Full wwPDB X-ray Structure Validation Report (i)

Sep 17, 2023 – 02:11 AM EDT

PDB ID	:	4TUA
Title	:	Crystal structure of ASL-Thr bound to Codon ACC-A on the Ribosome
Authors	:	Fagan, C.E.; Dunham, C.M.
Deposited on	:	2014-06-24
Resolution	:	3.60 Å(reported)

This is a Full wwPDB X-ray Structure Validation Report for a publicly released PDB entry.

We welcome your comments at *validation@mail.wwpdb.org*
A user guide is available at
https://www.wwpdb.org/validation/2017/XrayValidationReportHelp
with specific help available everywhere you see the (i) symbol.

The types of validation reports are described at
http://www.wwpdb.org/validation/2017/FAQs#types.

The following versions of software and data (see references (i)) were used in the production of this report:

MolProbity	:	4.02b-467
Mogul	:	1.8.5 (274361), CSD as541be (2020)
Xtriage (Phenix)	:	1.13
EDS	:	2.35.1
buster-report	:	1.1.7 (2018)
Percentile statistics	:	20191225.v01 (using entries in the PDB archive December 25th 2019)
Refmac	:	5.8.0158
CCP4	:	7.0.044 (Gargrove)
Ideal geometry (proteins)	:	Engh & Huber (2001)
Ideal geometry (DNA, RNA)	:	Parkinson et al. (1996)
Validation Pipeline (wwPDB-VP)	:	2.35.1

1 Overall quality at a glance (i)

The following experimental techniques were used to determine the structure:
X-RAY DIFFRACTION

The reported resolution of this entry is 3.60 Å.

Percentile scores (ranging between 0-100) for global validation metrics of the entry are shown in the following graphic. The table shows the number of entries on which the scores are based.

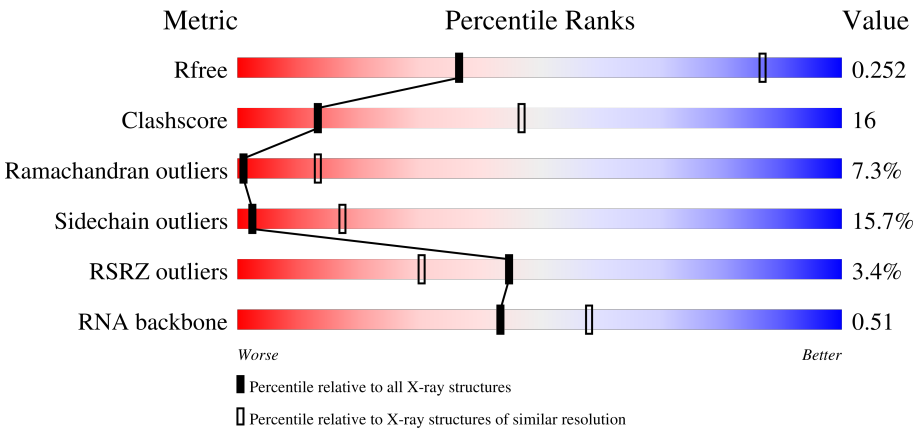

Metric	Whole archive (#Entries)	Similar resolution (#Entries, resolution range(Å))
R_{free}	130704	1257 (3.70-3.50)
Clashscore	141614	1353 (3.70-3.50)
Ramachandran outliers	138981	1307 (3.70-3.50)
Sidechain outliers	138945	1307 (3.70-3.50)
RSRZ outliers	127900	1161 (3.70-3.50)
RNA backbone	3102	1017 (4.20-3.00)

The table below summarises the geometric issues observed across the polymeric chains and their fit to the electron density. The red, orange, yellow and green segments of the lower bar indicate the fraction of residues that contain outliers for >=3, 2, 1 and 0 types of geometric quality criteria respectively. A grey segment represents the fraction of residues that are not modelled. The numeric value for each fraction is indicated below the corresponding segment, with a dot representing fractions <=5% The upper red bar (where present) indicates the fraction of residues that have poor fit to the electron density. The numeric value is given above the bar.

Mol	Chain	Length	Quality of chain
1	QA	1522	
1	XA	1522	
2	QB	256	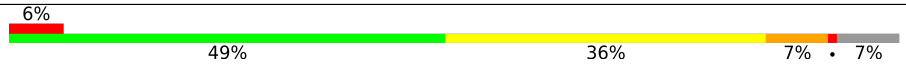
2	XB	256	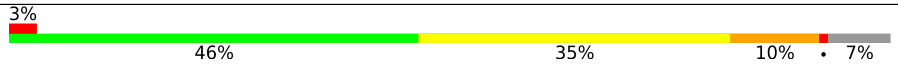

Continued on next page...

Continued from previous page...

Mol	Chain	Length	Quality of chain
3	QC	239	%, 54%, 29%, •, 14%
3	XC	239	54%, 29%, •, 14%
4	QD	209	69%, 25%, 5%
4	XD	209	67%, 27%, 5%, •
5	QE	162	%, 57%, 30%, 6%, 7%
5	XE	162	52%, 36%, 6%, 7%
6	QF	101	68%, 27%, 5%
6	XF	101	%, 65%, 32%, •
7	QG	156	8%, 67%, 29%, •, •
7	XG	156	4%, 73%, 23%, •, •
8	QH	138	59%, 37%, •
8	XH	138	64%, 30%, 5%
9	QI	128	4%, 57%, 38%, •, •, •
9	XI	128	2%, 55%, 34%, 10%, •, •
10	QJ	105	4%, 42%, 43%, 9%, •, 6%
10	XJ	105	2%, 41%, 44%, 10%, 6%
11	QK	129	7%, 58%, 30%, •, 8%
11	XK	129	4%, 61%, 29%, •, 8%
12	QL	132	4%, 30%, 49%, 14%, •, 5%
12	XL	132	2%, 32%, 47%, 14%, •, 5%
13	QM	126	6%, 48%, 37%, 10%, •
13	XM	126	2%, 50%, 36%, 10%, •
14	QN	61	44%, 44%, 10%, •
14	XN	61	51%, 38%, 10%, •
15	QO	89	66%, 27%, 6%, •

Continued on next page...

Continued from previous page...

Mol	Chain	Length	Quality of chain
15	XO	89	67% 24% 8% •
16	QP	88	2% 69% 20% 6% 5%
16	XP	88	2% 56% 36% • 5%
17	QQ	105	59% 33% • • 5%
17	XQ	105	69% 22% 5% 5%
18	QR	88	2% 53% 20% • • 20%
18	XR	88	% 44% 32% • 20%
19	QS	93	4% 41% 31% 17% • 10%
19	XS	93	2% 33% 42% 12% • 10%
20	QT	106	4% 50% 38% 6% 7%
20	XT	106	8% 41% 42% 9% • 7%
21	QU	27	4% 48% 44% 7%
21	XU	27	4% 67% 26% 7%
22	QV	77	% 57% 34% 9%
22	XV	77	% 64% 27% 9%
23	QX	25	4% 36% 8% 56%
23	XX	25	4% 28% 16% 56%
24	QY	17	71% 18% 12%
24	XY	17	65% 29% 6%
25	RA	2915	4% 55% 33% 10% • •
25	YA	2915	4% 56% 33% 10% • •
26	RB	122	50% 40% 8% •
26	YB	122	57% 31% 11% •
27	RD	276	55% 35% 8% •
27	YD	276	29% 53% 15% • •

Continued on next page...

Continued from previous page...

Mol	Chain	Length	Quality of chain
28	RE	206	2% 22% 48% 25% 5%
28	YE	206	.% 23% 48% 24% 5%
29	RF	210	61% 28% 8%
29	YF	210	2% 34% 48% 12%
30	RG	182	4% 52% 38% 8%
30	YG	182	2% 54% 35% 9%
31	RH	180	22% 24% 43% 19% 8% 6%
31	YH	180	.% 23% 44% 19% 8% 6%
32	RI	148	5% 39% 44% 16%
32	YI	148	4% 43% 40% 16%
33	RN	140	.% 49% 42% 7%
33	YN	140	49% 41% 8%
34	RO	122	70% 25%
34	YO	122	69% 27%
35	RP	150	4% 54% 32% 10%
35	YP	150	2% 48% 32% 16%
36	RQ	141	4% 30% 50% 16%
36	YQ	141	.% 29% 50% 18%
37	RR	118	44% 47% 9%
37	YR	118	57% 31% 12%
38	RS	112	.% 43% 40% 15%
38	YS	112	.% 12% 62% 21%
39	RT	146	.% 45% 40% 9% 6%
39	YT	146	.% 43% 40% 10% 6%
40	RU	118	3% 67% 25% 6%

Continued on next page...

Continued from previous page...

Mol	Chain	Length	Quality of chain
40	YU	118	2%, 50%, 42%, 8%
41	RV	101	6%, 59%, 30%, 10%
41	YV	101	3%, 44%, 44%, 12%
42	RW	113	2%, 64%, 27%, 9%
42	YW	113	2%, 65%, 26%, 9%
43	RX	96	56%, 32%, 7%
43	YX	96	54%, 35%, 6%
44	RY	110	9%, 28%, 48%, 16%, 7%
44	YY	110	5%, 45%, 32%, 15%, 7%
45	RZ	206	6%, 53%, 24%, 9%, 11%
45	YZ	206	3%, 44%, 38%, 7%, 11%
46	R0	85	65%, 28%
46	Y0	85	55%, 39%
47	R1	98	3%, 62%, 28%, 7%
47	Y1	98	4%, 57%, 33%, 7%
48	R2	72	%, 58%, 31%, 6%
48	Y2	72	%, 24%, 53%, 18%
49	R3	60	3%, 68%, 25%, 5%
49	Y3	60	5%, 62%, 27%, 10%
50	R4	71	28%, 6%, 44%, 41%, 10%
50	Y4	71	10%, 28%, 35%, 31%, 6%
51	R5	60	8%, 17%, 52%, 23%, 7%
51	Y5	60	8%, 38%, 42%, 17%
52	R6	54	63%, 17%, 43%, 30%, 9%
52	Y6	54	54%, 24%, 44%, 19%, 9%

Continued on next page...

Continued from previous page...

Mol	Chain	Length	Quality of chain
53	R7	49	4% 67% 24% 8%
53	Y7	49	4% 63% 29% 8%
54	R8	65	2% 22% 45% 25% 8%
54	Y8	65	2% 20% 43% 29% 6%
55	R9	37	97% 68% 30%
55	Y9	37	100% 68% 30%
56	Z5	3	33% 33% 33%
56	Z6	3	33% 33% 33%

The following table lists non-polymeric compounds, carbohydrate monomers and non-standard residues in protein, DNA, RNA chains that are outliers for geometric or electron-density-fit criteria:

Mol	Type	Chain	Res	Chirality	Geometry	Clashes	Electron density
57	MG	QA	1653	-	-	-	X
57	MG	QA	1681	-	-	-	X
57	MG	QA	1695	-	-	-	X
57	MG	RA	3002	-	-	-	X
57	MG	RA	3013	-	-	-	X
57	MG	RA	3175	-	-	-	X
57	MG	RA	3202	-	-	-	X
57	MG	RA	3244	-	-	-	X
57	MG	RA	3245	-	-	-	X
57	MG	RA	3247	-	-	-	X
57	MG	RA	3253	-	-	-	X
57	MG	RA	3255	-	-	-	X
57	MG	RA	3263	-	-	-	X
57	MG	RA	3266	-	-	-	X
57	MG	RA	3270	-	-	-	X
57	MG	RA	3276	-	-	-	X
57	MG	RA	3281	-	-	-	X
57	MG	RA	3287	-	-	-	X
57	MG	RA	3296	-	-	-	X
57	MG	RA	3305	-	-	-	X
57	MG	RD	301	-	-	-	X
57	MG	XA	1605	-	-	-	X
57	MG	XA	1659	-	-	-	X

Continued on next page...

Continued from previous page...

Mol	Type	Chain	Res	Chirality	Geometry	Clashes	Electron density
57	MG	XA	1679	-	-	-	X
57	MG	XA	1691	-	-	-	X
57	MG	XA	1699	-	-	-	X
57	MG	XA	1705	-	-	-	X
57	MG	XA	1709	-	-	-	X
57	MG	XA	1713	-	-	-	X
57	MG	Y0	102	-	-	-	X
57	MG	YA	3104	-	-	-	X
57	MG	YA	3128	-	-	-	X
57	MG	YA	3189	-	-	-	X
57	MG	YA	3203	-	-	-	X
57	MG	YA	3206	-	-	-	X
57	MG	YA	3225	-	-	-	X
57	MG	YA	3233	-	-	-	X
57	MG	YA	3272	-	-	-	X
57	MG	YA	3275	-	-	-	X
57	MG	YA	3277	-	-	-	X
57	MG	YA	3280	-	-	-	X
57	MG	YA	3285	-	-	-	X
57	MG	YA	3289	-	-	-	X
57	MG	YA	3297	-	-	-	X
57	MG	YA	3308	-	-	-	X
57	MG	YA	3320	-	-	-	X
57	MG	YA	3330	-	-	-	X

2 Entry composition (i)

There are 59 unique types of molecules in this entry. The entry contains 292311 atoms, of which 0 are hydrogens and 0 are deuteriums.

In the tables below, the ZeroOcc column contains the number of atoms modelled with zero occupancy, the AltConf column contains the number of residues with at least one atom in alternate conformation and the Trace column contains the number of residues modelled with at most 2 atoms.

- Molecule 1 is a RNA chain called 16S rRNA.

Mol	Chain	Residues	Atoms					ZeroOcc	AltConf	Trace
			Total	C	N	O	P			
1	QA	1500	32246	14353	5981	10413	1499	0	0	0
1	XA	1500	32249	14354	5984	10412	1499	0	0	0

- Molecule 2 is a protein called 30S ribosomal protein S2.

Mol	Chain	Residues	Atoms					ZeroOcc	AltConf	Trace
			Total	C	N	O	S			
2	QB	237	1924	1228	344	347	5	0	0	0
2	XB	237	1924	1228	344	347	5	0	0	0

- Molecule 3 is a protein called 30S ribosomal protein S3.

Mol	Chain	Residues	Atoms					ZeroOcc	AltConf	Trace
			Total	C	N	O	S			
3	QC	205	1605	1011	313	280	1	0	0	0
3	XC	205	1605	1011	313	280	1	0	0	0

- Molecule 4 is a protein called 30S ribosomal protein S4.

Mol	Chain	Residues	Atoms					ZeroOcc	AltConf	Trace
			Total	C	N	O	S			
4	QD	208	1703	1066	339	291	7	0	0	0
4	XD	208	1703	1066	339	291	7	0	0	0

- Molecule 5 is a protein called 30S ribosomal protein S5.

Mol	Chain	Residues	Atoms					ZeroOcc	AltConf	Trace
			Total	C	N	O	S			
5	QE	151	1155	729	218	204	4	0	0	0
5	XE	151	1155	729	218	204	4	0	0	0

- Molecule 6 is a protein called 30S ribosomal protein S6.

Mol	Chain	Residues	Atoms					ZeroOcc	AltConf	Trace
			Total	C	N	O	S			
6	QF	101	843	531	155	154	3	0	0	0
6	XF	101	843	531	155	154	3	0	0	0

- Molecule 7 is a protein called 30S ribosomal protein S7.

Mol	Chain	Residues	Atoms					ZeroOcc	AltConf	Trace
			Total	C	N	O	S			
7	QG	155	1257	781	252	218	6	0	0	0
7	XG	155	1257	781	252	218	6	0	0	0

- Molecule 8 is a protein called 30S ribosomal protein S8.

Mol	Chain	Residues	Atoms					ZeroOcc	AltConf	Trace
			Total	C	N	O	S			
8	QH	138	1116	705	215	193	3	0	0	0
8	XH	138	1116	705	215	193	3	0	0	0

- Molecule 9 is a protein called 30S ribosomal protein S9.

Mol	Chain	Residues	Atoms				ZeroOcc	AltConf	Trace
			Total	C	N	O			
9	QI	127	1010	639	197	174	0	0	0
9	XI	127	1010	639	197	174	0	0	0

- Molecule 10 is a protein called 30S ribosomal protein S10.

Mol	Chain	Residues	Atoms					ZeroOcc	AltConf	Trace
			Total	C	N	O	S			
10	QJ	99	801	504	157	139	1	0	0	0

Continued on next page...

Continued from previous page...

Mol	Chain	Residues	Atoms					ZeroOcc	AltConf	Trace
			Total	C	N	O	S			
10	XJ	99	801	504	157	139	1	0	0	0

- Molecule 11 is a protein called 30S ribosomal protein S11.

Mol	Chain	Residues	Atoms					ZeroOcc	AltConf	Trace
			Total	C	N	O	S			
11	QK	119	885	549	168	165	3	0	0	0
11	XK	119	885	549	168	165	3	0	0	0

- Molecule 12 is a protein called 30S ribosomal protein S12.

Mol	Chain	Residues	Atoms					ZeroOcc	AltConf	Trace
			Total	C	N	O	S			
12	QL	125	975	614	196	164	1	0	0	0
12	XL	125	975	614	196	164	1	0	0	0

- Molecule 13 is a protein called 30S ribosomal protein S13.

Mol	Chain	Residues	Atoms					ZeroOcc	AltConf	Trace
			Total	C	N	O	S			
13	QM	121	964	597	199	166	2	0	0	0
13	XM	121	964	597	199	166	2	0	0	0

- Molecule 14 is a protein called 30S ribosomal protein S14 type Z.

Mol	Chain	Residues	Atoms					ZeroOcc	AltConf	Trace
			Total	C	N	O	S			
14	QN	60	492	312	104	72	4	0	0	0
14	XN	60	492	312	104	72	4	0	0	0

- Molecule 15 is a protein called 30S ribosomal protein S15.

Mol	Chain	Residues	Atoms					ZeroOcc	AltConf	Trace
			Total	C	N	O	S			
15	QO	88	734	459	147	126	2	0	0	0
15	XO	88	734	459	147	126	2	0	0	0

- Molecule 16 is a protein called 30S ribosomal protein S16.

Mol	Chain	Residues	Atoms					ZeroOcc	AltConf	Trace
			Total	C	N	O	S			
16	QP	84	705	446	140	118	1	0	0	0
16	XP	84	705	446	140	118	1	0	0	0

- Molecule 17 is a protein called 30S ribosomal protein S17.

Mol	Chain	Residues	Atoms					ZeroOcc	AltConf	Trace
			Total	C	N	O	S			
17	QQ	100	834	534	155	143	2	0	0	0
17	XQ	100	834	534	155	143	2	0	0	0

- Molecule 18 is a protein called 30S ribosomal protein S18.

Mol	Chain	Residues	Atoms				ZeroOcc	AltConf	Trace
			Total	C	N	O			
18	QR	70	574	367	112	95	0	0	0
18	XR	70	574	367	112	95	0	0	0

- Molecule 19 is a protein called 30S ribosomal protein S19.

Mol	Chain	Residues	Atoms					ZeroOcc	AltConf	Trace
			Total	C	N	O	S			
19	QS	84	674	430	126	116	2	0	0	0
19	XS	84	674	430	126	116	2	0	0	0

- Molecule 20 is a protein called 30S ribosomal protein S20.

Mol	Chain	Residues	Atoms					ZeroOcc	AltConf	Trace
			Total	C	N	O	S			
20	QT	99	763	470	162	129	2	0	0	0
20	XT	99	763	470	162	129	2	0	0	0

- Molecule 21 is a protein called 30S ribosomal protein Thx.

Mol	Chain	Residues	Atoms				ZeroOcc	AltConf	Trace
			Total	C	N	O			
21	QU	25	217	134	52	31	0	0	0
21	XU	25	217	134	52	31	0	0	0

- Molecule 22 is a RNA chain called P-site tRNA-fMet.

Mol	Chain	Residues	Atoms					ZeroOcc	AltConf	Trace
			Total	C	N	O	P			
22	QV	77	1644	732	297	538	77	0	0	0
22	XV	77	1644	732	297	538	77	0	0	0

- Molecule 23 is a RNA chain called messenger RNA.

Mol	Chain	Residues	Atoms					ZeroOcc	AltConf	Trace
			Total	C	N	O	P			
23	QX	11	220	98	43	68	11	0	0	0
23	XX	11	220	98	43	68	11	0	0	0

- Molecule 24 is a RNA chain called A-site ASL-Thr.

Mol	Chain	Residues	Atoms					ZeroOcc	AltConf	Trace
			Total	C	N	O	P			
24	QY	15	321	143	57	106	15	0	0	0
24	XY	16	344	153	62	113	16	0	0	0

- Molecule 25 is a RNA chain called 23S rRNA.

Mol	Chain	Residues	Atoms					ZeroOcc	AltConf	Trace
			Total	C	N	O	P			
25	RA	2882	62071	27627	11611	19952	2881	0	0	0
25	YA	2882	62071	27627	11611	19952	2881	0	0	0

- Molecule 26 is a RNA chain called 5S rRNA.

Mol	Chain	Residues	Atoms					ZeroOcc	AltConf	Trace
			Total	C	N	O	P			
26	RB	120	2573	1146	476	832	119	0	0	0

Continued on next page...

Continued from previous page...

Mol	Chain	Residues	Atoms					ZeroOcc	AltConf	Trace
			Total	C	N	O	P			
26	YB	120	2573	1146	476	832	119	0	0	0

- Molecule 27 is a protein called 50S ribosomal protein L2.

Mol	Chain	Residues	Atoms					ZeroOcc	AltConf	Trace
			Total	C	N	O	S			
27	RD	272	2115	1335	420	357	3	0	0	0
27	YD	272	2115	1335	420	357	3	0	0	0

- Molecule 28 is a protein called 50S ribosomal protein L3.

Mol	Chain	Residues	Atoms					ZeroOcc	AltConf	Trace
			Total	C	N	O	S			
28	RE	205	1568	991	300	271	6	0	0	0
28	YE	205	1568	991	300	271	6	0	0	0

- Molecule 29 is a protein called 50S ribosomal protein L4.

Mol	Chain	Residues	Atoms					ZeroOcc	AltConf	Trace
			Total	C	N	O	S			
29	RF	202	1585	1011	297	275	2	0	0	0
29	YF	202	1585	1011	297	275	2	0	0	0

- Molecule 30 is a protein called 50S ribosomal protein L5.

Mol	Chain	Residues	Atoms					ZeroOcc	AltConf	Trace
			Total	C	N	O	S			
30	RG	181	1474	942	268	260	4	0	0	0
30	YG	181	1474	942	268	260	4	0	0	0

- Molecule 31 is a protein called 50S ribosomal protein L6.

Mol	Chain	Residues	Atoms					ZeroOcc	AltConf	Trace
			Total	C	N	O	S			
31	RH	170	1307	829	245	232	1	0	0	0
31	YH	170	1307	829	245	232	1	0	0	0

- Molecule 32 is a protein called 50S ribosomal protein L9.

Mol	Chain	Residues	Atoms					ZeroOcc	AltConf	Trace
			Total	C	N	O	S			
32	RI	146	1136	726	201	208	1	0	0	0
32	YI	146	1136	726	201	208	1	0	0	0

- Molecule 33 is a protein called 50S ribosomal protein L13.

Mol	Chain	Residues	Atoms					ZeroOcc	AltConf	Trace
			Total	C	N	O	S			
33	RN	138	1104	712	206	182	4	0	0	0
33	YN	138	1104	712	206	182	4	0	0	0

- Molecule 34 is a protein called 50S ribosomal protein L14.

Mol	Chain	Residues	Atoms					ZeroOcc	AltConf	Trace
			Total	C	N	O	S			
34	RO	122	933	588	171	170	4	0	0	0
34	YO	122	933	588	171	170	4	0	0	0

- Molecule 35 is a protein called 50S ribosomal protein L15.

Mol	Chain	Residues	Atoms					ZeroOcc	AltConf	Trace
			Total	C	N	O	S			
35	RP	150	1145	712	232	198	3	0	0	0
35	YP	150	1145	712	232	198	3	0	0	0

- Molecule 36 is a protein called 50S ribosomal protein L16.

Mol	Chain	Residues	Atoms					ZeroOcc	AltConf	Trace
			Total	C	N	O	S			
36	RQ	141	1122	715	212	188	7	0	0	0
36	YQ	141	1122	715	212	188	7	0	0	0

- Molecule 37 is a protein called 50S ribosomal protein L17.

Mol	Chain	Residues	Atoms					ZeroOcc	AltConf	Trace
			Total	C	N	O	S			
37	RR	118	968	604	203	160	1	0	0	0
37	YR	118	968	604	203	160	1	0	0	0

- Molecule 38 is a protein called 50S ribosomal protein L18.

Mol	Chain	Residues	Atoms				ZeroOcc	AltConf	Trace
			Total	C	N	O			
38	RS	111	882	556	176	150	0	0	0
38	YS	111	882	556	176	150	0	0	0

- Molecule 39 is a protein called 50S ribosomal protein L19.

Mol	Chain	Residues	Atoms					ZeroOcc	AltConf	Trace
			Total	C	N	O	S			
39	RT	137	1141	710	234	196	1	0	0	0
39	YT	137	1141	710	234	196	1	0	0	0

- Molecule 40 is a protein called 50S ribosomal protein L20.

Mol	Chain	Residues	Atoms					ZeroOcc	AltConf	Trace
			Total	C	N	O	S			
40	RU	117	964	610	202	151	1	0	0	0
40	YU	117	964	610	202	151	1	0	0	0

- Molecule 41 is a protein called 50S ribosomal protein L21.

Mol	Chain	Residues	Atoms					ZeroOcc	AltConf	Trace
			Total	C	N	O	S			
41	RV	101	779	501	142	135	1	0	0	0
41	YV	101	779	501	142	135	1	0	0	0

- Molecule 42 is a protein called 50S ribosomal protein L22.

Mol	Chain	Residues	Atoms					ZeroOcc	AltConf	Trace
			Total	C	N	O	S			
42	RW	113	900	566	177	155	2	0	0	0

Continued on next page...

Continued from previous page...

Mol	Chain	Residues	Atoms					ZeroOcc	AltConf	Trace
			Total	C	N	O	S			
42	YW	113	900	566	177	155	2	0	0	0

- Molecule 43 is a protein called 50S ribosomal protein L23.

Mol	Chain	Residues	Atoms				ZeroOcc	AltConf	Trace
			Total	C	N	O			
43	RX	92	725	471	131	123	0	0	0
43	YX	92	725	471	131	123	0	0	0

- Molecule 44 is a protein called 50S ribosomal protein L24.

Mol	Chain	Residues	Atoms					ZeroOcc	AltConf	Trace
			Total	C	N	O	S			
44	RY	102	785	505	150	125	5	0	0	0
44	YY	102	785	505	150	125	5	0	0	0

- Molecule 45 is a protein called 50S ribosomal protein L25.

Mol	Chain	Residues	Atoms					ZeroOcc	AltConf	Trace
			Total	C	N	O	S			
45	RZ	183	1461	933	260	265	3	0	0	0
45	YZ	183	1461	933	260	265	3	0	0	0

- Molecule 46 is a protein called 50S ribosomal protein L27.

Mol	Chain	Residues	Atoms					ZeroOcc	AltConf	Trace
			Total	C	N	O	S			
46	R0	82	648	401	138	108	1	0	0	0
46	Y0	82	648	401	138	108	1	0	0	0

- Molecule 47 is a protein called 50S ribosomal protein L28.

Mol	Chain	Residues	Atoms					ZeroOcc	AltConf	Trace
			Total	C	N	O	S			
47	R1	97	763	481	150	131	1	0	0	0
47	Y1	97	763	481	150	131	1	0	0	0

- Molecule 48 is a protein called 50S ribosomal protein L29.

Mol	Chain	Residues	Atoms					ZeroOcc	AltConf	Trace
			Total	C	N	O	S			
48	R2	69	581	358	118	104	1	0	0	0
48	Y2	69	581	358	118	104	1	0	0	0

- Molecule 49 is a protein called 50S ribosomal protein L30.

Mol	Chain	Residues	Atoms				ZeroOcc	AltConf	Trace
			Total	C	N	O			
49	R3	59	469	298	90	81	0	0	0
49	Y3	59	469	298	90	81	0	0	0

- Molecule 50 is a protein called 50S ribosomal protein L31.

Mol	Chain	Residues	Atoms					ZeroOcc	AltConf	Trace
			Total	C	N	O	S			
50	R4	71	581	364	108	104	5	0	0	0
50	Y4	71	581	364	108	104	5	0	0	0

- Molecule 51 is a protein called 50S ribosomal protein L32.

Mol	Chain	Residues	Atoms					ZeroOcc	AltConf	Trace
			Total	C	N	O	S			
51	R5	59	459	288	90	76	5	0	0	0
51	Y5	58	454	285	89	75	5	0	0	0

- Molecule 52 is a protein called 50S ribosomal protein L33.

Mol	Chain	Residues	Atoms					ZeroOcc	AltConf	Trace
			Total	C	N	O	S			
52	R6	49	424	264	87	69	4	0	0	0
52	Y6	49	424	264	87	69	4	0	0	0

- Molecule 53 is a protein called 50S ribosomal protein L34.

Mol	Chain	Residues	Atoms					ZeroOcc	AltConf	Trace
			Total	C	N	O	S			
53	R7	49	430	263	108	57	2	0	0	0
53	Y7	49	430	263	108	57	2	0	0	0

- Molecule 54 is a protein called 50S ribosomal protein L35.

Mol	Chain	Residues	Atoms					ZeroOcc	AltConf	Trace
			Total	C	N	O	S			
54	R8	64	517	331	102	82	2	0	0	0
54	Y8	64	517	331	102	82	2	0	0	0

- Molecule 55 is a protein called 50S ribosomal protein L36.

Mol	Chain	Residues	Atoms					ZeroOcc	AltConf	Trace
			Total	C	N	O	S			
55	R9	37	307	188	68	47	4	0	0	0
55	Y9	37	307	188	68	47	4	0	0	0

- Molecule 56 is a RNA chain called CC-Puro.

Mol	Chain	Residues	Atoms					ZeroOcc	AltConf	Trace
			Total	C	N	O	P			
56	Z5	3	74	40	13	19	2	0	0	0
56	Z6	3	74	40	13	19	2	0	0	0

- Molecule 57 is MAGNESIUM ION (three-letter code: MG) (formula: Mg).

Mol	Chain	Residues	Atoms		ZeroOcc	AltConf
			Total	Mg		
57	QA	95	95	95	0	0
57	QE	1	1	1	0	0
57	QF	1	1	1	0	0
57	QM	1	1	1	0	0
57	QV	3	3	3	0	0

Continued on next page...

Continued from previous page...

Mol	Chain	Residues	Atoms		ZeroOcc	AltConf
			Total	Mg		
57	QX	2	2	2	0	0
57	QY	1	1	1	0	0
57	RA	307	307	307	0	0
57	RB	5	5	5	0	0
57	RD	1	1	1	0	0
57	RE	2	2	2	0	0
57	RF	1	1	1	0	0
57	RR	1	1	1	0	0
57	R0	1	1	1	0	0
57	R1	1	1	1	0	0
57	R5	1	1	1	0	0
57	R8	1	1	1	0	0
57	XA	114	114	114	0	0
57	XF	1	1	1	0	0
57	XV	3	3	3	0	0
57	XX	2	2	2	0	0
57	YA	337	337	337	0	0
57	YB	3	3	3	0	0
57	YD	1	1	1	0	0
57	YE	2	2	2	0	0
57	YP	2	2	2	0	0

Continued on next page...

Continued from previous page...

Mol	Chain	Residues	Atoms	ZeroOcc	AltConf
57	YQ	1	Total Mg 1 1	0	0
57	Y0	3	Total Mg 3 3	0	0
57	Y5	1	Total Mg 1 1	0	0
57	Y7	1	Total Mg 1 1	0	0

- Molecule 58 is PAROMOMYCIN (three-letter code: PAR) (formula: $C_{23}H_{45}N_5O_{14}$).

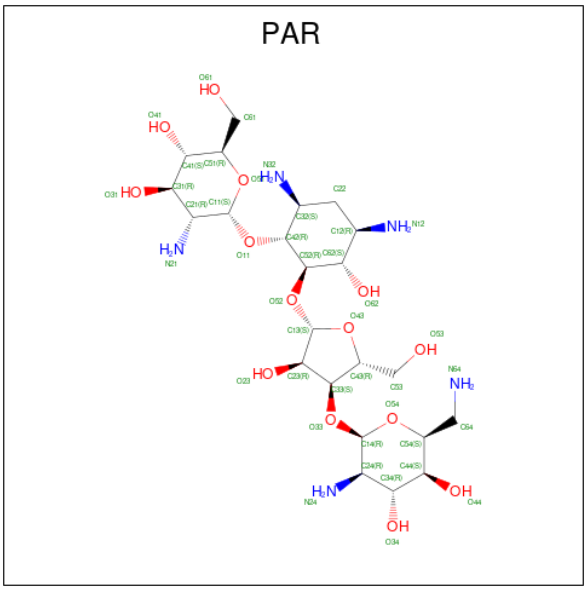

Mol	Chain	Residues	Atoms	ZeroOcc	AltConf
58	QA	1	Total C N O 42 23 5 14	0	0
58	XA	1	Total C N O 42 23 5 14	0	0

- Molecule 59 is ZINC ION (three-letter code: ZN) (formula: Zn).

Mol	Chain	Residues	Atoms	ZeroOcc	AltConf
59	QD	1	Total Zn 1 1	0	0
59	QN	1	Total Zn 1 1	0	0
59	XD	1	Total Zn 1 1	0	0

Continued on next page...

Continued from previous page...

Mol	Chain	Residues	Atoms		ZeroOcc	AltConf
			Total	Zn		
59	XN	1	1	1	0	0

3 Residue-property plots (i)

These plots are drawn for all protein, RNA, DNA and oligosaccharide chains in the entry. The first graphic for a chain summarises the proportions of the various outlier classes displayed in the second graphic. The second graphic shows the sequence view annotated by issues in geometry and electron density. Residues are color-coded according to the number of geometric quality criteria for which they contain at least one outlier: green = 0, yellow = 1, orange = 2 and red = 3 or more. A red dot above a residue indicates a poor fit to the electron density (RSRZ > 2). Stretches of 2 or more consecutive residues without any outlier are shown as a green connector. Residues present in the sample, but not in the model, are shown in grey.

- Molecule 1: 16S rRNA

Chain QA:

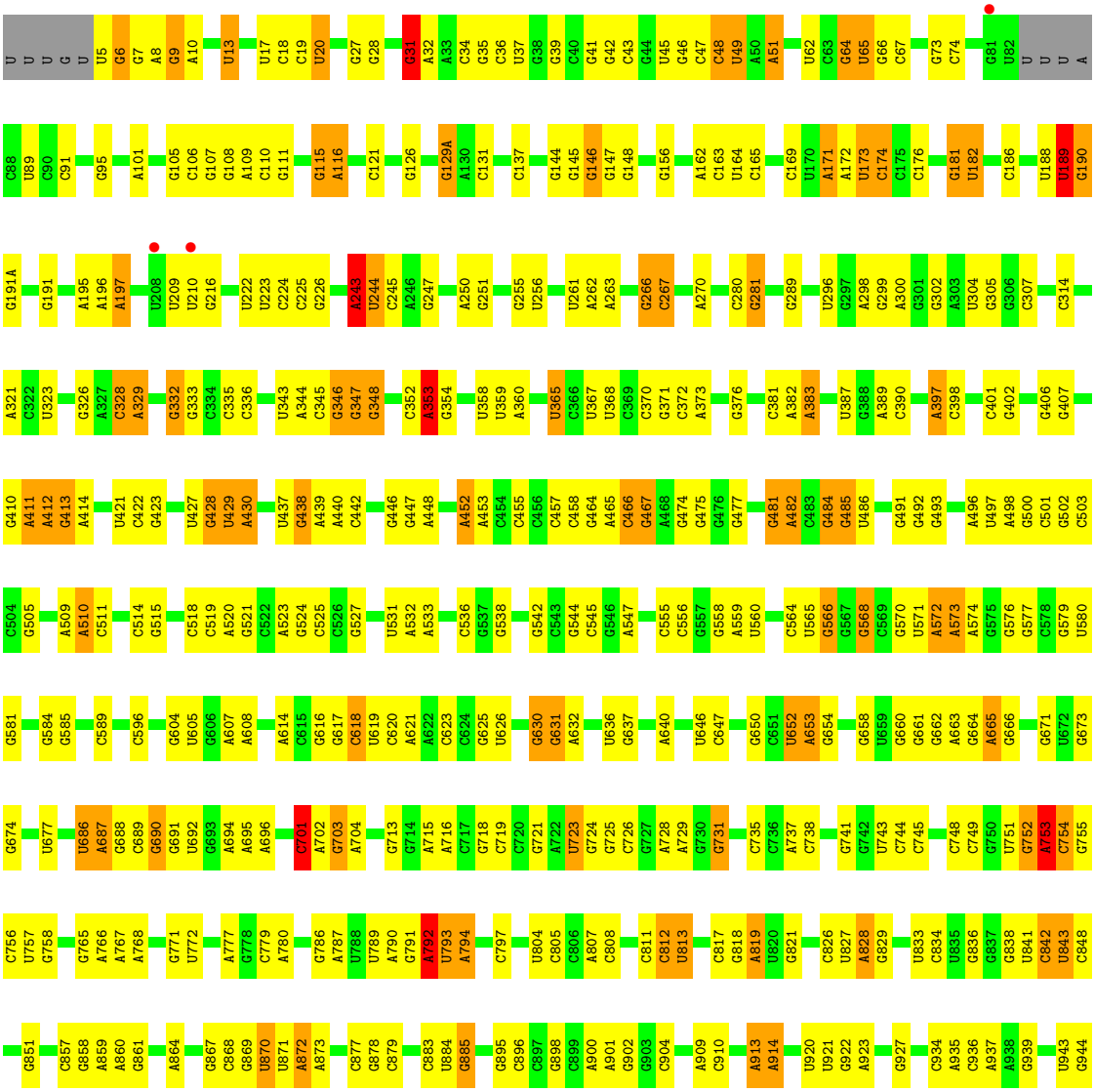

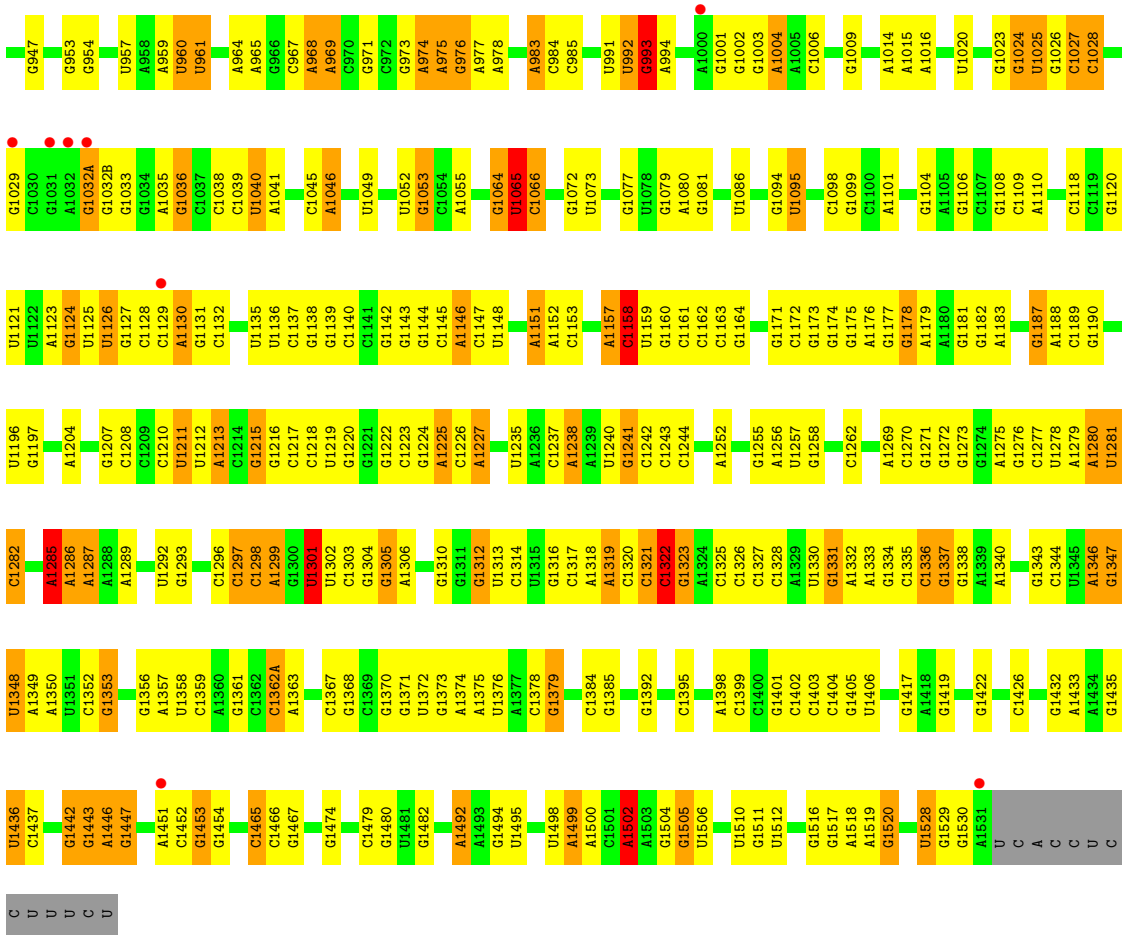

• Molecule 1: 16S rRNA

Chain XA:

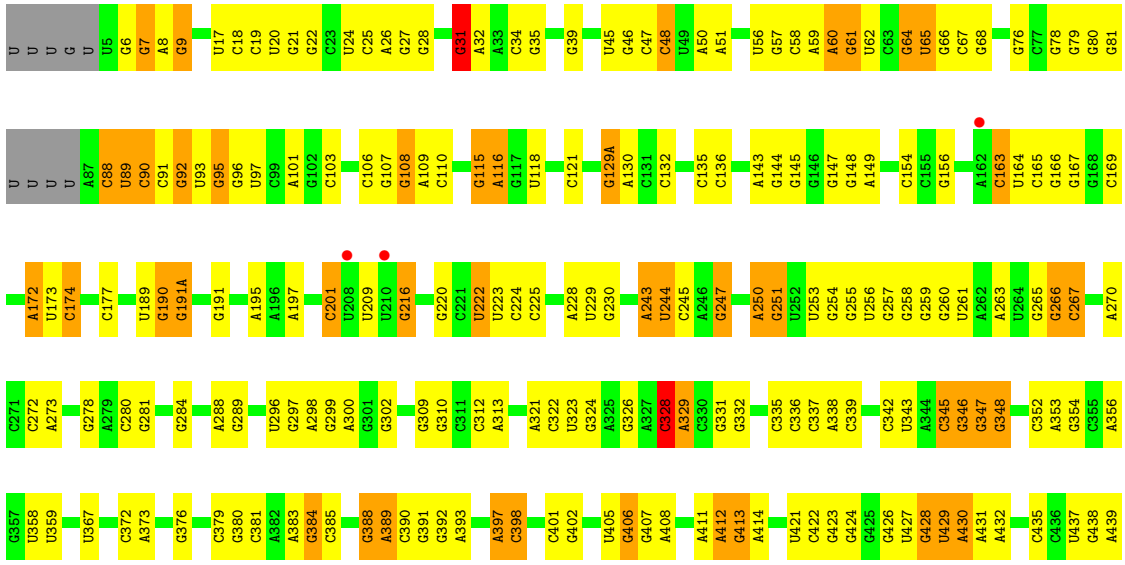

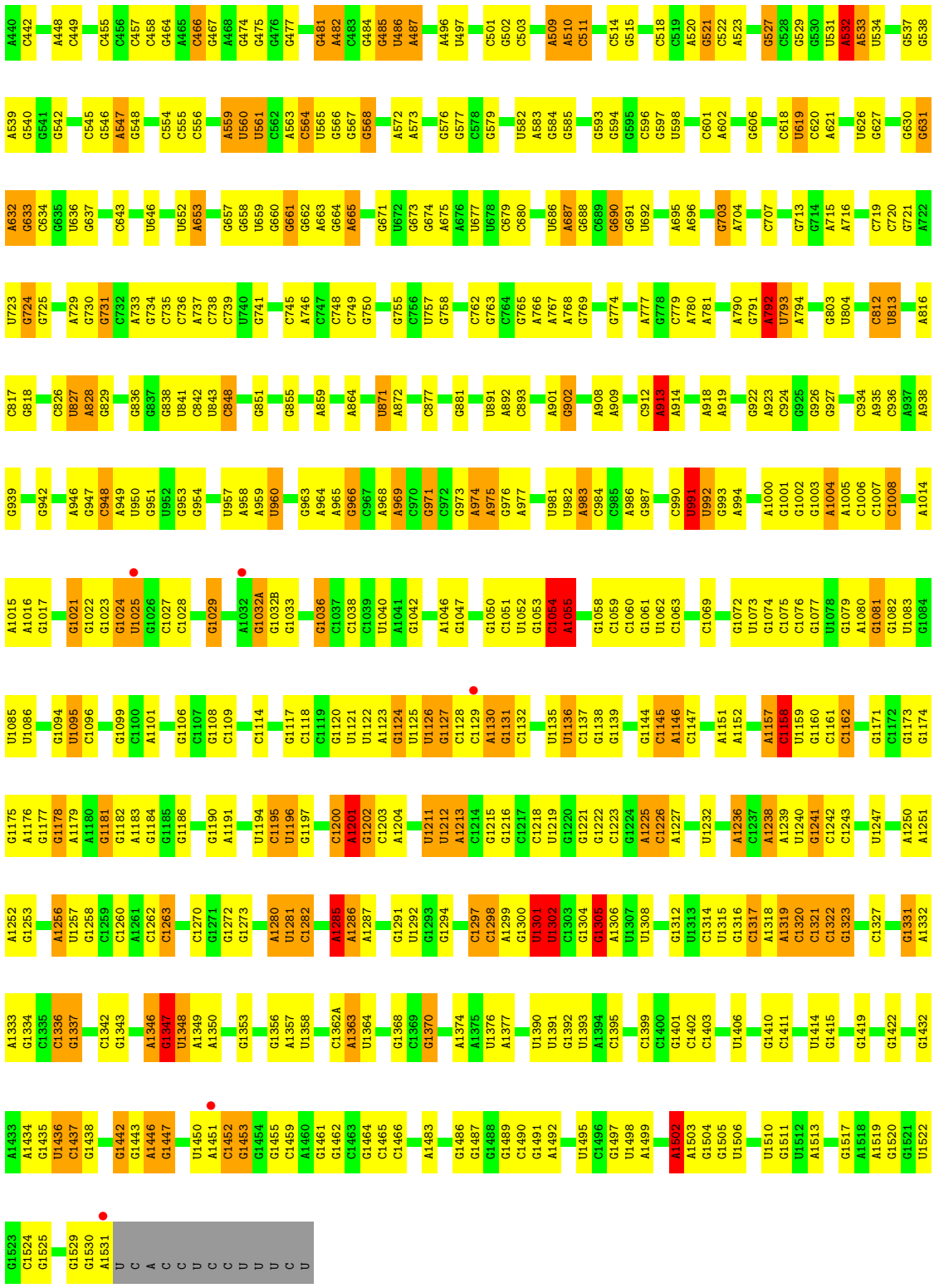

• Molecule 2: 30S ribosomal protein S2

Chain QB:

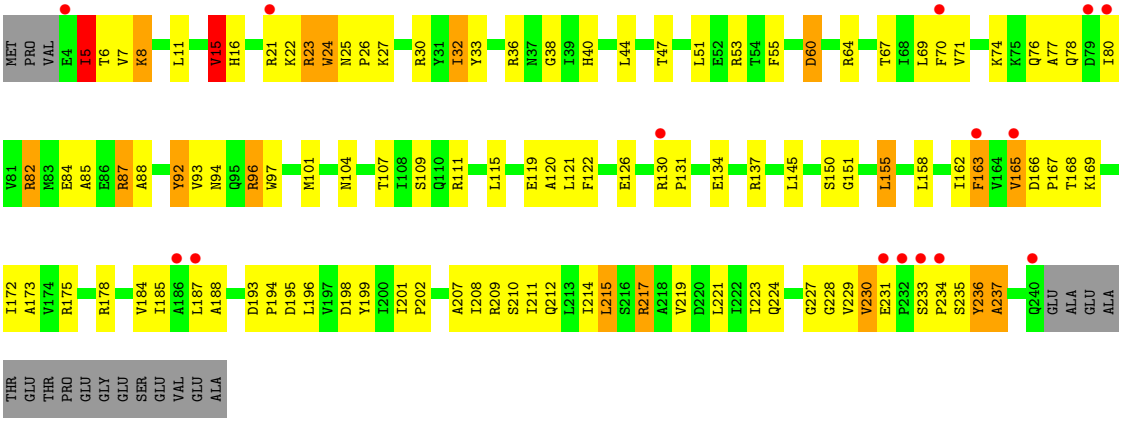

- Molecule 2: 30S ribosomal protein S2

Chain XB:

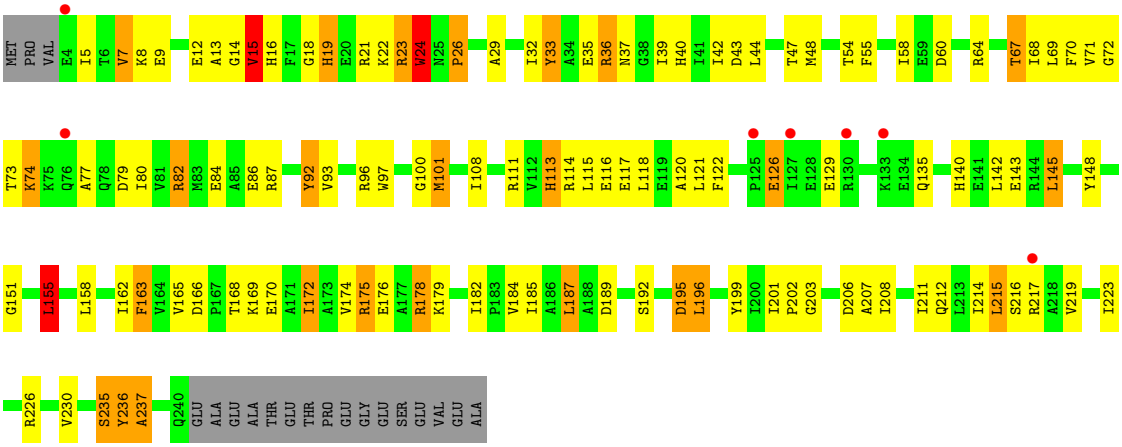

- Molecule 3: 30S ribosomal protein S3

Chain QC:

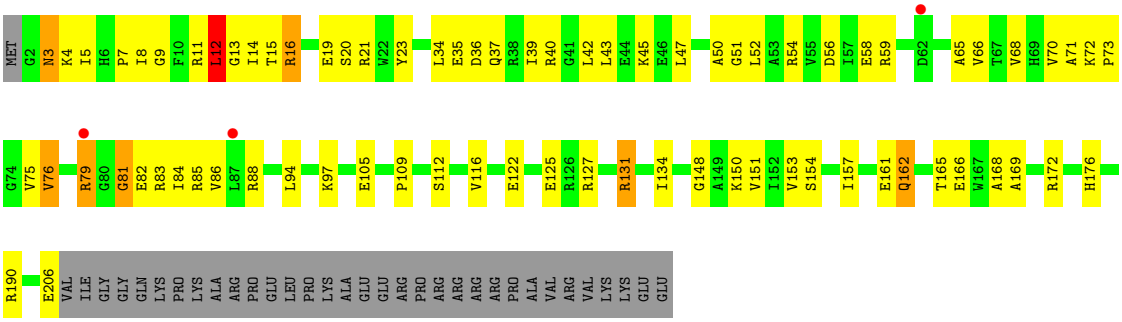

- Molecule 3: 30S ribosomal protein S3

Chain XC:

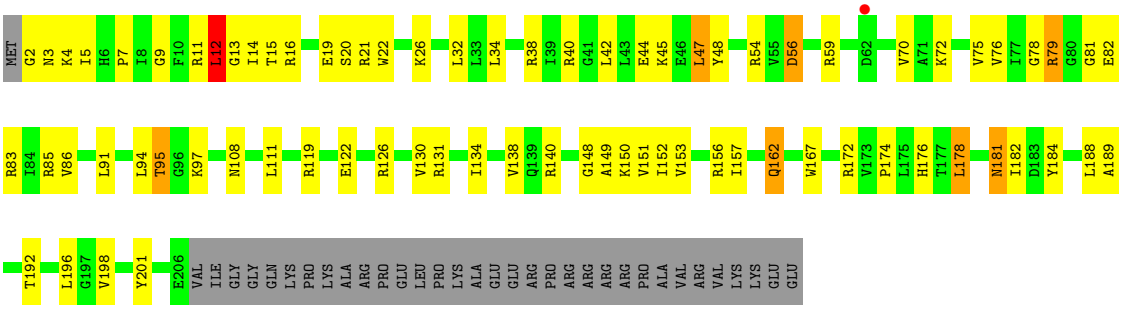

- Molecule 4: 30S ribosomal protein S4

Chain QD:

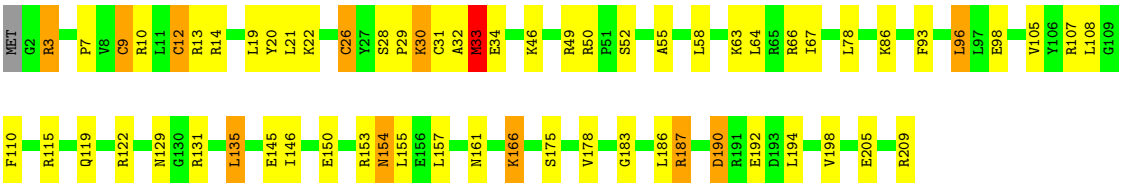

- Molecule 4: 30S ribosomal protein S4

Chain XD:

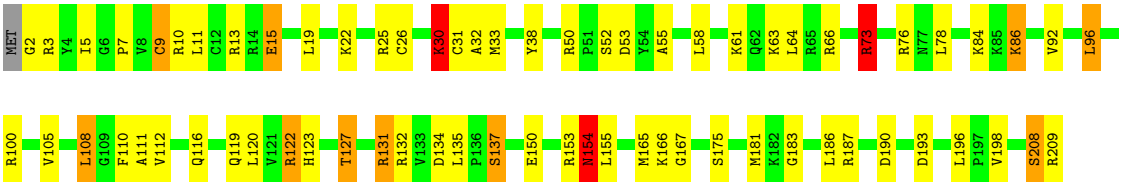

- Molecule 5: 30S ribosomal protein S5

Chain QE:

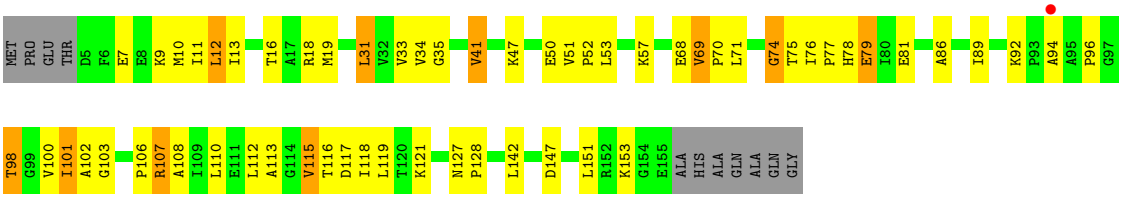

- Molecule 5: 30S ribosomal protein S5

Chain XE:

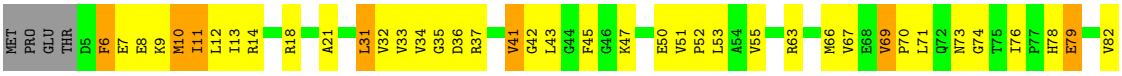

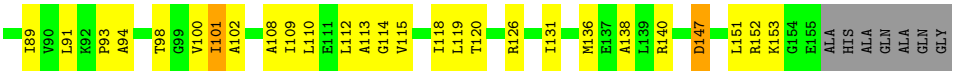

• Molecule 6: 30S ribosomal protein S6

Chain QF:

• Molecule 6: 30S ribosomal protein S6

Chain XF:

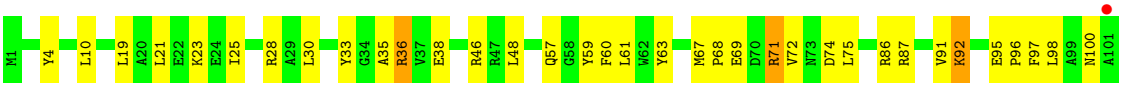

• Molecule 7: 30S ribosomal protein S7

Chain QG:

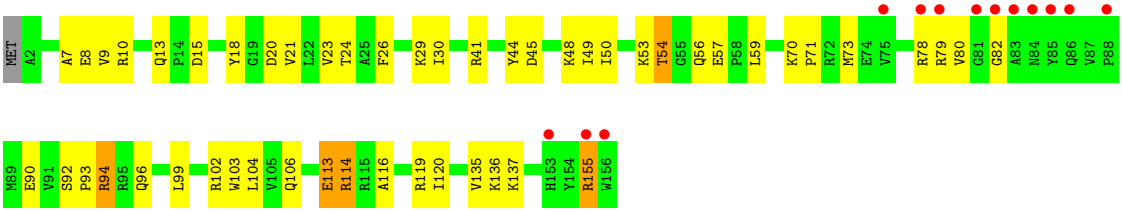

• Molecule 7: 30S ribosomal protein S7

Chain XG:

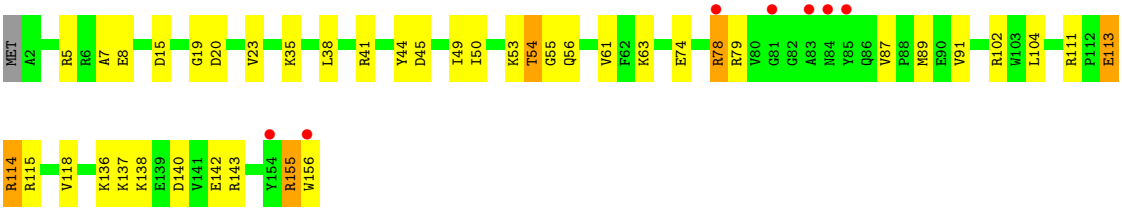

• Molecule 8: 30S ribosomal protein S8

Chain QH:

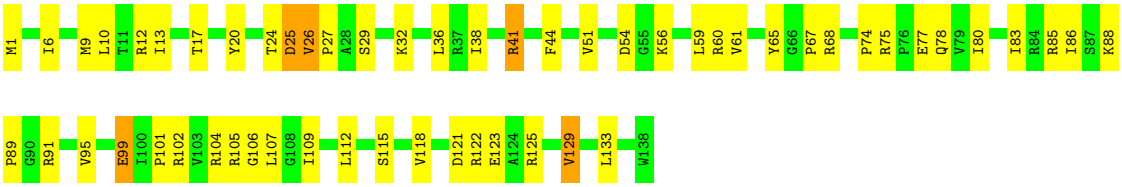

• Molecule 8: 30S ribosomal protein S8

Chain XH:

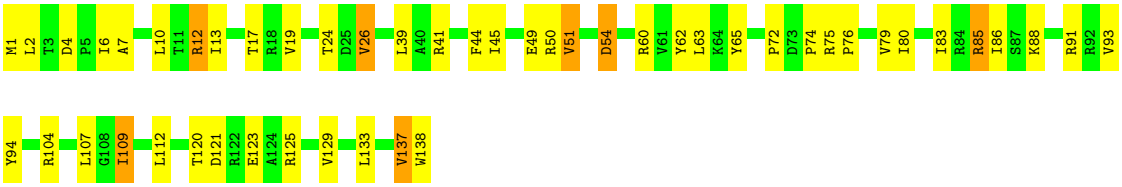

• Molecule 9: 30S ribosomal protein S9

Chain QI:

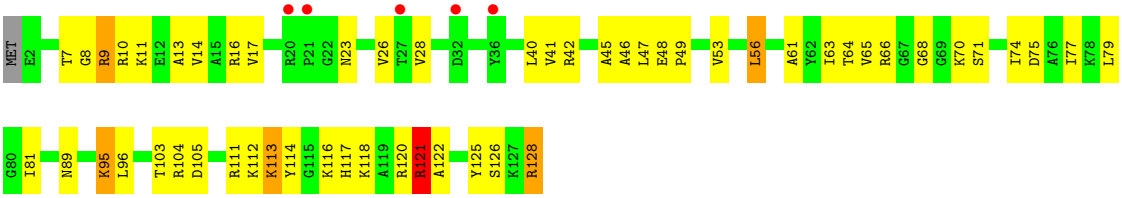

• Molecule 9: 30S ribosomal protein S9

Chain XI:

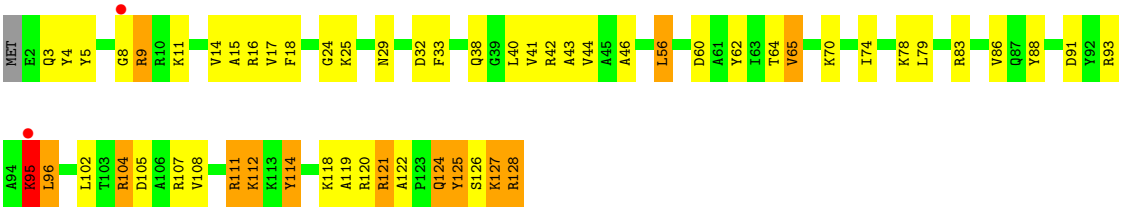

• Molecule 10: 30S ribosomal protein S10

Chain QJ:

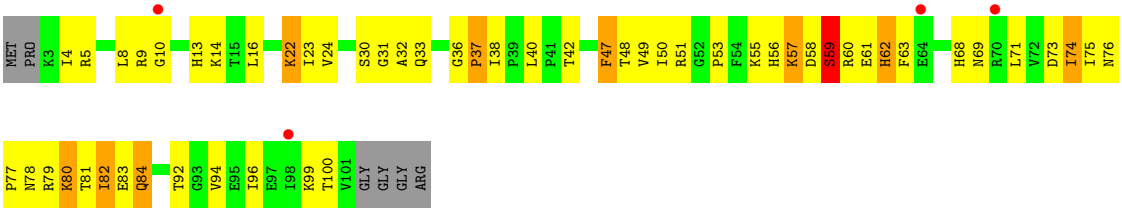

• Molecule 10: 30S ribosomal protein S10

Chain XJ:

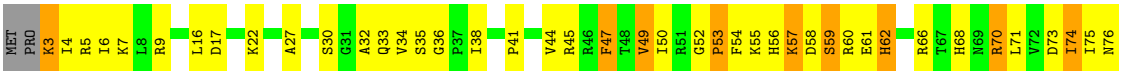

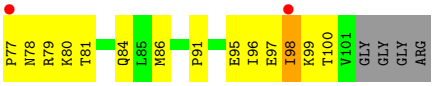

• Molecule 11: 30S ribosomal protein S11

Chain QK:

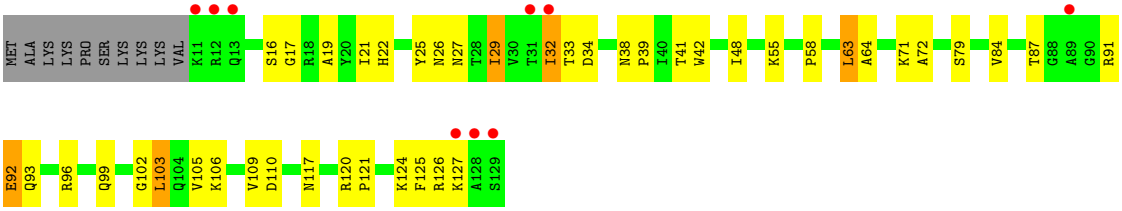

• Molecule 11: 30S ribosomal protein S11

Chain XK:

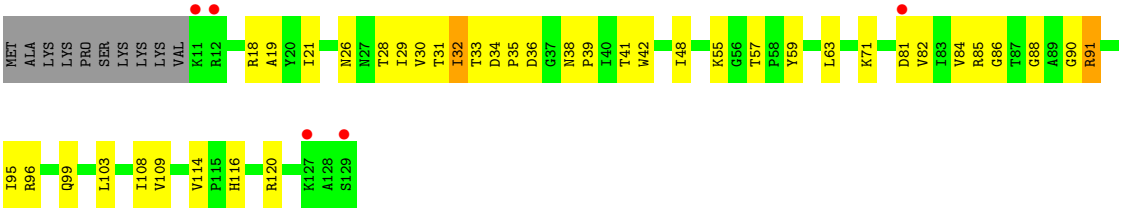

• Molecule 12: 30S ribosomal protein S12

Chain QL:

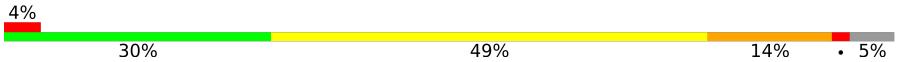

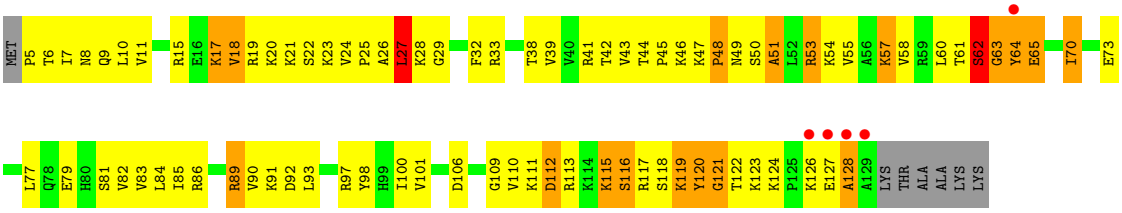

• Molecule 12: 30S ribosomal protein S12

Chain XL:

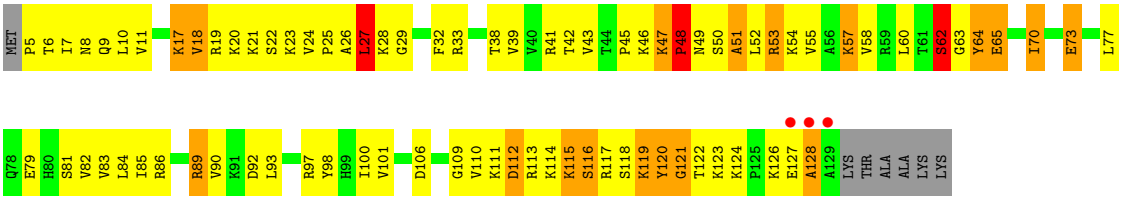

• Molecule 13: 30S ribosomal protein S13

Chain QM:

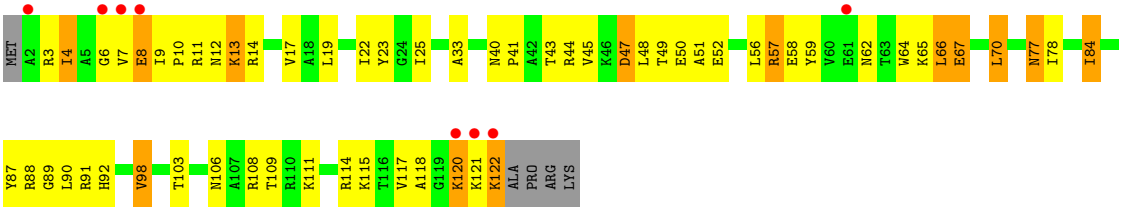

- Molecule 13: 30S ribosomal protein S13

Chain XM:

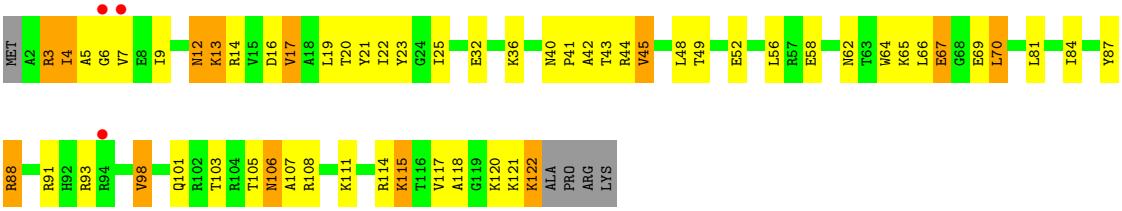

- Molecule 14: 30S ribosomal protein S14 type Z

Chain QN:

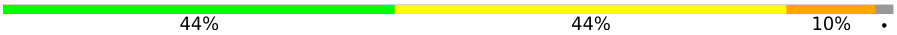

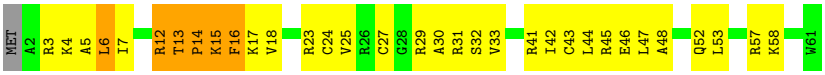

- Molecule 14: 30S ribosomal protein S14 type Z

Chain XN:

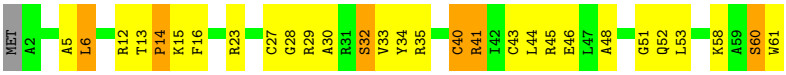

- Molecule 15: 30S ribosomal protein S15

Chain QO:

- Molecule 15: 30S ribosomal protein S15

Chain XO:

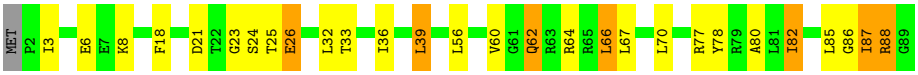

- Molecule 16: 30S ribosomal protein S16

Chain QP:

• Molecule 16: 30S ribosomal protein S16

Chain XP:

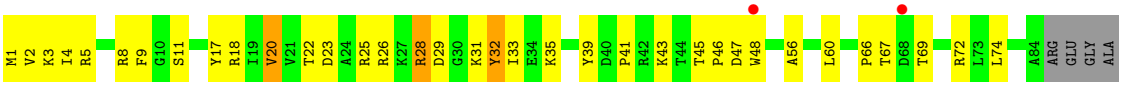

• Molecule 17: 30S ribosomal protein S17

Chain QQ:

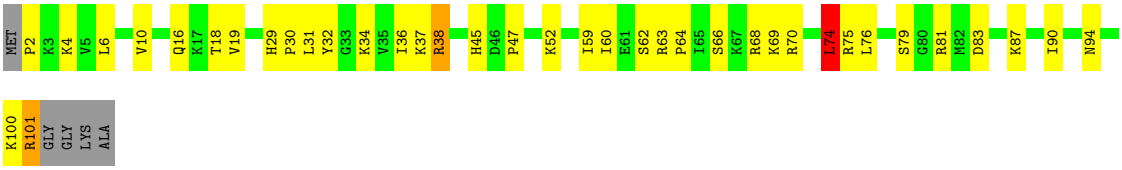

• Molecule 17: 30S ribosomal protein S17

Chain XQ:

• Molecule 18: 30S ribosomal protein S18

Chain QR:

• Molecule 18: 30S ribosomal protein S18

Chain XR:

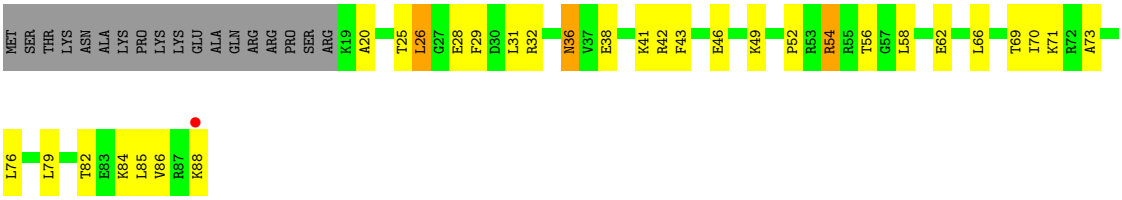

• Molecule 19: 30S ribosomal protein S19

Chain QS:

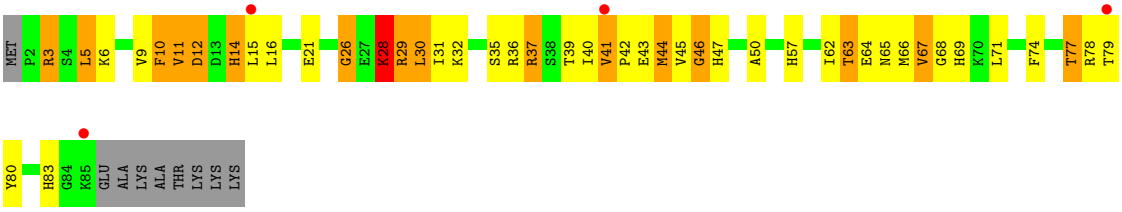

• Molecule 19: 30S ribosomal protein S19

Chain XS:

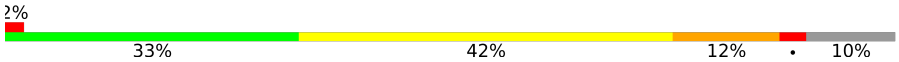

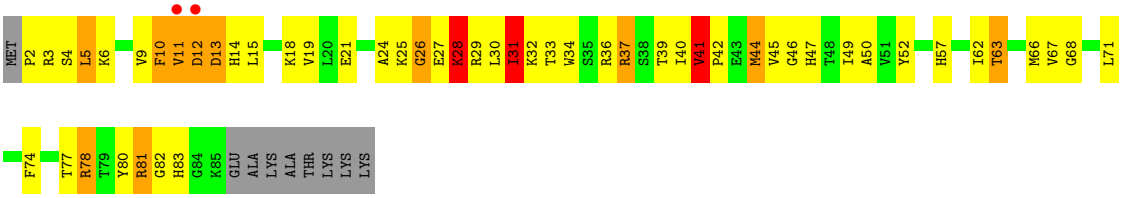

• Molecule 20: 30S ribosomal protein S20

Chain QT:

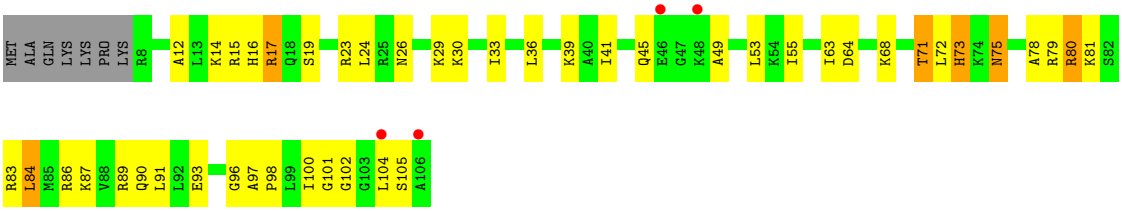

• Molecule 20: 30S ribosomal protein S20

Chain XT:

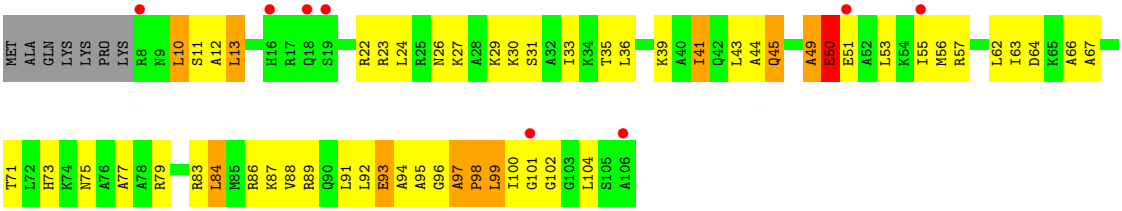

• Molecule 21: 30S ribosomal protein Thx

Chain QU:

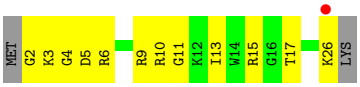

• Molecule 21: 30S ribosomal protein Thx

Chain XU:

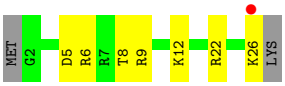

• Molecule 22: P-site tRNA-fMet

Chain QV:

• Molecule 22: P-site tRNA-fMet

Chain XV:

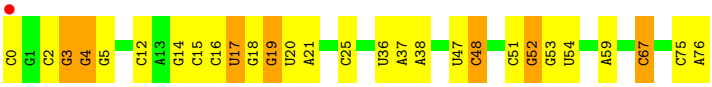

• Molecule 23: messenger RNA

Chain QX:

• Molecule 23: messenger RNA

Chain XX:

• Molecule 24: A-site ASL-Thr

Chain QY:

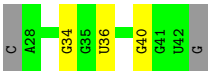

• Molecule 24: A-site ASL-Thr

Chain XY:

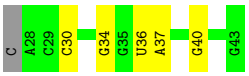

• Molecule 25: 23S rRNA

Chain RA:

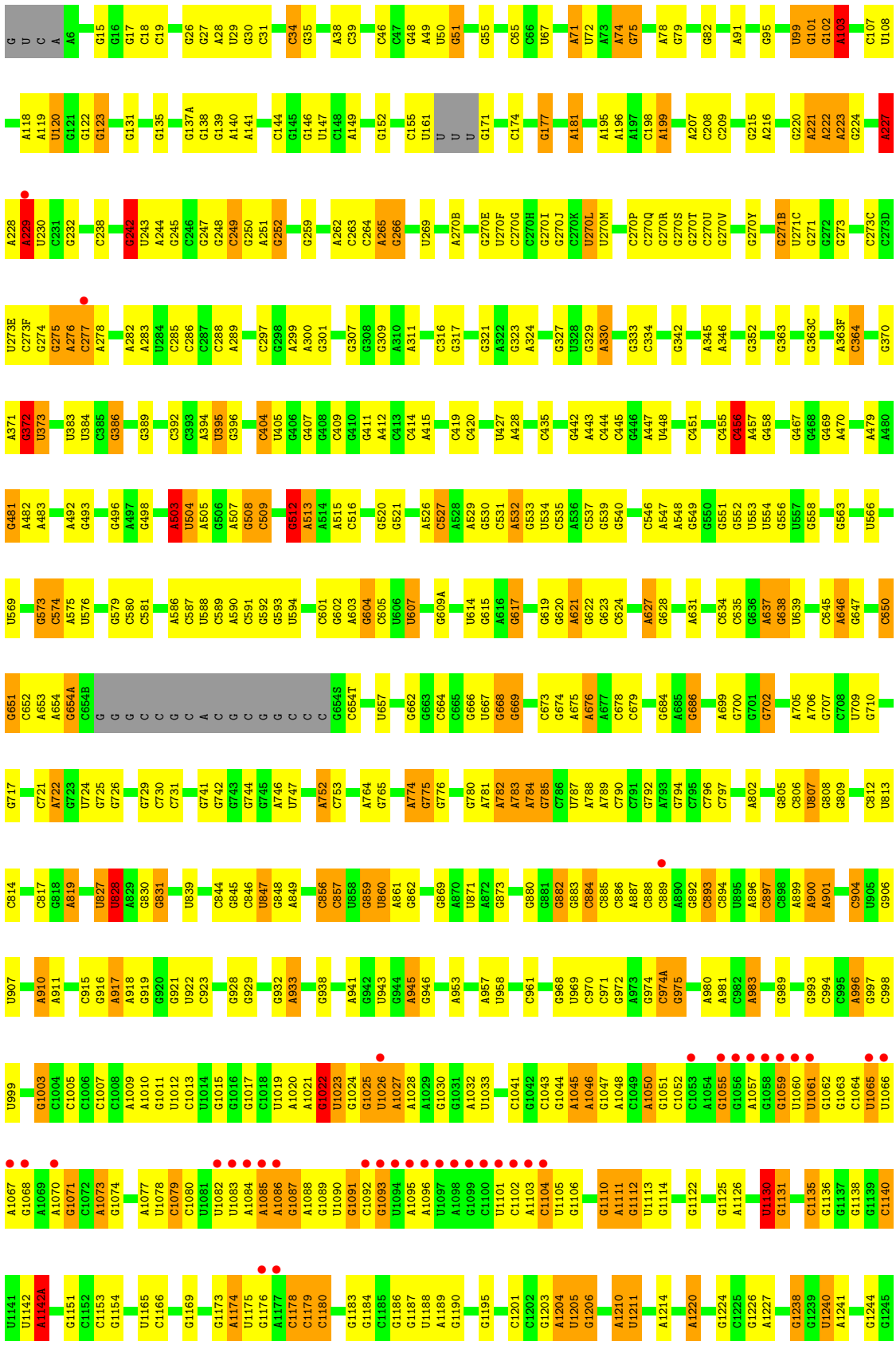
G U C A A6 G15 G16 G17 C18 C19 G26 G27 A28 U29 G30 C31 C34 G35 A38 C39 C46 C47 G48 A49 U50 G51 G55 C65 C66 U67 A71 U72 A73 A74 G75 A78 G79 G82 A91 G95 U99 G101 G102 A103 C107 U108
A118 A119 U120 G121 G122 G123 G131 G135 G137A G138 G139 A140 A141 C144 G145 G146 U147 C148 A149 G152 C155 U161 U U U G171 C174 G177 A181 A195 A196 A197 C198 A199 A207 C208 C209 G215 A216 G220 A221 A222 A223 G224 A227
A228 A229 U230 C231 G232 C238 G242 U243 A244 G245 C246 G247 G248 C249 G250 A251 G252 G259 A262 C263 C264 A265 A266 U269 A270B G270E U270F C270G C270H G270I G270J C270K U270L U270M C270P C270Q G270R G270S G270T C270U G270V G270Y G271B U271C G271 G272 G273 C273C C273D
U273E C273F G274 G275 A276 C277 A278 A282 A283 U284 C285 C286 C287 C288 A289 C297 G298 A299 A300 G301 G307 G308 G309 A310 A311 C316 G317 G321 A322 G323 A324 G327 U328 G329 A330 G333 C334 G342 A345 A346 G352 G363 G363C A363F C364 G370
A371 G372 U373 U383 U384 C385 G386 G389 C392 C393 A394 U395 G396 C404 U405 G406 G407 G408 C409 C410 G411 A412 C413 C414 A415 C419 C420 U427 A428 C435 G442 A443 C444 C445 G446 A447 U448 C451 C455 C456 A457 G458 G467 G468 G469 A470 A479 A480
G481 A482 A483 A492 G493 G496 A497 G498 A503 U504 A505 G506 A507 G508 C509 G512 A513 A514 A515 C516 G520 G521 A526 G527 A528 A529 G530 C531 A532 G533 U534 C535 A536 C537 G539 G540 C546 A547 A548 G549 G550 G551 G552 U553 U554 G556 U557 G558 G563 U566
U569 G573 C574 A575 U576 G579 C580 C581 A586 C587 U588 C589 A590 C591 G592 G593 U594 C601 G602 A603 G604 C605 U606 U607 G609A U614 G615 A616 G617 G619 G620 A621 G622 G623 C624 A627 G628 A631 C634 C635 G636 A637 G638 U639 C645 A646 G647 C650
G651 C652 A653 A654 G654A G654B G G G C C G C A C G C G C G C C C G654S C654T U657 G662 G663 C664 C665 G666 U667 G668 G669 C673 G674 A675 A676 A677 C678 C679 G684 A685 G686 A699 G700 G701 G702 A705 A706 G707 C708 U709 G710
G717 C721 A722 G723 U724 G725 G726 G729 C730 C731 G741 G742 G743 G744 G745 A746 U747 A752 C753 A764 G765 A774 G775 G776 G780 A781 A782 A783 A784 G785 C786 U787 A788 A789 C790 C791 G792 A793 G794 C795 C796 C797 A802 G805 C806 U807 G808 G809 C812 U813
C814 C817 G818 A819 U827 U828 A829 G830 G831 U839 C844 G845 C846 U847 G848 A849 C856 C857 U858 G859 U860 A861 G862 G869 A870 U871 A872 G873 G880 G881 G882 G883 C884 C885 C886 A887 C888 C889 A890 G892 G893 C894 U895 A896 C897 G898 A899 A900 A901 C904 U905 G906
U907 A910 A911 C915 G916 A917 A918 G919 G920 G921 U922 C923 G928 G929 G932 A933 G938 A941 G942 U943 G944 A945 G946 A953 A957 U958 C961 G968 U969 C970 C971 G972 A973 G974 C974A G975 A980 A981 C982 A983 G989 G993 C994 C995 A996 G997 C998
U999 G1003 C1004 C1005 C1006 C1007 C1008 A1009 A1010 G1011 U1012 C1013 U1014 G1015 G1016 G1017 C1018 U1019 A1020 A1021 G1022 U1023 G1024 G1025 U1026 A1027 A1028 A1029 G1030 G1031 A1032 U1033 C1041 C1042 C1043 G1044 A1045 A1046 G1047 A1048 C1049 A1050 G1051 C1052 C1053 A1054 G1055 G1056 A1057 G1058 G1059 U1060 U1061 G1062 G1063 C1064 U1065 U1066
A1067 G1068 A1069 A1070 G1071 C1072 A1073 G1074 A1077 U1078 C1079 C1080 U1081 U1082 U1083 A1084 A1085 A1086 G1087 A1088 G1089 U1090 G1091 C1092 G1093 U1094 A1095 A1096 U1097 A1098 G1099 C1100 U1101 C1102 A1103 C1104 U1105 G1106 G1110 A1111 G1112 U1113 G1114 G1122 G1125 A1126 U1130 G1131 C1135 G1136 G1137 G1138 G1139 C1140
U1141 U1142 A1142A G1151 C1152 C1153 G1154 U1165 C1166 G1169 G1173 A1174 U1175 G1176 A1177 C1178 C1179 C1180 G1183 G1184 C1185 G1186 G1187 U1188 A1189 G1190 G1195 C1201 G1202 G1203 A1204 U1205 G1206 A1210 U1211 A1214 A1220 G1224 C1225 G1226 A1227 G1238 G1239 U1240 A1241 G1244 G1245

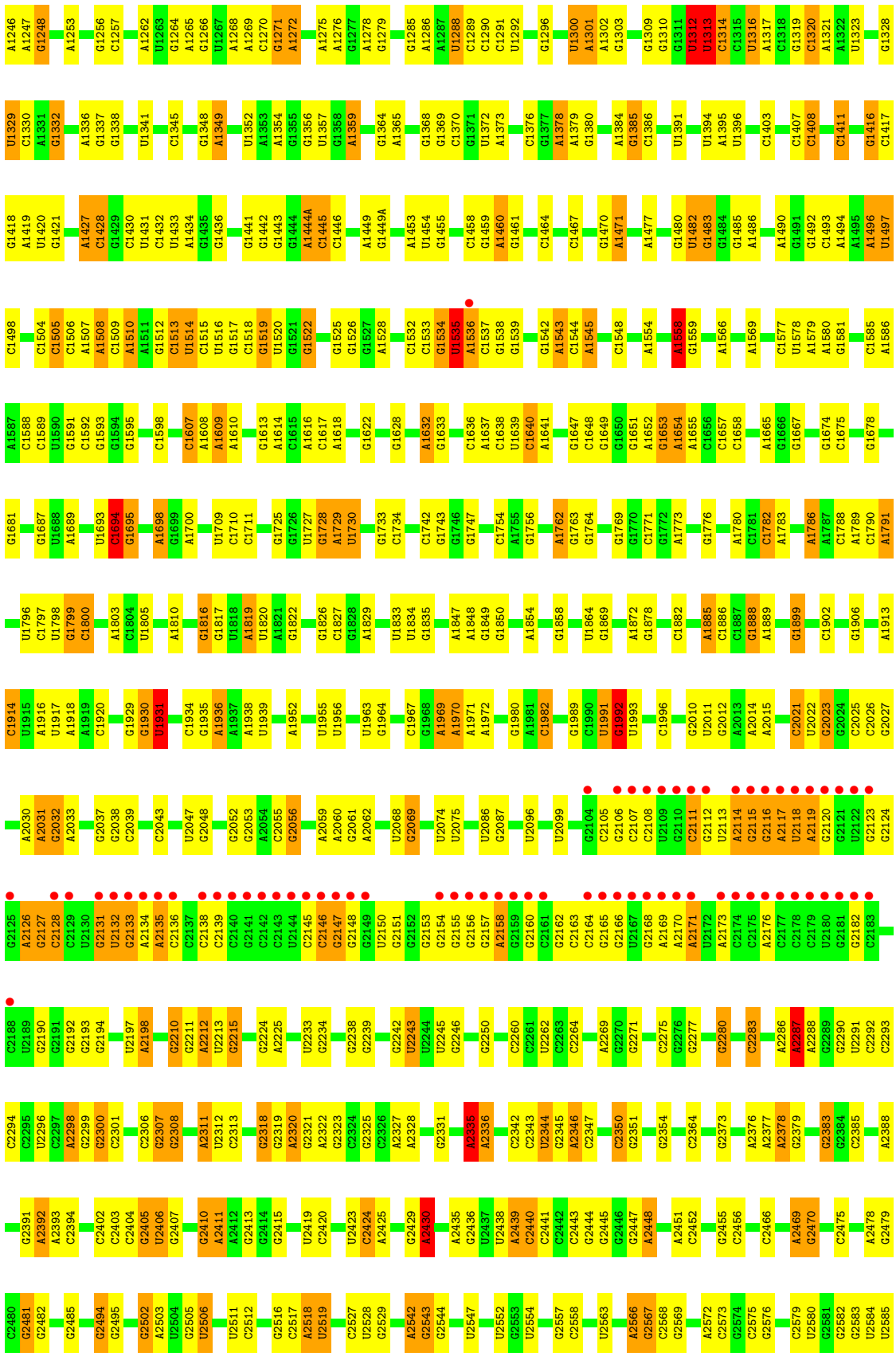
A1246 A1247 G1248 A1253 G1256 C1257 A1262 U1263 G1264 A1265 G1266 U1267 A1268 A1269 C1270 G1271 A1272 A1275 A1276 G1277 A1278 G1279 G1285 A1286 A1287 U1288 C1289 C1290 C1291 U1292 G1296 U1300 A1301 A1302 G1303 G1309 G1310 G1311 U1312 U1313 C1314 C1315 U1316 A1317 C1318 G1319 C1320 A1321 A1322 U1323 G1328
U1329 C1330 A1331 G1332 A1336 G1337 G1338 U1341 C1345 G1348 A1349 U1352 A1353 A1354 G1355 G1356 U1357 G1358 A1359 G1364 A1365 G1368 G1369 C1370 G1371 U1372 A1373 C1376 G1377 A1378 A1379 G1380 A1384 G1385 C1386 U1391 U1394 A1395 U1396 C1403 C1407 C1408 C1411 G1416 C1417
G1418 A1419 U1420 G1421 A1427 C1428 G1429 C1430 U1431 C1432 U1433 A1434 G1435 G1436 G1441 G1442 G1443 G1444 A1444A C1445 C1446 A1449 G1449A A1453 U1454 G1455 C1458 G1459 A1460 G1461 C1464 C1467 G1470 A1471 A1477 G1480 U1482 G1483 G1484 G1485 A1486 A1490 G1491 G1492 C1493 A1494 A1495 A1496 U1497
C1498 C1504 C1505 C1506 A1507 A1508 C1509 A1510 A1511 G1512 C1513 U1514 C1515 U1516 G1517 C1518 G1519 U1520 G1521 G1522 G1525 G1526 G1527 A1528 C1532 C1533 G1534 U1535 A1536 C1537 G1538 G1539 G1542 A1543 C1544 A1545 C1548 A1554 A1558 G1559 A1566 A1569 C1577 U1578 A1579 A1580 G1581 C1585 A1586
A1587 C1588 C1589 U1590 G1591 C1592 G1593 G1594 G1595 C1598 C1607 A1608 A1609 A1610 G1613 A1614 C1615 A1616 C1617 A1618 G1622 G1628 A1632 G1633 C1636 A1637 C1638 U1639 C1640 A1641 G1647 C1648 G1649 G1650 G1651 A1652 G1653 A1654 A1655 C1656 C1657 C1658 A1665 G1666 G1667 G1674 C1675 G1678
G1681 G1687 U1688 A1689 U1693 G1694 G1695 A1698 G1699 A1700 U1709 C1710 C1711 G1725 G1726 U1727 G1728 A1729 U1730 G1733 C1734 C1742 G1743 G1746 G1747 C1754 A1755 G1756 A1762 G1763 G1764 G1769 G1770 C1771 G1772 A1773 G1776 A1780 C1781 C1782 A1783 A1786 A1787 C1788 A1789 C1790 A1791
U1796 C1797 U1798 G1799 C1800 A1803 C1804 U1805 A1810 G1816 G1817 U1818 A1819 U1820 A1821 G1822 G1826 C1827 G1828 A1829 U1833 U1834 G1835 A1847 A1848 G1849 G1850 A1854 G1858 U1864 G1869 A1872 G1878 C1882 A1885 C1886 C1887 G1888 A1889 G1899 C1902 G1906 A1913
C1914 U1915 A1916 U1917 A1918 A1919 C1920 G1929 G1930 U1931 C1934 G1935 A1936 A1937 A1938 U1939 A1952 U1955 U1956 U1963 G1964 C1967 G1968 A1969 A1970 A1971 A1972 G1980 A1981 C1982 G1989 C1990 U1991 G1992 U1993 C1996 G2010 U2011 G2012 A2013 A2014 A2015 C2021 U2022 G2023 G2024 C2025 C2026 G2027
A2030 A2031 G2032 A2033 G2037 G2038 C2039 C2043 U2047 G2048 G2052 G2053 A2054 C2055 G2056 A2059 A2060 G2061 A2062 U2068 G2069 U2074 U2075 U2086 G2087 U2096 U2099 G2104 C2105 G2106 C2107 C2108 U2109 G2110 C2111 G2112 U2113 A2114 G2115 G2116 A2117 U2118 A2119 G2120 G2121 U2122 G2123 G2124
G2125 A2126 G2127 C2128 C2129 U2130 G2131 U2132 G2133 A2134 A2135 C2136 C2137 C2138 C2139 C2140 G2141 C2142 C2143 U2144 C2145 C2146 G2147 G2148 G2149 U2150 G2151 G2152 G2153 G2154 G2155 G2156 G2157 A2158 G2159 G2160 C2161 G2162 C2163 C2164 G2165 G2166 U2167 G2168 A2169 A2170 A2171 U2172 A2173 C2174 C2175 A2176 C2177 C2178 C2179 U2180 G2181 G2182 C2183
C2188 U2189 G2190 G2191 G2192 G2193 G2194 U2197 A2198 G2210 G2211 A2212 U2213 G2215 G2224 A2225 U2233 G2234 G2238 G2239 G2242 U2243 U2244 U2245 G2246 G2250 C2260 C2261 U2262 C2263 C2264 A2269 G2270 G2271 C2275 G2276 G2277 G2280 C2283 A2286 A2287 A2288 G2289 G2290 U2291 C2292 C2293
C2294 C2295 U2296 C2297 A2298 G2299 G2300 C2301 C2306 G2307 G2308 A2311 U2312 C2313 G2318 G2319 A2320 G2321 A2322 G2323 C2324 G2325 C2326 A2327 A2328 G2331 A2335 A2336 C2342 C2343 U2344 G2345 A2346 C2347 C2350 G2351 G2354 C2364 G2373 A2376 A2377 A2378 G2379 G2383 G2384 C2385 A2388
G2391 A2392 A2393 C2394 C2402 C2403 C2404 G2405 U2406 G2407 G2410 A2411 A2412 G2413 G2414 G2415 U2419 C2420 U2423 C2424 A2425 G2429 A2430 A2435 G2436 U2437 U2438 A2439 C2440 C2441 C2442 C2443 C2444 G2445 G2446 G2447 A2448 A2451 C2452 G2455 C2456 C2466 A2469 G2470 C2475 A2478 G2479
C2480 G2481 G2482 G2485 G2494 G2495 G2502 A2503 U2504 G2505 U2506 U2511 C2512 G2516 C2517 A2518 U2519 C2527 U2528 G2529 A2542 G2543 G2544 U2547 U2552 G2553 U2554 G2557 C2558 U2563 A2566 G2567 C2568 G2569 A2572 C2573 G2574 C2575 G2576 C2579 U2580 G2581 G2582 G2583 U2584 U2585

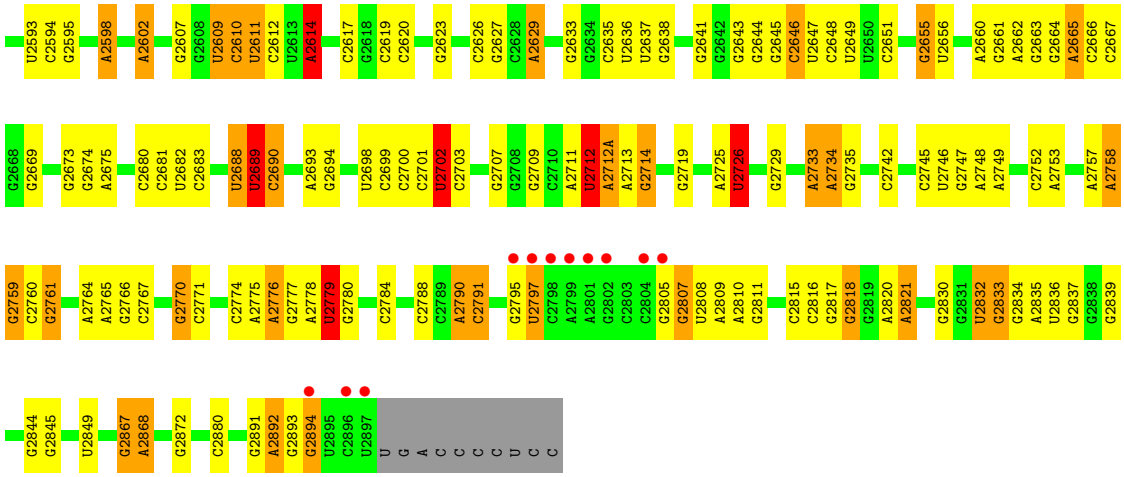

• Molecule 25: 23S rRNA

Chain YA:

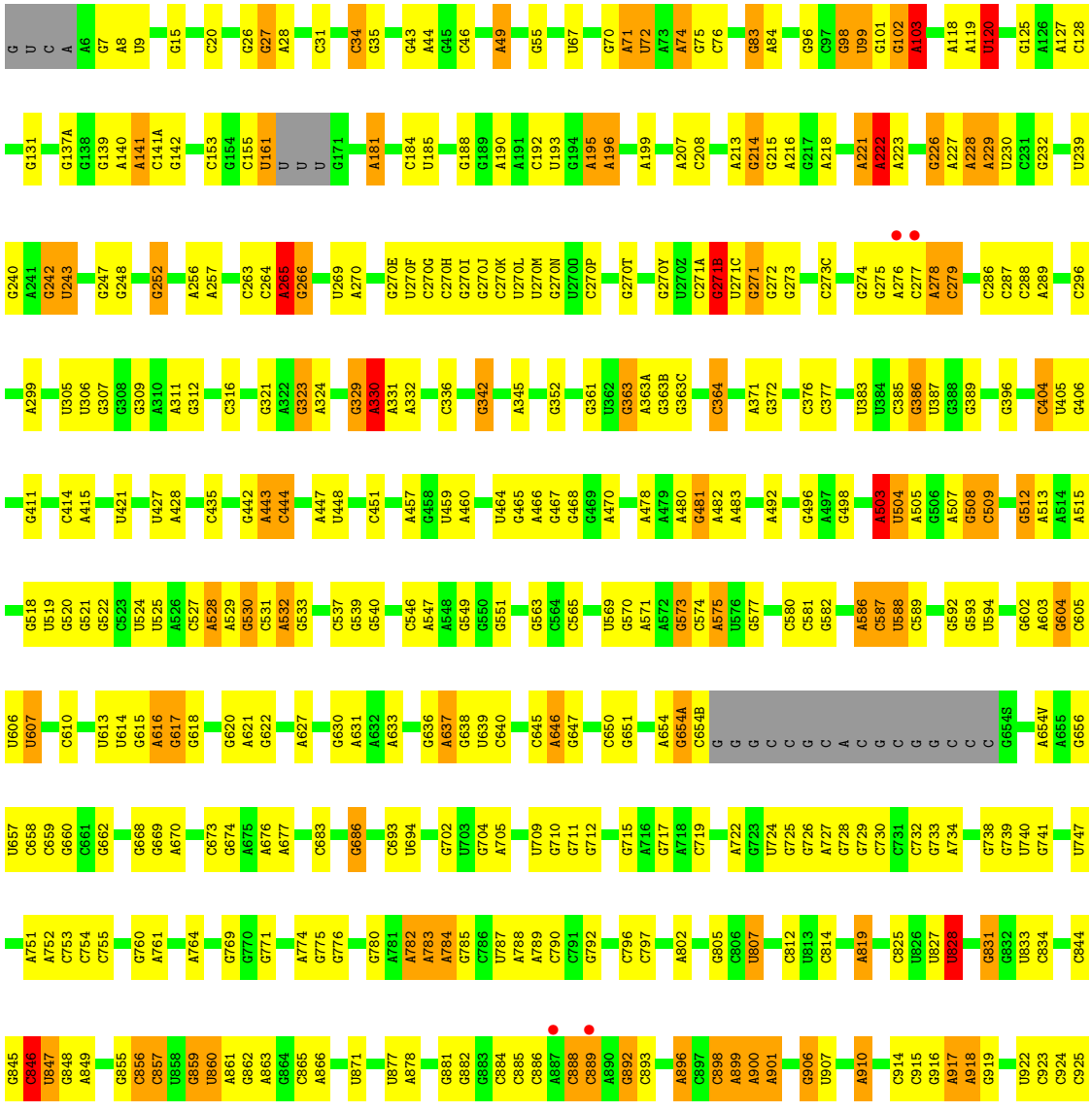

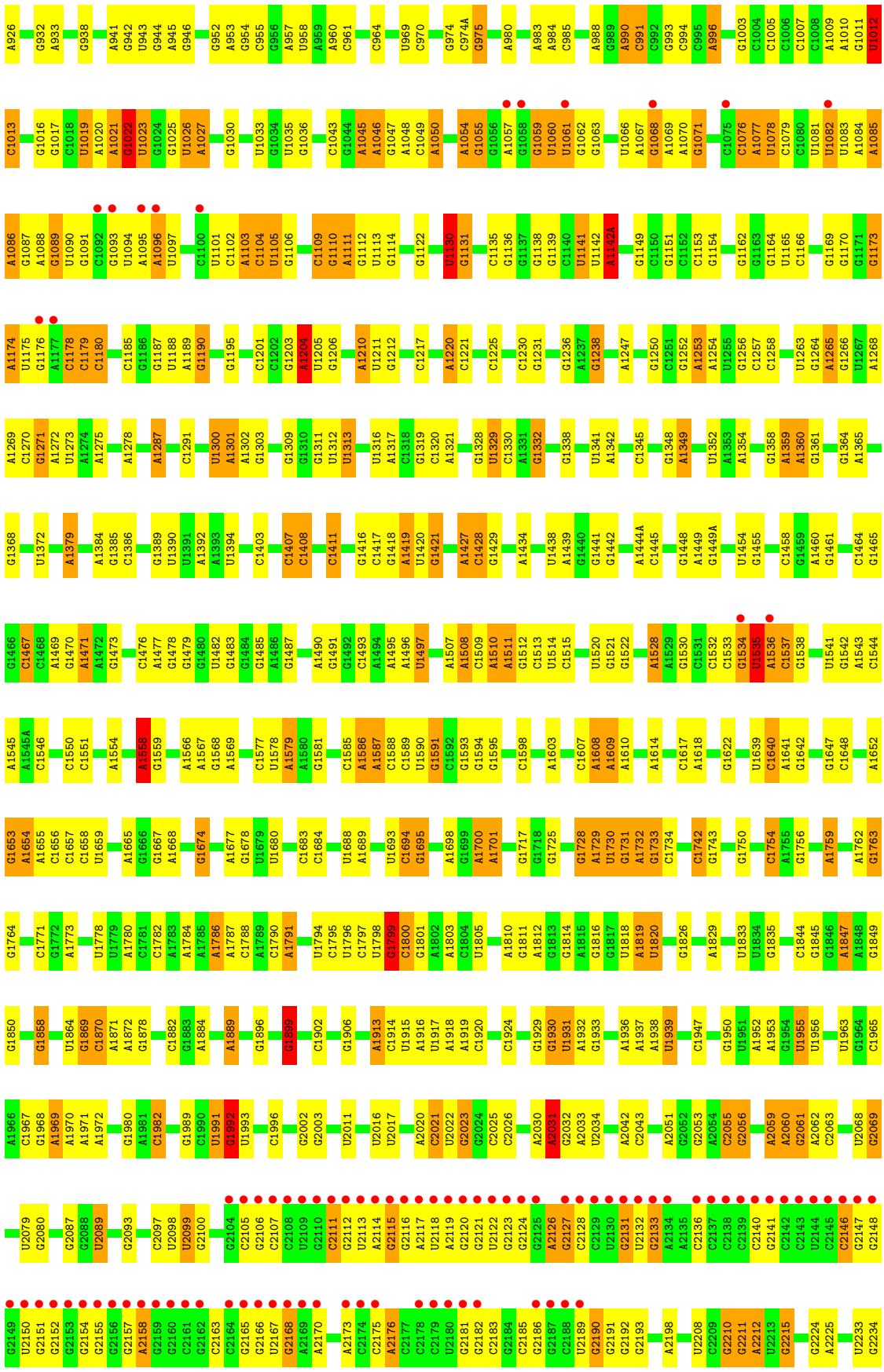
A926 G932 A933 G938 A941 G942 U943 G944 A945 G946 G952 A953 G954 C955 G956 A957 U958 A959 A960 C961 C964 U969 C970 G974 C974A G975 A980 A983 A984 C985 A988 G989 A990 C991 C992 G993 C994 C995 A996 G1003 C1004 C1005 C1006 C1007 C1008 A1009 A1010 G1011 U1012
C1013 G1016 G1017 C1018 U1019 A1020 A1021 G1022 U1023 G1024 G1025 U1026 A1027 G1030 U1033 G1034 U1035 G1036 C1043 G1044 A1045 A1046 G1047 A1048 C1049 A1050 A1054 G1055 G1056 A1057 G1058 G1059 U1060 U1061 G1062 G1063 U1066 A1067 G1068 A1069 A1070 G1071 C1075 C1076 A1077 U1078 C1079 C1080 U1081 U1082 A1083 A1084 A1085
A1086 G1087 A1088 G1089 U1090 G1091 C1092 G1093 U1094 A1095 A1096 U1097 C1100 U1101 C1102 A1103 C1104 U1105 G1106 C1109 G1110 A1111 G1112 U1113 G1114 G1122 U1130 G1131 C1135 G1136 G1137 G1138 G1139 C1140 U1141 U1142 A1142A G1149 C1150 G1151 C1152 C1153 G1154 G1162 G1163 G1164 U1165 C1166 G1169 G1170 G1171 G1173
A1174 U1175 G1176 A1177 C1178 C1179 C1180 C1185 G1186 G1187 U1188 A1189 G1190 G1195 C1201 C1202 G1203 A1204 U1205 G1206 A1210 U1211 G1212 C1217 A1220 C1221 C1225 C1230 G1231 G1236 A1237 G1238 A1247 G1250 C1251 G1252 A1253 A1254 U1255 G1256 C1257 C1258 U1263 G1264 A1265 G1266 U1267 A1268
A1269 C1270 G1271 A1272 U1273 A1274 A1275 A1278 A1287 C1291 U1300 A1301 A1302 G1303 G1309 G1310 G1311 U1312 U1313 U1316 A1317 C1318 G1319 C1320 A1321 G1328 U1329 C1330 A1331 G1332 G1338 U1341 A1342 C1345 G1348 A1349 U1352 A1353 A1354 G1358 A1359 A1360 G1361 G1364 A1365
G1368 U1372 A1379 A1384 G1385 C1386 G1389 U1390 U1391 A1392 A1393 U1394 C1403 C1407 C1408 C1411 G1416 C1417 G1418 A1419 U1420 G1421 A1427 C1428 G1429 A1434 U1438 A1439 G1440 G1441 G1442 A1444A C1445 G1448 A1449 G1449A U1454 G1455 C1458 G1459 A1460 G1461 C1464 G1465
G1466 C1467 C1468 A1469 G1470 A1471 A1472 G1473 C1476 A1477 G1478 G1479 G1480 U1482 G1483 G1484 G1485 A1486 G1487 A1490 G1491 G1492 C1493 A1494 A1495 A1496 U1497 A1507 A1508 C1509 A1510 A1511 G1512 C1513 U1514 C1515 U1520 G1521 G1522 A1528 A1529 G1530 C1531 C1532 C1533 G1534 U1535 A1536 C1537 G1538 U1541 G1542 A1543 C1544
A1545 A1545A C1546 C1550 C1551 A1554 A1558 G1559 A1566 A1567 G1568 A1569 C1577 U1578 A1579 A1580 G1581 C1585 A1586 A1587 C1588 C1589 U1590 G1591 C1592 G1593 G1594 G1595 C1598 A1603 C1607 A1608 A1609 A1610 A1614 C1617 A1618 G1622 U1639 C1640 A1641 G1642 G1647 C1648 A1652
G1653 A1654 A1655 C1656 C1657 C1658 U1659 A1665 G1666 G1667 A1668 G1674 A1677 G1678 U1679 U1680 C1683 C1684 U1688 A1689 U1693 C1694 G1695 A1698 G1699 A1700 A1701 G1717 G1718 G1725 G1728 A1729 U1730 G1731 A1732 G1733 C1734 C1742 G1743 G1750 C1754 A1755 G1756 A1759 A1762 G1763
G1764 C1771 G1772 A1773 U1778 U1779 A1780 C1781 C1782 A1783 A1784 A1785 A1786 A1787 C1788 A1789 C1790 A1791 U1794 C1795 U1796 C1797 U1798 G1799 C1800 G1801 A1802 A1803 C1804 U1805 A1810 G1811 A1812 G1813 G1814 A1815 G1816 G1817 U1818 A1819 U1820 G1826 A1829 U1833 U1834 G1835 C1844 G1845 G1846 A1847 A1848 G1849
G1850 G1858 U1864 G1869 C1870 A1871 A1872 C1882 G1883 A1884 A1889 G1896 G1899 C1902 G1906 A1913 C1914 U1915 A1916 U1917 A1918 A1919 C1920 C1924 G1929 G1930 U1931 A1932 G1933 A1936 A1937 A1938 U1939 C1947 G1950 U1951 A1952 A1953 G1954 U1955 U1956 U1963 G1964 C1965
A1966 C1967 G1968 A1969 A1970 A1971 A1972 G1980 A1981 C1982 G1989 C1990 U1991 G1992 U1993 C1996 G2002 G2003 U2011 U2016 U2017 A2020 C2021 U2022 G2023 G2024 C2025 C2026 A2030 A2031 G2032 A2033 U2034 A2042 C2043 A2051 G2052 G2053 A2054 C2055 G2056 A2059 A2060 G2061 A2062 C2063 U2068 G2069
U2079 G2080 G2087 G2088 U2089 G2093 C2097 U2098 U2099 G2100 G2104 C2105 C2106 C2107 C2108 U2109 G2110 C2111 G2112 U2113 A2114 G2115 G2116 A2117 U2118 A2119 G2120 G2121 U2122 G2123 G2124 G2125 A2126 G2127 C2128 C2129 U2130 G2131 U2132 G2133 A2134 A2135 C2136 C2137 C2138 C2139 C2140 G2141 C2142 C2143 U2144 C2145 C2146 G2147 G2148
G2149 U2150 G2151 G2152 G2153 G2154 G2155 G2156 G2157 A2158 G2159 G2160 C2161 G2162 C2163 C2164 G2165 G2166 U2167 G2168 A2169 A2170 A2173 C2174 C2175 A2176 C2177 C2178 C2179 U2180 G2181 G2182 C2183 G2184 C2185 G2186 G2187 C2188 U2189 G2190 G2191 G2192 G2193 A2198 U2208 C2209 G2210 G2211 A2212 U2213 G2215 G2224 A2225 U2233 G2234

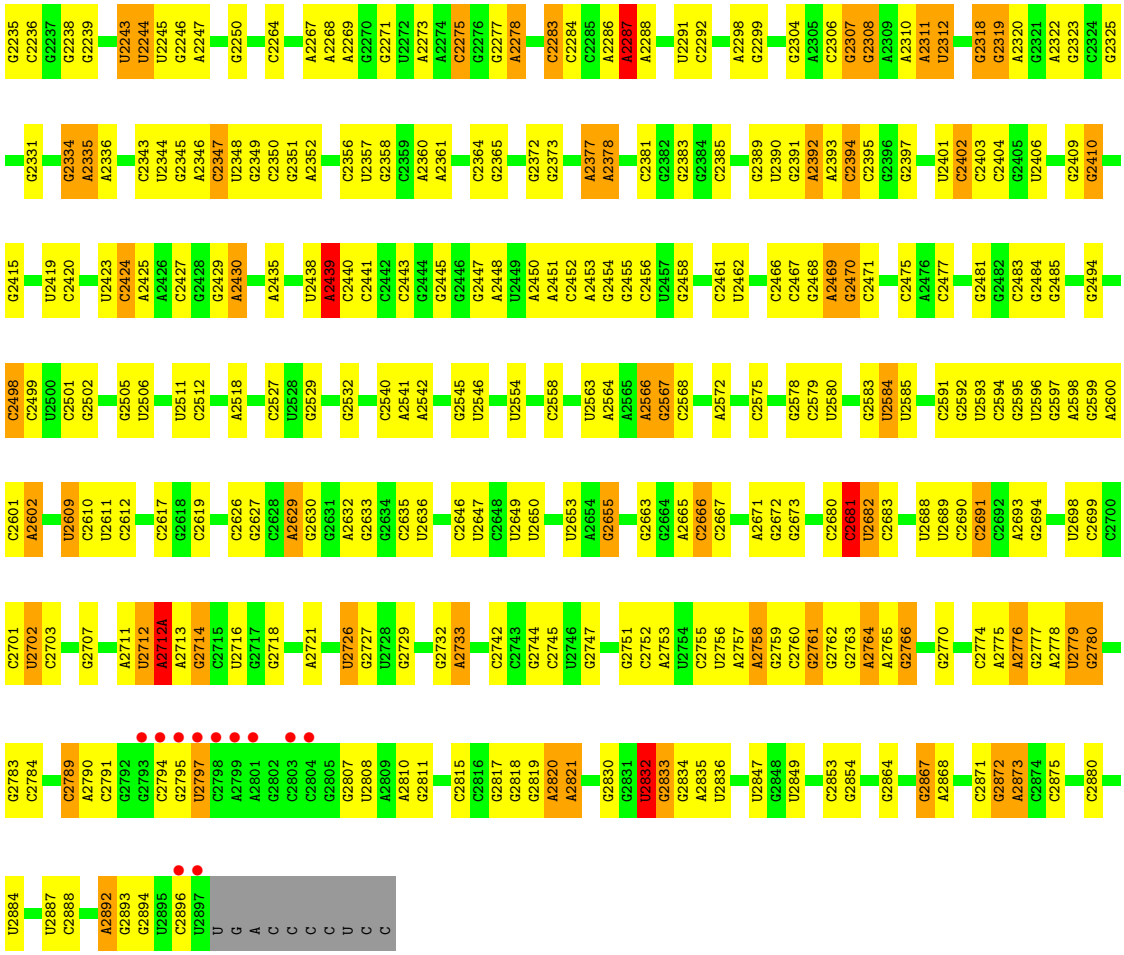

• Molecule 26: 5S rRNA

Chain RB: 50% 40% 8% •

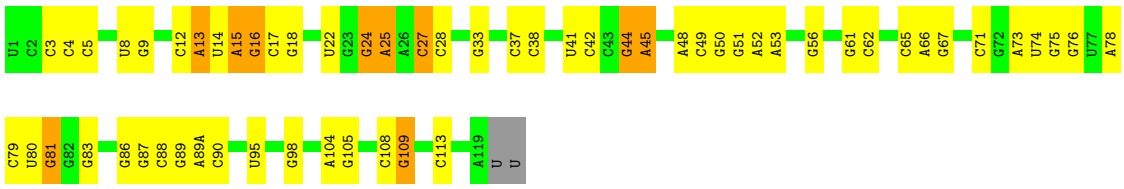

• Molecule 26: 5S rRNA

Chain YB: 57% 31% 11% •

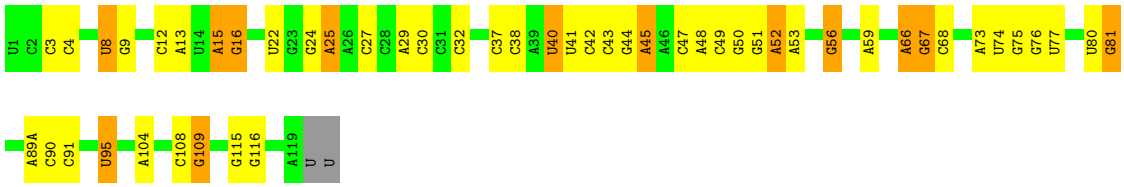

• Molecule 27: 50S ribosomal protein L2

Chain RD:

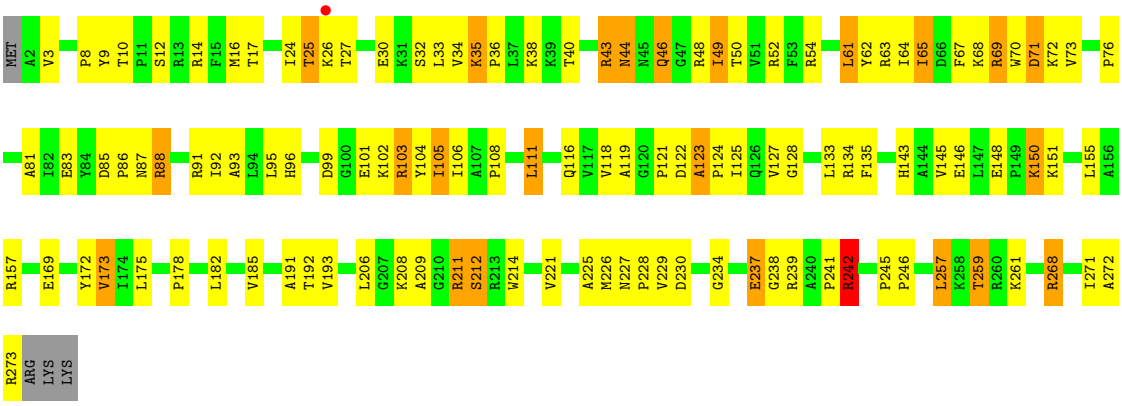

- Molecule 27: 50S ribosomal protein L2

Chain YD:

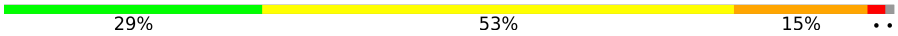

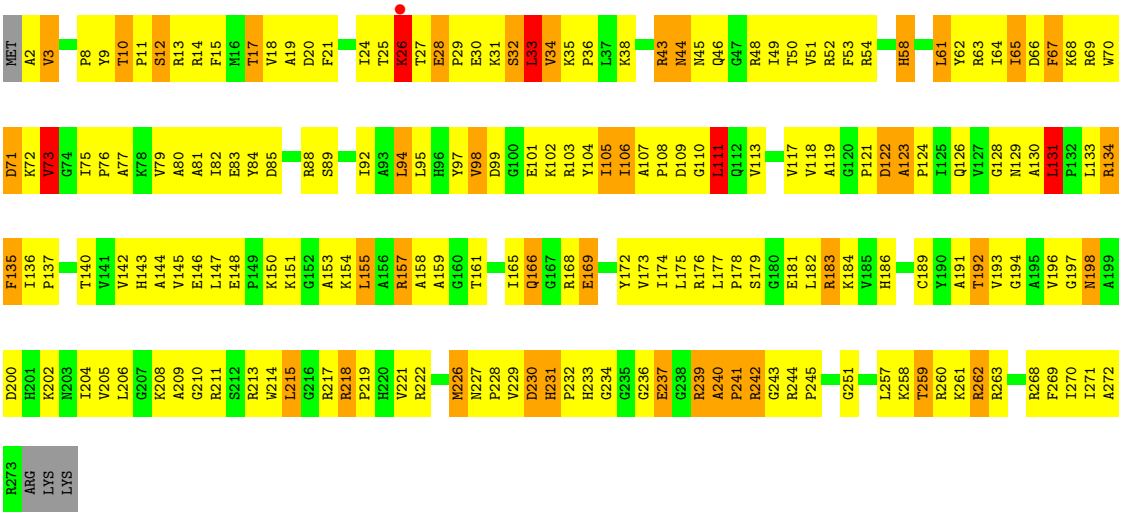

- Molecule 28: 50S ribosomal protein L3

Chain RE:

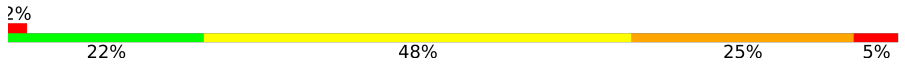

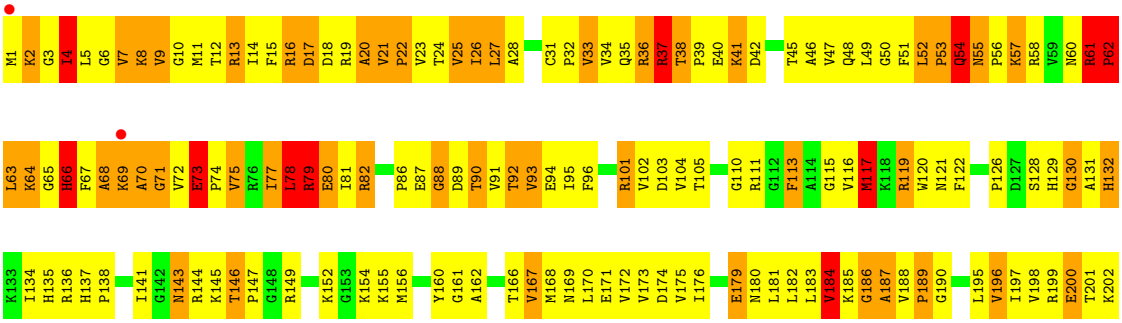

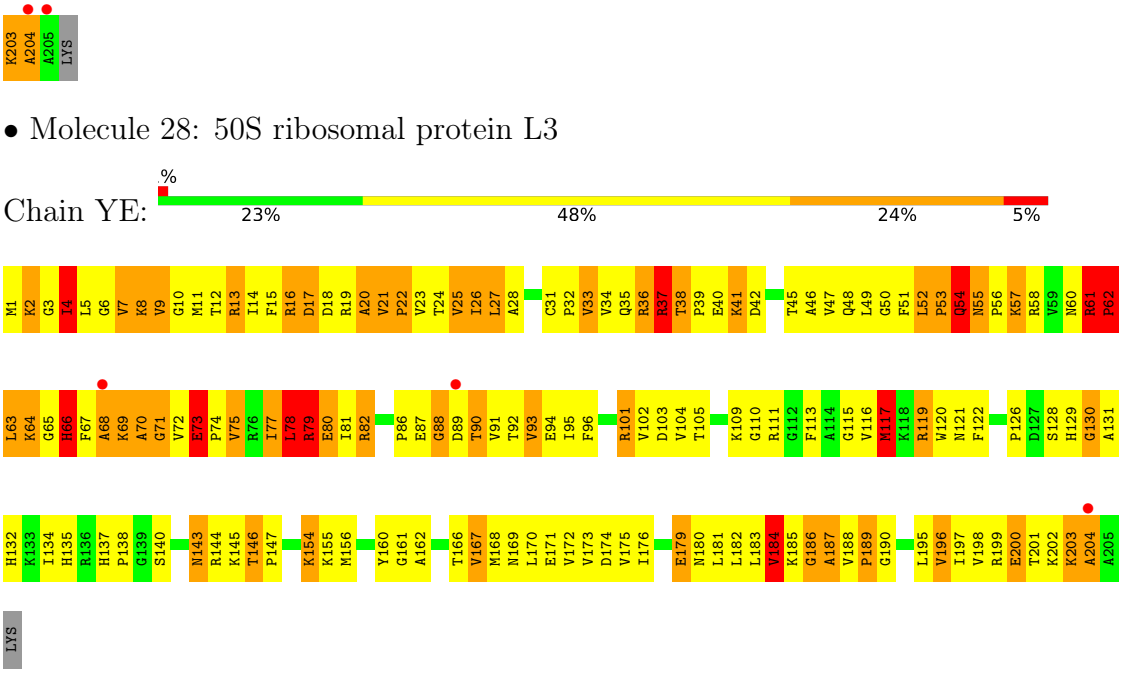
K203 A204 A205 LYS
• Molecule 28: 50S ribosomal protein L3
Chain YE:
%
23%
48%
24%
5%
M1 K2 G3 I4 L5 G6 V7 K8 V9 G10 M11 T12 R13 I14 F15 R16 D17 D18 R19 A20 V21 P22 V23 T24 V25 I26 L27 A28 C31 P32 V33 V34 Q35 R36 R37 T38 P39 E40 K41 D42 T45 A46 V47 Q48 L49 G50 F51 L52 P53 Q54 N55 P56 K57 R58 V59 N60 R61 P62
L63 K64 G65 H66 F67 A68 K69 A70 G71 V72 E73 P74 V75 R76 I77 L78 R79 E80 I81 R82 P86 E87 G88 D89 T90 V91 T92 V93 E94 I95 F96 R101 V102 D103 V104 T105 K109 G110 R111 G112 F113 A114 G115 V116 M117 K118 R119 W120 N121 F122 P126 D127 S128 H129 G130 A131
H132 K133 I134 H135 R136 H137 P138 G139 S140 N143 R144 K145 T146 P147 K154 K155 M156 Y160 G161 A162 T166 V167 M168 N169 L170 E171 V172 V173 D174 V175 I176 E179 N180 L181 L182 L183 V184 K185 G186 A187 V188 P189 G190 L195 V196 I197 V198 R199 E200 T201 K202 K203 A204 A205
LYS

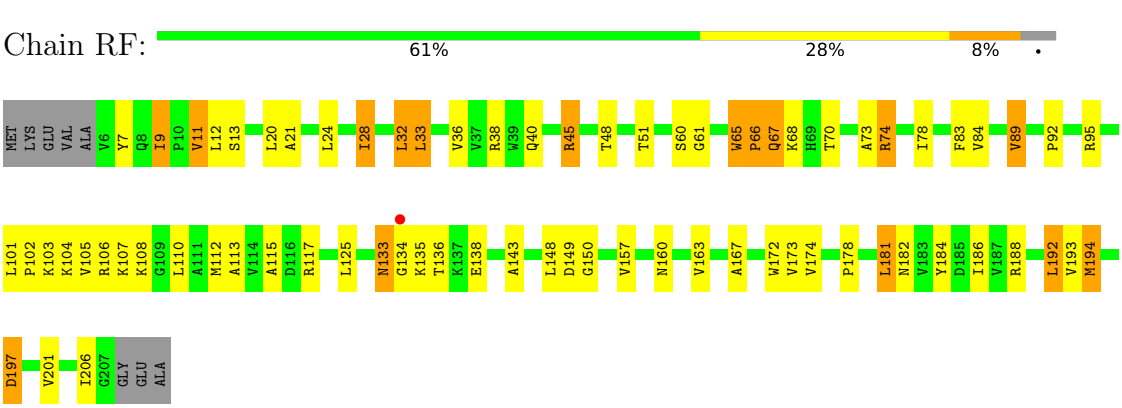
• Molecule 29: 50S ribosomal protein L4
Chain RF:
61%
28%
8%
MET LYS GLU VAL ALA V6 Y7 Q8 I9 P10 V11 L12 S13 L20 A21 L24 I28 L32 L33 V36 V37 R38 W39 Q40 R45 T48 T51 S60 G61 W65 P66 Q67 K68 H69 T70 A73 R74 I78 F83 V84 V89 P92 R95
L101 P102 K103 K104 V105 R106 K107 K108 G109 L110 A111 M112 A113 V114 A115 D116 R117 L125 N133 G134 K135 T136 K137 E138 A143 L148 D149 G150 V157 N160 V163 A167 W172 V173 V174 P178 L181 N182 V183 Y184 D185 I186 V187 R188 L192 V193 M194
D197 V201 I206 G207 GLY GLU ALA

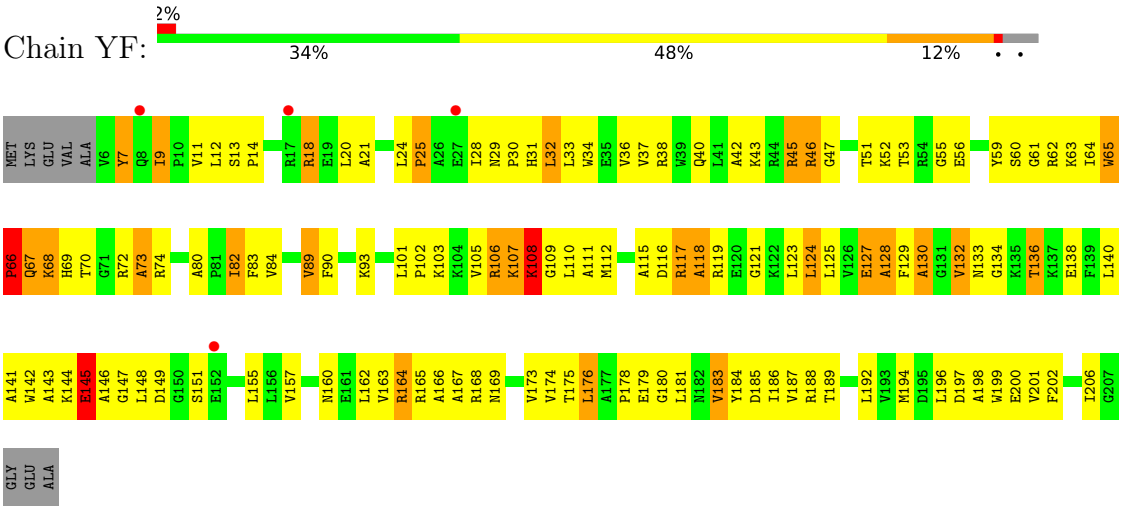
• Molecule 29: 50S ribosomal protein L4
Chain YF:
2%
34%
48%
12%
MET LYS GLU VAL ALA V6 Y7 Q8 I9 P10 V11 L12 S13 P14 R17 R18 E19 L20 A21 L24 P25 A26 E27 I28 N29 P30 H31 L32 L33 W34 E35 V36 V37 R38 W39 Q40 L41 A42 K43 R44 R45 R46 G47 T51 K52 T53 R54 G55 E56 Y59 S60 G61 R62 K63 I64 W65
P66 Q67 K68 H69 T70 G71 R72 A73 R74 A80 F81 I82 F83 V84 V89 F90 K93 L101 P102 K103 K104 V105 R106 K107 K108 G109 L110 A111 M112 A115 D116 R117 A118 R119 E120 G121 K122 L123 L124 L125 V126 E127 A128 F129 A130 G131 V132 N133 G134 K135 T136 K137 E138 F139 L140
A141 W142 A143 K144 E145 A146 G147 L148 D149 G150 S151 E152 L155 L156 V157 N160 E161 L162 V163 R164 R165 A166 A167 R168 N169 V173 V174 T175 L176 A177 P178 E179 G180 L181 N182 V183 Y184 D185 I186 V187 R188 T189 L192 V193 M194 D195 L196 D197 A198 W199 E200 V201 F202 I206 G207
GLY GLU ALA

• Molecule 30: 50S ribosomal protein L5

Chain RG:

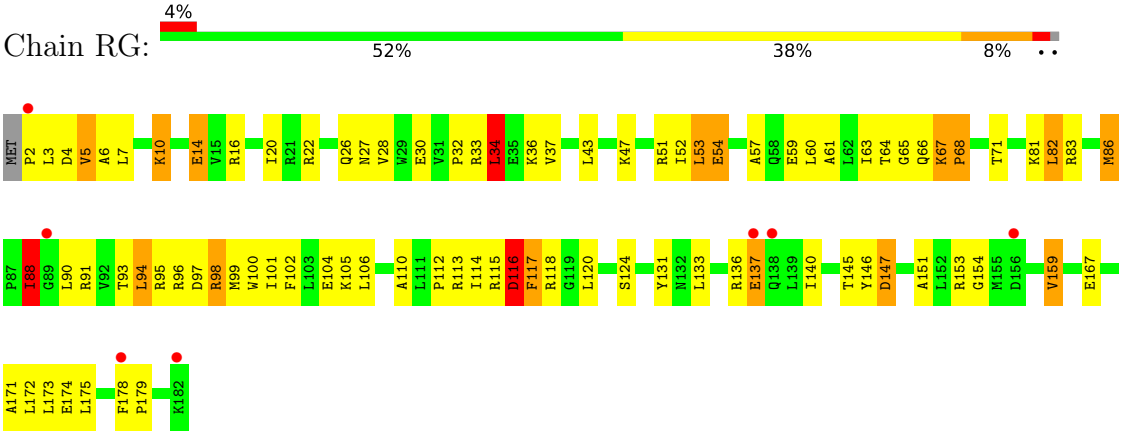

• Molecule 30: 50S ribosomal protein L5

Chain YG:

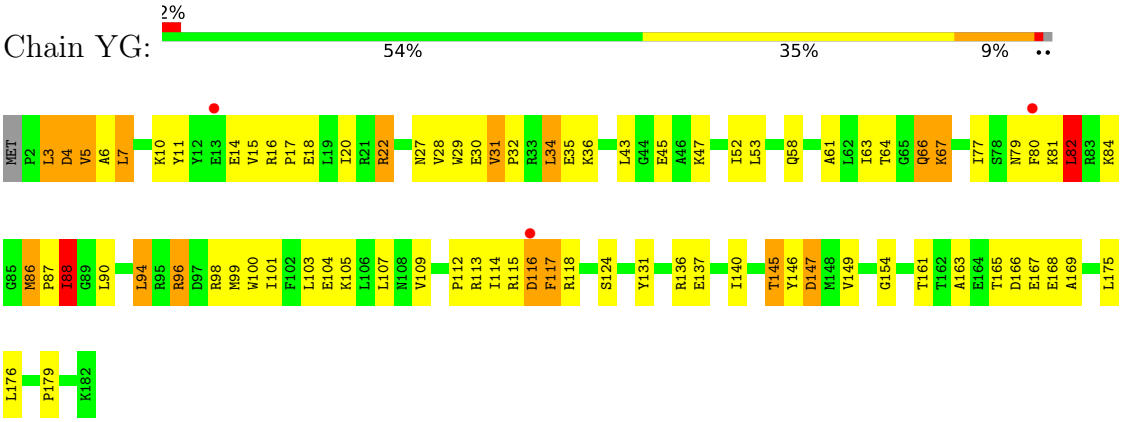

• Molecule 31: 50S ribosomal protein L6

Chain RH:

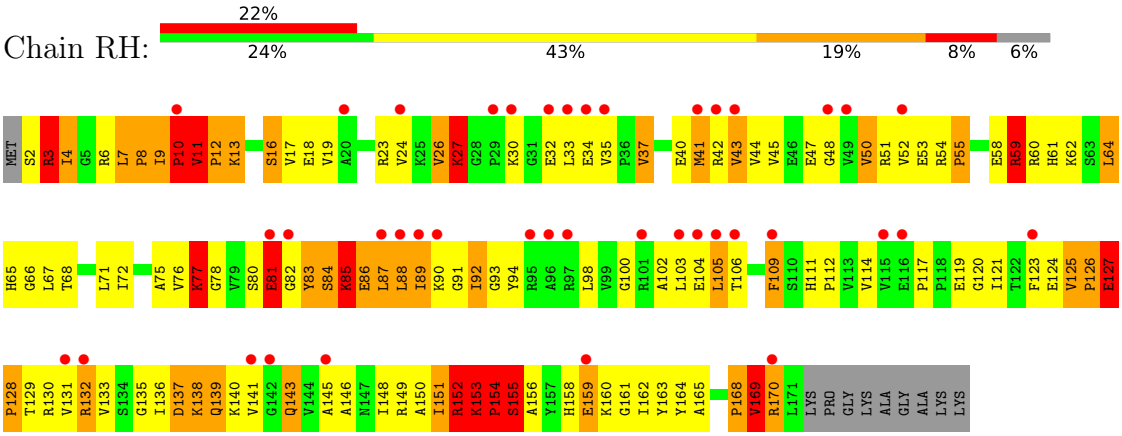

• Molecule 31: 50S ribosomal protein L6

Chain YH:

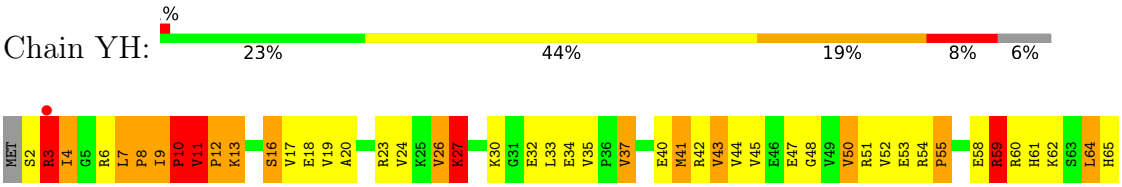

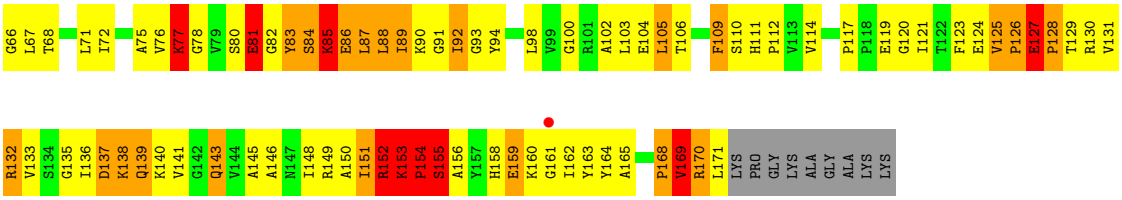

• Molecule 32: 50S ribosomal protein L9

Chain RI:

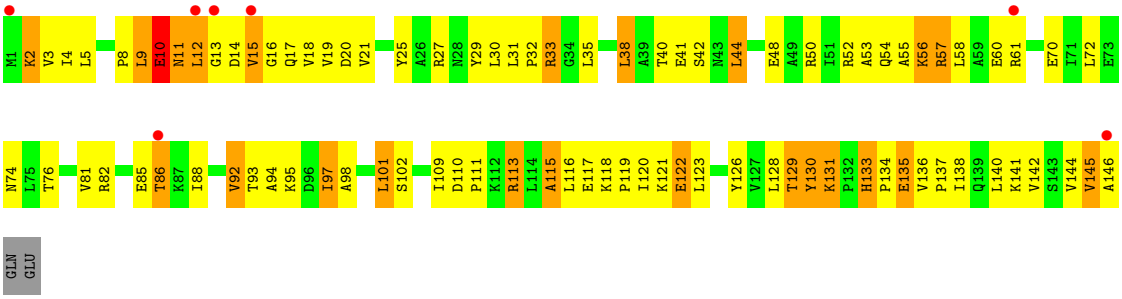

• Molecule 32: 50S ribosomal protein L9

Chain YI:

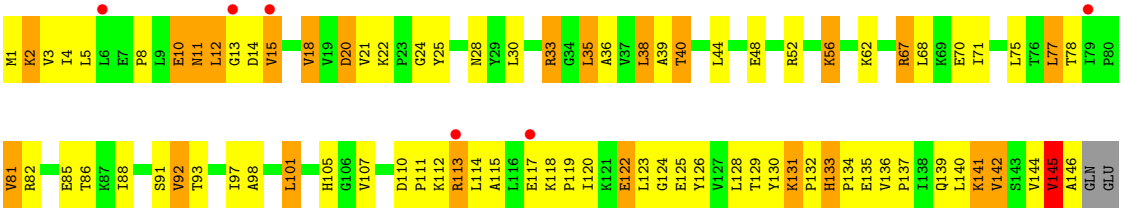

• Molecule 33: 50S ribosomal protein L13

Chain RN:

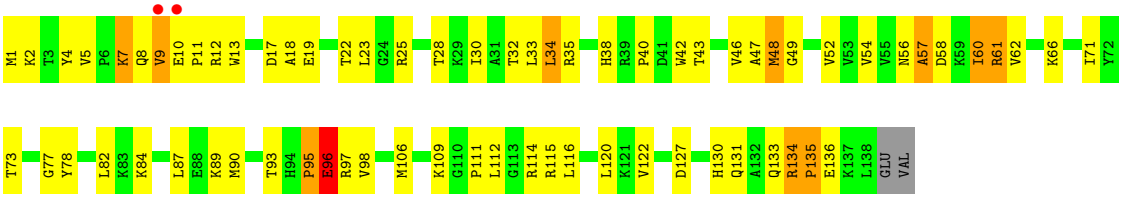

• Molecule 33: 50S ribosomal protein L13

Chain YN:

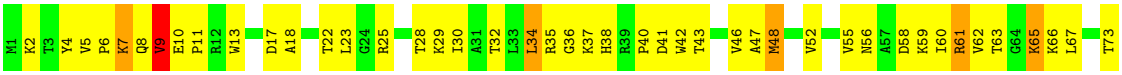

• Molecule 34: 50S ribosomal protein L14

Chain RO:

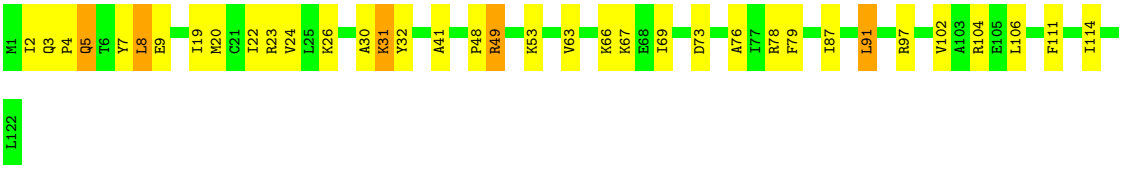

• Molecule 34: 50S ribosomal protein L14

Chain YO:

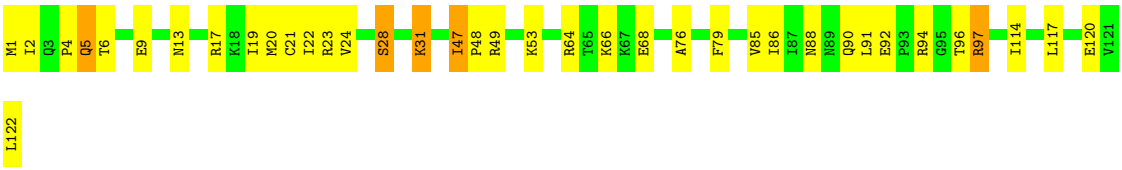

• Molecule 35: 50S ribosomal protein L15

Chain RP:

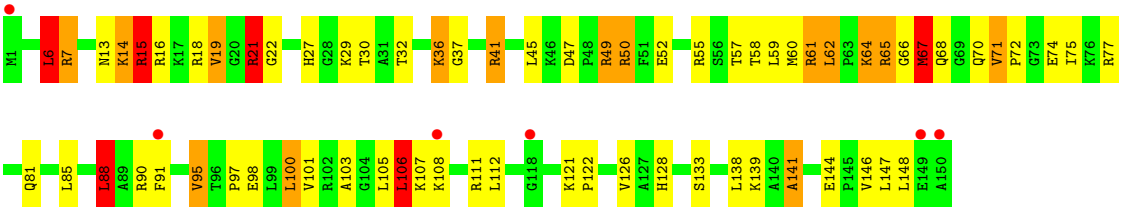

• Molecule 35: 50S ribosomal protein L15

Chain YP:

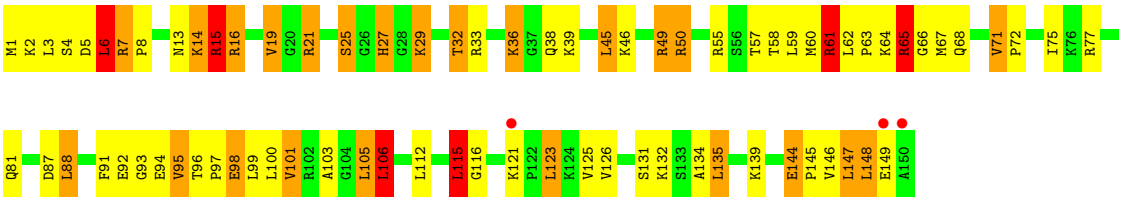

• Molecule 36: 50S ribosomal protein L16

Chain RQ:

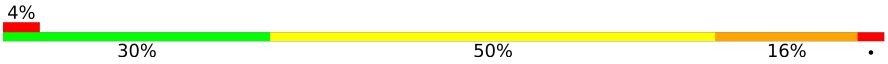

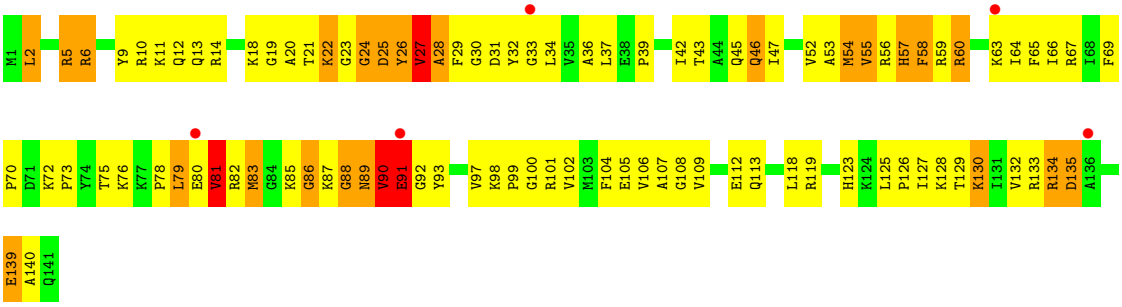

- Molecule 36: 50S ribosomal protein L16

Chain YQ:

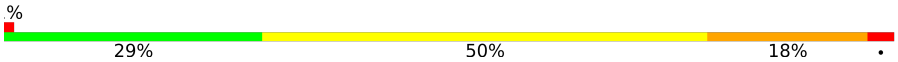

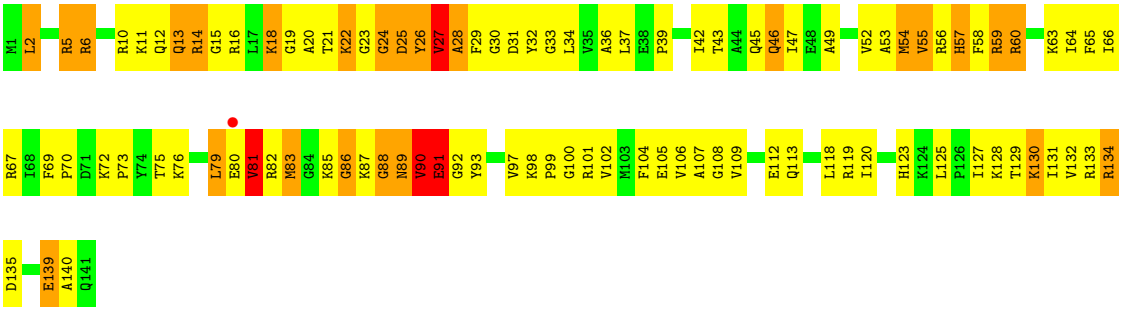

- Molecule 37: 50S ribosomal protein L17

Chain RR:

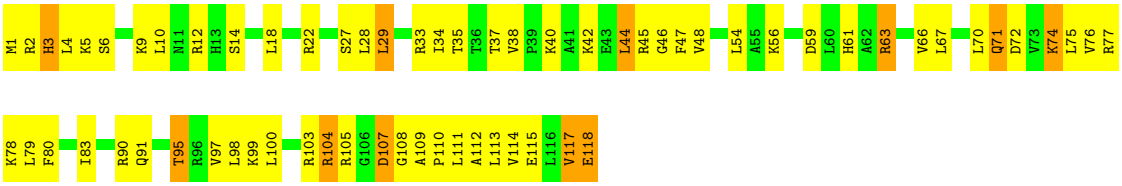

- Molecule 37: 50S ribosomal protein L17

Chain YR:

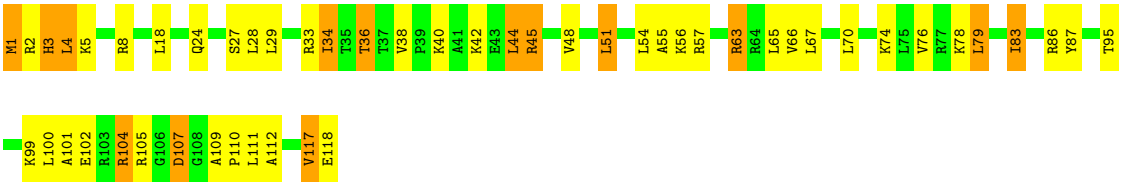

- Molecule 38: 50S ribosomal protein L18

Chain RS:

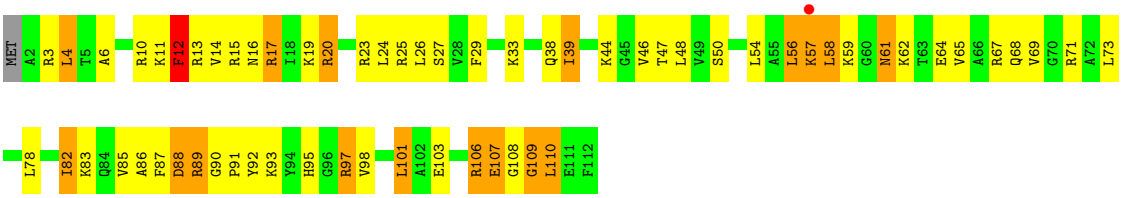

• Molecule 38: 50S ribosomal protein L18

Chain YS:

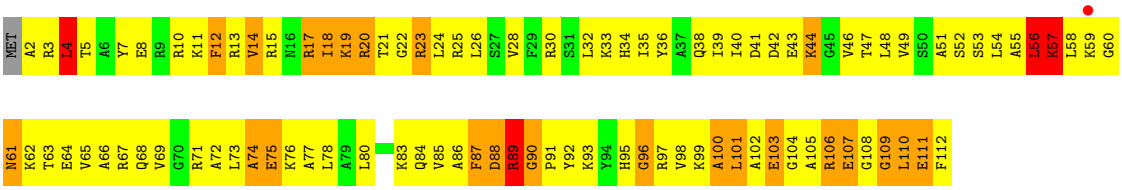

• Molecule 39: 50S ribosomal protein L19

Chain RT:

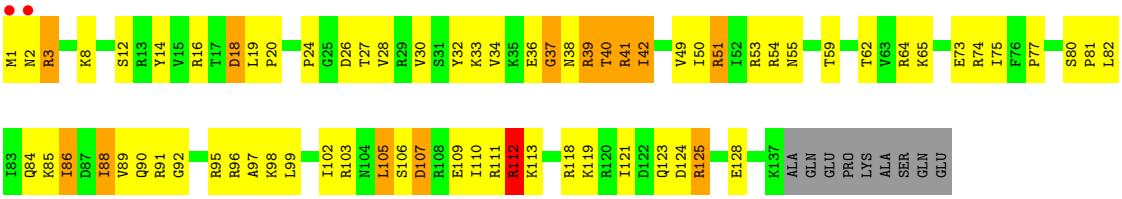

• Molecule 39: 50S ribosomal protein L19

Chain YT:

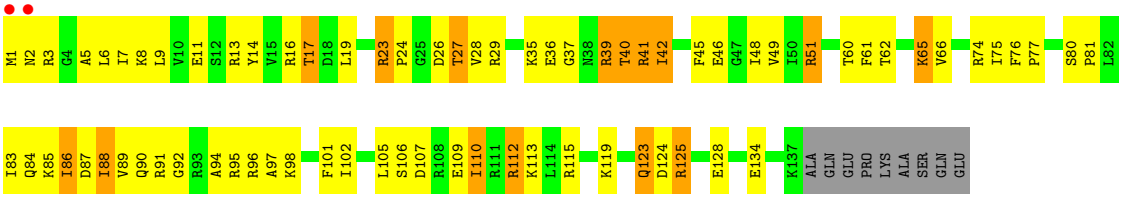

• Molecule 40: 50S ribosomal protein L20

Chain RU:

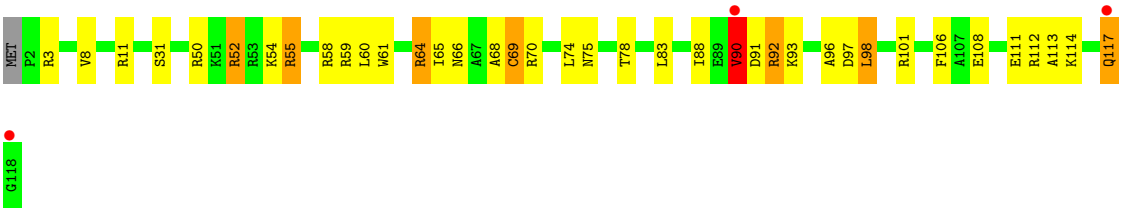

• Molecule 40: 50S ribosomal protein L20

Chain YU:

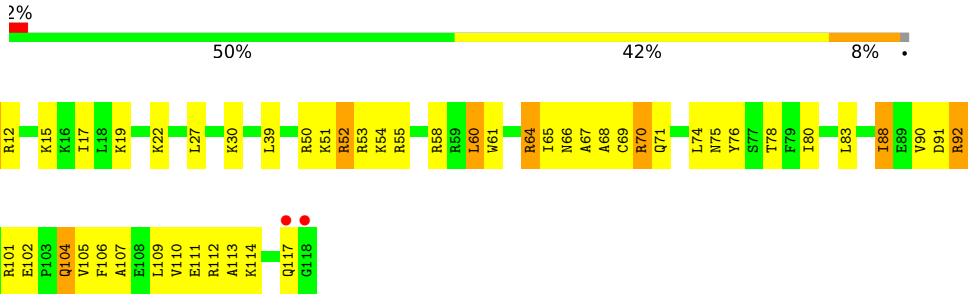

- Molecule 41: 50S ribosomal protein L21

Chain RV:

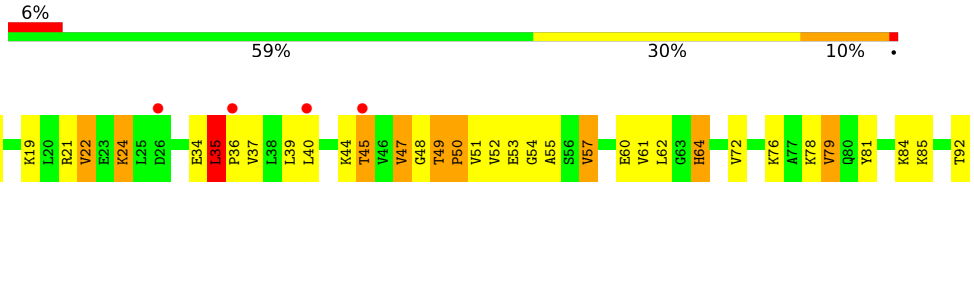

- Molecule 41: 50S ribosomal protein L21

Chain YV:

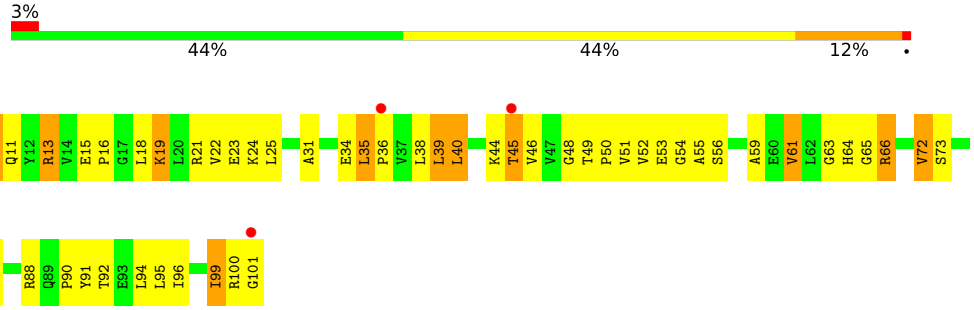

- Molecule 42: 50S ribosomal protein L22

Chain RW:

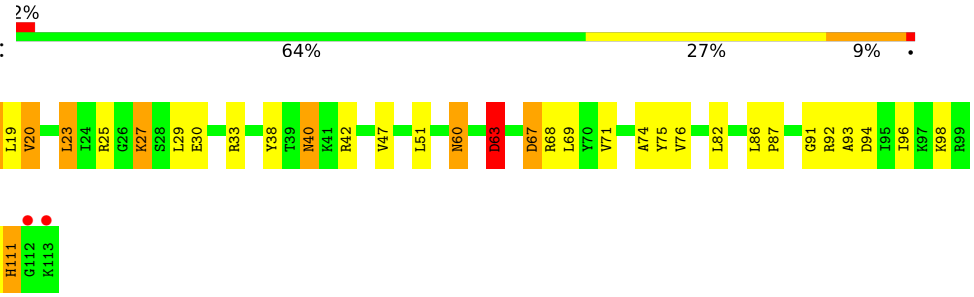

- Molecule 42: 50S ribosomal protein L22

Chain YW:

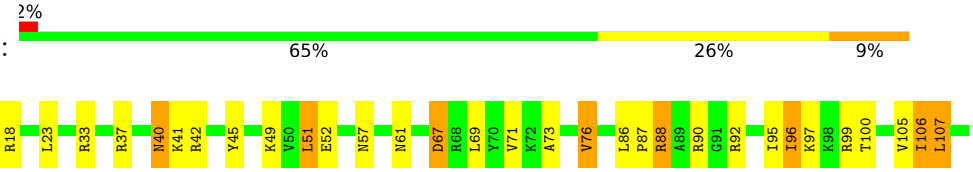

• Molecule 43: 50S ribosomal protein L23

Chain RX:

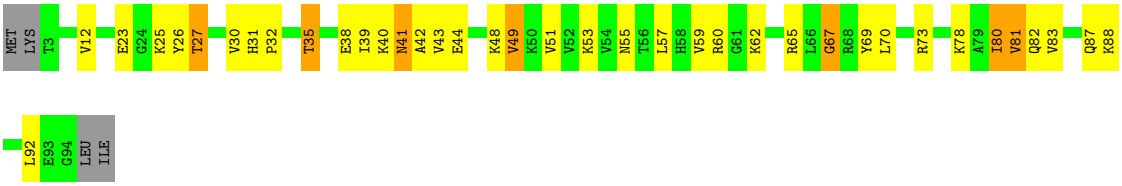

• Molecule 43: 50S ribosomal protein L23

Chain YX:

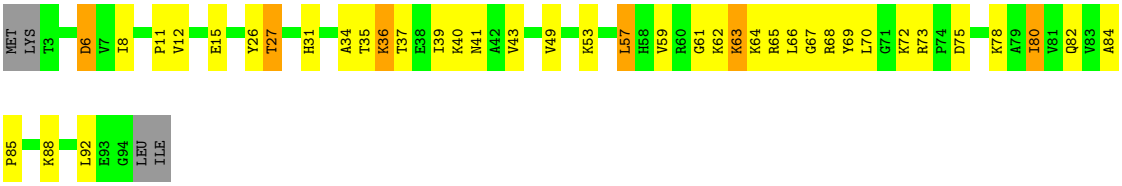

• Molecule 44: 50S ribosomal protein L24

Chain RY:

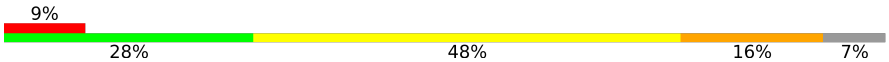

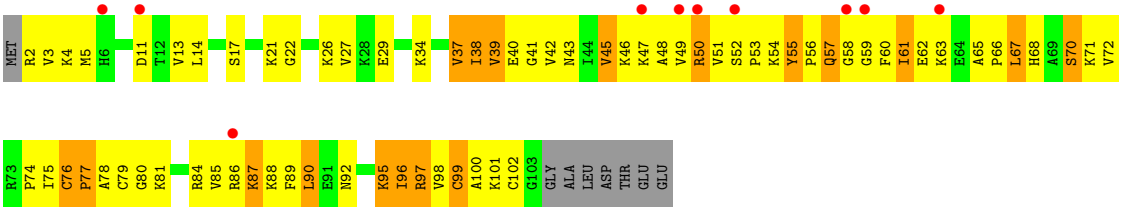

• Molecule 44: 50S ribosomal protein L24

Chain YY:

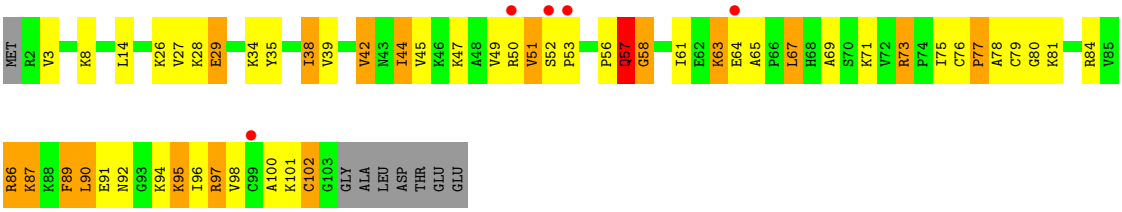

• Molecule 45: 50S ribosomal protein L25

Chain RZ:

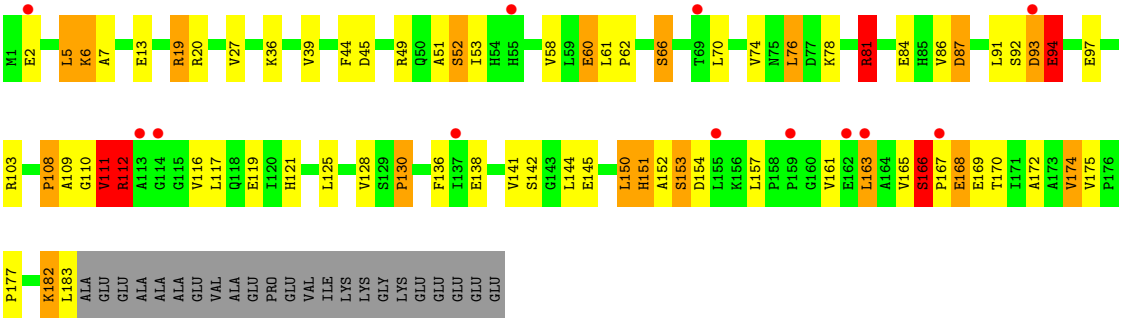

- Molecule 45: 50S ribosomal protein L25

Chain YZ:

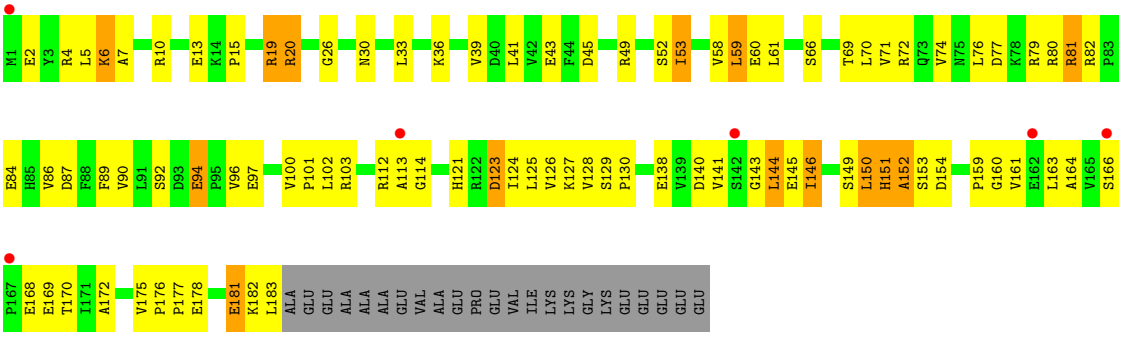

- Molecule 46: 50S ribosomal protein L27

Chain R0:

- Molecule 46: 50S ribosomal protein L27

Chain Y0:

- Molecule 47: 50S ribosomal protein L28

Chain R1:

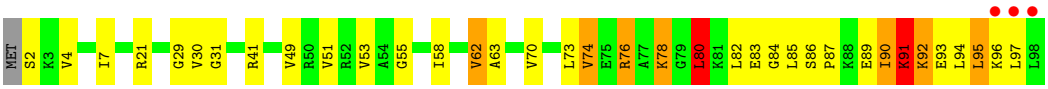

- Molecule 47: 50S ribosomal protein L28

Chain Y1:

• Molecule 48: 50S ribosomal protein L29

Chain R2:

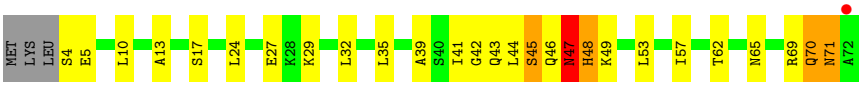

• Molecule 48: 50S ribosomal protein L29

Chain Y2:

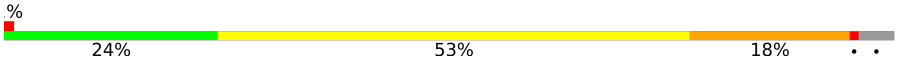

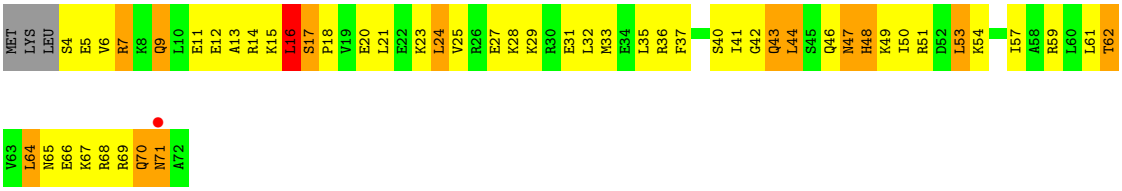

• Molecule 49: 50S ribosomal protein L30

Chain R3:

• Molecule 49: 50S ribosomal protein L30

Chain Y3:

• Molecule 50: 50S ribosomal protein L31

Chain R4:

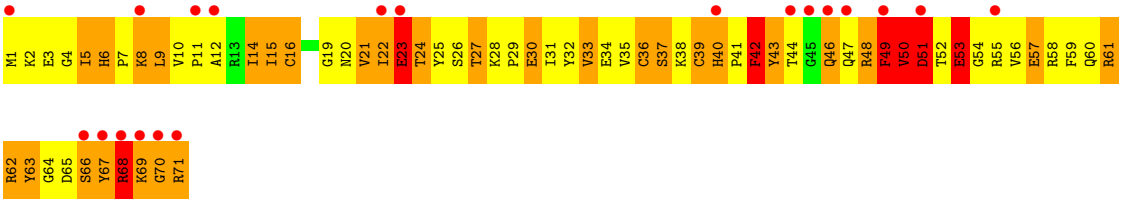

• Molecule 50: 50S ribosomal protein L31

Chain Y4:

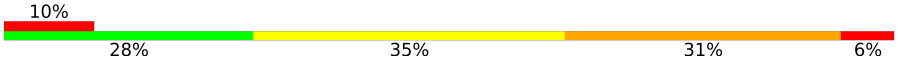

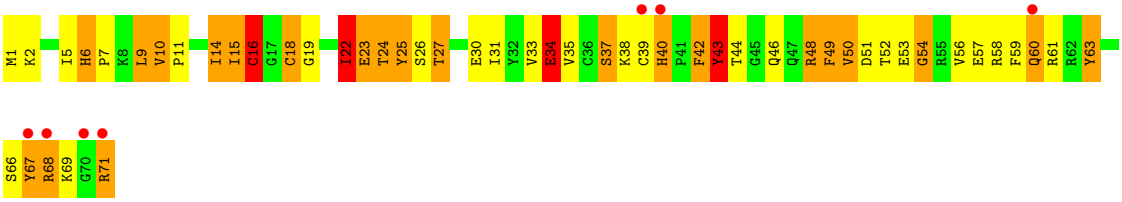

• Molecule 51: 50S ribosomal protein L32

Chain R5:

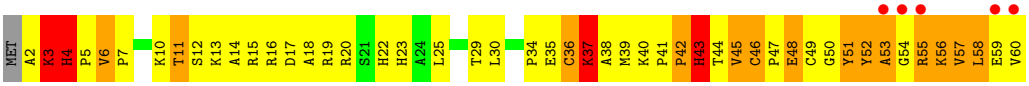

• Molecule 51: 50S ribosomal protein L32

Chain Y5:

• Molecule 52: 50S ribosomal protein L33

Chain R6:

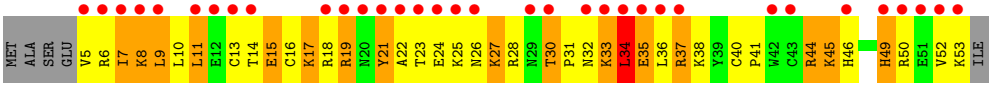

• Molecule 52: 50S ribosomal protein L33

Chain Y6:

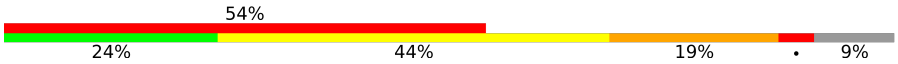

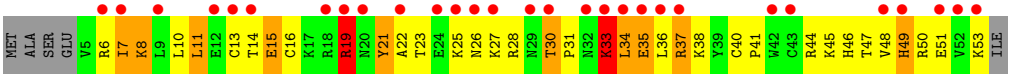

• Molecule 53: 50S ribosomal protein L34

Chain R7:

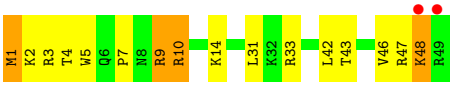

• Molecule 53: 50S ribosomal protein L34

Chain Y7:

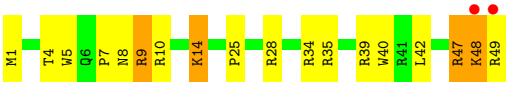

• Molecule 54: 50S ribosomal protein L35

Chain R8:

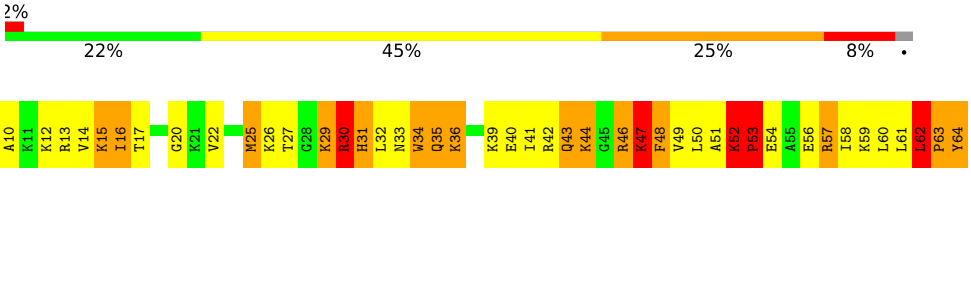

• Molecule 54: 50S ribosomal protein L35

Chain Y8:

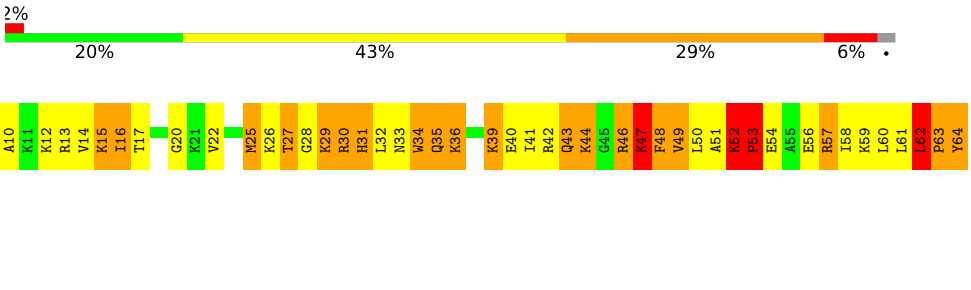

• Molecule 55: 50S ribosomal protein L36

Chain R9:

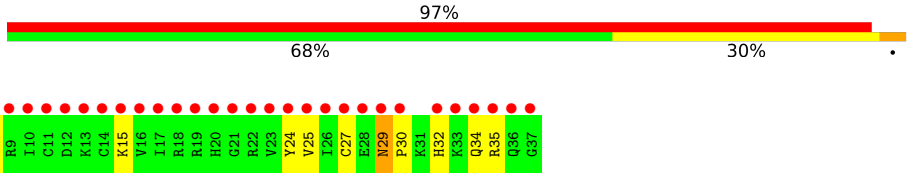

• Molecule 55: 50S ribosomal protein L36

Chain Y9:

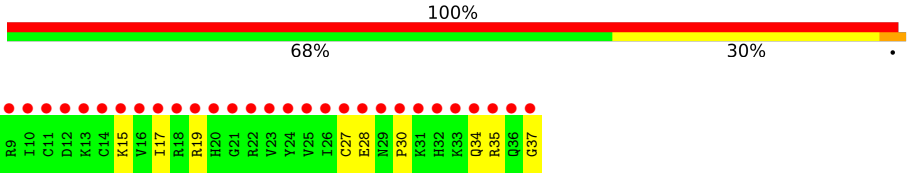

• Molecule 56: CC-Puro

Chain Z5:

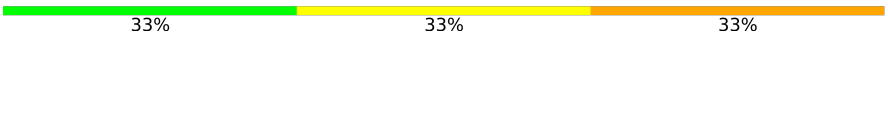

• Molecule 56: CC-Puro

Chain Z6:

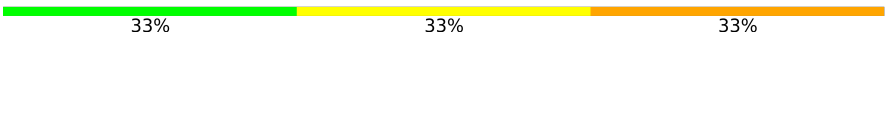

4 Data and refinement statistics (i)

Property	Value	Source
Space group	P 21 21 21	Depositor
Cell constants a, b, c, α, β, γ	208.98Å 448.71Å 621.01Å 90.00° 90.00° 90.00°	Depositor
Resolution (Å)	68.59 – 3.60 68.59 – 3.40	Depositor EDS
% Data completeness (in resolution range)	98.2 (68.59-3.60) 98.4 (68.59-3.40)	Depositor EDS
R_{merge}	0.26	Depositor
R_{sym}	(Not available)	Depositor
$< I/\sigma(I) >$ [1]	1.46 (at 3.41Å)	Xtriage
Refinement program	PHENIX (phenix.refine: 1.8.3_1479)	Depositor
R, R_{free}	0.207 , 0.252 0.209 , 0.252	Depositor DCC
R_{free} test set	35866 reflections (4.60%)	wwPDB-VP
Wilson B-factor (Å^2)	80.8	Xtriage
Anisotropy	0.237	Xtriage
Bulk solvent k_{sol}(e/Å^3), B_{sol}(Å^2)	0.29 , 82.3	EDS
L-test for twinning[2]	$< \|L\| > = 0.42$, $< L^2 > = 0.24$	Xtriage
Estimated twinning fraction	No twinning to report.	Xtriage
F_o,F_c correlation	0.91	EDS
Total number of atoms	292311	wwPDB-VP
Average B, all atoms (Å^2)	83.0	wwPDB-VP

Xtriage's analysis on translational NCS is as follows: *The largest off-origin peak in the Patterson function is 1.70% of the height of the origin peak. No significant pseudotranslation is detected.*

[1]Intensities estimated from amplitudes.

[2]Theoretical values of $< |L| >$, $< L^2 >$ for acentric reflections are 0.5, 0.333 respectively for untwinned datasets, and 0.375, 0.2 for perfectly twinned datasets.

5 Model quality (i)

5.1 Standard geometry (i)

Bond lengths and bond angles in the following residue types are not validated in this section: MG, ZN, PAR, PPU

The Z score for a bond length (or angle) is the number of standard deviations the observed value is removed from the expected value. A bond length (or angle) with $|Z| > 5$ is considered an outlier worth inspection. RMSZ is the root-mean-square of all Z scores of the bond lengths (or angles).

Mol	Chain	Bond lengths		Bond angles	
		RMSZ	$\#\|Z\|>5$	RMSZ	$\#\|Z\|>5$
1	QA	0.42	0/36097	0.97	58/56339 (0.1%)
1	XA	0.45	0/36101	0.99	55/56346 (0.1%)
2	QB	0.31	0/1959	0.52	0/2642
2	XB	0.32	0/1959	0.54	0/2642
3	QC	0.32	0/1629	0.54	0/2195
3	XC	0.36	0/1629	0.56	0/2195
4	QD	0.26	0/1733	0.45	0/2318
4	XD	0.40	0/1733	0.59	0/2318
5	QE	0.39	1/1171 (0.1%)	0.61	1/1576 (0.1%)
5	XE	0.42	1/1171 (0.1%)	0.61	1/1576 (0.1%)
6	QF	0.38	0/856	0.55	0/1154
6	XF	0.39	0/856	0.58	0/1154
7	QG	0.33	0/1276	0.50	0/1709
7	XG	0.34	0/1276	0.51	0/1709
8	QH	0.34	0/1136	0.55	0/1527
8	XH	0.38	0/1136	0.58	0/1527
9	QI	0.31	0/1029	0.55	0/1379
9	XI	0.34	0/1029	0.58	0/1379
10	QJ	0.36	0/814	0.63	2/1095 (0.2%)
10	XJ	0.39	1/814 (0.1%)	0.63	1/1095 (0.1%)
11	QK	0.38	0/900	0.59	1/1213 (0.1%)
11	XK	0.39	0/900	0.58	0/1213
12	QL	0.49	1/991 (0.1%)	0.80	1/1327 (0.1%)
12	XL	0.49	0/991	0.83	3/1327 (0.2%)
13	QM	0.32	0/974	0.58	0/1303
13	XM	0.36	0/974	0.62	0/1303
14	QN	0.37	0/501	0.62	0/664
14	XN	0.42	0/501	0.66	0/664
15	QO	0.35	0/745	0.54	0/992
15	XO	0.39	0/745	0.54	0/992
16	QP	0.36	0/721	0.57	0/970
16	XP	0.35	0/721	0.57	0/970

Mol	Chain	Bond lengths		Bond angles	
		RMSZ	#|Z| >5	RMSZ	#|Z| >5
17	QQ	0.35	0/847	0.54	0/1131
17	XQ	0.35	0/847	0.54	0/1131
18	QR	0.35	0/579	0.64	1/768 (0.1%)
18	XR	0.37	0/579	0.59	0/768
19	QS	0.33	0/689	0.61	0/926
19	XS	0.38	0/689	0.69	1/926 (0.1%)
20	QT	0.36	0/765	0.64	0/1007
20	XT	0.37	1/765 (0.1%)	0.62	0/1007
21	QU	0.30	0/221	0.54	0/288
21	XU	0.31	0/221	0.61	0/288
22	QV	0.39	1/1836 (0.1%)	0.83	0/2859
22	XV	0.40	1/1836 (0.1%)	0.83	0/2859
23	QX	0.46	0/246	0.98	0/381
23	XX	0.81	0/246	1.23	2/381 (0.5%)
24	QY	0.35	0/358	0.83	0/556
24	XY	0.59	0/384	1.00	0/597
25	RA	0.39	0/69521	0.91	73/108529 (0.1%)
25	YA	0.42	4/69521 (0.0%)	0.93	99/108529 (0.1%)
26	RB	0.38	0/2878	0.98	9/4490 (0.2%)
26	YB	0.41	0/2878	1.03	15/4490 (0.3%)
27	RD	0.51	0/2165	0.70	0/2919
27	YD	0.56	0/2165	0.90	4/2919 (0.1%)
28	RE	0.52	0/1601	0.91	2/2160 (0.1%)
28	YE	0.52	0/1601	0.91	2/2160 (0.1%)
29	RF	0.30	0/1620	0.48	0/2194
29	YF	0.50	0/1620	0.76	0/2194
30	RG	0.31	0/1499	0.57	1/2016 (0.0%)
30	YG	0.40	0/1499	0.60	0/2016
31	RH	0.45	0/1332	0.85	3/1802 (0.2%)
31	YH	0.45	0/1332	0.85	3/1802 (0.2%)
32	RI	0.27	0/1151	0.55	0/1558
32	YI	0.33	1/1151 (0.1%)	0.56	0/1558
33	RN	0.41	0/1131	0.62	0/1525
33	YN	0.43	0/1131	0.63	0/1525
34	RO	0.41	0/943	0.62	1/1269 (0.1%)
34	YO	0.49	0/943	0.65	0/1269
35	RP	0.28	0/1162	0.60	1/1544 (0.1%)
35	YP	0.32	0/1162	0.64	0/1544
36	RQ	0.54	0/1143	0.91	3/1527 (0.2%)
36	YQ	0.54	0/1143	0.89	3/1527 (0.2%)
37	RR	0.42	0/982	0.69	0/1312
37	YR	0.44	0/982	0.73	0/1312
38	RS	0.36	0/892	0.64	0/1187

Mol	Chain	Bond lengths		Bond angles	
		RMSZ	#|Z| >5	RMSZ	#|Z| >5
38	YS	0.46	0/892	0.83	1/1187 (0.1%)
39	RT	0.42	0/1155	0.63	0/1542
39	YT	0.43	0/1155	0.66	0/1542
40	RU	0.39	0/982	0.65	0/1306
40	YU	0.51	0/982	0.70	0/1306
41	RV	0.38	0/790	0.61	1/1057 (0.1%)
41	YV	0.45	0/790	0.73	1/1057 (0.1%)
42	RW	0.49	0/911	0.67	0/1220
42	YW	0.45	0/911	0.68	0/1220
43	RX	0.47	0/739	0.62	0/993
43	YX	0.48	0/739	0.65	0/993
44	RY	0.44	0/798	0.68	0/1064
44	YY	0.46	0/798	0.69	0/1064
45	RZ	0.29	0/1493	0.52	0/2026
45	YZ	0.29	0/1493	0.55	0/2026
46	R0	0.46	0/657	0.67	0/874
46	Y0	0.48	0/657	0.69	0/874
47	R1	0.44	0/770	0.66	0/1022
47	Y1	0.46	0/770	0.69	0/1022
48	R2	0.38	0/583	0.63	0/771
48	Y2	0.50	0/583	0.89	2/771 (0.3%)
49	R3	0.35	0/474	0.57	0/635
49	Y3	0.41	0/474	0.59	0/635
50	R4	0.39	0/594	0.78	1/795 (0.1%)
50	Y4	0.37	0/594	0.68	0/795
51	R5	0.51	0/473	0.74	0/639
51	Y5	0.49	0/468	0.72	0/632
52	R6	0.35	0/431	0.69	0/575
52	Y6	0.37	0/431	0.67	0/575
53	R7	0.49	0/438	0.67	0/575
53	Y7	0.56	0/438	0.71	0/575
54	R8	0.63	0/525	0.94	1/691 (0.1%)
54	Y8	0.62	0/525	0.93	1/691 (0.1%)
55	R9	0.26	0/310	0.45	0/407
55	Y9	0.32	0/310	0.48	0/407
56	Z5	0.78	0/40	1.81	1/60 (1.7%)
56	Z6	0.78	0/40	1.79	1/60 (1.7%)
All	All	0.41	12/316537 (0.0%)	0.88	356/473247 (0.1%)

All (12) bond length outliers are listed below:

Continued on next page...

Continued from previous page...

Mol	Chain	Res	Type	Atoms	Z	Observed(Å)	Ideal(Å)

Mol	Chain	Res	Type	Atoms	Z	Observed(Å)	Ideal(Å)
22	QV	0	C	OP3-P	-10.57	1.48	1.61
22	XV	0	C	OP3-P	-10.53	1.48	1.61
32	YI	145	VAL	C-N	5.83	1.47	1.34
25	YA	1142(A)	A	N9-C4	-5.66	1.34	1.37
25	YA	1021	A	N9-C4	-5.60	1.34	1.37
25	YA	783	A	N9-C4	-5.56	1.34	1.37
5	XE	69	VAL	C-N	-5.46	1.23	1.34
12	QL	48	PRO	N-CD	5.45	1.55	1.47
20	XT	50	GLU	C-N	5.27	1.46	1.34
5	QE	70	PRO	N-CD	5.24	1.55	1.47
10	XJ	53	PRO	N-CD	5.15	1.55	1.47
25	YA	528	A	N9-C4	-5.02	1.34	1.37

All (356) bond angle outliers are listed below:

Mol	Chain	Res	Type	Atoms	Z	Observed(^{o})	Ideal(^{o})
1	QA	1495	U	N1-C2-O2	10.26	129.99	122.80
28	YE	21	VAL	C-N-CD	-10.10	98.38	120.60
28	RE	21	VAL	C-N-CD	-10.08	98.42	120.60
26	YB	81	G	C5-C6-O6	-9.56	122.86	128.60
1	XA	1495	U	N1-C2-O2	9.41	129.39	122.80
25	RA	2614	A	C6-N1-C2	-9.23	113.06	118.60
1	QA	1495	U	N3-C2-O2	-8.99	115.91	122.20
48	Y2	17	SER	C-N-CD	-8.83	101.18	120.60
26	RB	95	U	C5-C4-O4	8.79	131.17	125.90
36	YQ	81	VAL	CB-CA-C	-8.71	94.86	111.40
36	RQ	81	VAL	CB-CA-C	-8.61	95.03	111.40
25	YA	1950	G	C4-N9-C1'	8.48	137.52	126.50
26	YB	95	U	C5-C4-O4	8.31	130.89	125.90
1	QA	1158	C	N1-C2-O2	8.30	123.88	118.90
1	QA	49	U	C5-C4-O4	8.29	130.87	125.90
1	XA	792	A	O4'-C1'-N9	8.25	114.80	108.20
26	RB	81	G	C5-C6-O6	-8.24	123.66	128.60
26	YB	81	G	N3-C4-N9	8.18	130.91	126.00
25	YA	807	U	C2-N3-C4	-8.08	122.16	127.00
26	YB	81	G	C6-C5-N7	-7.95	125.63	130.40
25	YA	1950	G	O4'-C1'-N9	7.84	114.47	108.20
25	YA	673	C	C2-N3-C4	-7.81	116.00	119.90
25	RA	103	A	N1-C6-N6	7.71	123.22	118.60
25	RA	807	U	C2-N3-C4	-7.67	122.40	127.00

Continued on next page...

Continued from previous page...

Mol	Chain	Res	Type	Atoms	Z	Observed(^{o})	Ideal(^{o})
25	YA	2051	A	C2-N3-C4	-7.63	106.78	110.60
1	XA	1054	C	N3-C4-N4	-7.60	112.68	118.00
1	QA	1158	C	C2-N1-C1'	7.59	127.15	118.80
26	YB	81	G	C4-N9-C1'	7.58	136.35	126.50
25	YA	103	A	N1-C6-N6	7.58	123.15	118.60
1	XA	1495	U	N3-C2-O2	-7.55	116.92	122.20
25	RA	783	A	C5-N7-C8	-7.52	100.14	103.90
25	YA	783	A	C5-N7-C8	-7.49	100.15	103.90
1	XA	1158	C	C2-N1-C1'	7.46	127.00	118.80
1	XA	328	C	C2-N1-C1'	7.42	126.96	118.80
1	QA	189	U	P-O3'-C3'	7.33	128.49	119.70
25	RA	828	U	N3-C2-O2	-7.28	117.11	122.20
25	YA	528	A	C2-N3-C4	-7.13	107.04	110.60
36	YQ	81	VAL	N-CA-C	7.04	130.02	111.00
1	XA	812	C	P-O3'-C3'	7.04	128.15	119.70
25	YA	2595	G	C2-N3-C4	-7.03	108.39	111.90
36	RQ	81	VAL	N-CA-C	7.02	129.95	111.00
26	RB	76	G	N3-C2-N2	-7.01	114.99	119.90
1	QA	365	U	C5-C4-O4	6.99	130.09	125.90
25	YA	2053	G	C5-N7-C8	-6.97	100.82	104.30
25	YA	1950	G	C8-N9-C1'	-6.96	117.95	127.00
1	XA	1054	C	N3-C2-O2	-6.93	117.05	121.90
26	YB	81	G	C8-N9-C1'	-6.88	118.05	127.00
1	QA	1158	C	N3-C2-O2	-6.85	117.11	121.90
5	QE	69	VAL	C-N-CD	6.83	142.74	128.40
56	Z5	74	C	N1-C2-O2	6.77	122.96	118.90
25	YA	1786	A	N7-C8-N9	6.72	117.16	113.80
56	Z6	74	C	N1-C2-O2	6.72	122.93	118.90
25	RA	673	C	C2-N3-C4	-6.71	116.55	119.90
1	XA	1406	U	C2-N3-C4	-6.71	122.97	127.00
25	RA	2287	A	C5-N7-C8	-6.68	100.56	103.90
25	RA	1931	U	N3-C2-O2	-6.66	117.54	122.20
25	RA	828	U	N1-C2-O2	6.65	127.45	122.80
1	XA	1158	C	N1-C2-O2	6.64	122.89	118.90
1	XA	1406	U	N1-C2-N3	6.63	118.88	114.90
25	RA	2335	A	O4'-C1'-N9	6.61	113.48	108.20
1	QA	328	C	C2-N1-C1'	6.60	126.06	118.80
1	QA	49	U	N3-C4-O4	-6.60	114.78	119.40
26	RB	81	G	N3-C4-N9	6.58	129.95	126.00
27	YD	131	LEU	CA-CB-CG	6.56	130.38	115.30
25	RA	2598	A	N1-C6-N6	6.54	122.53	118.60
1	XA	529	G	N1-C6-O6	6.54	123.83	119.90

Continued on next page...

Continued from previous page...

Mol	Chain	Res	Type	Atoms	Z	Observed(^{o})	Ideal(^{o})
25	YA	906	G	C5-C6-O6	6.53	132.52	128.60
25	YA	49	A	C5-N7-C8	-6.52	100.64	103.90
25	YA	83	G	C2-N3-C4	-6.52	108.64	111.90
11	QK	102	GLY	N-CA-C	-6.52	96.81	113.10
1	XA	1158	C	C6-N1-C2	-6.50	117.70	120.30
1	QA	383	A	N1-C6-N6	6.41	122.45	118.60
1	QA	1065	U	P-O3'-C3'	6.39	127.38	119.70
1	XA	1302	U	C2-N1-C1'	6.39	125.37	117.70
26	YB	76	G	N3-C2-N2	-6.39	115.43	119.90
1	XA	1200	C	C3'-C2'-C1'	6.38	106.60	101.50
1	XA	1495	U	C2-N1-C1'	6.36	125.33	117.70
25	RA	2378	A	N1-C6-N6	6.35	122.41	118.60
25	RA	1130	U	P-O3'-C3'	6.34	127.31	119.70
25	YA	1899	G	N3-C2-N2	6.32	124.32	119.90
25	YA	1313	U	C2-N1-C1'	6.30	125.26	117.70
26	RB	76	G	C6-N1-C2	-6.29	121.32	125.10
25	YA	1535	U	C2-N1-C1'	6.28	125.23	117.70
10	QJ	59	SER	O-C-N	6.27	132.74	122.70
26	YB	81	G	C4-C5-N7	6.24	113.30	110.80
25	YA	1142(A)	A	C5-N7-C8	-6.22	100.79	103.90
25	YA	2598	A	N1-C6-N6	6.21	122.33	118.60
1	QA	1495	U	C2-N1-C1'	6.19	125.12	117.70
25	RA	1899	G	N3-C2-N2	6.17	124.22	119.90
25	YA	2712(A)	A	N7-C8-N9	6.17	116.89	113.80
25	YA	1190	G	C5-N7-C8	-6.15	101.22	104.30
1	QA	20	U	C5-C4-O4	6.15	129.59	125.90
25	YA	2447	G	C6-N1-C2	-6.12	121.43	125.10
1	QA	1436	U	C5-C4-O4	-6.12	122.23	125.90
26	YB	81	G	C6-N1-C2	-6.09	121.44	125.10
25	YA	783	A	C4-C5-N7	6.09	113.75	110.70
26	YB	76	G	C6-N1-C2	-6.09	121.45	125.10
1	XA	328	C	C6-N1-C2	-6.06	117.88	120.30
1	QA	701	C	P-O3'-C3'	6.05	126.96	119.70
25	RA	1914	C	C2-N1-C1'	6.03	125.43	118.80
27	YD	240	ALA	C-N-CD	6.02	141.05	128.40
25	YA	1312	U	C5-C4-O4	6.01	129.51	125.90
1	XA	690	G	O4'-C1'-N9	6.01	113.01	108.20
25	RA	1359	A	N1-C6-N6	6.00	122.20	118.60
1	XA	1465	C	C2-N3-C4	-6.00	116.90	119.90
25	RA	2614	A	N1-C2-N3	5.99	132.30	129.30
26	YB	81	G	N3-C4-C5	-5.98	125.61	128.60
30	RG	34	LEU	CA-CB-CG	5.98	129.06	115.30

Continued on next page...

Continued from previous page...

Mol	Chain	Res	Type	Atoms	Z	Observed(^{o})	Ideal(^{o})
25	RA	1632	A	N1-C6-N6	5.97	122.18	118.60
1	XA	1495	U	C5-C6-N1	5.96	125.68	122.70
25	RA	783	A	N7-C8-N9	5.95	116.77	113.80
1	XA	1436	U	C2-N3-C4	-5.94	123.44	127.00
41	YV	35	LEU	CA-CB-CG	5.94	128.96	115.30
25	YA	2031	A	O4'-C1'-N9	5.94	112.95	108.20
1	XA	532	A	P-O3'-C3'	5.94	126.83	119.70
25	RA	2689	U	P-O3'-C3'	5.93	126.82	119.70
1	QA	1065	U	OP2-P-O3'	5.93	118.24	105.20
25	RA	2430	A	N1-C2-N3	5.92	132.26	129.30
31	YH	125	VAL	C-N-CD	-5.89	107.64	120.60
31	RH	125	VAL	C-N-CD	-5.89	107.64	120.60
25	YA	1535	U	N1-C2-O2	5.88	126.92	122.80
12	XL	119	LYS	N-CA-C	-5.87	95.14	111.00
25	YA	49	A	N7-C8-N9	5.87	116.73	113.80
25	RA	1535	U	C2-N1-C1'	5.87	124.74	117.70
12	QL	119	LYS	N-CA-C	-5.85	95.22	111.00
1	XA	1158	C	N3-C2-O2	-5.84	117.81	121.90
1	XA	827	U	N3-C2-O2	-5.84	118.11	122.20
26	YB	81	G	N1-C6-O6	5.84	123.41	119.90
1	QA	812	C	P-O3'-C3'	5.84	126.70	119.70
25	YA	1950	G	N3-C2-N2	5.83	123.98	119.90
25	RA	2702	U	C5-C6-N1	5.83	125.62	122.70
25	YA	1899	G	N1-C2-N2	-5.83	110.95	116.20
1	XA	1054	C	C5-C4-N4	5.83	124.28	120.20
28	RE	58	ARG	N-CA-C	-5.83	95.27	111.00
28	YE	58	ARG	N-CA-C	-5.82	95.28	111.00
1	XA	1055	A	C8-N9-C4	-5.78	103.49	105.80
25	RA	1786	A	N7-C8-N9	5.77	116.69	113.80
10	QJ	59	SER	CA-C-N	-5.77	104.50	117.20
1	QA	1502	A	C6-C5-N7	-5.77	128.26	132.30
25	RA	2614	A	C5-C6-N1	5.76	120.58	117.70
12	XL	47	LYS	C-N-CD	5.76	140.50	128.40
48	Y2	16	LEU	N-CA-C	-5.76	95.45	111.00
25	RA	2726	U	C2-N1-C1'	5.75	124.60	117.70
12	XL	48	PRO	CA-N-CD	-5.75	103.45	111.50
1	QA	687	A	P-O3'-C3'	5.74	126.59	119.70
25	RA	2318	G	O4'-C1'-N9	5.73	112.78	108.20
1	XA	1305	G	C2-N3-C4	-5.71	109.05	111.90
1	QA	328	C	N1-C2-O2	5.70	122.32	118.90
25	RA	2702	U	C2-N1-C1'	5.69	124.53	117.70
1	QA	1528	U	P-O3'-C3'	5.69	126.53	119.70

Continued on next page...

Continued from previous page...

Mol	Chain	Res	Type	Atoms	Z	Observed(^{o})	Ideal(^{o})
1	QA	690	G	O4'-C1'-N9	5.69	112.75	108.20
25	YA	1950	G	C6-C5-N7	-5.69	126.99	130.40
25	RA	1899	G	N1-C2-N2	-5.68	111.08	116.20
1	XA	31	G	P-O3'-C3'	5.68	126.52	119.70
26	RB	81	G	C6-N1-C2	-5.68	121.69	125.10
25	RA	828	U	C2-N1-C1'	5.67	124.50	117.70
25	YA	103	A	C4-C5-C6	5.67	119.83	117.00
25	YA	1411	C	N1-C2-O2	5.66	122.30	118.90
25	YA	1141	U	N1-C2-N3	5.66	118.30	114.90
25	YA	1019	U	C2-N3-C4	-5.66	123.61	127.00
25	YA	1936	A	C6-C5-N7	-5.66	128.34	132.30
10	XJ	52	GLY	C-N-CD	5.65	140.27	128.40
25	YA	2447	G	C8-N9-C4	-5.65	104.14	106.40
25	RA	404	C	P-O3'-C3'	5.65	126.48	119.70
23	XX	18	G	N3-C2-N2	-5.65	115.94	119.90
25	YA	828	U	C2-N1-C1'	5.64	124.47	117.70
1	QA	1297	C	P-O3'-C3'	5.64	126.47	119.70
25	YA	1950	G	N7-C8-N9	5.64	115.92	113.10
25	RA	1313	U	C2-N1-C1'	5.63	124.46	117.70
25	YA	1130	U	P-O3'-C3'	5.62	126.44	119.70
1	QA	1465	C	C2-N3-C4	-5.61	117.09	119.90
25	YA	271(B)	G	P-O3'-C3'	5.61	126.44	119.70
1	QA	1301	U	C2-N1-C1'	5.60	124.42	117.70
1	XA	328	C	N1-C2-O2	5.60	122.26	118.90
25	YA	2287	A	C5-N7-C8	-5.59	101.10	103.90
25	YA	2832	U	P-O3'-C3'	5.58	126.40	119.70
25	RA	229	A	OP2-P-O3'	5.57	117.46	105.20
50	R4	39	CYS	N-CA-C	-5.57	95.95	111.00
1	XA	1406	U	N3-C2-O2	-5.57	118.30	122.20
25	YA	1694	C	P-O3'-C3'	5.56	126.38	119.70
1	XA	792	A	N1-C6-N6	5.55	121.93	118.60
25	YA	2447	G	C5-C6-N1	5.55	114.27	111.50
25	YA	1558	A	P-O3'-C3'	5.55	126.36	119.70
25	RA	2688	U	N3-C2-O2	-5.54	118.32	122.20
25	YA	637	A	P-O3'-C3'	5.54	126.35	119.70
26	YB	89(A)	A	N1-C6-N6	5.54	121.92	118.60
25	YA	1535	U	N3-C2-O2	-5.54	118.33	122.20
1	QA	31	G	P-O3'-C3'	5.53	126.34	119.70
25	YA	1141	U	O4'-C1'-N1	5.53	112.62	108.20
1	QA	993	G	C4-N9-C1'	5.52	133.68	126.50
25	YA	1992	G	P-O3'-C3'	5.52	126.33	119.70
25	YA	1313	U	N1-C2-O2	5.52	126.66	122.80

Continued on next page...

Continued from previous page...

Mol	Chain	Res	Type	Atoms	Z	Observed(^{o})	Ideal(^{o})
26	YB	81	G	O4'-C1'-N9	5.50	112.60	108.20
25	YA	856	C	C6-N1-C2	-5.50	118.10	120.30
1	QA	993	G	N3-C4-N9	5.49	129.30	126.00
25	YA	222	A	P-O3'-C3'	5.49	126.29	119.70
1	QA	243	A	P-O3'-C3'	5.49	126.28	119.70
25	YA	2053	G	C4-C5-N7	5.49	113.00	110.80
1	XA	1332	A	N1-C6-N6	5.48	121.89	118.60
25	YA	1786	A	C5-N7-C8	-5.48	101.16	103.90
25	YA	1950	G	N3-C4-N9	5.48	129.29	126.00
25	RA	2595	G	C2-N3-C4	-5.48	109.16	111.90
31	RH	127	GLU	N-CA-C	-5.47	96.22	111.00
31	YH	127	GLU	N-CA-C	-5.47	96.22	111.00
27	YD	251	GLY	N-CA-C	5.46	126.75	113.10
1	XA	428	G	N3-C4-C5	5.46	131.33	128.60
25	YA	1021	A	C5-N7-C8	-5.46	101.17	103.90
1	XA	690	G	C8-N9-C4	-5.46	104.22	106.40
25	YA	265	A	O4'-C1'-N9	5.46	112.56	108.20
25	YA	330	A	C2-N3-C4	-5.45	107.87	110.60
25	RA	1931	U	N1-C2-O2	5.45	126.61	122.80
25	YA	120	U	C5-C4-O4	5.44	129.16	125.90
1	QA	1301	U	N3-C2-O2	-5.44	118.39	122.20
25	RA	103	A	C6-C5-N7	-5.43	128.50	132.30
25	YA	1653	G	C4-N9-C1'	5.42	133.54	126.50
25	RA	242	G	P-O3'-C3'	5.40	126.18	119.70
1	XA	991	U	C5-C6-N1	5.40	125.40	122.70
25	YA	503	A	P-O3'-C3'	5.40	126.18	119.70
1	QA	1301	U	N1-C2-O2	5.40	126.58	122.80
25	RA	2712	U	N3-C2-O2	-5.40	118.42	122.20
1	QA	1406	U	C2-N3-C4	-5.40	123.76	127.00
25	RA	1992	G	P-O3'-C3'	5.39	126.17	119.70
25	YA	2439	A	P-O3'-C3'	5.39	126.17	119.70
1	QA	328	C	P-O3'-C3'	5.39	126.17	119.70
25	YA	1936	A	C4-C5-C6	5.38	119.69	117.00
25	YA	1653	G	P-O3'-C3'	5.38	126.16	119.70
25	RA	1786	A	C5-N7-C8	-5.38	101.21	103.90
25	RA	2344	U	C2-N3-C4	-5.38	123.77	127.00
1	QA	484	G	P-O3'-C3'	5.37	126.14	119.70
25	YA	1142(A)	A	N3-C4-N9	-5.37	123.11	127.40
27	YD	111	LEU	CA-CB-CG	5.37	127.64	115.30
25	YA	1799	G	P-O3'-C3'	5.36	126.13	119.70
25	YA	1012	U	OP2-P-O3'	5.36	116.98	105.20
1	QA	1436	U	C2-N3-C4	-5.35	123.79	127.00

Continued on next page...

Continued from previous page...

Mol	Chain	Res	Type	Atoms	Z	Observed(^{o})	Ideal(^{o})
31	YH	100	GLY	N-CA-C	-5.35	99.72	113.10
1	XA	913	A	P-O3'-C3'	5.35	126.12	119.70
25	RA	2344	U	N1-C2-O2	-5.35	119.06	122.80
5	XE	69	VAL	O-C-N	5.35	131.26	121.10
1	XA	1502	A	C6-C5-N7	-5.34	128.56	132.30
1	XA	1201	A	N1-C6-N6	5.34	121.81	118.60
31	RH	100	GLY	N-CA-C	-5.34	99.76	113.10
25	RA	456	C	C2-N1-C1'	5.33	124.67	118.80
1	QA	1027	C	OP1-P-O3'	5.33	116.94	105.20
1	QA	993	G	C8-N9-C1'	-5.33	120.07	127.00
25	RA	271(B)	G	P-O3'-C3'	5.33	126.09	119.70
25	YA	530	G	N1-C6-O6	-5.33	116.70	119.90
25	RA	1558	A	P-O3'-C3'	5.32	126.09	119.70
25	RA	2447	G	C6-N1-C2	-5.32	121.91	125.10
1	XA	328	C	P-O3'-C3'	5.32	126.09	119.70
1	QA	189	U	OP1-P-O3'	5.32	116.90	105.20
25	YA	960	A	N1-C6-N6	5.32	121.79	118.60
54	Y8	36	LYS	N-CA-C	-5.32	96.64	111.00
25	YA	99	U	P-O3'-C3'	5.31	126.08	119.70
25	RA	103	A	C4-C5-C6	5.31	119.65	117.00
25	YA	1955	U	P-O3'-C3'	5.30	126.06	119.70
26	RB	81	G	C5-C6-N1	5.29	114.15	111.50
1	QA	1158	C	C6-N1-C1'	-5.29	114.45	120.80
1	XA	1301	U	C2-N1-C1'	5.28	124.04	117.70
1	QA	690	G	C8-N9-C4	-5.28	104.29	106.40
1	QA	1285	A	P-O3'-C3'	5.28	126.03	119.70
54	R8	36	LYS	N-CA-C	-5.27	96.76	111.00
25	RA	1694	C	P-O3'-C3'	5.27	126.03	119.70
19	XS	41	VAL	C-N-CD	-5.27	109.01	120.60
1	QA	898	G	C8-N9-C4	5.27	108.51	106.40
18	QR	31	LEU	CA-CB-CG	5.27	127.41	115.30
25	RA	783	A	C4-C5-N7	5.27	113.33	110.70
1	QA	1322	C	N1-C2-O2	5.26	122.06	118.90
1	QA	690	G	C5-N7-C8	-5.26	101.67	104.30
26	YB	59	A	C6-N1-C2	-5.26	115.44	118.60
1	QA	690	G	N7-C8-N9	5.25	115.73	113.10
1	QA	723	U	C2-N1-C1'	5.25	124.00	117.70
35	RP	88	LEU	CA-CB-CG	5.24	127.35	115.30
25	YA	2318	G	O4'-C1'-N9	5.22	112.38	108.20
25	RA	1022	G	P-O3'-C3'	5.21	125.96	119.70
1	XA	1305	G	N3-C4-N9	-5.21	122.87	126.00
1	XA	687	A	P-O3'-C3'	5.21	125.95	119.70

Continued on next page...

Continued from previous page...

Mol	Chain	Res	Type	Atoms	Z	Observed(^{o})	Ideal(^{o})
36	YQ	5	ARG	N-CA-C	-5.21	96.93	111.00
1	QA	913	A	P-O3'-C3'	5.21	125.95	119.70
25	YA	2051	A	N9-C4-C5	-5.21	103.72	105.80
25	RA	2506	U	C2-N1-C1'	5.20	123.94	117.70
25	YA	705	A	N1-C6-N6	5.20	121.72	118.60
25	RA	1535	U	N1-C2-O2	5.20	126.44	122.80
1	XA	1347	G	O4'-C1'-N9	5.20	112.36	108.20
34	RO	8	LEU	CA-CB-CG	5.20	127.26	115.30
38	YS	110	LEU	CA-CB-CG	5.20	127.25	115.30
25	RA	1312	U	P-O3'-C3'	5.19	125.93	119.70
25	YA	1141	U	N1-C2-O2	-5.19	119.17	122.80
25	RA	503	A	P-O3'-C3'	5.19	125.93	119.70
25	YA	1022	G	P-O3'-C3'	5.18	125.92	119.70
36	RQ	5	ARG	N-CA-C	-5.18	97.02	111.00
1	QA	789	U	N3-C2-O2	-5.18	118.58	122.20
25	YA	141	A	O4'-C1'-N9	5.17	112.34	108.20
1	XA	1465	C	C5-C4-N4	-5.17	116.58	120.20
25	YA	1332	G	C6-C5-N7	-5.17	127.30	130.40
1	QA	570	G	C4-N9-C1'	5.16	133.21	126.50
1	QA	353	A	OP2-P-O3'	5.16	116.55	105.20
1	QA	792	A	P-O3'-C3'	5.16	125.89	119.70
1	QA	13	U	C5-C4-O4	5.16	128.99	125.90
1	XA	529	G	C6-C5-N7	-5.15	127.31	130.40
25	YA	2681	C	P-O3'-C3'	5.15	125.88	119.70
1	XA	297	G	C2-N3-C4	-5.15	109.33	111.90
25	RA	229	A	P-O3'-C3'	5.15	125.88	119.70
1	QA	572	A	N1-C6-N6	-5.15	115.51	118.60
41	RV	35	LEU	CA-CB-CG	5.14	127.12	115.30
1	QA	427	U	N1-C2-O2	5.14	126.40	122.80
25	YA	1936	A	N9-C4-C5	-5.14	103.75	105.80
25	YA	492	A	N1-C6-N6	5.12	121.67	118.60
25	YA	2335	A	O4'-C1'-N9	5.12	112.30	108.20
25	RA	637	A	P-O3'-C3'	5.12	125.84	119.70
26	RB	81	G	C6-C5-N7	-5.12	127.33	130.40
1	XA	991	U	C2-N1-C1'	5.12	123.84	117.70
25	YA	2378	A	N1-C6-N6	5.12	121.67	118.60
25	YA	673	C	C5-C4-N4	-5.11	116.62	120.20
25	RA	673	C	C5-C4-N4	-5.11	116.62	120.20
25	RA	383	U	N1-C2-O2	5.11	126.37	122.80
25	YA	2584	U	N3-C2-O2	-5.10	118.63	122.20
1	QA	1465	C	C5-C4-N4	-5.10	116.63	120.20
25	RA	1653	G	P-O3'-C3'	5.10	125.82	119.70

Continued on next page...

Continued from previous page...

Mol	Chain	Res	Type	Atoms	Z	Observed(^{o})	Ideal(^{o})
25	YA	1786	A	C8-N9-C4	-5.10	103.76	105.80
1	XA	115	G	P-O3'-C3'	5.10	125.82	119.70
25	YA	1528	A	O4'-C1'-N9	5.09	112.27	108.20
25	RA	1505	C	N1-C2-O2	5.09	121.95	118.90
1	QA	1436	U	C2-N1-C1'	5.08	123.79	117.70
25	YA	1332	G	C4-N9-C1'	5.08	133.10	126.50
25	YA	1950	G	N1-C2-N2	-5.08	111.63	116.20
25	RA	1514	U	C2-N1-C1'	5.08	123.79	117.70
25	YA	1204	A	O4'-C1'-N9	5.07	112.26	108.20
25	RA	2779	U	O4'-C1'-N1	5.07	112.25	108.20
25	YA	859	G	P-O3'-C3'	5.07	125.78	119.70
25	YA	2655	G	OP2-P-O3'	5.07	116.34	105.20
1	XA	449	C	C6-N1-C2	-5.06	118.28	120.30
1	XA	1332	A	C4-C5-C6	5.06	119.53	117.00
25	RA	1142(A)	A	C5-N7-C8	-5.05	101.37	103.90
1	XA	992	U	P-O3'-C3'	5.05	125.77	119.70
25	RA	1698	A	N1-C6-N6	5.05	121.63	118.60
25	RA	1535	U	N3-C2-O2	-5.05	118.67	122.20
26	RB	44	G	C4-N9-C1'	-5.05	119.94	126.50
1	XA	1302	U	N1-C2-O2	5.05	126.33	122.80
25	YA	383	U	N1-C2-O2	5.04	126.33	122.80
25	RA	227	A	P-O3'-C3'	5.04	125.75	119.70
23	XX	18	G	N3-C4-N9	-5.04	122.97	126.00
25	YA	1141	U	C2-N3-C4	-5.04	123.98	127.00
25	RA	783	A	C8-N9-C4	-5.04	103.78	105.80
1	XA	428	G	N3-C4-N9	-5.04	122.98	126.00
25	YA	846	C	P-O3'-C3'	5.04	125.74	119.70
1	XA	1502	A	N1-C6-N6	5.03	121.62	118.60
25	YA	404	C	P-O3'-C3'	5.03	125.73	119.70
25	RA	372	G	OP2-P-O3'	5.03	116.26	105.20
25	RA	676	A	O4'-C1'-N9	5.02	112.21	108.20
25	YA	103	A	C6-C5-N7	-5.02	128.79	132.30
25	RA	512	G	P-O3'-C3'	5.01	125.72	119.70
25	RA	1514	U	N1-C2-O2	5.01	126.31	122.80
25	YA	103	A	N9-C4-C5	-5.01	103.80	105.80
25	RA	1936	A	N9-C4-C5	-5.01	103.80	105.80
1	XA	1285	A	P-O3'-C3'	5.01	125.71	119.70
1	QA	753	A	P-O3'-C3'	5.01	125.71	119.70

There are no chirality outliers.

There are no planarity outliers.

5.2 Too-close contacts (i)

In the following table, the Non-H and H(model) columns list the number of non-hydrogen atoms and hydrogen atoms in the chain respectively. The H(added) column lists the number of hydrogen atoms added and optimized by MolProbity. The Clashes column lists the number of clashes within the asymmetric unit, whereas Symm-Clashes lists symmetry-related clashes.

Mol	Chain	Non-H	H(model)	H(added)	Clashes	Symm-Clashes
1	QA	32246	0	16278	532	0
1	XA	32249	0	16279	521	0
2	QB	1924	0	1975	62	0
2	XB	1924	0	1975	83	0
3	QC	1605	0	1668	51	0
3	XC	1605	0	1668	61	0
4	QD	1703	0	1764	57	0
4	XD	1703	0	1764	49	0
5	QE	1155	0	1213	61	0
5	XE	1155	0	1213	58	0
6	QF	843	0	857	17	0
6	XF	843	0	857	21	0
7	QG	1257	0	1296	35	0
7	XG	1257	0	1296	23	0
8	QH	1116	0	1177	40	0
8	XH	1116	0	1177	30	0
9	QI	1010	0	1037	33	0
9	XI	1010	0	1037	49	0
10	QJ	801	0	849	66	0
10	XJ	801	0	849	62	0
11	QK	885	0	904	26	0
11	XK	885	0	904	28	0
12	QL	975	0	1062	97	0
12	XL	975	0	1062	96	0
13	QM	964	0	1034	51	0
13	XM	964	0	1034	42	0
14	QN	492	0	529	23	0
14	XN	492	0	529	22	0
15	QO	734	0	771	20	0
15	XO	734	0	771	17	0
16	QP	705	0	725	14	0
16	XP	705	0	725	23	0
17	QQ	834	0	904	26	0
17	XQ	834	0	904	20	0
18	QR	574	0	644	10	0
18	XR	574	0	644	20	0
19	QS	674	0	699	68	0

Continued on next page...

Continued from previous page...

Mol	Chain	Non-H	H(model)	H(added)	Clashes	Symm-Clashes
19	XS	674	0	699	43	0
20	QT	763	0	860	34	0
20	XT	763	0	861	52	0
21	QU	217	0	234	10	0
21	XU	217	0	234	5	0
22	QV	1644	0	836	20	0
22	XV	1644	0	836	17	0
23	QX	220	0	109	1	0
23	XX	220	0	109	3	0
24	QY	321	0	162	2	0
24	XY	344	0	173	7	0
25	RA	62071	0	31291	907	0
25	YA	62071	0	31291	922	0
26	RB	2573	0	1306	41	0
26	YB	2573	0	1306	47	0
27	RD	2115	0	2195	97	0
27	YD	2115	0	2195	333	0
28	RE	1568	0	1634	291	0
28	YE	1568	0	1634	288	0
29	RF	1585	0	1632	53	0
29	YF	1585	0	1632	182	0
30	RG	1474	0	1535	110	0
30	YG	1474	0	1535	62	0
31	RH	1307	0	1382	227	0
31	YH	1307	0	1382	229	0
32	RI	1136	0	1223	73	0
32	YI	1136	0	1223	47	0
33	RN	1104	0	1180	42	0
33	YN	1104	0	1180	57	0
34	RO	933	0	996	21	0
34	YO	933	0	996	26	0
35	RP	1145	0	1228	69	0
35	YP	1145	0	1228	83	0
36	RQ	1122	0	1179	169	0
36	YQ	1122	0	1179	180	0
37	RR	968	0	1033	45	0
37	YR	968	0	1033	34	0
38	RS	882	0	943	47	0
38	YS	882	0	943	165	0
39	RT	1141	0	1202	64	0
39	YT	1141	0	1202	58	0
40	RU	964	0	1022	30	0

Continued on next page...

Continued from previous page...

Mol	Chain	Non-H	H(model)	H(added)	Clashes	Symm-Clashes
40	YU	964	0	1022	55	0
41	RV	779	0	852	19	0
41	YV	779	0	852	48	0
42	RW	900	0	964	23	0
42	YW	900	0	964	24	0
43	RX	725	0	778	28	0
43	YX	725	0	778	20	0
44	RY	785	0	878	53	0
44	YY	785	0	878	40	0
45	RZ	1461	0	1493	43	0
45	YZ	1461	0	1493	61	0
46	R0	648	0	672	29	0
46	Y0	648	0	672	40	0
47	R1	763	0	848	25	0
47	Y1	763	0	848	31	0
48	R2	581	0	629	16	0
48	Y2	581	0	629	75	0
49	R3	469	0	518	8	0
49	Y3	469	0	518	13	0
50	R4	581	0	575	200	0
50	Y4	581	0	577	62	0
51	R5	459	0	480	92	0
51	Y5	454	0	475	39	0
52	R6	424	0	450	32	0
52	Y6	424	0	450	33	0
53	R7	430	0	480	18	0
53	Y7	430	0	480	19	0
54	R8	517	0	582	121	0
54	Y8	517	0	582	123	0
55	R9	307	0	338	10	0
55	Y9	307	0	338	10	0
56	Z5	74	0	51	8	0
56	Z6	74	0	51	11	0
57	QA	95	0	0	0	0
57	QE	1	0	0	0	0
57	QF	1	0	0	0	0
57	QM	1	0	0	0	0
57	QV	3	0	0	0	0
57	QX	2	0	0	0	0
57	QY	1	0	0	0	0
57	R0	1	0	0	0	0
57	R1	1	0	0	0	0

Continued on next page...

Continued from previous page...

Mol	Chain	Non-H	H(model)	H(added)	Clashes	Symm-Clashes
57	R5	1	0	0	0	0
57	R8	1	0	0	0	0
57	RA	307	0	0	0	0
57	RB	5	0	0	0	0
57	RD	1	0	0	0	0
57	RE	2	0	0	0	0
57	RF	1	0	0	0	0
57	RR	1	0	0	0	0
57	XA	114	0	0	0	0
57	XF	1	0	0	0	0
57	XV	3	0	0	0	0
57	XX	2	0	0	0	0
57	Y0	3	0	0	0	0
57	Y5	1	0	0	0	0
57	Y7	1	0	0	0	0
57	YA	337	0	0	0	0
57	YB	3	0	0	0	0
57	YD	1	0	0	0	0
57	YE	2	0	0	0	0
57	YP	2	0	0	0	0
57	YQ	1	0	0	0	0
58	QA	42	0	45	3	0
58	XA	42	0	45	1	0
59	QD	1	0	0	0	0
59	QN	1	0	0	0	0
59	XD	1	0	0	0	0
59	XN	1	0	0	0	0
All	All	292311	0	198412	7880	0

The all-atom clashscore is defined as the number of clashes found per 1000 atoms (including hydrogen atoms). The all-atom clashscore for this structure is 16.

All (7880) close contacts within the same asymmetric unit are listed below, sorted by their clash magnitude.

Atom-1	Atom-2	Interatomic distance (Å)	Clash overlap (Å)
31:RH:127:GLU:CG	31:RH:128:PRO:HD3	1.35	1.53
31:YH:127:GLU:CG	31:YH:128:PRO:HD3	1.36	1.52
30:RG:3:LEU:HD11	50:R4:25:TYR:CE1	1.65	1.29
51:Y5:49:CYS:SG	51:Y5:60:VAL:HG12	1.75	1.26
32:RI:144:VAL:O	32:RI:145:VAL:HG12	1.31	1.24
36:RQ:59:ARG:O	36:RQ:60:ARG:HD2	1.38	1.22

Continued on next page...

Continued from previous page...

Atom-1	Atom-2	Interatomic distance (Å)	Clash overlap (Å)
31:YH:127:GLU:CB	31:YH:128:PRO:HD3	1.69	1.21
31:RH:127:GLU:HG2	31:RH:128:PRO:CD	1.69	1.21
31:YH:127:GLU:HG2	31:YH:128:PRO:CD	1.69	1.21
28:RE:14:ILE:HD11	39:RT:14:TYR:OH	1.35	1.19
31:RH:127:GLU:CB	31:RH:128:PRO:HD3	1.69	1.19
32:RI:53:ALA:O	32:RI:57:ARG:HG2	1.41	1.18
10:QJ:50:ILE:HD11	10:QJ:57:LYS:HD3	1.23	1.16
35:RP:61:ARG:HE	54:R8:13:ARG:HD2	1.07	1.16
31:RH:132:ARG:HH11	31:RH:132:ARG:HB2	1.10	1.15
30:RG:112:PRO:HB3	50:R4:37:SER:HB2	1.27	1.15
10:QJ:50:ILE:HD12	10:QJ:57:LYS:HG2	1.28	1.14
25:YA:242:G:H5"	54:Y8:62:LEU:HD22	1.29	1.13
25:YA:67:U:N3	25:YA:74:A:H2	1.48	1.11
28:YE:179:GLU:HB3	28:YE:181:LEU:HD23	1.32	1.11
31:YH:132:ARG:HB2	31:YH:132:ARG:HH11	1.10	1.11
27:YD:44:ASN:HB2	27:YD:48:ARG:O	1.51	1.11
28:RE:179:GLU:HB3	28:RE:181:LEU:HD23	1.32	1.10
31:RH:86:GLU:HG3	31:RH:165:ALA:H	1.06	1.10
29:YF:101:LEU:HD12	29:YF:102:PRO:HD2	1.21	1.10
45:YZ:182:LYS:HG3	45:YZ:183:LEU:HA	1.21	1.10
28:YE:50:GLY:HA2	28:YE:77:ILE:HA	1.31	1.10
36:YQ:81:VAL:HG23	46:Y0:7:LEU:HD21	1.34	1.10
25:RA:747:U:N3	51:R5:2:ALA:N	2.01	1.09
25:YA:593:G:O2'	54:Y8:61:LEU:HD13	1.51	1.09
31:YH:152:ARG:HG3	31:YH:153:LYS:HE2	1.33	1.08
31:YH:86:GLU:HG3	31:YH:165:ALA:H	1.05	1.08
27:YD:131:LEU:HB2	27:YD:136:ILE:HD11	1.35	1.08
31:RH:152:ARG:HG3	31:RH:153:LYS:HE2	1.33	1.07
25:RA:747:U:C4	51:R5:2:ALA:N	2.23	1.07
28:RE:50:GLY:HA2	28:RE:77:ILE:HA	1.31	1.07
28:RE:21:VAL:HB	28:RE:22:PRO:HB3	1.37	1.06
50:R4:71:ARG:HH11	50:R4:71:ARG:HG3	1.13	1.06
28:RE:63:LEU:HD12	28:RE:64:LYS:H	1.18	1.06
54:Y8:52:LYS:H	54:Y8:53:PRO:CD	1.69	1.06
31:YH:153:LYS:HB3	31:YH:154:PRO:HD2	1.07	1.06
28:YE:63:LEU:HD12	28:YE:64:LYS:H	1.18	1.05
28:YE:21:VAL:HB	28:YE:22:PRO:HB3	1.37	1.05
25:RA:882:G:H1	25:RA:894:C:N4	1.54	1.05
25:YA:242:G:C5'	54:Y8:62:LEU:HD22	1.86	1.05
25:RA:2015:A:H1'	51:R5:2:ALA:HA	1.34	1.05
31:RH:127:GLU:CB	31:RH:128:PRO:CD	2.35	1.04

Continued on next page...

Continued from previous page...

Atom-1	Atom-2	Interatomic distance (Å)	Clash overlap (Å)
36:RQ:59:ARG:O	36:RQ:60:ARG:CD	2.05	1.04
1:XA:838:G:H1	1:XA:848:C:N4	1.54	1.04
31:YH:127:GLU:CG	31:YH:128:PRO:CD	2.31	1.04
53:Y7:9:ARG:NH2	53:Y7:48:LYS:HB2	1.72	1.04
25:YA:1826:G:H4'	27:YD:242:ARG:HH21	1.22	1.04
25:YA:674:G:H1'	29:YF:74:ARG:HD3	1.39	1.04
35:RP:61:ARG:NE	54:R8:13:ARG:HD2	1.71	1.03
36:RQ:81:VAL:O	36:RQ:82:ARG:CD	2.06	1.03
25:YA:2701:C:H3'	25:YA:2702:U:H5"	1.40	1.03
32:RI:53:ALA:O	32:RI:57:ARG:CG	2.07	1.03
38:YS:83:LYS:O	38:YS:109:GLY:HA3	1.57	1.03
31:YH:127:GLU:CB	31:YH:128:PRO:CD	2.35	1.03
38:YS:106:ARG:HA	38:YS:110:LEU:HD11	1.40	1.03
54:R8:52:LYS:H	54:R8:53:PRO:CD	1.69	1.03
10:XJ:50:ILE:CD1	10:XJ:57:LYS:HG2	1.89	1.03
27:YD:35:LYS:HG2	27:YD:64:ILE:N	1.72	1.03
36:RQ:80:GLU:O	36:RQ:81:VAL:HG13	1.59	1.02
36:YQ:81:VAL:O	36:YQ:82:ARG:CD	2.06	1.02
25:RA:1064:C:H42	25:RA:1074:G:H1	1.06	1.02
36:YQ:65:PHE:O	36:YQ:66:ILE:HG12	1.59	1.02
53:R7:9:ARG:HH21	53:R7:48:LYS:HD2	1.18	1.02
29:YF:67:GLN:O	29:YF:68:LYS:HB2	1.56	1.02
36:YQ:12:GLN:HG2	36:YQ:73:PRO:HD2	1.42	1.02
36:RQ:12:GLN:HG2	36:RQ:73:PRO:HD2	1.42	1.02
29:YF:46:ARG:HH11	29:YF:46:ARG:HG2	1.20	1.02
4:QD:9:CYS:SG	4:QD:31:CYS:O	2.18	1.02
31:RH:153:LYS:HB3	31:RH:154:PRO:HD2	1.06	1.02
25:YA:67:U:N3	25:YA:74:A:C2	2.25	1.02
25:RA:2729:G:H1'	28:RE:187:ALA:HB2	1.39	1.01
36:YQ:79:LEU:CD1	46:Y0:5:LYS:HD3	1.90	1.01
36:YQ:79:LEU:HD12	46:Y0:5:LYS:CD	1.90	1.01
5:QE:71:LEU:CD1	5:QE:115:VAL:H	1.72	1.01
25:RA:155:C:H42	25:RA:171:G:H1	1.05	1.01
1:XA:954:G:H21	1:XA:1227:A:H62	1.06	1.01
25:YA:2810:A:O3'	28:YE:61:ARG:HG3	1.60	1.01
29:YF:67:GLN:O	29:YF:67:GLN:HG3	1.58	1.01
53:Y7:9:ARG:HH21	53:Y7:48:LYS:HD2	1.21	1.01
25:RA:2308:G:H1	25:RA:2311:A:H2	1.09	1.01
30:RG:3:LEU:CD1	50:R4:25:TYR:CE1	2.44	1.00
36:RQ:65:PHE:O	36:RQ:66:ILE:HG12	1.59	1.00
36:RQ:81:VAL:O	36:RQ:82:ARG:NE	1.94	1.00

Continued on next page...

Continued from previous page...

Atom-1	Atom-2	Interatomic distance (Å)	Clash overlap (Å)
4:QD:9:CYS:SG	4:QD:22:LYS:HE2	2.02	1.00
25:RA:1359:A:C6	25:RA:1372:U:O4	2.15	1.00
50:R4:56:VAL:HA	50:R4:60:GLN:HB2	1.43	1.00
29:YF:185:ASP:HA	29:YF:188:ARG:HD3	1.41	1.00
36:YQ:79:LEU:HD12	46:Y0:5:LYS:HD3	1.43	1.00
25:RA:2701:C:H3'	25:RA:2702:U:H5"	1.44	1.00
33:YN:63:THR:HG23	33:YN:66:LYS:HZ2	1.25	1.00
36:YQ:80:GLU:O	36:YQ:81:VAL:HG13	1.59	1.00
31:RH:153:LYS:HB3	31:RH:154:PRO:CD	1.92	0.99
28:RE:201:THR:HG22	28:RE:203:LYS:H	1.26	0.99
31:RH:127:GLU:CG	31:RH:128:PRO:CD	2.31	0.99
38:YS:26:LEU:HD12	38:YS:39:ILE:HD11	1.40	0.99
48:Y2:50:ILE:HD12	48:Y2:51:ARG:N	1.76	0.99
31:RH:77:LYS:HB3	31:RH:77:LYS:HZ3	1.22	0.99
28:YE:201:THR:HG22	28:YE:203:LYS:H	1.26	0.99
31:YH:153:LYS:HB3	31:YH:154:PRO:CD	1.92	0.99
35:RP:62:LEU:CD2	54:R8:25:MET:HB2	1.91	0.99
25:RA:2068:U:H3	25:RA:2430:A:H2	1.09	0.99
30:RG:112:PRO:HB3	50:R4:37:SER:CB	1.92	0.99
30:RG:5:VAL:HG22	50:R4:25:TYR:CD2	1.97	0.99
51:Y5:49:CYS:SG	51:Y5:60:VAL:CG1	2.50	0.99
30:RG:3:LEU:HD11	50:R4:25:TYR:HE1	0.97	0.98
25:YA:2099:U:H3	25:YA:2190:G:H1	1.01	0.98
36:YQ:81:VAL:O	36:YQ:82:ARG:NE	1.94	0.98
32:RI:144:VAL:O	32:RI:145:VAL:CG1	2.12	0.98
36:RQ:79:LEU:O	36:RQ:79:LEU:HD22	1.64	0.98
31:YH:86:GLU:HG3	31:YH:165:ALA:N	1.79	0.98
10:QJ:50:ILE:HD11	10:QJ:57:LYS:CD	1.93	0.97
25:RA:1169:G:H1	25:RA:1180:C:N4	1.61	0.97
36:YQ:79:LEU:O	36:YQ:79:LEU:HD13	1.63	0.97
13:QM:3:ARG:HH22	30:RG:113:ARG:HH21	1.11	0.97
28:RE:20:ALA:O	28:RE:21:VAL:HG22	1.64	0.97
48:Y2:50:ILE:HD12	48:Y2:51:ARG:H	1.24	0.97
25:RA:873:G:H1	25:RA:904:C:H42	0.97	0.97
27:YD:44:ASN:HB3	27:YD:49:ILE:HA	1.45	0.97
38:YS:83:LYS:NZ	38:YS:109:GLY:HA2	1.78	0.97
36:YQ:79:LEU:O	36:YQ:79:LEU:HD22	1.64	0.97
25:RA:2572:A:C2	28:RE:144:ARG:NH2	2.33	0.97
13:QM:3:ARG:NH2	30:RG:113:ARG:HH21	1.62	0.96
30:RG:3:LEU:HD21	50:R4:25:TYR:CD1	2.00	0.96
36:RQ:79:LEU:O	36:RQ:79:LEU:HD13	1.63	0.96

Continued on next page...

Continued from previous page...

Atom-1	Atom-2	Interatomic distance (Å)	Clash overlap (Å)
25:YA:784:A:N7	27:YD:229:VAL:HG21	1.80	0.96
5:XE:41:VAL:CG1	5:XE:113:ALA:HB2	1.94	0.96
25:RA:2107:C:H42	25:RA:2182:G:H1	1.11	0.96
28:YE:20:ALA:O	28:YE:21:VAL:HG22	1.65	0.96
36:RQ:79:LEU:HD12	46:R0:5:LYS:HD3	1.46	0.95
25:YA:330:A:H2	25:YA:1210:A:HO2'	1.07	0.95
29:YF:101:LEU:HD12	29:YF:102:PRO:CD	1.96	0.95
12:QL:6:THR:H	12:QL:9:GLN:HE21	1.15	0.95
20:XT:26:ASN:HB2	20:XT:71:THR:HG23	1.48	0.95
29:YF:103:LYS:HA	29:YF:106:ARG:HG3	1.48	0.95
25:YA:2308:G:H1	25:YA:2311:A:H2	0.98	0.95
31:RH:86:GLU:HG3	31:RH:165:ALA:N	1.79	0.95
27:YD:227:ASN:HB3	27:YD:228:PRO:HD2	1.44	0.94
28:YE:78:LEU:HG	28:YE:79:ARG:HE	1.30	0.94
31:YH:153:LYS:CB	31:YH:154:PRO:HD2	1.98	0.94
48:Y2:13:ALA:HA	48:Y2:16:LEU:HD23	1.48	0.94
50:R4:36:CYS:O	50:R4:39:CYS:HB2	1.67	0.94
10:QJ:50:ILE:CD1	10:QJ:57:LYS:HG2	1.96	0.94
28:YE:14:ILE:HD11	39:YT:14:TYR:OH	1.65	0.94
25:RA:2287:A:H62	25:RA:2344:U:H3	1.10	0.94
36:RQ:80:GLU:OE1	46:R0:7:LEU:HB3	1.67	0.94
28:RE:78:LEU:HG	28:RE:79:ARG:HE	1.31	0.94
25:YA:483:A:H4'	44:YY:49:VAL:HA	1.50	0.94
31:YH:77:LYS:NZ	31:YH:77:LYS:HB3	1.82	0.94
30:RG:65:GLY:O	50:R4:7:PRO:HD2	1.66	0.94
27:YD:28:GLU:HB2	27:YD:29:PRO:CD	1.98	0.94
31:YH:77:LYS:HB3	31:YH:77:LYS:HZ3	1.31	0.94
5:QE:69:VAL:HG12	5:QE:71:LEU:HD23	1.48	0.93
19:QS:68:GLY:CA	50:R4:68:ARG:HG2	1.99	0.93
2:QB:185:ILE:HG22	2:QB:199:TYR:HB2	1.48	0.93
51:R5:56:LYS:H	51:R5:56:LYS:HD2	1.31	0.93
35:RP:62:LEU:HD21	54:R8:25:MET:HB2	1.51	0.93
36:RQ:59:ARG:O	36:RQ:60:ARG:CG	2.17	0.93
31:YH:127:GLU:HB3	31:YH:128:PRO:CD	1.99	0.93
40:YU:90:VAL:HG22	41:YV:39:LEU:HB3	1.51	0.93
25:YA:1803:A:H4'	27:YD:259:THR:CG2	1.99	0.93
36:RQ:34:LEU:HD11	36:RQ:129:THR:HB	1.50	0.93
1:XA:148:G:H1	1:XA:174:C:H42	0.99	0.93
1:XA:80:G:H1	1:XA:89:U:H3	1.04	0.93
27:YD:108:PRO:HB3	27:YD:143:HIS:HE1	1.32	0.93
1:QA:1002:G:H1	1:QA:1038:C:H42	0.99	0.93

Continued on next page...

Continued from previous page...

Atom-1	Atom-2	Interatomic distance (Å)	Clash overlap (Å)
31:RH:127:GLU:HB3	31:RH:128:PRO:CD	1.99	0.93
27:YD:108:PRO:HB3	27:YD:143:HIS:CE1	2.05	0.93
51:R5:58:LEU:HD13	51:R5:60:VAL:HG12	1.48	0.92
1:XA:838:G:H1	1:XA:848:C:H42	1.06	0.92
38:YS:59:LYS:HG2	38:YS:60:GLY:H	1.31	0.92
25:YA:1169:G:H1	25:YA:1180:C:N4	1.68	0.92
28:YE:14:ILE:HG12	28:YE:15:PHE:H	1.33	0.92
25:YA:1169:G:H1	25:YA:1180:C:H42	0.98	0.92
25:RA:2245:U:H5'	25:RA:2246:G:H5'	1.52	0.92
31:RH:153:LYS:CB	31:RH:154:PRO:HD2	1.97	0.92
25:RA:2810:A:O3'	28:RE:61:ARG:HG3	1.69	0.91
25:YA:631:A:OP2	54:Y8:46:ARG:NH2	2.01	0.91
38:YS:67:ARG:NH1	38:YS:67:ARG:HB2	1.85	0.91
36:YQ:34:LEU:HD11	36:YQ:129:THR:HB	1.50	0.91
31:RH:77:LYS:HB3	31:RH:77:LYS:NZ	1.82	0.91
27:YD:10:THR:HG23	27:YD:13:ARG:HB3	1.51	0.91
25:RA:301:G:H1	25:RA:316:C:H42	1.19	0.91
10:XJ:50:ILE:HD11	10:XJ:57:LYS:HG2	1.53	0.91
28:RE:14:ILE:HG12	28:RE:15:PHE:H	1.33	0.91
33:YN:7:LYS:H	33:YN:7:LYS:HD2	1.36	0.90
25:RA:2808:U:H3	25:RA:2892:A:H62	1.18	0.90
25:YA:1113:U:OP1	31:YH:2:SER:N	2.04	0.90
25:YA:2308:G:N1	25:YA:2311:A:C2	2.39	0.90
48:Y2:65:ASN:HB3	48:Y2:69:ARG:HH12	1.33	0.90
25:RA:1113:U:OP1	31:RH:2:SER:N	2.03	0.90
31:RH:4:ILE:HG13	31:RH:6:ARG:CZ	2.01	0.90
19:QS:5:LEU:HD21	50:R4:67:TYR:CZ	2.06	0.90
25:RA:873:G:H1	25:RA:904:C:N4	1.69	0.90
31:YH:4:ILE:HG13	31:YH:6:ARG:CZ	2.01	0.90
36:RQ:59:ARG:O	36:RQ:60:ARG:HG3	1.72	0.90
31:YH:26:VAL:HG13	31:YH:27:LYS:H	1.35	0.90
20:XT:41:ILE:HG22	20:XT:91:LEU:HD12	1.54	0.90
25:YA:1359:A:N6	25:YA:1372:U:H3	1.67	0.90
30:RG:6:ALA:CB	50:R4:23:GLU:HG2	2.03	0.89
30:RG:6:ALA:H	50:R4:23:GLU:CG	1.85	0.89
54:Y8:52:LYS:H	54:Y8:53:PRO:HD3	1.35	0.89
30:RG:113:ARG:HG2	50:R4:34:GLU:OE2	1.72	0.89
25:YA:2287:A:H62	25:YA:2344:U:H3	1.17	0.89
27:YD:69:ARG:HH21	27:YD:130:ALA:HB2	1.37	0.89
27:YD:147:LEU:HD13	27:YD:155:LEU:HD11	1.51	0.89
25:RA:1359:A:N1	25:RA:1372:U:O4	2.04	0.89

Continued on next page...

Continued from previous page...

Atom-1	Atom-2	Interatomic distance (Å)	Clash overlap (Å)
31:RH:10:PRO:HD2	31:RH:50:VAL:O	1.72	0.89
31:RH:26:VAL:HG13	31:RH:27:LYS:H	1.36	0.89
12:XL:6:THR:H	12:XL:9:GLN:HE21	1.15	0.89
27:YD:44:ASN:HD22	27:YD:44:ASN:H	1.19	0.89
27:YD:183:ARG:HG2	27:YD:183:ARG:HH11	1.34	0.89
36:YQ:81:VAL:CG2	46:Y0:7:LEU:HD21	2.02	0.89
1:QA:589:C:H42	1:QA:650:G:H1	1.21	0.89
51:R5:3:LYS:HA	51:R5:3:LYS:HE3	1.54	0.89
54:Y8:59:LYS:NZ	54:Y8:59:LYS:HB2	1.88	0.89
28:YE:63:LEU:HD12	28:YE:64:LYS:N	1.87	0.89
25:RA:1043:C:H42	25:RA:1112:G:H1	1.19	0.89
25:RA:2014:A:O2'	51:R5:2:ALA:HB2	1.73	0.89
54:R8:52:LYS:H	54:R8:53:PRO:HD3	1.35	0.88
25:YA:1138:G:H21	33:YN:106:MET:HE3	1.36	0.88
31:YH:10:PRO:HD2	31:YH:50:VAL:O	1.72	0.88
44:YY:79:CYS:SG	44:YY:80:GLY:N	2.45	0.88
5:XE:41:VAL:HG13	5:XE:113:ALA:HB2	1.53	0.88
5:QE:101:ILE:HD13	5:QE:101:ILE:H	1.36	0.88
39:RT:26:ASP:HB3	39:RT:92:GLY:H	1.36	0.88
25:RA:155:C:N4	25:RA:171:G:H1	1.72	0.88
26:RB:51:G:N7	38:RS:62:LYS:NZ	2.20	0.88
25:RA:1443:G:H1	25:RA:1548:C:H42	1.19	0.88
19:QS:5:LEU:CD2	50:R4:67:TYR:CZ	2.56	0.88
28:RE:63:LEU:HD12	28:RE:64:LYS:N	1.88	0.88
25:YA:528:A:O2'	25:YA:529:A:H5'	1.74	0.88
25:YA:593:G:O3'	54:Y8:61:LEU:HD22	1.73	0.88
29:YF:29:ASN:H	29:YF:112:MET:HE3	1.38	0.88
25:YA:242:G:H5"	54:Y8:62:LEU:CD2	2.04	0.88
25:YA:2245:U:H5'	25:YA:2246:G:H5'	1.56	0.88
38:YS:106:ARG:NH1	38:YS:106:ARG:HB2	1.88	0.88
51:R5:40:LYS:HZ1	51:R5:48:GLU:HB2	1.39	0.88
27:YD:27:THR:HG23	27:YD:28:GLU:H	1.38	0.88
25:RA:2308:G:N1	25:RA:2311:A:C2	2.42	0.87
28:RE:77:ILE:HD12	28:RE:78:LEU:N	1.89	0.87
54:R8:59:LYS:HB2	54:R8:59:LYS:NZ	1.88	0.87
28:YE:77:ILE:HD12	28:YE:78:LEU:N	1.89	0.87
36:YQ:64:ILE:HA	36:YQ:106:VAL:HG12	1.54	0.87
27:YD:44:ASN:CB	27:YD:49:ILE:HA	2.05	0.87
3:QC:162:GLN:NE2	3:QC:162:GLN:HA	1.88	0.87
36:RQ:64:ILE:HA	36:RQ:106:VAL:HG12	1.54	0.87
27:YD:181:GLU:HA	27:YD:272:ALA:HB3	1.57	0.87

Continued on next page...

Continued from previous page...

Atom-1	Atom-2	Interatomic distance (Å)	Clash overlap (Å)
30:RG:113:ARG:HG2	50:R4:34:GLU:CD	1.95	0.87
44:YY:76:CYS:HB3	44:YY:96:ILE:HD13	1.57	0.87
25:YA:2056:G:N2	51:Y5:4:HIS:O	2.08	0.86
51:Y5:40:LYS:HG2	51:Y5:47:PRO:HD2	1.56	0.86
30:RG:179:PRO:HG3	50:R4:38:LYS:NZ	1.89	0.86
25:YA:1338:G:N7	43:YX:62:LYS:NZ	2.23	0.86
29:YF:7:TYR:HB3	29:YF:21:ALA:HB1	1.53	0.86
10:QJ:55:LYS:HE3	10:QJ:56:HIS:NE2	1.90	0.86
35:RP:58:THR:O	35:RP:61:ARG:NH2	2.08	0.86
25:YA:847:U:O4	25:YA:933:A:N1	2.08	0.86
25:YA:1359:A:N6	25:YA:1372:U:N3	2.22	0.86
31:YH:127:GLU:HG2	31:YH:128:PRO:HD3	0.86	0.86
1:QA:1002:G:H1	1:QA:1038:C:N4	1.73	0.86
28:RE:14:ILE:HD11	39:RT:14:TYR:HH	1.41	0.86
27:YD:35:LYS:HG2	27:YD:64:ILE:H	1.40	0.86
1:XA:148:G:H1	1:XA:174:C:N4	1.72	0.86
27:RD:43:ARG:NH1	27:RD:44:ASN:OD1	2.08	0.86
30:RG:179:PRO:HG3	50:R4:38:LYS:HZ2	1.40	0.85
25:RA:242:G:C5'	54:R8:62:LEU:HD22	2.06	0.85
28:RE:61:ARG:O	28:RE:63:LEU:HG	1.77	0.85
36:RQ:75:THR:HA	36:RQ:88:GLY:O	1.76	0.85
45:RZ:110:GLY:HA2	45:RZ:111:VAL:O	1.75	0.85
30:YG:6:ALA:H	50:Y4:23:GLU:HG2	1.42	0.85
36:YQ:75:THR:HA	36:YQ:88:GLY:O	1.76	0.85
36:YQ:81:VAL:HG23	46:Y0:7:LEU:CD2	2.06	0.85
45:YZ:151:HIS:HB3	45:YZ:170:THR:HA	1.59	0.85
25:RA:2277:G:OP1	36:RQ:85:LYS:HB2	1.76	0.85
1:XA:201:C:H42	1:XA:216:G:H1	1.24	0.85
1:XA:1305:G:N2	1:XA:1331:G:H2'	1.91	0.85
10:XJ:55:LYS:HE3	10:XJ:56:HIS:NE2	1.90	0.85
38:YS:106:ARG:HB2	38:YS:106:ARG:HH11	1.40	0.85
25:RA:1247:A:OP2	35:RP:15:ARG:NH2	2.09	0.85
25:YA:49:A:N7	25:YA:120:U:C5	2.44	0.85
37:RR:33:ARG:NH2	51:R5:55:ARG:HG2	1.91	0.85
51:R5:39:MET:O	51:R5:40:LYS:HG3	1.77	0.85
10:XJ:55:LYS:HE3	10:XJ:56:HIS:HE2	1.38	0.85
25:YA:1359:A:H3'	25:YA:1360:A:H5'	1.59	0.85
31:YH:89:ILE:HD11	31:YH:129:THR:HB	1.59	0.85
5:QE:50:GLU:HB3	5:QE:53:LEU:HD13	1.59	0.85
25:RA:2572:A:N3	28:RE:144:ARG:NH2	2.24	0.85
45:RZ:111:VAL:HG22	45:RZ:112:ARG:H	1.39	0.85

Continued on next page...

Continued from previous page...

Atom-1	Atom-2	Interatomic distance (Å)	Clash overlap (Å)
22:XV:5:G:H1	22:XV:67:C:H42	1.22	0.85
28:RE:81:ILE:O	28:RE:82:ARG:HB2	1.75	0.85
28:RE:95:ILE:HD12	28:RE:95:ILE:H	1.41	0.85
27:YD:28:GLU:HB2	27:YD:29:PRO:HD2	1.56	0.85
29:YF:82:ILE:HG13	29:YF:82:ILE:O	1.73	0.85
42:YW:18:ARG:HG3	42:YW:76:VAL:HG13	1.58	0.85
54:Y8:59:LYS:NZ	54:Y8:59:LYS:CB	2.40	0.85
31:RH:127:GLU:HG2	31:RH:128:PRO:HD3	0.86	0.85
1:XA:838:G:N2	1:XA:848:C:N3	2.25	0.84
25:YA:1496:A:H8	25:YA:1577:C:HO2'	1.23	0.84
38:YS:83:LYS:HG2	38:YS:109:GLY:CA	2.07	0.84
25:RA:1169:G:H1	25:RA:1180:C:H42	0.85	0.84
28:RE:24:THR:HG21	28:RE:188:VAL:HG11	1.59	0.84
31:RH:89:ILE:HD11	31:RH:129:THR:HB	1.58	0.84
44:RY:79:CYS:SG	44:RY:80:GLY:N	2.45	0.84
28:YE:95:ILE:H	28:YE:95:ILE:HD12	1.41	0.84
31:YH:54:ARG:NH1	31:YH:62:LYS:HG2	1.92	0.84
54:R8:59:LYS:NZ	54:R8:59:LYS:CB	2.40	0.84
25:YA:784:A:C5	27:YD:229:VAL:HG21	2.11	0.84
25:YA:2485:G:OP1	36:YQ:46:GLN:NE2	2.09	0.84
27:YD:17:THR:HG22	27:YD:205:VAL:H	1.41	0.84
38:YS:106:ARG:HA	38:YS:110:LEU:CD1	2.08	0.84
25:RA:2502:G:H5"	25:RA:2503:A:H5"	1.59	0.84
30:RG:112:PRO:CB	50:R4:37:SER:HB2	2.05	0.84
35:YP:59:LEU:O	54:Y8:13:ARG:NH1	2.09	0.84
1:XA:448:A:OP2	1:XA:485:G:N2	2.11	0.84
28:YE:61:ARG:O	28:YE:63:LEU:HG	1.77	0.84
28:YE:81:ILE:O	28:YE:82:ARG:HB2	1.76	0.84
29:YF:53:THR:HG23	29:YF:56:GLU:OE1	1.77	0.84
36:YQ:30:GLY:HA2	36:YQ:107:ALA:HB2	1.60	0.84
25:RA:1899:G:H21	25:RA:1902:C:N4	1.76	0.84
30:YG:98:ARG:HH12	50:Y4:1:MET:HB3	1.41	0.84
39:YT:26:ASP:HB3	39:YT:92:GLY:H	1.42	0.84
19:QS:5:LEU:CD1	50:R4:67:TYR:CE2	2.60	0.84
31:RH:54:ARG:NH1	31:RH:62:LYS:HG2	1.92	0.84
35:RP:59:LEU:O	54:R8:13:ARG:NH1	2.10	0.84
35:RP:126:VAL:HG12	35:RP:147:LEU:HD21	1.59	0.84
38:YS:89:ARG:HD2	38:YS:92:TYR:O	1.78	0.84
26:YB:50:G:OP1	38:YS:63:THR:HG23	1.78	0.83
31:RH:105:LEU:HD13	31:RH:105:LEU:H	1.42	0.83
35:RP:61:ARG:HE	54:R8:13:ARG:CD	1.91	0.83

Continued on next page...

Continued from previous page...

Atom-1	Atom-2	Interatomic distance (Å)	Clash overlap (Å)
1:XA:1305:G:H22	1:XA:1331:G:H2'	1.41	0.83
2:QB:80:ILE:HD11	2:QB:208:ILE:HG23	1.58	0.83
53:R7:9:ARG:NH2	53:R7:48:LYS:HD2	1.93	0.83
29:YF:32:LEU:HD13	29:YF:105:VAL:HG13	1.59	0.83
25:RA:270(G):C:H42	25:RA:270(S):G:H1	1.21	0.83
30:RG:67:LYS:HG2	50:R4:5:ILE:O	1.78	0.83
31:YH:13:LYS:HE2	31:YH:13:LYS:HA	1.60	0.83
40:YU:88:ILE:HG22	40:YU:90:VAL:HG23	1.59	0.83
25:YA:2747:G:OP1	31:YH:138:LYS:NZ	2.11	0.83
50:Y4:18:CYS:CB	50:Y4:39:CYS:HB3	2.08	0.83
1:QA:671:G:H1	1:QA:735:C:H42	1.26	0.83
51:R5:40:LYS:HD3	51:R5:46:CYS:HB3	1.60	0.83
28:RE:35:GLN:HG2	28:RE:37:ARG:HE	1.44	0.83
28:YE:7:VAL:HG23	28:YE:8:LYS:H	1.44	0.83
30:YG:27:ASN:HB3	30:YG:30:GLU:HG3	1.61	0.83
1:QA:49:U:C5	1:QA:365:U:O4	2.32	0.83
1:QA:677:U:H3	1:QA:713:G:H22	1.23	0.83
12:QL:38:THR:HG23	12:QL:39:VAL:HG23	1.60	0.83
25:RA:1310:G:OP2	53:R7:9:ARG:NH1	2.10	0.83
36:RQ:30:GLY:HA2	36:RQ:107:ALA:HB2	1.60	0.82
1:XA:664:G:H22	1:XA:741:G:H1	1.26	0.82
1:QA:1395:C:HO2'	1:QA:1401:G:HO2'	1.19	0.82
25:RA:2056:G:N2	51:R5:4:HIS:O	2.12	0.82
27:YD:25:THR:CG2	27:YD:82:ILE:H	1.93	0.82
1:XA:339:C:OP2	34:YO:97:ARG:NH1	2.12	0.82
28:YE:15:PHE:CE1	28:YE:20:ALA:HB2	2.14	0.82
31:YH:153:LYS:HG2	31:YH:162:ILE:HG13	1.61	0.82
48:Y2:16:LEU:HG	48:Y2:16:LEU:O	1.78	0.82
25:RA:819:A:OP2	25:RA:1187:G:N2	2.10	0.82
25:RA:1262:A:N3	51:R5:10:LYS:HE3	1.94	0.82
28:RE:15:PHE:CE1	28:RE:20:ALA:HB2	2.14	0.82
31:YH:105:LEU:HD13	31:YH:105:LEU:H	1.42	0.82
12:XL:38:THR:HG23	12:XL:39:VAL:HG23	1.60	0.82
10:QJ:50:ILE:HD12	10:QJ:57:LYS:CG	2.09	0.82
45:YZ:182:LYS:CG	45:YZ:183:LEU:HA	2.08	0.82
25:RA:847:U:C4	25:RA:933:A:N1	2.48	0.82
28:RE:7:VAL:HG23	28:RE:8:LYS:H	1.44	0.82
44:RY:29:GLU:HB3	44:RY:38:ILE:HG12	1.62	0.82
54:R8:59:LYS:HB2	54:R8:59:LYS:HZ2	1.44	0.82
38:YS:19:LYS:O	38:YS:20:ARG:HB3	1.80	0.82
47:Y1:7:ILE:HD12	47:Y1:62:VAL:HG11	1.62	0.82

Continued on next page...

Continued from previous page...

Atom-1	Atom-2	Interatomic distance (Å)	Clash overlap (Å)
25:YA:498:G:N3	44:YY:47:LYS:NZ	2.28	0.81
27:YD:35:LYS:NZ	27:YD:104:TYR:HB2	1.93	0.81
12:QL:86:ARG:HB2	12:QL:101:VAL:HG22	1.62	0.81
51:Y5:16:ARG:NH1	51:Y5:17:ASP:OD1	2.13	0.81
1:QA:346:G:OP1	39:RT:41:ARG:NH2	2.13	0.81
19:QS:68:GLY:HA3	50:R4:68:ARG:HB2	1.62	0.81
31:RH:8:PRO:C	31:RH:9:ILE:HG12	2.00	0.81
31:RH:132:ARG:HB2	31:RH:132:ARG:NH1	1.95	0.81
50:R4:33:VAL:HG12	50:R4:34:GLU:H	1.44	0.81
1:XA:954:G:H4'	13:XM:121:LYS:HG3	1.61	0.81
38:YS:88:ASP:O	38:YS:89:ARG:HB3	1.78	0.81
25:RA:1093:G:OP1	31:RH:170:ARG:HD2	1.80	0.81
31:RH:153:LYS:HG2	31:RH:162:ILE:HG13	1.61	0.81
36:RQ:90:VAL:HG13	36:RQ:91:GLU:N	1.95	0.81
25:YA:265:A:N6	25:YA:427:U:O2'	2.13	0.81
28:YE:24:THR:HG21	28:YE:188:VAL:HG11	1.59	0.81
36:YQ:90:VAL:HG13	36:YQ:91:GLU:N	1.95	0.81
31:RH:152:ARG:O	31:RH:153:LYS:HB2	1.80	0.81
31:YH:10:PRO:O	31:YH:11:VAL:HG13	1.80	0.81
28:RE:3:GLY:O	28:RE:4:ILE:HB	1.81	0.81
54:R8:52:LYS:N	54:R8:53:PRO:CD	2.43	0.81
25:YA:2729:G:H1'	28:YE:187:ALA:HB2	1.61	0.81
28:YE:50:GLY:CA	28:YE:77:ILE:HA	2.09	0.81
48:Y2:43:GLN:O	48:Y2:44:LEU:HG	1.81	0.81
31:RH:26:VAL:HG13	31:RH:27:LYS:N	1.96	0.81
2:XB:69:LEU:HB3	2:XB:162:ILE:HG22	1.62	0.81
38:YS:36:TYR:HD2	38:YS:52:SER:HB3	1.46	0.81
25:RA:242:G:H5"	54:R8:62:LEU:HD22	1.62	0.81
31:RH:13:LYS:HE2	31:RH:13:LYS:HA	1.60	0.81
5:XE:35:GLY:HA3	5:XE:112:LEU:O	1.80	0.81
28:YE:116:VAL:HG21	28:YE:122:PHE:CD2	2.16	0.81
1:QA:1346:A:H5"	9:QI:120:ARG:HH12	1.46	0.81
19:QS:5:LEU:HD22	50:R4:67:TYR:OH	1.81	0.81
25:RA:1064:C:N4	25:RA:1074:G:H1	1.76	0.81
25:RA:2807:G:N1	25:RA:2893:G:O6	2.12	0.81
25:RA:2128:C:H42	25:RA:2160:G:H1	1.29	0.80
25:RA:2392:A:H8	35:RP:60:MET:HG2	1.45	0.80
28:RE:116:VAL:HG21	28:RE:122:PHE:CD2	2.16	0.80
31:YH:8:PRO:C	31:YH:9:ILE:HG12	2.00	0.80
13:QM:14:ARG:H	13:QM:44:ARG:HD3	1.45	0.80
28:RE:52:LEU:HB2	28:RE:75:VAL:HG23	1.62	0.80

Continued on next page...

Continued from previous page...

Atom-1	Atom-2	Interatomic distance (Å)	Clash overlap (Å)
29:YF:155:LEU:HD13	29:YF:174:VAL:HG13	1.62	0.80
39:RT:24:PRO:HA	39:RT:49:VAL:HG13	1.61	0.80
51:R5:4:HIS:HB3	51:R5:5:PRO:CD	2.11	0.80
25:YA:819:A:OP2	25:YA:1187:G:N2	2.12	0.80
27:YD:27:THR:HG23	27:YD:28:GLU:N	1.96	0.80
1:QA:189:U:O2'	1:QA:190:G:OP1	1.98	0.80
25:RA:882:G:N2	25:RA:894:C:N3	2.27	0.80
28:RE:50:GLY:CA	28:RE:77:ILE:HA	2.10	0.80
33:RN:42:TRP:O	40:RU:64:ARG:NH2	2.15	0.80
1:XA:619:U:H3	4:XD:135:LEU:HD23	1.47	0.80
28:YE:52:LEU:HB2	28:YE:75:VAL:HG23	1.61	0.80
36:YQ:80:GLU:O	36:YQ:81:VAL:CG1	2.30	0.80
38:YS:106:ARG:CA	38:YS:110:LEU:HD21	2.10	0.80
28:RE:201:THR:CG2	28:RE:203:LYS:HB3	2.12	0.80
30:YG:179:PRO:HG3	50:Y4:38:LYS:NZ	1.97	0.80
54:Y8:52:LYS:N	54:Y8:53:PRO:CD	2.43	0.80
25:RA:1045:A:C8	25:RA:1111:A:N6	2.50	0.80
32:RI:54:GLN:O	32:RI:58:LEU:CB	2.28	0.80
28:YE:3:GLY:O	28:YE:4:ILE:HB	1.81	0.80
28:YE:201:THR:CG2	28:YE:203:LYS:HB3	2.11	0.80
29:YF:198:ALA:HA	29:YF:201:VAL:HG12	1.62	0.80
31:YH:152:ARG:O	31:YH:153:LYS:HB2	1.80	0.80
44:YY:76:CYS:SG	44:YY:77:PRO:HD2	2.22	0.80
25:RA:2667:C:H1'	31:RH:109:PHE:HD2	1.46	0.80
51:R5:20:ARG:HA	51:R5:23:HIS:HD1	1.47	0.80
26:YB:75:G:H5"	45:YZ:36:LYS:HE2	1.64	0.80
27:YD:121:PRO:HB3	27:YD:135:PHE:HE2	1.46	0.80
28:YE:35:GLN:HG2	28:YE:37:ARG:HE	1.44	0.80
13:QM:3:ARG:HA	13:QM:9:ILE:HG21	1.62	0.80
30:YG:98:ARG:NH1	50:Y4:1:MET:SD	2.55	0.80
13:XM:65:LYS:HD3	13:XM:69:GLU:HG3	1.63	0.80
48:R2:46:GLN:O	48:R2:47:ASN:HB2	1.79	0.79
4:XD:31:CYS:O	4:XD:31:CYS:SG	2.40	0.79
27:YD:68:LYS:HB2	27:YD:70:TRP:CH2	2.17	0.79
1:XA:1286:A:H5"	21:XU:26:LYS:HD2	1.62	0.79
35:YP:62:LEU:HD21	54:Y8:25:MET:HB2	1.65	0.79
25:RA:530:G:O2'	25:RA:532:A:N7	2.16	0.79
12:XL:86:ARG:HB2	12:XL:101:VAL:HG22	1.62	0.79
31:YH:126:PRO:CG	31:YH:127:GLU:H	1.95	0.79
33:YN:63:THR:HG23	33:YN:66:LYS:NZ	1.97	0.79
11:QK:21:ILE:HB	11:QK:84:VAL:HG12	1.65	0.79

Continued on next page...

Continued from previous page...

Atom-1	Atom-2	Interatomic distance (Å)	Clash overlap (Å)
25:RA:847:U:O4	25:RA:933:A:N1	2.16	0.79
28:RE:137:HIS:HB3	28:RE:138:PRO:HD2	1.65	0.79
36:RQ:81:VAL:O	36:RQ:82:ARG:CG	2.31	0.79
3:XC:32:LEU:HD13	3:XC:59:ARG:HD3	1.64	0.79
27:YD:34:VAL:O	27:YD:34:VAL:HG13	1.81	0.79
31:YH:169:VAL:HG22	31:YH:170:ARG:H	1.48	0.79
38:YS:111:GLU:OE1	38:YS:111:GLU:HA	1.80	0.79
43:YX:67:GLY:O	43:YX:69:TYR:N	2.15	0.79
25:YA:674:G:C1'	29:YF:74:ARG:HD3	2.12	0.79
31:YH:26:VAL:HG13	31:YH:27:LYS:N	1.96	0.79
36:YQ:81:VAL:O	36:YQ:82:ARG:CG	2.31	0.79
1:QA:1135:U:H4'	1:QA:1136:U:H5	1.47	0.79
31:RH:10:PRO:O	31:RH:11:VAL:HG13	1.80	0.79
37:RR:104:ARG:HD2	37:RR:111:LEU:HD21	1.63	0.79
28:YE:24:THR:HG21	28:YE:188:VAL:CG1	2.13	0.79
15:QO:26:GLU:OE2	15:QO:77:ARG:NH1	2.16	0.79
31:RH:126:PRO:CG	31:RH:127:GLU:H	1.96	0.79
25:YA:270(T):G:H5"	47:Y1:97:LEU:HD22	1.63	0.79
27:YD:17:THR:CG2	27:YD:205:VAL:H	1.96	0.79
1:QA:664:G:H22	1:QA:741:G:H1	1.29	0.79
1:QA:1453:G:H8	20:QT:39:LYS:HZ1	1.31	0.79
12:QL:10:LEU:HB3	17:QQ:32:TYR:CE2	2.18	0.79
25:RA:270(R):G:N3	47:R1:78:LYS:NZ	2.31	0.79
28:RE:111:ARG:HE	28:RE:160:TYR:HE1	1.31	0.79
30:RG:6:ALA:H	50:R4:23:GLU:HG2	1.46	0.79
31:RH:86:GLU:CG	31:RH:165:ALA:H	1.94	0.79
12:XL:6:THR:N	12:XL:9:GLN:HE21	1.80	0.79
31:YH:153:LYS:CG	31:YH:162:ILE:H	1.96	0.79
35:YP:58:THR:O	35:YP:61:ARG:NE	2.15	0.79
51:Y5:49:CYS:SG	51:Y5:60:VAL:N	2.52	0.79
2:XB:77:ALA:HB2	2:XB:211:ILE:HD13	1.64	0.79
25:YA:530:G:C2	25:YA:2022:U:OP1	2.36	0.78
25:YA:1803:A:H4'	27:YD:259:THR:HG21	1.64	0.78
12:QL:6:THR:N	12:QL:9:GLN:HE21	1.80	0.78
25:RA:1019:U:H3	25:RA:1142(A):A:H62	1.30	0.78
25:RA:2712:U:HO2'	25:RA:2712(A):A:H8	1.27	0.78
36:RQ:119:ARG:HG2	36:RQ:119:ARG:HH11	1.48	0.78
1:XA:1124:G:H3'	1:XA:1145:C:H41	1.48	0.78
25:YA:592:G:H21	54:Y8:4:MET:CE	1.96	0.78
45:YZ:181:GLU:HG2	45:YZ:183:LEU:HG	1.65	0.78
20:QT:100:ILE:HG13	20:QT:102:GLY:H	1.48	0.78

Continued on next page...

Continued from previous page...

Atom-1	Atom-2	Interatomic distance (Å)	Clash overlap (Å)
25:RA:1169:G:N2	25:RA:1180:C:N3	2.29	0.78
36:RQ:80:GLU:O	36:RQ:81:VAL:CG1	2.30	0.78
1:XA:542:G:OP1	4:XD:10:ARG:NH2	2.17	0.78
27:YD:27:THR:HG21	27:YD:83:GLU:HB3	1.63	0.78
36:YQ:59:ARG:H	36:YQ:59:ARG:HD3	1.48	0.78
1:QA:302:G:O3'	12:QL:17:LYS:HE2	1.83	0.78
11:QK:99:GLN:HG2	11:QK:105:VAL:HG21	1.64	0.78
36:RQ:20:ALA:HB1	36:RQ:99:PRO:HB2	1.65	0.78
3:XC:59:ARG:HH12	3:XC:97:LYS:HE3	1.48	0.78
3:XC:162:GLN:HG2	23:XX:24:A:H1'	1.64	0.78
31:YH:150:ALA:O	31:YH:152:ARG:N	2.14	0.78
33:RN:95:PRO:O	33:RN:97:ARG:N	2.15	0.78
27:YD:94:LEU:HD22	27:YD:95:LEU:N	1.98	0.78
28:YE:137:HIS:HB3	28:YE:138:PRO:HD2	1.65	0.78
31:YH:132:ARG:HB2	31:YH:132:ARG:NH1	1.94	0.78
50:Y4:1:MET:SD	50:Y4:6:HIS:NE2	2.56	0.78
31:RH:153:LYS:CG	31:RH:162:ILE:H	1.96	0.78
33:YN:7:LYS:HD2	33:YN:7:LYS:N	1.94	0.78
5:QE:94:ALA:HB2	5:QE:119:LEU:HG	1.66	0.78
25:YA:2287:A:N6	25:YA:2344:U:H3	1.82	0.78
29:YF:145:GLU:HG3	29:YF:145:GLU:O	1.81	0.78
10:QJ:50:ILE:HA	10:QJ:60:ARG:HG2	1.66	0.78
27:RD:69:ARG:NH2	27:RD:128:GLY:O	2.17	0.78
28:RE:24:THR:HG21	28:RE:188:VAL:CG1	2.13	0.78
50:R4:22:ILE:O	50:R4:24:THR:HG23	1.84	0.78
1:XA:954:G:N2	1:XA:1227:A:H62	1.82	0.78
25:YA:242:G:C5'	54:Y8:62:LEU:CD2	2.61	0.78
27:YD:34:VAL:HG21	27:YD:103:ARG:HA	1.66	0.78
34:YO:88:ASN:HD21	34:YO:92:GLU:HB2	1.47	0.78
25:RA:1542:G:O6	25:RA:1543:A:N6	2.17	0.78
30:RG:6:ALA:N	50:R4:23:GLU:CG	2.46	0.78
27:YD:54:ARG:HG3	27:YD:54:ARG:NH1	1.98	0.78
28:YE:4:ILE:HD12	28:YE:28:ALA:HB1	1.67	0.78
25:RA:662:G:OP1	35:RP:15:ARG:NH1	2.17	0.77
10:XJ:57:LYS:HD2	10:XJ:60:ARG:NH2	2.00	0.77
27:YD:25:THR:HG22	27:YD:82:ILE:H	1.46	0.77
31:YH:152:ARG:HG3	31:YH:153:LYS:CE	2.13	0.77
38:YS:106:ARG:HA	38:YS:110:LEU:HD21	1.64	0.77
3:XC:162:GLN:HA	3:XC:162:GLN:HE21	1.46	0.77
10:QJ:50:ILE:CD1	10:QJ:57:LYS:CD	2.63	0.77
28:RE:4:ILE:HD12	28:RE:28:ALA:HB1	1.67	0.77

Continued on next page...

Continued from previous page...

Atom-1	Atom-2	Interatomic distance (Å)	Clash overlap (Å)
3:XC:20:SER:HB2	3:XC:40:ARG:HH22	1.50	0.77
13:XM:14:ARG:H	13:XM:44:ARG:HD3	1.49	0.77
27:YD:44:ASN:HD22	27:YD:44:ASN:N	1.79	0.77
25:RA:2107:C:N4	25:RA:2182:G:H1	1.82	0.77
31:RH:150:ALA:O	31:RH:152:ARG:N	2.14	0.77
50:R4:58:ARG:O	50:R4:63:TYR:HB2	1.84	0.77
25:YA:1009:A:OP2	25:YA:1010:A:OP2	2.02	0.77
33:YN:63:THR:CG2	33:YN:66:LYS:NZ	2.47	0.77
1:QA:1298:C:OP2	7:QG:114:ARG:NH2	2.17	0.77
25:RA:1359:A:N1	25:RA:1372:U:C4	2.53	0.77
25:RA:1403:C:H5"	25:RA:1471:A:H1'	1.67	0.77
29:YF:11:VAL:HB	29:YF:18:ARG:HG3	1.64	0.77
1:QA:1204:A:OP1	14:QN:3:ARG:NH2	2.17	0.77
1:XA:1342:C:H4'	9:XI:125:TYR:HB3	1.67	0.77
25:YA:1270:C:H5"	25:YA:1271:G:H5'	1.64	0.77
25:YA:1728:G:N1	25:YA:1730:U:OP2	2.18	0.77
29:YF:20:LEU:HD12	29:YF:21:ALA:H	1.49	0.77
10:QJ:50:ILE:CD1	10:QJ:57:LYS:CG	2.62	0.77
25:RA:265:A:N6	25:RA:427:U:O2'	2.18	0.77
25:YA:2308:G:N1	25:YA:2311:A:H2	1.77	0.77
36:YQ:80:GLU:OE1	46:Y0:7:LEU:HG	1.84	0.77
36:RQ:66:ILE:HG13	36:RQ:67:ARG:N	1.99	0.77
25:YA:247:G:O6	54:Y8:12:LYS:NZ	2.16	0.77
33:YN:95:PRO:O	33:YN:97:ARG:N	2.18	0.77
54:Y8:59:LYS:CB	54:Y8:59:LYS:HZ3	1.96	0.77
19:QS:5:LEU:HD11	50:R4:67:TYR:CD2	2.19	0.77
19:QS:68:GLY:HA3	50:R4:68:ARG:CB	2.15	0.77
36:RQ:20:ALA:CB	36:RQ:99:PRO:HD2	2.14	0.77
50:R4:1:MET:HB2	50:R4:6:HIS:NE2	2.00	0.77
29:YF:183:VAL:O	29:YF:187:VAL:HG23	1.85	0.77
36:YQ:119:ARG:HG2	36:YQ:119:ARG:HH11	1.48	0.77
31:RH:153:LYS:HA	31:RH:153:LYS:NZ	1.99	0.77
25:YA:662:G:OP1	35:YP:15:ARG:NH2	2.18	0.77
27:YD:25:THR:O	27:YD:27:THR:N	2.17	0.77
27:YD:153:ALA:O	27:YD:154:LYS:HG3	1.85	0.77
5:QE:71:LEU:HD11	5:QE:115:VAL:H	1.49	0.76
36:YQ:20:ALA:CB	36:YQ:99:PRO:HD2	2.14	0.76
36:YQ:20:ALA:HB1	36:YQ:99:PRO:HB2	1.65	0.76
36:YQ:59:ARG:H	36:YQ:59:ARG:CD	1.99	0.76
28:RE:14:ILE:HD11	39:RT:14:TYR:CZ	2.19	0.76
30:RG:6:ALA:HB2	50:R4:23:GLU:OE2	1.85	0.76

Continued on next page...

Continued from previous page...

Atom-1	Atom-2	Interatomic distance (Å)	Clash overlap (Å)
28:YE:111:ARG:HE	28:YE:160:TYR:HE1	1.31	0.76
36:YQ:79:LEU:HD12	46:Y0:5:LYS:HD2	1.65	0.76
25:YA:1826:G:H4'	27:YD:242:ARG:NH2	1.99	0.76
38:YS:60:GLY:O	38:YS:61:ASN:HB3	1.83	0.76
1:QA:1002:G:H2'	1:QA:1003:G:H8	1.49	0.76
20:XT:41:ILE:HG22	20:XT:91:LEU:CD1	2.15	0.76
25:YA:1009:A:OP1	33:YN:37:LYS:NZ	2.17	0.76
36:YQ:66:ILE:HG13	36:YQ:67:ARG:N	1.99	0.76
1:QA:448:A:OP2	1:QA:485:G:N2	2.18	0.76
25:RA:1138:G:H21	33:RN:106:MET:HE3	1.51	0.76
36:RQ:90:VAL:HG13	36:RQ:91:GLU:H	1.49	0.76
37:RR:33:ARG:HH22	51:R5:55:ARG:HG2	1.50	0.76
25:YA:574:C:N3	28:YE:145:LYS:NZ	2.34	0.76
31:YH:153:LYS:HA	31:YH:153:LYS:NZ	2.00	0.76
36:YQ:90:VAL:HG13	36:YQ:91:GLU:H	1.49	0.76
37:RR:3:HIS:O	37:RR:5:LYS:N	2.19	0.76
16:XP:45:THR:HG22	16:XP:47:ASP:H	1.50	0.76
25:YA:847:U:C4	25:YA:933:A:N1	2.54	0.76
29:YF:29:ASN:H	29:YF:112:MET:CE	1.97	0.76
25:RA:2392:A:H1'	35:RP:60:MET:HE3	1.66	0.76
25:YA:1247:A:OP2	35:YP:15:ARG:NH1	2.18	0.76
25:YA:2451:A:C6	56:Z6:101:PPU:HE2	2.20	0.76
25:RA:593:G:O2'	54:R8:61:LEU:HD13	1.84	0.76
25:RA:676:A:H8	25:RA:2069:G:H21	1.33	0.76
25:RA:1359:A:N6	25:RA:1372:U:C4	2.54	0.76
30:RG:5:VAL:HA	50:R4:23:GLU:HG3	1.68	0.76
25:YA:1359:A:C3'	25:YA:1360:A:H5'	2.15	0.76
25:YA:2419:U:O4	54:Y8:30:ARG:CZ	2.33	0.76
25:YA:2849:U:O4	39:YT:23:ARG:NH2	2.18	0.76
25:RA:709:U:H3	25:RA:722:A:H61	1.31	0.76
31:RH:152:ARG:HG3	31:RH:153:LYS:CE	2.13	0.76
31:RH:169:VAL:HG22	31:RH:170:ARG:H	1.48	0.76
32:RI:54:GLN:O	32:RI:58:LEU:HB2	1.85	0.76
51:R5:47:PRO:O	51:R5:48:GLU:HG3	1.86	0.76
31:YH:125:VAL:HA	31:YH:126:PRO:HB3	1.68	0.76
32:YI:144:VAL:HG13	32:YI:145:VAL:HG13	1.67	0.76
38:RS:62:LYS:HB3	38:RS:97:ARG:HD3	1.67	0.76
1:XA:1004:A:H8	1:XA:1036:G:H22	1.34	0.76
25:YA:620:G:H4'	25:YA:621:A:H5"	1.67	0.76
25:YA:780:G:H21	25:YA:783:A:H62	1.34	0.76
28:YE:36:ARG:HH21	28:YE:88:GLY:HA2	1.51	0.76

Continued on next page...

Continued from previous page...

Atom-1	Atom-2	Interatomic distance (Å)	Clash overlap (Å)
29:YF:101:LEU:CD1	29:YF:102:PRO:HD2	2.11	0.76
37:YR:74:LYS:O	37:YR:76:VAL:N	2.18	0.76
19:QS:5:LEU:HD13	50:R4:67:TYR:CE2	2.20	0.75
27:YD:69:ARG:HH21	27:YD:130:ALA:CB	1.99	0.75
28:YE:63:LEU:CD1	28:YE:65:GLY:H	1.99	0.75
30:RG:67:LYS:HE2	50:R4:6:HIS:CE1	2.20	0.75
44:RY:95:LYS:HB3	44:RY:100:ALA:HA	1.68	0.75
51:R5:40:LYS:CD	51:R5:46:CYS:HB3	2.15	0.75
1:XA:1321:C:H3'	1:XA:1322:C:H5"	1.67	0.75
4:XD:9:CYS:SG	4:XD:22:LYS:HD2	2.26	0.75
28:YE:23:VAL:HG21	28:YE:183:LEU:HD23	1.69	0.75
54:Y8:59:LYS:HB2	54:Y8:59:LYS:HZ2	1.49	0.75
25:RA:884:C:O2	25:RA:892:G:N1	2.19	0.75
25:RA:1359:A:C6	25:RA:1372:U:C4	2.75	0.75
1:XA:1008:C:H42	1:XA:1021:G:H1	1.31	0.75
20:XT:26:ASN:HB2	20:XT:71:THR:CG2	2.15	0.75
25:RA:2451:A:C6	56:Z5:101:PPU:HE2	2.21	0.75
1:XA:1076:C:H42	1:XA:1081:G:H1	1.34	0.75
25:YA:1093:G:OP1	31:YH:170:ARG:HD2	1.86	0.75
31:RH:150:ALA:C	31:RH:152:ARG:H	1.88	0.75
50:R4:34:GLU:HG3	50:R4:35:VAL:H	1.51	0.75
13:XM:93:ARG:NH1	25:YA:888:C:OP1	2.19	0.75
27:YD:142:VAL:HG23	27:YD:193:VAL:HA	1.67	0.75
27:YD:146:GLU:HB2	27:YD:189:CYS:HB3	1.67	0.75
29:RF:113:ALA:HB1	29:RF:186:ILE:HG21	1.68	0.75
50:R4:71:ARG:HG3	50:R4:71:ARG:NH1	1.90	0.75
31:RH:153:LYS:HG2	31:RH:162:ILE:H	1.52	0.75
44:RY:87:LYS:HD3	44:RY:92:ASN:HB3	1.69	0.75
52:R6:41:PRO:HG2	52:R6:45:LYS:H	1.52	0.75
29:YF:29:ASN:HB3	29:YF:112:MET:HE1	1.69	0.75
36:YQ:79:LEU:HD13	46:Y0:5:LYS:HD3	1.68	0.75
39:YT:27:THR:HG23	39:YT:90:GLN:HB3	1.67	0.75
25:RA:49:A:N7	25:RA:120:U:C5	2.55	0.75
25:RA:67:U:H3	25:RA:74:A:H2	1.33	0.75
28:RE:36:ARG:HH21	28:RE:88:GLY:HA2	1.51	0.75
1:QA:686:U:H1'	11:QK:42:TRP:HE1	1.52	0.75
28:RE:63:LEU:CD1	28:RE:65:GLY:H	2.00	0.75
37:RR:56:LYS:NZ	37:RR:90:ARG:O	2.20	0.75
37:RR:74:LYS:O	37:RR:76:VAL:N	2.18	0.75
25:YA:1030:G:OP2	36:YQ:128:LYS:HE2	1.86	0.75
29:YF:7:TYR:HB3	29:YF:21:ALA:CB	2.16	0.75

Continued on next page...

Continued from previous page...

Atom-1	Atom-2	Interatomic distance (Å)	Clash overlap (Å)
33:YN:13:TRP:HB2	33:YN:133:GLN:HG3	1.69	0.75
41:YV:24:LYS:HA	41:YV:92:THR:HG23	1.68	0.75
25:RA:2701:C:H3'	25:RA:2702:U:C5'	2.15	0.74
44:RY:86:ARG:HB2	44:RY:95:LYS:HD2	1.69	0.74
28:YE:61:ARG:HB2	28:YE:62:PRO:HD3	1.69	0.74
1:QA:1305:G:H22	1:QA:1331:G:H2'	1.52	0.74
53:R7:9:ARG:HH21	53:R7:48:LYS:CD	1.99	0.74
31:YH:150:ALA:C	31:YH:152:ARG:H	1.88	0.74
17:XQ:66:SER:O	17:XQ:70:ARG:NH1	2.21	0.74
25:YA:602:G:O2'	25:YA:604:G:O2'	2.03	0.74
25:YA:1479:G:N7	25:YA:1510:A:N6	2.35	0.74
1:XA:1130:A:O2'	9:XI:3:GLN:NE2	2.20	0.74
27:YD:30:GLU:HG3	27:YD:63:ARG:CZ	2.17	0.74
25:RA:1030:G:OP2	36:RQ:128:LYS:HE2	1.87	0.74
30:YG:161:THR:HG22	30:YG:163:ALA:H	1.53	0.74
36:YQ:79:LEU:O	36:YQ:79:LEU:CD2	2.36	0.74
38:YS:36:TYR:CD2	38:YS:52:SER:HB3	2.23	0.74
39:YT:51:ARG:HG2	39:YT:98:LYS:HG3	1.70	0.74
25:RA:1614:A:H62	42:RW:93:ALA:HB2	1.53	0.74
30:RG:34:LEU:HB2	30:RG:172:LEU:HD21	1.68	0.74
1:XA:1195:C:H5"	1:XA:1196:U:O5'	1.87	0.74
31:YH:153:LYS:HG2	31:YH:162:ILE:H	1.52	0.74
33:YN:63:THR:CG2	33:YN:66:LYS:HZ2	2.01	0.74
28:RE:10:GLY:HA3	39:RT:8:LYS:HD2	1.67	0.74
32:RI:98:ALA:HB2	32:RI:111:PRO:HB3	1.69	0.74
25:YA:530:G:O2'	25:YA:532:A:N7	2.20	0.74
27:YD:54:ARG:HG3	27:YD:54:ARG:HH11	1.49	0.74
29:YF:129:PHE:HA	29:YF:142:TRP:NE1	2.02	0.74
45:YZ:103:ARG:HB2	45:YZ:138:GLU:HG2	1.69	0.74
28:RE:201:THR:HG22	28:RE:203:LYS:HB3	1.70	0.74
36:RQ:79:LEU:CD1	46:R0:5:LYS:HD3	2.18	0.74
3:XC:162:GLN:HA	3:XC:162:GLN:NE2	2.03	0.74
29:YF:136:THR:HG22	29:YF:166:ALA:O	1.87	0.74
8:QH:29:SER:HB3	8:QH:32:LYS:HG3	1.69	0.74
25:RA:2849:U:OP1	39:RT:95:ARG:NH1	2.20	0.74
30:RG:6:ALA:H	50:R4:23:GLU:HG3	1.53	0.74
50:R4:41:PRO:O	50:R4:42:PHE:HB3	1.87	0.74
25:YA:76:C:O2'	48:Y2:62:THR:HG21	1.88	0.74
25:YA:1403:C:H5"	25:YA:1471:A:H1'	1.70	0.74
28:YE:78:LEU:HG	28:YE:79:ARG:NE	2.03	0.74
1:QA:13:U:O4	1:QA:20:U:O4	2.05	0.74

Continued on next page...

Continued from previous page...

Atom-1	Atom-2	Interatomic distance (Å)	Clash overlap (Å)
13:QM:121:LYS:HE2	13:QM:121:LYS:HA	1.68	0.74
25:RA:1607:C:N4	25:RA:1622:G:OP2	2.20	0.74
5:QE:71:LEU:HD13	5:QE:115:VAL:H	1.52	0.73
25:RA:1061:U:H5'	25:RA:1070:A:H1'	1.68	0.73
36:RQ:79:LEU:O	36:RQ:79:LEU:CD1	2.35	0.73
51:R5:2:ALA:O	51:R5:3:LYS:HB2	1.88	0.73
25:YA:7:G:H1	25:YA:2896:C:H42	1.35	0.73
25:YA:1045:A:C6	25:YA:1111:A:N7	2.56	0.73
31:YH:153:LYS:HG3	31:YH:161:GLY:CA	2.18	0.73
38:YS:62:LYS:HB3	38:YS:97:ARG:HD3	1.68	0.73
43:YX:27:THR:HB	43:YX:80:ILE:HB	1.69	0.73
1:QA:8:A:N6	4:QD:205:GLU:O	2.22	0.73
25:RA:1359:A:N6	25:RA:1372:U:C5	2.55	0.73
28:RE:61:ARG:HB2	28:RE:62:PRO:HD3	1.69	0.73
28:RE:77:ILE:HD12	28:RE:78:LEU:H	1.52	0.73
32:RI:93:THR:HG22	32:RI:119:PRO:HB3	1.69	0.73
50:Y4:9:LEU:H	50:Y4:27:THR:HG23	1.53	0.73
28:RE:203:LYS:HD2	28:RE:203:LYS:O	1.88	0.73
30:RG:3:LEU:CG	50:R4:25:TYR:CE1	2.71	0.73
31:RH:153:LYS:HG3	31:RH:161:GLY:CA	2.18	0.73
39:RT:36:GLU:HG3	39:RT:41:ARG:HD3	1.70	0.73
5:XE:43:LEU:HD22	5:XE:136:MET:CG	2.19	0.73
10:XJ:50:ILE:HD12	10:XJ:57:LYS:HG2	1.68	0.73
27:YD:131:LEU:HB2	27:YD:136:ILE:CD1	2.17	0.73
25:RA:1187:G:H5"	41:RV:81:TYR:CE1	2.24	0.73
31:RH:84:SER:O	31:RH:85:LYS:HB2	1.89	0.73
25:YA:2032:G:H21	28:YE:146:THR:HG23	1.52	0.73
27:YD:35:LYS:HZ1	27:YD:65:ILE:HA	1.51	0.73
5:QE:101:ILE:HD13	5:QE:101:ILE:N	2.03	0.73
25:RA:2277:G:H5'	36:RQ:85:LYS:HG3	1.71	0.73
28:RE:23:VAL:HG21	28:RE:183:LEU:HD23	1.68	0.73
1:XA:148:G:H2'	1:XA:149:A:H8	1.53	0.73
54:Y8:61:LEU:O	54:Y8:62:LEU:HB2	1.88	0.73
36:YQ:79:LEU:CD1	36:YQ:79:LEU:O	2.35	0.73
48:Y2:29:LYS:HD3	48:Y2:57:ILE:HD13	1.71	0.73
25:RA:483:A:H4'	44:RY:49:VAL:HA	1.71	0.73
32:RI:4:ILE:HD11	32:RI:44:LEU:HD12	1.69	0.73
4:XD:7:PRO:HB2	4:XD:10:ARG:HD2	1.69	0.73
28:YE:77:ILE:HD12	28:YE:78:LEU:H	1.52	0.73
1:QA:701:C:H1'	1:QA:703:G:C6	2.24	0.73
1:QA:1318:A:H4'	19:QS:11:VAL:HG11	1.69	0.73

Continued on next page...

Continued from previous page...

Atom-1	Atom-2	Interatomic distance (Å)	Clash overlap (Å)
3:QC:58:GLU:HB2	3:QC:65:ALA:HB3	1.70	0.73
31:RH:125:VAL:HA	31:RH:126:PRO:HB3	1.68	0.73
51:Y5:56:LYS:HG2	51:Y5:58:LEU:HB3	1.70	0.73
3:QC:20:SER:HB2	3:QC:40:ARG:HH22	1.54	0.73
5:QE:69:VAL:CG1	5:QE:71:LEU:HD23	2.19	0.73
25:RA:996:A:H4'	40:RU:92:ARG:HE	1.54	0.73
25:RA:1021:A:H61	25:RA:1142(A):A:H61	1.37	0.73
28:RE:55:ASN:C	28:RE:57:LYS:H	1.91	0.73
25:YA:650:C:OP1	54:Y8:48:PHE:CZ	2.42	0.73
25:YA:1309:G:H4'	53:Y7:7:PRO:HB2	1.71	0.73
27:YD:77:ALA:CB	27:YD:97:TYR:HA	2.18	0.73
28:YE:55:ASN:C	28:YE:57:LYS:H	1.91	0.73
28:YE:203:LYS:HD2	28:YE:203:LYS:O	1.88	0.73
50:Y4:18:CYS:SG	50:Y4:19:GLY:N	2.62	0.73
28:RE:56:PRO:O	28:RE:57:LYS:HB2	1.89	0.72
36:RQ:90:VAL:CG1	36:RQ:91:GLU:H	2.02	0.72
45:RZ:19:ARG:NH1	45:RZ:84:GLU:O	2.22	0.72
7:QG:9:VAL:HG13	7:QG:94:ARG:HH21	1.54	0.72
31:RH:54:ARG:HH12	31:RH:62:LYS:HG2	1.54	0.72
31:YH:125:VAL:HG12	31:YH:126:PRO:HG3	1.71	0.72
10:QJ:55:LYS:HG3	10:QJ:56:HIS:N	2.05	0.72
25:RA:67:U:N3	25:RA:74:A:C2	2.57	0.72
28:RE:13:ARG:HA	28:RE:22:PRO:HA	1.71	0.72
31:RH:80:SER:O	31:RH:81:GLU:HB2	1.89	0.72
25:YA:593:G:O2'	54:Y8:61:LEU:CD1	2.35	0.72
36:YQ:90:VAL:CG1	36:YQ:91:GLU:H	2.02	0.72
38:YS:26:LEU:HD23	38:YS:26:LEU:O	1.90	0.72
54:Y8:16:ILE:HD11	54:Y8:57:ARG:HG2	1.69	0.72
1:QA:954:G:H4'	13:QM:121:LYS:HG3	1.71	0.72
36:RQ:79:LEU:HD22	36:RQ:79:LEU:C	2.06	0.72
51:R5:40:LYS:CE	51:R5:46:CYS:HB3	2.19	0.72
1:XA:1162:C:H42	1:XA:1174:G:H1	1.34	0.72
28:YE:21:VAL:HB	28:YE:22:PRO:CB	2.18	0.72
30:YG:64:THR:HG23	30:YG:66:GLN:H	1.54	0.72
31:YH:54:ARG:HH12	31:YH:62:LYS:HG2	1.54	0.72
31:YH:152:ARG:O	31:YH:153:LYS:HD2	1.90	0.72
54:Y8:29:LYS:HD3	54:Y8:44:LYS:HB2	1.71	0.72
1:QA:692:U:OP1	11:QK:124:LYS:NZ	2.18	0.72
12:QL:126:LYS:HB2	12:QL:126:LYS:NZ	2.04	0.72
28:RE:78:LEU:HG	28:RE:79:ARG:NE	2.03	0.72
31:RH:30:LYS:HD2	31:RH:81:GLU:H	1.54	0.72

Continued on next page...

Continued from previous page...

Atom-1	Atom-2	Interatomic distance (Å)	Clash overlap (Å)
1:XA:1108:G:H5'	3:XC:176:HIS:HD1	1.54	0.72
31:YH:132:ARG:HH11	31:YH:132:ARG:CB	1.97	0.72
36:YQ:79:LEU:HD22	36:YQ:79:LEU:C	2.07	0.72
38:YS:83:LYS:C	38:YS:109:GLY:HA3	2.10	0.72
1:QA:501:C:H2'	1:QA:502:G:H8	1.54	0.72
5:QE:7:GLU:HG2	5:QE:112:LEU:HD22	1.72	0.72
25:RA:2815:C:H5'	51:R5:29:THR:HG21	1.72	0.72
28:RE:28:ALA:HB3	28:RE:93:VAL:HG22	1.72	0.72
12:XL:126:LYS:HB2	12:XL:126:LYS:NZ	2.04	0.72
29:YF:124:LEU:HD12	29:YF:125:LEU:N	2.04	0.72
30:YG:6:ALA:N	50:Y4:23:GLU:HG2	2.04	0.72
35:YP:61:ARG:HD2	54:Y8:13:ARG:CD	2.19	0.72
50:Y4:48:ARG:HH12	50:Y4:52:THR:HG22	1.54	0.72
51:R5:58:LEU:CD1	51:R5:60:VAL:HG12	2.18	0.72
5:XE:91:LEU:HD12	5:XE:120:THR:HG22	1.72	0.72
10:XJ:55:LYS:HG3	10:XJ:56:HIS:N	2.05	0.72
25:YA:242:G:H5'	54:Y8:62:LEU:HD22	1.72	0.72
25:YA:2250:G:C6	36:YQ:82:ARG:HD2	2.25	0.72
28:YE:201:THR:HG22	28:YE:203:LYS:HB3	1.69	0.72
29:YF:32:LEU:HD12	29:YF:32:LEU:O	1.90	0.72
31:RH:26:VAL:CG1	31:RH:27:LYS:H	2.02	0.72
31:RH:89:ILE:CD1	31:RH:129:THR:HB	2.19	0.72
32:RI:3:VAL:HG12	32:RI:38:LEU:HA	1.71	0.72
54:R8:16:ILE:HD11	54:R8:57:ARG:HG2	1.70	0.72
5:XE:10:MET:HB3	5:XE:32:VAL:HG22	1.70	0.72
28:YE:197:ILE:HD11	28:YE:199:ARG:HH12	1.55	0.72
53:Y7:9:ARG:HH21	53:Y7:48:LYS:CD	1.99	0.72
25:RA:49:A:N7	25:RA:120:U:C4	2.58	0.72
30:RG:5:VAL:HG22	50:R4:25:TYR:CE2	2.25	0.72
54:R8:61:LEU:O	54:R8:62:LEU:HB2	1.88	0.72
25:YA:2032:G:H21	28:YE:146:THR:CG2	2.03	0.72
28:YE:56:PRO:O	28:YE:57:LYS:HB2	1.89	0.72
29:YF:157:VAL:HB	29:YF:194:MET:HB3	1.70	0.72
38:YS:83:LYS:HZ1	38:YS:109:GLY:HA2	1.50	0.72
44:YY:51:VAL:HG13	44:YY:52:SER:H	1.54	0.72
48:Y2:27:GLU:OE1	48:Y2:27:GLU:N	2.19	0.72
54:Y8:60:LEU:C	54:Y8:63:PRO:HD2	2.11	0.72
17:QQ:4:LYS:HE3	17:QQ:6:LEU:HD21	1.72	0.72
19:QS:5:LEU:HD22	50:R4:67:TYR:CZ	2.24	0.72
28:RE:197:ILE:HD11	28:RE:199:ARG:HH12	1.55	0.72
31:RH:152:ARG:O	31:RH:153:LYS:HD2	1.90	0.72

Continued on next page...

Continued from previous page...

Atom-1	Atom-2	Interatomic distance (Å)	Clash overlap (Å)
36:RQ:79:LEU:O	36:RQ:79:LEU:CD2	2.36	0.72
25:YA:617:G:OP1	29:YF:40:GLN:NE2	2.23	0.72
25:YA:957:A:H5'	36:YQ:76:LYS:HD2	1.72	0.72
25:YA:2306:C:H3'	25:YA:2307:G:H5"	1.71	0.72
25:YA:2701:C:H3'	25:YA:2702:U:C5'	2.19	0.72
28:YE:13:ARG:HA	28:YE:22:PRO:HA	1.71	0.72
29:YF:9:ILE:HD11	29:YF:125:LEU:HG	1.70	0.72
29:YF:32:LEU:HD12	29:YF:32:LEU:C	2.10	0.72
31:YH:26:VAL:CG1	31:YH:27:LYS:H	2.02	0.72
25:RA:2135:A:H62	25:RA:2156:G:H21	1.35	0.71
54:R8:60:LEU:O	54:R8:63:PRO:HD2	1.90	0.71
1:XA:272:C:H2'	1:XA:273:A:H8	1.54	0.71
1:XA:1316:G:H22	1:XA:1319:A:H5"	1.55	0.71
1:XA:1450:U:O2'	1:XA:1451:A:N7	2.23	0.71
25:YA:1899:G:H21	25:YA:1902:C:N4	1.88	0.71
25:YA:2636:U:OP1	28:YE:79:ARG:HA	1.90	0.71
34:YO:47:ILE:HG13	34:YO:48:PRO:HD2	1.72	0.71
38:YS:83:LYS:HG2	38:YS:109:GLY:N	2.04	0.71
38:YS:103:GLU:O	38:YS:106:ARG:HG3	1.90	0.71
2:QB:115:LEU:HB2	2:QB:145:LEU:HD12	1.72	0.71
19:QS:68:GLY:HA3	50:R4:68:ARG:CG	2.20	0.71
28:RE:21:VAL:HB	28:RE:22:PRO:CB	2.18	0.71
28:RE:93:VAL:H	28:RE:95:ILE:HD12	1.54	0.71
46:R0:68:GLU:OE1	46:R0:82:ARG:NH1	2.23	0.71
9:XI:114:TYR:HE2	10:XJ:60:ARG:H	1.38	0.71
31:YH:30:LYS:HD2	31:YH:81:GLU:H	1.54	0.71
31:YH:128:PRO:HD2	31:YH:129:THR:H	1.55	0.71
25:RA:882:G:H1	25:RA:894:C:H42	0.79	0.71
29:YF:185:ASP:OD1	29:YF:188:ARG:NH1	2.23	0.71
38:YS:67:ARG:O	38:YS:71:ARG:HG3	1.90	0.71
40:YU:92:ARG:HD2	41:YV:11:GLN:HB2	1.72	0.71
48:Y2:41:ILE:C	48:Y2:41:ILE:HD12	2.10	0.71
54:Y8:60:LEU:O	54:Y8:63:PRO:HD2	1.90	0.71
1:XA:148:G:N2	1:XA:174:C:N3	2.34	0.71
1:XA:523:A:H61	12:XL:92:ASP:HB2	1.55	0.71
29:YF:185:ASP:HA	29:YF:188:ARG:CD	2.20	0.71
30:YG:6:ALA:HB2	50:Y4:23:GLU:HG2	1.72	0.71
31:YH:84:SER:O	31:YH:85:LYS:HB2	1.89	0.71
49:R3:8:LEU:HD13	49:R3:31:LEU:HD23	1.71	0.71
1:XA:31:G:O2'	1:XA:48:C:N4	2.22	0.71
38:YS:83:LYS:HZ2	38:YS:109:GLY:HA2	1.55	0.71

Continued on next page...

Continued from previous page...

Atom-1	Atom-2	Interatomic distance (Å)	Clash overlap (Å)
54:Y8:58:ILE:HD13	54:Y8:61:LEU:HD11	1.72	0.71
25:RA:1689:A:H62	25:RA:1698:A:H2	1.37	0.71
31:RH:125:VAL:HG12	31:RH:126:PRO:HG3	1.70	0.71
50:R4:29:PRO:O	50:R4:30:GLU:HB2	1.89	0.71
33:YN:89:LYS:O	33:YN:93:THR:HG22	1.90	0.71
30:RG:61:ALA:HB2	30:RG:68:PRO:HD3	1.72	0.71
52:R6:17:LYS:HB3	52:R6:44:ARG:HH22	1.55	0.71
8:XH:10:LEU:HD22	8:XH:83:ILE:HD11	1.72	0.71
25:YA:67:U:O4	25:YA:74:A:N1	2.24	0.71
27:YD:263:ARG:NH1	27:YD:263:ARG:HB2	2.06	0.71
31:YH:80:SER:O	31:YH:81:GLU:HB2	1.89	0.71
35:YP:59:LEU:HA	35:YP:61:ARG:HE	1.56	0.71
1:QA:191:G:H1'	20:QT:105:SER:HB3	1.72	0.71
10:QJ:61:GLU:OE2	14:QN:45:ARG:NH1	2.23	0.71
25:RA:1071:G:O6	25:RA:1091:G:O6	2.08	0.71
25:RA:2680:C:H5'	28:RE:189:PRO:HA	1.72	0.71
25:YA:2467:C:H4'	36:YQ:123:HIS:CD2	2.26	0.71
25:YA:2580:U:H4'	28:YE:130:GLY:HA3	1.72	0.71
44:YY:29:GLU:HB3	44:YY:38:ILE:HG23	1.70	0.71
48:Y2:7:ARG:HH11	48:Y2:7:ARG:HG3	1.55	0.71
25:RA:747:U:N1	51:R5:2:ALA:HB3	2.06	0.71
35:RP:95:VAL:HG13	35:RP:100:LEU:HD21	1.73	0.71
54:R8:58:ILE:HD13	54:R8:61:LEU:HD11	1.72	0.71
35:YP:61:ARG:HD2	54:Y8:13:ARG:HD3	1.72	0.71
35:YP:126:VAL:HG13	35:YP:145:PRO:HB2	1.72	0.71
39:YT:77:PRO:HB2	39:YT:80:SER:HB2	1.72	0.71
44:YY:42:VAL:HG12	44:YY:65:ALA:HB3	1.71	0.71
1:QA:148:G:H1	1:QA:174:C:H42	1.37	0.71
4:QD:32:ALA:O	4:QD:34:GLU:N	2.23	0.71
25:RA:2610:C:H4'	25:RA:2611:U:OP2	1.91	0.71
54:R8:59:LYS:CB	54:R8:59:LYS:HZ3	2.02	0.71
54:R8:60:LEU:C	54:R8:63:PRO:HD2	2.11	0.71
1:XA:1002:G:H1	1:XA:1038:C:H42	1.39	0.71
1:XA:1327:C:OP2	21:XU:12:LYS:NZ	2.23	0.71
10:XJ:57:LYS:HD2	10:XJ:60:ARG:CZ	2.21	0.71
12:XL:24:VAL:HG12	12:XL:24:VAL:O	1.90	0.71
25:YA:2445:G:OP1	29:YF:74:ARG:NH2	2.23	0.71
28:YE:93:VAL:H	28:YE:95:ILE:HD12	1.54	0.71
32:YI:5:LEU:HD21	32:YI:12:LEU:HB3	1.72	0.71
34:YO:2:ILE:HD12	34:YO:6:THR:HG21	1.72	0.71
25:RA:1043:C:N4	25:RA:1112:G:H1	1.88	0.70

Continued on next page...

Continued from previous page...

Atom-1	Atom-2	Interatomic distance (Å)	Clash overlap (Å)
25:YA:1652:A:OP1	37:YR:8:ARG:NH1	2.24	0.70
45:YZ:182:LYS:HG3	45:YZ:183:LEU:HD23	1.70	0.70
19:QS:41:VAL:HB	19:QS:42:PRO:HA	1.73	0.70
25:RA:2392:A:H2	25:RA:2424:C:H42	1.39	0.70
48:R2:29:LYS:HE3	48:R2:57:ILE:HG21	1.73	0.70
29:YF:66:PRO:O	29:YF:67:GLN:HB3	1.89	0.70
31:YH:59:ARG:HH11	31:YH:59:ARG:HG3	1.56	0.70
30:RG:6:ALA:N	50:R4:23:GLU:HG2	2.06	0.70
35:RP:71:VAL:HG13	35:RP:72:PRO:HD3	1.71	0.70
42:RW:29:LEU:HD22	42:RW:69:LEU:HD11	1.72	0.70
27:YD:244:ARG:HB2	27:YD:245:PRO:HD2	1.71	0.70
28:YE:28:ALA:HB3	28:YE:93:VAL:HG22	1.72	0.70
30:YG:47:LYS:HD3	30:YG:81:LYS:HB2	1.72	0.70
31:YH:89:ILE:CD1	31:YH:129:THR:HB	2.20	0.70
31:RH:132:ARG:HH11	31:RH:132:ARG:CB	1.97	0.70
39:RT:18:ASP:OD1	39:RT:18:ASP:N	2.19	0.70
28:YE:14:ILE:HG12	28:YE:15:PHE:N	2.06	0.70
29:YF:178:PRO:HG2	29:YF:179:GLU:OE2	1.90	0.70
31:YH:103:LEU:HD12	31:YH:131:VAL:HG21	1.73	0.70
31:YH:152:ARG:O	31:YH:153:LYS:CB	2.39	0.70
32:YI:3:VAL:HG12	32:YI:38:LEU:HA	1.71	0.70
19:QS:40:ILE:HD11	19:QS:62:ILE:HD12	1.74	0.70
31:RH:154:PRO:O	31:RH:155:SER:HB2	1.91	0.70
32:RI:54:GLN:O	32:RI:58:LEU:HB3	1.92	0.70
36:RQ:32:TYR:CD1	36:RQ:133:ARG:HA	2.27	0.70
10:XJ:50:ILE:HA	10:XJ:60:ARG:HG2	1.72	0.70
36:YQ:32:TYR:CD1	36:YQ:133:ARG:HA	2.27	0.70
25:RA:1443:G:H1	25:RA:1548:C:N4	1.90	0.70
30:RG:65:GLY:O	50:R4:7:PRO:CD	2.39	0.70
54:R8:29:LYS:HD3	54:R8:44:LYS:HB2	1.71	0.70
10:XJ:61:GLU:OE2	14:XN:45:ARG:NH1	2.25	0.70
25:YA:2680:C:H5'	28:YE:189:PRO:HA	1.74	0.70
29:YF:101:LEU:O	29:YF:106:ARG:NH1	2.23	0.70
29:YF:164:ARG:HG3	29:YF:175:THR:OG1	1.91	0.70
31:YH:86:GLU:CG	31:YH:165:ALA:H	1.94	0.70
25:RA:2308:G:N1	25:RA:2311:A:H2	1.84	0.70
31:RH:154:PRO:HG2	31:RH:162:ILE:O	1.92	0.70
14:XN:48:ALA:HB2	14:XN:53:LEU:HD12	1.73	0.70
27:YD:43:ARG:HB3	27:YD:54:ARG:HB2	1.73	0.70
31:YH:154:PRO:HG2	31:YH:162:ILE:O	1.92	0.70
42:YW:17:VAL:HG12	42:YW:76:VAL:HG11	1.72	0.70

Continued on next page...

Continued from previous page...

Atom-1	Atom-2	Interatomic distance (Å)	Clash overlap (Å)
31:RH:152:ARG:O	31:RH:153:LYS:CB	2.40	0.70
18:XR:58:LEU:HD23	18:XR:62:GLU:HB3	1.74	0.70
25:YA:2123:G:H1	25:YA:2175:C:H42	1.39	0.70
28:YE:103:ASP:OD1	28:YE:201:THR:HA	1.92	0.70
29:YF:178:PRO:HB2	29:YF:201:VAL:HG11	1.73	0.70
1:QA:1310:G:OP1	13:QM:77:ASN:ND2	2.25	0.70
25:RA:2682:U:O2'	28:RE:13:ARG:HG2	1.92	0.70
51:R5:40:LYS:HE2	51:R5:47:PRO:HD2	1.73	0.70
2:XB:185:ILE:HG22	2:XB:199:TYR:HB2	1.74	0.70
38:YS:42:ASP:O	38:YS:43:GLU:HB2	1.90	0.70
1:QA:1002:G:H2'	1:QA:1003:G:C8	2.27	0.70
10:QJ:48:THR:HA	10:QJ:62:HIS:HB3	1.72	0.70
13:QM:7:VAL:HG21	30:RG:113:ARG:O	1.92	0.70
31:RH:128:PRO:HD2	31:RH:129:THR:H	1.55	0.70
25:YA:83:G:N2	25:YA:103:A:OP2	2.19	0.70
12:QL:24:VAL:O	12:QL:24:VAL:HG12	1.90	0.69
25:RA:1980:G:O2'	25:RA:1982:C:OP2	2.09	0.69
4:XD:105:VAL:HG13	4:XD:110:PHE:HB2	1.74	0.69
25:YA:2667:C:H1'	31:YH:109:PHE:HD2	1.55	0.69
36:YQ:43:THR:OG1	36:YQ:46:GLN:HB2	1.91	0.69
38:YS:54:LEU:O	38:YS:54:LEU:HD13	1.91	0.69
13:QM:3:ARG:HH12	30:RG:113:ARG:NH2	1.89	0.69
19:QS:68:GLY:HA3	50:R4:68:ARG:HG2	1.71	0.69
25:RA:1314:C:H42	25:RA:1338:G:H1	1.39	0.69
25:RA:2277:G:P	36:RQ:85:LYS:HB2	2.32	0.69
26:RB:38:C:H42	26:RB:44:G:H1	1.40	0.69
27:RD:93:ALA:HB3	27:RD:105:ILE:HG22	1.74	0.69
1:XA:266:G:C8	1:XA:266:G:H5'	2.28	0.69
1:XA:1023:G:H3'	1:XA:1024:G:H5"	1.72	0.69
20:XT:100:ILE:HG13	20:XT:102:GLY:H	1.56	0.69
25:YA:774:A:H2	25:YA:787:U:HO2'	1.40	0.69
25:YA:2584:U:H5'	56:Z6:101:PPU:H103	1.73	0.69
1:QA:1052:U:O2'	1:QA:1055:A:OP2	2.08	0.69
31:RH:59:ARG:HH11	31:RH:59:ARG:HG3	1.56	0.69
19:XS:10:PHE:HB2	19:XS:39:THR:H	1.54	0.69
27:YD:65:ILE:O	27:YD:65:ILE:HD13	1.91	0.69
19:QS:69:HIS:ND1	50:R4:69:LYS:HE2	2.08	0.69
1:XA:1422:G:H5"	34:YO:48:PRO:HB3	1.73	0.69
10:XJ:55:LYS:HG3	10:XJ:56:HIS:CD2	2.27	0.69
25:YA:483:A:H5'	44:YY:49:VAL:HG22	1.74	0.69
48:Y2:47:ASN:O	48:Y2:49:LYS:N	2.25	0.69

Continued on next page...

Continued from previous page...

Atom-1	Atom-2	Interatomic distance (Å)	Clash overlap (Å)
1:QA:617:G:H1	1:QA:623:C:H42	1.40	0.69
1:QA:1243:C:OP2	21:QU:10:ARG:NH2	2.25	0.69
28:RE:103:ASP:OD1	28:RE:201:THR:HA	1.92	0.69
31:RH:4:ILE:HG13	31:RH:6:ARG:NE	2.08	0.69
31:RH:103:LEU:HD12	31:RH:131:VAL:HG21	1.73	0.69
45:RZ:94:GLU:HB2	45:RZ:130:PRO:HD2	1.73	0.69
27:YD:65:ILE:HD11	27:YD:67:PHE:CD2	2.27	0.69
29:YF:65:TRP:HZ3	29:YF:73:ALA:O	1.74	0.69
28:RE:7:VAL:HG23	28:RE:8:LYS:N	2.07	0.69
28:RE:65:GLY:HA2	28:RE:70:ALA:CB	2.23	0.69
36:RQ:43:THR:OG1	36:RQ:46:GLN:HB2	1.91	0.69
1:XA:1437:C:H42	1:XA:1464:G:H1	1.37	0.69
6:XF:68:PRO:HG2	6:XF:71:ARG:HG3	1.75	0.69
31:YH:150:ALA:C	31:YH:152:ARG:N	2.44	0.69
38:YS:106:ARG:N	38:YS:110:LEU:HD21	2.07	0.69
4:QD:22:LYS:CG	4:QD:26:CYS:SG	2.80	0.69
10:QJ:55:LYS:HG3	10:QJ:56:HIS:CD2	2.27	0.69
22:QV:75:C:H3'	22:QV:76:A:H5"	1.74	0.69
51:R5:4:HIS:HB3	51:R5:5:PRO:HD3	1.75	0.69
1:XA:538:G:H5"	12:XL:114:LYS:HB2	1.74	0.69
25:YA:1980:G:O2'	25:YA:1982:C:OP2	2.11	0.69
25:YA:2287:A:N6	25:YA:2344:U:N3	2.37	0.69
27:YD:76:PRO:O	27:YD:98:VAL:HG23	1.91	0.69
28:YE:7:VAL:HG23	28:YE:8:LYS:N	2.06	0.69
31:YH:89:ILE:O	31:YH:89:ILE:HG12	1.92	0.69
31:YH:154:PRO:O	31:YH:155:SER:HB2	1.91	0.69
25:RA:807:U:H2'	25:RA:808:G:H8	1.58	0.69
25:RA:2547:U:O2	34:RO:23:ARG:NH2	2.25	0.69
25:RA:2808:U:O4	25:RA:2892:A:N7	2.26	0.69
45:RZ:110:GLY:N	45:RZ:111:VAL:HG12	2.08	0.69
51:R5:40:LYS:HE2	51:R5:47:PRO:CD	2.21	0.69
51:R5:40:LYS:HG2	51:R5:47:PRO:HD2	1.75	0.69
1:XA:1123:A:H4'	10:XJ:36:GLY:HA3	1.75	0.69
27:YD:89:SER:HB2	27:YD:159:ALA:HB2	1.75	0.69
29:YF:67:GLN:O	29:YF:68:LYS:CB	2.39	0.69
52:Y6:11:LEU:HD11	52:Y6:51:GLU:HG3	1.75	0.69
25:RA:617:G:OP1	29:RF:40:GLN:NE2	2.25	0.69
25:RA:2811:G:P	28:RE:61:ARG:HG3	2.32	0.69
27:RD:25:THR:O	27:RD:27:THR:N	2.26	0.69
32:RI:5:LEU:HD11	32:RI:19:VAL:HG12	1.73	0.69
42:RW:29:LEU:HG	42:RW:33:ARG:HD2	1.74	0.69

Continued on next page...

Continued from previous page...

Atom-1	Atom-2	Interatomic distance (Å)	Clash overlap (Å)
25:YA:1826:G:C4'	27:YD:242:ARG:HH21	2.02	0.69
26:YB:44:G:OP1	50:Y4:1:MET:N	2.26	0.69
27:YD:17:THR:HG22	27:YD:205:VAL:N	2.08	0.69
40:YU:92:ARG:HG2	40:YU:92:ARG:O	1.91	0.69
40:YU:92:ARG:NH1	41:YV:11:GLN:O	2.26	0.69
25:RA:2114:A:N6	25:RA:2119:A:N7	2.41	0.69
36:RQ:80:GLU:HG3	36:RQ:81:VAL:H	1.58	0.69
27:YD:35:LYS:HB3	27:YD:63:ARG:HA	1.75	0.69
1:QA:1312:G:H5"	50:R4:67:TYR:OH	1.93	0.68
32:RI:41:GLU:HA	32:RI:44:LEU:HB2	1.74	0.68
45:RZ:60:GLU:HA	45:RZ:66:SER:HA	1.75	0.68
25:YA:660:G:O3'	29:YF:38:ARG:NH2	2.26	0.68
27:YD:17:THR:CG2	27:YD:204:ILE:HA	2.23	0.68
35:YP:62:LEU:CD2	54:Y8:25:MET:HB2	2.23	0.68
45:YZ:60:GLU:HA	45:YZ:66:SER:HA	1.75	0.68
47:Y1:73:LEU:HD13	47:Y1:90:ILE:HG22	1.76	0.68
1:QA:49:U:C4	1:QA:365:U:O4	2.45	0.68
25:RA:242:G:H5'	54:R8:62:LEU:HD22	1.73	0.68
25:RA:2392:A:C8	35:RP:60:MET:HG2	2.28	0.68
1:XA:503:C:OP2	12:XL:116:SER:HB3	1.94	0.68
2:XB:74:LYS:HE3	2:XB:166:ASP:CB	2.22	0.68
38:YS:57:LYS:HD3	38:YS:57:LYS:H	1.58	0.68
1:XA:1077:G:N2	1:XA:1080:A:OP2	2.23	0.68
28:YE:65:GLY:HA2	28:YE:70:ALA:CB	2.23	0.68
31:YH:126:PRO:HB2	31:YH:130:ARG:O	1.93	0.68
35:YP:19:VAL:HG13	35:YP:21:ARG:H	1.57	0.68
38:YS:106:ARG:CA	38:YS:110:LEU:HD11	2.19	0.68
1:QA:589:C:N4	1:QA:650:G:H1	1.89	0.68
3:QC:3:ASN:N	3:QC:3:ASN:OD1	2.26	0.68
25:RA:2821:A:OP2	28:RE:110:GLY:HA3	1.93	0.68
25:YA:2753:A:O2'	55:Y9:15:LYS:NZ	2.27	0.68
31:YH:4:ILE:HG13	31:YH:6:ARG:NE	2.08	0.68
38:YS:100:ALA:HA	38:YS:103:GLU:HG2	1.75	0.68
39:YT:123:GLN:O	39:YT:125:ARG:N	2.26	0.68
30:RG:47:LYS:HD3	30:RG:81:LYS:HB2	1.76	0.68
30:RG:66:GLN:NE2	30:RG:93:THR:O	2.26	0.68
25:YA:141:A:H8	25:YA:1408:C:H1'	1.58	0.68
25:YA:2600:A:N7	27:YD:237:GLU:OE2	2.27	0.68
36:YQ:80:GLU:HG3	36:YQ:81:VAL:H	1.58	0.68
37:YR:33:ARG:NH2	51:Y5:55:ARG:HG2	2.08	0.68
1:QA:542:G:OP1	4:QD:10:ARG:NH2	2.26	0.68

Continued on next page...

Continued from previous page...

Atom-1	Atom-2	Interatomic distance (Å)	Clash overlap (Å)
31:RH:126:PRO:HB2	31:RH:130:ARG:O	1.93	0.68
14:XN:13:THR:N	14:XN:14:PRO:HD2	2.09	0.68
28:YE:15:PHE:CE1	39:YT:81:PRO:HD2	2.28	0.68
31:YH:4:ILE:HG13	31:YH:6:ARG:NH1	2.09	0.68
31:YH:126:PRO:HG2	31:YH:127:GLU:H	1.58	0.68
25:RA:530:G:C2	25:RA:2022:U:OP1	2.46	0.68
36:RQ:12:GLN:CG	36:RQ:73:PRO:HD2	2.21	0.68
50:R4:15:ILE:HD13	50:R4:15:ILE:N	2.09	0.68
2:XB:235:SER:OG	2:XB:236:TYR:N	2.25	0.68
25:YA:2278:A:OP1	36:YQ:11:LYS:HD2	1.93	0.68
36:YQ:66:ILE:HG13	36:YQ:67:ARG:H	1.58	0.68
5:QE:11:ILE:HG13	5:QE:31:LEU:HB3	1.76	0.68
16:QP:4:ILE:HG12	16:QP:21:VAL:HG12	1.75	0.68
31:RH:88:LEU:H	31:RH:88:LEU:HD22	1.58	0.68
31:RH:126:PRO:HG2	31:RH:127:GLU:H	1.59	0.68
25:YA:1845:G:OP1	27:YD:258:LYS:NZ	2.23	0.68
27:YD:241:PRO:O	27:YD:243:GLY:N	2.27	0.68
28:YE:16:ARG:HG3	28:YE:16:ARG:O	1.93	0.68
31:YH:126:PRO:CD	31:YH:127:GLU:H	2.07	0.68
35:YP:88:LEU:HD12	35:YP:95:VAL:HG11	1.76	0.68
45:YZ:145:GLU:HG3	45:YZ:146:ILE:HG12	1.76	0.68
48:Y2:23:LYS:O	48:Y2:27:GLU:OE1	2.11	0.68
37:RR:38:VAL:HG22	37:RR:112:ALA:HB2	1.75	0.68
51:R5:20:ARG:HA	51:R5:23:HIS:ND1	2.09	0.68
19:XS:40:ILE:HG12	19:XS:41:VAL:HG13	1.75	0.68
28:YE:9:VAL:HB	28:YE:25:VAL:HG23	1.76	0.68
29:YF:34:TRP:CE3	35:YP:8:PRO:HB3	2.29	0.68
33:YN:133:GLN:HB2	33:YN:135:PRO:HD3	1.76	0.68
35:YP:65:ARG:HH21	54:Y8:46:ARG:HH12	1.40	0.68
5:QE:71:LEU:CD1	5:QE:115:VAL:N	2.54	0.68
11:QK:58:PRO:HB2	11:QK:93:GLN:HG3	1.75	0.68
25:RA:1693:U:O2'	27:RD:14:ARG:NH2	2.27	0.68
30:RG:83:ARG:H	30:RG:86:MET:HG3	1.58	0.68
36:RQ:104:PHE:HE2	36:RQ:125:LEU:HD11	1.59	0.68
25:YA:2789:C:H1'	25:YA:2892:A:H2	1.59	0.68
38:YS:35:ILE:HD13	38:YS:101:LEU:HD23	1.76	0.68
1:QA:1175:G:H2'	1:QA:1176:A:H8	1.59	0.67
1:QA:1305:G:N2	1:QA:1331:G:H2'	2.09	0.67
5:QE:71:LEU:CD2	5:QE:115:VAL:HG22	2.24	0.67
25:RA:2584:U:H5'	56:Z5:101:PPU:H103	1.77	0.67
25:RA:2683:C:OP1	39:RT:53:ARG:NH2	2.27	0.67

Continued on next page...

Continued from previous page...

Atom-1	Atom-2	Interatomic distance (Å)	Clash overlap (Å)
28:RE:116:VAL:O	28:RE:117:MET:HB3	1.94	0.67
27:YD:44:ASN:N	27:YD:44:ASN:ND2	2.42	0.67
36:YQ:90:VAL:CG1	36:YQ:91:GLU:N	2.57	0.67
48:Y2:64:LEU:HD22	48:Y2:68:ARG:HD2	1.77	0.67
1:QA:1502:A:H2	1:QA:1505:G:H1	1.41	0.67
25:RA:2580:U:H4'	28:RE:130:GLY:HA3	1.77	0.67
28:RE:13:ARG:CB	28:RE:13:ARG:HH11	2.07	0.67
36:RQ:20:ALA:HB1	36:RQ:99:PRO:HD2	1.76	0.67
36:RQ:133:ARG:O	36:RQ:134:ARG:HB2	1.94	0.67
24:XY:30:C:H42	24:XY:40:G:H1	1.41	0.67
31:YH:77:LYS:HG2	31:YH:77:LYS:O	1.94	0.67
36:YQ:133:ARG:O	36:YQ:134:ARG:HB2	1.94	0.67
1:QA:376:G:H1	1:QA:387:U:H3	1.42	0.67
1:QA:1347:G:N2	1:QA:1374:A:OP2	2.20	0.67
25:RA:301:G:H1	25:RA:316:C:N4	1.89	0.67
30:RG:6:ALA:HB2	50:R4:23:GLU:HG2	1.73	0.67
31:RH:89:ILE:O	31:RH:89:ILE:HG12	1.93	0.67
36:RQ:90:VAL:CG1	36:RQ:91:GLU:N	2.57	0.67
36:YQ:12:GLN:CG	36:YQ:73:PRO:HD2	2.21	0.67
36:YQ:90:VAL:O	36:YQ:92:GLY:N	2.25	0.67
45:YZ:19:ARG:NH1	45:YZ:84:GLU:O	2.24	0.67
1:QA:1286:A:H5"	21:QU:26:LYS:HD2	1.75	0.67
25:RA:414:C:O2	25:RA:1864:U:O2'	2.13	0.67
26:RB:48:A:H4'	38:RS:95:HIS:HD2	1.60	0.67
28:RE:10:GLY:H	28:RE:25:VAL:HG23	1.59	0.67
25:YA:1812:A:O2'	27:YD:45:ASN:HB2	1.95	0.67
36:YQ:33:GLY:HA2	36:YQ:105:GLU:HA	1.76	0.67
38:YS:26:LEU:HD12	38:YS:39:ILE:CD1	2.23	0.67
38:YS:52:SER:O	38:YS:56:LEU:HD22	1.93	0.67
38:YS:67:ARG:HB2	38:YS:67:ARG:CZ	2.24	0.67
51:Y5:48:GLU:HA	51:Y5:59:GLU:CG	2.24	0.67
2:QB:27:LYS:HD2	2:QB:193:ASP:HB2	1.75	0.67
25:RA:259:G:H21	25:RA:621:A:H8	1.40	0.67
28:RE:14:ILE:HG12	28:RE:15:PHE:N	2.06	0.67
50:R4:33:VAL:HG12	50:R4:34:GLU:N	2.10	0.67
53:R7:9:ARG:NH2	53:R7:48:LYS:HB2	2.10	0.67
1:XA:1502:A:H2	1:XA:1505:G:H1	1.42	0.67
8:XH:120:THR:H	8:XH:123:GLU:HB2	1.59	0.67
28:YE:116:VAL:O	28:YE:117:MET:HB3	1.94	0.67
36:YQ:104:PHE:CE2	36:YQ:125:LEU:HD11	2.29	0.67
53:Y7:9:ARG:CZ	53:Y7:48:LYS:HB2	2.23	0.67

Continued on next page...

Continued from previous page...

Atom-1	Atom-2	Interatomic distance (Å)	Clash overlap (Å)
1:QA:1162:C:H42	1:QA:1174:G:H1	1.42	0.67
19:QS:29:ARG:HD3	19:QS:30:LEU:HD13	1.77	0.67
36:RQ:104:PHE:CE2	36:RQ:125:LEU:HD11	2.30	0.67
41:RV:72:VAL:HG13	41:RV:85:LYS:HB3	1.75	0.67
5:XE:31:LEU:HD23	5:XE:45:PHE:CD1	2.30	0.67
28:YE:26:ILE:HD13	28:YE:27:LEU:N	2.10	0.67
25:RA:270(T):G:H5"	47:R1:97:LEU:HD22	1.75	0.67
25:RA:1226:G:H4'	41:RV:84:LYS:HG2	1.77	0.67
25:RA:2839:G:H5'	37:RR:46:GLY:HA2	1.76	0.67
27:RD:182:LEU:H	27:RD:272:ALA:HB3	1.59	0.67
31:RH:4:ILE:HG13	31:RH:6:ARG:NH1	2.09	0.67
39:RT:84:GLN:HG2	39:RT:85:LYS:HG2	1.76	0.67
25:YA:1607:C:N4	25:YA:1622:G:OP2	2.27	0.67
28:YE:13:ARG:CB	28:YE:13:ARG:HH11	2.07	0.67
31:YH:88:LEU:H	31:YH:88:LEU:HD22	1.58	0.67
36:YQ:81:VAL:C	36:YQ:82:ARG:HG2	2.15	0.67
41:YV:52:VAL:HG21	41:YV:55:ALA:HB3	1.76	0.67
19:QS:5:LEU:CD2	50:R4:67:TYR:OH	2.42	0.67
25:RA:857:C:H4'	46:R0:23:VAL:HG21	1.75	0.67
30:RG:3:LEU:HD21	50:R4:25:TYR:CE1	2.29	0.67
36:RQ:32:TYR:HD1	36:RQ:133:ARG:HA	1.60	0.67
36:RQ:81:VAL:C	36:RQ:82:ARG:HG2	2.14	0.67
36:RQ:90:VAL:O	36:RQ:92:GLY:N	2.25	0.67
37:RR:33:ARG:NH2	51:R5:55:ARG:CG	2.58	0.67
2:XB:168:THR:HB	2:XB:192:SER:HB2	1.77	0.67
25:YA:1258:C:O4'	29:YF:84:VAL:HG11	1.95	0.67
29:YF:184:TYR:O	29:YF:188:ARG:HG3	1.94	0.67
25:RA:747:U:C2	51:R5:2:ALA:HB3	2.29	0.67
25:RA:958:U:OP2	36:RQ:14:ARG:NH1	2.27	0.67
25:RA:1309:G:H4'	53:R7:7:PRO:HB2	1.75	0.67
28:RE:16:ARG:HG3	28:RE:16:ARG:O	1.93	0.67
31:RH:124:GLU:HB3	31:RH:132:ARG:HD2	1.77	0.67
31:RH:125:VAL:CG1	31:RH:126:PRO:HG3	2.25	0.67
31:RH:126:PRO:CD	31:RH:127:GLU:H	2.07	0.67
36:RQ:66:ILE:HG13	36:RQ:67:ARG:H	1.57	0.67
2:XB:174:VAL:HG13	2:XB:184:VAL:HG11	1.76	0.67
25:YA:1794:U:H2'	25:YA:1795:C:H6	1.58	0.67
25:YA:2123:G:H2'	25:YA:2124:G:H8	1.60	0.67
28:YE:62:PRO:O	28:YE:64:LYS:N	2.28	0.67
35:YP:64:LYS:C	35:YP:66:GLY:H	1.97	0.67
39:YT:16:ARG:NH2	39:YT:83:ILE:O	2.27	0.67

Continued on next page...

Continued from previous page...

Atom-1	Atom-2	Interatomic distance (Å)	Clash overlap (Å)
1:QA:1124:G:H3'	1:QA:1145:C:N4	2.10	0.67
25:RA:1496:A:H8	25:RA:1577:C:HO2'	1.41	0.67
27:RD:49:ILE:HD11	27:RD:52:ARG:HA	1.77	0.67
45:RZ:110:GLY:HA2	45:RZ:111:VAL:C	2.13	0.67
50:R4:37:SER:C	50:R4:39:CYS:H	1.98	0.67
5:XE:100:VAL:HG22	5:XE:118:ILE:HG22	1.77	0.67
36:YQ:104:PHE:HE2	36:YQ:125:LEU:HD11	1.59	0.67
37:YR:78:LYS:HE2	37:YR:83:ILE:HD11	1.77	0.67
1:QA:1055:A:O2'	3:QC:161:GLU:OE2	2.14	0.66
25:RA:1454:U:OP1	37:RR:77:ARG:NH1	2.27	0.66
31:RH:77:LYS:O	31:RH:77:LYS:HG2	1.94	0.66
1:XA:1346:A:OP1	9:XI:120:ARG:NH1	2.26	0.66
27:YD:35:LYS:CA	27:YD:64:ILE:HG22	2.26	0.66
29:YF:46:ARG:HH11	29:YF:46:ARG:CG	2.04	0.66
29:YF:103:LYS:HA	29:YF:106:ARG:CG	2.21	0.66
25:RA:593:G:H1	25:RA:664:C:H42	1.42	0.66
28:RE:36:ARG:HB3	28:RE:36:ARG:HH11	1.60	0.66
30:RG:6:ALA:N	50:R4:23:GLU:HG3	2.08	0.66
1:XA:1095:U:P	1:XA:1108:G:H1	2.18	0.66
25:YA:712:G:H1	25:YA:719:C:H42	1.43	0.66
25:YA:1348:G:H2'	25:YA:1349:A:H5"	1.77	0.66
25:YA:2277:G:C5'	36:YQ:85:LYS:HG3	2.25	0.66
27:YD:35:LYS:HZ1	27:YD:104:TYR:HB2	1.58	0.66
32:YI:4:ILE:HG12	32:YI:18:VAL:HG22	1.77	0.66
32:YI:8:PRO:HD3	32:YI:15:VAL:HG13	1.77	0.66
36:YQ:32:TYR:HD1	36:YQ:133:ARG:HA	1.60	0.66
36:YQ:88:GLY:C	36:YQ:90:VAL:N	2.47	0.66
1:QA:1305:G:HO2'	1:QA:1306:A:H8	1.44	0.66
5:QE:107:ARG:HG3	5:QE:108:ALA:N	2.11	0.66
25:YA:888:C:H3'	25:YA:889:C:H4'	1.77	0.66
25:YA:1332:G:N2	25:YA:1609:A:O2'	2.28	0.66
33:YN:8:GLN:C	33:YN:9:VAL:HG13	2.15	0.66
48:Y2:65:ASN:HB3	48:Y2:69:ARG:NH1	2.10	0.66
1:QA:589:C:N3	1:QA:650:G:N2	2.35	0.66
25:RA:1064:C:N3	25:RA:1074:G:N2	2.40	0.66
25:RA:2620:C:OP1	28:RE:152:LYS:O	2.14	0.66
55:R9:27:CYS:SG	55:R9:29:ASN:ND2	2.69	0.66
1:XA:790:A:OP1	22:XV:38:A:O2'	2.10	0.66
28:YE:28:ALA:O	28:YE:93:VAL:HG23	1.96	0.66
38:YS:106:ARG:HA	38:YS:110:LEU:CD2	2.25	0.66
42:YW:45:TYR:CZ	42:YW:49:LYS:HD2	2.30	0.66

Continued on next page...

Continued from previous page...

Atom-1	Atom-2	Interatomic distance (Å)	Clash overlap (Å)
3:QC:162:GLN:HA	3:QC:162:GLN:HE21	1.59	0.66
5:QE:76:ILE:HG23	5:QE:118:ILE:HD13	1.78	0.66
25:RA:1264:G:H5'	51:R5:11:THR:HG21	1.75	0.66
25:RA:2123:G:H2'	25:RA:2124:G:H8	1.60	0.66
31:RH:168:PRO:O	31:RH:169:VAL:HG12	1.96	0.66
36:RQ:88:GLY:C	36:RQ:90:VAL:N	2.47	0.66
13:XM:105:THR:O	13:XM:107:ALA:N	2.29	0.66
25:YA:2811:G:P	28:YE:61:ARG:HG3	2.34	0.66
27:YD:68:LYS:HB2	27:YD:70:TRP:CZ3	2.31	0.66
27:YD:135:PHE:N	27:YD:135:PHE:CD1	2.62	0.66
27:YD:172:TYR:HB3	27:YD:184:LYS:HG2	1.77	0.66
28:YE:37:ARG:NE	28:YE:37:ARG:HA	2.11	0.66
36:YQ:79:LEU:CD1	46:Y0:5:LYS:CD	2.62	0.66
3:QC:70:VAL:HG12	3:QC:72:LYS:H	1.60	0.66
5:QE:101:ILE:HD11	5:QE:119:LEU:HD23	1.78	0.66
25:RA:270(G):C:N4	25:RA:270(S):G:H1	1.94	0.66
25:RA:586:A:H5'	29:RF:89:VAL:HG21	1.77	0.66
25:RA:993:G:OP1	40:RU:50:ARG:NH2	2.28	0.66
25:RA:2635:C:OP1	28:RE:78:LEU:HD12	1.95	0.66
28:RE:9:VAL:HB	28:RE:25:VAL:HG23	1.76	0.66
28:RE:174:ASP:CG	28:RE:175:VAL:H	1.98	0.66
32:RI:133:HIS:HB2	32:RI:134:PRO:HD2	1.76	0.66
47:R1:7:ILE:HG12	47:R1:91:LYS:NZ	2.11	0.66
1:XA:690:G:H22	11:XK:55:LYS:NZ	1.92	0.66
10:XJ:7:LYS:HB2	10:XJ:97:GLU:HB2	1.76	0.66
25:YA:2391:G:OP2	54:Y8:32:LEU:HD13	1.96	0.66
44:YY:49:VAL:O	44:YY:51:VAL:N	2.29	0.66
19:QS:39:THR:HG22	19:QS:40:ILE:H	1.61	0.66
25:RA:884:C:N3	25:RA:892:G:O6	2.29	0.66
25:RA:2112:G:O6	25:RA:2169:A:N6	2.29	0.66
28:RE:101:ARG:CZ	28:RE:171:GLU:HB2	2.25	0.66
36:RQ:33:GLY:HA2	36:RQ:105:GLU:HA	1.76	0.66
12:XL:26:ALA:O	12:XL:27:LEU:O	2.14	0.66
28:YE:174:ASP:CG	28:YE:175:VAL:H	1.98	0.66
1:QA:411:A:H62	1:QA:413:G:H21	1.44	0.66
19:QS:5:LEU:HD11	50:R4:67:TYR:CE2	2.30	0.66
25:RA:1332:G:H21	25:RA:1610:A:H8	1.41	0.66
28:RE:62:PRO:O	28:RE:64:LYS:N	2.28	0.66
31:YH:125:VAL:CG1	31:YH:126:PRO:HG3	2.25	0.66
44:YY:97:ARG:HE	44:YY:98:VAL:HB	1.61	0.66
54:Y8:30:ARG:O	54:Y8:31:HIS:HB2	1.96	0.66

Continued on next page...

Continued from previous page...

Atom-1	Atom-2	Interatomic distance (Å)	Clash overlap (Å)
25:RA:2233:U:H2'	25:RA:2234:G:C8	2.30	0.66
44:RY:49:VAL:O	44:RY:51:VAL:N	2.29	0.66
25:YA:2304:G:H22	25:YA:2312:U:H3	1.42	0.66
31:YH:124:GLU:HB3	31:YH:132:ARG:HD2	1.77	0.66
36:YQ:20:ALA:HB1	36:YQ:99:PRO:HD2	1.77	0.66
38:YS:88:ASP:OD1	38:YS:90:GLY:N	2.28	0.66
25:RA:2651:C:H42	25:RA:2669:G:H1	1.43	0.66
28:RE:26:ILE:HD13	28:RE:27:LEU:N	2.10	0.66
50:R4:16:CYS:SG	50:R4:33:VAL:HB	2.35	0.66
19:XS:50:ALA:HB1	19:XS:57:HIS:HB3	1.77	0.66
25:YA:2277:G:H5'	36:YQ:85:LYS:HG3	1.76	0.66
33:YN:35:ARG:O	33:YN:37:LYS:N	2.29	0.66
38:YS:107:GLU:H	38:YS:110:LEU:HD11	1.60	0.66
41:YV:21:ARG:HD2	41:YV:91:TYR:CD1	2.31	0.66
20:QT:26:ASN:HB2	20:QT:71:THR:HG23	1.78	0.65
39:RT:102:ILE:HB	39:RT:110:ILE:HD13	1.78	0.65
1:XA:1124:G:H3'	1:XA:1145:C:N4	2.11	0.65
1:XA:1368:G:OP1	9:XI:111:ARG:NH2	2.25	0.65
22:XV:5:G:H1	22:XV:67:C:N4	1.94	0.65
27:YD:121:PRO:HB3	27:YD:135:PHE:CE2	2.30	0.65
28:YE:13:ARG:NH1	28:YE:21:VAL:HG12	2.11	0.65
47:Y1:29:GLY:O	47:Y1:31:GLY:N	2.30	0.65
12:QL:25:PRO:C	12:QL:27:LEU:H	1.98	0.65
25:RA:2015:A:N3	51:R5:2:ALA:N	2.44	0.65
25:YA:1689:A:H62	25:YA:1698:A:H2	1.43	0.65
27:YD:183:ARG:HH11	27:YD:183:ARG:CG	2.07	0.65
39:YT:16:ARG:HD3	39:YT:19:LEU:HD11	1.77	0.65
12:QL:115:LYS:O	12:QL:117:ARG:HG3	1.96	0.65
27:RD:108:PRO:HG2	27:RD:111:LEU:HG	1.79	0.65
12:XL:39:VAL:HB	12:XL:57:LYS:HB2	1.78	0.65
25:YA:1533:C:H42	25:YA:1538:G:H1	1.44	0.65
28:YE:36:ARG:HB3	28:YE:36:ARG:HH11	1.60	0.65
28:YE:101:ARG:CZ	28:YE:171:GLU:HB2	2.26	0.65
33:YN:8:GLN:O	33:YN:9:VAL:HG22	1.96	0.65
45:YZ:97:GLU:HB3	45:YZ:125:LEU:HD11	1.78	0.65
1:QA:791:G:H2'	1:QA:792:A:H5'	1.79	0.65
2:QB:82:ARG:HA	2:QB:92:TYR:CE2	2.31	0.65
12:QL:21:LYS:HD2	12:QL:21:LYS:N	2.11	0.65
25:RA:2010:G:H5"	42:RW:42:ARG:HB2	1.79	0.65
27:RD:27:THR:HG21	27:RD:81:ALA:HB1	1.78	0.65
31:RH:150:ALA:C	31:RH:152:ARG:N	2.44	0.65

Continued on next page...

Continued from previous page...

Atom-1	Atom-2	Interatomic distance (Å)	Clash overlap (Å)
36:RQ:59:ARG:C	36:RQ:60:ARG:HG3	2.16	0.65
1:XA:973:G:H3'	1:XA:974:A:H5"	1.77	0.65
22:XV:14:G:H22	22:XV:48:C:H42	1.42	0.65
25:YA:2023:G:H5'	25:YA:2617:C:H4'	1.78	0.65
25:YA:2511:U:O4	25:YA:2575:C:N3	2.30	0.65
27:YD:80:ALA:HB3	27:YD:94:LEU:CD1	2.26	0.65
13:QM:50:GLU:OE1	50:R4:32:TYR:CE2	2.50	0.65
25:RA:593:G:O3'	54:R8:61:LEU:HD22	1.97	0.65
25:RA:2306:C:H3'	25:RA:2307:G:H5"	1.77	0.65
28:RE:28:ALA:O	28:RE:93:VAL:HG23	1.95	0.65
51:R5:40:LYS:NZ	51:R5:48:GLU:HB2	2.10	0.65
52:R6:11:LEU:HD23	52:R6:26:ASN:HB3	1.78	0.65
20:XT:49:ALA:HB1	20:XT:99:LEU:HB2	1.77	0.65
25:YA:277:C:H5'	25:YA:278:A:H5"	1.77	0.65
27:YD:27:THR:CG2	27:YD:28:GLU:H	2.08	0.65
28:YE:201:THR:HG22	28:YE:203:LYS:N	2.07	0.65
40:YU:8:VAL:HG23	40:YU:11:ARG:HH21	1.62	0.65
48:Y2:42:GLY:O	48:Y2:44:LEU:N	2.30	0.65
48:Y2:69:ARG:NH1	48:Y2:69:ARG:HB2	2.11	0.65
51:Y5:40:LYS:HZ1	51:Y5:48:GLU:HB2	1.61	0.65
19:QS:28:LYS:HB2	19:QS:47:HIS:CE1	2.32	0.65
25:RA:747:U:C6	51:R5:2:ALA:O	2.49	0.65
50:R4:49:PHE:O	50:R4:50:VAL:HG23	1.97	0.65
20:XT:97:ALA:O	20:XT:99:LEU:N	2.30	0.65
25:YA:1754:C:OP1	39:YT:96:ARG:NH1	2.30	0.65
25:YA:2646:C:OP2	25:YA:2732:G:O2'	2.15	0.65
27:YD:145:VAL:HG12	27:YD:146:GLU:O	1.96	0.65
31:YH:168:PRO:O	31:YH:169:VAL:HG12	1.96	0.65
3:QC:9:GLY:HA2	3:QC:12:LEU:HD23	1.78	0.65
16:QP:53:VAL:HG12	16:QP:79:VAL:HG22	1.77	0.65
19:QS:68:GLY:HA2	50:R4:68:ARG:HG2	1.79	0.65
25:RA:141:A:H8	25:RA:1595:G:H21	1.44	0.65
31:RH:128:PRO:CD	31:RH:129:THR:H	2.09	0.65
35:RP:19:VAL:HG13	35:RP:21:ARG:H	1.61	0.65
44:RY:38:ILE:HG22	44:RY:66:PRO:HA	1.79	0.65
50:R4:36:CYS:O	50:R4:37:SER:O	2.14	0.65
2:XB:178:ARG:NH1	2:XB:196:LEU:O	2.29	0.65
10:XJ:50:ILE:HD11	10:XJ:57:LYS:CG	2.25	0.65
12:XL:25:PRO:C	12:XL:27:LEU:H	1.98	0.65
12:XL:115:LYS:O	12:XL:117:ARG:HG3	1.97	0.65
22:XV:75:C:OP1	25:YA:2602:A:OP1	2.15	0.65

Continued on next page...

Continued from previous page...

Atom-1	Atom-2	Interatomic distance (Å)	Clash overlap (Å)
28:YE:10:GLY:H	28:YE:25:VAL:HG23	1.60	0.65
45:YZ:58:VAL:O	45:YZ:60:GLU:N	2.29	0.65
1:QA:671:G:N2	1:QA:735:C:N3	2.43	0.65
12:QL:39:VAL:HB	12:QL:57:LYS:HB2	1.79	0.65
46:Y0:10:THR:HG22	46:Y0:12:ASN:H	1.62	0.65
51:Y5:48:GLU:HA	51:Y5:59:GLU:HG3	1.78	0.65
51:Y5:56:LYS:H	51:Y5:56:LYS:HD2	1.60	0.65
13:QM:3:ARG:HD2	13:QM:9:ILE:HG12	1.79	0.65
25:RA:2250:G:C6	36:RQ:82:ARG:HD2	2.32	0.65
28:RE:37:ARG:NE	28:RE:37:ARG:HA	2.11	0.65
1:XA:1451:A:H5"	1:XA:1452:C:H5'	1.78	0.65
11:XK:21:ILE:HB	11:XK:84:VAL:HG12	1.78	0.65
25:YA:482:A:H4'	44:YY:47:LYS:HD2	1.78	0.65
27:YD:77:ALA:HB2	27:YD:97:TYR:HA	1.77	0.65
27:YD:176:ARG:HG2	27:YD:176:ARG:HH11	1.61	0.65
54:Y8:52:LYS:HG3	54:Y8:52:LYS:O	1.97	0.65
13:QM:3:ARG:CZ	30:RG:113:ARG:HH21	2.10	0.65
19:QS:5:LEU:CD2	50:R4:67:TYR:CE2	2.79	0.65
25:RA:631:A:OP2	54:R8:46:ARG:NH2	2.28	0.65
31:RH:51:ARG:HH11	31:RH:51:ARG:HG3	1.61	0.65
51:R5:40:LYS:HD3	51:R5:46:CYS:CB	2.26	0.65
1:XA:1178:G:N2	1:XA:1181:G:N7	2.45	0.65
5:XE:102:ALA:HB2	5:XE:120:THR:OG1	1.97	0.65
12:XL:21:LYS:HD2	12:XL:21:LYS:N	2.11	0.65
25:YA:592:G:N2	54:Y8:4:MET:HE1	2.12	0.65
26:YB:44:G:H1'	26:YB:47:C:H42	1.62	0.65
30:YG:6:ALA:CB	50:Y4:23:GLU:HG2	2.27	0.65
31:YH:128:PRO:CD	31:YH:129:THR:H	2.09	0.65
48:Y2:40:SER:C	48:Y2:42:GLY:H	2.00	0.65
54:Y8:56:GLU:OE1	54:Y8:56:GLU:N	2.30	0.65
12:QL:26:ALA:O	12:QL:27:LEU:O	2.14	0.64
25:RA:1224:G:N2	25:RA:1227:A:OP2	2.26	0.64
25:RA:1754:C:OP1	39:RT:96:ARG:NH1	2.25	0.64
26:RB:75:G:H5"	45:RZ:36:LYS:HE2	1.79	0.64
28:RE:104:VAL:HG11	28:RE:188:VAL:CG2	2.27	0.64
31:RH:105:LEU:H	31:RH:105:LEU:CD1	2.09	0.64
51:R5:56:LYS:H	51:R5:56:LYS:CD	2.07	0.64
4:XD:9:CYS:SG	4:XD:31:CYS:O	2.54	0.64
31:YH:105:LEU:H	31:YH:105:LEU:CD1	2.09	0.64
36:YQ:23:GLY:HA3	36:YQ:101:ARG:NH1	2.12	0.64
50:Y4:18:CYS:SG	50:Y4:39:CYS:CB	2.85	0.64

Continued on next page...

Continued from previous page...

Atom-1	Atom-2	Interatomic distance (Å)	Clash overlap (Å)
1:QA:1392:G:H21	1:QA:1502:A:H8	1.43	0.64
25:RA:709:U:H3	25:RA:722:A:N6	1.94	0.64
28:RE:13:ARG:NH1	28:RE:21:VAL:HG12	2.11	0.64
34:RO:4:PRO:O	34:RO:5:GLN:HB2	1.96	0.64
3:XC:122:GLU:OE1	3:XC:126:ARG:NH2	2.29	0.64
5:XE:37:ARG:HA	5:XE:114:GLY:N	2.13	0.64
25:YA:1210:A:H5'	25:YA:1210:A:H8	1.62	0.64
27:YD:44:ASN:HB3	27:YD:49:ILE:HG22	1.78	0.64
30:YG:112:PRO:HB3	50:Y4:37:SER:HB2	1.79	0.64
25:RA:910:A:N3	25:RA:2264:C:O2'	2.30	0.64
25:RA:1009:A:OP2	25:RA:1010:A:OP2	2.15	0.64
28:RE:35:GLN:CG	28:RE:37:ARG:HE	2.11	0.64
28:RE:50:GLY:HA3	28:RE:74:PRO:HG3	1.79	0.64
31:RH:148:ILE:O	31:RH:151:ILE:HG12	1.98	0.64
36:RQ:81:VAL:O	36:RQ:82:ARG:HG2	1.97	0.64
25:YA:990:A:OP2	25:YA:991:C:OP2	2.16	0.64
26:YB:77:U:P	45:YZ:19:ARG:HH22	2.20	0.64
30:YG:179:PRO:HG3	50:Y4:38:LYS:HZ2	1.61	0.64
36:YQ:81:VAL:O	36:YQ:82:ARG:HG2	1.97	0.64
50:Y4:18:CYS:HB3	50:Y4:39:CYS:CB	2.28	0.64
5:QE:78:HIS:CE1	5:QE:142:LEU:HD23	2.33	0.64
13:QM:122:LYS:O	13:QM:122:LYS:HD3	1.97	0.64
25:RA:273(C):C:H42	25:RA:363(C):G:H1	1.44	0.64
27:RD:65:ILE:HD11	27:RD:67:PHE:CE2	2.31	0.64
1:XA:1054:C:N3	24:XY:34:G:H1'	2.11	0.64
29:YF:175:THR:O	29:YF:176:LEU:HB2	1.96	0.64
35:YP:14:LYS:O	35:YP:16:ARG:N	2.31	0.64
1:QA:1321:C:H5"	1:QA:1322:C:H5"	1.80	0.64
10:QJ:53:PRO:HA	14:QN:42:ILE:HD12	1.79	0.64
27:RD:8:PRO:HB3	27:RD:14:ARG:HB2	1.79	0.64
54:R8:56:GLU:OE1	54:R8:56:GLU:N	2.30	0.64
2:XB:178:ARG:HG3	8:XH:72:PRO:HA	1.79	0.64
22:XV:3:G:HO2'	22:XV:4:G:H8	1.45	0.64
25:YA:2361:A:P	54:Y8:27:THR:HG23	2.38	0.64
28:YE:104:VAL:HG11	28:YE:188:VAL:CG2	2.27	0.64
29:YF:45:ARG:HH11	29:YF:45:ARG:CG	2.09	0.64
31:YH:117:PRO:HB3	31:YH:123:PHE:CE2	2.33	0.64
36:YQ:81:VAL:O	36:YQ:82:ARG:HD3	1.97	0.64
38:YS:78:LEU:HD11	38:YS:107:GLU:O	1.98	0.64
42:YW:41:LYS:HE3	51:Y5:25:LEU:HD21	1.80	0.64
1:QA:571:U:O4	1:QA:864:A:N6	2.31	0.64

Continued on next page...

Continued from previous page...

Atom-1	Atom-2	Interatomic distance (Å)	Clash overlap (Å)
27:RD:35:LYS:HG2	27:RD:64:ILE:N	2.12	0.64
36:RQ:10:ARG:O	36:RQ:11:LYS:HB2	1.98	0.64
40:RU:90:VAL:O	40:RU:92:ARG:N	2.30	0.64
1:XA:662:G:H2'	1:XA:663:A:H8	1.62	0.64
5:XE:43:LEU:HD22	5:XE:136:MET:HG3	1.80	0.64
15:XO:26:GLU:OE2	15:XO:77:ARG:NH1	2.31	0.64
28:YE:69:LYS:O	28:YE:71:GLY:N	2.27	0.64
29:YF:11:VAL:HG12	29:YF:12:LEU:N	2.13	0.64
29:YF:46:ARG:HG2	29:YF:46:ARG:NH1	2.00	0.64
29:YF:155:LEU:HD13	29:YF:174:VAL:CG1	2.27	0.64
5:QE:11:ILE:HD11	5:QE:31:LEU:HD12	1.80	0.64
10:QJ:77:PRO:O	10:QJ:79:ARG:NH1	2.30	0.64
25:RA:155:C:N3	25:RA:171:G:N2	2.42	0.64
36:RQ:23:GLY:HA3	36:RQ:101:ARG:NH1	2.12	0.64
54:R8:52:LYS:HG3	54:R8:52:LYS:O	1.97	0.64
25:YA:592:G:H21	54:Y8:4:MET:HE1	1.61	0.64
31:YH:51:ARG:HG3	31:YH:51:ARG:HH11	1.62	0.64
31:YH:148:ILE:O	31:YH:151:ILE:HG12	1.97	0.64
1:QA:439:A:OP2	1:QA:493:G:N1	2.30	0.64
1:QA:838:G:C6	1:QA:842:C:H1'	2.33	0.64
1:QA:1128:C:OP1	9:QI:66:ARG:NH2	2.31	0.64
12:QL:18:VAL:HG23	12:QL:19:ARG:H	1.63	0.64
25:RA:2729:G:C1'	28:RE:187:ALA:HB2	2.22	0.64
8:XH:7:ALA:HB2	8:XH:85:ARG:HD3	1.80	0.64
25:YA:1550:C:H2'	25:YA:1551:C:H6	1.62	0.64
25:YA:2133:G:H1'	25:YA:2158:A:H61	1.63	0.64
31:YH:92:ILE:H	31:YH:92:ILE:HD12	1.63	0.64
37:YR:51:LEU:HD13	37:YR:66:VAL:HG13	1.79	0.64
40:YU:90:VAL:HG12	40:YU:91:ASP:H	1.61	0.64
45:YZ:94:GLU:HB2	45:YZ:130:PRO:HD2	1.80	0.64
50:Y4:18:CYS:HB3	50:Y4:39:CYS:HB3	1.78	0.64
1:QA:1227:A:OP1	19:QS:80:TYR:OH	2.06	0.64
25:RA:957:A:H5'	36:RQ:76:LYS:HD2	1.80	0.64
25:RA:2321:G:H2'	25:RA:2321:G:N3	2.10	0.64
31:RH:92:ILE:H	31:RH:92:ILE:HD12	1.63	0.64
3:XC:11:ARG:O	3:XC:13:GLY:N	2.30	0.64
31:YH:3:ARG:HA	31:YH:3:ARG:NE	2.12	0.64
40:YU:50:ARG:O	40:YU:54:LYS:NZ	2.31	0.64
2:QB:5:ILE:HG21	2:QB:221:LEU:HD23	1.78	0.64
32:RI:144:VAL:C	32:RI:145:VAL:HG12	2.16	0.64
36:RQ:30:GLY:HA3	36:RQ:106:VAL:O	1.98	0.64

Continued on next page...

Continued from previous page...

Atom-1	Atom-2	Interatomic distance (Å)	Clash overlap (Å)
37:RR:104:ARG:HD3	37:RR:109:ALA:HB3	1.79	0.64
3:XC:19:GLU:O	3:XC:40:ARG:NH2	2.30	0.64
28:YE:14:ILE:CG1	28:YE:15:PHE:H	2.08	0.64
27:RD:35:LYS:HG2	27:RD:64:ILE:H	1.63	0.63
28:RE:201:THR:HG21	28:RE:203:LYS:HB3	1.80	0.63
43:RX:43:VAL:HG13	43:RX:51:VAL:HG21	1.79	0.63
1:XA:27:G:H4'	4:XD:209:ARG:HG3	1.79	0.63
1:XA:80:G:O6	1:XA:89:U:O4	2.16	0.63
5:XE:147:ASP:O	5:XE:151:LEU:HG	1.97	0.63
25:YA:1332:G:H21	25:YA:1610:A:H8	1.44	0.63
25:YA:1796:U:H2'	25:YA:1797:C:C6	2.33	0.63
25:YA:2377:A:O2'	38:YS:111:GLU:O	2.13	0.63
25:YA:2420:C:H41	54:Y8:30:ARG:HD2	1.62	0.63
25:YA:2635:C:H5"	28:YE:78:LEU:HA	1.80	0.63
38:YS:26:LEU:HD22	38:YS:87:PHE:HD1	1.63	0.63
39:YT:36:GLU:HG3	39:YT:41:ARG:HE	1.62	0.63
40:YU:92:ARG:CZ	41:YV:11:GLN:H	2.11	0.63
54:Y8:48:PHE:N	54:Y8:48:PHE:CD1	2.66	0.63
38:RS:26:LEU:HB3	38:RS:87:PHE:HA	1.81	0.63
47:R1:29:GLY:O	47:R1:31:GLY:N	2.29	0.63
5:XE:78:HIS:HB3	8:XH:107:LEU:HD12	1.79	0.63
26:YB:52:A:H62	38:YS:33:LYS:HG3	1.63	0.63
27:YD:18:VAL:HG12	27:YD:19:ALA:O	1.98	0.63
27:YD:122:ASP:CG	27:YD:123:ALA:H	2.00	0.63
27:YD:135:PHE:N	27:YD:135:PHE:HD1	1.96	0.63
27:YD:230:ASP:O	27:YD:231:HIS:HB2	1.98	0.63
28:YE:201:THR:HG21	28:YE:203:LYS:HB3	1.80	0.63
48:Y2:40:SER:C	48:Y2:42:GLY:N	2.51	0.63
2:QB:24:TRP:H	2:QB:24:TRP:HD1	1.46	0.63
10:QJ:4:ILE:HB	10:QJ:74:ILE:HG13	1.81	0.63
10:QJ:58:ASP:O	10:QJ:59:SER:CB	2.46	0.63
31:RH:3:ARG:NE	31:RH:3:ARG:HA	2.12	0.63
31:RH:117:PRO:HB3	31:RH:123:PHE:CE2	2.33	0.63
36:RQ:104:PHE:O	36:RQ:105:GLU:HB3	1.98	0.63
48:R2:65:ASN:HB3	48:R2:69:ARG:HH22	1.61	0.63
50:R4:71:ARG:HH11	50:R4:71:ARG:CG	1.97	0.63
25:YA:943:U:OP2	35:YP:36:LYS:NZ	2.31	0.63
28:YE:50:GLY:HA3	28:YE:74:PRO:HG3	1.79	0.63
36:YQ:104:PHE:O	36:YQ:105:GLU:HB3	1.98	0.63
1:QA:1002:G:N2	1:QA:1038:C:N3	2.44	0.63
5:QE:102:ALA:HB1	5:QE:106:PRO:HG2	1.80	0.63

Continued on next page...

Continued from previous page...

Atom-1	Atom-2	Interatomic distance (Å)	Clash overlap (Å)
25:RA:2131:G:H4'	25:RA:2132:U:H4'	1.80	0.63
31:RH:153:LYS:HG3	31:RH:161:GLY:HA3	1.80	0.63
36:RQ:81:VAL:O	36:RQ:82:ARG:HD3	1.98	0.63
37:RR:33:ARG:HG3	37:RR:115:GLU:HB3	1.79	0.63
1:XA:1201:A:H4'	1:XA:1202:G:H5"	1.81	0.63
2:XB:79:ASP:HA	2:XB:82:ARG:HB2	1.80	0.63
2:XB:187:LEU:HA	2:XB:201:ILE:HB	1.79	0.63
12:XL:18:VAL:HG23	12:XL:19:ARG:H	1.62	0.63
13:XM:91:ARG:HB2	13:XM:98:VAL:HG13	1.80	0.63
25:YA:1833:U:O2'	25:YA:1969:A:N1	2.26	0.63
29:YF:67:GLN:O	29:YF:67:GLN:CG	2.32	0.63
33:YN:4:TYR:O	40:YU:64:ARG:NH1	2.32	0.63
50:Y4:48:ARG:O	50:Y4:50:VAL:N	2.31	0.63
1:QA:690:G:H2'	1:QA:691:G:O4'	1.99	0.63
1:QA:1422:G:H5"	34:RO:48:PRO:HB3	1.80	0.63
19:QS:40:ILE:HG23	19:QS:41:VAL:HG22	1.79	0.63
25:RA:1348:G:H2'	25:RA:1349:A:H5"	1.81	0.63
25:RA:1930:G:HO2'	25:RA:1931:U:P	2.20	0.63
36:RQ:20:ALA:HB1	36:RQ:99:PRO:CB	2.28	0.63
36:RQ:81:VAL:HG23	46:R0:7:LEU:CD1	2.29	0.63
40:RU:66:ASN:O	40:RU:70:ARG:HB2	1.98	0.63
1:XA:949:A:N7	13:XM:106:ASN:ND2	2.46	0.63
1:XA:1525:G:OP1	11:XK:120:ARG:NH2	2.32	0.63
12:XL:62:SER:O	12:XL:64:TYR:HD1	1.82	0.63
35:YP:101:VAL:HG23	35:YP:106:LEU:HB3	1.80	0.63
44:YY:91:GLU:HG3	44:YY:92:ASN:H	1.63	0.63
1:QA:973:G:H3'	1:QA:974:A:H5"	1.80	0.63
5:QE:71:LEU:HD11	5:QE:115:VAL:N	2.13	0.63
25:RA:622:G:OP2	35:RP:108:LYS:NZ	2.23	0.63
28:RE:131:ALA:HB1	28:RE:135:HIS:CE1	2.34	0.63
36:RQ:66:ILE:CG1	36:RQ:67:ARG:H	2.12	0.63
5:XE:37:ARG:HA	5:XE:114:GLY:H	1.62	0.63
25:YA:414:C:O2	25:YA:1864:U:O2'	2.15	0.63
25:YA:1820:U:C2	27:YD:202:LYS:HB3	2.34	0.63
27:YD:72:LYS:HG2	27:YD:103:ARG:NH2	2.13	0.63
31:YH:153:LYS:HG3	31:YH:161:GLY:HA3	1.80	0.63
50:Y4:23:GLU:O	50:Y4:25:TYR:N	2.31	0.63
12:QL:85:ILE:HD11	12:QL:98:TYR:HB2	1.81	0.63
50:R4:39:CYS:HB3	50:R4:41:PRO:HD2	1.79	0.63
1:XA:250:A:H4'	1:XA:251:G:O5'	1.99	0.63
12:XL:86:ARG:HB2	12:XL:101:VAL:CG2	2.28	0.63

Continued on next page...

Continued from previous page...

Atom-1	Atom-2	Interatomic distance (Å)	Clash overlap (Å)
13:XM:23:TYR:HB3	13:XM:67:GLU:HA	1.81	0.63
40:YU:83:LEU:HD12	40:YU:113:ALA:HB2	1.79	0.63
40:YU:92:ARG:O	40:YU:94:ASN:N	2.29	0.63
1:QA:346:G:H1'	1:QA:347:G:H5'	1.80	0.63
8:QH:10:LEU:HD22	8:QH:83:ILE:HD11	1.80	0.63
12:QL:62:SER:O	12:QL:64:TYR:HD1	1.82	0.63
12:QL:86:ARG:HB2	12:QL:101:VAL:CG2	2.28	0.63
33:RN:13:TRP:HB2	33:RN:133:GLN:HG3	1.81	0.63
33:RN:133:GLN:HB2	33:RN:135:PRO:HD3	1.79	0.63
54:R8:48:PHE:N	54:R8:48:PHE:CD1	2.66	0.63
5:XE:69:VAL:O	5:XE:71:LEU:N	2.31	0.63
10:XJ:58:ASP:O	10:XJ:59:SER:CB	2.46	0.63
25:YA:451:C:H4'	29:YF:52:LYS:NZ	2.13	0.63
25:YA:910:A:C5	36:YQ:13:GLN:HG3	2.33	0.63
25:YA:1187:G:H5"	41:YV:81:TYR:CE1	2.34	0.63
25:YA:1354:A:OP1	27:YD:38:LYS:HE2	1.99	0.63
34:YO:13:ASN:ND2	34:YO:96:THR:O	2.30	0.63
36:YQ:20:ALA:HB1	36:YQ:99:PRO:CB	2.29	0.63
36:YQ:30:GLY:HA3	36:YQ:106:VAL:O	1.98	0.63
48:Y2:46:GLN:OE1	48:Y2:46:GLN:HA	1.97	0.63
13:QM:3:ARG:NH1	30:RG:113:ARG:NH2	2.47	0.63
36:RQ:20:ALA:HB1	36:RQ:99:PRO:CD	2.29	0.63
38:RS:15:ARG:HH11	38:RS:25:ARG:HH21	1.44	0.63
44:RY:51:VAL:HG13	44:RY:52:SER:H	1.64	0.63
25:YA:252:G:OP2	35:YP:50:ARG:NH1	2.32	0.63
25:YA:592:G:H21	54:Y8:4:MET:HE2	1.64	0.63
25:YA:1043:C:H42	25:YA:1112:G:H1	1.47	0.63
26:YB:15:A:H5'	26:YB:16:G:C8	2.33	0.63
28:YE:35:GLN:CG	28:YE:37:ARG:NE	2.62	0.63
32:YI:130:TYR:HB3	32:YI:136:VAL:HG13	1.81	0.63
36:YQ:10:ARG:O	36:YQ:11:LYS:HB2	1.97	0.63
38:YS:22:GLY:O	38:YS:23:ARG:O	2.17	0.63
48:Y2:17:SER:HB2	48:Y2:18:PRO:CA	2.29	0.63
53:Y7:9:ARG:NH2	53:Y7:48:LYS:HD2	2.05	0.63
7:QG:155:ARG:HD3	7:QG:155:ARG:H	1.64	0.62
22:QV:75:C:H2'	22:QV:76:A:O4'	1.98	0.62
25:RA:883:G:H22	25:RA:892:G:H22	1.46	0.62
25:RA:2485:G:OP1	36:RQ:46:GLN:NE2	2.29	0.62
25:RA:2494:G:H2'	25:RA:2495:G:H8	1.62	0.62
1:XA:258:G:H2'	1:XA:259:G:H8	1.64	0.62
10:XJ:32:ALA:HB3	10:XJ:76:ASN:HB2	1.79	0.62

Continued on next page...

Continued from previous page...

Atom-1	Atom-2	Interatomic distance (Å)	Clash overlap (Å)
25:YA:67:U:H3	25:YA:74:A:H2	0.74	0.62
25:YA:1407:C:H42	25:YA:1595:G:H1	1.45	0.62
28:YE:13:ARG:HH12	28:YE:21:VAL:HG12	1.64	0.62
29:YF:129:PHE:O	29:YF:130:ALA:HB3	1.99	0.62
29:YF:132:VAL:HG23	29:YF:133:ASN:N	2.14	0.62
31:YH:86:GLU:O	31:YH:87:LEU:HB2	1.99	0.62
52:Y6:41:PRO:HG2	52:Y6:45:LYS:H	1.63	0.62
4:QD:22:LYS:HG2	4:QD:26:CYS:SG	2.39	0.62
31:RH:136:ILE:H	31:RH:136:ILE:HD12	1.64	0.62
2:XB:212:GLN:NE2	2:XB:235:SER:HB2	2.14	0.62
25:YA:1509:C:H3'	25:YA:1510:A:H5"	1.80	0.62
25:YA:1728:G:H3'	25:YA:1729:A:H5"	1.80	0.62
28:YE:4:ILE:CD1	28:YE:28:ALA:HB1	2.29	0.62
35:YP:32:THR:O	35:YP:32:THR:OG1	2.12	0.62
54:Y8:59:LYS:HZ3	54:Y8:59:LYS:HB3	1.63	0.62
9:XI:24:GLY:N	9:XI:60:ASP:OD1	2.29	0.62
19:XS:13:ASP:OD1	19:XS:13:ASP:N	2.32	0.62
25:YA:128:C:H4'	53:Y7:49:ARG:HH12	1.63	0.62
25:YA:1434:A:H61	25:YA:1558:A:N6	1.97	0.62
25:YA:1818:U:H2'	27:YD:157:ARG:HG3	1.80	0.62
30:YG:3:LEU:HD12	30:YG:4:ASP:H	1.64	0.62
30:YG:115:ARG:NH2	30:YG:137:GLU:OE1	2.32	0.62
38:YS:48:LEU:HD12	38:YS:48:LEU:N	2.14	0.62
51:Y5:4:HIS:HB3	51:Y5:5:PRO:HD3	1.81	0.62
1:QA:7:G:H5'	1:QA:298:A:O4'	2.00	0.62
25:RA:1385:G:O2'	25:RA:1396:U:O2	2.12	0.62
29:RF:143:ALA:HB1	29:RF:148:LEU:HB2	1.81	0.62
35:RP:62:LEU:HD21	54:R8:25:MET:CB	2.26	0.62
1:XA:1014:A:H4'	19:XS:14:HIS:CD2	2.34	0.62
2:XB:12:GLU:O	2:XB:16:HIS:ND1	2.21	0.62
31:YH:136:ILE:H	31:YH:136:ILE:HD12	1.64	0.62
1:QA:877:C:H5"	8:QH:88:LYS:HD3	1.80	0.62
25:RA:1086:A:O2'	25:RA:1087:G:N7	2.31	0.62
25:RA:1628:G:H1	25:RA:1638:C:H42	1.47	0.62
25:RA:2111:C:N3	25:RA:2118:U:O2'	2.32	0.62
32:RI:52:ARG:HB2	32:RI:56:LYS:HB3	1.82	0.62
2:XB:92:TYR:CE1	2:XB:151:GLY:HA3	2.35	0.62
10:XJ:5:ARG:HH21	10:XJ:99:LYS:HD2	1.63	0.62
25:YA:2817:G:OP1	37:YR:99:LYS:NZ	2.27	0.62
35:YP:147:LEU:O	35:YP:148:LEU:HB2	1.97	0.62
39:YT:1:MET:O	39:YT:3:ARG:N	2.29	0.62

Continued on next page...

Continued from previous page...

Atom-1	Atom-2	Interatomic distance (Å)	Clash overlap (Å)
4:QD:9:CYS:HB2	4:QD:22:LYS:HZ1	1.65	0.62
28:RE:35:GLN:CG	28:RE:37:ARG:NE	2.62	0.62
31:RH:137:ASP:HB3	31:RH:140:LYS:HB2	1.81	0.62
1:XA:7:G:H5'	1:XA:298:A:O4'	2.00	0.62
1:XA:1348:U:H3	1:XA:1374:A:H2	1.47	0.62
7:XG:111:ARG:NH1	7:XG:113:GLU:OE2	2.32	0.62
23:XX:19:A:O2'	23:XX:20:C:H5'	1.98	0.62
25:YA:2011:U:OP1	42:YW:42:ARG:NH1	2.33	0.62
27:YD:35:LYS:HA	27:YD:64:ILE:HG22	1.82	0.62
27:YD:133:LEU:HD21	27:YD:191:ALA:CB	2.29	0.62
28:YE:131:ALA:HB1	28:YE:135:HIS:CE1	2.34	0.62
29:YF:107:LYS:O	29:YF:108:LYS:C	2.37	0.62
48:Y2:41:ILE:HG12	48:Y2:44:LEU:HD12	1.82	0.62
48:Y2:69:ARG:HB2	48:Y2:69:ARG:CZ	2.29	0.62
8:QH:6:ILE:HB	8:QH:85:ARG:NH1	2.15	0.62
39:RT:54:ARG:HA	39:RT:59:THR:HG23	1.82	0.62
43:RX:53:LYS:HB2	43:RX:82:GLN:HB3	1.80	0.62
47:R1:7:ILE:HG12	47:R1:91:LYS:HZ1	1.61	0.62
1:XA:110:C:O2'	16:XP:25:ARG:O	2.14	0.62
1:XA:1218:C:H2'	1:XA:1219:U:C6	2.34	0.62
2:XB:54:THR:HG21	2:XB:201:ILE:HD11	1.82	0.62
25:YA:273(C):C:H42	25:YA:363(C):G:H1	1.46	0.62
29:YF:28:ILE:HD13	29:YF:30:PRO:HD3	1.80	0.62
38:YS:100:ALA:HA	38:YS:103:GLU:CG	2.30	0.62
48:Y2:70:GLN:O	48:Y2:71:ASN:HB2	2.00	0.62
4:QD:3:ARG:HH11	4:QD:115:ARG:HD2	1.64	0.62
25:RA:2011:U:OP2	42:RW:16:LYS:NZ	2.33	0.62
28:RE:13:ARG:HH12	28:RE:21:VAL:HG12	1.64	0.62
36:RQ:86:GLY:C	36:RQ:88:GLY:H	2.03	0.62
5:XE:42:GLY:HA3	5:XE:66:MET:HG2	1.82	0.62
25:YA:958:U:OP2	36:YQ:14:ARG:NH1	2.33	0.62
25:YA:1678:G:N2	25:YA:1989:G:H22	1.97	0.62
1:QA:13:U:C4	1:QA:20:U:O4	2.53	0.62
13:QM:3:ARG:HH22	30:RG:113:ARG:NH2	1.89	0.62
17:QQ:66:SER:O	17:QQ:70:ARG:NH1	2.33	0.62
25:RA:2298:A:H62	25:RA:2318:G:H8	1.46	0.62
1:XA:328:C:H4'	1:XA:329:A:H5'	1.82	0.62
1:XA:547:A:OP1	4:XD:73:ARG:NH2	2.32	0.62
1:XA:664:G:N2	1:XA:741:G:H1	1.96	0.62
25:YA:1057:A:N1	25:YA:1081:U:O4	2.33	0.62
25:YA:2583:G:N3	56:Z6:101:PPU:H2	2.15	0.62

Continued on next page...

Continued from previous page...

Atom-1	Atom-2	Interatomic distance (Å)	Clash overlap (Å)
28:YE:104:VAL:HG11	28:YE:188:VAL:HG23	1.82	0.62
25:RA:1026:U:H4'	25:RA:1027:A:OP1	2.00	0.62
27:RD:35:LYS:HD2	27:RD:104:TYR:CD1	2.35	0.62
28:RE:201:THR:HG22	28:RE:203:LYS:N	2.07	0.62
1:XA:45:U:H2'	1:XA:46:G:C8	2.35	0.62
1:XA:266:G:O2'	1:XA:267:C:OP2	2.18	0.62
27:YD:134:ARG:HD3	27:YD:135:PHE:CE1	2.35	0.62
27:YD:182:LEU:H	27:YD:272:ALA:HB3	1.62	0.62
28:YE:51:PHE:O	28:YE:52:LEU:C	2.38	0.62
29:YF:28:ILE:HG22	29:YF:112:MET:HB3	1.80	0.62
35:YP:65:ARG:NH2	54:Y8:46:ARG:HH12	1.98	0.62
36:YQ:63:LYS:HD2	45:YZ:175:VAL:HG21	1.82	0.62
38:YS:17:ARG:HG3	38:YS:18:ILE:N	2.14	0.62
46:Y0:27:GLU:HG3	46:Y0:68:GLU:HA	1.82	0.62
1:QA:671:G:H1	1:QA:735:C:N4	1.95	0.61
1:QA:1292:U:OP1	7:QG:41:ARG:NH2	2.33	0.61
11:QK:121:PRO:HD2	11:QK:126:ARG:HD3	1.80	0.61
14:QN:13:THR:N	14:QN:14:PRO:HD2	2.15	0.61
22:QV:76:A:H2'	25:RA:2602:A:N6	2.15	0.61
25:RA:65:C:H1'	25:RA:456:C:H42	1.64	0.61
25:RA:67:U:N3	25:RA:74:A:H2	1.94	0.61
25:RA:587:C:OP2	35:RP:21:ARG:NH2	2.32	0.61
25:RA:1667:G:O2'	25:RA:1991:U:O4	2.18	0.61
28:RE:35:GLN:HG2	28:RE:37:ARG:NE	2.14	0.61
50:R4:23:GLU:O	50:R4:25:TYR:N	2.33	0.61
50:R4:61:ARG:O	50:R4:63:TYR:N	2.33	0.61
4:XD:111:ALA:HB2	4:XD:120:LEU:HD12	1.82	0.61
9:XI:29:ASN:OD1	9:XI:65:VAL:N	2.29	0.61
48:Y2:17:SER:CB	48:Y2:18:PRO:HA	2.29	0.61
50:Y4:37:SER:HB3	50:Y4:42:PHE:CD1	2.35	0.61
1:QA:1316:G:H22	1:QA:1319:A:H5"	1.65	0.61
4:QD:52:SER:H	4:QD:55:ALA:HB3	1.65	0.61
26:RB:50:G:H5"	38:RS:61:ASN:HD21	1.64	0.61
29:RF:107:LYS:HE3	29:RF:206:ILE:HD12	1.82	0.61
31:RH:152:ARG:O	31:RH:153:LYS:CD	2.48	0.61
1:XA:346:G:H1'	1:XA:347:G:H5'	1.82	0.61
25:YA:2351:G:HO2'	25:YA:2352:A:H8	1.49	0.61
27:YD:227:ASN:CB	27:YD:228:PRO:HD2	2.24	0.61
29:YF:32:LEU:CD1	29:YF:105:VAL:HG13	2.29	0.61
35:YP:71:VAL:HG13	35:YP:72:PRO:HD3	1.81	0.61
4:QD:108:LEU:HD21	4:QD:183:GLY:HA3	1.83	0.61

Continued on next page...

Continued from previous page...

Atom-1	Atom-2	Interatomic distance (Å)	Clash overlap (Å)
5:QE:101:ILE:CD1	5:QE:119:LEU:HD23	2.30	0.61
1:XA:1453:G:N7	20:XT:55:ILE:HD11	2.16	0.61
26:YB:38:C:H42	26:YB:44:G:H1	1.47	0.61
35:YP:65:ARG:NH2	54:Y8:46:ARG:NH1	2.48	0.61
1:QA:382:A:H2'	1:QA:383:A:C8	2.35	0.61
25:RA:574:C:N3	28:RE:145:LYS:NZ	2.47	0.61
31:RH:86:GLU:O	31:RH:87:LEU:HB2	1.99	0.61
31:RH:153:LYS:CB	31:RH:154:PRO:CD	2.69	0.61
1:XA:486:U:H2'	1:XA:487:A:H8	1.65	0.61
1:XA:1299:A:H2'	1:XA:1301:U:H1'	1.81	0.61
25:YA:896:A:C8	45:YZ:146:ILE:HD12	2.35	0.61
27:YD:27:THR:O	27:YD:29:PRO:HD2	1.99	0.61
31:YH:137:ASP:HB3	31:YH:140:LYS:HB2	1.81	0.61
36:YQ:54:MET:O	36:YQ:57:HIS:HB3	2.00	0.61
36:YQ:86:GLY:C	36:YQ:88:GLY:N	2.52	0.61
36:YQ:88:GLY:C	36:YQ:90:VAL:H	2.02	0.61
10:QJ:40:LEU:HB2	10:QJ:69:ASN:HB3	1.82	0.61
25:RA:1711:C:H42	25:RA:1747:G:H1	1.48	0.61
25:RA:1798:U:H5'	27:RD:259:THR:HG22	1.81	0.61
47:R1:53:VAL:HG22	47:R1:74:VAL:HG13	1.83	0.61
55:R9:25:VAL:HB	55:R9:34:GLN:HB2	1.82	0.61
1:XA:280:C:C2	17:XQ:38:ARG:HG3	2.36	0.61
1:XA:1135:U:H4'	1:XA:1136:U:H5	1.66	0.61
25:YA:1021:A:H61	25:YA:1142(A):A:H61	1.46	0.61
25:YA:1204:A:H1'	25:YA:1206:G:C8	2.35	0.61
25:YA:2308:G:O6	25:YA:2311:A:N1	2.33	0.61
31:YH:6:ARG:HG3	31:YH:7:LEU:N	2.15	0.61
36:YQ:66:ILE:CG1	36:YQ:67:ARG:H	2.12	0.61
48:Y2:41:ILE:HD11	48:Y2:44:LEU:HG	1.82	0.61
1:QA:1286:A:H8	1:QA:1287:A:H4'	1.65	0.61
14:QN:6:LEU:HD23	14:QN:23:ARG:HH22	1.64	0.61
25:RA:2817:G:O2'	25:RA:2836:U:O2	2.18	0.61
12:XL:85:ILE:HD11	12:XL:98:TYR:HB2	1.81	0.61
25:YA:503:A:H4'	25:YA:504:U:H5'	1.81	0.61
27:YD:25:THR:HG21	27:YD:81:ALA:CA	2.31	0.61
27:YD:35:LYS:HE3	27:YD:64:ILE:C	2.21	0.61
27:YD:70:TRP:CH2	27:YD:150:LYS:HA	2.35	0.61
27:YD:137:PRO:HB2	27:YD:140:THR:HG23	1.81	0.61
27:YD:147:LEU:CD1	27:YD:155:LEU:HD11	2.26	0.61
28:YE:95:ILE:HD12	28:YE:95:ILE:N	2.15	0.61
38:YS:49:VAL:HG22	38:YS:80:LEU:HD12	1.82	0.61

Continued on next page...

Continued from previous page...

Atom-1	Atom-2	Interatomic distance (Å)	Clash overlap (Å)
54:Y8:29:LYS:HD3	54:Y8:44:LYS:CB	2.30	0.61
3:QC:14:ILE:O	3:QC:16:ARG:N	2.33	0.61
11:QK:22:HIS:HB3	11:QK:29:ILE:HG23	1.83	0.61
12:QL:126:LYS:C	12:QL:128:ALA:H	2.03	0.61
21:QU:6:ARG:HE	21:QU:15:ARG:NH2	1.99	0.61
25:RA:807:U:H2'	25:RA:808:G:C8	2.34	0.61
28:RE:27:LEU:HD21	39:RT:1:MET:HE1	1.81	0.61
31:RH:6:ARG:HG3	31:RH:7:LEU:N	2.15	0.61
50:R4:71:ARG:NH1	50:R4:71:ARG:CG	2.60	0.61
54:R8:29:LYS:HD3	54:R8:44:LYS:CB	2.31	0.61
2:XB:67:THR:HG21	2:XB:155:LEU:HG	1.81	0.61
8:XH:4:ASP:OD2	8:XH:85:ARG:NH1	2.33	0.61
15:XO:87:ILE:HG22	15:XO:88:ARG:H	1.64	0.61
20:XT:100:ILE:HG13	20:XT:102:GLY:N	2.16	0.61
25:YA:226:G:O2'	25:YA:228:A:N6	2.33	0.61
25:YA:592:G:N2	54:Y8:4:MET:CE	2.62	0.61
25:YA:2286:A:H8	52:Y6:37:ARG:HH11	1.48	0.61
25:YA:2335:A:O2'	25:YA:2336:A:O5'	2.17	0.61
27:YD:133:LEU:HD21	27:YD:191:ALA:HB2	1.82	0.61
28:YE:35:GLN:HG2	28:YE:37:ARG:NE	2.14	0.61
36:YQ:2:LEU:HD23	36:YQ:2:LEU:H	1.65	0.61
54:Y8:22:VAL:HG21	54:Y8:53:PRO:HB2	1.83	0.61
15:QO:82:ILE:O	15:QO:86:GLY:N	2.33	0.61
42:RW:25:ARG:NH2	42:RW:74:ALA:O	2.33	0.61
1:XA:1459:C:OP1	20:XT:27:LYS:NZ	2.34	0.61
28:YE:35:GLN:CG	28:YE:37:ARG:HE	2.11	0.61
28:YE:52:LEU:HB3	28:YE:54:GLN:OE1	2.00	0.61
29:YF:164:ARG:HG2	29:YF:164:ARG:HH11	1.66	0.61
31:YH:152:ARG:O	31:YH:153:LYS:CD	2.48	0.61
1:QA:1095:U:P	1:QA:1108:G:H1	2.24	0.61
1:QA:1175:G:H2'	1:QA:1176:A:C8	2.36	0.61
29:RF:101:LEU:O	29:RF:106:ARG:NH1	2.33	0.61
36:RQ:2:LEU:H	36:RQ:2:LEU:HD23	1.65	0.61
36:RQ:88:GLY:C	36:RQ:90:VAL:H	2.02	0.61
1:XA:132:C:H42	1:XA:230:G:H1	1.47	0.61
12:XL:126:LYS:C	12:XL:128:ALA:H	2.04	0.61
27:YD:2:ALA:HB3	27:YD:20:ASP:HB3	1.83	0.61
29:YF:119:ARG:HH11	29:YF:119:ARG:HG2	1.64	0.61
38:YS:89:ARG:O	38:YS:90:GLY:O	2.19	0.61
40:YU:52:ARG:HA	40:YU:55:ARG:HG3	1.83	0.61
1:QA:673:G:H2'	1:QA:674:G:C8	2.36	0.61

Continued on next page...

Continued from previous page...

Atom-1	Atom-2	Interatomic distance (Å)	Clash overlap (Å)
19:QS:5:LEU:CD1	50:R4:67:TYR:CD2	2.83	0.61
28:RE:52:LEU:HB3	28:RE:54:GLN:OE1	2.00	0.61
54:R8:59:LYS:HZ3	54:R8:59:LYS:HB3	1.66	0.61
25:YA:273:G:H1	25:YA:364:C:H42	1.48	0.61
27:YD:54:ARG:HH11	27:YD:54:ARG:CG	2.14	0.61
28:YE:131:ALA:HB1	28:YE:135:HIS:HE1	1.65	0.61
47:Y1:83:GLU:O	47:Y1:85:LEU:N	2.34	0.61
51:Y5:49:CYS:HG	51:Y5:60:VAL:HG12	1.60	0.61
3:QC:8:ILE:HG23	3:QC:16:ARG:HG2	1.83	0.60
4:QD:9:CYS:HB2	4:QD:22:LYS:NZ	2.16	0.60
5:QE:100:VAL:HB	5:QE:107:ARG:HH21	1.66	0.60
25:RA:1059:G:O6	25:RA:1079:C:N4	2.34	0.60
25:RA:2068:U:N3	25:RA:2430:A:H2	1.89	0.60
25:RA:2116:G:N1	25:RA:2162:G:OP1	2.31	0.60
25:RA:2286:A:H4'	25:RA:2287:A:O4'	2.00	0.60
38:RS:88:ASP:O	38:RS:89:ARG:HB3	2.01	0.60
40:RU:90:VAL:HG11	41:RV:40:LEU:HD12	1.82	0.60
51:R5:52:TYR:O	51:R5:53:ALA:HB3	2.01	0.60
36:YQ:20:ALA:HB1	36:YQ:99:PRO:CD	2.30	0.60
36:YQ:66:ILE:CG1	36:YQ:67:ARG:N	2.64	0.60
51:Y5:16:ARG:HG2	51:Y5:16:ARG:HH11	1.66	0.60
25:YA:2089:U:H6	25:YA:2089:U:H5"	1.66	0.60
25:YA:2439:A:C8	25:YA:2439:A:H5'	2.36	0.60
28:YE:63:LEU:CD1	28:YE:64:LYS:H	2.04	0.60
33:YN:8:GLN:O	33:YN:9:VAL:HG13	2.01	0.60
50:Y4:56:VAL:HA	50:Y4:60:GLN:HB2	1.84	0.60
1:QA:1023:G:H3'	1:QA:1024:G:H5"	1.82	0.60
1:QA:1118:C:H1'	1:QA:1179:A:C4	2.36	0.60
3:QC:11:ARG:O	3:QC:13:GLY:N	2.34	0.60
25:RA:2393:A:H5'	35:RP:62:LEU:HB3	1.82	0.60
31:RH:44:VAL:O	31:RH:44:VAL:HG22	2.01	0.60
36:RQ:66:ILE:CG1	36:RQ:67:ARG:N	2.64	0.60
37:RR:70:LEU:O	37:RR:72:ASP:N	2.31	0.60
1:XA:1297:C:O2'	7:XG:114:ARG:NH2	2.33	0.60
25:YA:221:A:H4'	25:YA:222:A:O5'	2.00	0.60
25:YA:2698:U:H2'	25:YA:2699:C:C6	2.36	0.60
27:YD:35:LYS:HG2	27:YD:64:ILE:CG2	2.31	0.60
28:YE:37:ARG:NE	28:YE:37:ARG:CA	2.64	0.60
38:YS:99:LYS:O	38:YS:102:ALA:N	2.34	0.60
28:RE:104:VAL:HG11	28:RE:188:VAL:HG23	1.82	0.60
31:RH:126:PRO:CD	31:RH:127:GLU:N	2.65	0.60

Continued on next page...

Continued from previous page...

Atom-1	Atom-2	Interatomic distance (Å)	Clash overlap (Å)
36:RQ:54:MET:O	36:RQ:57:HIS:HB3	2.00	0.60
45:RZ:111:VAL:HG13	45:RZ:112:ARG:N	2.16	0.60
1:XA:1008:C:N4	1:XA:1021:G:H1	1.98	0.60
8:XH:91:ARG:HB2	12:XL:7:ILE:HG13	1.83	0.60
25:YA:676:A:H8	25:YA:2069:G:H21	1.48	0.60
25:YA:2030:A:H4'	25:YA:2031:A:H8	1.66	0.60
27:YD:35:LYS:NZ	27:YD:65:ILE:HA	2.15	0.60
27:YD:263:ARG:CB	27:YD:263:ARG:HH11	2.15	0.60
28:YE:53:PRO:HG2	28:YE:54:GLN:NE2	2.17	0.60
31:YH:44:VAL:O	31:YH:44:VAL:HG22	2.01	0.60
1:QA:1296:C:OP1	13:QM:44:ARG:NH2	2.35	0.60
28:RE:4:ILE:CD1	28:RE:28:ALA:HB1	2.29	0.60
28:RE:51:PHE:O	28:RE:52:LEU:C	2.38	0.60
36:RQ:86:GLY:C	36:RQ:88:GLY:N	2.52	0.60
39:RT:77:PRO:HB2	39:RT:80:SER:HB2	1.83	0.60
44:RY:87:LYS:O	44:RY:88:LYS:NZ	2.33	0.60
25:YA:1814:G:H4'	27:YD:51:VAL:HG21	1.82	0.60
25:YA:2815:C:H5'	51:Y5:29:THR:HG21	1.82	0.60
1:QA:1106:G:H5"	3:QC:172:ARG:HG2	1.83	0.60
9:QI:13:ALA:HB2	9:QI:68:GLY:HA3	1.82	0.60
15:QO:39:LEU:HD13	15:QO:56:LEU:HB2	1.83	0.60
25:RA:530:G:N1	25:RA:2022:U:OP1	2.35	0.60
25:RA:1796:U:H2'	25:RA:1797:C:C6	2.36	0.60
27:RD:44:ASN:HB3	27:RD:49:ILE:HA	1.83	0.60
30:RG:114:ILE:HD13	30:RG:140:ILE:HG21	1.82	0.60
35:RP:85:LEU:HA	35:RP:88:LEU:HD22	1.83	0.60
36:RQ:80:GLU:C	36:RQ:81:VAL:HG13	2.22	0.60
17:XQ:11:VAL:HG12	17:XQ:85:VAL:HG13	1.84	0.60
25:YA:1257:C:O2'	29:YF:84:VAL:HG12	2.02	0.60
25:YA:1364:G:N7	47:Y1:2:SER:N	2.50	0.60
25:YA:2729:G:C1'	28:YE:187:ALA:HB2	2.32	0.60
27:YD:35:LYS:NZ	27:YD:64:ILE:O	2.32	0.60
29:YF:175:THR:O	29:YF:176:LEU:CB	2.49	0.60
34:YO:96:THR:O	34:YO:97:ARG:HB3	2.01	0.60
38:YS:11:LYS:HB2	38:YS:91:PRO:HD3	1.84	0.60
1:QA:191:G:O2'	20:QT:101:GLY:O	2.20	0.60
1:QA:666:G:H5'	1:QA:726:C:H1'	1.84	0.60
1:QA:1104:G:H4'	2:QB:111:ARG:NH1	2.16	0.60
2:QB:15:VAL:H	2:QB:16:HIS:CE1	2.20	0.60
12:QL:54:LYS:CD	12:QL:54:LYS:N	2.65	0.60
13:QM:8:GLU:OE1	30:RG:115:ARG:HD3	2.01	0.60

Continued on next page...

Continued from previous page...

Atom-1	Atom-2	Interatomic distance (Å)	Clash overlap (Å)
25:RA:2419:U:O4	54:R8:30:ARG:NE	2.35	0.60
28:RE:4:ILE:C	28:RE:5:LEU:HD23	2.22	0.60
29:RF:9:ILE:HD11	29:RF:125:LEU:HG	1.83	0.60
1:XA:201:C:N4	1:XA:216:G:H1	1.96	0.60
12:XL:5:PRO:HA	12:XL:9:GLN:NE2	2.17	0.60
27:YD:25:THR:HG21	27:YD:81:ALA:HA	1.84	0.60
27:YD:72:LYS:HE3	27:YD:75:ILE:HD12	1.82	0.60
27:YD:166:GLN:HE21	27:YD:166:GLN:CA	2.14	0.60
39:YT:84:GLN:OE1	39:YT:85:LYS:NZ	2.34	0.60
1:QA:792:A:H4'	1:QA:793:U:O5'	2.00	0.60
1:QA:1004:A:P	1:QA:1025:U:H3	2.24	0.60
1:QA:1086:U:H3	1:QA:1099:G:H22	1.49	0.60
7:QG:26:PHE:O	7:QG:30:ILE:HG12	2.01	0.60
10:QJ:42:THR:HG23	10:QJ:68:HIS:HA	1.83	0.60
25:RA:2438:U:O3'	25:RA:2439:A:H3'	2.01	0.60
28:RE:131:ALA:HB1	28:RE:135:HIS:HE1	1.65	0.60
1:XA:987:G:H1	1:XA:1218:C:H42	1.49	0.60
5:XE:41:VAL:CG2	5:XE:113:ALA:HB2	2.31	0.60
25:YA:2415:G:H4'	35:YP:67:MET:N	2.17	0.60
25:YA:2593:U:H2'	25:YA:2594:C:H6	1.67	0.60
27:YD:35:LYS:HD3	27:YD:63:ARG:CB	2.32	0.60
27:YD:147:LEU:HD13	27:YD:155:LEU:CD1	2.29	0.60
28:YE:93:VAL:N	28:YE:95:ILE:CD1	2.65	0.60
28:YE:93:VAL:N	28:YE:95:ILE:HD12	2.17	0.60
30:YG:28:VAL:HG23	30:YG:29:TRP:CD1	2.36	0.60
36:YQ:63:LYS:HE2	36:YQ:65:PHE:CE1	2.37	0.60
45:YZ:144:LEU:HD11	45:YZ:149:SER:HA	1.83	0.60
54:Y8:53:PRO:CD	54:Y8:54:GLU:H	2.15	0.60
1:QA:1446:A:H4'	39:RT:125:ARG:HH22	1.67	0.60
25:RA:2107:C:N3	25:RA:2182:G:N2	2.40	0.60
28:RE:53:PRO:HG2	28:RE:54:GLN:NE2	2.16	0.60
31:RH:89:ILE:O	31:RH:91:GLY:N	2.35	0.60
1:XA:582:U:H2'	1:XA:583:A:C8	2.36	0.60
1:XA:1226:C:O2'	13:XM:111:LYS:NZ	2.34	0.60
5:XE:43:LEU:HD22	5:XE:136:MET:HG2	1.84	0.60
12:XL:54:LYS:CD	12:XL:54:LYS:N	2.64	0.60
25:YA:2126:A:H4'	25:YA:2127:G:O5'	2.01	0.60
27:YD:21:PHE:HB3	27:YD:24:ILE:HG13	1.83	0.60
28:YE:68:ALA:O	28:YE:69:LYS:HG3	2.02	0.60
55:Y9:35:ARG:HH21	55:Y9:37:GLY:HA3	1.67	0.60
25:RA:181:A:H1'	25:RA:435:C:H5'	1.83	0.60

Continued on next page...

Continued from previous page...

Atom-1	Atom-2	Interatomic distance (Å)	Clash overlap (Å)
25:RA:2636:U:OP1	28:RE:79:ARG:HA	2.01	0.60
27:RD:70:TRP:CH2	27:RD:150:LYS:HA	2.36	0.60
28:RE:37:ARG:NE	28:RE:37:ARG:CA	2.64	0.60
28:RE:63:LEU:CD1	28:RE:64:LYS:H	2.04	0.60
29:RF:184:TYR:CE2	29:RF:188:ARG:HD2	2.37	0.60
31:RH:30:LYS:CD	31:RH:81:GLU:H	2.15	0.60
31:RH:117:PRO:HB3	31:RH:123:PHE:CD2	2.37	0.60
2:XB:74:LYS:HE3	2:XB:166:ASP:HB2	1.82	0.60
2:XB:235:SER:O	2:XB:237:ALA:N	2.35	0.60
13:XM:3:ARG:HA	13:XM:9:ILE:HG21	1.83	0.60
25:YA:2275:C:O2	36:YQ:83:MET:HG3	2.02	0.60
30:YG:6:ALA:H	50:Y4:23:GLU:CG	2.13	0.60
37:YR:42:LYS:HA	37:YR:45:ARG:HD2	1.84	0.60
38:YS:59:LYS:HG2	38:YS:60:GLY:N	2.13	0.60
4:QD:9:CYS:SG	4:QD:31:CYS:C	2.79	0.59
28:RE:68:ALA:O	28:RE:69:LYS:HG3	2.02	0.59
28:RE:69:LYS:O	28:RE:71:GLY:N	2.27	0.59
28:RE:95:ILE:HD12	28:RE:95:ILE:N	2.15	0.59
28:RE:116:VAL:O	28:RE:117:MET:CB	2.49	0.59
1:XA:388:G:O2'	1:XA:389:A:OP2	2.17	0.59
25:YA:27:G:H22	25:YA:512:G:H2'	1.67	0.59
27:YD:35:LYS:CG	27:YD:64:ILE:N	2.56	0.59
29:YF:63:LYS:HE2	29:YF:67:GLN:HB3	1.83	0.59
31:YH:30:LYS:CD	31:YH:81:GLU:H	2.15	0.59
45:YZ:80:ARG:HH21	45:YZ:82:ARG:HH22	1.50	0.59
54:Y8:22:VAL:CG2	54:Y8:53:PRO:HB2	2.32	0.59
25:RA:1206:G:H1	25:RA:1240:U:H3	1.48	0.59
25:RA:2667:C:O2	31:RH:109:PHE:HB3	2.01	0.59
30:RG:64:THR:HG23	30:RG:66:GLN:H	1.66	0.59
32:RI:115:ALA:HB3	32:RI:128:LEU:HD12	1.84	0.59
36:RQ:81:VAL:HG23	36:RQ:82:ARG:H	1.67	0.59
39:RT:105:LEU:O	39:RT:107:ASP:N	2.36	0.59
1:XA:1336:C:H1'	1:XA:1337:G:C2	2.36	0.59
25:YA:2335:A:O2'	25:YA:2336:A:H2'	2.01	0.59
27:YD:172:TYR:CD1	27:YD:186:HIS:HA	2.37	0.59
28:YE:51:PHE:HD2	28:YE:52:LEU:HG	1.67	0.59
29:YF:123:LEU:HD12	29:YF:124:LEU:N	2.17	0.59
38:YS:110:LEU:HA	38:YS:112:PHE:CE2	2.37	0.59
25:RA:27:G:N2	25:RA:513:A:OP2	2.36	0.59
28:RE:61:ARG:HB2	28:RE:62:PRO:CD	2.33	0.59
31:RH:4:ILE:HD13	31:RH:4:ILE:N	2.18	0.59

Continued on next page...

Continued from previous page...

Atom-1	Atom-2	Interatomic distance (Å)	Clash overlap (Å)
36:RQ:63:LYS:HE2	36:RQ:65:PHE:CE1	2.37	0.59
45:RZ:5:LEU:HD11	45:RZ:39:VAL:HB	1.83	0.59
50:R4:35:VAL:O	50:R4:37:SER:N	2.26	0.59
1:XA:1015:A:H2'	1:XA:1016:A:C8	2.37	0.59
25:YA:49:A:N7	25:YA:120:U:C4	2.70	0.59
25:YA:443:A:C5	29:YF:45:ARG:HD2	2.38	0.59
25:YA:1265:A:H8	25:YA:1265:A:OP1	1.85	0.59
26:YB:40:U:O2'	26:YB:45:A:N6	2.33	0.59
28:YE:116:VAL:O	28:YE:117:MET:CB	2.49	0.59
29:YF:11:VAL:HG11	29:YF:18:ARG:HE	1.67	0.59
32:YI:129:THR:HA	32:YI:137:PRO:HA	1.84	0.59
36:YQ:86:GLY:C	36:YQ:88:GLY:H	2.03	0.59
42:YW:86:LEU:HD12	42:YW:87:PRO:HD2	1.83	0.59
1:QA:618:C:H5'	1:QA:619:U:H5"	1.84	0.59
3:QC:50:ALA:HB2	3:QC:75:VAL:HB	1.85	0.59
25:RA:747:U:C2	51:R5:2:ALA:N	2.70	0.59
25:RA:2350:C:C5	54:R8:42:ARG:NH1	2.70	0.59
31:RH:82:GLY:O	31:RH:135:GLY:O	2.20	0.59
1:XA:582:U:H2'	1:XA:583:A:H8	1.68	0.59
6:XF:61:LEU:HB3	6:XF:63:TYR:HE1	1.66	0.59
12:XL:70:ILE:HD13	12:XL:77:LEU:HD12	1.83	0.59
25:YA:630:G:N2	25:YA:633:A:OP2	2.32	0.59
25:YA:1332:G:N2	25:YA:1609:A:HO2'	2.01	0.59
25:YA:2250:G:C5	36:YQ:82:ARG:HD2	2.37	0.59
27:YD:12:SER:C	27:YD:14:ARG:H	2.06	0.59
31:YH:4:ILE:HD13	31:YH:4:ILE:N	2.18	0.59
31:YH:55:PRO:HG2	31:YH:61:HIS:CE1	2.37	0.59
35:YP:5:ASP:O	35:YP:6:LEU:O	2.19	0.59
35:YP:92:GLU:HA	35:YP:123:LEU:HD23	1.84	0.59
36:YQ:80:GLU:C	36:YQ:81:VAL:HG13	2.22	0.59
54:Y8:56:GLU:O	54:Y8:59:LYS:N	2.35	0.59
9:QI:9:ARG:HB3	9:QI:14:VAL:HG13	1.84	0.59
25:RA:602:G:O2'	25:RA:604:G:O2'	2.20	0.59
31:RH:153:LYS:HA	31:RH:153:LYS:HZ2	1.67	0.59
32:RI:92:VAL:HG13	32:RI:120:ILE:HG23	1.84	0.59
36:RQ:80:GLU:OE1	46:R0:6:GLY:O	2.20	0.59
38:RS:38:GLN:OE1	38:RS:47:THR:OG1	2.18	0.59
51:R5:40:LYS:NZ	51:R5:46:CYS:HB3	2.18	0.59
2:XB:92:TYR:HE1	2:XB:151:GLY:HA3	1.66	0.59
25:YA:521:G:H2'	25:YA:522:G:H8	1.68	0.59
25:YA:1020:A:N1	25:YA:1141:U:H2'	2.17	0.59

Continued on next page...

Continued from previous page...

Atom-1	Atom-2	Interatomic distance (Å)	Clash overlap (Å)
25:YA:2154:G:H2'	25:YA:2155:G:H8	1.67	0.59
25:YA:2185:C:H2'	25:YA:2186:G:C8	2.37	0.59
25:YA:2712:U:O2'	25:YA:2712(A):A:H8	1.85	0.59
31:YH:86:GLU:O	31:YH:131:VAL:O	2.20	0.59
31:YH:124:GLU:HB3	31:YH:132:ARG:HG3	1.84	0.59
53:Y7:9:ARG:HH21	53:Y7:48:LYS:HB2	1.62	0.59
1:QA:1157:A:H62	1:QA:1178:G:H21	1.49	0.59
1:QA:1222:G:OP1	19:QS:77:THR:HG21	2.02	0.59
1:QA:1384:C:H2'	1:QA:1385:G:H8	1.67	0.59
25:RA:307:G:H21	25:RA:330:A:H62	1.49	0.59
25:RA:442:G:H1'	29:RF:48:THR:HG21	1.85	0.59
25:RA:2150:U:H2'	25:RA:2151:G:H8	1.67	0.59
25:RA:2636:U:OP1	28:RE:79:ARG:HG3	2.03	0.59
1:XA:597:G:H1	1:XA:643:C:H42	1.49	0.59
25:YA:323:G:H2'	29:YF:169:ASN:OD1	2.02	0.59
25:YA:2343:C:O2'	25:YA:2373:G:O2'	2.21	0.59
31:YH:159:GLU:O	31:YH:160:LYS:HG2	2.03	0.59
49:Y3:6:VAL:HG13	49:Y3:56:VAL:HG13	1.84	0.59
50:Y4:18:CYS:CB	50:Y4:39:CYS:CB	2.79	0.59
25:RA:1071:G:N1	25:RA:1091:G:N7	2.51	0.59
25:RA:1416:G:H2'	25:RA:1417:C:C6	2.38	0.59
25:RA:2126:A:H4'	25:RA:2127:G:O5'	2.01	0.59
25:RA:2128:C:N4	25:RA:2160:G:H1	2.00	0.59
25:RA:2308:G:O6	25:RA:2311:A:N1	2.35	0.59
25:RA:2832:U:H4'	25:RA:2833:G:H5"	1.84	0.59
28:RE:36:ARG:H	28:RE:37:ARG:HH21	1.50	0.59
28:RE:116:VAL:CG2	28:RE:122:PHE:CD2	2.86	0.59
52:R6:52:VAL:HG22	52:R6:53:LYS:HG3	1.84	0.59
54:R8:22:VAL:CG2	54:R8:53:PRO:HB2	2.32	0.59
54:R8:22:VAL:HG21	54:R8:53:PRO:HB2	1.83	0.59
1:XA:564:C:O2'	8:XH:91:ARG:NH2	2.36	0.59
5:XE:45:PHE:CE2	5:XE:47:LYS:HD2	2.38	0.59
25:YA:481:G:OP2	44:YY:47:LYS:HG3	2.02	0.59
27:YD:174:ILE:HD12	27:YD:174:ILE:N	2.16	0.59
27:YD:177:LEU:HD11	27:YD:183:ARG:HB2	1.85	0.59
42:YW:111:HIS:CD2	42:YW:112:GLY:H	2.20	0.59
53:Y7:35:ARG:HG3	53:Y7:42:LEU:HD11	1.85	0.59
1:QA:266:G:O2'	1:QA:267:C:OP2	2.20	0.59
1:QA:501:C:H2'	1:QA:502:G:C8	2.35	0.59
12:QL:70:ILE:HD13	12:QL:77:LEU:HD12	1.83	0.59
25:RA:2518:A:H4'	25:RA:2519:U:OP1	2.01	0.59

Continued on next page...

Continued from previous page...

Atom-1	Atom-2	Interatomic distance (Å)	Clash overlap (Å)
26:RB:48:A:H2'	26:RB:49:C:C6	2.37	0.59
28:RE:93:VAL:N	28:RE:95:ILE:CD1	2.65	0.59
31:RH:55:PRO:HG2	31:RH:61:HIS:CE1	2.37	0.59
42:RW:86:LEU:HD12	42:RW:87:PRO:HD2	1.85	0.59
50:R4:65:ASP:O	50:R4:66:SER:CB	2.51	0.59
25:YA:309:G:N3	25:YA:329:G:O2'	2.35	0.59
25:YA:442:G:O4'	29:YF:46:ARG:HD3	2.03	0.59
27:YD:27:THR:CG2	27:YD:83:GLU:HB3	2.33	0.59
28:YE:4:ILE:C	28:YE:5:LEU:HD23	2.22	0.59
31:YH:126:PRO:CD	31:YH:127:GLU:N	2.64	0.59
38:YS:88:ASP:O	38:YS:89:ARG:CB	2.48	0.59
48:Y2:17:SER:HB2	48:Y2:18:PRO:HA	1.85	0.59
1:QA:1322:C:O2'	1:QA:1323:G:H5'	2.03	0.59
22:QV:53:G:H4'	22:QV:54:U:OP1	2.03	0.59
25:RA:900:A:H3'	25:RA:901:A:H8	1.66	0.59
25:RA:1210:A:H5"	25:RA:1210:A:C8	2.38	0.59
25:RA:2119:A:N6	25:RA:2170:A:N7	2.51	0.59
25:YA:1169:G:N2	25:YA:1180:C:N3	2.44	0.59
25:YA:2361:A:OP1	54:Y8:27:THR:HG23	2.03	0.59
25:YA:2599:G:OP2	27:YD:236:GLY:HA2	2.02	0.59
27:YD:137:PRO:HB2	27:YD:140:THR:CG2	2.33	0.59
28:YE:36:ARG:H	28:YE:37:ARG:HH21	1.49	0.59
28:YE:61:ARG:HB2	28:YE:62:PRO:CD	2.33	0.59
31:YH:82:GLY:O	31:YH:135:GLY:O	2.20	0.59
36:YQ:81:VAL:HG23	36:YQ:82:ARG:H	1.67	0.59
48:Y2:64:LEU:CD2	48:Y2:68:ARG:HD2	2.33	0.59
12:QL:54:LYS:N	12:QL:54:LYS:HD2	2.18	0.59
13:QM:49:THR:HB	13:QM:52:GLU:HG3	1.85	0.59
25:RA:242:G:C5'	54:R8:62:LEU:CD2	2.81	0.59
25:RA:1244:G:H4'	35:RP:7:ARG:HB2	1.84	0.59
25:RA:2733:A:N1	28:RE:203:LYS:O	2.36	0.59
27:RD:85:ASP:HB2	27:RD:92:ILE:HD13	1.84	0.59
31:RH:92:ILE:HG22	31:RH:93:GLY:N	2.18	0.59
31:RH:127:GLU:HG2	31:RH:128:PRO:CG	2.33	0.59
47:R1:92:LYS:HG3	47:R1:96:LYS:HB2	1.84	0.59
50:R4:12:ALA:CB	50:R4:29:PRO:HA	2.33	0.59
50:R4:63:TYR:C	50:R4:65:ASP:H	2.05	0.59
10:XJ:76:ASN:O	10:XJ:78:ASN:ND2	2.36	0.59
13:XM:13:LYS:HA	13:XM:44:ARG:HD2	1.83	0.59
29:YF:63:LYS:HE2	29:YF:67:GLN:CB	2.32	0.59
31:YH:4:ILE:HG13	31:YH:6:ARG:CD	2.33	0.59

Continued on next page...

Continued from previous page...

Atom-1	Atom-2	Interatomic distance (Å)	Clash overlap (Å)
33:YN:40:PRO:HB3	40:YU:68:ALA:HB2	1.85	0.59
1:QA:1004:A:H1'	1:QA:1036:G:H22	1.68	0.58
5:QE:107:ARG:CZ	5:QE:107:ARG:HB2	2.30	0.58
7:QG:73:MET:HG2	7:QG:90:GLU:HA	1.83	0.58
19:QS:68:GLY:CA	50:R4:68:ARG:CG	2.74	0.58
25:RA:74:A:H4'	25:RA:75:G:O5'	2.03	0.58
28:RE:93:VAL:N	28:RE:95:ILE:HD12	2.17	0.58
1:XA:527:G:O6	12:XL:49:ASN:ND2	2.32	0.58
14:XN:23:ARG:HD2	14:XN:28:GLY:O	2.03	0.58
25:YA:2111:C:N3	25:YA:2118:U:O2'	2.36	0.58
27:YD:27:THR:CG2	27:YD:28:GLU:N	2.66	0.58
30:YG:136:ARG:O	30:YG:154:GLY:HA2	2.02	0.58
31:YH:89:ILE:O	31:YH:91:GLY:N	2.35	0.58
35:YP:5:ASP:O	35:YP:6:LEU:C	2.41	0.58
48:Y2:32:LEU:HD11	48:Y2:54:LYS:HG3	1.84	0.58
25:RA:1470:G:N2	25:RA:1522:G:OP2	2.36	0.58
25:RA:2439:A:H5'	25:RA:2439:A:C8	2.37	0.58
27:RD:44:ASN:CB	27:RD:49:ILE:HA	2.33	0.58
27:RD:71:ASP:OD2	27:RD:103:ARG:NH2	2.36	0.58
28:RE:72:VAL:O	28:RE:73:GLU:O	2.21	0.58
31:RH:86:GLU:O	31:RH:131:VAL:O	2.21	0.58
35:RP:14:LYS:O	35:RP:16:ARG:N	2.36	0.58
50:R4:22:ILE:HG22	50:R4:23:GLU:N	2.18	0.58
50:R4:48:ARG:NH1	50:R4:52:THR:H	2.01	0.58
12:XL:18:VAL:O	12:XL:19:ARG:HB2	2.03	0.58
27:YD:165:ILE:HA	27:YD:175:LEU:HD23	1.83	0.58
29:YF:174:VAL:HG13	29:YF:174:VAL:O	2.04	0.58
12:QL:5:PRO:HA	12:QL:9:GLN:NE2	2.17	0.58
16:QP:21:VAL:O	16:QP:33:ILE:HG12	2.02	0.58
25:RA:1264:G:H5'	51:R5:11:THR:CG2	2.32	0.58
25:RA:2293:C:H5"	38:RS:89:ARG:HH12	1.69	0.58
45:RZ:45:ASP:OD1	45:RZ:49:ARG:NE	2.36	0.58
1:XA:93:U:H2'	1:XA:95:G:O4'	2.03	0.58
27:YD:44:ASN:HB3	27:YD:49:ILE:CA	2.27	0.58
31:YH:92:ILE:HG22	31:YH:93:GLY:N	2.18	0.58
37:YR:67:LEU:HD13	37:YR:76:VAL:HG21	1.85	0.58
41:YV:44:LYS:O	41:YV:46:VAL:N	2.36	0.58
43:YX:61:GLY:N	43:YX:75:ASP:OD1	2.36	0.58
47:Y1:51:VAL:HG11	47:Y1:74:VAL:HG21	1.84	0.58
28:RE:6:GLY:HA3	28:RE:26:ILE:HD11	1.85	0.58
30:RG:136:ARG:O	30:RG:154:GLY:HA2	2.03	0.58

Continued on next page...

Continued from previous page...

Atom-1	Atom-2	Interatomic distance (Å)	Clash overlap (Å)
1:XA:662:G:H2'	1:XA:663:A:C8	2.38	0.58
12:XL:45:PRO:HD3	12:XL:51:ALA:O	2.03	0.58
20:XT:10:LEU:HG	20:XT:12:ALA:H	1.68	0.58
25:YA:307:G:H21	25:YA:330:A:N6	2.01	0.58
25:YA:2784:C:H5"	28:YE:41:LYS:NZ	2.18	0.58
31:YH:117:PRO:HB3	31:YH:123:PHE:CD2	2.37	0.58
50:R4:42:PHE:CG	50:R4:43:TYR:N	2.72	0.58
51:R5:60:VAL:OXT	51:R5:60:VAL:HG13	2.03	0.58
54:R8:56:GLU:O	54:R8:59:LYS:N	2.35	0.58
1:XA:486:U:H2'	1:XA:487:A:C8	2.39	0.58
2:XB:15:VAL:H	2:XB:16:HIS:CE1	2.22	0.58
2:XB:72:GLY:HA2	2:XB:165:VAL:HG22	1.85	0.58
8:XH:39:LEU:HB3	8:XH:45:ILE:HG12	1.85	0.58
12:XL:82:VAL:HG23	12:XL:106:ASP:OD2	2.04	0.58
25:YA:1266:G:O5'	42:YW:15:ARG:NH2	2.36	0.58
26:YB:81:G:O6	26:YB:95:U:O2	2.21	0.58
36:YQ:66:ILE:HA	36:YQ:104:PHE:HA	1.85	0.58
48:Y2:51:ARG:HA	48:Y2:54:LYS:HB2	1.86	0.58
48:Y2:69:ARG:NH1	48:Y2:69:ARG:CB	2.67	0.58
50:Y4:42:PHE:O	50:Y4:44:THR:N	2.36	0.58
1:QA:1348:U:H4'	9:QI:120:ARG:HD2	1.84	0.58
2:QB:77:ALA:HB2	2:QB:211:ILE:HD13	1.86	0.58
4:QD:105:VAL:HG13	4:QD:110:PHE:HB2	1.84	0.58
12:QL:33:ARG:O	12:QL:85:ILE:HG22	2.03	0.58
25:RA:1378:A:OP1	53:R7:10:ARG:NH2	2.36	0.58
26:RB:8:U:O3'	38:RS:25:ARG:NH2	2.32	0.58
27:RD:35:LYS:HD2	27:RD:104:TYR:CE1	2.39	0.58
27:RD:182:LEU:N	27:RD:272:ALA:HB3	2.17	0.58
31:RH:159:GLU:O	31:RH:160:LYS:HG2	2.03	0.58
32:RI:52:ARG:O	32:RI:56:LYS:N	2.37	0.58
35:RP:47:ASP:OD2	35:RP:50:ARG:NH2	2.36	0.58
54:R8:46:ARG:O	54:R8:47:LYS:HB3	2.03	0.58
3:XC:14:ILE:HG12	3:XC:15:THR:H	1.68	0.58
6:XF:36:ARG:NH1	6:XF:38:GLU:OE2	2.36	0.58
9:XI:43:ALA:HA	9:XI:74:ILE:HD13	1.85	0.58
25:YA:771:G:OP1	53:Y7:14:LYS:HE3	2.04	0.58
25:YA:1490:A:O2'	27:YD:99:ASP:OD1	2.20	0.58
28:YE:51:PHE:CD2	28:YE:52:LEU:HG	2.38	0.58
29:YF:34:TRP:CZ3	35:YP:8:PRO:HB3	2.39	0.58
31:YH:85:LYS:HA	31:YH:86:GLU:OE1	2.04	0.58
36:YQ:55:VAL:HG22	36:YQ:56:ARG:N	2.18	0.58

Continued on next page...

Continued from previous page...

Atom-1	Atom-2	Interatomic distance (Å)	Clash overlap (Å)
38:YS:88:ASP:CG	38:YS:90:GLY:H	2.06	0.58
10:QJ:49:VAL:HG13	14:QN:41:ARG:HB2	1.86	0.58
25:RA:137(A):G:H1'	43:RX:41:ASN:ND2	2.19	0.58
25:RA:2313:C:H5"	30:RG:91:ARG:HD3	1.85	0.58
25:RA:2667:C:H1'	31:RH:109:PHE:CD2	2.32	0.58
31:RH:4:ILE:HG13	31:RH:6:ARG:CD	2.33	0.58
31:RH:125:VAL:HG12	31:RH:126:PRO:CG	2.34	0.58
20:XT:63:ILE:HG22	20:XT:77:ALA:HB1	1.86	0.58
25:YA:2068:U:H3	25:YA:2430:A:H2	1.50	0.58
25:YA:2469:A:H5"	25:YA:2470:G:C8	2.39	0.58
27:YD:242:ARG:N	27:YD:242:ARG:HD2	2.18	0.58
29:YF:89:VAL:HG12	29:YF:90:PHE:N	2.18	0.58
32:YI:129:THR:HG22	32:YI:137:PRO:HB3	1.86	0.58
36:YQ:47:ILE:CD1	36:YQ:70:PRO:HD3	2.34	0.58
36:YQ:90:VAL:C	36:YQ:92:GLY:H	2.07	0.58
37:YR:27:SER:HB3	37:YR:34:ILE:HD11	1.84	0.58
38:YS:42:ASP:C	38:YS:44:LYS:H	2.07	0.58
45:RZ:150:LEU:HD21	45:RZ:172:ALA:HB3	1.86	0.58
51:R5:50:GLY:O	51:R5:51:TYR:HB2	2.03	0.58
1:XA:1221:G:O3'	19:XS:77:THR:HG21	2.04	0.58
1:XA:1414:U:H2'	1:XA:1415:G:H8	1.69	0.58
2:XB:96:ARG:H	2:XB:96:ARG:HD2	1.67	0.58
3:XC:95:THR:HG22	3:XC:97:LYS:HG3	1.84	0.58
12:XL:54:LYS:N	12:XL:54:LYS:HD2	2.18	0.58
20:XT:56:MET:HG3	20:XT:88:VAL:HG21	1.84	0.58
25:YA:807:U:O2'	25:YA:2060:A:N1	2.37	0.58
28:YE:78:LEU:HD23	28:YE:79:ARG:HD2	1.86	0.58
29:YF:138:GLU:O	29:YF:141:ALA:HB3	2.03	0.58
32:YI:82:ARG:HD3	32:YI:146:ALA:HB3	1.86	0.58
32:YI:98:ALA:HB2	32:YI:111:PRO:HB3	1.85	0.58
34:YO:64:ARG:HG2	34:YO:79:PHE:CG	2.38	0.58
38:YS:67:ARG:NH1	38:YS:67:ARG:CB	2.64	0.58
45:YZ:52:SER:O	45:YZ:52:SER:OG	2.17	0.58
1:QA:243:A:H4'	1:QA:244:U:O5'	2.03	0.58
8:QH:121:ASP:N	8:QH:121:ASP:OD1	2.35	0.58
13:QM:78:ILE:HG23	13:QM:92:HIS:CD2	2.39	0.58
25:RA:857:C:OP2	46:R0:77:ARG:NH2	2.31	0.58
28:RE:51:PHE:CD2	28:RE:52:LEU:HG	2.39	0.58
33:RN:13:TRP:O	33:RN:135:PRO:HD2	2.03	0.58
50:R4:38:LYS:C	50:R4:40:HIS:N	2.52	0.58
2:XB:93:VAL:HG11	2:XB:97:TRP:HD1	1.68	0.58

Continued on next page...

Continued from previous page...

Atom-1	Atom-2	Interatomic distance (Å)	Clash overlap (Å)
25:YA:955:C:OP2	36:YQ:14:ARG:HD2	2.03	0.58
25:YA:1012:U:O4	33:YN:25:ARG:HA	2.04	0.58
25:YA:2372:G:O2'	52:Y6:46:HIS:NE2	2.25	0.58
28:YE:111:ARG:NE	28:YE:160:TYR:HE1	2.01	0.58
29:YF:160:ASN:OD1	29:YF:162:LEU:HB2	2.04	0.58
30:YG:113:ARG:HG2	50:Y4:34:GLU:OE2	2.03	0.58
31:YH:4:ILE:HD13	31:YH:4:ILE:H	1.68	0.58
31:YH:41:MET:HE1	31:YH:64:LEU:HB3	1.86	0.58
35:YP:39:LYS:HG3	35:YP:45:LEU:HD22	1.86	0.58
40:YU:90:VAL:CG2	41:YV:39:LEU:HB3	2.31	0.58
45:YZ:126:VAL:HG12	45:YZ:163:LEU:HA	1.86	0.58
48:Y2:15:LYS:H	48:Y2:67:LYS:CE	2.17	0.58
13:QM:58:GLU:O	13:QM:62:ASN:ND2	2.31	0.58
25:RA:1314:C:N4	25:RA:1338:G:H1	2.02	0.58
31:RH:85:LYS:HA	31:RH:86:GLU:OE1	2.04	0.58
33:RN:54:VAL:HB	33:RN:122:VAL:HG22	1.85	0.58
36:RQ:47:ILE:CD1	36:RQ:70:PRO:HD3	2.34	0.58
36:RQ:90:VAL:C	36:RQ:92:GLY:H	2.06	0.58
50:R4:15:ILE:HG22	50:R4:19:GLY:O	2.03	0.58
1:XA:28:G:O2'	1:XA:296:U:OP1	2.21	0.58
1:XA:1320:C:N4	19:XS:36:ARG:HG3	2.19	0.58
25:YA:141:A:C8	25:YA:1408:C:H1'	2.37	0.58
25:YA:573:G:OP2	41:YV:78:LYS:NZ	2.36	0.58
25:YA:1796:U:H2'	25:YA:1797:C:H6	1.68	0.58
25:YA:2599:G:OP2	27:YD:236:GLY:CA	2.52	0.58
27:YD:71:ASP:HB3	27:YD:103:ARG:HH22	1.68	0.58
37:YR:24:GLN:OE1	37:YR:36:THR:HG21	2.04	0.58
37:YR:117:VAL:HG22	37:YR:118:GLU:H	1.68	0.58
48:Y2:21:LEU:O	48:Y2:25:VAL:HG23	2.04	0.58
7:QG:26:PHE:CE2	7:QG:30:ILE:HD11	2.38	0.57
13:QM:120:LYS:O	13:QM:121:LYS:HB2	2.04	0.57
25:RA:27:G:H22	25:RA:512:G:H1'	1.69	0.57
27:RD:24:ILE:HD11	27:RD:91:ARG:HD2	1.85	0.57
30:RG:179:PRO:HB3	50:R4:38:LYS:HD2	1.86	0.57
32:RI:5:LEU:HD13	32:RI:17:GLN:HB3	1.86	0.57
36:RQ:66:ILE:HA	36:RQ:104:PHE:HA	1.85	0.57
1:XA:455:C:H42	1:XA:477:G:H1	1.52	0.57
1:XA:559:A:OP1	5:XE:126:ARG:NH2	2.37	0.57
1:XA:1122:U:O4	1:XA:1123:A:N6	2.37	0.57
7:XG:89:MET:HE1	7:XG:156:TRP:H	1.69	0.57
12:XL:83:VAL:HG22	12:XL:84:LEU:H	1.69	0.57

Continued on next page...

Continued from previous page...

Atom-1	Atom-2	Interatomic distance (Å)	Clash overlap (Å)
17:XQ:55:ASP:HA	17:XQ:79:SER:HA	1.85	0.57
19:XS:80:TYR:O	19:XS:82:GLY:N	2.36	0.57
25:YA:2392:A:H2	25:YA:2424:C:H42	1.52	0.57
28:YE:63:LEU:HD13	28:YE:65:GLY:H	1.68	0.57
28:YE:72:VAL:O	28:YE:73:GLU:O	2.21	0.57
39:YT:24:PRO:HA	39:YT:49:VAL:HG13	1.85	0.57
1:QA:1028:C:H42	1:QA:1033:G:H1	1.51	0.57
3:QC:134:ILE:HG23	3:QC:151:VAL:HB	1.85	0.57
25:RA:856:C:O2'	25:RA:857:C:OP1	2.21	0.57
28:RE:111:ARG:NE	28:RE:160:TYR:HE1	2.01	0.57
31:RH:4:ILE:HD13	31:RH:4:ILE:H	1.68	0.57
31:RH:84:SER:O	31:RH:133:VAL:O	2.22	0.57
44:RY:95:LYS:NZ	44:RY:99:CYS:O	2.37	0.57
50:R4:15:ILE:HG22	50:R4:20:ASN:HA	1.86	0.57
50:R4:27:THR:O	50:R4:28:LYS:HB3	2.03	0.57
51:R5:55:ARG:NH1	51:R5:58:LEU:HD11	2.19	0.57
1:XA:521:G:H4'	12:XL:73:GLU:HG3	1.86	0.57
25:YA:1063:G:H22	25:YA:1076:C:H1'	1.69	0.57
25:YA:1077:A:H5'	25:YA:1078:U:H5"	1.85	0.57
25:YA:1754:C:H5'	39:YT:101:PHE:CE2	2.38	0.57
25:YA:2031:A:N3	25:YA:2455:G:O2'	2.34	0.57
38:YS:95:HIS:CG	38:YS:96:GLY:H	2.21	0.57
25:RA:27:G:H1'	25:RA:513:A:N6	2.20	0.57
25:RA:997:G:OP1	40:RU:93:LYS:HD3	2.05	0.57
30:RG:3:LEU:HD11	50:R4:25:TYR:CZ	2.33	0.57
31:RH:124:GLU:HB3	31:RH:132:ARG:HG3	1.84	0.57
37:RR:117:VAL:O	37:RR:118:GLU:HB2	2.04	0.57
42:RW:71:VAL:HA	42:RW:107:LEU:HD12	1.86	0.57
50:R4:3:GLU:HG3	50:R4:4:GLY:N	2.19	0.57
50:R4:39:CYS:O	50:R4:40:HIS:HB2	2.03	0.57
4:XD:9:CYS:HB3	4:XD:32:ALA:HB2	1.87	0.57
25:YA:1085:A:O2'	25:YA:1086:A:OP1	2.21	0.57
28:YE:63:LEU:HD12	28:YE:65:GLY:H	1.69	0.57
28:YE:116:VAL:CG2	28:YE:122:PHE:CD2	2.86	0.57
28:YE:203:LYS:HE3	28:YE:204:ALA:HB2	1.86	0.57
31:YH:127:GLU:HG2	31:YH:128:PRO:CG	2.32	0.57
35:YP:59:LEU:HA	35:YP:61:ARG:NE	2.20	0.57
42:YW:73:ALA:HB3	42:YW:106:ILE:HD13	1.84	0.57
48:Y2:16:LEU:O	48:Y2:17:SER:HB3	2.04	0.57
1:QA:196:A:OP1	20:QT:68:LYS:NZ	2.37	0.57
25:RA:242:G:H5"	54:R8:62:LEU:CD2	2.34	0.57

Continued on next page...

Continued from previous page...

Atom-1	Atom-2	Interatomic distance (Å)	Clash overlap (Å)
25:RA:1543:A:O2'	25:RA:1544:C:H3'	2.03	0.57
32:RI:55:ALA:HA	32:RI:58:LEU:HB3	1.85	0.57
1:XA:1002:G:H2'	1:XA:1003:G:H8	1.69	0.57
1:XA:1392:G:H21	1:XA:1502:A:H8	1.52	0.57
12:XL:33:ARG:O	12:XL:85:ILE:HG22	2.03	0.57
25:YA:222:A:H3'	25:YA:421:U:H5'	1.85	0.57
25:YA:528:A:C2	25:YA:2042:A:H2'	2.39	0.57
25:YA:1567:A:OP2	27:YD:84:TYR:OH	2.15	0.57
25:YA:2286:A:H4'	25:YA:2287:A:O4'	2.05	0.57
27:YD:35:LYS:HG2	27:YD:64:ILE:CA	2.34	0.57
29:YF:192:LEU:HD21	29:YF:194:MET:CE	2.35	0.57
31:YH:3:ARG:HA	31:YH:3:ARG:HE	1.69	0.57
38:YS:26:LEU:CD2	38:YS:87:PHE:HD1	2.17	0.57
54:Y8:46:ARG:O	54:Y8:47:LYS:HB3	2.03	0.57
1:QA:973:G:OP1	10:QJ:57:LYS:NZ	2.37	0.57
13:QM:14:ARG:N	13:QM:44:ARG:HD3	2.18	0.57
28:RE:51:PHE:HD2	28:RE:52:LEU:HG	1.68	0.57
30:RG:22:ARG:HH21	30:RG:171:ALA:HB1	1.69	0.57
30:RG:68:PRO:HB2	30:RG:90:LEU:HD12	1.86	0.57
31:RH:125:VAL:HA	31:RH:126:PRO:CB	2.29	0.57
36:RQ:55:VAL:HG22	36:RQ:56:ARG:N	2.18	0.57
44:RY:76:CYS:SG	44:RY:77:PRO:HD2	2.45	0.57
54:R8:30:ARG:O	54:R8:31:HIS:CB	2.50	0.57
54:R8:53:PRO:CD	54:R8:54:GLU:H	2.15	0.57
1:XA:148:G:H2'	1:XA:149:A:C8	2.38	0.57
1:XA:973:G:OP1	10:XJ:57:LYS:NZ	2.37	0.57
25:YA:654(A):G:H8	25:YA:654(A):G:OP2	1.88	0.57
25:YA:1081:U:H3'	25:YA:1082:U:H4'	1.87	0.57
25:YA:2527:C:H5"	55:Y9:30:PRO:HB2	1.86	0.57
27:YD:263:ARG:HB2	27:YD:263:ARG:HH11	1.68	0.57
28:YE:6:GLY:HA3	28:YE:26:ILE:HD11	1.85	0.57
28:YE:9:VAL:HG11	39:YT:7:ILE:HG22	1.85	0.57
38:YS:5:THR:HG23	38:YS:8:GLU:OE2	2.05	0.57
38:YS:106:ARG:O	38:YS:107:GLU:HB2	2.04	0.57
46:Y0:50:ASN:HB3	46:Y0:63:VAL:HG22	1.86	0.57
1:QA:1014:A:H4'	19:QS:14:HIS:CD2	2.39	0.57
1:QA:1277:C:HO2'	1:QA:1279:A:H8	1.51	0.57
3:QC:134:ILE:HG22	3:QC:168:ALA:HB3	1.87	0.57
7:QG:15:ASP:OD1	7:QG:44:TYR:OH	2.22	0.57
7:QG:79:ARG:HH12	7:QG:82:GLY:HA2	1.69	0.57
27:RD:145:VAL:HG13	27:RD:191:ALA:HB2	1.87	0.57

Continued on next page...

Continued from previous page...

Atom-1	Atom-2	Interatomic distance (Å)	Clash overlap (Å)
28:RE:74:PRO:HG2	28:RE:77:ILE:HG23	1.86	0.57
28:RE:102:VAL:HG13	28:RE:172:VAL:CG2	2.34	0.57
31:RH:41:MET:HE1	31:RH:64:LEU:HB3	1.86	0.57
1:XA:1510:U:H2'	1:XA:1511:G:C8	2.39	0.57
3:XC:70:VAL:HG21	3:XC:76:VAL:HG11	1.85	0.57
11:XK:21:ILE:HG13	11:XK:30:VAL:HG12	1.86	0.57
16:XP:20:VAL:HG23	16:XP:35:LYS:HA	1.86	0.57
25:YA:468:G:N7	53:Y7:39:ARG:NH2	2.52	0.57
25:YA:594:U:P	54:Y8:61:LEU:HD22	2.45	0.57
25:YA:1013:C:H42	25:YA:1149:G:H1	1.52	0.57
25:YA:1805:U:O2	27:YD:50:THR:HB	2.04	0.57
28:YE:41:LYS:HE2	28:YE:41:LYS:HA	1.87	0.57
37:YR:33:ARG:HH21	51:Y5:55:ARG:HG2	1.69	0.57
1:QA:1321:C:H3'	1:QA:1322:C:H5"	1.85	0.57
12:QL:46:LYS:HG2	12:QL:47:LYS:H	1.70	0.57
25:RA:590:A:OP1	29:RF:95:ARG:NH1	2.37	0.57
28:RE:63:LEU:HD13	28:RE:65:GLY:H	1.68	0.57
28:RE:152:LYS:HB2	33:RN:77:GLY:O	2.05	0.57
46:R0:18:ALA:O	46:R0:20:ARG:NH1	2.36	0.57
50:R4:37:SER:HB3	50:R4:42:PHE:CE1	2.38	0.57
4:XD:154:ASN:OD1	4:XD:154:ASN:N	2.37	0.57
5:XE:43:LEU:CD2	5:XE:136:MET:HG3	2.35	0.57
25:YA:207:A:H2'	25:YA:208:C:O4'	2.04	0.57
25:YA:1138:G:N2	33:YN:106:MET:HE3	2.14	0.57
25:YA:1341:U:OP2	25:YA:1394:U:O2'	2.15	0.57
25:YA:2022:U:O2'	25:YA:2617:C:H5'	2.05	0.57
28:YE:102:VAL:HG13	28:YE:172:VAL:CG2	2.34	0.57
38:YS:72:ALA:O	38:YS:76:LYS:HG3	2.04	0.57
1:QA:359:U:H2'	1:QA:360:A:C8	2.39	0.57
1:QA:895:G:H1	1:QA:904:C:H42	1.51	0.57
6:QF:3:ARG:NH1	6:QF:38:GLU:OE2	2.37	0.57
12:QL:15:ARG:CG	17:QQ:32:TYR:OH	2.53	0.57
13:QM:23:TYR:HB3	13:QM:67:GLU:HG2	1.87	0.57
19:QS:67:VAL:HB	50:R4:59:PHE:CZ	2.40	0.57
27:RD:44:ASN:HB2	27:RD:48:ARG:O	2.05	0.57
53:R7:9:ARG:HH21	53:R7:48:LYS:HB2	1.70	0.57
54:R8:33:ASN:O	54:R8:34:TRP:C	2.42	0.57
1:XA:946:A:H2'	1:XA:947:G:C8	2.40	0.57
1:XA:1347:G:H22	1:XA:1374:A:P	2.28	0.57
1:XA:1437:C:N4	1:XA:1464:G:H1	2.03	0.57
29:YF:32:LEU:HD13	29:YF:105:VAL:CG1	2.33	0.57

Continued on next page...

Continued from previous page...

Atom-1	Atom-2	Interatomic distance (Å)	Clash overlap (Å)
25:RA:27:G:HO2'	25:RA:28:A:H8	1.50	0.57
25:RA:2250:G:C2	36:RQ:82:ARG:HB3	2.40	0.57
28:RE:41:LYS:HA	28:RE:41:LYS:HE2	1.87	0.57
32:RI:110:ASP:N	32:RI:130:TYR:OH	2.33	0.57
35:RP:64:LYS:O	35:RP:66:GLY:N	2.38	0.57
41:RV:52:VAL:HG21	41:RV:55:ALA:HB3	1.87	0.57
2:XB:96:ARG:HD3	2:XB:148:TYR:HE1	1.70	0.57
9:XI:15:ALA:HB2	9:XI:65:VAL:HG23	1.86	0.57
19:XS:32:LYS:HA	19:XS:50:ALA:HB3	1.86	0.57
20:XT:53:LEU:O	20:XT:57:ARG:NH1	2.38	0.57
25:YA:2185:C:H2'	25:YA:2186:G:H8	1.69	0.57
25:YA:2250:G:C2	36:YQ:82:ARG:HB3	2.40	0.57
25:YA:2683:C:O2'	28:YE:13:ARG:NH2	2.38	0.57
27:YD:25:THR:HG21	27:YD:82:ILE:H	1.70	0.57
27:YD:36:PRO:HB2	27:YD:61:LEU:HG	1.87	0.57
31:YH:77:LYS:HZ3	31:YH:77:LYS:CB	2.11	0.57
36:YQ:60:ARG:NH1	45:YZ:114:GLY:H	2.01	0.57
38:YS:67:ARG:CB	38:YS:67:ARG:HH11	2.17	0.57
1:QA:1152:A:H5"	10:QJ:13:HIS:HD2	1.69	0.57
2:QB:51:LEU:HD23	2:QB:201:ILE:HD12	1.86	0.57
3:QC:73:PRO:HG3	3:QC:105:GLU:HG3	1.87	0.57
4:QD:154:ASN:N	4:QD:154:ASN:OD1	2.37	0.57
19:QS:41:VAL:HB	19:QS:42:PRO:CA	2.34	0.57
27:RD:241:PRO:O	27:RD:242:ARG:HB2	2.04	0.57
28:RE:63:LEU:HD12	28:RE:65:GLY:H	1.69	0.57
31:RH:126:PRO:CG	31:RH:127:GLU:N	2.65	0.57
1:XA:1191:A:H5"	3:XC:4:LYS:HZ2	1.70	0.57
1:XA:1226:C:OP2	13:XM:103:THR:OG1	2.19	0.57
25:YA:593:G:H1'	54:Y8:4:MET:HE1	1.86	0.57
25:YA:1508:A:O2'	25:YA:1509:C:O4'	2.21	0.57
27:YD:25:THR:HG21	27:YD:81:ALA:HB1	1.86	0.57
27:YD:34:VAL:O	27:YD:34:VAL:CG1	2.51	0.57
27:YD:69:ARG:C	27:YD:71:ASP:H	2.08	0.57
29:YF:118:ALA:O	29:YF:121:GLY:N	2.33	0.57
30:YG:81:LYS:O	30:YG:82:LEU:HB2	2.04	0.57
34:YO:85:VAL:HG11	34:YO:114:ILE:HD11	1.87	0.57
54:Y8:33:ASN:O	54:Y8:34:TRP:C	2.42	0.57
20:QT:41:ILE:HG22	20:QT:91:LEU:HD12	1.86	0.56
25:RA:50:U:H3'	25:RA:51:G:H5'	1.86	0.56
25:RA:1899:G:N2	25:RA:1902:C:N4	2.49	0.56
25:RA:2747:G:H21	25:RA:2757:A:H62	1.53	0.56

Continued on next page...

Continued from previous page...

Atom-1	Atom-2	Interatomic distance (Å)	Clash overlap (Å)
27:RD:108:PRO:HB3	27:RD:143:HIS:CE1	2.40	0.56
1:XA:57:G:H2'	1:XA:58:C:C6	2.40	0.56
1:XA:438:G:H4'	4:XD:123:HIS:CD2	2.40	0.56
1:XA:636:U:H2'	1:XA:637:G:H8	1.70	0.56
1:XA:953:G:H5'	1:XA:965:A:H61	1.70	0.56
25:YA:67:U:C2	25:YA:74:A:H2	2.21	0.56
5:QE:69:VAL:CG1	5:QE:71:LEU:CD2	2.82	0.56
12:QL:45:PRO:HD3	12:QL:51:ALA:O	2.04	0.56
25:RA:918:A:N3	26:RB:80:U:O2'	2.35	0.56
27:RD:148:GLU:HB2	27:RD:151:LYS:HD2	1.87	0.56
1:XA:538:G:OP1	12:XL:113:ARG:HD2	2.05	0.56
1:XA:636:U:H2'	1:XA:637:G:C8	2.41	0.56
1:XA:1243:C:H42	1:XA:1294:G:H1	1.51	0.56
1:XA:1443:G:H5"	1:XA:1446:A:H2	1.69	0.56
25:YA:2224:G:OP1	27:YD:268:ARG:HD3	2.04	0.56
27:YD:69:ARG:HD3	27:YD:105:ILE:HD11	1.87	0.56
27:YD:92:ILE:HD12	27:YD:104:TYR:CD2	2.39	0.56
31:YH:84:SER:O	31:YH:133:VAL:O	2.22	0.56
36:YQ:37:LEU:HD21	36:YQ:130:LYS:HE3	1.87	0.56
50:Y4:71:ARG:HB2	50:Y4:71:ARG:HH11	1.68	0.56
1:QA:1065:U:O2'	1:QA:1066:C:OP2	2.19	0.56
1:QA:1443:G:N2	39:RT:119:LYS:HB2	2.18	0.56
5:QE:71:LEU:HD21	5:QE:115:VAL:HG22	1.87	0.56
12:QL:58:VAL:O	12:QL:65:GLU:HA	2.06	0.56
20:QT:33:ILE:HD12	20:QT:63:ILE:CG1	2.36	0.56
25:RA:1089:G:H21	25:RA:1102:C:H42	1.52	0.56
28:RE:37:ARG:NE	28:RE:37:ARG:N	2.53	0.56
28:RE:78:LEU:HD23	28:RE:79:ARG:HD2	1.86	0.56
31:RH:3:ARG:HA	31:RH:3:ARG:HE	1.69	0.56
31:RH:77:LYS:HZ3	31:RH:77:LYS:CB	2.03	0.56
38:RS:106:ARG:HA	38:RS:110:LEU:HD11	1.87	0.56
50:R4:64:GLY:C	50:R4:66:SER:H	2.08	0.56
1:XA:145:G:H1	1:XA:177:C:H42	1.53	0.56
1:XA:156:G:H1	1:XA:165:C:H42	1.52	0.56
1:XA:735:C:H2'	1:XA:736:C:H6	1.70	0.56
25:YA:26:G:H1'	25:YA:515:A:H61	1.69	0.56
25:YA:993:G:OP1	40:YU:50:ARG:NH2	2.38	0.56
25:YA:1113:U:H2'	25:YA:1114:G:C8	2.40	0.56
25:YA:1359:A:H3'	25:YA:1360:A:C5'	2.34	0.56
25:YA:2277:G:OP2	46:Y0:10:THR:HG21	2.05	0.56
25:YA:2318:G:H22	38:YS:2:ALA:N	2.02	0.56

Continued on next page...

Continued from previous page...

Atom-1	Atom-2	Interatomic distance (Å)	Clash overlap (Å)
25:YA:2438:U:O3'	25:YA:2439:A:H3'	2.05	0.56
25:YA:2451:A:N1	56:Z6:101:PPU:HE2	2.21	0.56
25:YA:2585:U:H5	56:Z6:101:PPU:O2'	1.88	0.56
27:YD:2:ALA:O	27:YD:3:VAL:HB	2.06	0.56
27:YD:183:ARG:HD2	27:YD:270:ILE:HG12	1.88	0.56
28:YE:32:PRO:O	28:YE:34:VAL:HG13	2.06	0.56
28:YE:69:LYS:C	28:YE:71:GLY:H	2.08	0.56
32:YI:39:ALA:HB1	32:YI:44:LEU:HD13	1.87	0.56
38:YS:32:LEU:O	38:YS:62:LYS:HE2	2.05	0.56
38:YS:103:GLU:O	38:YS:106:ARG:CG	2.52	0.56
39:YT:60:THR:HG22	39:YT:77:PRO:HA	1.86	0.56
41:YV:59:ALA:HB2	41:YV:96:ILE:HD13	1.88	0.56
41:YV:66:ARG:HH11	41:YV:88:ARG:HD3	1.71	0.56
1:QA:664:G:N2	1:QA:741:G:H1	2.02	0.56
2:QB:82:ARG:HA	2:QB:92:TYR:HE2	1.71	0.56
8:QH:102:ARG:NH1	8:QH:105:ARG:NH2	2.53	0.56
12:QL:18:VAL:O	12:QL:19:ARG:HB2	2.04	0.56
25:RA:884:C:N3	25:RA:892:G:C6	2.73	0.56
25:RA:2811:G:OP1	28:RE:61:ARG:CG	2.54	0.56
29:RF:28:ILE:HG22	29:RF:112:MET:HB3	1.88	0.56
37:RR:67:LEU:HD13	37:RR:76:VAL:HG21	1.86	0.56
44:RY:81:LYS:HZ3	44:RY:98:VAL:HG11	1.69	0.56
51:R5:55:ARG:HD3	51:R5:56:LYS:N	2.21	0.56
25:YA:898:C:H2'	25:YA:899:A:H5'	1.87	0.56
25:YA:1688:U:O2	25:YA:1700:A:H5"	2.05	0.56
26:YB:90:C:OP1	36:YQ:16:ARG:HG2	2.05	0.56
31:YH:125:VAL:HG12	31:YH:126:PRO:CG	2.34	0.56
36:YQ:79:LEU:O	36:YQ:79:LEU:CG	2.52	0.56
48:Y2:31:GLU:O	48:Y2:35:LEU:HG	2.05	0.56
12:QL:82:VAL:HG23	12:QL:106:ASP:OD2	2.04	0.56
17:QQ:90:ILE:O	17:QQ:94:ASN:ND2	2.38	0.56
25:RA:71:A:H2	43:RX:31:HIS:HE2	1.52	0.56
25:RA:1543:A:H1'	25:RA:1545:A:O4'	2.05	0.56
28:RE:69:LYS:C	28:RE:71:GLY:H	2.09	0.56
28:RE:117:MET:HG3	28:RE:117:MET:O	2.06	0.56
28:RE:174:ASP:CG	28:RE:175:VAL:N	2.58	0.56
30:RG:6:ALA:HB3	50:R4:23:GLU:HG2	1.88	0.56
36:RQ:79:LEU:O	36:RQ:79:LEU:CG	2.52	0.56
41:RV:44:LYS:HE2	41:RV:45:THR:H	1.70	0.56
54:R8:52:LYS:H	54:R8:53:PRO:HD2	1.66	0.56
16:XP:20:VAL:HG21	16:XP:32:TYR:CD2	2.40	0.56

Continued on next page...

Continued from previous page...

Atom-1	Atom-2	Interatomic distance (Å)	Clash overlap (Å)
20:XT:33:ILE:HG23	20:XT:63:ILE:HG12	1.88	0.56
25:YA:575:A:OP2	25:YA:2055:C:N4	2.32	0.56
26:YB:12:C:H2'	46:Y0:73:GLY:HA3	1.87	0.56
26:YB:44:G:H1'	26:YB:47:C:N4	2.20	0.56
28:YE:74:PRO:HG2	28:YE:77:ILE:HG23	1.87	0.56
35:YP:65:ARG:O	35:YP:68:GLN:NE2	2.38	0.56
38:YS:14:VAL:HG13	38:YS:15:ARG:N	2.21	0.56
42:YW:71:VAL:HA	42:YW:107:LEU:HD12	1.87	0.56
52:Y6:25:LYS:HE2	52:Y6:27:LYS:HE3	1.87	0.56
1:QA:1306:A:H1'	1:QA:1332:A:C2	2.40	0.56
12:QL:83:VAL:HG22	12:QL:84:LEU:H	1.70	0.56
12:QL:126:LYS:HB2	12:QL:126:LYS:HZ3	1.71	0.56
28:RE:183:LEU:N	28:RE:183:LEU:HD12	2.20	0.56
2:XB:84:GLU:HB3	2:XB:219:VAL:HG21	1.86	0.56
12:XL:111:LYS:O	12:XL:112:ASP:HB2	2.06	0.56
25:YA:263:C:H2'	25:YA:264:C:O4'	2.05	0.56
25:YA:1036:G:OP1	31:YH:59:ARG:HB2	2.05	0.56
28:YE:37:ARG:NE	28:YE:37:ARG:N	2.54	0.56
48:Y2:41:ILE:HD11	48:Y2:44:LEU:CG	2.36	0.56
10:QJ:5:ARG:HG3	10:QJ:71:LEU:HD11	1.87	0.56
28:RE:32:PRO:O	28:RE:34:VAL:HG13	2.06	0.56
36:RQ:80:GLU:CD	46:R0:7:LEU:HB3	2.26	0.56
50:R4:41:PRO:O	50:R4:42:PHE:CB	2.53	0.56
50:R4:48:ARG:O	50:R4:50:VAL:N	2.38	0.56
54:R8:50:LEU:HD12	54:R8:51:ALA:H	1.70	0.56
1:XA:1004:A:H1'	1:XA:1036:G:H1	1.70	0.56
1:XA:1076:C:N4	1:XA:1081:G:H1	2.02	0.56
2:XB:21:ARG:O	2:XB:23:ARG:HD3	2.05	0.56
3:XC:174:PRO:HD2	3:XC:182:ILE:HD11	1.88	0.56
4:XD:11:LEU:HD13	4:XD:66:ARG:HG2	1.87	0.56
7:XG:54:THR:O	7:XG:56:GLN:N	2.39	0.56
28:YE:183:LEU:HD12	28:YE:183:LEU:N	2.20	0.56
28:YE:195:LEU:HD12	28:YE:196:VAL:H	1.71	0.56
29:YF:197:ASP:O	29:YF:199:TRP:N	2.38	0.56
54:Y8:50:LEU:HD12	54:Y8:51:ALA:H	1.70	0.56
8:QH:106:GLY:O	8:QH:122:ARG:NH2	2.36	0.56
43:RX:31:HIS:CD2	43:RX:32:PRO:HD2	2.41	0.56
1:XA:243:A:H4'	1:XA:244:U:O5'	2.05	0.56
1:XA:501:C:OP1	12:XL:117:ARG:NH2	2.33	0.56
1:XA:560:U:H4'	1:XA:561:U:H5"	1.87	0.56
1:XA:690:G:H2'	1:XA:691:G:O4'	2.05	0.56

Continued on next page...

Continued from previous page...

Atom-1	Atom-2	Interatomic distance (Å)	Clash overlap (Å)
1:XA:1446:A:O2'	1:XA:1447:G:O5'	2.23	0.56
25:YA:1782:C:H1'	25:YA:2609:U:H5"	1.88	0.56
26:YB:50:G:P	38:YS:63:THR:HG23	2.45	0.56
27:YD:239:ARG:O	27:YD:240:ALA:HB2	2.05	0.56
29:YF:155:LEU:CD1	29:YF:174:VAL:HG13	2.32	0.56
31:YH:126:PRO:CG	31:YH:127:GLU:N	2.65	0.56
38:YS:5:THR:OG1	38:YS:7:TYR:HB3	2.06	0.56
28:RE:203:LYS:HE3	28:RE:204:ALA:HB2	1.86	0.56
31:RH:59:ARG:HH11	31:RH:59:ARG:CG	2.19	0.56
36:RQ:37:LEU:HD21	36:RQ:130:LYS:HE3	1.87	0.56
3:XC:9:GLY:HA2	3:XC:12:LEU:HD23	1.87	0.56
20:XT:29:LYS:HD2	20:XT:66:ALA:HB2	1.87	0.56
25:YA:780:G:N2	25:YA:783:A:H62	2.01	0.56
25:YA:2712:U:HO2'	25:YA:2712(A):A:P	2.28	0.56
45:YZ:125:LEU:HG	45:YZ:164:ALA:HB3	1.87	0.56
48:Y2:15:LYS:H	48:Y2:67:LYS:NZ	2.02	0.56
1:QA:371:G:H1	1:QA:390:C:H42	1.54	0.56
1:QA:1317:C:N3	19:QS:37:ARG:NH2	2.54	0.56
2:QB:71:VAL:HG12	2:QB:93:VAL:HB	1.88	0.56
25:RA:2404:C:O3'	35:RP:77:ARG:NH2	2.38	0.56
25:RA:2821:A:OP2	28:RE:110:GLY:CA	2.54	0.56
36:RQ:12:GLN:OE1	36:RQ:72:LYS:HD2	2.06	0.56
50:R4:48:ARG:HH12	50:R4:52:THR:HG22	1.71	0.56
1:XA:1152:A:OP1	10:XJ:68:HIS:NE2	2.39	0.56
1:XA:1162:C:N4	1:XA:1174:G:H1	2.00	0.56
3:XC:130:VAL:O	3:XC:134:ILE:HG12	2.06	0.56
4:XD:122:ARG:NH1	4:XD:134:ASP:O	2.39	0.56
12:XL:79:GLU:O	12:XL:79:GLU:HG2	2.05	0.56
25:YA:1012:U:O2'	25:YA:1013:C:OP2	2.19	0.56
28:YE:117:MET:HG3	28:YE:117:MET:O	2.06	0.56
34:YO:97:ARG:HA	34:YO:117:LEU:HD22	1.88	0.56
35:YP:87:ASP:HB3	35:YP:105:LEU:HD21	1.88	0.56
39:YT:29:ARG:HB2	39:YT:46:GLU:HG3	1.88	0.56
40:YU:92:ARG:HH21	41:YV:10:LYS:HG2	1.69	0.56
44:YY:95:LYS:HB3	44:YY:100:ALA:HA	1.87	0.56
1:QA:757:U:O2'	1:QA:879:C:O2	2.23	0.55
12:QL:111:LYS:O	12:QL:112:ASP:HB2	2.05	0.55
25:RA:1754:C:H5"	39:RT:113:LYS:HE3	1.88	0.55
50:R4:9:LEU:H	50:R4:27:THR:HG22	1.71	0.55
52:R6:36:LEU:HB2	52:R6:50:ARG:HA	1.89	0.55
1:XA:80:G:O6	1:XA:88:C:N4	2.39	0.55

Continued on next page...

Continued from previous page...

Atom-1	Atom-2	Interatomic distance (Å)	Clash overlap (Å)
1:XA:686:U:H1'	11:XK:42:TRP:HE1	1.71	0.55
12:XL:58:VAL:O	12:XL:65:GLU:HA	2.05	0.55
12:XL:83:VAL:HG22	12:XL:84:LEU:N	2.21	0.55
25:YA:581:C:H2'	25:YA:582:G:H8	1.71	0.55
25:YA:1448:G:O2'	25:YA:1528:A:N6	2.40	0.55
29:YF:198:ALA:CA	29:YF:201:VAL:HG12	2.34	0.55
33:YN:56:ASN:N	33:YN:125:GLY:O	2.22	0.55
39:YT:94:ALA:O	39:YT:95:ARG:HB2	2.06	0.55
45:YZ:121:HIS:ND1	45:YZ:123:ASP:O	2.39	0.55
1:QA:1163:C:H42	1:QA:1173:G:H1	1.53	0.55
1:QA:1189:C:OP1	10:QJ:51:ARG:NH2	2.39	0.55
10:QJ:16:LEU:HD23	10:QJ:94:VAL:HG13	1.88	0.55
10:QJ:78:ASN:O	10:QJ:81:THR:OG1	2.24	0.55
25:RA:2419:U:O4	54:R8:30:ARG:CZ	2.55	0.55
26:RB:12:C:H2'	46:R0:73:GLY:HA3	1.89	0.55
34:RO:78:ARG:HH21	39:RT:103:ARG:NH2	2.03	0.55
42:RW:86:LEU:HD22	42:RW:96:ILE:HD11	1.88	0.55
48:R2:46:GLN:O	48:R2:47:ASN:CB	2.53	0.55
1:XA:1333:A:H2'	1:XA:1334:G:O4'	2.07	0.55
5:XE:50:GLU:HB3	5:XE:53:LEU:HD13	1.88	0.55
10:XJ:34:VAL:HG22	10:XJ:74:ILE:HG22	1.89	0.55
25:YA:848:G:H2'	25:YA:849:A:C8	2.41	0.55
25:YA:1142(A):A:H4'	33:YN:25:ARG:HH22	1.71	0.55
25:YA:1287:A:N7	37:YR:107:ASP:HB2	2.20	0.55
25:YA:1799:G:O2'	27:YD:270:ILE:HD11	2.06	0.55
28:YE:174:ASP:CG	28:YE:175:VAL:N	2.58	0.55
39:YT:3:ARG:HG3	39:YT:7:ILE:HG12	1.88	0.55
1:QA:261:U:OP2	20:QT:79:ARG:NH2	2.40	0.55
20:QT:36:LEU:HD12	20:QT:55:ILE:HG23	1.87	0.55
25:RA:38:A:H2'	25:RA:39:C:C6	2.41	0.55
25:RA:2138:C:H42	25:RA:2153:G:H1	1.53	0.55
28:RE:4:ILE:HD13	28:RE:5:LEU:H	1.71	0.55
28:RE:26:ILE:HD13	28:RE:26:ILE:C	2.26	0.55
2:XB:158:LEU:HD13	2:XB:182:ILE:HD11	1.89	0.55
15:XO:18:PHE:CE1	15:XO:21:ASP:HB2	2.41	0.55
36:YQ:12:GLN:OE1	36:YQ:72:LYS:HD2	2.06	0.55
36:YQ:25:ASP:N	36:YQ:102:VAL:HG23	2.22	0.55
38:YS:59:LYS:CG	38:YS:60:GLY:H	2.11	0.55
48:Y2:43:GLN:O	48:Y2:44:LEU:CG	2.54	0.55
1:QA:923:A:N6	1:QA:1392:G:O6	2.40	0.55
2:QB:5:ILE:HD12	2:QB:224:GLN:HG2	1.88	0.55

Continued on next page...

Continued from previous page...

Atom-1	Atom-2	Interatomic distance (Å)	Clash overlap (Å)
30:RG:112:PRO:HB3	50:R4:37:SER:OG	2.06	0.55
32:RI:13:GLY:HA3	32:RI:17:GLN:CD	2.26	0.55
36:RQ:78:PRO:O	46:R0:5:LYS:HE2	2.07	0.55
39:RT:26:ASP:O	39:RT:49:VAL:HG12	2.07	0.55
44:RY:81:LYS:HB2	44:RY:96:ILE:HG22	1.88	0.55
47:R1:53:VAL:HG11	47:R1:90:ILE:HD11	1.88	0.55
54:R8:63:PRO:O	54:R8:64:TYR:HB2	2.07	0.55
1:XA:17:U:H2'	1:XA:18:C:C6	2.42	0.55
1:XA:1054:C:N3	24:XY:34:G:C1'	2.69	0.55
6:XF:97:PHE:HD1	18:XR:31:LEU:HD21	1.70	0.55
25:YA:676:A:N1	25:YA:802:A:N1	2.54	0.55
25:YA:1364:G:C8	47:Y1:2:SER:N	2.74	0.55
25:YA:1674:G:N2	25:YA:1677:A:N1	2.53	0.55
25:YA:1798:U:H5"	27:YD:259:THR:HG22	1.89	0.55
36:YQ:64:ILE:HA	36:YQ:106:VAL:CG1	2.33	0.55
39:YT:39:ARG:HG2	39:YT:40:THR:H	1.72	0.55
1:QA:1348:U:N3	1:QA:1374:A:H2	2.05	0.55
8:QH:86:ILE:HG13	8:QH:133:LEU:HD22	1.89	0.55
9:QI:77:ILE:O	9:QI:81:ILE:HG12	2.07	0.55
28:RE:67:PHE:O	28:RE:69:LYS:N	2.39	0.55
32:RI:2:LYS:HA	32:RI:20:ASP:HA	1.87	0.55
44:RY:96:ILE:HG12	44:RY:101:LYS:HB2	1.88	0.55
25:YA:2757:A:OP1	55:Y9:19:ARG:HA	2.06	0.55
27:YD:35:LYS:CE	27:YD:104:TYR:HB2	2.35	0.55
27:YD:43:ARG:CB	27:YD:54:ARG:HB2	2.37	0.55
27:YD:94:LEU:HD22	27:YD:95:LEU:H	1.69	0.55
35:YP:95:VAL:HG13	35:YP:100:LEU:HD21	1.89	0.55
41:YV:38:LEU:H	41:YV:51:VAL:HG13	1.70	0.55
1:QA:1128:C:H4'	9:QI:16:ARG:HH22	1.72	0.55
22:QV:75:C:OP1	25:RA:2602:A:OP1	2.25	0.55
25:RA:1045:A:O2'	25:RA:1046:A:OP2	2.20	0.55
25:RA:1093:G:P	31:RH:170:ARG:HD2	2.47	0.55
26:RB:113:C:O2'	38:RS:46:VAL:HG13	2.07	0.55
28:RE:3:GLY:HA3	28:RE:81:ILE:HD12	1.88	0.55
32:RI:76:THR:HG21	32:RI:141:LYS:HE3	1.87	0.55
35:RP:106:LEU:O	35:RP:107:LYS:HB2	2.07	0.55
36:RQ:25:ASP:N	36:RQ:102:VAL:HG23	2.21	0.55
43:RX:60:ARG:NH1	53:R7:47:ARG:HH22	2.04	0.55
44:RY:37:VAL:HG21	44:RY:72:VAL:HG21	1.88	0.55
28:YE:3:GLY:HA3	28:YE:81:ILE:HD12	1.88	0.55
28:YE:4:ILE:HD13	28:YE:5:LEU:H	1.71	0.55

Continued on next page...

Continued from previous page...

Atom-1	Atom-2	Interatomic distance (Å)	Clash overlap (Å)
28:YE:26:ILE:HD13	28:YE:26:ILE:C	2.26	0.55
31:YH:26:VAL:CG1	31:YH:27:LYS:N	2.63	0.55
32:YI:11:ASN:O	32:YI:12:LEU:HB2	2.07	0.55
38:YS:107:GLU:N	38:YS:110:LEU:HD11	2.22	0.55
52:Y6:28:ARG:HB3	52:Y6:30:THR:H	1.71	0.55
1:QA:565:U:H5"	1:QA:566:G:H2'	1.89	0.55
12:QL:79:GLU:HG2	12:QL:79:GLU:O	2.06	0.55
28:RE:195:LEU:HD12	28:RE:196:VAL:H	1.71	0.55
41:RV:7:THR:HG23	41:RV:22:VAL:HG11	1.88	0.55
43:RX:25:LYS:HD3	43:RX:80:ILE:HD11	1.89	0.55
1:XA:1000:A:H2'	1:XA:1001:G:C8	2.41	0.55
2:XB:82:ARG:NH1	2:XB:86:GLU:OE2	2.40	0.55
8:XH:86:ILE:HG22	8:XH:93:VAL:HG21	1.89	0.55
25:YA:1061:U:H3'	25:YA:1062:G:H5"	1.88	0.55
28:YE:20:ALA:O	28:YE:21:VAL:CG2	2.48	0.55
29:YF:28:ILE:HD12	29:YF:28:ILE:O	2.06	0.55
32:YI:92:VAL:HG13	32:YI:120:ILE:HG23	1.87	0.55
46:Y0:27:GLU:HB2	46:Y0:69:PHE:HD1	1.72	0.55
31:RH:12:PRO:O	31:RH:13:LYS:HB2	2.07	0.55
40:RU:52:ARG:HA	40:RU:55:ARG:HG3	1.88	0.55
44:RY:95:LYS:CB	44:RY:100:ALA:HA	2.36	0.55
1:XA:24:U:H2'	1:XA:25:C:H6	1.71	0.55
11:XK:34:ASP:OD1	11:XK:38:ASN:N	2.39	0.55
28:YE:21:VAL:HG23	28:YE:22:PRO:HD3	1.89	0.55
28:YE:53:PRO:O	28:YE:74:PRO:HA	2.07	0.55
29:YF:24:LEU:HB3	29:YF:115:ALA:HB2	1.87	0.55
36:YQ:21:THR:O	36:YQ:22:LYS:O	2.25	0.55
39:YT:26:ASP:O	39:YT:49:VAL:HG12	2.07	0.55
48:Y2:31:GLU:HB2	48:Y2:53:LEU:HD11	1.89	0.55
1:QA:1352:C:OP1	21:QU:3:LYS:NZ	2.26	0.55
1:QA:1446:A:O2'	1:QA:1447:G:O5'	2.20	0.55
12:QL:83:VAL:HG22	12:QL:84:LEU:N	2.21	0.55
14:QN:48:ALA:HB2	14:QN:53:LEU:HD12	1.89	0.55
25:RA:1050:A:H2'	25:RA:1051:G:O4'	2.06	0.55
25:RA:1490:A:O2'	27:RD:99:ASP:OD1	2.25	0.55
26:RB:37:C:O2	38:RS:95:HIS:NE2	2.39	0.55
27:RD:35:LYS:NZ	27:RD:104:TYR:HB2	2.22	0.55
29:RF:197:ASP:N	29:RF:197:ASP:OD1	2.40	0.55
50:R4:36:CYS:SG	50:R4:39:CYS:CB	2.95	0.55
50:R4:65:ASP:O	50:R4:66:SER:HB3	2.07	0.55
1:XA:974:A:OP2	14:XN:41:ARG:NH1	2.39	0.55

Continued on next page...

Continued from previous page...

Atom-1	Atom-2	Interatomic distance (Å)	Clash overlap (Å)
1:XA:975:A:H5'	1:XA:975:A:H8	1.71	0.55
3:XC:150:LYS:HE2	3:XC:152:ILE:HD11	1.88	0.55
9:XI:16:ARG:HB2	9:XI:64:THR:HB	1.89	0.55
25:YA:996:A:H4'	40:YU:92:ARG:HE	1.72	0.55
25:YA:1359:A:C3'	25:YA:1360:A:C5'	2.85	0.55
25:YA:1952:A:C2	34:YO:22:ILE:HG23	2.41	0.55
25:YA:2619:C:H1'	28:YE:156:MET:HE1	1.89	0.55
27:YD:221:VAL:HG22	27:YD:226:MET:HE2	1.89	0.55
28:YE:67:PHE:O	28:YE:69:LYS:N	2.39	0.55
35:YP:65:ARG:NE	54:Y8:15:LYS:HB2	2.22	0.55
41:YV:34:GLU:O	41:YV:36:PRO:HD3	2.06	0.55
42:YW:14:PRO:O	42:YW:17:VAL:N	2.40	0.55
1:QA:1375:A:H4'	7:QG:29:LYS:HE3	1.88	0.55
9:QI:26:VAL:HG22	9:QI:61:ALA:HB3	1.89	0.55
25:RA:1654:A:C2	28:RE:113:PHE:CD2	2.95	0.55
25:RA:2277:G:OP2	46:R0:10:THR:HG21	2.07	0.55
25:RA:2391:G:OP2	54:R8:32:LEU:HD13	2.06	0.55
28:RE:21:VAL:HG23	28:RE:22:PRO:HD3	1.89	0.55
31:RH:8:PRO:O	31:RH:9:ILE:HG23	2.07	0.55
25:YA:1820:U:O2	27:YD:202:LYS:HB3	2.07	0.55
25:YA:2393:A:H5'	35:YP:62:LEU:HB3	1.89	0.55
38:YS:18:ILE:C	38:YS:19:LYS:O	2.44	0.55
39:YT:62:THR:HG22	39:YT:75:ILE:HG12	1.89	0.55
41:YV:61:VAL:HG23	41:YV:63:GLY:H	1.71	0.55
45:YZ:72:ARG:NH2	45:YZ:97:GLU:O	2.31	0.55
1:QA:411:A:N6	1:QA:413:G:H21	2.05	0.54
10:QJ:13:HIS:CE1	10:QJ:14:LYS:HE3	2.42	0.54
13:QM:62:ASN:OD1	50:R4:49:PHE:HD2	1.89	0.54
22:QV:3:G:HO2'	22:QV:4:G:H8	1.53	0.54
25:RA:2413:G:H21	35:RP:70:GLN:HE22	1.55	0.54
25:RA:2645:G:H3'	25:RA:2646:C:H5'	1.88	0.54
1:XA:1007:C:H2'	1:XA:1008:C:H5"	1.89	0.54
4:XD:92:VAL:O	4:XD:96:LEU:HD22	2.07	0.54
8:XH:54:ASP:N	8:XH:54:ASP:OD1	2.39	0.54
25:YA:229:A:OP1	25:YA:229:A:H4'	2.06	0.54
25:YA:247:G:H4'	25:YA:386:G:C5	2.42	0.54
28:YE:54:GLN:NE2	28:YE:54:GLN:N	2.56	0.54
29:YF:32:LEU:HD12	29:YF:36:VAL:HG23	1.89	0.54
38:YS:36:TYR:HD2	38:YS:52:SER:CB	2.18	0.54
54:Y8:30:ARG:O	54:Y8:31:HIS:CB	2.55	0.54
1:QA:1172:C:H2'	1:QA:1173:G:C8	2.43	0.54

Continued on next page...

Continued from previous page...

Atom-1	Atom-2	Interatomic distance (Å)	Clash overlap (Å)
25:RA:389:G:H1	35:RP:70:GLN:HB3	1.72	0.54
25:RA:873:G:N2	25:RA:904:C:N3	2.48	0.54
25:RA:1649:G:O2'	37:RR:107:ASP:OD2	2.19	0.54
25:RA:2572:A:C4	28:RE:144:ARG:NH2	2.75	0.54
28:RE:152:LYS:HG2	33:RN:78:TYR:CE1	2.42	0.54
33:RN:30:ILE:HG22	33:RN:34:LEU:HD22	1.88	0.54
33:RN:40:PRO:HB3	40:RU:68:ALA:HB2	1.89	0.54
36:RQ:58:PHE:O	36:RQ:59:ARG:C	2.43	0.54
39:RT:1:MET:O	39:RT:3:ARG:N	2.40	0.54
1:XA:982:U:H5"	14:XN:6:LEU:HD21	1.88	0.54
5:XE:11:ILE:CG2	5:XE:108:ALA:HB2	2.38	0.54
13:XM:7:VAL:HG21	30:YG:113:ARG:O	2.06	0.54
25:YA:581:C:H2'	25:YA:582:G:C8	2.42	0.54
25:YA:1794:U:H2'	25:YA:1795:C:C6	2.41	0.54
25:YA:1996:C:OP1	34:YO:31:LYS:NZ	2.40	0.54
25:YA:2115:G:N2	25:YA:2165:G:N7	2.46	0.54
27:YD:31:LYS:O	27:YD:35:LYS:O	2.24	0.54
28:YE:176:ILE:HG22	28:YE:179:GLU:H	1.72	0.54
30:YG:179:PRO:HG3	50:Y4:38:LYS:HZ1	1.70	0.54
37:YR:55:ALA:HB2	37:YR:79:LEU:HD13	1.89	0.54
1:QA:382:A:H2'	1:QA:383:A:H8	1.72	0.54
1:QA:411:A:C4	1:QA:413:G:H1'	2.42	0.54
4:QD:31:CYS:SG	4:QD:33:MET:HB2	2.47	0.54
25:RA:27:G:N2	25:RA:512:G:H1'	2.22	0.54
25:RA:1086:A:H4'	25:RA:1103:A:N6	2.22	0.54
31:RH:128:PRO:CD	31:RH:129:THR:N	2.71	0.54
1:XA:67:C:H2'	1:XA:68:G:C8	2.42	0.54
1:XA:129(A):G:O2'	1:XA:189:U:H3'	2.08	0.54
1:XA:1321:C:H5'	13:XM:87:TYR:CE1	2.42	0.54
13:XM:22:ILE:HD12	13:XM:25:ILE:HD12	1.89	0.54
25:YA:530:G:N1	25:YA:2022:U:OP1	2.40	0.54
25:YA:1057:A:H62	25:YA:1086:A:H2'	1.71	0.54
25:YA:2506:U:H1'	56:Z6:101:PPU:HN'3	1.71	0.54
28:YE:15:PHE:CD1	39:YT:81:PRO:CD	2.90	0.54
31:YH:8:PRO:O	31:YH:9:ILE:HG23	2.08	0.54
37:YR:56:LYS:NZ	37:YR:87:TYR:O	2.40	0.54
51:Y5:55:ARG:HG3	51:Y5:57:VAL:H	1.73	0.54
10:QJ:8:LEU:HB3	10:QJ:16:LEU:HD21	1.88	0.54
13:QM:22:ILE:HB	13:QM:25:ILE:HD12	1.89	0.54
25:RA:2115:G:N2	25:RA:2165:G:N7	2.56	0.54
25:RA:2350:C:H5	54:R8:42:ARG:NH1	2.05	0.54

Continued on next page...

Continued from previous page...

Atom-1	Atom-2	Interatomic distance (Å)	Clash overlap (Å)
26:RB:33:G:H5'	30:RG:2:PRO:HG3	1.89	0.54
26:RB:52:A:N6	38:RS:33:LYS:HG3	2.22	0.54
31:RH:86:GLU:HG3	31:RH:165:ALA:CB	2.38	0.54
36:RQ:39:PRO:HB3	36:RQ:99:PRO:HD3	1.90	0.54
40:RU:112:ARG:NH2	41:RV:47:VAL:HG13	2.23	0.54
1:XA:266:G:C8	1:XA:266:G:C5'	2.91	0.54
1:XA:1502:A:H2	1:XA:1505:G:N1	2.06	0.54
5:XE:12:LEU:HD21	5:XE:14:ARG:HD3	1.89	0.54
10:XJ:33:GLN:HB2	10:XJ:75:ILE:HD11	1.89	0.54
18:XR:31:LEU:HD23	18:XR:31:LEU:H	1.73	0.54
25:YA:27:G:O2'	25:YA:28:A:H8	1.91	0.54
27:YD:155:LEU:HD23	27:YD:177:LEU:CD2	2.36	0.54
28:YE:14:ILE:HG23	28:YE:15:PHE:N	2.22	0.54
31:YH:86:GLU:HG3	31:YH:165:ALA:CB	2.38	0.54
40:YU:76:TYR:CZ	40:YU:80:ILE:HG13	2.43	0.54
50:Y4:54:GLY:O	50:Y4:59:PHE:HB2	2.07	0.54
1:QA:660:G:H1	1:QA:745:C:H42	1.54	0.54
1:QA:1151:A:H2'	1:QA:1152:A:C8	2.43	0.54
25:RA:994:C:OP2	40:RU:54:LYS:NZ	2.41	0.54
25:RA:1111:A:HO2'	31:RH:2:SER:HG	1.51	0.54
25:RA:1441:G:H2'	25:RA:1442:G:H8	1.72	0.54
25:RA:2619:C:O2'	28:RE:156:MET:CE	2.55	0.54
27:RD:35:LYS:HZ1	27:RD:104:TYR:HB2	1.71	0.54
28:RE:101:ARG:HB3	28:RE:201:THR:OG1	2.08	0.54
36:RQ:21:THR:O	36:RQ:22:LYS:O	2.25	0.54
37:RR:103:ARG:NH1	37:RR:108:GLY:O	2.41	0.54
43:RX:83:VAL:CG1	43:RX:87:GLN:HB2	2.38	0.54
47:R1:58:ILE:HD11	47:R1:86:SER:HB2	1.88	0.54
50:R4:37:SER:HB3	50:R4:42:PHE:CD1	2.43	0.54
10:XJ:50:ILE:CD1	10:XJ:57:LYS:CG	2.77	0.54
25:YA:551:G:H5'	25:YA:1220:A:H1'	1.90	0.54
27:YD:183:ARG:HG2	27:YD:183:ARG:NH1	2.12	0.54
29:YF:62:ARG:HB3	29:YF:62:ARG:NH1	2.22	0.54
29:YF:129:PHE:O	29:YF:130:ALA:CB	2.55	0.54
31:YH:153:LYS:CE	31:YH:153:LYS:HA	2.38	0.54
46:Y0:20:ARG:O	46:Y0:24:LYS:NZ	2.39	0.54
54:Y8:32:LEU:O	54:Y8:36:LYS:HE3	2.07	0.54
9:QI:121:ARG:NH1	9:QI:122:ALA:O	2.40	0.54
25:RA:102:G:H4'	25:RA:103:A:O5'	2.07	0.54
25:RA:252:G:OP2	35:RP:50:ARG:NH1	2.40	0.54
25:RA:1681:G:HO2'	25:RA:1762:A:HO2'	1.48	0.54

Continued on next page...

Continued from previous page...

Atom-1	Atom-2	Interatomic distance (Å)	Clash overlap (Å)
28:RE:186:GLY:O	28:RE:188:VAL:N	2.41	0.54
29:RF:181:LEU:HD13	29:RF:186:ILE:HD11	1.89	0.54
45:RZ:108:PRO:HA	45:RZ:142:SER:HA	1.90	0.54
48:R2:42:GLY:O	48:R2:44:LEU:N	2.35	0.54
54:R8:32:LEU:O	54:R8:36:LYS:HE3	2.07	0.54
1:XA:892:A:H2'	1:XA:893:C:C6	2.42	0.54
1:XA:1118:C:P	9:XI:104:ARG:HH11	2.30	0.54
12:XL:6:THR:OG1	12:XL:9:GLN:HG3	2.08	0.54
20:XT:43:LEU:HD13	20:XT:51:GLU:HG3	1.89	0.54
25:YA:1639:U:H2'	25:YA:1640:C:H5"	1.89	0.54
25:YA:2864:G:OP1	39:YT:119:LYS:HD2	2.06	0.54
27:YD:118:VAL:HG22	27:YD:119:ALA:H	1.72	0.54
27:YD:124:PRO:HB2	27:YD:126:GLN:NE2	2.22	0.54
27:YD:158:ALA:HB3	27:YD:161:THR:HG21	1.90	0.54
27:YD:206:LEU:O	27:YD:211:ARG:NH1	2.38	0.54
28:YE:14:ILE:HD11	39:YT:14:TYR:CZ	2.41	0.54
33:YN:35:ARG:HB2	33:YN:42:TRP:CH2	2.42	0.54
36:YQ:60:ARG:NH1	45:YZ:114:GLY:N	2.55	0.54
1:QA:607:A:H2'	1:QA:608:A:O4'	2.07	0.54
1:QA:1109:C:H2'	1:QA:1110:A:O4'	2.08	0.54
28:RE:15:PHE:CE1	39:RT:81:PRO:HD3	2.42	0.54
28:RE:176:ILE:HG22	28:RE:179:GLU:H	1.71	0.54
30:RG:16:ARG:NH2	30:RG:28:VAL:O	2.41	0.54
36:RQ:60:ARG:HH12	36:RQ:113:GLN:HE22	1.55	0.54
39:RT:111:ARG:O	39:RT:112:ARG:HG3	2.08	0.54
51:R5:55:ARG:HD3	51:R5:56:LYS:H	1.73	0.54
1:XA:265:G:N2	1:XA:267:C:H5'	2.22	0.54
3:XC:150:LYS:HB3	3:XC:201:TYR:HB2	1.90	0.54
7:XG:20:ASP:HB3	7:XG:23:VAL:HG23	1.89	0.54
7:XG:49:ILE:O	7:XG:53:LYS:HB3	2.08	0.54
16:XP:43:LYS:HG2	16:XP:48:TRP:CE3	2.42	0.54
25:YA:857:C:OP2	46:Y0:77:ARG:NH2	2.40	0.54
26:YB:90:C:OP1	36:YQ:16:ARG:CG	2.56	0.54
27:YD:211:ARG:HD2	27:YD:214:TRP:CZ3	2.43	0.54
28:YE:134:ILE:C	28:YE:134:ILE:HD12	2.28	0.54
29:YF:127:GLU:O	29:YF:129:PHE:N	2.39	0.54
31:YH:91:GLY:O	31:YH:94:TYR:HB2	2.08	0.54
32:YI:21:VAL:HG21	32:YI:25:TYR:HD2	1.73	0.54
1:QA:452:A:O2'	1:QA:453:A:O4'	2.24	0.54
1:QA:1151:A:H2'	1:QA:1152:A:H8	1.73	0.54
1:QA:1346:A:H5"	9:QI:120:ARG:NH1	2.19	0.54

Continued on next page...

Continued from previous page...

Atom-1	Atom-2	Interatomic distance (Å)	Clash overlap (Å)
4:QD:150:GLU:HA	4:QD:153:ARG:HG2	1.90	0.54
25:RA:247:G:H4'	25:RA:386:G:C5	2.42	0.54
25:RA:880:G:O6	25:RA:897:C:N3	2.41	0.54
25:RA:943:U:OP2	35:RP:36:LYS:HG2	2.07	0.54
25:RA:1210:A:H5"	25:RA:1210:A:H8	1.72	0.54
31:RH:26:VAL:CG1	31:RH:27:LYS:N	2.64	0.54
32:RI:11:ASN:O	32:RI:12:LEU:HB2	2.08	0.54
36:RQ:134:ARG:HH12	45:RZ:119:GLU:HG3	1.73	0.54
50:R4:51:ASP:O	50:R4:51:ASP:OD1	2.25	0.54
1:XA:272:C:H2'	1:XA:273:A:C8	2.39	0.54
12:XL:83:VAL:CG2	12:XL:100:ILE:HG23	2.38	0.54
12:XL:126:LYS:HB2	12:XL:126:LYS:HZ2	1.72	0.54
13:XM:3:ARG:HA	13:XM:9:ILE:CG2	2.37	0.54
25:YA:2633:G:H1'	28:YE:62:PRO:HG2	1.90	0.54
26:YB:8:U:O2'	38:YS:40:ILE:HD13	2.08	0.54
28:YE:51:PHE:O	28:YE:74:PRO:HB3	2.08	0.54
38:YS:13:ARG:HD2	38:YS:13:ARG:O	2.06	0.54
1:QA:662:G:O2'	1:QA:836:G:OP1	2.26	0.54
2:QB:84:GLU:HB3	2:QB:219:VAL:HG21	1.89	0.54
5:QE:7:GLU:N	5:QE:35:GLY:O	2.36	0.54
12:QL:83:VAL:CG2	12:QL:100:ILE:HG23	2.38	0.54
19:QS:5:LEU:HD13	50:R4:67:TYR:HE2	1.71	0.54
25:RA:884:C:C2	25:RA:892:G:N1	2.76	0.54
25:RA:1262:A:C2	51:R5:10:LYS:HE3	2.42	0.54
25:RA:1337:G:OP2	43:RX:73:ARG:NH2	2.40	0.54
25:RA:1952:A:C2	34:RO:22:ILE:HG23	2.43	0.54
28:RE:14:ILE:CG1	28:RE:15:PHE:H	2.08	0.54
28:RE:53:PRO:O	28:RE:74:PRO:HA	2.07	0.54
29:RF:24:LEU:HD23	29:RF:115:ALA:HA	1.89	0.54
31:RH:91:GLY:O	31:RH:94:TYR:HB2	2.08	0.54
39:RT:37:GLY:O	39:RT:39:ARG:N	2.34	0.54
1:XA:686:U:O4	1:XA:703:G:H1'	2.08	0.54
1:XA:1241:G:H2'	1:XA:1242:C:C6	2.42	0.54
3:XC:15:THR:HG23	3:XC:181:ASN:HD22	1.73	0.54
10:XJ:4:ILE:HG12	10:XJ:100:THR:HG22	1.89	0.54
10:XJ:9:ARG:HB2	10:XJ:95:GLU:HB3	1.88	0.54
25:YA:242:G:O5'	54:Y8:3:LYS:HE3	2.07	0.54
25:YA:1803:A:C4'	27:YD:259:THR:HG21	2.35	0.54
25:YA:2250:G:C4	36:YQ:82:ARG:HG3	2.43	0.54
26:YB:40:U:HO2'	26:YB:45:A:N6	2.06	0.54
27:YD:25:THR:O	27:YD:25:THR:HG23	2.07	0.54

Continued on next page...

Continued from previous page...

Atom-1	Atom-2	Interatomic distance (Å)	Clash overlap (Å)
27:YD:80:ALA:HB3	27:YD:94:LEU:HD13	1.88	0.54
29:YF:53:THR:C	29:YF:55:GLY:H	2.10	0.54
30:YG:15:VAL:HG21	30:YG:176:LEU:HD23	1.90	0.54
31:YH:126:PRO:HD2	31:YH:127:GLU:H	1.72	0.54
45:YZ:182:LYS:HG3	45:YZ:183:LEU:CA	2.15	0.54
1:QA:1405:G:OP2	58:QA:1696:PAR:O34	2.25	0.54
25:RA:859:G:N2	25:RA:917:A:OP2	2.41	0.54
25:RA:2749:A:OP1	31:RH:4:ILE:HG22	2.07	0.54
36:RQ:81:VAL:C	36:RQ:82:ARG:CG	2.76	0.54
36:RQ:83:MET:H	46:R0:7:LEU:HD12	1.72	0.54
37:RR:45:ARG:HA	37:RR:95:THR:HG21	1.90	0.54
10:XJ:32:ALA:H	10:XJ:78:ASN:HD21	1.55	0.54
25:YA:286:C:H2'	25:YA:287:C:H6	1.73	0.54
25:YA:2585:U:C5	56:Z6:101:PPU:O2'	2.61	0.54
27:YD:85:ASP:OD2	27:YD:88:ARG:HG2	2.07	0.54
28:YE:101:ARG:HB3	28:YE:201:THR:OG1	2.08	0.54
28:YE:186:GLY:O	28:YE:188:VAL:N	2.40	0.54
33:YN:6:PRO:HG3	33:YN:41:ASP:HB2	1.89	0.54
35:YP:49:ARG:HG3	54:Y8:59:LYS:HG2	1.89	0.54
36:YQ:39:PRO:HB3	36:YQ:99:PRO:HD3	1.90	0.54
1:QA:407:G:O4'	4:QD:119:GLN:NE2	2.41	0.53
2:QB:235:SER:O	2:QB:237:ALA:N	2.41	0.53
5:QE:33:VAL:HG12	5:QE:112:LEU:HD12	1.90	0.53
12:QL:11:VAL:HG13	17:QQ:29:HIS:HD2	1.73	0.53
19:QS:10:PHE:HE1	19:QS:16:LEU:HD22	1.73	0.53
25:RA:2116:G:H1	25:RA:2162:G:P	2.29	0.53
28:RE:51:PHE:O	28:RE:74:PRO:HB3	2.08	0.53
28:RE:54:GLN:NE2	28:RE:54:GLN:N	2.55	0.53
31:RH:139:GLN:O	31:RH:143:GLN:HB2	2.09	0.53
1:XA:1086:U:H3	1:XA:1099:G:H22	1.55	0.53
2:XB:82:ARG:HA	2:XB:92:TYR:CE2	2.43	0.53
25:YA:1022:G:N2	25:YA:1023:U:O4	2.38	0.53
25:YA:2123:G:H2'	25:YA:2124:G:C8	2.43	0.53
26:YB:75:G:C5'	45:YZ:36:LYS:HE2	2.37	0.53
27:YD:34:VAL:C	27:YD:35:LYS:HG3	2.28	0.53
31:YH:59:ARG:HH11	31:YH:59:ARG:CG	2.19	0.53
31:YH:125:VAL:HA	31:YH:126:PRO:CB	2.29	0.53
33:YN:30:ILE:HG23	33:YN:52:VAL:HG11	1.90	0.53
1:QA:1053:G:H5"	1:QA:1055:A:OP1	2.09	0.53
12:QL:6:THR:OG1	12:QL:9:GLN:HG3	2.08	0.53
15:QO:6:GLU:OE2	15:QO:6:GLU:N	2.35	0.53

Continued on next page...

Continued from previous page...

Atom-1	Atom-2	Interatomic distance (Å)	Clash overlap (Å)
25:RA:2133:G:H1'	25:RA:2158:A:H61	1.72	0.53
25:RA:2585:U:H5	56:Z5:101:PPU:HO2'	1.57	0.53
39:RT:33:LYS:HD2	39:RT:82:LEU:HA	1.89	0.53
51:R5:60:VAL:OXT	51:R5:60:VAL:CG1	2.56	0.53
1:XA:1336:C:O2'	1:XA:1337:G:O5'	2.25	0.53
2:XB:162:ILE:O	2:XB:185:ILE:HG12	2.08	0.53
3:XC:14:ILE:O	3:XC:16:ARG:N	2.35	0.53
25:YA:49:A:C8	25:YA:120:U:C5	2.96	0.53
25:YA:1535:U:H5"	25:YA:1537:C:C4	2.43	0.53
25:YA:2277:G:OP1	36:YQ:85:LYS:HB2	2.08	0.53
29:YF:147:GLY:O	29:YF:148:LEU:HD23	2.08	0.53
29:YF:197:ASP:O	29:YF:198:ALA:HB3	2.06	0.53
41:YV:66:ARG:NH1	41:YV:88:ARG:HD3	2.23	0.53
48:Y2:41:ILE:HD11	48:Y2:44:LEU:HB2	1.90	0.53
54:Y8:63:PRO:O	54:Y8:64:TYR:HB2	2.07	0.53
1:QA:1305:G:H5'	21:QU:4:GLY:HA3	1.90	0.53
3:QC:35:GLU:HG2	3:QC:59:ARG:NH2	2.23	0.53
3:QC:84:ILE:HD11	3:QC:88:ARG:HH21	1.73	0.53
12:QL:42:THR:HA	12:QL:53:ARG:O	2.08	0.53
25:RA:620:G:H4'	25:RA:621:A:H5"	1.89	0.53
27:RD:44:ASN:HD22	27:RD:44:ASN:N	2.06	0.53
30:RG:65:GLY:O	50:R4:7:PRO:CG	2.56	0.53
31:RH:153:LYS:HA	31:RH:153:LYS:CE	2.38	0.53
34:RO:2:ILE:HD13	34:RO:8:LEU:HD11	1.90	0.53
36:RQ:81:VAL:HG23	46:R0:7:LEU:HD11	1.90	0.53
50:R4:37:SER:C	50:R4:39:CYS:N	2.62	0.53
51:R5:16:ARG:NH1	51:R5:17:ASP:OD1	2.41	0.53
52:R6:25:LYS:CE	54:R8:34:TRP:HZ2	2.20	0.53
54:R8:29:LYS:HB2	54:R8:44:LYS:HG2	1.90	0.53
1:XA:918:A:H2'	1:XA:919:A:C8	2.43	0.53
1:XA:1392:G:H2'	1:XA:1393:U:H6	1.72	0.53
5:XE:11:ILE:HG21	5:XE:108:ALA:CB	2.38	0.53
12:XL:42:THR:HA	12:XL:53:ARG:O	2.08	0.53
25:YA:860:U:OP2	25:YA:916:G:N1	2.39	0.53
25:YA:1007:C:H4'	33:YN:108:PRO:HD3	1.91	0.53
25:YA:2443:C:OP1	29:YF:68:LYS:CD	2.56	0.53
27:YD:28:GLU:O	27:YD:29:PRO:C	2.45	0.53
29:YF:179:GLU:H	29:YF:179:GLU:CD	2.11	0.53
35:YP:61:ARG:HD2	54:Y8:13:ARG:HD2	1.89	0.53
1:QA:1262:C:H42	1:QA:1273:G:H1	1.55	0.53
5:QE:89:ILE:HG13	5:QE:121:LYS:O	2.09	0.53

Continued on next page...

Continued from previous page...

Atom-1	Atom-2	Interatomic distance (Å)	Clash overlap (Å)
13:QM:65:LYS:HE2	50:R4:50:VAL:HG11	1.91	0.53
19:QS:68:GLY:CA	50:R4:68:ARG:CB	2.85	0.53
25:RA:2022:U:O2'	25:RA:2617:C:H5'	2.07	0.53
32:RI:88:ILE:O	32:RI:121:LYS:NZ	2.39	0.53
36:RQ:119:ARG:HG2	36:RQ:119:ARG:NH1	2.19	0.53
41:RV:99:ILE:O	41:RV:101:GLY:N	2.42	0.53
54:R8:52:LYS:N	54:R8:53:PRO:HD2	2.22	0.53
1:XA:855:G:OP2	1:XA:871:U:N3	2.32	0.53
1:XA:1376:U:H2'	1:XA:1377:A:C8	2.44	0.53
25:YA:878:A:N6	25:YA:899:A:O2'	2.40	0.53
25:YA:1441:G:H2'	25:YA:1442:G:H8	1.73	0.53
25:YA:1858:G:O2'	25:YA:1884:A:N6	2.40	0.53
25:YA:2123:G:H1	25:YA:2175:C:N4	2.07	0.53
25:YA:2443:C:OP1	29:YF:68:LYS:HD2	2.09	0.53
38:YS:74:ALA:HB1	38:YS:107:GLU:HB3	1.89	0.53
45:YZ:124:ILE:HG22	45:YZ:126:VAL:HG13	1.90	0.53
55:Y9:27:CYS:SG	55:Y9:28:GLU:N	2.82	0.53
1:QA:1241:G:H2'	1:QA:1242:C:C6	2.44	0.53
1:QA:1306:A:N6	1:QA:1331:G:H1'	2.22	0.53
5:QE:75:THR:OG1	5:QE:117:ASP:O	2.26	0.53
29:RF:66:PRO:O	29:RF:68:LYS:N	2.41	0.53
38:RS:106:ARG:HA	38:RS:110:LEU:HD21	1.91	0.53
51:R5:44:THR:O	51:R5:46:CYS:N	2.41	0.53
1:XA:143:A:H2	1:XA:220:G:H1	1.57	0.53
2:XB:60:ASP:O	2:XB:64:ARG:HG2	2.09	0.53
9:XI:111:ARG:NE	9:XI:112:LYS:O	2.38	0.53
12:XL:32:PHE:HE1	12:XL:86:ARG:HG3	1.73	0.53
17:XQ:4:LYS:HE3	17:XQ:6:LEU:HD21	1.90	0.53
19:XS:36:ARG:NH1	19:XS:52:TYR:O	2.42	0.53
25:YA:7:G:H1	25:YA:2896:C:N4	2.04	0.53
25:YA:825:C:O2	35:YP:55:ARG:NH2	2.41	0.53
25:YA:1035:U:H2'	25:YA:1036:G:C8	2.44	0.53
31:YH:12:PRO:O	31:YH:13:LYS:HB2	2.07	0.53
33:YN:40:PRO:O	40:YU:64:ARG:HD2	2.09	0.53
36:YQ:64:ILE:HG13	45:YZ:178:GLU:OE1	2.09	0.53
39:YT:51:ARG:CG	39:YT:98:LYS:HG3	2.38	0.53
39:YT:112:ARG:O	39:YT:112:ARG:NE	2.39	0.53
54:Y8:58:ILE:O	54:Y8:61:LEU:HG	2.08	0.53
1:QA:323:U:H5'	20:QT:23:ARG:HB2	1.89	0.53
1:QA:580:U:H2'	1:QA:581:G:O4'	2.09	0.53
1:QA:957:U:H4'	19:QS:79:THR:HB	1.91	0.53

Continued on next page...

Continued from previous page...

Atom-1	Atom-2	Interatomic distance (Å)	Clash overlap (Å)
8:QH:51:VAL:HG11	8:QH:60:ARG:HG3	1.90	0.53
9:QI:71:SER:HA	9:QI:74:ILE:HD12	1.90	0.53
20:QT:26:ASN:CB	20:QT:71:THR:HG23	2.38	0.53
25:RA:910:A:H62	36:RQ:12:GLN:HA	1.72	0.53
25:RA:2123:G:H2'	25:RA:2124:G:C8	2.41	0.53
35:RP:122:PRO:HA	35:RP:141:ALA:HB1	1.90	0.53
45:RZ:117:LEU:HA	45:RZ:174:VAL:HA	1.91	0.53
48:R2:10:LEU:O	48:R2:13:ALA:N	2.40	0.53
54:R8:58:ILE:O	54:R8:61:LEU:HG	2.08	0.53
1:XA:481:G:O2'	1:XA:482:A:O5'	2.27	0.53
5:XE:41:VAL:HG11	5:XE:113:ALA:HB2	1.85	0.53
25:YA:443:A:H5"	25:YA:444:C:OP1	2.09	0.53
25:YA:1593:G:H2'	25:YA:1594:G:C8	2.44	0.53
27:YD:25:THR:CG2	27:YD:81:ALA:HB1	2.38	0.53
27:YD:35:LYS:CG	27:YD:64:ILE:H	2.15	0.53
31:YH:128:PRO:CD	31:YH:129:THR:N	2.71	0.53
35:YP:49:ARG:HG3	54:Y8:59:LYS:CG	2.39	0.53
25:RA:1427:A:H4'	25:RA:1428:C:O5'	2.07	0.53
25:RA:2808:U:H3	25:RA:2892:A:N6	1.99	0.53
28:RE:134:ILE:C	28:RE:134:ILE:HD12	2.28	0.53
32:RI:52:ARG:CA	32:RI:56:LYS:HB3	2.38	0.53
35:RP:65:ARG:NH2	54:R8:46:ARG:HH12	2.07	0.53
44:RY:98:VAL:HG13	44:RY:99:CYS:SG	2.48	0.53
45:RZ:27:VAL:HG13	45:RZ:87:ASP:HB3	1.91	0.53
1:XA:34:C:H2'	1:XA:35:G:C8	2.43	0.53
1:XA:224:C:H2'	1:XA:225:C:C6	2.44	0.53
8:XH:121:ASP:HB2	8:XH:125:ARG:NH2	2.24	0.53
11:XK:84:VAL:HG11	11:XK:95:ILE:HD11	1.91	0.53
25:YA:860:U:H5	25:YA:917:A:C2	2.25	0.53
30:YG:67:LYS:HE2	50:Y4:6:HIS:CE1	2.43	0.53
31:YH:40:GLU:O	31:YH:41:MET:HB2	2.09	0.53
39:YT:16:ARG:HE	39:YT:19:LEU:HD21	1.73	0.53
39:YT:105:LEU:O	39:YT:107:ASP:N	2.42	0.53
53:Y7:9:ARG:NH1	53:Y7:47:ARG:HG3	2.24	0.53
4:QD:22:LYS:HG3	4:QD:26:CYS:SG	2.49	0.53
19:QS:44:MET:O	19:QS:46:GLY:N	2.40	0.53
25:RA:1803:A:O2'	27:RD:259:THR:HG21	2.09	0.53
28:RE:14:ILE:HG23	28:RE:15:PHE:N	2.22	0.53
30:RG:3:LEU:CD2	50:R4:25:TYR:CE1	2.91	0.53
45:RZ:163:LEU:H	45:RZ:163:LEU:HD12	1.72	0.53
47:R1:80:LEU:HD23	47:R1:80:LEU:H	1.74	0.53

Continued on next page...

Continued from previous page...

Atom-1	Atom-2	Interatomic distance (Å)	Clash overlap (Å)
48:R2:65:ASN:HB3	48:R2:69:ARG:NH2	2.24	0.53
50:R4:54:GLY:O	50:R4:71:ARG:HA	2.08	0.53
51:R5:55:ARG:HG3	51:R5:57:VAL:H	1.74	0.53
1:XA:769:G:H4'	1:XA:1513:A:H4'	1.90	0.53
18:XR:25:THR:HB	18:XR:26:LEU:HD23	1.91	0.53
25:YA:26:G:H1'	25:YA:515:A:N6	2.24	0.53
25:YA:1870:C:H2'	25:YA:1871:A:O4'	2.08	0.53
25:YA:1918:A:O2'	25:YA:1920:C:N4	2.42	0.53
26:YB:44:G:O2'	26:YB:47:C:N4	2.42	0.53
26:YB:52:A:N6	38:YS:33:LYS:HG3	2.24	0.53
27:YD:25:THR:HG21	27:YD:81:ALA:CB	2.38	0.53
27:YD:77:ALA:HB2	27:YD:97:TYR:CG	2.44	0.53
27:YD:233:HIS:CD2	27:YD:233:HIS:N	2.75	0.53
31:YH:12:PRO:HG3	31:YH:48:GLY:O	2.09	0.53
31:YH:139:GLN:O	31:YH:143:GLN:HB2	2.09	0.53
36:YQ:76:LYS:O	36:YQ:88:GLY:HA3	2.09	0.53
38:YS:10:ARG:O	38:YS:14:VAL:HG12	2.09	0.53
40:YU:102:GLU:OE1	41:YV:13:ARG:NH2	2.42	0.53
48:Y2:16:LEU:O	48:Y2:16:LEU:CG	2.49	0.53
1:QA:1371:G:C6	1:QA:1372:U:C4	2.97	0.53
3:QC:161:GLU:OE2	3:QC:161:GLU:HA	2.09	0.53
25:RA:1184:G:OP1	49:R3:29:ARG:NH1	2.41	0.53
25:RA:1614:A:N1	42:RW:91:GLY:HA2	2.24	0.53
25:RA:2250:G:C4	36:RQ:82:ARG:HG3	2.44	0.53
25:RA:2816:C:H2'	25:RA:2817:G:H8	1.74	0.53
28:RE:20:ALA:O	28:RE:21:VAL:CG2	2.48	0.53
30:RG:65:GLY:O	50:R4:7:PRO:HG2	2.09	0.53
31:RH:40:GLU:O	31:RH:41:MET:HB2	2.08	0.53
48:R2:4:SER:OG	48:R2:5:GLU:OE2	2.16	0.53
50:R4:15:ILE:HD13	50:R4:15:ILE:H	1.74	0.53
1:XA:1004:A:H8	1:XA:1036:G:N2	2.05	0.53
1:XA:1128:C:H5'	9:XI:16:ARG:HH22	1.73	0.53
20:XT:95:ALA:O	20:XT:97:ALA:N	2.42	0.53
27:YD:35:LYS:HD3	27:YD:63:ARG:CA	2.39	0.53
28:YE:64:LYS:C	28:YE:66:HIS:H	2.12	0.53
28:YE:119:ARG:HD3	28:YE:160:TYR:HB2	1.91	0.53
29:YF:9:ILE:HD11	29:YF:125:LEU:CG	2.36	0.53
29:YF:116:ASP:OD1	29:YF:119:ARG:NH2	2.41	0.53
32:YI:133:HIS:HB2	32:YI:134:PRO:HD2	1.91	0.53
33:YN:13:TRP:O	33:YN:135:PRO:HD2	2.08	0.53
33:YN:96:GLU:HG2	33:YN:97:ARG:N	2.24	0.53

Continued on next page...

Continued from previous page...

Atom-1	Atom-2	Interatomic distance (Å)	Clash overlap (Å)
48:Y2:50:ILE:CD1	48:Y2:51:ARG:N	2.61	0.53
52:Y6:26:ASN:ND2	52:Y6:35:GLU:OE2	2.42	0.53
1:QA:244:U:OP2	17:QQ:100:LYS:NZ	2.42	0.53
10:QJ:51:ARG:NH2	14:QN:58:LYS:HZ1	2.07	0.53
25:RA:2512:C:H4'	28:RE:122:PHE:CE2	2.44	0.53
32:RI:133:HIS:HB2	32:RI:134:PRO:CD	2.39	0.53
36:RQ:76:LYS:O	36:RQ:88:GLY:HA3	2.09	0.53
42:RW:110:LYS:HG3	42:RW:111:HIS:ND1	2.23	0.53
31:YH:89:ILE:O	31:YH:89:ILE:CG1	2.57	0.53
32:YI:78:THR:HG22	32:YI:141:LYS:HG3	1.90	0.53
38:YS:56:LEU:O	38:YS:58:LEU:HD22	2.09	0.53
1:QA:1326:C:OP1	21:QU:17:THR:OG1	2.24	0.52
6:QF:10:LEU:HD13	6:QF:61:LEU:HD13	1.90	0.52
25:RA:1047:G:H2'	25:RA:1110:G:N1	2.24	0.52
25:RA:2115:G:N1	25:RA:2164:C:OP2	2.42	0.52
25:RA:2327:A:H2'	25:RA:2328:A:C8	2.43	0.52
25:RA:2753:A:O2'	55:R9:15:LYS:NZ	2.39	0.52
29:RF:32:LEU:O	29:RF:36:VAL:HG23	2.09	0.52
30:RG:3:LEU:CD1	50:R4:25:TYR:CZ	2.90	0.52
31:RH:76:VAL:C	31:RH:78:GLY:H	2.13	0.52
31:RH:126:PRO:HD2	31:RH:127:GLU:H	1.72	0.52
32:RI:40:THR:HG22	32:RI:42:SER:H	1.73	0.52
1:XA:1347:G:N2	1:XA:1374:A:OP2	2.34	0.52
4:XD:22:LYS:NZ	4:XD:22:LYS:HB3	2.23	0.52
19:XS:31:ILE:HG23	19:XS:49:ILE:HA	1.91	0.52
25:YA:1217:C:OP1	40:YU:15:LYS:HE3	2.09	0.52
28:YE:39:PRO:HG2	28:YE:40:GLU:OE1	2.09	0.52
29:YF:129:PHE:O	29:YF:142:TRP:CD1	2.62	0.52
29:YF:140:LEU:O	29:YF:143:ALA:HB3	2.09	0.52
30:YG:96:ARG:O	30:YG:98:ARG:N	2.42	0.52
31:YH:2:SER:O	31:YH:3:ARG:C	2.47	0.52
31:YH:44:VAL:O	31:YH:44:VAL:CG2	2.57	0.52
44:YY:35:TYR:CE2	44:YY:69:ALA:HB3	2.44	0.52
50:Y4:18:CYS:SG	50:Y4:39:CYS:HB3	2.46	0.52
52:Y6:40:CYS:HB2	52:Y6:45:LYS:HD3	1.90	0.52
1:QA:1095:U:OP1	1:QA:1108:G:N2	2.42	0.52
13:QM:66:LEU:HA	13:QM:70:LEU:HB2	1.91	0.52
28:RE:7:VAL:O	28:RE:196:VAL:HG13	2.09	0.52
28:RE:61:ARG:O	28:RE:63:LEU:N	2.42	0.52
31:RH:12:PRO:HG3	31:RH:48:GLY:O	2.09	0.52
31:RH:44:VAL:O	31:RH:44:VAL:CG2	2.57	0.52

Continued on next page...

Continued from previous page...

Atom-1	Atom-2	Interatomic distance (Å)	Clash overlap (Å)
50:R4:47:GLN:O	50:R4:48:ARG:HB2	2.07	0.52
2:XB:44:LEU:H	2:XB:44:LEU:HD12	1.74	0.52
7:XG:15:ASP:HB3	7:XG:19:GLY:H	1.74	0.52
12:XL:46:LYS:HG2	12:XL:47:LYS:H	1.73	0.52
25:YA:784:A:N7	27:YD:229:VAL:CG2	2.64	0.52
25:YA:1454:U:H5'	37:YR:63:ARG:HE	1.73	0.52
25:YA:2758:A:C4	31:YH:67:LEU:HD21	2.43	0.52
26:YB:66:A:O2'	26:YB:67:G:OP2	2.24	0.52
28:YE:7:VAL:O	28:YE:196:VAL:HG13	2.09	0.52
31:YH:76:VAL:C	31:YH:78:GLY:H	2.13	0.52
31:YH:121:ILE:HG12	31:YH:135:GLY:HA3	1.91	0.52
33:YN:110:GLY:O	33:YN:114:ARG:HG3	2.09	0.52
10:QJ:50:ILE:HD11	10:QJ:57:LYS:CG	2.35	0.52
25:RA:1655:A:O3'	28:RE:115:GLY:HA3	2.09	0.52
27:RD:35:LYS:NZ	27:RD:64:ILE:O	2.41	0.52
27:RD:206:LEU:O	27:RD:211:ARG:NH1	2.38	0.52
32:RI:86:THR:H	32:RI:123:LEU:HD12	1.74	0.52
35:RP:19:VAL:HG12	35:RP:27:HIS:HB2	1.91	0.52
41:RV:60:GLU:HB2	41:RV:97:LYS:HE3	1.92	0.52
50:R4:48:ARG:CZ	50:R4:51:ASP:HA	2.40	0.52
1:XA:191:G:O2'	20:XT:101:GLY:O	2.27	0.52
1:XA:757:U:H2'	1:XA:758:G:O4'	2.10	0.52
10:XJ:55:LYS:CG	10:XJ:56:HIS:N	2.70	0.52
25:YA:607:U:H3	25:YA:621:A:H2	1.52	0.52
25:YA:862:G:H2'	25:YA:863:A:O4'	2.09	0.52
25:YA:1311:G:N2	25:YA:1603:A:H62	2.07	0.52
25:YA:1438:U:H2'	25:YA:1439:A:C8	2.45	0.52
25:YA:2635:C:OP1	28:YE:78:LEU:HD12	2.09	0.52
25:YA:2666:C:N4	31:YH:109:PHE:HA	2.23	0.52
26:YB:48:A:H4'	38:YS:95:HIS:HD2	1.75	0.52
26:YB:48:A:H4'	38:YS:95:HIS:CD2	2.44	0.52
27:YD:155:LEU:CD1	27:YD:155:LEU:N	2.71	0.52
36:YQ:29:PHE:HB3	36:YQ:65:PHE:CZ	2.44	0.52
38:YS:25:ARG:CB	38:YS:25:ARG:HH11	2.22	0.52
54:Y8:61:LEU:O	54:Y8:62:LEU:CB	2.57	0.52
1:QA:544:G:OP2	4:QD:66:ARG:NH2	2.42	0.52
1:QA:920:U:H2'	1:QA:921:U:C6	2.44	0.52
1:QA:1292:U:H2'	1:QA:1293:G:C8	2.44	0.52
1:QA:1292:U:H2'	1:QA:1293:G:H8	1.73	0.52
1:QA:1492:A:OP1	12:QL:47:LYS:HB3	2.10	0.52
25:RA:1854:A:H62	25:RA:1888:G:H8	1.57	0.52

Continued on next page...

Continued from previous page...

Atom-1	Atom-2	Interatomic distance (Å)	Clash overlap (Å)
25:RA:2557:G:H2'	25:RA:2558:C:H6	1.75	0.52
30:RG:82:LEU:HA	30:RG:86:MET:SD	2.48	0.52
36:RQ:29:PHE:HB3	36:RQ:65:PHE:CZ	2.44	0.52
50:R4:49:PHE:CD1	50:R4:49:PHE:N	2.77	0.52
28:YE:7:VAL:CG2	28:YE:8:LYS:H	2.10	0.52
28:YE:137:HIS:HB3	28:YE:138:PRO:CD	2.37	0.52
29:YF:162:LEU:HD23	29:YF:165:ARG:NH2	2.25	0.52
1:QA:1142:G:H3'	1:QA:1143:G:H8	1.75	0.52
1:QA:1224:G:C6	1:QA:1322:C:H1'	2.45	0.52
2:QB:134:GLU:HA	2:QB:137:ARG:HB3	1.92	0.52
13:QM:8:GLU:OE1	30:RG:115:ARG:CD	2.57	0.52
13:QM:121:LYS:HE2	13:QM:121:LYS:CA	2.36	0.52
25:RA:1028:A:N6	25:RA:1125:G:H2'	2.24	0.52
25:RA:1833:U:O2'	25:RA:1969:A:N1	2.33	0.52
27:RD:133:LEU:HB3	27:RD:173:VAL:HG11	1.91	0.52
31:RH:24:VAL:HG23	31:RH:24:VAL:O	2.09	0.52
37:RR:59:ASP:OD2	37:RR:61:HIS:HB3	2.08	0.52
1:XA:56:U:H2'	1:XA:57:G:C8	2.44	0.52
1:XA:1318:A:H5"	1:XA:1319:A:OP2	2.10	0.52
3:XC:40:ARG:O	3:XC:44:GLU:HB2	2.09	0.52
10:XJ:78:ASN:O	10:XJ:81:THR:OG1	2.25	0.52
25:YA:185:U:H4'	25:YA:218:A:H4'	1.92	0.52
25:YA:2089:U:H5"	25:YA:2089:U:C6	2.44	0.52
27:YD:66:ASP:OD2	27:YD:69:ARG:HG2	2.09	0.52
31:YH:24:VAL:HG23	31:YH:24:VAL:O	2.09	0.52
32:YI:115:ALA:HB3	32:YI:128:LEU:HD12	1.92	0.52
38:YS:62:LYS:HB3	38:YS:97:ARG:CD	2.39	0.52
48:Y2:7:ARG:HG3	48:Y2:7:ARG:NH1	2.25	0.52
3:QC:37:GLN:NE2	14:QN:52:GLN:OE1	2.32	0.52
25:RA:884:C:O2	25:RA:892:G:C2	2.62	0.52
25:RA:1043:C:N3	25:RA:1112:G:N2	2.46	0.52
25:RA:2776:A:OP1	25:RA:2776:A:H3'	2.10	0.52
28:RE:170:LEU:CD2	28:RE:185:LYS:HB2	2.40	0.52
36:RQ:81:VAL:HG23	46:R0:7:LEU:HD13	1.91	0.52
1:XA:593:G:H1	1:XA:646:U:H3	1.57	0.52
3:XC:189:ALA:HB3	3:XC:196:LEU:HB2	1.91	0.52
25:YA:67:U:C4	25:YA:74:A:N1	2.78	0.52
25:YA:573:G:O2'	25:YA:574:C:H3'	2.09	0.52
25:YA:1790:C:H5"	25:YA:1791:A:OP1	2.09	0.52
25:YA:2233:U:H2'	25:YA:2234:G:C8	2.44	0.52
25:YA:2419:U:O4	54:Y8:30:ARG:NE	2.42	0.52

Continued on next page...

Continued from previous page...

Atom-1	Atom-2	Interatomic distance (Å)	Clash overlap (Å)
27:YD:133:LEU:HG	27:YD:189:CYS:O	2.10	0.52
28:YE:10:GLY:HA3	39:YT:8:LYS:HD2	1.91	0.52
29:YF:108:LYS:O	29:YF:112:MET:HG3	2.10	0.52
36:YQ:81:VAL:C	36:YQ:82:ARG:CG	2.76	0.52
1:QA:64:G:H4'	1:QA:65:U:O5'	2.10	0.52
1:QA:115:G:H4'	1:QA:116:A:O5'	2.10	0.52
1:QA:1080:A:H5"	5:QE:16:THR:HG21	1.90	0.52
1:QA:1298:C:H4'	1:QA:1299:A:C4	2.45	0.52
12:QL:32:PHE:HE1	12:QL:86:ARG:HG3	1.73	0.52
25:RA:623:G:H2'	25:RA:624:C:C6	2.45	0.52
25:RA:2557:G:H2'	25:RA:2558:C:C6	2.44	0.52
27:RD:108:PRO:HB3	27:RD:143:HIS:HE1	1.73	0.52
27:RD:206:LEU:HD22	27:RD:211:ARG:HG2	1.92	0.52
28:RE:27:LEU:HD21	39:RT:1:MET:CE	2.39	0.52
28:RE:39:PRO:HG2	28:RE:40:GLU:OE1	2.09	0.52
28:RE:55:ASN:C	28:RE:57:LYS:N	2.62	0.52
31:RH:121:ILE:HG12	31:RH:135:GLY:HA3	1.91	0.52
44:RY:84:ARG:O	44:RY:95:LYS:HD3	2.09	0.52
44:RY:87:LYS:HA	44:RY:92:ASN:HB3	1.91	0.52
50:R4:40:HIS:N	50:R4:41:PRO:CD	2.73	0.52
50:R4:63:TYR:C	50:R4:65:ASP:N	2.62	0.52
1:XA:64:G:H4'	1:XA:65:U:O5'	2.10	0.52
2:XB:35:GLU:O	2:XB:36:ARG:HD3	2.10	0.52
16:XP:8:ARG:O	16:XP:9:PHE:HD1	1.93	0.52
27:YD:35:LYS:HG2	27:YD:64:ILE:HG22	1.92	0.52
27:YD:36:PRO:HA	27:YD:62:TYR:O	2.09	0.52
28:YE:176:ILE:HG22	28:YE:176:ILE:O	2.10	0.52
52:Y6:13:CYS:O	52:Y6:21:TYR:HA	2.09	0.52
1:QA:368:U:OP1	32:YI:91:SER:OG	2.27	0.52
1:QA:1372:U:H2'	1:QA:1373:G:O4'	2.10	0.52
1:QA:1426:C:H42	1:QA:1474:G:H1	1.58	0.52
25:RA:747:U:C5	51:R5:2:ALA:O	2.63	0.52
25:RA:1525:G:H2'	25:RA:1526:G:C8	2.45	0.52
25:RA:2335:A:O2'	25:RA:2336:A:O5'	2.25	0.52
25:RA:2867:G:O2'	25:RA:2868:A:H8	1.92	0.52
28:RE:116:VAL:HG22	28:RE:122:PHE:HB2	1.91	0.52
28:RE:179:GLU:OE1	28:RE:179:GLU:HA	2.10	0.52
31:RH:4:ILE:O	31:RH:6:ARG:N	2.43	0.52
41:RV:34:GLU:O	41:RV:36:PRO:HD3	2.10	0.52
1:XA:1014:A:C2	1:XA:1219:U:H1'	2.45	0.52
7:XG:78:ARG:HG3	7:XG:79:ARG:N	2.25	0.52

Continued on next page...

Continued from previous page...

Atom-1	Atom-2	Interatomic distance (Å)	Clash overlap (Å)
19:XS:19:VAL:HG11	19:XS:44:MET:HG2	1.91	0.52
25:YA:2121:G:O6	25:YA:2176:A:N6	2.43	0.52
25:YA:2691:C:O3'	25:YA:2871:C:H4'	2.10	0.52
27:YD:174:ILE:N	27:YD:174:ILE:CD1	2.73	0.52
28:YE:15:PHE:CE1	39:YT:81:PRO:CD	2.93	0.52
38:YS:67:ARG:HB2	38:YS:67:ARG:HH11	1.65	0.52
38:YS:89:ARG:HG2	38:YS:89:ARG:HH11	1.74	0.52
38:YS:106:ARG:HA	38:YS:110:LEU:CG	2.39	0.52
51:Y5:56:LYS:HD3	51:Y5:58:LEU:HD23	1.92	0.52
52:Y6:7:ILE:HG13	52:Y6:8:LYS:H	1.75	0.52
1:QA:560:U:H5'	1:QA:566:G:N2	2.24	0.52
12:QL:127:GLU:O	12:QL:128:ALA:HB3	2.10	0.52
25:RA:395:U:H2'	25:RA:396:G:N7	2.24	0.52
25:RA:1178:C:H2'	25:RA:1179:C:C6	2.44	0.52
25:RA:1203:G:H3'	25:RA:1204:A:H5"	1.92	0.52
25:RA:1935:G:H1'	25:RA:1964:G:N2	2.24	0.52
26:RB:15:A:H5'	26:RB:16:G:C8	2.45	0.52
31:RH:2:SER:O	31:RH:3:ARG:C	2.47	0.52
50:R4:14:ILE:HG23	50:R4:14:ILE:O	2.10	0.52
1:XA:964:A:N3	1:XA:969:A:O2'	2.37	0.52
2:XB:170:GLU:O	2:XB:174:VAL:HG23	2.10	0.52
25:YA:2470:G:H5'	36:YQ:56:ARG:HH22	1.75	0.52
25:YA:2593:U:H2'	25:YA:2594:C:C6	2.45	0.52
28:YE:55:ASN:C	28:YE:57:LYS:N	2.62	0.52
28:YE:61:ARG:O	28:YE:63:LEU:N	2.43	0.52
28:YE:170:LEU:CD2	28:YE:185:LYS:HB2	2.40	0.52
30:YG:88:ILE:O	30:YG:88:ILE:HD13	2.09	0.52
42:YW:40:ASN:O	42:YW:41:LYS:HG2	2.10	0.52
1:QA:300:A:O2'	1:QA:564:C:N3	2.40	0.52
1:QA:1435:G:H2'	1:QA:1436:U:C6	2.44	0.52
11:QK:32:ILE:HG13	11:QK:72:ALA:HB2	1.92	0.52
28:RE:54:GLN:NE2	28:RE:54:GLN:H	2.08	0.52
30:RG:67:LYS:NZ	50:R4:6:HIS:CD2	2.78	0.52
37:RR:33:ARG:HD3	37:RR:113:LEU:HG	1.92	0.52
39:RT:111:ARG:C	39:RT:113:LYS:H	2.12	0.52
42:RW:60:ASN:HD22	42:RW:60:ASN:H	1.56	0.52
43:RX:59:VAL:HG21	43:RX:78:LYS:HE3	1.91	0.52
50:R4:54:GLY:HA2	50:R4:57:GLU:HG2	1.92	0.52
1:XA:690:G:H22	11:XK:55:LYS:HZ1	1.55	0.52
1:XA:1007:C:H42	1:XA:1022:G:H1	1.56	0.52
1:XA:1327:C:P	21:XU:12:LYS:HZ1	2.30	0.52

Continued on next page...

Continued from previous page...

Atom-1	Atom-2	Interatomic distance (Å)	Clash overlap (Å)
1:XA:1491:G:C5	58:XA:1715:PAR:H21	2.45	0.52
2:XB:29:ALA:O	2:XB:32:ILE:HG22	2.10	0.52
12:XL:23:LYS:O	12:XL:24:VAL:HG23	2.10	0.52
14:XN:43:CYS:HA	14:XN:46:GLU:HG3	1.92	0.52
22:XV:16:C:N4	22:XV:17:U:O4	2.43	0.52
25:YA:1071:G:O6	25:YA:1091:G:O6	2.28	0.52
25:YA:1568:G:O4'	27:YD:58:HIS:HE1	1.91	0.52
25:YA:1932:A:H2'	25:YA:1933:G:O4'	2.09	0.52
25:YA:2760:C:H2'	25:YA:2761:G:H5"	1.91	0.52
25:YA:2795:G:H3'	25:YA:2797:U:C5'	2.40	0.52
27:YD:43:ARG:NH1	27:YD:44:ASN:OD1	2.42	0.52
31:YH:6:ARG:C	31:YH:8:PRO:HD2	2.30	0.52
31:YH:153:LYS:HG3	31:YH:161:GLY:HA2	1.91	0.52
36:YQ:119:ARG:HG2	36:YQ:119:ARG:NH1	2.20	0.52
39:YT:88:ILE:HD12	39:YT:90:GLN:N	2.25	0.52
45:YZ:89:PHE:HE2	45:YZ:96:VAL:HG21	1.75	0.52
48:Y2:15:LYS:H	48:Y2:67:LYS:HE2	1.73	0.52
49:Y3:40:THR:HB	49:Y3:43:ILE:HG12	1.92	0.52
51:Y5:49:CYS:SG	51:Y5:60:VAL:HG13	2.49	0.52
1:QA:501:C:O3'	12:QL:118:SER:HB2	2.10	0.51
1:QA:1064:G:HO2'	1:QA:1065:U:P	2.33	0.51
8:QH:77:GLU:HG2	8:QH:78:GLN:H	1.74	0.51
10:QJ:31:GLY:HA3	10:QJ:78:ASN:ND2	2.25	0.51
25:RA:270(F):U:H2'	25:RA:270(G):C:C6	2.45	0.51
25:RA:1190:G:H5'	35:RP:32:THR:HA	1.92	0.51
25:RA:1516:U:H2'	25:RA:1517:G:C8	2.44	0.51
25:RA:2277:G:C5'	36:RQ:85:LYS:HG3	2.39	0.51
28:RE:54:GLN:O	28:RE:55:ASN:HB2	2.09	0.51
31:RH:55:PRO:HG2	31:RH:61:HIS:ND1	2.25	0.51
35:RP:111:ARG:HG2	35:RP:128:HIS:CD2	2.45	0.51
47:R1:2:SER:HB2	47:R1:4:VAL:HG12	1.92	0.51
50:R4:50:VAL:O	50:R4:51:ASP:C	2.48	0.51
1:XA:1432:G:OP1	39:YT:107:ASP:HB2	2.10	0.51
1:XA:1525:G:P	11:XK:120:ARG:HH22	2.32	0.51
4:XD:13:ARG:HD2	4:XD:38:TYR:O	2.10	0.51
4:XD:108:LEU:HB3	4:XD:110:PHE:CE1	2.45	0.51
12:XL:127:GLU:O	12:XL:128:ALA:HB3	2.10	0.51
25:YA:2056:G:H2'	25:YA:2056:G:N3	2.25	0.51
25:YA:2246:G:H2'	25:YA:2247:A:C8	2.45	0.51
25:YA:2287:A:N6	25:YA:2344:U:C2	2.77	0.51
28:YE:54:GLN:O	28:YE:55:ASN:HB2	2.09	0.51

Continued on next page...

Continued from previous page...

Atom-1	Atom-2	Interatomic distance (Å)	Clash overlap (Å)
28:YE:95:ILE:H	28:YE:95:ILE:CD1	2.19	0.51
29:YF:125:LEU:HA	29:YF:194:MET:O	2.10	0.51
30:YG:77:ILE:HD13	30:YG:82:LEU:HD12	1.92	0.51
47:Y1:83:GLU:HG2	47:Y1:84:GLY:N	2.24	0.51
25:RA:1055:G:H1	25:RA:1104:C:H42	1.57	0.51
25:RA:2712:U:O2'	25:RA:2712(A):A:H8	1.91	0.51
27:RD:12:SER:HB2	27:RD:208:LYS:HB3	1.92	0.51
28:RE:64:LYS:C	28:RE:66:HIS:H	2.12	0.51
51:R5:40:LYS:HD3	51:R5:46:CYS:SG	2.50	0.51
1:XA:632:A:C8	1:XA:633:G:C8	2.97	0.51
25:YA:190:A:OP2	47:Y1:39:LYS:HE3	2.10	0.51
25:YA:620:G:H4'	25:YA:621:A:C5'	2.40	0.51
25:YA:712:G:H1	25:YA:719:C:N4	2.08	0.51
25:YA:1190:G:H5'	35:YP:32:THR:HA	1.92	0.51
26:YB:12:C:O2'	46:Y0:74:ARG:HG3	2.10	0.51
27:YD:67:PHE:CE2	27:YD:157:ARG:NH2	2.79	0.51
41:YV:25:LEU:H	41:YV:92:THR:HG21	1.74	0.51
18:QR:32:ARG:HA	18:QR:69:THR:HG21	1.91	0.51
25:RA:49:A:C8	25:RA:120:U:C5	2.98	0.51
25:RA:483:A:H5'	44:RY:49:VAL:HG22	1.93	0.51
25:RA:674:G:H1'	29:RF:74:ARG:HD3	1.92	0.51
25:RA:1204:A:H1'	25:RA:1206:G:C4	2.46	0.51
25:RA:1728:G:H3'	25:RA:1729:A:H5"	1.91	0.51
28:RE:14:ILE:CD1	39:RT:14:TYR:CZ	2.93	0.51
28:RE:105:THR:HB	28:RE:197:ILE:HG12	1.92	0.51
28:RE:105:THR:HG23	28:RE:166:THR:OG1	2.10	0.51
30:RG:5:VAL:CG2	50:R4:25:TYR:CE2	2.94	0.51
31:RH:89:ILE:O	31:RH:89:ILE:CG1	2.57	0.51
31:RH:126:PRO:HD2	31:RH:127:GLU:N	2.26	0.51
36:RQ:64:ILE:HA	36:RQ:106:VAL:CG1	2.33	0.51
1:XA:964:A:O2'	10:XJ:55:LYS:NZ	2.40	0.51
3:XC:47:LEU:HD11	3:XC:76:VAL:HB	1.91	0.51
5:XE:33:VAL:HG11	5:XE:109:ILE:HA	1.91	0.51
9:XI:11:LYS:H	9:XI:104:ARG:HH21	1.57	0.51
22:XV:19:G:H5'	22:XV:20:U:H5	1.76	0.51
25:YA:307:G:H21	25:YA:330:A:H62	1.57	0.51
25:YA:754:C:H2'	25:YA:755:C:C6	2.46	0.51
25:YA:2298:A:H62	25:YA:2318:G:H8	1.58	0.51
27:YD:30:GLU:HG3	27:YD:63:ARG:NH2	2.26	0.51
28:YE:77:ILE:O	28:YE:78:LEU:C	2.48	0.51
28:YE:203:LYS:HE3	28:YE:204:ALA:CB	2.40	0.51

Continued on next page...

Continued from previous page...

Atom-1	Atom-2	Interatomic distance (Å)	Clash overlap (Å)
30:YG:105:LYS:HD3	50:Y4:26:SER:HB3	1.93	0.51
37:YR:83:ILE:HG22	37:YR:87:TYR:HE2	1.76	0.51
40:YU:107:ALA:O	40:YU:110:VAL:HB	2.10	0.51
1:QA:1269:A:N1	1:QA:1312:G:O2'	2.34	0.51
5:QE:71:LEU:HD22	5:QE:115:VAL:HG22	1.93	0.51
25:RA:1101:U:H2'	25:RA:1102:C:H6	1.76	0.51
30:RG:6:ALA:HB2	50:R4:23:GLU:CG	2.40	0.51
30:RG:179:PRO:HG3	50:R4:38:LYS:HZ1	1.73	0.51
35:RP:59:LEU:HD12	35:RP:61:ARG:NH1	2.25	0.51
42:RW:67:ASP:OD1	42:RW:67:ASP:N	2.33	0.51
43:RX:35:THR:HG23	43:RX:38:GLU:HG2	1.93	0.51
44:RY:74:PRO:O	44:RY:80:GLY:HA2	2.11	0.51
1:XA:302:G:O3'	12:XL:17:LYS:HE2	2.11	0.51
1:XA:401:C:H2'	1:XA:402:G:C8	2.45	0.51
1:XA:598:U:H4'	8:XH:94:TYR:CD2	2.45	0.51
1:XA:991:U:O4	1:XA:1212:U:O2'	2.18	0.51
5:XE:13:ILE:HD11	5:XE:55:VAL:HG22	1.91	0.51
9:XI:70:LYS:O	9:XI:74:ILE:HG13	2.10	0.51
12:XL:24:VAL:O	12:XL:24:VAL:CG1	2.58	0.51
25:YA:43:G:H2'	25:YA:44:A:O4'	2.11	0.51
25:YA:451:C:H4'	29:YF:52:LYS:HZ1	1.76	0.51
25:YA:751:A:H5'	42:YW:90:ARG:HA	1.92	0.51
25:YA:957:A:N1	25:YA:2458:G:H4'	2.26	0.51
25:YA:1291:C:H5'	25:YA:1536:A:H5'	1.92	0.51
27:YD:35:LYS:HD2	27:YD:104:TYR:CD1	2.45	0.51
27:YD:259:THR:O	27:YD:260:ARG:C	2.49	0.51
33:YN:38:HIS:O	40:YU:67:ALA:HB1	2.10	0.51
51:Y5:42:PRO:HB2	51:Y5:43:HIS:ND1	2.24	0.51
1:QA:503:C:OP2	12:QL:116:SER:HB3	2.11	0.51
1:QA:1220:G:O3'	19:QS:36:ARG:HD3	2.11	0.51
21:QU:6:ARG:HE	21:QU:15:ARG:HH21	1.58	0.51
25:RA:1266:G:O5'	42:RW:15:ARG:NH2	2.42	0.51
25:RA:1354:A:OP1	27:RD:38:LYS:HE2	2.10	0.51
25:RA:1636:C:H2'	25:RA:1637:A:C8	2.46	0.51
25:RA:2663:G:H3'	25:RA:2664:G:H8	1.75	0.51
36:RQ:25:ASP:HA	36:RQ:100:GLY:O	2.11	0.51
20:XT:10:LEU:O	20:XT:13:LEU:HG	2.11	0.51
25:YA:296:C:N3	25:YA:342:G:O6	2.44	0.51
25:YA:443:A:H1'	25:YA:1201:C:O4'	2.09	0.51
28:YE:51:PHE:CD2	28:YE:52:LEU:N	2.76	0.51
29:YF:65:TRP:HZ2	29:YF:72:ARG:NH2	2.09	0.51

Continued on next page...

Continued from previous page...

Atom-1	Atom-2	Interatomic distance (Å)	Clash overlap (Å)
32:YI:124:GLY:H	32:YI:142:VAL:HG23	1.75	0.51
39:YT:109:GLU:O	39:YT:113:LYS:HB2	2.11	0.51
1:QA:564:C:C5	17:QQ:31:LEU:HD11	2.46	0.51
1:QA:625:G:H2'	1:QA:626:U:C6	2.46	0.51
1:QA:696:A:N1	1:QA:797:C:O2'	2.41	0.51
3:QC:79:ARG:CZ	11:XK:99:GLN:HB2	2.41	0.51
4:QD:31:CYS:N	4:QD:32:ALA:HA	2.25	0.51
20:QT:14:LYS:HA	20:QT:17:ARG:HG3	1.91	0.51
25:RA:49:A:H61	25:RA:177:G:H2'	1.76	0.51
25:RA:2646:C:H2'	25:RA:2647:U:O4'	2.11	0.51
28:RE:77:ILE:O	28:RE:78:LEU:C	2.48	0.51
28:RE:119:ARG:HD3	28:RE:160:TYR:HB2	1.91	0.51
36:RQ:135:ASP:CG	45:RZ:81:ARG:HH12	2.14	0.51
39:RT:28:VAL:HG23	39:RT:88:ILE:HA	1.92	0.51
45:RZ:182:LYS:H	45:RZ:182:LYS:HD3	1.75	0.51
50:R4:12:ALA:HB1	50:R4:30:GLU:H	1.76	0.51
1:XA:266:G:H5'	1:XA:266:G:N9	2.25	0.51
1:XA:836:G:C6	1:XA:851:G:C6	2.98	0.51
4:XD:78:LEU:HD22	4:XD:96:LEU:HB3	1.92	0.51
6:XF:4:TYR:HD1	6:XF:92:LYS:HA	1.76	0.51
7:XG:155:ARG:NH2	7:XG:155:ARG:O	2.43	0.51
13:XM:122:LYS:O	13:XM:122:LYS:HD3	2.11	0.51
17:XQ:100:LYS:O	17:XQ:101:ARG:NE	2.43	0.51
19:XS:15:LEU:O	19:XS:19:VAL:N	2.36	0.51
25:YA:952:G:P	36:YQ:16:ARG:HH12	2.34	0.51
25:YA:2283:C:H2'	25:YA:2284:C:O4'	2.10	0.51
27:YD:94:LEU:HD13	27:YD:94:LEU:C	2.30	0.51
30:YG:16:ARG:O	30:YG:20:ILE:HG12	2.10	0.51
41:YV:65:GLY:HA3	41:YV:91:TYR:CZ	2.46	0.51
45:YZ:10:ARG:NH2	45:YZ:26:GLY:O	2.44	0.51
47:Y1:70:VAL:O	47:Y1:74:VAL:HG23	2.10	0.51
51:Y5:38:ALA:HB3	51:Y5:40:LYS:HE3	1.92	0.51
54:Y8:29:LYS:HB2	54:Y8:44:LYS:HG2	1.90	0.51
1:QA:719:C:O2'	18:QR:49:LYS:HB3	2.10	0.51
1:QA:1252:A:H61	1:QA:1285:A:H61	1.58	0.51
1:QA:1318:A:H4'	19:QS:11:VAL:CG1	2.40	0.51
22:QV:21:A:H61	22:QV:46:G:H2'	1.73	0.51
36:RQ:83:MET:HB2	46:R0:7:LEU:HD12	1.91	0.51
38:RS:56:LEU:HD23	38:RS:58:LEU:HD22	1.92	0.51
50:R4:61:ARG:C	50:R4:63:TYR:H	2.14	0.51
54:R8:10:ALA:O	54:R8:14:VAL:HG12	2.11	0.51

Continued on next page...

Continued from previous page...

Atom-1	Atom-2	Interatomic distance (Å)	Clash overlap (Å)
54:R8:61:LEU:O	54:R8:62:LEU:CB	2.57	0.51
1:XA:779:C:H2'	1:XA:780:A:O4'	2.11	0.51
1:XA:1002:G:H1	1:XA:1038:C:N4	2.06	0.51
6:XF:97:PHE:CD1	18:XR:31:LEU:HD21	2.46	0.51
13:XM:14:ARG:N	13:XM:44:ARG:HD3	2.21	0.51
13:XM:120:LYS:C	13:XM:121:LYS:HG2	2.29	0.51
19:XS:26:GLY:O	19:XS:28:LYS:N	2.43	0.51
25:YA:1914:C:H2'	25:YA:1915:U:O4'	2.11	0.51
25:YA:2747:G:O6	25:YA:2755:C:H5"	2.10	0.51
27:YD:210:GLY:O	27:YD:213:ARG:N	2.43	0.51
38:YS:95:HIS:CG	38:YS:96:GLY:N	2.77	0.51
42:YW:106:ILE:O	42:YW:106:ILE:HG12	2.07	0.51
44:YY:81:LYS:HG2	44:YY:97:ARG:HD3	1.93	0.51
49:Y3:43:ILE:O	49:Y3:47:VAL:HG23	2.10	0.51
54:Y8:52:LYS:N	54:Y8:53:PRO:HD2	2.22	0.51
1:QA:660:G:N2	1:QA:745:C:N3	2.53	0.51
1:QA:1004:A:H1'	1:QA:1036:G:N2	2.26	0.51
1:QA:1356:G:H2'	1:QA:1357:A:C8	2.46	0.51
6:QF:69:GLU:CD	6:QF:69:GLU:H	2.15	0.51
19:QS:69:HIS:CE1	50:R4:69:LYS:HE2	2.44	0.51
25:RA:507:A:H5"	25:RA:508:G:H5'	1.91	0.51
25:RA:2037:G:H2'	25:RA:2038:G:C8	2.45	0.51
25:RA:2832:U:HO2'	25:RA:2833:G:P	2.34	0.51
31:RH:131:VAL:CG1	31:RH:132:ARG:N	2.74	0.51
40:RU:90:VAL:HG22	41:RV:39:LEU:HB3	1.93	0.51
1:XA:67:C:H2'	1:XA:68:G:H8	1.76	0.51
1:XA:1002:G:H2'	1:XA:1003:G:C8	2.45	0.51
1:XA:1075:C:OP1	2:XB:179:LYS:HE2	2.11	0.51
1:XA:1232:U:OP1	9:XI:124:GLN:NE2	2.43	0.51
2:XB:21:ARG:HB2	2:XB:39:ILE:HA	1.91	0.51
20:XT:89:ARG:HH21	20:XT:104:LEU:HD11	1.76	0.51
25:YA:321:G:C5	29:YF:165:ARG:NH1	2.79	0.51
25:YA:656:G:H2'	25:YA:657:U:O4'	2.11	0.51
25:YA:1021:A:H61	25:YA:1142(A):A:N6	2.09	0.51
27:YD:134:ARG:HB2	27:YD:135:PHE:HD1	1.75	0.51
29:YF:192:LEU:HD21	29:YF:194:MET:HE2	1.92	0.51
31:YH:55:PRO:HG2	31:YH:61:HIS:ND1	2.26	0.51
31:YH:72:ILE:O	31:YH:75:ALA:HB3	2.11	0.51
36:YQ:25:ASP:HA	36:YQ:100:GLY:O	2.11	0.51
37:YR:104:ARG:HD3	37:YR:111:LEU:HD21	1.92	0.51
51:Y5:45:VAL:HG11	51:Y5:57:VAL:HG12	1.93	0.51

Continued on next page...

Continued from previous page...

Atom-1	Atom-2	Interatomic distance (Å)	Clash overlap (Å)
53:Y7:9:ARG:NH2	53:Y7:48:LYS:CB	2.62	0.51
1:QA:49:U:H5	1:QA:365:U:O4	1.91	0.51
1:QA:836:G:C6	1:QA:851:G:C6	2.99	0.51
25:RA:2280:G:O2'	25:RA:2388:A:N1	2.38	0.51
25:RA:2725:A:O2'	25:RA:2726:U:H5"	2.10	0.51
28:RE:37:ARG:HE	28:RE:37:ARG:N	2.09	0.51
29:RF:135:LYS:HB3	29:RF:138:GLU:HG3	1.93	0.51
31:RH:6:ARG:C	31:RH:8:PRO:HD2	2.30	0.51
36:RQ:36:ALA:HB1	36:RQ:127:ILE:HD12	1.93	0.51
43:RX:40:LYS:HG3	43:RX:51:VAL:HB	1.92	0.51
50:R4:42:PHE:O	50:R4:44:THR:N	2.44	0.51
1:XA:1016:A:H2'	1:XA:1017:G:O4'	2.11	0.51
15:XO:33:THR:HG21	15:XO:85:LEU:HD22	1.93	0.51
25:YA:740:U:H2'	25:YA:741:G:C8	2.45	0.51
25:YA:2208:U:H1'	27:YD:151:LYS:HE2	1.92	0.51
27:YD:28:GLU:OE1	27:YD:29:PRO:HD2	2.11	0.51
28:YE:37:ARG:HE	28:YE:37:ARG:N	2.09	0.51
28:YE:54:GLN:NE2	28:YE:54:GLN:H	2.08	0.51
29:YF:198:ALA:C	29:YF:200:GLU:N	2.62	0.51
31:YH:19:VAL:HG13	31:YH:43:VAL:CG2	2.41	0.51
32:YI:62:LYS:HE3	32:YI:134:PRO:HG2	1.93	0.51
33:YN:63:THR:CG2	33:YN:66:LYS:HZ3	2.23	0.51
35:YP:61:ARG:CD	54:Y8:13:ARG:HD2	2.40	0.51
36:YQ:58:PHE:O	36:YQ:58:PHE:HD1	1.94	0.51
36:YQ:133:ARG:HG2	36:YQ:134:ARG:N	2.26	0.51
38:YS:83:LYS:HG2	38:YS:109:GLY:HA2	1.90	0.51
38:YS:86:ALA:O	38:YS:87:PHE:HB3	2.09	0.51
48:Y2:36:ARG:O	48:Y2:40:SER:HB2	2.10	0.51
1:QA:1321:C:H4'	13:QM:87:TYR:CZ	2.46	0.51
9:QI:8:GLY:HA2	9:QI:79:LEU:HD12	1.91	0.51
10:QJ:55:LYS:CG	10:QJ:56:HIS:N	2.70	0.51
12:QL:11:VAL:HG13	17:QQ:29:HIS:CD2	2.45	0.51
25:RA:65:C:O2'	25:RA:456:C:N3	2.40	0.51
25:RA:1678:G:H22	25:RA:1989:G:H22	1.57	0.51
28:RE:137:HIS:HB3	28:RE:138:PRO:CD	2.37	0.51
30:RG:88:ILE:O	30:RG:88:ILE:HD13	2.10	0.51
31:RH:72:ILE:O	31:RH:75:ALA:HB3	2.11	0.51
39:RT:118:ARG:HH21	39:RT:121:ILE:HG21	1.76	0.51
50:R4:39:CYS:HB3	50:R4:41:PRO:CD	2.40	0.51
1:XA:390:C:O3'	16:XP:28:ARG:NH2	2.44	0.51
11:XK:41:THR:HG21	11:XK:71:LYS:HB3	1.93	0.51

Continued on next page...

Continued from previous page...

Atom-1	Atom-2	Interatomic distance (Å)	Clash overlap (Å)
25:YA:1496:A:H8	25:YA:1577:C:O2'	1.89	0.51
25:YA:2629:A:O2'	25:YA:2630:G:H5"	2.11	0.51
31:YH:103:LEU:CD1	31:YH:131:VAL:HG21	2.41	0.51
33:YN:42:TRP:O	40:YU:64:ARG:NH2	2.37	0.51
1:QA:359:U:H2'	1:QA:360:A:H8	1.74	0.50
1:QA:1065:U:O5'	1:QA:1190:G:N2	2.44	0.50
1:QA:1152:A:H5"	10:QJ:13:HIS:CD2	2.46	0.50
1:QA:1237:C:H5"	1:QA:1238:A:O4'	2.11	0.50
8:QH:20:TYR:HE2	8:QH:75:ARG:HD2	1.76	0.50
12:QL:23:LYS:O	12:QL:24:VAL:HG23	2.10	0.50
16:QP:3:LYS:HG3	16:QP:24:ALA:HB2	1.92	0.50
19:QS:5:LEU:HD22	50:R4:67:TYR:CE2	2.45	0.50
25:RA:1268:A:H2'	25:RA:1269:A:O4'	2.11	0.50
25:RA:2511:U:O4	25:RA:2575:C:N3	2.44	0.50
26:RB:17:C:H2'	26:RB:18:G:O4'	2.10	0.50
31:RH:152:ARG:C	31:RH:153:LYS:HE2	2.32	0.50
31:RH:153:LYS:HG3	31:RH:161:GLY:HA2	1.91	0.50
36:RQ:133:ARG:HG2	36:RQ:134:ARG:N	2.26	0.50
1:XA:1118:C:OP1	9:XI:9:ARG:HD3	2.11	0.50
1:XA:1358:U:OP1	14:XN:35:ARG:HG3	2.11	0.50
3:XC:138:VAL:HG22	3:XC:151:VAL:HG23	1.93	0.50
5:XE:94:ALA:HB2	5:XE:119:LEU:HG	1.92	0.50
25:YA:84:A:O5'	44:YY:8:LYS:HD3	2.11	0.50
25:YA:1068:G:O2'	25:YA:1096:A:H1'	2.11	0.50
25:YA:1550:C:H2'	25:YA:1551:C:C6	2.46	0.50
26:YB:37:C:O2	38:YS:95:HIS:NE2	2.44	0.50
31:YH:126:PRO:HD2	31:YH:127:GLU:N	2.25	0.50
38:YS:83:LYS:HG2	38:YS:109:GLY:H	1.76	0.50
41:YV:52:VAL:HG23	41:YV:55:ALA:H	1.75	0.50
42:YW:57:ASN:O	42:YW:61:ASN:HB2	2.10	0.50
48:Y2:17:SER:CB	48:Y2:18:PRO:CA	2.89	0.50
25:RA:195:A:H61	25:RA:198:C:H3'	1.76	0.50
25:RA:844:C:H2'	25:RA:845:G:O4'	2.11	0.50
25:RA:1416:G:H2'	25:RA:1417:C:H6	1.76	0.50
28:RE:37:ARG:HE	28:RE:37:ARG:H	1.59	0.50
33:RN:46:VAL:HG13	33:RN:48:MET:HG3	1.93	0.50
39:RT:19:LEU:HD22	39:RT:86:ILE:HG22	1.94	0.50
1:XA:947:G:H2'	1:XA:948:C:C6	2.46	0.50
1:XA:1120:G:H2'	1:XA:1121:U:C6	2.46	0.50
1:XA:1315:U:H2'	1:XA:1316:G:O4'	2.11	0.50
1:XA:1318:A:O2'	19:XS:37:ARG:HD3	2.11	0.50

Continued on next page...

Continued from previous page...

Atom-1	Atom-2	Interatomic distance (Å)	Clash overlap (Å)
2:XB:9:GLU:HB3	2:XB:48:MET:SD	2.50	0.50
2:XB:80:ILE:HD11	2:XB:208:ILE:HG23	1.93	0.50
5:XE:67:VAL:HG21	5:XE:140:ARG:HA	1.92	0.50
6:XF:86:ARG:O	6:XF:87:ARG:HG2	2.11	0.50
10:XJ:50:ILE:HD11	10:XJ:57:LYS:HD3	1.93	0.50
10:XJ:57:LYS:CD	10:XJ:60:ARG:CZ	2.89	0.50
12:XL:27:LEU:C	12:XL:29:GLY:N	2.64	0.50
19:XS:4:SER:O	19:XS:5:LEU:HD13	2.11	0.50
19:XS:42:PRO:HB3	50:Y4:60:GLN:OE1	2.12	0.50
20:XT:26:ASN:HB3	20:XT:71:THR:OG1	2.10	0.50
25:YA:27:G:N2	25:YA:512:G:H2'	2.25	0.50
25:YA:507:A:H5"	25:YA:508:G:H5'	1.93	0.50
25:YA:587:C:OP2	35:YP:21:ARG:NH2	2.44	0.50
27:YD:72:LYS:NZ	27:YD:99:ASP:OD2	2.34	0.50
28:YE:116:VAL:HG22	28:YE:122:PHE:HB2	1.91	0.50
31:YH:4:ILE:O	31:YH:6:ARG:N	2.43	0.50
38:YS:26:LEU:CD2	38:YS:87:PHE:CD1	2.94	0.50
38:YS:87:PHE:O	38:YS:88:ASP:O	2.29	0.50
38:YS:89:ARG:HD2	38:YS:89:ARG:O	2.11	0.50
1:QA:1152:A:H2'	1:QA:1153:C:C6	2.46	0.50
7:QG:116:ALA:O	7:QG:120:ILE:HG12	2.11	0.50
9:QI:53:VAL:HB	9:QI:95:LYS:HE3	1.92	0.50
25:RA:1140:C:OP2	33:RN:66:LYS:NZ	2.42	0.50
25:RA:2844:G:H3'	25:RA:2845:G:H8	1.75	0.50
26:RB:15:A:H1'	26:RB:109:G:N9	2.26	0.50
51:R5:37:LYS:HD2	51:R5:37:LYS:O	2.12	0.50
1:XA:64:G:H4'	1:XA:65:U:C5'	2.42	0.50
1:XA:1032(A):G:H2'	1:XA:1032(B):G:C8	2.47	0.50
3:XC:54:ARG:HD3	3:XC:56:ASP:OD1	2.10	0.50
20:XT:83:ARG:O	20:XT:86:ARG:HB3	2.11	0.50
25:YA:1844:C:H2'	25:YA:1845:G:H8	1.76	0.50
27:YD:10:THR:HG23	27:YD:13:ARG:CB	2.34	0.50
27:YD:233:HIS:CD2	27:YD:233:HIS:H	2.29	0.50
28:YE:105:THR:HG23	28:YE:166:THR:OG1	2.10	0.50
29:YF:32:LEU:O	29:YF:36:VAL:HG23	2.11	0.50
29:YF:108:LYS:HA	29:YF:108:LYS:NZ	2.27	0.50
30:YG:5:VAL:HG11	30:YG:100:TRP:HB3	1.93	0.50
1:QA:19:C:P	5:QE:127:ASN:HD22	2.35	0.50
1:QA:401:C:O2'	1:QA:621:A:N3	2.42	0.50
1:QA:790:A:OP1	22:QV:38:A:O2'	2.25	0.50
11:QK:17:GLY:N	11:QK:79:SER:O	2.44	0.50

Continued on next page...

Continued from previous page...

Atom-1	Atom-2	Interatomic distance (Å)	Clash overlap (Å)
22:QV:53:G:HO2'	22:QV:54:U:H5	1.59	0.50
25:RA:705:A:H1'	27:RD:9:TYR:CE2	2.46	0.50
25:RA:784:A:O2'	25:RA:785:G:H5"	2.12	0.50
25:RA:998:C:H2'	25:RA:999:U:O4'	2.12	0.50
31:RH:16:SER:O	31:RH:17:VAL:HG23	2.12	0.50
31:RH:151:ILE:C	31:RH:152:ARG:O	2.49	0.50
31:RH:169:VAL:HG13	31:RH:170:ARG:N	2.26	0.50
32:RI:120:ILE:HD11	32:RI:126:TYR:CZ	2.46	0.50
42:RW:60:ASN:HD22	42:RW:60:ASN:N	2.09	0.50
50:R4:23:GLU:C	50:R4:24:THR:HG1	2.15	0.50
1:XA:309:G:H2'	1:XA:310:G:H8	1.77	0.50
2:XB:21:ARG:O	2:XB:23:ARG:N	2.43	0.50
2:XB:114:ARG:O	2:XB:117:GLU:HB2	2.10	0.50
19:XS:40:ILE:HG23	19:XS:67:VAL:O	2.12	0.50
25:YA:1268:A:H2'	25:YA:1269:A:O4'	2.12	0.50
30:YG:101:ILE:CD1	50:Y4:9:LEU:HD11	2.41	0.50
31:YH:152:ARG:C	31:YH:153:LYS:HE2	2.32	0.50
38:YS:26:LEU:HD22	38:YS:87:PHE:CD1	2.46	0.50
50:Y4:10:VAL:HG22	50:Y4:11:PRO:HD2	1.94	0.50
10:QJ:47:PHE:CE1	10:QJ:63:PHE:HB2	2.47	0.50
11:QK:33:THR:HG22	11:QK:39:PRO:HA	1.92	0.50
13:QM:33:ALA:HA	13:QM:59:TYR:HE2	1.76	0.50
13:QM:40:ASN:ND2	13:QM:43:THR:HG23	2.27	0.50
25:RA:2378:A:O5'	25:RA:2378:A:H8	1.93	0.50
27:RD:62:TYR:CE2	27:RD:64:ILE:HA	2.46	0.50
28:RE:61:ARG:CB	28:RE:62:PRO:HD3	2.41	0.50
28:RE:176:ILE:HG22	28:RE:176:ILE:O	2.10	0.50
28:RE:203:LYS:HE3	28:RE:204:ALA:CB	2.40	0.50
29:RF:157:VAL:HG21	29:RF:181:LEU:HD21	1.93	0.50
35:RP:36:LYS:HD2	35:RP:37:GLY:H	1.76	0.50
44:RY:97:ARG:HH21	44:RY:98:VAL:HB	1.77	0.50
47:R1:62:VAL:HG23	47:R1:63:ALA:O	2.11	0.50
1:XA:1392:G:N2	1:XA:1502:A:H8	2.09	0.50
2:XB:111:ARG:HH21	2:XB:114:ARG:HG2	1.76	0.50
25:YA:796:C:H2'	25:YA:797:C:C6	2.46	0.50
25:YA:1094:U:O2'	25:YA:1096:A:OP1	2.15	0.50
25:YA:2133:G:H1'	25:YA:2158:A:N6	2.26	0.50
25:YA:2469:A:H5'	25:YA:2470:G:OP2	2.11	0.50
27:YD:182:LEU:H	27:YD:272:ALA:CB	2.25	0.50
31:YH:131:VAL:CG1	31:YH:132:ARG:N	2.74	0.50
31:YH:143:GLN:HE21	31:YH:143:GLN:C	2.15	0.50

Continued on next page...

Continued from previous page...

Atom-1	Atom-2	Interatomic distance (Å)	Clash overlap (Å)
31:YH:169:VAL:HG13	31:YH:170:ARG:N	2.26	0.50
32:YI:33:ARG:HB3	32:YI:35:LEU:HG	1.92	0.50
34:YO:120:GLU:HG2	34:YO:122:LEU:HG	1.94	0.50
36:YQ:108:GLY:O	36:YQ:109:VAL:HG23	2.12	0.50
36:YQ:132:VAL:HG12	36:YQ:133:ARG:N	2.27	0.50
48:Y2:41:ILE:HD11	48:Y2:44:LEU:CB	2.42	0.50
56:Z6:101:PPU:HN2	56:Z6:101:PPU:HD2	1.76	0.50
1:QA:826:C:H2'	1:QA:827:U:O2	2.11	0.50
2:QB:231:GLU:HG3	2:QB:233:SER:H	1.77	0.50
9:QI:95:LYS:NZ	9:QI:96:LEU:HD13	2.26	0.50
13:QM:40:ASN:HD22	13:QM:43:THR:HG23	1.77	0.50
25:RA:650:C:OP1	54:R8:48:PHE:CZ	2.64	0.50
25:RA:774:A:H2	25:RA:787:U:HO2'	1.58	0.50
25:RA:1007:C:H5"	33:RN:35:ARG:NH1	2.27	0.50
28:RE:14:ILE:CG1	39:RT:14:TYR:CZ	2.95	0.50
31:RH:133:VAL:HG12	31:RH:141:VAL:HG13	1.93	0.50
31:RH:143:GLN:HE21	31:RH:143:GLN:C	2.15	0.50
32:RI:94:ALA:H	32:RI:116:LEU:HD13	1.77	0.50
36:RQ:108:GLY:O	36:RQ:109:VAL:HG23	2.12	0.50
39:RT:39:ARG:HG2	39:RT:40:THR:H	1.76	0.50
51:R5:48:GLU:HA	51:R5:59:GLU:HG2	1.94	0.50
56:Z5:101:PPU:HN2	56:Z5:101:PPU:HD2	1.76	0.50
1:XA:407:G:H2'	1:XA:408:A:C8	2.47	0.50
1:XA:1145:C:H4'	1:XA:1146:A:H5'	1.92	0.50
1:XA:1414:U:H2'	1:XA:1415:G:C8	2.46	0.50
2:XB:189:ASP:HB3	2:XB:203:GLY:O	2.12	0.50
4:XD:108:LEU:HD21	4:XD:183:GLY:HA3	1.93	0.50
11:XK:86:GLY:O	11:XK:91:ARG:HD3	2.11	0.50
12:XL:28:LYS:O	12:XL:29:GLY:C	2.50	0.50
12:XL:62:SER:C	12:XL:64:TYR:H	2.14	0.50
31:YH:133:VAL:HG12	31:YH:141:VAL:HG13	1.93	0.50
41:YV:61:VAL:HA	41:YV:94:LEU:HD23	1.93	0.50
43:YX:6:ASP:OD2	48:Y2:29:LYS:NZ	2.45	0.50
48:Y2:9:GLN:O	48:Y2:12:GLU:HB3	2.10	0.50
1:QA:701:C:H1'	1:QA:703:G:C5	2.46	0.50
2:QB:162:ILE:HD11	2:QB:184:VAL:HG22	1.93	0.50
4:QD:22:LYS:HE2	4:QD:31:CYS:O	2.11	0.50
9:QI:118:LYS:O	9:QI:120:ARG:N	2.40	0.50
25:RA:270(L):U:H2'	32:RI:50:ARG:HD2	1.93	0.50
25:RA:516:C:OP1	51:R5:13:LYS:NZ	2.45	0.50
25:RA:628:G:HO2'	25:RA:651:G:HO2'	1.57	0.50

Continued on next page...

Continued from previous page...

Atom-1	Atom-2	Interatomic distance (Å)	Clash overlap (Å)
25:RA:1300:U:H4'	25:RA:1301:A:H5"	1.93	0.50
25:RA:2543:G:H2'	25:RA:2544:G:C8	2.46	0.50
31:RH:19:VAL:HG13	31:RH:43:VAL:HG23	1.93	0.50
35:RP:88:LEU:HD12	35:RP:95:VAL:HG11	1.93	0.50
38:RS:67:ARG:O	38:RS:71:ARG:HG3	2.12	0.50
39:RT:111:ARG:O	39:RT:113:LYS:N	2.42	0.50
51:R5:50:GLY:O	51:R5:51:TYR:CB	2.59	0.50
53:R7:5:TRP:NE1	53:R7:7:PRO:HG3	2.26	0.50
54:R8:56:GLU:O	54:R8:57:ARG:C	2.50	0.50
1:XA:245:C:C2	1:XA:284:G:C2	3.00	0.50
4:XD:112:VAL:HG12	4:XD:116:GLN:OE1	2.12	0.50
25:YA:2291:U:H2'	25:YA:2292:C:C6	2.46	0.50
28:YE:2:LYS:HG2	28:YE:95:ILE:CG2	2.42	0.50
28:YE:105:THR:HB	28:YE:197:ILE:HG12	1.92	0.50
31:YH:24:VAL:HG21	31:YH:72:ILE:HG12	1.94	0.50
36:YQ:36:ALA:HB1	36:YQ:127:ILE:HD12	1.93	0.50
53:Y7:5:TRP:NE1	53:Y7:7:PRO:HG3	2.26	0.50
1:QA:1172:C:H2'	1:QA:1173:G:H8	1.75	0.50
10:QJ:22:LYS:HZ2	10:QJ:23:ILE:HA	1.77	0.50
22:QV:58:A:O2'	22:QV:60:U:OP2	2.22	0.50
25:RA:1285:G:N2	25:RA:1328:G:H5"	2.27	0.50
25:RA:1496:A:H8	25:RA:1577:C:O2'	1.94	0.50
25:RA:1588:C:H2'	25:RA:1589:C:C6	2.47	0.50
25:RA:2469:A:H5'	25:RA:2470:G:OP2	2.12	0.50
28:RE:2:LYS:HG2	28:RE:95:ILE:CG2	2.42	0.50
36:RQ:2:LEU:HD23	36:RQ:2:LEU:N	2.27	0.50
43:RX:26:TYR:HB3	43:RX:92:LEU:HD12	1.93	0.50
50:R4:1:MET:HG3	50:R4:1:MET:O	2.12	0.50
1:XA:532:A:O2'	1:XA:533:A:OP1	2.27	0.50
1:XA:677:U:H3	1:XA:713:G:H22	1.60	0.50
1:XA:767:A:H2'	1:XA:768:A:O4'	2.11	0.50
1:XA:826:C:H2'	1:XA:827:U:O2	2.11	0.50
1:XA:1399:C:C2	1:XA:1401:G:C5	3.00	0.50
2:XB:32:ILE:HD11	2:XB:40:HIS:HB3	1.94	0.50
15:XO:67:LEU:HB3	15:XO:78:TYR:HE1	1.77	0.50
25:YA:528:A:N1	25:YA:2042:A:H2'	2.26	0.50
25:YA:1847:A:H8	25:YA:1847:A:OP1	1.95	0.50
25:YA:2361:A:O5'	54:Y8:27:THR:OG1	2.25	0.50
27:YD:35:LYS:HE2	27:YD:104:TYR:HB2	1.94	0.50
28:YE:9:VAL:HG11	39:YT:7:ILE:CG2	2.42	0.50
31:YH:16:SER:O	31:YH:17:VAL:HG23	2.12	0.50

Continued on next page...

Continued from previous page...

Atom-1	Atom-2	Interatomic distance (Å)	Clash overlap (Å)
33:YN:58:ASP:OD1	33:YN:58:ASP:N	2.45	0.50
38:YS:35:ILE:CD1	38:YS:101:LEU:HD23	2.41	0.50
44:YY:97:ARG:HH21	44:YY:98:VAL:HB	1.76	0.50
52:Y6:47:THR:HG22	52:Y6:48:VAL:HG12	1.94	0.50
1:QA:658:G:OP1	15:QO:8:LYS:NZ	2.41	0.50
1:QA:1073:U:OP2	5:QE:57:LYS:NZ	2.35	0.50
4:QD:28:SER:HB3	4:QD:29:PRO:HD2	1.94	0.50
13:QM:89:GLY:O	13:QM:92:HIS:HB2	2.11	0.50
19:QS:42:PRO:CG	50:R4:63:TYR:HE2	2.24	0.50
25:RA:669:G:H2'	25:RA:669:G:N3	2.27	0.50
25:RA:848:G:H2'	25:RA:849:A:C8	2.47	0.50
25:RA:1525:G:H2'	25:RA:1526:G:H8	1.76	0.50
25:RA:1639:U:H2'	25:RA:1640:C:H5"	1.93	0.50
26:RB:38:C:N4	26:RB:44:G:H1	2.06	0.50
31:RH:19:VAL:HG13	31:RH:43:VAL:CG2	2.41	0.50
31:RH:103:LEU:CD1	31:RH:131:VAL:HG21	2.41	0.50
31:RH:153:LYS:O	31:RH:154:PRO:O	2.30	0.50
33:RN:34:LEU:O	33:RN:49:GLY:HA3	2.12	0.50
39:RT:34:VAL:HG12	39:RT:36:GLU:HG2	1.94	0.50
39:RT:42:ILE:HD12	39:RT:42:ILE:H	1.77	0.50
48:R2:48:HIS:C	48:R2:48:HIS:CD2	2.85	0.50
50:R4:10:VAL:HG23	50:R4:11:PRO:HD2	1.93	0.50
50:R4:57:GLU:O	50:R4:61:ARG:O	2.30	0.50
50:R4:68:ARG:HD3	50:R4:69:LYS:HG2	1.92	0.50
1:XA:280:C:N3	17:XQ:39:SER:N	2.47	0.50
1:XA:606:G:H1	1:XA:631:G:H5"	1.77	0.50
1:XA:1126:U:H1'	1:XA:1280:A:C5	2.47	0.50
2:XB:162:ILE:HD11	2:XB:184:VAL:HG22	1.94	0.50
5:XE:76:ILE:HG13	5:XE:93:PRO:HB3	1.94	0.50
13:XM:49:THR:HB	13:XM:52:GLU:H	1.77	0.50
13:XM:121:LYS:NZ	24:XY:40:G:H4'	2.27	0.50
25:YA:363:G:H2'	25:YA:363(A):A:H8	1.77	0.50
25:YA:577:G:O2'	25:YA:1254:A:OP1	2.28	0.50
25:YA:1045:A:O2'	25:YA:1046:A:OP2	2.29	0.50
25:YA:1608:A:H1'	25:YA:1610:A:OP2	2.12	0.50
25:YA:2585:U:H5	56:Z6:101:PPU:HO2'	1.57	0.50
27:YD:65:ILE:HD13	27:YD:65:ILE:C	2.33	0.50
1:QA:1278:U:O4	10:QJ:99:LYS:NZ	2.34	0.49
3:QC:14:ILE:HG12	3:QC:15:THR:N	2.27	0.49
8:QH:9:MET:HG3	8:QH:26:VAL:HG21	1.94	0.49
12:QL:24:VAL:O	12:QL:24:VAL:CG1	2.58	0.49

Continued on next page...

Continued from previous page...

Atom-1	Atom-2	Interatomic distance (Å)	Clash overlap (Å)
12:QL:28:LYS:O	12:QL:29:GLY:C	2.50	0.49
25:RA:1105:U:H2'	25:RA:1106:G:H8	1.77	0.49
25:RA:1637:A:H4'	25:RA:2711:A:O2'	2.11	0.49
25:RA:1930:G:O2'	25:RA:1931:U:P	2.69	0.49
25:RA:2745:C:H1'	31:RH:143:GLN:HG2	1.94	0.49
25:RA:2758:A:C2	25:RA:2759:G:H1'	2.47	0.49
28:RE:61:ARG:O	28:RE:62:PRO:C	2.50	0.49
28:RE:119:ARG:HD3	28:RE:160:TYR:CD2	2.47	0.49
32:RI:8:PRO:HD3	32:RI:15:VAL:HG13	1.94	0.49
32:RI:57:ARG:O	32:RI:61:ARG:HG2	2.12	0.49
36:RQ:80:GLU:HG3	36:RQ:81:VAL:N	2.27	0.49
39:RT:36:GLU:HG3	39:RT:41:ARG:CD	2.39	0.49
43:RX:40:LYS:O	43:RX:42:ALA:N	2.45	0.49
1:XA:299:G:H2'	1:XA:300:A:C8	2.47	0.49
1:XA:397:A:H5'	1:XA:398:C:OP1	2.12	0.49
1:XA:1356:G:H2'	1:XA:1357:A:C8	2.47	0.49
11:XK:82:VAL:HB	11:XK:108:ILE:HG12	1.94	0.49
19:XS:41:VAL:HB	19:XS:42:PRO:CA	2.42	0.49
20:XT:64:ASP:HA	20:XT:67:ALA:HB3	1.93	0.49
25:YA:273(C):C:N4	25:YA:363(C):G:H1	2.09	0.49
25:YA:1113:U:H2'	25:YA:1114:G:H8	1.77	0.49
25:YA:1210:A:H5'	25:YA:1210:A:C8	2.46	0.49
27:YD:2:ALA:CB	27:YD:20:ASP:CB	2.90	0.49
27:YD:2:ALA:CB	27:YD:20:ASP:HB3	2.42	0.49
27:YD:218:ARG:HB3	27:YD:219:PRO:HD2	1.94	0.49
28:YE:46:ALA:HB1	28:YE:80:GLU:HB2	1.94	0.49
29:YF:11:VAL:CG1	29:YF:12:LEU:N	2.75	0.49
32:YI:120:ILE:HD11	32:YI:126:TYR:CZ	2.47	0.49
45:YZ:152:ALA:O	45:YZ:154:ASP:N	2.41	0.49
54:Y8:56:GLU:O	54:Y8:57:ARG:C	2.50	0.49
1:QA:921:U:O2	5:QE:19:MET:HB2	2.12	0.49
1:QA:1213:A:N6	1:QA:1215:G:N3	2.60	0.49
2:QB:235:SER:OG	2:QB:236:TYR:N	2.46	0.49
6:QF:97:PHE:O	18:QR:31:LEU:HD23	2.12	0.49
19:QS:41:VAL:HA	19:QS:44:MET:HG3	1.93	0.49
25:RA:140:A:H8	25:RA:1408:C:HO2'	1.60	0.49
25:RA:242:G:O5'	54:R8:3:LYS:HE3	2.11	0.49
25:RA:911:A:C5	36:RQ:9:TYR:CD2	3.00	0.49
25:RA:1694:C:H4'	25:RA:1695:G:O5'	2.11	0.49
25:RA:1799:G:H4'	25:RA:1800:C:O5'	2.12	0.49
29:RF:178:PRO:HB2	29:RF:201:VAL:HG11	1.93	0.49

Continued on next page...

Continued from previous page...

Atom-1	Atom-2	Interatomic distance (Å)	Clash overlap (Å)
37:RR:44:LEU:HD22	37:RR:48:VAL:HG23	1.94	0.49
1:XA:337:C:H2'	1:XA:338:A:C8	2.48	0.49
1:XA:719:C:H1'	18:XR:49:LYS:HB3	1.93	0.49
1:XA:735:C:H5'	18:XR:71:LYS:HD3	1.95	0.49
1:XA:1281:U:H5'	1:XA:1282:C:OP2	2.11	0.49
13:XM:20:THR:C	13:XM:22:ILE:H	2.15	0.49
16:XP:28:ARG:NH1	16:XP:29:ASP:OD2	2.45	0.49
20:XT:29:LYS:HD2	20:XT:66:ALA:CB	2.42	0.49
25:YA:1693:U:H1'	27:YD:14:ARG:NH2	2.27	0.49
25:YA:2235:G:H2'	25:YA:2236:C:C6	2.47	0.49
27:YD:76:PRO:HA	27:YD:118:VAL:HG23	1.93	0.49
46:Y0:70:GLN:OE1	46:Y0:72:ARG:HD3	2.12	0.49
48:Y2:69:ARG:CB	48:Y2:69:ARG:HH11	2.25	0.49
1:QA:414:A:OP2	1:QA:428:G:N2	2.28	0.49
1:QA:501:C:OP1	12:QL:117:ARG:NH2	2.37	0.49
1:QA:1142:G:H2'	1:QA:1143:G:O4'	2.12	0.49
1:QA:1298:C:O2'	1:QA:1299:A:OP2	2.23	0.49
9:QI:46:ALA:HB2	9:QI:74:ILE:HG23	1.94	0.49
22:QV:75:C:H5"	22:QV:76:A:OP2	2.11	0.49
25:RA:1991:U:H2'	25:RA:1992:G:H5"	1.93	0.49
25:RA:2563:U:H1'	25:RA:2566:A:N6	2.27	0.49
25:RA:2689:U:H4'	25:RA:2690:C:O5'	2.12	0.49
25:RA:2734:A:H5'	25:RA:2735:G:OP2	2.12	0.49
25:RA:2811:G:OP1	28:RE:61:ARG:HG3	2.12	0.49
25:RA:2867:G:O2'	25:RA:2868:A:P	2.70	0.49
26:RB:24:G:H1'	26:RB:27:C:N4	2.27	0.49
30:RG:3:LEU:CD2	50:R4:25:TYR:CD1	2.87	0.49
30:RG:115:ARG:NH2	30:RG:137:GLU:OE1	2.45	0.49
31:RH:120:GLY:HA3	31:RH:140:LYS:NZ	2.28	0.49
45:RZ:166:SER:HB2	45:RZ:168:GLU:N	2.27	0.49
1:XA:255:G:O6	1:XA:266:G:O6	2.30	0.49
1:XA:464:G:C6	1:XA:466:C:H5'	2.48	0.49
1:XA:838:G:N1	1:XA:848:C:N4	2.32	0.49
9:XI:40:LEU:C	9:XI:42:ARG:H	2.15	0.49
13:XM:121:LYS:CA	13:XM:121:LYS:HE2	2.42	0.49
14:XN:23:ARG:NH1	14:XN:30:ALA:HB2	2.27	0.49
25:YA:918:A:N3	26:YB:80:U:O2'	2.43	0.49
25:YA:1130:U:HO2'	25:YA:1131:G:P	2.35	0.49
25:YA:2832:U:H4'	25:YA:2833:G:H5"	1.93	0.49
28:YE:37:ARG:HE	28:YE:37:ARG:H	1.59	0.49
28:YE:61:ARG:CB	28:YE:62:PRO:CD	2.90	0.49

Continued on next page...

Continued from previous page...

Atom-1	Atom-2	Interatomic distance (Å)	Clash overlap (Å)
31:YH:153:LYS:HA	31:YH:153:LYS:HZ3	1.75	0.49
35:YP:64:LYS:C	35:YP:66:GLY:N	2.65	0.49
38:YS:52:SER:O	38:YS:56:LEU:CD2	2.60	0.49
1:QA:1327:C:H2'	1:QA:1328:C:H6	1.76	0.49
1:QA:1446:A:HO2'	1:QA:1447:G:P	2.35	0.49
3:QC:14:ILE:HG12	3:QC:15:THR:H	1.76	0.49
3:QC:157:ILE:HD11	3:QC:166:GLU:HB2	1.95	0.49
8:QH:95:VAL:HB	8:QH:99:GLU:O	2.13	0.49
25:RA:594:U:H5'	54:R8:61:LEU:CD2	2.42	0.49
25:RA:724:U:H2'	25:RA:725:G:O4'	2.12	0.49
25:RA:1019:U:HO2'	25:RA:1021:A:H2	1.57	0.49
25:RA:1272:A:OP2	25:RA:1647:G:OP1	2.30	0.49
25:RA:1532:C:H42	25:RA:1539:G:H1	1.59	0.49
25:RA:2805:G:H2'	25:RA:2807:G:C8	2.48	0.49
27:RD:175:LEU:HD12	27:RD:185:VAL:HG21	1.93	0.49
28:RE:23:VAL:HG12	28:RE:173:VAL:HG21	1.94	0.49
28:RE:55:ASN:O	28:RE:57:LYS:N	2.44	0.49
31:RH:23:ARG:HD2	31:RH:34:GLU:OE2	2.12	0.49
38:RS:15:ARG:NH1	38:RS:25:ARG:HH21	2.11	0.49
50:R4:9:LEU:H	50:R4:27:THR:CG2	2.25	0.49
1:XA:724:G:C2	1:XA:725:G:C8	3.00	0.49
1:XA:974:A:OP2	14:XN:29:ARG:NH2	2.42	0.49
5:XE:11:ILE:CG2	5:XE:108:ALA:CB	2.90	0.49
6:XF:97:PHE:HB2	18:XR:32:ARG:CZ	2.41	0.49
25:YA:28:A:N6	25:YA:512:G:H1'	2.27	0.49
25:YA:242:G:H3'	54:Y8:6:THR:HG23	1.95	0.49
25:YA:613:U:H5'	25:YA:616:A:N6	2.28	0.49
25:YA:1586:A:H3'	25:YA:1587:A:H8	1.76	0.49
25:YA:2243:U:H2'	25:YA:2244:U:C6	2.48	0.49
25:YA:2319:G:N7	38:YS:3:ARG:HB3	2.27	0.49
25:YA:2635:C:H5'	28:YE:77:ILE:HD13	1.93	0.49
25:YA:2821:A:OP2	28:YE:110:GLY:HA3	2.12	0.49
27:YD:35:LYS:CG	27:YD:64:ILE:HG22	2.42	0.49
27:YD:72:LYS:O	27:YD:73:VAL:C	2.51	0.49
28:YE:17:ASP:N	28:YE:17:ASP:OD1	2.46	0.49
31:YH:153:LYS:O	31:YH:154:PRO:O	2.29	0.49
36:YQ:2:LEU:HD23	36:YQ:2:LEU:N	2.27	0.49
36:YQ:29:PHE:N	36:YQ:105:GLU:OE2	2.41	0.49
43:YX:53:LYS:HB3	43:YX:82:GLN:HB3	1.93	0.49
45:YZ:5:LEU:HB3	45:YZ:59:LEU:HA	1.94	0.49
50:Y4:15:ILE:H	50:Y4:15:ILE:HD13	1.76	0.49

Continued on next page...

Continued from previous page...

Atom-1	Atom-2	Interatomic distance (Å)	Clash overlap (Å)
54:Y8:10:ALA:O	54:Y8:14:VAL:HG12	2.11	0.49
1:QA:573:A:N3	1:QA:883:C:O2'	2.44	0.49
1:QA:1142:G:H3'	1:QA:1143:G:C8	2.48	0.49
12:QL:6:THR:O	12:QL:7:ILE:C	2.51	0.49
12:QL:62:SER:C	12:QL:64:TYR:H	2.14	0.49
14:QN:15:LYS:HD2	14:QN:16:PHE:CE2	2.47	0.49
18:QR:26:LEU:HD22	18:QR:42:ARG:HD2	1.94	0.49
25:RA:684:G:C2	25:RA:794:G:C2	3.00	0.49
25:RA:971:C:H2'	25:RA:972:G:O4'	2.12	0.49
25:RA:1257:C:H4'	29:RF:83:PHE:CD1	2.47	0.49
25:RA:1783:A:HO2'	25:RA:2607:G:HO2'	1.60	0.49
25:RA:2665:A:H2'	25:RA:2666:C:O4'	2.12	0.49
26:RB:78:A:H2'	26:RB:79:C:O4'	2.12	0.49
28:RE:179:GLU:O	28:RE:180:ASN:HB2	2.12	0.49
30:RG:110:ALA:HB1	30:RG:140:ILE:HD12	1.94	0.49
31:RH:103:LEU:H	31:RH:103:LEU:HD23	1.77	0.49
36:RQ:29:PHE:N	36:RQ:105:GLU:OE2	2.41	0.49
39:RT:41:ARG:NH1	39:RT:41:ARG:HB2	2.26	0.49
40:RU:92:ARG:O	40:RU:92:ARG:HG2	2.12	0.49
43:RX:60:ARG:HH12	53:R7:47:ARG:HH22	1.59	0.49
51:R5:20:ARG:C	51:R5:22:HIS:H	2.14	0.49
1:XA:347:G:O2'	1:XA:348:G:H5"	2.12	0.49
1:XA:1129:C:O2'	1:XA:1131:G:N7	2.45	0.49
10:XJ:49:VAL:HG22	14:XN:41:ARG:HB2	1.94	0.49
13:XM:121:LYS:HE2	13:XM:121:LYS:N	2.28	0.49
25:YA:994:C:OP1	40:YU:53:ARG:NH2	2.45	0.49
28:YE:111:ARG:HA	37:YR:1:MET:CG	2.43	0.49
28:YE:179:GLU:O	28:YE:180:ASN:HB2	2.12	0.49
30:YG:94:LEU:HD12	30:YG:99:MET:HA	1.95	0.49
31:YH:103:LEU:HD23	31:YH:103:LEU:H	1.77	0.49
33:YN:17:ASP:O	33:YN:56:ASN:HB2	2.12	0.49
33:YN:34:LEU:HD21	33:YN:120:LEU:HB2	1.94	0.49
38:YS:60:GLY:O	38:YS:61:ASN:CB	2.55	0.49
40:YU:95:LEU:HD22	41:YV:4:ILE:HD12	1.93	0.49
52:Y6:41:PRO:HD2	52:Y6:46:HIS:N	2.28	0.49
54:Y8:16:ILE:CD1	54:Y8:57:ARG:HG2	2.42	0.49
1:QA:109:A:C6	1:QA:326:G:C6	3.01	0.49
25:RA:242:G:C8	54:R8:5:LYS:HG2	2.46	0.49
25:RA:806:C:P	35:RP:41:ARG:HH11	2.35	0.49
25:RA:883:G:H22	25:RA:892:G:N2	2.10	0.49
25:RA:1022:G:O2'	25:RA:1023:U:OP2	2.20	0.49

Continued on next page...

Continued from previous page...

Atom-1	Atom-2	Interatomic distance (Å)	Clash overlap (Å)
25:RA:1278:A:H4'	37:RR:34:ILE:HD12	1.93	0.49
25:RA:2023:G:H5'	25:RA:2617:C:H4'	1.94	0.49
30:RG:54:GLU:HA	30:RG:57:ALA:HB3	1.94	0.49
32:RI:144:VAL:HG22	32:RI:145:VAL:H	1.77	0.49
33:RN:134:ARG:N	33:RN:135:PRO:HD3	2.28	0.49
36:RQ:132:VAL:HG12	36:RQ:133:ARG:N	2.27	0.49
45:RZ:70:LEU:HB2	45:RZ:91:LEU:HD21	1.95	0.49
49:R3:6:VAL:HG13	49:R3:56:VAL:HG13	1.93	0.49
50:R4:42:PHE:O	50:R4:44:THR:O	2.31	0.49
52:R6:15:GLU:CD	52:R6:41:PRO:HB3	2.32	0.49
53:R7:31:LEU:HD22	53:R7:42:LEU:HD13	1.95	0.49
1:XA:103:C:O2'	1:XA:172:A:N1	2.37	0.49
1:XA:108:G:H5"	1:XA:109:A:H5"	1.94	0.49
1:XA:729:A:H2'	1:XA:730:G:H8	1.76	0.49
1:XA:1225:A:H5"	1:XA:1226:C:OP2	2.13	0.49
13:XM:81:LEU:HD13	13:XM:88:ARG:HD2	1.94	0.49
25:YA:574:C:N3	28:YE:145:LYS:CE	2.76	0.49
25:YA:587:C:H4'	25:YA:588:U:O5'	2.12	0.49
25:YA:1478:G:H2'	25:YA:1479:G:H8	1.76	0.49
25:YA:2182:G:H2'	25:YA:2183:C:C6	2.48	0.49
25:YA:2820:A:O5'	37:YR:4:LEU:HD23	2.13	0.49
27:YD:130:ALA:C	27:YD:131:LEU:HD12	2.33	0.49
28:YE:179:GLU:OE1	28:YE:179:GLU:HA	2.10	0.49
38:YS:99:LYS:O	38:YS:101:LEU:N	2.45	0.49
40:YU:61:TRP:CD2	40:YU:94:ASN:HA	2.47	0.49
43:YX:57:LEU:HD11	43:YX:78:LYS:HD2	1.94	0.49
1:QA:579:G:H5'	1:QA:728:A:H1'	1.95	0.49
1:QA:584:G:H2'	1:QA:585:G:C8	2.48	0.49
3:QC:73:PRO:O	3:QC:76:VAL:HG22	2.13	0.49
17:QQ:18:THR:HG23	17:QQ:69:LYS:HE3	1.94	0.49
25:RA:26:G:H1'	25:RA:515:A:H61	1.77	0.49
25:RA:1085:A:O2'	25:RA:1086:A:OP1	2.25	0.49
25:RA:1667:G:H8	25:RA:1667:G:OP2	1.95	0.49
25:RA:1899:G:H21	25:RA:1902:C:H42	1.56	0.49
25:RA:2406:U:C2	35:RP:72:PRO:HB2	2.48	0.49
27:RD:228:PRO:HD3	27:RD:234:GLY:C	2.33	0.49
28:RE:95:ILE:H	28:RE:95:ILE:CD1	2.19	0.49
31:RH:54:ARG:HD3	31:RH:65:HIS:ND1	2.27	0.49
31:RH:98:LEU:HD12	31:RH:102:ALA:O	2.13	0.49
31:RH:124:GLU:HB3	31:RH:132:ARG:CG	2.42	0.49
31:RH:128:PRO:HD2	31:RH:129:THR:N	2.25	0.49

Continued on next page...

Continued from previous page...

Atom-1	Atom-2	Interatomic distance (Å)	Clash overlap (Å)
43:RX:27:THR:HB	43:RX:80:ILE:HB	1.94	0.49
45:RZ:152:ALA:O	45:RZ:154:ASP:N	2.41	0.49
50:R4:47:GLN:O	50:R4:48:ARG:CB	2.61	0.49
54:R8:33:ASN:O	54:R8:35:GLN:N	2.46	0.49
1:XA:401:C:H2'	1:XA:402:G:H8	1.78	0.49
1:XA:407:G:O4'	4:XD:119:GLN:NE2	2.46	0.49
1:XA:618:C:H5'	1:XA:619:U:H5"	1.95	0.49
1:XA:908:A:H2'	1:XA:909:A:C8	2.48	0.49
2:XB:24:TRP:CZ3	2:XB:26:PRO:HA	2.48	0.49
5:XE:10:MET:SD	5:XE:13:ILE:HD13	2.53	0.49
25:YA:729:G:O6	27:YD:209:ALA:N	2.44	0.49
25:YA:1055:G:O2'	25:YA:1085:A:N1	2.44	0.49
25:YA:1154:G:OP2	40:YU:58:ARG:NH1	2.46	0.49
29:YF:51:THR:O	29:YF:93:LYS:NZ	2.38	0.49
31:YH:19:VAL:HG13	31:YH:43:VAL:HG23	1.93	0.49
31:YH:54:ARG:HD3	31:YH:65:HIS:ND1	2.27	0.49
31:YH:98:LEU:HD12	31:YH:102:ALA:O	2.13	0.49
31:YH:124:GLU:HB3	31:YH:132:ARG:CG	2.43	0.49
38:YS:25:ARG:HH12	38:YS:42:ASP:CG	2.16	0.49
39:YT:107:ASP:H	39:YT:110:ILE:HG22	1.78	0.49
44:YY:86:ARG:HB2	44:YY:95:LYS:HD2	1.94	0.49
46:Y0:53:MET:HA	46:Y0:58:THR:O	2.13	0.49
52:Y6:41:PRO:O	52:Y6:45:LYS:HE3	2.12	0.49
1:QA:31:G:O2'	1:QA:48:C:N4	2.45	0.49
1:QA:1015:A:H2'	1:QA:1016:A:C8	2.47	0.49
3:QC:47:LEU:HD23	3:QC:68:VAL:HG11	1.94	0.49
7:QG:20:ASP:HB3	7:QG:23:VAL:HG23	1.94	0.49
25:RA:607:U:OP1	29:RF:102:PRO:HA	2.13	0.49
25:RA:2212:A:H1'	25:RA:2215:G:C5	2.47	0.49
25:RA:2336:A:H61	46:R0:43:THR:CG2	2.25	0.49
25:RA:2393:A:H2'	25:RA:2394:C:O4'	2.13	0.49
27:RD:35:LYS:HZ1	27:RD:65:ILE:HA	1.76	0.49
29:RF:150:GLY:HA2	29:RF:172:TRP:CE3	2.48	0.49
29:RF:160:ASN:HB3	29:RF:163:VAL:HB	1.95	0.49
30:RG:60:LEU:O	30:RG:64:THR:HG22	2.11	0.49
36:RQ:23:GLY:O	36:RQ:24:GLY:O	2.30	0.49
36:RQ:86:GLY:O	36:RQ:88:GLY:N	2.46	0.49
44:RY:47:LYS:HG2	44:RY:60:PHE:HD1	1.77	0.49
50:R4:22:ILE:H	50:R4:22:ILE:HD12	1.77	0.49
52:R6:14:THR:O	52:R6:49:HIS:HA	2.12	0.49
54:R8:41:ILE:HG13	54:R8:42:ARG:N	2.28	0.49

Continued on next page...

Continued from previous page...

Atom-1	Atom-2	Interatomic distance (Å)	Clash overlap (Å)
1:XA:163:C:H2'	1:XA:164:U:C6	2.47	0.49
1:XA:474:G:H2'	1:XA:475:G:H8	1.77	0.49
1:XA:1079:G:C6	1:XA:1080:A:N6	2.81	0.49
3:XC:148:GLY:HA3	3:XC:172:ARG:O	2.12	0.49
6:XF:19:LEU:HD21	6:XF:59:TYR:CE1	2.47	0.49
12:XL:6:THR:O	12:XL:7:ILE:C	2.51	0.49
13:XM:14:ARG:HG2	13:XM:17:VAL:HG23	1.95	0.49
25:YA:264:C:C2'	25:YA:265:A:H5"	2.43	0.49
25:YA:527:C:OP2	25:YA:2779:U:H5	1.96	0.49
25:YA:846:C:C2	25:YA:847:U:C5	3.00	0.49
25:YA:2277:G:H5"	36:YQ:85:LYS:CB	2.42	0.49
26:YB:12:C:C2'	46:Y0:73:GLY:HA3	2.43	0.49
27:YD:198:ASN:C	27:YD:198:ASN:HD22	2.16	0.49
28:YE:61:ARG:O	28:YE:62:PRO:C	2.51	0.49
31:YH:151:ILE:C	31:YH:152:ARG:O	2.49	0.49
34:YO:4:PRO:O	34:YO:5:GLN:HB2	2.11	0.49
38:YS:11:LYS:HG2	38:YS:11:LYS:O	2.12	0.49
52:Y6:21:TYR:HE2	52:Y6:53:LYS:HE3	1.77	0.49
54:Y8:58:ILE:O	54:Y8:61:LEU:HD12	2.13	0.49
1:QA:523:A:H61	12:QL:92:ASP:HB2	1.76	0.49
1:QA:564:C:OP1	12:QL:15:ARG:NE	2.45	0.49
1:QA:625:G:H2'	1:QA:626:U:H6	1.78	0.49
1:QA:976:G:N2	1:QA:1362(A):C:OP2	2.29	0.49
2:QB:21:ARG:O	2:QB:23:ARG:N	2.46	0.49
2:QB:96:ARG:H	2:QB:96:ARG:HD2	1.76	0.49
25:RA:1803:A:N1	25:RA:1822:G:O2'	2.42	0.49
28:RE:46:ALA:HB1	28:RE:80:GLU:HB2	1.94	0.49
28:RE:119:ARG:HD3	28:RE:160:TYR:HD2	1.78	0.49
31:RH:12:PRO:HD3	31:RH:48:GLY:O	2.13	0.49
31:RH:24:VAL:HG21	31:RH:72:ILE:HG12	1.94	0.49
50:R4:10:VAL:CG2	50:R4:11:PRO:HD2	2.43	0.49
51:R5:2:ALA:O	51:R5:3:LYS:CB	2.61	0.49
51:R5:48:GLU:HA	51:R5:59:GLU:CG	2.43	0.49
54:R8:58:ILE:O	54:R8:61:LEU:HD12	2.13	0.49
1:XA:109:A:C6	1:XA:326:G:C6	3.01	0.49
1:XA:901:A:C5	1:XA:902:G:H1'	2.48	0.49
1:XA:1238:A:H62	1:XA:1301:U:H3	1.59	0.49
1:XA:1297:C:H1'	1:XA:1298:C:H5	1.78	0.49
2:XB:47:THR:HA	2:XB:202:PRO:HG2	1.95	0.49
10:XJ:35:SER:OG	10:XJ:73:ASP:HB2	2.13	0.49
12:XL:11:VAL:HG11	17:XQ:36:ILE:HG21	1.93	0.49

Continued on next page...

Continued from previous page...

Atom-1	Atom-2	Interatomic distance (Å)	Clash overlap (Å)
20:XT:89:ARG:NH2	20:XT:104:LEU:HD11	2.27	0.49
25:YA:639:U:H2'	25:YA:640:C:C6	2.48	0.49
25:YA:1266:G:OP2	51:Y5:20:ARG:NE	2.41	0.49
25:YA:2729:G:O2'	28:YE:187:ALA:HB2	2.12	0.49
27:YD:123:ALA:HB3	27:YD:131:LEU:HG	1.94	0.49
27:YD:227:ASN:HB3	27:YD:228:PRO:CD	2.30	0.49
28:YE:119:ARG:HD3	28:YE:160:TYR:CD2	2.47	0.49
35:YP:147:LEU:HB3	35:YP:148:LEU:H	1.41	0.49
36:YQ:34:LEU:HD23	36:YQ:104:PHE:HD2	1.77	0.49
1:QA:110:C:H2'	1:QA:111:G:O4'	2.13	0.49
1:QA:1510:U:H2'	1:QA:1511:G:C8	2.47	0.49
4:QD:9:CYS:SG	4:QD:22:LYS:CE	2.90	0.49
4:QD:20:TYR:HA	4:QD:26:CYS:SG	2.53	0.49
5:QE:76:ILE:CG2	5:QE:118:ILE:HD13	2.43	0.49
7:QG:155:ARG:O	7:QG:155:ARG:NH2	2.46	0.49
10:QJ:24:VAL:HG21	10:QJ:37:PRO:HD3	1.95	0.49
14:QN:27:CYS:SG	14:QN:29:ARG:HB2	2.53	0.49
20:QT:79:ARG:O	20:QT:83:ARG:HG3	2.12	0.49
25:RA:2271:G:OP1	46:R0:18:ALA:HB1	2.13	0.49
25:RA:2818:G:OP2	37:RR:42:LYS:NZ	2.43	0.49
31:RH:42:ARG:O	31:RH:52:VAL:HA	2.12	0.49
32:RI:74:ASN:N	32:RI:74:ASN:OD1	2.46	0.49
36:RQ:31:ASP:O	36:RQ:32:TYR:CG	2.66	0.49
39:RT:16:ARG:HD3	39:RT:19:LEU:HD11	1.94	0.49
46:R0:32:ARG:H	46:R0:35:ASN:ND2	2.11	0.49
51:R5:45:VAL:O	51:R5:45:VAL:HG12	2.13	0.49
51:R5:52:TYR:O	51:R5:53:ALA:CB	2.60	0.49
52:R6:25:LYS:HE2	52:R6:27:LYS:HD3	1.94	0.49
1:XA:64:G:H4'	1:XA:65:U:H5'	1.94	0.49
1:XA:263:A:OP2	20:XT:79:ARG:NH1	2.44	0.49
1:XA:431:A:H2'	1:XA:432:A:O4'	2.13	0.49
1:XA:737:A:H2'	1:XA:738:C:C6	2.48	0.49
1:XA:923:A:OP1	5:XE:21:ALA:HB2	2.13	0.49
5:XE:98:THR:HG22	5:XE:101:ILE:HD11	1.93	0.49
25:YA:27:G:O2'	25:YA:28:A:C8	2.66	0.49
25:YA:580:C:H2'	25:YA:581:C:C6	2.47	0.49
25:YA:782:A:N3	27:YD:226:MET:HB3	2.27	0.49
25:YA:2545:G:H2'	25:YA:2546:U:O4'	2.13	0.49
25:YA:2636:U:OP1	28:YE:79:ARG:HG3	2.12	0.49
27:YD:25:THR:O	27:YD:27:THR:HG22	2.12	0.49
35:YP:27:HIS:ND1	35:YP:27:HIS:N	2.61	0.49

Continued on next page...

Continued from previous page...

Atom-1	Atom-2	Interatomic distance (Å)	Clash overlap (Å)
38:YS:48:LEU:N	38:YS:48:LEU:CD1	2.76	0.49
54:Y8:33:ASN:O	54:Y8:35:GLN:N	2.46	0.49
54:Y8:35:GLN:OE1	54:Y8:35:GLN:HA	2.12	0.49
54:Y8:52:LYS:H	54:Y8:53:PRO:HD2	1.66	0.49
1:QA:1384:C:H2'	1:QA:1385:G:C8	2.48	0.48
2:QB:80:ILE:HG21	2:QB:212:GLN:HA	1.95	0.48
15:QO:87:ILE:HG22	15:QO:88:ARG:H	1.78	0.48
20:QT:33:ILE:HD12	20:QT:63:ILE:HG13	1.94	0.48
25:RA:1111:A:H4'	31:RH:3:ARG:CD	2.43	0.48
25:RA:1204:A:H2	25:RA:1241:A:N1	2.11	0.48
25:RA:1516:U:H2'	25:RA:1517:G:H8	1.77	0.48
25:RA:2528:U:OP1	55:R9:30:PRO:HG2	2.13	0.48
28:RE:38:THR:O	28:RE:42:ASP:HB2	2.13	0.48
31:RH:123:PHE:O	31:RH:125:VAL:HG23	2.13	0.48
31:RH:137:ASP:CB	31:RH:140:LYS:HB2	2.43	0.48
51:R5:56:LYS:HD2	51:R5:56:LYS:N	2.13	0.48
1:XA:545:C:OP1	4:XD:61:LYS:NZ	2.45	0.48
11:XK:59:TYR:CZ	11:XK:63:LEU:HD11	2.48	0.48
16:XP:26:ARG:HH21	16:XP:31:LYS:HB3	1.76	0.48
25:YA:530:G:O2'	25:YA:2021:C:O2'	2.30	0.48
25:YA:2540:C:H2'	25:YA:2541:A:O4'	2.12	0.48
25:YA:2567:G:H2'	25:YA:2568:C:C6	2.48	0.48
35:YP:59:LEU:CA	35:YP:61:ARG:HE	2.24	0.48
35:YP:62:LEU:HD21	54:Y8:25:MET:CB	2.39	0.48
36:YQ:23:GLY:O	36:YQ:24:GLY:O	2.30	0.48
36:YQ:86:GLY:O	36:YQ:88:GLY:N	2.46	0.48
36:YQ:112:GLU:H	36:YQ:112:GLU:CD	2.17	0.48
38:YS:55:ALA:O	38:YS:56:LEU:HB3	2.14	0.48
42:YW:51:LEU:HD23	42:YW:105:VAL:HG11	1.94	0.48
1:QA:429:U:H3'	4:QD:22:LYS:HZ1	1.78	0.48
1:QA:1285:A:H5'	1:QA:1286:A:C2	2.47	0.48
12:QL:119:LYS:C	12:QL:120:TYR:HD1	2.16	0.48
15:QO:16:ALA:HB1	15:QO:21:ASP:HB3	1.95	0.48
21:QU:5:ASP:O	21:QU:11:GLY:HA3	2.13	0.48
25:RA:635:C:O2'	25:RA:639:U:OP1	2.26	0.48
43:RX:39:ILE:O	43:RX:43:VAL:HG12	2.13	0.48
44:RY:47:LYS:HG2	44:RY:60:PHE:CD1	2.48	0.48
1:XA:312:C:H2'	1:XA:313:A:C8	2.48	0.48
1:XA:957:U:N3	1:XA:960:U:OP2	2.32	0.48
1:XA:1308:U:OP1	13:XM:98:VAL:HG23	2.12	0.48
3:XC:130:VAL:HG21	3:XC:157:ILE:HG23	1.94	0.48

Continued on next page...

Continued from previous page...

Atom-1	Atom-2	Interatomic distance (Å)	Clash overlap (Å)
25:YA:2271:G:OP1	46:Y0:18:ALA:HB1	2.13	0.48
26:YB:40:U:H3	26:YB:43:C:H5"	1.77	0.48
30:YG:166:ASP:HA	30:YG:169:ALA:HB3	1.94	0.48
31:YH:13:LYS:HE2	31:YH:13:LYS:CA	2.40	0.48
31:YH:42:ARG:O	31:YH:52:VAL:HA	2.13	0.48
31:YH:137:ASP:CB	31:YH:140:LYS:HB2	2.43	0.48
34:YO:76:ALA:HB3	39:YT:75:ILE:HD12	1.95	0.48
40:YU:98:LEU:O	40:YU:102:GLU:N	2.37	0.48
45:YZ:5:LEU:HD11	45:YZ:39:VAL:HB	1.95	0.48
45:YZ:69:THR:HG22	45:YZ:90:VAL:HG22	1.96	0.48
1:QA:34:C:H2'	1:QA:35:G:C8	2.49	0.48
1:QA:148:G:H1	1:QA:174:C:N4	2.09	0.48
1:QA:266:G:H5"	1:QA:267:C:C5	2.48	0.48
1:QA:1128:C:H1'	1:QA:1146:A:H61	1.77	0.48
1:QA:1152:A:OP1	10:QJ:68:HIS:NE2	2.46	0.48
1:QA:1275:A:H2'	1:QA:1276:G:O4'	2.13	0.48
3:QC:162:GLN:NE2	3:QC:162:GLN:CA	2.68	0.48
7:QG:113:GLU:HG3	7:QG:119:ARG:HG2	1.94	0.48
12:QL:38:THR:CG2	12:QL:57:LYS:HB3	2.44	0.48
19:QS:77:THR:HG22	19:QS:78:ARG:HD3	1.96	0.48
25:RA:1332:G:N2	25:RA:1609:A:O2'	2.46	0.48
25:RA:2292:C:P	38:RS:17:ARG:HH22	2.35	0.48
28:RE:77:ILE:CD1	28:RE:78:LEU:N	2.70	0.48
36:RQ:34:LEU:HD23	36:RQ:104:PHE:HD2	1.77	0.48
37:RR:97:VAL:HG22	37:RR:114:VAL:CG2	2.43	0.48
1:XA:953:G:H2'	1:XA:954:G:O4'	2.13	0.48
1:XA:1060:C:C5	3:XC:2:GLY:HA2	2.48	0.48
3:XC:79:ARG:HH12	3:XC:82:GLU:HG3	1.78	0.48
3:XC:134:ILE:HG23	3:XC:151:VAL:HB	1.94	0.48
5:XE:50:GLU:HG3	5:XE:52:PRO:HD2	1.95	0.48
6:XF:35:ALA:HA	6:XF:67:MET:HB3	1.94	0.48
12:XL:85:ILE:HD11	12:XL:98:TYR:CB	2.42	0.48
15:XO:70:LEU:HD11	15:XO:77:ARG:HG3	1.96	0.48
22:XV:14:G:N2	22:XV:48:C:H42	2.09	0.48
25:YA:305:U:H2'	25:YA:306:U:C6	2.48	0.48
25:YA:1062:G:H2'	25:YA:1063:G:C8	2.47	0.48
25:YA:2212:A:H1'	25:YA:2215:G:C5	2.48	0.48
25:YA:2401:U:H2'	25:YA:2402:C:H5"	1.95	0.48
26:YB:74:U:H2'	26:YB:75:G:O4'	2.13	0.48
27:YD:48:ARG:HG3	27:YD:48:ARG:HH11	1.78	0.48
28:YE:38:THR:O	28:YE:42:ASP:HB2	2.13	0.48

Continued on next page...

Continued from previous page...

Atom-1	Atom-2	Interatomic distance (Å)	Clash overlap (Å)
28:YE:47:VAL:O	28:YE:48:GLN:C	2.52	0.48
38:YS:33:LYS:HB3	38:YS:34:HIS:CD2	2.48	0.48
1:QA:110:C:O2'	16:QP:25:ARG:O	2.26	0.48
1:QA:1218:C:H2'	1:QA:1219:U:C6	2.48	0.48
2:QB:163:PHE:HD1	2:QB:185:ILE:HG13	1.78	0.48
10:QJ:32:ALA:HB3	10:QJ:76:ASN:HB2	1.96	0.48
13:QM:23:TYR:HE1	13:QM:70:LEU:HD12	1.77	0.48
19:QS:26:GLY:O	19:QS:28:LYS:N	2.41	0.48
25:RA:18:C:O2'	25:RA:553:U:OP1	2.30	0.48
25:RA:27:G:O2'	25:RA:28:A:H8	1.96	0.48
25:RA:443:A:N7	29:RF:45:ARG:HD2	2.27	0.48
25:RA:1045:A:N9	25:RA:1111:A:N6	2.62	0.48
25:RA:1047:G:H2'	25:RA:1110:G:H1	1.77	0.48
25:RA:1436:G:H1'	25:RA:1477:A:O2'	2.13	0.48
25:RA:2096:U:H3	25:RA:2193:G:H1	1.61	0.48
25:RA:2250:G:C5	36:RQ:82:ARG:HD2	2.48	0.48
25:RA:2747:G:OP1	31:RH:138:LYS:NZ	2.45	0.48
28:RE:78:LEU:CD2	28:RE:79:ARG:HD2	2.44	0.48
30:RG:98:ARG:HE	30:RG:98:ARG:HB2	1.38	0.48
31:RH:10:PRO:C	31:RH:11:VAL:HG22	2.34	0.48
31:RH:104:GLU:HG3	31:RH:114:VAL:HG22	1.96	0.48
32:RI:53:ALA:O	32:RI:57:ARG:HG3	2.08	0.48
33:RN:4:TYR:O	40:RU:64:ARG:NH1	2.46	0.48
36:RQ:112:GLU:CD	36:RQ:112:GLU:H	2.17	0.48
47:R1:53:VAL:HB	47:R1:58:ILE:HD12	1.94	0.48
49:R3:4:LEU:O	49:R3:36:VAL:HA	2.13	0.48
54:R8:56:GLU:O	54:R8:58:ILE:N	2.47	0.48
1:XA:429:U:H1'	1:XA:430:A:H5"	1.94	0.48
1:XA:686:U:O2'	11:XK:42:TRP:NE1	2.46	0.48
2:XB:101:MET:HA	2:XB:108:ILE:HG13	1.95	0.48
3:XC:7:PRO:O	3:XC:11:ARG:HG2	2.13	0.48
6:XF:36:ARG:CZ	6:XF:38:GLU:HG2	2.44	0.48
12:XL:38:THR:CG2	12:XL:57:LYS:HB3	2.44	0.48
12:XL:119:LYS:C	12:XL:120:TYR:HD1	2.16	0.48
25:YA:242:G:C3'	54:Y8:6:THR:HG23	2.43	0.48
25:YA:910:A:N3	25:YA:2264:C:O2'	2.43	0.48
25:YA:1590:U:H2'	25:YA:1591:G:C8	2.49	0.48
25:YA:2439:A:H5'	25:YA:2439:A:H8	1.78	0.48
29:YF:155:LEU:HD23	29:YF:186:ILE:HA	1.95	0.48
31:YH:82:GLY:O	31:YH:83:TYR:O	2.31	0.48
47:Y1:41:ARG:HH11	47:Y1:41:ARG:HG3	1.79	0.48

Continued on next page...

Continued from previous page...

Atom-1	Atom-2	Interatomic distance (Å)	Clash overlap (Å)
1:QA:411:A:C5	1:QA:413:G:H1'	2.48	0.48
1:QA:630:G:N2	1:QA:631:G:H21	2.10	0.48
1:QA:718:G:H5'	11:QK:117:ASN:ND2	2.28	0.48
1:QA:1349:A:P	9:QI:118:LYS:HZ3	2.36	0.48
3:QC:150:LYS:HG3	3:QC:169:ALA:HB2	1.96	0.48
4:QD:166:LYS:HD3	27:YD:134:ARG:HH12	1.78	0.48
10:QJ:80:LYS:HA	10:QJ:80:LYS:HD3	1.69	0.48
12:QL:27:LEU:C	12:QL:29:GLY:N	2.64	0.48
13:QM:49:THR:HG22	13:QM:51:ALA:H	1.79	0.48
25:RA:2298:A:H2'	25:RA:2299:G:O4'	2.13	0.48
25:RA:2495:G:H5"	36:RQ:81:VAL:CG1	2.44	0.48
36:RQ:21:THR:HB	36:RQ:22:LYS:H	1.42	0.48
44:RY:81:LYS:NZ	44:RY:98:VAL:HG11	2.28	0.48
45:RZ:45:ASP:O	45:RZ:49:ARG:HG2	2.13	0.48
50:R4:42:PHE:O	50:R4:43:TYR:C	2.51	0.48
1:XA:1175:G:H2'	1:XA:1176:A:C8	2.48	0.48
2:XB:73:THR:OG1	2:XB:170:GLU:OE2	2.23	0.48
11:XK:18:ARG:NH2	11:XK:35:PRO:O	2.45	0.48
25:YA:728:G:H4'	27:YD:13:ARG:HD2	1.94	0.48
25:YA:1826:G:O2'	27:YD:242:ARG:NH2	2.46	0.48
25:YA:2467:C:C4'	36:YQ:123:HIS:CD2	2.96	0.48
25:YA:2756:U:OP2	55:Y9:19:ARG:NH2	2.46	0.48
27:YD:33:LEU:HB3	27:YD:34:VAL:H	1.48	0.48
27:YD:44:ASN:H	27:YD:44:ASN:ND2	1.97	0.48
29:YF:107:LYS:O	29:YF:110:LEU:N	2.47	0.48
29:YF:128:ALA:O	29:YF:129:PHE:HB2	2.13	0.48
29:YF:198:ALA:O	29:YF:201:VAL:HG12	2.13	0.48
31:YH:7:LEU:N	31:YH:8:PRO:CD	2.77	0.48
31:YH:12:PRO:HD3	31:YH:48:GLY:O	2.13	0.48
31:YH:23:ARG:HD2	31:YH:34:GLU:OE2	2.12	0.48
43:YX:63:LYS:O	43:YX:64:LYS:HD2	2.14	0.48
51:Y5:41:PRO:O	51:Y5:44:THR:OG1	2.32	0.48
1:QA:1004:A:O5'	1:QA:1025:U:N3	2.46	0.48
7:QG:57:GLU:OE1	7:QG:57:GLU:N	2.41	0.48
10:QJ:50:ILE:HD12	10:QJ:57:LYS:HA	1.95	0.48
16:QP:43:LYS:HA	16:QP:48:TRP:HB3	1.96	0.48
25:RA:414:C:H2'	25:RA:415:A:H8	1.78	0.48
25:RA:1062:G:H2'	25:RA:1063:G:C8	2.48	0.48
29:RF:102:PRO:HB2	29:RF:105:VAL:HG23	1.94	0.48
35:RP:65:ARG:HH21	54:R8:46:ARG:HH12	1.60	0.48
37:RR:2:ARG:HA	37:RR:5:LYS:HE3	1.95	0.48

Continued on next page...

Continued from previous page...

Atom-1	Atom-2	Interatomic distance (Å)	Clash overlap (Å)
38:RS:64:GLU:O	38:RS:68:GLN:HG3	2.14	0.48
51:R5:49:CYS:SG	51:R5:58:LEU:HB2	2.53	0.48
54:R8:35:GLN:OE1	54:R8:35:GLN:HA	2.12	0.48
6:XF:10:LEU:HD22	6:XF:61:LEU:HD11	1.94	0.48
9:XI:9:ARG:HB2	9:XI:14:VAL:HA	1.96	0.48
12:XL:8:ASN:OD1	17:XQ:34:LYS:NZ	2.32	0.48
25:YA:1535:U:N3	25:YA:1537:C:H1'	2.27	0.48
27:YD:35:LYS:HD2	27:YD:104:TYR:CE1	2.49	0.48
28:YE:174:ASP:O	28:YE:182:LEU:HD12	2.14	0.48
31:YH:124:GLU:HB3	31:YH:132:ARG:CD	2.44	0.48
32:YI:133:HIS:HB2	32:YI:134:PRO:CD	2.43	0.48
36:YQ:31:ASP:O	36:YQ:32:TYR:CG	2.66	0.48
39:YT:102:ILE:HB	39:YT:110:ILE:HD13	1.95	0.48
41:YV:15:GLU:O	41:YV:18:LEU:HB2	2.14	0.48
44:YY:35:TYR:CD2	44:YY:69:ALA:HB3	2.49	0.48
48:Y2:16:LEU:O	48:Y2:17:SER:CB	2.56	0.48
1:QA:620:C:C2	4:QD:135:LEU:HG	2.48	0.48
1:QA:857:C:H2'	1:QA:858:G:O4'	2.13	0.48
1:QA:1080:A:C5'	5:QE:16:THR:HG21	2.44	0.48
1:QA:1126:U:H1'	1:QA:1280:A:N7	2.29	0.48
1:QA:1343:G:H2'	1:QA:1344:C:C6	2.49	0.48
1:QA:1466:C:H2'	1:QA:1467:G:O4'	2.14	0.48
9:QI:17:VAL:HG11	9:QI:81:ILE:HA	1.95	0.48
11:QK:48:ILE:HD11	11:QK:64:ALA:HA	1.95	0.48
15:QO:26:GLU:H	15:QO:26:GLU:HG2	1.42	0.48
17:QQ:100:LYS:O	17:QQ:101:ARG:NE	2.47	0.48
20:QT:30:LYS:NZ	20:QT:80:ARG:NH1	2.62	0.48
25:RA:49:A:H4'	25:RA:50:U:H5"	1.94	0.48
25:RA:372:G:O2'	25:RA:373:U:P	2.71	0.48
25:RA:492:A:H2'	25:RA:493:G:O4'	2.13	0.48
25:RA:780:G:H21	25:RA:783:A:H62	1.60	0.48
25:RA:1782:C:H1'	25:RA:2609:U:H5"	1.95	0.48
28:RE:61:ARG:CB	28:RE:62:PRO:CD	2.90	0.48
29:RF:103:LYS:HA	29:RF:106:ARG:HG3	1.94	0.48
30:RG:81:LYS:O	30:RG:82:LEU:HB2	2.13	0.48
31:RH:7:LEU:N	31:RH:8:PRO:CD	2.77	0.48
44:RY:51:VAL:O	44:RY:56:PRO:HA	2.14	0.48
50:R4:60:GLN:O	50:R4:63:TYR:HB3	2.14	0.48
2:XB:74:LYS:HE2	2:XB:169:LYS:HG3	1.94	0.48
25:YA:127:A:H5"	25:YA:128:C:C6	2.48	0.48
25:YA:1678:G:H8	25:YA:1678:G:O5'	1.96	0.48

Continued on next page...

Continued from previous page...

Atom-1	Atom-2	Interatomic distance (Å)	Clash overlap (Å)
25:YA:1889:A:O2'	25:YA:2087:G:H5'	2.13	0.48
25:YA:1930:G:N2	25:YA:1969:A:OP2	2.36	0.48
25:YA:2023:G:H4'	25:YA:2617:C:O3'	2.14	0.48
25:YA:2563:U:H1'	25:YA:2566:A:N6	2.28	0.48
25:YA:2811:G:OP1	28:YE:61:ARG:CG	2.62	0.48
27:YD:25:THR:O	27:YD:26:LYS:C	2.52	0.48
27:YD:130:ALA:HA	27:YD:192:THR:HA	1.95	0.48
28:YE:77:ILE:CD1	28:YE:78:LEU:N	2.70	0.48
31:YH:41:MET:HG3	31:YH:54:ARG:HA	1.96	0.48
31:YH:127:GLU:HB3	31:YH:128:PRO:HD2	1.92	0.48
31:YH:153:LYS:CB	31:YH:154:PRO:CD	2.69	0.48
36:YQ:42:ILE:HD12	36:YQ:42:ILE:N	2.29	0.48
38:YS:18:ILE:O	38:YS:19:LYS:O	2.30	0.48
40:YU:60:LEU:HD22	40:YU:60:LEU:O	2.14	0.48
40:YU:97:ASP:OD2	40:YU:101:ARG:NH1	2.46	0.48
48:Y2:33:MET:O	48:Y2:37:PHE:HD1	1.95	0.48
48:Y2:69:ARG:HH11	48:Y2:69:ARG:HB3	1.79	0.48
1:QA:35:G:H2'	1:QA:36:C:C6	2.49	0.48
1:QA:164:U:H2'	1:QA:165:C:C6	2.49	0.48
9:QI:40:LEU:O	9:QI:42:ARG:N	2.46	0.48
13:QM:121:LYS:NZ	24:QY:40:G:H4'	2.29	0.48
20:QT:12:ALA:O	20:QT:15:ARG:HB2	2.14	0.48
25:RA:263:C:H2'	25:RA:264:C:O4'	2.14	0.48
25:RA:1534:G:N3	25:RA:1534:G:H2'	2.27	0.48
25:RA:2283:C:P	52:R6:5:VAL:HG13	2.54	0.48
25:RA:2376:A:H2'	25:RA:2377:A:O4'	2.12	0.48
30:RG:82:LEU:HD21	30:RG:88:ILE:HG13	1.96	0.48
32:RI:29:TYR:HD2	32:RI:30:LEU:HD23	1.79	0.48
36:RQ:87:LYS:O	36:RQ:89:ASN:N	2.43	0.48
45:RZ:111:VAL:HG22	45:RZ:112:ARG:N	2.19	0.48
54:R8:30:ARG:O	54:R8:31:HIS:HB2	2.12	0.48
54:R8:43:GLN:C	54:R8:44:LYS:HD2	2.34	0.48
1:XA:1318:A:H5'	19:XS:11:VAL:HG11	1.96	0.48
9:XI:114:TYR:N	9:XI:114:TYR:CD1	2.81	0.48
25:YA:330:A:HO2'	25:YA:331:A:H8	1.58	0.48
25:YA:586:A:H5'	29:YF:89:VAL:HG21	1.96	0.48
25:YA:1952:A:C6	25:YA:1953:A:N1	2.81	0.48
25:YA:2059:A:H5'	25:YA:2060:A:OP2	2.14	0.48
25:YA:2119:A:H61	25:YA:2168:G:H22	1.60	0.48
25:YA:2349:G:OP2	54:Y8:42:ARG:HD3	2.14	0.48
25:YA:2619:C:O2'	28:YE:156:MET:CE	2.62	0.48

Continued on next page...

Continued from previous page...

Atom-1	Atom-2	Interatomic distance (Å)	Clash overlap (Å)
27:YD:35:LYS:CG	27:YD:64:ILE:CG2	2.92	0.48
28:YE:23:VAL:HG12	28:YE:173:VAL:HG21	1.94	0.48
28:YE:93:VAL:C	28:YE:95:ILE:H	2.17	0.48
29:YF:45:ARG:NH1	29:YF:45:ARG:HG2	2.28	0.48
29:YF:129:PHE:CD2	29:YF:163:VAL:HG21	2.48	0.48
31:YH:120:GLY:HA3	31:YH:140:LYS:NZ	2.27	0.48
36:YQ:19:GLY:O	36:YQ:98:LYS:HD3	2.14	0.48
38:YS:56:LEU:C	38:YS:56:LEU:HD23	2.34	0.48
38:YS:66:ALA:HA	38:YS:69:VAL:HG12	1.96	0.48
41:YV:76:LYS:HB2	41:YV:81:TYR:HB3	1.95	0.48
42:YW:67:ASP:N	42:YW:67:ASP:OD1	2.46	0.48
52:Y6:27:LYS:NZ	52:Y6:27:LYS:HB2	2.28	0.48
1:QA:42:G:H2'	1:QA:43:C:O4'	2.13	0.48
1:QA:520:A:OP2	12:QL:51:ALA:HB1	2.13	0.48
28:RE:64:LYS:C	28:RE:66:HIS:N	2.68	0.48
28:RE:93:VAL:H	28:RE:95:ILE:CD1	2.23	0.48
28:RE:93:VAL:C	28:RE:95:ILE:H	2.17	0.48
29:RF:133:ASN:O	29:RF:135:LYS:N	2.46	0.48
31:RH:131:VAL:HG12	31:RH:132:ARG:N	2.29	0.48
36:RQ:19:GLY:O	36:RQ:98:LYS:HD3	2.14	0.48
36:RQ:119:ARG:O	36:RQ:123:HIS:HD2	1.97	0.48
52:R6:18:ARG:HB2	52:R6:44:ARG:HH12	1.77	0.48
1:XA:263:A:P	20:XT:79:ARG:HH11	2.37	0.48
1:XA:1117:G:H5"	9:XI:104:ARG:NH1	2.29	0.48
5:XE:41:VAL:HG13	5:XE:113:ALA:CB	2.36	0.48
19:XS:39:THR:HG22	19:XS:40:ILE:H	1.78	0.48
20:XT:93:GLU:OE1	20:XT:94:ALA:N	2.46	0.48
25:YA:226:G:H2'	25:YA:227:A:C8	2.49	0.48
25:YA:1007:C:OP1	33:YN:35:ARG:NH1	2.46	0.48
25:YA:1022:G:OP2	33:YN:65:LYS:HE3	2.14	0.48
25:YA:1533:C:N4	25:YA:1538:G:H1	2.11	0.48
28:YE:15:PHE:CD1	28:YE:20:ALA:HB2	2.49	0.48
28:YE:55:ASN:O	28:YE:57:LYS:N	2.44	0.48
28:YE:64:LYS:C	28:YE:66:HIS:N	2.68	0.48
28:YE:119:ARG:HD3	28:YE:160:TYR:HD2	1.78	0.48
44:YY:44:ILE:HG13	44:YY:45:VAL:N	2.28	0.48
1:QA:299:G:H2'	1:QA:300:A:C8	2.49	0.48
1:QA:381:C:H2'	1:QA:382:A:O4'	2.14	0.48
1:QA:793:U:O2	1:QA:1516:G:H4'	2.13	0.48
1:QA:1143:G:H2'	1:QA:1144:G:H8	1.79	0.48
1:QA:1499:A:H1'	1:QA:1520:G:H5'	1.94	0.48

Continued on next page...

Continued from previous page...

Atom-1	Atom-2	Interatomic distance (Å)	Clash overlap (Å)
8:QH:102:ARG:NH1	8:QH:105:ARG:HH22	2.12	0.48
10:QJ:78:ASN:O	10:QJ:82:ILE:HG12	2.14	0.48
25:RA:526:A:OP1	25:RA:527:C:OP1	2.31	0.48
25:RA:747:U:C2	51:R5:2:ALA:CB	2.96	0.48
25:RA:817:C:O2'	25:RA:839:U:H5"	2.13	0.48
25:RA:1678:G:H22	25:RA:1989:G:N2	2.12	0.48
25:RA:2126:A:N6	25:RA:2163:C:O2'	2.47	0.48
27:RD:25:THR:O	27:RD:27:THR:HG22	2.14	0.48
35:RP:61:ARG:HG3	54:R8:13:ARG:HH11	1.79	0.48
43:RX:83:VAL:HG11	43:RX:87:GLN:HB2	1.96	0.48
54:R8:53:PRO:CD	54:R8:54:GLU:N	2.77	0.48
1:XA:522:C:H41	12:XL:53:ARG:HH22	1.61	0.48
1:XA:523:A:N6	12:XL:92:ASP:HB2	2.27	0.48
1:XA:790:A:C6	1:XA:791:G:C6	3.02	0.48
1:XA:1489:G:H2'	1:XA:1490:C:O4'	2.14	0.48
16:XP:22:THR:HA	16:XP:33:ILE:HG12	1.96	0.48
24:XY:37:A:O2'	25:YA:1913:A:N1	2.45	0.48
25:YA:592:G:N3	54:Y8:4:MET:HE2	2.28	0.48
25:YA:919:G:N2	25:YA:2269:A:OP2	2.46	0.48
25:YA:1178:C:H2'	25:YA:1179:C:C6	2.49	0.48
25:YA:1654:A:OP2	37:YR:2:ARG:HD2	2.14	0.48
25:YA:2126:A:N6	25:YA:2163:C:O2'	2.47	0.48
25:YA:2397:G:H5"	47:Y1:28:GLY:HA2	1.96	0.48
26:YB:104:A:H5'	45:YZ:72:ARG:HD3	1.96	0.48
27:YD:27:THR:O	27:YD:29:PRO:CD	2.62	0.48
31:YH:10:PRO:C	31:YH:11:VAL:HG22	2.34	0.48
36:YQ:60:ARG:NH2	36:YQ:60:ARG:HB2	2.28	0.48
1:QA:335:C:O2'	1:QA:1433:A:N3	2.45	0.47
2:QB:97:TRP:CH2	2:QB:173:ALA:HA	2.49	0.47
25:RA:78:A:H2'	25:RA:79:G:H8	1.79	0.47
25:RA:593:G:H1	25:RA:664:C:N4	2.10	0.47
25:RA:922:U:H2'	25:RA:923:C:C6	2.49	0.47
25:RA:1790:C:H5"	25:RA:1791:A:OP1	2.14	0.47
33:RN:7:LYS:H	33:RN:7:LYS:HD2	1.79	0.47
35:RP:13:ASN:C	35:RP:15:ARG:H	2.17	0.47
36:RQ:42:ILE:HD12	36:RQ:42:ILE:N	2.29	0.47
1:XA:1227:A:OP1	19:XS:80:TYR:OH	2.25	0.47
1:XA:1312:G:H5"	50:Y4:67:TYR:OH	2.14	0.47
3:XC:34:LEU:HD23	3:XC:38:ARG:HG3	1.95	0.47
5:XE:6:PHE:CE1	5:XE:36:ASP:HB3	2.48	0.47
8:XH:49:GLU:HG2	8:XH:62:TYR:HE2	1.78	0.47

Continued on next page...

Continued from previous page...

Atom-1	Atom-2	Interatomic distance (Å)	Clash overlap (Å)
10:XJ:38:ILE:HD11	10:XJ:71:LEU:HD23	1.96	0.47
25:YA:273:G:H1	25:YA:364:C:N4	2.11	0.47
25:YA:286:C:H2'	25:YA:287:C:C6	2.48	0.47
25:YA:1614:A:H61	42:YW:88:ARG:H	1.62	0.47
31:YH:45:VAL:HG13	31:YH:45:VAL:O	2.14	0.47
33:YN:134:ARG:N	33:YN:135:PRO:HD3	2.29	0.47
41:YV:44:LYS:O	41:YV:46:VAL:HG12	2.13	0.47
45:YZ:10:ARG:HH21	45:YZ:26:GLY:H	1.61	0.47
45:YZ:182:LYS:CG	45:YZ:183:LEU:HD23	2.39	0.47
51:Y5:46:CYS:O	51:Y5:48:GLU:N	2.38	0.47
54:Y8:53:PRO:CD	54:Y8:54:GLU:N	2.77	0.47
1:QA:617:G:H1	1:QA:623:C:N4	2.09	0.47
1:QA:1052:U:H5"	1:QA:1053:G:OP2	2.14	0.47
1:QA:1225:A:H5"	1:QA:1226:C:OP2	2.13	0.47
1:QA:1305:G:O2'	1:QA:1306:A:O4'	2.32	0.47
1:QA:1305:G:O2'	1:QA:1306:A:H8	1.97	0.47
2:QB:25:ASN:O	2:QB:27:LYS:N	2.47	0.47
6:QF:41:GLU:HB2	6:QF:62:TRP:CE3	2.50	0.47
12:QL:85:ILE:HD11	12:QL:98:TYR:CB	2.43	0.47
12:QL:127:GLU:O	12:QL:128:ALA:CB	2.62	0.47
20:QT:30:LYS:O	20:QT:33:ILE:HB	2.14	0.47
25:RA:607:U:H5	25:RA:619:G:C5	2.31	0.47
25:RA:781:A:H2	25:RA:1776:G:N3	2.12	0.47
25:RA:1041:C:H42	25:RA:1114:G:H1	1.61	0.47
28:RE:120:TRP:O	28:RE:121:ASN:HB2	2.14	0.47
31:RH:45:VAL:HG13	31:RH:45:VAL:O	2.14	0.47
31:RH:154:PRO:CG	31:RH:162:ILE:O	2.61	0.47
32:RI:31:LEU:HD11	32:RI:38:LEU:HG	1.96	0.47
36:RQ:57:HIS:ND1	36:RQ:58:PHE:N	2.62	0.47
55:R9:27:CYS:SG	55:R9:32:HIS:HB2	2.55	0.47
1:XA:164:U:H2'	1:XA:165:C:C6	2.49	0.47
1:XA:166:G:H2'	1:XA:167:G:H8	1.79	0.47
1:XA:228:A:H2'	1:XA:229:U:O4'	2.13	0.47
1:XA:406:G:H5'	4:XD:5:ILE:HD13	1.96	0.47
3:XC:70:VAL:HG12	3:XC:72:LYS:H	1.79	0.47
5:XE:110:LEU:HD13	5:XE:118:ILE:HG21	1.95	0.47
5:XE:152:ARG:HG2	8:XH:79:VAL:HG13	1.96	0.47
9:XI:121:ARG:NH1	9:XI:122:ALA:O	2.47	0.47
10:XJ:55:LYS:HG3	10:XJ:56:HIS:H	1.78	0.47
18:XR:36:ASN:O	18:XR:36:ASN:ND2	2.41	0.47
25:YA:1427:A:H4'	25:YA:1428:C:O5'	2.13	0.47

Continued on next page...

Continued from previous page...

Atom-1	Atom-2	Interatomic distance (Å)	Clash overlap (Å)
25:YA:2277:G:H5"	36:YQ:85:LYS:HG3	1.96	0.47
28:YE:61:ARG:CB	28:YE:62:PRO:HD3	2.41	0.47
29:YF:132:VAL:O	29:YF:133:ASN:C	2.52	0.47
29:YF:155:LEU:HA	29:YF:174:VAL:HG12	1.95	0.47
29:YF:196:LEU:C	29:YF:197:ASP:O	2.50	0.47
45:YZ:15:PRO:O	45:YZ:19:ARG:HB2	2.13	0.47
1:QA:45:U:H2'	1:QA:46:G:C8	2.49	0.47
1:QA:690:G:H22	11:QK:55:LYS:HZ1	1.60	0.47
1:QA:1039:C:H2'	1:QA:1040:U:O4'	2.14	0.47
4:QD:107:ARG:HH21	4:QD:194:LEU:HD21	1.79	0.47
12:QL:47:LYS:HA	12:QL:48:PRO:C	2.35	0.47
25:RA:498:G:N3	44:RY:47:LYS:NZ	2.62	0.47
25:RA:871:U:H4'	36:RQ:69:PHE:CE2	2.49	0.47
25:RA:1090:U:C2	25:RA:1102:C:H1'	2.49	0.47
25:RA:1289:C:H2'	25:RA:1290:C:C6	2.49	0.47
25:RA:1417:C:H2'	25:RA:1418:G:O4'	2.14	0.47
25:RA:1817:G:OP1	27:RD:88:ARG:NH2	2.45	0.47
25:RA:2298:A:C2	25:RA:2299:G:H1'	2.50	0.47
28:RE:56:PRO:O	28:RE:57:LYS:CB	2.61	0.47
28:RE:174:ASP:O	28:RE:182:LEU:HD12	2.14	0.47
30:RG:5:VAL:H	50:R4:25:TYR:HE2	1.62	0.47
30:RG:145:THR:O	30:RG:147:ASP:N	2.47	0.47
31:RH:82:GLY:O	31:RH:83:TYR:O	2.31	0.47
31:RH:124:GLU:HB3	31:RH:132:ARG:CD	2.44	0.47
35:RP:61:ARG:NE	54:R8:13:ARG:CD	2.60	0.47
47:R1:91:LYS:O	47:R1:94:LEU:N	2.36	0.47
51:R5:57:VAL:O	51:R5:57:VAL:HG13	2.14	0.47
1:XA:1213:A:N6	1:XA:1215:G:N3	2.62	0.47
2:XB:84:GLU:OE1	2:XB:87:ARG:NH2	2.43	0.47
3:XC:81:GLY:O	3:XC:85:ARG:HB2	2.14	0.47
5:XE:11:ILE:HG21	5:XE:108:ALA:HB2	1.96	0.47
9:XI:126:SER:O	9:XI:128:ARG:N	2.43	0.47
12:XL:50:SER:O	12:XL:51:ALA:HB2	2.14	0.47
20:XT:35:THR:O	20:XT:39:LYS:HG3	2.14	0.47
25:YA:910:A:N7	36:YQ:13:GLN:HG3	2.29	0.47
31:YH:131:VAL:HG12	31:YH:132:ARG:N	2.29	0.47
38:YS:40:ILE:HG22	38:YS:41:ASP:N	2.28	0.47
39:YT:11:GLU:OE1	39:YT:11:GLU:N	2.43	0.47
47:Y1:91:LYS:HB3	47:Y1:92:LYS:H	1.44	0.47
54:Y8:41:ILE:HG13	54:Y8:42:ARG:N	2.28	0.47
54:Y8:56:GLU:O	54:Y8:58:ILE:N	2.47	0.47

Continued on next page...

Continued from previous page...

Atom-1	Atom-2	Interatomic distance (Å)	Clash overlap (Å)
2:QB:211:ILE:O	2:QB:215:LEU:HB2	2.14	0.47
5:QE:101:ILE:N	5:QE:101:ILE:CD1	2.73	0.47
9:QI:28:VAL:HG22	9:QI:63:ILE:HB	1.95	0.47
12:QL:15:ARG:HG3	17:QQ:32:TYR:OH	2.14	0.47
13:QM:57:ARG:HB2	13:QM:57:ARG:HH11	1.80	0.47
14:QN:41:ARG:CZ	14:QN:42:ILE:HD11	2.44	0.47
17:QQ:76:LEU:HD21	17:QQ:79:SER:HB2	1.97	0.47
25:RA:270(E):G:H1	25:RA:270(U):C:H42	1.63	0.47
25:RA:467:G:OP1	53:R7:33:ARG:NH1	2.45	0.47
25:RA:1654:A:H2	28:RE:113:PHE:CD2	2.33	0.47
25:RA:1771:C:O2'	25:RA:1786:A:O4'	2.31	0.47
25:RA:2436:G:HO2'	25:RA:2598:A:H2	1.61	0.47
28:RE:129:HIS:O	28:RE:130:GLY:C	2.53	0.47
31:RH:67:LEU:O	31:RH:71:LEU:HB2	2.14	0.47
48:R2:41:ILE:HD11	48:R2:44:LEU:HD12	1.96	0.47
50:R4:50:VAL:O	50:R4:50:VAL:CG1	2.63	0.47
50:R4:55:ARG:C	50:R4:59:PHE:HB3	2.35	0.47
1:XA:762:C:H2'	1:XA:763:G:H8	1.78	0.47
1:XA:891:U:H2'	1:XA:892:A:H8	1.79	0.47
1:XA:1280:A:O2'	1:XA:1281:U:OP1	2.27	0.47
4:XD:15:GLU:HG2	4:XD:63:LYS:HB2	1.97	0.47
12:XL:43:VAL:HG23	12:XL:93:LEU:HD22	1.97	0.47
22:XV:14:G:H22	22:XV:48:C:N4	2.11	0.47
25:YA:519:U:H2'	25:YA:520:G:C8	2.50	0.47
25:YA:1278:A:H4'	37:YR:34:ILE:HD12	1.95	0.47
25:YA:2420:C:N4	54:Y8:30:ARG:HD2	2.29	0.47
25:YA:2452:C:O4'	56:Z6:101:PPU:HB2	2.13	0.47
25:YA:2579:C:H2'	25:YA:2580:U:O4'	2.15	0.47
28:YE:65:GLY:HA2	28:YE:70:ALA:HB3	1.95	0.47
29:YF:53:THR:C	29:YF:55:GLY:N	2.68	0.47
31:YH:127:GLU:OE2	31:YH:130:ARG:NH2	2.48	0.47
31:YH:154:PRO:CG	31:YH:162:ILE:O	2.61	0.47
42:YW:110:LYS:HG3	42:YW:111:HIS:H	1.80	0.47
1:QA:137:C:H42	1:QA:226:G:H1	1.62	0.47
1:QA:1244:C:H42	1:QA:1293:G:H1	1.61	0.47
2:QB:70:PHE:O	2:QB:93:VAL:N	2.48	0.47
6:QF:61:LEU:HB3	6:QF:63:TYR:HE1	1.80	0.47
7:QG:99:LEU:HD22	7:QG:103:TRP:CZ2	2.49	0.47
10:QJ:55:LYS:CG	10:QJ:56:HIS:H	2.27	0.47
12:QL:50:SER:O	12:QL:51:ALA:HB2	2.14	0.47
25:RA:530:G:O2'	25:RA:2021:C:O2'	2.33	0.47

Continued on next page...

Continued from previous page...

Atom-1	Atom-2	Interatomic distance (Å)	Clash overlap (Å)
25:RA:605:C:O2	25:RA:657:U:O2'	2.33	0.47
25:RA:1492:G:OP1	25:RA:2210:G:N1	2.43	0.47
25:RA:2816:C:O3'	37:RR:99:LYS:NZ	2.47	0.47
28:RE:195:LEU:HD12	28:RE:196:VAL:N	2.29	0.47
40:RU:97:ASP:OD2	40:RU:101:ARG:NH1	2.48	0.47
44:RY:21:LYS:HG3	44:RY:22:GLY:N	2.30	0.47
50:R4:8:LYS:O	50:R4:9:LEU:CB	2.62	0.47
1:XA:376:G:H5"	16:XP:5:ARG:HB2	1.97	0.47
1:XA:1000:A:H2'	1:XA:1001:G:H8	1.79	0.47
1:XA:1286:A:H2	21:XU:22:ARG:HH22	1.62	0.47
1:XA:1306:A:H61	1:XA:1331:G:H1'	1.80	0.47
1:XA:1306:A:N6	1:XA:1331:G:H1'	2.30	0.47
3:XC:79:ARG:NH1	3:XC:82:GLU:HG3	2.29	0.47
5:XE:8:GLU:OE2	5:XE:63:ARG:NH2	2.46	0.47
6:XF:69:GLU:O	6:XF:72:VAL:HG12	2.14	0.47
9:XI:4:TYR:CZ	9:XI:88:TYR:HB2	2.49	0.47
10:XJ:53:PRO:O	14:XN:41:ARG:NH2	2.39	0.47
18:XR:66:LEU:O	18:XR:70:ILE:HG13	2.15	0.47
25:YA:141(A):C:H2'	25:YA:142:G:O4'	2.14	0.47
25:YA:270(F):U:H2'	25:YA:270(G):C:C6	2.50	0.47
25:YA:1048:A:P	25:YA:1110:G:H22	2.37	0.47
25:YA:1496:A:H5'	25:YA:1497:U:OP1	2.14	0.47
25:YA:1655:A:H3'	25:YA:1656:C:C6	2.49	0.47
25:YA:2688:U:H1'	25:YA:2721:A:N6	2.30	0.47
28:YE:56:PRO:O	28:YE:57:LYS:CB	2.61	0.47
35:YP:68:GLN:HG2	54:Y8:12:LYS:HG2	1.97	0.47
36:YQ:80:GLU:HG3	36:YQ:81:VAL:N	2.27	0.47
38:YS:56:LEU:O	38:YS:57:LYS:C	2.53	0.47
47:Y1:53:VAL:HG22	47:Y1:74:VAL:HG13	1.96	0.47
1:QA:281:G:H8	1:QA:281:G:OP2	1.97	0.47
1:QA:457:C:H2'	1:QA:458:C:H6	1.80	0.47
1:QA:524:G:H2'	1:QA:525:C:C6	2.49	0.47
1:QA:1129:C:H5'	1:QA:1130:A:H5'	1.95	0.47
2:QB:85:ALA:HB3	2:QB:92:TYR:HD2	1.80	0.47
25:RA:262:A:H2'	25:RA:263:C:O4'	2.15	0.47
25:RA:859:G:O2'	25:RA:860:U:P	2.72	0.47
25:RA:1711:C:N4	25:RA:1747:G:H1	2.10	0.47
25:RA:2114:A:N6	25:RA:2119:A:H62	2.12	0.47
28:RE:3:GLY:HA3	28:RE:81:ILE:HG21	1.97	0.47
28:RE:197:ILE:CD1	28:RE:199:ARG:HH12	2.26	0.47
29:RF:33:LEU:HD12	29:RF:33:LEU:HA	1.75	0.47

Continued on next page...

Continued from previous page...

Atom-1	Atom-2	Interatomic distance (Å)	Clash overlap (Å)
39:RT:64:ARG:HD2	39:RT:73:GLU:OE1	2.14	0.47
47:R1:76:ARG:H	47:R1:76:ARG:HD2	1.79	0.47
50:R4:36:CYS:O	50:R4:37:SER:C	2.52	0.47
1:XA:619:U:N3	4:XD:135:LEU:HD23	2.22	0.47
2:XB:93:VAL:HG11	2:XB:97:TRP:CD1	2.50	0.47
3:XC:22:TRP:CD1	3:XC:59:ARG:HD2	2.49	0.47
10:XJ:47:PHE:HB3	14:XN:34:TYR:CE2	2.50	0.47
11:XK:48:ILE:HG13	11:XK:63:LEU:HB2	1.97	0.47
17:XQ:67:LYS:O	17:XQ:68:ARG:HB3	2.15	0.47
20:XT:98:PRO:O	20:XT:100:ILE:N	2.46	0.47
25:YA:213:A:H2'	25:YA:214:G:O4'	2.14	0.47
25:YA:996:A:H4'	40:YU:92:ARG:NE	2.29	0.47
25:YA:1607:C:H4'	25:YA:1608:A:O5'	2.15	0.47
25:YA:2131:G:H1'	25:YA:2158:A:N6	2.28	0.47
25:YA:2378:A:H8	25:YA:2378:A:O5'	1.97	0.47
25:YA:2483:C:H2'	36:YQ:49:ALA:HB1	1.96	0.47
28:YE:52:LEU:HB2	28:YE:75:VAL:CG2	2.40	0.47
28:YE:89:ASP:O	28:YE:90:THR:O	2.33	0.47
30:YG:114:ILE:HD13	30:YG:140:ILE:HG21	1.95	0.47
31:YH:123:PHE:O	31:YH:125:VAL:HG23	2.13	0.47
32:YI:77:LEU:HD22	32:YI:101:LEU:HG	1.96	0.47
36:YQ:59:ARG:CD	36:YQ:59:ARG:N	2.73	0.47
54:Y8:43:GLN:C	54:Y8:44:LYS:HD2	2.35	0.47
1:QA:181:G:O2'	1:QA:182:U:O5'	2.32	0.47
7:QG:18:TYR:HD2	7:QG:59:LEU:HD22	1.79	0.47
25:RA:99:U:H4'	25:RA:101:G:O5'	2.14	0.47
25:RA:221:A:H4'	25:RA:222:A:H5'	1.95	0.47
25:RA:250:G:H2'	25:RA:251:A:C8	2.50	0.47
25:RA:981:A:N1	25:RA:2027:G:O2'	2.44	0.47
25:RA:1816:G:H8	27:RD:62:TYR:CZ	2.32	0.47
25:RA:2032:G:H21	28:RE:146:THR:HG23	1.79	0.47
25:RA:2320:A:N3	25:RA:2320:A:H2'	2.29	0.47
25:RA:2344:U:O2'	52:R6:37:ARG:HG2	2.14	0.47
25:RA:2415:G:H4'	35:RP:67:MET:H	1.79	0.47
25:RA:2576:G:O2'	25:RA:2579:C:OP2	2.22	0.47
25:RA:2749:A:H4'	31:RH:62:LYS:HB3	1.96	0.47
27:RD:211:ARG:HD2	27:RD:214:TRP:CZ3	2.50	0.47
28:RE:17:ASP:N	28:RE:17:ASP:OD1	2.46	0.47
28:RE:65:GLY:HA2	28:RE:70:ALA:HB3	1.95	0.47
30:RG:112:PRO:CG	50:R4:37:SER:HB2	2.45	0.47
36:RQ:66:ILE:H	36:RQ:104:PHE:HA	1.80	0.47

Continued on next page...

Continued from previous page...

Atom-1	Atom-2	Interatomic distance (Å)	Clash overlap (Å)
38:RS:56:LEU:O	38:RS:58:LEU:N	2.48	0.47
39:RT:123:GLN:O	39:RT:125:ARG:N	2.48	0.47
42:RW:63:ASP:OD1	42:RW:63:ASP:N	2.48	0.47
50:R4:53:GLU:O	50:R4:57:GLU:HG3	2.14	0.47
54:R8:44:LYS:HD2	54:R8:44:LYS:N	2.30	0.47
1:XA:89:U:HO2'	1:XA:90:C:P	2.38	0.47
1:XA:565:U:H5"	1:XA:566:G:H2'	1.97	0.47
1:XA:1095:U:H5"	1:XA:1109:C:O2	2.14	0.47
1:XA:1203:C:H2'	1:XA:1204:A:O4'	2.14	0.47
9:XI:114:TYR:HD2	10:XJ:60:ARG:HB2	1.79	0.47
15:XO:66:LEU:HD12	15:XO:66:LEU:HA	1.67	0.47
25:YA:28:A:H61	25:YA:512:G:H1'	1.80	0.47
25:YA:181:A:H1'	25:YA:435:C:H5'	1.96	0.47
25:YA:729:G:C5	27:YD:208:LYS:HB2	2.49	0.47
25:YA:1019:U:HO2'	25:YA:1021:A:H2	1.60	0.47
25:YA:1026:U:H1'	25:YA:1027:A:O5'	2.14	0.47
25:YA:1360:A:H2'	25:YA:1361:G:O4'	2.14	0.47
25:YA:1695:G:H1'	27:YD:8:PRO:O	2.14	0.47
25:YA:1930:G:O2'	25:YA:1931:U:P	2.73	0.47
25:YA:2168:G:H8	25:YA:2168:G:OP2	1.97	0.47
25:YA:2512:C:H4'	28:YE:122:PHE:CE2	2.50	0.47
25:YA:2572:A:OP1	28:YE:143:ASN:HB3	2.15	0.47
25:YA:2591:C:H2'	25:YA:2592:G:C8	2.50	0.47
25:YA:2733:A:N1	28:YE:203:LYS:O	2.48	0.47
25:YA:2758:A:C2	25:YA:2759:G:H1'	2.50	0.47
27:YD:32:SER:O	27:YD:33:LEU:CB	2.60	0.47
27:YD:134:ARG:HB2	27:YD:135:PHE:CD1	2.50	0.47
27:YD:205:VAL:O	27:YD:206:LEU:C	2.52	0.47
30:YG:28:VAL:O	30:YG:31:VAL:HG13	2.14	0.47
30:YG:34:LEU:HD22	30:YG:35:GLU:N	2.30	0.47
31:YH:67:LEU:O	31:YH:71:LEU:HB2	2.15	0.47
31:YH:104:GLU:HG3	31:YH:114:VAL:HG22	1.96	0.47
33:YN:30:ILE:HG22	33:YN:34:LEU:HD22	1.96	0.47
35:YP:19:VAL:HG12	35:YP:27:HIS:HB2	1.95	0.47
38:YS:19:LYS:O	38:YS:20:ARG:CB	2.55	0.47
1:QA:452:A:H2'	1:QA:453:A:C8	2.50	0.47
1:QA:474:G:H2'	1:QA:475:G:H8	1.80	0.47
1:QA:581:G:OP1	15:QO:61:GLY:HA3	2.14	0.47
1:QA:792:A:H1'	1:QA:793:U:OP2	2.14	0.47
1:QA:1014:A:H4'	19:QS:14:HIS:NE2	2.30	0.47
1:QA:1127:G:H21	1:QA:1147:C:H41	1.63	0.47

Continued on next page...

Continued from previous page...

Atom-1	Atom-2	Interatomic distance (Å)	Clash overlap (Å)
1:QA:1287:A:H2	1:QA:1353:G:H1'	1.80	0.47
1:QA:1340:A:HO2'	22:QV:31:G:HO2'	1.61	0.47
2:QB:32:ILE:HD13	2:QB:40:HIS:HB3	1.96	0.47
3:QC:162:GLN:HG2	23:QX:23:A:H2	1.80	0.47
10:QJ:55:LYS:HG3	10:QJ:56:HIS:H	1.78	0.47
19:QS:35:SER:O	19:QS:71:LEU:HD12	2.15	0.47
20:QT:75:ASN:OD1	20:QT:75:ASN:N	2.40	0.47
25:RA:275:G:H3'	25:RA:276:A:H5"	1.97	0.47
25:RA:503:A:H4'	25:RA:504:U:C5'	2.44	0.47
25:RA:1101:U:H2'	25:RA:1102:C:C6	2.49	0.47
25:RA:1278:A:H2'	25:RA:1279:G:C8	2.50	0.47
25:RA:2343:C:O2'	25:RA:2373:G:O2'	2.17	0.47
27:RD:118:VAL:HG22	27:RD:119:ALA:N	2.29	0.47
35:RP:61:ARG:CD	54:R8:13:ARG:HD2	2.44	0.47
36:RQ:132:VAL:HG11	45:RZ:81:ARG:CZ	2.45	0.47
1:XA:986:A:H2'	1:XA:987:G:O4'	2.14	0.47
1:XA:1320:C:H42	19:XS:36:ARG:HG3	1.80	0.47
2:XB:18:GLY:H	2:XB:42:ILE:HG22	1.80	0.47
10:XJ:55:LYS:CD	10:XJ:56:HIS:CD2	2.98	0.47
25:YA:443:A:N7	29:YF:45:ARG:HD2	2.29	0.47
25:YA:508:G:HO2'	25:YA:509:C:P	2.38	0.47
25:YA:774:A:H2	25:YA:787:U:O2'	1.97	0.47
25:YA:2097:C:H2'	25:YA:2098:U:O4'	2.14	0.47
27:YD:72:LYS:CG	27:YD:103:ARG:NH2	2.76	0.47
27:YD:136:ILE:HD12	27:YD:136:ILE:N	2.30	0.47
28:YE:22:PRO:O	28:YE:22:PRO:CG	2.63	0.47
28:YE:78:LEU:CD2	28:YE:79:ARG:HD2	2.43	0.47
29:YF:127:GLU:OE1	29:YF:127:GLU:HA	2.07	0.47
29:YF:162:LEU:HD23	29:YF:165:ARG:HH21	1.79	0.47
30:YG:11:TYR:HA	30:YG:15:VAL:HB	1.95	0.47
32:YI:67:ARG:HH21	32:YI:68:LEU:HB2	1.79	0.47
35:YP:135:LEU:O	35:YP:139:LYS:HB2	2.15	0.47
36:YQ:34:LEU:HD11	36:YQ:129:THR:CB	2.35	0.47
38:YS:46:VAL:HG12	38:YS:47:THR:N	2.28	0.47
49:Y3:23:LEU:HD13	49:Y3:50:VAL:HG11	1.96	0.47
1:QA:51:A:C6	1:QA:353:A:C2	3.03	0.47
1:QA:262:A:C6	1:QA:263:A:C6	3.03	0.47
1:QA:412:A:H4'	1:QA:413:G:O5'	2.15	0.47
1:QA:1347:G:O2'	1:QA:1348:U:P	2.73	0.47
1:QA:1494:G:OP1	58:QA:1696:PAR:N32	2.48	0.47
3:QC:82:GLU:O	3:QC:86:VAL:HG13	2.14	0.47

Continued on next page...

Continued from previous page...

Atom-1	Atom-2	Interatomic distance (Å)	Clash overlap (Å)
11:QK:16:SER:OG	11:QK:106:LYS:NZ	2.48	0.47
25:RA:137(A):G:H2'	25:RA:139:G:N7	2.29	0.47
25:RA:222:A:O2'	25:RA:420:C:O2'	2.33	0.47
25:RA:747:U:C1'	51:R5:2:ALA:HB3	2.45	0.47
25:RA:1025:G:C4	25:RA:1135:C:H1'	2.50	0.47
25:RA:1032:A:N1	25:RA:1122:G:O6	2.48	0.47
25:RA:1805:U:O2	27:RD:50:THR:HB	2.15	0.47
25:RA:2291:U:H2'	25:RA:2292:C:C6	2.49	0.47
25:RA:2495:G:H5"	36:RQ:81:VAL:HG12	1.97	0.47
25:RA:2506:U:H1'	56:Z5:101:PPU:HN'3	1.79	0.47
27:RD:12:SER:O	27:RD:16:MET:HB2	2.14	0.47
28:RE:63:LEU:O	28:RE:64:LYS:CB	2.62	0.47
31:RH:18:GLU:HA	31:RH:18:GLU:OE2	2.14	0.47
31:RH:41:MET:HG3	31:RH:54:ARG:HA	1.96	0.47
41:RV:24:LYS:HG3	41:RV:92:THR:HG23	1.97	0.47
44:RY:76:CYS:HB2	44:RY:101:LYS:HG3	1.96	0.47
1:XA:1321:C:H5"	1:XA:1322:C:C5'	2.44	0.47
19:XS:41:VAL:HG23	19:XS:67:VAL:HG13	1.97	0.47
25:YA:528:A:C2'	25:YA:529:A:H5'	2.45	0.47
25:YA:760:G:H2'	25:YA:761:A:O4'	2.15	0.47
46:Y0:19:LYS:HA	46:Y0:19:LYS:HD3	1.66	0.47
1:QA:452:A:HO2'	1:QA:453:A:C4'	2.28	0.47
3:QC:131:ARG:HH11	5:QE:50:GLU:HG2	1.80	0.47
25:RA:242:G:H3'	54:R8:6:THR:HG23	1.97	0.47
25:RA:631:A:N3	25:RA:2415:G:O2'	2.41	0.47
25:RA:974(A):C:H4'	25:RA:975:G:O5'	2.15	0.47
25:RA:2439:A:O2'	25:RA:2440:C:OP2	2.26	0.47
25:RA:2681:C:H5'	28:RE:11:MET:SD	2.55	0.47
25:RA:2690:C:OP2	37:RR:14:SER:HB3	2.15	0.47
25:RA:2712:U:OP1	25:RA:2714:G:H4'	2.14	0.47
26:RB:88:C:H2'	26:RB:89:G:O4'	2.15	0.47
36:RQ:34:LEU:HD11	36:RQ:129:THR:CB	2.35	0.47
38:RS:48:LEU:HD23	38:RS:82:ILE:HD11	1.96	0.47
39:RT:16:ARG:HE	39:RT:19:LEU:HD21	1.80	0.47
40:RU:8:VAL:HG23	40:RU:11:ARG:HH21	1.80	0.47
51:R5:20:ARG:C	51:R5:22:HIS:N	2.68	0.47
1:XA:1343:G:H4'	9:XI:122:ALA:HB3	1.97	0.47
5:XE:89:ILE:HG12	5:XE:91:LEU:HD13	1.97	0.47
12:XL:127:GLU:O	12:XL:128:ALA:CB	2.62	0.47
19:XS:41:VAL:HA	19:XS:44:MET:HG3	1.97	0.47
25:YA:2392:A:C8	35:YP:60:MET:HG2	2.50	0.47

Continued on next page...

Continued from previous page...

Atom-1	Atom-2	Interatomic distance (Å)	Clash overlap (Å)
25:YA:2404:C:O3'	35:YP:77:ARG:NH2	2.48	0.47
25:YA:2455:G:H2'	25:YA:2456:C:C6	2.50	0.47
25:YA:2600:A:C8	27:YD:237:GLU:OE2	2.67	0.47
27:YD:145:VAL:O	27:YD:153:ALA:HA	2.14	0.47
27:YD:231:HIS:ND1	27:YD:232:PRO:HD2	2.30	0.47
28:YE:15:PHE:CD1	39:YT:81:PRO:HD2	2.50	0.47
28:YE:61:ARG:O	28:YE:63:LEU:CG	2.57	0.47
28:YE:103:ASP:OD2	28:YE:168:MET:HG2	2.15	0.47
28:YE:120:TRP:O	28:YE:121:ASN:HB2	2.15	0.47
31:YH:9:ILE:O	31:YH:10:PRO:O	2.33	0.47
31:YH:18:GLU:HA	31:YH:18:GLU:OE2	2.15	0.47
31:YH:94:TYR:N	31:YH:94:TYR:CD1	2.82	0.47
38:YS:24:LEU:HB2	38:YS:85:VAL:HG12	1.97	0.47
38:YS:28:VAL:HG11	38:YS:98:VAL:HG12	1.97	0.47
44:YY:73:ARG:HE	44:YY:73:ARG:HB3	1.47	0.47
44:YY:87:LYS:HD3	44:YY:92:ASN:HB3	1.97	0.47
1:QA:222:U:H2'	1:QA:223:U:C6	2.50	0.46
1:QA:224:C:H2'	1:QA:225:C:C6	2.50	0.46
1:QA:1238:A:H62	1:QA:1299:A:N6	2.13	0.46
1:QA:1347:G:H22	1:QA:1374:A:P	2.35	0.46
19:QS:15:LEU:H	19:QS:15:LEU:HD23	1.79	0.46
25:RA:224:G:O6	25:RA:419:C:O2'	2.27	0.46
25:RA:274:G:H1'	25:RA:363:G:C2	2.50	0.46
25:RA:508:G:HO2'	25:RA:509:C:P	2.38	0.46
25:RA:627:A:H4'	25:RA:628:G:H5'	1.97	0.46
25:RA:747:U:O2	25:RA:2014:A:H1'	2.15	0.46
25:RA:2053:G:O6	25:RA:2614:A:H2	1.99	0.46
25:RA:2287:A:N1	25:RA:2346:A:H2	2.13	0.46
25:RA:2420:C:OP1	54:R8:34:TRP:CA	2.63	0.46
25:RA:2593:U:H2'	25:RA:2594:C:H6	1.79	0.46
25:RA:2633:G:H1'	28:RE:62:PRO:HG2	1.95	0.46
26:RB:89(A):A:C5	26:RB:90:C:H1'	2.50	0.46
27:RD:61:LEU:HA	27:RD:61:LEU:HD12	1.77	0.46
30:RG:105:LYS:HE2	50:R4:26:SER:HB3	1.96	0.46
32:RI:128:LEU:HD13	32:RI:128:LEU:HA	1.77	0.46
34:RO:76:ALA:HB3	39:RT:75:ILE:HB	1.97	0.46
42:RW:23:LEU:O	42:RW:27:LYS:HD2	2.14	0.46
50:R4:3:GLU:HG3	50:R4:4:GLY:H	1.79	0.46
1:XA:545:C:H2'	1:XA:546:G:O4'	2.15	0.46
1:XA:1161:C:O2'	1:XA:1162:C:H5'	2.14	0.46
2:XB:201:ILE:HG21	2:XB:214:ILE:HG21	1.95	0.46

Continued on next page...

Continued from previous page...

Atom-1	Atom-2	Interatomic distance (Å)	Clash overlap (Å)
19:XS:33:THR:OG1	19:XS:34:TRP:N	2.49	0.46
24:XY:30:C:N4	24:XY:40:G:H1	2.11	0.46
25:YA:287:C:H2'	25:YA:288:C:C6	2.50	0.46
25:YA:507:A:C5'	25:YA:508:G:H5'	2.44	0.46
25:YA:524:U:H2'	25:YA:525:U:C6	2.50	0.46
25:YA:588:U:C2	29:YF:90:PHE:CE1	3.03	0.46
25:YA:1465:G:H5'	25:YA:1528:A:H1'	1.96	0.46
25:YA:2308:G:C6	25:YA:2311:A:N1	2.83	0.46
25:YA:2345:G:N3	25:YA:2381:C:H2'	2.30	0.46
25:YA:2667:C:N3	31:YH:110:SER:OG	2.44	0.46
25:YA:2729:G:O2'	28:YE:187:ALA:CB	2.63	0.46
27:YD:198:ASN:C	27:YD:198:ASN:ND2	2.69	0.46
28:YE:14:ILE:HD11	39:YT:14:TYR:HH	1.70	0.46
28:YE:20:ALA:C	28:YE:21:VAL:HG13	2.35	0.46
28:YE:101:ARG:HD2	28:YE:171:GLU:HA	1.97	0.46
31:YH:86:GLU:O	31:YH:132:ARG:HA	2.16	0.46
31:YH:89:ILE:HD13	31:YH:89:ILE:H	1.80	0.46
36:YQ:87:LYS:O	36:YQ:89:ASN:N	2.43	0.46
45:YZ:128:VAL:HB	45:YZ:161:VAL:HG13	1.96	0.46
50:Y4:38:LYS:HD3	50:Y4:42:PHE:HE1	1.80	0.46
51:Y5:33:CYS:SG	51:Y5:34:PRO:HD2	2.55	0.46
54:Y8:40:GLU:C	54:Y8:42:ARG:N	2.68	0.46
1:QA:62:U:H3	1:QA:105:G:H1	1.62	0.46
1:QA:300:A:H8	1:QA:300:A:O5'	1.98	0.46
1:QA:954:G:H21	1:QA:1227:A:H62	1.63	0.46
1:QA:1129:C:O2	1:QA:1132:C:N4	2.39	0.46
2:QB:166:ASP:OD2	2:QB:169:LYS:HB2	2.15	0.46
4:QD:64:LEU:HB2	4:QD:198:VAL:HG11	1.96	0.46
4:QD:187:ARG:NH2	4:QD:190:ASP:HB2	2.31	0.46
14:QN:24:CYS:HB3	14:QN:29:ARG:H	1.79	0.46
17:QQ:74:LEU:HB3	17:QQ:75:ARG:H	1.63	0.46
19:QS:63:THR:HG23	19:QS:65:ASN:OD1	2.15	0.46
20:QT:89:ARG:NH2	20:QT:105:SER:O	2.37	0.46
25:RA:1535:U:H2'	25:RA:1536:A:C8	2.50	0.46
25:RA:2322:A:H2'	25:RA:2323:G:O4'	2.15	0.46
28:RE:87:GLU:O	28:RE:89:ASP:N	2.49	0.46
28:RE:188:VAL:HG13	28:RE:188:VAL:O	2.15	0.46
29:RF:192:LEU:HD22	29:RF:194:MET:HG2	1.97	0.46
30:RG:3:LEU:HG	50:R4:25:TYR:CE1	2.48	0.46
31:RH:9:ILE:O	31:RH:10:PRO:O	2.33	0.46
31:RH:153:LYS:HG3	31:RH:162:ILE:H	1.78	0.46

Continued on next page...

Continued from previous page...

Atom-1	Atom-2	Interatomic distance (Å)	Clash overlap (Å)
39:RT:20:PRO:HD2	39:RT:86:ILE:HG23	1.97	0.46
43:RX:49:VAL:HG13	43:RX:83:VAL:HG13	1.95	0.46
47:R1:89:GLU:HA	47:R1:93:GLU:HB2	1.96	0.46
50:R4:38:LYS:C	50:R4:40:HIS:H	2.07	0.46
1:XA:109:A:H2'	1:XA:326:G:N2	2.30	0.46
3:XC:178:LEU:HD13	3:XC:178:LEU:HA	1.84	0.46
9:XI:83:ARG:O	9:XI:86:VAL:HG12	2.15	0.46
17:XQ:63:ARG:HG2	17:XQ:64:PRO:HD2	1.97	0.46
25:YA:606:U:H4'	25:YA:658:C:H4'	1.97	0.46
25:YA:1174:A:H2'	25:YA:1174:A:N3	2.30	0.46
25:YA:1535:U:C2	25:YA:1537:C:H1'	2.50	0.46
25:YA:2140:C:H2'	25:YA:2141:G:H8	1.80	0.46
25:YA:2564:A:C2	25:YA:2647:U:H4'	2.50	0.46
25:YA:2681:C:H5'	28:YE:11:MET:SD	2.55	0.46
28:YE:188:VAL:O	28:YE:188:VAL:HG13	2.15	0.46
33:YN:114:ARG:O	33:YN:115:ARG:HB3	2.15	0.46
54:Y8:9:GLY:O	54:Y8:13:ARG:HG2	2.16	0.46
1:QA:833:U:H2'	1:QA:834:C:C6	2.50	0.46
1:QA:1350:A:OP2	9:QI:118:LYS:NZ	2.40	0.46
2:QB:8:LYS:H	2:QB:8:LYS:HD3	1.79	0.46
5:QE:79:GLU:OE2	8:QH:104:ARG:HA	2.15	0.46
7:QG:78:ARG:HG3	7:QG:79:ARG:N	2.30	0.46
12:QL:43:VAL:HG23	12:QL:93:LEU:HD22	1.96	0.46
16:QP:3:LYS:O	16:QP:21:VAL:HA	2.15	0.46
22:QV:9:G:N2	22:QV:26:G:H1'	2.30	0.46
25:RA:49:A:N7	25:RA:120:U:O4	2.48	0.46
25:RA:49:A:H5"	25:RA:51:G:O4'	2.16	0.46
25:RA:551:G:H5'	25:RA:1220:A:H1'	1.97	0.46
25:RA:576:U:OP1	25:RA:2503:A:OP1	2.32	0.46
25:RA:1051:G:H2'	25:RA:1052:C:O4'	2.15	0.46
25:RA:1203:G:O6	25:RA:1204:A:N6	2.48	0.46
25:RA:1411:C:H42	25:RA:1591:G:H1	1.62	0.46
25:RA:2811:G:OP1	28:RE:61:ARG:HG2	2.14	0.46
27:RD:43:ARG:HH11	27:RD:44:ASN:CG	2.16	0.46
27:RD:70:TRP:CD2	27:RD:150:LYS:HD2	2.49	0.46
28:RE:33:VAL:HG12	28:RE:90:THR:H	1.80	0.46
30:RG:22:ARG:HH22	30:RG:175:LEU:HD21	1.79	0.46
31:RH:127:GLU:OE2	31:RH:130:ARG:NH2	2.47	0.46
36:RQ:133:ARG:CG	36:RQ:134:ARG:N	2.78	0.46
43:RX:55:ASN:HB2	43:RX:80:ILE:HG23	1.97	0.46
50:R4:56:VAL:HA	50:R4:60:GLN:CB	2.28	0.46

Continued on next page...

Continued from previous page...

Atom-1	Atom-2	Interatomic distance (Å)	Clash overlap (Å)
1:XA:60:A:P	1:XA:60:A:H8	2.39	0.46
1:XA:407:G:H2'	1:XA:408:A:H8	1.80	0.46
1:XA:715:A:H2'	1:XA:716:A:C8	2.50	0.46
1:XA:1349:A:H2'	1:XA:1350:A:O4'	2.16	0.46
4:XD:63:LYS:HD2	4:XD:198:VAL:HG22	1.97	0.46
9:XI:18:PHE:HB2	9:XI:62:TYR:HB3	1.97	0.46
19:XS:41:VAL:HB	19:XS:42:PRO:HA	1.96	0.46
25:YA:451:C:H4'	29:YF:52:LYS:HZ2	1.80	0.46
25:YA:2277:G:P	36:YQ:85:LYS:HB2	2.55	0.46
29:YF:46:ARG:CG	29:YF:46:ARG:NH1	2.71	0.46
31:YH:4:ILE:HG13	31:YH:6:ARG:HD3	1.97	0.46
31:YH:106:THR:HG22	31:YH:112:PRO:HB3	1.97	0.46
36:YQ:109:VAL:HG13	36:YQ:113:GLN:OE1	2.16	0.46
46:Y0:17:GLN:O	46:Y0:19:LYS:HE3	2.14	0.46
54:Y8:29:LYS:HE3	54:Y8:41:ILE:O	2.15	0.46
1:QA:737:A:H2'	1:QA:738:C:C6	2.50	0.46
1:QA:983:A:H1'	1:QA:1049:U:O2	2.15	0.46
1:QA:1402:C:H2'	1:QA:1403:C:O4'	2.15	0.46
6:QF:10:LEU:N	6:QF:59:TYR:O	2.46	0.46
12:QL:126:LYS:C	12:QL:128:ALA:N	2.69	0.46
20:QT:53:LEU:HD12	20:QT:100:ILE:HG23	1.98	0.46
25:RA:227:A:C2	25:RA:2407:G:H1'	2.51	0.46
25:RA:928:G:H2'	25:RA:929:G:O4'	2.16	0.46
25:RA:1286:A:HO2'	25:RA:1288:U:P	2.37	0.46
25:RA:2619:C:O2'	28:RE:156:MET:HE3	2.15	0.46
28:RE:20:ALA:C	28:RE:21:VAL:HG13	2.35	0.46
31:RH:4:ILE:H	31:RH:4:ILE:CD1	2.25	0.46
44:RY:89:PHE:O	44:RY:90:LEU:HD13	2.15	0.46
51:R5:43:HIS:N	51:R5:43:HIS:ND1	2.63	0.46
54:R8:29:LYS:HE3	54:R8:41:ILE:O	2.15	0.46
1:XA:335:C:H2'	1:XA:336:C:C6	2.51	0.46
1:XA:345:C:H4'	1:XA:346:G:O5'	2.15	0.46
1:XA:963:G:H21	10:XJ:54:PHE:HE1	1.61	0.46
1:XA:1062:U:H2'	1:XA:1063:C:C6	2.50	0.46
1:XA:1250:A:H2'	1:XA:1251:A:C8	2.50	0.46
3:XC:14:ILE:HG12	3:XC:15:THR:N	2.30	0.46
4:XD:30:LYS:C	4:XD:32:ALA:H	2.18	0.46
7:XG:115:ARG:HB2	7:XG:118:VAL:HG22	1.97	0.46
10:XJ:55:LYS:CG	10:XJ:56:HIS:H	2.27	0.46
16:XP:1:MET:O	16:XP:3:LYS:HG3	2.15	0.46
25:YA:2783:G:H2'	25:YA:2784:C:C6	2.51	0.46

Continued on next page...

Continued from previous page...

Atom-1	Atom-2	Interatomic distance (Å)	Clash overlap (Å)
27:YD:61:LEU:HB3	27:YD:63:ARG:NH1	2.31	0.46
28:YE:3:GLY:HA3	28:YE:81:ILE:HG21	1.97	0.46
29:YF:108:LYS:HA	29:YF:108:LYS:HZ3	1.80	0.46
32:YI:97:ILE:HD12	32:YI:140:LEU:HD11	1.97	0.46
36:YQ:63:LYS:HE2	36:YQ:65:PHE:CZ	2.50	0.46
50:Y4:2:LYS:HA	50:Y4:2:LYS:HD2	1.67	0.46
1:QA:689:C:OP1	11:QK:27:ASN:ND2	2.49	0.46
1:QA:715:A:H2'	1:QA:716:A:C8	2.50	0.46
1:QA:1225:A:H2'	1:QA:1225:A:N3	2.31	0.46
12:QL:115:LYS:O	12:QL:117:ARG:N	2.47	0.46
25:RA:747:U:C5	51:R5:2:ALA:C	2.89	0.46
25:RA:945:A:C4	25:RA:2448:A:C2	3.03	0.46
25:RA:1918:A:O2'	25:RA:1920:C:N4	2.48	0.46
25:RA:2015:A:H1'	51:R5:2:ALA:CA	2.25	0.46
28:RE:47:VAL:O	28:RE:48:GLN:C	2.52	0.46
28:RE:54:GLN:CA	28:RE:54:GLN:HE21	2.27	0.46
28:RE:89:ASP:O	28:RE:90:THR:O	2.33	0.46
31:RH:86:GLU:O	31:RH:132:ARG:HA	2.15	0.46
38:RS:61:ASN:O	38:RS:65:VAL:HG23	2.14	0.46
38:RS:78:LEU:HD11	38:RS:107:GLU:O	2.15	0.46
42:RW:86:LEU:O	42:RW:94:ASP:N	2.44	0.46
54:R8:52:LYS:O	54:R8:52:LYS:CG	2.64	0.46
1:XA:156:G:H1	1:XA:165:C:N4	2.12	0.46
1:XA:323:U:H2'	1:XA:324:G:O4'	2.16	0.46
2:XB:163:PHE:CD1	2:XB:185:ILE:HG13	2.50	0.46
7:XG:74:GLU:HG2	7:XG:91:VAL:HG22	1.98	0.46
10:XJ:62:HIS:H	10:XJ:62:HIS:CD2	2.33	0.46
25:YA:573:G:N1	25:YA:2031:A:OP2	2.40	0.46
25:YA:727:A:C2	27:YD:9:TYR:CD2	3.04	0.46
25:YA:877:U:H3	25:YA:899:A:H2	1.63	0.46
25:YA:1655:A:O3'	28:YE:115:GLY:HA3	2.15	0.46
27:YD:35:LYS:HE3	27:YD:65:ILE:N	2.31	0.46
27:YD:102:LYS:O	27:YD:103:ARG:HG3	2.15	0.46
27:YD:117:VAL:CG2	27:YD:128:GLY:C	2.84	0.46
27:YD:206:LEU:HA	27:YD:206:LEU:HD23	1.49	0.46
29:YF:184:TYR:CD2	29:YF:188:ARG:HD2	2.50	0.46
32:YI:125:GLU:OE1	32:YI:141:LYS:HB3	2.15	0.46
36:YQ:66:ILE:H	36:YQ:104:PHE:HA	1.79	0.46
38:YS:13:ARG:O	38:YS:14:VAL:HB	2.15	0.46
38:YS:61:ASN:O	38:YS:65:VAL:HG23	2.15	0.46
40:YU:83:LEU:HG	40:YU:88:ILE:HG13	1.97	0.46

Continued on next page...

Continued from previous page...

Atom-1	Atom-2	Interatomic distance (Å)	Clash overlap (Å)
47:Y1:96:LYS:H	47:Y1:97:LEU:HD12	1.81	0.46
48:Y2:17:SER:HB2	48:Y2:18:PRO:HG3	1.98	0.46
1:QA:1376:U:P	7:QG:94:ARG:HH12	2.39	0.46
4:QD:7:PRO:HB2	4:QD:10:ARG:HD2	1.98	0.46
25:RA:1312:U:H4'	25:RA:1313:U:O5'	2.16	0.46
25:RA:1651:G:H2'	25:RA:1652:A:O4'	2.16	0.46
25:RA:2146:C:H4'	25:RA:2147:G:C8	2.50	0.46
25:RA:2405:G:O2'	25:RA:2406:U:OP2	2.31	0.46
28:RE:50:GLY:CA	28:RE:74:PRO:HG3	2.45	0.46
31:RH:59:ARG:CG	31:RH:59:ARG:NH1	2.79	0.46
32:RI:88:ILE:HG12	32:RI:122:GLU:H	1.81	0.46
38:RS:24:LEU:HB2	38:RS:85:VAL:HG12	1.96	0.46
52:R6:13:CYS:HB2	52:R6:22:ALA:HB3	1.98	0.46
13:XM:36:LYS:C	13:XM:36:LYS:HD3	2.36	0.46
15:XO:6:GLU:H	15:XO:6:GLU:CD	2.15	0.46
15:XO:56:LEU:O	15:XO:60:VAL:HG23	2.16	0.46
18:XR:32:ARG:HA	18:XR:69:THR:HG21	1.97	0.46
25:YA:363(B):G:H2'	25:YA:363(C):G:C8	2.51	0.46
25:YA:1476:C:H2'	25:YA:1477:A:C8	2.51	0.46
25:YA:2653:U:O2'	31:YH:110:SER:HB2	2.16	0.46
25:YA:2747:G:P	31:YH:138:LYS:HZ3	2.36	0.46
26:YB:91:C:H5"	45:YZ:79:ARG:NH1	2.31	0.46
27:YD:18:VAL:CG1	27:YD:19:ALA:N	2.78	0.46
27:YD:35:LYS:HD3	27:YD:63:ARG:HB3	1.96	0.46
27:YD:48:ARG:HG3	27:YD:48:ARG:NH1	2.31	0.46
27:YD:211:ARG:HG2	27:YD:211:ARG:HH11	1.80	0.46
28:YE:54:GLN:CA	28:YE:54:GLN:HE21	2.27	0.46
31:YH:53:GLU:OE1	31:YH:53:GLU:HA	2.16	0.46
31:YH:86:GLU:O	31:YH:87:LEU:CB	2.64	0.46
31:YH:151:ILE:O	31:YH:152:ARG:O	2.34	0.46
38:YS:110:LEU:HA	38:YS:112:PHE:CZ	2.50	0.46
44:YY:94:LYS:HD2	44:YY:101:LYS:HZ3	1.81	0.46
49:Y3:8:LEU:HD22	49:Y3:31:LEU:HD22	1.96	0.46
51:Y5:48:GLU:HA	51:Y5:59:GLU:HG2	1.97	0.46
54:Y8:44:LYS:HD2	54:Y8:44:LYS:N	2.30	0.46
54:Y8:48:PHE:N	54:Y8:48:PHE:HD1	2.14	0.46
1:QA:1222:G:C2	1:QA:1223:C:C2	3.04	0.46
2:QB:165:VAL:HG23	2:QB:166:ASP:H	1.81	0.46
4:QD:9:CYS:SG	4:QD:32:ALA:N	2.89	0.46
4:QD:78:LEU:HD22	4:QD:96:LEU:HB3	1.98	0.46
5:QE:41:VAL:HG13	5:QE:113:ALA:HA	1.98	0.46

Continued on next page...

Continued from previous page...

Atom-1	Atom-2	Interatomic distance (Å)	Clash overlap (Å)
13:QM:84:ILE:HD12	13:QM:84:ILE:HA	1.74	0.46
25:RA:307:G:N2	25:RA:309:G:H3'	2.30	0.46
25:RA:1303:G:H1'	25:RA:1641:A:N1	2.31	0.46
25:RA:2154:G:H2'	25:RA:2155:G:H8	1.81	0.46
25:RA:2469:A:H5"	25:RA:2470:G:C8	2.51	0.46
25:RA:2788:C:O2'	25:RA:2809:A:N3	2.48	0.46
28:RE:103:ASP:OD2	28:RE:168:MET:HG2	2.15	0.46
36:RQ:23:GLY:O	36:RQ:24:GLY:C	2.54	0.46
36:RQ:66:ILE:O	36:RQ:104:PHE:N	2.49	0.46
36:RQ:109:VAL:HG13	36:RQ:113:GLN:OE1	2.16	0.46
38:RS:83:LYS:O	38:RS:109:GLY:HA3	2.15	0.46
1:XA:92:G:H3'	1:XA:93:U:C6	2.51	0.46
1:XA:411:A:N9	1:XA:413:G:H1'	2.31	0.46
1:XA:1314:C:N4	19:XS:2:PRO:O	2.48	0.46
2:XB:70:PHE:O	2:XB:93:VAL:N	2.33	0.46
9:XI:18:PHE:HD2	9:XI:62:TYR:HD2	1.61	0.46
20:XT:45:GLN:HB2	20:XT:91:LEU:HD13	1.96	0.46
25:YA:636:G:OP1	35:YP:132:LYS:HB2	2.15	0.46
25:YA:1203:G:H3'	25:YA:1204:A:H5"	1.97	0.46
25:YA:1264:G:H3'	25:YA:1265:A:H5"	1.97	0.46
25:YA:2667:C:H1'	31:YH:109:PHE:CD2	2.42	0.46
25:YA:2774:C:H2'	25:YA:2775:A:O4'	2.14	0.46
26:YB:24:G:H1'	26:YB:27:C:N4	2.31	0.46
27:YD:79:VAL:HG21	27:YD:111:LEU:HD21	1.98	0.46
27:YD:148:GLU:HB2	27:YD:151:LYS:HD2	1.98	0.46
27:YD:165:ILE:C	27:YD:166:GLN:HE21	2.18	0.46
28:YE:63:LEU:O	28:YE:64:LYS:CB	2.62	0.46
28:YE:188:VAL:HA	28:YE:189:PRO:HD2	1.79	0.46
28:YE:195:LEU:HD12	28:YE:196:VAL:N	2.29	0.46
30:YG:34:LEU:HD12	30:YG:100:TRP:CH2	2.50	0.46
38:YS:74:ALA:O	38:YS:75:GLU:C	2.54	0.46
1:QA:1348:U:H3	1:QA:1374:A:H2	1.64	0.46
10:QJ:84:GLN:H	10:QJ:84:GLN:HG3	1.49	0.46
14:QN:32:SER:O	14:QN:32:SER:OG	2.26	0.46
20:QT:29:LYS:O	20:QT:33:ILE:HG12	2.16	0.46
25:RA:483:A:H5"	44:RY:49:VAL:HG13	1.98	0.46
25:RA:586:A:N1	25:RA:809:G:O2'	2.33	0.46
25:RA:631:A:OP1	35:RP:64:LYS:HE2	2.16	0.46
25:RA:676:A:N1	25:RA:802:A:N1	2.64	0.46
25:RA:752:A:H3'	53:R7:1:MET:SD	2.55	0.46
25:RA:845:G:H8	25:RA:845:G:OP2	1.99	0.46

Continued on next page...

Continued from previous page...

Atom-1	Atom-2	Interatomic distance (Å)	Clash overlap (Å)
28:RE:61:ARG:O	28:RE:63:LEU:CG	2.57	0.46
28:RE:172:VAL:HG13	28:RE:182:LEU:HD11	1.98	0.46
30:RG:98:ARG:O	30:RG:101:ILE:HG13	2.16	0.46
31:RH:37:VAL:HG11	31:RH:68:THR:HG23	1.98	0.46
32:RI:29:TYR:O	32:RI:33:ARG:HB2	2.16	0.46
32:RI:57:ARG:HA	32:RI:60:GLU:HB3	1.96	0.46
36:RQ:63:LYS:HD2	45:RZ:175:VAL:HG21	1.98	0.46
44:RY:17:SER:OG	44:RY:71:LYS:HD2	2.16	0.46
45:RZ:74:VAL:HG13	45:RZ:86:VAL:HG22	1.98	0.46
52:R6:33:LYS:HG3	52:R6:34:LEU:HD13	1.98	0.46
54:R8:40:GLU:C	54:R8:42:ARG:N	2.68	0.46
1:XA:222:U:H2'	1:XA:223:U:C6	2.51	0.46
1:XA:620:C:H2'	1:XA:621:A:O4'	2.16	0.46
1:XA:762:C:H2'	1:XA:763:G:C8	2.51	0.46
7:XG:50:ILE:HG21	7:XG:61:VAL:HG21	1.98	0.46
9:XI:46:ALA:HA	9:XI:78:LYS:HB2	1.98	0.46
25:YA:271(B):G:N7	25:YA:421:U:H2'	2.31	0.46
25:YA:466:A:N3	25:YA:683:C:H1'	2.31	0.46
25:YA:1062:G:H8	25:YA:1062:G:O5'	1.98	0.46
25:YA:1408:C:C2	25:YA:1595:G:N2	2.84	0.46
25:YA:2025:C:H2'	25:YA:2026:C:C6	2.51	0.46
25:YA:2150:U:H2'	25:YA:2151:G:C8	2.51	0.46
25:YA:2168:G:N2	25:YA:2170:A:H62	2.14	0.46
25:YA:2310:A:N6	30:YG:79:ASN:HB2	2.30	0.46
27:YD:2:ALA:HB1	27:YD:20:ASP:CB	2.46	0.46
27:YD:36:PRO:HB3	27:YD:62:TYR:O	2.16	0.46
28:YE:87:GLU:O	28:YE:89:ASP:N	2.48	0.46
28:YE:111:ARG:NE	28:YE:160:TYR:CE1	2.76	0.46
28:YE:129:HIS:O	28:YE:130:GLY:C	2.53	0.46
28:YE:137:HIS:CB	28:YE:138:PRO:HD2	2.42	0.46
31:YH:88:LEU:HD22	31:YH:163:TYR:O	2.16	0.46
31:YH:128:PRO:HD2	31:YH:129:THR:N	2.25	0.46
33:YN:9:VAL:HG23	33:YN:10:GLU:N	2.31	0.46
36:YQ:87:LYS:O	36:YQ:87:LYS:HG2	2.15	0.46
38:YS:108:GLY:O	38:YS:110:LEU:N	2.48	0.46
39:YT:95:ARG:HD2	39:YT:95:ARG:HA	1.75	0.46
40:YU:75:ASN:HB3	40:YU:78:THR:H	1.81	0.46
47:Y1:80:LEU:HB2	47:Y1:81:LYS:H	1.61	0.46
1:QA:17:U:H2'	1:QA:18:C:C6	2.50	0.46
1:QA:335:C:H2'	1:QA:336:C:C6	2.51	0.46
10:QJ:55:LYS:CD	10:QJ:56:HIS:CD2	2.98	0.46

Continued on next page...

Continued from previous page...

Atom-1	Atom-2	Interatomic distance (Å)	Clash overlap (Å)
12:QL:27:LEU:HD13	12:QL:28:LYS:N	2.30	0.46
19:QS:32:LYS:HA	19:QS:50:ALA:HB3	1.98	0.46
25:RA:321:G:H5"	29:RF:136:THR:HG23	1.98	0.46
25:RA:1026:U:H1'	25:RA:1027:A:H5"	1.98	0.46
25:RA:1497:U:H5"	25:RA:1498:C:H5	1.80	0.46
27:RD:68:LYS:HD2	27:RD:70:TRP:CZ2	2.51	0.46
31:RH:4:ILE:HG13	31:RH:6:ARG:HD3	1.97	0.46
31:RH:13:LYS:HE2	31:RH:13:LYS:CA	2.40	0.46
34:RO:31:LYS:HB3	34:RO:32:TYR:CD2	2.51	0.46
36:RQ:26:TYR:O	36:RQ:27:VAL:O	2.34	0.46
36:RQ:30:GLY:CA	36:RQ:107:ALA:HB2	2.39	0.46
36:RQ:63:LYS:HE2	36:RQ:65:PHE:CZ	2.50	0.46
39:RT:26:ASP:HB2	39:RT:90:GLN:O	2.16	0.46
41:RV:51:VAL:HG12	41:RV:53:GLU:H	1.80	0.46
55:R9:8:LYS:O	55:R9:34:GLN:NE2	2.49	0.46
1:XA:24:U:H2'	1:XA:25:C:C6	2.51	0.46
1:XA:426:G:OP1	4:XD:38:TYR:OH	2.28	0.46
1:XA:745:C:OP1	1:XA:851:G:O2'	2.33	0.46
2:XB:114:ARG:O	2:XB:118:LEU:HG	2.16	0.46
3:XC:78:GLY:HA3	3:XC:83:ARG:HB3	1.98	0.46
6:XF:48:LEU:HG	6:XF:57:GLN:HA	1.98	0.46
12:XL:27:LEU:HD13	12:XL:28:LYS:N	2.30	0.46
20:XT:26:ASN:O	20:XT:30:LYS:HB2	2.16	0.46
25:YA:27:G:H1'	25:YA:513:A:N6	2.31	0.46
25:YA:478:A:C6	25:YA:480:A:C6	3.04	0.46
25:YA:954:G:OP1	36:YQ:15:GLY:N	2.43	0.46
25:YA:1657:C:H2'	25:YA:1658:C:C6	2.51	0.46
27:YD:14:ARG:HG3	27:YD:15:PHE:N	2.31	0.46
27:YD:105:ILE:HG23	27:YD:106:ILE:O	2.15	0.46
27:YD:183:ARG:CG	27:YD:183:ARG:NH1	2.69	0.46
36:YQ:11:LYS:HE2	36:YQ:87:LYS:HA	1.98	0.46
42:YW:110:LYS:HG3	42:YW:111:HIS:ND1	2.31	0.46
1:QA:1443:G:C6	39:RT:118:ARG:HB2	2.51	0.46
5:QE:75:THR:CB	5:QE:117:ASP:O	2.63	0.46
25:RA:392:C:H5"	25:RA:409:C:H5"	1.97	0.46
25:RA:699:A:H2'	25:RA:700:G:O4'	2.16	0.46
25:RA:1885:A:H5'	25:RA:1886:C:OP2	2.16	0.46
25:RA:2321:G:N3	25:RA:2321:G:C2'	2.77	0.46
25:RA:2335:A:O2'	25:RA:2336:A:H2'	2.16	0.46
28:RE:47:VAL:O	28:RE:47:VAL:HG23	2.16	0.46
29:RF:11:VAL:HG12	29:RF:12:LEU:H	1.80	0.46

Continued on next page...

Continued from previous page...

Atom-1	Atom-2	Interatomic distance (Å)	Clash overlap (Å)
29:RF:20:LEU:HD23	29:RF:125:LEU:HD12	1.98	0.46
31:RH:88:LEU:HD22	31:RH:163:TYR:O	2.16	0.46
36:RQ:87:LYS:O	36:RQ:87:LYS:HG2	2.15	0.46
37:RR:37:THR:OG1	37:RR:40:LYS:HG3	2.16	0.46
40:RU:69:CYS:HB3	40:RU:106:PHE:HZ	1.81	0.46
47:R1:73:LEU:HB3	47:R1:90:ILE:HG23	1.97	0.46
51:R5:41:PRO:HA	51:R5:42:PRO:HD3	1.82	0.46
52:R6:44:ARG:O	52:R6:45:LYS:HB2	2.16	0.46
1:XA:926:G:C6	1:XA:1505:G:C6	3.04	0.46
2:XB:217:ARG:HE	2:XB:217:ARG:HB2	1.54	0.46
12:XL:126:LYS:C	12:XL:128:ALA:N	2.69	0.46
20:XT:33:ILE:HD13	20:XT:62:LEU:HB3	1.98	0.46
25:YA:1512:G:H2'	25:YA:1513:C:C6	2.50	0.46
25:YA:1655:A:H3'	25:YA:1656:C:H6	1.81	0.46
25:YA:2208:U:C1'	27:YD:151:LYS:HE2	2.45	0.46
27:YD:118:VAL:O	27:YD:129:ASN:HA	2.16	0.46
29:YF:31:HIS:O	29:YF:34:TRP:HB3	2.15	0.46
31:YH:51:ARG:HG3	31:YH:51:ARG:NH1	2.30	0.46
37:YR:51:LEU:HD12	37:YR:70:LEU:HG	1.97	0.46
37:YR:78:LYS:O	37:YR:83:ILE:HG12	2.16	0.46
44:YY:84:ARG:HB3	44:YY:95:LYS:HD3	1.97	0.46
1:QA:1298:C:H4'	1:QA:1299:A:N9	2.31	0.45
3:QC:19:GLU:HA	3:QC:54:ARG:HH12	1.81	0.45
6:QF:99:ALA:HB1	18:QR:23:LYS:NZ	2.31	0.45
10:QJ:22:LYS:HB3	10:QJ:22:LYS:HE3	1.68	0.45
25:RA:678:C:H2'	25:RA:679:C:C6	2.51	0.45
25:RA:1153:C:H2'	25:RA:1154:G:O4'	2.16	0.45
25:RA:1301:A:O2'	25:RA:1302:A:H3'	2.16	0.45
25:RA:2469:A:H2	25:RA:2481:G:H21	1.64	0.45
25:RA:2645:G:N2	25:RA:2767:C:OP2	2.49	0.45
28:RE:95:ILE:O	28:RE:95:ILE:HG22	2.16	0.45
29:RF:182:ASN:O	29:RF:186:ILE:HG12	2.16	0.45
32:RI:113:ARG:HG3	32:RI:131:LYS:NZ	2.30	0.45
36:RQ:81:VAL:HG23	36:RQ:82:ARG:N	2.31	0.45
36:RQ:85:LYS:HD3	36:RQ:86:GLY:H	1.80	0.45
37:RR:33:ARG:HG2	37:RR:34:ILE:N	2.30	0.45
50:R4:15:ILE:HG22	50:R4:20:ASN:CA	2.45	0.45
50:R4:50:VAL:O	50:R4:50:VAL:HG13	2.15	0.45
1:XA:154:C:H42	1:XA:167:G:H1	1.64	0.45
1:XA:626:U:C2	1:XA:627:G:C8	3.05	0.45
10:XJ:55:LYS:CG	10:XJ:56:HIS:CD2	2.97	0.45

Continued on next page...

Continued from previous page...

Atom-1	Atom-2	Interatomic distance (Å)	Clash overlap (Å)
18:XR:73:ALA:HB3	18:XR:79:LEU:HD12	1.98	0.45
20:XT:29:LYS:CD	20:XT:66:ALA:HB2	2.45	0.45
25:YA:2016:U:H1'	51:Y5:6:VAL:HG13	1.97	0.45
27:YD:11:PRO:O	27:YD:12:SER:CB	2.65	0.45
29:YF:65:TRP:CH2	29:YF:72:ARG:HB3	2.50	0.45
31:YH:109:PHE:CE1	31:YH:152:ARG:NH1	2.85	0.45
36:YQ:85:LYS:HD3	36:YQ:86:GLY:H	1.80	0.45
38:YS:109:GLY:O	38:YS:110:LEU:HB2	2.16	0.45
41:YV:19:LYS:HA	41:YV:94:LEU:O	2.15	0.45
47:Y1:58:ILE:HD12	47:Y1:58:ILE:N	2.30	0.45
1:QA:491:G:H2'	1:QA:492:G:O4'	2.16	0.45
1:QA:757:U:H2'	1:QA:758:G:O4'	2.16	0.45
1:QA:1378:C:N4	1:QA:1379:G:N3	2.64	0.45
3:QC:23:TYR:CD1	10:QJ:10:GLY:HA2	2.51	0.45
4:QD:46:LYS:HD3	4:QD:46:LYS:HA	1.69	0.45
8:QH:20:TYR:HA	8:QH:65:TYR:CZ	2.51	0.45
9:QI:45:ALA:O	9:QI:48:GLU:HG2	2.15	0.45
25:RA:297:C:H5"	44:RY:85:VAL:HG21	1.96	0.45
25:RA:957:A:H5'	36:RQ:76:LYS:CD	2.47	0.45
25:RA:2131:G:N2	25:RA:2158:A:N7	2.63	0.45
25:RA:2516:G:C6	25:RA:2517:C:N4	2.84	0.45
25:RA:2698:U:H2'	25:RA:2699:C:C6	2.51	0.45
26:RB:5:C:O2'	26:RB:27:C:O2	2.33	0.45
28:RE:15:PHE:CD1	28:RE:20:ALA:HB2	2.50	0.45
31:RH:89:ILE:H	31:RH:89:ILE:HD13	1.81	0.45
32:RI:52:ARG:CB	32:RI:56:LYS:HB3	2.45	0.45
51:R5:54:GLY:O	51:R5:55:ARG:C	2.54	0.45
2:XB:55:PHE:HD1	2:XB:58:ILE:HG13	1.81	0.45
25:YA:1263:U:H1'	51:Y5:10:LYS:HG3	1.98	0.45
25:YA:1683:C:H2'	25:YA:1684:C:C6	2.51	0.45
27:YD:69:ARG:C	27:YD:71:ASP:N	2.69	0.45
28:YE:1:MET:HA	28:YE:200:GLU:OE2	2.16	0.45
28:YE:77:ILE:O	28:YE:78:LEU:O	2.35	0.45
29:YF:7:TYR:N	29:YF:7:TYR:CD1	2.84	0.45
29:YF:167:ALA:HB1	29:YF:173:VAL:HG11	1.98	0.45
35:YP:115:LEU:HB3	35:YP:131:SER:HB2	1.99	0.45
37:YR:101:ALA:CB	51:Y5:47:PRO:HD3	2.46	0.45
44:YY:87:LYS:HA	44:YY:92:ASN:HB3	1.98	0.45
52:Y6:33:LYS:HE2	52:Y6:33:LYS:HB2	1.76	0.45
1:QA:662:G:H2'	1:QA:663:A:C8	2.51	0.45
1:QA:695:A:H2'	1:QA:696:A:C8	2.51	0.45

Continued on next page...

Continued from previous page...

Atom-1	Atom-2	Interatomic distance (Å)	Clash overlap (Å)
1:QA:1014:A:H2'	1:QA:1015:A:C8	2.52	0.45
7:QG:20:ASP:OD1	7:QG:21:VAL:N	2.49	0.45
7:QG:45:ASP:O	7:QG:49:ILE:HG12	2.16	0.45
10:QJ:55:LYS:HG3	10:QJ:56:HIS:CG	2.51	0.45
10:QJ:58:ASP:O	10:QJ:59:SER:HB2	2.17	0.45
12:QL:61:THR:O	12:QL:63:GLY:N	2.45	0.45
12:QL:113:ARG:NH2	12:QL:120:TYR:CE2	2.85	0.45
25:RA:307:G:O5'	25:RA:307:G:H8	1.99	0.45
25:RA:1796:U:H2'	25:RA:1797:C:H6	1.79	0.45
25:RA:2021:C:OP1	51:R5:12:SER:OG	2.25	0.45
25:RA:2287:A:N1	25:RA:2346:A:C2	2.84	0.45
25:RA:2290:G:H1	25:RA:2342:C:H42	1.65	0.45
26:RB:49:C:H2'	26:RB:50:G:C8	2.51	0.45
28:RE:1:MET:HA	28:RE:200:GLU:OE2	2.16	0.45
30:RG:106:LEU:HA	30:RG:110:ALA:HB3	1.98	0.45
31:RH:137:ASP:HB2	31:RH:140:LYS:HE3	1.98	0.45
31:RH:151:ILE:O	31:RH:152:ARG:O	2.34	0.45
36:RQ:104:PHE:O	36:RQ:105:GLU:CB	2.65	0.45
51:R5:36:CYS:C	51:R5:38:ALA:H	2.19	0.45
1:XA:474:G:H2'	1:XA:475:G:C8	2.51	0.45
1:XA:1252:A:H2'	1:XA:1253:G:O4'	2.16	0.45
1:XA:1392:G:H2'	1:XA:1393:U:C6	2.51	0.45
8:XH:91:ARG:HG3	12:XL:7:ILE:HG21	1.98	0.45
10:XJ:50:ILE:HD11	10:XJ:57:LYS:CD	2.46	0.45
12:XL:115:LYS:O	12:XL:117:ARG:N	2.47	0.45
25:YA:34:C:H41	25:YA:447:A:H61	1.65	0.45
25:YA:975:G:H1'	25:YA:990:A:C2	2.51	0.45
25:YA:1054:A:N1	25:YA:1105:U:O4	2.49	0.45
25:YA:1316:U:H2'	25:YA:1317:A:H8	1.81	0.45
25:YA:1728:G:H8	25:YA:1732:A:H62	1.64	0.45
25:YA:2334:G:C6	46:Y0:75:LEU:HD21	2.52	0.45
25:YA:2347:C:H2'	25:YA:2348:U:C6	2.51	0.45
25:YA:2867:G:OP2	39:YT:119:LYS:NZ	2.28	0.45
27:YD:65:ILE:HD11	27:YD:67:PHE:CE2	2.51	0.45
27:YD:241:PRO:O	27:YD:242:ARG:C	2.53	0.45
28:YE:51:PHE:HD2	28:YE:52:LEU:H	1.59	0.45
29:YF:117:ARG:NH2	29:YF:189:THR:O	2.49	0.45
30:YG:146:TYR:O	30:YG:149:VAL:HG22	2.16	0.45
31:YH:16:SER:OG	31:YH:17:VAL:N	2.50	0.45
37:YR:24:GLN:HE21	37:YR:44:LEU:HG	1.81	0.45
37:YR:109:ALA:HA	37:YR:110:PRO:HD2	1.77	0.45

Continued on next page...

Continued from previous page...

Atom-1	Atom-2	Interatomic distance (Å)	Clash overlap (Å)
38:YS:5:THR:HG1	38:YS:7:TYR:HB3	1.80	0.45
40:YU:58:ARG:HA	40:YU:61:TRP:CE3	2.51	0.45
40:YU:66:ASN:O	40:YU:70:ARG:HB2	2.17	0.45
40:YU:68:ALA:O	40:YU:71:GLN:HB2	2.16	0.45
44:YY:51:VAL:HG13	44:YY:52:SER:N	2.28	0.45
44:YY:56:PRO:O	44:YY:58:GLY:N	2.49	0.45
45:YZ:149:SER:HB2	45:YZ:172:ALA:O	2.16	0.45
48:Y2:17:SER:HB2	48:Y2:18:PRO:CG	2.46	0.45
1:QA:49:U:O4	1:QA:365:U:O4	2.34	0.45
1:QA:106:C:H2'	1:QA:107:G:H8	1.80	0.45
1:QA:280:C:H3'	1:QA:281:G:H5'	1.98	0.45
1:QA:390:C:O3'	16:QP:28:ARG:NH2	2.44	0.45
1:QA:1120:G:H2'	1:QA:1121:U:C6	2.51	0.45
1:QA:1367:C:H4'	10:QJ:48:THR:HG21	1.98	0.45
4:QD:98:GLU:OE2	4:QD:107:ARG:NE	2.49	0.45
12:QL:64:TYR:O	12:QL:65:GLU:HB2	2.16	0.45
25:RA:2335:A:O2'	25:RA:2336:A:H8	1.99	0.45
25:RA:2405:G:O2'	25:RA:2406:U:P	2.74	0.45
25:RA:2655:G:O2'	25:RA:2656:U:H5	1.98	0.45
27:RD:30:GLU:HG3	27:RD:63:ARG:CZ	2.47	0.45
27:RD:121:PRO:HB3	27:RD:135:PHE:CE2	2.52	0.45
28:RE:21:VAL:HG23	28:RE:22:PRO:CD	2.46	0.45
29:RF:65:TRP:O	29:RF:67:GLN:N	2.42	0.45
31:RH:106:THR:HG22	31:RH:112:PRO:HB3	1.97	0.45
31:RH:109:PHE:CE1	31:RH:152:ARG:NH1	2.84	0.45
36:RQ:5:ARG:O	36:RQ:6:ARG:O	2.35	0.45
38:RS:16:ASN:HA	38:RS:19:LYS:HD3	1.98	0.45
51:R5:16:ARG:O	51:R5:20:ARG:HG3	2.16	0.45
52:R6:26:ASN:ND2	52:R6:35:GLU:OE2	2.49	0.45
1:XA:19:C:H2'	1:XA:20:U:H6	1.81	0.45
2:XB:140:HIS:HA	2:XB:143:GLU:OE1	2.17	0.45
7:XG:15:ASP:OD1	7:XG:44:TYR:OH	2.35	0.45
8:XH:86:ILE:HG13	8:XH:133:LEU:HD22	1.98	0.45
12:XL:10:LEU:HB3	17:XQ:32:TYR:CE2	2.52	0.45
12:XL:64:TYR:O	12:XL:65:GLU:HB2	2.16	0.45
12:XL:113:ARG:NH2	12:XL:120:TYR:CE2	2.84	0.45
13:XM:58:GLU:O	13:XM:62:ASN:ND2	2.33	0.45
17:XQ:43:LEU:HD12	17:XQ:68:ARG:HG2	1.97	0.45
20:XT:36:LEU:CD1	20:XT:55:ILE:HD12	2.46	0.45
25:YA:70:G:H21	25:YA:71:A:N6	2.14	0.45
25:YA:2032:G:N2	28:YE:146:THR:HG23	2.28	0.45

Continued on next page...

Continued from previous page...

Atom-1	Atom-2	Interatomic distance (Å)	Clash overlap (Å)
25:YA:2208:U:O2'	27:YD:151:LYS:HG2	2.17	0.45
25:YA:2780:G:OP2	33:YN:118:LYS:HE2	2.17	0.45
25:YA:2875:C:H4'	39:YT:5:ALA:HB2	1.97	0.45
27:YD:109:ASP:HB2	27:YD:197:GLY:CA	2.46	0.45
28:YE:13:ARG:HH11	28:YE:13:ARG:HB3	1.82	0.45
28:YE:47:VAL:O	28:YE:47:VAL:HG23	2.16	0.45
35:YP:121:LYS:O	35:YP:123:LEU:N	2.49	0.45
38:YS:5:THR:OG1	38:YS:8:GLU:HG3	2.17	0.45
44:YY:101:LYS:HG2	44:YY:102:CYS:H	1.81	0.45
47:Y1:91:LYS:HA	47:Y1:91:LYS:HE3	1.98	0.45
1:QA:156:G:H1	1:QA:165:C:H42	1.64	0.45
1:QA:186:C:H5'	20:QT:78:ALA:HB1	1.97	0.45
1:QA:833:U:H2'	1:QA:834:C:H6	1.80	0.45
1:QA:1213:A:N1	1:QA:1215:G:H1'	2.31	0.45
1:QA:1330:U:H4'	13:QM:23:TYR:CE2	2.51	0.45
1:QA:1404:C:H2'	1:QA:1405:G:C8	2.52	0.45
7:QG:49:ILE:O	7:QG:53:LYS:HB3	2.16	0.45
10:QJ:55:LYS:CG	10:QJ:56:HIS:CD2	2.97	0.45
25:RA:288:C:H2'	25:RA:289:A:H8	1.82	0.45
25:RA:675:A:N3	25:RA:2443:C:O2'	2.45	0.45
25:RA:2377:A:H2'	25:RA:2378:A:C8	2.51	0.45
25:RA:2635:C:H5"	28:RE:78:LEU:HA	1.99	0.45
27:RD:76:PRO:HB2	27:RD:116:GLN:OE1	2.17	0.45
27:RD:85:ASP:HA	27:RD:86:PRO:HD2	1.72	0.45
27:RD:118:VAL:HG22	27:RD:119:ALA:H	1.82	0.45
28:RE:22:PRO:CG	28:RE:22:PRO:O	2.63	0.45
31:RH:86:GLU:O	31:RH:87:LEU:CB	2.64	0.45
31:RH:94:TYR:CD1	31:RH:94:TYR:N	2.82	0.45
33:RN:19:GLU:HB2	33:RN:56:ASN:HD22	1.80	0.45
36:RQ:93:TYR:CD1	36:RQ:93:TYR:N	2.84	0.45
37:RR:103:ARG:NH1	42:RW:40:ASN:OD1	2.50	0.45
1:XA:323:U:O3'	20:XT:22:ARG:HD3	2.16	0.45
1:XA:537:G:H5"	12:XL:113:ARG:NH1	2.30	0.45
1:XA:877:C:H5"	8:XH:88:LYS:HD3	1.99	0.45
1:XA:923:A:H2'	1:XA:924:C:O4'	2.17	0.45
1:XA:954:G:H21	1:XA:1227:A:N6	1.91	0.45
1:XA:1127:G:H1'	1:XA:1147:C:H42	1.80	0.45
1:XA:1347:G:OP2	9:XI:107:ARG:HG2	2.16	0.45
3:XC:48:TYR:OH	3:XC:122:GLU:OE2	2.22	0.45
6:XF:100:ASN:O	18:XR:28:GLU:HG2	2.17	0.45
7:XG:45:ASP:O	7:XG:49:ILE:HG12	2.17	0.45

Continued on next page...

Continued from previous page...

Atom-1	Atom-2	Interatomic distance (Å)	Clash overlap (Å)
9:XI:114:TYR:N	9:XI:114:TYR:HD1	2.14	0.45
19:XS:47:HIS:O	19:XS:62:ILE:HG12	2.17	0.45
19:XS:63:THR:HG23	19:XS:66:MET:HG2	1.99	0.45
25:YA:270(T):G:OP1	47:Y1:97:LEU:HD13	2.16	0.45
25:YA:592:G:N3	54:Y8:4:MET:CE	2.79	0.45
25:YA:1754:C:P	39:YT:96:ARG:HH12	2.39	0.45
25:YA:2409:G:H2'	25:YA:2410:G:O4'	2.16	0.45
25:YA:2563:U:H4'	34:YO:28:SER:HA	1.97	0.45
25:YA:2566:A:H4'	25:YA:2567:G:O5'	2.17	0.45
25:YA:2729:G:C2'	28:YE:187:ALA:HB2	2.46	0.45
28:YE:33:VAL:HG12	28:YE:90:THR:H	1.81	0.45
28:YE:95:ILE:HG22	28:YE:95:ILE:O	2.16	0.45
29:YF:196:LEU:O	29:YF:200:GLU:HG2	2.17	0.45
38:YS:78:LEU:HD21	38:YS:108:GLY:HA2	1.99	0.45
41:YV:19:LYS:HG3	41:YV:95:LEU:HD23	1.98	0.45
41:YV:36:PRO:HA	41:YV:56:SER:OG	2.16	0.45
45:YZ:128:VAL:HG22	45:YZ:129:SER:H	1.82	0.45
45:YZ:141:VAL:HG23	45:YZ:144:LEU:HB2	1.98	0.45
1:QA:109:A:H2'	1:QA:326:G:N2	2.32	0.45
1:QA:636:U:H5'	17:QQ:2:PRO:HG3	1.98	0.45
1:QA:1304:G:N1	1:QA:1332:A:OP2	2.42	0.45
1:QA:1348:U:C4	1:QA:1374:A:H2	2.33	0.45
7:QG:113:GLU:CG	7:QG:119:ARG:HG2	2.47	0.45
9:QI:126:SER:O	9:QI:128:ARG:N	2.45	0.45
11:QK:91:ARG:NH1	11:QK:110:ASP:OD2	2.48	0.45
12:QL:6:THR:H	12:QL:9:GLN:NE2	1.97	0.45
20:QT:33:ILE:HD12	20:QT:63:ILE:HG12	1.96	0.45
25:RA:78:A:H2'	25:RA:79:G:C8	2.52	0.45
25:RA:856:C:H42	25:RA:921:G:H1	1.63	0.45
25:RA:1186:G:H2'	25:RA:1187:G:O4'	2.16	0.45
25:RA:2364:C:OP1	46:R0:55:ARG:NH1	2.50	0.45
25:RA:2568:C:H2'	25:RA:2569:G:O4'	2.16	0.45
25:RA:2593:U:H2'	25:RA:2594:C:C6	2.51	0.45
27:RD:105:ILE:HD12	27:RD:105:ILE:HA	1.63	0.45
30:RG:10:LYS:O	30:RG:14:GLU:HB3	2.17	0.45
30:RG:102:PHE:O	30:RG:106:LEU:N	2.50	0.45
32:RI:14:ASP:O	32:RI:16:GLY:N	2.50	0.45
34:RO:48:PRO:O	34:RO:49:ARG:HG2	2.17	0.45
45:RZ:108:PRO:HB2	45:RZ:109:ALA:H	1.62	0.45
48:R2:47:ASN:O	48:R2:48:HIS:CG	2.70	0.45
1:XA:767:A:O2'	1:XA:1524:C:O2	2.33	0.45

Continued on next page...

Continued from previous page...

Atom-1	Atom-2	Interatomic distance (Å)	Clash overlap (Å)
1:XA:971:G:N2	1:XA:1363:A:OP2	2.33	0.45
1:XA:1151:A:O2'	1:XA:1152:A:O5'	2.34	0.45
1:XA:1410:G:H2'	1:XA:1411:C:H6	1.82	0.45
15:XO:32:LEU:HD11	15:XO:62:GLN:HG2	1.99	0.45
16:XP:17:TYR:CE2	16:XP:41:PRO:HG3	2.52	0.45
25:YA:855:G:O2'	46:Y0:27:GLU:OE2	2.24	0.45
25:YA:1869:G:H5'	25:YA:1870:C:OP2	2.16	0.45
25:YA:1930:G:HO2'	25:YA:1931:U:P	2.40	0.45
25:YA:2756:U:H4'	25:YA:2757:A:OP1	2.16	0.45
25:YA:2820:A:HO2'	25:YA:2821:A:P	2.39	0.45
27:YD:198:ASN:ND2	27:YD:198:ASN:O	2.50	0.45
28:YE:199:ARG:HH11	28:YE:199:ARG:HG3	1.82	0.45
29:YF:155:LEU:HA	29:YF:174:VAL:CG1	2.46	0.45
31:YH:7:LEU:C	31:YH:7:LEU:HD12	2.37	0.45
36:YQ:23:GLY:O	36:YQ:24:GLY:C	2.54	0.45
36:YQ:26:TYR:O	36:YQ:27:VAL:O	2.34	0.45
49:Y3:31:LEU:O	49:Y3:32:GLN:HB2	2.17	0.45
52:Y6:15:GLU:CD	52:Y6:41:PRO:HB3	2.37	0.45
54:Y8:52:LYS:O	54:Y8:52:LYS:CG	2.64	0.45
1:QA:607:A:C2	16:QP:31:LYS:HB2	2.52	0.45
1:QA:745:C:OP1	1:QA:851:G:O2'	2.35	0.45
1:QA:804:U:H5"	1:QA:805:C:OP2	2.17	0.45
1:QA:920:U:H2'	1:QA:921:U:H6	1.81	0.45
1:QA:1032(A):G:H2'	1:QA:1032(B):G:C8	2.52	0.45
1:QA:1126:U:OP2	1:QA:1281:U:H1'	2.16	0.45
2:QB:30:ARG:HH21	2:QB:194:PRO:HG2	1.81	0.45
2:QB:76:GLN:O	2:QB:208:ILE:HG12	2.17	0.45
8:QH:104:ARG:O	8:QH:107:LEU:HB2	2.16	0.45
25:RA:482:A:H4'	44:RY:47:LYS:HD2	1.99	0.45
25:RA:919:G:N2	25:RA:2269:A:OP2	2.50	0.45
25:RA:1085:A:H2'	25:RA:1086:A:C4	2.52	0.45
25:RA:1444(A):A:H4'	25:RA:1460:A:O2'	2.17	0.45
25:RA:2795:G:H3'	25:RA:2797:U:C5'	2.47	0.45
26:RB:38:C:N3	26:RB:44:G:N2	2.58	0.45
37:RR:42:LYS:HA	37:RR:45:ARG:HD2	1.98	0.45
37:RR:78:LYS:HE2	37:RR:83:ILE:HD11	1.98	0.45
51:R5:15:ARG:HA	51:R5:18:ALA:HB3	1.99	0.45
54:R8:48:PHE:N	54:R8:48:PHE:HD1	2.14	0.45
1:XA:781:A:O2'	1:XA:1522:U:O2	2.32	0.45
1:XA:1314:C:OP1	19:XS:6:LYS:HE3	2.17	0.45
2:XB:115:LEU:HD13	2:XB:145:LEU:HB3	1.98	0.45

Continued on next page...

Continued from previous page...

Atom-1	Atom-2	Interatomic distance (Å)	Clash overlap (Å)
12:XL:126:LYS:HB2	12:XL:126:LYS:HZ3	1.81	0.45
25:YA:312:G:H5'	25:YA:331:A:O2'	2.17	0.45
25:YA:888:C:H3'	25:YA:889:C:C4'	2.44	0.45
25:YA:1665:A:H1'	34:YO:1:MET:HG3	1.98	0.45
25:YA:1717:G:H1	25:YA:1742:C:H42	1.65	0.45
26:YB:8:U:O2'	38:YS:40:ILE:CD1	2.65	0.45
26:YB:43:C:H5'	50:Y4:1:MET:HA	1.97	0.45
27:YD:25:THR:CG2	27:YD:25:THR:O	2.65	0.45
27:YD:68:LYS:HD2	27:YD:70:TRP:CZ2	2.52	0.45
27:YD:92:ILE:HD12	27:YD:104:TYR:HD2	1.82	0.45
28:YE:2:LYS:O	28:YE:199:ARG:HA	2.17	0.45
35:YP:65:ARG:HB2	54:Y8:12:LYS:O	2.17	0.45
39:YT:102:ILE:HA	39:YT:105:LEU:CD2	2.47	0.45
40:YU:90:VAL:HG13	41:YV:4:ILE:HG21	1.98	0.45
42:YW:97:LYS:HE2	42:YW:99:ARG:NH2	2.31	0.45
46:Y0:23:VAL:HA	46:Y0:38:VAL:HA	1.99	0.45
47:Y1:79:GLY:N	47:Y1:80:LEU:HD23	2.32	0.45
1:QA:73:G:H2'	1:QA:74:C:O4'	2.16	0.45
1:QA:458:C:H42	1:QA:474:G:H1	1.63	0.45
2:QB:163:PHE:HA	2:QB:185:ILE:HG13	1.98	0.45
2:QB:178:ARG:HH21	8:QH:74:PRO:HG3	1.82	0.45
5:QE:151:LEU:HD22	8:QH:67:PRO:HD3	1.99	0.45
6:QF:45:LEU:HD12	6:QF:59:TYR:HD2	1.82	0.45
10:QJ:40:LEU:HB2	10:QJ:69:ASN:CB	2.47	0.45
25:RA:198:C:O2'	25:RA:199:A:H5'	2.15	0.45
25:RA:1024:G:C6	25:RA:1025:G:C6	3.05	0.45
25:RA:1111:A:H4'	31:RH:3:ARG:HD2	1.98	0.45
25:RA:1188:U:O2'	25:RA:1189:A:H5'	2.15	0.45
25:RA:2294:C:OP2	38:RS:13:ARG:NH1	2.50	0.45
28:RE:2:LYS:HG2	28:RE:95:ILE:HG22	1.99	0.45
28:RE:2:LYS:O	28:RE:199:ARG:HA	2.17	0.45
34:RO:22:ILE:HG12	34:RO:41:ALA:HA	1.98	0.45
36:RQ:119:ARG:HH11	36:RQ:119:ARG:CG	2.25	0.45
38:RS:10:ARG:O	38:RS:14:VAL:HG12	2.17	0.45
1:XA:358:U:H2'	1:XA:359:U:O4'	2.17	0.45
1:XA:376:G:H5"	16:XP:5:ARG:HD2	1.99	0.45
1:XA:1319:A:O2'	1:XA:1323:G:N7	2.39	0.45
3:XC:153:VAL:HG22	3:XC:198:VAL:HG22	1.98	0.45
4:XD:86:LYS:HD2	4:XD:86:LYS:H	1.82	0.45
10:XJ:16:LEU:HD11	10:XJ:70:ARG:HB2	1.99	0.45
10:XJ:55:LYS:HG3	10:XJ:56:HIS:CG	2.51	0.45

Continued on next page...

Continued from previous page...

Atom-1	Atom-2	Interatomic distance (Å)	Clash overlap (Å)
12:XL:117:ARG:NH2	12:XL:124:LYS:HD3	2.32	0.45
13:XM:65:LYS:O	13:XM:70:LEU:HD23	2.17	0.45
19:XS:66:MET:HB2	19:XS:74:PHE:CZ	2.52	0.45
25:YA:192:C:H2'	25:YA:193:U:H5'	1.98	0.45
25:YA:754:C:H2'	25:YA:755:C:H6	1.82	0.45
25:YA:828:U:H4'	25:YA:831:G:N1	2.31	0.45
25:YA:844:C:H2'	25:YA:845:G:O4'	2.17	0.45
25:YA:984:A:H5"	25:YA:985:C:H5	1.82	0.45
25:YA:2344:U:OP1	52:Y6:38:LYS:HD3	2.17	0.45
26:YB:77:U:OP1	45:YZ:19:ARG:NH2	2.49	0.45
27:YD:226:MET:H	27:YD:226:MET:HG2	1.53	0.45
28:YE:4:ILE:HG12	28:YE:91:VAL:HG11	1.99	0.45
28:YE:21:VAL:HG23	28:YE:22:PRO:CD	2.46	0.45
36:YQ:5:ARG:O	36:YQ:6:ARG:O	2.35	0.45
36:YQ:30:GLY:CA	36:YQ:107:ALA:HB2	2.39	0.45
36:YQ:34:LEU:HB2	36:YQ:118:LEU:HD22	1.99	0.45
38:YS:111:GLU:O	38:YS:112:PHE:CD2	2.70	0.45
39:YT:6:LEU:HA	39:YT:9:LEU:HB2	1.99	0.45
48:Y2:28:LYS:HB3	48:Y2:57:ILE:HG12	1.98	0.45
1:QA:6:G:N2	5:QE:98:THR:OG1	2.50	0.45
1:QA:126:G:OP1	1:QA:605:U:O2'	2.23	0.45
1:QA:1162:C:N4	1:QA:1174:G:H1	2.12	0.45
1:QA:1299:A:C8	1:QA:1301:U:H1'	2.52	0.45
1:QA:1465:C:H2'	1:QA:1466:C:O4'	2.17	0.45
8:QH:6:ILE:O	8:QH:10:LEU:HG	2.17	0.45
25:RA:67:U:O4	25:RA:74:A:N1	2.49	0.45
25:RA:443:A:H3'	29:RF:45:ARG:NH1	2.31	0.45
25:RA:2443:C:H2'	25:RA:2444:G:H8	1.82	0.45
25:RA:2452:C:O4'	56:Z5:101:PPU:HB2	2.17	0.45
25:RA:2527:C:H5"	55:R9:30:PRO:HB2	1.99	0.45
25:RA:2660:A:H2'	25:RA:2661:G:O4'	2.17	0.45
25:RA:2760:C:H2'	25:RA:2761:G:H5"	1.98	0.45
35:RP:61:ARG:HG3	54:R8:13:ARG:HD3	1.97	0.45
36:RQ:59:ARG:C	36:RQ:60:ARG:CG	2.74	0.45
47:R1:83:GLU:OE2	47:R1:83:GLU:N	2.49	0.45
52:R6:34:LEU:HD13	52:R6:34:LEU:H	1.82	0.45
54:R8:36:LYS:HB3	54:R8:40:GLU:HG2	1.99	0.45
1:XA:107:G:C2	1:XA:108:G:H1'	2.52	0.45
1:XA:729:A:H2'	1:XA:730:G:C8	2.51	0.45
1:XA:1247:U:H1'	1:XA:1291:G:N2	2.31	0.45
8:XH:51:VAL:HG11	8:XH:60:ARG:HG3	1.99	0.45

Continued on next page...

Continued from previous page...

Atom-1	Atom-2	Interatomic distance (Å)	Clash overlap (Å)
11:XK:28:THR:OG1	11:XK:90:GLY:HA3	2.17	0.45
22:XV:51:C:H2'	22:XV:52:G:O4'	2.17	0.45
25:YA:442:G:C4'	29:YF:46:ARG:HD3	2.47	0.45
25:YA:570:G:H2'	25:YA:2030:A:C6	2.52	0.45
25:YA:669:G:H2'	25:YA:669:G:N3	2.32	0.45
25:YA:1162:G:O2'	41:YV:90:PRO:HG2	2.16	0.45
25:YA:1188:U:H4'	41:YV:79:VAL:HG22	1.99	0.45
25:YA:1510:A:H2'	25:YA:1510:A:N3	2.32	0.45
25:YA:2578:G:N7	28:YE:140:SER:HB2	2.31	0.45
26:YB:30:C:OP2	38:YS:32:LEU:HD11	2.17	0.45
27:YD:145:VAL:HG12	27:YD:146:GLU:N	2.32	0.45
36:YQ:58:PHE:O	36:YQ:58:PHE:CD1	2.70	0.45
36:YQ:93:TYR:CD1	36:YQ:93:TYR:N	2.85	0.45
50:Y4:16:CYS:HB3	50:Y4:33:VAL:HB	1.98	0.45
54:Y8:36:LYS:HB3	54:Y8:40:GLU:HG2	1.99	0.45
1:QA:756:C:H2'	1:QA:757:U:O4'	2.17	0.45
1:QA:900:A:H2'	1:QA:901:A:C8	2.52	0.45
8:QH:6:ILE:HB	8:QH:85:ARG:HH11	1.82	0.45
11:QK:41:THR:HG21	11:QK:71:LYS:HB2	1.99	0.45
25:RA:300:A:H2'	25:RA:334:C:H1'	1.99	0.45
25:RA:1728:G:H3'	25:RA:1729:A:C5'	2.46	0.45
25:RA:1819:A:H2'	27:RD:178:PRO:HB2	1.98	0.45
25:RA:2350:C:H2'	25:RA:2351:G:O4'	2.17	0.45
28:RE:77:ILE:O	28:RE:78:LEU:O	2.34	0.45
34:RO:87:ILE:HD12	34:RO:91:LEU:HD12	1.99	0.45
34:RO:111:PHE:HB3	34:RO:114:ILE:HG13	1.98	0.45
36:RQ:10:ARG:O	36:RQ:11:LYS:CB	2.64	0.45
36:RQ:11:LYS:HE2	36:RQ:87:LYS:HA	1.98	0.45
36:RQ:90:VAL:C	36:RQ:92:GLY:N	2.70	0.45
44:RY:68:HIS:CE1	44:RY:70:SER:HB3	2.52	0.45
48:R2:41:ILE:HD11	48:R2:44:LEU:HB2	1.99	0.45
54:R8:9:GLY:O	54:R8:13:ARG:HG2	2.16	0.45
1:XA:322:C:O2'	20:XT:23:ARG:HD2	2.17	0.45
1:XA:707:C:OP1	11:XK:85:ARG:NH1	2.49	0.45
1:XA:1436:U:OP1	20:XT:23:ARG:NH2	2.44	0.45
4:XD:25:ARG:NH1	4:XD:30:LYS:HG3	2.32	0.45
9:XI:111:ARG:HH22	10:XJ:62:HIS:CE1	2.35	0.45
19:XS:24:ALA:O	19:XS:25:LYS:HB3	2.17	0.45
25:YA:336:C:O2'	44:YY:35:TYR:OH	2.30	0.45
25:YA:1778:U:H2'	25:YA:1784:A:N6	2.32	0.45
25:YA:2212:A:H1'	25:YA:2215:G:C4	2.52	0.45

Continued on next page...

Continued from previous page...

Atom-1	Atom-2	Interatomic distance (Å)	Clash overlap (Å)
25:YA:2572:A:C8	28:YE:144:ARG:HB3	2.52	0.45
25:YA:2671:A:H2'	25:YA:2672:G:O4'	2.16	0.45
28:YE:18:ASP:O	28:YE:19:ARG:C	2.56	0.45
31:YH:137:ASP:HB2	31:YH:140:LYS:HE3	1.98	0.45
38:YS:3:ARG:O	38:YS:4:LEU:O	2.35	0.45
50:Y4:22:ILE:HG22	50:Y4:23:GLU:H	1.82	0.45
1:QA:474:G:H2'	1:QA:475:G:C8	2.52	0.44
1:QA:1072:G:H2'	1:QA:1073:U:C6	2.52	0.44
1:QA:1210:C:H3'	1:QA:1211:U:H5"	1.98	0.44
6:QF:41:GLU:HB3	6:QF:62:TRP:HB3	1.99	0.44
12:QL:15:ARG:HG2	17:QQ:32:TYR:OH	2.17	0.44
12:QL:126:LYS:HB2	12:QL:126:LYS:HZ2	1.82	0.44
25:RA:395:U:H2'	25:RA:396:G:C8	2.52	0.44
25:RA:1048:A:H2	25:RA:1112:G:H21	1.64	0.44
25:RA:2451:A:N1	56:Z5:101:PPU:HE2	2.31	0.44
28:RE:4:ILE:HG12	28:RE:91:VAL:HG11	1.99	0.44
28:RE:36:ARG:HH11	28:RE:36:ARG:CB	2.28	0.44
29:RF:149:ASP:OD1	29:RF:149:ASP:N	2.45	0.44
31:RH:149:ARG:HA	31:RH:162:ILE:HG21	1.99	0.44
37:RR:28:LEU:HD12	37:RR:48:VAL:HG11	1.99	0.44
37:RR:29:LEU:HD12	37:RR:29:LEU:HA	1.74	0.44
50:R4:33:VAL:CG1	50:R4:34:GLU:H	2.22	0.44
54:R8:15:LYS:C	54:R8:15:LYS:HD3	2.37	0.44
54:R8:16:ILE:CD1	54:R8:57:ARG:HG2	2.42	0.44
1:XA:255:G:H2'	1:XA:256:U:C6	2.52	0.44
1:XA:347:G:O2'	1:XA:348:G:OP2	2.29	0.44
1:XA:792:A:H4'	1:XA:793:U:O5'	2.18	0.44
8:XH:75:ARG:HA	8:XH:76:PRO:HD2	1.71	0.44
13:XM:121:LYS:HE2	13:XM:121:LYS:HA	1.98	0.44
25:YA:1693:U:H1'	27:YD:14:ARG:HH22	1.81	0.44
25:YA:2335:A:HO2'	25:YA:2336:A:P	2.40	0.44
25:YA:2584:U:H5'	56:Z6:101:PPU:C10	2.45	0.44
26:YB:81:G:O6	26:YB:95:U:C2	2.70	0.44
27:YD:52:ARG:HB2	27:YD:53:PHE:CD2	2.52	0.44
29:YF:144:LYS:C	29:YF:146:ALA:H	2.21	0.44
32:YI:93:THR:O	32:YI:97:ILE:HG12	2.17	0.44
34:YO:17:ARG:NH2	34:YO:47:ILE:HD13	2.32	0.44
36:YQ:65:PHE:O	36:YQ:66:ILE:CG1	2.48	0.44
36:YQ:133:ARG:CG	36:YQ:134:ARG:N	2.78	0.44
38:YS:78:LEU:HD21	38:YS:108:GLY:CA	2.47	0.44
38:YS:83:LYS:CE	38:YS:109:GLY:HA2	2.47	0.44

Continued on next page...

Continued from previous page...

Atom-1	Atom-2	Interatomic distance (Å)	Clash overlap (Å)
38:YS:89:ARG:O	38:YS:90:GLY:C	2.55	0.44
48:Y2:18:PRO:C	48:Y2:20:GLU:H	2.20	0.44
1:QA:333:G:H4'	20:QT:16:HIS:NE2	2.32	0.44
1:QA:345:C:H5'	1:QA:346:G:C5	2.53	0.44
1:QA:437:U:H2'	1:QA:438:G:O4'	2.16	0.44
1:QA:636:U:H2'	1:QA:637:G:C8	2.52	0.44
1:QA:895:G:H2'	1:QA:896:C:C6	2.52	0.44
1:QA:1436:U:H2'	1:QA:1437:C:O4'	2.17	0.44
3:QC:34:LEU:HG	14:QN:25:VAL:HG11	2.00	0.44
4:QD:175:SER:HB3	4:QD:186:LEU:HD11	1.99	0.44
5:QE:103:GLY:O	5:QE:107:ARG:HB3	2.17	0.44
12:QL:120:TYR:N	12:QL:120:TYR:CD1	2.85	0.44
13:QM:7:VAL:HG21	30:RG:113:ARG:C	2.38	0.44
19:QS:10:PHE:HB2	19:QS:39:THR:H	1.82	0.44
25:RA:135:G:H1	25:RA:144:C:H42	1.66	0.44
25:RA:859:G:O2'	25:RA:860:U:OP2	2.35	0.44
25:RA:1510:A:N3	25:RA:1510:A:H2'	2.32	0.44
27:RD:70:TRP:HZ3	27:RD:146:GLU:OE2	2.01	0.44
31:RH:51:ARG:HG3	31:RH:51:ARG:NH1	2.30	0.44
33:RN:114:ARG:O	33:RN:115:ARG:HB3	2.17	0.44
40:RU:65:ILE:HG12	40:RU:96:ALA:CB	2.47	0.44
45:RZ:58:VAL:O	45:RZ:60:GLU:N	2.47	0.44
51:R5:56:LYS:O	51:R5:58:LEU:N	2.50	0.44
54:R8:17:THR:O	54:R8:20:GLY:N	2.46	0.44
1:XA:983:A:H5"	1:XA:984:C:OP2	2.17	0.44
2:XB:12:GLU:C	2:XB:14:GLY:H	2.21	0.44
5:XE:110:LEU:HD13	5:XE:118:ILE:HD13	1.98	0.44
7:XG:138:LYS:HE2	7:XG:142:GLU:OE2	2.17	0.44
12:XL:120:TYR:N	12:XL:120:TYR:CD1	2.86	0.44
19:XS:81:ARG:HE	19:XS:81:ARG:HB2	1.36	0.44
25:YA:658:C:H2'	25:YA:659:C:C6	2.52	0.44
27:YD:80:ALA:O	27:YD:113:VAL:HG13	2.16	0.44
27:YD:166:GLN:HA	27:YD:166:GLN:NE2	2.32	0.44
27:YD:177:LEU:O	27:YD:179:SER:N	2.51	0.44
29:YF:149:ASP:OD2	29:YF:151:SER:HB3	2.17	0.44
42:YW:33:ARG:NH2	42:YW:52:GLU:OE1	2.50	0.44
1:QA:67:C:O2'	1:QA:171:A:N3	2.40	0.44
1:QA:1327:C:H2'	1:QA:1328:C:C6	2.52	0.44
1:QA:1347:G:HO2'	1:QA:1348:U:P	2.40	0.44
2:QB:51:LEU:HD22	2:QB:55:PHE:HE2	1.82	0.44
10:QJ:33:GLN:O	10:QJ:75:ILE:HG12	2.17	0.44

Continued on next page...

Continued from previous page...

Atom-1	Atom-2	Interatomic distance (Å)	Clash overlap (Å)
25:RA:847:U:O4	25:RA:933:A:C6	2.70	0.44
25:RA:1266:G:OP2	51:R5:20:ARG:NE	2.44	0.44
28:RE:101:ARG:HD2	28:RE:171:GLU:HA	1.98	0.44
29:RF:9:ILE:HG23	29:RF:20:LEU:O	2.18	0.44
30:RG:37:VAL:O	30:RG:94:LEU:HG	2.17	0.44
31:RH:7:LEU:C	31:RH:7:LEU:HD12	2.37	0.44
31:RH:53:GLU:OE1	31:RH:53:GLU:HA	2.16	0.44
33:RN:116:LEU:HD23	33:RN:116:LEU:HA	1.78	0.44
44:RY:42:VAL:HG12	44:RY:65:ALA:HB3	1.99	0.44
52:R6:32:ASN:N	52:R6:32:ASN:OD1	2.49	0.44
1:XA:343:U:O2	1:XA:346:G:N1	2.47	0.44
1:XA:1162:C:N3	1:XA:1174:G:N2	2.57	0.44
1:XA:1285:A:H4'	1:XA:1286:A:O5'	2.17	0.44
1:XA:1399:C:C2	1:XA:1502:A:N6	2.85	0.44
4:XD:26:CYS:SG	4:XD:31:CYS:CB	3.02	0.44
9:XI:25:LYS:HE3	9:XI:25:LYS:HB2	1.72	0.44
21:XU:5:ASP:HB3	21:XU:8:THR:OG1	2.17	0.44
25:YA:607:U:OP1	29:YF:102:PRO:HA	2.17	0.44
25:YA:1407:C:N4	25:YA:1595:G:H1	2.12	0.44
25:YA:1469:A:H2'	25:YA:1470:G:O4'	2.16	0.44
25:YA:1491:G:O2'	27:YD:101:GLU:HB2	2.18	0.44
25:YA:1803:A:C3'	27:YD:259:THR:HG21	2.47	0.44
27:YD:45:ASN:CG	27:YD:46:GLN:N	2.68	0.44
27:YD:166:GLN:CA	27:YD:166:GLN:NE2	2.78	0.44
29:YF:33:LEU:HD23	35:YP:1:MET:SD	2.57	0.44
34:YO:86:ILE:HG22	34:YO:94:ARG:HD3	2.00	0.44
36:YQ:66:ILE:O	36:YQ:104:PHE:N	2.49	0.44
38:YS:56:LEU:O	38:YS:57:LYS:O	2.36	0.44
39:YT:42:ILE:HG21	39:YT:84:GLN:NE2	2.32	0.44
39:YT:61:PHE:CE1	39:YT:76:PHE:HB2	2.53	0.44
40:YU:104:GLN:OE1	40:YU:105:VAL:HG23	2.17	0.44
43:YX:35:THR:O	43:YX:39:ILE:HG13	2.16	0.44
54:Y8:47:LYS:HD2	54:Y8:48:PHE:N	2.33	0.44
1:QA:765:G:N2	1:QA:813:U:OP2	2.45	0.44
1:QA:768:A:N3	1:QA:1512:U:O2'	2.46	0.44
12:QL:120:TYR:O	12:QL:121:GLY:O	2.36	0.44
19:QS:5:LEU:HD11	50:R4:66:SER:HB2	1.99	0.44
19:QS:66:MET:HB2	19:QS:74:PHE:CZ	2.52	0.44
25:RA:122:G:OP1	25:RA:149:A:O2'	2.29	0.44
25:RA:1266:G:O2'	25:RA:2012:G:O6	2.29	0.44
25:RA:2031:A:N3	25:RA:2455:G:O2'	2.39	0.44

Continued on next page...

Continued from previous page...

Atom-1	Atom-2	Interatomic distance (Å)	Clash overlap (Å)
25:RA:2567:G:H2'	25:RA:2568:C:C6	2.53	0.44
25:RA:2774:C:H2'	25:RA:2775:A:O4'	2.17	0.44
32:RI:5:LEU:HD23	32:RI:9:LEU:HD11	1.99	0.44
35:RP:52:GLU:OE1	35:RP:55:ARG:NH1	2.50	0.44
38:RS:11:LYS:HG3	38:RS:91:PRO:HD3	1.98	0.44
50:R4:15:ILE:CG2	50:R4:20:ASN:ND2	2.81	0.44
54:R8:47:LYS:HD2	54:R8:48:PHE:N	2.33	0.44
1:XA:118:U:H3'	1:XA:288:A:H61	1.82	0.44
1:XA:302:G:N3	1:XA:556:C:H4'	2.33	0.44
1:XA:564:C:H5'	17:XQ:32:TYR:CE1	2.52	0.44
1:XA:738:C:H2'	1:XA:739:C:H6	1.82	0.44
7:XG:87:VAL:HG11	7:XG:155:ARG:HA	1.99	0.44
8:XH:65:TYR:HA	8:XH:79:VAL:HG23	1.98	0.44
8:XH:83:ILE:HB	8:XH:137:VAL:HG13	1.99	0.44
12:XL:52:LEU:O	12:XL:54:LYS:NZ	2.30	0.44
20:XT:87:LYS:O	20:XT:91:LEU:HG	2.18	0.44
22:XV:3:G:O2'	22:XV:4:G:H8	1.99	0.44
22:XV:36:U:H2'	22:XV:37:A:C8	2.53	0.44
25:YA:242:G:C8	54:Y8:5:LYS:HG2	2.52	0.44
25:YA:242:G:H1'	25:YA:243:U:OP2	2.18	0.44
25:YA:264:C:H2'	25:YA:265:A:H5"	1.99	0.44
25:YA:459:U:H2'	25:YA:460:A:H8	1.83	0.44
25:YA:1889:A:N1	25:YA:2234:G:H1'	2.32	0.44
25:YA:2572:A:C2	28:YE:144:ARG:NH2	2.85	0.44
28:YE:50:GLY:CA	28:YE:74:PRO:HG3	2.46	0.44
28:YE:172:VAL:HG13	28:YE:182:LEU:HD11	1.98	0.44
40:YU:66:ASN:HB2	40:YU:76:TYR:HB2	1.99	0.44
47:Y1:53:VAL:HB	47:Y1:58:ILE:HD13	1.99	0.44
48:Y2:41:ILE:HD12	48:Y2:41:ILE:O	2.16	0.44
52:Y6:7:ILE:HD12	52:Y6:7:ILE:HA	1.85	0.44
52:Y6:34:LEU:HD13	52:Y6:34:LEU:H	1.82	0.44
54:Y8:15:LYS:HD3	54:Y8:15:LYS:C	2.37	0.44
1:QA:465:A:N6	1:QA:467:G:C6	2.86	0.44
1:QA:514:C:H2'	1:QA:515:G:H8	1.82	0.44
1:QA:555:C:H2'	1:QA:556:C:C6	2.53	0.44
1:QA:665:A:H2'	1:QA:725:G:N2	2.32	0.44
1:QA:860:A:H2'	1:QA:861:G:O4'	2.17	0.44
6:QF:23:LYS:O	6:QF:27:GLN:HG2	2.17	0.44
10:QJ:55:LYS:CE	10:QJ:56:HIS:NE2	2.73	0.44
12:QL:91:LYS:HE2	12:QL:91:LYS:HB2	1.76	0.44
15:QO:39:LEU:HA	15:QO:39:LEU:HD23	1.69	0.44

Continued on next page...

Continued from previous page...

Atom-1	Atom-2	Interatomic distance (Å)	Clash overlap (Å)
25:RA:573:G:O2'	25:RA:574:C:H3'	2.18	0.44
25:RA:774:A:O2'	25:RA:775:G:O5'	2.36	0.44
25:RA:1248:G:C5	40:RU:3:ARG:HB2	2.52	0.44
25:RA:1542:G:H5"	25:RA:1543:A:OP2	2.18	0.44
25:RA:1628:G:H1	25:RA:1638:C:N4	2.14	0.44
25:RA:2688:U:H2'	25:RA:2719:G:N2	2.32	0.44
26:RB:52:A:H62	38:RS:33:LYS:HG3	1.82	0.44
26:RB:83:G:H4'	49:R3:52:HIS:CG	2.53	0.44
28:RE:143:ASN:N	28:RE:143:ASN:ND2	2.65	0.44
30:RG:51:ARG:O	30:RG:53:LEU:N	2.48	0.44
30:RG:95:ARG:C	30:RG:99:MET:HG2	2.38	0.44
30:RG:95:ARG:O	30:RG:99:MET:HG2	2.17	0.44
31:RH:84:SER:OG	31:RH:85:LYS:N	2.51	0.44
1:XA:738:C:H2'	1:XA:739:C:C6	2.52	0.44
1:XA:1236:A:H4'	1:XA:1304:G:H4'	1.99	0.44
2:XB:33:TYR:HB2	2:XB:43:ASP:HB2	1.99	0.44
5:XE:9:LYS:HB2	5:XE:9:LYS:HE3	1.89	0.44
5:XE:41:VAL:HG22	5:XE:113:ALA:HB2	1.99	0.44
10:XJ:61:GLU:OE1	14:XN:58:LYS:HE2	2.17	0.44
13:XM:115:LYS:HE3	13:XM:115:LYS:HB2	1.75	0.44
18:XR:52:PRO:HB2	18:XR:54:ARG:HG2	2.00	0.44
25:YA:769:G:H5'	25:YA:1379:A:N6	2.33	0.44
25:YA:1035:U:H2'	25:YA:1036:G:H8	1.82	0.44
25:YA:1899:G:H21	25:YA:1902:C:H42	1.65	0.44
25:YA:2395:C:O2'	47:Y1:30:VAL:HG12	2.18	0.44
25:YA:2469:A:H2	25:YA:2481:G:H21	1.65	0.44
25:YA:2596:U:H2'	25:YA:2597:G:O4'	2.18	0.44
27:YD:12:SER:C	27:YD:14:ARG:N	2.70	0.44
27:YD:213:ARG:HD2	27:YD:213:ARG:HA	1.60	0.44
29:YF:24:LEU:HD12	29:YF:24:LEU:N	2.33	0.44
29:YF:201:VAL:HG13	29:YF:202:PHE:N	2.33	0.44
30:YG:114:ILE:HB	30:YG:117:PHE:HB2	2.00	0.44
33:YN:134:ARG:O	33:YN:136:GLU:N	2.50	0.44
35:YP:65:ARG:HE	54:Y8:15:LYS:HB2	1.81	0.44
41:YV:99:ILE:HD13	41:YV:99:ILE:H	1.82	0.44
1:QA:959:A:HO2'	1:QA:984:C:HO2'	1.64	0.44
2:QB:71:VAL:HA	2:QB:93:VAL:HB	2.00	0.44
2:QB:228:GLY:O	2:QB:230:VAL:N	2.50	0.44
3:QC:70:VAL:HG21	3:QC:76:VAL:HG11	2.00	0.44
11:QK:92:GLU:HB3	11:QK:96:ARG:NH1	2.33	0.44
11:QK:96:ARG:HA	11:QK:99:GLN:HE21	1.83	0.44

Continued on next page...

Continued from previous page...

Atom-1	Atom-2	Interatomic distance (Å)	Clash overlap (Å)
12:QL:117:ARG:NH2	12:QL:124:LYS:HD3	2.32	0.44
15:QO:50:HIS:O	15:QO:53:HIS:HB3	2.17	0.44
20:QT:36:LEU:CD1	20:QT:55:ILE:HG23	2.48	0.44
25:RA:1336:A:H2'	25:RA:1337:G:C8	2.53	0.44
25:RA:1592:C:H2'	25:RA:1593:G:H8	1.83	0.44
27:RD:49:ILE:CD1	27:RD:52:ARG:HA	2.47	0.44
34:RO:106:LEU:HA	34:RO:106:LEU:HD23	1.81	0.44
41:RV:35:LEU:CD2	41:RV:57:VAL:HG22	2.47	0.44
41:RV:49:THR:HB	41:RV:50:PRO:HD2	1.99	0.44
43:RX:57:LEU:HD11	43:RX:78:LYS:HD2	1.99	0.44
47:R1:49:VAL:HG11	47:R1:70:VAL:HG11	1.98	0.44
50:R4:68:ARG:HH11	50:R4:69:LYS:HG2	1.82	0.44
55:R9:24:TYR:CE2	55:R9:35:ARG:HG3	2.53	0.44
1:XA:21:G:H2'	1:XA:22:G:C8	2.53	0.44
1:XA:260:G:H2'	1:XA:261:U:C6	2.53	0.44
1:XA:509:A:H2'	1:XA:510:A:C8	2.53	0.44
1:XA:690:G:N2	11:XK:55:LYS:HZ1	2.15	0.44
1:XA:1069:C:H42	1:XA:1106:G:H1	1.66	0.44
1:XA:1128:C:C2	1:XA:1144:G:N2	2.86	0.44
1:XA:1262:C:H2'	1:XA:1263:C:C6	2.52	0.44
1:XA:1320:C:C4	19:XS:36:ARG:HG3	2.53	0.44
15:XO:82:ILE:O	15:XO:86:GLY:N	2.51	0.44
16:XP:18:ARG:NH1	16:XP:32:TYR:OH	2.50	0.44
20:XT:44:ALA:HB1	20:XT:91:LEU:HB2	2.00	0.44
25:YA:102:G:OP2	48:Y2:7:ARG:NH2	2.51	0.44
25:YA:459:U:H2'	25:YA:460:A:C8	2.52	0.44
25:YA:871:U:H4'	36:YQ:69:PHE:CE2	2.53	0.44
25:YA:1048:A:C5	25:YA:1111:A:H2	2.36	0.44
25:YA:1803:A:O3'	27:YD:259:THR:HG21	2.18	0.44
25:YA:2275:C:C2	36:YQ:83:MET:HE3	2.52	0.44
25:YA:2626:C:H2'	25:YA:2627:G:C8	2.53	0.44
25:YA:2747:G:P	31:YH:138:LYS:NZ	2.91	0.44
26:YB:3:C:H2'	26:YB:4:C:C6	2.52	0.44
27:YD:145:VAL:HB	27:YD:155:LEU:HB2	1.99	0.44
27:YD:155:LEU:N	27:YD:155:LEU:HD12	2.32	0.44
28:YE:120:TRP:CE3	28:YE:155:LYS:HD3	2.53	0.44
30:YG:145:THR:O	30:YG:147:ASP:N	2.44	0.44
32:YI:21:VAL:HG22	32:YI:22:LYS:H	1.81	0.44
35:YP:46:LYS:HB3	35:YP:46:LYS:HE3	1.63	0.44
36:YQ:27:VAL:HG13	36:YQ:28:ALA:N	2.32	0.44
46:Y0:43:THR:O	46:Y0:43:THR:HG23	2.17	0.44

Continued on next page...

Continued from previous page...

Atom-1	Atom-2	Interatomic distance (Å)	Clash overlap (Å)
48:Y2:18:PRO:C	48:Y2:20:GLU:N	2.70	0.44
1:QA:176:C:O2'	1:QA:1451:A:N6	2.51	0.44
1:QA:191:G:C1'	20:QT:105:SER:HB3	2.44	0.44
1:QA:455:C:H42	1:QA:477:G:H1	1.66	0.44
1:QA:842:C:H5'	1:QA:843:U:OP1	2.17	0.44
1:QA:1032(A):G:H2'	1:QA:1032(B):G:H8	1.82	0.44
1:QA:1135:U:H4'	1:QA:1136:U:C5	2.39	0.44
1:QA:1333:A:C2	1:QA:1334:G:H1'	2.53	0.44
1:QA:1336:C:O2'	1:QA:1337:G:OP2	2.34	0.44
5:QE:101:ILE:O	5:QE:101:ILE:HG12	2.18	0.44
25:RA:30:G:H2'	25:RA:31:C:C6	2.53	0.44
25:RA:1174:A:H2'	25:RA:1174:A:N3	2.33	0.44
25:RA:1434:A:H61	25:RA:1558:A:H62	1.65	0.44
25:RA:1956:U:H1'	25:RA:2552:U:OP1	2.16	0.44
25:RA:2419:U:O4	54:R8:30:ARG:CD	2.65	0.44
25:RA:2478:A:H2'	25:RA:2479:G:O4'	2.18	0.44
25:RA:2629:A:H4'	25:RA:2629:A:OP1	2.18	0.44
27:RD:65:ILE:HD13	27:RD:65:ILE:H	1.82	0.44
28:RE:11:MET:O	28:RE:12:THR:HB	2.18	0.44
39:RT:107:ASP:O	39:RT:111:ARG:NH1	2.51	0.44
41:RV:16:PRO:HB3	41:RV:97:LYS:O	2.17	0.44
45:RZ:157:LEU:HD23	45:RZ:161:VAL:HG12	1.98	0.44
51:R5:52:TYR:CD1	51:R5:52:TYR:N	2.85	0.44
54:R8:29:LYS:O	54:R8:30:ARG:C	2.56	0.44
1:XA:96:G:H2'	1:XA:97:U:O4'	2.18	0.44
1:XA:828:A:H2'	1:XA:829:G:O4'	2.17	0.44
1:XA:1003:G:H21	1:XA:1005:A:H5'	1.82	0.44
1:XA:1455:G:H5"	20:XT:31:SER:HB2	2.00	0.44
2:XB:195:ASP:O	8:XH:74:PRO:HG3	2.17	0.44
3:XC:82:GLU:O	3:XC:86:VAL:HG13	2.17	0.44
13:XM:120:LYS:O	13:XM:121:LYS:CB	2.66	0.44
15:XO:26:GLU:H	15:XO:26:GLU:HG2	1.54	0.44
25:YA:270(E):G:H2'	25:YA:270(F):U:O4'	2.17	0.44
25:YA:674:G:O2'	29:YF:74:ARG:HD3	2.18	0.44
25:YA:861:A:C2	25:YA:917:A:C5	3.06	0.44
25:YA:1048:A:OP2	25:YA:1110:G:N2	2.51	0.44
25:YA:1076:C:H2'	25:YA:1077:A:H5"	2.00	0.44
25:YA:2151:G:H2'	25:YA:2152:G:H8	1.82	0.44
27:YD:11:PRO:O	27:YD:12:SER:OG	2.29	0.44
27:YD:30:GLU:HG3	27:YD:63:ARG:NE	2.32	0.44
29:YF:184:TYR:CE2	29:YF:188:ARG:HD2	2.52	0.44

Continued on next page...

Continued from previous page...

Atom-1	Atom-2	Interatomic distance (Å)	Clash overlap (Å)
30:YG:98:ARG:O	30:YG:101:ILE:HG13	2.17	0.44
31:YH:6:ARG:CG	31:YH:7:LEU:N	2.81	0.44
31:YH:37:VAL:HG11	31:YH:68:THR:HG23	1.98	0.44
32:YI:20:ASP:OD1	32:YI:20:ASP:N	2.45	0.44
32:YI:52:ARG:O	32:YI:56:LYS:HB3	2.18	0.44
36:YQ:60:ARG:HB2	36:YQ:60:ARG:HH21	1.83	0.44
36:YQ:80:GLU:OE1	46:Y0:6:GLY:O	2.36	0.44
38:YS:112:PHE:O	38:YS:112:PHE:CD1	2.70	0.44
39:YT:48:ILE:HD12	39:YT:48:ILE:H	1.83	0.44
41:YV:15:GLU:HG3	41:YV:16:PRO:HD2	1.99	0.44
44:YY:51:VAL:O	44:YY:56:PRO:HA	2.18	0.44
50:Y4:35:VAL:C	50:Y4:37:SER:H	2.20	0.44
50:Y4:48:ARG:CZ	50:Y4:51:ASP:HA	2.47	0.44
1:QA:446:G:H2'	1:QA:447:G:O4'	2.18	0.44
1:QA:1316:G:H5"	14:QN:17:LYS:HE3	2.00	0.44
4:QD:63:LYS:HD2	4:QD:198:VAL:HG22	2.00	0.44
4:QD:63:LYS:O	4:QD:67:ILE:HG13	2.17	0.44
4:QD:129:ASN:HA	4:QD:145:GLU:HB2	2.00	0.44
16:QP:23:ASP:O	16:QP:26:ARG:HB2	2.17	0.44
25:RA:48:G:N2	25:RA:177:G:H21	2.16	0.44
25:RA:270(I):G:H2'	25:RA:270(J):G:C8	2.53	0.44
25:RA:1319:G:C6	25:RA:1320:C:N4	2.86	0.44
25:RA:1729:A:H2'	25:RA:1730:U:H6	1.83	0.44
25:RA:2392:A:O2'	54:R8:27:THR:HB	2.17	0.44
25:RA:2470:G:H5'	36:RQ:56:ARG:HH22	1.83	0.44
27:RD:34:VAL:HG22	27:RD:35:LYS:HG3	2.00	0.44
30:RG:57:ALA:HB1	30:RG:68:PRO:HG2	1.99	0.44
30:RG:171:ALA:O	30:RG:175:LEU:HG	2.18	0.44
31:RH:109:PHE:C	31:RH:111:HIS:H	2.21	0.44
36:RQ:34:LEU:HB2	36:RQ:118:LEU:HD22	1.99	0.44
43:RX:87:GLN:O	43:RX:88:LYS:HG3	2.18	0.44
44:RY:81:LYS:HB2	44:RY:96:ILE:CG2	2.48	0.44
45:RZ:151:HIS:HA	45:RZ:170:THR:HA	1.99	0.44
52:R6:40:CYS:HA	52:R6:41:PRO:HD2	1.85	0.44
54:R8:58:ILE:O	54:R8:61:LEU:CG	2.66	0.44
1:XA:253:U:H2'	1:XA:254:G:C8	2.53	0.44
1:XA:953:G:C5'	1:XA:965:A:H61	2.29	0.44
3:XC:47:LEU:HD12	3:XC:47:LEU:HA	1.82	0.44
5:XE:82:VAL:HG21	5:XE:138:ALA:HA	2.00	0.44
10:XJ:58:ASP:O	10:XJ:59:SER:HB2	2.17	0.44
11:XK:19:ALA:HB2	11:XK:32:ILE:HG22	2.00	0.44

Continued on next page...

Continued from previous page...

Atom-1	Atom-2	Interatomic distance (Å)	Clash overlap (Å)
13:XM:23:TYR:HE2	13:XM:70:LEU:HD12	1.83	0.44
15:XO:32:LEU:O	15:XO:36:ILE:HG13	2.18	0.44
15:XO:39:LEU:HD13	15:XO:56:LEU:HB2	2.00	0.44
15:XO:77:ARG:HA	15:XO:80:ALA:HB3	1.99	0.44
16:XP:4:ILE:HB	16:XP:66:PRO:HB3	2.00	0.44
16:XP:39:TYR:CZ	16:XP:41:PRO:HB3	2.53	0.44
25:YA:184:C:H2'	25:YA:185:U:C6	2.53	0.44
25:YA:814:C:H41	35:YP:25:SER:HA	1.83	0.44
25:YA:953:A:OP1	36:YQ:18:LYS:NZ	2.49	0.44
25:YA:1300:U:H4'	25:YA:1301:A:H5'	2.00	0.44
25:YA:1788:C:OP1	27:YD:222:ARG:NH2	2.42	0.44
26:YB:24:G:H5"	26:YB:25:A:OP1	2.17	0.44
27:YD:44:ASN:HB2	27:YD:49:ILE:HA	1.93	0.44
27:YD:102:LYS:O	27:YD:103:ARG:CG	2.66	0.44
28:YE:2:LYS:HG2	28:YE:95:ILE:HG22	1.99	0.44
29:YF:65:TRP:CZ2	29:YF:72:ARG:NH2	2.86	0.44
30:YG:10:LYS:HE2	30:YG:175:LEU:O	2.18	0.44
38:YS:14:VAL:CG1	38:YS:15:ARG:N	2.81	0.44
47:Y1:70:VAL:O	47:Y1:73:LEU:HB2	2.18	0.44
52:Y6:41:PRO:HD2	52:Y6:46:HIS:H	1.81	0.44
1:QA:429:U:H3'	4:QD:22:LYS:NZ	2.32	0.44
1:QA:751:U:H2'	1:QA:752:G:O4'	2.18	0.44
1:QA:947:G:O3'	13:QM:109:THR:OG1	2.35	0.44
9:QI:16:ARG:O	9:QI:63:ILE:HA	2.17	0.44
10:QJ:47:PHE:HE1	10:QJ:63:PHE:HB2	1.83	0.44
22:QV:53:G:O6	22:QV:62:C:N4	2.50	0.44
25:RA:1165:U:H2'	25:RA:1166:C:C6	2.53	0.44
25:RA:1788:C:H2'	25:RA:1789:A:O4'	2.17	0.44
25:RA:1798:U:C5'	27:RD:259:THR:HG22	2.47	0.44
26:RB:104:A:H2'	26:RB:105:G:O4'	2.18	0.44
28:RE:13:ARG:HH11	28:RE:13:ARG:HB3	1.82	0.44
28:RE:199:ARG:HH11	28:RE:199:ARG:HG3	1.82	0.44
38:RS:19:LYS:O	38:RS:20:ARG:HB3	2.18	0.44
43:RX:67:GLY:O	43:RX:69:TYR:N	2.43	0.44
51:R5:3:LYS:O	51:R5:4:HIS:C	2.56	0.44
52:R6:41:PRO:HD2	52:R6:46:HIS:H	1.83	0.44
1:XA:89:U:O2'	1:XA:90:C:OP1	2.27	0.44
3:XC:72:LYS:HB3	3:XC:75:VAL:HG23	2.00	0.44
3:XC:108:ASN:HB3	3:XC:111:LEU:HD12	2.00	0.44
5:XE:9:LYS:HB3	5:XE:112:LEU:HD11	2.00	0.44
12:XL:120:TYR:O	12:XL:121:GLY:O	2.36	0.44

Continued on next page...

Continued from previous page...

Atom-1	Atom-2	Interatomic distance (Å)	Clash overlap (Å)
25:YA:1087:G:C4	25:YA:1089:G:H1'	2.53	0.44
25:YA:1165:U:H2'	25:YA:1166:C:C6	2.53	0.44
25:YA:1173:G:H5"	25:YA:1174:A:OP1	2.18	0.44
25:YA:1476:C:H2'	25:YA:1477:A:H8	1.83	0.44
27:YD:17:THR:HG21	27:YD:204:ILE:HA	1.99	0.44
27:YD:44:ASN:CB	27:YD:49:ILE:HG22	2.46	0.44
31:YH:109:PHE:C	31:YH:111:HIS:H	2.21	0.44
31:YH:153:LYS:HG3	31:YH:162:ILE:H	1.78	0.44
32:YI:30:LEU:HB3	32:YI:36:ALA:HB3	2.00	0.44
36:YQ:81:VAL:HG23	36:YQ:82:ARG:N	2.32	0.44
38:YS:83:LYS:O	38:YS:109:GLY:CA	2.46	0.44
45:YZ:100:VAL:HA	45:YZ:101:PRO:HD3	1.86	0.44
1:QA:255:G:H2'	1:QA:256:U:C6	2.53	0.43
1:QA:261:U:O2	1:QA:263:A:C8	2.71	0.43
1:QA:452:A:O2'	1:QA:453:A:O5'	2.36	0.43
1:QA:743:U:H2'	1:QA:744:C:C6	2.53	0.43
1:QA:1179:A:O3'	9:QI:103:THR:HG23	2.18	0.43
1:QA:1255:G:C6	1:QA:1279:A:N7	2.86	0.43
1:QA:1271:G:C6	1:QA:1272:G:C6	3.05	0.43
2:QB:74:LYS:O	2:QB:78:GLN:HG3	2.18	0.43
3:QC:81:GLY:O	3:QC:85:ARG:HB2	2.18	0.43
7:QG:113:GLU:H	7:QG:113:GLU:HG2	1.39	0.43
10:QJ:51:ARG:NE	10:QJ:60:ARG:O	2.45	0.43
25:RA:242:G:C3'	54:R8:6:THR:HG23	2.47	0.43
25:RA:746:A:C5	25:RA:2611:U:H5"	2.53	0.43
25:RA:1727:U:H2'	25:RA:1728:G:O4'	2.18	0.43
25:RA:1790:C:H2'	25:RA:1791:A:C5	2.52	0.43
25:RA:2790:A:H2'	25:RA:2791:C:H5"	2.00	0.43
26:RB:50:G:H5"	38:RS:61:ASN:ND2	2.32	0.43
27:RD:145:VAL:HG11	27:RD:175:LEU:HD11	2.00	0.43
28:RE:52:LEU:HB2	28:RE:75:VAL:CG2	2.40	0.43
31:RH:119:GLU:CD	31:RH:120:GLY:H	2.22	0.43
31:RH:125:VAL:CG1	31:RH:126:PRO:CG	2.94	0.43
34:RO:22:ILE:HD13	34:RO:22:ILE:HA	1.77	0.43
37:RR:27:SER:HB3	37:RR:34:ILE:HD11	2.00	0.43
37:RR:54:LEU:HD23	37:RR:66:VAL:HG23	1.99	0.43
50:R4:42:PHE:CD1	50:R4:42:PHE:C	2.90	0.43
54:R8:40:GLU:O	54:R8:43:GLN:N	2.50	0.43
1:XA:652:U:HO2'	1:XA:653:A:P	2.41	0.43
1:XA:1316:G:N2	1:XA:1318:A:H3'	2.33	0.43
1:XA:1434:A:H2'	1:XA:1435:G:O4'	2.18	0.43

Continued on next page...

Continued from previous page...

Atom-1	Atom-2	Interatomic distance (Å)	Clash overlap (Å)
4:XD:100:ARG:NH1	4:XD:137:SER:HB3	2.33	0.43
12:XL:6:THR:H	12:XL:9:GLN:NE2	1.97	0.43
16:XP:45:THR:HG22	16:XP:47:ASP:N	2.26	0.43
25:YA:710:G:H2'	25:YA:711:G:C8	2.53	0.43
25:YA:1049:C:H2'	25:YA:1050:A:H5"	1.99	0.43
25:YA:1265:A:H3'	51:Y5:19:ARG:NH1	2.33	0.43
25:YA:1316:U:H2'	25:YA:1317:A:C8	2.52	0.43
25:YA:2477:C:H1'	25:YA:2481:G:O6	2.18	0.43
25:YA:2477:C:H2'	55:Y9:1:MET:HG3	2.00	0.43
27:YD:95:LEU:HD12	27:YD:95:LEU:O	2.17	0.43
27:YD:143:HIS:HD2	27:YD:144:ALA:HB2	1.82	0.43
28:YE:48:GLN:HE21	28:YE:48:GLN:HB3	1.55	0.43
29:YF:42:ALA:O	29:YF:45:ARG:HB2	2.18	0.43
29:YF:174:VAL:CG1	29:YF:174:VAL:O	2.65	0.43
30:YG:67:LYS:O	30:YG:67:LYS:HD2	2.17	0.43
31:YH:53:GLU:CD	31:YH:54:ARG:H	2.21	0.43
38:YS:57:LYS:O	38:YS:58:LEU:HB3	2.18	0.43
43:YX:70:LEU:HD23	43:YX:70:LEU:H	1.83	0.43
1:QA:646:U:H2'	1:QA:647:C:C6	2.53	0.43
1:QA:1398:A:H5"	1:QA:1401:G:H4'	1.98	0.43
5:QE:69:VAL:HG11	5:QE:71:LEU:HD21	1.98	0.43
7:QG:9:VAL:HG13	7:QG:94:ARG:NH2	2.27	0.43
7:QG:116:ALA:HA	7:QG:119:ARG:HE	1.83	0.43
12:QL:27:LEU:HD13	12:QL:28:LYS:H	1.83	0.43
12:QL:119:LYS:HB2	12:QL:120:TYR:HD1	1.83	0.43
22:QV:3:G:O2'	22:QV:4:G:H8	2.01	0.43
25:RA:29:U:H2'	25:RA:30:G:C8	2.53	0.43
25:RA:31:C:O3'	25:RA:1238:G:H5'	2.18	0.43
25:RA:208:C:H2'	25:RA:209:C:C6	2.53	0.43
25:RA:270(I):G:H1	25:RA:270(Q):C:H42	1.67	0.43
25:RA:796:C:H2'	25:RA:797:C:C6	2.53	0.43
25:RA:861:A:N3	26:RB:79:C:O2'	2.49	0.43
25:RA:1316:U:H2'	25:RA:1317:A:C8	2.53	0.43
25:RA:2712:U:O2'	25:RA:2712(A):A:C8	2.62	0.43
28:RE:3:GLY:CA	28:RE:81:ILE:HG21	2.48	0.43
28:RE:15:PHE:CE1	39:RT:81:PRO:CD	3.01	0.43
28:RE:36:ARG:HB3	28:RE:36:ARG:NH1	2.30	0.43
28:RE:51:PHE:CD2	28:RE:52:LEU:N	2.76	0.43
30:RG:6:ALA:CA	50:R4:23:GLU:HG2	2.47	0.43
31:RH:137:ASP:OD1	31:RH:138:LYS:N	2.51	0.43
32:RI:95:LYS:HA	32:RI:111:PRO:HG3	2.00	0.43

Continued on next page...

Continued from previous page...

Atom-1	Atom-2	Interatomic distance (Å)	Clash overlap (Å)
38:RS:29:PHE:HD1	38:RS:92:TYR:HH	1.65	0.43
44:RY:42:VAL:O	44:RY:65:ALA:N	2.45	0.43
45:RZ:153:SER:HB2	45:RZ:167:PRO:HB3	2.00	0.43
52:R6:28:ARG:HG3	52:R6:31:PRO:HD2	2.00	0.43
1:XA:730:G:C5	1:XA:731:G:H1'	2.53	0.43
1:XA:1108:G:H5'	3:XC:176:HIS:ND1	2.27	0.43
4:XD:153:ARG:NH1	4:XD:181:MET:HB2	2.32	0.43
6:XF:33:TYR:HB2	6:XF:75:LEU:HD12	1.99	0.43
9:XI:118:LYS:O	9:XI:119:ALA:HB3	2.18	0.43
10:XJ:57:LYS:CD	10:XJ:60:ARG:NH2	2.78	0.43
25:YA:239:U:H2'	25:YA:240:G:O4'	2.17	0.43
25:YA:530:G:C5	25:YA:2022:U:H5"	2.53	0.43
25:YA:709:U:H2'	25:YA:710:G:C8	2.53	0.43
25:YA:871:U:H4'	36:YQ:69:PHE:CD2	2.53	0.43
25:YA:1045:A:C8	25:YA:1111:A:N6	2.86	0.43
25:YA:1688:U:H1'	25:YA:1701:A:C6	2.53	0.43
27:YD:10:THR:O	27:YD:11:PRO:C	2.56	0.43
27:YD:35:LYS:HB3	27:YD:36:PRO:HA	2.00	0.43
28:YE:69:LYS:C	28:YE:71:GLY:N	2.71	0.43
31:YH:35:VAL:CG2	31:YH:75:ALA:HB2	2.48	0.43
31:YH:137:ASP:OD1	31:YH:138:LYS:N	2.51	0.43
32:YI:144:VAL:HG22	32:YI:145:VAL:H	1.83	0.43
33:YN:112:LEU:HG	33:YN:112:LEU:O	2.17	0.43
38:YS:38:GLN:CG	38:YS:47:THR:HG21	2.48	0.43
51:Y5:56:LYS:CG	51:Y5:58:LEU:HB3	2.46	0.43
54:Y8:58:ILE:O	54:Y8:61:LEU:CG	2.66	0.43
55:Y9:1:MET:O	55:Y9:34:GLN:HG2	2.18	0.43
1:QA:109:A:H5'	1:QA:110:C:C5	2.54	0.43
1:QA:636:U:H2'	1:QA:637:G:H8	1.83	0.43
1:QA:967:C:H2'	1:QA:968:A:N7	2.33	0.43
1:QA:984:C:H2'	1:QA:985:C:H6	1.83	0.43
1:QA:1347:G:O2'	1:QA:1348:U:OP2	2.29	0.43
2:QB:167:PRO:HG3	2:QB:188:ALA:HB2	2.00	0.43
11:QK:19:ALA:HB2	11:QK:32:ILE:HG22	2.00	0.43
15:QO:17:ARG:HD3	15:QO:26:GLU:HG3	1.99	0.43
17:QQ:60:ILE:HB	17:QQ:74:LEU:HD23	2.00	0.43
25:RA:242:G:H5'	54:R8:62:LEU:CD2	2.43	0.43
25:RA:520:G:H2'	25:RA:521:G:C8	2.53	0.43
25:RA:2415:G:H4'	35:RP:67:MET:N	2.33	0.43
25:RA:2517:C:C2	25:RA:2542:A:N6	2.86	0.43
28:RE:16:ARG:O	28:RE:18:ASP:O	2.36	0.43

Continued on next page...

Continued from previous page...

Atom-1	Atom-2	Interatomic distance (Å)	Clash overlap (Å)
31:RH:92:ILE:CD1	31:RH:160:LYS:HD3	2.48	0.43
31:RH:136:ILE:HD12	31:RH:136:ILE:N	2.31	0.43
32:RI:9:LEU:O	32:RI:10:GLU:HG3	2.18	0.43
32:RI:52:ARG:HA	32:RI:56:LYS:HB3	1.99	0.43
33:RN:33:LEU:HA	33:RN:38:HIS:CE1	2.53	0.43
35:RP:62:LEU:CD2	54:R8:25:MET:CB	2.78	0.43
35:RP:65:ARG:NH2	54:R8:46:ARG:NH1	2.66	0.43
37:RR:98:LEU:HB3	51:R5:45:VAL:HG23	2.00	0.43
44:RY:47:LYS:O	44:RY:49:VAL:N	2.51	0.43
44:RY:97:ARG:HE	44:RY:98:VAL:HB	1.83	0.43
50:R4:15:ILE:N	50:R4:15:ILE:CD1	2.78	0.43
50:R4:39:CYS:O	50:R4:40:HIS:CB	2.66	0.43
50:R4:48:ARG:C	50:R4:49:PHE:HD1	2.22	0.43
54:R8:58:ILE:O	54:R8:61:LEU:CD1	2.67	0.43
1:XA:300:A:H8	1:XA:300:A:O5'	2.01	0.43
1:XA:539:A:H2'	1:XA:540:G:C8	2.53	0.43
1:XA:1216:G:H5"	14:XN:5:ALA:HB2	2.00	0.43
1:XA:1280:A:H1'	10:XJ:41:PRO:HG3	2.01	0.43
1:XA:1435:G:H1	1:XA:1466:C:H42	1.65	0.43
2:XB:80:ILE:HG21	2:XB:212:GLN:HA	2.00	0.43
10:XJ:32:ALA:H	10:XJ:78:ASN:ND2	2.16	0.43
13:XM:14:ARG:H	13:XM:44:ARG:CD	2.25	0.43
25:YA:467:G:OP2	53:Y7:34:ARG:NH1	2.50	0.43
25:YA:605:C:H1'	25:YA:657:U:O2'	2.18	0.43
25:YA:1021:A:OP2	33:YN:65:LYS:NZ	2.51	0.43
25:YA:1530:G:O6	25:YA:1542:G:N2	2.51	0.43
25:YA:1534:G:O2'	25:YA:1535:U:H4'	2.19	0.43
25:YA:1541:U:H2'	25:YA:1542:G:O4'	2.18	0.43
25:YA:1916:A:H2'	25:YA:1917:U:O4'	2.19	0.43
25:YA:2306:C:H3'	25:YA:2307:G:C5'	2.44	0.43
25:YA:2532:G:H1'	25:YA:2663:G:N2	2.33	0.43
25:YA:2688:U:H1'	25:YA:2721:A:H61	1.84	0.43
28:YE:3:GLY:HA3	28:YE:81:ILE:CD1	2.48	0.43
28:YE:3:GLY:CA	28:YE:81:ILE:HG21	2.49	0.43
32:YI:48:GLU:OE1	32:YI:52:ARG:NH2	2.51	0.43
36:YQ:21:THR:HB	36:YQ:22:LYS:H	1.42	0.43
37:YR:38:VAL:HG22	37:YR:112:ALA:HB2	2.00	0.43
41:YV:52:VAL:O	41:YV:54:GLY:N	2.51	0.43
43:YX:72:LYS:HG2	43:YX:73:ARG:O	2.18	0.43
47:Y1:25:LYS:C	47:Y1:27:GLU:H	2.22	0.43
47:Y1:94:LEU:HD23	47:Y1:94:LEU:HA	1.82	0.43

Continued on next page...

Continued from previous page...

Atom-1	Atom-2	Interatomic distance (Å)	Clash overlap (Å)
54:Y8:58:ILE:O	54:Y8:61:LEU:CD1	2.67	0.43
1:QA:1028:C:N4	1:QA:1033:G:H1	2.16	0.43
4:QD:21:LEU:HD21	4:QD:67:ILE:HA	2.00	0.43
12:QL:44:THR:HA	12:QL:45:PRO:HD3	1.70	0.43
16:QP:20:VAL:HG21	16:QP:32:TYR:CE2	2.54	0.43
18:QR:37:VAL:HG22	18:QR:78:LEU:HB3	2.00	0.43
25:RA:270(Y):G:H4'	25:RA:273:G:O3'	2.18	0.43
25:RA:527:C:N3	25:RA:2779:U:H5"	2.33	0.43
25:RA:706:A:H2'	25:RA:707:G:O4'	2.18	0.43
25:RA:892:G:N2	25:RA:893:C:O2	2.51	0.43
25:RA:1657:C:H2'	25:RA:1658:C:H6	1.83	0.43
25:RA:2415:G:H4'	35:RP:66:GLY:HA3	2.00	0.43
25:RA:2611:U:OP2	25:RA:2611:U:H6	2.02	0.43
25:RA:2817:G:C4	25:RA:2830:G:N2	2.87	0.43
28:RE:31:CYS:HB3	28:RE:49:LEU:HG	2.01	0.43
28:RE:52:LEU:O	28:RE:74:PRO:HA	2.18	0.43
29:RF:150:GLY:HA2	29:RF:172:TRP:CD2	2.52	0.43
36:RQ:27:VAL:HG13	36:RQ:28:ALA:N	2.32	0.43
39:RT:19:LEU:HA	39:RT:20:PRO:HD3	1.86	0.43
44:RY:46:LYS:HB2	44:RY:61:ILE:HG22	1.99	0.43
1:XA:247:G:O6	1:XA:278:G:C6	2.71	0.43
1:XA:427:U:OP1	4:XD:13:ARG:NH2	2.52	0.43
1:XA:554:C:H2'	1:XA:555:C:H6	1.83	0.43
1:XA:633:G:H5'	1:XA:634:C:OP2	2.18	0.43
2:XB:37:ASN:C	2:XB:39:ILE:H	2.20	0.43
12:XL:27:LEU:HD13	12:XL:28:LYS:H	1.84	0.43
25:YA:464:U:H2'	25:YA:465:G:O4'	2.17	0.43
25:YA:574:C:O2	28:YE:145:LYS:HE3	2.19	0.43
25:YA:896:A:N3	45:YZ:176:PRO:HB3	2.33	0.43
25:YA:1797:C:O2'	27:YD:259:THR:HB	2.18	0.43
25:YA:2360:A:OP1	54:Y8:49:VAL:HA	2.18	0.43
25:YA:2360:A:OP1	54:Y8:49:VAL:HG12	2.18	0.43
25:YA:2364:C:H2'	25:YA:2365:G:O4'	2.19	0.43
25:YA:2887:U:H2'	25:YA:2888:C:C6	2.53	0.43
27:YD:43:ARG:CZ	27:YD:49:ILE:HG21	2.49	0.43
27:YD:181:GLU:HA	27:YD:272:ALA:CB	2.39	0.43
28:YE:11:MET:O	28:YE:12:THR:HB	2.18	0.43
28:YE:143:ASN:N	28:YE:143:ASN:ND2	2.65	0.43
31:YH:136:ILE:HD12	31:YH:136:ILE:N	2.31	0.43
32:YI:123:LEU:HD23	32:YI:142:VAL:HB	1.99	0.43
35:YP:115:LEU:HA	35:YP:134:ALA:HB2	2.00	0.43

Continued on next page...

Continued from previous page...

Atom-1	Atom-2	Interatomic distance (Å)	Clash overlap (Å)
39:YT:35:LYS:H	39:YT:35:LYS:HD2	1.83	0.43
48:Y2:59:ARG:O	48:Y2:62:THR:HG23	2.18	0.43
54:Y8:40:GLU:O	54:Y8:43:GLN:N	2.50	0.43
1:QA:28:G:O2'	1:QA:296:U:OP1	2.34	0.43
1:QA:654:G:C2	1:QA:753:A:C4	3.06	0.43
1:QA:953:G:H5'	1:QA:965:A:H61	1.82	0.43
1:QA:978:A:O2'	1:QA:1322:C:N3	2.42	0.43
2:QB:8:LYS:HE3	2:QB:11:LEU:HB3	2.01	0.43
8:QH:13:ILE:O	8:QH:17:THR:HG23	2.19	0.43
11:QK:38:ASN:HA	11:QK:39:PRO:HD3	1.88	0.43
12:QL:22:SER:C	12:QL:24:VAL:H	2.22	0.43
12:QL:27:LEU:C	12:QL:29:GLY:H	2.20	0.43
22:QV:23:C:H2'	22:QV:24:U:C6	2.52	0.43
25:RA:107:C:H2'	25:RA:108:U:H6	1.84	0.43
25:RA:265:A:H2'	25:RA:266:G:O4'	2.18	0.43
25:RA:273(C):C:N4	25:RA:363(C):G:H1	2.14	0.43
25:RA:859:G:H2'	25:RA:916:G:O6	2.17	0.43
25:RA:1309:G:P	53:R7:9:ARG:HD3	2.58	0.43
25:RA:1687:G:N1	25:RA:1700:A:OP1	2.49	0.43
25:RA:2197:U:H1'	25:RA:2198:A:C8	2.53	0.43
25:RA:2662:A:H8	25:RA:2662:A:O5'	2.01	0.43
25:RA:2867:G:HO2'	25:RA:2868:A:P	2.42	0.43
26:RB:3:C:H2'	26:RB:4:C:C6	2.54	0.43
26:RB:14:U:H5'	26:RB:71:C:O4'	2.19	0.43
28:RE:48:GLN:HE21	28:RE:48:GLN:HB3	1.55	0.43
28:RE:69:LYS:C	28:RE:71:GLY:N	2.71	0.43
50:R4:49:PHE:N	50:R4:49:PHE:HD1	2.17	0.43
54:R8:40:GLU:O	54:R8:41:ILE:C	2.56	0.43
1:XA:537:G:H5"	12:XL:113:ARG:HH12	1.83	0.43
1:XA:939:G:H5"	7:XG:102:ARG:NH2	2.33	0.43
1:XA:1054:C:C2	24:XY:34:G:O4'	2.71	0.43
2:XB:100:GLY:N	2:XB:176:GLU:OE2	2.47	0.43
5:XE:102:ALA:CB	5:XE:120:THR:OG1	2.65	0.43
10:XJ:44:VAL:HG13	10:XJ:66:ARG:HG2	1.99	0.43
17:XQ:62:SER:HB3	17:XQ:72:ARG:HE	1.84	0.43
25:YA:102:G:H4'	25:YA:103:A:O5'	2.18	0.43
25:YA:508:G:O2'	25:YA:509:C:P	2.77	0.43
25:YA:922:U:H2'	25:YA:923:C:C6	2.54	0.43
25:YA:1803:A:O3'	27:YD:259:THR:CG2	2.67	0.43
25:YA:2105:C:H2'	25:YA:2106:G:C8	2.53	0.43
25:YA:2682:U:O2'	28:YE:13:ARG:HG2	2.19	0.43

Continued on next page...

Continued from previous page...

Atom-1	Atom-2	Interatomic distance (Å)	Clash overlap (Å)
27:YD:30:GLU:CD	27:YD:63:ARG:HE	2.21	0.43
28:YE:51:PHE:O	28:YE:74:PRO:CB	2.67	0.43
30:YG:47:LYS:HB2	30:YG:47:LYS:HE3	1.73	0.43
31:YH:59:ARG:CG	31:YH:59:ARG:NH1	2.79	0.43
31:YH:149:ARG:HA	31:YH:162:ILE:HG21	1.99	0.43
32:YI:2:LYS:HA	32:YI:20:ASP:HA	2.00	0.43
32:YI:93:THR:HG22	32:YI:119:PRO:HB3	2.01	0.43
34:YO:64:ARG:HG2	34:YO:79:PHE:CD1	2.53	0.43
34:YO:88:ASN:OD1	34:YO:90:GLN:HB2	2.19	0.43
37:YR:34:ILE:HA	37:YR:34:ILE:HD13	1.71	0.43
38:YS:86:ALA:O	38:YS:87:PHE:CB	2.65	0.43
43:YX:53:LYS:H	43:YX:82:GLN:HB3	1.83	0.43
44:YY:67:LEU:HD12	44:YY:67:LEU:HA	1.78	0.43
1:QA:189:U:HO2'	1:QA:190:G:P	2.41	0.43
1:QA:266:G:H5"	1:QA:267:C:H5	1.83	0.43
1:QA:686:U:O4	1:QA:703:G:H1'	2.18	0.43
1:QA:867:G:O2'	1:QA:873:A:N1	2.45	0.43
1:QA:1336:C:O2'	1:QA:1337:G:P	2.76	0.43
1:QA:1432:G:OP1	39:RT:107:ASP:HB2	2.18	0.43
4:QD:157:LEU:O	4:QD:161:ASN:ND2	2.43	0.43
18:QR:53:ARG:HH21	18:QR:60:ALA:N	2.17	0.43
20:QT:84:LEU:HD23	20:QT:84:LEU:HA	1.86	0.43
25:RA:146:G:H2'	25:RA:147:U:O4'	2.18	0.43
25:RA:590:A:H2'	25:RA:591:C:C6	2.53	0.43
25:RA:1657:C:OP1	28:RE:136:ARG:N	2.52	0.43
25:RA:1849:G:H2'	25:RA:1850:G:C8	2.54	0.43
28:RE:51:PHE:O	28:RE:74:PRO:CB	2.67	0.43
28:RE:120:TRP:CE3	28:RE:155:LYS:HD3	2.53	0.43
28:RE:203:LYS:HD2	28:RE:203:LYS:C	2.38	0.43
32:RI:129:THR:HA	32:RI:137:PRO:HA	1.99	0.43
39:RT:1:MET:O	39:RT:3:ARG:HG2	2.19	0.43
50:R4:22:ILE:CG2	50:R4:23:GLU:N	2.81	0.43
50:R4:59:PHE:CE1	50:R4:70:GLY:N	2.86	0.43
1:XA:35:G:N2	12:XL:118:SER:OG	2.48	0.43
1:XA:690:G:N1	1:XA:691:G:C6	2.86	0.43
2:XB:215:LEU:HD22	2:XB:215:LEU:HA	1.73	0.43
12:XL:22:SER:C	12:XL:24:VAL:H	2.21	0.43
14:XN:27:CYS:SG	14:XN:29:ARG:HB2	2.58	0.43
14:XN:29:ARG:HD3	14:XN:40:CYS:HB2	1.99	0.43
15:XO:25:THR:HG21	15:XO:70:LEU:HB2	2.01	0.43
20:XT:98:PRO:C	20:XT:100:ILE:H	2.21	0.43

Continued on next page...

Continued from previous page...

Atom-1	Atom-2	Interatomic distance (Å)	Clash overlap (Å)
22:XV:2:C:H2'	22:XV:3:G:H5'	1.99	0.43
22:XV:19:G:H5'	22:XV:20:U:C5	2.52	0.43
25:YA:142:G:H1'	43:YX:37:THR:HG21	2.00	0.43
25:YA:587:C:N3	35:YP:33:ARG:NH1	2.66	0.43
26:YB:38:C:N4	26:YB:44:G:H1	2.16	0.43
28:YE:155:LYS:O	28:YE:156:MET:HG3	2.19	0.43
29:YF:192:LEU:HD21	29:YF:194:MET:HE3	2.00	0.43
31:YH:92:ILE:CD1	31:YH:160:LYS:HD3	2.48	0.43
34:YO:88:ASN:ND2	34:YO:92:GLU:HB2	2.22	0.43
40:YU:60:LEU:HD11	40:YU:64:ARG:CZ	2.48	0.43
45:YZ:30:ASN:OD1	45:YZ:33:LEU:N	2.49	0.43
49:Y3:51:ALA:HA	49:Y3:54:VAL:HG12	2.00	0.43
50:Y4:43:TYR:CD1	50:Y4:43:TYR:C	2.92	0.43
53:Y7:47:ARG:HB2	53:Y7:48:LYS:H	1.60	0.43
1:QA:464:G:O6	1:QA:466:C:H5'	2.18	0.43
1:QA:520:A:N1	1:QA:536:C:H1'	2.33	0.43
1:QA:640:A:O2'	8:QH:115:SER:HB2	2.17	0.43
1:QA:1124:G:H5"	1:QA:1145:C:H41	1.83	0.43
1:QA:1157:A:H1'	1:QA:1158:C:C4	2.54	0.43
5:QE:101:ILE:HG13	5:QE:119:LEU:HD23	2.01	0.43
13:QM:44:ARG:HB2	13:QM:47:ASP:OD2	2.19	0.43
20:QT:16:HIS:O	20:QT:19:SER:HB3	2.18	0.43
22:QV:19:G:H4'	22:QV:20:U:OP2	2.19	0.43
25:RA:414:C:H2'	25:RA:415:A:C8	2.53	0.43
25:RA:458:G:O2'	25:RA:469:G:O6	2.23	0.43
25:RA:1005:C:O2'	33:RN:28:THR:HG21	2.18	0.43
31:RH:6:ARG:CG	31:RH:7:LEU:N	2.81	0.43
32:RI:40:THR:O	32:RI:44:LEU:N	2.46	0.43
38:RS:88:ASP:CG	38:RS:89:ARG:H	2.21	0.43
42:RW:20:VAL:HG22	42:RW:47:VAL:HG21	2.00	0.43
44:RY:55:TYR:CD1	44:RY:55:TYR:N	2.86	0.43
45:RZ:5:LEU:HD21	45:RZ:44:PHE:HA	2.01	0.43
48:R2:39:ALA:HA	48:R2:45:SER:HB2	2.00	0.43
1:XA:657:G:C2	1:XA:658:G:C8	3.06	0.43
1:XA:966:G:O2'	9:XI:127:LYS:O	2.37	0.43
1:XA:1055:A:H2'	3:XC:156:ARG:HD2	2.01	0.43
1:XA:1058:G:H2'	1:XA:1059:C:O4'	2.18	0.43
1:XA:1402:C:H2'	1:XA:1403:C:O4'	2.18	0.43
12:XL:27:LEU:C	12:XL:29:GLY:H	2.20	0.43
19:XS:42:PRO:HD3	50:Y4:63:TYR:CE1	2.53	0.43
19:XS:68:GLY:HA3	50:Y4:68:ARG:HB2	1.99	0.43

Continued on next page...

Continued from previous page...

Atom-1	Atom-2	Interatomic distance (Å)	Clash overlap (Å)
20:XT:44:ALA:HB1	20:XT:92:LEU:HG	2.00	0.43
25:YA:26:G:C6	25:YA:27:G:N1	2.87	0.43
25:YA:84:A:N1	25:YA:98:G:O2'	2.39	0.43
25:YA:363(B):G:H2'	25:YA:363(C):G:H8	1.84	0.43
25:YA:389:G:H22	35:YP:72:PRO:CG	2.31	0.43
25:YA:732:C:H2'	25:YA:733:G:O4'	2.18	0.43
25:YA:846:C:C2	25:YA:847:U:H5	2.37	0.43
25:YA:1061:U:H4'	25:YA:1070:A:H1'	2.00	0.43
25:YA:1418:G:O5'	25:YA:1418:G:H8	2.02	0.43
25:YA:1509:C:H2'	25:YA:1511:A:C8	2.54	0.43
25:YA:1818:U:C2'	27:YD:157:ARG:HG3	2.48	0.43
25:YA:2360:A:C2	25:YA:2361:A:H1'	2.54	0.43
25:YA:2389:G:H5"	25:YA:2390:U:O4'	2.19	0.43
27:YD:44:ASN:HB3	27:YD:49:ILE:CG2	2.47	0.43
28:YE:16:ARG:O	28:YE:18:ASP:O	2.36	0.43
35:YP:64:LYS:O	35:YP:66:GLY:N	2.52	0.43
37:YR:70:LEU:HD23	37:YR:70:LEU:HA	1.84	0.43
38:YS:30:ARG:NH2	38:YS:92:TYR:HD1	2.17	0.43
38:YS:42:ASP:C	38:YS:44:LYS:N	2.72	0.43
40:YU:92:ARG:HD2	41:YV:11:GLN:CB	2.47	0.43
41:YV:55:ALA:HB2	41:YV:101:GLY:HA2	2.00	0.43
44:YY:87:LYS:HB2	44:YY:87:LYS:NZ	2.34	0.43
45:YZ:112:ARG:O	45:YZ:114:GLY:N	2.52	0.43
48:Y2:62:THR:O	48:Y2:65:ASN:HB2	2.18	0.43
1:QA:45:U:OP1	1:QA:307:C:O2'	2.34	0.43
1:QA:376:G:H5"	16:QP:5:ARG:HD2	2.00	0.43
1:QA:936:C:H2'	1:QA:937:A:O4'	2.18	0.43
1:QA:967:C:H2'	1:QA:968:A:C8	2.54	0.43
1:QA:1064:G:O2'	1:QA:1065:U:O5'	2.32	0.43
2:QB:217:ARG:HE	2:QB:217:ARG:HB2	1.29	0.43
5:QE:69:VAL:HG11	5:QE:71:LEU:CD2	2.48	0.43
8:QH:91:ARG:HB2	12:QL:7:ILE:HG13	1.99	0.43
9:QI:112:LYS:HD3	9:QI:113:LYS:O	2.18	0.43
9:QI:116:LYS:HE2	9:QI:122:ALA:HB2	2.01	0.43
12:QL:120:TYR:O	12:QL:121:GLY:C	2.57	0.43
18:QR:29:PHE:N	18:QR:29:PHE:CD1	2.87	0.43
25:RA:123:G:O3'	25:RA:1376:C:H4'	2.18	0.43
25:RA:579:G:H2'	25:RA:580:C:C6	2.53	0.43
25:RA:592:G:O2'	54:R8:4:MET:CB	2.67	0.43
25:RA:638:G:H2'	25:RA:639:U:C6	2.54	0.43
25:RA:666:G:H4'	35:RP:49:ARG:NH1	2.34	0.43

Continued on next page...

Continued from previous page...

Atom-1	Atom-2	Interatomic distance (Å)	Clash overlap (Å)
25:RA:1270:C:H5"	25:RA:1271:G:O5'	2.19	0.43
25:RA:1509:C:H3'	25:RA:1510:A:H5"	2.00	0.43
25:RA:1816:G:C8	27:RD:62:TYR:CZ	3.07	0.43
25:RA:2893:G:H5"	25:RA:2894:G:H5'	2.00	0.43
29:RF:101:LEU:HD12	29:RF:102:PRO:HD2	2.00	0.43
29:RF:148:LEU:HD11	29:RF:193:VAL:HG21	2.01	0.43
30:RG:67:LYS:HE2	50:R4:6:HIS:NE2	2.33	0.43
32:RI:21:VAL:HG21	32:RI:25:TYR:HD2	1.84	0.43
33:RN:58:ASP:HB3	33:RN:95:PRO:HB3	2.00	0.43
33:RN:61:ARG:HA	33:RN:61:ARG:HE	1.82	0.43
34:RO:104:ARG:HD3	39:RT:36:GLU:OE2	2.18	0.43
38:RS:12:PHE:HD1	38:RS:12:PHE:HA	1.72	0.43
1:XA:950:U:H2'	1:XA:951:G:H8	1.84	0.43
1:XA:1250:A:H2	1:XA:1370:G:H1'	1.84	0.43
3:XC:149:ALA:HA	3:XC:201:TYR:O	2.18	0.43
5:XE:42:GLY:CA	5:XE:66:MET:HG2	2.48	0.43
9:XI:8:GLY:HA2	9:XI:79:LEU:HD12	2.01	0.43
10:XJ:6:ILE:HG22	10:XJ:98:ILE:HG23	2.01	0.43
23:XX:19:A:C2'	23:XX:20:C:H5'	2.48	0.43
25:YA:265:A:O2'	25:YA:266:G:H4'	2.18	0.43
25:YA:459:U:H5"	53:Y7:40:TRP:CD2	2.54	0.43
25:YA:964:C:O2'	25:YA:2273:A:N3	2.43	0.43
25:YA:969:U:H2'	25:YA:970:C:C6	2.53	0.43
25:YA:1101:U:H2'	25:YA:1102:C:C6	2.53	0.43
25:YA:1952:A:C6	34:YO:22:ILE:HD12	2.54	0.43
28:YE:13:ARG:HH11	28:YE:13:ARG:HB2	1.81	0.43
28:YE:23:VAL:HG12	28:YE:184:VAL:O	2.19	0.43
31:YH:120:GLY:O	31:YH:136:ILE:HD12	2.19	0.43
35:YP:65:ARG:HH21	54:Y8:46:ARG:NH1	2.06	0.43
35:YP:97:PRO:HD3	35:YP:126:VAL:O	2.18	0.43
48:Y2:4:SER:OG	48:Y2:5:GLU:OE2	2.26	0.43
1:QA:105:G:C6	1:QA:106:C:C4	3.07	0.43
1:QA:757:U:O2'	1:QA:879:C:H1'	2.18	0.43
1:QA:818:G:H3'	1:QA:819:A:H5"	2.01	0.43
1:QA:1494:G:N7	58:QA:1696:PAR:N32	2.66	0.43
3:QC:11:ARG:HB3	3:QC:15:THR:HB	2.01	0.43
15:QO:48:LYS:HD3	15:QO:48:LYS:HA	1.75	0.43
17:QQ:63:ARG:HG2	17:QQ:64:PRO:HD2	2.00	0.43
25:RA:27:G:H1'	25:RA:513:A:H61	1.82	0.43
25:RA:1003:G:O2'	25:RA:1010:A:N1	2.36	0.43
25:RA:1032:A:H2	25:RA:1122:G:H1	1.63	0.43

Continued on next page...

Continued from previous page...

Atom-1	Atom-2	Interatomic distance (Å)	Clash overlap (Å)
25:RA:1131:G:C8	25:RA:2025:C:H4'	2.54	0.43
25:RA:2014:A:H2'	25:RA:2015:A:C8	2.54	0.43
25:RA:2193:G:H2'	25:RA:2194:G:O4'	2.19	0.43
26:RB:65:C:C4	26:RB:108:C:C4	3.07	0.43
28:RE:18:ASP:O	28:RE:19:ARG:C	2.56	0.43
31:RH:35:VAL:CG2	31:RH:75:ALA:HB2	2.48	0.43
32:RI:30:LEU:HD22	32:RI:35:LEU:HD11	2.00	0.43
32:RI:72:LEU:HD11	32:RI:101:LEU:HD11	2.00	0.43
35:RP:65:ARG:NE	54:R8:15:LYS:HB2	2.34	0.43
40:RU:69:CYS:HB3	40:RU:106:PHE:CZ	2.54	0.43
44:RY:54:LYS:HB3	44:RY:55:TYR:CD1	2.53	0.43
45:RZ:141:VAL:HA	45:RZ:144:LEU:HD23	2.00	0.43
1:XA:437:U:H2'	1:XA:438:G:O4'	2.18	0.43
1:XA:938:A:N3	1:XA:1376:U:O2'	2.46	0.43
1:XA:1144:G:N2	1:XA:1146:A:H62	2.17	0.43
1:XA:1317:C:H5"	1:XA:1318:A:OP2	2.19	0.43
1:XA:1443:G:H5'	1:XA:1446:A:OP2	2.18	0.43
2:XB:7:VAL:HG21	2:XB:217:ARG:NH1	2.34	0.43
2:XB:172:ILE:O	2:XB:175:ARG:HB3	2.18	0.43
2:XB:212:GLN:NE2	2:XB:216:SER:HB2	2.34	0.43
7:XG:140:ASP:HA	7:XG:143:ARG:NH1	2.34	0.43
8:XH:13:ILE:O	8:XH:17:THR:HG23	2.18	0.43
8:XH:104:ARG:HD2	8:XH:138:TRP:CD2	2.53	0.43
13:XM:4:ILE:HG22	13:XM:5:ALA:N	2.34	0.43
14:XN:6:LEU:HD23	14:XN:23:ARG:HH22	1.83	0.43
25:YA:34:C:N4	25:YA:447:A:H61	2.17	0.43
25:YA:222:A:H3'	25:YA:421:U:C5'	2.47	0.43
25:YA:271:G:H2'	25:YA:272:G:H8	1.83	0.43
25:YA:1359:A:H5'	25:YA:1359:A:C8	2.54	0.43
25:YA:1534:G:H2'	25:YA:1534:G:N3	2.34	0.43
25:YA:1641:A:H2'	25:YA:1642:G:O4'	2.19	0.43
25:YA:2356:C:H2'	25:YA:2357:U:O4'	2.18	0.43
25:YA:2712:U:O2'	25:YA:2712(A):A:C8	2.69	0.43
26:YB:29:A:H2'	26:YB:30:C:C6	2.54	0.43
29:YF:64:ILE:HD12	29:YF:64:ILE:HA	1.89	0.43
30:YG:31:VAL:HA	30:YG:32:PRO:HD3	1.83	0.43
30:YG:103:LEU:HA	30:YG:103:LEU:HD23	1.83	0.43
32:YI:101:LEU:HD22	32:YI:107:VAL:HB	2.00	0.43
36:YQ:57:HIS:ND1	36:YQ:58:PHE:N	2.67	0.43
44:YY:80:GLY:O	44:YY:81:LYS:HG3	2.18	0.43
48:Y2:27:GLU:H	48:Y2:27:GLU:CD	2.17	0.43

Continued on next page...

Continued from previous page...

Atom-1	Atom-2	Interatomic distance (Å)	Clash overlap (Å)
52:Y6:28:ARG:HH21	52:Y6:30:THR:HG23	1.84	0.43
1:QA:514:C:H2'	1:QA:515:G:C8	2.53	0.43
1:QA:895:G:H1	1:QA:904:C:N4	2.16	0.43
1:QA:983:A:H5"	1:QA:984:C:OP2	2.19	0.43
4:QD:22:LYS:HB2	4:QD:26:CYS:HB2	2.00	0.43
4:QD:78:LEU:HA	4:QD:78:LEU:HD23	1.76	0.43
8:QH:101:PRO:HG2	8:QH:133:LEU:HD11	2.01	0.43
9:QI:95:LYS:HZ1	9:QI:96:LEU:HD13	1.84	0.43
15:QO:25:THR:HG21	15:QO:70:LEU:HB2	2.00	0.43
17:QQ:45:HIS:NE2	17:QQ:47:PRO:HG3	2.34	0.43
25:RA:177:G:H5"	25:RA:177:G:N3	2.34	0.43
25:RA:207:A:H2'	25:RA:208:C:O4'	2.19	0.43
25:RA:601:C:O2	25:RA:605:C:H4'	2.19	0.43
25:RA:2300:G:H2'	25:RA:2301:C:C6	2.54	0.43
25:RA:2582:G:N2	25:RA:2583:G:H1'	2.33	0.43
27:RD:35:LYS:HE3	27:RD:64:ILE:C	2.39	0.43
31:RH:16:SER:OG	31:RH:17:VAL:N	2.50	0.43
33:RN:89:LYS:O	33:RN:93:THR:HG22	2.19	0.43
39:RT:107:ASP:O	39:RT:110:ILE:HG22	2.19	0.43
46:R0:51:VAL:N	46:R0:62:LEU:HD12	2.33	0.43
50:R4:43:TYR:O	50:R4:46:GLN:HA	2.19	0.43
52:R6:7:ILE:HG13	52:R6:8:LYS:H	1.84	0.43
4:XD:196:LEU:O	4:XD:198:VAL:N	2.51	0.43
5:XE:79:GLU:H	5:XE:79:GLU:HG3	1.45	0.43
25:YA:900:A:H3'	25:YA:901:A:H8	1.84	0.43
25:YA:1759:A:H1'	25:YA:2711:A:C2	2.54	0.43
25:YA:1930:G:H2'	25:YA:1968:G:C6	2.54	0.43
25:YA:2832:U:O4	25:YA:2884:U:H5'	2.18	0.43
26:YB:49:C:H2'	26:YB:50:G:C8	2.53	0.43
27:YD:31:LYS:C	27:YD:32:SER:O	2.54	0.43
28:YE:52:LEU:O	28:YE:74:PRO:HA	2.19	0.43
28:YE:179:GLU:CB	28:YE:181:LEU:HD23	2.24	0.43
29:YF:45:ARG:HH11	29:YF:45:ARG:HG2	1.82	0.43
29:YF:63:LYS:CE	29:YF:67:GLN:HB2	2.49	0.43
31:YH:125:VAL:HG12	31:YH:126:PRO:CD	2.49	0.43
36:YQ:25:ASP:H	36:YQ:102:VAL:HG23	1.84	0.43
38:YS:105:ALA:C	38:YS:110:LEU:HD21	2.38	0.43
41:YV:64:HIS:ND1	41:YV:92:THR:HG22	2.34	0.43
45:YZ:102:LEU:HG	45:YZ:123:ASP:HA	2.01	0.43
49:Y3:7:LYS:HE2	49:Y3:32:GLN:O	2.19	0.43
50:Y4:6:HIS:HA	50:Y4:7:PRO:HD2	1.82	0.43

Continued on next page...

Continued from previous page...

Atom-1	Atom-2	Interatomic distance (Å)	Clash overlap (Å)
1:QA:584:G:H2'	1:QA:585:G:H8	1.84	0.42
1:QA:1095:U:H5"	1:QA:1109:C:O2	2.18	0.42
3:QC:148:GLY:HA3	3:QC:172:ARG:O	2.18	0.42
5:QE:18:ARG:HE	5:QE:18:ARG:HB3	1.52	0.42
6:QF:62:TRP:CH2	6:QF:64:GLN:HB2	2.54	0.42
9:QI:17:VAL:HG11	9:QI:81:ILE:HD13	2.00	0.42
14:QN:47:LEU:HD23	14:QN:47:LEU:HA	1.74	0.42
22:QV:76:A:O2'	56:Z5:101:PPU:O	2.26	0.42
25:RA:709:U:H2'	25:RA:710:G:C8	2.54	0.42
25:RA:1369:G:HO2'	25:RA:1810:A:H2	1.65	0.42
25:RA:1445:C:H2'	25:RA:1446:C:C6	2.54	0.42
25:RA:2298:A:N6	25:RA:2318:G:H8	2.15	0.42
25:RA:2651:C:N4	25:RA:2669:G:H1	2.13	0.42
27:RD:169:GLU:N	27:RD:172:TYR:O	2.51	0.42
28:RE:7:VAL:HG21	39:RT:1:MET:HE1	2.01	0.42
28:RE:23:VAL:HG12	28:RE:184:VAL:O	2.19	0.42
37:RR:113:LEU:HD12	37:RR:113:LEU:HA	1.88	0.42
40:RU:75:ASN:HB2	40:RU:78:THR:H	1.84	0.42
50:R4:2:LYS:HD2	50:R4:2:LYS:HA	1.61	0.42
50:R4:48:ARG:NH1	50:R4:51:ASP:HA	2.34	0.42
1:XA:511:C:O2'	1:XA:534:U:H1'	2.19	0.42
1:XA:515:G:N2	1:XA:537:G:C4	2.87	0.42
1:XA:731:G:OP1	1:XA:766:A:H1'	2.19	0.42
1:XA:1186:G:H21	14:XN:61:TRP:C	2.22	0.42
1:XA:1437:C:N3	1:XA:1464:G:N2	2.61	0.42
18:XR:56:THR:HB	18:XR:58:LEU:HD12	2.01	0.42
20:XT:33:ILE:CG2	20:XT:63:ILE:HG12	2.49	0.42
25:YA:20:C:H42	25:YA:520:G:H1	1.66	0.42
25:YA:570:G:H2'	25:YA:2030:A:C5	2.54	0.42
25:YA:1448:G:H1'	25:YA:1528:A:H62	1.83	0.42
25:YA:2318:G:N2	38:YS:2:ALA:HA	2.34	0.42
25:YA:2712:U:H1'	25:YA:2712(A):A:C8	2.53	0.42
27:YD:17:THR:HG22	27:YD:204:ILE:HA	1.98	0.42
27:YD:33:LEU:O	27:YD:35:LYS:N	2.52	0.42
35:YP:96:THR:O	35:YP:99:LEU:HB3	2.18	0.42
36:YQ:83:MET:HB2	46:Y0:7:LEU:HB3	2.01	0.42
45:YZ:20:ARG:O	45:YZ:20:ARG:HD3	2.18	0.42
47:Y1:58:ILE:HG23	47:Y1:87:PRO:HG3	2.01	0.42
52:Y6:41:PRO:HG2	52:Y6:45:LYS:N	2.29	0.42
54:Y8:53:PRO:HD2	54:Y8:54:GLU:H	1.84	0.42
1:QA:694:A:N1	1:QA:787:A:O2'	2.52	0.42

Continued on next page...

Continued from previous page...

Atom-1	Atom-2	Interatomic distance (Å)	Clash overlap (Å)
1:QA:1216:G:H2'	1:QA:1217:C:C6	2.53	0.42
1:QA:1319:A:OP1	19:QS:3:ARG:HD3	2.19	0.42
1:QA:1321:C:H5'	13:QM:87:TYR:CE1	2.54	0.42
1:QA:1442:G:C5	1:QA:1446:A:C6	3.07	0.42
1:QA:1443:G:H5'	1:QA:1446:A:OP2	2.19	0.42
7:QG:102:ARG:HG2	7:QG:106:GLN:OE1	2.20	0.42
8:QH:25:ASP:N	8:QH:25:ASP:OD1	2.50	0.42
10:QJ:76:ASN:HA	10:QJ:77:PRO:HD2	1.85	0.42
19:QS:41:VAL:HG12	19:QS:44:MET:HB2	2.01	0.42
20:QT:87:LYS:HD2	20:QT:87:LYS:HA	1.68	0.42
25:RA:223:A:N1	25:RA:407:G:O2'	2.43	0.42
25:RA:270(R):G:H2'	25:RA:270(S):G:C8	2.54	0.42
25:RA:654(A):G:H1	25:RA:654(T):C:N4	2.17	0.42
25:RA:1432:C:H2'	25:RA:1433:U:O4'	2.19	0.42
25:RA:1482:U:H5'	25:RA:1483:G:OP2	2.18	0.42
25:RA:1709:U:H2'	25:RA:1710:C:C6	2.54	0.42
25:RA:2455:G:H2'	25:RA:2456:C:C6	2.54	0.42
25:RA:2466:C:OP1	55:R9:4:ARG:HB2	2.18	0.42
26:RB:44:G:H5"	26:RB:45:A:OP1	2.19	0.42
26:RB:74:U:H2'	26:RB:75:G:O4'	2.19	0.42
28:RE:155:LYS:O	28:RE:156:MET:HG3	2.19	0.42
30:RG:97:ASP:HA	30:RG:100:TRP:HD1	1.84	0.42
31:RH:53:GLU:CD	31:RH:54:ARG:H	2.21	0.42
33:RN:30:ILE:HG23	33:RN:52:VAL:HG11	1.99	0.42
35:RP:61:ARG:HG3	54:R8:13:ARG:CD	2.49	0.42
38:RS:93:LYS:HE3	38:RS:93:LYS:HB2	1.65	0.42
51:R5:3:LYS:HA	51:R5:3:LYS:CE	2.36	0.42
52:R6:8:LYS:O	52:R6:27:LYS:HA	2.18	0.42
52:R6:35:GLU:H	52:R6:35:GLU:HG2	1.72	0.42
1:XA:106:C:O2	1:XA:379:C:H4'	2.19	0.42
1:XA:619:U:H3	4:XD:135:LEU:CD2	2.25	0.42
1:XA:912:C:O2'	1:XA:913:A:H5'	2.18	0.42
6:XF:30:LEU:HB3	6:XF:35:ALA:HB3	2.01	0.42
25:YA:139:G:H1'	25:YA:140:A:H2	1.84	0.42
25:YA:610:C:H42	25:YA:618:G:H1	1.65	0.42
25:YA:686:G:N2	25:YA:788:A:H61	2.17	0.42
25:YA:1438:U:H2'	25:YA:1439:A:H8	1.82	0.42
25:YA:1467:C:C5	25:YA:1546:C:H2'	2.53	0.42
25:YA:1729:A:N6	25:YA:1731:G:N3	2.67	0.42
25:YA:1844:C:H2'	25:YA:1845:G:C8	2.53	0.42
25:YA:1937:A:O2'	25:YA:1939:U:OP2	2.19	0.42

Continued on next page...

Continued from previous page...

Atom-1	Atom-2	Interatomic distance (Å)	Clash overlap (Å)
25:YA:2453:A:H2'	25:YA:2454:G:H8	1.83	0.42
38:YS:64:GLU:O	38:YS:68:GLN:HG3	2.19	0.42
45:YZ:74:VAL:HG13	45:YZ:86:VAL:HG22	2.00	0.42
45:YZ:150:LEU:HB2	45:YZ:154:ASP:OD2	2.19	0.42
48:Y2:6:VAL:O	48:Y2:7:ARG:C	2.57	0.42
50:Y4:14:ILE:HG13	50:Y4:31:ILE:HB	1.99	0.42
53:Y7:25:PRO:HA	53:Y7:28:ARG:CZ	2.49	0.42
1:QA:1163:C:H5'	1:QA:1164:G:OP2	2.20	0.42
1:QA:1402:C:O2	1:QA:1500:A:N1	2.53	0.42
2:QB:21:ARG:HG3	2:QB:38:GLY:O	2.20	0.42
3:QC:59:ARG:HH12	3:QC:97:LYS:HE3	1.84	0.42
3:QC:112:SER:O	3:QC:116:VAL:HG23	2.20	0.42
8:QH:105:ARG:HA	8:QH:105:ARG:HD3	1.78	0.42
9:QI:48:GLU:N	9:QI:49:PRO:HD2	2.35	0.42
17:QQ:29:HIS:CG	17:QQ:30:PRO:HD2	2.54	0.42
25:RA:856:C:N4	25:RA:921:G:H1	2.18	0.42
25:RA:2643:G:H2'	25:RA:2644:G:O4'	2.19	0.42
27:RD:72:LYS:NZ	27:RD:99:ASP:OD2	2.43	0.42
27:RD:245:PRO:HA	27:RD:246:PRO:HD3	1.95	0.42
28:RE:3:GLY:HA3	28:RE:81:ILE:CD1	2.47	0.42
28:RE:54:GLN:N	28:RE:54:GLN:CD	2.73	0.42
29:RF:51:THR:HG23	29:RF:92:PRO:HG2	2.02	0.42
29:RF:107:LYS:HB3	29:RF:107:LYS:HE2	1.77	0.42
31:RH:26:VAL:CG1	31:RH:33:LEU:HB2	2.50	0.42
31:RH:58:GLU:O	31:RH:60:ARG:N	2.53	0.42
31:RH:120:GLY:O	31:RH:136:ILE:HD12	2.19	0.42
32:RI:135:GLU:HB2	32:RI:136:VAL:H	1.60	0.42
33:RN:96:GLU:HB2	33:RN:122:VAL:HG12	2.00	0.42
36:RQ:65:PHE:O	36:RQ:66:ILE:CG1	2.48	0.42
41:RV:64:HIS:CG	41:RV:92:THR:HG22	2.52	0.42
45:RZ:52:SER:O	45:RZ:52:SER:OG	2.33	0.42
48:R2:70:GLN:O	48:R2:71:ASN:HB2	2.19	0.42
52:R6:17:LYS:HB3	52:R6:44:ARG:NH2	2.30	0.42
1:XA:457:C:H2'	1:XA:458:C:C6	2.54	0.42
1:XA:563:A:N7	1:XA:567:G:H1'	2.34	0.42
1:XA:987:G:H1	1:XA:1218:C:N4	2.15	0.42
2:XB:68:ILE:HB	2:XB:70:PHE:HE1	1.84	0.42
4:XD:112:VAL:N	4:XD:116:GLN:OE1	2.38	0.42
5:XE:33:VAL:O	5:XE:112:LEU:HD12	2.20	0.42
7:XG:38:LEU:HD12	7:XG:38:LEU:O	2.20	0.42
20:XT:44:ALA:O	20:XT:91:LEU:O	2.37	0.42

Continued on next page...

Continued from previous page...

Atom-1	Atom-2	Interatomic distance (Å)	Clash overlap (Å)
25:YA:270(J):G:H2'	25:YA:270(K):C:O4'	2.19	0.42
25:YA:279:C:H42	25:YA:361:G:H1	1.67	0.42
25:YA:896:A:C4	45:YZ:146:ILE:HD12	2.54	0.42
25:YA:1109:C:O2'	25:YA:1110:G:OP1	2.33	0.42
25:YA:1728:G:H3'	25:YA:1729:A:C5'	2.46	0.42
26:YB:16:G:H1	26:YB:68:C:H42	1.67	0.42
27:YD:108:PRO:HG2	27:YD:111:LEU:HB2	2.01	0.42
28:YE:203:LYS:HD2	28:YE:203:LYS:C	2.39	0.42
30:YG:16:ARG:N	30:YG:17:PRO:HD2	2.34	0.42
30:YG:64:THR:CG2	30:YG:66:GLN:H	2.28	0.42
31:YH:125:VAL:CG1	31:YH:126:PRO:CG	2.94	0.42
32:YI:24:GLY:O	32:YI:28:ASN:HB2	2.19	0.42
38:YS:99:LYS:C	38:YS:101:LEU:N	2.72	0.42
39:YT:80:SER:HA	39:YT:81:PRO:HD3	1.89	0.42
48:Y2:48:HIS:O	48:Y2:49:LYS:C	2.57	0.42
50:Y4:60:GLN:O	50:Y4:63:TYR:HB3	2.20	0.42
52:Y6:10:LEU:HG	54:Y8:34:TRP:CD1	2.54	0.42
52:Y6:15:GLU:HG2	52:Y6:49:HIS:NE2	2.34	0.42
1:QA:27:G:H4'	4:QD:209:ARG:HG3	2.00	0.42
1:QA:401:C:H2'	1:QA:402:G:H8	1.83	0.42
1:QA:519:C:H2'	1:QA:520:A:O4'	2.19	0.42
1:QA:1479:C:H2'	1:QA:1480:G:H8	1.84	0.42
2:QB:44:LEU:H	2:QB:44:LEU:HD12	1.83	0.42
2:QB:69:LEU:O	2:QB:162:ILE:HA	2.19	0.42
13:QM:8:GLU:CD	30:RG:115:ARG:HD3	2.40	0.42
14:QN:41:ARG:NH2	14:QN:42:ILE:HD11	2.35	0.42
19:QS:10:PHE:CG	19:QS:11:VAL:N	2.88	0.42
25:RA:297:C:H5"	44:RY:85:VAL:CG2	2.49	0.42
25:RA:1636:C:H2'	25:RA:1637:A:H8	1.82	0.42
25:RA:2116:G:H2'	25:RA:2117:A:C8	2.54	0.42
25:RA:2682:U:O2'	28:RE:13:ARG:CG	2.65	0.42
25:RA:2845:G:H5"	39:RT:55:ASN:HA	2.01	0.42
28:RE:28:ALA:HB3	28:RE:93:VAL:CG2	2.46	0.42
28:RE:104:VAL:CG1	28:RE:188:VAL:HG23	2.49	0.42
28:RE:137:HIS:CB	28:RE:138:PRO:HD2	2.42	0.42
28:RE:188:VAL:HA	28:RE:189:PRO:HD2	1.79	0.42
32:RI:88:ILE:HG12	32:RI:88:ILE:H	1.70	0.42
50:R4:68:ARG:O	50:R4:69:LYS:HB2	2.17	0.42
51:R5:20:ARG:HA	51:R5:23:HIS:CE1	2.54	0.42
52:R6:45:LYS:HD3	52:R6:45:LYS:HA	1.75	0.42
1:XA:255:G:H4'	17:XQ:17:LYS:HD3	2.00	0.42

Continued on next page...

Continued from previous page...

Atom-1	Atom-2	Interatomic distance (Å)	Clash overlap (Å)
1:XA:660:G:C2	1:XA:746:A:C2	3.08	0.42
1:XA:765:G:N2	1:XA:813:U:OP2	2.52	0.42
1:XA:1129:C:O2	1:XA:1132:C:N4	2.38	0.42
1:XA:1504:G:H4'	1:XA:1505:G:C4	2.54	0.42
6:XF:95:GLU:HA	6:XF:96:PRO:HD3	1.87	0.42
7:XG:89:MET:CE	7:XG:156:TRP:H	2.32	0.42
22:XV:15:C:H5'	22:XV:16:C:H5	1.84	0.42
25:YA:833:U:H2'	25:YA:834:C:C6	2.53	0.42
25:YA:1680:U:O2'	25:YA:1763:G:N7	2.44	0.42
25:YA:2360:A:H2'	25:YA:2361:A:O4'	2.20	0.42
25:YA:2572:A:N3	28:YE:144:ARG:NH2	2.68	0.42
26:YB:24:G:O6	26:YB:56:G:O2'	2.30	0.42
28:YE:36:ARG:HH11	28:YE:36:ARG:CB	2.28	0.42
28:YE:94:GLU:C	28:YE:96:PHE:N	2.73	0.42
28:YE:104:VAL:CG1	28:YE:188:VAL:HG23	2.49	0.42
28:YE:117:MET:HA	28:YE:122:PHE:N	2.35	0.42
28:YE:197:ILE:CD1	28:YE:199:ARG:HH12	2.26	0.42
29:YF:128:ALA:O	29:YF:129:PHE:CB	2.67	0.42
33:YN:96:GLU:HG2	33:YN:97:ARG:H	1.84	0.42
35:YP:101:VAL:C	35:YP:103:ALA:H	2.23	0.42
36:YQ:20:ALA:HA	36:YQ:98:LYS:HB3	2.02	0.42
38:YS:15:ARG:O	38:YS:19:LYS:HD3	2.20	0.42
38:YS:110:LEU:HD23	38:YS:112:PHE:CE1	2.55	0.42
39:YT:45:PHE:CE1	39:YT:65:LYS:HE3	2.55	0.42
42:YW:86:LEU:HD22	42:YW:96:ILE:HD12	2.01	0.42
46:Y0:53:MET:CB	46:Y0:59:LEU:HD23	2.50	0.42
49:Y3:4:LEU:HD22	49:Y3:56:VAL:HG12	2.01	0.42
1:QA:129(A):G:N2	1:QA:188:U:O2'	2.52	0.42
1:QA:585:G:O3'	17:QQ:34:LYS:NZ	2.51	0.42
1:QA:827:U:C5	1:QA:870:U:C2	3.07	0.42
1:QA:960:U:H4'	1:QA:961:U:C5'	2.50	0.42
1:QA:984:C:H2'	1:QA:985:C:C6	2.55	0.42
1:QA:1040:U:H2'	1:QA:1041:A:O4'	2.19	0.42
1:QA:1109:C:OP2	3:QC:176:HIS:ND1	2.51	0.42
1:QA:1163:C:N4	1:QA:1173:G:H1	2.17	0.42
1:QA:1516:G:H2'	1:QA:1518:A:OP2	2.19	0.42
2:QB:92:TYR:CD1	2:QB:151:GLY:HA3	2.55	0.42
17:QQ:10:VAL:HG13	17:QQ:19:VAL:HB	2.01	0.42
25:RA:95:G:H1'	48:R2:47:ASN:HB3	2.00	0.42
25:RA:569:U:O2'	25:RA:983:A:N1	2.37	0.42
25:RA:594:U:H5'	54:R8:61:LEU:HD21	2.00	0.42

Continued on next page...

Continued from previous page...

Atom-1	Atom-2	Interatomic distance (Å)	Clash overlap (Å)
25:RA:702:G:C2	25:RA:731:C:C2	3.07	0.42
25:RA:741:G:H2'	25:RA:742:G:C8	2.54	0.42
25:RA:1210:A:H4'	25:RA:1211:U:O5'	2.19	0.42
25:RA:2014:A:HO2'	51:R5:2:ALA:HB2	1.79	0.42
25:RA:2074:U:H2'	25:RA:2075:U:C6	2.55	0.42
25:RA:2086:U:H2'	25:RA:2087:G:C8	2.55	0.42
25:RA:2242:G:H2'	25:RA:2243:U:O4'	2.19	0.42
25:RA:2331:G:O2'	46:R0:43:THR:HG22	2.19	0.42
25:RA:2784:C:H5"	28:RE:41:LYS:NZ	2.34	0.42
27:RD:96:HIS:NE2	27:RD:102:LYS:HE2	2.34	0.42
28:RE:35:GLN:HB3	28:RE:48:GLN:HB2	2.01	0.42
28:RE:144:ARG:HB3	28:RE:145:LYS:H	1.58	0.42
30:RG:159:VAL:HG21	30:RG:173:LEU:HD11	2.00	0.42
32:RI:82:ARG:HD3	32:RI:146:ALA:HB3	2.01	0.42
40:RU:83:LEU:HD12	40:RU:113:ALA:HB2	2.01	0.42
45:RZ:93:ASP:OD1	45:RZ:93:ASP:N	2.53	0.42
50:R4:54:GLY:HA2	50:R4:57:GLU:CG	2.50	0.42
52:R6:11:LEU:HD13	52:R6:11:LEU:HA	1.81	0.42
1:XA:254:G:H2'	1:XA:255:G:H8	1.84	0.42
1:XA:665:A:H1'	1:XA:733:A:O4'	2.19	0.42
1:XA:965:A:H4'	1:XA:966:G:OP1	2.19	0.42
1:XA:1029:G:O2'	1:XA:1032(A):G:N1	2.43	0.42
3:XC:85:ARG:HD2	3:XC:85:ARG:HA	1.83	0.42
9:XI:32:ASP:OD1	9:XI:33:PHE:N	2.53	0.42
9:XI:91:ASP:C	9:XI:93:ARG:H	2.21	0.42
13:XM:7:VAL:O	13:XM:9:ILE:HG23	2.19	0.42
13:XM:40:ASN:ND2	13:XM:43:THR:HG23	2.34	0.42
20:XT:43:LEU:HD23	20:XT:43:LEU:HA	1.88	0.42
25:YA:31:C:O2'	25:YA:1238:G:H5'	2.19	0.42
25:YA:1153:C:H5'	40:YU:76:TYR:HE1	1.85	0.42
25:YA:1188:U:O2'	25:YA:1189:A:H5'	2.19	0.42
25:YA:1454:U:H5'	37:YR:63:ARG:NE	2.35	0.42
27:YD:71:ASP:CB	27:YD:103:ARG:HH22	2.32	0.42
27:YD:155:LEU:HD23	27:YD:177:LEU:HD21	2.00	0.42
27:YD:215:LEU:H	27:YD:215:LEU:HG	1.59	0.42
28:YE:28:ALA:HB3	28:YE:93:VAL:CG2	2.47	0.42
31:YH:58:GLU:O	31:YH:60:ARG:N	2.52	0.42
31:YH:77:LYS:HB3	31:YH:77:LYS:HZ2	1.78	0.42
32:YI:14:ASP:OD1	32:YI:14:ASP:N	2.52	0.42
33:YN:134:ARG:H	33:YN:135:PRO:HD3	1.83	0.42
51:Y5:58:LEU:HD13	51:Y5:60:VAL:OXT	2.19	0.42

Continued on next page...

Continued from previous page...

Atom-1	Atom-2	Interatomic distance (Å)	Clash overlap (Å)
1:QA:429:U:H1'	1:QA:430:A:H5"	2.02	0.42
1:QA:878:G:H5'	8:QH:89:PRO:HG2	2.02	0.42
1:QA:1098:C:H2'	1:QA:1099:G:O4'	2.19	0.42
1:QA:1226:C:H2'	13:QM:103:THR:HB	2.02	0.42
1:QA:1312:G:OP2	50:R4:67:TYR:HE1	2.01	0.42
1:QA:1346:A:C4	7:QG:10:ARG:NH1	2.88	0.42
2:QB:60:ASP:O	2:QB:64:ARG:HG2	2.19	0.42
6:QF:22:GLU:O	6:QF:26:ILE:HG13	2.19	0.42
12:QL:38:THR:HG22	12:QL:57:LYS:HB3	2.01	0.42
13:QM:4:ILE:H	13:QM:9:ILE:HG22	1.84	0.42
25:RA:223:A:O2'	25:RA:420:C:O2	2.32	0.42
25:RA:270(I):G:H2'	25:RA:270(J):G:H8	1.84	0.42
25:RA:503:A:H4'	25:RA:504:U:H5"	2.01	0.42
25:RA:904:C:O2'	45:RZ:169:GLU:OE1	2.33	0.42
25:RA:1007:C:H5"	33:RN:35:ARG:HH11	1.84	0.42
25:RA:1046:A:N3	25:RA:1046:A:H3'	2.34	0.42
25:RA:1092:C:O2'	31:RH:170:ARG:CG	2.68	0.42
25:RA:1329:U:H5"	25:RA:1330:C:H5	1.83	0.42
25:RA:2224:G:OP1	27:RD:268:ARG:HD3	2.19	0.42
27:RD:33:LEU:HB3	27:RD:34:VAL:H	1.64	0.42
27:RD:123:ALA:HA	27:RD:124:PRO:HD2	1.77	0.42
28:RE:24:THR:HB	28:RE:184:VAL:HG23	2.02	0.42
28:RE:121:ASN:O	28:RE:122:PHE:C	2.57	0.42
29:RF:28:ILE:H	29:RF:28:ILE:HG13	1.69	0.42
31:RH:89:ILE:CD1	31:RH:89:ILE:H	2.32	0.42
31:RH:125:VAL:HG12	31:RH:126:PRO:CD	2.49	0.42
31:RH:136:ILE:O	31:RH:137:ASP:O	2.38	0.42
32:RI:93:THR:O	32:RI:97:ILE:HG12	2.19	0.42
33:RN:35:ARG:HB2	33:RN:42:TRP:CZ3	2.54	0.42
35:RP:6:LEU:HA	35:RP:6:LEU:HD13	1.75	0.42
36:RQ:27:VAL:HG11	36:RQ:134:ARG:HG3	2.01	0.42
38:RS:39:ILE:HD11	38:RS:73:LEU:HD11	2.00	0.42
44:RY:50:ARG:H	44:RY:50:ARG:HG2	1.67	0.42
50:R4:61:ARG:C	50:R4:63:TYR:N	2.73	0.42
1:XA:61:G:H2'	1:XA:62:U:O4'	2.19	0.42
1:XA:601:C:H2'	1:XA:602:A:C8	2.54	0.42
1:XA:990:C:H2'	1:XA:991:U:C6	2.54	0.42
1:XA:1446:A:HO2'	1:XA:1447:G:P	2.43	0.42
2:XB:113:HIS:O	2:XB:116:GLU:HB2	2.20	0.42
3:XC:32:LEU:HD22	3:XC:59:ARG:NH1	2.34	0.42
4:XD:120:LEU:HD23	4:XD:120:LEU:HA	1.89	0.42

Continued on next page...

Continued from previous page...

Atom-1	Atom-2	Interatomic distance (Å)	Clash overlap (Å)
12:XL:120:TYR:O	12:XL:121:GLY:C	2.57	0.42
18:XR:43:PHE:CE1	18:XR:58:LEU:HD11	2.54	0.42
22:XV:12:C:O2'	25:YA:1924:C:H4'	2.19	0.42
25:YA:184:C:H2'	25:YA:185:U:H6	1.84	0.42
25:YA:724:U:H2'	25:YA:725:G:O4'	2.19	0.42
25:YA:900:A:H3'	25:YA:901:A:C8	2.54	0.42
25:YA:1210:A:H5"	25:YA:1212:G:O4'	2.19	0.42
25:YA:1342:A:OP1	43:YX:36:LYS:NZ	2.52	0.42
25:YA:2453:A:H2'	25:YA:2454:G:C8	2.55	0.42
27:YD:2:ALA:O	27:YD:3:VAL:CB	2.68	0.42
27:YD:158:ALA:HB3	27:YD:161:THR:CG2	2.49	0.42
27:YD:177:LEU:C	27:YD:179:SER:H	2.23	0.42
27:YD:263:ARG:NH1	27:YD:263:ARG:CB	2.75	0.42
28:YE:31:CYS:HB3	28:YE:49:LEU:HG	2.01	0.42
28:YE:176:ILE:HD12	28:YE:176:ILE:N	2.35	0.42
29:YF:62:ARG:NH1	29:YF:62:ARG:CB	2.82	0.42
29:YF:109:GLY:O	29:YF:110:LEU:C	2.58	0.42
29:YF:123:LEU:HD12	29:YF:124:LEU:H	1.82	0.42
29:YF:183:VAL:HG22	29:YF:184:TYR:N	2.35	0.42
31:YH:26:VAL:CG1	31:YH:33:LEU:HB2	2.50	0.42
31:YH:84:SER:OG	31:YH:85:LYS:N	2.51	0.42
31:YH:89:ILE:CD1	31:YH:89:ILE:H	2.32	0.42
36:YQ:20:ALA:HB2	36:YQ:99:PRO:HD2	1.99	0.42
36:YQ:27:VAL:HG11	36:YQ:134:ARG:HG3	2.00	0.42
52:Y6:14:THR:HG21	52:Y6:19:ARG:HH21	1.85	0.42
54:Y8:28:GLY:O	54:Y8:29:LYS:O	2.37	0.42
1:QA:13:U:C5	1:QA:20:U:O4	2.72	0.42
1:QA:397:A:H3'	1:QA:397:A:N3	2.34	0.42
1:QA:1123:A:H4'	10:QJ:36:GLY:HA3	2.02	0.42
2:QB:230:VAL:HB	2:QB:231:GLU:H	1.60	0.42
7:QG:70:LYS:HA	7:QG:71:PRO:HD2	1.89	0.42
11:QK:48:ILE:HG23	11:QK:63:LEU:HD22	2.01	0.42
15:QO:43:LEU:HA	15:QO:43:LEU:HD23	1.74	0.42
25:RA:593:G:O2'	54:R8:61:LEU:CD1	2.64	0.42
25:RA:997:G:OP1	40:RU:93:LYS:HB2	2.20	0.42
25:RA:1257:C:H4'	29:RF:83:PHE:CE1	2.55	0.42
25:RA:1464:C:O2'	25:RA:1528:A:H8	2.03	0.42
25:RA:2260:C:H42	25:RA:2280:G:H1	1.68	0.42
25:RA:2344:U:OP1	52:R6:38:LYS:HD3	2.20	0.42
28:RE:101:ARG:C	28:RE:201:THR:OG1	2.58	0.42
28:RE:117:MET:HA	28:RE:122:PHE:N	2.35	0.42

Continued on next page...

Continued from previous page...

Atom-1	Atom-2	Interatomic distance (Å)	Clash overlap (Å)
30:RG:151:ALA:HB3	30:RG:153:ARG:NH1	2.35	0.42
31:RH:86:GLU:H	31:RH:86:GLU:CD	2.16	0.42
31:RH:169:VAL:HG22	31:RH:170:ARG:N	2.26	0.42
32:RI:8:PRO:HG3	32:RI:14:ASP:HB2	2.02	0.42
35:RP:62:LEU:HD22	35:RP:62:LEU:H	1.85	0.42
37:RR:63:ARG:HA	37:RR:80:PHE:CZ	2.54	0.42
38:RS:14:VAL:HG11	38:RS:90:GLY:O	2.19	0.42
39:RT:26:ASP:HB3	39:RT:92:GLY:N	2.18	0.42
42:RW:75:TYR:CZ	42:RW:104:THR:HG21	2.54	0.42
43:RX:44:GLU:O	43:RX:48:LYS:N	2.52	0.42
45:RZ:5:LEU:HB3	45:RZ:6:LYS:H	1.56	0.42
48:R2:35:LEU:HD11	48:R2:49:LYS:HB3	2.01	0.42
1:XA:342:C:C2	1:XA:348:G:C2	3.07	0.42
1:XA:1128:C:H4'	9:XI:16:ARG:HH12	1.85	0.42
2:XB:7:VAL:HG11	2:XB:217:ARG:CZ	2.49	0.42
2:XB:19:HIS:CE1	2:XB:206:ASP:HB2	2.54	0.42
2:XB:223:ILE:HA	2:XB:226:ARG:HB3	2.02	0.42
3:XC:91:LEU:O	3:XC:95:THR:OG1	2.19	0.42
8:XH:121:ASP:OD1	8:XH:121:ASP:N	2.46	0.42
9:XI:125:TYR:HD1	9:XI:126:SER:H	1.67	0.42
25:YA:443:A:H3'	29:YF:45:ARG:NH1	2.35	0.42
25:YA:650:C:OP1	54:Y8:48:PHE:CE1	2.72	0.42
25:YA:1419:A:C6	25:YA:1421:G:C4	3.07	0.42
25:YA:1680:U:O2	25:YA:1763:G:H3'	2.19	0.42
27:YD:12:SER:O	27:YD:14:ARG:N	2.51	0.42
27:YD:25:THR:HG23	27:YD:27:THR:HB	2.02	0.42
28:YE:35:GLN:HB3	28:YE:48:GLN:HB2	2.01	0.42
28:YE:128:SER:O	28:YE:129:HIS:HB2	2.19	0.42
28:YE:143:ASN:HB2	28:YE:147:PRO:HD2	2.00	0.42
29:YF:11:VAL:HG12	29:YF:12:LEU:H	1.85	0.42
31:YH:136:ILE:O	31:YH:137:ASP:O	2.38	0.42
34:YO:21:CYS:O	34:YO:22:ILE:HD13	2.20	0.42
38:YS:49:VAL:HG21	38:YS:77:ALA:HA	2.02	0.42
39:YT:26:ASP:HB2	39:YT:91:ARG:HA	2.00	0.42
40:YU:109:LEU:HD23	40:YU:109:LEU:HA	1.89	0.42
41:YV:65:GLY:O	41:YV:90:PRO:HA	2.20	0.42
46:Y0:41:ARG:NE	46:Y0:41:ARG:HA	2.33	0.42
1:QA:538:G:OP1	12:QL:113:ARG:HD2	2.20	0.42
1:QA:660:G:H1	1:QA:745:C:N4	2.17	0.42
1:QA:731:G:OP1	1:QA:766:A:H1'	2.20	0.42
1:QA:885:G:O2'	1:QA:914:A:N1	2.49	0.42

Continued on next page...

Continued from previous page...

Atom-1	Atom-2	Interatomic distance (Å)	Clash overlap (Å)
1:QA:1279:A:OP2	10:QJ:9:ARG:NH1	2.52	0.42
1:QA:1312:G:H1	1:QA:1325:C:H42	1.67	0.42
2:QB:130:ARG:HA	2:QB:131:PRO:HD3	1.81	0.42
4:QD:12:CYS:HA	4:QD:19:LEU:HD21	2.02	0.42
4:QD:78:LEU:HB3	4:QD:93:PHE:HE1	1.84	0.42
5:QE:101:ILE:CG1	5:QE:119:LEU:HD23	2.49	0.42
11:QK:41:THR:HG22	11:QK:42:TRP:N	2.34	0.42
15:QO:87:ILE:HG22	15:QO:88:ARG:N	2.35	0.42
18:QR:53:ARG:HE	18:QR:59:SER:C	2.22	0.42
19:QS:64:GLU:HG3	50:R4:55:ARG:HH12	1.84	0.42
25:RA:566:U:OP1	35:RP:29:LYS:HE2	2.19	0.42
25:RA:667:U:H2'	25:RA:668:G:O4'	2.20	0.42
25:RA:1364:G:C8	47:R1:2:SER:N	2.88	0.42
25:RA:2308:G:C6	25:RA:2311:A:N1	2.88	0.42
25:RA:2336:A:H61	46:R0:43:THR:HG21	1.85	0.42
30:RG:65:GLY:HA2	50:R4:7:PRO:HG2	2.02	0.42
30:RG:173:LEU:O	30:RG:178:PHE:HB2	2.20	0.42
32:RI:128:LEU:N	32:RI:138:ILE:O	2.45	0.42
35:RP:65:ARG:HB2	54:R8:12:LYS:O	2.20	0.42
45:RZ:136:PHE:HE2	45:RZ:138:GLU:HB3	1.83	0.42
51:R5:40:LYS:HE2	51:R5:47:PRO:HG2	2.02	0.42
52:R6:28:ARG:HB3	52:R6:30:THR:H	1.84	0.42
54:R8:56:GLU:C	54:R8:58:ILE:N	2.73	0.42
1:XA:135:C:H2'	1:XA:136:C:H5'	2.01	0.42
1:XA:312:C:H2'	1:XA:313:A:H8	1.85	0.42
1:XA:1157:A:H1'	1:XA:1158:C:C4	2.55	0.42
1:XA:1223:C:P	19:XS:78:ARG:HH12	2.43	0.42
7:XG:15:ASP:O	7:XG:19:GLY:HA2	2.20	0.42
9:XI:95:LYS:HZ3	9:XI:96:LEU:HD13	1.85	0.42
13:XM:16:ASP:HB3	13:XM:41:PRO:HB3	2.01	0.42
19:XS:78:ARG:H	19:XS:78:ARG:HG2	1.56	0.42
25:YA:271:G:H2'	25:YA:272:G:C8	2.53	0.42
25:YA:693:C:H2'	25:YA:694:U:O4'	2.19	0.42
25:YA:1043:C:N4	25:YA:1112:G:H1	2.14	0.42
25:YA:1105:U:H2'	25:YA:1106:G:H8	1.84	0.42
25:YA:1495:A:O2'	25:YA:1579:A:H5"	2.19	0.42
25:YA:1771:C:HO2'	25:YA:1786:A:H8	1.63	0.42
25:YA:2267:A:H5"	25:YA:2268:A:H5'	2.01	0.42
33:YN:137:LYS:HD2	33:YN:137:LYS:HA	1.77	0.42
35:YP:144:GLU:OE1	35:YP:144:GLU:N	2.53	0.42
36:YQ:79:LEU:HB3	46:Y0:5:LYS:NZ	2.34	0.42

Continued on next page...

Continued from previous page...

Atom-1	Atom-2	Interatomic distance (Å)	Clash overlap (Å)
38:YS:52:SER:HB2	38:YS:55:ALA:CB	2.49	0.42
38:YS:111:GLU:O	38:YS:112:PHE:HD2	2.02	0.42
40:YU:30:LYS:HA	40:YU:30:LYS:HD3	1.89	0.42
43:YX:11:PRO:HD3	48:Y2:37:PHE:CD2	2.54	0.42
45:YZ:169:GLU:HG2	45:YZ:170:THR:N	2.34	0.42
46:Y0:27:GLU:HB2	46:Y0:69:PHE:CD1	2.53	0.42
46:Y0:53:MET:HB3	46:Y0:59:LEU:HD23	2.01	0.42
49:Y3:8:LEU:HB3	49:Y3:31:LEU:HA	2.01	0.42
50:Y4:68:ARG:HB2	50:Y4:69:LYS:H	1.51	0.42
51:Y5:31:VAL:HG13	51:Y5:42:PRO:HG3	2.01	0.42
1:QA:106:C:H2'	1:QA:107:G:C8	2.54	0.42
1:QA:992:U:H4'	1:QA:993:G:O5'	2.20	0.42
1:QA:1079:G:H2'	1:QA:1080:A:C8	2.54	0.42
1:QA:1207:G:H2'	1:QA:1208:C:C6	2.55	0.42
1:QA:1305:G:H1'	1:QA:1332:A:N6	2.34	0.42
2:QB:195:ASP:O	8:QH:68:ARG:NH2	2.53	0.42
3:QC:36:ASP:HA	3:QC:39:ILE:HD12	2.02	0.42
4:QD:30:LYS:C	4:QD:32:ALA:HA	2.41	0.42
8:QH:51:VAL:HG21	8:QH:60:ARG:HG2	2.02	0.42
8:QH:54:ASP:O	8:QH:56:LYS:HG3	2.20	0.42
10:QJ:81:THR:C	10:QJ:83:GLU:H	2.23	0.42
15:QO:2:PRO:HB2	15:QO:3:ILE:H	1.56	0.42
19:QS:68:GLY:O	50:R4:68:ARG:HG2	2.20	0.42
25:RA:684:G:C2	25:RA:774:A:C2	3.08	0.42
25:RA:747:U:C5	51:R5:3:LYS:HB2	2.54	0.42
25:RA:1803:A:H4'	27:RD:259:THR:CG2	2.50	0.42
25:RA:1827:C:O2'	25:RA:1970:A:N3	2.48	0.42
25:RA:2030:A:H4'	25:RA:2031:A:H8	1.85	0.42
25:RA:2138:C:H2'	25:RA:2139:C:C6	2.55	0.42
25:RA:2674:G:H2'	25:RA:2675:A:O4'	2.20	0.42
28:RE:7:VAL:CG2	28:RE:8:LYS:H	2.11	0.42
28:RE:128:SER:O	28:RE:129:HIS:HB2	2.20	0.42
28:RE:143:ASN:HB2	28:RE:147:PRO:HD2	2.01	0.42
28:RE:176:ILE:N	28:RE:176:ILE:HD12	2.35	0.42
29:RF:110:LEU:HD11	29:RF:181:LEU:HD12	2.01	0.42
30:RG:116:ASP:OD1	30:RG:116:ASP:N	2.53	0.42
32:RI:4:ILE:HG12	32:RI:18:VAL:HG22	2.01	0.42
35:RP:97:PRO:HD3	35:RP:126:VAL:O	2.20	0.42
37:RR:33:ARG:NH2	51:R5:55:ARG:CB	2.82	0.42
39:RT:51:ARG:HG3	39:RT:98:LYS:HG3	2.02	0.42
47:R1:90:ILE:O	47:R1:94:LEU:HB2	2.20	0.42

Continued on next page...

Continued from previous page...

Atom-1	Atom-2	Interatomic distance (Å)	Clash overlap (Å)
1:XA:116:A:H61	1:XA:313:A:H1'	1.84	0.42
1:XA:256:U:H2'	1:XA:257:G:C8	2.55	0.42
1:XA:523:A:C2	1:XA:527:G:C6	3.07	0.42
1:XA:1061:G:N7	3:XC:2:GLY:HA3	2.35	0.42
11:XK:109:VAL:HG11	18:XR:84:LYS:HD3	2.02	0.42
12:XL:53:ARG:HH12	12:XL:92:ASP:CB	2.33	0.42
13:XM:3:ARG:HG3	13:XM:9:ILE:HG21	2.01	0.42
13:XM:20:THR:O	13:XM:22:ILE:N	2.51	0.42
25:YA:71:A:H5"	25:YA:72:U:H3'	2.02	0.42
25:YA:256:A:H2'	25:YA:257:A:C8	2.55	0.42
25:YA:521:G:H2'	25:YA:522:G:C8	2.52	0.42
25:YA:710:G:H2'	25:YA:711:G:H8	1.85	0.42
25:YA:857:C:H1'	46:Y0:26:TYR:CE1	2.54	0.42
25:YA:1103:A:H5'	25:YA:1104:C:C5	2.55	0.42
25:YA:1230:C:H2'	25:YA:1231:G:C8	2.55	0.42
25:YA:1301:A:C8	25:YA:1303:G:C8	3.08	0.42
25:YA:1754:C:N3	25:YA:2716:U:O2'	2.48	0.42
25:YA:2250:G:OP1	36:YQ:83:MET:HE3	2.19	0.42
27:YD:196:VAL:O	27:YD:196:VAL:CG1	2.68	0.42
29:YF:132:VAL:HG23	29:YF:133:ASN:H	1.83	0.42
31:YH:119:GLU:CD	31:YH:120:GLY:H	2.22	0.42
33:YN:46:VAL:HG13	33:YN:48:MET:HG3	2.02	0.42
35:YP:97:PRO:O	35:YP:98:GLU:HB3	2.19	0.42
38:YS:95:HIS:O	38:YS:96:GLY:C	2.58	0.42
43:YX:84:ALA:HB1	43:YX:85:PRO:HD2	2.02	0.42
44:YY:96:ILE:HG13	44:YY:98:VAL:H	1.85	0.42
50:Y4:37:SER:HB3	50:Y4:42:PHE:HB3	2.00	0.42
51:Y5:56:LYS:H	51:Y5:56:LYS:CD	2.29	0.42
1:QA:564:C:H5'	12:QL:10:LEU:HD13	2.02	0.42
1:QA:779:C:H2'	1:QA:780:A:O4'	2.20	0.42
1:QA:1210:C:O2'	1:QA:1213:A:O2'	2.38	0.42
2:QB:27:LYS:HD2	2:QB:193:ASP:CB	2.46	0.42
2:QB:178:ARG:NH2	8:QH:74:PRO:HG3	2.34	0.42
3:QC:56:ASP:O	3:QC:66:VAL:HA	2.20	0.42
5:QE:74:GLY:O	5:QE:116:THR:N	2.53	0.42
8:QH:12:ARG:NH1	8:QH:27:PRO:HD2	2.35	0.42
9:QI:111:ARG:HG2	9:QI:112:LYS:N	2.35	0.42
14:QN:23:ARG:NH1	14:QN:30:ALA:HB2	2.35	0.42
19:QS:5:LEU:HD21	50:R4:67:TYR:CE2	2.49	0.42
21:QU:2:GLY:O	21:QU:5:ASP:N	2.47	0.42
25:RA:30:G:O2'	25:RA:1214:A:N3	2.45	0.42

Continued on next page...

Continued from previous page...

Atom-1	Atom-2	Interatomic distance (Å)	Clash overlap (Å)
25:RA:288:C:H2'	25:RA:289:A:C8	2.54	0.42
25:RA:593:G:O4'	54:R8:4:MET:HE3	2.20	0.42
25:RA:1338:G:N7	43:RX:62:LYS:NZ	2.67	0.42
25:RA:1430:C:H2'	25:RA:1431:U:C6	2.55	0.42
25:RA:2443:C:H2'	25:RA:2444:G:C8	2.55	0.42
25:RA:2648:C:H2'	25:RA:2649:U:C6	2.55	0.42
27:RD:35:LYS:HB3	27:RD:36:PRO:HA	2.01	0.42
31:RH:66:GLY:O	31:RH:67:LEU:C	2.58	0.42
36:RQ:118:LEU:HD23	36:RQ:118:LEU:HA	1.87	0.42
38:RS:108:GLY:O	38:RS:110:LEU:HG	2.20	0.42
40:RU:58:ARG:NH1	40:RU:93:LYS:HE2	2.35	0.42
44:RY:39:VAL:HB	44:RY:40:GLU:H	1.57	0.42
49:R3:35:ARG:HB3	49:R3:37:LEU:HD21	2.01	0.42
50:R4:38:LYS:HG3	50:R4:44:THR:OG1	2.20	0.42
51:R5:56:LYS:O	51:R5:57:VAL:C	2.57	0.42
52:R6:25:LYS:HD2	54:R8:34:TRP:HZ2	1.84	0.42
1:XA:412:A:H4'	1:XA:413:G:O5'	2.20	0.42
1:XA:1399:C:C4	1:XA:1401:G:C2	3.08	0.42
9:XI:4:TYR:CE1	9:XI:88:TYR:HB2	2.55	0.42
12:XL:89:ARG:HB3	12:XL:97:ARG:HA	2.02	0.42
12:XL:119:LYS:HB2	12:XL:120:TYR:HD1	1.83	0.42
19:XS:40:ILE:CG1	19:XS:41:VAL:HG13	2.47	0.42
25:YA:7:G:H2'	25:YA:8:A:O4'	2.20	0.42
25:YA:1532:C:H2'	25:YA:1533:C:O4'	2.19	0.42
25:YA:1658:C:H2'	25:YA:1659:U:C6	2.55	0.42
25:YA:2277:G:H5"	36:YQ:85:LYS:HB2	2.00	0.42
25:YA:2331:G:H4'	46:Y0:43:THR:H	1.83	0.42
25:YA:2712:U:OP1	25:YA:2714:G:H4'	2.20	0.42
26:YB:15:A:H1'	26:YB:109:G:N9	2.35	0.42
27:YD:145:VAL:O	27:YD:154:LYS:N	2.48	0.42
28:YE:36:ARG:HB3	28:YE:36:ARG:NH1	2.31	0.42
29:YF:20:LEU:HD12	29:YF:21:ALA:N	2.26	0.42
31:YH:105:LEU:CD1	31:YH:105:LEU:N	2.81	0.42
36:YQ:34:LEU:HD23	36:YQ:104:PHE:CD2	2.55	0.42
38:YS:51:ALA:HB3	38:YS:73:LEU:HD23	2.01	0.42
50:Y4:39:CYS:O	50:Y4:40:HIS:HB2	2.20	0.42
1:QA:922:G:C6	1:QA:923:A:C6	3.08	0.41
1:QA:1123:A:O2'	10:QJ:38:ILE:HG22	2.20	0.41
1:QA:1313:U:OP1	19:QS:5:LEU:HB2	2.20	0.41
2:QB:88:ALA:HB2	2:QB:219:VAL:HG13	2.02	0.41
3:QC:134:ILE:HD11	3:QC:153:VAL:HG21	2.02	0.41

Continued on next page...

Continued from previous page...

Atom-1	Atom-2	Interatomic distance (Å)	Clash overlap (Å)
3:QC:162:GLN:HE21	3:QC:162:GLN:CA	2.27	0.41
7:QG:13:GLN:O	7:QG:24:THR:HG21	2.20	0.41
8:QH:54:ASP:OD1	8:QH:54:ASP:N	2.53	0.41
8:QH:59:LEU:O	8:QH:61:VAL:HG23	2.20	0.41
25:RA:249:C:O2	54:R8:12:LYS:HE3	2.20	0.41
25:RA:592:G:O2'	54:R8:4:MET:N	2.50	0.41
25:RA:594:U:C5'	54:R8:61:LEU:HD21	2.50	0.41
25:RA:989:G:OP2	49:R3:11:SER:OG	2.25	0.41
27:RD:43:ARG:HB2	27:RD:54:ARG:HB2	2.02	0.41
28:RE:94:GLU:C	28:RE:96:PHE:N	2.73	0.41
30:RG:27:ASN:HB3	30:RG:30:GLU:HG3	2.01	0.41
30:RG:47:LYS:HD3	30:RG:81:LYS:CB	2.49	0.41
32:RI:101:LEU:HD13	32:RI:109:ILE:HD13	2.02	0.41
35:RP:98:GLU:HA	35:RP:101:VAL:HG12	2.01	0.41
36:RQ:22:LYS:HA	45:RZ:78:LYS:HD2	2.02	0.41
38:RS:78:LEU:HD23	38:RS:78:LEU:HA	1.86	0.41
49:R3:7:LYS:HA	49:R3:33:GLN:O	2.20	0.41
51:R5:40:LYS:HE2	51:R5:47:PRO:CG	2.49	0.41
53:R7:47:ARG:HB2	53:R7:48:LYS:H	1.68	0.41
1:XA:9:G:H5"	5:XE:126:ARG:HE	1.85	0.41
1:XA:405:U:O4	4:XD:2:GLY:N	2.53	0.41
1:XA:502:G:H2'	1:XA:503:C:O4'	2.20	0.41
1:XA:659:U:H2'	1:XA:660:G:C8	2.54	0.41
1:XA:692:U:H1'	1:XA:695:A:N7	2.35	0.41
1:XA:803:G:C6	1:XA:804:U:C4	3.08	0.41
1:XA:994:A:N7	1:XA:1216:G:H4'	2.35	0.41
1:XA:1410:G:H2'	1:XA:1411:C:C6	2.55	0.41
1:XA:1442:G:C5	1:XA:1446:A:C6	3.08	0.41
1:XA:1483:A:O2'	25:YA:1947:C:O2'	2.36	0.41
8:XH:104:ARG:HD2	8:XH:138:TRP:CG	2.55	0.41
25:YA:288:C:H2'	25:YA:289:A:H8	1.84	0.41
25:YA:1348:G:C2'	25:YA:1349:A:H5"	2.48	0.41
25:YA:1810:A:H8	25:YA:1810:A:O5'	2.03	0.41
25:YA:2098:U:H3	25:YA:2191:G:H1	1.68	0.41
25:YA:2393:A:H4'	35:YP:61:ARG:O	2.20	0.41
25:YA:2762:G:C6	25:YA:2763:G:C4	3.08	0.41
27:YD:165:ILE:O	27:YD:166:GLN:NE2	2.53	0.41
28:YE:9:VAL:HB	28:YE:10:GLY:H	1.70	0.41
29:YF:53:THR:O	29:YF:55:GLY:N	2.53	0.41
29:YF:101:LEU:HD12	29:YF:102:PRO:N	2.33	0.41
29:YF:183:VAL:O	29:YF:184:TYR:C	2.57	0.41

Continued on next page...

Continued from previous page...

Atom-1	Atom-2	Interatomic distance (Å)	Clash overlap (Å)
31:YH:84:SER:O	31:YH:85:LYS:CB	2.64	0.41
33:YN:35:ARG:HB2	33:YN:42:TRP:CZ3	2.55	0.41
36:YQ:118:LEU:HD13	36:YQ:131:ILE:HG23	2.02	0.41
37:YR:2:ARG:HG2	37:YR:5:LYS:NZ	2.35	0.41
38:YS:26:LEU:HB3	38:YS:87:PHE:HA	2.02	0.41
43:YX:8:ILE:O	48:Y2:36:ARG:NH2	2.53	0.41
43:YX:26:TYR:HB3	43:YX:92:LEU:HD12	2.02	0.41
44:YY:51:VAL:HG23	44:YY:57:GLN:N	2.36	0.41
47:Y1:76:ARG:H	47:Y1:76:ARG:HD2	1.84	0.41
49:Y3:35:ARG:HB3	49:Y3:37:LEU:HD21	2.01	0.41
54:Y8:40:GLU:O	54:Y8:41:ILE:C	2.56	0.41
1:QA:8:A:H4'	1:QA:9:G:OP1	2.20	0.41
1:QA:304:U:O2'	1:QA:305:G:H5'	2.20	0.41
1:QA:811:C:H4'	1:QA:900:A:N6	2.34	0.41
1:QA:943:U:H2'	1:QA:944:G:H5'	2.02	0.41
1:QA:1035:A:N6	1:QA:1036:G:N3	2.68	0.41
1:QA:1277:C:O2'	1:QA:1279:A:H8	2.01	0.41
2:QB:208:ILE:HA	2:QB:211:ILE:HD12	2.02	0.41
5:QE:79:GLU:HB3	5:QE:92:LYS:HA	2.02	0.41
8:QH:38:ILE:HD12	8:QH:118:VAL:HG12	2.02	0.41
13:QM:121:LYS:HZ1	24:QY:40:G:H4'	1.85	0.41
14:QN:29:ARG:HG2	14:QN:31:ARG:O	2.20	0.41
18:QR:56:THR:HB	18:QR:58:LEU:CD1	2.50	0.41
25:RA:152:G:H1	25:RA:174:C:H42	1.67	0.41
25:RA:273:G:H1	25:RA:364:C:H42	1.67	0.41
25:RA:479:A:N3	25:RA:481:G:H5"	2.35	0.41
25:RA:1803:A:H4'	27:RD:259:THR:HG23	2.01	0.41
25:RA:2025:C:H2'	25:RA:2026:C:C6	2.55	0.41
27:RD:101:GLU:OE1	27:RD:103:ARG:NH1	2.53	0.41
31:RH:128:PRO:CG	31:RH:129:THR:H	2.33	0.41
32:RI:33:ARG:HB3	32:RI:35:LEU:HD23	2.02	0.41
33:RN:10:GLU:HA	33:RN:11:PRO:HD3	1.65	0.41
36:RQ:20:ALA:HA	36:RQ:98:LYS:HB3	2.02	0.41
37:RR:109:ALA:HA	37:RR:110:PRO:HD2	1.95	0.41
45:RZ:97:GLU:HB3	45:RZ:125:LEU:HD11	2.02	0.41
47:R1:85:LEU:HA	47:R1:87:PRO:HD2	2.01	0.41
50:R4:64:GLY:C	50:R4:66:SER:N	2.73	0.41
1:XA:390:C:H2'	1:XA:391:G:C8	2.56	0.41
1:XA:1004:A:OP1	1:XA:1025:U:N3	2.53	0.41
1:XA:1024:G:OP1	1:XA:1024:G:H4'	2.21	0.41
1:XA:1194:U:H2'	1:XA:1195:C:C6	2.55	0.41

Continued on next page...

Continued from previous page...

Atom-1	Atom-2	Interatomic distance (Å)	Clash overlap (Å)
1:XA:1222:G:P	19:XS:77:THR:HG21	2.60	0.41
1:XA:1336:C:O2'	1:XA:1337:G:P	2.78	0.41
4:XD:127:THR:HA	4:XD:132:ARG:HA	2.03	0.41
9:XI:40:LEU:O	9:XI:42:ARG:N	2.48	0.41
9:XI:46:ALA:HB2	9:XI:74:ILE:HG23	2.01	0.41
10:XJ:3:LYS:HB2	10:XJ:75:ILE:O	2.19	0.41
12:XL:109:GLY:HA3	12:XL:121:GLY:O	2.20	0.41
16:XP:56:ALA:HB1	16:XP:74:LEU:HD13	2.02	0.41
25:YA:155:C:H5'	25:YA:161:U:OP2	2.20	0.41
25:YA:658:C:O2'	29:YF:102:PRO:HG3	2.20	0.41
25:YA:1190:G:C5'	35:YP:32:THR:HA	2.49	0.41
25:YA:2210:G:H5'	25:YA:2211:G:C5	2.54	0.41
25:YA:2443:C:OP1	29:YF:68:LYS:HD3	2.20	0.41
25:YA:2712:U:O2'	25:YA:2712(A):A:OP1	2.36	0.41
25:YA:2872:G:O2'	25:YA:2873:A:H5'	2.19	0.41
27:YD:14:ARG:CG	27:YD:15:PHE:N	2.83	0.41
27:YD:109:ASP:HB2	27:YD:197:GLY:HA2	2.03	0.41
27:YD:110:GLY:O	27:YD:111:LEU:C	2.58	0.41
28:YE:4:ILE:HG22	28:YE:198:VAL:HB	2.02	0.41
28:YE:167:VAL:CG1	28:YE:189:PRO:HD3	2.50	0.41
29:YF:64:ILE:HG23	29:YF:65:TRP:CD1	2.54	0.41
32:YI:68:LEU:HA	32:YI:71:ILE:HG22	2.02	0.41
33:YN:59:LYS:HE3	33:YN:61:ARG:HH22	1.85	0.41
37:YR:3:HIS:O	37:YR:5:LYS:N	2.53	0.41
44:YY:84:ARG:O	44:YY:95:LYS:HD3	2.20	0.41
1:QA:255:G:H1'	17:QQ:16:GLN:NE2	2.35	0.41
1:QA:568:G:O6	12:QL:5:PRO:HD3	2.20	0.41
1:QA:753:A:H4'	1:QA:754:C:O5'	2.20	0.41
4:QD:146:ILE:H	4:QD:146:ILE:HD12	1.85	0.41
4:QD:166:LYS:HD3	27:YD:134:ARG:NH1	2.35	0.41
19:QS:28:LYS:HA	19:QS:47:HIS:HE1	1.86	0.41
19:QS:50:ALA:HB1	19:QS:57:HIS:HB3	2.02	0.41
25:RA:103:A:O5'	25:RA:103:A:H8	2.03	0.41
25:RA:245:G:O2'	25:RA:384:U:O2	2.28	0.41
25:RA:534:U:H2'	25:RA:535:C:C6	2.55	0.41
25:RA:782:A:O2'	27:RD:225:ALA:HB1	2.21	0.41
25:RA:2047:U:H2'	25:RA:2048:G:H8	1.86	0.41
25:RA:2712:U:O2'	25:RA:2712(A):A:OP1	2.38	0.41
25:RA:2746:U:H5"	31:RH:138:LYS:HE2	2.01	0.41
30:RG:5:VAL:N	50:R4:25:TYR:CE2	2.88	0.41
31:RH:146:ALA:HA	31:RH:164:TYR:OH	2.21	0.41

Continued on next page...

Continued from previous page...

Atom-1	Atom-2	Interatomic distance (Å)	Clash overlap (Å)
34:RO:7:TYR:CE1	34:RO:20:MET:HB2	2.56	0.41
34:RO:73:ASP:OD2	39:RT:32:TYR:OH	2.28	0.41
35:RP:121:LYS:HE2	35:RP:121:LYS:HB2	1.75	0.41
41:RV:76:LYS:HB2	41:RV:81:TYR:HB3	2.01	0.41
43:RX:40:LYS:C	43:RX:42:ALA:H	2.23	0.41
44:RY:88:LYS:NZ	44:RY:88:LYS:HA	2.35	0.41
1:XA:1239:A:H62	1:XA:1299:A:H62	1.67	0.41
12:XL:8:ASN:O	12:XL:11:VAL:HG23	2.20	0.41
16:XP:23:ASP:O	16:XP:26:ARG:HB2	2.20	0.41
20:XT:44:ALA:CB	20:XT:91:LEU:HB2	2.50	0.41
25:YA:592:G:N2	54:Y8:4:MET:HE2	2.31	0.41
25:YA:2712:U:O2'	25:YA:2712(A):A:P	2.77	0.41
27:YD:145:VAL:CG1	27:YD:146:GLU:N	2.84	0.41
28:YE:35:GLN:HG3	28:YE:37:ARG:NH2	2.35	0.41
29:YF:80:ALA:O	29:YF:83:PHE:HB2	2.20	0.41
31:YH:169:VAL:HG22	31:YH:170:ARG:N	2.26	0.41
33:YN:18:ALA:HB3	33:YN:55:VAL:O	2.19	0.41
35:YP:135:LEU:HD23	35:YP:135:LEU:HA	1.77	0.41
38:YS:83:LYS:HE3	38:YS:84:GLN:CG	2.49	0.41
38:YS:92:TYR:HB2	38:YS:98:VAL:HG11	2.02	0.41
41:YV:22:VAL:HG12	41:YV:23:GLU:H	1.85	0.41
41:YV:72:VAL:HG13	41:YV:85:LYS:HG2	2.01	0.41
46:Y0:36:ILE:HD11	46:Y0:39:ARG:HG2	2.02	0.41
50:Y4:24:THR:OG1	50:Y4:25:TYR:N	2.53	0.41
54:Y8:25:MET:HB3	54:Y8:26:LYS:H	1.69	0.41
1:QA:280:C:C2	17:QQ:38:ARG:HG3	2.56	0.41
1:QA:481:G:O2'	1:QA:482:A:P	2.78	0.41
1:QA:574:A:N3	1:QA:883:C:H1'	2.36	0.41
2:QB:219:VAL:O	2:QB:223:ILE:HG13	2.20	0.41
3:QC:42:LEU:HD12	3:QC:42:LEU:HA	1.79	0.41
5:QE:110:LEU:HD13	5:QE:118:ILE:HG12	2.01	0.41
8:QH:20:TYR:CE2	8:QH:75:ARG:HD2	2.55	0.41
8:QH:36:LEU:HD12	8:QH:59:LEU:HD13	2.02	0.41
12:QL:90:VAL:HG12	12:QL:92:ASP:H	1.85	0.41
12:QL:117:ARG:HB3	12:QL:122:THR:HB	2.02	0.41
13:QM:40:ASN:HA	13:QM:41:PRO:HD3	1.89	0.41
14:QN:4:LYS:O	14:QN:7:ILE:HG12	2.20	0.41
15:QO:31:LEU:O	15:QO:35:ARG:HG3	2.20	0.41
16:QP:20:VAL:HG21	16:QP:32:TYR:CD2	2.56	0.41
16:QP:53:VAL:O	16:QP:57:ARG:HG2	2.21	0.41
19:QS:42:PRO:CG	50:R4:63:TYR:CE2	3.02	0.41

Continued on next page...

Continued from previous page...

Atom-1	Atom-2	Interatomic distance (Å)	Clash overlap (Å)
25:RA:270(U):C:H2'	25:RA:270(V):G:H8	1.85	0.41
25:RA:547:A:H3'	25:RA:548:A:C8	2.56	0.41
25:RA:1025:G:C5	25:RA:1135:C:H1'	2.56	0.41
25:RA:1296:G:OP1	25:RA:2709:G:O2'	2.26	0.41
25:RA:2637:U:C4	25:RA:2638:G:C6	3.08	0.41
26:RB:24:G:H5"	26:RB:25:A:OP1	2.20	0.41
28:RE:13:ARG:HH11	28:RE:13:ARG:HB2	1.82	0.41
28:RE:111:ARG:NE	28:RE:160:TYR:CE1	2.76	0.41
31:RH:105:LEU:CD1	31:RH:105:LEU:N	2.81	0.41
32:RI:97:ILE:HG12	32:RI:97:ILE:H	1.62	0.41
37:RR:33:ARG:HH21	51:R5:55:ARG:HB3	1.85	0.41
46:R0:23:VAL:HA	46:R0:38:VAL:HG22	2.01	0.41
53:R7:1:MET:SD	53:R7:3:ARG:NH2	2.93	0.41
1:XA:25:C:H2'	1:XA:26:A:C8	2.55	0.41
1:XA:59:A:H3'	1:XA:331:G:H22	1.85	0.41
1:XA:411:A:C6	1:XA:429:U:C4	3.09	0.41
1:XA:696:A:H8	1:XA:696:A:O5'	2.04	0.41
1:XA:1073:U:H2'	1:XA:1074:G:C8	2.54	0.41
1:XA:1114:C:H1'	14:XN:60:SER:HB2	2.02	0.41
5:XE:131:ILE:HD13	5:XE:131:ILE:HA	1.84	0.41
9:XI:125:TYR:HD1	9:XI:126:SER:N	2.18	0.41
11:XK:18:ARG:HA	11:XK:81:ASP:H	1.86	0.41
11:XK:88:GLY:C	11:XK:90:GLY:H	2.23	0.41
12:XL:62:SER:HB2	12:XL:64:TYR:CD1	2.56	0.41
16:XP:17:TYR:HE2	16:XP:41:PRO:HG3	1.85	0.41
20:XT:11:SER:HA	20:XT:13:LEU:HD12	2.01	0.41
25:YA:137(A):G:H1'	43:YX:41:ASN:ND2	2.36	0.41
25:YA:270:A:OP2	25:YA:270(Y):G:N1	2.41	0.41
25:YA:729:G:OP2	27:YD:13:ARG:NH1	2.53	0.41
25:YA:1059:G:H3'	25:YA:1060:U:H5"	2.02	0.41
25:YA:2146:C:H4'	25:YA:2147:G:C8	2.56	0.41
25:YA:2599:G:OP2	27:YD:236:GLY:HA3	2.19	0.41
25:YA:2764:A:N6	25:YA:2766:G:C2	2.89	0.41
26:YB:66:A:O2'	26:YB:67:G:P	2.78	0.41
27:YD:9:TYR:CZ	27:YD:13:ARG:HD3	2.54	0.41
27:YD:158:ALA:O	27:YD:196:VAL:HG11	2.21	0.41
27:YD:269:PHE:N	27:YD:269:PHE:CD1	2.88	0.41
29:YF:176:LEU:HD11	29:YF:180:GLY:O	2.19	0.41
30:YG:86:MET:HA	30:YG:87:PRO:HD2	1.95	0.41
30:YG:165:THR:OG1	30:YG:168:GLU:HG3	2.21	0.41
35:YP:57:THR:C	35:YP:59:LEU:H	2.24	0.41

Continued on next page...

Continued from previous page...

Atom-1	Atom-2	Interatomic distance (Å)	Clash overlap (Å)
44:YY:63:LYS:HD2	44:YY:63:LYS:HA	1.86	0.41
47:Y1:89:GLU:HA	47:Y1:93:GLU:HB2	2.02	0.41
1:QA:34:C:H2'	1:QA:35:G:H8	1.86	0.41
1:QA:909:A:H2'	1:QA:910:C:O4'	2.20	0.41
2:QB:184:VAL:N	2:QB:198:ASP:OD2	2.44	0.41
11:QK:120:ARG:HA	11:QK:121:PRO:HD3	1.87	0.41
13:QM:65:LYS:HB3	50:R4:50:VAL:HG21	2.03	0.41
13:QM:91:ARG:HB2	13:QM:98:VAL:HG13	2.03	0.41
17:QQ:83:ASP:O	17:QQ:87:LYS:HG2	2.20	0.41
20:QT:89:ARG:HH21	20:QT:104:LEU:HG	1.85	0.41
22:QV:21:A:N6	22:QV:46:G:H2'	2.34	0.41
25:RA:741:G:H2'	25:RA:742:G:H8	1.85	0.41
25:RA:828:U:H4'	25:RA:831:G:N1	2.36	0.41
25:RA:2052:G:H4'	28:RE:143:ASN:O	2.20	0.41
25:RA:2346:A:H5"	25:RA:2383:G:H1'	2.02	0.41
25:RA:2770:G:H5"	25:RA:2771:C:OP2	2.20	0.41
25:RA:2867:G:O2'	25:RA:2868:A:O5'	2.34	0.41
26:RB:27:C:H5'	26:RB:28:C:OP2	2.20	0.41
27:RD:35:LYS:HE3	27:RD:63:ARG:C	2.41	0.41
28:RE:35:GLN:HG3	28:RE:37:ARG:NH2	2.36	0.41
29:RF:135:LYS:HA	29:RF:135:LYS:HD2	1.75	0.41
30:RG:6:ALA:HB3	30:RG:104:GLU:OE2	2.20	0.41
30:RG:65:GLY:C	50:R4:7:PRO:HG2	2.40	0.41
30:RG:145:THR:HG23	50:R4:28:LYS:HZ1	1.86	0.41
31:RH:86:GLU:HG3	31:RH:165:ALA:CA	2.49	0.41
33:RN:47:ALA:HB2	33:RN:112:LEU:HD11	2.02	0.41
33:RN:71:ILE:HG21	33:RN:84:LYS:HB3	2.02	0.41
35:RP:21:ARG:HB3	35:RP:22:GLY:H	1.61	0.41
36:RQ:34:LEU:HD23	36:RQ:104:PHE:CD2	2.55	0.41
37:RR:10:LEU:O	37:RR:12:ARG:HG3	2.21	0.41
37:RR:22:ARG:HA	37:RR:47:PHE:HE2	1.86	0.41
38:RS:14:VAL:HG21	38:RS:89:ARG:HG2	2.02	0.41
54:R8:26:LYS:HD3	54:R8:26:LYS:HA	1.71	0.41
3:XC:150:LYS:HE3	3:XC:167:TRP:HE1	1.84	0.41
10:XJ:3:LYS:HD2	10:XJ:77:PRO:HD3	2.01	0.41
12:XL:53:ARG:HH12	12:XL:92:ASP:HB3	1.85	0.41
13:XM:12:ASN:N	13:XM:45:VAL:HG13	2.36	0.41
18:XR:38:GLU:O	18:XR:42:ARG:NH1	2.54	0.41
25:YA:83:G:N1	25:YA:102:G:H1'	2.36	0.41
25:YA:376:C:H2'	25:YA:377:C:C6	2.56	0.41
25:YA:588:U:H2'	25:YA:589:C:C6	2.55	0.41

Continued on next page...

Continued from previous page...

Atom-1	Atom-2	Interatomic distance (Å)	Clash overlap (Å)
25:YA:892:G:N2	25:YA:893:C:C2	2.88	0.41
25:YA:2017:U:O2	51:Y5:10:LYS:HB2	2.20	0.41
25:YA:2322:A:H2'	25:YA:2323:G:O4'	2.20	0.41
25:YA:2832:U:H4'	25:YA:2833:G:C5'	2.50	0.41
27:YD:168:ARG:O	27:YD:169:GLU:HB2	2.19	0.41
27:YD:182:LEU:N	27:YD:272:ALA:HB3	2.32	0.41
28:YE:54:GLN:N	28:YE:54:GLN:CD	2.73	0.41
29:YF:129:PHE:O	29:YF:142:TRP:HD1	2.03	0.41
30:YG:166:ASP:OD1	30:YG:166:ASP:N	2.54	0.41
31:YH:146:ALA:HB2	31:YH:164:TYR:OH	2.21	0.41
33:YN:29:LYS:H	33:YN:29:LYS:HG2	1.53	0.41
36:YQ:27:VAL:HG22	36:YQ:105:GLU:CD	2.41	0.41
40:YU:69:CYS:HB3	40:YU:106:PHE:CZ	2.56	0.41
41:YV:38:LEU:O	41:YV:51:VAL:HA	2.20	0.41
46:Y0:72:ARG:HB2	46:Y0:75:LEU:HB2	2.03	0.41
53:Y7:47:ARG:HB2	53:Y7:47:ARG:HE	1.58	0.41
1:QA:771:G:H2'	1:QA:772:U:C6	2.56	0.41
1:QA:793:U:H3'	1:QA:794:A:H5"	2.01	0.41
1:QA:1148:U:OP1	9:QI:7:THR:HG21	2.20	0.41
1:QA:1216:G:H5"	14:QN:5:ALA:HB2	2.03	0.41
2:QB:120:ALA:C	2:QB:122:PHE:H	2.23	0.41
2:QB:210:SER:O	2:QB:214:ILE:HG12	2.21	0.41
5:QE:100:VAL:O	5:QE:107:ARG:NH2	2.53	0.41
10:QJ:79:ARG:HD3	10:QJ:79:ARG:HA	1.78	0.41
25:RA:34:C:N4	25:RA:447:A:H61	2.18	0.41
25:RA:244:A:H4'	35:RP:74:GLU:HB2	2.03	0.41
25:RA:372:G:HO2'	25:RA:373:U:H5	1.64	0.41
25:RA:558:G:OP1	33:RN:111:PRO:HD2	2.21	0.41
25:RA:580:C:H2'	25:RA:581:C:C6	2.55	0.41
25:RA:646:A:H2'	25:RA:647:G:O4'	2.19	0.41
25:RA:860:U:H5	25:RA:917:A:C2	2.39	0.41
25:RA:1138:G:H21	33:RN:106:MET:CE	2.25	0.41
25:RA:1246:A:OP1	29:RF:38:ARG:NH1	2.50	0.41
25:RA:2115:G:H8	25:RA:2171:A:H62	1.68	0.41
25:RA:2619:C:H1'	28:RE:156:MET:HE1	2.01	0.41
26:RB:13:A:O2'	26:RB:14:U:H3'	2.21	0.41
28:RE:93:VAL:HG21	28:RE:180:ASN:HA	2.03	0.41
28:RE:167:VAL:CG1	28:RE:189:PRO:HD3	2.50	0.41
28:RE:179:GLU:CB	28:RE:181:LEU:HD23	2.24	0.41
28:RE:197:ILE:HD11	28:RE:199:ARG:NH1	2.30	0.41
30:RG:124:SER:HB2	30:RG:131:TYR:CE1	2.56	0.41

Continued on next page...

Continued from previous page...

Atom-1	Atom-2	Interatomic distance (Å)	Clash overlap (Å)
43:RX:51:VAL:HG13	43:RX:81:VAL:HG23	2.03	0.41
44:RY:54:LYS:HB3	44:RY:55:TYR:CE1	2.55	0.41
44:RY:84:ARG:HD3	44:RY:86:ARG:NH1	2.35	0.41
50:R4:4:GLY:O	50:R4:5:ILE:C	2.59	0.41
52:R6:13:CYS:O	52:R6:21:TYR:HA	2.20	0.41
54:R8:14:VAL:CG1	54:R8:60:LEU:HD11	2.50	0.41
54:R8:16:ILE:HD11	54:R8:57:ARG:CG	2.44	0.41
1:XA:266:G:O2'	1:XA:267:C:P	2.79	0.41
1:XA:1129:C:H5'	1:XA:1130:A:OP1	2.20	0.41
2:XB:80:ILE:HD11	2:XB:208:ILE:HG12	2.02	0.41
15:XO:56:LEU:HD21	25:YA:715:G:C4	2.55	0.41
16:XP:60:LEU:HD23	16:XP:60:LEU:HA	1.81	0.41
17:XQ:59:ILE:HB	17:XQ:71:PHE:HB3	2.03	0.41
20:XT:83:ARG:HA	20:XT:86:ARG:HB3	2.02	0.41
25:YA:704:G:H1'	25:YA:727:A:N6	2.36	0.41
25:YA:996:A:OP2	40:YU:92:ARG:NH2	2.53	0.41
25:YA:1063:G:H1'	25:YA:1077:A:N7	2.36	0.41
25:YA:1069:A:H4'	25:YA:1070:A:H5"	2.02	0.41
25:YA:1164:G:H1	25:YA:1185:C:H42	1.68	0.41
25:YA:2106:G:H2'	25:YA:2107:C:O4'	2.20	0.41
25:YA:2635:C:H5'	28:YE:77:ILE:CD1	2.51	0.41
25:YA:2726:U:O2'	25:YA:2727:G:H8	2.03	0.41
28:YE:161:GLY:O	28:YE:162:ALA:HB3	2.20	0.41
30:YG:103:LEU:O	30:YG:107:LEU:HG	2.21	0.41
32:YI:88:ILE:HG12	32:YI:122:GLU:N	2.36	0.41
36:YQ:90:VAL:C	36:YQ:92:GLY:N	2.71	0.41
41:YV:72:VAL:CG1	41:YV:85:LYS:HG2	2.50	0.41
45:YZ:6:LYS:NZ	45:YZ:43:GLU:HG3	2.36	0.41
50:Y4:48:ARG:NH1	50:Y4:52:THR:H	2.19	0.41
54:Y8:14:VAL:CG1	54:Y8:60:LEU:HD11	2.50	0.41
54:Y8:56:GLU:C	54:Y8:58:ILE:N	2.73	0.41
1:QA:162:A:H8	1:QA:162:A:O5'	2.04	0.41
1:QA:604:G:H2'	1:QA:605:U:O4'	2.20	0.41
1:QA:1280:A:HO2'	1:QA:1281:U:P	2.42	0.41
2:QB:47:THR:HA	2:QB:202:PRO:HG2	2.00	0.41
5:QE:12:LEU:O	5:QE:13:ILE:HD12	2.21	0.41
5:QE:127:ASN:HA	5:QE:128:PRO:HD3	1.89	0.41
12:QL:21:LYS:N	12:QL:21:LYS:CD	2.83	0.41
12:QL:109:GLY:HA3	12:QL:121:GLY:O	2.20	0.41
19:QS:36:ARG:HA	19:QS:71:LEU:HB2	2.02	0.41
20:QT:53:LEU:HD23	20:QT:53:LEU:HA	1.88	0.41

Continued on next page...

Continued from previous page...

Atom-1	Atom-2	Interatomic distance (Å)	Clash overlap (Å)
25:RA:220:G:H22	25:RA:427:U:H2'	1.86	0.41
25:RA:445:C:H5"	40:RU:3:ARG:HB3	2.01	0.41
25:RA:508:G:O2'	25:RA:509:C:P	2.78	0.41
25:RA:588:U:H2'	25:RA:589:C:C6	2.55	0.41
25:RA:784:A:O4'	27:RD:227:ASN:ND2	2.54	0.41
25:RA:830:G:N2	25:RA:2445:G:O2'	2.49	0.41
25:RA:2105:C:H2'	25:RA:2106:G:H8	1.85	0.41
25:RA:2420:C:OP1	54:R8:34:TRP:HA	2.21	0.41
26:RB:52:A:O2'	26:RB:53:A:N7	2.50	0.41
31:RH:45:VAL:O	31:RH:45:VAL:CG1	2.68	0.41
31:RH:137:ASP:HB2	31:RH:140:LYS:CE	2.51	0.41
50:R4:26:SER:C	50:R4:27:THR:O	2.58	0.41
50:R4:68:ARG:HB2	50:R4:69:LYS:H	1.35	0.41
54:R8:64:TYR:HB3	54:R8:65:GLU:H	1.40	0.41
1:XA:8:A:N6	4:XD:208:SER:O	2.54	0.41
1:XA:254:G:OP1	17:XQ:67:LYS:O	2.39	0.41
1:XA:632:A:H8	1:XA:633:G:C8	2.37	0.41
1:XA:749:C:H2'	1:XA:750:G:H8	1.85	0.41
1:XA:947:G:H2'	1:XA:948:C:O4'	2.21	0.41
1:XA:1118:C:H1'	1:XA:1179:A:C4	2.56	0.41
1:XA:1173:G:H2'	1:XA:1174:G:O4'	2.21	0.41
1:XA:1301:U:HO2'	1:XA:1302:U:P	2.42	0.41
1:XA:1390:U:H2'	1:XA:1391:U:C6	2.55	0.41
2:XB:118:LEU:CB	2:XB:142:LEU:HD12	2.50	0.41
8:XH:44:PHE:HE2	8:XH:109:ILE:CG2	2.34	0.41
12:XL:25:PRO:HD2	12:XL:97:ARG:HH11	1.86	0.41
12:XL:90:VAL:HG12	12:XL:92:ASP:H	1.85	0.41
14:XN:51:GLY:O	14:XN:53:LEU:N	2.53	0.41
18:XR:85:LEU:HD23	18:XR:88:LYS:HD2	2.03	0.41
25:YA:242:G:H5'	54:Y8:62:LEU:CD2	2.40	0.41
25:YA:1085:A:O2'	25:YA:1086:A:P	2.79	0.41
25:YA:1263:U:O2'	51:Y5:11:THR:HG23	2.21	0.41
25:YA:1614:A:N6	42:YW:88:ARG:H	2.18	0.41
25:YA:1799:G:H4'	25:YA:1800:C:O5'	2.21	0.41
25:YA:1819:A:H4'	25:YA:1820:U:O5'	2.21	0.41
25:YA:2680:C:OP1	28:YE:109:LYS:HG3	2.21	0.41
25:YA:2693:A:H2'	25:YA:2694:G:H8	1.86	0.41
29:YF:68:LYS:O	29:YF:69:HIS:HB2	2.20	0.41
31:YH:86:GLU:HG3	31:YH:165:ALA:CA	2.49	0.41
32:YI:81:VAL:HG21	32:YI:88:ILE:HD12	2.03	0.41
38:YS:66:ALA:HA	38:YS:69:VAL:CG1	2.51	0.41

Continued on next page...

Continued from previous page...

Atom-1	Atom-2	Interatomic distance (Å)	Clash overlap (Å)
38:YS:93:LYS:HE3	38:YS:93:LYS:HB2	1.93	0.41
40:YU:98:LEU:HD23	40:YU:99:ALA:N	2.36	0.41
48:Y2:61:LEU:HD23	48:Y2:61:LEU:HA	1.85	0.41
54:Y8:26:LYS:HD3	54:Y8:26:LYS:HA	1.86	0.41
1:QA:37:U:O2'	1:QA:500:G:H4'	2.21	0.41
1:QA:137:C:N4	1:QA:226:G:H1	2.19	0.41
1:QA:145:G:H2'	1:QA:146:G:O4'	2.21	0.41
1:QA:828:A:H2'	1:QA:829:G:O4'	2.21	0.41
1:QA:1077:G:N2	1:QA:1080:A:OP2	2.51	0.41
3:QC:122:GLU:HA	3:QC:125:GLU:OE1	2.21	0.41
4:QD:96:LEU:HD13	4:QD:96:LEU:HA	1.83	0.41
4:QD:166:LYS:HG3	4:QD:178:VAL:HG11	2.02	0.41
7:QG:45:ASP:O	7:QG:48:LYS:HB3	2.21	0.41
9:QI:40:LEU:HD11	9:QI:70:LYS:HG2	2.02	0.41
12:QL:43:VAL:HG13	12:QL:55:VAL:HG21	2.03	0.41
12:QL:53:ARG:HH12	12:QL:92:ASP:CB	2.33	0.41
15:QO:4:THR:HB	15:QO:6:GLU:CD	2.41	0.41
22:QV:2:C:C2'	22:QV:3:G:H5'	2.50	0.41
25:RA:18:C:H2'	25:RA:19:C:C6	2.56	0.41
25:RA:277:C:H3'	25:RA:278:A:H5'	2.01	0.41
25:RA:530:G:C5	25:RA:2022:U:H5"	2.55	0.41
25:RA:634:C:H2'	25:RA:635:C:H6	1.86	0.41
25:RA:686:G:H21	25:RA:788:A:H61	1.69	0.41
25:RA:917:A:O2'	26:RB:98:G:H4'	2.21	0.41
25:RA:1061:U:H3'	25:RA:1062:G:H5"	2.02	0.41
25:RA:2516:G:C6	25:RA:2517:C:C4	3.09	0.41
25:RA:2836:U:H2'	25:RA:2837:G:C8	2.56	0.41
25:RA:2893:G:H5"	25:RA:2894:G:C5'	2.50	0.41
27:RD:127:VAL:HA	27:RD:193:VAL:HG22	2.02	0.41
27:RD:226:MET:HB3	27:RD:230:ASP:HB2	2.03	0.41
28:RE:4:ILE:HG22	28:RE:198:VAL:HB	2.02	0.41
30:RG:47:LYS:HB2	30:RG:47:LYS:HE3	1.81	0.41
33:RN:57:ALA:O	33:RN:60:ILE:HD11	2.21	0.41
33:RN:73:THR:HB	33:RN:82:LEU:HD11	2.02	0.41
34:RO:26:LYS:HB2	34:RO:30:ALA:HB2	2.02	0.41
36:RQ:20:ALA:HB1	36:RQ:99:PRO:CG	2.51	0.41
36:RQ:27:VAL:HG22	36:RQ:105:GLU:CD	2.41	0.41
36:RQ:139:GLU:CG	36:RQ:140:ALA:N	2.84	0.41
1:XA:190:G:HO2'	1:XA:191(A):G:P	2.42	0.41
1:XA:427:U:C4	1:XA:428:G:C6	3.09	0.41
1:XA:514:C:H2'	1:XA:515:G:C8	2.56	0.41

Continued on next page...

Continued from previous page...

Atom-1	Atom-2	Interatomic distance (Å)	Clash overlap (Å)
1:XA:673:G:H5"	6:XF:87:ARG:NH1	2.36	0.41
1:XA:674:G:H2'	1:XA:675:A:C8	2.56	0.41
1:XA:922:G:H1	1:XA:1395:C:H42	1.67	0.41
1:XA:1046:A:H3'	1:XA:1047:G:H8	1.86	0.41
1:XA:1129:C:H4'	1:XA:1130:A:H8	1.85	0.41
1:XA:1211:U:H4'	1:XA:1213:A:H1'	2.02	0.41
1:XA:1415:G:C6	1:XA:1486:G:C6	3.09	0.41
4:XD:64:LEU:HD13	4:XD:198:VAL:HG11	2.02	0.41
6:XF:46:ARG:HB3	6:XF:60:PHE:CE1	2.55	0.41
12:XL:62:SER:O	12:XL:64:TYR:N	2.54	0.41
17:XQ:62:SER:CB	17:XQ:72:ARG:HE	2.33	0.41
25:YA:1328:G:H2'	25:YA:1330:C:C5	2.56	0.41
25:YA:1534:G:N2	25:YA:1537:C:O2	2.54	0.41
25:YA:1537:C:H2'	25:YA:1538:G:O4'	2.21	0.41
25:YA:1991:U:H2'	25:YA:1992:G:H5"	2.02	0.41
25:YA:2390:U:O2'	25:YA:2391:G:H5'	2.20	0.41
25:YA:2394:C:OP1	35:YP:63:PRO:HD2	2.20	0.41
25:YA:2466:C:OP1	55:Y9:4:ARG:HB2	2.20	0.41
25:YA:2819:G:H2'	25:YA:2821:A:N7	2.36	0.41
27:YD:117:VAL:HG22	27:YD:118:VAL:N	2.35	0.41
27:YD:197:GLY:O	27:YD:198:ASN:HB3	2.21	0.41
28:YE:24:THR:HB	28:YE:184:VAL:HG23	2.02	0.41
28:YE:36:ARG:O	28:YE:37:ARG:C	2.59	0.41
28:YE:63:LEU:CD1	28:YE:64:LYS:N	2.71	0.41
30:YG:101:ILE:HD13	50:Y4:9:LEU:HD11	2.02	0.41
30:YG:124:SER:HB2	30:YG:131:TYR:CE1	2.56	0.41
33:YN:96:GLU:O	33:YN:100:GLU:HG3	2.20	0.41
35:YP:3:LEU:HD23	35:YP:3:LEU:HA	1.94	0.41
40:YU:8:VAL:O	40:YU:12:ARG:HG3	2.20	0.41
40:YU:17:ILE:HG23	40:YU:39:LEU:HD12	2.02	0.41
45:YZ:77:ASP:OD2	45:YZ:80:ARG:HD3	2.21	0.41
45:YZ:97:GLU:HG3	45:YZ:127:LYS:NZ	2.35	0.41
1:QA:498:A:H4'	1:QA:500:G:OP1	2.21	0.41
1:QA:510:A:OP2	4:QD:49:ARG:NH2	2.53	0.41
1:QA:616:G:H2'	1:QA:617:G:H8	1.86	0.41
1:QA:766:A:H2'	1:QA:767:A:O4'	2.20	0.41
1:QA:807:A:H2'	1:QA:808:C:C6	2.56	0.41
1:QA:869:G:H4'	1:QA:872:A:O4'	2.21	0.41
1:QA:939:G:H5"	7:QG:102:ARG:NH2	2.36	0.41
1:QA:964:A:N3	1:QA:969:A:O2'	2.43	0.41
1:QA:1143:G:H2'	1:QA:1144:G:C8	2.55	0.41

Continued on next page...

Continued from previous page...

Atom-1	Atom-2	Interatomic distance (Å)	Clash overlap (Å)
1:QA:1187:G:C6	1:QA:1188:A:C5	3.08	0.41
1:QA:1281:U:OP2	1:QA:1282:C:H5	2.03	0.41
1:QA:1417:G:N2	1:QA:1482:G:H2'	2.36	0.41
2:QB:104:ASN:OD1	2:QB:107:THR:OG1	2.30	0.41
3:QC:71:ALA:HB2	3:QC:109:PRO:HB3	2.03	0.41
5:QE:47:LYS:HE2	5:QE:47:LYS:HB2	1.82	0.41
8:QH:41:ARG:NH2	8:QH:123:GLU:OE2	2.54	0.41
10:QJ:31:GLY:HA3	10:QJ:78:ASN:CG	2.40	0.41
11:QK:25:TYR:CZ	11:QK:87:THR:HB	2.55	0.41
12:QL:8:ASN:O	12:QL:11:VAL:HG23	2.20	0.41
19:QS:68:GLY:C	50:R4:68:ARG:HG2	2.38	0.41
20:QT:64:ASP:CG	20:QT:81:LYS:HZ2	2.24	0.41
25:RA:270(B):A:N1	25:RA:273:G:O2'	2.43	0.41
25:RA:813:U:H2'	25:RA:814:C:C6	2.56	0.41
25:RA:968:G:H2'	25:RA:969:U:O4'	2.21	0.41
25:RA:996:A:H4'	40:RU:92:ARG:NE	2.29	0.41
25:RA:1065:U:H3	25:RA:1073:A:H61	1.69	0.41
25:RA:1130:U:HO2'	25:RA:1131:G:P	2.44	0.41
25:RA:1142(A):A:H4'	33:RN:25:ARG:HH22	1.86	0.41
25:RA:1291:C:H2'	25:RA:1292:U:C6	2.56	0.41
25:RA:1323:U:OP1	42:RW:98:LYS:NZ	2.33	0.41
25:RA:1356:G:C6	25:RA:1357:U:C4	3.09	0.41
25:RA:1519:G:C6	25:RA:1520:U:C4	3.09	0.41
25:RA:1632:A:C6	25:RA:1633:G:C6	3.09	0.41
25:RA:1639:U:H4'	25:RA:2699:C:H4'	2.02	0.41
25:RA:2052:G:OP1	28:RE:141:ILE:HG12	2.20	0.41
25:RA:2150:U:H2'	25:RA:2151:G:C8	2.50	0.41
25:RA:2262:U:P	46:R0:19:LYS:HZ2	2.44	0.41
25:RA:2350:C:H5	54:R8:42:ARG:CZ	2.34	0.41
25:RA:2445:G:OP1	29:RF:74:ARG:NH2	2.54	0.41
25:RA:2466:C:C2	25:RA:2485:G:C2	3.09	0.41
25:RA:2656:U:O4	25:RA:2665:A:H2	2.02	0.41
25:RA:2693:A:H2'	25:RA:2694:G:H8	1.86	0.41
25:RA:2867:G:O2'	25:RA:2868:A:C8	2.72	0.41
27:RD:111:LEU:HD23	27:RD:111:LEU:HA	1.78	0.41
27:RD:150:LYS:N	27:RD:150:LYS:HD3	2.36	0.41
27:RD:257:LEU:HD23	27:RD:257:LEU:HA	1.90	0.41
28:RE:51:PHE:CG	28:RE:52:LEU:N	2.89	0.41
28:RE:161:GLY:O	28:RE:162:ALA:HB3	2.20	0.41
29:RF:78:ILE:H	29:RF:78:ILE:HG13	1.73	0.41
30:RG:131:TYR:O	30:RG:159:VAL:HG13	2.21	0.41

Continued on next page...

Continued from previous page...

Atom-1	Atom-2	Interatomic distance (Å)	Clash overlap (Å)
31:RH:145:ALA:O	31:RH:148:ILE:HB	2.21	0.41
33:RN:57:ALA:C	33:RN:60:ILE:HD11	2.40	0.41
36:RQ:139:GLU:HG2	36:RQ:140:ALA:N	2.36	0.41
37:RR:70:LEU:C	37:RR:72:ASP:H	2.21	0.41
38:RS:62:LYS:HB3	38:RS:97:ARG:CD	2.44	0.41
39:RT:91:ARG:HB2	39:RT:121:ILE:HG13	2.03	0.41
40:RU:61:TRP:O	40:RU:65:ILE:HG13	2.21	0.41
40:RU:83:LEU:HG	40:RU:88:ILE:HB	2.03	0.41
45:RZ:76:LEU:HD23	45:RZ:76:LEU:H	1.86	0.41
47:R1:58:ILE:CD1	47:R1:86:SER:HB2	2.50	0.41
50:R4:14:ILE:HA	50:R4:31:ILE:O	2.21	0.41
52:R6:24:GLU:HB3	52:R6:25:LYS:H	1.74	0.41
54:R8:3:LYS:HE2	54:R8:3:LYS:HB3	1.82	0.41
1:XA:380:G:N2	1:XA:383:A:OP2	2.53	0.41
1:XA:392:G:H2'	1:XA:393:A:C8	2.56	0.41
1:XA:567:G:H2'	1:XA:568:G:O4'	2.20	0.41
1:XA:584:G:H2'	1:XA:585:G:C8	2.55	0.41
1:XA:660:G:H2'	1:XA:661:G:O4'	2.20	0.41
1:XA:981:U:H5	1:XA:982:U:HO2'	1.66	0.41
1:XA:1120:G:H2'	1:XA:1121:U:H6	1.84	0.41
1:XA:1129:C:H4'	1:XA:1130:A:H5'	2.03	0.41
1:XA:1256:A:OP2	3:XC:26:LYS:NZ	2.39	0.41
3:XC:119:ARG:HH21	3:XC:140:ARG:CZ	2.34	0.41
3:XC:138:VAL:HG13	3:XC:149:ALA:HB3	2.02	0.41
4:XD:52:SER:O	4:XD:55:ALA:HB3	2.21	0.41
4:XD:131:ARG:H	4:XD:131:ARG:HG2	1.67	0.41
8:XH:6:ILE:HB	8:XH:85:ARG:NH1	2.36	0.41
9:XI:79:LEU:O	9:XI:83:ARG:HG2	2.19	0.41
10:XJ:76:ASN:HA	10:XJ:77:PRO:HD2	1.96	0.41
11:XK:19:ALA:CB	11:XK:32:ILE:HG22	2.50	0.41
11:XK:48:ILE:HD13	11:XK:48:ILE:HA	1.83	0.41
12:XL:38:THR:HG22	12:XL:57:LYS:HB3	2.01	0.41
12:XL:117:ARG:HB3	12:XL:122:THR:HB	2.02	0.41
16:XP:8:ARG:C	16:XP:9:PHE:HD1	2.24	0.41
25:YA:195:A:H5"	25:YA:196:A:O5'	2.21	0.41
25:YA:270(H):C:H2'	25:YA:270(I):G:C8	2.56	0.41
25:YA:385:C:O2	35:YP:71:VAL:HG21	2.20	0.41
25:YA:414:C:H2'	25:YA:415:A:C8	2.55	0.41
25:YA:646:A:H2'	25:YA:647:G:O4'	2.21	0.41
25:YA:738:G:C6	25:YA:739:G:C2	3.09	0.41
25:YA:831:G:O2'	35:YP:38:GLN:OE1	2.34	0.41

Continued on next page...

Continued from previous page...

Atom-1	Atom-2	Interatomic distance (Å)	Clash overlap (Å)
25:YA:860:U:C5	25:YA:917:A:C2	3.08	0.41
25:YA:953:A:OP1	36:YQ:18:LYS:HE3	2.20	0.41
25:YA:1162:G:H4'	41:YV:24:LYS:HB3	2.02	0.41
25:YA:1359:A:C8	25:YA:1359:A:C5'	3.04	0.41
25:YA:1520:U:H2'	25:YA:1521:G:O4'	2.21	0.41
25:YA:1588:C:H2'	25:YA:1589:C:C6	2.56	0.41
25:YA:2016:U:H2'	25:YA:2017:U:O4'	2.20	0.41
25:YA:2498:C:O2'	25:YA:2499:C:H5'	2.21	0.41
25:YA:2849:U:OP2	39:YT:95:ARG:NH1	2.54	0.41
25:YA:2853:C:H2'	25:YA:2854:G:H8	1.85	0.41
26:YB:51:G:N7	38:YS:62:LYS:NZ	2.57	0.41
27:YD:147:LEU:CD1	27:YD:155:LEU:HD21	2.51	0.41
27:YD:154:LYS:C	27:YD:155:LEU:HD12	2.41	0.41
28:YE:62:PRO:O	28:YE:63:LEU:C	2.59	0.41
28:YE:101:ARG:C	28:YE:201:THR:OG1	2.58	0.41
29:YF:13:SER:OG	29:YF:14:PRO:HD2	2.21	0.41
30:YG:61:ALA:O	50:Y4:7:PRO:HG3	2.21	0.41
30:YG:109:VAL:HG21	50:Y4:14:ILE:CD1	2.51	0.41
31:YH:137:ASP:HB2	31:YH:140:LYS:CE	2.51	0.41
34:YO:4:PRO:O	34:YO:5:GLN:CB	2.69	0.41
35:YP:1:MET:HB3	35:YP:2:LYS:H	1.72	0.41
35:YP:100:LEU:HD13	35:YP:100:LEU:HA	1.87	0.41
37:YR:44:LEU:HD22	37:YR:48:VAL:HG23	2.03	0.41
38:YS:20:ARG:HE	38:YS:21:THR:HA	1.86	0.41
38:YS:53:SER:HA	38:YS:56:LEU:CD2	2.50	0.41
40:YU:96:ALA:HA	40:YU:98:LEU:HD23	2.03	0.41
43:YX:31:HIS:HB3	43:YX:34:ALA:HB2	2.03	0.41
45:YZ:152:ALA:HB2	45:YZ:168:GLU:HA	2.03	0.41
47:Y1:83:GLU:C	47:Y1:85:LEU:H	2.24	0.41
48:Y2:41:ILE:HD12	48:Y2:43:GLN:N	2.35	0.41
54:Y8:17:THR:O	54:Y8:20:GLY:N	2.47	0.41
55:Y9:2:LYS:HA	55:Y9:2:LYS:HD2	1.86	0.41
1:QA:41:G:H2'	1:QA:42:G:C8	2.55	0.41
1:QA:343:U:O2	1:QA:346:G:N2	2.36	0.41
1:QA:347:G:O2'	1:QA:348:G:OP2	2.30	0.41
1:QA:976:G:OP2	1:QA:1358:U:O2'	2.39	0.41
1:QA:1359:C:O2'	1:QA:1361:G:N7	2.53	0.41
1:QA:1392:G:N2	1:QA:1502:A:H8	2.12	0.41
3:QC:83:ARG:O	3:QC:86:VAL:HG22	2.21	0.41
5:QE:147:ASP:O	5:QE:151:LEU:HG	2.21	0.41
6:QF:35:ALA:HA	6:QF:67:MET:HB3	2.02	0.41

Continued on next page...

Continued from previous page...

Atom-1	Atom-2	Interatomic distance (Å)	Clash overlap (Å)
8:QH:44:PHE:HD1	8:QH:80:ILE:HG12	1.86	0.41
11:QK:99:GLN:HG2	11:QK:105:VAL:CG2	2.44	0.41
12:QL:62:SER:HB2	12:QL:64:TYR:CD1	2.56	0.41
20:QT:86:ARG:O	20:QT:90:GLN:HG3	2.21	0.41
25:RA:17:G:H2'	25:RA:18:C:C6	2.56	0.41
25:RA:229:A:OP1	25:RA:229:A:H4'	2.20	0.41
25:RA:273(E):U:H2'	25:RA:273(F):C:O4'	2.20	0.41
25:RA:389:G:N1	35:RP:70:GLN:HB3	2.36	0.41
25:RA:594:U:P	54:R8:61:LEU:HD22	2.60	0.41
25:RA:827:U:H1'	25:RA:2246:G:O2'	2.21	0.41
25:RA:921:G:H4'	25:RA:2269:A:C5	2.56	0.41
25:RA:1204:A:O2'	25:RA:1205:U:O5'	2.38	0.41
25:RA:1534:G:H2'	25:RA:1535:U:H4'	2.02	0.41
25:RA:1657:C:H2'	25:RA:1658:C:C6	2.56	0.41
25:RA:2115:G:H8	25:RA:2171:A:N6	2.19	0.41
25:RA:2135:A:H62	25:RA:2156:G:N2	2.09	0.41
25:RA:2638:G:OP2	28:RE:82:ARG:NH2	2.54	0.41
25:RA:2699:C:H2'	25:RA:2700:C:O4'	2.21	0.41
27:RD:34:VAL:C	27:RD:35:LYS:HG3	2.40	0.41
28:RE:62:PRO:O	28:RE:63:LEU:C	2.59	0.41
28:RE:147:PRO:HB2	28:RE:149:ARG:HG2	2.03	0.41
29:RF:60:SER:OG	29:RF:61:GLY:N	2.54	0.41
29:RF:167:ALA:HB1	29:RF:173:VAL:HG11	2.03	0.41
36:RQ:52:VAL:O	36:RQ:53:ALA:C	2.59	0.41
38:RS:83:LYS:C	38:RS:109:GLY:HA3	2.42	0.41
50:R4:12:ALA:HB1	50:R4:30:GLU:N	2.34	0.41
50:R4:42:PHE:CZ	50:R4:43:TYR:HB3	2.56	0.41
1:XA:1032(A):G:H2'	1:XA:1032(B):G:H8	1.84	0.41
2:XB:126:GLU:O	2:XB:129:GLU:HB2	2.20	0.41
4:XD:186:LEU:HD23	4:XD:186:LEU:HA	1.95	0.41
6:XF:25:ILE:HD13	6:XF:28:ARG:NH1	2.35	0.41
8:XH:12:ARG:HD3	8:XH:26:VAL:HB	2.03	0.41
10:XJ:6:ILE:O	10:XJ:71:LEU:HD12	2.21	0.41
25:YA:676:A:C2	25:YA:677:A:C8	3.08	0.41
25:YA:849:A:N1	49:Y3:25:ALA:HB2	2.36	0.41
25:YA:1022:G:O2'	25:YA:1023:U:OP2	2.34	0.41
25:YA:1047:G:H2'	25:YA:1110:G:C2	2.56	0.41
25:YA:1061:U:H3'	25:YA:1062:G:C5'	2.51	0.41
25:YA:2002:G:H2'	25:YA:2003:G:C8	2.56	0.41
27:YD:68:LYS:HG3	27:YD:68:LYS:O	2.20	0.41
27:YD:107:ALA:HA	27:YD:108:PRO:HD2	2.01	0.41

Continued on next page...

Continued from previous page...

Atom-1	Atom-2	Interatomic distance (Å)	Clash overlap (Å)
30:YG:7:LEU:HD12	30:YG:104:GLU:HA	2.03	0.41
30:YG:105:LYS:NZ	50:Y4:26:SER:HB2	2.36	0.41
31:YH:20:ALA:HB3	31:YH:23:ARG:HG2	2.03	0.41
31:YH:146:ALA:HA	31:YH:164:TYR:OH	2.21	0.41
36:YQ:139:GLU:CG	36:YQ:140:ALA:N	2.84	0.41
38:YS:89:ARG:HG2	38:YS:89:ARG:NH1	2.36	0.41
48:Y2:11:GLU:HA	48:Y2:14:ARG:HD2	2.02	0.41
52:Y6:36:LEU:HD13	52:Y6:50:ARG:CZ	2.51	0.41
1:QA:329:A:C5	1:QA:332:G:C6	3.09	0.40
1:QA:652:U:H1'	1:QA:653:A:H2	1.85	0.40
1:QA:868:C:H2'	1:QA:869:G:O4'	2.21	0.40
1:QA:1285:A:H4'	1:QA:1286:A:O5'	2.21	0.40
1:QA:1314:C:P	19:QS:6:LYS:HD2	2.61	0.40
5:QE:9:LYS:HB3	5:QE:112:LEU:HD11	2.04	0.40
7:QG:54:THR:O	7:QG:56:GLN:N	2.52	0.40
10:QJ:61:GLU:OE1	14:QN:58:LYS:HE2	2.21	0.40
12:QL:89:ARG:HB3	12:QL:97:ARG:HA	2.02	0.40
25:RA:744:G:OP1	28:RE:132:HIS:HA	2.21	0.40
25:RA:969:U:H2'	25:RA:970:C:C6	2.56	0.40
25:RA:1007:C:OP1	33:RN:35:ARG:NH1	2.54	0.40
25:RA:1916:A:H2'	25:RA:1917:U:O4'	2.22	0.40
33:RN:9:VAL:HG21	33:RN:48:MET:HB3	2.02	0.40
34:RO:63:VAL:HB	34:RO:106:LEU:HD11	2.02	0.40
36:RQ:39:PRO:HA	36:RQ:97:VAL:O	2.21	0.40
36:RQ:76:LYS:HB3	36:RQ:90:VAL:CG1	2.51	0.40
47:R1:95:LEU:HD23	47:R1:95:LEU:HA	1.94	0.40
50:R4:63:TYR:O	50:R4:65:ASP:N	2.54	0.40
1:XA:20:U:H2'	1:XA:21:G:O4'	2.21	0.40
1:XA:388:G:O2'	1:XA:389:A:P	2.79	0.40
1:XA:593:G:H2'	1:XA:594:G:O4'	2.22	0.40
3:XC:42:LEU:HD12	3:XC:42:LEU:HA	1.87	0.40
4:XD:22:LYS:HB3	4:XD:22:LYS:HZ3	1.86	0.40
7:XG:89:MET:HE3	7:XG:155:ARG:HB2	2.04	0.40
19:XS:36:ARG:HA	19:XS:71:LEU:HB2	2.03	0.40
20:XT:75:ASN:OD1	20:XT:75:ASN:N	2.40	0.40
25:YA:153:C:OP1	47:Y1:88:LYS:HE2	2.21	0.40
25:YA:565:C:H4'	25:YA:1253:A:C6	2.56	0.40
25:YA:1225:C:O2'	41:YV:85:LYS:HA	2.21	0.40
25:YA:2286:A:H2'	52:Y6:31:PRO:HG2	2.02	0.40
25:YA:2298:A:H2'	25:YA:2299:G:O4'	2.21	0.40
27:YD:228:PRO:HD3	27:YD:234:GLY:O	2.21	0.40

Continued on next page...

Continued from previous page...

Atom-1	Atom-2	Interatomic distance (Å)	Clash overlap (Å)
29:YF:62:ARG:HB3	29:YF:62:ARG:CZ	2.51	0.40
29:YF:118:ALA:HA	29:YF:123:LEU:HB3	2.02	0.40
29:YF:198:ALA:HA	29:YF:201:VAL:CG1	2.41	0.40
30:YG:18:GLU:OE1	30:YG:22:ARG:NH1	2.49	0.40
31:YH:26:VAL:HG12	31:YH:33:LEU:HB2	2.03	0.40
31:YH:45:VAL:O	31:YH:45:VAL:CG1	2.69	0.40
31:YH:145:ALA:O	31:YH:148:ILE:HB	2.21	0.40
32:YI:40:THR:O	32:YI:44:LEU:HB2	2.21	0.40
32:YI:131:LYS:HB3	32:YI:132:PRO:HA	2.01	0.40
33:YN:8:GLN:C	33:YN:9:VAL:CG1	2.86	0.40
35:YP:115:LEU:HB2	35:YP:116:GLY:H	1.53	0.40
38:YS:102:ALA:C	38:YS:104:GLY:N	2.73	0.40
48:Y2:37:PHE:O	48:Y2:40:SER:HB3	2.21	0.40
48:Y2:53:LEU:O	48:Y2:57:ILE:HG13	2.21	0.40
48:Y2:65:ASN:O	48:Y2:66:GLU:C	2.59	0.40
50:Y4:43:TYR:O	50:Y4:46:GLN:HA	2.20	0.40
50:Y4:48:ARG:HH12	50:Y4:52:THR:H	1.68	0.40
54:Y8:40:GLU:O	54:Y8:42:ARG:N	2.54	0.40
1:QA:131:C:O2'	1:QA:262:A:N3	2.45	0.40
1:QA:173:U:H5"	1:QA:197:A:O4'	2.21	0.40
1:QA:542:G:H5"	4:QD:10:ARG:HH22	1.86	0.40
1:QA:1045:C:H2'	1:QA:1046:A:O4'	2.21	0.40
1:QA:1298:C:N4	7:QG:114:ARG:HD2	2.36	0.40
6:QF:33:TYR:CE1	6:QF:78:GLU:HG2	2.56	0.40
7:QG:93:PRO:O	7:QG:96:GLN:HB2	2.21	0.40
10:QJ:4:ILE:HA	10:QJ:100:THR:HG22	2.02	0.40
19:QS:5:LEU:HD12	19:QS:5:LEU:HA	1.93	0.40
21:QU:10:ARG:HA	21:QU:13:ILE:HB	2.02	0.40
25:RA:848:G:O6	25:RA:929:G:H2'	2.20	0.40
25:RA:861:A:H2'	25:RA:862:G:O4'	2.21	0.40
25:RA:1316:U:H2'	25:RA:1317:A:H8	1.87	0.40
25:RA:1512:G:H2'	25:RA:1513:C:C6	2.57	0.40
25:RA:1665:A:H4'	34:RO:67:LYS:HB2	2.03	0.40
25:RA:1728:G:C6	25:RA:1730:U:OP2	2.74	0.40
25:RA:2198:A:C2	32:RI:29:TYR:HB2	2.56	0.40
25:RA:2566:A:H4'	25:RA:2567:G:O5'	2.21	0.40
25:RA:2742:C:OP1	55:R9:35:ARG:HD3	2.20	0.40
27:RD:44:ASN:HB2	27:RD:49:ILE:HA	2.02	0.40
27:RD:96:HIS:CD2	27:RD:102:LYS:HG2	2.56	0.40
30:RG:59:GLU:O	30:RG:63:ILE:HG23	2.20	0.40
31:RH:26:VAL:HG12	31:RH:33:LEU:HB2	2.03	0.40

Continued on next page...

Continued from previous page...

Atom-1	Atom-2	Interatomic distance (Å)	Clash overlap (Å)
32:RI:48:GLU:OE1	32:RI:52:ARG:NH2	2.54	0.40
32:RI:52:ARG:O	32:RI:56:LYS:CB	2.69	0.40
32:RI:128:LEU:HD23	32:RI:140:LEU:HD21	2.03	0.40
38:RS:23:ARG:HB2	38:RS:86:ALA:HB2	2.03	0.40
39:RT:51:ARG:CG	39:RT:98:LYS:HG3	2.52	0.40
39:RT:109:GLU:O	39:RT:113:LYS:HB2	2.21	0.40
43:RX:67:GLY:C	43:RX:69:TYR:H	2.23	0.40
46:R0:12:ASN:HB3	46:R0:13:GLY:H	1.67	0.40
46:R0:72:ARG:HB2	46:R0:75:LEU:HB2	2.03	0.40
1:XA:411:A:C4	1:XA:413:G:H1'	2.56	0.40
1:XA:520:A:O2'	12:XL:73:GLU:HG2	2.21	0.40
1:XA:601:C:H2'	1:XA:602:A:H8	1.87	0.40
1:XA:679:C:H2'	1:XA:680:C:C6	2.57	0.40
2:XB:120:ALA:C	2:XB:122:PHE:H	2.25	0.40
3:XC:20:SER:HB2	3:XC:40:ARG:NH2	2.29	0.40
3:XC:188:LEU:HD13	3:XC:188:LEU:HA	1.90	0.40
4:XD:165:MET:O	4:XD:167:GLY:N	2.54	0.40
5:XE:12:LEU:HB3	5:XE:31:LEU:CB	2.51	0.40
5:XE:51:VAL:HB	5:XE:52:PRO:HD3	2.04	0.40
9:XI:95:LYS:NZ	9:XI:96:LEU:HD13	2.36	0.40
10:XJ:61:GLU:HG3	14:XN:58:LYS:HE2	2.03	0.40
25:YA:631:A:OP1	35:YP:64:LYS:HE2	2.21	0.40
25:YA:1733:G:H5'	25:YA:1734:C:OP2	2.22	0.40
25:YA:1849:G:H2'	25:YA:1850:G:H8	1.86	0.40
25:YA:2031:A:N6	25:YA:2498:C:O4'	2.55	0.40
25:YA:2853:C:H2'	25:YA:2854:G:C8	2.57	0.40
25:YA:2875:C:O2'	39:YT:5:ALA:HB3	2.21	0.40
27:YD:31:LYS:O	27:YD:32:SER:O	2.39	0.40
27:YD:134:ARG:H	27:YD:134:ARG:HG3	1.55	0.40
31:YH:66:GLY:O	31:YH:67:LEU:C	2.58	0.40
31:YH:170:ARG:HB3	31:YH:171:LEU:H	1.47	0.40
36:YQ:52:VAL:O	36:YQ:53:ALA:C	2.59	0.40
44:YY:89:PHE:C	44:YY:90:LEU:HD13	2.41	0.40
52:Y6:11:LEU:HD13	52:Y6:11:LEU:HA	1.86	0.40
52:Y6:13:CYS:HB2	52:Y6:22:ALA:HB3	2.03	0.40
1:QA:9:G:H2'	1:QA:10:A:H8	1.86	0.40
1:QA:883:C:O2'	1:QA:884:U:H5'	2.22	0.40
1:QA:1129:C:H4'	1:QA:1130:A:H5'	2.03	0.40
1:QA:1336:C:H1'	1:QA:1337:G:N1	2.36	0.40
1:QA:1343:G:C6	1:QA:1344:C:N4	2.90	0.40
3:QC:7:PRO:O	3:QC:11:ARG:NH1	2.54	0.40

Continued on next page...

Continued from previous page...

Atom-1	Atom-2	Interatomic distance (Å)	Clash overlap (Å)
3:QC:43:LEU:HD22	3:QC:47:LEU:HD22	2.02	0.40
4:QD:135:LEU:HD13	4:QD:135:LEU:HA	1.91	0.40
6:QF:30:LEU:HD23	6:QF:75:LEU:HD11	2.02	0.40
12:QL:53:ARG:HH12	12:QL:92:ASP:HB3	1.86	0.40
19:QS:42:PRO:HG2	50:R4:63:TYR:HE2	1.86	0.40
25:RA:492:A:O5'	25:RA:492:A:H8	2.04	0.40
25:RA:552:G:H2'	25:RA:553:U:O4'	2.22	0.40
25:RA:1178:C:HO2'	25:RA:1179:C:P	2.44	0.40
25:RA:1434:A:H61	25:RA:1558:A:N6	2.18	0.40
25:RA:1508:A:O2'	25:RA:1509:C:O4'	2.36	0.40
25:RA:2296:U:OP2	38:RS:6:ALA:HB2	2.21	0.40
26:RB:86:G:H2'	26:RB:87:G:H8	1.86	0.40
27:RD:35:LYS:HB3	27:RD:63:ARG:HA	2.04	0.40
28:RE:92:THR:HB	28:RE:93:VAL:H	1.57	0.40
28:RE:119:ARG:HG2	28:RE:160:TYR:HB2	2.04	0.40
32:RI:29:TYR:C	32:RI:32:PRO:HD2	2.41	0.40
34:RO:66:LYS:HA	34:RO:79:PHE:O	2.21	0.40
36:RQ:66:ILE:O	36:RQ:67:ARG:HB2	2.22	0.40
40:RU:66:ASN:CG	40:RU:70:ARG:HH21	2.21	0.40
44:RY:11:ASP:O	44:RY:26:LYS:HG3	2.21	0.40
50:R4:49:PHE:O	50:R4:50:VAL:CG2	2.69	0.40
51:R5:6:VAL:HA	51:R5:7:PRO:HD3	1.81	0.40
1:XA:675:A:N6	1:XA:715:A:H61	2.19	0.40
1:XA:720:C:H5"	18:XR:52:PRO:HA	2.02	0.40
1:XA:950:U:H2'	1:XA:951:G:C8	2.56	0.40
1:XA:958:A:N6	1:XA:959:A:N1	2.70	0.40
1:XA:1072:G:C5	1:XA:1073:U:C4	3.09	0.40
1:XA:1191:A:H5"	3:XC:4:LYS:NZ	2.34	0.40
2:XB:19:HIS:NE2	2:XB:206:ASP:HB2	2.36	0.40
2:XB:74:LYS:HE2	2:XB:74:LYS:HB3	1.93	0.40
5:XE:34:VAL:HG11	5:XE:63:ARG:HG2	2.03	0.40
11:XK:18:ARG:HB3	11:XK:33:THR:OG1	2.21	0.40
11:XK:38:ASN:HA	11:XK:39:PRO:HD3	1.75	0.40
19:XS:15:LEU:HA	19:XS:18:LYS:HB3	2.04	0.40
25:YA:988:A:O5'	25:YA:988:A:H8	2.04	0.40
25:YA:1054:A:H5'	25:YA:1055:G:OP2	2.21	0.40
25:YA:1130:U:O2'	25:YA:1131:G:O5'	2.30	0.40
25:YA:1667:G:O2'	25:YA:1991:U:O4	2.24	0.40
25:YA:1790:C:H2'	25:YA:1791:A:C5	2.56	0.40
25:YA:2626:C:H2'	25:YA:2627:G:H8	1.86	0.40
25:YA:2649:U:H2'	25:YA:2650:U:C6	2.56	0.40

Continued on next page...

Continued from previous page...

Atom-1	Atom-2	Interatomic distance (Å)	Clash overlap (Å)
25:YA:2776:A:OP1	25:YA:2776:A:H3'	2.22	0.40
27:YD:72:LYS:HG2	27:YD:103:ARG:HH22	1.85	0.40
28:YE:93:VAL:H	28:YE:95:ILE:CD1	2.22	0.40
28:YE:119:ARG:HG2	28:YE:160:TYR:HB2	2.04	0.40
29:YF:59:TYR:HB3	29:YF:60:SER:H	1.70	0.40
29:YF:198:ALA:C	29:YF:200:GLU:H	2.25	0.40
30:YG:61:ALA:HA	30:YG:64:THR:HG22	2.02	0.40
33:YN:63:THR:HG22	33:YN:66:LYS:HZ3	1.85	0.40
36:YQ:20:ALA:HB1	36:YQ:99:PRO:CG	2.51	0.40
38:YS:99:LYS:HE2	38:YS:103:GLU:OE2	2.20	0.40
40:YU:17:ILE:HD13	40:YU:17:ILE:HA	1.92	0.40
40:YU:19:LYS:O	40:YU:22:LYS:HB2	2.22	0.40
48:Y2:15:LYS:H	48:Y2:67:LYS:HZ3	1.70	0.40
49:Y3:52:HIS:CD2	49:Y3:53:LEU:HG	2.57	0.40
1:QA:222:U:H2'	1:QA:223:U:H6	1.86	0.40
1:QA:358:U:H2'	1:QA:359:U:C6	2.56	0.40
1:QA:370:C:H2'	1:QA:371:G:C8	2.56	0.40
1:QA:440:A:H8	1:QA:440:A:OP2	2.04	0.40
1:QA:864:A:H5'	5:QE:86:ALA:HB2	2.03	0.40
1:QA:975:A:H8	1:QA:975:A:H5'	1.85	0.40
1:QA:1235:U:O2'	1:QA:1305:G:O5'	2.39	0.40
1:QA:1392:G:N2	1:QA:1502:A:C8	2.89	0.40
4:QD:63:LYS:HB2	4:QD:63:LYS:HE3	1.78	0.40
25:RA:1453:A:C5	25:RA:2702:U:H6	2.40	0.40
25:RA:1518:C:H2'	25:RA:1519:G:C8	2.57	0.40
25:RA:1771:C:HO2'	25:RA:1786:A:C1'	2.34	0.40
25:RA:2410:G:H2'	25:RA:2411:A:C8	2.57	0.40
25:RA:2626:C:H2'	25:RA:2627:G:H8	1.86	0.40
27:RD:209:ALA:O	27:RD:212:SER:HB2	2.22	0.40
28:RE:5:LEU:O	28:RE:28:ALA:HA	2.22	0.40
29:RF:7:TYR:O	29:RF:21:ALA:HA	2.21	0.40
36:RQ:46:GLN:OE1	36:RQ:126:PRO:HG3	2.22	0.40
38:RS:69:VAL:HG13	38:RS:101:LEU:HD22	2.03	0.40
42:RW:38:TYR:CD2	51:R5:30:LEU:HD21	2.57	0.40
45:RZ:103:ARG:HD3	45:RZ:136:PHE:CD2	2.55	0.40
50:R4:21:VAL:O	50:R4:22:ILE:O	2.40	0.40
50:R4:26:SER:O	50:R4:27:THR:O	2.40	0.40
53:R7:31:LEU:HD23	53:R7:31:LEU:HA	1.86	0.40
54:R8:53:PRO:HD2	54:R8:54:GLU:H	1.84	0.40
54:R8:53:PRO:CG	54:R8:54:GLU:N	2.84	0.40
1:XA:564:C:H5"	12:XL:10:LEU:CD1	2.51	0.40

Continued on next page...

Continued from previous page...

Atom-1	Atom-2	Interatomic distance (Å)	Clash overlap (Å)
1:XA:942:G:C2	1:XA:1342:C:C2	3.10	0.40
1:XA:1461:G:H2'	1:XA:1462:G:H8	1.87	0.40
10:XJ:55:LYS:HE3	10:XJ:56:HIS:CD2	2.55	0.40
12:XL:43:VAL:HG13	12:XL:55:VAL:HG21	2.03	0.40
20:XT:50:GLU:HG3	20:XT:51:GLU:N	2.35	0.40
25:YA:569:U:C4	25:YA:570:G:C6	3.10	0.40
25:YA:924:C:H2'	25:YA:925:C:C6	2.57	0.40
25:YA:1019:U:O2'	25:YA:1021:A:C2	2.75	0.40
25:YA:1320:C:C5	25:YA:1329:U:H5'	2.56	0.40
25:YA:2061:G:H2'	25:YA:2501:C:O2'	2.21	0.40
25:YA:2468:G:H5"	36:YQ:120:ILE:CD1	2.51	0.40
27:YD:13:ARG:HG2	27:YD:13:ARG:O	2.20	0.40
27:YD:35:LYS:CE	27:YD:64:ILE:C	2.89	0.40
27:YD:230:ASP:OD1	27:YD:230:ASP:N	2.54	0.40
28:YE:93:VAL:HG21	28:YE:180:ASN:HA	2.03	0.40
29:YF:33:LEU:O	29:YF:37:VAL:HG23	2.21	0.40
29:YF:36:VAL:HG11	29:YF:183:VAL:HG11	2.04	0.40
31:YH:128:PRO:CG	31:YH:129:THR:H	2.33	0.40
32:YI:75:LEU:HD23	32:YI:105:HIS:HD2	1.85	0.40
32:YI:144:VAL:O	32:YI:145:VAL:HG22	2.20	0.40
36:YQ:39:PRO:HA	36:YQ:97:VAL:O	2.21	0.40
36:YQ:139:GLU:HG2	36:YQ:140:ALA:N	2.36	0.40
38:YS:24:LEU:HD22	38:YS:24:LEU:N	2.37	0.40
40:YU:61:TRP:O	40:YU:65:ILE:HG13	2.22	0.40
45:YZ:45:ASP:O	45:YZ:49:ARG:HG2	2.22	0.40
50:Y4:14:ILE:O	50:Y4:14:ILE:HG23	2.21	0.40
54:Y8:39:LYS:HD2	54:Y8:39:LYS:O	2.22	0.40
1:QA:224:C:H2'	1:QA:225:C:H6	1.86	0.40
1:QA:1176:A:H2'	1:QA:1177:G:H5'	2.03	0.40
1:QA:1417:G:C6	1:QA:1482:G:C6	3.10	0.40
5:QE:50:GLU:HG3	5:QE:52:PRO:HD2	2.04	0.40
6:QF:21:LEU:O	6:QF:25:ILE:HG12	2.21	0.40
12:QL:11:VAL:HG11	17:QQ:36:ILE:HG21	2.03	0.40
15:QO:32:LEU:HD23	15:QO:32:LEU:HA	1.76	0.40
25:RA:282:A:HO2'	25:RA:283:A:H8	1.70	0.40
25:RA:443:A:H1'	25:RA:1201:C:O4'	2.21	0.40
25:RA:483:A:H1'	44:RY:59:GLY:O	2.21	0.40
25:RA:581:C:OP1	40:RU:31:SER:OG	2.31	0.40
25:RA:729:G:C8	27:RD:208:LYS:HD2	2.56	0.40
25:RA:1341:U:OP2	25:RA:1394:U:O2'	2.25	0.40
25:RA:1359:A:C6	25:RA:1373:A:C5	3.09	0.40

Continued on next page...

Continued from previous page...

Atom-1	Atom-2	Interatomic distance (Å)	Clash overlap (Å)
25:RA:2038:G:H2'	25:RA:2039:C:O4'	2.21	0.40
25:RA:2413:G:H21	35:RP:70:GLN:NE2	2.19	0.40
25:RA:2626:C:H2'	25:RA:2627:G:C8	2.56	0.40
26:RB:61:G:C6	26:RB:62:C:C4	3.10	0.40
30:RG:117:PHE:HE1	30:RG:120:LEU:HD23	1.87	0.40
32:RI:88:ILE:HG12	32:RI:122:GLU:N	2.36	0.40
33:RN:17:ASP:O	33:RN:19:GLU:N	2.54	0.40
35:RP:18:ARG:HH11	35:RP:27:HIS:CD2	2.40	0.40
36:RQ:119:ARG:NH1	36:RQ:119:ARG:CG	2.83	0.40
44:RY:67:LEU:HD12	44:RY:67:LEU:HA	1.93	0.40
46:R0:68:GLU:HG2	46:R0:80:HIS:HB2	2.04	0.40
47:R1:87:PRO:O	47:R1:91:LYS:HB2	2.21	0.40
54:R8:40:GLU:O	54:R8:42:ARG:N	2.54	0.40
1:XA:129(A):G:N2	1:XA:191(A):G:C5	2.89	0.40
1:XA:384:G:H2'	1:XA:385:C:C6	2.56	0.40
1:XA:1051:C:H2'	1:XA:1052:U:H6	1.87	0.40
1:XA:1082:G:H2'	1:XA:1083:U:O4'	2.22	0.40
1:XA:1292:U:OP2	7:XG:41:ARG:NH2	2.55	0.40
2:XB:166:ASP:HB3	2:XB:169:LYS:HB2	2.03	0.40
5:XE:89:ILE:HG12	5:XE:91:LEU:CD1	2.52	0.40
9:XI:5:TYR:HA	9:XI:17:VAL:O	2.21	0.40
10:XJ:77:PRO:O	10:XJ:79:ARG:NH1	2.54	0.40
17:XQ:58:GLU:O	17:XQ:74:LEU:N	2.40	0.40
25:YA:896:A:C5	45:YZ:146:ILE:HD12	2.57	0.40
25:YA:942:G:O2'	25:YA:1189:A:N3	2.46	0.40
25:YA:1050:A:C8	25:YA:2751:G:C4	3.09	0.40
25:YA:1473:G:H1	25:YA:1520:U:H3	1.69	0.40
25:YA:2079:U:H2'	25:YA:2080:G:O4'	2.21	0.40
25:YA:2344:U:O2'	52:Y6:37:ARG:HG2	2.21	0.40
25:YA:2461:C:H2'	25:YA:2462:U:C6	2.57	0.40
25:YA:2483:C:O2'	36:YQ:49:ALA:CB	2.70	0.40
25:YA:2745:C:H1'	31:YH:143:GLN:HG2	2.03	0.40
25:YA:2811:G:OP1	28:YE:61:ARG:HG2	2.20	0.40
27:YD:142:VAL:HA	27:YD:194:GLY:H	1.86	0.40
28:YE:154:LYS:HD3	28:YE:154:LYS:C	2.42	0.40
29:YF:61:GLY:O	29:YF:62:ARG:C	2.57	0.40
29:YF:124:LEU:HD12	29:YF:125:LEU:O	2.22	0.40
34:YO:68:GLU:CD	34:YO:68:GLU:H	2.24	0.40
38:YS:59:LYS:CG	38:YS:60:GLY:N	2.80	0.40
41:YV:3:ALA:HA	41:YV:40:LEU:O	2.21	0.40
41:YV:21:ARG:HD2	41:YV:91:TYR:CE1	2.56	0.40

Continued on next page...

Continued from previous page...

Atom-1	Atom-2	Interatomic distance (Å)	Clash overlap (Å)
52:Y6:28:ARG:HB3	52:Y6:30:THR:C	2.41	0.40
52:Y6:28:ARG:HA	52:Y6:28:ARG:HD2	1.86	0.40

There are no symmetry-related clashes.

5.3 Torsion angles (i)

5.3.1 Protein backbone (i)

In the following table, the Percentiles column shows the percent Ramachandran outliers of the chain as a percentile score with respect to all X-ray entries followed by that with respect to entries of similar resolution.

The Analysed column shows the number of residues for which the backbone conformation was analysed, and the total number of residues.

Mol	Chain	Analysed	Favoured	Allowed	Outliers	Percentiles	
2	QB	235/256 (92%)	173 (74%)	46 (20%)	16 (7%)	1	15
2	XB	235/256 (92%)	178 (76%)	42 (18%)	15 (6%)	1	17
3	QC	203/239 (85%)	163 (80%)	34 (17%)	6 (3%)	4	33
3	XC	203/239 (85%)	172 (85%)	28 (14%)	3 (2%)	10	47
4	QD	206/209 (99%)	186 (90%)	17 (8%)	3 (2%)	10	47
4	XD	206/209 (99%)	176 (85%)	25 (12%)	5 (2%)	6	37
5	QE	149/162 (92%)	137 (92%)	8 (5%)	4 (3%)	5	35
5	XE	149/162 (92%)	134 (90%)	12 (8%)	3 (2%)	7	41
6	QF	99/101 (98%)	95 (96%)	4 (4%)	0	100	100
6	XF	99/101 (98%)	94 (95%)	5 (5%)	0	100	100
7	QG	153/156 (98%)	135 (88%)	16 (10%)	2 (1%)	12	50
7	XG	153/156 (98%)	138 (90%)	13 (8%)	2 (1%)	12	50
8	QH	136/138 (99%)	121 (89%)	14 (10%)	1 (1%)	22	61
8	XH	136/138 (99%)	120 (88%)	12 (9%)	4 (3%)	4	33
9	QI	125/128 (98%)	103 (82%)	17 (14%)	5 (4%)	3	26
9	XI	125/128 (98%)	97 (78%)	24 (19%)	4 (3%)	4	31
10	QJ	97/105 (92%)	77 (79%)	16 (16%)	4 (4%)	3	26
10	XJ	97/105 (92%)	79 (81%)	13 (13%)	5 (5%)	2	20

Continued on next page...

Continued from previous page...

Mol	Chain	Analysed	Favoured	Allowed	Outliers	Percentiles	
11	QK	117/129 (91%)	101 (86%)	14 (12%)	2 (2%)	9	45
11	XK	117/129 (91%)	101 (86%)	14 (12%)	2 (2%)	9	45
12	QL	123/132 (93%)	85 (69%)	24 (20%)	14 (11%)	0	6
12	XL	123/132 (93%)	85 (69%)	24 (20%)	14 (11%)	0	6
13	QM	119/126 (94%)	95 (80%)	15 (13%)	9 (8%)	1	12
13	XM	119/126 (94%)	94 (79%)	16 (13%)	9 (8%)	1	12
14	QN	58/61 (95%)	50 (86%)	4 (7%)	4 (7%)	1	14
14	XN	58/61 (95%)	46 (79%)	6 (10%)	6 (10%)	0	7
15	QO	86/89 (97%)	80 (93%)	5 (6%)	1 (1%)	13	51
15	XO	86/89 (97%)	80 (93%)	4 (5%)	2 (2%)	6	38
16	QP	82/88 (93%)	73 (89%)	8 (10%)	1 (1%)	13	51
16	XP	82/88 (93%)	72 (88%)	9 (11%)	1 (1%)	13	51
17	QQ	98/105 (93%)	91 (93%)	5 (5%)	2 (2%)	7	41
17	XQ	98/105 (93%)	88 (90%)	10 (10%)	0	100	100
18	QR	68/88 (77%)	56 (82%)	9 (13%)	3 (4%)	2	23
18	XR	68/88 (77%)	61 (90%)	6 (9%)	1 (2%)	10	47
19	QS	82/93 (88%)	55 (67%)	16 (20%)	11 (13%)	0	4
19	XS	82/93 (88%)	54 (66%)	18 (22%)	10 (12%)	0	5
20	QT	97/106 (92%)	76 (78%)	15 (16%)	6 (6%)	1	17
20	XT	97/106 (92%)	75 (77%)	16 (16%)	6 (6%)	1	17
21	QU	23/27 (85%)	19 (83%)	3 (13%)	1 (4%)	2	24
21	XU	23/27 (85%)	18 (78%)	4 (17%)	1 (4%)	2	24
27	RD	270/276 (98%)	226 (84%)	32 (12%)	12 (4%)	2	23
27	YD	270/276 (98%)	204 (76%)	47 (17%)	19 (7%)	1	14
28	RE	203/206 (98%)	120 (59%)	41 (20%)	42 (21%)	0	1
28	YE	203/206 (98%)	120 (59%)	41 (20%)	42 (21%)	0	1
29	RF	200/210 (95%)	181 (90%)	13 (6%)	6 (3%)	4	33
29	YF	200/210 (95%)	143 (72%)	37 (18%)	20 (10%)	0	8
30	RG	179/182 (98%)	139 (78%)	25 (14%)	15 (8%)	1	10
30	YG	179/182 (98%)	142 (79%)	25 (14%)	12 (7%)	1	15
31	RH	168/180 (93%)	94 (56%)	36 (21%)	38 (23%)	0	1

Continued on next page...

Continued from previous page...

Mol	Chain	Analysed	Favoured	Allowed	Outliers	Percentiles	
31	YH	168/180 (93%)	94 (56%)	36 (21%)	38 (23%)	0	1
32	RI	144/148 (97%)	109 (76%)	24 (17%)	11 (8%)	1	12
32	YI	144/148 (97%)	108 (75%)	23 (16%)	13 (9%)	1	9
33	RN	136/140 (97%)	104 (76%)	20 (15%)	12 (9%)	1	9
33	YN	136/140 (97%)	107 (79%)	16 (12%)	13 (10%)	0	8
34	RO	120/122 (98%)	109 (91%)	9 (8%)	2 (2%)	9	45
34	YO	120/122 (98%)	108 (90%)	10 (8%)	2 (2%)	9	45
35	RP	148/150 (99%)	109 (74%)	26 (18%)	13 (9%)	1	9
35	YP	148/150 (99%)	101 (68%)	35 (24%)	12 (8%)	1	11
36	RQ	139/141 (99%)	95 (68%)	30 (22%)	14 (10%)	0	7
36	YQ	139/141 (99%)	97 (70%)	28 (20%)	14 (10%)	0	7
37	RR	116/118 (98%)	106 (91%)	5 (4%)	5 (4%)	2	24
37	YR	116/118 (98%)	99 (85%)	11 (10%)	6 (5%)	2	20
38	RS	109/112 (97%)	76 (70%)	22 (20%)	11 (10%)	0	7
38	YS	109/112 (97%)	62 (57%)	29 (27%)	18 (16%)	0	3
39	RT	135/146 (92%)	107 (79%)	16 (12%)	12 (9%)	1	9
39	YT	135/146 (92%)	108 (80%)	17 (13%)	10 (7%)	1	13
40	RU	115/118 (98%)	102 (89%)	9 (8%)	4 (4%)	3	30
40	YU	115/118 (98%)	102 (89%)	11 (10%)	2 (2%)	9	45
41	RV	99/101 (98%)	82 (83%)	11 (11%)	6 (6%)	1	17
41	YV	99/101 (98%)	79 (80%)	12 (12%)	8 (8%)	1	11
42	RW	111/113 (98%)	99 (89%)	8 (7%)	4 (4%)	3	29
42	YW	111/113 (98%)	100 (90%)	9 (8%)	2 (2%)	8	43
43	RX	90/96 (94%)	77 (86%)	11 (12%)	2 (2%)	6	39
43	YX	90/96 (94%)	82 (91%)	6 (7%)	2 (2%)	6	39
44	RY	100/110 (91%)	71 (71%)	13 (13%)	16 (16%)	0	3
44	YY	100/110 (91%)	70 (70%)	18 (18%)	12 (12%)	0	5
45	RZ	181/206 (88%)	127 (70%)	34 (19%)	20 (11%)	0	6
45	YZ	181/206 (88%)	135 (75%)	28 (16%)	18 (10%)	0	8
46	R0	80/85 (94%)	66 (82%)	13 (16%)	1 (1%)	12	50
46	Y0	80/85 (94%)	73 (91%)	7 (9%)	0	100	100

Continued on next page...

Continued from previous page...

Mol	Chain	Analysed	Favoured	Allowed	Outliers	Percentiles	
47	R1	95/98 (97%)	75 (79%)	11 (12%)	9 (10%)	0	8
47	Y1	95/98 (97%)	72 (76%)	17 (18%)	6 (6%)	1	17
48	R2	67/72 (93%)	54 (81%)	9 (13%)	4 (6%)	1	17
48	Y2	67/72 (93%)	46 (69%)	13 (19%)	8 (12%)	0	5
49	R3	57/60 (95%)	52 (91%)	3 (5%)	2 (4%)	3	30
49	Y3	57/60 (95%)	52 (91%)	4 (7%)	1 (2%)	8	43
50	R4	69/71 (97%)	22 (32%)	21 (30%)	26 (38%)	0	0
50	Y4	69/71 (97%)	35 (51%)	15 (22%)	19 (28%)	0	0
51	R5	57/60 (95%)	33 (58%)	9 (16%)	15 (26%)	0	0
51	Y5	56/60 (93%)	46 (82%)	8 (14%)	2 (4%)	3	29
52	R6	47/54 (87%)	23 (49%)	13 (28%)	11 (23%)	0	0
52	Y6	47/54 (87%)	22 (47%)	17 (36%)	8 (17%)	0	2
53	R7	47/49 (96%)	45 (96%)	1 (2%)	1 (2%)	7	40
53	Y7	47/49 (96%)	43 (92%)	3 (6%)	1 (2%)	7	40
54	R8	62/65 (95%)	36 (58%)	14 (23%)	12 (19%)	0	2
54	Y8	62/65 (95%)	36 (58%)	15 (24%)	11 (18%)	0	2
55	R9	35/37 (95%)	35 (100%)	0	0	100	100
55	Y9	35/37 (95%)	31 (89%)	4 (11%)	0	100	100
All	All	11469/12128 (95%)	9024 (79%)	1612 (14%)	833 (7%)	1	13

All (833) Ramachandran outliers are listed below:

Mol	Chain	Res	Type
2	QB	236	TYR
3	QC	12	LEU
3	QC	190	ARG
4	QD	33	MET
12	QL	18	VAL
12	QL	27	LEU
12	QL	62	SER
12	QL	121	GLY
13	QM	67	GLU
13	QM	106	ASN
13	QM	118	ALA
14	QN	16	PHE
19	QS	12	ASP

Continued on next page...

Continued from previous page...

Mol	Chain	Res	Type
19	QS	45	VAL
20	QT	49	ALA
27	RD	26	LYS
27	RD	122	ASP
27	RD	242	ARG
28	RE	4	ILE
28	RE	7	VAL
28	RE	9	VAL
28	RE	22	PRO
28	RE	54	GLN
28	RE	57	LYS
28	RE	60	ASN
28	RE	63	LEU
28	RE	64	LYS
28	RE	68	ALA
28	RE	70	ALA
28	RE	73	GLU
28	RE	90	THR
28	RE	92	THR
28	RE	93	VAL
28	RE	169	ASN
28	RE	187	ALA
28	RE	189	PRO
29	RF	89	VAL
29	RF	134	GLY
31	RH	10	PRO
31	RH	12	PRO
31	RH	83	TYR
31	RH	85	LYS
31	RH	86	GLU
31	RH	87	LEU
31	RH	90	LYS
31	RH	92	ILE
31	RH	126	PRO
31	RH	127	GLU
31	RH	128	PRO
31	RH	137	ASP
31	RH	138	LYS
31	RH	153	LYS
31	RH	154	PRO
31	RH	155	SER
31	RH	169	VAL

Continued on next page...

Continued from previous page...

Mol	Chain	Res	Type
32	RI	115	ALA
32	RI	145	VAL
33	RN	9	VAL
33	RN	22	THR
33	RN	96	GLU
33	RN	131	GLN
34	RO	5	GLN
35	RP	15	ARG
35	RP	61	ARG
35	RP	148	LEU
36	RQ	6	ARG
36	RQ	18	LYS
36	RQ	22	LYS
36	RQ	27	VAL
36	RQ	81	VAL
36	RQ	90	VAL
36	RQ	134	ARG
37	RR	3	HIS
37	RR	4	LEU
38	RS	57	LYS
38	RS	88	ASP
38	RS	89	ARG
39	RT	2	ASN
39	RT	3	ARG
39	RT	106	SER
39	RT	112	ARG
39	RT	124	ASP
40	RU	91	ASP
41	RV	48	GLY
41	RV	50	PRO
41	RV	100	ARG
42	RW	111	HIS
44	RY	3	VAL
44	RY	50	ARG
44	RY	57	GLN
44	RY	77	PRO
44	RY	78	ALA
45	RZ	6	LYS
45	RZ	111	VAL
48	R2	70	GLN
48	R2	71	ASN
50	R4	5	ILE

Continued on next page...

Continued from previous page...

Mol	Chain	Res	Type
50	R4	14	ILE
50	R4	16	CYS
50	R4	22	ILE
50	R4	23	GLU
50	R4	36	CYS
50	R4	37	SER
50	R4	40	HIS
50	R4	42	PHE
50	R4	43	TYR
50	R4	49	PHE
50	R4	50	VAL
50	R4	51	ASP
50	R4	53	GLU
50	R4	62	ARG
50	R4	66	SER
50	R4	68	ARG
51	R5	3	LYS
51	R5	4	HIS
51	R5	35	GLU
51	R5	51	TYR
51	R5	53	ALA
52	R6	15	GLU
54	R8	29	LYS
54	R8	31	HIS
54	R8	34	TRP
54	R8	52	LYS
54	R8	62	LEU
2	XB	230	VAL
2	XB	236	TYR
3	XC	12	LEU
3	XC	79	ARG
4	XD	154	ASN
11	XK	91	ARG
12	XL	18	VAL
12	XL	27	LEU
12	XL	62	SER
12	XL	121	GLY
13	XM	67	GLU
13	XM	106	ASN
13	XM	118	ALA
14	XN	14	PRO
14	XN	16	PHE

Continued on next page...

Continued from previous page...

Mol	Chain	Res	Type
14	XN	52	GLN
19	XS	3	ARG
19	XS	12	ASP
20	XT	96	GLY
27	YD	26	LYS
27	YD	28	GLU
27	YD	123	ALA
27	YD	231	HIS
28	YE	4	ILE
28	YE	7	VAL
28	YE	9	VAL
28	YE	22	PRO
28	YE	54	GLN
28	YE	57	LYS
28	YE	60	ASN
28	YE	63	LEU
28	YE	64	LYS
28	YE	68	ALA
28	YE	70	ALA
28	YE	73	GLU
28	YE	90	THR
28	YE	92	THR
28	YE	93	VAL
28	YE	169	ASN
28	YE	187	ALA
28	YE	189	PRO
29	YF	25	PRO
29	YF	66	PRO
29	YF	68	LYS
29	YF	73	ALA
29	YF	89	VAL
29	YF	128	ALA
29	YF	176	LEU
30	YG	96	ARG
31	YH	10	PRO
31	YH	12	PRO
31	YH	83	TYR
31	YH	85	LYS
31	YH	86	GLU
31	YH	87	LEU
31	YH	90	LYS
31	YH	92	ILE

Continued on next page...

Continued from previous page...

Mol	Chain	Res	Type
31	YH	126	PRO
31	YH	127	GLU
31	YH	128	PRO
31	YH	137	ASP
31	YH	138	LYS
31	YH	153	LYS
31	YH	154	PRO
31	YH	155	SER
31	YH	169	VAL
32	YI	133	HIS
32	YI	145	VAL
33	YN	9	VAL
33	YN	22	THR
33	YN	36	GLY
35	YP	6	LEU
35	YP	15	ARG
35	YP	95	VAL
35	YP	148	LEU
36	YQ	6	ARG
36	YQ	18	LYS
36	YQ	22	LYS
36	YQ	27	VAL
36	YQ	81	VAL
36	YQ	90	VAL
36	YQ	134	ARG
37	YR	3	HIS
38	YS	4	LEU
38	YS	12	PHE
38	YS	14	VAL
38	YS	23	ARG
38	YS	56	LEU
38	YS	57	LYS
38	YS	88	ASP
38	YS	89	ARG
38	YS	90	GLY
38	YS	107	GLU
39	YT	2	ASN
39	YT	123	GLN
39	YT	124	ASP
40	YU	93	LYS
41	YV	45	THR
43	YX	68	ARG

Continued on next page...

Continued from previous page...

Mol	Chain	Res	Type
44	YY	50	ARG
44	YY	57	GLN
44	YY	77	PRO
44	YY	78	ALA
45	YZ	6	LYS
45	YZ	146	ILE
45	YZ	152	ALA
45	YZ	159	PRO
45	YZ	166	SER
47	Y1	30	VAL
47	Y1	84	GLY
47	Y1	91	LYS
47	Y1	95	LEU
48	Y2	16	LEU
48	Y2	43	GLN
48	Y2	47	ASN
48	Y2	48	HIS
48	Y2	71	ASN
50	Y4	24	THR
50	Y4	40	HIS
50	Y4	49	PHE
52	Y6	15	GLU
53	Y7	48	LYS
54	Y8	29	LYS
54	Y8	31	HIS
54	Y8	34	TRP
54	Y8	52	LYS
54	Y8	62	LEU
2	QB	15	VAL
2	QB	96	ARG
2	QB	229	VAL
2	QB	230	VAL
2	QB	237	ALA
3	QC	79	ARG
4	QD	166	LYS
5	QE	115	VAL
8	QH	129	VAL
9	QI	41	VAL
9	QI	117	HIS
10	QJ	59	SER
11	QK	103	LEU
12	QL	49	ASN

Continued on next page...

Continued from previous page...

Mol	Chain	Res	Type
12	QL	65	GLU
12	QL	110	VAL
12	QL	115	LYS
12	QL	116	SER
12	QL	128	ALA
13	QM	12	ASN
13	QM	120	LYS
14	QN	12	ARG
17	QQ	81	ARG
19	QS	3	ARG
19	QS	11	VAL
19	QS	26	GLY
19	QS	31	ILE
19	QS	41	VAL
27	RD	32	SER
28	RE	8	LYS
28	RE	37	ARG
28	RE	53	PRO
28	RE	61	ARG
28	RE	78	LEU
28	RE	88	GLY
28	RE	186	GLY
28	RE	190	GLY
28	RE	204	ALA
29	RF	67	GLN
29	RF	73	ALA
30	RG	4	ASP
30	RG	5	VAL
30	RG	14	GLU
30	RG	96	ARG
30	RG	137	GLU
30	RG	146	TYR
31	RH	3	ARG
31	RH	8	PRO
31	RH	55	PRO
31	RH	59	ARG
31	RH	84	SER
31	RH	151	ILE
31	RH	156	ALA
31	RH	168	PRO
32	RI	10	GLU
32	RI	11	ASN

Continued on next page...

Continued from previous page...

Mol	Chain	Res	Type
32	RI	15	VAL
32	RI	133	HIS
35	RP	6	LEU
35	RP	65	ARG
35	RP	67	MET
35	RP	103	ALA
35	RP	106	LEU
35	RP	141	ALA
36	RQ	13	GLN
36	RQ	24	GLY
36	RQ	28	ALA
36	RQ	57	HIS
37	RR	107	ASP
38	RS	4	LEU
38	RS	107	GLU
39	RT	37	GLY
40	RU	90	VAL
41	RV	49	THR
41	RV	79	VAL
43	RX	41	ASN
44	RY	45	VAL
44	RY	48	ALA
44	RY	63	LYS
45	RZ	51	ALA
45	RZ	108	PRO
45	RZ	116	VAL
45	RZ	153	SER
45	RZ	177	PRO
47	R1	30	VAL
47	R1	80	LEU
47	R1	84	GLY
47	R1	91	LYS
47	R1	95	LEU
48	R2	43	GLN
49	R3	26	LEU
50	R4	9	LEU
50	R4	24	THR
51	R5	43	HIS
51	R5	55	ARG
52	R6	7	ILE
52	R6	45	LYS
2	XB	15	VAL

Continued on next page...

Continued from previous page...

Mol	Chain	Res	Type
4	XD	30	LYS
4	XD	166	LYS
5	XE	115	VAL
7	XG	55	GLY
8	XH	50	ARG
9	XI	41	VAL
9	XI	127	LYS
10	XJ	30	SER
10	XJ	86	MET
12	XL	65	GLU
12	XL	110	VAL
12	XL	115	LYS
12	XL	116	SER
12	XL	128	ALA
13	XM	6	GLY
13	XM	21	TYR
19	XS	41	VAL
19	XS	45	VAL
20	XT	99	LEU
27	YD	3	VAL
27	YD	32	SER
27	YD	58	HIS
27	YD	122	ASP
27	YD	169	GLU
28	YE	8	LYS
28	YE	20	ALA
28	YE	53	PRO
28	YE	61	ARG
28	YE	78	LEU
28	YE	88	GLY
28	YE	186	GLY
28	YE	190	GLY
28	YE	204	ALA
29	YF	18	ARG
29	YF	107	LYS
29	YF	108	LYS
29	YF	111	ALA
29	YF	132	VAL
29	YF	134	GLY
29	YF	168	ARG
30	YG	4	ASP
30	YG	36	LYS

Continued on next page...

Continued from previous page...

Mol	Chain	Res	Type
31	YH	3	ARG
31	YH	8	PRO
31	YH	55	PRO
31	YH	59	ARG
31	YH	84	SER
31	YH	151	ILE
31	YH	156	ALA
31	YH	168	PRO
32	YI	12	LEU
33	YN	23	LEU
33	YN	96	GLU
34	YO	5	GLN
35	YP	106	LEU
36	YQ	13	GLN
36	YQ	24	GLY
36	YQ	28	ALA
37	YR	4	LEU
37	YR	45	ARG
37	YR	107	ASP
38	YS	61	ASN
38	YS	87	PHE
38	YS	96	GLY
38	YS	100	ALA
38	YS	109	GLY
39	YT	13	ARG
39	YT	39	ARG
39	YT	106	SER
41	YV	31	ALA
41	YV	48	GLY
41	YV	79	VAL
42	YW	111	HIS
44	YY	58	GLY
44	YY	102	CYS
45	YZ	53	ILE
45	YZ	59	LEU
45	YZ	81	ARG
48	Y2	24	LEU
48	Y2	44	LEU
48	Y2	70	GLN
50	Y4	5	ILE
50	Y4	18	CYS
50	Y4	22	ILE

Continued on next page...

Continued from previous page...

Mol	Chain	Res	Type
50	Y4	37	SER
50	Y4	43	TYR
50	Y4	50	VAL
52	Y6	7	ILE
52	Y6	16	CYS
52	Y6	33	LYS
2	QB	26	PRO
2	QB	87	ARG
2	QB	207	ALA
3	QC	4	LYS
3	QC	51	GLY
4	QD	155	LEU
5	QE	77	PRO
10	QJ	30	SER
11	QK	125	PHE
12	QL	51	ALA
12	QL	123	LYS
14	QN	14	PRO
15	QO	23	GLY
17	QQ	74	LEU
19	QS	9	VAL
19	QS	14	HIS
19	QS	28	LYS
20	QT	96	GLY
27	RD	46	GLN
27	RD	239	ARG
28	RE	20	ALA
28	RE	62	PRO
28	RE	69	LYS
28	RE	71	GLY
28	RE	82	ARG
28	RE	117	MET
28	RE	130	GLY
28	RE	132	HIS
29	RF	66	PRO
29	RF	133	ASN
30	RG	32	PRO
30	RG	116	ASP
31	RH	50	VAL
31	RH	81	GLU
31	RH	152	ARG
32	RI	102	SER

Continued on next page...

Continued from previous page...

Mol	Chain	Res	Type
32	RI	118	LYS
32	RI	122	GLU
33	RN	8	GLN
33	RN	23	LEU
33	RN	95	PRO
33	RN	130	HIS
34	RO	97	ARG
35	RP	90	ARG
36	RQ	88	GLY
36	RQ	91	GLU
37	RR	74	LYS
38	RS	12	PHE
38	RS	61	ASN
39	RT	12	SER
39	RT	97	ALA
40	RU	117	GLN
43	RX	67	GLY
44	RY	58	GLY
45	RZ	166	SER
47	R1	76	ARG
48	R2	47	ASN
49	R3	27	GLY
50	R4	27	THR
50	R4	46	GLN
52	R6	33	LYS
52	R6	35	GLU
52	R6	49	HIS
54	R8	46	ARG
54	R8	47	LYS
2	XB	13	ALA
2	XB	22	LYS
2	XB	24	TRP
2	XB	135	GLN
2	XB	207	ALA
4	XD	73	ARG
4	XD	155	LEU
7	XG	7	ALA
8	XH	2	LEU
9	XI	56	LEU
9	XI	95	LYS
10	XJ	59	SER
11	XK	103	LEU

Continued on next page...

Continued from previous page...

Mol	Chain	Res	Type
12	XL	51	ALA
12	XL	123	LYS
13	XM	4	ILE
13	XM	12	ASN
13	XM	42	ALA
19	XS	27	GLU
19	XS	28	LYS
27	YD	111	LEU
27	YD	239	ARG
27	YD	242	ARG
27	YD	262	ARG
28	YE	37	ARG
28	YE	62	PRO
28	YE	69	LYS
28	YE	71	GLY
28	YE	82	ARG
28	YE	117	MET
28	YE	130	GLY
28	YE	132	HIS
31	YH	50	VAL
31	YH	81	GLU
31	YH	152	ARG
32	YI	11	ASN
32	YI	113	ARG
32	YI	117	GLU
32	YI	122	GLU
33	YN	131	GLN
35	YP	29	LYS
36	YQ	57	HIS
36	YQ	88	GLY
36	YQ	91	GLU
37	YR	86	ARG
38	YS	19	LYS
38	YS	74	ALA
38	YS	75	GLU
39	YT	97	ALA
41	YV	49	THR
41	YV	53	GLU
41	YV	100	ARG
44	YY	42	VAL
44	YY	63	LYS
45	YZ	13	GLU

Continued on next page...

Continued from previous page...

Mol	Chain	Res	Type
45	YZ	92	SER
45	YZ	113	ALA
45	YZ	181	GLU
49	Y3	3	ARG
50	Y4	23	GLU
50	Y4	30	GLU
50	Y4	34	GLU
50	Y4	66	SER
51	Y5	47	PRO
52	Y6	19	ARG
52	Y6	49	HIS
54	Y8	46	ARG
54	Y8	47	LYS
2	QB	22	LYS
2	QB	126	GLU
2	QB	209	ARG
9	QI	56	LEU
12	QL	64	TYR
13	QM	6	GLY
13	QM	13	LYS
18	QR	20	ALA
18	QR	54	ARG
20	QT	71	THR
21	QU	9	ARG
27	RD	3	VAL
27	RD	123	ALA
27	RD	237	GLU
28	RE	66	HIS
28	RE	126	PRO
30	RG	36	LYS
30	RG	86	MET
31	RH	13	LYS
31	RH	109	PHE
31	RH	159	GLU
32	RI	117	GLU
35	RP	21	ARG
35	RP	95	VAL
37	RR	71	GLN
38	RS	109	GLY
39	RT	38	ASN
39	RT	39	ARG
40	RU	98	LEU

Continued on next page...

Continued from previous page...

Mol	Chain	Res	Type
42	RW	18	ARG
42	RW	63	ASP
42	RW	68	ARG
44	RY	4	LYS
44	RY	53	PRO
44	RY	99	CYS
45	RZ	7	ALA
45	RZ	13	GLU
45	RZ	92	SER
45	RZ	112	ARG
50	R4	8	LYS
51	R5	14	ALA
51	R5	37	LYS
51	R5	42	PRO
51	R5	45	VAL
51	R5	48	GLU
52	R6	16	CYS
53	R7	48	LYS
54	R8	30	ARG
54	R8	53	PRO
54	R8	57	ARG
2	XB	19	HIS
2	XB	101	MET
2	XB	155	LEU
8	XH	129	VAL
12	XL	64	TYR
14	XN	15	LYS
14	XN	32	SER
15	XO	88	ARG
18	XR	20	ALA
19	XS	9	VAL
20	XT	49	ALA
20	XT	84	LEU
20	XT	98	PRO
21	XU	9	ARG
27	YD	12	SER
27	YD	73	VAL
28	YE	66	HIS
28	YE	126	PRO
29	YF	43	LYS
29	YF	130	ALA
29	YF	145	GLU

Continued on next page...

Continued from previous page...

Mol	Chain	Res	Type
30	YG	14	GLU
30	YG	82	LEU
30	YG	86	MET
30	YG	116	ASP
31	YH	13	LYS
31	YH	47	GLU
31	YH	109	PHE
31	YH	159	GLU
32	YI	10	GLU
32	YI	114	LEU
33	YN	11	PRO
33	YN	28	THR
33	YN	47	ALA
35	YP	25	SER
35	YP	61	ARG
35	YP	93	GLY
39	YT	17	THR
43	YX	40	LYS
44	YY	51	VAL
44	YY	53	PRO
50	Y4	9	LEU
50	Y4	16	CYS
50	Y4	25	TYR
50	Y4	54	GLY
50	Y4	60	GLN
52	Y6	35	GLU
54	Y8	25	MET
54	Y8	53	PRO
54	Y8	57	ARG
2	QB	234	PRO
5	QE	96	PRO
7	QG	7	ALA
9	QI	121	ARG
12	QL	63	GLY
13	QM	4	ILE
18	QR	26	LEU
20	QT	73	HIS
20	QT	97	ALA
27	RD	238	GLY
28	RE	79	ARG
30	RG	82	LEU
30	RG	117	PHE

Continued on next page...

Continued from previous page...

Mol	Chain	Res	Type
31	RH	11	VAL
31	RH	27	LYS
31	RH	47	GLU
31	RH	77	LYS
31	RH	170	ARG
32	RI	12	LEU
33	RN	18	ALA
33	RN	57	ALA
33	RN	135	PRO
35	RP	57	THR
38	RS	97	ARG
38	RS	110	LEU
39	RT	40	THR
44	RY	39	VAL
44	RY	41	GLY
44	RY	62	GLU
45	RZ	61	LEU
45	RZ	66	SER
45	RZ	81	ARG
45	RZ	130	PRO
46	R0	18	ALA
47	R1	74	VAL
47	R1	82	LEU
50	R4	30	GLU
50	R4	69	LYS
52	R6	9	LEU
52	R6	19	ARG
54	R8	25	MET
54	R8	64	TYR
2	XB	121	LEU
3	XC	181	ASN
5	XE	70	PRO
10	XJ	27	ALA
12	XL	63	GLY
13	XM	101	GLN
15	XO	23	GLY
20	XT	97	ALA
27	YD	33	LEU
28	YE	79	ARG
29	YF	47	GLY
29	YF	118	ALA
29	YF	136	THR

Continued on next page...

Continued from previous page...

Mol	Chain	Res	Type
30	YG	5	VAL
30	YG	53	LEU
31	YH	11	VAL
31	YH	27	LYS
31	YH	77	LYS
31	YH	170	ARG
32	YI	18	VAL
32	YI	118	LYS
33	YN	95	PRO
33	YN	127	ASP
33	YN	134	ARG
33	YN	135	PRO
35	YP	7	ARG
35	YP	65	ARG
35	YP	115	LEU
39	YT	86	ILE
40	YU	117	GLN
41	YV	50	PRO
44	YY	39	VAL
45	YZ	7	ALA
45	YZ	61	LEU
45	YZ	143	GLY
45	YZ	153	SER
47	Y1	74	VAL
50	Y4	14	ILE
51	Y5	5	PRO
52	Y6	21	TYR
54	Y8	64	TYR
2	QB	155	LEU
10	QJ	82	ILE
13	QM	10	PRO
14	QN	15	LYS
20	QT	98	PRO
27	RD	125	ILE
30	RG	52	ILE
30	RG	88	ILE
31	RH	7	LEU
31	RH	26	VAL
38	RS	82	ILE
44	RY	5	MET
47	R1	55	GLY
50	R4	33	VAL

Continued on next page...

Continued from previous page...

Mol	Chain	Res	Type
50	R4	70	GLY
51	R5	57	VAL
52	R6	21	TYR
52	R6	34	LEU
2	XB	26	PRO
2	XB	126	GLU
2	XB	237	ALA
10	XJ	91	PRO
14	XN	60	SER
27	YD	178	PRO
27	YD	241	PRO
30	YG	117	PHE
31	YH	7	LEU
31	YH	26	VAL
34	YO	97	ARG
44	YY	3	VAL
45	YZ	177	PRO
47	Y1	55	GLY
2	QB	5	ILE
16	QP	46	PRO
28	RE	86	PRO
28	RE	184	VAL
36	RQ	86	GLY
45	RZ	53	ILE
5	XE	74	GLY
28	YE	86	PRO
28	YE	184	VAL
32	YI	15	VAL
36	YQ	86	GLY
3	QC	81	GLY
5	QE	74	GLY
19	QS	46	GLY
27	RD	35	LYS
51	R5	46	CYS
19	XS	26	GLY
19	XS	46	GLY
39	YT	37	GLY
42	YW	14	PRO
45	YZ	160	GLY
7	QG	50	ILE
9	QI	89	ASN
10	QJ	37	PRO

Continued on next page...

Continued from previous page...

Mol	Chain	Res	Type
33	RN	134	ARG
39	RT	86	ILE
45	RZ	62	PRO
45	RZ	165	VAL
51	R5	34	PRO
8	XH	51	VAL
16	XP	46	PRO
19	XS	31	ILE
27	YD	34	VAL
28	RE	52	LEU
28	RE	55	ASN
41	RV	54	GLY
28	YE	52	LEU
28	YE	55	ASN
30	YG	52	ILE
30	YG	88	ILE
32	YI	13	GLY
37	YR	117	VAL
2	QB	227	GLY
30	RG	68	PRO
45	RZ	94	GLU
12	XL	48	PRO

5.3.2 Protein sidechains (i)

In the following table, the Percentiles column shows the percent sidechain outliers of the chain as a percentile score with respect to all X-ray entries followed by that with respect to entries of similar resolution.

The Analysed column shows the number of residues for which the sidechain conformation was analysed, and the total number of residues.

Mol	Chain	Analysed	Rotameric	Outliers	Percentiles
2	QB	205/220 (93%)	172 (84%)	33 (16%)	2 16
2	XB	205/220 (93%)	180 (88%)	25 (12%)	5 26
3	QC	159/188 (85%)	144 (91%)	15 (9%)	8 38
3	XC	159/188 (85%)	145 (91%)	14 (9%)	10 40
4	QD	180/181 (99%)	161 (89%)	19 (11%)	6 32
4	XD	180/181 (99%)	154 (86%)	26 (14%)	3 20
5	QE	116/123 (94%)	103 (89%)	13 (11%)	6 30

Continued on next page...

Continued from previous page...

Mol	Chain	Analysed	Rotameric	Outliers	Percentiles	
5	XE	116/123 (94%)	104 (90%)	12 (10%)	7	34
6	QF	90/90 (100%)	78 (87%)	12 (13%)	4	23
6	XF	90/90 (100%)	82 (91%)	8 (9%)	9	40
7	QG	126/127 (99%)	114 (90%)	12 (10%)	8	37
7	XG	126/127 (99%)	114 (90%)	12 (10%)	8	37
8	QH	119/119 (100%)	109 (92%)	10 (8%)	11	42
8	XH	119/119 (100%)	106 (89%)	13 (11%)	6	32
9	QI	98/99 (99%)	81 (83%)	17 (17%)	2	12
9	XI	98/99 (99%)	80 (82%)	18 (18%)	1	10
10	QJ	89/92 (97%)	79 (89%)	10 (11%)	6	30
10	XJ	89/92 (97%)	75 (84%)	14 (16%)	2	17
11	QK	90/99 (91%)	81 (90%)	9 (10%)	7	35
11	XK	90/99 (91%)	81 (90%)	9 (10%)	7	35
12	QL	104/109 (95%)	90 (86%)	14 (14%)	4	23
12	XL	104/109 (95%)	89 (86%)	15 (14%)	3	20
13	QM	97/101 (96%)	73 (75%)	24 (25%)	0	4
13	XM	97/101 (96%)	78 (80%)	19 (20%)	1	8
14	QN	49/50 (98%)	40 (82%)	9 (18%)	1	10
14	XN	49/50 (98%)	42 (86%)	7 (14%)	3	21
15	QO	79/80 (99%)	72 (91%)	7 (9%)	9	40
15	XO	79/80 (99%)	69 (87%)	10 (13%)	4	24
16	QP	72/74 (97%)	63 (88%)	9 (12%)	4	25
16	XP	72/74 (97%)	64 (89%)	8 (11%)	6	31
17	QQ	95/97 (98%)	87 (92%)	8 (8%)	11	42
17	XQ	95/97 (98%)	89 (94%)	6 (6%)	18	53
18	QR	61/77 (79%)	50 (82%)	11 (18%)	1	11
18	XR	61/77 (79%)	52 (85%)	9 (15%)	3	19
19	QS	73/80 (91%)	59 (81%)	14 (19%)	1	9
19	XS	73/80 (91%)	57 (78%)	16 (22%)	1	6
20	QT	76/82 (93%)	67 (88%)	9 (12%)	5	28
20	XT	76/82 (93%)	67 (88%)	9 (12%)	5	28

Continued on next page...

Continued from previous page...

Mol	Chain	Analysed	Rotameric	Outliers	Percentiles	
21	QU	20/22 (91%)	20 (100%)	0	100	100
21	XU	20/22 (91%)	19 (95%)	1 (5%)	24	59
27	RD	214/218 (98%)	175 (82%)	39 (18%)	1	10
27	YD	214/218 (98%)	177 (83%)	37 (17%)	2	12
28	RE	165/166 (99%)	127 (77%)	38 (23%)	1	5
28	YE	165/166 (99%)	127 (77%)	38 (23%)	1	5
29	RF	161/166 (97%)	142 (88%)	19 (12%)	5	28
29	YF	161/166 (97%)	140 (87%)	21 (13%)	4	24
30	RG	155/156 (99%)	134 (86%)	21 (14%)	4	23
30	YG	155/156 (99%)	133 (86%)	22 (14%)	3	21
31	RH	142/148 (96%)	114 (80%)	28 (20%)	1	8
31	YH	142/148 (96%)	114 (80%)	28 (20%)	1	8
32	RI	122/124 (98%)	100 (82%)	22 (18%)	1	11
32	YI	122/124 (98%)	97 (80%)	25 (20%)	1	7
33	RN	117/119 (98%)	97 (83%)	20 (17%)	2	13
33	YN	117/119 (98%)	95 (81%)	22 (19%)	1	9
34	RO	100/100 (100%)	90 (90%)	10 (10%)	7	35
34	YO	100/100 (100%)	88 (88%)	12 (12%)	5	27
35	RP	116/116 (100%)	86 (74%)	30 (26%)	0	4
35	YP	116/116 (100%)	79 (68%)	37 (32%)	0	2
36	RQ	111/111 (100%)	93 (84%)	18 (16%)	2	15
36	YQ	111/111 (100%)	92 (83%)	19 (17%)	2	13
37	RR	101/101 (100%)	83 (82%)	18 (18%)	2	11
37	YR	101/101 (100%)	81 (80%)	20 (20%)	1	8
38	RS	87/88 (99%)	69 (79%)	18 (21%)	1	7
38	YS	87/88 (99%)	74 (85%)	13 (15%)	3	19
39	RT	120/127 (94%)	102 (85%)	18 (15%)	3	19
39	YT	120/127 (94%)	99 (82%)	21 (18%)	2	12
40	RU	93/94 (99%)	79 (85%)	14 (15%)	3	19
40	YU	93/94 (99%)	77 (83%)	16 (17%)	2	13
41	RV	82/82 (100%)	66 (80%)	16 (20%)	1	9

Continued on next page...

Continued from previous page...

Mol	Chain	Analysed	Rotameric	Outliers	Percentiles	
41	YV	82/82 (100%)	67 (82%)	15 (18%)	1	10
42	RW	92/92 (100%)	73 (79%)	19 (21%)	1	7
42	YW	92/92 (100%)	76 (83%)	16 (17%)	2	12
43	RX	74/78 (95%)	64 (86%)	10 (14%)	4	23
43	YX	74/78 (95%)	60 (81%)	14 (19%)	1	9
44	RY	85/91 (93%)	63 (74%)	22 (26%)	0	4
44	YY	85/91 (93%)	64 (75%)	21 (25%)	0	4
45	RZ	162/179 (90%)	138 (85%)	24 (15%)	3	19
45	YZ	162/179 (90%)	145 (90%)	17 (10%)	7	33
46	R0	65/67 (97%)	60 (92%)	5 (8%)	13	45
46	Y0	65/67 (97%)	59 (91%)	6 (9%)	9	39
47	R1	82/83 (99%)	73 (89%)	9 (11%)	6	31
47	Y1	82/83 (99%)	70 (85%)	12 (15%)	3	20
48	R2	64/67 (96%)	55 (86%)	9 (14%)	3	21
48	Y2	64/67 (96%)	57 (89%)	7 (11%)	6	32
49	R3	51/52 (98%)	45 (88%)	6 (12%)	5	28
49	Y3	51/52 (98%)	43 (84%)	8 (16%)	2	17
50	R4	63/63 (100%)	46 (73%)	17 (27%)	0	3
50	Y4	63/63 (100%)	44 (70%)	19 (30%)	0	2
51	R5	51/52 (98%)	39 (76%)	12 (24%)	1	5
51	Y5	51/52 (98%)	39 (76%)	12 (24%)	1	5
52	R6	48/52 (92%)	35 (73%)	13 (27%)	0	3
52	Y6	48/52 (92%)	38 (79%)	10 (21%)	1	7
53	R7	42/42 (100%)	34 (81%)	8 (19%)	1	9
53	Y7	42/42 (100%)	35 (83%)	7 (17%)	2	14
54	R8	54/55 (98%)	39 (72%)	15 (28%)	0	3
54	Y8	54/55 (98%)	38 (70%)	16 (30%)	0	2
55	R9	34/34 (100%)	32 (94%)	2 (6%)	19	55
55	Y9	34/34 (100%)	32 (94%)	2 (6%)	19	55
All	All	9702/10066 (96%)	8183 (84%)	1519 (16%)	2	17

All (1519) residues with a non-rotameric sidechain are listed below:

Mol	Chain	Res	Type
2	QB	5	ILE
2	QB	6	THR
2	QB	7	VAL
2	QB	8	LYS
2	QB	15	VAL
2	QB	23	ARG
2	QB	24	TRP
2	QB	32	ILE
2	QB	33	TYR
2	QB	36	ARG
2	QB	53	ARG
2	QB	60	ASP
2	QB	67	THR
2	QB	82	ARG
2	QB	87	ARG
2	QB	92	TYR
2	QB	94	ASN
2	QB	101	MET
2	QB	109	SER
2	QB	119	GLU
2	QB	121	LEU
2	QB	150	SER
2	QB	155	LEU
2	QB	158	LEU
2	QB	163	PHE
2	QB	165	VAL
2	QB	168	THR
2	QB	172	ILE
2	QB	175	ARG
2	QB	187	LEU
2	QB	196	LEU
2	QB	215	LEU
2	QB	217	ARG
3	QC	3	ASN
3	QC	5	ILE
3	QC	12	LEU
3	QC	16	ARG
3	QC	21	ARG
3	QC	45	LYS
3	QC	52	LEU
3	QC	76	VAL
3	QC	94	LEU
3	QC	127	ARG

Continued on next page...

Continued from previous page...

Mol	Chain	Res	Type
3	QC	131	ARG
3	QC	154	SER
3	QC	162	GLN
3	QC	165	THR
3	QC	206	GLU
4	QD	3	ARG
4	QD	9	CYS
4	QD	12	CYS
4	QD	13	ARG
4	QD	14	ARG
4	QD	26	CYS
4	QD	30	LYS
4	QD	33	MET
4	QD	50	ARG
4	QD	58	LEU
4	QD	86	LYS
4	QD	96	LEU
4	QD	122	ARG
4	QD	131	ARG
4	QD	135	LEU
4	QD	154	ASN
4	QD	187	ARG
4	QD	190	ASP
4	QD	192	GLU
5	QE	10	MET
5	QE	12	LEU
5	QE	31	LEU
5	QE	34	VAL
5	QE	41	VAL
5	QE	51	VAL
5	QE	68	GLU
5	QE	79	GLU
5	QE	81	GLU
5	QE	98	THR
5	QE	101	ILE
5	QE	107	ARG
5	QE	153	LYS
6	QF	16	GLN
6	QF	21	LEU
6	QF	23	LYS
6	QF	43	LEU
6	QF	45	LEU

Continued on next page...

Continued from previous page...

Mol	Chain	Res	Type
6	QF	47	ARG
6	QF	55	ASP
6	QF	69	GLU
6	QF	70	ASP
6	QF	72	VAL
6	QF	75	LEU
6	QF	98	LEU
7	QG	8	GLU
7	QG	54	THR
7	QG	80	VAL
7	QG	92	SER
7	QG	94	ARG
7	QG	104	LEU
7	QG	113	GLU
7	QG	114	ARG
7	QG	135	VAL
7	QG	136	LYS
7	QG	137	LYS
7	QG	155	ARG
8	QH	1	MET
8	QH	24	THR
8	QH	25	ASP
8	QH	26	VAL
8	QH	41	ARG
8	QH	99	GLU
8	QH	109	ILE
8	QH	112	LEU
8	QH	125	ARG
8	QH	129	VAL
9	QI	9	ARG
9	QI	10	ARG
9	QI	11	LYS
9	QI	23	ASN
9	QI	47	LEU
9	QI	56	LEU
9	QI	64	THR
9	QI	65	VAL
9	QI	75	ASP
9	QI	95	LYS
9	QI	104	ARG
9	QI	105	ASP
9	QI	113	LYS

Continued on next page...

Continued from previous page...

Mol	Chain	Res	Type
9	QI	114	TYR
9	QI	121	ARG
9	QI	125	TYR
9	QI	128	ARG
10	QJ	22	LYS
10	QJ	47	PHE
10	QJ	57	LYS
10	QJ	62	HIS
10	QJ	73	ASP
10	QJ	74	ILE
10	QJ	80	LYS
10	QJ	84	GLN
10	QJ	92	THR
10	QJ	96	ILE
11	QK	26	ASN
11	QK	29	ILE
11	QK	32	ILE
11	QK	34	ASP
11	QK	63	LEU
11	QK	92	GLU
11	QK	103	LEU
11	QK	109	VAL
11	QK	127	LYS
12	QL	17	LYS
12	QL	20	LYS
12	QL	27	LEU
12	QL	41	ARG
12	QL	53	ARG
12	QL	57	LYS
12	QL	60	LEU
12	QL	62	SER
12	QL	70	ILE
12	QL	73	GLU
12	QL	81	SER
12	QL	89	ARG
12	QL	112	ASP
12	QL	120	TYR
13	QM	8	GLU
13	QM	11	ARG
13	QM	13	LYS
13	QM	17	VAL
13	QM	19	LEU

Continued on next page...

Continued from previous page...

Mol	Chain	Res	Type
13	QM	45	VAL
13	QM	47	ASP
13	QM	48	LEU
13	QM	56	LEU
13	QM	57	ARG
13	QM	64	TRP
13	QM	66	LEU
13	QM	70	LEU
13	QM	77	ASN
13	QM	84	ILE
13	QM	88	ARG
13	QM	90	LEU
13	QM	98	VAL
13	QM	108	ARG
13	QM	111	LYS
13	QM	114	ARG
13	QM	115	LYS
13	QM	117	VAL
13	QM	122	LYS
14	QN	6	LEU
14	QN	12	ARG
14	QN	13	THR
14	QN	18	VAL
14	QN	33	VAL
14	QN	43	CYS
14	QN	44	LEU
14	QN	46	GLU
14	QN	57	ARG
15	QO	3	ILE
15	QO	4	THR
15	QO	26	GLU
15	QO	31	LEU
15	QO	39	LEU
15	QO	64	ARG
15	QO	84	LYS
16	QP	2	VAL
16	QP	20	VAL
16	QP	26	ARG
16	QP	28	ARG
16	QP	33	ILE
16	QP	53	VAL
16	QP	67	THR

Continued on next page...

Continued from previous page...

Mol	Chain	Res	Type
16	QP	69	THR
16	QP	71	ARG
17	QQ	37	LYS
17	QQ	38	ARG
17	QQ	52	LYS
17	QQ	59	ILE
17	QQ	62	SER
17	QQ	68	ARG
17	QQ	74	LEU
17	QQ	101	ARG
18	QR	26	LEU
18	QR	29	PHE
18	QR	31	LEU
18	QR	32	ARG
18	QR	36	ASN
18	QR	46	GLU
18	QR	54	ARG
18	QR	76	LEU
18	QR	82	THR
18	QR	83	GLU
18	QR	86	VAL
19	QS	5	LEU
19	QS	10	PHE
19	QS	12	ASP
19	QS	21	GLU
19	QS	28	LYS
19	QS	29	ARG
19	QS	30	LEU
19	QS	37	ARG
19	QS	43	GLU
19	QS	44	MET
19	QS	63	THR
19	QS	67	VAL
19	QS	77	THR
19	QS	83	HIS
20	QT	17	ARG
20	QT	24	LEU
20	QT	45	GLN
20	QT	72	LEU
20	QT	73	HIS
20	QT	75	ASN
20	QT	80	ARG

Continued on next page...

Continued from previous page...

Mol	Chain	Res	Type
20	QT	84	LEU
20	QT	93	GLU
27	RD	10	THR
27	RD	17	THR
27	RD	25	THR
27	RD	40	THR
27	RD	43	ARG
27	RD	44	ASN
27	RD	46	GLN
27	RD	49	ILE
27	RD	61	LEU
27	RD	65	ILE
27	RD	69	ARG
27	RD	71	ASP
27	RD	73	VAL
27	RD	83	GLU
27	RD	87	ASN
27	RD	88	ARG
27	RD	95	LEU
27	RD	103	ARG
27	RD	105	ILE
27	RD	106	ILE
27	RD	111	LEU
27	RD	134	ARG
27	RD	150	LYS
27	RD	155	LEU
27	RD	157	ARG
27	RD	173	VAL
27	RD	192	THR
27	RD	211	ARG
27	RD	212	SER
27	RD	221	VAL
27	RD	229	VAL
27	RD	237	GLU
27	RD	242	ARG
27	RD	257	LEU
27	RD	259	THR
27	RD	261	LYS
27	RD	268	ARG
27	RD	271	ILE
27	RD	273	ARG
28	RE	2	LYS

Continued on next page...

Continued from previous page...

Mol	Chain	Res	Type
28	RE	4	ILE
28	RE	13	ARG
28	RE	16	ARG
28	RE	17	ASP
28	RE	25	VAL
28	RE	26	ILE
28	RE	27	LEU
28	RE	33	VAL
28	RE	36	ARG
28	RE	37	ARG
28	RE	38	THR
28	RE	41	LYS
28	RE	45	THR
28	RE	54	GLN
28	RE	61	ARG
28	RE	62	PRO
28	RE	66	HIS
28	RE	73	GLU
28	RE	75	VAL
28	RE	77	ILE
28	RE	78	LEU
28	RE	79	ARG
28	RE	80	GLU
28	RE	101	ARG
28	RE	113	PHE
28	RE	117	MET
28	RE	119	ARG
28	RE	143	ASN
28	RE	146	THR
28	RE	154	LYS
28	RE	167	VAL
28	RE	179	GLU
28	RE	184	VAL
28	RE	196	VAL
28	RE	200	GLU
28	RE	202	LYS
28	RE	203	LYS
29	RF	9	ILE
29	RF	11	VAL
29	RF	13	SER
29	RF	28	ILE
29	RF	32	LEU

Continued on next page...

Continued from previous page...

Mol	Chain	Res	Type
29	RF	33	LEU
29	RF	45	ARG
29	RF	65	TRP
29	RF	70	THR
29	RF	74	ARG
29	RF	84	VAL
29	RF	104	LYS
29	RF	108	LYS
29	RF	117	ARG
29	RF	174	VAL
29	RF	181	LEU
29	RF	192	LEU
29	RF	194	MET
29	RF	197	ASP
30	RG	7	LEU
30	RG	10	LYS
30	RG	20	ILE
30	RG	26	GLN
30	RG	33	ARG
30	RG	34	LEU
30	RG	43	LEU
30	RG	53	LEU
30	RG	54	GLU
30	RG	67	LYS
30	RG	71	THR
30	RG	88	ILE
30	RG	94	LEU
30	RG	98	ARG
30	RG	116	ASP
30	RG	118	ARG
30	RG	133	LEU
30	RG	147	ASP
30	RG	159	VAL
30	RG	167	GLU
30	RG	174	GLU
31	RH	3	ARG
31	RH	4	ILE
31	RH	9	ILE
31	RH	10	PRO
31	RH	11	VAL
31	RH	16	SER
31	RH	27	LYS

Continued on next page...

Continued from previous page...

Mol	Chain	Res	Type
31	RH	32	GLU
31	RH	37	VAL
31	RH	41	MET
31	RH	43	VAL
31	RH	59	ARG
31	RH	64	LEU
31	RH	77	LYS
31	RH	81	GLU
31	RH	85	LYS
31	RH	88	LEU
31	RH	89	ILE
31	RH	105	LEU
31	RH	132	ARG
31	RH	139	GLN
31	RH	143	GLN
31	RH	152	ARG
31	RH	153	LYS
31	RH	154	PRO
31	RH	155	SER
31	RH	158	HIS
31	RH	169	VAL
32	RI	2	LYS
32	RI	9	LEU
32	RI	10	GLU
32	RI	27	ARG
32	RI	33	ARG
32	RI	38	LEU
32	RI	44	LEU
32	RI	56	LYS
32	RI	57	ARG
32	RI	70	GLU
32	RI	81	VAL
32	RI	85	GLU
32	RI	86	THR
32	RI	92	VAL
32	RI	97	ILE
32	RI	101	LEU
32	RI	113	ARG
32	RI	129	THR
32	RI	130	TYR
32	RI	131	LYS
32	RI	135	GLU

Continued on next page...

Continued from previous page...

Mol	Chain	Res	Type
32	RI	142	VAL
33	RN	1	MET
33	RN	2	LYS
33	RN	5	VAL
33	RN	7	LYS
33	RN	12	ARG
33	RN	32	THR
33	RN	34	LEU
33	RN	43	THR
33	RN	48	MET
33	RN	60	ILE
33	RN	61	ARG
33	RN	62	VAL
33	RN	87	LEU
33	RN	90	MET
33	RN	96	GLU
33	RN	98	VAL
33	RN	109	LYS
33	RN	120	LEU
33	RN	127	ASP
33	RN	136	GLU
34	RO	3	GLN
34	RO	9	GLU
34	RO	19	ILE
34	RO	24	VAL
34	RO	31	LYS
34	RO	49	ARG
34	RO	53	LYS
34	RO	69	ILE
34	RO	91	LEU
34	RO	102	VAL
35	RP	6	LEU
35	RP	7	ARG
35	RP	14	LYS
35	RP	15	ARG
35	RP	19	VAL
35	RP	21	ARG
35	RP	30	THR
35	RP	36	LYS
35	RP	41	ARG
35	RP	45	LEU
35	RP	49	ARG

Continued on next page...

Continued from previous page...

Mol	Chain	Res	Type
35	RP	50	ARG
35	RP	62	LEU
35	RP	64	LYS
35	RP	67	MET
35	RP	68	GLN
35	RP	71	VAL
35	RP	75	ILE
35	RP	81	GLN
35	RP	88	LEU
35	RP	91	PHE
35	RP	100	LEU
35	RP	105	LEU
35	RP	106	LEU
35	RP	112	LEU
35	RP	133	SER
35	RP	138	LEU
35	RP	139	LYS
35	RP	144	GLU
35	RP	146	VAL
36	RQ	2	LEU
36	RQ	25	ASP
36	RQ	26	TYR
36	RQ	27	VAL
36	RQ	45	GLN
36	RQ	46	GLN
36	RQ	54	MET
36	RQ	55	VAL
36	RQ	58	PHE
36	RQ	60	ARG
36	RQ	79	LEU
36	RQ	83	MET
36	RQ	89	ASN
36	RQ	90	VAL
36	RQ	91	GLU
36	RQ	130	LYS
36	RQ	135	ASP
36	RQ	139	GLU
37	RR	1	MET
37	RR	6	SER
37	RR	9	LYS
37	RR	18	LEU
37	RR	29	LEU

Continued on next page...

Continued from previous page...

Mol	Chain	Res	Type
37	RR	35	THR
37	RR	44	LEU
37	RR	63	ARG
37	RR	71	GLN
37	RR	75	LEU
37	RR	79	LEU
37	RR	91	GLN
37	RR	95	THR
37	RR	100	LEU
37	RR	104	ARG
37	RR	105	ARG
37	RR	117	VAL
37	RR	118	GLU
38	RS	3	ARG
38	RS	4	LEU
38	RS	12	PHE
38	RS	17	ARG
38	RS	20	ARG
38	RS	27	SER
38	RS	39	ILE
38	RS	44	LYS
38	RS	50	SER
38	RS	54	LEU
38	RS	56	LEU
38	RS	57	LYS
38	RS	58	LEU
38	RS	59	LYS
38	RS	98	VAL
38	RS	101	LEU
38	RS	103	GLU
38	RS	106	ARG
39	RT	18	ASP
39	RT	27	THR
39	RT	30	VAL
39	RT	41	ARG
39	RT	42	ILE
39	RT	50	ILE
39	RT	51	ARG
39	RT	62	THR
39	RT	65	LYS
39	RT	74	ARG
39	RT	88	ILE

Continued on next page...

Continued from previous page...

Mol	Chain	Res	Type
39	RT	89	VAL
39	RT	99	LEU
39	RT	105	LEU
39	RT	107	ASP
39	RT	112	ARG
39	RT	125	ARG
39	RT	128	GLU
40	RU	52	ARG
40	RU	55	ARG
40	RU	59	ARG
40	RU	60	LEU
40	RU	64	ARG
40	RU	69	CYS
40	RU	74	LEU
40	RU	90	VAL
40	RU	92	ARG
40	RU	98	LEU
40	RU	108	GLU
40	RU	111	GLU
40	RU	114	LYS
40	RU	117	GLN
41	RV	13	ARG
41	RV	19	LYS
41	RV	21	ARG
41	RV	22	VAL
41	RV	24	LYS
41	RV	35	LEU
41	RV	37	VAL
41	RV	45	THR
41	RV	47	VAL
41	RV	57	VAL
41	RV	61	VAL
41	RV	62	LEU
41	RV	64	HIS
41	RV	78	LYS
41	RV	79	VAL
41	RV	99	ILE
42	RW	11	ARG
42	RW	16	LYS
42	RW	18	ARG
42	RW	19	LEU
42	RW	20	VAL

Continued on next page...

Continued from previous page...

Mol	Chain	Res	Type
42	RW	23	LEU
42	RW	27	LYS
42	RW	30	GLU
42	RW	40	ASN
42	RW	51	LEU
42	RW	60	ASN
42	RW	63	ASP
42	RW	67	ASP
42	RW	76	VAL
42	RW	82	LEU
42	RW	92	ARG
42	RW	100	THR
42	RW	106	ILE
42	RW	107	LEU
43	RX	12	VAL
43	RX	23	GLU
43	RX	27	THR
43	RX	30	VAL
43	RX	35	THR
43	RX	49	VAL
43	RX	65	ARG
43	RX	70	LEU
43	RX	80	ILE
43	RX	81	VAL
44	RY	2	ARG
44	RY	13	VAL
44	RY	14	LEU
44	RY	27	VAL
44	RY	34	LYS
44	RY	37	VAL
44	RY	38	ILE
44	RY	43	ASN
44	RY	45	VAL
44	RY	55	TYR
44	RY	57	GLN
44	RY	61	ILE
44	RY	67	LEU
44	RY	70	SER
44	RY	75	ILE
44	RY	76	CYS
44	RY	87	LYS
44	RY	90	LEU

Continued on next page...

Continued from previous page...

Mol	Chain	Res	Type
44	RY	95	LYS
44	RY	96	ILE
44	RY	97	ARG
44	RY	102	CYS
45	RZ	2	GLU
45	RZ	5	LEU
45	RZ	19	ARG
45	RZ	20	ARG
45	RZ	52	SER
45	RZ	60	GLU
45	RZ	76	LEU
45	RZ	81	ARG
45	RZ	87	ASP
45	RZ	93	ASP
45	RZ	94	GLU
45	RZ	111	VAL
45	RZ	112	ARG
45	RZ	121	HIS
45	RZ	128	VAL
45	RZ	145	GLU
45	RZ	150	LEU
45	RZ	151	HIS
45	RZ	163	LEU
45	RZ	166	SER
45	RZ	168	GLU
45	RZ	174	VAL
45	RZ	182	LYS
45	RZ	183	LEU
46	R0	7	LEU
46	R0	10	THR
46	R0	36	ILE
46	R0	53	MET
46	R0	74	ARG
47	R1	21	ARG
47	R1	41	ARG
47	R1	51	VAL
47	R1	62	VAL
47	R1	78	LYS
47	R1	80	LEU
47	R1	90	ILE
47	R1	91	LYS
47	R1	92	LYS

Continued on next page...

Continued from previous page...

Mol	Chain	Res	Type
48	R2	17	SER
48	R2	24	LEU
48	R2	27	GLU
48	R2	32	LEU
48	R2	45	SER
48	R2	47	ASN
48	R2	48	HIS
48	R2	53	LEU
48	R2	62	THR
49	R3	6	VAL
49	R3	8	LEU
49	R3	18	ASP
49	R3	32	GLN
49	R3	40	THR
49	R3	56	VAL
50	R4	6	HIS
50	R4	15	ILE
50	R4	21	VAL
50	R4	23	GLU
50	R4	42	PHE
50	R4	48	ARG
50	R4	49	PHE
50	R4	50	VAL
50	R4	51	ASP
50	R4	53	GLU
50	R4	57	GLU
50	R4	61	ARG
50	R4	62	ARG
50	R4	63	TYR
50	R4	67	TYR
50	R4	68	ARG
50	R4	71	ARG
51	R5	3	LYS
51	R5	4	HIS
51	R5	6	VAL
51	R5	11	THR
51	R5	19	ARG
51	R5	25	LEU
51	R5	36	CYS
51	R5	37	LYS
51	R5	43	HIS
51	R5	52	TYR

Continued on next page...

Continued from previous page...

Mol	Chain	Res	Type
51	R5	56	LYS
51	R5	58	LEU
52	R6	6	ARG
52	R6	8	LYS
52	R6	9	LEU
52	R6	10	LEU
52	R6	11	LEU
52	R6	17	LYS
52	R6	19	ARG
52	R6	23	THR
52	R6	27	LYS
52	R6	30	THR
52	R6	34	LEU
52	R6	37	ARG
52	R6	44	ARG
53	R7	1	MET
53	R7	2	LYS
53	R7	4	THR
53	R7	9	ARG
53	R7	10	ARG
53	R7	14	LYS
53	R7	43	THR
53	R7	46	VAL
54	R8	15	LYS
54	R8	16	ILE
54	R8	30	ARG
54	R8	35	GLN
54	R8	39	LYS
54	R8	43	GLN
54	R8	44	LYS
54	R8	47	LYS
54	R8	48	PHE
54	R8	49	VAL
54	R8	52	LYS
54	R8	53	PRO
54	R8	62	LEU
54	R8	63	PRO
54	R8	65	GLU
55	R9	1	MET
55	R9	29	ASN
2	XB	5	ILE
2	XB	7	VAL

Continued on next page...

Continued from previous page...

Mol	Chain	Res	Type
2	XB	8	LYS
2	XB	15	VAL
2	XB	23	ARG
2	XB	24	TRP
2	XB	33	TYR
2	XB	36	ARG
2	XB	67	THR
2	XB	71	VAL
2	XB	74	LYS
2	XB	82	ARG
2	XB	92	TYR
2	XB	113	HIS
2	XB	145	LEU
2	XB	155	LEU
2	XB	163	PHE
2	XB	172	ILE
2	XB	175	ARG
2	XB	178	ARG
2	XB	187	LEU
2	XB	195	ASP
2	XB	196	LEU
2	XB	215	LEU
2	XB	235	SER
3	XC	3	ASN
3	XC	5	ILE
3	XC	12	LEU
3	XC	21	ARG
3	XC	45	LYS
3	XC	47	LEU
3	XC	56	ASP
3	XC	94	LEU
3	XC	95	THR
3	XC	131	ARG
3	XC	162	GLN
3	XC	178	LEU
3	XC	184	TYR
3	XC	192	THR
4	XD	3	ARG
4	XD	9	CYS
4	XD	15	GLU
4	XD	19	LEU
4	XD	30	LYS

Continued on next page...

Continued from previous page...

Mol	Chain	Res	Type
4	XD	33	MET
4	XD	50	ARG
4	XD	53	ASP
4	XD	58	LEU
4	XD	73	ARG
4	XD	76	ARG
4	XD	84	LYS
4	XD	86	LYS
4	XD	96	LEU
4	XD	108	LEU
4	XD	122	ARG
4	XD	127	THR
4	XD	131	ARG
4	XD	137	SER
4	XD	150	GLU
4	XD	154	ASN
4	XD	175	SER
4	XD	187	ARG
4	XD	190	ASP
4	XD	193	ASP
4	XD	208	SER
5	XE	6	PHE
5	XE	7	GLU
5	XE	10	MET
5	XE	11	ILE
5	XE	18	ARG
5	XE	31	LEU
5	XE	41	VAL
5	XE	73	ASN
5	XE	79	GLU
5	XE	101	ILE
5	XE	147	ASP
5	XE	153	LYS
6	XF	21	LEU
6	XF	23	LYS
6	XF	36	ARG
6	XF	71	ARG
6	XF	74	ASP
6	XF	91	VAL
6	XF	92	LYS
6	XF	98	LEU
7	XG	5	ARG

Continued on next page...

Continued from previous page...

Mol	Chain	Res	Type
7	XG	8	GLU
7	XG	35	LYS
7	XG	54	THR
7	XG	63	LYS
7	XG	78	ARG
7	XG	104	LEU
7	XG	113	GLU
7	XG	114	ARG
7	XG	136	LYS
7	XG	137	LYS
7	XG	155	ARG
8	XH	1	MET
8	XH	12	ARG
8	XH	19	VAL
8	XH	24	THR
8	XH	26	VAL
8	XH	41	ARG
8	XH	54	ASP
8	XH	63	LEU
8	XH	80	ILE
8	XH	85	ARG
8	XH	109	ILE
8	XH	112	LEU
8	XH	137	VAL
9	XI	9	ARG
9	XI	38	GLN
9	XI	44	VAL
9	XI	56	LEU
9	XI	65	VAL
9	XI	95	LYS
9	XI	96	LEU
9	XI	102	LEU
9	XI	104	ARG
9	XI	105	ASP
9	XI	108	VAL
9	XI	111	ARG
9	XI	112	LYS
9	XI	114	TYR
9	XI	121	ARG
9	XI	124	GLN
9	XI	125	TYR
9	XI	128	ARG

Continued on next page...

Continued from previous page...

Mol	Chain	Res	Type
10	XJ	3	LYS
10	XJ	17	ASP
10	XJ	22	LYS
10	XJ	45	ARG
10	XJ	47	PHE
10	XJ	49	VAL
10	XJ	57	LYS
10	XJ	62	HIS
10	XJ	70	ARG
10	XJ	74	ILE
10	XJ	80	LYS
10	XJ	84	GLN
10	XJ	96	ILE
10	XJ	98	ILE
11	XK	26	ASN
11	XK	29	ILE
11	XK	31	THR
11	XK	32	ILE
11	XK	36	ASP
11	XK	57	THR
11	XK	96	ARG
11	XK	114	VAL
11	XK	116	HIS
12	XL	17	LYS
12	XL	20	LYS
12	XL	27	LEU
12	XL	41	ARG
12	XL	48	PRO
12	XL	53	ARG
12	XL	57	LYS
12	XL	60	LEU
12	XL	62	SER
12	XL	70	ILE
12	XL	73	GLU
12	XL	81	SER
12	XL	89	ARG
12	XL	112	ASP
12	XL	120	TYR
13	XM	3	ARG
13	XM	13	LYS
13	XM	17	VAL
13	XM	19	LEU

Continued on next page...

Continued from previous page...

Mol	Chain	Res	Type
13	XM	32	GLU
13	XM	45	VAL
13	XM	48	LEU
13	XM	56	LEU
13	XM	64	TRP
13	XM	66	LEU
13	XM	70	LEU
13	XM	84	ILE
13	XM	88	ARG
13	XM	98	VAL
13	XM	108	ARG
13	XM	114	ARG
13	XM	115	LYS
13	XM	117	VAL
13	XM	122	LYS
14	XN	6	LEU
14	XN	12	ARG
14	XN	32	SER
14	XN	33	VAL
14	XN	40	CYS
14	XN	41	ARG
14	XN	44	LEU
15	XO	3	ILE
15	XO	8	LYS
15	XO	24	SER
15	XO	26	GLU
15	XO	39	LEU
15	XO	62	GLN
15	XO	64	ARG
15	XO	66	LEU
15	XO	82	ILE
15	XO	87	ILE
16	XP	2	VAL
16	XP	11	SER
16	XP	20	VAL
16	XP	28	ARG
16	XP	32	TYR
16	XP	67	THR
16	XP	69	THR
16	XP	72	ARG
17	XQ	52	LYS
17	XQ	59	ILE

Continued on next page...

Continued from previous page...

Mol	Chain	Res	Type
17	XQ	62	SER
17	XQ	68	ARG
17	XQ	74	LEU
17	XQ	101	ARG
18	XR	26	LEU
18	XR	29	PHE
18	XR	36	ASN
18	XR	41	LYS
18	XR	46	GLU
18	XR	54	ARG
18	XR	76	LEU
18	XR	82	THR
18	XR	86	VAL
19	XS	5	LEU
19	XS	10	PHE
19	XS	11	VAL
19	XS	12	ASP
19	XS	13	ASP
19	XS	21	GLU
19	XS	28	LYS
19	XS	29	ARG
19	XS	30	LEU
19	XS	31	ILE
19	XS	37	ARG
19	XS	44	MET
19	XS	63	THR
19	XS	78	ARG
19	XS	81	ARG
19	XS	83	HIS
20	XT	10	LEU
20	XT	13	LEU
20	XT	24	LEU
20	XT	41	ILE
20	XT	45	GLN
20	XT	50	GLU
20	XT	73	HIS
20	XT	84	LEU
20	XT	93	GLU
21	XU	6	ARG
27	YD	10	THR
27	YD	17	THR
27	YD	26	LYS

Continued on next page...

Continued from previous page...

Mol	Chain	Res	Type
27	YD	33	LEU
27	YD	43	ARG
27	YD	44	ASN
27	YD	61	LEU
27	YD	65	ILE
27	YD	67	PHE
27	YD	71	ASP
27	YD	73	VAL
27	YD	94	LEU
27	YD	98	VAL
27	YD	105	ILE
27	YD	106	ILE
27	YD	131	LEU
27	YD	134	ARG
27	YD	135	PHE
27	YD	155	LEU
27	YD	157	ARG
27	YD	166	GLN
27	YD	173	VAL
27	YD	183	ARG
27	YD	192	THR
27	YD	198	ASN
27	YD	200	ASP
27	YD	215	LEU
27	YD	217	ARG
27	YD	218	ARG
27	YD	226	MET
27	YD	230	ASP
27	YD	237	GLU
27	YD	257	LEU
27	YD	259	THR
27	YD	261	LYS
27	YD	262	ARG
27	YD	271	ILE
28	YE	2	LYS
28	YE	4	ILE
28	YE	13	ARG
28	YE	16	ARG
28	YE	17	ASP
28	YE	25	VAL
28	YE	26	ILE
28	YE	27	LEU

Continued on next page...

Continued from previous page...

Mol	Chain	Res	Type
28	YE	33	VAL
28	YE	36	ARG
28	YE	37	ARG
28	YE	38	THR
28	YE	41	LYS
28	YE	45	THR
28	YE	54	GLN
28	YE	61	ARG
28	YE	62	PRO
28	YE	66	HIS
28	YE	73	GLU
28	YE	75	VAL
28	YE	77	ILE
28	YE	78	LEU
28	YE	79	ARG
28	YE	80	GLU
28	YE	101	ARG
28	YE	113	PHE
28	YE	117	MET
28	YE	119	ARG
28	YE	143	ASN
28	YE	146	THR
28	YE	154	LYS
28	YE	167	VAL
28	YE	179	GLU
28	YE	184	VAL
28	YE	196	VAL
28	YE	200	GLU
28	YE	202	LYS
28	YE	203	LYS
29	YF	7	TYR
29	YF	9	ILE
29	YF	25	PRO
29	YF	32	LEU
29	YF	45	ARG
29	YF	46	ARG
29	YF	65	TRP
29	YF	66	PRO
29	YF	67	GLN
29	YF	70	THR
29	YF	82	ILE
29	YF	106	ARG

Continued on next page...

Continued from previous page...

Mol	Chain	Res	Type
29	YF	108	LYS
29	YF	117	ARG
29	YF	124	LEU
29	YF	127	GLU
29	YF	145	GLU
29	YF	164	ARG
29	YF	181	LEU
29	YF	183	VAL
29	YF	206	ILE
30	YG	3	LEU
30	YG	7	LEU
30	YG	22	ARG
30	YG	31	VAL
30	YG	34	LEU
30	YG	43	LEU
30	YG	45	GLU
30	YG	58	GLN
30	YG	63	ILE
30	YG	66	GLN
30	YG	67	LYS
30	YG	80	PHE
30	YG	82	LEU
30	YG	84	LYS
30	YG	88	ILE
30	YG	90	LEU
30	YG	94	LEU
30	YG	116	ASP
30	YG	118	ARG
30	YG	145	THR
30	YG	147	ASP
30	YG	167	GLU
31	YH	3	ARG
31	YH	4	ILE
31	YH	9	ILE
31	YH	10	PRO
31	YH	11	VAL
31	YH	16	SER
31	YH	27	LYS
31	YH	32	GLU
31	YH	37	VAL
31	YH	41	MET
31	YH	43	VAL

Continued on next page...

Continued from previous page...

Mol	Chain	Res	Type
31	YH	59	ARG
31	YH	64	LEU
31	YH	77	LYS
31	YH	81	GLU
31	YH	85	LYS
31	YH	88	LEU
31	YH	89	ILE
31	YH	105	LEU
31	YH	132	ARG
31	YH	139	GLN
31	YH	143	GLN
31	YH	152	ARG
31	YH	153	LYS
31	YH	154	PRO
31	YH	155	SER
31	YH	158	HIS
31	YH	169	VAL
32	YI	1	MET
32	YI	2	LYS
32	YI	10	GLU
32	YI	20	ASP
32	YI	33	ARG
32	YI	35	LEU
32	YI	38	LEU
32	YI	40	THR
32	YI	56	LYS
32	YI	67	ARG
32	YI	70	GLU
32	YI	77	LEU
32	YI	81	VAL
32	YI	85	GLU
32	YI	86	THR
32	YI	92	VAL
32	YI	101	LEU
32	YI	110	ASP
32	YI	112	LYS
32	YI	113	ARG
32	YI	131	LYS
32	YI	135	GLU
32	YI	139	GLN
32	YI	141	LYS
32	YI	142	VAL

Continued on next page...

Continued from previous page...

Mol	Chain	Res	Type
33	YN	2	LYS
33	YN	5	VAL
33	YN	7	LYS
33	YN	9	VAL
33	YN	32	THR
33	YN	34	LEU
33	YN	43	THR
33	YN	48	MET
33	YN	60	ILE
33	YN	61	ARG
33	YN	62	VAL
33	YN	65	LYS
33	YN	67	LEU
33	YN	73	THR
33	YN	90	MET
33	YN	96	GLU
33	YN	99	LEU
33	YN	109	LYS
33	YN	112	LEU
33	YN	116	LEU
33	YN	120	LEU
33	YN	136	GLU
34	YO	9	GLU
34	YO	19	ILE
34	YO	20	MET
34	YO	23	ARG
34	YO	24	VAL
34	YO	28	SER
34	YO	31	LYS
34	YO	47	ILE
34	YO	49	ARG
34	YO	53	LYS
34	YO	66	LYS
34	YO	91	LEU
35	YP	4	SER
35	YP	6	LEU
35	YP	7	ARG
35	YP	13	ASN
35	YP	14	LYS
35	YP	15	ARG
35	YP	16	ARG
35	YP	19	VAL

Continued on next page...

Continued from previous page...

Mol	Chain	Res	Type
35	YP	21	ARG
35	YP	27	HIS
35	YP	29	LYS
35	YP	32	THR
35	YP	36	LYS
35	YP	45	LEU
35	YP	49	ARG
35	YP	50	ARG
35	YP	61	ARG
35	YP	65	ARG
35	YP	71	VAL
35	YP	75	ILE
35	YP	81	GLN
35	YP	88	LEU
35	YP	91	PHE
35	YP	94	GLU
35	YP	98	GLU
35	YP	101	VAL
35	YP	105	LEU
35	YP	106	LEU
35	YP	112	LEU
35	YP	115	LEU
35	YP	123	LEU
35	YP	125	VAL
35	YP	135	LEU
35	YP	144	GLU
35	YP	146	VAL
35	YP	147	LEU
35	YP	149	GLU
36	YQ	2	LEU
36	YQ	14	ARG
36	YQ	25	ASP
36	YQ	26	TYR
36	YQ	27	VAL
36	YQ	45	GLN
36	YQ	46	GLN
36	YQ	54	MET
36	YQ	55	VAL
36	YQ	59	ARG
36	YQ	60	ARG
36	YQ	79	LEU
36	YQ	83	MET

Continued on next page...

Continued from previous page...

Mol	Chain	Res	Type
36	YQ	89	ASN
36	YQ	90	VAL
36	YQ	91	GLU
36	YQ	130	LYS
36	YQ	135	ASP
36	YQ	139	GLU
37	YR	1	MET
37	YR	18	LEU
37	YR	28	LEU
37	YR	29	LEU
37	YR	34	ILE
37	YR	36	THR
37	YR	40	LYS
37	YR	44	LEU
37	YR	51	LEU
37	YR	54	LEU
37	YR	57	ARG
37	YR	63	ARG
37	YR	65	LEU
37	YR	79	LEU
37	YR	83	ILE
37	YR	95	THR
37	YR	100	LEU
37	YR	102	GLU
37	YR	104	ARG
37	YR	105	ARG
38	YS	4	LEU
38	YS	12	PHE
38	YS	17	ARG
38	YS	18	ILE
38	YS	20	ARG
38	YS	44	LYS
38	YS	56	LEU
38	YS	57	LYS
38	YS	89	ARG
38	YS	101	LEU
38	YS	103	GLU
38	YS	106	ARG
38	YS	111	GLU
39	YT	17	THR
39	YT	23	ARG
39	YT	27	THR

Continued on next page...

Continued from previous page...

Mol	Chain	Res	Type
39	YT	28	VAL
39	YT	40	THR
39	YT	41	ARG
39	YT	42	ILE
39	YT	51	ARG
39	YT	65	LYS
39	YT	66	VAL
39	YT	74	ARG
39	YT	86	ILE
39	YT	87	ASP
39	YT	88	ILE
39	YT	89	VAL
39	YT	110	ILE
39	YT	112	ARG
39	YT	115	ARG
39	YT	125	ARG
39	YT	128	GLU
39	YT	134	GLU
40	YU	5	LYS
40	YU	11	ARG
40	YU	27	LEU
40	YU	51	LYS
40	YU	52	ARG
40	YU	60	LEU
40	YU	64	ARG
40	YU	70	ARG
40	YU	74	LEU
40	YU	88	ILE
40	YU	92	ARG
40	YU	98	LEU
40	YU	104	GLN
40	YU	111	GLU
40	YU	112	ARG
40	YU	114	LYS
41	YV	7	THR
41	YV	10	LYS
41	YV	13	ARG
41	YV	19	LYS
41	YV	35	LEU
41	YV	39	LEU
41	YV	40	LEU
41	YV	45	THR

Continued on next page...

Continued from previous page...

Mol	Chain	Res	Type
41	YV	61	VAL
41	YV	66	ARG
41	YV	72	VAL
41	YV	73	SER
41	YV	78	LYS
41	YV	79	VAL
41	YV	99	ILE
42	YW	11	ARG
42	YW	16	LYS
42	YW	23	LEU
42	YW	37	ARG
42	YW	40	ASN
42	YW	51	LEU
42	YW	67	ASP
42	YW	69	LEU
42	YW	76	VAL
42	YW	88	ARG
42	YW	92	ARG
42	YW	95	ILE
42	YW	96	ILE
42	YW	100	THR
42	YW	106	ILE
42	YW	107	LEU
43	YX	6	ASP
43	YX	12	VAL
43	YX	15	GLU
43	YX	27	THR
43	YX	36	LYS
43	YX	43	VAL
43	YX	49	VAL
43	YX	57	LEU
43	YX	59	VAL
43	YX	63	LYS
43	YX	65	ARG
43	YX	66	LEU
43	YX	80	ILE
43	YX	88	LYS
44	YY	14	LEU
44	YY	26	LYS
44	YY	27	VAL
44	YY	28	LYS
44	YY	29	GLU

Continued on next page...

Continued from previous page...

Mol	Chain	Res	Type
44	YY	34	LYS
44	YY	38	ILE
44	YY	44	ILE
44	YY	57	GLN
44	YY	61	ILE
44	YY	64	GLU
44	YY	67	LEU
44	YY	71	LYS
44	YY	73	ARG
44	YY	75	ILE
44	YY	86	ARG
44	YY	87	LYS
44	YY	89	PHE
44	YY	90	LEU
44	YY	95	LYS
44	YY	97	ARG
45	YZ	2	GLU
45	YZ	4	ARG
45	YZ	19	ARG
45	YZ	20	ARG
45	YZ	41	LEU
45	YZ	53	ILE
45	YZ	70	LEU
45	YZ	71	VAL
45	YZ	76	LEU
45	YZ	81	ARG
45	YZ	87	ASP
45	YZ	94	GLU
45	YZ	123	ASP
45	YZ	140	ASP
45	YZ	144	LEU
45	YZ	150	LEU
45	YZ	151	HIS
46	Y0	9	SER
46	Y0	11	ARG
46	Y0	36	ILE
46	Y0	55	ARG
46	Y0	64	ASP
46	Y0	74	ARG
47	Y1	30	VAL
47	Y1	46	LEU
47	Y1	50	ARG

Continued on next page...

Continued from previous page...

Mol	Chain	Res	Type
47	Y1	51	VAL
47	Y1	56	GLN
47	Y1	62	VAL
47	Y1	78	LYS
47	Y1	80	LEU
47	Y1	82	LEU
47	Y1	83	GLU
47	Y1	91	LYS
47	Y1	92	LYS
48	Y2	7	ARG
48	Y2	9	GLN
48	Y2	16	LEU
48	Y2	24	LEU
48	Y2	53	LEU
48	Y2	62	THR
48	Y2	64	LEU
49	Y3	6	VAL
49	Y3	8	LEU
49	Y3	23	LEU
49	Y3	30	ARG
49	Y3	31	LEU
49	Y3	36	VAL
49	Y3	37	LEU
49	Y3	56	VAL
50	Y4	6	HIS
50	Y4	10	VAL
50	Y4	15	ILE
50	Y4	16	CYS
50	Y4	22	ILE
50	Y4	27	THR
50	Y4	34	GLU
50	Y4	42	PHE
50	Y4	43	TYR
50	Y4	48	ARG
50	Y4	49	PHE
50	Y4	53	GLU
50	Y4	57	GLU
50	Y4	58	ARG
50	Y4	61	ARG
50	Y4	63	TYR
50	Y4	67	TYR
50	Y4	68	ARG

Continued on next page...

Continued from previous page...

Mol	Chain	Res	Type
50	Y4	71	ARG
51	Y5	11	THR
51	Y5	29	THR
51	Y5	36	CYS
51	Y5	37	LYS
51	Y5	40	LYS
51	Y5	48	GLU
51	Y5	49	CYS
51	Y5	51	TYR
51	Y5	52	TYR
51	Y5	56	LYS
51	Y5	58	LEU
51	Y5	60	VAL
52	Y6	6	ARG
52	Y6	8	LYS
52	Y6	11	LEU
52	Y6	19	ARG
52	Y6	23	THR
52	Y6	30	THR
52	Y6	33	LYS
52	Y6	34	LEU
52	Y6	37	ARG
52	Y6	44	ARG
53	Y7	1	MET
53	Y7	4	THR
53	Y7	8	ASN
53	Y7	9	ARG
53	Y7	10	ARG
53	Y7	14	LYS
53	Y7	47	ARG
54	Y8	15	LYS
54	Y8	16	ILE
54	Y8	27	THR
54	Y8	30	ARG
54	Y8	35	GLN
54	Y8	39	LYS
54	Y8	43	GLN
54	Y8	44	LYS
54	Y8	47	LYS
54	Y8	48	PHE
54	Y8	49	VAL
54	Y8	52	LYS

Continued on next page...

Continued from previous page...

Mol	Chain	Res	Type
54	Y8	53	PRO
54	Y8	62	LEU
54	Y8	63	PRO
54	Y8	65	GLU
55	Y9	1	MET
55	Y9	17	ILE

Sometimes sidechains can be flipped to improve hydrogen bonding and reduce clashes. All (26) such sidechains are listed below:

Mol	Chain	Res	Type
2	QB	212	GLN
3	QC	162	GLN
10	QJ	13	HIS
10	QJ	56	HIS
10	QJ	78	ASN
12	QL	9	GLN
19	QS	47	HIS
28	RE	48	GLN
31	RH	143	GLN
31	RH	147	ASN
36	RQ	123	HIS
50	R4	6	HIS
55	R9	29	ASN
55	R9	32	HIS
2	XB	212	GLN
3	XC	162	GLN
10	XJ	78	ASN
12	XL	9	GLN
27	YD	44	ASN
27	YD	143	HIS
27	YD	166	GLN
27	YD	198	ASN
28	YE	48	GLN
31	YH	143	GLN
31	YH	147	ASN
48	Y2	9	GLN

5.3.3 RNA (i)

Mol	Chain	Analysed	Backbone Outliers	Pucker Outliers
1	QA	1498/1522 (98%)	277 (18%)	43 (2%)
1	XA	1498/1522 (98%)	293 (19%)	37 (2%)
22	QV	76/77 (98%)	19 (25%)	1 (1%)
22	XV	76/77 (98%)	14 (18%)	1 (1%)
23	QX	9/25 (36%)	1 (11%)	0
23	XX	9/25 (36%)	0	0
24	QY	14/17 (82%)	2 (14%)	0
24	XY	15/17 (88%)	1 (6%)	0
25	RA	2879/2915 (98%)	587 (20%)	58 (2%)
25	YA	2879/2915 (98%)	596 (20%)	52 (1%)
26	RB	119/122 (97%)	15 (12%)	2 (1%)
26	YB	119/122 (97%)	21 (17%)	1 (0%)
56	Z5	1/3 (33%)	0	0
56	Z6	1/3 (33%)	0	0
All	All	9193/9362 (98%)	1826 (19%)	195 (2%)

All (1826) RNA backbone outliers are listed below:

Mol	Chain	Res	Type
1	QA	6	G
1	QA	9	G
1	QA	32	A
1	QA	39	G
1	QA	47	C
1	QA	48	C
1	QA	51	A
1	QA	64	G
1	QA	65	U
1	QA	66	G
1	QA	89	U
1	QA	91	C
1	QA	95	G
1	QA	101	A
1	QA	108	G
1	QA	116	A
1	QA	121	C
1	QA	129(A)	G
1	QA	144	G
1	QA	146	G
1	QA	147	G
1	QA	163	C
1	QA	169	C
1	QA	171	A

Continued on next page...

Continued from previous page...

Mol	Chain	Res	Type
1	QA	172	A
1	QA	173	U
1	QA	174	C
1	QA	182	U
1	QA	190	G
1	QA	191(A)	G
1	QA	195	A
1	QA	197	A
1	QA	209	U
1	QA	210	U
1	QA	216	G
1	QA	244	U
1	QA	245	C
1	QA	247	G
1	QA	251	G
1	QA	267	C
1	QA	270	A
1	QA	281	G
1	QA	289	G
1	QA	314	C
1	QA	321	A
1	QA	328	C
1	QA	329	A
1	QA	332	G
1	QA	344	A
1	QA	346	G
1	QA	347	G
1	QA	348	G
1	QA	352	C
1	QA	353	A
1	QA	354	G
1	QA	367	U
1	QA	372	C
1	QA	373	A
1	QA	389	A
1	QA	397	A
1	QA	398	C
1	QA	406	G
1	QA	411	A
1	QA	412	A
1	QA	413	G
1	QA	421	U

Continued on next page...

Continued from previous page...

Mol	Chain	Res	Type
1	QA	422	C
1	QA	423	G
1	QA	429	U
1	QA	430	A
1	QA	438	G
1	QA	442	C
1	QA	452	A
1	QA	466	C
1	QA	467	G
1	QA	482	A
1	QA	485	G
1	QA	486	U
1	QA	496	A
1	QA	497	U
1	QA	505	G
1	QA	509	A
1	QA	510	A
1	QA	511	C
1	QA	518	C
1	QA	521	G
1	QA	527	G
1	QA	531	U
1	QA	532	A
1	QA	533	A
1	QA	545	C
1	QA	547	A
1	QA	558	G
1	QA	559	A
1	QA	566	G
1	QA	568	G
1	QA	572	A
1	QA	573	A
1	QA	576	G
1	QA	577	G
1	QA	596	C
1	QA	614	A
1	QA	618	C
1	QA	630	G
1	QA	631	G
1	QA	632	A
1	QA	652	U
1	QA	653	A

Continued on next page...

Continued from previous page...

Mol	Chain	Res	Type
1	QA	661	G
1	QA	665	A
1	QA	686	U
1	QA	688	G
1	QA	701	C
1	QA	702	A
1	QA	703	G
1	QA	704	A
1	QA	721	G
1	QA	723	U
1	QA	724	G
1	QA	729	A
1	QA	731	G
1	QA	748	C
1	QA	749	C
1	QA	752	G
1	QA	753	A
1	QA	754	C
1	QA	755	G
1	QA	777	A
1	QA	786	G
1	QA	792	A
1	QA	793	U
1	QA	794	A
1	QA	813	U
1	QA	817	C
1	QA	819	A
1	QA	821	G
1	QA	828	A
1	QA	841	U
1	QA	842	C
1	QA	843	U
1	QA	848	C
1	QA	859	A
1	QA	870	U
1	QA	871	U
1	QA	872	A
1	QA	885	G
1	QA	902	G
1	QA	914	A
1	QA	927	G
1	QA	934	C

Continued on next page...

Continued from previous page...

Mol	Chain	Res	Type
1	QA	935	A
1	QA	960	U
1	QA	961	U
1	QA	968	A
1	QA	969	A
1	QA	971	G
1	QA	974	A
1	QA	975	A
1	QA	976	G
1	QA	977	A
1	QA	983	A
1	QA	991	U
1	QA	992	U
1	QA	993	G
1	QA	994	A
1	QA	1001	G
1	QA	1004	A
1	QA	1006	C
1	QA	1009	G
1	QA	1020	U
1	QA	1024	G
1	QA	1025	U
1	QA	1026	G
1	QA	1028	C
1	QA	1029	G
1	QA	1032(A)	G
1	QA	1036	G
1	QA	1040	U
1	QA	1046	A
1	QA	1053	G
1	QA	1064	G
1	QA	1065	U
1	QA	1066	C
1	QA	1081	G
1	QA	1094	G
1	QA	1095	U
1	QA	1101	A
1	QA	1124	G
1	QA	1125	U
1	QA	1126	U
1	QA	1130	A
1	QA	1131	G

Continued on next page...

Continued from previous page...

Mol	Chain	Res	Type
1	QA	1137	C
1	QA	1138	G
1	QA	1139	G
1	QA	1140	C
1	QA	1146	A
1	QA	1151	A
1	QA	1157	A
1	QA	1158	C
1	QA	1159	U
1	QA	1160	G
1	QA	1161	C
1	QA	1171	G
1	QA	1178	G
1	QA	1181	G
1	QA	1182	G
1	QA	1183	A
1	QA	1187	G
1	QA	1196	U
1	QA	1197	G
1	QA	1211	U
1	QA	1212	U
1	QA	1213	A
1	QA	1215	G
1	QA	1225	A
1	QA	1227	A
1	QA	1238	A
1	QA	1240	U
1	QA	1241	G
1	QA	1256	A
1	QA	1257	U
1	QA	1258	G
1	QA	1270	C
1	QA	1280	A
1	QA	1281	U
1	QA	1282	C
1	QA	1286	A
1	QA	1287	A
1	QA	1289	A
1	QA	1297	C
1	QA	1298	C
1	QA	1299	A
1	QA	1301	U

Continued on next page...

Continued from previous page...

Mol	Chain	Res	Type
1	QA	1302	U
1	QA	1303	C
1	QA	1305	G
1	QA	1312	G
1	QA	1319	A
1	QA	1320	C
1	QA	1321	C
1	QA	1322	C
1	QA	1323	G
1	QA	1331	G
1	QA	1335	C
1	QA	1336	C
1	QA	1337	G
1	QA	1338	G
1	QA	1346	A
1	QA	1347	G
1	QA	1348	U
1	QA	1353	G
1	QA	1362(A)	C
1	QA	1363	A
1	QA	1368	G
1	QA	1370	G
1	QA	1379	G
1	QA	1399	C
1	QA	1419	G
1	QA	1442	G
1	QA	1443	G
1	QA	1446	A
1	QA	1447	G
1	QA	1452	C
1	QA	1453	G
1	QA	1454	G
1	QA	1492	A
1	QA	1499	A
1	QA	1502	A
1	QA	1504	G
1	QA	1505	G
1	QA	1506	U
1	QA	1517	G
1	QA	1519	A
1	QA	1520	G
1	QA	1529	G

Continued on next page...

Continued from previous page...

Mol	Chain	Res	Type
1	QA	1530	G
22	QV	3	G
22	QV	4	G
22	QV	7	U
22	QV	12	C
22	QV	14	G
22	QV	15	C
22	QV	17	U
22	QV	18	G
22	QV	19	G
22	QV	21	A
22	QV	22	G
22	QV	47	U
22	QV	48	C
22	QV	53	G
22	QV	54	U
22	QV	59	A
22	QV	64	G
22	QV	67	C
22	QV	76	A
23	QX	19	A
24	QY	34	G
24	QY	36	U
25	RA	15	G
25	RA	34	C
25	RA	35	G
25	RA	46	C
25	RA	51	G
25	RA	55	G
25	RA	71	A
25	RA	72	U
25	RA	74	A
25	RA	75	G
25	RA	82	G
25	RA	91	A
25	RA	101	G
25	RA	102	G
25	RA	103	A
25	RA	118	A
25	RA	119	A
25	RA	120	U
25	RA	123	G

Continued on next page...

Continued from previous page...

Mol	Chain	Res	Type
25	RA	131	G
25	RA	138	G
25	RA	161	U
25	RA	177	G
25	RA	181	A
25	RA	196	A
25	RA	199	A
25	RA	215	G
25	RA	216	A
25	RA	221	A
25	RA	223	A
25	RA	228	A
25	RA	229	A
25	RA	230	U
25	RA	232	G
25	RA	238	C
25	RA	242	G
25	RA	243	U
25	RA	248	G
25	RA	249	C
25	RA	252	G
25	RA	265	A
25	RA	266	G
25	RA	269	U
25	RA	270(L)	U
25	RA	270(M)	U
25	RA	270(P)	C
25	RA	271(C)	U
25	RA	271	G
25	RA	275	G
25	RA	276	A
25	RA	277	C
25	RA	285	C
25	RA	286	C
25	RA	299	A
25	RA	311	A
25	RA	317	G
25	RA	323	G
25	RA	324	A
25	RA	327	G
25	RA	329	G
25	RA	330	A

Continued on next page...

Continued from previous page...

Mol	Chain	Res	Type
25	RA	333	G
25	RA	342	G
25	RA	346	A
25	RA	352	G
25	RA	363(F)	A
25	RA	364	C
25	RA	371	A
25	RA	372	G
25	RA	373	U
25	RA	386	G
25	RA	394	A
25	RA	395	U
25	RA	405	U
25	RA	411	G
25	RA	412	A
25	RA	428	A
25	RA	444	C
25	RA	448	U
25	RA	451	C
25	RA	455	C
25	RA	456	C
25	RA	457	A
25	RA	470	A
25	RA	481	G
25	RA	496	G
25	RA	504	U
25	RA	505	A
25	RA	508	G
25	RA	509	C
25	RA	512	G
25	RA	513	A
25	RA	527	C
25	RA	529	A
25	RA	531	C
25	RA	532	A
25	RA	533	G
25	RA	537	C
25	RA	539	G
25	RA	540	G
25	RA	546	C
25	RA	549	G
25	RA	554	U

Continued on next page...

Continued from previous page...

Mol	Chain	Res	Type
25	RA	556	G
25	RA	563	G
25	RA	573	G
25	RA	574	C
25	RA	575	A
25	RA	603	A
25	RA	604	G
25	RA	607	U
25	RA	609(A)	G
25	RA	614	U
25	RA	615	G
25	RA	617	G
25	RA	621	A
25	RA	627	A
25	RA	637	A
25	RA	638	G
25	RA	645	C
25	RA	646	A
25	RA	650	C
25	RA	651	G
25	RA	652	C
25	RA	653	A
25	RA	654	A
25	RA	654(A)	G
25	RA	668	G
25	RA	669	G
25	RA	686	G
25	RA	702	G
25	RA	717	G
25	RA	721	C
25	RA	722	A
25	RA	726	G
25	RA	730	C
25	RA	753	C
25	RA	764	A
25	RA	765	G
25	RA	775	G
25	RA	776	G
25	RA	782	A
25	RA	784	A
25	RA	785	G
25	RA	789	A

Continued on next page...

Continued from previous page...

Mol	Chain	Res	Type
25	RA	790	C
25	RA	792	G
25	RA	805	G
25	RA	812	C
25	RA	819	A
25	RA	827	U
25	RA	828	U
25	RA	831	G
25	RA	846	C
25	RA	847	U
25	RA	856	C
25	RA	857	C
25	RA	859	G
25	RA	860	U
25	RA	869	G
25	RA	882	G
25	RA	884	C
25	RA	885	C
25	RA	886	C
25	RA	887	A
25	RA	888	C
25	RA	889	C
25	RA	893	C
25	RA	896	A
25	RA	897	C
25	RA	899	A
25	RA	900	A
25	RA	901	A
25	RA	904	C
25	RA	906	G
25	RA	907	U
25	RA	910	A
25	RA	915	C
25	RA	917	A
25	RA	932	G
25	RA	933	A
25	RA	938	G
25	RA	941	A
25	RA	945	A
25	RA	946	G
25	RA	953	A
25	RA	961	C

Continued on next page...

Continued from previous page...

Mol	Chain	Res	Type
25	RA	974	G
25	RA	974(A)	C
25	RA	975	G
25	RA	980	A
25	RA	983	A
25	RA	996	A
25	RA	1003	G
25	RA	1011	G
25	RA	1012	U
25	RA	1013	C
25	RA	1015	G
25	RA	1017	G
25	RA	1020	A
25	RA	1023	U
25	RA	1025	G
25	RA	1026	U
25	RA	1027	A
25	RA	1033	U
25	RA	1044	G
25	RA	1045	A
25	RA	1046	A
25	RA	1050	A
25	RA	1055	G
25	RA	1057	A
25	RA	1059	G
25	RA	1060	U
25	RA	1061	U
25	RA	1065	U
25	RA	1066	U
25	RA	1067	A
25	RA	1068	G
25	RA	1071	G
25	RA	1073	A
25	RA	1077	A
25	RA	1078	U
25	RA	1079	C
25	RA	1080	C
25	RA	1082	U
25	RA	1083	U
25	RA	1084	A
25	RA	1085	A
25	RA	1086	A

Continued on next page...

Continued from previous page...

Mol	Chain	Res	Type
25	RA	1087	G
25	RA	1088	A
25	RA	1091	G
25	RA	1093	G
25	RA	1095	A
25	RA	1096	A
25	RA	1104	C
25	RA	1110	G
25	RA	1111	A
25	RA	1112	G
25	RA	1126	A
25	RA	1131	G
25	RA	1135	C
25	RA	1136	G
25	RA	1140	C
25	RA	1142	U
25	RA	1142(A)	A
25	RA	1151	G
25	RA	1173	G
25	RA	1174	A
25	RA	1175	U
25	RA	1176	G
25	RA	1179	C
25	RA	1180	C
25	RA	1183	G
25	RA	1195	G
25	RA	1204	A
25	RA	1205	U
25	RA	1206	G
25	RA	1210	A
25	RA	1211	U
25	RA	1220	A
25	RA	1238	G
25	RA	1240	U
25	RA	1248	G
25	RA	1253	A
25	RA	1256	G
25	RA	1265	A
25	RA	1271	G
25	RA	1272	A
25	RA	1276	A
25	RA	1288	U

Continued on next page...

Continued from previous page...

Mol	Chain	Res	Type
25	RA	1300	U
25	RA	1301	A
25	RA	1312	U
25	RA	1313	U
25	RA	1314	C
25	RA	1316	U
25	RA	1320	C
25	RA	1321	A
25	RA	1329	U
25	RA	1332	G
25	RA	1345	C
25	RA	1349	A
25	RA	1352	U
25	RA	1365	A
25	RA	1368	G
25	RA	1370	C
25	RA	1378	A
25	RA	1379	A
25	RA	1380	G
25	RA	1384	A
25	RA	1385	G
25	RA	1386	C
25	RA	1391	U
25	RA	1395	A
25	RA	1407	C
25	RA	1408	C
25	RA	1411	C
25	RA	1416	G
25	RA	1419	A
25	RA	1420	U
25	RA	1421	G
25	RA	1428	C
25	RA	1444(A)	A
25	RA	1445	C
25	RA	1449	A
25	RA	1449(A)	G
25	RA	1455	G
25	RA	1458	C
25	RA	1459	G
25	RA	1460	A
25	RA	1461	G
25	RA	1467	C

Continued on next page...

Continued from previous page...

Mol	Chain	Res	Type
25	RA	1471	A
25	RA	1480	G
25	RA	1482	U
25	RA	1483	G
25	RA	1485	G
25	RA	1486	A
25	RA	1493	C
25	RA	1494	A
25	RA	1496	A
25	RA	1497	U
25	RA	1504	C
25	RA	1505	C
25	RA	1506	C
25	RA	1507	A
25	RA	1508	A
25	RA	1510	A
25	RA	1513	C
25	RA	1514	U
25	RA	1515	C
25	RA	1519	G
25	RA	1522	G
25	RA	1533	C
25	RA	1534	G
25	RA	1535	U
25	RA	1536	A
25	RA	1537	C
25	RA	1538	G
25	RA	1543	A
25	RA	1545	A
25	RA	1554	A
25	RA	1558	A
25	RA	1559	G
25	RA	1566	A
25	RA	1569	A
25	RA	1578	U
25	RA	1579	A
25	RA	1580	A
25	RA	1581	G
25	RA	1585	C
25	RA	1586	A
25	RA	1598	C
25	RA	1607	C

Continued on next page...

Continued from previous page...

Mol	Chain	Res	Type
25	RA	1608	A
25	RA	1609	A
25	RA	1613	G
25	RA	1616	A
25	RA	1617	C
25	RA	1618	A
25	RA	1640	C
25	RA	1648	C
25	RA	1654	A
25	RA	1674	G
25	RA	1675	C
25	RA	1695	G
25	RA	1725	G
25	RA	1728	G
25	RA	1729	A
25	RA	1730	U
25	RA	1733	G
25	RA	1734	C
25	RA	1742	C
25	RA	1743	G
25	RA	1756	G
25	RA	1762	A
25	RA	1763	G
25	RA	1764	G
25	RA	1769	G
25	RA	1773	A
25	RA	1780	A
25	RA	1782	C
25	RA	1791	A
25	RA	1799	G
25	RA	1800	C
25	RA	1816	G
25	RA	1820	U
25	RA	1826	G
25	RA	1829	A
25	RA	1834	U
25	RA	1835	G
25	RA	1847	A
25	RA	1848	A
25	RA	1858	G
25	RA	1869	G
25	RA	1872	A

Continued on next page...

Continued from previous page...

Mol	Chain	Res	Type
25	RA	1878	G
25	RA	1882	C
25	RA	1885	A
25	RA	1888	G
25	RA	1889	A
25	RA	1906	G
25	RA	1913	A
25	RA	1914	C
25	RA	1929	G
25	RA	1931	U
25	RA	1934	C
25	RA	1936	A
25	RA	1938	A
25	RA	1939	U
25	RA	1955	U
25	RA	1963	U
25	RA	1967	C
25	RA	1969	A
25	RA	1970	A
25	RA	1971	A
25	RA	1972	A
25	RA	1982	C
25	RA	1991	U
25	RA	1992	G
25	RA	1993	U
25	RA	1996	C
25	RA	2021	C
25	RA	2023	G
25	RA	2031	A
25	RA	2032	G
25	RA	2033	A
25	RA	2043	C
25	RA	2055	C
25	RA	2056	G
25	RA	2059	A
25	RA	2060	A
25	RA	2061	G
25	RA	2062	A
25	RA	2069	G
25	RA	2099	U
25	RA	2108	C
25	RA	2111	C

Continued on next page...

Continued from previous page...

Mol	Chain	Res	Type
25	RA	2113	U
25	RA	2114	A
25	RA	2115	G
25	RA	2116	G
25	RA	2117	A
25	RA	2118	U
25	RA	2119	A
25	RA	2120	G
25	RA	2126	A
25	RA	2127	G
25	RA	2128	C
25	RA	2131	G
25	RA	2132	U
25	RA	2133	G
25	RA	2134	A
25	RA	2135	A
25	RA	2136	C
25	RA	2145	C
25	RA	2146	C
25	RA	2147	G
25	RA	2148	G
25	RA	2157	G
25	RA	2158	A
25	RA	2166	G
25	RA	2168	G
25	RA	2171	A
25	RA	2173	A
25	RA	2176	A
25	RA	2190	G
25	RA	2192	G
25	RA	2198	A
25	RA	2210	G
25	RA	2211	G
25	RA	2212	A
25	RA	2213	U
25	RA	2215	G
25	RA	2225	A
25	RA	2238	G
25	RA	2239	G
25	RA	2243	U
25	RA	2275	C
25	RA	2280	G

Continued on next page...

Continued from previous page...

Mol	Chain	Res	Type
25	RA	2283	C
25	RA	2287	A
25	RA	2288	A
25	RA	2298	A
25	RA	2300	G
25	RA	2307	G
25	RA	2308	G
25	RA	2311	A
25	RA	2312	U
25	RA	2319	G
25	RA	2320	A
25	RA	2325	G
25	RA	2335	A
25	RA	2336	A
25	RA	2345	G
25	RA	2346	A
25	RA	2347	C
25	RA	2350	C
25	RA	2354	G
25	RA	2379	G
25	RA	2383	G
25	RA	2385	C
25	RA	2392	A
25	RA	2402	C
25	RA	2403	C
25	RA	2406	U
25	RA	2410	G
25	RA	2411	A
25	RA	2423	U
25	RA	2424	C
25	RA	2425	A
25	RA	2429	G
25	RA	2430	A
25	RA	2435	A
25	RA	2439	A
25	RA	2440	C
25	RA	2441	C
25	RA	2448	A
25	RA	2469	A
25	RA	2470	G
25	RA	2475	C
25	RA	2482	G

Continued on next page...

Continued from previous page...

Mol	Chain	Res	Type
25	RA	2494	G
25	RA	2502	G
25	RA	2505	G
25	RA	2519	U
25	RA	2529	G
25	RA	2542	A
25	RA	2543	G
25	RA	2554	U
25	RA	2567	G
25	RA	2573	C
25	RA	2602	A
25	RA	2609	U
25	RA	2611	U
25	RA	2612	C
25	RA	2614	A
25	RA	2623	G
25	RA	2629	A
25	RA	2641	G
25	RA	2646	C
25	RA	2655	G
25	RA	2665	A
25	RA	2673	G
25	RA	2689	U
25	RA	2690	C
25	RA	2702	U
25	RA	2703	C
25	RA	2707	G
25	RA	2712	U
25	RA	2712(A)	A
25	RA	2713	A
25	RA	2714	G
25	RA	2726	U
25	RA	2733	A
25	RA	2734	A
25	RA	2748	A
25	RA	2752	C
25	RA	2758	A
25	RA	2759	G
25	RA	2761	G
25	RA	2764	A
25	RA	2765	A
25	RA	2766	G

Continued on next page...

Continued from previous page...

Mol	Chain	Res	Type
25	RA	2770	G
25	RA	2777	G
25	RA	2778	A
25	RA	2779	U
25	RA	2780	G
25	RA	2790	A
25	RA	2791	C
25	RA	2797	U
25	RA	2807	G
25	RA	2818	G
25	RA	2820	A
25	RA	2821	A
25	RA	2833	G
25	RA	2834	G
25	RA	2835	A
25	RA	2867	G
25	RA	2868	A
25	RA	2872	G
25	RA	2880	C
25	RA	2891	G
25	RA	2892	A
25	RA	2894	G
26	RB	9	G
26	RB	13	A
26	RB	15	A
26	RB	16	G
26	RB	22	U
26	RB	25	A
26	RB	27	C
26	RB	41	U
26	RB	42	C
26	RB	45	A
26	RB	56	G
26	RB	67	G
26	RB	73	A
26	RB	81	G
26	RB	109	G
1	XA	6	G
1	XA	7	G
1	XA	9	G
1	XA	32	A
1	XA	39	G

Continued on next page...

Continued from previous page...

Mol	Chain	Res	Type
1	XA	47	C
1	XA	48	C
1	XA	50	A
1	XA	51	A
1	XA	61	G
1	XA	64	G
1	XA	65	U
1	XA	66	G
1	XA	76	G
1	XA	78	G
1	XA	79	G
1	XA	81	G
1	XA	88	C
1	XA	89	U
1	XA	90	C
1	XA	91	C
1	XA	92	G
1	XA	95	G
1	XA	101	A
1	XA	108	G
1	XA	116	A
1	XA	121	C
1	XA	129(A)	G
1	XA	130	A
1	XA	144	G
1	XA	147	G
1	XA	163	C
1	XA	169	C
1	XA	172	A
1	XA	173	U
1	XA	174	C
1	XA	190	G
1	XA	191(A)	G
1	XA	195	A
1	XA	197	A
1	XA	201	C
1	XA	209	U
1	XA	216	G
1	XA	222	U
1	XA	244	U
1	XA	247	G
1	XA	251	G

Continued on next page...

Continued from previous page...

Mol	Chain	Res	Type
1	XA	266	G
1	XA	267	C
1	XA	270	A
1	XA	281	G
1	XA	289	G
1	XA	321	A
1	XA	328	C
1	XA	329	A
1	XA	332	G
1	XA	345	C
1	XA	346	G
1	XA	347	G
1	XA	348	G
1	XA	352	C
1	XA	353	A
1	XA	354	G
1	XA	356	A
1	XA	367	U
1	XA	372	C
1	XA	373	A
1	XA	381	C
1	XA	384	G
1	XA	388	G
1	XA	389	A
1	XA	397	A
1	XA	398	C
1	XA	406	G
1	XA	412	A
1	XA	413	G
1	XA	414	A
1	XA	421	U
1	XA	422	C
1	XA	423	G
1	XA	424	G
1	XA	429	U
1	XA	430	A
1	XA	435	C
1	XA	439	A
1	XA	442	C
1	XA	466	C
1	XA	467	G
1	XA	482	A

Continued on next page...

Continued from previous page...

Mol	Chain	Res	Type
1	XA	485	G
1	XA	486	U
1	XA	487	A
1	XA	496	A
1	XA	497	U
1	XA	509	A
1	XA	510	A
1	XA	511	C
1	XA	518	C
1	XA	521	G
1	XA	527	G
1	XA	531	U
1	XA	532	A
1	XA	533	A
1	XA	547	A
1	XA	548	G
1	XA	559	A
1	XA	561	U
1	XA	564	C
1	XA	568	G
1	XA	572	A
1	XA	573	A
1	XA	576	G
1	XA	577	G
1	XA	579	G
1	XA	596	C
1	XA	619	U
1	XA	630	G
1	XA	631	G
1	XA	632	A
1	XA	633	G
1	XA	653	A
1	XA	661	G
1	XA	665	A
1	XA	671	G
1	XA	687	A
1	XA	688	G
1	XA	704	A
1	XA	721	G
1	XA	723	U
1	XA	724	G
1	XA	731	G

Continued on next page...

Continued from previous page...

Mol	Chain	Res	Type
1	XA	734	G
1	XA	748	C
1	XA	755	G
1	XA	774	G
1	XA	777	A
1	XA	792	A
1	XA	793	U
1	XA	794	A
1	XA	813	U
1	XA	816	A
1	XA	817	C
1	XA	818	G
1	XA	828	A
1	XA	841	U
1	XA	842	C
1	XA	843	U
1	XA	848	C
1	XA	859	A
1	XA	864	A
1	XA	871	U
1	XA	872	A
1	XA	881	G
1	XA	902	G
1	XA	914	A
1	XA	927	G
1	XA	934	C
1	XA	935	A
1	XA	936	C
1	XA	948	C
1	XA	960	U
1	XA	966	G
1	XA	968	A
1	XA	969	A
1	XA	971	G
1	XA	974	A
1	XA	975	A
1	XA	976	G
1	XA	977	A
1	XA	983	A
1	XA	991	U
1	XA	992	U
1	XA	993	G

Continued on next page...

Continued from previous page...

Mol	Chain	Res	Type
1	XA	1004	A
1	XA	1006	C
1	XA	1008	C
1	XA	1021	G
1	XA	1024	G
1	XA	1025	U
1	XA	1028	C
1	XA	1029	G
1	XA	1032(A)	G
1	XA	1033	G
1	XA	1036	G
1	XA	1040	U
1	XA	1042	G
1	XA	1050	G
1	XA	1053	G
1	XA	1054	C
1	XA	1055	A
1	XA	1081	G
1	XA	1085	U
1	XA	1094	G
1	XA	1095	U
1	XA	1096	C
1	XA	1101	A
1	XA	1124	G
1	XA	1125	U
1	XA	1126	U
1	XA	1127	G
1	XA	1130	A
1	XA	1131	G
1	XA	1136	U
1	XA	1137	C
1	XA	1138	G
1	XA	1139	G
1	XA	1145	C
1	XA	1146	A
1	XA	1157	A
1	XA	1158	C
1	XA	1159	U
1	XA	1160	G
1	XA	1162	C
1	XA	1171	G
1	XA	1177	G

Continued on next page...

Continued from previous page...

Mol	Chain	Res	Type
1	XA	1178	G
1	XA	1181	G
1	XA	1182	G
1	XA	1183	A
1	XA	1184	G
1	XA	1190	G
1	XA	1195	C
1	XA	1196	U
1	XA	1197	G
1	XA	1200	C
1	XA	1201	A
1	XA	1202	G
1	XA	1211	U
1	XA	1212	U
1	XA	1213	A
1	XA	1225	A
1	XA	1226	C
1	XA	1236	A
1	XA	1238	A
1	XA	1240	U
1	XA	1241	G
1	XA	1256	A
1	XA	1257	U
1	XA	1258	G
1	XA	1260	C
1	XA	1263	C
1	XA	1270	C
1	XA	1272	G
1	XA	1273	G
1	XA	1280	A
1	XA	1281	U
1	XA	1282	C
1	XA	1286	A
1	XA	1287	A
1	XA	1297	C
1	XA	1298	C
1	XA	1300	G
1	XA	1301	U
1	XA	1302	U
1	XA	1305	G
1	XA	1317	C
1	XA	1319	A

Continued on next page...

Continued from previous page...

Mol	Chain	Res	Type
1	XA	1320	C
1	XA	1321	C
1	XA	1322	C
1	XA	1323	G
1	XA	1331	G
1	XA	1336	C
1	XA	1337	G
1	XA	1346	A
1	XA	1347	G
1	XA	1348	U
1	XA	1353	G
1	XA	1362(A)	C
1	XA	1363	A
1	XA	1364	U
1	XA	1370	G
1	XA	1419	G
1	XA	1437	C
1	XA	1438	G
1	XA	1442	G
1	XA	1446	A
1	XA	1447	G
1	XA	1452	C
1	XA	1453	G
1	XA	1487	G
1	XA	1492	A
1	XA	1497	G
1	XA	1499	A
1	XA	1502	A
1	XA	1503	A
1	XA	1506	U
1	XA	1517	G
1	XA	1519	A
1	XA	1520	G
1	XA	1529	G
1	XA	1530	G
1	XA	1531	A
22	XV	3	G
22	XV	4	G
22	XV	17	U
22	XV	18	G
22	XV	19	G
22	XV	21	A

Continued on next page...

Continued from previous page...

Mol	Chain	Res	Type
22	XV	25	C
22	XV	47	U
22	XV	48	C
22	XV	52	G
22	XV	54	U
22	XV	59	A
22	XV	67	C
22	XV	76	A
24	XY	36	U
25	YA	9	U
25	YA	15	G
25	YA	27	G
25	YA	34	C
25	YA	35	G
25	YA	46	C
25	YA	55	G
25	YA	71	A
25	YA	72	U
25	YA	74	A
25	YA	75	G
25	YA	96	G
25	YA	98	G
25	YA	99	U
25	YA	101	G
25	YA	102	G
25	YA	103	A
25	YA	118	A
25	YA	119	A
25	YA	120	U
25	YA	125	G
25	YA	131	G
25	YA	161	U
25	YA	181	A
25	YA	188	G
25	YA	196	A
25	YA	199	A
25	YA	214	G
25	YA	215	G
25	YA	216	A
25	YA	221	A
25	YA	222	A
25	YA	223	A

Continued on next page...

Continued from previous page...

Mol	Chain	Res	Type
25	YA	226	G
25	YA	228	A
25	YA	229	A
25	YA	230	U
25	YA	232	G
25	YA	242	G
25	YA	243	U
25	YA	248	G
25	YA	252	G
25	YA	265	A
25	YA	266	G
25	YA	269	U
25	YA	270(L)	U
25	YA	270(M)	U
25	YA	270(N)	G
25	YA	270(P)	C
25	YA	271(A)	C
25	YA	271(B)	G
25	YA	271(C)	U
25	YA	271	G
25	YA	274	G
25	YA	275	G
25	YA	276	A
25	YA	278	A
25	YA	279	C
25	YA	299	A
25	YA	311	A
25	YA	316	C
25	YA	323	G
25	YA	324	A
25	YA	329	G
25	YA	330	A
25	YA	332	A
25	YA	342	G
25	YA	345	A
25	YA	352	G
25	YA	363	G
25	YA	364	C
25	YA	371	A
25	YA	372	G
25	YA	386	G
25	YA	387	U

Continued on next page...

Continued from previous page...

Mol	Chain	Res	Type
25	YA	396	G
25	YA	405	U
25	YA	406	G
25	YA	411	G
25	YA	428	A
25	YA	443	A
25	YA	444	C
25	YA	448	U
25	YA	457	A
25	YA	470	A
25	YA	481	G
25	YA	496	G
25	YA	504	U
25	YA	505	A
25	YA	508	G
25	YA	509	C
25	YA	512	G
25	YA	518	G
25	YA	531	C
25	YA	532	A
25	YA	533	G
25	YA	537	C
25	YA	539	G
25	YA	540	G
25	YA	546	C
25	YA	547	A
25	YA	549	G
25	YA	563	G
25	YA	571	A
25	YA	573	G
25	YA	575	A
25	YA	586	A
25	YA	588	U
25	YA	603	A
25	YA	604	G
25	YA	607	U
25	YA	614	U
25	YA	615	G
25	YA	616	A
25	YA	617	G
25	YA	622	G
25	YA	627	A

Continued on next page...

Continued from previous page...

Mol	Chain	Res	Type
25	YA	637	A
25	YA	638	G
25	YA	645	C
25	YA	646	A
25	YA	651	G
25	YA	654(A)	G
25	YA	654(B)	C
25	YA	654(V)	A
25	YA	668	G
25	YA	670	A
25	YA	686	G
25	YA	702	G
25	YA	717	G
25	YA	722	A
25	YA	726	G
25	YA	730	C
25	YA	734	A
25	YA	747	U
25	YA	753	C
25	YA	764	A
25	YA	775	G
25	YA	776	G
25	YA	782	A
25	YA	784	A
25	YA	785	G
25	YA	789	A
25	YA	790	C
25	YA	792	G
25	YA	805	G
25	YA	812	C
25	YA	819	A
25	YA	827	U
25	YA	828	U
25	YA	831	G
25	YA	847	U
25	YA	856	C
25	YA	857	C
25	YA	860	U
25	YA	865	C
25	YA	866	A
25	YA	881	G
25	YA	882	G

Continued on next page...

Continued from previous page...

Mol	Chain	Res	Type
25	YA	884	C
25	YA	885	C
25	YA	886	C
25	YA	888	C
25	YA	889	C
25	YA	892	G
25	YA	896	A
25	YA	898	C
25	YA	899	A
25	YA	900	A
25	YA	901	A
25	YA	906	G
25	YA	907	U
25	YA	910	A
25	YA	914	C
25	YA	915	C
25	YA	917	A
25	YA	918	A
25	YA	926	A
25	YA	932	G
25	YA	938	G
25	YA	941	A
25	YA	944	G
25	YA	945	A
25	YA	946	G
25	YA	961	C
25	YA	974	G
25	YA	974(A)	C
25	YA	975	G
25	YA	980	A
25	YA	983	A
25	YA	990	A
25	YA	991	C
25	YA	996	A
25	YA	1003	G
25	YA	1005	C
25	YA	1011	G
25	YA	1012	U
25	YA	1013	C
25	YA	1016	G
25	YA	1017	G
25	YA	1022	G

Continued on next page...

Continued from previous page...

Mol	Chain	Res	Type
25	YA	1023	U
25	YA	1025	G
25	YA	1026	U
25	YA	1027	A
25	YA	1033	U
25	YA	1045	A
25	YA	1046	A
25	YA	1050	A
25	YA	1054	A
25	YA	1055	G
25	YA	1059	G
25	YA	1060	U
25	YA	1061	U
25	YA	1066	U
25	YA	1067	A
25	YA	1068	G
25	YA	1071	G
25	YA	1076	C
25	YA	1077	A
25	YA	1078	U
25	YA	1079	C
25	YA	1082	U
25	YA	1083	U
25	YA	1084	A
25	YA	1085	A
25	YA	1086	A
25	YA	1088	A
25	YA	1089	G
25	YA	1090	U
25	YA	1095	A
25	YA	1096	A
25	YA	1097	U
25	YA	1103	A
25	YA	1104	C
25	YA	1105	U
25	YA	1110	G
25	YA	1111	A
25	YA	1122	G
25	YA	1131	G
25	YA	1135	C
25	YA	1136	G
25	YA	1139	G

Continued on next page...

Continued from previous page...

Mol	Chain	Res	Type
25	YA	1142	U
25	YA	1142(A)	A
25	YA	1151	G
25	YA	1170	G
25	YA	1173	G
25	YA	1174	A
25	YA	1175	U
25	YA	1176	G
25	YA	1178	C
25	YA	1179	C
25	YA	1180	C
25	YA	1195	G
25	YA	1204	A
25	YA	1205	U
25	YA	1210	A
25	YA	1211	U
25	YA	1220	A
25	YA	1221	C
25	YA	1236	G
25	YA	1238	G
25	YA	1250	G
25	YA	1252	G
25	YA	1253	A
25	YA	1256	G
25	YA	1265	A
25	YA	1271	G
25	YA	1272	A
25	YA	1273	U
25	YA	1275	A
25	YA	1287	A
25	YA	1300	U
25	YA	1301	A
25	YA	1302	A
25	YA	1313	U
25	YA	1319	G
25	YA	1321	A
25	YA	1329	U
25	YA	1345	C
25	YA	1349	A
25	YA	1352	U
25	YA	1358	G
25	YA	1359	A

Continued on next page...

Continued from previous page...

Mol	Chain	Res	Type
25	YA	1360	A
25	YA	1365	A
25	YA	1368	G
25	YA	1379	A
25	YA	1384	A
25	YA	1385	G
25	YA	1386	C
25	YA	1389	G
25	YA	1390	U
25	YA	1392	A
25	YA	1407	C
25	YA	1408	C
25	YA	1411	C
25	YA	1416	G
25	YA	1417	C
25	YA	1419	A
25	YA	1420	U
25	YA	1421	G
25	YA	1427	A
25	YA	1428	C
25	YA	1429	G
25	YA	1444(A)	A
25	YA	1445	C
25	YA	1449	A
25	YA	1449(A)	G
25	YA	1455	G
25	YA	1458	C
25	YA	1460	A
25	YA	1461	G
25	YA	1464	C
25	YA	1467	C
25	YA	1471	A
25	YA	1482	U
25	YA	1483	G
25	YA	1485	G
25	YA	1487	G
25	YA	1493	C
25	YA	1497	U
25	YA	1507	A
25	YA	1508	A
25	YA	1510	A
25	YA	1511	A

Continued on next page...

Continued from previous page...

Mol	Chain	Res	Type
25	YA	1514	U
25	YA	1515	C
25	YA	1522	G
25	YA	1534	G
25	YA	1535	U
25	YA	1536	A
25	YA	1537	C
25	YA	1543	A
25	YA	1544	C
25	YA	1545	A
25	YA	1554	A
25	YA	1558	A
25	YA	1559	G
25	YA	1566	A
25	YA	1569	A
25	YA	1578	U
25	YA	1579	A
25	YA	1581	G
25	YA	1585	C
25	YA	1586	A
25	YA	1587	A
25	YA	1591	G
25	YA	1598	C
25	YA	1608	A
25	YA	1609	A
25	YA	1617	C
25	YA	1618	A
25	YA	1640	C
25	YA	1647	G
25	YA	1648	C
25	YA	1654	A
25	YA	1668	A
25	YA	1674	G
25	YA	1695	G
25	YA	1700	A
25	YA	1701	A
25	YA	1725	G
25	YA	1728	G
25	YA	1729	A
25	YA	1730	U
25	YA	1731	G
25	YA	1732	A

Continued on next page...

Continued from previous page...

Mol	Chain	Res	Type
25	YA	1733	G
25	YA	1742	C
25	YA	1743	G
25	YA	1750	G
25	YA	1754	C
25	YA	1756	G
25	YA	1759	A
25	YA	1762	A
25	YA	1763	G
25	YA	1764	G
25	YA	1773	A
25	YA	1780	A
25	YA	1787	A
25	YA	1791	A
25	YA	1799	G
25	YA	1800	C
25	YA	1801	G
25	YA	1811	G
25	YA	1816	G
25	YA	1820	U
25	YA	1829	A
25	YA	1835	G
25	YA	1847	A
25	YA	1858	G
25	YA	1869	G
25	YA	1870	C
25	YA	1872	A
25	YA	1878	G
25	YA	1882	C
25	YA	1889	A
25	YA	1896	G
25	YA	1899	G
25	YA	1906	G
25	YA	1913	A
25	YA	1919	A
25	YA	1929	G
25	YA	1930	G
25	YA	1931	U
25	YA	1938	A
25	YA	1939	U
25	YA	1955	U
25	YA	1956	U

Continued on next page...

Continued from previous page...

Mol	Chain	Res	Type
25	YA	1963	U
25	YA	1965	C
25	YA	1967	C
25	YA	1969	A
25	YA	1970	A
25	YA	1971	A
25	YA	1972	A
25	YA	1982	C
25	YA	1991	U
25	YA	1993	U
25	YA	2020	A
25	YA	2021	C
25	YA	2023	G
25	YA	2031	A
25	YA	2033	A
25	YA	2034	U
25	YA	2043	C
25	YA	2055	C
25	YA	2056	G
25	YA	2059	A
25	YA	2060	A
25	YA	2061	G
25	YA	2062	A
25	YA	2063	C
25	YA	2069	G
25	YA	2089	U
25	YA	2093	G
25	YA	2099	U
25	YA	2100	G
25	YA	2111	C
25	YA	2112	G
25	YA	2113	U
25	YA	2114	A
25	YA	2115	G
25	YA	2116	G
25	YA	2117	A
25	YA	2120	G
25	YA	2122	U
25	YA	2126	A
25	YA	2127	G
25	YA	2128	C
25	YA	2131	G

Continued on next page...

Continued from previous page...

Mol	Chain	Res	Type
25	YA	2132	U
25	YA	2133	G
25	YA	2136	C
25	YA	2146	C
25	YA	2148	G
25	YA	2157	G
25	YA	2158	A
25	YA	2166	G
25	YA	2167	U
25	YA	2168	G
25	YA	2173	A
25	YA	2176	A
25	YA	2181	G
25	YA	2189	U
25	YA	2190	G
25	YA	2192	G
25	YA	2193	G
25	YA	2198	A
25	YA	2210	G
25	YA	2211	G
25	YA	2212	A
25	YA	2215	G
25	YA	2225	A
25	YA	2238	G
25	YA	2239	G
25	YA	2243	U
25	YA	2244	U
25	YA	2275	C
25	YA	2278	A
25	YA	2283	C
25	YA	2287	A
25	YA	2288	A
25	YA	2307	G
25	YA	2308	G
25	YA	2311	A
25	YA	2312	U
25	YA	2319	G
25	YA	2320	A
25	YA	2325	G
25	YA	2334	G
25	YA	2346	A
25	YA	2347	C

Continued on next page...

Continued from previous page...

Mol	Chain	Res	Type
25	YA	2350	C
25	YA	2358	G
25	YA	2377	A
25	YA	2383	G
25	YA	2385	C
25	YA	2392	A
25	YA	2394	C
25	YA	2402	C
25	YA	2403	C
25	YA	2406	U
25	YA	2410	G
25	YA	2423	U
25	YA	2424	C
25	YA	2425	A
25	YA	2427	C
25	YA	2429	G
25	YA	2430	A
25	YA	2435	A
25	YA	2439	A
25	YA	2440	C
25	YA	2441	C
25	YA	2448	A
25	YA	2450	A
25	YA	2469	A
25	YA	2470	G
25	YA	2471	C
25	YA	2475	C
25	YA	2484	G
25	YA	2494	G
25	YA	2498	C
25	YA	2502	G
25	YA	2505	G
25	YA	2518	A
25	YA	2529	G
25	YA	2542	A
25	YA	2554	U
25	YA	2558	C
25	YA	2567	G
25	YA	2601	C
25	YA	2602	A
25	YA	2609	U
25	YA	2610	C

Continued on next page...

Continued from previous page...

Mol	Chain	Res	Type
25	YA	2611	U
25	YA	2612	C
25	YA	2629	A
25	YA	2632	A
25	YA	2655	G
25	YA	2665	A
25	YA	2666	C
25	YA	2673	G
25	YA	2682	U
25	YA	2689	U
25	YA	2690	C
25	YA	2691	C
25	YA	2702	U
25	YA	2703	C
25	YA	2707	G
25	YA	2712	U
25	YA	2712(A)	A
25	YA	2713	A
25	YA	2714	G
25	YA	2718	G
25	YA	2726	U
25	YA	2733	A
25	YA	2742	C
25	YA	2744	G
25	YA	2752	C
25	YA	2758	A
25	YA	2761	G
25	YA	2764	A
25	YA	2765	A
25	YA	2766	G
25	YA	2770	G
25	YA	2777	G
25	YA	2778	A
25	YA	2779	U
25	YA	2780	G
25	YA	2789	C
25	YA	2790	A
25	YA	2791	C
25	YA	2794	C
25	YA	2797	U
25	YA	2807	G
25	YA	2808	U

Continued on next page...

Continued from previous page...

Mol	Chain	Res	Type
25	YA	2818	G
25	YA	2820	A
25	YA	2821	A
25	YA	2830	G
25	YA	2833	G
25	YA	2834	G
25	YA	2835	A
25	YA	2836	U
25	YA	2847	U
25	YA	2867	G
25	YA	2868	A
25	YA	2872	G
25	YA	2873	A
25	YA	2880	C
25	YA	2892	A
25	YA	2893	G
25	YA	2894	G
26	YB	8	U
26	YB	9	G
26	YB	13	A
26	YB	15	A
26	YB	16	G
26	YB	22	U
26	YB	25	A
26	YB	32	C
26	YB	40	U
26	YB	41	U
26	YB	42	C
26	YB	45	A
26	YB	52	A
26	YB	53	A
26	YB	56	G
26	YB	67	G
26	YB	73	A
26	YB	108	C
26	YB	109	G
26	YB	115	G
26	YB	116	G

All (195) RNA pucker outliers are listed below:

Continued on next page...

Continued from previous page...

Mol	Chain	Res	Type

Mol	Chain	Res	Type
1	QA	5	U
1	QA	31	G
1	QA	64	G
1	QA	115	G
1	QA	181	G
1	QA	189	U
1	QA	243	A
1	QA	244	U
1	QA	250	A
1	QA	266	G
1	QA	328	C
1	QA	410	G
1	QA	412	A
1	QA	428	G
1	QA	429	U
1	QA	481	G
1	QA	484	G
1	QA	485	G
1	QA	509	A
1	QA	687	A
1	QA	701	C
1	QA	703	G
1	QA	753	A
1	QA	792	A
1	QA	812	C
1	QA	913	A
1	QA	960	U
1	QA	991	U
1	QA	992	U
1	QA	1025	U
1	QA	1027	C
1	QA	1064	G
1	QA	1065	U
1	QA	1280	A
1	QA	1285	A
1	QA	1297	C
1	QA	1301	U
1	QA	1336	C
1	QA	1346	A
1	QA	1347	G
1	QA	1446	A

Continued on next page...

Continued from previous page...

Mol	Chain	Res	Type
1	QA	1498	U
1	QA	1528	U
22	QV	53	G
25	RA	74	A
25	RA	99	U
25	RA	102	G
25	RA	222	A
25	RA	227	A
25	RA	229	A
25	RA	242	G
25	RA	271(B)	G
25	RA	271(C)	U
25	RA	345	A
25	RA	370	G
25	RA	372	G
25	RA	404	C
25	RA	503	A
25	RA	508	G
25	RA	512	G
25	RA	637	A
25	RA	752	A
25	RA	764	A
25	RA	774	A
25	RA	846	C
25	RA	856	C
25	RA	859	G
25	RA	974(A)	C
25	RA	1022	G
25	RA	1026	U
25	RA	1045	A
25	RA	1078	U
25	RA	1085	A
25	RA	1130	U
25	RA	1178	C
25	RA	1204	A
25	RA	1210	A
25	RA	1275	A
25	RA	1312	U
25	RA	1427	A
25	RA	1460	A
25	RA	1558	A
25	RA	1653	G

Continued on next page...

Continued from previous page...

Mol	Chain	Res	Type
25	RA	1694	C
25	RA	1799	G
25	RA	1819	A
25	RA	1930	G
25	RA	1992	G
25	RA	2060	A
25	RA	2126	A
25	RA	2405	G
25	RA	2439	A
25	RA	2481	G
25	RA	2518	A
25	RA	2566	A
25	RA	2610	C
25	RA	2689	U
25	RA	2712	U
25	RA	2726	U
25	RA	2776	A
25	RA	2832	U
25	RA	2867	G
26	RB	24	G
26	RB	66	A
1	XA	31	G
1	XA	60	A
1	XA	64	G
1	XA	78	G
1	XA	89	U
1	XA	115	G
1	XA	190	G
1	XA	243	A
1	XA	250	A
1	XA	266	G
1	XA	328	C
1	XA	345	C
1	XA	353	A
1	XA	388	G
1	XA	412	A
1	XA	429	U
1	XA	481	G
1	XA	484	G
1	XA	485	G
1	XA	509	A
1	XA	532	A

Continued on next page...

Continued from previous page...

Mol	Chain	Res	Type
1	XA	560	U
1	XA	687	A
1	XA	703	G
1	XA	812	C
1	XA	913	A
1	XA	991	U
1	XA	992	U
1	XA	1027	C
1	XA	1054	C
1	XA	1200	C
1	XA	1285	A
1	XA	1301	U
1	XA	1336	C
1	XA	1347	G
1	XA	1446	A
1	XA	1498	U
22	XV	53	G
25	YA	99	U
25	YA	102	G
25	YA	195	A
25	YA	196	A
25	YA	221	A
25	YA	222	A
25	YA	229	A
25	YA	242	G
25	YA	271(B)	G
25	YA	278	A
25	YA	404	C
25	YA	503	A
25	YA	508	G
25	YA	587	C
25	YA	637	A
25	YA	654	A
25	YA	752	A
25	YA	846	C
25	YA	856	C
25	YA	859	G
25	YA	974(A)	C
25	YA	1012	U
25	YA	1022	G
25	YA	1026	U
25	YA	1045	A

Continued on next page...

Continued from previous page...

Mol	Chain	Res	Type
25	YA	1078	U
25	YA	1085	A
25	YA	1109	C
25	YA	1130	U
25	YA	1178	C
25	YA	1204	A
25	YA	1210	A
25	YA	1359	A
25	YA	1427	A
25	YA	1558	A
25	YA	1653	G
25	YA	1694	C
25	YA	1799	G
25	YA	1819	A
25	YA	1930	G
25	YA	1955	U
25	YA	1992	G
25	YA	2126	A
25	YA	2439	A
25	YA	2566	A
25	YA	2610	C
25	YA	2681	C
25	YA	2689	U
25	YA	2712	U
25	YA	2776	A
25	YA	2832	U
25	YA	2867	G
26	YB	66	A

5.4 Non-standard residues in protein, DNA, RNA chains (i)

2 non-standard protein/DNA/RNA residues are modelled in this entry.

In the following table, the Counts columns list the number of bonds (or angles) for which Mogul statistics could be retrieved, the number of bonds (or angles) that are observed in the model and the number of bonds (or angles) that are defined in the Chemical Component Dictionary. The Link column lists molecule types, if any, to which the group is linked. The Z score for a bond length (or angle) is the number of standard deviations the observed value is removed from the expected value. A bond length (or angle) with $|Z| > 2$ is considered an outlier worth inspection. RMSZ is the root-mean-square of all Z scores of the bond lengths (or angles).

Mol	Type	Chain	Res	Link	Bond lengths			Bond angles		
					Counts	RMSZ	$\#\|Z\| > 2$	Counts	RMSZ	$\#\|Z\| > 2$
56	PPU	Z6	101	56,25	32,40,41	2.55	6 (18%)	33,57,60	2.15	5 (15%)
56	PPU	Z5	101	56,25	32,40,41	2.56	6 (18%)	33,57,60	2.15	5 (15%)

In the following table, the Chirals column lists the number of chiral outliers, the number of chiral centers analysed, the number of these observed in the model and the number defined in the Chemical Component Dictionary. Similar counts are reported in the Torsion and Rings columns. '-' means no outliers of that kind were identified.

Mol	Type	Chain	Res	Link	Chirals	Torsions	Rings
56	PPU	Z6	101	56,25	-	2/21/43/44	0/4/4/4
56	PPU	Z5	101	56,25	-	2/21/43/44	0/4/4/4

All (12) bond length outliers are listed below:

Mol	Chain	Res	Type	Atoms	Z	Observed(Å)	Ideal(Å)
56	Z5	101	PPU	O-C	9.32	1.41	1.23
56	Z6	101	PPU	O-C	9.28	1.41	1.23
56	Z5	101	PPU	C9-N6	-5.92	1.32	1.45
56	Z6	101	PPU	C9-N6	-5.90	1.32	1.45
56	Z5	101	PPU	C-N3'	5.70	1.46	1.34
56	Z6	101	PPU	C-N3'	5.68	1.46	1.34
56	Z6	101	PPU	C10-N6	-5.63	1.32	1.45
56	Z5	101	PPU	C10-N6	-5.61	1.32	1.45
56	Z6	101	PPU	O4'-C1'	2.73	1.44	1.41
56	Z5	101	PPU	O4'-C1'	2.73	1.44	1.41
56	Z5	101	PPU	C4-N3	-2.10	1.32	1.35
56	Z6	101	PPU	C4-N3	-2.07	1.32	1.35

All (10) bond angle outliers are listed below:

Mol	Chain	Res	Type	Atoms	Z	Observed(^{o})	Ideal(^{o})
56	Z5	101	PPU	C3'-N3'-C	-8.61	110.22	123.21
56	Z6	101	PPU	C3'-N3'-C	-8.60	110.24	123.21
56	Z5	101	PPU	N3-C2-N1	-4.63	121.45	128.68
56	Z6	101	PPU	N3-C2-N1	-4.61	121.48	128.68
56	Z5	101	PPU	CA-C-N3'	4.02	121.72	116.15
56	Z6	101	PPU	CA-C-N3'	4.00	121.70	116.15
56	Z5	101	PPU	CM-OC-CZ	-3.38	110.17	117.51
56	Z6	101	PPU	CM-OC-CZ	-3.38	110.17	117.51
56	Z6	101	PPU	C4-C5-N7	-3.37	105.89	109.40
56	Z5	101	PPU	C4-C5-N7	-3.34	105.92	109.40

There are no chirality outliers.

All (4) torsion outliers are listed below:

Mol	Chain	Res	Type	Atoms
56	Z5	101	PPU	O-C-CA-N
56	Z6	101	PPU	O-C-CA-N
56	Z5	101	PPU	N3'-C-CA-N
56	Z6	101	PPU	N3'-C-CA-N

There are no ring outliers.

2 monomers are involved in 19 short contacts:

Mol	Chain	Res	Type	Clashes	Symm-Clashes
56	Z6	101	PPU	11	0
56	Z5	101	PPU	8	0

5.5 Carbohydrates (i)

There are no monosaccharides in this entry.

5.6 Ligand geometry (i)

Of 902 ligands modelled in this entry, 900 are monoatomic - leaving 2 for Mogul analysis.

In the following table, the Counts columns list the number of bonds (or angles) for which Mogul statistics could be retrieved, the number of bonds (or angles) that are observed in the model and the number of bonds (or angles) that are defined in the Chemical Component Dictionary. The Link column lists molecule types, if any, to which the group is linked. The Z score for a bond length (or angle) is the number of standard deviations the observed value is removed from the expected value. A bond length (or angle) with $|Z| > 2$ is considered an outlier worth inspection. RMSZ is the root-mean-square of all Z scores of the bond lengths (or angles).

Mol	Type	Chain	Res	Link	Bond lengths			Bond angles		
					Counts	RMSZ	$\#\|Z\| > 2$	Counts	RMSZ	$\#\|Z\| > 2$
58	PAR	XA	1715	-	45,45,45	1.61	7 (15%)	64,67,67	1.25	5 (7%)
58	PAR	QA	1696	-	45,45,45	1.60	9 (20%)	64,67,67	1.30	7 (10%)

In the following table, the Chirals column lists the number of chiral outliers, the number of chiral centers analysed, the number of these observed in the model and the number defined in the Chemical Component Dictionary. Similar counts are reported in the Torsion and Rings columns. '-' means no outliers of that kind were identified.

Mol	Type	Chain	Res	Link	Chirals	Torsions	Rings
58	PAR	XA	1715	-	-	6/18/94/94	0/4/4/4
58	PAR	QA	1696	-	-	4/18/94/94	0/4/4/4

All (16) bond length outliers are listed below:

Mol	Chain	Res	Type	Atoms	Z	Observed(Å)	Ideal(Å)
58	XA	1715	PAR	C64-C54	5.38	1.59	1.52
58	QA	1696	PAR	C64-C54	5.27	1.59	1.52
58	QA	1696	PAR	C52-C42	3.30	1.59	1.52
58	XA	1715	PAR	C52-C42	3.12	1.58	1.52
58	XA	1715	PAR	O54-C14	3.09	1.49	1.41
58	QA	1696	PAR	O54-C14	3.00	1.49	1.41
58	QA	1696	PAR	C11-C21	2.72	1.57	1.52
58	XA	1715	PAR	O51-C11	2.67	1.48	1.41
58	XA	1715	PAR	C14-C24	2.63	1.57	1.52
58	QA	1696	PAR	O51-C11	2.61	1.48	1.41
58	XA	1715	PAR	C11-C21	2.49	1.57	1.52
58	XA	1715	PAR	C31-C21	2.43	1.56	1.53
58	QA	1696	PAR	O54-C54	2.25	1.49	1.44
58	QA	1696	PAR	C31-C21	2.15	1.56	1.53
58	QA	1696	PAR	C44-C54	2.14	1.57	1.53
58	QA	1696	PAR	C14-C24	2.05	1.56	1.52

All (12) bond angle outliers are listed below:

Mol	Chain	Res	Type	Atoms	Z	Observed(^{o})	Ideal(^{o})
58	QA	1696	PAR	C14-O54-C54	5.02	123.55	113.69
58	XA	1715	PAR	O33-C14-C24	4.55	116.06	108.22
58	XA	1715	PAR	C14-O54-C54	3.93	121.40	113.69
58	XA	1715	PAR	O52-C13-C23	3.40	115.01	107.96
58	QA	1696	PAR	O54-C54-C64	3.28	112.11	106.01
58	XA	1715	PAR	O54-C54-C64	3.09	111.75	106.01
58	QA	1696	PAR	O52-C13-C23	3.08	114.33	107.96
58	QA	1696	PAR	O33-C14-C24	3.07	113.51	108.22
58	QA	1696	PAR	C11-O51-C51	2.53	118.65	113.69
58	XA	1715	PAR	C11-O51-C51	2.30	118.21	113.69
58	QA	1696	PAR	C44-C34-C24	-2.14	107.39	111.07
58	QA	1696	PAR	C22-C32-C42	2.05	114.72	109.53

There are no chirality outliers.

All (10) torsion outliers are listed below:

Mol	Chain	Res	Type	Atoms
58	QA	1696	PAR	O43-C43-C53-O53
58	XA	1715	PAR	O43-C43-C53-O53
58	QA	1696	PAR	C33-C43-C53-O53
58	XA	1715	PAR	C33-C43-C53-O53
58	XA	1715	PAR	O51-C51-C61-O61
58	XA	1715	PAR	C41-C51-C61-O61
58	QA	1696	PAR	C52-C42-O11-C11
58	QA	1696	PAR	C44-C54-C64-N64
58	XA	1715	PAR	C52-C42-O11-C11
58	XA	1715	PAR	C43-C33-O33-C14

There are no ring outliers.

2 monomers are involved in 4 short contacts:

Mol	Chain	Res	Type	Clashes	Symm-Clashes
58	XA	1715	PAR	1	0
58	QA	1696	PAR	3	0

The following is a two-dimensional graphical depiction of Mogul quality analysis of bond lengths, bond angles, torsion angles, and ring geometry for all instances of the Ligand of Interest. In addition, ligands with molecular weight > 250 and outliers as shown on the validation Tables will also be included. For torsion angles, if less then 5% of the Mogul distribution of torsion angles is within 10 degrees of the torsion angle in question, then that torsion angle is considered an outlier. Any bond that is central to one or more torsion angles identified as an outlier by Mogul will be highlighted in the graph. For rings, the root-mean-square deviation (RMSD) between the ring in question and similar rings identified by Mogul is calculated over all ring torsion angles. If the average RMSD is greater than 60 degrees and the minimal RMSD between the ring in question and any Mogul-identified rings is also greater than 60 degrees, then that ring is considered an outlier. The outliers are highlighted in purple. The color gray indicates Mogul did not find sufficient equivalents in the CSD to analyse the geometry.

Ligand PAR XA 1715

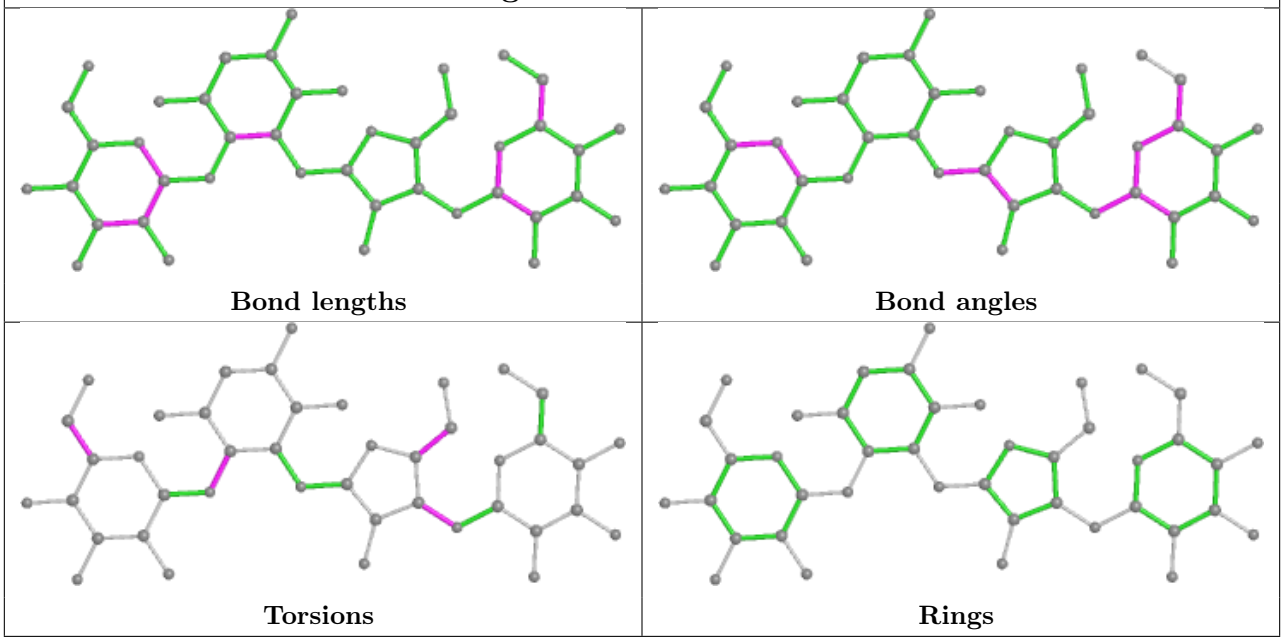

Ligand PAR QA 1696

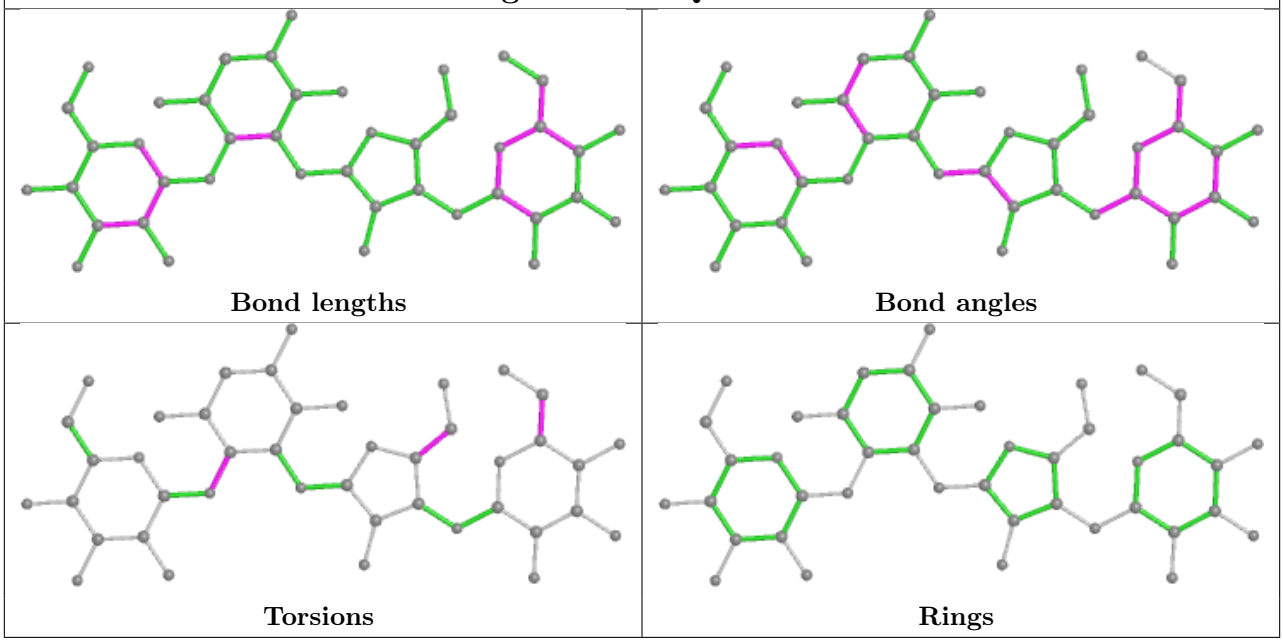

5.7 Other polymers (i)

There are no such residues in this entry.

5.8 Polymer linkage issues (i)

There are no chain breaks in this entry.

6 Fit of model and data (i)

6.1 Protein, DNA and RNA chains (i)

In the following table, the column labelled '#RSRZ> 2' contains the number (and percentage) of RSRZ outliers, followed by percent RSRZ outliers for the chain as percentile scores relative to all X-ray entries and entries of similar resolution. The OWAB column contains the minimum, median, 95th percentile and maximum values of the occupancy-weighted average B-factor per residue. The column labelled 'Q< 0.9' lists the number of (and percentage) of residues with an average occupancy less than 0.9.

Mol	Chain	Analysed	<RSRZ>	#RSRZ>2			OWAB(Å^2)	Q<0.9
1	QA	1500/1522 (98%)	-0.04	11 (0%)	87	78	37, 82, 166, 360	0
1	XA	1500/1522 (98%)	-0.01	8 (0%)	91	83	27, 73, 170, 298	0
2	QB	237/256 (92%)	0.48	15 (6%)	20	11	55, 128, 200, 260	0
2	XB	237/256 (92%)	0.34	7 (2%)	50	34	51, 115, 181, 270	0
3	QC	205/239 (85%)	0.20	3 (1%)	73	60	64, 119, 182, 242	0
3	XC	205/239 (85%)	-0.10	1 (0%)	91	83	45, 87, 134, 188	0
4	QD	208/209 (99%)	-0.15	0	100	100	39, 90, 141, 165	0
4	XD	208/209 (99%)	-0.14	0	100	100	34, 83, 139, 183	0
5	QE	151/162 (93%)	0.02	1 (0%)	87	78	49, 94, 145, 200	0
5	XE	151/162 (93%)	-0.18	0	100	100	39, 76, 128, 177	0
6	QF	101/101 (100%)	-0.25	0	100	100	34, 75, 114, 156	0
6	XF	101/101 (100%)	-0.18	1 (0%)	82	70	30, 77, 132, 236	0
7	QG	155/156 (99%)	0.55	13 (8%)	11	7	55, 111, 167, 291	0
7	XG	155/156 (99%)	0.20	7 (4%)	33	21	52, 101, 154, 205	0
8	QH	138/138 (100%)	-0.01	0	100	100	57, 93, 145, 158	0
8	XH	138/138 (100%)	0.01	0	100	100	44, 83, 126, 144	0
9	QI	127/128 (99%)	0.53	5 (3%)	39	25	62, 122, 183, 230	0
9	XI	127/128 (99%)	0.20	2 (1%)	72	57	39, 114, 166, 213	0
10	QJ	99/105 (94%)	0.67	4 (4%)	38	25	56, 133, 221, 251	0
10	XJ	99/105 (94%)	0.45	2 (2%)	65	49	43, 113, 174, 209	0
11	QK	119/129 (92%)	0.52	9 (7%)	13	8	46, 83, 150, 237	0
11	XK	119/129 (92%)	0.53	5 (4%)	36	23	33, 76, 147, 227	0
12	QL	125/132 (94%)	0.36	5 (4%)	38	25	42, 80, 142, 248	0
12	XL	125/132 (94%)	0.17	3 (2%)	59	42	32, 68, 126, 266	0

Continued on next page...

Continued from previous page...

Mol	Chain	Analysed	<RSRZ>	#RSRZ>2			OWAB(Å^2)	Q<0.9
13	QM	121/126 (96%)	0.39	8 (6%)	18	10	45, 118, 179, 283	0
13	XM	121/126 (96%)	0.14	3 (2%)	57	41	41, 99, 165, 284	0
14	QN	60/61 (98%)	0.28	0	100	100	52, 104, 144, 159	0
14	XN	60/61 (98%)	-0.18	0	100	100	37, 76, 109, 126	0
15	QO	88/89 (98%)	-0.03	0	100	100	36, 84, 136, 178	0
15	XO	88/89 (98%)	-0.08	0	100	100	41, 76, 120, 130	0
16	QP	84/88 (95%)	0.24	2 (2%)	59	42	43, 78, 129, 174	0
16	XP	84/88 (95%)	0.39	2 (2%)	59	42	53, 89, 138, 202	0
17	QQ	100/105 (95%)	0.16	0	100	100	51, 90, 130, 190	0
17	XQ	100/105 (95%)	0.12	0	100	100	48, 85, 127, 173	0
18	QR	70/88 (79%)	0.11	2 (2%)	51	35	43, 82, 138, 172	0
18	XR	70/88 (79%)	0.17	1 (1%)	75	61	35, 79, 124, 157	0
19	QS	84/93 (90%)	0.61	4 (4%)	30	19	70, 127, 178, 246	0
19	XS	84/93 (90%)	0.55	2 (2%)	59	42	63, 106, 161, 228	0
20	QT	99/106 (93%)	0.44	4 (4%)	38	25	56, 98, 150, 177	0
20	XT	99/106 (93%)	0.60	8 (8%)	12	7	61, 110, 169, 201	0
21	QU	25/27 (92%)	0.41	1 (4%)	38	25	62, 110, 148, 166	0
21	XU	25/27 (92%)	0.28	1 (4%)	38	25	54, 90, 124, 164	0
22	QV	77/77 (100%)	0.24	1 (1%)	77	63	41, 95, 162, 189	0
22	XV	77/77 (100%)	0.22	1 (1%)	77	63	34, 87, 125, 169	0
23	QX	11/25 (44%)	0.48	1 (9%)	9	5	55, 79, 176, 213	0
23	XX	11/25 (44%)	0.53	1 (9%)	9	5	41, 59, 161, 175	0
24	QY	15/17 (88%)	0.39	0	100	100	62, 89, 153, 156	0
24	XY	16/17 (94%)	0.31	0	100	100	57, 85, 152, 154	0
25	RA	2882/2915 (98%)	0.09	116 (4%)	38	25	24, 60, 218, 384	0
25	YA	2882/2915 (98%)	0.03	106 (3%)	41	27	19, 51, 215, 471	0
26	RB	120/122 (98%)	-0.09	0	100	100	69, 96, 130, 160	0
26	YB	120/122 (98%)	-0.24	0	100	100	50, 73, 106, 142	0
27	RD	272/276 (98%)	-0.24	1 (0%)	92	86	22, 49, 98, 171	0
27	YD	272/276 (98%)	-0.20	1 (0%)	92	86	11, 45, 84, 223	0
28	RE	205/206 (99%)	0.07	4 (1%)	65	49	22, 70, 140, 321	0

Continued on next page...

Continued from previous page...

Mol	Chain	Analysed	<RSRZ>	#RSRZ>2			OWAB(Å^2)	Q<0.9
28	YE	205/206 (99%)	-0.01	3 (1%)	73	60	22, 68, 139, 246	0
29	RF	202/210 (96%)	0.07	1 (0%)	91	83	20, 71, 132, 203	0
29	YF	202/210 (96%)	0.02	4 (1%)	65	49	14, 63, 129, 185	0
30	RG	181/182 (99%)	0.50	7 (3%)	39	25	64, 114, 167, 218	0
30	YG	181/182 (99%)	0.11	3 (1%)	70	55	50, 83, 136, 272	0
31	RH	170/180 (94%)	1.36	40 (23%)	0	0	77, 169, 247, 338	0
31	YH	170/180 (94%)	0.38	2 (1%)	79	66	36, 90, 147, 208	0
32	RI	146/148 (98%)	0.39	7 (4%)	30	19	37, 104, 161, 269	0
32	YI	146/148 (98%)	0.36	6 (4%)	37	24	26, 102, 156, 181	0
33	RN	138/140 (98%)	0.14	2 (1%)	75	61	38, 75, 133, 194	0
33	YN	138/140 (98%)	-0.03	0	100	100	36, 70, 124, 180	0
34	RO	122/122 (100%)	0.05	0	100	100	28, 65, 109, 146	0
34	YO	122/122 (100%)	-0.02	0	100	100	17, 51, 86, 108	0
35	RP	150/150 (100%)	0.35	6 (4%)	38	25	19, 79, 151, 264	0
35	YP	150/150 (100%)	0.09	3 (2%)	65	49	15, 68, 135, 202	0
36	RQ	141/141 (100%)	0.44	5 (3%)	44	29	43, 88, 145, 228	0
36	YQ	141/141 (100%)	0.04	1 (0%)	87	78	18, 63, 121, 227	0
37	RR	118/118 (100%)	-0.06	0	100	100	26, 57, 91, 135	0
37	YR	118/118 (100%)	-0.14	0	100	100	34, 65, 112, 156	0
38	RS	111/112 (99%)	0.23	1 (0%)	84	73	60, 96, 158, 199	0
38	YS	111/112 (99%)	0.12	1 (0%)	84	73	36, 84, 137, 172	0
39	RT	137/146 (93%)	-0.08	2 (1%)	73	60	39, 74, 168, 287	0
39	YT	137/146 (93%)	-0.13	2 (1%)	73	60	29, 71, 152, 217	0
40	RU	117/118 (99%)	0.03	3 (2%)	56	40	23, 68, 138, 196	0
40	YU	117/118 (99%)	-0.09	2 (1%)	70	55	23, 57, 136, 223	0
41	RV	101/101 (100%)	0.49	6 (5%)	22	13	37, 89, 166, 286	0
41	YV	101/101 (100%)	0.14	3 (2%)	50	34	31, 84, 143, 275	0
42	RW	113/113 (100%)	0.14	2 (1%)	68	53	22, 52, 109, 206	0
42	YW	113/113 (100%)	0.02	2 (1%)	68	53	24, 53, 119, 205	0
43	RX	92/96 (95%)	0.05	0	100	100	22, 65, 110, 134	0
43	YX	92/96 (95%)	0.06	0	100	100	15, 53, 95, 119	0

Continued on next page...

Continued from previous page...

Mol	Chain	Analysed	<RSRZ>	#RSRZ>2			OWAB(Å^2)	Q<0.9
44	RY	102/110 (92%)	0.78	10 (9%)	7	4	48, 95, 183, 309	0
44	YY	102/110 (92%)	0.20	5 (4%)	29	18	30, 79, 135, 264	0
45	RZ	183/206 (88%)	0.68	12 (6%)	18	10	65, 123, 209, 310	0
45	YZ	183/206 (88%)	0.46	6 (3%)	46	31	49, 101, 195, 273	0
46	R0	82/85 (96%)	0.15	0	100	100	33, 71, 100, 128	0
46	Y0	82/85 (96%)	0.10	0	100	100	29, 55, 90, 119	0
47	R1	97/98 (98%)	0.29	3 (3%)	49	33	25, 62, 140, 257	0
47	Y1	97/98 (98%)	0.35	4 (4%)	37	24	17, 56, 154, 232	0
48	R2	69/72 (95%)	0.36	1 (1%)	75	61	42, 81, 158, 197	0
48	Y2	69/72 (95%)	0.04	1 (1%)	75	61	30, 64, 139, 181	0
49	R3	59/60 (98%)	0.53	2 (3%)	45	30	45, 86, 134, 177	0
49	Y3	59/60 (98%)	0.36	3 (5%)	28	17	27, 60, 128, 185	0
50	R4	71/71 (100%)	1.36	20 (28%)	0	0	110, 208, 323, 389	0
50	Y4	71/71 (100%)	0.53	7 (9%)	7	4	66, 140, 233, 334	0
51	R5	59/60 (98%)	0.37	5 (8%)	10	6	23, 64, 219, 249	0
51	Y5	58/60 (96%)	0.28	5 (8%)	10	6	27, 71, 208, 261	0
52	R6	49/54 (90%)	2.99	34 (69%)	0	0	110, 164, 240, 272	0
52	Y6	49/54 (90%)	2.60	29 (59%)	0	0	95, 147, 224, 286	0
53	R7	49/49 (100%)	-0.21	2 (4%)	37	24	24, 44, 95, 172	0
53	Y7	49/49 (100%)	-0.31	2 (4%)	37	24	18, 37, 95, 166	0
54	R8	64/65 (98%)	0.19	1 (1%)	72	57	26, 68, 121, 209	0
54	Y8	64/65 (98%)	-0.06	1 (1%)	72	57	27, 58, 128, 223	0
55	R9	37/37 (100%)	5.24	36 (97%)	0	0	96, 171, 236, 316	0
55	Y9	37/37 (100%)	4.42	37 (100%)	0	0	99, 151, 210, 312	0
56	Z5	2/3 (66%)	-0.16	0	100	100	35, 35, 35, 59	0
56	Z6	2/3 (66%)	0.37	0	100	100	32, 32, 32, 42	0
All	All	20880/21490 (97%)	0.15	712 (3%)	45	30	11, 75, 176, 471	0

All (712) RSRZ outliers are listed below:

Mol	Chain	Res	Type	RSRZ
35	RP	149	GLU	14.8
55	R9	11	CYS	12.5

Continued on next page...

Continued from previous page...

Mol	Chain	Res	Type	RSRZ
55	R9	34	GLN	11.1
55	R9	14	CYS	10.8
25	YA	2165	G	9.8
25	RA	2145	C	9.4
55	R9	25	VAL	9.4
55	Y9	34	GLN	9.3
52	R6	6	ARG	8.9
52	R6	14	THR	8.9
35	RP	150	ALA	8.9
25	YA	2112	G	8.7
52	Y6	26	ASN	8.7
25	YA	2179	C	8.6
25	YA	2121	G	8.4
55	R9	24	TYR	7.7
25	RA	2159	G	7.6
25	RA	1095	A	7.6
55	Y9	32	HIS	7.4
25	YA	2175	C	7.3
55	R9	35	ARG	7.3
25	YA	2158	A	7.3
25	RA	2799	A	7.2
12	QL	129	ALA	7.2
25	RA	2116	G	7.2
55	R9	12	ASP	7.2
52	R6	7	ILE	7.1
25	YA	2117	A	7.0
25	RA	2164	C	6.9
25	RA	2179	C	6.9
25	RA	2147	G	6.8
12	QL	127	GLU	6.8
25	RA	2797	U	6.7
25	YA	2133	G	6.7
52	R6	29	ASN	6.6
55	R9	1	MET	6.6
7	QG	82	GLY	6.6
55	R9	27	CYS	6.5
55	Y9	36	GLN	6.5
55	R9	13	LYS	6.5
25	YA	2141	G	6.5
13	QM	7	VAL	6.4
25	YA	2120	G	6.4
25	YA	2188	C	6.4

Continued on next page...

Continued from previous page...

Mol	Chain	Res	Type	RSRZ
55	Y9	25	VAL	6.4
47	R1	98	LEU	6.4
55	R9	36	GLN	6.3
25	YA	2116	G	6.2
25	RA	1093	G	6.2
55	Y9	1	MET	6.2
55	R9	4	ARG	6.1
25	RA	2146	C	6.1
25	RA	1096	A	6.1
55	Y9	29	ASN	6.0
50	R4	71	ARG	6.0
25	RA	1092	C	5.9
13	QM	6	GLY	5.9
40	YU	117	GLN	5.8
11	XK	11	LYS	5.8
55	Y9	14	CYS	5.8
25	YA	2174	C	5.7
55	Y9	13	LYS	5.7
45	YZ	113	ALA	5.6
11	QK	128	ALA	5.6
25	YA	2164	C	5.6
25	YA	2110	G	5.6
51	R5	54	GLY	5.6
55	R9	17	ILE	5.5
55	R9	10	ILE	5.5
50	R4	40	HIS	5.5
52	R6	13	CYS	5.5
52	R6	5	VAL	5.5
25	YA	2132	U	5.5
11	XK	12	ARG	5.4
25	YA	2145	C	5.4
25	YA	2166	G	5.4
55	R9	26	ILE	5.3
25	RA	2165	G	5.3
25	YA	2105	C	5.3
25	YA	2118	U	5.3
31	YH	3	ARG	5.3
55	R9	16	VAL	5.3
55	R9	19	ARG	5.2
25	YA	2146	C	5.2
25	YA	2178	C	5.2
25	RA	2158	A	5.2

Continued on next page...

Continued from previous page...

Mol	Chain	Res	Type	RSRZ
25	RA	2110	G	5.2
44	RY	52	SER	5.2
25	RA	2166	G	5.2
55	Y9	15	LYS	5.1
55	Y9	24	TYR	5.1
52	R6	20	ASN	5.1
25	YA	2154	G	5.1
25	RA	1099	G	5.1
25	YA	2189	U	5.1
25	RA	2168	G	5.1
25	RA	2144	U	5.1
42	YW	113	LYS	5.0
52	R6	34	LEU	5.0
55	R9	2	LYS	5.0
25	RA	2174	C	5.0
25	RA	2125	G	5.0
25	YA	2129	C	5.0
55	Y9	12	ASP	5.0
25	RA	2119	A	5.0
52	R6	26	ASN	5.0
55	Y9	35	ARG	5.0
25	RA	1058	G	5.0
52	Y6	53	LYS	4.9
55	R9	9	ARG	4.9
25	YA	2144	U	4.9
25	YA	2799	A	4.9
25	RA	1176	G	4.9
55	Y9	7	VAL	4.8
11	QK	129	SER	4.8
7	QG	78	ARG	4.8
51	Y5	59	GLU	4.8
55	Y9	26	ILE	4.8
12	XL	129	ALA	4.8
31	RH	43	VAL	4.7
55	Y9	28	GLU	4.7
25	RA	2120	G	4.7
7	QG	81	GLY	4.7
49	Y3	60	GLU	4.7
22	XV	0	C	4.7
55	R9	15	LYS	4.7
25	RA	2133	G	4.7
25	RA	2121	G	4.6

Continued on next page...

Continued from previous page...

Mol	Chain	Res	Type	RSRZ
1	QA	1032	A	4.6
12	QL	128	ALA	4.6
45	RZ	159	PRO	4.6
55	R9	32	HIS	4.6
50	R4	69	LYS	4.6
50	R4	51	ASP	4.6
25	RA	1100	C	4.6
55	R9	33	LYS	4.6
25	RA	2123	G	4.6
25	YA	2106	G	4.6
52	R6	50	ARG	4.6
52	R6	52	VAL	4.6
25	RA	1059	G	4.6
25	YA	2160	G	4.6
47	R1	96	LYS	4.6
25	RA	2170	A	4.5
25	RA	1094	U	4.5
55	Y9	9	ARG	4.5
52	Y6	34	LEU	4.5
2	QB	240	GLN	4.4
25	YA	2169	A	4.4
18	QR	88	LYS	4.4
25	YA	2108	C	4.4
25	YA	2157	G	4.4
11	XK	129	SER	4.4
47	Y1	96	LYS	4.4
55	Y9	4	ARG	4.3
2	QB	4	GLU	4.3
25	YA	2155	G	4.3
25	RA	1098	A	4.3
55	R9	3	VAL	4.3
55	Y9	30	PRO	4.3
25	YA	2114	A	4.3
41	YV	36	PRO	4.3
42	RW	113	LYS	4.3
31	RH	115	VAL	4.3
50	R4	49	PHE	4.3
25	RA	2154	G	4.3
50	Y4	71	ARG	4.2
25	YA	2122	U	4.2
25	RA	2795	G	4.2
7	QG	83	ALA	4.2

Continued on next page...

Continued from previous page...

Mol	Chain	Res	Type	RSRZ
55	Y9	10	ILE	4.2
7	QG	156	TRP	4.2
25	RA	1084	A	4.2
13	QM	8	GLU	4.2
25	RA	1085	A	4.2
25	YA	2795	G	4.2
25	YA	2131	G	4.1
55	Y9	2	LYS	4.1
25	YA	2107	C	4.1
25	YA	2142	C	4.1
25	YA	2181	G	4.1
31	RH	96	ALA	4.1
25	RA	1177	A	4.1
25	YA	2152	G	4.1
25	RA	2176	A	4.1
25	RA	2798	C	4.1
25	RA	2111	C	4.1
40	RU	118	GLY	4.1
25	RA	1083	U	4.1
52	R6	42	TRP	4.1
25	YA	1536	A	4.1
25	YA	2109	U	4.1
2	QB	79	ASP	4.0
25	RA	1068	G	4.0
25	RA	2114	A	4.0
48	R2	72	ALA	4.0
25	RA	2175	C	4.0
55	Y9	8	LYS	4.0
25	YA	2156	G	4.0
25	RA	2801	A	4.0
52	R6	12	GLU	4.0
25	YA	2128	C	3.9
32	RI	146	ALA	3.9
7	QG	86	GLN	3.9
13	XM	94	ARG	3.9
55	R9	28	GLU	3.9
51	Y5	58	LEU	3.9
25	RA	1070	A	3.9
52	Y6	13	CYS	3.9
20	XT	106	ALA	3.9
51	Y5	54	GLY	3.9
51	Y5	60	VAL	3.9

Continued on next page...

Continued from previous page...

Mol	Chain	Res	Type	RSRZ
52	Y6	42	TRP	3.9
25	YA	2104	G	3.9
31	RH	95	ARG	3.9
52	Y6	30	THR	3.8
25	RA	2112	G	3.8
55	R9	30	PRO	3.8
25	RA	1057	A	3.8
28	RE	204	ALA	3.8
52	Y6	6	ARG	3.8
31	RH	24	VAL	3.8
31	RH	123	PHE	3.8
55	Y9	27	CYS	3.8
25	RA	2115	G	3.8
25	RA	1082	U	3.8
25	YA	2130	U	3.8
7	XG	85	TYR	3.8
25	YA	2139	C	3.8
25	RA	2118	U	3.8
2	QB	165	VAL	3.8
12	XL	128	ALA	3.8
55	R9	22	ARG	3.8
25	YA	2153	G	3.7
11	QK	11	LYS	3.7
55	Y9	37	GLY	3.7
25	RA	2896	C	3.7
25	YA	2137	C	3.7
25	YA	2143	C	3.7
25	RA	1103	A	3.7
31	RH	101	ARG	3.7
52	Y6	37	ARG	3.7
25	RA	2181	G	3.7
55	R9	29	ASN	3.7
44	RY	50	ARG	3.7
21	XU	26	LYS	3.7
25	YA	1177	A	3.7
25	YA	2168	G	3.7
25	YA	277	C	3.7
25	YA	2801	A	3.7
7	QG	85	TYR	3.7
55	Y9	23	VAL	3.7
52	R6	11	LEU	3.7
47	R1	97	LEU	3.6

Continued on next page...

Continued from previous page...

Mol	Chain	Res	Type	RSRZ
25	YA	2119	A	3.6
25	RA	2109	U	3.6
31	RH	35	VAL	3.6
52	Y6	32	ASN	3.6
30	RG	138	GLN	3.6
25	YA	2148	G	3.6
25	RA	2139	C	3.6
25	RA	2178	C	3.6
55	Y9	16	VAL	3.6
25	RA	2132	U	3.6
51	R5	59	GLU	3.6
25	RA	2156	G	3.6
55	Y9	6	SER	3.5
55	Y9	22	ARG	3.5
2	XB	125	PRO	3.5
25	RA	1061	U	3.5
25	YA	2180	U	3.5
2	QB	187	LEU	3.5
25	YA	2111	C	3.5
25	YA	2147	G	3.5
10	QJ	10	GLY	3.5
25	RA	2160	G	3.5
52	Y6	20	ASN	3.5
47	Y1	98	LEU	3.5
52	Y6	12	GLU	3.5
25	YA	2149	G	3.5
6	XF	101	ALA	3.5
28	RE	69	LYS	3.5
25	YA	2113	U	3.5
45	YZ	167	PRO	3.4
55	R9	20	HIS	3.4
47	Y1	97	LEU	3.4
40	YU	118	GLY	3.4
31	RH	142	GLY	3.4
25	RA	2122	U	3.4
52	R6	43	CYS	3.4
55	Y9	19	ARG	3.4
25	RA	1097	U	3.4
25	YA	2167	U	3.4
52	Y6	33	LYS	3.4
31	RH	48	GLY	3.4
55	Y9	17	ILE	3.4

Continued on next page...

Continued from previous page...

Mol	Chain	Res	Type	RSRZ
30	RG	182	LYS	3.3
31	RH	82	GLY	3.3
51	R5	53	ALA	3.3
33	RN	10	GLU	3.3
52	Y6	29	ASN	3.3
12	QL	126	LYS	3.3
19	QS	15	LEU	3.3
47	Y1	93	GLU	3.3
20	XT	8	ARG	3.3
1	XA	1032	A	3.3
52	Y6	18	ARG	3.3
52	R6	53	LYS	3.3
50	Y4	67	TYR	3.2
5	QE	94	ALA	3.2
41	YV	45	THR	3.2
25	YA	2798	C	3.2
55	Y9	5	ALA	3.2
25	YA	2170	A	3.2
31	RH	105	LEU	3.2
25	RA	2131	G	3.2
25	YA	2173	A	3.2
25	YA	2123	G	3.2
25	YA	2127	G	3.2
25	YA	1075	C	3.2
32	RI	86	THR	3.2
52	Y6	49	HIS	3.2
13	QM	121	LYS	3.2
25	YA	1176	G	3.2
25	RA	2167	U	3.2
25	YA	2804	C	3.2
41	YV	101	GLY	3.2
31	RH	29	PRO	3.2
7	QG	79	ARG	3.2
52	Y6	14	THR	3.2
1	XA	210	U	3.2
25	RA	2182	G	3.2
25	YA	1092	C	3.2
25	YA	2803	C	3.2
51	Y5	55	ARG	3.2
12	XL	127	GLU	3.2
25	RA	2136	C	3.1
52	R6	46	HIS	3.1

Continued on next page...

Continued from previous page...

Mol	Chain	Res	Type	RSRZ
25	RA	2169	A	3.1
31	RH	34	GLU	3.1
25	YA	2187	G	3.1
2	XB	130	ARG	3.1
25	YA	2140	C	3.1
31	RH	103	LEU	3.1
25	RA	2141	G	3.1
25	YA	2159	G	3.1
31	RH	141	VAL	3.1
52	R6	30	THR	3.1
1	QA	1451	A	3.1
45	YZ	142	SER	3.1
2	QB	231	GLU	3.1
25	YA	1058	G	3.1
36	RQ	33	GLY	3.1
31	RH	170	ARG	3.1
35	RP	1	MET	3.1
41	RV	1	MET	3.1
7	QG	153	HIS	3.1
25	RA	2135	A	3.1
25	RA	2148	G	3.1
20	XT	101	GLY	3.0
33	RN	9	VAL	3.0
50	Y4	40	HIS	3.0
25	RA	1536	A	3.0
55	Y9	18	ARG	3.0
52	Y6	9	LEU	3.0
55	R9	37	GLY	3.0
52	R6	49	HIS	3.0
32	RI	1	MET	3.0
1	XA	208	U	3.0
45	RZ	2	GLU	3.0
52	R6	24	GLU	3.0
25	RA	1102	C	3.0
18	XR	88	LYS	3.0
25	RA	1060	U	3.0
31	RH	97	ARG	3.0
55	Y9	33	LYS	3.0
2	XB	4	GLU	3.0
45	RZ	113	ALA	3.0
25	RA	2104	G	3.0
25	RA	1067	A	3.0

Continued on next page...

Continued from previous page...

Mol	Chain	Res	Type	RSRZ
25	RA	2128	C	2.9
2	QB	163	PHE	2.9
25	RA	2173	A	2.9
41	RV	26	ASP	2.9
45	RZ	55	HIS	2.9
31	RH	131	VAL	2.9
52	R6	32	ASN	2.9
44	RY	11	ASP	2.9
25	RA	1053	C	2.9
7	XG	156	TRP	2.9
25	RA	2897	U	2.9
42	YW	111	HIS	2.9
49	Y3	59	VAL	2.9
25	YA	2125	G	2.9
32	RI	12	LEU	2.9
31	RH	109	PHE	2.9
41	RV	45	THR	2.9
32	YI	79	ILE	2.9
25	YA	1100	C	2.9
25	RA	2804	C	2.9
44	YY	53	PRO	2.9
50	R4	45	GLY	2.9
1	XA	1129	C	2.9
25	YA	2896	C	2.9
25	RA	2143	C	2.8
45	RZ	155	LEU	2.8
25	YA	2134	A	2.8
25	RA	2138	C	2.8
1	QA	1531	A	2.8
44	RY	59	GLY	2.8
13	XM	7	VAL	2.8
40	RU	90	VAL	2.8
52	R6	23	THR	2.8
55	Y9	11	CYS	2.8
25	RA	889	C	2.8
45	YZ	1	MET	2.8
25	YA	2151	G	2.8
10	QJ	70	ARG	2.8
44	RY	86	ARG	2.8
25	RA	2108	C	2.8
25	YA	2138	C	2.8
30	YG	80	PHE	2.8

Continued on next page...

Continued from previous page...

Mol	Chain	Res	Type	RSRZ
50	R4	11	PRO	2.8
52	Y6	36	LEU	2.8
35	YP	149	GLU	2.8
25	YA	2162	G	2.8
31	RH	88	LEU	2.8
25	RA	1104	C	2.8
29	RF	134	GLY	2.7
25	RA	2183	C	2.7
32	RI	61	ARG	2.7
50	Y4	68	ARG	2.7
23	XX	25	A	2.7
52	Y6	7	ILE	2.7
55	R9	23	VAL	2.7
31	RH	52	VAL	2.7
55	R9	18	ARG	2.7
31	RH	32	GLU	2.7
50	R4	1	MET	2.7
52	R6	9	LEU	2.7
31	RH	30	LYS	2.7
50	Y4	60	GLN	2.7
25	RA	2157	G	2.7
7	QG	155	ARG	2.7
23	QX	25	A	2.7
25	YA	2897	U	2.7
11	XK	127	LYS	2.7
50	R4	23	GLU	2.7
54	Y8	65	GLU	2.7
52	Y6	48	VAL	2.7
20	QT	106	ALA	2.7
28	RE	205	ALA	2.7
31	RH	132	ARG	2.7
36	YQ	80	GLU	2.7
10	XJ	98	ILE	2.7
25	RA	1055	G	2.7
50	R4	67	TYR	2.6
38	RS	57	LYS	2.6
45	RZ	114	GLY	2.6
22	QV	0	C	2.6
29	YF	8	GLN	2.6
52	Y6	35	GLU	2.6
2	QB	234	PRO	2.6
1	QA	1032(A)	G	2.6

Continued on next page...

Continued from previous page...

Mol	Chain	Res	Type	RSRZ
45	RZ	163	LEU	2.6
50	R4	70	GLY	2.6
52	Y6	22	ALA	2.6
10	QJ	64	GLU	2.6
40	RU	117	GLN	2.6
25	RA	2894	G	2.6
39	YT	1	MET	2.6
52	R6	18	ARG	2.6
7	XG	84	ASN	2.6
45	YZ	166	SER	2.6
36	RQ	80	GLU	2.6
25	YA	1082	U	2.6
50	R4	8	LYS	2.6
1	QA	1029	G	2.6
1	QA	1031	G	2.6
2	XB	217	ARG	2.6
25	RA	2129	C	2.6
32	YI	15	VAL	2.6
52	R6	21	TYR	2.6
41	RV	36	PRO	2.6
25	RA	2155	G	2.6
25	YA	2124	G	2.6
25	YA	2794	C	2.6
50	Y4	70	GLY	2.6
55	Y9	21	GLY	2.6
32	RI	13	GLY	2.6
25	YA	2150	U	2.6
25	YA	2182	G	2.6
38	YS	59	LYS	2.6
54	R8	65	GLU	2.6
50	Y4	39	CYS	2.5
31	RH	49	VAL	2.5
39	RT	1	MET	2.5
25	YA	2161	C	2.5
7	XG	154	TYR	2.5
19	QS	41	VAL	2.5
9	QI	20	ARG	2.5
3	QC	87	LEU	2.5
25	YA	2136	C	2.5
31	RH	10	PRO	2.5
9	QI	27	THR	2.5
27	RD	26	LYS	2.5

Continued on next page...

Continued from previous page...

Mol	Chain	Res	Type	RSRZ
53	R7	49	ARG	2.5
25	RA	2142	C	2.5
7	XG	78	ARG	2.5
1	QA	81	G	2.5
11	QK	127	LYS	2.5
7	QG	84	ASN	2.5
25	YA	1096	A	2.5
29	YF	27	GLU	2.5
9	QI	21	PRO	2.5
55	R9	21	GLY	2.5
30	YG	116	ASP	2.5
25	RA	229	A	2.5
50	R4	44	THR	2.5
44	YY	64	GLU	2.5
44	YY	99	CYS	2.5
52	R6	19	ARG	2.5
52	Y6	24	GLU	2.5
55	Y9	31	LYS	2.5
12	QL	64	TYR	2.5
1	XA	1451	A	2.5
31	YH	161	GLY	2.5
55	R9	8	LYS	2.5
11	QK	31	THR	2.5
31	RH	106	THR	2.5
39	RT	2	ASN	2.5
50	R4	46	GLN	2.4
2	QB	130	ARG	2.4
27	YD	26	LYS	2.4
25	RA	277	C	2.4
29	YF	17	ARG	2.4
50	R4	68	ARG	2.4
2	QB	186	ALA	2.4
55	R9	5	ALA	2.4
2	XB	76	GLN	2.4
2	XB	127	ILE	2.4
42	RW	112	GLY	2.4
9	XI	8	GLY	2.4
44	YY	50	ARG	2.4
25	RA	2177	C	2.4
2	QB	233	SER	2.4
25	YA	2797	U	2.4
28	YE	204	ALA	2.4

Continued on next page...

Continued from previous page...

Mol	Chain	Res	Type	RSRZ
19	QS	85	LYS	2.4
52	R6	25	LYS	2.4
31	RH	159	GLU	2.4
45	YZ	162	GLU	2.4
50	R4	66	SER	2.4
55	R9	6	SER	2.4
25	YA	1061	U	2.4
1	QA	1129	C	2.4
13	QM	122	LYS	2.4
25	RA	2107	C	2.4
31	RH	81	GLU	2.4
35	RP	91	PHE	2.4
25	RA	1066	U	2.4
11	QK	13	GLN	2.4
53	R7	48	LYS	2.4
53	Y7	48	LYS	2.4
32	YI	113	ARG	2.4
25	RA	2188	C	2.4
7	XG	83	ALA	2.3
13	QM	120	LYS	2.3
25	RA	2134	A	2.3
25	YA	1095	A	2.3
52	R6	33	LYS	2.3
25	YA	276	A	2.3
10	QJ	98	ILE	2.3
41	RV	15	GLU	2.3
16	XP	68	ASP	2.3
2	QB	70	PHE	2.3
25	RA	2140	C	2.3
7	QG	75	VAL	2.3
52	Y6	51	GLU	2.3
55	Y9	20	HIS	2.3
45	RZ	167	PRO	2.3
25	RA	1086	A	2.3
25	YA	1534	G	2.3
20	QT	104	LEU	2.3
19	QS	79	THR	2.3
36	RQ	136	ALA	2.3
25	YA	887	A	2.3
30	YG	13	GLU	2.3
25	YA	1093	G	2.3
11	QK	32	ILE	2.3

Continued on next page...

Continued from previous page...

Mol	Chain	Res	Type	RSRZ
36	RQ	91	GLU	2.3
31	RH	42	ARG	2.3
31	RH	116	GLU	2.3
44	RY	49	VAL	2.3
20	QT	46	GLU	2.3
1	XA	1531	A	2.3
52	Y6	27	LYS	2.3
25	YA	889	C	2.3
1	QA	208	U	2.2
25	RA	2149	G	2.2
31	RH	145	ALA	2.2
45	RZ	162	GLU	2.2
13	QM	2	ALA	2.2
32	RI	15	VAL	2.2
51	R5	60	VAL	2.2
13	QM	61	GLU	2.2
29	YF	152	GLU	2.2
16	QP	54	GLU	2.2
21	QU	26	LYS	2.2
31	RH	33	LEU	2.2
25	RA	2805	G	2.2
39	YT	2	ASN	2.2
52	R6	22	ALA	2.2
1	QA	210	U	2.2
25	RA	1065	U	2.2
44	YY	52	SER	2.2
44	RY	47	LYS	2.2
45	RZ	93	ASP	2.2
18	QR	46	GLU	2.2
49	R3	60	GLU	2.2
50	R4	22	ILE	2.2
45	RZ	137	ILE	2.2
28	RE	1	MET	2.2
35	RP	108	LYS	2.2
50	R4	12	ALA	2.2
11	XK	81	ASP	2.2
1	XA	1025	U	2.2
11	QK	12	ARG	2.2
31	RH	89	ILE	2.2
10	XJ	77	PRO	2.2
55	R9	7	VAL	2.2
25	YA	1057	A	2.2

Continued on next page...

Continued from previous page...

Mol	Chain	Res	Type	RSRZ
25	YA	1068	G	2.2
25	YA	2115	G	2.2
25	YA	2793	G	2.2
9	QI	36	TYR	2.2
52	Y6	52	VAL	2.2
55	Y9	3	VAL	2.2
20	XT	55	ILE	2.2
1	XA	162	A	2.2
50	R4	47	GLN	2.2
30	RG	89	GLY	2.2
25	RA	1056	G	2.2
48	Y2	71	ASN	2.1
53	Y7	49	ARG	2.1
20	XT	19	SER	2.1
2	XB	133	LYS	2.1
41	RV	40	LEU	2.1
9	QI	32	ASP	2.1
44	RY	63	LYS	2.1
52	Y6	43	CYS	2.1
52	Y6	19	ARG	2.1
35	RP	118	GLY	2.1
20	QT	48	LYS	2.1
25	RA	1101	U	2.1
25	RA	2161	C	2.1
25	RA	2802	G	2.1
20	XT	18	GLN	2.1
31	RH	41	MET	2.1
31	RH	90	LYS	2.1
52	R6	51	GLU	2.1
32	YI	6	LEU	2.1
9	XI	95	LYS	2.1
2	QB	21	ARG	2.1
52	R6	37	ARG	2.1
25	RA	2180	U	2.1
28	YE	68	ALA	2.1
3	XC	62	ASP	2.1
16	QP	52	ASP	2.1
25	YA	2186	G	2.1
52	R6	8	LYS	2.1
25	RA	2171	A	2.1
19	XS	12	ASP	2.1
30	RG	2	PRO	2.1

Continued on next page...

Continued from previous page...

Mol	Chain	Res	Type	RSRZ
31	RH	104	GLU	2.1
50	R4	55	ARG	2.1
32	YI	13	GLY	2.1
44	RY	6	HIS	2.1
52	R6	36	LEU	2.1
25	RA	1026	U	2.1
30	RG	178	PHE	2.1
11	QK	89	ALA	2.1
2	QB	80	ILE	2.1
3	QC	62	ASP	2.1
30	RG	156	ASP	2.1
45	RZ	69	THR	2.1
51	R5	55	ARG	2.1
25	RA	2117	A	2.0
49	Y3	57	GLU	2.1
25	RA	2106	G	2.0
35	YP	150	ALA	2.0
3	QC	79	ARG	2.0
36	RQ	63	LYS	2.0
52	R6	35	GLU	2.0
2	QB	232	PRO	2.0
49	R3	39	ASP	2.0
7	XG	81	GLY	2.0
7	QG	88	PRO	2.0
31	RH	20	ALA	2.0
19	XS	11	VAL	2.0
20	XT	51	GLU	2.0
52	Y6	25	LYS	2.0
20	XT	16	HIS	2.0
28	YE	89	ASP	2.0
32	YI	117	GLU	2.0
16	XP	48	TRP	2.0
13	XM	6	GLY	2.0
30	RG	137	GLU	2.0
44	RY	58	GLY	2.0
35	YP	121	LYS	2.0
31	RH	87	LEU	2.0
1	QA	1000	A	2.0

6.2 Non-standard residues in protein, DNA, RNA chains (i)

In the following table, the Atoms column lists the number of modelled atoms in the group and the number defined in the chemical component dictionary. The B-factors column lists the minimum, median, 95th percentile and maximum values of B factors of atoms in the group. The column labelled 'Q< 0.9' lists the number of atoms with occupancy less than 0.9.

Mol	Type	Chain	Res	Atoms	RSCC	RSR	B-factors(Å^2)	Q<0.9
56	PPU	Z5	101	37/38	0.94	0.29	44,44,45,45	0
56	PPU	Z6	101	37/38	0.94	0.26	28,28,29,29	0

6.3 Carbohydrates (i)

There are no monosaccharides in this entry.

6.4 Ligands (i)

In the following table, the Atoms column lists the number of modelled atoms in the group and the number defined in the chemical component dictionary. The B-factors column lists the minimum, median, 95th percentile and maximum values of B factors of atoms in the group. The column labelled 'Q< 0.9' lists the number of atoms with occupancy less than 0.9.

Mol	Type	Chain	Res	Atoms	RSCC	RSR	B-factors(Å^2)	Q<0.9
57	MG	YA	3128	1/1	0.23	0.48	24,24,24,24	0
57	MG	XA	1685	1/1	0.50	0.30	51,51,51,51	0
57	MG	RA	3281	1/1	0.53	0.42	57,57,57,57	0
57	MG	QY	101	1/1	0.54	0.26	51,51,51,51	0
57	MG	YA	3203	1/1	0.54	0.46	40,40,40,40	0
57	MG	RA	3287	1/1	0.56	0.46	60,60,60,60	0
57	MG	YA	3330	1/1	0.56	0.68	52,52,52,52	0
57	MG	RA	3255	1/1	0.57	2.72	76,76,76,76	0
57	MG	XA	1705	1/1	0.59	0.52	58,58,58,58	0
57	MG	YA	3142	1/1	0.61	0.32	39,39,39,39	0
57	MG	XA	1711	1/1	0.62	0.35	47,47,47,47	0
57	MG	YA	3206	1/1	0.63	0.48	55,55,55,55	0
57	MG	RA	3245	1/1	0.63	0.59	57,57,57,57	0
57	MG	YA	3308	1/1	0.64	0.87	64,64,64,64	0
57	MG	RD	301	1/1	0.64	0.44	51,51,51,51	0
57	MG	RA	3214	1/1	0.65	0.26	29,29,29,29	0
57	MG	YA	3280	1/1	0.65	0.67	67,67,67,67	0
57	MG	RA	3263	1/1	0.66	0.41	49,49,49,49	0
57	MG	R0	101	1/1	0.66	0.25	31,31,31,31	0
57	MG	RA	3290	1/1	0.66	0.14	62,62,62,62	0

Continued on next page...

Continued from previous page...

Mol	Type	Chain	Res	Atoms	RSCC	RSR	B-factors(Å^2)	Q<0.9
57	MG	YA	3285	1/1	0.68	0.60	31,31,31,31	0
57	MG	QA	1695	1/1	0.68	0.49	44,44,44,44	0
57	MG	XA	1659	1/1	0.68	0.53	35,35,35,35	0
57	MG	RA	3208	1/1	0.69	0.15	32,32,32,32	0
57	MG	QA	1628	1/1	0.69	0.27	44,44,44,44	0
57	MG	YA	3289	1/1	0.70	0.56	62,62,62,62	0
57	MG	QA	1653	1/1	0.70	0.62	61,61,61,61	0
57	MG	XA	1628	1/1	0.70	0.12	36,36,36,36	0
59	ZN	XD	301	1/1	0.70	0.32	43,43,43,43	0
57	MG	XA	1605	1/1	0.71	0.55	26,26,26,26	0
57	MG	RA	3210	1/1	0.71	0.34	29,29,29,29	0
57	MG	RA	3013	1/1	0.71	0.48	25,25,25,25	0
57	MG	RA	3276	1/1	0.71	0.52	51,51,51,51	0
57	MG	QA	1675	1/1	0.71	0.22	32,32,32,32	0
57	MG	YA	3233	1/1	0.71	0.41	32,32,32,32	0
57	MG	XA	1713	1/1	0.72	0.87	57,57,57,57	0
57	MG	RA	3171	1/1	0.72	0.20	57,57,57,57	0
57	MG	RA	3296	1/1	0.72	0.40	40,40,40,40	0
57	MG	YA	3277	1/1	0.72	0.89	30,30,30,30	0
57	MG	YA	3170	1/1	0.72	0.23	29,29,29,29	0
57	MG	XA	1679	1/1	0.73	0.57	43,43,43,43	0
57	MG	YA	3071	1/1	0.73	0.12	14,14,14,14	0
57	MG	RA	3305	1/1	0.73	0.59	41,41,41,41	0
57	MG	RA	3202	1/1	0.73	0.42	50,50,50,50	0
57	MG	Y0	101	1/1	0.73	0.30	16,16,16,16	0
57	MG	RA	3194	1/1	0.73	0.27	59,59,59,59	0
57	MG	RA	3253	1/1	0.74	0.63	77,77,77,77	0
57	MG	YA	3297	1/1	0.74	0.58	53,53,53,53	0
57	MG	YA	3225	1/1	0.74	0.41	23,23,23,23	0
57	MG	YA	3174	1/1	0.75	0.24	50,50,50,50	0
57	MG	RA	3129	1/1	0.75	0.25	38,38,38,38	0
57	MG	XA	1714	1/1	0.75	0.39	26,26,26,26	0
57	MG	RA	3211	1/1	0.75	0.32	56,56,56,56	0
57	MG	YA	3320	1/1	0.75	0.44	50,50,50,50	0
57	MG	XA	1699	1/1	0.75	0.56	44,44,44,44	0
57	MG	RA	3212	1/1	0.75	0.22	55,55,55,55	0
57	MG	RA	3213	1/1	0.75	0.31	38,38,38,38	0
57	MG	RA	3113	1/1	0.76	0.19	9,9,9,9	0
57	MG	YA	3311	1/1	0.76	0.30	47,47,47,47	0
57	MG	YA	3272	1/1	0.77	0.49	37,37,37,37	0
57	MG	YA	3104	1/1	0.77	0.48	26,26,26,26	0

Continued on next page...

Continued from previous page...

Mol	Type	Chain	Res	Atoms	RSCC	RSR	B-factors(Å^2)	Q<0.9
57	MG	XA	1687	1/1	0.77	0.13	54,54,54,54	0
57	MG	XA	1691	1/1	0.77	0.48	34,34,34,34	0
57	MG	RA	3156	1/1	0.78	0.20	29,29,29,29	0
57	MG	RA	3298	1/1	0.78	0.17	56,56,56,56	0
57	MG	QA	1625	1/1	0.78	0.16	59,59,59,59	0
57	MG	RA	3266	1/1	0.78	1.01	22,22,22,22	0
57	MG	YA	3293	1/1	0.78	0.32	40,40,40,40	0
57	MG	RA	3270	1/1	0.78	0.64	49,49,49,49	0
57	MG	YA	3180	1/1	0.78	0.19	42,42,42,42	0
57	MG	XA	1709	1/1	0.78	0.61	49,49,49,49	0
57	MG	RA	3244	1/1	0.78	0.70	60,60,60,60	0
57	MG	QA	1681	1/1	0.78	0.60	43,43,43,43	0
57	MG	RA	3247	1/1	0.78	0.69	58,58,58,58	0
57	MG	Y0	102	1/1	0.78	0.46	27,27,27,27	0
57	MG	RA	3002	1/1	0.78	0.52	24,24,24,24	0
57	MG	XA	1649	1/1	0.79	0.33	27,27,27,27	0
57	MG	QA	1647	1/1	0.79	0.28	65,65,65,65	0
57	MG	YA	3275	1/1	0.79	0.48	66,66,66,66	0
57	MG	XA	1666	1/1	0.79	0.20	48,48,48,48	0
57	MG	XA	1695	1/1	0.79	0.28	43,43,43,43	0
57	MG	YA	3337	1/1	0.79	0.39	41,41,41,41	0
57	MG	YA	3209	1/1	0.79	0.35	34,34,34,34	0
57	MG	R8	101	1/1	0.79	0.39	29,29,29,29	0
57	MG	YA	3229	1/1	0.79	0.30	50,50,50,50	0
57	MG	RA	3301	1/1	0.80	0.38	52,52,52,52	0
57	MG	YA	3162	1/1	0.80	0.25	46,46,46,46	0
57	MG	QA	1630	1/1	0.80	0.22	80,80,80,80	0
57	MG	YA	3250	1/1	0.80	0.41	50,50,50,50	0
57	MG	RA	3062	1/1	0.80	0.13	51,51,51,51	0
57	MG	XA	1652	1/1	0.80	0.14	44,44,44,44	0
57	MG	YA	3336	1/1	0.80	0.55	29,29,29,29	0
57	MG	YA	3189	1/1	0.80	0.42	27,27,27,27	0
57	MG	RA	3175	1/1	0.80	0.45	24,24,24,24	0
57	MG	XA	1660	1/1	0.80	0.21	44,44,44,44	0
57	MG	RA	3285	1/1	0.80	0.21	51,51,51,51	0
57	MG	RA	3306	1/1	0.81	0.56	42,42,42,42	0
57	MG	YA	3226	1/1	0.81	0.11	44,44,44,44	0
57	MG	YA	3190	1/1	0.81	0.22	6,6,6,6	0
57	MG	YA	3282	1/1	0.81	0.57	48,48,48,48	0
57	MG	YA	3335	1/1	0.81	0.44	19,19,19,19	0
57	MG	RA	3221	1/1	0.81	0.22	36,36,36,36	0
57	MG	YA	3177	1/1	0.81	0.52	20,20,20,20	0

Continued on next page...

Continued from previous page...

Mol	Type	Chain	Res	Atoms	RSCC	RSR	B-factors(Å^2)	Q<0.9
57	MG	RA	3268	1/1	0.81	0.35	47,47,47,47	0
57	MG	YA	3294	1/1	0.81	0.49	48,48,48,48	0
57	MG	YA	3274	1/1	0.81	0.74	45,45,45,45	0
57	MG	RA	3267	1/1	0.82	0.46	57,57,57,57	0
57	MG	YA	3235	1/1	0.82	0.47	18,18,18,18	0
57	MG	YA	3195	1/1	0.82	0.20	34,34,34,34	0
57	MG	YA	3252	1/1	0.82	0.39	23,23,23,23	0
57	MG	XF	201	1/1	0.82	0.20	49,49,49,49	0
57	MG	R1	101	1/1	0.82	0.24	32,32,32,32	0
57	MG	RA	3278	1/1	0.82	0.40	38,38,38,38	0
57	MG	YA	3213	1/1	0.82	0.42	29,29,29,29	0
57	MG	YA	3220	1/1	0.82	0.29	60,60,60,60	0
57	MG	YA	3281	1/1	0.82	0.44	44,44,44,44	0
57	MG	RA	3072	1/1	0.82	0.36	38,38,38,38	0
57	MG	YA	3187	1/1	0.82	0.24	37,37,37,37	0
57	MG	RA	3157	1/1	0.82	0.35	21,21,21,21	0
57	MG	YA	3137	1/1	0.83	0.29	12,12,12,12	0
57	MG	QA	1679	1/1	0.83	0.54	45,45,45,45	0
57	MG	QA	1631	1/1	0.83	0.10	32,32,32,32	0
57	MG	XA	1648	1/1	0.83	0.26	21,21,21,21	0
57	MG	QA	1693	1/1	0.83	0.39	49,49,49,49	0
57	MG	QA	1672	1/1	0.83	0.31	24,24,24,24	0
57	MG	XA	1654	1/1	0.83	0.35	42,42,42,42	0
57	MG	YA	3243	1/1	0.83	0.32	18,18,18,18	0
57	MG	QA	1621	1/1	0.83	0.30	50,50,50,50	0
57	MG	RA	3184	1/1	0.83	0.37	35,35,35,35	0
57	MG	RR	201	1/1	0.83	0.52	9,9,9,9	0
57	MG	RA	3289	1/1	0.83	0.55	54,54,54,54	0
57	MG	YA	3202	1/1	0.83	0.10	15,15,15,15	0
57	MG	RA	3269	1/1	0.83	0.54	35,35,35,35	0
57	MG	RA	3295	1/1	0.83	0.65	51,51,51,51	0
57	MG	YA	3130	1/1	0.83	0.09	25,25,25,25	0
57	MG	RB	203	1/1	0.84	0.37	58,58,58,58	0
57	MG	YA	3200	1/1	0.84	0.33	33,33,33,33	0
57	MG	YA	3295	1/1	0.84	0.16	62,62,62,62	0
57	MG	RA	3291	1/1	0.84	0.56	30,30,30,30	0
57	MG	QA	1635	1/1	0.84	0.22	44,44,44,44	0
57	MG	RA	3162	1/1	0.84	0.14	46,46,46,46	0
57	MG	YA	3317	1/1	0.84	0.40	57,57,57,57	0
57	MG	QA	1669	1/1	0.84	0.39	38,38,38,38	0
57	MG	R5	101	1/1	0.84	0.28	12,12,12,12	0
57	MG	RA	3173	1/1	0.84	0.14	38,38,38,38	0

Continued on next page...

Continued from previous page...

Mol	Type	Chain	Res	Atoms	RSCC	RSR	B-factors(Å^2)	Q<0.9
57	MG	RA	3303	1/1	0.84	0.77	50,50,50,50	0
57	MG	QA	1678	1/1	0.84	0.56	41,41,41,41	0
57	MG	YP	201	1/1	0.84	0.25	22,22,22,22	0
57	MG	RA	3227	1/1	0.84	0.29	14,14,14,14	0
57	MG	XA	1693	1/1	0.84	0.72	36,36,36,36	0
57	MG	YA	3234	1/1	0.84	0.69	54,54,54,54	0
57	MG	RA	3274	1/1	0.85	0.35	52,52,52,52	0
57	MG	YA	3056	1/1	0.85	0.20	5,5,5,5	0
57	MG	QA	1691	1/1	0.85	0.41	26,26,26,26	0
57	MG	YA	3074	1/1	0.85	0.47	32,32,32,32	0
57	MG	XA	1696	1/1	0.85	0.53	25,25,25,25	0
57	MG	YA	3310	1/1	0.85	0.34	32,32,32,32	0
57	MG	YA	3196	1/1	0.85	0.31	34,34,34,34	0
57	MG	RA	3164	1/1	0.85	0.10	28,28,28,28	0
57	MG	YA	3318	1/1	0.85	0.26	38,38,38,38	0
57	MG	XA	1704	1/1	0.85	0.13	47,47,47,47	0
57	MG	YA	3326	1/1	0.85	0.87	69,69,69,69	0
57	MG	RA	3204	1/1	0.85	0.18	16,16,16,16	0
57	MG	RB	204	1/1	0.85	0.36	39,39,39,39	0
57	MG	YA	3156	1/1	0.85	0.27	28,28,28,28	0
57	MG	RA	3283	1/1	0.85	0.69	42,42,42,42	0
57	MG	YA	3216	1/1	0.85	0.44	47,47,47,47	0
57	MG	XA	1712	1/1	0.85	0.28	49,49,49,49	0
57	MG	RA	3231	1/1	0.85	0.39	14,14,14,14	0
57	MG	Y0	103	1/1	0.85	0.50	50,50,50,50	0
57	MG	QA	1689	1/1	0.85	0.17	78,78,78,78	0
57	MG	RA	3265	1/1	0.86	0.81	72,72,72,72	0
57	MG	YA	3299	1/1	0.86	0.64	48,48,48,48	0
57	MG	YA	3300	1/1	0.86	0.99	69,69,69,69	0
57	MG	XA	1698	1/1	0.86	0.33	24,24,24,24	0
57	MG	QA	1677	1/1	0.86	0.48	26,26,26,26	0
57	MG	YA	3251	1/1	0.86	0.55	36,36,36,36	0
57	MG	XA	1702	1/1	0.86	0.46	38,38,38,38	0
57	MG	QA	1603	1/1	0.86	0.31	9,9,9,9	0
57	MG	RA	3299	1/1	0.86	0.25	45,45,45,45	0
57	MG	YA	3207	1/1	0.86	0.44	34,34,34,34	0
57	MG	XA	1707	1/1	0.86	0.37	40,40,40,40	0
57	MG	XA	1663	1/1	0.86	0.45	37,37,37,37	0
57	MG	QA	1649	1/1	0.86	0.34	32,32,32,32	0
57	MG	RA	3161	1/1	0.86	0.67	36,36,36,36	0
57	MG	RA	3112	1/1	0.86	0.15	31,31,31,31	0
57	MG	XA	1627	1/1	0.86	0.16	4,4,4,4	0

Continued on next page...

Continued from previous page...

Mol	Type	Chain	Res	Atoms	RSCC	RSR	B-factors(Å^2)	Q<0.9
57	MG	QA	1692	1/1	0.86	0.54	73,73,73,73	0
57	MG	RA	3117	1/1	0.86	0.12	43,43,43,43	0
57	MG	RA	3294	1/1	0.86	0.59	54,54,54,54	0
57	MG	YA	3302	1/1	0.87	0.52	41,41,41,41	0
57	MG	QA	1668	1/1	0.87	0.44	25,25,25,25	0
57	MG	RA	3251	1/1	0.87	0.34	23,23,23,23	0
57	MG	RA	3149	1/1	0.87	0.22	21,21,21,21	0
57	MG	QA	1645	1/1	0.87	0.60	41,41,41,41	0
57	MG	RA	3193	1/1	0.87	0.23	49,49,49,49	0
57	MG	QA	1670	1/1	0.87	0.43	25,25,25,25	0
57	MG	YA	3143	1/1	0.87	0.27	25,25,25,25	0
57	MG	YA	3151	1/1	0.87	0.16	10,10,10,10	0
57	MG	YA	3287	1/1	0.87	0.94	47,47,47,47	0
57	MG	RA	3104	1/1	0.87	0.18	4,4,4,4	0
57	MG	QA	1657	1/1	0.87	0.06	55,55,55,55	0
57	MG	QA	1688	1/1	0.87	0.24	58,58,58,58	0
57	MG	YA	3173	1/1	0.87	0.35	40,40,40,40	0
57	MG	QA	1666	1/1	0.87	0.55	32,32,32,32	0
57	MG	YA	3263	1/1	0.87	0.31	23,23,23,23	0
57	MG	YA	3267	1/1	0.87	0.31	41,41,41,41	0
57	MG	YA	3270	1/1	0.88	0.35	20,20,20,20	0
57	MG	RA	3151	1/1	0.88	0.16	13,13,13,13	0
57	MG	YA	3309	1/1	0.88	0.56	57,57,57,57	0
57	MG	YA	3070	1/1	0.88	0.20	5,5,5,5	0
57	MG	RA	3180	1/1	0.88	0.43	40,40,40,40	0
57	MG	YA	3314	1/1	0.88	0.45	47,47,47,47	0
57	MG	XA	1661	1/1	0.88	0.25	22,22,22,22	0
57	MG	YA	3178	1/1	0.88	0.64	40,40,40,40	0
57	MG	QA	1673	1/1	0.88	0.30	35,35,35,35	0
57	MG	YA	3322	1/1	0.88	0.41	44,44,44,44	0
57	MG	XA	1618	1/1	0.88	0.31	37,37,37,37	0
57	MG	YA	3329	1/1	0.88	0.30	51,51,51,51	0
57	MG	QF	201	1/1	0.88	0.17	41,41,41,41	0
57	MG	QA	1623	1/1	0.88	0.29	26,26,26,26	0
57	MG	XA	1637	1/1	0.88	0.11	44,44,44,44	0
57	MG	RA	3080	1/1	0.88	0.48	20,20,20,20	0
57	MG	YA	3150	1/1	0.88	0.25	42,42,42,42	0
57	MG	RA	3134	1/1	0.88	0.19	22,22,22,22	0
57	MG	RA	3144	1/1	0.88	0.23	32,32,32,32	0
57	MG	QA	1690	1/1	0.88	0.27	29,29,29,29	0
57	MG	YA	3166	1/1	0.88	0.57	36,36,36,36	0
57	MG	XA	1684	1/1	0.89	0.38	26,26,26,26	0

Continued on next page...

Continued from previous page...

Mol	Type	Chain	Res	Atoms	RSCC	RSR	B-factors(Å^2)	Q<0.9
57	MG	RA	3282	1/1	0.89	0.63	51,51,51,51	0
57	MG	YA	3284	1/1	0.89	0.31	39,39,39,39	0
57	MG	YA	3198	1/1	0.89	0.40	86,86,86,86	0
57	MG	RA	3115	1/1	0.89	0.17	16,16,16,16	0
57	MG	XA	1689	1/1	0.89	0.53	21,21,21,21	0
57	MG	YA	3292	1/1	0.89	0.39	47,47,47,47	0
57	MG	RA	3068	1/1	0.89	0.35	28,28,28,28	0
57	MG	YA	3124	1/1	0.89	0.23	32,32,32,32	0
57	MG	XA	1629	1/1	0.89	0.40	20,20,20,20	0
57	MG	YA	3296	1/1	0.89	0.58	55,55,55,55	0
57	MG	QA	1636	1/1	0.89	0.47	39,39,39,39	0
57	MG	XA	1644	1/1	0.89	0.30	27,27,27,27	0
57	MG	QA	1680	1/1	0.89	0.23	18,18,18,18	0
57	MG	RA	3170	1/1	0.89	0.22	24,24,24,24	0
57	MG	YA	3306	1/1	0.89	0.46	66,66,66,66	0
57	MG	YA	3148	1/1	0.89	0.11	55,55,55,55	0
57	MG	YA	3149	1/1	0.89	0.46	22,22,22,22	0
57	MG	RB	205	1/1	0.89	0.41	41,41,41,41	0
57	MG	RA	3091	1/1	0.89	0.22	30,30,30,30	0
57	MG	XA	1658	1/1	0.89	0.10	61,61,61,61	0
57	MG	XA	1706	1/1	0.89	0.41	47,47,47,47	0
57	MG	QA	1624	1/1	0.89	0.18	39,39,39,39	0
57	MG	YA	3246	1/1	0.89	0.75	39,39,39,39	0
57	MG	RA	3174	1/1	0.89	0.18	20,20,20,20	0
57	MG	QA	1602	1/1	0.89	0.54	18,18,18,18	0
57	MG	QA	1648	1/1	0.89	0.34	49,49,49,49	0
57	MG	YA	3175	1/1	0.89	0.41	34,34,34,34	0
57	MG	YA	3334	1/1	0.89	0.62	48,48,48,48	0
57	MG	RA	3261	1/1	0.89	0.31	135,135,135,135	0
57	MG	XA	1678	1/1	0.89	0.41	23,23,23,23	0
57	MG	RA	3300	1/1	0.89	0.82	43,43,43,43	0
57	MG	YA	3185	1/1	0.89	0.64	77,77,77,77	0
57	MG	XV	101	1/1	0.89	0.20	25,25,25,25	0
57	MG	XV	103	1/1	0.89	0.11	7,7,7,7	0
57	MG	YA	3278	1/1	0.89	0.34	32,32,32,32	0
57	MG	YA	3034	1/1	0.89	0.48	10,10,10,10	0
57	MG	QA	1601	1/1	0.90	0.18	38,38,38,38	0
57	MG	YA	3194	1/1	0.90	0.15	27,27,27,27	0
57	MG	RA	3243	1/1	0.90	0.20	37,37,37,37	0
57	MG	YA	3105	1/1	0.90	0.28	5,5,5,5	0
57	MG	YA	3114	1/1	0.90	0.20	7,7,7,7	0
57	MG	YA	3115	1/1	0.90	0.37	29,29,29,29	0

Continued on next page...

Continued from previous page...

Mol	Type	Chain	Res	Atoms	RSCC	RSR	B-factors(Å^2)	Q<0.9
57	MG	YA	3291	1/1	0.90	0.32	28,28,28,28	0
57	MG	XA	1694	1/1	0.90	0.15	13,13,13,13	0
57	MG	RA	3196	1/1	0.90	0.24	55,55,55,55	0
57	MG	XA	1645	1/1	0.90	0.44	25,25,25,25	0
57	MG	RA	3199	1/1	0.90	0.32	44,44,44,44	0
57	MG	YA	3139	1/1	0.90	0.38	46,46,46,46	0
57	MG	YA	3211	1/1	0.90	0.16	13,13,13,13	0
57	MG	RA	3280	1/1	0.90	0.40	47,47,47,47	0
57	MG	QA	1687	1/1	0.90	0.50	40,40,40,40	0
57	MG	YA	3144	1/1	0.90	0.49	44,44,44,44	0
57	MG	YA	3221	1/1	0.90	0.33	28,28,28,28	0
57	MG	RA	3250	1/1	0.90	0.27	25,25,25,25	0
57	MG	XA	1657	1/1	0.90	0.15	23,23,23,23	0
57	MG	RA	3166	1/1	0.90	0.24	9,9,9,9	0
57	MG	RA	3252	1/1	0.90	0.36	35,35,35,35	0
57	MG	YA	3152	1/1	0.90	0.14	15,15,15,15	0
57	MG	YA	3154	1/1	0.90	0.47	56,56,56,56	0
57	MG	RF	301	1/1	0.90	0.07	52,52,52,52	0
57	MG	RA	3207	1/1	0.90	0.27	43,43,43,43	0
57	MG	RA	3138	1/1	0.90	0.46	62,62,62,62	0
57	MG	QA	1620	1/1	0.90	0.32	40,40,40,40	0
57	MG	YA	3328	1/1	0.90	0.63	54,54,54,54	0
57	MG	XA	1667	1/1	0.90	0.17	25,25,25,25	0
57	MG	QA	1639	1/1	0.90	0.35	27,27,27,27	0
57	MG	QA	1626	1/1	0.90	0.17	29,29,29,29	0
57	MG	YA	3268	1/1	0.90	0.23	17,17,17,17	0
57	MG	XA	1683	1/1	0.90	0.12	20,20,20,20	0
57	MG	RA	3152	1/1	0.90	0.11	17,17,17,17	0
57	MG	YB	201	1/1	0.90	0.30	47,47,47,47	0
57	MG	YA	3051	1/1	0.90	0.31	3,3,3,3	0
57	MG	QX	101	1/1	0.90	0.14	38,38,38,38	0
57	MG	YA	3186	1/1	0.90	0.18	8,8,8,8	0
57	MG	RA	3116	1/1	0.90	0.14	33,33,33,33	0
57	MG	Y7	101	1/1	0.90	0.55	31,31,31,31	0
57	MG	RA	3075	1/1	0.90	0.11	41,41,41,41	0
57	MG	YA	3210	1/1	0.91	0.29	33,33,33,33	0
57	MG	RA	3198	1/1	0.91	0.80	46,46,46,46	0
57	MG	XX	101	1/1	0.91	0.21	47,47,47,47	0
57	MG	RA	3275	1/1	0.91	0.62	50,50,50,50	0
57	MG	YA	3041	1/1	0.91	0.38	18,18,18,18	0
57	MG	YA	3044	1/1	0.91	0.28	2,2,2,2	0
57	MG	YA	3224	1/1	0.91	0.17	13,13,13,13	0

Continued on next page...

Continued from previous page...

Mol	Type	Chain	Res	Atoms	RSCC	RSR	B-factors(Å^2)	Q<0.9
57	MG	QA	1667	1/1	0.91	0.82	44,44,44,44	0
57	MG	YA	3054	1/1	0.91	0.43	34,34,34,34	0
57	MG	YA	3228	1/1	0.91	0.19	21,21,21,21	0
57	MG	YA	3169	1/1	0.91	0.14	18,18,18,18	0
57	MG	RA	3140	1/1	0.91	0.27	20,20,20,20	0
57	MG	YA	3069	1/1	0.91	0.26	15,15,15,15	0
57	MG	RA	3168	1/1	0.91	0.30	38,38,38,38	0
57	MG	RA	3082	1/1	0.91	0.26	30,30,30,30	0
57	MG	RA	3147	1/1	0.91	0.30	28,28,28,28	0
57	MG	YA	3312	1/1	0.91	0.26	33,33,33,33	0
57	MG	YA	3248	1/1	0.91	0.28	37,37,37,37	0
57	MG	YA	3103	1/1	0.91	0.11	15,15,15,15	0
57	MG	RA	3088	1/1	0.91	0.35	12,12,12,12	0
57	MG	YA	3319	1/1	0.91	0.37	56,56,56,56	0
57	MG	RA	3150	1/1	0.91	0.12	15,15,15,15	0
57	MG	YA	3321	1/1	0.91	0.40	36,36,36,36	0
57	MG	QV	103	1/1	0.91	0.40	30,30,30,30	0
57	MG	YA	3323	1/1	0.91	0.28	52,52,52,52	0
57	MG	RA	3176	1/1	0.91	0.28	26,26,26,26	0
57	MG	YA	3188	1/1	0.91	0.22	31,31,31,31	0
57	MG	YA	3116	1/1	0.91	0.22	13,13,13,13	0
57	MG	YA	3271	1/1	0.91	0.33	35,35,35,35	0
57	MG	RA	3118	1/1	0.91	0.20	35,35,35,35	0
57	MG	RA	3119	1/1	0.91	0.46	43,43,43,43	0
57	MG	RA	3124	1/1	0.91	0.32	12,12,12,12	0
57	MG	RA	3011	1/1	0.91	0.32	11,11,11,11	0
57	MG	YA	3138	1/1	0.91	0.50	9,9,9,9	0
57	MG	YD	301	1/1	0.91	0.31	16,16,16,16	0
57	MG	XA	1669	1/1	0.91	0.39	11,11,11,11	0
57	MG	RA	3235	1/1	0.91	0.47	8,8,8,8	0
57	MG	XA	1626	1/1	0.91	0.20	23,23,23,23	0
57	MG	QA	1664	1/1	0.91	0.42	31,31,31,31	0
57	MG	RA	3271	1/1	0.91	0.36	41,41,41,41	0
57	MG	RA	3273	1/1	0.91	0.87	45,45,45,45	0
57	MG	XA	1668	1/1	0.92	0.28	32,32,32,32	0
57	MG	QE	201	1/1	0.92	0.57	37,37,37,37	0
57	MG	YA	3192	1/1	0.92	0.42	12,12,12,12	0
57	MG	YA	3193	1/1	0.92	0.18	18,18,18,18	0
57	MG	RA	3026	1/1	0.92	0.09	8,8,8,8	0
57	MG	YA	3078	1/1	0.92	0.26	12,12,12,12	0
57	MG	RA	3044	1/1	0.92	0.26	22,22,22,22	0
57	MG	QA	1616	1/1	0.92	0.16	7,7,7,7	0

Continued on next page...

Continued from previous page...

Mol	Type	Chain	Res	Atoms	RSCC	RSR	B-factors(Å^2)	Q<0.9
57	MG	RA	3177	1/1	0.92	0.54	25,25,25,25	0
57	MG	QM	201	1/1	0.92	0.12	45,45,45,45	0
57	MG	RA	3183	1/1	0.92	0.07	37,37,37,37	0
57	MG	RA	3223	1/1	0.92	0.32	7,7,7,7	0
57	MG	RA	3226	1/1	0.92	0.42	32,32,32,32	0
57	MG	YA	3125	1/1	0.92	0.32	14,14,14,14	0
57	MG	QA	1651	1/1	0.92	0.16	56,56,56,56	0
57	MG	RA	3185	1/1	0.92	0.21	36,36,36,36	0
57	MG	YA	3135	1/1	0.92	0.23	30,30,30,30	0
57	MG	RA	3191	1/1	0.92	0.12	36,36,36,36	0
57	MG	YA	3218	1/1	0.92	0.21	40,40,40,40	0
57	MG	XA	1609	1/1	0.92	0.16	1,1,1,1	0
57	MG	RA	3242	1/1	0.92	0.61	46,46,46,46	0
57	MG	XA	1620	1/1	0.92	0.58	22,22,22,22	0
57	MG	XA	1624	1/1	0.92	0.14	18,18,18,18	0
57	MG	YA	3313	1/1	0.92	0.31	23,23,23,23	0
57	MG	QA	1682	1/1	0.92	0.24	20,20,20,20	0
57	MG	QX	102	1/1	0.92	0.28	45,45,45,45	0
57	MG	RA	3195	1/1	0.92	0.32	4,4,4,4	0
57	MG	YA	3230	1/1	0.92	0.23	8,8,8,8	0
57	MG	QA	1686	1/1	0.92	0.32	38,38,38,38	0
57	MG	RA	3197	1/1	0.92	0.57	26,26,26,26	0
57	MG	QA	1619	1/1	0.92	0.23	40,40,40,40	0
57	MG	RA	3167	1/1	0.92	0.35	38,38,38,38	0
57	MG	RA	3293	1/1	0.92	0.23	42,42,42,42	0
57	MG	RA	3200	1/1	0.92	0.15	31,31,31,31	0
57	MG	RA	3201	1/1	0.92	0.22	45,45,45,45	0
57	MG	XA	1653	1/1	0.92	0.34	26,26,26,26	0
57	MG	RA	3256	1/1	0.92	0.42	33,33,33,33	0
57	MG	YA	3261	1/1	0.92	0.23	11,11,11,11	0
57	MG	RA	3297	1/1	0.92	0.31	29,29,29,29	0
57	MG	YA	3016	1/1	0.92	0.09	2,2,2,2	0
57	MG	YA	3032	1/1	0.92	0.37	1,1,1,1	0
57	MG	RA	3260	1/1	0.92	0.24	49,49,49,49	0
57	MG	RA	3006	1/1	0.92	0.35	7,7,7,7	0
57	MG	RA	3262	1/1	0.92	0.27	38,38,38,38	0
57	MG	RA	3007	1/1	0.92	0.63	22,22,22,22	0
57	MG	RA	3264	1/1	0.92	0.42	50,50,50,50	0
57	MG	RA	3304	1/1	0.92	0.40	29,29,29,29	0
58	PAR	QA	1696	42/42	0.92	0.27	61,61,61,62	0
59	ZN	QN	101	1/1	0.92	0.13	89,89,89,89	0
57	MG	QA	1627	1/1	0.92	0.13	37,37,37,37	0

Continued on next page...

Continued from previous page...

Mol	Type	Chain	Res	Atoms	RSCC	RSR	B-factors(Å^2)	Q<0.9
57	MG	RA	3236	1/1	0.93	0.27	13,13,13,13	0
57	MG	YA	3264	1/1	0.93	0.18	40,40,40,40	0
57	MG	YA	3266	1/1	0.93	0.25	40,40,40,40	0
57	MG	RA	3241	1/1	0.93	0.17	51,51,51,51	0
57	MG	YA	3158	1/1	0.93	0.19	18,18,18,18	0
57	MG	YA	3269	1/1	0.93	0.29	22,22,22,22	0
57	MG	XA	1650	1/1	0.93	0.25	34,34,34,34	0
57	MG	XA	1651	1/1	0.93	0.45	50,50,50,50	0
57	MG	RA	3136	1/1	0.93	0.34	2,2,2,2	0
57	MG	RA	3097	1/1	0.93	0.48	10,10,10,10	0
57	MG	RA	3139	1/1	0.93	0.31	17,17,17,17	0
57	MG	XA	1655	1/1	0.93	0.33	21,21,21,21	0
57	MG	YA	3005	1/1	0.93	0.15	1,1,1,1	0
57	MG	RB	202	1/1	0.93	0.22	59,59,59,59	0
57	MG	QA	1661	1/1	0.93	0.24	5,5,5,5	0
57	MG	RA	3111	1/1	0.93	0.23	22,22,22,22	0
57	MG	YA	3183	1/1	0.93	0.34	21,21,21,21	0
57	MG	RA	3279	1/1	0.93	1.12	54,54,54,54	0
57	MG	QA	1643	1/1	0.93	0.14	28,28,28,28	0
57	MG	RE	302	1/1	0.93	0.26	8,8,8,8	0
57	MG	YA	3290	1/1	0.93	0.59	41,41,41,41	0
57	MG	QA	1665	1/1	0.93	0.23	18,18,18,18	0
57	MG	QA	1685	1/1	0.93	0.42	38,38,38,38	0
57	MG	QA	1633	1/1	0.93	0.12	25,25,25,25	0
57	MG	RA	3182	1/1	0.93	0.16	37,37,37,37	0
57	MG	XA	1675	1/1	0.93	0.47	35,35,35,35	0
57	MG	RA	3286	1/1	0.93	0.14	66,66,66,66	0
57	MG	YA	3077	1/1	0.93	0.29	11,11,11,11	0
57	MG	RA	3004	1/1	0.93	0.27	11,11,11,11	0
57	MG	YA	3081	1/1	0.93	0.37	14,14,14,14	0
57	MG	YA	3083	1/1	0.93	0.18	15,15,15,15	0
57	MG	YA	3086	1/1	0.93	0.36	1,1,1,1	0
57	MG	XA	1681	1/1	0.93	0.48	23,23,23,23	0
57	MG	RA	3288	1/1	0.93	0.44	34,34,34,34	0
57	MG	RA	3259	1/1	0.93	0.28	37,37,37,37	0
57	MG	YA	3107	1/1	0.93	0.31	1,1,1,1	0
57	MG	RA	3154	1/1	0.93	0.28	23,23,23,23	0
57	MG	XA	1686	1/1	0.93	0.15	53,53,53,53	0
57	MG	QA	1604	1/1	0.93	0.31	5,5,5,5	0
57	MG	YA	3316	1/1	0.93	0.30	28,28,28,28	0
57	MG	YA	3119	1/1	0.93	0.42	15,15,15,15	0
57	MG	YA	3217	1/1	0.93	0.14	43,43,43,43	0

Continued on next page...

Continued from previous page...

Mol	Type	Chain	Res	Atoms	RSCC	RSR	B-factors(Å^2)	Q<0.9
57	MG	QA	1655	1/1	0.93	0.31	24,24,24,24	0
57	MG	XA	1690	1/1	0.93	0.19	48,48,48,48	0
57	MG	XA	1625	1/1	0.93	0.45	16,16,16,16	0
57	MG	RA	3222	1/1	0.93	0.36	18,18,18,18	0
57	MG	YA	3133	1/1	0.93	0.10	0,0,0,0	0
57	MG	QA	1642	1/1	0.93	0.12	37,37,37,37	0
57	MG	RA	3089	1/1	0.93	0.30	17,17,17,17	0
57	MG	RA	3132	1/1	0.93	0.08	46,46,46,46	0
57	MG	XA	1633	1/1	0.93	0.25	28,28,28,28	0
57	MG	YA	3332	1/1	0.93	0.40	32,32,32,32	0
57	MG	YA	3231	1/1	0.93	0.30	4,4,4,4	0
57	MG	YA	3232	1/1	0.93	0.28	6,6,6,6	0
57	MG	YA	3140	1/1	0.93	0.17	47,47,47,47	0
57	MG	XA	1636	1/1	0.93	0.30	52,52,52,52	0
57	MG	RA	3229	1/1	0.93	0.44	3,3,3,3	0
57	MG	YA	3238	1/1	0.93	0.16	34,34,34,34	0
57	MG	XA	1639	1/1	0.93	0.20	6,6,6,6	0
57	MG	XA	1640	1/1	0.93	0.19	24,24,24,24	0
57	MG	QV	101	1/1	0.93	0.32	21,21,21,21	0
57	MG	RA	3135	1/1	0.93	0.12	20,20,20,20	0
57	MG	XA	1708	1/1	0.93	0.35	43,43,43,43	0
57	MG	XA	1646	1/1	0.93	0.51	36,36,36,36	0
57	MG	YA	3257	1/1	0.93	0.41	9,9,9,9	0
57	MG	YA	3153	1/1	0.93	0.20	31,31,31,31	0
57	MG	RA	3069	1/1	0.94	0.29	27,27,27,27	0
57	MG	YA	3157	1/1	0.94	0.12	9,9,9,9	0
57	MG	YA	3262	1/1	0.94	0.59	5,5,5,5	0
57	MG	RA	3071	1/1	0.94	0.28	19,19,19,19	0
57	MG	YA	3160	1/1	0.94	0.16	6,6,6,6	0
57	MG	RA	3219	1/1	0.94	0.17	31,31,31,31	0
57	MG	YA	3007	1/1	0.94	0.24	4,4,4,4	0
57	MG	RA	3307	1/1	0.94	0.87	75,75,75,75	0
57	MG	YA	3020	1/1	0.94	0.46	5,5,5,5	0
57	MG	YA	3171	1/1	0.94	0.47	13,13,13,13	0
57	MG	YA	3172	1/1	0.94	0.12	44,44,44,44	0
57	MG	RA	3178	1/1	0.94	0.26	25,25,25,25	0
57	MG	RA	3179	1/1	0.94	0.16	15,15,15,15	0
57	MG	RA	3114	1/1	0.94	0.44	17,17,17,17	0
57	MG	YA	3176	1/1	0.94	0.29	41,41,41,41	0
57	MG	RA	3181	1/1	0.94	0.25	28,28,28,28	0
57	MG	RA	3272	1/1	0.94	0.64	48,48,48,48	0
57	MG	YA	3179	1/1	0.94	0.25	19,19,19,19	0

Continued on next page...

Continued from previous page...

Mol	Type	Chain	Res	Atoms	RSCC	RSR	B-factors(Å^2)	Q<0.9
57	MG	XA	1662	1/1	0.94	0.08	20,20,20,20	0
57	MG	YA	3283	1/1	0.94	0.24	34,34,34,34	0
57	MG	YA	3181	1/1	0.94	0.36	15,15,15,15	0
57	MG	YA	3055	1/1	0.94	0.35	9,9,9,9	0
57	MG	QA	1622	1/1	0.94	0.59	42,42,42,42	0
57	MG	YA	3288	1/1	0.94	0.33	38,38,38,38	0
57	MG	RA	3010	1/1	0.94	0.34	37,37,37,37	0
57	MG	QA	1614	1/1	0.94	0.19	29,29,29,29	0
57	MG	RA	3153	1/1	0.94	0.23	19,19,19,19	0
57	MG	RA	3186	1/1	0.94	0.19	34,34,34,34	0
57	MG	RA	3240	1/1	0.94	0.43	20,20,20,20	0
57	MG	QA	1608	1/1	0.94	0.20	45,45,45,45	0
57	MG	YA	3080	1/1	0.94	0.48	9,9,9,9	0
57	MG	XA	1604	1/1	0.94	0.44	19,19,19,19	0
57	MG	RA	3083	1/1	0.94	0.26	2,2,2,2	0
57	MG	XA	1606	1/1	0.94	0.26	17,17,17,17	0
57	MG	QA	1683	1/1	0.94	0.51	37,37,37,37	0
57	MG	YA	3301	1/1	0.94	0.46	52,52,52,52	0
57	MG	XA	1610	1/1	0.94	0.21	13,13,13,13	0
57	MG	YA	3305	1/1	0.94	0.42	42,42,42,42	0
57	MG	RA	3158	1/1	0.94	0.20	52,52,52,52	0
57	MG	RA	3284	1/1	0.94	0.47	32,32,32,32	0
57	MG	YA	3205	1/1	0.94	0.09	56,56,56,56	0
57	MG	YA	3111	1/1	0.94	0.40	25,25,25,25	0
57	MG	YA	3112	1/1	0.94	0.24	1,1,1,1	0
57	MG	XA	1688	1/1	0.94	0.31	30,30,30,30	0
57	MG	XA	1621	1/1	0.94	0.17	30,30,30,30	0
57	MG	XA	1623	1/1	0.94	0.48	14,14,14,14	0
57	MG	RA	3159	1/1	0.94	0.12	28,28,28,28	0
57	MG	YA	3121	1/1	0.94	0.16	19,19,19,19	0
57	MG	RA	3128	1/1	0.94	0.18	12,12,12,12	0
57	MG	RA	3036	1/1	0.94	0.20	2,2,2,2	0
57	MG	RA	3090	1/1	0.94	0.57	9,9,9,9	0
57	MG	QA	1618	1/1	0.94	0.45	20,20,20,20	0
57	MG	YA	3222	1/1	0.94	0.41	25,25,25,25	0
57	MG	YA	3223	1/1	0.94	0.14	27,27,27,27	0
57	MG	YA	3324	1/1	0.94	0.37	28,28,28,28	0
57	MG	YA	3325	1/1	0.94	0.16	47,47,47,47	0
57	MG	XA	1697	1/1	0.94	0.28	19,19,19,19	0
57	MG	RA	3093	1/1	0.94	0.47	11,11,11,11	0
57	MG	XA	1631	1/1	0.94	0.35	12,12,12,12	0
57	MG	RA	3254	1/1	0.94	0.45	60,60,60,60	0

Continued on next page...

Continued from previous page...

Mol	Type	Chain	Res	Atoms	RSCC	RSR	B-factors(Å^2)	Q<0.9
57	MG	YA	3331	1/1	0.94	0.53	43,43,43,43	0
57	MG	XA	1635	1/1	0.94	0.33	11,11,11,11	0
57	MG	RA	3055	1/1	0.94	0.29	28,28,28,28	0
57	MG	YA	3141	1/1	0.94	0.21	29,29,29,29	0
57	MG	RA	3100	1/1	0.94	0.13	2,2,2,2	0
57	MG	RA	3257	1/1	0.94	0.36	58,58,58,58	0
57	MG	RA	3258	1/1	0.94	0.25	26,26,26,26	0
57	MG	YB	202	1/1	0.94	0.23	49,49,49,49	0
57	MG	YA	3145	1/1	0.94	0.14	2,2,2,2	0
57	MG	YE	302	1/1	0.94	0.27	4,4,4,4	0
57	MG	RA	3205	1/1	0.94	0.30	19,19,19,19	0
57	MG	QA	1637	1/1	0.94	0.14	43,43,43,43	0
57	MG	YA	3244	1/1	0.94	0.33	6,6,6,6	0
57	MG	RA	3172	1/1	0.94	0.27	26,26,26,26	0
57	MG	QV	102	1/1	0.94	0.19	11,11,11,11	0
57	MG	RA	3142	1/1	0.94	0.28	11,11,11,11	0
58	PAR	XA	1715	42/42	0.94	0.27	52,52,53,53	0
57	MG	RA	3302	1/1	0.94	0.17	51,51,51,51	0
57	MG	RA	3143	1/1	0.94	0.26	22,22,22,22	0
57	MG	RA	3110	1/1	0.95	0.37	11,11,11,11	0
57	MG	RA	3137	1/1	0.95	0.36	3,3,3,3	0
57	MG	XA	1676	1/1	0.95	0.34	15,15,15,15	0
57	MG	YA	3204	1/1	0.95	0.14	25,25,25,25	0
57	MG	XA	1677	1/1	0.95	0.36	21,21,21,21	0
57	MG	RA	3160	1/1	0.95	0.28	43,43,43,43	0
57	MG	YA	3029	1/1	0.95	0.30	6,6,6,6	0
57	MG	YA	3208	1/1	0.95	0.29	31,31,31,31	0
57	MG	RA	3209	1/1	0.95	0.28	33,33,33,33	0
57	MG	RA	3248	1/1	0.95	0.12	32,32,32,32	0
57	MG	RA	3249	1/1	0.95	0.25	44,44,44,44	0
57	MG	YA	3043	1/1	0.95	0.36	2,2,2,2	0
57	MG	YA	3215	1/1	0.95	0.25	25,25,25,25	0
57	MG	YA	3147	1/1	0.95	0.29	19,19,19,19	0
57	MG	RA	3008	1/1	0.95	0.47	16,16,16,16	0
57	MG	YA	3047	1/1	0.95	0.37	7,7,7,7	0
57	MG	RA	3009	1/1	0.95	0.16	22,22,22,22	0
57	MG	RA	3050	1/1	0.95	0.44	7,7,7,7	0
57	MG	YA	3303	1/1	0.95	0.37	35,35,35,35	0
57	MG	XA	1638	1/1	0.95	0.13	46,46,46,46	0
57	MG	RA	3087	1/1	0.95	0.20	35,35,35,35	0
57	MG	YA	3059	1/1	0.95	0.26	38,38,38,38	0
57	MG	YA	3060	1/1	0.95	0.26	5,5,5,5	0

Continued on next page...

Continued from previous page...

Mol	Type	Chain	Res	Atoms	RSCC	RSR	B-factors(Å^2)	Q<0.9
57	MG	YA	3065	1/1	0.95	0.17	8,8,8,8	0
57	MG	RA	3189	1/1	0.95	0.18	12,12,12,12	0
57	MG	YA	3159	1/1	0.95	0.23	38,38,38,38	0
57	MG	RA	3215	1/1	0.95	0.24	34,34,34,34	0
57	MG	YA	3161	1/1	0.95	0.43	32,32,32,32	0
57	MG	YA	3315	1/1	0.95	0.36	17,17,17,17	0
57	MG	RA	3218	1/1	0.95	0.54	22,22,22,22	0
57	MG	RA	3052	1/1	0.95	0.35	1,1,1,1	0
57	MG	YA	3167	1/1	0.95	0.27	57,57,57,57	0
57	MG	YA	3168	1/1	0.95	0.12	32,32,32,32	0
57	MG	RA	3220	1/1	0.95	0.34	29,29,29,29	0
57	MG	YA	3240	1/1	0.95	0.43	5,5,5,5	0
57	MG	QA	1612	1/1	0.95	0.43	22,22,22,22	0
57	MG	RA	3146	1/1	0.95	0.21	38,38,38,38	0
57	MG	QA	1694	1/1	0.95	0.26	50,50,50,50	0
57	MG	QA	1629	1/1	0.95	0.21	69,69,69,69	0
57	MG	RA	3292	1/1	0.95	0.78	45,45,45,45	0
57	MG	YA	3327	1/1	0.95	0.19	56,56,56,56	0
57	MG	YA	3089	1/1	0.95	0.27	25,25,25,25	0
57	MG	YA	3095	1/1	0.95	0.24	2,2,2,2	0
57	MG	YA	3097	1/1	0.95	0.39	8,8,8,8	0
57	MG	YA	3098	1/1	0.95	0.55	12,12,12,12	0
57	MG	XA	1700	1/1	0.95	0.18	54,54,54,54	0
57	MG	YA	3333	1/1	0.95	0.38	43,43,43,43	0
57	MG	RA	3016	1/1	0.95	0.30	11,11,11,11	0
57	MG	XA	1703	1/1	0.95	0.20	25,25,25,25	0
57	MG	XA	1607	1/1	0.95	0.07	61,61,61,61	0
57	MG	RA	3017	1/1	0.95	0.32	2,2,2,2	0
57	MG	RA	3023	1/1	0.95	0.31	2,2,2,2	0
57	MG	XA	1613	1/1	0.95	0.08	18,18,18,18	0
57	MG	YB	203	1/1	0.95	0.29	20,20,20,20	0
57	MG	RA	3102	1/1	0.95	0.19	3,3,3,3	0
57	MG	QA	1676	1/1	0.95	0.24	48,48,48,48	0
57	MG	RA	3239	1/1	0.95	0.21	37,37,37,37	0
57	MG	YP	202	1/1	0.95	0.39	29,29,29,29	0
57	MG	XA	1622	1/1	0.95	0.27	33,33,33,33	0
57	MG	XA	1664	1/1	0.95	0.33	18,18,18,18	0
57	MG	XA	1665	1/1	0.95	0.08	72,72,72,72	0
57	MG	Y5	101	1/1	0.95	0.24	18,18,18,18	0
57	MG	RA	3105	1/1	0.95	0.18	14,14,14,14	0
57	MG	YA	3279	1/1	0.95	0.27	30,30,30,30	0
57	MG	RA	3203	1/1	0.95	0.12	27,27,27,27	0

Continued on next page...

Continued from previous page...

Mol	Type	Chain	Res	Atoms	RSCC	RSR	B-factors(Å^2)	Q<0.9
57	MG	YA	3197	1/1	0.95	0.45	43,43,43,43	0
57	MG	RA	3109	1/1	0.95	0.37	23,23,23,23	0
57	MG	YA	3067	1/1	0.96	0.21	31,31,31,31	0
57	MG	YA	3068	1/1	0.96	0.26	4,4,4,4	0
57	MG	RA	3092	1/1	0.96	0.24	12,12,12,12	0
57	MG	QA	1617	1/1	0.96	0.36	15,15,15,15	0
57	MG	QA	1660	1/1	0.96	0.34	10,10,10,10	0
57	MG	YA	3073	1/1	0.96	0.19	17,17,17,17	0
57	MG	RA	3056	1/1	0.96	0.36	3,3,3,3	0
57	MG	YA	3276	1/1	0.96	0.23	7,7,7,7	0
57	MG	RA	3101	1/1	0.96	0.18	14,14,14,14	0
57	MG	RA	3059	1/1	0.96	0.22	1,1,1,1	0
57	MG	XA	1630	1/1	0.96	0.11	27,27,27,27	0
57	MG	RA	3061	1/1	0.96	0.26	1,1,1,1	0
57	MG	XA	1632	1/1	0.96	0.22	18,18,18,18	0
57	MG	YA	3084	1/1	0.96	0.24	18,18,18,18	0
57	MG	QA	1641	1/1	0.96	0.23	16,16,16,16	0
57	MG	RA	3107	1/1	0.96	0.18	18,18,18,18	0
57	MG	RA	3063	1/1	0.96	0.44	1,1,1,1	0
57	MG	RA	3064	1/1	0.96	0.34	3,3,3,3	0
57	MG	RA	3067	1/1	0.96	0.21	4,4,4,4	0
57	MG	YA	3101	1/1	0.96	0.12	25,25,25,25	0
57	MG	QA	1663	1/1	0.96	0.74	27,27,27,27	0
57	MG	QA	1684	1/1	0.96	0.19	40,40,40,40	0
57	MG	XA	1643	1/1	0.96	0.34	43,43,43,43	0
57	MG	RA	3225	1/1	0.96	0.36	28,28,28,28	0
57	MG	YA	3109	1/1	0.96	0.24	23,23,23,23	0
57	MG	XA	1701	1/1	0.96	0.43	26,26,26,26	0
57	MG	YA	3199	1/1	0.96	0.18	21,21,21,21	0
57	MG	RB	201	1/1	0.96	0.13	59,59,59,59	0
57	MG	YA	3113	1/1	0.96	0.23	4,4,4,4	0
57	MG	RA	3001	1/1	0.96	0.14	7,7,7,7	0
57	MG	XA	1647	1/1	0.96	0.18	53,53,53,53	0
57	MG	RA	3187	1/1	0.96	0.26	56,56,56,56	0
57	MG	YA	3117	1/1	0.96	0.31	12,12,12,12	0
57	MG	YA	3304	1/1	0.96	0.21	31,31,31,31	0
57	MG	QA	1609	1/1	0.96	0.07	4,4,4,4	0
57	MG	RA	3230	1/1	0.96	0.30	4,4,4,4	0
57	MG	YA	3307	1/1	0.96	0.33	40,40,40,40	0
57	MG	RA	3190	1/1	0.96	0.33	53,53,53,53	0
57	MG	RA	3234	1/1	0.96	0.28	2,2,2,2	0
57	MG	RA	3155	1/1	0.96	0.22	11,11,11,11	0

Continued on next page...

Continued from previous page...

Mol	Type	Chain	Res	Atoms	RSCC	RSR	B-factors(Å^2)	Q<0.9
57	MG	YA	3212	1/1	0.96	0.17	22,22,22,22	0
57	MG	RA	3192	1/1	0.96	0.13	21,21,21,21	0
57	MG	YA	3132	1/1	0.96	0.46	35,35,35,35	0
57	MG	RA	3277	1/1	0.96	0.54	51,51,51,51	0
57	MG	XA	1656	1/1	0.96	0.36	52,52,52,52	0
57	MG	RA	3024	1/1	0.96	0.16	4,4,4,4	0
57	MG	QA	1650	1/1	0.96	0.32	16,16,16,16	0
57	MG	RA	3030	1/1	0.96	0.38	4,4,4,4	0
57	MG	XA	1602	1/1	0.96	0.58	8,8,8,8	0
57	MG	YA	3003	1/1	0.96	0.22	3,3,3,3	0
57	MG	QA	1605	1/1	0.96	0.41	17,17,17,17	0
57	MG	RA	3086	1/1	0.96	0.28	5,5,5,5	0
57	MG	YA	3009	1/1	0.96	0.53	3,3,3,3	0
57	MG	YA	3227	1/1	0.96	0.16	19,19,19,19	0
57	MG	RA	3125	1/1	0.96	0.24	20,20,20,20	0
57	MG	RA	3126	1/1	0.96	0.20	9,9,9,9	0
57	MG	YA	3022	1/1	0.96	0.25	10,10,10,10	0
57	MG	RA	3246	1/1	0.96	0.36	48,48,48,48	0
57	MG	RA	3127	1/1	0.96	0.24	5,5,5,5	0
57	MG	YA	3033	1/1	0.96	0.37	4,4,4,4	0
57	MG	RA	3165	1/1	0.96	0.31	19,19,19,19	0
57	MG	XA	1614	1/1	0.96	0.31	4,4,4,4	0
57	MG	YA	3237	1/1	0.96	0.47	3,3,3,3	0
57	MG	RA	3039	1/1	0.96	0.23	1,1,1,1	0
57	MG	YA	3155	1/1	0.96	0.13	18,18,18,18	0
57	MG	YA	3242	1/1	0.96	0.41	1,1,1,1	0
57	MG	XA	1671	1/1	0.96	0.38	5,5,5,5	0
57	MG	XA	1672	1/1	0.96	0.41	10,10,10,10	0
57	MG	XA	1674	1/1	0.96	0.52	16,16,16,16	0
57	MG	YA	3053	1/1	0.96	0.40	3,3,3,3	0
57	MG	YA	3249	1/1	0.96	0.29	3,3,3,3	0
57	MG	XA	1619	1/1	0.96	0.21	46,46,46,46	0
57	MG	QA	1644	1/1	0.96	0.18	33,33,33,33	0
57	MG	RA	3047	1/1	0.96	0.42	6,6,6,6	0
57	MG	YA	3255	1/1	0.96	0.17	17,17,17,17	0
57	MG	YA	3163	1/1	0.96	0.14	34,34,34,34	0
57	MG	YA	3260	1/1	0.96	0.33	15,15,15,15	0
57	MG	YA	3164	1/1	0.96	0.18	24,24,24,24	0
57	MG	RA	3049	1/1	0.96	0.15	3,3,3,3	0
57	MG	QA	1632	1/1	0.96	0.28	16,16,16,16	0
57	MG	YA	3061	1/1	0.96	0.30	4,4,4,4	0
57	MG	YA	3062	1/1	0.96	0.29	5,5,5,5	0

Continued on next page...

Continued from previous page...

Mol	Type	Chain	Res	Atoms	RSCC	RSR	B-factors(Å^2)	Q<0.9
57	MG	XA	1680	1/1	0.96	0.35	29,29,29,29	0
57	MG	RA	3070	1/1	0.97	0.38	4,4,4,4	0
57	MG	YA	3254	1/1	0.97	0.20	5,5,5,5	0
57	MG	YA	3048	1/1	0.97	0.32	2,2,2,2	0
57	MG	QA	1613	1/1	0.97	0.40	26,26,26,26	0
57	MG	YA	3258	1/1	0.97	0.35	12,12,12,12	0
57	MG	YA	3259	1/1	0.97	0.16	14,14,14,14	0
57	MG	XA	1682	1/1	0.97	0.28	3,3,3,3	0
57	MG	RA	3038	1/1	0.97	0.23	7,7,7,7	0
57	MG	RA	3073	1/1	0.97	0.17	17,17,17,17	0
57	MG	QA	1671	1/1	0.97	0.18	25,25,25,25	0
57	MG	RA	3076	1/1	0.97	0.24	14,14,14,14	0
57	MG	YA	3265	1/1	0.97	0.18	23,23,23,23	0
57	MG	RA	3079	1/1	0.97	0.28	16,16,16,16	0
57	MG	XA	1634	1/1	0.97	0.67	27,27,27,27	0
57	MG	RA	3163	1/1	0.97	0.28	43,43,43,43	0
57	MG	YA	3063	1/1	0.97	0.23	4,4,4,4	0
57	MG	YA	3165	1/1	0.97	0.25	23,23,23,23	0
57	MG	YA	3064	1/1	0.97	0.26	12,12,12,12	0
57	MG	RA	3041	1/1	0.97	0.21	4,4,4,4	0
57	MG	YA	3066	1/1	0.97	0.42	29,29,29,29	0
57	MG	RA	3206	1/1	0.97	0.55	45,45,45,45	0
57	MG	XA	1692	1/1	0.97	0.30	43,43,43,43	0
57	MG	RA	3120	1/1	0.97	0.34	18,18,18,18	0
57	MG	RA	3123	1/1	0.97	0.16	34,34,34,34	0
57	MG	RA	3081	1/1	0.97	0.20	11,11,11,11	0
57	MG	RA	3014	1/1	0.97	0.52	29,29,29,29	0
57	MG	RA	3169	1/1	0.97	0.35	21,21,21,21	0
57	MG	YA	3075	1/1	0.97	0.48	4,4,4,4	0
57	MG	RA	3045	1/1	0.97	0.26	11,11,11,11	0
57	MG	RA	3084	1/1	0.97	0.29	13,13,13,13	0
57	MG	RA	3085	1/1	0.97	0.27	4,4,4,4	0
57	MG	YA	3286	1/1	0.97	0.10	46,46,46,46	0
57	MG	RA	3046	1/1	0.97	0.29	11,11,11,11	0
57	MG	RA	3130	1/1	0.97	0.32	30,30,30,30	0
57	MG	RA	3131	1/1	0.97	0.39	11,11,11,11	0
57	MG	YA	3184	1/1	0.97	0.10	32,32,32,32	0
57	MG	YA	3085	1/1	0.97	0.32	6,6,6,6	0
57	MG	RA	3005	1/1	0.97	0.43	4,4,4,4	0
57	MG	QA	1659	1/1	0.97	0.32	33,33,33,33	0
57	MG	YA	3090	1/1	0.97	0.22	22,22,22,22	0
57	MG	YA	3092	1/1	0.97	0.42	9,9,9,9	0

Continued on next page...

Continued from previous page...

Mol	Type	Chain	Res	Atoms	RSCC	RSR	B-factors(Å^2)	Q<0.9
57	MG	YA	3093	1/1	0.97	0.20	24,24,24,24	0
57	MG	YA	3094	1/1	0.97	0.27	9,9,9,9	0
57	MG	YA	3298	1/1	0.97	0.21	16,16,16,16	0
57	MG	RA	3018	1/1	0.97	0.11	9,9,9,9	0
57	MG	RA	3019	1/1	0.97	0.26	8,8,8,8	0
57	MG	RA	3224	1/1	0.97	0.24	11,11,11,11	0
57	MG	YA	3100	1/1	0.97	0.43	6,6,6,6	0
57	MG	RA	3054	1/1	0.97	0.33	5,5,5,5	0
57	MG	RA	3020	1/1	0.97	0.26	1,1,1,1	0
57	MG	QA	1654	1/1	0.97	0.31	46,46,46,46	0
57	MG	RA	3228	1/1	0.97	0.34	8,8,8,8	0
57	MG	RA	3095	1/1	0.97	0.43	7,7,7,7	0
57	MG	QA	1634	1/1	0.97	0.10	24,24,24,24	0
57	MG	YA	3110	1/1	0.97	0.12	11,11,11,11	0
57	MG	RA	3060	1/1	0.97	0.27	1,1,1,1	0
57	MG	RA	3232	1/1	0.97	0.19	1,1,1,1	0
57	MG	RA	3233	1/1	0.97	0.10	18,18,18,18	0
57	MG	QA	1662	1/1	0.97	0.30	27,27,27,27	0
57	MG	YA	3004	1/1	0.97	0.30	7,7,7,7	0
57	MG	RA	3028	1/1	0.97	0.31	2,2,2,2	0
57	MG	YA	3006	1/1	0.97	0.36	1,1,1,1	0
57	MG	YA	3118	1/1	0.97	0.30	19,19,19,19	0
57	MG	XA	1615	1/1	0.97	0.41	2,2,2,2	0
57	MG	XA	1616	1/1	0.97	0.27	7,7,7,7	0
57	MG	YA	3123	1/1	0.97	0.14	4,4,4,4	0
57	MG	YA	3010	1/1	0.97	0.29	3,3,3,3	0
57	MG	YA	3012	1/1	0.97	0.40	4,4,4,4	0
57	MG	YA	3219	1/1	0.97	0.17	37,37,37,37	0
57	MG	YA	3126	1/1	0.97	0.29	5,5,5,5	0
57	MG	YA	3127	1/1	0.97	0.10	12,12,12,12	0
57	MG	YA	3014	1/1	0.97	0.26	3,3,3,3	0
57	MG	YA	3129	1/1	0.97	0.08	16,16,16,16	0
57	MG	RA	3188	1/1	0.97	0.13	25,25,25,25	0
57	MG	YA	3131	1/1	0.97	0.16	35,35,35,35	0
57	MG	RA	3029	1/1	0.97	0.34	3,3,3,3	0
57	MG	QA	1656	1/1	0.97	0.28	39,39,39,39	0
57	MG	YA	3134	1/1	0.97	0.26	17,17,17,17	0
57	MG	YA	3025	1/1	0.97	0.25	6,6,6,6	0
57	MG	YA	3136	1/1	0.97	0.18	2,2,2,2	0
57	MG	YA	3027	1/1	0.97	0.25	2,2,2,2	0
57	MG	YA	3028	1/1	0.97	0.19	3,3,3,3	0
57	MG	XA	1673	1/1	0.97	0.28	36,36,36,36	0

Continued on next page...

Continued from previous page...

Mol	Type	Chain	Res	Atoms	RSCC	RSR	B-factors(Å^2)	Q<0.9
57	MG	YA	3030	1/1	0.97	0.32	7,7,7,7	0
57	MG	RA	3106	1/1	0.97	0.18	16,16,16,16	0
57	MG	YA	3236	1/1	0.97	0.47	6,6,6,6	0
57	MG	RA	3066	1/1	0.97	0.23	1,1,1,1	0
57	MG	RA	3108	1/1	0.97	0.13	7,7,7,7	0
57	MG	YA	3239	1/1	0.97	0.27	10,10,10,10	0
57	MG	YA	3037	1/1	0.97	0.27	3,3,3,3	0
57	MG	YQ	201	1/1	0.97	0.13	152,152,152,152	0
57	MG	YA	3038	1/1	0.97	0.20	24,24,24,24	0
57	MG	YA	3146	1/1	0.97	0.20	5,5,5,5	0
57	MG	YA	3039	1/1	0.97	0.17	2,2,2,2	0
57	MG	RA	3032	1/1	0.97	0.39	28,28,28,28	0
57	MG	YA	3247	1/1	0.97	0.48	3,3,3,3	0
57	MG	YA	3042	1/1	0.97	0.37	12,12,12,12	0
57	MG	RA	3033	1/1	0.97	0.39	4,4,4,4	0
57	MG	RA	3034	1/1	0.97	0.41	4,4,4,4	0
57	MG	YA	3046	1/1	0.97	0.36	3,3,3,3	0
57	MG	YA	3122	1/1	0.98	0.35	5,5,5,5	0
57	MG	RA	3003	1/1	0.98	0.44	3,3,3,3	0
57	MG	XA	1617	1/1	0.98	0.33	4,4,4,4	0
57	MG	RA	3040	1/1	0.98	0.26	1,1,1,1	0
57	MG	YA	3049	1/1	0.98	0.36	2,2,2,2	0
57	MG	RA	3012	1/1	0.98	0.16	2,2,2,2	0
57	MG	YA	3052	1/1	0.98	0.34	14,14,14,14	0
57	MG	RA	3065	1/1	0.98	0.19	3,3,3,3	0
57	MG	RA	3122	1/1	0.98	0.19	25,25,25,25	0
57	MG	RA	3042	1/1	0.98	0.35	23,23,23,23	0
57	MG	RA	3043	1/1	0.98	0.22	5,5,5,5	0
57	MG	YA	3057	1/1	0.98	0.37	4,4,4,4	0
57	MG	YA	3058	1/1	0.98	0.28	7,7,7,7	0
57	MG	XA	1710	1/1	0.98	0.19	29,29,29,29	0
57	MG	RA	3025	1/1	0.98	0.31	3,3,3,3	0
57	MG	RA	3094	1/1	0.98	0.26	13,13,13,13	0
57	MG	QA	1610	1/1	0.98	0.32	13,13,13,13	0
57	MG	YA	3214	1/1	0.98	0.36	4,4,4,4	0
57	MG	XA	1670	1/1	0.98	0.28	14,14,14,14	0
57	MG	RA	3096	1/1	0.98	0.36	11,11,11,11	0
57	MG	RA	3027	1/1	0.98	0.32	2,2,2,2	0
57	MG	RA	3098	1/1	0.98	0.33	1,1,1,1	0
57	MG	RA	3099	1/1	0.98	0.46	9,9,9,9	0
57	MG	XX	102	1/1	0.98	0.21	14,14,14,14	0
57	MG	YA	3002	1/1	0.98	0.27	1,1,1,1	0

Continued on next page...

Continued from previous page...

Mol	Type	Chain	Res	Atoms	RSCC	RSR	B-factors(Å^2)	Q<0.9
57	MG	QA	1611	1/1	0.98	0.34	2,2,2,2	0
57	MG	RA	3133	1/1	0.98	0.14	32,32,32,32	0
57	MG	YA	3072	1/1	0.98	0.25	2,2,2,2	0
57	MG	RA	3048	1/1	0.98	0.34	1,1,1,1	0
57	MG	RA	3237	1/1	0.98	0.23	32,32,32,32	0
57	MG	RA	3238	1/1	0.98	0.28	43,43,43,43	0
57	MG	YA	3076	1/1	0.98	0.39	14,14,14,14	0
57	MG	YA	3008	1/1	0.98	0.20	3,3,3,3	0
57	MG	RA	3015	1/1	0.98	0.12	1,1,1,1	0
57	MG	RE	301	1/1	0.98	0.23	2,2,2,2	0
57	MG	YA	3011	1/1	0.98	0.32	2,2,2,2	0
57	MG	YA	3082	1/1	0.98	0.32	7,7,7,7	0
57	MG	RA	3074	1/1	0.98	0.32	2,2,2,2	0
57	MG	QA	1674	1/1	0.98	0.24	26,26,26,26	0
57	MG	YA	3015	1/1	0.98	0.31	11,11,11,11	0
57	MG	RA	3031	1/1	0.98	0.36	5,5,5,5	0
57	MG	YA	3087	1/1	0.98	0.26	4,4,4,4	0
57	MG	YA	3088	1/1	0.98	0.35	5,5,5,5	0
57	MG	YA	3018	1/1	0.98	0.39	4,4,4,4	0
57	MG	YA	3241	1/1	0.98	0.42	3,3,3,3	0
57	MG	YA	3019	1/1	0.98	0.41	3,3,3,3	0
57	MG	YA	3091	1/1	0.98	0.33	3,3,3,3	0
57	MG	XA	1641	1/1	0.98	0.23	7,7,7,7	0
57	MG	YA	3245	1/1	0.98	0.34	11,11,11,11	0
57	MG	RA	3077	1/1	0.98	0.25	3,3,3,3	0
57	MG	YA	3023	1/1	0.98	0.48	15,15,15,15	0
57	MG	YA	3024	1/1	0.98	0.33	3,3,3,3	0
57	MG	YA	3096	1/1	0.98	0.12	13,13,13,13	0
57	MG	RA	3078	1/1	0.98	0.26	11,11,11,11	0
57	MG	YA	3026	1/1	0.98	0.47	5,5,5,5	0
57	MG	YA	3099	1/1	0.98	0.37	3,3,3,3	0
57	MG	YA	3253	1/1	0.98	0.35	7,7,7,7	0
57	MG	RA	3141	1/1	0.98	0.48	5,5,5,5	0
57	MG	RA	3053	1/1	0.98	0.31	1,1,1,1	0
57	MG	QA	1615	1/1	0.98	0.07	65,65,65,65	0
57	MG	XA	1603	1/1	0.98	0.26	9,9,9,9	0
57	MG	YA	3031	1/1	0.98	0.61	15,15,15,15	0
57	MG	QA	1646	1/1	0.98	0.16	56,56,56,56	0
57	MG	RA	3145	1/1	0.98	0.23	14,14,14,14	0
57	MG	YA	3182	1/1	0.98	0.08	30,30,30,30	0
57	MG	YE	301	1/1	0.98	0.28	2,2,2,2	0
57	MG	QA	1658	1/1	0.98	0.13	78,78,78,78	0

Continued on next page...

Continued from previous page...

Mol	Type	Chain	Res	Atoms	RSCC	RSR	B-factors(Å^2)	Q<0.9
57	MG	YA	3035	1/1	0.98	0.27	2,2,2,2	0
57	MG	RA	3058	1/1	0.98	0.28	1,1,1,1	0
57	MG	XA	1608	1/1	0.98	0.26	6,6,6,6	0
57	MG	QA	1607	1/1	0.98	0.07	22,22,22,22	0
57	MG	YA	3040	1/1	0.98	0.40	1,1,1,1	0
57	MG	RA	3216	1/1	0.98	0.35	4,4,4,4	0
57	MG	RA	3217	1/1	0.98	0.50	6,6,6,6	0
57	MG	YA	3191	1/1	0.98	0.05	34,34,34,34	0
57	MG	RA	3037	1/1	0.98	0.25	7,7,7,7	0
57	MG	RA	3022	1/1	0.98	0.34	15,15,15,15	0
59	ZN	QD	301	1/1	0.98	0.26	37,37,37,37	0
57	MG	YA	3120	1/1	0.98	0.26	12,12,12,12	0
57	MG	YA	3045	1/1	0.98	0.47	5,5,5,5	0
59	ZN	XN	101	1/1	0.98	0.16	73,73,73,73	0
57	MG	XA	1601	1/1	0.99	0.48	7,7,7,7	0
57	MG	YA	3001	1/1	0.99	0.36	3,3,3,3	0
57	MG	YA	3273	1/1	0.99	0.26	37,37,37,37	0
57	MG	YA	3021	1/1	0.99	0.35	3,3,3,3	0
57	MG	QA	1640	1/1	0.99	0.16	8,8,8,8	0
57	MG	RA	3051	1/1	0.99	0.14	3,3,3,3	0
57	MG	RA	3148	1/1	0.99	0.14	22,22,22,22	0
57	MG	QA	1638	1/1	0.99	0.12	38,38,38,38	0
57	MG	QA	1606	1/1	0.99	0.09	3,3,3,3	0
57	MG	RA	3035	1/1	0.99	0.40	3,3,3,3	0
57	MG	RA	3121	1/1	0.99	0.17	20,20,20,20	0
57	MG	YA	3050	1/1	0.99	0.31	2,2,2,2	0
57	MG	RA	3103	1/1	0.99	0.17	9,9,9,9	0
57	MG	YA	3201	1/1	0.99	0.08	43,43,43,43	0
57	MG	YA	3256	1/1	0.99	0.38	13,13,13,13	0
57	MG	QA	1652	1/1	0.99	0.07	91,91,91,91	0
57	MG	XA	1611	1/1	0.99	0.14	11,11,11,11	0
57	MG	XA	1612	1/1	0.99	0.07	2,2,2,2	0
57	MG	YA	3013	1/1	0.99	0.36	4,4,4,4	0
57	MG	RA	3021	1/1	0.99	0.38	1,1,1,1	0
57	MG	YA	3102	1/1	0.99	0.29	9,9,9,9	0
57	MG	YA	3079	1/1	0.99	0.40	10,10,10,10	0
57	MG	XV	102	1/1	0.99	0.21	10,10,10,10	0
57	MG	YA	3036	1/1	0.99	0.14	2,2,2,2	0
57	MG	YA	3106	1/1	0.99	0.42	1,1,1,1	0
57	MG	XA	1642	1/1	0.99	0.24	9,9,9,9	0
57	MG	YA	3108	1/1	0.99	0.16	15,15,15,15	0
57	MG	YA	3017	1/1	0.99	0.25	13,13,13,13	0

Continued on next page...

Continued from previous page...

Mol	Type	Chain	Res	Atoms	RSCC	RSR	B-factors(Å^2)	Q<0.9
57	MG	RA	3057	1/1	0.99	0.32	9,9,9,9	0

The following is a graphical depiction of the model fit to experimental electron density of all instances of the Ligand of Interest. In addition, ligands with molecular weight > 250 and outliers as shown on the geometry validation Tables will also be included. Each fit is shown from different orientation to approximate a three-dimensional view.

Electron density around PAR QA 1696:

2mF$_o$-DF$_c$ (at 0.7 rmsd) in gray
mF$_o$-DF$_c$ (at 3 rmsd) in purple (negative)
and green (positive)

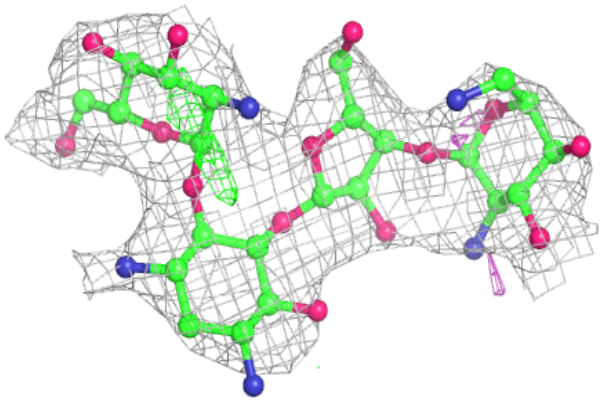

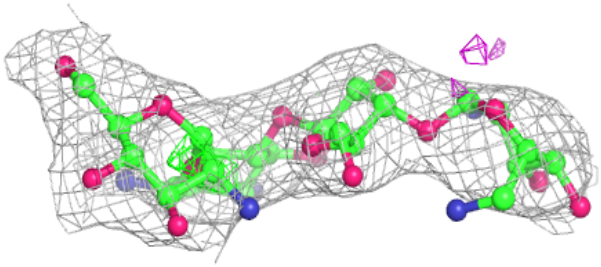

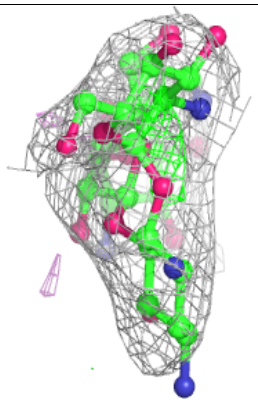

Electron density around PAR XA 1715:

$2mF_o$-DF_c (at 0.7 rmsd) in gray
mF_o-DF_c (at 3 rmsd) in purple (negative)
and green (positive)

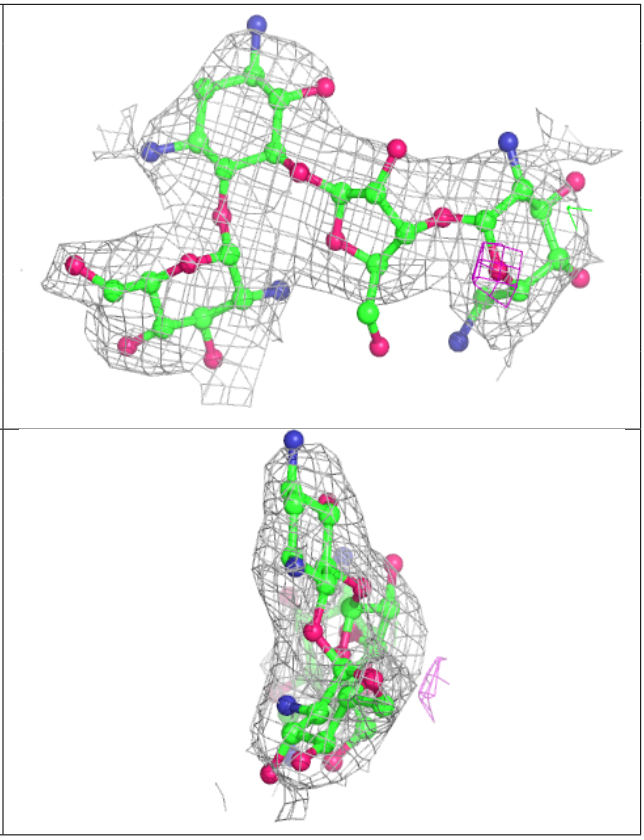

6.5 Other polymers (i)

There are no such residues in this entry.