



Full wwPDB X-ray Structure Validation Report ⓘ

Mar 12, 2026 – 07:53 AM UTC

PDB ID : 9SCW / pdb_00009scw
Title : Crystal structure of Cocksackie B1 virus-like particle delta-palxa
Authors : Haikarainen, T.
Deposited on : 2025-08-12
Resolution : 3.20 Å(reported)

This is a Full wwPDB X-ray Structure Validation Report for a publicly released PDB entry.

We welcome your comments at validation@mail.wwpdb.org

A user guide is available at

<https://www.wwpdb.org/validation/2017/XrayValidationReportHelp>

with specific help available everywhere you see the ⓘ symbol.

The types of validation reports are described at

<http://www.wwpdb.org/validation/2017/FAQs#types>.

The following versions of software and data (see [references ⓘ](#)) were used in the production of this report:

MolProbity : 4-5-2 with Phenix2.0
Mogul : 2022.3.0, CSD as543be (2022)
Xtriage (Phenix) : 2.0
EDS : 3.0
Buster-report : wwPDB partial adaption of 1.1.7 (2018)
Percentile statistics : 20250101.v01 (using entries in the PDB archive January 1st 2025)
CCP4 : 9.0.010 (Gargrove)
Density-Fitness : 1.0.12
Ideal geometry (proteins) : Engh & Huber (2001)
Ideal geometry (DNA, RNA) : Parkinson et al. (1996)
Validation Pipeline (wwPDB-VP) : 2.49

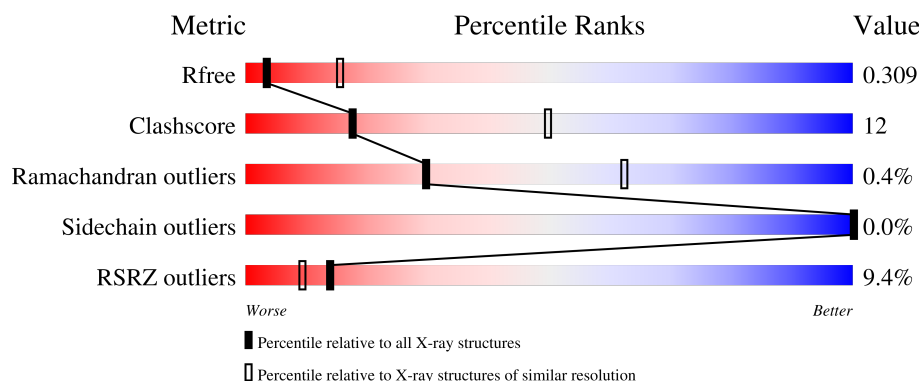
1 Overall quality at a glance

The following experimental techniques were used to determine the structure:

X-RAY DIFFRACTION

The reported resolution of this entry is 3.20 Å.

Percentile scores (ranging between 0-100) for global validation metrics of the entry are shown in the following graphic. The table shows the number of entries on which the scores are based.



Metric	Whole archive (#Entries)	Similar resolution (#Entries, resolution range(Å))
R_{free}	180053	1466 (3.20-3.20)
Clashscore	190562	1573 (3.20-3.20)
Ramachandran outliers	187476	1548 (3.20-3.20)
Sidechain outliers	187428	1547 (3.20-3.20)
RSRZ outliers	180081	1466 (3.20-3.20)

The table below summarises the geometric issues observed across the polymeric chains and their fit to the electron density. The red, orange, yellow and green segments of the lower bar indicate the fraction of residues that contain outliers for ≥ 3 , 2, 1 and 0 types of geometric quality criteria respectively. A grey segment represents the fraction of residues that are not modelled. The numeric value for each fraction is indicated below the corresponding segment, with a dot representing fractions $\leq 5\%$. The upper red bar (where present) indicates the fraction of residues that have poor fit to the electron density. The numeric value is given above the bar.

Mol	Chain	Length	Quality of chain
1	0	263	<div> <div>11%</div> <div>63%</div> <div>19%</div> <div>•</div> <div>17%</div> </div>
1	1	263	<div> <div>4%</div> <div>61%</div> <div>24%</div> <div>15%</div> </div>
1	8	263	<div> <div>10%</div> <div>65%</div> <div>17%</div> <div>17%</div> </div>
1	A	263	<div> <div>3%</div> <div>64%</div> <div>23%</div> <div>13%</div> </div>
1	AC	263	<div> <div>10%</div> <div>56%</div> <div>27%</div> <div>17%</div> </div>

Continued on next page...

Continued from previous page...

Mol	Chain	Length	Quality of chain
1	AG	263	
1	AK	263	
1	AO	263	
1	E	263	
1	I	263	
1	M	263	
1	Q	263	
1	U	263	
1	Y	263	
1	c	263	
1	g	263	
1	k	263	
1	o	263	
1	s	263	
1	w	263	
2	2	263	
2	5	263	
2	9	263	
2	AD	263	
2	AH	263	
2	AL	263	
2	AP	263	
2	B	263	
2	F	263	
2	J	263	

Continued on next page...

Continued from previous page...

Mol	Chain	Length	Quality of chain
2	N	263	
2	R	263	
2	V	263	
2	Z	263	
2	d	263	
2	h	263	
2	l	263	
2	p	263	
2	t	263	
2	x	263	
3	3	238	
3	6	238	
3	AA	238	
3	AE	238	
3	AI	238	
3	AM	238	
3	AQ	238	
3	C	238	
3	G	238	
3	K	238	
3	O	238	
3	S	238	
3	W	238	
3	a	238	
3	e	238	

Continued on next page...

Continued from previous page...

Mol	Chain	Length	Quality of chain
3	i	238	
3	m	238	
3	q	238	
3	u	238	
3	y	238	
4	4	69	
4	D	69	
4	H	69	
4	L	69	
4	P	69	
4	T	69	
4	X	69	
4	b	69	
4	f	69	
4	j	69	

2 Entry composition

There are 5 unique types of molecules in this entry. The entry contains 211656 atoms, of which 103219 are hydrogens and 0 are deuteriums.

In the tables below, the ZeroOcc column contains the number of atoms modelled with zero occupancy, the AltConf column contains the number of residues with at least one atom in alternate conformation and the Trace column contains the number of residues modelled with at most 2 atoms.

- Molecule 1 is a protein called Capsid protein VP1.

Mol	Chain	Residues	Atoms						ZeroOcc	AltConf	Trace
1	1	223	Total	C	H	N	O	S	0	0	0
			3472	1125	1709	304	326	8			
1	A	228	Total	C	H	N	O	S	0	0	0
			3546	1153	1736	314	335	8			
1	E	222	Total	C	H	N	O	S	0	0	0
			3479	1126	1712	306	327	8			
1	Y	221	Total	C	H	N	O	S	0	0	0
			3493	1126	1728	305	326	8			
1	g	222	Total	C	H	N	O	S	0	0	0
			3495	1129	1724	307	327	8			
1	I	223	Total	C	H	N	O	S	0	0	0
			3493	1129	1722	306	328	8			
1	M	222	Total	C	H	N	O	S	0	0	0
			3481	1126	1714	306	327	8			
1	Q	222	Total	C	H	N	O	S	0	0	0
			3494	1129	1723	307	327	8			
1	U	222	Total	C	H	N	O	S	0	0	0
			3479	1126	1712	306	327	8			
1	c	222	Total	C	H	N	O	S	0	0	0
			3480	1126	1713	306	327	8			
1	k	218	Total	C	H	N	O	S	0	0	0
			3334	1091	1627	290	318	8			
1	o	218	Total	C	H	N	O	S	0	0	0
			3359	1093	1649	294	315	8			
1	s	219	Total	C	H	N	O	S	0	0	0
			3352	1093	1640	294	317	8			
1	w	221	Total	C	H	N	O	S	0	0	0
			3304	1089	1600	287	320	8			
1	0	217	Total	C	H	N	O	S	0	0	0
			3301	1080	1612	288	313	8			
1	8	218	Total	C	H	N	O	S	0	0	0
			3230	1063	1566	284	309	8			

Continued on next page...

Continued from previous page...

Mol	Chain	Residues	Atoms						ZeroOcc	AltConf	Trace
1	AC	219	Total	C	H	N	O	S	0	0	0
			3296	1081	1603	289	315	8			
1	AG	219	Total	C	H	N	O	S	0	0	0
			3274	1079	1586	285	316	8			
1	AK	219	Total	C	H	N	O	S	0	0	0
			3287	1080	1599	286	314	8			
1	AO	219	Total	C	H	N	O	S	0	0	0
			3265	1076	1580	285	316	8			

There are 560 discrepancies between the modelled and reference sequences:

Chain	Residue	Modelled	Actual	Comment	Reference
1	21	ARG	LYS	conflict	UNP P08291
1	?	-	SER	deletion	UNP P08291
1	?	-	GLU	deletion	UNP P08291
1	?	-	SER	deletion	UNP P08291
1	?	-	ILE	deletion	UNP P08291
1	?	-	PRO	deletion	UNP P08291
1	?	-	ALA	deletion	UNP P08291
1	?	-	LEU	deletion	UNP P08291
1	?	-	THR	deletion	UNP P08291
1	?	-	ALA	deletion	UNP P08291
1	?	-	ALA	deletion	UNP P08291
1	?	-	GLU	deletion	UNP P08291
1	?	-	THR	deletion	UNP P08291
1	?	-	GLY	deletion	UNP P08291
1	?	-	HIS	deletion	UNP P08291
1	?	-	THR	deletion	UNP P08291
1	56	ALA	SER	conflict	UNP P08291
1	65	THR	ASN	conflict	UNP P08291
1	86	ARG	LEU	conflict	UNP P08291
1	88	LYS	ARG	conflict	UNP P08291
1	89	LEU	LYS	conflict	UNP P08291
1	90	GLU	LEU	conflict	UNP P08291
1	91	LEU	GLU	conflict	UNP P08291
1	110	GLN	GLU	conflict	UNP P08291
1	124	HIS	GLN	conflict	UNP P08291
1	249	THR	ASN	conflict	UNP P08291
1	258	VAL	SER	conflict	UNP P08291
1	259	GLY	ASN	conflict	UNP P08291
A	21	ARG	LYS	conflict	UNP P08291
A	?	-	SER	deletion	UNP P08291
A	?	-	GLU	deletion	UNP P08291

Continued on next page...

Continued from previous page...

Chain	Residue	Modelled	Actual	Comment	Reference
A	?	-	SER	deletion	UNP P08291
A	?	-	ILE	deletion	UNP P08291
A	?	-	PRO	deletion	UNP P08291
A	?	-	ALA	deletion	UNP P08291
A	?	-	LEU	deletion	UNP P08291
A	?	-	THR	deletion	UNP P08291
A	?	-	ALA	deletion	UNP P08291
A	?	-	ALA	deletion	UNP P08291
A	?	-	GLU	deletion	UNP P08291
A	?	-	THR	deletion	UNP P08291
A	?	-	GLY	deletion	UNP P08291
A	?	-	HIS	deletion	UNP P08291
A	?	-	THR	deletion	UNP P08291
A	56	ALA	SER	conflict	UNP P08291
A	65	THR	ASN	conflict	UNP P08291
A	86	ARG	LEU	conflict	UNP P08291
A	88	LYS	ARG	conflict	UNP P08291
A	89	LEU	LYS	conflict	UNP P08291
A	90	GLU	LEU	conflict	UNP P08291
A	91	LEU	GLU	conflict	UNP P08291
A	110	GLN	GLU	conflict	UNP P08291
A	124	HIS	GLN	conflict	UNP P08291
A	249	THR	ASN	conflict	UNP P08291
A	258	VAL	SER	conflict	UNP P08291
A	259	GLY	ASN	conflict	UNP P08291
E	21	ARG	LYS	conflict	UNP P08291
E	?	-	SER	deletion	UNP P08291
E	?	-	GLU	deletion	UNP P08291
E	?	-	SER	deletion	UNP P08291
E	?	-	ILE	deletion	UNP P08291
E	?	-	PRO	deletion	UNP P08291
E	?	-	ALA	deletion	UNP P08291
E	?	-	LEU	deletion	UNP P08291
E	?	-	THR	deletion	UNP P08291
E	?	-	ALA	deletion	UNP P08291
E	?	-	ALA	deletion	UNP P08291
E	?	-	GLU	deletion	UNP P08291
E	?	-	THR	deletion	UNP P08291
E	?	-	GLY	deletion	UNP P08291
E	?	-	HIS	deletion	UNP P08291
E	?	-	THR	deletion	UNP P08291
E	56	ALA	SER	conflict	UNP P08291

Continued on next page...

Continued from previous page...

Chain	Residue	Modelled	Actual	Comment	Reference
E	65	THR	ASN	conflict	UNP P08291
E	86	ARG	LEU	conflict	UNP P08291
E	88	LYS	ARG	conflict	UNP P08291
E	89	LEU	LYS	conflict	UNP P08291
E	90	GLU	LEU	conflict	UNP P08291
E	91	LEU	GLU	conflict	UNP P08291
E	110	GLN	GLU	conflict	UNP P08291
E	124	HIS	GLN	conflict	UNP P08291
E	249	THR	ASN	conflict	UNP P08291
E	258	VAL	SER	conflict	UNP P08291
E	259	GLY	ASN	conflict	UNP P08291
Y	21	ARG	LYS	conflict	UNP P08291
Y	?	-	SER	deletion	UNP P08291
Y	?	-	GLU	deletion	UNP P08291
Y	?	-	SER	deletion	UNP P08291
Y	?	-	ILE	deletion	UNP P08291
Y	?	-	PRO	deletion	UNP P08291
Y	?	-	ALA	deletion	UNP P08291
Y	?	-	LEU	deletion	UNP P08291
Y	?	-	THR	deletion	UNP P08291
Y	?	-	ALA	deletion	UNP P08291
Y	?	-	ALA	deletion	UNP P08291
Y	?	-	GLU	deletion	UNP P08291
Y	?	-	THR	deletion	UNP P08291
Y	?	-	GLY	deletion	UNP P08291
Y	?	-	HIS	deletion	UNP P08291
Y	?	-	THR	deletion	UNP P08291
Y	56	ALA	SER	conflict	UNP P08291
Y	65	THR	ASN	conflict	UNP P08291
Y	86	ARG	LEU	conflict	UNP P08291
Y	88	LYS	ARG	conflict	UNP P08291
Y	89	LEU	LYS	conflict	UNP P08291
Y	90	GLU	LEU	conflict	UNP P08291
Y	91	LEU	GLU	conflict	UNP P08291
Y	110	GLN	GLU	conflict	UNP P08291
Y	124	HIS	GLN	conflict	UNP P08291
Y	249	THR	ASN	conflict	UNP P08291
Y	258	VAL	SER	conflict	UNP P08291
Y	259	GLY	ASN	conflict	UNP P08291
g	21	ARG	LYS	conflict	UNP P08291
g	?	-	SER	deletion	UNP P08291
g	?	-	GLU	deletion	UNP P08291

Continued on next page...

Continued from previous page...

Chain	Residue	Modelled	Actual	Comment	Reference
g	?	-	SER	deletion	UNP P08291
g	?	-	ILE	deletion	UNP P08291
g	?	-	PRO	deletion	UNP P08291
g	?	-	ALA	deletion	UNP P08291
g	?	-	LEU	deletion	UNP P08291
g	?	-	THR	deletion	UNP P08291
g	?	-	ALA	deletion	UNP P08291
g	?	-	ALA	deletion	UNP P08291
g	?	-	GLU	deletion	UNP P08291
g	?	-	THR	deletion	UNP P08291
g	?	-	GLY	deletion	UNP P08291
g	?	-	HIS	deletion	UNP P08291
g	?	-	THR	deletion	UNP P08291
g	56	ALA	SER	conflict	UNP P08291
g	65	THR	ASN	conflict	UNP P08291
g	86	ARG	LEU	conflict	UNP P08291
g	88	LYS	ARG	conflict	UNP P08291
g	89	LEU	LYS	conflict	UNP P08291
g	90	GLU	LEU	conflict	UNP P08291
g	91	LEU	GLU	conflict	UNP P08291
g	110	GLN	GLU	conflict	UNP P08291
g	124	HIS	GLN	conflict	UNP P08291
g	249	THR	ASN	conflict	UNP P08291
g	258	VAL	SER	conflict	UNP P08291
g	259	GLY	ASN	conflict	UNP P08291
I	21	ARG	LYS	conflict	UNP P08291
I	?	-	SER	deletion	UNP P08291
I	?	-	GLU	deletion	UNP P08291
I	?	-	SER	deletion	UNP P08291
I	?	-	ILE	deletion	UNP P08291
I	?	-	PRO	deletion	UNP P08291
I	?	-	ALA	deletion	UNP P08291
I	?	-	LEU	deletion	UNP P08291
I	?	-	THR	deletion	UNP P08291
I	?	-	ALA	deletion	UNP P08291
I	?	-	ALA	deletion	UNP P08291
I	?	-	GLU	deletion	UNP P08291
I	?	-	THR	deletion	UNP P08291
I	?	-	GLY	deletion	UNP P08291
I	?	-	HIS	deletion	UNP P08291
I	?	-	THR	deletion	UNP P08291
I	56	ALA	SER	conflict	UNP P08291

Continued on next page...

Continued from previous page...

Chain	Residue	Modelled	Actual	Comment	Reference
I	65	THR	ASN	conflict	UNP P08291
I	86	ARG	LEU	conflict	UNP P08291
I	88	LYS	ARG	conflict	UNP P08291
I	89	LEU	LYS	conflict	UNP P08291
I	90	GLU	LEU	conflict	UNP P08291
I	91	LEU	GLU	conflict	UNP P08291
I	110	GLN	GLU	conflict	UNP P08291
I	124	HIS	GLN	conflict	UNP P08291
I	249	THR	ASN	conflict	UNP P08291
I	258	VAL	SER	conflict	UNP P08291
I	259	GLY	ASN	conflict	UNP P08291
M	21	ARG	LYS	conflict	UNP P08291
M	?	-	SER	deletion	UNP P08291
M	?	-	GLU	deletion	UNP P08291
M	?	-	SER	deletion	UNP P08291
M	?	-	ILE	deletion	UNP P08291
M	?	-	PRO	deletion	UNP P08291
M	?	-	ALA	deletion	UNP P08291
M	?	-	LEU	deletion	UNP P08291
M	?	-	THR	deletion	UNP P08291
M	?	-	ALA	deletion	UNP P08291
M	?	-	ALA	deletion	UNP P08291
M	?	-	GLU	deletion	UNP P08291
M	?	-	THR	deletion	UNP P08291
M	?	-	GLY	deletion	UNP P08291
M	?	-	HIS	deletion	UNP P08291
M	?	-	THR	deletion	UNP P08291
M	56	ALA	SER	conflict	UNP P08291
M	65	THR	ASN	conflict	UNP P08291
M	86	ARG	LEU	conflict	UNP P08291
M	88	LYS	ARG	conflict	UNP P08291
M	89	LEU	LYS	conflict	UNP P08291
M	90	GLU	LEU	conflict	UNP P08291
M	91	LEU	GLU	conflict	UNP P08291
M	110	GLN	GLU	conflict	UNP P08291
M	124	HIS	GLN	conflict	UNP P08291
M	249	THR	ASN	conflict	UNP P08291
M	258	VAL	SER	conflict	UNP P08291
M	259	GLY	ASN	conflict	UNP P08291
Q	21	ARG	LYS	conflict	UNP P08291
Q	?	-	SER	deletion	UNP P08291
Q	?	-	GLU	deletion	UNP P08291

Continued on next page...

Continued from previous page...

Chain	Residue	Modelled	Actual	Comment	Reference
Q	?	-	SER	deletion	UNP P08291
Q	?	-	ILE	deletion	UNP P08291
Q	?	-	PRO	deletion	UNP P08291
Q	?	-	ALA	deletion	UNP P08291
Q	?	-	LEU	deletion	UNP P08291
Q	?	-	THR	deletion	UNP P08291
Q	?	-	ALA	deletion	UNP P08291
Q	?	-	ALA	deletion	UNP P08291
Q	?	-	GLU	deletion	UNP P08291
Q	?	-	THR	deletion	UNP P08291
Q	?	-	GLY	deletion	UNP P08291
Q	?	-	HIS	deletion	UNP P08291
Q	?	-	THR	deletion	UNP P08291
Q	56	ALA	SER	conflict	UNP P08291
Q	65	THR	ASN	conflict	UNP P08291
Q	86	ARG	LEU	conflict	UNP P08291
Q	88	LYS	ARG	conflict	UNP P08291
Q	89	LEU	LYS	conflict	UNP P08291
Q	90	GLU	LEU	conflict	UNP P08291
Q	91	LEU	GLU	conflict	UNP P08291
Q	110	GLN	GLU	conflict	UNP P08291
Q	124	HIS	GLN	conflict	UNP P08291
Q	249	THR	ASN	conflict	UNP P08291
Q	258	VAL	SER	conflict	UNP P08291
Q	259	GLY	ASN	conflict	UNP P08291
U	21	ARG	LYS	conflict	UNP P08291
U	?	-	SER	deletion	UNP P08291
U	?	-	GLU	deletion	UNP P08291
U	?	-	SER	deletion	UNP P08291
U	?	-	ILE	deletion	UNP P08291
U	?	-	PRO	deletion	UNP P08291
U	?	-	ALA	deletion	UNP P08291
U	?	-	LEU	deletion	UNP P08291
U	?	-	THR	deletion	UNP P08291
U	?	-	ALA	deletion	UNP P08291
U	?	-	ALA	deletion	UNP P08291
U	?	-	GLU	deletion	UNP P08291
U	?	-	THR	deletion	UNP P08291
U	?	-	GLY	deletion	UNP P08291
U	?	-	HIS	deletion	UNP P08291
U	?	-	THR	deletion	UNP P08291
U	56	ALA	SER	conflict	UNP P08291

Continued on next page...

Continued from previous page...

Chain	Residue	Modelled	Actual	Comment	Reference
U	65	THR	ASN	conflict	UNP P08291
U	86	ARG	LEU	conflict	UNP P08291
U	88	LYS	ARG	conflict	UNP P08291
U	89	LEU	LYS	conflict	UNP P08291
U	90	GLU	LEU	conflict	UNP P08291
U	91	LEU	GLU	conflict	UNP P08291
U	110	GLN	GLU	conflict	UNP P08291
U	124	HIS	GLN	conflict	UNP P08291
U	249	THR	ASN	conflict	UNP P08291
U	258	VAL	SER	conflict	UNP P08291
U	259	GLY	ASN	conflict	UNP P08291
c	21	ARG	LYS	conflict	UNP P08291
c	?	-	SER	deletion	UNP P08291
c	?	-	GLU	deletion	UNP P08291
c	?	-	SER	deletion	UNP P08291
c	?	-	ILE	deletion	UNP P08291
c	?	-	PRO	deletion	UNP P08291
c	?	-	ALA	deletion	UNP P08291
c	?	-	LEU	deletion	UNP P08291
c	?	-	THR	deletion	UNP P08291
c	?	-	ALA	deletion	UNP P08291
c	?	-	ALA	deletion	UNP P08291
c	?	-	GLU	deletion	UNP P08291
c	?	-	THR	deletion	UNP P08291
c	?	-	GLY	deletion	UNP P08291
c	?	-	HIS	deletion	UNP P08291
c	?	-	THR	deletion	UNP P08291
c	56	ALA	SER	conflict	UNP P08291
c	65	THR	ASN	conflict	UNP P08291
c	86	ARG	LEU	conflict	UNP P08291
c	88	LYS	ARG	conflict	UNP P08291
c	89	LEU	LYS	conflict	UNP P08291
c	90	GLU	LEU	conflict	UNP P08291
c	91	LEU	GLU	conflict	UNP P08291
c	110	GLN	GLU	conflict	UNP P08291
c	124	HIS	GLN	conflict	UNP P08291
c	249	THR	ASN	conflict	UNP P08291
c	258	VAL	SER	conflict	UNP P08291
c	259	GLY	ASN	conflict	UNP P08291
k	21	ARG	LYS	conflict	UNP P08291
k	?	-	SER	deletion	UNP P08291
k	?	-	GLU	deletion	UNP P08291

Continued on next page...

Continued from previous page...

Chain	Residue	Modelled	Actual	Comment	Reference
k	?	-	SER	deletion	UNP P08291
k	?	-	ILE	deletion	UNP P08291
k	?	-	PRO	deletion	UNP P08291
k	?	-	ALA	deletion	UNP P08291
k	?	-	LEU	deletion	UNP P08291
k	?	-	THR	deletion	UNP P08291
k	?	-	ALA	deletion	UNP P08291
k	?	-	ALA	deletion	UNP P08291
k	?	-	GLU	deletion	UNP P08291
k	?	-	THR	deletion	UNP P08291
k	?	-	GLY	deletion	UNP P08291
k	?	-	HIS	deletion	UNP P08291
k	?	-	THR	deletion	UNP P08291
k	56	ALA	SER	conflict	UNP P08291
k	65	THR	ASN	conflict	UNP P08291
k	86	ARG	LEU	conflict	UNP P08291
k	88	LYS	ARG	conflict	UNP P08291
k	89	LEU	LYS	conflict	UNP P08291
k	90	GLU	LEU	conflict	UNP P08291
k	91	LEU	GLU	conflict	UNP P08291
k	110	GLN	GLU	conflict	UNP P08291
k	124	HIS	GLN	conflict	UNP P08291
k	249	THR	ASN	conflict	UNP P08291
k	258	VAL	SER	conflict	UNP P08291
k	259	GLY	ASN	conflict	UNP P08291
o	21	ARG	LYS	conflict	UNP P08291
o	?	-	SER	deletion	UNP P08291
o	?	-	GLU	deletion	UNP P08291
o	?	-	SER	deletion	UNP P08291
o	?	-	ILE	deletion	UNP P08291
o	?	-	PRO	deletion	UNP P08291
o	?	-	ALA	deletion	UNP P08291
o	?	-	LEU	deletion	UNP P08291
o	?	-	THR	deletion	UNP P08291
o	?	-	ALA	deletion	UNP P08291
o	?	-	ALA	deletion	UNP P08291
o	?	-	GLU	deletion	UNP P08291
o	?	-	THR	deletion	UNP P08291
o	?	-	GLY	deletion	UNP P08291
o	?	-	HIS	deletion	UNP P08291
o	?	-	THR	deletion	UNP P08291
o	56	ALA	SER	conflict	UNP P08291

Continued on next page...

Continued from previous page...

Chain	Residue	Modelled	Actual	Comment	Reference
o	65	THR	ASN	conflict	UNP P08291
o	86	ARG	LEU	conflict	UNP P08291
o	88	LYS	ARG	conflict	UNP P08291
o	89	LEU	LYS	conflict	UNP P08291
o	90	GLU	LEU	conflict	UNP P08291
o	91	LEU	GLU	conflict	UNP P08291
o	110	GLN	GLU	conflict	UNP P08291
o	124	HIS	GLN	conflict	UNP P08291
o	249	THR	ASN	conflict	UNP P08291
o	258	VAL	SER	conflict	UNP P08291
o	259	GLY	ASN	conflict	UNP P08291
s	21	ARG	LYS	conflict	UNP P08291
s	?	-	SER	deletion	UNP P08291
s	?	-	GLU	deletion	UNP P08291
s	?	-	SER	deletion	UNP P08291
s	?	-	ILE	deletion	UNP P08291
s	?	-	PRO	deletion	UNP P08291
s	?	-	ALA	deletion	UNP P08291
s	?	-	LEU	deletion	UNP P08291
s	?	-	THR	deletion	UNP P08291
s	?	-	ALA	deletion	UNP P08291
s	?	-	ALA	deletion	UNP P08291
s	?	-	GLU	deletion	UNP P08291
s	?	-	THR	deletion	UNP P08291
s	?	-	GLY	deletion	UNP P08291
s	?	-	HIS	deletion	UNP P08291
s	?	-	THR	deletion	UNP P08291
s	56	ALA	SER	conflict	UNP P08291
s	65	THR	ASN	conflict	UNP P08291
s	86	ARG	LEU	conflict	UNP P08291
s	88	LYS	ARG	conflict	UNP P08291
s	89	LEU	LYS	conflict	UNP P08291
s	90	GLU	LEU	conflict	UNP P08291
s	91	LEU	GLU	conflict	UNP P08291
s	110	GLN	GLU	conflict	UNP P08291
s	124	HIS	GLN	conflict	UNP P08291
s	249	THR	ASN	conflict	UNP P08291
s	258	VAL	SER	conflict	UNP P08291
s	259	GLY	ASN	conflict	UNP P08291
w	21	ARG	LYS	conflict	UNP P08291
w	?	-	SER	deletion	UNP P08291
w	?	-	GLU	deletion	UNP P08291

Continued on next page...

Continued from previous page...

Chain	Residue	Modelled	Actual	Comment	Reference
w	?	-	SER	deletion	UNP P08291
w	?	-	ILE	deletion	UNP P08291
w	?	-	PRO	deletion	UNP P08291
w	?	-	ALA	deletion	UNP P08291
w	?	-	LEU	deletion	UNP P08291
w	?	-	THR	deletion	UNP P08291
w	?	-	ALA	deletion	UNP P08291
w	?	-	ALA	deletion	UNP P08291
w	?	-	GLU	deletion	UNP P08291
w	?	-	THR	deletion	UNP P08291
w	?	-	GLY	deletion	UNP P08291
w	?	-	HIS	deletion	UNP P08291
w	?	-	THR	deletion	UNP P08291
w	56	ALA	SER	conflict	UNP P08291
w	65	THR	ASN	conflict	UNP P08291
w	86	ARG	LEU	conflict	UNP P08291
w	88	LYS	ARG	conflict	UNP P08291
w	89	LEU	LYS	conflict	UNP P08291
w	90	GLU	LEU	conflict	UNP P08291
w	91	LEU	GLU	conflict	UNP P08291
w	110	GLN	GLU	conflict	UNP P08291
w	124	HIS	GLN	conflict	UNP P08291
w	249	THR	ASN	conflict	UNP P08291
w	258	VAL	SER	conflict	UNP P08291
w	259	GLY	ASN	conflict	UNP P08291
0	21	ARG	LYS	conflict	UNP P08291
0	?	-	SER	deletion	UNP P08291
0	?	-	GLU	deletion	UNP P08291
0	?	-	SER	deletion	UNP P08291
0	?	-	ILE	deletion	UNP P08291
0	?	-	PRO	deletion	UNP P08291
0	?	-	ALA	deletion	UNP P08291
0	?	-	LEU	deletion	UNP P08291
0	?	-	THR	deletion	UNP P08291
0	?	-	ALA	deletion	UNP P08291
0	?	-	ALA	deletion	UNP P08291
0	?	-	GLU	deletion	UNP P08291
0	?	-	THR	deletion	UNP P08291
0	?	-	GLY	deletion	UNP P08291
0	?	-	HIS	deletion	UNP P08291
0	?	-	THR	deletion	UNP P08291
0	56	ALA	SER	conflict	UNP P08291

Continued on next page...

Continued from previous page...

Chain	Residue	Modelled	Actual	Comment	Reference
0	65	THR	ASN	conflict	UNP P08291
0	86	ARG	LEU	conflict	UNP P08291
0	88	LYS	ARG	conflict	UNP P08291
0	89	LEU	LYS	conflict	UNP P08291
0	90	GLU	LEU	conflict	UNP P08291
0	91	LEU	GLU	conflict	UNP P08291
0	110	GLN	GLU	conflict	UNP P08291
0	124	HIS	GLN	conflict	UNP P08291
0	249	THR	ASN	conflict	UNP P08291
0	258	VAL	SER	conflict	UNP P08291
0	259	GLY	ASN	conflict	UNP P08291
8	21	ARG	LYS	conflict	UNP P08291
8	?	-	SER	deletion	UNP P08291
8	?	-	GLU	deletion	UNP P08291
8	?	-	SER	deletion	UNP P08291
8	?	-	ILE	deletion	UNP P08291
8	?	-	PRO	deletion	UNP P08291
8	?	-	ALA	deletion	UNP P08291
8	?	-	LEU	deletion	UNP P08291
8	?	-	THR	deletion	UNP P08291
8	?	-	ALA	deletion	UNP P08291
8	?	-	ALA	deletion	UNP P08291
8	?	-	GLU	deletion	UNP P08291
8	?	-	THR	deletion	UNP P08291
8	?	-	GLY	deletion	UNP P08291
8	?	-	HIS	deletion	UNP P08291
8	?	-	THR	deletion	UNP P08291
8	56	ALA	SER	conflict	UNP P08291
8	65	THR	ASN	conflict	UNP P08291
8	86	ARG	LEU	conflict	UNP P08291
8	88	LYS	ARG	conflict	UNP P08291
8	89	LEU	LYS	conflict	UNP P08291
8	90	GLU	LEU	conflict	UNP P08291
8	91	LEU	GLU	conflict	UNP P08291
8	110	GLN	GLU	conflict	UNP P08291
8	124	HIS	GLN	conflict	UNP P08291
8	249	THR	ASN	conflict	UNP P08291
8	258	VAL	SER	conflict	UNP P08291
8	259	GLY	ASN	conflict	UNP P08291
AC	21	ARG	LYS	conflict	UNP P08291
AC	?	-	SER	deletion	UNP P08291
AC	?	-	GLU	deletion	UNP P08291

Continued on next page...

Continued from previous page...

Chain	Residue	Modelled	Actual	Comment	Reference
AC	?	-	SER	deletion	UNP P08291
AC	?	-	ILE	deletion	UNP P08291
AC	?	-	PRO	deletion	UNP P08291
AC	?	-	ALA	deletion	UNP P08291
AC	?	-	LEU	deletion	UNP P08291
AC	?	-	THR	deletion	UNP P08291
AC	?	-	ALA	deletion	UNP P08291
AC	?	-	ALA	deletion	UNP P08291
AC	?	-	GLU	deletion	UNP P08291
AC	?	-	THR	deletion	UNP P08291
AC	?	-	GLY	deletion	UNP P08291
AC	?	-	HIS	deletion	UNP P08291
AC	?	-	THR	deletion	UNP P08291
AC	56	ALA	SER	conflict	UNP P08291
AC	65	THR	ASN	conflict	UNP P08291
AC	86	ARG	LEU	conflict	UNP P08291
AC	88	LYS	ARG	conflict	UNP P08291
AC	89	LEU	LYS	conflict	UNP P08291
AC	90	GLU	LEU	conflict	UNP P08291
AC	91	LEU	GLU	conflict	UNP P08291
AC	110	GLN	GLU	conflict	UNP P08291
AC	124	HIS	GLN	conflict	UNP P08291
AC	249	THR	ASN	conflict	UNP P08291
AC	258	VAL	SER	conflict	UNP P08291
AC	259	GLY	ASN	conflict	UNP P08291
AG	21	ARG	LYS	conflict	UNP P08291
AG	?	-	SER	deletion	UNP P08291
AG	?	-	GLU	deletion	UNP P08291
AG	?	-	SER	deletion	UNP P08291
AG	?	-	ILE	deletion	UNP P08291
AG	?	-	PRO	deletion	UNP P08291
AG	?	-	ALA	deletion	UNP P08291
AG	?	-	LEU	deletion	UNP P08291
AG	?	-	THR	deletion	UNP P08291
AG	?	-	ALA	deletion	UNP P08291
AG	?	-	ALA	deletion	UNP P08291
AG	?	-	GLU	deletion	UNP P08291
AG	?	-	THR	deletion	UNP P08291
AG	?	-	GLY	deletion	UNP P08291
AG	?	-	HIS	deletion	UNP P08291
AG	?	-	THR	deletion	UNP P08291
AG	56	ALA	SER	conflict	UNP P08291

Continued on next page...

Continued from previous page...

Chain	Residue	Modelled	Actual	Comment	Reference
AG	65	THR	ASN	conflict	UNP P08291
AG	86	ARG	LEU	conflict	UNP P08291
AG	88	LYS	ARG	conflict	UNP P08291
AG	89	LEU	LYS	conflict	UNP P08291
AG	90	GLU	LEU	conflict	UNP P08291
AG	91	LEU	GLU	conflict	UNP P08291
AG	110	GLN	GLU	conflict	UNP P08291
AG	124	HIS	GLN	conflict	UNP P08291
AG	249	THR	ASN	conflict	UNP P08291
AG	258	VAL	SER	conflict	UNP P08291
AG	259	GLY	ASN	conflict	UNP P08291
AK	21	ARG	LYS	conflict	UNP P08291
AK	?	-	SER	deletion	UNP P08291
AK	?	-	GLU	deletion	UNP P08291
AK	?	-	SER	deletion	UNP P08291
AK	?	-	ILE	deletion	UNP P08291
AK	?	-	PRO	deletion	UNP P08291
AK	?	-	ALA	deletion	UNP P08291
AK	?	-	LEU	deletion	UNP P08291
AK	?	-	THR	deletion	UNP P08291
AK	?	-	ALA	deletion	UNP P08291
AK	?	-	ALA	deletion	UNP P08291
AK	?	-	GLU	deletion	UNP P08291
AK	?	-	THR	deletion	UNP P08291
AK	?	-	GLY	deletion	UNP P08291
AK	?	-	HIS	deletion	UNP P08291
AK	?	-	THR	deletion	UNP P08291
AK	56	ALA	SER	conflict	UNP P08291
AK	65	THR	ASN	conflict	UNP P08291
AK	86	ARG	LEU	conflict	UNP P08291
AK	88	LYS	ARG	conflict	UNP P08291
AK	89	LEU	LYS	conflict	UNP P08291
AK	90	GLU	LEU	conflict	UNP P08291
AK	91	LEU	GLU	conflict	UNP P08291
AK	110	GLN	GLU	conflict	UNP P08291
AK	124	HIS	GLN	conflict	UNP P08291
AK	249	THR	ASN	conflict	UNP P08291
AK	258	VAL	SER	conflict	UNP P08291
AK	259	GLY	ASN	conflict	UNP P08291
AO	21	ARG	LYS	conflict	UNP P08291
AO	?	-	SER	deletion	UNP P08291
AO	?	-	GLU	deletion	UNP P08291

Continued on next page...

Continued from previous page...

Chain	Residue	Modelled	Actual	Comment	Reference
AO	?	-	SER	deletion	UNP P08291
AO	?	-	ILE	deletion	UNP P08291
AO	?	-	PRO	deletion	UNP P08291
AO	?	-	ALA	deletion	UNP P08291
AO	?	-	LEU	deletion	UNP P08291
AO	?	-	THR	deletion	UNP P08291
AO	?	-	ALA	deletion	UNP P08291
AO	?	-	ALA	deletion	UNP P08291
AO	?	-	GLU	deletion	UNP P08291
AO	?	-	THR	deletion	UNP P08291
AO	?	-	GLY	deletion	UNP P08291
AO	?	-	HIS	deletion	UNP P08291
AO	?	-	THR	deletion	UNP P08291
AO	56	ALA	SER	conflict	UNP P08291
AO	65	THR	ASN	conflict	UNP P08291
AO	86	ARG	LEU	conflict	UNP P08291
AO	88	LYS	ARG	conflict	UNP P08291
AO	89	LEU	LYS	conflict	UNP P08291
AO	90	GLU	LEU	conflict	UNP P08291
AO	91	LEU	GLU	conflict	UNP P08291
AO	110	GLN	GLU	conflict	UNP P08291
AO	124	HIS	GLN	conflict	UNP P08291
AO	249	THR	ASN	conflict	UNP P08291
AO	258	VAL	SER	conflict	UNP P08291
AO	259	GLY	ASN	conflict	UNP P08291

- Molecule 2 is a protein called Capsid protein VP2.

Mol	Chain	Residues	Atoms						ZeroOcc	AltConf	Trace
2	2	249	Total	C	H	N	O	S	0	0	0
			3747	1212	1833	321	363	18			
2	B	251	Total	C	H	N	O	S	0	0	0
			3792	1224	1852	327	371	18			
2	F	249	Total	C	H	N	O	S	0	0	0
			3724	1207	1815	320	364	18			
2	Z	249	Total	C	H	N	O	S	0	0	0
			3756	1214	1835	322	367	18			
2	h	250	Total	C	H	N	O	S	0	0	0
			3762	1217	1838	322	367	18			
2	J	249	Total	C	H	N	O	S	0	0	0
			3731	1205	1818	323	367	18			
2	N	251	Total	C	H	N	O	S	0	0	0
			3784	1223	1849	324	370	18			

Continued on next page...

Continued from previous page...

Mol	Chain	Residues	Atoms						ZeroOcc	AltConf	Trace
2	R	249	Total	C	H	N	O	S	0	0	0
			3741	1210	1828	322	363	18			
2	V	250	Total	C	H	N	O	S	0	0	0
			3749	1214	1829	322	366	18			
2	d	249	Total	C	H	N	O	S	0	0	0
			3755	1213	1836	324	364	18			
2	l	231	Total	C	H	N	O	S	0	0	0
			3386	1113	1640	290	325	18			
2	p	231	Total	C	H	N	O	S	0	0	0
			3447	1126	1678	295	330	18			
2	t	230	Total	C	H	N	O	S	0	0	0
			3424	1121	1663	293	329	18			
2	x	234	Total	C	H	N	O	S	0	0	0
			3448	1131	1673	296	330	18			
2	5	242	Total	C	H	N	O	S	0	0	0
			3509	1152	1697	302	340	18			
2	9	226	Total	C	H	N	O	S	0	0	0
			3338	1087	1626	288	319	18			
2	AD	232	Total	C	H	N	O	S	0	0	0
			3353	1102	1617	289	327	18			
2	AH	231	Total	C	H	N	O	S	0	0	0
			3325	1096	1602	285	324	18			
2	AL	237	Total	C	H	N	O	S	0	0	0
			3465	1137	1678	297	335	18			
2	AP	226	Total	C	H	N	O	S	0	0	0
			3218	1063	1553	274	310	18			

There are 220 discrepancies between the modelled and reference sequences:

Chain	Residue	Modelled	Actual	Comment	Reference
2	9	PHE	TYR	conflict	UNP P08291
2	49	ALA	GLY	conflict	UNP P08291
2	142	GLU	LYS	conflict	UNP P08291
2	151	THR	ASN	conflict	UNP P08291
2	159	GLN	GLU	conflict	UNP P08291
2	160	ILE	VAL	conflict	UNP P08291
2	162	GLU	THR	conflict	UNP P08291
2	163	THR	SER	conflict	UNP P08291
2	165	SER	ASP	conflict	UNP P08291
2	187	TYR	PHE	conflict	UNP P08291
2	216	PHE	TYR	conflict	UNP P08291
B	9	PHE	TYR	conflict	UNP P08291
B	49	ALA	GLY	conflict	UNP P08291

Continued on next page...

Continued from previous page...

Chain	Residue	Modelled	Actual	Comment	Reference
B	142	GLU	LYS	conflict	UNP P08291
B	151	THR	ASN	conflict	UNP P08291
B	159	GLN	GLU	conflict	UNP P08291
B	160	ILE	VAL	conflict	UNP P08291
B	162	GLU	THR	conflict	UNP P08291
B	163	THR	SER	conflict	UNP P08291
B	165	SER	ASP	conflict	UNP P08291
B	187	TYR	PHE	conflict	UNP P08291
B	216	PHE	TYR	conflict	UNP P08291
F	9	PHE	TYR	conflict	UNP P08291
F	49	ALA	GLY	conflict	UNP P08291
F	142	GLU	LYS	conflict	UNP P08291
F	151	THR	ASN	conflict	UNP P08291
F	159	GLN	GLU	conflict	UNP P08291
F	160	ILE	VAL	conflict	UNP P08291
F	162	GLU	THR	conflict	UNP P08291
F	163	THR	SER	conflict	UNP P08291
F	165	SER	ASP	conflict	UNP P08291
F	187	TYR	PHE	conflict	UNP P08291
F	216	PHE	TYR	conflict	UNP P08291
Z	9	PHE	TYR	conflict	UNP P08291
Z	49	ALA	GLY	conflict	UNP P08291
Z	142	GLU	LYS	conflict	UNP P08291
Z	151	THR	ASN	conflict	UNP P08291
Z	159	GLN	GLU	conflict	UNP P08291
Z	160	ILE	VAL	conflict	UNP P08291
Z	162	GLU	THR	conflict	UNP P08291
Z	163	THR	SER	conflict	UNP P08291
Z	165	SER	ASP	conflict	UNP P08291
Z	187	TYR	PHE	conflict	UNP P08291
Z	216	PHE	TYR	conflict	UNP P08291
h	9	PHE	TYR	conflict	UNP P08291
h	49	ALA	GLY	conflict	UNP P08291
h	142	GLU	LYS	conflict	UNP P08291
h	151	THR	ASN	conflict	UNP P08291
h	159	GLN	GLU	conflict	UNP P08291
h	160	ILE	VAL	conflict	UNP P08291
h	162	GLU	THR	conflict	UNP P08291
h	163	THR	SER	conflict	UNP P08291
h	165	SER	ASP	conflict	UNP P08291
h	187	TYR	PHE	conflict	UNP P08291
h	216	PHE	TYR	conflict	UNP P08291

Continued on next page...

Continued from previous page...

Chain	Residue	Modelled	Actual	Comment	Reference
J	9	PHE	TYR	conflict	UNP P08291
J	49	ALA	GLY	conflict	UNP P08291
J	142	GLU	LYS	conflict	UNP P08291
J	151	THR	ASN	conflict	UNP P08291
J	159	GLN	GLU	conflict	UNP P08291
J	160	ILE	VAL	conflict	UNP P08291
J	162	GLU	THR	conflict	UNP P08291
J	163	THR	SER	conflict	UNP P08291
J	165	SER	ASP	conflict	UNP P08291
J	187	TYR	PHE	conflict	UNP P08291
J	216	PHE	TYR	conflict	UNP P08291
N	9	PHE	TYR	conflict	UNP P08291
N	49	ALA	GLY	conflict	UNP P08291
N	142	GLU	LYS	conflict	UNP P08291
N	151	THR	ASN	conflict	UNP P08291
N	159	GLN	GLU	conflict	UNP P08291
N	160	ILE	VAL	conflict	UNP P08291
N	162	GLU	THR	conflict	UNP P08291
N	163	THR	SER	conflict	UNP P08291
N	165	SER	ASP	conflict	UNP P08291
N	187	TYR	PHE	conflict	UNP P08291
N	216	PHE	TYR	conflict	UNP P08291
R	9	PHE	TYR	conflict	UNP P08291
R	49	ALA	GLY	conflict	UNP P08291
R	142	GLU	LYS	conflict	UNP P08291
R	151	THR	ASN	conflict	UNP P08291
R	159	GLN	GLU	conflict	UNP P08291
R	160	ILE	VAL	conflict	UNP P08291
R	162	GLU	THR	conflict	UNP P08291
R	163	THR	SER	conflict	UNP P08291
R	165	SER	ASP	conflict	UNP P08291
R	187	TYR	PHE	conflict	UNP P08291
R	216	PHE	TYR	conflict	UNP P08291
V	9	PHE	TYR	conflict	UNP P08291
V	49	ALA	GLY	conflict	UNP P08291
V	142	GLU	LYS	conflict	UNP P08291
V	151	THR	ASN	conflict	UNP P08291
V	159	GLN	GLU	conflict	UNP P08291
V	160	ILE	VAL	conflict	UNP P08291
V	162	GLU	THR	conflict	UNP P08291
V	163	THR	SER	conflict	UNP P08291
V	165	SER	ASP	conflict	UNP P08291

Continued on next page...

Continued from previous page...

Chain	Residue	Modelled	Actual	Comment	Reference
V	187	TYR	PHE	conflict	UNP P08291
V	216	PHE	TYR	conflict	UNP P08291
d	9	PHE	TYR	conflict	UNP P08291
d	49	ALA	GLY	conflict	UNP P08291
d	142	GLU	LYS	conflict	UNP P08291
d	151	THR	ASN	conflict	UNP P08291
d	159	GLN	GLU	conflict	UNP P08291
d	160	ILE	VAL	conflict	UNP P08291
d	162	GLU	THR	conflict	UNP P08291
d	163	THR	SER	conflict	UNP P08291
d	165	SER	ASP	conflict	UNP P08291
d	187	TYR	PHE	conflict	UNP P08291
d	216	PHE	TYR	conflict	UNP P08291
l	9	PHE	TYR	conflict	UNP P08291
l	49	ALA	GLY	conflict	UNP P08291
l	142	GLU	LYS	conflict	UNP P08291
l	151	THR	ASN	conflict	UNP P08291
l	159	GLN	GLU	conflict	UNP P08291
l	160	ILE	VAL	conflict	UNP P08291
l	162	GLU	THR	conflict	UNP P08291
l	163	THR	SER	conflict	UNP P08291
l	165	SER	ASP	conflict	UNP P08291
l	187	TYR	PHE	conflict	UNP P08291
l	216	PHE	TYR	conflict	UNP P08291
p	9	PHE	TYR	conflict	UNP P08291
p	49	ALA	GLY	conflict	UNP P08291
p	142	GLU	LYS	conflict	UNP P08291
p	151	THR	ASN	conflict	UNP P08291
p	159	GLN	GLU	conflict	UNP P08291
p	160	ILE	VAL	conflict	UNP P08291
p	162	GLU	THR	conflict	UNP P08291
p	163	THR	SER	conflict	UNP P08291
p	165	SER	ASP	conflict	UNP P08291
p	187	TYR	PHE	conflict	UNP P08291
p	216	PHE	TYR	conflict	UNP P08291
t	9	PHE	TYR	conflict	UNP P08291
t	49	ALA	GLY	conflict	UNP P08291
t	142	GLU	LYS	conflict	UNP P08291
t	151	THR	ASN	conflict	UNP P08291
t	159	GLN	GLU	conflict	UNP P08291
t	160	ILE	VAL	conflict	UNP P08291
t	162	GLU	THR	conflict	UNP P08291

Continued on next page...

Continued from previous page...

Chain	Residue	Modelled	Actual	Comment	Reference
t	163	THR	SER	conflict	UNP P08291
t	165	SER	ASP	conflict	UNP P08291
t	187	TYR	PHE	conflict	UNP P08291
t	216	PHE	TYR	conflict	UNP P08291
x	9	PHE	TYR	conflict	UNP P08291
x	49	ALA	GLY	conflict	UNP P08291
x	142	GLU	LYS	conflict	UNP P08291
x	151	THR	ASN	conflict	UNP P08291
x	159	GLN	GLU	conflict	UNP P08291
x	160	ILE	VAL	conflict	UNP P08291
x	162	GLU	THR	conflict	UNP P08291
x	163	THR	SER	conflict	UNP P08291
x	165	SER	ASP	conflict	UNP P08291
x	187	TYR	PHE	conflict	UNP P08291
x	216	PHE	TYR	conflict	UNP P08291
5	9	PHE	TYR	conflict	UNP P08291
5	49	ALA	GLY	conflict	UNP P08291
5	142	GLU	LYS	conflict	UNP P08291
5	151	THR	ASN	conflict	UNP P08291
5	159	GLN	GLU	conflict	UNP P08291
5	160	ILE	VAL	conflict	UNP P08291
5	162	GLU	THR	conflict	UNP P08291
5	163	THR	SER	conflict	UNP P08291
5	165	SER	ASP	conflict	UNP P08291
5	187	TYR	PHE	conflict	UNP P08291
5	216	PHE	TYR	conflict	UNP P08291
9	9	PHE	TYR	conflict	UNP P08291
9	49	ALA	GLY	conflict	UNP P08291
9	142	GLU	LYS	conflict	UNP P08291
9	151	THR	ASN	conflict	UNP P08291
9	159	GLN	GLU	conflict	UNP P08291
9	160	ILE	VAL	conflict	UNP P08291
9	162	GLU	THR	conflict	UNP P08291
9	163	THR	SER	conflict	UNP P08291
9	165	SER	ASP	conflict	UNP P08291
9	187	TYR	PHE	conflict	UNP P08291
9	216	PHE	TYR	conflict	UNP P08291
AD	9	PHE	TYR	conflict	UNP P08291
AD	49	ALA	GLY	conflict	UNP P08291
AD	142	GLU	LYS	conflict	UNP P08291
AD	151	THR	ASN	conflict	UNP P08291
AD	159	GLN	GLU	conflict	UNP P08291

Continued on next page...

Continued from previous page...

Chain	Residue	Modelled	Actual	Comment	Reference
AD	160	ILE	VAL	conflict	UNP P08291
AD	162	GLU	THR	conflict	UNP P08291
AD	163	THR	SER	conflict	UNP P08291
AD	165	SER	ASP	conflict	UNP P08291
AD	187	TYR	PHE	conflict	UNP P08291
AD	216	PHE	TYR	conflict	UNP P08291
AH	9	PHE	TYR	conflict	UNP P08291
AH	49	ALA	GLY	conflict	UNP P08291
AH	142	GLU	LYS	conflict	UNP P08291
AH	151	THR	ASN	conflict	UNP P08291
AH	159	GLN	GLU	conflict	UNP P08291
AH	160	ILE	VAL	conflict	UNP P08291
AH	162	GLU	THR	conflict	UNP P08291
AH	163	THR	SER	conflict	UNP P08291
AH	165	SER	ASP	conflict	UNP P08291
AH	187	TYR	PHE	conflict	UNP P08291
AH	216	PHE	TYR	conflict	UNP P08291
AL	9	PHE	TYR	conflict	UNP P08291
AL	49	ALA	GLY	conflict	UNP P08291
AL	142	GLU	LYS	conflict	UNP P08291
AL	151	THR	ASN	conflict	UNP P08291
AL	159	GLN	GLU	conflict	UNP P08291
AL	160	ILE	VAL	conflict	UNP P08291
AL	162	GLU	THR	conflict	UNP P08291
AL	163	THR	SER	conflict	UNP P08291
AL	165	SER	ASP	conflict	UNP P08291
AL	187	TYR	PHE	conflict	UNP P08291
AL	216	PHE	TYR	conflict	UNP P08291
AP	9	PHE	TYR	conflict	UNP P08291
AP	49	ALA	GLY	conflict	UNP P08291
AP	142	GLU	LYS	conflict	UNP P08291
AP	151	THR	ASN	conflict	UNP P08291
AP	159	GLN	GLU	conflict	UNP P08291
AP	160	ILE	VAL	conflict	UNP P08291
AP	162	GLU	THR	conflict	UNP P08291
AP	163	THR	SER	conflict	UNP P08291
AP	165	SER	ASP	conflict	UNP P08291
AP	187	TYR	PHE	conflict	UNP P08291
AP	216	PHE	TYR	conflict	UNP P08291

- Molecule 3 is a protein called Capsid protein VP3.

Mol	Chain	Residues	Atoms						ZeroOcc	AltConf	Trace
3	3	238	Total	C	H	N	O	S	0	0	0
			3584	1165	1753	298	353	15			
3	C	238	Total	C	H	N	O	S	0	0	0
			3584	1165	1753	298	353	15			
3	G	238	Total	C	H	N	O	S	0	0	0
			3557	1160	1736	294	352	15			
3	a	238	Total	C	H	N	O	S	0	0	0
			3582	1165	1753	296	353	15			
3	i	238	Total	C	H	N	O	S	0	0	0
			3574	1163	1747	297	352	15			
3	K	238	Total	C	H	N	O	S	0	0	0
			3534	1155	1721	293	350	15			
3	O	238	Total	C	H	N	O	S	0	0	0
			3586	1165	1756	299	351	15			
3	S	238	Total	C	H	N	O	S	0	0	0
			3559	1160	1738	295	351	15			
3	W	238	Total	C	H	N	O	S	0	0	0
			3541	1156	1726	295	349	15			
3	e	238	Total	C	H	N	O	S	0	0	0
			3574	1163	1747	297	352	15			
3	m	238	Total	C	H	N	O	S	0	0	0
			3430	1135	1662	283	335	15			
3	q	234	Total	C	H	N	O	S	0	0	0
			3389	1110	1648	285	331	15			
3	u	233	Total	C	H	N	O	S	0	0	0
			3411	1112	1666	288	330	15			
3	y	238	Total	C	H	N	O	S	0	0	0
			3454	1133	1676	289	341	15			
3	6	236	Total	C	H	N	O	S	0	0	0
			3379	1111	1638	285	330	15			
3	AA	234	Total	C	H	N	O	S	0	0	0
			3386	1113	1645	283	330	15			
3	AE	234	Total	C	H	N	O	S	0	0	0
			3403	1114	1659	285	330	15			
3	AI	236	Total	C	H	N	O	S	0	0	0
			3419	1120	1661	284	339	15			
3	AM	234	Total	C	H	N	O	S	0	0	0
			3383	1106	1645	285	332	15			
3	AQ	234	Total	C	H	N	O	S	0	0	0
			3309	1096	1597	274	327	15			

There are 220 discrepancies between the modelled and reference sequences:

Chain	Residue	Modelled	Actual	Comment	Reference
3	59	GLU	ASP	conflict	UNP P08291
3	60	ALA	ASN	conflict	UNP P08291
3	64	SER	GLY	conflict	UNP P08291
3	79	GLY	ARG	conflict	UNP P08291
3	80	LYS	ARG	conflict	UNP P08291
3	93	GLY	ASN	conflict	UNP P08291
3	146	LYS	ARG	conflict	UNP P08291
3	190	ILE	VAL	conflict	UNP P08291
3	199	VAL	ILE	conflict	UNP P08291
3	207	SER	THR	conflict	UNP P08291
3	235	THR	ASN	conflict	UNP P08291
C	59	GLU	ASP	conflict	UNP P08291
C	60	ALA	ASN	conflict	UNP P08291
C	64	SER	GLY	conflict	UNP P08291
C	79	GLY	ARG	conflict	UNP P08291
C	80	LYS	ARG	conflict	UNP P08291
C	93	GLY	ASN	conflict	UNP P08291
C	146	LYS	ARG	conflict	UNP P08291
C	190	ILE	VAL	conflict	UNP P08291
C	199	VAL	ILE	conflict	UNP P08291
C	207	SER	THR	conflict	UNP P08291
C	235	THR	ASN	conflict	UNP P08291
G	59	GLU	ASP	conflict	UNP P08291
G	60	ALA	ASN	conflict	UNP P08291
G	64	SER	GLY	conflict	UNP P08291
G	79	GLY	ARG	conflict	UNP P08291
G	80	LYS	ARG	conflict	UNP P08291
G	93	GLY	ASN	conflict	UNP P08291
G	146	LYS	ARG	conflict	UNP P08291
G	190	ILE	VAL	conflict	UNP P08291
G	199	VAL	ILE	conflict	UNP P08291
G	207	SER	THR	conflict	UNP P08291
G	235	THR	ASN	conflict	UNP P08291
a	59	GLU	ASP	conflict	UNP P08291
a	60	ALA	ASN	conflict	UNP P08291
a	64	SER	GLY	conflict	UNP P08291
a	79	GLY	ARG	conflict	UNP P08291
a	80	LYS	ARG	conflict	UNP P08291
a	93	GLY	ASN	conflict	UNP P08291
a	146	LYS	ARG	conflict	UNP P08291
a	190	ILE	VAL	conflict	UNP P08291
a	199	VAL	ILE	conflict	UNP P08291
a	207	SER	THR	conflict	UNP P08291

Continued on next page...

Continued from previous page...

Chain	Residue	Modelled	Actual	Comment	Reference
a	235	THR	ASN	conflict	UNP P08291
i	59	GLU	ASP	conflict	UNP P08291
i	60	ALA	ASN	conflict	UNP P08291
i	64	SER	GLY	conflict	UNP P08291
i	79	GLY	ARG	conflict	UNP P08291
i	80	LYS	ARG	conflict	UNP P08291
i	93	GLY	ASN	conflict	UNP P08291
i	146	LYS	ARG	conflict	UNP P08291
i	190	ILE	VAL	conflict	UNP P08291
i	199	VAL	ILE	conflict	UNP P08291
i	207	SER	THR	conflict	UNP P08291
i	235	THR	ASN	conflict	UNP P08291
K	59	GLU	ASP	conflict	UNP P08291
K	60	ALA	ASN	conflict	UNP P08291
K	64	SER	GLY	conflict	UNP P08291
K	79	GLY	ARG	conflict	UNP P08291
K	80	LYS	ARG	conflict	UNP P08291
K	93	GLY	ASN	conflict	UNP P08291
K	146	LYS	ARG	conflict	UNP P08291
K	190	ILE	VAL	conflict	UNP P08291
K	199	VAL	ILE	conflict	UNP P08291
K	207	SER	THR	conflict	UNP P08291
K	235	THR	ASN	conflict	UNP P08291
O	59	GLU	ASP	conflict	UNP P08291
O	60	ALA	ASN	conflict	UNP P08291
O	64	SER	GLY	conflict	UNP P08291
O	79	GLY	ARG	conflict	UNP P08291
O	80	LYS	ARG	conflict	UNP P08291
O	93	GLY	ASN	conflict	UNP P08291
O	146	LYS	ARG	conflict	UNP P08291
O	190	ILE	VAL	conflict	UNP P08291
O	199	VAL	ILE	conflict	UNP P08291
O	207	SER	THR	conflict	UNP P08291
O	235	THR	ASN	conflict	UNP P08291
S	59	GLU	ASP	conflict	UNP P08291
S	60	ALA	ASN	conflict	UNP P08291
S	64	SER	GLY	conflict	UNP P08291
S	79	GLY	ARG	conflict	UNP P08291
S	80	LYS	ARG	conflict	UNP P08291
S	93	GLY	ASN	conflict	UNP P08291
S	146	LYS	ARG	conflict	UNP P08291
S	190	ILE	VAL	conflict	UNP P08291

Continued on next page...

Continued from previous page...

Chain	Residue	Modelled	Actual	Comment	Reference
S	199	VAL	ILE	conflict	UNP P08291
S	207	SER	THR	conflict	UNP P08291
S	235	THR	ASN	conflict	UNP P08291
W	59	GLU	ASP	conflict	UNP P08291
W	60	ALA	ASN	conflict	UNP P08291
W	64	SER	GLY	conflict	UNP P08291
W	79	GLY	ARG	conflict	UNP P08291
W	80	LYS	ARG	conflict	UNP P08291
W	93	GLY	ASN	conflict	UNP P08291
W	146	LYS	ARG	conflict	UNP P08291
W	190	ILE	VAL	conflict	UNP P08291
W	199	VAL	ILE	conflict	UNP P08291
W	207	SER	THR	conflict	UNP P08291
W	235	THR	ASN	conflict	UNP P08291
e	59	GLU	ASP	conflict	UNP P08291
e	60	ALA	ASN	conflict	UNP P08291
e	64	SER	GLY	conflict	UNP P08291
e	79	GLY	ARG	conflict	UNP P08291
e	80	LYS	ARG	conflict	UNP P08291
e	93	GLY	ASN	conflict	UNP P08291
e	146	LYS	ARG	conflict	UNP P08291
e	190	ILE	VAL	conflict	UNP P08291
e	199	VAL	ILE	conflict	UNP P08291
e	207	SER	THR	conflict	UNP P08291
e	235	THR	ASN	conflict	UNP P08291
m	59	GLU	ASP	conflict	UNP P08291
m	60	ALA	ASN	conflict	UNP P08291
m	64	SER	GLY	conflict	UNP P08291
m	79	GLY	ARG	conflict	UNP P08291
m	80	LYS	ARG	conflict	UNP P08291
m	93	GLY	ASN	conflict	UNP P08291
m	146	LYS	ARG	conflict	UNP P08291
m	190	ILE	VAL	conflict	UNP P08291
m	199	VAL	ILE	conflict	UNP P08291
m	207	SER	THR	conflict	UNP P08291
m	235	THR	ASN	conflict	UNP P08291
q	59	GLU	ASP	conflict	UNP P08291
q	60	ALA	ASN	conflict	UNP P08291
q	64	SER	GLY	conflict	UNP P08291
q	79	GLY	ARG	conflict	UNP P08291
q	80	LYS	ARG	conflict	UNP P08291
q	93	GLY	ASN	conflict	UNP P08291

Continued on next page...

Continued from previous page...

Chain	Residue	Modelled	Actual	Comment	Reference
q	146	LYS	ARG	conflict	UNP P08291
q	190	ILE	VAL	conflict	UNP P08291
q	199	VAL	ILE	conflict	UNP P08291
q	207	SER	THR	conflict	UNP P08291
q	235	THR	ASN	conflict	UNP P08291
u	59	GLU	ASP	conflict	UNP P08291
u	60	ALA	ASN	conflict	UNP P08291
u	64	SER	GLY	conflict	UNP P08291
u	79	GLY	ARG	conflict	UNP P08291
u	80	LYS	ARG	conflict	UNP P08291
u	93	GLY	ASN	conflict	UNP P08291
u	146	LYS	ARG	conflict	UNP P08291
u	190	ILE	VAL	conflict	UNP P08291
u	199	VAL	ILE	conflict	UNP P08291
u	207	SER	THR	conflict	UNP P08291
u	235	THR	ASN	conflict	UNP P08291
y	59	GLU	ASP	conflict	UNP P08291
y	60	ALA	ASN	conflict	UNP P08291
y	64	SER	GLY	conflict	UNP P08291
y	79	GLY	ARG	conflict	UNP P08291
y	80	LYS	ARG	conflict	UNP P08291
y	93	GLY	ASN	conflict	UNP P08291
y	146	LYS	ARG	conflict	UNP P08291
y	190	ILE	VAL	conflict	UNP P08291
y	199	VAL	ILE	conflict	UNP P08291
y	207	SER	THR	conflict	UNP P08291
y	235	THR	ASN	conflict	UNP P08291
6	59	GLU	ASP	conflict	UNP P08291
6	60	ALA	ASN	conflict	UNP P08291
6	64	SER	GLY	conflict	UNP P08291
6	79	GLY	ARG	conflict	UNP P08291
6	80	LYS	ARG	conflict	UNP P08291
6	93	GLY	ASN	conflict	UNP P08291
6	146	LYS	ARG	conflict	UNP P08291
6	190	ILE	VAL	conflict	UNP P08291
6	199	VAL	ILE	conflict	UNP P08291
6	207	SER	THR	conflict	UNP P08291
6	235	THR	ASN	conflict	UNP P08291
AA	59	GLU	ASP	conflict	UNP P08291
AA	60	ALA	ASN	conflict	UNP P08291
AA	64	SER	GLY	conflict	UNP P08291
AA	79	GLY	ARG	conflict	UNP P08291

Continued on next page...

Continued from previous page...

Chain	Residue	Modelled	Actual	Comment	Reference
AA	80	LYS	ARG	conflict	UNP P08291
AA	93	GLY	ASN	conflict	UNP P08291
AA	146	LYS	ARG	conflict	UNP P08291
AA	190	ILE	VAL	conflict	UNP P08291
AA	199	VAL	ILE	conflict	UNP P08291
AA	207	SER	THR	conflict	UNP P08291
AA	235	THR	ASN	conflict	UNP P08291
AE	59	GLU	ASP	conflict	UNP P08291
AE	60	ALA	ASN	conflict	UNP P08291
AE	64	SER	GLY	conflict	UNP P08291
AE	79	GLY	ARG	conflict	UNP P08291
AE	80	LYS	ARG	conflict	UNP P08291
AE	93	GLY	ASN	conflict	UNP P08291
AE	146	LYS	ARG	conflict	UNP P08291
AE	190	ILE	VAL	conflict	UNP P08291
AE	199	VAL	ILE	conflict	UNP P08291
AE	207	SER	THR	conflict	UNP P08291
AE	235	THR	ASN	conflict	UNP P08291
AI	59	GLU	ASP	conflict	UNP P08291
AI	60	ALA	ASN	conflict	UNP P08291
AI	64	SER	GLY	conflict	UNP P08291
AI	79	GLY	ARG	conflict	UNP P08291
AI	80	LYS	ARG	conflict	UNP P08291
AI	93	GLY	ASN	conflict	UNP P08291
AI	146	LYS	ARG	conflict	UNP P08291
AI	190	ILE	VAL	conflict	UNP P08291
AI	199	VAL	ILE	conflict	UNP P08291
AI	207	SER	THR	conflict	UNP P08291
AI	235	THR	ASN	conflict	UNP P08291
AM	59	GLU	ASP	conflict	UNP P08291
AM	60	ALA	ASN	conflict	UNP P08291
AM	64	SER	GLY	conflict	UNP P08291
AM	79	GLY	ARG	conflict	UNP P08291
AM	80	LYS	ARG	conflict	UNP P08291
AM	93	GLY	ASN	conflict	UNP P08291
AM	146	LYS	ARG	conflict	UNP P08291
AM	190	ILE	VAL	conflict	UNP P08291
AM	199	VAL	ILE	conflict	UNP P08291
AM	207	SER	THR	conflict	UNP P08291
AM	235	THR	ASN	conflict	UNP P08291
AQ	59	GLU	ASP	conflict	UNP P08291
AQ	60	ALA	ASN	conflict	UNP P08291

Continued on next page...

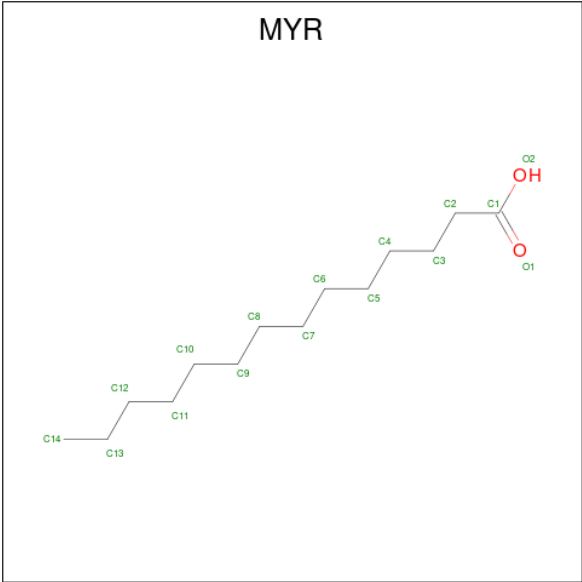
Continued from previous page...

Chain	Residue	Modelled	Actual	Comment	Reference
AQ	64	SER	GLY	conflict	UNP P08291
AQ	79	GLY	ARG	conflict	UNP P08291
AQ	80	LYS	ARG	conflict	UNP P08291
AQ	93	GLY	ASN	conflict	UNP P08291
AQ	146	LYS	ARG	conflict	UNP P08291
AQ	190	ILE	VAL	conflict	UNP P08291
AQ	199	VAL	ILE	conflict	UNP P08291
AQ	207	SER	THR	conflict	UNP P08291
AQ	235	THR	ASN	conflict	UNP P08291

- Molecule 4 is a protein called Capsid protein VP4.

Mol	Chain	Residues	Atoms					ZeroOcc	AltConf	Trace
4	4	17	Total	C	H	N	O	0	0	0
			242	77	111	25	29			
4	D	16	Total	C	H	N	O	0	0	0
			243	76	115	25	27			
4	H	17	Total	C	H	N	O	0	0	0
			258	80	123	26	29			
4	b	15	Total	C	H	N	O	0	0	0
			226	71	107	23	25			
4	j	17	Total	C	H	N	O	0	0	0
			258	80	123	26	29			
4	L	17	Total	C	H	N	O	0	0	0
			240	77	111	23	29			
4	P	16	Total	C	H	N	O	0	0	0
			243	76	115	25	27			
4	T	17	Total	C	H	N	O	0	0	0
			258	80	123	26	29			
4	X	16	Total	C	H	N	O	0	0	0
			240	75	114	24	27			
4	f	18	Total	C	H	N	O	0	0	0
			270	84	127	27	32			

- Molecule 5 is MYRISTIC ACID (CCD ID: MYR) (formula: C₁₄H₂₈O₂) (labeled as "Ligand of Interest" by depositor).

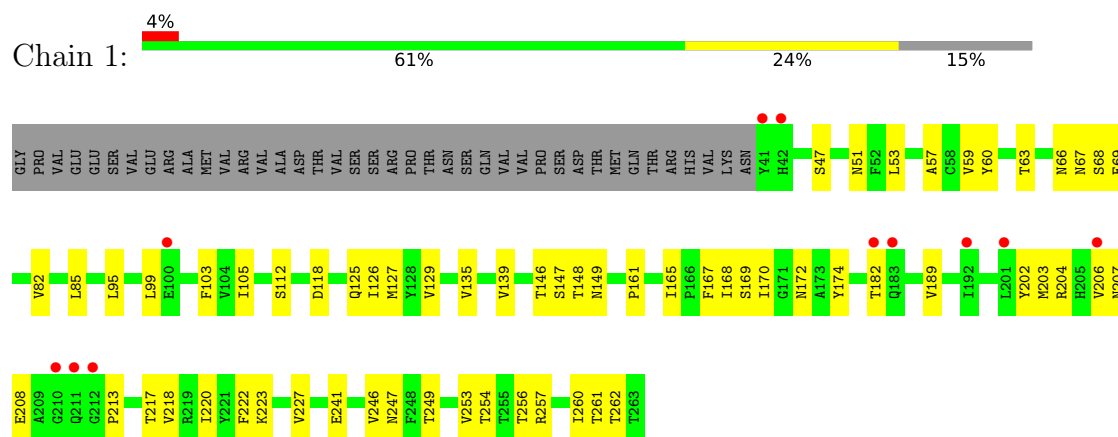


Mol	Chain	Residues	Atoms				ZeroOcc	AltConf
5	A	1	Total	C	H	O	0	0
			43	14	27	2		
5	M	1	Total	C	H	O	0	0
			43	14	27	2		
5	Q	1	Total	C	H	O	0	0
			43	14	27	2		
5	U	1	Total	C	H	O	0	0
			43	14	27	2		

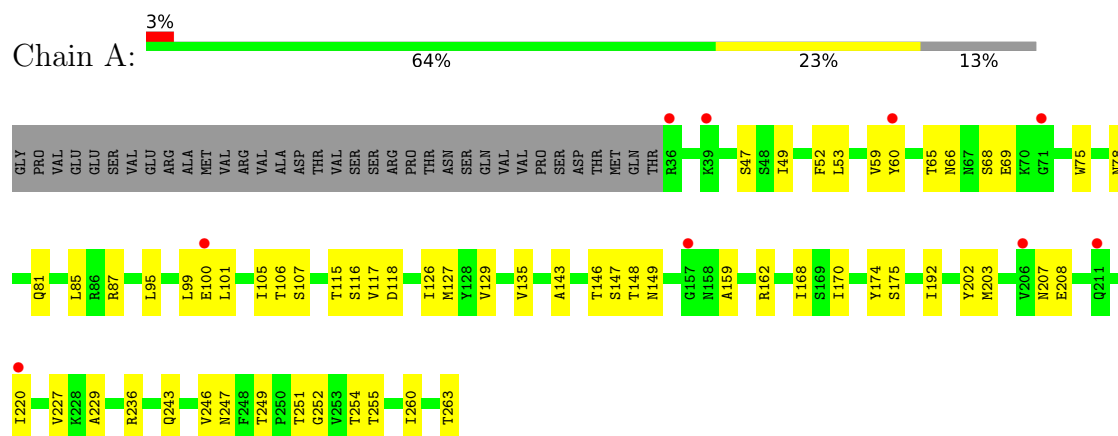
3 Residue-property plots [i](#)

These plots are drawn for all protein, RNA, DNA and oligosaccharide chains in the entry. The first graphic for a chain summarises the proportions of the various outlier classes displayed in the second graphic. The second graphic shows the sequence view annotated by issues in geometry and electron density. Residues are color-coded according to the number of geometric quality criteria for which they contain at least one outlier: green = 0, yellow = 1, orange = 2 and red = 3 or more. A red dot above a residue indicates a poor fit to the electron density ($RSRZ > 2$). Stretches of 2 or more consecutive residues without any outlier are shown as a green connector. Residues present in the sample, but not in the model, are shown in grey.

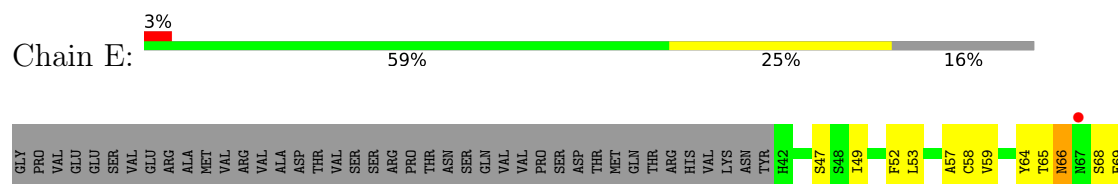
• Molecule 1: Capsid protein VP1

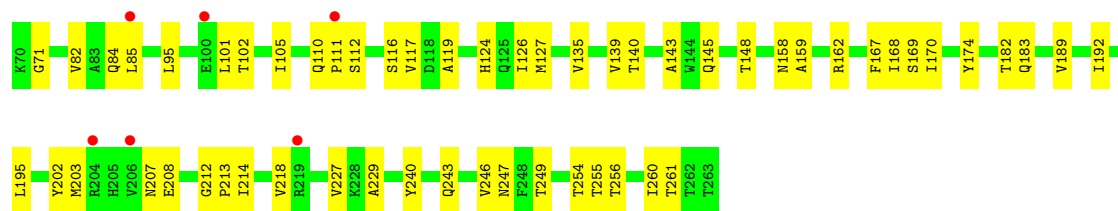


• Molecule 1: Capsid protein VP1


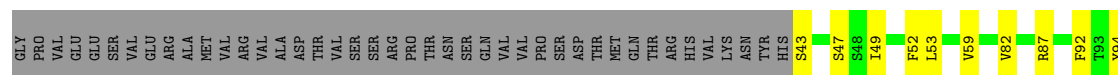


• Molecule 1: Capsid protein VP1

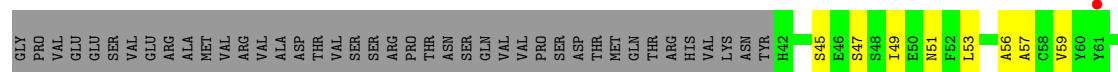




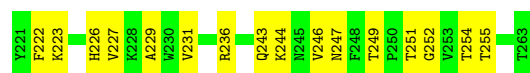
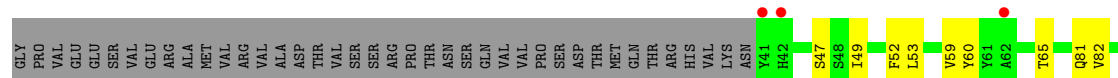
• Molecule 1: Capsid protein VP1



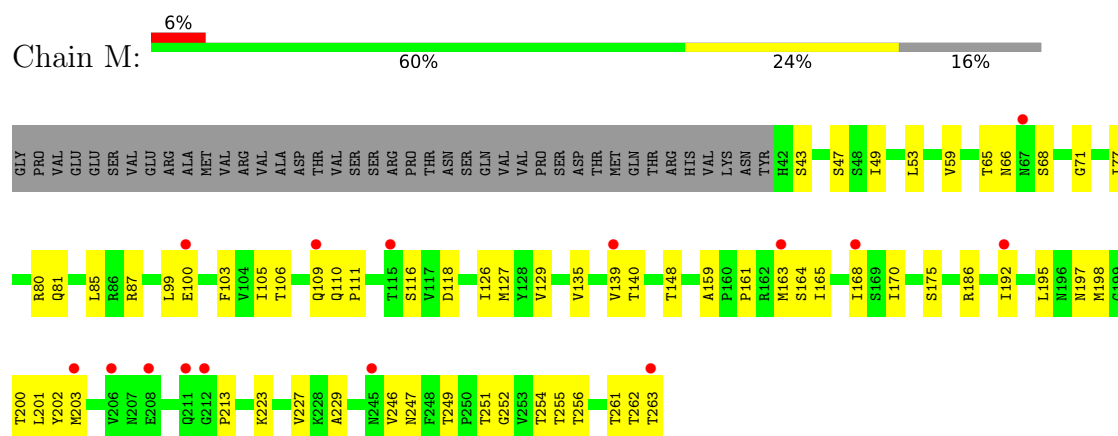
• Molecule 1: Capsid protein VP1



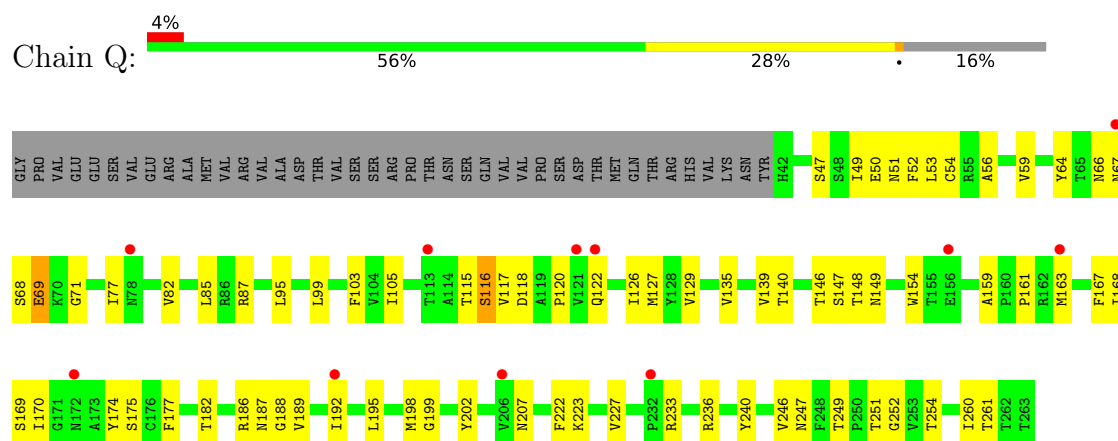
• Molecule 1: Capsid protein VP1



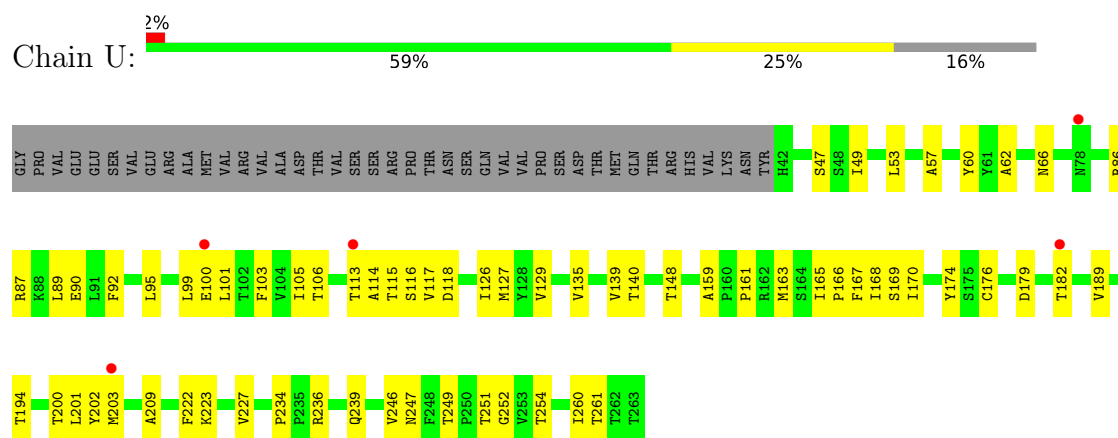
- Molecule 1: Capsid protein VP1



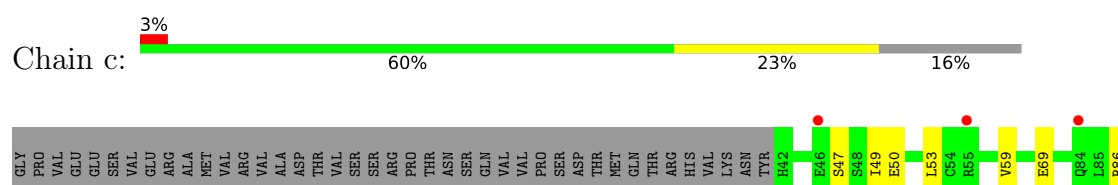
- Molecule 1: Capsid protein VP1

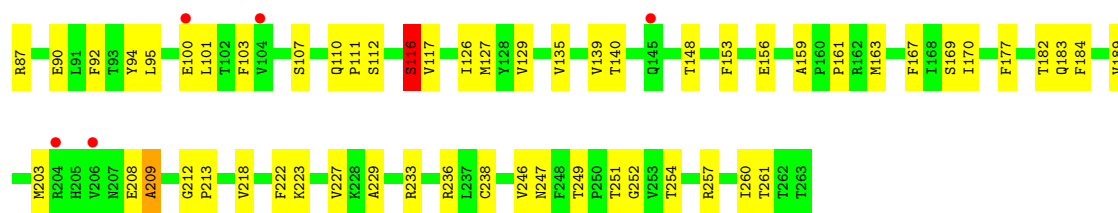


- Molecule 1: Capsid protein VP1

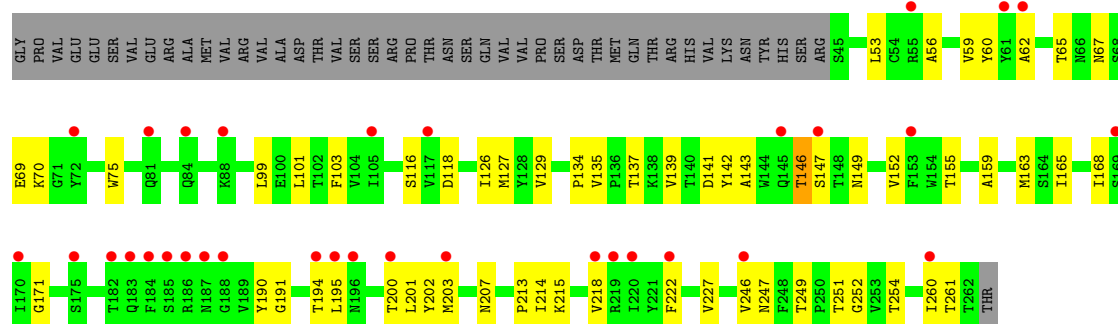


- Molecule 1: Capsid protein VP1

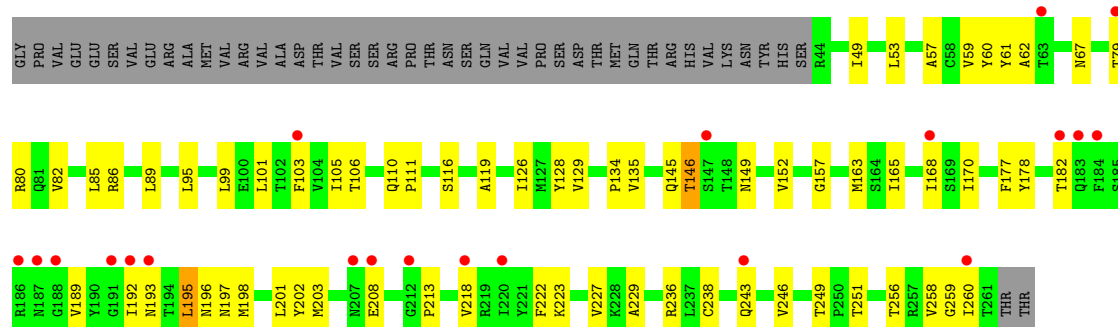




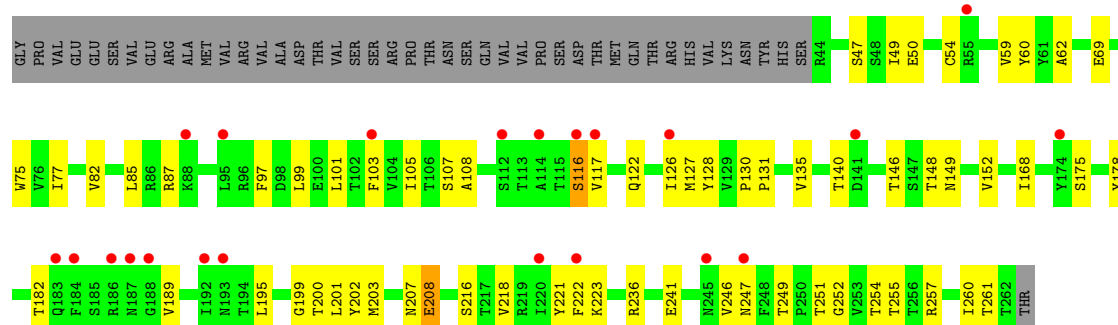
● Molecule 1: Capsid protein VP1




● Molecule 1: Capsid protein VP1



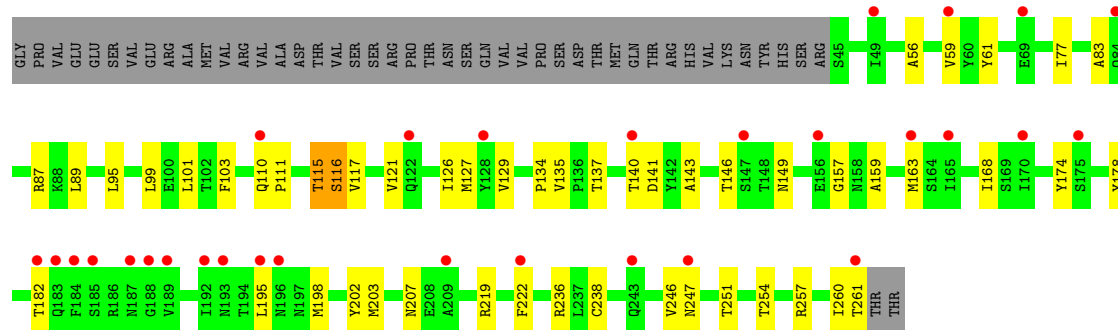
● Molecule 1: Capsid protein VP1




● Molecule 1: Capsid protein VP1

Chain w: 

● Molecule 1: Capsid protein VP1

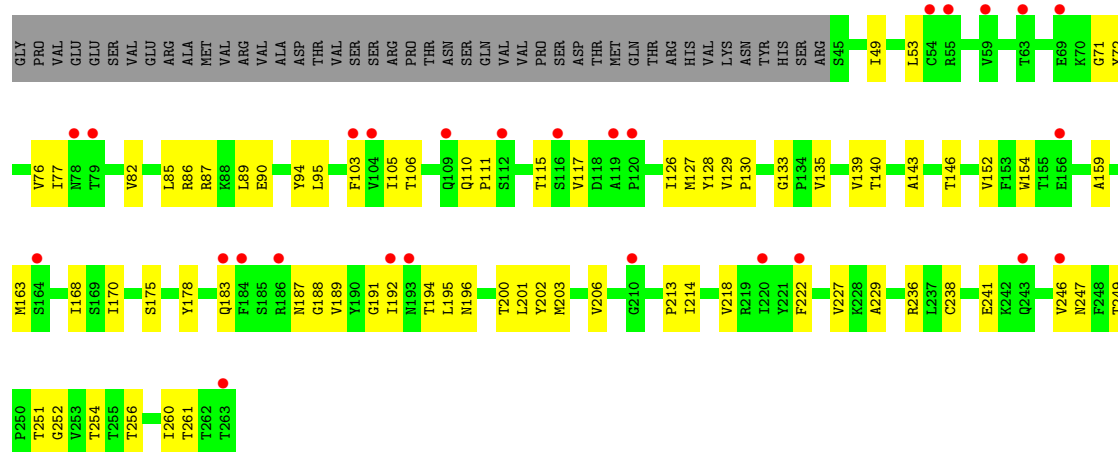
Chain 0: 

● Molecule 1: Capsid protein VP1

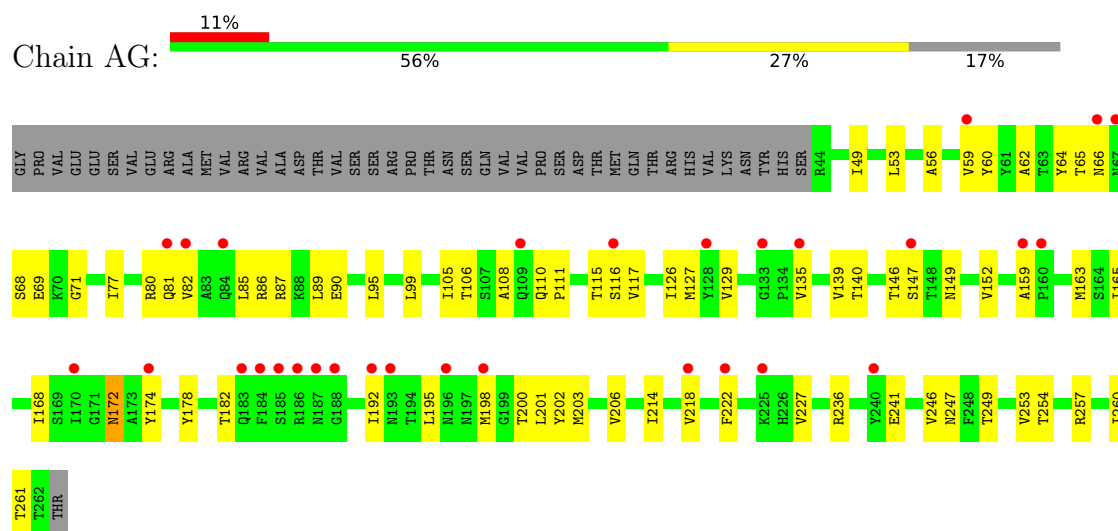
Chain 8: 

● Molecule 1: Capsid protein VP1

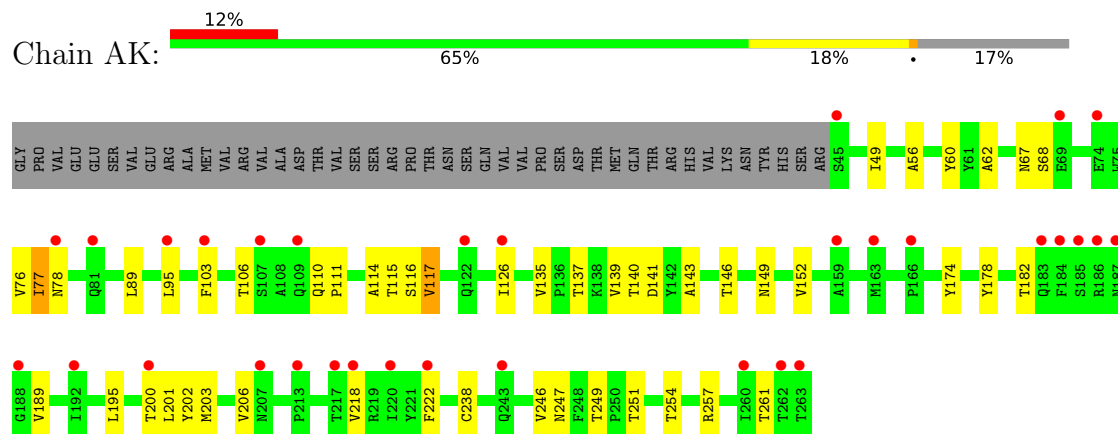
Chain AC: 



• Molecule 1: Capsid protein VP1

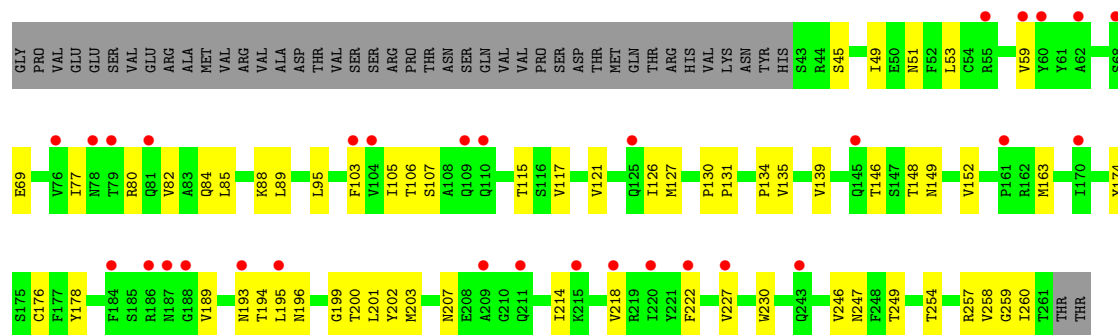


• Molecule 1: Capsid protein VP1

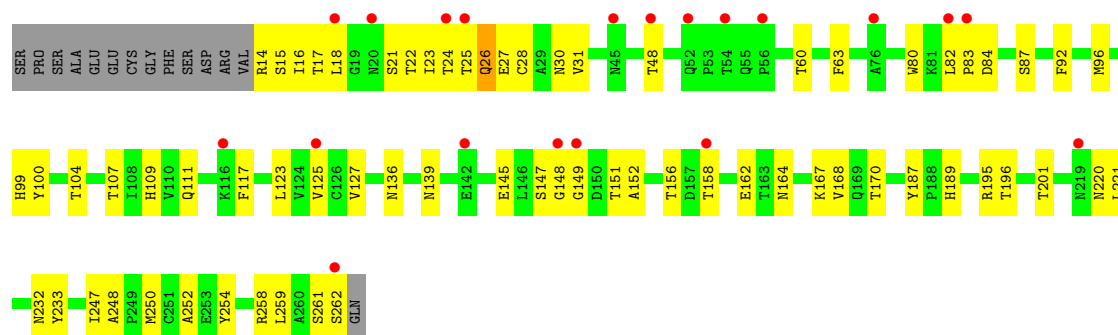


• Molecule 1: Capsid protein VP1

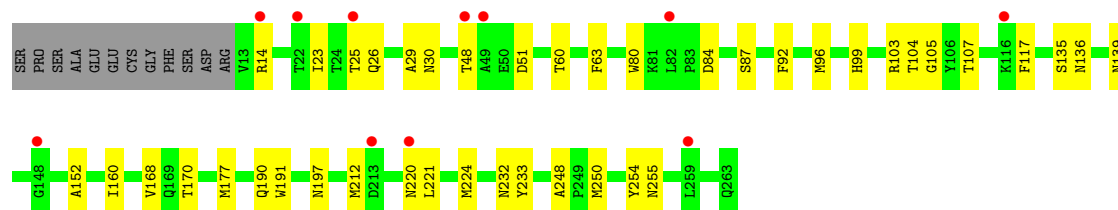
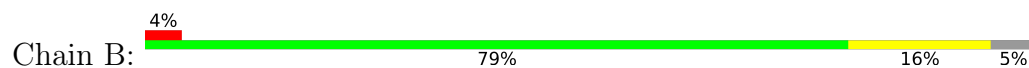




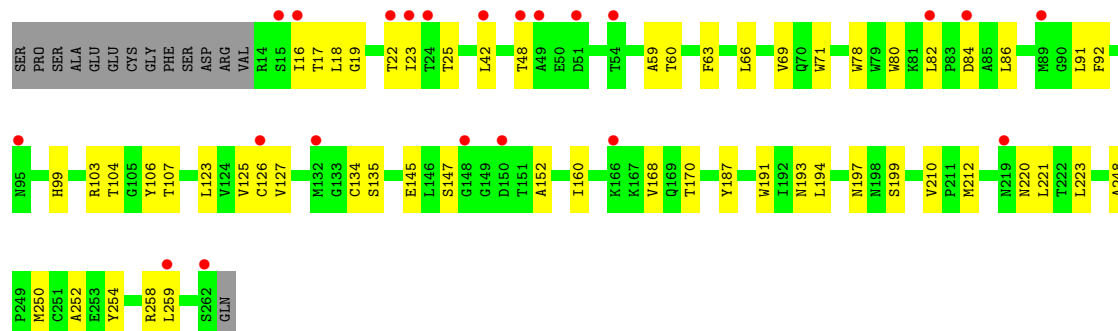
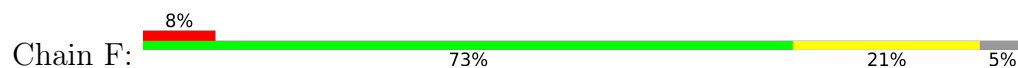
• Molecule 2: Capsid protein VP2



• Molecule 2: Capsid protein VP2

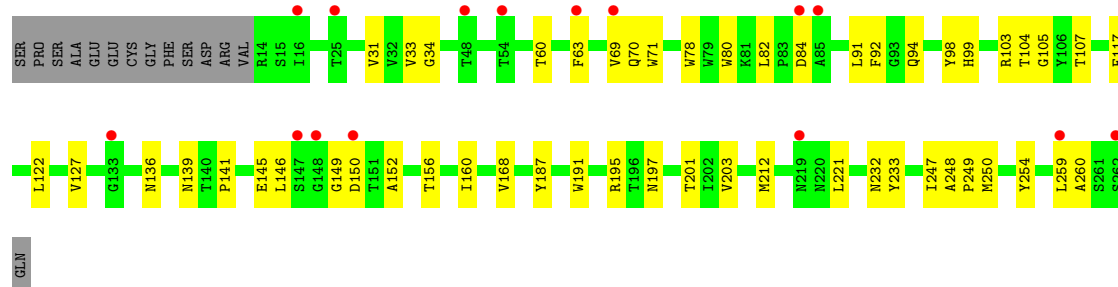


• Molecule 2: Capsid protein VP2




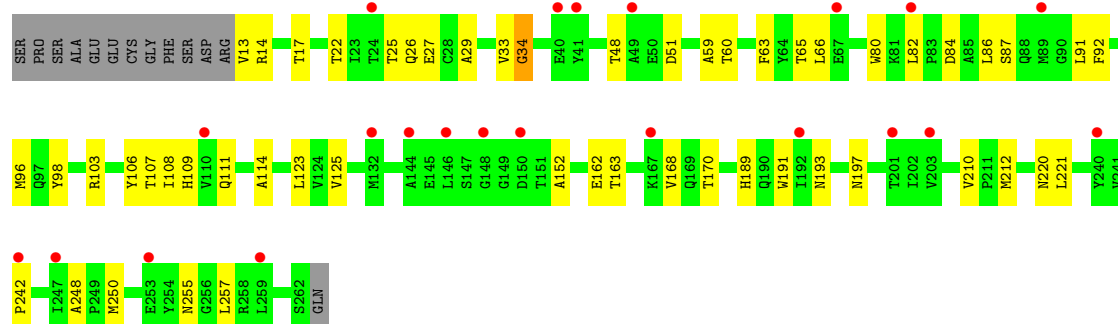
- Molecule 2: Capsid protein VP2

Chain Z: 




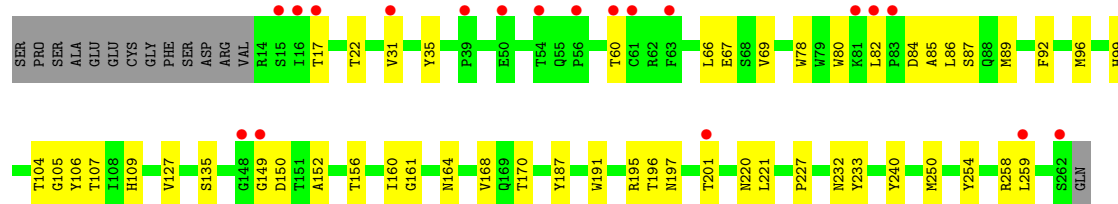
- Molecule 2: Capsid protein VP2

Chain h: 



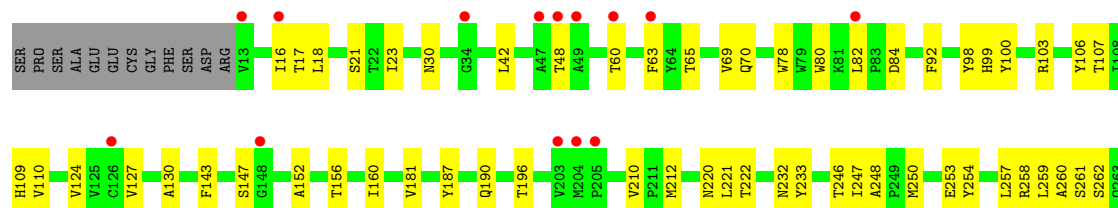
- Molecule 2: Capsid protein VP2

Chain J: 

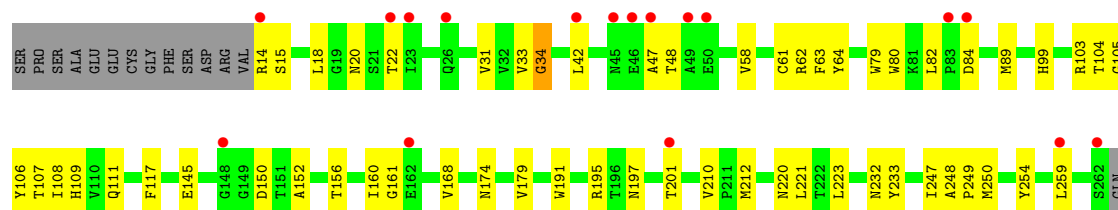
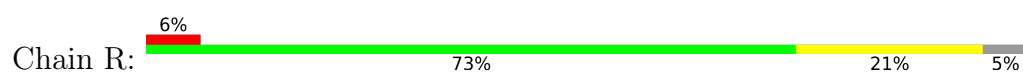


- Molecule 2: Capsid protein VP2

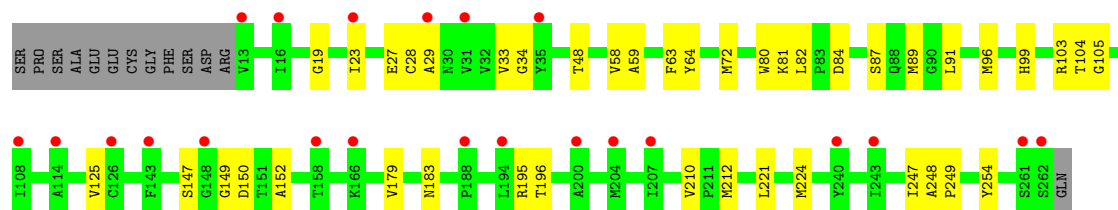
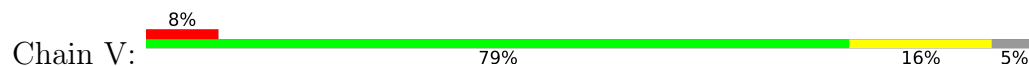
Chain N: 



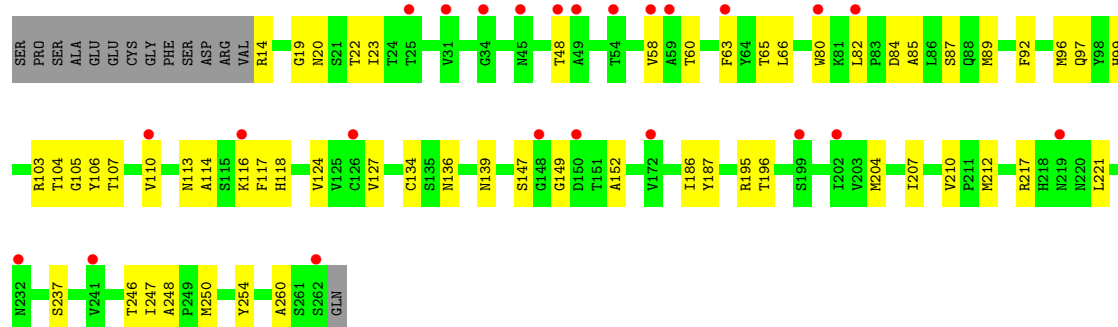
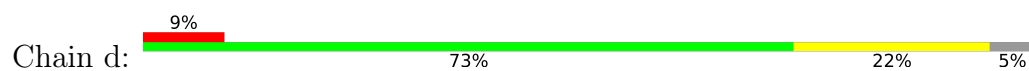
- Molecule 2: Capsid protein VP2



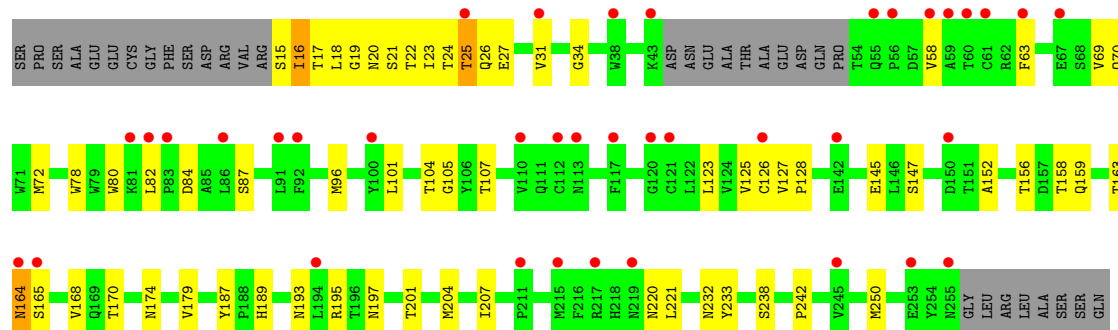
• Molecule 2: Capsid protein VP2




• Molecule 2: Capsid protein VP2

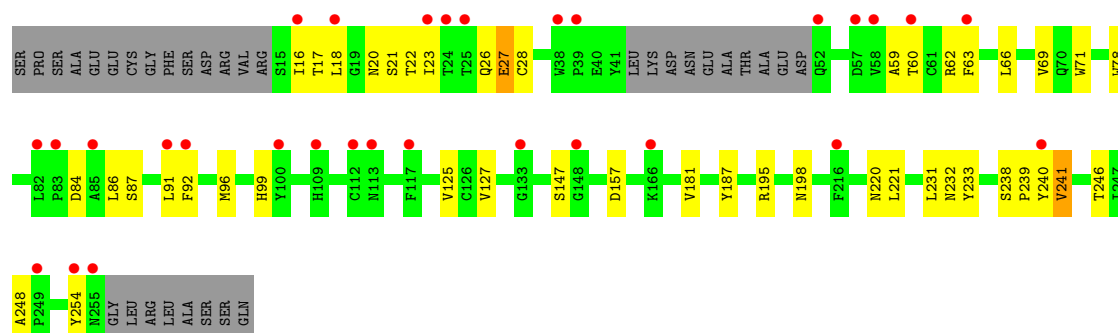


• Molecule 2: Capsid protein VP2



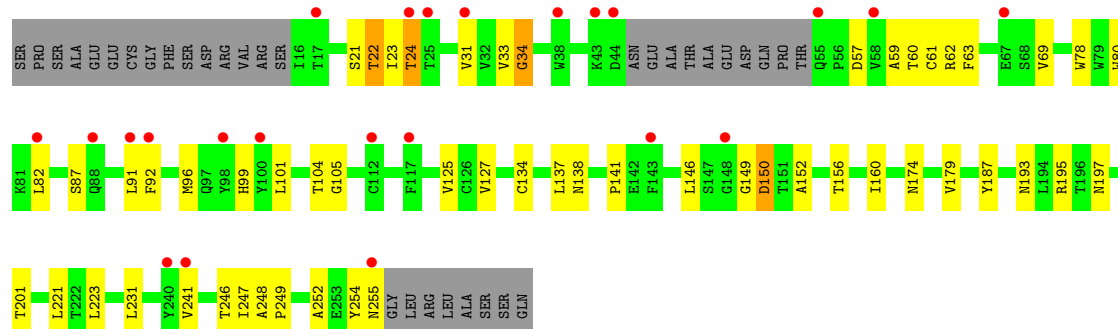
• Molecule 2: Capsid protein VP2

Chain p: 



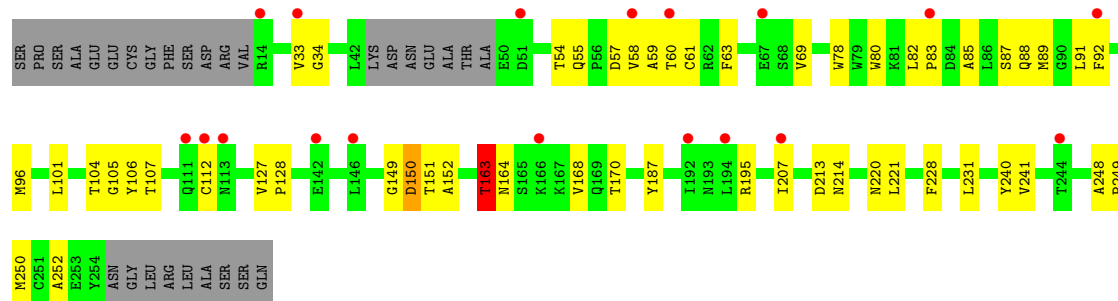
• Molecule 2: Capsid protein VP2

Chain t: 




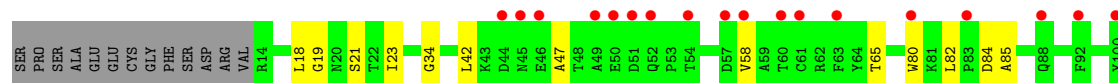
• Molecule 2: Capsid protein VP2

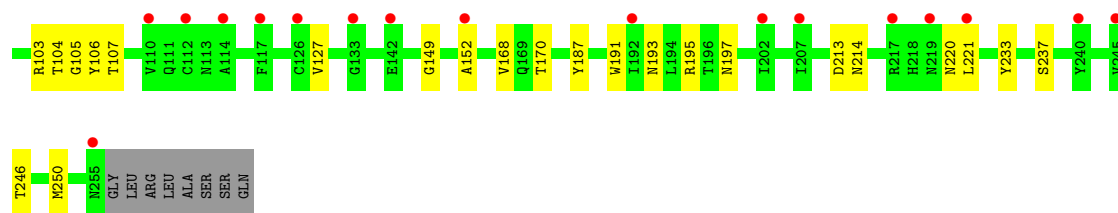
Chain x: 



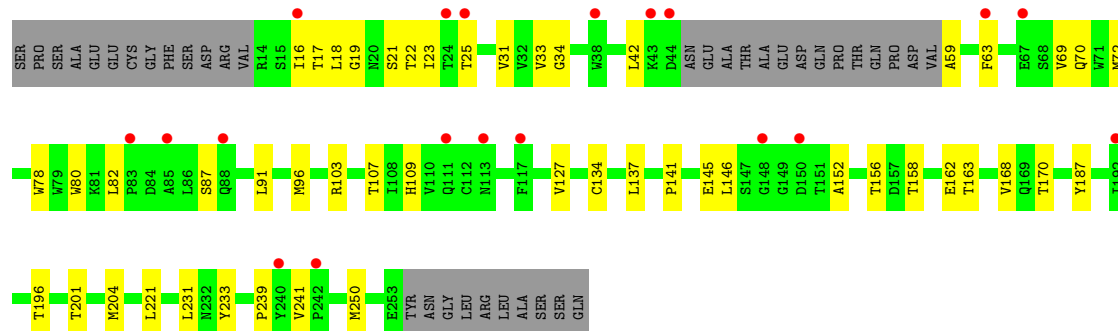
• Molecule 2: Capsid protein VP2

Chain 5: 

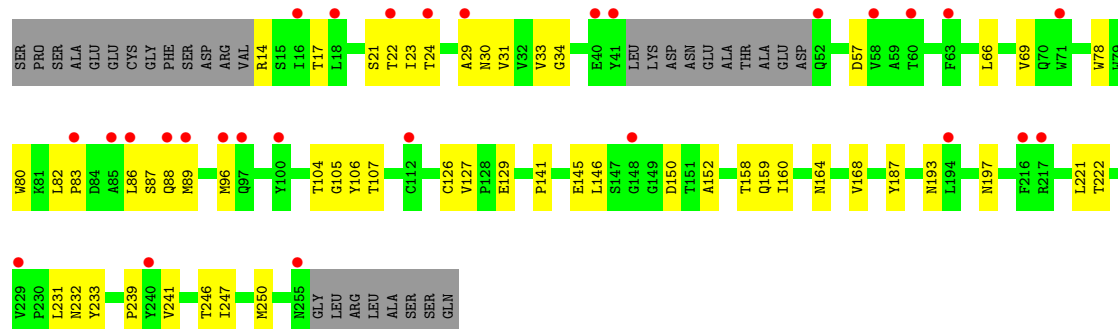




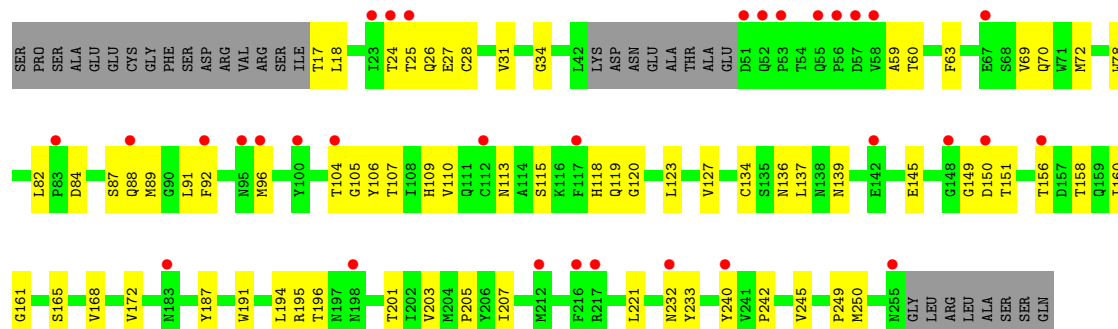
• Molecule 2: Capsid protein VP2



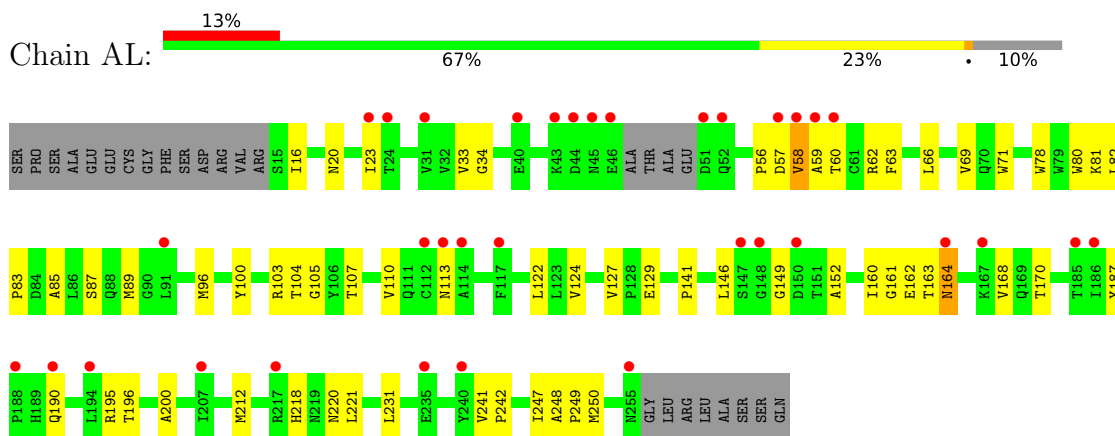
• Molecule 2: Capsid protein VP2



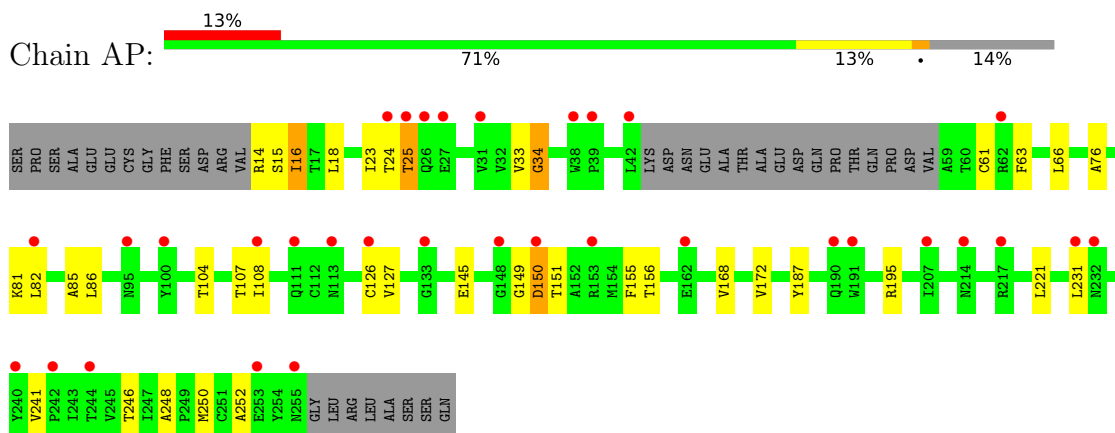
• Molecule 2: Capsid protein VP2



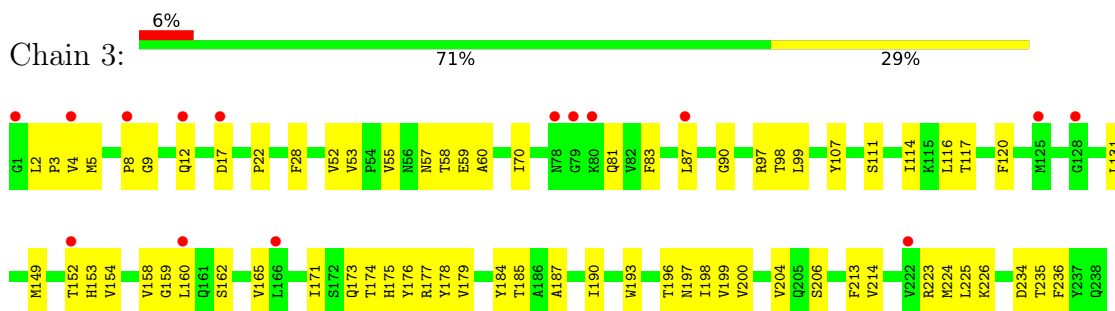
- Molecule 2: Capsid protein VP2



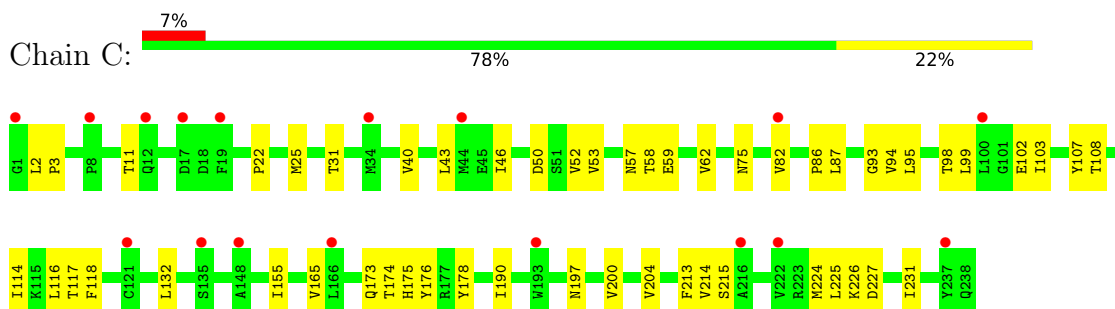
- Molecule 2: Capsid protein VP2



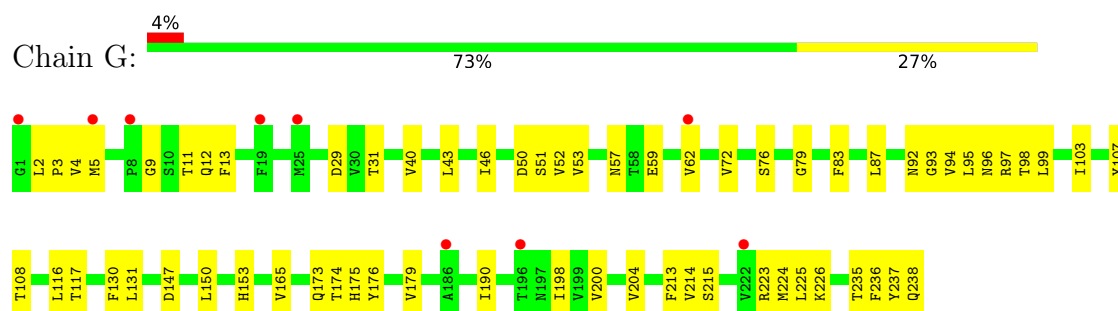
- Molecule 3: Capsid protein VP3



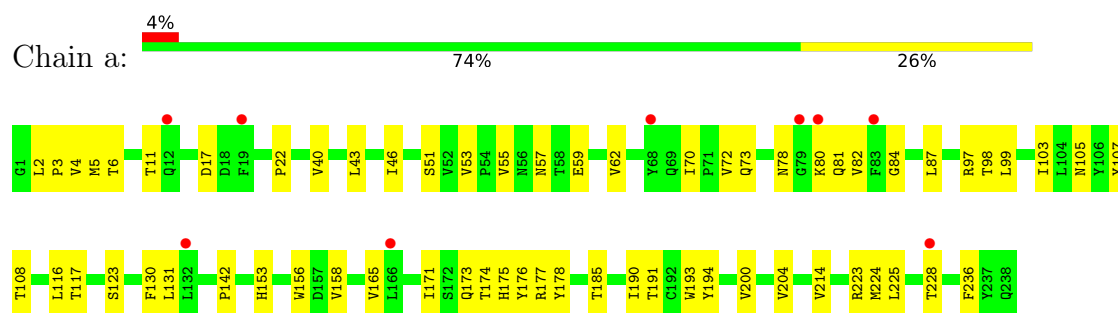
- Molecule 3: Capsid protein VP3



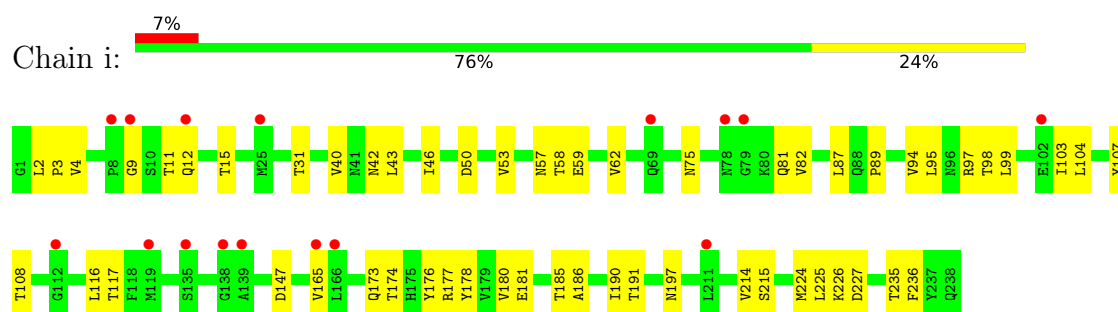
- Molecule 3: Capsid protein VP3



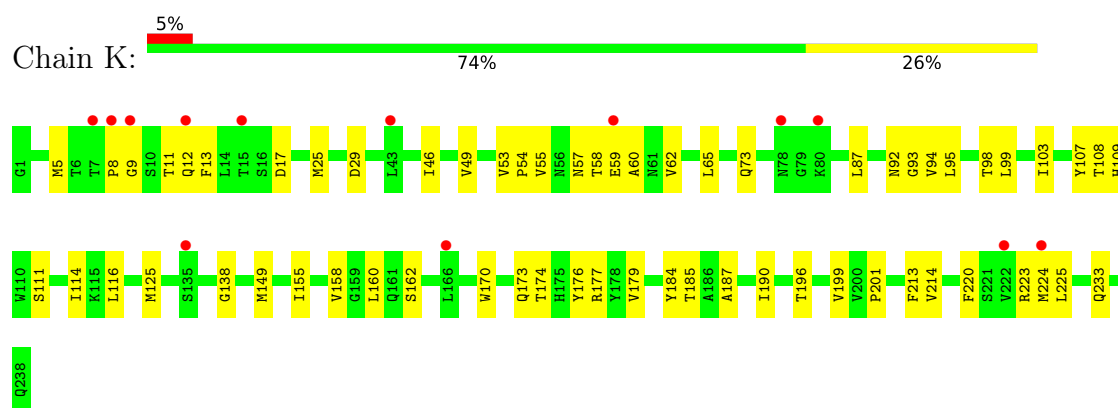
- Molecule 3: Capsid protein VP3



- Molecule 3: Capsid protein VP3

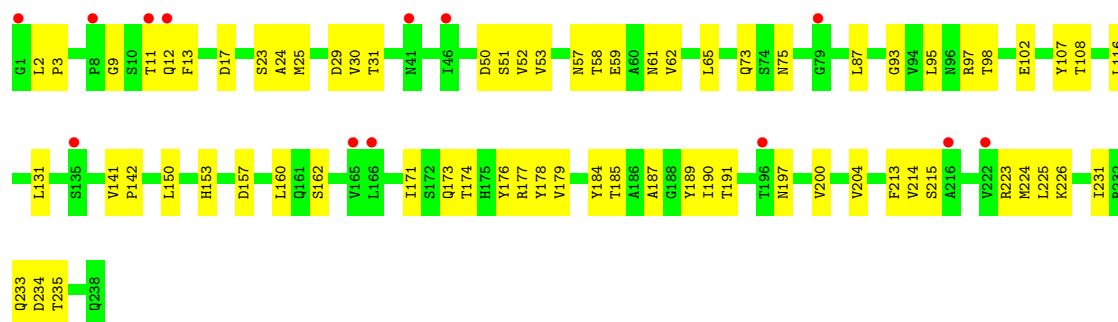


- Molecule 3: Capsid protein VP3

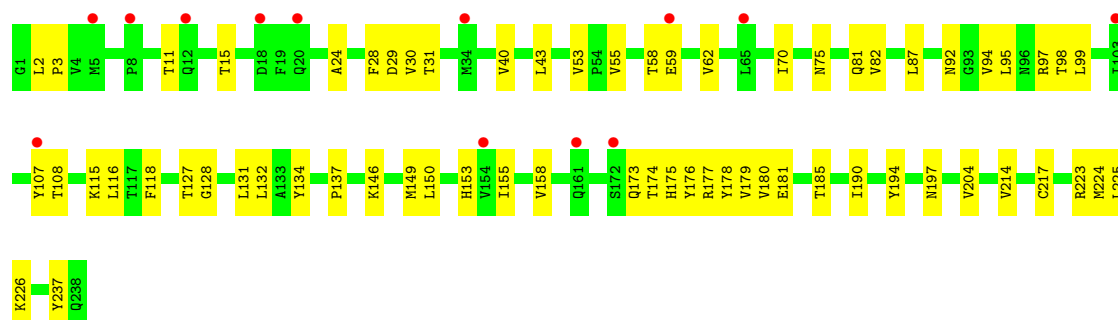
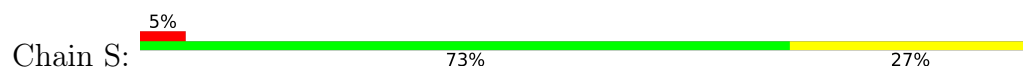


- Molecule 3: Capsid protein VP3

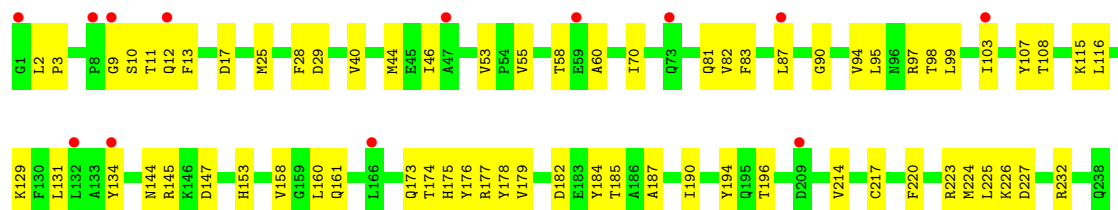
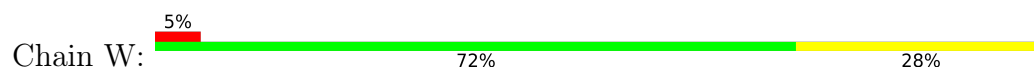




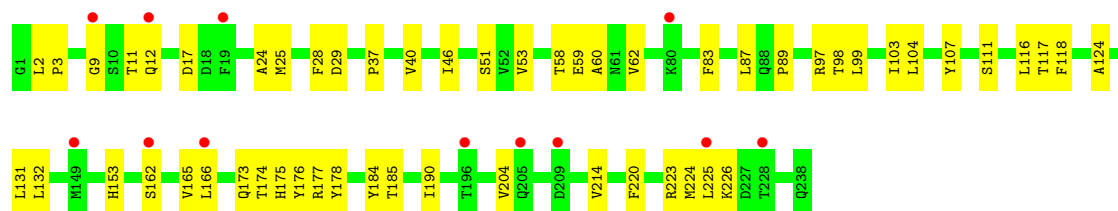
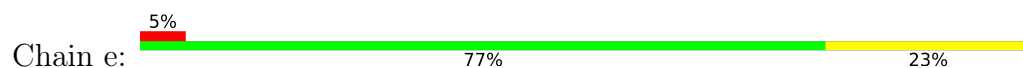
• Molecule 3: Capsid protein VP3



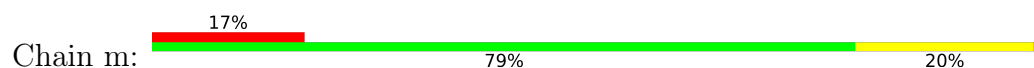
• Molecule 3: Capsid protein VP3

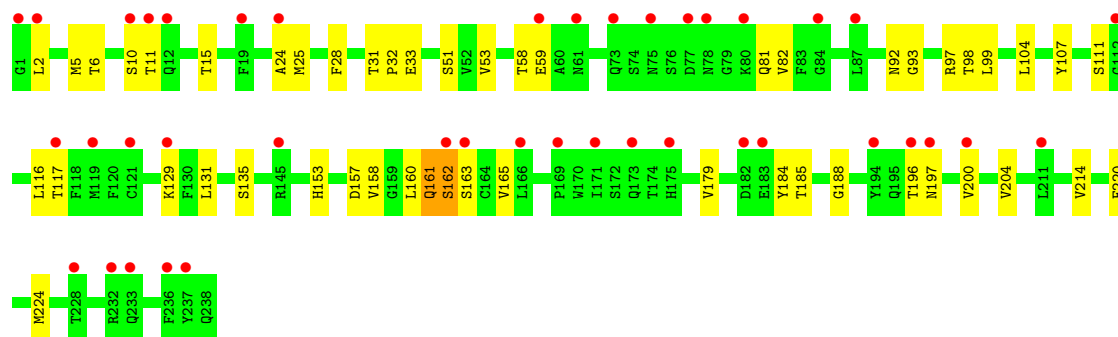


• Molecule 3: Capsid protein VP3

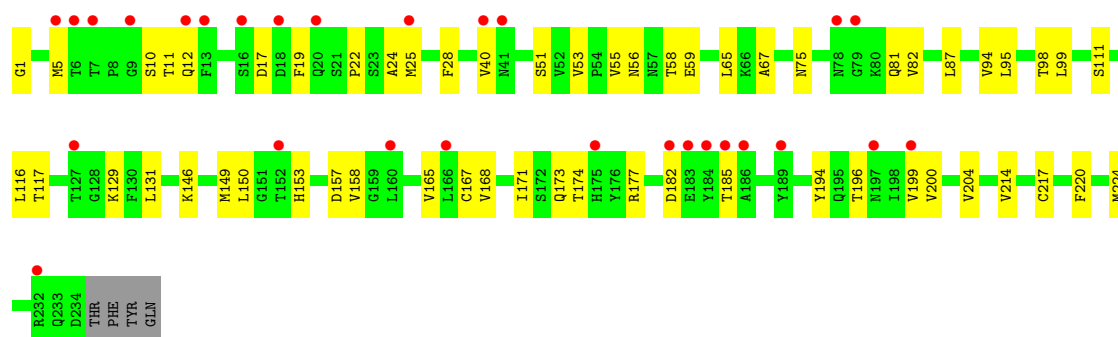
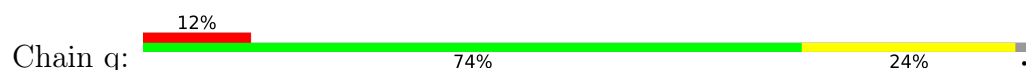


• Molecule 3: Capsid protein VP3

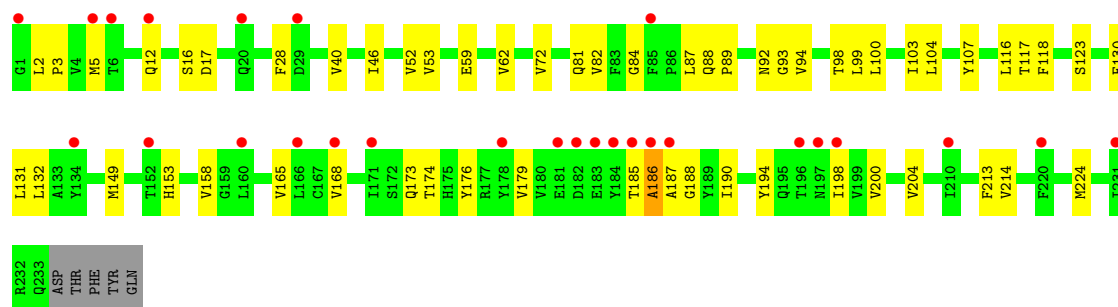
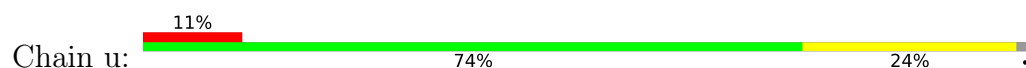




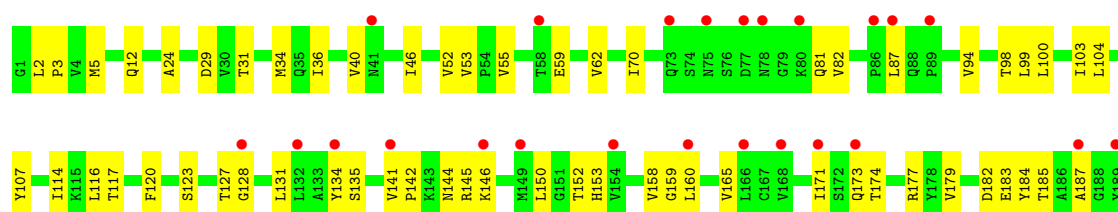
• Molecule 3: Capsid protein VP3



• Molecule 3: Capsid protein VP3

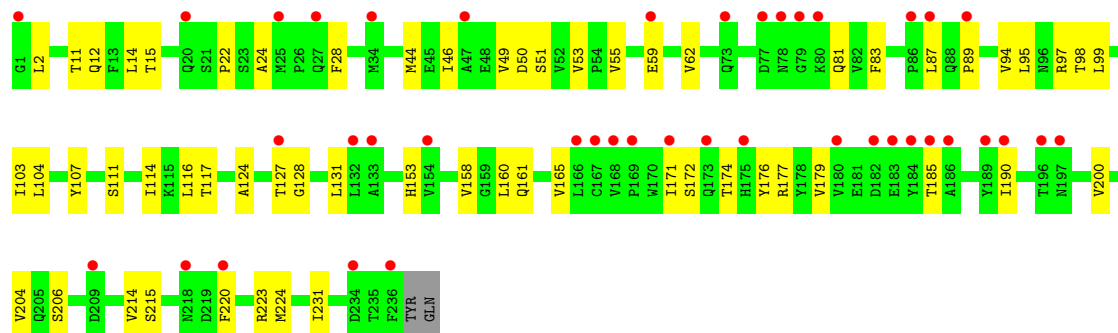
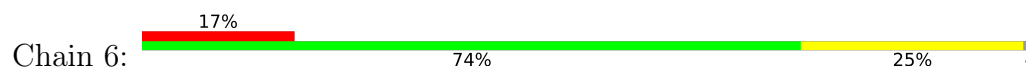


• Molecule 3: Capsid protein VP3

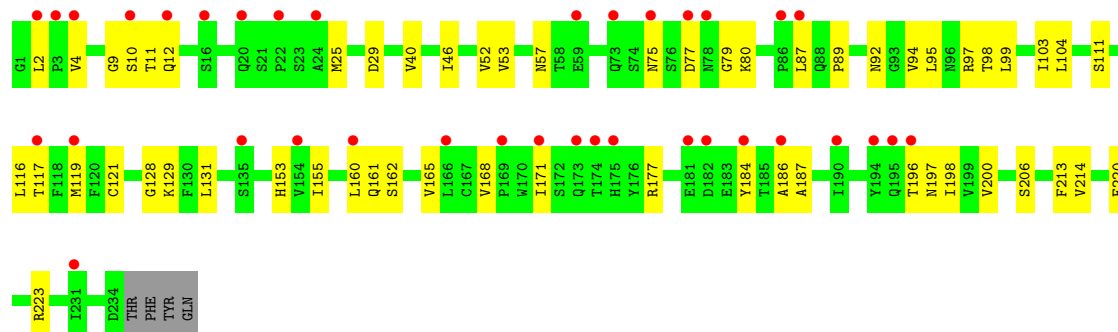
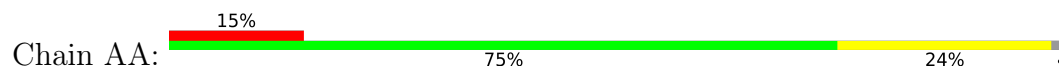




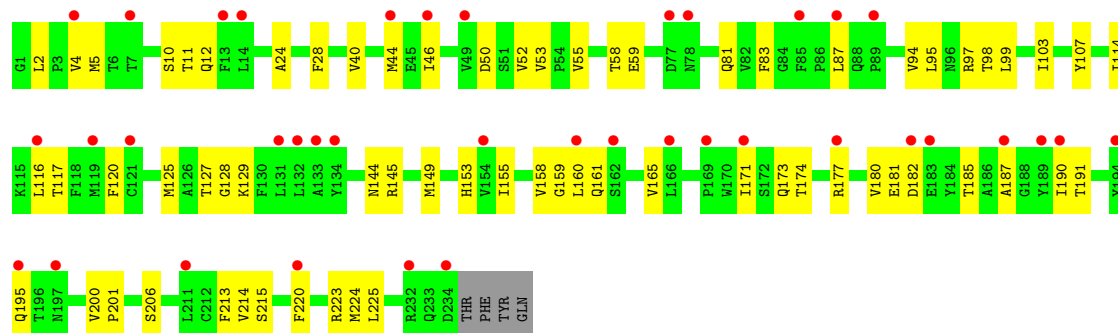
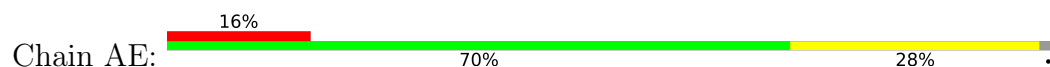
• Molecule 3: Capsid protein VP3



• Molecule 3: Capsid protein VP3

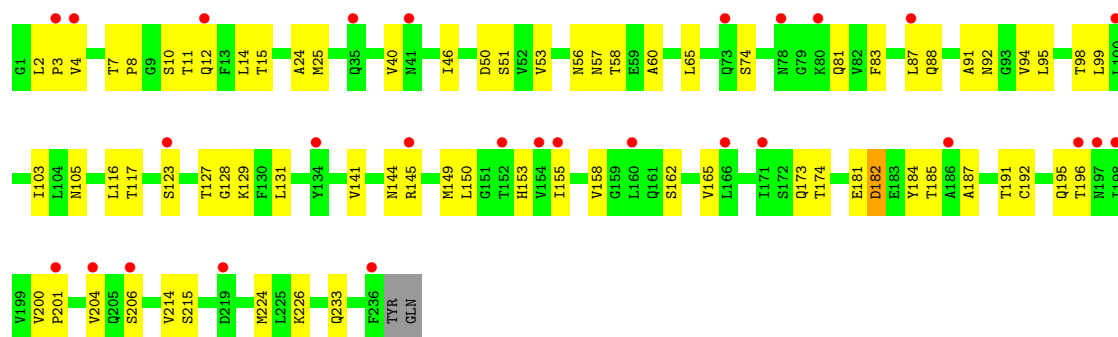


• Molecule 3: Capsid protein VP3

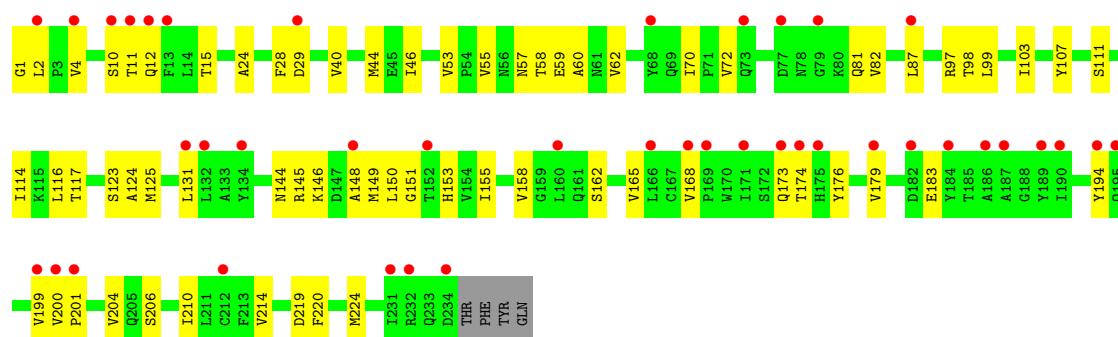


• Molecule 3: Capsid protein VP3

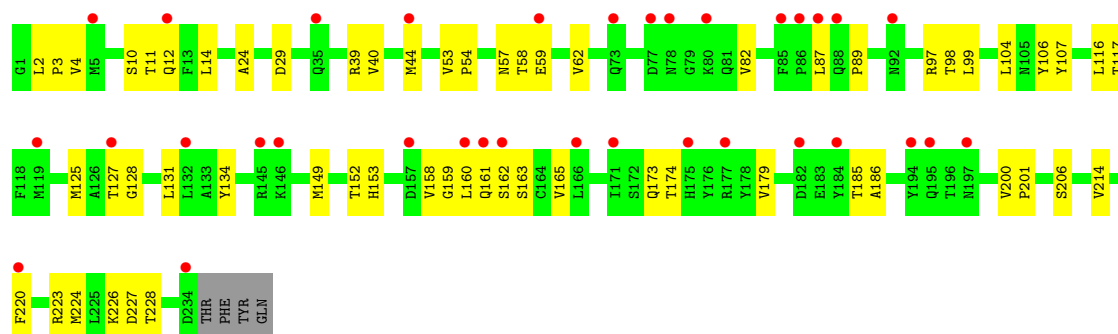
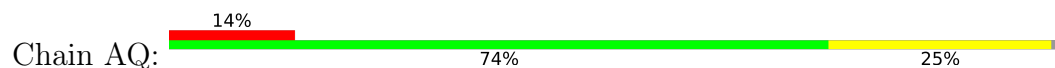




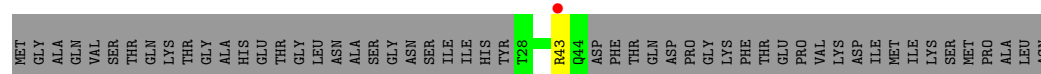
• Molecule 3: Capsid protein VP3



• Molecule 3: Capsid protein VP3




• Molecule 4: Capsid protein VP4




• Molecule 4: Capsid protein VP4

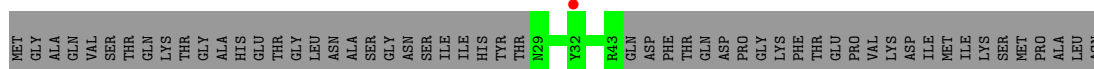




● Molecule 4: Capsid protein VP4



● Molecule 4: Capsid protein VP4




● Molecule 4: Capsid protein VP4



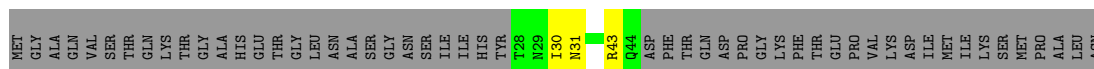
● Molecule 4: Capsid protein VP4



● Molecule 4: Capsid protein VP4



● Molecule 4: Capsid protein VP4



● Molecule 4: Capsid protein VP4





● Molecule 4: Capsid protein VP4



4 Data and refinement statistics

Property	Value	Source
Space group	P 3 1 2	Depositor
Cell constants a, b, c, α , β , γ	344.00Å 344.00Å 457.06Å 90.00° 90.00° 120.00°	Depositor
Resolution (Å)	97.04 – 3.20 97.04 – 3.20	Depositor EDS
% Data completeness (in resolution range)	98.7 (97.04-3.20) 99.1 (97.04-3.20)	Depositor EDS
R_{merge}	(Not available)	Depositor
R_{sym}	(Not available)	Depositor
$\langle I/\sigma(I) \rangle$ ¹	1.38 (at 3.19Å)	Xtriage
Refinement program	PHENIX 1.21.1_5286	Depositor
R, R_{free}	0.293 , 0.310 0.293 , 0.309	Depositor DCC
R_{free} test set	25061 reflections (5.00%)	wwPDB-VP
Wilson B-factor (Å ²)	93.7	Xtriage
Anisotropy	0.524	Xtriage
Bulk solvent k_{sol} (e/Å ³), B_{sol} (Å ²)	0.41 , 70.0	EDS
L-test for twinning ²	$\langle L \rangle = 0.38$, $\langle L^2 \rangle = 0.21$	Xtriage
Estimated twinning fraction	0.095 for -h,-k,l	Xtriage
F_o, F_c correlation	0.88	EDS
Total number of atoms	211656	wwPDB-VP
Average B, all atoms (Å ²)	106.0	wwPDB-VP

Xtriage's analysis on translational NCS is as follows: *The largest off-origin peak in the Patterson function is 1.70% of the height of the origin peak. No significant pseudotranslation is detected.*

¹Intensities estimated from amplitudes.

²Theoretical values of $\langle |L| \rangle$, $\langle L^2 \rangle$ for acentric reflections are 0.5, 0.333 respectively for untwinned datasets, and 0.375, 0.2 for perfectly twinned datasets.

5 Model quality

5.1 Standard geometry

Bond lengths and bond angles in the following residue types are not validated in this section: MYR

The Z score for a bond length (or angle) is the number of standard deviations the observed value is removed from the expected value. A bond length (or angle) with $|Z| > 5$ is considered an outlier worth inspection. RMSZ is the root-mean-square of all Z scores of the bond lengths (or angles).

Mol	Chain	Bond lengths		Bond angles	
		RMSZ	$\# Z > 5$	RMSZ	$\# Z > 5$
1	0	0.14	0/1739	0.34	0/2384
1	1	0.15	0/1814	0.34	0/2481
1	8	0.15	0/1713	0.35	0/2354
1	A	0.14	0/1864	0.32	0/2552
1	AC	0.16	0/1743	0.36	0/2391
1	AG	0.14	0/1738	0.34	0/2388
1	AK	0.14	0/1738	0.34	0/2386
1	AO	0.14	0/1735	0.35	0/2383
1	E	0.16	0/1819	0.36	0/2488
1	I	0.16	0/1822	0.35	0/2491
1	M	0.16	0/1819	0.37	0/2488
1	Q	0.17	0/1823	0.36	0/2492
1	U	0.16	0/1819	0.34	0/2488
1	Y	0.14	0/1816	0.33	0/2481
1	c	0.14	0/1819	0.33	0/2488
1	g	0.14	0/1823	0.33	0/2492
1	k	0.16	0/1758	0.35	0/2409
1	o	0.14	0/1760	0.34	0/2410
1	s	0.14	0/1762	0.34	0/2414
1	w	0.15	0/1755	0.35	0/2410
2	2	0.15	0/1964	0.39	0/2686
2	5	0.14	0/1861	0.34	0/2555
2	9	0.13	0/1756	0.34	0/2403
2	AD	0.15	0/1783	0.35	0/2448
2	AH	0.14	0/1770	0.35	0/2433
2	AL	0.15	0/1835	0.33	0/2517
2	AP	0.15	0/1709	0.36	0/2345
2	B	0.16	0/1990	0.36	0/2721
2	F	0.15	0/1959	0.35	0/2682
2	J	0.14	0/1962	0.34	0/2686
2	N	0.16	0/1985	0.37	0/2714
2	R	0.16	0/1963	0.36	0/2686

Mol	Chain	Bond lengths		Bond angles	
		RMSZ	# Z >5	RMSZ	# Z >5
2	V	0.16	0/1970	0.35	0/2697
2	Z	0.14	0/1971	0.33	0/2696
2	d	0.15	0/1969	0.35	0/2693
2	h	0.15	0/1974	0.35	0/2701
2	l	0.14	0/1794	0.36	0/2461
2	p	0.15	0/1818	0.35	0/2491
2	t	0.16	0/1809	0.35	0/2479
2	x	0.18	0/1824	0.37	0/2502
3	3	0.15	0/1879	0.31	0/2570
3	6	0.15	0/1786	0.32	0/2453
3	AA	0.15	0/1787	0.31	0/2453
3	AE	0.15	0/1789	0.33	0/2453
3	AI	0.15	0/1803	0.33	0/2474
3	AM	0.17	0/1782	0.33	0/2445
3	AQ	0.15	0/1757	0.32	0/2416
3	C	0.14	0/1879	0.32	0/2570
3	G	0.16	0/1869	0.35	0/2558
3	K	0.15	0/1861	0.33	0/2549
3	O	0.15	0/1878	0.35	0/2567
3	S	0.15	0/1869	0.33	0/2558
3	W	0.17	0/1863	0.34	0/2551
3	a	0.15	0/1877	0.32	0/2567
3	e	0.14	0/1875	0.32	0/2565
3	i	0.15	0/1875	0.33	0/2565
3	m	0.15	0/1816	0.35	0/2492
3	q	0.16	0/1786	0.35	0/2451
3	u	0.16	0/1790	0.36	0/2454
3	y	0.16	0/1824	0.33	0/2501
4	4	0.08	0/132	0.22	0/179
4	D	0.09	0/129	0.23	0/173
4	H	0.09	0/136	0.24	0/183
4	L	0.11	0/130	0.28	0/176
4	P	0.17	0/129	0.30	0/173
4	T	0.13	0/136	0.26	0/183
4	X	0.13	0/127	0.25	0/171
4	b	0.09	0/120	0.26	0/161
4	f	0.10	0/144	0.21	0/194
4	j	0.10	0/136	0.41	0/183
All	All	0.15	0/111309	0.34	0/152454

There are no bond length outliers.

There are no bond angle outliers.

There are no chirality outliers.

There are no planarity outliers.

5.2 Too-close contacts

In the following table, the Non-H and H(model) columns list the number of non-hydrogen atoms and hydrogen atoms in the chain respectively. The H(added) column lists the number of hydrogen atoms added and optimized by MolProbity. The Clashes column lists the number of clashes within the asymmetric unit, whereas Symm-Clashes lists symmetry-related clashes.

Mol	Chain	Non-H	H(model)	H(added)	Clashes	Symm-Clashes
1	0	1689	1612	1611	45	0
1	1	1763	1709	1708	58	0
1	8	1664	1566	1565	39	0
1	A	1810	1736	1736	55	0
1	AC	1693	1603	1602	69	0
1	AG	1688	1586	1585	63	0
1	AK	1688	1599	1598	44	0
1	AO	1685	1580	1579	52	0
1	E	1767	1712	1712	57	0
1	I	1771	1722	1720	54	0
1	M	1767	1714	1712	54	0
1	Q	1771	1723	1723	62	0
1	U	1767	1712	1712	61	0
1	Y	1765	1728	1727	53	0
1	c	1767	1713	1712	55	0
1	g	1771	1724	1723	52	0
1	k	1707	1627	1626	59	2
1	o	1710	1649	1648	66	0
1	s	1712	1640	1639	61	0
1	w	1704	1600	1599	56	0
2	2	1914	1833	1832	62	1
2	5	1812	1697	1696	24	0
2	9	1712	1626	1625	44	0
2	AD	1736	1617	1616	41	0
2	AH	1723	1602	1600	57	0
2	AL	1787	1678	1677	43	0
2	AP	1665	1553	1552	36	0
2	B	1940	1852	1852	29	0
2	F	1909	1815	1814	48	0
2	J	1913	1818	1817	38	1
2	N	1935	1849	1848	42	0
2	R	1913	1828	1827	44	0
2	V	1920	1829	1829	34	0

Continued on next page...

Continued from previous page...

Mol	Chain	Non-H	H(model)	H(added)	Clashes	Symm-Clashes
2	Z	1921	1835	1835	37	0
2	d	1919	1836	1836	49	0
2	h	1924	1838	1838	46	0
2	l	1746	1640	1638	56	0
2	p	1769	1678	1677	34	0
2	t	1761	1663	1662	41	1
2	x	1775	1673	1671	45	1
3	3	1831	1753	1753	73	0
3	6	1741	1638	1638	55	0
3	AA	1741	1645	1645	48	0
3	AE	1744	1659	1659	60	0
3	AI	1758	1661	1661	63	1
3	AM	1738	1645	1645	57	0
3	AQ	1712	1597	1597	51	0
3	C	1831	1753	1753	51	1
3	G	1821	1736	1736	59	2
3	K	1813	1721	1721	64	0
3	O	1830	1756	1756	64	0
3	S	1821	1738	1738	56	0
3	W	1815	1726	1726	67	0
3	a	1829	1753	1753	58	1
3	e	1827	1747	1747	48	0
3	i	1827	1747	1747	49	0
3	m	1768	1662	1662	49	0
3	q	1741	1648	1648	46	0
3	u	1745	1666	1666	45	1
3	y	1778	1676	1676	62	0
4	4	131	111	111	1	0
4	D	128	115	115	0	0
4	H	135	123	122	0	0
4	L	129	111	111	1	0
4	P	128	115	115	0	0
4	T	135	123	122	3	0
4	X	126	114	114	3	0
4	b	119	107	107	0	0
4	f	143	127	126	1	0
4	j	135	123	122	2	0
5	A	16	27	27	0	0
5	M	16	27	27	2	0
5	Q	16	27	27	2	0
5	U	16	27	27	4	0
All	All	108437	103219	103179	2614	6

The all-atom clashscore is defined as the number of clashes found per 1000 atoms (including hydrogen atoms). The all-atom clashscore for this structure is 12.

All (2614) close contacts within the same asymmetric unit are listed below, sorted by their clash magnitude.

Atom-1	Atom-2	Interatomic distance (Å)	Clash overlap (Å)
2:AD:14:ARG:N	2:AD:24:THR:HG1	1.42	1.16
2:5:107:THR:OG1	2:5:250:MET:SD	2.22	0.97
3:AM:117:THR:HG23	3:AM:165:VAL:HG22	1.46	0.97
2:p:23:ILE:HD11	2:p:246:THR:HG21	1.46	0.96
1:AK:203:MET:HE3	1:AK:218:VAL:HG21	1.43	0.96
1:AC:170:ILE:HD12	1:AC:195:LEU:HD13	1.48	0.96
3:AI:117:THR:HG23	3:AI:165:VAL:HG22	1.52	0.90
3:G:87:LEU:HD13	3:G:190:ILE:HD11	1.53	0.90
1:AG:206:VAL:HG12	1:AK:106:THR:HG21	1.52	0.89
3:AA:117:THR:HG23	3:AA:165:VAL:HG22	1.54	0.88
1:AO:195:LEU:HD23	1:AO:196:ASN:H	1.39	0.86
3:y:141:VAL:HG13	3:y:191:THR:HG21	1.58	0.85
2:AP:195:ARG:NH2	3:AQ:158:VAL:O	2.10	0.84
1:k:203:MET:HE2	1:k:218:VAL:HG21	1.60	0.84
1:U:168:ILE:HG21	3:W:25:MET:HE1	1.57	0.83
2:t:195:ARG:NH2	3:u:158:VAL:O	2.11	0.82
3:AA:2:LEU:HD22	3:AQ:2:LEU:HD21	1.60	0.82
2:F:17:THR:HG23	2:F:22:THR:HB	1.61	0.81
1:w:168:ILE:HD11	3:6:224:MET:HE2	1.62	0.81
3:AM:146:LYS:O	3:AM:150:LEU:HD12	1.81	0.81
1:8:139:VAL:HG13	1:8:140:THR:HG23	1.63	0.80
1:AK:143:ALA:O	1:AK:146:THR:HG22	1.82	0.80
1:Y:139:VAL:HG13	1:Y:140:THR:HG23	1.62	0.80
1:o:168:ILE:HD11	1:o:198:MET:HA	1.64	0.80
3:W:131:LEU:HD11	3:W:153:HIS:ND1	1.97	0.79
1:w:203:MET:HE2	1:w:218:VAL:HG21	1.64	0.79
2:V:72:MET:HE1	1:k:70:LYS:HB2	1.65	0.79
2:AD:23:ILE:CD1	2:AD:246:THR:HG21	2.14	0.78
2:R:64:TYR:HB3	2:R:89:MET:HE2	1.65	0.78
3:AI:131:LEU:HD23	3:AI:195:GLN:HB2	1.65	0.78
2:AP:107:THR:OG1	2:AP:250:MET:SD	2.40	0.78
1:I:254:THR:HG21	3:K:93:GLY:O	1.84	0.78
1:U:223:LYS:NZ	3:W:17:ASP:O	2.15	0.78
1:0:126:ILE:HG23	1:0:203:MET:SD	2.24	0.78
2:AP:76:ALA:HB1	2:AP:172:VAL:HG21	1.64	0.78
2:R:63:PHE:CD1	2:R:248:ALA:HB2	2.20	0.77
1:8:116:SER:OG	1:AC:115:THR:O	2.02	0.77

Continued on next page...

Continued from previous page...

Atom-1	Atom-2	Interatomic distance (Å)	Clash overlap (Å)
2:p:195:ARG:NH2	3:q:158:VAL:O	2.18	0.77
1:k:152:VAL:HG13	3:q:12:GLN:HG3	1.66	0.77
1:A:168:ILE:HG21	3:C:25:MET:HE1	1.67	0.77
2:9:59:ALA:HB3	2:9:91:LEU:HD22	1.67	0.76
3:K:53:VAL:HG21	3:K:214:VAL:HG23	1.66	0.76
2:R:104:THR:HG22	2:R:105:GLY:O	1.86	0.76
2:l:195:ARG:NH2	3:m:158:VAL:HG12	2.01	0.76
2:9:18:LEU:HD23	2:9:19:GLY:N	2.01	0.76
2:AD:14:ARG:N	2:AD:24:THR:OG1	2.17	0.76
1:8:126:ILE:HG23	1:8:203:MET:SD	2.26	0.76
1:g:139:VAL:HG13	1:g:140:THR:HG23	1.66	0.75
2:V:195:ARG:NH2	3:W:158:VAL:O	2.19	0.75
3:C:25:MET:CE	3:G:224:MET:HE2	2.17	0.75
2:t:104:THR:HG22	2:t:105:GLY:O	1.86	0.75
1:M:254:THR:HG21	3:O:93:GLY:O	1.87	0.75
1:g:254:THR:HG22	3:i:97:ARG:HB2	1.69	0.75
1:A:87:ARG:NH1	1:A:236:ARG:O	2.19	0.74
1:AO:148:THR:HG22	1:AO:149:ASN:H	1.50	0.74
2:AL:104:THR:HG22	2:AL:105:GLY:O	1.87	0.74
3:AA:53:VAL:HG21	3:AA:214:VAL:HG23	1.69	0.74
1:AC:87:ARG:NH1	1:AC:236:ARG:O	2.19	0.74
3:i:2:LEU:HD12	3:i:3:PRO:HD2	1.68	0.74
1:Q:127:MET:HE2	1:Q:129:VAL:HG22	1.69	0.74
1:I:170:ILE:HG22	3:O:174:THR:HB	1.70	0.74
3:y:53:VAL:HG21	3:y:214:VAL:HG23	1.70	0.74
1:AK:126:ILE:HG23	1:AK:203:MET:SD	2.28	0.74
3:C:87:LEU:HD13	3:C:190:ILE:HD11	1.68	0.74
3:q:19:PHE:CZ	3:u:5:MET:HE1	2.22	0.74
1:U:126:ILE:HG23	1:U:203:MET:SD	2.28	0.74
1:8:116:SER:HB3	1:AC:117:VAL:HG12	1.70	0.74
3:3:53:VAL:HG21	3:3:214:VAL:HG23	1.68	0.73
2:N:196:THR:HG21	3:O:162:SER:HB3	1.69	0.73
3:u:59:GLU:O	3:u:62:VAL:HG12	1.87	0.73
1:AG:87:ARG:NH1	1:AG:236:ARG:O	2.21	0.73
1:AC:206:VAL:HG12	1:AG:106:THR:HG21	1.70	0.73
1:U:170:ILE:HG22	3:e:174:THR:HB	1.70	0.73
2:9:231:LEU:HD11	2:9:241:VAL:HG21	1.70	0.73
3:m:53:VAL:HG21	3:m:214:VAL:HG23	1.69	0.73
2:B:30:ASN:O	2:B:190:GLN:NE2	2.21	0.73
1:I:126:ILE:HG23	1:I:203:MET:SD	2.29	0.73
2:J:80:TRP:CE2	2:J:152:ALA:HB2	2.24	0.73

Continued on next page...

Continued from previous page...

Atom-1	Atom-2	Interatomic distance (Å)	Clash overlap (Å)
3:AM:53:VAL:HG21	3:AM:214:VAL:HG23	1.71	0.73
1:I:127:MET:HE2	1:I:129:VAL:HG22	1.69	0.72
2:l:195:ARG:NH2	3:m:158:VAL:O	2.21	0.72
2:x:104:THR:HG22	2:x:105:GLY:O	1.88	0.72
3:6:53:VAL:HG21	3:6:214:VAL:HG23	1.71	0.72
1:I:139:VAL:HG13	1:I:140:THR:HG23	1.71	0.72
1:U:254:THR:HG22	3:W:97:ARG:HB2	1.71	0.72
1:c:92:PHE:HB2	1:c:95:LEU:HD11	1.72	0.72
2:F:107:THR:OG1	2:F:250:MET:SD	2.48	0.72
3:C:53:VAL:HG21	3:C:214:VAL:HG23	1.71	0.72
2:5:82:LEU:HD13	2:5:106:TYR:CD2	2.24	0.72
3:u:117:THR:HG23	3:u:165:VAL:HG22	1.69	0.72
1:l:170:ILE:HG22	3:C:174:THR:HB	1.69	0.72
1:Y:126:ILE:HG23	1:Y:203:MET:SD	2.29	0.72
2:AL:141:PRO:HG2	2:AL:146:LEU:HD11	1.72	0.72
3:AQ:53:VAL:HG21	3:AQ:214:VAL:HG23	1.72	0.72
1:AK:139:VAL:HG13	1:AK:140:THR:HG23	1.72	0.71
3:3:149:MET:HE1	2:d:89:MET:SD	2.30	0.71
1:w:155:THR:HG21	1:0:157:GLY:HA2	1.73	0.71
1:E:139:VAL:HG13	1:E:140:THR:HG23	1.71	0.71
3:q:157:ASP:HB3	2:AH:25:THR:HG21	1.71	0.71
1:0:146:THR:HG21	1:0:149:ASN:HB2	1.71	0.71
1:o:260:ILE:HD12	3:q:82:VAL:O	1.90	0.71
1:k:127:MET:HE2	1:k:129:VAL:HG22	1.73	0.71
1:A:254:THR:HG21	3:C:93:GLY:O	1.91	0.71
3:W:55:VAL:HG21	3:W:70:ILE:HD11	1.73	0.71
2:N:30:ASN:O	2:N:190:GLN:NE2	2.24	0.70
2:5:195:ARG:NH2	3:6:158:VAL:O	2.24	0.70
1:I:65:THR:HG22	1:I:215:LYS:HG3	1.74	0.70
2:d:107:THR:OG1	2:d:250:MET:SD	2.48	0.70
3:a:53:VAL:HG21	3:a:214:VAL:HG23	1.73	0.70
3:e:53:VAL:HG21	3:e:214:VAL:HG23	1.73	0.70
3:AM:200:VAL:CG1	3:AM:204:VAL:HG13	2.22	0.70
1:Y:170:ILE:HG22	3:i:174:THR:HB	1.73	0.70
1:g:126:ILE:HG23	1:g:203:MET:SD	2.31	0.70
3:S:173:GLN:HG2	3:S:174:THR:HG23	1.73	0.70
2:AD:23:ILE:HD12	2:AD:246:THR:HG21	1.74	0.70
3:3:154:VAL:HG22	2:d:22:THR:HB	1.74	0.70
3:O:87:LEU:HD13	3:O:190:ILE:HD11	1.73	0.70
2:l:156:THR:OG1	2:l:170:THR:OG1	2.07	0.70
3:u:116:LEU:HD11	3:u:190:ILE:HD13	1.73	0.70

Continued on next page...

Continued from previous page...

Atom-1	Atom-2	Interatomic distance (Å)	Clash overlap (Å)
3:AI:200:VAL:HG21	3:AI:206:SER:HA	1.73	0.70
1:M:170:ILE:HG22	3:S:174:THR:HB	1.74	0.70
2:B:14:ARG:NH2	2:B:29:ALA:O	2.24	0.70
1:Q:170:ILE:HG22	3:W:174:THR:HB	1.74	0.70
1:M:80:ARG:NH2	5:M:301:MYR:O1	2.25	0.70
2:AP:155:PHE:HB3	2:AP:172:VAL:HG22	1.74	0.70
1:Y:223:LYS:NZ	3:a:17:ASP:O	2.25	0.69
2:AD:80:TRP:CE2	2:AD:152:ALA:HB2	2.26	0.69
2:AH:136:ASN:ND2	2:AH:139:ASN:OD1	2.25	0.69
2:2:195:ARG:NH2	3:3:158:VAL:HG12	2.07	0.69
1:s:168:ILE:HD11	3:y:224:MET:SD	2.32	0.69
3:G:2:LEU:HD12	3:G:3:PRO:HD2	1.74	0.69
1:Y:92:PHE:HB2	1:Y:95:LEU:HD11	1.74	0.69
1:g:87:ARG:NH1	1:g:236:ARG:O	2.25	0.69
1:I:168:ILE:O	1:I:168:ILE:HG22	1.92	0.69
4:T:31:ASN:O	4:X:28:THR:HG21	1.91	0.69
3:q:157:ASP:CB	2:AH:25:THR:HG21	2.22	0.69
3:y:144:ASN:OD1	3:y:145:ARG:N	2.25	0.69
1:AG:152:VAL:HG13	3:AM:12:GLN:HG3	1.73	0.69
1:U:87:ARG:NH1	1:U:236:ARG:O	2.25	0.69
1:s:152:VAL:HG13	3:y:12:GLN:HG3	1.73	0.69
3:W:173:GLN:NE2	3:W:184:TYR:O	2.24	0.69
2:d:104:THR:HG22	2:d:105:GLY:O	1.93	0.69
3:u:173:GLN:HG2	3:u:174:THR:HG23	1.75	0.69
3:u:200:VAL:CG1	3:u:204:VAL:HG13	2.22	0.69
2:N:232:ASN:OD1	2:N:233:TYR:N	2.25	0.69
1:w:152:VAL:HG13	3:6:12:GLN:HG3	1.74	0.69
2:Z:104:THR:HG22	2:Z:105:GLY:O	1.92	0.69
1:M:256:THR:HG22	3:O:57:ASN:O	1.92	0.69
2:V:104:THR:HG22	2:V:105:GLY:O	1.92	0.68
2:l:18:LEU:HD12	2:l:63:PHE:CD2	2.28	0.68
2:x:195:ARG:NH2	3:y:158:VAL:HG12	2.07	0.68
1:8:206:VAL:CG1	1:AC:106:THR:HG21	2.23	0.68
2:AD:231:LEU:HD11	2:AD:241:VAL:HG21	1.75	0.68
3:3:200:VAL:CG1	3:3:204:VAL:HG13	2.23	0.68
1:U:113:THR:O	2:AH:72:MET:HE1	1.93	0.68
1:AC:117:VAL:HG13	1:AC:117:VAL:O	1.93	0.68
3:AE:53:VAL:HG21	3:AE:214:VAL:HG23	1.73	0.68
2:AH:18:LEU:HD23	2:AH:63:PHE:CZ	2.29	0.68
2:h:65:THR:N	3:K:149:MET:SD	2.65	0.68
3:y:200:VAL:CG1	3:y:204:VAL:HG13	2.23	0.68

Continued on next page...

Continued from previous page...

Atom-1	Atom-2	Interatomic distance (Å)	Clash overlap (Å)
3:AM:173:GLN:HG2	3:AM:174:THR:HG23	1.76	0.68
2:B:107:THR:OG1	2:B:250:MET:SD	2.51	0.68
1:E:105:ILE:HD11	1:E:126:ILE:HD11	1.74	0.68
3:O:53:VAL:HG21	3:O:214:VAL:HG23	1.75	0.68
1:A:53:LEU:HD12	1:A:227:VAL:HG11	1.74	0.68
2:Z:107:THR:OG1	2:Z:250:MET:SD	2.52	0.68
2:V:63:PHE:CD1	2:V:248:ALA:HB2	2.29	0.68
1:s:87:ARG:NH1	1:s:236:ARG:O	2.26	0.68
3:y:171:ILE:O	3:y:177:ARG:NH2	2.26	0.68
2:AH:195:ARG:HG3	2:AH:196:THR:HG23	1.74	0.68
2:V:82:LEU:CD1	2:V:221:LEU:HD23	2.24	0.67
3:W:87:LEU:HD13	3:W:190:ILE:HD11	1.76	0.67
2:R:18:LEU:O	2:R:18:LEU:HD12	1.94	0.67
1:E:168:ILE:HG22	1:E:168:ILE:O	1.91	0.67
1:w:137:THR:HG23	1:w:138:LYS:HG3	1.76	0.67
3:AM:144:ASN:OD1	3:AM:145:ARG:N	2.25	0.67
3:3:107:TYR:O	3:3:226:LYS:NZ	2.27	0.67
2:AH:195:ARG:NH1	3:AI:123:SER:O	2.27	0.67
3:a:2:LEU:HD12	3:a:3:PRO:HD2	1.76	0.67
3:u:53:VAL:HG21	3:u:214:VAL:HG23	1.75	0.67
2:Z:136:ASN:ND2	2:Z:139:ASN:OD1	2.27	0.67
3:W:173:GLN:HG2	3:W:174:THR:HG23	1.75	0.67
3:6:117:THR:HG23	3:6:165:VAL:HG22	1.76	0.67
1:A:127:MET:HE2	1:A:129:VAL:HG22	1.75	0.67
1:o:129:VAL:HG22	1:o:149:ASN:HD21	1.60	0.67
1:AO:126:ILE:HG23	1:AO:203:MET:SD	2.34	0.67
3:AQ:107:TYR:O	3:AQ:179:VAL:HG21	1.94	0.67
2:2:16:ILE:HD11	2:2:23:ILE:HB	1.76	0.67
1:A:59:VAL:HG12	1:A:85:LEU:HD23	1.76	0.67
2:l:80:TRP:CE2	2:l:152:ALA:HB2	2.30	0.67
1:1:126:ILE:HG23	1:1:203:MET:SD	2.35	0.67
1:1:223:LYS:NZ	3:3:17:ASP:O	2.21	0.67
3:y:185:THR:O	3:y:185:THR:HG22	1.94	0.67
2:AH:82:LEU:CD1	2:AH:221:LEU:HD23	2.25	0.67
2:l:70:GLN:OE1	2:l:72:MET:HE2	1.94	0.66
3:y:87:LEU:HD11	3:y:114:ILE:HD12	1.78	0.66
2:AL:160:ILE:HD12	2:AL:168:VAL:O	1.95	0.66
4:X:30:ILE:HG23	4:X:30:ILE:O	1.95	0.66
3:AA:196:THR:HG23	3:AA:198:ILE:H	1.60	0.66
2:V:82:LEU:HD21	2:V:247:ILE:HD13	1.77	0.66
3:6:200:VAL:CG1	3:6:204:VAL:HG13	2.24	0.66

Continued on next page...

Continued from previous page...

Atom-1	Atom-2	Interatomic distance (Å)	Clash overlap (Å)
1:AC:213:PRO:O	1:AC:214:ILE:HD13	1.96	0.66
3:AE:185:THR:HG22	3:AE:185:THR:O	1.95	0.66
2:Z:80:TRP:CE2	2:Z:152:ALA:HB2	2.30	0.66
1:Q:116:SER:HB3	1:U:117:VAL:HG22	1.78	0.66
1:AK:77:ILE:HG23	1:AK:222:PHE:HZ	1.60	0.66
1:E:170:ILE:HG22	3:a:174:THR:HB	1.78	0.66
2:h:82:LEU:HD13	2:h:106:TYR:CD2	2.30	0.66
2:J:195:ARG:NH2	3:K:158:VAL:O	2.29	0.66
3:e:173:GLN:HG2	3:e:174:THR:HG23	1.77	0.66
1:AO:178:TYR:CG	1:AO:194:THR:HG21	2.31	0.66
1:l:147:SER:OG	3:C:227:ASP:OD1	2.14	0.66
1:A:170:ILE:HG22	3:G:174:THR:HB	1.77	0.66
1:A:260:ILE:HD12	3:C:82:VAL:O	1.96	0.66
3:O:173:GLN:HG2	3:O:174:THR:HG23	1.76	0.66
2:F:82:LEU:HD13	2:F:106:TYR:CD2	2.31	0.66
3:G:173:GLN:HG2	3:G:174:THR:HG23	1.77	0.66
2:l:104:THR:HG22	2:l:105:GLY:O	1.96	0.66
1:o:103:PHE:CZ	1:o:201:LEU:HD21	2.31	0.66
3:AM:24:ALA:HA	3:AQ:14:LEU:HD21	1.78	0.66
3:C:173:GLN:HG2	3:C:174:THR:HG23	1.77	0.66
3:a:173:GLN:HG2	3:a:174:THR:HG23	1.78	0.66
3:K:174:THR:HB	1:c:170:ILE:HG22	1.77	0.66
1:AC:143:ALA:HA	1:AC:146:THR:HG23	1.78	0.66
3:i:53:VAL:HG21	3:i:214:VAL:HG23	1.76	0.65
1:Y:94:TYR:C	1:Y:95:LEU:HD12	2.21	0.65
3:i:173:GLN:HG2	3:i:174:THR:HG23	1.77	0.65
1:8:260:ILE:H	1:8:260:ILE:HD12	1.61	0.65
3:G:117:THR:HG23	3:G:165:VAL:HG22	1.77	0.65
1:AG:139:VAL:HG23	1:AG:140:THR:HG23	1.78	0.65
1:k:203:MET:HE2	1:k:218:VAL:CG2	2.26	0.65
1:A:126:ILE:HG23	1:A:203:MET:SD	2.36	0.65
3:u:87:LEU:HD23	3:u:188:GLY:C	2.22	0.65
1:0:87:ARG:NH1	1:0:236:ARG:O	2.29	0.65
3:6:107:TYR:O	3:6:179:VAL:HG11	1.96	0.65
3:AI:200:VAL:CG1	3:AI:204:VAL:HG13	2.25	0.65
3:e:87:LEU:HD13	3:e:190:ILE:HD11	1.79	0.65
1:c:126:ILE:HG23	1:c:203:MET:SD	2.36	0.65
2:Z:82:LEU:CD1	2:Z:221:LEU:HD23	2.27	0.65
3:m:25:MET:HE1	3:q:224:MET:HE2	1.78	0.65
3:AI:53:VAL:HG21	3:AI:214:VAL:HG23	1.79	0.65
3:a:87:LEU:HD13	3:a:190:ILE:HD11	1.79	0.65

Continued on next page...

Continued from previous page...

Atom-1	Atom-2	Interatomic distance (Å)	Clash overlap (Å)
1:M:126:ILE:HG23	1:M:203:MET:SD	2.36	0.65
1:c:127:MET:HE2	1:c:129:VAL:HG22	1.78	0.65
3:y:173:GLN:HG2	3:y:174:THR:HG23	1.78	0.65
2:9:162:GLU:HG2	2:9:163:THR:HG23	1.78	0.65
1:AK:110:GLN:HB3	1:AK:111:PRO:HD2	1.78	0.65
2:B:168:VAL:O	2:B:170:THR:HG23	1.98	0.64
1:g:137:THR:HG23	1:g:138:LYS:HG2	1.79	0.64
3:K:87:LEU:HD23	3:K:187:ALA:HB1	1.79	0.64
3:S:53:VAL:HG21	3:S:214:VAL:HG23	1.78	0.64
3:W:87:LEU:HD23	3:W:187:ALA:HB1	1.79	0.64
1:AG:80:ARG:HE	1:AG:192:ILE:HD13	1.61	0.64
1:1:254:THR:HG22	3:3:97:ARG:HB2	1.79	0.64
1:k:163:MET:HE3	3:m:24:ALA:CB	2.27	0.64
3:AI:181:GLU:O	3:AI:185:THR:HG21	1.97	0.64
3:AA:12:GLN:HG3	1:AO:152:VAL:HG13	1.79	0.64
3:AE:129:LYS:HB3	3:AE:155:ILE:HD11	1.79	0.64
3:O:200:VAL:CG1	3:O:204:VAL:HG13	2.26	0.64
1:c:94:TYR:C	1:c:95:LEU:HD12	2.22	0.64
2:5:104:THR:HG22	2:5:105:GLY:O	1.97	0.64
3:i:59:GLU:O	3:i:62:VAL:HG12	1.97	0.64
1:o:203:MET:HG3	1:o:218:VAL:HG11	1.79	0.64
1:w:89:LEU:HD22	1:w:95:LEU:HD13	1.80	0.64
3:AA:92:ASN:HD21	3:AA:95:LEU:HD13	1.61	0.64
1:AC:77:ILE:HG23	1:AC:222:PHE:HZ	1.62	0.64
2:2:63:PHE:CD1	2:2:248:ALA:HB2	2.33	0.64
3:q:53:VAL:HG21	3:q:214:VAL:HG23	1.80	0.64
2:5:19:GLY:HA2	2:5:58:VAL:HG13	1.80	0.64
3:3:2:LEU:HD12	3:3:3:PRO:HD2	1.78	0.64
2:h:114:ALA:HA	3:K:199:VAL:HG11	1.80	0.64
2:l:107:THR:OG1	2:l:250:MET:SD	2.56	0.64
2:t:22:THR:O	2:t:22:THR:HG23	1.97	0.64
2:AH:60:THR:HG22	2:AH:249:PRO:HB2	1.79	0.64
1:A:49:ILE:HD13	1:A:229:ALA:HB3	1.80	0.64
1:A:99:LEU:HD23	1:A:100:GLU:N	2.13	0.64
3:3:174:THR:HB	1:g:170:ILE:HG22	1.80	0.64
1:U:165:ILE:HD12	1:U:166:PRO:O	1.98	0.64
3:AQ:173:GLN:HG2	3:AQ:174:THR:HG23	1.78	0.64
1:1:127:MET:HE2	1:1:129:VAL:HG22	1.80	0.63
1:M:223:LYS:NZ	3:O:17:ASP:O	2.30	0.63
3:W:25:MET:SD	3:e:224:MET:HE2	2.39	0.63
2:B:177:MET:HE2	2:B:224:MET:HE1	1.80	0.63

Continued on next page...

Continued from previous page...

Atom-1	Atom-2	Interatomic distance (Å)	Clash overlap (Å)
2:J:135:SER:HB3	2:J:160:ILE:HD11	1.79	0.63
3:S:59:GLU:O	3:S:62:VAL:HG12	1.99	0.63
1:AC:135:VAL:HG13	1:AC:202:TYR:OH	1.98	0.63
1:AO:134:PRO:HG3	1:AO:146:THR:HG21	1.80	0.63
3:a:11:THR:O	3:a:11:THR:HG22	1.97	0.63
1:w:77:ILE:HG22	1:w:198:MET:HE3	1.80	0.63
1:AO:49:ILE:HD11	3:AQ:40:VAL:HG12	1.80	0.63
3:3:173:GLN:HG2	3:3:174:THR:HG23	1.81	0.63
2:J:17:THR:HG22	2:J:22:THR:CG2	2.28	0.63
3:S:87:LEU:HD13	3:S:190:ILE:HD11	1.79	0.63
2:l:23:ILE:HA	3:AM:155:ILE:HG22	1.79	0.63
3:y:59:GLU:O	3:y:62:VAL:HG12	1.99	0.63
2:p:232:ASN:OD1	2:p:233:TYR:N	2.31	0.63
3:W:53:VAL:HG21	3:W:214:VAL:HG23	1.80	0.63
2:x:195:ARG:NH2	3:y:158:VAL:O	2.32	0.63
3:AI:144:ASN:OD1	3:AI:145:ARG:N	2.31	0.63
3:AI:173:GLN:HG2	3:AI:174:THR:HG23	1.81	0.63
1:Y:87:ARG:NH1	1:Y:236:ARG:O	2.30	0.63
2:J:17:THR:HG22	2:J:22:THR:HG22	1.80	0.63
1:c:254:THR:HG22	3:e:97:ARG:HB2	1.81	0.63
3:q:173:GLN:HG2	3:q:174:THR:HG23	1.80	0.63
1:8:152:VAL:HG13	3:AE:12:GLN:HG3	1.79	0.63
2:F:82:LEU:HD12	2:F:221:LEU:CB	2.29	0.62
3:K:116:LEU:CD2	3:K:214:VAL:HG22	2.29	0.62
3:O:11:THR:HG22	3:O:11:THR:O	1.99	0.62
3:e:2:LEU:HD12	3:e:3:PRO:HD2	1.81	0.62
2:Z:156:THR:HG21	2:Z:160:ILE:HD11	1.80	0.62
3:S:107:TYR:O	3:S:179:VAL:HG11	1.99	0.62
2:d:63:PHE:CD1	2:d:248:ALA:HB2	2.35	0.62
3:AA:9:GLY:O	3:AE:5:MET:HE3	1.99	0.62
1:8:206:VAL:HG12	1:AC:106:THR:HG21	1.80	0.62
3:K:107:TYR:CE2	3:K:225:LEU:HD13	2.34	0.62
1:U:163:MET:CE	5:U:301:MYR:H143	2.29	0.62
3:m:107:TYR:O	3:m:179:VAL:HG11	1.99	0.62
2:2:25:THR:HG22	2:2:109:HIS:NE2	2.14	0.62
2:Z:141:PRO:HG2	2:Z:146:LEU:HD11	1.82	0.62
2:h:27:GLU:OE2	3:K:160:LEU:HD21	1.99	0.62
2:AD:88:GLN:O	2:AD:89:MET:HE2	1.99	0.62
3:y:82:VAL:HG22	3:y:194:TYR:CE1	2.35	0.62
1:I:207:ASN:HB3	1:M:106:THR:HB	1.82	0.62
2:J:160:ILE:HD13	2:J:168:VAL:O	2.00	0.62

Continued on next page...

Continued from previous page...

Atom-1	Atom-2	Interatomic distance (Å)	Clash overlap (Å)
2:t:60:THR:HG23	2:t:92:PHE:HD2	1.65	0.62
2:t:80:TRP:CE2	2:t:152:ALA:HB2	2.34	0.62
1:w:87:ARG:NH1	1:w:236:ARG:O	2.33	0.62
1:w:127:MET:HE1	1:w:143:ALA:O	2.00	0.62
2:9:127:VAL:HG13	2:9:187:TYR:CE2	2.34	0.62
2:F:80:TRP:CZ2	2:F:152:ALA:HB2	2.34	0.62
1:s:148:THR:HG21	3:y:226:LYS:C	2.25	0.62
3:AE:144:ASN:OD1	3:AE:145:ARG:N	2.33	0.62
1:0:238:CYS:SG	1:0:251:THR:HG22	2.40	0.62
3:AQ:59:GLU:O	3:AQ:62:VAL:HG12	2.00	0.62
2:2:17:THR:HG22	2:2:22:THR:CB	2.29	0.61
3:3:176:TYR:HB2	1:g:170:ILE:HG23	1.82	0.61
1:g:159:ALA:HB2	3:i:11:THR:HA	1.82	0.61
1:o:67:ASN:O	1:o:67:ASN:ND2	2.33	0.61
1:AG:99:LEU:HD12	1:AG:165:ILE:HD11	1.80	0.61
3:W:87:LEU:HD22	3:W:134:TYR:CE1	2.35	0.61
3:m:200:VAL:HG12	3:m:204:VAL:HG13	1.82	0.61
3:q:171:ILE:O	3:q:177:ARG:NH2	2.33	0.61
2:x:149:GLY:O	2:x:151:THR:N	2.33	0.61
1:AC:94:TYR:OH	2:AD:129:GLU:OE2	2.18	0.61
1:M:170:ILE:HG23	3:S:176:TYR:HB2	1.82	0.61
2:V:28:CYS:SG	2:V:29:ALA:N	2.72	0.61
1:AK:152:VAL:HG13	3:AQ:12:GLN:HG3	1.82	0.61
1:AO:49:ILE:HD11	3:AQ:40:VAL:CG1	2.31	0.61
1:Q:120:PRO:O	1:Q:122:GLN:NE2	2.34	0.61
2:p:60:THR:HG23	2:p:92:PHE:HD1	1.65	0.61
1:AC:126:ILE:HG23	1:AC:203:MET:SD	2.40	0.61
1:AC:130:PRO:HB2	3:AI:224:MET:HE3	1.81	0.61
2:B:80:TRP:CZ2	2:B:152:ALA:HB2	2.35	0.61
3:i:87:LEU:HD13	3:i:190:ILE:HD11	1.81	0.61
3:q:87:LEU:HD13	3:q:168:VAL:HG11	1.82	0.61
2:5:168:VAL:O	2:5:170:THR:HG23	2.01	0.61
3:6:174:THR:OG1	3:6:176:TYR:O	2.13	0.61
2:AH:18:LEU:HD23	2:AH:63:PHE:CE1	2.35	0.61
1:Y:170:ILE:HG23	3:i:176:TYR:HB2	1.82	0.61
1:AO:194:THR:OG1	1:AO:195:LEU:N	2.29	0.61
1:1:168:ILE:O	1:1:168:ILE:HG12	2.00	0.61
1:U:239:GLN:NE2	3:W:232:ARG:O	2.34	0.61
1:o:53:LEU:HD12	1:o:227:VAL:HG11	1.83	0.61
1:o:170:ILE:HD12	1:o:195:LEU:CD2	2.30	0.61
1:k:168:ILE:HD12	1:k:168:ILE:O	2.01	0.61

Continued on next page...

Continued from previous page...

Atom-1	Atom-2	Interatomic distance (Å)	Clash overlap (Å)
1:o:238:CYS:SG	1:o:251:THR:HG22	2.41	0.61
1:0:110:GLN:HB3	1:0:111:PRO:HD2	1.83	0.61
1:AC:53:LEU:HD12	1:AC:227:VAL:HG11	1.83	0.61
3:C:59:GLU:O	3:C:62:VAL:HG12	2.01	0.60
3:K:176:TYR:HB2	1:c:170:ILE:HG23	1.83	0.60
1:k:135:VAL:HG13	1:k:202:TYR:OH	2.01	0.60
1:E:59:VAL:HG12	1:E:85:LEU:HD23	1.83	0.60
2:h:123:LEU:HG	2:h:125:VAL:HG23	1.83	0.60
3:i:116:LEU:HD11	3:i:190:ILE:HD13	1.82	0.60
3:AQ:117:THR:HG23	3:AQ:165:VAL:HG22	1.82	0.60
3:3:173:GLN:NE2	3:3:184:TYR:O	2.34	0.60
1:I:81:GLN:O	3:K:233:GLN:NE2	2.32	0.60
2:p:127:VAL:HG13	2:p:187:TYR:CZ	2.36	0.60
2:x:60:THR:HG21	2:x:252:ALA:CB	2.32	0.60
3:C:52:VAL:HG22	3:C:213:PHE:HE1	1.65	0.60
1:E:170:ILE:HG23	3:a:176:TYR:HB2	1.84	0.60
2:F:16:ILE:O	2:F:16:ILE:HG23	2.01	0.60
1:I:203:MET:HE3	1:I:218:VAL:HG21	1.81	0.60
1:M:163:MET:SD	3:O:24:ALA:HB2	2.41	0.60
1:Q:175:SER:O	1:Q:192:ILE:HD11	2.02	0.60
1:s:60:TYR:CZ	1:s:62:ALA:HB2	2.36	0.60
1:w:126:ILE:HG23	1:w:203:MET:SD	2.41	0.60
2:AH:82:LEU:HD12	2:AH:221:LEU:HB3	1.83	0.60
1:AO:80:ARG:NH2	1:AO:176:CYS:O	2.34	0.60
2:Z:127:VAL:HG13	2:Z:187:TYR:CE2	2.35	0.60
3:u:87:LEU:HD13	3:u:190:ILE:HD11	1.82	0.60
3:G:200:VAL:CG1	3:G:204:VAL:HG13	2.31	0.60
1:M:139:VAL:HG23	1:M:140:THR:HG23	1.84	0.60
1:c:87:ARG:NH1	1:c:236:ARG:O	2.33	0.60
3:m:116:LEU:HD23	3:m:214:VAL:HG22	1.84	0.60
3:q:117:THR:HG23	3:q:165:VAL:HG22	1.83	0.60
3:AQ:116:LEU:CD2	3:AQ:214:VAL:HG22	2.32	0.60
2:x:88:GLN:C	2:x:89:MET:HE2	2.27	0.60
1:M:254:THR:HG22	1:M:255:THR:N	2.16	0.60
2:x:107:THR:OG1	2:x:250:MET:SD	2.59	0.60
2:9:82:LEU:CD1	2:9:221:LEU:HD23	2.32	0.60
2:F:80:TRP:CE2	2:F:152:ALA:HB2	2.36	0.60
2:R:109:HIS:O	2:R:111:GLN:NE2	2.34	0.60
1:k:213:PRO:O	1:k:214:ILE:HD13	2.01	0.60
1:o:208:GLU:OE1	1:o:208:GLU:N	2.35	0.60
3:C:50:ASP:OD1	3:C:215:SER:OG	2.16	0.59

Continued on next page...

Continued from previous page...

Atom-1	Atom-2	Interatomic distance (Å)	Clash overlap (Å)
2:J:31:VAL:HG22	2:J:201:THR:OG1	2.02	0.59
1:M:254:THR:HG22	1:M:255:THR:H	1.66	0.59
3:O:95:LEU:HD23	3:O:214:VAL:HG21	1.83	0.59
2:t:60:THR:HG21	2:t:252:ALA:CB	2.32	0.59
2:AL:231:LEU:HD11	2:AL:241:VAL:HG21	1.83	0.59
3:C:25:MET:HE3	3:G:224:MET:HE2	1.83	0.59
1:U:139:VAL:HG13	1:U:140:THR:HG23	1.84	0.59
1:AC:201:LEU:HD23	1:AC:203:MET:HE1	1.84	0.59
3:AE:58:THR:HG22	3:AE:58:THR:O	2.02	0.59
2:AH:31:VAL:HG22	2:AH:201:THR:HB	1.84	0.59
1:k:126:ILE:HG12	1:k:203:MET:HE1	1.84	0.59
3:m:200:VAL:CG1	3:m:204:VAL:HG13	2.33	0.59
3:y:117:THR:HG23	3:y:165:VAL:HG22	1.84	0.59
3:AE:159:GLY:C	3:AE:160:LEU:HD22	2.27	0.59
3:AE:173:GLN:HG2	3:AE:174:THR:HG23	1.85	0.59
1:AO:105:ILE:HD11	1:AO:126:ILE:HD11	1.84	0.59
3:G:53:VAL:HG21	3:G:214:VAL:HG23	1.84	0.59
1:Y:254:THR:HG22	3:a:97:ARG:HB2	1.84	0.59
2:N:107:THR:OG1	2:N:250:MET:SD	2.60	0.59
2:N:156:THR:HG21	2:N:160:ILE:HD11	1.83	0.59
1:Q:139:VAL:HG23	1:Q:140:THR:HG23	1.85	0.59
1:k:69:GLU:O	1:k:139:VAL:HG23	2.03	0.59
2:AL:57:ASP:O	2:AL:60:THR:N	2.36	0.59
2:B:63:PHE:CD1	2:B:248:ALA:HB2	2.38	0.59
2:N:69:VAL:HG21	2:N:78:TRP:NE1	2.18	0.59
2:R:259:LEU:HD22	3:W:147:ASP:HB3	1.85	0.59
1:k:155:THR:HG21	1:o:157:GLY:HA2	1.84	0.59
3:AA:2:LEU:HD21	3:AE:2:LEU:HD23	1.84	0.59
1:AC:254:THR:HG22	3:AE:97:ARG:HB2	1.85	0.59
2:AP:126:CYS:SG	2:AP:221:LEU:HD21	2.42	0.59
1:E:158:ASN:CG	3:a:11:THR:HG21	2.28	0.59
2:2:16:ILE:HD12	2:2:16:ILE:O	2.03	0.59
3:S:116:LEU:CD2	3:S:214:VAL:HG22	2.32	0.59
3:C:116:LEU:CD2	3:C:214:VAL:HG22	2.32	0.59
1:U:116:SER:OG	1:c:116:SER:N	2.35	0.59
3:6:59:GLU:O	3:6:62:VAL:HG12	2.02	0.59
2:AD:141:PRO:HG2	2:AD:146:LEU:HD11	1.84	0.59
3:C:2:LEU:HD12	3:C:3:PRO:HD2	1.84	0.58
1:Y:260:ILE:HD12	3:a:82:VAL:O	2.03	0.58
1:w:135:VAL:HG13	1:w:202:TYR:OH	2.02	0.58
3:AA:200:VAL:HG21	3:AA:206:SER:HA	1.83	0.58

Continued on next page...

Continued from previous page...

Atom-1	Atom-2	Interatomic distance (Å)	Clash overlap (Å)
2:AH:87:SER:HB3	2:AH:96:MET:HE1	1.85	0.58
2:AH:145:GLU:CG	2:AH:168:VAL:HG23	2.33	0.58
1:1:95:LEU:O	1:1:174:TYR:N	2.36	0.58
1:1:168:ILE:HG13	3:C:224:MET:HE3	1.83	0.58
2:2:80:TRP:CE2	2:2:152:ALA:HB2	2.38	0.58
2:F:16:ILE:HG22	2:F:23:ILE:HG23	1.85	0.58
3:y:131:LEU:HD11	3:y:153:HIS:HB2	1.85	0.58
2:B:191:TRP:O	2:B:197:ASN:ND2	2.36	0.58
1:U:92:PHE:HD2	1:U:95:LEU:HD21	1.68	0.58
1:k:126:ILE:HG23	1:k:203:MET:SD	2.43	0.58
1:o:103:PHE:HB3	1:o:105:ILE:HD11	1.85	0.58
2:x:60:THR:HG23	2:x:92:PHE:CD1	2.38	0.58
1:c:101:LEU:HD21	1:c:222:PHE:HE1	1.69	0.58
1:AC:168:ILE:HD12	3:AE:28:PHE:CZ	2.38	0.58
1:AO:117:VAL:O	1:AO:117:VAL:HG13	2.03	0.58
2:d:82:LEU:HD13	2:d:106:TYR:CD2	2.39	0.58
2:N:63:PHE:CD1	2:N:248:ALA:HB2	2.39	0.58
3:W:107:TYR:O	3:W:226:LYS:NZ	2.37	0.58
1:c:208:GLU:O	1:c:209:ALA:HB3	2.02	0.58
1:8:95:LEU:O	1:8:174:TYR:N	2.37	0.58
1:AG:127:MET:HE2	1:AG:129:VAL:HG22	1.85	0.58
1:A:207:ASN:OD1	1:A:208:GLU:N	2.36	0.58
1:E:207:ASN:ND2	1:Y:107:SER:O	2.37	0.58
1:k:127:MET:HE3	1:k:149:ASN:CB	2.33	0.58
3:K:25:MET:HE1	3:O:224:MET:SD	2.44	0.58
3:K:59:GLU:O	3:K:62:VAL:HG12	2.04	0.58
2:N:82:LEU:HD13	2:N:106:TYR:CD2	2.39	0.58
4:f:30:ILE:H	4:f:30:ILE:HD12	1.68	0.58
3:m:185:THR:HG22	3:m:185:THR:O	2.04	0.58
1:s:69:GLU:OE2	1:s:140:THR:HG22	2.04	0.58
1:O:127:MET:HE1	1:O:143:ALA:O	2.03	0.58
1:AK:203:MET:HG3	1:AK:218:VAL:HG11	1.85	0.58
2:AP:24:THR:O	2:AP:25:THR:HG22	2.04	0.58
3:3:116:LEU:HD23	3:3:214:VAL:HG22	1.86	0.58
1:A:254:THR:HG22	1:A:255:THR:N	2.19	0.58
3:G:29:ASP:OD2	1:Y:43:SER:N	2.37	0.58
2:AD:160:ILE:HD11	2:AD:164:ASN:OD1	2.03	0.58
2:AH:82:LEU:HD12	2:AH:221:LEU:HD23	1.84	0.58
3:AI:158:VAL:O	3:AI:158:VAL:HG12	2.04	0.58
1:M:168:ILE:HB	3:S:224:MET:HE1	1.85	0.58
3:e:116:LEU:HD23	3:e:214:VAL:HG22	1.85	0.58

Continued on next page...

Continued from previous page...

Atom-1	Atom-2	Interatomic distance (Å)	Clash overlap (Å)
3:m:5:MET:HE3	3:q:1:GLY:HA3	1.86	0.58
1:o:178:TYR:HB3	1:o:192:ILE:HD13	1.86	0.58
1:AC:128:TYR:HA	1:AC:201:LEU:HD12	1.86	0.58
2:AH:145:GLU:HG2	2:AH:168:VAL:HG23	1.85	0.58
3:W:46:ILE:HB	3:W:103:ILE:HD11	1.85	0.57
1:s:117:VAL:O	1:s:117:VAL:HG12	2.04	0.57
2:t:31:VAL:HG22	2:t:201:THR:HB	1.85	0.57
2:x:87:SER:HB3	2:x:96:MET:HE1	1.85	0.57
1:AC:103:PHE:CZ	1:AC:201:LEU:HD21	2.39	0.57
2:h:26:GLN:CB	2:h:29:ALA:HB3	2.34	0.57
2:h:107:THR:OG1	2:h:250:MET:SD	2.61	0.57
3:K:173:GLN:NE2	3:K:184:TYR:O	2.37	0.57
1:M:168:ILE:HD11	5:M:301:MYR:H111	1.85	0.57
3:O:59:GLU:O	3:O:62:VAL:HG12	2.04	0.57
1:c:59:VAL:HG11	1:c:222:PHE:CD2	2.39	0.57
2:d:82:LEU:HD12	2:d:221:LEU:HB3	1.85	0.57
1:AG:53:LEU:HD12	1:AG:227:VAL:HG11	1.87	0.57
2:AH:59:ALA:HB1	2:AH:91:LEU:HD13	1.86	0.57
1:U:127:MET:HE2	1:U:129:VAL:HG22	1.86	0.57
2:l:220:ASN:O	2:l:221:LEU:HD12	2.04	0.57
2:2:25:THR:O	2:2:27:GLU:N	2.37	0.57
2:Z:80:TRP:CZ2	2:Z:152:ALA:HB2	2.40	0.57
3:K:29:ASP:OD2	1:M:43:SER:N	2.36	0.57
2:N:127:VAL:HG13	2:N:187:TYR:CZ	2.40	0.57
3:W:116:LEU:HD11	3:W:190:ILE:HD13	1.85	0.57
2:x:220:ASN:O	2:x:221:LEU:HD12	2.04	0.57
3:AE:117:THR:HG23	3:AE:165:VAL:HG22	1.86	0.57
3:C:116:LEU:HD23	3:C:214:VAL:HG22	1.86	0.57
1:g:146:THR:HG21	1:g:151:SER:HB3	1.87	0.57
2:d:204:MET:HG3	2:d:221:LEU:HD21	1.87	0.57
1:AC:152:VAL:HG13	3:AI:12:GLN:HG3	1.85	0.57
3:AI:141:VAL:HG23	3:AI:191:THR:HG21	1.87	0.57
2:B:87:SER:HB3	2:B:96:MET:HE1	1.87	0.57
2:F:126:CYS:SG	2:F:221:LEU:HD23	2.45	0.57
1:AG:168:ILE:O	1:AG:168:ILE:HD12	2.05	0.57
2:F:82:LEU:HD13	2:F:106:TYR:CE2	2.38	0.57
3:e:131:LEU:HD11	3:e:153:HIS:ND1	2.19	0.57
2:9:31:VAL:HG22	2:9:201:THR:HB	1.87	0.57
3:C:31:THR:HG22	3:G:223:ARG:HH12	1.70	0.57
1:I:170:ILE:HG23	3:O:176:TYR:HB2	1.86	0.57
3:6:116:LEU:CD2	3:6:214:VAL:HG22	2.34	0.57

Continued on next page...

Continued from previous page...

Atom-1	Atom-2	Interatomic distance (Å)	Clash overlap (Å)
1:AG:108:ALA:O	1:AG:214:ILE:HG23	2.05	0.57
2:AP:23:ILE:HD11	2:AP:246:THR:HG21	1.86	0.57
3:3:223:ARG:HH12	3:i:31:THR:HG22	1.70	0.57
2:R:232:ASN:OD1	2:R:233:TYR:N	2.38	0.57
3:m:129:LYS:H	3:m:196:THR:HG22	1.70	0.57
1:w:78:ASN:OD1	1:w:79:THR:N	2.37	0.57
2:x:88:GLN:O	2:x:89:MET:HE2	2.05	0.57
2:AH:232:ASN:OD1	2:AH:233:TYR:N	2.37	0.57
1:AK:89:LEU:HD22	1:AK:95:LEU:HD13	1.86	0.57
2:J:87:SER:HB3	2:J:96:MET:HE1	1.86	0.57
3:O:108:THR:O	3:O:179:VAL:HG12	2.04	0.57
3:O:141:VAL:HG12	3:O:189:TYR:CG	2.40	0.57
1:Q:87:ARG:NH1	1:Q:236:ARG:O	2.38	0.57
2:V:87:SER:HB3	2:V:96:MET:HE1	1.86	0.57
1:0:168:ILE:HD12	1:0:168:ILE:O	2.05	0.57
1:0:261:THR:HG23	3:6:81:GLN:OE1	2.04	0.57
1:AG:203:MET:HG3	1:AG:218:VAL:HG11	1.87	0.57
2:2:145:GLU:CG	2:2:168:VAL:HG23	2.34	0.56
3:3:200:VAL:HG12	3:3:204:VAL:HG13	1.86	0.56
2:B:104:THR:HG22	2:B:105:GLY:O	2.05	0.56
1:o:103:PHE:CE2	1:o:126:ILE:HG21	2.40	0.56
2:B:80:TRP:CE2	2:B:152:ALA:HB2	2.39	0.56
2:J:104:THR:HG22	2:J:105:GLY:O	2.05	0.56
2:V:82:LEU:HD12	2:V:221:LEU:HD23	1.86	0.56
2:l:168:VAL:O	2:l:170:THR:HG23	2.05	0.56
3:u:116:LEU:CD2	3:u:214:VAL:HG22	2.34	0.56
1:w:203:MET:HE2	1:w:218:VAL:CG2	2.33	0.56
2:x:163:THR:HG23	2:x:164:ASN:H	1.70	0.56
2:9:80:TRP:CE2	2:9:152:ALA:HB2	2.41	0.56
1:AC:203:MET:HG3	1:AC:218:VAL:HG11	1.86	0.56
1:AK:135:VAL:HG13	1:AK:202:TYR:OH	2.06	0.56
1:AO:135:VAL:HG13	1:AO:202:TYR:OH	2.06	0.56
2:Z:69:VAL:HG21	2:Z:78:TRP:NE1	2.20	0.56
2:Z:191:TRP:O	2:Z:197:ASN:ND2	2.38	0.56
2:t:80:TRP:CZ2	2:t:152:ALA:HB2	2.40	0.56
2:AD:107:THR:OG1	2:AD:250:MET:SD	2.63	0.56
2:AD:221:LEU:HD12	2:AD:222:THR:H	1.70	0.56
2:AL:63:PHE:CD1	2:AL:248:ALA:HB2	2.40	0.56
3:AM:87:LEU:HD11	3:AM:114:ILE:HD12	1.85	0.56
1:E:207:ASN:OD1	1:E:208:GLU:N	2.38	0.56
1:g:135:VAL:HG23	1:g:202:TYR:OH	2.05	0.56

Continued on next page...

Continued from previous page...

Atom-1	Atom-2	Interatomic distance (Å)	Clash overlap (Å)
2:h:63:PHE:CD1	2:h:248:ALA:HB2	2.40	0.56
1:M:175:SER:O	1:M:192:ILE:HD11	2.05	0.56
2:d:82:LEU:CD1	2:d:221:LEU:HD23	2.36	0.56
2:l:242:PRO:HD2	3:AM:199:VAL:HG21	1.88	0.56
3:AM:2:LEU:O	3:AM:4:VAL:HG23	2.05	0.56
2:AP:156:THR:O	2:AP:172:VAL:HG23	2.06	0.56
1:A:127:MET:HE3	1:A:149:ASN:HD22	1.71	0.56
2:5:80:TRP:CE2	2:5:152:ALA:HB2	2.40	0.56
1:AC:110:GLN:HB3	1:AC:111:PRO:HD2	1.87	0.56
1:Y:261:THR:HG23	3:a:81:GLN:NE2	2.21	0.56
3:W:144:ASN:OD1	3:W:145:ARG:N	2.38	0.56
1:o:152:VAL:HG13	3:u:12:GLN:HG3	1.86	0.56
1:o:256:THR:HG21	3:q:59:GLU:HA	1.87	0.56
1:s:168:ILE:HG23	1:s:168:ILE:O	2.05	0.56
1:AK:182:THR:HG22	1:AK:189:VAL:H	1.70	0.56
2:h:87:SER:HB3	2:h:96:MET:HE1	1.86	0.56
2:h:168:VAL:O	2:h:170:THR:HG23	2.06	0.56
1:I:53:LEU:HD12	1:I:227:VAL:HG11	1.88	0.56
2:N:82:LEU:HD12	2:N:221:LEU:HB3	1.86	0.56
2:V:23:ILE:HD12	2:V:63:PHE:CZ	2.40	0.56
3:u:174:THR:OG1	3:u:176:TYR:O	2.21	0.56
3:6:53:VAL:CG2	3:6:214:VAL:HG23	2.35	0.56
1:AK:178:TYR:HB2	1:AK:195:LEU:HD11	1.87	0.56
3:AQ:131:LEU:HD11	3:AQ:153:HIS:ND1	2.21	0.56
3:W:107:TYR:O	3:W:179:VAL:HG11	2.06	0.56
3:e:116:LEU:CD2	3:e:214:VAL:HG22	2.36	0.56
2:p:18:LEU:HD13	2:p:63:PHE:CE2	2.41	0.56
1:AG:81:GLN:O	3:AI:233:GLN:NE2	2.36	0.56
3:AQ:200:VAL:HG21	3:AQ:206:SER:HA	1.87	0.56
1:E:256:THR:HG22	3:G:57:ASN:O	2.05	0.56
1:Y:49:ILE:HD12	3:a:40:VAL:O	2.06	0.56
1:I:254:THR:HG22	1:I:255:THR:N	2.21	0.56
2:l:70:GLN:CD	2:l:72:MET:HE2	2.31	0.56
1:8:127:MET:HE3	1:8:149:ASN:CB	2.36	0.56
3:AI:141:VAL:CG2	3:AI:191:THR:HG21	2.36	0.56
2:AL:16:ILE:N	2:AL:23:ILE:O	2.38	0.56
3:3:116:LEU:CD2	3:3:214:VAL:HG22	2.36	0.56
2:F:82:LEU:HD12	2:F:221:LEU:HB2	1.85	0.56
3:y:87:LEU:CD1	3:y:114:ILE:HD12	2.35	0.56
3:y:116:LEU:CD2	3:y:214:VAL:HG22	2.36	0.56
1:AG:105:ILE:HD11	1:AG:126:ILE:HD11	1.87	0.56

Continued on next page...

Continued from previous page...

Atom-1	Atom-2	Interatomic distance (Å)	Clash overlap (Å)
2:2:232:ASN:OD1	2:2:233:TYR:N	2.37	0.55
3:3:87:LEU:HD13	3:3:190:ILE:HD11	1.87	0.55
1:Y:147:SER:OG	3:i:227:ASP:OD1	2.24	0.55
3:a:131:LEU:HD11	3:a:153:HIS:CD2	2.41	0.55
1:M:87:ARG:HD2	3:O:231:ILE:HD13	1.87	0.55
2:l:16:ILE:O	2:l:22:THR:HG23	2.06	0.55
3:m:160:LEU:HD13	3:m:161:GLN:N	2.21	0.55
2:5:80:TRP:CZ2	2:5:152:ALA:HB2	2.41	0.55
1:1:207:ASN:OD1	1:1:208:GLU:N	2.40	0.55
3:3:196:THR:HG22	3:3:197:ASN:H	1.71	0.55
2:F:16:ILE:CG2	2:F:23:ILE:HG23	2.37	0.55
1:Y:127:MET:HE2	1:Y:129:VAL:HG22	1.88	0.55
1:Y:261:THR:HG22	1:Y:261:THR:O	2.06	0.55
1:k:171:GLY:O	3:m:31:THR:HG21	2.05	0.55
1:w:137:THR:HG22	1:w:141:ASP:OD1	2.06	0.55
3:6:171:ILE:O	3:6:177:ARG:NH2	2.39	0.55
1:AK:77:ILE:HD11	1:AK:201:LEU:HB2	1.88	0.55
2:AL:87:SER:HB3	2:AL:96:MET:HE1	1.88	0.55
3:3:199:VAL:HG11	2:d:114:ALA:HA	1.88	0.55
2:x:69:VAL:HG21	2:x:78:TRP:NE1	2.21	0.55
3:AE:116:LEU:CD2	3:AE:214:VAL:HG22	2.37	0.55
3:a:59:GLU:O	3:a:62:VAL:HG12	2.06	0.55
1:c:69:GLU:HG2	1:c:139:VAL:HG12	1.88	0.55
1:8:53:LEU:HD12	1:8:227:VAL:HG11	1.88	0.55
2:9:22:THR:HG23	2:9:22:THR:O	2.07	0.55
1:AC:206:VAL:CG1	1:AG:106:THR:HG21	2.35	0.55
3:AE:87:LEU:HD13	3:AE:190:ILE:HD11	1.87	0.55
1:AK:137:THR:HG22	1:AK:141:ASP:OD1	2.06	0.55
2:Z:63:PHE:CD1	2:Z:248:ALA:HB2	2.41	0.55
1:U:53:LEU:HD12	1:U:227:VAL:HG11	1.89	0.55
1:U:92:PHE:CD2	1:U:95:LEU:HD21	2.40	0.55
1:U:159:ALA:HB2	3:W:11:THR:HA	1.87	0.55
3:m:161:GLN:O	3:m:163:SER:N	2.39	0.55
1:0:117:VAL:HG23	1:0:117:VAL:O	2.07	0.55
1:AG:60:TYR:CZ	1:AG:62:ALA:HB2	2.41	0.55
3:AI:92:ASN:OD1	3:AI:94:VAL:HG23	2.06	0.55
1:Y:95:LEU:HD13	1:Y:176:CYS:SG	2.47	0.55
1:g:47:SER:OG	3:i:42:ASN:OD1	2.16	0.55
2:J:60:THR:HG23	2:J:92:PHE:HD1	1.72	0.55
1:Q:68:SER:O	1:Q:69:GLU:CB	2.54	0.55
1:k:65:THR:HG22	1:k:215:LYS:HB2	1.89	0.55

Continued on next page...

Continued from previous page...

Atom-1	Atom-2	Interatomic distance (Å)	Clash overlap (Å)
3:y:82:VAL:N	3:y:192:CYS:O	2.33	0.55
3:AA:10:SER:O	3:AA:11:THR:OG1	2.24	0.55
2:AD:80:TRP:CZ2	2:AD:152:ALA:HB2	2.41	0.55
3:AQ:10:SER:O	3:AQ:11:THR:OG1	2.25	0.55
2:B:177:MET:CE	2:B:224:MET:HE1	2.36	0.55
3:C:52:VAL:HG22	3:C:213:PHE:CE1	2.41	0.55
1:E:158:ASN:OD1	3:a:11:THR:HG21	2.06	0.55
2:l:87:SER:HB3	2:l:96:MET:HE1	1.89	0.55
1:s:130:PRO:HB3	3:y:224:MET:HE3	1.88	0.55
1:AO:195:LEU:CD2	1:AO:196:ASN:H	2.15	0.55
1:l:170:ILE:HD11	3:C:178:TYR:CZ	2.42	0.55
1:g:53:LEU:HD12	1:g:227:VAL:HG11	1.88	0.55
1:l:59:VAL:HG12	1:l:85:LEU:HD23	1.89	0.55
2:N:82:LEU:HD12	2:N:221:LEU:CB	2.37	0.55
3:O:87:LEU:HD23	3:O:187:ALA:HB1	1.89	0.55
1:O:178:TYR:CD1	1:O:195:LEU:HD11	2.42	0.55
3:AA:87:LEU:HD23	3:AA:187:ALA:O	2.07	0.55
1:AC:130:PRO:CB	3:AI:224:MET:HE3	2.37	0.55
1:E:260:ILE:HG22	3:G:83:PHE:HA	1.89	0.55
1:l:223:LYS:NZ	3:K:17:ASP:O	2.27	0.55
1:Q:127:MET:HE3	1:Q:149:ASN:HD22	1.70	0.55
2:R:82:LEU:HD21	2:R:247:ILE:HD13	1.88	0.55
1:k:143:ALA:O	1:k:146:THR:HG23	2.07	0.55
3:y:2:LEU:HD12	3:y:3:PRO:HD2	1.89	0.55
2:AD:82:LEU:HB3	2:AD:83:PRO:HD3	1.89	0.55
1:AG:260:ILE:HG22	3:AI:83:PHE:HA	1.87	0.55
1:AK:261:THR:HG23	3:AM:81:GLN:CD	2.32	0.55
2:AP:76:ALA:HB1	2:AP:172:VAL:CG2	2.35	0.55
1:E:52:PHE:CG	3:G:43:LEU:HD11	2.42	0.55
3:G:95:LEU:CD2	3:G:214:VAL:HG21	2.37	0.55
3:m:104:LEU:HD11	3:m:220:PHE:CE1	2.42	0.55
2:t:23:ILE:HD13	2:t:246:THR:HG21	1.88	0.55
1:w:203:MET:HG3	1:w:218:VAL:HG11	1.88	0.55
1:AK:203:MET:HE3	1:AK:218:VAL:CG2	2.28	0.55
2:h:162:GLU:O	2:h:163:THR:OG1	2.19	0.54
1:Q:115:THR:HG21	1:U:115:THR:HG22	1.89	0.54
2:d:80:TRP:CE2	2:d:152:ALA:HB2	2.42	0.54
1:k:261:THR:HG23	3:m:81:GLN:OE1	2.07	0.54
1:o:129:VAL:HG11	1:o:134:PRO:O	2.07	0.54
1:s:99:LEU:HD22	1:s:222:PHE:CE1	2.42	0.54
1:l:66:ASN:OD1	1:l:67:ASN:N	2.40	0.54

Continued on next page...

Continued from previous page...

Atom-1	Atom-2	Interatomic distance (Å)	Clash overlap (Å)
1:1:207:ASN:ND2	1:A:107:SER:O	2.40	0.54
2:2:18:LEU:HD12	2:2:248:ALA:HB1	1.89	0.54
3:3:107:TYR:O	3:3:179:VAL:HG11	2.07	0.54
2:R:145:GLU:CG	2:R:168:VAL:HG23	2.37	0.54
3:m:116:LEU:CD2	3:m:214:VAL:HG22	2.37	0.54
3:q:82:VAL:HG22	3:q:194:TYR:CE1	2.42	0.54
1:s:126:ILE:HG12	1:s:203:MET:HE1	1.89	0.54
1:w:152:VAL:HG13	3:6:12:GLN:CG	2.36	0.54
2:x:80:TRP:CE2	2:x:152:ALA:HB2	2.42	0.54
2:9:107:THR:OG1	2:9:250:MET:SD	2.65	0.54
2:AD:231:LEU:CD1	2:AD:241:VAL:HG21	2.36	0.54
1:A:254:THR:HG22	1:A:255:THR:H	1.72	0.54
2:Z:82:LEU:HD12	2:Z:221:LEU:HD23	1.89	0.54
2:h:17:THR:HG23	2:h:22:THR:OG1	2.07	0.54
2:J:196:THR:HG21	3:K:162:SER:HB3	1.89	0.54
3:K:174:THR:HG22	2:d:210:VAL:HG11	1.89	0.54
1:M:87:ARG:NH2	3:O:102:GLU:OE1	2.40	0.54
3:O:25:MET:CE	3:S:224:MET:HE2	2.37	0.54
1:Q:59:VAL:HA	1:Q:82:VAL:HG21	1.88	0.54
2:l:220:ASN:C	2:l:221:LEU:HD12	2.32	0.54
1:s:223:LYS:NZ	3:u:17:ASP:O	2.36	0.54
1:AC:82:VAL:HG13	1:AC:85:LEU:HB3	1.89	0.54
1:AG:49:ILE:HD12	3:AI:40:VAL:O	2.07	0.54
1:AO:53:LEU:HD12	1:AO:227:VAL:HG11	1.90	0.54
3:3:8:PRO:HA	1:g:159:ALA:HB1	1.89	0.54
3:3:52:VAL:HG22	3:3:213:PHE:HE1	1.73	0.54
3:3:224:MET:HE1	1:g:168:ILE:HB	1.89	0.54
1:A:52:PHE:CG	3:C:43:LEU:HD11	2.42	0.54
3:i:89:PRO:HB2	3:i:104:LEU:HD22	1.90	0.54
2:J:99:HIS:CG	2:J:254:TYR:HB3	2.42	0.54
1:M:59:VAL:HG12	1:M:85:LEU:HD23	1.88	0.54
3:O:200:VAL:HG12	3:O:204:VAL:HG13	1.87	0.54
3:S:55:VAL:HG21	3:S:70:ILE:HD11	1.88	0.54
3:W:87:LEU:HD22	3:W:134:TYR:HE1	1.71	0.54
2:9:82:LEU:HD12	2:9:221:LEU:HD23	1.89	0.54
2:AP:15:SER:O	2:AP:23:ILE:O	2.25	0.54
1:1:261:THR:HG22	1:1:261:THR:O	2.08	0.54
1:A:175:SER:O	1:A:192:ILE:HD11	2.07	0.54
1:g:103:PHE:HE2	1:g:163:MET:HE3	1.72	0.54
1:Q:170:ILE:HG23	3:W:176:TYR:HB2	1.89	0.54
3:S:92:ASN:OD1	3:S:94:VAL:HG23	2.07	0.54

Continued on next page...

Continued from previous page...

Atom-1	Atom-2	Interatomic distance (Å)	Clash overlap (Å)
1:c:223:LYS:NZ	3:e:17:ASP:O	2.21	0.54
1:o:128:TYR:CE2	3:q:25:MET:HE1	2.41	0.54
1:s:203:MET:HG3	1:s:218:VAL:HG11	1.89	0.54
1:w:203:MET:CE	1:w:218:VAL:HG21	2.37	0.54
3:6:51:SER:OG	3:6:98:THR:HG22	2.07	0.54
1:AC:49:ILE:HD12	3:AE:40:VAL:O	2.07	0.54
2:AH:205:PRO:O	2:AH:207:ILE:HD12	2.07	0.54
1:1:206:VAL:HG12	1:A:106:THR:HG21	1.90	0.54
3:i:108:THR:HB	3:i:224:MET:HB3	1.88	0.54
1:Q:56:ALA:HB3	3:S:15:THR:HG23	1.90	0.54
3:W:129:LYS:N	3:W:196:THR:HG22	2.23	0.54
1:k:254:THR:HG22	3:m:97:ARG:HB2	1.89	0.54
1:o:258:VAL:HG13	1:o:259:GLY:N	2.23	0.54
1:AO:203:MET:HE3	1:AO:218:VAL:HG21	1.90	0.54
2:2:17:THR:HG22	2:2:22:THR:HB	1.89	0.54
2:2:109:HIS:CE1	2:2:111:GLN:HG2	2.43	0.54
3:3:131:LEU:HD11	3:3:153:HIS:ND1	2.23	0.54
1:E:261:THR:O	1:E:261:THR:HG22	2.08	0.54
2:J:220:ASN:C	2:J:221:LEU:HD12	2.32	0.54
3:W:82:VAL:HG22	3:W:194:TYR:CE1	2.43	0.54
2:l:125:VAL:HG12	2:l:189:HIS:CB	2.38	0.54
1:w:170:ILE:O	3:y:31:THR:HG21	2.08	0.54
2:5:220:ASN:C	2:5:221:LEU:HD12	2.32	0.54
2:AD:104:THR:HG22	2:AD:105:GLY:O	2.07	0.54
2:AL:57:ASP:O	2:AL:58:VAL:C	2.51	0.54
3:AM:10:SER:O	3:AM:11:THR:OG1	2.20	0.54
2:F:17:THR:HG23	2:F:22:THR:CB	2.35	0.54
3:i:116:LEU:CD2	3:i:214:VAL:HG22	2.37	0.54
1:Q:182:THR:HG22	1:Q:189:VAL:H	1.73	0.54
1:s:130:PRO:CB	3:y:224:MET:HE3	2.37	0.54
2:t:23:ILE:HG23	2:t:24:THR:N	2.22	0.54
3:AA:128:GLY:HA3	3:AA:196:THR:HG21	1.89	0.54
2:h:59:ALA:HB1	2:h:91:LEU:HD12	1.89	0.54
3:S:87:LEU:HD22	3:S:134:TYR:CE1	2.42	0.54
3:W:160:LEU:HD12	3:W:161:GLN:N	2.23	0.54
2:t:57:ASP:O	2:t:61:CYS:N	2.28	0.54
1:8:135:VAL:HG13	1:8:202:TYR:OH	2.07	0.54
1:AG:115:THR:HG21	1:AK:114:ALA:O	2.08	0.54
2:AH:107:THR:OG1	2:AH:250:MET:SD	2.65	0.54
1:AO:127:MET:HE3	1:AO:149:ASN:HB2	1.89	0.54
2:AP:15:SER:C	2:AP:16:ILE:HD12	2.33	0.54

Continued on next page...

Continued from previous page...

Atom-1	Atom-2	Interatomic distance (Å)	Clash overlap (Å)
2:R:156:THR:HG21	2:R:160:ILE:HD11	1.90	0.54
3:W:116:LEU:HD23	3:W:214:VAL:HG22	1.90	0.54
2:l:16:ILE:HG21	2:l:63:PHE:HE2	1.72	0.54
3:y:107:TYR:O	3:y:179:VAL:HG11	2.08	0.54
3:6:116:LEU:HD11	3:6:190:ILE:HD13	1.90	0.54
3:AE:24:ALA:HA	3:AI:14:LEU:HD21	1.89	0.54
1:AO:45:SER:O	1:AO:51:ASN:ND2	2.40	0.54
2:AP:14:ARG:N	2:AP:25:THR:HG21	2.23	0.54
3:3:160:LEU:HD21	2:d:14:ARG:NH1	2.24	0.53
2:R:195:ARG:NH2	3:S:158:VAL:O	2.41	0.53
1:U:105:ILE:HD11	1:U:126:ILE:HD11	1.89	0.53
3:W:2:LEU:HD12	3:W:3:PRO:HD2	1.90	0.53
3:q:146:LYS:O	3:q:150:LEU:HD12	2.07	0.53
1:w:178:TYR:CE2	1:w:194:THR:HG21	2.43	0.53
2:9:18:LEU:O	2:9:21:SER:O	2.25	0.53
2:AH:88:GLN:C	2:AH:89:MET:HE2	2.32	0.53
2:B:14:ARG:NE	2:B:25:THR:HG23	2.23	0.53
1:E:256:THR:HG21	3:G:59:GLU:HA	1.89	0.53
2:R:82:LEU:HD13	2:R:106:TYR:CD2	2.43	0.53
1:0:135:VAL:HG13	1:0:202:TYR:OH	2.08	0.53
3:AI:150:LEU:HD12	3:AI:150:LEU:C	2.33	0.53
3:AM:82:VAL:HG22	3:AM:194:TYR:CE2	2.44	0.53
1:M:110:GLN:HB3	1:M:111:PRO:HD2	1.90	0.53
2:V:195:ARG:HG2	2:V:196:THR:HG23	1.90	0.53
3:m:157:ASP:OD1	3:m:158:VAL:N	2.40	0.53
3:m:224:MET:HE3	3:6:28:PHE:CE1	2.42	0.53
1:w:66:ASN:ND2	1:w:209:ALA:HB2	2.23	0.53
2:9:145:GLU:CG	2:9:168:VAL:HG23	2.39	0.53
2:9:196:THR:HG21	3:AA:162:SER:HB3	1.90	0.53
2:AH:104:THR:HG22	2:AH:105:GLY:O	2.08	0.53
1:1:203:MET:HE3	1:1:218:VAL:HG21	1.89	0.53
3:3:53:VAL:CG2	3:3:214:VAL:HG23	2.39	0.53
1:Q:249:THR:HG23	1:Q:249:THR:O	2.09	0.53
1:o:134:PRO:CB	1:o:146:THR:HG21	2.38	0.53
3:u:87:LEU:CD1	3:u:190:ILE:HD11	2.38	0.53
3:y:24:ALA:HA	3:6:14:LEU:HD21	1.91	0.53
2:AD:14:ARG:O	2:AD:24:THR:HG21	2.07	0.53
2:J:82:LEU:HD12	2:J:221:LEU:HB3	1.91	0.53
2:J:259:LEU:HA	3:O:150:LEU:HD12	1.89	0.53
1:M:127:MET:HE2	1:M:129:VAL:HG22	1.89	0.53
1:o:60:TYR:CE1	1:o:62:ALA:HB2	2.43	0.53

Continued on next page...

Continued from previous page...

Atom-1	Atom-2	Interatomic distance (Å)	Clash overlap (Å)
1:s:241:GLU:HG3	2:t:137:LEU:HD13	1.91	0.53
2:9:141:PRO:HG2	2:9:146:LEU:HD21	1.91	0.53
1:AC:261:THR:O	1:AC:261:THR:HG22	2.07	0.53
2:l:125:VAL:HG12	2:l:189:HIS:HB3	1.90	0.53
2:t:141:PRO:HG2	2:t:146:LEU:HD11	1.91	0.53
2:x:80:TRP:NE1	2:x:152:ALA:HB2	2.23	0.53
3:G:131:LEU:HD11	3:G:153:HIS:ND1	2.24	0.53
3:i:116:LEU:HD23	3:i:214:VAL:HG22	1.91	0.53
1:Q:66:ASN:OD1	1:Q:67:ASN:N	2.42	0.53
2:R:31:VAL:HG22	2:R:201:THR:HB	1.90	0.53
2:V:59:ALA:HB1	2:V:91:LEU:HD22	1.90	0.53
1:w:99:LEU:HD21	1:w:222:PHE:CE1	2.44	0.53
1:w:99:LEU:HB2	1:w:165:ILE:HG13	1.89	0.53
2:F:168:VAL:O	2:F:170:THR:HG23	2.08	0.53
1:o:223:LYS:NZ	3:q:17:ASP:O	2.41	0.53
3:y:2:LEU:HD21	3:6:2:LEU:HD22	1.91	0.53
1:8:261:THR:O	1:8:261:THR:HG22	2.09	0.53
1:l:51:ASN:OD1	4:4:43:ARG:NH1	2.42	0.53
1:A:263:THR:HG22	3:C:86:PRO:HD3	1.91	0.53
2:x:149:GLY:O	2:x:151:THR:OG1	2.20	0.53
1:AC:49:ILE:HD13	1:AC:229:ALA:HB3	1.90	0.53
3:AE:181:GLU:CD	3:AE:185:THR:HG23	2.34	0.53
2:2:156:THR:HG22	2:2:170:THR:C	2.34	0.53
3:a:116:LEU:CD2	3:a:214:VAL:HG22	2.38	0.53
1:o:192:ILE:O	1:o:192:ILE:HG22	2.09	0.53
1:w:107:SER:OG	1:w:216:SER:OG	2.13	0.53
2:9:196:THR:HG21	3:AA:162:SER:CB	2.39	0.53
2:AD:126:CYS:HB3	2:AD:221:LEU:HD11	1.91	0.53
1:A:168:ILE:HG21	3:C:25:MET:CE	2.37	0.52
1:Y:53:LEU:HD12	1:Y:227:VAL:HG11	1.90	0.52
1:I:170:ILE:HD11	3:O:178:TYR:CZ	2.43	0.52
1:M:103:PHE:HB2	1:M:161:PRO:HG2	1.92	0.52
2:d:117:PHE:CD2	3:e:204:VAL:HG22	2.45	0.52
2:p:231:LEU:HD11	2:p:241:VAL:HG21	1.90	0.52
1:w:261:THR:HG23	3:y:81:GLN:OE1	2.10	0.52
3:AI:94:VAL:HG12	3:AI:95:LEU:HD12	1.90	0.52
3:3:149:MET:SD	2:d:65:THR:N	2.82	0.52
1:s:178:TYR:CD1	1:s:195:LEU:HD11	2.45	0.52
2:9:80:TRP:NE1	2:9:152:ALA:HB2	2.24	0.52
1:1:182:THR:HG22	1:1:189:VAL:H	1.74	0.52
2:2:125:VAL:HG12	2:2:189:HIS:HB3	1.90	0.52

Continued on next page...

Continued from previous page...

Atom-1	Atom-2	Interatomic distance (Å)	Clash overlap (Å)
2:h:220:ASN:C	2:h:221:LEU:HD12	2.35	0.52
2:N:98:TYR:CD1	2:N:260:ALA:HB2	2.45	0.52
2:R:20:ASN:OD1	2:R:61:CYS:O	2.26	0.52
1:k:103:PHE:HZ	1:k:201:LEU:HD21	1.73	0.52
2:x:60:THR:HG23	2:x:92:PHE:HD1	1.74	0.52
2:x:128:PRO:CB	2:x:207:ILE:HG21	2.39	0.52
1:AG:163:MET:HE3	3:AI:24:ALA:CB	2.39	0.52
1:A:49:ILE:HD12	3:C:40:VAL:O	2.09	0.52
3:K:94:VAL:C	3:K:95:LEU:HD12	2.35	0.52
2:R:145:GLU:HG2	2:R:168:VAL:HG23	1.91	0.52
1:o:103:PHE:CE1	1:o:201:LEU:HD21	2.44	0.52
3:u:87:LEU:HD11	3:u:168:VAL:HG11	1.90	0.52
2:AD:158:THR:HG22	2:AD:159:GLN:N	2.24	0.52
1:AG:163:MET:HE3	3:AI:24:ALA:HB2	1.90	0.52
3:AI:117:THR:HG23	3:AI:165:VAL:CG2	2.33	0.52
2:B:60:THR:HG23	2:B:92:PHE:HD1	1.73	0.52
1:I:87:ARG:NH1	1:I:236:ARG:O	2.42	0.52
2:l:123:LEU:HG	2:l:125:VAL:HG13	1.90	0.52
3:y:134:TYR:O	3:y:152:THR:OG1	2.26	0.52
3:3:120:PHE:CD2	3:3:158:VAL:HG11	2.44	0.52
3:a:116:LEU:HD23	3:a:214:VAL:HG22	1.92	0.52
3:i:2:LEU:HD12	3:i:3:PRO:CD	2.40	0.52
2:J:82:LEU:HD12	2:J:221:LEU:CB	2.40	0.52
3:K:158:VAL:O	3:K:158:VAL:HG12	2.10	0.52
2:p:127:VAL:HG22	2:p:187:TYR:CD2	2.45	0.52
1:8:75:TRP:HE3	1:8:201:LEU:HD23	1.74	0.52
3:K:108:THR:O	3:K:179:VAL:HG12	2.09	0.52
1:M:49:ILE:HD13	1:M:229:ALA:HB3	1.89	0.52
1:k:116:SER:O	1:k:116:SER:OG	2.25	0.52
2:l:163:THR:O	2:l:164:ASN:C	2.53	0.52
1:o:135:VAL:HG13	1:o:202:TYR:OH	2.09	0.52
1:o:236:ARG:NE	1:o:238:CYS:O	2.42	0.52
1:0:236:ARG:NE	1:0:238:CYS:O	2.42	0.52
2:AL:85:ALA:HA	2:AL:149:GLY:HA2	1.90	0.52
3:3:178:TYR:CD2	3:3:185:THR:HG21	2.44	0.52
1:g:152:VAL:HG21	1:g:163:MET:CE	2.40	0.52
3:K:116:LEU:HD23	3:K:214:VAL:HG22	1.91	0.52
2:l:232:ASN:OD1	2:l:233:TYR:N	2.43	0.52
2:5:127:VAL:HG22	2:5:187:TYR:CD2	2.45	0.52
3:AI:155:ILE:HG23	3:AI:155:ILE:O	2.09	0.52
2:AL:231:LEU:CD1	2:AL:241:VAL:HG21	2.39	0.52

Continued on next page...

Continued from previous page...

Atom-1	Atom-2	Interatomic distance (Å)	Clash overlap (Å)
2:AP:231:LEU:HD11	2:AP:241:VAL:HG21	1.92	0.52
3:AQ:2:LEU:HD12	3:AQ:3:PRO:HD2	1.92	0.52
2:B:136:ASN:ND2	2:B:139:ASN:OD1	2.42	0.52
2:B:232:ASN:OD1	2:B:233:TYR:N	2.41	0.52
3:K:53:VAL:CG2	3:K:214:VAL:HG23	2.38	0.52
1:s:146:THR:HG23	3:y:227:ASP:OD2	2.10	0.52
3:y:120:PHE:CD2	3:y:158:VAL:HG11	2.44	0.52
2:9:16:ILE:HD13	2:9:23:ILE:CG2	2.40	0.52
2:AH:196:THR:HG21	3:AI:162:SER:OG	2.09	0.52
1:Y:148:THR:HG21	3:i:226:LYS:O	2.08	0.52
2:h:162:GLU:C	2:h:163:THR:HG23	2.35	0.52
1:I:254:THR:HG22	1:I:255:THR:H	1.73	0.52
1:Q:59:VAL:HG12	1:Q:85:LEU:HD23	1.91	0.52
1:U:113:THR:HG23	1:U:114:ALA:N	2.25	0.52
1:8:127:MET:HE2	1:8:129:VAL:HG22	1.91	0.52
1:AG:135:VAL:HG13	1:AG:202:TYR:OH	2.10	0.52
1:AK:116:SER:O	1:AK:117:VAL:HB	2.10	0.52
2:2:82:LEU:HD22	2:2:247:ILE:HD13	1.92	0.51
3:G:52:VAL:HG22	3:G:213:PHE:HE1	1.74	0.51
1:Y:137:THR:HG23	1:Y:138:LYS:HG2	1.92	0.51
3:O:141:VAL:HG12	3:O:189:TYR:CD1	2.45	0.51
1:Q:149:ASN:OD1	3:W:227:ASP:N	2.43	0.51
3:S:75:ASN:O	3:S:197:ASN:ND2	2.43	0.51
2:l:26:GLN:O	2:l:26:GLN:HG2	2.10	0.51
1:o:134:PRO:CG	1:o:146:THR:HG21	2.40	0.51
1:o:258:VAL:HG13	1:o:259:GLY:H	1.74	0.51
2:t:23:ILE:O	2:t:24:THR:CB	2.59	0.51
2:t:87:SER:HB3	2:t:96:MET:HE1	1.92	0.51
1:w:246:VAL:O	1:w:246:VAL:HG12	2.10	0.51
2:Z:31:VAL:HG22	2:Z:201:THR:HB	1.92	0.51
2:J:80:TRP:NE1	2:J:152:ALA:HB2	2.25	0.51
2:R:48:THR:HG21	3:W:175:HIS:HA	1.91	0.51
1:o:59:VAL:HG11	1:o:222:PHE:HB2	1.91	0.51
2:9:16:ILE:HG21	2:9:63:PHE:HE2	1.74	0.51
3:AQ:116:LEU:HD23	3:AQ:214:VAL:HG22	1.92	0.51
1:A:135:VAL:HG13	1:A:202:TYR:OH	2.10	0.51
2:J:82:LEU:HD13	2:J:106:TYR:CD2	2.44	0.51
1:Q:186:ARG:NH2	2:R:84:ASP:OD1	2.43	0.51
1:U:260:ILE:HG22	3:W:83:PHE:HB2	1.93	0.51
3:u:82:VAL:HG22	3:u:194:TYR:CE1	2.45	0.51
1:0:103:PHE:CD2	1:0:126:ILE:HD13	2.45	0.51

Continued on next page...

Continued from previous page...

Atom-1	Atom-2	Interatomic distance (Å)	Clash overlap (Å)
3:AE:87:LEU:HD23	3:AE:187:ALA:O	2.11	0.51
2:2:145:GLU:HG2	2:2:168:VAL:HG23	1.92	0.51
3:3:234:ASP:OD1	3:3:235:THR:N	2.44	0.51
3:C:107:TYR:O	3:C:226:LYS:NZ	2.43	0.51
2:F:220:ASN:C	2:F:221:LEU:HD12	2.35	0.51
3:y:127:THR:HG22	3:y:128:GLY:N	2.26	0.51
2:9:23:ILE:HG23	2:9:25:THR:HG23	1.93	0.51
2:AH:156:THR:HG22	2:AH:158:THR:H	1.75	0.51
2:AL:127:VAL:HG13	2:AL:187:TYR:CE2	2.45	0.51
3:C:46:ILE:HB	3:C:103:ILE:HD11	1.92	0.51
1:I:101:LEU:HD12	1:I:163:MET:HE2	1.91	0.51
1:Q:127:MET:HE2	1:Q:129:VAL:CG2	2.37	0.51
3:W:58:THR:HG22	3:W:60:ALA:H	1.75	0.51
1:s:103:PHE:CE1	1:s:201:LEU:HD21	2.45	0.51
3:y:55:VAL:HG21	3:y:70:ILE:HD11	1.93	0.51
1:AG:95:LEU:O	1:AG:174:TYR:N	2.43	0.51
3:a:171:ILE:O	3:a:177:ARG:NH2	2.44	0.51
1:M:53:LEU:HD12	1:M:227:VAL:HG11	1.92	0.51
1:k:246:VAL:O	1:k:246:VAL:HG12	2.11	0.51
1:o:49:ILE:HD12	3:q:40:VAL:O	2.10	0.51
1:s:207:ASN:O	1:s:208:GLU:CB	2.59	0.51
3:AE:195:GLN:NE2	3:AE:195:GLN:O	2.44	0.51
3:AM:72:VAL:HG11	3:AM:210:ILE:HD12	1.92	0.51
3:i:104:LEU:O	3:i:107:TYR:O	2.27	0.51
1:I:59:VAL:HA	1:I:82:VAL:HG21	1.93	0.51
1:I:246:VAL:O	1:I:246:VAL:HG12	2.09	0.51
2:V:80:TRP:CE2	2:V:152:ALA:HB2	2.46	0.51
2:l:24:THR:O	2:l:25:THR:C	2.54	0.51
2:l:158:THR:HG22	2:l:159:GLN:N	2.26	0.51
3:m:104:LEU:HD11	3:m:220:PHE:CZ	2.45	0.51
3:m:131:LEU:HD11	3:m:153:HIS:ND1	2.24	0.51
1:s:168:ILE:HD12	3:u:28:PHE:CE1	2.46	0.51
3:u:72:VAL:HG21	3:u:130:PHE:CZ	2.46	0.51
1:AK:246:VAL:O	1:AK:246:VAL:HG12	2.10	0.51
3:3:174:THR:HG22	2:h:210:VAL:HG11	1.91	0.51
1:k:163:MET:HE3	3:m:24:ALA:HB2	1.93	0.51
2:l:156:THR:HG22	2:l:158:THR:H	1.74	0.51
3:AM:28:PHE:CE2	3:AQ:224:MET:HE3	2.46	0.51
1:E:203:MET:HG3	1:E:218:VAL:HG11	1.92	0.51
1:U:166:PRO:HD2	3:W:25:MET:HE3	1.92	0.51
1:s:254:THR:HG21	3:u:93:GLY:O	2.10	0.51

Continued on next page...

Continued from previous page...

Atom-1	Atom-2	Interatomic distance (Å)	Clash overlap (Å)
3:y:29:ASP:O	3:6:223:ARG:HD2	2.11	0.51
3:AE:116:LEU:HD23	3:AE:214:VAL:HG22	1.92	0.51
3:AE:171:ILE:O	3:AE:177:ARG:NH2	2.44	0.51
2:2:123:LEU:HG	2:2:125:VAL:HG13	1.93	0.51
1:A:170:ILE:HG23	3:G:176:TYR:HB2	1.93	0.51
2:F:82:LEU:HD12	2:F:221:LEU:HB3	1.92	0.51
2:h:82:LEU:HD13	2:h:106:TYR:CE2	2.46	0.51
2:d:207:ILE:HD13	3:e:37:PRO:HG2	1.92	0.51
3:y:116:LEU:HD23	3:y:214:VAL:HG22	1.93	0.51
1:AC:163:MET:HE3	3:AE:24:ALA:CB	2.41	0.51
2:AH:119:GLN:C	2:AH:194:LEU:HD12	2.36	0.51
3:AM:29:ASP:O	3:AQ:223:ARG:HD2	2.11	0.51
1:AO:95:LEU:O	1:AO:174:TYR:N	2.42	0.51
2:AP:126:CYS:SG	2:AP:221:LEU:HD11	2.51	0.51
1:A:147:SER:HA	1:E:57:ALA:HB2	1.93	0.50
2:F:258:ARG:NH1	2:F:259:LEU:O	2.40	0.50
2:J:69:VAL:HG21	2:J:78:TRP:NE1	2.26	0.50
2:R:220:ASN:O	2:R:221:LEU:HD12	2.11	0.50
3:6:127:THR:HG22	3:6:128:GLY:N	2.26	0.50
1:AC:71:GLY:O	1:AC:72:TYR:C	2.54	0.50
1:AO:121:VAL:O	1:AO:207:ASN:ND2	2.44	0.50
3:AQ:89:PRO:HB2	3:AQ:104:LEU:HD22	1.93	0.50
1:E:49:ILE:HD13	1:E:229:ALA:HB3	1.92	0.50
3:O:107:TYR:O	3:O:179:VAL:HG11	2.11	0.50
2:R:107:THR:OG1	2:R:250:MET:SD	2.68	0.50
2:R:220:ASN:C	2:R:221:LEU:HD12	2.37	0.50
2:d:82:LEU:HD21	2:d:247:ILE:HD13	1.92	0.50
3:AA:160:LEU:HD12	3:AA:161:GLN:N	2.26	0.50
1:AC:103:PHE:CD2	1:AC:126:ILE:HD13	2.46	0.50
3:AM:58:THR:HG22	3:AM:60:ALA:H	1.76	0.50
2:F:99:HIS:CG	2:F:254:TYR:HB3	2.47	0.50
1:Y:251:THR:HG22	1:Y:252:GLY:N	2.27	0.50
1:g:49:ILE:HD13	1:g:229:ALA:HB3	1.94	0.50
3:K:170:TRP:CD1	2:d:48:THR:HG1	2.29	0.50
1:U:101:LEU:HD21	1:U:222:PHE:CE1	2.46	0.50
2:l:31:VAL:HG22	2:l:201:THR:HB	1.94	0.50
2:p:16:ILE:HG22	2:p:17:THR:N	2.26	0.50
1:s:97:PHE:CE1	1:s:99:LEU:HD21	2.46	0.50
1:s:182:THR:HG22	1:s:189:VAL:H	1.77	0.50
1:AC:117:VAL:O	1:AC:117:VAL:CG1	2.58	0.50
1:g:127:MET:HE2	1:g:129:VAL:HG22	1.94	0.50

Continued on next page...

Continued from previous page...

Atom-1	Atom-2	Interatomic distance (Å)	Clash overlap (Å)
3:K:107:TYR:O	3:K:179:VAL:HG11	2.10	0.50
2:N:80:TRP:CZ2	2:N:152:ALA:HB2	2.45	0.50
1:c:208:GLU:O	1:c:209:ALA:CB	2.59	0.50
2:d:97:GLN:HB3	2:d:260:ALA:HB1	1.93	0.50
1:k:207:ASN:HB3	1:o:106:THR:HB	1.93	0.50
2:t:82:LEU:HD12	2:t:221:LEU:HD23	1.92	0.50
3:y:185:THR:O	3:y:185:THR:CG2	2.60	0.50
1:AC:246:VAL:O	1:AC:246:VAL:HG12	2.12	0.50
1:AG:68:SER:OG	1:AG:69:GLU:N	2.43	0.50
2:AL:57:ASP:O	2:AL:59:ALA:N	2.44	0.50
2:2:60:THR:HG23	2:2:92:PHE:HD1	1.76	0.50
3:G:31:THR:HG23	3:a:223:ARG:HH12	1.75	0.50
1:c:257:ARG:NH1	1:c:260:ILE:O	2.44	0.50
2:d:99:HIS:CG	2:d:254:TYR:HB3	2.46	0.50
3:m:32:PRO:O	3:m:33:GLU:CB	2.60	0.50
3:u:107:TYR:O	3:u:179:VAL:HG21	2.11	0.50
1:0:260:ILE:HG22	3:6:83:PHE:HB2	1.94	0.50
2:5:191:TRP:O	2:5:197:ASN:ND2	2.44	0.50
3:AA:128:GLY:CA	3:AA:196:THR:HG21	2.42	0.50
2:AD:80:TRP:NE1	2:AD:152:ALA:HB2	2.26	0.50
1:AG:260:ILE:HD11	3:AI:56:ASN:OD1	2.11	0.50
3:AI:87:LEU:HG	3:AI:87:LEU:O	2.12	0.50
2:AL:66:LEU:HD11	2:AL:247:ILE:CD1	2.41	0.50
1:E:112:SER:HB2	1:E:213:PRO:HD2	1.94	0.50
2:F:210:VAL:HG11	3:a:174:THR:HG22	1.93	0.50
2:Z:232:ASN:OD1	2:Z:233:TYR:N	2.45	0.50
3:K:54:PRO:O	3:K:57:ASN:OD1	2.29	0.50
3:K:223:ARG:HG2	3:e:28:PHE:CE1	2.47	0.50
2:x:231:LEU:HD11	2:x:241:VAL:HG21	1.93	0.50
3:AI:87:LEU:HD23	3:AI:187:ALA:O	2.12	0.50
3:C:87:LEU:HD11	3:C:114:ILE:HD12	1.93	0.50
2:J:227:PRO:O	3:K:65:LEU:HD13	2.11	0.50
1:Q:261:THR:HG23	3:S:81:GLN:CD	2.37	0.50
2:V:210:VAL:HG11	3:e:174:THR:HG22	1.94	0.50
3:W:98:THR:HG22	3:W:99:LEU:N	2.27	0.50
2:d:80:TRP:CZ2	2:d:152:ALA:HB2	2.47	0.50
1:k:99:LEU:O	1:k:99:LEU:HD12	2.11	0.50
3:m:10:SER:O	3:m:11:THR:OG1	2.28	0.50
1:o:177:PHE:HA	1:o:192:ILE:HD11	1.93	0.50
1:s:97:PHE:HE1	1:s:99:LEU:HD21	1.76	0.50
1:w:126:ILE:HG12	1:w:203:MET:HE1	1.93	0.50

Continued on next page...

Continued from previous page...

Atom-1	Atom-2	Interatomic distance (Å)	Clash overlap (Å)
2:9:87:SER:HB3	2:9:96:MET:HE1	1.93	0.50
1:AC:105:ILE:HD12	1:AC:105:ILE:N	2.27	0.50
1:AG:80:ARG:HE	1:AG:192:ILE:CD1	2.24	0.50
2:Z:60:THR:HG23	2:Z:92:PHE:HD2	1.77	0.50
2:p:63:PHE:CD1	2:p:248:ALA:HB2	2.46	0.50
2:t:127:VAL:HG13	2:t:187:TYR:CE2	2.47	0.50
3:AI:181:GLU:O	3:AI:182:ASP:CB	2.60	0.50
2:2:107:THR:OG1	2:2:250:MET:SD	2.70	0.50
1:A:246:VAL:O	1:A:246:VAL:HG12	2.12	0.50
3:K:224:MET:HE2	3:e:25:MET:SD	2.52	0.50
1:M:249:THR:O	1:M:249:THR:HG23	2.12	0.50
1:U:163:MET:HE1	5:U:301:MYR:H143	1.93	0.50
2:l:145:GLU:CG	2:l:168:VAL:HG23	2.41	0.50
1:o:99:LEU:HD21	1:o:101:LEU:HD21	1.94	0.50
1:s:99:LEU:HD22	1:s:222:PHE:CZ	2.47	0.50
3:6:131:LEU:HD11	3:6:153:HIS:ND1	2.26	0.50
3:AA:131:LEU:HD11	3:AA:153:HIS:ND1	2.27	0.50
2:AH:172:VAL:HG13	3:AI:65:LEU:HD13	1.93	0.50
3:AI:51:SER:OG	3:AI:98:THR:HG22	2.12	0.50
1:AK:254:THR:HG22	3:AM:97:ARG:HB2	1.94	0.50
2:AL:162:GLU:O	2:AL:163:THR:C	2.55	0.50
2:2:87:SER:HB3	2:2:96:MET:HE1	1.93	0.49
3:G:72:VAL:HG21	3:G:130:PHE:CZ	2.47	0.49
2:N:23:ILE:HD13	2:N:109:HIS:CD2	2.47	0.49
3:O:178:TYR:CD2	3:O:185:THR:HG21	2.47	0.49
1:U:261:THR:O	1:U:261:THR:HG22	2.11	0.49
1:o:246:VAL:O	1:o:246:VAL:HG12	2.12	0.49
1:s:246:VAL:O	1:s:246:VAL:HG12	2.12	0.49
3:y:200:VAL:HG21	3:y:206:SER:HA	1.93	0.49
3:6:94:VAL:HB	3:6:95:LEU:HD12	1.92	0.49
3:AQ:53:VAL:CG2	3:AQ:214:VAL:HG23	2.41	0.49
1:A:148:THR:CG2	3:G:225:LEU:HG	2.42	0.49
2:t:60:THR:HG22	2:t:249:PRO:HB2	1.94	0.49
1:AC:103:PHE:HB3	1:AC:105:ILE:HD11	1.94	0.49
1:AO:163:MET:CG	3:AQ:24:ALA:HB2	2.42	0.49
3:G:72:VAL:HG21	3:G:130:PHE:HZ	1.77	0.49
1:g:152:VAL:HG21	1:g:163:MET:HE1	1.94	0.49
1:I:159:ALA:HB2	3:K:11:THR:HA	1.95	0.49
3:O:116:LEU:HD23	3:O:214:VAL:HG22	1.94	0.49
1:Q:251:THR:HG22	1:Q:252:GLY:N	2.27	0.49
1:Q:261:THR:HG22	1:Q:261:THR:O	2.13	0.49

Continued on next page...

Continued from previous page...

Atom-1	Atom-2	Interatomic distance (Å)	Clash overlap (Å)
3:q:55:VAL:HA	3:q:94:VAL:HG13	1.93	0.49
3:q:182:ASP:CB	3:q:185:THR:HG22	2.42	0.49
3:y:159:GLY:C	3:y:160:LEU:HD12	2.36	0.49
3:6:46:ILE:HB	3:6:103:ILE:HD11	1.94	0.49
3:6:116:LEU:HD23	3:6:214:VAL:HG22	1.93	0.49
1:8:247:ASN:HB3	2:9:137:LEU:HD23	1.93	0.49
3:AI:116:LEU:CD2	3:AI:214:VAL:HG22	2.42	0.49
2:AL:104:THR:HG21	2:AL:249:PRO:HB3	1.93	0.49
1:AO:246:VAL:O	1:AO:246:VAL:HG12	2.11	0.49
2:AP:24:THR:O	2:AP:25:THR:CB	2.59	0.49
2:AP:85:ALA:HA	2:AP:149:GLY:HA2	1.93	0.49
1:E:53:LEU:HD12	1:E:227:VAL:HG11	1.94	0.49
1:Y:110:GLN:HB3	1:Y:111:PRO:HD2	1.95	0.49
1:g:127:MET:HE3	1:g:149:ASN:HD22	1.77	0.49
1:I:251:THR:HG22	1:I:252:GLY:N	2.26	0.49
1:Q:260:ILE:HD12	3:S:82:VAL:O	2.12	0.49
3:m:129:LYS:N	3:m:196:THR:HG22	2.26	0.49
2:x:82:LEU:HD12	2:x:221:LEU:HB3	1.93	0.49
3:AE:44:MET:HE1	3:AE:220:PHE:CD1	2.48	0.49
3:u:116:LEU:HD23	3:u:214:VAL:HG22	1.94	0.49
3:AA:25:MET:HE1	3:AE:224:MET:HE2	1.95	0.49
2:AH:60:THR:HG23	2:AH:92:PHE:HD1	1.75	0.49
3:O:131:LEU:HD11	3:O:153:HIS:ND1	2.28	0.49
2:R:20:ASN:CG	2:R:61:CYS:O	2.55	0.49
1:U:148:THR:HG21	3:e:226:LYS:O	2.13	0.49
2:d:19:GLY:HA2	2:d:58:VAL:HG13	1.95	0.49
1:AK:238:CYS:SG	1:AK:251:THR:HG22	2.52	0.49
2:Z:195:ARG:NH1	3:a:123:SER:O	2.46	0.49
2:h:66:LEU:HD21	2:h:86:LEU:HD23	1.95	0.49
1:I:102:THR:HG21	3:K:13:PHE:CE1	2.48	0.49
3:m:6:THR:OG1	3:6:11:THR:HG23	2.13	0.49
3:q:58:THR:O	3:q:58:THR:HG22	2.12	0.49
2:x:57:ASP:OD1	2:x:58:VAL:HG23	2.12	0.49
1:AG:159:ALA:HB2	3:AI:11:THR:HA	1.95	0.49
2:AH:127:VAL:C	2:AH:221:LEU:HD12	2.38	0.49
1:AO:203:MET:HG3	1:AO:218:VAL:HG11	1.95	0.49
2:F:71:TRP:CZ3	2:F:194:LEU:HD11	2.47	0.49
3:G:31:THR:HG23	3:a:223:ARG:NH1	2.28	0.49
1:Y:148:THR:CG2	3:i:225:LEU:HG	2.43	0.49
1:g:238:CYS:SG	1:g:251:THR:HG22	2.53	0.49
2:d:82:LEU:HD12	2:d:221:LEU:HD23	1.95	0.49

Continued on next page...

Continued from previous page...

Atom-1	Atom-2	Interatomic distance (Å)	Clash overlap (Å)
1:s:122:GLN:N	1:s:122:GLN:OE1	2.46	0.49
2:x:82:LEU:HD12	2:x:221:LEU:CB	2.42	0.49
2:x:149:GLY:C	2:x:151:THR:N	2.71	0.49
1:0:99:LEU:HD11	1:0:222:PHE:CE2	2.48	0.49
1:AC:127:MET:HE2	1:AC:129:VAL:HG22	1.94	0.49
3:AE:182:ASP:O	3:AE:185:THR:OG1	2.27	0.49
3:AM:174:THR:OG1	3:AM:176:TYR:O	2.18	0.49
1:1:103:PHE:HB2	1:1:161:PRO:HG2	1.95	0.49
3:3:225:LEU:HG	1:g:148:THR:CG2	2.42	0.49
3:G:108:THR:O	3:G:179:VAL:HG12	2.12	0.49
1:Y:246:VAL:O	1:Y:246:VAL:HG12	2.13	0.49
3:O:157:ASP:HB3	3:O:160:LEU:HD13	1.95	0.49
1:k:127:MET:HE3	1:k:149:ASN:HB2	1.94	0.49
2:p:69:VAL:HG21	2:p:78:TRP:NE1	2.28	0.49
1:s:105:ILE:HD11	1:s:126:ILE:HD11	1.95	0.49
1:0:163:MET:HG2	3:6:24:ALA:HB2	1.95	0.49
1:AK:152:VAL:HG13	3:AQ:12:GLN:CG	2.43	0.49
1:A:87:ARG:NH2	3:C:102:GLU:OE1	2.46	0.49
1:E:170:ILE:HD11	3:a:178:TYR:CZ	2.48	0.49
3:G:200:VAL:HG12	3:G:204:VAL:HG13	1.93	0.49
1:I:59:VAL:HG11	1:I:222:PHE:CD2	2.48	0.49
2:N:82:LEU:HD21	2:N:247:ILE:HD13	1.94	0.49
1:U:99:LEU:HD21	1:U:222:PHE:CD2	2.48	0.49
1:c:53:LEU:HD12	1:c:227:VAL:HG11	1.93	0.49
1:c:203:MET:HE3	1:c:218:VAL:HG11	1.94	0.49
3:m:161:GLN:O	3:m:162:SER:C	2.55	0.49
1:0:101:LEU:HD21	1:0:222:PHE:HE1	1.78	0.49
1:8:49:ILE:HD12	3:AA:40:VAL:O	2.13	0.49
1:AG:99:LEU:HB2	1:AG:165:ILE:HG13	1.94	0.49
3:AQ:131:LEU:HD11	3:AQ:153:HIS:CG	2.48	0.49
1:E:117:VAL:HG11	1:E:212:GLY:HA3	1.95	0.48
3:a:117:THR:HG23	3:a:165:VAL:HG22	1.95	0.48
1:I:168:ILE:O	1:I:168:ILE:CG2	2.59	0.48
1:c:251:THR:HG22	1:c:252:GLY:N	2.28	0.48
3:e:178:TYR:CD2	3:e:185:THR:HG21	2.48	0.48
1:k:159:ALA:HB2	3:m:11:THR:HG22	1.95	0.48
2:l:23:ILE:HA	3:AM:155:ILE:CG2	2.41	0.48
1:0:89:LEU:HD22	1:0:95:LEU:HD13	1.94	0.48
2:5:65:THR:HG23	2:5:246:THR:OG1	2.13	0.48
2:9:70:GLN:OE1	2:9:72:MET:HE2	2.11	0.48
1:AC:152:VAL:HG13	3:AI:12:GLN:CG	2.43	0.48

Continued on next page...

Continued from previous page...

Atom-1	Atom-2	Interatomic distance (Å)	Clash overlap (Å)
1:AC:251:THR:HG22	1:AC:252:GLY:N	2.28	0.48
3:AE:10:SER:O	3:AE:11:THR:OG1	2.25	0.48
2:AL:80:TRP:CE2	2:AL:152:ALA:HB2	2.48	0.48
1:1:249:THR:HG23	1:1:249:THR:O	2.13	0.48
3:C:98:THR:HG22	3:C:99:LEU:N	2.28	0.48
1:g:261:THR:HG22	1:g:261:THR:O	2.13	0.48
3:i:94:VAL:HB	3:i:95:LEU:HD12	1.95	0.48
3:K:98:THR:HG22	3:K:99:LEU:N	2.28	0.48
2:R:210:VAL:HG11	3:W:174:THR:HG22	1.95	0.48
3:S:177:ARG:HG2	3:S:185:THR:HB	1.95	0.48
1:k:251:THR:HG22	1:k:252:GLY:N	2.28	0.48
1:s:49:ILE:HD12	3:u:40:VAL:O	2.13	0.48
2:x:128:PRO:HB3	2:x:207:ILE:HG21	1.96	0.48
3:y:46:ILE:HB	3:y:103:ILE:HD11	1.94	0.48
2:9:156:THR:HG22	2:9:170:THR:C	2.37	0.48
3:AM:116:LEU:CD2	3:AM:214:VAL:HG22	2.43	0.48
2:2:99:HIS:CG	2:2:254:TYR:HB3	2.48	0.48
1:g:59:VAL:HG12	1:g:85:LEU:HD23	1.95	0.48
3:K:107:TYR:CZ	3:K:225:LEU:HD13	2.49	0.48
2:d:136:ASN:ND2	2:d:139:ASN:OD1	2.46	0.48
1:k:118:ASP:OD2	1:o:119:ALA:HB3	2.13	0.48
3:q:28:PHE:CE1	3:u:224:MET:HE3	2.48	0.48
3:AA:198:ILE:O	3:AA:200:VAL:HG23	2.13	0.48
2:AL:20:ASN:O	2:AL:20:ASN:ND2	2.46	0.48
2:AL:81:LYS:O	2:AL:85:ALA:HB2	2.12	0.48
2:2:127:VAL:HG22	2:2:187:TYR:CD2	2.49	0.48
3:3:28:PHE:CE1	3:C:224:MET:HE2	2.48	0.48
2:F:125:VAL:O	2:F:223:LEU:HD12	2.14	0.48
2:N:23:ILE:HD12	2:N:63:PHE:CZ	2.49	0.48
2:N:99:HIS:CG	2:N:254:TYR:HB3	2.48	0.48
2:R:80:TRP:CZ2	2:R:152:ALA:HB2	2.49	0.48
3:S:131:LEU:HD11	3:S:153:HIS:ND1	2.28	0.48
3:W:160:LEU:HD12	3:W:161:GLN:HG3	1.94	0.48
1:s:203:MET:HE2	1:s:218:VAL:HG21	1.96	0.48
1:8:246:VAL:HG12	1:8:246:VAL:O	2.13	0.48
3:AE:50:ASP:OD1	3:AE:215:SER:OG	2.25	0.48
2:AH:17:THR:OG1	2:AH:24:THR:O	2.30	0.48
3:AM:107:TYR:O	3:AM:179:VAL:HG11	2.14	0.48
1:1:57:ALA:HB2	1:g:147:SER:HA	1.96	0.48
1:A:68:SER:OG	1:A:69:GLU:N	2.47	0.48
1:E:148:THR:CG2	3:a:225:LEU:HG	2.44	0.48

Continued on next page...

Continued from previous page...

Atom-1	Atom-2	Interatomic distance (Å)	Clash overlap (Å)
1:E:247:ASN:OD1	2:F:134:CYS:N	2.45	0.48
1:Y:52:PHE:CG	3:a:43:LEU:HD11	2.49	0.48
3:a:156:TRP:CZ2	3:a:158:VAL:HG12	2.49	0.48
2:J:127:VAL:HG13	2:J:187:TYR:CE2	2.49	0.48
2:N:110:VAL:HG21	2:N:124:VAL:HG11	1.94	0.48
3:O:73:GLN:OE1	3:O:73:GLN:N	2.46	0.48
3:S:155:ILE:N	3:S:155:ILE:HD12	2.28	0.48
2:p:220:ASN:C	2:p:221:LEU:HD12	2.38	0.48
1:w:78:ASN:OD1	1:w:80:ARG:N	2.32	0.48
2:5:220:ASN:O	2:5:221:LEU:HD12	2.14	0.48
3:AQ:134:TYR:O	3:AQ:152:THR:HB	2.13	0.48
1:1:167:PHE:CZ	1:1:169:SER:HB3	2.48	0.48
1:E:126:ILE:HG23	1:E:203:MET:SD	2.54	0.48
3:a:73:GLN:OE1	3:a:73:GLN:N	2.46	0.48
2:V:72:MET:CE	1:k:70:LYS:HB2	2.39	0.48
1:s:101:LEU:HA	1:s:221:TYR:O	2.14	0.48
3:AA:155:ILE:O	3:AA:155:ILE:HD12	2.14	0.48
2:AP:82:LEU:HD21	2:AP:108:ILE:HD11	1.95	0.48
3:3:200:VAL:HG21	3:3:206:SER:HA	1.94	0.48
1:A:168:ILE:HB	3:G:224:MET:HE1	1.96	0.48
1:A:251:THR:HG22	1:A:252:GLY:N	2.28	0.48
3:i:107:TYR:O	3:i:226:LYS:NZ	2.47	0.48
1:o:116:SER:HB2	1:s:117:VAL:HG23	1.95	0.48
3:q:116:LEU:CD2	3:q:214:VAL:HG22	2.43	0.48
2:2:84:ASP:O	2:2:149:GLY:HA2	2.14	0.48
2:2:220:ASN:O	2:2:221:LEU:HD12	2.13	0.48
3:3:196:THR:HG21	2:d:113:ASN:OD1	2.14	0.48
1:A:118:ASP:OD2	1:E:119:ALA:HB2	2.14	0.48
3:G:107:TYR:O	3:G:179:VAL:HG11	2.13	0.48
3:W:13:PHE:CD1	3:W:13:PHE:C	2.90	0.48
2:l:80:TRP:NE1	2:l:152:ALA:HB2	2.29	0.48
3:AQ:57:ASN:O	3:AQ:58:THR:C	2.56	0.48
2:2:261:SER:OG	2:2:262:SER:N	2.47	0.48
3:3:87:LEU:HD23	3:3:187:ALA:HB1	1.96	0.48
2:F:127:VAL:HG22	2:F:187:TYR:CD2	2.48	0.48
1:Y:203:MET:HE3	1:Y:218:VAL:HG21	1.96	0.48
1:I:60:TYR:O	1:I:220:ILE:HD12	2.14	0.48
1:Q:52:PHE:CG	3:S:43:LEU:HD11	2.48	0.48
2:R:22:THR:HG23	2:R:62:ARG:HG3	1.95	0.48
1:c:247:ASN:OD1	2:d:134:CYS:N	2.40	0.48
3:e:46:ILE:HB	3:e:103:ILE:HD11	1.95	0.48

Continued on next page...

Continued from previous page...

Atom-1	Atom-2	Interatomic distance (Å)	Clash overlap (Å)
2:t:21:SER:CB	2:t:63:PHE:HB2	2.44	0.48
3:6:89:PRO:HB2	3:6:104:LEU:HD22	1.95	0.48
1:AC:163:MET:HE3	3:AE:24:ALA:HB2	1.96	0.48
1:AC:201:LEU:HD23	1:AC:203:MET:CE	2.43	0.48
2:AD:17:THR:HG23	2:AD:21:SER:O	2.13	0.48
1:AG:117:VAL:HG23	1:AG:117:VAL:O	2.13	0.48
2:AH:26:GLN:OE1	2:AH:109:HIS:NE2	2.47	0.48
2:AH:104:THR:HG21	2:AH:249:PRO:HB3	1.94	0.48
2:AL:107:THR:OG1	2:AL:250:MET:SD	2.72	0.48
1:AO:103:PHE:CE2	1:AO:203:MET:HE1	2.48	0.48
2:F:191:TRP:O	2:F:197:ASN:ND2	2.47	0.48
1:Y:175:SER:O	1:Y:192:ILE:HD11	2.14	0.48
3:K:177:ARG:HG2	3:K:185:THR:HB	1.96	0.48
1:M:192:ILE:HD12	1:M:195:LEU:HD12	1.96	0.48
1:Q:53:LEU:HD12	1:Q:227:VAL:HG11	1.96	0.48
2:x:60:THR:HG22	2:x:249:PRO:HB2	1.96	0.48
2:AD:22:THR:O	2:AD:22:THR:HG23	2.13	0.48
2:AL:80:TRP:NE1	2:AL:152:ALA:HB2	2.29	0.48
3:AQ:54:PRO:O	3:AQ:57:ASN:OD1	2.32	0.48
3:3:117:THR:HG23	3:3:165:VAL:HG22	1.96	0.47
2:Z:104:THR:HG21	2:Z:249:PRO:HB3	1.96	0.47
1:g:249:THR:HG23	1:g:249:THR:O	2.14	0.47
1:g:260:ILE:HD12	3:i:82:VAL:O	2.13	0.47
3:m:117:THR:HG23	3:m:165:VAL:HG22	1.96	0.47
1:o:110:GLN:HB3	1:o:111:PRO:HD2	1.96	0.47
1:w:168:ILE:CD1	3:6:224:MET:HE2	2.40	0.47
1:8:254:THR:HG22	3:AA:97:ARG:HB2	1.95	0.47
2:9:16:ILE:HB	2:9:23:ILE:HG22	1.96	0.47
2:AL:20:ASN:OD1	2:AL:62:ARG:NH2	2.47	0.47
1:1:148:THR:CG2	3:C:225:LEU:HG	2.44	0.47
1:A:118:ASP:OD2	1:E:119:ALA:N	2.47	0.47
1:E:249:THR:O	1:E:249:THR:HG23	2.14	0.47
2:h:220:ASN:O	2:h:221:LEU:HD12	2.14	0.47
1:I:49:ILE:HD13	1:I:229:ALA:HB3	1.97	0.47
2:V:64:TYR:HB3	2:V:89:MET:SD	2.54	0.47
2:d:103:ARG:HB2	2:d:212:MET:HG2	1.95	0.47
1:k:146:THR:O	1:k:147:SER:OG	2.21	0.47
2:p:181:VAL:HG11	3:q:65:LEU:HD21	1.96	0.47
3:u:89:PRO:HB2	3:u:104:LEU:HD22	1.97	0.47
1:AG:99:LEU:HD11	1:AG:222:PHE:CE2	2.49	0.47
3:AM:200:VAL:HG12	3:AM:204:VAL:HG13	1.93	0.47

Continued on next page...

Continued from previous page...

Atom-1	Atom-2	Interatomic distance (Å)	Clash overlap (Å)
1:1:127:MET:HE3	1:1:149:ASN:OD1	2.14	0.47
2:2:104:THR:HG22	2:2:252:ALA:HA	1.94	0.47
1:A:105:ILE:HD11	1:A:126:ILE:HD11	1.96	0.47
1:A:159:ALA:HB2	3:C:11:THR:HA	1.95	0.47
1:I:215:LYS:HE2	1:c:208:GLU:HG2	1.94	0.47
2:J:191:TRP:O	2:J:197:ASN:ND2	2.47	0.47
2:R:80:TRP:CE2	2:R:152:ALA:HB2	2.49	0.47
3:S:2:LEU:HD12	3:S:3:PRO:HD2	1.96	0.47
2:V:82:LEU:HD12	2:V:221:LEU:HB3	1.96	0.47
2:l:25:THR:HG22	2:l:27:GLU:H	1.78	0.47
1:AK:146:THR:O	1:AK:146:THR:HG23	2.14	0.47
1:1:53:LEU:HD12	1:1:227:VAL:HG11	1.96	0.47
1:E:135:VAL:HG13	1:E:202:TYR:OH	2.15	0.47
1:Y:47:SER:HA	3:a:107:TYR:OH	2.13	0.47
2:Z:145:GLU:CG	2:Z:168:VAL:HG23	2.44	0.47
1:g:49:ILE:HD11	3:i:40:VAL:HB	1.97	0.47
2:R:82:LEU:HD11	2:R:108:ILE:HD11	1.95	0.47
2:l:80:TRP:CZ2	2:l:152:ALA:HB2	2.50	0.47
2:l:128:PRO:CB	2:l:207:ILE:HG21	2.44	0.47
3:y:87:LEU:HG	3:y:87:LEU:O	2.14	0.47
1:O:246:VAL:HG12	1:O:246:VAL:O	2.14	0.47
1:AG:178:TYR:CE1	1:AG:195:LEU:HD21	2.49	0.47
1:AG:246:VAL:O	1:AG:246:VAL:HG12	2.13	0.47
2:AL:196:THR:HG21	3:AM:162:SER:OG	2.14	0.47
1:AO:77:ILE:HD12	1:AO:199:GLY:C	2.39	0.47
2:B:51:ASP:O	2:B:255:ASN:ND2	2.47	0.47
3:C:22:PRO:HG3	3:a:5:MET:HE1	1.95	0.47
3:G:50:ASP:OD1	3:G:215:SER:OG	2.28	0.47
3:G:235:THR:HG22	3:G:236:PHE:N	2.30	0.47
1:Y:107:SER:OG	1:Y:156:GLU:OE2	2.19	0.47
2:R:104:THR:HG21	2:R:249:PRO:HB3	1.96	0.47
1:k:203:MET:CE	1:k:218:VAL:HG21	2.38	0.47
1:s:135:VAL:HG13	1:s:202:TYR:OH	2.13	0.47
3:6:98:THR:HG21	3:6:214:VAL:HB	1.96	0.47
2:2:17:THR:HG22	2:2:22:THR:OG1	2.15	0.47
2:2:48:THR:HG21	3:C:175:HIS:HA	1.96	0.47
3:3:2:LEU:HD12	3:3:3:PRO:CD	2.43	0.47
1:Y:59:VAL:HG11	1:Y:222:PHE:CD2	2.49	0.47
3:K:225:LEU:HG	1:c:148:THR:CG2	2.45	0.47
2:R:82:LEU:CD2	2:R:247:ILE:HD13	2.44	0.47
1:U:251:THR:HG22	1:U:252:GLY:N	2.29	0.47

Continued on next page...

Continued from previous page...

Atom-1	Atom-2	Interatomic distance (Å)	Clash overlap (Å)
3:W:87:LEU:CD1	3:W:190:ILE:HD11	2.44	0.47
1:c:107:SER:OG	1:c:156:GLU:OE2	2.26	0.47
2:d:87:SER:HB3	2:d:96:MET:HE1	1.96	0.47
3:e:132:LEU:HB3	3:e:166:LEU:HD22	1.95	0.47
2:l:195:ARG:CZ	3:m:158:VAL:HG12	2.45	0.47
1:0:95:LEU:O	1:0:174:TYR:N	2.47	0.47
3:6:200:VAL:HG12	3:6:204:VAL:HG13	1.96	0.47
1:8:110:GLN:CB	1:8:111:PRO:HD2	2.44	0.47
3:AA:57:ASN:ND2	3:AA:94:VAL:HG22	2.29	0.47
1:AG:77:ILE:HG23	1:AG:222:PHE:HZ	1.79	0.47
1:AK:246:VAL:O	1:AK:247:ASN:C	2.57	0.47
3:AQ:44:MET:HE1	3:AQ:220:PHE:CD1	2.49	0.47
2:2:100:TYR:OH	3:C:173:GLN:OE1	2.32	0.47
3:3:4:VAL:CG2	3:i:4:VAL:HG13	2.45	0.47
3:C:75:ASN:O	3:C:197:ASN:ND2	2.48	0.47
1:E:246:VAL:O	1:E:246:VAL:HG12	2.15	0.47
1:M:118:ASP:HB2	1:Q:117:VAL:O	2.15	0.47
1:Q:103:PHE:HB2	1:Q:161:PRO:HG2	1.97	0.47
1:U:249:THR:HG23	1:U:249:THR:O	2.14	0.47
3:W:116:LEU:CD2	3:W:214:VAL:HG22	2.45	0.47
2:d:80:TRP:NE1	2:d:152:ALA:HB2	2.29	0.47
3:m:2:LEU:HD21	3:6:2:LEU:HD21	1.96	0.47
1:s:254:THR:HG22	1:s:255:THR:N	2.29	0.47
2:t:149:GLY:O	2:t:150:ASP:OD1	2.33	0.47
3:u:72:VAL:HG21	3:u:130:PHE:HZ	1.79	0.47
1:w:65:THR:HG22	1:w:66:ASN:N	2.29	0.47
1:w:251:THR:HG22	1:w:252:GLY:N	2.29	0.47
3:y:177:ARG:CZ	3:y:187:ALA:HB1	2.45	0.47
1:0:159:ALA:HB2	3:6:11:THR:HA	1.97	0.47
3:6:49:VAL:HB	3:6:99:LEU:HD23	1.97	0.47
1:8:111:PRO:O	1:8:213:PRO:HG3	2.15	0.47
1:8:247:ASN:HD22	2:9:134:CYS:H	1.62	0.47
1:8:260:ILE:HD12	1:8:260:ILE:N	2.28	0.47
2:9:233:TYR:CZ	2:9:239:PRO:HA	2.50	0.47
1:AC:89:LEU:HD22	1:AC:95:LEU:HD13	1.96	0.47
1:AG:261:THR:HG22	1:AG:261:THR:O	2.14	0.47
3:AI:7:THR:OG1	3:AI:8:PRO:HD2	2.15	0.47
3:AM:98:THR:HG22	3:AM:99:LEU:N	2.30	0.47
1:I:122:GLN:CD	1:I:207:ASN:HD21	2.23	0.47
1:I:243:GLN:HG2	1:I:244:LYS:HG3	1.97	0.47
1:M:251:THR:HG22	1:M:252:GLY:N	2.29	0.47

Continued on next page...

Continued from previous page...

Atom-1	Atom-2	Interatomic distance (Å)	Clash overlap (Å)
1:Q:148:THR:CG2	3:W:225:LEU:HG	2.45	0.47
2:t:231:LEU:HD11	2:t:241:VAL:HG21	1.96	0.47
3:6:87:LEU:HG	3:6:87:LEU:O	2.15	0.47
2:AD:232:ASN:OD1	2:AD:233:TYR:N	2.46	0.47
2:AH:115:SER:OG	2:AH:118:HIS:ND1	2.44	0.47
1:1:105:ILE:HD11	1:1:126:ILE:HD11	1.95	0.47
2:B:220:ASN:C	2:B:221:LEU:HD12	2.39	0.47
3:G:2:LEU:HD12	3:G:3:PRO:CD	2.42	0.47
1:g:182:THR:HG22	1:g:189:VAL:H	1.79	0.47
2:h:98:TYR:O	2:h:257:LEU:HD12	2.14	0.47
2:N:261:SER:OG	2:N:262:SER:N	2.46	0.47
1:U:182:THR:HG22	1:U:189:VAL:H	1.80	0.47
3:e:173:GLN:NE2	3:e:184:TYR:O	2.48	0.47
3:AE:200:VAL:HG21	3:AE:206:SER:HA	1.97	0.47
1:AG:261:THR:HG23	3:AI:81:GLN:OE1	2.14	0.47
2:AH:110:VAL:HG22	2:AH:245:VAL:HG22	1.96	0.47
1:AK:77:ILE:HG23	1:AK:222:PHE:CZ	2.45	0.47
1:AO:107:SER:OG	1:AO:214:ILE:CG2	2.63	0.47
3:3:22:PRO:HG3	3:G:5:MET:HE1	1.97	0.47
2:F:69:VAL:HG21	2:F:78:TRP:CD1	2.50	0.47
2:Z:91:LEU:HD23	2:Z:94:GLN:HB2	1.96	0.47
3:a:2:LEU:HD12	3:a:3:PRO:CD	2.44	0.47
3:K:116:LEU:HD11	3:K:190:ILE:HD13	1.97	0.47
2:R:99:HIS:CG	2:R:254:TYR:HB3	2.50	0.47
1:w:59:VAL:HG11	1:w:222:PHE:HB2	1.97	0.47
2:x:195:ARG:NH1	3:y:123:SER:O	2.48	0.47
1:8:152:VAL:HG13	3:AE:12:GLN:CG	2.44	0.47
2:AD:66:LEU:HD11	2:AD:247:ILE:HD12	1.96	0.47
2:AD:127:VAL:O	2:AD:221:LEU:HD12	2.14	0.47
2:AH:172:VAL:HG13	3:AI:65:LEU:CD1	2.45	0.47
1:AO:258:VAL:HG12	1:AO:259:GLY:H	1.79	0.47
2:B:220:ASN:O	2:B:221:LEU:HD12	2.15	0.46
2:F:127:VAL:HG13	2:F:187:TYR:CE2	2.50	0.46
2:F:145:GLU:CG	2:F:168:VAL:HG23	2.45	0.46
3:G:116:LEU:HD11	3:G:190:ILE:HD13	1.97	0.46
1:M:65:THR:HG22	1:M:66:ASN:N	2.30	0.46
1:M:159:ALA:HA	3:O:11:THR:HG23	1.97	0.46
1:c:47:SER:HA	3:e:107:TYR:OH	2.15	0.46
1:k:260:ILE:HD13	3:m:82:VAL:O	2.15	0.46
1:s:140:THR:HG23	1:s:140:THR:O	2.14	0.46
2:t:82:LEU:CD2	2:t:247:ILE:HD13	2.45	0.46

Continued on next page...

Continued from previous page...

Atom-1	Atom-2	Interatomic distance (Å)	Clash overlap (Å)
1:w:246:VAL:O	1:w:247:ASN:C	2.57	0.46
1:AC:260:ILE:HG22	3:AE:83:PHE:HB2	1.96	0.46
3:AE:98:THR:HG22	3:AE:99:LEU:N	2.29	0.46
1:AG:115:THR:O	1:AG:116:SER:C	2.58	0.46
2:AL:220:ASN:C	2:AL:221:LEU:HD12	2.40	0.46
1:Y:105:ILE:HD11	1:Y:126:ILE:HD11	1.96	0.46
3:i:53:VAL:CG2	3:i:214:VAL:HG23	2.44	0.46
3:K:9:GLY:O	3:K:12:GLN:HB3	2.16	0.46
2:R:191:TRP:O	2:R:197:ASN:ND2	2.48	0.46
3:e:89:PRO:HB2	3:e:104:LEU:HD22	1.98	0.46
1:8:117:VAL:O	1:8:118:ASP:C	2.58	0.46
1:AC:178:TYR:HB3	1:AC:192:ILE:HA	1.97	0.46
3:AE:81:GLN:NE2	3:AE:191:THR:HG22	2.30	0.46
1:AG:201:LEU:CD2	1:AG:203:MET:HE1	2.45	0.46
1:AG:249:THR:HG23	1:AG:249:THR:O	2.14	0.46
1:1:170:ILE:HG23	3:C:176:TYR:HB2	1.98	0.46
2:2:15:SER:O	2:2:17:THR:HG23	2.15	0.46
2:2:92:PHE:HE1	2:2:104:THR:HG21	1.81	0.46
3:C:118:PHE:CD2	3:C:132:LEU:HD13	2.50	0.46
3:G:46:ILE:HB	3:G:103:ILE:HD11	1.97	0.46
2:J:220:ASN:O	2:J:221:LEU:HD12	2.15	0.46
1:M:47:SER:HA	3:O:107:TYR:OH	2.16	0.46
1:M:77:ILE:HD11	1:M:201:LEU:HB2	1.97	0.46
1:Q:118:ASP:HB2	1:U:117:VAL:O	2.15	0.46
1:U:168:ILE:HD11	5:U:301:MYR:H71	1.97	0.46
3:W:98:THR:HG22	3:W:99:LEU:H	1.80	0.46
1:o:80:ARG:HB2	1:o:243:GLN:HG3	1.97	0.46
2:p:71:TRP:O	2:p:240:TYR:O	2.34	0.46
2:p:127:VAL:HG13	2:p:187:TYR:CE2	2.49	0.46
2:t:21:SER:HB2	2:t:63:PHE:HB2	1.97	0.46
1:w:127:MET:HE3	1:w:149:ASN:CB	2.46	0.46
1:0:83:ALA:HB1	3:6:231:ILE:CG1	2.46	0.46
1:0:174:TYR:OH	1:0:198:MET:HE1	2.15	0.46
2:5:23:ILE:HD12	2:5:246:THR:HG21	1.96	0.46
2:2:82:LEU:HD12	2:2:221:LEU:HB3	1.96	0.46
3:3:171:ILE:O	3:3:177:ARG:NH2	2.48	0.46
2:B:25:THR:HG23	2:B:25:THR:O	2.15	0.46
1:Q:47:SER:HA	3:S:107:TYR:OH	2.15	0.46
3:W:178:TYR:CD2	3:W:185:THR:HG21	2.51	0.46
2:d:127:VAL:HG22	2:d:187:TYR:CD2	2.51	0.46
1:o:80:ARG:NH2	1:o:192:ILE:HG13	2.31	0.46

Continued on next page...

Continued from previous page...

Atom-1	Atom-2	Interatomic distance (Å)	Clash overlap (Å)
2:p:99:HIS:CG	2:p:254:TYR:HB3	2.51	0.46
3:q:24:ALA:O	3:u:16:SER:OG	2.33	0.46
1:w:49:ILE:HD12	3:y:40:VAL:O	2.15	0.46
3:y:146:LYS:O	3:y:150:LEU:HD12	2.16	0.46
1:0:174:TYR:CE1	1:0:198:MET:HE1	2.51	0.46
2:AD:233:TYR:CZ	2:AD:239:PRO:HA	2.50	0.46
1:AK:49:ILE:HD12	3:AM:40:VAL:O	2.14	0.46
2:AL:56:PRO:HB2	2:AL:60:THR:OG1	2.16	0.46
1:Y:254:THR:O	3:a:62:VAL:HG21	2.16	0.46
3:a:46:ILE:HB	3:a:103:ILE:HD11	1.96	0.46
1:c:236:ARG:NE	1:c:238:CYS:O	2.46	0.46
1:0:115:THR:O	1:0:116:SER:C	2.58	0.46
2:9:127:VAL:C	2:9:221:LEU:HD12	2.40	0.46
1:AG:65:THR:HG22	1:AG:66:ASN:N	2.29	0.46
1:AK:103:PHE:CE1	1:AK:201:LEU:HD21	2.50	0.46
1:AK:116:SER:O	1:AK:117:VAL:CB	2.64	0.46
2:AL:163:THR:O	2:AL:164:ASN:C	2.59	0.46
2:AP:23:ILE:HG22	2:AP:24:THR:N	2.30	0.46
1:1:69:GLU:O	1:1:139:VAL:HG23	2.15	0.46
1:1:257:ARG:HG2	3:3:57:ASN:HB2	1.97	0.46
2:2:84:ASP:O	2:2:84:ASP:CG	2.59	0.46
3:3:87:LEU:HD11	3:3:114:ILE:HD12	1.97	0.46
1:E:95:LEU:O	1:E:174:TYR:N	2.48	0.46
2:F:220:ASN:O	2:F:221:LEU:HD12	2.16	0.46
3:G:92:ASN:OD1	3:G:94:VAL:HG23	2.16	0.46
2:h:82:LEU:HD12	2:h:221:LEU:CB	2.45	0.46
3:i:177:ARG:HG2	3:i:185:THR:HB	1.98	0.46
2:V:183:ASN:HB3	3:W:99:LEU:HD13	1.98	0.46
3:W:53:VAL:CG1	3:W:94:VAL:HG12	2.46	0.46
3:q:149:MET:HE3	3:q:153:HIS:NE2	2.30	0.46
1:s:251:THR:HG22	1:s:252:GLY:N	2.31	0.46
1:w:118:ASP:HB2	1:0:117:VAL:HG23	1.98	0.46
1:w:260:ILE:HD12	3:y:82:VAL:O	2.16	0.46
1:8:89:LEU:HD22	1:8:95:LEU:HD13	1.98	0.46
3:AA:131:LEU:HD11	3:AA:153:HIS:HB2	1.98	0.46
3:AE:127:THR:HG22	3:AE:128:GLY:N	2.31	0.46
1:AG:64:TYR:HB2	1:AG:71:GLY:O	2.16	0.46
2:AP:24:THR:O	2:AP:25:THR:HB	2.15	0.46
2:2:125:VAL:HG12	2:2:189:HIS:CB	2.46	0.46
1:A:146:THR:HB	1:A:149:ASN:O	2.16	0.46
1:A:249:THR:HG23	1:A:249:THR:O	2.16	0.46

Continued on next page...

Continued from previous page...

Atom-1	Atom-2	Interatomic distance (Å)	Clash overlap (Å)
2:J:161:GLY:HA3	2:J:164:ASN:OD1	2.15	0.46
2:N:84:ASP:OD2	2:N:147:SER:HB3	2.15	0.46
1:k:146:THR:O	1:k:147:SER:CB	2.63	0.46
1:s:175:SER:HB3	1:s:195:LEU:HD12	1.96	0.46
2:t:195:ARG:NH1	3:u:123:SER:O	2.49	0.46
2:5:195:ARG:HG3	3:6:124:ALA:HA	1.98	0.46
3:AM:46:ILE:HB	3:AM:103:ILE:HD11	1.98	0.46
3:AM:219:ASP:OD1	3:AM:219:ASP:N	2.49	0.46
1:AO:69:GLU:O	1:AO:139:VAL:HG23	2.15	0.46
1:AO:178:TYR:CD2	1:AO:194:THR:CG2	2.98	0.46
2:2:80:TRP:CZ2	2:2:152:ALA:HB2	2.50	0.46
3:3:98:THR:HG22	3:3:99:LEU:N	2.31	0.46
2:B:84:ASP:CG	2:B:84:ASP:O	2.58	0.46
3:i:177:ARG:NE	3:i:186:ALA:O	2.49	0.46
1:I:211:GLN:HG3	1:M:109:GLN:HG3	1.97	0.46
2:J:107:THR:OG1	2:J:250:MET:SD	2.74	0.46
3:O:142:PRO:HG2	3:O:191:THR:HG21	1.98	0.46
1:U:170:ILE:HG23	3:e:176:TYR:HB2	1.97	0.46
2:V:103:ARG:HB2	2:V:212:MET:HG2	1.98	0.46
1:k:53:LEU:HD12	1:k:227:VAL:HG11	1.98	0.46
2:l:242:PRO:CD	3:AM:199:VAL:HG21	2.46	0.46
1:s:168:ILE:HD12	3:u:28:PHE:CZ	2.51	0.46
1:w:77:ILE:HD11	1:w:201:LEU:HB2	1.98	0.46
1:8:103:PHE:HB3	1:8:105:ILE:HD11	1.98	0.46
2:AD:23:ILE:HG22	2:AD:24:THR:N	2.31	0.46
1:AG:59:VAL:HG11	1:AG:222:PHE:CG	2.51	0.46
1:AO:189:VAL:HG11	1:AO:193:ASN:CB	2.46	0.46
3:AQ:149:MET:O	3:AQ:153:HIS:CD2	2.69	0.46
2:2:14:ARG:N	2:2:26:GLN:HA	2.30	0.46
2:2:220:ASN:C	2:2:221:LEU:HD12	2.41	0.46
1:A:87:ARG:HD2	3:C:231:ILE:HD13	1.97	0.46
2:B:23:ILE:HD12	2:B:63:PHE:CZ	2.51	0.46
3:G:59:GLU:O	3:G:62:VAL:HG12	2.15	0.46
3:i:174:THR:OG1	3:i:176:TYR:O	2.21	0.46
2:x:63:PHE:CD1	2:x:248:ALA:HB2	2.51	0.46
1:8:67:ASN:O	1:8:68:SER:HB3	2.15	0.46
1:AC:135:VAL:HG13	1:AC:202:TYR:CZ	2.51	0.46
1:AC:143:ALA:O	1:AC:146:THR:HG23	2.16	0.46
1:AC:189:VAL:HG12	1:AC:191:GLY:H	1.80	0.46
2:AL:66:LEU:HD11	2:AL:247:ILE:HD12	1.98	0.46
2:2:258:ARG:NH1	2:2:259:LEU:O	2.46	0.46

Continued on next page...

Continued from previous page...

Atom-1	Atom-2	Interatomic distance (Å)	Clash overlap (Å)
2:h:13:VAL:HG13	2:h:26:GLN:O	2.16	0.46
1:I:153:PHE:HB2	3:O:13:PHE:HB3	1.97	0.46
1:Q:50:GLU:O	1:Q:54:CYS:CB	2.64	0.46
2:R:22:THR:CB	2:R:63:PHE:HB2	2.45	0.46
2:R:82:LEU:HD12	2:R:221:LEU:HB3	1.98	0.46
3:m:184:TYR:HE1	1:O:182:THR:O	1.98	0.46
1:o:103:PHE:HE2	1:o:163:MET:HE3	1.81	0.46
1:o:126:ILE:HG23	1:o:203:MET:SD	2.56	0.46
1:o:170:ILE:HB	1:o:195:LEU:HD22	1.98	0.46
1:O:137:THR:HG22	1:O:141:ASP:OD1	2.15	0.46
1:O:174:TYR:CZ	1:O:198:MET:HE1	2.51	0.46
1:8:56:ALA:HA	1:8:222:PHE:O	2.15	0.46
1:AC:175:SER:O	1:AC:196:ASN:ND2	2.49	0.46
1:AG:246:VAL:O	1:AG:247:ASN:C	2.58	0.46
3:AI:50:ASP:OD1	3:AI:215:SER:OG	2.30	0.46
1:1:118:ASP:HB2	1:A:117:VAL:O	2.15	0.45
1:E:47:SER:HA	3:G:107:TYR:OH	2.16	0.45
2:Z:82:LEU:HD21	2:Z:247:ILE:HD13	1.98	0.45
2:N:69:VAL:HG22	2:N:70:GLN:N	2.32	0.45
1:U:246:VAL:O	1:U:246:VAL:HG12	2.16	0.45
1:c:112:SER:HB3	1:c:213:PRO:HD2	1.98	0.45
1:c:261:THR:O	1:c:261:THR:HG22	2.16	0.45
2:d:85:ALA:HA	2:d:149:GLY:HA2	1.98	0.45
1:s:131:PRO:HD2	3:y:224:MET:HE1	1.98	0.45
2:x:149:GLY:O	2:x:150:ASP:C	2.59	0.45
3:y:127:THR:HG22	3:y:128:GLY:H	1.79	0.45
3:AE:46:ILE:HB	3:AE:103:ILE:HD11	1.97	0.45
1:AG:56:ALA:HB3	3:AI:15:THR:HG23	1.98	0.45
3:AI:58:THR:HG22	3:AI:60:ALA:H	1.82	0.45
3:AQ:98:THR:HG22	3:AQ:99:LEU:N	2.31	0.45
3:AQ:127:THR:HG22	3:AQ:128:GLY:N	2.31	0.45
1:1:246:VAL:O	1:1:246:VAL:HG12	2.16	0.45
1:1:260:ILE:HG22	3:3:83:PHE:CB	2.46	0.45
2:2:164:ASN:HB3	2:2:167:LYS:HD3	1.99	0.45
3:a:98:THR:HG22	3:a:99:LEU:N	2.31	0.45
1:g:127:MET:SD	1:g:146:THR:HG23	2.57	0.45
2:N:130:ALA:HB3	2:N:222:THR:OG1	2.16	0.45
1:Q:51:ASN:OD1	4:T:43:ARG:NH1	2.50	0.45
1:Q:148:THR:HG21	3:W:226:LYS:O	2.16	0.45
2:R:20:ASN:ND2	2:R:58:VAL:HA	2.30	0.45
2:R:103:ARG:HB2	2:R:212:MET:HG2	1.98	0.45

Continued on next page...

Continued from previous page...

Atom-1	Atom-2	Interatomic distance (Å)	Clash overlap (Å)
1:U:261:THR:HG23	3:W:81:GLN:NE2	2.32	0.45
1:c:159:ALA:CA	3:e:11:THR:HG23	2.46	0.45
1:c:246:VAL:O	1:c:247:ASN:C	2.58	0.45
3:e:117:THR:HG23	3:e:165:VAL:HG22	1.98	0.45
2:l:126:CYS:SG	2:l:204:MET:HG3	2.57	0.45
3:AA:2:LEU:HD23	3:AQ:4:VAL:HG22	1.98	0.45
1:AC:249:THR:O	1:AC:249:THR:HG23	2.17	0.45
2:AD:145:GLU:CG	2:AD:168:VAL:HG23	2.47	0.45
1:AK:200:THR:HG22	1:AK:201:LEU:H	1.82	0.45
3:AM:55:VAL:HG21	3:AM:70:ILE:HD11	1.99	0.45
1:AO:246:VAL:O	1:AO:247:ASN:C	2.59	0.45
1:1:59:VAL:HG12	1:1:85:LEU:HD23	1.98	0.45
1:1:60:TYR:O	1:1:220:ILE:HD12	2.16	0.45
1:A:127:MET:HE1	1:A:143:ALA:HB1	1.99	0.45
3:C:94:VAL:HG12	3:C:95:LEU:HD12	1.97	0.45
2:Z:99:HIS:CG	2:Z:254:TYR:HB3	2.51	0.45
2:h:80:TRP:CE2	2:h:152:ALA:HB2	2.51	0.45
1:M:135:VAL:HG13	1:M:202:TYR:CZ	2.51	0.45
1:M:197:ASN:O	1:M:198:MET:HE2	2.16	0.45
1:U:95:LEU:HD12	1:U:176:CYS:SG	2.57	0.45
2:V:33:VAL:O	2:V:34:GLY:C	2.60	0.45
2:l:15:SER:O	2:l:16:ILE:HB	2.17	0.45
3:u:131:LEU:HD11	3:u:153:HIS:HB2	1.99	0.45
1:w:249:THR:HG23	1:w:249:THR:O	2.16	0.45
3:6:200:VAL:HG21	3:6:206:SER:HA	1.97	0.45
3:AA:116:LEU:HD23	3:AA:214:VAL:HG22	1.98	0.45
1:AC:139:VAL:HG13	1:AC:140:THR:HG23	1.98	0.45
1:AG:127:MET:O	1:AG:201:LEU:HD12	2.17	0.45
2:AL:100:TYR:OH	3:AQ:185:THR:HG21	2.15	0.45
3:3:160:LEU:HD23	2:d:14:ARG:HD3	1.99	0.45
2:F:66:LEU:HD21	2:F:86:LEU:HD23	1.98	0.45
3:a:108:THR:HB	3:a:224:MET:HB3	1.97	0.45
1:g:246:VAL:O	1:g:246:VAL:HG12	2.15	0.45
3:K:223:ARG:HD2	3:e:29:ASP:O	2.16	0.45
1:Q:175:SER:O	5:Q:301:MYR:O1	2.34	0.45
3:S:58:THR:HG22	3:S:59:GLU:CB	2.47	0.45
1:U:49:ILE:HD12	3:W:40:VAL:O	2.16	0.45
1:k:103:PHE:CZ	1:k:201:LEU:HD21	2.51	0.45
3:q:95:LEU:CD2	3:q:214:VAL:HG21	2.45	0.45
2:9:25:THR:HG22	2:9:109:HIS:NE2	2.31	0.45
2:9:145:GLU:HG2	2:9:168:VAL:HG23	1.98	0.45

Continued on next page...

Continued from previous page...

Atom-1	Atom-2	Interatomic distance (Å)	Clash overlap (Å)
2:AD:82:LEU:HD22	2:AD:106:TYR:CZ	2.52	0.45
1:AG:82:VAL:HG13	1:AG:85:LEU:HB3	1.98	0.45
3:AI:88:GLN:HB3	3:AI:91:ALA:HB3	1.98	0.45
3:AM:59:GLU:O	3:AM:62:VAL:HG12	2.17	0.45
3:K:109:HIS:HB2	3:K:223:ARG:HB3	1.99	0.45
2:N:210:VAL:HG11	3:S:174:THR:HG22	1.99	0.45
3:S:118:PHE:CD2	3:S:132:LEU:HD13	2.51	0.45
1:c:110:GLN:HB3	1:c:111:PRO:HD2	1.98	0.45
1:c:139:VAL:HG13	1:c:140:THR:HG23	1.98	0.45
1:k:147:SER:HB2	1:o:57:ALA:HB2	1.98	0.45
1:k:249:THR:O	1:k:249:THR:HG23	2.16	0.45
2:l:15:SER:O	2:l:23:ILE:O	2.35	0.45
1:o:99:LEU:HB3	1:o:165:ILE:HD11	1.97	0.45
1:w:103:PHE:CZ	1:w:201:LEU:HD11	2.51	0.45
3:y:34:MET:HE2	3:y:36:ILE:HG12	1.99	0.45
1:8:113:THR:OG1	1:8:114:ALA:N	2.49	0.45
3:AA:98:THR:HG22	3:AA:99:LEU:N	2.31	0.45
3:AA:119:MET:HE3	3:AA:121:CYS:SG	2.57	0.45
3:AM:28:PHE:HE2	3:AQ:224:MET:HE3	1.81	0.45
2:2:82:LEU:HB2	2:2:83:PRO:HD3	1.98	0.45
3:3:160:LEU:HD21	2:d:14:ARG:HH11	1.82	0.45
1:E:168:ILE:O	1:E:168:ILE:CG2	2.60	0.45
1:g:253:VAL:HG12	1:g:254:THR:HG23	1.99	0.45
2:J:156:THR:HG22	2:J:170:THR:C	2.42	0.45
4:T:30:ILE:N	4:T:30:ILE:HD12	2.32	0.45
1:c:163:MET:HE2	3:e:24:ALA:HB2	1.98	0.45
3:e:98:THR:HG22	3:e:99:LEU:N	2.32	0.45
1:o:82:VAL:HG13	1:o:85:LEU:HB3	1.97	0.45
2:p:26:GLN:HG3	2:p:27:GLU:H	1.81	0.45
3:q:111:SER:O	3:q:220:PHE:HA	2.16	0.45
1:s:249:THR:O	1:s:249:THR:HG23	2.15	0.45
1:s:257:ARG:NH1	1:s:260:ILE:O	2.49	0.45
2:t:156:THR:HG21	2:t:160:ILE:HD11	1.99	0.45
1:w:200:THR:HG22	1:w:201:LEU:N	2.32	0.45
2:9:42:LEU:HD13	2:9:103:ARG:NE	2.32	0.45
2:AH:160:ILE:HG22	2:AH:161:GLY:N	2.32	0.45
2:AL:129:GLU:OE2	2:AL:218:HIS:NE2	2.50	0.45
1:AO:59:VAL:HG11	1:AO:222:PHE:CG	2.51	0.45
1:1:206:VAL:CG1	1:A:106:THR:HG21	2.45	0.45
1:A:148:THR:HG21	3:G:226:LYS:O	2.16	0.45
2:Z:103:ARG:HB2	2:Z:212:MET:HG2	1.98	0.45

Continued on next page...

Continued from previous page...

Atom-1	Atom-2	Interatomic distance (Å)	Clash overlap (Å)
1:Q:168:ILE:O	1:Q:168:ILE:HG22	2.17	0.45
3:S:30:VAL:HG12	3:S:31:THR:O	2.17	0.45
3:S:116:LEU:HD23	3:S:214:VAL:HG22	1.99	0.45
1:U:100:GLU:HB3	1:U:223:LYS:HB3	1.97	0.45
3:W:94:VAL:C	3:W:95:LEU:HD12	2.42	0.45
3:W:173:GLN:HG2	3:W:174:THR:N	2.31	0.45
3:m:224:MET:HE3	3:6:28:PHE:HE1	1.80	0.45
1:o:195:LEU:O	1:o:196:ASN:C	2.59	0.45
2:p:59:ALA:HB1	2:p:91:LEU:CD1	2.46	0.45
3:q:22:PRO:HD3	3:y:5:MET:HE1	1.97	0.45
3:q:75:ASN:O	3:q:75:ASN:ND2	2.48	0.45
2:t:125:VAL:O	2:t:223:LEU:HD12	2.16	0.45
3:AA:52:VAL:HG22	3:AA:213:PHE:HE1	1.81	0.45
3:AA:87:LEU:CD1	3:AA:168:VAL:HG11	2.45	0.45
3:AM:149:MET:HE3	3:AM:153:HIS:NE2	2.31	0.45
2:AP:149:GLY:O	2:AP:150:ASP:OD1	2.34	0.45
2:2:148:GLY:O	2:2:151:THR:N	2.41	0.45
2:F:193:ASN:O	2:F:197:ASN:N	2.50	0.45
1:g:177:PHE:CE1	1:g:233:ARG:HD2	2.51	0.45
1:Q:163:MET:CG	3:S:24:ALA:HB2	2.47	0.45
1:U:167:PHE:CZ	1:U:169:SER:HB3	2.52	0.45
3:m:111:SER:O	3:m:220:PHE:HA	2.16	0.45
1:o:111:PRO:O	1:o:213:PRO:HG3	2.17	0.45
3:q:131:LEU:HD11	3:q:153:HIS:HB2	1.98	0.45
1:s:128:TYR:O	1:s:130:PRO:HD3	2.16	0.45
1:0:121:VAL:O	1:0:207:ASN:ND2	2.49	0.45
1:0:140:THR:O	1:0:140:THR:HG22	2.17	0.45
1:0:254:THR:HG22	3:6:97:ARG:HB2	1.99	0.45
1:AC:241:GLU:OE2	1:AC:249:THR:HG22	2.17	0.45
1:AG:182:THR:HG23	3:AM:183:GLU:HG2	1.99	0.45
3:AI:127:THR:HG22	3:AI:128:GLY:N	2.31	0.45
2:2:162:GLU:OE1	2:2:162:GLU:N	2.50	0.45
1:E:159:ALA:HB2	3:G:11:THR:HA	1.99	0.45
2:F:69:VAL:HG21	2:F:78:TRP:NE1	2.32	0.45
2:h:82:LEU:HD11	2:h:108:ILE:HD11	1.98	0.45
1:I:49:ILE:CD1	1:I:229:ALA:HB3	2.47	0.45
2:J:86:LEU:HA	2:J:89:MET:HG3	1.98	0.45
1:M:246:VAL:O	1:M:246:VAL:HG12	2.15	0.45
3:O:171:ILE:O	3:O:177:ARG:NH2	2.48	0.45
1:Q:50:GLU:O	1:Q:54:CYS:HB3	2.16	0.45
3:W:129:LYS:H	3:W:196:THR:HG22	1.81	0.45

Continued on next page...

Continued from previous page...

Atom-1	Atom-2	Interatomic distance (Å)	Clash overlap (Å)
1:o:103:PHE:CD2	1:o:126:ILE:HG21	2.52	0.45
1:s:103:PHE:CD2	1:s:126:ILE:HD13	2.52	0.45
1:w:95:LEU:O	1:w:174:TYR:N	2.48	0.45
2:x:54:THR:HG22	2:x:55:GLN:N	2.32	0.45
3:AA:52:VAL:HG22	3:AA:213:PHE:CE1	2.52	0.45
2:AH:31:VAL:HG11	2:AH:203:VAL:HG23	1.99	0.45
3:AM:4:VAL:HG13	3:AQ:2:LEU:O	2.17	0.45
3:AQ:159:GLY:O	3:AQ:160:LEU:CB	2.65	0.45
2:2:16:ILE:O	2:2:16:ILE:CD1	2.64	0.45
3:3:111:SER:HB2	3:3:176:TYR:HA	1.99	0.45
1:Y:146:THR:HB	1:Y:149:ASN:O	2.17	0.45
3:K:94:VAL:HG12	3:K:95:LEU:HD12	1.99	0.45
3:O:116:LEU:CD2	3:O:214:VAL:HG22	2.46	0.45
2:R:82:LEU:HD12	2:R:221:LEU:CB	2.47	0.45
2:V:99:HIS:CG	2:V:254:TYR:HB3	2.52	0.45
3:q:157:ASP:HB2	2:AH:25:THR:HG21	1.96	0.45
2:t:138:ASN:O	2:t:138:ASN:ND2	2.48	0.45
3:u:87:LEU:O	3:u:88:GLN:C	2.60	0.45
3:u:100:LEU:O	3:u:104:LEU:HD13	2.16	0.45
3:AA:89:PRO:HB2	3:AA:104:LEU:HD22	1.99	0.45
1:AC:200:THR:HG22	1:AC:201:LEU:N	2.32	0.45
2:AL:69:VAL:HG21	2:AL:78:TRP:NE1	2.31	0.45
1:AO:53:LEU:CD1	1:AO:227:VAL:HG11	2.46	0.45
2:AP:16:ILE:HD11	2:AP:25:THR:OG1	2.15	0.45
2:AP:81:LYS:O	2:AP:85:ALA:N	2.50	0.45
2:2:25:THR:C	2:2:27:GLU:N	2.75	0.44
3:3:9:GLY:O	3:3:12:GLN:HB3	2.17	0.44
1:A:246:VAL:O	1:A:247:ASN:C	2.60	0.44
2:F:63:PHE:CD1	2:F:248:ALA:HB2	2.52	0.44
2:h:242:PRO:HG2	3:K:196:THR:HG23	1.99	0.44
2:N:16:ILE:HG22	2:N:17:THR:N	2.32	0.44
1:Q:187:ASN:OD1	1:Q:188:GLY:N	2.38	0.44
1:c:246:VAL:O	1:c:246:VAL:HG12	2.17	0.44
3:m:196:THR:O	3:m:197:ASN:HB3	2.18	0.44
1:s:82:VAL:HG13	1:s:85:LEU:HB3	1.99	0.44
1:w:99:LEU:HD21	1:w:222:PHE:CZ	2.52	0.44
1:0:246:VAL:O	1:0:247:ASN:C	2.59	0.44
3:AA:53:VAL:CG2	3:AA:214:VAL:HG23	2.43	0.44
1:AC:187:ASN:OD1	1:AC:188:GLY:N	2.42	0.44
1:AG:116:SER:HB2	1:AK:116:SER:HA	1.97	0.44
2:AP:85:ALA:HA	2:AP:149:GLY:CA	2.47	0.44

Continued on next page...

Continued from previous page...

Atom-1	Atom-2	Interatomic distance (Å)	Clash overlap (Å)
2:2:23:ILE:HD11	2:2:63:PHE:CE1	2.53	0.44
3:G:51:SER:OG	3:G:98:THR:HG22	2.17	0.44
4:X:30:ILE:O	4:X:30:ILE:CG2	2.64	0.44
1:k:200:THR:HG22	1:k:201:LEU:H	1.82	0.44
1:s:116:SER:OG	1:w:116:SER:HA	2.18	0.44
1:w:127:MET:HE3	1:w:149:ASN:HB2	1.98	0.44
2:AD:127:VAL:HG13	2:AD:187:TYR:CE2	2.52	0.44
1:AO:82:VAL:HG13	1:AO:85:LEU:HB3	1.99	0.44
1:1:241:GLU:OE2	1:1:249:THR:HG22	2.17	0.44
3:3:55:VAL:HG21	3:3:70:ILE:HD11	1.98	0.44
2:B:135:SER:HB3	2:B:160:ILE:HD11	1.98	0.44
1:E:65:THR:HG22	1:E:66:ASN:N	2.32	0.44
2:F:104:THR:HG22	2:F:252:ALA:HA	2.00	0.44
1:Y:95:LEU:O	1:Y:174:TYR:N	2.50	0.44
3:i:235:THR:HG22	3:i:236:PHE:N	2.33	0.44
3:K:8:PRO:HA	1:c:159:ALA:HB1	1.98	0.44
1:M:148:THR:CG2	3:S:225:LEU:HG	2.48	0.44
1:c:103:PHE:HB2	1:c:161:PRO:HG2	2.00	0.44
1:k:134:PRO:HG2	1:k:146:THR:CG2	2.47	0.44
2:p:66:LEU:HD21	2:p:86:LEU:HD23	1.99	0.44
2:t:59:ALA:HB1	2:t:91:LEU:CD1	2.47	0.44
3:6:44:MET:HE1	3:6:220:PHE:CD1	2.53	0.44
1:AG:89:LEU:HD22	1:AG:95:LEU:HD13	1.98	0.44
2:AL:190:GLN:HB2	2:AL:200:ALA:HB1	1.99	0.44
2:2:16:ILE:CD1	2:2:23:ILE:HB	2.47	0.44
2:F:59:ALA:HB1	2:F:91:LEU:HD12	1.99	0.44
1:Y:254:THR:CG2	3:a:97:ARG:HB2	2.47	0.44
2:Z:31:VAL:HG11	2:Z:203:VAL:HG23	1.98	0.44
3:O:50:ASP:OD1	3:O:215:SER:OG	2.30	0.44
1:U:60:TYR:HE1	1:U:62:ALA:HB2	1.82	0.44
1:k:207:ASN:OD1	1:k:207:ASN:N	2.50	0.44
3:u:92:ASN:OD1	3:u:94:VAL:HG23	2.18	0.44
2:5:84:ASP:CG	2:5:84:ASP:O	2.61	0.44
2:AH:17:THR:HB	2:AH:18:LEU:HD12	1.98	0.44
3:AI:149:MET:O	3:AI:153:HIS:CD2	2.70	0.44
1:AK:67:ASN:O	1:AK:68:SER:HB3	2.17	0.44
3:AM:200:VAL:HG21	3:AM:206:SER:HA	1.99	0.44
2:2:84:ASP:OD2	2:2:147:SER:HB3	2.17	0.44
1:A:49:ILE:CD1	1:A:229:ALA:HB3	2.47	0.44
2:Z:145:GLU:HG2	2:Z:168:VAL:HG23	1.99	0.44
1:M:164:SER:O	3:O:23:SER:HA	2.17	0.44

Continued on next page...

Continued from previous page...

Atom-1	Atom-2	Interatomic distance (Å)	Clash overlap (Å)
2:N:181:VAL:HG11	3:O:65:LEU:HD21	1.99	0.44
3:O:108:THR:HB	3:O:224:MET:HB3	1.99	0.44
1:Q:192:ILE:HD12	1:Q:195:LEU:HD12	1.99	0.44
2:d:23:ILE:HD12	2:d:63:PHE:CE1	2.53	0.44
1:k:59:VAL:HG11	1:k:222:PHE:CD2	2.53	0.44
2:p:17:THR:HA	2:p:21:SER:O	2.18	0.44
1:s:247:ASN:HD22	2:t:134:CYS:H	1.65	0.44
3:y:182:ASP:O	3:y:184:TYR:N	2.50	0.44
3:6:177:ARG:HG2	3:6:185:THR:HB	2.00	0.44
2:AD:69:VAL:HG21	2:AD:78:TRP:NE1	2.32	0.44
3:AE:95:LEU:CD2	3:AE:214:VAL:HG21	2.48	0.44
1:AG:206:VAL:CG1	1:AK:106:THR:HG21	2.37	0.44
2:AL:161:GLY:C	2:AL:163:THR:HG23	2.42	0.44
1:1:59:VAL:HG11	1:1:222:PHE:CG	2.53	0.44
2:2:31:VAL:HG12	2:2:201:THR:HB	2.00	0.44
2:F:103:ARG:HB2	2:F:212:MET:HG2	1.98	0.44
2:h:51:ASP:O	2:h:255:ASN:ND2	2.51	0.44
3:K:92:ASN:OD1	3:K:93:GLY:N	2.50	0.44
2:N:82:LEU:HD13	2:N:106:TYR:CE2	2.53	0.44
1:U:163:MET:HE2	5:U:301:MYR:H143	2.00	0.44
1:c:203:MET:HE3	1:c:218:VAL:HG21	2.00	0.44
2:p:220:ASN:O	2:p:221:LEU:HD12	2.18	0.44
2:t:57:ASP:O	2:t:60:THR:N	2.49	0.44
1:w:182:THR:HG22	1:w:189:VAL:H	1.83	0.44
3:y:98:THR:HG22	3:y:99:LEU:N	2.33	0.44
3:y:200:VAL:HG12	3:y:204:VAL:HG13	1.98	0.44
1:8:246:VAL:O	1:8:247:ASN:C	2.59	0.44
3:AE:55:VAL:HA	3:AE:94:VAL:HG13	2.00	0.44
2:AH:120:GLY:N	2:AH:194:LEU:HD12	2.33	0.44
2:AP:24:THR:O	2:AP:25:THR:CG2	2.65	0.44
2:AP:66:LEU:HD21	2:AP:86:LEU:CD2	2.48	0.44
1:1:172:ASN:OD1	1:1:172:ASN:N	2.50	0.44
2:2:156:THR:HG21	2:2:158:THR:O	2.18	0.44
3:a:6:THR:HA	3:i:4:VAL:O	2.18	0.44
2:J:85:ALA:HA	2:J:149:GLY:HA2	1.99	0.44
1:M:200:THR:HG22	1:M:201:LEU:H	1.83	0.44
3:O:157:ASP:CG	3:O:160:LEU:HD13	2.43	0.44
2:l:69:VAL:HG21	2:l:78:TRP:NE1	2.33	0.44
3:m:92:ASN:OD1	3:m:93:GLY:N	2.51	0.44
1:s:127:MET:HE3	1:s:149:ASN:HD22	1.82	0.44
3:u:2:LEU:HD12	3:u:3:PRO:HD2	2.00	0.44

Continued on next page...

Continued from previous page...

Atom-1	Atom-2	Interatomic distance (Å)	Clash overlap (Å)
2:x:168:VAL:O	2:x:170:THR:HG23	2.18	0.44
3:AE:125:MET:HB3	3:AE:201:PRO:HG2	2.00	0.44
3:AE:160:LEU:O	3:AE:161:GLN:CB	2.66	0.44
2:F:160:ILE:HD13	2:F:168:VAL:O	2.18	0.44
1:Y:59:VAL:O	1:Y:82:VAL:HG23	2.17	0.44
2:h:103:ARG:HB2	2:h:212:MET:HG2	2.00	0.44
1:Q:95:LEU:O	1:Q:174:TYR:N	2.51	0.44
3:S:29:ASP:O	3:W:223:ARG:HD2	2.18	0.44
1:U:148:THR:CG2	3:e:225:LEU:HG	2.48	0.44
1:k:190:TYR:CG	1:k:191:GLY:N	2.85	0.44
1:k:194:THR:HG22	1:k:195:LEU:N	2.33	0.44
1:o:249:THR:HG23	1:o:249:THR:O	2.17	0.44
2:p:27:GLU:O	2:p:28:CYS:HB3	2.17	0.44
2:p:87:SER:HB3	2:p:96:MET:HE1	2.00	0.44
3:q:129:LYS:N	3:q:196:THR:HG22	2.33	0.44
1:s:107:SER:OG	1:s:216:SER:OG	2.33	0.44
3:u:98:THR:HG22	3:u:99:LEU:N	2.32	0.44
2:2:82:LEU:CD2	2:2:247:ILE:HD13	2.48	0.44
3:3:81:GLN:HB2	3:3:193:TRP:CZ3	2.53	0.44
3:G:53:VAL:CG2	3:G:214:VAL:HG23	2.48	0.44
1:Y:145:GLN:CD	1:g:82:VAL:HG23	2.43	0.44
1:Y:246:VAL:O	1:Y:247:ASN:C	2.61	0.44
3:K:58:THR:HG22	3:K:60:ALA:H	1.82	0.44
3:K:111:SER:HB2	3:K:176:TYR:HA	2.00	0.44
1:M:262:THR:O	1:M:263:THR:C	2.61	0.44
2:N:110:VAL:HG21	2:N:124:VAL:CG1	2.48	0.44
1:Q:154:TRP:NE1	1:Q:159:ALA:O	2.48	0.44
2:V:104:THR:HG21	2:V:249:PRO:HB3	2.00	0.44
3:W:9:GLY:O	3:W:12:GLN:HB3	2.18	0.44
1:k:56:ALA:HB3	3:m:15:THR:HG23	1.99	0.44
1:k:101:LEU:HD21	1:k:222:PHE:HE1	1.82	0.44
3:m:184:TYR:CE1	1:0:182:THR:O	2.71	0.44
1:w:261:THR:HG22	1:w:261:THR:O	2.18	0.44
1:0:61:TYR:HB2	1:0:219:ARG:HG2	1.99	0.44
2:9:16:ILE:HD13	2:9:23:ILE:HG22	2.00	0.44
1:AK:56:ALA:O	3:AM:15:THR:HG23	2.18	0.44
3:AM:125:MET:HB3	3:AM:201:PRO:CG	2.48	0.44
2:AP:145:GLU:HG2	2:AP:168:VAL:HG23	2.00	0.44
1:1:246:VAL:O	1:1:247:ASN:C	2.61	0.43
2:2:259:LEU:H	2:2:259:LEU:HD23	1.82	0.43
3:3:235:THR:HG22	3:3:236:PHE:N	2.33	0.43

Continued on next page...

Continued from previous page...

Atom-1	Atom-2	Interatomic distance (Å)	Clash overlap (Å)
1:A:78:ASN:OD1	1:A:81:GLN:HG3	2.18	0.43
3:G:92:ASN:OD1	3:G:93:GLY:N	2.51	0.43
2:h:84:ASP:CG	2:h:84:ASP:O	2.61	0.43
1:I:47:SER:HA	3:K:107:TYR:OH	2.18	0.43
2:J:80:TRP:CZ2	2:J:152:ALA:HB2	2.52	0.43
2:N:220:ASN:C	2:N:221:LEU:HD12	2.42	0.43
1:k:137:THR:HG22	1:k:141:ASP:OD2	2.18	0.43
1:o:134:PRO:HG2	1:o:146:THR:HG21	2.00	0.43
3:AA:111:SER:O	3:AA:220:PHE:HA	2.17	0.43
1:AK:200:THR:HG22	1:AK:201:LEU:N	2.33	0.43
1:AO:89:LEU:HD22	1:AO:95:LEU:HD13	2.00	0.43
1:AO:260:ILE:HD12	3:AQ:82:VAL:O	2.18	0.43
1:l:59:VAL:HG11	1:l:222:PHE:CD2	2.53	0.43
3:3:223:ARG:HH12	3:i:31:THR:CG2	2.31	0.43
3:C:107:TYR:CZ	3:C:225:LEU:CD1	3.01	0.43
2:Z:80:TRP:NE1	2:Z:152:ALA:HB2	2.33	0.43
1:g:95:LEU:O	1:g:174:TYR:N	2.50	0.43
3:i:98:THR:HG22	3:i:99:LEU:N	2.33	0.43
1:I:170:ILE:HD11	3:O:178:TYR:CE1	2.52	0.43
1:I:249:THR:HG23	1:I:249:THR:O	2.18	0.43
1:Q:198:MET:HE1	5:Q:301:MYR:H41	2.00	0.43
1:Q:207:ASN:HA	1:U:106:THR:HB	2.00	0.43
1:o:89:LEU:HD22	1:o:95:LEU:HD13	2.01	0.43
1:o:128:TYR:HE2	3:q:25:MET:HE1	1.82	0.43
1:s:246:VAL:O	1:s:247:ASN:C	2.60	0.43
2:t:82:LEU:HD22	2:t:247:ILE:HD13	2.00	0.43
2:x:33:VAL:O	2:x:34:GLY:C	2.60	0.43
1:8:118:ASP:HB2	1:AC:117:VAL:HG13	1.99	0.43
1:AC:194:THR:HG23	1:AC:195:LEU:N	2.33	0.43
1:AG:253:VAL:HG12	1:AG:254:THR:HG23	2.01	0.43
1:AG:257:ARG:HG2	3:AI:57:ASN:HB2	2.00	0.43
1:AK:249:THR:HG23	1:AK:249:THR:O	2.17	0.43
1:AO:148:THR:HG22	1:AO:149:ASN:N	2.25	0.43
1:l:257:ARG:CG	3:3:57:ASN:HB2	2.48	0.43
3:G:147:ASP:O	3:G:150:LEU:HD12	2.18	0.43
2:h:162:GLU:HG2	2:h:163:THR:N	2.33	0.43
1:M:68:SER:O	1:M:71:GLY:N	2.51	0.43
1:M:81:GLN:O	3:O:233:GLN:NE2	2.44	0.43
3:O:29:ASP:O	3:S:223:ARG:HD2	2.18	0.43
1:U:118:ASP:HB2	1:c:117:VAL:O	2.17	0.43
1:U:200:THR:HG22	1:U:201:LEU:N	2.33	0.43

Continued on next page...

Continued from previous page...

Atom-1	Atom-2	Interatomic distance (Å)	Clash overlap (Å)
2:l:18:LEU:HD12	2:l:63:PHE:CE2	2.53	0.43
1:s:200:THR:HG22	1:s:201:LEU:N	2.33	0.43
2:x:150:ASP:O	2:x:151:THR:HG23	2.18	0.43
3:y:131:LEU:HD11	3:y:153:HIS:ND1	2.32	0.43
1:AC:110:GLN:HB2	1:AC:213:PRO:HG2	1.99	0.43
3:3:175:HIS:HA	2:h:48:THR:HG21	1.99	0.43
1:A:115:THR:O	1:A:116:SER:OG	2.29	0.43
1:E:145:GLN:CD	1:Y:82:VAL:HG13	2.43	0.43
1:g:243:GLN:HE21	1:g:244:LYS:HE3	1.83	0.43
2:h:87:SER:CB	2:h:96:MET:HE1	2.48	0.43
3:i:50:ASP:OD1	3:i:215:SER:OG	2.28	0.43
1:I:158:ASN:OD1	3:O:11:THR:HG21	2.18	0.43
1:I:231:VAL:HG13	2:J:35:TYR:OH	2.18	0.43
1:Q:99:LEU:HD11	1:Q:222:PHE:CD2	2.53	0.43
2:R:33:VAL:O	2:R:34:GLY:C	2.61	0.43
1:U:246:VAL:O	1:U:247:ASN:C	2.61	0.43
2:l:193:ASN:O	2:l:197:ASN:N	2.51	0.43
2:x:59:ALA:HB1	2:x:91:LEU:CD1	2.48	0.43
2:9:42:LEU:HD13	2:9:103:ARG:HE	1.83	0.43
3:AA:29:ASP:O	3:AE:223:ARG:HD2	2.18	0.43
1:AG:146:THR:OG1	1:AG:147:SER:N	2.49	0.43
1:AO:200:THR:HG22	1:AO:201:LEU:H	1.84	0.43
3:AQ:125:MET:HB3	3:AQ:201:PRO:HG2	1.99	0.43
1:1:253:VAL:HG12	1:1:254:THR:HG23	2.01	0.43
2:2:82:LEU:HD12	2:2:221:LEU:CB	2.49	0.43
3:G:4:VAL:HG13	3:a:4:VAL:CG2	2.48	0.43
3:G:98:THR:HG22	3:G:99:LEU:N	2.33	0.43
1:Y:256:THR:HG21	3:a:59:GLU:HA	2.00	0.43
1:I:148:THR:CG2	3:O:225:LEU:HG	2.49	0.43
2:J:109:HIS:ND1	2:J:201:THR:HG22	2.34	0.43
2:N:100:TYR:OH	3:S:173:GLN:OE1	2.32	0.43
1:Q:99:LEU:HD23	1:Q:223:LYS:O	2.17	0.43
2:R:160:ILE:HG22	2:R:161:GLY:N	2.33	0.43
1:c:260:ILE:HG22	3:e:83:PHE:HA	2.00	0.43
1:k:203:MET:HG3	1:k:218:VAL:HG11	2.01	0.43
2:p:16:ILE:O	2:p:22:THR:HA	2.18	0.43
3:q:5:MET:HE3	3:6:22:PRO:HD3	2.01	0.43
1:w:254:THR:O	3:y:62:VAL:HG21	2.17	0.43
1:0:56:ALA:O	3:6:15:THR:HG23	2.18	0.43
1:AC:256:THR:HG21	3:AE:59:GLU:HA	1.99	0.43
3:AE:4:VAL:HG13	3:AI:4:VAL:HB	2.00	0.43

Continued on next page...

Continued from previous page...

Atom-1	Atom-2	Interatomic distance (Å)	Clash overlap (Å)
3:AE:52:VAL:HG22	3:AE:213:PHE:HE1	1.82	0.43
1:AG:200:THR:HG22	1:AG:201:LEU:H	1.84	0.43
2:AH:70:GLN:HG2	2:AH:240:TYR:CZ	2.53	0.43
2:AH:84:ASP:O	2:AH:84:ASP:CG	2.61	0.43
1:AK:60:TYR:CE1	1:AK:62:ALA:HB2	2.54	0.43
2:AL:103:ARG:HB2	2:AL:212:MET:HG2	2.01	0.43
1:1:63:THR:HG22	1:1:217:THR:HG23	2.01	0.43
3:3:178:TYR:CZ	1:g:197:ASN:HB3	2.54	0.43
1:A:65:THR:HG22	1:A:66:ASN:N	2.33	0.43
1:Y:182:THR:HG22	1:Y:189:VAL:H	1.84	0.43
1:g:200:THR:HG22	1:g:201:LEU:N	2.34	0.43
2:h:25:THR:CG2	2:h:26:GLN:N	2.81	0.43
1:I:103:PHE:HB2	1:I:161:PRO:HG2	1.99	0.43
3:K:87:LEU:HD11	3:K:114:ILE:HD12	1.99	0.43
2:N:18:LEU:O	2:N:21:SER:OG	2.30	0.43
3:O:234:ASP:OD1	3:O:235:THR:N	2.51	0.43
3:W:90:GLY:HA3	3:W:179:VAL:HG23	2.00	0.43
1:c:182:THR:HG22	1:c:189:VAL:H	1.83	0.43
2:d:116:LYS:HA	3:e:124:ALA:HB3	2.01	0.43
2:l:84:ASP:OD2	2:l:147:SER:HB3	2.19	0.43
1:o:105:ILE:HD12	1:o:105:ILE:N	2.32	0.43
2:p:157:ASP:O	2:p:157:ASP:OD1	2.37	0.43
3:q:56:ASN:O	3:q:67:ALA:HA	2.19	0.43
3:AA:223:ARG:HD2	3:AQ:29:ASP:O	2.18	0.43
3:AE:52:VAL:HG22	3:AE:213:PHE:CE1	2.53	0.43
1:AK:95:LEU:O	1:AK:174:TYR:N	2.51	0.43
3:AM:131:LEU:HD23	3:AM:148:ALA:HB3	1.99	0.43
1:AO:127:MET:HE3	1:AO:149:ASN:CB	2.49	0.43
1:1:99:LEU:HB2	1:1:165:ILE:HG13	2.00	0.43
3:G:107:TYR:CZ	3:G:225:LEU:CD1	3.02	0.43
1:Y:200:THR:HG22	1:Y:201:LEU:N	2.34	0.43
3:i:75:ASN:N	3:i:197:ASN:OD1	2.44	0.43
3:K:73:GLN:OE1	3:K:73:GLN:N	2.51	0.43
1:M:200:THR:HG22	1:M:201:LEU:N	2.33	0.43
2:N:42:LEU:N	2:N:253:GLU:OE2	2.43	0.43
1:U:182:THR:HB	1:U:194:THR:HG22	1.99	0.43
2:V:150:ASP:C	2:V:150:ASP:OD1	2.61	0.43
3:W:108:THR:HB	3:W:224:MET:HB3	2.01	0.43
1:c:49:ILE:HD12	3:e:40:VAL:O	2.18	0.43
2:d:60:THR:HG23	2:d:92:PHE:HD1	1.83	0.43
2:p:20:ASN:HB2	2:p:62:ARG:HH11	1.83	0.43

Continued on next page...

Continued from previous page...

Atom-1	Atom-2	Interatomic distance (Å)	Clash overlap (Å)
1:0:77:ILE:O	1:0:198:MET:HB2	2.18	0.43
3:AE:181:GLU:OE1	3:AE:185:THR:HG23	2.18	0.43
3:AM:87:LEU:CD1	3:AM:114:ILE:HD12	2.48	0.43
1:AO:254:THR:HG22	3:AQ:97:ARG:HB2	2.01	0.43
3:3:58:THR:O	3:3:59:GLU:C	2.62	0.43
1:E:105:ILE:HG21	1:E:124:HIS:CD2	2.53	0.43
3:G:9:GLY:O	3:G:12:GLN:HB3	2.18	0.43
2:Z:71:TRP:CE2	2:Z:122:LEU:HD21	2.54	0.43
3:K:5:MET:O	3:O:3:PRO:HA	2.18	0.43
1:Q:49:ILE:HD12	3:S:40:VAL:O	2.19	0.43
1:0:83:ALA:HB1	3:6:231:ILE:HG13	1.99	0.43
2:5:233:TYR:HB2	2:5:237:SER:HB2	2.01	0.43
3:AA:94:VAL:HG12	3:AA:95:LEU:HD12	2.01	0.43
1:AC:154:TRP:NE1	1:AC:159:ALA:O	2.49	0.43
1:AC:246:VAL:O	1:AC:247:ASN:C	2.62	0.43
2:AH:82:LEU:HD13	2:AH:106:TYR:CD2	2.53	0.43
2:AL:195:ARG:NH2	3:AM:158:VAL:O	2.51	0.43
1:1:47:SER:HA	3:3:107:TYR:OH	2.18	0.43
3:3:5:MET:HE1	3:a:22:PRO:HG3	2.01	0.43
1:E:167:PHE:CZ	1:E:169:SER:HB3	2.54	0.43
3:G:130:PHE:CZ	3:G:198:ILE:HD11	2.53	0.43
2:Z:149:GLY:O	2:Z:150:ASP:OD1	2.36	0.43
1:g:246:VAL:O	1:g:247:ASN:C	2.61	0.43
4:j:30:ILE:HD12	4:j:30:ILE:C	2.44	0.43
1:I:105:ILE:HD11	1:I:126:ILE:HD11	2.01	0.43
1:M:261:THR:O	1:M:261:THR:HG22	2.18	0.43
3:S:95:LEU:HD22	3:S:214:VAL:HG21	2.00	0.43
3:W:177:ARG:HG2	3:W:185:THR:HB	2.01	0.43
2:d:195:ARG:HG3	3:e:124:ALA:HA	2.01	0.43
3:e:9:GLY:O	3:e:12:GLN:HB3	2.19	0.43
2:l:174:ASN:HA	2:l:179:VAL:O	2.18	0.43
3:q:51:SER:CB	3:q:99:LEU:HD13	2.48	0.43
2:9:204:MET:HG3	2:9:221:LEU:HD21	2.01	0.43
3:AA:87:LEU:HD13	3:AA:168:VAL:HG11	2.00	0.43
3:AA:116:LEU:CD2	3:AA:214:VAL:HG22	2.49	0.43
1:AG:247:ASN:OD1	2:AH:134:CYS:N	2.46	0.43
3:AM:131:LEU:HD11	3:AM:153:HIS:ND1	2.34	0.43
1:AO:115:THR:HG23	1:AO:115:THR:O	2.18	0.43
1:AO:249:THR:O	1:AO:249:THR:HG23	2.18	0.43
1:1:135:VAL:HG13	1:1:202:TYR:OH	2.18	0.43
3:C:117:THR:HG23	3:C:165:VAL:HG22	2.01	0.43

Continued on next page...

Continued from previous page...

Atom-1	Atom-2	Interatomic distance (Å)	Clash overlap (Å)
2:Z:98:TYR:CD1	2:Z:260:ALA:HB2	2.54	0.43
2:Z:117:PHE:CD2	3:a:204:VAL:HG22	2.53	0.43
1:I:246:VAL:O	1:I:247:ASN:C	2.62	0.43
3:O:58:THR:HB	3:O:61:ASN:HD22	1.83	0.43
2:R:20:ASN:HD22	2:R:58:VAL:HA	1.84	0.43
3:q:200:VAL:CG1	3:q:204:VAL:HB	2.49	0.43
3:u:52:VAL:HG22	3:u:213:PHE:CE1	2.54	0.43
1:AC:127:MET:HE1	1:AC:143:ALA:O	2.19	0.43
3:AE:160:LEU:HD22	3:AE:160:LEU:N	2.33	0.43
2:AH:127:VAL:HG13	2:AH:187:TYR:CE2	2.54	0.43
3:AQ:226:LYS:HG2	3:AQ:227:ASP:N	2.34	0.43
3:3:152:THR:HA	2:d:20:ASN:HB3	2.01	0.42
1:E:246:VAL:O	1:E:247:ASN:C	2.62	0.42
2:h:17:THR:HG23	2:h:22:THR:HG1	1.84	0.42
2:h:60:THR:HG23	2:h:92:PHE:HD1	1.84	0.42
2:J:168:VAL:O	2:J:170:THR:HG23	2.18	0.42
3:K:49:VAL:HB	3:K:99:LEU:HD23	2.01	0.42
3:S:128:GLY:O	3:S:158:VAL:HG22	2.19	0.42
2:V:48:THR:HG21	3:e:175:HIS:HA	2.01	0.42
3:W:44:MET:HE1	3:W:220:PHE:CD1	2.54	0.42
2:l:238:SER:HB2	3:AM:200:VAL:O	2.19	0.42
1:o:79:THR:HG23	1:o:198:MET:HE1	2.01	0.42
1:s:77:ILE:HD12	1:s:199:GLY:C	2.44	0.42
2:t:33:VAL:O	2:t:34:GLY:C	2.63	0.42
3:u:131:LEU:HD11	3:u:153:HIS:ND1	2.34	0.42
2:5:42:LEU:HD13	2:5:103:ARG:HE	1.84	0.42
3:AA:46:ILE:HB	3:AA:103:ILE:HD11	2.01	0.42
3:AI:53:VAL:CG2	3:AI:214:VAL:HG23	2.47	0.42
1:1:146:THR:HB	1:1:149:ASN:O	2.19	0.42
1:1:254:THR:CG2	3:3:97:ARG:HB2	2.49	0.42
1:E:66:ASN:OD1	1:E:214:ILE:HB	2.19	0.42
3:i:117:THR:HG23	3:i:165:VAL:HG22	2.01	0.42
2:J:67:GLU:HG3	2:J:150:ASP:O	2.19	0.42
3:K:98:THR:HG22	3:K:99:LEU:H	1.84	0.42
2:N:98:TYR:CE1	2:N:260:ALA:HB2	2.54	0.42
3:O:2:LEU:HD12	3:O:3:PRO:HD2	2.00	0.42
1:Q:159:ALA:HB2	3:S:11:THR:HA	2.01	0.42
2:R:14:ARG:O	2:R:15:SER:HB3	2.19	0.42
2:R:42:LEU:CD2	2:R:47:ALA:HB2	2.48	0.42
3:m:131:LEU:HD11	3:m:153:HIS:HB2	2.01	0.42
2:t:101:LEU:HD12	2:t:255:ASN:HB2	2.01	0.42

Continued on next page...

Continued from previous page...

Atom-1	Atom-2	Interatomic distance (Å)	Clash overlap (Å)
2:5:42:LEU:HD21	2:5:47:ALA:HA	2.01	0.42
1:8:127:MET:HE3	1:8:149:ASN:OD1	2.19	0.42
1:AG:172:ASN:OD1	1:AG:172:ASN:N	2.51	0.42
1:AO:195:LEU:HD23	1:AO:196:ASN:N	2.21	0.42
1:AO:230:TRP:NE1	3:AQ:39:ARG:HG2	2.34	0.42
3:C:108:THR:HB	3:C:224:MET:HB3	2.02	0.42
2:R:117:PHE:CD2	3:S:204:VAL:HG22	2.53	0.42
3:S:98:THR:HG22	3:S:99:LEU:N	2.34	0.42
3:W:29:ASP:O	3:e:223:ARG:HD2	2.18	0.42
1:c:86:ARG:O	1:c:90:GLU:HG3	2.19	0.42
2:l:195:ARG:HH22	3:m:158:VAL:HG12	1.79	0.42
1:o:103:PHE:CD2	1:o:126:ILE:HD13	2.53	0.42
2:p:26:GLN:O	2:p:27:GLU:C	2.62	0.42
1:s:200:THR:HG22	1:s:201:LEU:H	1.84	0.42
1:w:53:LEU:HD12	1:w:227:VAL:HG11	2.00	0.42
3:AE:98:THR:HG22	3:AE:99:LEU:H	1.84	0.42
2:AH:59:ALA:HB1	2:AH:91:LEU:CD1	2.49	0.42
3:AI:200:VAL:HG13	3:AI:204:VAL:HG13	2.00	0.42
2:F:16:ILE:O	2:F:16:ILE:CG2	2.66	0.42
1:Y:168:ILE:HD12	3:i:224:MET:HE1	2.02	0.42
1:g:101:LEU:O	1:g:162:ARG:HA	2.19	0.42
2:h:80:TRP:NE1	2:h:152:ALA:HB2	2.34	0.42
3:K:108:THR:HB	3:K:224:MET:HB3	2.02	0.42
1:U:135:VAL:HG13	1:U:202:TYR:OH	2.19	0.42
1:U:165:ILE:HD12	1:U:165:ILE:C	2.44	0.42
1:k:75:TRP:HH2	1:k:222:PHE:CZ	2.38	0.42
2:l:127:VAL:HG22	2:l:187:TYR:CD2	2.54	0.42
3:m:51:SER:OG	3:m:98:THR:HG22	2.19	0.42
1:s:59:VAL:HG21	1:s:75:TRP:CH2	2.54	0.42
1:w:200:THR:HG22	1:w:201:LEU:H	1.82	0.42
2:9:17:THR:O	2:9:17:THR:OG1	2.37	0.42
2:9:69:VAL:HG21	2:9:78:TRP:NE1	2.35	0.42
2:AD:82:LEU:HD23	2:AD:82:LEU:C	2.44	0.42
1:AG:110:GLN:HB3	1:AG:111:PRO:HD2	2.00	0.42
3:AI:155:ILE:O	3:AI:155:ILE:CG2	2.66	0.42
3:AI:185:THR:HG23	3:AI:185:THR:O	2.19	0.42
2:2:23:ILE:HD11	2:2:63:PHE:CD1	2.54	0.42
3:3:58:THR:HG22	3:3:60:ALA:H	1.85	0.42
2:B:99:HIS:CG	2:B:254:TYR:HB3	2.54	0.42
1:I:116:SER:HA	1:c:116:SER:OG	2.19	0.42
1:M:105:ILE:HD11	1:M:126:ILE:HD11	2.01	0.42

Continued on next page...

Continued from previous page...

Atom-1	Atom-2	Interatomic distance (Å)	Clash overlap (Å)
1:M:148:THR:HG21	3:S:226:LYS:O	2.18	0.42
3:S:180:VAL:HG22	3:S:181:GLU:N	2.34	0.42
3:W:129:LYS:HB2	3:W:196:THR:HG22	2.02	0.42
1:o:189:VAL:HG11	1:o:193:ASN:CG	2.44	0.42
2:p:84:ASP:OD2	2:p:147:SER:HB3	2.19	0.42
2:t:193:ASN:O	2:t:197:ASN:N	2.52	0.42
1:0:59:VAL:HG11	1:0:222:PHE:CG	2.54	0.42
2:5:85:ALA:HA	2:5:149:GLY:HA2	2.02	0.42
3:AE:127:THR:HG22	3:AE:128:GLY:H	1.83	0.42
2:AH:127:VAL:O	2:AH:221:LEU:HD12	2.20	0.42
3:AI:4:VAL:HA	3:AM:1:GLY:O	2.18	0.42
1:E:182:THR:HG23	1:E:183:GLN:HG3	2.01	0.42
2:F:25:THR:HG21	2:F:199:SER:OG	2.19	0.42
3:a:107:TYR:CZ	3:a:225:LEU:CD1	3.03	0.42
2:J:86:LEU:HB2	2:J:92:PHE:CE2	2.54	0.42
3:K:13:PHE:HB3	1:c:153:PHE:HB2	2.01	0.42
1:M:116:SER:CB	1:Q:116:SER:HA	2.50	0.42
3:O:97:ARG:NH1	3:O:102:GLU:OE2	2.49	0.42
1:Q:177:PHE:CE1	1:Q:233:ARG:HD2	2.55	0.42
1:Q:240:TYR:HB2	3:S:237:TYR:CE2	2.55	0.42
2:V:80:TRP:CZ2	2:V:152:ALA:HB2	2.55	0.42
2:d:82:LEU:CD2	2:d:247:ILE:HD13	2.49	0.42
2:x:59:ALA:HB1	2:x:91:LEU:HD13	2.00	0.42
1:8:181:TRP:HA	1:8:189:VAL:O	2.20	0.42
2:9:18:LEU:HD23	2:9:18:LEU:C	2.44	0.42
1:AC:76:VAL:HG23	1:AC:76:VAL:O	2.19	0.42
2:AD:66:LEU:HD21	2:AD:86:LEU:HD23	2.01	0.42
2:AD:87:SER:HB3	2:AD:96:MET:HE1	2.00	0.42
3:AI:98:THR:HG22	3:AI:99:LEU:N	2.35	0.42
1:AO:178:TYR:CD2	1:AO:194:THR:HG21	2.54	0.42
2:AP:82:LEU:HD22	2:AP:221:LEU:HD23	2.02	0.42
2:AP:104:THR:HG22	2:AP:252:ALA:CB	2.49	0.42
2:AP:149:GLY:C	2:AP:151:THR:N	2.77	0.42
3:3:90:GLY:HA3	3:3:179:VAL:HG23	2.00	0.42
1:A:47:SER:HA	3:C:107:TYR:OH	2.20	0.42
1:E:101:LEU:O	1:E:162:ARG:HA	2.19	0.42
1:Y:177:PHE:CE1	1:Y:233:ARG:HD2	2.55	0.42
1:g:200:THR:HG22	1:g:201:LEU:H	1.84	0.42
2:J:127:VAL:HG22	2:J:187:TYR:CD2	2.55	0.42
2:N:48:THR:HG21	3:S:175:HIS:CG	2.55	0.42
1:Q:67:ASN:O	1:Q:68:SER:C	2.62	0.42

Continued on next page...

Continued from previous page...

Atom-1	Atom-2	Interatomic distance (Å)	Clash overlap (Å)
1:Q:77:ILE:HD12	1:Q:199:GLY:O	2.20	0.42
1:c:117:VAL:HG11	1:c:212:GLY:HA3	2.00	0.42
2:d:84:ASP:OD2	2:d:147:SER:HB3	2.20	0.42
1:k:134:PRO:HG2	1:k:146:THR:HG21	2.02	0.42
2:l:82:LEU:HD12	2:l:221:LEU:HB3	2.02	0.42
1:s:50:GLU:O	1:s:54:CYS:CB	2.68	0.42
3:u:46:ILE:HB	3:u:103:ILE:HD11	2.02	0.42
3:u:185:THR:O	3:u:186:ALA:C	2.62	0.42
1:O:257:ARG:NH2	3:6:55:VAL:O	2.52	0.42
3:AA:75:ASN:ND2	3:AA:77:ASP:O	2.53	0.42
3:AA:129:LYS:H	3:AA:196:THR:CG2	2.33	0.42
3:AI:10:SER:O	3:AI:11:THR:OG1	2.35	0.42
3:3:8:PRO:HD3	3:i:12:GLN:O	2.19	0.42
1:A:60:TYR:O	1:A:220:ILE:HD12	2.19	0.42
2:B:103:ARG:HB2	2:B:212:MET:HG2	2.01	0.42
3:C:200:VAL:CG1	3:C:204:VAL:HB	2.49	0.42
1:E:127:MET:HE1	1:E:143:ALA:O	2.20	0.42
3:G:52:VAL:HG22	3:G:213:PHE:CE1	2.54	0.42
3:G:96:ASN:OD1	3:G:97:ARG:N	2.52	0.42
1:Y:82:VAL:HG22	3:a:236:PHE:HE1	1.85	0.42
2:h:13:VAL:HG12	2:h:14:ARG:N	2.35	0.42
1:M:116:SER:HB2	1:Q:116:SER:HA	2.01	0.42
1:U:47:SER:HA	3:W:107:TYR:OH	2.19	0.42
1:c:50:GLU:OE1	1:c:227:VAL:HG23	2.19	0.42
2:d:84:ASP:O	2:d:84:ASP:CG	2.62	0.42
3:e:116:LEU:HD11	3:e:190:ILE:HD13	2.02	0.42
2:p:84:ASP:O	2:p:84:ASP:CG	2.63	0.42
1:w:47:SER:HA	3:y:107:TYR:OH	2.20	0.42
1:w:82:VAL:HG13	1:w:85:LEU:HB3	2.02	0.42
3:AE:107:TYR:CZ	3:AE:225:LEU:HD13	2.55	0.42
1:AG:241:GLU:HB3	2:AH:137:LEU:HD13	2.00	0.42
3:AI:123:SER:HB2	3:AI:204:VAL:HG21	2.01	0.42
2:AL:195:ARG:HG3	3:AM:124:ALA:HA	2.02	0.42
2:AP:66:LEU:HD21	2:AP:86:LEU:HD23	2.02	0.42
2:h:33:VAL:O	2:h:34:GLY:C	2.61	0.42
1:M:246:VAL:O	1:M:247:ASN:C	2.63	0.42
2:N:65:THR:HA	2:N:246:THR:HA	2.01	0.42
1:Q:135:VAL:HG13	1:Q:202:TYR:OH	2.19	0.42
1:c:135:VAL:HG23	1:c:135:VAL:O	2.20	0.42
3:e:58:THR:HG22	3:e:60:ALA:H	1.84	0.42
1:o:80:ARG:HD2	1:o:86:ARG:CZ	2.50	0.42

Continued on next page...

Continued from previous page...

Atom-1	Atom-2	Interatomic distance (Å)	Clash overlap (Å)
3:q:167:CYS:HG	3:q:217:CYS:HG	1.66	0.42
2:t:82:LEU:CD1	2:t:221:LEU:HD23	2.50	0.42
2:5:213:ASP:OD1	2:5:214:ASN:N	2.52	0.42
1:8:115:THR:HG22	1:8:116:SER:N	2.35	0.42
3:AE:125:MET:HB3	3:AE:201:PRO:CG	2.50	0.42
1:E:64:TYR:HB2	1:E:71:GLY:O	2.20	0.42
1:E:182:THR:HG22	1:E:189:VAL:H	1.84	0.42
1:E:243:GLN:N	3:G:238:GLN:OXT	2.46	0.42
1:g:99:LEU:O	1:g:164:SER:HA	2.20	0.42
2:h:25:THR:HG22	2:h:26:GLN:N	2.34	0.42
1:I:175:SER:O	1:I:192:ILE:HD11	2.20	0.42
1:Q:254:THR:HG22	3:S:97:ARG:HB2	2.02	0.42
3:S:108:THR:HB	3:S:224:MET:HB3	2.02	0.42
1:U:113:THR:HG23	1:U:114:ALA:H	1.84	0.42
3:W:55:VAL:HA	3:W:94:VAL:HG13	2.01	0.42
3:e:59:GLU:O	3:e:62:VAL:HG12	2.19	0.42
3:e:177:ARG:HG2	3:e:185:THR:HB	2.01	0.42
1:k:163:MET:HE3	3:m:24:ALA:HB1	2.01	0.42
1:k:168:ILE:HA	3:m:28:PHE:CE2	2.55	0.42
1:s:47:SER:HA	3:u:107:TYR:OH	2.19	0.42
1:s:175:SER:CB	1:s:195:LEU:HD12	2.50	0.42
2:5:18:LEU:O	2:5:21:SER:OG	2.31	0.42
2:AD:29:ALA:O	2:AD:30:ASN:C	2.62	0.42
1:1:254:THR:HG22	3:3:97:ARG:CB	2.47	0.41
2:2:117:PHE:CD2	3:3:204:VAL:HB	2.55	0.41
1:E:68:SER:OG	1:E:69:GLU:N	2.51	0.41
1:E:240:TYR:HB2	3:G:237:TYR:CE2	2.55	0.41
2:F:60:THR:HG23	2:F:92:PHE:HD1	1.84	0.41
2:Z:33:VAL:O	2:Z:34:GLY:C	2.63	0.41
3:a:105:ASN:HB3	3:a:228:THR:HG22	2.02	0.41
3:i:57:ASN:O	3:i:58:THR:C	2.63	0.41
3:O:51:SER:OG	3:O:98:THR:HG22	2.20	0.41
1:w:77:ILE:HD12	1:w:199:GLY:O	2.20	0.41
3:6:50:ASP:OD1	3:6:215:SER:OG	2.32	0.41
2:9:156:THR:HG23	2:9:158:THR:O	2.19	0.41
1:AC:189:VAL:HG12	1:AC:191:GLY:N	2.35	0.41
1:AO:178:TYR:CD1	1:AO:194:THR:HG21	2.55	0.41
1:1:168:ILE:CD1	3:C:224:MET:HE3	2.50	0.41
2:2:196:THR:HG21	3:3:162:SER:HB3	2.02	0.41
1:A:95:LEU:O	1:A:174:TYR:N	2.53	0.41
1:E:254:THR:OG1	1:E:255:THR:N	2.53	0.41

Continued on next page...

Continued from previous page...

Atom-1	Atom-2	Interatomic distance (Å)	Clash overlap (Å)
3:a:55:VAL:HG21	3:a:70:ILE:HD11	2.02	0.41
3:a:80:LYS:O	3:a:194:TYR:HD1	2.03	0.41
1:I:168:ILE:HG23	3:O:224:MET:CE	2.50	0.41
1:M:100:GLU:HB3	1:M:223:LYS:HB3	2.02	0.41
3:O:30:VAL:HG12	3:O:31:THR:O	2.19	0.41
3:S:2:LEU:HD12	3:S:3:PRO:CD	2.50	0.41
1:U:179:ASP:OD2	2:V:81:LYS:NZ	2.50	0.41
3:m:58:THR:O	3:m:59:GLU:C	2.64	0.41
1:o:182:THR:HG22	1:o:189:VAL:HG12	2.01	0.41
3:u:87:LEU:HB2	3:u:187:ALA:HB3	2.01	0.41
2:x:101:LEU:HD11	3:6:172:SER:C	2.45	0.41
2:x:127:VAL:HG22	2:x:187:TYR:CD2	2.55	0.41
2:9:127:VAL:O	2:9:221:LEU:HD12	2.19	0.41
2:AP:127:VAL:HG13	2:AP:187:TYR:CE2	2.55	0.41
1:1:256:THR:HG21	3:3:59:GLU:HA	2.03	0.41
3:3:87:LEU:O	3:3:87:LEU:HG	2.21	0.41
1:Y:207:ASN:HB3	1:g:106:THR:HB	2.02	0.41
2:N:258:ARG:NE	3:S:137:PRO:O	2.47	0.41
2:R:174:ASN:HA	2:R:179:VAL:O	2.21	0.41
3:S:31:THR:HG23	3:W:223:ARG:HH12	1.85	0.41
1:U:89:LEU:HD22	1:U:95:LEU:HD13	2.03	0.41
1:U:103:PHE:HB2	1:U:161:PRO:HG2	2.02	0.41
2:V:23:ILE:HD12	2:V:63:PHE:CE1	2.56	0.41
3:W:28:PHE:CZ	3:e:223:ARG:NH1	2.88	0.41
1:c:100:GLU:HB3	1:c:223:LYS:HB3	2.02	0.41
2:d:110:VAL:HG21	2:d:124:VAL:CG1	2.50	0.41
1:o:59:VAL:HG11	1:o:222:PHE:CB	2.49	0.41
2:p:23:ILE:HD12	2:p:63:PHE:CG	2.55	0.41
1:w:189:VAL:HG11	1:w:193:ASN:CB	2.50	0.41
2:x:82:LEU:HD13	2:x:106:TYR:CD2	2.55	0.41
2:x:213:ASP:OD1	2:x:214:ASN:N	2.53	0.41
3:y:53:VAL:CG1	3:y:94:VAL:HG12	2.51	0.41
1:8:249:THR:O	1:8:249:THR:HG23	2.20	0.41
3:AA:79:GLY:O	3:AA:80:LYS:HB2	2.18	0.41
1:AC:86:ARG:O	1:AC:90:GLU:HG3	2.21	0.41
2:AD:30:ASN:O	2:AD:31:VAL:C	2.63	0.41
3:AE:180:VAL:HG23	3:AE:181:GLU:O	2.20	0.41
1:AG:168:ILE:HD11	1:AG:198:MET:HA	2.02	0.41
3:AI:131:LEU:O	3:AI:192:CYS:HA	2.20	0.41
3:AI:201:PRO:HD2	3:AI:204:VAL:CG1	2.50	0.41
3:AM:53:VAL:CG2	3:AM:214:VAL:HG23	2.46	0.41

Continued on next page...

Continued from previous page...

Atom-1	Atom-2	Interatomic distance (Å)	Clash overlap (Å)
3:AM:125:MET:HB3	3:AM:201:PRO:HG2	2.01	0.41
1:AO:200:THR:HG22	1:AO:201:LEU:N	2.35	0.41
2:AP:23:ILE:CG2	2:AP:24:THR:N	2.82	0.41
1:E:58:CYS:O	1:E:82:VAL:HG11	2.21	0.41
2:F:18:LEU:HD12	2:F:19:GLY:N	2.35	0.41
2:F:135:SER:HB3	2:F:160:ILE:HD11	2.01	0.41
1:g:86:ARG:O	1:g:90:GLU:HG3	2.20	0.41
2:h:125:VAL:HG22	2:h:189:HIS:HB3	2.01	0.41
3:K:29:ASP:O	3:O:223:ARG:HD2	2.20	0.41
3:O:173:GLN:NE2	3:O:184:TYR:O	2.47	0.41
1:Q:64:TYR:HB2	1:Q:71:GLY:O	2.21	0.41
3:W:182:ASP:C	3:W:182:ASP:OD1	2.64	0.41
3:6:87:LEU:HD11	3:6:114:ILE:HD12	2.02	0.41
2:9:162:GLU:HG2	2:9:163:THR:N	2.35	0.41
2:9:231:LEU:HD11	2:9:241:VAL:CG2	2.44	0.41
3:AA:2:LEU:HD23	3:AQ:4:VAL:CG2	2.50	0.41
1:AC:183:GLN:HG2	3:AI:184:TYR:CB	2.51	0.41
2:AH:60:THR:CG2	2:AH:249:PRO:HB2	2.49	0.41
2:AH:149:GLY:C	2:AH:151:THR:N	2.78	0.41
1:AK:110:GLN:HB3	1:AK:111:PRO:CD	2.48	0.41
2:AL:33:VAL:O	2:AL:34:GLY:C	2.64	0.41
3:AM:44:MET:HE1	3:AM:220:PHE:CD1	2.55	0.41
2:AP:63:PHE:CD1	2:AP:248:ALA:HB2	2.55	0.41
3:AQ:173:GLN:HG2	3:AQ:174:THR:N	2.36	0.41
2:2:25:THR:O	2:2:26:GLN:C	2.62	0.41
3:3:4:VAL:HG21	3:i:4:VAL:HG13	2.02	0.41
2:F:135:SER:HB3	2:F:160:ILE:CD1	2.50	0.41
2:Z:31:VAL:CG1	2:Z:203:VAL:HG23	2.51	0.41
3:a:142:PRO:HG2	3:a:191:THR:HG21	2.03	0.41
1:g:67:ASN:O	1:g:68:SER:C	2.63	0.41
2:h:123:LEU:HD13	2:h:191:TRP:CZ2	2.56	0.41
3:i:81:GLN:NE2	3:i:191:THR:HG22	2.35	0.41
3:K:46:ILE:HB	3:K:103:ILE:HD11	2.02	0.41
1:M:186:ARG:HD3	2:N:143:PHE:CD1	2.55	0.41
2:R:84:ASP:O	2:R:84:ASP:CG	2.63	0.41
3:S:127:THR:HG22	3:S:128:GLY:N	2.35	0.41
3:S:178:TYR:CD2	3:S:185:THR:HG21	2.55	0.41
1:U:95:LEU:O	1:U:174:TYR:N	2.53	0.41
3:W:10:SER:O	3:W:11:THR:OG1	2.36	0.41
1:c:233:ARG:HA	2:d:186:ILE:HG21	2.03	0.41
2:d:23:ILE:HD11	2:d:246:THR:HG21	2.02	0.41

Continued on next page...

Continued from previous page...

Atom-1	Atom-2	Interatomic distance (Å)	Clash overlap (Å)
1:o:110:GLN:HB2	1:o:213:PRO:CG	2.50	0.41
3:q:199:VAL:HG21	2:AH:242:PRO:HD2	2.01	0.41
2:t:23:ILE:O	2:t:24:THR:HB	2.20	0.41
2:9:70:GLN:CD	2:9:72:MET:HE2	2.46	0.41
3:AE:155:ILE:O	3:AE:155:ILE:HG23	2.21	0.41
3:AI:2:LEU:HD23	3:AI:3:PRO:O	2.19	0.41
2:AL:195:ARG:NH1	3:AM:123:SER:O	2.52	0.41
3:AM:98:THR:HG22	3:AM:99:LEU:H	1.86	0.41
1:1:125:GLN:OE1	1:1:204:ARG:NE	2.54	0.41
3:3:52:VAL:HG22	3:3:213:PHE:CE1	2.52	0.41
1:A:135:VAL:HG13	1:A:202:TYR:CZ	2.56	0.41
3:C:57:ASN:O	3:C:58:THR:C	2.64	0.41
1:E:102:THR:HG21	3:G:13:PHE:CZ	2.56	0.41
1:E:102:THR:HG21	3:G:13:PHE:CE2	2.55	0.41
2:F:92:PHE:HE1	2:F:104:THR:HG21	1.85	0.41
2:Z:84:ASP:O	2:Z:84:ASP:CG	2.63	0.41
2:h:109:HIS:CE1	2:h:111:GLN:HG2	2.55	0.41
3:i:46:ILE:HB	3:i:103:ILE:HD11	2.02	0.41
3:S:115:LYS:HG3	3:S:217:CYS:SG	2.60	0.41
2:V:19:GLY:HA2	2:V:58:VAL:HG13	2.02	0.41
3:m:135:SER:O	3:m:188:GLY:HA2	2.21	0.41
3:q:116:LEU:HD23	3:q:214:VAL:HG22	2.01	0.41
2:t:63:PHE:CD1	2:t:248:ALA:HB2	2.55	0.41
2:t:174:ASN:HA	2:t:179:VAL:O	2.21	0.41
3:6:131:LEU:HD11	3:6:153:HIS:CG	2.56	0.41
1:AK:146:THR:HG23	1:AK:149:ASN:HB2	2.02	0.41
1:AO:49:ILE:HD12	3:AQ:40:VAL:O	2.21	0.41
3:AQ:87:LEU:HG	3:AQ:87:LEU:O	2.20	0.41
1:1:59:VAL:HA	1:1:82:VAL:HG21	2.01	0.41
1:1:67:ASN:O	1:1:68:SER:HB3	2.20	0.41
1:1:135:VAL:HG13	1:1:202:TYR:CZ	2.55	0.41
3:C:174:THR:OG1	3:C:176:TYR:O	2.28	0.41
1:Y:118:ASP:HB2	1:g:117:VAL:O	2.20	0.41
1:Y:135:VAL:HG13	1:Y:202:TYR:OH	2.20	0.41
1:Y:167:PHE:CZ	1:Y:169:SER:HB3	2.56	0.41
3:a:72:VAL:HG21	3:a:130:PHE:CZ	2.56	0.41
3:a:177:ARG:HG2	3:a:185:THR:HB	2.03	0.41
3:a:200:VAL:CG1	3:a:204:VAL:HB	2.51	0.41
1:g:103:PHE:HB2	1:g:161:PRO:HG2	2.01	0.41
2:h:25:THR:O	2:h:26:GLN:CB	2.69	0.41
2:N:60:THR:HG23	2:N:92:PHE:HD1	1.86	0.41

Continued on next page...

Continued from previous page...

Atom-1	Atom-2	Interatomic distance (Å)	Clash overlap (Å)
2:N:99:HIS:NE2	2:N:257:LEU:HD13	2.35	0.41
3:S:146:LYS:O	3:S:149:MET:HB3	2.21	0.41
3:e:51:SER:OG	3:e:98:THR:HG22	2.21	0.41
1:k:246:VAL:O	1:k:247:ASN:C	2.63	0.41
2:l:20:ASN:HD21	3:AM:151:GLY:C	2.27	0.41
1:o:195:LEU:O	1:o:197:ASN:N	2.54	0.41
2:p:59:ALA:HB1	2:p:91:LEU:HD13	2.03	0.41
1:s:203:MET:CE	1:s:218:VAL:HG21	2.49	0.41
3:u:53:VAL:CG2	3:u:214:VAL:HG23	2.48	0.41
2:x:85:ALA:HA	2:x:149:GLY:HA2	2.02	0.41
2:x:164:ASN:HD22	2:x:164:ASN:N	2.18	0.41
3:y:82:VAL:HG22	3:y:194:TYR:CD1	2.55	0.41
1:8:119:ALA:HB1	1:8:120:PRO:HD2	2.01	0.41
3:AE:87:LEU:HD11	3:AE:114:ILE:HD12	2.02	0.41
2:AH:136:ASN:CB	2:AH:165:SER:HA	2.50	0.41
3:AM:87:LEU:HD13	3:AM:168:VAL:HG11	2.02	0.41
2:F:48:THR:HG21	3:a:175:HIS:CG	2.55	0.41
1:Y:147:SER:HA	1:g:57:ALA:HB2	2.02	0.41
3:a:81:GLN:HB2	3:a:193:TRP:CZ3	2.56	0.41
2:h:193:ASN:O	2:h:197:ASN:N	2.54	0.41
1:I:115:THR:HG23	1:I:116:SER:N	2.35	0.41
3:K:173:GLN:HG2	3:K:174:THR:HG23	2.03	0.41
2:N:259:LEU:HA	3:S:150:LEU:HD12	2.03	0.41
1:Q:127:MET:SD	1:Q:146:THR:HG22	2.60	0.41
1:Q:147:SER:HA	1:U:57:ALA:HB2	2.03	0.41
1:U:86:ARG:O	1:U:90:GLU:HG3	2.21	0.41
2:V:27:GLU:O	2:V:27:GLU:HG3	2.20	0.41
1:c:177:PHE:CE1	1:c:233:ARG:HD2	2.56	0.41
2:l:17:THR:O	2:l:18:LEU:C	2.64	0.41
2:l:19:GLY:HA3	2:l:58:VAL:HG11	2.03	0.41
3:m:98:THR:HG22	3:m:99:LEU:N	2.35	0.41
3:q:94:VAL:C	3:q:95:LEU:HD12	2.45	0.41
1:s:131:PRO:CD	3:y:224:MET:HE1	2.51	0.41
1:s:261:THR:HG23	3:u:81:GLN:OE1	2.20	0.41
3:6:111:SER:O	3:6:220:PHE:HA	2.20	0.41
3:AA:2:LEU:HG	3:AA:4:VAL:HG23	2.02	0.41
3:AA:171:ILE:O	3:AA:177:ARG:NH2	2.53	0.41
1:AC:254:THR:CG2	3:AE:97:ARG:HB2	2.49	0.41
1:AC:261:THR:HG23	3:AE:81:GLN:OE1	2.21	0.41
2:AD:82:LEU:HD12	2:AD:221:LEU:HD23	2.03	0.41
2:AD:193:ASN:O	2:AD:197:ASN:N	2.51	0.41

Continued on next page...

Continued from previous page...

Atom-1	Atom-2	Interatomic distance (Å)	Clash overlap (Å)
1:AG:86:ARG:O	1:AG:90:GLU:HG3	2.21	0.41
1:AG:115:THR:HG21	1:AK:115:THR:HA	2.03	0.41
3:AI:105:ASN:O	3:AI:226:LYS:NZ	2.44	0.41
3:AI:129:LYS:HB2	3:AI:196:THR:HB	2.02	0.41
2:AL:82:LEU:CB	2:AL:83:PRO:HD3	2.51	0.41
1:1:112:SER:HB2	1:1:213:PRO:HD2	2.02	0.41
1:1:260:ILE:HG22	3:3:83:PHE:HB2	2.03	0.41
2:2:25:THR:C	2:2:27:GLU:H	2.28	0.41
2:2:27:GLU:O	2:2:28:CYS:SG	2.79	0.41
2:B:25:THR:O	2:B:26:GLN:C	2.64	0.41
2:B:117:PHE:CD2	3:C:204:VAL:HG22	2.56	0.41
2:B:212:MET:O	3:G:173:GLN:HB2	2.21	0.41
1:E:49:ILE:HD11	3:G:40:VAL:HB	2.02	0.41
1:E:110:GLN:HB3	1:E:111:PRO:HD2	2.03	0.41
3:G:57:ASN:HD21	3:G:94:VAL:HA	1.86	0.41
3:a:53:VAL:CG2	3:a:214:VAL:HG23	2.45	0.41
3:a:57:ASN:OD1	3:a:57:ASN:N	2.52	0.41
1:g:112:SER:HB3	1:g:213:PRO:HD2	2.02	0.41
2:h:125:VAL:HG22	2:h:189:HIS:CB	2.50	0.41
2:h:191:TRP:O	2:h:197:ASN:ND2	2.54	0.41
1:I:52:PHE:HA	3:K:225:LEU:HD21	2.02	0.41
1:I:100:GLU:HB3	1:I:223:LYS:HB3	2.03	0.41
1:I:105:ILE:CG1	1:I:218:VAL:HG23	2.50	0.41
3:K:125:MET:HB3	3:K:201:PRO:HG2	2.03	0.41
2:N:103:ARG:HB2	2:N:212:MET:HG2	2.03	0.41
3:O:9:GLY:O	3:O:12:GLN:HB3	2.21	0.41
3:O:107:TYR:CE2	3:O:225:LEU:HD13	2.56	0.41
3:O:177:ARG:HG2	3:O:185:THR:HB	2.02	0.41
1:U:66:ASN:OD1	1:U:209:ALA:HB2	2.20	0.41
1:c:49:ILE:HD13	1:c:229:ALA:HB3	2.02	0.41
1:c:182:THR:HG23	1:c:183:GLN:HG3	2.03	0.41
2:d:110:VAL:HG21	2:d:124:VAL:HG11	2.03	0.41
3:e:53:VAL:CG2	3:e:214:VAL:HG23	2.48	0.41
3:e:118:PHE:CD2	3:e:132:LEU:HD13	2.56	0.41
1:k:101:LEU:CD2	1:k:222:PHE:HE1	2.34	0.41
2:l:15:SER:O	2:l:16:ILE:CB	2.69	0.41
2:l:25:THR:C	2:l:27:GLU:H	2.29	0.41
1:o:99:LEU:HD11	1:o:222:PHE:HA	2.03	0.41
2:p:125:VAL:CG2	2:p:187:TYR:HB2	2.51	0.41
3:q:98:THR:HG22	3:q:99:LEU:N	2.35	0.41
2:t:99:HIS:CG	2:t:254:TYR:HB3	2.56	0.41

Continued on next page...

Continued from previous page...

Atom-1	Atom-2	Interatomic distance (Å)	Clash overlap (Å)
1:w:73:ALA:HB3	1:w:203:MET:HB2	2.02	0.41
1:w:222:PHE:CE2	1:w:224:PRO:HG3	2.56	0.41
3:y:100:LEU:O	3:y:104:LEU:HD13	2.20	0.41
3:y:135:SER:OG	3:y:142:PRO:HD3	2.21	0.41
1:8:241:GLU:OE2	1:8:249:THR:HG22	2.21	0.41
1:AG:146:THR:O	1:AG:147:SER:OG	2.30	0.41
2:AH:123:LEU:HB2	2:AH:191:TRP:CZ3	2.55	0.41
1:AK:206:VAL:HG12	1:AO:106:THR:HG21	2.03	0.41
2:AL:110:VAL:HG21	2:AL:124:VAL:CG1	2.50	0.41
1:AO:257:ARG:CG	3:AQ:57:ASN:HB2	2.51	0.41
3:AQ:161:GLN:O	3:AQ:162:SER:HB3	2.21	0.41
3:AQ:185:THR:O	3:AQ:186:ALA:HB3	2.20	0.41
2:2:18:LEU:HG	2:2:63:PHE:CE2	2.56	0.41
2:2:136:ASN:ND2	2:2:139:ASN:OD1	2.54	0.41
3:C:2:LEU:HD12	3:C:3:PRO:CD	2.49	0.41
3:G:108:THR:HB	3:G:224:MET:HB3	2.01	0.41
2:Z:259:LEU:HD22	3:i:147:ASP:HB3	2.02	0.41
2:h:82:LEU:HD12	2:h:221:LEU:HB3	2.03	0.41
1:I:86:ARG:O	1:I:90:GLU:HG3	2.21	0.41
1:I:112:SER:HB3	1:I:213:PRO:HD2	2.03	0.41
3:K:111:SER:O	3:K:220:PHE:HA	2.22	0.41
2:N:84:ASP:O	2:N:84:ASP:CG	2.63	0.41
1:U:234:PRO:HB2	2:V:179:VAL:HB	2.03	0.41
3:W:115:LYS:HG3	3:W:217:CYS:SG	2.61	0.41
1:c:167:PHE:CZ	1:c:169:SER:HB3	2.56	0.41
1:k:101:LEU:HD11	1:k:165:ILE:HD12	2.02	0.41
1:k:141:ASP:OD1	1:k:142:TYR:N	2.51	0.41
2:l:125:VAL:HG12	2:l:189:HIS:HB2	2.03	0.41
2:l:145:GLU:HG2	2:l:168:VAL:HG23	2.03	0.41
2:t:69:VAL:HG21	2:t:78:TRP:NE1	2.36	0.41
2:x:60:THR:HG21	2:x:252:ALA:HB2	2.01	0.41
1:0:163:MET:CG	3:6:24:ALA:HB2	2.49	0.41
2:9:33:VAL:O	2:9:34:GLY:C	2.65	0.41
2:AD:33:VAL:O	2:AD:34:GLY:C	2.64	0.41
2:AD:150:ASP:OD1	2:AD:150:ASP:C	2.64	0.41
3:AE:149:MET:O	3:AE:153:HIS:CD2	2.74	0.41
2:AH:195:ARG:CG	2:AH:196:THR:HG23	2.45	0.41
3:AI:25:MET:HE1	3:AM:224:MET:HE2	2.01	0.41
2:AL:168:VAL:O	2:AL:170:THR:HG23	2.21	0.41
2:AP:127:VAL:O	2:AP:221:LEU:HD12	2.21	0.41
3:AQ:106:TYR:CD1	3:AQ:228:THR:HG23	2.56	0.41

Continued on next page...

Continued from previous page...

Atom-1	Atom-2	Interatomic distance (Å)	Clash overlap (Å)
1:E:168:ILE:HG21	3:a:224:MET:HE1	2.03	0.40
2:F:84:ASP:OD2	2:F:147:SER:HB3	2.21	0.40
2:Z:69:VAL:HG22	2:Z:70:GLN:N	2.36	0.40
3:a:51:SER:OG	3:a:98:THR:HG22	2.20	0.40
1:g:56:ALA:HB3	3:i:15:THR:HG23	2.03	0.40
3:i:180:VAL:HG22	3:i:181:GLU:N	2.35	0.40
4:j:30:ILE:HD13	4:j:32:TYR:CE1	2.55	0.40
2:N:261:SER:O	2:N:262:SER:CB	2.69	0.40
3:O:52:VAL:HG22	3:O:213:PHE:CE2	2.56	0.40
1:Q:167:PHE:CZ	1:Q:169:SER:HB3	2.56	0.40
2:R:79:TRP:HA	2:R:223:LEU:O	2.21	0.40
1:U:117:VAL:O	1:U:117:VAL:HG23	2.21	0.40
2:V:125:VAL:HG13	2:V:224:MET:HB2	2.03	0.40
1:k:200:THR:HG22	1:k:201:LEU:N	2.36	0.40
1:o:110:GLN:CB	1:o:111:PRO:HD2	2.50	0.40
1:o:145:GLN:O	1:o:146:THR:C	2.64	0.40
3:q:10:SER:O	3:q:11:THR:OG1	2.35	0.40
1:s:207:ASN:O	1:s:208:GLU:HB3	2.21	0.40
2:AD:127:VAL:HG22	2:AD:187:TYR:CD2	2.57	0.40
1:AG:146:THR:HG22	1:AG:149:ASN:HB2	2.01	0.40
1:AK:257:ARG:HG2	3:AM:57:ASN:HB2	2.02	0.40
1:A:81:GLN:HG2	1:A:243:GLN:OE1	2.21	0.40
1:A:101:LEU:O	1:A:162:ARG:HA	2.21	0.40
2:B:48:THR:HG21	3:G:175:HIS:CG	2.56	0.40
2:F:84:ASP:CG	2:F:84:ASP:O	2.64	0.40
2:J:66:LEU:HD21	2:J:86:LEU:HD23	2.03	0.40
3:K:138:GLY:HA2	1:c:184:PHE:CD2	2.57	0.40
3:K:213:PHE:CD1	3:K:213:PHE:N	2.89	0.40
1:Q:105:ILE:HD11	1:Q:126:ILE:HD11	2.03	0.40
1:c:184:PHE:HA	2:d:217:ARG:CG	2.51	0.40
2:d:118:HIS:CE1	2:d:237:SER:HB3	2.56	0.40
1:k:60:TYR:CE1	1:k:62:ALA:HB2	2.56	0.40
1:o:49:ILE:HD13	1:o:229:ALA:HB3	2.02	0.40
2:x:57:ASP:O	2:x:61:CYS:HB2	2.20	0.40
1:O:129:VAL:HG11	1:O:134:PRO:O	2.21	0.40
2:5:193:ASN:O	2:5:197:ASN:N	2.54	0.40
2:5:195:ARG:NH2	3:6:158:VAL:HG12	2.36	0.40
3:AA:184:TYR:C	3:AA:186:ALA:H	2.29	0.40
3:AA:196:THR:HG23	3:AA:197:ASN:N	2.35	0.40
1:AG:59:VAL:HG11	1:AG:222:PHE:CD1	2.57	0.40
2:AH:60:THR:HG23	2:AH:92:PHE:CD1	2.54	0.40

Continued on next page...

Continued from previous page...

Atom-1	Atom-2	Interatomic distance (Å)	Clash overlap (Å)
3:AI:46:ILE:HB	3:AI:103:ILE:HD11	2.02	0.40
2:AL:113:ASN:O	2:AL:242:PRO:HD2	2.21	0.40
3:AM:111:SER:O	3:AM:220:PHE:HA	2.20	0.40
1:E:192:ILE:HD12	1:E:195:LEU:HD12	2.02	0.40
2:Z:150:ASP:OD1	2:Z:150:ASP:C	2.65	0.40
1:g:203:MET:HG3	1:g:218:VAL:HG11	2.03	0.40
1:I:226:HIS:NE2	4:L:40:SER:O	2.52	0.40
3:K:55:VAL:HA	3:K:94:VAL:HG13	2.03	0.40
3:K:155:ILE:N	3:K:155:ILE:HD12	2.36	0.40
1:M:135:VAL:HG13	1:M:202:TYR:OH	2.21	0.40
3:O:116:LEU:HD11	3:O:190:ILE:HD13	2.02	0.40
1:Q:246:VAL:O	1:Q:247:ASN:C	2.64	0.40
3:S:28:PHE:CE1	3:W:223:ARG:HG2	2.57	0.40
3:e:98:THR:HG22	3:e:99:LEU:H	1.86	0.40
2:p:198:ASN:OD1	2:p:198:ASN:C	2.64	0.40
2:p:238:SER:HA	2:p:239:PRO:HD3	1.88	0.40
3:u:81:GLN:NE2	3:u:84:GLY:HA3	2.36	0.40
1:w:66:ASN:HD21	1:w:209:ALA:HB2	1.84	0.40
1:0:77:ILE:HB	1:0:198:MET:HB2	2.02	0.40
2:AH:69:VAL:HG21	2:AH:78:TRP:NE1	2.37	0.40
2:AL:71:TRP:CE2	2:AL:122:LEU:HD21	2.56	0.40
1:AO:84:GLN:O	1:AO:88:LYS:HG3	2.21	0.40
2:AP:33:VAL:O	2:AP:34:GLY:C	2.64	0.40
1:1:257:ARG:HD2	1:1:262:THR:HB	2.03	0.40
1:Y:197:ASN:HB3	3:i:178:TYR:CZ	2.57	0.40
2:Z:71:TRP:CZ2	2:Z:122:LEU:HD21	2.57	0.40
3:i:9:GLY:O	3:i:12:GLN:HB3	2.20	0.40
2:J:232:ASN:OD1	2:J:233:TYR:N	2.53	0.40
1:M:110:GLN:HB2	1:M:213:PRO:HG2	2.03	0.40
2:V:82:LEU:CD2	2:V:247:ILE:HD13	2.50	0.40
2:V:84:ASP:OD2	2:V:147:SER:HB3	2.21	0.40
1:c:249:THR:HG23	1:c:249:THR:O	2.22	0.40
2:d:196:THR:HG21	3:e:162:SER:HB2	2.01	0.40
2:l:128:PRO:HB2	2:l:207:ILE:HG21	2.02	0.40
1:o:208:GLU:O	1:s:108:ALA:CB	2.69	0.40
2:t:150:ASP:OD1	2:t:150:ASP:C	2.64	0.40
3:u:118:PHE:CD2	3:u:132:LEU:HD13	2.57	0.40
3:y:120:PHE:CG	3:y:158:VAL:HG11	2.56	0.40
1:0:110:GLN:HB3	1:0:111:PRO:CD	2.50	0.40
3:6:160:LEU:O	3:6:161:GLN:HB3	2.21	0.40
1:8:200:THR:HG22	1:8:201:LEU:H	1.87	0.40

Continued on next page...

Continued from previous page...

Atom-1	Atom-2	Interatomic distance (Å)	Clash overlap (Å)
1:AC:159:ALA:HB2	3:AE:11:THR:HG22	2.04	0.40
1:AC:236:ARG:NE	1:AC:238:CYS:O	2.54	0.40
3:AE:58:THR:O	3:AE:58:THR:CG2	2.68	0.40
2:AH:27:GLU:O	2:AH:28:CYS:C	2.65	0.40
2:AH:113:ASN:OD1	2:AH:113:ASN:N	2.55	0.40
1:AK:76:VAL:O	1:AK:78:ASN:N	2.54	0.40
2:AL:89:MET:HE3	2:AL:89:MET:HB3	1.99	0.40
1:AO:130:PRO:O	1:AO:131:PRO:C	2.65	0.40
2:AP:18:LEU:HD11	2:AP:61:CYS:HB3	2.04	0.40
2:2:17:THR:HA	2:2:21:SER:O	2.21	0.40
1:A:60:TYR:CD2	1:A:75:TRP:CD1	3.10	0.40
1:A:147:SER:HB3	1:E:84:GLN:HB2	2.03	0.40
3:C:87:LEU:HG	3:C:87:LEU:O	2.21	0.40
2:F:42:LEU:HD22	2:F:212:MET:HE2	2.02	0.40
2:F:123:LEU:HB2	2:F:191:TRP:CZ3	2.57	0.40
1:Y:59:VAL:HG11	1:Y:222:PHE:CG	2.56	0.40
3:a:84:GLY:HA2	3:a:190:ILE:O	2.21	0.40
1:g:45:SER:O	1:g:51:ASN:ND2	2.55	0.40
3:i:43:LEU:O	3:i:103:ILE:HD13	2.21	0.40
1:I:148:THR:HG21	3:O:226:LYS:O	2.20	0.40
2:J:84:ASP:O	2:J:149:GLY:HA2	2.21	0.40
1:M:99:LEU:HB2	1:M:165:ILE:HD11	2.04	0.40
3:O:75:ASN:O	3:O:197:ASN:ND2	2.55	0.40
3:S:82:VAL:HG22	3:S:194:TYR:CE1	2.57	0.40
2:V:149:GLY:O	2:V:150:ASP:OD1	2.39	0.40
2:d:66:LEU:HD11	2:d:247:ILE:HD12	2.04	0.40
3:e:111:SER:O	3:e:220:PHE:HA	2.22	0.40
1:k:99:LEU:HD12	1:k:99:LEU:C	2.46	0.40
2:l:101:LEU:HD21	3:q:173:GLN:HB3	2.03	0.40
2:x:82:LEU:CB	2:x:83:PRO:HD3	2.51	0.40
2:x:112:CYS:SG	2:x:241:VAL:HG12	2.62	0.40
2:x:228:PHE:CE2	3:y:52:VAL:HG21	2.57	0.40
2:9:127:VAL:HG22	2:9:187:TYR:CD2	2.56	0.40
3:AE:120:PHE:CD2	3:AE:158:VAL:HG11	2.56	0.40
3:AQ:161:GLN:HG3	3:AQ:163:SER:O	2.21	0.40

All (6) symmetry-related close contacts are listed below. The label for Atom-2 includes the symmetry operator and encoded unit-cell translations to be applied.

Atom-1	Atom-2	Interatomic distance (Å)	Clash overlap (Å)
2:2:24:THR:OG1	3:C:155:ILE:O[6_565]	2.00	0.20

Continued on next page...

Continued from previous page...

Atom-1	Atom-2	Interatomic distance (Å)	Clash overlap (Å)
2:x:240:TYR:OH	3:AI:74:SER:OG[3_565]	2.07	0.13
3:a:78:ASN:OD1	2:J:240:TYR:OH[4_555]	2.09	0.11
3:G:76:SER:O	1:k:67:ASN:HD22[6_565]	1.55	0.05
3:G:76:SER:O	1:k:67:ASN:ND2[6_565]	2.16	0.04
2:t:62:ARG:NH2	3:u:149:MET:O[3_565]	2.19	0.01

5.3 Torsion angles [i](#)

5.3.1 Protein backbone [i](#)

In the following table, the Percentiles column shows the percent Ramachandran outliers of the chain as a percentile score with respect to all X-ray entries followed by that with respect to entries of similar resolution.

The Analysed column shows the number of residues for which the backbone conformation was analysed, and the total number of residues.

Mol	Chain	Analysed	Favoured	Allowed	Outliers	Percentiles	
1	0	215/263 (82%)	198 (92%)	15 (7%)	2 (1%)	14	47
1	1	221/263 (84%)	201 (91%)	20 (9%)	0	100	100
1	8	216/263 (82%)	193 (89%)	23 (11%)	0	100	100
1	A	226/263 (86%)	213 (94%)	13 (6%)	0	100	100
1	AC	217/263 (82%)	191 (88%)	25 (12%)	1 (0%)	24	59
1	AG	217/263 (82%)	197 (91%)	20 (9%)	0	100	100
1	AK	217/263 (82%)	195 (90%)	20 (9%)	2 (1%)	14	47
1	AO	217/263 (82%)	197 (91%)	20 (9%)	0	100	100
1	E	220/263 (84%)	203 (92%)	15 (7%)	2 (1%)	14	47
1	I	221/263 (84%)	206 (93%)	15 (7%)	0	100	100
1	M	220/263 (84%)	204 (93%)	16 (7%)	0	100	100
1	Q	220/263 (84%)	204 (93%)	14 (6%)	2 (1%)	14	47
1	U	220/263 (84%)	200 (91%)	20 (9%)	0	100	100
1	Y	219/263 (83%)	204 (93%)	15 (7%)	0	100	100
1	c	220/263 (84%)	203 (92%)	15 (7%)	2 (1%)	14	47
1	g	220/263 (84%)	205 (93%)	13 (6%)	2 (1%)	14	47
1	k	216/263 (82%)	195 (90%)	20 (9%)	1 (0%)	24	59

Continued on next page...

Continued from previous page...

Mol	Chain	Analysed	Favoured	Allowed	Outliers	Percentiles	
1	o	216/263 (82%)	192 (89%)	22 (10%)	2 (1%)	14	47
1	s	217/263 (82%)	192 (88%)	23 (11%)	2 (1%)	14	47
1	w	219/263 (83%)	197 (90%)	22 (10%)	0	100	100
2	2	247/263 (94%)	228 (92%)	17 (7%)	2 (1%)	16	50
2	5	240/263 (91%)	220 (92%)	19 (8%)	1 (0%)	30	62
2	9	222/263 (84%)	198 (89%)	24 (11%)	0	100	100
2	AD	228/263 (87%)	209 (92%)	18 (8%)	1 (0%)	30	62
2	AH	227/263 (86%)	209 (92%)	16 (7%)	2 (1%)	14	47
2	AL	233/263 (89%)	210 (90%)	21 (9%)	2 (1%)	14	47
2	AP	222/263 (84%)	202 (91%)	16 (7%)	4 (2%)	6	34
2	B	249/263 (95%)	230 (92%)	19 (8%)	0	100	100
2	F	247/263 (94%)	223 (90%)	24 (10%)	0	100	100
2	J	247/263 (94%)	228 (92%)	19 (8%)	0	100	100
2	N	249/263 (95%)	225 (90%)	24 (10%)	0	100	100
2	R	247/263 (94%)	226 (92%)	19 (8%)	2 (1%)	16	50
2	V	248/263 (94%)	230 (93%)	18 (7%)	0	100	100
2	Z	247/263 (94%)	233 (94%)	14 (6%)	0	100	100
2	d	247/263 (94%)	231 (94%)	16 (6%)	0	100	100
2	h	248/263 (94%)	228 (92%)	19 (8%)	1 (0%)	30	62
2	l	227/263 (86%)	205 (90%)	16 (7%)	6 (3%)	4	26
2	p	227/263 (86%)	205 (90%)	20 (9%)	2 (1%)	14	47
2	t	226/263 (86%)	208 (92%)	14 (6%)	4 (2%)	6	34
2	x	230/263 (88%)	211 (92%)	17 (7%)	2 (1%)	14	47
3	3	236/238 (99%)	220 (93%)	14 (6%)	2 (1%)	16	50
3	6	234/238 (98%)	216 (92%)	18 (8%)	0	100	100
3	AA	232/238 (98%)	209 (90%)	23 (10%)	0	100	100
3	AE	232/238 (98%)	210 (90%)	22 (10%)	0	100	100
3	AI	234/238 (98%)	212 (91%)	21 (9%)	1 (0%)	30	62
3	AM	232/238 (98%)	206 (89%)	26 (11%)	0	100	100
3	AQ	232/238 (98%)	206 (89%)	26 (11%)	0	100	100
3	C	236/238 (99%)	220 (93%)	16 (7%)	0	100	100

Continued on next page...

Continued from previous page...

Mol	Chain	Analysed	Favoured	Allowed	Outliers	Percentiles	
3	G	236/238 (99%)	218 (92%)	17 (7%)	1 (0%)	30	62
3	K	236/238 (99%)	222 (94%)	14 (6%)	0	100	100
3	O	236/238 (99%)	222 (94%)	14 (6%)	0	100	100
3	S	236/238 (99%)	219 (93%)	17 (7%)	0	100	100
3	W	236/238 (99%)	217 (92%)	19 (8%)	0	100	100
3	a	236/238 (99%)	219 (93%)	17 (7%)	0	100	100
3	e	236/238 (99%)	221 (94%)	15 (6%)	0	100	100
3	i	236/238 (99%)	219 (93%)	17 (7%)	0	100	100
3	m	236/238 (99%)	215 (91%)	19 (8%)	2 (1%)	16	50
3	q	232/238 (98%)	212 (91%)	19 (8%)	1 (0%)	30	62
3	u	231/238 (97%)	207 (90%)	22 (10%)	2 (1%)	14	47
3	y	236/238 (99%)	213 (90%)	22 (9%)	1 (0%)	30	62
4	4	15/69 (22%)	15 (100%)	0	0	100	100
4	D	14/69 (20%)	14 (100%)	0	0	100	100
4	H	15/69 (22%)	15 (100%)	0	0	100	100
4	L	15/69 (22%)	14 (93%)	1 (7%)	0	100	100
4	P	14/69 (20%)	13 (93%)	1 (7%)	0	100	100
4	T	15/69 (22%)	15 (100%)	0	0	100	100
4	X	14/69 (20%)	12 (86%)	2 (14%)	0	100	100
4	b	13/69 (19%)	13 (100%)	0	0	100	100
4	f	16/69 (23%)	14 (88%)	2 (12%)	0	100	100
4	j	15/69 (22%)	13 (87%)	2 (13%)	0	100	100
All	All	13969/15970 (88%)	12790 (92%)	1122 (8%)	57 (0%)	30	62

All (57) Ramachandran outliers are listed below:

Mol	Chain	Res	Type
2	2	26	GLN
1	E	66	ASN
1	Q	69	GLU
2	l	16	ILE
2	l	21	SER
2	l	164	ASN
3	m	162	SER

Continued on next page...

Continued from previous page...

Mol	Chain	Res	Type
2	x	150	ASP
2	AL	58	VAL
2	AP	25	THR
2	2	30	ASN
2	l	165	SER
1	o	195	LEU
1	s	208	GLU
2	x	163	THR
3	AI	182	ASP
1	AK	117	VAL
2	AP	150	ASP
3	3	159	GLY
1	c	116	SER
1	k	146	THR
2	l	25	THR
1	o	146	THR
1	s	116	SER
2	t	24	THR
2	t	150	ASP
3	u	186	ALA
2	AH	150	ASP
1	E	116	SER
1	g	66	ASN
1	Q	116	SER
2	R	150	ASP
1	c	209	ALA
3	m	161	GLN
3	y	183	GLU
2	AL	164	ASN
1	g	116	SER
2	p	27	GLU
3	q	81	GLN
2	t	22	THR
1	0	115	THR
2	AD	57	ASP
2	AP	16	ILE
2	p	241	VAL
1	0	116	SER
3	G	79	GLY
2	R	34	GLY
2	l	34	GLY
2	AP	34	GLY

Continued on next page...

Continued from previous page...

Mol	Chain	Res	Type
1	AC	133	GLY
2	AH	34	GLY
1	AK	77	ILE
2	t	34	GLY
3	3	198	ILE
2	5	34	GLY
2	h	34	GLY
3	u	198	ILE

5.3.2 Protein sidechains ⓘ

In the following table, the Percentiles column shows the percent sidechain outliers of the chain as a percentile score with respect to all X-ray entries followed by that with respect to entries of similar resolution.

The Analysed column shows the number of residues for which the sidechain conformation was analysed, and the total number of residues.

Mol	Chain	Analysed	Rotameric	Outliers	Percentiles	
1	0	180/234 (77%)	180 (100%)	0	100	100
1	1	192/234 (82%)	192 (100%)	0	100	100
1	8	174/234 (74%)	174 (100%)	0	100	100
1	A	197/234 (84%)	197 (100%)	0	100	100
1	AC	180/234 (77%)	180 (100%)	0	100	100
1	AG	178/234 (76%)	177 (99%)	1 (1%)	78	84
1	AK	178/234 (76%)	178 (100%)	0	100	100
1	AO	177/234 (76%)	177 (100%)	0	100	100
1	E	194/234 (83%)	194 (100%)	0	100	100
1	I	194/234 (83%)	194 (100%)	0	100	100
1	M	194/234 (83%)	194 (100%)	0	100	100
1	Q	195/234 (83%)	195 (100%)	0	100	100
1	U	194/234 (83%)	194 (100%)	0	100	100
1	Y	195/234 (83%)	195 (100%)	0	100	100
1	c	194/234 (83%)	193 (100%)	1 (0%)	81	85
1	g	195/234 (83%)	195 (100%)	0	100	100
1	k	183/234 (78%)	183 (100%)	0	100	100

Continued on next page...

Continued from previous page...

Mol	Chain	Analysed	Rotameric	Outliers	Percentiles	
1	o	184/234 (79%)	183 (100%)	1 (0%)	81	85
1	s	183/234 (78%)	183 (100%)	0	100	100
1	w	180/234 (77%)	180 (100%)	0	100	100
2	2	209/226 (92%)	209 (100%)	0	100	100
2	5	191/226 (84%)	191 (100%)	0	100	100
2	9	184/226 (81%)	184 (100%)	0	100	100
2	AD	184/226 (81%)	184 (100%)	0	100	100
2	AH	182/226 (80%)	182 (100%)	0	100	100
2	AL	191/226 (84%)	191 (100%)	0	100	100
2	AP	173/226 (76%)	173 (100%)	0	100	100
2	B	213/226 (94%)	213 (100%)	0	100	100
2	F	208/226 (92%)	208 (100%)	0	100	100
2	J	209/226 (92%)	208 (100%)	1 (0%)	81	85
2	N	212/226 (94%)	212 (100%)	0	100	100
2	R	209/226 (92%)	209 (100%)	0	100	100
2	V	210/226 (93%)	210 (100%)	0	100	100
2	Z	211/226 (93%)	211 (100%)	0	100	100
2	d	210/226 (93%)	210 (100%)	0	100	100
2	h	211/226 (93%)	211 (100%)	0	100	100
2	l	186/226 (82%)	186 (100%)	0	100	100
2	p	192/226 (85%)	192 (100%)	0	100	100
2	t	190/226 (84%)	190 (100%)	0	100	100
2	x	190/226 (84%)	189 (100%)	1 (0%)	81	85
3	3	205/208 (99%)	205 (100%)	0	100	100
3	6	187/208 (90%)	187 (100%)	0	100	100
3	AA	188/208 (90%)	188 (100%)	0	100	100
3	AE	189/208 (91%)	189 (100%)	0	100	100
3	AI	192/208 (92%)	192 (100%)	0	100	100
3	AM	189/208 (91%)	189 (100%)	0	100	100
3	AQ	182/208 (88%)	182 (100%)	0	100	100
3	C	205/208 (99%)	205 (100%)	0	100	100

Continued on next page...

Continued from previous page...

Mol	Chain	Analysed	Rotameric	Outliers	Percentiles	
3	G	203/208 (98%)	203 (100%)	0	100	100
3	K	201/208 (97%)	201 (100%)	0	100	100
3	O	205/208 (99%)	205 (100%)	0	100	100
3	S	203/208 (98%)	203 (100%)	0	100	100
3	W	201/208 (97%)	201 (100%)	0	100	100
3	a	205/208 (99%)	205 (100%)	0	100	100
3	e	204/208 (98%)	204 (100%)	0	100	100
3	i	204/208 (98%)	204 (100%)	0	100	100
3	m	189/208 (91%)	189 (100%)	0	100	100
3	q	189/208 (91%)	189 (100%)	0	100	100
3	u	191/208 (92%)	191 (100%)	0	100	100
3	y	193/208 (93%)	193 (100%)	0	100	100
4	4	13/57 (23%)	13 (100%)	0	100	100
4	D	13/57 (23%)	13 (100%)	0	100	100
4	H	14/57 (25%)	14 (100%)	0	100	100
4	L	13/57 (23%)	13 (100%)	0	100	100
4	P	13/57 (23%)	13 (100%)	0	100	100
4	T	14/57 (25%)	14 (100%)	0	100	100
4	X	13/57 (23%)	13 (100%)	0	100	100
4	b	12/57 (21%)	12 (100%)	0	100	100
4	f	15/57 (26%)	15 (100%)	0	100	100
4	j	14/57 (25%)	14 (100%)	0	100	100
All	All	11765/13930 (84%)	11760 (100%)	5 (0%)	100	100

All (5) residues with a non-rotameric sidechain are listed below:

Mol	Chain	Res	Type
2	J	258	ARG
1	c	116	SER
1	o	61	TYR
2	x	163	THR
1	AG	172	ASN

Sometimes sidechains can be flipped to improve hydrogen bonding and reduce clashes. All (115) such sidechains are listed below:

Mol	Chain	Res	Type
1	1	84	GLN
2	2	26	GLN
2	2	55	GLN
2	2	95	ASN
2	2	113	ASN
2	2	174	ASN
2	2	197	ASN
3	3	35	GLN
1	A	84	GLN
1	A	110	GLN
1	A	158	ASN
1	A	172	ASN
1	A	193	ASN
2	B	111	GLN
2	B	219	ASN
4	D	29	ASN
2	F	119	GLN
2	F	219	ASN
2	F	220	ASN
3	G	81	GLN
1	Y	183	GLN
1	Y	196	ASN
2	Z	74	ASN
2	Z	111	GLN
4	b	31	ASN
1	g	84	GLN
1	g	172	ASN
1	g	211	GLN
2	h	189	HIS
3	i	63	ASN
3	i	78	ASN
4	j	31	ASN
2	J	119	GLN
2	J	138	ASN
2	J	169	GLN
2	J	219	ASN
2	J	220	ASN
3	K	144	ASN
3	K	161	GLN
4	L	31	ASN
1	M	67	ASN
1	M	158	ASN
2	N	193	ASN

Continued on next page...

Continued from previous page...

Mol	Chain	Res	Type
2	N	219	ASN
1	Q	183	GLN
2	R	55	GLN
2	R	169	GLN
2	R	198	ASN
2	R	219	ASN
3	S	41	ASN
3	S	88	GLN
1	U	78	ASN
3	W	161	GLN
3	W	205	GLN
1	c	110	GLN
2	d	20	ASN
2	d	94	GLN
2	d	219	ASN
2	d	220	ASN
3	e	144	ASN
3	e	161	GLN
1	k	205	HIS
2	l	95	ASN
2	l	198	ASN
2	l	219	ASN
3	m	153	HIS
1	o	211	GLN
2	p	95	ASN
2	p	183	ASN
2	p	190	GLN
2	p	219	ASN
3	q	61	ASN
3	q	81	GLN
2	t	99	HIS
3	u	12	GLN
1	w	226	HIS
2	x	219	ASN
3	y	205	GLN
3	y	238	GLN
1	0	211	GLN
2	5	95	ASN
2	5	97	GLN
2	5	164	ASN
2	5	169	GLN
3	6	12	GLN

Continued on next page...

Continued from previous page...

Mol	Chain	Res	Type
2	9	183	ASN
3	AA	63	ASN
3	AA	144	ASN
3	AA	197	ASN
2	AD	99	HIS
2	AD	109	HIS
2	AD	111	GLN
2	AD	174	ASN
3	AE	109	HIS
3	AE	153	HIS
1	AG	145	GLN
2	AH	95	ASN
2	AH	111	GLN
2	AH	183	ASN
2	AH	198	ASN
3	AI	105	ASN
2	AL	94	GLN
2	AL	99	HIS
2	AL	138	ASN
2	AL	164	ASN
2	AL	219	ASN
3	AM	61	ASN
3	AM	197	ASN
3	AM	218	ASN
1	AO	122	GLN
1	AO	183	GLN
2	AP	119	GLN
2	AP	190	GLN
3	AQ	12	GLN
3	AQ	197	ASN

5.3.3 RNA ⓘ

There are no RNA molecules in this entry.

5.4 Non-standard residues in protein, DNA, RNA chains ⓘ

There are no non-standard protein/DNA/RNA residues in this entry.

5.5 Carbohydrates [i](#)

There are no oligosaccharides in this entry.

5.6 Ligand geometry [i](#)

4 ligands are modelled in this entry.

In the following table, the Counts columns list the number of bonds (or angles) for which Mogul statistics could be retrieved, the number of bonds (or angles) that are observed in the model and the number of bonds (or angles) that are defined in the Chemical Component Dictionary. The Link column lists molecule types, if any, to which the group is linked. The Z score for a bond length (or angle) is the number of standard deviations the observed value is removed from the expected value. A bond length (or angle) with $|Z| > 2$ is considered an outlier worth inspection. RMSZ is the root-mean-square of all Z scores of the bond lengths (or angles).

Mol	Type	Chain	Res	Link	Bond lengths			Bond angles		
					Counts	RMSZ	$\# Z > 2$	Counts	RMSZ	$\# Z > 2$
5	MYR	A	301	-	15,15,15	0.77	1 (6%)	15,15,15	0.54	0
5	MYR	M	301	-	15,15,15	0.76	1 (6%)	15,15,15	0.62	0
5	MYR	Q	301	-	15,15,15	0.78	1 (6%)	15,15,15	0.62	0
5	MYR	U	301	-	15,15,15	0.72	0	15,15,15	0.58	0

In the following table, the Chirals column lists the number of chiral outliers, the number of chiral centers analysed, the number of these observed in the model and the number defined in the Chemical Component Dictionary. Similar counts are reported in the Torsion and Rings columns. '-' means no outliers of that kind were identified.

Mol	Type	Chain	Res	Link	Chirals	Torsions	Rings
5	MYR	A	301	-	-	8/13/13/13	-
5	MYR	M	301	-	-	6/13/13/13	-
5	MYR	Q	301	-	-	5/13/13/13	-
5	MYR	U	301	-	-	2/13/13/13	-

All (3) bond length outliers are listed below:

Mol	Chain	Res	Type	Atoms	Z	Observed(Å)	Ideal(Å)
5	Q	301	MYR	C2-C1	2.23	1.55	1.50
5	M	301	MYR	C2-C1	2.08	1.55	1.50
5	A	301	MYR	C2-C1	2.07	1.55	1.50

There are no bond angle outliers.

There are no chirality outliers.

All (21) torsion outliers are listed below:

Mol	Chain	Res	Type	Atoms
5	Q	301	MYR	C6-C7-C8-C9
5	M	301	MYR	C3-C4-C5-C6
5	U	301	MYR	C11-C10-C9-C8
5	A	301	MYR	C4-C5-C6-C7
5	M	301	MYR	C9-C10-C11-C12
5	A	301	MYR	C6-C7-C8-C9
5	U	301	MYR	C10-C11-C12-C13
5	M	301	MYR	C11-C10-C9-C8
5	Q	301	MYR	C9-C10-C11-C12
5	A	301	MYR	C10-C11-C12-C13
5	Q	301	MYR	C11-C12-C13-C14
5	A	301	MYR	C11-C10-C9-C8
5	A	301	MYR	C2-C3-C4-C5
5	M	301	MYR	O1-C1-C2-C3
5	A	301	MYR	O2-C1-C2-C3
5	A	301	MYR	O1-C1-C2-C3
5	M	301	MYR	O2-C1-C2-C3
5	Q	301	MYR	O2-C1-C2-C3
5	M	301	MYR	C2-C3-C4-C5
5	Q	301	MYR	O1-C1-C2-C3
5	A	301	MYR	C9-C10-C11-C12

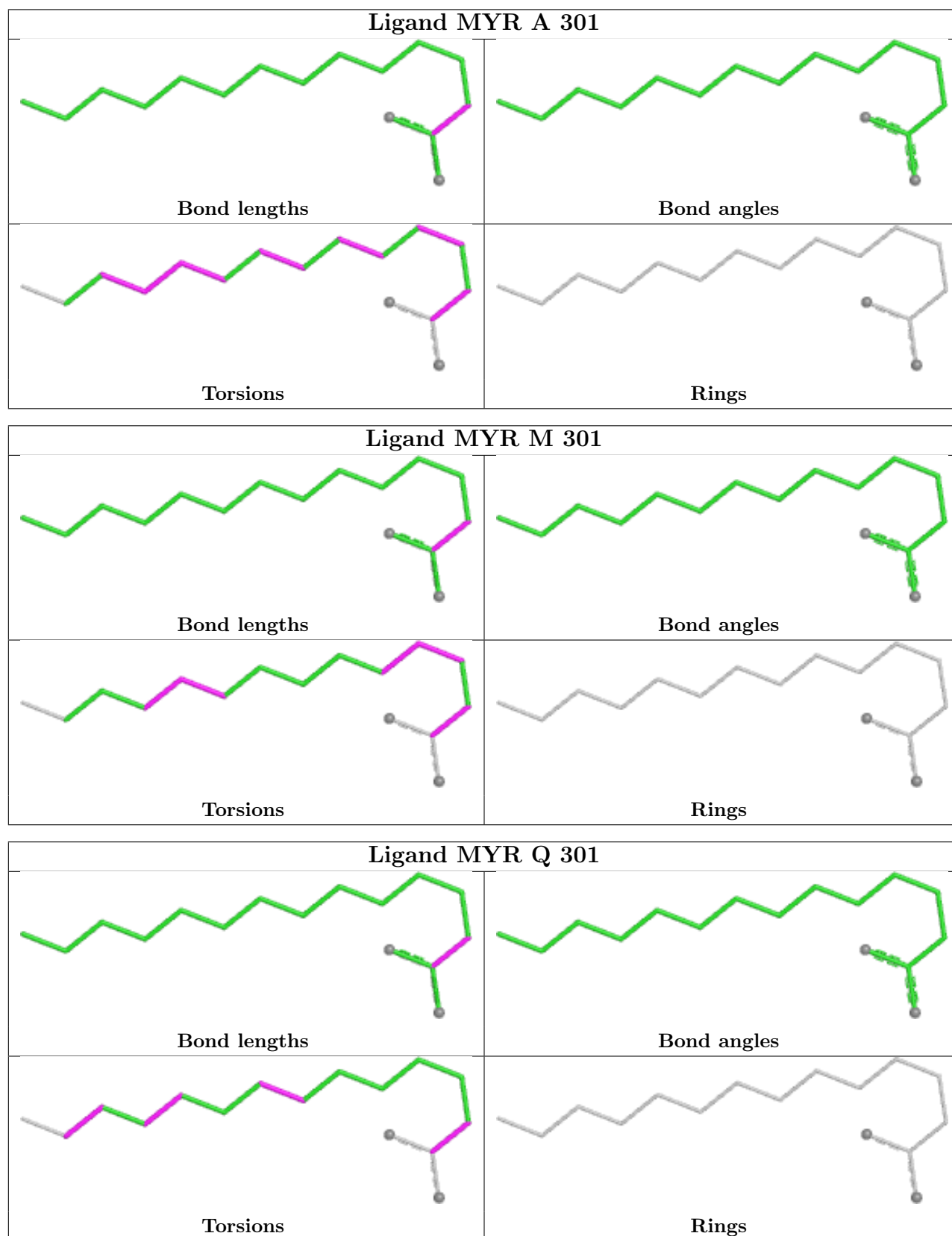
There are no ring outliers.

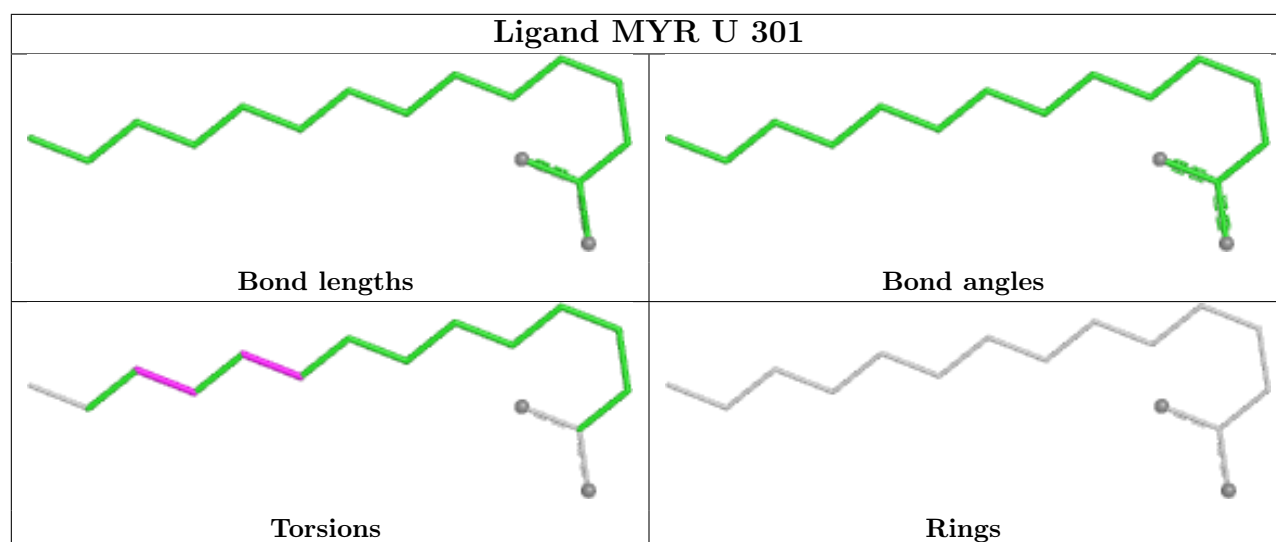
3 monomers are involved in 8 short contacts:

Mol	Chain	Res	Type	Clashes	Symm-Clashes
5	M	301	MYR	2	0
5	Q	301	MYR	2	0
5	U	301	MYR	4	0

The following is a two-dimensional graphical depiction of Mogul quality analysis of bond lengths, bond angles, torsion angles, and ring geometry for all instances of the Ligand of Interest. In addition, ligands with molecular weight > 250 and outliers as shown on the validation Tables will also be included. For torsion angles, if less than 5% of the Mogul distribution of torsion angles is within 10 degrees of the torsion angle in question, then that torsion angle is considered an outlier. Any bond that is central to one or more torsion angles identified as an outlier by Mogul will be highlighted in the graph. For rings, the root-mean-square deviation (RMSD) between the ring in question and similar rings identified by Mogul is calculated over all ring torsion angles. If the average RMSD is greater than 60 degrees and the minimal RMSD between the ring in question and any Mogul-identified rings is also greater than 60 degrees, then that ring is considered an outlier.

The outliers are highlighted in purple. The color gray indicates Mogul did not find sufficient equivalents in the CSD to analyse the geometry.





5.7 Other polymers [i](#)

There are no such residues in this entry.

5.8 Polymer linkage issues [i](#)

There are no chain breaks in this entry.

6 Fit of model and data ⓘ

6.1 Protein, DNA and RNA chains ⓘ

In the following table, the column labelled ‘#RSRZ> 2’ contains the number (and percentage) of RSRZ outliers, followed by percent RSRZ outliers for the chain as percentile scores relative to all X-ray entries and entries of similar resolution. The OWAB column contains the minimum, median, 95th percentile and maximum values of the occupancy-weighted average B-factor per residue. The column labelled ‘Q< 0.9’ lists the number of (and percentage) of residues with an average occupancy less than 0.9.

Mol	Chain	Analysed	<RSRZ>	#RSRZ>2	OWAB(Å ²)	Q<0.9
1	0	217/263 (82%)	1.03	30 (13%) 6 5	97, 110, 132, 147	0
1	1	223/263 (84%)	0.55	11 (4%) 35 22	85, 96, 113, 143	0
1	8	218/263 (82%)	1.02	25 (11%) 9 7	103, 121, 147, 175	0
1	A	228/263 (86%)	0.49	9 (3%) 43 27	80, 94, 122, 183	0
1	AC	219/263 (83%)	0.99	27 (12%) 8 6	104, 122, 146, 162	0
1	AG	219/263 (83%)	1.08	30 (13%) 6 5	102, 119, 151, 174	0
1	AK	219/263 (83%)	0.93	32 (14%) 6 4	107, 121, 141, 164	0
1	AO	219/263 (83%)	1.06	31 (14%) 6 5	106, 122, 143, 165	0
1	E	222/263 (84%)	0.50	7 (3%) 50 31	84, 94, 112, 126	0
1	I	223/263 (84%)	0.45	7 (3%) 51 32	77, 93, 113, 135	0
1	M	222/263 (84%)	0.66	15 (6%) 23 15	78, 88, 111, 123	0
1	Q	222/263 (84%)	0.52	11 (4%) 34 22	74, 86, 107, 133	0
1	U	222/263 (84%)	0.49	5 (2%) 61 41	78, 88, 106, 126	0
1	Y	221/263 (84%)	0.41	7 (3%) 50 31	87, 95, 107, 133	0
1	c	222/263 (84%)	0.45	8 (3%) 46 28	82, 92, 116, 148	0
1	g	222/263 (84%)	0.51	7 (3%) 50 31	88, 96, 115, 135	0
1	k	218/263 (82%)	1.00	33 (15%) 5 4	92, 107, 130, 142	0
1	o	218/263 (82%)	0.86	21 (9%) 13 9	92, 109, 130, 143	0
1	s	219/263 (83%)	0.94	22 (10%) 12 8	93, 108, 134, 146	0
1	w	221/263 (84%)	1.02	37 (16%) 4 3	95, 110, 129, 144	0
2	2	249/263 (94%)	0.60	20 (8%) 18 12	75, 100, 127, 159	0
2	5	242/263 (92%)	0.97	35 (14%) 6 5	97, 115, 147, 185	0
2	9	226/263 (85%)	0.81	19 (8%) 17 11	89, 118, 142, 156	0
2	AD	232/263 (88%)	0.89	28 (12%) 8 6	99, 115, 151, 178	0

Continued on next page...

Continued from previous page...

Mol	Chain	Analysed	<RSRZ>	#RSRZ>2			OWAB(Å²)	Q<0.9
2	AH	231/263 (87%)	0.91	32 (13%)	6	5	98, 114, 141, 160	0
2	AL	237/263 (90%)	0.98	34 (14%)	6	5	104, 124, 154, 203	0
2	AP	226/263 (85%)	1.00	33 (14%)	6	4	106, 120, 142, 205	0
2	B	251/263 (95%)	0.54	11 (4%)	39	24	81, 96, 124, 152	0
2	F	249/263 (94%)	0.64	22 (8%)	15	10	85, 95, 120, 150	0
2	J	249/263 (94%)	0.58	19 (7%)	20	13	85, 96, 118, 143	0
2	N	251/263 (95%)	0.57	14 (5%)	30	19	70, 92, 127, 206	0
2	R	249/263 (94%)	0.60	17 (6%)	23	15	77, 88, 107, 133	0
2	V	250/263 (95%)	0.71	22 (8%)	15	10	80, 93, 121, 143	0
2	Z	249/263 (94%)	0.55	15 (6%)	27	17	88, 102, 122, 149	0
2	d	249/263 (94%)	0.74	24 (9%)	13	9	83, 98, 127, 156	0
2	h	250/263 (95%)	0.69	22 (8%)	15	10	88, 101, 122, 153	0
2	l	231/263 (87%)	1.02	38 (16%)	4	3	95, 113, 140, 150	0
2	p	231/263 (87%)	0.83	30 (12%)	7	6	85, 106, 146, 172	0
2	t	230/263 (87%)	0.75	23 (10%)	12	8	92, 106, 134, 144	0
2	x	234/263 (88%)	0.80	18 (7%)	19	13	91, 112, 140, 192	0
3	3	238/238 (100%)	0.56	15 (6%)	26	17	87, 97, 109, 148	0
3	6	236/238 (99%)	1.01	41 (17%)	4	3	96, 115, 133, 157	0
3	AA	234/238 (98%)	1.06	36 (15%)	5	4	91, 122, 137, 152	0
3	AE	234/238 (98%)	1.01	38 (16%)	4	3	101, 121, 138, 171	0
3	AI	236/238 (99%)	0.88	28 (11%)	9	6	101, 119, 141, 173	0
3	AM	234/238 (98%)	1.08	41 (17%)	4	3	104, 119, 136, 151	0
3	AQ	234/238 (98%)	1.04	34 (14%)	6	5	102, 123, 142, 180	0
3	C	238/238 (100%)	0.62	17 (7%)	22	14	84, 96, 110, 153	0
3	G	238/238 (100%)	0.57	9 (3%)	44	27	86, 94, 108, 137	0
3	K	238/238 (100%)	0.60	13 (5%)	30	19	79, 94, 109, 170	0
3	O	238/238 (100%)	0.60	13 (5%)	30	19	82, 91, 103, 171	0
3	S	238/238 (100%)	0.60	13 (5%)	30	19	80, 88, 103, 184	0
3	W	238/238 (100%)	0.59	13 (5%)	30	19	75, 88, 102, 132	0
3	a	238/238 (100%)	0.64	9 (3%)	44	27	86, 95, 111, 143	0
3	e	238/238 (100%)	0.59	12 (5%)	34	22	80, 95, 111, 144	0

Continued on next page...

Continued from previous page...

Mol	Chain	Analysed	<RSRZ>	#RSRZ>2	OWAB(Å ²)	Q<0.9
3	i	238/238 (100%)	0.65	16 (6%) 24 15	90, 99, 116, 184	0
3	m	238/238 (100%)	1.11	41 (17%) 4 3	95, 112, 131, 145	0
3	q	234/238 (98%)	0.95	28 (11%) 9 6	93, 108, 128, 148	0
3	u	233/238 (97%)	0.93	27 (11%) 9 7	93, 108, 133, 145	0
3	y	238/238 (100%)	0.89	31 (13%) 7 6	90, 110, 130, 149	0
4	4	17/69 (24%)	0.46	1 (5%) 28 18	99, 105, 125, 127	0
4	D	16/69 (23%)	0.04	0 100 100	97, 103, 121, 130	0
4	H	17/69 (24%)	0.20	1 (5%) 28 18	92, 103, 135, 142	0
4	L	17/69 (24%)	0.74	1 (5%) 28 18	99, 107, 133, 135	0
4	P	16/69 (23%)	0.20	0 100 100	88, 98, 121, 133	0
4	T	17/69 (24%)	0.51	0 100 100	89, 97, 123, 132	0
4	X	16/69 (23%)	0.22	0 100 100	89, 97, 109, 118	0
4	b	15/69 (21%)	0.39	1 (6%) 24 15	98, 109, 127, 130	0
4	f	18/69 (26%)	0.45	1 (5%) 30 19	95, 108, 150, 172	0
4	j	17/69 (24%)	0.33	1 (5%) 28 18	100, 109, 136, 138	0
All	All	14127/15970 (88%)	0.76	1332 (9%) 14 9	70, 104, 135, 206	0

All (1332) RSRZ outliers are listed below:

Mol	Chain	Res	Type	RSRZ
2	AL	46	GLU	11.2
3	AA	78	ASN	8.4
3	u	185	THR	7.7
2	l	60	THR	7.0
3	G	1	GLY	6.9
1	0	147	SER	6.6
2	AH	255	ASN	6.6
3	q	183	GLU	6.5
2	AD	41	TYR	6.4
3	u	182	ASP	6.3
1	AO	59	VAL	6.3
3	6	183	GLU	6.2
3	AI	78	ASN	6.2
3	u	184	TYR	6.1
1	w	186	ARG	6.1
2	5	46	GLU	6.0
3	6	184	TYR	6.0

Continued on next page...

Continued from previous page...

Mol	Chain	Res	Type	RSRZ
3	q	184	TYR	6.0
3	m	12	GLN	6.0
3	m	78	ASN	5.9
3	q	186	ALA	5.9
3	m	77	ASP	5.7
1	AC	222	PHE	5.7
1	0	184	PHE	5.6
3	u	186	ALA	5.6
2	AH	217	ARG	5.6
3	6	189	TYR	5.5
1	AO	193	ASN	5.5
2	F	148	GLY	5.5
2	t	44	ASP	5.4
3	AM	234	ASP	5.4
3	AI	166	LEU	5.4
1	w	200	THR	5.4
3	AE	234	ASP	5.3
2	p	60	THR	5.3
2	h	150	ASP	5.3
3	q	12	GLN	5.1
3	6	186	ALA	5.1
1	o	193	ASN	5.1
1	AO	78	ASN	5.1
1	0	222	PHE	5.0
3	y	77	ASP	5.0
2	2	45	ASN	5.0
1	AC	184	PHE	4.9
2	B	148	GLY	4.9
3	AI	236	PHE	4.9
3	m	162	SER	4.9
2	B	49	ALA	4.9
1	8	184	PHE	4.9
3	AE	194	TYR	4.9
3	m	183	GLU	4.9
3	e	166	LEU	4.9
1	k	184	PHE	4.8
3	AM	184	TYR	4.8
3	u	166	LEU	4.8
3	AA	184	TYR	4.8
3	AM	2	LEU	4.8
1	8	211	GLN	4.8
1	w	193	ASN	4.7

Continued on next page...

Continued from previous page...

Mol	Chain	Res	Type	RSRZ
3	m	166	LEU	4.7
1	k	186	ARG	4.7
1	AK	222	PHE	4.7
3	G	62	VAL	4.7
2	AH	51	ASP	4.7
3	G	196	THR	4.6
3	K	12	GLN	4.6
2	d	49	ALA	4.6
1	0	243	GLN	4.6
2	R	148	GLY	4.6
1	AG	187	ASN	4.6
3	6	173	GLN	4.6
2	AD	148	GLY	4.6
1	AG	184	PHE	4.6
3	q	6	THR	4.6
2	l	253	GLU	4.5
3	AE	189	TYR	4.5
2	AP	38	TRP	4.5
3	AA	2	LEU	4.5
1	o	183	GLN	4.5
3	m	173	GLN	4.5
2	AL	114	ALA	4.4
3	y	189	TYR	4.4
1	AG	186	ARG	4.4
3	AI	186	ALA	4.4
3	O	12	GLN	4.4
1	w	192	ILE	4.4
3	AA	195	GLN	4.4
3	C	12	GLN	4.3
3	6	73	GLN	4.3
1	AO	184	PHE	4.3
3	m	87	LEU	4.3
2	t	67	GLU	4.3
2	AD	16	ILE	4.3
1	k	222	PHE	4.3
3	y	160	LEU	4.2
3	AQ	87	LEU	4.2
2	x	111	GLN	4.2
1	AG	185	SER	4.2
3	6	185	THR	4.2
1	k	55	ARG	4.2
1	0	183	GLN	4.2

Continued on next page...

Continued from previous page...

Mol	Chain	Res	Type	RSRZ
3	AA	196	THR	4.2
3	y	166	LEU	4.2
1	0	187	ASN	4.2
1	AO	170	ILE	4.2
3	m	59	GLU	4.1
3	a	12	GLN	4.1
3	u	20	GLN	4.1
1	AC	192	ILE	4.1
1	8	208	GLU	4.1
3	K	9	GLY	4.1
3	AQ	132	LEU	4.1
3	u	152	THR	4.1
1	s	184	PHE	4.1
2	N	34	GLY	4.1
2	V	148	GLY	4.1
2	d	82	LEU	4.1
3	AQ	171	ILE	4.1
1	k	62	ALA	4.1
3	AM	87	LEU	4.0
2	B	25	THR	4.0
3	u	183	GLU	4.0
2	x	14	ARG	4.0
1	k	147	SER	4.0
2	N	47	ALA	4.0
1	AG	193	ASN	4.0
1	AC	112	SER	4.0
3	q	185	THR	4.0
4	j	32	TYR	4.0
3	AA	173	GLN	4.0
3	AQ	88	GLN	4.0
2	9	113	ASN	4.0
3	q	78	ASN	4.0
2	2	54	THR	4.0
3	AM	174	THR	4.0
1	k	195	LEU	4.0
2	AP	111	GLN	3.9
1	0	192	ILE	3.9
1	U	78	ASN	3.9
1	w	187	ASN	3.9
3	AI	197	ASN	3.9
3	y	73	GLN	3.9
3	AQ	161	GLN	3.9

Continued on next page...

Continued from previous page...

Mol	Chain	Res	Type	RSRZ
2	AD	194	LEU	3.9
3	a	166	LEU	3.9
1	8	193	ASN	3.9
1	8	110	GLN	3.9
1	AK	184	PHE	3.9
3	C	166	LEU	3.9
3	AQ	78	ASN	3.9
2	Z	148	GLY	3.9
2	d	262	SER	3.9
1	w	222	PHE	3.9
2	AL	112	CYS	3.9
2	AH	25	THR	3.9
3	K	166	LEU	3.9
1	AK	263	THR	3.8
2	AL	23	ILE	3.8
2	AL	52	GLN	3.8
3	e	12	GLN	3.8
3	AA	186	ALA	3.8
1	w	190	TYR	3.8
3	AQ	184	TYR	3.8
2	t	148	GLY	3.8
3	e	9	GLY	3.8
3	AQ	92	ASN	3.8
1	k	84	GLN	3.8
2	l	31	VAL	3.8
2	AD	112	CYS	3.8
3	AQ	166	LEU	3.8
1	AC	78	ASN	3.8
2	R	262	SER	3.8
2	AP	217	ARG	3.8
3	6	166	LEU	3.8
3	AE	87	LEU	3.8
2	p	255	ASN	3.7
2	F	259	LEU	3.7
3	6	89	PRO	3.7
3	AM	169	PRO	3.7
1	k	196	ASN	3.7
1	s	193	ASN	3.7
2	5	51	ASP	3.7
2	5	60	THR	3.7
1	k	169	SER	3.7
2	J	201	THR	3.7

Continued on next page...

Continued from previous page...

Mol	Chain	Res	Type	RSRZ
3	m	196	THR	3.7
1	I	163	MET	3.7
1	1	41	TYR	3.7
2	AL	60	THR	3.7
1	A	211	GLN	3.7
1	o	243	GLN	3.7
2	l	126	CYS	3.7
2	2	262	SER	3.6
2	R	23	ILE	3.6
3	3	166	LEU	3.6
1	o	187	ASN	3.6
3	S	8	PRO	3.6
1	1	206	VAL	3.6
2	AP	82	LEU	3.6
1	c	145	GLN	3.6
2	9	148	GLY	3.6
3	6	79	GLY	3.6
1	E	67	ASN	3.6
1	AC	59	VAL	3.6
1	s	222	PHE	3.6
1	AO	222	PHE	3.6
3	6	236	PHE	3.6
2	AP	255	ASN	3.6
1	w	203	MET	3.6
2	J	17	THR	3.6
1	AC	243	GLN	3.6
2	J	148	GLY	3.6
2	l	120	GLY	3.6
2	V	188	PRO	3.6
2	l	58	VAL	3.6
1	M	208	GLU	3.6
1	w	69	GLU	3.6
1	o	220	ILE	3.6
2	Z	54	THR	3.6
3	q	182	ASP	3.6
1	o	184	PHE	3.5
3	m	169	PRO	3.5
1	M	100	GLU	3.5
1	AC	183	GLN	3.5
1	AK	188	GLY	3.5
3	AE	169	PRO	3.5
3	m	75	ASN	3.5

Continued on next page...

Continued from previous page...

Mol	Chain	Res	Type	RSRZ
1	AG	116	SER	3.5
1	w	76	VAL	3.5
3	AQ	77	ASP	3.5
3	AI	87	LEU	3.5
1	0	261	THR	3.5
2	5	49	ALA	3.5
1	AG	222	PHE	3.5
3	C	19	PHE	3.5
1	M	67	ASN	3.5
1	Q	67	ASN	3.5
1	AO	79	THR	3.5
2	x	112	CYS	3.5
2	AH	52	GLN	3.5
2	R	26	GLN	3.4
1	s	187	ASN	3.4
2	AP	25	THR	3.4
3	O	41	ASN	3.4
3	m	236	PHE	3.4
3	y	168	VAL	3.4
3	m	211	LEU	3.4
2	AD	217	ARG	3.4
2	V	13	VAL	3.4
3	AE	131	LEU	3.4
3	m	145	ARG	3.4
2	p	24	THR	3.4
2	x	192	ILE	3.4
3	u	171	ILE	3.4
1	AO	187	ASN	3.4
3	AQ	73	GLN	3.4
1	0	175	SER	3.4
3	AA	10	SER	3.4
2	l	82	LEU	3.4
2	p	18	LEU	3.4
3	AE	166	LEU	3.4
1	w	210	GLY	3.4
2	V	204	MET	3.4
3	i	139	ALA	3.4
3	u	187	ALA	3.4
1	k	220	ILE	3.4
1	8	192	ILE	3.4
2	2	48	THR	3.4
3	S	12	GLN	3.4

Continued on next page...

Continued from previous page...

Mol	Chain	Res	Type	RSRZ
3	AM	195	GLN	3.4
1	0	193	ASN	3.3
2	5	240	TYR	3.3
2	AH	100	TYR	3.3
2	AL	148	GLY	3.3
3	3	12	GLN	3.3
2	t	255	ASN	3.3
1	s	117	VAL	3.3
3	K	80	LYS	3.3
1	A	60	TYR	3.3
3	6	1	GLY	3.3
1	AG	198	MET	3.3
2	h	89	MET	3.3
2	AH	96	MET	3.3
1	k	185	SER	3.3
1	AO	220	ILE	3.3
1	AG	174	TYR	3.3
3	AA	77	ASP	3.3
3	G	8	PRO	3.3
1	AC	79	THR	3.3
2	J	54	THR	3.3
1	s	95	LEU	3.3
3	6	220	PHE	3.3
1	Y	206	VAL	3.3
1	8	117	VAL	3.3
3	y	154	VAL	3.3
1	A	71	GLY	3.3
2	AH	148	GLY	3.3
1	AK	186	ARG	3.3
3	AM	77	ASP	3.3
3	i	166	LEU	3.3
1	w	218	VAL	3.3
3	m	80	LYS	3.3
1	AC	220	ILE	3.3
3	3	1	GLY	3.3
3	m	232	ARG	3.2
2	p	112	CYS	3.2
2	t	91	LEU	3.2
3	AE	121	CYS	3.2
3	AM	73	GLN	3.2
3	AQ	35	GLN	3.2
1	k	117	VAL	3.2

Continued on next page...

Continued from previous page...

Mol	Chain	Res	Type	RSRZ
2	AL	31	VAL	3.2
2	AP	24	THR	3.2
3	3	4	VAL	3.2
3	6	25	MET	3.2
1	AK	78	ASN	3.2
2	p	113	ASN	3.2
2	AL	45	ASN	3.2
2	AP	148	GLY	3.2
3	AM	189	TYR	3.2
3	AQ	194	TYR	3.2
1	w	184	PHE	3.2
2	l	92	PHE	3.2
1	1	183	GLN	3.2
2	V	31	VAL	3.2
2	l	150	ASP	3.2
2	x	51	ASP	3.2
2	9	44	ASP	3.2
3	S	103	ILE	3.2
3	i	112	GLY	3.2
1	AG	147	SER	3.2
2	5	58	VAL	3.2
3	6	77	ASP	3.2
3	6	234	ASP	3.2
3	AE	171	ILE	3.2
2	AP	253	GLU	3.2
3	u	134	TYR	3.2
4	b	32	TYR	3.2
2	p	63	PHE	3.2
2	p	92	PHE	3.2
2	l	25	THR	3.2
2	AL	207	ILE	3.2
3	u	5	MET	3.2
3	y	196	THR	3.2
3	AQ	119	MET	3.2
3	AE	187	ALA	3.2
2	p	38	TRP	3.2
3	m	175	HIS	3.2
1	s	220	ILE	3.2
1	w	185	SER	3.2
2	5	207	ILE	3.2
2	AL	190	GLN	3.2
3	i	119	MET	3.2

Continued on next page...

Continued from previous page...

Mol	Chain	Res	Type	RSRZ
2	AL	57	ASP	3.1
3	e	19	PHE	3.1
3	u	178	TYR	3.1
1	k	170	ILE	3.1
2	AD	89	MET	3.1
1	s	183	GLN	3.1
2	5	88	GLN	3.1
2	AD	88	GLN	3.1
3	AA	12	GLN	3.1
3	O	135	SER	3.1
2	2	82	LEU	3.1
2	F	150	ASP	3.1
3	3	87	LEU	3.1
3	AA	166	LEU	3.1
3	AQ	234	ASP	3.1
1	8	222	PHE	3.1
2	AL	240	TYR	3.1
3	K	78	ASN	3.1
1	8	79	THR	3.1
3	O	166	LEU	3.1
3	i	79	GLY	3.1
3	AA	16	SER	3.1
2	5	217	ARG	3.1
2	p	254	TYR	3.1
1	s	245	ASN	3.1
2	l	255	ASN	3.1
3	6	78	ASN	3.1
3	6	80	LYS	3.1
3	AM	231	ILE	3.1
2	AH	55	GLN	3.1
3	AA	87	LEU	3.1
2	Z	25	THR	3.1
2	5	245	VAL	3.1
3	AQ	220	PHE	3.1
1	I	41	TYR	3.1
3	u	198	ILE	3.1
3	6	197	ASN	3.1
2	p	85	ALA	3.1
1	AK	183	GLN	3.1
3	q	20	GLN	3.1
2	2	25	THR	3.1
2	l	217	ARG	3.1

Continued on next page...

Continued from previous page...

Mol	Chain	Res	Type	RSRZ
2	l	38	TRP	3.1
3	6	59	GLU	3.1
1	M	163	MET	3.1
2	9	16	ILE	3.1
2	l	113	ASN	3.0
1	8	183	GLN	3.0
1	AC	55	ARG	3.0
1	AO	55	ARG	3.0
3	O	11	THR	3.0
2	V	262	SER	3.0
3	m	163	SER	3.0
1	AK	166	PRO	3.0
2	J	16	ILE	3.0
3	m	171	ILE	3.0
1	0	196	ASN	3.0
2	AL	113	ASN	3.0
3	m	61	ASN	3.0
3	y	218	ASN	3.0
1	AO	243	GLN	3.0
3	i	12	GLN	3.0
1	k	88	LYS	3.0
2	AH	92	PHE	3.0
1	Y	163	MET	3.0
1	k	72	TYR	3.0
2	h	49	ALA	3.0
2	AH	240	TYR	3.0
3	AE	134	TYR	3.0
3	6	175	HIS	3.0
3	AM	175	HIS	3.0
1	0	110	GLN	3.0
2	5	133	GLY	3.0
2	AD	52	GLN	3.0
3	m	73	GLN	3.0
2	J	31	VAL	3.0
2	N	13	VAL	3.0
2	x	92	PHE	3.0
2	5	92	PHE	3.0
3	AM	186	ALA	3.0
2	AL	51	ASP	3.0
1	8	243	GLN	3.0
2	p	133	GLY	3.0
3	AM	4	VAL	3.0

Continued on next page...

Continued from previous page...

Mol	Chain	Res	Type	RSRZ
2	5	219	ASN	3.0
2	d	48	THR	3.0
2	AH	142	GLU	3.0
2	N	148	GLY	3.0
2	AP	31	VAL	3.0
3	6	20	GLN	3.0
2	V	126	CYS	3.0
3	AE	220	PHE	3.0
2	l	164	ASN	3.0
1	k	203	MET	3.0
2	Z	48	THR	3.0
2	B	259	LEU	2.9
2	h	259	LEU	2.9
3	AI	160	LEU	2.9
2	AL	217	ARG	2.9
3	3	8	PRO	2.9
2	Z	85	ALA	2.9
1	0	128	TYR	2.9
2	AL	44	ASP	2.9
1	M	211	GLN	2.9
1	AO	125	GLN	2.9
1	0	170	ILE	2.9
2	V	23	ILE	2.9
3	AA	119	MET	2.9
1	k	182	THR	2.9
1	o	182	THR	2.9
2	t	25	THR	2.9
2	2	83	PRO	2.9
3	AE	89	PRO	2.9
3	i	135	SER	2.9
3	AI	4	VAL	2.9
2	2	149	GLY	2.9
2	h	148	GLY	2.9
1	w	183	GLN	2.9
3	W	103	ILE	2.9
3	AQ	195	GLN	2.9
1	w	195	LEU	2.9
2	B	82	LEU	2.9
2	F	126	CYS	2.9
2	d	25	THR	2.9
3	m	237	TYR	2.9
1	A	157	GLY	2.9

Continued on next page...

Continued from previous page...

Mol	Chain	Res	Type	RSRZ
1	0	185	SER	2.9
2	9	63	PHE	2.9
1	AK	243	GLN	2.9
3	AI	35	GLN	2.9
1	0	209	ALA	2.9
1	AO	103	PHE	2.9
2	V	16	ILE	2.9
1	AG	183	GLN	2.9
1	Y	102	THR	2.9
2	l	83	PRO	2.9
2	5	54	THR	2.9
2	5	142	GLU	2.9
3	y	78	ASN	2.9
2	AD	71	TRP	2.9
1	w	59	VAL	2.9
2	t	117	PHE	2.9
2	AP	153	ARG	2.9
3	e	80	LYS	2.9
1	w	116	SER	2.8
1	AK	107	SER	2.8
3	AI	206	SER	2.8
3	6	169	PRO	2.8
3	AI	152	THR	2.8
1	AC	69	GLU	2.8
2	x	67	GLU	2.8
2	AP	191	TRP	2.8
3	y	197	ASN	2.8
2	R	14	ARG	2.8
1	AC	103	PHE	2.8
2	x	207	ILE	2.8
3	AM	190	ILE	2.8
3	AA	73	GLN	2.8
2	F	22	THR	2.8
2	F	24	THR	2.8
2	J	60	THR	2.8
2	l	67	GLU	2.8
2	AD	22	THR	2.8
2	AP	162	GLU	2.8
3	q	199	VAL	2.8
1	k	260	ILE	2.8
3	AE	211	LEU	2.8
1	I	42	HIS	2.8

Continued on next page...

Continued from previous page...

Mol	Chain	Res	Type	RSRZ
1	w	211	GLN	2.8
3	y	173	GLN	2.8
3	AM	12	GLN	2.8
3	AM	187	ALA	2.8
3	AI	80	LYS	2.8
3	6	87	LEU	2.8
1	o	212	GLY	2.8
1	s	188	GLY	2.8
2	F	89	MET	2.8
2	AH	232	ASN	2.8
2	AL	255	ASN	2.8
1	AG	159	ALA	2.8
2	R	47	ALA	2.8
2	AL	59	ALA	2.8
2	2	18	LEU	2.8
3	W	166	LEU	2.8
3	AA	231	ILE	2.8
1	1	212	GLY	2.8
1	AK	187	ASN	2.8
3	AM	194	TYR	2.8
1	c	55	ARG	2.8
1	w	84	GLN	2.8
1	AC	119	ALA	2.8
3	O	8	PRO	2.8
3	AA	4	VAL	2.8
3	AM	200	VAL	2.8
2	F	262	SER	2.8
1	Q	156	GLU	2.8
1	s	192	ILE	2.8
2	F	54	THR	2.8
2	AP	27	GLU	2.8
3	q	13	PHE	2.7
2	d	80	TRP	2.7
3	AM	182	ASP	2.7
3	AA	175	HIS	2.7
3	AA	20	GLN	2.7
2	p	39	PRO	2.7
2	AL	117	PHE	2.7
2	AH	156	THR	2.7
3	AA	117	THR	2.7
1	w	132	GLY	2.7
2	AH	150	ASP	2.7

Continued on next page...

Continued from previous page...

Mol	Chain	Res	Type	RSRZ
2	AP	150	ASP	2.7
3	u	29	ASP	2.7
2	2	219	ASN	2.7
2	J	81	LYS	2.7
2	l	219	ASN	2.7
1	AO	62	ALA	2.7
1	AO	209	ALA	2.7
1	g	211	GLN	2.7
1	w	122	GLN	2.7
2	t	31	VAL	2.7
3	G	222	VAL	2.7
2	h	146	LEU	2.7
3	C	121	CYS	2.7
1	8	220	ILE	2.7
2	t	92	PHE	2.7
3	AI	171	ILE	2.7
2	l	142	GLU	2.7
2	t	24	THR	2.7
3	e	228	THR	2.7
3	AQ	177	ARG	2.7
1	AO	215	LYS	2.7
3	AQ	146	LYS	2.7
3	AQ	182	ASP	2.7
1	s	174	TYR	2.7
1	0	247	ASN	2.7
2	5	45	ASN	2.7
2	9	85	ALA	2.7
2	p	58	VAL	2.7
2	t	58	VAL	2.7
1	8	195	LEU	2.7
3	AE	46	ILE	2.7
2	R	50	GLU	2.7
1	c	204	ARG	2.7
1	AK	200	THR	2.7
2	AH	24	THR	2.7
3	O	196	THR	2.7
3	u	6	THR	2.7
1	AC	164	SER	2.7
1	g	61	TYR	2.7
2	5	152	ALA	2.7
2	AP	207	ILE	2.7
3	3	125	MET	2.7

Continued on next page...

Continued from previous page...

Mol	Chain	Res	Type	RSRZ
1	o	191	GLY	2.7
2	5	112	CYS	2.7
2	AL	40	GLU	2.7
1	w	263	THR	2.7
3	AE	160	LEU	2.7
3	AI	204	VAL	2.7
3	AE	77	ASP	2.7
3	AQ	197	ASN	2.7
2	l	56	PRO	2.6
2	5	202	ILE	2.6
1	U	203	MET	2.6
3	S	20	GLN	2.6
1	1	210	GLY	2.6
1	0	156	GLU	2.6
3	y	128	GLY	2.6
3	AQ	59	GLU	2.6
2	F	49	ALA	2.6
2	Z	262	SER	2.6
2	t	241	VAL	2.6
2	AD	58	VAL	2.6
3	y	187	ALA	2.6
3	AE	154	VAL	2.6
2	V	207	ILE	2.6
3	y	190	ILE	2.6
1	o	103	PHE	2.6
1	s	55	ARG	2.6
1	AG	66	ASN	2.6
2	2	20	ASN	2.6
2	J	56	PRO	2.6
2	9	43	LYS	2.6
3	C	8	PRO	2.6
3	y	236	PHE	2.6
3	AI	73	GLN	2.6
1	AC	63	THR	2.6
1	o	218	VAL	2.6
2	J	82	LEU	2.6
2	V	261	SER	2.6
2	5	100	TYR	2.6
1	AC	186	ARG	2.6
2	N	16	ILE	2.6
2	p	83	PRO	2.6
2	AD	63	PHE	2.6

Continued on next page...

Continued from previous page...

Mol	Chain	Res	Type	RSRZ
3	e	149	MET	2.6
3	6	182	ASP	2.6
1	Q	78	ASN	2.6
2	N	48	THR	2.6
3	AA	160	LEU	2.6
2	t	112	CYS	2.6
2	l	43	LYS	2.6
2	AL	43	LYS	2.6
3	AI	145	ARG	2.6
1	AC	116	SER	2.6
3	AI	123	SER	2.6
2	AD	96	MET	2.6
2	9	83	PRO	2.6
1	0	84	GLN	2.6
2	t	55	GLN	2.6
3	W	12	GLN	2.6
2	9	67	GLU	2.6
1	0	59	VAL	2.6
1	AK	218	VAL	2.6
2	AD	229	VAL	2.6
1	Q	113	THR	2.6
1	o	63	THR	2.6
2	AD	60	THR	2.6
3	AE	7	THR	2.6
1	o	168	ILE	2.6
3	O	46	ILE	2.6
2	t	240	TYR	2.6
3	AQ	175	HIS	2.6
1	AC	120	PRO	2.6
2	2	56	PRO	2.6
1	k	183	GLN	2.6
1	AG	67	ASN	2.6
3	AE	183	GLU	2.6
2	AD	85	ALA	2.6
3	6	47	ALA	2.6
3	AM	148	ALA	2.6
1	1	182	THR	2.6
3	y	237	TYR	2.5
1	AO	161	PRO	2.5
2	J	262	SER	2.5
1	AO	211	GLN	2.5
1	1	201	LEU	2.5

Continued on next page...

Continued from previous page...

Mol	Chain	Res	Type	RSRZ
2	h	82	LEU	2.5
2	l	91	LEU	2.5
2	AD	18	LEU	2.5
1	Q	172	ASN	2.5
1	c	104	VAL	2.5
1	s	186	ARG	2.5
1	AG	225	LYS	2.5
1	AO	186	ARG	2.5
3	AE	182	ASP	2.5
1	AK	260	ILE	2.5
2	V	158	THR	2.5
2	AD	24	THR	2.5
3	y	58	THR	2.5
3	AA	190	ILE	2.5
2	p	117	PHE	2.5
3	y	220	PHE	2.5
2	p	100	TYR	2.5
2	x	83	PRO	2.5
3	AA	169	PRO	2.5
1	AK	45	SER	2.5
1	AK	185	SER	2.5
2	Z	259	LEU	2.5
2	AH	88	GLN	2.5
2	AP	190	GLN	2.5
3	u	1	GLY	2.5
3	O	222	VAL	2.5
3	m	200	VAL	2.5
3	u	168	VAL	2.5
2	h	253	GLU	2.5
2	d	219	ASN	2.5
3	O	216	ALA	2.5
3	AA	182	ASP	2.5
1	0	165	ILE	2.5
2	p	16	ILE	2.5
1	AK	217	THR	2.5
2	AH	117	PHE	2.5
1	AK	213	PRO	2.5
2	AD	240	TYR	2.5
3	6	86	PRO	2.5
3	AI	201	PRO	2.5
2	J	259	LEU	2.5
2	t	82	LEU	2.5

Continued on next page...

Continued from previous page...

Mol	Chain	Res	Type	RSRZ
2	AL	91	LEU	2.5
1	w	188	GLY	2.5
2	J	149	GLY	2.5
1	8	45	SER	2.5
2	2	125	VAL	2.5
3	C	222	VAL	2.5
3	AE	133	ALA	2.5
1	c	46	GLU	2.5
2	d	232	ASN	2.5
2	AP	232	ASN	2.5
3	i	78	ASN	2.5
2	AH	83	PRO	2.5
1	E	204	ARG	2.5
2	AD	86	LEU	2.5
2	AP	42	LEU	2.5
2	AP	100	TYR	2.5
3	C	237	TYR	2.5
1	0	188	GLY	2.5
1	1	211	GLN	2.5
1	8	84	GLN	2.5
1	AG	81	GLN	2.5
2	d	31	VAL	2.5
2	t	88	GLN	2.5
3	C	82	VAL	2.5
3	AE	4	VAL	2.5
3	AE	49	VAL	2.5
1	w	147	SER	2.5
1	8	209	ALA	2.5
2	R	49	ALA	2.5
3	W	47	ALA	2.5
1	I	168	ILE	2.5
2	5	50	GLU	2.5
2	9	192	ILE	2.5
3	y	149	MET	2.5
2	9	150	ASP	2.5
1	0	182	THR	2.5
2	2	158	THR	2.5
2	d	116	LYS	2.5
3	e	225	LEU	2.5
3	m	194	TYR	2.5
1	Q	121	VAL	2.5
2	x	33	VAL	2.5

Continued on next page...

Continued from previous page...

Mol	Chain	Res	Type	RSRZ
2	h	192	ILE	2.4
2	AH	112	CYS	2.4
3	u	210	ILE	2.4
3	6	171	ILE	2.4
2	AL	235	GLU	2.4
3	AE	119	MET	2.4
1	AK	103	PHE	2.4
2	AH	216	PHE	2.4
1	M	245	ASN	2.4
2	d	45	ASN	2.4
2	AP	113	ASN	2.4
2	B	48	THR	2.4
3	C	17	ASP	2.4
3	K	7	THR	2.4
3	q	18	ASP	2.4
2	p	91	LEU	2.4
3	AM	152	THR	2.4
2	J	83	PRO	2.4
2	p	249	PRO	2.4
3	K	8	PRO	2.4
3	y	134	TYR	2.4
4	L	32	TYR	2.4
1	AC	104	VAL	2.4
2	h	203	VAL	2.4
2	x	58	VAL	2.4
1	w	109	GLN	2.4
2	AD	97	GLN	2.4
3	W	59	GLU	2.4
2	l	117	PHE	2.4
2	R	259	LEU	2.4
2	AL	194	LEU	2.4
3	u	160	LEU	2.4
3	y	87	LEU	2.4
1	o	207	ASN	2.4
2	5	80	TRP	2.4
3	u	197	ASN	2.4
3	AI	41	ASN	2.4
2	AL	150	ASP	2.4
1	AO	218	VAL	2.4
2	AD	100	TYR	2.4
1	AK	159	ALA	2.4
2	5	52	GLN	2.4

Continued on next page...

Continued from previous page...

Mol	Chain	Res	Type	RSRZ
3	i	69	GLN	2.4
2	l	215	MET	2.4
3	q	25	MET	2.4
3	AQ	80	LYS	2.4
1	g	222	PHE	2.4
2	Z	63	PHE	2.4
3	S	59	GLU	2.4
3	AE	85	PHE	2.4
3	AM	13	PHE	2.4
2	J	61	CYS	2.4
2	x	146	LEU	2.4
1	M	263	THR	2.4
1	s	247	ASN	2.4
1	AC	193	ASN	2.4
2	l	211	PRO	2.4
2	p	25	THR	2.4
2	AL	24	THR	2.4
3	AQ	127	THR	2.4
1	AG	82	VAL	2.4
3	AM	199	VAL	2.4
2	2	148	GLY	2.4
2	p	240	TYR	2.4
2	V	243	ILE	2.4
3	y	171	ILE	2.4
3	S	34	MET	2.4
3	AE	177	ARG	2.4
2	R	46	GLU	2.4
3	K	59	GLU	2.4
2	d	199	SER	2.4
2	t	38	TRP	2.4
1	AC	263	THR	2.4
2	N	60	THR	2.4
3	3	152	THR	2.4
1	AG	133	GLY	2.4
2	F	95	ASN	2.4
2	p	148	GLY	2.4
2	AP	95	ASN	2.4
1	w	72	TYR	2.4
3	m	182	ASP	2.4
1	w	168	ILE	2.4
2	B	116	LYS	2.4
2	h	132	MET	2.4

Continued on next page...

Continued from previous page...

Mol	Chain	Res	Type	RSRZ
1	AK	109	GLN	2.4
2	2	52	GLN	2.4
2	5	117	PHE	2.4
3	m	19	PHE	2.4
2	5	221	LEU	2.4
3	i	211	LEU	2.4
3	q	166	LEU	2.4
1	AK	69	GLU	2.4
3	AA	59	GLU	2.4
3	i	8	PRO	2.4
3	a	228	THR	2.3
1	w	78	ASN	2.3
2	F	219	ASN	2.3
2	p	166	LYS	2.3
3	AE	78	ASN	2.3
1	A	36	ARG	2.3
1	E	219	ARG	2.3
1	o	186	ARG	2.3
2	Z	150	ASP	2.3
2	AP	62	ARG	2.3
2	AP	240	TYR	2.3
1	k	81	GLN	2.3
2	9	111	GLN	2.3
3	q	160	LEU	2.3
3	AE	195	GLN	2.3
3	AQ	12	GLN	2.3
1	1	100	GLU	2.3
1	AO	68	SER	2.3
2	R	83	PRO	2.3
3	C	135	SER	2.3
1	M	115	THR	2.3
2	t	17	THR	2.3
1	I	62	ALA	2.3
2	N	126	CYS	2.3
2	5	126	CYS	2.3
3	6	133	ALA	2.3
1	k	61	TYR	2.3
2	l	100	TYR	2.3
3	6	209	ASP	2.3
2	l	86	LEU	2.3
1	c	84	GLN	2.3
1	AG	84	GLN	2.3

Continued on next page...

Continued from previous page...

Mol	Chain	Res	Type	RSRZ
3	a	19	PHE	2.3
2	2	142	GLU	2.3
2	AH	67	GLU	2.3
1	k	218	VAL	2.3
3	AA	154	VAL	2.3
3	AM	168	VAL	2.3
1	AG	160	PRO	2.3
2	J	39	PRO	2.3
2	AH	56	PRO	2.3
1	AK	192	ILE	2.3
2	Z	133	GLY	2.3
2	J	15	SER	2.3
3	u	231	ILE	2.3
2	x	244	THR	2.3
2	AL	185	THR	2.3
3	6	127	THR	2.3
3	6	196	THR	2.3
3	q	175	HIS	2.3
3	AM	68	TYR	2.3
2	x	113	ASN	2.3
2	AH	183	ASN	2.3
3	m	2	LEU	2.3
3	u	220	PHE	2.3
3	S	161	GLN	2.3
3	6	27	GLN	2.3
3	AA	181	GLU	2.3
1	g	121	VAL	2.3
1	AG	135	VAL	2.3
1	AO	104	VAL	2.3
3	y	146	LYS	2.3
3	6	154	VAL	2.3
1	0	49	ILE	2.3
1	AG	170	ILE	2.3
2	h	242	PRO	2.3
2	h	247	ILE	2.3
3	AA	86	PRO	2.3
1	8	173	ALA	2.3
2	V	200	ALA	2.3
2	2	24	THR	2.3
3	S	5	MET	2.3
3	m	119	MET	2.3
3	m	10	SER	2.3

Continued on next page...

Continued from previous page...

Mol	Chain	Res	Type	RSRZ
2	N	82	LEU	2.3
3	W	132	LEU	2.3
2	V	35	TYR	2.3
3	AE	13	PHE	2.3
2	AD	255	ASN	2.3
3	y	75	ASN	2.3
1	8	109	GLN	2.3
1	AO	109	GLN	2.3
3	AM	29	ASP	2.3
1	AC	246	VAL	2.3
1	AG	218	VAL	2.3
2	h	110	VAL	2.3
3	i	165	VAL	2.3
1	AK	220	ILE	2.3
2	AH	23	ILE	2.3
3	AM	171	ILE	2.3
3	AQ	86	PRO	2.3
1	AC	210	GLY	2.3
3	a	79	GLY	2.3
3	i	9	GLY	2.3
3	C	193	TRP	2.3
3	K	224	MET	2.3
1	AO	195	LEU	2.3
2	V	194	LEU	2.3
2	AH	104	THR	2.3
3	AM	11	THR	2.3
1	s	116	SER	2.3
2	J	63	PHE	2.3
2	V	240	TYR	2.3
2	l	63	PHE	2.3
3	AQ	85	PHE	2.3
2	2	116	LYS	2.3
2	h	167	LYS	2.3
2	t	43	LYS	2.3
2	AH	95	ASN	2.3
2	AL	167	LYS	2.3
1	AO	227	VAL	2.3
2	N	203	VAL	2.3
2	d	241	VAL	2.3
3	3	17	ASP	2.3
3	S	154	VAL	2.3
3	AM	179	VAL	2.3

Continued on next page...

Continued from previous page...

Mol	Chain	Res	Type	RSRZ
1	A	220	ILE	2.2
2	AL	188	PRO	2.2
3	AA	22	PRO	2.2
1	Q	163	MET	2.2
2	x	194	LEU	2.2
1	0	140	THR	2.2
2	B	22	THR	2.2
2	t	143	PHE	2.2
2	x	60	THR	2.2
1	o	147	SER	2.2
2	h	240	TYR	2.2
2	9	240	TYR	2.2
3	AA	194	TYR	2.2
3	AI	134	TYR	2.2
3	AE	232	ARG	2.2
1	k	246	VAL	2.2
1	w	67	ASN	2.2
1	AK	122	GLN	2.2
2	9	88	GLN	2.2
2	d	126	CYS	2.2
3	K	222	VAL	2.2
3	6	168	VAL	2.2
1	c	100	GLU	2.2
2	d	150	ASP	2.2
1	o	260	ILE	2.2
3	AE	190	ILE	2.2
3	AI	198	ILE	2.2
1	AO	188	GLY	2.2
2	d	148	GLY	2.2
3	K	43	LEU	2.2
3	m	24	ALA	2.2
3	m	84	GLY	2.2
3	y	86	PRO	2.2
3	y	132	LEU	2.2
3	AA	24	ALA	2.2
3	AE	14	LEU	2.2
3	AM	132	LEU	2.2
3	AQ	160	LEU	2.2
2	N	63	PHE	2.2
3	K	15	THR	2.2
2	B	14	ARG	2.2
3	AM	134	TYR	2.2

Continued on next page...

Continued from previous page...

Mol	Chain	Res	Type	RSRZ
1	k	175	SER	2.2
1	AO	81	GLN	2.2
2	l	55	GLN	2.2
3	q	197	ASN	2.2
3	y	41	ASN	2.2
1	o	208	GLU	2.2
1	8	69	GLU	2.2
2	p	23	ILE	2.2
3	m	121	CYS	2.2
1	E	111	PRO	2.2
1	g	201	LEU	2.2
1	M	212	GLY	2.2
2	F	82	LEU	2.2
2	9	242	PRO	2.2
2	AP	39	PRO	2.2
2	AP	231	LEU	2.2
3	C	44	MET	2.2
3	S	18	ASP	2.2
3	e	209	ASP	2.2
3	q	79	GLY	2.2
3	AM	131	LEU	2.2
1	A	39	LYS	2.2
3	m	129	LYS	2.2
2	9	24	THR	2.2
3	m	11	THR	2.2
3	m	228	THR	2.2
2	h	41	TYR	2.2
3	W	134	TYR	2.2
1	M	206	VAL	2.2
3	K	135	SER	2.2
1	AK	81	GLN	2.2
4	H	30	ILE	2.2
2	R	162	GLU	2.2
3	i	102	GLU	2.2
3	m	197	ASN	2.2
1	o	188	GLY	2.2
1	w	56	ALA	2.2
1	AK	163	MET	2.2
2	N	49	ALA	2.2
2	AP	242	PRO	2.2
3	y	89	PRO	2.2
3	6	167	CYS	2.2

Continued on next page...

Continued from previous page...

Mol	Chain	Res	Type	RSRZ
3	AI	3	PRO	2.2
3	AM	212	CYS	2.2
2	F	166	LYS	2.2
2	R	84	ASP	2.2
2	l	81	LYS	2.2
2	5	57	ASP	2.2
3	y	80	LYS	2.2
3	G	19	PHE	2.2
1	k	194	THR	2.2
3	m	117	THR	2.2
3	AI	196	THR	2.2
2	d	58	VAL	2.2
1	Q	122	GLN	2.2
1	k	145	GLN	2.2
2	5	192	ILE	2.2
3	AA	171	ILE	2.2
3	AE	162	SER	2.2
3	AI	12	GLN	2.2
3	AI	155	ILE	2.2
1	E	85	LEU	2.2
3	6	132	LEU	2.2
3	AE	116	LEU	2.2
1	I	159	ALA	2.2
2	Z	219	ASN	2.2
3	q	41	ASN	2.2
1	8	188	GLY	2.2
3	W	8	PRO	2.2
3	W	9	GLY	2.2
3	m	1	GLY	2.2
3	AA	3	PRO	2.2
2	l	121	CYS	2.2
2	d	63	PHE	2.2
1	Q	206	VAL	2.1
3	q	152	THR	2.1
3	AI	154	VAL	2.1
1	M	168	ILE	2.1
1	k	105	ILE	2.1
1	o	192	ILE	2.1
1	0	195	LEU	2.1
2	F	42	LEU	2.1
2	R	42	LEU	2.1
2	p	52	GLN	2.1

Continued on next page...

Continued from previous page...

Mol	Chain	Res	Type	RSRZ
3	e	205	GLN	2.1
3	m	233	GLN	2.1
3	AM	173	GLN	2.1
3	G	5	MET	2.1
3	G	186	ALA	2.1
3	S	172	SER	2.1
3	q	5	MET	2.1
3	AE	44	MET	2.1
3	AM	10	SER	2.1
1	I	100	GLU	2.1
2	x	142	GLU	2.1
1	8	210	GLY	2.1
2	d	34	GLY	2.1
2	5	83	PRO	2.1
3	C	1	GLY	2.1
3	m	112	GLY	2.1
4	4	43	ARG	2.1
1	k	187	ASN	2.1
1	AG	196	ASN	2.1
2	5	255	ASN	2.1
2	V	143	PHE	2.1
1	8	118	ASP	2.1
2	F	84	ASP	2.1
2	p	57	ASP	2.1
1	AG	59	VAL	2.1
1	AO	76	VAL	2.1
2	9	25	THR	2.1
3	q	127	THR	2.1
3	u	196	THR	2.1
1	Q	192	ILE	2.1
1	AG	128	TYR	2.1
2	V	166	LYS	2.1
3	S	65	LEU	2.1
1	M	203	MET	2.1
1	g	114	ALA	2.1
1	w	55	ARG	2.1
1	0	122	GLN	2.1
2	N	204	MET	2.1
3	C	34	MET	2.1
2	d	59	ALA	2.1
2	AD	29	ALA	2.1
3	C	148	ALA	2.1

Continued on next page...

Continued from previous page...

Mol	Chain	Res	Type	RSRZ
3	AM	232	ARG	2.1
1	k	188	GLY	2.1
2	J	50	GLU	2.1
2	l	165	SER	2.1
2	AL	147	SER	2.1
1	k	153	PHE	2.1
1	8	207	ASN	2.1
2	9	117	PHE	2.1
2	AH	198	ASN	2.1
2	AL	164	ASN	2.1
1	w	176	CYS	2.1
2	F	51	ASP	2.1
2	Z	69	VAL	2.1
2	d	172	VAL	2.1
2	5	61	CYS	2.1
2	AL	58	VAL	2.1
3	O	165	VAL	2.1
3	q	40	VAL	2.1
1	1	42	HIS	2.1
1	8	225	LYS	2.1
2	F	16	ILE	2.1
2	l	194	LEU	2.1
2	t	100	TYR	2.1
2	x	166	LYS	2.1
2	AP	244	THR	2.1
3	C	100	LEU	2.1
3	q	7	THR	2.1
3	AA	174	THR	2.1
3	AE	132	LEU	2.1
3	AI	100	LEU	2.1
1	0	163	MET	2.1
3	G	25	MET	2.1
1	M	109	GLN	2.1
1	AG	109	GLN	2.1
2	h	144	ALA	2.1
1	A	100	GLU	2.1
2	h	40	GLU	2.1
2	N	205	PRO	2.1
3	W	1	GLY	2.1
1	s	103	PHE	2.1
2	5	63	PHE	2.1
2	AD	216	PHE	2.1

Continued on next page...

Continued from previous page...

Mol	Chain	Res	Type	RSRZ
3	AE	197	ASN	2.1
1	A	206	VAL	2.1
2	AH	58	VAL	2.1
3	y	141	VAL	2.1
1	M	192	ILE	2.1
1	s	126	ILE	2.1
1	w	260	ILE	2.1
1	AC	54	CYS	2.1
2	F	23	ILE	2.1
2	Z	84	ASP	2.1
2	V	108	ILE	2.1
2	d	202	ILE	2.1
2	AL	186	ILE	2.1
2	AP	108	ILE	2.1
3	3	160	LEU	2.1
1	o	79	THR	2.1
1	w	182	THR	2.1
3	a	68	TYR	2.1
4	f	28	THR	2.1
3	i	25	MET	2.1
3	6	34	MET	2.1
1	s	114	ALA	2.1
3	C	216	ALA	2.1
1	AC	109	GLN	2.1
1	AO	110	GLN	2.1
2	AP	26	GLN	2.1
3	W	73	GLN	2.1
3	3	79	GLY	2.1
3	q	9	GLY	2.1
1	w	213	PRO	2.1
1	AC	156	GLU	2.1
2	h	67	GLU	2.1
3	u	85	PHE	2.1
3	u	181	GLU	2.1
3	AM	201	PRO	2.1
1	s	112	SER	2.1
1	8	107	SER	2.1
2	F	15	SER	2.1
3	q	16	SER	2.1
2	l	110	VAL	2.1
2	R	45	ASN	2.1
3	a	80	LYS	2.1

Continued on next page...

Continued from previous page...

Mol	Chain	Res	Type	RSRZ
3	AA	75	ASN	2.1
1	1	192	ILE	2.1
2	p	82	LEU	2.1
2	9	38	TRP	2.1
3	W	87	LEU	2.1
3	6	190	ILE	2.1
3	AM	160	LEU	2.1
3	AM	166	LEU	2.1
2	p	109	HIS	2.1
2	AH	57	ASP	2.1
1	k	200	THR	2.1
2	F	48	THR	2.1
2	AH	212	MET	2.1
3	q	189	TYR	2.1
1	w	173	ALA	2.1
2	l	59	ALA	2.1
1	AO	145	GLN	2.1
3	3	128	GLY	2.1
3	i	138	GLY	2.1
3	u	12	GLN	2.1
1	Q	232	PRO	2.1
1	U	100	GLU	2.1
1	0	69	GLU	2.1
2	p	216	PHE	2.1
3	a	83	PHE	2.1
1	E	206	VAL	2.0
1	M	139	VAL	2.0
2	l	245	VAL	2.0
3	6	180	VAL	2.0
2	Z	147	SER	2.0
3	e	162	SER	2.0
1	Y	245	ASN	2.0
1	AG	192	ILE	2.0
1	AK	95	LEU	2.0
1	AK	207	ASN	2.0
3	6	218	ASN	2.0
2	F	132	MET	2.0
3	AQ	5	MET	2.0
1	U	113	THR	2.0
2	B	213	ASP	2.0
2	h	24	THR	2.0
2	h	201	THR	2.0

Continued on next page...

Continued from previous page...

Mol	Chain	Res	Type	RSRZ
2	d	54	THR	2.0
2	5	44	ASP	2.0
2	5	114	ALA	2.0
3	W	209	ASP	2.0
3	e	196	THR	2.0
3	AI	219	ASP	2.0
1	Y	211	GLN	2.0
1	AG	188	GLY	2.0
3	O	1	GLY	2.0
2	AH	53	PRO	2.0
1	E	100	GLU	2.0
1	AK	74	GLU	2.0
3	3	80	LYS	2.0
2	5	110	VAL	2.0
1	k	219	ARG	2.0
3	a	132	LEU	2.0
3	q	232	ARG	2.0
1	g	68	SER	2.0
1	AK	126	ILE	2.0
2	Z	16	ILE	2.0
3	AA	135	SER	2.0
3	AQ	162	SER	2.0
2	B	220	ASN	2.0
2	AP	214	ASN	2.0
3	3	78	ASN	2.0
3	AQ	44	MET	2.0
1	U	182	THR	2.0
1	AK	262	THR	2.0
2	2	76	ALA	2.0
1	AO	60	TYR	2.0
2	R	22	THR	2.0
2	R	201	THR	2.0
2	V	29	ALA	2.0
2	V	114	ALA	2.0
1	AG	240	TYR	2.0
2	t	98	TYR	2.0
3	S	107	TYR	2.0
1	s	141	ASP	2.0
3	AQ	157	ASP	2.0
1	Y	212	GLY	2.0
1	Y	232	PRO	2.0
1	s	88	LYS	2.0

Continued on next page...

Continued from previous page...

Mol	Chain	Res	Type	RSRZ
2	l	61	CYS	2.0
2	l	112	CYS	2.0
2	AP	126	CYS	2.0
2	AP	133	GLY	2.0
3	O	79	GLY	2.0
3	AM	79	GLY	2.0
2	AD	83	PRO	2.0
1	c	206	VAL	2.0
1	0	189	VAL	2.0
2	d	110	VAL	2.0
2	AD	40	GLU	2.0
3	3	222	VAL	2.0
3	AQ	145	ARG	2.0

6.2 Non-standard residues in protein, DNA, RNA chains [i](#)

There are no non-standard protein/DNA/RNA residues in this entry.

6.3 Carbohydrates [i](#)

There are no oligosaccharides in this entry.

6.4 Ligands [i](#)

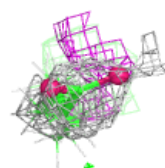
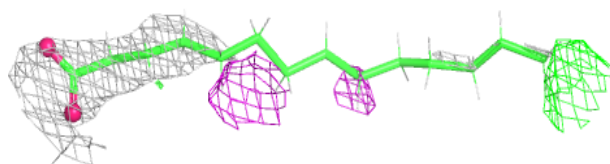
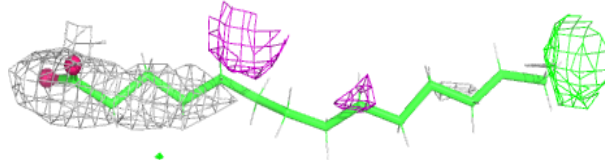
In the following table, the Atoms column lists the number of modelled atoms in the group and the number defined in the chemical component dictionary. The B-factors column lists the minimum, median, 95th percentile and maximum values of B factors of atoms in the group. The column labelled 'Q< 0.9' lists the number of atoms with occupancy less than 0.9.

Mol	Type	Chain	Res	Atoms	RSCC	RSR	B-factors(\AA^2)	Q<0.9
5	MYR	A	301	16/16	0.86	0.25	62,76,80,80	0
5	MYR	M	301	16/16	0.88	0.26	59,72,76,76	0
5	MYR	Q	301	16/16	0.89	0.25	58,71,75,77	0
5	MYR	U	301	16/16	0.90	0.23	59,72,76,76	0

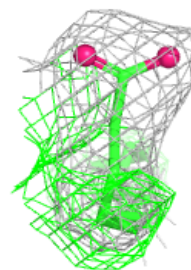
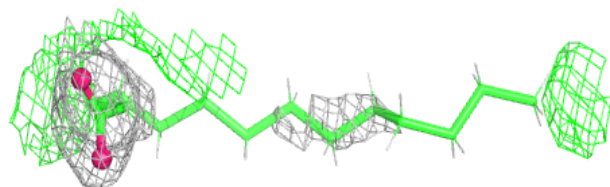
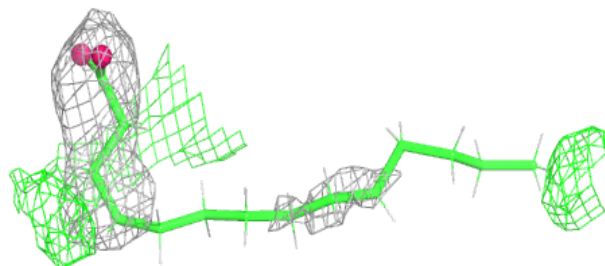
The following is a graphical depiction of the model fit to experimental electron density of all instances of the Ligand of Interest. In addition, ligands with molecular weight > 250 and outliers as shown on the geometry validation Tables will also be included. Each fit is shown from different orientation to approximate a three-dimensional view.

Electron density around MYR A 301:

$2mF_o-DF_c$ (at 0.7 rmsd) in gray
 mF_o-DF_c (at 3 rmsd) in purple (negative)
and green (positive)

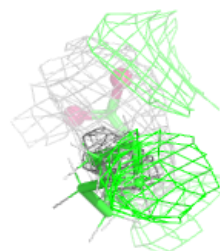
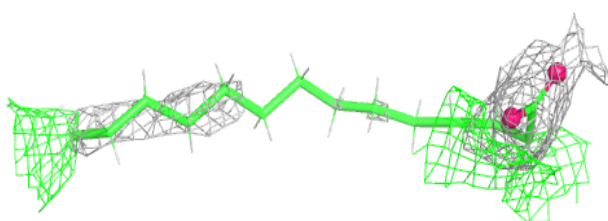
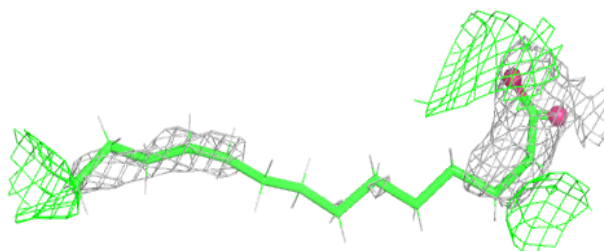
**Electron density around MYR M 301:**

$2mF_o-DF_c$ (at 0.7 rmsd) in gray
 mF_o-DF_c (at 3 rmsd) in purple (negative)
and green (positive)

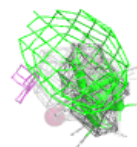
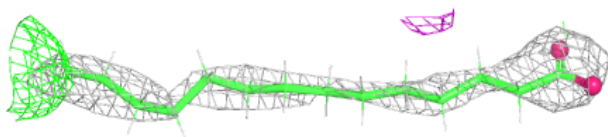
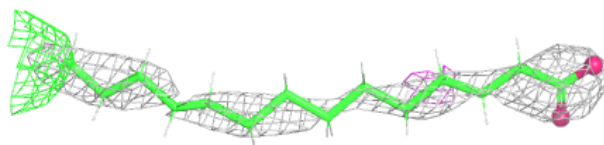


Electron density around MYR Q 301:

$2mF_o-DF_c$ (at 0.7 rmsd) in gray
 mF_o-DF_c (at 3 rmsd) in purple (negative)
and green (positive)

**Electron density around MYR U 301:**

$2mF_o-DF_c$ (at 0.7 rmsd) in gray
 mF_o-DF_c (at 3 rmsd) in purple (negative)
and green (positive)



6.5 Other polymers [i](#)

There are no such residues in this entry.