Full wwPDB X-ray Structure Validation Report (i)

Mar 10, 2024 – 08:12 AM EDT

PDB ID	:	4QB9
Title	:	Crystal structure of Mycobacterium smegmatis Eis in complex with paromomycin
Authors	:	Kim, K.H.; Ahn, D.R.; Yoon, H.J.; Yang, J.K.; Suh, S.W.
Deposited on	:	2014-05-06
Resolution	:	3.29 Å(reported)

This is a Full wwPDB X-ray Structure Validation Report for a publicly released PDB entry.

We welcome your comments at *validation@mail.wwpdb.org*
A user guide is available at
https://www.wwpdb.org/validation/2017/XrayValidationReportHelp
with specific help available everywhere you see the (i) symbol.

The types of validation reports are described at
http://www.wwpdb.org/validation/2017/FAQs#types.

The following versions of software and data (see references (i)) were used in the production of this report:

MolProbity	:	4.02b-467
Mogul	:	1.8.5 (274361), CSD as541be (2020)
Xtriage (Phenix)	:	1.13
EDS	:	2.36
buster-report	:	1.1.7 (2018)
Percentile statistics	:	20191225.v01 (using entries in the PDB archive December 25th 2019)
Refmac	:	5.8.0158
CCP4	:	7.0.044 (Gargrove)
Ideal geometry (proteins)	:	Engh & Huber (2001)
Ideal geometry (DNA, RNA)	:	Parkinson et al. (1996)
Validation Pipeline (wwPDB-VP)	:	2.36

1 Overall quality at a glance (i)

The following experimental techniques were used to determine the structure:
X-RAY DIFFRACTION

The reported resolution of this entry is 3.29 Å.

Percentile scores (ranging between 0-100) for global validation metrics of the entry are shown in the following graphic. The table shows the number of entries on which the scores are based.

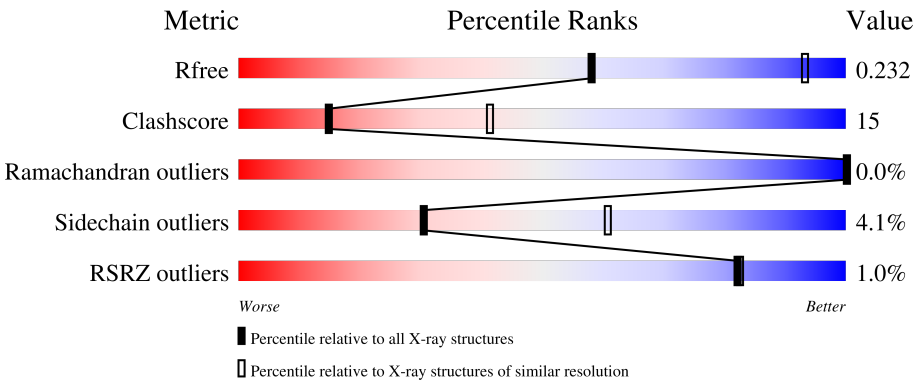

Metric	Whole archive (#Entries)	Similar resolution (#Entries, resolution range(Å))
R_{free}	130704	1149 (3.34-3.26)
Clashscore	141614	1205 (3.34-3.26)
Ramachandran outliers	138981	1183 (3.34-3.26)
Sidechain outliers	138945	1182 (3.34-3.26)
RSRZ outliers	127900	1115 (3.34-3.26)

The table below summarises the geometric issues observed across the polymeric chains and their fit to the electron density. The red, orange, yellow and green segments of the lower bar indicate the fraction of residues that contain outliers for >=3, 2, 1 and 0 types of geometric quality criteria respectively. A grey segment represents the fraction of residues that are not modelled. The numeric value for each fraction is indicated below the corresponding segment, with a dot representing fractions <=5% The upper red bar (where present) indicates the fraction of residues that have poor fit to the electron density. The numeric value is given above the bar.

Mol	Chain	Length	Quality of chain
1	A	422	68% 25% • 5%
1	B	422	% 70% 24% • 5%
1	C	422	64% 30% • 5%
1	D	422	% 64% 31% 5%
1	E	422	% 66% 26% • • 5%

Continued on next page...

Continued from previous page...

Mol	Chain	Length	Quality of chain
1	F	422	2% 61% 32% 5%

2 Entry composition (i)

There are 3 unique types of molecules in this entry. The entry contains 18910 atoms, of which 0 are hydrogens and 0 are deuteriums.

In the tables below, the ZeroOcc column contains the number of atoms modelled with zero occupancy, the AltConf column contains the number of residues with at least one atom in alternate conformation and the Trace column contains the number of residues modelled with at most 2 atoms.

- Molecule 1 is a protein called Enhanced intracellular survival protein.

Mol	Chain	Residues	Atoms					ZeroOcc	AltConf	Trace
			Total	C	N	O	S			
1	A	402	3107	1951	570	578	8	0	1	0
1	B	402	3100	1946	568	578	8	0	0	0
1	C	402	3107	1951	570	578	8	0	1	0
1	D	402	3100	1946	568	578	8	0	0	0
1	E	402	3107	1951	570	578	8	0	1	0
1	F	402	3107	1951	570	578	8	0	1	0

There are 120 discrepancies between the modelled and reference sequences:

Chain	Residue	Modelled	Actual	Comment	Reference
A	-19	MET	-	expression tag	UNP A0QY29
A	-18	GLY	-	expression tag	UNP A0QY29
A	-17	SER	-	expression tag	UNP A0QY29
A	-16	SER	-	expression tag	UNP A0QY29
A	-15	HIS	-	expression tag	UNP A0QY29
A	-14	HIS	-	expression tag	UNP A0QY29
A	-13	HIS	-	expression tag	UNP A0QY29
A	-12	HIS	-	expression tag	UNP A0QY29
A	-11	HIS	-	expression tag	UNP A0QY29
A	-10	HIS	-	expression tag	UNP A0QY29
A	-9	SER	-	expression tag	UNP A0QY29
A	-8	SER	-	expression tag	UNP A0QY29
A	-7	GLY	-	expression tag	UNP A0QY29
A	-6	LEU	-	expression tag	UNP A0QY29
A	-5	VAL	-	expression tag	UNP A0QY29
A	-4	PRO	-	expression tag	UNP A0QY29
A	-3	ARG	-	expression tag	UNP A0QY29

Continued on next page...

Continued from previous page...

Chain	Residue	Modelled	Actual	Comment	Reference
A	-2	GLY	-	expression tag	UNP A0QY29
A	-1	SER	-	expression tag	UNP A0QY29
A	0	HIS	-	expression tag	UNP A0QY29
B	-19	MET	-	expression tag	UNP A0QY29
B	-18	GLY	-	expression tag	UNP A0QY29
B	-17	SER	-	expression tag	UNP A0QY29
B	-16	SER	-	expression tag	UNP A0QY29
B	-15	HIS	-	expression tag	UNP A0QY29
B	-14	HIS	-	expression tag	UNP A0QY29
B	-13	HIS	-	expression tag	UNP A0QY29
B	-12	HIS	-	expression tag	UNP A0QY29
B	-11	HIS	-	expression tag	UNP A0QY29
B	-10	HIS	-	expression tag	UNP A0QY29
B	-9	SER	-	expression tag	UNP A0QY29
B	-8	SER	-	expression tag	UNP A0QY29
B	-7	GLY	-	expression tag	UNP A0QY29
B	-6	LEU	-	expression tag	UNP A0QY29
B	-5	VAL	-	expression tag	UNP A0QY29
B	-4	PRO	-	expression tag	UNP A0QY29
B	-3	ARG	-	expression tag	UNP A0QY29
B	-2	GLY	-	expression tag	UNP A0QY29
B	-1	SER	-	expression tag	UNP A0QY29
B	0	HIS	-	expression tag	UNP A0QY29
C	-19	MET	-	expression tag	UNP A0QY29
C	-18	GLY	-	expression tag	UNP A0QY29
C	-17	SER	-	expression tag	UNP A0QY29
C	-16	SER	-	expression tag	UNP A0QY29
C	-15	HIS	-	expression tag	UNP A0QY29
C	-14	HIS	-	expression tag	UNP A0QY29
C	-13	HIS	-	expression tag	UNP A0QY29
C	-12	HIS	-	expression tag	UNP A0QY29
C	-11	HIS	-	expression tag	UNP A0QY29
C	-10	HIS	-	expression tag	UNP A0QY29
C	-9	SER	-	expression tag	UNP A0QY29
C	-8	SER	-	expression tag	UNP A0QY29
C	-7	GLY	-	expression tag	UNP A0QY29
C	-6	LEU	-	expression tag	UNP A0QY29
C	-5	VAL	-	expression tag	UNP A0QY29
C	-4	PRO	-	expression tag	UNP A0QY29
C	-3	ARG	-	expression tag	UNP A0QY29
C	-2	GLY	-	expression tag	UNP A0QY29
C	-1	SER	-	expression tag	UNP A0QY29

Continued on next page...

Continued from previous page...

Chain	Residue	Modelled	Actual	Comment	Reference
C	0	HIS	-	expression tag	UNP A0QY29
D	-19	MET	-	expression tag	UNP A0QY29
D	-18	GLY	-	expression tag	UNP A0QY29
D	-17	SER	-	expression tag	UNP A0QY29
D	-16	SER	-	expression tag	UNP A0QY29
D	-15	HIS	-	expression tag	UNP A0QY29
D	-14	HIS	-	expression tag	UNP A0QY29
D	-13	HIS	-	expression tag	UNP A0QY29
D	-12	HIS	-	expression tag	UNP A0QY29
D	-11	HIS	-	expression tag	UNP A0QY29
D	-10	HIS	-	expression tag	UNP A0QY29
D	-9	SER	-	expression tag	UNP A0QY29
D	-8	SER	-	expression tag	UNP A0QY29
D	-7	GLY	-	expression tag	UNP A0QY29
D	-6	LEU	-	expression tag	UNP A0QY29
D	-5	VAL	-	expression tag	UNP A0QY29
D	-4	PRO	-	expression tag	UNP A0QY29
D	-3	ARG	-	expression tag	UNP A0QY29
D	-2	GLY	-	expression tag	UNP A0QY29
D	-1	SER	-	expression tag	UNP A0QY29
D	0	HIS	-	expression tag	UNP A0QY29
E	-19	MET	-	expression tag	UNP A0QY29
E	-18	GLY	-	expression tag	UNP A0QY29
E	-17	SER	-	expression tag	UNP A0QY29
E	-16	SER	-	expression tag	UNP A0QY29
E	-15	HIS	-	expression tag	UNP A0QY29
E	-14	HIS	-	expression tag	UNP A0QY29
E	-13	HIS	-	expression tag	UNP A0QY29
E	-12	HIS	-	expression tag	UNP A0QY29
E	-11	HIS	-	expression tag	UNP A0QY29
E	-10	HIS	-	expression tag	UNP A0QY29
E	-9	SER	-	expression tag	UNP A0QY29
E	-8	SER	-	expression tag	UNP A0QY29
E	-7	GLY	-	expression tag	UNP A0QY29
E	-6	LEU	-	expression tag	UNP A0QY29
E	-5	VAL	-	expression tag	UNP A0QY29
E	-4	PRO	-	expression tag	UNP A0QY29
E	-3	ARG	-	expression tag	UNP A0QY29
E	-2	GLY	-	expression tag	UNP A0QY29
E	-1	SER	-	expression tag	UNP A0QY29
E	0	HIS	-	expression tag	UNP A0QY29
F	-19	MET	-	expression tag	UNP A0QY29

Continued on next page...

Continued from previous page...

Chain	Residue	Modelled	Actual	Comment	Reference
F	-18	GLY	-	expression tag	UNP A0QY29
F	-17	SER	-	expression tag	UNP A0QY29
F	-16	SER	-	expression tag	UNP A0QY29
F	-15	HIS	-	expression tag	UNP A0QY29
F	-14	HIS	-	expression tag	UNP A0QY29
F	-13	HIS	-	expression tag	UNP A0QY29
F	-12	HIS	-	expression tag	UNP A0QY29
F	-11	HIS	-	expression tag	UNP A0QY29
F	-10	HIS	-	expression tag	UNP A0QY29
F	-9	SER	-	expression tag	UNP A0QY29
F	-8	SER	-	expression tag	UNP A0QY29
F	-7	GLY	-	expression tag	UNP A0QY29
F	-6	LEU	-	expression tag	UNP A0QY29
F	-5	VAL	-	expression tag	UNP A0QY29
F	-4	PRO	-	expression tag	UNP A0QY29
F	-3	ARG	-	expression tag	UNP A0QY29
F	-2	GLY	-	expression tag	UNP A0QY29
F	-1	SER	-	expression tag	UNP A0QY29
F	0	HIS	-	expression tag	UNP A0QY29

- Molecule 2 is PAROMOMYCIN (three-letter code: PAR) (formula: $C_{23}H_{45}N_5O_{14}$).

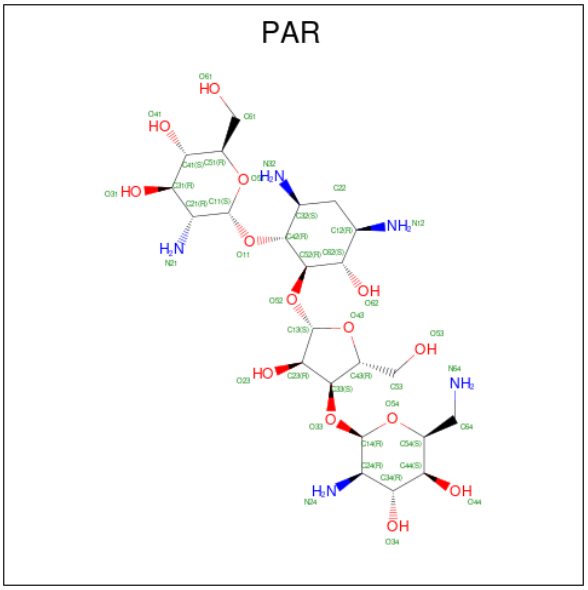

Mol	Chain	Residues	Atoms				ZeroOcc	AltConf
			Total	C	N	O		
2	A	1	42	23	5	14	0	0
			Total	C	N	O		
2	B	1	42	23	5	14	0	0

Continued on next page...

Continued from previous page...

Mol	Chain	Residues	Atoms				ZeroOcc	AltConf
			Total	C	N	O		
2	C	1	42	23	5	14	0	0
2	D	1	42	23	5	14	0	0
2	E	1	42	23	5	14	0	0
2	F	1	42	23	5	14	0	0

- Molecule 3 is SULFATE ION (three-letter code: SO4) (formula: O_4S).

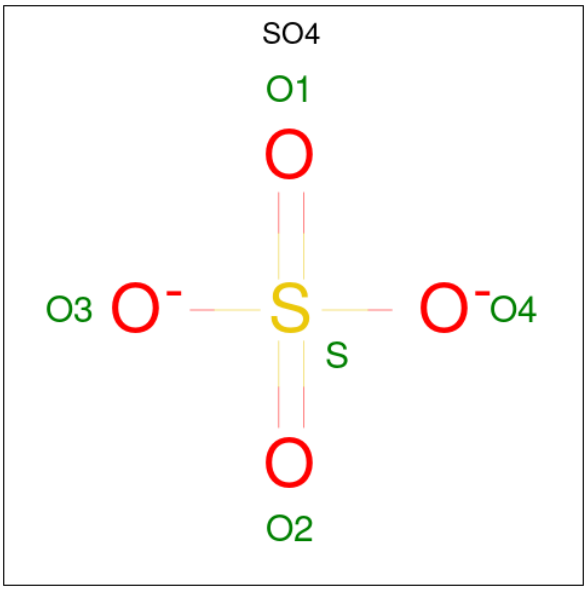

Mol	Chain	Residues	Atoms			ZeroOcc	AltConf
			Total	O	S		
3	A	1	5	4	1	0	0
3	B	1	5	4	1	0	0
3	C	1	5	4	1	0	0
3	D	1	5	4	1	0	0
3	E	1	5	4	1	0	0
3	F	1	5	4	1	0	0

3 Residue-property plots (i)

These plots are drawn for all protein, RNA, DNA and oligosaccharide chains in the entry. The first graphic for a chain summarises the proportions of the various outlier classes displayed in the second graphic. The second graphic shows the sequence view annotated by issues in geometry and electron density. Residues are color-coded according to the number of geometric quality criteria for which they contain at least one outlier: green = 0, yellow = 1, orange = 2 and red = 3 or more. A red dot above a residue indicates a poor fit to the electron density (RSRZ > 2). Stretches of 2 or more consecutive residues without any outlier are shown as a green connector. Residues present in the sample, but not in the model, are shown in grey.

• Molecule 1: Enhanced intracellular survival protein

Chain A:

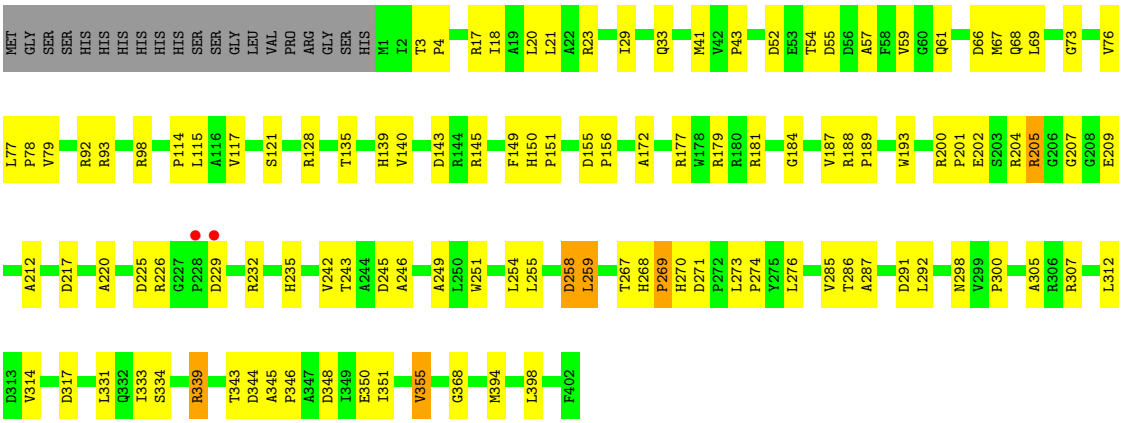

• Molecule 1: Enhanced intracellular survival protein

Chain B:

• Molecule 1: Enhanced intracellular survival protein

Chain C:



• Molecule 1: Enhanced intracellular survival protein

Chain D:

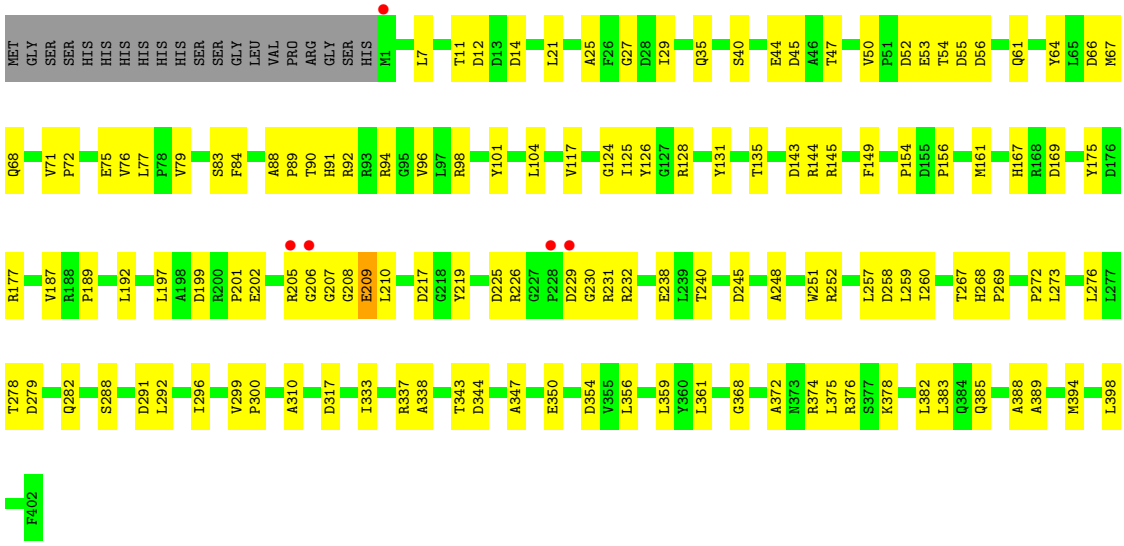

• Molecule 1: Enhanced intracellular survival protein

Chain E:

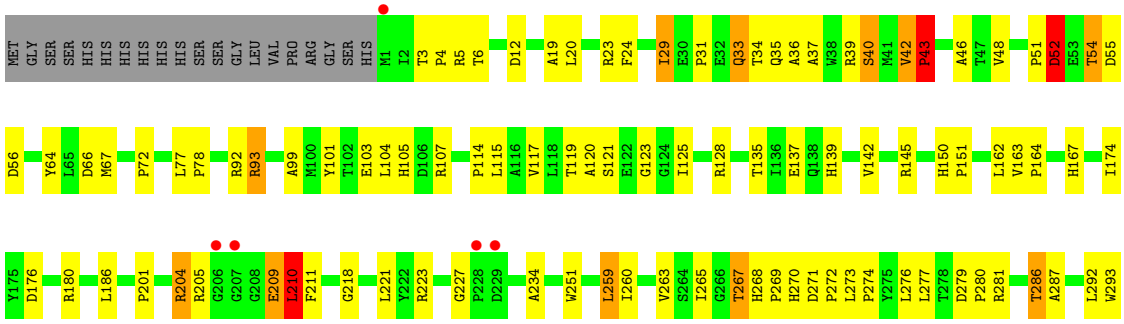

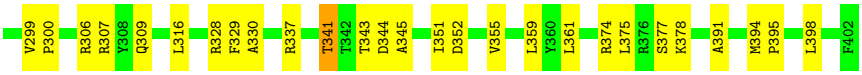

• Molecule 1: Enhanced intracellular survival protein

Chain F:

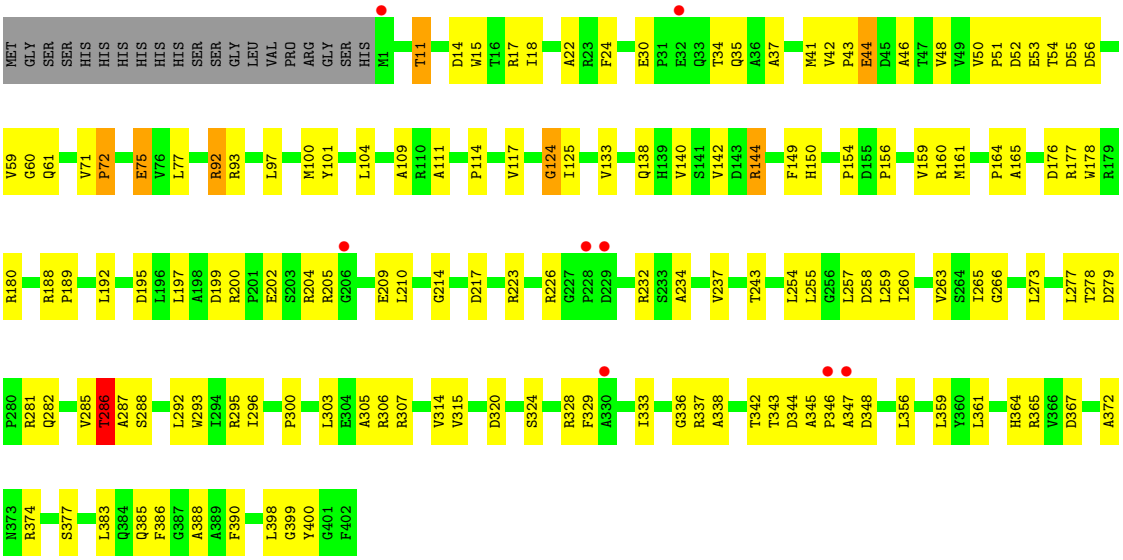

4 Data and refinement statistics (i)

Property	Value	Source
Space group	P 21 21 21	Depositor
Cell constants a, b, c, α, β, γ	107.27Å 126.54Å 236.64Å 90.00° 90.00° 90.00°	Depositor
Resolution (Å)	14.99 – 3.29 38.67 – 3.29	Depositor EDS
% Data completeness (in resolution range)	95.9 (14.99-3.29) 92.6 (38.67-3.29)	Depositor EDS
R_{merge}	(Not available)	Depositor
R_{sym}	(Not available)	Depositor
$< I/\sigma(I) >$ [1]	7.16 (at 3.32Å)	Xtriage
Refinement program	PHENIX 1.8.4_1496	Depositor
R, R_{free}	0.151 , 0.234 0.161 , 0.232	Depositor DCC
R_{free} test set	2413 reflections (5.08%)	wwPDB-VP
Wilson B-factor (Å^2)	56.4	Xtriage
Anisotropy	0.404	Xtriage
Bulk solvent k_{sol}(e/Å^3), B_{sol}(Å^2)	0.30 , 32.6	EDS
L-test for twinning[2]	$< \|L\| > = 0.48$, $< L^2 > = 0.31$	Xtriage
Estimated twinning fraction	No twinning to report.	Xtriage
F_o,F_c correlation	0.93	EDS
Total number of atoms	18910	wwPDB-VP
Average B, all atoms (Å^2)	48.0	wwPDB-VP

Xtriage's analysis on translational NCS is as follows: *The largest off-origin peak in the Patterson function is 2.07% of the height of the origin peak. No significant pseudotranslation is detected.*

[1]Intensities estimated from amplitudes.

[2]Theoretical values of $< |L| >$, $< L^2 >$ for acentric reflections are 0.5, 0.333 respectively for untwinned datasets, and 0.375, 0.2 for perfectly twinned datasets.

5 Model quality (i)

5.1 Standard geometry (i)

Bond lengths and bond angles in the following residue types are not validated in this section: SO4, PAR

The Z score for a bond length (or angle) is the number of standard deviations the observed value is removed from the expected value. A bond length (or angle) with $|Z| > 5$ is considered an outlier worth inspection. RMSZ is the root-mean-square of all Z scores of the bond lengths (or angles).

Mol	Chain	Bond lengths		Bond angles	
		RMSZ	$\#\|Z\|>5$	RMSZ	$\#\|Z\|>5$
1	A	0.69	0/3183	0.80	0/4336
1	B	0.72	0/3172	0.82	1/4321 (0.0%)
1	C	0.72	0/3183	0.79	0/4336
1	D	0.66	0/3172	0.79	1/4321 (0.0%)
1	E	0.64	0/3183	0.84	6/4336 (0.1%)
1	F	0.64	0/3183	0.79	4/4336 (0.1%)
All	All	0.68	0/19076	0.81	12/25986 (0.0%)

Chiral center outliers are detected by calculating the chiral volume of a chiral center and verifying if the center is modelled as a planar moiety or with the opposite hand.A planarity outlier is detected by checking planarity of atoms in a peptide group, atoms in a mainchain group or atoms of a sidechain that are expected to be planar.

Mol	Chain	#Chirality outliers	#Planarity outliers
1	B	0	2
1	E	0	1
All	All	0	3

There are no bond length outliers.

All (12) bond angle outliers are listed below:

Mol	Chain	Res	Type	Atoms	Z	Observed(^{o})	Ideal(^{o})
1	E	227	GLY	C-N-CD	-10.12	98.35	120.60
1	E	210	LEU	CA-CB-CG	8.99	135.97	115.30
1	F	286	THR	CB-CA-C	-8.32	89.13	111.60
1	F	124	GLY	N-CA-C	-6.23	97.52	113.10
1	D	209	GLU	N-CA-C	-6.12	94.49	111.00
1	F	144	ARG	CG-CD-NE	-6.08	99.02	111.80
1	E	43	PRO	CA-N-CD	-6.02	103.07	111.50
1	F	286	THR	N-CA-C	5.70	126.39	111.00

Continued on next page...

Continued from previous page...

Mol	Chain	Res	Type	Atoms	Z	Observed(^{o})	Ideal(^{o})
1	B	268	HIS	C-N-CD	5.40	139.73	128.40
1	E	209	GLU	CA-CB-CG	5.39	125.26	113.40
1	E	42	VAL	CB-CA-C	-5.14	101.63	111.40
1	E	286	THR	N-CA-C	-5.04	97.40	111.00

There are no chirality outliers.

All (3) planarity outliers are listed below:

Mol	Chain	Res	Type	Group
1	B	144	ARG	Sidechain
1	B	28	ASP	Peptide
1	E	204	ARG	Peptide

5.2 Too-close contacts (i)

In the following table, the Non-H and H(model) columns list the number of non-hydrogen atoms and hydrogen atoms in the chain respectively. The H(added) column lists the number of hydrogen atoms added and optimized by MolProbity. The Clashes column lists the number of clashes within the asymmetric unit, whereas Symm-Clashes lists symmetry-related clashes.

Mol	Chain	Non-H	H(model)	H(added)	Clashes	Symm-Clashes
1	A	3107	0	3027	97	0
1	B	3100	0	3020	95	0
1	C	3107	0	3027	96	0
1	D	3100	0	3020	100	0
1	E	3107	0	3027	100	0
1	F	3107	0	3027	115	0
2	A	42	0	45	4	0
2	B	42	0	45	3	0
2	C	42	0	44	9	0
2	D	42	0	45	2	0
2	E	42	0	44	3	0
2	F	42	0	44	1	0
3	A	5	0	0	1	0
3	B	5	0	0	0	0
3	C	5	0	0	0	0
3	D	5	0	0	1	0
3	E	5	0	0	0	0
3	F	5	0	0	1	0
All	All	18910	0	18415	569	0

The all-atom clashscore is defined as the number of clashes found per 1000 atoms (including hydrogen atoms). The all-atom clashscore for this structure is 15.

All (569) close contacts within the same asymmetric unit are listed below, sorted by their clash magnitude.

Atom-1	Atom-2	Interatomic distance (Å)	Clash overlap (Å)
2:C:500:PAR:N12	2:C:500:PAR:C12	1.67	1.50
1:B:144:ARG:NH2	1:B:258:ASP:HA	1.56	1.21
1:B:201:PRO:HA	1:B:204:ARG:HD2	1.15	1.13
1:B:33:GLN:HG3	1:B:200:ARG:NH2	1.77	0.98
1:B:144:ARG:HH21	1:B:258:ASP:CA	1.74	0.98
1:E:201:PRO:O	1:E:204:ARG:HG3	1.65	0.97
1:D:229:ASP:HB2	1:D:231:ARG:H	1.31	0.95
1:B:201:PRO:HA	1:B:204:ARG:CD	1.97	0.94
1:E:259:LEU:HD23	1:E:259:LEU:H	1.30	0.94
1:B:144:ARG:HH21	1:B:258:ASP:HA	0.80	0.92
1:F:343:THR:HG22	1:F:345:ALA:H	1.34	0.92
1:D:98:ARG:HE	1:D:128:ARG:HH21	1.19	0.87
1:B:33:GLN:HG3	1:B:200:ARG:CZ	2.05	0.86
1:B:144:ARG:NH2	1:B:258:ASP:CA	2.36	0.86
1:A:201:PRO:O	1:A:204:ARG:HB3	1.76	0.86
1:C:154:PRO:O	1:C:252:ARG:NH1	2.11	0.84
1:B:201:PRO:CA	1:B:204:ARG:HD2	2.04	0.83
2:D:500:PAR:O23	2:D:500:PAR:O54	1.99	0.81
1:B:33:GLN:HG3	1:B:200:ARG:HH21	1.48	0.78
1:A:117:VAL:HB	1:A:292:LEU:HD11	1.65	0.77
1:C:315:VAL:HB	1:C:347:ALA:HA	1.63	0.77
1:A:286:THR:C	1:B:286:THR:O	2.22	0.77
1:E:259:LEU:H	1:E:259:LEU:CD2	1.99	0.76
1:B:199:ASP:O	1:B:204:ARG:NH1	2.19	0.76
1:D:229:ASP:HB2	1:D:231:ARG:N	1.98	0.76
1:E:330:ALA:HB3	1:E:341:THR:HG23	1.67	0.75
1:D:52:ASP:O	1:D:55:ASP:N	2.20	0.75
1:E:33:GLN:O	1:E:36:ALA:N	2.19	0.74
1:B:232:ARG:HD2	1:B:259:LEU:HD11	1.69	0.74
1:C:121:SER:HB3	2:C:500:PAR:N64	2.02	0.73
1:B:144:ARG:HH11	1:B:144:ARG:HB3	1.53	0.73
1:A:343:THR:HG22	1:A:345:ALA:H	1.54	0.73
1:B:17:ARG:HG2	1:B:57:ALA:HA	1.71	0.73
1:D:296:ILE:HD12	1:D:356:LEU:HG	1.70	0.72
1:C:29:ILE:HD11	1:C:35:GLN:OE1	1.89	0.72
1:D:232:ARG:HD3	1:D:259:LEU:HD22	1.71	0.72
1:A:259:LEU:HD11	1:D:25:ALA:HA	1.72	0.72

Continued on next page...

Continued from previous page...

Atom-1	Atom-2	Interatomic distance (Å)	Clash overlap (Å)
1:B:119:THR:O	2:B:500:PAR:H642	1.90	0.71
1:B:343:THR:HG22	1:B:345:ALA:H	1.56	0.71
1:D:258:ASP:OD2	1:F:92:ARG:NH1	2.24	0.71
1:A:258:ASP:OD2	1:D:92:ARG:NH2	2.22	0.70
1:F:164:PRO:HB2	1:F:197:LEU:HD22	1.74	0.70
1:C:162:LEU:HB2	1:C:212:ALA:HB3	1.74	0.70
1:E:259:LEU:HD23	1:E:259:LEU:N	2.03	0.70
1:E:12:ASP:HA	1:E:39:ARG:HH22	1.57	0.69
1:B:226:ARG:HB2	1:B:232:ARG:HG2	1.75	0.69
1:E:92:ARG:O	1:E:93:ARG:HB3	1.93	0.69
1:D:54:THR:HG22	1:D:56:ASP:OD1	1.93	0.68
1:F:54:THR:O	1:F:55:ASP:HB3	1.93	0.68
1:D:117:VAL:HB	1:D:292:LEU:HD11	1.76	0.68
1:C:300:PRO:O	1:C:304:GLU:HG3	1.94	0.67
2:C:500:PAR:N12	2:C:500:PAR:C62	2.51	0.67
1:D:279:ASP:HB3	1:D:282:GLN:HE21	1.59	0.67
1:E:31:PRO:O	1:E:35:GLN:HG3	1.95	0.67
1:C:34:THR:O	1:C:37:ALA:HB3	1.95	0.66
1:B:88:ALA:O	1:B:90:THR:N	2.29	0.66
1:A:298:ASN:OD1	1:A:300:PRO:HD2	1.95	0.65
1:E:150:HIS:CE1	1:F:374:ARG:HD3	2.32	0.65
1:C:372:ALA:HB2	1:D:276:LEU:HD23	1.79	0.65
1:F:333:ILE:HG12	1:F:338:ALA:HB2	1.79	0.65
1:A:77:LEU:HD21	1:A:305:ALA:HB1	1.79	0.64
1:A:276:LEU:HD23	1:B:372:ALA:HB2	1.79	0.64
1:B:144:ARG:NH2	1:B:258:ASP:O	2.31	0.64
1:C:314:VAL:HG13	1:C:348:ASP:HB2	1.78	0.64
1:E:286:THR:OG1	1:E:287:ALA:N	2.31	0.64
1:B:33:GLN:HG3	1:B:200:ARG:NE	2.13	0.64
1:E:54:THR:CG2	1:E:56:ASP:OD1	2.45	0.64
1:F:17:ARG:CZ	1:F:56:ASP:O	2.46	0.64
1:A:73:GLY:HA3	1:A:307:ARG:CG	2.29	0.63
1:C:43:PRO:HG2	1:C:46:ALA:HB2	1.81	0.62
1:D:68:GLN:HB2	1:D:187:VAL:HB	1.81	0.62
1:C:368:GLY:HA2	1:D:272:PRO:HB3	1.82	0.62
1:B:121:SER:OG	2:B:500:PAR:H641	2.00	0.62
1:D:343:THR:OG1	1:D:344:ASP:N	2.31	0.62
1:E:259:LEU:HG	1:E:260:ILE:HG23	1.81	0.62
1:A:268:HIS:HB2	1:A:269:PRO:HD2	1.82	0.61
1:C:176:ASP:OD1	1:C:179:ARG:NH2	2.33	0.61
1:A:258:ASP:OD2	1:D:92:ARG:NH1	2.32	0.61

Continued on next page...

Continued from previous page...

Atom-1	Atom-2	Interatomic distance (Å)	Clash overlap (Å)
1:F:53:GLU:OE2	1:F:53:GLU:N	2.34	0.61
1:D:72:PRO:HD3	1:D:361:LEU:HD23	1.83	0.61
1:D:208:GLY:C	1:D:209:GLU:O	2.33	0.61
1:E:121:SER:O	1:F:281:ARG:NH2	2.33	0.61
1:C:73:GLY:HA3	1:C:307:ARG:HG3	1.83	0.61
1:F:142:VAL:HG21	1:F:273:LEU:HD21	1.83	0.61
1:B:142:VAL:HG21	1:B:273:LEU:HD21	1.82	0.60
1:B:201:PRO:HD3	1:B:204:ARG:NH1	2.15	0.60
1:C:17:ARG:HD3	1:C:56:ASP:O	2.01	0.60
1:C:150:HIS:HA	1:C:278:THR:HG22	1.83	0.60
1:E:117:VAL:HB	1:E:292:LEU:HD11	1.83	0.60
1:A:68:GLN:HB2	1:A:187:VAL:HG23	1.84	0.60
1:D:219:TYR:OH	1:D:238:GLU:OE1	2.16	0.60
1:A:259:LEU:H	1:A:259:LEU:CD1	2.15	0.60
1:F:314:VAL:HG23	1:F:348:ASP:HB2	1.84	0.60
1:F:315:VAL:HB	1:F:347:ALA:HA	1.84	0.60
1:D:199:ASP:OD2	1:D:210:LEU:HB2	2.02	0.59
1:D:375:LEU:HG	1:D:383:LEU:HD21	1.84	0.59
1:F:199:ASP:CG	1:F:204:ARG:HH12	2.05	0.59
1:A:259:LEU:H	1:A:259:LEU:HD12	1.68	0.59
1:E:33:GLN:O	1:E:34:THR:C	2.40	0.59
1:B:67:MET:HE2	1:B:81:GLY:HA3	1.84	0.59
1:E:274:PRO:HA	1:E:277:LEU:HD12	1.85	0.58
1:A:259:LEU:HD23	1:D:27:GLY:H	1.69	0.58
1:D:156:PRO:HG2	1:D:245:ASP:HB3	1.84	0.58
1:D:64:TYR:HD1	1:D:104:LEU:HD11	1.68	0.58
1:E:33:GLN:H	1:E:33:GLN:CD	2.06	0.58
1:E:43:PRO:HG3	1:E:66:ASP:HB2	1.84	0.58
1:F:254:LEU:O	1:F:257:LEU:HD12	2.03	0.58
1:B:350:GLU:HB3	1:B:376:ARG:HH21	1.68	0.58
1:C:144:ARG:HD3	1:C:260:ILE:O	2.03	0.58
1:A:368:GLY:HA3	1:B:275:TYR:CD2	2.38	0.57
1:C:164:PRO:HG3	1:C:212:ALA:HB2	1.84	0.57
1:D:89:PRO:HA	1:D:92:ARG:HG2	1.84	0.57
1:C:271:ASP:OD1	1:C:272:PRO:HD2	2.04	0.57
1:F:54:THR:O	1:F:55:ASP:CB	2.51	0.57
1:B:33:GLN:CG	1:B:200:ARG:HH21	2.18	0.57
1:B:143:ASP:HB2	1:B:262:ARG:NH1	2.19	0.57
1:A:267:THR:OG1	1:A:268:HIS:N	2.38	0.57
1:C:267:THR:OG1	1:C:268:HIS:N	2.38	0.57
1:F:176:ASP:O	1:F:180:ARG:HG3	2.04	0.57

Continued on next page...

Continued from previous page...

Atom-1	Atom-2	Interatomic distance (Å)	Clash overlap (Å)
1:A:156:PRO:CG	1:A:245:ASP:HB3	2.35	0.57
1:E:162:LEU:HD13	1:E:167:HIS:CG	2.40	0.57
1:E:286:THR:O	1:F:287:ALA:HA	2.05	0.57
1:C:121:SER:CB	2:C:500:PAR:N64	2.68	0.56
1:E:125:ILE:HD12	1:E:128:ARG:HH11	1.70	0.56
1:E:270:HIS:CD2	1:F:365:ARG:HD2	2.41	0.56
1:C:117:VAL:HB	1:C:292:LEU:HD11	1.87	0.56
1:C:199:ASP:OD2	1:C:210:LEU:HB2	2.04	0.56
1:E:52:ASP:OD2	1:E:55:ASP:N	2.39	0.56
1:E:43:PRO:HD2	1:E:46:ALA:CB	2.36	0.56
1:A:79:VAL:HG12	1:A:115:LEU:HB2	1.86	0.56
1:C:56:ASP:OD1	1:C:57:ALA:N	2.36	0.56
1:B:162:LEU:HB2	1:B:212:ALA:HB3	1.87	0.55
1:C:37:ALA:O	1:C:40:SER:HB3	2.06	0.55
1:B:33:GLN:CD	1:B:33:GLN:H	2.10	0.55
1:C:7:LEU:HB2	1:C:47:THR:HB	1.89	0.55
1:E:201:PRO:HA	1:E:204:ARG:HG3	1.89	0.55
1:A:92:ARG:O	1:A:93:ARG:HB2	2.06	0.55
1:C:29:ILE:CD1	1:C:35:GLN:OE1	2.55	0.55
1:E:292:LEU:HG	1:E:293:TRP:N	2.21	0.55
1:E:352:ASP:HB2	1:E:355:VAL:HG23	1.89	0.55
1:F:144:ARG:HD3	1:F:260:ILE:HD12	1.89	0.55
1:A:18:ILE:HG23	1:A:61:GLN:HE22	1.71	0.55
1:E:54:THR:HG23	1:E:56:ASP:OD1	2.07	0.55
1:E:164:PRO:HG2	1:E:210:LEU:HD12	1.88	0.55
1:E:201:PRO:O	1:E:204:ARG:CG	2.49	0.55
1:F:15:TRP:HE1	1:F:35:GLN:HB3	1.72	0.55
1:F:17:ARG:NH2	1:F:56:ASP:O	2.40	0.55
1:F:343:THR:HG22	1:F:344:ASP:N	2.22	0.55
1:B:89:PRO:HG3	1:C:257:LEU:HD23	1.89	0.55
1:C:29:ILE:O	1:C:29:ILE:HG23	2.07	0.55
1:C:271:ASP:OD1	1:C:272:PRO:CD	2.55	0.54
1:D:144:ARG:HH12	1:D:145:ARG:HH21	1.55	0.54
1:D:267:THR:OG1	1:D:268:HIS:N	2.39	0.54
1:E:135:THR:HB	1:E:292:LEU:H	1.72	0.54
1:A:251:TRP:CG	1:A:273:LEU:HD13	2.43	0.54
2:C:500:PAR:N12	2:C:500:PAR:C22	2.59	0.54
1:A:339:ARG:HB2	1:A:339:ARG:CZ	2.38	0.54
1:F:30:GLU:HB3	1:F:34:THR:HB	1.90	0.54
1:E:135:THR:HG21	1:E:398:LEU:H	1.73	0.54
1:F:303:LEU:HD21	1:F:356:LEU:HD11	1.90	0.54

Continued on next page...

Continued from previous page...

Atom-1	Atom-2	Interatomic distance (Å)	Clash overlap (Å)
1:B:144:ARG:NH2	1:B:258:ASP:C	2.61	0.54
1:C:271:ASP:OD1	1:C:272:PRO:N	2.40	0.54
1:A:140:VAL:HG22	1:A:285:VAL:HG22	1.90	0.54
1:C:359:LEU:HD11	1:C:366:VAL:HG12	1.90	0.54
1:F:43:PRO:HD2	1:F:46:ALA:CB	2.38	0.53
1:A:259:LEU:CD2	1:D:27:GLY:H	2.21	0.53
1:B:314:VAL:HG22	1:B:348:ASP:HB2	1.90	0.53
1:F:42:VAL:HG12	1:F:46:ALA:HB3	1.91	0.53
1:F:52:ASP:HB3	1:F:59:VAL:HG13	1.89	0.53
1:C:251:TRP:CG	1:C:273:LEU:HD13	2.43	0.53
1:D:292:LEU:HD22	1:D:398:LEU:HD13	1.90	0.53
1:C:73:GLY:HA3	1:C:307:ARG:CG	2.39	0.53
2:D:500:PAR:O61	3:D:501:SO4:O2	2.25	0.53
1:F:307:ARG:NH2	1:F:337:ARG:HH21	2.07	0.53
1:A:23:ARG:HH11	1:F:209:GLU:HB2	1.74	0.53
1:C:79:VAL:HG12	1:C:115:LEU:HB2	1.91	0.53
1:D:92:ARG:C	1:D:94:ARG:H	2.12	0.53
1:F:165:ALA:HA	1:F:197:LEU:HB3	1.91	0.53
1:A:52:ASP:OD1	1:A:57:ALA:O	2.27	0.53
1:F:176:ASP:OD2	1:F:180:ARG:NH1	2.34	0.53
1:F:307:ARG:HD3	1:F:336:GLY:O	2.09	0.52
1:F:177:ARG:NH2	1:F:217:ASP:OD1	2.41	0.52
1:C:12:ASP:O	1:C:16:THR:HG23	2.09	0.52
1:D:144:ARG:NH1	1:D:260:ILE:O	2.40	0.52
1:D:299:VAL:HB	1:D:300:PRO:HD3	1.91	0.52
1:E:67:MET:HE2	1:E:186:LEU:HD13	1.91	0.52
1:A:18:ILE:HG23	1:A:61:GLN:NE2	2.24	0.52
1:B:366:VAL:HG21	1:B:387:GLY:HA3	1.91	0.52
1:E:142:VAL:HG21	1:E:273:LEU:HD21	1.90	0.52
1:B:251:TRP:CD2	1:B:273:LEU:HD13	2.45	0.52
1:E:210:LEU:HB3	1:E:223:ARG:NH1	2.24	0.52
1:E:267:THR:HG21	1:E:271:ASP:OD2	2.10	0.52
1:B:292:LEU:HD13	1:B:398:LEU:HD13	1.91	0.52
1:E:374:ARG:HD3	1:F:150:HIS:CD2	2.45	0.52
1:F:150:HIS:HB2	1:F:277:LEU:O	2.10	0.52
1:E:5:ARG:NH2	1:E:51:PRO:HB3	2.25	0.51
1:E:174:ILE:HD13	1:E:218:GLY:N	2.25	0.51
1:A:181:ARG:NH1	1:A:242:VAL:O	2.43	0.51
1:A:202:GLU:C	1:A:204:ARG:H	2.13	0.51
1:B:226:ARG:HH21	1:B:232:ARG:HE	1.59	0.51
1:D:92:ARG:O	1:D:94:ARG:N	2.43	0.51

Continued on next page...

Continued from previous page...

Atom-1	Atom-2	Interatomic distance (Å)	Clash overlap (Å)
1:B:366:VAL:CG2	1:B:387:GLY:HA3	2.41	0.51
1:C:69:LEU:HD11	1:C:184:GLY:HA2	1.92	0.51
1:D:50:VAL:HG21	1:D:96:VAL:HG13	1.92	0.51
1:F:217:ASP:HB3	1:F:243:THR:HG23	1.92	0.51
1:D:310:ALA:H	1:D:389:ALA:HA	1.76	0.51
1:C:202:GLU:N	1:C:202:GLU:OE1	2.43	0.51
1:A:172:ALA:HA	1:A:193:TRP:CZ2	2.45	0.51
1:B:37:ALA:O	1:B:40:SER:HB3	2.11	0.51
1:D:54:THR:HG21	1:D:56:ASP:OD2	2.10	0.51
1:E:150:HIS:CG	1:E:151:PRO:HD2	2.46	0.51
1:F:43:PRO:O	1:F:46:ALA:CB	2.59	0.51
1:F:279:ASP:OD1	1:F:281:ARG:HD3	2.10	0.51
1:F:188:ARG:HH21	1:F:400:TYR:HB3	1.75	0.51
1:B:68:GLN:HB2	1:B:187:VAL:HG23	1.94	0.50
1:C:333:ILE:HG12	1:C:338:ALA:HB2	1.93	0.50
1:D:252:ARG:NH1	1:F:93:ARG:HH12	2.08	0.50
1:F:43:PRO:O	1:F:46:ALA:HB3	2.11	0.50
1:E:270:HIS:CG	1:F:365:ARG:HD2	2.47	0.50
1:E:351:ILE:HD12	1:E:375:LEU:HD13	1.94	0.50
1:F:234:ALA:O	1:F:263:VAL:HA	2.12	0.50
1:A:21:LEU:HA	1:F:161:MET:HE1	1.94	0.50
1:A:67:MET:HB2	1:A:79:VAL:HG23	1.93	0.50
1:E:300:PRO:HD3	1:E:329:PHE:CE2	2.46	0.50
1:D:229:ASP:N	1:D:230:GLY:HA2	2.26	0.50
1:E:377:SER:OG	1:E:378:LYS:N	2.44	0.50
1:A:343:THR:HG22	1:A:344:ASP:N	2.27	0.50
1:B:29:ILE:HG12	1:B:30:GLU:H	1.76	0.50
1:D:177:ARG:NH2	1:D:217:ASP:OD1	2.45	0.50
1:E:37:ALA:O	1:E:40:SER:HB3	2.10	0.50
1:E:292:LEU:HD13	1:E:398:LEU:HD13	1.92	0.50
1:F:226:ARG:HG3	1:F:232:ARG:HG2	1.94	0.50
1:C:268:HIS:H	1:C:268:HIS:CD2	2.30	0.50
1:E:286:THR:O	1:F:286:THR:C	2.50	0.50
1:F:43:PRO:HG2	1:F:46:ALA:HB2	1.94	0.49
1:B:34:THR:HG23	1:B:195:ASP:OD2	2.13	0.49
1:C:193:TRP:O	1:C:197:LEU:HG	2.12	0.49
1:C:231:ARG:HB3	1:C:261:ASP:OD2	2.11	0.49
1:C:350:GLU:HB3	1:C:376:ARG:HH21	1.78	0.49
1:A:68:GLN:HB2	1:A:187:VAL:CG2	2.42	0.49
1:A:78:PRO:O	1:A:114:PRO:HD2	2.12	0.49
1:C:393:ASP:OD1	1:C:393:ASP:N	2.45	0.49

Continued on next page...

Continued from previous page...

Atom-1	Atom-2	Interatomic distance (Å)	Clash overlap (Å)
1:F:300:PRO:HD3	1:F:329:PHE:CE2	2.48	0.49
1:F:149:PHE:CE1	1:F:255:LEU:HD12	2.48	0.49
1:A:135:THR:OG1	1:A:291:ASP:HB3	2.13	0.49
1:A:73:GLY:HA3	1:A:307:ARG:HG3	1.94	0.49
1:A:156:PRO:HD2	1:A:249:ALA:HB2	1.95	0.49
1:D:149:PHE:O	1:D:278:THR:HG23	2.12	0.49
1:A:258:ASP:OD2	1:D:92:ARG:CZ	2.61	0.49
1:A:33:GLN:CB	1:A:200:ARG:HH21	2.26	0.49
1:C:24:PHE:CE2	1:E:211:PHE:HB3	2.48	0.49
1:D:205:ARG:HA	1:D:206:GLY:HA2	1.55	0.48
1:E:54:THR:OG1	1:E:56:ASP:OD1	2.31	0.48
1:E:72:PRO:HG2	1:E:306:ARG:HB2	1.94	0.48
1:B:33:GLN:N	1:B:33:GLN:OE1	2.46	0.48
1:D:207:GLY:HA2	1:D:225:ASP:HB3	1.93	0.48
1:A:345:ALA:HB1	1:A:346:PRO:HD2	1.96	0.48
1:C:373:ASN:OD1	1:D:154:PRO:HD3	2.13	0.48
1:C:150:HIS:NE2	1:D:374:ARG:HD3	2.29	0.48
1:C:161:MET:O	1:C:162:LEU:HD23	2.14	0.48
1:D:76:VAL:C	1:D:77:LEU:HD23	2.34	0.48
1:E:234:ALA:HB2	1:E:260:ILE:HG21	1.95	0.48
1:F:343:THR:HG22	1:F:344:ASP:H	1.78	0.48
1:D:54:THR:O	1:D:55:ASP:HB3	2.14	0.48
1:D:208:GLY:O	1:D:209:GLU:O	2.31	0.48
1:C:312:LEU:HG	1:C:333:ILE:HD12	1.96	0.48
1:F:377:SER:HB3	1:F:383:LEU:HG	1.95	0.48
1:B:44:GLU:N	1:B:44:GLU:OE1	2.46	0.48
1:B:268:HIS:HB2	1:B:269:PRO:CD	2.43	0.48
1:C:209:GLU:HG2	1:C:210:LEU:N	2.29	0.48
1:D:21:LEU:HD23	1:D:61:GLN:OE1	2.14	0.48
1:E:221:LEU:N	1:E:221:LEU:HD12	2.29	0.48
1:F:37:ALA:HB1	1:F:192:LEU:HD23	1.96	0.48
1:D:52:ASP:OD2	1:D:54:THR:HB	2.14	0.47
1:F:333:ILE:HG12	1:F:338:ALA:CB	2.43	0.47
1:B:67:MET:CE	1:B:81:GLY:HA3	2.44	0.47
1:E:316:LEU:O	1:E:328:ARG:HA	2.14	0.47
1:E:355:VAL:O	1:E:359:LEU:HG	2.14	0.47
1:F:43:PRO:HD2	1:F:46:ALA:HB3	1.96	0.47
1:A:317:ASP:HB3	1:A:350:GLU:HG3	1.96	0.47
1:F:277:LEU:HD13	1:F:282:GLN:HB2	1.95	0.47
1:B:267:THR:HG21	1:B:271:ASP:OD2	2.14	0.47
1:E:4:PRO:HG2	1:E:99:ALA:O	2.13	0.47

Continued on next page...

Continued from previous page...

Atom-1	Atom-2	Interatomic distance (Å)	Clash overlap (Å)
1:A:217:ASP:HB3	1:A:243:THR:HG23	1.96	0.47
1:A:343:THR:HG22	1:A:345:ALA:N	2.25	0.47
1:C:147:ALA:HA	1:C:282:GLN:OE1	2.13	0.47
1:F:195:ASP:HA	1:F:200:ARG:HH12	1.80	0.47
1:B:122:GLU:OE2	1:C:231:ARG:NH1	2.45	0.47
1:C:186:LEU:HD23	1:C:186:LEU:HA	1.55	0.47
1:C:355:VAL:HG12	1:C:374:ARG:HH21	1.79	0.47
1:D:201:PRO:HD2	1:D:202:GLU:OE2	2.15	0.47
1:E:174:ILE:HD13	1:E:218:GLY:H	1.79	0.47
1:F:72:PRO:HD3	1:F:361:LEU:HD22	1.96	0.47
1:B:30:GLU:HB3	1:B:34:THR:HB	1.97	0.47
1:A:287:ALA:N	1:B:286:THR:O	2.47	0.47
1:C:355:VAL:O	1:C:359:LEU:HB2	2.15	0.47
1:D:225:ASP:N	1:D:225:ASP:OD1	2.47	0.47
1:A:43:PRO:HD3	1:A:66:ASP:HB2	1.97	0.46
1:B:17:ARG:CG	1:B:57:ALA:HA	2.43	0.46
1:F:385:GLN:HA	1:F:388:ALA:HB3	1.97	0.46
1:C:67:MET:HE1	1:C:402:PHE:CZ	2.50	0.46
1:C:103:GLU:O	1:C:107:ARG:HG2	2.15	0.46
1:E:77:LEU:HD23	1:E:77:LEU:HA	1.70	0.46
1:A:205:ARG:HB3	1:F:226:ARG:HH22	1.80	0.46
1:C:8:HIS:HA	1:C:45:ASP:OD1	2.15	0.46
1:E:251:TRP:CD2	1:E:273:LEU:HD13	2.50	0.46
1:E:267:THR:HB	1:E:268:HIS:H	1.53	0.46
1:C:285:VAL:HB	1:D:288:SER:HB2	1.97	0.46
1:D:383:LEU:HA	1:D:383:LEU:HD23	1.60	0.46
1:E:3:THR:O	1:E:3:THR:OG1	2.31	0.46
1:F:199:ASP:OD2	1:F:204:ARG:NH1	2.41	0.46
1:B:350:GLU:O	1:B:375:LEU:HD12	2.15	0.46
1:A:259:LEU:HG	1:D:25:ALA:O	2.15	0.46
1:B:194:ASP:O	1:B:198:ALA:HB2	2.16	0.46
1:B:292:LEU:HB2	1:B:398:LEU:HD22	1.96	0.46
1:F:265:ILE:HG12	1:F:266:GLY:O	2.16	0.46
1:E:374:ARG:HD3	1:F:150:HIS:NE2	2.31	0.46
1:F:210:LEU:HD23	1:F:210:LEU:HA	1.77	0.46
1:B:162:LEU:HD22	1:B:167:HIS:CE1	2.50	0.46
1:D:125:ILE:HG21	1:D:128:ARG:HD3	1.97	0.46
1:E:19:ALA:O	1:E:23:ARG:N	2.48	0.46
1:A:73:GLY:HA3	1:A:307:ARG:HG2	1.96	0.46
2:A:500:PAR:N64	2:A:500:PAR:O44	2.49	0.46
1:D:88:ALA:C	1:D:90:THR:H	2.19	0.46

Continued on next page...

Continued from previous page...

Atom-1	Atom-2	Interatomic distance (Å)	Clash overlap (Å)
1:C:292:LEU:HD13	1:C:398:LEU:HD13	1.98	0.46
1:D:71:VAL:HG22	1:D:75:GLU:O	2.15	0.46
1:E:260:ILE:O	1:E:260:ILE:HG13	2.15	0.46
1:F:359:LEU:HD23	1:F:364:HIS:HB2	1.98	0.46
1:D:91:HIS:HB3	1:D:94:ARG:HD2	1.98	0.45
1:F:97:LEU:HD23	1:F:125:ILE:HD11	1.98	0.45
2:A:500:PAR:O61	3:A:501:SO4:O2	2.34	0.45
1:B:248:ALA:O	1:B:252:ARG:HG3	2.17	0.45
1:A:156:PRO:HG2	1:A:245:ASP:HB3	1.99	0.45
1:B:188:ARG:HA	1:B:189:PRO:HD2	1.71	0.45
1:C:217:ASP:HB2	1:C:246:ALA:HB2	1.98	0.45
1:E:119:THR:O	2:E:500:PAR:N64	2.49	0.45
1:F:278:THR:HG22	1:F:282:GLN:HE22	1.80	0.45
1:A:212:ALA:HA	1:A:220:ALA:O	2.17	0.45
1:B:226:ARG:HH21	1:B:232:ARG:NE	2.14	0.45
1:C:200:ARG:HA	1:C:201:PRO:HD3	1.80	0.45
2:C:500:PAR:H43	2:C:500:PAR:H14	1.66	0.45
1:F:117:VAL:HB	1:F:292:LEU:HD11	1.98	0.45
1:A:188:ARG:HA	1:A:189:PRO:HD2	1.72	0.45
1:C:91:HIS:O	1:C:94:ARG:HG3	2.16	0.45
1:C:121:SER:CB	2:C:500:PAR:HN62	2.29	0.45
1:C:279:ASP:OD1	1:C:281:ARG:HB2	2.16	0.45
1:A:150:HIS:CG	1:A:151:PRO:HD2	2.52	0.45
1:A:351:ILE:HD11	1:A:355:VAL:HG22	1.97	0.45
1:B:144:ARG:NH1	1:B:260:ILE:O	2.49	0.45
1:D:189:PRO:HD2	1:D:192:LEU:HD12	1.99	0.45
1:F:77:LEU:HD21	1:F:305:ALA:CB	2.47	0.45
1:C:33:GLN:H	1:C:33:GLN:HG2	1.40	0.45
1:C:98:ARG:HH22	1:C:128:ARG:HD3	1.81	0.45
1:D:226:ARG:HH11	1:F:205:ARG:NE	2.15	0.45
1:E:328:ARG:HD2	1:E:345:ALA:O	2.16	0.45
1:F:22:ALA:HB2	1:F:61:GLN:HE22	1.82	0.45
1:A:52:ASP:HB3	1:A:59:VAL:HG11	1.99	0.45
1:A:273:LEU:HB3	1:A:274:PRO:HD3	1.99	0.45
1:B:286:THR:OG1	1:B:287:ALA:N	2.50	0.45
1:D:11:THR:HB	1:D:14:ASP:HB2	1.99	0.45
1:E:20:LEU:O	1:E:24:PHE:HD1	2.00	0.45
1:A:177:ARG:O	1:A:181:ARG:HG3	2.17	0.45
1:E:101:TYR:O	1:E:105:HIS:HB2	2.17	0.45
1:E:260:ILE:HD12	1:E:263:VAL:HG22	1.99	0.45
1:A:17:ARG:HD3	1:A:57:ALA:HA	1.98	0.44

Continued on next page...

Continued from previous page...

Atom-1	Atom-2	Interatomic distance (Å)	Clash overlap (Å)
1:A:121:SER:OG	2:A:500:PAR:H641	2.17	0.44
1:A:314:VAL:HG22	1:A:348:ASP:HB2	1.98	0.44
1:C:120:ALA:HB1	1:C:126:TYR:CE2	2.52	0.44
1:D:67:MET:HB2	1:D:79:VAL:HG23	1.99	0.44
1:E:139[B]:HIS:HD2	1:E:265:ILE:O	2.00	0.44
1:E:343:THR:OG1	1:E:344:ASP:N	2.51	0.44
1:F:202:GLU:CD	1:F:202:GLU:H	2.19	0.44
1:B:258:ASP:OD1	1:E:123:GLY:HA3	2.16	0.44
2:B:500:PAR:H43	2:B:500:PAR:H14	1.76	0.44
1:C:330:ALA:O	1:C:340:CYS:HA	2.17	0.44
1:F:77:LEU:N	1:F:77:LEU:HD23	2.32	0.44
1:B:236:VAL:HB	1:B:265:ILE:HG13	1.99	0.44
1:D:89:PRO:HA	1:D:92:ARG:CG	2.47	0.44
1:F:154:PRO:C	1:F:156:PRO:HD3	2.38	0.44
1:A:143:ASP:OD1	1:A:145:ARG:HG3	2.17	0.44
1:B:88:ALA:O	1:B:89:PRO:C	2.52	0.44
1:D:29:ILE:HG12	1:D:35:GLN:NE2	2.33	0.44
1:D:272:PRO:O	1:D:276:LEU:HG	2.17	0.44
1:A:98:ARG:HH22	1:A:128:ARG:NH2	2.16	0.44
1:B:260:ILE:HA	1:B:260:ILE:HD13	1.60	0.44
1:B:356:LEU:HD12	1:B:356:LEU:HA	1.69	0.44
1:E:276:LEU:HD23	1:F:372:ALA:HB2	1.99	0.44
1:A:207:GLY:HA2	1:A:225:ASP:HB3	1.99	0.44
1:B:144:ARG:HB3	1:B:144:ARG:NH1	2.27	0.44
1:C:121:SER:HB3	2:C:500:PAR:HN61	1.80	0.44
1:C:382:LEU:HA	1:C:382:LEU:HD12	1.66	0.44
1:D:7:LEU:HD12	1:D:47:THR:HG21	2.00	0.44
1:D:11:THR:HG22	1:D:12:ASP:H	1.83	0.44
1:F:41:MET:CE	1:F:189:PRO:HG2	2.48	0.44
1:B:33:GLN:HE21	1:B:200:ARG:CD	2.31	0.43
1:C:343:THR:CG2	1:C:345:ALA:H	2.31	0.43
1:E:330:ALA:HB3	1:E:341:THR:CG2	2.43	0.43
1:B:88:ALA:C	1:B:90:THR:N	2.70	0.43
1:B:163:VAL:HA	1:B:164:PRO:HD3	1.72	0.43
1:F:223:ARG:HG3	1:F:237:VAL:HG21	2.00	0.43
1:F:359:LEU:HD23	1:F:359:LEU:HA	1.76	0.43
1:A:312:LEU:HD23	1:A:333:ILE:HD12	2.00	0.43
1:D:94:ARG:HH11	1:D:94:ARG:HG3	1.84	0.43
1:E:201:PRO:C	1:E:204:ARG:HG3	2.37	0.43
1:A:343:THR:HG22	1:A:344:ASP:H	1.84	0.43
1:B:56:ASP:N	1:B:56:ASP:OD1	2.51	0.43

Continued on next page...

Continued from previous page...

Atom-1	Atom-2	Interatomic distance (Å)	Clash overlap (Å)
1:C:251:TRP:CZ2	1:C:273:LEU:HD22	2.54	0.43
1:C:316:LEU:HD12	1:C:316:LEU:HA	1.86	0.43
1:F:72:PRO:HB2	1:F:306:ARG:HB2	2.01	0.43
1:A:268:HIS:HB2	1:A:269:PRO:CD	2.47	0.43
1:D:21:LEU:HB3	1:D:61:GLN:OE1	2.18	0.43
1:D:333:ILE:HG12	1:D:338:ALA:HB2	2.01	0.43
1:E:279:ASP:OD1	1:E:280:PRO:HD2	2.19	0.43
1:A:205:ARG:CG	1:F:226:ARG:HH22	2.32	0.43
1:C:312:LEU:CD2	1:C:386:PHE:HA	2.49	0.43
1:D:98:ARG:HH11	1:D:128:ARG:HE	1.65	0.43
1:D:197:LEU:H	1:D:197:LEU:HG	1.63	0.43
1:F:77:LEU:HD13	1:F:114:PRO:HG2	2.00	0.43
1:A:270:HIS:O	1:A:271:ASP:C	2.56	0.43
2:A:500:PAR:H43	2:A:500:PAR:H14	1.75	0.43
1:B:68:GLN:HB2	1:B:187:VAL:CG2	2.47	0.43
1:A:331:LEU:HD12	1:A:331:LEU:HA	1.78	0.43
1:B:131:TYR:HA	1:B:294:ILE:O	2.17	0.43
1:D:251:TRP:CZ2	1:D:273:LEU:HD22	2.54	0.43
1:D:359:LEU:HA	1:D:359:LEU:HD23	1.77	0.43
1:E:299:VAL:N	1:E:300:PRO:HD2	2.33	0.43
1:F:159:VAL:HA	1:F:214:GLY:O	2.18	0.43
1:F:178:TRP:CH2	1:F:399:GLY:HA2	2.53	0.43
1:C:268:HIS:HB2	1:C:269:PRO:HD2	2.00	0.43
1:C:314:VAL:HG11	1:C:349:ILE:CD1	2.49	0.43
1:E:271:ASP:HA	1:E:272:PRO:HD3	1.86	0.43
1:E:394:MET:SD	1:E:395:PRO:HD2	2.59	0.43
1:F:18:ILE:HA	1:F:61:GLN:OE1	2.19	0.43
1:F:77:LEU:HD21	1:F:305:ALA:HB1	2.01	0.43
1:A:254:LEU:HA	1:A:254:LEU:HD23	1.80	0.43
1:E:42:VAL:HG13	1:E:64:TYR:O	2.18	0.43
1:B:254:LEU:HD23	1:B:254:LEU:HA	1.79	0.42
1:B:379:ASP:CG	1:B:382:LEU:HB2	2.39	0.42
1:D:53:GLU:CD	1:D:53:GLU:H	2.21	0.42
1:D:145:ARG:CZ	1:D:231:ARG:HH12	2.32	0.42
1:E:137:GLU:OE1	2:E:500:PAR:N32	2.52	0.42
1:F:133:VAL:HG22	1:F:293:TRP:CE2	2.54	0.42
1:A:287:ALA:HA	1:B:286:THR:O	2.19	0.42
1:B:33:GLN:HE21	1:B:200:ARG:HD2	1.83	0.42
1:A:76:VAL:O	1:A:77:LEU:HD23	2.18	0.42
1:A:259:LEU:HD12	1:A:259:LEU:N	2.33	0.42
1:B:33:GLN:HE21	1:B:200:ARG:NE	2.17	0.42

Continued on next page...

Continued from previous page...

Atom-1	Atom-2	Interatomic distance (Å)	Clash overlap (Å)
1:B:398:LEU:HD12	1:B:399:GLY:H	1.84	0.42
1:C:351:ILE:HD12	1:C:375:LEU:HD13	2.00	0.42
1:D:372:ALA:HB3	1:D:374:ARG:HG3	2.01	0.42
1:E:6:THR:HG21	1:E:107:ARG:HH11	1.84	0.42
1:E:162:LEU:HD22	1:E:167:HIS:CE1	2.54	0.42
1:E:176:ASP:OD1	1:E:180:ARG:NE	2.32	0.42
1:A:286:THR:O	1:A:287:ALA:HB2	2.19	0.42
1:D:44:GLU:O	1:D:45:ASP:HB2	2.19	0.42
1:D:83:SER:O	1:D:84:PHE:HB2	2.20	0.42
1:F:328:ARG:HH21	1:F:346:PRO:HA	1.82	0.42
1:A:29:ILE:HG13	1:A:29:ILE:O	2.19	0.42
1:C:219:TYR:CE2	1:C:240:THR:HB	2.55	0.42
1:D:361:LEU:HD23	1:D:361:LEU:HA	1.87	0.42
1:E:120:ALA:HB2	1:E:293:TRP:NE1	2.34	0.42
1:E:223:ARG:HG2	1:E:223:ARG:HH11	1.85	0.42
1:F:295:ARG:NH2	1:F:320:ASP:OD1	2.52	0.42
1:A:135:THR:HG23	1:A:292:LEU:HB3	2.02	0.42
1:B:226:ARG:HD3	1:B:230:GLY:HA2	2.02	0.42
1:C:330:ALA:N	1:C:341:THR:O	2.43	0.42
1:F:199:ASP:CG	1:F:204:ARG:NH1	2.71	0.42
1:A:343:THR:CG2	1:A:345:ALA:H	2.29	0.42
1:C:275:TYR:CD2	1:D:368:GLY:HA3	2.54	0.42
1:C:314:VAL:HG11	1:C:349:ILE:HD12	2.01	0.42
1:C:383:LEU:HD23	1:C:383:LEU:HA	1.83	0.42
1:F:258:ASP:O	1:F:259:LEU:C	2.57	0.42
1:A:3:THR:HA	1:A:4:PRO:HD3	1.83	0.42
1:A:155:ASP:N	1:A:156:PRO:HD3	2.33	0.42
1:B:11:THR:HG23	1:B:14:ASP:OD2	2.19	0.42
1:B:232:ARG:O	1:B:261:ASP:HB2	2.20	0.42
1:B:247:HIS:CE1	1:B:251:TRP:CD1	3.07	0.42
1:C:18:ILE:HG23	1:C:61:GLN:NE2	2.35	0.42
1:C:343:THR:HG23	1:C:345:ALA:H	1.84	0.42
1:F:109:ALA:C	1:F:111:ALA:H	2.23	0.42
1:B:130:GLY:HA2	1:B:354:ASP:HB3	2.01	0.42
1:B:260:ILE:HD12	1:B:260:ILE:HG23	1.81	0.42
1:C:319:ALA:HB3	1:C:352:ASP:HA	2.00	0.42
1:D:52:ASP:C	1:D:55:ASP:H	2.19	0.42
1:D:124:GLY:HA3	1:D:126:TYR:CE2	2.55	0.42
1:D:161:MET:HB3	1:F:24:PHE:CZ	2.54	0.42
1:E:29:ILE:HG22	1:E:29:ILE:O	2.20	0.42
1:E:78:PRO:O	1:E:114:PRO:HD2	2.20	0.42

Continued on next page...

Continued from previous page...

Atom-1	Atom-2	Interatomic distance (Å)	Clash overlap (Å)
1:E:281:ARG:HH22	1:F:124:GLY:CA	2.33	0.42
1:F:44:GLU:N	1:F:44:GLU:CD	2.72	0.42
1:A:205:ARG:CB	1:F:226:ARG:HH22	2.33	0.42
1:A:292:LEU:HB2	1:A:398:LEU:HD13	2.01	0.42
1:C:72:PRO:HB2	1:C:306:ARG:HB2	2.02	0.42
1:F:93:ARG:HE	1:F:93:ARG:HB2	1.64	0.42
1:F:144:ARG:HD3	1:F:260:ILE:CD1	2.49	0.42
1:C:119:THR:O	2:C:500:PAR:N64	2.53	0.41
1:F:71:VAL:HG11	1:F:77:LEU:HG	2.01	0.41
1:B:82:ILE:H	1:B:82:ILE:HG12	1.56	0.41
1:B:173:ASP:O	1:B:177:ARG:HG3	2.20	0.41
1:C:96:VAL:HG12	1:C:100:MET:HE2	2.01	0.41
1:E:307:ARG:NE	1:E:337:ARG:HE	2.18	0.41
2:E:500:PAR:H14	2:E:500:PAR:H43	1.78	0.41
1:F:11:THR:HG23	1:F:14:ASP:OD2	2.19	0.41
1:B:79:VAL:HG12	1:B:115:LEU:HB2	2.02	0.41
1:C:170:GLY:O	1:C:174:ILE:HG13	2.20	0.41
1:D:135:THR:OG1	1:D:291:ASP:HB3	2.20	0.41
1:D:385:GLN:O	1:D:388:ALA:HB3	2.21	0.41
1:D:292:LEU:HB2	1:D:398:LEU:HD13	2.02	0.41
1:F:296:ILE:HD12	1:F:356:LEU:HG	2.01	0.41
1:A:217:ASP:HB2	1:A:246:ALA:HB2	2.02	0.41
1:C:52:ASP:HB3	1:C:59:VAL:CG1	2.51	0.41
1:C:356:LEU:HD12	1:C:356:LEU:HA	1.85	0.41
1:D:125:ILE:CG2	1:D:128:ARG:HD3	2.51	0.41
1:E:114:PRO:O	1:E:115:LEU:HD23	2.21	0.41
1:F:140:VAL:HG22	1:F:285:VAL:HG22	2.02	0.41
1:C:3:THR:HA	1:C:4:PRO:HD2	1.89	0.41
1:E:48:VAL:HG11	1:E:103:GLU:HB3	2.02	0.41
1:F:48:VAL:HG21	1:F:104:LEU:HA	2.01	0.41
1:F:52:ASP:HB3	1:F:59:VAL:CG1	2.50	0.41
1:A:52:ASP:OD1	1:A:52:ASP:N	2.52	0.41
1:A:204:ARG:NH2	1:A:209:GLU:HG2	2.35	0.41
1:C:279:ASP:O	1:C:282:GLN:HG3	2.20	0.41
1:D:175:TYR:CD1	1:D:175:TYR:C	2.93	0.41
1:D:317:ASP:HB2	1:D:347:ALA:HB2	2.02	0.41
1:F:292:LEU:HB2	1:F:398:LEU:HD22	2.03	0.41
1:A:54:THR:O	1:A:55:ASP:C	2.59	0.41
1:A:149:PHE:CE1	1:A:255:LEU:HD12	2.56	0.41
1:B:303:LEU:HD23	1:B:303:LEU:HA	1.54	0.41
1:B:331:LEU:HD12	1:B:331:LEU:HA	1.73	0.41

Continued on next page...

Continued from previous page...

Atom-1	Atom-2	Interatomic distance (Å)	Clash overlap (Å)
1:D:144:ARG:HD2	1:D:257:LEU:O	2.21	0.41
1:D:350:GLU:HB3	1:D:376:ARG:HH21	1.86	0.41
1:E:361:LEU:HD23	1:E:361:LEU:HA	1.72	0.41
1:F:383:LEU:HA	1:F:383:LEU:HD23	1.87	0.41
1:F:386:PHE:CE1	1:F:390:PHE:CE1	3.09	0.41
1:A:69:LEU:HD11	1:A:184:GLY:HA2	2.03	0.41
1:D:131:TYR:O	1:D:354:ASP:HB2	2.21	0.41
1:E:287:ALA:HA	1:F:286:THR:HA	2.03	0.41
1:F:138:GLN:HG2	1:F:288:SER:OG	2.21	0.41
1:A:20:LEU:HD13	1:F:161:MET:HE1	2.03	0.40
1:A:52:ASP:HB3	1:A:59:VAL:CG1	2.50	0.40
1:B:229:ASP:OD2	1:B:231:ARG:HB2	2.21	0.40
1:C:131:TYR:CE1	1:C:295:ARG:HB3	2.56	0.40
1:D:11:THR:HG22	1:D:12:ASP:N	2.35	0.40
1:D:143:ASP:OD1	1:D:143:ASP:C	2.59	0.40
1:D:382:LEU:HD12	1:D:382:LEU:HA	1.73	0.40
2:F:500:PAR:H611	3:F:501:SO4:O3	2.21	0.40
1:D:248:ALA:O	1:D:252:ARG:HG3	2.21	0.40
1:E:48:VAL:HG21	1:E:104:LEU:CA	2.51	0.40
1:E:51:PRO:O	1:E:52:ASP:O	2.40	0.40
1:E:163:VAL:HA	1:E:164:PRO:HD3	1.73	0.40
1:E:260:ILE:CD1	1:E:263:VAL:HG22	2.51	0.40
1:E:281:ARG:HH22	1:F:124:GLY:HA2	1.84	0.40
1:E:309:GLN:HG2	1:E:391:ALA:O	2.22	0.40
1:F:50:VAL:HA	1:F:51:PRO:HD3	1.90	0.40
1:A:41:MET:SD	1:A:189:PRO:HG3	2.61	0.40
1:C:146:LEU:HA	1:C:146:LEU:HD23	1.92	0.40
1:F:22:ALA:HB2	1:F:61:GLN:NE2	2.34	0.40
1:F:60:GLY:C	1:F:100:MET:HE1	2.42	0.40
1:A:179:ARG:NH2	1:A:187:VAL:HG22	2.36	0.40
1:A:184:GLY:O	1:A:398:LEU:HA	2.22	0.40
1:A:205:ARG:HG2	1:F:226:ARG:NH2	2.36	0.40
1:B:128:ARG:HE	1:B:128:ARG:HB2	1.50	0.40
1:A:226:ARG:HH21	1:A:232:ARG:NH1	2.19	0.40
1:B:52:ASP:HB2	1:B:57:ALA:O	2.22	0.40
1:B:107:ARG:HH11	1:B:107:ARG:HG2	1.87	0.40
1:C:52:ASP:HB3	1:C:59:VAL:HG13	2.03	0.40
1:D:252:ARG:NH1	1:F:93:ARG:NH1	2.69	0.40
1:F:75:GLU:OE1	1:F:307:ARG:NH2	2.55	0.40

There are no symmetry-related clashes.

5.3 Torsion angles (i)

5.3.1 Protein backbone (i)

In the following table, the Percentiles column shows the percent Ramachandran outliers of the chain as a percentile score with respect to all X-ray entries followed by that with respect to entries of similar resolution.

The Analysed column shows the number of residues for which the backbone conformation was analysed, and the total number of residues.

Mol	Chain	Analysed	Favoured	Allowed	Outliers	Percentiles	
1	A	401/422 (95%)	364 (91%)	37 (9%)	0	100	100
1	B	400/422 (95%)	361 (90%)	39 (10%)	0	100	100
1	C	401/422 (95%)	377 (94%)	24 (6%)	0	100	100
1	D	400/422 (95%)	360 (90%)	40 (10%)	0	100	100
1	E	401/422 (95%)	376 (94%)	24 (6%)	1 (0%)	47	77
1	F	401/422 (95%)	358 (89%)	43 (11%)	0	100	100
All	All	2404/2532 (95%)	2196 (91%)	207 (9%)	1 (0%)	100	100

All (1) Ramachandran outliers are listed below:

Mol	Chain	Res	Type
1	E	52	ASP

5.3.2 Protein sidechains (i)

In the following table, the Percentiles column shows the percent sidechain outliers of the chain as a percentile score with respect to all X-ray entries followed by that with respect to entries of similar resolution.

The Analysed column shows the number of residues for which the sidechain conformation was analysed, and the total number of residues.

Mol	Chain	Analysed	Rotameric	Outliers	Percentiles	
1	A	312/328 (95%)	302 (97%)	10 (3%)	39	67
1	B	311/328 (95%)	292 (94%)	19 (6%)	18	48
1	C	312/328 (95%)	300 (96%)	12 (4%)	33	62
1	D	311/328 (95%)	301 (97%)	10 (3%)	39	67
1	E	312/328 (95%)	297 (95%)	15 (5%)	25	56
1	F	312/328 (95%)	301 (96%)	11 (4%)	36	64

Continued on next page...

Continued from previous page...

Mol	Chain	Analysed	Rotameric	Outliers	Percentiles
All	All	1870/1968 (95%)	1793 (96%)	77 (4%)	30 61

All (77) residues with a non-rotameric sidechain are listed below:

Mol	Chain	Res	Type
1	A	205	ARG
1	A	229	ASP
1	A	235	HIS
1	A	258	ASP
1	A	259	LEU
1	A	269	PRO
1	A	334	SER
1	A	339	ARG
1	A	355	VAL
1	A	394	MET
1	B	40	SER
1	B	53	GLU
1	B	56	ASP
1	B	82	ILE
1	B	83	SER
1	B	93	ARG
1	B	101	TYR
1	B	104	LEU
1	B	182	THR
1	B	202	GLU
1	B	203	SER
1	B	205	ARG
1	B	229	ASP
1	B	290	ASP
1	B	341	THR
1	B	342	THR
1	B	343	THR
1	B	366	VAL
1	B	383	LEU
1	C	1	MET
1	C	28	ASP
1	C	33	GLN
1	C	40	SER
1	C	101	TYR
1	C	144	ARG
1	C	173	ASP
1	C	179	ARG

Continued on next page...

Continued from previous page...

Mol	Chain	Res	Type
1	C	269	PRO
1	C	343	THR
1	C	354	ASP
1	C	374	ARG
1	D	40	SER
1	D	66	ASP
1	D	101	TYR
1	D	167	HIS
1	D	169	ASP
1	D	240	THR
1	D	269	PRO
1	D	337	ARG
1	D	378	LYS
1	D	394	MET
1	E	29	ILE
1	E	33	GLN
1	E	40	SER
1	E	43	PRO
1	E	52	ASP
1	E	54	THR
1	E	93	ARG
1	E	145	ARG
1	E	205	ARG
1	E	209	GLU
1	E	210	LEU
1	E	259	LEU
1	E	267	THR
1	E	269	PRO
1	E	341	THR
1	F	11	THR
1	F	44	GLU
1	F	72	PRO
1	F	75	GLU
1	F	92	ARG
1	F	101	TYR
1	F	160	ARG
1	F	286	THR
1	F	324	SER
1	F	342	THR
1	F	367	ASP

Sometimes sidechains can be flipped to improve hydrogen bonding and reduce clashes. All (4) such sidechains are listed below:

Mol	Chain	Res	Type
1	B	247	HIS
1	C	268	HIS
1	E	270	HIS
1	F	282	GLN

5.3.3 RNA (i)

There are no RNA molecules in this entry.

5.4 Non-standard residues in protein, DNA, RNA chains (i)

There are no non-standard protein/DNA/RNA residues in this entry.

5.5 Carbohydrates (i)

There are no monosaccharides in this entry.

5.6 Ligand geometry (i)

12 ligands are modelled in this entry.

In the following table, the Counts columns list the number of bonds (or angles) for which Mogul statistics could be retrieved, the number of bonds (or angles) that are observed in the model and the number of bonds (or angles) that are defined in the Chemical Component Dictionary. The Link column lists molecule types, if any, to which the group is linked. The Z score for a bond length (or angle) is the number of standard deviations the observed value is removed from the expected value. A bond length (or angle) with $|Z| > 2$ is considered an outlier worth inspection. RMSZ is the root-mean-square of all Z scores of the bond lengths (or angles).

Mol	Type	Chain	Res	Link	Bond lengths			Bond angles		
					Counts	RMSZ	$\#\|Z\| > 2$	Counts	RMSZ	$\#\|Z\| > 2$
3	SO4	D	501	-	4,4,4	0.16	0	6,6,6	0.50	0
2	PAR	E	500	-	45,45,45	3.56	19 (42%)	64,67,67	1.93	11 (17%)
2	PAR	B	500	-	45,45,45	3.58	20 (44%)	64,67,67	2.37	25 (39%)
3	SO4	A	501	-	4,4,4	0.32	0	6,6,6	0.30	0
3	SO4	C	501	-	4,4,4	0.25	0	6,6,6	0.49	0
2	PAR	F	500	-	45,45,45	3.54	19 (42%)	64,67,67	2.17	21 (32%)
3	SO4	F	501	-	4,4,4	0.17	0	6,6,6	0.26	0
2	PAR	A	500	-	45,45,45	3.62	21 (46%)	64,67,67	2.11	19 (29%)
2	PAR	C	500	-	45,45,45	3.48	19 (42%)	64,67,67	2.09	21 (32%)

Mol	Type	Chain	Res	Link	Bond lengths			Bond angles		
					Counts	RMSZ	$\#\|Z\| > 2$	Counts	RMSZ	$\#\|Z\| > 2$
2	PAR	D	500	-	45,45,45	3.54	22 (48%)	64,67,67	2.06	19 (29%)
3	SO4	E	501	-	4,4,4	0.25	0	6,6,6	0.34	0
3	SO4	B	501	-	4,4,4	0.32	0	6,6,6	0.52	0

In the following table, the Chirals column lists the number of chiral outliers, the number of chiral centers analysed, the number of these observed in the model and the number defined in the Chemical Component Dictionary. Similar counts are reported in the Torsion and Rings columns. '-' means no outliers of that kind were identified.

Mol	Type	Chain	Res	Link	Chirals	Torsions	Rings
2	PAR	E	500	-	-	12/18/94/94	0/4/4/4
2	PAR	B	500	-	-	10/18/94/94	0/4/4/4
2	PAR	F	500	-	-	6/18/94/94	0/4/4/4
2	PAR	A	500	-	-	7/18/94/94	0/4/4/4
2	PAR	C	500	-	-	5/18/94/94	0/4/4/4
2	PAR	D	500	-	-	8/18/94/94	0/4/4/4

All (120) bond length outliers are listed below:

Mol	Chain	Res	Type	Atoms	Z	Observed(Å)	Ideal(Å)
2	B	500	PAR	C23-C33	-10.17	1.30	1.52
2	C	500	PAR	C23-C33	-9.42	1.31	1.52
2	A	500	PAR	C23-C33	-9.41	1.32	1.52
2	D	500	PAR	C23-C33	-9.00	1.32	1.52
2	E	500	PAR	C23-C33	-8.76	1.33	1.52
2	B	500	PAR	O43-C13	-8.39	1.26	1.41
2	E	500	PAR	C13-C23	8.28	1.63	1.52
2	B	500	PAR	C62-C12	-8.16	1.36	1.53
2	F	500	PAR	C23-C33	-8.15	1.34	1.52
2	A	500	PAR	C62-C12	-8.14	1.36	1.53
2	F	500	PAR	C13-C23	7.99	1.63	1.52
2	D	500	PAR	O11-C42	-7.90	1.23	1.43
2	A	500	PAR	O43-C13	-7.79	1.27	1.41
2	C	500	PAR	C62-C12	-7.73	1.37	1.53
2	D	500	PAR	C62-C12	-7.61	1.37	1.53
2	A	500	PAR	C13-C23	7.60	1.62	1.52
2	B	500	PAR	O11-C42	-7.57	1.24	1.43
2	F	500	PAR	C62-C12	-7.51	1.37	1.53
2	E	500	PAR	O11-C42	-7.46	1.24	1.43
2	C	500	PAR	O43-C13	-7.43	1.28	1.41
2	E	500	PAR	O43-C13	-7.29	1.28	1.41

Continued on next page...

Continued from previous page...

Mol	Chain	Res	Type	Atoms	Z	Observed(Å)	Ideal(Å)
2	F	500	PAR	O11-C42	-7.26	1.25	1.43
2	A	500	PAR	O11-C42	-7.23	1.25	1.43
2	D	500	PAR	O43-C13	-6.99	1.29	1.41
2	C	500	PAR	O11-C42	-6.99	1.25	1.43
2	E	500	PAR	C62-C12	-6.99	1.38	1.53
2	F	500	PAR	C52-C42	6.84	1.66	1.52
2	D	500	PAR	C13-C23	6.69	1.61	1.52
2	A	500	PAR	C22-C12	-6.48	1.39	1.53
2	F	500	PAR	O43-C13	-6.46	1.30	1.41
2	B	500	PAR	C22-C12	-6.24	1.40	1.53
2	E	500	PAR	C22-C12	-6.20	1.40	1.53
2	C	500	PAR	C13-C23	6.20	1.60	1.52
2	C	500	PAR	C42-C32	6.19	1.66	1.53
2	F	500	PAR	C42-C32	6.05	1.66	1.53
2	C	500	PAR	C12-N12	5.97	1.67	1.47
2	F	500	PAR	C22-C12	-5.88	1.40	1.53
2	D	500	PAR	C42-C32	5.86	1.66	1.53
2	D	500	PAR	C12-N12	5.75	1.67	1.47
2	D	500	PAR	C22-C12	-5.75	1.41	1.53
2	F	500	PAR	C12-N12	5.73	1.67	1.47
2	C	500	PAR	C52-C42	5.66	1.64	1.52
2	C	500	PAR	C22-C12	-5.61	1.41	1.53
2	A	500	PAR	C12-N12	5.56	1.66	1.47
2	B	500	PAR	C13-C23	5.46	1.59	1.52
2	E	500	PAR	C52-C42	5.45	1.63	1.52
2	E	500	PAR	C12-N12	5.41	1.65	1.47
2	E	500	PAR	C42-C32	5.36	1.65	1.53
2	B	500	PAR	C12-N12	5.36	1.65	1.47
2	F	500	PAR	O43-C43	5.10	1.56	1.45
2	A	500	PAR	C42-C32	5.09	1.64	1.53
2	D	500	PAR	C52-C42	4.95	1.62	1.52
2	B	500	PAR	C42-C32	4.89	1.64	1.53
2	E	500	PAR	O43-C43	4.87	1.55	1.45
2	A	500	PAR	C52-C42	4.82	1.62	1.52
2	B	500	PAR	C52-C42	4.72	1.62	1.52
2	A	500	PAR	O43-C43	4.69	1.55	1.45
2	D	500	PAR	O33-C33	4.64	1.56	1.43
2	C	500	PAR	O43-C43	4.63	1.55	1.45
2	C	500	PAR	O33-C33	4.60	1.55	1.43
2	F	500	PAR	O33-C33	4.54	1.55	1.43
2	A	500	PAR	O33-C33	4.44	1.55	1.43
2	B	500	PAR	O33-C33	4.35	1.55	1.43

Continued on next page...

Continued from previous page...

Mol	Chain	Res	Type	Atoms	Z	Observed(Å)	Ideal(Å)
2	E	500	PAR	O33-C33	4.31	1.55	1.43
2	D	500	PAR	O43-C43	4.24	1.54	1.45
2	B	500	PAR	O43-C43	4.05	1.54	1.45
2	E	500	PAR	C34-C24	-4.02	1.48	1.53
2	B	500	PAR	C53-C43	-3.99	1.38	1.51
2	A	500	PAR	C31-C21	-3.85	1.48	1.53
2	A	500	PAR	C34-C24	-3.82	1.48	1.53
2	D	500	PAR	O54-C14	3.76	1.51	1.41
2	B	500	PAR	C31-C21	-3.60	1.49	1.53
2	F	500	PAR	O51-C11	3.54	1.50	1.41
2	D	500	PAR	C53-C43	-3.43	1.40	1.51
2	E	500	PAR	O51-C11	3.42	1.50	1.41
2	E	500	PAR	C53-C43	-3.41	1.40	1.51
2	D	500	PAR	O51-C11	3.37	1.50	1.41
2	F	500	PAR	C53-C43	-3.33	1.40	1.51
2	C	500	PAR	C53-C43	-3.25	1.41	1.51
2	B	500	PAR	C34-C24	-3.21	1.49	1.53
2	E	500	PAR	O62-C62	3.17	1.50	1.43
2	A	500	PAR	C53-C43	-3.17	1.41	1.51
2	A	500	PAR	O51-C11	3.14	1.49	1.41
2	B	500	PAR	O51-C11	3.12	1.49	1.41
2	D	500	PAR	C64-C54	-3.07	1.47	1.52
2	D	500	PAR	C34-C24	-2.94	1.49	1.53
2	E	500	PAR	O23-C23	2.88	1.49	1.43
2	C	500	PAR	O62-C62	2.83	1.49	1.43
2	F	500	PAR	O54-C14	2.76	1.48	1.41
2	E	500	PAR	O54-C14	2.73	1.48	1.41
2	C	500	PAR	C31-C21	-2.72	1.50	1.53
2	A	500	PAR	C32-N32	-2.70	1.37	1.47
2	B	500	PAR	C32-N32	-2.70	1.38	1.47
2	A	500	PAR	O52-C52	-2.70	1.36	1.43
2	A	500	PAR	O62-C62	2.61	1.49	1.43
2	B	500	PAR	O62-C62	2.59	1.49	1.43
2	C	500	PAR	C34-C24	-2.58	1.50	1.53
2	D	500	PAR	C31-C21	-2.57	1.50	1.53
2	C	500	PAR	O51-C11	2.50	1.48	1.41
2	B	500	PAR	O54-C14	2.44	1.48	1.41
2	F	500	PAR	C31-C21	-2.42	1.50	1.53
2	F	500	PAR	O62-C62	2.42	1.48	1.43
2	A	500	PAR	O23-C23	2.37	1.48	1.43
2	E	500	PAR	C32-N32	-2.36	1.39	1.47
2	F	500	PAR	C32-N32	-2.30	1.39	1.47

Continued on next page...

Continued from previous page...

Mol	Chain	Res	Type	Atoms	Z	Observed(Å)	Ideal(Å)
2	C	500	PAR	O54-C14	2.29	1.47	1.41
2	C	500	PAR	O52-C52	-2.28	1.37	1.43
2	D	500	PAR	O23-C23	2.27	1.48	1.43
2	C	500	PAR	C32-N32	-2.25	1.39	1.47
2	B	500	PAR	O54-C54	2.24	1.49	1.44
2	D	500	PAR	O52-C52	-2.21	1.38	1.43
2	E	500	PAR	O52-C52	-2.21	1.38	1.43
2	D	500	PAR	C14-C24	2.20	1.56	1.52
2	A	500	PAR	C64-C54	-2.20	1.49	1.52
2	D	500	PAR	O62-C62	2.15	1.48	1.43
2	F	500	PAR	O51-C51	2.13	1.49	1.44
2	F	500	PAR	O23-C23	2.12	1.48	1.43
2	D	500	PAR	C32-N32	-2.05	1.40	1.47
2	A	500	PAR	O54-C14	2.04	1.47	1.41
2	B	500	PAR	O52-C52	-2.03	1.38	1.43

All (116) bond angle outliers are listed below:

Mol	Chain	Res	Type	Atoms	Z	Observed(^{o})	Ideal(^{o})
2	B	500	PAR	C22-C12-C62	8.34	122.63	110.04
2	F	500	PAR	C22-C12-C62	7.92	122.00	110.04
2	E	500	PAR	C22-C12-C62	7.73	121.72	110.04
2	D	500	PAR	C22-C12-C62	7.69	121.65	110.04
2	A	500	PAR	C22-C12-C62	7.21	120.92	110.04
2	E	500	PAR	C52-C42-C32	-5.62	100.67	111.16
2	F	500	PAR	C44-C34-C24	5.58	120.66	111.07
2	B	500	PAR	C52-C42-C32	-5.30	101.27	111.16
2	B	500	PAR	O54-C54-C64	5.23	115.75	106.01
2	C	500	PAR	C44-C34-C24	4.99	119.65	111.07
2	D	500	PAR	C13-C23-C33	4.94	108.05	102.10
2	B	500	PAR	C14-O54-C54	-4.87	104.12	113.69
2	C	500	PAR	C22-C12-C62	4.87	117.39	110.04
2	A	500	PAR	C13-C23-C33	4.78	107.85	102.10
2	E	500	PAR	C13-C23-C33	4.75	107.81	102.10
2	C	500	PAR	C13-C23-C33	4.73	107.79	102.10
2	B	500	PAR	C34-C44-C54	4.67	118.58	110.24
2	C	500	PAR	O33-C14-C24	4.50	115.97	108.22
2	A	500	PAR	C52-C42-C32	-4.49	102.78	111.16
2	A	500	PAR	C14-O54-C54	-4.44	104.97	113.69
2	F	500	PAR	C13-C23-C33	4.37	107.35	102.10
2	B	500	PAR	C13-C23-C33	4.31	107.29	102.10
2	E	500	PAR	O34-C34-C24	-4.06	102.92	110.22

Continued on next page...

Continued from previous page...

Mol	Chain	Res	Type	Atoms	Z	Observed(^{o})	Ideal(^{o})
2	F	500	PAR	O52-C13-O43	3.94	115.70	111.43
2	F	500	PAR	C52-C42-C32	-3.93	103.83	111.16
2	D	500	PAR	C22-C32-C42	3.89	119.38	109.53
2	B	500	PAR	C44-C34-C24	3.86	117.70	111.07
2	A	500	PAR	C22-C32-C42	3.81	119.16	109.53
2	C	500	PAR	C22-C32-C42	3.78	119.09	109.53
2	D	500	PAR	C64-C54-C44	-3.78	105.67	113.10
2	D	500	PAR	O54-C14-C24	3.70	118.38	110.06
2	A	500	PAR	C31-C41-C51	3.66	116.78	110.24
2	F	500	PAR	O34-C34-C24	-3.66	103.64	110.22
2	A	500	PAR	C44-C34-C24	3.61	117.28	111.07
2	D	500	PAR	O33-C14-C24	3.59	114.40	108.22
2	A	500	PAR	C34-C44-C54	3.52	116.51	110.24
2	C	500	PAR	C64-C54-C44	-3.48	106.26	113.10
2	B	500	PAR	C62-C12-N12	-3.42	104.20	110.97
2	C	500	PAR	O11-C11-C21	3.38	114.03	108.22
2	C	500	PAR	C41-C31-C21	3.37	116.86	111.07
2	A	500	PAR	O51-C51-C41	3.36	115.80	109.69
2	A	500	PAR	O34-C34-C24	-3.31	104.27	110.22
2	F	500	PAR	C34-C44-C54	3.31	116.14	110.24
2	B	500	PAR	O11-C11-C21	3.23	113.79	108.22
2	C	500	PAR	C52-C42-C32	-3.22	105.14	111.16
2	D	500	PAR	C52-C42-C32	-3.21	105.18	111.16
2	F	500	PAR	O33-C33-C23	3.20	121.61	111.32
2	B	500	PAR	C64-C54-C44	-3.20	106.81	113.10
2	F	500	PAR	O54-C54-C44	3.16	115.44	109.69
2	A	500	PAR	O11-C11-C21	3.07	113.50	108.22
2	F	500	PAR	C22-C32-C42	3.06	117.27	109.53
2	F	500	PAR	C11-O51-C51	2.96	119.50	113.69
2	C	500	PAR	O23-C23-C13	-2.91	103.69	111.83
2	C	500	PAR	C34-C44-C54	2.89	115.40	110.24
2	B	500	PAR	C14-C24-N24	2.88	115.40	110.20
2	E	500	PAR	O43-C13-C23	2.88	108.69	104.98
2	E	500	PAR	C22-C32-C42	2.84	116.71	109.53
2	C	500	PAR	C11-C21-C31	2.82	117.60	110.21
2	E	500	PAR	O52-C52-C62	2.81	114.76	107.28
2	C	500	PAR	O34-C34-C44	-2.69	104.13	110.35
2	F	500	PAR	O23-C23-C33	2.69	118.80	111.17
2	D	500	PAR	C14-C24-N24	2.66	115.00	110.20
2	D	500	PAR	C11-O51-C51	2.65	118.88	113.69
2	C	500	PAR	C14-C24-N24	2.63	114.94	110.20
2	B	500	PAR	O43-C43-C53	-2.62	103.56	109.21

Continued on next page...

Continued from previous page...

Mol	Chain	Res	Type	Atoms	Z	Observed(^{o})	Ideal(^{o})
2	C	500	PAR	C52-C62-C12	-2.61	103.27	109.63
2	A	500	PAR	C11-O51-C51	2.59	118.77	113.69
2	C	500	PAR	O11-C42-C32	2.59	115.35	109.18
2	F	500	PAR	C62-C12-N12	-2.58	105.87	110.97
2	B	500	PAR	O33-C14-C24	2.55	112.61	108.22
2	A	500	PAR	O31-C31-C21	-2.53	105.67	110.22
2	F	500	PAR	C62-C52-C42	2.53	117.44	111.66
2	E	500	PAR	O52-C52-C42	-2.50	101.12	107.48
2	B	500	PAR	C22-C32-C42	2.50	115.84	109.53
2	C	500	PAR	C13-O52-C52	-2.48	111.81	117.96
2	D	500	PAR	O54-C54-C44	-2.48	105.19	109.69
2	C	500	PAR	O43-C13-C23	2.48	108.17	104.98
2	F	500	PAR	O51-C51-C41	2.47	114.18	109.69
2	A	500	PAR	O34-C34-C44	-2.47	104.64	110.35
2	B	500	PAR	C11-C21-N21	2.46	114.64	110.20
2	D	500	PAR	C13-O52-C52	-2.46	111.87	117.96
2	D	500	PAR	O51-C51-C41	2.41	114.08	109.69
2	F	500	PAR	O52-C13-C23	2.40	112.93	107.96
2	E	500	PAR	O52-C13-O43	-2.39	108.84	111.43
2	B	500	PAR	O54-C14-C24	2.38	115.42	110.06
2	B	500	PAR	O23-C23-C13	-2.37	105.19	111.83
2	F	500	PAR	O52-C52-C42	2.36	113.47	107.48
2	A	500	PAR	O62-C62-C12	-2.35	105.50	109.81
2	D	500	PAR	O43-C13-C23	2.35	108.00	104.98
2	E	500	PAR	O23-C23-C33	2.34	117.82	111.17
2	A	500	PAR	C62-C12-N12	-2.31	106.39	110.97
2	C	500	PAR	C11-O11-C42	-2.30	112.26	117.96
2	D	500	PAR	O44-C44-C54	-2.30	103.58	109.30
2	D	500	PAR	O52-C13-O43	2.30	113.92	111.43
2	F	500	PAR	O43-C43-C53	2.27	114.13	109.21
2	B	500	PAR	O62-C62-C12	-2.26	105.67	109.81
2	A	500	PAR	C13-O52-C52	-2.26	112.38	117.96
2	D	500	PAR	C34-C24-N24	-2.25	106.44	111.05
2	F	500	PAR	O43-C43-C33	-2.22	100.12	104.87
2	C	500	PAR	C11-O51-C51	-2.21	109.35	113.69
2	D	500	PAR	O33-C14-O54	-2.19	104.55	110.67
2	F	500	PAR	O62-C62-C12	-2.17	105.83	109.81
2	F	500	PAR	C64-C54-C44	-2.16	108.85	113.10
2	B	500	PAR	O34-C34-C44	-2.15	105.37	110.35
2	B	500	PAR	O52-C52-C42	-2.13	102.07	107.48
2	C	500	PAR	O34-C34-C24	-2.10	106.45	110.22
2	D	500	PAR	O23-C23-C33	2.08	117.08	111.17

Continued on next page...

Continued from previous page...

Mol	Chain	Res	Type	Atoms	Z	Observed(^{o})	Ideal(^{o})
2	A	500	PAR	C14-C24-N24	2.08	113.95	110.20
2	B	500	PAR	C14-C24-C34	2.08	115.64	110.21
2	D	500	PAR	O54-C54-C64	2.07	109.86	106.01
2	B	500	PAR	O52-C52-C62	2.06	112.77	107.28
2	B	500	PAR	O11-C42-C32	2.04	114.04	109.18
2	B	500	PAR	O54-C54-C44	2.04	113.39	109.69
2	E	500	PAR	C41-C31-C21	2.03	114.57	111.07
2	B	500	PAR	C53-C43-C33	-2.02	108.42	114.85
2	A	500	PAR	C62-C52-C42	2.01	116.25	111.66

There are no chirality outliers.

All (48) torsion outliers are listed below:

Mol	Chain	Res	Type	Atoms
2	A	500	PAR	C43-C33-O33-C14
2	B	500	PAR	C43-C33-O33-C14
2	B	500	PAR	C24-C14-O33-C33
2	B	500	PAR	C44-C54-C64-N64
2	C	500	PAR	C43-C33-O33-C14
2	D	500	PAR	C43-C33-O33-C14
2	D	500	PAR	O54-C54-C64-N64
2	E	500	PAR	C23-C13-O52-C52
2	E	500	PAR	C43-C33-O33-C14
2	E	500	PAR	C24-C14-O33-C33
2	E	500	PAR	C44-C54-C64-N64
2	E	500	PAR	O54-C54-C64-N64
2	F	500	PAR	C21-C11-O11-C42
2	F	500	PAR	C44-C54-C64-N64
2	F	500	PAR	O54-C54-C64-N64
2	A	500	PAR	O51-C51-C61-O61
2	B	500	PAR	O51-C51-C61-O61
2	A	500	PAR	C41-C51-C61-O61
2	E	500	PAR	C41-C51-C61-O61
2	C	500	PAR	O43-C43-C53-O53
2	D	500	PAR	O51-C51-C61-O61
2	B	500	PAR	C41-C51-C61-O61
2	C	500	PAR	C33-C43-C53-O53
2	B	500	PAR	O54-C14-O33-C33
2	E	500	PAR	O51-C51-C61-O61
2	E	500	PAR	C33-C43-C53-O53
2	D	500	PAR	O43-C43-C53-O53
2	E	500	PAR	O43-C43-C53-O53

Continued on next page...

Continued from previous page...

Mol	Chain	Res	Type	Atoms
2	D	500	PAR	C33-C43-C53-O53
2	E	500	PAR	O43-C13-O52-C52
2	F	500	PAR	O51-C51-C61-O61
2	F	500	PAR	C43-C33-O33-C14
2	D	500	PAR	C41-C51-C61-O61
2	D	500	PAR	C52-C42-O11-C11
2	A	500	PAR	O54-C54-C64-N64
2	B	500	PAR	O54-C54-C64-N64
2	B	500	PAR	O43-C43-C53-O53
2	E	500	PAR	C62-C52-O52-C13
2	E	500	PAR	C42-C52-O52-C13
2	B	500	PAR	C23-C13-O52-C52
2	C	500	PAR	C23-C13-O52-C52
2	D	500	PAR	C23-C13-O52-C52
2	A	500	PAR	C52-C42-O11-C11
2	A	500	PAR	C44-C54-C64-N64
2	B	500	PAR	C23-C33-O33-C14
2	A	500	PAR	C21-C11-O11-C42
2	C	500	PAR	C21-C11-O11-C42
2	F	500	PAR	C52-C42-O11-C11

There are no ring outliers.

9 monomers are involved in 22 short contacts:

Mol	Chain	Res	Type	Clashes	Symm-Clashes
3	D	501	SO4	1	0
2	E	500	PAR	3	0
2	B	500	PAR	3	0
3	A	501	SO4	1	0
2	F	500	PAR	1	0
3	F	501	SO4	1	0
2	A	500	PAR	4	0
2	C	500	PAR	9	0
2	D	500	PAR	2	0

The following is a two-dimensional graphical depiction of Mogul quality analysis of bond lengths, bond angles, torsion angles, and ring geometry for all instances of the Ligand of Interest. In addition, ligands with molecular weight > 250 and outliers as shown on the validation Tables will also be included. For torsion angles, if less then 5% of the Mogul distribution of torsion angles is within 10 degrees of the torsion angle in question, then that torsion angle is considered an outlier. Any bond that is central to one or more torsion angles identified as an outlier by Mogul will be highlighted in the graph. For rings, the root-mean-square deviation (RMSD) between the ring

in question and similar rings identified by Mogul is calculated over all ring torsion angles. If the average RMSD is greater than 60 degrees and the minimal RMSD between the ring in question and any Mogul-identified rings is also greater than 60 degrees, then that ring is considered an outlier. The outliers are highlighted in purple. The color gray indicates Mogul did not find sufficient equivalents in the CSD to analyse the geometry.

Ligand PAR E 500

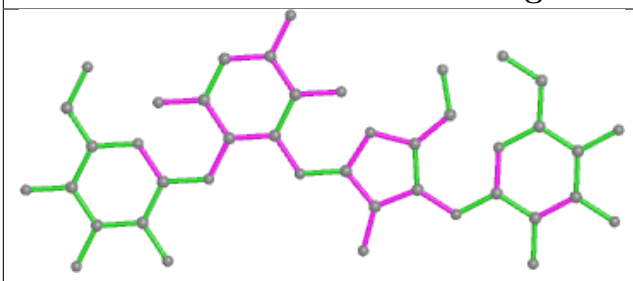

Bond lengths

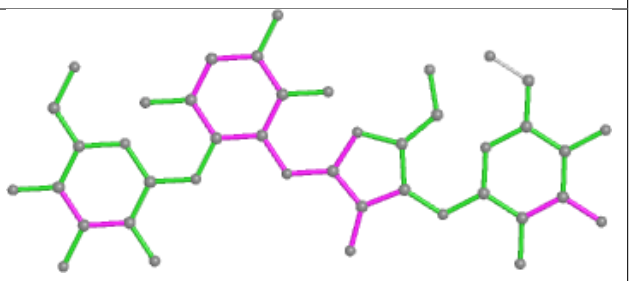

Bond angles

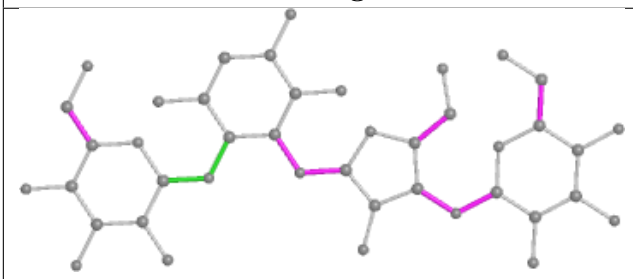

Torsions

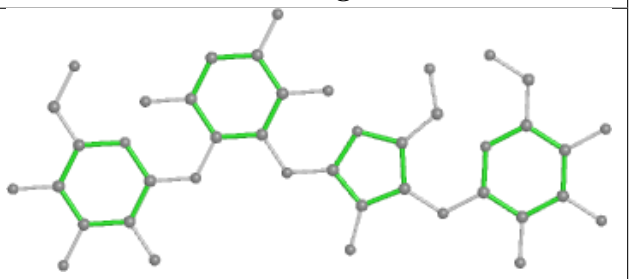

Rings

Ligand PAR B 500

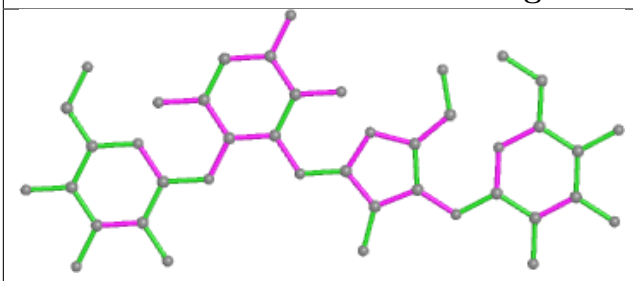

Bond lengths

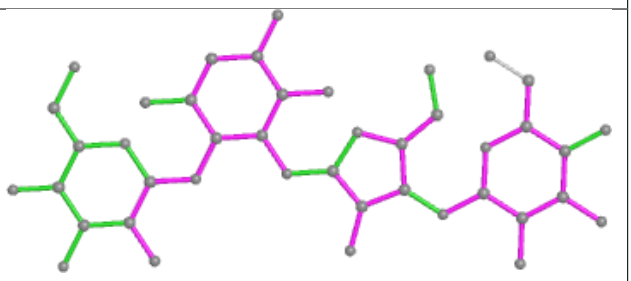

Bond angles

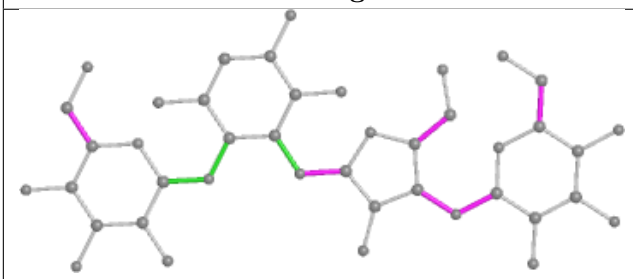

Torsions

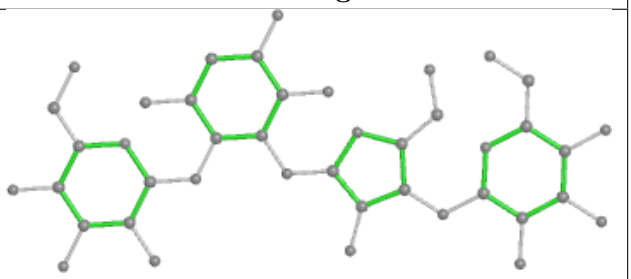

Rings

Ligand PAR F 500

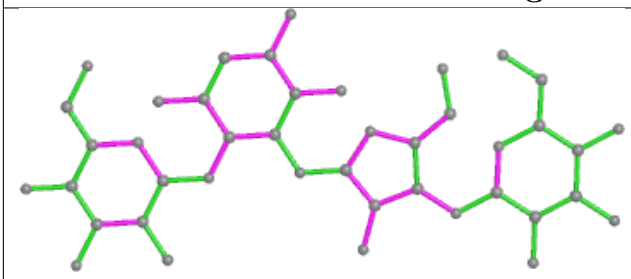

Bond lengths

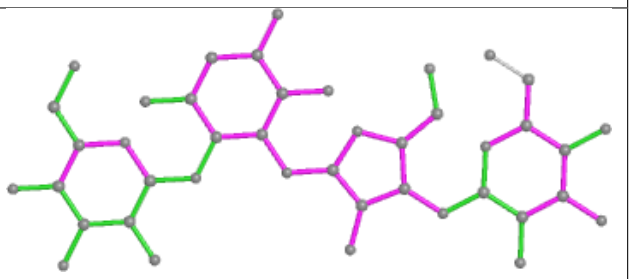

Bond angles

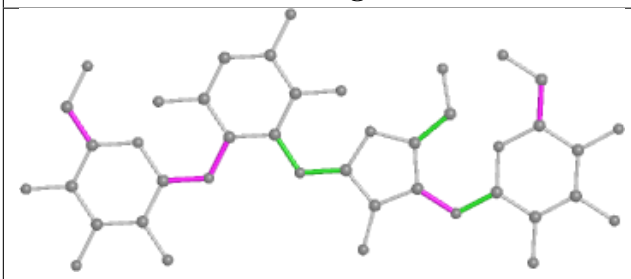

Torsions

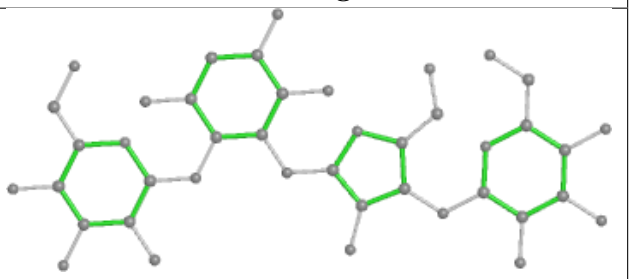

Rings

Ligand PAR A 500

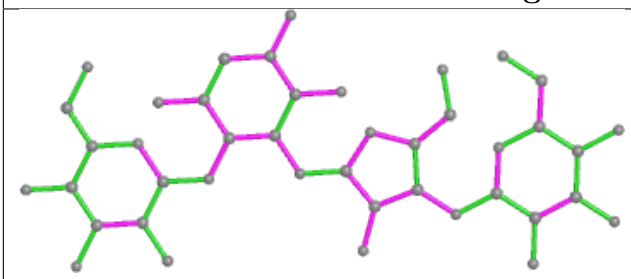

Bond lengths

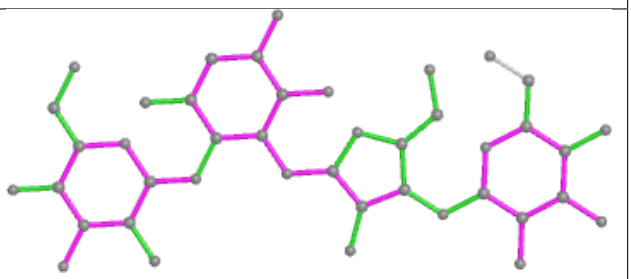

Bond angles

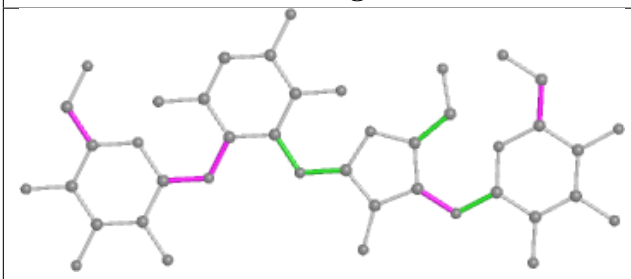

Torsions

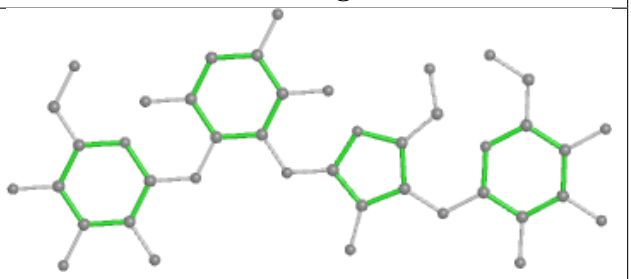

Rings

Ligand PAR C 500

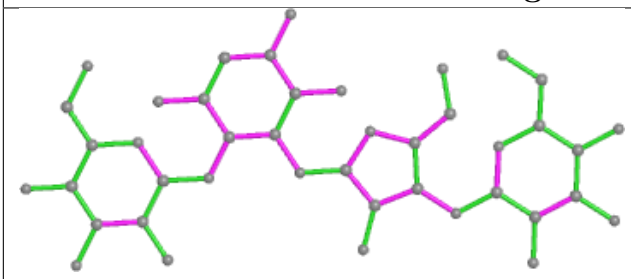

Bond lengths

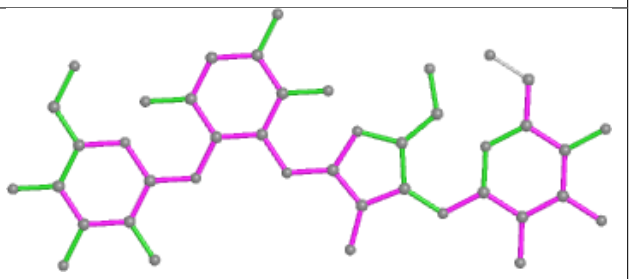

Bond angles

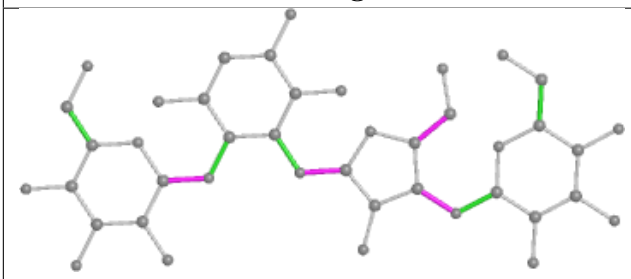

Torsions

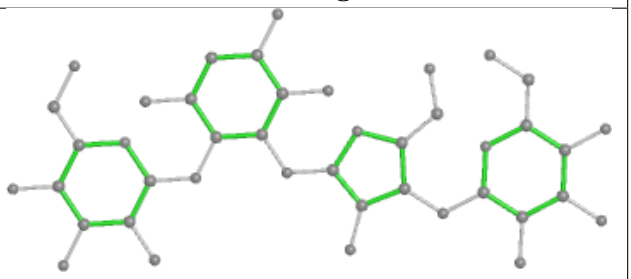

Rings

Ligand PAR D 500

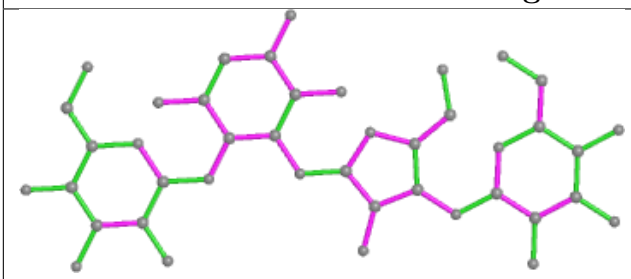

Bond lengths

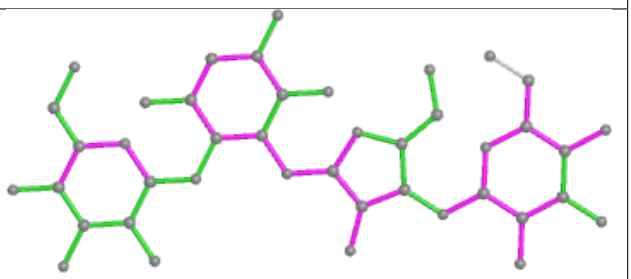

Bond angles

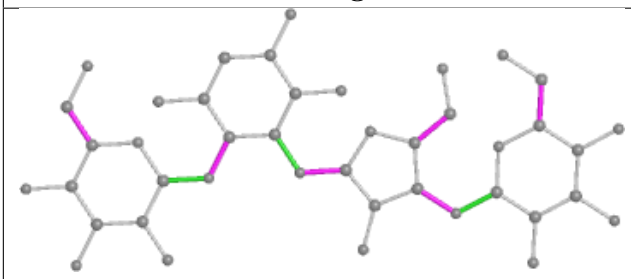

Torsions

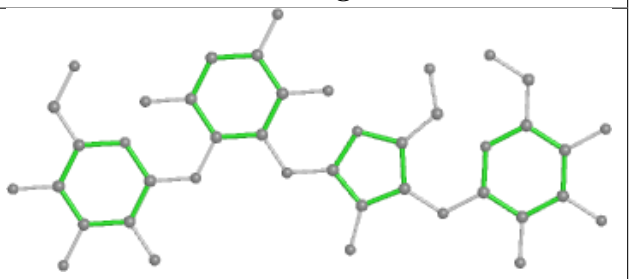

Rings

5.7 Other polymers (i)

There are no such residues in this entry.

5.8 Polymer linkage issues (i)

There are no chain breaks in this entry.

6 Fit of model and data (i)

6.1 Protein, DNA and RNA chains (i)

In the following table, the column labelled '#RSRZ> 2' contains the number (and percentage) of RSRZ outliers, followed by percent RSRZ outliers for the chain as percentile scores relative to all X-ray entries and entries of similar resolution. The OWAB column contains the minimum, median, 95th percentile and maximum values of the occupancy-weighted average B-factor per residue. The column labelled 'Q< 0.9' lists the number of (and percentage) of residues with an average occupancy less than 0.9.

Mol	Chain	Analysed	<RSRZ>	#RSRZ>2			OWAB(Å^2)	Q<0.9
1	A	402/422 (95%)	-0.36	2 (0%)	91	91	21, 38, 81, 106	0
1	B	402/422 (95%)	-0.34	3 (0%)	87	88	23, 39, 83, 114	0
1	C	402/422 (95%)	-0.37	0	100	100	21, 40, 75, 103	0
1	D	402/422 (95%)	-0.34	5 (1%)	79	78	24, 43, 80, 113	0
1	E	402/422 (95%)	-0.29	5 (1%)	79	78	31, 49, 89, 121	0
1	F	402/422 (95%)	-0.20	8 (1%)	65	64	29, 54, 87, 108	0
All	All	2412/2532 (95%)	-0.32	23 (0%)	82	82	21, 44, 85, 121	0

All (23) RSRZ outliers are listed below:

Mol	Chain	Res	Type	RSRZ
1	B	206	GLY	4.8
1	D	228	PRO	4.1
1	E	207	GLY	4.1
1	B	205	ARG	3.6
1	D	205	ARG	3.6
1	F	1	MET	3.3
1	E	228	PRO	3.2
1	D	229	ASP	3.1
1	A	229	ASP	3.0
1	F	228	PRO	3.0
1	E	229	ASP	2.9
1	D	206	GLY	2.8
1	A	228	PRO	2.8
1	F	229	ASP	2.7
1	E	1	MET	2.6
1	F	32	GLU	2.5
1	F	347	ALA	2.3
1	E	206	GLY	2.2
1	F	346	PRO	2.2

Continued on next page...

Continued from previous page...

Mol	Chain	Res	Type	RSRZ
1	D	1	MET	2.2
1	F	206	GLY	2.2
1	B	228	PRO	2.0
1	F	330	ALA	2.0

6.2 Non-standard residues in protein, DNA, RNA chains (i)

There are no non-standard protein/DNA/RNA residues in this entry.

6.3 Carbohydrates (i)

There are no monosaccharides in this entry.

6.4 Ligands (i)

In the following table, the Atoms column lists the number of modelled atoms in the group and the number defined in the chemical component dictionary. The B-factors column lists the minimum, median, 95th percentile and maximum values of B factors of atoms in the group. The column labelled 'Q< 0.9' lists the number of atoms with occupancy less than 0.9.

Mol	Type	Chain	Res	Atoms	RSCC	RSR	B-factors(Å^2)	Q<0.9
3	SO4	A	501	5/5	0.91	0.21	64,65,67,94	0
3	SO4	F	501	5/5	0.91	0.22	76,77,82,100	0
2	PAR	F	500	42/42	0.92	0.19	51,65,76,79	0
3	SO4	D	501	5/5	0.93	0.25	69,83,88,106	0
3	SO4	E	501	5/5	0.93	0.20	73,82,85,105	0
3	SO4	C	501	5/5	0.93	0.17	68,76,82,104	0
2	PAR	A	500	42/42	0.94	0.21	30,45,55,62	0
2	PAR	C	500	42/42	0.94	0.15	38,52,62,64	0
2	PAR	E	500	42/42	0.94	0.19	46,56,65,70	0
2	PAR	B	500	42/42	0.95	0.18	28,40,51,54	0
3	SO4	B	501	5/5	0.95	0.15	68,69,78,110	0
2	PAR	D	500	42/42	0.95	0.16	40,53,62,67	0

The following is a graphical depiction of the model fit to experimental electron density of all instances of the Ligand of Interest. In addition, ligands with molecular weight > 250 and outliers as shown on the geometry validation Tables will also be included. Each fit is shown from different orientation to approximate a three-dimensional view.

Electron density around PAR F 500:

$2mF_o$-DF_c (at 0.7 rmsd) in gray
mF_o-DF_c (at 3 rmsd) in purple (negative)
and green (positive)

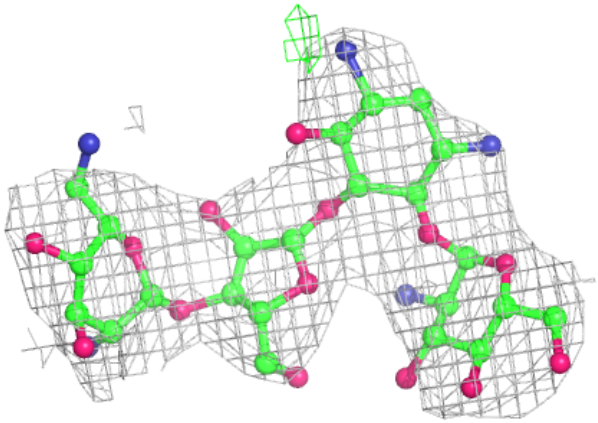

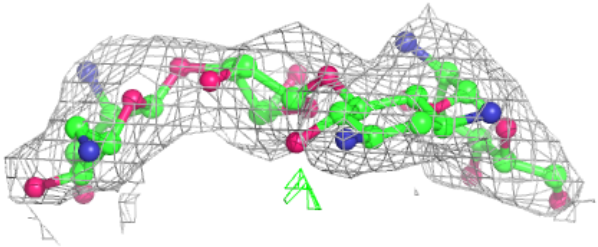

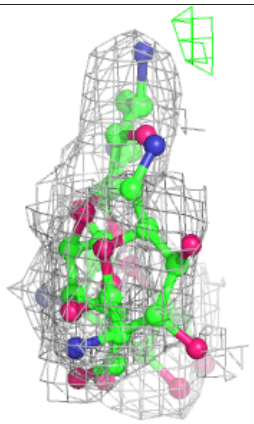

Electron density around PAR A 500:

$2mF_o$-DF_c (at 0.7 rmsd) in gray
mF_o-DF_c (at 3 rmsd) in purple (negative)
and green (positive)

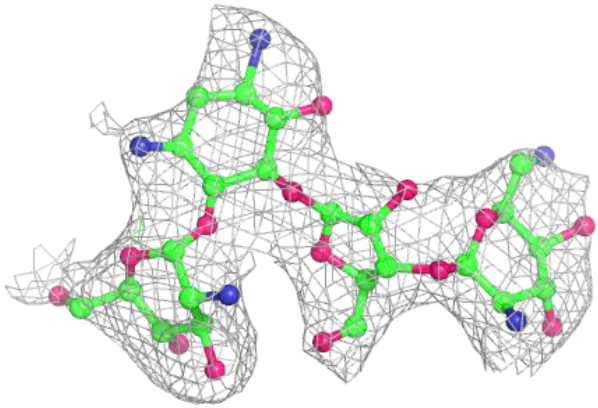

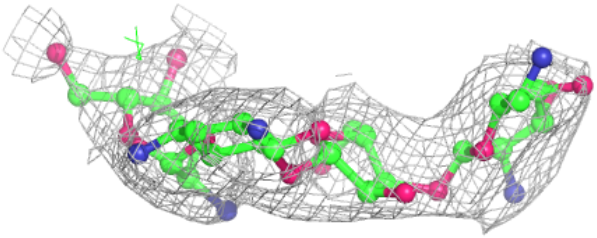

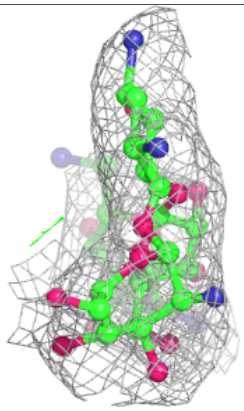

Electron density around PAR C 500:

$2mF_o$-DF_c (at 0.7 rmsd) in gray
mF_o-DF_c (at 3 rmsd) in purple (negative)
and green (positive)

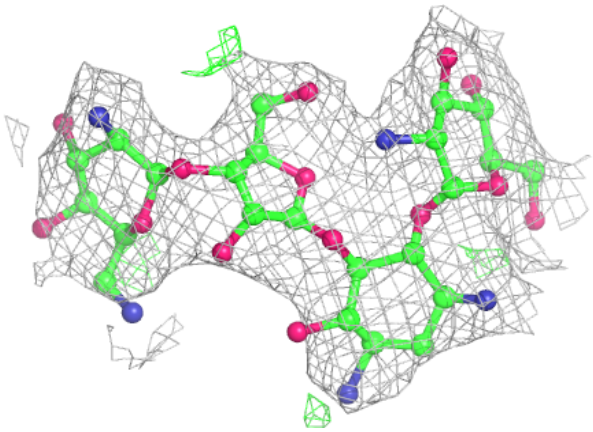

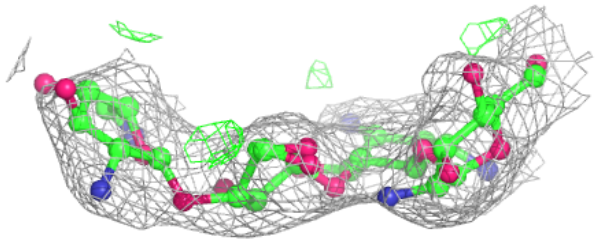

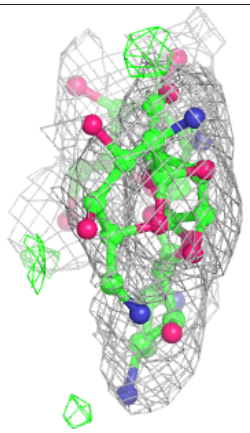

Electron density around PAR E 500:

$2mF_o$-DF_c (at 0.7 rmsd) in gray
mF_o-DF_c (at 3 rmsd) in purple (negative)
and green (positive)

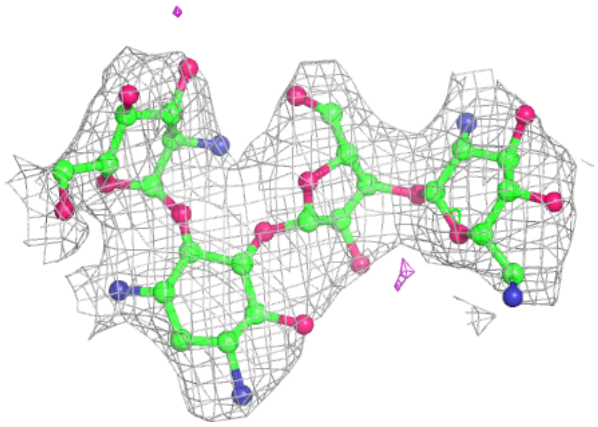

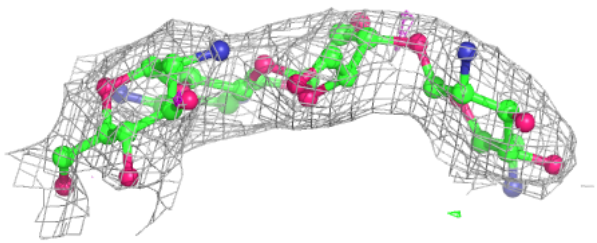

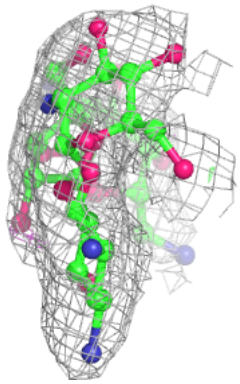

Electron density around PAR B 500:

$2mF_o$-DF_c (at 0.7 rmsd) in gray
mF_o-DF_c (at 3 rmsd) in purple (negative)
and green (positive)

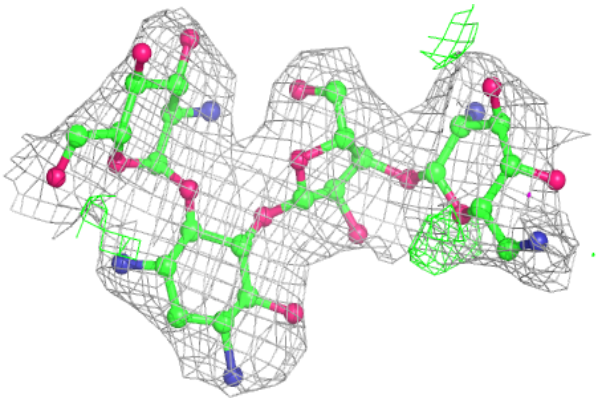

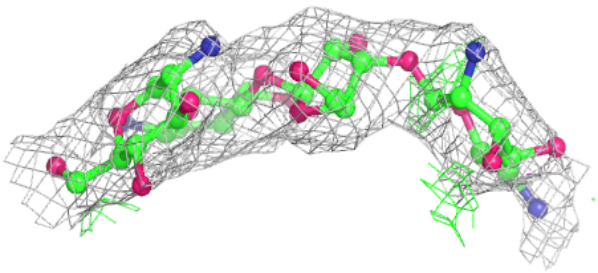

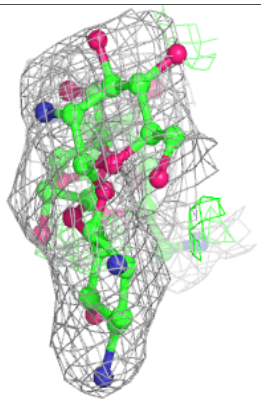

Electron density around PAR D 500:

$2mF_o$-DF_c (at 0.7 rmsd) in gray
mF_o-DF_c (at 3 rmsd) in purple (negative)
and green (positive)

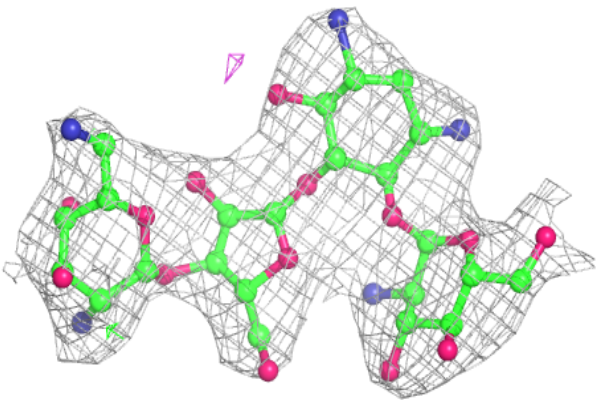

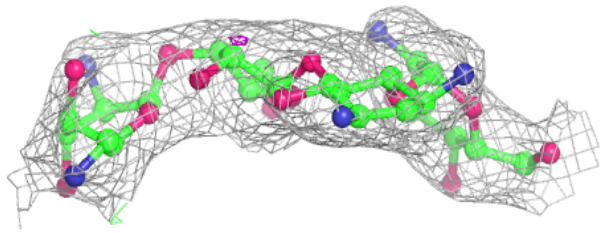

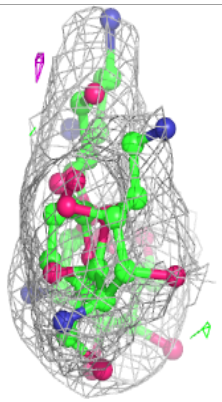

6.5 Other polymers (i)

There are no such residues in this entry.