Full wwPDB X-ray Structure Validation Report (i)

Aug 21, 2023 – 01:22 PM EDT

PDB ID	:	2P85
Title	:	Structure of Human Lung Cytochrome P450 2A13 with indole bound in two alternate conformations
Authors	:	Scott, E.E.; Stout, C.D.
Deposited on	:	2007-03-21
Resolution	:	2.35 Å(reported)

This is a Full wwPDB X-ray Structure Validation Report for a publicly released PDB entry.

We welcome your comments at *validation@mail.wwpdb.org*
A user guide is available at
https://www.wwpdb.org/validation/2017/XrayValidationReportHelp
with specific help available everywhere you see the (i) symbol.

The types of validation reports are described at
http://www.wwpdb.org/validation/2017/FAQs#types.

The following versions of software and data (see references (i)) were used in the production of this report:

MolProbity	:	4.02b-467
Mogul	:	1.8.5 (274361), CSD as541be (2020)
Xtriage (Phenix)	:	1.13
EDS	:	2.35
buster-report	:	1.1.7 (2018)
Percentile statistics	:	20191225.v01 (using entries in the PDB archive December 25th 2019)
Refmac	:	5.8.0158
CCP4	:	7.0.044 (Gargrove)
Ideal geometry (proteins)	:	Engh & Huber (2001)
Ideal geometry (DNA, RNA)	:	Parkinson et al. (1996)
Validation Pipeline (wwPDB-VP)	:	2.35

1 Overall quality at a glance (i)

The following experimental techniques were used to determine the structure:
X-RAY DIFFRACTION

The reported resolution of this entry is 2.35 Å.

Percentile scores (ranging between 0-100) for global validation metrics of the entry are shown in the following graphic. The table shows the number of entries on which the scores are based.

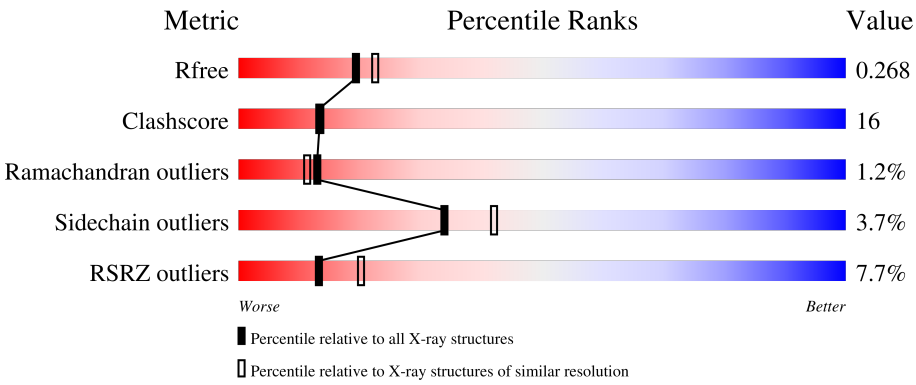

Metric	Whole archive (#Entries)	Similar resolution (#Entries, resolution range(Å))
R_{free}	130704	1164 (2.36-2.36)
Clashscore	141614	1232 (2.36-2.36)
Ramachandran outliers	138981	1211 (2.36-2.36)
Sidechain outliers	138945	1212 (2.36-2.36)
RSRZ outliers	127900	1150 (2.36-2.36)

The table below summarises the geometric issues observed across the polymeric chains and their fit to the electron density. The red, orange, yellow and green segments of the lower bar indicate the fraction of residues that contain outliers for >=3, 2, 1 and 0 types of geometric quality criteria respectively. A grey segment represents the fraction of residues that are not modelled. The numeric value for each fraction is indicated below the corresponding segment, with a dot representing fractions <=5% The upper red bar (where present) indicates the fraction of residues that have poor fit to the electron density. The numeric value is given above the bar.

Mol	Chain	Length	Quality of chain
1	A	476	3% 80% 16% • •
1	B	476	8% 69% 26% • •
1	C	476	11% 60% 33% • •
1	D	476	5% 72% 23% • •
1	E	476	6% 70% 25% • •

Continued on next page...

Continued from previous page...

Mol	Chain	Length	Quality of chain
1	F	476	12% 55% 39%

The following table lists non-polymeric compounds, carbohydrate monomers and non-standard residues in protein, DNA, RNA chains that are outliers for geometric or electron-density-fit criteria:

Mol	Type	Chain	Res	Chirality	Geometry	Clashes	Electron density
3	IND	B	508[B]	-	-	X	-

2 Entry composition (i)

There are 4 unique types of molecules in this entry. The entry contains 23541 atoms, of which 0 are hydrogens and 0 are deuteriums.

In the tables below, the ZeroOcc column contains the number of atoms modelled with zero occupancy, the AltConf column contains the number of residues with at least one atom in alternate conformation and the Trace column contains the number of residues modelled with at most 2 atoms.

- Molecule 1 is a protein called Cytochrome P450 2A13.

Mol	Chain	Residues	Atoms					ZeroOcc	AltConf	Trace
			Total	C	N	O	S			
1	A	464	3763	2421	650	674	18	0	0	0
1	B	464	3763	2421	650	674	18	0	0	0
1	C	464	3763	2421	650	674	18	0	0	0
1	D	464	3763	2421	650	674	18	0	0	0
1	E	464	3763	2421	650	674	18	0	0	0
1	F	464	3763	2421	650	674	18	0	0	0

There are 66 discrepancies between the modelled and reference sequences:

Chain	Residue	Modelled	Actual	Comment	Reference
A	23	MET	VAL	engineered mutation	UNP Q16696
A	24	ALA	TRP	engineered mutation	UNP Q16696
A	25	LYS	ARG	engineered mutation	UNP Q16696
A	26	LYS	GLN	engineered mutation	UNP Q16696
A	27	THR	ARG	engineered mutation	UNP Q16696
A	28	SER	LYS	engineered mutation	UNP Q16696
A	30	LYS	ARG	engineered mutation	UNP Q16696
A	495	HIS	-	expression tag	UNP Q16696
A	496	HIS	-	expression tag	UNP Q16696
A	497	HIS	-	expression tag	UNP Q16696
A	498	HIS	-	expression tag	UNP Q16696
B	23	MET	VAL	engineered mutation	UNP Q16696
B	24	ALA	TRP	engineered mutation	UNP Q16696
B	25	LYS	ARG	engineered mutation	UNP Q16696
B	26	LYS	GLN	engineered mutation	UNP Q16696
B	27	THR	ARG	engineered mutation	UNP Q16696
B	28	SER	LYS	engineered mutation	UNP Q16696

Continued on next page...

Continued from previous page...

Chain	Residue	Modelled	Actual	Comment	Reference
B	30	LYS	ARG	engineered mutation	UNP Q16696
B	495	HIS	-	expression tag	UNP Q16696
B	496	HIS	-	expression tag	UNP Q16696
B	497	HIS	-	expression tag	UNP Q16696
B	498	HIS	-	expression tag	UNP Q16696
C	23	MET	VAL	engineered mutation	UNP Q16696
C	24	ALA	TRP	engineered mutation	UNP Q16696
C	25	LYS	ARG	engineered mutation	UNP Q16696
C	26	LYS	GLN	engineered mutation	UNP Q16696
C	27	THR	ARG	engineered mutation	UNP Q16696
C	28	SER	LYS	engineered mutation	UNP Q16696
C	30	LYS	ARG	engineered mutation	UNP Q16696
C	495	HIS	-	expression tag	UNP Q16696
C	496	HIS	-	expression tag	UNP Q16696
C	497	HIS	-	expression tag	UNP Q16696
C	498	HIS	-	expression tag	UNP Q16696
D	23	MET	VAL	engineered mutation	UNP Q16696
D	24	ALA	TRP	engineered mutation	UNP Q16696
D	25	LYS	ARG	engineered mutation	UNP Q16696
D	26	LYS	GLN	engineered mutation	UNP Q16696
D	27	THR	ARG	engineered mutation	UNP Q16696
D	28	SER	LYS	engineered mutation	UNP Q16696
D	30	LYS	ARG	engineered mutation	UNP Q16696
D	495	HIS	-	expression tag	UNP Q16696
D	496	HIS	-	expression tag	UNP Q16696
D	497	HIS	-	expression tag	UNP Q16696
D	498	HIS	-	expression tag	UNP Q16696
E	23	MET	VAL	engineered mutation	UNP Q16696
E	24	ALA	TRP	engineered mutation	UNP Q16696
E	25	LYS	ARG	engineered mutation	UNP Q16696
E	26	LYS	GLN	engineered mutation	UNP Q16696
E	27	THR	ARG	engineered mutation	UNP Q16696
E	28	SER	LYS	engineered mutation	UNP Q16696
E	30	LYS	ARG	engineered mutation	UNP Q16696
E	495	HIS	-	expression tag	UNP Q16696
E	496	HIS	-	expression tag	UNP Q16696
E	497	HIS	-	expression tag	UNP Q16696
E	498	HIS	-	expression tag	UNP Q16696
F	23	MET	VAL	engineered mutation	UNP Q16696
F	24	ALA	TRP	engineered mutation	UNP Q16696
F	25	LYS	ARG	engineered mutation	UNP Q16696
F	26	LYS	GLN	engineered mutation	UNP Q16696

Continued on next page...

Continued from previous page...

Chain	Residue	Modelled	Actual	Comment	Reference
F	27	THR	ARG	engineered mutation	UNP Q16696
F	28	SER	LYS	engineered mutation	UNP Q16696
F	30	LYS	ARG	engineered mutation	UNP Q16696
F	495	HIS	-	expression tag	UNP Q16696
F	496	HIS	-	expression tag	UNP Q16696
F	497	HIS	-	expression tag	UNP Q16696
F	498	HIS	-	expression tag	UNP Q16696

- Molecule 2 is PROTOPORPHYRIN IX CONTAINING FE (three-letter code: HEM) (formula: $C_{34}H_{32}FeN_4O_4$).

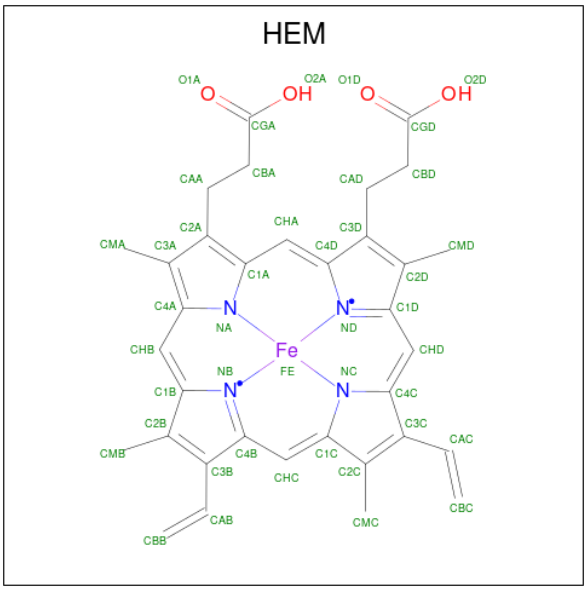

Mol	Chain	Residues	Atoms					ZeroOcc	AltConf
			Total	C	Fe	N	O		
2	A	1	43	34	1	4	4	0	0
2	B	1	43	34	1	4	4	0	0
2	C	1	43	34	1	4	4	0	0
2	D	1	43	34	1	4	4	0	0
2	E	1	43	34	1	4	4	0	0
2	F	1	43	34	1	4	4	0	0

- Molecule 3 is INDOLE (three-letter code: IND) (formula: C_8H_7N).

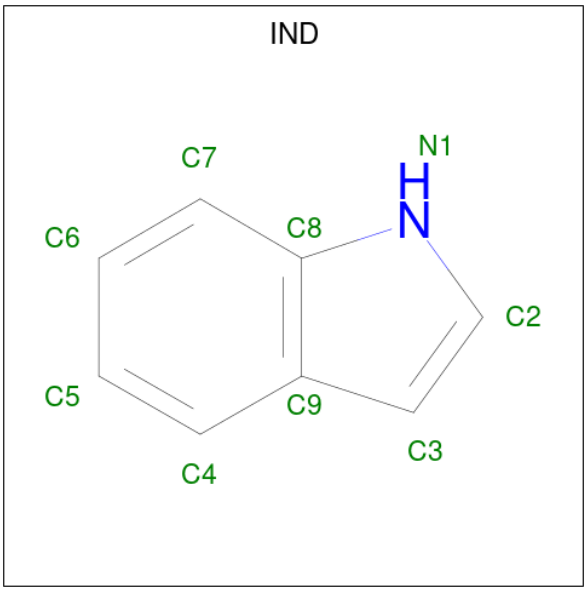

Mol	Chain	Residues	Atoms			ZeroOcc	AltConf
			Total	C	N		
3	A	1	9	8	1	0	1
3	A	1	9	8	1	0	1
3	B	1	9	8	1	0	1
3	B	1	9	8	1	0	1
3	C	1	9	8	1	0	1
3	C	1	9	8	1	0	1
3	D	1	9	8	1	0	1
3	D	1	9	8	1	0	1
3	E	1	9	8	1	0	1
3	E	1	9	8	1	0	1
3	F	1	9	8	1	0	1
3	F	1	9	8	1	0	1

- Molecule 4 is water.

Mol	Chain	Residues	Atoms		ZeroOcc	AltConf
			Total	O		
4	A	161	161	161	0	1
			Total	O		
4	B	75	75	75	0	1
			Total	O		
4	C	89	89	89	0	1
			Total	O		
4	D	96	96	96	0	1
			Total	O		
4	E	99	99	99	0	1
			Total	O		
4	F	77	77	77	0	1

3 Residue-property plots (i)

These plots are drawn for all protein, RNA, DNA and oligosaccharide chains in the entry. The first graphic for a chain summarises the proportions of the various outlier classes displayed in the second graphic. The second graphic shows the sequence view annotated by issues in geometry and electron density. Residues are color-coded according to the number of geometric quality criteria for which they contain at least one outlier: green = 0, yellow = 1, orange = 2 and red = 3 or more. A red dot above a residue indicates a poor fit to the electron density (RSRZ > 2). Stretches of 2 or more consecutive residues without any outlier are shown as a green connector. Residues present in the sample, but not in the model, are shown in grey.

• Molecule 1: Cytochrome P450 2A13

Chain A:

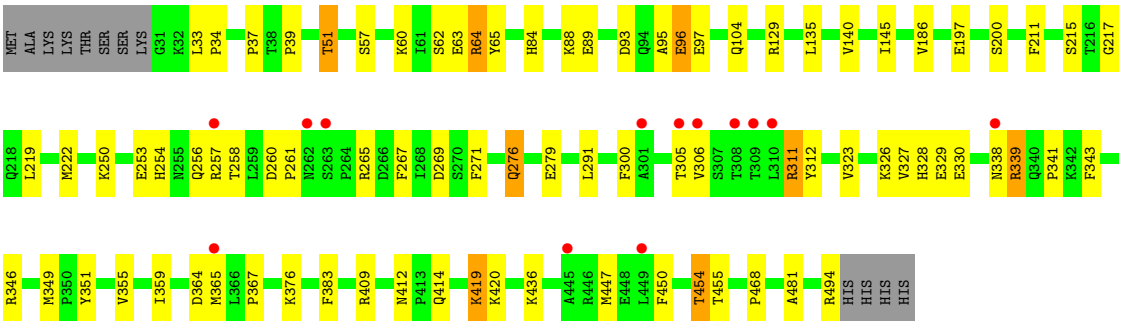

• Molecule 1: Cytochrome P450 2A13

Chain B:

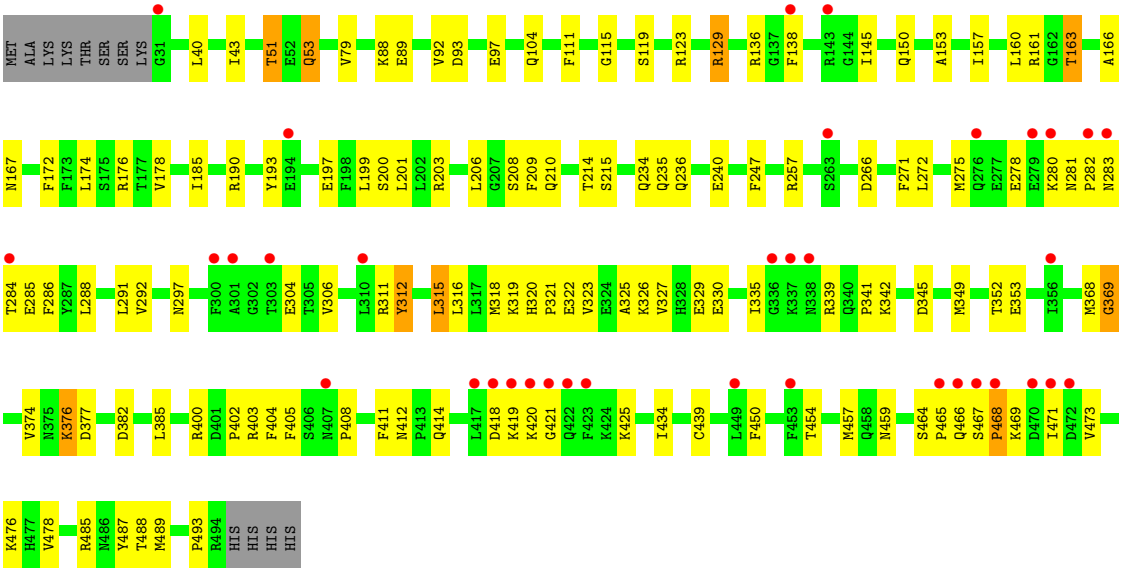

• Molecule 1: Cytochrome P450 2A13

Chain C:

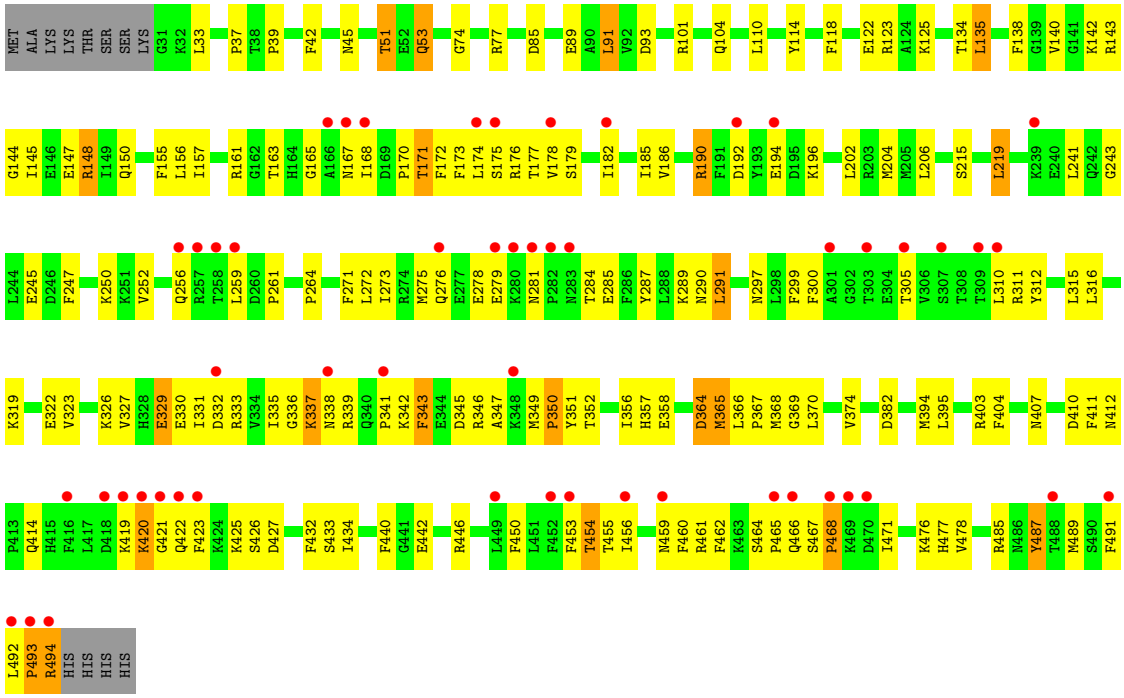

- Molecule 1: Cytochrome P450 2A13

Chain D:

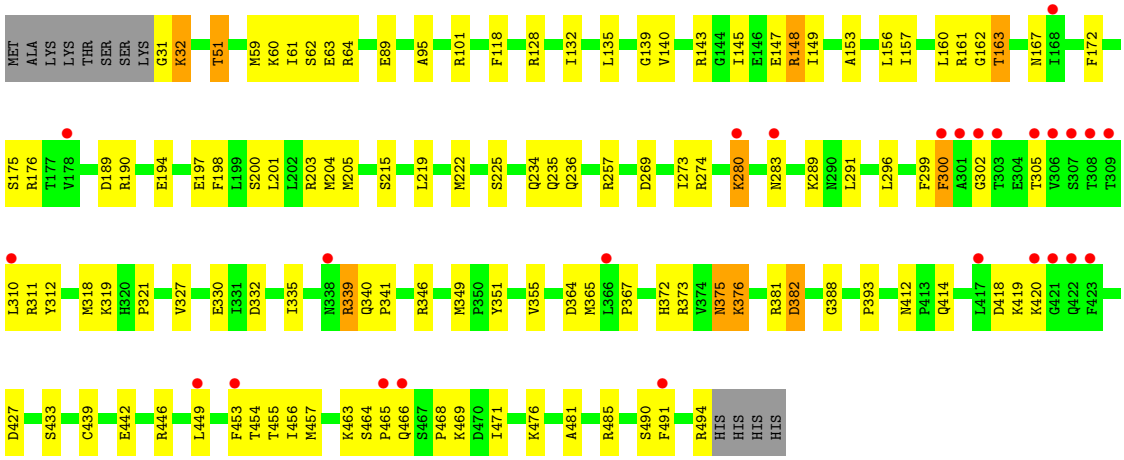

- Molecule 1: Cytochrome P450 2A13

Chain E:

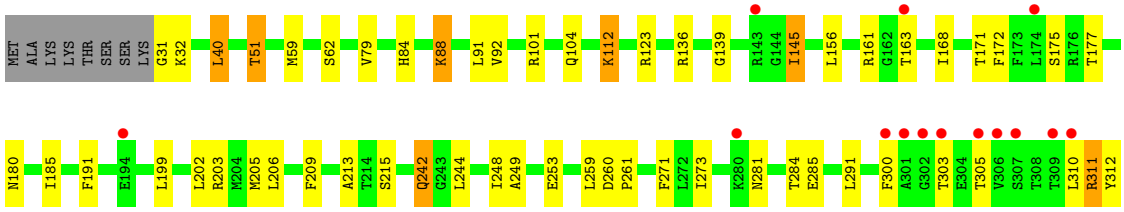

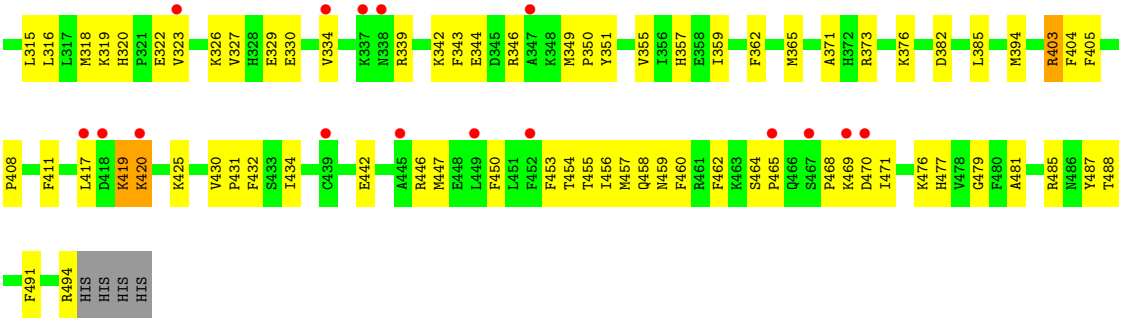

- Molecule 1: Cytochrome P450 2A13

Chain F:

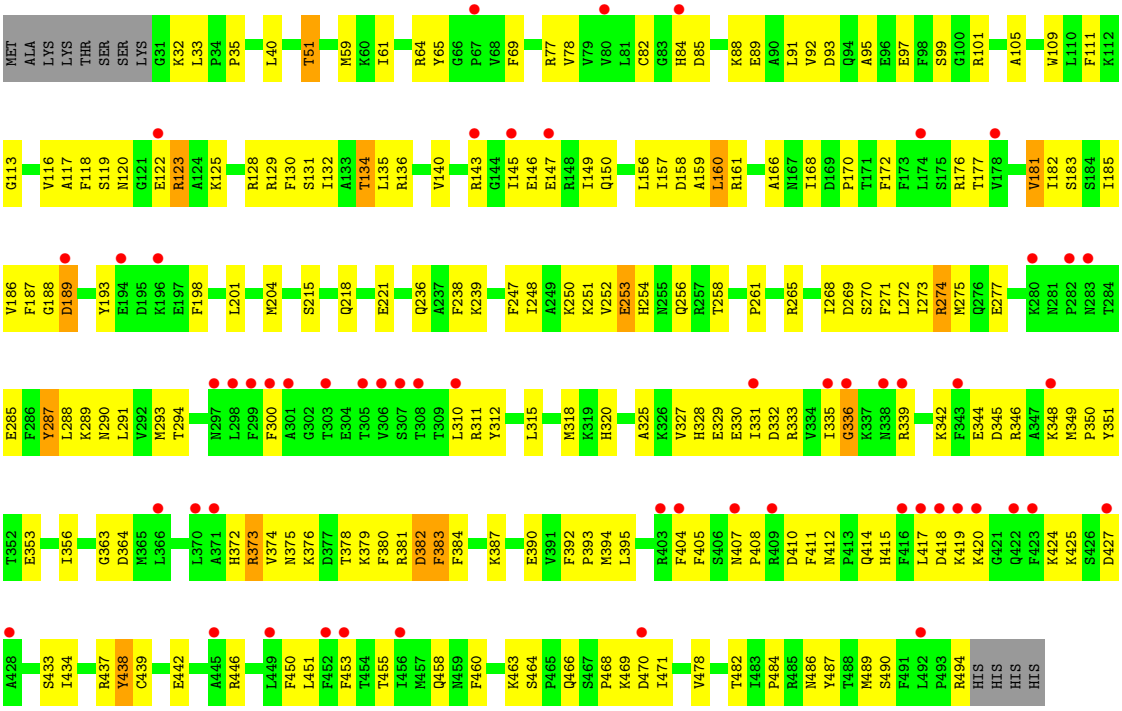

4 Data and refinement statistics (i)

Property	Value	Source
Space group	P 1 2 1	Depositor
Cell constants a, b, c, α, β, γ	121.32Å 110.28Å 142.00Å 90.00° 110.28° 90.00°	Depositor
Resolution (Å)	29.34 – 2.35 29.34 – 2.10	Depositor EDS
% Data completeness (in resolution range)	97.2 (29.34-2.35) 96.9 (29.34-2.10)	Depositor EDS
R_{merge}	(Not available)	Depositor
R_{sym}	(Not available)	Depositor
$< I/\sigma(I) >$ [1]	1.58 (at 2.10Å)	Xtriage
Refinement program	CNS 1.1	Depositor
R, R_{free}	0.219 , 0.277 0.210 , 0.268	Depositor DCC
R_{free} test set	19677 reflections (9.94%)	wwPDB-VP
Wilson B-factor (Å^2)	39.9	Xtriage
Anisotropy	0.084	Xtriage
Bulk solvent k_{sol}(e/Å^3), B_{sol}(Å^2)	0.35 , 57.7	EDS
L-test for twinning[2]	$< \|L\| > = 0.49$, $< L^2 > = 0.33$	Xtriage
Estimated twinning fraction	No twinning to report.	Xtriage
F_o,F_c correlation	0.95	EDS
Total number of atoms	23541	wwPDB-VP
Average B, all atoms (Å^2)	45.0	wwPDB-VP

Xtriage's analysis on translational NCS is as follows: *The largest off-origin peak in the Patterson function is 7.60% of the height of the origin peak. No significant pseudotranslation is detected.*

[1]Intensities estimated from amplitudes.

[2]Theoretical values of $< |L| >$, $< L^2 >$ for acentric reflections are 0.5, 0.333 respectively for untwinned datasets, and 0.375, 0.2 for perfectly twinned datasets.

5 Model quality (i)

5.1 Standard geometry (i)

Bond lengths and bond angles in the following residue types are not validated in this section: IND, HEM

The Z score for a bond length (or angle) is the number of standard deviations the observed value is removed from the expected value. A bond length (or angle) with $|Z| > 5$ is considered an outlier worth inspection. RMSZ is the root-mean-square of all Z scores of the bond lengths (or angles).

Mol	Chain	Bond lengths		Bond angles	
		RMSZ	$\#\|Z\| >5$	RMSZ	$\#\|Z\| >5$
1	A	0.50	0/3860	0.68	1/5198 (0.0%)
1	B	0.45	0/3860	0.65	1/5198 (0.0%)
1	C	0.44	0/3860	0.64	3/5198 (0.1%)
1	D	0.46	0/3860	0.64	0/5198
1	E	0.44	0/3860	0.63	3/5198 (0.1%)
1	F	0.42	0/3860	0.61	0/5198
All	All	0.45	0/23160	0.64	8/31188 (0.0%)

There are no bond length outliers.

All (8) bond angle outliers are listed below:

Mol	Chain	Res	Type	Atoms	Z	Observed(^{o})	Ideal(^{o})
1	A	104	GLN	N-CA-C	-5.49	96.17	111.00
1	C	104	GLN	N-CA-C	-5.47	96.22	111.00
1	E	104	GLN	N-CA-C	-5.38	96.49	111.00
1	C	370	LEU	N-CA-C	-5.35	96.55	111.00
1	E	40	LEU	CA-CB-CG	-5.22	103.29	115.30
1	C	74	GLY	N-CA-C	-5.21	100.09	113.10
1	E	479	GLY	N-CA-C	-5.06	100.46	113.10
1	B	104	GLN	N-CA-C	-5.03	97.42	111.00

There are no chirality outliers.

There are no planarity outliers.

5.2 Too-close contacts (i)

In the following table, the Non-H and H(model) columns list the number of non-hydrogen atoms and hydrogen atoms in the chain respectively. The H(added) column lists the number of hydrogen

atoms added and optimized by MolProbity. The Clashes column lists the number of clashes within the asymmetric unit, whereas Symm-Clashes lists symmetry-related clashes.

Mol	Chain	Non-H	H(model)	H(added)	Clashes	Symm-Clashes
1	A	3763	0	3728	61	0
1	B	3763	0	3728	107	0
1	C	3763	0	3728	166	0
1	D	3763	0	3728	115	0
1	E	3763	0	3728	105	0
1	F	3763	0	3728	181	0
2	A	43	0	30	1	0
2	B	43	0	30	3	0
2	C	43	0	30	3	0
2	D	43	0	30	4	0
2	E	43	0	30	0	0
2	F	43	0	30	5	0
3	A	18	0	14	1	0
3	B	18	0	14	5	0
3	C	18	0	14	2	0
3	D	18	0	14	0	0
3	E	18	0	14	2	0
3	F	18	0	14	2	0
4	A	161	0	0	5	0
4	B	75	0	0	1	0
4	C	89	0	0	4	0
4	D	96	0	0	2	0
4	E	99	0	0	3	0
4	F	77	0	0	2	0
All	All	23541	0	22632	740	0

The all-atom clashscore is defined as the number of clashes found per 1000 atoms (including hydrogen atoms). The all-atom clashscore for this structure is 16.

All (740) close contacts within the same asymmetric unit are listed below, sorted by their clash magnitude.

Atom-1	Atom-2	Interatomic distance (Å)	Clash overlap (Å)
1:D:280:LYS:H	1:D:280:LYS:HE3	1.07	1.15
1:A:419:LYS:H	1:A:419:LYS:HD2	1.10	1.12
1:D:419:LYS:H	1:D:419:LYS:HD2	1.01	1.12
1:D:51:THR:HG23	1:D:215:SER:HB2	1.40	1.03
1:F:143:ARG:HH12	1:F:147:GLU:HB3	1.22	1.02
1:A:57:SER:HA	1:A:60:LYS:HE3	1.44	0.99
1:D:32:LYS:H	1:D:32:LYS:CE	1.76	0.98

Continued on next page...

Continued from previous page...

Atom-1	Atom-2	Interatomic distance (Å)	Clash overlap (Å)
1:B:419:LYS:H	1:B:419:LYS:HD2	1.30	0.97
1:D:32:LYS:H	1:D:32:LYS:HE2	1.33	0.93
1:F:274:ARG:HH21	1:F:274:ARG:HB3	1.35	0.92
1:C:157:ILE:HG23	1:C:460:PHE:HE1	1.34	0.92
1:D:419:LYS:HD2	1:D:419:LYS:N	1.86	0.90
1:C:247:PHE:HD1	1:C:250:LYS:HE2	1.37	0.90
1:C:204:MET:CE	1:C:243:GLY:HA3	2.04	0.88
1:F:156:LEU:HD12	1:F:177:THR:OG1	1.73	0.87
1:A:420:LYS:H	1:A:420:LYS:HD2	1.40	0.87
1:D:280:LYS:HE3	1:D:280:LYS:N	1.91	0.85
1:F:143:ARG:NH1	1:F:147:GLU:HB3	1.91	0.85
1:E:242:GLN:HG2	4:E:1128:HOH:O	1.75	0.85
1:A:265:ARG:HD3	1:A:269:ASP:OD1	1.74	0.85
1:D:32:LYS:HE3	1:D:382:ASP:O	1.75	0.85
1:C:175:SER:HB2	1:C:202:LEU:HD11	1.59	0.84
1:C:247:PHE:CD1	1:C:250:LYS:HE2	2.13	0.84
1:C:144:GLY:O	1:C:147:GLU:HG2	1.78	0.83
1:E:450:PHE:O	1:E:454:THR:HG22	1.78	0.83
1:D:376:LYS:NZ	1:D:376:LYS:HB3	1.96	0.81
1:F:130:PHE:O	1:F:134:THR:HG22	1.80	0.81
1:D:468:PRO:HB2	1:D:469:LYS:HE3	1.62	0.81
1:F:420:LYS:N	1:F:420:LYS:HD2	1.96	0.80
1:B:330:GLU:OE1	1:B:352:THR:HG22	1.82	0.80
1:B:53:GLN:NE2	1:B:478:VAL:HB	1.97	0.79
1:C:461:ARG:HE	1:C:494:ARG:HB2	1.47	0.79
1:B:419:LYS:HD2	1:B:419:LYS:N	1.98	0.79
1:C:450:PHE:O	1:C:454:THR:HB	1.82	0.78
1:D:201:LEU:HD23	1:D:204:MET:HE3	1.63	0.78
1:C:247:PHE:O	1:C:250:LYS:HG2	1.83	0.78
1:E:31:GLY:O	1:E:32:LYS:HD2	1.84	0.78
1:F:201:LEU:HA	1:F:204:MET:HE3	1.64	0.77
1:C:335:ILE:HD13	1:C:341:PRO:HG3	1.64	0.77
1:B:53:GLN:HE21	1:B:478:VAL:HB	1.49	0.77
1:C:442:GLU:O	1:C:446:ARG:HG3	1.83	0.77
1:F:33:LEU:HD11	1:F:77:ARG:NH2	1.99	0.77
1:A:254:HIS:O	1:A:257:ARG:HG2	1.84	0.77
1:D:419:LYS:H	1:D:419:LYS:CD	1.86	0.77
1:A:419:LYS:HD2	1:A:419:LYS:N	1.94	0.77
1:F:442:GLU:O	1:F:446:ARG:HG3	1.85	0.77
1:E:156:LEU:HD21	1:E:456:ILE:HD11	1.67	0.76
1:D:219:LEU:HA	1:D:222:MET:HE3	1.68	0.76

Continued on next page...

Continued from previous page...

Atom-1	Atom-2	Interatomic distance (Å)	Clash overlap (Å)
1:C:168:ILE:HD12	1:C:173:PHE:CE2	2.21	0.75
1:B:172:PHE:O	1:B:176:ARG:HG3	1.87	0.75
1:C:315:LEU:HB2	1:C:487:TYR:HE2	1.50	0.75
1:B:197:GLU:O	1:B:200:SER:HB3	1.87	0.75
1:D:201:LEU:HD23	1:D:204:MET:CE	2.15	0.75
1:C:204:MET:HE1	1:C:243:GLY:HA3	1.70	0.74
1:B:129:ARG:HG3	1:B:129:ARG:HH11	1.53	0.74
1:F:130:PHE:CE2	1:F:274:ARG:HG3	2.22	0.73
1:C:315:LEU:HD13	1:C:487:TYR:CD2	2.23	0.73
1:F:274:ARG:HA	1:F:277:GLU:HG2	1.71	0.73
1:C:461:ARG:HH22	1:C:492:LEU:CD1	2.01	0.73
1:C:204:MET:HE2	1:C:243:GLY:HA3	1.71	0.72
1:C:297:ASN:HD22	3:C:503[A]:IND:HN1	1.35	0.72
1:F:32:LYS:H	1:F:384:PHE:HB3	1.53	0.72
1:E:405:PHE:O	1:E:408:PRO:HD3	1.89	0.72
1:D:60:LYS:O	1:D:63:GLU:HG2	1.90	0.71
1:C:412:ASN:OD1	1:C:414:GLN:HB2	1.90	0.71
1:C:460:PHE:HA	1:C:492:LEU:O	1.90	0.71
1:A:51:THR:HG23	1:A:215:SER:OG	1.90	0.71
1:B:209:PHE:CD2	1:B:304:GLU:HG2	2.26	0.71
1:E:92:VAL:HG23	1:E:434:ILE:HD12	1.72	0.70
1:C:172:PHE:HA	1:C:175:SER:OG	1.91	0.70
1:E:323:VAL:O	1:E:327:VAL:HG23	1.91	0.69
1:B:53:GLN:HE22	1:B:478:VAL:HG11	1.57	0.68
1:F:236:GLN:OE1	1:F:239:LYS:HE3	1.93	0.68
1:C:310:LEU:HD23	1:C:453:PHE:CE1	2.29	0.68
1:C:476:LYS:HE2	1:C:477:HIS:NE2	2.08	0.68
1:B:88:LYS:HG2	1:B:92:VAL:HG21	1.74	0.68
1:C:157:ILE:HG23	1:C:460:PHE:CE1	2.24	0.67
1:B:209:PHE:CE1	3:B:508[B]:IND:H2	2.30	0.67
1:C:271:PHE:O	1:C:275:MET:HG3	1.95	0.67
1:F:254:HIS:O	1:F:258:THR:HG22	1.94	0.67
1:D:219:LEU:HD12	1:D:222:MET:HE3	1.77	0.66
1:E:419:LYS:H	1:E:419:LYS:HZ2	1.44	0.66
1:B:129:ARG:HG3	1:B:129:ARG:NH1	2.09	0.66
1:F:310:LEU:HD23	1:F:453:PHE:CE1	2.30	0.66
1:C:51:THR:HG21	1:C:219:LEU:CD1	2.26	0.66
1:F:132:ILE:O	1:F:136:ARG:HG2	1.96	0.66
1:C:156:LEU:HD13	1:C:177:THR:OG1	1.96	0.66
1:E:355:VAL:O	1:E:359:ILE:HG13	1.95	0.66
1:F:88:LYS:HZ2	1:F:92:VAL:HG21	1.59	0.65

Continued on next page...

Continued from previous page...

Atom-1	Atom-2	Interatomic distance (Å)	Clash overlap (Å)
1:C:461:ARG:HH22	1:C:492:LEU:HD12	1.60	0.65
1:F:188:GLY:O	1:F:189:ASP:HB2	1.95	0.65
1:F:64:ARG:HD3	1:F:65:TYR:CE1	2.31	0.65
1:C:352:THR:O	1:C:356:ILE:HG13	1.97	0.65
1:D:176:ARG:HG3	1:D:198:PHE:CE2	2.31	0.65
1:E:357:HIS:CE1	1:E:446:ARG:HH22	2.15	0.65
1:F:486:ASN:HD22	1:F:486:ASN:N	1.94	0.65
1:A:419:LYS:H	1:A:419:LYS:CD	1.96	0.65
1:D:311:ARG:HH21	1:D:311:ARG:HG3	1.62	0.65
1:D:32:LYS:HE2	1:D:32:LYS:N	2.09	0.65
1:C:315:LEU:HD13	1:C:487:TYR:HD2	1.62	0.64
1:D:466:GLN:HE21	1:D:471:ILE:HG12	1.62	0.64
1:E:123:ARG:HA	1:E:285:GLU:HG3	1.80	0.64
1:B:51:THR:HG22	1:B:215:SER:HB2	1.80	0.64
1:F:328:HIS:O	1:F:331:ILE:HB	1.96	0.64
1:D:364:ASP:OD2	1:D:367:PRO:HB3	1.98	0.64
1:E:419:LYS:HD3	1:E:419:LYS:N	2.11	0.64
1:C:148:ARG:HE	1:C:148:ARG:CA	2.11	0.64
1:D:161:ARG:HG2	1:D:161:ARG:HH11	1.62	0.64
1:E:202:LEU:HD23	1:E:205:MET:CE	2.28	0.64
1:E:51:THR:HG23	1:E:215:SER:OG	1.98	0.64
1:C:461:ARG:HE	1:C:494:ARG:CB	2.11	0.63
1:A:420:LYS:HD2	1:A:420:LYS:N	2.12	0.63
1:B:419:LYS:H	1:B:419:LYS:CD	2.08	0.63
1:C:460:PHE:HD2	1:C:491:PHE:HB3	1.63	0.63
1:D:51:THR:CG2	1:D:215:SER:HB2	2.24	0.63
1:F:64:ARG:HH11	1:F:64:ARG:HG2	1.62	0.63
1:C:423:PHE:HE1	1:C:425:LYS:HG2	1.63	0.63
1:C:460:PHE:CD2	1:C:491:PHE:HB3	2.34	0.63
1:D:89:GLU:CD	1:D:381:ARG:HH11	2.02	0.63
1:B:51:THR:CG2	1:B:215:SER:HB2	2.29	0.63
1:B:342:LYS:HG3	1:B:345:ASP:OD1	1.99	0.63
1:B:400:ARG:HG3	1:B:400:ARG:HH11	1.64	0.62
1:F:248:ILE:O	1:F:252:VAL:HG23	1.98	0.62
1:F:330:GLU:OE2	1:F:350:PRO:HD2	1.99	0.62
1:F:88:LYS:HZ1	1:F:92:VAL:HG11	1.63	0.62
1:B:376:LYS:HD2	1:B:377:ASP:O	2.00	0.62
1:D:269:ASP:O	1:D:273:ILE:HG13	2.00	0.62
1:D:373:ARG:NH1	1:D:388:GLY:O	2.33	0.62
1:F:458:GLN:O	1:F:494:ARG:HD3	1.98	0.62
1:C:156:LEU:HD22	1:C:177:THR:HG21	1.82	0.62

Continued on next page...

Continued from previous page...

Atom-1	Atom-2	Interatomic distance (Å)	Clash overlap (Å)
1:B:201:LEU:HD11	1:B:247:PHE:CZ	2.35	0.61
1:C:167:ASN:ND2	1:C:465:PRO:HB3	2.15	0.61
1:D:376:LYS:HB3	1:D:376:LYS:HZ3	1.64	0.61
1:B:208:SER:N	1:B:240:GLU:OE2	2.33	0.61
1:D:442:GLU:O	1:D:446:ARG:HG3	2.00	0.61
1:B:138:PHE:CZ	1:B:185:ILE:HA	2.35	0.61
1:F:157:ILE:HD11	1:F:455:THR:HG22	1.82	0.61
1:F:327:VAL:O	1:F:331:ILE:HG13	2.01	0.61
1:D:319:LYS:O	1:D:321:PRO:HD3	2.00	0.61
1:A:51:THR:CG2	1:A:215:SER:OG	2.49	0.61
1:A:420:LYS:H	1:A:420:LYS:CD	2.12	0.61
1:D:51:THR:HG23	1:D:215:SER:CB	2.25	0.61
1:B:174:LEU:HD12	1:B:311:ARG:HG2	1.83	0.60
1:C:196:LYS:HE3	1:C:196:LYS:HA	1.83	0.60
1:F:265:ARG:HD3	1:F:269:ASP:OD1	2.01	0.60
1:B:53:GLN:HE22	1:B:478:VAL:CG1	2.14	0.60
1:F:51:THR:HG23	1:F:215:SER:HB2	1.82	0.60
1:F:136:ARG:HG3	1:F:136:ARG:HH11	1.65	0.60
1:F:270:SER:O	1:F:273:ILE:HB	2.01	0.60
1:B:450:PHE:O	1:B:454:THR:HG22	2.02	0.60
1:C:342:LYS:HD3	4:C:1031:HOH:O	2.01	0.60
1:B:402:PRO:C	1:B:404:PHE:H	2.05	0.59
1:B:53:GLN:NE2	1:B:478:VAL:CB	2.64	0.59
1:C:342:LYS:HG3	1:C:345:ASP:OD1	2.02	0.59
1:D:310:LEU:HD23	1:D:453:PHE:CE1	2.37	0.59
1:E:346:ARG:HB3	1:E:450:PHE:CE1	2.38	0.59
1:F:130:PHE:O	1:F:134:THR:CG2	2.51	0.59
1:F:130:PHE:CE1	1:F:134:THR:HG21	2.38	0.59
1:B:210:GLN:O	1:B:214:THR:HG23	2.02	0.59
1:B:89:GLU:HA	1:B:93:ASP:OD2	2.03	0.59
1:D:296:LEU:HD12	1:D:296:LEU:O	2.03	0.59
1:D:327:VAL:HG11	1:D:457:MET:CE	2.32	0.59
1:F:373:ARG:HH21	1:F:373:ARG:HB2	1.67	0.59
1:E:101:ARG:O	1:E:373:ARG:HD2	2.03	0.58
1:F:176:ARG:HD3	1:F:193:TYR:HA	1.85	0.58
1:C:425:LYS:HD3	1:C:426:SER:H	1.68	0.58
1:D:51:THR:O	1:D:215:SER:HA	2.03	0.58
1:D:332:ASP:OD2	1:D:494:ARG:NH2	2.37	0.58
1:D:341:PRO:HG2	1:D:454:THR:HG22	1.85	0.58
1:C:323:VAL:O	1:C:327:VAL:HG23	2.03	0.58
1:B:374:VAL:HG23	1:B:374:VAL:O	2.03	0.58

Continued on next page...

Continued from previous page...

Atom-1	Atom-2	Interatomic distance (Å)	Clash overlap (Å)
1:F:147:GLU:HA	1:F:150:GLN:OE1	2.04	0.58
1:D:219:LEU:HD12	1:D:222:MET:CE	2.34	0.57
1:F:433:SER:HB3	2:F:500:HEM:HBA1	1.86	0.57
1:E:51:THR:CG2	1:E:215:SER:OG	2.52	0.57
1:F:250:LYS:O	1:F:253:GLU:HG3	2.03	0.57
1:C:85:ASP:O	1:C:89:GLU:HG3	2.03	0.57
1:C:155:PHE:HD2	1:C:190:ARG:NH2	2.01	0.57
1:C:172:PHE:O	1:C:176:ARG:HG3	2.05	0.57
1:F:382:ASP:OD2	1:F:382:ASP:N	2.36	0.57
1:A:311:ARG:HG3	4:A:648:HOH:O	2.04	0.57
1:A:129:ARG:HG3	1:A:129:ARG:HH11	1.69	0.57
1:A:305:THR:HB	1:A:365:MET:HE1	1.86	0.57
1:B:51:THR:HG23	1:B:215:SER:O	2.04	0.57
1:C:51:THR:HG21	1:C:219:LEU:HD12	1.87	0.57
1:E:59:MET:O	1:E:62:SER:HB3	2.04	0.57
1:E:156:LEU:CD2	1:E:456:ILE:HD11	2.33	0.57
1:F:91:LEU:O	1:F:95:ALA:HA	2.05	0.57
1:A:341:PRO:HG2	1:A:454:THR:HG23	1.86	0.57
1:B:319:LYS:NZ	1:B:471:ILE:O	2.37	0.57
1:C:89:GLU:O	1:C:93:ASP:HB2	2.05	0.57
1:C:174:LEU:HD22	1:C:310:LEU:HD13	1.87	0.57
1:E:172:PHE:HA	1:E:175:SER:OG	2.04	0.57
1:F:161:ARG:HG2	1:F:161:ARG:HH11	1.69	0.57
1:C:134:THR:O	1:C:138:PHE:HD1	1.88	0.57
1:A:219:LEU:HD12	1:A:222:MET:CE	2.35	0.56
1:F:418:ASP:CA	1:F:424:LYS:HD2	2.34	0.56
1:C:259:LEU:O	1:C:261:PRO:HD3	2.05	0.56
1:E:271:PHE:HB3	1:E:291:LEU:HD13	1.87	0.56
1:F:135:LEU:O	1:F:140:VAL:HB	2.05	0.56
1:F:330:GLU:CD	1:F:350:PRO:HD2	2.26	0.56
1:F:405:PHE:O	1:F:408:PRO:HD3	2.05	0.56
1:A:409:ARG:HH21	1:A:409:ARG:HG3	1.69	0.56
1:D:32:LYS:CE	1:D:32:LYS:N	2.59	0.56
1:D:148:ARG:HH21	1:D:148:ARG:HG3	1.70	0.56
1:D:341:PRO:HB3	1:D:454:THR:HG21	1.86	0.56
1:E:92:VAL:CG2	1:E:434:ILE:HD12	2.35	0.56
1:E:112:LYS:HE3	4:E:758:HOH:O	2.03	0.56
1:E:205:MET:HE1	1:E:303:THR:HG21	1.87	0.56
1:F:251:LYS:HB3	1:F:251:LYS:NZ	2.19	0.56
1:B:400:ARG:HG3	1:B:400:ARG:NH1	2.20	0.56
1:C:333:ARG:HG2	1:C:333:ARG:HH21	1.69	0.56

Continued on next page...

Continued from previous page...

Atom-1	Atom-2	Interatomic distance (Å)	Clash overlap (Å)
1:F:88:LYS:NZ	1:F:92:VAL:HG21	2.21	0.56
1:D:375:ASN:HB3	4:D:613:HOH:O	2.05	0.56
1:F:105:ALA:HB3	1:F:221:GLU:OE2	2.05	0.56
1:F:130:PHE:HE2	1:F:274:ARG:HG3	1.67	0.56
1:B:167:ASN:OD1	1:B:488:THR:HB	2.06	0.56
1:E:261:PRO:HA	1:E:273:ILE:CD1	2.36	0.56
1:C:358:GLU:OE1	1:C:358:GLU:HA	2.05	0.55
1:A:253:GLU:HA	1:A:256:GLN:OE1	2.07	0.55
1:E:209:PHE:HE1	3:E:511[B]:IND:H3	1.72	0.55
1:E:403:ARG:HG3	1:E:404:PHE:CD2	2.41	0.55
1:F:331:ILE:HA	1:F:349:MET:HE3	1.87	0.55
1:F:335:ILE:HG23	1:F:339:ARG:NH2	2.22	0.55
1:B:319:LYS:HE3	1:B:468:PRO:O	2.06	0.55
1:C:168:ILE:HD12	1:C:173:PHE:HE2	1.69	0.55
1:C:461:ARG:HH22	1:C:492:LEU:HD13	1.71	0.55
1:F:149:ILE:HG21	1:F:451:LEU:HD12	1.88	0.55
1:F:172:PHE:O	1:F:176:ARG:HB2	2.06	0.55
1:E:419:LYS:O	1:E:420:LYS:HB2	2.06	0.55
1:F:325:ALA:O	1:F:328:HIS:HB2	2.06	0.55
1:F:128:ARG:O	1:F:132:ILE:HG13	2.06	0.55
1:C:172:PHE:HA	1:C:175:SER:HG	1.72	0.55
1:B:271:PHE:CG	1:B:291:LEU:HD23	2.42	0.55
1:C:37:PRO:HG2	1:C:45:ASN:ND2	2.22	0.55
1:E:343:PHE:CE1	1:E:447:MET:HA	2.42	0.55
1:E:365:MET:O	1:E:481:ALA:HA	2.07	0.55
1:F:372:HIS:HD2	1:F:393:PRO:HG2	1.72	0.55
1:A:89:GLU:O	1:A:93:ASP:HB2	2.07	0.54
1:B:412:ASN:OD1	1:B:414:GLN:HB2	2.07	0.54
1:D:291:LEU:C	1:D:291:LEU:HD23	2.28	0.54
1:F:318:MET:SD	1:F:464:SER:HB2	2.47	0.54
1:D:148:ARG:HG3	1:D:148:ARG:NH2	2.21	0.54
1:B:288:LEU:HD13	1:B:292:VAL:HG23	1.90	0.54
1:C:487:TYR:C	1:C:487:TYR:HD1	2.10	0.54
1:A:328:HIS:HB3	1:A:494:ARG:NH2	2.22	0.54
1:B:349:MET:HB3	1:B:352:THR:CG2	2.37	0.54
1:F:156:LEU:HD12	1:F:177:THR:CB	2.36	0.54
1:B:153:ALA:O	1:B:157:ILE:HG12	2.08	0.54
1:E:79:VAL:HG21	1:E:385:LEU:HD22	1.89	0.54
1:E:419:LYS:HB2	1:E:419:LYS:NZ	2.23	0.54
1:F:375:ASN:O	1:F:376:LYS:HG3	2.07	0.54
1:B:349:MET:HB3	1:B:352:THR:HG22	1.90	0.54

Continued on next page...

Continued from previous page...

Atom-1	Atom-2	Interatomic distance (Å)	Clash overlap (Å)
1:C:315:LEU:HB2	1:C:487:TYR:CE2	2.38	0.54
1:C:487:TYR:C	1:C:487:TYR:CD1	2.81	0.54
1:D:219:LEU:HA	1:D:222:MET:CE	2.37	0.54
1:D:469:LYS:CA	1:D:469:LYS:HE2	2.38	0.54
1:D:469:LYS:HE2	1:D:469:LYS:N	2.23	0.54
1:C:135:LEU:O	1:C:140:VAL:HG23	2.08	0.53
1:D:135:LEU:HD22	1:D:140:VAL:HG21	1.90	0.53
1:D:466:GLN:NE2	1:D:471:ILE:HG12	2.23	0.53
1:B:405:PHE:O	1:B:408:PRO:HD3	2.08	0.53
1:C:461:ARG:NH2	1:C:492:LEU:HD12	2.22	0.53
1:C:461:ARG:N	1:C:492:LEU:O	2.37	0.53
1:F:156:LEU:O	1:F:156:LEU:HD23	2.08	0.53
1:F:329:GLU:C	1:F:331:ILE:H	2.11	0.53
1:D:161:ARG:C	1:D:163:THR:H	2.12	0.53
1:B:325:ALA:O	1:B:329:GLU:HG3	2.08	0.53
1:F:123:ARG:HA	1:F:285:GLU:HG3	1.91	0.53
1:A:95:ALA:HB1	1:A:436:LYS:HG3	1.91	0.53
1:B:234:GLN:HG2	1:B:235:GLN:N	2.23	0.53
1:A:186:VAL:HA	1:A:267:PHE:HB3	1.91	0.53
1:D:160:LEU:HD22	1:D:491:PHE:CD2	2.44	0.53
1:E:205:MET:CE	1:E:303:THR:HG21	2.39	0.53
1:F:414:GLN:NE2	1:F:417:LEU:HB2	2.23	0.53
1:D:420:LYS:HD3	1:D:420:LYS:N	2.24	0.52
1:E:322:GLU:O	1:E:326:LYS:HG3	2.10	0.52
1:F:97:GLU:O	1:F:374:VAL:HA	2.09	0.52
1:B:418:ASP:C	1:B:420:LYS:N	2.63	0.52
1:E:271:PHE:CB	1:E:291:LEU:HD13	2.40	0.52
1:F:418:ASP:C	1:F:420:LYS:H	2.12	0.52
1:F:418:ASP:HA	1:F:424:LYS:HD2	1.90	0.52
1:F:378:THR:HG22	1:F:379:LYS:N	2.24	0.52
1:D:89:GLU:OE2	1:D:381:ARG:NH1	2.42	0.52
1:E:457:MET:HG2	1:E:462:PHE:CZ	2.45	0.52
1:C:350:PRO:HG2	1:C:351:TYR:H	1.75	0.52
1:D:420:LYS:HD3	1:D:420:LYS:H	1.74	0.52
1:A:271:PHE:CG	1:A:291:LEU:HD13	2.44	0.52
1:B:476:LYS:HB2	1:B:485:ARG:HA	1.92	0.52
1:C:53:GLN:NE2	1:C:478:VAL:HB	2.25	0.52
1:C:419:LYS:C	1:C:421:GLY:H	2.13	0.52
1:D:376:LYS:HB3	1:D:376:LYS:HZ2	1.74	0.52
1:F:95:ALA:O	1:F:99:SER:HB3	2.10	0.52
1:F:335:ILE:HG22	1:F:335:ILE:O	2.10	0.52

Continued on next page...

Continued from previous page...

Atom-1	Atom-2	Interatomic distance (Å)	Clash overlap (Å)
1:E:319:LYS:HB2	1:E:471:ILE:HG21	1.90	0.52
1:E:454:THR:HG23	1:E:455:THR:H	1.75	0.52
1:F:342:LYS:HE2	1:F:344:GLU:CG	2.40	0.52
1:C:148:ARG:HE	1:C:148:ARG:HA	1.73	0.52
1:D:161:ARG:HG2	1:D:161:ARG:NH1	2.24	0.52
1:F:335:ILE:HD11	1:F:345:ASP:CB	2.40	0.52
1:C:123:ARG:HA	1:C:285:GLU:HG3	1.91	0.51
1:E:344:GLU:HA	1:E:344:GLU:OE1	2.10	0.51
1:A:276:GLN:O	1:A:279:GLU:HG3	2.11	0.51
1:B:418:ASP:C	1:B:420:LYS:H	2.12	0.51
1:C:461:ARG:NH2	1:C:492:LEU:CD1	2.72	0.51
1:F:156:LEU:HD23	1:F:156:LEU:C	2.31	0.51
1:F:442:GLU:HG2	1:F:446:ARG:HD2	1.91	0.51
1:A:338:ASN:CG	1:A:339:ARG:H	2.14	0.51
1:E:84:HIS:O	1:E:88:LYS:HB2	2.10	0.51
1:E:249:ALA:O	1:E:253:GLU:HG3	2.11	0.51
1:B:178:VAL:HG11	1:B:306:VAL:HB	1.93	0.51
1:C:466:GLN:HG2	1:C:467:SER:N	2.26	0.51
1:E:31:GLY:C	1:E:32:LYS:HD2	2.31	0.51
1:B:53:GLN:NE2	1:B:478:VAL:CG1	2.73	0.51
1:D:128:ARG:O	1:D:132:ILE:HG13	2.11	0.51
2:A:500:HEM:C4D	3:A:507[B]:IND:H5	2.45	0.51
1:C:276:GLN:O	1:C:279:GLU:HG3	2.11	0.51
1:B:138:PHE:CD2	1:B:138:PHE:O	2.64	0.51
1:E:88:LYS:HD3	1:E:92:VAL:HB	1.93	0.51
1:B:320:HIS:O	1:B:323:VAL:HB	2.11	0.51
1:B:439:CYS:HB2	2:B:500:HEM:NA	2.25	0.51
1:F:486:ASN:N	1:F:486:ASN:ND2	2.58	0.51
1:A:197:GLU:O	1:A:200:SER:HB3	2.11	0.51
1:B:271:PHE:CD2	1:B:291:LEU:HB2	2.46	0.51
1:B:322:GLU:O	1:B:326:LYS:HG3	2.11	0.51
1:C:91:LEU:HB3	1:C:434:ILE:HG13	1.93	0.51
1:D:32:LYS:HE2	1:D:32:LYS:O	2.11	0.51
1:A:64:ARG:HG3	1:A:65:TYR:CD2	2.46	0.50
1:D:341:PRO:CG	1:D:454:THR:HG22	2.41	0.50
1:F:182:ILE:O	1:F:186:VAL:HG13	2.11	0.50
1:B:199:LEU:HD21	1:B:203:ARG:NH1	2.26	0.50
1:F:158:ASP:HA	1:F:161:ARG:HD2	1.93	0.50
1:B:209:PHE:CD1	3:B:508[B]:IND:H2	2.46	0.50
1:C:333:ARG:HG2	1:C:333:ARG:O	2.11	0.50
1:E:323:VAL:HG13	1:E:351:TYR:OH	2.12	0.50

Continued on next page...

Continued from previous page...

Atom-1	Atom-2	Interatomic distance (Å)	Clash overlap (Å)
1:D:335:ILE:HG23	1:D:339:ARG:NH1	2.26	0.50
1:C:170:PRO:CG	1:C:487:TYR:HE1	2.25	0.50
1:D:463:LYS:HB3	1:D:490:SER:OG	2.11	0.50
1:A:219:LEU:HD12	1:A:222:MET:HE3	1.93	0.50
1:D:351:TYR:O	1:D:355:VAL:HG23	2.12	0.50
1:E:476:LYS:HB2	1:E:485:ARG:HA	1.93	0.50
1:A:62:SER:C	1:A:64:ARG:H	2.14	0.50
1:C:305:THR:HG22	1:C:365:MET:HE1	1.93	0.50
1:F:247:PHE:O	1:F:251:LYS:HG2	2.12	0.50
1:F:344:GLU:C	1:F:346:ARG:N	2.64	0.50
1:A:323:VAL:O	1:A:327:VAL:HG23	2.11	0.49
1:B:275:MET:HG2	1:B:286:PHE:O	2.12	0.49
1:C:440:PHE:HD1	1:C:440:PHE:O	1.95	0.49
1:E:199:LEU:HD21	1:E:203:ARG:HH11	1.76	0.49
1:E:316:LEU:HD13	1:E:411:PHE:CD2	2.47	0.49
1:E:319:LYS:HD2	1:E:468:PRO:O	2.12	0.49
1:F:274:ARG:HB3	1:F:274:ARG:NH2	2.14	0.49
1:D:197:GLU:O	1:D:200:SER:HB3	2.13	0.49
1:D:439:CYS:HB2	2:D:500:HEM:NA	2.26	0.49
1:E:425:LYS:HB2	4:E:773:HOH:O	2.12	0.49
1:A:219:LEU:HA	1:A:222:MET:HE2	1.92	0.49
1:C:252:VAL:O	1:C:256:GLN:HG3	2.11	0.49
1:C:341:PRO:HG2	1:C:454:THR:HG23	1.94	0.49
1:D:382:ASP:OD2	1:D:382:ASP:N	2.39	0.49
1:F:418:ASP:N	1:F:424:LYS:HD2	2.26	0.49
1:A:84:HIS:O	1:A:88:LYS:HB2	2.12	0.49
1:D:143:ARG:CZ	1:D:147:GLU:HG2	2.43	0.49
1:F:289:LYS:HE2	4:F:1225:HOH:O	2.13	0.49
1:F:329:GLU:C	1:F:331:ILE:N	2.65	0.49
1:A:412:ASN:OD1	1:A:414:GLN:HB2	2.12	0.49
1:E:339:ARG:NH1	1:E:342:LYS:NZ	2.61	0.49
1:D:143:ARG:NH1	1:D:147:GLU:HG2	2.27	0.49
1:F:146:GLU:OE2	1:F:342:LYS:HB2	2.12	0.49
1:D:365:MET:O	1:D:481:ALA:HA	2.13	0.49
1:F:101:ARG:N	1:F:120:ASN:OD1	2.37	0.49
1:F:332:ASP:O	1:F:336:GLY:HA2	2.12	0.49
1:F:372:HIS:HE1	1:F:437:ARG:HB2	1.76	0.49
1:B:257:ARG:NH2	1:C:403:ARG:HB3	2.28	0.49
1:B:271:PHE:CE2	1:B:291:LEU:HB2	2.48	0.49
1:B:319:LYS:HG2	1:B:471:ILE:HD12	1.95	0.49
1:F:268:ILE:O	1:F:272:LEU:HB2	2.13	0.49

Continued on next page...

Continued from previous page...

Atom-1	Atom-2	Interatomic distance (Å)	Clash overlap (Å)
1:C:336:GLY:O	1:C:338:ASN:N	2.45	0.48
1:D:469:LYS:HE2	1:D:469:LYS:HA	1.94	0.48
1:E:339:ARG:HH22	1:E:342:LYS:HG2	1.78	0.48
1:F:128:ARG:HG2	1:F:132:ILE:HD11	1.95	0.48
1:C:432:PHE:CD2	1:C:442:GLU:HG3	2.48	0.48
1:F:331:ILE:HG22	1:F:332:ASP:N	2.28	0.48
1:A:57:SER:HA	1:A:60:LYS:CE	2.29	0.48
1:E:163:THR:HG21	1:E:168:ILE:HD13	1.93	0.48
1:B:319:LYS:HE3	1:B:469:LYS:HA	1.96	0.48
1:E:271:PHE:CG	1:E:291:LEU:HD13	2.48	0.48
1:F:89:GLU:O	1:F:93:ASP:HB2	2.13	0.48
1:A:33:LEU:N	1:A:33:LEU:HD22	2.28	0.48
1:A:260:ASP:HB3	4:A:1238:HOH:O	2.14	0.48
1:D:449:LEU:O	1:D:453:PHE:HD1	1.96	0.48
1:A:37:PRO:HD3	1:A:65:TYR:CE2	2.48	0.48
1:B:123:ARG:HA	1:B:285:GLU:HG3	1.95	0.48
1:C:461:ARG:HG2	1:C:461:ARG:HH11	1.79	0.48
1:D:145:ILE:O	1:D:149:ILE:HG13	2.14	0.48
1:E:244:LEU:O	1:E:248:ILE:HG12	2.14	0.48
1:E:465:PRO:HG3	1:E:488:THR:OG1	2.14	0.48
1:F:116:VAL:CG1	1:F:294:THR:HG23	2.44	0.48
1:F:158:ASP:O	1:F:161:ARG:HB2	2.14	0.48
1:A:343:PHE:O	1:A:346:ARG:HG2	2.13	0.48
1:B:201:LEU:HD21	1:B:247:PHE:CG	2.48	0.48
1:B:467:SER:C	1:B:469:LYS:H	2.17	0.48
1:D:234:GLN:HG2	1:D:235:GLN:N	2.29	0.48
1:E:454:THR:HG23	1:E:455:THR:N	2.29	0.48
1:F:330:GLU:HA	1:F:333:ARG:HH21	1.79	0.48
1:C:271:PHE:CD2	1:C:291:LEU:HG	2.49	0.48
1:D:280:LYS:H	1:D:280:LYS:CE	1.99	0.48
1:F:183:SER:O	1:F:187:PHE:HB2	2.13	0.48
1:B:403:ARG:HH21	1:B:403:ARG:HG3	1.79	0.48
1:C:327:VAL:O	1:C:331:ILE:HG13	2.14	0.48
1:E:320:HIS:HB3	1:E:323:VAL:HG23	1.94	0.48
1:D:32:LYS:H	1:D:32:LYS:CD	2.26	0.47
1:D:302:GLY:CA	2:D:500:HEM:HBC2	2.43	0.47
1:B:316:LEU:HD12	1:B:411:PHE:CG	2.49	0.47
1:C:322:GLU:O	1:C:326:LYS:HG3	2.15	0.47
1:E:199:LEU:O	1:E:203:ARG:HB2	2.14	0.47
1:F:160:LEU:HB2	1:F:460:PHE:CE1	2.49	0.47
1:A:135:LEU:HB3	1:A:140:VAL:HG21	1.97	0.47

Continued on next page...

Continued from previous page...

Atom-1	Atom-2	Interatomic distance (Å)	Clash overlap (Å)
1:C:51:THR:O	1:C:215:SER:HA	2.13	0.47
1:E:316:LEU:HD13	1:E:411:PHE:CE2	2.48	0.47
1:E:419:LYS:H	1:E:419:LYS:HD3	1.76	0.47
1:F:59:MET:HE2	1:F:82:CYS:SG	2.54	0.47
1:F:88:LYS:NZ	1:F:92:VAL:HG11	2.29	0.47
1:C:174:LEU:O	1:C:178:VAL:HG23	2.15	0.47
1:D:418:ASP:OD2	1:D:418:ASP:C	2.52	0.47
1:F:161:ARG:HG2	1:F:161:ARG:NH1	2.29	0.47
1:F:478:VAL:HG22	1:F:482:THR:HG23	1.97	0.47
1:B:190:ARG:NH2	1:B:193:TYR:CE1	2.82	0.47
1:E:156:LEU:HD22	1:E:177:THR:HG21	1.96	0.47
1:A:257:ARG:HG3	1:A:258:THR:HG23	1.97	0.47
1:C:155:PHE:HD1	1:C:155:PHE:H	1.62	0.47
1:C:272:LEU:O	1:C:275:MET:HB2	2.14	0.47
1:C:433:SER:CB	2:C:500:HEM:HBA1	2.45	0.47
1:E:311:ARG:HH21	1:E:311:ARG:HG3	1.80	0.47
1:B:376:LYS:O	1:B:377:ASP:C	2.52	0.47
1:C:91:LEU:HA	1:C:91:LEU:HD12	1.72	0.47
1:C:364:ASP:OD2	1:C:367:PRO:HB3	2.15	0.47
1:E:316:LEU:HD21	1:E:362:PHE:CE2	2.49	0.47
1:F:274:ARG:HH21	1:F:274:ARG:CB	2.18	0.47
1:F:393:PRO:O	1:F:395:LEU:N	2.46	0.47
1:F:417:LEU:N	1:F:424:LYS:HG2	2.30	0.47
1:F:420:LYS:N	1:F:420:LYS:CD	2.70	0.47
1:B:272:LEU:O	1:B:275:MET:HB2	2.15	0.47
1:E:458:GLN:C	1:E:459:ASN:HD22	2.18	0.47
1:F:288:LEU:O	1:F:291:LEU:HB3	2.15	0.47
1:F:287:TYR:CE1	1:F:290:ASN:ND2	2.83	0.47
1:F:356:ILE:CD1	1:F:450:PHE:HA	2.45	0.47
1:B:51:THR:O	1:B:215:SER:HA	2.15	0.47
1:C:155:PHE:CD1	1:C:155:PHE:N	2.83	0.47
1:F:251:LYS:HB3	1:F:251:LYS:HZ3	1.79	0.47
1:F:469:LYS:HE3	1:F:470:ASP:OD1	2.15	0.47
1:A:355:VAL:O	1:A:359:ILE:HG13	2.14	0.46
1:C:206:LEU:HD12	4:C:1165:HOH:O	2.13	0.46
1:C:333:ARG:HG2	1:C:333:ARG:NH2	2.29	0.46
1:E:171:THR:OG1	1:E:311:ARG:HD3	2.15	0.46
1:E:460:PHE:CD2	1:E:491:PHE:HB3	2.50	0.46
1:F:136:ARG:HG3	1:F:136:ARG:NH1	2.30	0.46
1:F:176:ARG:HG3	1:F:198:PHE:CE2	2.50	0.46
1:D:330:GLU:OE2	1:D:349:MET:HB3	2.15	0.46

Continued on next page...

Continued from previous page...

Atom-1	Atom-2	Interatomic distance (Å)	Clash overlap (Å)
1:D:476:LYS:HB2	1:D:485:ARG:HA	1.97	0.46
1:E:329:GLU:OE2	1:E:330:GLU:N	2.47	0.46
1:B:288:LEU:HD13	1:B:288:LEU:C	2.34	0.46
1:C:165:GLY:HA2	1:C:491:PHE:O	2.16	0.46
1:D:172:PHE:HA	1:D:175:SER:OG	2.14	0.46
1:E:139:GLY:O	1:E:145:ILE:HB	2.15	0.46
1:F:318:MET:HE1	1:F:489:MET:HB3	1.96	0.46
1:D:346:ARG:HG2	1:D:346:ARG:HH21	1.80	0.46
1:A:34:PRO:HA	1:A:383:PHE:CE2	2.51	0.46
1:E:261:PRO:HA	1:E:273:ILE:HD11	1.97	0.46
1:E:326:LYS:HB2	1:E:351:TYR:CE2	2.49	0.46
1:E:469:LYS:HG3	1:E:470:ASP:N	2.30	0.46
1:F:88:LYS:HD3	1:F:92:VAL:HB	1.96	0.46
1:C:278:GLU:O	1:C:281:ASN:N	2.46	0.46
1:C:156:LEU:HD21	1:C:456:ILE:HD11	1.98	0.46
1:C:170:PRO:HG3	1:C:487:TYR:HE1	1.81	0.46
1:D:189:ASP:OD2	1:D:190:ARG:N	2.49	0.46
1:C:332:ASP:OD1	1:C:337:LYS:HE3	2.15	0.46
1:F:258:THR:HG23	1:F:265:ARG:HH22	1.80	0.46
1:B:402:PRO:C	1:B:404:PHE:N	2.69	0.46
1:C:281:ASN:O	1:C:284:THR:HG22	2.16	0.46
1:F:363:GLY:O	1:F:364:ASP:C	2.55	0.46
1:B:138:PHE:CE2	1:B:185:ILE:HA	2.51	0.45
1:B:320:HIS:N	1:B:321:PRO:HD3	2.31	0.45
1:E:432:PHE:CD2	1:E:442:GLU:HG3	2.50	0.45
1:B:281:ASN:ND2	1:B:284:THR:N	2.64	0.45
1:C:468:PRO:HA	1:C:471:ILE:CD1	2.46	0.45
1:D:201:LEU:CD2	1:D:204:MET:HE3	2.41	0.45
1:E:209:PHE:CE1	3:E:511[B]:IND:H3	2.51	0.45
1:E:343:PHE:O	1:E:346:ARG:HG2	2.16	0.45
1:B:138:PHE:HE1	1:B:266:ASP:HA	1.80	0.45
1:D:153:ALA:O	1:D:157:ILE:HG12	2.16	0.45
2:F:500:HEM:NA	3:F:512[B]:IND:H5	2.32	0.45
1:B:327:VAL:HG11	1:B:457:MET:CE	2.45	0.45
1:C:135:LEU:HG	1:C:140:VAL:HG21	1.96	0.45
1:C:339:ARG:O	1:C:339:ARG:HG3	2.16	0.45
1:F:405:PHE:HD1	1:F:415:HIS:HB3	1.82	0.45
1:C:337:LYS:H	1:C:337:LYS:HD2	1.82	0.45
1:D:32:LYS:N	1:D:32:LYS:CD	2.79	0.45
1:D:257:ARG:NE	1:D:257:ARG:HA	2.32	0.45
1:E:305:THR:HG22	1:E:365:MET:CE	2.47	0.45

Continued on next page...

Continued from previous page...

Atom-1	Atom-2	Interatomic distance (Å)	Clash overlap (Å)
1:F:84:HIS:C	1:F:84:HIS:ND1	2.69	0.45
1:F:271:PHE:CD2	1:F:291:LEU:HD13	2.51	0.45
1:F:412:ASN:OD1	1:F:414:GLN:HB2	2.16	0.45
1:F:433:SER:CB	2:F:500:HEM:HBA1	2.46	0.45
1:A:330:GLU:OE2	1:A:349:MET:HB3	2.17	0.45
1:B:97:GLU:O	1:B:374:VAL:HA	2.17	0.45
1:B:161:ARG:C	1:B:163:THR:H	2.20	0.45
1:C:174:LEU:HD12	1:C:311:ARG:HG2	1.99	0.45
1:E:419:LYS:O	1:E:420:LYS:CB	2.65	0.45
1:E:459:ASN:HD22	1:E:459:ASN:N	2.12	0.45
1:F:176:ARG:CG	1:F:198:PHE:HE2	2.30	0.45
1:C:155:PHE:HD1	1:C:155:PHE:N	2.14	0.45
1:F:438:TYR:C	1:F:438:TYR:CD2	2.90	0.45
1:F:469:LYS:HG3	1:F:470:ASP:OD1	2.17	0.45
1:B:79:VAL:HG21	1:B:385:LEU:HD22	1.99	0.45
1:F:156:LEU:O	1:F:159:ALA:HB3	2.17	0.45
1:F:271:PHE:HB3	1:F:291:LEU:HD13	1.99	0.45
1:F:335:ILE:O	1:F:336:GLY:C	2.55	0.45
1:C:182:ILE:O	1:C:186:VAL:HG22	2.17	0.45
1:C:369:GLY:HA2	1:C:395:LEU:HD12	1.98	0.45
1:F:315:LEU:HB2	1:F:487:TYR:CE2	2.52	0.45
1:F:342:LYS:N	1:F:345:ASP:OD2	2.44	0.45
1:F:373:ARG:HH22	1:F:390:GLU:HG2	1.80	0.45
1:B:92:VAL:CG2	1:B:434:ILE:HD12	2.46	0.45
1:F:61:ILE:HG22	1:F:61:ILE:O	2.17	0.45
1:F:166:ALA:O	1:F:168:ILE:HG23	2.17	0.45
1:C:264:PRO:HB3	1:C:273:ILE:HD12	1.99	0.44
1:D:318:MET:SD	1:D:464:SER:HB2	2.56	0.44
1:F:92:VAL:HG23	1:F:434:ILE:HD12	1.98	0.44
1:F:380:PHE:O	1:F:381:ARG:C	2.55	0.44
1:B:335:ILE:HG23	1:B:339:ARG:NH1	2.33	0.44
1:C:316:LEU:HD13	1:C:411:PHE:CE1	2.52	0.44
1:D:339:ARG:HG2	1:D:339:ARG:HH11	1.82	0.44
1:E:339:ARG:HH12	1:E:342:LYS:NZ	2.16	0.44
1:F:78:VAL:HG11	1:F:392:PHE:CD2	2.52	0.44
1:F:258:THR:CG2	1:F:265:ARG:HH22	2.29	0.44
1:F:318:MET:HE1	1:F:489:MET:CB	2.47	0.44
1:B:40:LEU:HD12	1:B:43:ILE:HD11	1.99	0.44
1:C:170:PRO:O	1:C:171:THR:C	2.56	0.44
1:C:271:PHE:HD2	1:C:275:MET:HG3	1.82	0.44
1:C:420:LYS:O	1:C:422:GLN:HG2	2.17	0.44

Continued on next page...

Continued from previous page...

Atom-1	Atom-2	Interatomic distance (Å)	Clash overlap (Å)
1:E:180:ASN:OD1	1:E:191:PHE:HB2	2.17	0.44
1:E:351:TYR:O	1:E:355:VAL:HG23	2.17	0.44
1:F:101:ARG:HG2	1:F:118:PHE:HA	1.99	0.44
1:B:412:ASN:OD1	1:B:414:GLN:CB	2.66	0.44
1:C:271:PHE:CG	1:C:291:LEU:HG	2.51	0.44
1:E:403:ARG:HG3	1:E:404:PHE:CE2	2.52	0.44
1:F:176:ARG:HG2	1:F:198:PHE:HE2	1.82	0.44
1:F:463:LYS:HB3	1:F:490:SER:HB2	1.98	0.44
1:B:136:ARG:C	1:B:138:PHE:H	2.19	0.44
1:C:101:ARG:HG2	1:C:118:PHE:HA	1.99	0.44
1:D:156:LEU:CD2	1:D:456:ILE:HD11	2.48	0.44
1:D:236:GLN:OE1	1:D:236:GLN:HA	2.18	0.44
1:F:51:THR:O	1:F:215:SER:HA	2.18	0.44
1:F:145:ILE:HD11	1:F:181:VAL:HG13	1.98	0.44
1:F:458:GLN:HA	1:F:494:ARG:HH11	1.82	0.44
1:D:61:ILE:HG13	4:D:734:HOH:O	2.18	0.44
1:F:170:PRO:HG3	1:F:487:TYR:CE1	2.52	0.44
1:D:327:VAL:HG11	1:D:457:MET:HE1	2.00	0.44
1:F:419:LYS:C	1:F:420:LYS:HD2	2.37	0.44
1:B:115:GLY:O	1:B:119:SER:HB3	2.17	0.44
1:B:459:ASN:O	1:B:493:PRO:HA	2.18	0.44
1:C:343:PHE:O	1:C:346:ARG:HG2	2.18	0.44
1:F:168:ILE:HA	4:F:1119:HOH:O	2.18	0.44
1:F:404:PHE:CD1	1:F:404:PHE:N	2.86	0.44
1:A:271:PHE:CE2	1:A:291:LEU:HB2	2.53	0.43
1:D:167:ASN:HD21	1:D:465:PRO:HD3	1.82	0.43
1:E:259:LEU:HD12	1:E:260:ASP:N	2.33	0.43
1:E:315:LEU:HD13	1:E:487:TYR:CD2	2.53	0.43
1:E:318:MET:SD	1:E:464:SER:HB2	2.58	0.43
1:F:201:LEU:CA	1:F:204:MET:HE3	2.40	0.43
1:A:62:SER:O	1:A:64:ARG:N	2.51	0.43
1:A:326:LYS:HB2	1:A:351:TYR:CE2	2.54	0.43
1:B:464:SER:C	1:B:466:GLN:H	2.20	0.43
1:F:84:HIS:ND1	1:F:85:ASP:N	2.67	0.43
1:F:469:LYS:HG3	1:F:470:ASP:N	2.31	0.43
2:B:500:HEM:CHA	3:B:508[B]:IND:H5	2.47	0.43
1:D:161:ARG:C	1:D:163:THR:N	2.71	0.43
1:C:150:GLN:NE2	1:C:341:PRO:O	2.48	0.43
1:C:171:THR:HA	1:C:311:ARG:HD3	2.00	0.43
1:C:374:VAL:O	1:C:374:VAL:HG23	2.19	0.43
1:C:466:GLN:CG	1:C:467:SER:N	2.80	0.43

Continued on next page...

Continued from previous page...

Atom-1	Atom-2	Interatomic distance (Å)	Clash overlap (Å)
1:E:339:ARG:HH12	1:E:342:LYS:HZ3	1.65	0.43
1:F:342:LYS:HE2	1:F:344:GLU:HG3	1.98	0.43
1:F:464:SER:C	1:F:466:GLN:H	2.21	0.43
1:F:468:PRO:HA	1:F:471:ILE:HD12	2.00	0.43
1:A:97:GLU:HG3	1:A:376:LYS:HE2	2.00	0.43
1:A:343:PHE:CE1	1:A:447:MET:HA	2.53	0.43
1:C:148:ARG:HA	1:C:148:ARG:NE	2.33	0.43
1:C:155:PHE:CD2	1:C:190:ARG:NH2	2.84	0.43
1:C:476:LYS:HB2	1:C:485:ARG:HA	2.01	0.43
1:C:190:ARG:HG3	1:C:190:ARG:HH11	1.84	0.43
1:C:272:LEU:HD23	1:C:272:LEU:HA	1.80	0.43
1:C:493:PRO:HG2	1:C:494:ARG:H	1.84	0.43
1:E:145:ILE:HD11	1:E:185:ILE:HD11	2.01	0.43
1:B:312:TYR:O	1:B:316:LEU:HD23	2.19	0.43
1:E:199:LEU:CD2	1:E:203:ARG:HH11	2.31	0.43
1:A:96:GLU:HG2	1:A:436:LYS:HE3	2.01	0.43
1:C:365:MET:O	1:C:366:LEU:HD23	2.19	0.43
1:D:59:MET:O	1:D:62:SER:HB3	2.18	0.43
1:D:139:GLY:O	1:D:145:ILE:HB	2.18	0.43
1:F:35:PRO:O	1:F:69:PHE:HB2	2.18	0.43
1:F:275:MET:HE3	1:F:287:TYR:HA	2.01	0.43
1:B:382:ASP:OD2	1:B:382:ASP:N	2.48	0.43
1:C:51:THR:HG23	1:C:215:SER:OG	2.19	0.43
1:D:172:PHE:O	1:D:176:ARG:HB2	2.19	0.43
1:D:305:THR:HG22	1:D:365:MET:CE	2.49	0.43
1:C:175:SER:HB2	1:C:202:LEU:CD1	2.40	0.42
1:D:32:LYS:H	1:D:32:LYS:NZ	2.14	0.42
1:A:145:ILE:HD12	1:A:145:ILE:HA	1.85	0.42
1:C:419:LYS:O	1:C:421:GLY:N	2.52	0.42
1:C:440:PHE:O	1:C:440:PHE:CD1	2.72	0.42
1:D:157:ILE:HD11	1:D:455:THR:HG22	2.01	0.42
1:C:110:LEU:HD22	1:C:241:LEU:HB3	2.00	0.42
1:D:31:GLY:HA2	1:D:32:LYS:HZ2	1.84	0.42
1:D:161:ARG:O	1:D:163:THR:N	2.53	0.42
1:F:116:VAL:HG13	1:F:117:ALA:N	2.35	0.42
1:F:350:PRO:HG2	1:F:351:TYR:H	1.84	0.42
1:B:150:GLN:NE2	1:B:341:PRO:O	2.43	0.42
1:B:368:MET:O	1:B:369:GLY:O	2.37	0.42
1:C:357:HIS:CE1	1:C:446:ARG:NH2	2.87	0.42
1:E:382:ASP:OD2	1:E:382:ASP:N	2.45	0.42
2:B:500:HEM:C1A	3:B:508[B]:IND:H5	2.54	0.42

Continued on next page...

Continued from previous page...

Atom-1	Atom-2	Interatomic distance (Å)	Clash overlap (Å)
1:C:33:LEU:HD11	1:C:77:ARG:CZ	2.50	0.42
1:C:122:GLU:O	1:C:125:LYS:HB3	2.18	0.42
1:C:173:PHE:CD1	1:C:176:ARG:NH2	2.88	0.42
1:C:192:ASP:OD1	1:C:194:GLU:HG2	2.19	0.42
1:C:264:PRO:HB3	1:C:273:ILE:CD1	2.48	0.42
1:C:403:ARG:HG3	4:C:912:HOH:O	2.18	0.42
1:C:433:SER:HB2	2:C:500:HEM:HBA1	2.01	0.42
1:C:489:MET:HE2	1:C:491:PHE:CE1	2.54	0.42
1:D:311:ARG:HG3	1:D:311:ARG:NH2	2.32	0.42
1:E:319:LYS:HD3	1:E:471:ILE:HG22	2.01	0.42
1:E:351:TYR:HD1	1:E:417:LEU:HD11	1.84	0.42
1:F:88:LYS:HD3	1:F:88:LYS:O	2.20	0.42
3:B:508[B]:IND:H7	4:B:1242[B]:HOH:O	2.19	0.42
1:C:168:ILE:HD11	1:C:491:PHE:CE1	2.55	0.42
1:C:468:PRO:HA	1:C:471:ILE:HD12	2.01	0.42
1:C:467:SER:O	1:C:471:ILE:HG13	2.20	0.42
1:D:101:ARG:HG2	1:D:118:PHE:HA	2.02	0.42
1:D:203:ARG:HG2	1:D:203:ARG:HH11	1.83	0.42
1:E:351:TYR:CD1	1:E:417:LEU:HD11	2.54	0.42
1:A:339:ARG:HG2	1:A:339:ARG:HH21	1.85	0.42
1:B:376:LYS:HD2	1:B:376:LYS:C	2.40	0.42
1:C:175:SER:OG	1:C:202:LEU:HD21	2.19	0.42
1:C:454:THR:CG2	1:C:455:THR:N	2.83	0.42
2:C:500:HEM:C1A	3:C:509[B]:IND:H5	2.55	0.42
1:D:302:GLY:HA3	2:D:500:HEM:HBC2	2.01	0.42
1:F:353:GLU:OE1	1:F:353:GLU:HA	2.20	0.42
1:B:89:GLU:O	1:B:93:ASP:HB2	2.19	0.42
1:C:145:ILE:HD11	1:C:185:ILE:HD11	2.01	0.42
1:C:287:TYR:CZ	1:C:290:ASN:ND2	2.88	0.42
1:D:372:HIS:CD2	1:D:393:PRO:HG2	2.55	0.42
1:D:433:SER:CB	2:D:500:HEM:HBA1	2.49	0.42
1:F:311:ARG:NH1	1:F:484:PRO:HG2	2.34	0.42
1:A:88:LYS:HE3	4:A:949:HOH:O	2.20	0.42
1:A:211:PHE:CZ	1:A:217:GLY:HA2	2.55	0.42
1:A:365:MET:O	1:A:481:ALA:HA	2.20	0.42
1:C:175:SER:CB	1:C:202:LEU:HD21	2.50	0.42
1:C:179:SER:OG	1:C:299:PHE:HE1	2.03	0.42
1:E:281:ASN:HD22	1:E:284:THR:HB	1.84	0.42
1:F:111:PHE:HD2	1:F:293:MET:HB3	1.84	0.42
1:C:368:MET:N	4:C:731:HOH:O	2.44	0.41
1:C:464:SER:C	1:C:466:GLN:H	2.23	0.41

Continued on next page...

Continued from previous page...

Atom-1	Atom-2	Interatomic distance (Å)	Clash overlap (Å)
1:E:310:LEU:HD23	1:E:453:PHE:CE1	2.55	0.41
1:E:403:ARG:HD2	1:E:403:ARG:O	2.20	0.41
1:F:109:TRP:CH2	1:F:238:PHE:HB3	2.55	0.41
1:F:145:ILE:HD13	1:F:185:ILE:HD11	2.02	0.41
1:A:346:ARG:HB3	1:A:450:PHE:CE2	2.55	0.41
1:C:114:TYR:CD2	1:C:289:LYS:HD2	2.55	0.41
1:C:114:TYR:CE2	1:C:289:LYS:HD2	2.55	0.41
1:C:382:ASP:OD2	1:C:382:ASP:N	2.45	0.41
1:E:101:ARG:HD3	1:E:371:ALA:O	2.20	0.41
1:E:403:ARG:O	1:E:403:ARG:CG	2.68	0.41
1:E:459:ASN:N	1:E:459:ASN:ND2	2.68	0.41
1:F:464:SER:OG	1:F:466:GLN:HG2	2.19	0.41
4:A:989:HOH:O	1:D:64:ARG:HD2	2.20	0.41
1:B:201:LEU:HD11	1:B:247:PHE:CE2	2.55	0.41
1:C:331:ILE:HA	1:C:349:MET:HE1	2.02	0.41
1:C:462:PHE:CD2	1:C:489:MET:HE3	2.56	0.41
1:E:202:LEU:HD23	1:E:205:MET:HE1	2.01	0.41
1:F:407:ASN:HB3	1:F:410:ASP:HB2	2.00	0.41
1:B:161:ARG:C	1:B:163:THR:N	2.74	0.41
1:B:281:ASN:OD1	1:B:282:PRO:HD2	2.20	0.41
1:B:352:THR:HG23	1:B:353:GLU:N	2.35	0.41
1:C:461:ARG:NE	1:C:494:ARG:HB2	2.24	0.41
1:E:456:ILE:O	1:E:460:PHE:HD1	2.04	0.41
1:C:329:GLU:HG3	1:C:330:GLU:N	2.36	0.41
1:C:404:PHE:CD1	1:C:404:PHE:N	2.89	0.41
1:D:203:ARG:HG2	1:D:203:ARG:NH1	2.35	0.41
1:E:161:ARG:HH11	1:E:161:ARG:HG2	1.86	0.41
1:E:213:ALA:O	1:E:477:HIS:HB3	2.21	0.41
1:F:348:LYS:HD3	1:F:348:LYS:N	2.36	0.41
1:C:331:ILE:HA	1:C:349:MET:CE	2.51	0.41
1:C:407:ASN:HB3	1:C:410:ASP:OD2	2.20	0.41
1:B:278:GLU:C	1:B:280:LYS:H	2.24	0.41
1:E:349:MET:N	1:E:350:PRO:CD	2.84	0.41
1:F:111:PHE:CD2	1:F:293:MET:HB3	2.56	0.41
1:F:160:LEU:N	1:F:160:LEU:CD1	2.83	0.41
1:A:341:PRO:CG	1:A:454:THR:HG23	2.51	0.41
1:A:305:THR:OG1	1:A:306:VAL:N	2.54	0.41
1:B:145:ILE:HD12	1:B:145:ILE:HA	1.86	0.41
1:B:160:LEU:O	1:B:163:THR:HG22	2.21	0.41
1:B:318:MET:HE1	1:B:489:MET:HB3	2.03	0.41
1:B:335:ILE:HG23	1:B:339:ARG:CZ	2.51	0.41

Continued on next page...

Continued from previous page...

Atom-1	Atom-2	Interatomic distance (Å)	Clash overlap (Å)
1:C:346:ARG:HG3	1:C:347:ALA:N	2.35	0.41
1:D:145:ILE:HD12	1:D:145:ILE:HA	1.90	0.41
1:D:289:LYS:HE3	1:D:289:LYS:HB2	1.84	0.41
1:D:300:PHE:HD2	1:D:300:PHE:O	2.03	0.41
1:E:430:VAL:N	1:E:431:PRO:CD	2.84	0.41
1:F:113:GLY:O	1:F:119:SER:HB3	2.20	0.41
1:F:256:GLN:HB2	1:F:272:LEU:HD21	2.03	0.41
1:A:351:TYR:O	1:A:355:VAL:HG23	2.21	0.41
1:B:43:ILE:HD13	1:F:40:LEU:HD11	2.03	0.41
1:D:365:MET:HE2	1:D:365:MET:HB3	1.86	0.41
1:F:122:GLU:O	1:F:125:LYS:N	2.54	0.41
1:F:201:LEU:HD23	1:F:204:MET:CE	2.51	0.41
1:F:418:ASP:C	1:F:420:LYS:N	2.72	0.41
1:F:439:CYS:HB2	2:F:500:HEM:NA	2.35	0.41
1:B:315:LEU:HD13	1:B:487:TYR:CE2	2.56	0.40
1:C:161:ARG:C	1:C:163:THR:H	2.24	0.40
1:F:218:GLN:NE2	1:F:218:GLN:HA	2.35	0.40
1:F:332:ASP:O	1:F:336:GLY:CA	2.70	0.40
1:A:454:THR:CG2	1:A:455:THR:N	2.83	0.40
1:B:111:PHE:CE2	1:B:297:ASN:ND2	2.90	0.40
1:B:368:MET:C	1:B:369:GLY:O	2.59	0.40
1:F:375:ASN:O	1:F:387:LYS:HG3	2.22	0.40
1:A:265:ARG:HD2	4:A:1238:HOH:O	2.21	0.40
1:C:245:GLU:O	1:C:245:GLU:HG2	2.21	0.40
1:C:319:LYS:HA	1:C:471:ILE:HD12	2.04	0.40
1:D:176:ARG:HG3	1:D:198:PHE:HE2	1.84	0.40
2:F:500:HEM:C1A	3:F:512[B]:IND:H5	2.56	0.40
1:A:364:ASP:O	1:A:367:PRO:HD3	2.22	0.40
1:D:412:ASN:OD1	1:D:414:GLN:HG2	2.22	0.40
1:E:156:LEU:HD13	1:E:177:THR:OG1	2.20	0.40
1:F:320:HIS:CD2	1:F:411:PHE:CD2	3.10	0.40
1:F:438:TYR:CD2	1:F:438:TYR:O	2.74	0.40
1:D:205:MET:HE2	1:D:299:PHE:CE2	2.57	0.40
1:E:330:GLU:O	1:E:334:VAL:HG23	2.22	0.40
1:F:332:ASP:HA	1:F:336:GLY:HA2	2.03	0.40
1:F:373:ARG:HB2	1:F:373:ARG:NH2	2.32	0.40

There are no symmetry-related clashes.

5.3 Torsion angles (i)

5.3.1 Protein backbone (i)

In the following table, the Percentiles column shows the percent Ramachandran outliers of the chain as a percentile score with respect to all X-ray entries followed by that with respect to entries of similar resolution.

The Analysed column shows the number of residues for which the backbone conformation was analysed, and the total number of residues.

Mol	Chain	Analysed	Favoured	Allowed	Outliers	Percentiles	
1	A	462/476 (97%)	434 (94%)	26 (6%)	2 (0%)	34	38
1	B	462/476 (97%)	416 (90%)	40 (9%)	6 (1%)	12	10
1	C	462/476 (97%)	403 (87%)	47 (10%)	12 (3%)	5	3
1	D	462/476 (97%)	441 (96%)	19 (4%)	2 (0%)	34	38
1	E	462/476 (97%)	424 (92%)	36 (8%)	2 (0%)	34	38
1	F	462/476 (97%)	407 (88%)	47 (10%)	8 (2%)	9	7
All	All	2772/2856 (97%)	2525 (91%)	215 (8%)	32 (1%)	13	11

All (32) Ramachandran outliers are listed below:

Mol	Chain	Res	Type
1	A	63	GLU
1	C	142	LYS
1	C	171	THR
1	C	337	LYS
1	E	420	LYS
1	B	369	GLY
1	C	394	MET
1	C	459	ASN
1	C	493	PRO
1	F	189	ASP
1	F	425	LYS
1	B	425	LYS
1	C	364	ASP
1	F	123	ARG
1	F	383	PHE
1	A	261	PRO
1	C	420	LYS
1	E	394	MET
1	F	394	MET
1	B	166	ALA

Continued on next page...

Continued from previous page...

Mol	Chain	Res	Type
1	B	468	PRO
1	C	42	PHE
1	C	190	ARG
1	F	261	PRO
1	B	421	GLY
1	D	95	ALA
1	C	350	PRO
1	C	468	PRO
1	F	181	VAL
1	F	336	GLY
1	D	162	GLY
1	B	465	PRO

5.3.2 Protein sidechains (i)

In the following table, the Percentiles column shows the percent sidechain outliers of the chain as a percentile score with respect to all X-ray entries followed by that with respect to entries of similar resolution.

The Analysed column shows the number of residues for which the sidechain conformation was analysed, and the total number of residues.

Mol	Chain	Analysed	Rotameric	Outliers	Percentiles	
1	A	408/419 (97%)	394 (97%)	14 (3%)	37	46
1	B	408/419 (97%)	397 (97%)	11 (3%)	44	55
1	C	408/419 (97%)	390 (96%)	18 (4%)	28	34
1	D	408/419 (97%)	391 (96%)	17 (4%)	30	36
1	E	408/419 (97%)	392 (96%)	16 (4%)	32	40
1	F	408/419 (97%)	393 (96%)	15 (4%)	34	42
All	All	2448/2514 (97%)	2357 (96%)	91 (4%)	34	42

All (91) residues with a non-rotameric sidechain are listed below:

Mol	Chain	Res	Type
1	A	39	PRO
1	A	51	THR
1	A	64	ARG
1	A	96	GLU
1	A	250	LYS
1	A	276	GLN

Continued on next page...

Continued from previous page...

Mol	Chain	Res	Type
1	A	300	PHE
1	A	311	ARG
1	A	312	TYR
1	A	329	GLU
1	A	339	ARG
1	A	419	LYS
1	A	454	THR
1	A	468	PRO
1	B	51	THR
1	B	53	GLN
1	B	129	ARG
1	B	163	THR
1	B	206	LEU
1	B	236	GLN
1	B	283	ASN
1	B	312	TYR
1	B	315	LEU
1	B	376	LYS
1	B	473	VAL
1	C	39	PRO
1	C	51	THR
1	C	53	GLN
1	C	91	LEU
1	C	135	LEU
1	C	143	ARG
1	C	148	ARG
1	C	219	LEU
1	C	291	LEU
1	C	300	PHE
1	C	312	TYR
1	C	329	GLU
1	C	343	PHE
1	C	365	MET
1	C	427	ASP
1	C	454	THR
1	C	487	TYR
1	C	494	ARG
1	D	32	LYS
1	D	51	THR
1	D	148	ARG
1	D	163	THR
1	D	194	GLU

Continued on next page...

Continued from previous page...

Mol	Chain	Res	Type
1	D	225	SER
1	D	274	ARG
1	D	280	LYS
1	D	283	ASN
1	D	300	PHE
1	D	312	TYR
1	D	339	ARG
1	D	340	GLN
1	D	375	ASN
1	D	376	LYS
1	D	382	ASP
1	D	427	ASP
1	E	40	LEU
1	E	51	THR
1	E	88	LYS
1	E	91	LEU
1	E	112	LYS
1	E	136	ARG
1	E	145	ILE
1	E	206	LEU
1	E	242	GLN
1	E	300	PHE
1	E	311	ARG
1	E	312	TYR
1	E	376	LYS
1	E	403	ARG
1	E	419	LYS
1	E	494	ARG
1	F	51	THR
1	F	129	ARG
1	F	131	SER
1	F	134	THR
1	F	160	LEU
1	F	253	GLU
1	F	274	ARG
1	F	287	TYR
1	F	300	PHE
1	F	312	TYR
1	F	373	ARG
1	F	382	ASP
1	F	383	PHE
1	F	427	ASP

Continued on next page...

Continued from previous page...

Mol	Chain	Res	Type
1	F	438	TYR

Sometimes sidechains can be flipped to improve hydrogen bonding and reduce clashes. All (28) such sidechains are listed below:

Mol	Chain	Res	Type
1	A	56	ASN
1	A	283	ASN
1	B	210	GLN
1	B	255	ASN
1	B	276	GLN
1	B	283	ASN
1	B	297	ASN
1	B	466	GLN
1	C	254	HIS
1	C	297	ASN
1	C	328	HIS
1	C	486	ASN
1	D	276	GLN
1	D	283	ASN
1	D	297	ASN
1	D	458	GLN
1	D	466	GLN
1	E	236	GLN
1	E	242	GLN
1	E	276	GLN
1	E	340	GLN
1	E	458	GLN
1	E	459	ASN
1	E	486	ASN
1	F	276	GLN
1	F	320	HIS
1	F	340	GLN
1	F	486	ASN

5.3.3 RNA (i)

There are no RNA molecules in this entry.

5.4 Non-standard residues in protein, DNA, RNA chains (i)

There are no non-standard protein/DNA/RNA residues in this entry.

5.5 Carbohydrates (i)

There are no monosaccharides in this entry.

5.6 Ligand geometry (i)

18 ligands are modelled in this entry.

In the following table, the Counts columns list the number of bonds (or angles) for which Mogul statistics could be retrieved, the number of bonds (or angles) that are observed in the model and the number of bonds (or angles) that are defined in the Chemical Component Dictionary. The Link column lists molecule types, if any, to which the group is linked. The Z score for a bond length (or angle) is the number of standard deviations the observed value is removed from the expected value. A bond length (or angle) with $|Z| > 2$ is considered an outlier worth inspection. RMSZ is the root-mean-square of all Z scores of the bond lengths (or angles).

Mol	Type	Chain	Res	Link	Bond lengths			Bond angles		
					Counts	RMSZ	$\#\|Z\| > 2$	Counts	RMSZ	$\#\|Z\| > 2$
3	IND	E	511[B]	-	8,10,10	0.96	0	9,13,13	0.65	0
2	HEM	F	500	1	41,50,50	2.03	15 (36%)	45,82,82	1.98	10 (22%)
3	IND	A	501[A]	-	8,10,10	1.15	0	9,13,13	0.55	0
3	IND	A	507[B]	-	8,10,10	0.81	0	9,13,13	0.59	0
3	IND	F	506[A]	-	8,10,10	1.13	1 (12%)	9,13,13	0.50	0
3	IND	D	510[B]	-	8,10,10	0.85	0	9,13,13	0.59	0
3	IND	B	502[A]	-	8,10,10	1.10	1 (12%)	9,13,13	0.51	0
2	HEM	A	500	1	41,50,50	2.03	15 (36%)	45,82,82	1.97	10 (22%)
3	IND	B	508[B]	-	8,10,10	0.91	0	9,13,13	0.65	0
3	IND	E	505[A]	-	8,10,10	1.11	1 (12%)	9,13,13	0.51	0
3	IND	F	512[B]	-	8,10,10	0.69	0	9,13,13	0.65	0
2	HEM	C	500	1	41,50,50	2.06	14 (34%)	45,82,82	2.05	11 (24%)
2	HEM	B	500	1	41,50,50	2.17	14 (34%)	45,82,82	1.91	10 (22%)
3	IND	D	504[A]	-	8,10,10	1.07	1 (12%)	9,13,13	0.51	0
2	HEM	D	500	1	41,50,50	2.19	14 (34%)	45,82,82	1.94	9 (20%)
3	IND	C	503[A]	-	8,10,10	1.17	1 (12%)	9,13,13	0.53	0
2	HEM	E	500	1	41,50,50	2.16	14 (34%)	45,82,82	1.94	10 (22%)
3	IND	C	509[B]	-	8,10,10	0.86	0	9,13,13	0.63	0

In the following table, the Chirals column lists the number of chiral outliers, the number of chiral

centers analysed, the number of these observed in the model and the number defined in the Chemical Component Dictionary. Similar counts are reported in the Torsion and Rings columns. '-' means no outliers of that kind were identified.

Mol	Type	Chain	Res	Link	Chirals	Torsions	Rings
3	IND	E	511[B]	-	-	-	0/2/2/2
2	HEM	F	500	1	-	3/12/54/54	-
3	IND	A	501[A]	-	-	-	0/2/2/2
3	IND	A	507[B]	-	-	-	0/2/2/2
3	IND	F	506[A]	-	-	-	0/2/2/2
3	IND	D	510[B]	-	-	-	0/2/2/2
3	IND	B	502[A]	-	-	-	0/2/2/2
2	HEM	A	500	1	-	2/12/54/54	-
3	IND	B	508[B]	-	-	-	0/2/2/2
3	IND	E	505[A]	-	-	-	0/2/2/2
3	IND	F	512[B]	-	-	-	0/2/2/2
2	HEM	C	500	1	-	2/12/54/54	-
2	HEM	B	500	1	-	2/12/54/54	-
3	IND	D	504[A]	-	-	-	0/2/2/2
2	HEM	D	500	1	-	2/12/54/54	-
3	IND	C	503[A]	-	-	-	0/2/2/2
2	HEM	E	500	1	-	2/12/54/54	-
3	IND	C	509[B]	-	-	-	0/2/2/2

All (91) bond length outliers are listed below:

Mol	Chain	Res	Type	Atoms	Z	Observed(Å)	Ideal(Å)
2	B	500	HEM	C3C-CAC	-5.25	1.37	1.47
2	F	500	HEM	C3C-CAC	-5.03	1.37	1.47
2	D	500	HEM	C3C-CAC	-4.92	1.37	1.47
2	C	500	HEM	C3C-CAC	-4.88	1.37	1.47
2	E	500	HEM	C3C-CAC	-4.80	1.38	1.47
2	A	500	HEM	C3C-CAC	-4.72	1.38	1.47
2	E	500	HEM	C1B-NB	-4.38	1.32	1.40
2	D	500	HEM	C1D-ND	-4.32	1.29	1.38
2	B	500	HEM	C4D-ND	-4.29	1.32	1.40
2	D	500	HEM	C4D-ND	-4.20	1.33	1.40
2	C	500	HEM	C1D-ND	-4.09	1.30	1.38
2	B	500	HEM	C1B-NB	-4.03	1.33	1.40
2	E	500	HEM	C4D-ND	-4.00	1.33	1.40
2	F	500	HEM	CBB-CAB	3.94	1.49	1.30
2	C	500	HEM	CBB-CAB	3.91	1.49	1.30
2	D	500	HEM	C1B-NB	-3.90	1.33	1.40

Continued on next page...

Continued from previous page...

Mol	Chain	Res	Type	Atoms	Z	Observed(Å)	Ideal(Å)
2	E	500	HEM	CBB-CAB	3.85	1.49	1.30
2	E	500	HEM	C1D-ND	-3.83	1.30	1.38
2	A	500	HEM	C1D-ND	-3.81	1.30	1.38
2	C	500	HEM	C1B-NB	-3.78	1.33	1.40
2	F	500	HEM	C1B-NB	-3.72	1.33	1.40
2	B	500	HEM	C1D-ND	-3.66	1.31	1.38
2	B	500	HEM	CBB-CAB	3.55	1.47	1.30
2	D	500	HEM	CBB-CAB	3.55	1.47	1.30
2	D	500	HEM	C4B-NB	-3.54	1.31	1.38
2	B	500	HEM	C4B-NB	-3.52	1.31	1.38
2	A	500	HEM	C1B-NB	-3.50	1.34	1.40
2	F	500	HEM	C1D-ND	-3.44	1.31	1.38
2	E	500	HEM	CMA-C3A	3.39	1.58	1.51
2	A	500	HEM	CBB-CAB	3.34	1.46	1.30
2	F	500	HEM	CMA-C3A	3.31	1.58	1.51
2	C	500	HEM	C4B-NB	-3.19	1.32	1.38
2	A	500	HEM	C4D-ND	-3.16	1.34	1.40
2	C	500	HEM	C4D-ND	-3.12	1.34	1.40
2	E	500	HEM	C3B-C2B	3.12	1.43	1.37
2	A	500	HEM	C4B-NB	-3.11	1.32	1.38
2	F	500	HEM	C4D-ND	-3.10	1.35	1.40
2	D	500	HEM	CMA-C3A	3.09	1.58	1.51
2	C	500	HEM	CBD-CGD	3.06	1.57	1.50
2	D	500	HEM	C4D-C3D	-3.05	1.39	1.45
2	B	500	HEM	CMA-C3A	3.04	1.58	1.51
2	C	500	HEM	CMA-C3A	2.86	1.57	1.51
2	A	500	HEM	C4D-C3D	-2.84	1.40	1.45
2	D	500	HEM	C3B-C2B	2.81	1.43	1.37
2	E	500	HEM	C4A-NA	-2.81	1.30	1.36
2	A	500	HEM	C3B-C2B	2.75	1.42	1.37
2	F	500	HEM	C4B-NB	-2.73	1.33	1.38
2	D	500	HEM	CMC-C2C	2.69	1.58	1.51
2	E	500	HEM	CMC-C2C	2.68	1.58	1.51
2	B	500	HEM	CMC-C2C	2.67	1.57	1.51
2	A	500	HEM	CMD-C2D	2.67	1.56	1.50
2	F	500	HEM	C3B-C2B	2.61	1.42	1.37
2	C	500	HEM	C3B-C2B	2.57	1.42	1.37
2	E	500	HEM	C4B-NB	-2.54	1.33	1.38
2	C	500	HEM	CAD-C3D	2.45	1.57	1.51
2	A	500	HEM	CAD-C3D	2.40	1.57	1.51
2	E	500	HEM	O2A-CGA	-2.39	1.22	1.30
2	B	500	HEM	C3B-C2B	2.33	1.42	1.37

Continued on next page...

Continued from previous page...

Mol	Chain	Res	Type	Atoms	Z	Observed(Å)	Ideal(Å)
2	D	500	HEM	O2A-CGA	-2.32	1.22	1.30
2	F	500	HEM	O2A-CGA	-2.30	1.23	1.30
2	B	500	HEM	O2A-CGA	-2.29	1.23	1.30
2	B	500	HEM	CMD-C2D	2.28	1.55	1.50
3	B	502[A]	IND	C6-C7	2.22	1.41	1.36
2	F	500	HEM	CMD-C2D	2.20	1.55	1.50
3	C	503[A]	IND	C6-C7	2.17	1.41	1.36
2	B	500	HEM	CBD-CGD	2.16	1.55	1.50
2	D	500	HEM	O2D-CGD	-2.16	1.23	1.30
2	A	500	HEM	CMA-C3A	2.15	1.56	1.51
2	A	500	HEM	FE-NB	2.14	2.07	1.96
2	A	500	HEM	CBD-CGD	2.13	1.55	1.50
2	C	500	HEM	O2A-CGA	-2.13	1.23	1.30
2	F	500	HEM	C4A-NA	-2.13	1.31	1.36
2	B	500	HEM	CHD-C1D	-2.10	1.34	1.41
3	D	504[A]	IND	C6-C7	2.10	1.41	1.36
2	E	500	HEM	CHB-C1B	2.10	1.40	1.35
2	D	500	HEM	C4A-NA	-2.09	1.31	1.36
2	F	500	HEM	CMC-C2C	2.09	1.56	1.51
2	D	500	HEM	C2C-C1C	-2.08	1.37	1.42
3	F	506[A]	IND	C6-C7	2.07	1.41	1.36
2	E	500	HEM	CBC-CAC	2.07	1.42	1.29
2	A	500	HEM	CMC-C2C	2.05	1.56	1.51
2	F	500	HEM	FE-NB	2.04	2.07	1.96
2	B	500	HEM	CAD-C3D	2.04	1.56	1.51
2	C	500	HEM	C4D-C3D	-2.03	1.41	1.45
2	F	500	HEM	CBD-CGD	2.02	1.55	1.50
2	A	500	HEM	O2A-CGA	-2.01	1.24	1.30
2	C	500	HEM	C4A-NA	-2.01	1.32	1.36
3	E	505[A]	IND	C6-C7	2.01	1.41	1.36
2	F	500	HEM	CBC-CAC	2.01	1.42	1.29
2	E	500	HEM	CHD-C1D	-2.00	1.35	1.41
2	C	500	HEM	CBC-CAC	2.00	1.42	1.29

All (60) bond angle outliers are listed below:

Mol	Chain	Res	Type	Atoms	Z	Observed(^{o})	Ideal(^{o})
2	C	500	HEM	C4B-CHC-C1C	7.67	132.68	122.56
2	D	500	HEM	C4B-CHC-C1C	7.37	132.28	122.56
2	F	500	HEM	C4B-CHC-C1C	7.21	132.07	122.56
2	A	500	HEM	C4B-CHC-C1C	6.90	131.67	122.56
2	E	500	HEM	C4B-CHC-C1C	6.76	131.48	122.56

Continued on next page...

Continued from previous page...

Mol	Chain	Res	Type	Atoms	Z	Observed(^{o})	Ideal(^{o})
2	B	500	HEM	C4B-CHC-C1C	6.51	131.15	122.56
2	A	500	HEM	C4C-CHD-C1D	5.96	130.42	122.56
2	E	500	HEM	C4C-CHD-C1D	5.91	130.36	122.56
2	F	500	HEM	C4C-CHD-C1D	5.87	130.30	122.56
2	B	500	HEM	C4C-CHD-C1D	5.52	129.85	122.56
2	D	500	HEM	C4C-CHD-C1D	5.22	129.44	122.56
2	C	500	HEM	C4C-CHD-C1D	5.19	129.41	122.56
2	C	500	HEM	C2C-C3C-C4C	-4.17	103.99	106.90
2	A	500	HEM	C2C-C3C-C4C	-3.61	104.38	106.90
2	E	500	HEM	C1B-NB-C4B	3.22	108.39	105.07
2	E	500	HEM	C4B-C3B-C2B	-3.19	104.58	107.11
2	D	500	HEM	C3B-C2B-C1B	-3.17	104.14	106.49
2	F	500	HEM	C4B-C3B-C2B	-3.17	104.60	107.11
2	D	500	HEM	C2C-C3C-C4C	-3.16	104.69	106.90
2	E	500	HEM	C2C-C3C-C4C	-3.12	104.72	106.90
2	A	500	HEM	C3B-C2B-C1B	-3.06	104.22	106.49
2	B	500	HEM	C3B-C2B-C1B	-3.05	104.22	106.49
2	C	500	HEM	C3B-C2B-C1B	-2.97	104.28	106.49
2	D	500	HEM	C1B-NB-C4B	2.92	108.09	105.07
2	B	500	HEM	C4B-C3B-C2B	-2.88	104.83	107.11
2	A	500	HEM	C1B-NB-C4B	2.85	108.01	105.07
2	F	500	HEM	C2C-C3C-C4C	-2.77	104.97	106.90
2	C	500	HEM	C1B-NB-C4B	2.76	107.92	105.07
2	A	500	HEM	C4D-ND-C1D	2.66	107.82	105.07
2	D	500	HEM	C4B-C3B-C2B	-2.61	105.04	107.11
2	B	500	HEM	C2C-C3C-C4C	-2.60	105.08	106.90
2	A	500	HEM	O2A-CGA-CBA	2.58	122.33	114.03
2	E	500	HEM	CHB-C1B-NB	-2.56	121.22	124.38
2	F	500	HEM	C3B-C2B-C1B	-2.56	104.59	106.49
2	D	500	HEM	C4D-ND-C1D	2.55	107.70	105.07
2	B	500	HEM	O2A-CGA-CBA	2.51	122.09	114.03
2	C	500	HEM	C4B-C3B-C2B	-2.47	105.15	107.11
2	C	500	HEM	O2A-CGA-CBA	2.47	121.98	114.03
2	B	500	HEM	CAD-CBD-CGD	2.47	118.91	113.60
2	F	500	HEM	O2A-CGA-CBA	2.46	121.94	114.03
2	F	500	HEM	CAD-CBD-CGD	2.45	118.88	113.60
2	F	500	HEM	C4D-ND-C1D	2.45	107.60	105.07
2	E	500	HEM	C4D-ND-C1D	2.44	107.60	105.07
2	A	500	HEM	CHB-C1B-NB	-2.40	121.41	124.38
2	A	500	HEM	C4B-C3B-C2B	-2.40	105.21	107.11
2	E	500	HEM	C3B-C2B-C1B	-2.39	104.71	106.49
2	C	500	HEM	CAD-CBD-CGD	2.39	118.75	113.60

Continued on next page...

Continued from previous page...

Mol	Chain	Res	Type	Atoms	Z	Observed(^{o})	Ideal(^{o})
2	F	500	HEM	C1B-NB-C4B	2.39	107.54	105.07
2	C	500	HEM	C4D-ND-C1D	2.37	107.52	105.07
2	B	500	HEM	C1B-NB-C4B	2.35	107.50	105.07
2	E	500	HEM	O2A-CGA-CBA	2.30	121.43	114.03
2	C	500	HEM	C4D-C3D-C2D	-2.24	103.62	106.90
2	F	500	HEM	CHB-C1B-NB	-2.21	121.65	124.38
2	D	500	HEM	O2A-CGA-CBA	2.19	121.07	114.03
2	C	500	HEM	CHB-C1B-NB	-2.18	121.68	124.38
2	D	500	HEM	CHB-C1B-NB	-2.16	121.71	124.38
2	B	500	HEM	C4D-ND-C1D	2.13	107.28	105.07
2	A	500	HEM	CAD-CBD-CGD	2.09	118.10	113.60
2	B	500	HEM	CHB-C1B-NB	-2.07	121.82	124.38
2	E	500	HEM	CAD-CBD-CGD	2.03	117.98	113.60

There are no chirality outliers.

All (13) torsion outliers are listed below:

Mol	Chain	Res	Type	Atoms
2	E	500	HEM	CAA-CBA-CGA-O1A
2	F	500	HEM	CAA-CBA-CGA-O1A
2	C	500	HEM	CAA-CBA-CGA-O1A
2	D	500	HEM	CAA-CBA-CGA-O1A
2	D	500	HEM	CAA-CBA-CGA-O2A
2	A	500	HEM	CAA-CBA-CGA-O1A
2	B	500	HEM	CAA-CBA-CGA-O2A
2	B	500	HEM	CAA-CBA-CGA-O1A
2	F	500	HEM	CAA-CBA-CGA-O2A
2	A	500	HEM	CAA-CBA-CGA-O2A
2	C	500	HEM	CAA-CBA-CGA-O2A
2	E	500	HEM	CAA-CBA-CGA-O2A
2	F	500	HEM	CAD-CBD-CGD-O2D

There are no ring outliers.

11 monomers are involved in 22 short contacts:

Mol	Chain	Res	Type	Clashes	Symm-Clashes
3	E	511[B]	IND	2	0
2	F	500	HEM	5	0
3	A	507[B]	IND	1	0
2	A	500	HEM	1	0
3	B	508[B]	IND	5	0

Continued on next page...

Continued from previous page...

Mol	Chain	Res	Type	Clashes	Symm-Clashes
3	F	512[B]	IND	2	0
2	C	500	HEM	3	0
2	B	500	HEM	3	0
2	D	500	HEM	4	0
3	C	503[A]	IND	1	0
3	C	509[B]	IND	1	0

The following is a two-dimensional graphical depiction of Mogul quality analysis of bond lengths, bond angles, torsion angles, and ring geometry for all instances of the Ligand of Interest. In addition, ligands with molecular weight > 250 and outliers as shown on the validation Tables will also be included. For torsion angles, if less then 5% of the Mogul distribution of torsion angles is within 10 degrees of the torsion angle in question, then that torsion angle is considered an outlier. Any bond that is central to one or more torsion angles identified as an outlier by Mogul will be highlighted in the graph. For rings, the root-mean-square deviation (RMSD) between the ring in question and similar rings identified by Mogul is calculated over all ring torsion angles. If the average RMSD is greater than 60 degrees and the minimal RMSD between the ring in question and any Mogul-identified rings is also greater than 60 degrees, then that ring is considered an outlier. The outliers are highlighted in purple. The color gray indicates Mogul did not find sufficient equivalents in the CSD to analyse the geometry.

Ligand HEM F 500

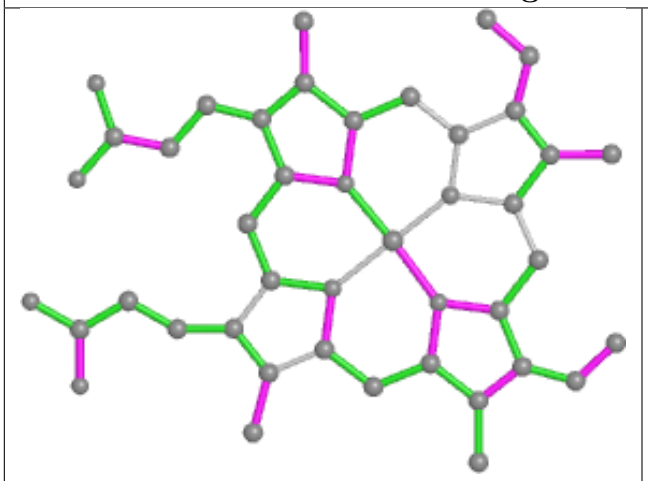

Bond lengths

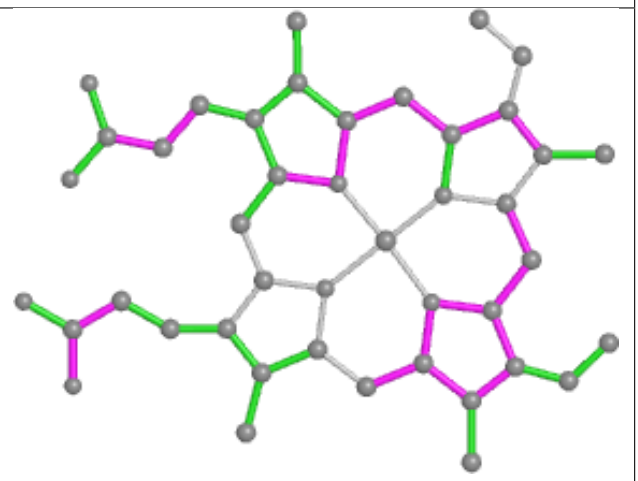

Bond angles

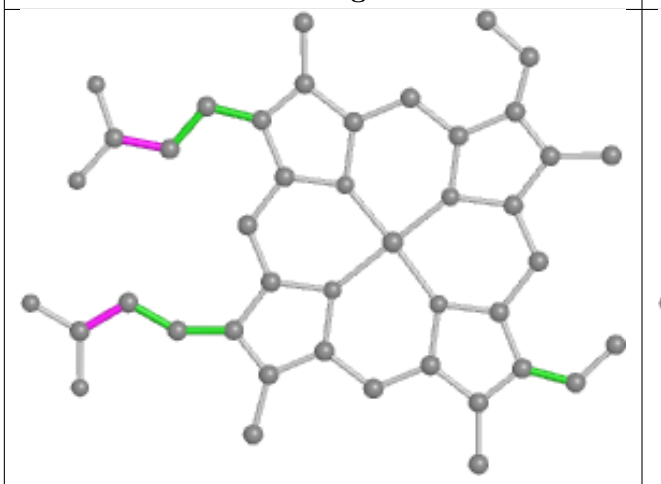

Torsions

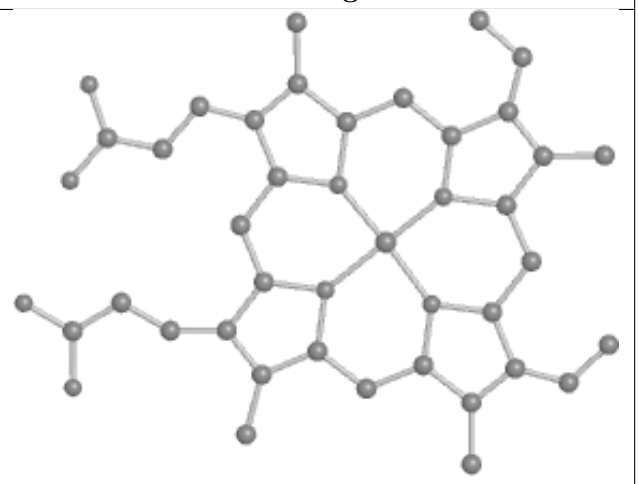

Rings

Ligand HEM A 500

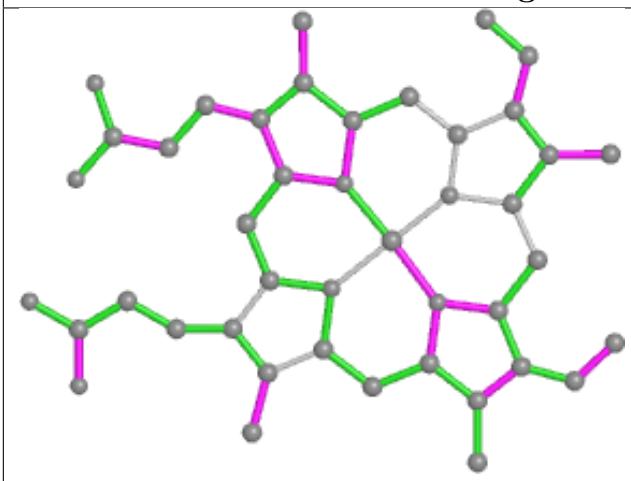

Bond lengths

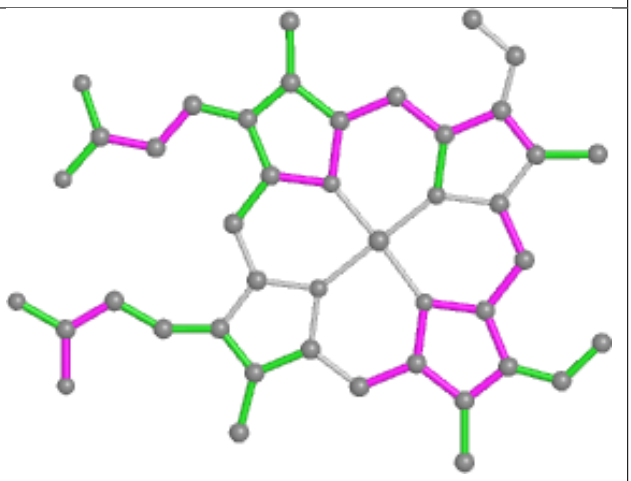

Bond angles

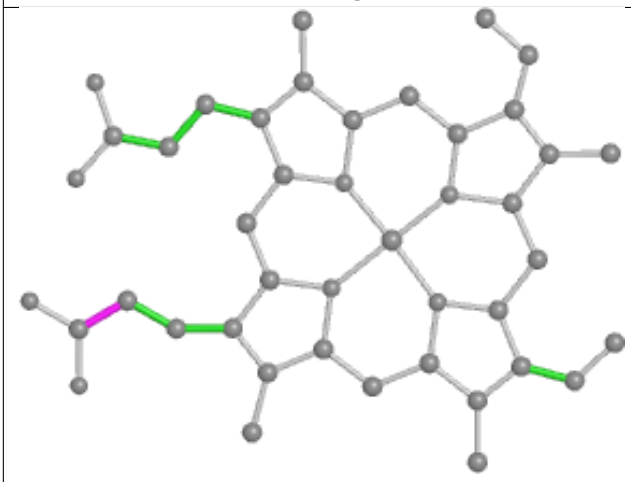

Torsions

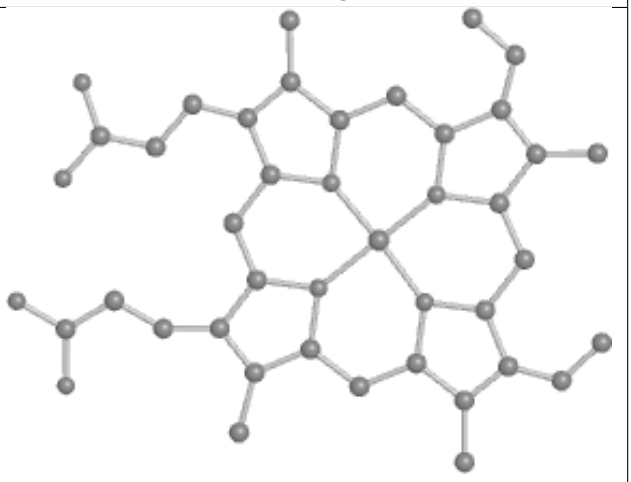

Rings

Ligand HEM C 500

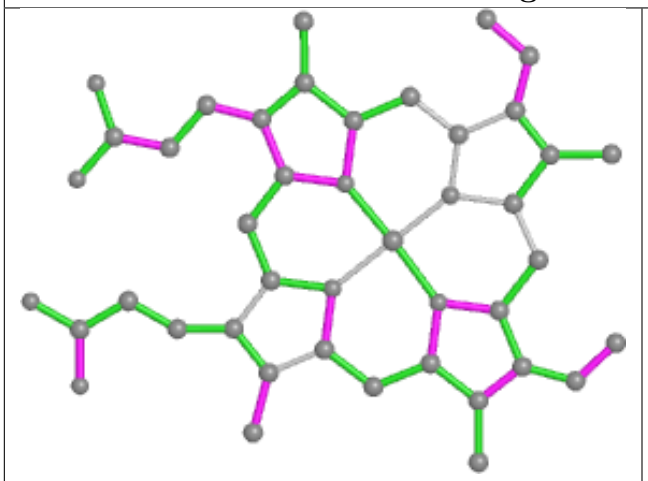

Bond lengths

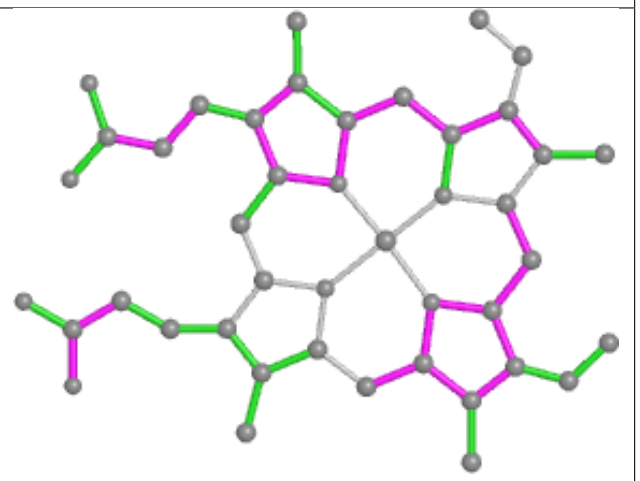

Bond angles

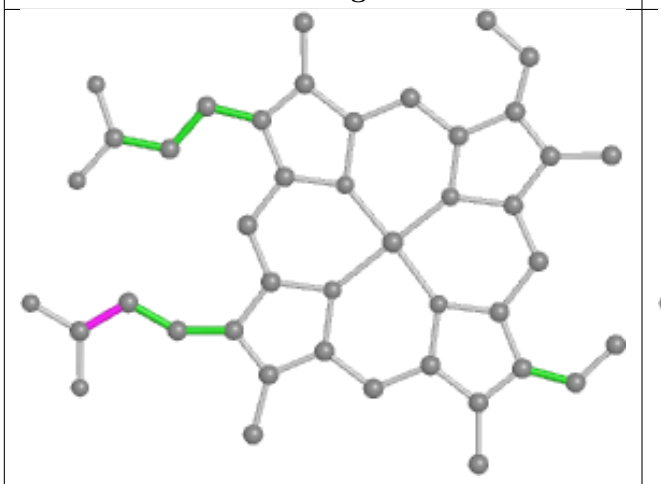

Torsions

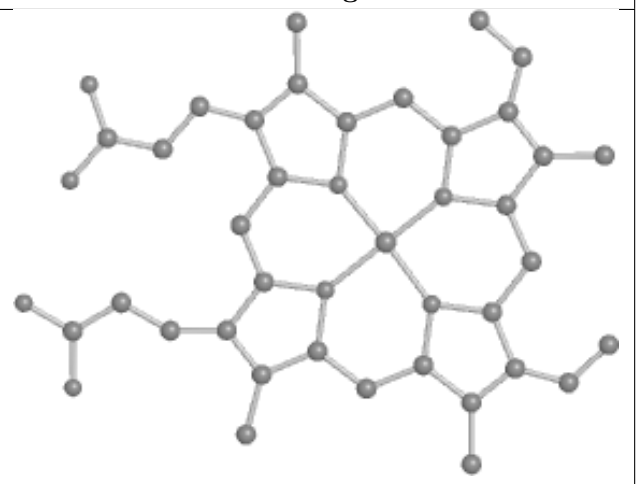

Rings

Ligand HEM B 500

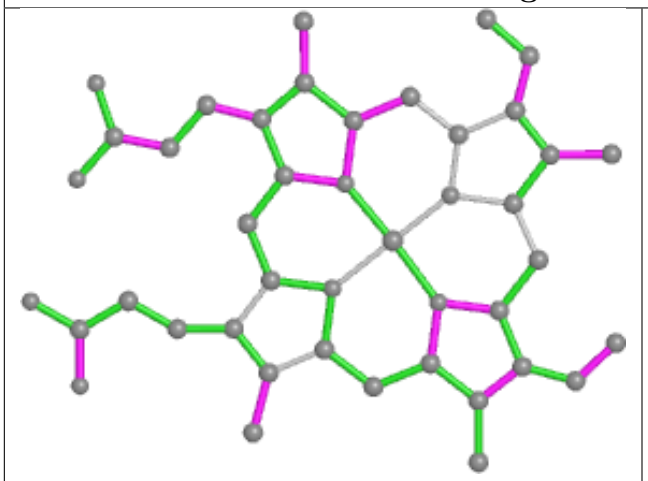

Bond lengths

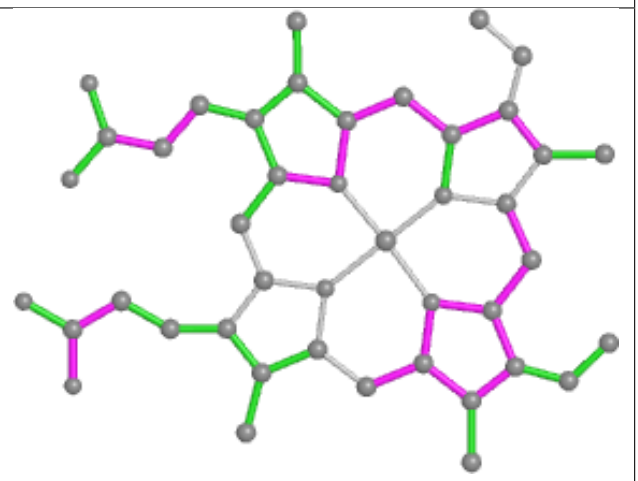

Bond angles

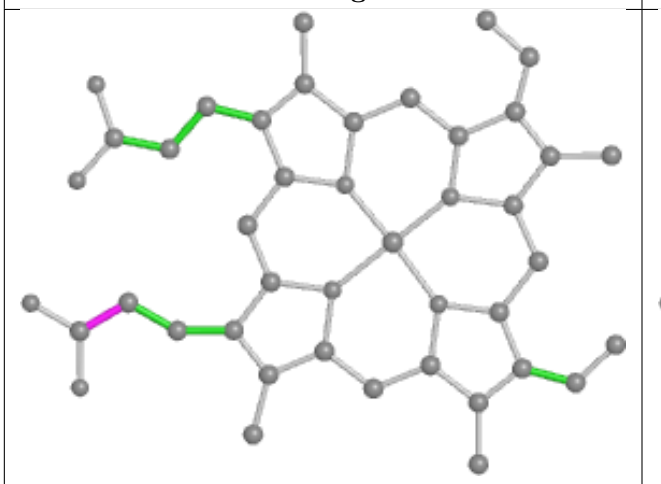

Torsions

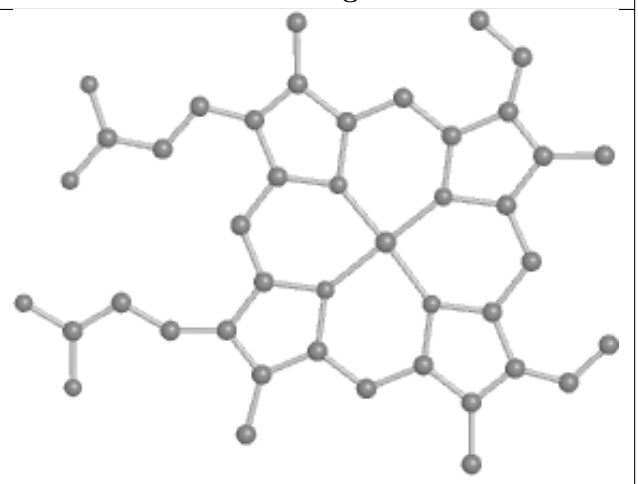

Rings

Ligand HEM D 500

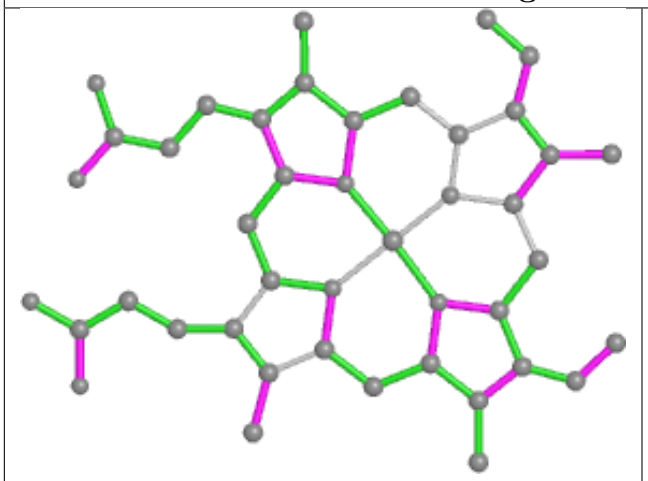

Bond lengths

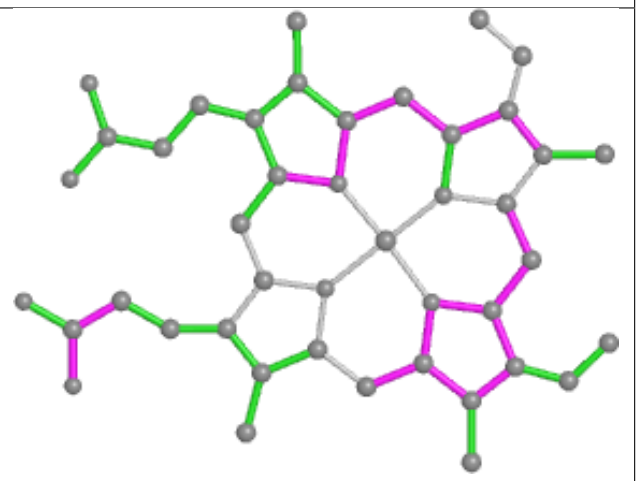

Bond angles

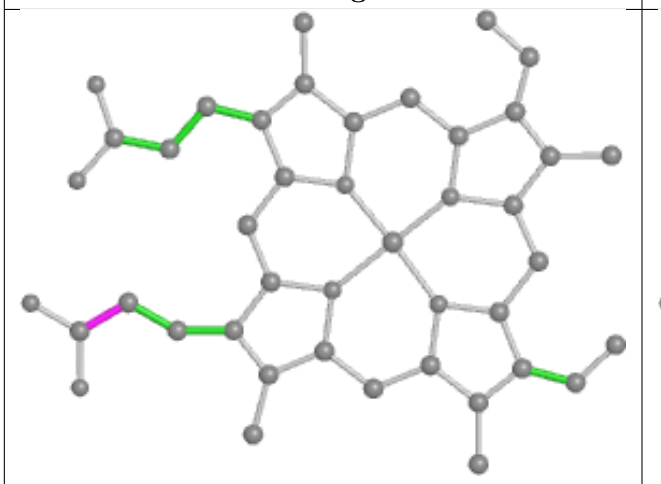

Torsions

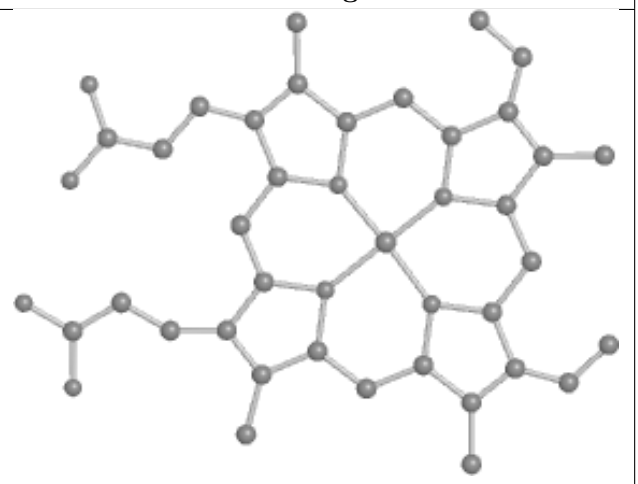

Rings

Ligand HEM E 500

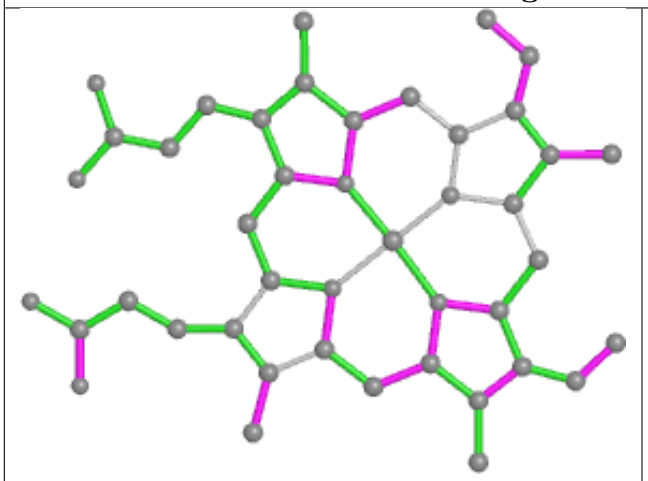

Bond lengths

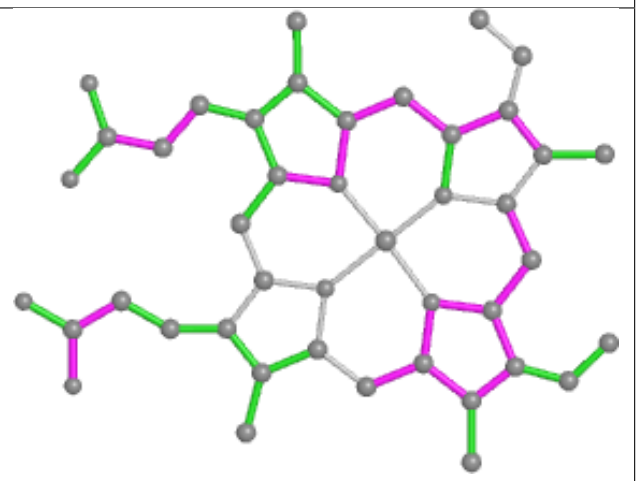

Bond angles

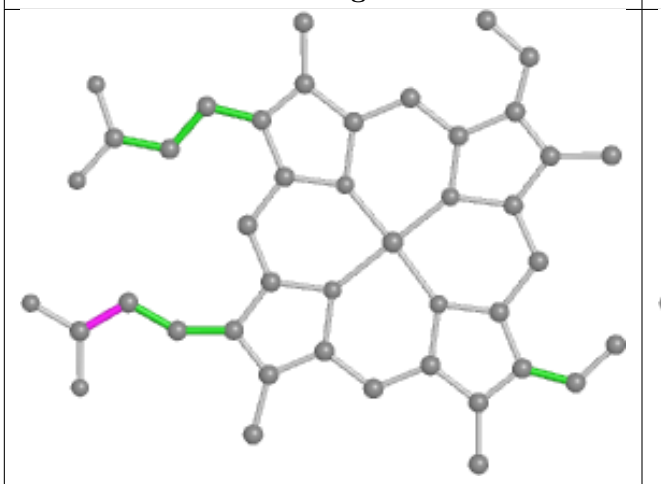

Torsions

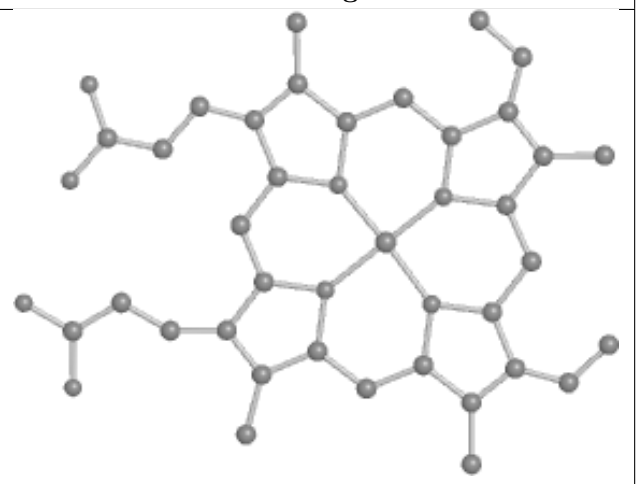

Rings

5.7 Other polymers (i)

There are no such residues in this entry.

5.8 Polymer linkage issues (i)

There are no chain breaks in this entry.

6 Fit of model and data (i)

6.1 Protein, DNA and RNA chains (i)

In the following table, the column labelled '#RSRZ> 2' contains the number (and percentage) of RSRZ outliers, followed by percent RSRZ outliers for the chain as percentile scores relative to all X-ray entries and entries of similar resolution. The OWAB column contains the minimum, median, 95th percentile and maximum values of the occupancy-weighted average B-factor per residue. The column labelled 'Q< 0.9' lists the number of (and percentage) of residues with an average occupancy less than 0.9.

Mol	Chain	Analysed	<RSRZ>	#RSRZ>2			OWAB(Å^2)	Q<0.9
1	A	464/476 (97%)	-0.14	13 (2%)	53	64	15, 31, 56, 76	0
1	B	464/476 (97%)	0.31	36 (7%)	13	19	16, 43, 73, 86	0
1	C	464/476 (97%)	0.43	52 (11%)	5	8	19, 49, 79, 90	0
1	D	464/476 (97%)	0.09	26 (5%)	24	35	20, 39, 67, 79	0
1	E	464/476 (97%)	0.14	30 (6%)	18	27	22, 41, 72, 84	0
1	F	464/476 (97%)	0.58	56 (12%)	4	7	19, 52, 79, 91	0
All	All	2784/2856 (97%)	0.24	213 (7%)	13	20	15, 42, 75, 91	0

All (213) RSRZ outliers are listed below:

Mol	Chain	Res	Type	RSRZ
1	C	257	ARG	5.8
1	C	280	LYS	4.9
1	D	301	ALA	4.8
1	D	306	VAL	4.8
1	D	310	LEU	4.7
1	F	301	ALA	4.6
1	B	421	GLY	4.6
1	F	492	LEU	4.6
1	C	259	LEU	4.4
1	C	194	GLU	4.3
1	C	422	GLN	4.2
1	D	305	THR	4.2
1	C	348	LYS	4.2
1	D	422	GLN	4.2
1	C	178	VAL	4.2
1	E	306	VAL	4.2
1	C	420	LYS	4.1
1	F	453	PHE	4.1
1	B	472	ASP	4.1

Continued on next page...

Continued from previous page...

Mol	Chain	Res	Type	RSRZ
1	B	468	PRO	4.1
1	F	417	LEU	4.0
1	C	491	PHE	4.0
1	F	282	PRO	3.9
1	C	468	PRO	3.9
1	F	310	LEU	3.9
1	F	420	LYS	3.9
1	C	282	PRO	3.8
1	E	305	THR	3.8
1	C	338	ASN	3.8
1	E	307	SER	3.8
1	F	306	VAL	3.7
1	B	471	ILE	3.7
1	B	301	ALA	3.6
1	F	305	THR	3.6
1	F	343	PHE	3.5
1	F	178	VAL	3.5
1	E	310	LEU	3.4
1	F	335	ILE	3.4
1	C	469	LYS	3.4
1	F	280	LYS	3.4
1	D	303	THR	3.4
1	F	303	THR	3.4
1	F	449	LEU	3.3
1	B	470	ASP	3.3
1	C	466	GLN	3.3
1	F	366	LEU	3.3
1	C	419	LYS	3.3
1	F	339	ARG	3.3
1	F	403	ARG	3.2
1	B	419	LYS	3.2
1	F	189	ASP	3.2
1	F	423	PHE	3.2
1	E	303	THR	3.1
1	F	300	PHE	3.1
1	D	417	LEU	3.1
1	B	338	ASN	3.1
1	E	470	ASP	3.1
1	F	338	ASN	3.1
1	F	307	SER	3.1
1	F	331	ILE	3.1
1	B	420	LYS	3.1

Continued on next page...

Continued from previous page...

Mol	Chain	Res	Type	RSRZ
1	F	145	ILE	3.1
1	F	147	GLU	3.0
1	E	452	PHE	3.0
1	F	422	GLN	3.0
1	D	307	SER	3.0
1	D	423	PHE	3.0
1	B	284	THR	3.0
1	A	310	LEU	3.0
1	B	417	LEU	3.0
1	F	283	ASN	3.0
1	A	305	THR	3.0
1	B	310	LEU	2.9
1	F	428	ALA	2.9
1	D	178	VAL	2.9
1	C	167	ASN	2.9
1	D	466	GLN	2.9
1	C	174	LEU	2.9
1	D	421	GLY	2.9
1	D	420	LYS	2.9
1	D	309	THR	2.9
1	C	470	ASP	2.9
1	F	336	GLY	2.8
1	D	465	PRO	2.8
1	A	306	VAL	2.8
1	C	494	ARG	2.8
1	C	418	ASP	2.8
1	F	418	ASP	2.8
1	B	423	PHE	2.7
1	C	301	ALA	2.7
1	F	404	PHE	2.7
1	B	283	ASN	2.7
1	B	280	LYS	2.7
1	C	168	ILE	2.7
1	D	302	GLY	2.7
1	C	258	THR	2.7
1	C	310	LEU	2.7
1	F	174	LEU	2.7
1	C	465	PRO	2.7
1	E	301	ALA	2.7
1	F	371	ALA	2.7
1	F	407	ASN	2.7
1	E	469	LYS	2.7

Continued on next page...

Continued from previous page...

Mol	Chain	Res	Type	RSRZ
1	C	283	ASN	2.7
1	B	143	ARG	2.6
1	B	466	GLN	2.6
1	E	467	SER	2.6
1	F	470	ASP	2.6
1	B	194	GLU	2.6
1	A	338	ASN	2.6
1	C	423	PHE	2.6
1	B	276	GLN	2.6
1	B	449	LEU	2.6
1	F	419	LYS	2.6
1	D	300	PHE	2.6
1	A	262	ASN	2.6
1	B	279	GLU	2.6
1	A	263	SER	2.5
1	E	417	LEU	2.5
1	C	453	PHE	2.5
1	C	239	LYS	2.5
1	E	280	LYS	2.5
1	C	493	PRO	2.5
1	C	452	PHE	2.5
1	E	302	GLY	2.5
1	B	407	ASN	2.5
1	E	347	ALA	2.5
1	F	445	ALA	2.5
1	E	337	LYS	2.5
1	E	418	ASP	2.5
1	C	182	ILE	2.5
1	A	301	ALA	2.5
1	C	456	ILE	2.5
1	C	449	LEU	2.5
1	F	298	LEU	2.5
1	D	453	PHE	2.5
1	E	309	THR	2.5
1	F	416	PHE	2.4
1	D	338	ASN	2.4
1	D	449	LEU	2.4
1	C	492	LEU	2.4
1	B	282	PRO	2.4
1	C	166	ALA	2.4
1	A	257	ARG	2.4
1	E	334	VAL	2.4

Continued on next page...

Continued from previous page...

Mol	Chain	Res	Type	RSRZ
1	F	143	ARG	2.4
1	F	308	THR	2.4
1	C	175	SER	2.4
1	F	456	ILE	2.4
1	C	281	ASN	2.4
1	F	370	LEU	2.4
1	F	409	ARG	2.4
1	C	256	GLN	2.4
1	E	323	VAL	2.3
1	F	348	LYS	2.3
1	A	365	MET	2.3
1	C	303	THR	2.3
1	F	194	GLU	2.3
1	D	283	ASN	2.3
1	F	299	PHE	2.3
1	F	452	PHE	2.3
1	B	337	LYS	2.3
1	B	467	SER	2.3
1	E	449	LEU	2.3
1	B	422	GLN	2.3
1	C	421	GLY	2.2
1	C	459	ASN	2.2
1	F	297	ASN	2.2
1	D	308	THR	2.2
1	A	449	LEU	2.2
1	F	196	LYS	2.2
1	B	418	ASP	2.2
1	C	192	ASP	2.2
1	C	332	ASP	2.2
1	E	338	ASN	2.2
1	E	143	ARG	2.2
1	C	307	SER	2.2
1	E	300	PHE	2.2
1	C	309	THR	2.2
1	B	356	ILE	2.2
1	B	138	PHE	2.2
1	E	163	THR	2.2
1	A	308	THR	2.1
1	B	303	THR	2.1
1	F	122	GLU	2.1
1	F	427	ASP	2.1
1	B	336	GLY	2.1

Continued on next page...

Continued from previous page...

Mol	Chain	Res	Type	RSRZ
1	B	453	PHE	2.1
1	C	416	PHE	2.1
1	E	445	ALA	2.1
1	B	31	GLY	2.1
1	A	309	THR	2.1
1	E	174	LEU	2.1
1	F	84	HIS	2.1
1	B	300	PHE	2.1
1	D	491	PHE	2.1
1	E	420	LYS	2.1
1	C	488	THR	2.1
1	D	280	LYS	2.1
1	F	67	PRO	2.1
1	D	366	LEU	2.1
1	A	445	ALA	2.1
1	E	439	CYS	2.1
1	B	465	PRO	2.1
1	C	279	GLU	2.0
1	B	263	SER	2.0
1	E	194	GLU	2.0
1	F	80	VAL	2.0
1	D	168	ILE	2.0
1	C	276	GLN	2.0
1	C	305	THR	2.0
1	C	341	PRO	2.0
1	E	465	PRO	2.0

6.2 Non-standard residues in protein, DNA, RNA chains (i)

There are no non-standard protein/DNA/RNA residues in this entry.

6.3 Carbohydrates (i)

There are no monosaccharides in this entry.

6.4 Ligands (i)

In the following table, the Atoms column lists the number of modelled atoms in the group and the number defined in the chemical component dictionary. The B-factors column lists the minimum, median, 95th percentile and maximum values of B factors of atoms in the group. The column labelled 'Q< 0.9' lists the number of atoms with occupancy less than 0.9.

Mol	Type	Chain	Res	Atoms	RSCC	RSR	B-factors(Å^2)	Q<0.9
3	IND	E	511[B]	9/9	0.83	0.43	31,31,31,31	9
3	IND	A	501[A]	9/9	0.88	0.36	31,31,31,31	9
3	IND	A	507[B]	9/9	0.89	0.45	31,31,31,31	9
3	IND	E	505[A]	9/9	0.90	0.36	31,31,31,31	9
3	IND	F	506[A]	9/9	0.91	0.30	31,31,31,31	9
3	IND	F	512[B]	9/9	0.91	0.29	31,31,31,31	9
3	IND	D	504[A]	9/9	0.92	0.36	31,31,31,31	9
3	IND	D	510[B]	9/9	0.92	0.39	31,31,31,31	9
3	IND	B	502[A]	9/9	0.95	0.25	31,31,31,31	9
3	IND	B	508[B]	9/9	0.95	0.24	31,31,31,31	9
3	IND	C	503[A]	9/9	0.95	0.29	31,31,31,31	9
3	IND	C	509[B]	9/9	0.95	0.38	31,31,31,31	9
2	HEM	F	500	43/43	0.95	0.20	23,41,54,61	0
2	HEM	C	500	43/43	0.96	0.17	12,30,41,45	0
2	HEM	E	500	43/43	0.97	0.21	26,34,39,41	0
2	HEM	D	500	43/43	0.97	0.17	18,27,33,35	0
2	HEM	A	500	43/43	0.98	0.20	14,20,28,38	0
2	HEM	B	500	43/43	0.98	0.16	9,22,34,41	0

The following is a graphical depiction of the model fit to experimental electron density of all instances of the Ligand of Interest. In addition, ligands with molecular weight > 250 and outliers as shown on the geometry validation Tables will also be included. Each fit is shown from different orientation to approximate a three-dimensional view.

Electron density around HEM F 500:

2mF$_o$-DF$_c$ (at 0.7 rmsd) in gray
mF$_o$-DF$_c$ (at 3 rmsd) in purple (negative)
and green (positive)

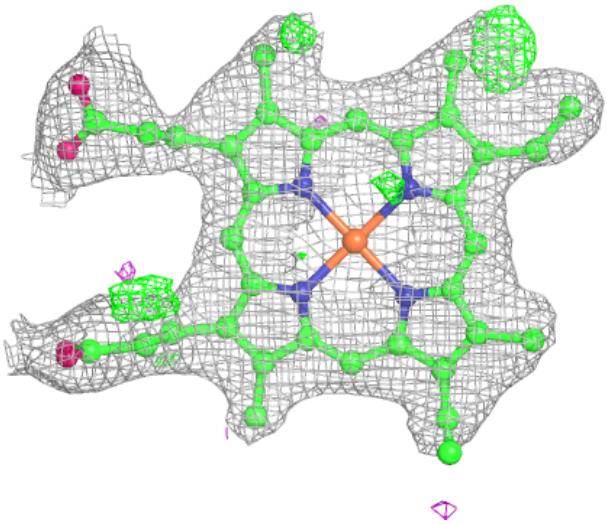

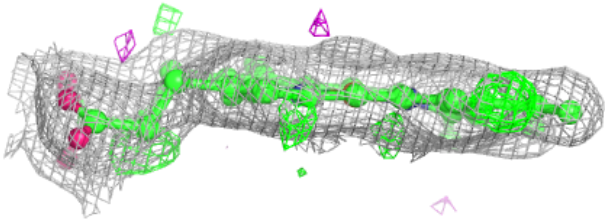

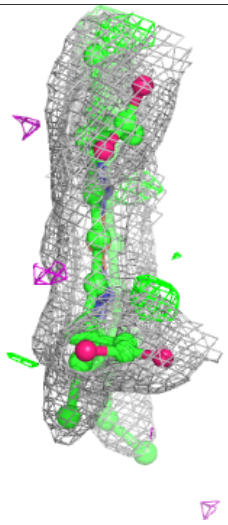

Electron density around HEM C 500:

$2mF_o$-DF_c (at 0.7 rmsd) in gray
mF_o-DF_c (at 3 rmsd) in purple (negative)
and green (positive)

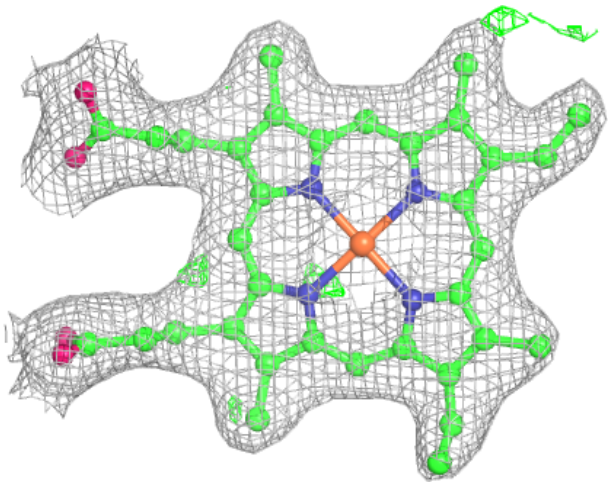

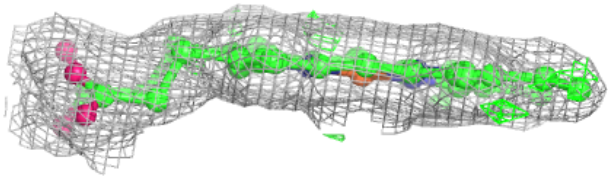

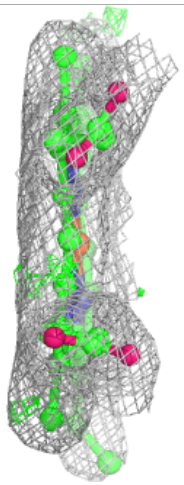

Electron density around HEM E 500:

$2mF_o$-DF_c (at 0.7 rmsd) in gray
mF_o-DF_c (at 3 rmsd) in purple (negative)
and green (positive)

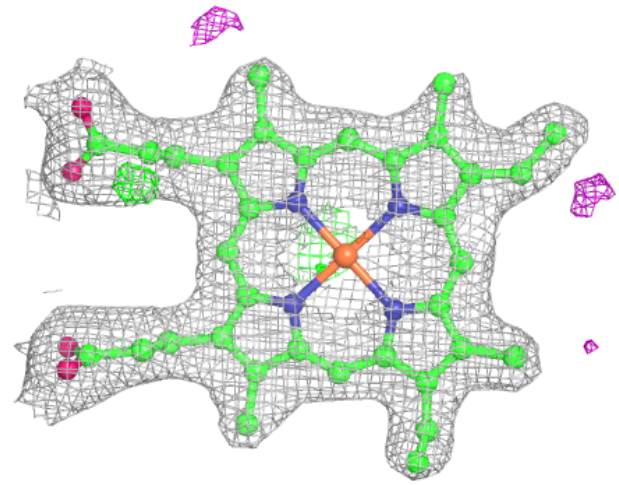

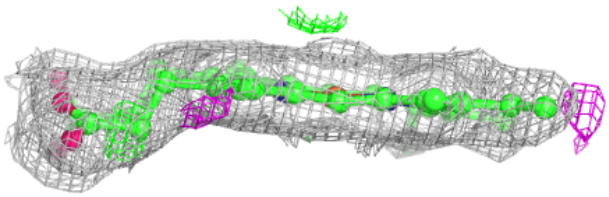

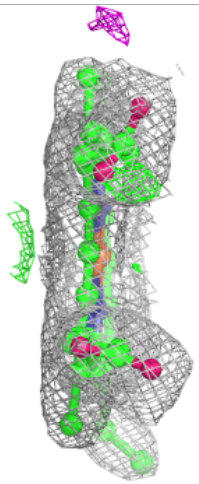

Electron density around HEM D 500:

$2mF_o$-DF_c (at 0.7 rmsd) in gray
mF_o-DF_c (at 3 rmsd) in purple (negative)
and green (positive)

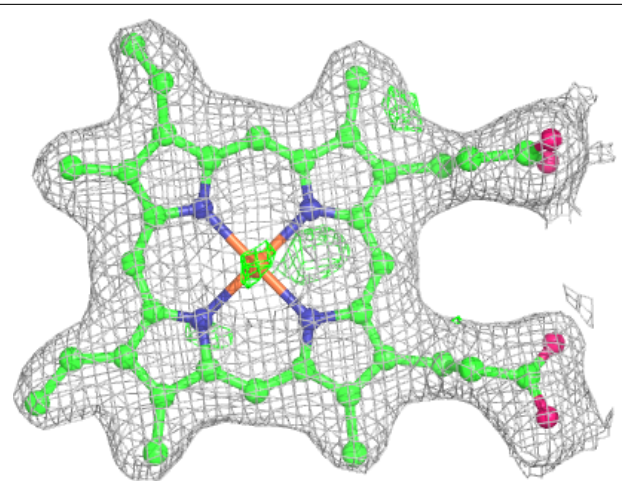

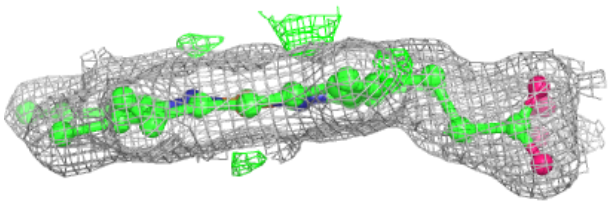

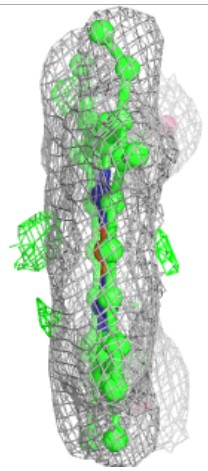

Electron density around HEM A 500:

$2mF_o$-DF_c (at 0.7 rmsd) in gray
mF_o-DF_c (at 3 rmsd) in purple (negative)
and green (positive)

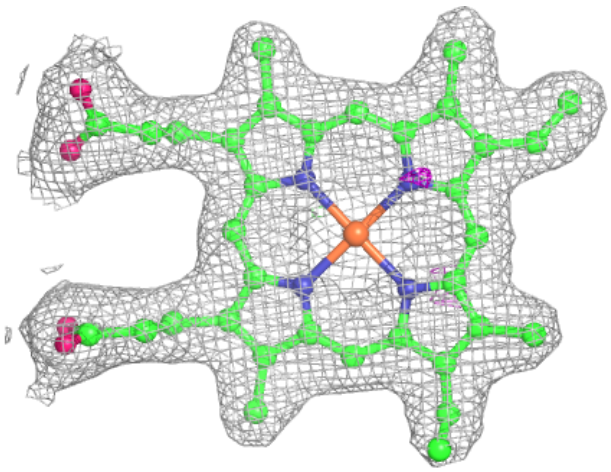

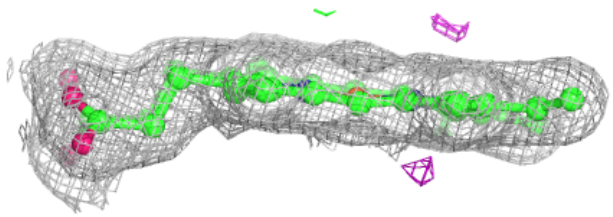

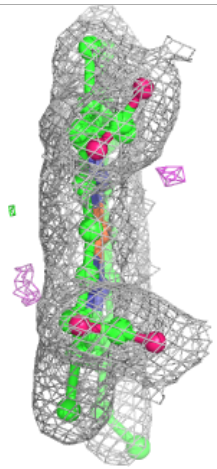

Electron density around HEM B 500:

$2mF_o$-DF_c (at 0.7 rmsd) in gray
mF_o-DF_c (at 3 rmsd) in purple (negative)
and green (positive)

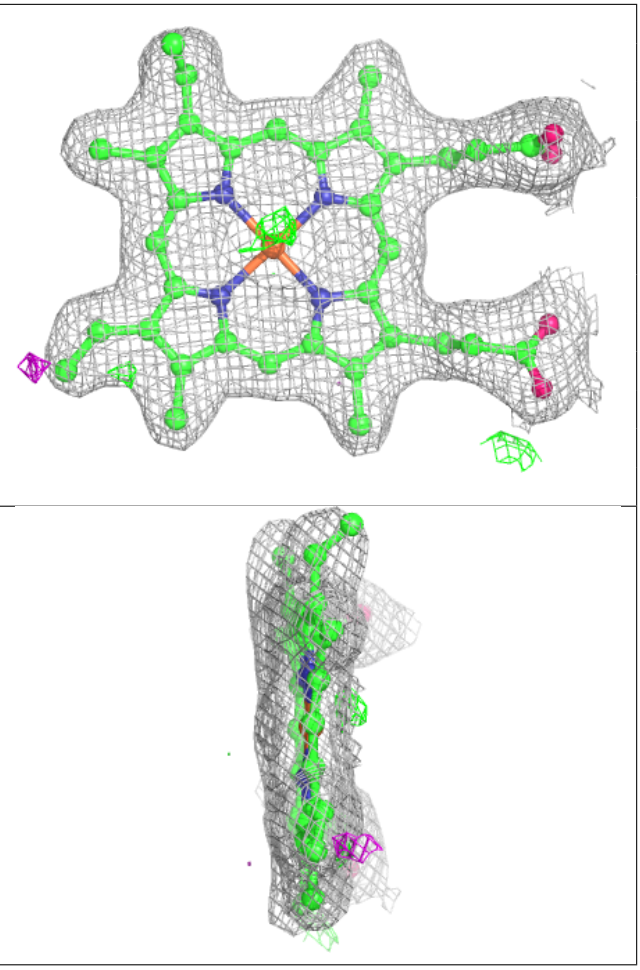

6.5 Other polymers (i)

There are no such residues in this entry.