Full wwPDB X-ray Structure Validation Report (i)

Mar 23, 2024 – 03:44 PM EDT

PDB ID	:	4OAY
Title	:	BldD CTD-c-di-GMP complex
Authors	:	Schumacher, M.A.; Tschowri, N.; Buttner, M.; Brennan, R.G.
Deposited on	:	2014-01-06
Resolution	:	1.95 Å(reported)

This is a Full wwPDB X-ray Structure Validation Report for a publicly released PDB entry.

We welcome your comments at *validation@mail.wwpdb.org*
A user guide is available at
https://www.wwpdb.org/validation/2017/XrayValidationReportHelp
with specific help available everywhere you see the (i) symbol.

The types of validation reports are described at
http://www.wwpdb.org/validation/2017/FAQs#types.

The following versions of software and data (see references (i)) were used in the production of this report:

MolProbity	:	4.02b-467
Mogul	:	1.8.5 (274361), CSD as541be (2020)
Xtriage (Phenix)	:	1.13
EDS	:	2.36.1
buster-report	:	1.1.7 (2018)
Percentile statistics	:	20191225.v01 (using entries in the PDB archive December 25th 2019)
Refmac	:	5.8.0158
CCP4	:	7.0.044 (Gargrove)
Ideal geometry (proteins)	:	Engh & Huber (2001)
Ideal geometry (DNA, RNA)	:	Parkinson et al. (1996)
Validation Pipeline (wwPDB-VP)	:	2.36.1

1 Overall quality at a glance (i)

The following experimental techniques were used to determine the structure:
X-RAY DIFFRACTION

The reported resolution of this entry is 1.95 Å.

Percentile scores (ranging between 0-100) for global validation metrics of the entry are shown in the following graphic. The table shows the number of entries on which the scores are based.

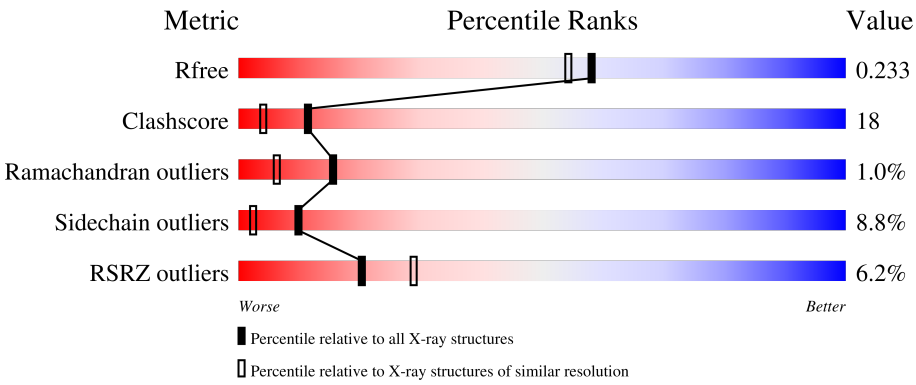

Metric	Whole archive (#Entries)	Similar resolution (#Entries, resolution range(Å))
R_{free}	130704	2580 (1.96-1.96)
Clashscore	141614	2705 (1.96-1.96)
Ramachandran outliers	138981	2678 (1.96-1.96)
Sidechain outliers	138945	2678 (1.96-1.96)
RSRZ outliers	127900	2539 (1.96-1.96)

The table below summarises the geometric issues observed across the polymeric chains and their fit to the electron density. The red, orange, yellow and green segments of the lower bar indicate the fraction of residues that contain outliers for >=3, 2, 1 and 0 types of geometric quality criteria respectively. A grey segment represents the fraction of residues that are not modelled. The numeric value for each fraction is indicated below the corresponding segment, with a dot representing fractions <=5% The upper red bar (where present) indicates the fraction of residues that have poor fit to the electron density. The numeric value is given above the bar.

Mol	Chain	Length	Quality of chain
1	A	91	5%, 69%, 14%, •, 12%
1	B	91	3%, 60%, 15%, •, 20%
1	D	91	7%, 71%, 14%, •, 13%
1	E	91	5%, 48%, 30%, •, •, 16%
1	F	91	%, 59%, 20%, •, 16%

Continued on next page...

Continued from previous page...

Mol	Chain	Length	Quality of chain
1	G	91	4% 60% 20% 16%
1	H	91	3% 56% 22% 5% 16%
1	J	91	4% 64% 20% 13%
1	K	91	2% 59% 23% 13%
1	M	91	16% 46% 30% 7% 16%
1	N	91	3% 60% 23% 13%
1	R	91	7% 69% 12% 13%

2 Entry composition (i)

There are 3 unique types of molecules in this entry. The entry contains 16200 atoms, of which 7372 are hydrogens and 0 are deuteriums.

In the tables below, the ZeroOcc column contains the number of atoms modelled with zero occupancy, the AltConf column contains the number of residues with at least one atom in alternate conformation and the Trace column contains the number of residues modelled with at most 2 atoms.

- Molecule 1 is a protein called DNA-binding protein.

Mol	Chain	Residues	Atoms						ZeroOcc	AltConf	Trace
			Total	C	H	N	O	Se			
1	A	80	1271	394	642	115	119	1	0	0	0
1	B	73	1161	362	586	102	110	1	0	0	0
1	K	79	1257	389	635	114	118	1	0	0	0
1	J	79	1257	389	635	114	118	1	0	0	0
1	R	79	1242	386	624	113	118	1	0	0	0
1	H	76	1192	372	597	107	115	1	0	0	0
1	E	76	1192	372	597	107	115	1	0	0	0
1	G	76	1192	372	597	107	115	1	0	0	0
1	F	76	1207	375	608	108	115	1	0	0	0
1	D	79	1242	386	624	113	118	1	0	0	0
1	N	79	1257	389	635	114	118	1	0	0	0
1	M	76	1190	375	591	108	115	1	0	0	0

There are 60 discrepancies between the modelled and reference sequences:

Chain	Residue	Modelled	Actual	Comment	Reference
A	76	GLY	-	expression tag	UNP F2RCL8
A	77	SER	-	expression tag	UNP F2RCL8
A	78	HIS	-	expression tag	UNP F2RCL8
A	79	MSE	-	expression tag	UNP F2RCL8
A	92	MSE	LEU	engineered mutation	UNP F2RCL8

Continued on next page...

Continued from previous page...

Chain	Residue	Modelled	Actual	Comment	Reference
B	76	GLY	-	expression tag	UNP F2RCL8
B	77	SER	-	expression tag	UNP F2RCL8
B	78	HIS	-	expression tag	UNP F2RCL8
B	79	MSE	-	expression tag	UNP F2RCL8
B	92	MSE	LEU	engineered mutation	UNP F2RCL8
K	76	GLY	-	expression tag	UNP F2RCL8
K	77	SER	-	expression tag	UNP F2RCL8
K	78	HIS	-	expression tag	UNP F2RCL8
K	79	MSE	-	expression tag	UNP F2RCL8
K	92	MSE	LEU	engineered mutation	UNP F2RCL8
J	76	GLY	-	expression tag	UNP F2RCL8
J	77	SER	-	expression tag	UNP F2RCL8
J	78	HIS	-	expression tag	UNP F2RCL8
J	79	MSE	-	expression tag	UNP F2RCL8
J	92	MSE	LEU	engineered mutation	UNP F2RCL8
R	76	GLY	-	expression tag	UNP F2RCL8
R	77	SER	-	expression tag	UNP F2RCL8
R	78	HIS	-	expression tag	UNP F2RCL8
R	79	MSE	-	expression tag	UNP F2RCL8
R	92	MSE	LEU	engineered mutation	UNP F2RCL8
H	76	GLY	-	expression tag	UNP F2RCL8
H	77	SER	-	expression tag	UNP F2RCL8
H	78	HIS	-	expression tag	UNP F2RCL8
H	79	MSE	-	expression tag	UNP F2RCL8
H	92	MSE	LEU	engineered mutation	UNP F2RCL8
E	76	GLY	-	expression tag	UNP F2RCL8
E	77	SER	-	expression tag	UNP F2RCL8
E	78	HIS	-	expression tag	UNP F2RCL8
E	79	MSE	-	expression tag	UNP F2RCL8
E	92	MSE	LEU	engineered mutation	UNP F2RCL8
G	76	GLY	-	expression tag	UNP F2RCL8
G	77	SER	-	expression tag	UNP F2RCL8
G	78	HIS	-	expression tag	UNP F2RCL8
G	79	MSE	-	expression tag	UNP F2RCL8
G	92	MSE	LEU	engineered mutation	UNP F2RCL8
F	76	GLY	-	expression tag	UNP F2RCL8
F	77	SER	-	expression tag	UNP F2RCL8
F	78	HIS	-	expression tag	UNP F2RCL8
F	79	MSE	-	expression tag	UNP F2RCL8
F	92	MSE	LEU	engineered mutation	UNP F2RCL8
D	76	GLY	-	expression tag	UNP F2RCL8
D	77	SER	-	expression tag	UNP F2RCL8

Continued on next page...

Continued from previous page...

Chain	Residue	Modelled	Actual	Comment	Reference
D	78	HIS	-	expression tag	UNP F2RCL8
D	79	MSE	-	expression tag	UNP F2RCL8
D	92	MSE	LEU	engineered mutation	UNP F2RCL8
N	76	GLY	-	expression tag	UNP F2RCL8
N	77	SER	-	expression tag	UNP F2RCL8
N	78	HIS	-	expression tag	UNP F2RCL8
N	79	MSE	-	expression tag	UNP F2RCL8
N	92	MSE	LEU	engineered mutation	UNP F2RCL8
M	76	GLY	-	expression tag	UNP F2RCL8
M	77	SER	-	expression tag	UNP F2RCL8
M	78	HIS	-	expression tag	UNP F2RCL8
M	79	MSE	-	expression tag	UNP F2RCL8
M	92	MSE	LEU	engineered mutation	UNP F2RCL8

- Molecule 2 is 9,9'-[(2R,3R,3aS,5S,7aR,9R,10R,10aS,12S,14aR)-3,5,10,12-tetrahydroxy-5,12-dioxidooctahydro-2H,7H-difuro[3,2-d:3',2'-j][1,3,7,9,2,8]tetraoxadiphosphacyclododecine-2,9-diyl]bis(2-amino-1,9-dihydro-6H-purin-6-one) (three-letter code: C2E) (formula: $C_{20}H_{24}N_{10}O_{14}P_2$).

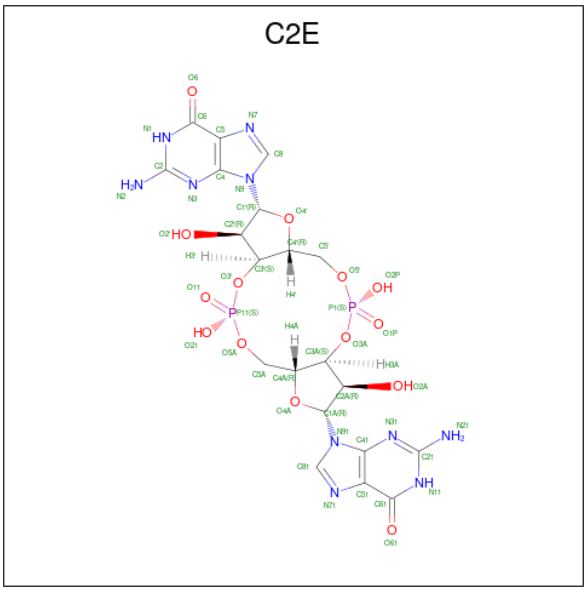

Mol	Chain	Residues	Atoms						ZeroOcc	AltConf
			Total	C	H	N	O	P		
2	A	1	46	19	1	10	14	2	0	0
			Total	C		N	O	P		
2	A	1	46	20		10	14	2	0	0
			Total	C		N	O	P		
2	B	1	46	20		10	14	2	0	0

Continued on next page...

Continued from previous page...

Mol	Chain	Residues	Atoms					ZeroOcc	AltConf
			Total	C	N	O	P		
2	B	1	46	20	10	14	2	0	0
2	K	1	46	20	10	14	2	0	0
2	K	1	46	20	10	14	2	0	0
2	J	1	46	20	10	14	2	0	0
2	J	1	46	20	10	14	2	0	0
2	R	1	46	20	10	14	2	0	0
2	R	1	46	20	10	14	2	0	0
2	H	1	46	20	10	14	2	0	0
2	H	1	46	20	10	14	2	0	0
2	E	1	46	20	10	14	2	0	0
2	E	1	46	20	10	14	2	0	0
2	G	1	46	20	10	14	2	0	0
2	G	1	46	20	10	14	2	0	0
2	F	1	46	20	10	14	2	0	0
2	F	1	46	20	10	14	2	0	0
2	D	1	46	20	10	14	2	0	0
2	D	1	46	20	10	14	2	0	0
2	N	1	46	20	10	14	2	0	0
2	N	1	46	20	10	14	2	0	0
2	M	1	46	20	10	14	2	0	0
2	M	1	46	20	10	14	2	0	0

- Molecule 3 is water.

Mol	Chain	Residues	Atoms		ZeroOcc	AltConf
			Total	O		
3	A	23	23	23	0	0
			Total	O		
3	B	32	32	32	0	0
			Total	O		
3	K	53	53	53	0	0
			Total	O		
3	J	50	50	50	0	0
			Total	O		
3	R	58	58	58	0	0
			Total	O		
3	H	20	20	20	0	0
			Total	O		
3	E	26	26	26	0	0
			Total	O		
3	G	56	56	56	0	0
			Total	O		
3	F	27	27	27	0	0
			Total	O		
3	D	46	46	46	0	0
			Total	O		
3	N	34	34	34	0	0
			Total	O		
3	M	11	11	11	0	0

3 Residue-property plots (i)

These plots are drawn for all protein, RNA, DNA and oligosaccharide chains in the entry. The first graphic for a chain summarises the proportions of the various outlier classes displayed in the second graphic. The second graphic shows the sequence view annotated by issues in geometry and electron density. Residues are color-coded according to the number of geometric quality criteria for which they contain at least one outlier: green = 0, yellow = 1, orange = 2 and red = 3 or more. A red dot above a residue indicates a poor fit to the electron density (RSRZ > 2). Stretches of 2 or more consecutive residues without any outlier are shown as a green connector. Residues present in the sample, but not in the model, are shown in grey.

• Molecule 1: DNA-binding protein

Chain A:

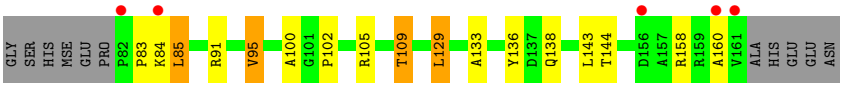

• Molecule 1: DNA-binding protein

Chain B:

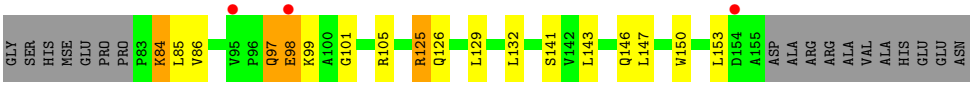

• Molecule 1: DNA-binding protein

Chain K:

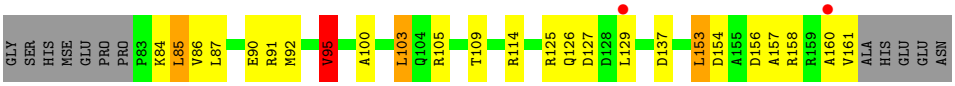

• Molecule 1: DNA-binding protein

Chain J:

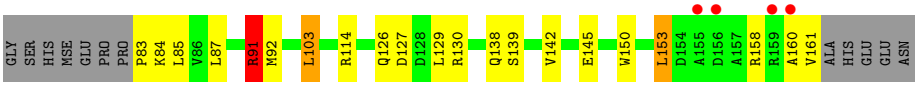

• Molecule 1: DNA-binding protein

Chain R:

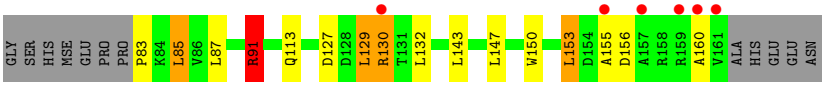

• Molecule 1: DNA-binding protein

Chain H:

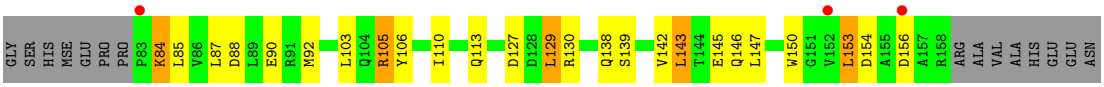

• Molecule 1: DNA-binding protein

Chain E:

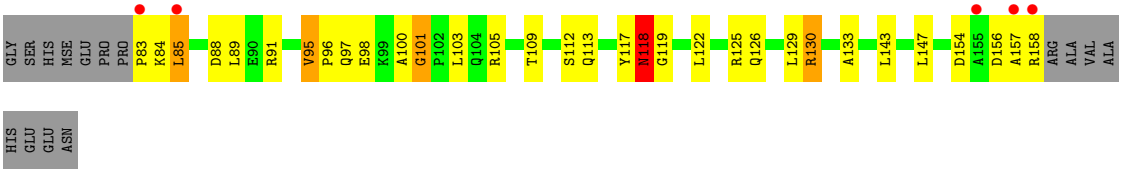

• Molecule 1: DNA-binding protein

Chain G:

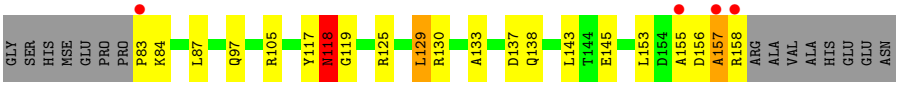

• Molecule 1: DNA-binding protein

Chain F:

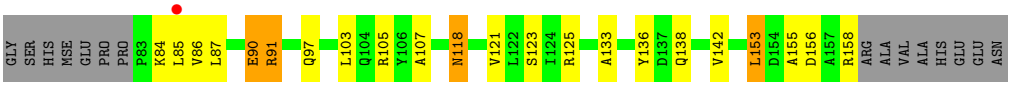

• Molecule 1: DNA-binding protein

Chain D:

• Molecule 1: DNA-binding protein

Chain N:

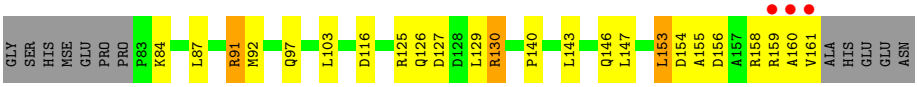

• Molecule 1: DNA-binding protein

Chain M:

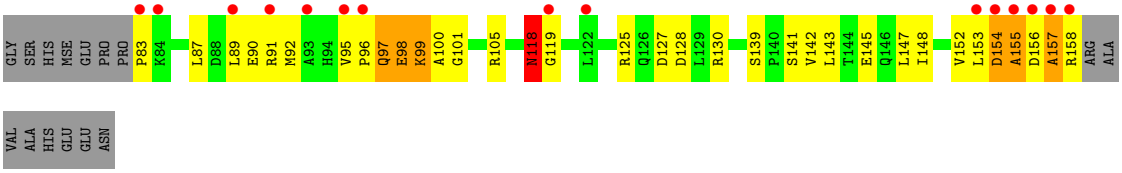
GLY SER HIS MSE GLU PRO PRO P83 K84 L87 D88 L89 E90 R91 M92 A93 H94 V95 P96 Q97 E98 K99 A100 G101 R105 N118 G119 L122 R125 Q126 D127 D128 L129 R130 S139 P140 S141 V142 L143 T144 E145 Q146 L147 I148 V152 L153 D154 A155 D156 A157 R158 ARG ALA
VAL ALA HIS GLU GLU ASN

4 Data and refinement statistics (i)

Property	Value	Source
Space group	P 32	Depositor
Cell constants a, b, c, α, β, γ	86.50Å 86.50Å 151.48Å 90.00° 90.00° 120.00°	Depositor
Resolution (Å)	74.91 – 1.95 74.91 – 1.95	Depositor EDS
% Data completeness (in resolution range)	98.5 (74.91-1.95) 98.5 (74.91-1.95)	Depositor EDS
R_{merge}	0.06	Depositor
R_{sym}	0.04	Depositor
$< I/\sigma(I) >$ [1]	1.60 (at 1.95Å)	Xtriage
Refinement program	PHENIX (phenix.refine: 1.6.4_486)	Depositor
R, R_{free}	0.198 , 0.234 0.203 , 0.233	Depositor DCC
R_{free} test set	2009 reflections (2.21%)	wwPDB-VP
Wilson B-factor (Å^2)	39.8	Xtriage
Anisotropy	0.111	Xtriage
Bulk solvent k_{sol}(e/Å^3), B_{sol}(Å^2)	0.41 , 46.1	EDS
L-test for twinning[2]	$< \|L\| > = 0.49$, $< L^2 > = 0.32$	Xtriage
Estimated twinning fraction	0.006 for -h,-k,l 0.033 for h,-h-k,-l 0.018 for -k,-h,-l	Xtriage
F_o,F_c correlation	0.96	EDS
Total number of atoms	16200	wwPDB-VP
Average B, all atoms (Å^2)	49.0	wwPDB-VP

Xtriage's analysis on translational NCS is as follows: *The largest off-origin peak in the Patterson function is 4.21% of the height of the origin peak. No significant pseudotranslation is detected.*

[1]Intensities estimated from amplitudes.

[2]Theoretical values of $< |L| >$, $< L^2 >$ for acentric reflections are 0.5, 0.333 respectively for untwinned datasets, and 0.375, 0.2 for perfectly twinned datasets.

5 Model quality (i)

5.1 Standard geometry (i)

Bond lengths and bond angles in the following residue types are not validated in this section: C2E

The Z score for a bond length (or angle) is the number of standard deviations the observed value is removed from the expected value. A bond length (or angle) with $|Z| > 5$ is considered an outlier worth inspection. RMSZ is the root-mean-square of all Z scores of the bond lengths (or angles).

Mol	Chain	Bond lengths		Bond angles	
		RMSZ	$\#\|Z\|>5$	RMSZ	$\#\|Z\|>5$
1	A	0.71	0/638	0.88	0/864
1	B	0.79	0/583	0.87	1/789 (0.1%)
1	D	0.92	0/626	0.86	0/848
1	E	0.80	0/603	0.87	2/817 (0.2%)
1	F	0.82	1/607 (0.2%)	0.92	2/821 (0.2%)
1	G	1.02	1/603 (0.2%)	0.96	2/817 (0.2%)
1	H	0.81	0/603	0.80	1/817 (0.1%)
1	J	0.96	0/630	0.94	1/852 (0.1%)
1	K	0.94	2/630 (0.3%)	0.95	3/852 (0.4%)
1	M	0.75	0/607	0.81	0/821
1	N	0.95	0/630	0.95	1/852 (0.1%)
1	R	0.97	0/626	0.91	1/848 (0.1%)
All	All	0.88	4/7386 (0.1%)	0.90	14/9998 (0.1%)

All (4) bond length outliers are listed below:

Mol	Chain	Res	Type	Atoms	Z	Observed(Å)	Ideal(Å)
1	F	107	ALA	CA-CB	6.39	1.65	1.52
1	G	145	GLU	CG-CD	5.93	1.60	1.51
1	K	90	GLU	CB-CG	5.33	1.62	1.52
1	K	90	GLU	CG-CD	5.08	1.59	1.51

All (14) bond angle outliers are listed below:

Mol	Chain	Res	Type	Atoms	Z	Observed(^{o})	Ideal(^{o})
1	N	116	ASP	CB-CG-OD1	7.87	125.38	118.30
1	F	91	ARG	NE-CZ-NH2	-7.51	116.54	120.30
1	F	91	ARG	NE-CZ-NH1	6.84	123.72	120.30
1	B	125	ARG	NE-CZ-NH2	-6.70	116.95	120.30
1	J	91	ARG	NE-CZ-NH1	6.66	123.63	120.30

Continued on next page...

Continued from previous page...

Mol	Chain	Res	Type	Atoms	Z	Observed(^{o})	Ideal(^{o})
1	H	105	ARG	NE-CZ-NH2	6.60	123.60	120.30
1	R	91	ARG	NE-CZ-NH1	6.21	123.41	120.30
1	E	105	ARG	NE-CZ-NH1	5.81	123.20	120.30
1	K	114	ARG	NE-CZ-NH1	-5.74	117.43	120.30
1	K	85	LEU	CB-CG-CD1	-5.67	101.35	111.00
1	K	95	VAL	CB-CA-C	5.36	121.58	111.40
1	E	125	ARG	NE-CZ-NH1	5.32	122.96	120.30
1	G	137	ASP	CB-CG-OD1	5.25	123.02	118.30
1	G	137	ASP	CB-CG-OD2	-5.20	113.62	118.30

There are no chirality outliers.

There are no planarity outliers.

5.2 Too-close contacts (i)

In the following table, the Non-H and H(model) columns list the number of non-hydrogen atoms and hydrogen atoms in the chain respectively. The H(added) column lists the number of hydrogen atoms added and optimized by MolProbity. The Clashes column lists the number of clashes within the asymmetric unit, whereas Symm-Clashes lists symmetry-related clashes.

Mol	Chain	Non-H	H(model)	H(added)	Clashes	Symm-Clashes
1	A	629	642	641	14	0
1	B	575	586	585	13	0
1	D	618	624	623	12	0
1	E	595	597	596	35	1
1	F	599	608	607	21	0
1	G	595	597	596	20	0
1	H	595	597	596	31	1
1	J	622	635	634	24	1
1	K	622	635	634	21	0
1	M	599	591	607	41	0
1	N	622	635	634	22	0
1	R	618	624	623	17	0
2	A	91	1	38	5	0
2	B	92	0	39	3	0
2	D	92	0	41	3	0
2	E	92	0	41	1	0
2	F	92	0	44	2	0
2	G	92	0	41	3	0
2	H	92	0	41	1	0
2	J	92	0	41	0	0

Continued on next page...

Continued from previous page...

Mol	Chain	Non-H	H(model)	H(added)	Clashes	Symm-Clashes
2	K	92	0	41	4	0
2	M	92	0	39	4	0
2	N	92	0	40	3	0
2	R	92	0	43	0	0
3	A	23	0	0	1	0
3	B	32	0	0	1	2
3	D	46	0	0	2	0
3	E	26	0	0	9	0
3	F	27	0	0	4	2
3	G	56	0	0	8	0
3	H	20	0	0	5	0
3	J	50	0	0	2	0
3	K	53	0	0	4	0
3	M	11	0	0	2	0
3	N	34	0	0	7	0
3	R	58	0	0	4	1
All	All	8828	7372	7865	288	4

The all-atom clashscore is defined as the number of clashes found per 1000 atoms (including hydrogen atoms). The all-atom clashscore for this structure is 18.

All (288) close contacts within the same asymmetric unit are listed below, sorted by their clash magnitude.

Atom-1	Atom-2	Interatomic distance (Å)	Clash overlap (Å)
1:K:85:LEU:HD13	1:K:129:LEU:HD11	1.29	1.13
1:G:83:PRO:N	3:G:353:HOH:O	1.82	1.10
1:G:155:ALA:HB2	3:G:334:HOH:O	1.61	1.00
1:D:90:GLU:HB3	3:D:343:HOH:O	1.62	1.00
1:N:92:MSE:HE2	1:N:103:LEU:HD21	1.44	0.95
1:H:92:MSE:HE2	1:H:103:LEU:CG	1.97	0.95
1:H:88:ASP:OD1	3:H:315:HOH:O	1.87	0.93
1:K:85:LEU:HD13	1:K:129:LEU:CD1	1.99	0.93
1:R:113:GLN:NE2	3:R:320:HOH:O	1.91	0.92
1:K:137:ASP:OD1	3:K:351:HOH:O	1.87	0.92
1:R:83:PRO:N	3:R:358:HOH:O	2.01	0.91
1:F:97:GLN:OE1	3:F:322:HOH:O	1.89	0.91
1:M:83:PRO:HB2	1:M:157:ALA:HA	1.51	0.90
1:G:155:ALA:CB	3:G:334:HOH:O	2.18	0.90
1:E:83:PRO:CA	3:E:317:HOH:O	2.19	0.89
1:M:97:GLN:HG3	1:M:98:GLU:N	1.86	0.88
2:M:202:C2E:O2P	3:M:308:HOH:O	1.92	0.87

Continued on next page...

Continued from previous page...

Atom-1	Atom-2	Interatomic distance (Å)	Clash overlap (Å)
1:G:155:ALA:N	3:G:334:HOH:O	2.02	0.87
1:J:84:LYS:HE2	3:J:333:HOH:O	1.74	0.86
1:D:95:VAL:HG22	1:D:100:ALA:HB2	1.60	0.84
1:N:91:ARG:HB3	1:N:91:ARG:HH11	1.41	0.84
1:K:95:VAL:HG22	1:K:100:ALA:HB2	1.60	0.83
1:E:83:PRO:N	3:E:317:HOH:O	2.13	0.81
1:H:92:MSE:HE2	1:H:103:LEU:HG	1.63	0.81
1:H:92:MSE:HE2	1:H:103:LEU:CD2	2.12	0.80
1:E:85:LEU:HD21	1:E:129:LEU:HD12	1.62	0.80
1:A:83:PRO:HG2	1:A:160:ALA:HB2	1.64	0.80
1:H:147:LEU:HD12	1:H:153:LEU:HD22	1.62	0.80
1:R:127:ASP:HB3	3:R:324:HOH:O	1.82	0.79
1:K:92:MSE:HE2	1:K:103:LEU:CD1	2.14	0.78
1:N:159:ARG:NH2	3:N:331:HOH:O	2.12	0.78
1:B:84:LYS:HB3	1:B:86:VAL:HG23	1.65	0.78
1:H:92:MSE:HE2	1:H:103:LEU:HD21	1.66	0.77
1:A:105:ARG:O	1:A:109:THR:HG22	1.85	0.76
1:E:95:VAL:HG23	1:E:96:PRO:HD2	1.66	0.76
1:R:91:ARG:HD3	1:R:150:TRP:O	1.86	0.76
1:M:148:ILE:HD13	1:M:155:ALA:HA	1.69	0.75
1:N:92:MSE:HE2	1:N:103:LEU:CD2	2.17	0.75
1:E:130:ARG:NH1	3:E:305:HOH:O	2.19	0.75
1:H:105:ARG:NH1	3:H:311:HOH:O	2.18	0.74
1:N:126:GLN:OE1	1:N:160:ALA:HB1	1.88	0.74
1:K:87:LEU:HD13	1:K:92:MSE:HE1	1.70	0.74
1:K:92:MSE:HE2	1:K:103:LEU:HD11	1.70	0.74
1:H:156:ASP:OD2	3:H:316:HOH:O	2.07	0.73
1:F:90:GLU:HA	1:F:90:GLU:OE1	1.88	0.73
1:E:118:ASN:CG	1:E:119:GLY:H	1.93	0.72
1:E:83:PRO:HB2	1:E:157:ALA:O	1.90	0.72
1:D:95:VAL:HG22	1:D:100:ALA:CB	2.19	0.72
1:M:98:GLU:N	1:M:98:GLU:OE1	2.23	0.72
2:A:201:C2E:N3	2:A:201:C2E:N1	2.37	0.71
1:M:97:GLN:O	1:M:99:LYS:N	2.24	0.70
1:K:85:LEU:CD1	1:K:129:LEU:CD1	2.69	0.70
1:D:95:VAL:CG2	1:D:100:ALA:HB2	2.21	0.69
1:M:95:VAL:HG23	1:M:96:PRO:HD2	1.74	0.68
2:A:201:C2E:N3	2:A:201:C2E:N2	2.41	0.68
1:J:129:LEU:HD13	1:J:129:LEU:O	1.92	0.68
1:F:97:GLN:NE2	3:F:322:HOH:O	2.25	0.68
1:J:145:GLU:OE1	1:J:158:ARG:NH1	2.27	0.67

Continued on next page...

Continued from previous page...

Atom-1	Atom-2	Interatomic distance (Å)	Clash overlap (Å)
1:E:95:VAL:HG22	1:E:100:ALA:HB2	1.75	0.67
1:M:156:ASP:O	1:M:158:ARG:N	2.27	0.67
2:A:201:C2E:N1	2:A:201:C2E:N2	2.43	0.67
1:J:138:GLN:HB3	1:J:142:VAL:HG13	1.76	0.67
1:E:83:PRO:HA	3:E:317:HOH:O	1.86	0.66
1:H:146:GLN:NE2	1:H:150:TRP:CZ2	2.64	0.66
1:F:105:ARG:NH2	3:F:326:HOH:O	2.29	0.66
1:M:95:VAL:HG13	1:M:100:ALA:CB	2.26	0.65
1:E:83:PRO:O	1:E:85:LEU:HD13	1.97	0.65
1:G:130:ARG:NE	3:G:356:HOH:O	2.03	0.64
1:F:87:LEU:HD23	1:F:153:LEU:HD13	1.80	0.64
1:M:118:ASN:CG	1:M:119:GLY:N	2.50	0.64
1:J:83:PRO:HG3	1:J:160:ALA:N	2.12	0.64
1:G:130:ARG:NH2	3:G:356:HOH:O	2.26	0.63
1:H:92:MSE:CE	1:H:103:LEU:HD11	2.29	0.63
1:E:83:PRO:HD2	1:E:126:GLN:HE22	1.62	0.63
1:N:159:ARG:NH1	3:N:331:HOH:O	2.32	0.62
1:H:146:GLN:CG	1:H:150:TRP:CZ2	2.83	0.62
1:B:97:GLN:O	1:B:98:GLU:C	2.36	0.62
1:E:85:LEU:HD21	1:E:129:LEU:CD1	2.29	0.62
1:N:87:LEU:HD23	1:N:153:LEU:HD13	1.81	0.62
1:J:138:GLN:HB3	1:J:142:VAL:CG1	2.30	0.61
1:R:130:ARG:H	1:R:130:ARG:HD2	1.63	0.61
1:N:87:LEU:HD13	1:N:92:MSE:HE1	1.81	0.61
1:G:156:ASP:O	1:G:158:ARG:N	2.33	0.61
1:H:87:LEU:HD23	1:H:153:LEU:HD13	1.82	0.61
1:K:92:MSE:HE2	1:K:103:LEU:HD13	1.83	0.61
1:K:105:ARG:O	1:K:109:THR:HG23	2.01	0.60
1:M:97:GLN:HG3	1:M:98:GLU:H	1.65	0.60
1:N:84:LYS:HE2	3:N:329:HOH:O	2.00	0.60
1:J:161:VAL:O	1:J:161:VAL:HG22	2.00	0.60
1:M:99:LYS:HE3	1:M:99:LYS:HA	1.82	0.59
1:E:83:PRO:HB2	1:E:157:ALA:C	2.23	0.59
1:J:87:LEU:HD23	1:J:153:LEU:HD13	1.85	0.59
1:J:129:LEU:HD13	1:J:129:LEU:C	2.23	0.59
1:K:127:ASP:OD2	3:K:309:HOH:O	2.16	0.58
1:F:118:ASN:HD21	1:F:121:VAL:H	1.50	0.58
1:D:91:ARG:HD2	1:D:151:GLY:O	2.04	0.57
1:E:129:LEU:CD2	1:E:143:LEU:HD12	2.34	0.57
1:M:99:LYS:HA	1:M:99:LYS:CE	2.33	0.57
1:H:92:MSE:HE2	1:H:103:LEU:CD1	2.34	0.57

Continued on next page...

Continued from previous page...

Atom-1	Atom-2	Interatomic distance (Å)	Clash overlap (Å)
1:E:95:VAL:HG23	1:E:96:PRO:CD	2.34	0.57
1:H:146:GLN:NE2	1:H:150:TRP:HZ2	2.03	0.57
1:J:126:GLN:NE2	1:J:160:ALA:HB1	2.20	0.56
1:H:90:GLU:HB3	3:H:315:HOH:O	2.04	0.56
2:K:201:C2E:O21	3:K:302:HOH:O	2.18	0.56
1:R:83:PRO:HG3	1:R:160:ALA:N	2.20	0.56
1:F:86:VAL:O	1:F:153:LEU:HD12	2.05	0.56
1:H:147:LEU:CD1	1:H:153:LEU:HD22	2.31	0.56
1:E:129:LEU:HD23	1:E:143:LEU:HD12	1.88	0.56
1:J:87:LEU:HD23	1:J:153:LEU:CD1	2.35	0.56
1:K:126:GLN:OE1	1:K:160:ALA:HB1	2.06	0.56
1:M:97:GLN:C	1:M:99:LYS:N	2.59	0.56
1:N:91:ARG:HB3	1:N:91:ARG:NH1	2.15	0.55
1:A:83:PRO:HG3	1:A:160:ALA:N	2.21	0.55
1:A:95:VAL:HG22	1:A:100:ALA:HB2	1.88	0.55
1:M:118:ASN:CG	1:M:119:GLY:H	2.10	0.55
1:E:118:ASN:CG	1:E:119:GLY:N	2.60	0.55
1:M:92:MSE:O	1:M:95:VAL:HG12	2.07	0.54
1:J:83:PRO:CG	1:J:160:ALA:HA	2.37	0.54
1:G:125:ARG:HG2	2:G:201:C2E:H8	1.90	0.54
1:N:84:LYS:HE3	2:N:201:C2E:O3'	2.08	0.54
1:K:85:LEU:CD1	1:K:129:LEU:HD13	2.38	0.54
1:M:83:PRO:HB2	1:M:157:ALA:CA	2.30	0.54
1:D:145:GLU:OE2	1:D:158:ARG:CD	2.55	0.54
1:R:85:LEU:N	1:R:85:LEU:CD1	2.70	0.53
1:R:129:LEU:HB3	1:R:130:ARG:HE	1.72	0.53
1:G:130:ARG:NH1	3:G:307:HOH:O	2.28	0.53
1:K:125:ARG:HG2	2:K:201:C2E:H8	1.90	0.53
1:E:83:PRO:CB	1:E:157:ALA:O	2.56	0.53
1:B:147:LEU:HB2	1:B:153:LEU:HD12	1.91	0.53
1:K:84:LYS:HE2	3:K:308:HOH:O	2.07	0.53
1:R:132:LEU:HB3	1:R:143:LEU:HD21	1.91	0.53
1:G:155:ALA:CA	3:G:334:HOH:O	2.41	0.53
1:J:91:ARG:HD2	1:J:150:TRP:O	2.08	0.53
1:D:126:GLN:OE1	1:D:160:ALA:HB1	2.09	0.53
1:G:118:ASN:CG	1:G:119:GLY:N	2.62	0.53
1:R:83:PRO:HG2	1:R:160:ALA:HB2	1.90	0.53
1:F:97:GLN:CD	3:F:322:HOH:O	2.34	0.52
1:B:147:LEU:CB	1:B:153:LEU:HD12	2.40	0.52
1:F:125:ARG:HG2	2:F:201:C2E:H8	1.92	0.52
1:H:85:LEU:HD13	1:H:129:LEU:HD12	1.90	0.52

Continued on next page...

Continued from previous page...

Atom-1	Atom-2	Interatomic distance (Å)	Clash overlap (Å)
1:E:117:TYR:O	1:E:118:ASN:O	2.27	0.52
1:R:155:ALA:HB2	3:R:342:HOH:O	2.09	0.52
1:M:95:VAL:HG13	1:M:100:ALA:HB2	1.91	0.52
1:F:133:ALA:HB1	1:F:138:GLN:O	2.10	0.52
1:E:83:PRO:O	1:E:85:LEU:CD1	2.58	0.52
1:N:130:ARG:HD2	3:N:305:HOH:O	2.09	0.52
1:G:87:LEU:HD23	1:G:153:LEU:HD13	1.90	0.51
1:F:118:ASN:C	1:F:118:ASN:OD1	2.48	0.51
1:D:95:VAL:HG23	1:D:96:PRO:HD2	1.92	0.51
1:D:87:LEU:HD23	1:D:153:LEU:HD13	1.92	0.51
1:M:83:PRO:CB	1:M:157:ALA:O	2.59	0.51
1:F:123:SER:OG	2:F:202:C2E:N7	2.42	0.51
1:M:141:SER:O	1:M:145:GLU:HG2	2.10	0.51
1:H:92:MSE:HE2	1:H:103:LEU:HD11	1.92	0.51
1:M:89:LEU:HD12	1:M:119:GLY:HA2	1.92	0.51
1:E:83:PRO:HG3	1:E:158:ARG:O	2.11	0.51
1:M:127:ASP:OD2	1:M:130:ARG:NH1	2.43	0.51
1:H:139:SER:OG	1:H:142:VAL:HG23	2.11	0.50
2:D:202:C2E:O21	3:D:302:HOH:O	2.19	0.50
1:H:106:TYR:CE2	1:H:110:ILE:HD11	2.47	0.50
1:N:143:LEU:HD13	1:N:143:LEU:C	2.31	0.50
1:M:95:VAL:CG2	1:M:96:PRO:HD2	2.41	0.50
1:M:125:ARG:O	1:M:128:ASP:HB2	2.11	0.50
1:B:101:GLY:O	1:B:105:ARG:HG3	2.12	0.50
1:F:85:LEU:CD1	1:F:85:LEU:N	2.74	0.50
1:K:95:VAL:HG22	1:K:100:ALA:CB	2.38	0.50
1:M:125:ARG:HG2	2:M:201:C2E:H8	1.94	0.50
1:J:91:ARG:CD	1:J:150:TRP:O	2.59	0.49
1:N:159:ARG:CZ	3:N:331:HOH:O	2.52	0.49
1:E:85:LEU:HD13	1:E:85:LEU:N	2.27	0.49
1:H:92:MSE:HE1	1:H:103:LEU:HD11	1.94	0.49
1:M:95:VAL:CG1	1:M:100:ALA:HB2	2.43	0.49
1:A:84:LYS:HE2	3:A:304:HOH:O	2.12	0.49
1:J:83:PRO:HG3	1:J:160:ALA:HA	1.95	0.49
1:E:91:ARG:NH1	3:E:321:HOH:O	2.46	0.49
1:M:139:SER:OG	1:M:142:VAL:HG23	2.13	0.49
1:K:84:LYS:HE3	2:K:201:C2E:O3'	2.13	0.49
1:J:130:ARG:NH1	3:J:340:HOH:O	2.23	0.48
1:J:83:PRO:HG3	1:J:160:ALA:CA	2.42	0.48
1:H:147:LEU:HD12	1:H:153:LEU:CD2	2.38	0.48
1:N:84:LYS:HD3	3:N:311:HOH:O	2.12	0.48

Continued on next page...

Continued from previous page...

Atom-1	Atom-2	Interatomic distance (Å)	Clash overlap (Å)
1:F:118:ASN:HD21	1:F:121:VAL:HG12	1.78	0.48
1:N:87:LEU:HD23	1:N:153:LEU:CD1	2.45	0.47
1:R:87:LEU:HD23	1:R:153:LEU:HD13	1.96	0.47
1:H:146:GLN:HG2	1:H:150:TRP:CZ2	2.49	0.47
1:K:153:LEU:HG	1:K:157:ALA:HB2	1.96	0.47
1:J:92:MSE:HG3	1:J:103:LEU:HD13	1.96	0.47
2:B:202:C2E:H5'2	2:B:202:C2E:H512	1.97	0.47
1:D:88:ASP:OD2	1:D:91:ARG:HG3	2.15	0.47
1:D:145:GLU:OE2	1:D:158:ARG:HD2	2.14	0.47
2:E:202:C2E:H512	2:E:202:C2E:H5'2	1.97	0.47
1:N:125:ARG:HG2	2:N:201:C2E:H8	1.97	0.47
1:J:83:PRO:CG	1:J:160:ALA:CA	2.93	0.47
2:N:202:C2E:H5'2	2:N:202:C2E:H512	1.97	0.46
1:J:139:SER:O	1:J:142:VAL:HG12	2.16	0.46
1:M:87:LEU:HD23	1:M:153:LEU:HD13	1.98	0.46
2:M:202:C2E:H5'2	2:M:202:C2E:H512	1.97	0.46
2:K:202:C2E:H5'2	2:K:202:C2E:H512	1.97	0.46
1:N:155:ALA:O	1:N:158:ARG:HG3	2.15	0.46
1:A:133:ALA:HB1	1:A:138:GLN:O	2.14	0.46
1:H:92:MSE:CE	1:H:103:LEU:HG	2.42	0.46
1:E:130:ARG:HG2	3:E:310:HOH:O	2.16	0.46
2:D:201:C2E:H5'2	2:D:201:C2E:H512	1.97	0.46
1:M:89:LEU:HD12	1:M:119:GLY:CA	2.46	0.46
1:H:138:GLN:OE1	1:H:143:LEU:HD23	2.15	0.46
2:B:202:C2E:N71	3:B:328:HOH:O	2.36	0.46
1:G:83:PRO:CB	1:G:157:ALA:HA	2.46	0.46
1:G:129:LEU:CD2	1:G:143:LEU:HD12	2.45	0.46
1:B:132:LEU:HB3	1:B:143:LEU:HD21	1.96	0.46
1:E:84:LYS:N	3:E:317:HOH:O	2.48	0.46
2:H:202:C2E:H5'2	2:H:202:C2E:H512	1.97	0.45
1:G:133:ALA:HB1	1:G:138:GLN:O	2.15	0.45
1:M:156:ASP:C	1:M:158:ARG:N	2.70	0.45
2:G:202:C2E:H512	2:G:202:C2E:H5'2	1.97	0.45
1:N:146:GLN:NE2	3:N:320:HOH:O	2.44	0.45
1:M:97:GLN:O	1:M:98:GLU:C	2.54	0.45
2:M:202:C2E:P1	3:M:308:HOH:O	2.71	0.45
1:H:92:MSE:CE	1:H:103:LEU:HD21	2.42	0.45
1:A:85:LEU:N	1:A:85:LEU:CD1	2.79	0.45
2:A:202:C2E:H5'2	2:A:202:C2E:H512	1.97	0.45
1:F:136:TYR:O	1:F:138:GLN:HG3	2.16	0.45
1:B:85:LEU:HG	1:B:126:GLN:OE1	2.17	0.45

Continued on next page...

Continued from previous page...

Atom-1	Atom-2	Interatomic distance (Å)	Clash overlap (Å)
1:G:153:LEU:HG	1:G:157:ALA:HB2	1.98	0.45
1:B:125:ARG:HG2	2:B:201:C2E:H8	2.00	0.44
1:M:83:PRO:CB	1:M:157:ALA:HA	2.34	0.44
1:E:89:LEU:HD21	1:E:122:LEU:HB3	1.98	0.44
1:B:97:GLN:O	1:B:99:LYS:N	2.51	0.44
1:A:129:LEU:CD1	1:A:144:THR:OG1	2.65	0.44
1:M:89:LEU:CD1	1:M:119:GLY:HA2	2.48	0.43
1:A:83:PRO:CG	1:A:160:ALA:HB2	2.42	0.43
1:H:153:LEU:HD12	1:H:153:LEU:HA	1.86	0.43
1:E:85:LEU:CD1	1:E:85:LEU:N	2.82	0.43
1:E:100:ALA:O	1:E:101:GLY:C	2.57	0.43
1:K:158:ARG:O	1:K:161:VAL:HG12	2.18	0.43
1:E:109:THR:O	1:E:113:GLN:HG3	2.19	0.43
1:K:84:LYS:HB3	1:K:86:VAL:HG23	2.01	0.43
1:R:147:LEU:HB3	1:R:153:LEU:HB2	2.00	0.43
1:M:154:ASP:OD1	1:M:155:ALA:N	2.51	0.43
1:H:84:LYS:HE2	3:H:318:HOH:O	2.19	0.43
1:F:86:VAL:CG1	1:F:121:VAL:HG23	2.49	0.43
1:M:147:LEU:HD23	1:M:147:LEU:HA	1.81	0.43
1:M:97:GLN:O	1:M:100:ALA:N	2.52	0.43
1:A:102:PRO:HB2	1:A:136:TYR:CE1	2.54	0.43
1:B:84:LYS:HB3	1:B:86:VAL:CG2	2.43	0.43
1:H:146:GLN:HG3	1:H:150:TRP:CE2	2.52	0.43
1:G:83:PRO:HG2	1:G:158:ARG:O	2.18	0.43
1:A:83:PRO:O	1:A:85:LEU:HD13	2.19	0.42
1:N:140:PRO:HB2	1:N:161:VAL:HG21	2.00	0.42
1:R:130:ARG:HD2	1:R:130:ARG:N	2.30	0.42
1:E:97:GLN:O	1:E:97:GLN:HG3	2.19	0.42
1:F:158:ARG:CB	1:F:158:ARG:HH11	2.32	0.42
1:R:83:PRO:HG3	1:R:160:ALA:H	1.83	0.42
1:M:154:ASP:O	1:M:156:ASP:N	2.52	0.42
1:G:83:PRO:HB3	1:G:157:ALA:HA	2.01	0.42
1:H:92:MSE:CE	1:H:103:LEU:CD1	2.94	0.42
1:F:155:ALA:HB1	1:F:158:ARG:HH12	1.84	0.42
1:M:89:LEU:HD12	1:M:119:GLY:C	2.40	0.42
1:H:84:LYS:HA	1:H:84:LYS:HD2	1.78	0.42
1:R:83:PRO:CG	1:R:160:ALA:N	2.83	0.42
1:E:88:ASP:CG	1:E:91:ARG:HG3	2.40	0.42
1:J:126:GLN:HE22	1:J:160:ALA:HB1	1.84	0.41
1:N:92:MSE:HE2	1:N:103:LEU:CG	2.50	0.41
1:J:129:LEU:C	1:J:129:LEU:CD1	2.89	0.41

Continued on next page...

Continued from previous page...

Atom-1	Atom-2	Interatomic distance (Å)	Clash overlap (Å)
1:R:83:PRO:HD2	1:R:160:ALA:HA	2.02	0.41
1:D:95:VAL:HA	1:D:96:PRO:HD3	1.87	0.41
1:B:146:GLN:HG3	1:B:150:TRP:CZ2	2.56	0.41
1:F:142:VAL:O	1:F:142:VAL:HG12	2.19	0.41
1:N:147:LEU:HD12	1:N:153:LEU:HD22	2.02	0.41
1:J:85:LEU:HD21	1:J:160:ALA:CB	2.51	0.41
1:B:132:LEU:CB	1:B:143:LEU:HD21	2.51	0.41
1:J:114:ARG:HG2	2:D:202:C2E:H81	2.01	0.41
1:E:83:PRO:CB	1:E:157:ALA:C	2.88	0.41
1:M:97:GLN:C	1:M:99:LYS:H	2.24	0.41
1:M:101:GLY:O	1:M:105:ARG:HG3	2.20	0.41
1:A:143:LEU:HD13	1:A:143:LEU:C	2.40	0.40
1:F:86:VAL:CG1	1:F:121:VAL:CG2	2.98	0.40
1:K:91:ARG:HA	1:K:91:ARG:HD3	1.90	0.40
1:E:147:LEU:HA	1:E:147:LEU:HD23	1.74	0.40
3:E:326:HOH:O	1:F:84:LYS:HE2	2.20	0.40
1:G:117:TYR:O	1:G:118:ASN:C	2.59	0.40
1:A:84:LYS:HE3	2:A:201:C2E:O3'	2.21	0.40
1:B:97:GLN:C	1:B:99:LYS:N	2.74	0.40
1:M:83:PRO:HB2	1:M:157:ALA:O	2.20	0.40
1:M:95:VAL:CG1	1:M:100:ALA:CB	2.97	0.40
1:E:133:ALA:HB3	3:E:310:HOH:O	2.21	0.40
1:A:91:ARG:HA	1:A:91:ARG:HD3	1.97	0.40
1:E:118:ASN:ND2	1:E:119:GLY:H	2.19	0.40
1:G:125:ARG:CG	2:G:201:C2E:H8	2.51	0.40

All (4) symmetry-related close contacts are listed below. The label for Atom-2 includes the symmetry operator and encoded unit-cell translations to be applied.

Atom-1	Atom-2	Interatomic distance (Å)	Clash overlap (Å)
3:B:304:HOH:O	3:F:308:HOH:O[1_545]	1.72	0.48
3:B:327:HOH:O	3:F:308:HOH:O[1_545]	1.80	0.40
1:H:113:GLN:HE21	1:E:130:ARG:HH21[1_445]	1.31	0.29
1:J:127:ASP:OD1	3:R:325:HOH:O[1_455]	1.92	0.28

5.3 Torsion angles (i)

5.3.1 Protein backbone (i)

In the following table, the Percentiles column shows the percent Ramachandran outliers of the chain as a percentile score with respect to all X-ray entries followed by that with respect to entries of similar resolution.

The Analysed column shows the number of residues for which the backbone conformation was analysed, and the total number of residues.

Mol	Chain	Analysed	Favoured	Allowed	Outliers	Percentiles	
1	A	78/91 (86%)	77 (99%)	1 (1%)	0	100	100
1	B	71/91 (78%)	67 (94%)	3 (4%)	1 (1%)	11	3
1	D	77/91 (85%)	73 (95%)	4 (5%)	0	100	100
1	E	74/91 (81%)	69 (93%)	3 (4%)	2 (3%)	5	1
1	F	74/91 (81%)	73 (99%)	1 (1%)	0	100	100
1	G	74/91 (81%)	70 (95%)	2 (3%)	2 (3%)	5	1
1	H	74/91 (81%)	71 (96%)	3 (4%)	0	100	100
1	J	77/91 (85%)	76 (99%)	1 (1%)	0	100	100
1	K	77/91 (85%)	76 (99%)	1 (1%)	0	100	100
1	M	74/91 (81%)	68 (92%)	2 (3%)	4 (5%)	2	0
1	N	77/91 (85%)	76 (99%)	1 (1%)	0	100	100
1	R	77/91 (85%)	75 (97%)	2 (3%)	0	100	100
All	All	904/1092 (83%)	871 (96%)	24 (3%)	9 (1%)	15	6

All (9) Ramachandran outliers are listed below:

Mol	Chain	Res	Type
1	E	118	ASN
1	G	157	ALA
1	M	98	GLU
1	M	118	ASN
1	M	157	ALA
1	B	98	GLU
1	E	101	GLY
1	M	155	ALA
1	G	118	ASN

5.3.2 Protein sidechains (i)

In the following table, the Percentiles column shows the percent sidechain outliers of the chain as a percentile score with respect to all X-ray entries followed by that with respect to entries of similar resolution.

The Analysed column shows the number of residues for which the sidechain conformation was analysed, and the total number of residues.

Mol	Chain	Analysed	Rotameric	Outliers	Percentiles
1	A	68/75 (91%)	63 (93%)	5 (7%)	13 4
1	B	63/75 (84%)	59 (94%)	4 (6%)	18 7
1	D	66/75 (88%)	64 (97%)	2 (3%)	41 30
1	E	64/75 (85%)	55 (86%)	9 (14%)	3 0
1	F	65/75 (87%)	59 (91%)	6 (9%)	9 2
1	G	64/75 (85%)	59 (92%)	5 (8%)	12 3
1	H	64/75 (85%)	56 (88%)	8 (12%)	4 0
1	J	67/75 (89%)	64 (96%)	3 (4%)	27 15
1	K	67/75 (89%)	62 (92%)	5 (8%)	13 4
1	M	65/75 (87%)	57 (88%)	8 (12%)	4 1
1	N	67/75 (89%)	59 (88%)	8 (12%)	5 1
1	R	66/75 (88%)	60 (91%)	6 (9%)	9 2
All	All	786/900 (87%)	717 (91%)	69 (9%)	10 2

All (69) residues with a non-rotameric sidechain are listed below:

Mol	Chain	Res	Type
1	A	85	LEU
1	A	95	VAL
1	A	109	THR
1	A	129	LEU
1	A	158	ARG
1	B	84	LYS
1	B	97	GLN
1	B	129	LEU
1	B	141	SER
1	K	95	VAL
1	K	103	LEU
1	K	153	LEU
1	K	154	ASP
1	K	156	ASP

Continued on next page...

Continued from previous page...

Mol	Chain	Res	Type
1	J	91	ARG
1	J	103	LEU
1	J	153	LEU
1	R	85	LEU
1	R	91	ARG
1	R	129	LEU
1	R	130	ARG
1	R	153	LEU
1	R	156	ASP
1	H	84	LYS
1	H	127	ASP
1	H	129	LEU
1	H	130	ARG
1	H	143	LEU
1	H	145	GLU
1	H	153	LEU
1	H	154	ASP
1	E	85	LEU
1	E	95	VAL
1	E	98	GLU
1	E	103	LEU
1	E	112	SER
1	E	118	ASN
1	E	130	ARG
1	E	154	ASP
1	E	156	ASP
1	G	84	LYS
1	G	97	GLN
1	G	105	ARG
1	G	118	ASN
1	G	129	LEU
1	F	90	GLU
1	F	91	ARG
1	F	103	LEU
1	F	118	ASN
1	F	153	LEU
1	F	156	ASP
1	D	95	VAL
1	D	122	LEU
1	N	91	ARG
1	N	97	GLN
1	N	127	ASP

Continued on next page...

Continued from previous page...

Mol	Chain	Res	Type
1	N	129	LEU
1	N	130	ARG
1	N	153	LEU
1	N	154	ASP
1	N	156	ASP
1	M	90	GLU
1	M	91	ARG
1	M	97	GLN
1	M	99	LYS
1	M	118	ASN
1	M	143	LEU
1	M	152	VAL
1	M	154	ASP

Sometimes sidechains can be flipped to improve hydrogen bonding and reduce clashes. All (7) such sidechains are listed below:

Mol	Chain	Res	Type
1	K	94	HIS
1	K	138	GLN
1	J	126	GLN
1	H	94	HIS
1	E	126	GLN
1	G	97	GLN
1	M	146	GLN

5.3.3 RNA (i)

There are no RNA molecules in this entry.

5.4 Non-standard residues in protein, DNA, RNA chains (i)

There are no non-standard protein/DNA/RNA residues in this entry.

5.5 Carbohydrates (i)

There are no monosaccharides in this entry.

5.6 Ligand geometry (i)

24 ligands are modelled in this entry.

In the following table, the Counts columns list the number of bonds (or angles) for which Mogul statistics could be retrieved, the number of bonds (or angles) that are observed in the model and the number of bonds (or angles) that are defined in the Chemical Component Dictionary. The Link column lists molecule types, if any, to which the group is linked. The Z score for a bond length (or angle) is the number of standard deviations the observed value is removed from the expected value. A bond length (or angle) with $|Z| > 2$ is considered an outlier worth inspection. RMSZ is the root-mean-square of all Z scores of the bond lengths (or angles).

Mol	Type	Chain	Res	Link	Bond lengths			Bond angles		
					Counts	RMSZ	$\#\|Z\| > 2$	Counts	RMSZ	$\#\|Z\| > 2$
2	C2E	R	201	-	44,52,52	2.12	12 (27%)	52,82,82	2.10	14 (26%)
2	C2E	B	202	-	44,52,52	2.70	16 (36%)	52,82,82	2.13	13 (25%)
2	C2E	E	202	-	44,52,52	2.70	16 (36%)	52,82,82	2.13	13 (25%)
2	C2E	K	201	-	44,52,52	2.55	12 (27%)	52,82,82	2.04	12 (23%)
2	C2E	F	202	-	44,52,52	2.75	14 (31%)	52,82,82	1.86	11 (21%)
2	C2E	D	201	-	44,52,52	2.70	16 (36%)	52,82,82	2.13	13 (25%)
2	C2E	G	202	-	44,52,52	2.69	16 (36%)	52,82,82	2.13	13 (25%)
2	C2E	N	201	-	44,52,52	2.31	14 (31%)	52,82,82	2.28	16 (30%)
2	C2E	N	202	-	44,52,52	2.70	16 (36%)	52,82,82	2.13	13 (25%)
2	C2E	A	201	-	40,49,52	2.54	11 (27%)	48,77,82	2.10	13 (27%)
2	C2E	H	201	-	44,52,52	2.56	12 (27%)	52,82,82	2.03	12 (23%)
2	C2E	J	202	-	44,52,52	2.14	12 (27%)	52,82,82	1.85	16 (30%)
2	C2E	G	201	-	44,52,52	2.31	15 (34%)	52,82,82	1.63	11 (21%)
2	C2E	F	201	-	44,52,52	2.72	14 (31%)	52,82,82	2.00	13 (25%)
2	C2E	M	202	-	44,52,52	2.70	16 (36%)	52,82,82	2.13	13 (25%)
2	C2E	H	202	-	44,52,52	2.70	16 (36%)	52,82,82	2.14	13 (25%)
2	C2E	M	201	-	44,52,52	2.23	15 (34%)	52,82,82	1.88	13 (25%)
2	C2E	R	202	-	44,52,52	2.75	14 (31%)	52,82,82	1.86	11 (21%)
2	C2E	K	202	-	44,52,52	2.70	16 (36%)	52,82,82	2.13	13 (25%)
2	C2E	B	201	-	44,52,52	2.08	12 (27%)	52,82,82	2.02	16 (30%)
2	C2E	J	201	-	44,52,52	2.37	15 (34%)	52,82,82	2.00	16 (30%)
2	C2E	D	202	-	44,52,52	2.55	12 (27%)	52,82,82	2.03	12 (23%)
2	C2E	E	201	-	44,52,52	2.55	12 (27%)	52,82,82	2.04	12 (23%)
2	C2E	A	202	-	44,52,52	2.70	16 (36%)	52,82,82	2.14	13 (25%)

In the following table, the Chirals column lists the number of chiral outliers, the number of chiral

centers analysed, the number of these observed in the model and the number defined in the Chemical Component Dictionary. Similar counts are reported in the Torsion and Rings columns. '-' means no outliers of that kind were identified.

Mol	Type	Chain	Res	Link	Chirals	Torsions	Rings
2	C2E	R	201	-	-	1/22/62/62	0/6/7/7
2	C2E	B	202	-	-	5/22/62/62	0/6/7/7
2	C2E	E	202	-	-	5/22/62/62	0/6/7/7
2	C2E	K	201	-	-	0/22/62/62	0/6/7/7
2	C2E	F	202	-	-	5/22/62/62	0/6/7/7
2	C2E	D	201	-	-	5/22/62/62	0/6/7/7
2	C2E	G	202	-	-	5/22/62/62	0/6/7/7
2	C2E	N	201	-	-	1/22/62/62	0/6/7/7
2	C2E	N	202	-	-	5/22/62/62	0/6/7/7
2	C2E	A	201	-	-	0/22/62/62	0/5/6/7
2	C2E	H	201	-	-	0/22/62/62	0/6/7/7
2	C2E	J	202	-	-	3/22/62/62	0/6/7/7
2	C2E	G	201	-	-	1/22/62/62	0/6/7/7
2	C2E	F	201	-	-	0/22/62/62	0/6/7/7
2	C2E	M	202	-	-	5/22/62/62	0/6/7/7
2	C2E	H	202	-	-	5/22/62/62	0/6/7/7
2	C2E	M	201	-	-	6/22/62/62	0/6/7/7
2	C2E	R	202	-	-	5/22/62/62	0/6/7/7
2	C2E	K	202	-	-	5/22/62/62	0/6/7/7
2	C2E	B	201	-	-	2/22/62/62	0/6/7/7
2	C2E	J	201	-	-	1/22/62/62	0/6/7/7
2	C2E	D	202	-	-	0/22/62/62	0/6/7/7
2	C2E	E	201	-	-	0/22/62/62	0/6/7/7
2	C2E	A	202	-	-	5/22/62/62	0/6/7/7

All (340) bond length outliers are listed below:

Mol	Chain	Res	Type	Atoms	Z	Observed(Å)	Ideal(Å)
2	E	202	C2E	C2'-C1'	-8.04	1.41	1.53
2	H	202	C2E	C2'-C1'	-8.02	1.41	1.53
2	D	201	C2E	C2'-C1'	-8.00	1.41	1.53
2	N	202	C2E	C2'-C1'	-8.00	1.41	1.53
2	G	202	C2E	C2'-C1'	-7.99	1.41	1.53
2	A	202	C2E	C2'-C1'	-7.98	1.41	1.53
2	B	202	C2E	C2'-C1'	-7.97	1.41	1.53
2	M	202	C2E	C2'-C1'	-7.96	1.41	1.53

Continued on next page...

Continued from previous page...

Mol	Chain	Res	Type	Atoms	Z	Observed(Å)	Ideal(Å)
2	K	202	C2E	C2'-C1'	-7.96	1.41	1.53
2	F	202	C2E	C2'-C1'	-7.41	1.42	1.53
2	R	202	C2E	C8-N7	-7.39	1.22	1.35
2	F	202	C2E	C8-N7	-7.39	1.22	1.35
2	R	202	C2E	C2'-C1'	-7.35	1.42	1.53
2	A	201	C2E	C2'-C1'	-7.01	1.43	1.53
2	K	201	C2E	C2'-C1'	-6.99	1.43	1.53
2	H	201	C2E	C2'-C1'	-6.99	1.43	1.53
2	D	202	C2E	C2'-C1'	-6.97	1.43	1.53
2	E	201	C2E	C2'-C1'	-6.93	1.43	1.53
2	H	201	C2E	C8-N7	-6.64	1.23	1.35
2	E	201	C2E	C8-N7	-6.62	1.23	1.35
2	A	201	C2E	C8-N7	-6.62	1.23	1.35
2	D	202	C2E	C8-N7	-6.61	1.23	1.35
2	K	201	C2E	C8-N7	-6.59	1.23	1.35
2	G	201	C2E	C2'-C1'	-6.59	1.43	1.53
2	F	201	C2E	C81-N71	-6.36	1.24	1.35
2	F	201	C2E	O6-C6	6.28	1.36	1.23
2	J	201	C2E	C41-N31	6.17	1.52	1.37
2	F	201	C2E	C8-N7	-6.16	1.24	1.35
2	M	201	C2E	C2'-C1'	-6.09	1.44	1.53
2	F	201	C2E	C2'-C1'	-6.07	1.44	1.53
2	B	202	C2E	C2'-C3'	-6.03	1.39	1.52
2	M	202	C2E	C2'-C3'	-6.03	1.39	1.52
2	A	202	C2E	C2'-C3'	-6.02	1.39	1.52
2	G	202	C2E	C2'-C3'	-6.02	1.39	1.52
2	D	201	C2E	C2'-C3'	-6.01	1.39	1.52
2	N	202	C2E	C2'-C3'	-6.01	1.39	1.52
2	E	202	C2E	C2'-C3'	-6.00	1.39	1.52
2	H	202	C2E	C2'-C3'	-6.00	1.39	1.52
2	K	202	C2E	C2'-C3'	-5.97	1.39	1.52
2	R	202	C2E	C81-N71	-5.87	1.25	1.35
2	F	202	C2E	C81-N71	-5.83	1.25	1.35
2	R	201	C2E	C2'-C1'	-5.79	1.45	1.53
2	F	202	C2E	C2'-C3'	-5.73	1.40	1.52
2	J	202	C2E	C2'-C1'	-5.73	1.45	1.53
2	R	202	C2E	C2'-C3'	-5.71	1.40	1.52
2	J	201	C2E	O2'-C2'	-5.70	1.29	1.43
2	M	202	C2E	C81-N71	-5.66	1.25	1.35
2	H	202	C2E	C81-N71	-5.66	1.25	1.35
2	N	202	C2E	C81-N71	-5.66	1.25	1.35
2	D	201	C2E	C81-N71	-5.64	1.25	1.35

Continued on next page...

Continued from previous page...

Mol	Chain	Res	Type	Atoms	Z	Observed(Å)	Ideal(Å)
2	E	202	C2E	C81-N71	-5.64	1.25	1.35
2	B	202	C2E	C81-N71	-5.62	1.25	1.35
2	K	202	C2E	C81-N71	-5.61	1.25	1.35
2	A	202	C2E	C81-N71	-5.60	1.25	1.35
2	G	202	C2E	C81-N71	-5.59	1.25	1.35
2	R	201	C2E	C21-N21	5.47	1.47	1.34
2	N	201	C2E	C2'-C1'	-5.40	1.45	1.53
2	E	201	C2E	C2-N2	5.29	1.46	1.34
2	F	201	C2E	C2-N2	5.27	1.46	1.34
2	K	201	C2E	C2-N2	5.27	1.46	1.34
2	H	201	C2E	C2-N2	5.27	1.46	1.34
2	D	202	C2E	C2-N2	5.25	1.46	1.34
2	R	201	C2E	C41-N31	5.23	1.50	1.37
2	G	201	C2E	C41-N31	5.03	1.49	1.37
2	K	202	C2E	O6-C6	4.99	1.33	1.23
2	E	202	C2E	C2-N2	4.98	1.46	1.34
2	A	202	C2E	C2-N2	4.98	1.46	1.34
2	D	201	C2E	C2-N2	4.98	1.46	1.34
2	D	202	C2E	O6-C6	4.98	1.33	1.23
2	A	201	C2E	C81-N71	-4.98	1.26	1.35
2	G	202	C2E	O6-C6	4.98	1.33	1.23
2	K	202	C2E	C2-N2	4.98	1.46	1.34
2	H	202	C2E	C2-N2	4.98	1.46	1.34
2	A	202	C2E	O6-C6	4.97	1.33	1.23
2	D	201	C2E	O6-C6	4.97	1.33	1.23
2	E	201	C2E	C81-N71	-4.97	1.26	1.35
2	N	202	C2E	C2-N2	4.96	1.46	1.34
2	M	202	C2E	C2-N2	4.96	1.46	1.34
2	E	201	C2E	O6-C6	4.96	1.33	1.23
2	H	202	C2E	O6-C6	4.96	1.33	1.23
2	E	202	C2E	O6-C6	4.96	1.33	1.23
2	K	201	C2E	C81-N71	-4.95	1.26	1.35
2	D	202	C2E	C81-N71	-4.95	1.26	1.35
2	B	202	C2E	O6-C6	4.95	1.33	1.23
2	H	201	C2E	C81-N71	-4.95	1.26	1.35
2	K	201	C2E	O6-C6	4.94	1.33	1.23
2	B	202	C2E	C2-N2	4.94	1.45	1.34
2	N	202	C2E	O6-C6	4.94	1.33	1.23
2	G	202	C2E	C2-N2	4.94	1.45	1.34
2	M	202	C2E	O6-C6	4.94	1.33	1.23
2	H	201	C2E	O6-C6	4.94	1.33	1.23
2	J	201	C2E	C2'-C1'	-4.86	1.46	1.53

Continued on next page...

Continued from previous page...

Mol	Chain	Res	Type	Atoms	Z	Observed(Å)	Ideal(Å)
2	A	201	C2E	O6-C6	4.80	1.33	1.24
2	M	201	C2E	C51-C41	-4.79	1.30	1.43
2	G	202	C2E	C8-N7	-4.79	1.26	1.35
2	B	202	C2E	C8-N7	-4.77	1.26	1.35
2	H	201	C2E	C2'-C3'	-4.77	1.42	1.52
2	H	202	C2E	C8-N7	-4.77	1.26	1.35
2	A	202	C2E	C8-N7	-4.76	1.26	1.35
2	K	202	C2E	C8-N7	-4.76	1.26	1.35
2	D	201	C2E	C8-N7	-4.76	1.26	1.35
2	M	202	C2E	C8-N7	-4.75	1.26	1.35
2	N	202	C2E	C8-N7	-4.74	1.26	1.35
2	E	202	C2E	C8-N7	-4.74	1.27	1.35
2	E	201	C2E	C2'-C3'	-4.72	1.42	1.52
2	D	202	C2E	C2'-C3'	-4.71	1.42	1.52
2	A	201	C2E	C2'-C3'	-4.71	1.42	1.52
2	K	201	C2E	C2'-C3'	-4.71	1.42	1.52
2	F	201	C2E	C5-C6	-4.67	1.37	1.47
2	G	201	C2E	C21-N21	4.65	1.45	1.34
2	J	202	C2E	C41-N31	4.64	1.48	1.37
2	G	201	C2E	C51-C41	-4.63	1.31	1.43
2	R	201	C2E	C51-C41	-4.58	1.31	1.43
2	N	201	C2E	C41-N31	4.57	1.48	1.37
2	M	201	C2E	O2'-C2'	-4.52	1.32	1.43
2	J	202	C2E	C21-N21	4.50	1.44	1.34
2	R	202	C2E	C5-C6	-4.49	1.38	1.47
2	N	201	C2E	C21-N21	4.48	1.44	1.34
2	F	202	C2E	C5-C6	-4.47	1.38	1.47
2	N	201	C2E	C8-N7	-4.44	1.27	1.35
2	R	202	C2E	O6-C6	4.42	1.32	1.23
2	B	201	C2E	O2'-C2'	-4.42	1.32	1.43
2	R	202	C2E	C2-N2	4.42	1.44	1.34
2	F	202	C2E	C2-N2	4.39	1.44	1.34
2	F	202	C2E	O6-C6	4.39	1.32	1.23
2	N	201	C2E	C51-C41	-4.38	1.31	1.43
2	B	201	C2E	C2'-C1'	-4.37	1.47	1.53
2	F	201	C2E	C21-N21	4.36	1.44	1.34
2	B	201	C2E	C41-N31	4.33	1.47	1.37
2	N	201	C2E	C5-C4	-4.33	1.32	1.43
2	J	201	C2E	C21-N21	4.32	1.44	1.34
2	M	202	C2E	C51-C61	-4.31	1.38	1.47
2	B	201	C2E	C8-N7	-4.31	1.27	1.35
2	J	201	C2E	C51-C41	-4.29	1.32	1.43

Continued on next page...

Continued from previous page...

Mol	Chain	Res	Type	Atoms	Z	Observed(Å)	Ideal(Å)
2	A	202	C2E	C51-C61	-4.29	1.38	1.47
2	B	202	C2E	C51-C61	-4.28	1.38	1.47
2	N	202	C2E	C51-C61	-4.27	1.38	1.47
2	G	202	C2E	C51-C61	-4.27	1.38	1.47
2	H	202	C2E	C51-C61	-4.26	1.38	1.47
2	K	202	C2E	C51-C61	-4.26	1.38	1.47
2	E	202	C2E	C51-C61	-4.26	1.38	1.47
2	G	201	C2E	C2'-C3'	-4.25	1.43	1.52
2	D	201	C2E	C51-C61	-4.25	1.38	1.47
2	N	201	C2E	O2'-C2'	-4.24	1.33	1.43
2	F	201	C2E	C2'-C3'	-4.22	1.43	1.52
2	D	202	C2E	O61-C61	4.21	1.31	1.23
2	K	201	C2E	O61-C61	4.21	1.31	1.23
2	E	201	C2E	O61-C61	4.21	1.31	1.23
2	A	201	C2E	O61-C61	4.19	1.31	1.23
2	H	201	C2E	O61-C61	4.18	1.31	1.23
2	G	201	C2E	C5-C4	-4.17	1.32	1.43
2	F	202	C2E	C21-N21	4.16	1.44	1.34
2	R	202	C2E	C21-N21	4.16	1.44	1.34
2	M	201	C2E	C41-N31	4.11	1.47	1.37
2	J	202	C2E	C2'-C3'	-4.10	1.43	1.52
2	A	201	C2E	C5-C6	-4.10	1.39	1.51
2	B	201	C2E	C21-N21	4.08	1.43	1.34
2	G	201	C2E	O2'-C2'	-4.08	1.33	1.43
2	H	201	C2E	C5-C6	-3.99	1.39	1.47
2	D	202	C2E	C5-C6	-3.98	1.39	1.47
2	K	201	C2E	C5-C6	-3.97	1.39	1.47
2	J	202	C2E	O2'-C2'	-3.96	1.33	1.43
2	F	201	C2E	O61-C61	3.96	1.31	1.23
2	E	201	C2E	C5-C6	-3.94	1.39	1.47
2	B	201	C2E	C5-C4	-3.92	1.33	1.43
2	N	201	C2E	C2'-C3'	-3.91	1.44	1.52
2	R	201	C2E	O2'-C2'	-3.84	1.33	1.43
2	M	201	C2E	C21-N21	3.81	1.43	1.34
2	F	202	C2E	C51-C61	-3.77	1.39	1.47
2	R	202	C2E	C51-C61	-3.73	1.39	1.47
2	B	201	C2E	C51-C41	-3.67	1.33	1.43
2	A	202	C2E	C5-C6	-3.63	1.40	1.47
2	D	201	C2E	C5-C6	-3.62	1.40	1.47
2	K	202	C2E	C5-C6	-3.61	1.40	1.47
2	H	202	C2E	C5-C6	-3.60	1.40	1.47
2	E	202	C2E	C5-C6	-3.59	1.40	1.47

Continued on next page...

Continued from previous page...

Mol	Chain	Res	Type	Atoms	Z	Observed(Å)	Ideal(Å)
2	M	202	C2E	C5-C6	-3.59	1.40	1.47
2	N	202	C2E	C5-C6	-3.59	1.40	1.47
2	N	201	C2E	C81-N71	-3.58	1.28	1.35
2	G	202	C2E	C5-C6	-3.56	1.40	1.47
2	J	201	C2E	C2'-C3'	-3.56	1.45	1.52
2	A	201	C2E	C21-N21	3.56	1.42	1.34
2	B	202	C2E	C5-C6	-3.55	1.40	1.47
2	H	201	C2E	C21-N21	3.54	1.42	1.34
2	J	201	C2E	C2A-C1A	-3.53	1.48	1.53
2	D	202	C2E	C21-N21	3.53	1.42	1.34
2	K	201	C2E	C21-N21	3.52	1.42	1.34
2	J	201	C2E	O4A-C1A	-3.52	1.36	1.41
2	E	201	C2E	C21-N21	3.52	1.42	1.34
2	B	201	C2E	C81-N71	-3.49	1.29	1.35
2	J	201	C2E	C8-N7	-3.46	1.29	1.35
2	R	201	C2E	C2A-C1A	-3.43	1.48	1.53
2	J	202	C2E	C81-N71	-3.36	1.29	1.35
2	N	201	C2E	O4'-C1'	-3.36	1.36	1.41
2	R	201	C2E	C5-C4	-3.34	1.34	1.43
2	F	201	C2E	O4'-C4'	-3.30	1.37	1.45
2	D	201	C2E	C21-N21	3.21	1.41	1.34
2	H	202	C2E	C21-N21	3.19	1.41	1.34
2	G	202	C2E	C21-N21	3.19	1.41	1.34
2	M	202	C2E	C21-N21	3.18	1.41	1.34
2	A	202	C2E	C21-N21	3.18	1.41	1.34
2	N	202	C2E	C21-N21	3.18	1.41	1.34
2	B	202	C2E	C21-N21	3.16	1.41	1.34
2	E	202	C2E	C21-N21	3.16	1.41	1.34
2	K	202	C2E	C21-N21	3.15	1.41	1.34
2	F	201	C2E	C51-C61	-3.10	1.41	1.47
2	M	201	C2E	C5-C4	-3.09	1.35	1.43
2	M	201	C2E	C8-N7	-3.09	1.29	1.35
2	F	202	C2E	O61-C61	3.06	1.29	1.23
2	M	201	C2E	C2A-C1A	-3.06	1.49	1.53
2	R	202	C2E	O61-C61	3.02	1.29	1.23
2	M	201	C2E	C81-N71	-3.00	1.29	1.35
2	J	202	C2E	C51-C41	-2.96	1.35	1.43
2	J	201	C2E	C5-C4	-2.94	1.35	1.43
2	B	202	C2E	O61-C61	2.91	1.29	1.23
2	H	202	C2E	O61-C61	2.90	1.29	1.23
2	A	202	C2E	O61-C61	2.90	1.29	1.23
2	J	202	C2E	O4A-C1A	-2.90	1.37	1.41

Continued on next page...

Continued from previous page...

Mol	Chain	Res	Type	Atoms	Z	Observed(Å)	Ideal(Å)
2	K	202	C2E	O61-C61	2.89	1.29	1.23
2	M	202	C2E	O61-C61	2.89	1.29	1.23
2	J	202	C2E	C2A-C1A	-2.88	1.49	1.53
2	G	201	C2E	O4A-C1A	-2.88	1.37	1.41
2	N	202	C2E	O61-C61	2.88	1.29	1.23
2	F	201	C2E	C61-N11	-2.88	1.33	1.37
2	E	202	C2E	O61-C61	2.87	1.29	1.23
2	J	202	C2E	C8-N7	-2.84	1.30	1.35
2	B	201	C2E	C2'-C3'	-2.84	1.46	1.52
2	G	202	C2E	O61-C61	2.84	1.29	1.23
2	D	201	C2E	O61-C61	2.84	1.29	1.23
2	F	202	C2E	C2A-C1A	-2.80	1.49	1.53
2	R	202	C2E	C2A-C1A	-2.76	1.49	1.53
2	B	202	C2E	O2A-C2A	-2.76	1.36	1.43
2	M	202	C2E	O2A-C2A	-2.76	1.36	1.43
2	N	202	C2E	O2A-C2A	-2.75	1.36	1.43
2	N	201	C2E	C2A-C1A	-2.75	1.49	1.53
2	A	202	C2E	O2A-C2A	-2.75	1.36	1.43
2	D	201	C2E	O2A-C2A	-2.75	1.36	1.43
2	G	201	C2E	C81-N71	-2.74	1.30	1.35
2	G	202	C2E	O2A-C2A	-2.73	1.36	1.43
2	R	201	C2E	C81-N71	-2.73	1.30	1.35
2	K	202	C2E	O2A-C2A	-2.72	1.36	1.43
2	E	202	C2E	O2A-C2A	-2.72	1.36	1.43
2	N	201	C2E	O2A-C2A	-2.71	1.36	1.43
2	H	202	C2E	O2A-C2A	-2.71	1.36	1.43
2	J	201	C2E	C81-N71	-2.70	1.30	1.35
2	J	202	C2E	C5-C4	-2.69	1.36	1.43
2	M	201	C2E	C2'-C3'	-2.66	1.47	1.52
2	M	201	C2E	O4A-C4A	-2.62	1.39	1.45
2	B	201	C2E	C21-N11	2.61	1.44	1.37
2	E	201	C2E	C51-C61	-2.61	1.42	1.47
2	B	201	C2E	O4A-C4A	-2.61	1.39	1.45
2	D	202	C2E	C51-C61	-2.61	1.42	1.47
2	M	201	C2E	O5'-C5'	-2.60	1.34	1.44
2	J	201	C2E	O2A-C2A	-2.60	1.36	1.43
2	H	201	C2E	C51-C61	-2.60	1.42	1.47
2	M	202	C2E	P11-O3'	-2.59	1.53	1.60
2	G	201	C2E	O4A-C4A	-2.58	1.39	1.45
2	B	202	C2E	P11-O3'	-2.58	1.53	1.60
2	K	201	C2E	C51-C61	-2.58	1.42	1.47
2	A	201	C2E	C51-C61	-2.58	1.42	1.47

Continued on next page...

Continued from previous page...

Mol	Chain	Res	Type	Atoms	Z	Observed(Å)	Ideal(Å)
2	N	202	C2E	P11-O3'	-2.58	1.53	1.60
2	G	201	C2E	C8-N7	-2.57	1.30	1.35
2	E	202	C2E	P11-O3'	-2.57	1.53	1.60
2	A	202	C2E	P11-O3'	-2.57	1.53	1.60
2	K	202	C2E	P11-O3'	-2.56	1.53	1.60
2	G	202	C2E	P11-O3'	-2.55	1.53	1.60
2	H	202	C2E	P11-O3'	-2.55	1.53	1.60
2	F	201	C2E	O2A-C2A	-2.54	1.37	1.43
2	D	201	C2E	P11-O3'	-2.54	1.53	1.60
2	F	202	C2E	O4A-C4A	2.51	1.50	1.45
2	R	201	C2E	C2'-C3'	-2.48	1.47	1.52
2	R	202	C2E	O4A-C4A	2.46	1.50	1.45
2	R	202	C2E	P11-O11	-2.38	1.42	1.50
2	F	202	C2E	P11-O11	-2.37	1.42	1.50
2	E	202	C2E	C61-N11	-2.36	1.34	1.37
2	G	202	C2E	C61-N11	-2.36	1.34	1.37
2	M	202	C2E	C61-N11	-2.36	1.34	1.37
2	D	201	C2E	C61-N11	-2.35	1.34	1.37
2	N	202	C2E	C61-N11	-2.35	1.34	1.37
2	R	201	C2E	C4-N3	2.34	1.43	1.37
2	B	202	C2E	C61-N11	-2.34	1.34	1.37
2	H	202	C2E	C61-N11	-2.34	1.34	1.37
2	K	201	C2E	O2A-C2A	-2.34	1.37	1.43
2	A	201	C2E	O2A-C2A	-2.33	1.37	1.43
2	A	202	C2E	C61-N11	-2.33	1.34	1.37
2	K	202	C2E	C61-N11	-2.33	1.34	1.37
2	H	201	C2E	O2A-C2A	-2.32	1.37	1.43
2	D	202	C2E	O2A-C2A	-2.32	1.37	1.43
2	J	201	C2E	C4-N3	2.30	1.42	1.37
2	E	201	C2E	O2A-C2A	-2.30	1.37	1.43
2	G	201	C2E	C2A-C3A	-2.24	1.48	1.52
2	N	202	C2E	O5A-C5A	-2.23	1.36	1.44
2	K	202	C2E	O5A-C5A	-2.23	1.36	1.44
2	F	202	C2E	P11-O3'	-2.22	1.54	1.60
2	A	202	C2E	O5A-C5A	-2.22	1.36	1.44
2	M	202	C2E	O5A-C5A	-2.22	1.36	1.44
2	H	202	C2E	O5A-C5A	-2.22	1.36	1.44
2	R	202	C2E	P11-O3'	-2.22	1.54	1.60
2	D	201	C2E	O5A-C5A	-2.21	1.36	1.44
2	G	202	C2E	O5A-C5A	-2.21	1.36	1.44
2	B	202	C2E	O5A-C5A	-2.21	1.36	1.44
2	E	202	C2E	O5A-C5A	-2.20	1.36	1.44

Continued on next page...

Continued from previous page...

Mol	Chain	Res	Type	Atoms	Z	Observed(Å)	Ideal(Å)
2	N	201	C2E	O4'-C4'	-2.18	1.40	1.45
2	J	201	C2E	O4'-C4'	-2.17	1.40	1.45
2	J	202	C2E	C4-N3	2.17	1.42	1.37
2	N	201	C2E	C4-N3	2.14	1.42	1.37
2	B	201	C2E	O4A-C1A	-2.14	1.38	1.41
2	H	201	C2E	O5'-C5'	-2.13	1.36	1.44
2	E	201	C2E	O5'-C5'	-2.13	1.36	1.44
2	M	201	C2E	P11-O11	2.13	1.58	1.50
2	K	201	C2E	O5'-C5'	-2.13	1.36	1.44
2	A	201	C2E	O5'-C5'	-2.12	1.36	1.44
2	R	201	C2E	O2A-C2A	-2.12	1.38	1.43
2	G	201	C2E	O4'-C4'	-2.12	1.40	1.45
2	D	202	C2E	O5'-C5'	-2.12	1.36	1.44
2	E	202	C2E	O5'-C5'	-2.09	1.36	1.44
2	D	201	C2E	O5'-C5'	-2.09	1.36	1.44
2	J	201	C2E	C61-N11	2.08	1.41	1.37
2	N	202	C2E	O5'-C5'	-2.07	1.36	1.44
2	K	202	C2E	O5'-C5'	-2.07	1.36	1.44
2	A	202	C2E	O5'-C5'	-2.06	1.36	1.44
2	B	202	C2E	O5'-C5'	-2.06	1.36	1.44
2	B	202	C2E	O2'-C2'	2.05	1.47	1.43
2	G	202	C2E	O5'-C5'	-2.05	1.36	1.44
2	M	202	C2E	O5'-C5'	-2.05	1.36	1.44
2	D	201	C2E	O2'-C2'	2.05	1.47	1.43
2	G	201	C2E	C2-N3	2.05	1.38	1.33
2	H	202	C2E	O5'-C5'	-2.05	1.36	1.44
2	A	202	C2E	O2'-C2'	2.05	1.47	1.43
2	M	201	C2E	O3A-C3A	-2.05	1.36	1.44
2	H	202	C2E	O2'-C2'	2.04	1.47	1.43
2	F	201	C2E	C3'-C4'	-2.03	1.47	1.52
2	N	202	C2E	O2'-C2'	2.03	1.47	1.43
2	E	202	C2E	O2'-C2'	2.03	1.47	1.43
2	G	202	C2E	O2'-C2'	2.02	1.47	1.43
2	M	201	C2E	C21-N11	2.02	1.42	1.37
2	K	202	C2E	O2'-C2'	2.02	1.47	1.43
2	M	202	C2E	O2'-C2'	2.01	1.47	1.43
2	R	201	C2E	C8-N7	-2.01	1.31	1.35
2	G	201	C2E	P11-O11	2.00	1.58	1.50

All (315) bond angle outliers are listed below:

Continued on next page...

Continued from previous page...

Mol	Chain	Res	Type	Atoms	Z	Observed(°)	Ideal(°)

Mol	Chain	Res	Type	Atoms	Z	Observed(°)	Ideal(°)
2	R	201	C2E	O4'-C1'-C2'	-6.43	97.53	106.93
2	F	201	C2E	C81-N71-C51	6.42	115.22	102.99
2	M	201	C2E	O2'-C2'-C3'	6.08	128.43	111.17
2	B	201	C2E	O2'-C2'-C3'	5.98	128.14	111.17
2	N	201	C2E	C2A-C3A-C4A	-5.94	92.69	103.22
2	N	201	C2E	C2'-C3'-C4'	-5.85	92.86	103.22
2	K	201	C2E	C2'-C3'-C4'	-5.80	92.94	103.22
2	D	202	C2E	C2'-C3'-C4'	-5.80	92.94	103.22
2	E	201	C2E	C2'-C3'-C4'	-5.80	92.94	103.22
2	H	201	C2E	C2'-C3'-C4'	-5.80	92.95	103.22
2	A	201	C2E	C2'-C3'-C4'	-5.79	92.96	103.22
2	N	201	C2E	O4A-C1A-C2A	-5.76	98.51	106.93
2	B	201	C2E	C2'-C3'-C4'	-5.73	93.08	103.22
2	R	201	C2E	C2'-C3'-C4'	-5.68	93.15	103.22
2	J	201	C2E	C2'-C3'-C4'	-5.53	93.43	103.22
2	H	202	C2E	O3'-C3'-C4'	5.51	130.01	110.08
2	K	202	C2E	O3'-C3'-C4'	5.51	130.01	110.08
2	G	202	C2E	O3'-C3'-C4'	5.51	130.00	110.08
2	N	202	C2E	O3'-C3'-C4'	5.50	129.98	110.08
2	B	202	C2E	O3'-C3'-C4'	5.50	129.98	110.08
2	E	202	C2E	O3'-C3'-C4'	5.50	129.98	110.08
2	M	202	C2E	O3'-C3'-C4'	5.50	129.97	110.08
2	A	202	C2E	O3'-C3'-C4'	5.50	129.97	110.08
2	D	201	C2E	O3'-C3'-C4'	5.49	129.94	110.08
2	R	201	C2E	O2'-C2'-C3'	5.46	126.67	111.17
2	D	202	C2E	C81-N71-C51	5.40	113.28	102.99
2	K	201	C2E	C81-N71-C51	5.39	113.26	102.99
2	A	201	C2E	C81-N71-C51	5.39	113.26	102.99
2	E	201	C2E	C81-N71-C51	5.39	113.25	102.99
2	H	201	C2E	C81-N71-C51	5.38	113.25	102.99
2	F	202	C2E	C8-N7-C5	5.38	113.24	102.99
2	R	202	C2E	C8-N7-C5	5.37	113.21	102.99
2	N	202	C2E	C8-N7-C5	5.28	113.05	102.99
2	H	202	C2E	C8-N7-C5	5.27	113.03	102.99
2	B	202	C2E	C8-N7-C5	5.26	113.00	102.99
2	K	202	C2E	C8-N7-C5	5.25	112.99	102.99
2	A	202	C2E	C8-N7-C5	5.25	112.99	102.99
2	E	202	C2E	C8-N7-C5	5.25	112.99	102.99
2	G	202	C2E	C8-N7-C5	5.24	112.98	102.99
2	D	201	C2E	C8-N7-C5	5.24	112.97	102.99
2	M	202	C2E	C8-N7-C5	5.21	112.91	102.99

Continued on next page...

Continued from previous page...

Mol	Chain	Res	Type	Atoms	Z	Observed(°)	Ideal(°)
2	H	202	C2E	C81-N71-C51	5.10	112.70	102.99
2	D	201	C2E	C81-N71-C51	5.10	112.70	102.99
2	B	202	C2E	C81-N71-C51	5.09	112.68	102.99
2	M	202	C2E	C81-N71-C51	5.09	112.68	102.99
2	E	202	C2E	C81-N71-C51	5.09	112.68	102.99
2	G	202	C2E	C81-N71-C51	5.08	112.66	102.99
2	A	202	C2E	C81-N71-C51	5.07	112.66	102.99
2	K	202	C2E	C81-N71-C51	5.07	112.65	102.99
2	N	202	C2E	C81-N71-C51	5.07	112.65	102.99
2	F	201	C2E	C8-N7-C5	5.05	112.60	102.99
2	E	202	C2E	C2'-C3'-C4'	4.94	111.98	103.22
2	M	202	C2E	C2'-C3'-C4'	4.93	111.97	103.22
2	A	202	C2E	C2'-C3'-C4'	4.93	111.96	103.22
2	B	202	C2E	C2'-C3'-C4'	4.92	111.95	103.22
2	H	202	C2E	C2'-C3'-C4'	4.92	111.95	103.22
2	D	201	C2E	C2'-C3'-C4'	4.92	111.94	103.22
2	N	202	C2E	C2'-C3'-C4'	4.91	111.93	103.22
2	G	202	C2E	C2'-C3'-C4'	4.91	111.93	103.22
2	K	202	C2E	C2'-C3'-C4'	4.91	111.93	103.22
2	F	202	C2E	C51-C61-N11	4.69	122.23	113.95
2	R	202	C2E	C51-C61-N11	4.68	122.21	113.95
2	K	201	C2E	C3'-C2'-C1'	4.66	110.21	99.89
2	H	201	C2E	C3'-C2'-C1'	4.66	110.21	99.89
2	N	201	C2E	C3A-C2A-C1A	4.66	110.21	99.89
2	D	202	C2E	C3'-C2'-C1'	4.65	110.20	99.89
2	A	201	C2E	C3'-C2'-C1'	4.64	110.18	99.89
2	R	201	C2E	C3'-C2'-C1'	4.64	110.16	99.89
2	R	202	C2E	O6-C6-N1	-4.63	115.18	120.65
2	E	201	C2E	C3'-C2'-C1'	4.63	110.15	99.89
2	F	202	C2E	O6-C6-N1	-4.59	115.23	120.65
2	J	202	C2E	O4A-C1A-C2A	4.59	113.63	106.93
2	F	201	C2E	O4A-C4A-C3A	4.56	114.64	104.87
2	E	201	C2E	O2'-C2'-C3'	4.55	124.09	111.17
2	J	201	C2E	C3'-C2'-C1'	4.54	109.94	99.89
2	H	201	C2E	O2'-C2'-C3'	4.53	124.03	111.17
2	D	202	C2E	O2'-C2'-C3'	4.53	124.02	111.17
2	A	201	C2E	O2'-C2'-C3'	4.52	124.02	111.17
2	K	201	C2E	O2'-C2'-C3'	4.52	124.01	111.17
2	J	202	C2E	O2'-C2'-C3'	4.42	123.71	111.17
2	E	201	C2E	C8-N7-C5	4.39	111.35	102.99
2	K	201	C2E	C8-N7-C5	4.38	111.33	102.99
2	A	201	C2E	C8-N7-C5	4.37	111.32	102.99

Continued on next page...

Continued from previous page...

Mol	Chain	Res	Type	Atoms	Z	Observed(^{o})	Ideal(^{o})
2	H	201	C2E	C8-N7-C5	4.37	111.32	102.99
2	D	202	C2E	C8-N7-C5	4.37	111.31	102.99
2	J	202	C2E	C81-N71-C51	4.30	111.18	102.99
2	A	202	C2E	O61-C61-N11	-4.23	115.66	120.65
2	M	202	C2E	O61-C61-N11	-4.20	115.68	120.65
2	G	202	C2E	O61-C61-N11	-4.19	115.70	120.65
2	M	201	C2E	C2'-C3'-C4'	-4.18	95.81	103.22
2	H	202	C2E	O61-C61-N11	-4.18	115.71	120.65
2	K	202	C2E	O61-C61-N11	-4.17	115.72	120.65
2	D	201	C2E	O61-C61-N11	-4.17	115.73	120.65
2	N	202	C2E	O61-C61-N11	-4.17	115.73	120.65
2	B	202	C2E	O61-C61-N11	-4.16	115.73	120.65
2	E	202	C2E	O61-C61-N11	-4.15	115.74	120.65
2	G	201	C2E	N21-C21-N11	4.09	125.42	116.71
2	D	202	C2E	O4'-C1'-C2'	-4.08	100.97	106.93
2	K	201	C2E	O4'-C1'-C2'	-4.08	100.97	106.93
2	H	201	C2E	O4'-C1'-C2'	-4.06	100.99	106.93
2	E	201	C2E	O4'-C1'-C2'	-4.04	101.03	106.93
2	A	201	C2E	O4'-C1'-C2'	-4.03	101.04	106.93
2	N	201	C2E	O2A-C2A-C3A	4.02	122.57	111.17
2	J	201	C2E	O4'-C1'-C2'	-3.99	101.10	106.93
2	N	201	C2E	O2'-C2'-C3'	3.92	122.29	111.17
2	J	201	C2E	O2'-C2'-C3'	3.90	122.25	111.17
2	B	201	C2E	C3'-C2'-C1'	3.90	108.54	99.89
2	J	202	C2E	O2'-C2'-C1'	3.83	125.01	110.85
2	R	201	C2E	C8-N7-C5	3.81	110.25	102.99
2	A	202	C2E	C51-C61-N11	3.81	120.67	113.95
2	K	202	C2E	C51-C61-N11	3.80	120.66	113.95
2	B	202	C2E	C51-C61-N11	3.80	120.65	113.95
2	H	202	C2E	C51-C61-N11	3.79	120.65	113.95
2	M	202	C2E	C51-C61-N11	3.79	120.65	113.95
2	J	201	C2E	C8-N7-C5	3.79	110.21	102.99
2	N	202	C2E	C51-C61-N11	3.79	120.64	113.95
2	E	202	C2E	C51-C61-N11	3.78	120.63	113.95
2	G	202	C2E	C51-C61-N11	3.77	120.61	113.95
2	D	201	C2E	C51-C61-N11	3.76	120.60	113.95
2	N	201	C2E	O21-P11-O11	3.72	130.64	112.24
2	M	201	C2E	O2'-C2'-C1'	3.68	124.43	110.85
2	R	202	C2E	C5-C6-N1	3.56	120.24	113.95
2	F	201	C2E	C5-C6-N1	3.55	120.21	113.95
2	F	202	C2E	C5-C6-N1	3.52	120.17	113.95
2	N	201	C2E	C3'-C2'-C1'	3.49	107.63	99.89

Continued on next page...

Continued from previous page...

Mol	Chain	Res	Type	Atoms	Z	Observed(^{o})	Ideal(^{o})
2	A	202	C2E	C21-N11-C61	-3.47	118.70	125.10
2	K	202	C2E	C21-N11-C61	-3.46	118.72	125.10
2	H	202	C2E	C21-N11-C61	-3.46	118.72	125.10
2	B	202	C2E	C21-N11-C61	-3.46	118.73	125.10
2	D	201	C2E	C21-N11-C61	-3.45	118.74	125.10
2	G	202	C2E	C21-N11-C61	-3.45	118.74	125.10
2	M	202	C2E	C21-N11-C61	-3.45	118.75	125.10
2	G	201	C2E	C81-N71-C51	3.44	109.55	102.99
2	N	202	C2E	C21-N11-C61	-3.44	118.77	125.10
2	R	202	C2E	C2-N1-C6	-3.43	118.77	125.10
2	E	202	C2E	C21-N11-C61	-3.43	118.79	125.10
2	F	202	C2E	C21-N11-C61	-3.42	118.80	125.10
2	G	201	C2E	C8-N7-C5	3.42	109.51	102.99
2	R	202	C2E	C21-N11-C61	-3.41	118.82	125.10
2	F	202	C2E	C2-N1-C6	-3.38	118.86	125.10
2	G	201	C2E	O2'-C2'-C3'	3.37	120.75	111.17
2	J	202	C2E	C3'-C2'-C1'	3.35	107.32	99.89
2	B	201	C2E	O4'-C4'-C3'	3.34	112.03	104.87
2	E	202	C2E	O4'-C1'-C2'	3.33	111.80	106.93
2	N	202	C2E	O4'-C1'-C2'	3.33	111.80	106.93
2	M	202	C2E	O4'-C1'-C2'	3.32	111.78	106.93
2	D	201	C2E	O4'-C1'-C2'	3.32	111.78	106.93
2	G	202	C2E	O4'-C1'-C2'	3.32	111.77	106.93
2	H	202	C2E	O4'-C1'-C2'	3.31	111.76	106.93
2	A	202	C2E	O4'-C1'-C2'	3.31	111.76	106.93
2	K	202	C2E	O4'-C1'-C2'	3.30	111.75	106.93
2	B	202	C2E	O4'-C1'-C2'	3.30	111.74	106.93
2	N	201	C2E	O4'-C1'-C2'	-3.29	102.12	106.93
2	J	201	C2E	C2A-C3A-C4A	-3.21	97.54	103.22
2	M	201	C2E	C81-N71-C51	3.18	109.04	102.99
2	J	201	C2E	O3'-P11-O11	3.14	121.24	109.47
2	F	202	C2E	C3'-C2'-C1'	3.11	106.78	99.89
2	R	202	C2E	C3'-C2'-C1'	3.08	106.72	99.89
2	F	202	C2E	C81-N71-C51	3.08	108.86	102.99
2	R	202	C2E	C81-N71-C51	3.08	108.86	102.99
2	K	201	C2E	C5-C6-N1	3.05	119.34	113.95
2	D	202	C2E	C5-C6-N1	3.04	119.32	113.95
2	B	201	C2E	C5'-C4'-C3'	3.03	124.45	114.40
2	F	201	C2E	C51-C61-N11	3.03	119.31	113.95
2	F	201	C2E	O4'-C4'-C3'	3.02	111.35	104.87
2	E	201	C2E	C5-C6-N1	3.02	119.29	113.95
2	H	201	C2E	C5-C6-N1	3.01	119.26	113.95

Continued on next page...

Continued from previous page...

Mol	Chain	Res	Type	Atoms	Z	Observed(°)	Ideal(°)
2	J	201	C2E	O5'-C5'-C4'	-3.00	98.67	108.99
2	N	201	C2E	C8-N7-C5	2.99	108.69	102.99
2	E	201	C2E	C51-C61-N11	2.97	119.19	113.95
2	B	201	C2E	O4'-C1'-C2'	-2.96	102.60	106.93
2	E	201	C2E	N21-C21-N31	-2.96	113.98	119.74
2	A	202	C2E	C5-C6-N1	2.96	119.17	113.95
2	K	202	C2E	C5-C6-N1	2.96	119.17	113.95
2	D	201	C2E	C5-C6-N1	2.96	119.17	113.95
2	D	202	C2E	C51-C61-N11	2.95	119.17	113.95
2	G	202	C2E	C5-C6-N1	2.95	119.16	113.95
2	D	202	C2E	N21-C21-N31	-2.95	114.00	119.74
2	K	201	C2E	C51-C61-N11	2.95	119.16	113.95
2	B	202	C2E	C5-C6-N1	2.94	119.15	113.95
2	E	202	C2E	C5-C6-N1	2.94	119.15	113.95
2	A	201	C2E	C51-C61-N11	2.94	119.15	113.95
2	N	202	C2E	C5-C6-N1	2.94	119.15	113.95
2	K	201	C2E	N21-C21-N31	-2.94	114.01	119.74
2	H	202	C2E	C5-C6-N1	2.94	119.14	113.95
2	H	201	C2E	C51-C61-N11	2.94	119.14	113.95
2	A	201	C2E	N21-C21-N31	-2.94	114.02	119.74
2	G	201	C2E	O21-P11-O5A	-2.93	94.11	107.75
2	H	201	C2E	N21-C21-N31	-2.93	114.03	119.74
2	J	201	C2E	C3A-C2A-C1A	2.93	106.37	99.89
2	G	201	C2E	N11-C21-N31	-2.92	117.86	123.32
2	N	201	C2E	C5-C6-N1	2.92	119.11	113.95
2	M	202	C2E	C5-C6-N1	2.92	119.11	113.95
2	F	201	C2E	O6-C6-N1	-2.91	117.21	120.65
2	F	201	C2E	O61-C61-N11	-2.90	117.23	120.65
2	R	202	C2E	O61-C61-N11	-2.88	117.25	120.65
2	F	202	C2E	O61-C61-N11	-2.88	117.25	120.65
2	J	202	C2E	C8-N7-C5	2.87	108.45	102.99
2	G	201	C2E	O21-P11-O11	2.86	126.38	112.24
2	N	201	C2E	C2-N1-C6	-2.85	119.85	125.10
2	E	201	C2E	O61-C61-N11	-2.84	117.30	120.65
2	K	201	C2E	O61-C61-N11	-2.82	117.32	120.65
2	A	201	C2E	O61-C61-N11	-2.81	117.33	120.65
2	R	202	C2E	O21-P11-O3'	-2.81	95.70	106.78
2	H	201	C2E	O61-C61-N11	-2.80	117.34	120.65
2	F	202	C2E	O21-P11-O3'	-2.80	95.74	106.78
2	A	201	C2E	O6-C6-N1	-2.80	118.61	122.58
2	R	201	C2E	O3'-P11-O11	2.78	119.90	109.47
2	D	202	C2E	O61-C61-N11	-2.78	117.37	120.65

Continued on next page...

Continued from previous page...

Mol	Chain	Res	Type	Atoms	Z	Observed(^{o})	Ideal(^{o})
2	J	201	C2E	O4'-C4'-C3'	2.77	110.81	104.87
2	J	202	C2E	O2P-P1-O1P	2.74	125.81	112.24
2	M	201	C2E	O5'-P1-O1P	2.74	119.77	109.07
2	A	202	C2E	O6-C6-N1	-2.72	117.43	120.65
2	H	202	C2E	O6-C6-N1	-2.72	117.44	120.65
2	E	202	C2E	O6-C6-N1	-2.71	117.44	120.65
2	M	201	C2E	C8-N7-C5	2.71	108.16	102.99
2	D	201	C2E	O6-C6-N1	-2.71	117.45	120.65
2	B	201	C2E	N11-C21-N31	-2.69	118.29	123.32
2	G	202	C2E	O6-C6-N1	-2.69	117.47	120.65
2	M	202	C2E	O6-C6-N1	-2.68	117.48	120.65
2	G	201	C2E	C3'-C2'-C1'	2.68	105.82	99.89
2	M	201	C2E	N11-C21-N31	-2.66	118.34	123.32
2	K	202	C2E	O6-C6-N1	-2.66	117.50	120.65
2	N	202	C2E	O6-C6-N1	-2.66	117.51	120.65
2	B	202	C2E	O6-C6-N1	-2.65	117.53	120.65
2	J	202	C2E	O2P-P1-O3A	-2.63	96.42	106.78
2	B	201	C2E	C8-N7-C5	2.59	107.93	102.99
2	K	202	C2E	O2'-C2'-C3'	-2.58	103.84	111.17
2	B	201	C2E	O4'-C4'-C5'	2.58	117.85	109.37
2	E	202	C2E	O2'-C2'-C3'	-2.58	103.85	111.17
2	H	202	C2E	O2'-C2'-C3'	-2.57	103.85	111.17
2	E	201	C2E	C21-N11-C61	-2.57	120.36	125.10
2	B	202	C2E	O2'-C2'-C3'	-2.57	103.86	111.17
2	A	202	C2E	O2'-C2'-C3'	-2.57	103.87	111.17
2	N	202	C2E	O2'-C2'-C3'	-2.57	103.87	111.17
2	R	201	C2E	O2P-P1-O1P	2.57	124.93	112.24
2	J	201	C2E	O2'-C2'-C1'	2.56	120.32	110.85
2	D	201	C2E	O2'-C2'-C3'	-2.56	103.89	111.17
2	A	201	C2E	C21-N11-C61	-2.56	120.38	125.10
2	G	202	C2E	O2'-C2'-C3'	-2.56	103.90	111.17
2	F	201	C2E	C2A-C3A-C4A	-2.55	98.70	103.22
2	H	201	C2E	C21-N11-C61	-2.55	120.41	125.10
2	M	202	C2E	O2'-C2'-C3'	-2.54	103.94	111.17
2	D	202	C2E	C21-N11-C61	-2.54	120.42	125.10
2	K	201	C2E	C21-N11-C61	-2.53	120.43	125.10
2	F	201	C2E	C5A-C4A-C3A	2.50	122.70	114.40
2	J	202	C2E	C2'-C3'-C4'	-2.49	98.80	103.22
2	B	201	C2E	N21-C21-N11	2.49	122.02	116.71
2	N	201	C2E	C81-N71-C51	2.49	107.73	102.99
2	B	201	C2E	O5'-C5'-C4'	-2.48	100.47	108.99
2	J	201	C2E	C5'-C4'-C3'	2.45	122.53	114.40

Continued on next page...

Continued from previous page...

Mol	Chain	Res	Type	Atoms	Z	Observed(^{o})	Ideal(^{o})
2	R	201	C2E	O21-P11-O11	2.44	124.30	112.24
2	R	201	C2E	N11-C21-N31	-2.43	118.77	123.32
2	M	201	C2E	O4'-C1'-C2'	-2.43	103.38	106.93
2	M	201	C2E	O6-C6-N1	2.42	123.50	120.65
2	G	201	C2E	C5-C6-N1	2.40	118.20	113.95
2	M	201	C2E	N21-C21-N11	2.40	121.82	116.71
2	J	202	C2E	O4'-C1'-C2'	-2.37	103.46	106.93
2	M	201	C2E	O3'-C3'-C4'	2.37	118.67	110.08
2	D	201	C2E	C2-N1-C6	-2.36	120.75	125.10
2	B	201	C2E	O2'-C2'-C1'	2.35	119.54	110.85
2	A	202	C2E	C2-N1-C6	-2.35	120.77	125.10
2	G	201	C2E	C2'-C3'-C4'	-2.34	99.07	103.22
2	F	201	C2E	C2-N1-C6	-2.34	120.78	125.10
2	J	201	C2E	O2A-C2A-C1A	-2.34	102.22	110.85
2	E	202	C2E	C2-N1-C6	-2.34	120.79	125.10
2	N	202	C2E	C2-N1-C6	-2.34	120.79	125.10
2	R	201	C2E	O3A-P1-O1P	2.34	118.23	109.47
2	F	201	C2E	C5'-C4'-C3'	2.34	122.14	114.40
2	H	202	C2E	C2-N1-C6	-2.33	120.80	125.10
2	N	201	C2E	N11-C21-N31	-2.33	118.97	123.32
2	M	202	C2E	C2-N1-C6	-2.33	120.81	125.10
2	K	202	C2E	C2-N1-C6	-2.32	120.82	125.10
2	G	202	C2E	C2-N1-C6	-2.32	120.83	125.10
2	B	202	C2E	C2-N1-C6	-2.31	120.84	125.10
2	R	201	C2E	C81-N71-C51	2.26	107.30	102.99
2	M	201	C2E	O6-C6-C5	-2.24	120.00	124.37
2	B	201	C2E	O21-P11-O3'	-2.23	97.99	106.78
2	M	201	C2E	N2-C2-N1	2.22	121.45	116.71
2	A	201	C2E	C5-C6-N1	2.22	119.26	115.75
2	R	201	C2E	N21-C21-N11	2.21	121.42	116.71
2	J	201	C2E	N11-C21-N31	-2.20	119.20	123.32
2	J	202	C2E	P1-O3A-C3A	-2.20	111.39	119.41
2	J	201	C2E	O3'-C3'-C2'	2.20	119.64	111.68
2	J	201	C2E	O4'-C4'-C5'	2.19	116.59	109.37
2	J	202	C2E	O3'-C3'-C4'	2.19	118.00	110.08
2	K	201	C2E	N21-C21-N11	2.15	121.30	116.71
2	D	202	C2E	N21-C21-N11	2.15	121.29	116.71
2	J	202	C2E	O61-C61-N11	-2.14	118.12	120.65
2	E	201	C2E	N21-C21-N11	2.14	121.27	116.71
2	H	201	C2E	N21-C21-N11	2.14	121.26	116.71
2	B	201	C2E	O21-P11-O11	2.13	122.79	112.24
2	A	201	C2E	N21-C21-N11	2.13	121.25	116.71

Continued on next page...

Continued from previous page...

Mol	Chain	Res	Type	Atoms	Z	Observed(^{o})	Ideal(^{o})
2	B	201	C2E	C5-C6-N1	2.12	117.70	113.95
2	R	201	C2E	C3A-C2A-C1A	2.12	104.58	99.89
2	G	201	C2E	O4A-C4A-C5A	2.12	116.34	109.37
2	H	202	C2E	O21-P11-O11	-2.12	101.78	112.24
2	B	202	C2E	O21-P11-O11	-2.12	101.78	112.24
2	M	202	C2E	O21-P11-O11	-2.11	101.79	112.24
2	K	202	C2E	O21-P11-O11	-2.11	101.80	112.24
2	E	202	C2E	O21-P11-O11	-2.11	101.80	112.24
2	J	202	C2E	P11-O3'-C3'	2.11	127.09	119.41
2	N	202	C2E	O21-P11-O11	-2.11	101.80	112.24
2	G	202	C2E	O21-P11-O11	-2.11	101.81	112.24
2	J	202	C2E	N21-C21-N31	2.11	123.84	119.74
2	A	202	C2E	O21-P11-O11	-2.11	101.82	112.24
2	D	201	C2E	O21-P11-O11	-2.11	101.83	112.24
2	J	202	C2E	C2-N1-C6	-2.10	121.23	125.10
2	N	201	C2E	O2P-P1-O1P	2.10	122.60	112.24
2	R	201	C2E	N2-C2-N1	2.08	121.15	116.71
2	R	202	C2E	C5'-C4'-C3'	-2.07	107.54	114.40
2	F	202	C2E	C5'-C4'-C3'	-2.06	107.57	114.40
2	F	201	C2E	C3'-C2'-C1'	2.05	104.44	99.89
2	B	201	C2E	C81-N71-C51	2.04	106.88	102.99
2	N	201	C2E	O6-C6-C5	-2.03	120.40	124.37

There are no chirality outliers.

All (70) torsion outliers are listed below:

Mol	Chain	Res	Type	Atoms
2	A	202	C2E	C3'-O3'-P11-O5A
2	A	202	C2E	C5A-O5A-P11-O21
2	B	202	C2E	C3'-O3'-P11-O5A
2	B	202	C2E	C5A-O5A-P11-O21
2	K	202	C2E	C3'-O3'-P11-O5A
2	K	202	C2E	C5A-O5A-P11-O21
2	R	202	C2E	C3'-O3'-P11-O5A
2	R	202	C2E	C5A-O5A-P11-O21
2	H	202	C2E	C3'-O3'-P11-O5A
2	H	202	C2E	C5A-O5A-P11-O21
2	E	202	C2E	C3'-O3'-P11-O5A
2	E	202	C2E	C5A-O5A-P11-O21
2	G	202	C2E	C3'-O3'-P11-O5A
2	G	202	C2E	C5A-O5A-P11-O21
2	F	202	C2E	C3'-O3'-P11-O5A

Continued on next page...

Continued from previous page...

Mol	Chain	Res	Type	Atoms
2	F	202	C2E	C5A-O5A-P11-O21
2	D	201	C2E	C3'-O3'-P11-O5A
2	D	201	C2E	C5A-O5A-P11-O21
2	N	202	C2E	C3'-O3'-P11-O5A
2	N	202	C2E	C5A-O5A-P11-O21
2	M	201	C2E	C5A-O5A-P11-O21
2	M	202	C2E	C3'-O3'-P11-O5A
2	M	202	C2E	C5A-O5A-P11-O21
2	A	202	C2E	C4'-C3'-O3'-P11
2	B	202	C2E	C4'-C3'-O3'-P11
2	K	202	C2E	C4'-C3'-O3'-P11
2	J	202	C2E	C4'-C3'-O3'-P11
2	H	202	C2E	C4'-C3'-O3'-P11
2	E	202	C2E	C4'-C3'-O3'-P11
2	G	202	C2E	C4'-C3'-O3'-P11
2	D	201	C2E	C4'-C3'-O3'-P11
2	N	202	C2E	C4'-C3'-O3'-P11
2	M	202	C2E	C4'-C3'-O3'-P11
2	B	201	C2E	C2A-C3A-O3A-P1
2	A	202	C2E	C5A-O5A-P11-O3'
2	B	202	C2E	C5A-O5A-P11-O3'
2	K	202	C2E	C5A-O5A-P11-O3'
2	J	202	C2E	C5A-O5A-P11-O3'
2	R	202	C2E	C5A-O5A-P11-O3'
2	H	202	C2E	C5A-O5A-P11-O3'
2	E	202	C2E	C5A-O5A-P11-O3'
2	G	202	C2E	C5A-O5A-P11-O3'
2	F	202	C2E	C5A-O5A-P11-O3'
2	D	201	C2E	C5A-O5A-P11-O3'
2	N	202	C2E	C5A-O5A-P11-O3'
2	M	202	C2E	C5A-O5A-P11-O3'
2	B	201	C2E	C4A-C3A-O3A-P1
2	M	201	C2E	O4A-C4A-C5A-O5A
2	R	202	C2E	C3'-O3'-P11-O11
2	F	202	C2E	C3'-O3'-P11-O11
2	M	201	C2E	C2A-C3A-O3A-P1
2	A	202	C2E	C5A-O5A-P11-O11
2	B	202	C2E	C5A-O5A-P11-O11
2	K	202	C2E	C5A-O5A-P11-O11
2	J	202	C2E	C5A-O5A-P11-O11
2	R	202	C2E	C5A-O5A-P11-O11
2	H	202	C2E	C5A-O5A-P11-O11

Continued on next page...

Continued from previous page...

Mol	Chain	Res	Type	Atoms
2	E	202	C2E	C5A-O5A-P11-O11
2	G	202	C2E	C5A-O5A-P11-O11
2	F	202	C2E	C5A-O5A-P11-O11
2	D	201	C2E	C5A-O5A-P11-O11
2	N	202	C2E	C5A-O5A-P11-O11
2	M	202	C2E	C5A-O5A-P11-O11
2	R	201	C2E	C4'-C3'-O3'-P11
2	M	201	C2E	C3A-C4A-C5A-O5A
2	M	201	C2E	C4A-C3A-O3A-P1
2	G	201	C2E	C2A-C3A-O3A-P1
2	N	201	C2E	C4A-C3A-O3A-P1
2	J	201	C2E	C4A-C3A-O3A-P1
2	M	201	C2E	C5A-O5A-P11-O11

There are no ring outliers.

18 monomers are involved in 29 short contacts:

Mol	Chain	Res	Type	Clashes	Symm-Clashes
2	B	202	C2E	2	0
2	E	202	C2E	1	0
2	K	201	C2E	3	0
2	F	202	C2E	1	0
2	D	201	C2E	1	0
2	G	202	C2E	1	0
2	N	201	C2E	2	0
2	N	202	C2E	1	0
2	A	201	C2E	4	0
2	G	201	C2E	2	0
2	F	201	C2E	1	0
2	M	202	C2E	3	0
2	H	202	C2E	1	0
2	M	201	C2E	1	0
2	K	202	C2E	1	0
2	B	201	C2E	1	0
2	D	202	C2E	2	0
2	A	202	C2E	1	0

The following is a two-dimensional graphical depiction of Mogul quality analysis of bond lengths, bond angles, torsion angles, and ring geometry for all instances of the Ligand of Interest. In addition, ligands with molecular weight > 250 and outliers as shown on the validation Tables will also be included. For torsion angles, if less then 5% of the Mogul distribution of torsion angles is within 10 degrees of the torsion angle in question, then that torsion angle is considered an outlier.

Any bond that is central to one or more torsion angles identified as an outlier by Mogul will be highlighted in the graph. For rings, the root-mean-square deviation (RMSD) between the ring in question and similar rings identified by Mogul is calculated over all ring torsion angles. If the average RMSD is greater than 60 degrees and the minimal RMSD between the ring in question and any Mogul-identified rings is also greater than 60 degrees, then that ring is considered an outlier. The outliers are highlighted in purple. The color gray indicates Mogul did not find sufficient equivalents in the CSD to analyse the geometry.

Ligand C2E R 201

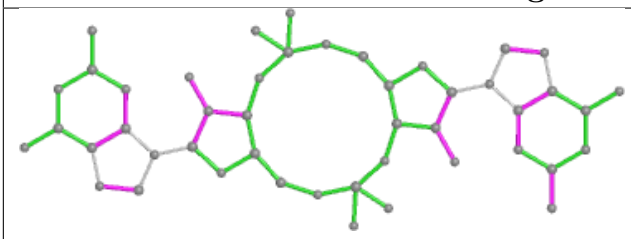

Bond lengths

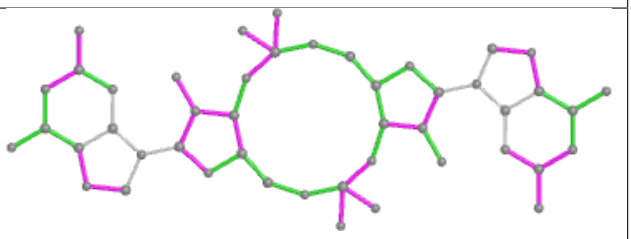

Bond angles

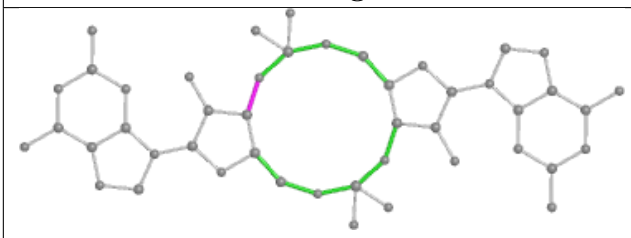

Torsions

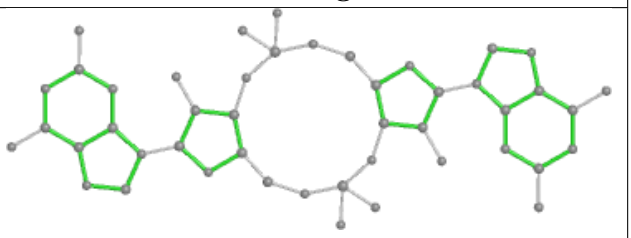

Rings

Ligand C2E B 202

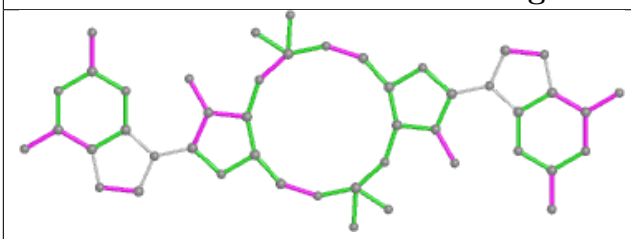

Bond lengths

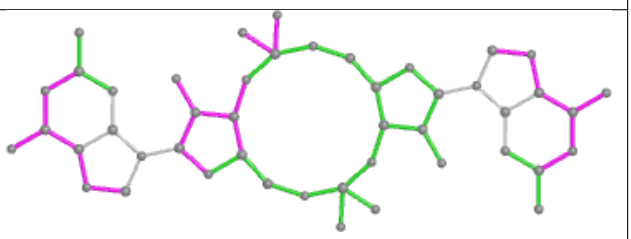

Bond angles

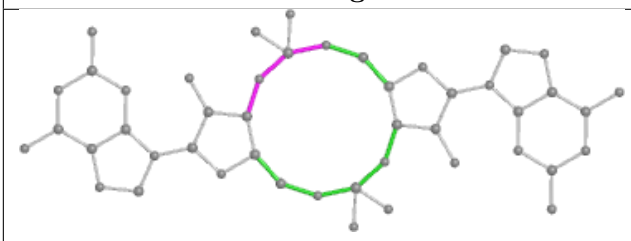

Torsions

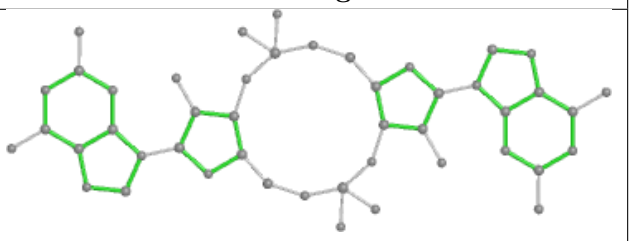

Rings

Ligand C2E E 202

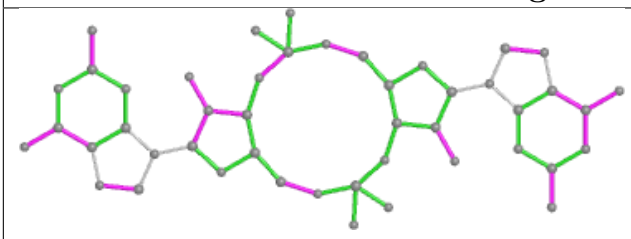

Bond lengths

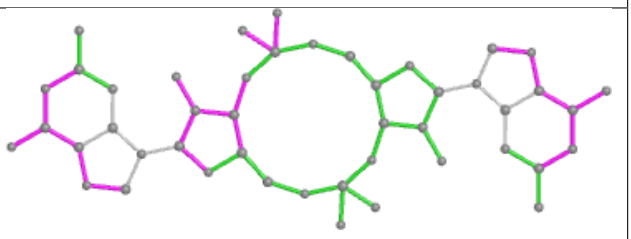

Bond angles

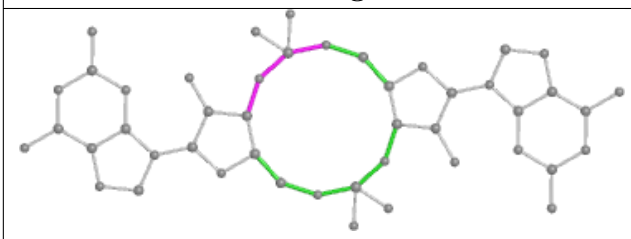

Torsions

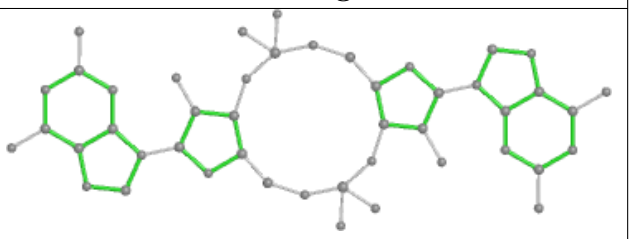

Rings

Ligand C2E K 201

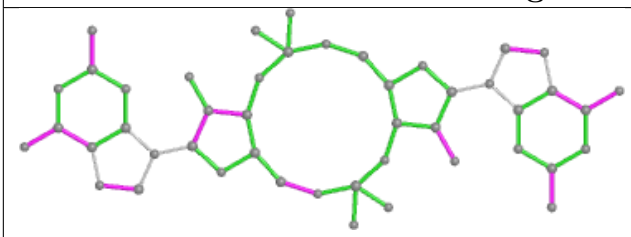

Bond lengths

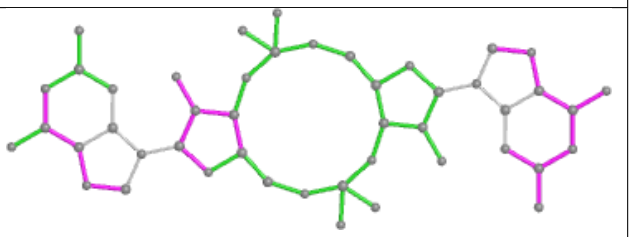

Bond angles

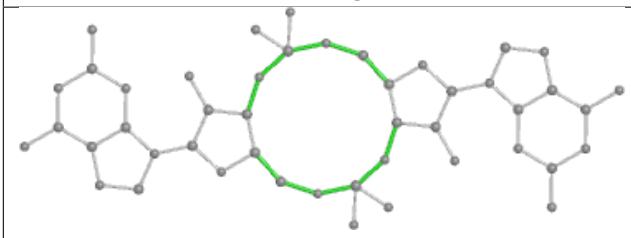

Torsions

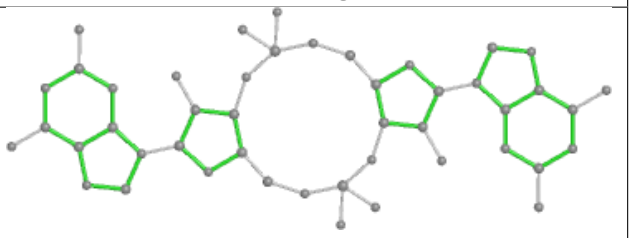

Rings

Ligand C2E F 202

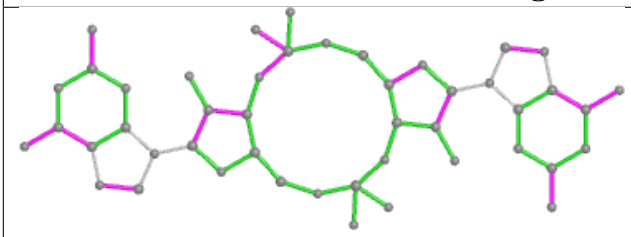

Bond lengths

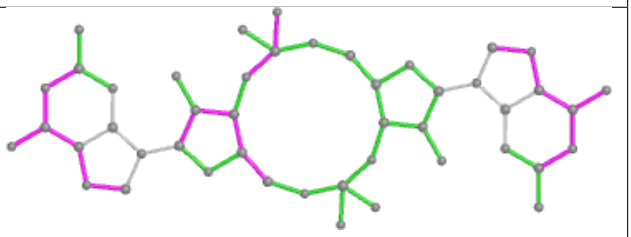

Bond angles

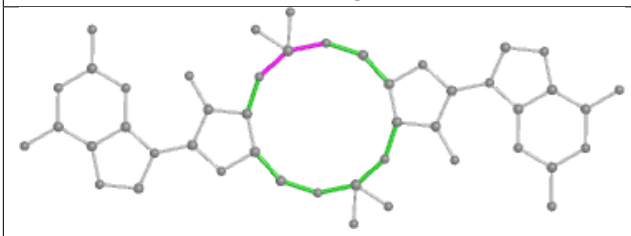

Torsions

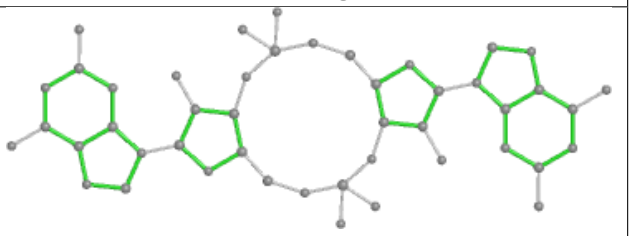

Rings

Ligand C2E D 201

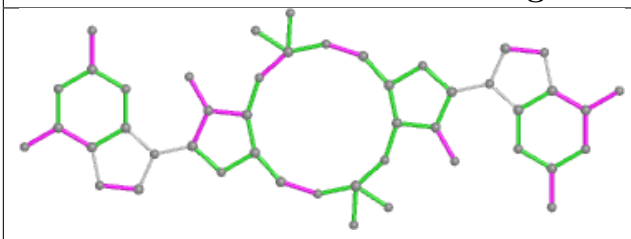

Bond lengths

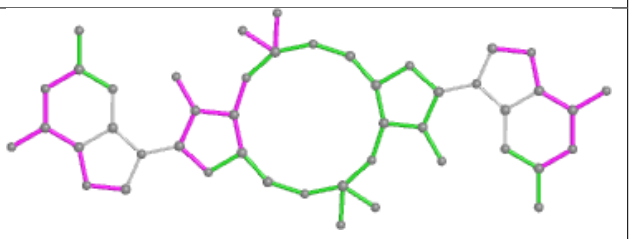

Bond angles

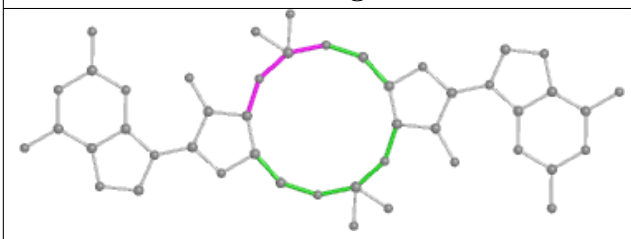

Torsions

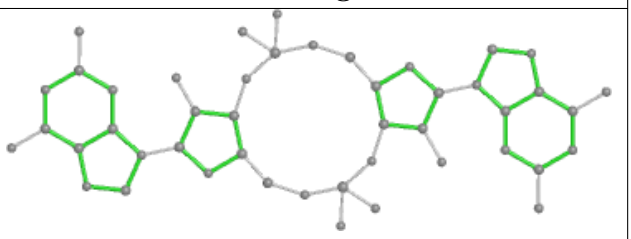

Rings

Ligand C2E G 202

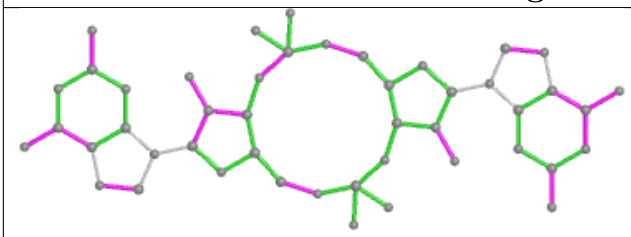

Bond lengths

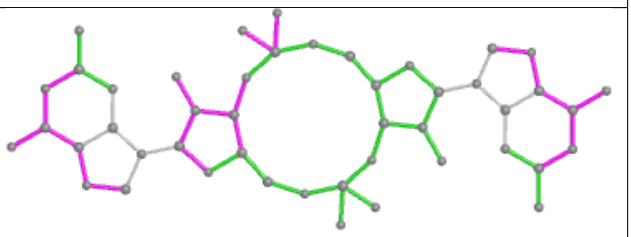

Bond angles

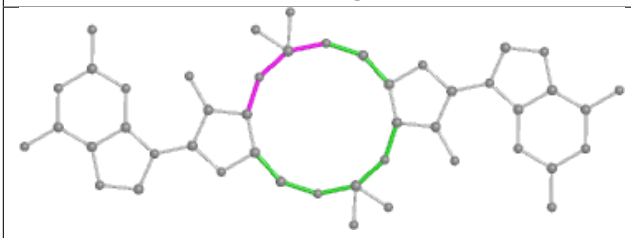

Torsions

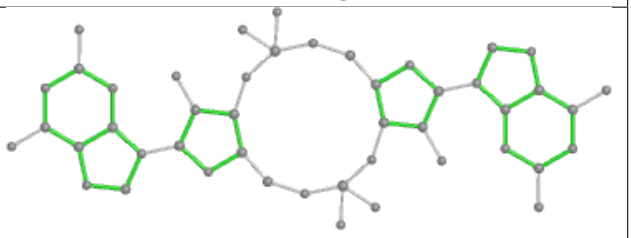

Rings

Ligand C2E N 201

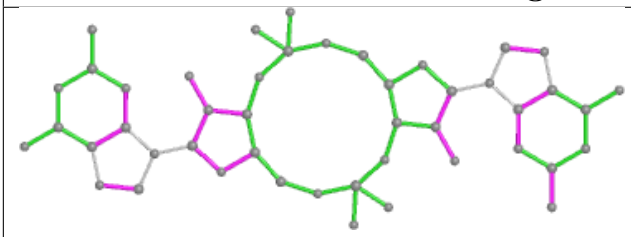

Bond lengths

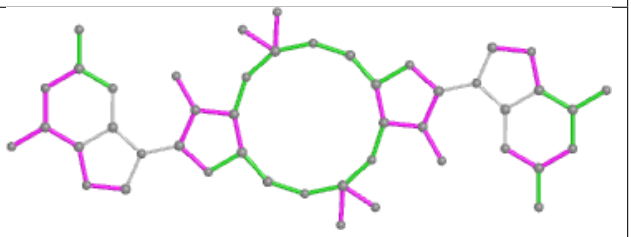

Bond angles

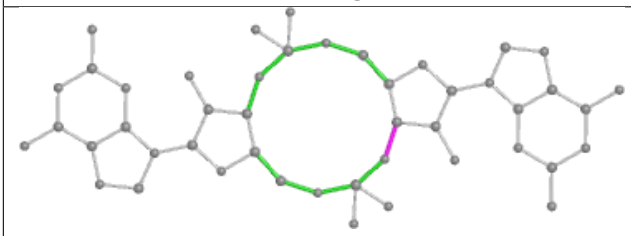

Torsions

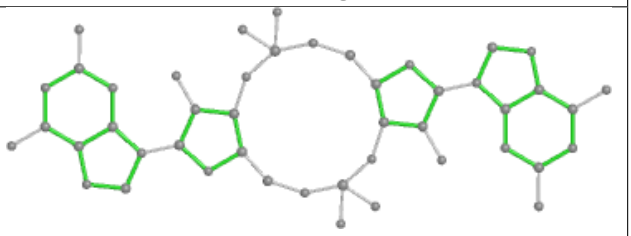

Rings

Ligand C2E N 202

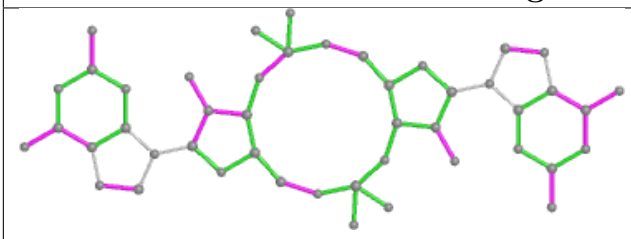

Bond lengths

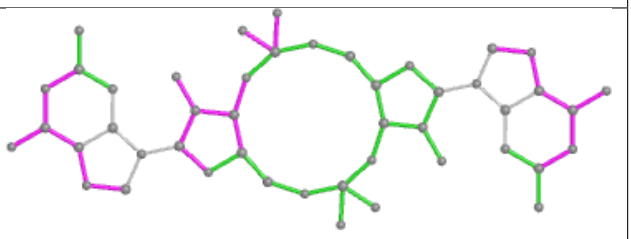

Bond angles

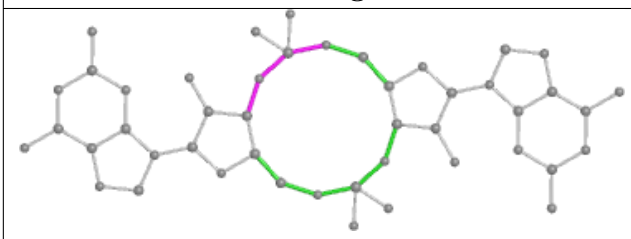

Torsions

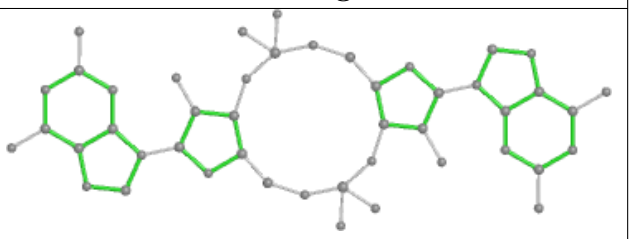

Rings

Ligand C2E A 201

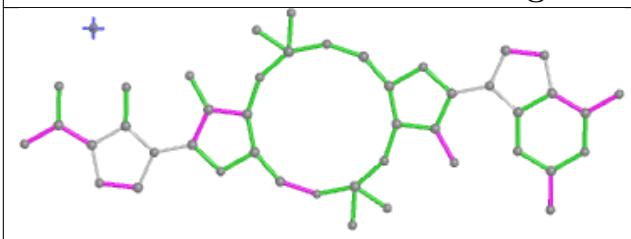

Bond lengths

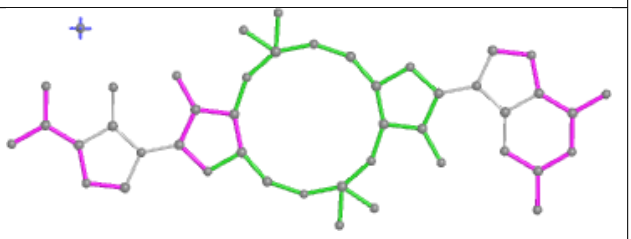

Bond angles

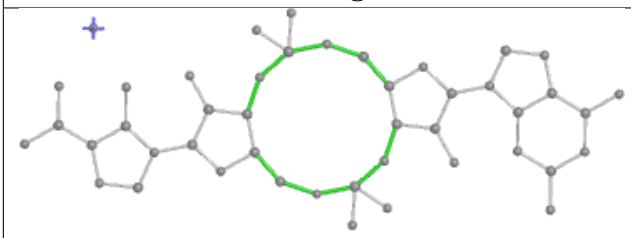

Torsions

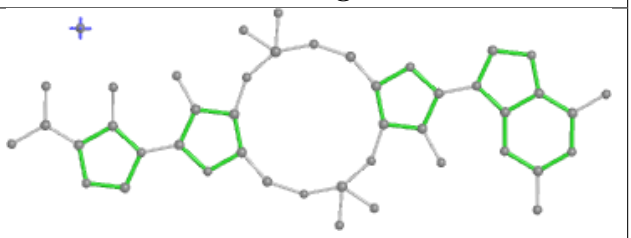

Rings

Ligand C2E H 201

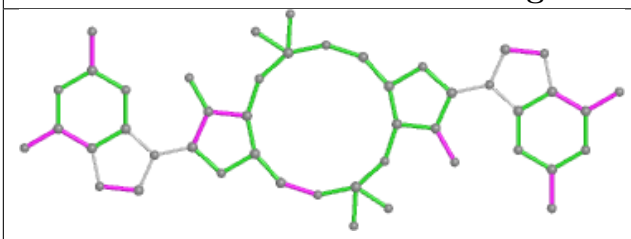

Bond lengths

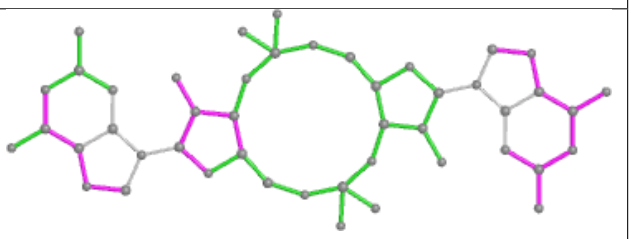

Bond angles

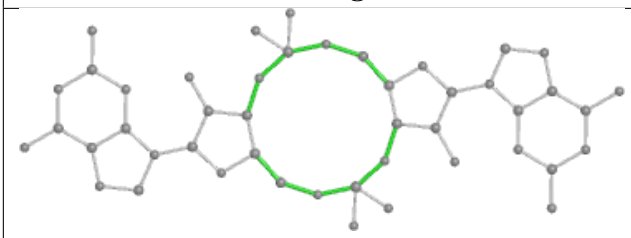

Torsions

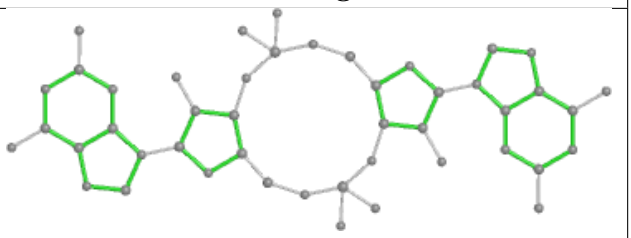

Rings

Ligand C2E J 202

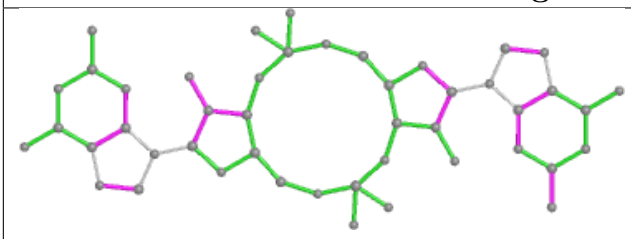

Bond lengths

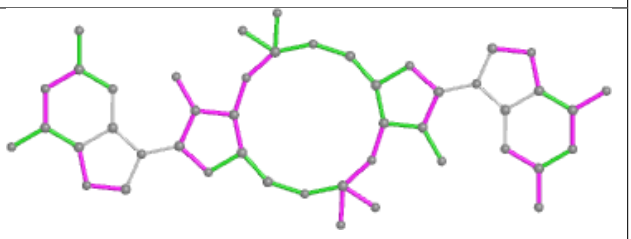

Bond angles

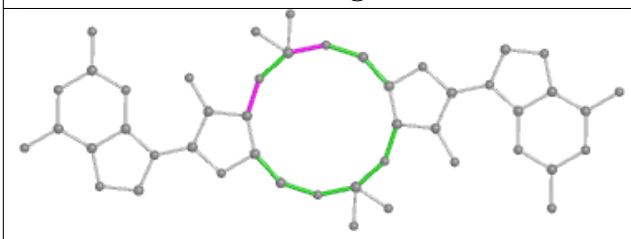

Torsions

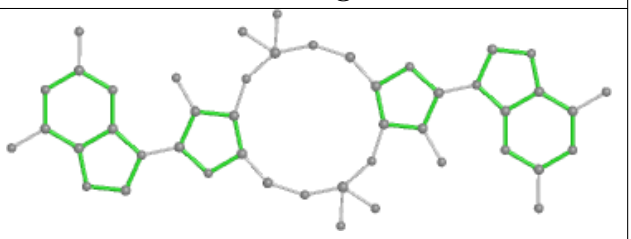

Rings

Ligand C2E G 201

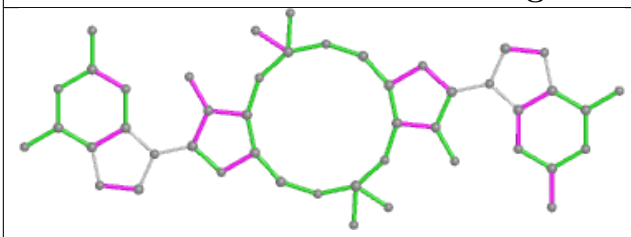

Bond lengths

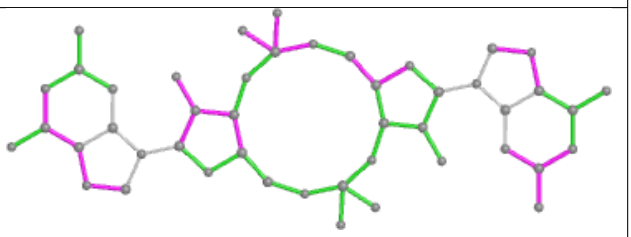

Bond angles

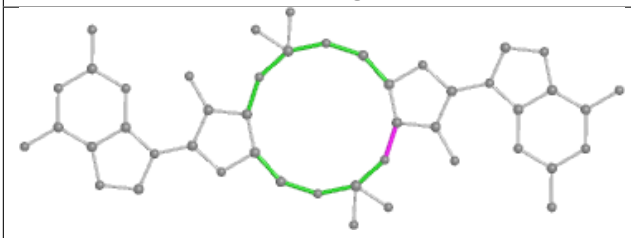

Torsions

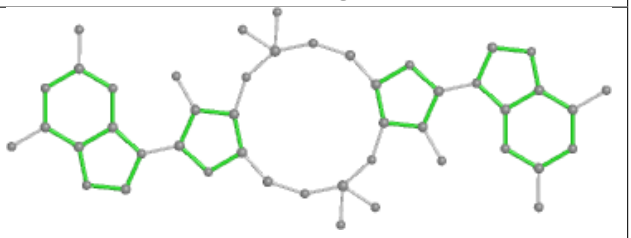

Rings

Ligand C2E F 201

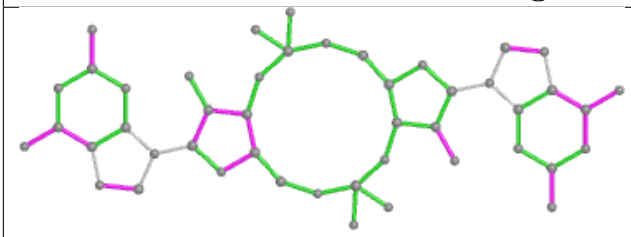

Bond lengths

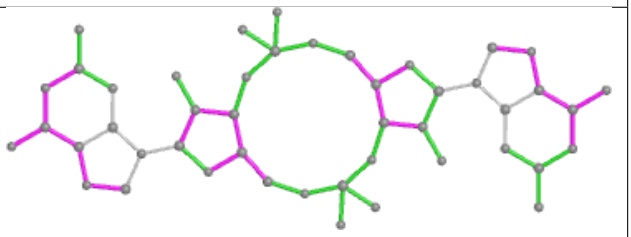

Bond angles

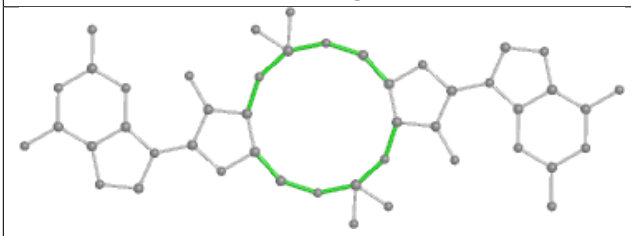

Torsions

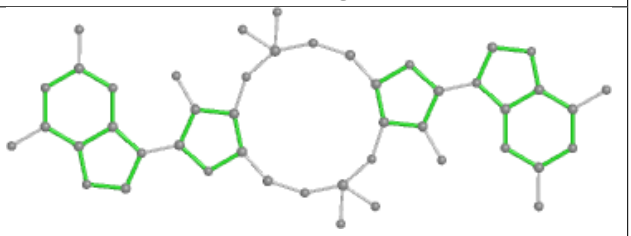

Rings

Ligand C2E M 202

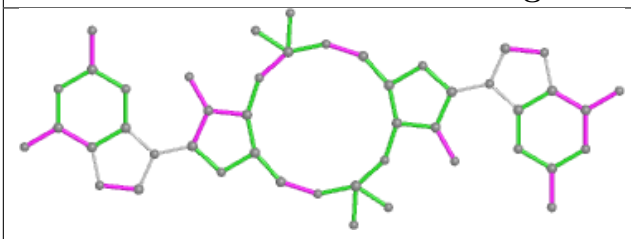

Bond lengths

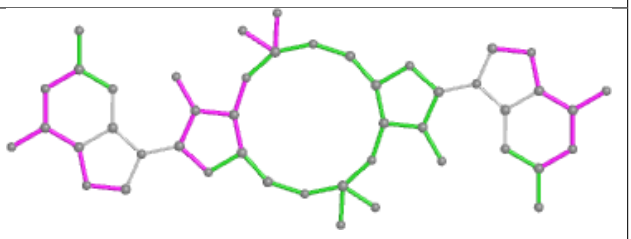

Bond angles

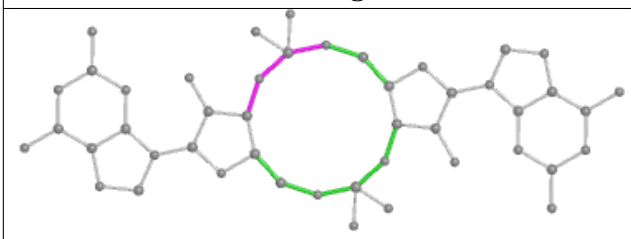

Torsions

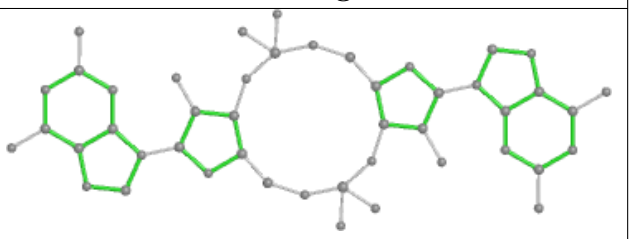

Rings

Ligand C2E H 202

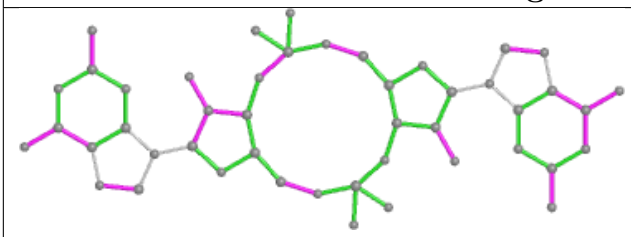

Bond lengths

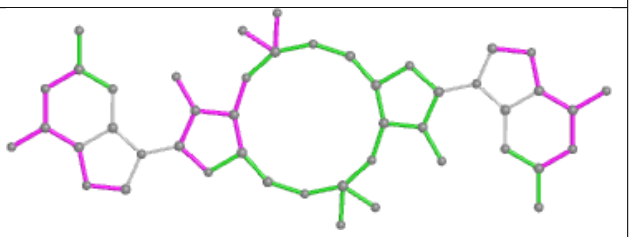

Bond angles

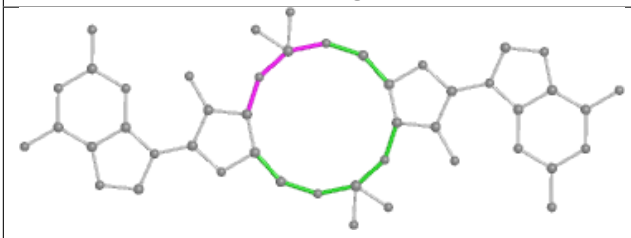

Torsions

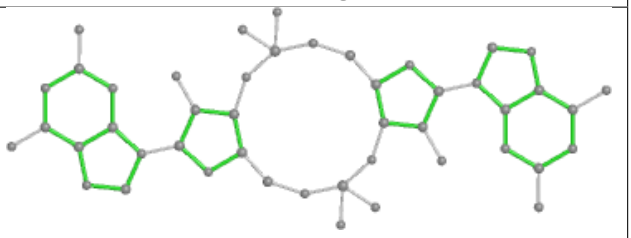

Rings

Ligand C2E M 201

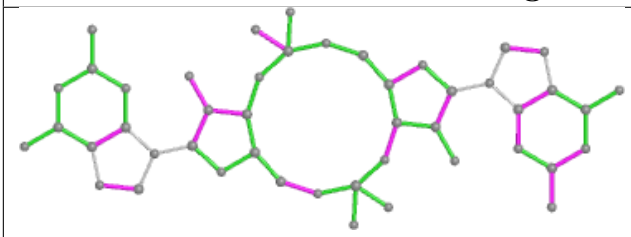

Bond lengths

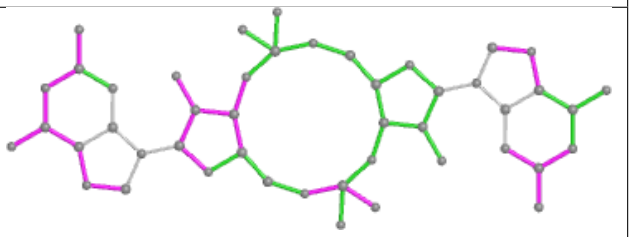

Bond angles

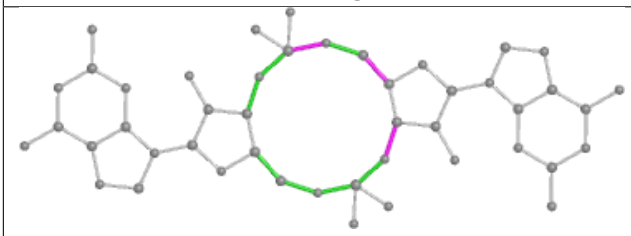

Torsions

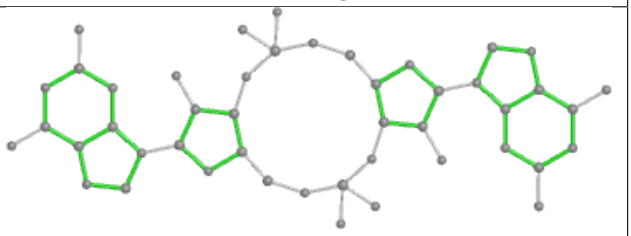

Rings

Ligand C2E R 202

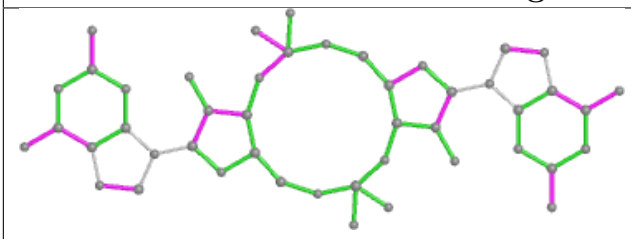

Bond lengths

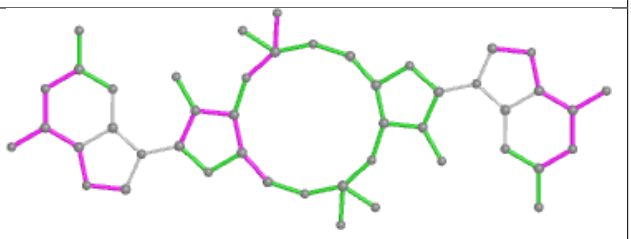

Bond angles

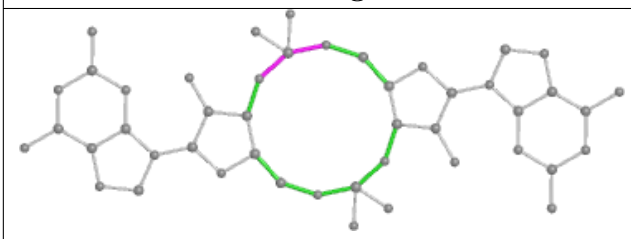

Torsions

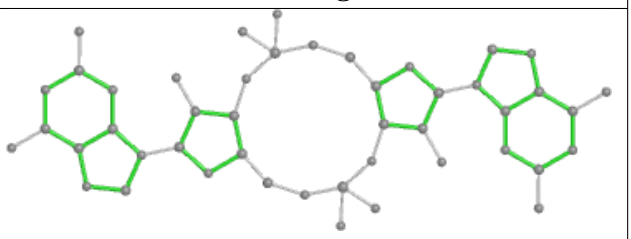

Rings

Ligand C2E K 202

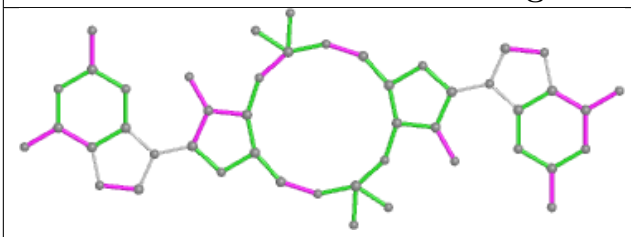

Bond lengths

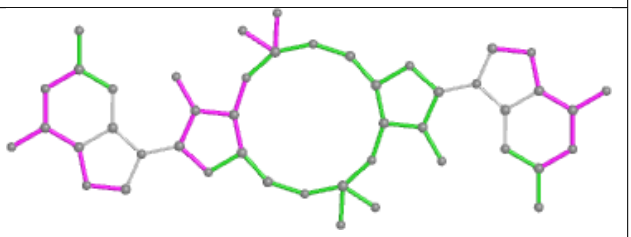

Bond angles

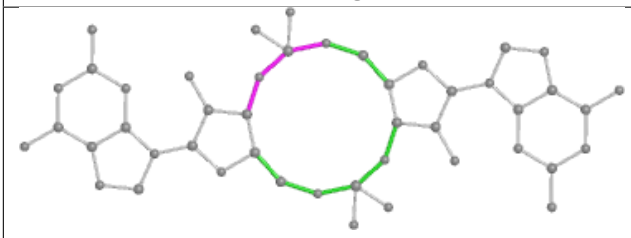

Torsions

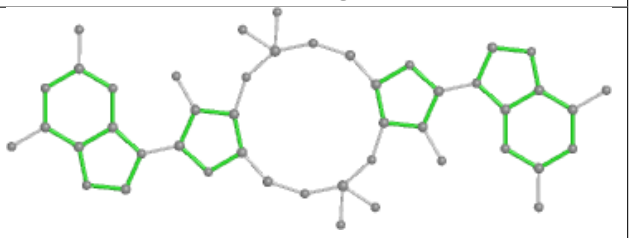

Rings

Ligand C2E B 201

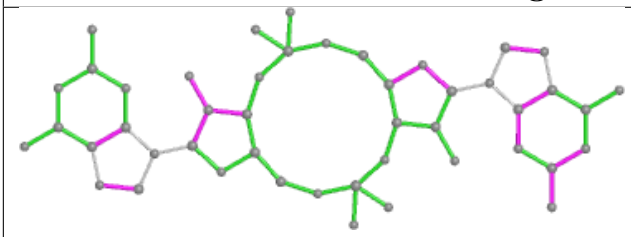

Bond lengths

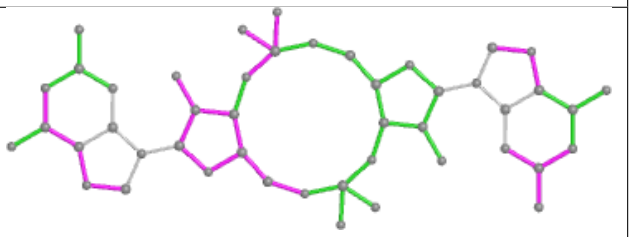

Bond angles

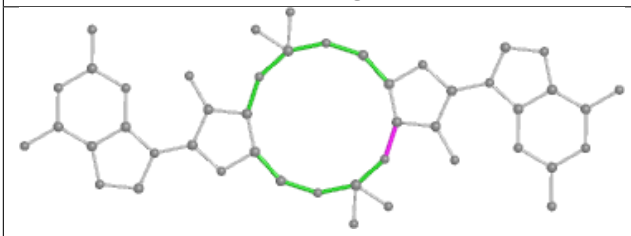

Torsions

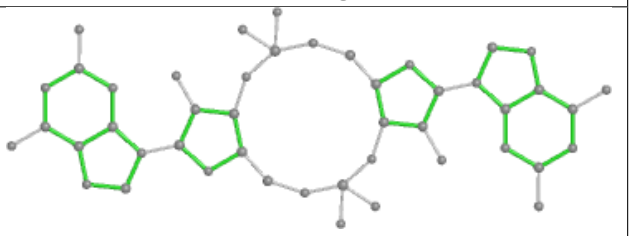

Rings

Ligand C2E J 201

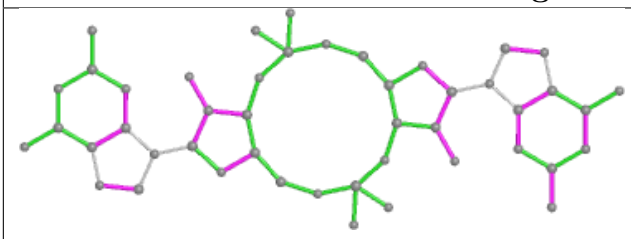

Bond lengths

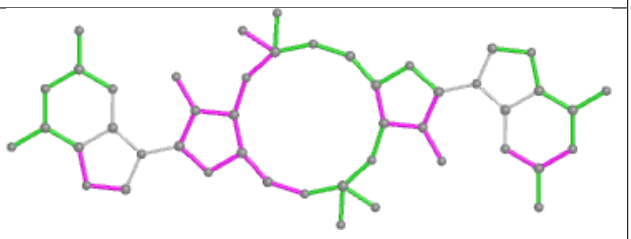

Bond angles

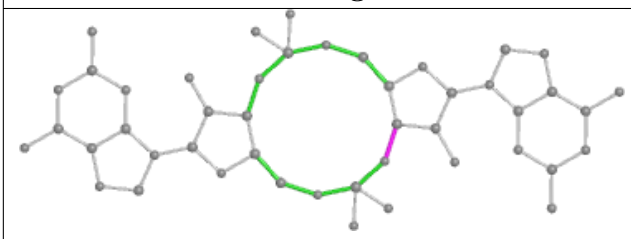

Torsions

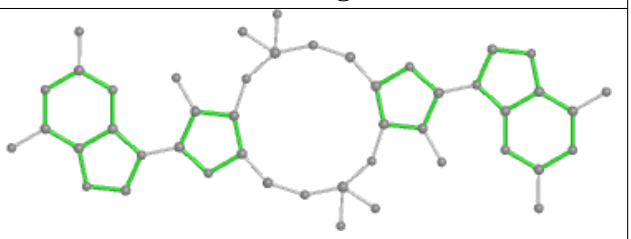

Rings

Ligand C2E D 202

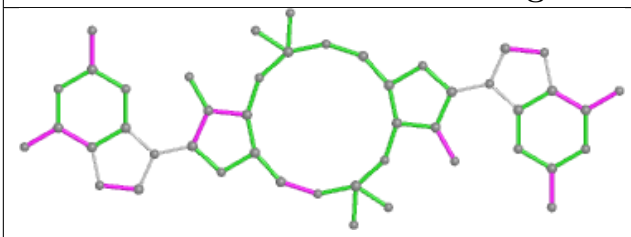

Bond lengths

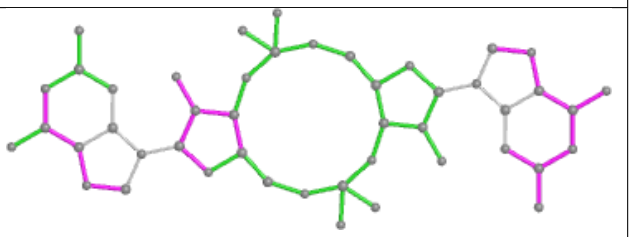

Bond angles

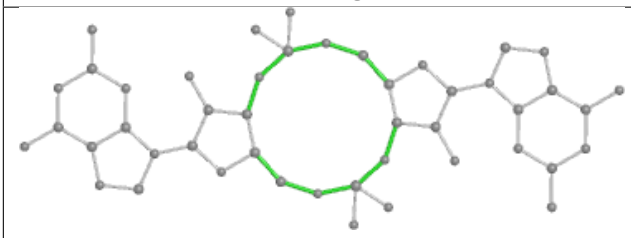

Torsions

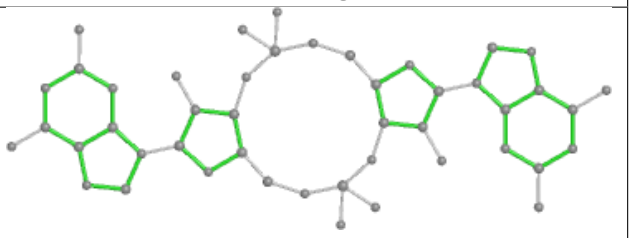

Rings

Ligand C2E E 201

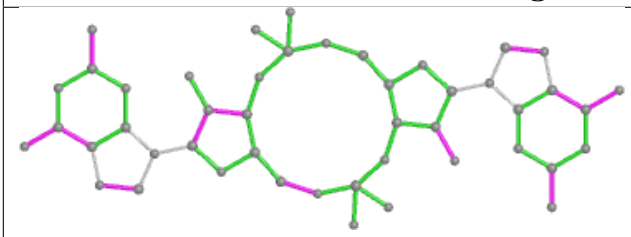

Bond lengths

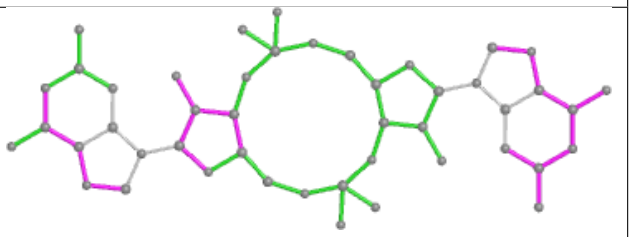

Bond angles

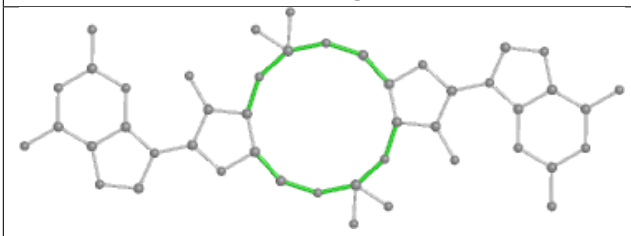

Torsions

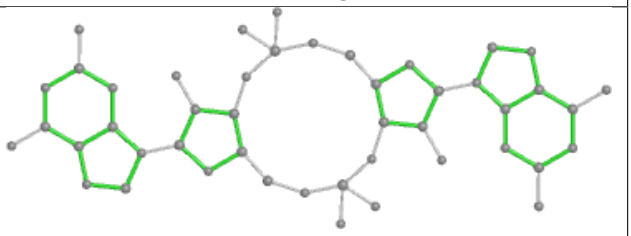

Rings

Ligand C2E A 202	
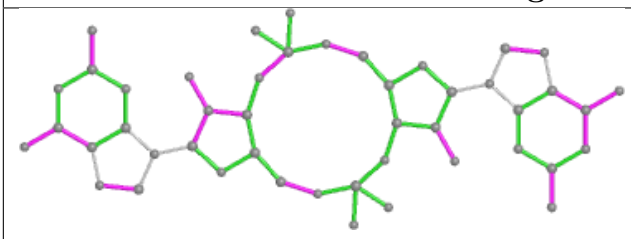 Bond lengths	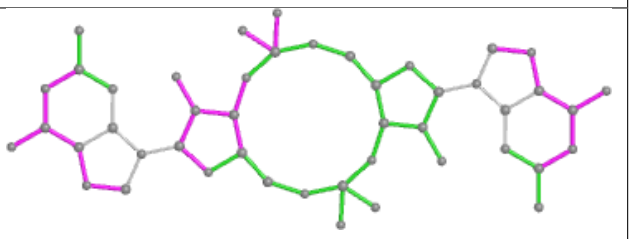 Bond angles
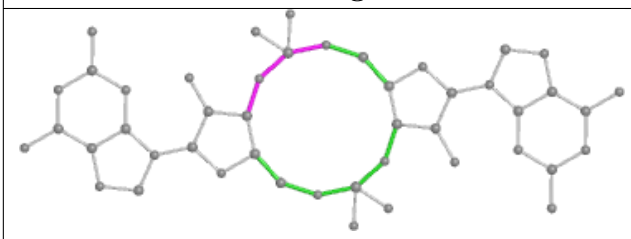 Torsions	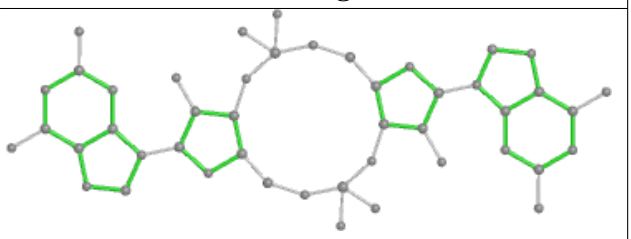 Rings

5.7 Other polymers (i)

There are no such residues in this entry.

5.8 Polymer linkage issues (i)

There are no chain breaks in this entry.

6 Fit of model and data (i)

6.1 Protein, DNA and RNA chains (i)

In the following table, the column labelled '#RSRZ> 2' contains the number (and percentage) of RSRZ outliers, followed by percent RSRZ outliers for the chain as percentile scores relative to all X-ray entries and entries of similar resolution. The OWAB column contains the minimum, median, 95th percentile and maximum values of the occupancy-weighted average B-factor per residue. The column labelled 'Q< 0.9' lists the number of (and percentage) of residues with an average occupancy less than 0.9.

Mol	Chain	Analysed	<RSRZ>	#RSRZ>2			OWAB(Å^2)	Q<0.9
1	A	79/91 (86%)	0.63	5 (6%)	20	28	36, 50, 67, 74	0
1	B	72/91 (79%)	0.65	3 (4%)	36	45	31, 45, 71, 80	0
1	D	78/91 (85%)	0.66	6 (7%)	13	21	26, 43, 69, 72	0
1	E	75/91 (82%)	0.70	5 (6%)	17	26	32, 50, 74, 79	0
1	F	75/91 (82%)	0.52	1 (1%)	77	83	30, 45, 71, 78	0
1	G	75/91 (82%)	0.60	4 (5%)	26	35	27, 37, 65, 73	0
1	H	75/91 (82%)	0.64	3 (4%)	38	48	33, 49, 68, 74	0
1	J	78/91 (85%)	0.56	4 (5%)	28	37	25, 36, 68, 73	0
1	K	78/91 (85%)	0.48	2 (2%)	56	65	28, 40, 64, 67	0
1	M	75/91 (82%)	1.11	15 (20%)	1	1	33, 54, 87, 93	0
1	N	78/91 (85%)	0.51	3 (3%)	40	50	28, 40, 63, 70	0
1	R	78/91 (85%)	0.74	6 (7%)	13	21	24, 36, 71, 75	0
All	All	916/1092 (83%)	0.65	57 (6%)	20	29	24, 44, 72, 93	0

All (57) RSRZ outliers are listed below:

Mol	Chain	Res	Type	RSRZ
1	A	160	ALA	7.9
1	J	160	ALA	7.7
1	R	161	VAL	7.4
1	R	160	ALA	6.1
1	M	155	ALA	5.1
1	E	83	PRO	4.9
1	M	158	ARG	4.7
1	M	91	ARG	4.6
1	D	161	VAL	4.6
1	M	157	ALA	4.5
1	D	160	ALA	4.4

Continued on next page...

Continued from previous page...

Mol	Chain	Res	Type	RSRZ
1	M	156	ASP	4.1
1	A	161	VAL	3.9
1	R	159	ARG	3.7
1	H	152	VAL	3.6
1	R	155	ALA	3.5
1	J	159	ARG	3.4
1	N	160	ALA	3.4
1	K	129	LEU	3.4
1	M	83	PRO	3.4
1	G	157	ALA	3.2
1	M	119	GLY	3.2
1	R	130	ARG	3.0
1	E	155	ALA	2.9
1	G	155	ALA	2.9
1	E	85	LEU	2.9
1	A	84	LYS	2.9
1	B	95	VAL	2.9
1	M	93	ALA	2.7
1	H	156	ASP	2.7
1	G	83	PRO	2.7
1	D	159	ARG	2.6
1	E	157	ALA	2.6
1	A	82	PRO	2.6
1	M	95	VAL	2.6
1	M	154	ASP	2.6
1	E	158	ARG	2.5
1	R	157	ALA	2.5
1	D	95	VAL	2.5
1	B	98	GLU	2.5
1	J	155	ALA	2.4
1	D	90	GLU	2.3
1	N	159	ARG	2.3
1	M	122	LEU	2.3
1	B	154	ASP	2.3
1	D	158	ARG	2.2
1	H	83	PRO	2.1
1	M	84	LYS	2.1
1	M	96	PRO	2.1
1	N	161	VAL	2.1
1	J	156	ASP	2.1
1	G	158	ARG	2.1
1	F	85	LEU	2.0

Continued on next page...

Continued from previous page...

Mol	Chain	Res	Type	RSRZ
1	M	89	LEU	2.0
1	M	153	LEU	2.0
1	A	156	ASP	2.0
1	K	160	ALA	2.0

6.2 Non-standard residues in protein, DNA, RNA chains (i)

There are no non-standard protein/DNA/RNA residues in this entry.

6.3 Carbohydrates (i)

There are no monosaccharides in this entry.

6.4 Ligands (i)

In the following table, the Atoms column lists the number of modelled atoms in the group and the number defined in the chemical component dictionary. The B-factors column lists the minimum, median, 95th percentile and maximum values of B factors of atoms in the group. The column labelled 'Q< 0.9' lists the number of atoms with occupancy less than 0.9.

Mol	Type	Chain	Res	Atoms	RSCC	RSR	B-factors(Å^2)	Q<0.9
2	C2E	M	202	46/46	0.91	0.13	40,49,55,61	0
2	C2E	F	202	46/46	0.93	0.13	37,44,48,51	0
2	C2E	D	201	46/46	0.93	0.14	23,30,38,42	0
2	C2E	N	202	46/46	0.93	0.15	28,36,42,48	0
2	C2E	A	202	46/46	0.93	0.11	39,46,52,59	0
2	C2E	H	202	46/46	0.94	0.14	33,40,51,53	0
2	C2E	E	202	46/46	0.94	0.12	36,45,51,56	0
2	C2E	D	202	46/46	0.94	0.16	23,27,32,33	0
2	C2E	G	202	46/46	0.94	0.13	31,40,52,58	0
2	C2E	F	201	46/46	0.94	0.14	33,37,41,46	0
2	C2E	B	202	46/46	0.95	0.14	31,38,47,56	0
2	C2E	A	201	45/46	0.95	0.13	33,37,40,44	0
2	C2E	K	201	46/46	0.96	0.16	22,27,30,32	0
2	C2E	E	201	46/46	0.96	0.14	27,34,37,39	0
2	C2E	K	202	46/46	0.96	0.12	27,32,40,45	0
2	C2E	R	202	46/46	0.96	0.13	27,32,41,44	0
2	C2E	H	201	46/46	0.96	0.14	26,32,37,39	0
2	C2E	M	201	46/46	0.97	0.14	30,39,45,49	0
2	C2E	J	202	46/46	0.97	0.13	25,30,34,37	0

Continued on next page...

Continued from previous page...

Mol	Type	Chain	Res	Atoms	RSCC	RSR	B-factors(Å^2)	Q<0.9
2	C2E	R	201	46/46	0.98	0.15	22,27,30,31	0
2	C2E	N	201	46/46	0.98	0.14	24,28,31,31	0
2	C2E	J	201	46/46	0.98	0.15	21,27,30,33	0
2	C2E	B	201	46/46	0.98	0.14	25,33,38,40	0
2	C2E	G	201	46/46	0.98	0.14	28,31,35,38	0

The following is a graphical depiction of the model fit to experimental electron density of all instances of the Ligand of Interest. In addition, ligands with molecular weight > 250 and outliers as shown on the geometry validation Tables will also be included. Each fit is shown from different orientation to approximate a three-dimensional view.

Electron density around C2E M 202:

2mF$_o$-DF$_c$ (at 0.7 rmsd) in gray
mF$_o$-DF$_c$ (at 3 rmsd) in purple (negative)
and green (positive)

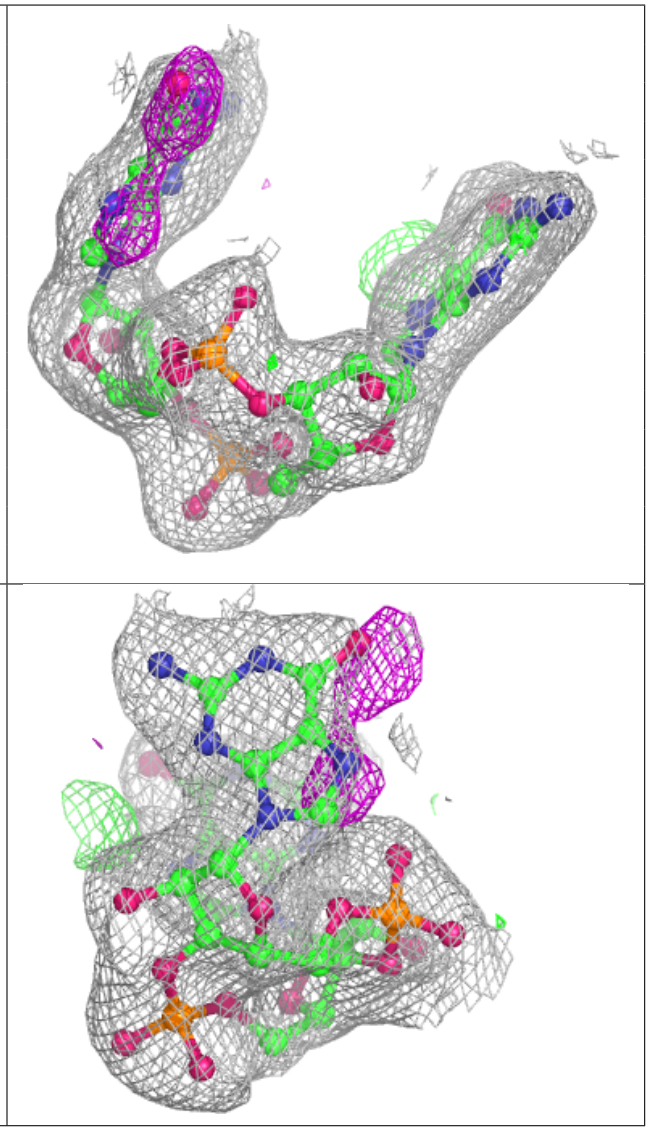

Electron density around C2E F 202:

$2mF_o$-DF_c (at 0.7 rmsd) in gray
mF_o-DF_c (at 3 rmsd) in purple (negative)
and green (positive)

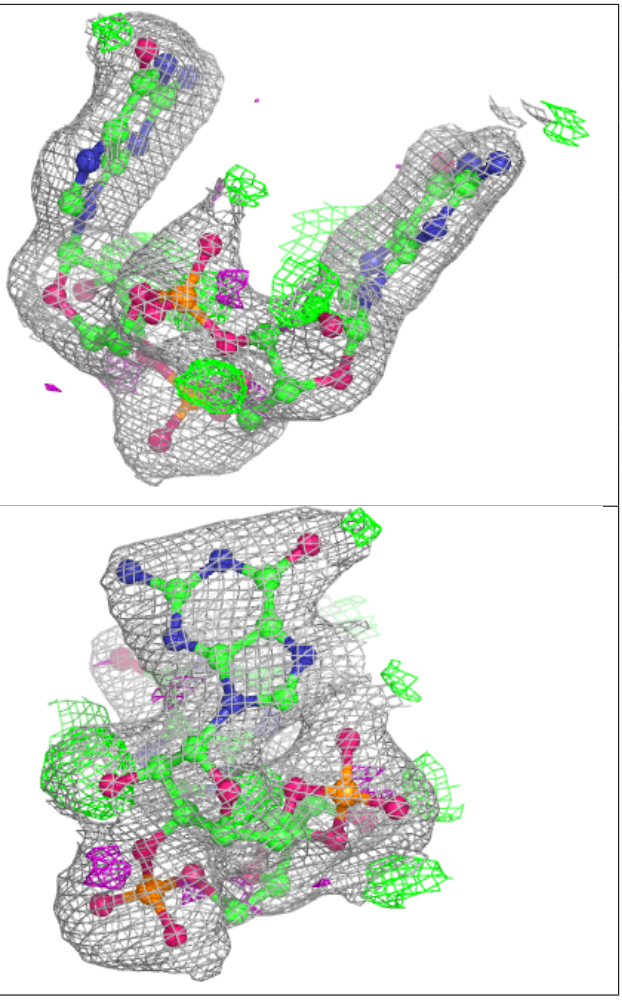

Electron density around C2E D 201:

$2mF_o$-DF_c (at 0.7 rmsd) in gray
mF_o-DF_c (at 3 rmsd) in purple (negative)
and green (positive)

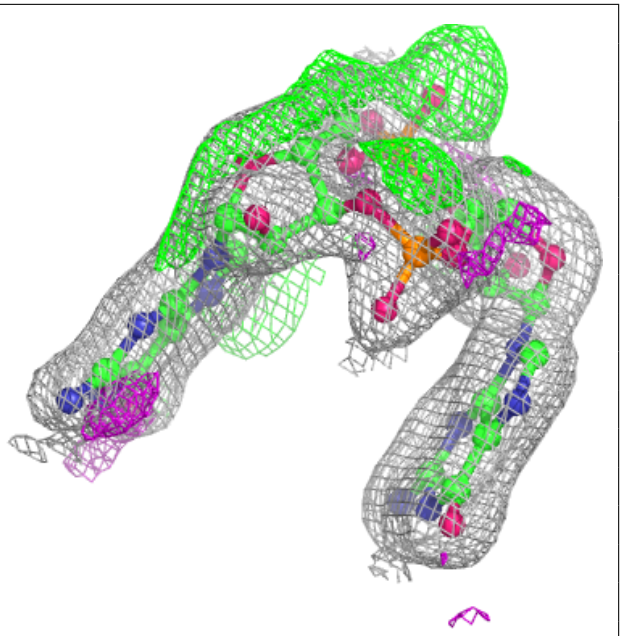



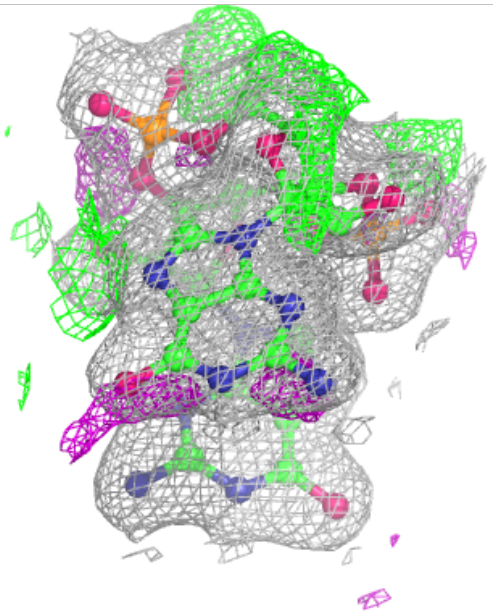

Electron density around C2E N 202:

$2mF_o$-DF_c (at 0.7 rmsd) in gray
mF_o-DF_c (at 3 rmsd) in purple (negative)
and green (positive)



Electron density around C2E A 202:

$2mF_o$-DF_c (at 0.7 rmsd) in gray
mF_o-DF_c (at 3 rmsd) in purple (negative)
and green (positive)

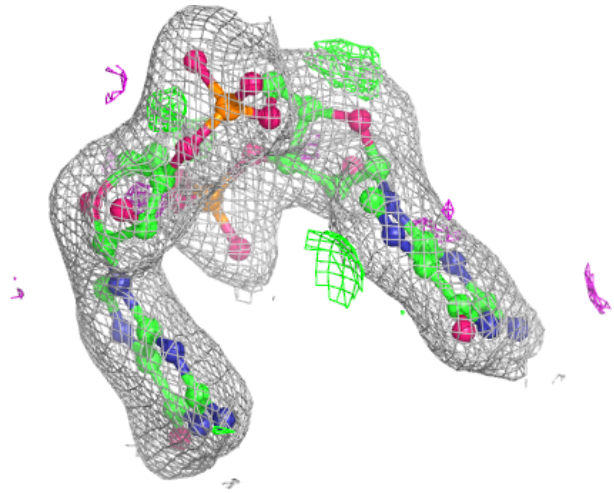

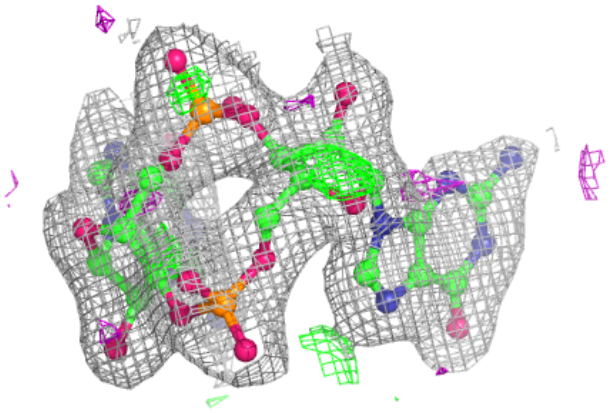

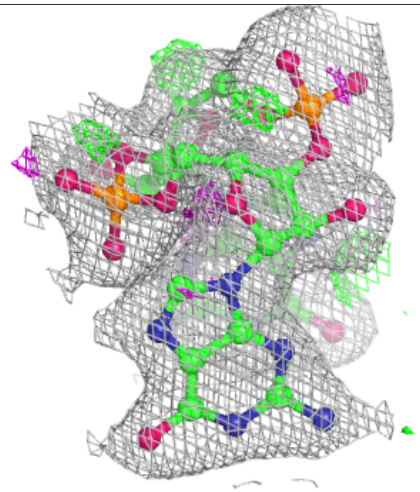

Electron density around C2E H 202:

$2mF_o$-DF_c (at 0.7 rmsd) in gray
mF_o-DF_c (at 3 rmsd) in purple (negative)
and green (positive)

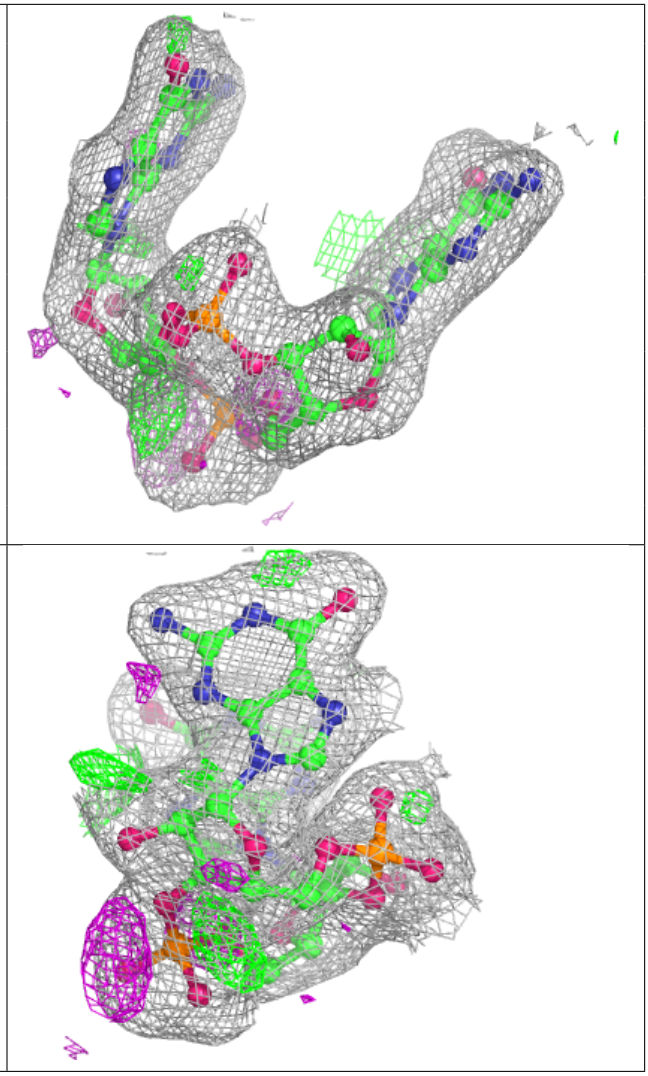

Electron density around C2E E 202:

$2mF_o$-DF_c (at 0.7 rmsd) in gray
mF_o-DF_c (at 3 rmsd) in purple (negative)
and green (positive)

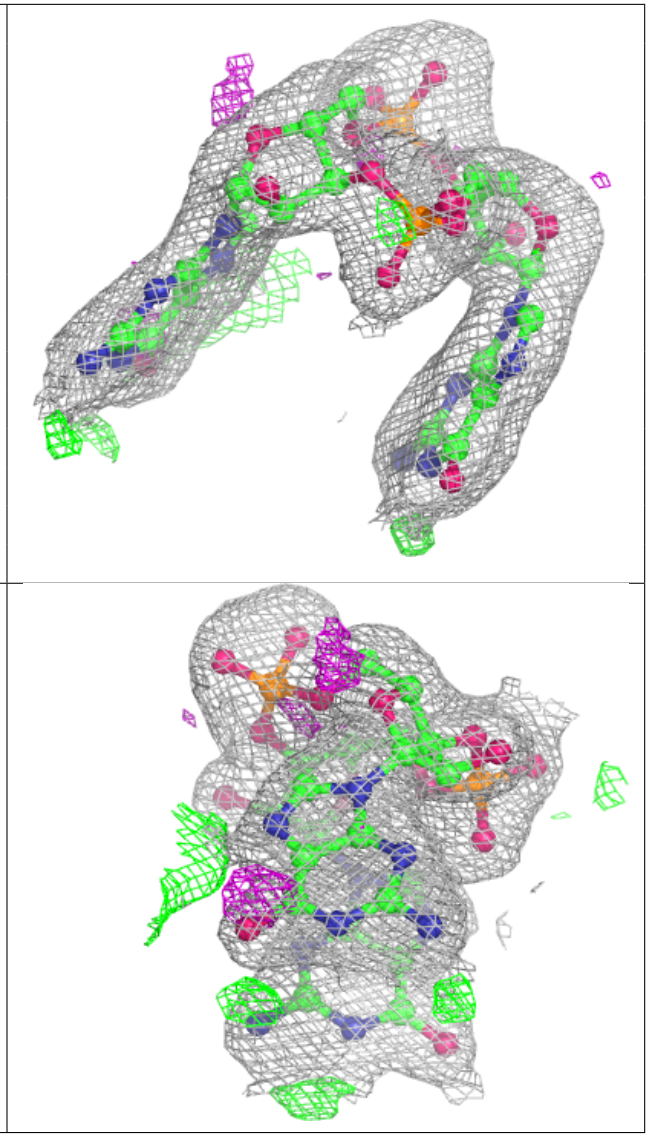

Electron density around C2E D 202:

$2mF_o$-DF_c (at 0.7 rmsd) in gray
mF_o-DF_c (at 3 rmsd) in purple (negative)
and green (positive)

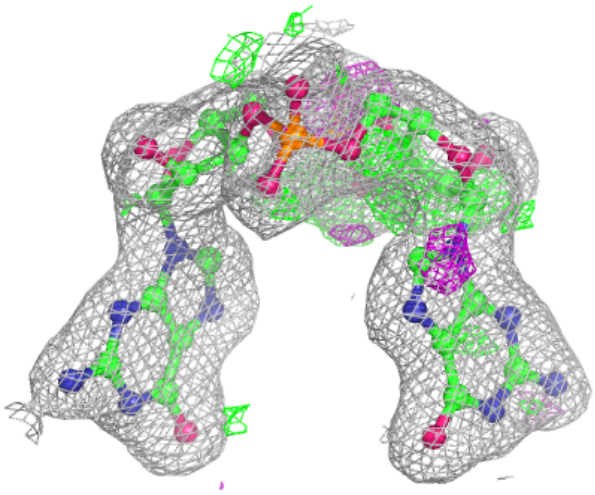

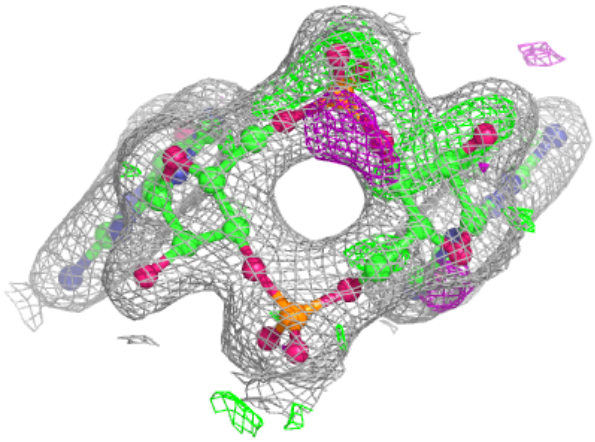

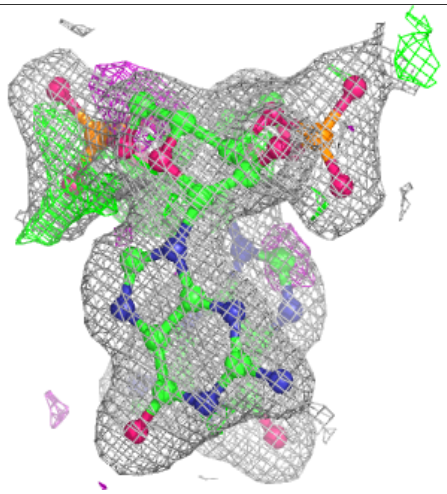

Electron density around C2E G 202:

$2mF_o$-DF_c (at 0.7 rmsd) in gray
mF_o-DF_c (at 3 rmsd) in purple (negative) and green (positive)



Electron density around C2E F 201:

$2mF_o$-DF_c (at 0.7 rmsd) in gray
mF_o-DF_c (at 3 rmsd) in purple (negative)
and green (positive)

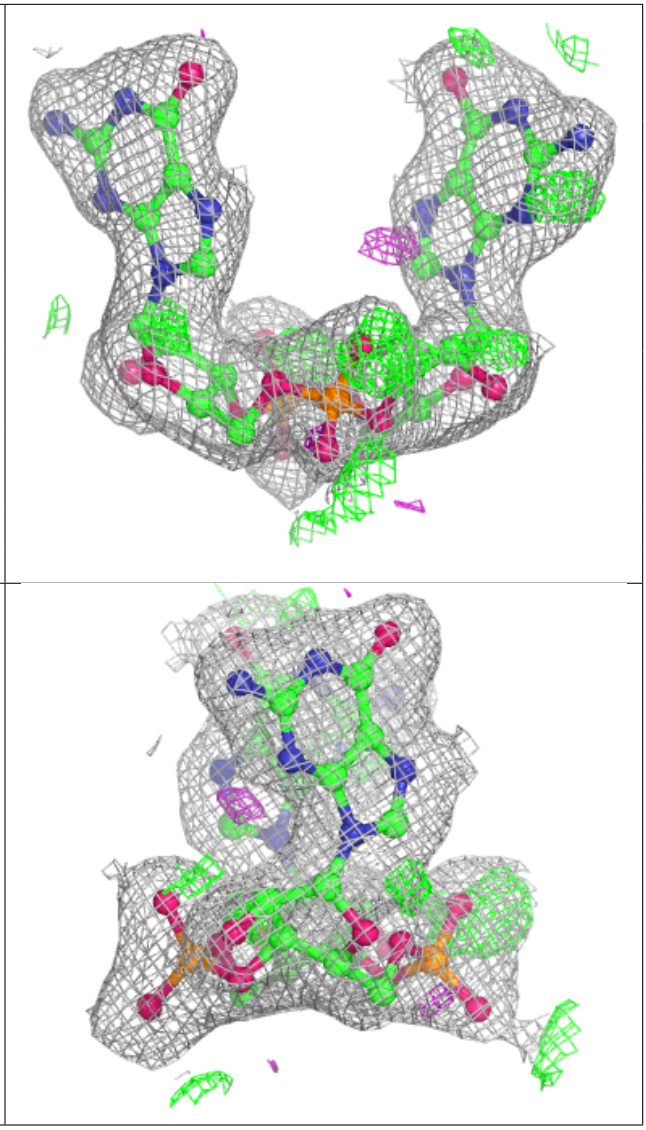

Electron density around C2E B 202:

$2mF_o$-DF_c (at 0.7 rmsd) in gray
mF_o-DF_c (at 3 rmsd) in purple (negative)
and green (positive)



Electron density around C2E A 201:

$2mF_o$-DF_c (at 0.7 rmsd) in gray
mF_o-DF_c (at 3 rmsd) in purple (negative)
and green (positive)

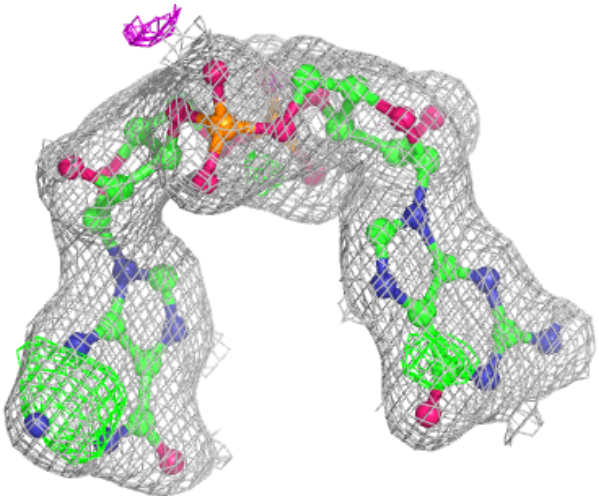

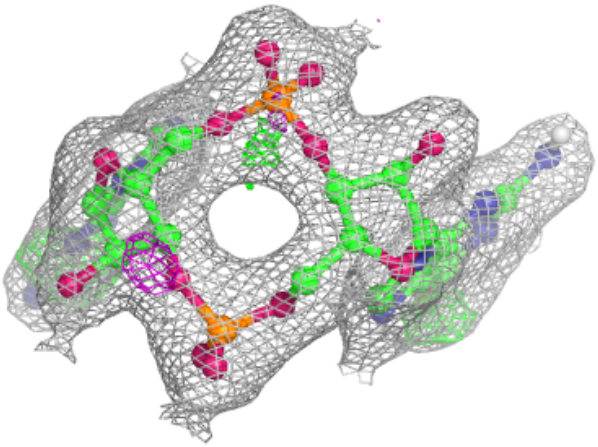

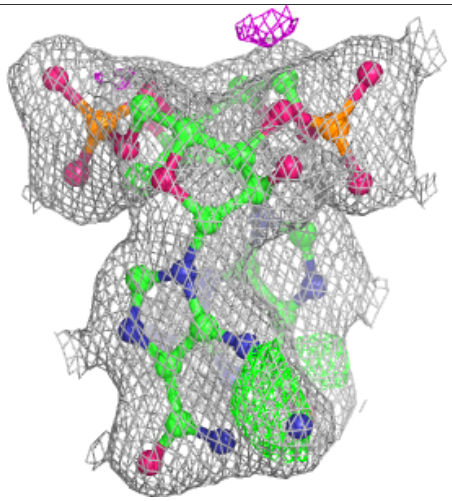

Electron density around C2E K 201:

$2mF_o$-DF_c (at 0.7 rmsd) in gray
mF_o-DF_c (at 3 rmsd) in purple (negative)
and green (positive)

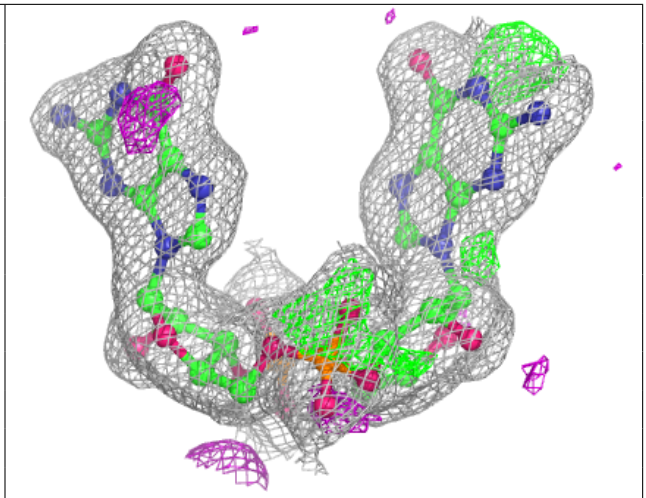

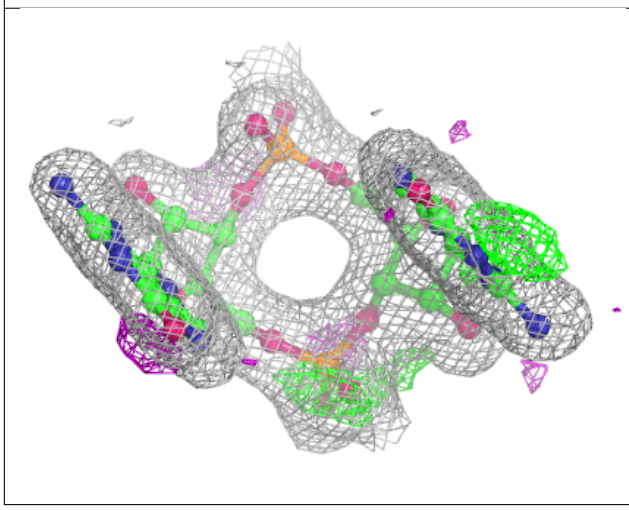

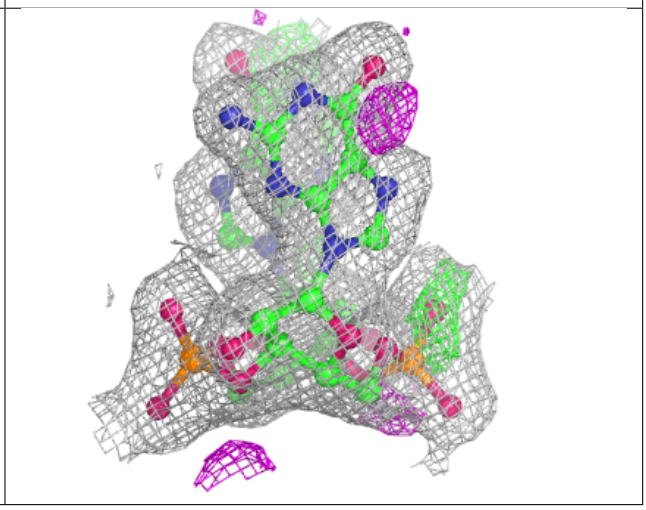

Electron density around C2E E 201:

$2mF_o$-DF_c (at 0.7 rmsd) in gray
mF_o-DF_c (at 3 rmsd) in purple (negative)
and green (positive)

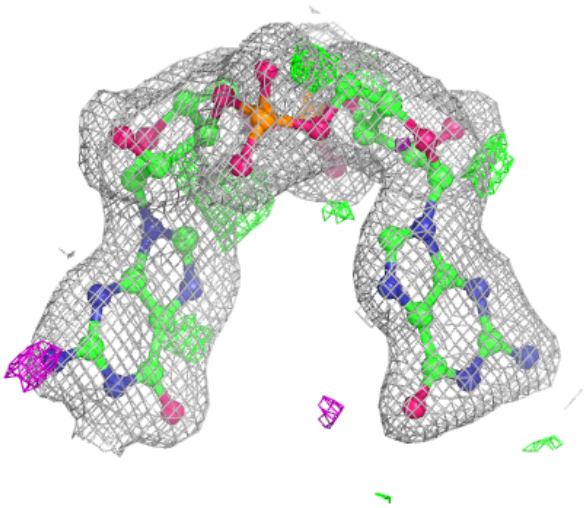

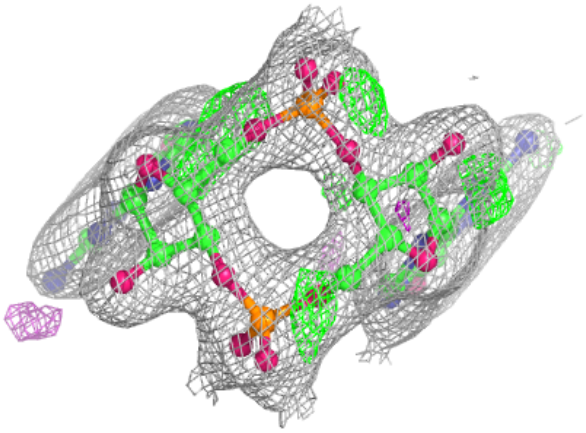

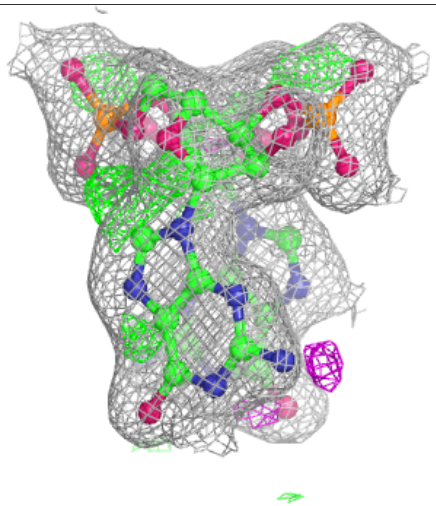

Electron density around C2E K 202:

$2mF_o$-DF_c (at 0.7 rmsd) in gray
mF_o-DF_c (at 3 rmsd) in purple (negative)
and green (positive)

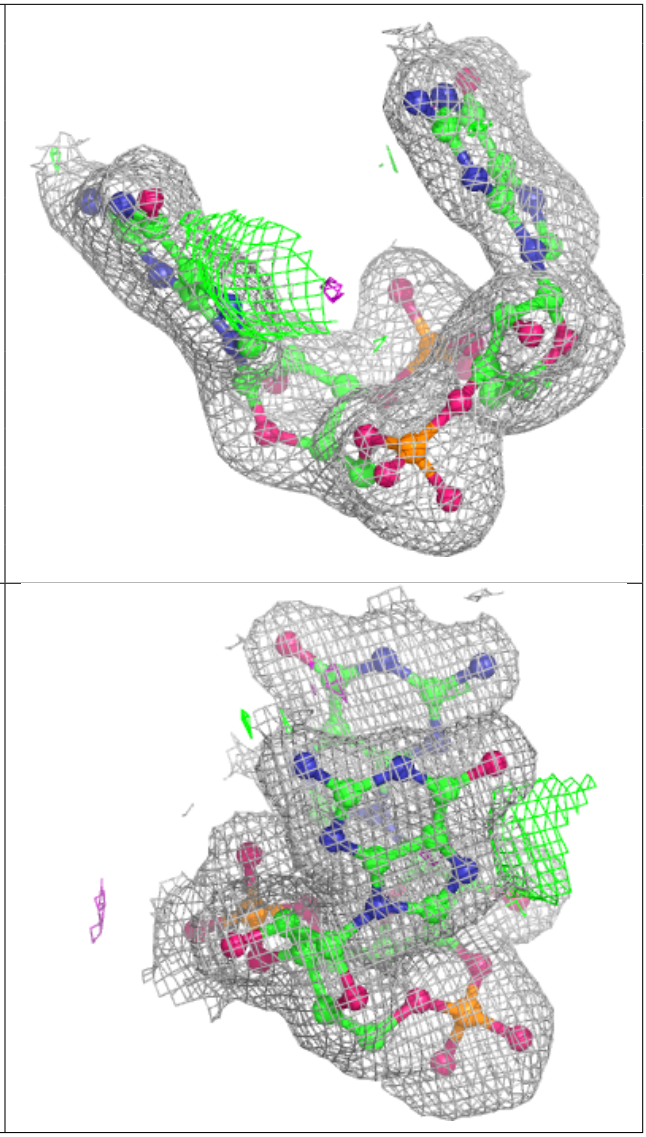

Electron density around C2E R 202:

$2mF_o$-DF_c (at 0.7 rmsd) in gray
mF_o-DF_c (at 3 rmsd) in purple (negative)
and green (positive)

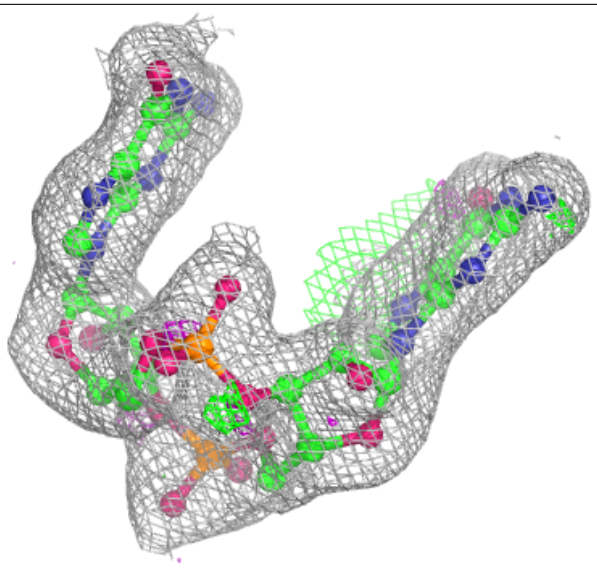

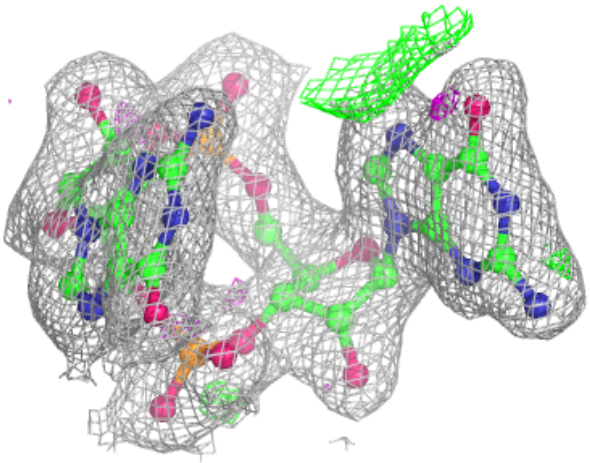

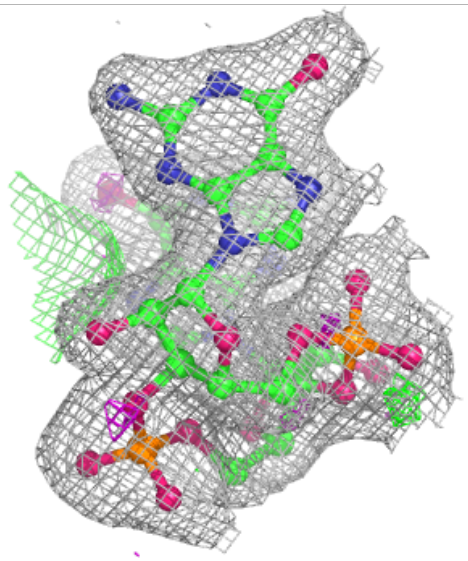

Electron density around C2E H 201:

$2mF_o$-DF_c (at 0.7 rmsd) in gray
mF_o-DF_c (at 3 rmsd) in purple (negative)
and green (positive)

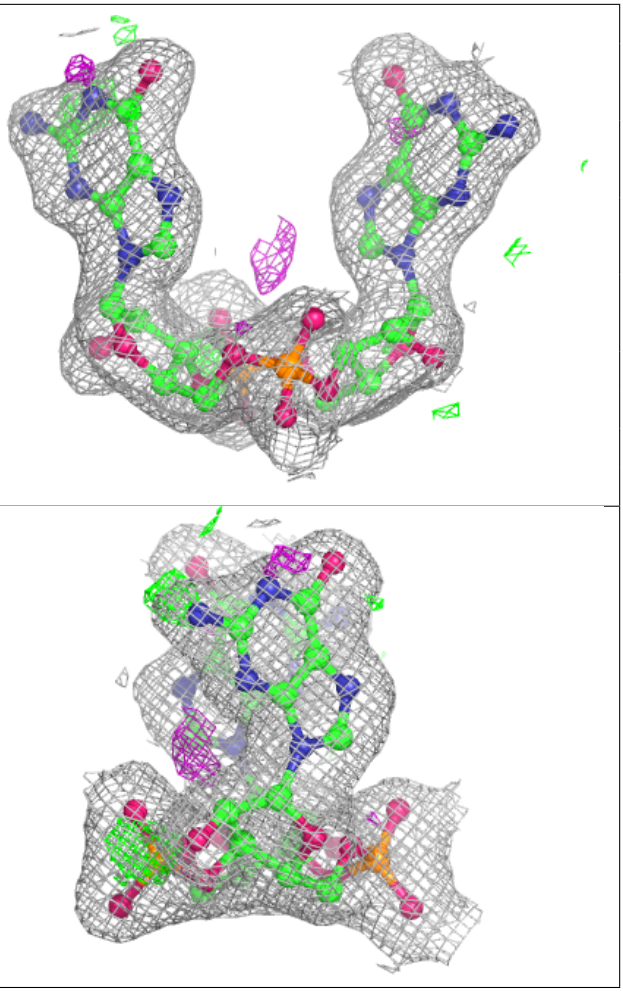

Electron density around C2E M 201:

$2mF_o$-DF_c (at 0.7 rmsd) in gray
mF_o-DF_c (at 3 rmsd) in purple (negative)
and green (positive)

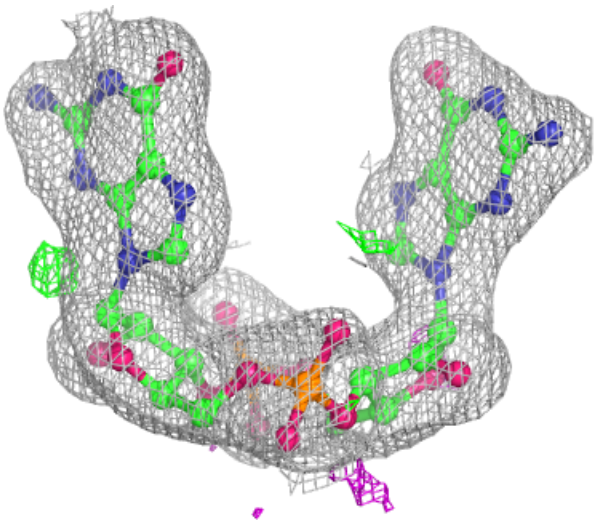

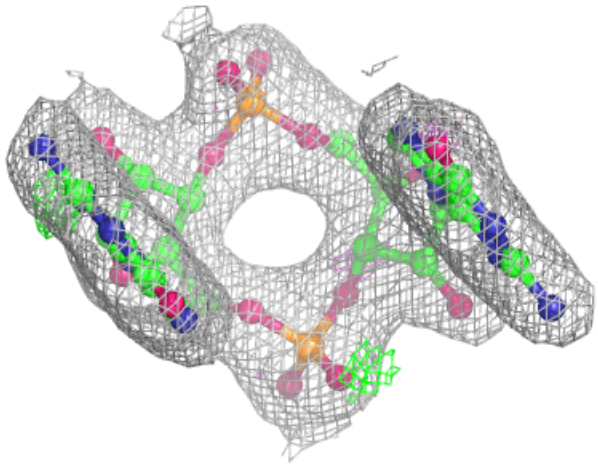

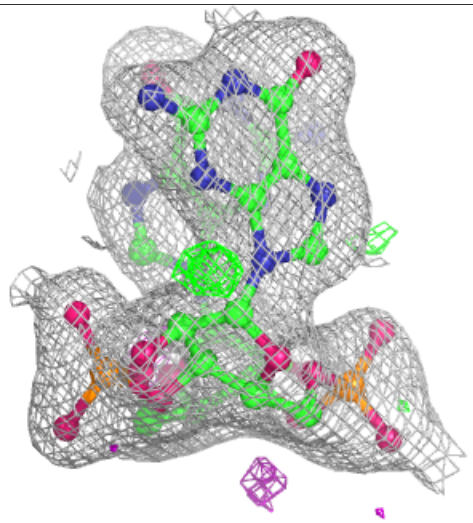

Electron density around C2E J 202:

$2mF_o$-DF_c (at 0.7 rmsd) in gray
mF_o-DF_c (at 3 rmsd) in purple (negative)
and green (positive)

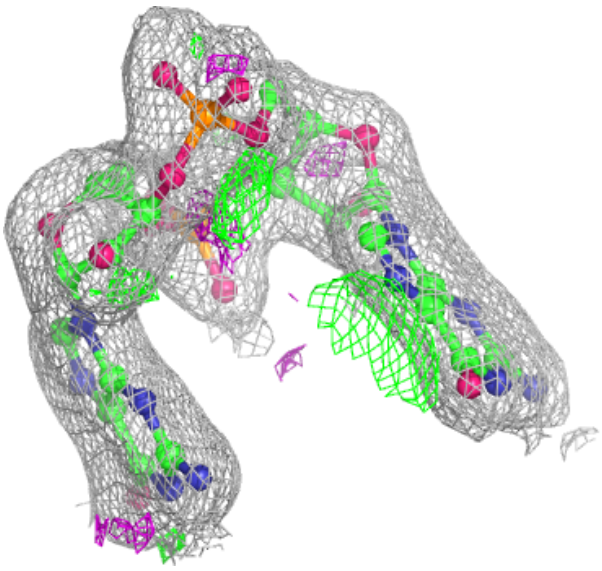

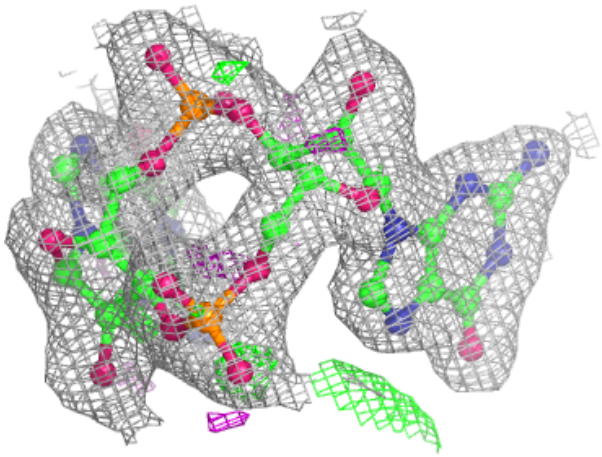



Electron density around C2E R 201:

$2mF_o$-DF_c (at 0.7 rmsd) in gray
mF_o-DF_c (at 3 rmsd) in purple (negative)
and green (positive)

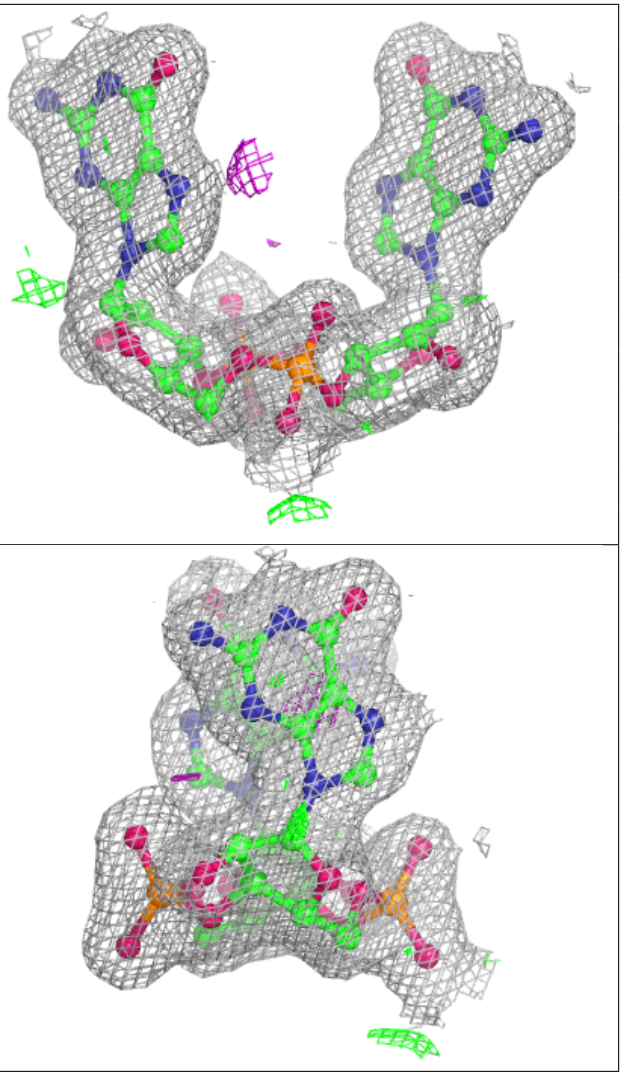

Electron density around C2E N 201:

$2mF_o$-DF_c (at 0.7 rmsd) in gray
mF_o-DF_c (at 3 rmsd) in purple (negative)
and green (positive)

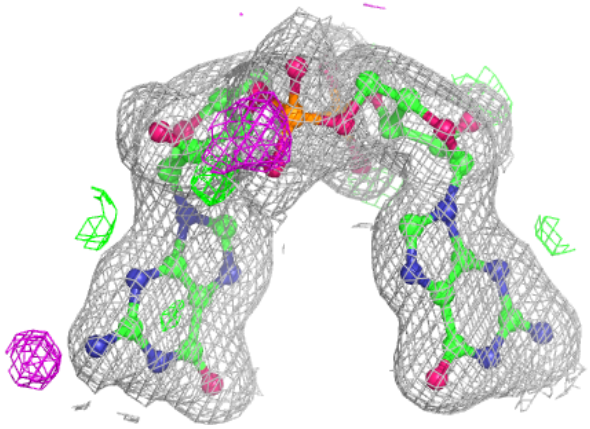

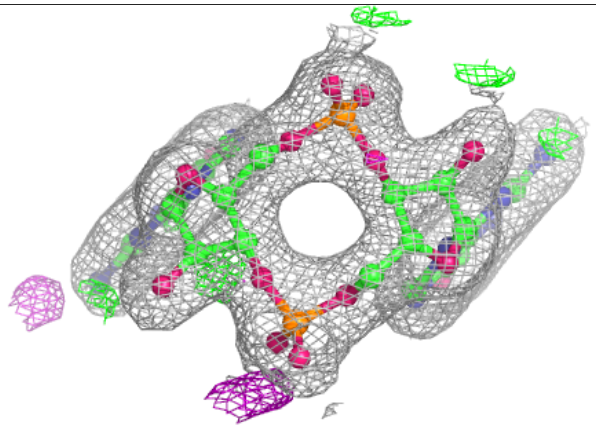

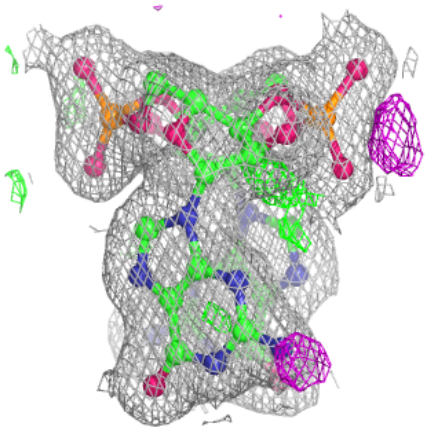

Electron density around C2E J 201:

$2mF_o$-DF_c (at 0.7 rmsd) in gray
mF_o-DF_c (at 3 rmsd) in purple (negative)
and green (positive)

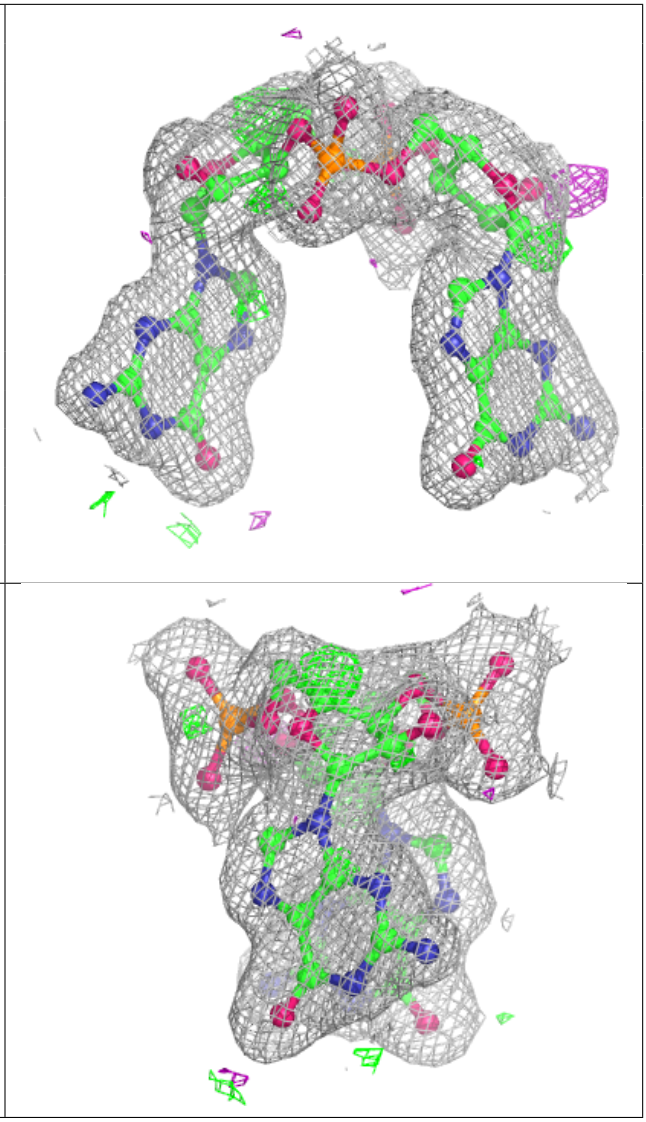

Electron density around C2E B 201:

$2mF_o$-DF_c (at 0.7 rmsd) in gray
mF_o-DF_c (at 3 rmsd) in purple (negative)
and green (positive)

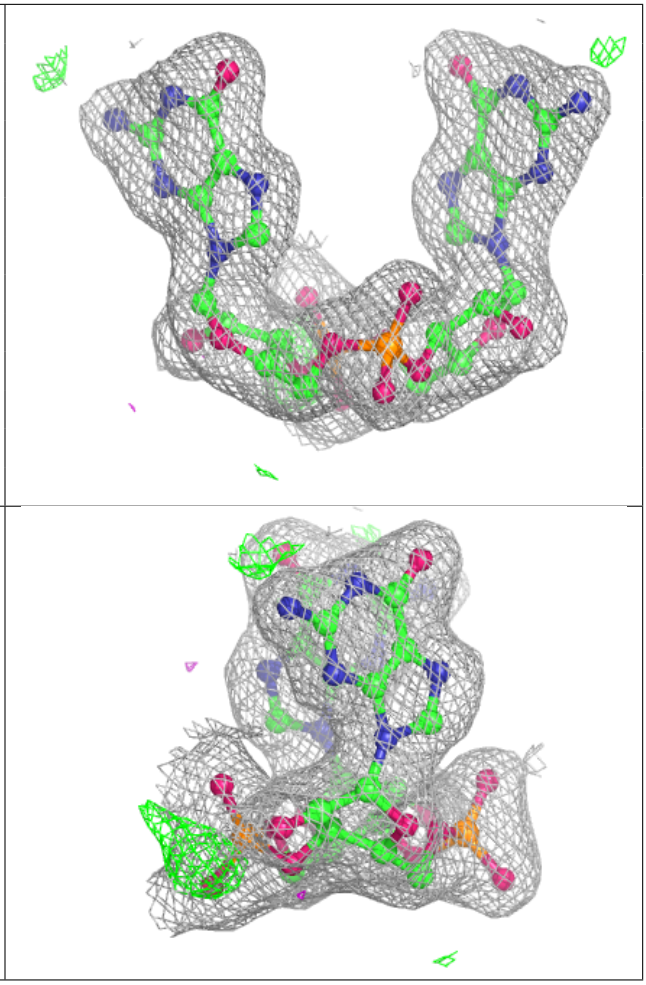

Electron density around C2E G 201:

2mF$_o$-DF$_c$ (at 0.7 rmsd) in gray
mF$_o$-DF$_c$ (at 3 rmsd) in purple (negative)
and green (positive)

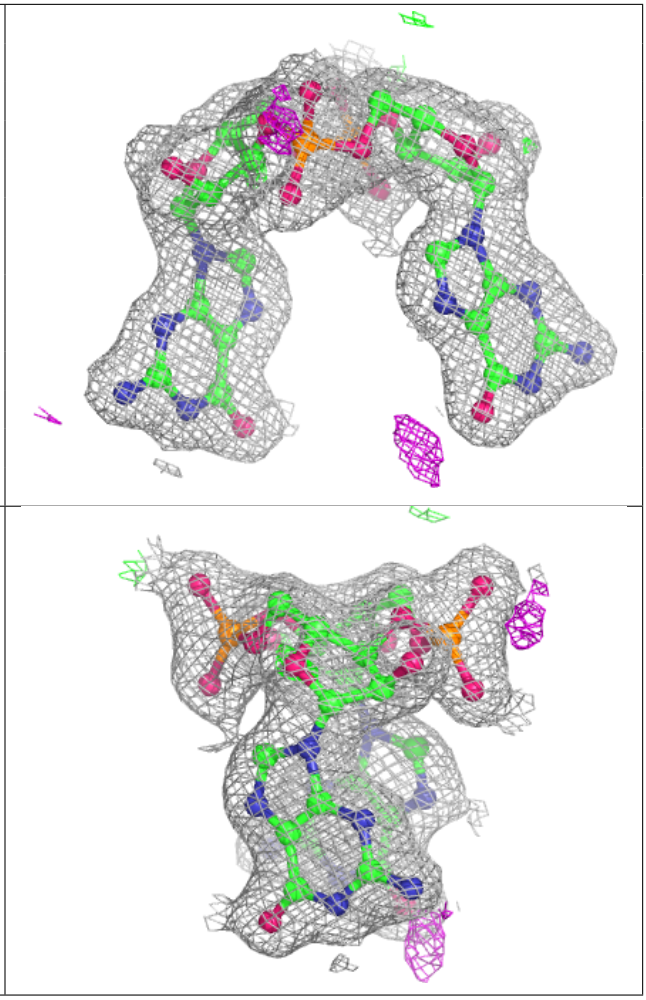

6.5 Other polymers (i)

There are no such residues in this entry.