Full wwPDB X-ray Structure Validation Report (i)

Aug 29, 2023 – 03:01 AM EDT

PDB ID	:	3MWY
Title	:	Crystal structure of the chromodomain-ATPase portion of the yeast Chd1 chromatin remodeler
Authors	:	Hauk, G.; Bowman, G.D.
Deposited on	:	2010-05-06
Resolution	:	3.70 Å(reported)

This is a Full wwPDB X-ray Structure Validation Report for a publicly released PDB entry.

We welcome your comments at *validation@mail.wwpdb.org*
A user guide is available at
https://www.wwpdb.org/validation/2017/XrayValidationReportHelp
with specific help available everywhere you see the (i) symbol.

The types of validation reports are described at
http://www.wwpdb.org/validation/2017/FAQs#types.

The following versions of software and data (see references (i)) were used in the production of this report:

MolProbity	:	4.02b-467
Mogul	:	1.8.5 (274361), CSD as541be (2020)
Xtriage (Phenix)	:	1.13
EDS	:	2.35
buster-report	:	1.1.7 (2018)
Percentile statistics	:	20191225.v01 (using entries in the PDB archive December 25th 2019)
Refmac	:	5.8.0158
CCP4	:	7.0.044 (Gargrove)
Ideal geometry (proteins)	:	Engh & Huber (2001)
Ideal geometry (DNA, RNA)	:	Parkinson et al. (1996)
Validation Pipeline (wwPDB-VP)	:	2.35

1 Overall quality at a glance (i)

The following experimental techniques were used to determine the structure:
X-RAY DIFFRACTION

The reported resolution of this entry is 3.70 Å.

Percentile scores (ranging between 0-100) for global validation metrics of the entry are shown in the following graphic. The table shows the number of entries on which the scores are based.

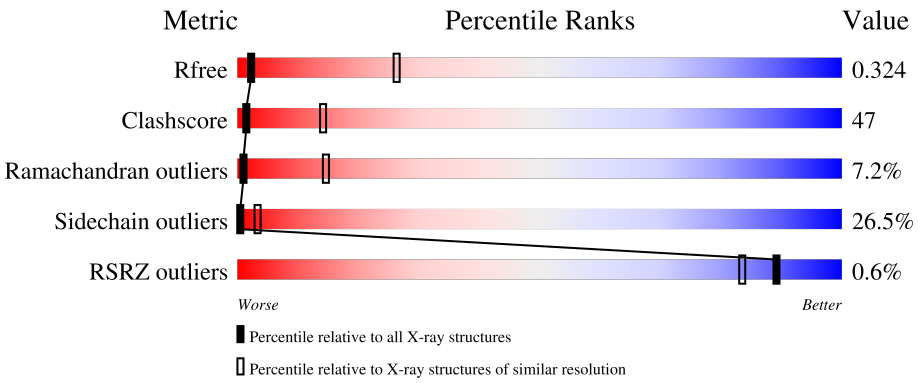

Metric	Whole archive (#Entries)	Similar resolution (#Entries, resolution range(Å))
R_{free}	130704	1049 (3.88-3.52)
Clashscore	141614	1027 (3.86-3.54)
Ramachandran outliers	138981	1069 (3.88-3.52)
Sidechain outliers	138945	1065 (3.88-3.52)
RSRZ outliers	127900	1578 (3.90-3.50)

The table below summarises the geometric issues observed across the polymeric chains and their fit to the electron density. The red, orange, yellow and green segments of the lower bar indicate the fraction of residues that contain outliers for >=3, 2, 1 and 0 types of geometric quality criteria respectively. A grey segment represents the fraction of residues that are not modelled. The numeric value for each fraction is indicated below the corresponding segment, with a dot representing fractions <=5% The upper red bar (where present) indicates the fraction of residues that have poor fit to the electron density. The numeric value is given above the bar.

Mol	Chain	Length	Quality of chain
1	W	800	26% 44% 14% • 13%

2 Entry composition (i)

There are 2 unique types of molecules in this entry. The entry contains 5743 atoms, of which 0 are hydrogens and 0 are deuteriums.

In the tables below, the ZeroOcc column contains the number of atoms modelled with zero occupancy, the AltConf column contains the number of residues with at least one atom in alternate conformation and the Trace column contains the number of residues modelled with at most 2 atoms.

- Molecule 1 is a protein called Chromo domain-containing protein 1.

Mol	Chain	Residues	Atoms					ZeroOcc	AltConf	Trace
			Total	C	N	O	S			
1	W	696	5712	3619	995	1073	25	0	0	0

There are 2 discrepancies between the modelled and reference sequences:

Chain	Residue	Modelled	Actual	Comment	Reference
W	140	GLY	-	expression tag	UNP P32657
W	141	PRO	-	expression tag	UNP P32657

- Molecule 2 is PHOSPHOTHIOPHOSPHORIC ACID-ADENYLATE ESTER (three-letter code: AGS) (formula: $C_{10}H_{16}N_5O_{12}P_3S$).

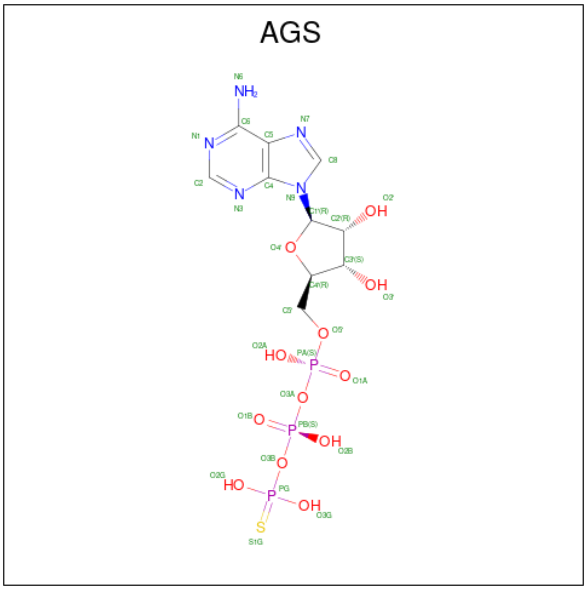

Mol	Chain	Residues	Atoms						ZeroOcc	AltConf
			Total	C	N	O	P	S		
2	W	1	31	10	5	12	3	1	0	0

3 Residue-property plots (i)

These plots are drawn for all protein, RNA, DNA and oligosaccharide chains in the entry. The first graphic for a chain summarises the proportions of the various outlier classes displayed in the second graphic. The second graphic shows the sequence view annotated by issues in geometry and electron density. Residues are color-coded according to the number of geometric quality criteria for which they contain at least one outlier: green = 0, yellow = 1, orange = 2 and red = 3 or more. A red dot above a residue indicates a poor fit to the electron density (RSRZ > 2). Stretches of 2 or more consecutive residues without any outlier are shown as a green connector. Residues present in the sample, but not in the model, are shown in grey.

- Molecule 1: Chromo domain-containing protein 1

Chain W: 26% 44% 14% • 13%

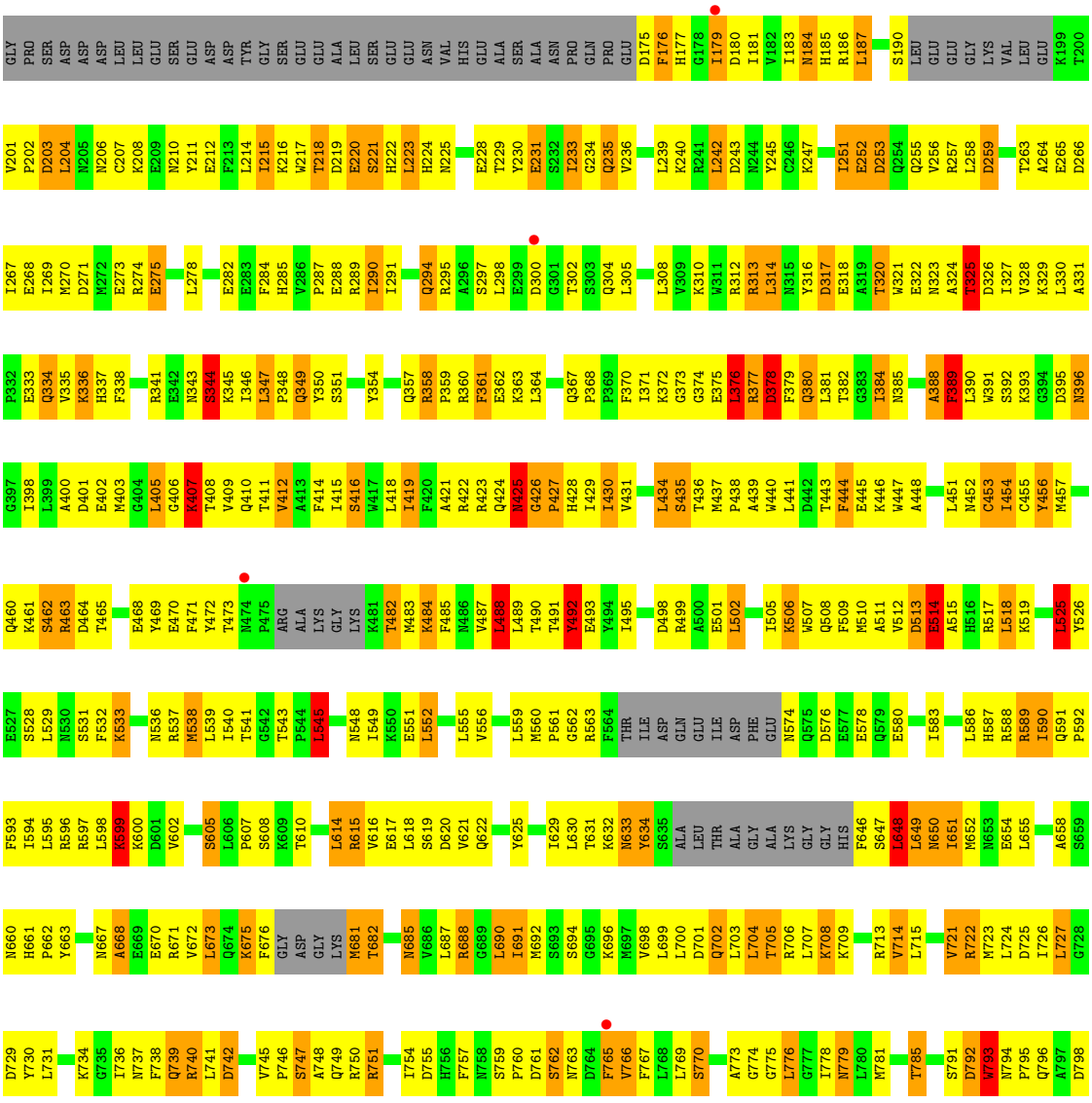

L799
M802
A803
R804
A805
H806
R807
I808
G809
Q810
K811
N812
H813
V814
M815
R818
L819
V820
S821
T824
V825
E826
E827
E828
V829
L830
E831
R832
K836
M837
I838
L839
E840
Y841
ALA
ILE
ILE
SER
LEU
GLY
VAL
THR
ASP
GLY
ASN
LYS
TYR
THR
LYS
LYS
N858
E859
P860
N861
E864
L865
I868
L869
K870
F871
G872
N875
M876
F877
T878
A879
T880
D881
N882
Q883
L886
E887
D888
L889
N890
L891
L895
A898
E899
D900
H901
V902
T903
T904
P905
D906
L907
H911
G914
E915
E916
F917
L918
K919
Q920
F921
E922
VAL
THR
ASP
TYR
LYS
ALA
ASP
ILE
ASP
TRP
ASP
ASP
ILE
ILE
PRO
GLU
GLU

4 Data and refinement statistics (i)

Property	Value	Source
Space group	P 61 2 2	Depositor
Cell constants a, b, c, α, β, γ	94.33Å 94.33Å 450.09Å 90.00° 90.00° 120.00°	Depositor
Resolution (Å)	50.00 – 3.70 46.34 – 3.10	Depositor EDS
% Data completeness (in resolution range)	99.9 (50.00-3.70) 73.9 (46.34-3.10)	Depositor EDS
R_{merge}	0.07	Depositor
R_{sym}	(Not available)	Depositor
$< I/\sigma(I) >$ [1]	5.88 (at 3.12Å)	Xtriage
Refinement program	REFMAC 5.5.0091, PHENIX	Depositor
R, R_{free}	0.262 , 0.318 0.265 , 0.324	Depositor DCC
R_{free} test set	841 reflections (5.01%)	wwPDB-VP
Wilson B-factor (Å^2)	126.7	Xtriage
Anisotropy	0.190	Xtriage
Bulk solvent k_{sol}(e/Å^3), B_{sol}(Å^2)	0.32 , 107.3	EDS
L-test for twinning[2]	$< \|L\| > = 0.46$, $< L^2 > = 0.28$	Xtriage
Estimated twinning fraction	No twinning to report.	Xtriage
F_o,F_c correlation	0.92	EDS
Total number of atoms	5743	wwPDB-VP
Average B, all atoms (Å^2)	126.0	wwPDB-VP

Xtriage's analysis on translational NCS is as follows: *The largest off-origin peak in the Patterson function is 3.78% of the height of the origin peak. No significant pseudotranslation is detected.*

[1]Intensities estimated from amplitudes.

[2]Theoretical values of $< |L| >$, $< L^2 >$ for acentric reflections are 0.5, 0.333 respectively for untwinned datasets, and 0.375, 0.2 for perfectly twinned datasets.

5 Model quality (i)

5.1 Standard geometry (i)

Bond lengths and bond angles in the following residue types are not validated in this section: AGS

The Z score for a bond length (or angle) is the number of standard deviations the observed value is removed from the expected value. A bond length (or angle) with $|Z| > 5$ is considered an outlier worth inspection. RMSZ is the root-mean-square of all Z scores of the bond lengths (or angles).

Mol	Chain	Bond lengths		Bond angles	
		RMSZ	$\#\|Z\|>5$	RMSZ	$\#\|Z\|>5$
1	W	0.72	5/5823 (0.1%)	0.80	4/7854 (0.1%)

Chiral center outliers are detected by calculating the chiral volume of a chiral center and verifying if the center is modelled as a planar moiety or with the opposite hand.A planarity outlier is detected by checking planarity of atoms in a peptide group, atoms in a mainchain group or atoms of a sidechain that are expected to be planar.

Mol	Chain	#Chirality outliers	#Planarity outliers
1	W	0	1

All (5) bond length outliers are listed below:

Mol	Chain	Res	Type	Atoms	Z	Observed(Å)	Ideal(Å)
1	W	793	TRP	CB-CG	11.35	1.70	1.50
1	W	513	ASP	CB-CG	9.46	1.71	1.51
1	W	435	SER	CB-OG	6.65	1.50	1.42
1	W	484	LYS	CE-NZ	5.97	1.64	1.49
1	W	765	PHE	CB-CG	5.33	1.60	1.51

All (4) bond angle outliers are listed below:

Mol	Chain	Res	Type	Atoms	Z	Observed(^{o})	Ideal(^{o})
1	W	727	LEU	CA-CB-CG	6.44	130.11	115.30
1	W	545	LEU	CB-CG-CD1	-5.72	101.28	111.00
1	W	488	LEU	CA-CB-CG	5.31	127.52	115.30
1	W	376	LEU	CA-CB-CG	5.03	126.88	115.30

There are no chirality outliers.

All (1) planarity outliers are listed below:

Mol	Chain	Res	Type	Group
1	W	870	LYS	Peptide

5.2 Too-close contacts (i)

In the following table, the Non-H and H(model) columns list the number of non-hydrogen atoms and hydrogen atoms in the chain respectively. The H(added) column lists the number of hydrogen atoms added and optimized by MolProbity. The Clashes column lists the number of clashes within the asymmetric unit, whereas Symm-Clashes lists symmetry-related clashes.

Mol	Chain	Non-H	H(model)	H(added)	Clashes	Symm-Clashes
1	W	5712	0	5650	535	0
2	W	31	0	12	4	0
All	All	5743	0	5662	535	0

The all-atom clashscore is defined as the number of clashes found per 1000 atoms (including hydrogen atoms). The all-atom clashscore for this structure is 47.

All (535) close contacts within the same asymmetric unit are listed below, sorted by their clash magnitude.

Atom-1	Atom-2	Interatomic distance (Å)	Clash overlap (Å)
1:W:795:PRO:HG2	1:W:837:MET:HB2	1.26	1.12
1:W:548:ASN:HB3	1:W:551:GLU:HB3	1.30	1.09
1:W:878:THR:HB	1:W:881:ASP:HB2	1.30	1.09
1:W:548:ASN:CB	1:W:551:GLU:HB3	1.81	1.09
1:W:235:GLN:HE21	1:W:235:GLN:HA	1.05	1.08
1:W:610:THR:HG21	1:W:815:MET:SD	1.93	1.08
1:W:368:PRO:HB2	1:W:370:PHE:CE2	1.89	1.06
1:W:708:LYS:HE3	1:W:765:PHE:HB3	1.06	1.04
1:W:824:THR:HG22	1:W:826:GLU:H	1.17	1.03
1:W:734:LYS:HB3	1:W:736:ILE:HD11	1.42	1.02
1:W:358:ARG:HG2	1:W:358:ARG:HH11	1.27	0.99
1:W:741:LEU:HD11	1:W:750:ARG:HG2	1.44	0.99
1:W:177:HIS:NE2	1:W:217:TRP:CE3	2.30	0.98
1:W:348:PRO:HG3	1:W:483:MET:O	1.61	0.98
1:W:419:ILE:HG12	1:W:425:ASN:CB	1.95	0.97
1:W:407:LYS:HG2	2:W:2000:AGS:O1B	1.64	0.96
1:W:793:TRP:HB2	1:W:860:PRO:HD3	1.44	0.96
1:W:380:GLN:HA	1:W:410:GLN:NE2	1.82	0.95
1:W:619:SER:OG	1:W:622:GLN:HG3	1.71	0.91
1:W:595:LEU:HD21	1:W:597:ARG:HH21	1.36	0.90
1:W:429:ILE:HB	1:W:507:TRP:CZ3	2.07	0.89

Continued on next page...

Continued from previous page...

Atom-1	Atom-2	Interatomic distance (Å)	Clash overlap (Å)
1:W:338:PHE:HA	1:W:341:ARG:HD3	1.51	0.89
1:W:793:TRP:CB	1:W:860:PRO:HD3	2.02	0.89
1:W:708:LYS:CE	1:W:765:PHE:HB3	2.00	0.88
1:W:235:GLN:HE21	1:W:235:GLN:CA	1.87	0.87
1:W:368:PRO:CB	1:W:370:PHE:HE2	1.87	0.87
1:W:734:LYS:CB	1:W:736:ILE:HD11	2.03	0.87
1:W:691:ILE:CD1	1:W:698:VAL:HA	2.05	0.87
1:W:419:ILE:HG12	1:W:425:ASN:HB2	1.55	0.86
1:W:235:GLN:HA	1:W:235:GLN:NE2	1.90	0.86
1:W:454:ILE:HD11	1:W:469:TYR:CE2	2.09	0.86
1:W:251:ILE:HG22	1:W:252:GLU:N	1.89	0.86
1:W:651:ILE:H	1:W:651:ILE:CD1	1.89	0.85
1:W:434:LEU:HG	1:W:491:THR:OG1	1.77	0.85
1:W:610:THR:CG2	1:W:815:MET:SD	2.65	0.84
1:W:708:LYS:HE3	1:W:765:PHE:CB	2.02	0.84
1:W:300:ASP:OD2	1:W:302:THR:HG22	1.78	0.84
1:W:491:THR:CG2	1:W:493:GLU:HG3	2.08	0.83
1:W:223:LEU:HD22	1:W:223:LEU:H	1.42	0.83
1:W:491:THR:HG22	1:W:493:GLU:H	1.43	0.83
1:W:776:LEU:HB3	1:W:778:ILE:HG12	1.61	0.82
1:W:368:PRO:CB	1:W:370:PHE:CE2	2.62	0.81
1:W:651:ILE:CD1	1:W:651:ILE:N	2.42	0.81
1:W:461:LYS:O	1:W:465:THR:OG1	1.97	0.81
1:W:419:ILE:HG12	1:W:425:ASN:HB3	1.62	0.80
1:W:647:SER:O	1:W:651:ILE:HD13	1.82	0.80
1:W:651:ILE:N	1:W:651:ILE:HD12	1.95	0.80
1:W:177:HIS:NE2	1:W:217:TRP:HE3	1.75	0.80
1:W:491:THR:HG22	1:W:493:GLU:HG3	1.62	0.80
1:W:380:GLN:HA	1:W:410:GLN:HE21	1.42	0.79
1:W:865:LEU:HA	1:W:868:ILE:HD12	1.64	0.79
1:W:791:SER:HB3	1:W:798:ASP:OD2	1.82	0.79
1:W:773:ALA:O	1:W:776:LEU:HB2	1.82	0.79
1:W:702:GLN:HA	1:W:705:THR:HB	1.62	0.79
1:W:316:TYR:HD1	1:W:465:THR:CG2	1.96	0.78
1:W:422:ARG:O	1:W:424:GLN:N	2.16	0.78
1:W:785:THR:HG22	1:W:815:MET:HB3	1.67	0.77
1:W:837:MET:HG2	1:W:840:GLU:OE2	1.85	0.77
1:W:437:MET:N	1:W:438:PRO:HD2	2.00	0.77
1:W:795:PRO:HG2	1:W:837:MET:CB	2.13	0.76
1:W:861:ASN:O	1:W:865:LEU:HB2	1.84	0.76
1:W:560:MET:SD	1:W:593:PHE:HE1	2.08	0.76

Continued on next page...

Continued from previous page...

Atom-1	Atom-2	Interatomic distance (Å)	Clash overlap (Å)
1:W:334:GLN:CD	1:W:334:GLN:H	1.87	0.75
1:W:437:MET:HE3	1:W:455:CYS:HB2	1.66	0.75
1:W:316:TYR:HD1	1:W:465:THR:HG21	1.52	0.75
1:W:634:TYR:HE1	1:W:870:LYS:HZ3	1.34	0.75
1:W:660:ASN:ND2	1:W:696:LYS:NZ	2.35	0.75
1:W:381:LEU:O	1:W:384:ILE:HG13	1.86	0.74
1:W:560:MET:SD	1:W:593:PHE:CE1	2.80	0.74
1:W:691:ILE:HD11	1:W:698:VAL:HA	1.68	0.74
1:W:722:ARG:O	1:W:725:ASP:HB2	1.87	0.74
1:W:591:GLN:N	1:W:592:PRO:HD2	2.03	0.74
1:W:242:LEU:HG	1:W:243:ASP:N	2.02	0.74
1:W:317:ASP:HB3	1:W:461:LYS:HD2	1.68	0.74
1:W:727:LEU:O	1:W:731:LEU:HD12	1.88	0.73
1:W:548:ASN:ND2	1:W:551:GLU:OE1	2.21	0.73
1:W:586:LEU:HA	1:W:589:ARG:HB3	1.70	0.73
1:W:634:TYR:HE1	1:W:870:LYS:NZ	1.87	0.73
1:W:807:ARG:O	1:W:809:GLY:N	2.22	0.73
1:W:539:LEU:HD12	1:W:559:LEU:HD23	1.69	0.72
1:W:861:ASN:HB2	1:W:864:GLU:HG2	1.71	0.72
1:W:916:GLU:O	1:W:919:LYS:HG3	1.88	0.72
1:W:454:ILE:HD11	1:W:469:TYR:HE2	1.52	0.72
1:W:322:GLU:HB2	1:W:327:ILE:HD11	1.70	0.71
1:W:548:ASN:CG	1:W:551:GLU:HB3	2.09	0.71
1:W:402:GLU:O	1:W:405:LEU:HB2	1.89	0.71
1:W:363:LYS:HE2	1:W:921:PHE:HE1	1.54	0.70
1:W:396:ASN:HB3	1:W:537:ARG:O	1.91	0.70
1:W:308:LEU:HD13	1:W:321:TRP:CD1	2.27	0.70
1:W:419:ILE:HA	1:W:425:ASN:HB3	1.71	0.70
1:W:634:TYR:CE1	1:W:870:LYS:HE2	2.27	0.70
1:W:472:TYR:HB2	1:W:482:THR:HB	1.73	0.70
1:W:207:CYS:HA	1:W:211:TYR:HD2	1.56	0.69
1:W:341:ARG:HH12	1:W:452:ASN:CG	1.96	0.69
1:W:398:ILE:HD11	1:W:559:LEU:HD21	1.73	0.69
1:W:651:ILE:H	1:W:651:ILE:HD13	1.58	0.69
1:W:495:ILE:O	1:W:499:ARG:HB2	1.93	0.69
1:W:541:THR:OG1	1:W:543:THR:HG22	1.93	0.69
1:W:824:THR:HG22	1:W:826:GLU:N	1.99	0.69
1:W:614:LEU:N	1:W:614:LEU:HD23	2.08	0.69
1:W:625:TYR:O	1:W:629:ILE:HG13	1.93	0.69
1:W:672:VAL:HB	1:W:673:LEU:HD23	1.76	0.68
1:W:704:LEU:HA	1:W:707:LEU:CD2	2.23	0.68

Continued on next page...

Continued from previous page...

Atom-1	Atom-2	Interatomic distance (Å)	Clash overlap (Å)
1:W:548:ASN:CG	1:W:551:GLU:CB	2.62	0.68
1:W:838:ILE:HG13	1:W:839:LEU:HD22	1.75	0.68
1:W:472:TYR:HB2	1:W:484:LYS:HE2	1.76	0.68
1:W:824:THR:CG2	1:W:826:GLU:H	2.02	0.68
1:W:337:HIS:O	1:W:341:ARG:HG3	1.93	0.67
1:W:917:PHE:C	1:W:917:PHE:CD2	2.67	0.67
1:W:323:ASN:ND2	1:W:325:THR:HB	2.09	0.67
1:W:354:TYR:CE1	1:W:359:PRO:HD3	2.30	0.67
1:W:556:VAL:CG1	1:W:563:ARG:HG3	2.25	0.67
1:W:734:LYS:HB3	1:W:736:ILE:CD1	2.23	0.67
1:W:177:HIS:CE1	1:W:217:TRP:HE3	2.11	0.67
1:W:512:VAL:HG22	1:W:515:ALA:HB2	1.75	0.66
1:W:704:LEU:HA	1:W:707:LEU:HD23	1.78	0.66
1:W:633:ASN:N	1:W:633:ASN:HD22	1.93	0.66
1:W:793:TRP:HE3	1:W:832:ARG:HH21	1.44	0.66
1:W:811:LYS:H	1:W:811:LYS:HD2	1.60	0.66
1:W:723:MET:O	1:W:727:LEU:HD22	1.96	0.65
1:W:774:GLY:C	1:W:776:LEU:H	1.99	0.65
1:W:333:GLU:OE2	1:W:336:LYS:HE3	1.96	0.65
1:W:774:GLY:O	1:W:776:LEU:N	2.28	0.65
1:W:793:TRP:CE3	1:W:832:ARG:NH2	2.64	0.65
1:W:375:GLU:HA	1:W:375:GLU:OE1	1.97	0.65
1:W:588:ARG:HA	1:W:591:GLN:HG2	1.76	0.65
1:W:290:ILE:HB	1:W:338:PHE:CD1	2.32	0.65
1:W:691:ILE:HG13	1:W:692:MET:HG2	1.79	0.65
1:W:660:ASN:HD22	1:W:696:LYS:HZ2	1.45	0.65
1:W:347:LEU:HB3	1:W:348:PRO:HD2	1.79	0.65
1:W:595:LEU:HD21	1:W:597:ARG:NH2	2.09	0.65
1:W:251:ILE:CG2	1:W:252:GLU:N	2.59	0.65
1:W:381:LEU:HA	1:W:384:ILE:HD11	1.77	0.64
1:W:724:LEU:HA	1:W:727:LEU:HD23	1.80	0.64
1:W:595:LEU:HD11	1:W:597:ARG:HE	1.62	0.63
1:W:610:THR:CG2	1:W:813:HIS:HE1	2.11	0.63
1:W:708:LYS:NZ	1:W:708:LYS:HB3	2.12	0.63
1:W:811:LYS:HD3	1:W:812:ASN:ND2	2.13	0.63
1:W:263:THR:HB	1:W:266:ASP:H	1.63	0.63
1:W:354:TYR:CD1	1:W:359:PRO:HD3	2.33	0.63
1:W:400:ALA:HA	1:W:541:THR:O	1.97	0.63
1:W:792:ASP:HB2	1:W:794:ASN:O	1.99	0.63
1:W:179:ILE:HD11	1:W:239:LEU:HA	1.80	0.62
1:W:207:CYS:HA	1:W:211:TYR:CD2	2.33	0.62

Continued on next page...

Continued from previous page...

Atom-1	Atom-2	Interatomic distance (Å)	Clash overlap (Å)
1:W:660:ASN:ND2	1:W:696:LYS:HZ1	1.97	0.62
1:W:660:ASN:HD22	1:W:696:LYS:NZ	1.96	0.62
1:W:298:LEU:HD12	1:W:302:THR:HG23	1.80	0.62
1:W:317:ASP:HB3	1:W:461:LYS:HB2	1.81	0.62
1:W:734:LYS:CB	1:W:736:ILE:CD1	2.77	0.62
1:W:620:ASP:HB3	1:W:883:GLN:HB2	1.82	0.62
1:W:396:ASN:H	1:W:396:ASN:ND2	1.98	0.61
1:W:436:THR:O	1:W:439:ALA:HB3	1.99	0.61
1:W:390:LEU:HG	1:W:395:ASP:O	2.00	0.61
1:W:667:ASN:O	1:W:668:ALA:C	2.39	0.61
1:W:354:TYR:HB3	1:W:357:GLN:O	2.00	0.61
1:W:491:THR:HG21	1:W:493:GLU:HG3	1.81	0.60
1:W:793:TRP:HD1	1:W:794:ASN:HB2	1.66	0.60
1:W:687:LEU:HD23	1:W:691:ILE:HG21	1.83	0.60
1:W:660:ASN:ND2	1:W:696:LYS:HZ2	1.97	0.60
1:W:826:GLU:O	1:W:829:VAL:HG12	2.01	0.60
1:W:385:ASN:O	1:W:388:ALA:HB3	2.01	0.60
1:W:556:VAL:HG12	1:W:563:ARG:HG3	1.84	0.60
1:W:738:PHE:C	1:W:739:GLN:HE21	2.04	0.60
1:W:422:ARG:C	1:W:424:GLN:H	2.04	0.60
1:W:472:TYR:CD1	1:W:484:LYS:HE3	2.36	0.60
1:W:543:THR:O	1:W:543:THR:HG23	2.01	0.59
1:W:452:ASN:ND2	1:W:485:PHE:HA	2.17	0.59
1:W:726:ILE:O	1:W:729:ASP:HB2	2.03	0.59
1:W:358:ARG:HH11	1:W:358:ARG:CG	2.11	0.59
1:W:507:TRP:HB2	1:W:533:LYS:O	2.03	0.59
1:W:633:ASN:N	1:W:633:ASN:ND2	2.50	0.58
1:W:700:LEU:HG	1:W:704:LEU:HD21	1.85	0.58
1:W:472:TYR:HD1	1:W:484:LYS:HE3	1.68	0.58
1:W:492:TYR:CD1	1:W:525:LEU:HD21	2.39	0.58
1:W:634:TYR:HE1	1:W:870:LYS:CE	2.17	0.58
1:W:359:PRO:HG3	1:W:422:ARG:HD2	1.86	0.58
1:W:632:LYS:HB2	1:W:633:ASN:ND2	2.19	0.58
1:W:651:ILE:O	1:W:655:LEU:HD12	2.04	0.58
1:W:253:ASP:CG	1:W:274:ARG:HH22	2.08	0.57
1:W:402:GLU:HB2	1:W:598:LEU:HD23	1.87	0.57
1:W:739:GLN:HB2	1:W:767:PHE:HE1	1.69	0.57
1:W:916:GLU:HA	1:W:919:LYS:HE2	1.86	0.57
1:W:229:THR:HB	1:W:231:GLU:OE1	2.04	0.57
1:W:610:THR:HG21	1:W:813:HIS:HE1	1.69	0.57
1:W:682:THR:CG2	1:W:685:ASN:HB2	2.34	0.57

Continued on next page...

Continued from previous page...

Atom-1	Atom-2	Interatomic distance (Å)	Clash overlap (Å)
1:W:223:LEU:HD23	1:W:224:HIS:CD2	2.40	0.57
1:W:348:PRO:HD2	1:W:349:GLN:HE21	1.68	0.57
1:W:422:ARG:O	1:W:424:GLN:HG3	2.04	0.57
1:W:878:THR:HG22	1:W:879:ALA:N	2.20	0.57
1:W:380:GLN:CA	1:W:410:GLN:HE21	2.16	0.57
1:W:419:ILE:CG1	1:W:425:ASN:HB3	2.33	0.57
1:W:502:LEU:O	1:W:532:PHE:HE2	1.88	0.56
1:W:229:THR:HG22	1:W:230:TYR:H	1.70	0.56
1:W:201:VAL:HG13	1:W:201:VAL:O	2.04	0.56
1:W:396:ASN:CB	1:W:537:ARG:O	2.52	0.56
1:W:376:LEU:HB2	1:W:380:GLN:HB3	1.88	0.56
1:W:652:MET:CE	1:W:865:LEU:HD11	2.36	0.56
1:W:452:ASN:ND2	1:W:484:LYS:O	2.38	0.56
1:W:177:HIS:HE2	1:W:217:TRP:HZ3	1.49	0.56
1:W:263:THR:HG21	1:W:265:GLU:OE1	2.06	0.56
1:W:388:ALA:O	1:W:391:TRP:N	2.39	0.56
1:W:216:LYS:HD2	1:W:222:HIS:CE1	2.40	0.56
1:W:491:THR:HG23	1:W:492:TYR:HD2	1.69	0.56
1:W:312:ARG:C	1:W:314:LEU:H	2.10	0.55
1:W:215:ILE:O	1:W:225:ASN:HA	2.07	0.55
1:W:363:LYS:CE	1:W:921:PHE:HE1	2.19	0.55
1:W:228:GLU:HB3	1:W:233:ILE:CG2	2.36	0.55
1:W:759:SER:HB3	1:W:762:SER:HB3	1.89	0.55
1:W:230:TYR:CE2	1:W:242:LEU:HD21	2.42	0.55
1:W:509:PHE:CE2	1:W:536:ASN:HB3	2.42	0.55
1:W:648:LEU:O	1:W:651:ILE:HB	2.07	0.55
1:W:358:ARG:HG2	1:W:358:ARG:NH1	2.07	0.55
1:W:687:LEU:HD23	1:W:691:ILE:CG2	2.37	0.55
1:W:377:ARG:O	1:W:380:GLN:HB2	2.07	0.54
1:W:914:GLY:O	1:W:916:GLU:N	2.40	0.54
1:W:495:ILE:HD13	1:W:529:LEU:HD21	1.89	0.54
1:W:269:ILE:O	1:W:273:GLU:HB2	2.08	0.54
1:W:559:LEU:O	1:W:560:MET:HG3	2.08	0.54
1:W:663:TYR:HE1	1:W:672:VAL:HG21	1.71	0.54
1:W:700:LEU:O	1:W:704:LEU:HD22	2.07	0.54
1:W:731:LEU:O	1:W:736:ILE:HD12	2.08	0.54
1:W:175:ASP:N	1:W:219:ASP:OD2	2.40	0.54
1:W:368:PRO:HB3	1:W:370:PHE:HE2	1.71	0.54
1:W:590:ILE:HG23	1:W:590:ILE:O	2.07	0.54
1:W:691:ILE:HD12	1:W:698:VAL:HA	1.87	0.54
1:W:759:SER:O	1:W:761:ASP:N	2.41	0.54

Continued on next page...

Continued from previous page...

Atom-1	Atom-2	Interatomic distance (Å)	Clash overlap (Å)
1:W:652:MET:HE2	1:W:865:LEU:HD11	1.89	0.54
1:W:703:LEU:HD12	1:W:703:LEU:O	2.08	0.54
1:W:811:LYS:HD2	1:W:811:LYS:N	2.23	0.54
1:W:375:GLU:O	1:W:376:LEU:HG	2.08	0.54
1:W:891:LEU:HD13	1:W:891:LEU:O	2.08	0.53
1:W:345:LYS:O	1:W:350:TYR:HD2	1.92	0.53
1:W:502:LEU:HB3	1:W:532:PHE:HZ	1.73	0.53
1:W:426:GLY:N	1:W:508:GLN:OE1	2.35	0.53
1:W:548:ASN:CG	1:W:551:GLU:HB2	2.29	0.53
1:W:708:LYS:HD2	1:W:765:PHE:O	2.09	0.53
1:W:824:THR:HG21	1:W:826:GLU:HB2	1.90	0.53
1:W:453:CYS:HB3	1:W:487:VAL:HB	1.91	0.53
1:W:840:GLU:HG2	1:W:841:TYR:CE2	2.44	0.53
1:W:714:VAL:HG13	1:W:766:VAL:HG23	1.91	0.52
1:W:889:LEU:C	1:W:889:LEU:HD23	2.30	0.52
1:W:338:PHE:HA	1:W:341:ARG:CD	2.34	0.52
1:W:734:LYS:HB2	1:W:736:ILE:HD11	1.90	0.52
1:W:472:TYR:CD1	1:W:484:LYS:CE	2.92	0.52
1:W:824:THR:HG22	1:W:825:VAL:N	2.24	0.52
1:W:878:THR:HG22	1:W:879:ALA:H	1.74	0.52
1:W:739:GLN:HB2	1:W:767:PHE:CE1	2.44	0.52
1:W:904:THR:HG22	1:W:907:LEU:HD21	1.92	0.52
1:W:291:ILE:HG23	1:W:469:TYR:HD1	1.75	0.52
1:W:398:ILE:O	1:W:594:ILE:HD12	2.10	0.52
1:W:793:TRP:HB3	1:W:860:PRO:HD3	1.86	0.52
1:W:685:ASN:HA	1:W:688:ARG:HB2	1.91	0.52
1:W:877:PHE:N	1:W:877:PHE:CD2	2.72	0.52
1:W:344:SER:O	1:W:347:LEU:HD13	2.10	0.51
1:W:376:LEU:HB2	1:W:380:GLN:CB	2.40	0.51
1:W:505:ILE:O	1:W:507:TRP:CD1	2.62	0.51
1:W:622:GLN:HG2	1:W:662:PRO:HG3	1.91	0.51
1:W:793:TRP:CD1	1:W:794:ASN:HB2	2.46	0.51
1:W:770:SER:O	1:W:773:ALA:HB3	2.10	0.51
1:W:368:PRO:HB2	1:W:370:PHE:CD2	2.44	0.51
1:W:545:LEU:HD11	1:W:551:GLU:HG2	1.93	0.51
1:W:548:ASN:HB3	1:W:551:GLU:CB	2.22	0.51
1:W:861:ASN:HB2	1:W:864:GLU:CG	2.39	0.51
1:W:425:ASN:HA	1:W:428:HIS:NE2	2.26	0.51
1:W:634:TYR:CE1	1:W:870:LYS:CE	2.92	0.51
1:W:263:THR:CG2	1:W:265:GLU:OE1	2.59	0.51
1:W:401:ASP:OD1	1:W:596:ARG:HA	2.09	0.51

Continued on next page...

Continued from previous page...

Atom-1	Atom-2	Interatomic distance (Å)	Clash overlap (Å)
1:W:915:GLU:HA	1:W:918:LEU:HD12	1.92	0.51
1:W:509:PHE:CD2	1:W:536:ASN:HB3	2.46	0.51
1:W:634:TYR:CD1	1:W:870:LYS:HE2	2.46	0.51
1:W:905:PRO:O	1:W:906:ASP:C	2.49	0.51
1:W:228:GLU:HB3	1:W:233:ILE:HG22	1.93	0.51
1:W:437:MET:N	1:W:438:PRO:CD	2.71	0.51
1:W:629:ILE:O	1:W:633:ASN:ND2	2.43	0.51
1:W:691:ILE:HG13	1:W:692:MET:N	2.24	0.51
1:W:704:LEU:O	1:W:705:THR:C	2.49	0.51
1:W:610:THR:CG2	1:W:813:HIS:CE1	2.93	0.51
1:W:448:ALA:HB1	1:W:451:LEU:HG	1.93	0.50
1:W:230:TYR:CZ	1:W:242:LEU:HD21	2.46	0.50
1:W:891:LEU:CD1	1:W:891:LEU:C	2.79	0.50
1:W:317:ASP:CB	1:W:461:LYS:HB2	2.41	0.50
1:W:437:MET:H	1:W:438:PRO:HD2	1.76	0.50
1:W:751:ARG:HH21	1:W:754:ILE:HD13	1.76	0.50
1:W:513:ASP:O	1:W:514:GLU:C	2.49	0.50
1:W:401:ASP:HB3	1:W:405:LEU:HD13	1.93	0.50
1:W:183:ILE:HD12	1:W:183:ILE:N	2.27	0.50
1:W:367:GLN:O	1:W:367:GLN:HG3	2.12	0.50
1:W:275:GLU:OE1	1:W:750:ARG:NH2	2.44	0.50
1:W:347:LEU:HB3	1:W:348:PRO:CD	2.41	0.50
1:W:702:GLN:O	1:W:706:ARG:HG2	2.12	0.49
1:W:661:HIS:ND1	1:W:662:PRO:HD2	2.28	0.49
1:W:242:LEU:O	1:W:243:ASP:C	2.51	0.49
1:W:591:GLN:O	1:W:594:ILE:HG22	2.13	0.49
1:W:734:LYS:HB2	1:W:736:ILE:CD1	2.43	0.49
1:W:766:VAL:CG1	1:W:767:PHE:N	2.76	0.49
1:W:221:SER:OG	1:W:222:HIS:N	2.42	0.49
1:W:824:THR:CG2	1:W:826:GLU:HB2	2.42	0.49
1:W:799:LEU:HA	1:W:802:MET:HB2	1.93	0.49
1:W:803:ALA:O	1:W:807:ARG:HG3	2.13	0.49
1:W:703:LEU:O	1:W:707:LEU:HD22	2.12	0.49
1:W:518:LEU:HD21	1:W:526:TYR:HB2	1.95	0.49
1:W:807:ARG:C	1:W:809:GLY:H	2.16	0.49
1:W:179:ILE:CD1	1:W:239:LEU:HA	2.43	0.49
1:W:335:VAL:O	1:W:338:PHE:N	2.46	0.49
1:W:370:PHE:H	1:W:370:PHE:HD2	1.58	0.49
1:W:630:LEU:O	1:W:631:THR:C	2.51	0.49
1:W:630:LEU:HD21	1:W:655:LEU:HD21	1.95	0.48
1:W:661:HIS:HE1	1:W:663:TYR:CD1	2.31	0.48

Continued on next page...

Continued from previous page...

Atom-1	Atom-2	Interatomic distance (Å)	Clash overlap (Å)
1:W:687:LEU:O	1:W:691:ILE:HG22	2.13	0.48
1:W:415:ILE:O	1:W:416:SER:C	2.50	0.48
1:W:328:VAL:HG23	1:W:329:LYS:HG2	1.95	0.48
1:W:343:ASN:O	1:W:344:SER:C	2.51	0.48
1:W:878:THR:O	1:W:882:ASN:ND2	2.46	0.48
1:W:331:ALA:HB1	1:W:334:GLN:CG	2.43	0.48
1:W:510:MET:O	1:W:537:ARG:HA	2.14	0.48
1:W:367:GLN:HB2	1:W:371:ILE:HD11	1.94	0.48
1:W:390:LEU:CD1	1:W:395:ASP:HB2	2.44	0.48
1:W:551:GLU:HG2	1:W:555:LEU:HD11	1.94	0.48
1:W:622:GLN:NE2	1:W:658:ALA:O	2.46	0.48
1:W:650:ASN:O	1:W:654:GLU:HG2	2.14	0.48
1:W:704:LEU:O	1:W:706:ARG:N	2.46	0.48
1:W:375:GLU:O	1:W:447:TRP:CZ3	2.67	0.48
1:W:406:GLY:O	1:W:408:THR:N	2.47	0.48
1:W:865:LEU:HD12	1:W:865:LEU:O	2.14	0.48
1:W:358:ARG:HB2	1:W:359:PRO:HD2	1.96	0.47
1:W:425:ASN:O	1:W:426:GLY:O	2.32	0.47
1:W:177:HIS:NE2	1:W:217:TRP:CZ3	2.58	0.47
1:W:287:PRO:HG2	1:W:331:ALA:HB2	1.96	0.47
1:W:338:PHE:O	1:W:341:ARG:HB2	2.14	0.47
1:W:514:GLU:O	1:W:517:ARG:HG3	2.14	0.47
1:W:676:PHE:HA	1:W:681:MET:HG2	1.96	0.47
1:W:766:VAL:HG13	1:W:767:PHE:N	2.29	0.47
1:W:840:GLU:HB3	1:W:841:TYR:CG	2.49	0.47
1:W:271:ASP:C	1:W:273:GLU:N	2.66	0.47
1:W:779:ASN:ND2	1:W:781:MET:HG3	2.30	0.47
1:W:745:VAL:HG23	1:W:750:ARG:HG3	1.95	0.47
1:W:774:GLY:C	1:W:776:LEU:N	2.67	0.47
1:W:229:THR:HG22	1:W:230:TYR:N	2.29	0.47
1:W:316:TYR:CD1	1:W:465:THR:HG21	2.40	0.47
1:W:633:ASN:HD22	1:W:633:ASN:H	1.59	0.47
1:W:258:LEU:HD23	1:W:258:LEU:HA	1.65	0.47
1:W:337:HIS:C	1:W:341:ARG:HG3	2.35	0.47
1:W:591:GLN:N	1:W:592:PRO:CD	2.75	0.47
1:W:378:ASP:OD1	1:W:378:ASP:N	2.48	0.47
1:W:616:VAL:HG12	1:W:617:GLU:N	2.30	0.47
1:W:300:ASP:OD2	1:W:302:THR:CG2	2.58	0.47
1:W:391:TRP:C	1:W:393:LYS:H	2.18	0.47
1:W:598:LEU:O	1:W:600:LYS:N	2.47	0.46
1:W:673:LEU:HA	1:W:675:LYS:HD2	1.97	0.46

Continued on next page...

Continued from previous page...

Atom-1	Atom-2	Interatomic distance (Å)	Clash overlap (Å)
1:W:836:LYS:O	1:W:838:ILE:N	2.48	0.46
1:W:323:ASN:HD21	1:W:325:THR:HB	1.79	0.46
1:W:345:LYS:O	1:W:350:TYR:CD2	2.67	0.46
1:W:840:GLU:HB3	1:W:841:TYR:CD2	2.50	0.46
1:W:430:ILE:HD12	1:W:489:LEU:HD21	1.96	0.46
1:W:439:ALA:O	1:W:440:TRP:C	2.53	0.46
1:W:377:ARG:HG3	1:W:379:PHE:CE2	2.51	0.46
1:W:379:PHE:HD1	1:W:597:ARG:NH1	2.12	0.46
1:W:563:ARG:HE	1:W:589:ARG:NH2	2.14	0.46
1:W:610:THR:CG2	1:W:815:MET:HA	2.46	0.46
1:W:344:SER:O	1:W:345:LYS:C	2.53	0.46
1:W:518:LEU:HD11	1:W:526:TYR:HD1	1.81	0.46
1:W:740:ARG:HH11	1:W:740:ARG:HB3	1.80	0.46
1:W:820:VAL:HG13	1:W:826:GLU:HB3	1.97	0.46
1:W:647:SER:O	1:W:649:LEU:N	2.49	0.46
1:W:687:LEU:CD2	1:W:691:ILE:HG21	2.46	0.46
1:W:289:ARG:HB2	1:W:310:LYS:HB3	1.98	0.46
1:W:589:ARG:O	1:W:590:ILE:HD12	2.16	0.46
1:W:274:ARG:O	1:W:275:GLU:C	2.55	0.46
1:W:412:VAL:HG22	1:W:444:PHE:CE1	2.51	0.46
1:W:598:LEU:O	1:W:599:LYS:C	2.55	0.46
1:W:618:LEU:O	1:W:882:ASN:HB3	2.16	0.46
1:W:767:PHE:HD2	1:W:769:LEU:HD11	1.80	0.46
1:W:890:ASN:C	1:W:890:ASN:OD1	2.53	0.46
1:W:175:ASP:CG	1:W:176:PHE:H	2.19	0.45
1:W:519:LYS:HB2	1:W:551:GLU:HG3	1.97	0.45
1:W:754:ILE:HG22	1:W:755:ASP:N	2.31	0.45
1:W:407:LYS:CG	2:W:2000:AGS:O1B	2.50	0.45
1:W:549:ILE:HD13	1:W:583:ILE:HG12	1.98	0.45
1:W:294:GLN:HB3	1:W:321:TRP:CH2	2.51	0.45
1:W:421:ALA:O	1:W:422:ARG:HD3	2.17	0.45
1:W:868:ILE:H	1:W:868:ILE:HG13	1.60	0.45
1:W:203:ASP:O	1:W:204:LEU:C	2.55	0.45
1:W:472:TYR:CG	1:W:473:THR:N	2.85	0.45
1:W:543:THR:O	1:W:543:THR:CG2	2.65	0.45
1:W:221:SER:OG	1:W:223:LEU:HD22	2.16	0.45
1:W:388:ALA:O	1:W:390:LEU:N	2.50	0.45
1:W:411:THR:O	1:W:412:VAL:C	2.54	0.45
1:W:491:THR:HG23	1:W:492:TYR:CD2	2.51	0.45
1:W:574:ASN:HB2	1:W:578:GLU:HB2	1.97	0.45
1:W:430:ILE:HB	1:W:489:LEU:HD23	1.98	0.45

Continued on next page...

Continued from previous page...

Atom-1	Atom-2	Interatomic distance (Å)	Clash overlap (Å)
1:W:278:LEU:H	1:W:278:LEU:HG	1.58	0.44
1:W:796:GLN:HA	1:W:799:LEU:HD23	1.98	0.44
1:W:216:LYS:HE2	1:W:221:SER:HA	2.00	0.44
1:W:278:LEU:O	1:W:282:GLU:HG2	2.18	0.44
1:W:407:LYS:NZ	2:W:2000:AGS:S1G	2.88	0.44
1:W:429:ILE:HB	1:W:507:TRP:CE3	2.49	0.44
1:W:751:ARG:HG3	1:W:751:ARG:HH11	1.82	0.44
1:W:268:GLU:OE1	1:W:742:ASP:HB2	2.16	0.44
1:W:682:THR:HG23	1:W:685:ASN:CB	2.47	0.44
1:W:462:SER:OG	1:W:463:ARG:N	2.47	0.44
1:W:525:LEU:O	1:W:529:LEU:N	2.46	0.44
1:W:804:ARG:HH22	1:W:807:ARG:HH21	1.65	0.44
1:W:288:GLU:CD	1:W:312:ARG:HG3	2.38	0.44
1:W:803:ALA:HA	1:W:806:HIS:HB3	1.99	0.44
1:W:706:ARG:O	1:W:709:LYS:HB3	2.18	0.44
1:W:741:LEU:HG	1:W:742:ASP:N	2.32	0.44
1:W:364:LEU:HD12	1:W:385:ASN:OD1	2.18	0.44
1:W:602:VAL:O	1:W:605:SER:N	2.50	0.44
1:W:619:SER:HA	1:W:886:LEU:HD12	1.98	0.44
1:W:721:VAL:O	1:W:724:LEU:HB2	2.18	0.44
1:W:388:ALA:O	1:W:389:PHE:C	2.56	0.44
1:W:682:THR:HG23	1:W:685:ASN:HB2	2.00	0.44
1:W:430:ILE:HG23	1:W:511:ALA:HB3	1.99	0.44
1:W:437:MET:HE3	1:W:441:LEU:HD11	2.00	0.44
1:W:746:PRO:O	1:W:747:SER:C	2.55	0.44
1:W:619:SER:HA	1:W:886:LEU:CD1	2.48	0.43
1:W:201:VAL:O	1:W:201:VAL:CG1	2.66	0.43
1:W:202:PRO:HA	1:W:206:ASN:ND2	2.33	0.43
1:W:492:TYR:HD1	1:W:525:LEU:HD21	1.80	0.43
1:W:253:ASP:O	1:W:257:ARG:HG3	2.18	0.43
1:W:400:ALA:HB3	1:W:594:ILE:HD11	2.01	0.43
1:W:590:ILE:C	1:W:592:PRO:HD2	2.38	0.43
1:W:792:ASP:N	1:W:792:ASP:OD2	2.51	0.43
1:W:204:LEU:HD11	1:W:208:LYS:HE3	2.01	0.43
1:W:472:TYR:CB	1:W:482:THR:HB	2.43	0.43
1:W:511:ALA:HA	1:W:538:MET:O	2.18	0.43
1:W:551:GLU:O	1:W:552:LEU:C	2.56	0.43
1:W:183:ILE:HB	1:W:214:LEU:HB3	2.00	0.43
1:W:300:ASP:HB2	1:W:302:THR:H	1.83	0.43
1:W:341:ARG:NH2	1:W:469:TYR:CZ	2.87	0.43
1:W:437:MET:CE	1:W:441:LEU:HD11	2.48	0.43

Continued on next page...

Continued from previous page...

Atom-1	Atom-2	Interatomic distance (Å)	Clash overlap (Å)
1:W:454:ILE:HD13	1:W:454:ILE:HA	1.71	0.43
1:W:661:HIS:CE1	1:W:663:TYR:CG	3.07	0.43
1:W:180:ASP:OD2	1:W:216:LYS:HD3	2.18	0.43
1:W:258:LEU:O	1:W:259:ASP:C	2.56	0.43
1:W:284:PHE:CD1	1:W:314:LEU:HD12	2.54	0.43
1:W:308:LEU:HD13	1:W:321:TRP:HD1	1.78	0.43
1:W:660:ASN:HD21	1:W:696:LYS:HZ1	1.63	0.43
1:W:828:GLU:OE1	1:W:828:GLU:HA	2.18	0.43
1:W:408:THR:O	1:W:411:THR:N	2.47	0.43
1:W:453:CYS:HA	1:W:487:VAL:O	2.18	0.43
1:W:751:ARG:H	1:W:751:ARG:HD2	1.82	0.43
1:W:263:THR:HG22	1:W:264:ALA:N	2.34	0.43
1:W:610:THR:HG23	1:W:815:MET:HA	2.00	0.43
1:W:763:ASN:O	1:W:765:PHE:HD1	2.02	0.43
1:W:360:ARG:HG2	1:W:361:PHE:O	2.19	0.43
1:W:402:GLU:HG3	1:W:907:LEU:HD22	2.00	0.43
1:W:713:ARG:NH2	1:W:762:SER:OG	2.48	0.43
1:W:434:LEU:HD12	1:W:434:LEU:H	1.83	0.43
1:W:610:THR:HG22	1:W:813:HIS:CE1	2.54	0.43
1:W:729:ASP:O	1:W:730:TYR:C	2.57	0.43
1:W:233:ILE:HG13	1:W:234:GLY:N	2.34	0.42
1:W:700:LEU:HG	1:W:704:LEU:CD2	2.47	0.42
1:W:702:GLN:H	1:W:702:GLN:HE21	1.65	0.42
1:W:373:GLY:HA2	1:W:446:LYS:O	2.19	0.42
1:W:757:PHE:O	1:W:762:SER:OG	2.28	0.42
1:W:592:PRO:HG2	1:W:593:PHE:HD2	1.84	0.42
1:W:621:VAL:O	1:W:622:GLN:C	2.57	0.42
1:W:882:ASN:HD22	1:W:882:ASN:H	1.68	0.42
1:W:312:ARG:C	1:W:314:LEU:N	2.72	0.42
1:W:456:TYR:HB3	1:W:490:THR:HG22	2.02	0.42
1:W:715:LEU:HD23	1:W:715:LEU:HA	1.84	0.42
1:W:737:ASN:HB2	1:W:763:ASN:O	2.19	0.42
1:W:886:LEU:O	1:W:887:GLU:C	2.58	0.42
1:W:317:ASP:HB3	1:W:461:LYS:CB	2.49	0.42
1:W:545:LEU:HD13	1:W:548:ASN:HB2	2.02	0.42
1:W:370:PHE:HA	1:W:372:LYS:HE2	2.02	0.42
1:W:427:PRO:HG2	1:W:506:LYS:O	2.20	0.42
1:W:804:ARG:HH12	1:W:807:ARG:NH2	2.18	0.42
1:W:184:ASN:HD22	1:W:185:HIS:H	1.66	0.42
1:W:713:ARG:NH1	1:W:757:PHE:CE2	2.88	0.42
1:W:185:HIS:ND1	1:W:245:TYR:OH	2.44	0.42

Continued on next page...

Continued from previous page...

Atom-1	Atom-2	Interatomic distance (Å)	Clash overlap (Å)
1:W:257:ARG:CZ	1:W:270:MET:HE3	2.50	0.42
1:W:706:ARG:CZ	1:W:706:ARG:HB3	2.50	0.42
1:W:223:LEU:HD22	1:W:223:LEU:N	2.20	0.42
1:W:513:ASP:O	1:W:515:ALA:N	2.53	0.42
1:W:398:ILE:CD1	1:W:559:LEU:HD21	2.45	0.41
1:W:836:LYS:C	1:W:838:ILE:H	2.22	0.41
1:W:333:GLU:O	1:W:337:HIS:N	2.36	0.41
1:W:456:TYR:HB2	1:W:489:LEU:O	2.20	0.41
1:W:463:ARG:HD3	1:W:498:ASP:OD1	2.20	0.41
1:W:548:ASN:OD1	1:W:551:GLU:HB2	2.20	0.41
1:W:592:PRO:HG2	1:W:593:PHE:CD2	2.55	0.41
1:W:359:PRO:CG	1:W:422:ARG:HD2	2.51	0.41
1:W:375:GLU:OE1	1:W:375:GLU:CA	2.67	0.41
1:W:691:ILE:HD13	1:W:701:ASP:HB2	2.01	0.41
1:W:819:LEU:HD23	1:W:819:LEU:HA	1.65	0.41
1:W:218:THR:O	1:W:219:ASP:HB2	2.20	0.41
1:W:263:THR:O	1:W:267:ILE:HG12	2.20	0.41
1:W:471:PHE:CE2	1:W:483:MET:SD	3.13	0.41
1:W:692:MET:HA	1:W:698:VAL:HG22	2.03	0.41
1:W:242:LEU:CG	1:W:243:ASP:N	2.75	0.41
1:W:320:THR:HB	1:W:322:GLU:OE2	2.19	0.41
1:W:376:LEU:HD12	1:W:376:LEU:O	2.21	0.41
1:W:592:PRO:HA	1:W:914:GLY:HA2	2.03	0.41
1:W:747:SER:O	1:W:748:ALA:C	2.59	0.41
1:W:917:PHE:HD2	1:W:918:LEU:N	2.18	0.41
1:W:242:LEU:O	1:W:245:TYR:HB3	2.20	0.41
1:W:316:TYR:O	1:W:317:ASP:C	2.58	0.41
1:W:206:ASN:O	1:W:207:CYS:C	2.59	0.41
1:W:328:VAL:HG12	1:W:335:VAL:HG11	2.00	0.41
1:W:331:ALA:HB1	1:W:334:GLN:HG2	2.02	0.41
1:W:396:ASN:ND2	1:W:560:MET:HG3	2.36	0.41
1:W:615:ARG:HA	1:W:820:VAL:O	2.21	0.41
1:W:333:GLU:OE1	1:W:337:HIS:HB2	2.21	0.41
1:W:370:PHE:CD2	1:W:370:PHE:N	2.89	0.41
1:W:545:LEU:HD12	1:W:552:LEU:HD12	2.01	0.41
1:W:792:ASP:O	1:W:793:TRP:C	2.59	0.41
1:W:792:ASP:C	1:W:794:ASN:N	2.74	0.41
1:W:349:GLN:C	1:W:351:SER:H	2.24	0.41
1:W:375:GLU:O	1:W:447:TRP:HZ3	2.04	0.41
1:W:377:ARG:O	1:W:378:ASP:C	2.59	0.41
1:W:470:GLU:HG2	1:W:485:PHE:CE2	2.56	0.41

Continued on next page...

Continued from previous page...

Atom-1	Atom-2	Interatomic distance (Å)	Clash overlap (Å)
1:W:518:LEU:CD1	1:W:526:TYR:HD1	2.34	0.41
1:W:528:SER:O	1:W:531:SER:HB3	2.21	0.41
1:W:529:LEU:HD23	1:W:529:LEU:HA	1.91	0.41
1:W:594:ILE:HG23	1:W:911:HIS:HB3	2.02	0.41
1:W:891:LEU:HD13	1:W:891:LEU:C	2.41	0.41
1:W:406:GLY:HA2	2:W:2000:AGS:H8	2.02	0.41
1:W:610:THR:HG23	1:W:610:THR:O	2.21	0.41
1:W:687:LEU:O	1:W:690:LEU:N	2.54	0.41
1:W:247:LYS:O	1:W:252:GLU:HB3	2.21	0.40
1:W:341:ARG:NH2	1:W:469:TYR:OH	2.54	0.40
1:W:502:LEU:HB3	1:W:532:PHE:CZ	2.54	0.40
1:W:694:SER:O	1:W:698:VAL:HG23	2.21	0.40
1:W:323:ASN:O	1:W:324:ALA:C	2.58	0.40
1:W:384:ILE:HG22	1:W:414:PHE:HB2	2.03	0.40
1:W:454:ILE:HG22	1:W:488:LEU:HB2	2.03	0.40
1:W:576:ASP:O	1:W:580:GLU:HB2	2.20	0.40
1:W:668:ALA:O	1:W:671:ARG:N	2.50	0.40
1:W:377:ARG:O	1:W:379:PHE:N	2.55	0.40
1:W:422:ARG:C	1:W:424:GLN:N	2.65	0.40
1:W:462:SER:O	1:W:463:ARG:C	2.60	0.40
1:W:560:MET:O	1:W:562:GLY:N	2.52	0.40
1:W:839:LEU:HD22	1:W:839:LEU:N	2.37	0.40

There are no symmetry-related clashes.

5.3 Torsion angles (i)

5.3.1 Protein backbone (i)

In the following table, the Percentiles column shows the percent Ramachandran outliers of the chain as a percentile score with respect to all X-ray entries followed by that with respect to entries of similar resolution.

The Analysed column shows the number of residues for which the backbone conformation was analysed, and the total number of residues.

Mol	Chain	Analysed	Favoured	Allowed	Outliers	Percentiles
1	W	682/800 (85%)	500 (73%)	133 (20%)	49 (7%)	1 14

All (49) Ramachandran outliers are listed below:

Mol	Chain	Res	Type
1	W	187	LEU
1	W	378	ASP
1	W	423	ARG
1	W	492	TYR
1	W	599	LYS
1	W	668	ALA
1	W	682	THR
1	W	705	THR
1	W	760	PRO
1	W	877	PHE
1	W	915	GLU
1	W	916	GLU
1	W	251	ILE
1	W	256	VAL
1	W	313	ARG
1	W	344	SER
1	W	376	LEU
1	W	388	ALA
1	W	407	LYS
1	W	426	GLY
1	W	514	GLU
1	W	634	TYR
1	W	648	LEU
1	W	742	ASP
1	W	775	GLY
1	W	837	MET
1	W	887	GLU
1	W	275	GLU
1	W	325	THR
1	W	346	ILE
1	W	389	PHE
1	W	425	ASN
1	W	463	ARG
1	W	808	ILE
1	W	872	GLY
1	W	876	MET
1	W	259	ASP
1	W	419	ILE
1	W	525	LEU
1	W	688	ARG
1	W	870	LYS
1	W	917	PHE
1	W	427	PRO

Continued on next page...

Continued from previous page...

Mol	Chain	Res	Type
1	W	561	PRO
1	W	898	ALA
1	W	220	GLU
1	W	412	VAL
1	W	374	GLY
1	W	607	PRO

5.3.2 Protein sidechains (i)

In the following table, the Percentiles column shows the percent sidechain outliers of the chain as a percentile score with respect to all X-ray entries followed by that with respect to entries of similar resolution.

The Analysed column shows the number of residues for which the sidechain conformation was analysed, and the total number of residues.

Mol	Chain	Analysed	Rotameric	Outliers	Percentiles
1	W	631/715 (88%)	464 (74%)	167 (26%)	0 3

All (167) residues with a non-rotameric sidechain are listed below:

Mol	Chain	Res	Type
1	W	176	PHE
1	W	179	ILE
1	W	181	ILE
1	W	184	ASN
1	W	186	ARG
1	W	187	LEU
1	W	190	SER
1	W	203	ASP
1	W	204	LEU
1	W	210	ASN
1	W	212	GLU
1	W	215	ILE
1	W	218	THR
1	W	220	GLU
1	W	221	SER
1	W	223	LEU
1	W	231	GLU
1	W	233	ILE
1	W	235	GLN
1	W	236	VAL

Continued on next page...

Continued from previous page...

Mol	Chain	Res	Type
1	W	240	LYS
1	W	242	LEU
1	W	252	GLU
1	W	253	ASP
1	W	255	GLN
1	W	285	HIS
1	W	290	ILE
1	W	294	GLN
1	W	295	ARG
1	W	297	SER
1	W	304	GLN
1	W	305	LEU
1	W	313	ARG
1	W	314	LEU
1	W	317	ASP
1	W	318	GLU
1	W	320	THR
1	W	325	THR
1	W	326	ASP
1	W	330	LEU
1	W	334	GLN
1	W	336	LYS
1	W	344	SER
1	W	347	LEU
1	W	349	GLN
1	W	358	ARG
1	W	361	PHE
1	W	362	GLU
1	W	376	LEU
1	W	377	ARG
1	W	378	ASP
1	W	380	GLN
1	W	382	THR
1	W	384	ILE
1	W	389	PHE
1	W	392	SER
1	W	396	ASN
1	W	403	MET
1	W	405	LEU
1	W	407	LYS
1	W	409	VAL
1	W	416	SER

Continued on next page...

Continued from previous page...

Mol	Chain	Res	Type
1	W	418	LEU
1	W	425	ASN
1	W	430	ILE
1	W	431	VAL
1	W	434	LEU
1	W	435	SER
1	W	443	THR
1	W	444	PHE
1	W	445	GLU
1	W	453	CYS
1	W	454	ILE
1	W	456	TYR
1	W	457	MET
1	W	460	GLN
1	W	462	SER
1	W	464	ASP
1	W	468	GLU
1	W	482	THR
1	W	488	LEU
1	W	492	TYR
1	W	501	GLU
1	W	502	LEU
1	W	506	LYS
1	W	514	GLU
1	W	518	LEU
1	W	525	LEU
1	W	533	LYS
1	W	538	MET
1	W	540	ILE
1	W	545	LEU
1	W	552	LEU
1	W	587	HIS
1	W	589	ARG
1	W	590	ILE
1	W	599	LYS
1	W	605	SER
1	W	608	SER
1	W	614	LEU
1	W	615	ARG
1	W	633	ASN
1	W	646	PHE
1	W	648	LEU

Continued on next page...

Continued from previous page...

Mol	Chain	Res	Type
1	W	649	LEU
1	W	650	ASN
1	W	651	ILE
1	W	670	GLU
1	W	673	LEU
1	W	675	LYS
1	W	681	MET
1	W	685	ASN
1	W	690	LEU
1	W	691	ILE
1	W	699	LEU
1	W	702	GLN
1	W	704	LEU
1	W	708	LYS
1	W	714	VAL
1	W	721	VAL
1	W	722	ARG
1	W	739	GLN
1	W	740	ARG
1	W	747	SER
1	W	749	GLN
1	W	751	ARG
1	W	762	SER
1	W	766	VAL
1	W	770	SER
1	W	776	LEU
1	W	779	ASN
1	W	785	THR
1	W	792	ASP
1	W	793	TRP
1	W	799	LEU
1	W	811	LYS
1	W	814	VAL
1	W	818	ARG
1	W	821	SER
1	W	827	GLU
1	W	829	VAL
1	W	830	LEU
1	W	832	ARG
1	W	837	MET
1	W	840	GLU
1	W	841	TYR

Continued on next page...

Continued from previous page...

Mol	Chain	Res	Type
1	W	865	LEU
1	W	871	PHE
1	W	875	ASN
1	W	876	MET
1	W	877	PHE
1	W	880	THR
1	W	881	ASP
1	W	887	GLU
1	W	888	ASP
1	W	889	LEU
1	W	891	LEU
1	W	895	LEU
1	W	900	ASP
1	W	901	HIS
1	W	902	VAL
1	W	903	THR
1	W	904	THR
1	W	906	ASP
1	W	915	GLU
1	W	917	PHE
1	W	921	PHE

Sometimes sidechains can be flipped to improve hydrogen bonding and reduce clashes. All (20) such sidechains are listed below:

Mol	Chain	Res	Type
1	W	222	HIS
1	W	224	HIS
1	W	235	GLN
1	W	254	GLN
1	W	349	GLN
1	W	396	ASN
1	W	410	GLN
1	W	591	GLN
1	W	628	ASN
1	W	633	ASN
1	W	660	ASN
1	W	667	ASN
1	W	702	GLN
1	W	739	GLN
1	W	779	ASN
1	W	812	ASN
1	W	813	HIS

Continued on next page...

Continued from previous page...

Mol	Chain	Res	Type
1	W	861	ASN
1	W	882	ASN
1	W	911	HIS

5.3.3 RNA (i)

There are no RNA molecules in this entry.

5.4 Non-standard residues in protein, DNA, RNA chains (i)

There are no non-standard protein/DNA/RNA residues in this entry.

5.5 Carbohydrates (i)

There are no monosaccharides in this entry.

5.6 Ligand geometry (i)

1 ligand is modelled in this entry.

In the following table, the Counts columns list the number of bonds (or angles) for which Mogul statistics could be retrieved, the number of bonds (or angles) that are observed in the model and the number of bonds (or angles) that are defined in the Chemical Component Dictionary. The Link column lists molecule types, if any, to which the group is linked. The Z score for a bond length (or angle) is the number of standard deviations the observed value is removed from the expected value. A bond length (or angle) with $|Z| > 2$ is considered an outlier worth inspection. RMSZ is the root-mean-square of all Z scores of the bond lengths (or angles).

Mol	Type	Chain	Res	Link	Bond lengths			Bond angles		
					Counts	RMSZ	$\#\|Z\| > 2$	Counts	RMSZ	$\#\|Z\| > 2$
2	AGS	W	2000	-	26,33,33	1.91	3 (11%)	26,52,52	1.60	5 (19%)

In the following table, the Chirals column lists the number of chiral outliers, the number of chiral centers analysed, the number of these observed in the model and the number defined in the Chemical Component Dictionary. Similar counts are reported in the Torsion and Rings columns. '-' means no outliers of that kind were identified.

Mol	Type	Chain	Res	Link	Chirals	Torsions	Rings
2	AGS	W	2000	-	-	6/17/38/38	0/3/3/3

All (3) bond length outliers are listed below:

Mol	Chain	Res	Type	Atoms	Z	Observed(Å)	Ideal(Å)
2	W	2000	AGS	PG-S1G	8.34	2.08	1.90
2	W	2000	AGS	C5-C4	2.35	1.47	1.40
2	W	2000	AGS	C2-N3	2.08	1.35	1.32

All (5) bond angle outliers are listed below:

Mol	Chain	Res	Type	Atoms	Z	Observed(^{o})	Ideal(^{o})
2	W	2000	AGS	PA-O3A-PB	-3.80	119.80	132.83
2	W	2000	AGS	N3-C2-N1	-3.52	123.18	128.68
2	W	2000	AGS	C4-C5-N7	-2.80	106.48	109.40
2	W	2000	AGS	O2B-PB-O1B	2.15	122.89	112.24
2	W	2000	AGS	O2A-PA-O1A	2.12	122.71	112.24

There are no chirality outliers.

All (6) torsion outliers are listed below:

Mol	Chain	Res	Type	Atoms
2	W	2000	AGS	C5'-O5'-PA-O2A
2	W	2000	AGS	PA-O3A-PB-O2B
2	W	2000	AGS	C4'-C5'-O5'-PA
2	W	2000	AGS	C5'-O5'-PA-O3A
2	W	2000	AGS	PA-O3A-PB-O1B
2	W	2000	AGS	C5'-O5'-PA-O1A

There are no ring outliers.

1 monomer is involved in 4 short contacts:

Mol	Chain	Res	Type	Clashes	Symm-Clashes
2	W	2000	AGS	4	0

The following is a two-dimensional graphical depiction of Mogul quality analysis of bond lengths, bond angles, torsion angles, and ring geometry for all instances of the Ligand of Interest. In addition, ligands with molecular weight > 250 and outliers as shown on the validation Tables will also be included. For torsion angles, if less then 5% of the Mogul distribution of torsion angles is within 10 degrees of the torsion angle in question, then that torsion angle is considered an outlier. Any bond that is central to one or more torsion angles identified as an outlier by Mogul will be highlighted in the graph. For rings, the root-mean-square deviation (RMSD) between the ring in question and similar rings identified by Mogul is calculated over all ring torsion angles. If the average RMSD is greater than 60 degrees and the minimal RMSD between the ring in question and any Mogul-identified rings is also greater than 60 degrees, then that ring is considered an outlier.

The outliers are highlighted in purple. The color gray indicates Mogul did not find sufficient equivalents in the CSD to analyse the geometry.

Ligand AGS W 2000

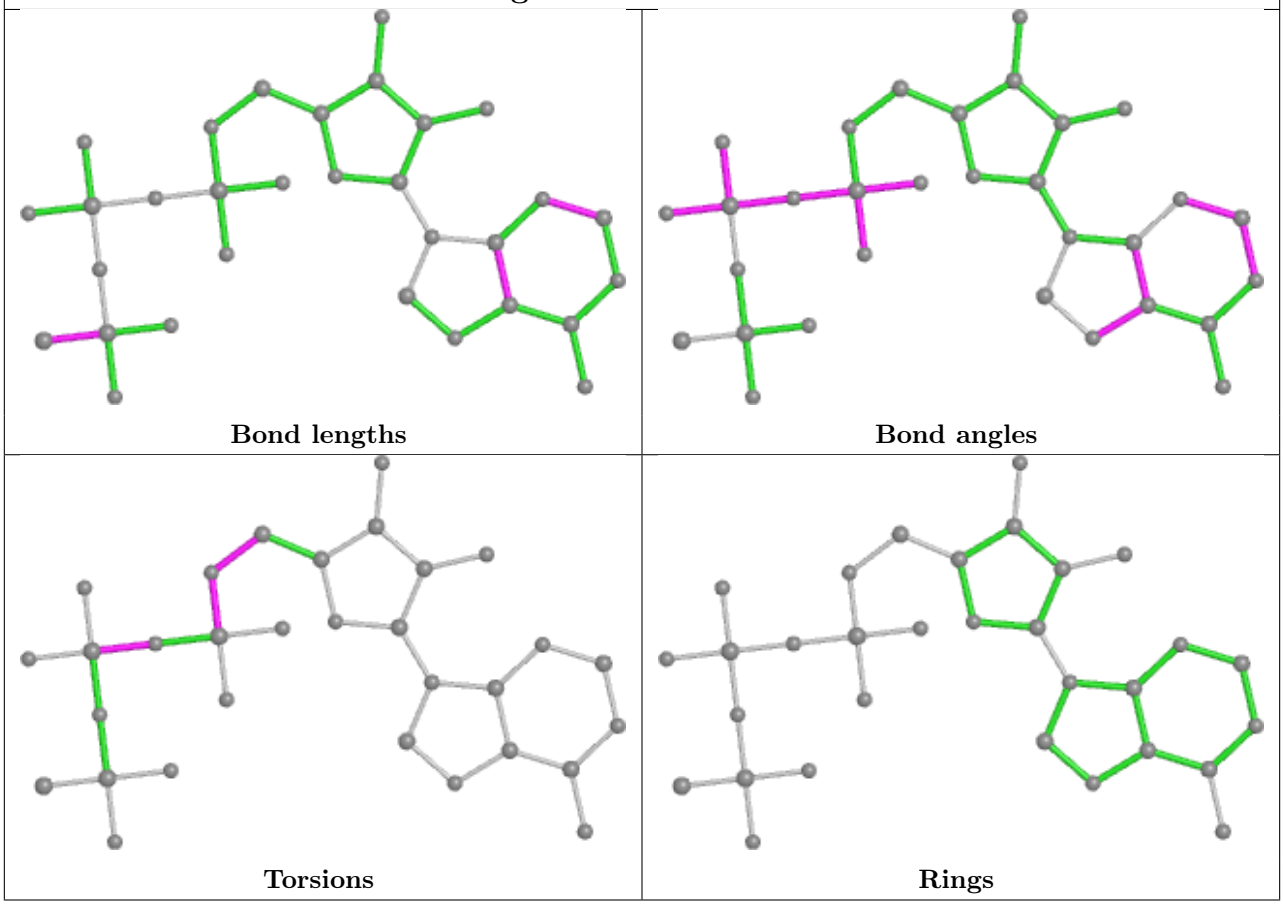

5.7 Other polymers (i)

There are no such residues in this entry.

5.8 Polymer linkage issues (i)

There are no chain breaks in this entry.

6 Fit of model and data (i)

6.1 Protein, DNA and RNA chains (i)

In the following table, the column labelled '#RSRZ> 2' contains the number (and percentage) of RSRZ outliers, followed by percent RSRZ outliers for the chain as percentile scores relative to all X-ray entries and entries of similar resolution. The OWAB column contains the minimum, median, 95th percentile and maximum values of the occupancy-weighted average B-factor per residue. The column labelled 'Q< 0.9' lists the number of (and percentage) of residues with an average occupancy less than 0.9.

Mol	Chain	Analysed	<RSRZ>	#RSRZ>2			OWAB(Å^2)	Q<0.9
1	W	696/800 (87%)	-0.16	4 (0%)	89	83	49, 123, 198, 362	0

All (4) RSRZ outliers are listed below:

Mol	Chain	Res	Type	RSRZ
1	W	765	PHE	3.3
1	W	300	ASP	2.7
1	W	474	ASN	2.1
1	W	179	ILE	2.0

6.2 Non-standard residues in protein, DNA, RNA chains (i)

There are no non-standard protein/DNA/RNA residues in this entry.

6.3 Carbohydrates (i)

There are no monosaccharides in this entry.

6.4 Ligands (i)

In the following table, the Atoms column lists the number of modelled atoms in the group and the number defined in the chemical component dictionary. The B-factors column lists the minimum, median, 95th percentile and maximum values of B factors of atoms in the group. The column labelled 'Q< 0.9' lists the number of atoms with occupancy less than 0.9.

Mol	Type	Chain	Res	Atoms	RSCC	RSR	B-factors(Å^2)	Q<0.9
2	AGS	W	2000	31/31	0.92	0.23	119,126,134,140	0

The following is a graphical depiction of the model fit to experimental electron density of all instances of the Ligand of Interest. In addition, ligands with molecular weight > 250 and outliers

as shown on the geometry validation Tables will also be included. Each fit is shown from different orientation to approximate a three-dimensional view.

Electron density around AGS W 2000: 2mF_o-DF_c (at 0.7 rmsd) in gray mF_o-DF_c (at 3 rmsd) in purple (negative) and green (positive)	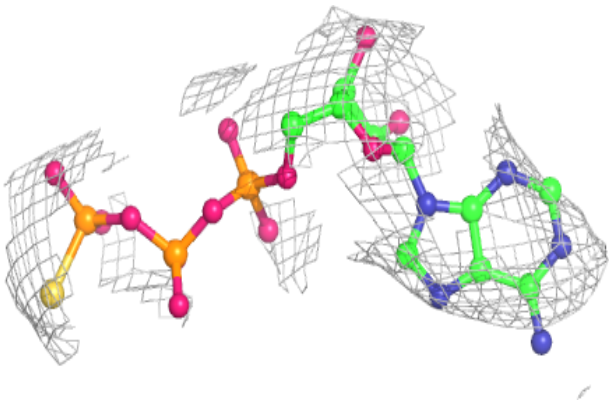
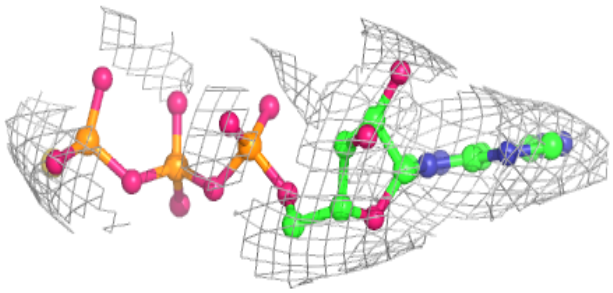	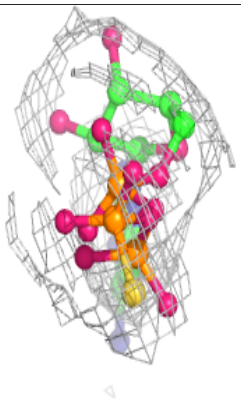

6.5 Other polymers (i)

There are no such residues in this entry.