Full wwPDB X-ray Structure Validation Report (i)

Sep 11, 2023 – 07:22 PM EDT

PDB ID	:	4LEL
Title	:	Crystal Structure of Frameshift Suppressor tRNA SufA6 Bound to Codon CCG-G on the Ribosome
Authors	:	Maehigashi, T.; Dunkle, J.A.; Dunham, C.M.
Deposited on	:	2013-06-25
Resolution	:	3.90 Å(reported)

This is a Full wwPDB X-ray Structure Validation Report for a publicly released PDB entry.

We welcome your comments at *validation@mail.wwpdb.org*
A user guide is available at
https://www.wwpdb.org/validation/2017/XrayValidationReportHelp
with specific help available everywhere you see the (i) symbol.

The types of validation reports are described at
http://www.wwpdb.org/validation/2017/FAQs#types.

The following versions of software and data (see references (i)) were used in the production of this report:

MolProbity	:	4.02b-467
Mogul	:	1.8.5 (274361), CSD as541be (2020)
Xtriage (Phenix)	:	1.13
EDS	:	2.35.1
buster-report	:	1.1.7 (2018)
Percentile statistics	:	20191225.v01 (using entries in the PDB archive December 25th 2019)
Refmac	:	5.8.0158
CCP4	:	7.0.044 (Gargrove)
Ideal geometry (proteins)	:	Engh & Huber (2001)
Ideal geometry (DNA, RNA)	:	Parkinson et al. (1996)
Validation Pipeline (wwPDB-VP)	:	2.35.1

1 Overall quality at a glance (i)

The following experimental techniques were used to determine the structure:
X-RAY DIFFRACTION

The reported resolution of this entry is 3.90 Å.

Percentile scores (ranging between 0-100) for global validation metrics of the entry are shown in the following graphic. The table shows the number of entries on which the scores are based.

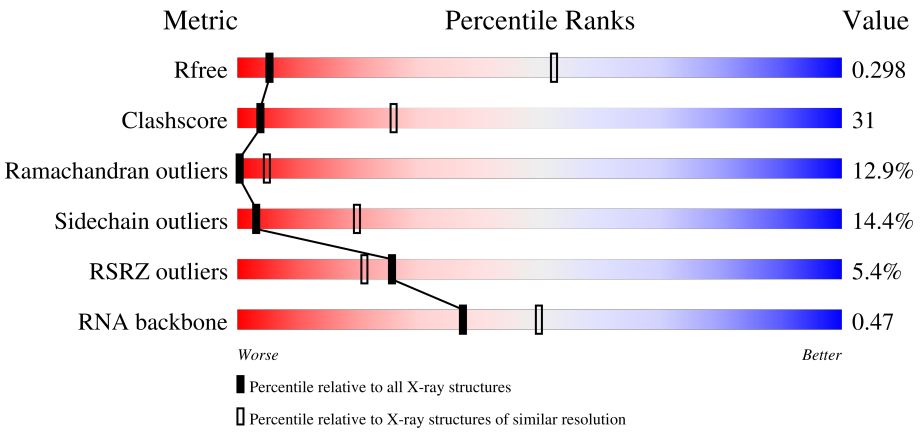

Metric	Whole archive (#Entries)	Similar resolution (#Entries, resolution range(Å))
R_{free}	130704	1002 (4.14-3.66)
Clashscore	141614	1004 (4.12-3.68)
Ramachandran outliers	138981	1021 (4.14-3.66)
Sidechain outliers	138945	1014 (4.14-3.66)
RSRZ outliers	127900	1275 (4.20-3.60)
RNA backbone	3102	1040 (4.76-3.00)

The table below summarises the geometric issues observed across the polymeric chains and their fit to the electron density. The red, orange, yellow and green segments of the lower bar indicate the fraction of residues that contain outliers for >=3, 2, 1 and 0 types of geometric quality criteria respectively. A grey segment represents the fraction of residues that are not modelled. The numeric value for each fraction is indicated below the corresponding segment, with a dot representing fractions <=5% The upper red bar (where present) indicates the fraction of residues that have poor fit to the electron density. The numeric value is given above the bar.

Mol	Chain	Length	Quality of chain
1	QA	1522	2% 44% 43% 11% ••
1	XA	1522	% 42% 44% 12% ••
2	QB	256	10% 17% 58% 16% • 7%
2	XB	256	4% 17% 59% 16% • 7%

Continued on next page...

Continued from previous page...

Mol	Chain	Length	Quality of chain
3	QC	239	6% 23% 52% 10% 14%
3	XC	239	2% 23% 52% 10% 14%
4	QD	209	5% 25% 59% 13%
4	XD	209	2% 24% 62% 12%
5	QE	162	6% 28% 52% 12% 7%
5	XE	162	4% 30% 51% 12% 7%
6	QF	101	3% 26% 58% 15%
6	XF	101	4% 21% 62% 16%
7	QG	156	14% 28% 62% 10%
7	XG	156	8% 29% 60% 10%
8	QH	138	9% 28% 59% 12%
8	XH	138	4% 26% 61% 12%
9	QI	128	14% 22% 64% 12%
9	XI	128	4% 23% 62% 14%
10	QJ	105	21% 18% 63% 12% 6%
10	XJ	105	15% 17% 64% 12% 6%
11	QK	129	11% 34% 47% 11% 8%
11	XK	129	7% 32% 48% 12% 8%
12	QL	132	11% 31% 47% 14% 5%
12	XL	132	5% 29% 49% 14% 5%
13	QM	126	10% 20% 53% 21%
13	XM	126	4% 20% 53% 21%
14	QN	61	15% 16% 57% 16% 8%
14	XN	61	5% 13% 62% 18% 5%
15	QO	89	4% 34% 54% 11%

Continued on next page...

Continued from previous page...

Mol	Chain	Length	Quality of chain
15	XO	89	%, 31%, 56%, 11%
16	QP	88	13%, 16%, 63%, 15%, 5%
16	XP	88	11%, 19%, 58%, 16%, 5%
17	QQ	105	4%, 36%, 48%, 11%, 5%
17	XQ	105	8%, 33%, 50%, 11%, 5%
18	QR	88	9%, 24%, 43%, 11%, 20%
18	XR	88	6%, 23%, 44%, 11%, 20%
19	QS	93	15%, 25%, 39%, 24%, 10%
19	XS	93	5%, 26%, 39%, 22%, 10%
20	QT	106	2%, 25%, 49%, 19%, 7%
20	XT	106	7%, 25%, 49%, 19%, 7%
21	QU	27	56%, 26%, 48%, 19%, 7%
21	XU	27	22%, 22%, 52%, 19%, 7%
22	QV	77	%, 32%, 49%, 17%
22	XV	77	%, 32%, 51%, 16%
23	QX	25	8%, 8%, 12%, 12%, 68%
23	XX	25	8%, 12%, 8%, 12%, 68%
24	QY	18	11%, 33%, 28%, 17%, 22%
24	XY	18	33%, 28%, 17%, 22%
25	RA	2916	3%, 44%, 43%, 11%
25	YA	2916	3%, 44%, 42%, 12%
26	RB	122	2%, 52%, 35%, 11%
26	YB	122	51%, 37%, 11%
27	RD	276	%, 30%, 52%, 15%
27	YD	276	%, 29%, 53%, 15%

Continued on next page...

Continued from previous page...

Mol	Chain	Length	Quality of chain
28	RE	206	4% 24% 48% 23% 5%
28	YE	206	3% 23% 48% 23% 5%
29	RF	210	2% 34% 48% 13%
29	YF	210	2% 34% 49% 12%
30	RG	182	11% 23% 58% 16%
30	YG	182	4% 23% 58% 16%
31	RH	180	19% 23% 44% 19% 8% 6%
31	YH	180	8% 23% 44% 20% 8% 6%
32	RI	148	10% 36% 47% 14%
32	YI	148	5% 48% 36% 14%
33	RN	140	7% 18% 54% 26%
33	YN	140	2% 17% 54% 26%
34	RO	122	% 34% 56% 9%
34	YO	122	35% 54% 9%
35	RP	150	15% 19% 50% 23% 8%
35	YP	150	4% 20% 50% 23% 7%
36	RQ	141	6% 32% 50% 16%
36	YQ	141	% 33% 48% 16%
37	RR	118	33% 48% 16%
37	YR	118	% 32% 50% 15%
38	RS	112	9% 14% 61% 19% 5%
38	YS	112	2% 12% 62% 20%
39	RT	146	3% 22% 50% 19% 6%
39	YT	146	5% 21% 50% 20% 6%
40	RU	118	4% 33% 53% 12%

Continued on next page...

Continued from previous page...

Mol	Chain	Length	Quality of chain
40	YU	118	2%, 31%, 53%, 13%
41	RV	101	2%, 28%, 51%, 21%
41	YV	101	5%, 27%, 52%, 21%
42	RW	113	4%, 28%, 50%, 19%
42	YW	113	3%, 29%, 50%, 19%
43	RX	96	%, 39%, 43%, 15%
43	YX	96	2%, 36%, 45%, 15%
44	RY	110	30%, 16%, 45%, 28%, 7%
44	YY	110	10%, 18%, 43%, 28%, 7%
45	RZ	206	5%, 41%, 39%, 8%, 11%
45	YZ	206	%, 45%, 33%, 11%, 11%
46	R0	85	9%, 68%, 25%
46	Y0	85	64%, 31%
47	R1	98	8%, 31%, 47%, 18%
47	Y1	98	7%, 30%, 49%, 17%
48	R2	72	3%, 22%, 54%, 18%
48	Y2	72	3%, 22%, 54%, 18%
49	R3	60	30%, 33%, 50%, 15%
49	Y3	60	18%, 33%, 50%, 13%
50	R4	71	27%, 6%, 44%, 39%, 11%
50	Y4	71	3%, 7%, 42%, 39%, 11%
51	R5	60	7%, 22%, 47%, 23%, 7%
51	Y5	60	12%, 22%, 48%, 22%, 7%
52	R6	54	61%, 9%, 44%, 31%, 6%, 9%
52	Y6	54	69%, 11%, 43%, 31%, 6%, 9%

Continued on next page...

Continued from previous page...

Mol	Chain	Length	Quality of chain
53	R7	49	2% 37% 55% 8%
53	Y7	49	8% 33% 59% 8%
54	R8	65	6% 26% 40% 26% 6%
54	Y8	65	5% 22% 43% 28% 6%
55	R9	37	81% 49% 49%
55	Y9	37	97% 57% 38% 5%
56	Z6	3	67% 33%
56	Z8	3	33% 67%

The following table lists non-polymeric compounds, carbohydrate monomers and non-standard residues in protein, DNA, RNA chains that are outliers for geometric or electron-density-fit criteria:

Mol	Type	Chain	Res	Chirality	Geometry	Clashes	Electron density
57	MG	QA	1618	-	-	-	X
57	MG	QA	1623	-	-	-	X
57	MG	QA	1630	-	-	-	X
57	MG	QA	1661	-	-	-	X
57	MG	R0	101	-	-	-	X
57	MG	RA	3006	-	-	-	X
57	MG	RA	3009	-	-	-	X
57	MG	RA	3026	-	-	-	X
57	MG	RA	3065	-	-	-	X
57	MG	RA	3097	-	-	-	X
57	MG	RA	3124	-	-	-	X
57	MG	RA	3134	-	-	-	X
57	MG	RA	3163	-	-	-	X
57	MG	RA	3180	-	-	-	X
57	MG	RA	3189	-	-	-	X
57	MG	RA	3216	-	-	-	X
57	MG	RA	3220	-	-	-	X
57	MG	RA	3221	-	-	-	X
57	MG	RA	3232	-	-	-	X
57	MG	RA	3234	-	-	-	X
57	MG	RP	202	-	-	-	X
57	MG	XA	1605	-	-	-	X
57	MG	XA	1606	-	-	-	X

Continued on next page...

Continued from previous page...

Mol	Type	Chain	Res	Chirality	Geometry	Clashes	Electron density
57	MG	XA	1633	-	-	-	X
57	MG	XA	1643	-	-	-	X
57	MG	XA	1648	-	-	-	X
57	MG	XA	1654	-	-	-	X
57	MG	XA	1655	-	-	-	X
57	MG	YA	3012	-	-	-	X
57	MG	YA	3043	-	-	-	X
57	MG	YA	3054	-	-	-	X
57	MG	YA	3089	-	-	-	X
57	MG	YA	3124	-	-	-	X
57	MG	YA	3128	-	-	-	X
57	MG	YA	3160	-	-	-	X
57	MG	YA	3174	-	-	-	X
57	MG	YA	3223	-	-	-	X
57	MG	YA	3229	-	-	-	X
57	MG	YA	3248	-	-	-	X
57	MG	YA	3258	-	-	-	X
57	MG	YB	202	-	-	-	X
57	MG	YD	302	-	-	-	X

2 Entry composition (i)

There are 59 unique types of molecules in this entry. The entry contains 291958 atoms, of which 0 are hydrogens and 0 are deuteriums.

In the tables below, the ZeroOcc column contains the number of atoms modelled with zero occupancy, the AltConf column contains the number of residues with at least one atom in alternate conformation and the Trace column contains the number of residues modelled with at most 2 atoms.

- Molecule 1 is a RNA chain called 16S rRNA.

Mol	Chain	Residues	Atoms					ZeroOcc	AltConf	Trace
			Total	C	N	O	P			
1	QA	1500	32247	14353	5981	10414	1499	0	0	0
1	XA	1500	32249	14354	5984	10412	1499	0	0	0

- Molecule 2 is a protein called 30S ribosomal protein S2.

Mol	Chain	Residues	Atoms					ZeroOcc	AltConf	Trace
			Total	C	N	O	S			
2	QB	237	1924	1228	344	347	5	0	0	0
2	XB	237	1924	1228	344	347	5	0	0	0

- Molecule 3 is a protein called 30S ribosomal protein S3.

Mol	Chain	Residues	Atoms					ZeroOcc	AltConf	Trace
			Total	C	N	O	S			
3	QC	205	1605	1011	313	280	1	0	0	0
3	XC	205	1605	1011	313	280	1	0	0	0

- Molecule 4 is a protein called 30S ribosomal protein S4.

Mol	Chain	Residues	Atoms					ZeroOcc	AltConf	Trace
			Total	C	N	O	S			
4	QD	208	1703	1066	339	291	7	0	0	0
4	XD	208	1703	1066	339	291	7	0	0	0

- Molecule 5 is a protein called 30S ribosomal protein S5.

Mol	Chain	Residues	Atoms					ZeroOcc	AltConf	Trace
			Total	C	N	O	S			
5	QE	151	1155	729	218	204	4	0	0	0
5	XE	151	1155	729	218	204	4	0	0	0

- Molecule 6 is a protein called 30S ribosomal protein S6.

Mol	Chain	Residues	Atoms					ZeroOcc	AltConf	Trace
			Total	C	N	O	S			
6	QF	101	843	531	155	154	3	0	0	0
6	XF	101	843	531	155	154	3	0	0	0

- Molecule 7 is a protein called 30S ribosomal protein S7.

Mol	Chain	Residues	Atoms					ZeroOcc	AltConf	Trace
			Total	C	N	O	S			
7	QG	155	1257	781	252	218	6	0	0	0
7	XG	155	1257	781	252	218	6	0	0	0

- Molecule 8 is a protein called 30S ribosomal protein S8.

Mol	Chain	Residues	Atoms					ZeroOcc	AltConf	Trace
			Total	C	N	O	S			
8	QH	138	1116	705	215	193	3	0	0	0
8	XH	138	1116	705	215	193	3	0	0	0

- Molecule 9 is a protein called 30S ribosomal protein S9.

Mol	Chain	Residues	Atoms				ZeroOcc	AltConf	Trace
			Total	C	N	O			
9	QI	127	1010	639	197	174	0	0	0
9	XI	127	1010	639	197	174	0	0	0

- Molecule 10 is a protein called 30S ribosomal protein S10.

Mol	Chain	Residues	Atoms					ZeroOcc	AltConf	Trace
			Total	C	N	O	S			
10	QJ	99	801	504	157	139	1	0	0	0

Continued on next page...

Continued from previous page...

Mol	Chain	Residues	Atoms					ZeroOcc	AltConf	Trace
			Total	C	N	O	S			
10	XJ	99	801	504	157	139	1	0	0	0

- Molecule 11 is a protein called 30S ribosomal protein S11.

Mol	Chain	Residues	Atoms					ZeroOcc	AltConf	Trace
			Total	C	N	O	S			
11	QK	119	885	549	168	165	3	0	0	0
11	XK	119	885	549	168	165	3	0	0	0

- Molecule 12 is a protein called 30S ribosomal protein S12.

Mol	Chain	Residues	Atoms					ZeroOcc	AltConf	Trace
			Total	C	N	O	S			
12	QL	125	975	614	196	164	1	0	0	0
12	XL	125	975	614	196	164	1	0	0	0

- Molecule 13 is a protein called 30S ribosomal protein S13.

Mol	Chain	Residues	Atoms					ZeroOcc	AltConf	Trace
			Total	C	N	O	S			
13	QM	121	964	597	199	166	2	0	0	0
13	XM	121	964	597	199	166	2	0	0	0

- Molecule 14 is a protein called 30S ribosomal protein S14.

Mol	Chain	Residues	Atoms					ZeroOcc	AltConf	Trace
			Total	C	N	O	S			
14	QN	60	492	312	104	72	4	0	0	0
14	XN	60	492	312	104	72	4	0	0	0

- Molecule 15 is a protein called 30S ribosomal protein S15.

Mol	Chain	Residues	Atoms					ZeroOcc	AltConf	Trace
			Total	C	N	O	S			
15	QO	88	734	459	147	126	2	0	0	0
15	XO	88	734	459	147	126	2	0	0	0

- Molecule 16 is a protein called 30S ribosomal protein S16.

Mol	Chain	Residues	Atoms					ZeroOcc	AltConf	Trace
			Total	C	N	O	S			
16	QP	84	705	446	140	118	1	0	0	0
16	XP	84	705	446	140	118	1	0	0	0

- Molecule 17 is a protein called 30S ribosomal protein S17.

Mol	Chain	Residues	Atoms					ZeroOcc	AltConf	Trace
			Total	C	N	O	S			
17	QQ	100	834	534	155	143	2	0	0	0
17	XQ	100	834	534	155	143	2	0	0	0

- Molecule 18 is a protein called 30S ribosomal protein S18.

Mol	Chain	Residues	Atoms				ZeroOcc	AltConf	Trace
			Total	C	N	O			
18	QR	70	574	367	112	95	0	0	0
18	XR	70	574	367	112	95	0	0	0

- Molecule 19 is a protein called 30S ribosomal protein S19.

Mol	Chain	Residues	Atoms					ZeroOcc	AltConf	Trace
			Total	C	N	O	S			
19	QS	84	674	430	126	116	2	0	0	0
19	XS	84	674	430	126	116	2	0	0	0

- Molecule 20 is a protein called 30S ribosomal protein S20.

Mol	Chain	Residues	Atoms					ZeroOcc	AltConf	Trace
			Total	C	N	O	S			
20	QT	99	763	470	162	129	2	0	0	0
20	XT	99	763	470	162	129	2	0	0	0

- Molecule 21 is a protein called 30S ribosomal protein S21.

Mol	Chain	Residues	Atoms				ZeroOcc	AltConf	Trace
			Total	C	N	O			
21	QU	25	217	134	52	31	0	0	0
21	XU	25	217	134	52	31	0	0	0

- Molecule 22 is a RNA chain called P-site tRNA fMet.

Mol	Chain	Residues	Atoms					ZeroOcc	AltConf	Trace
			Total	C	N	O	P			
22	QV	77	1644	732	297	538	77	0	0	0
22	XV	77	1644	732	297	538	77	0	0	0

- Molecule 23 is a RNA chain called A-site ASL SufA6.

Mol	Chain	Residues	Atoms					ZeroOcc	AltConf	Trace
			Total	C	N	O	P			
23	QX	8	173	77	33	55	8	0	0	0
23	XX	8	173	77	33	55	8	0	0	0

- Molecule 24 is a RNA chain called messenger RNA.

Mol	Chain	Residues	Atoms					ZeroOcc	AltConf	Trace
			Total	C	N	O	P			
24	QY	14	303	135	55	99	14	0	0	0
24	XY	14	303	135	55	99	14	0	0	0

- Molecule 25 is a RNA chain called 23S rRNA.

Mol	Chain	Residues	Atoms					ZeroOcc	AltConf	Trace
			Total	C	N	O	P			
25	RA	2882	62071	27627	11611	19952	2881	0	0	0
25	YA	2883	62091	27636	11613	19960	2882	0	0	0

- Molecule 26 is a RNA chain called 5S rRNA.

Mol	Chain	Residues	Atoms					ZeroOcc	AltConf	Trace
			Total	C	N	O	P			
26	RB	120	2573	1146	476	832	119	0	0	0

Continued on next page...

Continued from previous page...

Mol	Chain	Residues	Atoms					ZeroOcc	AltConf	Trace
			Total	C	N	O	P			
26	YB	120	2573	1146	476	832	119	0	0	0

- Molecule 27 is a protein called 50S ribosomal protein L2.

Mol	Chain	Residues	Atoms					ZeroOcc	AltConf	Trace
			Total	C	N	O	S			
27	RD	272	2115	1335	420	357	3	0	0	0
27	YD	272	2115	1335	420	357	3	0	0	0

- Molecule 28 is a protein called 50S ribosomal protein L3.

Mol	Chain	Residues	Atoms					ZeroOcc	AltConf	Trace
			Total	C	N	O	S			
28	RE	205	1568	991	300	271	6	0	0	0
28	YE	205	1568	991	300	271	6	0	0	0

- Molecule 29 is a protein called 50S ribosomal protein L4.

Mol	Chain	Residues	Atoms					ZeroOcc	AltConf	Trace
			Total	C	N	O	S			
29	RF	202	1585	1011	297	275	2	0	0	0
29	YF	202	1585	1011	297	275	2	0	0	0

- Molecule 30 is a protein called 50S ribosomal protein L5.

Mol	Chain	Residues	Atoms					ZeroOcc	AltConf	Trace
			Total	C	N	O	S			
30	RG	181	1474	942	268	260	4	0	0	0
30	YG	181	1474	942	268	260	4	0	0	0

- Molecule 31 is a protein called 50S ribosomal protein L6.

Mol	Chain	Residues	Atoms					ZeroOcc	AltConf	Trace
			Total	C	N	O	S			
31	RH	170	1307	829	245	232	1	0	0	0
31	YH	170	1307	829	245	232	1	0	0	0

- Molecule 32 is a protein called 50S ribosomal protein L9.

Mol	Chain	Residues	Atoms					ZeroOcc	AltConf	Trace
			Total	C	N	O	S			
32	RI	146	1136	726	201	208	1	0	0	0
32	YI	146	1136	726	201	208	1	0	0	0

- Molecule 33 is a protein called 50S ribosomal protein L13.

Mol	Chain	Residues	Atoms					ZeroOcc	AltConf	Trace
			Total	C	N	O	S			
33	RN	138	1104	712	206	182	4	0	0	0
33	YN	138	1104	712	206	182	4	0	0	0

- Molecule 34 is a protein called 50S ribosomal protein L14.

Mol	Chain	Residues	Atoms					ZeroOcc	AltConf	Trace
			Total	C	N	O	S			
34	RO	122	933	588	171	170	4	0	0	0
34	YO	122	933	588	171	170	4	0	0	0

- Molecule 35 is a protein called 50S ribosomal protein L15.

Mol	Chain	Residues	Atoms					ZeroOcc	AltConf	Trace
			Total	C	N	O	S			
35	RP	150	1145	712	232	198	3	0	0	0
35	YP	150	1145	712	232	198	3	0	0	0

- Molecule 36 is a protein called 50S ribosomal protein L16.

Mol	Chain	Residues	Atoms					ZeroOcc	AltConf	Trace
			Total	C	N	O	S			
36	RQ	141	1122	715	212	188	7	0	0	0
36	YQ	141	1122	715	212	188	7	0	0	0

- Molecule 37 is a protein called 50S ribosomal protein L17.

Mol	Chain	Residues	Atoms					ZeroOcc	AltConf	Trace
			Total	C	N	O	S			
37	RR	118	968	604	203	160	1	0	0	0
37	YR	118	968	604	203	160	1	0	0	0

- Molecule 38 is a protein called 50S ribosomal protein L18.

Mol	Chain	Residues	Atoms				ZeroOcc	AltConf	Trace
			Total	C	N	O			
38	RS	111	882	556	176	150	0	0	0
38	YS	111	882	556	176	150	0	0	0

- Molecule 39 is a protein called 50S ribosomal protein L19.

Mol	Chain	Residues	Atoms					ZeroOcc	AltConf	Trace
			Total	C	N	O	S			
39	RT	137	1141	710	234	196	1	0	0	0
39	YT	137	1141	710	234	196	1	0	0	0

- Molecule 40 is a protein called 50S ribosomal protein L20.

Mol	Chain	Residues	Atoms					ZeroOcc	AltConf	Trace
			Total	C	N	O	S			
40	RU	117	964	610	202	151	1	0	0	0
40	YU	117	964	610	202	151	1	0	0	0

- Molecule 41 is a protein called 50S ribosomal protein L21.

Mol	Chain	Residues	Atoms					ZeroOcc	AltConf	Trace
			Total	C	N	O	S			
41	RV	101	779	501	142	135	1	0	0	0
41	YV	101	779	501	142	135	1	0	0	0

- Molecule 42 is a protein called 50S ribosomal protein L22.

Mol	Chain	Residues	Atoms					ZeroOcc	AltConf	Trace
			Total	C	N	O	S			
42	RW	113	900	566	177	155	2	0	0	0

Continued on next page...

Continued from previous page...

Mol	Chain	Residues	Atoms					ZeroOcc	AltConf	Trace
			Total	C	N	O	S			
42	YW	113	900	566	177	155	2	0	0	0

- Molecule 43 is a protein called 50S ribosomal protein L23.

Mol	Chain	Residues	Atoms				ZeroOcc	AltConf	Trace
			Total	C	N	O			
43	RX	92	725	471	131	123	0	0	0
43	YX	92	725	471	131	123	0	0	0

- Molecule 44 is a protein called 50S ribosomal protein L24.

Mol	Chain	Residues	Atoms					ZeroOcc	AltConf	Trace
			Total	C	N	O	S			
44	RY	102	785	505	150	125	5	0	0	0
44	YY	102	785	505	150	125	5	0	0	0

- Molecule 45 is a protein called 50S ribosomal protein L25.

Mol	Chain	Residues	Atoms					ZeroOcc	AltConf	Trace
			Total	C	N	O	S			
45	RZ	183	1461	933	260	265	3	0	0	0
45	YZ	183	1461	933	260	265	3	0	0	0

- Molecule 46 is a protein called 50S ribosomal protein L27.

Mol	Chain	Residues	Atoms					ZeroOcc	AltConf	Trace
			Total	C	N	O	S			
46	R0	82	648	401	138	108	1	0	0	0
46	Y0	82	648	401	138	108	1	0	0	0

- Molecule 47 is a protein called 50S ribosomal protein L28.

Mol	Chain	Residues	Atoms					ZeroOcc	AltConf	Trace
			Total	C	N	O	S			
47	R1	97	763	481	150	131	1	0	0	0
47	Y1	97	763	481	150	131	1	0	0	0

- Molecule 48 is a protein called 50S ribosomal protein L29.

Mol	Chain	Residues	Atoms					ZeroOcc	AltConf	Trace
			Total	C	N	O	S			
48	R2	69	581	358	118	104	1	0	0	0
48	Y2	69	581	358	118	104	1	0	0	0

- Molecule 49 is a protein called 50S ribosomal protein L30.

Mol	Chain	Residues	Atoms				ZeroOcc	AltConf	Trace
			Total	C	N	O			
49	R3	59	469	298	90	81	0	0	0
49	Y3	59	469	298	90	81	0	0	0

- Molecule 50 is a protein called 50S ribosomal protein L31.

Mol	Chain	Residues	Atoms					ZeroOcc	AltConf	Trace
			Total	C	N	O	S			
50	R4	71	581	364	108	104	5	0	0	0
50	Y4	71	581	364	108	104	5	0	0	0

- Molecule 51 is a protein called 50S ribosomal protein L32.

Mol	Chain	Residues	Atoms					ZeroOcc	AltConf	Trace
			Total	C	N	O	S			
51	R5	59	459	288	90	76	5	0	0	0
51	Y5	59	459	288	90	76	5	0	0	0

- Molecule 52 is a protein called 50S ribosomal protein L33.

Mol	Chain	Residues	Atoms					ZeroOcc	AltConf	Trace
			Total	C	N	O	S			
52	R6	49	424	264	87	69	4	0	0	0
52	Y6	49	424	264	87	69	4	0	0	0

- Molecule 53 is a protein called 50S ribosomal protein L34.

Mol	Chain	Residues	Atoms					ZeroOcc	AltConf	Trace
			Total	C	N	O	S			
53	R7	49	430	263	108	57	2	0	0	0
53	Y7	49	430	263	108	57	2	0	0	0

- Molecule 54 is a protein called 50S ribosomal protein L35.

Mol	Chain	Residues	Atoms					ZeroOcc	AltConf	Trace
			Total	C	N	O	S			
54	R8	64	517	331	102	82	2	0	0	0
54	Y8	64	517	331	102	82	2	0	0	0

- Molecule 55 is a protein called 50S ribosomal protein L36.

Mol	Chain	Residues	Atoms					ZeroOcc	AltConf	Trace
			Total	C	N	O	S			
55	R9	37	307	188	68	47	4	0	0	0
55	Y9	37	307	188	68	47	4	0	0	0

- Molecule 56 is a RNA chain called tRNA acceptor end mimic.

Mol	Chain	Residues	Atoms					ZeroOcc	AltConf	Trace
			Total	C	N	O	P			
56	Z6	3	74	40	13	19	2	0	0	0
56	Z8	3	74	40	13	19	2	0	0	0

- Molecule 57 is MAGNESIUM ION (three-letter code: MG) (formula: Mg).

Mol	Chain	Residues	Atoms		ZeroOcc	AltConf
			Total	Mg		
57	QA	65	65	65	0	0
57	QF	1	1	1	0	0
57	QM	1	1	1	0	0
57	QV	1	1	1	0	0
57	RA	242	242	242	0	0

Continued on next page...

Continued from previous page...

Mol	Chain	Residues	Atoms		ZeroOcc	AltConf
			Total	Mg		
57	RB	2	2	2	0	0
57	RD	1	1	1	0	0
57	RE	2	2	2	0	0
57	RF	1	1	1	0	0
57	RP	2	2	2	0	0
57	R0	1	1	1	0	0
57	R5	1	1	1	0	0
57	R8	1	1	1	0	0
57	XA	70	70	70	0	0
57	XB	1	1	1	0	0
57	XM	1	1	1	0	0
57	XV	1	1	1	0	0
57	XX	1	1	1	0	0
57	YA	267	267	267	0	0
57	YB	3	3	3	0	0
57	YD	2	2	2	0	0
57	YE	1	1	1	0	0
57	YP	1	1	1	0	0
57	Y0	1	1	1	0	0

- Molecule 58 is PAROMOMYCIN (three-letter code: PAR) (formula: $C_{23}H_{45}N_5O_{14}$).

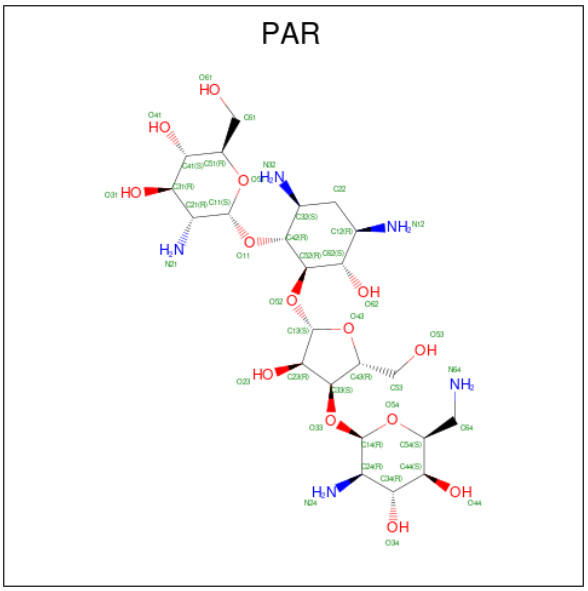

Mol	Chain	Residues	Atoms				ZeroOcc	AltConf
			Total	C	N	O		
58	QA	1	42	23	5	14	0	0
			Total	C	N	O		
58	XA	1	42	23	5	14	0	0

- Molecule 59 is ZINC ION (three-letter code: ZN) (formula: Zn).

Mol	Chain	Residues	Atoms		ZeroOcc	AltConf
			Total	Zn		
59	QD	1	1	1	0	0
			Total	Zn		
59	QN	1	1	1	0	0
			Total	Zn		
59	XD	1	1	1	0	0
			Total	Zn		
59	XN	1	1	1	0	0

3 Residue-property plots (i)

These plots are drawn for all protein, RNA, DNA and oligosaccharide chains in the entry. The first graphic for a chain summarises the proportions of the various outlier classes displayed in the second graphic. The second graphic shows the sequence view annotated by issues in geometry and electron density. Residues are color-coded according to the number of geometric quality criteria for which they contain at least one outlier: green = 0, yellow = 1, orange = 2 and red = 3 or more. A red dot above a residue indicates a poor fit to the electron density (RSRZ > 2). Stretches of 2 or more consecutive residues without any outlier are shown as a green connector. Residues present in the sample, but not in the model, are shown in grey.

- Molecule 1: 16S rRNA

Chain QA:

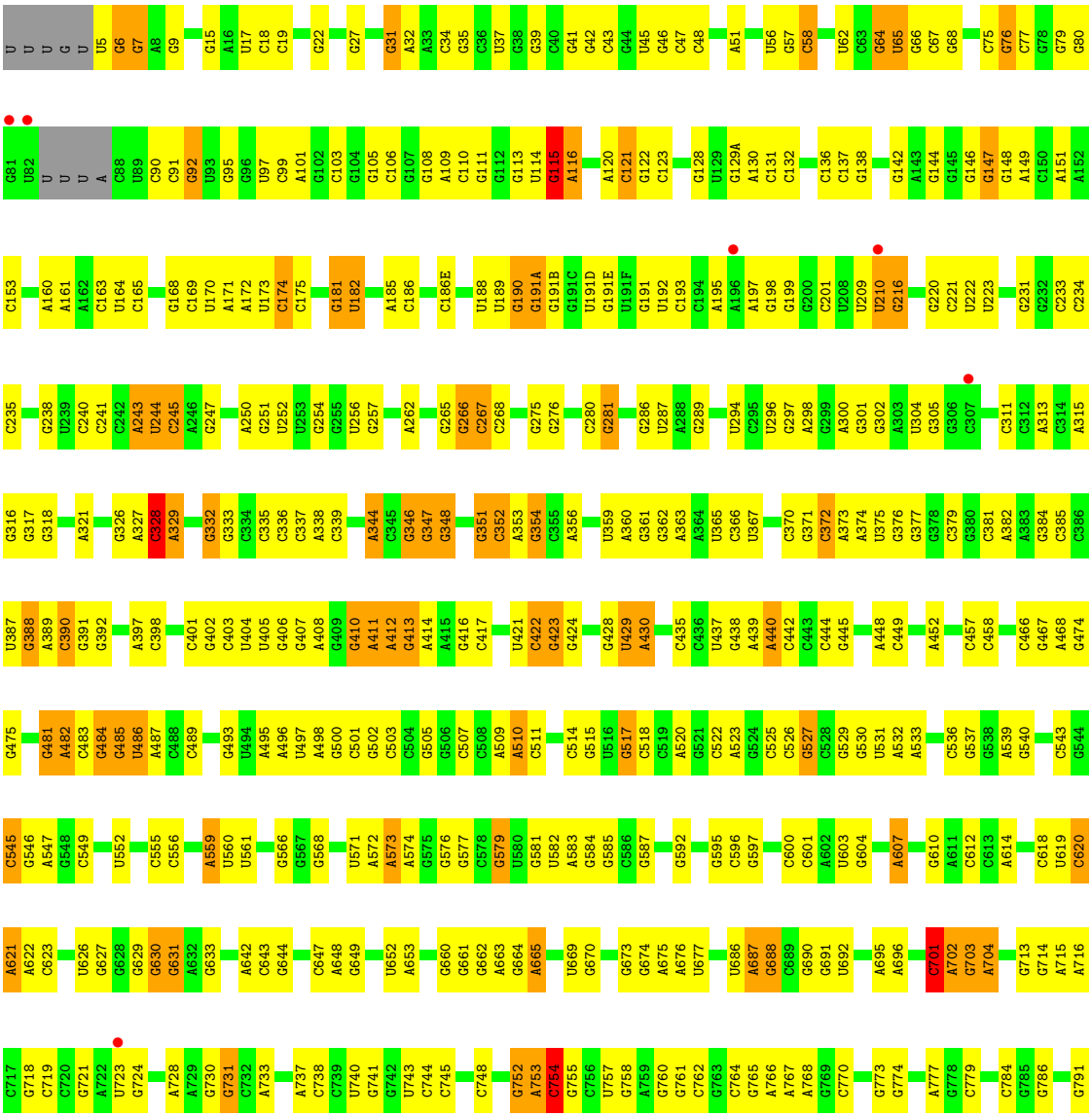

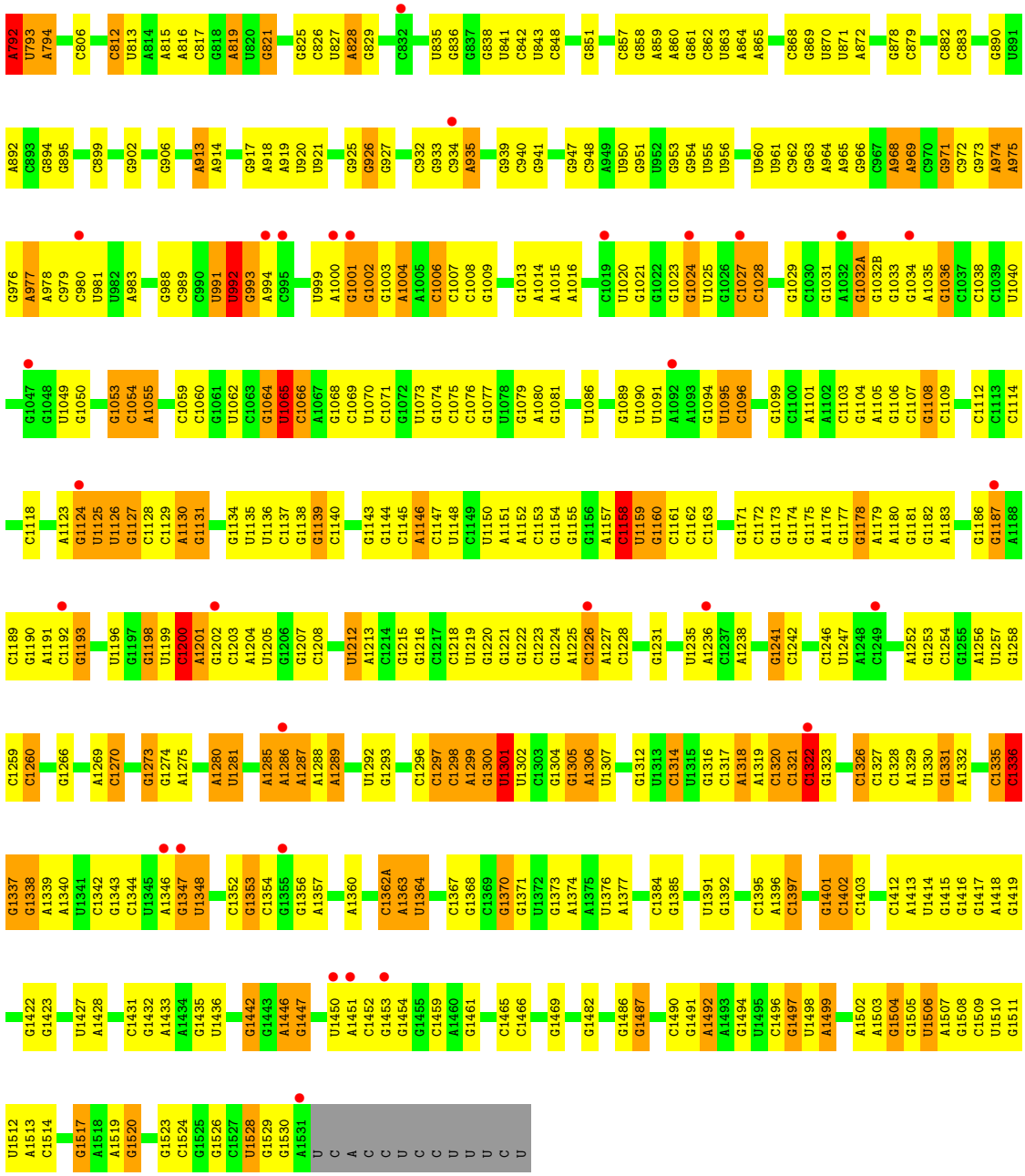

• Molecule 1: 16S rRNA

Chain XA:

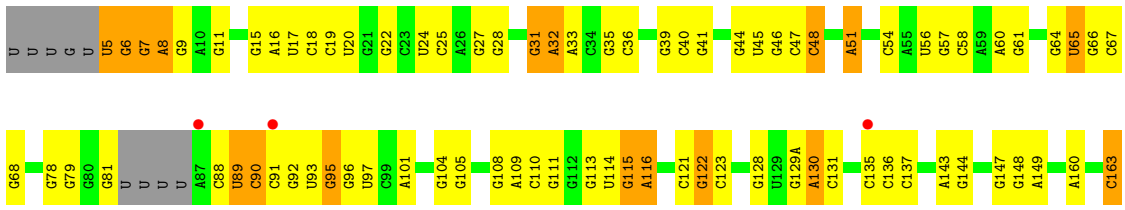

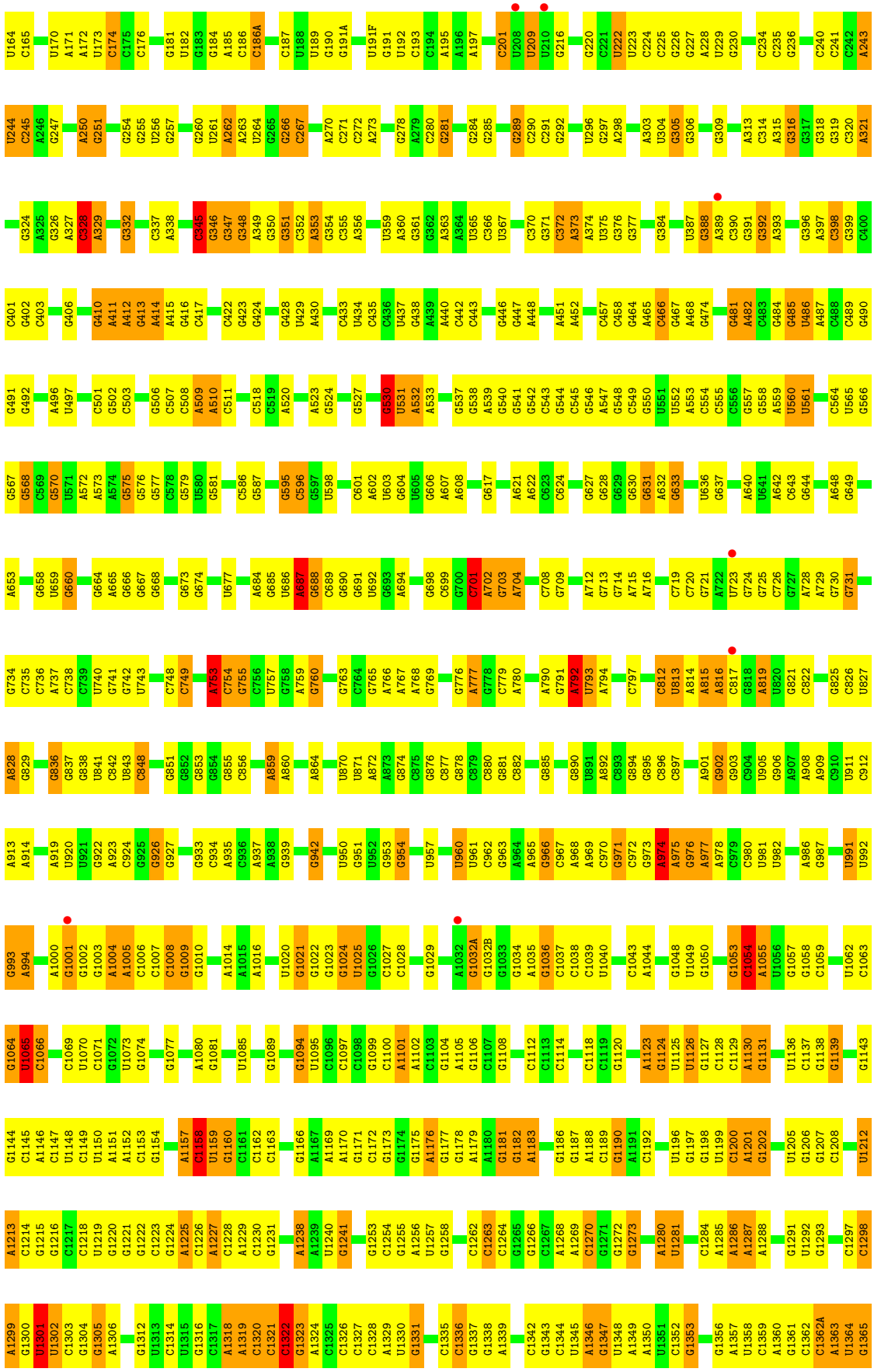
A1299 G1300 U1301 U1302 C1303 G1304 G1305 A1306 G1312 U1313 C1314 U1315 G1316 C1317 A1318 A1319 C1320 C1321 C1322 G1323 A1324 C1325 C1326 C1327 C1328 A1329 U1330 G1331 C1335 C1336 G1337 G1338 A1339 C1342 G1343 C1344 U1345 A1346 G1347 U1348 A1349 A1350 U1351 C1352 G1353 G1356 A1357 U1358 C1359 A1360 G1361 C1362 C1362A A1363 U1364 G1365
A1213 C1214 G1215 G1216 C1217 C1218 U1219 G1220 G1221 G1222 C1223 G1224 A1225 C1226 A1227 C1228 A1229 C1230 G1231 A1238 A1239 C1240 G1241 G1253 C1254 G1255 A1256 U1257 G1258 C1262 C1263 C1264 G1265 G1266 C1267 A1268 A1269 C1270 G1271 G1272 G1273 A1280 U1281 C1284 A1285 A1286 A1287 A1288 G1291 U1292 G1293 C1297 C1298
G1144 C1145 A1146 C1147 U1148 C1149 U1150 A1151 A1152 C1153 G1154 A1157 C1158 U1159 G1160 C1161 C1162 C1163 G1166 A1167 A1169 A1170 G1171 C1172 G1173 G1174 G1175 A1176 G1177 G1178 A1179 A1180 G1181 G1182 A1183 G1186 G1187 A1188 C1189 G1190 A1191 C1192 U1196 G1197 G1198 U1199 C1200 A1201 G1202 U1205 G1206 G1207 C1208 U1212
G1064 U1065 C1066 C1069 U1070 C1071 G1072 U1073 G1074 G1077 A1080 G1081 U1085 G1089 G1094 U1095 C1096 C1097 C1098 G1099 C1100 A1101 A1102 C1103 G1104 A1105 G1106 C1107 G1108 C1112 C1113 C1114 C1118 C1119 G1120 A1123 G1124 U1125 U1126 G1127 C1128 C1129 A1130 G1131 U1136 C1137 G1138 G1139 G1143
G993 A994 A1000 G1001 G1002 G1003 A1004 A1005 C1006 C1007 C1008 G1009 G1010 A1014 A1015 A1016 U1020 G1021 G1022 G1023 G1024 U1025 G1026 C1027 C1028 G1029 A1032 G1032A G1032B G1033 G1034 A1035 G1036 C1037 C1038 C1039 U1040 C1043 A1044 G1048 U1049 G1050 G1053 C1054 A1055 U1056 G1057 G1058 C1059 U1062 C1063
A913 A914 A919 U920 U921 G922 G923 C924 G925 G926 G927 G933 C934 A935 C936 A937 A938 G939 G942 U950 G951 U952 G953 G954 U957 U960 U961 G962 G963 A964 A965 G966 C967 A968 A969 C970 G971 C972 G973 A974 A975 G976 A977 A978 C979 C980 U981 U982 A986 G987 U991 U992
A828 G829 G836 G837 G838 C839 U841 C842 U843 C848 G851 G852 G853 G854 G855 C856 A859 A860 A864 U870 U871 A872 A873 G874 C875 G876 C877 G878 C879 C880 G881 C882 G885 G890 U891 A892 C893 G894 G895 C896 C897 A901 G902 G903 C904 U905 G906 A907 A908 A909 C910 U911 C912
G734 C735 C736 A737 C738 C739 U740 G741 G742 U743 C748 C749 A753 C754 G755 C756 U757 G758 A759 G760 G763 C764 G765 A766 A767 A768 G769 G776 A777 G778 C779 A780 A790 G791 A792 U793 A794 C797 C812 U813 A814 A815 A816 C817 G818 A819 U820 G821 C822 G825 C826 U827
A653 G658 U659 G660 G664 A665 G666 G667 G668 G673 G674 U677 A684 G685 U686 A687 G688 C689 G690 G691 U692 G693 A694 G698 C699 G700 C701 A702 G703 A704 C708 G709 A712 G713 G714 A715 A716 C719 C720 G721 A722 U723 G724 G725 C726 G727 A728 A729 G730 G731
G567 G568 C569 G570 U571 A572 A573 A574 G575 G576 G577 C578 G579 U580 G581 C586 G587 G595 C596 G597 U598 C601 A602 U603 G604 U605 G606 A607 A608 G617 A621 A622 C623 C624 G627 G628 G629 G630 G631 A632 G633 U636 G637 A640 U641 A642 C643 G644 A648 G649
G491 G492 A496 U497 C501 G502 C503 G506 C507 C508 A509 A510 C511 C518 C519 A520 A523 G524 G527 G530 U531 A532 A533 G537 G538 A539 G540 G541 G542 G543 G544 C545 G546 A547 G548 C549 G550 U551 U552 A553 C554 C555 C556 G557 G558 A559 U560 U561 C564 U565 G566
C401 G402 C403 G406 G410 A411 A412 G413 A414 A415 G416 C417 C422 G423 G424 G428 U429 A430 C433 U434 C435 C436 U437 G438 A439 A440 C442 C443 G446 G447 A448 A451 A452 C457 C458 G464 A465 C466 G467 A468 G474 G481 A482 C483 G484 G485 U486 A487 C488 C489 G490
G324 A325 G326 A327 C328 A329 G332 C337 A338 C345 G346 G347 G348 A349 G350 G351 C352 A353 G354 C355 A356 U359 A360 G361 C362 A363 A364 U365 C366 U367 C370 G371 C372 A373 A374 U375 G376 G377 G384 U387 G388 A389 C390 G391 G392 A393 G396 A397 C398 G399 C400
U244 C245 A246 G247 A250 G251 G254 G255 U256 G257 G260 U261 A262 A263 U264 G265 G266 C267 A270 C271 C272 A273 G278 A279 C280 G281 G284 G285 G289 C290 G291 G292 U296 G297 A298 A303 U304 G305 G306 G309 A313 C314 A315 G316 G317 G318 G319 C320 A321
U164 C165 U170 A171 A172 U173 C174 C175 C176 G181 U182 G183 G184 A185 C186 C186A C187 U188 U189 G190 G191A U191F G191 U192 C193 C194 A195 A196 A197 C201 U208 U209 U210 G216 G220 C221 U222 U223 C224 C225 G226 G227 A228 U229 G230 C234 C235 G236 C240 C241 C242 A243

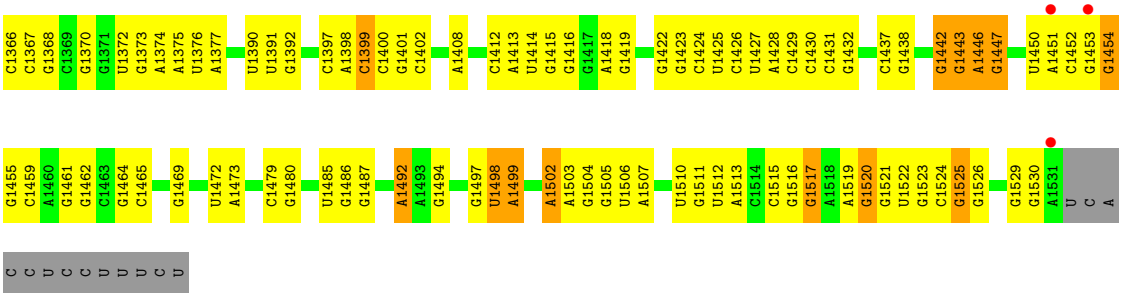

- Molecule 2: 30S ribosomal protein S2

Chain QB:

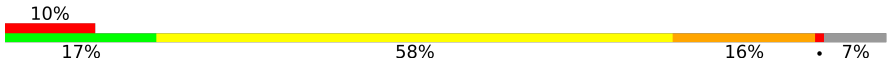



- Molecule 2: 30S ribosomal protein S2

Chain XB:

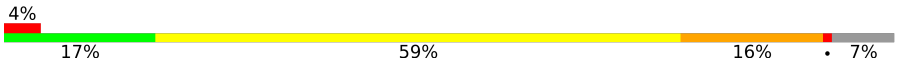



• Molecule 3: 30S ribosomal protein S3

Chain QC:

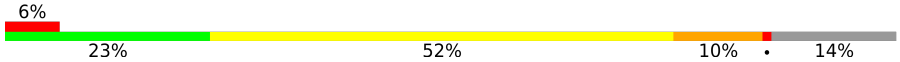

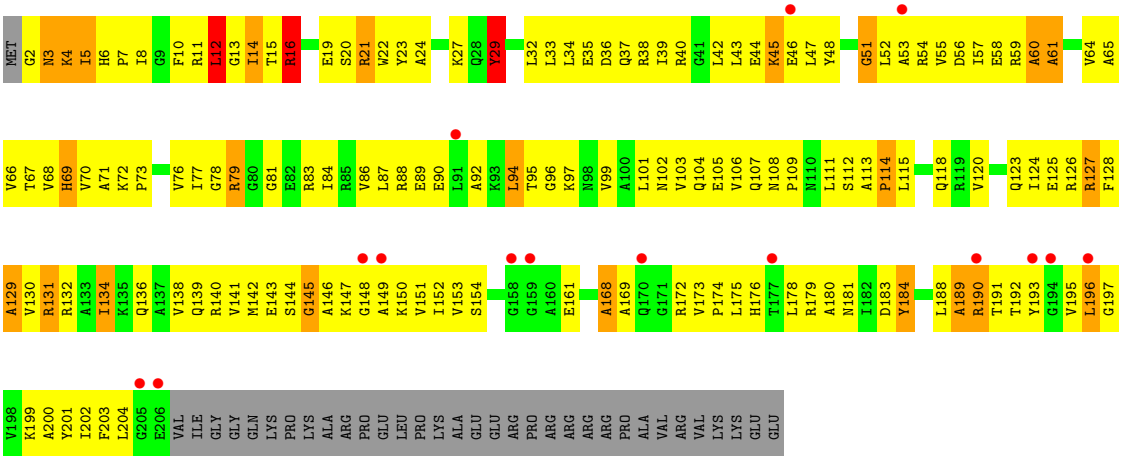

• Molecule 3: 30S ribosomal protein S3

Chain XC:

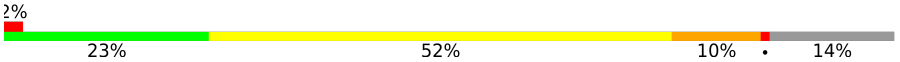

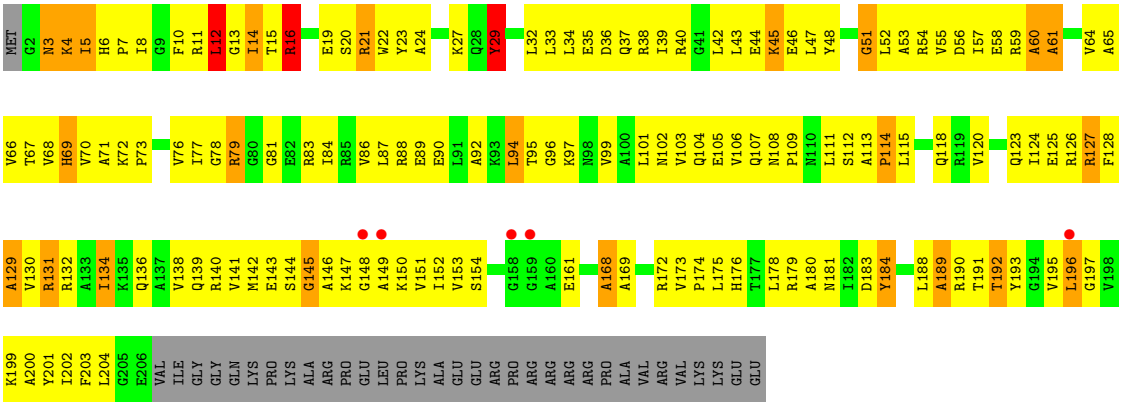

• Molecule 4: 30S ribosomal protein S4

Chain QD:

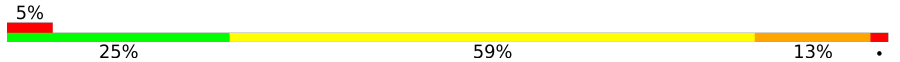

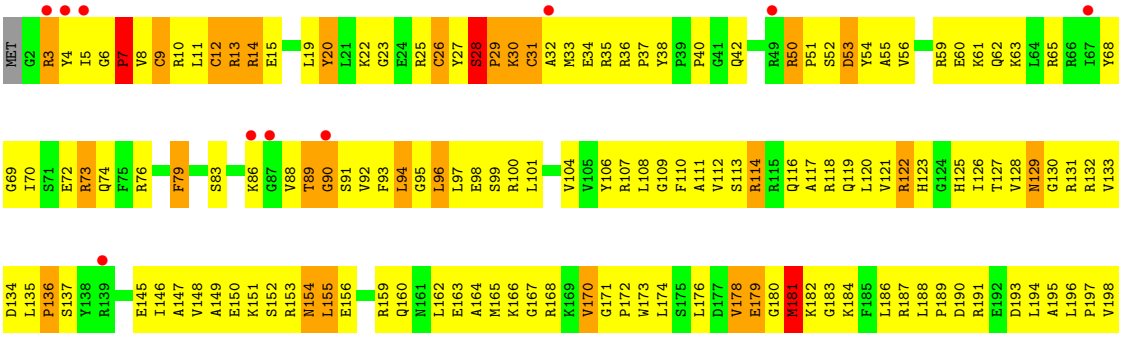



• Molecule 4: 30S ribosomal protein S4

Chain XD:

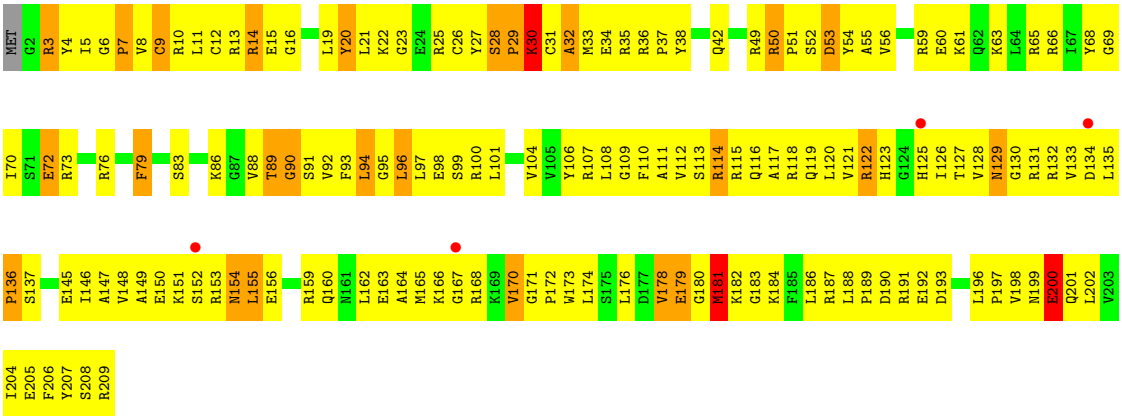

• Molecule 5: 30S ribosomal protein S5

Chain QE:

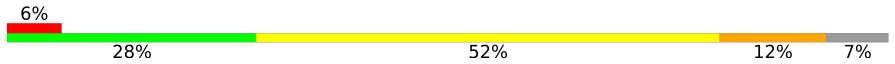

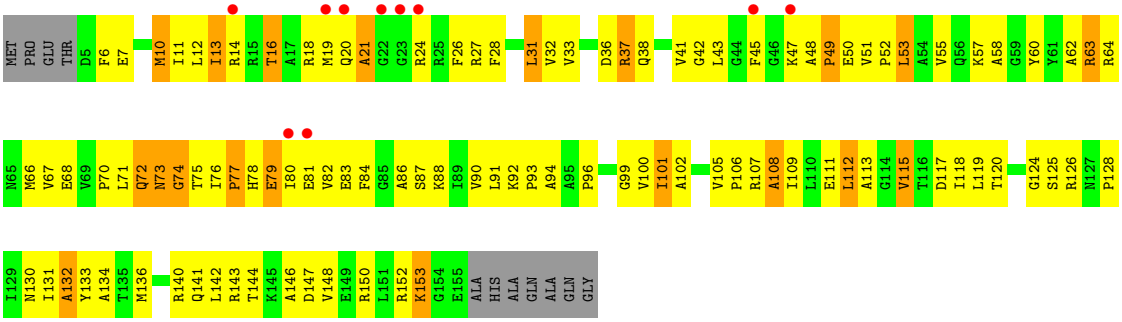

• Molecule 5: 30S ribosomal protein S5

Chain XE:

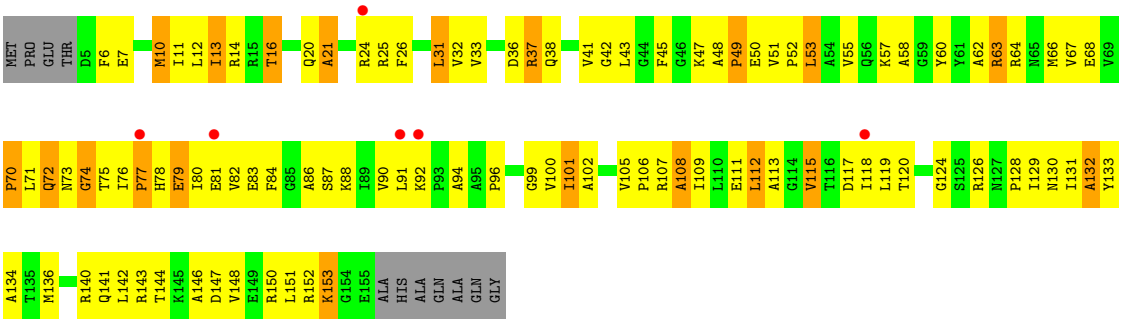

• Molecule 6: 30S ribosomal protein S6

Chain QF: 3% 26% 58% 15%

M1 R2 R3 I8 V9 L10 N11 P12 N13 S17 Q18 L19 A20 L21 E22 K23 E24 I25 I26 Q27 R28 A29 L30 E31 N32 Y33 G34 A35 R36 V37 E38 K39 V40 E41 E42 L43 G44 L45 R46 R47 Y50 P51 I52 A53 K54 D55 Y59 F60 L61 W62 Y63 Q64 M67 P68 E69

D70 R71 V72 N73 D74 L75 A76 R77 E78 L79 R80 I81 R82 D83 N84 V85 R86 R87 V88 M89 V90 V91 K92 S93 Q94 E95 P96 F97 L98 A99 N100 A101

- Molecule 6: 30S ribosomal protein S6

Chain XF: 4% 21% 62% 16%

M1 R2 R3 I8 V9 L10 N11 P12 N13 L14 D15 Q16 S17 Q18 L19 A20 L21 E22 K23 E24 I25 I26 Q27 R28 A29 L30 E31 N32 Y33 G34 A35 R36 V37 E38 K39 V40 E41 E42 L43 G44 L45 R46 R47 L48 A49 Y50 P51 I52 A53 K54 D55 G58 Y59 F60 L61 W62 Y63 Q64

M67 P68 E69 D70 R71 V72 N73 D74 L75 A76 R77 E78 L79 R80 I81 R82 D83 N84 V85 R86 R87 V88 M89 V90 V91 K92 S93 Q94 E95 P96 F97 L98 A99 N100 A101

- Molecule 7: 30S ribosomal protein S7

Chain QG: 14% 28% 62% 10%

MET A2 R3 R4 R5 R6 A7 E8 V9 R10 Q11 L12 Q13 P14 D15 L16 V17 Y18 G19 D20 V21 L22 V23 T24 A25 F26 I27 N28 M31 K35 K36 N37 L38 A39 A40 R41 I42 F43 Y44 D45 A46 C47 K48 I49 I50 Q51 E52 K53 T54 G55 Q56 E57 P58 L59 K60 V61 F62 K63

Q64 A65 V66 V69 K70 M73 E74 V75 R78 R79 V80 G81 G82 A83 N84 Y85 Q86 V87 P88 M89 E90 V91 S92 P93 R94 R95 Q96 Q97 S98 L99 A100 L101 R102 W103 L104 V105 Q106 A107 A108 N109 Q110 R111 P112 E113 R114 R115 A116 A117 V118 R119 I120 A121 H122 E123 L124 M125 D126

G130 A134 K137 K138 E139 D140 V141 E142 R143 M144 A145 N148 R149 A150 Y151 A152 H153 Y154 R155 W156

- Molecule 7: 30S ribosomal protein S7

Chain XG: 8% 29% 60% 10%

MET A2 R3 R4 R5 R6 A7 E8 V9 R10 Q11 L12 Q13 P14 D15 L16 V17 Y18 G19 D20 V21 L22 V23 T24 A25 F26 I27 N28 M31 K35 K36 N37 L38 A39 A40 R41 I42 F43 Y44 D45 A46 C47 K48 I49 I50 Q51 E52 K53 T54 G55 Q56 E57 P58 L59 K60 V61 F62 K63

Q64 A65 V66 V69 K70 M73 E74 V75 R76 S77 R78 R79 V80 G81 G82 A83 N84 Y85 Q86 V87 P88 M89 E90 V91 S92 P93 R94 R95 Q96 Q97 S98 L99 A100 L101 R102 W103 L104 V105 Q106 A107 A108 N109 Q110 R111 P112 E113 R114 R115 A116 A117 V118 R119 I120 A121 H122 E123 L124 M125

D126 A134 K137 K138 E139 D140 V141 E142 R143 M144 A145 N148 R149 A150 Y151 A152 H153 Y154 R155 W156

- Molecule 8: 30S ribosomal protein S8

Chain QH:

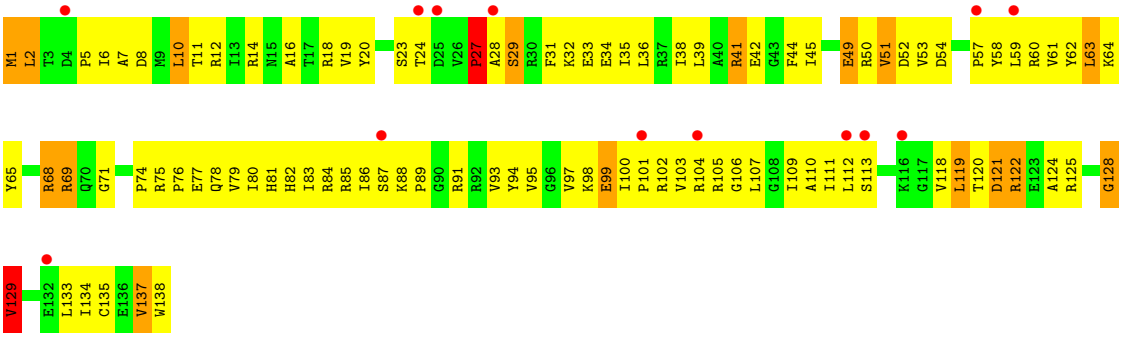

- Molecule 8: 30S ribosomal protein S8

Chain XH:



- Molecule 9: 30S ribosomal protein S9

Chain QI:

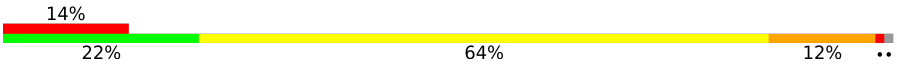

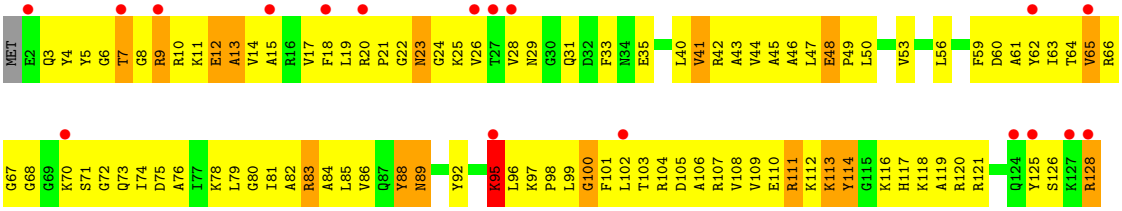

- Molecule 9: 30S ribosomal protein S9

Chain XI:

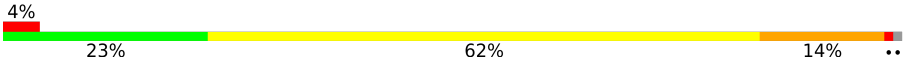

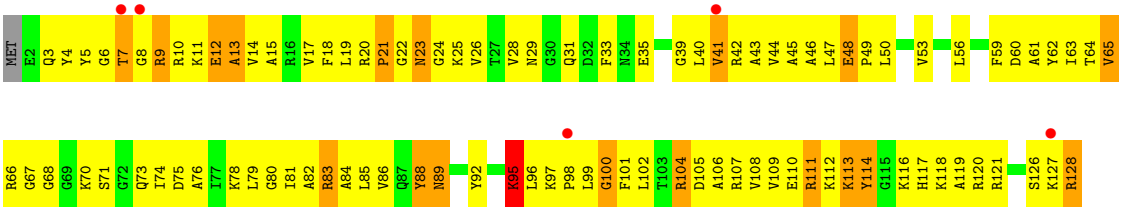

- Molecule 10: 30S ribosomal protein S10

Chain QJ:

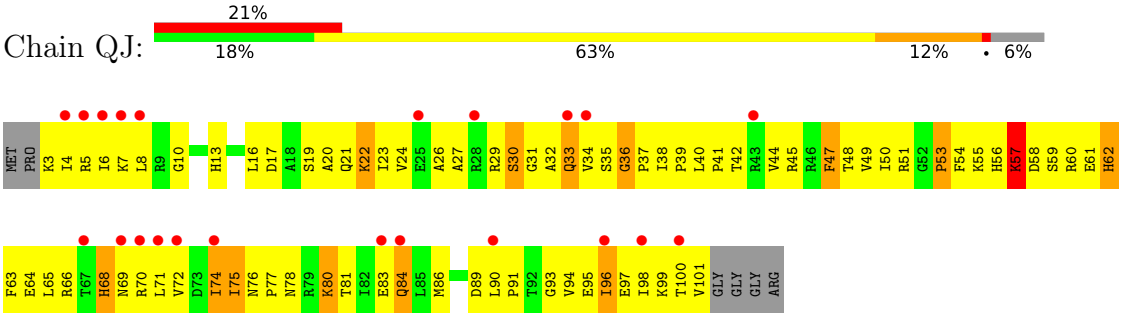

- Molecule 10: 30S ribosomal protein S10

Chain XJ:

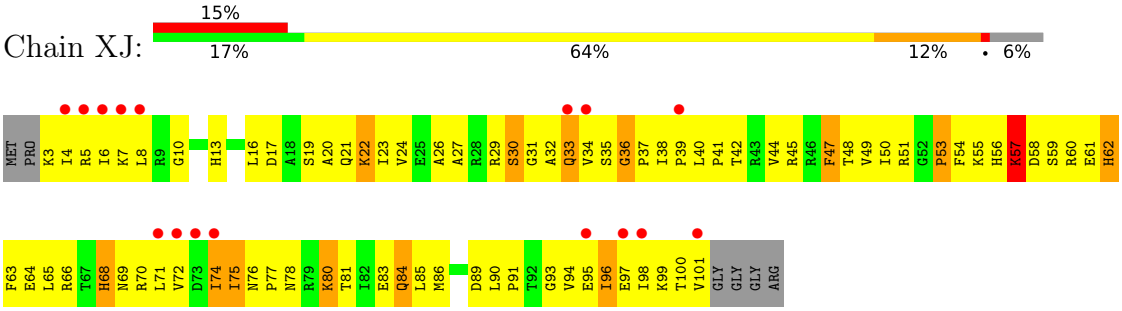

- Molecule 11: 30S ribosomal protein S11

Chain QK:

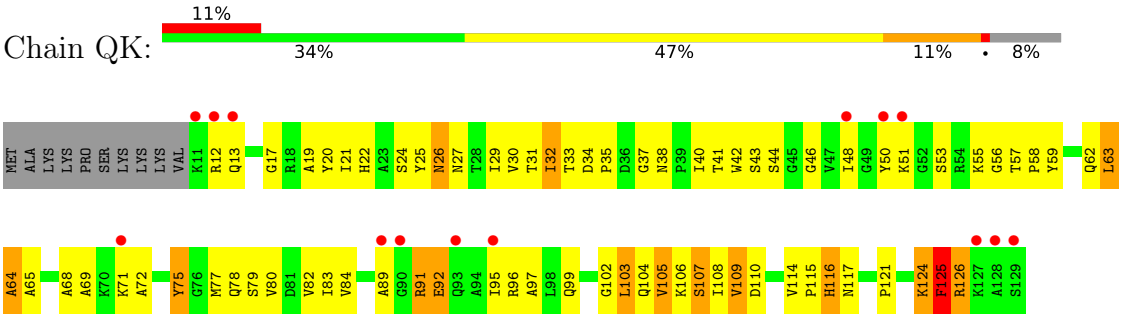

- Molecule 11: 30S ribosomal protein S11

Chain XK:

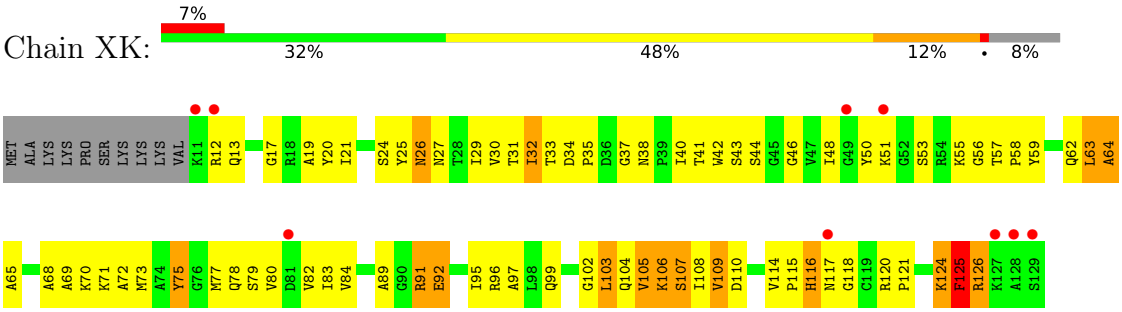

- Molecule 12: 30S ribosomal protein S12

Chain QL:

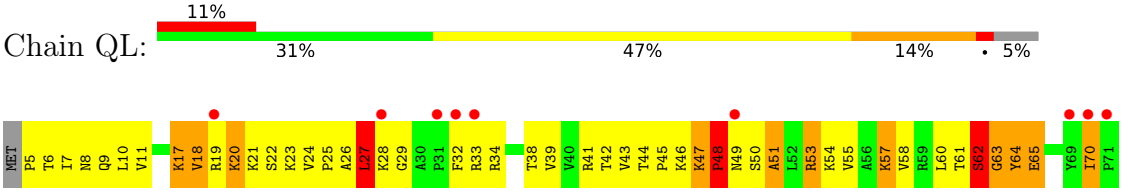

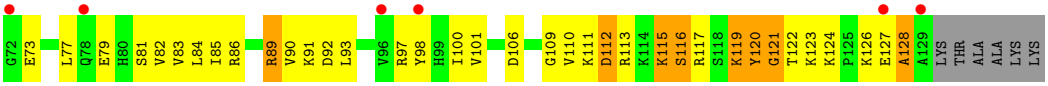

• Molecule 12: 30S ribosomal protein S12

Chain XL:

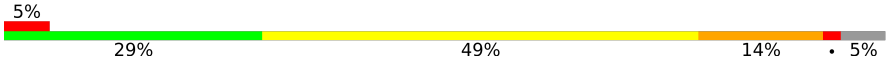

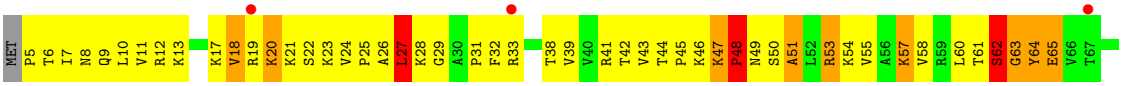

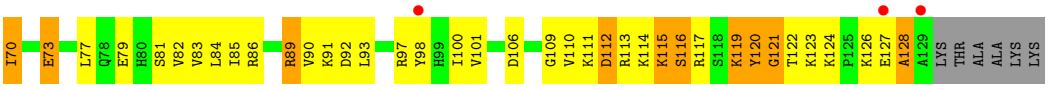

• Molecule 13: 30S ribosomal protein S13

Chain QM:

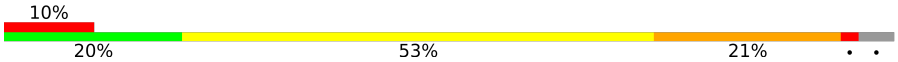

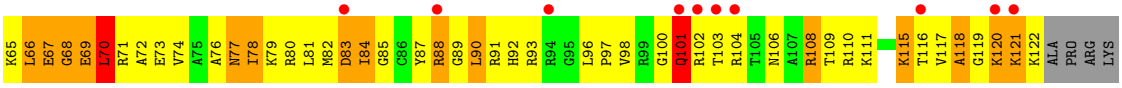

• Molecule 13: 30S ribosomal protein S13

Chain XM:

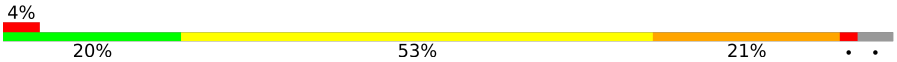

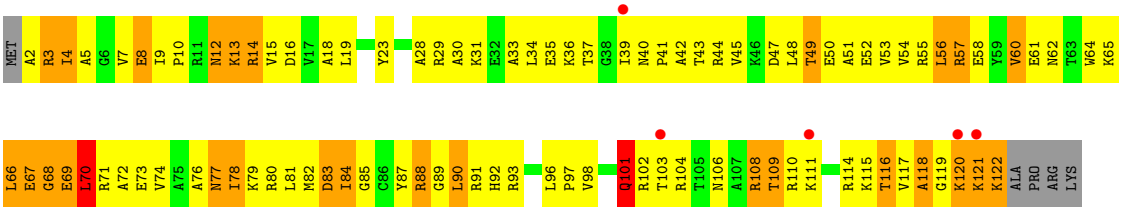

• Molecule 14: 30S ribosomal protein S14

Chain QN:

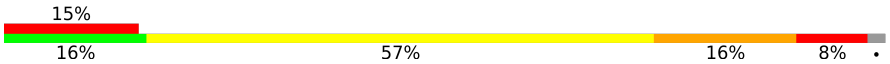

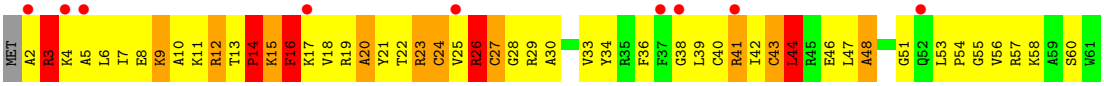

• Molecule 14: 30S ribosomal protein S14

Chain XN:

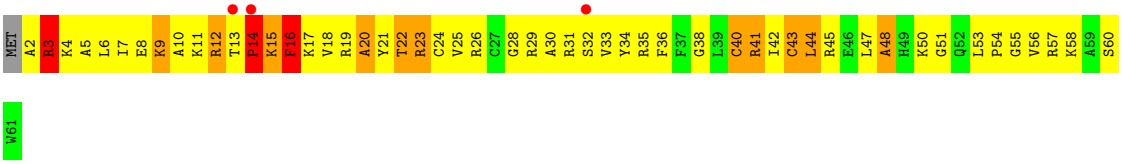

- Molecule 15: 30S ribosomal protein S15

Chain QO:

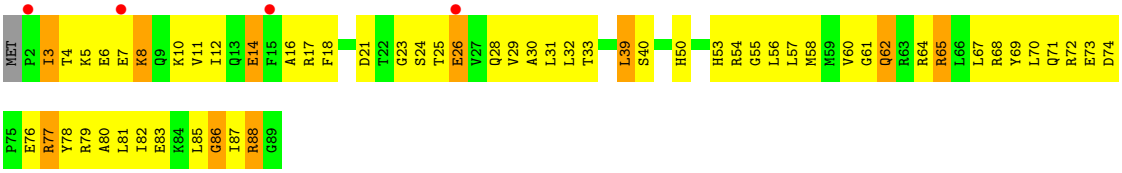

- Molecule 15: 30S ribosomal protein S15

Chain XO:

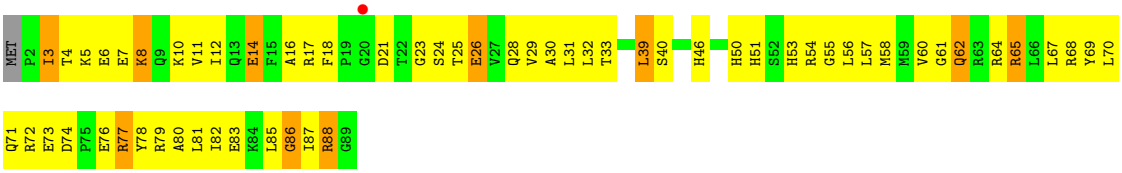

- Molecule 16: 30S ribosomal protein S16

Chain QP:

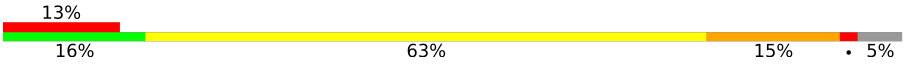

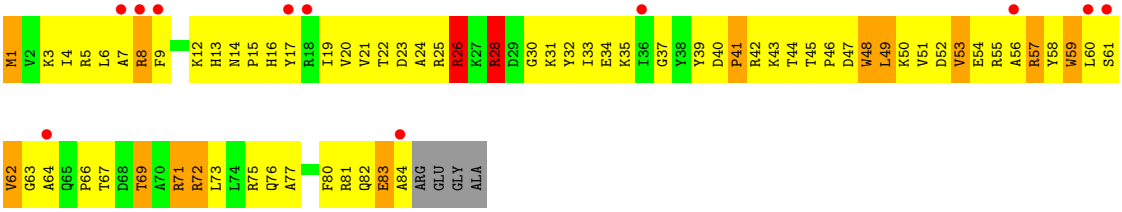

- Molecule 16: 30S ribosomal protein S16

Chain XP:

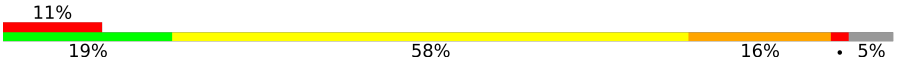

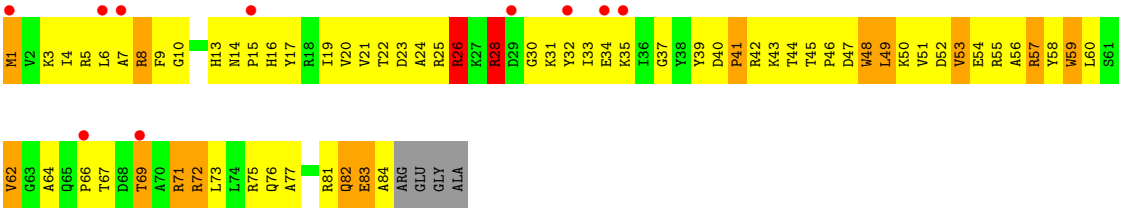

- Molecule 17: 30S ribosomal protein S17

Chain QQ:

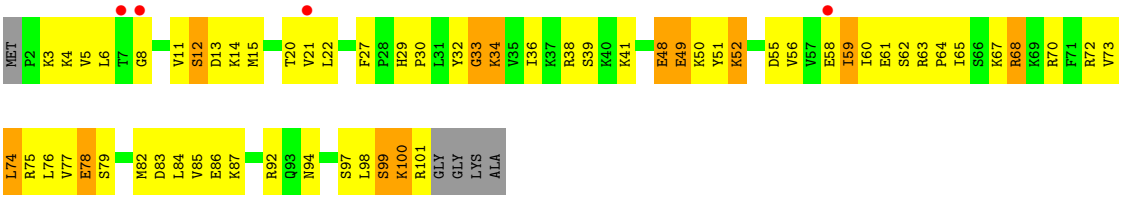

- Molecule 17: 30S ribosomal protein S17

Chain XQ:

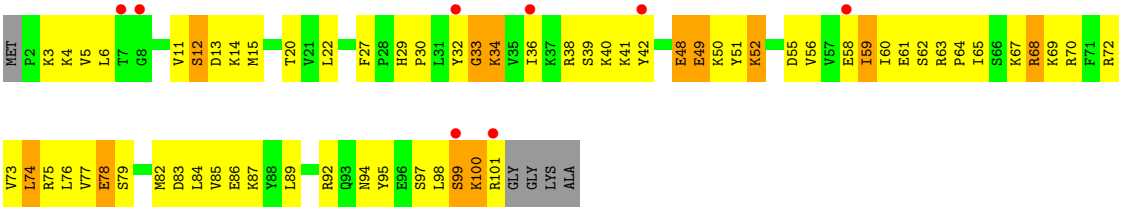

- Molecule 18: 30S ribosomal protein S18

Chain QR:

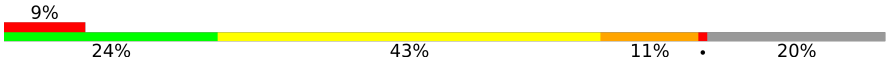

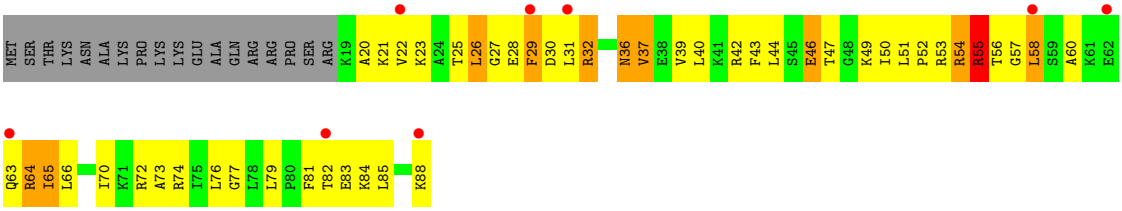

- Molecule 18: 30S ribosomal protein S18

Chain XR:

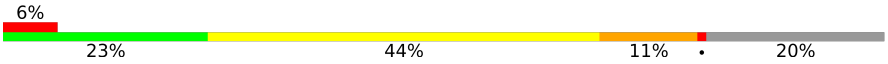

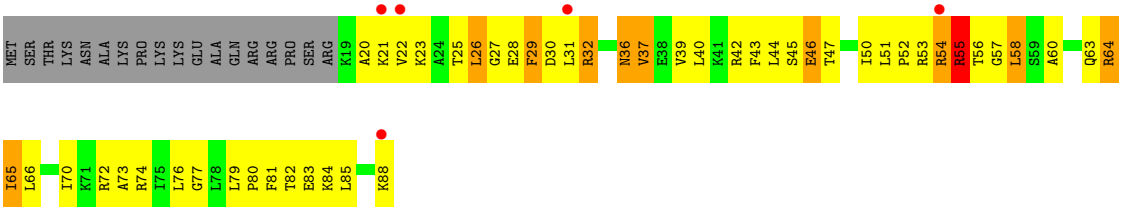

- Molecule 19: 30S ribosomal protein S19

Chain QS:

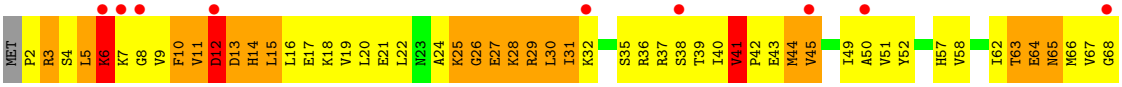

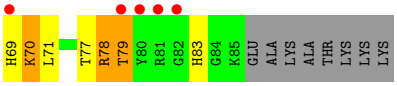

• Molecule 19: 30S ribosomal protein S19

Chain XS:

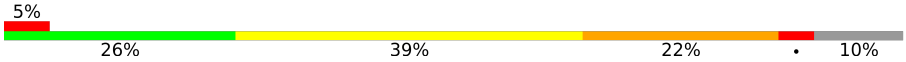

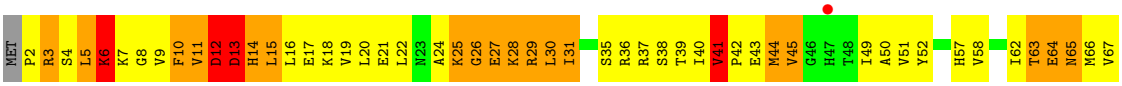

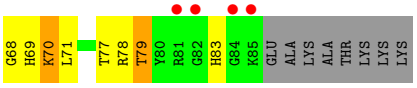

• Molecule 20: 30S ribosomal protein S20

Chain QT:

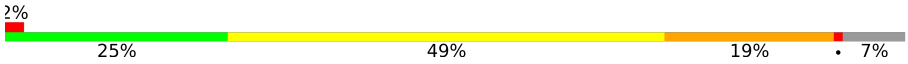

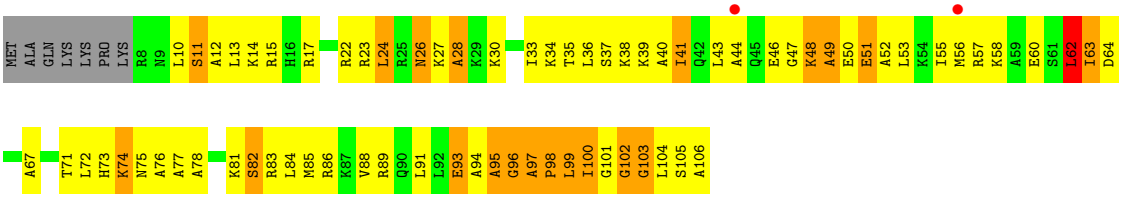

• Molecule 20: 30S ribosomal protein S20

Chain XT:

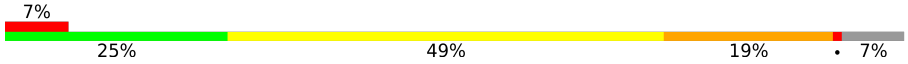

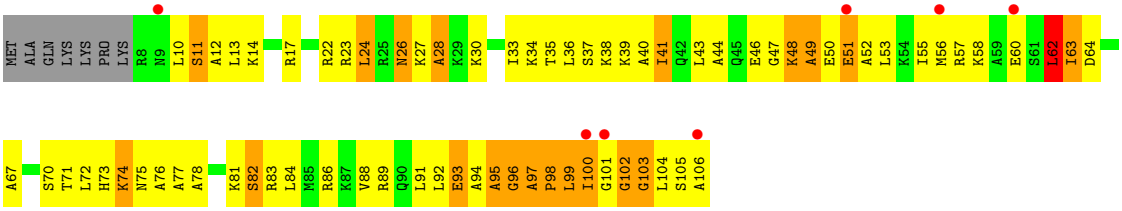

• Molecule 21: 30S ribosomal protein S21

Chain QU:

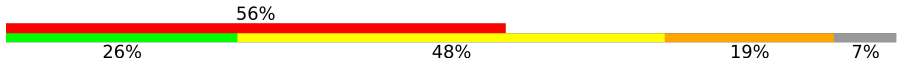

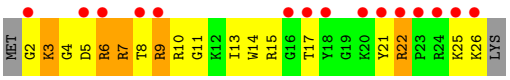

• Molecule 21: 30S ribosomal protein S21

Chain XU:

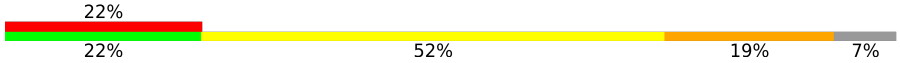

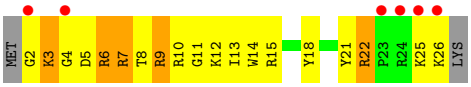

• Molecule 22: P-site tRNA fMet

Chain QV:

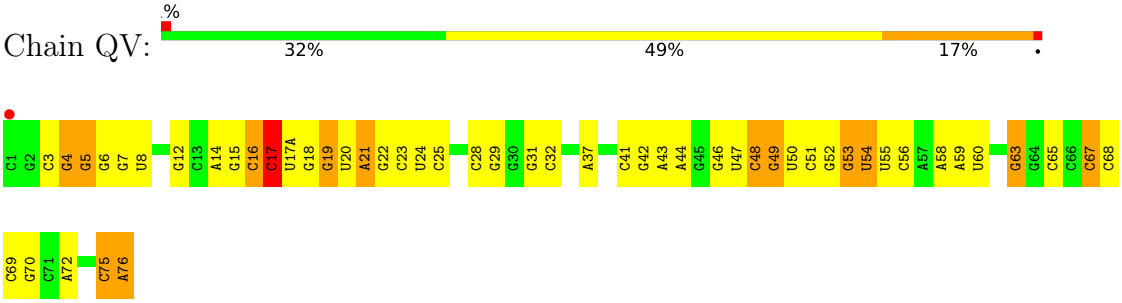

• Molecule 22: P-site tRNA fMet

Chain XV:

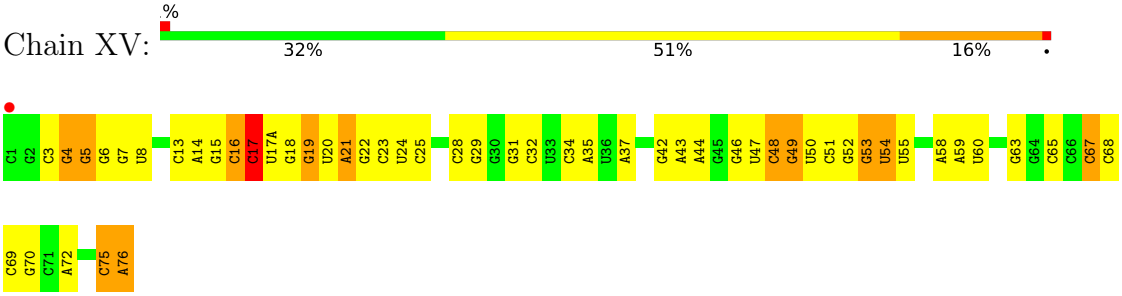

• Molecule 23: A-site ASL SufA6

Chain QX:

• Molecule 23: A-site ASL SufA6

Chain XX:

• Molecule 24: messenger RNA

Chain QY:

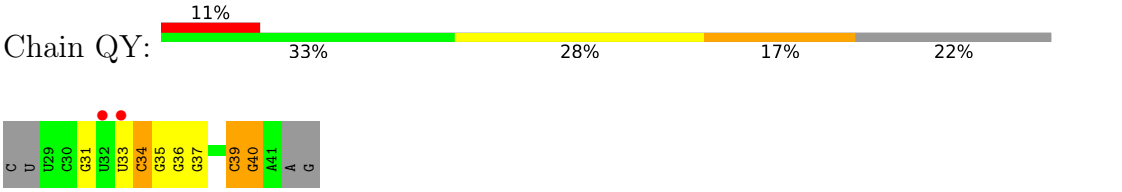

• Molecule 24: messenger RNA

Chain XY:

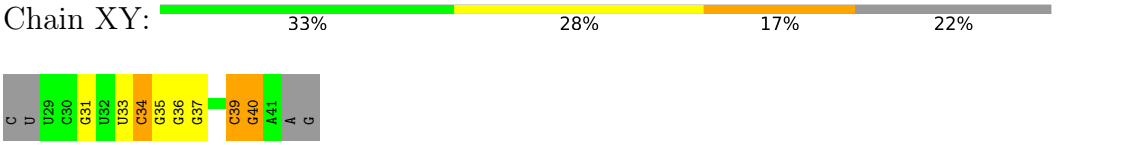

• Molecule 25: 23S rRNA

Chain RA:

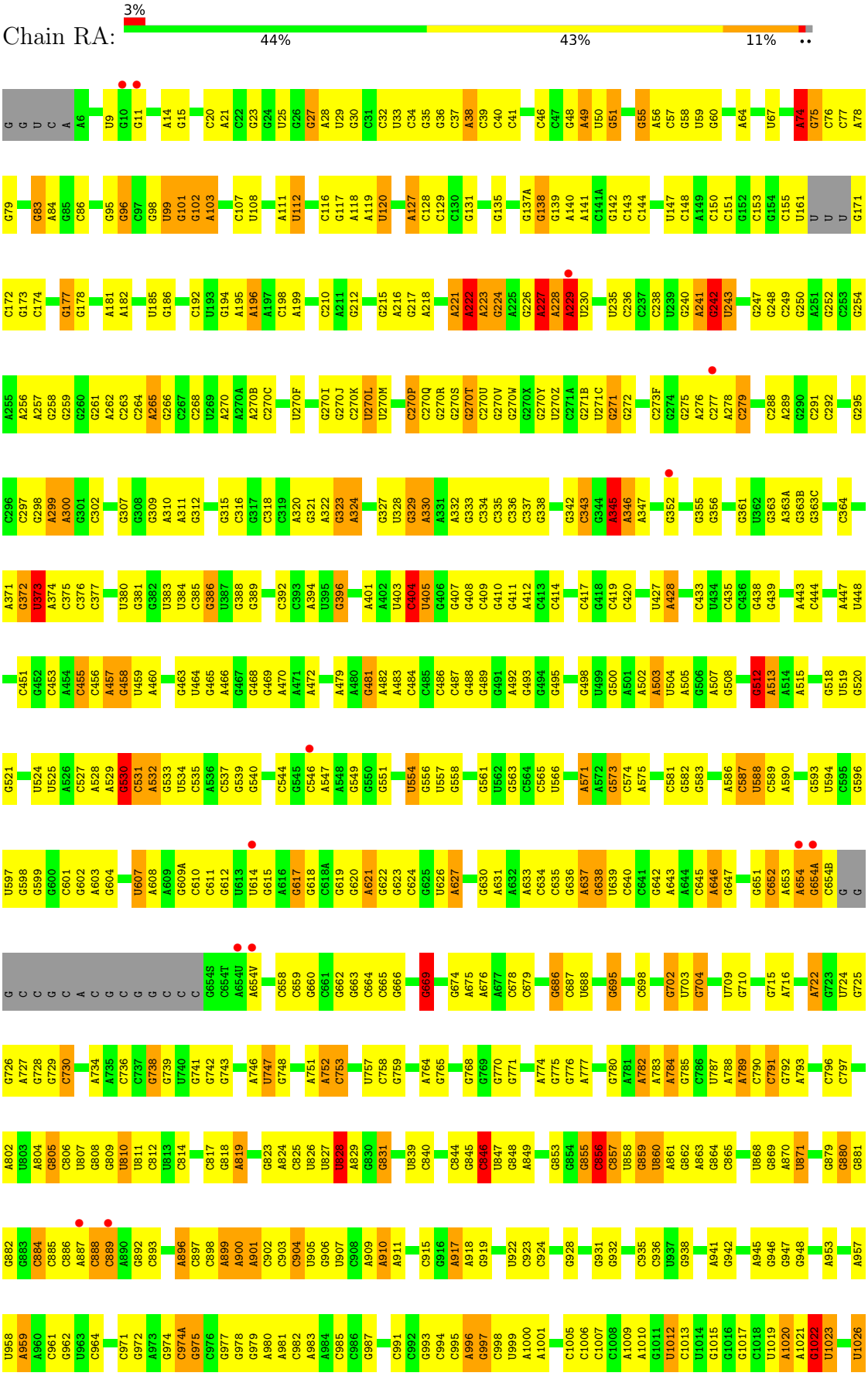


A1027 A1028 A1029 G1030 G1031 A1032 U1033 G1034 C1041 G1042 C1043 G1044 A1045 A1046 G1047 A1048 C1049 A1050 A1054 G1055 G1056 A1057 G1058 G1059 U1060 U1061 G1062 G1063 C1064 U1065 U1066 A1067 G1068 A1069 A1070 G1071 C1076 A1077 U1078 C1079 C1080 U1081 U1082 U1083 A1084 A1085 A1086 G1087 A1088 G1089 U1090 G1091 C1092 G1093 U1094 A1095 A1096
U1097 A1098 G1099 C1100 U1101 C1102 A1103 C1104 U1105 G1106 G1110 A1111 G1112 U1113 G1114 G1115 C1123 C1124 G1125 A1126 A1127 A1128 A1129 U1130 G1131 C1135 G1136 G1137 G1138 G1139 C1140 U1141 U1142 A1142A A1143 G1151 C1152 C1153 G1154 A1155 A1156 C1161 G1162 G1163 G1164 G1169 G1170 G1171 G1173 A1174 U1175 G1176 A1177 C1178
C1179 C1180 C1181 A1182 G1183 G1184 C1185 G1186 G1187 U1188 A1189 G1190 G1195 U1198 G1203 A1204 U1205 G1206 C1207 C1208 G1209 A1210 U1211 G1212 G1216 C1217 C1218 G1219 A1220 C1221 G1224 G1228 G1231 G1232 G1236 A1237 G1238 G1239 U1240 A1241 A1247 G1248 U1249 G1250 C1251 G1252 A1253 A1254 U1255 G1256 C1257
A1262 U1263 G1264 A1265 G1266 U1267 A1268 A1269 C1270 G1271 A1272 U1273 A1276 G1277 A1278 G1279 G1285 A1286 A1287 U1288 C1291 U1292 C1293 U1294 C1295 G1296 C1297 C1298 G1299 U1300 A1301 A1308 G1309 U1312 U1313 C1314 C1315 U1316 G1319 C1320 A1321 A1322 U1323 C1327 G1328 U1329 C1330 A1331 G1332 C1333 G1334 U1335
A1336 G1337 G1338 G1339 U1340 U1341 C1345 G1348 A1349 A1354 G1355 G1356 U1357 G1358 A1359 C1363 G1364 A1365 A1366 A1367 G1368 G1369 C1370 G1371 U1372 A1378 A1379 G1380 A1384 G1385 C1386 U1390 U1391 A1392 A1393 U1396 U1397 C1398 C1399 G1400 C1403 C1404 U1405 U1406 C1407 C1408 C1409 G1410 C1411 A1412 G1413
G1414 U1415 G1416 C1417 G1418 A1419 U1420 G1421 G1422 G1423 G1424 G1425 G1426 A1427 C1428 G1429 C1430 U1431 A1434 G1435 G1436 G1441 G1442 A1444A C1445 G1448 A1449 G1449A C1450 U1454 G1455 G1459 A1460 G1461 C1462 C1467 C1468 A1469 G1470 A1471 C1474 A1477 G1478 G1479 G1480 U1482 G1483 G1484 G1485 A1490
G1491 G1492 C1493 A1494 A1495 A1496 U1497 C1502 U1503 C1504 C1505 C1506 A1507 A1508 C1509 A1510 A1511 G1512 C1513 U1514 C1515 U1516 G1517 C1518 G1519 U1520 G1521 G1522 A1529 G1530 C1533 G1534 U1535 A1536 C1537 G1538 G1542 A1543 C1544 A1545 C1547 C1548 C1549 A1553 A1554 G1555 A1558 G1559 G1560 A1567 G1568 A1569
A1570 A1571 C1577 U1578 A1579 A1580 C1585 A1586 A1587 C1588 C1589 C1598 C1599 C1600 G1601 U1602 A1603 C1604 C1607 A1608 A1609 A1610 C1611 A1614 C1615 A1616 C1617 A1618 G1619 G1622 C1638 U1639 C1640 A1641 G1642 G1647 C1648 G1649 G1650 G1651 A1652 G1653 A1654 A1655 C1656 C1657 C1658 U1659 C1660 G1661 A1664
A1665 G1666 G1667 A1668 A1669 C1672 U1673 G1674 C1675 A1676 A1677 G1678 G1681 G1682 C1685 C1686 G1687 C1694 G1695 G1696 G1697 A1698 U1709 C1710 G1725 G1728 A1729 U1730 G1731 A1732 G1733 C1742 G1743 C1752 G1753 C1754 A1755 G1756 A1759 A1762 G1763 G1764 C1765 U1766 C1767 C1771 G1772 A1773
C1774 U1775 U1779 A1780 A1784 A1785 A1786 A1787 C1788 A1789 C1790 A1791 G1792 C1793 U1794 C1795 U1796 C1797 U1798 G1799 C1800 G1801 A1802 A1803 C1804 U1805 C1806 A1809 A1810 G1811 G1814 A1815 G1816 G1817 U1818 A1819 U1820 A1821 G1822 G1823 G1824 A1825 G1826 C1827 G1828 A1829 C1830 U1833 U1834 G1835 C1836 C1837 C1838 G1842
C1843 A1847 A1848 G1849 G1850 G1857 G1858 A1859 G1860 G1861 U1864 G1869 C1870 A1871 A1872 G1878 C1879 C1880 C1881 C1882 G1883 A1884 A1885 C1886 C1887 G1888 A1889 A1890 G1896 G1897 U1898 G1899 C1902 G1903 G1904 C1905 G1906 A1913 C1914 U1915 A1918 A1919 C1920 U1923 C1924 A1927 A1928 G1929 G1930 U1931 A1932
G1933 C1934 G1935 A1936 A1937 A1938 U1939 G1948 U1951 A1952 A1953 G1954 U1955 U1963 G1964 C1965 A1966 C1967 G1968 A1969 A1970 A1971 A1972 A1978 C1979 G1980 A1981 C1982 C1983 G1984 G1985 A1986 G1987 C1988 G1989 C1990 U1991 G1992 U1993 C1994 U1995 C1996 C1999 G2002 G2003 G2004 A2005 C2006 U2011 G2012 A2013 A2014 A2015
C2021 U2022 G2023 G2024 C2025 C2026 G2027 A2030 A2031 G2032 A2033 G2037 G2038 C2039 C2040 U2041 A2042 C2043 G2046 U2047 G2048 G2049 C2050 A2051 G2052 C2055 G2056 A2059 A2060 G2061 A2062 U2068 G2069 G2070 A2071 G2072 C2073 U2074 U2075 U2076 A2077 U2086 G2093 G2094 C2095 U2096 U2102 C2103 C2108
U2109 G2110 C2111 G2112 U2113 A2114 G2115 G2116 A2117 U2118 A2119 C2120 G2121 U2122 C2123 G2124 G2125 A2126 G2127 C2128 C2129 U2130 G2131 U2132 G2133 A2134 A2135 C2136 C2137 C2145 C2146 G2147 G2148 G2149 U2150 G2151 G2152 G2153 G2154 G2155 G2156 G2157 A2158 C2161 G2162 C2163 C2164 G2165 G2166 U2167 G2168 A2169 A2170 A2171 U2172 A2173 C2174 C2175

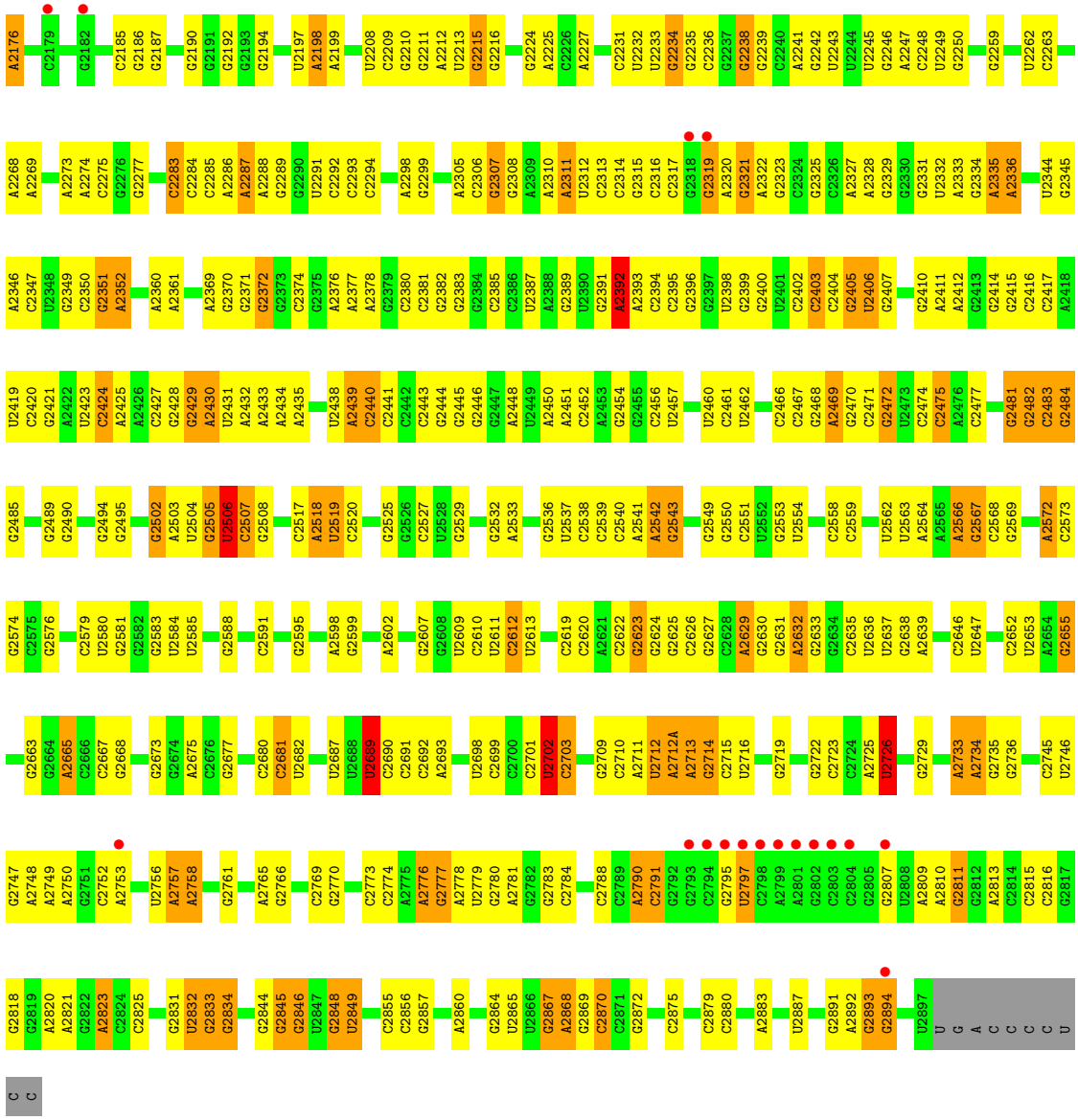

- Molecule 25: 23S rRNA

Chain YA:

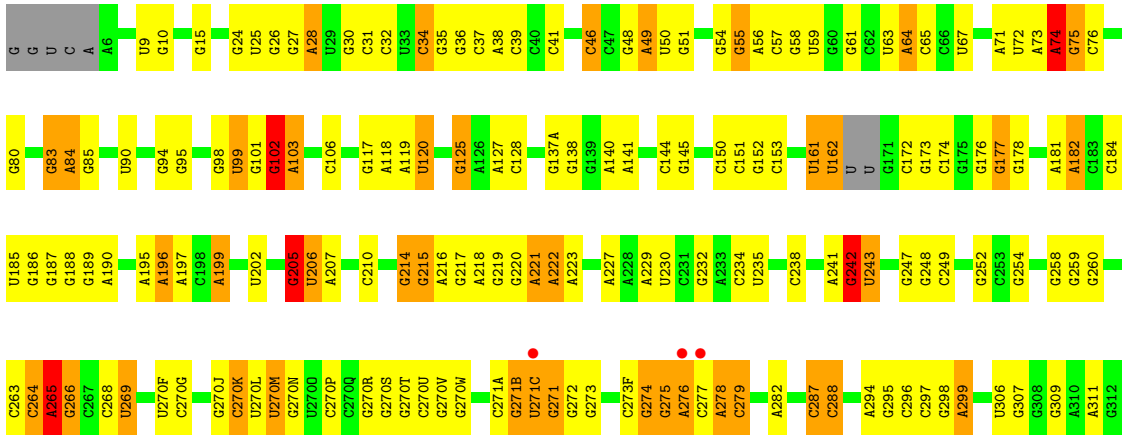

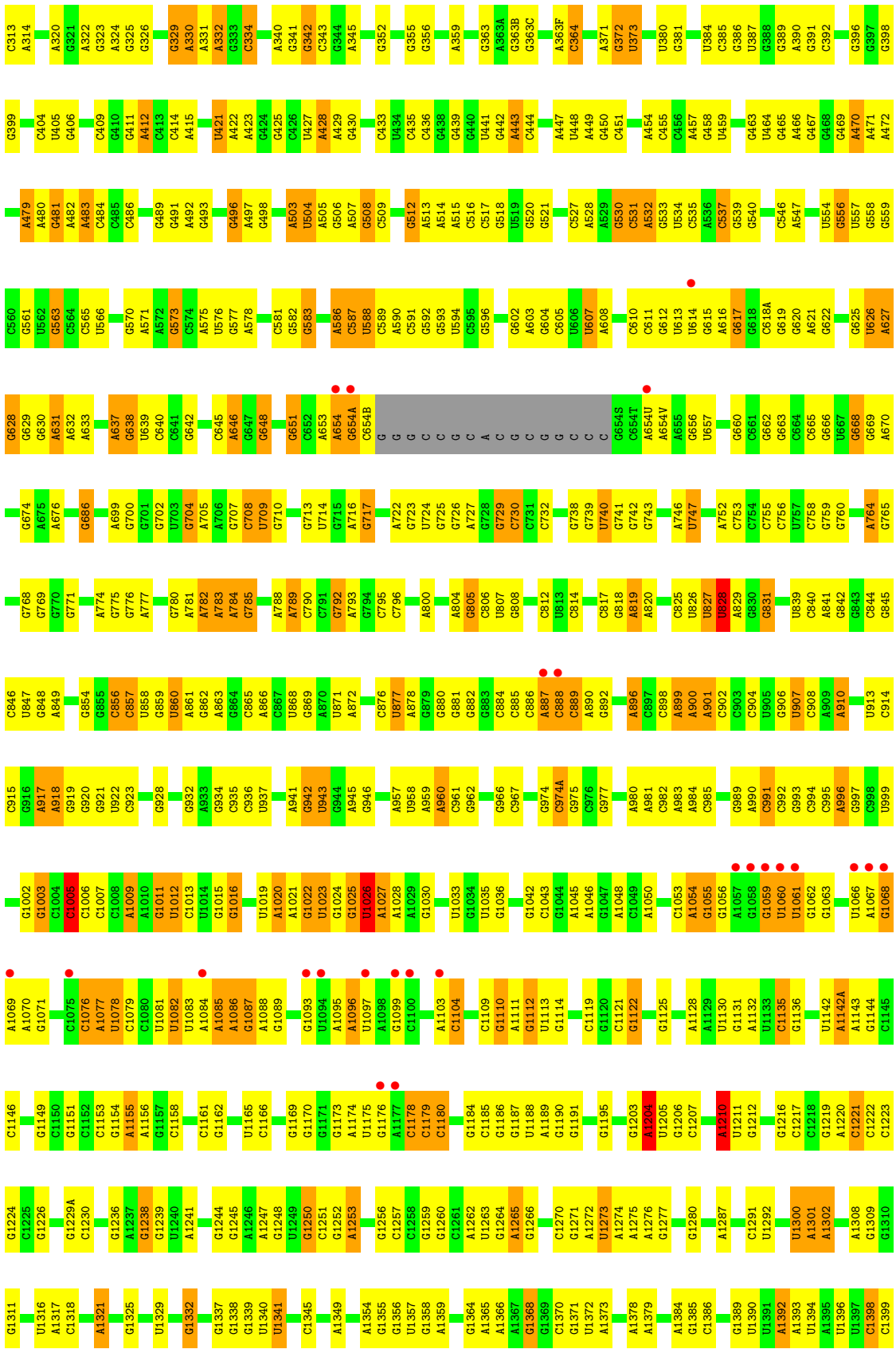
C313 A314 A320 G321 A322 G323 A324 G325 G326 G329 A330 A331 A332 G333 C334 A340 G341 G342 C343 G344 A345 G352 G355 G356 A359 G363 A363A G363B G363C A363F C364 A371 G372 U373 U380 G381 U384 C385 G386 U387 G388 G389 A390 G391 C392 G396 G397 G398
G399 C404 U405 G406 C409 G410 G411 A412 C413 C414 A415 U421 A422 A423 G424 G425 G426 U427 A428 A429 G430 C433 U434 C435 C436 G438 G439 G440 U441 G442 A443 C444 A447 U448 A449 G450 C451 A454 C455 C456 A457 G458 U459 G463 U464 G465 A466 G467 G468 G469 A470 A471 A472
A479 A480 G481 A482 A483 C484 C485 C486 G489 G491 A492 G493 G496 A497 G498 A503 U504 A505 G506 A507 G508 C509 G512 A513 A514 A515 C516 C517 G518 U519 G520 G521 C527 A528 A529 G530 C531 A532 G533 U534 C535 A536 C537 G539 G540 C546 A547 U554 G556 U557 G558 G559
C560 G561 U562 G563 C564 C565 U566 G570 A571 A572 G573 C574 A575 U576 G577 A578 C581 G582 G583 A586 C587 U588 C589 A590 C591 C592 G593 U594 C595 G596 G602 A603 G604 C605 U606 U607 A608 C610 C611 G612 U613 U614 G615 A616 G617 G618 C618A G619 G620 A621 G622 G625 U626 A627
G628 G629 G630 A631 A632 A633 A637 G638 U639 C640 C641 G642 C645 A646 G647 G648 G651 C652 A653 A654 G654A C654B G G G C C G C A C G C G C C G654S C654T A654U A654V A655 G656 U657 G660 C661 G662 G663 C664 C665 G666 U667 G668 G669 A670
G674 A675 A676 G686 A699 G700 G701 G702 U703 G704 A705 A706 G707 C708 U709 G710 G713 U714 G715 A716 G717 A722 G723 U724 G725 G726 A727 G728 G729 C730 C731 C732 G738 G739 U740 G741 G742 G743 A746 U747 A752 C753 C754 C755 C756 U757 C758 G759 G760 A764 G765
G768 G769 G770 G771 A774 G775 G776 A777 G780 A781 A782 A783 A784 G785 A788 A789 C790 C791 G792 A793 G794 C795 C796 A800 A804 G805 C806 U807 G808 C812 U813 C814 C817 G818 A819 A820 C825 U826 U827 U828 A829 G830 G831 U839 C840 A841 G842 G843 C844 G845
C846 U847 G848 A849 G854 G855 C856 C857 U858 G859 U860 A861 G862 A863 G864 C865 A866 C867 U868 G869 A870 U871 A872 C876 U877 A878 G879 G880 G881 G882 G883 C884 C885 C886 A887 C888 C889 A890 G892 A896 C897 C898 A899 A900 A901 C902 C903 C904 U905 G906 U907 C908 A909 A910 U913 C914
C915 G916 A917 A918 G919 G920 G921 U922 C923 G928 G932 A933 G934 C935 C936 U937 A941 G942 U943 G944 A945 G946 A957 U958 A959 A960 C961 G962 G966 C967 G974 C974A G975 C976 G977 A980 A981 C982 A983 A984 C985 G989 A990 C991 C992 G993 C994 C995 A996 G997 C998 U999
G1002 G1003 C1004 C1005 C1006 C1007 C1008 A1009 A1010 G1011 U1012 C1013 U1014 G1015 G1016 U1019 A1020 A1021 G1022 U1023 G1024 G1025 U1026 A1027 A1028 A1029 G1030 U1033 G1034 U1035 G1036 G1042 C1043 G1044 A1045 A1046 G1047 A1048 C1049 A1050 C1053 A1054 G1055 G1056 A1057 G1058 G1059 U1060 U1061 G1062 G1063 U1066 A1067 G1068
A1069 A1070 G1071 C1075 C1076 A1077 U1078 C1079 C1080 U1081 U1082 U1083 A1084 A1085 A1086 G1087 A1088 G1089 G1093 U1094 A1095 A1096 U1097 G1098 G1099 C1100 A1103 C1104 C1109 G1110 A1111 G1112 U1113 G1114 C1119 G1120 C1121 G1122 G1125 A1128 A1129 U1130 G1131 A1132 U1133 C1135 G1136 U1142 A1142A A1143 G1144 C1145
C1146 G1149 C1150 G1151 C1152 C1153 G1154 A1155 A1156 G1157 C1158 C1161 G1162 U1165 C1166 G1169 G1170 G1171 G1173 A1174 U1175 G1176 A1177 C1178 C1179 C1180 G1184 C1185 A1186 G1187 U1188 A1189 G1190 G1191 G1195 G1203 A1204 U1205 G1206 C1207 A1210 U1211 G1212 G1216 C1217 G1218 G1219 A1220 C1221 C1222 C1223
G1224 C1225 G1226 G1229A C1230 G1236 A1237 G1238 G1239 U1240 A1241 G1244 G1245 A1246 A1247 G1248 U1249 G1250 C1251 G1252 A1253 G1256 C1257 C1258 G1259 G1260 C1261 A1262 U1263 G1264 A1265 G1266 C1270 G1271 A1272 U1273 A1274 A1275 A1276 G1277 G1280 A1287 C1291 U1292 U1300 A1301 A1302 A1308 G1309 G1310
G1311 U1316 A1317 C1318 A1321 G1325 U1329 G1332 G1337 G1338 G1339 U1340 U1341 C1345 A1349 A1354 G1355 G1356 U1357 G1358 A1359 G1364 A1365 A1366 A1367 G1368 G1369 C1370 G1371 U1372 A1373 A1378 A1379 A1384 G1385 C1386 G1389 U1390 U1391 A1392 A1393 U1394 A1395 U1396 U1397 C1398 C1399

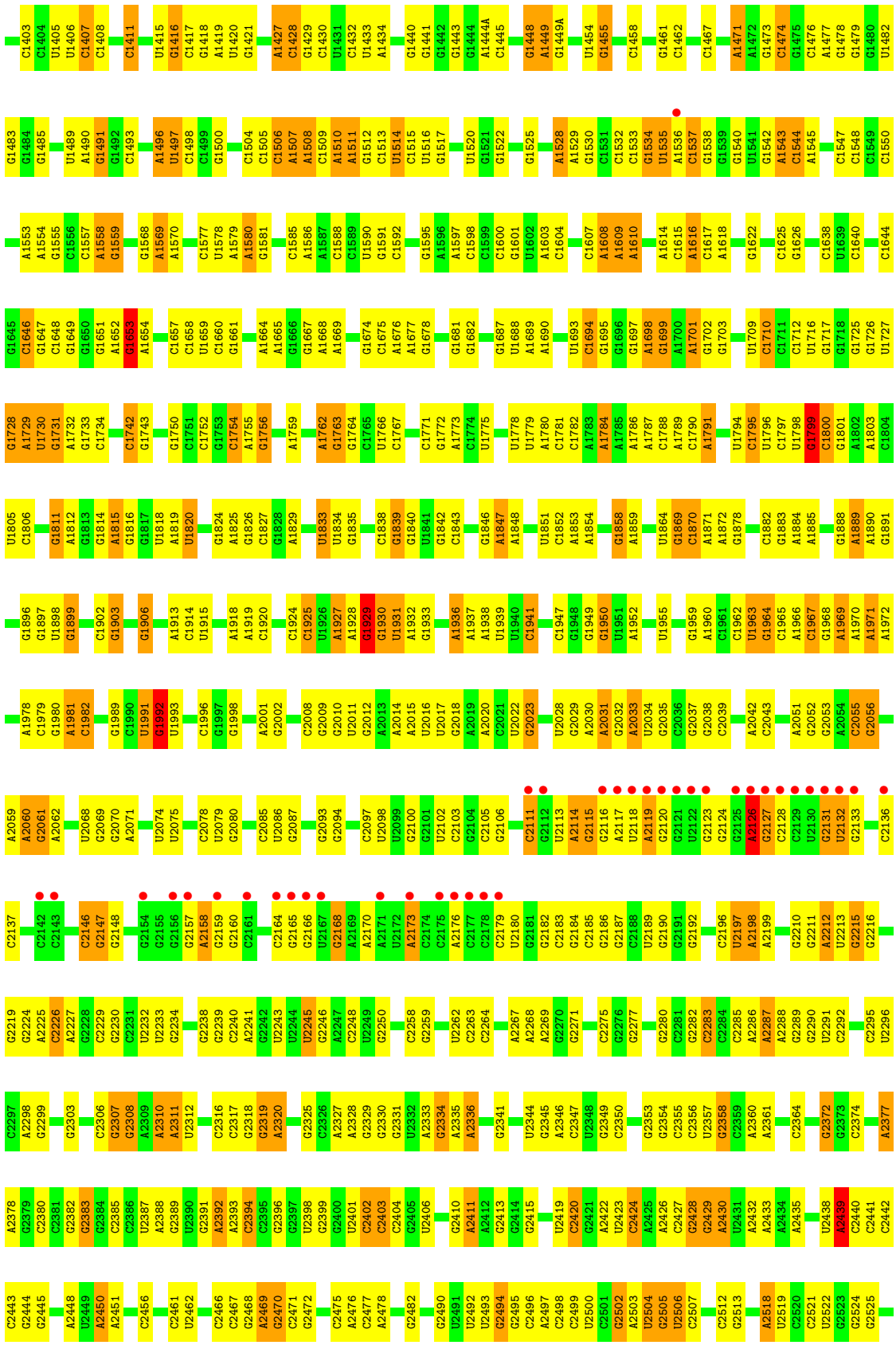
C1403 C1404 U1405 U1406 C1407 C1408 C1411 U1415 G1416 C1417 G1418 A1419 U1420 G1421 A1427 C1428 G1429 C1430 U1431 C1432 U1433 A1434 G1440 G1441 G1442 G1443 G1444 A1444A C1445 G1448 A1449 G1449A U1454 G1455 C1458 G1461 C1462 C1467 A1471 A1472 G1473 C1474 G1475 C1476 A1477 G1478 G1479 G1480 U1482
G1483 G1484 G1485 U1489 A1490 G1491 G1492 C1493 A1496 U1497 C1498 C1499 G1500 C1504 C1505 C1506 A1507 A1508 C1509 C1510 A1511 G1512 C1513 U1514 C1515 U1516 G1517 U1520 G1521 G1522 G1525 A1528 A1529 G1530 C1531 C1532 C1533 G1534 U1535 A1536 C1537 G1538 G1539 G1540 U1541 G1542 A1543 C1544 A1545 C1547 C1548 C1549 C1550
A1553 A1554 G1555 C1556 C1557 A1558 G1559 G1568 A1569 A1570 C1577 U1578 A1579 A1580 G1581 C1585 A1586 A1587 C1588 C1589 U1590 G1591 C1592 G1595 A1596 A1597 C1598 C1599 C1600 G1601 U1602 A1603 C1604 C1607 A1608 A1609 A1610 A1614 C1615 A1616 C1617 A1618 G1622 C1625 G1626 C1638 U1639 C1640 C1644
G1645 C1646 G1647 C1648 G1649 G1650 G1651 A1652 G1653 A1654 C1657 C1658 U1659 C1660 G1661 A1664 A1665 G1666 G1667 A1668 A1669 G1674 C1675 A1676 A1677 G1678 G1681 G1682 G1687 U1688 A1689 A1690 U1693 C1694 G1695 G1696 G1697 A1698 G1699 A1700 A1701 G1702 G1703 U1709 C1710 C1711 C1712 U1716 G1717 G1718 G1725 G1726 U1727
G1728 A1729 U1730 G1731 A1732 G1733 C1734 C1742 G1743 G1750 C1751 C1752 G1753 C1754 A1755 G1756 A1759 A1762 G1763 G1764 C1765 U1766 C1767 C1771 G1772 A1773 C1774 U1775 U1778 U1779 A1780 C1781 C1782 A1783 A1784 A1785 A1786 A1787 C1788 A1789 C1790 A1791 U1794 C1795 U1796 C1797 U1798 G1799 C1800 G1801 A1802 C1804
U1805 C1806 G1811 A1812 G1813 G1814 A1815 G1816 G1817 U1818 A1819 U1820 G1824 A1825 G1826 C1827 G1828 A1829 U1833 U1834 G1835 C1838 G1839 G1840 U1841 G1842 C1843 G1846 A1847 A1848 U1851 C1852 A1853 A1854 G1858 A1859 U1864 G1869 C1870 A1871 A1872 G1878 C1882 G1883 A1884 A1885 G1888 A1889 A1890 G1891
G1896 G1897 U1898 G1899 C1902 G1903 G1906 A1913 C1914 U1915 A1918 A1919 C1920 C1924 C1925 U1926 A1927 A1928 G1929 G1930 U1931 A1932 G1933 A1936 A1937 A1938 U1939 U1940 C1941 C1947 G1948 G1949 G1950 U1951 A1952 U1955 G1959 A1960 C1961 C1962 U1963 G1964 C1965 A1966 C1967 G1968 A1969 A1970 A1971 A1972
A1978 C1979 G1980 A1981 C1982 G1989 C1990 U1991 G1992 U1993 C1996 G1997 G1998 A2001 G2002 C2008 G2009 G2010 U2011 G2012 A2013 A2014 A2015 U2016 U2017 G2018 A2019 A2020 C2021 U2022 G2023 U2028 G2029 A2030 A2031 G2032 A2033 U2034 G2035 C2036 G2037 G2038 C2039 A2042 C2043 A2051 G2052 G2053 A2054 C2055 G2056
A2059 A2060 G2061 A2062 U2068 G2069 G2070 A2071 U2074 U2075 C2078 U2079 G2080 C2085 U2086 G2087 G2093 G2094 C2097 U2098 U2099 G2100 G2101 U2102 C2103 G2104 C2105 G2106 C2111 G2112 U2113 A2114 G2115 G2116 A2117 U2118 A2119 G2120 G2121 U2122 G2123 G2124 G2125 A2126 G2127 C2128 C2129 U2130 G2131 U2132 G2133 C2136
C2137 C2142 C2143 C2146 G2147 G2148 G2154 G2155 G2156 G2157 A2158 G2159 G2160 C2161 C2164 G2165 G2166 U2167 G2168 A2169 A2170 A2171 U2172 A2173 C2174 C2175 A2176 C2177 C2178 C2179 U2180 G2181 G2182 C2183 G2184 C2185 G2186 G2187 C2188 U2189 G2190 G2191 G2192 C2196 U2197 A2198 A2199 G2210 G2211 A2212 U2213 G2215 G2216
G2219 G2224 A2225 C2226 A2227 G2228 C2229 G2230 C2231 U2232 U2233 G2234 G2238 G2239 C2240 A2241 G2242 U2243 U2244 U2245 G2246 A2247 C2248 U2249 G2250 C2258 A2259 U2262 C2263 C2264 A2267 A2268 A2269 G2270 G2271 C2275 G2276 G2277 G2280 C2281 G2282 G2283 C2284 C2285 A2286 A2287 A2288 G2289 G2290 U2291 C2292 C2295 U2296
C2297 A2298 G2299 G2303 C2306 G2307 G2308 A2309 A2310 A2311 U2312 C2316 G2317 G2318 G2319 A2320 G2325 C2326 A2327 A2328 G2329 G2330 G2331 U2332 A2333 G2334 A2335 A2336 G2341 U2344 G2345 A2346 C2347 U2348 G2349 C2350 G2353 G2354 C2355 C2356 U2357 G2358 C2359 A2360 A2361 C2364 G2372 G2373 C2374 A2377
A2378 G2379 C2380 C2381 G2382 G2383 G2384 C2385 C2386 U2387 A2388 G2389 U2390 G2391 A2392 A2393 C2394 C2395 G2396 G2397 U2398 G2399 G2400 U2401 C2402 C2403 C2404 G2405 U2406 G2410 A2411 A2412 G2413 G2414 G2415 U2419 C2420 G2421 A2422 U2423 C2424 A2425 A2426 C2427 G2428 G2429 A2430 U2431 A2432 A2433 A2434 A2435 U2438 A2439 C2440 C2441 C2442
C2443 G2444 G2445 A2448 U2449 A2450 A2451 C2456 C2461 U2462 C2466 C2467 G2468 A2469 G2470 C2471 G2472 C2475 A2476 C2477 A2478 G2482 G2490 U2491 U2492 U2493 G2494 G2495 C2496 A2497 C2498 C2499 U2500 C2501 G2502 A2503 U2504 G2505 U2506 C2507 C2512 G2513 A2518 U2519 C2520 C2521 U2522 G2523 G2524 G2525

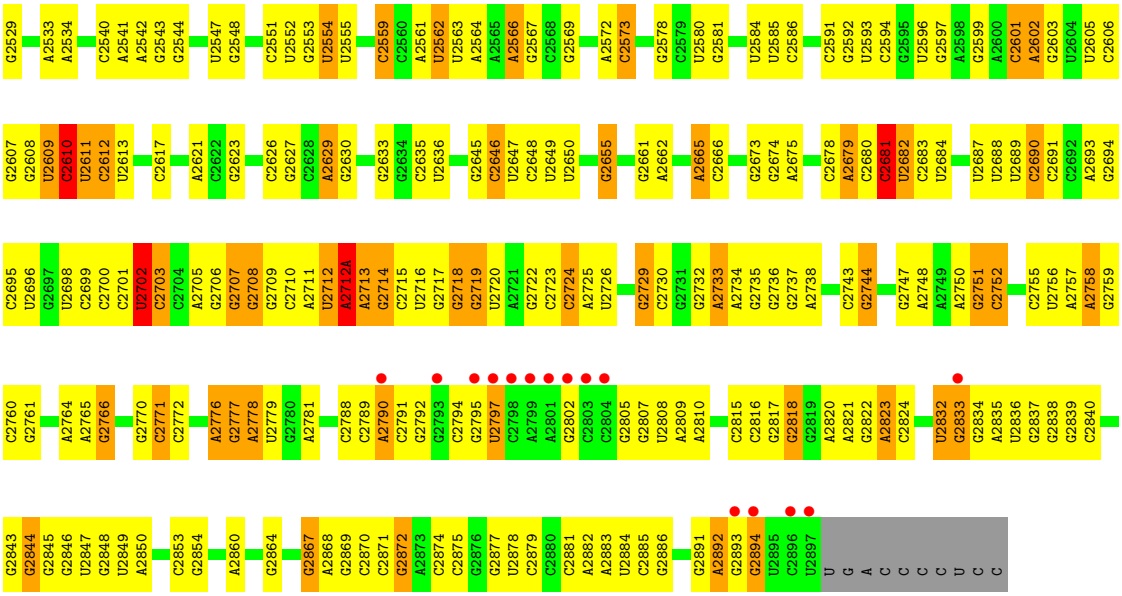

- Molecule 26: 5S rRNA

Chain RB:

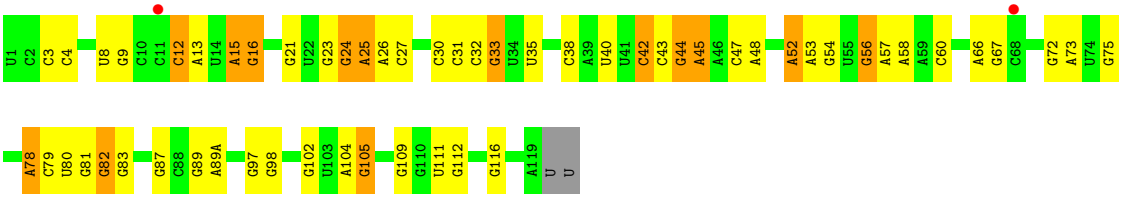

- Molecule 26: 5S rRNA

Chain YB:

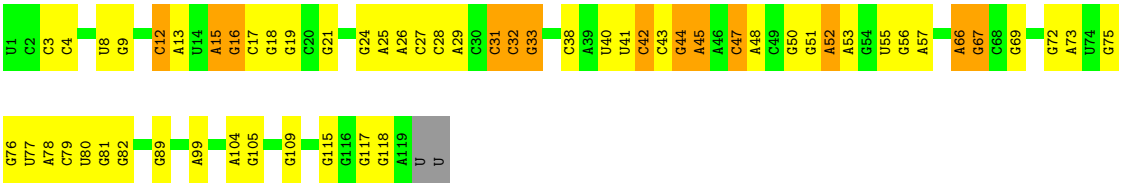

- Molecule 27: 50S ribosomal protein L2

Chain RD:

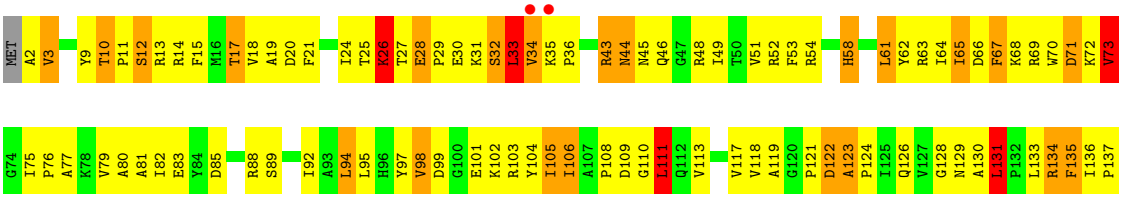

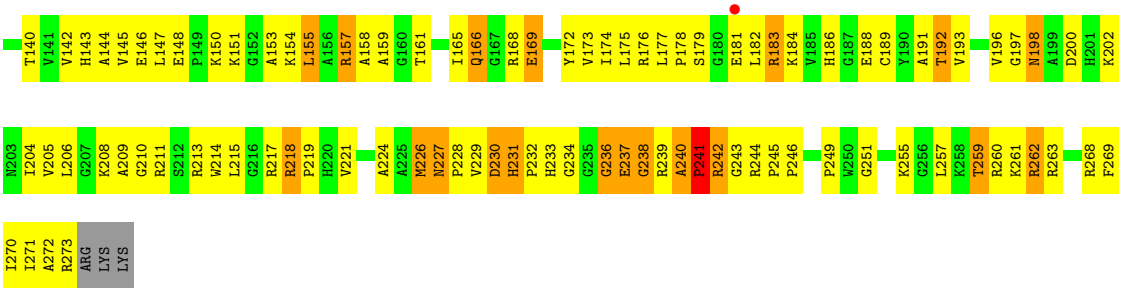

- Molecule 27: 50S ribosomal protein L2

Chain YD:

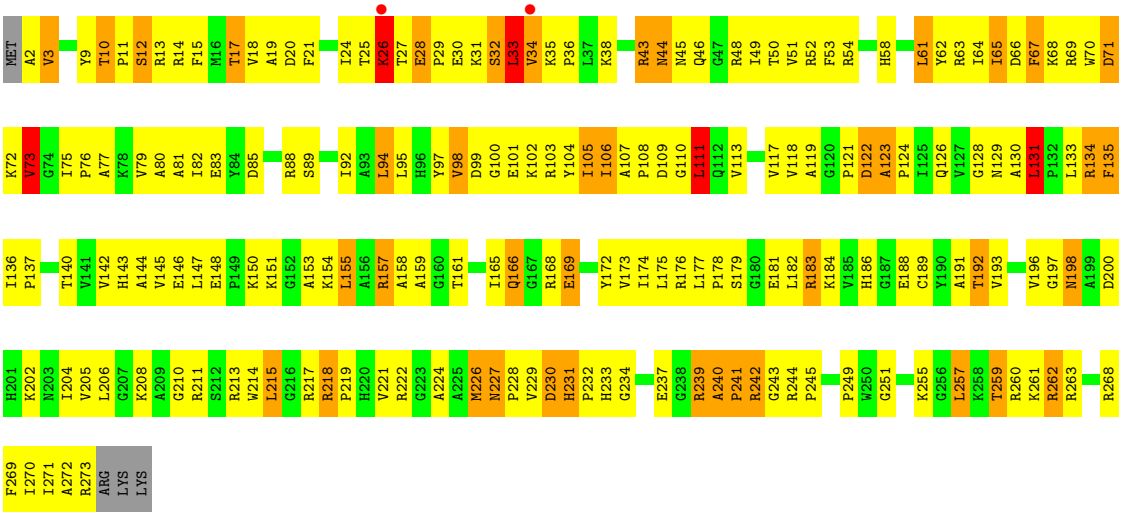

- Molecule 28: 50S ribosomal protein L3

Chain RE: 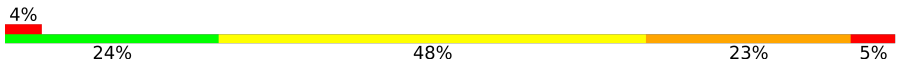

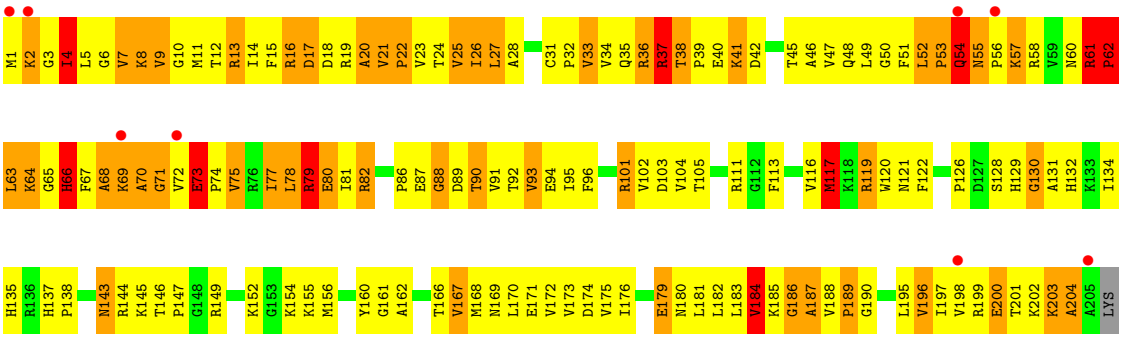

- Molecule 28: 50S ribosomal protein L3

Chain YE: 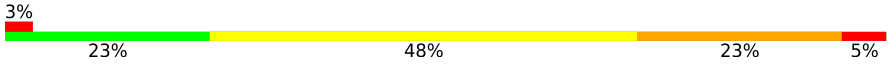

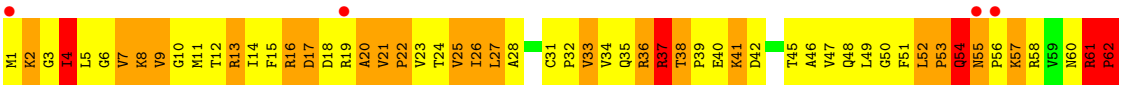

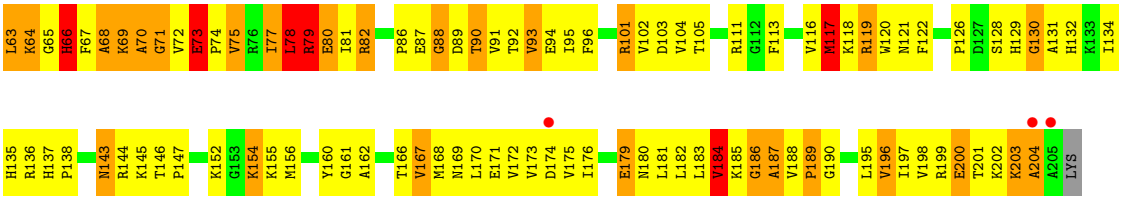

- Molecule 29: 50S ribosomal protein L4

Chain RF:

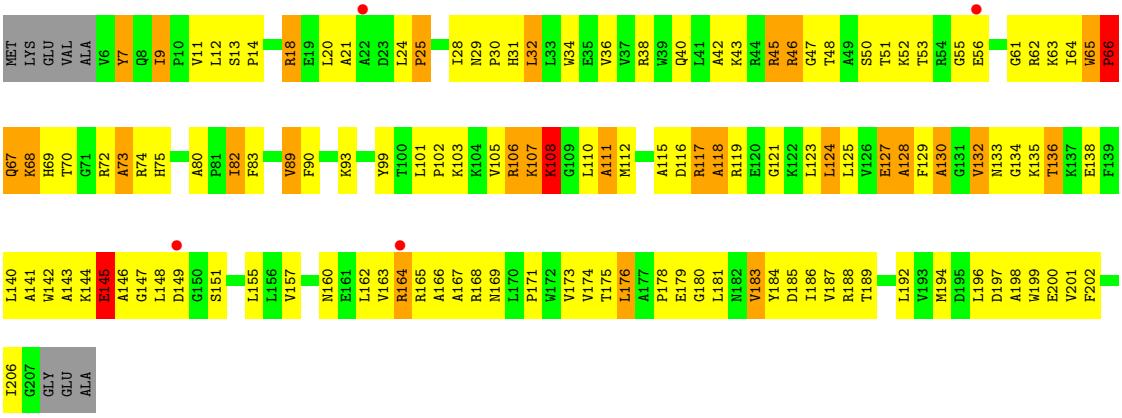

- Molecule 29: 50S ribosomal protein L4

Chain YF:

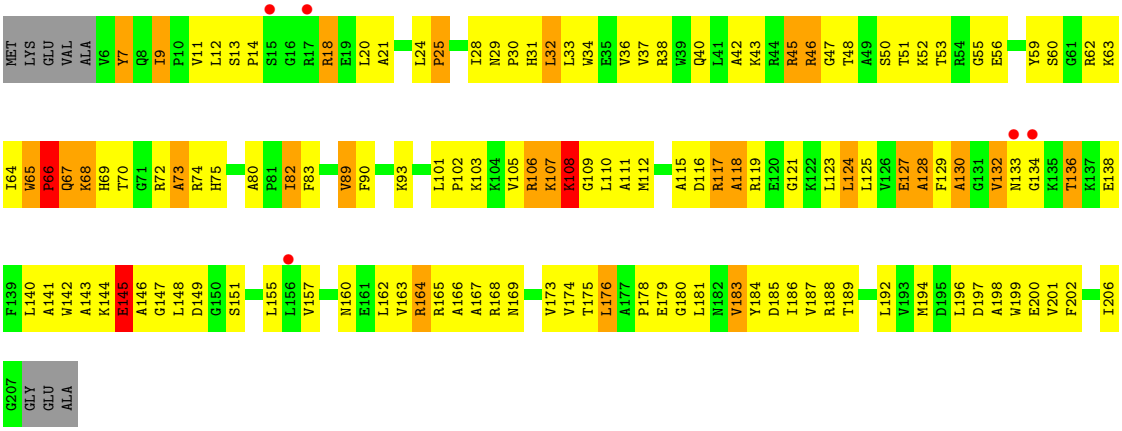

- Molecule 30: 50S ribosomal protein L5

Chain RG:

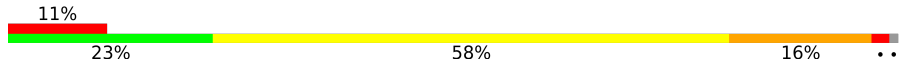

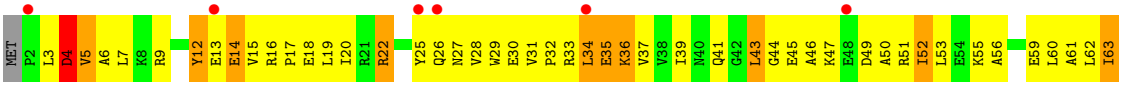

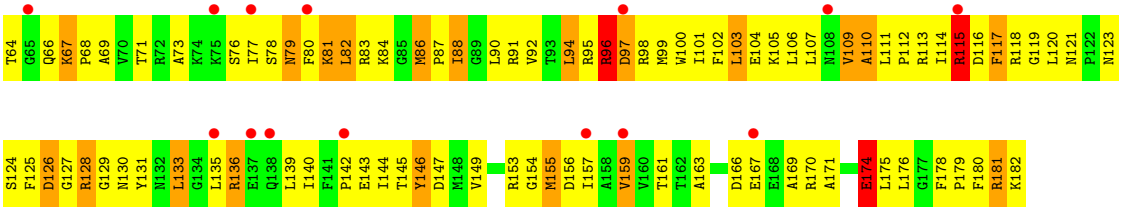

- Molecule 30: 50S ribosomal protein L5

Chain YG:

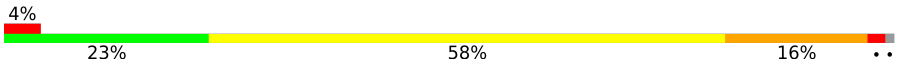

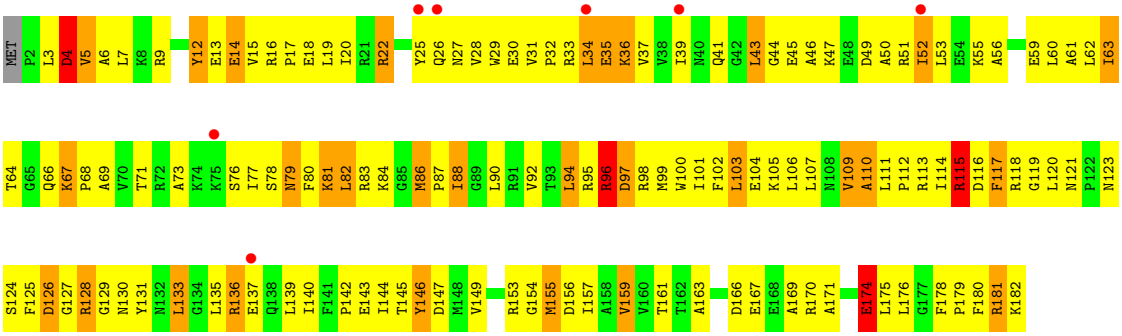

- Molecule 31: 50S ribosomal protein L6

Chain RH:

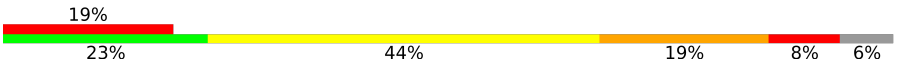

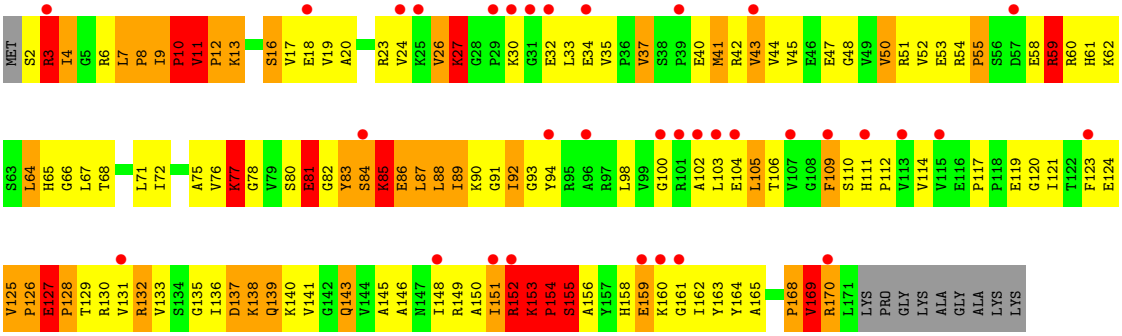

- Molecule 31: 50S ribosomal protein L6

Chain YH:



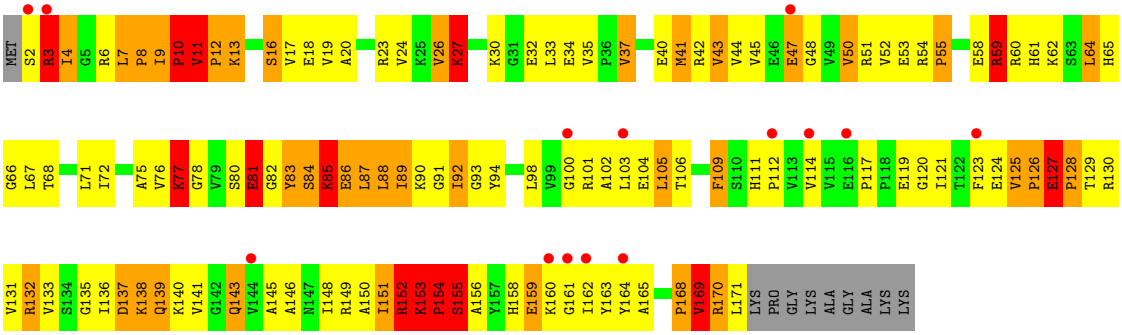

• Molecule 32: 50S ribosomal protein L9

Chain RI:

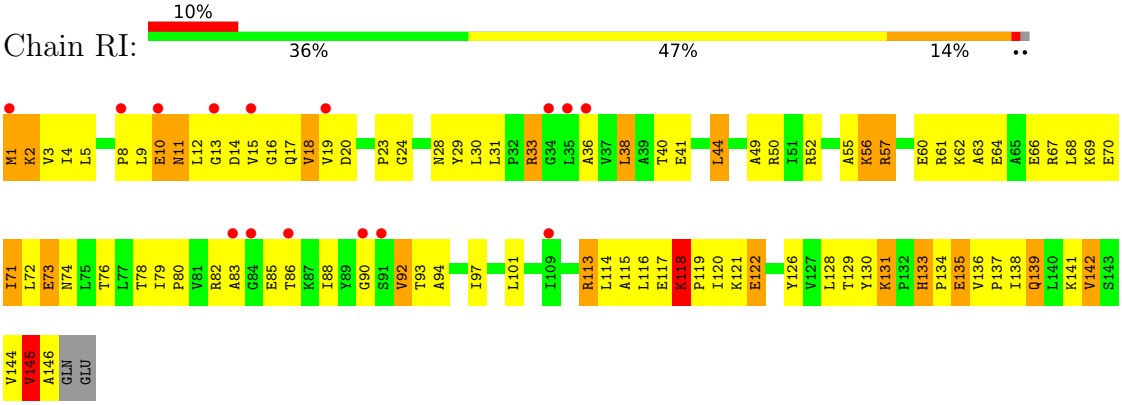

• Molecule 32: 50S ribosomal protein L9

Chain YI:

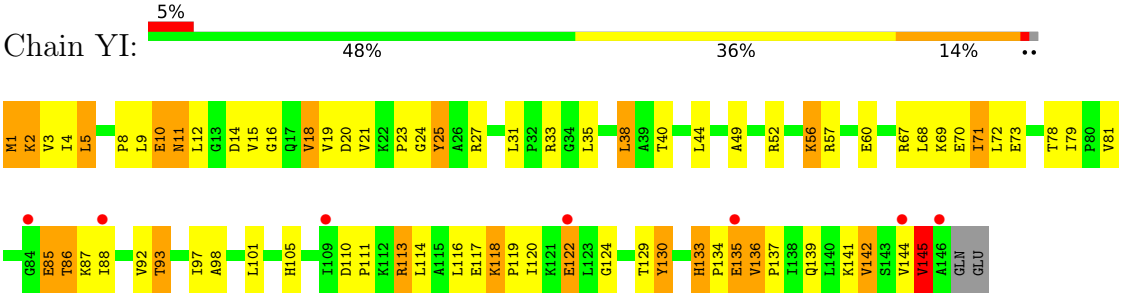

• Molecule 33: 50S ribosomal protein L13

Chain RN:

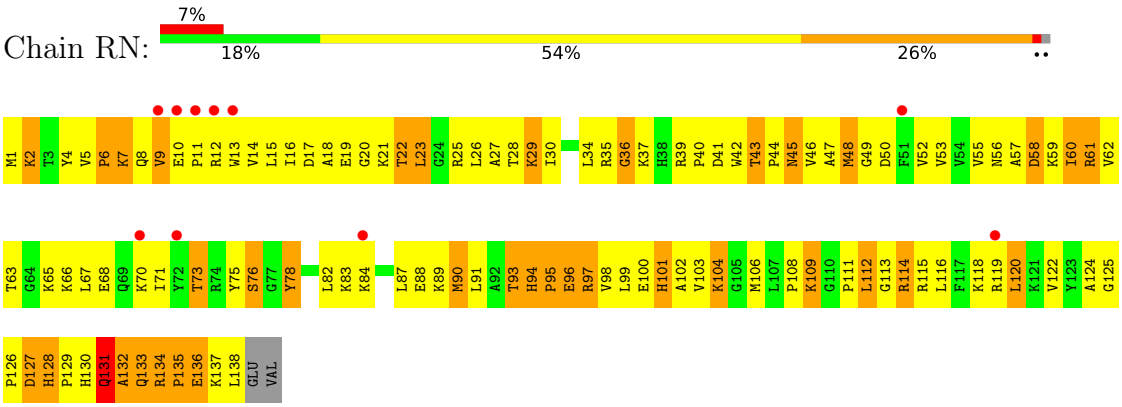

• Molecule 33: 50S ribosomal protein L13

Chain YN:

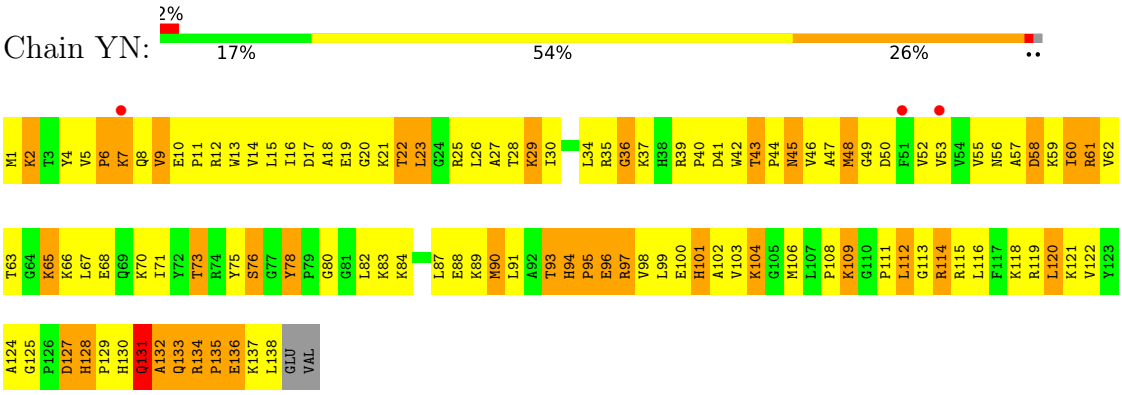

• Molecule 34: 50S ribosomal protein L14

Chain RO:

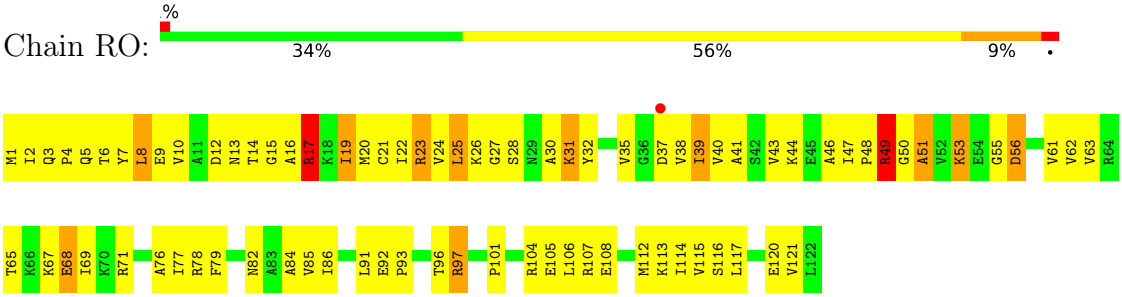

• Molecule 34: 50S ribosomal protein L14

Chain YO:

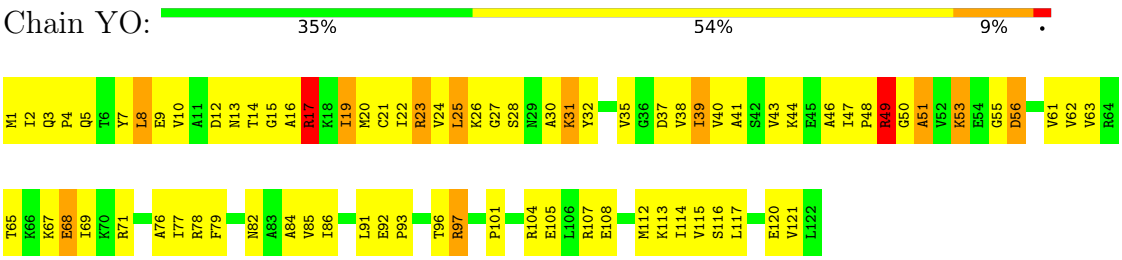

• Molecule 35: 50S ribosomal protein L15

Chain RP:

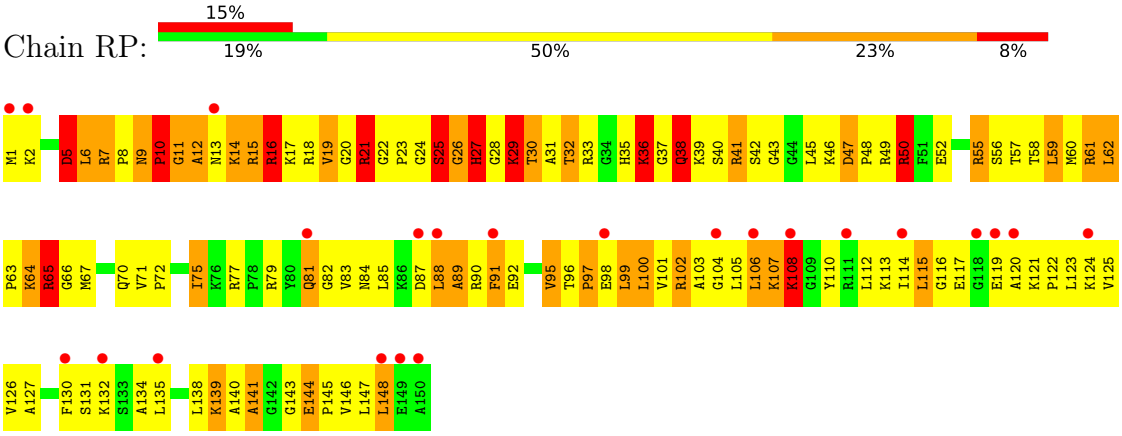

• Molecule 35: 50S ribosomal protein L15

Chain YP:

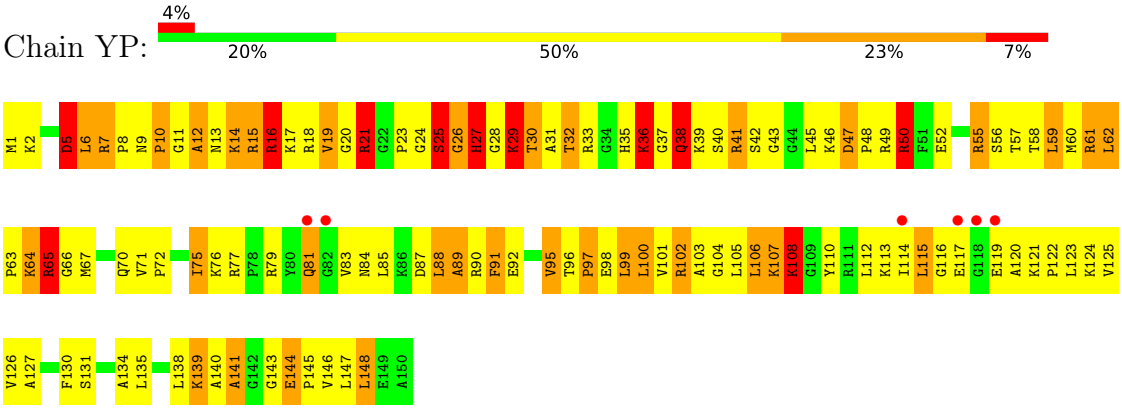

• Molecule 36: 50S ribosomal protein L16

Chain RQ:

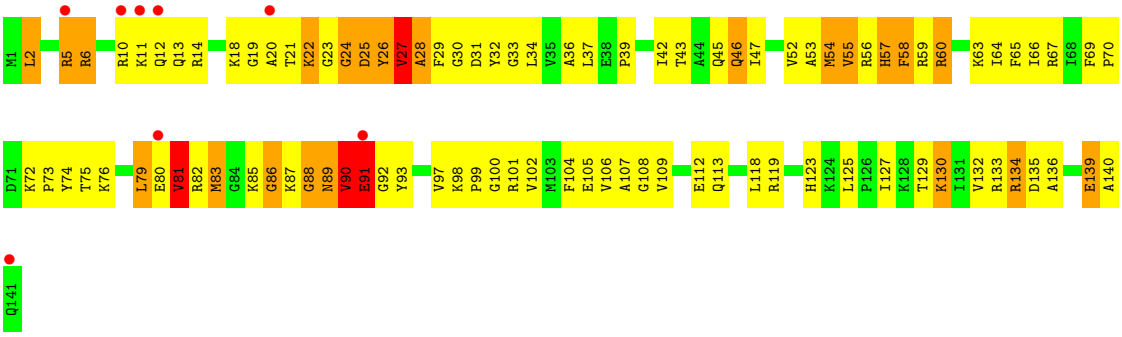

- Molecule 36: 50S ribosomal protein L16

Chain YQ:

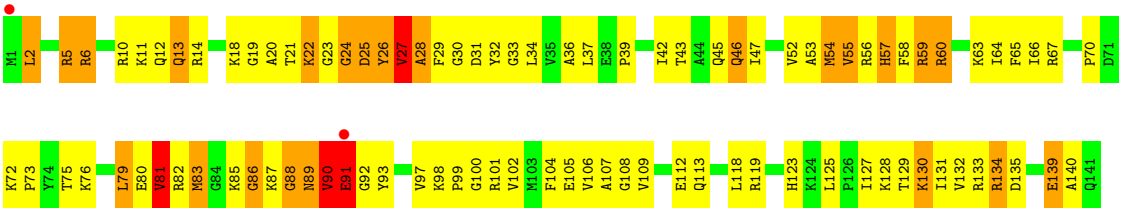

- Molecule 37: 50S ribosomal protein L17

Chain RR:

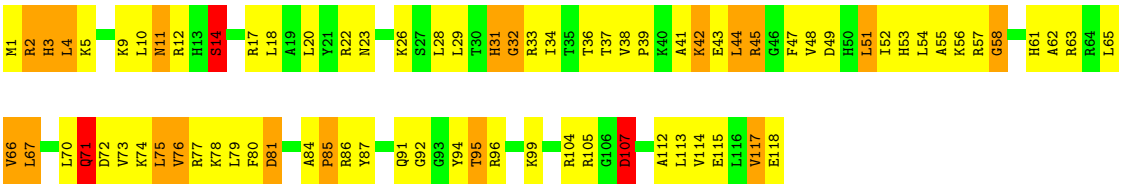

- Molecule 37: 50S ribosomal protein L17

Chain YR:

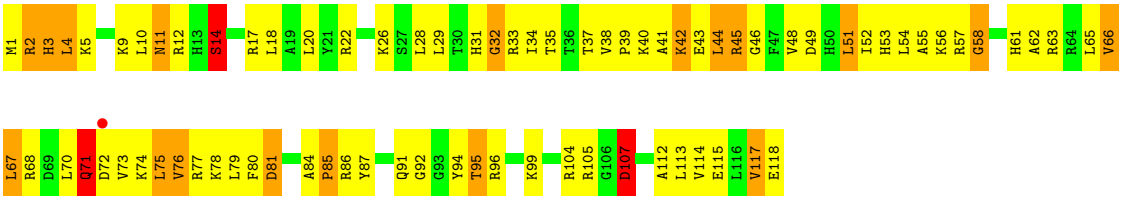

- Molecule 38: 50S ribosomal protein L18

Chain RS:



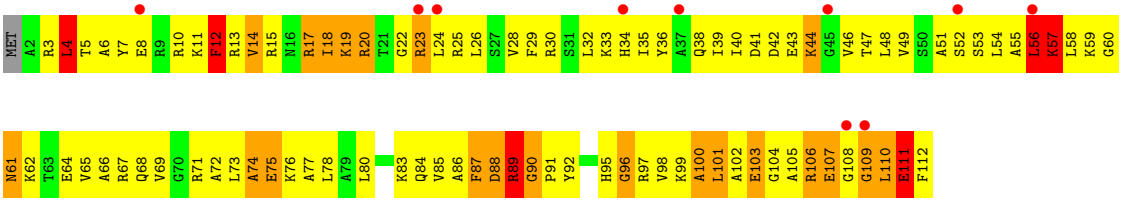

• Molecule 38: 50S ribosomal protein L18

Chain YS:

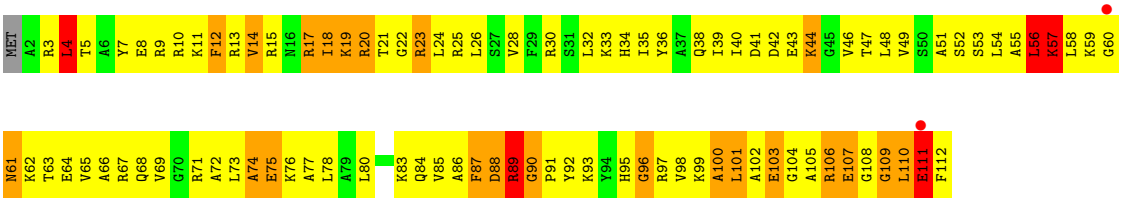

• Molecule 39: 50S ribosomal protein L19

Chain RT:

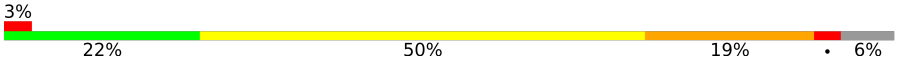

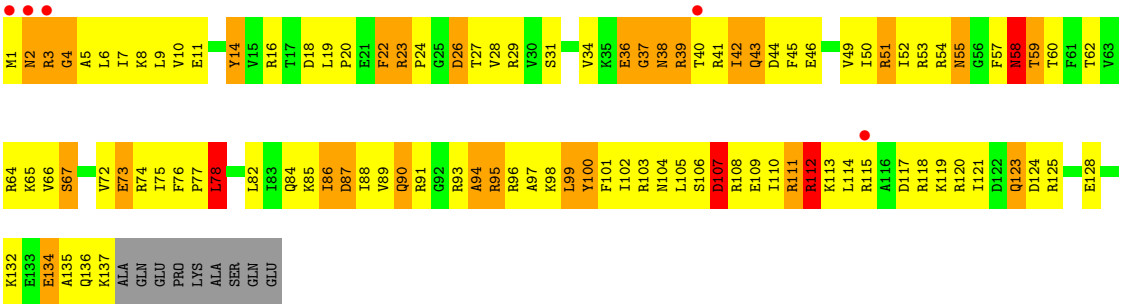

• Molecule 39: 50S ribosomal protein L19

Chain YT:

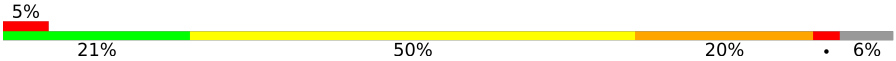

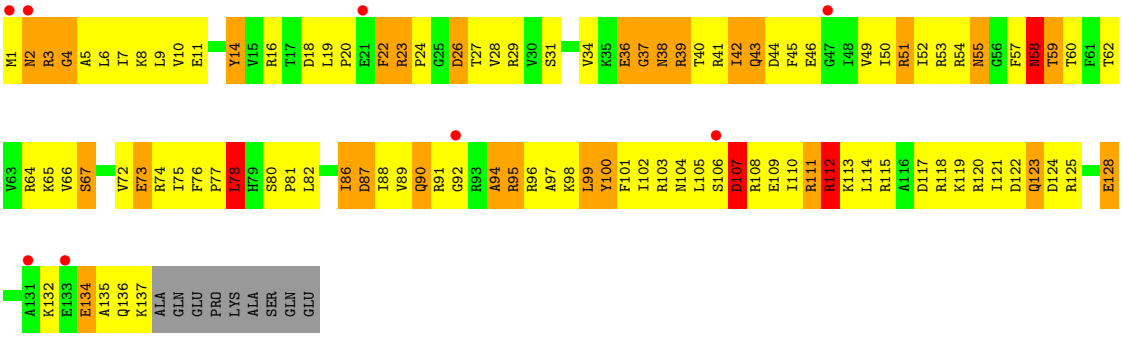

• Molecule 40: 50S ribosomal protein L20

Chain RU:

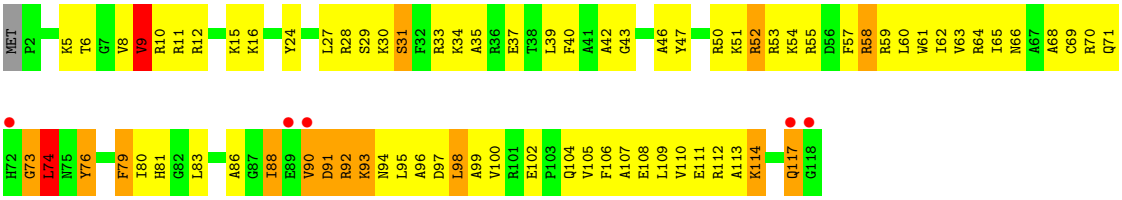

• Molecule 40: 50S ribosomal protein L20

Chain YU:

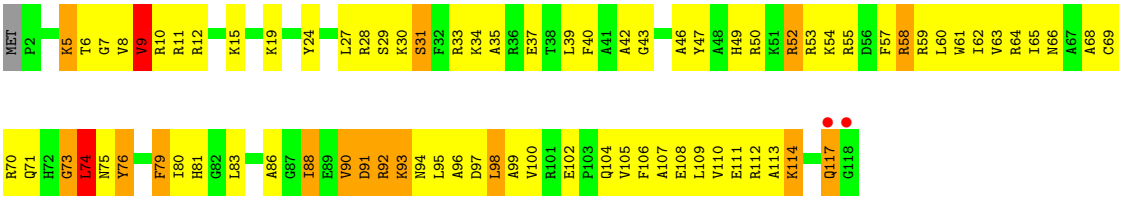

• Molecule 41: 50S ribosomal protein L21

Chain RV:

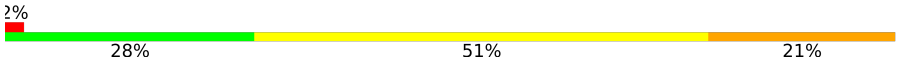

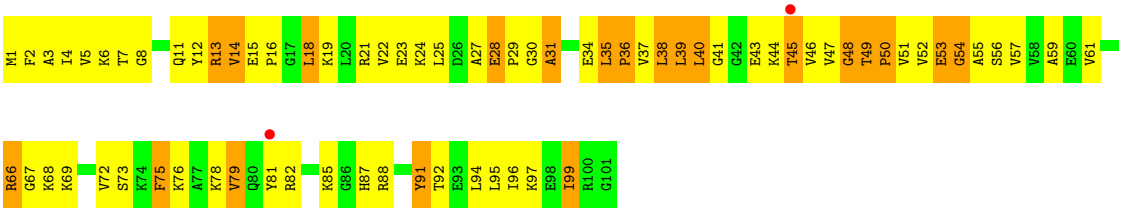

• Molecule 41: 50S ribosomal protein L21

Chain YV:

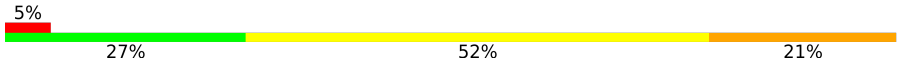

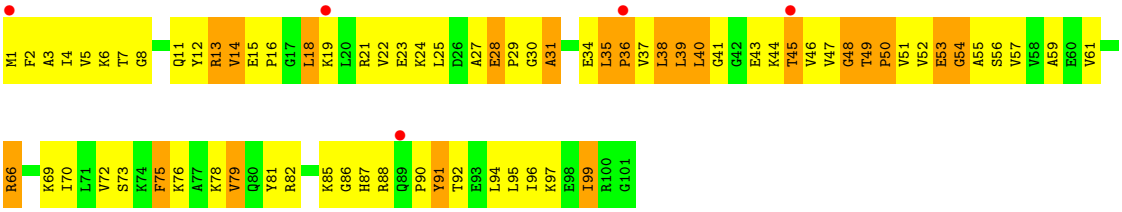

• Molecule 42: 50S ribosomal protein L22

Chain RW:

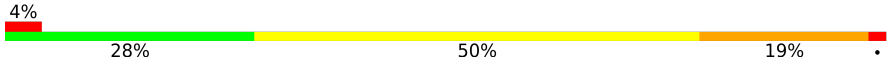

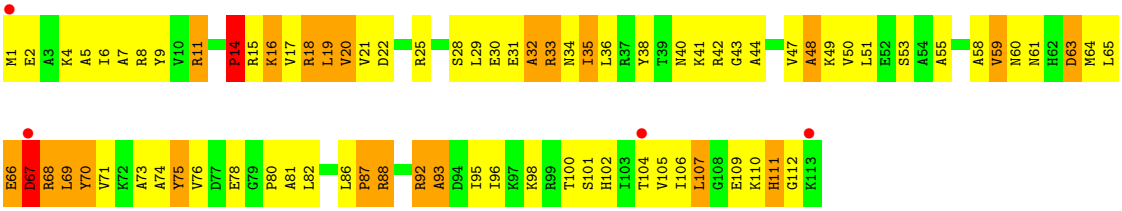

• Molecule 42: 50S ribosomal protein L22

Chain YW:

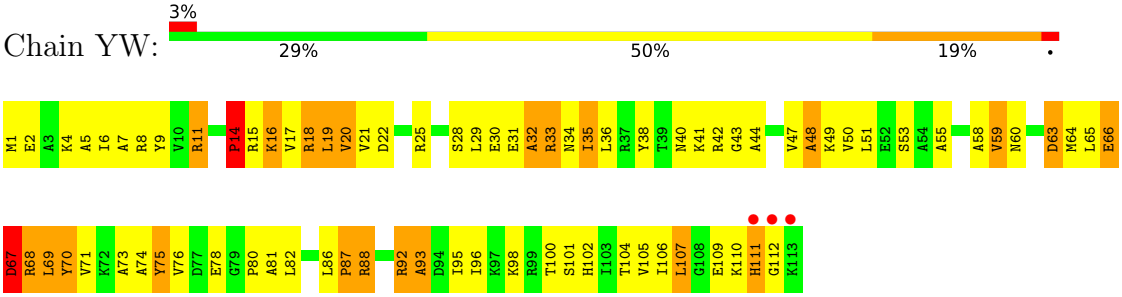

• Molecule 43: 50S ribosomal protein L23

Chain RX:

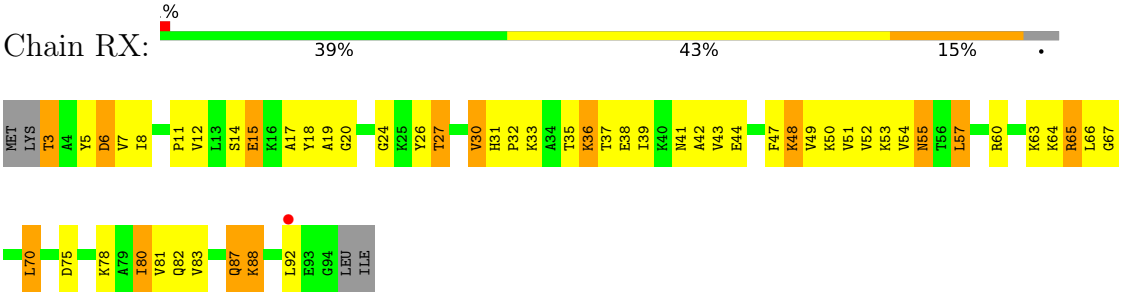

• Molecule 43: 50S ribosomal protein L23

Chain YX:

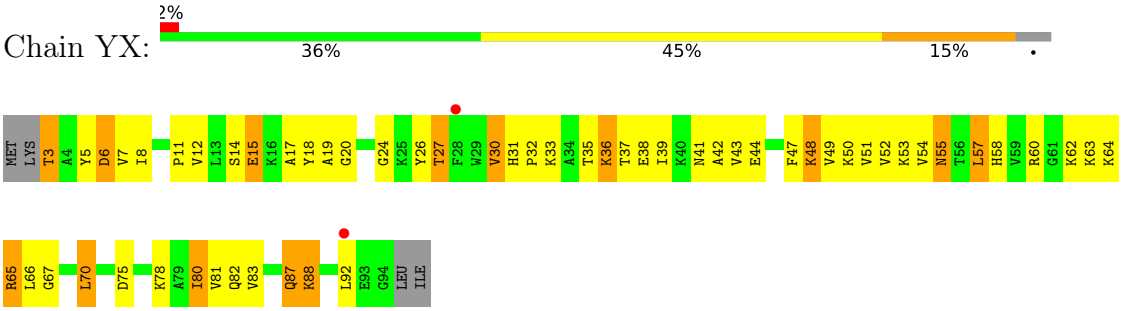

• Molecule 44: 50S ribosomal protein L24

Chain RY:

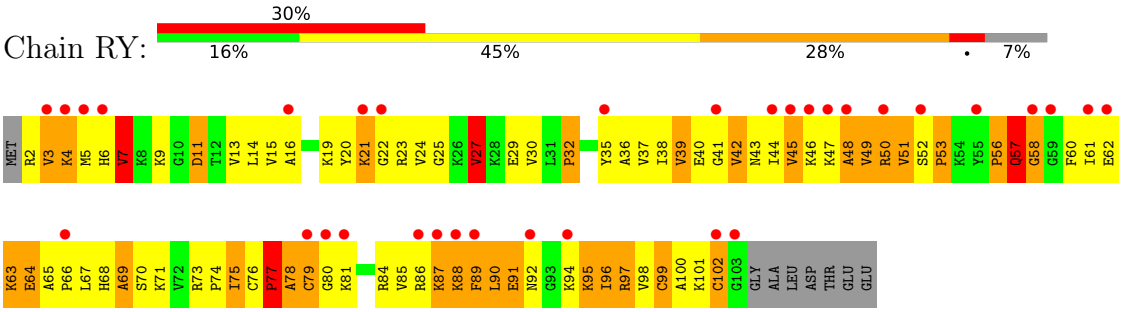

• Molecule 44: 50S ribosomal protein L24

Chain YY:

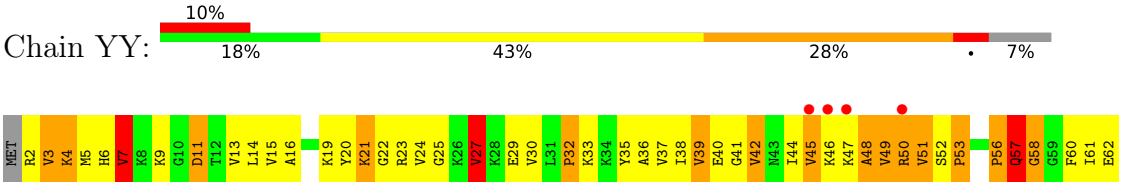

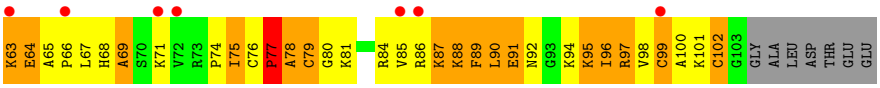

• Molecule 45: 50S ribosomal protein L25

Chain RZ:

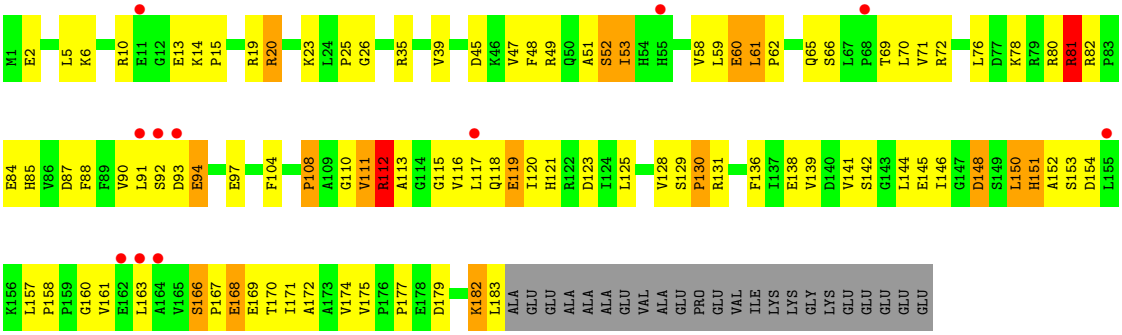

• Molecule 45: 50S ribosomal protein L25

Chain YZ:

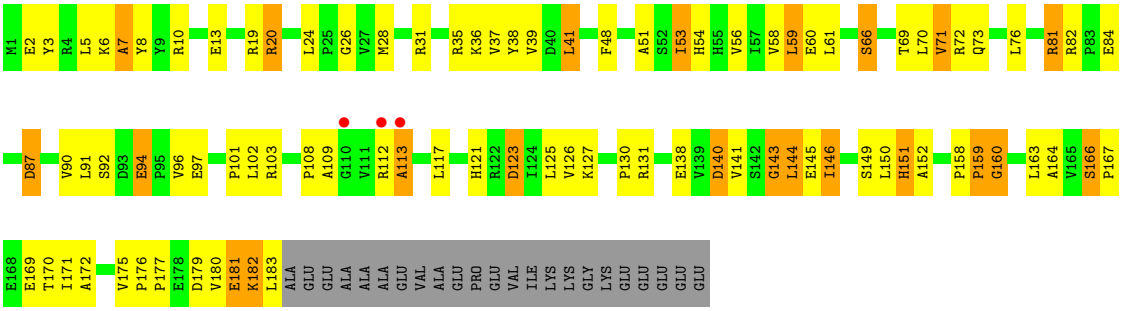

• Molecule 46: 50S ribosomal protein L27

Chain R0:

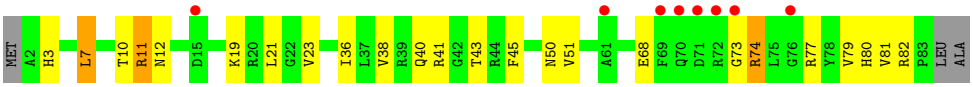

• Molecule 46: 50S ribosomal protein L27

Chain Y0:

• Molecule 47: 50S ribosomal protein L28

Chain R1:

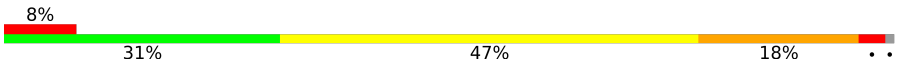

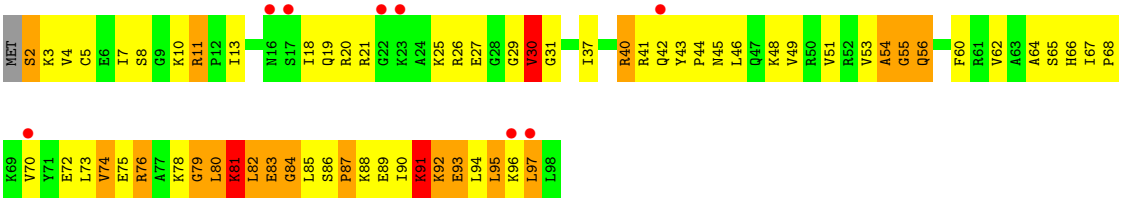

- Molecule 47: 50S ribosomal protein L28

Chain Y1:

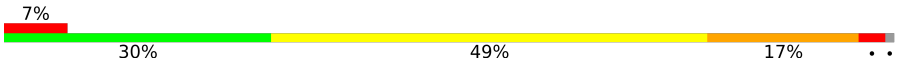

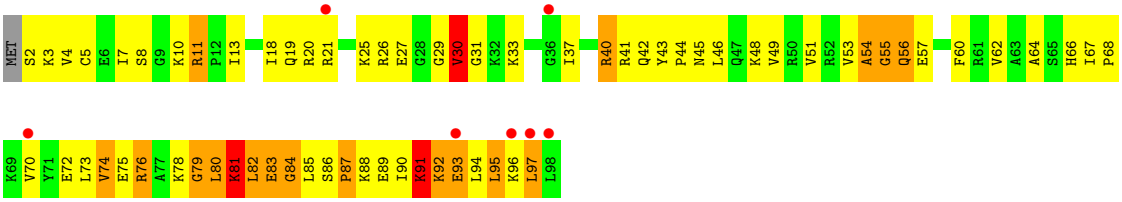

- Molecule 48: 50S ribosomal protein L29

Chain R2:

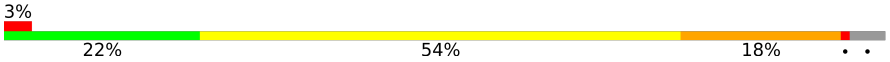

- Molecule 48: 50S ribosomal protein L29

Chain Y2:

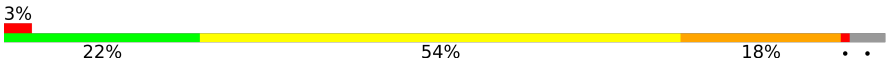

- Molecule 49: 50S ribosomal protein L30

Chain R3:

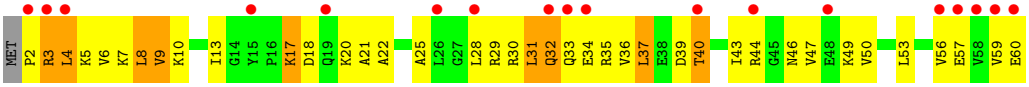

- Molecule 49: 50S ribosomal protein L30

Chain Y3:

• Molecule 50: 50S ribosomal protein L31

Chain R4:



• Molecule 50: 50S ribosomal protein L31

Chain Y4:

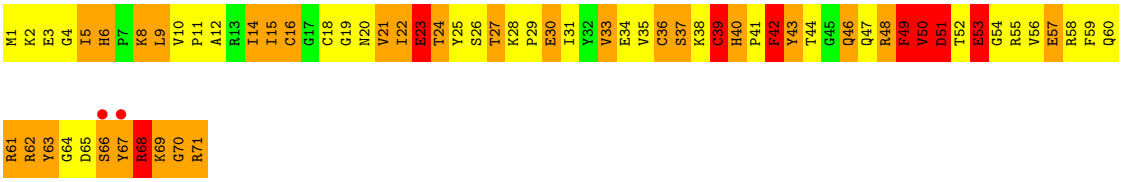

• Molecule 51: 50S ribosomal protein L32

Chain R5:

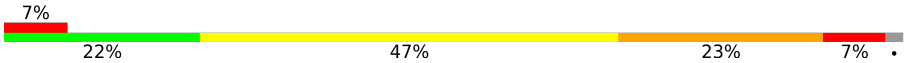

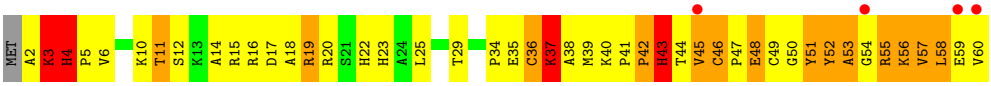

• Molecule 51: 50S ribosomal protein L32

Chain Y5:

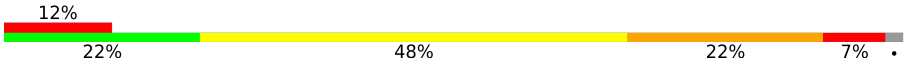

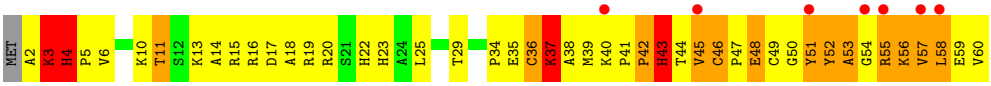

• Molecule 52: 50S ribosomal protein L33

Chain R6:

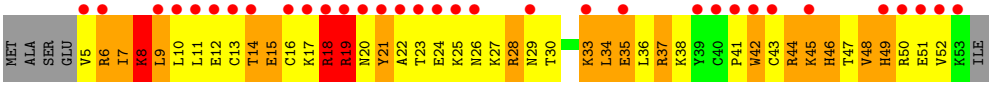

• Molecule 52: 50S ribosomal protein L33

Chain Y6:

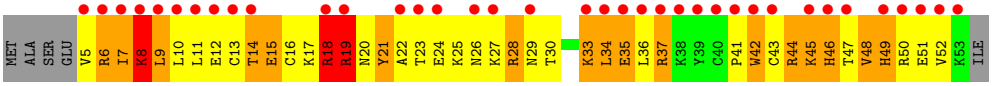

• Molecule 53: 50S ribosomal protein L34

Chain R7:

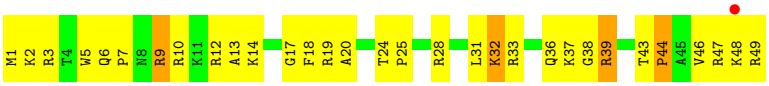

• Molecule 53: 50S ribosomal protein L34

Chain Y7:

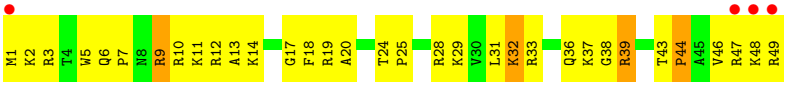

• Molecule 54: 50S ribosomal protein L35

Chain R8:

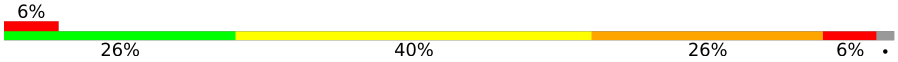

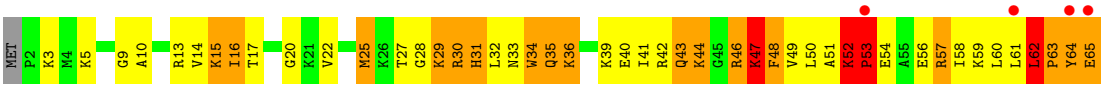

• Molecule 54: 50S ribosomal protein L35

Chain Y8:

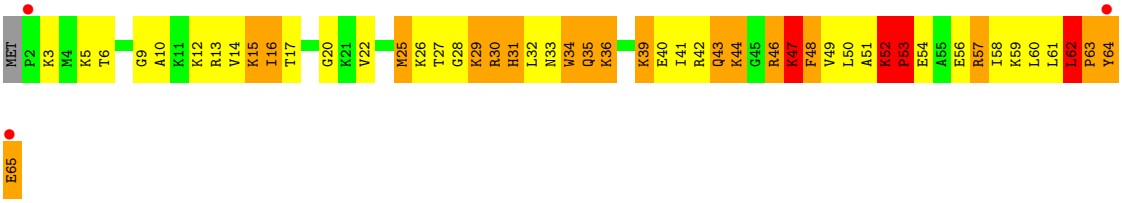

• Molecule 55: 50S ribosomal protein L36

Chain R9:

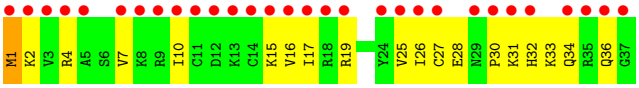

• Molecule 55: 50S ribosomal protein L36

Chain Y9:

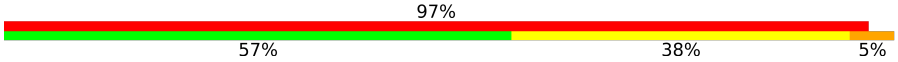

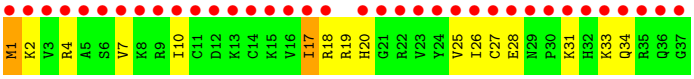

- Molecule 56: tRNA acceptor end mimic

Chain Z6:

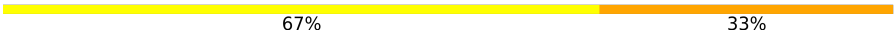

- Molecule 56: tRNA acceptor end mimic

Chain Z8:

4 Data and refinement statistics (i)

Property	Value	Source
Space group	P 21 21 21	Depositor
Cell constants a, b, c, α, β, γ	209.03Å 447.05Å 619.58Å 90.00° 90.00° 90.00°	Depositor
Resolution (Å)	49.88 – 3.90 49.88 – 3.60	Depositor EDS
% Data completeness (in resolution range)	97.9 (49.88-3.90) 97.9 (49.88-3.60)	Depositor EDS
R_{merge}	(Not available)	Depositor
R_{sym}	(Not available)	Depositor
$< I/\sigma(I) >$ [1]	1.72 (at 3.57Å)	Xtriage
Refinement program	PHENIX	Depositor
R, R_{free}	0.252 , 0.298 0.252 , 0.298	Depositor DCC
R_{free} test set	29573 reflections (4.55%)	wwPDB-VP
Wilson B-factor (Å^2)	100.8	Xtriage
Anisotropy	0.363	Xtriage
Bulk solvent k_{sol}(e/Å^3), B_{sol}(Å^2)	0.24 , 62.7	EDS
L-test for twinning[2]	$< \|L\| > = 0.43$, $< L^2 > = 0.27$	Xtriage
Estimated twinning fraction	No twinning to report.	Xtriage
F_o,F_c correlation	0.90	EDS
Total number of atoms	291958	wwPDB-VP
Average B, all atoms (Å^2)	84.0	wwPDB-VP

Xtriage's analysis on translational NCS is as follows: *The largest off-origin peak in the Patterson function is 1.51% of the height of the origin peak. No significant pseudotranslation is detected.*

[1]Intensities estimated from amplitudes.

[2]Theoretical values of $< |L| >$, $< L^2 >$ for acentric reflections are 0.5, 0.333 respectively for untwinned datasets, and 0.375, 0.2 for perfectly twinned datasets.

5 Model quality (i)

5.1 Standard geometry (i)

Bond lengths and bond angles in the following residue types are not validated in this section: PPU, MG, PAR, 1MG, ZN

The Z score for a bond length (or angle) is the number of standard deviations the observed value is removed from the expected value. A bond length (or angle) with $|Z| > 5$ is considered an outlier worth inspection. RMSZ is the root-mean-square of all Z scores of the bond lengths (or angles).

Mol	Chain	Bond lengths		Bond angles	
		RMSZ	$\#\|Z\|>5$	RMSZ	$\#\|Z\|>5$
1	QA	0.31	0/36098	0.87	34/56341 (0.1%)
1	XA	0.33	0/36101	0.89	31/56346 (0.1%)
2	QB	0.35	0/1959	0.65	0/2642
2	XB	0.36	0/1959	0.65	0/2642
3	QC	0.36	0/1629	0.60	0/2195
3	XC	0.37	0/1629	0.60	0/2195
4	QD	0.41	0/1733	0.68	1/2318 (0.0%)
4	XD	0.44	0/1733	0.68	1/2318 (0.0%)
5	QE	0.38	0/1171	0.66	0/1576
5	XE	0.38	0/1171	0.66	0/1576
6	QF	0.43	0/856	0.68	0/1154
6	XF	0.43	0/856	0.68	0/1154
7	QG	0.37	0/1276	0.61	0/1709
7	XG	0.37	0/1276	0.60	0/1709
8	QH	0.40	0/1136	0.69	0/1527
8	XH	0.40	0/1136	0.69	0/1527
9	QI	0.36	0/1029	0.67	0/1379
9	XI	0.36	0/1029	0.67	0/1379
10	QJ	0.36	0/814	0.61	0/1095
10	XJ	0.36	0/814	0.61	0/1095
11	QK	0.40	0/900	0.67	0/1213
11	XK	0.40	0/900	0.67	0/1213
12	QL	0.45	0/991	1.00	4/1327 (0.3%)
12	XL	0.46	0/991	1.00	4/1327 (0.3%)
13	QM	0.34	0/974	0.66	0/1303
13	XM	0.34	0/974	0.66	0/1303
14	QN	0.42	0/501	0.68	0/664
14	XN	0.52	0/501	0.67	0/664
15	QO	0.39	0/745	0.67	0/992
15	XO	0.39	0/745	0.67	0/992
16	QP	0.36	0/721	0.67	0/970
16	XP	0.37	0/721	0.67	0/970

Mol	Chain	Bond lengths		Bond angles	
		RMSZ	#|Z| >5	RMSZ	#|Z| >5
17	QQ	0.37	0/847	0.68	0/1131
17	XQ	0.38	0/847	0.68	0/1131
18	QR	0.39	0/579	0.72	0/768
18	XR	0.39	0/579	0.72	0/768
19	QS	0.36	0/689	0.84	2/926 (0.2%)
19	XS	0.36	0/689	0.84	2/926 (0.2%)
20	QT	0.33	0/765	0.70	0/1007
20	XT	0.34	0/765	0.69	0/1007
21	QU	0.37	0/221	0.63	0/288
21	XU	0.37	0/221	0.63	0/288
22	QV	0.52	0/1836	1.00	6/2859 (0.2%)
22	XV	0.52	0/1836	1.00	6/2859 (0.2%)
23	QX	0.32	0/193	0.83	0/299
23	XX	0.30	0/193	0.83	0/299
24	QY	0.66	2/311 (0.6%)	0.86	0/483
24	XY	0.66	2/311 (0.6%)	0.86	0/483
25	RA	0.37	0/69521	0.92	63/108529 (0.1%)
25	YA	0.39	0/69543	0.94	68/108563 (0.1%)
26	RB	0.31	0/2878	0.86	0/4490
26	YB	0.36	0/2878	0.91	1/4490 (0.0%)
27	RD	0.60	2/2165 (0.1%)	0.90	4/2919 (0.1%)
27	YD	0.56	0/2165	0.90	4/2919 (0.1%)
28	RE	0.52	0/1601	0.91	2/2160 (0.1%)
28	YE	0.52	0/1601	0.91	2/2160 (0.1%)
29	RF	0.50	0/1620	0.76	0/2194
29	YF	0.50	0/1620	0.76	0/2194
30	RG	0.40	0/1499	0.66	0/2016
30	YG	0.40	0/1499	0.66	0/2016
31	RH	0.45	0/1332	0.85	3/1802 (0.2%)
31	YH	0.45	0/1332	0.85	4/1802 (0.2%)
32	RI	0.29	0/1151	0.55	0/1558
32	YI	0.27	0/1151	0.55	0/1558
33	RN	0.46	0/1131	0.78	1/1525 (0.1%)
33	YN	0.46	0/1131	0.78	1/1525 (0.1%)
34	RO	0.54	0/943	0.71	0/1269
34	YO	0.53	0/943	0.71	0/1269
35	RP	0.50	0/1162	0.94	3/1544 (0.2%)
35	YP	0.50	0/1162	0.95	3/1544 (0.2%)
36	RQ	0.54	0/1143	0.91	3/1527 (0.2%)
36	YQ	0.54	0/1143	0.89	3/1527 (0.2%)
37	RR	0.45	0/982	0.80	1/1312 (0.1%)
37	YR	0.45	0/982	0.80	1/1312 (0.1%)
38	RS	0.46	0/892	0.82	1/1187 (0.1%)

Mol	Chain	Bond lengths		Bond angles	
		RMSZ	#|Z| >5	RMSZ	#|Z| >5
38	YS	0.45	0/892	0.82	1/1187 (0.1%)
39	RT	0.47	0/1155	0.73	2/1542 (0.1%)
39	YT	0.47	0/1155	0.73	2/1542 (0.1%)
40	RU	0.48	0/982	0.78	0/1306
40	YU	0.48	0/982	0.78	0/1306
41	RV	0.47	0/790	0.82	0/1057
41	YV	0.47	0/790	0.82	0/1057
42	RW	0.45	0/911	0.75	0/1220
42	YW	0.45	0/911	0.75	0/1220
43	RX	0.56	0/739	0.77	0/993
43	YX	0.56	0/739	0.78	0/993
44	RY	0.52	0/798	0.80	0/1064
44	YY	0.52	0/798	0.80	0/1064
45	RZ	0.27	0/1493	0.51	0/2026
45	YZ	0.29	0/1493	0.53	0/2026
46	R0	0.28	0/657	0.51	0/874
46	Y0	0.31	0/657	0.53	0/874
47	R1	0.49	0/770	0.85	1/1022 (0.1%)
47	Y1	0.49	0/770	0.85	1/1022 (0.1%)
48	R2	0.50	0/583	0.83	1/771 (0.1%)
48	Y2	0.51	0/583	0.83	1/771 (0.1%)
49	R3	0.47	0/474	0.72	0/635
49	Y3	0.43	0/474	0.71	0/635
50	R4	0.38	0/594	0.78	1/795 (0.1%)
50	Y4	0.38	0/594	0.78	1/795 (0.1%)
51	R5	0.50	0/473	0.74	0/639
51	Y5	0.51	0/473	0.74	0/639
52	R6	0.42	0/431	0.76	0/575
52	Y6	0.42	0/431	0.76	0/575
53	R7	0.56	0/438	0.76	0/575
53	Y7	0.56	0/438	0.76	0/575
54	R8	0.62	0/525	0.93	1/691 (0.1%)
54	Y8	0.62	0/525	0.93	1/691 (0.1%)
55	R9	0.35	0/310	0.60	0/407
55	Y9	0.37	0/310	0.61	0/407
56	Z6	0.78	0/40	1.78	1/60 (1.7%)
56	Z8	0.79	0/40	1.80	1/60 (1.7%)
All	All	0.39	6/316339 (0.0%)	0.87	274/472939 (0.1%)

All (6) bond length outliers are listed below:

Continued on next page...

Continued from previous page...

Mol	Chain	Res	Type	Atoms	Z	Observed(Å)	Ideal(Å)

Mol	Chain	Res	Type	Atoms	Z	Observed(Å)	Ideal(Å)
27	RD	236	GLY	C-N	8.58	1.53	1.34
24	XY	34	C	C2-N3	7.54	1.41	1.35
24	QY	34	C	C2-N3	7.34	1.41	1.35
24	XY	34	C	C2-O2	6.60	1.30	1.24
24	QY	34	C	C2-O2	6.51	1.30	1.24
27	RD	241	PRO	N-CD	5.14	1.55	1.47

All (274) bond angle outliers are listed below:

Mol	Chain	Res	Type	Atoms	Z	Observed(^{o})	Ideal(^{o})
12	XL	47	LYS	C-N-CD	-20.47	75.57	120.60
12	QL	47	LYS	C-N-CD	-20.46	75.59	120.60
22	XV	17	C	C2-N1-C1'	11.76	131.74	118.80
22	QV	17	C	C2-N1-C1'	11.76	131.73	118.80
28	YE	21	VAL	C-N-CD	-10.09	98.41	120.60
28	RE	21	VAL	C-N-CD	-10.06	98.46	120.60
25	RA	2506	U	N3-C2-O2	-8.96	115.92	122.20
12	QL	47	LYS	C-N-CA	8.79	158.92	122.00
12	XL	47	LYS	C-N-CA	8.79	158.91	122.00
22	XV	17	C	C6-N1-C1'	-8.78	110.27	120.80
22	QV	17	C	C6-N1-C1'	-8.71	110.35	120.80
36	YQ	81	VAL	CB-CA-C	-8.71	94.86	111.40
25	YA	828	U	C2-N1-C1'	8.65	128.08	117.70
36	RQ	81	VAL	CB-CA-C	-8.65	94.97	111.40
25	RA	2506	U	N1-C2-O2	8.53	128.77	122.80
1	QA	1301	U	N1-C2-O2	7.87	128.31	122.80
47	R1	79	GLY	N-CA-C	-7.84	93.49	113.10
47	Y1	79	GLY	N-CA-C	-7.83	93.53	113.10
1	QA	1158	C	N1-C2-O2	7.82	123.59	118.90
1	XA	1301	U	C2-N1-C1'	7.81	127.07	117.70
1	XA	1301	U	N1-C2-O2	7.79	128.25	122.80
25	YA	1950	G	C4-N9-C1'	7.75	136.57	126.50
22	XV	17	C	N1-C2-O2	7.59	123.45	118.90
25	YA	2702	U	C2-N1-C1'	7.53	126.74	117.70
25	YA	2420	C	O5'-P-OP1	-7.52	98.93	105.70
1	QA	328	C	C2-N1-C1'	7.50	127.06	118.80
25	YA	2506	U	N1-C2-O2	7.36	127.95	122.80
1	QA	1158	C	C2-N1-C1'	7.36	126.89	118.80
22	QV	17	C	N1-C2-O2	7.35	123.31	118.90
25	YA	2506	U	N3-C2-O2	-7.34	117.06	122.20

Continued on next page...

Continued from previous page...

Mol	Chain	Res	Type	Atoms	Z	Observed(^{o})	Ideal(^{o})
1	QA	1301	U	N3-C2-O2	-7.32	117.08	122.20
25	YA	2712(A)	A	N7-C8-N9	7.29	117.44	113.80
1	QA	1301	U	C2-N1-C1'	7.28	126.44	117.70
35	RP	59	LEU	N-CA-C	-7.26	91.39	111.00
35	YP	59	LEU	N-CA-C	-7.24	91.44	111.00
25	RA	2506	U	C2-N1-C1'	7.24	126.39	117.70
1	XA	1301	U	N3-C2-O2	-7.24	117.13	122.20
25	RA	1779	U	C2-N1-C1'	7.21	126.36	117.70
25	RA	828	U	C2-N1-C1'	7.16	126.29	117.70
25	YA	1950	G	O4'-C1'-N9	7.11	113.89	108.20
36	YQ	81	VAL	N-CA-C	7.07	130.09	111.00
25	RA	1313	U	C2-N1-C1'	7.05	126.16	117.70
36	RQ	81	VAL	N-CA-C	7.04	130.01	111.00
25	RA	1396	U	N1-C2-O2	7.00	127.70	122.80
25	YA	2506	U	C2-N1-C1'	6.94	126.03	117.70
1	XA	1336	C	C2-N1-C1'	6.92	126.41	118.80
25	YA	783	A	C5-N7-C8	-6.88	100.46	103.90
25	YA	2702	U	N1-C2-O2	6.84	127.59	122.80
25	RA	1396	U	C2-N1-C1'	6.71	125.75	117.70
56	Z8	74	C	N1-C2-O2	6.69	122.91	118.90
25	YA	2712(A)	A	C8-N9-C4	-6.69	103.12	105.80
1	XA	328	C	C6-N1-C2	-6.68	117.63	120.30
56	Z6	74	C	N1-C2-O2	6.66	122.90	118.90
1	XA	328	C	C2-N1-C1'	6.65	126.11	118.80
25	RA	2392	A	N7-C8-N9	6.63	117.11	113.80
25	YA	974(A)	C	N1-C2-O2	6.61	122.87	118.90
25	RA	1929	G	OP1-P-O3'	6.58	119.68	105.20
1	XA	372	C	C2-N1-C1'	6.58	126.03	118.80
25	YA	783	A	C4-C5-N7	6.57	113.98	110.70
27	YD	131	LEU	CA-CB-CG	6.54	130.33	115.30
1	QA	1322	C	N1-C2-O2	6.53	122.82	118.90
27	RD	131	LEU	CA-CB-CG	6.50	130.24	115.30
1	XA	701	C	P-O3'-C3'	6.49	127.48	119.70
12	XL	48	PRO	CA-N-CD	-6.45	102.47	111.50
25	YA	1950	G	N3-C4-N9	6.43	129.86	126.00
1	QA	1322	C	C2-N1-C1'	6.42	125.86	118.80
25	YA	1950	G	C8-N9-C1'	-6.42	118.66	127.00
1	XA	1054	C	C2-N1-C1'	6.41	125.85	118.80
25	RA	1396	U	N3-C2-O2	-6.40	117.72	122.20
1	QA	1336	C	N1-C2-O2	6.39	122.74	118.90
1	XA	792	A	P-O3'-C3'	6.38	127.35	119.70
12	QL	48	PRO	CA-N-CD	-6.37	102.58	111.50

Continued on next page...

Continued from previous page...

Mol	Chain	Res	Type	Atoms	Z	Observed(^{o})	Ideal(^{o})
25	RA	1332	G	C4-N9-C1'	6.30	134.69	126.50
4	QD	28	SER	C-N-CD	6.30	141.62	128.40
1	QA	1158	C	N3-C2-O2	-6.27	117.51	121.90
25	YA	974(A)	C	N3-C2-O2	-6.27	117.51	121.90
25	RA	242	G	P-O3'-C3'	6.26	127.21	119.70
25	YA	1925	C	N1-C2-O2	-6.25	115.15	118.90
25	YA	530	G	N3-C2-N2	6.22	124.25	119.90
1	QA	328	C	N1-C2-O2	6.15	122.59	118.90
1	QA	328	C	C5-C6-N1	6.12	124.06	121.00
25	RA	530	G	O4'-C1'-N9	6.12	113.10	108.20
25	RA	828	U	N1-C2-O2	6.12	127.08	122.80
25	RA	2490	G	C4-N9-C1'	6.12	134.45	126.50
25	RA	791	C	C6-N1-C2	6.10	122.74	120.30
1	QA	1336	C	C2-N1-C1'	6.10	125.51	118.80
25	RA	373	U	C2-N1-C1'	6.07	124.99	117.70
25	YA	102	G	P-O3'-C3'	6.07	126.99	119.70
27	YD	240	ALA	C-N-CD	6.04	141.08	128.40
25	RA	2392	A	C8-N9-C4	-6.04	103.39	105.80
25	RA	404	C	P-O3'-C3'	6.03	126.94	119.70
37	RR	9	LYS	N-CA-C	-6.03	94.72	111.00
25	RA	828	U	N3-C2-O2	-6.01	117.99	122.20
25	RA	2702	U	C2-N1-C1'	6.01	124.92	117.70
25	RA	2848	G	P-O3'-C3'	6.00	126.90	119.70
37	YR	9	LYS	N-CA-C	-5.99	94.82	111.00
22	QV	17	C	C6-N1-C2	-5.96	117.92	120.30
1	XA	1065	U	P-O3'-C3'	5.94	126.83	119.70
25	RA	1992	G	P-O3'-C3'	5.94	126.83	119.70
27	RD	240	ALA	C-N-CD	5.93	140.85	128.40
31	YH	125	VAL	C-N-CD	-5.90	107.62	120.60
31	RH	125	VAL	C-N-CD	-5.86	107.72	120.60
25	RA	2702	U	N1-C2-O2	5.85	126.90	122.80
25	YA	2468	G	C4-N9-C1'	5.85	134.11	126.50
28	YE	58	ARG	N-CA-C	-5.85	95.21	111.00
25	RA	856	C	C6-N1-C2	-5.84	117.96	120.30
28	RE	58	ARG	N-CA-C	-5.84	95.22	111.00
12	XL	119	LYS	N-CA-C	-5.84	95.22	111.00
25	YA	2559	C	C2-N1-C1'	5.84	125.23	118.80
25	YA	1950	G	N3-C2-N2	5.84	123.99	119.90
25	RA	997	G	O5'-P-OP1	-5.83	100.46	105.70
1	QA	792	A	P-O3'-C3'	5.82	126.68	119.70
35	YP	26	GLY	N-CA-C	-5.82	98.56	113.10
12	QL	119	LYS	N-CA-C	-5.81	95.31	111.00

Continued on next page...

Continued from previous page...

Mol	Chain	Res	Type	Atoms	Z	Observed(^{o})	Ideal(^{o})
35	RP	26	GLY	N-CA-C	-5.78	98.66	113.10
22	XV	17	C	C6-N1-C2	-5.76	118.00	120.30
1	QA	328	C	P-O3'-C3'	5.75	126.60	119.70
48	Y2	16	LEU	N-CA-C	-5.75	95.47	111.00
48	R2	16	LEU	N-CA-C	-5.74	95.51	111.00
25	RA	2870	C	C6-N1-C2	-5.72	118.01	120.30
25	YA	265	A	O4'-C1'-N9	5.70	112.76	108.20
25	YA	2439	A	P-O3'-C3'	5.70	126.55	119.70
1	XA	372	C	N1-C2-O2	5.70	122.32	118.90
19	XS	6	LYS	N-CA-C	-5.70	95.62	111.00
19	QS	6	LYS	N-CA-C	-5.68	95.65	111.00
25	RA	1779	U	C6-N1-C1'	-5.68	113.24	121.20
25	YA	1396	U	N1-C2-O2	5.67	126.77	122.80
25	YA	2702	U	C6-N1-C1'	-5.67	113.27	121.20
25	RA	1313	U	N1-C2-O2	5.66	126.76	122.80
1	QA	1200	C	OP2-P-O3'	5.65	117.63	105.20
25	YA	1396	U	C2-N1-C1'	5.64	124.47	117.70
1	XA	1336	C	C5-C6-N1	5.60	123.80	121.00
25	YA	1950	G	N3-C4-C5	-5.59	125.80	128.60
1	QA	328	C	C6-N1-C2	-5.58	118.07	120.30
1	QA	754	C	C2-N1-C1'	5.58	124.94	118.80
50	R4	39	CYS	N-CA-C	-5.57	95.95	111.00
4	XD	14	ARG	C-N-CA	-5.57	107.77	121.70
25	RA	1980	G	P-O3'-C3'	5.57	126.38	119.70
25	YA	783	A	N1-C6-N6	5.57	121.94	118.60
1	QA	1200	C	P-O3'-C3'	5.56	126.37	119.70
25	RA	846	C	P-O3'-C3'	5.56	126.37	119.70
1	QA	1065	U	P-O3'-C3'	5.55	126.36	119.70
25	YA	828	U	N1-C2-O2	5.55	126.69	122.80
25	YA	1779	U	C2-N1-C1'	5.55	124.36	117.70
25	RA	736	C	C6-N1-C2	5.55	122.52	120.30
33	RN	114	ARG	N-CA-C	-5.54	96.03	111.00
1	XA	345	C	P-O3'-C3'	5.54	126.35	119.70
25	YA	1929	G	OP1-P-O3'	5.54	117.38	105.20
50	Y4	39	CYS	N-CA-C	-5.53	96.07	111.00
33	YN	114	ARG	N-CA-C	-5.52	96.09	111.00
25	YA	330	A	N1-C2-N3	5.52	132.06	129.30
25	RA	1313	U	N3-C2-O2	-5.51	118.34	122.20
25	RA	345	A	P-O3'-C3'	5.51	126.31	119.70
22	XV	17	C	C5-C6-N1	5.51	123.75	121.00
27	RD	251	GLY	N-CA-C	5.49	126.82	113.10
26	YB	31	C	N1-C2-O2	5.49	122.19	118.90

Continued on next page...

Continued from previous page...

Mol	Chain	Res	Type	Atoms	Z	Observed(^{o})	Ideal(^{o})
25	YA	1779	U	N1-C2-O2	5.49	126.64	122.80
22	QV	17	C	C5-C6-N1	5.48	123.74	121.00
25	RA	229	A	P-O3'-C3'	5.48	126.28	119.70
25	YA	1694	C	P-O3'-C3'	5.48	126.27	119.70
27	YD	251	GLY	N-CA-C	5.46	126.75	113.10
25	RA	227	A	P-O3'-C3'	5.46	126.25	119.70
35	RP	25	SER	N-CA-C	-5.45	96.28	111.00
31	YH	127	GLU	N-CA-C	-5.45	96.29	111.00
25	RA	2335	A	O4'-C1'-N9	5.44	112.55	108.20
31	RH	127	GLU	N-CA-C	-5.44	96.32	111.00
25	YA	828	U	C6-N1-C1'	-5.43	113.60	121.20
35	YP	25	SER	N-CA-C	-5.43	96.35	111.00
1	QA	812	C	P-O3'-C3'	5.42	126.20	119.70
25	YA	974(A)	C	C2-N1-C1'	5.42	124.76	118.80
25	RA	1478	G	O4'-C1'-N9	5.41	112.53	108.20
1	QA	31	G	P-O3'-C3'	5.41	126.19	119.70
1	QA	1322	C	N3-C2-O2	-5.41	118.12	121.90
1	XA	974	A	O4'-C1'-N9	5.40	112.52	108.20
1	QA	701	C	OP2-P-O3'	5.39	117.07	105.20
25	YA	2490	G	C4-N9-C1'	5.39	133.51	126.50
1	XA	328	C	N1-C2-O2	5.39	122.14	118.90
27	YD	111	LEU	CA-CB-CG	5.39	127.70	115.30
25	RA	1332	G	C6-C5-N7	-5.39	127.17	130.40
1	XA	530	G	P-O3'-C3'	5.39	126.17	119.70
25	YA	1795	C	C6-N1-C2	-5.39	118.14	120.30
25	YA	828	U	N3-C2-O2	-5.39	118.43	122.20
25	RA	1130	U	P-O3'-C3'	5.38	126.16	119.70
1	QA	701	C	P-O3'-C3'	5.36	126.14	119.70
1	XA	1065	U	OP2-P-O3'	5.36	117.00	105.20
25	RA	810	U	C5-C6-N1	5.36	125.38	122.70
1	XA	328	C	P-O3'-C3'	5.36	126.13	119.70
25	YA	2681	C	P-O3'-C3'	5.35	126.12	119.70
25	YA	2126	A	P-O3'-C3'	5.35	126.12	119.70
27	RD	111	LEU	CA-CB-CG	5.34	127.59	115.30
1	QA	992	U	P-O3'-C3'	5.34	126.11	119.70
1	XA	753	A	P-O3'-C3'	5.34	126.10	119.70
31	RH	100	GLY	N-CA-C	-5.33	99.76	113.10
22	XV	17	C	N3-C2-O2	-5.33	118.17	121.90
25	RA	2086	U	N1-C2-O2	5.33	126.53	122.80
25	RA	1930	G	N3-C4-C5	5.33	131.26	128.60
25	YA	1204	A	O4'-C1'-N9	5.33	112.46	108.20
25	RA	74	A	O4'-C1'-N9	-5.32	103.94	108.20

Continued on next page...

Continued from previous page...

Mol	Chain	Res	Type	Atoms	Z	Observed(^{o})	Ideal(^{o})
1	XA	328	C	C5-C6-N1	5.32	123.66	121.00
31	YH	100	GLY	N-CA-C	-5.32	99.80	113.10
25	RA	1478	G	C4-N9-C1'	-5.31	119.59	126.50
25	RA	2689	U	P-O3'-C3'	5.31	126.07	119.70
1	QA	687	A	P-O3'-C3'	5.30	126.06	119.70
25	YA	1026	U	OP1-P-O3'	5.29	116.85	105.20
25	YA	1941	C	C6-N1-C2	-5.29	118.19	120.30
25	RA	856	C	C5-C6-N1	5.29	123.64	121.00
25	RA	373	U	C5-C6-N1	5.28	125.34	122.70
25	YA	1653	G	C4-N9-C1'	5.28	133.37	126.50
54	R8	36	LYS	N-CA-C	-5.28	96.75	111.00
54	Y8	36	LYS	N-CA-C	-5.27	96.76	111.00
25	YA	1992	G	P-O3'-C3'	5.26	126.02	119.70
1	QA	1158	C	C6-N1-C1'	-5.26	114.49	120.80
25	RA	222	A	P-O3'-C3'	5.26	126.01	119.70
25	YA	2566	A	P-O3'-C3'	5.26	126.01	119.70
25	RA	2086	U	N3-C2-O2	-5.25	118.53	122.20
1	XA	1322	C	C2-N1-C1'	5.25	124.57	118.80
25	YA	74	A	O4'-C1'-N9	-5.25	104.00	108.20
38	RS	110	LEU	CA-CB-CG	5.24	127.34	115.30
36	YQ	5	ARG	N-CA-C	-5.23	96.88	111.00
25	YA	2610	C	P-O3'-C3'	5.23	125.97	119.70
25	YA	676	A	O4'-C1'-N9	5.22	112.37	108.20
25	RA	1332	G	C8-N9-C1'	-5.22	120.22	127.00
36	RQ	5	ARG	N-CA-C	-5.21	96.95	111.00
1	XA	812	C	P-O3'-C3'	5.20	125.94	119.70
25	YA	205	G	P-O3'-C3'	5.20	125.94	119.70
25	RA	1022	G	P-O3'-C3'	5.20	125.94	119.70
38	YS	110	LEU	CA-CB-CG	5.20	127.26	115.30
25	YA	1800	C	C6-N1-C2	5.18	122.37	120.30
25	YA	2490	G	C8-N9-C4	-5.18	104.33	106.40
1	QA	1528	U	P-O3'-C3'	5.18	125.92	119.70
19	XS	79	THR	N-CA-C	-5.18	97.01	111.00
25	RA	1078	U	P-O3'-C3'	5.18	125.91	119.70
1	XA	186(A)	C	C6-N1-C2	-5.18	118.23	120.30
1	XA	812	C	C2-N3-C4	-5.18	117.31	119.90
25	YA	729	G	C4-N9-C1'	5.18	133.23	126.50
22	QV	17	C	N3-C2-O2	-5.17	118.28	121.90
25	YA	1005	C	N1-C2-O2	5.17	122.00	118.90
1	QA	449	C	C6-N1-C2	-5.17	118.23	120.30
25	RA	503	A	P-O3'-C3'	5.16	125.89	119.70
25	YA	530	G	N1-C2-N2	-5.16	111.56	116.20

Continued on next page...

Continued from previous page...

Mol	Chain	Res	Type	Atoms	Z	Observed(^{o})	Ideal(^{o})
19	QS	79	THR	N-CA-C	-5.16	97.08	111.00
25	RA	669	G	C4-N9-C1'	5.15	133.19	126.50
25	RA	1930	G	C4-N9-C1'	-5.14	119.81	126.50
1	XA	1301	U	C6-N1-C1'	-5.14	114.00	121.20
25	YA	2702	U	N3-C2-O2	-5.14	118.60	122.20
25	YA	1950	G	N7-C8-N9	5.14	115.67	113.10
25	YA	1799	G	P-O3'-C3'	5.12	125.85	119.70
1	XA	1336	C	N1-C2-O2	5.10	121.96	118.90
1	QA	913	A	P-O3'-C3'	5.10	125.82	119.70
1	XA	1054	C	C6-N1-C1'	-5.10	114.69	120.80
39	YT	123	GLN	N-CA-C	-5.09	97.25	111.00
39	YT	59	THR	N-CA-C	-5.08	97.28	111.00
1	QA	115	G	P-O3'-C3'	5.08	125.80	119.70
25	RA	1478	G	C8-N9-C1'	5.08	133.60	127.00
25	YA	242	G	P-O3'-C3'	5.08	125.79	119.70
25	RA	1899	G	N3-C2-N2	5.07	123.45	119.90
1	XA	372	C	C6-N1-C1'	-5.07	114.72	120.80
39	RT	123	GLN	N-CA-C	-5.07	97.32	111.00
25	RA	1543	A	O4'-C1'-N9	5.07	112.25	108.20
1	XA	687	A	P-O3'-C3'	5.07	125.78	119.70
25	RA	512	G	P-O3'-C3'	5.06	125.77	119.70
39	RT	59	THR	N-CA-C	-5.06	97.35	111.00
1	QA	1336	C	N3-C2-O2	-5.04	118.37	121.90
25	YA	783	A	N7-C8-N9	5.04	116.32	113.80
25	YA	828	U	C5-C6-N1	5.04	125.22	122.70
1	XA	1158	C	C2-N1-C1'	5.03	124.34	118.80
25	RA	2726	U	C2-N1-C1'	5.03	123.74	117.70
25	YA	202	U	N1-C2-O2	5.02	126.31	122.80
31	YH	127	GLU	C-N-CD	-5.02	109.56	120.60
25	RA	2321	G	C4-N9-C1'	5.01	133.02	126.50
1	QA	1027	C	OP1-P-O3'	5.01	116.23	105.20
25	YA	783	A	C6-C5-N7	-5.01	128.79	132.30
25	YA	1210	A	C3'-C2'-C1'	5.00	105.50	101.50
25	YA	2490	G	N7-C8-N9	5.00	115.60	113.10

There are no chirality outliers.

There are no planarity outliers.

5.2 Too-close contacts (i)

In the following table, the Non-H and H(model) columns list the number of non-hydrogen atoms and hydrogen atoms in the chain respectively. The H(added) column lists the number of hydrogen

atoms added and optimized by MolProbity. The Clashes column lists the number of clashes within the asymmetric unit, whereas Symm-Clashes lists symmetry-related clashes.

Mol	Chain	Non-H	H(model)	H(added)	Clashes	Symm-Clashes
1	QA	32247	0	16278	630	0
1	XA	32249	0	16279	668	0
2	QB	1924	0	1975	286	0
2	XB	1924	0	1975	288	0
3	QC	1605	0	1668	225	0
3	XC	1605	0	1668	208	1
4	QD	1703	0	1765	276	0
4	XD	1703	0	1765	212	3
5	QE	1155	0	1213	144	0
5	XE	1155	0	1213	136	0
6	QF	843	0	857	93	0
6	XF	843	0	857	123	0
7	QG	1257	0	1296	140	0
7	XG	1257	0	1296	138	0
8	QH	1116	0	1177	148	0
8	XH	1116	0	1177	154	0
9	QI	1010	0	1037	140	0
9	XI	1010	0	1037	149	0
10	QJ	801	0	849	150	0
10	XJ	801	0	849	132	0
11	QK	885	0	904	105	1
11	XK	885	0	904	123	0
12	QL	975	0	1062	103	0
12	XL	975	0	1062	103	0
13	QM	964	0	1034	157	0
13	XM	964	0	1034	161	0
14	QN	492	0	529	100	0
14	XN	492	0	529	96	0
15	QO	734	0	771	74	0
15	XO	734	0	771	73	0
16	QP	705	0	725	110	0
16	XP	705	0	725	110	0
17	QQ	834	0	904	80	0
17	XQ	834	0	904	80	0
18	QR	574	0	644	67	0
18	XR	574	0	644	68	0
19	QS	674	0	699	106	0
19	XS	674	0	699	129	0
20	QT	763	0	860	106	0
20	XT	763	0	861	101	0
21	QU	217	0	234	26	0

Continued on next page...

Continued from previous page...

Mol	Chain	Non-H	H(model)	H(added)	Clashes	Symm-Clashes
21	XU	217	0	234	27	0
22	QV	1644	0	836	29	0
22	XV	1644	0	836	28	0
23	QX	173	0	88	5	0
23	XX	173	0	88	2	0
24	QY	303	0	154	4	0
24	XY	303	0	154	5	0
25	RA	62071	0	31290	1129	0
25	YA	62091	0	31295	1166	0
26	RB	2573	0	1306	46	0
26	YB	2573	0	1306	41	0
27	RD	2115	0	2195	317	3
27	YD	2115	0	2195	336	0
28	RE	1568	0	1634	265	0
28	YE	1568	0	1634	266	0
29	RF	1585	0	1632	178	0
29	YF	1585	0	1632	175	0
30	RG	1474	0	1535	194	0
30	YG	1474	0	1535	193	0
31	RH	1307	0	1382	224	0
31	YH	1307	0	1382	220	3
32	RI	1136	0	1223	57	0
32	YI	1136	0	1223	40	0
33	RN	1104	0	1180	194	0
33	YN	1104	0	1180	189	0
34	RO	933	0	996	124	0
34	YO	933	0	996	125	0
35	RP	1145	0	1228	243	0
35	YP	1145	0	1227	235	0
36	RQ	1122	0	1179	148	0
36	YQ	1122	0	1179	143	0
37	RR	968	0	1033	109	0
37	YR	968	0	1033	114	0
38	RS	882	0	943	153	0
38	YS	882	0	943	157	0
39	RT	1141	0	1202	156	0
39	YT	1141	0	1202	164	0
40	RU	964	0	1022	131	0
40	YU	964	0	1022	134	0
41	RV	779	0	852	130	0
41	YV	779	0	852	135	3
42	RW	900	0	964	95	0

Continued on next page...

Continued from previous page...

Mol	Chain	Non-H	H(model)	H(added)	Clashes	Symm-Clashes
42	YW	900	0	964	105	0
43	RX	725	0	778	68	0
43	YX	725	0	778	70	0
44	RY	785	0	878	160	0
44	YY	785	0	878	149	3
45	RZ	1461	0	1493	60	0
45	YZ	1461	0	1493	61	0
46	R0	648	0	671	19	0
46	Y0	648	0	672	23	0
47	R1	763	0	848	139	0
47	Y1	763	0	848	133	0
48	R2	581	0	629	81	0
48	Y2	581	0	629	71	0
49	R3	469	0	518	40	0
49	Y3	469	0	518	42	0
50	R4	581	0	574	154	0
50	Y4	581	0	574	169	0
51	R5	459	0	480	74	0
51	Y5	459	0	480	78	3
52	R6	424	0	450	88	0
52	Y6	424	0	450	90	0
53	R7	430	0	480	40	0
53	Y7	430	0	480	43	0
54	R8	517	0	582	97	0
54	Y8	517	0	582	105	0
55	R9	307	0	338	20	0
55	Y9	307	0	338	19	0
56	Z6	74	0	51	10	0
56	Z8	74	0	51	10	0
57	QA	65	0	0	0	0
57	QF	1	0	0	0	0
57	QM	1	0	0	0	0
57	QV	1	0	0	0	0
57	R0	1	0	0	0	0
57	R5	1	0	0	0	0
57	R8	1	0	0	0	0
57	RA	242	0	0	0	0
57	RB	2	0	0	0	0
57	RD	1	0	0	0	0
57	RE	2	0	0	0	0
57	RF	1	0	0	0	0
57	RP	2	0	0	0	0

Continued on next page...

Continued from previous page...

Mol	Chain	Non-H	H(model)	H(added)	Clashes	Symm-Clashes
57	XA	70	0	0	0	0
57	XB	1	0	0	0	0
57	XM	1	0	0	0	0
57	XV	1	0	0	0	0
57	XX	1	0	0	0	0
57	Y0	1	0	0	0	0
57	YA	267	0	0	0	0
57	YB	3	0	0	0	0
57	YD	2	0	0	0	0
57	YE	1	0	0	0	0
57	YP	1	0	0	0	0
58	QA	42	0	45	3	0
58	XA	42	0	45	2	0
59	QD	1	0	0	0	0
59	QN	1	0	0	0	0
59	XD	1	0	0	0	0
59	XN	1	0	0	0	0
All	All	291958	0	198347	15046	10

The all-atom clashscore is defined as the number of clashes found per 1000 atoms (including hydrogen atoms). The all-atom clashscore for this structure is 31.

All (15046) close contacts within the same asymmetric unit are listed below, sorted by their clash magnitude.

Atom-1	Atom-2	Interatomic distance (Å)	Clash overlap (Å)
14:XN:32:SER:CB	14:XN:41:ARG:HB3	1.23	1.55
14:XN:32:SER:HB3	14:XN:41:ARG:CB	1.28	1.54
31:RH:127:GLU:CG	31:RH:128:PRO:HD3	1.36	1.52
4:QD:167:GLY:HA2	27:YD:135:PHE:CZ	1.42	1.52
31:YH:127:GLU:CG	31:YH:128:PRO:HD3	1.36	1.52
4:QD:166:LYS:HG2	27:YD:134:ARG:NH1	1.27	1.44
10:QJ:49:VAL:HG21	14:QN:41:ARG:CB	1.49	1.42
4:XD:22:LYS:HB2	4:XD:26:CYS:SG	1.57	1.42
4:XD:22:LYS:CB	4:XD:26:CYS:SG	2.10	1.40
10:QJ:49:VAL:CG2	14:QN:41:ARG:CB	2.04	1.35
47:R1:81:LYS:HA	47:R1:81:LYS:NZ	1.43	1.34
47:Y1:81:LYS:HA	47:Y1:81:LYS:NZ	1.42	1.33
3:QC:79:ARG:HE	11:XK:99:GLN:NE2	1.28	1.31
10:QJ:49:VAL:CG2	14:QN:41:ARG:HB2	1.62	1.29
47:R1:81:LYS:HE2	47:R1:81:LYS:N	1.50	1.26
47:Y1:81:LYS:HE2	47:Y1:81:LYS:N	1.50	1.26

Continued on next page...

Continued from previous page...

Atom-1	Atom-2	Interatomic distance (Å)	Clash overlap (Å)
14:QN:25:VAL:HG23	14:QN:38:GLY:O	1.37	1.25
14:XN:40:CYS:SG	14:XN:43:CYS:N	2.11	1.23
36:RQ:59:ARG:O	36:RQ:60:ARG:HD2	1.38	1.23
31:YH:127:GLU:HG2	31:YH:128:PRO:CD	1.70	1.21
31:YH:127:GLU:CB	31:YH:128:PRO:HD3	1.69	1.21
31:RH:127:GLU:HG2	31:RH:128:PRO:CD	1.70	1.20
31:RH:127:GLU:CB	31:RH:128:PRO:HD3	1.69	1.18
2:QB:101:MET:HA	2:QB:108:ILE:HG13	1.25	1.18
44:RY:95:LYS:HB3	44:RY:100:ALA:HA	1.19	1.17
4:XD:12:CYS:HA	4:XD:19:LEU:CD2	1.75	1.16
31:RH:132:ARG:HB2	31:RH:132:ARG:HH11	1.10	1.16
47:Y1:82:LEU:HD12	47:Y1:82:LEU:C	1.66	1.16
44:YY:76:CYS:HB3	44:YY:96:ILE:HD13	1.17	1.16
4:QD:167:GLY:CA	27:YD:135:PHE:CZ	2.28	1.16
44:YY:95:LYS:HB3	44:YY:100:ALA:HA	1.20	1.15
14:XN:42:ILE:O	14:XN:43:CYS:O	1.65	1.15
4:QD:12:CYS:HA	4:QD:19:LEU:HD21	1.24	1.14
35:RP:50:ARG:HH21	35:RP:50:ARG:HB3	1.13	1.14
4:QD:197:PRO:HB3	6:XF:16:GLN:CD	1.69	1.14
10:QJ:49:VAL:CG2	14:QN:41:ARG:HB3	1.71	1.14
47:R1:82:LEU:C	47:R1:82:LEU:HD12	1.66	1.13
4:XD:11:LEU:HD22	4:XD:66:ARG:HD3	1.29	1.13
10:QJ:6:ILE:HG22	10:QJ:98:ILE:HG13	1.30	1.13
2:XB:101:MET:HA	2:XB:108:ILE:HG13	1.25	1.13
19:QS:41:VAL:HB	19:QS:42:PRO:HA	1.26	1.12
29:RF:101:LEU:HD12	29:RF:102:PRO:HD2	1.21	1.12
47:Y1:82:LEU:CD1	47:Y1:83:GLU:O	1.97	1.12
40:RU:8:VAL:HG23	40:RU:11:ARG:HH21	1.14	1.12
47:R1:82:LEU:CD1	47:R1:83:GLU:O	1.97	1.12
28:YE:179:GLU:HB3	28:YE:181:LEU:HD23	1.31	1.12
31:YH:132:ARG:HB2	31:YH:132:ARG:HH11	1.10	1.11
14:XN:32:SER:CB	14:XN:41:ARG:CB	1.97	1.11
35:YP:50:ARG:HH21	35:YP:50:ARG:HB3	1.13	1.11
40:YU:8:VAL:HG23	40:YU:11:ARG:HH21	1.14	1.11
27:RD:44:ASN:HB2	27:RD:48:ARG:O	1.50	1.11
28:RE:179:GLU:HB3	28:RE:181:LEU:HD23	1.32	1.11
27:YD:44:ASN:HB2	27:YD:48:ARG:O	1.51	1.11
29:YF:101:LEU:HD12	29:YF:102:PRO:HD2	1.21	1.11
47:Y1:82:LEU:HD12	47:Y1:83:GLU:N	1.66	1.11
4:QD:166:LYS:HD3	27:YD:188:GLU:OE2	1.51	1.11
47:R1:82:LEU:HD12	47:R1:83:GLU:N	1.66	1.10

Continued on next page...

Continued from previous page...

Atom-1	Atom-2	Interatomic distance (Å)	Clash overlap (Å)
28:YE:50:GLY:HA2	28:YE:77:ILE:HA	1.31	1.10
19:XS:5:LEU:HD11	50:Y4:66:SER:HB2	1.31	1.10
31:RH:86:GLU:HG3	31:RH:165:ALA:H	1.05	1.09
3:QC:15:THR:HG23	3:QC:181:ASN:HA	1.35	1.09
35:RP:19:VAL:HG22	35:RP:20:GLY:H	1.15	1.09
44:RY:76:CYS:HB3	44:RY:96:ILE:HD13	1.17	1.09
33:YN:134:ARG:H	33:YN:135:PRO:HD3	1.11	1.09
13:QM:77:ASN:HA	50:R4:71:ARG:NH2	1.68	1.09
3:QC:79:ARG:NE	11:XK:99:GLN:NE2	2.01	1.08
31:YH:86:GLU:HG3	31:YH:165:ALA:H	1.05	1.08
11:QK:79:SER:HB2	11:QK:106:LYS:HD2	1.35	1.08
2:XB:80:ILE:HD11	2:XB:208:ILE:HG23	1.34	1.08
10:XJ:6:ILE:HG22	10:XJ:98:ILE:HG13	1.30	1.08
31:YH:152:ARG:HG3	31:YH:153:LYS:HE2	1.33	1.08
47:Y1:81:LYS:HZ3	47:Y1:81:LYS:CA	1.65	1.08
27:RD:131:LEU:HB2	27:RD:136:ILE:HD11	1.35	1.08
15:XO:87:ILE:HG22	15:XO:88:ARG:H	1.18	1.08
31:RH:152:ARG:HG3	31:RH:153:LYS:HE2	1.34	1.08
50:R4:71:ARG:HH11	50:R4:71:ARG:HG3	1.13	1.08
3:XC:15:THR:HG23	3:XC:181:ASN:HA	1.35	1.08
27:YD:131:LEU:HB2	27:YD:136:ILE:HD11	1.35	1.08
35:YP:126:VAL:HG12	35:YP:147:LEU:HD21	1.30	1.08
35:RP:126:VAL:HG12	35:RP:147:LEU:HD21	1.30	1.07
19:XS:41:VAL:HB	19:XS:42:PRO:HA	1.26	1.07
31:RH:127:GLU:CG	31:RH:128:PRO:CD	2.31	1.07
4:QD:166:LYS:CG	27:YD:134:ARG:NH1	2.17	1.07
35:RP:59:LEU:HA	35:RP:61:ARG:NH2	1.69	1.07
11:QK:51:LYS:HA	11:QK:55:LYS:HD3	1.36	1.06
28:RE:50:GLY:HA2	28:RE:77:ILE:HA	1.31	1.06
47:Y1:82:LEU:CD1	47:Y1:83:GLU:N	2.18	1.06
50:Y4:71:ARG:HG3	50:Y4:71:ARG:HH11	1.14	1.06
15:QO:87:ILE:HG22	15:QO:88:ARG:H	1.19	1.06
29:RF:46:ARG:HH11	29:RF:46:ARG:HG2	1.20	1.06
35:YP:59:LEU:HA	35:YP:61:ARG:NH2	1.69	1.06
10:QJ:49:VAL:CG1	14:QN:41:ARG:HD2	1.85	1.06
47:R1:82:LEU:CD1	47:R1:83:GLU:N	2.18	1.06
54:Y8:52:LYS:H	54:Y8:53:PRO:CD	1.69	1.06
28:RE:21:VAL:HB	28:RE:22:PRO:HB3	1.37	1.06
31:YH:153:LYS:HB3	31:YH:154:PRO:HD2	1.07	1.06
13:QM:88:ARG:HH11	13:QM:88:ARG:HB3	1.19	1.06
28:RE:63:LEU:HD12	28:RE:64:LYS:H	1.18	1.06

Continued on next page...

Continued from previous page...

Atom-1	Atom-2	Interatomic distance (Å)	Clash overlap (Å)
4:XD:12:CYS:HA	4:XD:19:LEU:HD21	1.08	1.06
11:XK:51:LYS:HA	11:XK:55:LYS:HD3	1.36	1.05
28:YE:21:VAL:HB	28:YE:22:PRO:HB3	1.37	1.05
28:YE:63:LEU:HD12	28:YE:64:LYS:H	1.18	1.05
40:RU:90:VAL:HG12	40:RU:91:ASP:H	1.18	1.05
10:QJ:49:VAL:HG21	14:QN:41:ARG:HB3	1.24	1.05
47:R1:81:LYS:HZ3	47:R1:81:LYS:CA	1.70	1.05
11:XK:79:SER:HB2	11:XK:106:LYS:HD2	1.35	1.05
35:YP:19:VAL:HG22	35:YP:20:GLY:H	1.15	1.05
13:QM:3:ARG:HA	13:QM:9:ILE:HG21	1.35	1.05
13:QM:49:THR:HG22	13:QM:51:ALA:H	1.22	1.05
33:RN:134:ARG:H	33:RN:135:PRO:HD3	1.11	1.05
36:RQ:59:ARG:O	36:RQ:60:ARG:CD	2.05	1.05
13:XM:3:ARG:HA	13:XM:9:ILE:HG21	1.34	1.05
13:XM:88:ARG:HH11	13:XM:88:ARG:HB3	1.19	1.05
4:QD:197:PRO:HB3	6:XF:16:GLN:OE1	1.55	1.04
5:QE:11:ILE:HD11	5:QE:31:LEU:HD12	1.38	1.04
38:RS:106:ARG:HA	38:RS:110:LEU:HD11	1.39	1.04
41:YV:49:THR:HB	41:YV:50:PRO:HD2	1.39	1.04
2:QB:80:ILE:HD11	2:QB:208:ILE:HG23	1.34	1.04
31:YH:127:GLU:CG	31:YH:128:PRO:CD	2.31	1.04
4:QD:12:CYS:HA	4:QD:19:LEU:CD2	1.87	1.04
37:RR:67:LEU:HD13	37:RR:76:VAL:HG21	1.39	1.04
14:XN:22:THR:O	14:XN:23:ARG:HB2	1.56	1.04
38:YS:83:LYS:O	38:YS:109:GLY:HA3	1.57	1.04
40:YU:90:VAL:HG12	40:YU:91:ASP:H	1.18	1.04
2:QB:18:GLY:H	2:QB:42:ILE:HG22	1.21	1.03
10:QJ:49:VAL:CG1	14:QN:41:ARG:HB2	1.88	1.03
36:RQ:81:VAL:O	36:RQ:82:ARG:CD	2.06	1.03
38:RS:83:LYS:O	38:RS:109:GLY:HA3	1.56	1.03
2:QB:4:GLU:HG2	2:QB:5:ILE:H	1.19	1.03
2:XB:4:GLU:HG2	2:XB:5:ILE:H	1.19	1.03
38:YS:106:ARG:HA	38:YS:110:LEU:HD11	1.39	1.03
27:RD:35:LYS:HG2	27:RD:64:ILE:N	1.72	1.03
8:XH:29:SER:HB3	8:XH:32:LYS:HG3	1.39	1.03
29:YF:67:GLN:O	29:YF:68:LYS:HB2	1.56	1.03
31:YH:127:GLU:CB	31:YH:128:PRO:CD	2.35	1.03
31:RH:153:LYS:HB3	31:RH:154:PRO:HD2	1.07	1.03
27:YD:35:LYS:HG2	27:YD:64:ILE:N	1.73	1.02
34:YO:53:LYS:HD2	34:YO:53:LYS:H	1.23	1.02
29:RF:67:GLN:O	29:RF:68:LYS:HB2	1.56	1.02

Continued on next page...

Continued from previous page...

Atom-1	Atom-2	Interatomic distance (Å)	Clash overlap (Å)
29:RF:67:GLN:O	29:RF:67:GLN:HG3	1.58	1.02
36:RQ:80:GLU:O	36:RQ:81:VAL:HG13	1.59	1.02
54:R8:52:LYS:H	54:R8:53:PRO:CD	1.69	1.02
2:XB:18:GLY:H	2:XB:42:ILE:HG22	1.22	1.02
36:YQ:12:GLN:HG2	36:YQ:73:PRO:HD2	1.42	1.02
38:RS:26:LEU:HD12	38:RS:39:ILE:HD11	1.40	1.02
34:RO:53:LYS:HD2	34:RO:53:LYS:H	1.23	1.02
36:YQ:65:PHE:O	36:YQ:66:ILE:HG12	1.59	1.02
36:YQ:81:VAL:O	36:YQ:82:ARG:CD	2.06	1.02
4:QD:167:GLY:HA2	27:YD:135:PHE:CE2	1.94	1.02
36:RQ:12:GLN:HG2	36:RQ:73:PRO:HD2	1.42	1.02
12:QL:10:LEU:HD13	17:QQ:32:TYR:CE2	1.94	1.01
29:YF:46:ARG:HH11	29:YF:46:ARG:HG2	1.20	1.01
30:YG:13:GLU:O	30:YG:14:GLU:HB2	1.60	1.01
44:YY:97:ARG:HH21	44:YY:98:VAL:HB	1.26	1.01
4:QD:197:PRO:HD3	6:XF:16:GLN:NE2	1.74	1.01
7:QG:78:ARG:HG3	7:QG:79:ARG:H	1.24	1.01
10:QJ:49:VAL:HG13	14:QN:41:ARG:CD	1.90	1.01
19:QS:41:VAL:HB	19:QS:42:PRO:CA	1.91	1.01
5:XE:11:ILE:HD11	5:XE:31:LEU:HD12	1.38	1.01
13:XM:49:THR:HG22	13:XM:51:ALA:H	1.22	1.01
37:YR:67:LEU:HD13	37:YR:76:VAL:HG21	1.39	1.01
29:RF:185:ASP:HA	29:RF:188:ARG:HD3	1.41	1.01
8:QH:29:SER:HB3	8:QH:32:LYS:HG3	1.39	1.00
19:XS:41:VAL:HB	19:XS:42:PRO:CA	1.91	1.00
25:YA:2688:U:H5	25:YA:2720:U:OP2	1.41	1.00
29:YF:67:GLN:O	29:YF:67:GLN:HG3	1.58	1.00
27:RD:227:ASN:HB3	27:RD:228:PRO:HD2	1.43	1.00
36:RQ:65:PHE:O	36:RQ:66:ILE:HG12	1.59	1.00
41:RV:49:THR:HB	41:RV:50:PRO:HD2	1.39	1.00
48:R2:50:ILE:HD12	48:R2:51:ARG:N	1.76	1.00
33:YN:96:GLU:HG2	33:YN:97:ARG:H	1.26	1.00
36:YQ:80:GLU:O	36:YQ:81:VAL:HG13	1.59	1.00
52:Y6:7:ILE:HG13	52:Y6:8:LYS:H	1.25	1.00
50:R4:56:VAL:HA	50:R4:60:GLN:HB2	1.43	1.00
37:YR:54:LEU:HD23	37:YR:66:VAL:HG23	1.44	1.00
38:YS:26:LEU:HD12	38:YS:39:ILE:HD11	1.40	1.00
36:RQ:81:VAL:O	36:RQ:82:ARG:NE	1.94	1.00
29:YF:185:ASP:HA	29:YF:188:ARG:HD3	1.41	1.00
4:QD:166:LYS:O	27:YD:134:ARG:CZ	2.10	1.00
4:QD:166:LYS:HD3	27:YD:188:GLU:CD	1.81	0.99

Continued on next page...

Continued from previous page...

Atom-1	Atom-2	Interatomic distance (Å)	Clash overlap (Å)
31:YH:153:LYS:HB3	31:YH:154:PRO:CD	1.92	0.99
31:RH:153:LYS:HB3	31:RH:154:PRO:CD	1.92	0.99
4:QD:194:LEU:HD11	6:XF:17:SER:OG	1.62	0.99
38:RS:83:LYS:NZ	38:RS:109:GLY:HA2	1.78	0.99
44:RY:97:ARG:HH21	44:RY:98:VAL:HB	1.25	0.99
28:RE:201:THR:HG22	28:RE:203:LYS:H	1.26	0.99
28:YE:201:THR:HG22	28:YE:203:LYS:H	1.26	0.99
35:YP:105:LEU:O	35:YP:106:LEU:HB2	1.60	0.99
48:Y2:50:ILE:HD12	48:Y2:51:ARG:N	1.76	0.99
8:QH:23:SER:HA	8:QH:63:LEU:HD22	1.45	0.99
8:QH:84:ARG:HH12	8:QH:86:ILE:HD13	1.28	0.99
3:QC:95:THR:HG22	3:QC:96:GLY:H	1.27	0.98
10:QJ:6:ILE:HD11	10:QJ:72:VAL:HB	1.44	0.98
2:QB:196:LEU:HD12	2:QB:197:VAL:HG23	1.45	0.98
42:RW:86:LEU:HD12	42:RW:87:PRO:HD2	1.45	0.98
35:YP:50:ARG:HH21	35:YP:50:ARG:CB	1.76	0.98
36:YQ:81:VAL:O	36:YQ:82:ARG:NE	1.94	0.98
35:RP:50:ARG:HH21	35:RP:50:ARG:CB	1.76	0.98
10:XJ:6:ILE:HD11	10:XJ:72:VAL:HB	1.44	0.98
3:QC:181:ASN:HD21	3:QC:204:LEU:HD12	1.27	0.98
3:QC:79:ARG:CZ	11:XK:99:GLN:HB2	1.94	0.98
3:QC:19:GLU:HA	3:QC:54:ARG:HH12	1.29	0.98
27:RD:44:ASN:HB3	27:RD:49:ILE:HA	1.46	0.98
36:RQ:79:LEU:O	36:RQ:79:LEU:HD22	1.64	0.98
7:XG:78:ARG:HG3	7:XG:79:ARG:H	1.24	0.98
8:XH:84:ARG:HH12	8:XH:86:ILE:HD13	1.28	0.98
3:QC:16:ARG:HD2	3:QC:54:ARG:HH21	1.28	0.98
30:RG:13:GLU:O	30:RG:14:GLU:HB2	1.60	0.98
31:YH:86:GLU:HG3	31:YH:165:ALA:N	1.79	0.98
4:QD:29:PRO:HG2	4:QD:30:LYS:CD	1.94	0.97
4:QD:94:LEU:H	4:QD:94:LEU:HD12	1.28	0.97
31:RH:127:GLU:CB	31:RH:128:PRO:CD	2.35	0.97
4:XD:20:TYR:CD2	4:XD:27:TYR:CE2	2.51	0.97
35:RP:105:LEU:O	35:RP:106:LEU:HB2	1.60	0.97
28:RE:20:ALA:O	28:RE:21:VAL:HG22	1.64	0.97
39:YT:62:THR:HG22	39:YT:75:ILE:HG12	1.46	0.97
52:Y6:41:PRO:HG2	52:Y6:45:LYS:H	1.29	0.97
27:YD:44:ASN:HB3	27:YD:49:ILE:HA	1.45	0.97
36:YQ:79:LEU:HD13	36:YQ:79:LEU:O	1.63	0.97
38:YS:83:LYS:NZ	38:YS:109:GLY:HA2	1.77	0.97
48:Y2:50:ILE:HD12	48:Y2:51:ARG:H	1.24	0.97

Continued on next page...

Continued from previous page...

Atom-1	Atom-2	Interatomic distance (Å)	Clash overlap (Å)
36:RQ:79:LEU:O	36:RQ:79:LEU:HD13	1.63	0.97
10:QJ:49:VAL:HG22	14:QN:41:ARG:CB	1.92	0.97
36:YQ:79:LEU:O	36:YQ:79:LEU:HD22	1.64	0.97
3:XC:16:ARG:HB2	3:XC:16:ARG:HH11	1.30	0.97
3:XC:181:ASN:HD21	3:XC:204:LEU:HD12	1.27	0.97
8:XH:23:SER:HA	8:XH:63:LEU:HD22	1.45	0.97
25:YA:518:G:H4'	42:YW:18:ARG:HH12	1.26	0.97
42:YW:86:LEU:HD12	42:YW:87:PRO:HD2	1.45	0.97
33:RN:96:GLU:HG2	33:RN:97:ARG:H	1.26	0.97
7:XG:62:PHE:HA	7:XG:124:LEU:HD21	1.47	0.97
51:Y5:58:LEU:HD13	51:Y5:60:VAL:HG12	1.47	0.96
4:QD:30:LYS:HG3	4:QD:35:ARG:NE	1.80	0.96
48:R2:50:ILE:HD12	48:R2:51:ARG:H	1.24	0.96
3:QC:79:ARG:NE	11:XK:99:GLN:HB2	1.78	0.96
19:QS:5:LEU:HD22	50:R4:67:TYR:CE2	2.00	0.96
30:YG:112:PRO:HB3	50:Y4:37:SER:HB2	1.47	0.96
52:R6:47:THR:HG22	52:R6:48:VAL:HG12	1.45	0.96
3:XC:95:THR:HG22	3:XC:96:GLY:H	1.27	0.96
30:RG:112:PRO:HB3	50:R4:37:SER:HB2	1.47	0.96
2:XB:7:VAL:HG21	2:XB:217:ARG:HH11	1.31	0.96
10:XJ:32:ALA:HB3	10:XJ:76:ASN:HB2	1.48	0.96
2:QB:8:LYS:HD3	2:QB:8:LYS:H	1.30	0.96
7:QG:62:PHE:HA	7:QG:124:LEU:HD21	1.47	0.96
10:QJ:32:ALA:HB3	10:QJ:76:ASN:HB2	1.47	0.96
52:R6:7:ILE:HG13	52:R6:8:LYS:H	1.25	0.96
2:QB:7:VAL:HG21	2:QB:217:ARG:HH11	1.31	0.96
4:QD:30:LYS:CB	4:QD:35:ARG:HG3	1.96	0.96
37:RR:54:LEU:HD23	37:RR:66:VAL:HG23	1.44	0.96
44:RY:84:ARG:HH12	44:RY:97:ARG:HB2	1.28	0.96
3:XC:19:GLU:HA	3:XC:54:ARG:HH12	1.29	0.96
44:YY:84:ARG:HH12	44:YY:97:ARG:HB2	1.28	0.96
10:QJ:75:ILE:HG13	10:QJ:76:ASN:H	1.31	0.96
4:XD:30:LYS:C	4:XD:32:ALA:H	1.62	0.96
50:Y4:56:VAL:HA	50:Y4:60:GLN:HB2	1.44	0.96
28:YE:20:ALA:O	28:YE:21:VAL:HG22	1.65	0.95
29:YF:101:LEU:HD12	29:YF:102:PRO:CD	1.96	0.95
51:Y5:56:LYS:H	51:Y5:56:LYS:HD2	1.30	0.95
16:QP:4:ILE:HD11	16:QP:64:ALA:HB1	1.46	0.95
3:XC:16:ARG:HD2	3:XC:54:ARG:HH21	1.28	0.95
6:XF:86:ARG:O	6:XF:87:ARG:HG2	1.66	0.95
27:YD:227:ASN:HB3	27:YD:228:PRO:HD2	1.44	0.95

Continued on next page...

Continued from previous page...

Atom-1	Atom-2	Interatomic distance (Å)	Clash overlap (Å)
4:QD:28:SER:HB2	4:QD:29:PRO:HD3	1.49	0.95
2:XB:178:ARG:HH21	8:XH:74:PRO:HB3	1.27	0.95
12:QL:6:THR:H	12:QL:9:GLN:HE21	1.14	0.95
25:RA:2015:A:H1'	51:R5:2:ALA:HA	1.47	0.95
13:XM:57:ARG:HB2	13:XM:57:ARG:HH11	1.32	0.95
29:YF:103:LYS:HA	29:YF:106:ARG:HG3	1.49	0.95
47:Y1:81:LYS:N	47:Y1:81:LYS:CE	2.30	0.95
44:RY:51:VAL:HG13	44:RY:52:SER:H	1.31	0.95
35:YP:62:LEU:N	35:YP:62:LEU:HD22	1.82	0.95
48:Y2:13:ALA:HA	48:Y2:16:LEU:HD23	1.48	0.95
25:RA:2392:A:H8	35:RP:60:MET:HG3	1.30	0.95
29:RF:101:LEU:HD12	29:RF:102:PRO:CD	1.96	0.95
1:XA:686:U:H1'	11:XK:42:TRP:HE1	1.30	0.95
16:XP:4:ILE:HD11	16:XP:64:ALA:HB1	1.46	0.95
41:YV:99:ILE:HD13	41:YV:99:ILE:H	1.32	0.95
44:YY:51:VAL:HG13	44:YY:52:SER:H	1.31	0.95
4:QD:166:LYS:HG2	27:YD:134:ARG:HH12	1.30	0.94
31:YH:153:LYS:CB	31:YH:154:PRO:HD2	1.97	0.94
31:RH:86:GLU:HG3	31:RH:165:ALA:N	1.79	0.94
2:XB:196:LEU:HD12	2:XB:197:VAL:HG23	1.45	0.94
4:XD:94:LEU:H	4:XD:94:LEU:HD12	1.28	0.94
31:RH:77:LYS:NZ	31:RH:77:LYS:HB3	1.82	0.94
28:YE:78:LEU:HG	28:YE:79:ARG:HE	1.30	0.94
3:QC:16:ARG:HB2	3:QC:16:ARG:HH11	1.29	0.94
7:QG:15:ASP:HB3	7:QG:20:ASP:H	1.31	0.94
47:R1:81:LYS:CA	47:R1:81:LYS:CE	2.45	0.94
48:R2:13:ALA:HA	48:R2:16:LEU:HD23	1.48	0.94
47:Y1:81:LYS:CA	47:Y1:81:LYS:CE	2.45	0.94
34:RO:2:ILE:HD11	34:RO:82:ASN:HD22	1.33	0.94
35:RP:62:LEU:N	35:RP:62:LEU:HD22	1.81	0.94
52:R6:41:PRO:HG2	52:R6:45:LYS:H	1.29	0.94
6:QF:86:ARG:O	6:QF:87:ARG:HG2	1.66	0.94
25:RA:299:A:H5'	44:RY:84:ARG:HH21	1.31	0.94
41:YV:35:LEU:HD21	41:YV:57:VAL:HG22	1.47	0.94
43:RX:57:LEU:CD1	43:RX:78:LYS:HB2	1.98	0.94
47:R1:81:LYS:N	47:R1:81:LYS:CE	2.30	0.94
3:XC:11:ARG:HB3	3:XC:15:THR:HB	1.48	0.94
52:Y6:47:THR:HG22	52:Y6:48:VAL:HG12	1.45	0.94
4:QD:197:PRO:HD3	6:XF:16:GLN:HE21	1.31	0.94
27:RD:28:GLU:HB2	27:RD:29:PRO:CD	1.98	0.94
41:RV:35:LEU:HD21	41:RV:57:VAL:HG22	1.47	0.94

Continued on next page...

Continued from previous page...

Atom-1	Atom-2	Interatomic distance (Å)	Clash overlap (Å)
10:XJ:75:ILE:HG13	10:XJ:76:ASN:H	1.31	0.94
27:YD:28:GLU:HB2	27:YD:29:PRO:CD	1.98	0.94
31:YH:77:LYS:HB3	31:YH:77:LYS:NZ	1.82	0.94
3:QC:79:ARG:HE	11:XK:99:GLN:HE21	0.98	0.94
27:RD:108:PRO:HB3	27:RD:143:HIS:HE1	1.32	0.94
39:RT:11:GLU:CD	39:RT:11:GLU:H	1.71	0.94
2:XB:8:LYS:HD3	2:XB:8:LYS:H	1.31	0.94
31:YH:77:LYS:HB3	31:YH:77:LYS:HZ3	1.31	0.93
33:RN:134:ARG:H	33:RN:135:PRO:CD	1.81	0.93
35:RP:1:MET:HE2	35:RP:5:ASP:HB3	1.51	0.93
39:RT:62:THR:HG22	39:RT:75:ILE:HG12	1.46	0.93
39:YT:11:GLU:CD	39:YT:11:GLU:H	1.71	0.93
28:RE:78:LEU:HG	28:RE:79:ARG:HE	1.31	0.93
3:XC:70:VAL:HG12	3:XC:72:LYS:H	1.34	0.93
13:QM:90:LEU:HA	13:QM:93:ARG:HD2	1.50	0.93
20:QT:49:ALA:HB1	20:QT:99:LEU:HB2	1.51	0.93
33:YN:134:ARG:H	33:YN:135:PRO:CD	1.81	0.93
36:RQ:59:ARG:O	36:RQ:60:ARG:CG	2.17	0.93
38:RS:59:LYS:HG2	38:RS:60:GLY:H	1.31	0.93
4:XD:12:CYS:CA	4:XD:19:LEU:HD21	1.98	0.93
31:YH:127:GLU:HB3	31:YH:128:PRO:CD	1.99	0.93
43:YX:57:LEU:CD1	43:YX:78:LYS:HB2	1.98	0.93
13:QM:57:ARG:HB2	13:QM:57:ARG:HH11	1.32	0.93
19:QS:40:ILE:HG12	19:QS:41:VAL:HG22	1.51	0.93
31:RH:77:LYS:HB3	31:RH:77:LYS:HZ3	1.33	0.93
51:R5:56:LYS:H	51:R5:56:LYS:HD2	1.31	0.93
6:XF:24:GLU:HA	6:XF:27:GLN:HG3	1.49	0.93
14:XN:43:CYS:O	14:XN:45:ARG:N	2.01	0.93
31:RH:127:GLU:HB3	31:RH:128:PRO:CD	1.99	0.93
17:XQ:4:LYS:HE3	17:XQ:6:LEU:HD21	1.51	0.93
36:RQ:34:LEU:HD11	36:RQ:129:THR:HB	1.50	0.93
27:YD:108:PRO:HB3	27:YD:143:HIS:CE1	2.05	0.93
35:YP:65:ARG:HG3	35:YP:65:ARG:HH11	1.34	0.93
37:YR:33:ARG:NH2	51:Y5:55:ARG:HG2	1.85	0.92
5:QE:53:LEU:H	5:QE:53:LEU:HD12	1.34	0.92
41:RV:99:ILE:HD13	41:RV:99:ILE:H	1.31	0.92
15:XO:82:ILE:HD11	15:XO:88:ARG:HG3	1.51	0.92
19:XS:40:ILE:HG12	19:XS:41:VAL:HG22	1.51	0.92
27:YD:108:PRO:HB3	27:YD:143:HIS:HE1	1.32	0.92
27:RD:147:LEU:HD13	27:RD:155:LEU:HD11	1.51	0.92
10:XJ:8:LEU:HD11	10:XJ:23:ILE:HD12	1.49	0.92

Continued on next page...

Continued from previous page...

Atom-1	Atom-2	Interatomic distance (Å)	Clash overlap (Å)
28:YE:14:ILE:HG12	28:YE:15:PHE:H	1.33	0.92
27:RD:183:ARG:HH11	27:RD:183:ARG:HG2	1.34	0.92
29:RF:103:LYS:HA	29:RF:106:ARG:HG3	1.49	0.92
2:QB:178:ARG:HH21	8:QH:74:PRO:HB3	1.33	0.92
6:QF:24:GLU:HA	6:QF:27:GLN:HG3	1.49	0.92
51:R5:58:LEU:HD13	51:R5:60:VAL:HG12	1.47	0.92
1:XA:1286:A:H5"	21:XU:26:LYS:HD2	1.52	0.92
5:XE:53:LEU:H	5:XE:53:LEU:HD12	1.34	0.92
8:XH:6:ILE:HB	8:XH:85:ARG:NH1	1.85	0.92
3:QC:11:ARG:HB3	3:QC:15:THR:HB	1.48	0.92
31:RH:153:LYS:CB	31:RH:154:PRO:HD2	1.98	0.92
5:XE:101:ILE:HD11	5:XE:119:LEU:HD23	1.51	0.92
14:XN:32:SER:CB	14:XN:41:ARG:HB2	2.00	0.92
4:QD:30:LYS:HB3	4:QD:35:ARG:HG3	1.52	0.92
25:RA:819:A:OP2	25:RA:1187:G:N2	2.03	0.92
25:RA:2056:G:N2	51:R5:4:HIS:O	2.03	0.92
27:RD:108:PRO:HB3	27:RD:143:HIS:CE1	2.05	0.92
30:RG:37:VAL:HG22	30:RG:159:VAL:HA	1.52	0.92
25:YA:2701:C:H3'	25:YA:2702:U:H5"	1.52	0.92
38:YS:59:LYS:HG2	38:YS:60:GLY:H	1.31	0.92
13:XM:77:ASN:HA	50:Y4:71:ARG:NH2	1.84	0.92
14:XN:32:SER:OG	14:XN:41:ARG:HB2	1.70	0.92
4:QD:9:CYS:SG	4:QD:31:CYS:O	2.28	0.91
41:RV:24:LYS:HA	41:RV:92:THR:HG23	1.52	0.91
2:QB:32:ILE:HD11	2:QB:40:HIS:HB3	1.52	0.91
8:QH:6:ILE:HB	8:QH:85:ARG:NH1	1.85	0.91
37:RR:33:ARG:NH2	51:R5:55:ARG:HG2	1.85	0.91
4:QD:29:PRO:HG2	4:QD:30:LYS:HD3	1.49	0.91
47:R1:81:LYS:HA	47:R1:81:LYS:CE	2.01	0.91
3:XC:20:SER:HB2	3:XC:40:ARG:HH22	1.34	0.91
7:XG:15:ASP:HB3	7:XG:20:ASP:H	1.31	0.91
36:YQ:34:LEU:HD11	36:YQ:129:THR:HB	1.50	0.91
38:YS:67:ARG:NH1	38:YS:67:ARG:HB2	1.85	0.91
4:QD:170:VAL:HG22	4:QD:171:GLY:H	1.35	0.91
5:QE:101:ILE:HD11	5:QE:119:LEU:HD23	1.52	0.91
47:Y1:81:LYS:HA	47:Y1:81:LYS:CE	2.00	0.91
1:QA:1123:A:H4'	10:QJ:36:GLY:HA3	1.52	0.91
25:RA:2701:C:H3'	25:RA:2702:U:H5"	1.48	0.91
38:RS:67:ARG:NH1	38:RS:67:ARG:HB2	1.85	0.91
1:XA:971:G:N2	1:XA:1363:A:OP2	2.04	0.91
2:XB:33:TYR:HB2	2:XB:43:ASP:HB2	1.53	0.91

Continued on next page...

Continued from previous page...

Atom-1	Atom-2	Interatomic distance (Å)	Clash overlap (Å)
44:YY:30:VAL:HG22	44:YY:37:VAL:HG12	1.53	0.91
30:RG:101:ILE:HG13	30:RG:102:PHE:N	1.86	0.91
4:XD:170:VAL:HG22	4:XD:171:GLY:H	1.34	0.91
30:YG:37:VAL:HG22	30:YG:159:VAL:HA	1.52	0.91
2:QB:77:ALA:HB2	2:QB:211:ILE:HD13	1.53	0.91
5:QE:100:VAL:HG22	5:QE:118:ILE:HG22	1.52	0.91
40:YU:92:ARG:HG2	40:YU:92:ARG:O	1.69	0.91
2:QB:33:TYR:HB2	2:QB:43:ASP:HB2	1.53	0.91
3:QC:20:SER:HB2	3:QC:40:ARG:HH22	1.33	0.91
13:QM:77:ASN:HA	50:R4:71:ARG:HH22	1.36	0.91
29:RF:7:TYR:HB3	29:RF:21:ALA:HB1	1.53	0.91
13:XM:90:LEU:HA	13:XM:93:ARG:HD2	1.50	0.91
20:XT:49:ALA:HB1	20:XT:99:LEU:HB2	1.51	0.91
27:YD:10:THR:HG23	27:YD:13:ARG:HB3	1.51	0.91
47:Y1:80:LEU:O	47:Y1:81:LYS:HB2	1.71	0.91
35:YP:1:MET:HE2	35:YP:5:ASP:HB3	1.51	0.91
3:QC:70:VAL:HG12	3:QC:72:LYS:H	1.34	0.91
8:QH:6:ILE:HD12	8:QH:6:ILE:H	1.35	0.91
15:QO:82:ILE:HD11	15:QO:88:ARG:HG3	1.51	0.91
4:QD:29:PRO:HG2	4:QD:30:LYS:CE	2.01	0.90
10:QJ:8:LEU:HD11	10:QJ:23:ILE:HD12	1.49	0.90
17:QQ:4:LYS:HE3	17:QQ:6:LEU:HD21	1.51	0.90
5:XE:100:VAL:HG22	5:XE:118:ILE:HG22	1.52	0.90
8:XH:6:ILE:H	8:XH:6:ILE:HD12	1.34	0.90
44:YY:38:ILE:HG22	44:YY:66:PRO:HA	1.54	0.90
28:RE:14:ILE:HG12	28:RE:15:PHE:H	1.33	0.90
34:YO:2:ILE:HD11	34:YO:82:ASN:HD22	1.33	0.90
27:RD:10:THR:HG23	27:RD:13:ARG:HB3	1.52	0.90
11:XK:99:GLN:HG2	11:XK:105:VAL:HG21	1.53	0.90
1:XA:1346:A:H5'	9:XI:120:ARG:HH12	1.37	0.90
35:YP:106:LEU:O	35:YP:107:LYS:HB2	1.71	0.90
31:YH:4:ILE:HG13	31:YH:6:ARG:CZ	2.01	0.90
41:YV:44:LYS:O	41:YV:46:VAL:HG12	1.72	0.90
31:RH:4:ILE:HG13	31:RH:6:ARG:CZ	2.01	0.90
45:RZ:94:GLU:HB2	45:RZ:130:PRO:HD2	1.54	0.90
27:YD:147:LEU:HD13	27:YD:155:LEU:HD11	1.51	0.90
41:YV:24:LYS:HA	41:YV:92:THR:HG23	1.52	0.90
51:Y5:3:LYS:HA	51:Y5:3:LYS:HE3	1.54	0.90
35:RP:58:THR:O	35:RP:61:ARG:NE	2.05	0.90
25:YA:1454:U:H5'	37:YR:63:ARG:HE	1.35	0.90
27:YD:44:ASN:HD22	27:YD:44:ASN:H	1.19	0.90

Continued on next page...

Continued from previous page...

Atom-1	Atom-2	Interatomic distance (Å)	Clash overlap (Å)
31:YH:26:VAL:HG13	31:YH:27:LYS:H	1.35	0.90
31:RH:10:PRO:HD2	31:RH:50:VAL:O	1.72	0.90
19:XS:5:LEU:HD11	50:Y4:66:SER:CB	2.01	0.90
48:Y2:65:ASN:HB3	48:Y2:69:ARG:HH12	1.34	0.90
3:QC:79:ARG:HD2	11:XK:99:GLN:CD	1.91	0.89
36:RQ:59:ARG:O	36:RQ:60:ARG:HG3	1.72	0.89
47:R1:81:LYS:NZ	47:R1:81:LYS:CA	2.31	0.89
48:R2:65:ASN:HB3	48:R2:69:ARG:HH12	1.34	0.89
2:QB:7:VAL:HG21	2:QB:217:ARG:NH1	1.87	0.89
27:YD:69:ARG:HH21	27:YD:130:ALA:HB2	1.37	0.89
42:YW:65:LEU:HD12	42:YW:68:ARG:HH11	1.36	0.89
27:RD:69:ARG:HH21	27:RD:130:ALA:HB2	1.37	0.89
14:XN:22:THR:O	14:XN:23:ARG:CB	2.16	0.89
19:XS:64:GLU:O	19:XS:67:VAL:HG23	1.73	0.89
27:YD:183:ARG:HH11	27:YD:183:ARG:HG2	1.34	0.89
54:Y8:52:LYS:H	54:Y8:53:PRO:HD3	1.35	0.89
35:RP:65:ARG:HG3	35:RP:65:ARG:HH11	1.35	0.89
35:RP:88:LEU:HD12	35:RP:95:VAL:HG11	1.52	0.89
44:RY:76:CYS:SG	44:RY:77:PRO:HD2	2.13	0.89
2:XB:7:VAL:HG21	2:XB:217:ARG:NH1	1.87	0.89
54:Y8:59:LYS:HB2	54:Y8:59:LYS:NZ	1.87	0.89
31:RH:26:VAL:HG13	31:RH:27:LYS:H	1.36	0.89
10:QJ:74:ILE:H	10:QJ:74:ILE:HD13	1.38	0.89
41:RV:44:LYS:O	41:RV:46:VAL:HG12	1.72	0.89
2:XB:126:GLU:HG3	2:XB:129:GLU:HG3	1.54	0.89
12:XL:6:THR:H	12:XL:9:GLN:HE21	1.15	0.89
28:YE:63:LEU:HD12	28:YE:64:LYS:N	1.88	0.89
30:YG:116:ASP:O	30:YG:117:PHE:HB3	1.72	0.89
47:R1:80:LEU:O	47:R1:81:LYS:HB2	1.71	0.89
51:R5:3:LYS:HA	51:R5:3:LYS:HE3	1.54	0.89
1:XA:1139:G:N2	1:XA:1143:G:O6	2.05	0.89
2:QB:126:GLU:HG3	2:QB:129:GLU:HG3	1.54	0.89
54:R8:52:LYS:H	54:R8:53:PRO:HD3	1.35	0.89
35:YP:58:THR:O	35:YP:61:ARG:NE	2.05	0.89
19:QS:64:GLU:O	19:QS:67:VAL:HG23	1.73	0.89
40:RU:92:ARG:HG2	40:RU:92:ARG:O	1.69	0.89
2:XB:77:ALA:HB2	2:XB:211:ILE:HD13	1.53	0.89
31:YH:10:PRO:HD2	31:YH:50:VAL:O	1.72	0.89
35:YP:88:LEU:HD12	35:YP:95:VAL:HG11	1.52	0.89
35:RP:106:LEU:O	35:RP:107:LYS:HB2	1.71	0.88
30:YG:88:ILE:O	30:YG:88:ILE:HD13	1.72	0.88

Continued on next page...

Continued from previous page...

Atom-1	Atom-2	Interatomic distance (Å)	Clash overlap (Å)
2:QB:18:GLY:N	2:QB:42:ILE:HG22	1.86	0.88
30:RG:88:ILE:HD13	30:RG:88:ILE:O	1.72	0.88
2:XB:32:ILE:HD11	2:XB:40:HIS:HB3	1.52	0.88
2:XB:18:GLY:N	2:XB:42:ILE:HG22	1.86	0.88
35:YP:64:LYS:O	35:YP:66:GLY:N	2.07	0.88
28:RE:63:LEU:HD12	28:RE:64:LYS:N	1.88	0.88
5:XE:71:LEU:O	5:XE:72:GLN:HG3	1.74	0.88
44:YY:76:CYS:SG	44:YY:77:PRO:HD2	2.13	0.88
27:RD:27:THR:HG23	27:RD:28:GLU:H	1.38	0.88
44:RY:30:VAL:HG22	44:RY:37:VAL:HG12	1.53	0.88
33:YN:22:THR:HG22	33:YN:23:LEU:N	1.88	0.88
38:YS:106:ARG:NH1	38:YS:106:ARG:HB2	1.88	0.88
5:XE:41:VAL:HG11	5:XE:113:ALA:HB2	1.54	0.88
5:QE:41:VAL:HG11	5:QE:113:ALA:HB2	1.54	0.88
25:RA:768:G:O2'	25:RA:1379:A:N6	2.07	0.88
44:RY:38:ILE:HG22	44:RY:66:PRO:HA	1.54	0.88
25:YA:2068:U:H3	25:YA:2430:A:H2	1.22	0.88
30:YG:145:THR:HG23	50:Y4:28:LYS:HZ1	1.38	0.88
35:YP:49:ARG:HD2	54:Y8:58:ILE:HG22	1.54	0.88
13:QM:97:PRO:HB2	13:QM:101:GLN:NE2	1.89	0.88
27:RD:44:ASN:HD22	27:RD:44:ASN:H	1.19	0.88
33:RN:22:THR:HG22	33:RN:23:LEU:N	1.88	0.88
38:RS:106:ARG:NH1	38:RS:106:ARG:HB2	1.88	0.88
54:R8:59:LYS:HB2	54:R8:59:LYS:NZ	1.88	0.88
20:XT:23:ARG:HA	20:XT:26:ASN:HD21	1.36	0.88
27:YD:44:ASN:CB	27:YD:49:ILE:HA	2.04	0.88
36:YQ:64:ILE:HA	36:YQ:106:VAL:HG12	1.54	0.88
21:QU:6:ARG:HE	21:QU:15:ARG:CZ	1.87	0.87
27:RD:181:GLU:HA	27:RD:272:ALA:HB3	1.56	0.87
28:RE:77:ILE:HD12	28:RE:78:LEU:N	1.89	0.87
51:R5:40:LYS:HZ1	51:R5:48:GLU:HB2	1.39	0.87
19:XS:8:GLY:O	19:XS:9:VAL:HG22	1.74	0.87
21:XU:6:ARG:HE	21:XU:15:ARG:CZ	1.87	0.87
25:YA:265:A:N6	25:YA:427:U:O2'	2.06	0.87
2:QB:96:ARG:H	2:QB:96:ARG:HD2	1.38	0.87
35:RP:49:ARG:HD2	54:R8:58:ILE:HG22	1.54	0.87
20:QT:23:ARG:HA	20:QT:26:ASN:HD21	1.36	0.87
4:XD:114:ARG:HH11	4:XD:114:ARG:HG3	1.39	0.87
47:Y1:82:LEU:HD13	47:Y1:83:GLU:O	1.74	0.87
4:QD:166:LYS:HG2	27:YD:134:ARG:HH11	1.07	0.87
8:QH:51:VAL:HG21	8:QH:60:ARG:HG2	1.55	0.87

Continued on next page...

Continued from previous page...

Atom-1	Atom-2	Interatomic distance (Å)	Clash overlap (Å)
19:QS:41:VAL:HG13	19:QS:44:MET:HB2	1.57	0.87
35:RP:64:LYS:O	35:RP:66:GLY:N	2.07	0.87
19:XS:5:LEU:CD1	50:Y4:66:SER:HB2	2.04	0.87
27:YD:27:THR:HG23	27:YD:28:GLU:H	1.38	0.87
27:YD:181:GLU:HA	27:YD:272:ALA:HB3	1.56	0.87
28:YE:77:ILE:HD12	28:YE:78:LEU:N	1.89	0.87
25:RA:518:G:H4'	42:RW:18:ARG:HH12	1.38	0.87
27:RD:28:GLU:HB2	27:RD:29:PRO:HD2	1.56	0.87
42:RW:65:LEU:HD12	42:RW:68:ARG:HH11	1.36	0.87
11:XK:32:ILE:HD12	11:XK:72:ALA:HB2	1.56	0.87
47:Y1:82:LEU:HD11	47:Y1:83:GLU:O	1.75	0.87
41:RV:19:LYS:HD2	41:RV:95:LEU:HD23	1.55	0.87
36:RQ:64:ILE:HA	36:RQ:106:VAL:HG12	1.54	0.87
13:XM:97:PRO:HB2	13:XM:101:GLN:NE2	1.89	0.87
10:QJ:47:PHE:HE1	10:QJ:63:PHE:HB2	1.40	0.87
11:QK:99:GLN:HG2	11:QK:105:VAL:HG21	1.53	0.87
13:XM:4:ILE:H	13:XM:9:ILE:CG2	1.88	0.87
29:YF:29:ASN:H	29:YF:112:MET:HE3	1.40	0.87
30:YG:101:ILE:HG13	30:YG:102:PHE:N	1.86	0.87
51:Y5:40:LYS:HZ1	51:Y5:48:GLU:HB2	1.39	0.87
2:QB:67:THR:HG21	2:QB:155:LEU:HD21	1.57	0.86
29:RF:82:ILE:O	29:RF:82:ILE:HG13	1.73	0.86
5:QE:78:HIS:CD2	8:QH:104:ARG:HG2	2.09	0.86
15:QO:56:LEU:O	15:QO:60:VAL:HG23	1.75	0.86
25:RA:1454:U:H5'	37:RR:63:ARG:HE	1.39	0.86
30:RG:116:ASP:O	30:RG:117:PHE:HB3	1.72	0.86
38:RS:106:ARG:HB2	38:RS:106:ARG:HH11	1.39	0.86
10:XJ:74:ILE:H	10:XJ:74:ILE:HD13	1.39	0.86
29:YF:7:TYR:HB3	29:YF:21:ALA:HB1	1.53	0.86
35:RP:75:ILE:HD13	35:RP:75:ILE:H	1.39	0.86
19:XS:27:GLU:O	19:XS:28:LYS:HG2	1.74	0.86
35:YP:18:ARG:O	35:YP:19:VAL:HB	1.75	0.86
40:YU:92:ARG:HD2	41:YV:11:GLN:NE2	1.90	0.86
47:R1:92:LYS:HG3	47:R1:96:LYS:HB2	1.57	0.86
8:XH:51:VAL:HG21	8:XH:60:ARG:HG2	1.55	0.86
10:XJ:7:LYS:HB2	10:XJ:97:GLU:HB2	1.57	0.86
41:YV:19:LYS:HD2	41:YV:95:LEU:HD23	1.55	0.86
11:QK:32:ILE:HD12	11:QK:72:ALA:HB2	1.56	0.86
27:RD:44:ASN:CB	27:RD:49:ILE:HA	2.04	0.86
25:YA:958:U:OP2	36:YQ:14:ARG:NH1	2.09	0.86
30:YG:161:THR:HG22	30:YG:163:ALA:H	1.39	0.86

Continued on next page...

Continued from previous page...

Atom-1	Atom-2	Interatomic distance (Å)	Clash overlap (Å)
19:QS:8:GLY:O	19:QS:9:VAL:HG22	1.75	0.86
31:YH:127:GLU:HG2	31:YH:128:PRO:HD3	0.86	0.86
44:RY:51:VAL:O	44:RY:56:PRO:HA	1.76	0.86
25:YA:138:G:N2	43:YX:44:GLU:OE2	2.08	0.86
25:YA:2015:A:H1'	51:Y5:2:ALA:HA	1.56	0.86
27:YD:35:LYS:HG2	27:YD:64:ILE:H	1.41	0.86
13:QM:4:ILE:H	13:QM:9:ILE:CG2	1.88	0.86
29:RF:29:ASN:H	29:RF:112:MET:HE3	1.40	0.86
2:XB:67:THR:HG21	2:XB:155:LEU:HD21	1.56	0.86
2:XB:96:ARG:H	2:XB:96:ARG:HD2	1.38	0.86
45:YZ:151:HIS:HB3	45:YZ:170:THR:HA	1.57	0.86
4:QD:114:ARG:HH11	4:QD:114:ARG:HG3	1.39	0.86
19:QS:27:GLU:O	19:QS:28:LYS:HG2	1.74	0.86
19:XS:41:VAL:HG13	19:XS:44:MET:HB2	1.56	0.86
38:YS:106:ARG:HB2	38:YS:106:ARG:HH11	1.39	0.86
13:QM:14:ARG:H	13:QM:44:ARG:HD3	1.41	0.85
1:QA:686:U:H1'	11:QK:42:TRP:HE1	1.39	0.85
5:QE:71:LEU:O	5:QE:72:GLN:HG3	1.74	0.85
28:RE:81:ILE:O	28:RE:82:ARG:HB2	1.75	0.85
30:RG:161:THR:HG22	30:RG:163:ALA:H	1.39	0.85
4:QD:166:LYS:O	27:YD:134:ARG:NH2	2.08	0.85
10:QJ:49:VAL:HG21	14:QN:41:ARG:HB2	1.24	0.85
28:RE:61:ARG:O	28:RE:63:LEU:HG	1.77	0.85
29:RF:32:LEU:HD13	29:RF:105:VAL:HG13	1.59	0.85
31:RH:127:GLU:HG2	31:RH:128:PRO:HD3	0.86	0.85
47:R1:82:LEU:HD13	47:R1:83:GLU:O	1.74	0.85
10:XJ:53:PRO:O	14:XN:41:ARG:NH2	2.09	0.85
40:RU:92:ARG:HD2	41:RV:11:GLN:NE2	1.90	0.85
51:R5:39:MET:O	51:R5:40:LYS:HG3	1.77	0.85
27:YD:28:GLU:HB2	27:YD:29:PRO:HD2	1.56	0.85
31:YH:89:ILE:HD11	31:YH:129:THR:HB	1.58	0.85
39:YT:111:ARG:O	39:YT:112:ARG:HG3	1.76	0.85
15:XO:56:LEU:O	15:XO:60:VAL:HG23	1.75	0.85
35:YP:75:ILE:H	35:YP:75:ILE:HD13	1.39	0.85
35:YP:101:VAL:HG23	35:YP:107:LYS:H	1.41	0.85
1:QA:1494:G:N7	58:QA:1666:PAR:N32	2.25	0.85
28:RE:95:ILE:H	28:RE:95:ILE:HD12	1.41	0.85
30:RG:67:LYS:HE2	50:R4:6:HIS:NE2	1.92	0.85
36:RQ:75:THR:HA	36:RQ:88:GLY:O	1.76	0.85
20:XT:36:LEU:HD13	20:XT:39:LYS:HD3	1.57	0.85
30:YG:67:LYS:HE2	50:Y4:6:HIS:NE2	1.91	0.85

Continued on next page...

Continued from previous page...

Atom-1	Atom-2	Interatomic distance (Å)	Clash overlap (Å)
36:YQ:75:THR:HA	36:YQ:88:GLY:O	1.76	0.85
44:YY:51:VAL:O	44:YY:56:PRO:HA	1.76	0.85
29:YF:82:ILE:O	29:YF:82:ILE:HG13	1.73	0.85
40:RU:64:ARG:HG2	40:RU:64:ARG:HH21	1.42	0.85
54:R8:59:LYS:NZ	54:R8:59:LYS:CB	2.40	0.85
5:XE:51:VAL:HB	5:XE:52:PRO:HD3	1.59	0.85
10:QJ:7:LYS:HB2	10:QJ:97:GLU:HB2	1.57	0.85
10:QJ:49:VAL:HG13	14:QN:41:ARG:HD2	0.94	0.85
20:QT:36:LEU:HD13	20:QT:39:LYS:HD3	1.57	0.85
35:RP:18:ARG:O	35:RP:19:VAL:HB	1.75	0.85
4:QD:22:LYS:CB	4:QD:26:CYS:SG	2.64	0.84
14:QN:23:ARG:O	14:QN:24:CYS:O	1.95	0.84
7:XG:44:TYR:HA	7:XG:47:CYS:SG	2.17	0.84
15:XO:3:ILE:HD13	15:XO:3:ILE:H	1.41	0.84
27:RD:17:THR:HG22	27:RD:205:VAL:H	1.41	0.84
31:RH:89:ILE:HD11	31:RH:129:THR:HB	1.58	0.84
13:XM:14:ARG:H	13:XM:44:ARG:HD3	1.41	0.84
27:YD:17:THR:HG22	27:YD:205:VAL:H	1.41	0.84
38:YS:83:LYS:HG2	38:YS:109:GLY:CA	2.07	0.84
41:YV:49:THR:HB	41:YV:50:PRO:CD	2.07	0.84
38:RS:83:LYS:HG2	38:RS:109:GLY:CA	2.07	0.84
1:XA:973:G:OP1	10:XJ:57:LYS:NZ	2.09	0.84
14:QN:21:TYR:HE2	14:QN:23:ARG:HH21	1.24	0.84
34:RO:26:LYS:HB2	34:RO:30:ALA:HB2	1.59	0.84
28:YE:61:ARG:O	28:YE:63:LEU:HG	1.77	0.84
28:YE:95:ILE:HD12	28:YE:95:ILE:H	1.42	0.84
30:YG:98:ARG:HA	30:YG:101:ILE:HG12	1.59	0.84
7:QG:44:TYR:HA	7:QG:47:CYS:SG	2.17	0.84
10:QJ:49:VAL:CB	14:QN:41:ARG:HB2	2.08	0.84
35:RP:62:LEU:CD2	54:R8:25:MET:HB2	2.08	0.84
47:R1:82:LEU:HD11	47:R1:83:GLU:O	1.75	0.84
31:YH:54:ARG:NH1	31:YH:62:LYS:HG2	1.92	0.84
38:YS:106:ARG:HA	38:YS:110:LEU:CD1	2.08	0.84
17:QQ:59:ILE:HG22	17:QQ:73:VAL:HA	1.60	0.84
28:RE:24:THR:HG21	28:RE:188:VAL:HG11	1.59	0.84
10:XJ:4:ILE:HB	10:XJ:74:ILE:HD11	1.60	0.84
10:XJ:37:PRO:HA	10:XJ:72:VAL:HG22	1.59	0.84
34:YO:26:LYS:HB2	34:YO:30:ALA:HB2	1.59	0.84
44:YY:57:GLN:NE2	44:YY:58:GLY:H	1.76	0.84
4:QD:167:GLY:HA2	27:YD:135:PHE:CE1	2.11	0.84
5:QE:51:VAL:HB	5:QE:52:PRO:HD3	1.59	0.84

Continued on next page...

Continued from previous page...

Atom-1	Atom-2	Interatomic distance (Å)	Clash overlap (Å)
38:RS:89:ARG:HD2	38:RS:92:TYR:O	1.78	0.84
39:RT:111:ARG:O	39:RT:112:ARG:HG3	1.76	0.84
41:RV:49:THR:HB	41:RV:50:PRO:CD	2.07	0.84
28:YE:81:ILE:O	28:YE:82:ARG:HB2	1.75	0.84
35:YP:62:LEU:CD2	54:Y8:25:MET:HB2	2.08	0.84
36:YQ:30:GLY:HA2	36:YQ:107:ALA:HB2	1.60	0.84
39:YT:3:ARG:HG3	39:YT:7:ILE:HG12	1.60	0.84
15:QO:82:ILE:HD11	15:QO:88:ARG:CG	2.07	0.84
31:RH:54:ARG:NH1	31:RH:62:LYS:HG2	1.92	0.84
1:XA:864:A:H5'	5:XE:86:ALA:HB2	1.57	0.84
1:XA:1123:A:H4'	10:XJ:36:GLY:HA3	1.59	0.84
13:XM:23:TYR:HB3	13:XM:67:GLU:HG2	1.60	0.84
38:YS:89:ARG:HD2	38:YS:92:TYR:O	1.78	0.84
51:Y5:40:LYS:HD3	51:Y5:46:CYS:HB3	1.60	0.84
5:QE:81:GLU:HB3	5:QE:90:VAL:HG22	1.60	0.84
30:RG:179:PRO:HG3	50:R4:38:LYS:HZ1	1.41	0.84
14:XN:32:SER:OG	14:XN:41:ARG:CB	2.25	0.84
29:YF:53:THR:HG23	29:YF:56:GLU:OE1	1.77	0.84
37:YR:117:VAL:HG22	37:YR:118:GLU:H	1.43	0.84
4:QD:22:LYS:HB2	4:QD:26:CYS:SG	2.18	0.84
4:QD:197:PRO:N	6:XF:16:GLN:HG3	1.93	0.84
14:QN:8:GLU:OE2	14:QN:11:LYS:HD2	1.78	0.84
38:RS:88:ASP:O	38:RS:89:ARG:HB3	1.78	0.84
15:XO:82:ILE:HD11	15:XO:88:ARG:CG	2.07	0.84
47:Y1:92:LYS:HG3	47:Y1:96:LYS:HB2	1.57	0.84
1:QA:1286:A:H5"	21:QU:26:LYS:HD2	1.57	0.83
4:QD:25:ARG:NH1	4:QD:30:LYS:HE3	1.93	0.83
12:QL:8:ASN:OD1	17:QQ:34:LYS:HE2	1.76	0.83
13:QM:23:TYR:HB3	13:QM:67:GLU:HG2	1.60	0.83
29:YF:32:LEU:HD13	29:YF:105:VAL:HG13	1.59	0.83
4:QD:167:GLY:CA	27:YD:135:PHE:CE2	2.58	0.83
19:QS:50:ALA:HB1	19:QS:57:HIS:HB3	1.60	0.83
30:RG:98:ARG:HA	30:RG:101:ILE:HG12	1.59	0.83
1:XA:1071:C:H5"	5:XE:49:PRO:HG2	1.58	0.83
44:RY:57:GLN:NE2	44:RY:58:GLY:H	1.75	0.83
44:RY:81:LYS:HD3	44:RY:97:ARG:HE	1.43	0.83
10:XJ:47:PHE:HE1	10:XJ:63:PHE:HB2	1.40	0.83
26:YB:52:A:H62	38:YS:33:LYS:HG3	1.44	0.83
31:YH:13:LYS:HE2	31:YH:13:LYS:HA	1.60	0.83
51:Y5:39:MET:O	51:Y5:40:LYS:HG3	1.77	0.83
39:RT:24:PRO:HA	39:RT:49:VAL:HG13	1.59	0.83

Continued on next page...

Continued from previous page...

Atom-1	Atom-2	Interatomic distance (Å)	Clash overlap (Å)
3:XC:15:THR:CG2	3:XC:181:ASN:HA	2.08	0.83
52:Y6:27:LYS:HB2	52:Y6:27:LYS:NZ	1.93	0.83
14:QN:12:ARG:C	14:QN:14:PRO:HD2	1.98	0.83
15:QO:3:ILE:H	15:QO:3:ILE:HD13	1.40	0.83
27:RD:35:LYS:HG2	27:RD:64:ILE:H	1.40	0.83
31:RH:105:LEU:HD13	31:RH:105:LEU:H	1.43	0.83
38:RS:106:ARG:HA	38:RS:110:LEU:CD1	2.08	0.83
14:XN:8:GLU:OE2	14:XN:11:LYS:HD2	1.78	0.83
35:YP:126:VAL:HG22	35:YP:145:PRO:HG2	1.61	0.83
37:RR:117:VAL:HG22	37:RR:118:GLU:H	1.43	0.83
14:XN:12:ARG:C	14:XN:14:PRO:HD2	1.98	0.83
25:YA:1794:U:H2'	25:YA:1795:C:H6	1.41	0.83
10:QJ:49:VAL:HG11	14:QN:41:ARG:HB2	1.58	0.83
28:RE:35:GLN:HG2	28:RE:37:ARG:HE	1.44	0.83
51:R5:40:LYS:HD3	51:R5:46:CYS:HB3	1.60	0.83
39:YT:24:PRO:HA	39:YT:49:VAL:HG13	1.59	0.83
2:QB:204:ASN:ND2	2:QB:206:ASP:H	1.76	0.83
39:RT:3:ARG:HG3	39:RT:7:ILE:HG12	1.60	0.83
2:XB:178:ARG:NE	8:XH:71:GLY:O	2.12	0.83
2:XB:204:ASN:ND2	2:XB:206:ASP:H	1.77	0.83
33:YN:131:GLN:NE2	33:YN:132:ALA:H	1.75	0.83
35:YP:59:LEU:HA	35:YP:61:ARG:HH21	1.44	0.83
7:QG:78:ARG:HG3	7:QG:79:ARG:N	1.93	0.83
39:RT:53:ARG:O	39:RT:59:THR:HG23	1.78	0.83
50:R4:36:CYS:O	50:R4:39:CYS:HB2	1.79	0.83
28:YE:7:VAL:HG23	28:YE:8:LYS:H	1.44	0.83
39:YT:53:ARG:O	39:YT:59:THR:HG23	1.78	0.83
33:RN:133:GLN:HB2	33:RN:135:PRO:HD3	1.59	0.83
35:RP:101:VAL:HG23	35:RP:107:LYS:H	1.41	0.83
41:RV:66:ARG:NH1	41:RV:88:ARG:HD3	1.94	0.83
7:XG:78:ARG:HG3	7:XG:79:ARG:N	1.93	0.83
25:YA:270(T):G:H5"	47:Y1:97:LEU:HD22	1.60	0.83
2:QB:185:ILE:HG22	2:QB:199:TYR:HB2	1.60	0.82
2:QB:193:ASP:OD2	2:QB:196:LEU:HG	1.79	0.82
10:QJ:37:PRO:HA	10:QJ:72:VAL:HG22	1.59	0.82
28:RE:15:PHE:CE1	28:RE:20:ALA:HB2	2.14	0.82
2:XB:185:ILE:HG22	2:XB:199:TYR:HB2	1.60	0.82
14:XN:44:LEU:HD12	14:XN:53:LEU:CD1	2.08	0.82
44:YY:81:LYS:HD3	44:YY:97:ARG:HE	1.43	0.82
4:QD:96:LEU:HD22	4:QD:96:LEU:H	1.43	0.82
33:RN:131:GLN:NE2	33:RN:132:ALA:H	1.75	0.82

Continued on next page...

Continued from previous page...

Atom-1	Atom-2	Interatomic distance (Å)	Clash overlap (Å)
4:XD:96:LEU:H	4:XD:96:LEU:HD22	1.43	0.82
19:XS:50:ALA:HB1	19:XS:57:HIS:HB3	1.60	0.82
27:YD:35:LYS:NZ	27:YD:104:TYR:HB2	1.93	0.82
31:YH:153:LYS:HG2	31:YH:162:ILE:HG13	1.61	0.82
33:YN:133:GLN:HB2	33:YN:135:PRO:HD3	1.59	0.82
36:RQ:30:GLY:HA2	36:RQ:107:ALA:HB2	1.60	0.82
25:YA:1614:A:H62	42:YW:93:ALA:HB2	1.43	0.82
27:YD:25:THR:CG2	27:YD:82:ILE:H	1.93	0.82
31:YH:105:LEU:HD13	31:YH:105:LEU:H	1.42	0.82
40:YU:88:ILE:HD13	40:YU:88:ILE:H	1.44	0.82
3:QC:113:ALA:HB3	3:QC:114:PRO:HD3	1.61	0.82
27:RD:35:LYS:NZ	27:RD:104:TYR:HB2	1.93	0.82
29:RF:53:THR:HG23	29:RF:56:GLU:OE1	1.77	0.82
2:XB:193:ASP:OD2	2:XB:196:LEU:HG	1.79	0.82
11:XK:124:LYS:HD2	11:XK:125:PHE:HE1	1.45	0.82
12:XL:38:THR:HG23	12:XL:39:VAL:HG23	1.60	0.82
40:YU:64:ARG:HG2	40:YU:64:ARG:HH21	1.42	0.82
35:RP:65:ARG:HG3	35:RP:65:ARG:NH1	1.90	0.82
40:RU:88:ILE:HD13	40:RU:88:ILE:H	1.44	0.82
50:R4:33:VAL:HG12	50:R4:34:GLU:H	1.44	0.82
5:XE:81:GLU:HB3	5:XE:90:VAL:HG22	1.60	0.82
28:YE:15:PHE:CE1	28:YE:20:ALA:HB2	2.14	0.82
25:RA:2392:A:C8	35:RP:60:MET:HG3	2.14	0.82
28:RE:7:VAL:HG23	28:RE:8:LYS:H	1.44	0.82
52:R6:27:LYS:HB2	52:R6:27:LYS:NZ	1.93	0.82
25:YA:1021:A:OP2	33:YN:65:LYS:NZ	2.12	0.82
39:YT:102:ILE:HA	39:YT:105:LEU:HD21	1.62	0.82
14:QN:41:ARG:NH2	14:QN:42:ILE:HD11	1.94	0.82
34:YO:14:THR:HG21	34:YO:86:ILE:HB	1.62	0.82
12:QL:38:THR:HG23	12:QL:39:VAL:HG23	1.60	0.82
31:RH:8:PRO:C	31:RH:9:ILE:HG12	2.00	0.82
2:XB:84:GLU:OE1	2:XB:216:SER:HA	1.80	0.82
16:XP:4:ILE:CD1	16:XP:64:ALA:HB1	2.08	0.82
17:XQ:59:ILE:HG22	17:XQ:73:VAL:HA	1.60	0.82
30:YG:179:PRO:HG3	50:Y4:38:LYS:NZ	1.95	0.82
1:QA:1189:C:OP1	10:QJ:51:ARG:NH2	2.13	0.82
33:RN:22:THR:HG22	33:RN:23:LEU:H	1.44	0.82
33:YN:22:THR:HG22	33:YN:23:LEU:H	1.45	0.82
35:YP:39:LYS:HA	35:YP:45:LEU:CD1	2.10	0.82
38:YS:19:LYS:O	38:YS:20:ARG:HB3	1.80	0.82
48:Y2:16:LEU:O	48:Y2:16:LEU:HG	1.78	0.82

Continued on next page...

Continued from previous page...

Atom-1	Atom-2	Interatomic distance (Å)	Clash overlap (Å)
4:QD:108:LEU:HD11	4:QD:174:LEU:HD22	1.60	0.82
16:QP:4:ILE:CD1	16:QP:64:ALA:HB1	2.09	0.82
50:Y4:36:CYS:O	50:Y4:39:CYS:HB2	1.80	0.82
2:QB:196:LEU:CD1	2:QB:197:VAL:HG23	2.10	0.81
3:QC:15:THR:CG2	3:QC:181:ASN:HA	2.08	0.81
10:QJ:63:PHE:HD1	14:QN:58:LYS:HA	1.43	0.81
25:YA:2688:U:C5	25:YA:2720:U:OP2	2.30	0.81
30:YG:67:LYS:HE2	50:Y4:6:HIS:CE1	2.14	0.81
41:YV:66:ARG:NH1	41:YV:88:ARG:HD3	1.94	0.81
50:Y4:71:ARG:HG3	50:Y4:71:ARG:NH1	1.90	0.81
1:QA:973:G:OP1	10:QJ:57:LYS:NZ	2.13	0.81
2:QB:84:GLU:OE1	2:QB:216:SER:HA	1.80	0.81
12:QL:10:LEU:HD13	17:QQ:32:TYR:HE2	1.42	0.81
29:RF:155:LEU:HD13	29:RF:174:VAL:HG13	1.62	0.81
38:YS:88:ASP:O	38:YS:89:ARG:HB3	1.78	0.81
1:QA:1151:A:H1'	10:QJ:39:PRO:HB2	1.62	0.81
16:QP:51:VAL:HG12	16:QP:52:ASP:H	1.46	0.81
31:RH:132:ARG:HB2	31:RH:132:ARG:NH1	1.94	0.81
34:RO:53:LYS:HD2	34:RO:53:LYS:N	1.96	0.81
39:RT:102:ILE:HA	39:RT:105:LEU:HD21	1.62	0.81
54:R8:52:LYS:N	54:R8:53:PRO:CD	2.43	0.81
2:XB:122:PHE:HD1	2:XB:139:LYS:HZ1	1.29	0.81
4:XD:108:LEU:HD11	4:XD:174:LEU:HD22	1.60	0.81
25:YA:2056:G:N2	51:Y5:4:HIS:O	2.13	0.81
53:Y7:48:LYS:HG2	53:Y7:49:ARG:H	1.46	0.81
25:RA:2745:C:O2	31:RH:139:GLN:NE2	2.12	0.81
31:RH:153:LYS:HG2	31:RH:162:ILE:HG13	1.61	0.81
36:RQ:90:VAL:HG13	36:RQ:91:GLU:N	1.95	0.81
53:R7:48:LYS:HG2	53:R7:49:ARG:H	1.45	0.81
25:YA:607:U:H3	25:YA:621:A:H2	1.29	0.81
28:YE:24:THR:HG21	28:YE:188:VAL:HG11	1.59	0.81
30:YG:47:LYS:HD3	30:YG:81:LYS:HB2	1.63	0.81
36:YQ:90:VAL:HG13	36:YQ:91:GLU:N	1.95	0.81
1:QA:1219:U:OP1	14:QN:19:ARG:NH2	2.13	0.81
25:RA:270(L):U:H2'	32:RI:50:ARG:HD2	1.61	0.81
28:RE:3:GLY:O	28:RE:4:ILE:HB	1.81	0.81
30:RG:67:LYS:HE2	50:R4:6:HIS:CE1	2.14	0.81
38:RS:19:LYS:O	38:RS:20:ARG:HB3	1.80	0.81
48:R2:43:GLN:O	48:R2:44:LEU:HG	1.81	0.81
10:XJ:6:ILE:O	10:XJ:6:ILE:HD12	1.81	0.81
10:XJ:63:PHE:HD1	14:XN:58:LYS:HA	1.43	0.81

Continued on next page...

Continued from previous page...

Atom-1	Atom-2	Interatomic distance (Å)	Clash overlap (Å)
31:YH:10:PRO:O	31:YH:11:VAL:HG13	1.80	0.81
1:QA:1492:A:H4'	12:QL:47:LYS:HD3	1.62	0.81
12:QL:86:ARG:HB2	12:QL:101:VAL:HG22	1.62	0.81
31:RH:152:ARG:O	31:RH:153:LYS:HB2	1.80	0.81
48:R2:16:LEU:O	48:R2:16:LEU:HG	1.78	0.81
3:XC:113:ALA:HB3	3:XC:114:PRO:HD3	1.61	0.81
7:QG:111:ARG:HH11	7:QG:111:ARG:HB3	1.46	0.81
31:RH:26:VAL:HG13	31:RH:27:LYS:N	1.96	0.81
33:YN:35:ARG:HG3	33:YN:37:LYS:HG3	1.63	0.81
54:Y8:59:LYS:NZ	54:Y8:59:LYS:CB	2.39	0.81
10:QJ:6:ILE:HD12	10:QJ:6:ILE:O	1.81	0.81
27:RD:27:THR:HG23	27:RD:28:GLU:N	1.96	0.81
30:RG:179:PRO:HG3	50:R4:38:LYS:NZ	1.95	0.81
35:RP:39:LYS:HA	35:RP:45:LEU:CD1	2.10	0.81
35:RP:126:VAL:HG22	35:RP:145:PRO:HG2	1.61	0.81
44:RY:76:CYS:HB3	44:RY:96:ILE:CD1	2.07	0.81
28:YE:116:VAL:HG21	28:YE:122:PHE:CD2	2.16	0.81
48:Y2:43:GLN:O	48:Y2:44:LEU:HG	1.81	0.81
1:QA:864:A:H5'	5:QE:86:ALA:HB2	1.62	0.81
3:QC:47:LEU:HD11	3:QC:76:VAL:HG12	1.61	0.81
28:RE:116:VAL:HG21	28:RE:122:PHE:CD2	2.16	0.81
44:RY:6:HIS:O	44:RY:7:VAL:HG13	1.81	0.81
3:XC:47:LEU:HD11	3:XC:76:VAL:HG12	1.61	0.81
28:YE:50:GLY:CA	28:YE:77:ILE:HA	2.10	0.81
29:YF:155:LEU:HD13	29:YF:174:VAL:HG13	1.62	0.81
33:YN:43:THR:HB	33:YN:46:VAL:HG12	1.63	0.81
31:RH:13:LYS:HE2	31:RH:13:LYS:HA	1.60	0.81
39:RT:62:THR:CG2	39:RT:75:ILE:HG12	2.11	0.81
38:YS:36:TYR:HD2	38:YS:52:SER:HB3	1.46	0.81
39:YT:39:ARG:HG2	39:YT:40:THR:H	1.46	0.81
3:QC:79:ARG:NE	11:XK:99:GLN:CB	2.44	0.80
4:QD:197:PRO:CB	6:XF:16:GLN:CD	2.47	0.80
10:QJ:4:ILE:HB	10:QJ:74:ILE:HD11	1.60	0.80
30:RG:47:LYS:HD3	30:RG:81:LYS:HB2	1.63	0.80
33:RN:35:ARG:HG3	33:RN:37:LYS:HG3	1.63	0.80
38:RS:36:TYR:HD2	38:RS:52:SER:HB3	1.46	0.80
39:RT:39:ARG:HG2	39:RT:40:THR:H	1.46	0.80
1:XA:1055:A:O2'	3:XC:161:GLU:OE2	1.98	0.80
25:YA:2602:A:H2	56:Z8:76:PPU:N7	1.79	0.80
31:YH:8:PRO:C	31:YH:9:ILE:HG12	2.00	0.80
1:QA:346:G:OP1	39:RT:41:ARG:NH2	2.13	0.80

Continued on next page...

Continued from previous page...

Atom-1	Atom-2	Interatomic distance (Å)	Clash overlap (Å)
38:RS:106:ARG:CA	38:RS:110:LEU:HD21	2.11	0.80
51:R5:4:HIS:HB3	51:R5:5:PRO:CD	2.11	0.80
1:XA:31:G:O2'	1:XA:48:C:N4	2.14	0.80
1:XA:1347:G:N2	1:XA:1374:A:OP2	2.13	0.80
25:YA:242:G:H5'	54:Y8:62:LEU:HD22	1.61	0.80
44:YY:6:HIS:O	44:YY:7:VAL:HG13	1.81	0.80
3:QC:52:LEU:H	3:QC:52:LEU:HD23	1.46	0.80
4:QD:12:CYS:CA	4:QD:19:LEU:HD21	2.10	0.80
5:QE:79:GLU:OE2	8:QH:104:ARG:HA	1.82	0.80
8:QH:84:ARG:HH11	8:QH:84:ARG:HG3	1.45	0.80
28:RE:50:GLY:CA	28:RE:77:ILE:HA	2.10	0.80
28:RE:201:THR:CG2	28:RE:203:LYS:HB3	2.11	0.80
16:XP:51:VAL:HG12	16:XP:52:ASP:H	1.46	0.80
28:YE:3:GLY:O	28:YE:4:ILE:HB	1.81	0.80
28:YE:35:GLN:HG2	28:YE:37:ARG:HE	1.44	0.80
36:YQ:80:GLU:O	36:YQ:81:VAL:CG1	2.30	0.80
2:QB:4:GLU:HG2	2:QB:5:ILE:N	1.95	0.80
3:QC:20:SER:HB2	3:QC:40:ARG:NH2	1.95	0.80
29:RF:198:ALA:HA	29:RF:201:VAL:HG12	1.62	0.80
51:R5:20:ARG:HA	51:R5:23:HIS:HD1	1.46	0.80
3:XC:20:SER:HB2	3:XC:40:ARG:NH2	1.95	0.80
3:XC:52:LEU:HD23	3:XC:52:LEU:H	1.46	0.80
27:YD:27:THR:HG23	27:YD:28:GLU:N	1.96	0.80
44:YY:76:CYS:HB3	44:YY:96:ILE:CD1	2.07	0.80
1:QA:1071:C:H5"	5:QE:49:PRO:HG2	1.60	0.80
4:QD:194:LEU:CD1	6:XF:17:SER:OG	2.30	0.80
16:QP:51:VAL:HG12	16:QP:52:ASP:N	1.97	0.80
27:RD:27:THR:HG21	27:RD:83:GLU:HB3	1.64	0.80
1:XA:1151:A:H1'	10:XJ:39:PRO:HB2	1.63	0.80
2:XB:212:GLN:CD	2:XB:235:SER:HB2	2.02	0.80
4:XD:28:SER:HB3	4:XD:29:PRO:CD	2.12	0.80
5:XE:50:GLU:HB3	5:XE:53:LEU:HD13	1.61	0.80
29:YF:198:ALA:HA	29:YF:201:VAL:HG12	1.62	0.80
16:QP:4:ILE:HG13	16:QP:21:VAL:HG12	1.64	0.80
28:RE:52:LEU:HB2	28:RE:75:VAL:HG23	1.62	0.80
9:XI:19:LEU:HD23	9:XI:61:ALA:HB2	1.63	0.80
28:YE:52:LEU:HB2	28:YE:75:VAL:HG23	1.61	0.80
5:QE:50:GLU:HB3	5:QE:53:LEU:HD13	1.61	0.80
35:RP:47:ASP:OD2	35:RP:49:ARG:HG2	1.82	0.80
41:RV:99:ILE:HD13	41:RV:99:ILE:N	1.95	0.80
2:XB:196:LEU:CD1	2:XB:197:VAL:HG23	2.10	0.80

Continued on next page...

Continued from previous page...

Atom-1	Atom-2	Interatomic distance (Å)	Clash overlap (Å)
8:XH:84:ARG:HG3	8:XH:84:ARG:HH11	1.45	0.80
34:YO:31:LYS:HG3	34:YO:32:TYR:CE2	2.17	0.80
38:YS:106:ARG:CA	38:YS:110:LEU:HD21	2.10	0.80
27:RD:25:THR:HG22	27:RD:82:ILE:H	1.47	0.80
2:XB:4:GLU:HG2	2:XB:5:ILE:N	1.95	0.80
7:XG:111:ARG:HH11	7:XG:111:ARG:HB3	1.46	0.80
28:YE:201:THR:CG2	28:YE:203:LYS:HB3	2.12	0.80
30:YG:61:ALA:HB2	30:YG:68:PRO:CD	2.12	0.80
50:Y4:33:VAL:HG12	50:Y4:34:GLU:H	1.44	0.80
51:Y5:4:HIS:HB3	51:Y5:5:PRO:CD	2.11	0.80
54:Y8:52:LYS:N	54:Y8:53:PRO:CD	2.43	0.80
19:QS:5:LEU:CD2	50:R4:67:TYR:CE2	2.65	0.80
25:RA:242:G:H5'	54:R8:62:LEU:HD22	1.64	0.80
12:XL:48:PRO:HD2	12:XL:49:ASN:N	1.97	0.80
16:XP:51:VAL:HG12	16:XP:52:ASP:N	1.97	0.80
20:XT:50:GLU:HG3	20:XT:51:GLU:N	1.97	0.80
27:YD:34:VAL:O	27:YD:34:VAL:HG13	1.81	0.80
27:YD:68:LYS:HB2	27:YD:70:TRP:CH2	2.17	0.80
31:YH:152:ARG:O	31:YH:153:LYS:HB2	1.80	0.80
5:QE:126:ARG:HH11	5:QE:126:ARG:HG3	1.47	0.79
14:QN:24:CYS:SG	14:QN:39:LEU:HA	2.22	0.79
27:RD:121:PRO:HB3	27:RD:135:PHE:HE1	1.46	0.79
30:RG:77:ILE:HD13	30:RG:82:LEU:HD12	1.64	0.79
5:XE:126:ARG:HG3	5:XE:126:ARG:HH11	1.47	0.79
27:YD:121:PRO:HB3	27:YD:135:PHE:HE1	1.47	0.79
2:QB:35:GLU:O	2:QB:36:ARG:HD3	1.82	0.79
2:QB:212:GLN:CD	2:QB:235:SER:HB2	2.03	0.79
11:QK:124:LYS:HD2	11:QK:125:PHE:HE1	1.45	0.79
12:QL:48:PRO:HD2	12:QL:49:ASN:N	1.97	0.79
27:RD:25:THR:CG2	27:RD:82:ILE:H	1.93	0.79
29:RF:11:VAL:HB	29:RF:18:ARG:HG3	1.64	0.79
34:RO:14:THR:HG21	34:RO:86:ILE:HB	1.62	0.79
2:XB:18:GLY:H	2:XB:42:ILE:CG2	1.95	0.79
16:XP:4:ILE:HG13	16:XP:21:VAL:HG12	1.64	0.79
41:YV:99:ILE:HD13	41:YV:99:ILE:N	1.95	0.79
31:RH:86:GLU:CG	31:RH:165:ALA:H	1.94	0.79
8:XH:20:TYR:HA	8:XH:65:TYR:CE2	2.18	0.79
8:XH:100:ILE:HB	8:XH:125:ARG:HH12	1.47	0.79
9:XI:15:ALA:HB2	9:XI:65:VAL:HG23	1.65	0.79
11:XK:32:ILE:CD1	11:XK:72:ALA:HB2	2.12	0.79
35:YP:65:ARG:HG3	35:YP:65:ARG:NH1	1.90	0.79

Continued on next page...

Continued from previous page...

Atom-1	Atom-2	Interatomic distance (Å)	Clash overlap (Å)
39:YT:62:THR:CG2	39:YT:75:ILE:HG12	2.11	0.79
1:QA:1139:G:N2	1:QA:1143:G:O6	2.15	0.79
3:QC:138:VAL:HG13	3:QC:149:ALA:HB1	1.64	0.79
25:RA:2667:C:H1'	31:RH:109:PHE:HD2	1.46	0.79
28:RE:137:HIS:HB3	28:RE:138:PRO:HD2	1.65	0.79
36:RQ:81:VAL:O	36:RQ:82:ARG:CG	2.31	0.79
13:XM:4:ILE:H	13:XM:9:ILE:HG21	1.47	0.79
31:YH:126:PRO:CG	31:YH:127:GLU:H	1.95	0.79
31:YH:169:VAL:HG22	31:YH:170:ARG:H	1.48	0.79
28:RE:111:ARG:HE	28:RE:160:TYR:HE1	1.31	0.79
35:RP:14:LYS:O	35:RP:16:ARG:HG2	1.83	0.79
35:RP:59:LEU:HA	35:RP:61:ARG:HH21	1.44	0.79
2:XB:35:GLU:O	2:XB:36:ARG:HD3	1.82	0.79
2:XB:187:LEU:HA	2:XB:201:ILE:HB	1.65	0.79
14:XN:40:CYS:SG	14:XN:43:CYS:HB2	2.21	0.79
20:XT:100:ILE:HG13	20:XT:102:GLY:H	1.48	0.79
36:YQ:81:VAL:O	36:YQ:82:ARG:CG	2.31	0.79
40:YU:105:VAL:HG22	41:YV:44:LYS:HD2	1.65	0.79
27:RD:34:VAL:O	27:RD:34:VAL:HG13	1.80	0.79
27:RD:54:ARG:NH1	27:RD:54:ARG:HG3	1.98	0.79
29:RF:145:GLU:HG3	29:RF:145:GLU:O	1.81	0.79
30:RG:61:ALA:HB2	30:RG:68:PRO:CD	2.12	0.79
39:RT:102:ILE:HA	39:RT:105:LEU:CD2	2.13	0.79
4:XD:28:SER:HB3	4:XD:29:PRO:HD2	1.65	0.79
30:YG:77:ILE:HD13	30:YG:82:LEU:HD12	1.65	0.79
31:YH:26:VAL:HG13	31:YH:27:LYS:N	1.96	0.79
35:YP:14:LYS:O	35:YP:16:ARG:HG2	1.83	0.79
9:QI:19:LEU:HD23	9:QI:61:ALA:HB2	1.63	0.79
27:RD:68:LYS:HB2	27:RD:70:TRP:CH2	2.17	0.79
31:RH:10:PRO:O	31:RH:11:VAL:HG13	1.80	0.79
34:RO:31:LYS:HG3	34:RO:32:TYR:CE2	2.17	0.79
12:XL:86:ARG:HB2	12:XL:101:VAL:HG22	1.62	0.79
27:YD:17:THR:CG2	27:YD:205:VAL:H	1.96	0.79
39:YT:102:ILE:HA	39:YT:105:LEU:CD2	2.13	0.79
49:Y3:56:VAL:HG12	49:Y3:57:GLU:H	1.48	0.79
5:QE:10:MET:HB3	5:QE:32:VAL:HG22	1.63	0.79
31:RH:126:PRO:CG	31:RH:127:GLU:H	1.96	0.79
33:RN:43:THR:HB	33:RN:46:VAL:HG12	1.63	0.79
5:XE:10:MET:HB3	5:XE:32:VAL:HG22	1.63	0.79
12:XL:6:THR:N	12:XL:9:GLN:HE21	1.80	0.79
25:YA:1754:C:OP1	39:YT:96:ARG:NH1	2.13	0.79

Continued on next page...

Continued from previous page...

Atom-1	Atom-2	Interatomic distance (Å)	Clash overlap (Å)
18:QR:56:THR:HB	18:QR:58:LEU:CD1	2.13	0.79
27:RD:35:LYS:HZ1	27:RD:104:TYR:HB2	1.47	0.79
18:XR:56:THR:HB	18:XR:58:LEU:CD1	2.13	0.79
19:QS:41:VAL:HG12	19:QS:44:MET:N	1.98	0.79
20:QT:89:ARG:HH21	20:QT:104:LEU:HD21	1.47	0.79
13:XM:3:ARG:CA	13:XM:9:ILE:HG21	2.12	0.79
18:XR:43:PHE:HE2	18:XR:58:LEU:HD11	1.47	0.79
19:XS:41:VAL:HG12	19:XS:44:MET:N	1.98	0.79
27:YD:27:THR:HG21	27:YD:83:GLU:HB3	1.63	0.79
35:YP:47:ASP:OD2	35:YP:49:ARG:HG2	1.82	0.79
44:YY:86:ARG:HB2	44:YY:95:LYS:HD2	1.64	0.79
47:Y1:11:ARG:HB3	47:Y1:11:ARG:NH1	1.98	0.79
4:QD:30:LYS:HD3	4:QD:30:LYS:N	1.98	0.78
8:QH:20:TYR:HA	8:QH:65:TYR:CE2	2.18	0.78
25:RA:1190:G:OP1	35:RP:30:THR:OG1	2.01	0.78
31:YH:153:LYS:CG	31:YH:162:ILE:H	1.96	0.78
34:YO:53:LYS:HD2	34:YO:53:LYS:N	1.96	0.78
50:Y4:58:ARG:O	50:Y4:63:TYR:HB2	1.84	0.78
10:QJ:40:LEU:HB2	10:QJ:69:ASN:HB3	1.65	0.78
25:RA:83:G:N2	25:RA:103:A:OP2	2.15	0.78
35:RP:97:PRO:O	35:RP:98:GLU:HB3	1.83	0.78
27:YD:54:ARG:HG3	27:YD:54:ARG:NH1	1.98	0.78
2:QB:84:GLU:HB3	2:QB:219:VAL:HG21	1.65	0.78
9:QI:15:ALA:HB2	9:QI:65:VAL:HG23	1.65	0.78
11:QK:32:ILE:CD1	11:QK:72:ALA:HB2	2.12	0.78
20:QT:50:GLU:HG3	20:QT:51:GLU:N	1.97	0.78
33:RN:62:VAL:HG12	33:RN:66:LYS:HD2	1.66	0.78
33:RN:71:ILE:HG21	33:RN:84:LYS:HB3	1.65	0.78
36:RQ:20:ALA:HB1	36:RQ:99:PRO:HB2	1.65	0.78
36:RQ:80:GLU:O	36:RQ:81:VAL:CG1	2.30	0.78
9:XI:83:ARG:O	9:XI:86:VAL:HG12	1.84	0.78
31:YH:150:ALA:O	31:YH:152:ARG:N	2.14	0.78
34:YO:97:ARG:H	34:YO:117:LEU:HD22	1.48	0.78
40:YU:90:VAL:HG12	40:YU:91:ASP:N	1.98	0.78
4:QD:28:SER:HB2	4:QD:29:PRO:CD	2.14	0.78
7:QG:113:GLU:HB2	7:QG:119:ARG:HG2	1.66	0.78
12:QL:6:THR:N	12:QL:9:GLN:HE21	1.80	0.78
25:RA:265:A:N6	25:RA:427:U:O2'	2.15	0.78
40:RU:90:VAL:HG12	40:RU:91:ASP:N	1.97	0.78
40:RU:105:VAL:HG22	41:RV:44:LYS:HD2	1.65	0.78
47:R1:11:ARG:NH1	47:R1:11:ARG:HB3	1.98	0.78

Continued on next page...

Continued from previous page...

Atom-1	Atom-2	Interatomic distance (Å)	Clash overlap (Å)
10:XJ:16:LEU:HD23	10:XJ:94:VAL:HG13	1.66	0.78
4:QD:166:LYS:CG	27:YD:134:ARG:HH12	1.88	0.78
13:QM:4:ILE:H	13:QM:9:ILE:HG21	1.47	0.78
27:RD:94:LEU:HD22	27:RD:95:LEU:N	1.98	0.78
29:RF:20:LEU:HD12	29:RF:21:ALA:H	1.49	0.78
35:RP:138:LEU:C	35:RP:140:ALA:H	1.85	0.78
1:XA:1049:U:HO2'	14:XN:2:ALA:N	1.81	0.78
1:XA:1502:A:H2	1:XA:1505:G:H1	1.31	0.78
2:XB:178:ARG:HD2	8:XH:71:GLY:HA2	1.65	0.78
28:YE:137:HIS:HB3	28:YE:138:PRO:HD2	1.65	0.78
36:YQ:59:ARG:HD3	36:YQ:59:ARG:H	1.48	0.78
41:YV:47:VAL:HG13	41:YV:48:GLY:H	1.49	0.78
43:YX:70:LEU:HD23	43:YX:70:LEU:N	1.99	0.78
4:QD:197:PRO:CD	6:XF:16:GLN:NE2	2.47	0.78
20:QT:100:ILE:HG13	20:QT:102:GLY:H	1.48	0.78
25:RA:1607:C:N4	25:RA:1622:G:OP2	2.17	0.78
31:RH:153:LYS:CG	31:RH:162:ILE:H	1.96	0.78
36:RQ:119:ARG:HH11	36:RQ:119:ARG:HG2	1.48	0.78
3:XC:138:VAL:HG13	3:XC:149:ALA:HB1	1.64	0.78
45:YZ:182:LYS:HG3	45:YZ:183:LEU:HD23	1.64	0.78
18:QR:43:PHE:HE2	18:QR:58:LEU:HD11	1.47	0.78
27:RD:54:ARG:HG3	27:RD:54:ARG:HH11	1.49	0.78
49:R3:56:VAL:HG12	49:R3:57:GLU:H	1.48	0.78
13:XM:88:ARG:HH11	13:XM:88:ARG:CB	1.96	0.78
30:YG:97:ASP:H	30:YG:100:TRP:HD1	1.31	0.78
30:YG:128:ARG:HH21	30:YG:128:ARG:HG3	1.48	0.78
3:QC:181:ASN:ND2	3:QC:204:LEU:HD12	1.99	0.78
30:RG:61:ALA:HB2	30:RG:68:PRO:HD3	1.65	0.78
34:RO:47:ILE:HD12	34:RO:48:PRO:HD2	1.66	0.78
43:RX:70:LEU:HD23	43:RX:70:LEU:N	1.99	0.78
2:XB:178:ARG:NH2	8:XH:74:PRO:HB3	1.99	0.78
25:YA:1403:C:H5"	25:YA:1471:A:H1'	1.64	0.78
25:YA:2298:A:H62	25:YA:2318:G:H8	1.32	0.78
27:YD:34:VAL:HG21	27:YD:103:ARG:HA	1.66	0.78
2:QB:18:GLY:H	2:QB:42:ILE:CG2	1.95	0.78
25:RA:1490:A:O2'	27:RD:99:ASP:OD2	2.01	0.78
27:RD:142:VAL:HG23	27:RD:193:VAL:HA	1.66	0.78
30:RG:145:THR:HG23	50:R4:28:LYS:HZ1	1.49	0.78
35:RP:19:VAL:HG22	35:RP:20:GLY:N	1.97	0.78
40:RU:66:ASN:O	40:RU:70:ARG:HB2	1.84	0.78
27:YD:94:LEU:HD22	27:YD:95:LEU:N	1.98	0.78

Continued on next page...

Continued from previous page...

Atom-1	Atom-2	Interatomic distance (Å)	Clash overlap (Å)
28:YE:4:ILE:HD12	28:YE:28:ALA:HB1	1.66	0.78
31:YH:132:ARG:HB2	31:YH:132:ARG:NH1	1.95	0.78
1:QA:953:G:H5'	1:QA:965:A:H61	1.48	0.78
44:RY:86:ARG:HB2	44:RY:95:LYS:HD2	1.64	0.78
25:YA:1728:G:N1	25:YA:1730:U:OP2	2.18	0.78
28:YE:24:THR:HG21	28:YE:188:VAL:CG1	2.13	0.78
29:YF:145:GLU:O	29:YF:145:GLU:HG3	1.81	0.78
35:YP:19:VAL:HG22	35:YP:20:GLY:N	1.97	0.78
10:QJ:16:LEU:HD23	10:QJ:94:VAL:HG13	1.66	0.77
27:RD:25:THR:O	27:RD:27:THR:N	2.17	0.77
28:RE:24:THR:HG21	28:RE:188:VAL:CG1	2.13	0.77
29:RF:29:ASN:H	29:RF:112:MET:CE	1.97	0.77
35:RP:75:ILE:HD13	35:RP:75:ILE:N	2.00	0.77
35:RP:114:ILE:HD11	35:RP:130:PHE:CE1	2.19	0.77
2:XB:21:ARG:HG3	2:XB:38:GLY:C	2.05	0.77
2:XB:239:VAL:HG12	2:XB:240:GLN:NE2	1.99	0.77
33:YN:71:ILE:HG21	33:YN:84:LYS:HB3	1.65	0.77
34:YO:47:ILE:HD12	34:YO:48:PRO:HD2	1.66	0.77
40:YU:66:ASN:O	40:YU:70:ARG:HB2	1.84	0.77
5:QE:11:ILE:CD1	5:QE:31:LEU:HD12	2.13	0.77
27:RD:17:THR:CG2	27:RD:205:VAL:H	1.96	0.77
30:RG:128:ARG:HH21	30:RG:128:ARG:HG3	1.48	0.77
35:RP:62:LEU:N	35:RP:62:LEU:CD2	2.46	0.77
38:RS:106:ARG:HA	38:RS:110:LEU:HD21	1.64	0.77
54:R8:59:LYS:HB2	54:R8:59:LYS:HZ2	1.48	0.77
29:YF:11:VAL:HB	29:YF:18:ARG:HG3	1.64	0.77
31:YH:152:ARG:HG3	31:YH:153:LYS:CE	2.14	0.77
35:YP:84:ASN:ND2	35:YP:116:GLY:HA3	1.99	0.77
6:QF:23:LYS:O	6:QF:27:GLN:HG2	1.85	0.77
6:QF:24:GLU:HA	6:QF:27:GLN:CG	2.14	0.77
17:QQ:59:ILE:H	17:QQ:59:ILE:HD13	1.49	0.77
25:RA:859:G:O2'	25:RA:860:U:O2	2.02	0.77
31:RH:150:ALA:O	31:RH:152:ARG:N	2.14	0.77
6:XF:24:GLU:HA	6:XF:27:GLN:CG	2.15	0.77
13:XM:15:VAL:HG23	13:XM:43:THR:O	1.84	0.77
29:YF:20:LEU:HD12	29:YF:21:ALA:H	1.49	0.77
2:QB:239:VAL:HG12	2:QB:240:GLN:NE2	1.99	0.77
28:RE:4:ILE:HD12	28:RE:28:ALA:HB1	1.67	0.77
30:RG:127:GLY:HA2	30:RG:166:ASP:CG	2.05	0.77
34:RO:97:ARG:H	34:RO:117:LEU:HD22	1.48	0.77
35:RP:84:ASN:ND2	35:RP:116:GLY:HA3	1.99	0.77

Continued on next page...

Continued from previous page...

Atom-1	Atom-2	Interatomic distance (Å)	Clash overlap (Å)
42:RW:65:LEU:CD1	42:RW:68:ARG:HH11	1.97	0.77
50:R4:22:ILE:O	50:R4:24:THR:HG23	1.84	0.77
52:R6:15:GLU:CD	52:R6:41:PRO:HB3	2.04	0.77
2:XB:84:GLU:HB3	2:XB:219:VAL:HG21	1.65	0.77
7:XG:113:GLU:HB2	7:XG:119:ARG:HG2	1.65	0.77
36:YQ:81:VAL:HG23	46:Y0:7:LEU:HD21	1.64	0.77
37:YR:74:LYS:O	37:YR:75:LEU:HB3	1.84	0.77
47:Y1:13:ILE:HD11	47:Y1:42:GLN:OE1	1.84	0.77
2:QB:21:ARG:HG3	2:QB:38:GLY:C	2.05	0.77
2:QB:44:LEU:HD12	2:QB:44:LEU:H	1.48	0.77
2:QB:101:MET:CA	2:QB:108:ILE:HG13	2.11	0.77
2:QB:122:PHE:HD1	2:QB:139:LYS:HZ1	1.30	0.77
39:RT:43:GLN:HG2	39:RT:44:ASP:N	1.99	0.77
44:RY:97:ARG:HH21	44:RY:98:VAL:CB	1.98	0.77
1:XA:448:A:OP2	1:XA:485:G:N2	2.16	0.77
1:XA:954:G:H4'	13:XM:121:LYS:HG3	1.65	0.77
27:YD:25:THR:HG22	27:YD:82:ILE:H	1.46	0.77
30:YG:127:GLY:HA2	30:YG:166:ASP:CG	2.05	0.77
42:YW:65:LEU:CD1	42:YW:68:ARG:HH11	1.97	0.77
44:YY:79:CYS:SG	44:YY:80:GLY:N	2.57	0.77
52:Y6:15:GLU:CD	52:Y6:41:PRO:HB3	2.04	0.77
13:QM:88:ARG:HH11	13:QM:88:ARG:CB	1.95	0.77
17:QQ:41:LYS:NZ	17:QQ:92:ARG:HH22	1.82	0.77
27:RD:146:GLU:HB2	27:RD:189:CYS:HB3	1.67	0.77
36:RQ:66:ILE:HG13	36:RQ:67:ARG:N	1.99	0.77
2:XB:178:ARG:HD2	8:XH:71:GLY:CA	2.14	0.77
9:XI:53:VAL:HB	9:XI:95:LYS:HE3	1.67	0.77
44:RY:79:CYS:SG	44:RY:80:GLY:N	2.57	0.77
50:R4:58:ARG:O	50:R4:63:TYR:HB2	1.84	0.77
26:YB:31:C:O2	26:YB:53:A:N6	2.18	0.77
29:YF:183:VAL:O	29:YF:187:VAL:HG23	1.85	0.77
36:YQ:20:ALA:CB	36:YQ:99:PRO:HD2	2.14	0.77
50:Y4:22:ILE:O	50:Y4:24:THR:HG23	1.84	0.77
5:QE:12:LEU:HD23	5:QE:13:ILE:N	2.00	0.77
16:QP:6:LEU:HB3	16:QP:17:TYR:HD2	1.50	0.77
25:RA:2114:A:N6	25:RA:2119:A:N7	2.33	0.77
47:R1:86:SER:N	47:R1:87:PRO:CD	2.48	0.77
50:R4:1:MET:HB2	50:R4:6:HIS:NE2	2.00	0.77
4:XD:30:LYS:C	4:XD:32:ALA:N	2.36	0.77
4:XD:76:ARG:HD2	4:XD:207:TYR:CE2	2.20	0.77
27:YD:44:ASN:HD22	27:YD:44:ASN:N	1.79	0.77

Continued on next page...

Continued from previous page...

Atom-1	Atom-2	Interatomic distance (Å)	Clash overlap (Å)
38:YS:106:ARG:HA	38:YS:110:LEU:HD21	1.64	0.77
8:QH:100:ILE:HB	8:QH:125:ARG:HH12	1.47	0.77
25:RA:270(R):G:N3	47:R1:78:LYS:NZ	2.33	0.77
25:RA:2392:A:H2	25:RA:2424:C:H42	1.30	0.77
47:R1:13:ILE:HD11	47:R1:42:GLN:OE1	1.84	0.77
1:XA:532:A:H2	1:XA:1206:G:H21	1.32	0.77
2:XB:44:LEU:H	2:XB:44:LEU:HD12	1.48	0.77
20:XT:13:LEU:HD12	20:XT:14:LYS:N	2.00	0.77
27:YD:25:THR:O	27:YD:27:THR:N	2.17	0.77
36:YQ:119:ARG:HH11	36:YQ:119:ARG:HG2	1.48	0.77
9:QI:83:ARG:O	9:QI:86:VAL:HG12	1.84	0.77
29:RF:183:VAL:O	29:RF:187:VAL:HG23	1.85	0.77
44:RY:44:ILE:HG13	44:RY:45:VAL:N	2.00	0.77
6:XF:23:LYS:O	6:XF:27:GLN:HG2	1.85	0.77
20:XT:89:ARG:HH21	20:XT:104:LEU:HD21	1.47	0.77
25:YA:2392:A:H8	35:YP:60:MET:HG3	1.50	0.77
35:YP:138:LEU:C	35:YP:140:ALA:H	1.85	0.77
36:YQ:59:ARG:H	36:YQ:59:ARG:CD	1.98	0.77
49:Y3:35:ARG:HB3	49:Y3:37:LEU:HD21	1.66	0.77
2:QB:187:LEU:HA	2:QB:201:ILE:HB	1.65	0.76
4:QD:76:ARG:HD2	4:QD:207:TYR:CE2	2.20	0.76
31:RH:153:LYS:HA	31:RH:153:LYS:NZ	1.99	0.76
36:RQ:90:VAL:HG13	36:RQ:91:GLU:H	1.49	0.76
37:RR:33:ARG:HH22	51:R5:55:ARG:HG2	1.51	0.76
40:RU:88:ILE:HG22	40:RU:90:VAL:HG23	1.67	0.76
5:XE:42:GLY:HA3	5:XE:66:MET:HG2	1.67	0.76
19:XS:39:THR:HG22	19:XS:40:ILE:H	1.50	0.76
25:YA:483:A:H4'	44:YY:49:VAL:HA	1.66	0.76
25:YA:2729:G:H1'	28:YE:187:ALA:HB2	1.65	0.76
35:YP:114:ILE:HD11	35:YP:130:PHE:CE1	2.19	0.76
36:YQ:66:ILE:HG13	36:YQ:67:ARG:N	1.99	0.76
42:YW:18:ARG:HG3	42:YW:76:VAL:CG1	2.16	0.76
20:QT:26:ASN:O	20:QT:30:LYS:HB2	1.86	0.76
30:RG:127:GLY:O	30:RG:128:ARG:HG2	1.85	0.76
4:XD:20:TYR:CD2	4:XD:27:TYR:HE2	2.01	0.76
27:YD:153:ALA:O	27:YD:154:LYS:HG3	1.85	0.76
34:YO:104:ARG:HH11	34:YO:104:ARG:HG2	1.50	0.76
36:YQ:20:ALA:HB1	36:YQ:99:PRO:HB2	1.65	0.76
20:QT:13:LEU:HD12	20:QT:14:LYS:N	2.00	0.76
36:RQ:20:ALA:CB	36:RQ:99:PRO:HD2	2.14	0.76
44:RY:97:ARG:NH2	44:RY:98:VAL:HB	2.01	0.76

Continued on next page...

Continued from previous page...

Atom-1	Atom-2	Interatomic distance (Å)	Clash overlap (Å)
5:XE:11:ILE:CD1	5:XE:31:LEU:HD12	2.13	0.76
7:XG:79:ARG:HH22	7:XG:82:GLY:HA2	1.51	0.76
14:XN:25:VAL:HG22	14:XN:38:GLY:O	1.84	0.76
30:YG:61:ALA:HB2	30:YG:68:PRO:HD3	1.65	0.76
30:YG:142:PRO:HB2	50:Y4:31:ILE:HD13	1.68	0.76
31:YH:153:LYS:HA	31:YH:153:LYS:NZ	1.99	0.76
44:YY:94:LYS:O	44:YY:101:LYS:HB3	1.85	0.76
50:Y4:1:MET:HB2	50:Y4:6:HIS:NE2	2.00	0.76
51:Y5:40:LYS:CD	51:Y5:46:CYS:HB3	2.15	0.76
54:Y8:59:LYS:HB2	54:Y8:59:LYS:HZ2	1.48	0.76
5:QE:72:GLN:NE2	5:QE:144:THR:HG22	2.00	0.76
16:QP:22:THR:HA	16:QP:33:ILE:HG12	1.66	0.76
27:RD:153:ALA:O	27:RD:154:LYS:HG3	1.85	0.76
31:RH:169:VAL:HG22	31:RH:170:ARG:H	1.48	0.76
38:RS:60:GLY:O	38:RS:61:ASN:HB3	1.84	0.76
3:XC:59:ARG:HH22	3:XC:97:LYS:HE3	1.50	0.76
29:YF:29:ASN:H	29:YF:112:MET:CE	1.97	0.76
38:YS:60:GLY:O	38:YS:61:ASN:HB3	1.84	0.76
1:QA:1397:C:H1'	23:QX:8:A:N6	2.00	0.76
3:QC:59:ARG:HH22	3:QC:97:LYS:HE3	1.50	0.76
4:QD:153:ARG:NH1	4:QD:181:MET:HG3	2.00	0.76
7:QG:148:ASN:HD22	7:QG:148:ASN:N	1.83	0.76
21:QU:10:ARG:HG2	21:QU:13:ILE:HD12	1.68	0.76
27:RD:34:VAL:HG21	27:RD:103:ARG:HA	1.66	0.76
9:XI:113:LYS:HD2	9:XI:113:LYS:H	1.50	0.76
28:YE:111:ARG:HE	28:YE:160:TYR:HE1	1.31	0.76
36:YQ:90:VAL:HG13	36:YQ:91:GLU:H	1.49	0.76
44:YY:95:LYS:HB3	44:YY:100:ALA:CA	2.10	0.76
13:QM:15:VAL:HG23	13:QM:43:THR:O	1.84	0.76
44:RY:81:LYS:HD3	44:RY:97:ARG:NE	2.00	0.76
52:R6:34:LEU:HD13	52:R6:34:LEU:H	1.50	0.76
30:YG:127:GLY:O	30:YG:128:ARG:HG2	1.85	0.76
33:YN:62:VAL:HG12	33:YN:66:LYS:HD2	1.65	0.76
27:RD:44:ASN:HD22	27:RD:44:ASN:N	1.79	0.76
30:RG:101:ILE:HG13	30:RG:102:PHE:H	1.49	0.76
51:R5:47:PRO:O	51:R5:48:GLU:HG3	1.86	0.76
55:R9:1:MET:HB3	55:R9:4:ARG:NH1	2.01	0.76
5:XE:53:LEU:H	5:XE:53:LEU:CD1	1.99	0.76
25:YA:819:A:OP2	25:YA:1187:G:N2	2.17	0.76
1:QA:448:A:OP2	1:QA:485:G:N2	2.13	0.76
8:QH:5:PRO:O	8:QH:8:ASP:HB3	1.85	0.76

Continued on next page...

Continued from previous page...

Atom-1	Atom-2	Interatomic distance (Å)	Clash overlap (Å)
9:QI:53:VAL:HB	9:QI:95:LYS:HE3	1.67	0.76
25:RA:630:G:N2	25:RA:633:A:OP2	2.18	0.76
25:RA:2030:A:H4'	25:RA:2031:A:H8	1.51	0.76
37:RR:74:LYS:O	37:RR:75:LEU:HB3	1.84	0.76
1:XA:1152:A:H5"	10:XJ:13:HIS:CD2	2.21	0.76
5:XE:36:ASP:OD2	5:XE:38:GLN:HB2	1.86	0.76
13:XM:8:GLU:OE2	30:YG:115:ARG:NH1	2.19	0.76
19:XS:5:LEU:HD22	50:Y4:67:TYR:CE2	2.21	0.76
30:YG:76:SER:OG	30:YG:83:ARG:HA	1.85	0.76
44:YY:81:LYS:HD3	44:YY:97:ARG:NE	2.00	0.76
1:QA:1226:C:O2'	13:QM:111:LYS:NZ	2.19	0.76
25:RA:1858:G:O2'	25:RA:1884:A:N6	2.17	0.76
25:RA:2580:U:H4'	28:RE:130:GLY:HA3	1.68	0.76
27:RD:69:ARG:HH21	27:RD:130:ALA:CB	1.99	0.76
34:RO:104:ARG:HH11	34:RO:104:ARG:HG2	1.50	0.76
49:R3:35:ARG:HB3	49:R3:37:LEU:HD21	1.66	0.76
50:R4:34:GLU:HG3	50:R4:35:VAL:H	1.51	0.76
1:XA:1178:G:N2	1:XA:1181:G:N7	2.33	0.76
2:XB:117:GLU:O	2:XB:121:LEU:HB2	1.86	0.76
7:XG:37:ASN:ND2	9:XI:40:LEU:HD23	2.00	0.76
29:YF:29:ASN:HB3	29:YF:112:MET:HE1	1.68	0.76
29:YF:101:LEU:CD1	29:YF:102:PRO:HD2	2.11	0.76
30:YG:101:ILE:HG13	30:YG:102:PHE:H	1.49	0.76
42:YW:73:ALA:HB3	42:YW:106:ILE:HG12	1.68	0.76
52:Y6:34:LEU:H	52:Y6:34:LEU:HD13	1.50	0.76
5:QE:42:GLY:HA3	5:QE:66:MET:HG2	1.68	0.76
7:QG:37:ASN:ND2	9:QI:40:LEU:HD23	2.00	0.76
10:QJ:38:ILE:HG12	10:QJ:71:LEU:O	1.86	0.76
30:RG:76:SER:OG	30:RG:83:ARG:HA	1.85	0.76
31:RH:152:ARG:HG3	31:RH:153:LYS:CE	2.14	0.76
47:R1:56:GLN:NE2	47:R1:56:GLN:N	2.34	0.76
10:XJ:38:ILE:HG12	10:XJ:71:LEU:O	1.86	0.76
27:YD:69:ARG:HH21	27:YD:130:ALA:CB	1.99	0.76
31:YH:125:VAL:HA	31:YH:126:PRO:HB3	1.68	0.76
5:QE:53:LEU:H	5:QE:53:LEU:CD1	1.99	0.75
6:QF:91:VAL:HG13	18:QR:72:ARG:HH12	1.51	0.75
18:QR:53:ARG:HH21	18:QR:60:ALA:N	1.84	0.75
25:RA:2393:A:H4'	35:RP:61:ARG:O	1.86	0.75
51:R5:40:LYS:CD	51:R5:46:CYS:HB3	2.15	0.75
54:R8:59:LYS:CB	54:R8:59:LYS:HZ3	1.98	0.75
5:XE:12:LEU:HD23	5:XE:13:ILE:N	2.01	0.75

Continued on next page...

Continued from previous page...

Atom-1	Atom-2	Interatomic distance (Å)	Clash overlap (Å)
17:XQ:41:LYS:NZ	17:XQ:92:ARG:HH22	1.82	0.75
28:YE:36:ARG:HH21	28:YE:88:GLY:HA2	1.51	0.75
28:YE:63:LEU:CD1	28:YE:65:GLY:H	1.99	0.75
30:YG:3:LEU:HD12	30:YG:4:ASP:H	1.51	0.75
35:YP:62:LEU:N	35:YP:62:LEU:CD2	2.46	0.75
39:YT:111:ARG:O	39:YT:113:LYS:N	2.17	0.75
16:XP:22:THR:HA	16:XP:33:ILE:HG12	1.66	0.75
28:YE:23:VAL:HG21	28:YE:183:LEU:HD23	1.69	0.75
34:YO:47:ILE:CD1	34:YO:48:PRO:HD2	2.16	0.75
35:YP:97:PRO:O	35:YP:98:GLU:HB3	1.83	0.75
39:YT:50:ILE:HD12	39:YT:102:ILE:HD11	1.68	0.75
40:YU:88:ILE:HG22	40:YU:90:VAL:HG23	1.68	0.75
43:YX:57:LEU:HD11	43:YX:78:LYS:HB2	1.68	0.75
50:Y4:34:GLU:HG3	50:Y4:35:VAL:H	1.51	0.75
5:QE:11:ILE:HD11	5:QE:31:LEU:CD1	2.16	0.75
11:QK:48:ILE:HD11	11:QK:64:ALA:HA	1.67	0.75
14:QN:43:CYS:O	14:QN:44:LEU:C	2.22	0.75
25:RA:1803:A:H4'	27:RD:259:THR:CG2	2.16	0.75
29:RF:129:PHE:HA	29:RF:142:TRP:NE1	2.02	0.75
38:RS:83:LYS:HZ2	38:RS:109:GLY:HA2	1.48	0.75
5:XE:11:ILE:HD11	5:XE:31:LEU:CD1	2.17	0.75
16:XP:6:LEU:HB3	16:XP:17:TYR:HD2	1.50	0.75
25:YA:1607:C:N4	25:YA:1622:G:OP2	2.19	0.75
44:YY:44:ILE:HG13	44:YY:45:VAL:N	2.00	0.75
47:Y1:86:SER:N	47:Y1:87:PRO:CD	2.48	0.75
54:Y8:59:LYS:CB	54:Y8:59:LYS:HZ3	1.98	0.75
2:QB:117:GLU:O	2:QB:121:LEU:HB2	1.86	0.75
4:QD:26:CYS:HA	4:QD:31:CYS:HB2	1.67	0.75
8:QH:91:ARG:HH11	8:QH:91:ARG:HG2	1.52	0.75
14:QN:22:THR:O	14:QN:23:ARG:HB2	1.86	0.75
41:RV:47:VAL:HG13	41:RV:48:GLY:H	1.49	0.75
1:XA:1055:A:N6	1:XA:1205:U:O2	2.19	0.75
10:XJ:40:LEU:HB2	10:XJ:69:ASN:HB3	1.66	0.75
25:YA:270(R):G:N3	47:Y1:78:LYS:NZ	2.33	0.75
25:YA:637:A:H2'	35:YP:117:GLU:OE2	1.86	0.75
35:YP:62:LEU:HD21	54:Y8:25:MET:HB2	1.69	0.75
44:YY:97:ARG:HH21	44:YY:98:VAL:CB	1.98	0.75
55:Y9:1:MET:HB3	55:Y9:4:ARG:NH1	2.01	0.75
30:RG:3:LEU:HD12	30:RG:4:ASP:H	1.52	0.75
30:RG:97:ASP:H	30:RG:100:TRP:HD1	1.31	0.75
30:RG:142:PRO:HB2	50:R4:31:ILE:HD13	1.68	0.75

Continued on next page...

Continued from previous page...

Atom-1	Atom-2	Interatomic distance (Å)	Clash overlap (Å)
31:RH:150:ALA:C	31:RH:152:ARG:H	1.88	0.75
35:RP:62:LEU:HD21	54:R8:25:MET:HB2	1.69	0.75
41:RV:15:GLU:O	41:RV:18:LEU:HB2	1.86	0.75
4:XD:153:ARG:NH1	4:XD:181:MET:HG3	2.00	0.75
13:XM:49:THR:HG22	13:XM:51:ALA:N	2.01	0.75
16:XP:43:LYS:HG2	16:XP:48:TRP:CE3	2.22	0.75
25:YA:1264:G:H3'	25:YA:1265:A:H5"	1.68	0.75
27:YD:142:VAL:HG23	27:YD:193:VAL:HA	1.66	0.75
47:Y1:56:GLN:NE2	47:Y1:56:GLN:N	2.34	0.75
16:QP:43:LYS:HG2	16:QP:48:TRP:CE3	2.22	0.75
19:QS:41:VAL:HG12	19:QS:44:MET:H	1.50	0.75
1:XA:1005:A:HO2'	1:XA:1037:C:HO2'	1.32	0.75
8:XH:5:PRO:O	8:XH:8:ASP:HB3	1.86	0.75
8:XH:91:ARG:HH11	8:XH:91:ARG:HG2	1.51	0.75
18:XR:53:ARG:HH21	18:XR:60:ALA:N	1.84	0.75
25:YA:1210:A:H5'	25:YA:1210:A:H8	1.52	0.75
35:YP:75:ILE:HD13	35:YP:75:ILE:N	2.00	0.75
40:YU:92:ARG:HH11	40:YU:95:LEU:CD1	2.00	0.75
41:YV:52:VAL:HG21	41:YV:55:ALA:HB3	1.68	0.75
44:YY:90:LEU:HD22	44:YY:90:LEU:N	2.01	0.75
1:QA:1338:G:N3	22:QV:41:C:O2'	2.19	0.75
4:QD:197:PRO:CA	6:XF:16:GLN:HG3	2.16	0.75
5:QE:45:PHE:CE2	5:QE:47:LYS:HD2	2.22	0.75
40:RU:52:ARG:HH11	40:RU:52:ARG:HG2	1.51	0.75
44:RY:90:LEU:N	44:RY:90:LEU:HD22	2.02	0.75
44:RY:94:LYS:O	44:RY:101:LYS:HB3	1.85	0.75
47:R1:3:LYS:HD3	47:R1:43:TYR:HD2	1.52	0.75
5:XE:72:GLN:NE2	5:XE:144:THR:HG22	2.01	0.75
13:XM:121:LYS:NZ	24:XY:39:C:O2'	2.19	0.75
19:XS:3:ARG:HG3	19:XS:4:SER:H	1.52	0.75
20:XT:26:ASN:O	20:XT:30:LYS:HB2	1.85	0.75
25:YA:2361:A:O5'	54:Y8:27:THR:OG1	2.05	0.75
37:YR:73:VAL:O	37:YR:76:VAL:HG12	1.87	0.75
41:YV:35:LEU:H	41:YV:35:LEU:HD22	1.51	0.75
51:Y5:47:PRO:O	51:Y5:48:GLU:HG3	1.86	0.75
1:QA:954:G:H4'	13:QM:121:LYS:HG3	1.69	0.75
10:QJ:27:ALA:HB1	10:QJ:34:VAL:HG21	1.69	0.75
31:RH:153:LYS:HG2	31:RH:162:ILE:H	1.52	0.75
1:XA:1152:A:OP1	10:XJ:68:HIS:NE2	2.19	0.75
19:XS:41:VAL:HG12	19:XS:44:MET:H	1.50	0.75
27:YD:146:GLU:HB2	27:YD:189:CYS:HB3	1.67	0.75

Continued on next page...

Continued from previous page...

Atom-1	Atom-2	Interatomic distance (Å)	Clash overlap (Å)
29:YF:7:TYR:HB3	29:YF:21:ALA:CB	2.16	0.75
31:YH:150:ALA:C	31:YH:152:ARG:H	1.88	0.75
47:Y1:80:LEU:O	47:Y1:81:LYS:CB	2.35	0.75
19:QS:39:THR:HG22	19:QS:40:ILE:H	1.50	0.75
20:QT:58:LYS:HE3	20:QT:62:LEU:HD11	1.69	0.75
37:RR:73:VAL:O	37:RR:76:VAL:HG12	1.87	0.75
7:XG:23:VAL:HG12	7:XG:27:ILE:HD11	1.69	0.75
20:XT:58:LYS:HE3	20:XT:62:LEU:HD11	1.69	0.75
27:YD:54:ARG:HG3	27:YD:54:ARG:HH11	1.49	0.75
39:YT:43:GLN:HG2	39:YT:44:ASP:N	1.99	0.75
41:YV:51:VAL:HG12	41:YV:52:VAL:H	1.52	0.75
15:QO:87:ILE:HG22	15:QO:88:ARG:N	2.00	0.74
40:RU:92:ARG:HH11	40:RU:95:LEU:CD1	1.99	0.74
41:RV:52:VAL:HG21	41:RV:55:ALA:HB3	1.68	0.74
42:RW:18:ARG:HG3	42:RW:76:VAL:CG1	2.15	0.74
48:R2:47:ASN:HD22	48:R2:47:ASN:H	1.33	0.74
1:XA:1321:C:H5"	1:XA:1322:C:H5"	1.69	0.74
7:XG:9:VAL:HG13	7:XG:94:ARG:HE	1.52	0.74
7:XG:148:ASN:HD22	7:XG:148:ASN:N	1.82	0.74
46:R0:10:THR:HG22	46:R0:12:ASN:H	1.51	0.74
1:XA:1014:A:H4'	19:XS:14:HIS:CD2	2.21	0.74
40:YU:52:ARG:HH11	40:YU:52:ARG:HG2	1.50	0.74
42:YW:40:ASN:O	42:YW:41:LYS:HG2	1.86	0.74
44:YY:97:ARG:NH2	44:YY:98:VAL:HB	2.01	0.74
10:QJ:33:GLN:O	10:QJ:75:ILE:HG12	1.87	0.74
13:QM:3:ARG:CA	13:QM:9:ILE:HG21	2.13	0.74
28:RE:63:LEU:CD1	28:RE:65:GLY:H	1.99	0.74
29:RF:7:TYR:HB3	29:RF:21:ALA:CB	2.16	0.74
43:RX:57:LEU:HD11	43:RX:78:LYS:HB2	1.67	0.74
5:XE:10:MET:CB	5:XE:32:VAL:HG22	2.18	0.74
11:XK:48:ILE:HD11	11:XK:64:ALA:HA	1.67	0.74
21:XU:10:ARG:HG2	21:XU:13:ILE:HD12	1.68	0.74
28:YE:61:ARG:HB2	28:YE:62:PRO:HD3	1.69	0.74
44:YY:51:VAL:HG13	44:YY:52:SER:N	2.02	0.74
12:QL:48:PRO:HD2	12:QL:49:ASN:H	1.52	0.74
20:QT:35:THR:O	20:QT:39:LYS:HG3	1.87	0.74
35:RP:50:ARG:HB3	35:RP:50:ARG:NH2	1.97	0.74
42:RW:40:ASN:O	42:RW:41:LYS:HG2	1.87	0.74
2:XB:101:MET:CA	2:XB:108:ILE:HG13	2.11	0.74
25:YA:1449:A:HO2'	25:YA:1530:G:H21	1.32	0.74
27:YD:30:GLU:HG3	27:YD:63:ARG:CZ	2.17	0.74

Continued on next page...

Continued from previous page...

Atom-1	Atom-2	Interatomic distance (Å)	Clash overlap (Å)
37:YR:33:ARG:HH22	51:Y5:55:ARG:HG2	1.51	0.74
39:YT:78:LEU:HD13	39:YT:78:LEU:O	1.88	0.74
47:Y1:81:LYS:NZ	47:Y1:81:LYS:CA	2.31	0.74
2:QB:47:THR:O	2:QB:51:LEU:HG	1.87	0.74
7:QG:9:VAL:HG13	7:QG:94:ARG:HE	1.52	0.74
15:QO:70:LEU:HD12	15:QO:70:LEU:O	1.88	0.74
25:RA:2394:C:OP1	35:RP:63:PRO:HD2	1.88	0.74
34:RO:26:LYS:HB2	34:RO:30:ALA:CB	2.18	0.74
39:RT:111:ARG:O	39:RT:113:LYS:N	2.17	0.74
42:RW:73:ALA:HB3	42:RW:106:ILE:HG12	1.68	0.74
4:XD:25:ARG:HH12	4:XD:30:LYS:HG3	1.52	0.74
33:YN:96:GLU:HG2	33:YN:97:ARG:N	2.01	0.74
38:YS:36:TYR:CD2	38:YS:52:SER:HB3	2.23	0.74
1:QA:1502:A:H2	1:QA:1505:G:H1	1.34	0.74
2:QB:115:LEU:HD13	2:QB:145:LEU:HB3	1.68	0.74
7:QG:23:VAL:HG12	7:QG:27:ILE:HD11	1.69	0.74
9:QI:113:LYS:HD2	9:QI:113:LYS:H	1.51	0.74
25:RA:2419:U:H5'	52:R6:23:THR:HG22	1.69	0.74
25:RA:2813:A:H61	25:RA:2887:U:H3	1.36	0.74
28:RE:36:ARG:HH21	28:RE:88:GLY:HA2	1.51	0.74
29:RF:136:THR:HG22	29:RF:166:ALA:O	1.87	0.74
50:R4:71:ARG:HG3	50:R4:71:ARG:NH1	1.90	0.74
1:XA:953:G:H5'	1:XA:965:A:H61	1.52	0.74
6:XF:91:VAL:HG13	18:XR:72:ARG:HH12	1.51	0.74
10:XJ:33:GLN:O	10:XJ:75:ILE:HG12	1.87	0.74
13:XM:37:THR:HG21	13:XM:39:ILE:HD11	1.68	0.74
16:XP:43:LYS:O	16:XP:45:THR:N	2.21	0.74
17:XQ:59:ILE:H	17:XQ:59:ILE:HD13	1.50	0.74
20:XT:35:THR:O	20:XT:39:LYS:HG3	1.87	0.74
36:YQ:79:LEU:O	36:YQ:79:LEU:CD2	2.36	0.74
39:YT:26:ASP:HB3	39:YT:91:ARG:HA	1.69	0.74
41:YV:15:GLU:O	41:YV:18:LEU:HB2	1.86	0.74
47:Y1:26:ARG:O	47:Y1:26:ARG:HD2	1.86	0.74
49:Y3:7:LYS:HB2	49:Y3:34:GLU:HG2	1.69	0.74
14:QN:40:CYS:SG	14:QN:42:ILE:HB	2.27	0.74
25:RA:1019:U:H3	25:RA:1142(A):A:H62	1.33	0.74
25:RA:1047:G:H2'	25:RA:1110:G:H1	1.52	0.74
27:RD:77:ALA:CB	27:RD:97:TYR:HA	2.18	0.74
28:RE:77:ILE:HD12	28:RE:78:LEU:H	1.52	0.74
34:RO:47:ILE:CD1	34:RO:48:PRO:HD2	2.16	0.74
42:RW:1:MET:HA	42:RW:1:MET:HE3	1.67	0.74

Continued on next page...

Continued from previous page...

Atom-1	Atom-2	Interatomic distance (Å)	Clash overlap (Å)
7:XG:78:ARG:HH12	7:XG:80:VAL:HG23	1.52	0.74
29:YF:136:THR:HG22	29:YF:166:ALA:O	1.87	0.74
40:YU:64:ARG:HH21	40:YU:64:ARG:CG	2.00	0.74
3:QC:86:VAL:O	3:QC:89:GLU:HB3	1.87	0.74
13:QM:37:THR:HG21	13:QM:39:ILE:HD11	1.68	0.74
28:RE:201:THR:HG22	28:RE:203:LYS:HB3	1.70	0.74
39:RT:50:ILE:HD12	39:RT:102:ILE:HD11	1.68	0.74
41:RV:51:VAL:HG12	41:RV:52:VAL:H	1.52	0.74
49:R3:29:ARG:HH11	49:R3:29:ARG:HB2	1.52	0.74
1:XA:235:C:H5'	17:XQ:70:ARG:HG2	1.70	0.74
3:XC:181:ASN:ND2	3:XC:204:LEU:HD12	1.99	0.74
6:XF:19:LEU:O	6:XF:19:LEU:HD23	1.88	0.74
25:YA:2870:C:H5"	37:YR:65:LEU:HD21	1.69	0.74
31:YH:153:LYS:HG2	31:YH:162:ILE:H	1.52	0.74
49:Y3:29:ARG:HB2	49:Y3:29:ARG:HH11	1.53	0.74
3:QC:79:ARG:CD	11:XK:99:GLN:CD	2.56	0.74
33:RN:1:MET:HE1	40:RU:95:LEU:HD21	1.70	0.74
38:RS:62:LYS:HB3	38:RS:97:ARG:HD3	1.69	0.74
42:RW:70:TYR:HD2	42:RW:70:TYR:H	1.36	0.74
47:R1:26:ARG:O	47:R1:26:ARG:HD2	1.86	0.74
1:XA:951:G:OP2	13:XM:102:ARG:NH2	2.21	0.74
5:XE:45:PHE:CE2	5:XE:47:LYS:HD2	2.22	0.74
15:XO:70:LEU:HD12	15:XO:70:LEU:O	1.88	0.74
28:YE:78:LEU:HG	28:YE:79:ARG:NE	2.03	0.74
39:YT:54:ARG:HG2	39:YT:54:ARG:HH11	1.52	0.74
2:QB:168:THR:HB	2:QB:192:SER:HB2	1.70	0.74
10:QJ:3:LYS:HD2	10:QJ:77:PRO:HD3	1.70	0.74
12:QL:11:VAL:HG13	17:QQ:29:HIS:HD2	1.51	0.74
25:RA:1803:A:H4'	27:RD:259:THR:HG21	1.70	0.74
33:RN:58:ASP:H	33:RN:60:ILE:HD11	1.53	0.74
36:RQ:79:LEU:O	36:RQ:79:LEU:CD1	2.35	0.74
44:RY:52:SER:OG	44:RY:53:PRO:HD3	1.88	0.74
47:R1:80:LEU:O	47:R1:81:LYS:CB	2.35	0.74
10:XJ:27:ALA:HB1	10:XJ:34:VAL:HG21	1.69	0.74
29:YF:129:PHE:HA	29:YF:142:TRP:NE1	2.02	0.74
5:QE:72:GLN:HE21	5:QE:144:THR:HG22	1.53	0.73
6:QF:19:LEU:HD23	6:QF:19:LEU:O	1.88	0.73
32:RI:52:ARG:HA	32:RI:55:ALA:HB3	1.68	0.73
38:RS:36:TYR:CD2	38:RS:52:SER:HB3	2.23	0.73
41:RV:35:LEU:H	41:RV:35:LEU:HD22	1.51	0.73
25:YA:1681:G:HO2'	25:YA:1762:A:HO2'	1.36	0.73

Continued on next page...

Continued from previous page...

Atom-1	Atom-2	Interatomic distance (Å)	Clash overlap (Å)
27:YD:131:LEU:HB2	27:YD:136:ILE:CD1	2.17	0.73
33:YN:1:MET:HE1	40:YU:95:LEU:HD21	1.70	0.73
50:Y4:41:PRO:O	50:Y4:42:PHE:HB3	1.87	0.73
3:QC:134:ILE:HD11	3:QC:153:VAL:HG21	1.70	0.73
4:QD:166:LYS:CB	27:YD:134:ARG:HH12	2.02	0.73
51:R5:2:ALA:O	51:R5:3:LYS:HB2	1.88	0.73
1:XA:1226:C:OP2	13:XM:103:THR:OG1	2.06	0.73
2:XB:47:THR:O	2:XB:51:LEU:HG	1.87	0.73
3:XC:134:ILE:HD11	3:XC:153:VAL:HG21	1.70	0.73
45:YZ:60:GLU:HA	45:YZ:66:SER:HA	1.70	0.73
1:QA:129(A):G:N2	1:QA:188:U:O2'	2.21	0.73
7:QG:79:ARG:HH22	7:QG:82:GLY:HA2	1.51	0.73
35:RP:62:LEU:HD22	35:RP:62:LEU:H	1.53	0.73
39:RT:23:ARG:HB2	39:RT:24:PRO:HD2	1.70	0.73
49:R3:7:LYS:HB2	49:R3:34:GLU:HG2	1.69	0.73
5:XE:72:GLN:HE21	5:XE:144:THR:HG22	1.53	0.73
14:XN:44:LEU:CD1	14:XN:53:LEU:CD1	2.66	0.73
16:XP:60:LEU:HA	16:XP:64:ALA:HB3	1.71	0.73
31:YH:153:LYS:HG3	31:YH:161:GLY:CA	2.18	0.73
39:YT:102:ILE:HB	39:YT:110:ILE:CD1	2.19	0.73
25:RA:1803:A:N6	25:RA:1814:G:O2'	2.19	0.73
40:RU:64:ARG:HH21	40:RU:64:ARG:CG	2.00	0.73
47:R1:76:ARG:HH11	47:R1:76:ARG:HG2	1.53	0.73
50:R4:41:PRO:O	50:R4:42:PHE:HB3	1.87	0.73
11:XK:17:GLY:HA3	11:XK:77:MET:HE3	1.71	0.73
33:RN:96:GLU:HG2	33:RN:97:ARG:N	2.01	0.73
44:RY:95:LYS:HB3	44:RY:100:ALA:CA	2.10	0.73
1:XA:1226:C:O2'	13:XM:111:LYS:NZ	2.21	0.73
2:XB:8:LYS:HD3	2:XB:8:LYS:N	2.03	0.73
14:XN:32:SER:O	14:XN:41:ARG:N	2.22	0.73
19:XS:5:LEU:HD21	50:Y4:66:SER:HB2	1.70	0.73
34:YO:26:LYS:HB2	34:YO:30:ALA:CB	2.18	0.73
38:YS:62:LYS:HB3	38:YS:97:ARG:HD3	1.68	0.73
4:QD:91:SER:HA	4:QD:94:LEU:HD13	1.70	0.73
25:RA:637:A:H2'	35:RP:117:GLU:OE2	1.89	0.73
25:RA:807:U:OP2	35:RP:41:ARG:NH1	2.22	0.73
27:RD:30:GLU:HG3	27:RD:63:ARG:CZ	2.17	0.73
28:RE:61:ARG:HB2	28:RE:62:PRO:HD3	1.69	0.73
31:RH:84:SER:O	31:RH:85:LYS:HB2	1.89	0.73
3:XC:86:VAL:O	3:XC:89:GLU:HB3	1.87	0.73
18:XR:56:THR:HB	18:XR:58:LEU:HD12	1.71	0.73

Continued on next page...

Continued from previous page...

Atom-1	Atom-2	Interatomic distance (Å)	Clash overlap (Å)
25:YA:2882:A:OP1	37:YR:96:ARG:NH1	2.22	0.73
50:Y4:29:PRO:O	50:Y4:30:GLU:HB2	1.89	0.73
54:Y8:61:LEU:O	54:Y8:62:LEU:HB2	1.88	0.73
2:QB:132:LYS:HA	2:QB:135:GLN:HB2	1.71	0.73
25:RA:2115:G:N2	25:RA:2165:G:N7	2.31	0.73
28:RE:23:VAL:HG21	28:RE:183:LEU:HD23	1.68	0.73
28:RE:203:LYS:O	28:RE:203:LYS:HD2	1.89	0.73
29:RF:9:ILE:HD11	29:RF:125:LEU:HG	1.70	0.73
29:RF:29:ASN:HB3	29:RF:112:MET:HE1	1.68	0.73
12:XL:10:LEU:HD13	17:XQ:32:TYR:CE2	2.23	0.73
15:XO:87:ILE:HG22	15:XO:88:ARG:N	2.00	0.73
19:XS:2:PRO:HB2	50:Y4:68:ARG:HH22	1.54	0.73
25:YA:2306:C:H3'	25:YA:2307:G:H5"	1.68	0.73
30:YG:7:LEU:HD21	30:YG:176:LEU:HD22	1.70	0.73
48:Y2:29:LYS:HD3	48:Y2:57:ILE:HD13	1.71	0.73
1:QA:1104:G:H4'	2:QB:111:ARG:NH1	2.04	0.73
36:RQ:90:VAL:CG1	36:RQ:91:GLU:H	2.02	0.73
1:XA:64:G:N2	1:XA:68:G:O6	2.14	0.73
4:XD:146:ILE:HD12	4:XD:146:ILE:N	2.04	0.73
8:XH:20:TYR:HD1	8:XH:65:TYR:CD2	2.07	0.73
28:YE:203:LYS:O	28:YE:203:LYS:HD2	1.88	0.73
4:QD:30:LYS:HG3	4:QD:35:ARG:HE	1.52	0.73
4:QD:30:LYS:HB2	4:QD:35:ARG:HG3	1.70	0.73
5:QE:10:MET:CB	5:QE:32:VAL:HG22	2.18	0.73
13:QM:121:LYS:HE2	13:QM:121:LYS:HA	1.71	0.73
19:QS:3:ARG:HG3	19:QS:4:SER:H	1.52	0.73
31:RH:125:VAL:HA	31:RH:126:PRO:HB3	1.68	0.73
31:RH:153:LYS:HG3	31:RH:161:GLY:CA	2.18	0.73
2:XB:115:LEU:HD13	2:XB:145:LEU:HB3	1.69	0.73
28:YE:55:ASN:C	28:YE:57:LYS:H	1.91	0.73
28:YE:77:ILE:HD12	28:YE:78:LEU:H	1.52	0.73
7:QG:78:ARG:HH12	7:QG:80:VAL:HG23	1.52	0.73
11:QK:48:ILE:HD12	11:QK:63:LEU:HB3	1.71	0.73
20:QT:50:GLU:HG3	20:QT:51:GLU:H	1.54	0.73
28:RE:55:ASN:C	28:RE:57:LYS:H	1.91	0.73
31:RH:54:ARG:HH12	31:RH:62:LYS:HG2	1.54	0.73
35:RP:88:LEU:C	35:RP:90:ARG:H	1.92	0.73
39:RT:26:ASP:HB3	39:RT:91:ARG:HA	1.69	0.73
48:R2:27:GLU:OE1	48:R2:27:GLU:N	2.19	0.73
1:XA:1347:G:C8	9:XI:107:ARG:HB3	2.24	0.73
2:XB:75:LYS:O	2:XB:75:LYS:HD3	1.89	0.73

Continued on next page...

Continued from previous page...

Atom-1	Atom-2	Interatomic distance (Å)	Clash overlap (Å)
3:XC:13:GLY:HA3	14:XN:57:ARG:NH2	2.04	0.73
6:XF:77:ARG:HB2	6:XF:77:ARG:HH11	1.53	0.73
20:XT:47:GLY:O	20:XT:49:ALA:N	2.19	0.73
27:YD:77:ALA:CB	27:YD:97:TYR:HA	2.18	0.73
36:YQ:79:LEU:O	36:YQ:79:LEU:CD1	2.35	0.73
37:YR:3:HIS:O	37:YR:5:LYS:N	2.22	0.73
51:Y5:40:LYS:CE	51:Y5:46:CYS:HB3	2.19	0.73
2:QB:178:ARG:HD2	8:QH:71:GLY:HA2	1.71	0.72
5:QE:36:ASP:OD2	5:QE:38:GLN:HB2	1.86	0.72
25:RA:338:G:OP1	44:RY:4:LYS:NZ	2.22	0.72
27:RD:131:LEU:HB2	27:RD:136:ILE:CD1	2.17	0.72
28:RE:56:PRO:O	28:RE:57:LYS:HB2	1.89	0.72
16:XP:20:VAL:HG21	16:XP:32:TYR:CG	2.24	0.72
40:YU:98:LEU:HD23	40:YU:99:ALA:N	2.04	0.72
44:YY:52:SER:OG	44:YY:53:PRO:HD3	1.88	0.72
52:Y6:13:CYS:HA	52:Y6:50:ARG:O	1.89	0.72
54:Y8:29:LYS:HD3	54:Y8:44:LYS:HB2	1.71	0.72
20:QT:27:LYS:O	20:QT:30:LYS:HB3	1.89	0.72
51:R5:40:LYS:CE	51:R5:46:CYS:HB3	2.19	0.72
12:XL:48:PRO:HD2	12:XL:49:ASN:H	1.52	0.72
33:YN:58:ASP:H	33:YN:60:ILE:HD11	1.53	0.72
36:YQ:79:LEU:HD22	36:YQ:79:LEU:C	2.07	0.72
37:YR:117:VAL:HG22	37:YR:118:GLU:N	2.05	0.72
51:Y5:58:LEU:CD1	51:Y5:60:VAL:HG12	2.18	0.72
1:QA:1347:G:N2	1:QA:1374:A:OP2	2.21	0.72
3:QC:13:GLY:HA3	14:QN:57:ARG:NH2	2.04	0.72
6:QF:72:VAL:CG2	6:QF:90:VAL:HG11	2.20	0.72
13:QM:50:GLU:OE1	50:R4:32:TYR:CE2	2.41	0.72
16:QP:45:THR:HG23	16:QP:46:PRO:HD2	1.70	0.72
28:RE:13:ARG:HA	28:RE:22:PRO:HA	1.71	0.72
30:RG:146:TYR:O	30:RG:149:VAL:HG22	1.88	0.72
31:RH:30:LYS:HD2	31:RH:81:GLU:H	1.54	0.72
40:RU:34:LYS:HE2	40:RU:34:LYS:HA	1.70	0.72
25:YA:27:G:N2	25:YA:513:A:OP2	2.22	0.72
31:YH:125:VAL:HG12	31:YH:126:PRO:HG3	1.71	0.72
35:YP:88:LEU:C	35:YP:90:ARG:H	1.92	0.72
35:YP:126:VAL:CG1	35:YP:147:LEU:HD21	2.17	0.72
38:YS:83:LYS:HG2	38:YS:109:GLY:N	2.04	0.72
38:YS:83:LYS:C	38:YS:109:GLY:HA3	2.10	0.72
47:Y1:3:LYS:HD3	47:Y1:43:TYR:HD2	1.52	0.72
54:Y8:16:ILE:HD11	54:Y8:57:ARG:HG2	1.69	0.72

Continued on next page...

Continued from previous page...

Atom-1	Atom-2	Interatomic distance (Å)	Clash overlap (Å)
6:QF:25:ILE:HD13	6:QF:28:ARG:NH1	2.05	0.72
34:RO:113:LYS:HG2	34:RO:117:LEU:HD11	1.71	0.72
35:RP:127:ALA:C	35:RP:147:LEU:HD23	2.10	0.72
39:RT:78:LEU:HD13	39:RT:78:LEU:O	1.87	0.72
1:XA:608:A:O2'	16:XP:32:TYR:OH	2.06	0.72
1:XA:1097:C:O2'	1:XA:1169:A:N3	2.19	0.72
4:XD:91:SER:HA	4:XD:94:LEU:HD13	1.70	0.72
10:XJ:3:LYS:HD2	10:XJ:77:PRO:HD3	1.70	0.72
27:YD:35:LYS:HZ1	27:YD:65:ILE:HA	1.52	0.72
30:YG:146:TYR:O	30:YG:149:VAL:HG22	1.89	0.72
31:YH:152:ARG:O	31:YH:153:LYS:HD2	1.90	0.72
33:YN:89:LYS:O	33:YN:93:THR:HG22	1.90	0.72
38:YS:26:LEU:O	38:YS:26:LEU:HD23	1.90	0.72
38:YS:83:LYS:HZ2	38:YS:109:GLY:HA2	1.53	0.72
49:Y3:56:VAL:HG12	49:Y3:57:GLU:N	2.04	0.72
15:QO:71:GLN:HB2	15:QO:78:TYR:CD1	2.25	0.72
29:RF:157:VAL:HB	29:RF:194:MET:HB3	1.70	0.72
30:RG:7:LEU:HD21	30:RG:176:LEU:HD22	1.70	0.72
31:RH:80:SER:O	31:RH:81:GLU:HB2	1.89	0.72
38:RS:103:GLU:O	38:RS:106:ARG:HG3	1.90	0.72
2:XB:21:ARG:O	2:XB:23:ARG:HD3	1.89	0.72
3:XC:16:ARG:HB2	3:XC:16:ARG:NH1	2.04	0.72
8:XH:41:ARG:HH11	8:XH:41:ARG:CB	2.03	0.72
16:XP:72:ARG:HD3	16:XP:72:ARG:C	2.10	0.72
25:YA:1918:A:O2'	25:YA:1920:C:N4	2.22	0.72
28:YE:21:VAL:HB	28:YE:22:PRO:CB	2.18	0.72
31:YH:54:ARG:HH12	31:YH:62:LYS:HG2	1.54	0.72
41:YV:39:LEU:O	41:YV:40:LEU:HD23	1.90	0.72
4:QD:146:ILE:HD12	4:QD:146:ILE:N	2.04	0.72
28:RE:78:LEU:HG	28:RE:79:ARG:NE	2.03	0.72
29:RF:101:LEU:CD1	29:RF:102:PRO:HD2	2.11	0.72
29:RF:124:LEU:HD12	29:RF:125:LEU:N	2.04	0.72
31:RH:26:VAL:CG1	31:RH:27:LYS:H	2.02	0.72
25:YA:571:A:O2'	41:YV:78:LYS:NZ	2.21	0.72
28:YE:14:ILE:HD11	39:YT:14:TYR:OH	1.90	0.72
29:YF:32:LEU:O	29:YF:32:LEU:HD12	1.90	0.72
29:YF:124:LEU:HD12	29:YF:125:LEU:N	2.04	0.72
37:YR:85:PRO:O	37:YR:87:TYR:N	2.22	0.72
1:QA:362:G:N2	1:QA:365:U:OP2	2.20	0.72
1:QA:1095:U:OP1	1:QA:1108:G:N1	2.21	0.72
10:QJ:98:ILE:H	10:QJ:98:ILE:HD12	1.55	0.72

Continued on next page...

Continued from previous page...

Atom-1	Atom-2	Interatomic distance (Å)	Clash overlap (Å)
12:QL:126:LYS:HB2	12:QL:126:LYS:NZ	2.04	0.72
15:QO:79:ARG:O	15:QO:82:ILE:HG22	1.90	0.72
20:QT:97:ALA:O	20:QT:99:LEU:HD13	1.89	0.72
25:RA:1826:G:H4'	27:RD:242:ARG:HH21	1.55	0.72
28:RE:28:ALA:HB3	28:RE:93:VAL:HG22	1.72	0.72
35:RP:29:LYS:HD2	35:RP:30:THR:HG22	1.72	0.72
38:RS:83:LYS:HG2	38:RS:109:GLY:N	2.04	0.72
39:RT:54:ARG:HH11	39:RT:54:ARG:HG2	1.52	0.72
39:RT:117:ASP:O	39:RT:121:ILE:HG13	1.89	0.72
47:R1:80:LEU:HB2	47:R1:81:LYS:HE2	1.71	0.72
51:R5:58:LEU:CD1	51:R5:60:VAL:HG12	2.18	0.72
5:XE:76:ILE:HB	5:XE:77:PRO:HD2	1.72	0.72
25:YA:2562:U:O2'	34:YO:23:ARG:NH1	2.23	0.72
29:YF:157:VAL:HB	29:YF:194:MET:HB3	1.70	0.72
31:YH:132:ARG:HH11	31:YH:132:ARG:CB	1.97	0.72
42:YW:70:TYR:H	42:YW:70:TYR:HD2	1.36	0.72
47:Y1:80:LEU:HB2	47:Y1:81:LYS:HE2	1.71	0.72
53:Y7:10:ARG:O	53:Y7:14:LYS:HB2	1.89	0.72
1:QA:664:G:H22	1:QA:741:G:H1	1.38	0.72
10:QJ:75:ILE:HG13	10:QJ:76:ASN:N	2.05	0.72
16:QP:60:LEU:HA	16:QP:64:ALA:HB3	1.71	0.72
35:RP:114:ILE:HD13	35:RP:125:VAL:HG21	1.72	0.72
40:RU:98:LEU:HD23	40:RU:99:ALA:N	2.04	0.72
48:R2:29:LYS:HD3	48:R2:57:ILE:HD13	1.71	0.72
54:R8:16:ILE:HD11	54:R8:57:ARG:HG2	1.70	0.72
54:R8:61:LEU:O	54:R8:62:LEU:HB2	1.88	0.72
1:XA:1054:C:P	1:XA:1197:G:OP2	2.48	0.72
12:XL:126:LYS:HB2	12:XL:126:LYS:NZ	2.04	0.72
20:XT:97:ALA:O	20:XT:99:LEU:HD13	1.89	0.72
28:YE:56:PRO:O	28:YE:57:LYS:HB2	1.89	0.72
29:YF:32:LEU:HD12	29:YF:32:LEU:C	2.10	0.72
36:YQ:90:VAL:CG1	36:YQ:91:GLU:H	2.02	0.72
44:YY:57:GLN:HE21	44:YY:58:GLY:H	1.37	0.72
48:Y2:27:GLU:OE1	48:Y2:27:GLU:N	2.19	0.72
54:Y8:60:LEU:C	54:Y8:63:PRO:HD2	2.10	0.72
4:QD:166:LYS:O	27:YD:134:ARG:NH1	2.21	0.72
8:QH:10:LEU:N	8:QH:10:LEU:HD23	2.04	0.72
16:QP:43:LYS:O	16:QP:45:THR:N	2.21	0.72
16:QP:72:ARG:HD3	16:QP:72:ARG:C	2.10	0.72
29:RF:32:LEU:O	29:RF:32:LEU:HD12	1.90	0.72
31:RH:89:ILE:CD1	31:RH:129:THR:HB	2.19	0.72

Continued on next page...

Continued from previous page...

Atom-1	Atom-2	Interatomic distance (Å)	Clash overlap (Å)
32:RI:52:ARG:HB2	32:RI:56:LYS:HB3	1.70	0.72
37:RR:85:PRO:O	37:RR:87:TYR:N	2.22	0.72
37:RR:117:VAL:HG22	37:RR:118:GLU:N	2.05	0.72
49:R3:56:VAL:HG12	49:R3:57:GLU:N	2.04	0.72
53:R7:5:TRP:NE1	53:R7:7:PRO:HG3	2.04	0.72
53:R7:10:ARG:O	53:R7:14:LYS:HB2	1.90	0.72
8:XH:10:LEU:HD23	8:XH:10:LEU:N	2.04	0.72
10:XJ:98:ILE:H	10:XJ:98:ILE:HD12	1.55	0.72
25:YA:2392:A:C8	35:YP:60:MET:HG3	2.25	0.72
28:YE:13:ARG:HA	28:YE:22:PRO:HA	1.71	0.72
28:YE:201:THR:HG22	28:YE:203:LYS:HB3	1.69	0.72
39:YT:117:ASP:O	39:YT:121:ILE:HG13	1.89	0.72
1:QA:375:U:H4'	16:QP:17:TYR:HE2	1.54	0.72
2:QB:21:ARG:O	2:QB:23:ARG:HD3	1.90	0.72
29:RF:32:LEU:HD12	29:RF:32:LEU:C	2.10	0.72
38:RS:42:ASP:O	38:RS:43:GLU:HB2	1.90	0.72
39:RT:57:PHE:C	39:RT:58:ASN:HD22	1.93	0.72
40:RU:8:VAL:HG23	40:RU:11:ARG:NH2	1.99	0.72
40:RU:66:ASN:HB2	40:RU:76:TYR:HB2	1.72	0.72
40:RU:69:CYS:HB3	40:RU:106:PHE:HZ	1.55	0.72
46:R0:68:GLU:OE1	46:R0:82:ARG:NH1	2.23	0.72
54:R8:60:LEU:O	54:R8:63:PRO:HD2	1.90	0.72
25:YA:332:A:O2'	25:YA:334:C:OP2	2.08	0.72
31:YH:26:VAL:CG1	31:YH:27:LYS:H	2.02	0.72
31:YH:128:PRO:HD2	31:YH:129:THR:H	1.55	0.72
40:YU:34:LYS:HE2	40:YU:34:LYS:HA	1.69	0.72
47:Y1:76:ARG:HH11	47:Y1:76:ARG:HG2	1.53	0.72
6:QF:77:ARG:HB2	6:QF:77:ARG:HH11	1.53	0.71
36:RQ:79:LEU:HD22	36:RQ:79:LEU:C	2.07	0.71
6:XF:25:ILE:HD13	6:XF:28:ARG:NH1	2.05	0.71
10:XJ:5:ARG:HG3	10:XJ:71:LEU:HD11	1.72	0.71
15:XO:79:ARG:O	15:XO:82:ILE:HG22	1.90	0.71
25:YA:593:G:O3'	54:Y8:61:LEU:HD22	1.89	0.71
28:YE:197:ILE:HD11	28:YE:199:ARG:HH12	1.55	0.71
29:YF:9:ILE:HD11	29:YF:125:LEU:HG	1.70	0.71
31:YH:30:LYS:HD2	31:YH:81:GLU:H	1.54	0.71
34:YO:3:GLN:HB2	34:YO:4:PRO:HD2	1.72	0.71
2:QB:178:ARG:NH2	8:QH:74:PRO:HB3	2.05	0.71
2:QB:187:LEU:HD11	2:QB:204:ASN:O	1.91	0.71
8:QH:20:TYR:HD1	8:QH:65:TYR:CD2	2.07	0.71
13:QM:49:THR:HG22	13:QM:51:ALA:N	2.01	0.71

Continued on next page...

Continued from previous page...

Atom-1	Atom-2	Interatomic distance (Å)	Clash overlap (Å)
25:RA:242:G:H5"	54:R8:3:LYS:HE3	1.72	0.71
31:RH:125:VAL:HG12	31:RH:126:PRO:HG3	1.70	0.71
31:RH:152:ARG:O	31:RH:153:LYS:HD2	1.90	0.71
38:RS:26:LEU:O	38:RS:26:LEU:HD23	1.90	0.71
39:RT:102:ILE:HB	39:RT:110:ILE:CD1	2.19	0.71
44:RY:51:VAL:HG13	44:RY:52:SER:N	2.03	0.71
52:R6:13:CYS:HA	52:R6:50:ARG:O	1.89	0.71
1:XA:1346:A:N6	7:XG:10:ARG:HD2	2.05	0.71
2:XB:168:THR:HB	2:XB:192:SER:HB2	1.70	0.71
16:XP:45:THR:HG23	16:XP:46:PRO:HD2	1.70	0.71
19:XS:40:ILE:HG13	19:XS:44:MET:SD	2.31	0.71
35:YP:127:ALA:C	35:YP:147:LEU:HD23	2.10	0.71
47:Y1:80:LEU:C	47:Y1:81:LYS:HE2	2.10	0.71
20:QT:57:ARG:HD3	20:QT:102:GLY:O	1.90	0.71
28:RE:93:VAL:H	28:RE:95:ILE:HD12	1.54	0.71
36:RQ:79:LEU:O	36:RQ:79:LEU:CD2	2.36	0.71
19:XS:5:LEU:HD22	50:Y4:67:TYR:CZ	2.26	0.71
20:XT:83:ARG:HA	20:XT:86:ARG:HB3	1.71	0.71
25:YA:297:C:H5"	44:YY:85:VAL:HG21	1.70	0.71
31:YH:84:SER:O	31:YH:85:LYS:HB2	1.88	0.71
38:YS:67:ARG:O	38:YS:71:ARG:HG3	1.89	0.71
40:YU:69:CYS:HB3	40:YU:106:PHE:HZ	1.55	0.71
53:Y7:5:TRP:NE1	53:Y7:7:PRO:HG3	2.04	0.71
54:Y8:60:LEU:O	54:Y8:63:PRO:HD2	1.90	0.71
19:QS:40:ILE:HG13	19:QS:44:MET:SD	2.30	0.71
25:RA:438:G:H2'	25:RA:439:G:H8	1.55	0.71
25:RA:987:G:O2'	25:RA:1000:A:N3	2.20	0.71
27:RD:244:ARG:HB2	27:RD:245:PRO:HD2	1.71	0.71
28:RE:21:VAL:HB	28:RE:22:PRO:CB	2.18	0.71
34:RO:3:GLN:HB2	34:RO:4:PRO:HD2	1.72	0.71
37:RR:3:HIS:O	37:RR:5:LYS:N	2.22	0.71
38:RS:67:ARG:O	38:RS:71:ARG:HG3	1.90	0.71
41:RV:39:LEU:O	41:RV:40:LEU:HD23	1.90	0.71
50:R4:29:PRO:O	50:R4:30:GLU:HB2	1.89	0.71
54:R8:58:ILE:HD13	54:R8:61:LEU:HD11	1.72	0.71
3:XC:16:ARG:HD2	3:XC:54:ARG:NH2	2.03	0.71
20:XT:63:ILE:HG22	20:XT:77:ALA:HB1	1.73	0.71
29:YF:185:ASP:HA	29:YF:188:ARG:CD	2.20	0.71
35:YP:58:THR:O	35:YP:61:ARG:CZ	2.38	0.71
35:YP:85:LEU:HA	35:YP:88:LEU:HD22	1.71	0.71
52:Y6:28:ARG:HB3	52:Y6:30:THR:H	1.56	0.71

Continued on next page...

Continued from previous page...

Atom-1	Atom-2	Interatomic distance (Å)	Clash overlap (Å)
7:QG:78:ARG:HH12	7:QG:80:VAL:CG2	2.04	0.71
10:QJ:5:ARG:HG3	10:QJ:71:LEU:HD11	1.72	0.71
10:QJ:49:VAL:HG22	14:QN:41:ARG:HB3	1.59	0.71
18:QR:56:THR:HB	18:QR:58:LEU:HD12	1.71	0.71
20:QT:83:ARG:HA	20:QT:86:ARG:HB3	1.72	0.71
28:RE:197:ILE:HD11	28:RE:199:ARG:HH12	1.55	0.71
35:RP:85:LEU:HA	35:RP:88:LEU:HD22	1.71	0.71
38:RS:83:LYS:C	38:RS:109:GLY:HA3	2.10	0.71
7:XG:78:ARG:HH12	7:XG:80:VAL:CG2	2.04	0.71
19:XS:5:LEU:HD21	50:Y4:66:SER:CB	2.20	0.71
29:YF:185:ASP:OD1	29:YF:188:ARG:NH1	2.24	0.71
43:YX:12:VAL:HG12	43:YX:27:THR:O	1.90	0.71
48:Y2:41:ILE:C	48:Y2:41:ILE:HD12	2.11	0.71
51:Y5:2:ALA:O	51:Y5:3:LYS:HB2	1.88	0.71
54:Y8:58:ILE:HD13	54:Y8:61:LEU:HD11	1.72	0.71
2:QB:59:GLU:O	2:QB:62:ALA:HB3	1.90	0.71
4:QD:25:ARG:HH12	4:QD:30:LYS:HE3	1.56	0.71
8:QH:41:ARG:HH11	8:QH:41:ARG:CB	2.02	0.71
11:QK:17:GLY:HA3	11:QK:77:MET:CE	2.20	0.71
33:RN:1:MET:CE	40:RU:95:LEU:HD21	2.21	0.71
35:RP:49:ARG:HD2	54:R8:58:ILE:CG2	2.20	0.71
54:R8:60:LEU:C	54:R8:63:PRO:HD2	2.10	0.71
1:XA:971:G:C5	1:XA:1365:G:H5'	2.26	0.71
1:XA:1314:C:OP1	19:XS:6:LYS:HE3	1.90	0.71
2:XB:214:ILE:HA	2:XB:217:ARG:HH21	1.55	0.71
15:XO:71:GLN:HB2	15:XO:78:TYR:CD1	2.24	0.71
20:XT:27:LYS:O	20:XT:30:LYS:HB3	1.89	0.71
25:YA:1509:C:H3'	25:YA:1510:A:H5"	1.73	0.71
31:YH:80:SER:O	31:YH:81:GLU:HB2	1.89	0.71
33:YN:1:MET:CE	40:YU:95:LEU:HD21	2.21	0.71
38:YS:103:GLU:O	38:YS:106:ARG:HG3	1.90	0.71
1:QA:954:G:O6	1:QA:1225:A:N6	2.24	0.71
10:QJ:49:VAL:O	10:QJ:60:ARG:HB3	1.90	0.71
12:QL:11:VAL:HG13	17:QQ:29:HIS:CD2	2.25	0.71
25:RA:1009:A:OP1	33:RN:37:LYS:NZ	2.23	0.71
52:R6:25:LYS:HD2	54:R8:34:TRP:HZ2	1.56	0.71
2:XB:126:GLU:CG	2:XB:129:GLU:HG3	2.20	0.71
1:QA:1305:G:N2	1:QA:1331:G:H2'	2.06	0.71
13:QM:121:LYS:HE2	13:QM:121:LYS:CA	2.21	0.71
16:QP:20:VAL:HG21	16:QP:32:TYR:CG	2.24	0.71
17:QQ:41:LYS:HZ1	17:QQ:92:ARG:HH22	1.36	0.71

Continued on next page...

Continued from previous page...

Atom-1	Atom-2	Interatomic distance (Å)	Clash overlap (Å)
28:RE:14:ILE:HD11	39:RT:14:TYR:OH	1.90	0.71
29:RF:185:ASP:OD1	29:RF:188:ARG:NH1	2.23	0.71
2:XB:59:GLU:O	2:XB:62:ALA:HB3	1.90	0.71
4:XD:20:TYR:CE2	4:XD:27:TYR:HE2	2.09	0.71
12:XL:24:VAL:HG12	12:XL:24:VAL:O	1.90	0.71
20:XT:57:ARG:HD3	20:XT:102:GLY:O	1.90	0.71
27:YD:263:ARG:HB2	27:YD:263:ARG:NH1	2.06	0.71
28:YE:93:VAL:H	28:YE:95:ILE:HD12	1.54	0.71
39:YT:23:ARG:HB2	39:YT:24:PRO:HD2	1.71	0.71
42:YW:6:ILE:HG12	42:YW:104:THR:HG23	1.73	0.71
52:Y6:29:ASN:OD1	52:Y6:30:THR:HG22	1.91	0.71
52:Y6:36:LEU:HD13	52:Y6:50:ARG:NH1	2.05	0.71
2:QB:178:ARG:HD2	8:QH:71:GLY:CA	2.21	0.71
3:QC:16:ARG:HB2	3:QC:16:ARG:NH1	2.04	0.71
8:QH:84:ARG:HH12	8:QH:86:ILE:CD1	2.02	0.71
27:RD:263:ARG:HB2	27:RD:263:ARG:NH1	2.05	0.71
29:RF:178:PRO:HB2	29:RF:201:VAL:HG11	1.73	0.71
43:RX:12:VAL:HG12	43:RX:27:THR:O	1.91	0.71
54:R8:29:LYS:HD3	54:R8:44:LYS:HB2	1.71	0.71
2:XB:172:ILE:H	2:XB:172:ILE:HD12	1.56	0.71
11:XK:124:LYS:HD2	11:XK:125:PHE:CE1	2.25	0.71
25:YA:2580:U:H4'	28:YE:130:GLY:HA3	1.71	0.71
34:YO:113:LYS:HG2	34:YO:117:LEU:HD11	1.71	0.71
35:YP:49:ARG:HD2	54:Y8:58:ILE:CG2	2.20	0.71
38:YS:83:LYS:HZ1	38:YS:109:GLY:HA2	1.52	0.71
48:Y2:7:ARG:HG3	48:Y2:7:ARG:HH11	1.55	0.71
1:QA:1002:G:H2'	1:QA:1003:G:C8	2.25	0.71
2:QB:214:ILE:HA	2:QB:217:ARG:HH21	1.55	0.71
20:QT:23:ARG:CA	20:QT:26:ASN:HD21	2.03	0.71
29:RF:101:LEU:O	29:RF:106:ARG:NH1	2.23	0.71
35:RP:58:THR:O	35:RP:61:ARG:CZ	2.38	0.71
35:RP:83:VAL:CG1	35:RP:112:LEU:HD21	2.21	0.71
45:RZ:150:LEU:HD21	45:RZ:172:ALA:HB3	1.71	0.71
47:R1:80:LEU:C	47:R1:81:LYS:HE2	2.10	0.71
52:R6:36:LEU:HD13	52:R6:50:ARG:NH1	2.05	0.71
6:XF:72:VAL:CG2	6:XF:90:VAL:HG11	2.20	0.71
20:XT:23:ARG:CA	20:XT:26:ASN:HD21	2.03	0.71
51:Y5:40:LYS:HE2	51:Y5:47:PRO:HD2	1.73	0.71
1:QA:1064:G:O2'	1:QA:1065:U:O5'	2.09	0.70
2:QB:75:LYS:O	2:QB:75:LYS:HD3	1.90	0.70
2:QB:126:GLU:CG	2:QB:129:GLU:HG3	2.20	0.70

Continued on next page...

Continued from previous page...

Atom-1	Atom-2	Interatomic distance (Å)	Clash overlap (Å)
9:QI:15:ALA:HA	9:QI:64:THR:O	1.91	0.70
25:RA:1542:G:O6	25:RA:1543:A:N6	2.23	0.70
29:RF:164:ARG:HG3	29:RF:175:THR:OG1	1.91	0.70
38:RS:106:ARG:CA	38:RS:110:LEU:HD11	2.19	0.70
48:R2:41:ILE:C	48:R2:41:ILE:HD12	2.10	0.70
1:XA:1446:A:O2'	1:XA:1447:G:O5'	2.07	0.70
2:XB:132:LYS:HA	2:XB:135:GLN:HB2	1.71	0.70
3:XC:123:GLN:O	3:XC:128:PHE:HB2	1.91	0.70
3:XC:152:ILE:HB	3:XC:199:LYS:HB2	1.73	0.70
5:XE:82:VAL:HG12	5:XE:83:GLU:N	2.06	0.70
9:XI:15:ALA:HA	9:XI:64:THR:O	1.91	0.70
9:XI:62:TYR:C	9:XI:63:ILE:HD12	2.12	0.70
11:XK:48:ILE:HD12	11:XK:63:LEU:HB3	1.71	0.70
15:XO:65:ARG:HB2	15:XO:65:ARG:HH11	1.56	0.70
25:YA:210:C:OP2	53:Y7:29:LYS:NZ	2.23	0.70
27:YD:244:ARG:HB2	27:YD:245:PRO:HD2	1.71	0.70
1:QA:991:U:O4	1:QA:1212:U:O2'	2.08	0.70
1:QA:1395:C:HO2'	1:QA:1401:G:HO2'	1.37	0.70
11:QK:124:LYS:HD2	11:QK:125:PHE:CE1	2.25	0.70
26:RB:45:A:O4'	30:RG:95:ARG:NH1	2.23	0.70
31:RH:132:ARG:HH11	31:RH:132:ARG:CB	1.97	0.70
41:RV:51:VAL:HG12	41:RV:52:VAL:N	2.06	0.70
44:RY:57:GLN:HE21	44:RY:58:GLY:H	1.37	0.70
52:R6:29:ASN:OD1	52:R6:30:THR:HG22	1.91	0.70
1:XA:1515:C:H2'	1:XA:1516:G:H8	1.55	0.70
2:XB:187:LEU:HD11	2:XB:204:ASN:O	1.90	0.70
13:XM:4:ILE:N	13:XM:9:ILE:HG21	2.06	0.70
25:YA:2848:G:O2'	25:YA:2867:G:N2	2.23	0.70
31:YH:59:ARG:HH11	31:YH:59:ARG:HG3	1.56	0.70
31:YH:89:ILE:CD1	31:YH:129:THR:HB	2.20	0.70
2:QB:8:LYS:HD3	2:QB:8:LYS:N	2.03	0.70
4:QD:190:ASP:HB3	4:QD:193:ASP:OD1	1.91	0.70
5:QE:78:HIS:HA	8:QH:105:ARG:HB2	1.73	0.70
15:QO:65:ARG:HB2	15:QO:65:ARG:HH11	1.56	0.70
25:RA:345:A:O2'	25:RA:347:A:N7	2.22	0.70
29:RF:66:PRO:O	29:RF:67:GLN:HB3	1.89	0.70
47:R1:82:LEU:HD13	47:R1:83:GLU:N	2.05	0.70
48:R2:7:ARG:HH11	48:R2:7:ARG:HG3	1.55	0.70
2:XB:162:ILE:HD11	2:XB:184:VAL:HG13	1.73	0.70
25:YA:1339:G:H21	25:YA:1603:A:H1'	1.57	0.70
25:YA:2287:A:H62	25:YA:2344:U:H3	1.39	0.70

Continued on next page...

Continued from previous page...

Atom-1	Atom-2	Interatomic distance (Å)	Clash overlap (Å)
25:YA:2563:U:H4'	34:YO:28:SER:HA	1.73	0.70
29:YF:66:PRO:O	29:YF:67:GLN:HB3	1.90	0.70
35:YP:20:GLY:HA2	35:YP:27:HIS:O	1.92	0.70
40:YU:66:ASN:HB2	40:YU:76:TYR:HB2	1.72	0.70
5:QE:82:VAL:HG12	5:QE:83:GLU:N	2.06	0.70
10:QJ:6:ILE:HG13	10:QJ:72:VAL:O	1.91	0.70
20:QT:63:ILE:HG22	20:QT:77:ALA:HB1	1.73	0.70
27:RD:43:ARG:HB3	27:RD:54:ARG:HB2	1.73	0.70
31:RH:154:PRO:O	31:RH:155:SER:HB2	1.91	0.70
28:YE:14:ILE:HG12	28:YE:15:PHE:N	2.06	0.70
31:YH:103:LEU:HD12	31:YH:131:VAL:HG21	1.73	0.70
38:YS:42:ASP:O	38:YS:43:GLU:HB2	1.90	0.70
47:Y1:80:LEU:C	47:Y1:81:LYS:HD2	2.12	0.70
47:Y1:81:LYS:HE2	47:Y1:81:LYS:CA	2.13	0.70
25:RA:1012:U:H3	33:RN:25:ARG:HH11	1.39	0.70
44:RY:48:ALA:O	44:RY:49:VAL:C	2.30	0.70
45:RZ:70:LEU:HB2	45:RZ:91:LEU:HD21	1.73	0.70
10:XJ:6:ILE:HG13	10:XJ:72:VAL:O	1.91	0.70
13:XM:121:LYS:HE2	13:XM:121:LYS:HA	1.71	0.70
26:YB:44:G:OP1	50:Y4:1:MET:N	2.23	0.70
29:YF:101:LEU:O	29:YF:106:ARG:NH1	2.23	0.70
29:YF:178:PRO:HG2	29:YF:179:GLU:OE2	1.90	0.70
31:YH:152:ARG:O	31:YH:153:LYS:CB	2.39	0.70
39:YT:57:PHE:C	39:YT:58:ASN:HD22	1.93	0.70
47:Y1:7:ILE:CD1	47:Y1:70:VAL:HG22	2.21	0.70
52:Y6:25:LYS:HD2	54:Y8:34:TRP:HZ2	1.56	0.70
15:QO:74:ASP:CG	15:QO:77:ARG:HG2	2.12	0.70
25:RA:2758:A:C4	31:RH:67:LEU:HD21	2.27	0.70
25:RA:2810:A:O3'	28:RE:61:ARG:HG3	1.90	0.70
29:RF:178:PRO:HG2	29:RF:179:GLU:OE2	1.90	0.70
33:RN:89:LYS:O	33:RN:93:THR:HG22	1.90	0.70
36:RQ:32:TYR:CD1	36:RQ:133:ARG:HA	2.27	0.70
44:RY:45:VAL:HG12	44:RY:60:PHE:CD1	2.27	0.70
4:XD:190:ASP:HB3	4:XD:193:ASP:OD1	1.91	0.70
17:XQ:4:LYS:CE	17:XQ:6:LEU:HD21	2.20	0.70
25:YA:2111:C:N3	25:YA:2118:U:O2'	2.22	0.70
29:YF:164:ARG:HG3	29:YF:175:THR:OG1	1.91	0.70
31:YH:86:GLU:CG	31:YH:165:ALA:H	1.94	0.70
42:YW:29:LEU:HD21	42:YW:33:ARG:CZ	2.22	0.70
5:QE:78:HIS:HE1	5:QE:143:ARG:H	1.38	0.70
12:QL:24:VAL:HG12	12:QL:24:VAL:O	1.91	0.70

Continued on next page...

Continued from previous page...

Atom-1	Atom-2	Interatomic distance (Å)	Clash overlap (Å)
19:QS:51:VAL:O	19:QS:57:HIS:HA	1.92	0.70
29:RF:65:TRP:HZ3	29:RF:73:ALA:O	1.74	0.70
31:RH:154:PRO:HG2	31:RH:162:ILE:O	1.91	0.70
38:RS:54:LEU:HD13	38:RS:54:LEU:O	1.91	0.70
47:R1:7:ILE:CD1	47:R1:70:VAL:HG22	2.21	0.70
8:XH:49:GLU:HG3	8:XH:51:VAL:HG13	1.74	0.70
13:XM:121:LYS:HE2	13:XM:121:LYS:CA	2.21	0.70
15:XO:74:ASP:CG	15:XO:77:ARG:HG2	2.12	0.70
25:YA:631:A:OP2	54:Y8:46:ARG:NH2	2.24	0.70
27:YD:43:ARG:HB3	27:YD:54:ARG:HB2	1.73	0.70
28:YE:28:ALA:HB3	28:YE:93:VAL:HG22	1.72	0.70
31:YH:154:PRO:HG2	31:YH:162:ILE:O	1.92	0.70
34:YO:63:VAL:HG13	34:YO:84:ALA:HA	1.72	0.70
35:YP:83:VAL:CG1	35:YP:112:LEU:HD21	2.21	0.70
36:YQ:32:TYR:CD1	36:YQ:133:ARG:HA	2.27	0.70
41:YV:22:VAL:HG12	41:YV:23:GLU:N	2.06	0.70
1:QA:677:U:H3	1:QA:713:G:H22	1.40	0.70
3:QC:16:ARG:HD2	3:QC:54:ARG:NH2	2.03	0.70
13:QM:4:ILE:N	13:QM:9:ILE:HG21	2.06	0.70
16:QP:14:ASN:N	16:QP:15:PRO:HD3	2.07	0.70
25:RA:957:A:H5'	36:RQ:76:LYS:HD2	1.74	0.70
31:RH:59:ARG:HH11	31:RH:59:ARG:HG3	1.56	0.70
31:RH:128:PRO:HD2	31:RH:129:THR:H	1.55	0.70
42:RW:29:LEU:HD21	42:RW:33:ARG:CZ	2.22	0.70
1:XA:1054:C:OP2	1:XA:1197:G:OP2	2.10	0.70
27:YD:65:ILE:HD13	27:YD:65:ILE:O	1.91	0.70
29:YF:178:PRO:HB2	29:YF:201:VAL:HG11	1.73	0.70
36:YQ:43:THR:OG1	36:YQ:46:GLN:HB2	1.91	0.70
39:YT:41:ARG:NH2	39:YT:43:GLN:HB2	2.06	0.70
1:QA:1002:G:H2'	1:QA:1003:G:H8	1.54	0.70
6:QF:60:PHE:C	6:QF:61:LEU:HD12	2.13	0.70
31:RH:152:ARG:O	31:RH:153:LYS:CB	2.39	0.70
35:RP:64:LYS:C	35:RP:66:GLY:H	1.94	0.70
2:XB:101:MET:HA	2:XB:108:ILE:CG1	2.14	0.70
40:YU:65:ILE:HG12	40:YU:96:ALA:HB1	1.73	0.70
51:Y5:40:LYS:HE2	51:Y5:47:PRO:CD	2.21	0.70
2:QB:162:ILE:O	2:QB:162:ILE:HG13	1.92	0.70
4:QD:20:TYR:CE1	6:XF:15:ASP:HB3	2.26	0.70
9:QI:113:LYS:HD2	9:QI:113:LYS:N	2.07	0.70
25:RA:1434:A:H61	25:RA:1558:A:H62	1.40	0.70
27:RD:65:ILE:HD11	27:RD:67:PHE:CD1	2.27	0.70

Continued on next page...

Continued from previous page...

Atom-1	Atom-2	Interatomic distance (Å)	Clash overlap (Å)
27:RD:65:ILE:HD13	27:RD:65:ILE:O	1.91	0.70
30:RG:131:TYR:O	30:RG:159:VAL:HG13	1.92	0.70
25:YA:1530:G:O6	25:YA:1542:G:N2	2.25	0.70
25:YA:1859:A:N6	25:YA:1883:G:O2'	2.24	0.70
35:YP:114:ILE:HD13	35:YP:125:VAL:HG21	1.72	0.70
41:YV:51:VAL:HG12	41:YV:52:VAL:N	2.06	0.70
47:Y1:82:LEU:HD12	47:Y1:83:GLU:CA	2.21	0.70
3:QC:123:GLN:O	3:QC:128:PHE:HB2	1.91	0.69
5:QE:76:ILE:HB	5:QE:77:PRO:HD2	1.72	0.69
8:QH:87:SER:HB2	8:QH:93:VAL:HB	1.74	0.69
25:RA:674:G:H1'	29:RF:74:ARG:HD3	1.73	0.69
40:RU:65:ILE:HG12	40:RU:96:ALA:HB1	1.73	0.69
43:RX:57:LEU:HD11	43:RX:78:LYS:HD2	1.73	0.69
51:R5:40:LYS:HE2	51:R5:47:PRO:HD2	1.73	0.69
1:XA:1288:A:N3	1:XA:1352:C:O2'	2.25	0.69
10:XJ:49:VAL:O	10:XJ:60:ARG:HB3	1.90	0.69
20:XT:50:GLU:HG3	20:XT:51:GLU:H	1.54	0.69
28:YE:103:ASP:OD1	28:YE:201:THR:HA	1.92	0.69
30:YG:131:TYR:O	30:YG:159:VAL:HG13	1.92	0.69
35:YP:64:LYS:C	35:YP:66:GLY:H	1.94	0.69
43:YX:57:LEU:HD11	43:YX:78:LYS:HD2	1.73	0.69
10:QJ:38:ILE:O	10:QJ:38:ILE:HG13	1.92	0.69
17:QQ:4:LYS:CE	17:QQ:6:LEU:HD21	2.20	0.69
30:RG:56:ALA:HB2	30:RG:153:ARG:HE	1.57	0.69
31:RH:103:LEU:HD12	31:RH:131:VAL:HG21	1.73	0.69
38:RS:106:ARG:N	38:RS:110:LEU:HD21	2.07	0.69
48:R2:47:ASN:O	48:R2:49:LYS:N	2.25	0.69
1:XA:390:C:H2'	1:XA:391:G:H8	1.57	0.69
1:XA:1459:C:OP1	20:XT:27:LYS:NZ	2.25	0.69
2:XB:95:GLN:HE21	2:XB:147:LYS:HE2	1.56	0.69
3:XC:105:GLU:HG2	3:XC:106:VAL:H	1.58	0.69
11:XK:17:GLY:HA3	11:XK:77:MET:CE	2.21	0.69
13:XM:65:LYS:NZ	50:Y4:52:THR:HG21	2.06	0.69
14:XN:6:LEU:O	14:XN:6:LEU:HD23	1.92	0.69
25:YA:1113:U:OP1	31:YH:2:SER:N	2.25	0.69
25:YA:1169:G:H1	25:YA:1180:C:H42	1.40	0.69
34:YO:8:LEU:HD22	34:YO:8:LEU:N	2.07	0.69
38:YS:54:LEU:HD13	38:YS:54:LEU:O	1.91	0.69
1:QA:574:A:HO2'	1:QA:882:C:HO2'	1.37	0.69
2:QB:95:GLN:HE21	2:QB:147:LYS:HE2	1.56	0.69
3:QC:152:ILE:HB	3:QC:199:LYS:HB2	1.73	0.69

Continued on next page...

Continued from previous page...

Atom-1	Atom-2	Interatomic distance (Å)	Clash overlap (Å)
4:QD:120:LEU:HD22	4:QD:125:HIS:HB2	1.74	0.69
20:QT:47:GLY:O	20:QT:49:ALA:N	2.20	0.69
25:RA:2692:C:H2'	25:RA:2693:A:H8	1.58	0.69
28:RE:103:ASP:OD1	28:RE:201:THR:HA	1.92	0.69
31:RH:4:ILE:HG13	31:RH:6:ARG:NE	2.08	0.69
33:RN:120:LEU:HD11	33:RN:122:VAL:HG23	1.74	0.69
35:RP:126:VAL:CG1	35:RP:147:LEU:HD21	2.16	0.69
47:R1:82:LEU:HD12	47:R1:83:GLU:CA	2.21	0.69
6:XF:67:MET:HB2	6:XF:68:PRO:HD2	1.75	0.69
8:XH:87:SER:HB2	8:XH:93:VAL:HB	1.74	0.69
17:XQ:52:LYS:HD2	17:XQ:55:ASP:OD1	1.91	0.69
19:XS:51:VAL:O	19:XS:57:HIS:HA	1.92	0.69
31:YH:150:ALA:C	31:YH:152:ARG:N	2.44	0.69
41:YV:41:GLY:HA3	41:YV:46:VAL:HG11	1.74	0.69
47:Y1:7:ILE:HD12	47:Y1:70:VAL:HG22	1.73	0.69
47:Y1:53:VAL:HG22	47:Y1:74:VAL:HG13	1.74	0.69
3:QC:147:LYS:O	3:QC:203:PHE:HB3	1.92	0.69
4:QD:30:LYS:HD3	4:QD:30:LYS:H	1.57	0.69
6:QF:3:ARG:HB3	6:QF:93:SER:HB2	1.74	0.69
17:QQ:52:LYS:HD2	17:QQ:55:ASP:OD1	1.91	0.69
25:RA:1543:A:O2'	25:RA:1544:C:H3'	1.92	0.69
28:RE:7:VAL:HG23	28:RE:8:LYS:N	2.07	0.69
47:R1:74:VAL:HG12	47:R1:74:VAL:O	1.93	0.69
16:XP:14:ASN:N	16:XP:15:PRO:HD3	2.07	0.69
35:YP:64:LYS:HB2	54:Y8:25:MET:CG	2.22	0.69
41:YV:66:ARG:HH12	41:YV:88:ARG:NH1	1.90	0.69
42:YW:86:LEU:HD12	42:YW:87:PRO:CD	2.23	0.69
45:YZ:145:GLU:HG3	45:YZ:146:ILE:HG12	1.73	0.69
47:Y1:82:LEU:HD13	47:Y1:83:GLU:N	2.05	0.69
9:QI:62:TYR:C	9:QI:63:ILE:HD12	2.12	0.69
21:QU:6:ARG:HE	21:QU:15:ARG:NE	1.91	0.69
25:RA:676:A:H8	25:RA:2069:G:H21	1.39	0.69
25:RA:2287:A:H62	25:RA:2344:U:H3	1.38	0.69
25:RA:2398:U:H2'	25:RA:2399:G:H8	1.58	0.69
27:RD:89:SER:HB2	27:RD:159:ALA:HB2	1.75	0.69
28:RE:65:GLY:HA2	28:RE:70:ALA:CB	2.23	0.69
34:RO:63:VAL:HG13	34:RO:84:ALA:HA	1.72	0.69
36:RQ:43:THR:OG1	36:RQ:46:GLN:HB2	1.91	0.69
47:R1:4:VAL:HG23	47:R1:10:LYS:O	1.93	0.69
47:R1:7:ILE:HD12	47:R1:70:VAL:HG22	1.74	0.69
52:R6:28:ARG:HB3	52:R6:30:THR:H	1.56	0.69

Continued on next page...

Continued from previous page...

Atom-1	Atom-2	Interatomic distance (Å)	Clash overlap (Å)
1:XA:321:A:N6	1:XA:329:A:OP2	2.26	0.69
6:XF:60:PHE:C	6:XF:61:LEU:HD12	2.12	0.69
10:XJ:48:THR:HA	10:XJ:62:HIS:HB3	1.75	0.69
25:YA:993:G:OP1	40:YU:50:ARG:NH2	2.22	0.69
27:YD:65:ILE:HD11	27:YD:67:PHE:CD1	2.27	0.69
33:YN:120:LEU:HD11	33:YN:122:VAL:HG23	1.74	0.69
35:YP:61:ARG:H	35:YP:61:ARG:HD2	1.58	0.69
48:Y2:47:ASN:O	48:Y2:49:LYS:N	2.25	0.69
52:Y6:7:ILE:HG13	52:Y6:8:LYS:N	2.06	0.69
2:QB:172:ILE:H	2:QB:172:ILE:HD12	1.56	0.69
2:QB:212:GLN:NE2	2:QB:216:SER:HB2	2.08	0.69
8:QH:31:PHE:CE2	8:QH:35:ILE:HD11	2.27	0.69
16:QP:1:MET:O	16:QP:24:ALA:HB2	1.92	0.69
25:RA:1434:A:H61	25:RA:1558:A:N6	1.91	0.69
29:RF:103:LYS:HA	29:RF:106:ARG:CG	2.22	0.69
33:RN:46:VAL:O	33:RN:47:ALA:HB3	1.92	0.69
35:RP:20:GLY:HA2	35:RP:27:HIS:O	1.92	0.69
35:RP:64:LYS:HB2	54:R8:25:MET:CG	2.22	0.69
1:XA:973:G:O3'	14:XN:41:ARG:NH1	2.26	0.69
2:XB:162:ILE:O	2:XB:162:ILE:HG13	1.92	0.69
10:XJ:38:ILE:O	10:XJ:38:ILE:HG13	1.92	0.69
27:YD:89:SER:HB2	27:YD:159:ALA:HB2	1.75	0.69
31:YH:89:ILE:HG12	31:YH:89:ILE:O	1.92	0.69
33:YN:56:ASN:HD22	33:YN:125:GLY:C	1.96	0.69
33:YN:68:GLU:HG2	33:YN:88:GLU:OE1	1.92	0.69
44:YY:45:VAL:HG12	44:YY:60:PHE:CD1	2.27	0.69
51:Y5:40:LYS:HG2	51:Y5:47:PRO:HD2	1.75	0.69
3:QC:79:ARG:HD3	11:XK:99:GLN:HB3	1.74	0.69
3:QC:105:GLU:HG2	3:QC:106:VAL:H	1.58	0.69
4:QD:188:LEU:HD23	4:QD:189:PRO:HD2	1.75	0.69
8:QH:6:ILE:HD12	8:QH:6:ILE:N	2.08	0.69
8:QH:49:GLU:HG3	8:QH:51:VAL:HG13	1.74	0.69
20:QT:64:ASP:HA	20:QT:67:ALA:HB3	1.74	0.69
25:RA:571:A:O2'	41:RV:78:LYS:NZ	2.26	0.69
25:RA:2131:G:H4'	25:RA:2132:U:H4'	1.75	0.69
27:RD:76:PRO:O	27:RD:98:VAL:HG23	1.91	0.69
35:RP:39:LYS:CA	35:RP:45:LEU:HD11	2.23	0.69
51:R5:40:LYS:HE2	51:R5:47:PRO:CD	2.21	0.69
1:XA:719:C:O2'	18:XR:50:ILE:O	2.09	0.69
1:XA:816:A:OP1	1:XA:1526:G:O2'	2.10	0.69
4:XD:20:TYR:CE2	4:XD:27:TYR:CE2	2.80	0.69

Continued on next page...

Continued from previous page...

Atom-1	Atom-2	Interatomic distance (Å)	Clash overlap (Å)
16:XP:1:MET:O	16:XP:24:ALA:HB2	1.92	0.69
29:YF:65:TRP:HZ3	29:YF:73:ALA:O	1.74	0.69
30:YG:16:ARG:HH21	30:YG:31:VAL:CG1	2.05	0.69
35:YP:29:LYS:HD2	35:YP:30:THR:HG22	1.72	0.69
35:YP:62:LEU:HD22	35:YP:62:LEU:H	1.53	0.69
1:QA:235:C:H5'	17:QQ:70:ARG:HG2	1.75	0.69
2:QB:126:GLU:HG2	2:QB:126:GLU:O	1.92	0.69
6:QF:100:ASN:ND2	18:QR:23:LYS:HE3	2.08	0.69
25:RA:2030:A:H4'	25:RA:2031:A:C8	2.28	0.69
26:RB:31:C:H2'	26:RB:53:A:H61	1.56	0.69
27:RD:35:LYS:HB3	27:RD:63:ARG:HA	1.75	0.69
30:RG:28:VAL:HG23	30:RG:29:TRP:CD1	2.28	0.69
30:RG:171:ALA:O	30:RG:175:LEU:HG	1.93	0.69
33:RN:7:LYS:HD3	33:RN:9:VAL:HA	1.75	0.69
33:RN:68:GLU:HG2	33:RN:88:GLU:OE1	1.92	0.69
33:RN:134:ARG:N	33:RN:135:PRO:HD3	1.97	0.69
36:RQ:83:MET:HB2	46:R0:7:LEU:HD12	1.74	0.69
41:RV:22:VAL:HG12	41:RV:23:GLU:N	2.06	0.69
41:RV:41:GLY:HA3	41:RV:46:VAL:HG11	1.74	0.69
41:RV:66:ARG:HH12	41:RV:88:ARG:NH1	1.90	0.69
44:RY:2:ARG:HH11	44:RY:2:ARG:HG2	1.58	0.69
51:R5:4:HIS:HB3	51:R5:5:PRO:HD3	1.75	0.69
1:XA:1152:A:H5"	10:XJ:13:HIS:HD2	1.58	0.69
4:XD:13:ARG:HA	4:XD:33:MET:HE3	1.74	0.69
8:XH:84:ARG:HH12	8:XH:86:ILE:CD1	2.02	0.69
14:XN:44:LEU:CD1	14:XN:53:LEU:HD13	2.23	0.69
25:YA:458:G:O2'	25:YA:469:G:O6	2.11	0.69
25:YA:674:G:H1'	29:YF:74:ARG:HD3	1.73	0.69
25:YA:771:G:OP1	53:Y7:10:ARG:NH1	2.25	0.69
26:YB:52:A:O2'	26:YB:53:A:N7	2.25	0.69
27:YD:17:THR:HG22	27:YD:205:VAL:N	2.08	0.69
27:YD:76:PRO:O	27:YD:98:VAL:HG23	1.91	0.69
28:YE:7:VAL:HG23	28:YE:8:LYS:N	2.07	0.69
30:YG:28:VAL:HG23	30:YG:29:TRP:CD1	2.28	0.69
31:YH:154:PRO:O	31:YH:155:SER:HB2	1.91	0.69
32:YI:4:ILE:HG12	32:YI:18:VAL:HG22	1.74	0.69
35:YP:50:ARG:HB3	35:YP:50:ARG:NH2	1.98	0.69
37:YR:29:LEU:HD23	37:YR:79:LEU:HD12	1.75	0.69
38:YS:106:ARG:CA	38:YS:110:LEU:HD11	2.19	0.69
38:YS:106:ARG:N	38:YS:110:LEU:HD21	2.07	0.69
40:YU:8:VAL:HG23	40:YU:11:ARG:NH2	1.99	0.69

Continued on next page...

Continued from previous page...

Atom-1	Atom-2	Interatomic distance (Å)	Clash overlap (Å)
45:YZ:70:LEU:HB2	45:YZ:91:LEU:HD21	1.75	0.69
47:Y1:64:ALA:HA	47:Y1:67:ILE:HG13	1.75	0.69
52:Y6:14:THR:HG21	52:Y6:19:ARG:HH21	1.58	0.69
2:QB:162:ILE:HD11	2:QB:184:VAL:HG13	1.74	0.69
3:QC:79:ARG:CD	11:XK:99:GLN:NE2	2.56	0.69
3:QC:195:VAL:HG12	3:QC:196:LEU:N	2.07	0.69
25:RA:631:A:OP2	54:R8:46:ARG:NH2	2.26	0.69
36:RQ:80:GLU:HG3	36:RQ:81:VAL:H	1.58	0.69
38:RS:52:SER:O	38:RS:56:LEU:HD22	1.93	0.69
42:RW:6:ILE:HG12	42:RW:104:THR:HG23	1.73	0.69
48:R2:23:LYS:O	48:R2:27:GLU:OE1	2.11	0.69
1:XA:1192:C:O2	5:XE:25:ARG:NH2	2.26	0.69
20:XT:64:ASP:HA	20:XT:67:ALA:HB3	1.74	0.69
25:YA:2655:G:N2	25:YA:2665:A:OP2	2.26	0.69
33:YN:7:LYS:HD3	33:YN:9:VAL:HA	1.75	0.69
35:YP:62:LEU:HD23	54:Y8:25:MET:HB2	1.74	0.69
43:YX:12:VAL:HG11	43:YX:27:THR:OG1	1.93	0.69
30:RG:16:ARG:HH21	30:RG:31:VAL:CG1	2.05	0.69
39:RT:41:ARG:NH2	39:RT:43:GLN:HB2	2.06	0.69
40:RU:90:VAL:O	40:RU:92:ARG:N	2.26	0.69
47:R1:81:LYS:HE2	47:R1:81:LYS:CA	2.13	0.69
51:R5:40:LYS:HG2	51:R5:47:PRO:HD2	1.75	0.69
1:XA:537:G:H2'	1:XA:538:G:H8	1.57	0.69
8:XH:31:PHE:CE2	8:XH:35:ILE:HD11	2.27	0.69
9:XI:113:LYS:HD2	9:XI:113:LYS:N	2.07	0.69
14:XN:23:ARG:CZ	14:XN:30:ALA:HB2	2.22	0.69
27:YD:17:THR:CG2	27:YD:204:ILE:HA	2.23	0.69
27:YD:35:LYS:HB3	27:YD:63:ARG:HA	1.75	0.69
30:YG:56:ALA:HB2	30:YG:153:ARG:HE	1.57	0.69
40:YU:65:ILE:HD11	40:YU:93:LYS:HA	1.74	0.69
8:QH:112:LEU:HA	8:QH:134:ILE:HG12	1.75	0.68
10:QJ:54:PHE:CZ	10:QJ:55:LYS:NZ	2.61	0.68
25:RA:698:C:O2'	25:RA:734:A:N6	2.27	0.68
25:RA:746:A:H1'	25:RA:748:G:H21	1.55	0.68
26:RB:38:C:H42	26:RB:44:G:H1	1.39	0.68
30:RG:112:PRO:CB	50:R4:37:SER:HB2	2.22	0.68
34:RO:8:LEU:HD22	34:RO:8:LEU:N	2.08	0.68
35:RP:61:ARG:HD2	35:RP:61:ARG:H	1.58	0.68
35:RP:62:LEU:HD23	54:R8:25:MET:HB2	1.74	0.68
47:R1:80:LEU:C	47:R1:81:LYS:HD2	2.12	0.68
52:R6:14:THR:HG21	52:R6:19:ARG:HH21	1.58	0.68

Continued on next page...

Continued from previous page...

Atom-1	Atom-2	Interatomic distance (Å)	Clash overlap (Å)
4:XD:96:LEU:HD22	4:XD:96:LEU:N	2.08	0.68
5:XE:78:HIS:CD2	8:XH:104:ARG:HG2	2.27	0.68
7:XG:8:GLU:CD	7:XG:8:GLU:H	1.96	0.68
7:XG:155:ARG:HD3	7:XG:155:ARG:N	2.07	0.68
44:YY:48:ALA:O	44:YY:49:VAL:C	2.30	0.68
9:QI:28:VAL:HG13	9:QI:63:ILE:CG2	2.24	0.68
13:QM:90:LEU:CA	13:QM:93:ARG:HD2	2.23	0.68
25:RA:2469:A:H2	25:RA:2481:G:H21	1.41	0.68
27:RD:17:THR:HG22	27:RD:205:VAL:N	2.08	0.68
29:RF:185:ASP:HA	29:RF:188:ARG:CD	2.20	0.68
40:RU:65:ILE:HD11	40:RU:93:LYS:HA	1.74	0.68
2:XB:212:GLN:NE2	2:XB:216:SER:HB2	2.08	0.68
3:XC:107:GLN:CD	3:XC:107:GLN:H	1.97	0.68
8:XH:6:ILE:H	8:XH:6:ILE:CD1	2.06	0.68
13:XM:117:VAL:HG22	13:XM:118:ALA:H	1.58	0.68
19:XS:31:ILE:HG23	19:XS:49:ILE:HA	1.75	0.68
25:YA:1537:C:H2'	25:YA:1538:G:C8	2.28	0.68
28:YE:65:GLY:HA2	28:YE:70:ALA:CB	2.23	0.68
44:YY:61:ILE:CG2	44:YY:62:GLU:N	2.56	0.68
14:QN:26:ARG:NH1	14:QN:43:CYS:SG	2.67	0.68
20:QT:97:ALA:O	20:QT:99:LEU:N	2.27	0.68
35:RP:26:GLY:O	35:RP:28:GLY:N	2.27	0.68
44:RY:29:GLU:HB3	44:RY:38:ILE:HG12	1.75	0.68
47:R1:53:VAL:HG22	47:R1:74:VAL:HG13	1.74	0.68
52:R6:41:PRO:CG	52:R6:45:LYS:H	2.05	0.68
4:XD:30:LYS:HA	4:XD:34:GLU:HB2	1.75	0.68
5:XE:78:HIS:HE1	5:XE:143:ARG:H	1.38	0.68
6:XF:100:ASN:ND2	18:XR:23:LYS:HE3	2.08	0.68
7:XG:50:ILE:HB	7:XG:58:PRO:HB3	1.75	0.68
44:YY:2:ARG:HH11	44:YY:2:ARG:HG2	1.57	0.68
45:YZ:19:ARG:NH1	45:YZ:84:GLU:O	2.25	0.68
1:QA:971:G:N2	1:QA:1363:A:OP2	2.26	0.68
2:QB:101:MET:HA	2:QB:108:ILE:CG1	2.14	0.68
7:QG:155:ARG:N	7:QG:155:ARG:HD3	2.07	0.68
10:QJ:48:THR:HA	10:QJ:62:HIS:HB3	1.75	0.68
26:RB:27:C:OP2	38:RS:33:LYS:NZ	2.27	0.68
35:RP:15:ARG:O	35:RP:16:ARG:C	2.32	0.68
47:R1:64:ALA:HA	47:R1:67:ILE:HG13	1.75	0.68
8:XH:6:ILE:HD12	8:XH:6:ILE:N	2.08	0.68
10:XJ:75:ILE:HG13	10:XJ:76:ASN:N	2.05	0.68
27:YD:35:LYS:HZ1	27:YD:104:TYR:HB2	1.56	0.68

Continued on next page...

Continued from previous page...

Atom-1	Atom-2	Interatomic distance (Å)	Clash overlap (Å)
31:YH:4:ILE:HG13	31:YH:6:ARG:NE	2.08	0.68
39:YT:109:GLU:O	39:YT:113:LYS:HB2	1.94	0.68
52:Y6:41:PRO:CG	52:Y6:45:LYS:H	2.05	0.68
5:QE:53:LEU:HD12	5:QE:53:LEU:N	2.09	0.68
9:QI:46:ALA:HA	9:QI:78:LYS:HB2	1.75	0.68
43:RX:12:VAL:HG11	43:RX:27:THR:OG1	1.93	0.68
44:RY:40:GLU:HA	44:RY:64:GLU:OE1	1.94	0.68
47:R1:83:GLU:HG2	47:R1:84:GLY:N	2.09	0.68
2:XB:126:GLU:HG2	2:XB:126:GLU:O	1.92	0.68
30:YG:112:PRO:CB	50:Y4:37:SER:HB2	2.22	0.68
38:YS:57:LYS:HD3	38:YS:57:LYS:H	1.59	0.68
41:YV:18:LEU:O	41:YV:95:LEU:HA	1.94	0.68
2:QB:165:VAL:HG23	2:QB:166:ASP:H	1.57	0.68
16:QP:3:LYS:C	16:QP:4:ILE:HD12	2.14	0.68
25:RA:1363:C:O2'	25:RA:1809:A:N3	2.24	0.68
25:RA:1815:A:OP2	27:RD:54:ARG:NH2	2.26	0.68
27:RD:17:THR:CG2	27:RD:204:ILE:HA	2.23	0.68
31:RH:88:LEU:H	31:RH:88:LEU:HD22	1.58	0.68
34:RO:25:LEU:HB2	34:RO:38:VAL:HG13	1.74	0.68
1:XA:939:G:H5"	7:XG:102:ARG:HH22	1.57	0.68
4:XD:188:LEU:HD23	4:XD:189:PRO:HD2	1.75	0.68
4:XD:198:VAL:HG12	4:XD:199:ASN:N	2.09	0.68
6:XF:3:ARG:HB3	6:XF:93:SER:HB2	1.75	0.68
10:XJ:96:ILE:N	10:XJ:96:ILE:HD13	2.09	0.68
21:XU:6:ARG:HE	21:XU:15:ARG:NE	1.90	0.68
31:YH:4:ILE:HG13	31:YH:6:ARG:NH1	2.09	0.68
36:YQ:80:GLU:HG3	36:YQ:81:VAL:H	1.58	0.68
44:YY:29:GLU:HB3	44:YY:38:ILE:HG12	1.74	0.68
47:Y1:4:VAL:HG23	47:Y1:10:LYS:O	1.93	0.68
3:QC:107:GLN:CD	3:QC:107:GLN:H	1.97	0.68
3:QC:150:LYS:HB3	3:QC:201:TYR:HB2	1.75	0.68
4:QD:198:VAL:HG12	4:QD:199:ASN:N	2.09	0.68
9:QI:48:GLU:N	9:QI:49:PRO:HD2	2.09	0.68
11:QK:124:LYS:HB3	11:QK:125:PHE:HD1	1.58	0.68
20:QT:89:ARG:NH2	20:QT:104:LEU:HD21	2.09	0.68
25:RA:1228:G:OP2	40:RU:16:LYS:NZ	2.18	0.68
31:RH:126:PRO:HG2	31:RH:127:GLU:H	1.59	0.68
38:RS:100:ALA:HA	38:RS:103:GLU:HG2	1.75	0.68
39:RT:50:ILE:HG22	39:RT:62:THR:OG1	1.94	0.68
41:RV:18:LEU:O	41:RV:95:LEU:HA	1.94	0.68
47:R1:20:ARG:HH11	47:R1:20:ARG:HG2	1.58	0.68

Continued on next page...

Continued from previous page...

Atom-1	Atom-2	Interatomic distance (Å)	Clash overlap (Å)
50:R4:15:ILE:N	50:R4:15:ILE:HD13	2.09	0.68
11:XK:124:LYS:HB3	11:XK:125:PHE:HD1	1.58	0.68
13:XM:78:ILE:HG23	13:XM:92:HIS:ND1	2.09	0.68
31:YH:126:PRO:CD	31:YH:127:GLU:H	2.07	0.68
31:YH:126:PRO:HB2	31:YH:130:ARG:O	1.93	0.68
31:YH:126:PRO:HG2	31:YH:127:GLU:H	1.58	0.68
38:YS:100:ALA:HA	38:YS:103:GLU:HG2	1.75	0.68
39:YT:50:ILE:HG22	39:YT:62:THR:OG1	1.94	0.68
48:Y2:23:LYS:O	48:Y2:27:GLU:OE1	2.11	0.68
51:Y5:20:ARG:HA	51:Y5:23:HIS:ND1	2.08	0.68
14:QN:6:LEU:O	14:QN:6:LEU:HD23	1.93	0.68
16:QP:66:PRO:HG2	16:QP:71:ARG:NH1	2.09	0.68
17:QQ:59:ILE:HD13	17:QQ:59:ILE:N	2.08	0.68
29:RF:67:GLN:O	29:RF:67:GLN:CG	2.32	0.68
31:RH:126:PRO:HB2	31:RH:130:ARG:O	1.93	0.68
39:RT:108:ARG:HA	39:RT:111:ARG:CZ	2.24	0.68
44:RY:49:VAL:O	44:RY:51:VAL:N	2.27	0.68
51:R5:20:ARG:HA	51:R5:23:HIS:ND1	2.08	0.68
4:XD:165:MET:HA	4:XD:165:MET:HE3	1.76	0.68
8:XH:20:TYR:HE2	8:XH:75:ARG:HD2	1.59	0.68
13:XM:90:LEU:CA	13:XM:93:ARG:HD2	2.23	0.68
25:YA:67:U:H3	25:YA:74:A:H2	1.39	0.68
27:YD:241:PRO:O	27:YD:243:GLY:N	2.27	0.68
28:YE:9:VAL:HB	28:YE:25:VAL:HG23	1.75	0.68
30:YG:171:ALA:O	30:YG:175:LEU:HG	1.93	0.68
33:YN:46:VAL:O	33:YN:47:ALA:HB3	1.92	0.68
36:YQ:66:ILE:HG13	36:YQ:67:ARG:H	1.57	0.68
42:YW:1:MET:HE2	42:YW:2:GLU:H	1.58	0.68
42:YW:29:LEU:HD21	42:YW:33:ARG:NE	2.09	0.68
44:YY:40:GLU:HA	44:YY:64:GLU:OE1	1.94	0.68
45:YZ:182:LYS:HG3	45:YZ:183:LEU:HA	1.76	0.68
50:Y4:15:ILE:N	50:Y4:15:ILE:HD13	2.09	0.68
2:QB:215:LEU:O	2:QB:219:VAL:HG23	1.94	0.68
25:RA:530:G:O2'	25:RA:532:A:N7	2.25	0.68
36:RQ:90:VAL:CG1	36:RQ:91:GLU:N	2.57	0.68
36:RQ:104:PHE:HE1	36:RQ:125:LEU:HD11	1.59	0.68
37:RR:29:LEU:HD23	37:RR:79:LEU:HD12	1.75	0.68
39:RT:109:GLU:O	39:RT:113:LYS:HB2	1.94	0.68
7:XG:79:ARG:NH2	7:XG:82:GLY:HA2	2.09	0.68
7:XG:138:LYS:HE2	7:XG:142:GLU:OE2	1.94	0.68
8:XH:112:LEU:HA	8:XH:134:ILE:HG12	1.75	0.68

Continued on next page...

Continued from previous page...

Atom-1	Atom-2	Interatomic distance (Å)	Clash overlap (Å)
17:XQ:59:ILE:HD13	17:XQ:59:ILE:N	2.09	0.68
25:YA:2317:C:H3'	25:YA:2318:G:H21	1.58	0.68
35:YP:15:ARG:O	35:YP:16:ARG:C	2.32	0.68
8:QH:14:ARG:O	8:QH:18:ARG:HD3	1.94	0.68
25:RA:1697:G:OP2	25:RA:1698:A:O2'	2.12	0.68
33:RN:56:ASN:HD22	33:RN:125:GLY:C	1.96	0.68
36:RQ:12:GLN:CG	36:RQ:73:PRO:HD2	2.21	0.68
38:RS:57:LYS:HD3	38:RS:57:LYS:H	1.58	0.68
1:XA:560:U:O2'	1:XA:561:U:OP2	2.11	0.68
10:XJ:6:ILE:HG22	10:XJ:98:ILE:CG1	2.16	0.68
28:YE:16:ARG:O	28:YE:16:ARG:HG3	1.93	0.68
35:YP:39:LYS:CA	35:YP:45:LEU:HD11	2.23	0.68
44:YY:21:LYS:HG3	44:YY:22:GLY:N	2.09	0.68
2:QB:7:VAL:HG22	2:QB:8:LYS:HD3	1.76	0.67
9:QI:128:ARG:HD3	22:QV:32:C:OP2	1.93	0.67
10:QJ:6:ILE:HG22	10:QJ:98:ILE:CG1	2.16	0.67
10:QJ:96:ILE:HD13	10:QJ:96:ILE:N	2.09	0.67
28:RE:116:VAL:O	28:RE:117:MET:HB3	1.94	0.67
3:XC:147:LYS:O	3:XC:203:PHE:HB3	1.92	0.67
25:YA:2008:C:H2'	25:YA:2009:G:H8	1.59	0.67
33:YN:96:GLU:CG	33:YN:97:ARG:H	2.00	0.67
36:YQ:33:GLY:HA2	36:YQ:105:GLU:HA	1.76	0.67
36:YQ:90:VAL:CG1	36:YQ:91:GLU:N	2.57	0.67
36:YQ:133:ARG:O	36:YQ:134:ARG:HB2	1.94	0.67
38:YS:35:ILE:HD13	38:YS:101:LEU:HD23	1.76	0.67
47:Y1:74:VAL:HG12	47:Y1:74:VAL:O	1.93	0.67
48:Y2:64:LEU:HD22	48:Y2:68:ARG:HD2	1.77	0.67
5:QE:152:ARG:O	8:QH:64:LYS:NZ	2.27	0.67
29:RF:184:TYR:O	29:RF:188:ARG:HG3	1.93	0.67
36:RQ:104:PHE:CE1	36:RQ:125:LEU:HD11	2.29	0.67
38:RS:35:ILE:HD13	38:RS:101:LEU:HD23	1.76	0.67
52:R6:48:VAL:HG13	52:R6:49:HIS:H	1.59	0.67
4:XD:29:PRO:O	4:XD:30:LYS:HD3	1.94	0.67
4:XD:120:LEU:HD22	4:XD:125:HIS:HB2	1.74	0.67
16:XP:3:LYS:C	16:XP:4:ILE:HD12	2.14	0.67
25:YA:1657:C:H2'	25:YA:1658:C:C6	2.29	0.67
25:YA:2424:C:O2	25:YA:2429:G:O2'	2.12	0.67
31:YH:77:LYS:HG2	31:YH:77:LYS:O	1.94	0.67
34:YO:14:THR:O	34:YO:51:ALA:HB3	1.94	0.67
36:YQ:12:GLN:CG	36:YQ:73:PRO:HD2	2.21	0.67
36:YQ:90:VAL:O	36:YQ:92:GLY:N	2.25	0.67

Continued on next page...

Continued from previous page...

Atom-1	Atom-2	Interatomic distance (Å)	Clash overlap (Å)
47:Y1:20:ARG:HH11	47:Y1:20:ARG:HG2	1.58	0.67
50:Y4:33:VAL:HG12	50:Y4:34:GLU:N	2.09	0.67
1:QA:1014:A:H4'	19:QS:14:HIS:CD2	2.29	0.67
2:QB:24:TRP:H	2:QB:24:TRP:HD1	1.43	0.67
25:RA:607:U:H3	25:RA:621:A:H2	1.42	0.67
25:RA:806:C:OP2	35:RP:41:ARG:NE	2.26	0.67
34:RO:13:ASN:ND2	34:RO:96:THR:O	2.28	0.67
40:RU:92:ARG:O	40:RU:94:ASN:N	2.25	0.67
2:XB:71:VAL:CG2	2:XB:164:VAL:HG22	2.25	0.67
3:XC:150:LYS:HB3	3:XC:201:TYR:HB2	1.75	0.67
8:XH:14:ARG:O	8:XH:18:ARG:HD3	1.94	0.67
9:XI:48:GLU:N	9:XI:49:PRO:HD2	2.10	0.67
28:YE:13:ARG:HH11	28:YE:13:ARG:CB	2.07	0.67
35:YP:26:GLY:O	35:YP:28:GLY:N	2.26	0.67
35:YP:65:ARG:HH11	35:YP:65:ARG:CG	2.06	0.67
36:YQ:104:PHE:CE1	36:YQ:125:LEU:HD11	2.29	0.67
39:YT:50:ILE:CD1	39:YT:102:ILE:HD11	2.25	0.67
1:QA:673:G:H2'	1:QA:674:G:C8	2.29	0.67
1:QA:1288:A:N3	1:QA:1352:C:O2'	2.27	0.67
4:QD:197:PRO:N	6:XF:16:GLN:CG	2.57	0.67
6:QF:67:MET:HB2	6:QF:68:PRO:HD2	1.75	0.67
7:QG:8:GLU:CD	7:QG:8:GLU:H	1.97	0.67
7:QG:50:ILE:HB	7:QG:58:PRO:HB3	1.75	0.67
7:QG:138:LYS:HE2	7:QG:142:GLU:OE2	1.94	0.67
11:QK:95:ILE:HD12	11:QK:108:ILE:HD13	1.77	0.67
17:QQ:74:LEU:HD12	17:QQ:75:ARG:HG2	1.76	0.67
19:QS:31:ILE:HG23	19:QS:49:ILE:HA	1.75	0.67
25:RA:270(T):G:OP1	47:R1:97:LEU:HD13	1.94	0.67
25:RA:2680:C:H5'	28:RE:189:PRO:HA	1.77	0.67
25:RA:2746:U:H5"	31:RH:138:LYS:HE2	1.77	0.67
25:RA:2864:G:OP1	39:RT:119:LYS:HD2	1.95	0.67
28:RE:13:ARG:HH11	28:RE:13:ARG:CB	2.07	0.67
31:RH:4:ILE:HG13	31:RH:6:ARG:NH1	2.09	0.67
31:RH:89:ILE:HG12	31:RH:89:ILE:O	1.92	0.67
36:RQ:133:ARG:O	36:RQ:134:ARG:HB2	1.94	0.67
41:RV:25:LEU:H	41:RV:92:THR:HG21	1.60	0.67
52:R6:43:CYS:SG	52:R6:44:ARG:HD3	2.35	0.67
2:XB:165:VAL:HG23	2:XB:166:ASP:H	1.57	0.67
16:XP:66:PRO:HG2	16:XP:71:ARG:NH1	2.09	0.67
25:YA:1204:A:H1'	25:YA:1206:G:C8	2.29	0.67
38:YS:52:SER:O	38:YS:56:LEU:HD22	1.93	0.67

Continued on next page...

Continued from previous page...

Atom-1	Atom-2	Interatomic distance (Å)	Clash overlap (Å)
38:YS:67:ARG:HB2	38:YS:67:ARG:CZ	2.24	0.67
44:YY:14:LEU:HD23	44:YY:15:VAL:N	2.10	0.67
44:YY:49:VAL:O	44:YY:51:VAL:N	2.27	0.67
1:QA:1397:C:H1'	23:QX:8:A:H62	1.58	0.67
7:QG:79:ARG:NH2	7:QG:82:GLY:HA2	2.09	0.67
8:QH:100:ILE:HB	8:QH:125:ARG:NH1	2.10	0.67
13:QM:23:TYR:CB	13:QM:67:GLU:HG2	2.25	0.67
25:RA:1496:A:H8	25:RA:1577:C:HO2'	1.43	0.67
28:RE:16:ARG:O	28:RE:16:ARG:HG3	1.92	0.67
36:RQ:66:ILE:HG13	36:RQ:67:ARG:H	1.57	0.67
36:RQ:81:VAL:C	36:RQ:82:ARG:HG2	2.14	0.67
50:R4:33:VAL:HG12	50:R4:34:GLU:N	2.10	0.67
7:XG:120:ILE:O	7:XG:124:LEU:HB2	1.95	0.67
9:XI:28:VAL:HG13	9:XI:63:ILE:CG2	2.24	0.67
16:XP:21:VAL:HG11	16:XP:59:TRP:CD1	2.30	0.67
20:XT:83:ARG:HA	20:XT:86:ARG:HD3	1.76	0.67
27:YD:44:ASN:N	27:YD:44:ASN:ND2	2.42	0.67
28:YE:26:ILE:HD13	28:YE:27:LEU:N	2.10	0.67
28:YE:116:VAL:O	28:YE:117:MET:HB3	1.94	0.67
2:QB:178:ARG:NE	8:QH:71:GLY:O	2.27	0.67
20:QT:83:ARG:HA	20:QT:86:ARG:HD3	1.76	0.67
25:RA:74:A:H4'	25:RA:75:G:O5'	1.94	0.67
25:RA:784:A:N7	27:RD:229:VAL:HG21	2.09	0.67
25:RA:1279:G:H4'	37:RR:31:HIS:HD2	1.59	0.67
28:RE:10:GLY:H	28:RE:25:VAL:HG23	1.59	0.67
31:RH:126:PRO:CD	31:RH:127:GLU:H	2.07	0.67
36:RQ:20:ALA:HB1	36:RQ:99:PRO:HD2	1.77	0.67
44:RY:61:ILE:CG2	44:RY:62:GLU:N	2.56	0.67
1:XA:1114:C:H1'	14:XN:60:SER:HB2	1.77	0.67
9:XI:46:ALA:HA	9:XI:78:LYS:HB2	1.75	0.67
11:XK:95:ILE:HD12	11:XK:108:ILE:HD13	1.77	0.67
17:XQ:56:VAL:HB	17:XQ:78:GLU:HB3	1.75	0.67
34:YO:25:LEU:HB2	34:YO:38:VAL:HG13	1.74	0.67
41:YV:25:LEU:H	41:YV:92:THR:HG21	1.60	0.67
4:QD:96:LEU:HD22	4:QD:96:LEU:N	2.08	0.67
4:QD:173:TRP:CD2	4:QD:189:PRO:HB3	2.30	0.67
25:RA:1814:G:H4'	27:RD:51:VAL:HG21	1.77	0.67
27:RD:135:PHE:CD2	27:RD:135:PHE:N	2.62	0.67
1:XA:1172:C:H2'	1:XA:1173:G:H8	1.60	0.67
3:XC:195:VAL:HG12	3:XC:196:LEU:N	2.08	0.67
9:XI:33:PHE:CZ	9:XI:47:LEU:HD21	2.30	0.67

Continued on next page...

Continued from previous page...

Atom-1	Atom-2	Interatomic distance (Å)	Clash overlap (Å)
10:XJ:54:PHE:CZ	10:XJ:55:LYS:NZ	2.61	0.67
25:YA:617:G:OP1	29:YF:40:GLN:NE2	2.28	0.67
25:YA:1252:G:N3	40:YU:33:ARG:HD2	2.10	0.67
29:YF:184:TYR:O	29:YF:188:ARG:HG3	1.94	0.67
36:YQ:81:VAL:C	36:YQ:82:ARG:HG2	2.15	0.67
47:Y1:51:VAL:HG11	47:Y1:74:VAL:HG21	1.76	0.67
51:Y5:4:HIS:HB3	51:Y5:5:PRO:HD3	1.75	0.67
4:QD:52:SER:HB3	4:QD:55:ALA:HB2	1.77	0.67
6:QF:96:PRO:HB3	18:QR:30:ASP:OD2	1.95	0.67
7:QG:120:ILE:O	7:QG:124:LEU:HB2	1.95	0.67
25:RA:2439:A:H8	25:RA:2439:A:H5'	1.59	0.67
35:RP:90:ARG:NE	35:RP:91:PHE:HD1	1.93	0.67
36:RQ:90:VAL:O	36:RQ:92:GLY:N	2.25	0.67
37:RR:26:LYS:HE2	37:RR:70:LEU:O	1.95	0.67
38:RS:67:ARG:HB2	38:RS:67:ARG:CZ	2.24	0.67
48:R2:47:ASN:H	48:R2:47:ASN:ND2	1.92	0.67
3:XC:73:PRO:O	3:XC:76:VAL:HG22	1.95	0.67
4:XD:11:LEU:CD2	4:XD:66:ARG:HD3	2.17	0.67
4:XD:173:TRP:CD2	4:XD:189:PRO:HB3	2.30	0.67
27:YD:35:LYS:CA	27:YD:64:ILE:HG22	2.25	0.67
32:YI:144:VAL:HG13	32:YI:145:VAL:HG13	1.75	0.67
34:YO:13:ASN:ND2	34:YO:96:THR:O	2.28	0.67
39:YT:108:ARG:HA	39:YT:111:ARG:CZ	2.23	0.67
40:YU:90:VAL:O	40:YU:92:ARG:N	2.26	0.67
41:YV:44:LYS:O	41:YV:46:VAL:N	2.28	0.67
49:Y3:29:ARG:HB2	49:Y3:29:ARG:NH1	2.10	0.67
50:Y4:16:CYS:SG	50:Y4:33:VAL:HB	2.35	0.67
2:QB:164:VAL:HB	2:QB:186:ALA:CB	2.25	0.67
7:QG:28:ASN:O	7:QG:31:MET:HB3	1.95	0.67
13:QM:3:ARG:HD2	13:QM:9:ILE:HG12	1.77	0.67
13:QM:13:LYS:HA	13:QM:44:ARG:HD2	1.77	0.67
27:RD:35:LYS:CG	27:RD:64:ILE:N	2.56	0.67
31:RH:124:GLU:HB3	31:RH:132:ARG:HD2	1.77	0.67
35:RP:66:GLY:O	35:RP:67:MET:HB3	1.94	0.67
35:RP:122:PRO:HA	35:RP:141:ALA:O	1.95	0.67
36:RQ:32:TYR:HD1	36:RQ:133:ARG:HA	1.60	0.67
42:RW:29:LEU:HD21	42:RW:33:ARG:NE	2.08	0.67
44:RY:21:LYS:HG3	44:RY:22:GLY:N	2.09	0.67
52:R6:7:ILE:C	52:R6:9:LEU:H	1.98	0.67
2:XB:164:VAL:HB	2:XB:186:ALA:CB	2.25	0.67
7:XG:28:ASN:O	7:XG:31:MET:HB3	1.95	0.67

Continued on next page...

Continued from previous page...

Atom-1	Atom-2	Interatomic distance (Å)	Clash overlap (Å)
28:YE:62:PRO:O	28:YE:64:LYS:N	2.28	0.67
29:YF:34:TRP:HA	35:YP:6:LEU:HD12	1.77	0.67
30:YG:179:PRO:HG3	50:Y4:38:LYS:HZ2	1.59	0.67
31:YH:88:LEU:H	31:YH:88:LEU:HD22	1.59	0.67
35:YP:61:ARG:H	35:YP:61:ARG:CD	2.08	0.67
36:YQ:104:PHE:HE1	36:YQ:125:LEU:HD11	1.59	0.67
52:Y6:48:VAL:HG13	52:Y6:49:HIS:H	1.60	0.67
1:QA:1013:G:N2	1:QA:1016:A:OP2	2.25	0.67
2:QB:71:VAL:CG2	2:QB:164:VAL:HG22	2.25	0.67
8:QH:6:ILE:H	8:QH:6:ILE:CD1	2.07	0.67
8:QH:20:TYR:HE2	8:QH:75:ARG:HD2	1.60	0.67
9:QI:33:PHE:CZ	9:QI:47:LEU:HD21	2.30	0.67
9:QI:112:LYS:HA	9:QI:119:ALA:HB2	1.77	0.67
13:QM:78:ILE:HG23	13:QM:92:HIS:ND1	2.09	0.67
28:RE:14:ILE:HG12	28:RE:15:PHE:N	2.06	0.67
1:XA:15:G:H4'	5:XE:24:ARG:NH1	2.10	0.67
8:XH:100:ILE:HB	8:XH:125:ARG:NH1	2.09	0.67
10:XJ:6:ILE:HD11	10:XJ:72:VAL:CB	2.24	0.67
29:YF:46:ARG:HH11	29:YF:46:ARG:CG	2.04	0.67
51:Y5:56:LYS:H	51:Y5:56:LYS:CD	2.07	0.67
1:QA:719:C:O2'	18:QR:50:ILE:O	2.09	0.66
7:QG:141:VAL:O	7:QG:141:VAL:HG12	1.96	0.66
14:QN:25:VAL:CG2	14:QN:38:GLY:O	2.30	0.66
14:QN:40:CYS:SG	14:QN:43:CYS:N	2.67	0.66
17:QQ:56:VAL:HB	17:QQ:78:GLU:HB3	1.76	0.66
25:RA:1337:G:H2'	25:RA:1338:G:H8	1.60	0.66
31:RH:125:VAL:CG1	31:RH:126:PRO:HG3	2.25	0.66
43:RX:57:LEU:HD12	43:RX:78:LYS:HB2	1.77	0.66
47:R1:80:LEU:HD23	47:R1:80:LEU:N	2.10	0.66
18:XR:70:ILE:O	18:XR:74:ARG:HG3	1.95	0.66
25:YA:587:C:OP2	35:YP:21:ARG:NH2	2.28	0.66
33:YN:57:ALA:HA	33:YN:60:ILE:HD11	1.78	0.66
36:YQ:88:GLY:C	36:YQ:90:VAL:N	2.47	0.66
44:YY:60:PHE:O	44:YY:61:ILE:HD12	1.96	0.66
47:Y1:56:GLN:N	47:Y1:56:GLN:HE21	1.93	0.66
47:Y1:86:SER:N	47:Y1:87:PRO:HD2	2.10	0.66
52:Y6:43:CYS:SG	52:Y6:44:ARG:HD3	2.35	0.66
1:QA:1107:C:O2	1:QA:1191:A:O2'	2.13	0.66
4:QD:165:MET:HA	4:QD:165:MET:HE3	1.78	0.66
18:QR:70:ILE:O	18:QR:74:ARG:HG3	1.95	0.66
25:RA:138:G:N2	43:RX:44:GLU:OE2	2.28	0.66

Continued on next page...

Continued from previous page...

Atom-1	Atom-2	Interatomic distance (Å)	Clash overlap (Å)
27:RD:80:ALA:HB3	27:RD:94:LEU:CD1	2.26	0.66
27:RD:241:PRO:O	27:RD:243:GLY:N	2.28	0.66
49:R3:29:ARG:HB2	49:R3:29:ARG:NH1	2.10	0.66
1:XA:664:G:H22	1:XA:741:G:H1	1.41	0.66
1:XA:991:U:O4	1:XA:1212:U:O2'	2.12	0.66
8:XH:29:SER:HB3	8:XH:32:LYS:CG	2.22	0.66
10:XJ:34:VAL:HG22	10:XJ:74:ILE:HG22	1.77	0.66
29:YF:103:LYS:HA	29:YF:106:ARG:CG	2.21	0.66
41:YV:53:GLU:HG2	41:YV:53:GLU:O	1.94	0.66
44:YY:89:PHE:C	44:YY:90:LEU:HD13	2.15	0.66
8:QH:10:LEU:HD23	8:QH:10:LEU:H	1.59	0.66
16:QP:21:VAL:HG11	16:QP:59:TRP:CD1	2.30	0.66
25:RA:1509:C:H3'	25:RA:1510:A:H5"	1.76	0.66
25:RA:2068:U:H3	25:RA:2430:A:H2	1.43	0.66
25:RA:2439:A:H5'	25:RA:2439:A:C8	2.30	0.66
28:RE:9:VAL:HB	28:RE:25:VAL:HG23	1.75	0.66
28:RE:36:ARG:HH11	28:RE:36:ARG:HB3	1.60	0.66
35:RP:1:MET:CE	35:RP:5:ASP:HB3	2.24	0.66
38:RS:107:GLU:H	38:RS:110:LEU:HD11	1.60	0.66
44:RY:42:VAL:CG1	44:RY:65:ALA:HB3	2.26	0.66
44:RY:94:LYS:HE3	44:RY:101:LYS:NZ	2.11	0.66
8:XH:84:ARG:HG3	8:XH:84:ARG:NH1	2.10	0.66
13:XM:3:ARG:HD2	13:XM:9:ILE:HG12	1.77	0.66
25:YA:898:C:H2'	25:YA:899:A:H5'	1.78	0.66
25:YA:2030:A:H4'	25:YA:2031:A:H8	1.60	0.66
36:YQ:32:TYR:HD1	36:YQ:133:ARG:HA	1.60	0.66
47:Y1:83:GLU:HG2	47:Y1:84:GLY:N	2.09	0.66
48:Y2:65:ASN:HB3	48:Y2:69:ARG:NH1	2.10	0.66
3:QC:101:LEU:HD23	3:QC:102:ASN:N	2.10	0.66
8:QH:23:SER:HA	8:QH:63:LEU:CD2	2.24	0.66
13:QM:81:LEU:O	13:QM:84:ILE:HG22	1.95	0.66
25:RA:1187:G:H5"	41:RV:81:TYR:CE2	2.30	0.66
27:RD:68:LYS:HB2	27:RD:70:TRP:CZ3	2.31	0.66
27:RD:145:VAL:HG12	27:RD:146:GLU:O	1.95	0.66
28:RE:174:ASP:CG	28:RE:175:VAL:H	1.98	0.66
44:RY:89:PHE:C	44:RY:90:LEU:HD13	2.15	0.66
2:XB:215:LEU:O	2:XB:219:VAL:HG23	1.94	0.66
4:XD:14:ARG:O	4:XD:14:ARG:HD3	1.95	0.66
25:YA:583:G:H5"	40:YU:10:ARG:HH12	1.59	0.66
25:YA:2086:U:H2'	25:YA:2087:G:C8	2.31	0.66
28:YE:28:ALA:O	28:YE:93:VAL:HG23	1.96	0.66

Continued on next page...

Continued from previous page...

Atom-1	Atom-2	Interatomic distance (Å)	Clash overlap (Å)
30:YG:136:ARG:O	30:YG:154:GLY:HA3	1.95	0.66
33:YN:58:ASP:H	33:YN:60:ILE:CD1	2.09	0.66
40:YU:88:ILE:HD13	40:YU:88:ILE:N	2.10	0.66
42:YW:18:ARG:HG3	42:YW:76:VAL:HG13	1.77	0.66
44:YY:75:ILE:HG12	44:YY:76:CYS:N	2.10	0.66
3:QC:73:PRO:O	3:QC:76:VAL:HG22	1.95	0.66
19:QS:65:ASN:N	19:QS:65:ASN:HD22	1.94	0.66
28:RE:101:ARG:CZ	28:RE:171:GLU:HB2	2.25	0.66
29:RF:34:TRP:HA	35:RP:6:LEU:HD12	1.77	0.66
39:RT:11:GLU:CD	39:RT:11:GLU:N	2.47	0.66
40:RU:88:ILE:HD13	40:RU:88:ILE:N	2.10	0.66
41:RV:44:LYS:O	41:RV:46:VAL:N	2.28	0.66
3:XC:140:ARG:CZ	3:XC:140:ARG:HB2	2.25	0.66
4:XD:52:SER:O	4:XD:56:VAL:HG23	1.95	0.66
7:XG:141:VAL:HG12	7:XG:141:VAL:O	1.95	0.66
20:XT:89:ARG:NH2	20:XT:104:LEU:HD21	2.09	0.66
27:YD:172:TYR:HB3	27:YD:184:LYS:HG2	1.77	0.66
28:YE:37:ARG:NE	28:YE:37:ARG:HA	2.11	0.66
38:YS:106:ARG:HA	38:YS:110:LEU:CD2	2.25	0.66
43:YX:11:PRO:HB3	43:YX:92:LEU:HD21	1.78	0.66
54:Y8:30:ARG:O	54:Y8:31:HIS:HB2	1.96	0.66
2:QB:25:ASN:O	2:QB:27:LYS:N	2.28	0.66
7:QG:78:ARG:NH1	7:QG:80:VAL:HG23	2.11	0.66
25:RA:2563:U:H4'	34:RO:28:SER:HA	1.76	0.66
30:RG:136:ARG:O	30:RG:154:GLY:HA3	1.94	0.66
33:RN:58:ASP:H	33:RN:60:ILE:CD1	2.08	0.66
35:RP:81:GLN:NE2	35:RP:106:LEU:O	2.29	0.66
39:RT:50:ILE:CD1	39:RT:102:ILE:HD11	2.25	0.66
20:XT:97:ALA:O	20:XT:99:LEU:N	2.27	0.66
25:YA:1479:G:N7	25:YA:1510:A:N6	2.42	0.66
27:YD:68:LYS:HB2	27:YD:70:TRP:CZ3	2.31	0.66
35:YP:122:PRO:HA	35:YP:141:ALA:O	1.96	0.66
1:QA:346:G:H1'	1:QA:347:G:H5'	1.77	0.66
13:QM:117:VAL:HG22	13:QM:118:ALA:H	1.59	0.66
20:QT:36:LEU:HD12	20:QT:55:ILE:HG23	1.76	0.66
25:RA:2788:C:O2'	25:RA:2809:A:N3	2.29	0.66
27:RD:44:ASN:HB3	27:RD:49:ILE:HG22	1.78	0.66
27:RD:121:PRO:HB3	27:RD:135:PHE:CE1	2.29	0.66
28:RE:26:ILE:HD13	28:RE:27:LEU:N	2.10	0.66
31:RH:77:LYS:HG2	31:RH:77:LYS:O	1.94	0.66
31:RH:168:PRO:O	31:RH:169:VAL:HG12	1.96	0.66

Continued on next page...

Continued from previous page...

Atom-1	Atom-2	Interatomic distance (Å)	Clash overlap (Å)
34:RO:86:ILE:H	34:RO:86:ILE:HD12	1.61	0.66
44:RY:75:ILE:HG12	44:RY:76:CYS:N	2.10	0.66
44:RY:99:CYS:SG	44:RY:100:ALA:N	2.69	0.66
47:R1:86:SER:N	47:R1:87:PRO:HD2	2.10	0.66
50:R4:16:CYS:SG	50:R4:33:VAL:HB	2.35	0.66
2:XB:24:TRP:HD1	2:XB:24:TRP:H	1.43	0.66
8:XH:20:TYR:HA	8:XH:65:TYR:HE2	1.60	0.66
10:XJ:81:THR:C	10:XJ:83:GLU:H	1.99	0.66
19:XS:35:SER:O	19:XS:71:LEU:HD12	1.96	0.66
25:YA:1980:G:O2'	25:YA:1982:C:OP2	2.14	0.66
25:YA:2377:A:H2'	25:YA:2378:A:C8	2.31	0.66
27:YD:135:PHE:CD2	27:YD:135:PHE:N	2.62	0.66
35:YP:61:ARG:NH2	54:Y8:13:ARG:HD2	2.10	0.66
35:YP:66:GLY:O	35:YP:67:MET:HB3	1.94	0.66
35:YP:81:GLN:NE2	35:YP:106:LEU:O	2.29	0.66
51:Y5:40:LYS:NZ	51:Y5:48:GLU:HB2	2.10	0.66
2:QB:87:ARG:HH11	2:QB:223:ILE:CD1	2.09	0.66
6:QF:41:GLU:O	6:QF:43:LEU:HD12	1.96	0.66
13:QM:119:GLY:HA3	22:QV:29:G:OP1	1.95	0.66
27:RD:35:LYS:CA	27:RD:64:ILE:HG22	2.26	0.66
28:RE:62:PRO:O	28:RE:64:LYS:N	2.28	0.66
29:RF:175:THR:O	29:RF:176:LEU:HB2	1.96	0.66
34:RO:14:THR:O	34:RO:51:ALA:HB3	1.95	0.66
35:RP:61:ARG:NH2	54:R8:13:ARG:HD2	2.10	0.66
44:RY:47:LYS:HG2	44:RY:60:PHE:CE1	2.31	0.66
50:R4:37:SER:C	50:R4:39:CYS:H	1.98	0.66
5:XE:75:THR:HG23	5:XE:76:ILE:N	2.11	0.66
5:XE:79:GLU:OE2	8:XH:104:ARG:HA	1.96	0.66
7:XG:69:VAL:HG12	7:XG:69:VAL:O	1.95	0.66
10:XJ:39:PRO:HB3	10:XJ:70:ARG:HH12	1.61	0.66
13:XM:81:LEU:O	13:XM:84:ILE:HG22	1.95	0.66
25:YA:24:G:O2'	42:YW:78:GLU:O	2.11	0.66
25:YA:1454:U:H5'	37:YR:63:ARG:NE	2.09	0.66
27:YD:183:ARG:HH11	27:YD:183:ARG:CG	2.07	0.66
38:YS:107:GLU:H	38:YS:110:LEU:HD11	1.60	0.66
44:YY:47:LYS:HG2	44:YY:60:PHE:CE1	2.31	0.66
44:YY:94:LYS:HE3	44:YY:101:LYS:NZ	2.11	0.66
47:Y1:80:LEU:HD23	47:Y1:80:LEU:N	2.10	0.66
1:QA:1199:U:H4'	10:QJ:54:PHE:CZ	2.31	0.66
1:QA:1297:C:O2'	7:QG:114:ARG:NH2	2.28	0.66
3:QC:140:ARG:CZ	3:QC:140:ARG:HB2	2.25	0.66

Continued on next page...

Continued from previous page...

Atom-1	Atom-2	Interatomic distance (Å)	Clash overlap (Å)
5:QE:75:THR:HG23	5:QE:76:ILE:N	2.11	0.66
25:RA:1264:G:H5'	51:R5:11:THR:HG21	1.78	0.66
36:RQ:33:GLY:HA2	36:RQ:105:GLU:HA	1.76	0.66
36:RQ:88:GLY:C	36:RQ:90:VAL:N	2.47	0.66
39:RT:22:PHE:CD2	39:RT:22:PHE:N	2.63	0.66
44:RY:14:LEU:HD23	44:RY:15:VAL:N	2.10	0.66
47:R1:51:VAL:HG11	47:R1:74:VAL:HG21	1.76	0.66
4:XD:52:SER:HB3	4:XD:55:ALA:HB2	1.77	0.66
12:XL:26:ALA:O	12:XL:27:LEU:O	2.14	0.66
13:XM:74:VAL:O	13:XM:78:ILE:HG13	1.96	0.66
25:YA:514:A:N3	25:YA:581:C:O2'	2.27	0.66
28:YE:174:ASP:CG	28:YE:175:VAL:H	1.98	0.66
31:YH:125:VAL:CG1	31:YH:126:PRO:HG3	2.25	0.66
47:Y1:11:ARG:HB3	47:Y1:11:ARG:HH11	1.61	0.66
4:QD:52:SER:O	4:QD:56:VAL:HG23	1.95	0.66
11:QK:17:GLY:HA3	11:QK:77:MET:HE3	1.76	0.66
19:QS:15:LEU:O	19:QS:19:VAL:N	2.26	0.66
25:RA:451:C:H4'	29:RF:52:LYS:NZ	2.10	0.66
27:RD:237:GLU:N	27:RD:237:GLU:OE1	2.29	0.66
12:XL:48:PRO:CD	12:XL:49:ASN:N	2.57	0.66
19:XS:9:VAL:HG12	50:Y4:66:SER:O	1.97	0.66
19:XS:15:LEU:O	19:XS:19:VAL:N	2.26	0.66
30:YG:145:THR:HG23	50:Y4:28:LYS:NZ	2.11	0.66
38:YS:88:ASP:OD2	38:YS:90:GLY:N	2.28	0.66
40:YU:65:ILE:HG12	40:YU:96:ALA:CB	2.26	0.66
45:YZ:103:ARG:HB2	45:YZ:138:GLU:HG2	1.78	0.66
16:QP:45:THR:HG22	16:QP:47:ASP:H	1.60	0.65
38:RS:88:ASP:OD2	38:RS:90:GLY:N	2.28	0.65
38:RS:106:ARG:HA	38:RS:110:LEU:CD2	2.26	0.65
43:RX:65:ARG:HD3	43:RX:65:ARG:N	2.11	0.65
54:R8:30:ARG:O	54:R8:31:HIS:HB2	1.96	0.65
25:YA:2114:A:N6	25:YA:2119:A:N7	2.43	0.65
25:YA:2817:G:O2'	25:YA:2836:U:O2	2.15	0.65
27:YD:121:PRO:HB3	27:YD:135:PHE:CE1	2.30	0.65
34:YO:86:ILE:H	34:YO:86:ILE:HD12	1.61	0.65
36:YQ:20:ALA:HB1	36:YQ:99:PRO:HD2	1.77	0.65
1:QA:191:G:C4	20:QT:105:SER:HB3	2.31	0.65
1:QA:192:U:H4'	20:QT:102:GLY:O	1.96	0.65
1:QA:1301:U:O3'	13:QM:21:TYR:OH	2.15	0.65
2:QB:87:ARG:O	2:QB:87:ARG:HD2	1.95	0.65
4:QD:94:LEU:H	4:QD:94:LEU:CD1	2.08	0.65

Continued on next page...

Continued from previous page...

Atom-1	Atom-2	Interatomic distance (Å)	Clash overlap (Å)
7:QG:69:VAL:O	7:QG:69:VAL:HG12	1.95	0.65
9:QI:28:VAL:HA	9:QI:63:ILE:HB	1.78	0.65
10:QJ:99:LYS:O	10:QJ:100:THR:HG23	1.96	0.65
12:QL:21:LYS:HD2	12:QL:21:LYS:N	2.11	0.65
12:QL:115:LYS:O	12:QL:117:ARG:HG3	1.97	0.65
17:QQ:27:PHE:CZ	17:QQ:36:ILE:HD11	2.31	0.65
21:QU:25:LYS:HE2	21:QU:26:LYS:O	1.96	0.65
25:RA:662:G:H2'	25:RA:663:G:H8	1.60	0.65
42:RW:25:ARG:NH1	42:RW:25:ARG:HB2	2.11	0.65
44:RY:60:PHE:O	44:RY:61:ILE:HD12	1.95	0.65
7:XG:78:ARG:NH1	7:XG:80:VAL:HG23	2.11	0.65
8:XH:10:LEU:HD23	8:XH:10:LEU:H	1.60	0.65
20:XT:36:LEU:HD12	20:XT:55:ILE:HG23	1.76	0.65
25:YA:566:U:OP1	35:YP:29:LYS:HE2	1.96	0.65
27:YD:145:VAL:HG12	27:YD:146:GLU:O	1.96	0.65
28:YE:13:ARG:NH1	28:YE:21:VAL:HG12	2.11	0.65
28:YE:36:ARG:HH11	28:YE:36:ARG:HB3	1.60	0.65
31:YH:124:GLU:HB3	31:YH:132:ARG:HD2	1.77	0.65
33:YN:134:ARG:N	33:YN:135:PRO:HD3	1.97	0.65
34:YO:71:ARG:NH1	39:YT:74:ARG:HH21	1.94	0.65
34:YO:113:LYS:O	34:YO:117:LEU:HD12	1.96	0.65
37:YR:26:LYS:HE2	37:YR:70:LEU:O	1.95	0.65
42:YW:65:LEU:HD12	42:YW:68:ARG:NH1	2.10	0.65
44:YY:35:TYR:CE1	44:YY:69:ALA:HB3	2.31	0.65
44:YY:42:VAL:CG1	44:YY:65:ALA:HB3	2.26	0.65
4:QD:122:ARG:O	4:QD:122:ARG:HD3	1.97	0.65
10:QJ:38:ILE:HD11	10:QJ:71:LEU:HB3	1.78	0.65
25:RA:583:G:H5"	40:RU:10:ARG:HH12	1.59	0.65
25:RA:993:G:OP1	40:RU:50:ARG:NH2	2.30	0.65
27:RD:183:ARG:HH11	27:RD:183:ARG:CG	2.07	0.65
48:R2:64:LEU:HD22	48:R2:68:ARG:HD2	1.77	0.65
1:XA:376:G:H5"	16:XP:5:ARG:HD2	1.78	0.65
1:XA:537:G:H2'	1:XA:538:G:C8	2.31	0.65
1:XA:977:A:H8	1:XA:1223:C:C4	2.14	0.65
1:XA:1318:A:H4'	19:XS:11:VAL:HG11	1.76	0.65
2:XB:87:ARG:HH11	2:XB:223:ILE:CD1	2.09	0.65
6:XF:96:PRO:HB3	18:XR:30:ASP:OD2	1.95	0.65
10:XJ:38:ILE:HD11	10:XJ:71:LEU:HB3	1.78	0.65
12:XL:25:PRO:C	12:XL:27:LEU:H	1.98	0.65
14:XN:23:ARG:NH1	14:XN:30:ALA:HB2	2.11	0.65
16:XP:45:THR:HG22	16:XP:47:ASP:H	1.60	0.65

Continued on next page...

Continued from previous page...

Atom-1	Atom-2	Interatomic distance (Å)	Clash overlap (Å)
25:YA:862:G:H2'	25:YA:863:A:O4'	1.97	0.65
43:YX:65:ARG:HD3	43:YX:65:ARG:N	2.12	0.65
2:QB:164:VAL:HB	2:QB:186:ALA:HB2	1.78	0.65
7:QG:11:GLN:O	7:QG:12:LEU:HD13	1.97	0.65
25:RA:660:G:O3'	29:RF:38:ARG:NH2	2.30	0.65
25:RA:1516:U:H2'	25:RA:1517:G:H8	1.59	0.65
27:RD:172:TYR:HB3	27:RD:184:LYS:HG2	1.77	0.65
35:RP:138:LEU:HD11	35:RP:144:GLU:HG3	1.78	0.65
41:RV:76:LYS:HB2	41:RV:81:TYR:HB3	1.79	0.65
2:XB:14:GLY:O	2:XB:15:VAL:HG13	1.96	0.65
2:XB:87:ARG:O	2:XB:87:ARG:HD2	1.95	0.65
4:XD:52:SER:HB3	4:XD:55:ALA:CB	2.27	0.65
7:XG:21:VAL:HG23	7:XG:22:LEU:H	1.61	0.65
9:XI:53:VAL:HG21	9:XI:92:TYR:CE1	2.32	0.65
10:XJ:99:LYS:O	10:XJ:100:THR:HG23	1.96	0.65
17:XQ:27:PHE:CZ	17:XQ:36:ILE:HD11	2.31	0.65
25:YA:144:C:H2'	25:YA:145:G:H8	1.61	0.65
25:YA:451:C:H4'	29:YF:52:LYS:NZ	2.11	0.65
25:YA:503:A:H4'	25:YA:504:U:C5'	2.27	0.65
25:YA:2610:C:H4'	25:YA:2611:U:OP2	1.96	0.65
27:YD:27:THR:CG2	27:YD:28:GLU:H	2.08	0.65
28:YE:101:ARG:CZ	28:YE:171:GLU:HB2	2.26	0.65
35:YP:39:LYS:HA	35:YP:45:LEU:HD13	1.79	0.65
35:YP:90:ARG:NE	35:YP:91:PHE:HD1	1.93	0.65
2:QB:17:PHE:HD2	2:QB:44:LEU:HD21	1.61	0.65
3:QC:70:VAL:HG12	3:QC:71:ALA:N	2.10	0.65
4:QD:13:ARG:HD3	4:QD:38:TYR:O	1.97	0.65
6:QF:98:LEU:HB3	18:QR:30:ASP:HA	1.79	0.65
8:QH:20:TYR:HA	8:QH:65:TYR:HE2	1.60	0.65
12:QL:39:VAL:HB	12:QL:57:LYS:HB2	1.79	0.65
15:QO:25:THR:HG21	15:QO:70:LEU:HB2	1.77	0.65
19:QS:21:GLU:O	19:QS:25:LYS:HB3	1.97	0.65
27:RD:176:ARG:HH11	27:RD:176:ARG:HG2	1.61	0.65
34:RO:113:LYS:O	34:RO:117:LEU:HD12	1.96	0.65
40:RU:90:VAL:CG1	40:RU:91:ASP:H	2.00	0.65
51:R5:40:LYS:NZ	51:R5:48:GLU:HB2	2.11	0.65
52:R6:27:LYS:HB2	52:R6:27:LYS:HZ3	1.60	0.65
3:XC:70:VAL:HG12	3:XC:71:ALA:N	2.10	0.65
12:XL:39:VAL:HB	12:XL:57:LYS:HB2	1.78	0.65
15:XO:8:LYS:O	15:XO:12:ILE:HG13	1.96	0.65
17:XQ:74:LEU:HD12	17:XQ:75:ARG:HG2	1.76	0.65

Continued on next page...

Continued from previous page...

Atom-1	Atom-2	Interatomic distance (Å)	Clash overlap (Å)
19:XS:10:PHE:CG	19:XS:11:VAL:N	2.65	0.65
25:YA:2292:C:P	38:YS:17:ARG:HH22	2.19	0.65
25:YA:2722:G:H4'	37:YR:4:LEU:HB2	1.78	0.65
27:YD:80:ALA:HB3	27:YD:94:LEU:CD1	2.26	0.65
28:YE:10:GLY:H	28:YE:25:VAL:HG23	1.59	0.65
31:YH:168:PRO:O	31:YH:169:VAL:HG12	1.96	0.65
48:Y2:42:GLY:O	48:Y2:44:LEU:N	2.30	0.65
48:Y2:69:ARG:NH1	48:Y2:69:ARG:HB2	2.11	0.65
52:Y6:7:ILE:C	52:Y6:9:LEU:H	1.98	0.65
1:QA:939:G:H5"	7:QG:102:ARG:HH22	1.60	0.65
4:QD:52:SER:HB3	4:QD:55:ALA:CB	2.27	0.65
4:QD:195:ALA:O	6:XF:16:GLN:O	2.14	0.65
5:QE:83:GLU:HG2	5:QE:88:LYS:HG3	1.78	0.65
10:QJ:27:ALA:CB	10:QJ:34:VAL:HG21	2.26	0.65
10:QJ:34:VAL:HG22	10:QJ:74:ILE:HG22	1.77	0.65
12:QL:25:PRO:C	12:QL:27:LEU:H	1.98	0.65
19:QS:3:ARG:CZ	19:QS:8:GLY:HA2	2.26	0.65
27:RD:27:THR:CG2	27:RD:28:GLU:H	2.09	0.65
29:RF:155:LEU:HD13	29:RF:174:VAL:CG1	2.27	0.65
31:RH:128:PRO:CD	31:RH:129:THR:H	2.09	0.65
34:RO:71:ARG:NH1	39:RT:74:ARG:HH21	1.94	0.65
35:RP:39:LYS:HA	35:RP:45:LEU:HD13	1.79	0.65
47:R1:82:LEU:CD1	47:R1:83:GLU:C	2.64	0.65
50:R4:49:PHE:O	50:R4:50:VAL:HG23	1.97	0.65
52:R6:7:ILE:HG13	52:R6:8:LYS:N	2.06	0.65
1:XA:1118:C:H1'	1:XA:1179:A:C4	2.31	0.65
2:XB:17:PHE:HD2	2:XB:44:LEU:HD21	1.61	0.65
2:XB:67:THR:HG21	2:XB:155:LEU:CD2	2.26	0.65
12:XL:48:PRO:CD	12:XL:49:ASN:H	2.10	0.65
25:YA:392:C:H5"	25:YA:409:C:H5"	1.77	0.65
28:YE:201:THR:HG22	28:YE:203:LYS:N	2.07	0.65
39:YT:11:GLU:N	39:YT:11:GLU:OE1	2.27	0.65
44:YY:99:CYS:SG	44:YY:100:ALA:N	2.69	0.65
54:Y8:52:LYS:O	54:Y8:52:LYS:HG3	1.97	0.65
1:QA:1517:G:N3	25:RA:1919:A:O2'	2.28	0.65
15:QO:8:LYS:O	15:QO:12:ILE:HG13	1.97	0.65
16:QP:6:LEU:HD23	16:QP:17:TYR:CD2	2.32	0.65
25:RA:483:A:H4'	44:RY:49:VAL:HA	1.77	0.65
28:RE:13:ARG:NH1	28:RE:21:VAL:HG12	2.11	0.65
36:RQ:59:ARG:C	36:RQ:60:ARG:HG3	2.17	0.65
41:RV:53:GLU:HG2	41:RV:53:GLU:O	1.94	0.65

Continued on next page...

Continued from previous page...

Atom-1	Atom-2	Interatomic distance (Å)	Clash overlap (Å)
42:RW:18:ARG:HG3	42:RW:76:VAL:HG13	1.77	0.65
47:R1:11:ARG:HB3	47:R1:11:ARG:HH11	1.61	0.65
2:XB:7:VAL:HG22	2:XB:8:LYS:HD3	1.76	0.65
2:XB:80:ILE:CD1	2:XB:208:ILE:HG23	2.22	0.65
6:XF:41:GLU:O	6:XF:43:LEU:HD12	1.96	0.65
12:XL:115:LYS:O	12:XL:117:ARG:HG3	1.97	0.65
16:XP:21:VAL:HG23	16:XP:33:ILE:HB	1.77	0.65
20:XT:83:ARG:CA	20:XT:86:ARG:HB3	2.27	0.65
25:YA:1340:U:OP2	43:YX:78:LYS:NZ	2.30	0.65
2:QB:14:GLY:O	2:QB:15:VAL:HG13	1.96	0.65
6:QF:50:TYR:CE1	18:QR:77:GLY:HA2	2.32	0.65
7:QG:21:VAL:HG23	7:QG:22:LEU:H	1.60	0.65
13:QM:74:VAL:O	13:QM:78:ILE:HG13	1.96	0.65
16:QP:51:VAL:HG21	16:QP:77:ALA:HB2	1.78	0.65
18:QR:43:PHE:CE2	18:QR:58:LEU:HD11	2.31	0.65
25:RA:2636:U:OP1	28:RE:79:ARG:HA	1.96	0.65
28:RE:28:ALA:O	28:RE:93:VAL:HG23	1.95	0.65
28:RE:37:ARG:HA	28:RE:37:ARG:NE	2.11	0.65
34:RO:12:ASP:OD1	34:RO:14:THR:HG23	1.97	0.65
35:RP:6:LEU:O	35:RP:7:ARG:HG2	1.97	0.65
41:RV:43:GLU:OE2	41:RV:43:GLU:HA	1.95	0.65
50:R4:36:CYS:O	50:R4:37:SER:O	2.14	0.65
51:R5:40:LYS:HD3	51:R5:46:CYS:CB	2.26	0.65
1:XA:1129:C:H4'	1:XA:1130:A:H5'	1.78	0.65
1:XA:1199:U:H4'	10:XJ:54:PHE:CZ	2.31	0.65
3:XC:101:LEU:HD23	3:XC:102:ASN:N	2.11	0.65
7:XG:11:GLN:O	7:XG:12:LEU:HD13	1.97	0.65
10:XJ:54:PHE:C	10:XJ:55:LYS:HG3	2.17	0.65
13:XM:51:ALA:O	13:XM:55:ARG:HG3	1.97	0.65
16:XP:6:LEU:HD23	16:XP:17:TYR:CD2	2.32	0.65
25:YA:1600:C:OP1	43:YX:58:HIS:NE2	2.28	0.65
35:YP:97:PRO:HD3	35:YP:126:VAL:O	1.97	0.65
35:YP:113:LYS:HG2	35:YP:115:LEU:HD23	1.79	0.65
36:YQ:23:GLY:HA3	36:YQ:101:ARG:NH1	2.12	0.65
1:QA:67:C:H2'	1:QA:68:G:C8	2.31	0.65
1:QA:392:G:HO2'	1:QA:483:C:HO2'	1.44	0.65
1:QA:973:G:O6	1:QA:974:A:N6	2.29	0.65
8:QH:20:TYR:CE2	8:QH:75:ARG:HD2	2.32	0.65
16:QP:21:VAL:HG23	16:QP:33:ILE:HB	1.78	0.65
25:RA:468:G:N7	53:R7:39:ARG:NH2	2.43	0.65
34:RO:7:TYR:CE1	34:RO:20:MET:HB2	2.32	0.65

Continued on next page...

Continued from previous page...

Atom-1	Atom-2	Interatomic distance (Å)	Clash overlap (Å)
47:R1:29:GLY:O	47:R1:30:VAL:HG23	1.97	0.65
2:XB:178:ARG:HD2	8:XH:71:GLY:C	2.18	0.65
5:XE:41:VAL:HG12	5:XE:112:LEU:O	1.97	0.65
6:XF:98:LEU:HB3	18:XR:30:ASP:HA	1.79	0.65
12:XL:21:LYS:N	12:XL:21:LYS:HD2	2.11	0.65
14:XN:40:CYS:SG	14:XN:43:CYS:CB	2.83	0.65
15:XO:74:ASP:OD1	15:XO:77:ARG:N	2.30	0.65
19:XS:21:GLU:HG3	19:XS:22:LEU:N	2.11	0.65
19:XS:65:ASN:N	19:XS:65:ASN:HD22	1.94	0.65
19:XS:68:GLY:HA3	50:Y4:68:ARG:HB2	1.79	0.65
27:YD:44:ASN:HB3	27:YD:49:ILE:HG22	1.78	0.65
27:YD:77:ALA:HB2	27:YD:97:TYR:HA	1.77	0.65
31:YH:128:PRO:CD	31:YH:129:THR:H	2.09	0.65
35:YP:6:LEU:O	35:YP:7:ARG:HG2	1.97	0.65
2:QB:67:THR:HG21	2:QB:155:LEU:CD2	2.27	0.65
2:QB:155:LEU:HD12	2:QB:157:ARG:O	1.97	0.65
10:QJ:39:PRO:HB3	10:QJ:70:ARG:HH12	1.60	0.65
15:QO:74:ASP:OD1	15:QO:77:ARG:N	2.30	0.65
29:RF:45:ARG:CG	29:RF:45:ARG:HH11	2.10	0.65
35:RP:97:PRO:HD3	35:RP:126:VAL:O	1.97	0.65
36:RQ:81:VAL:O	36:RQ:82:ARG:HG2	1.97	0.65
40:RU:65:ILE:HG12	40:RU:96:ALA:CB	2.26	0.65
44:RY:35:TYR:CE1	44:RY:69:ALA:HB3	2.31	0.65
50:R4:71:ARG:HH11	50:R4:71:ARG:CG	1.98	0.65
1:XA:27:G:H4'	4:XD:209:ARG:HG3	1.78	0.65
2:XB:164:VAL:HB	2:XB:186:ALA:HB2	1.78	0.65
11:XK:103:LEU:HD22	11:XK:103:LEU:H	1.62	0.65
14:XN:7:ILE:HG13	14:XN:8:GLU:N	2.11	0.65
19:XS:3:ARG:CZ	19:XS:8:GLY:HA2	2.26	0.65
27:YD:176:ARG:HH11	27:YD:176:ARG:HG2	1.61	0.65
31:YH:105:LEU:H	31:YH:105:LEU:CD1	2.09	0.65
33:YN:43:THR:HB	33:YN:46:VAL:CG1	2.27	0.65
35:YP:138:LEU:HD11	35:YP:144:GLU:HG3	1.79	0.65
37:YR:28:LEU:HD21	37:YR:114:VAL:HG12	1.79	0.65
39:YT:22:PHE:N	39:YT:22:PHE:CD2	2.63	0.65
42:YW:25:ARG:HB2	42:YW:25:ARG:NH1	2.11	0.65
54:Y8:56:GLU:N	54:Y8:56:GLU:OE1	2.30	0.65
1:QA:1318:A:H4'	19:QS:11:VAL:HG11	1.79	0.64
5:QE:41:VAL:CG1	5:QE:113:ALA:HB2	2.25	0.64
10:QJ:6:ILE:HD11	10:QJ:72:VAL:CB	2.24	0.64
10:QJ:81:THR:C	10:QJ:83:GLU:H	1.99	0.64

Continued on next page...

Continued from previous page...

Atom-1	Atom-2	Interatomic distance (Å)	Clash overlap (Å)
19:QS:10:PHE:CG	19:QS:11:VAL:N	2.65	0.64
20:QT:83:ARG:CA	20:QT:86:ARG:HB3	2.27	0.64
25:RA:846:C:H42	25:RA:931:G:H1	1.43	0.64
25:RA:1771:C:O2'	25:RA:1786:A:O4'	2.15	0.64
25:RA:1918:A:O2'	25:RA:1920:C:N4	2.29	0.64
27:RD:35:LYS:HZ1	27:RD:65:ILE:HA	1.61	0.64
27:RD:122:ASP:CG	27:RD:123:ALA:H	2.00	0.64
30:RG:81:LYS:O	30:RG:82:LEU:HB2	1.96	0.64
30:RG:83:ARG:HG3	30:RG:86:MET:HE1	1.78	0.64
31:RH:51:ARG:HH11	31:RH:51:ARG:HG3	1.62	0.64
33:RN:57:ALA:HA	33:RN:60:ILE:HD11	1.78	0.64
47:R1:80:LEU:HD12	47:R1:81:LYS:HE3	1.78	0.64
48:R2:69:ARG:HB2	48:R2:69:ARG:NH1	2.11	0.64
5:XE:83:GLU:HG2	5:XE:88:LYS:HG3	1.78	0.64
13:XM:23:TYR:CB	13:XM:67:GLU:HG2	2.25	0.64
19:XS:21:GLU:O	19:XS:25:LYS:HB3	1.97	0.64
40:YU:102:GLU:HG3	41:YV:2:PHE:HE2	1.62	0.64
42:YW:59:VAL:HG12	42:YW:60:ASN:N	2.11	0.64
1:QA:474:G:H2'	1:QA:475:G:H8	1.62	0.64
3:QC:58:GLU:O	3:QC:64:VAL:HA	1.97	0.64
20:QT:44:ALA:HB2	20:QT:88:VAL:HG13	1.78	0.64
26:RB:57:A:H1'	30:RG:29:TRP:HB2	1.79	0.64
27:RD:77:ALA:HB2	27:RD:97:TYR:HA	1.77	0.64
28:RE:50:GLY:HA3	28:RE:74:PRO:HG3	1.79	0.64
30:RG:145:THR:HG23	50:R4:28:LYS:NZ	2.11	0.64
31:RH:148:ILE:O	31:RH:151:ILE:HG12	1.98	0.64
33:RN:15:LEU:HD12	33:RN:136:GLU:HB2	1.79	0.64
3:XC:34:LEU:HD21	3:XC:38:ARG:HD2	1.79	0.64
4:XD:61:LYS:HD2	4:XD:206:PHE:CE2	2.32	0.64
4:XD:122:ARG:HD3	4:XD:122:ARG:O	1.97	0.64
8:XH:20:TYR:CE2	8:XH:75:ARG:HD2	2.31	0.64
15:XO:25:THR:HG21	15:XO:70:LEU:HB2	1.77	0.64
25:YA:918:A:N3	26:YB:80:U:O2'	2.29	0.64
25:YA:1407:C:H42	25:YA:1595:G:H1	1.45	0.64
40:YU:74:LEU:HD23	40:YU:114:LYS:HD3	1.78	0.64
41:YV:76:LYS:HB2	41:YV:81:TYR:HB3	1.79	0.64
48:Y2:40:SER:C	48:Y2:42:GLY:H	2.01	0.64
50:Y4:37:SER:C	50:Y4:39:CYS:H	1.98	0.64
4:QD:29:PRO:HG2	4:QD:30:LYS:NZ	2.12	0.64
9:QI:53:VAL:HG21	9:QI:92:TYR:CE1	2.32	0.64
12:QL:18:VAL:HG23	12:QL:19:ARG:H	1.63	0.64

Continued on next page...

Continued from previous page...

Atom-1	Atom-2	Interatomic distance (Å)	Clash overlap (Å)
12:QL:26:ALA:O	12:QL:27:LEU:O	2.14	0.64
22:QV:6:G:H1	22:QV:67:C:H42	1.45	0.64
31:RH:105:LEU:H	31:RH:105:LEU:CD1	2.09	0.64
31:RH:150:ALA:C	31:RH:152:ARG:N	2.44	0.64
36:RQ:10:ARG:O	36:RQ:11:LYS:HB2	1.98	0.64
42:RW:86:LEU:HD12	42:RW:87:PRO:CD	2.23	0.64
45:RZ:97:GLU:HB3	45:RZ:125:LEU:HD11	1.78	0.64
51:R5:56:LYS:H	51:R5:56:LYS:CD	2.07	0.64
1:XA:110:C:O2'	16:XP:25:ARG:O	2.16	0.64
5:XE:50:GLU:HG3	5:XE:52:PRO:HD2	1.79	0.64
9:XI:112:LYS:HA	9:XI:119:ALA:HB2	1.77	0.64
18:XR:73:ALA:HB3	18:XR:79:LEU:HD12	1.78	0.64
25:YA:459:U:OP2	25:YA:469:G:N1	2.23	0.64
25:YA:2645:G:H3'	25:YA:2646:C:H5'	1.78	0.64
30:YG:82:LEU:HA	30:YG:86:MET:SD	2.38	0.64
30:YG:114:ILE:CG2	30:YG:117:PHE:HB2	2.27	0.64
31:YH:117:PRO:HB3	31:YH:123:PHE:CE1	2.33	0.64
32:YI:129:THR:HA	32:YI:137:PRO:HA	1.79	0.64
35:YP:98:GLU:O	35:YP:101:VAL:HG12	1.98	0.64
36:YQ:81:VAL:O	36:YQ:82:ARG:HG2	1.97	0.64
1:QA:372:C:H42	1:QA:389:A:H62	1.45	0.64
1:QA:920:U:H2'	1:QA:921:U:C6	2.32	0.64
2:QB:158:LEU:O	2:QB:158:LEU:HD12	1.97	0.64
3:QC:138:VAL:HG13	3:QC:149:ALA:CB	2.27	0.64
4:QD:28:SER:CB	4:QD:29:PRO:HD3	2.25	0.64
4:QD:79:PHE:C	4:QD:79:PHE:HD2	2.00	0.64
5:QE:78:HIS:CG	8:QH:104:ARG:HG2	2.33	0.64
10:QJ:42:THR:HG23	10:QJ:68:HIS:HA	1.80	0.64
11:QK:103:LEU:H	11:QK:103:LEU:HD22	1.61	0.64
13:QM:4:ILE:H	13:QM:9:ILE:HG22	1.62	0.64
18:QR:73:ALA:HB3	18:QR:79:LEU:HD12	1.78	0.64
28:RE:35:GLN:CG	28:RE:37:ARG:HE	2.11	0.64
35:RP:105:LEU:O	35:RP:106:LEU:CB	2.42	0.64
37:RR:2:ARG:HG2	37:RR:5:LYS:NZ	2.13	0.64
39:RT:11:GLU:N	39:RT:11:GLU:OE1	2.27	0.64
1:XA:292:G:H21	1:XA:608:A:H61	1.44	0.64
1:XA:595:G:H1'	1:XA:596:C:H5	1.62	0.64
1:XA:1112:C:H1'	3:XC:179:ARG:HH11	1.62	0.64
1:XA:1305:G:N2	1:XA:1331:G:H2'	2.12	0.64
5:XE:53:LEU:HD12	5:XE:53:LEU:N	2.09	0.64
8:XH:42:GLU:HG3	8:XH:109:ILE:HD12	1.80	0.64

Continued on next page...

Continued from previous page...

Atom-1	Atom-2	Interatomic distance (Å)	Clash overlap (Å)
15:XO:87:ILE:CG2	15:XO:88:ARG:H	2.00	0.64
20:XT:44:ALA:HB2	20:XT:88:VAL:HG13	1.78	0.64
21:XU:25:LYS:HE2	21:XU:26:LYS:O	1.97	0.64
25:YA:2810:A:O3'	28:YE:61:ARG:HG3	1.97	0.64
29:YF:155:LEU:HD13	29:YF:174:VAL:CG1	2.27	0.64
45:YZ:181:GLU:HG2	45:YZ:183:LEU:HG	1.78	0.64
47:Y1:82:LEU:CD1	47:Y1:83:GLU:C	2.64	0.64
50:Y4:36:CYS:O	50:Y4:37:SER:O	2.14	0.64
51:Y5:40:LYS:HD3	51:Y5:46:CYS:CB	2.26	0.64
10:QJ:54:PHE:C	10:QJ:55:LYS:HG3	2.18	0.64
26:RB:40:U:H1'	26:RB:45:A:H61	1.62	0.64
40:RU:74:LEU:HD23	40:RU:114:LYS:HD3	1.78	0.64
42:RW:59:VAL:HG12	42:RW:60:ASN:N	2.11	0.64
44:RY:56:PRO:HG2	44:RY:57:GLN:OE1	1.98	0.64
47:R1:56:GLN:N	47:R1:56:GLN:HE21	1.93	0.64
17:XQ:11:VAL:HG23	17:XQ:20:THR:HB	1.79	0.64
29:YF:11:VAL:HG12	29:YF:12:LEU:N	2.13	0.64
34:YO:12:ASP:OD1	34:YO:14:THR:HG23	1.97	0.64
38:YS:78:LEU:HD11	38:YS:107:GLU:O	1.98	0.64
41:YV:43:GLU:HA	41:YV:43:GLU:OE2	1.95	0.64
47:Y1:29:GLY:O	47:Y1:30:VAL:HG23	1.97	0.64
2:QB:60:ASP:HB3	2:QB:64:ARG:NH1	2.13	0.64
25:RA:2562:U:H1'	34:RO:23:ARG:NH1	2.13	0.64
26:RB:72:G:O2'	26:RB:104:A:N6	2.28	0.64
28:RE:104:VAL:HG11	28:RE:188:VAL:CG2	2.27	0.64
30:RG:82:LEU:HA	30:RG:86:MET:SD	2.38	0.64
40:RU:102:GLU:HG3	41:RV:2:PHE:HE2	1.62	0.64
1:XA:28:G:O2'	1:XA:296:U:OP1	2.16	0.64
2:XB:187:LEU:HD12	2:XB:205:ASP:HA	1.79	0.64
13:XM:13:LYS:HA	13:XM:44:ARG:HD2	1.78	0.64
25:YA:1264:G:H5'	51:Y5:11:THR:HG21	1.79	0.64
31:YH:51:ARG:HG3	31:YH:51:ARG:HH11	1.61	0.64
31:YH:92:ILE:HD12	31:YH:92:ILE:H	1.62	0.64
44:YY:86:ARG:O	44:YY:92:ASN:HB2	1.97	0.64
50:Y4:35:VAL:O	50:Y4:37:SER:N	2.26	0.64
1:QA:339:C:OP2	34:RO:97:ARG:NH1	2.30	0.64
1:QA:1446:A:O2'	1:QA:1447:G:O5'	2.15	0.64
5:QE:41:VAL:HG12	5:QE:112:LEU:O	1.97	0.64
19:QS:35:SER:O	19:QS:71:LEU:HD12	1.96	0.64
25:RA:587:C:OP2	35:RP:21:ARG:NH2	2.31	0.64
25:RA:686:G:H8	53:R7:6:GLN:O	1.80	0.64

Continued on next page...

Continued from previous page...

Atom-1	Atom-2	Interatomic distance (Å)	Clash overlap (Å)
25:RA:2014:A:O2'	51:R5:2:ALA:HB2	1.97	0.64
47:R1:91:LYS:HG3	47:R1:92:LYS:H	1.63	0.64
54:R8:56:GLU:N	54:R8:56:GLU:OE1	2.30	0.64
4:XD:79:PHE:C	4:XD:79:PHE:HD2	1.99	0.64
6:XF:12:PRO:HG2	6:XF:13:ASN:H	1.62	0.64
6:XF:50:TYR:CE1	18:XR:77:GLY:HA2	2.32	0.64
10:XJ:27:ALA:CB	10:XJ:34:VAL:HG21	2.27	0.64
11:XK:19:ALA:HA	11:XK:32:ILE:HG22	1.80	0.64
11:XK:48:ILE:HD11	11:XK:64:ALA:CA	2.28	0.64
25:YA:1803:A:O2'	27:YD:259:THR:HG21	1.96	0.64
25:YA:2377:A:H2'	25:YA:2378:A:H8	1.63	0.64
27:YD:122:ASP:CG	27:YD:123:ALA:H	2.00	0.64
28:YE:104:VAL:HG11	28:YE:188:VAL:CG2	2.27	0.64
29:YF:175:THR:O	29:YF:176:LEU:HB2	1.96	0.64
33:YN:15:LEU:HD12	33:YN:136:GLU:HB2	1.79	0.64
36:YQ:81:VAL:O	36:YQ:82:ARG:HD3	1.98	0.64
39:YT:11:GLU:CD	39:YT:11:GLU:N	2.47	0.64
47:Y1:80:LEU:HD12	47:Y1:81:LYS:HE3	1.78	0.64
50:Y4:49:PHE:O	50:Y4:50:VAL:HG23	1.97	0.64
1:QA:1231:G:O3'	9:QI:126:SER:OG	2.15	0.64
4:QD:166:LYS:CD	27:YD:188:GLU:OE2	2.39	0.64
14:QN:53:LEU:HB3	14:QN:56:VAL:HG21	1.80	0.64
16:QP:58:TYR:O	16:QP:62:VAL:HG22	1.96	0.64
25:RA:1252:G:N3	40:RU:33:ARG:HD2	2.13	0.64
25:RA:2502:G:H5"	25:RA:2503:A:H5"	1.79	0.64
33:RN:131:GLN:CD	33:RN:132:ALA:H	2.01	0.64
35:RP:98:GLU:O	35:RP:101:VAL:HG12	1.98	0.64
36:RQ:23:GLY:HA3	36:RQ:101:ARG:NH1	2.12	0.64
1:XA:881:G:OP2	12:XL:12:ARG:NH2	2.30	0.64
3:XC:138:VAL:HG13	3:XC:149:ALA:CB	2.28	0.64
4:XD:13:ARG:HD2	4:XD:38:TYR:O	1.98	0.64
8:XH:97:VAL:HG13	8:XH:98:LYS:N	2.13	0.64
9:XI:5:TYR:O	9:XI:84:ALA:HA	1.98	0.64
9:XI:28:VAL:HA	9:XI:63:ILE:HB	1.78	0.64
14:XN:18:VAL:HG23	14:XN:19:ARG:H	1.63	0.64
16:XP:58:TYR:O	16:XP:62:VAL:HG22	1.97	0.64
25:YA:708:C:H42	25:YA:723:G:H1	1.46	0.64
25:YA:2219:G:OP1	27:YD:172:TYR:OH	2.15	0.64
27:YD:135:PHE:N	27:YD:135:PHE:HD2	1.96	0.64
28:YE:69:LYS:O	28:YE:71:GLY:N	2.27	0.64
29:YF:45:ARG:CG	29:YF:45:ARG:HH11	2.09	0.64

Continued on next page...

Continued from previous page...

Atom-1	Atom-2	Interatomic distance (Å)	Clash overlap (Å)
34:YO:7:TYR:CE1	34:YO:20:MET:HB2	2.32	0.64
41:YV:36:PRO:HA	41:YV:56:SER:OG	1.98	0.64
43:YX:57:LEU:HD12	43:YX:78:LYS:HB2	1.77	0.64
44:YY:56:PRO:HG2	44:YY:57:GLN:OE1	1.98	0.64
4:QD:61:LYS:HD2	4:QD:206:PHE:CE2	2.32	0.64
6:QF:12:PRO:HG2	6:QF:13:ASN:H	1.62	0.64
14:QN:7:ILE:HG13	14:QN:8:GLU:N	2.11	0.64
16:QP:51:VAL:CG1	16:QP:52:ASP:H	2.10	0.64
25:RA:38:A:N3	29:RF:48:THR:OG1	2.30	0.64
27:RD:182:LEU:H	27:RD:272:ALA:HB3	1.63	0.64
28:RE:201:THR:HG21	28:RE:203:LYS:HB3	1.80	0.64
30:RG:114:ILE:CG2	30:RG:117:PHE:HB2	2.28	0.64
35:RP:113:LYS:HG2	35:RP:115:LEU:HD23	1.79	0.64
36:RQ:30:GLY:HA3	36:RQ:106:VAL:O	1.98	0.64
3:XC:58:GLU:O	3:XC:64:VAL:HA	1.98	0.64
3:XC:181:ASN:ND2	3:XC:204:LEU:HB2	2.13	0.64
5:XE:41:VAL:CG1	5:XE:113:ALA:HB2	2.25	0.64
7:XG:113:GLU:CG	7:XG:119:ARG:HG2	2.28	0.64
25:YA:704:G:H2'	25:YA:726:G:N2	2.13	0.64
25:YA:1449:A:HO2'	25:YA:1530:G:N2	1.96	0.64
27:YD:18:VAL:HG12	27:YD:19:ALA:O	1.98	0.64
30:YG:81:LYS:O	30:YG:82:LEU:HB2	1.96	0.64
31:YH:148:ILE:O	31:YH:151:ILE:HG12	1.98	0.64
38:YS:26:LEU:HD22	38:YS:87:PHE:HD1	1.63	0.64
1:QA:411:A:H62	1:QA:413:G:H21	1.45	0.64
1:QA:977:A:O2'	1:QA:981:U:N3	2.29	0.64
8:QH:97:VAL:HG13	8:QH:98:LYS:N	2.13	0.64
25:RA:404:C:O2'	25:RA:405:U:OP2	2.15	0.64
36:RQ:104:PHE:O	36:RQ:105:GLU:HB3	1.98	0.64
48:R2:40:SER:C	48:R2:42:GLY:H	2.00	0.64
2:XB:134:GLU:HA	2:XB:137:ARG:HB3	1.80	0.64
3:XC:95:THR:HG22	3:XC:96:GLY:N	2.06	0.64
9:XI:62:TYR:O	9:XI:63:ILE:HD12	1.98	0.64
12:XL:8:ASN:OD1	17:XQ:34:LYS:HE2	1.98	0.64
16:XP:51:VAL:HG21	16:XP:77:ALA:HB2	1.78	0.64
25:YA:27:G:N2	25:YA:512:G:H2'	2.13	0.64
25:YA:84:A:N1	25:YA:98:G:O2'	2.27	0.64
28:YE:14:ILE:CG1	28:YE:15:PHE:H	2.08	0.64
33:YN:39:ARG:HB3	33:YN:41:ASP:OD1	1.98	0.64
37:YR:2:ARG:HG2	37:YR:5:LYS:NZ	2.13	0.64
47:Y1:82:LEU:CD1	47:Y1:83:GLU:CA	2.76	0.64

Continued on next page...

Continued from previous page...

Atom-1	Atom-2	Interatomic distance (Å)	Clash overlap (Å)
1:QA:1177:G:OP2	9:QI:97:LYS:NZ	2.29	0.63
2:QB:20:GLU:HB2	2:QB:190:THR:OG1	1.98	0.63
2:QB:134:GLU:HA	2:QB:137:ARG:HB3	1.80	0.63
3:QC:34:LEU:HD21	3:QC:38:ARG:HD2	1.79	0.63
9:QI:47:LEU:N	9:QI:47:LEU:HD22	2.14	0.63
9:QI:62:TYR:O	9:QI:63:ILE:HD12	1.98	0.63
15:QO:8:LYS:HB2	15:QO:8:LYS:NZ	2.13	0.63
19:QS:39:THR:HG22	19:QS:40:ILE:N	2.14	0.63
25:RA:324:A:N6	25:RA:338:G:O2'	2.31	0.63
25:RA:1080:C:N4	25:RA:1088:A:OP2	2.28	0.63
33:RN:43:THR:HB	33:RN:46:VAL:CG1	2.27	0.63
37:RR:28:LEU:HD21	37:RR:114:VAL:HG12	1.80	0.63
42:RW:74:ALA:O	42:RW:75:TYR:HB3	1.98	0.63
1:XA:738:C:H5"	6:XF:69:GLU:HB2	1.80	0.63
2:XB:8:LYS:H	2:XB:8:LYS:CD	2.09	0.63
8:XH:28:ALA:HB3	8:XH:57:PRO:HB2	1.79	0.63
18:XR:43:PHE:CE2	18:XR:58:LEU:HD11	2.31	0.63
25:YA:309:G:N3	25:YA:329:G:O2'	2.30	0.63
31:YH:3:ARG:HA	31:YH:3:ARG:NE	2.12	0.63
34:YO:104:ARG:HG2	34:YO:104:ARG:NH1	2.14	0.63
37:YR:117:VAL:O	37:YR:118:GLU:HB3	1.99	0.63
40:YU:92:ARG:O	40:YU:94:ASN:N	2.25	0.63
47:Y1:91:LYS:HG3	47:Y1:92:LYS:H	1.62	0.63
1:QA:316:G:OP2	1:QA:351:G:O2'	2.16	0.63
1:QA:1459:C:OP1	20:QT:27:LYS:NZ	2.29	0.63
9:QI:5:TYR:O	9:QI:84:ALA:HA	1.98	0.63
25:RA:242:G:H5'	54:R8:62:LEU:CD2	2.27	0.63
29:RF:132:VAL:HG23	29:RF:133:ASN:N	2.14	0.63
31:RH:92:ILE:H	31:RH:92:ILE:HD12	1.63	0.63
32:RI:93:THR:HG22	32:RI:119:PRO:HB3	1.80	0.63
38:RS:83:LYS:HZ1	38:RS:109:GLY:HA2	1.58	0.63
43:RX:11:PRO:HB3	43:RX:92:LEU:HD21	1.78	0.63
1:XA:1314:C:OP2	19:XS:4:SER:OG	2.16	0.63
2:XB:21:ARG:HB2	2:XB:39:ILE:HA	1.80	0.63
2:XB:25:ASN:O	2:XB:27:LYS:N	2.28	0.63
25:YA:1316:U:H2'	25:YA:1317:A:H8	1.62	0.63
25:YA:2636:U:OP1	28:YE:79:ARG:HA	1.99	0.63
54:Y8:48:PHE:N	54:Y8:48:PHE:CD1	2.66	0.63
1:QA:1412:C:H2'	1:QA:1413:A:C8	2.33	0.63
8:QH:6:ILE:HB	8:QH:85:ARG:HH12	1.62	0.63
8:QH:28:ALA:HB3	8:QH:57:PRO:HB2	1.79	0.63

Continued on next page...

Continued from previous page...

Atom-1	Atom-2	Interatomic distance (Å)	Clash overlap (Å)
11:QK:48:ILE:HD11	11:QK:64:ALA:CA	2.28	0.63
20:QT:14:LYS:HA	20:QT:17:ARG:NH1	2.14	0.63
25:RA:2404:C:O3'	35:RP:77:ARG:NH2	2.31	0.63
27:RD:44:ASN:N	27:RD:44:ASN:ND2	2.42	0.63
27:RD:135:PHE:N	27:RD:135:PHE:HD2	1.96	0.63
27:RD:230:ASP:O	27:RD:231:HIS:HB2	1.98	0.63
29:RF:28:ILE:HG22	29:RF:112:MET:HB3	1.80	0.63
33:RN:39:ARG:HB3	33:RN:41:ASP:OD1	1.98	0.63
35:RP:112:LEU:HD11	35:RP:114:ILE:HG23	1.81	0.63
43:RX:63:LYS:O	43:RX:64:LYS:HD2	1.98	0.63
11:XK:12:ARG:HG2	11:XK:13:GLN:H	1.64	0.63
27:YD:72:LYS:HG2	27:YD:103:ARG:NH2	2.13	0.63
32:YI:130:TYR:HB3	32:YI:136:VAL:HG13	1.79	0.63
33:YN:131:GLN:CD	33:YN:132:ALA:H	2.01	0.63
35:YP:106:LEU:O	35:YP:107:LYS:CB	2.46	0.63
36:YQ:104:PHE:O	36:YQ:105:GLU:HB3	1.98	0.63
42:YW:110:LYS:HG3	42:YW:111:HIS:ND1	2.13	0.63
3:QC:181:ASN:ND2	3:QC:204:LEU:HB2	2.13	0.63
4:QD:30:LYS:CG	4:QD:35:ARG:HE	2.11	0.63
7:QG:9:VAL:CG1	7:QG:94:ARG:HE	2.12	0.63
9:QI:97:LYS:HB3	9:QI:98:PRO:HD3	1.79	0.63
13:QM:51:ALA:O	13:QM:55:ARG:HG3	1.97	0.63
14:QN:18:VAL:HG23	14:QN:19:ARG:H	1.63	0.63
19:QS:21:GLU:HG3	19:QS:22:LEU:N	2.11	0.63
21:QU:15:ARG:HH11	21:QU:15:ARG:HG2	1.64	0.63
25:RA:259:G:O2'	25:RA:621:A:O2'	2.17	0.63
25:RA:363:G:H2'	25:RA:363(A):A:H8	1.62	0.63
25:RA:1264:G:H3'	25:RA:1265:A:H5"	1.79	0.63
27:RD:147:LEU:CD1	27:RD:155:LEU:HD11	2.26	0.63
31:RH:3:ARG:HA	31:RH:3:ARG:NE	2.12	0.63
31:RH:117:PRO:HB3	31:RH:123:PHE:CE1	2.33	0.63
43:RX:18:TYR:C	43:RX:20:GLY:H	2.02	0.63
48:R2:42:GLY:O	48:R2:44:LEU:N	2.30	0.63
54:R8:59:LYS:HZ3	54:R8:59:LYS:HB3	1.63	0.63
1:XA:1443:G:O2'	39:YT:122:ASP:OD2	2.15	0.63
2:XB:158:LEU:O	2:XB:158:LEU:HD12	1.97	0.63
11:XK:50:TYR:HH	11:XK:59:TYR:HE2	1.47	0.63
12:XL:62:SER:O	12:XL:64:TYR:HD1	1.82	0.63
13:XM:8:GLU:OE1	30:YG:115:ARG:CZ	2.46	0.63
15:XO:8:LYS:HB2	15:XO:8:LYS:NZ	2.13	0.63
25:YA:640:C:H42	25:YA:648:G:H1	1.47	0.63

Continued on next page...

Continued from previous page...

Atom-1	Atom-2	Interatomic distance (Å)	Clash overlap (Å)
28:YE:201:THR:HG21	28:YE:203:LYS:HB3	1.80	0.63
29:YF:46:ARG:HG2	29:YF:46:ARG:NH1	2.00	0.63
39:YT:111:ARG:C	39:YT:113:LYS:H	2.01	0.63
2:QB:8:LYS:H	2:QB:8:LYS:CD	2.09	0.63
3:QC:95:THR:HG22	3:QC:96:GLY:N	2.07	0.63
7:QG:148:ASN:N	7:QG:148:ASN:ND2	2.46	0.63
12:QL:85:ILE:HD11	12:QL:98:TYR:HB2	1.81	0.63
29:RF:11:VAL:HG12	29:RF:12:LEU:N	2.13	0.63
33:RN:61:ARG:HA	33:RN:61:ARG:HE	1.63	0.63
34:RO:86:ILE:HD12	34:RO:86:ILE:N	2.13	0.63
41:RV:52:VAL:CG2	41:RV:55:ALA:HB3	2.28	0.63
42:RW:110:LYS:HG3	42:RW:111:HIS:ND1	2.12	0.63
47:R1:82:LEU:CD1	47:R1:83:GLU:CA	2.76	0.63
47:R1:87:PRO:O	47:R1:88:LYS:C	2.37	0.63
1:XA:236:G:OP1	17:XQ:40:LYS:NZ	2.26	0.63
10:XJ:42:THR:HG23	10:XJ:68:HIS:HA	1.80	0.63
13:XM:65:LYS:HE2	50:Y4:50:VAL:HG11	1.80	0.63
25:YA:137(A):G:H1'	43:YX:41:ASN:ND2	2.13	0.63
25:YA:242:G:C8	54:Y8:5:LYS:HG2	2.34	0.63
25:YA:1448:G:O2'	25:YA:1529:A:N1	2.28	0.63
28:YE:50:GLY:HA3	28:YE:74:PRO:HG3	1.80	0.63
39:YT:60:THR:HG22	39:YT:77:PRO:HA	1.80	0.63
48:Y2:40:SER:C	48:Y2:42:GLY:N	2.51	0.63
4:QD:30:LYS:HA	4:QD:34:GLU:HB2	1.79	0.63
4:QD:79:PHE:C	4:QD:79:PHE:CD2	2.71	0.63
8:QH:112:LEU:HD12	8:QH:112:LEU:O	1.98	0.63
13:QM:65:LYS:HZ3	50:R4:52:THR:HG21	1.63	0.63
15:QO:61:GLY:C	15:QO:65:ARG:HH12	2.02	0.63
19:QS:15:LEU:O	19:QS:19:VAL:HG23	1.98	0.63
25:RA:1020:A:OP1	25:RA:1034:G:N2	2.31	0.63
25:RA:2291:U:O2'	25:RA:2374:C:O2	2.15	0.63
28:RE:131:ALA:HB1	28:RE:135:HIS:CE1	2.34	0.63
39:RT:49:VAL:HG13	39:RT:49:VAL:O	1.99	0.63
44:RY:86:ARG:O	44:RY:92:ASN:HB2	1.97	0.63
48:R2:46:GLN:HA	48:R2:46:GLN:OE1	1.98	0.63
2:XB:60:ASP:HB3	2:XB:64:ARG:NH1	2.12	0.63
5:XE:91:LEU:HA	5:XE:120:THR:HG22	1.81	0.63
12:XL:18:VAL:HG23	12:XL:19:ARG:H	1.63	0.63
12:XL:86:ARG:HB2	12:XL:101:VAL:CG2	2.28	0.63
16:XP:66:PRO:HG2	16:XP:71:ARG:HH12	1.64	0.63
19:XS:15:LEU:O	19:XS:19:VAL:HG23	1.98	0.63

Continued on next page...

Continued from previous page...

Atom-1	Atom-2	Interatomic distance (Å)	Clash overlap (Å)
27:YD:230:ASP:O	27:YD:231:HIS:HB2	1.98	0.63
34:YO:86:ILE:HD12	34:YO:86:ILE:N	2.13	0.63
35:YP:83:VAL:HG12	35:YP:112:LEU:HD21	1.80	0.63
50:Y4:71:ARG:HH11	50:Y4:71:ARG:CG	1.98	0.63
1:QA:1159:U:O2'	1:QA:1160:G:N7	2.32	0.63
1:QA:1492:A:OP1	12:QL:47:LYS:HB3	1.99	0.63
9:QI:59:PHE:HZ	9:QI:88:TYR:CE1	2.17	0.63
13:QM:40:ASN:HD21	13:QM:42:ALA:HB3	1.64	0.63
27:RD:18:VAL:HG12	27:RD:19:ALA:O	1.99	0.63
27:RD:133:LEU:HD21	27:RD:191:ALA:CB	2.29	0.63
33:RN:22:THR:CG2	33:RN:23:LEU:N	2.61	0.63
36:RQ:20:ALA:HB1	36:RQ:99:PRO:CB	2.28	0.63
36:RQ:81:VAL:O	36:RQ:82:ARG:HD3	1.98	0.63
40:RU:102:GLU:HG3	41:RV:2:PHE:CE2	2.34	0.63
44:RY:95:LYS:CB	44:RY:100:ALA:HA	2.13	0.63
1:XA:1200:C:H4'	1:XA:1201:A:H5'	1.80	0.63
2:XB:155:LEU:HD12	2:XB:157:ARG:O	1.97	0.63
5:XE:51:VAL:O	5:XE:55:VAL:HG23	1.99	0.63
9:XI:118:LYS:O	9:XI:119:ALA:HB3	1.99	0.63
25:YA:482:A:H4'	44:YY:47:LYS:HD2	1.80	0.63
25:YA:2286:A:H8	52:Y6:37:ARG:NH1	1.95	0.63
30:YG:61:ALA:HB2	30:YG:68:PRO:HD2	1.81	0.63
30:YG:68:PRO:HB2	30:YG:90:LEU:HD12	1.80	0.63
31:YH:86:GLU:O	31:YH:87:LEU:HB2	1.99	0.63
33:YN:7:LYS:H	33:YN:7:LYS:HD2	1.64	0.63
38:YS:22:GLY:O	38:YS:23:ARG:O	2.17	0.63
43:YX:18:TYR:C	43:YX:20:GLY:H	2.02	0.63
48:Y2:46:GLN:OE1	48:Y2:46:GLN:HA	1.97	0.63
11:QK:58:PRO:HD3	11:QK:89:ALA:HB1	1.81	0.63
12:QL:62:SER:O	12:QL:64:TYR:HD1	1.82	0.63
12:QL:86:ARG:HB2	12:QL:101:VAL:CG2	2.28	0.63
20:QT:26:ASN:HB2	20:QT:71:THR:HG23	1.79	0.63
25:RA:2652:C:H42	25:RA:2668:G:H1	1.47	0.63
31:RH:153:LYS:HG3	31:RH:161:GLY:HA3	1.81	0.63
34:RO:8:LEU:HB2	34:RO:19:ILE:HD11	1.81	0.63
35:RP:65:ARG:HH11	35:RP:65:ARG:CG	2.06	0.63
36:RQ:66:ILE:CG1	36:RQ:67:ARG:H	2.12	0.63
37:RR:117:VAL:O	37:RR:118:GLU:HB3	1.98	0.63
39:RT:60:THR:HG22	39:RT:77:PRO:HA	1.80	0.63
40:RU:34:LYS:HA	40:RU:34:LYS:CE	2.29	0.63
43:RX:49:VAL:HG13	43:RX:83:VAL:HG13	1.80	0.63

Continued on next page...

Continued from previous page...

Atom-1	Atom-2	Interatomic distance (Å)	Clash overlap (Å)
9:XI:97:LYS:HB3	9:XI:98:PRO:HD3	1.80	0.63
13:XM:36:LYS:HD3	13:XM:36:LYS:C	2.20	0.63
14:XN:18:VAL:HG23	14:XN:19:ARG:N	2.14	0.63
16:XP:8:ARG:HH11	16:XP:8:ARG:HG2	1.64	0.63
20:XT:26:ASN:HB2	20:XT:71:THR:HG23	1.79	0.63
28:YE:13:ARG:HH12	28:YE:21:VAL:HG12	1.64	0.63
29:YF:132:VAL:HG23	29:YF:133:ASN:N	2.14	0.63
33:YN:61:ARG:HA	33:YN:61:ARG:HE	1.63	0.63
33:YN:87:LEU:O	33:YN:87:LEU:HD23	1.99	0.63
39:YT:16:ARG:HE	39:YT:19:LEU:HD21	1.62	0.63
43:YX:31:HIS:CE1	43:YX:33:LYS:HB2	2.34	0.63
46:Y0:11:ARG:O	46:Y0:14:ARG:NH2	2.32	0.63
47:Y1:18:ILE:HG12	47:Y1:37:ILE:HG12	1.81	0.63
3:QC:34:LEU:CD2	3:QC:38:ARG:HD2	2.29	0.63
3:QC:70:VAL:HG12	3:QC:72:LYS:N	2.11	0.63
7:QG:113:GLU:CG	7:QG:119:ARG:HG2	2.28	0.63
7:QG:140:ASP:C	7:QG:142:GLU:H	2.03	0.63
25:RA:240:G:H3'	25:RA:241:A:H2'	1.81	0.63
25:RA:2377:A:H2'	25:RA:2378:A:C8	2.34	0.63
29:RF:107:LYS:O	29:RF:108:LYS:C	2.36	0.63
29:RF:119:ARG:HH11	29:RF:119:ARG:HG2	1.64	0.63
31:RH:136:ILE:H	31:RH:136:ILE:HD12	1.64	0.63
38:RS:26:LEU:HD22	38:RS:87:PHE:HD1	1.63	0.63
38:RS:78:LEU:HD11	38:RS:107:GLU:O	1.97	0.63
39:RT:16:ARG:HE	39:RT:19:LEU:HD21	1.62	0.63
39:RT:111:ARG:C	39:RT:113:LYS:H	2.01	0.63
47:R1:76:ARG:HD2	47:R1:76:ARG:H	1.64	0.63
1:XA:842:C:O2'	1:XA:848:C:N4	2.32	0.63
1:XA:1128:C:N3	1:XA:1144:G:N2	2.41	0.63
2:XB:214:ILE:HD13	2:XB:217:ARG:NH2	2.14	0.63
4:XD:33:MET:HE2	4:XD:37:PRO:HA	1.80	0.63
4:XD:153:ARG:HD3	4:XD:181:MET:SD	2.39	0.63
11:XK:12:ARG:HG2	11:XK:13:GLN:N	2.14	0.63
25:YA:746:A:C5	25:YA:2611:U:H5"	2.33	0.63
25:YA:860:U:H1'	25:YA:2268:A:H5'	1.81	0.63
28:YE:4:ILE:CD1	28:YE:28:ALA:HB1	2.29	0.63
28:YE:35:GLN:CG	28:YE:37:ARG:NE	2.62	0.63
31:YH:153:LYS:HG3	31:YH:161:GLY:HA3	1.81	0.63
36:YQ:30:GLY:HA3	36:YQ:106:VAL:O	1.98	0.63
42:YW:74:ALA:O	42:YW:75:TYR:HB3	1.98	0.63
1:QA:401:C:O2'	1:QA:621:A:N3	2.31	0.62

Continued on next page...

Continued from previous page...

Atom-1	Atom-2	Interatomic distance (Å)	Clash overlap (Å)
1:QA:1347:G:C8	9:QI:107:ARG:HB3	2.33	0.62
2:QB:187:LEU:HD12	2:QB:205:ASP:HA	1.79	0.62
2:QB:236:TYR:CD2	2:QB:239:VAL:HG21	2.34	0.62
3:QC:189:ALA:O	3:QC:191:THR:HG23	1.99	0.62
9:QI:17:VAL:HG21	9:QI:81:ILE:N	2.14	0.62
9:QI:118:LYS:O	9:QI:119:ALA:HB3	1.99	0.62
26:RB:33:G:N2	26:RB:35:U:O4	2.32	0.62
36:RQ:20:ALA:HB1	36:RQ:99:PRO:CD	2.29	0.62
52:R6:13:CYS:HB2	52:R6:22:ALA:HB3	1.80	0.62
2:XB:236:TYR:CD2	2:XB:239:VAL:HG21	2.34	0.62
3:XC:34:LEU:CD2	3:XC:38:ARG:HD2	2.29	0.62
9:XI:47:LEU:HD22	9:XI:47:LEU:N	2.14	0.62
11:XK:51:LYS:CA	11:XK:55:LYS:HD3	2.22	0.62
11:XK:99:GLN:HG2	11:XK:105:VAL:CG2	2.28	0.62
25:YA:1042:G:H1	25:YA:1113:U:H3	1.47	0.62
29:YF:67:GLN:O	29:YF:67:GLN:CG	2.32	0.62
35:YP:114:ILE:HD11	35:YP:130:PHE:CD1	2.34	0.62
36:YQ:10:ARG:O	36:YQ:11:LYS:HB2	1.98	0.62
39:YT:49:VAL:HG13	39:YT:49:VAL:O	1.99	0.62
1:QA:45:U:H2'	1:QA:46:G:C8	2.34	0.62
3:QC:3:ASN:N	3:QC:3:ASN:HD22	1.96	0.62
5:QE:51:VAL:O	5:QE:55:VAL:HG23	1.99	0.62
6:QF:8:ILE:HD11	6:QF:79:LEU:HD13	1.81	0.62
11:QK:12:ARG:HG2	11:QK:13:GLN:N	2.14	0.62
27:RD:44:ASN:HB3	27:RD:49:ILE:CA	2.27	0.62
29:RF:28:ILE:HD13	29:RF:30:PRO:HD3	1.80	0.62
35:RP:83:VAL:HG12	35:RP:112:LEU:HD21	1.81	0.62
35:RP:108:LYS:HD2	35:RP:108:LYS:H	1.64	0.62
48:R2:65:ASN:HB3	48:R2:69:ARG:NH1	2.10	0.62
1:XA:606:G:N2	1:XA:631:G:H8	1.96	0.62
4:XD:170:VAL:HG22	4:XD:171:GLY:N	2.12	0.62
8:XH:112:LEU:O	8:XH:112:LEU:HD12	1.98	0.62
9:XI:17:VAL:HG21	9:XI:81:ILE:N	2.14	0.62
22:XV:6:G:H1	22:XV:67:C:H42	1.45	0.62
35:YP:64:LYS:HB2	54:Y8:25:MET:HG3	1.81	0.62
36:YQ:20:ALA:HB1	36:YQ:99:PRO:CB	2.29	0.62
39:YT:22:PHE:N	39:YT:22:PHE:HD2	1.97	0.62
43:YX:49:VAL:HG13	43:YX:83:VAL:HG13	1.80	0.62
44:YY:87:LYS:O	44:YY:88:LYS:NZ	2.32	0.62
1:QA:1023:G:H3'	1:QA:1024:G:H5"	1.80	0.62
2:QB:66:GLY:O	2:QB:67:THR:HG23	2.00	0.62

Continued on next page...

Continued from previous page...

Atom-1	Atom-2	Interatomic distance (Å)	Clash overlap (Å)
8:QH:42:GLU:HG3	8:QH:109:ILE:HD12	1.80	0.62
17:QQ:11:VAL:HG23	17:QQ:20:THR:HB	1.79	0.62
18:QR:82:THR:HG22	18:QR:83:GLU:N	2.15	0.62
28:RE:13:ARG:HH12	28:RE:21:VAL:HG12	1.64	0.62
28:RE:35:GLN:CG	28:RE:37:ARG:NE	2.62	0.62
30:RG:77:ILE:HD13	30:RG:82:LEU:CD1	2.29	0.62
32:RI:129:THR:HA	32:RI:137:PRO:HA	1.81	0.62
37:RR:63:ARG:NH1	37:RR:80:PHE:CD1	2.67	0.62
39:RT:24:PRO:O	39:RT:94:ALA:HB2	2.00	0.62
1:XA:1023:G:H3'	1:XA:1024:G:H5"	1.80	0.62
2:XB:66:GLY:O	2:XB:67:THR:HG23	2.00	0.62
3:XC:3:ASN:HD22	3:XC:3:ASN:N	1.97	0.62
7:XG:9:VAL:CG1	7:XG:94:ARG:HE	2.12	0.62
7:XG:140:ASP:HA	7:XG:143:ARG:NH1	2.14	0.62
8:XH:16:ALA:HB2	8:XH:24:THR:HG21	1.82	0.62
25:YA:141:A:H8	25:YA:1595:G:H21	1.45	0.62
25:YA:221:A:H4'	25:YA:222:A:O5'	1.98	0.62
25:YA:275:G:H21	25:YA:276:A:H62	1.47	0.62
29:YF:129:PHE:O	29:YF:130:ALA:HB3	1.99	0.62
30:YG:94:LEU:H	30:YG:94:LEU:HD23	1.64	0.62
35:YP:1:MET:CE	35:YP:5:ASP:HB3	2.25	0.62
40:YU:34:LYS:HA	40:YU:34:LYS:CE	2.29	0.62
43:YX:63:LYS:O	43:YX:64:LYS:HD2	1.99	0.62
2:QB:21:ARG:HB2	2:QB:39:ILE:HA	1.80	0.62
2:QB:214:ILE:HD13	2:QB:217:ARG:NH2	2.14	0.62
4:QD:106:TYR:HE1	4:QD:112:VAL:O	1.82	0.62
5:QE:50:GLU:HG3	5:QE:52:PRO:HD2	1.79	0.62
14:QN:41:ARG:HH21	14:QN:42:ILE:HD11	1.62	0.62
25:RA:2567:G:H2'	25:RA:2568:C:C6	2.35	0.62
29:RF:32:LEU:CD1	29:RF:105:VAL:HG13	2.29	0.62
54:R8:52:LYS:O	54:R8:52:LYS:HG3	1.97	0.62
18:XR:82:THR:HG22	18:XR:83:GLU:N	2.15	0.62
25:YA:942:G:O2'	25:YA:1189:A:N3	2.28	0.62
25:YA:1814:G:H4'	27:YD:51:VAL:HG21	1.81	0.62
25:YA:2262:U:H2'	25:YA:2263:C:H6	1.65	0.62
25:YA:2419:U:H5'	52:Y6:23:THR:HG22	1.82	0.62
33:YN:26:LEU:O	33:YN:30:ILE:HG13	1.99	0.62
33:YN:133:GLN:O	33:YN:134:ARG:HB3	1.99	0.62
35:YP:112:LEU:HD11	35:YP:114:ILE:HG23	1.80	0.62
41:YV:52:VAL:CG2	41:YV:55:ALA:HB3	2.28	0.62
3:QC:127:ARG:HH11	3:QC:127:ARG:HG2	1.64	0.62

Continued on next page...

Continued from previous page...

Atom-1	Atom-2	Interatomic distance (Å)	Clash overlap (Å)
9:QI:13:ALA:HB2	9:QI:67:GLY:O	2.00	0.62
9:QI:65:VAL:HG21	9:QI:73:GLN:HB3	1.81	0.62
11:QK:57:THR:HG22	11:QK:59:TYR:H	1.64	0.62
18:QR:25:THR:HG22	18:QR:25:THR:O	2.00	0.62
25:RA:299:A:H5'	44:RY:84:ARG:NH2	2.10	0.62
27:RD:134:ARG:HD3	27:RD:135:PHE:CE2	2.35	0.62
29:RF:129:PHE:O	29:RF:130:ALA:HB3	2.00	0.62
33:RN:96:GLU:O	33:RN:98:VAL:N	2.33	0.62
35:RP:64:LYS:HB2	54:R8:25:MET:HG3	1.80	0.62
39:RT:108:ARG:O	39:RT:111:ARG:HG3	1.99	0.62
41:RV:36:PRO:HA	41:RV:56:SER:OG	1.98	0.62
2:XB:20:GLU:HB2	2:XB:190:THR:OG1	1.99	0.62
11:XK:57:THR:HG22	11:XK:59:TYR:H	1.65	0.62
11:XK:58:PRO:HD3	11:XK:89:ALA:HB1	1.81	0.62
25:YA:489:G:N2	25:YA:1321:A:OP1	2.32	0.62
25:YA:2680:C:H5'	28:YE:189:PRO:HA	1.82	0.62
27:YD:35:LYS:HA	27:YD:64:ILE:HG22	1.81	0.62
31:YH:136:ILE:HD12	31:YH:136:ILE:H	1.64	0.62
37:YR:63:ARG:NH1	37:YR:80:PHE:CD1	2.67	0.62
39:YT:96:ARG:NH1	39:YT:96:ARG:HB2	2.14	0.62
47:Y1:91:LYS:HA	47:Y1:91:LYS:HE3	1.81	0.62
52:Y6:13:CYS:HB2	52:Y6:22:ALA:HB3	1.81	0.62
52:Y6:44:ARG:O	52:Y6:45:LYS:HB2	2.00	0.62
1:QA:148:G:H1	1:QA:174:C:H42	1.48	0.62
1:QA:437:U:H2'	1:QA:438:G:O4'	1.99	0.62
1:QA:954:G:H21	1:QA:1227:A:H62	1.47	0.62
1:QA:1124:G:H5"	1:QA:1145:C:H41	1.64	0.62
2:QB:23:ARG:HD3	2:QB:23:ARG:H	1.64	0.62
7:QG:140:ASP:HA	7:QG:143:ARG:NH1	2.14	0.62
28:RE:35:GLN:HG2	28:RE:37:ARG:NE	2.14	0.62
30:RG:94:LEU:HD23	30:RG:94:LEU:N	2.14	0.62
31:RH:153:LYS:CB	31:RH:154:PRO:CD	2.69	0.62
32:RI:41:GLU:HA	32:RI:44:LEU:HB2	1.81	0.62
33:RN:7:LYS:HD2	33:RN:7:LYS:H	1.64	0.62
39:RT:96:ARG:NH1	39:RT:96:ARG:HB2	2.14	0.62
52:R6:18:ARG:O	52:R6:18:ARG:HD2	2.00	0.62
2:XB:115:LEU:CD2	2:XB:153:ARG:HD3	2.30	0.62
4:XD:29:PRO:C	4:XD:30:LYS:HD3	2.19	0.62
4:XD:96:LEU:H	4:XD:96:LEU:CD2	2.11	0.62
8:XH:58:TYR:O	8:XH:59:LEU:HD23	2.00	0.62
16:XP:51:VAL:CG1	16:XP:52:ASP:H	2.11	0.62

Continued on next page...

Continued from previous page...

Atom-1	Atom-2	Interatomic distance (Å)	Clash overlap (Å)
25:YA:2602:A:C2	56:Z8:76:PPU:N7	2.66	0.62
25:YA:2789:C:H1'	25:YA:2892:A:H2	1.63	0.62
29:YF:28:ILE:HG22	29:YF:112:MET:HB3	1.80	0.62
29:YF:107:LYS:O	29:YF:108:LYS:C	2.37	0.62
30:YG:94:LEU:HD23	30:YG:94:LEU:N	2.14	0.62
30:YG:112:PRO:HB3	50:Y4:37:SER:CB	2.25	0.62
34:YO:104:ARG:CZ	39:YT:34:VAL:HG11	2.29	0.62
35:YP:105:LEU:O	35:YP:106:LEU:CB	2.42	0.62
38:YS:48:LEU:HD12	38:YS:48:LEU:N	2.14	0.62
39:YT:108:ARG:O	39:YT:111:ARG:HG3	2.00	0.62
48:Y2:70:GLN:O	48:Y2:71:ASN:HB2	2.00	0.62
13:QM:69:GLU:O	13:QM:72:ALA:N	2.32	0.62
13:QM:77:ASN:CG	50:R4:71:ARG:NH1	2.53	0.62
25:RA:498:G:N3	44:RY:47:LYS:NZ	2.45	0.62
25:RA:1929:G:H4'	25:RA:1930:G:OP1	1.99	0.62
25:RA:2146:C:H4'	25:RA:2147:G:C8	2.34	0.62
27:RD:137:PRO:HB2	27:RD:140:THR:HG23	1.81	0.62
33:RN:26:LEU:O	33:RN:30:ILE:HG13	1.99	0.62
39:RT:31:SER:HA	39:RT:44:ASP:OD2	2.00	0.62
43:RX:31:HIS:CE1	43:RX:33:LYS:HB2	2.34	0.62
2:XB:23:ARG:HD3	2:XB:23:ARG:H	1.64	0.62
10:XJ:29:ARG:HG2	10:XJ:29:ARG:O	2.00	0.62
19:XS:12:ASP:OD1	19:XS:37:ARG:HD2	2.00	0.62
20:XT:14:LYS:HA	20:XT:17:ARG:NH1	2.14	0.62
27:YD:133:LEU:HD21	27:YD:191:ALA:CB	2.29	0.62
28:YE:131:ALA:HB1	28:YE:135:HIS:CE1	2.34	0.62
29:YF:28:ILE:HD13	29:YF:30:PRO:HD3	1.80	0.62
30:YG:170:ARG:O	30:YG:174:GLU:HB2	2.00	0.62
35:YP:65:ARG:HE	54:Y8:15:LYS:HB2	1.65	0.62
38:YS:100:ALA:HA	38:YS:103:GLU:CG	2.30	0.62
44:YY:48:ALA:HB2	44:YY:61:ILE:HD13	1.82	0.62
48:Y2:41:ILE:HG12	48:Y2:44:LEU:HD12	1.82	0.62
48:Y2:69:ARG:HB2	48:Y2:69:ARG:CZ	2.29	0.62
4:QD:153:ARG:HD3	4:QD:181:MET:SD	2.39	0.62
8:QH:16:ALA:HB2	8:QH:24:THR:HG21	1.82	0.62
8:QH:29:SER:HB3	8:QH:32:LYS:CG	2.22	0.62
8:QH:84:ARG:HG3	8:QH:84:ARG:NH1	2.10	0.62
9:QI:116:LYS:O	9:QI:118:LYS:N	2.33	0.62
11:QK:19:ALA:HA	11:QK:32:ILE:HG22	1.80	0.62
13:QM:97:PRO:HB2	13:QM:101:GLN:HE22	1.65	0.62
16:QP:66:PRO:HG2	16:QP:71:ARG:HH12	1.64	0.62

Continued on next page...

Continued from previous page...

Atom-1	Atom-2	Interatomic distance (Å)	Clash overlap (Å)
30:RG:6:ALA:HB2	50:R4:23:GLU:OE2	1.99	0.62
31:RH:137:ASP:HB3	31:RH:140:LYS:HB2	1.81	0.62
33:RN:87:LEU:O	33:RN:87:LEU:HD23	1.99	0.62
34:RO:78:ARG:HH21	39:RT:103:ARG:NH2	1.98	0.62
38:RS:48:LEU:N	38:RS:48:LEU:HD12	2.14	0.62
44:RY:87:LYS:O	44:RY:88:LYS:NZ	2.31	0.62
50:R4:71:ARG:NH1	50:R4:71:ARG:CG	2.61	0.62
1:XA:67:C:H2'	1:XA:68:G:C8	2.35	0.62
3:XC:111:LEU:HD21	3:XC:144:SER:O	2.00	0.62
6:XF:8:ILE:HD11	6:XF:79:LEU:HD13	1.81	0.62
9:XI:116:LYS:O	9:XI:118:LYS:N	2.33	0.62
13:XM:66:LEU:HA	13:XM:70:LEU:HD23	1.81	0.62
13:XM:69:GLU:O	13:XM:72:ALA:N	2.32	0.62
14:XN:53:LEU:HB3	14:XN:56:VAL:HG21	1.80	0.62
25:YA:1820:U:C2	27:YD:202:LYS:HB3	2.33	0.62
26:YB:80:U:H2'	26:YB:81:G:H21	1.64	0.62
50:Y4:61:ARG:O	50:Y4:63:TYR:N	2.33	0.62
1:QA:574:A:O2'	1:QA:882:C:O2'	2.11	0.62
1:QA:1077:G:N2	1:QA:1080:A:OP2	2.28	0.62
4:QD:166:LYS:HB3	27:YD:134:ARG:HH12	1.65	0.62
6:QF:77:ARG:HB2	6:QF:77:ARG:NH1	2.15	0.62
14:QN:23:ARG:NH1	14:QN:30:ALA:HB2	2.14	0.62
25:RA:2287:A:N6	25:RA:2344:U:H3	1.98	0.62
30:RG:68:PRO:HB2	30:RG:90:LEU:HD12	1.80	0.62
36:RQ:86:GLY:C	36:RQ:88:GLY:H	2.03	0.62
37:RR:38:VAL:HB	37:RR:39:PRO:HD3	1.81	0.62
38:RS:26:LEU:HD12	38:RS:39:ILE:CD1	2.23	0.62
39:RT:22:PHE:N	39:RT:22:PHE:HD2	1.97	0.62
39:RT:57:PHE:CD2	39:RT:58:ASN:N	2.66	0.62
47:R1:3:LYS:HD3	47:R1:43:TYR:CD2	2.35	0.62
48:R2:40:SER:C	48:R2:42:GLY:N	2.50	0.62
1:XA:953:G:N7	13:XM:104:ARG:NH2	2.48	0.62
1:XA:977:A:O2'	1:XA:981:U:N3	2.32	0.62
1:XA:1454:G:H2'	1:XA:1455:G:C8	2.35	0.62
16:XP:20:VAL:HG21	16:XP:32:TYR:CD2	2.35	0.62
17:XQ:65:ILE:HD12	17:XQ:65:ILE:N	2.15	0.62
25:YA:1815:A:OP2	27:YD:54:ARG:NH2	2.30	0.62
27:YD:134:ARG:HD3	27:YD:135:PHE:CE2	2.35	0.62
30:YG:142:PRO:HB2	50:Y4:31:ILE:CD1	2.30	0.62
1:QA:1162:C:H42	1:QA:1174:G:H1	1.47	0.62
1:QA:1368:G:OP1	9:QI:111:ARG:NH2	2.33	0.62

Continued on next page...

Continued from previous page...

Atom-1	Atom-2	Interatomic distance (Å)	Clash overlap (Å)
5:QE:51:VAL:HB	5:QE:52:PRO:CD	2.30	0.62
6:QF:92:LYS:HB2	6:QF:92:LYS:HZ2	1.64	0.62
25:RA:345:A:H2'	25:RA:347:A:H62	1.65	0.62
25:RA:1056:G:O2'	25:RA:1086:A:O2'	2.18	0.62
25:RA:2319:G:N7	38:RS:3:ARG:HB3	2.15	0.62
27:RD:72:LYS:HG2	27:RD:103:ARG:NH2	2.14	0.62
30:RG:170:ARG:O	30:RG:174:GLU:HB2	2.00	0.62
38:RS:100:ALA:HA	38:RS:103:GLU:CG	2.30	0.62
45:RZ:19:ARG:NH1	45:RZ:84:GLU:O	2.33	0.62
47:R1:18:ILE:HG12	47:R1:37:ILE:HG12	1.81	0.62
48:R2:17:SER:HB2	48:R2:18:PRO:CA	2.30	0.62
48:R2:69:ARG:HB2	48:R2:69:ARG:CZ	2.30	0.62
50:R4:35:VAL:O	50:R4:37:SER:N	2.26	0.62
52:R6:44:ARG:O	52:R6:45:LYS:HB2	2.00	0.62
2:XB:194:PRO:HG2	2:XB:195:ASP:H	1.64	0.62
4:XD:79:PHE:C	4:XD:79:PHE:CD2	2.71	0.62
5:XE:42:GLY:HA2	5:XE:136:MET:HE1	1.82	0.62
7:XG:15:ASP:O	7:XG:19:GLY:HA2	2.00	0.62
9:XI:59:PHE:HZ	9:XI:88:TYR:CE1	2.17	0.62
14:XN:32:SER:O	14:XN:40:CYS:C	2.37	0.62
15:XO:61:GLY:C	15:XO:65:ARG:HH12	2.02	0.62
16:XP:4:ILE:HG13	16:XP:21:VAL:CG1	2.29	0.62
25:YA:264:C:H2'	25:YA:265:A:H5"	1.82	0.62
25:YA:443:A:N7	29:YF:45:ARG:HD2	2.15	0.62
25:YA:1818:U:H2'	27:YD:157:ARG:HG3	1.81	0.62
25:YA:1838:C:H4'	25:YA:1839:G:C8	2.35	0.62
25:YA:2014:A:O2'	51:Y5:2:ALA:HB2	2.00	0.62
25:YA:2713:A:OP1	37:YR:14:SER:OG	2.17	0.62
27:YD:182:LEU:H	27:YD:272:ALA:HB3	1.63	0.62
28:YE:104:VAL:HG11	28:YE:188:VAL:HG23	1.82	0.62
36:YQ:63:LYS:HD2	45:YZ:175:VAL:HG21	1.81	0.62
40:YU:102:GLU:HG3	41:YV:2:PHE:CE2	2.34	0.62
47:Y1:87:PRO:O	47:Y1:88:LYS:C	2.37	0.62
6:QF:10:LEU:HD13	6:QF:61:LEU:CD1	2.30	0.61
10:QJ:53:PRO:HA	14:QN:42:ILE:HD12	1.82	0.61
13:QM:117:VAL:HG22	13:QM:118:ALA:N	2.15	0.61
27:RD:70:TRP:CH2	27:RD:150:LYS:HA	2.35	0.61
30:RG:111:LEU:HB2	30:RG:112:PRO:HD3	1.82	0.61
32:RI:78:THR:HG22	32:RI:141:LYS:HD2	1.82	0.61
33:RN:96:GLU:CG	33:RN:97:ARG:H	2.00	0.61
35:RP:50:ARG:CB	35:RP:50:ARG:NH2	2.57	0.61

Continued on next page...

Continued from previous page...

Atom-1	Atom-2	Interatomic distance (Å)	Clash overlap (Å)
50:R4:61:ARG:O	50:R4:63:TYR:N	2.33	0.61
1:XA:951:G:O2'	1:XA:970:C:O2'	2.17	0.61
5:XE:51:VAL:HB	5:XE:52:PRO:CD	2.30	0.61
9:XI:65:VAL:HG21	9:XI:73:GLN:HB3	1.82	0.61
15:XO:74:ASP:OD1	15:XO:77:ARG:HG2	2.00	0.61
19:XS:39:THR:HG22	19:XS:40:ILE:N	2.14	0.61
25:YA:1803:A:H4'	27:YD:259:THR:CG2	2.29	0.61
35:YP:50:ARG:CB	35:YP:50:ARG:NH2	2.57	0.61
45:YZ:48:PHE:HE2	45:YZ:71:VAL:HG11	1.64	0.61
47:Y1:76:ARG:HD2	47:Y1:76:ARG:H	1.64	0.61
54:Y8:59:LYS:HZ3	54:Y8:59:LYS:HB3	1.63	0.61
1:QA:951:G:OP2	13:QM:102:ARG:NH2	2.33	0.61
11:QK:12:ARG:HG2	11:QK:13:GLN:H	1.63	0.61
13:QM:3:ARG:HG2	50:R4:34:GLU:OE1	2.00	0.61
15:QO:68:ARG:O	15:QO:72:ARG:HB2	2.00	0.61
27:RD:72:LYS:HE3	27:RD:75:ILE:HD12	1.82	0.61
30:RG:9:ARG:HG2	30:RG:13:GLU:OE1	2.00	0.61
32:RI:92:VAL:HG13	32:RI:120:ILE:HG23	1.81	0.61
34:RO:97:ARG:N	34:RO:117:LEU:HD22	2.15	0.61
38:RS:22:GLY:O	38:RS:23:ARG:O	2.17	0.61
44:RY:101:LYS:HE3	44:RY:102:CYS:SG	2.40	0.61
47:R1:91:LYS:HA	47:R1:91:LYS:HE3	1.82	0.61
49:R3:29:ARG:HH11	49:R3:29:ARG:CB	2.13	0.61
50:R4:23:GLU:O	50:R4:25:TYR:N	2.33	0.61
1:XA:116:A:H61	1:XA:313:A:H1'	1.65	0.61
3:XC:189:ALA:O	3:XC:191:THR:HG23	1.99	0.61
6:XF:77:ARG:HB2	6:XF:77:ARG:NH1	2.15	0.61
25:YA:210:C:O2'	25:YA:1366:A:O2'	2.18	0.61
25:YA:2011:U:OP2	42:YW:16:LYS:NZ	2.33	0.61
28:YE:51:PHE:O	28:YE:52:LEU:C	2.38	0.61
36:YQ:54:MET:O	36:YQ:57:HIS:HB3	2.00	0.61
36:YQ:86:GLY:C	36:YQ:88:GLY:N	2.52	0.61
3:QC:111:LEU:HD21	3:QC:144:SER:O	2.01	0.61
4:QD:129:ASN:HA	4:QD:145:GLU:HB2	1.82	0.61
4:QD:196:LEU:C	4:QD:198:VAL:H	2.02	0.61
13:QM:36:LYS:HD3	13:QM:36:LYS:C	2.20	0.61
13:QM:66:LEU:HA	13:QM:70:LEU:HD23	1.81	0.61
14:QN:23:ARG:CD	14:QN:28:GLY:O	2.49	0.61
15:QO:26:GLU:CD	15:QO:77:ARG:HH12	2.03	0.61
16:QP:4:ILE:HG13	16:QP:21:VAL:CG1	2.30	0.61
19:QS:11:VAL:O	19:QS:12:ASP:HB2	2.00	0.61

Continued on next page...

Continued from previous page...

Atom-1	Atom-2	Interatomic distance (Å)	Clash overlap (Å)
25:RA:639:U:H2'	25:RA:640:C:C6	2.35	0.61
25:RA:2361:A:O5'	54:R8:27:THR:OG1	2.17	0.61
27:RD:133:LEU:HD21	27:RD:191:ALA:HB2	1.82	0.61
27:RD:237:GLU:OE1	27:RD:237:GLU:CA	2.48	0.61
38:RS:17:ARG:HG3	38:RS:18:ILE:N	2.14	0.61
1:XA:176:C:O2'	1:XA:1451:A:N1	2.32	0.61
1:XA:280:C:C2	17:XQ:38:ARG:HG3	2.35	0.61
2:XB:108:ILE:O	2:XB:111:ARG:HB2	2.01	0.61
12:XL:85:ILE:HD11	12:XL:98:TYR:HB2	1.81	0.61
25:YA:2364:C:OP1	46:Y0:55:ARG:NH1	2.33	0.61
27:YD:227:ASN:CB	27:YD:228:PRO:HD2	2.24	0.61
33:YN:96:GLU:O	33:YN:98:VAL:N	2.33	0.61
34:YO:8:LEU:HB2	34:YO:19:ILE:HD11	1.81	0.61
36:YQ:83:MET:HB2	46:Y0:7:LEU:HD22	1.82	0.61
36:YQ:88:GLY:C	36:YQ:90:VAL:H	2.02	0.61
39:YT:31:SER:HA	39:YT:44:ASP:OD2	2.00	0.61
47:Y1:73:LEU:C	47:Y1:75:GLU:H	2.03	0.61
47:Y1:81:LYS:HA	47:Y1:81:LYS:HZ3	0.69	0.61
48:Y2:17:SER:HB2	48:Y2:18:PRO:CA	2.30	0.61
1:QA:713:G:H2'	1:QA:714:G:C8	2.35	0.61
2:QB:108:ILE:O	2:QB:111:ARG:HB2	2.01	0.61
2:QB:115:LEU:CD2	2:QB:153:ARG:HD3	2.30	0.61
5:QE:91:LEU:HA	5:QE:120:THR:HG22	1.81	0.61
7:QG:15:ASP:O	7:QG:19:GLY:HA2	2.00	0.61
10:QJ:29:ARG:HG2	10:QJ:29:ARG:O	2.00	0.61
14:QN:18:VAL:HG23	14:QN:19:ARG:N	2.14	0.61
25:RA:1142(A):A:H4'	33:RN:25:ARG:HH22	1.65	0.61
27:RD:27:THR:O	27:RD:29:PRO:HD2	1.99	0.61
34:RO:104:ARG:CZ	39:RT:34:VAL:HG11	2.29	0.61
40:RU:92:ARG:HD3	40:RU:94:ASN:HB3	1.83	0.61
44:RY:48:ALA:HB2	44:RY:61:ILE:HD13	1.82	0.61
52:R6:25:LYS:HD2	54:R8:34:TRP:CZ2	2.36	0.61
3:XC:127:ARG:HH11	3:XC:127:ARG:HG2	1.64	0.61
21:XU:15:ARG:HH11	21:XU:15:ARG:HG2	1.63	0.61
26:YB:40:U:O4	50:Y4:2:LYS:N	2.33	0.61
27:YD:137:PRO:HB2	27:YD:140:THR:HG23	1.81	0.61
29:YF:32:LEU:CD1	29:YF:105:VAL:HG13	2.29	0.61
33:YN:62:VAL:CG1	33:YN:66:LYS:HD2	2.30	0.61
35:YP:108:LYS:HD2	35:YP:108:LYS:H	1.64	0.61
36:YQ:66:ILE:CG1	36:YQ:67:ARG:H	2.12	0.61
38:YS:17:ARG:HG3	38:YS:18:ILE:N	2.14	0.61

Continued on next page...

Continued from previous page...

Atom-1	Atom-2	Interatomic distance (Å)	Clash overlap (Å)
44:YY:44:ILE:HG13	44:YY:45:VAL:H	1.64	0.61
50:Y4:23:GLU:O	50:Y4:25:TYR:N	2.33	0.61
52:Y6:18:ARG:O	52:Y6:18:ARG:HD2	2.00	0.61
8:QH:39:LEU:O	8:QH:45:ILE:HG12	2.01	0.61
25:RA:102:G:H4'	25:RA:103:A:O5'	2.00	0.61
25:RA:1660:C:H2'	25:RA:1661:G:H8	1.64	0.61
27:RD:35:LYS:HA	27:RD:64:ILE:HG22	1.82	0.61
31:RH:152:ARG:O	31:RH:153:LYS:CD	2.48	0.61
33:RN:23:LEU:HD12	33:RN:99:LEU:HD23	1.82	0.61
33:RN:62:VAL:CG1	33:RN:66:LYS:HD2	2.30	0.61
35:RP:114:ILE:HD11	35:RP:130:PHE:CD1	2.34	0.61
42:RW:5:ALA:O	42:RW:50:VAL:HG13	2.00	0.61
42:RW:82:LEU:HB2	42:RW:98:LYS:HB2	1.82	0.61
1:XA:1073:U:O2'	2:XB:104:ASN:OD1	2.18	0.61
3:XC:3:ASN:N	3:XC:3:ASN:ND2	2.48	0.61
4:XD:149:ALA:HB3	4:XD:152:SER:HB2	1.82	0.61
9:XI:28:VAL:HG13	9:XI:63:ILE:HG22	1.83	0.61
11:XK:121:PRO:HD2	11:XK:126:ARG:HD3	1.82	0.61
20:XT:34:LYS:O	20:XT:38:LYS:HB2	2.01	0.61
27:YD:27:THR:O	27:YD:29:PRO:HD2	1.99	0.61
27:YD:70:TRP:CH2	27:YD:150:LYS:HA	2.35	0.61
31:YH:6:ARG:HG3	31:YH:7:LEU:N	2.15	0.61
34:YO:78:ARG:HH21	39:YT:103:ARG:NH2	1.98	0.61
36:YQ:2:LEU:HD23	36:YQ:2:LEU:H	1.65	0.61
41:YV:46:VAL:O	41:YV:46:VAL:HG13	2.01	0.61
42:YW:5:ALA:O	42:YW:50:VAL:HG13	2.00	0.61
43:YX:15:GLU:N	43:YX:15:GLU:OE1	2.34	0.61
44:YY:19:LYS:O	44:YY:19:LYS:HG3	2.01	0.61
54:Y8:29:LYS:HD3	54:Y8:44:LYS:CB	2.30	0.61
7:QG:113:GLU:CB	7:QG:119:ARG:HG2	2.29	0.61
10:QJ:98:ILE:HD12	10:QJ:98:ILE:N	2.15	0.61
16:QP:20:VAL:HG21	16:QP:32:TYR:CD2	2.35	0.61
25:RA:1980:G:O2'	25:RA:1982:C:OP2	2.18	0.61
25:RA:2331:G:H4'	46:R0:43:THR:H	1.66	0.61
27:RD:21:PHE:HB3	27:RD:24:ILE:HG13	1.83	0.61
28:RE:104:VAL:HG11	28:RE:188:VAL:HG23	1.81	0.61
33:RN:7:LYS:CD	33:RN:9:VAL:H	2.14	0.61
38:RS:88:ASP:O	38:RS:89:ARG:CB	2.49	0.61
1:XA:136:C:H42	1:XA:227:G:H1	1.47	0.61
2:XB:17:PHE:CD2	2:XB:44:LEU:HD11	2.36	0.61
4:XD:196:LEU:C	4:XD:198:VAL:H	2.02	0.61

Continued on next page...

Continued from previous page...

Atom-1	Atom-2	Interatomic distance (Å)	Clash overlap (Å)
5:XE:131:ILE:O	5:XE:134:ALA:HB3	2.01	0.61
6:XF:10:LEU:HD13	6:XF:61:LEU:CD1	2.30	0.61
10:XJ:34:VAL:CG2	10:XJ:74:ILE:HG22	2.30	0.61
15:XO:68:ARG:O	15:XO:72:ARG:HB2	2.00	0.61
25:YA:1009:A:OP1	33:YN:37:LYS:NZ	2.33	0.61
25:YA:1462:C:H4'	25:YA:2703:C:H5'	1.82	0.61
27:YD:25:THR:HG21	27:YD:81:ALA:CA	2.31	0.61
28:YE:35:GLN:HG2	28:YE:37:ARG:NE	2.14	0.61
30:YG:6:ALA:HB2	50:Y4:23:GLU:OE2	1.99	0.61
37:YR:38:VAL:HB	37:YR:39:PRO:HD3	1.81	0.61
39:YT:24:PRO:O	39:YT:94:ALA:HB2	2.00	0.61
54:Y8:22:VAL:HG21	54:Y8:53:PRO:HB2	1.83	0.61
1:QA:1175:G:H2'	1:QA:1176:A:C8	2.35	0.61
2:QB:194:PRO:HG2	2:QB:195:ASP:H	1.64	0.61
4:QD:11:LEU:HA	4:QD:14:ARG:HB2	1.82	0.61
11:QK:121:PRO:HD2	11:QK:126:ARG:HD3	1.83	0.61
20:QT:84:LEU:O	20:QT:88:VAL:HG23	2.01	0.61
25:RA:1061:U:H5'	25:RA:1070:A:H1'	1.83	0.61
25:RA:1857:G:O2'	25:RA:1885:A:N6	2.31	0.61
30:RG:142:PRO:HB2	50:R4:31:ILE:CD1	2.30	0.61
31:RH:6:ARG:HG3	31:RH:7:LEU:N	2.15	0.61
31:RH:86:GLU:O	31:RH:87:LEU:HB2	1.99	0.61
38:RS:49:VAL:HG22	38:RS:80:LEU:HD12	1.82	0.61
47:R1:80:LEU:O	47:R1:81:LYS:HD2	2.01	0.61
2:XB:21:ARG:HG3	2:XB:38:GLY:O	2.01	0.61
4:XD:106:TYR:HE1	4:XD:112:VAL:O	1.82	0.61
6:XF:98:LEU:HD12	6:XF:98:LEU:O	2.01	0.61
13:XM:117:VAL:HG22	13:XM:118:ALA:N	2.15	0.61
19:XS:11:VAL:O	19:XS:12:ASP:HB2	2.00	0.61
25:YA:1238:G:H2'	25:YA:1239:G:H8	1.66	0.61
27:YD:35:LYS:HE3	27:YD:64:ILE:C	2.21	0.61
27:YD:133:LEU:HD21	27:YD:191:ALA:HB2	1.82	0.61
29:YF:164:ARG:HH11	29:YF:164:ARG:HG2	1.66	0.61
31:YH:137:ASP:HB3	31:YH:140:LYS:HB2	1.81	0.61
42:YW:28:SER:O	42:YW:31:GLU:N	2.34	0.61
48:Y2:41:ILE:HD11	48:Y2:44:LEU:HG	1.83	0.61
1:QA:1152:A:OP1	10:QJ:68:HIS:NE2	2.32	0.61
3:QC:70:VAL:O	3:QC:106:VAL:HG23	2.01	0.61
4:QD:90:GLY:CA	4:QD:204:ILE:HD11	2.30	0.61
4:QD:149:ALA:HB3	4:QD:152:SER:HB2	1.82	0.61
4:QD:162:LEU:CD1	4:QD:181:MET:HB3	2.31	0.61

Continued on next page...

Continued from previous page...

Atom-1	Atom-2	Interatomic distance (Å)	Clash overlap (Å)
12:QL:48:PRO:CD	12:QL:49:ASN:N	2.57	0.61
20:QT:34:LYS:O	20:QT:38:LYS:HB2	2.01	0.61
25:RA:742:G:H2'	25:RA:743:G:H8	1.66	0.61
25:RA:1470:G:N2	25:RA:1522:G:OP2	2.34	0.61
25:RA:1652:A:N6	37:RR:11:ASN:OD1	2.32	0.61
25:RA:2630:G:H2'	25:RA:2631:G:C8	2.36	0.61
25:RA:2849:U:H4'	25:RA:2868:A:C2	2.36	0.61
28:RE:201:THR:HG22	28:RE:203:LYS:N	2.07	0.61
35:RP:65:ARG:HE	54:R8:15:LYS:HB2	1.65	0.61
36:RQ:2:LEU:HD23	36:RQ:2:LEU:H	1.65	0.61
41:RV:46:VAL:O	41:RV:46:VAL:HG13	2.01	0.61
43:RX:66:LEU:O	43:RX:66:LEU:HD23	2.00	0.61
49:R3:59:VAL:HG12	49:R3:60:GLU:N	2.16	0.61
52:R6:41:PRO:HD2	52:R6:46:HIS:N	2.16	0.61
1:XA:337:C:H2'	1:XA:338:A:C8	2.36	0.61
1:XA:1106:G:H5"	3:XC:172:ARG:HG2	1.81	0.61
4:XD:162:LEU:CD1	4:XD:181:MET:HB3	2.31	0.61
6:XF:69:GLU:O	6:XF:72:VAL:HG12	2.01	0.61
8:XH:102:ARG:HH11	8:XH:105:ARG:NH2	1.99	0.61
15:XO:26:GLU:CD	15:XO:77:ARG:HH12	2.03	0.61
25:YA:2131:G:H4'	25:YA:2132:U:H4'	1.83	0.61
26:YB:40:U:O2'	26:YB:45:A:N6	2.34	0.61
27:YD:2:ALA:HB3	27:YD:20:ASP:HB3	1.83	0.61
28:YE:35:GLN:CG	28:YE:37:ARG:HE	2.10	0.61
28:YE:95:ILE:HD12	28:YE:95:ILE:N	2.15	0.61
30:YG:77:ILE:HD13	30:YG:82:LEU:CD1	2.29	0.61
31:YH:152:ARG:O	31:YH:153:LYS:CD	2.48	0.61
33:YN:7:LYS:CD	33:YN:9:VAL:H	2.13	0.61
34:YO:91:LEU:N	34:YO:91:LEU:HD22	2.16	0.61
37:YR:44:LEU:HD22	37:YR:48:VAL:HG23	1.83	0.61
38:YS:49:VAL:HG22	38:YS:80:LEU:HD12	1.83	0.61
42:YW:1:MET:HA	42:YW:1:MET:HE3	1.83	0.61
43:YX:14:SER:O	43:YX:17:ALA:N	2.34	0.61
43:YX:66:LEU:O	43:YX:66:LEU:HD23	2.01	0.61
1:QA:1055:A:N7	1:QA:1200:C:N4	2.49	0.61
3:QC:3:ASN:N	3:QC:3:ASN:ND2	2.48	0.61
3:QC:79:ARG:CD	11:XK:99:GLN:CB	2.79	0.61
4:QD:76:ARG:HD2	4:QD:207:TYR:HE2	1.66	0.61
10:QJ:34:VAL:CG2	10:QJ:74:ILE:HG22	2.30	0.61
12:QL:126:LYS:C	12:QL:128:ALA:H	2.03	0.61
17:QQ:67:LYS:HA	17:QQ:70:ARG:NH1	2.15	0.61

Continued on next page...

Continued from previous page...

Atom-1	Atom-2	Interatomic distance (Å)	Clash overlap (Å)
25:RA:573:G:N2	25:RA:2031:A:OP2	2.33	0.61
25:RA:666:G:H4'	35:RP:49:ARG:NH1	2.15	0.61
27:RD:35:LYS:HG2	27:RD:64:ILE:CG2	2.31	0.61
33:RN:58:ASP:N	33:RN:60:ILE:HD11	2.16	0.61
35:RP:96:THR:HG22	35:RP:126:VAL:HB	1.82	0.61
36:RQ:86:GLY:C	36:RQ:88:GLY:N	2.52	0.61
40:RU:69:CYS:HB3	40:RU:106:PHE:CZ	2.36	0.61
54:R8:48:PHE:N	54:R8:48:PHE:CD1	2.66	0.61
1:XA:1322:C:O2'	1:XA:1323:G:H5'	2.00	0.61
7:XG:140:ASP:C	7:XG:142:GLU:H	2.03	0.61
8:XH:118:VAL:C	8:XH:119:LEU:HD23	2.21	0.61
12:XL:126:LYS:C	12:XL:128:ALA:H	2.04	0.61
13:XM:96:LEU:HB3	13:XM:97:PRO:HD2	1.83	0.61
18:XR:25:THR:HG22	18:XR:25:THR:O	2.00	0.61
25:YA:1454:U:OP1	37:YR:77:ARG:NH1	2.34	0.61
27:YD:147:LEU:CD1	27:YD:155:LEU:HD11	2.26	0.61
28:YE:52:LEU:HB3	28:YE:54:GLN:OE1	2.00	0.61
28:YE:131:ALA:HB1	28:YE:135:HIS:HE1	1.65	0.61
29:YF:108:LYS:HZ3	29:YF:108:LYS:HA	1.64	0.61
38:YS:89:ARG:O	38:YS:90:GLY:O	2.19	0.61
49:Y3:5:LYS:HB2	49:Y3:36:VAL:HG12	1.82	0.61
1:QA:252:U:O2	1:QA:275:G:N2	2.33	0.61
1:QA:643:C:H2'	1:QA:644:G:H8	1.64	0.61
2:QB:60:ASP:O	2:QB:64:ARG:HG2	2.01	0.61
3:QC:47:LEU:O	3:QC:52:LEU:HD22	2.01	0.61
4:QD:90:GLY:HA2	4:QD:204:ILE:HD11	1.83	0.61
4:QD:196:LEU:N	4:QD:196:LEU:HD12	2.15	0.61
6:QF:98:LEU:HD12	6:QF:98:LEU:O	2.01	0.61
19:QS:12:ASP:OD1	19:QS:37:ARG:HD2	2.00	0.61
25:RA:392:C:H5"	25:RA:409:C:H5"	1.82	0.61
25:RA:2131:G:N2	25:RA:2158:A:N7	2.48	0.61
27:RD:174:ILE:N	27:RD:174:ILE:HD12	2.16	0.61
29:RF:63:LYS:HE2	29:RF:67:GLN:HB3	1.83	0.61
29:RF:175:THR:O	29:RF:176:LEU:CB	2.49	0.61
41:RV:15:GLU:HG3	41:RV:16:PRO:HD2	1.83	0.61
41:RV:35:LEU:O	41:RV:35:LEU:HD23	2.01	0.61
51:R5:52:TYR:O	51:R5:53:ALA:HB3	2.01	0.61
6:XF:45:LEU:HD12	6:XF:59:TYR:HD1	1.66	0.61
13:XM:40:ASN:HD21	13:XM:42:ALA:HB3	1.64	0.61
16:XP:20:VAL:HG22	16:XP:21:VAL:N	2.16	0.61
19:XS:16:LEU:O	19:XS:20:LEU:HG	2.01	0.61

Continued on next page...

Continued from previous page...

Atom-1	Atom-2	Interatomic distance (Å)	Clash overlap (Å)
25:YA:2286:A:H8	52:Y6:37:ARG:HH11	1.48	0.61
25:YA:2757:A:OP1	55:Y9:19:ARG:HA	2.00	0.61
29:YF:119:ARG:HH11	29:YF:119:ARG:HG2	1.64	0.61
30:YG:44:GLY:HA2	30:YG:88:ILE:CG1	2.31	0.61
33:YN:17:ASP:O	33:YN:18:ALA:HB3	2.01	0.61
35:YP:27:HIS:ND1	35:YP:27:HIS:N	2.49	0.61
49:Y3:59:VAL:HG12	49:Y3:60:GLU:N	2.16	0.61
52:Y6:27:LYS:HB2	52:Y6:27:LYS:HZ3	1.66	0.61
52:Y6:41:PRO:HD2	52:Y6:46:HIS:N	2.16	0.61
4:QD:114:ARG:HG3	4:QD:114:ARG:NH1	2.13	0.60
8:QH:118:VAL:C	8:QH:119:LEU:HD23	2.21	0.60
13:QM:9:ILE:HD12	13:QM:9:ILE:O	2.01	0.60
17:QQ:65:ILE:HD12	17:QQ:65:ILE:N	2.15	0.60
25:RA:1278:A:H2'	25:RA:1279:G:C8	2.36	0.60
30:RG:28:VAL:O	30:RG:31:VAL:HG12	2.01	0.60
30:RG:61:ALA:HB2	30:RG:68:PRO:HD2	1.81	0.60
33:RN:6:PRO:HG3	33:RN:41:ASP:HB2	1.83	0.60
41:RV:66:ARG:HH12	41:RV:88:ARG:HH11	1.49	0.60
42:RW:28:SER:O	42:RW:31:GLU:N	2.34	0.60
42:RW:65:LEU:HD12	42:RW:68:ARG:NH1	2.10	0.60
54:R8:29:LYS:HD3	54:R8:44:LYS:CB	2.31	0.60
1:XA:375:U:H4'	16:XP:17:TYR:HE2	1.66	0.60
3:XC:13:GLY:HA3	14:XN:57:ARG:CZ	2.31	0.60
3:XC:141:VAL:O	3:XC:146:ALA:HB3	2.01	0.60
4:XD:196:LEU:HD12	4:XD:196:LEU:N	2.15	0.60
9:XI:13:ALA:HB2	9:XI:67:GLY:O	2.00	0.60
13:XM:3:ARG:HA	13:XM:9:ILE:CG2	2.21	0.60
13:XM:4:ILE:H	13:XM:9:ILE:HG22	1.62	0.60
17:XQ:67:LYS:HA	17:XQ:70:ARG:NH1	2.15	0.60
25:YA:2502:G:H5"	25:YA:2503:A:H5"	1.83	0.60
25:YA:2712:U:O2'	25:YA:2712(A):A:H8	1.83	0.60
27:YD:54:ARG:HH11	27:YD:54:ARG:CG	2.14	0.60
35:YP:96:THR:HG22	35:YP:126:VAL:HB	1.82	0.60
36:YQ:20:ALA:HB1	36:YQ:99:PRO:CD	2.30	0.60
47:Y1:3:LYS:HD3	47:Y1:43:TYR:CD2	2.35	0.60
1:QA:1298:C:H4'	1:QA:1299:A:C4	2.36	0.60
2:QB:141:GLU:O	2:QB:145:LEU:HD23	2.01	0.60
3:QC:88:ARG:O	3:QC:99:VAL:HG21	2.01	0.60
6:QF:1:MET:HA	6:QF:67:MET:O	2.01	0.60
15:QO:5:LYS:O	15:QO:8:LYS:HG2	2.01	0.60
25:RA:389:G:H22	35:RP:72:PRO:HD3	1.65	0.60

Continued on next page...

Continued from previous page...

Atom-1	Atom-2	Interatomic distance (Å)	Clash overlap (Å)
25:RA:1081:U:H3'	25:RA:1082:U:H4'	1.83	0.60
25:RA:1678:G:H22	25:RA:1989:G:H22	1.48	0.60
36:RQ:66:ILE:CG1	36:RQ:67:ARG:N	2.64	0.60
43:RX:14:SER:O	43:RX:17:ALA:N	2.34	0.60
48:R2:70:GLN:O	48:R2:71:ASN:HB2	2.00	0.60
49:R3:5:LYS:HB2	49:R3:36:VAL:HG12	1.82	0.60
1:XA:1292:U:H2'	1:XA:1293:G:H8	1.64	0.60
3:XC:88:ARG:NH1	3:XC:101:LEU:H	1.99	0.60
5:XE:43:LEU:HD21	5:XE:132:ALA:HB1	1.83	0.60
7:XG:79:ARG:HH11	7:XG:79:ARG:HG2	1.66	0.60
8:XH:23:SER:HA	8:XH:63:LEU:CD2	2.24	0.60
8:XH:39:LEU:O	8:XH:45:ILE:HG12	2.01	0.60
8:XH:49:GLU:O	8:XH:51:VAL:HG13	2.02	0.60
13:XM:9:ILE:HD12	13:XM:9:ILE:O	2.01	0.60
25:YA:2466:C:OP1	55:Y9:4:ARG:HB2	2.01	0.60
27:YD:35:LYS:NZ	27:YD:65:ILE:HA	2.15	0.60
27:YD:263:ARG:HH11	27:YD:263:ARG:CB	2.15	0.60
28:YE:37:ARG:NE	28:YE:37:ARG:CA	2.64	0.60
36:YQ:66:ILE:CG1	36:YQ:67:ARG:N	2.64	0.60
39:YT:34:VAL:HG12	39:YT:36:GLU:HG2	1.83	0.60
40:YU:88:ILE:H	40:YU:88:ILE:CD1	2.05	0.60
41:YV:41:GLY:H	41:YV:46:VAL:HG13	1.66	0.60
42:YW:82:LEU:HB2	42:YW:98:LYS:HB2	1.82	0.60
44:YY:101:LYS:HE3	44:YY:102:CYS:SG	2.40	0.60
1:QA:376:G:H2'	1:QA:377:G:H8	1.66	0.60
1:QA:660:G:H1	1:QA:745:C:H42	1.49	0.60
1:QA:1352:C:H42	1:QA:1370:G:H1	1.49	0.60
6:QF:69:GLU:O	6:QF:72:VAL:HG12	2.01	0.60
8:QH:49:GLU:O	8:QH:51:VAL:HG13	2.02	0.60
11:QK:41:THR:HG21	11:QK:71:LYS:HB2	1.83	0.60
27:RD:35:LYS:NZ	27:RD:65:ILE:HA	2.15	0.60
27:RD:263:ARG:HH11	27:RD:263:ARG:CB	2.14	0.60
34:RO:91:LEU:HD22	34:RO:91:LEU:N	2.16	0.60
37:RR:52:ILE:O	37:RR:55:ALA:HB3	2.01	0.60
48:R2:41:ILE:HD11	48:R2:44:LEU:HG	1.83	0.60
2:XB:60:ASP:O	2:XB:64:ARG:HG2	2.01	0.60
3:XC:47:LEU:O	3:XC:52:LEU:HD22	2.01	0.60
3:XC:130:VAL:O	3:XC:134:ILE:HG12	2.01	0.60
4:XD:90:GLY:CA	4:XD:204:ILE:HD11	2.31	0.60
10:XJ:5:ARG:O	10:XJ:98:ILE:HA	2.01	0.60
16:XP:40:ASP:OD2	16:XP:42:ARG:HB2	2.02	0.60

Continued on next page...

Continued from previous page...

Atom-1	Atom-2	Interatomic distance (Å)	Clash overlap (Å)
28:YE:53:PRO:HG2	28:YE:54:GLN:NE2	2.17	0.60
28:YE:63:LEU:CD1	28:YE:64:LYS:H	2.04	0.60
33:YN:99:LEU:O	33:YN:103:VAL:HG23	2.02	0.60
52:Y6:13:CYS:O	52:Y6:21:TYR:HA	2.02	0.60
2:QB:17:PHE:CD2	2:QB:44:LEU:HD11	2.36	0.60
2:QB:80:ILE:CD1	2:QB:208:ILE:HG23	2.22	0.60
9:QI:3:GLN:HB3	9:QI:20:ARG:HG2	1.82	0.60
11:QK:99:GLN:HG2	11:QK:105:VAL:CG2	2.28	0.60
16:QP:40:ASP:OD2	16:QP:42:ARG:HB2	2.02	0.60
20:QT:101:GLY:O	20:QT:103:GLY:N	2.35	0.60
28:RE:4:ILE:C	28:RE:5:LEU:HD23	2.22	0.60
30:RG:94:LEU:HD23	30:RG:94:LEU:H	1.64	0.60
31:RH:126:PRO:CD	31:RH:127:GLU:N	2.65	0.60
35:RP:55:ARG:HD2	35:RP:56:SER:O	2.01	0.60
36:RQ:80:GLU:C	36:RQ:81:VAL:HG13	2.22	0.60
43:RX:43:VAL:CG1	43:RX:51:VAL:HG21	2.31	0.60
47:R1:80:LEU:C	47:R1:81:LYS:CD	2.69	0.60
1:XA:975:A:N6	1:XA:1367:C:O4'	2.33	0.60
2:XB:132:LYS:HA	2:XB:135:GLN:CD	2.22	0.60
2:XB:221:LEU:HD13	2:XB:221:LEU:O	2.02	0.60
3:XC:70:VAL:O	3:XC:106:VAL:HG23	2.01	0.60
6:XF:61:LEU:HB3	6:XF:63:TYR:HE2	1.67	0.60
9:XI:3:GLN:HB3	9:XI:20:ARG:HG2	1.82	0.60
13:XM:119:GLY:HA3	22:XV:29:G:OP1	2.02	0.60
42:YW:36:LEU:HD11	42:YW:47:VAL:HG12	1.83	0.60
1:QA:474:G:H2'	1:QA:475:G:C8	2.36	0.60
2:QB:114:ARG:O	2:QB:117:GLU:HB2	2.01	0.60
2:QB:132:LYS:HA	2:QB:135:GLN:CD	2.22	0.60
3:QC:141:VAL:O	3:QC:146:ALA:HB3	2.01	0.60
4:QD:29:PRO:CG	4:QD:30:LYS:HD3	2.28	0.60
4:QD:146:ILE:HD12	4:QD:146:ILE:H	1.66	0.60
8:QH:86:ILE:HG22	8:QH:93:VAL:HG21	1.84	0.60
8:QH:102:ARG:HH11	8:QH:105:ARG:NH2	1.99	0.60
9:QI:9:ARG:CB	9:QI:14:VAL:HG22	2.31	0.60
10:QJ:32:ALA:H	10:QJ:78:ASN:HD21	1.49	0.60
12:QL:48:PRO:CD	12:QL:49:ASN:H	2.10	0.60
15:QO:74:ASP:OD1	15:QO:77:ARG:HG2	2.00	0.60
25:RA:1820:U:C2	27:RD:202:LYS:HB3	2.37	0.60
27:RD:2:ALA:HB3	27:RD:20:ASP:HB3	1.83	0.60
28:RE:52:LEU:HB3	28:RE:54:GLN:OE1	2.00	0.60
28:RE:95:ILE:HD12	28:RE:95:ILE:N	2.14	0.60

Continued on next page...

Continued from previous page...

Atom-1	Atom-2	Interatomic distance (Å)	Clash overlap (Å)
30:RG:50:ALA:O	30:RG:53:LEU:HB3	2.01	0.60
30:RG:64:THR:HG23	30:RG:66:GLN:H	1.67	0.60
30:RG:112:PRO:HB3	50:R4:37:SER:CB	2.25	0.60
34:RO:104:ARG:HG2	34:RO:104:ARG:NH1	2.14	0.60
35:RP:61:ARG:H	35:RP:61:ARG:CD	2.09	0.60
36:RQ:54:MET:O	36:RQ:57:HIS:HB3	2.00	0.60
48:R2:32:LEU:HD11	48:R2:54:LYS:HG3	1.84	0.60
2:XB:69:LEU:O	2:XB:162:ILE:HA	2.02	0.60
3:XC:70:VAL:HG12	3:XC:72:LYS:N	2.10	0.60
4:XD:146:ILE:HD12	4:XD:146:ILE:H	1.66	0.60
5:XE:79:GLU:HB3	5:XE:92:LYS:HA	1.84	0.60
9:XI:96:LEU:HD23	9:XI:102:LEU:HD12	1.84	0.60
13:XM:37:THR:CG2	13:XM:39:ILE:HD11	2.31	0.60
25:YA:919:G:N2	25:YA:2269:A:OP2	2.34	0.60
27:YD:21:PHE:HB3	27:YD:24:ILE:HG13	1.83	0.60
27:YD:147:LEU:HD13	27:YD:155:LEU:CD1	2.29	0.60
27:YD:166:GLN:HE21	27:YD:166:GLN:CA	2.14	0.60
29:YF:34:TRP:CZ3	35:YP:8:PRO:HB3	2.36	0.60
34:YO:97:ARG:N	34:YO:117:LEU:HD22	2.15	0.60
35:YP:13:ASN:O	35:YP:15:ARG:N	2.34	0.60
37:YR:52:ILE:O	37:YR:55:ALA:HB3	2.01	0.60
38:YS:11:LYS:HB2	38:YS:91:PRO:HD3	1.84	0.60
38:YS:99:LYS:O	38:YS:102:ALA:N	2.34	0.60
40:YU:69:CYS:HB3	40:YU:106:PHE:CZ	2.36	0.60
41:YV:35:LEU:HD23	41:YV:35:LEU:O	2.01	0.60
1:QA:129(A):G:N2	1:QA:188:U:HO2'	1.96	0.60
3:QC:88:ARG:NH1	3:QC:101:LEU:H	1.99	0.60
8:QH:58:TYR:O	8:QH:59:LEU:HD23	2.00	0.60
9:QI:28:VAL:HG13	9:QI:63:ILE:HG22	1.83	0.60
9:QI:114:TYR:O	9:QI:114:TYR:HD2	1.85	0.60
11:QK:50:TYR:HH	11:QK:59:TYR:HE2	1.49	0.60
11:QK:78:GLN:O	11:QK:103:LEU:HA	2.01	0.60
13:QM:37:THR:CG2	13:QM:39:ILE:HD11	2.31	0.60
14:QN:23:ARG:HD2	14:QN:28:GLY:O	2.00	0.60
16:QP:20:VAL:HG22	16:QP:21:VAL:N	2.16	0.60
25:RA:729:G:H2'	25:RA:1775:U:H1'	1.82	0.60
25:RA:2506:U:OP2	25:RA:2576:G:N1	2.34	0.60
25:RA:2753:A:O2'	55:R9:15:LYS:NZ	2.34	0.60
35:RP:138:LEU:C	35:RP:140:ALA:N	2.55	0.60
1:XA:51:A:N1	1:XA:314:C:O2'	2.35	0.60
1:XA:437:U:H2'	1:XA:438:G:O4'	2.01	0.60

Continued on next page...

Continued from previous page...

Atom-1	Atom-2	Interatomic distance (Å)	Clash overlap (Å)
1:XA:1299:A:H2'	1:XA:1301:U:H1'	1.82	0.60
2:XB:141:GLU:O	2:XB:145:LEU:HD23	2.01	0.60
6:XF:97:PHE:HD2	6:XF:97:PHE:C	2.05	0.60
7:XG:113:GLU:CB	7:XG:119:ARG:HG2	2.29	0.60
8:XH:6:ILE:HB	8:XH:85:ARG:HH12	1.62	0.60
11:XK:78:GLN:O	11:XK:103:LEU:HA	2.00	0.60
12:XL:5:PRO:HA	12:XL:9:GLN:NE2	2.16	0.60
19:XS:5:LEU:CD2	50:Y4:66:SER:HB2	2.32	0.60
20:XT:104:LEU:HD12	20:XT:105:SER:H	1.66	0.60
27:YD:25:THR:HG21	27:YD:81:ALA:HA	1.83	0.60
27:YD:35:LYS:HG2	27:YD:64:ILE:CG2	2.31	0.60
27:YD:35:LYS:NZ	27:YD:64:ILE:O	2.32	0.60
30:YG:28:VAL:O	30:YG:31:VAL:HG12	2.01	0.60
31:YH:44:VAL:HG22	31:YH:44:VAL:O	2.01	0.60
33:YN:16:ILE:O	33:YN:55:VAL:HG22	2.01	0.60
34:YO:7:TYR:HE1	34:YO:20:MET:HE3	1.67	0.60
47:Y1:80:LEU:O	47:Y1:81:LYS:HD2	2.00	0.60
51:Y5:52:TYR:O	51:Y5:53:ALA:HB3	2.02	0.60
54:Y8:53:PRO:CD	54:Y8:54:GLU:H	2.15	0.60
1:QA:603:U:H2'	1:QA:604:G:H8	1.67	0.60
4:QD:11:LEU:O	4:QD:14:ARG:N	2.35	0.60
5:QE:131:ILE:O	5:QE:134:ALA:HB3	2.01	0.60
6:QF:97:PHE:C	6:QF:97:PHE:HD2	2.05	0.60
9:QI:85:LEU:O	9:QI:85:LEU:HD12	2.02	0.60
12:QL:54:LYS:CD	12:QL:54:LYS:N	2.65	0.60
14:QN:15:LYS:HD2	14:QN:16:PHE:CZ	2.37	0.60
16:QP:8:ARG:HH11	16:QP:8:ARG:HG2	1.64	0.60
17:QQ:76:LEU:HD12	17:QQ:77:VAL:H	1.66	0.60
19:QS:25:LYS:O	19:QS:26:GLY:O	2.20	0.60
28:RE:37:ARG:NE	28:RE:37:ARG:CA	2.64	0.60
28:RE:53:PRO:HG2	28:RE:54:GLN:NE2	2.16	0.60
28:RE:63:LEU:CD1	28:RE:64:LYS:H	2.04	0.60
29:RF:46:ARG:HH11	29:RF:46:ARG:CG	2.04	0.60
30:RG:44:GLY:HA2	30:RG:88:ILE:CG1	2.30	0.60
30:RG:128:ARG:HG3	30:RG:128:ARG:NH2	2.17	0.60
31:RH:44:VAL:HG22	31:RH:44:VAL:O	2.01	0.60
33:RN:99:LEU:O	33:RN:103:VAL:HG23	2.02	0.60
35:RP:13:ASN:O	35:RP:15:ARG:N	2.34	0.60
36:RQ:88:GLY:C	36:RQ:90:VAL:H	2.02	0.60
37:RR:92:GLY:H	37:RR:94:TYR:HE2	1.49	0.60
44:RY:44:ILE:HG13	44:RY:45:VAL:H	1.65	0.60

Continued on next page...

Continued from previous page...

Atom-1	Atom-2	Interatomic distance (Å)	Clash overlap (Å)
47:R1:73:LEU:C	47:R1:75:GLU:H	2.03	0.60
1:XA:1126:U:H1'	1:XA:1280:A:C5	2.37	0.60
7:XG:148:ASN:N	7:XG:148:ASN:ND2	2.46	0.60
9:XI:85:LEU:HD12	9:XI:85:LEU:O	2.02	0.60
14:XN:44:LEU:HD12	14:XN:48:ALA:HB2	1.84	0.60
25:YA:2794:C:N4	25:YA:2795:G:O6	2.35	0.60
27:YD:72:LYS:HE3	27:YD:75:ILE:HD12	1.82	0.60
28:YE:93:VAL:N	28:YE:95:ILE:HD12	2.17	0.60
30:YG:50:ALA:O	30:YG:53:LEU:HB3	2.01	0.60
35:YP:79:ARG:HD3	35:YP:110:TYR:HE1	1.67	0.60
43:YX:43:VAL:CG1	43:YX:51:VAL:HG21	2.32	0.60
47:Y1:91:LYS:CG	47:Y1:92:LYS:H	2.15	0.60
2:QB:221:LEU:HD13	2:QB:221:LEU:O	2.02	0.60
3:QC:13:GLY:HA3	14:QN:57:ARG:CZ	2.31	0.60
3:QC:130:VAL:O	3:QC:134:ILE:HG12	2.01	0.60
5:QE:74:GLY:O	5:QE:115:VAL:HA	2.02	0.60
6:QF:61:LEU:HB3	6:QF:63:TYR:HE2	1.67	0.60
13:QM:96:LEU:HB3	13:QM:97:PRO:HD2	1.82	0.60
25:RA:856:C:O2'	25:RA:857:C:OP1	2.19	0.60
28:RE:116:VAL:O	28:RE:117:MET:CB	2.49	0.60
29:RF:34:TRP:CZ3	35:RP:8:PRO:HB3	2.37	0.60
32:RI:130:TYR:HB3	32:RI:136:VAL:HG13	1.83	0.60
39:RT:34:VAL:HG12	39:RT:36:GLU:HG2	1.83	0.60
48:R2:41:ILE:HG12	48:R2:44:LEU:HD12	1.81	0.60
5:XE:74:GLY:O	5:XE:115:VAL:HA	2.01	0.60
25:YA:1799:G:OP1	27:YD:260:ARG:HB2	2.01	0.60
27:YD:35:LYS:HD3	27:YD:63:ARG:CB	2.32	0.60
28:YE:93:VAL:N	28:YE:95:ILE:CD1	2.65	0.60
29:YF:175:THR:O	29:YF:176:LEU:CB	2.49	0.60
30:YG:9:ARG:HG2	30:YG:13:GLU:OE1	2.00	0.60
37:YR:75:LEU:HD13	37:YR:75:LEU:C	2.22	0.60
41:YV:99:ILE:N	41:YV:99:ILE:CD1	2.65	0.60
47:Y1:80:LEU:C	47:Y1:81:LYS:CD	2.69	0.60
1:QA:1491:G:N7	58:QA:1666:PAR:O53	2.33	0.60
8:QH:41:ARG:HH11	8:QH:41:ARG:HB3	1.66	0.60
20:QT:96:GLY:O	20:QT:97:ALA:HB3	2.02	0.60
25:RA:2224:G:OP1	27:RD:268:ARG:HD3	2.02	0.60
25:RA:2335:A:O2'	25:RA:2336:A:O5'	2.17	0.60
25:RA:2553:G:N2	56:Z6:76:PPU:H2	2.17	0.60
28:RE:131:ALA:HB1	28:RE:135:HIS:HE1	1.65	0.60
31:RH:117:PRO:HB3	31:RH:123:PHE:CD1	2.37	0.60

Continued on next page...

Continued from previous page...

Atom-1	Atom-2	Interatomic distance (Å)	Clash overlap (Å)
33:RN:17:ASP:O	33:RN:18:ALA:HB3	2.01	0.60
34:RO:7:TYR:HE1	34:RO:20:MET:HE3	1.66	0.60
35:RP:27:HIS:N	35:RP:27:HIS:ND1	2.49	0.60
37:RR:75:LEU:HD13	37:RR:75:LEU:C	2.22	0.60
40:RU:96:ALA:C	40:RU:98:LEU:H	2.04	0.60
44:RY:19:LYS:O	44:RY:19:LYS:HG3	2.01	0.60
2:XB:114:ARG:O	2:XB:117:GLU:HB2	2.02	0.60
4:XD:90:GLY:HA2	4:XD:204:ILE:HD11	1.83	0.60
5:XE:33:VAL:HG11	5:XE:109:ILE:HA	1.83	0.60
6:XF:1:MET:HA	6:XF:67:MET:O	2.02	0.60
9:XI:9:ARG:CB	9:XI:14:VAL:HG22	2.31	0.60
10:XJ:32:ALA:H	10:XJ:78:ASN:HD21	1.49	0.60
13:XM:65:LYS:HZ3	50:Y4:52:THR:HG21	1.65	0.60
13:XM:93:ARG:NH1	25:YA:887:A:OP1	2.33	0.60
13:XM:97:PRO:HB2	13:XM:101:GLN:HE22	1.65	0.60
14:XN:19:ARG:O	14:XN:20:ALA:C	2.40	0.60
25:YA:994:C:H3'	40:YU:54:LYS:HE3	1.84	0.60
25:YA:1681:G:H8	25:YA:1681:G:OP2	1.84	0.60
25:YA:1693:U:H1'	27:YD:14:ARG:NH2	2.17	0.60
29:YF:63:LYS:HE2	29:YF:67:GLN:HB3	1.83	0.60
33:YN:23:LEU:HD12	33:YN:99:LEU:HD23	1.82	0.60
35:YP:138:LEU:C	35:YP:140:ALA:N	2.55	0.60
40:YU:90:VAL:CG1	40:YU:91:ASP:H	2.00	0.60
40:YU:92:ARG:NH1	40:YU:95:LEU:CD1	2.65	0.60
4:QD:163:GLU:C	4:QD:165:MET:H	2.03	0.60
9:QI:111:ARG:HG2	9:QI:112:LYS:N	2.16	0.60
10:QJ:5:ARG:O	10:QJ:98:ILE:HA	2.01	0.60
20:QT:104:LEU:HD12	20:QT:105:SER:H	1.66	0.60
25:RA:1049:C:H2'	25:RA:1050:A:H5"	1.83	0.60
27:RD:25:THR:HG21	27:RD:81:ALA:CA	2.31	0.60
28:RE:51:PHE:O	28:RE:52:LEU:C	2.38	0.60
29:RF:164:ARG:HH11	29:RF:164:ARG:HG2	1.66	0.60
31:RH:89:ILE:O	31:RH:91:GLY:N	2.35	0.60
33:RN:41:ASP:O	33:RN:48:MET:HE3	2.01	0.60
33:RN:133:GLN:O	33:RN:134:ARG:HB3	1.99	0.60
36:RQ:81:VAL:HG23	36:RQ:82:ARG:H	1.67	0.60
37:RR:44:LEU:HD22	37:RR:48:VAL:HG23	1.82	0.60
37:RR:44:LEU:O	37:RR:48:VAL:HG23	2.02	0.60
41:RV:18:LEU:HB3	41:RV:96:ILE:HG12	1.84	0.60
10:XJ:98:ILE:HD12	10:XJ:98:ILE:N	2.15	0.60
15:XO:5:LYS:O	15:XO:8:LYS:HG2	2.01	0.60

Continued on next page...

Continued from previous page...

Atom-1	Atom-2	Interatomic distance (Å)	Clash overlap (Å)
19:XS:25:LYS:O	19:XS:26:GLY:O	2.20	0.60
25:YA:586:A:H5'	29:YF:89:VAL:HG21	1.83	0.60
25:YA:1941:C:N4	25:YA:1965:C:OP2	2.35	0.60
25:YA:2562:U:H1'	34:YO:23:ARG:NH1	2.16	0.60
35:YP:121:LYS:HG3	35:YP:122:PRO:HD2	1.84	0.60
36:YQ:63:LYS:HE2	36:YQ:65:PHE:CE1	2.37	0.60
39:YT:107:ASP:O	39:YT:110:ILE:HG22	2.02	0.60
41:YV:66:ARG:HH12	41:YV:88:ARG:HH11	1.49	0.60
52:Y6:41:PRO:HG2	52:Y6:45:LYS:N	2.10	0.60
1:QA:1073:U:O2'	2:QB:104:ASN:OD1	2.19	0.59
4:QD:13:ARG:HA	4:QD:33:MET:HE3	1.84	0.59
6:QF:26:ILE:O	6:QF:30:LEU:HG	2.02	0.59
12:QL:46:LYS:HG2	12:QL:47:LYS:H	1.67	0.59
16:QP:43:LYS:HA	16:QP:48:TRP:HB2	1.84	0.59
20:QT:58:LYS:O	20:QT:62:LEU:HD12	2.02	0.59
25:RA:704:G:H2'	25:RA:726:G:H22	1.67	0.59
25:RA:900:A:H3'	25:RA:901:A:H8	1.67	0.59
27:RD:35:LYS:HD3	27:RD:63:ARG:CB	2.32	0.59
27:RD:165:ILE:HA	27:RD:175:LEU:HD23	1.83	0.59
27:RD:166:GLN:CA	27:RD:166:GLN:HE21	2.14	0.59
28:RE:4:ILE:CD1	28:RE:28:ALA:HB1	2.30	0.59
29:RF:155:LEU:CD1	29:RF:174:VAL:HG13	2.32	0.59
30:RG:126:ASP:OD1	30:RG:130:ASN:HB2	2.02	0.59
31:RH:4:ILE:N	31:RH:4:ILE:HD13	2.17	0.59
31:RH:30:LYS:CD	31:RH:81:GLU:H	2.15	0.59
40:RU:76:TYR:CZ	40:RU:80:ILE:HG13	2.37	0.59
43:RX:15:GLU:N	43:RX:15:GLU:OE1	2.34	0.59
44:RY:4:LYS:O	44:RY:5:MET:HB2	2.01	0.59
1:XA:8:A:N6	4:XD:205:GLU:O	2.33	0.59
3:XC:88:ARG:O	3:XC:99:VAL:HG21	2.01	0.59
4:XD:129:ASN:HA	4:XD:145:GLU:HB2	1.82	0.59
16:XP:51:VAL:CG1	16:XP:52:ASP:N	2.65	0.59
27:YD:172:TYR:CD1	27:YD:186:HIS:HA	2.37	0.59
28:YE:68:ALA:O	28:YE:69:LYS:HG3	2.02	0.59
32:YI:73:GLU:HG3	32:YI:136:VAL:HG23	1.83	0.59
40:YU:76:TYR:CZ	40:YU:80:ILE:HG13	2.37	0.59
40:YU:92:ARG:HD3	40:YU:94:ASN:HB3	1.82	0.59
52:Y6:25:LYS:HD2	54:Y8:34:TRP:CZ2	2.36	0.59
52:Y6:27:LYS:HB2	52:Y6:27:LYS:HZ2	1.65	0.59
1:QA:1305:G:HO2'	1:QA:1306:A:H8	1.50	0.59
3:QC:149:ALA:O	3:QC:169:ALA:HA	2.02	0.59

Continued on next page...

Continued from previous page...

Atom-1	Atom-2	Interatomic distance (Å)	Clash overlap (Å)
3:QC:189:ALA:HB3	3:QC:196:LEU:HB2	1.84	0.59
5:QE:43:LEU:HD21	5:QE:132:ALA:HB1	1.83	0.59
5:QE:68:GLU:O	5:QE:68:GLU:HG3	2.02	0.59
5:QE:72:GLN:O	5:QE:73:ASN:HB3	2.02	0.59
7:QG:23:VAL:HG12	7:QG:27:ILE:CD1	2.32	0.59
13:QM:45:VAL:HG22	13:QM:45:VAL:O	2.02	0.59
25:RA:1786:A:C8	25:RA:1938:A:C6	2.90	0.59
25:RA:2031:A:O2'	25:RA:2454:G:N2	2.32	0.59
27:RD:35:LYS:HE3	27:RD:64:ILE:C	2.21	0.59
35:RP:95:VAL:HG13	35:RP:100:LEU:HD21	1.83	0.59
39:RT:107:ASP:O	39:RT:110:ILE:HG22	2.02	0.59
40:RU:58:ARG:HA	40:RU:61:TRP:CE3	2.37	0.59
41:RV:35:LEU:HB2	41:RV:37:VAL:HG23	1.85	0.59
47:R1:91:LYS:CG	47:R1:92:LYS:H	2.15	0.59
1:XA:963:G:H21	10:XJ:55:LYS:HD3	1.67	0.59
1:XA:1077:G:N2	1:XA:1080:A:OP2	2.33	0.59
5:XE:72:GLN:O	5:XE:73:ASN:HB3	2.02	0.59
8:XH:86:ILE:HG22	8:XH:93:VAL:HG21	1.84	0.59
9:XI:111:ARG:HG2	9:XI:112:LYS:N	2.16	0.59
12:XL:54:LYS:CD	12:XL:54:LYS:N	2.64	0.59
25:YA:583:G:OP2	40:YU:10:ARG:NH1	2.34	0.59
25:YA:984:A:H5"	25:YA:985:C:H5	1.66	0.59
25:YA:2311:A:C8	30:YG:82:LEU:HD11	2.36	0.59
29:YF:123:LEU:HD12	29:YF:124:LEU:N	2.17	0.59
31:YH:30:LYS:CD	31:YH:81:GLU:H	2.15	0.59
31:YH:55:PRO:HG2	31:YH:61:HIS:CE1	2.37	0.59
33:YN:18:ALA:HB3	33:YN:55:VAL:O	2.03	0.59
36:YQ:80:GLU:C	36:YQ:81:VAL:HG13	2.22	0.59
39:YT:102:ILE:HB	39:YT:110:ILE:HD13	1.84	0.59
41:YV:1:MET:CE	41:YV:43:GLU:HG2	2.32	0.59
54:Y8:22:VAL:CG2	54:Y8:53:PRO:HB2	2.32	0.59
2:QB:4:GLU:CG	2:QB:5:ILE:H	1.99	0.59
2:QB:124:SER:HB2	2:QB:125:PRO:HD2	1.85	0.59
3:QC:60:ALA:O	3:QC:61:ALA:CB	2.50	0.59
4:QD:170:VAL:HG22	4:QD:171:GLY:N	2.12	0.59
25:RA:270:A:OP2	25:RA:270(Y):G:N2	2.34	0.59
25:RA:2632:A:HO2'	25:RA:2811:G:HO2'	1.48	0.59
28:RE:68:ALA:O	28:RE:69:LYS:HG3	2.02	0.59
33:RN:16:ILE:O	33:RN:55:VAL:HG22	2.01	0.59
38:RS:99:LYS:O	38:RS:102:ALA:N	2.34	0.59
42:RW:66:GLU:O	42:RW:68:ARG:N	2.33	0.59

Continued on next page...

Continued from previous page...

Atom-1	Atom-2	Interatomic distance (Å)	Clash overlap (Å)
45:RZ:72:ARG:NH2	45:RZ:97:GLU:O	2.32	0.59
54:R8:22:VAL:CG2	54:R8:53:PRO:HB2	2.32	0.59
1:XA:401:C:H2'	1:XA:402:G:C8	2.37	0.59
8:XH:41:ARG:HH11	8:XH:41:ARG:HB3	1.66	0.59
11:XK:41:THR:HG21	11:XK:71:LYS:HB2	1.83	0.59
19:XS:40:ILE:HD11	19:XS:62:ILE:HG21	1.85	0.59
20:XT:96:GLY:O	20:XT:97:ALA:HB3	2.02	0.59
25:YA:729:G:H2'	25:YA:1775:U:H1'	1.84	0.59
25:YA:1316:U:H2'	25:YA:1317:A:C8	2.38	0.59
25:YA:1794:U:H2'	25:YA:1795:C:C6	2.30	0.59
30:YG:111:LEU:HB2	30:YG:112:PRO:HD3	1.82	0.59
31:YH:4:ILE:N	31:YH:4:ILE:HD13	2.17	0.59
39:YT:57:PHE:CD2	39:YT:58:ASN:N	2.66	0.59
41:YV:35:LEU:HB2	41:YV:37:VAL:HG23	1.85	0.59
54:Y8:56:GLU:O	54:Y8:59:LYS:N	2.35	0.59
1:QA:1241:G:H2'	1:QA:1242:C:C6	2.37	0.59
2:QB:188:ALA:HB3	2:QB:200:ILE:HG23	1.84	0.59
5:QE:33:VAL:HG11	5:QE:109:ILE:HA	1.83	0.59
5:QE:42:GLY:HA2	5:QE:136:MET:HE1	1.82	0.59
7:QG:79:ARG:HH11	7:QG:79:ARG:HG2	1.66	0.59
12:QL:70:ILE:HD13	12:QL:77:LEU:HD12	1.83	0.59
15:QO:4:THR:HB	15:QO:6:GLU:OE2	2.02	0.59
25:RA:1417:C:H2'	25:RA:1418:G:O4'	2.03	0.59
27:RD:54:ARG:HH11	27:RD:54:ARG:CG	2.14	0.59
28:RE:61:ARG:HB2	28:RE:62:PRO:CD	2.33	0.59
29:RF:123:LEU:HD12	29:RF:124:LEU:N	2.17	0.59
33:RN:78:TYR:N	33:RN:78:TYR:CD1	2.70	0.59
35:RP:37:GLY:HA2	35:RP:41:ARG:HE	1.68	0.59
35:RP:79:ARG:HD3	35:RP:110:TYR:HE1	1.67	0.59
47:R1:87:PRO:O	47:R1:91:LYS:N	2.31	0.59
51:R5:40:LYS:NZ	51:R5:46:CYS:HB3	2.18	0.59
54:R8:22:VAL:HG21	54:R8:53:PRO:HB2	1.83	0.59
6:XF:44:GLY:HA2	6:XF:59:TYR:CZ	2.37	0.59
20:XT:58:LYS:O	20:XT:62:LEU:HD12	2.02	0.59
25:YA:2393:A:H4'	35:YP:61:ARG:O	2.02	0.59
27:YD:12:SER:C	27:YD:14:ARG:H	2.06	0.59
27:YD:35:LYS:CG	27:YD:64:ILE:N	2.56	0.59
28:YE:116:VAL:O	28:YE:117:MET:CB	2.49	0.59
31:YH:86:GLU:O	31:YH:131:VAL:O	2.20	0.59
31:YH:159:GLU:O	31:YH:160:LYS:HG2	2.03	0.59
33:YN:42:TRP:O	40:YU:64:ARG:NH2	2.35	0.59

Continued on next page...

Continued from previous page...

Atom-1	Atom-2	Interatomic distance (Å)	Clash overlap (Å)
33:YN:58:ASP:N	33:YN:60:ILE:HD11	2.16	0.59
40:YU:96:ALA:C	40:YU:98:LEU:H	2.04	0.59
44:YY:4:LYS:O	44:YY:5:MET:HB2	2.01	0.59
44:YY:96:ILE:CD1	44:YY:98:VAL:HG12	2.32	0.59
1:QA:186:C:H5'	20:QT:78:ALA:HB1	1.82	0.59
3:QC:36:ASP:HB3	3:QC:40:ARG:HH12	1.68	0.59
7:QG:66:VAL:O	7:QG:70:LYS:HG3	2.02	0.59
19:QS:16:LEU:O	19:QS:20:LEU:HG	2.01	0.59
27:RD:25:THR:HG21	27:RD:81:ALA:HA	1.84	0.59
27:RD:236:GLY:C	27:RD:237:GLU:OE1	2.39	0.59
30:RG:13:GLU:O	30:RG:14:GLU:CB	2.44	0.59
33:RN:134:ARG:N	33:RN:135:PRO:CD	2.58	0.59
38:RS:89:ARG:O	38:RS:90:GLY:O	2.19	0.59
39:RT:102:ILE:HB	39:RT:110:ILE:HD13	1.84	0.59
44:RY:51:VAL:CG1	44:RY:52:SER:H	2.11	0.59
50:R4:63:TYR:C	50:R4:65:ASP:H	2.05	0.59
2:XB:124:SER:HB2	2:XB:125:PRO:HD2	1.85	0.59
2:XB:188:ALA:HB3	2:XB:200:ILE:HG23	1.84	0.59
4:XD:173:TRP:O	4:XD:186:LEU:HB2	2.02	0.59
7:XG:23:VAL:HG12	7:XG:27:ILE:CD1	2.32	0.59
7:XG:85:TYR:HE1	7:XG:154:TYR:CE1	2.21	0.59
9:XI:66:ARG:HH11	9:XI:66:ARG:HG2	1.68	0.59
16:XP:43:LYS:HA	16:XP:48:TRP:HB2	1.84	0.59
17:XQ:76:LEU:HD12	17:XQ:77:VAL:H	1.67	0.59
17:XQ:92:ARG:HH11	17:XQ:92:ARG:HG3	1.68	0.59
18:XR:31:LEU:HD23	18:XR:31:LEU:H	1.67	0.59
27:YD:174:ILE:HD12	27:YD:174:ILE:N	2.16	0.59
28:YE:51:PHE:HD1	28:YE:52:LEU:HG	1.68	0.59
30:YG:16:ARG:NH2	30:YG:31:VAL:HG11	2.17	0.59
35:YP:55:ARG:HD2	35:YP:56:SER:O	2.01	0.59
35:YP:95:VAL:HG13	35:YP:100:LEU:HD21	1.84	0.59
36:YQ:86:GLY:C	36:YQ:88:GLY:H	2.03	0.59
41:YV:15:GLU:HG3	41:YV:16:PRO:HD2	1.83	0.59
44:YY:95:LYS:HD3	44:YY:95:LYS:H	1.67	0.59
49:Y3:29:ARG:HH11	49:Y3:29:ARG:CB	2.13	0.59
1:QA:243:A:H4'	1:QA:244:U:H3'	1.85	0.59
1:QA:1312:G:H5"	50:R4:67:TYR:OH	2.02	0.59
1:QA:1314:C:H5	19:QS:4:SER:HB2	1.68	0.59
2:QB:115:LEU:HD23	2:QB:153:ARG:HD3	1.84	0.59
5:QE:79:GLU:HB3	5:QE:92:LYS:HA	1.83	0.59
6:QF:44:GLY:HA2	6:QF:59:TYR:CZ	2.37	0.59

Continued on next page...

Continued from previous page...

Atom-1	Atom-2	Interatomic distance (Å)	Clash overlap (Å)
8:QH:12:ARG:HH12	8:QH:27:PRO:HD2	1.67	0.59
8:QH:86:ILE:HG13	8:QH:133:LEU:HD22	1.84	0.59
9:QI:9:ARG:HB3	9:QI:14:VAL:HG13	1.85	0.59
9:QI:96:LEU:HD23	9:QI:102:LEU:HD12	1.84	0.59
10:QJ:13:HIS:HB3	10:QJ:68:HIS:CE1	2.37	0.59
10:QJ:31:GLY:HA3	10:QJ:78:ASN:ND2	2.18	0.59
20:QT:104:LEU:HD12	20:QT:105:SER:N	2.18	0.59
27:RD:172:TYR:CD1	27:RD:186:HIS:HA	2.37	0.59
28:RE:36:ARG:H	28:RE:37:ARG:HH21	1.49	0.59
28:RE:116:VAL:CG2	28:RE:122:PHE:CD2	2.86	0.59
36:RQ:63:LYS:HE2	36:RQ:65:PHE:CE1	2.37	0.59
52:R6:13:CYS:O	52:R6:21:TYR:HA	2.02	0.59
3:XC:60:ALA:O	3:XC:61:ALA:CB	2.50	0.59
7:XG:66:VAL:O	7:XG:70:LYS:HG3	2.02	0.59
11:XK:30:VAL:HG21	11:XK:65:ALA:HA	1.85	0.59
12:XL:70:ILE:HD13	12:XL:77:LEU:HD12	1.83	0.59
14:XN:15:LYS:HD2	14:XN:16:PHE:CZ	2.37	0.59
20:XT:101:GLY:O	20:XT:103:GLY:N	2.35	0.59
20:XT:104:LEU:HD12	20:XT:105:SER:N	2.18	0.59
25:YA:38:A:N3	29:YF:48:THR:OG1	2.34	0.59
25:YA:222:A:H3'	25:YA:421:U:H5'	1.84	0.59
29:YF:11:VAL:HG11	29:YF:18:ARG:HE	1.67	0.59
33:YN:6:PRO:HG3	33:YN:41:ASP:HB2	1.83	0.59
33:YN:78:TYR:N	33:YN:78:TYR:CD1	2.70	0.59
35:YP:127:ALA:O	35:YP:147:LEU:HD23	2.02	0.59
37:YR:72:ASP:O	37:YR:76:VAL:HB	2.03	0.59
37:YR:92:GLY:H	37:YR:94:TYR:HE2	1.49	0.59
40:YU:58:ARG:HA	40:YU:61:TRP:CE3	2.37	0.59
40:YU:92:ARG:C	40:YU:94:ASN:H	2.05	0.59
50:Y4:48:ARG:NH1	50:Y4:52:THR:H	2.01	0.59
1:QA:555:C:H2'	1:QA:556:C:C6	2.37	0.59
1:QA:1435:G:H2'	1:QA:1436:U:C6	2.38	0.59
2:QB:69:LEU:O	2:QB:162:ILE:HA	2.02	0.59
3:QC:79:ARG:CD	11:XK:99:GLN:HB3	2.33	0.59
11:QK:34:ASP:HB3	11:QK:40:ILE:HD11	1.84	0.59
12:QL:5:PRO:HA	12:QL:9:GLN:NE2	2.17	0.59
14:QN:44:LEU:HD12	14:QN:48:ALA:HB2	1.84	0.59
24:QY:34:C:H2'	24:QY:35:G:C8	2.38	0.59
28:RE:69:LYS:O	28:RE:71:GLY:N	2.27	0.59
32:RI:30:LEU:HB3	32:RI:36:ALA:HB3	1.83	0.59
41:RV:1:MET:CE	41:RV:43:GLU:HG2	2.32	0.59

Continued on next page...

Continued from previous page...

Atom-1	Atom-2	Interatomic distance (Å)	Clash overlap (Å)
42:RW:36:LEU:HD11	42:RW:47:VAL:HG12	1.83	0.59
1:XA:452:A:H4'	16:XP:72:ARG:NH2	2.18	0.59
1:XA:1002:G:H2'	1:XA:1003:G:H8	1.66	0.59
1:XA:1074:G:H4'	2:XB:104:ASN:HB2	1.85	0.59
4:XD:11:LEU:HD22	4:XD:66:ARG:CD	2.19	0.59
4:XD:22:LYS:O	4:XD:113:SER:HB3	2.03	0.59
6:XF:26:ILE:O	6:XF:30:LEU:HG	2.02	0.59
10:XJ:31:GLY:HA3	10:XJ:78:ASN:ND2	2.18	0.59
25:YA:660:G:O3'	29:YF:38:ARG:NH2	2.36	0.59
25:YA:1187:G:H5"	41:YV:81:TYR:CE2	2.38	0.59
27:YD:27:THR:CG2	27:YD:83:GLU:HB3	2.33	0.59
28:YE:4:ILE:C	28:YE:5:LEU:HD23	2.22	0.59
31:YH:82:GLY:O	31:YH:135:GLY:O	2.20	0.59
36:YQ:81:VAL:HG23	36:YQ:82:ARG:H	1.67	0.59
40:YU:92:ARG:HH11	40:YU:95:LEU:HD12	1.67	0.59
1:QA:1363:A:H4'	1:QA:1364:U:H5"	1.85	0.59
2:QB:19:HIS:NE2	2:QB:206:ASP:HB2	2.18	0.59
3:QC:127:ARG:HH11	3:QC:127:ARG:CG	2.15	0.59
6:QF:62:TRP:C	6:QF:63:TYR:HD2	2.06	0.59
6:QF:97:PHE:C	6:QF:97:PHE:CD2	2.76	0.59
12:QL:54:LYS:N	12:QL:54:LYS:HD2	2.18	0.59
14:QN:19:ARG:O	14:QN:20:ALA:C	2.40	0.59
25:RA:111:A:O3'	48:R2:69:ARG:NH2	2.36	0.59
25:RA:270(T):G:O5'	47:R1:97:LEU:HD22	2.03	0.59
27:RD:71:ASP:HB3	27:RD:103:ARG:HH22	1.68	0.59
27:RD:137:PRO:HB2	27:RD:140:THR:CG2	2.33	0.59
33:RN:9:VAL:HG21	33:RN:48:MET:HB3	1.85	0.59
35:RP:71:VAL:HG13	35:RP:72:PRO:HD3	1.85	0.59
38:RS:11:LYS:HB2	38:RS:91:PRO:HD3	1.84	0.59
5:XE:42:GLY:CA	5:XE:66:MET:HG2	2.32	0.59
8:XH:12:ARG:HH12	8:XH:27:PRO:HD2	1.67	0.59
12:XL:46:LYS:HG2	12:XL:47:LYS:H	1.67	0.59
25:YA:740:U:H5"	25:YA:1784:A:H3'	1.85	0.59
25:YA:1434:A:H61	25:YA:1558:A:N6	2.01	0.59
25:YA:2394:C:OP1	35:YP:63:PRO:HD2	2.02	0.59
25:YA:2415:G:H4'	35:YP:67:MET:N	2.17	0.59
25:YA:2840:C:H42	25:YA:2877:G:H1	1.51	0.59
27:YD:137:PRO:HB2	27:YD:140:THR:CG2	2.33	0.59
30:YG:126:ASP:OD1	30:YG:130:ASN:HB2	2.02	0.59
31:YH:124:GLU:HB3	31:YH:132:ARG:HG3	1.85	0.59
35:YP:39:LYS:CA	35:YP:45:LEU:CD1	2.80	0.59

Continued on next page...

Continued from previous page...

Atom-1	Atom-2	Interatomic distance (Å)	Clash overlap (Å)
38:YS:88:ASP:O	38:YS:89:ARG:CB	2.49	0.59
4:QD:96:LEU:H	4:QD:96:LEU:CD2	2.12	0.59
4:QD:195:ALA:HB3	6:XF:20:ALA:HB2	1.84	0.59
6:QF:45:LEU:HD12	6:QF:59:TYR:HD1	1.67	0.59
9:QI:66:ARG:HH11	9:QI:66:ARG:HG2	1.68	0.59
14:QN:24:CYS:SG	14:QN:40:CYS:N	2.76	0.59
22:QV:53:G:H4'	22:QV:54:U:OP1	2.02	0.59
25:RA:482:A:OP2	25:RA:507:A:N6	2.24	0.59
25:RA:2542:A:H5'	25:RA:2543:G:OP1	2.02	0.59
28:RE:93:VAL:N	28:RE:95:ILE:CD1	2.65	0.59
29:RF:89:VAL:HG12	29:RF:90:PHE:N	2.18	0.59
31:RH:55:PRO:HG2	31:RH:61:HIS:CE1	2.37	0.59
31:RH:82:GLY:O	31:RH:135:GLY:O	2.20	0.59
35:RP:127:ALA:O	35:RP:147:LEU:HD23	2.02	0.59
37:RR:72:ASP:O	37:RR:76:VAL:HB	2.02	0.59
37:RR:79:LEU:HD23	37:RR:79:LEU:C	2.23	0.59
40:RU:52:ARG:HG2	40:RU:52:ARG:NH1	2.18	0.59
1:XA:1175:G:H2'	1:XA:1176:A:C8	2.37	0.59
11:XK:69:ALA:HB1	11:XK:103:LEU:HD21	1.85	0.59
20:XT:84:LEU:O	20:XT:88:VAL:HG23	2.01	0.59
25:YA:74:A:H4'	25:YA:75:G:O5'	2.03	0.59
27:YD:177:LEU:HD11	27:YD:183:ARG:HB2	1.85	0.59
28:YE:36:ARG:H	28:YE:37:ARG:HH21	1.50	0.59
31:YH:4:ILE:HG13	31:YH:6:ARG:CD	2.33	0.59
31:YH:126:PRO:CD	31:YH:127:GLU:N	2.64	0.59
35:YP:138:LEU:O	35:YP:140:ALA:N	2.33	0.59
39:YT:102:ILE:HB	39:YT:110:ILE:HD11	1.84	0.59
41:YV:18:LEU:HB3	41:YV:96:ILE:HG12	1.84	0.59
48:Y2:32:LEU:HD11	48:Y2:54:LYS:HG3	1.84	0.59
50:Y4:3:GLU:HG3	50:Y4:4:GLY:N	2.18	0.59
50:Y4:22:ILE:HG22	50:Y4:23:GLU:N	2.18	0.59
4:QD:197:PRO:CG	6:XF:16:GLN:NE2	2.65	0.59
5:QE:102:ALA:HB2	5:QE:120:THR:OG1	2.03	0.59
8:QH:41:ARG:HH11	8:QH:41:ARG:CG	2.16	0.59
9:QI:17:VAL:HG13	9:QI:81:ILE:HD13	1.85	0.59
13:QM:84:ILE:HG23	13:QM:85:GLY:N	2.17	0.59
18:QR:31:LEU:HD23	18:QR:31:LEU:H	1.67	0.59
25:RA:226:G:O6	25:RA:410:G:H1'	2.03	0.59
25:RA:674:G:H2'	25:RA:804:A:H61	1.67	0.59
31:RH:127:GLU:HG2	31:RH:128:PRO:CG	2.33	0.59
35:RP:106:LEU:O	35:RP:107:LYS:CB	2.46	0.59

Continued on next page...

Continued from previous page...

Atom-1	Atom-2	Interatomic distance (Å)	Clash overlap (Å)
35:RP:138:LEU:O	35:RP:140:ALA:N	2.33	0.59
39:RT:102:ILE:HB	39:RT:110:ILE:HD11	1.84	0.59
1:XA:1298:C:OP2	7:XG:114:ARG:NH2	2.35	0.59
1:XA:1349:A:OP2	9:XI:118:LYS:NZ	2.35	0.59
2:XB:212:GLN:NE2	2:XB:235:SER:HB2	2.18	0.59
24:XY:34:C:H2'	24:XY:35:G:C8	2.38	0.59
25:YA:34:C:H41	25:YA:447:A:H61	1.51	0.59
25:YA:1035:U:H2'	25:YA:1036:G:C8	2.38	0.59
28:YE:61:ARG:HB2	28:YE:62:PRO:CD	2.33	0.59
31:YH:89:ILE:O	31:YH:91:GLY:N	2.35	0.59
48:Y2:64:LEU:CD2	48:Y2:68:ARG:HD2	2.33	0.59
50:Y4:15:ILE:HG22	50:Y4:19:GLY:O	2.03	0.59
50:Y4:39:CYS:O	50:Y4:40:HIS:HB2	2.03	0.59
51:Y5:40:LYS:NZ	51:Y5:46:CYS:HB3	2.18	0.59
51:Y5:50:GLY:O	51:Y5:51:TYR:HB2	2.02	0.59
1:QA:160:A:H1'	1:QA:344:A:C5	2.38	0.58
4:QD:173:TRP:O	4:QD:186:LEU:HB2	2.02	0.58
5:QE:42:GLY:CA	5:QE:66:MET:HG2	2.33	0.58
7:QG:85:TYR:HE1	7:QG:154:TYR:CE1	2.21	0.58
16:QP:28:ARG:HH11	16:QP:28:ARG:HG2	1.68	0.58
16:QP:53:VAL:HG23	16:QP:54:GLU:N	2.18	0.58
25:RA:27:G:N2	25:RA:513:A:OP2	2.35	0.58
28:RE:93:VAL:N	28:RE:95:ILE:HD12	2.17	0.58
30:RG:16:ARG:NH2	30:RG:31:VAL:HG11	2.17	0.58
31:RH:86:GLU:O	31:RH:131:VAL:O	2.20	0.58
31:RH:92:ILE:HG22	31:RH:93:GLY:N	2.18	0.58
33:RN:114:ARG:O	33:RN:115:ARG:HB3	2.03	0.58
39:RT:66:VAL:HG12	39:RT:67:SER:H	1.67	0.58
1:XA:355:C:H1'	1:XA:388:G:H2'	1.85	0.58
1:XA:510:A:OP2	4:XD:49:ARG:NH2	2.36	0.58
1:XA:555:C:OP1	12:XL:20:LYS:NZ	2.36	0.58
3:XC:127:ARG:HH11	3:XC:127:ARG:CG	2.15	0.58
4:XD:114:ARG:HG3	4:XD:114:ARG:NH1	2.13	0.58
5:XE:153:LYS:HB2	5:XE:153:LYS:NZ	2.18	0.58
8:XH:41:ARG:HH11	8:XH:41:ARG:CG	2.16	0.58
9:XI:9:ARG:HB3	9:XI:14:VAL:HG13	1.85	0.58
10:XJ:13:HIS:HB3	10:XJ:68:HIS:CE1	2.37	0.58
13:XM:19:LEU:HD22	13:XM:19:LEU:H	1.68	0.58
25:YA:857:C:OP2	46:Y0:77:ARG:NH2	2.36	0.58
25:YA:907:U:O2'	36:YQ:101:ARG:NH2	2.35	0.58
25:YA:1287:A:N7	37:YR:107:ASP:HB2	2.18	0.58

Continued on next page...

Continued from previous page...

Atom-1	Atom-2	Interatomic distance (Å)	Clash overlap (Å)
25:YA:2329:G:H2'	25:YA:2330:G:C8	2.38	0.58
29:YF:174:VAL:HG13	29:YF:174:VAL:O	2.03	0.58
30:YG:16:ARG:HB3	30:YG:17:PRO:CD	2.33	0.58
32:YI:88:ILE:HG12	32:YI:122:GLU:H	1.68	0.58
35:YP:37:GLY:HA2	35:YP:41:ARG:HE	1.67	0.58
37:YR:44:LEU:O	37:YR:48:VAL:HG23	2.02	0.58
37:YR:63:ARG:HH11	37:YR:63:ARG:HG3	1.68	0.58
43:YX:49:VAL:CG1	43:YX:83:VAL:HG13	2.33	0.58
1:QA:964:A:N3	1:QA:969:A:O2'	2.27	0.58
1:QA:1145:C:O2'	1:QA:1146:A:N7	2.33	0.58
3:QC:77:ILE:O	3:QC:84:ILE:HG22	2.02	0.58
4:QD:156:GLU:O	4:QD:160:GLN:HG3	2.03	0.58
13:QM:3:ARG:HA	13:QM:9:ILE:CG2	2.22	0.58
14:QN:23:ARG:H	14:QN:33:VAL:HG11	1.67	0.58
17:QQ:92:ARG:HG3	17:QQ:92:ARG:HH11	1.68	0.58
20:QT:37:SER:HB3	20:QT:84:LEU:HD23	1.85	0.58
25:RA:1818:U:H4'	25:RA:1821:A:H1'	1.85	0.58
25:RA:2262:U:H2'	25:RA:2263:C:H6	1.69	0.58
26:RB:24:G:O6	26:RB:56:G:O2'	2.19	0.58
27:RD:12:SER:C	27:RD:14:ARG:H	2.06	0.58
28:RE:72:VAL:O	28:RE:73:GLU:O	2.21	0.58
29:RF:63:LYS:HE2	29:RF:67:GLN:CB	2.32	0.58
33:RN:18:ALA:HB3	33:RN:55:VAL:O	2.03	0.58
39:RT:36:GLU:HG3	39:RT:41:ARG:HD3	1.85	0.58
44:RY:81:LYS:HD3	44:RY:97:ARG:CD	2.33	0.58
45:RZ:69:THR:HB	45:RZ:88:PHE:HB3	1.85	0.58
48:R2:16:LEU:O	48:R2:16:LEU:CG	2.49	0.58
48:R2:64:LEU:CD2	48:R2:68:ARG:HD2	2.33	0.58
50:R4:12:ALA:CB	50:R4:29:PRO:HA	2.33	0.58
3:XC:149:ALA:O	3:XC:169:ALA:HA	2.02	0.58
3:XC:181:ASN:HD22	3:XC:204:LEU:HB2	1.68	0.58
6:XF:97:PHE:C	6:XF:97:PHE:CD2	2.76	0.58
9:XI:114:TYR:O	9:XI:114:TYR:HD2	1.85	0.58
11:XK:34:ASP:HB3	11:XK:40:ILE:HD11	1.83	0.58
12:XL:45:PRO:HD3	12:XL:51:ALA:O	2.03	0.58
12:XL:82:VAL:HG23	12:XL:106:ASP:OD2	2.03	0.58
27:YD:27:THR:CG2	27:YD:28:GLU:N	2.66	0.58
27:YD:44:ASN:HB3	27:YD:49:ILE:CA	2.27	0.58
39:YT:66:VAL:HG12	39:YT:67:SER:H	1.67	0.58
42:YW:80:PRO:O	42:YW:100:THR:HG22	2.03	0.58
48:Y2:51:ARG:HA	48:Y2:54:LYS:HB2	1.85	0.58

Continued on next page...

Continued from previous page...

Atom-1	Atom-2	Interatomic distance (Å)	Clash overlap (Å)
1:QA:1321:C:H3'	1:QA:1322:C:H5"	1.84	0.58
25:RA:389:G:H1	35:RP:70:GLN:HB3	1.67	0.58
25:RA:730:C:OP1	25:RA:1775:U:O2'	2.18	0.58
25:RA:1516:U:H2'	25:RA:1517:G:C8	2.37	0.58
28:RE:6:GLY:HA3	28:RE:26:ILE:HD11	1.85	0.58
33:RN:13:TRP:O	33:RN:135:PRO:HD2	2.03	0.58
33:RN:14:VAL:HG12	33:RN:15:LEU:N	2.19	0.58
34:RO:20:MET:O	34:RO:41:ALA:HB1	2.04	0.58
38:RS:42:ASP:C	38:RS:44:LYS:H	2.06	0.58
43:RX:49:VAL:CG1	43:RX:83:VAL:HG13	2.33	0.58
48:R2:17:SER:CB	48:R2:18:PRO:HA	2.33	0.58
50:R4:42:PHE:CG	50:R4:43:TYR:N	2.72	0.58
50:R4:65:ASP:O	50:R4:66:SER:CB	2.51	0.58
51:R5:60:VAL:HG13	51:R5:60:VAL:OXT	2.03	0.58
2:XB:47:THR:HG22	2:XB:51:LEU:HG	1.85	0.58
12:XL:18:VAL:O	12:XL:19:ARG:HB2	2.03	0.58
17:XQ:41:LYS:HZ1	17:XQ:92:ARG:HH22	1.51	0.58
25:YA:2015:A:N3	51:Y5:2:ALA:N	2.51	0.58
29:YF:63:LYS:HE2	29:YF:67:GLN:CB	2.32	0.58
31:YH:92:ILE:HG22	31:YH:93:GLY:N	2.18	0.58
35:YP:71:VAL:HG13	35:YP:72:PRO:HD3	1.84	0.58
36:YQ:55:VAL:HG22	36:YQ:56:ARG:N	2.18	0.58
36:YQ:66:ILE:HA	36:YQ:104:PHE:HA	1.85	0.58
39:YT:36:GLU:HG3	39:YT:41:ARG:HD3	1.85	0.58
1:QA:939:G:H5"	7:QG:102:ARG:NH2	2.18	0.58
1:QA:1053:G:N7	1:QA:1200:C:H5"	2.19	0.58
2:QB:47:THR:HG22	2:QB:51:LEU:HG	1.86	0.58
5:QE:111:GLU:C	5:QE:113:ALA:H	2.07	0.58
6:QF:97:PHE:O	18:QR:31:LEU:HD23	2.04	0.58
9:QI:40:LEU:HD11	9:QI:70:LYS:HG2	1.84	0.58
11:QK:51:LYS:CA	11:QK:55:LYS:HD3	2.21	0.58
12:QL:10:LEU:CD1	17:QQ:32:TYR:CE2	2.79	0.58
25:RA:1212:G:O2'	25:RA:1236:G:N2	2.29	0.58
27:RD:34:VAL:O	27:RD:34:VAL:CG1	2.50	0.58
27:RD:92:ILE:HD12	27:RD:104:TYR:CD2	2.39	0.58
31:RH:159:GLU:O	31:RH:160:LYS:HG2	2.03	0.58
34:RO:71:ARG:HH11	34:RO:71:ARG:HG3	1.69	0.58
35:RP:121:LYS:HG3	35:RP:122:PRO:HD2	1.84	0.58
41:RV:41:GLY:H	41:RV:46:VAL:HG13	1.67	0.58
42:RW:95:ILE:HD12	42:RW:95:ILE:O	2.04	0.58
44:RY:96:ILE:CD1	44:RY:98:VAL:HG12	2.32	0.58

Continued on next page...

Continued from previous page...

Atom-1	Atom-2	Interatomic distance (Å)	Clash overlap (Å)
50:R4:48:ARG:NH1	50:R4:52:THR:H	2.01	0.58
3:XC:36:ASP:HB3	3:XC:40:ARG:HH12	1.68	0.58
3:XC:77:ILE:O	3:XC:84:ILE:HG22	2.02	0.58
4:XD:163:GLU:C	4:XD:165:MET:H	2.03	0.58
5:XE:102:ALA:HB2	5:XE:120:THR:OG1	2.03	0.58
9:XI:79:LEU:O	9:XI:82:ALA:HB3	2.02	0.58
25:YA:26:G:H1'	25:YA:515:A:H61	1.67	0.58
25:YA:64:A:C4	43:YX:66:LEU:HD13	2.38	0.58
25:YA:928:G:O2'	49:Y3:43:ILE:HD11	2.04	0.58
25:YA:1043:C:H42	25:YA:1112:G:H1	1.50	0.58
25:YA:1752:C:H42	25:YA:1756:G:H1	1.52	0.58
25:YA:1820:U:O2	27:YD:202:LYS:HB3	2.03	0.58
27:YD:165:ILE:HA	27:YD:175:LEU:HD23	1.83	0.58
29:YF:89:VAL:HG12	29:YF:90:PHE:N	2.18	0.58
30:YG:64:THR:HG23	30:YG:66:GLN:H	1.67	0.58
35:YP:65:ARG:HH21	54:Y8:15:LYS:CB	2.17	0.58
41:YV:49:THR:CB	41:YV:50:PRO:HD2	2.25	0.58
42:YW:66:GLU:O	42:YW:68:ARG:N	2.33	0.58
50:Y4:63:TYR:C	50:Y4:65:ASP:H	2.05	0.58
1:QA:642:A:N3	8:QH:113:SER:OG	2.34	0.58
1:QA:745:C:OP1	1:QA:851:G:O2'	2.21	0.58
1:QA:1226:C:H2'	13:QM:103:THR:HB	1.85	0.58
1:QA:1314:C:OP1	19:QS:6:LYS:HE3	2.03	0.58
3:QC:105:GLU:HG2	3:QC:106:VAL:N	2.18	0.58
10:QJ:3:LYS:O	10:QJ:100:THR:HG22	2.04	0.58
14:QN:23:ARG:CZ	14:QN:30:ALA:HB2	2.32	0.58
25:RA:1418:G:N1	25:RA:1579:A:OP2	2.28	0.58
29:RF:160:ASN:OD1	29:RF:162:LEU:HB2	2.04	0.58
31:RH:4:ILE:HG13	31:RH:6:ARG:CD	2.33	0.58
38:RS:88:ASP:CG	38:RS:90:GLY:H	2.06	0.58
44:RY:95:LYS:HD3	44:RY:95:LYS:H	1.67	0.58
48:R2:16:LEU:O	48:R2:17:SER:HB3	2.04	0.58
48:R2:69:ARG:NH1	48:R2:69:ARG:CB	2.67	0.58
8:XH:84:ARG:NH1	8:XH:86:ILE:HD13	2.11	0.58
9:XI:40:LEU:HD11	9:XI:70:LYS:HG2	1.84	0.58
13:XM:45:VAL:HG22	13:XM:45:VAL:O	2.02	0.58
14:XN:21:TYR:HE2	14:XN:23:ARG:HH21	1.52	0.58
14:XN:42:ILE:C	14:XN:43:CYS:O	2.41	0.58
19:XS:5:LEU:CG	50:Y4:66:SER:HB2	2.33	0.58
25:YA:1062:G:H2'	25:YA:1063:G:C8	2.39	0.58
26:YB:43:C:H5'	50:Y4:1:MET:HA	1.85	0.58

Continued on next page...

Continued from previous page...

Atom-1	Atom-2	Interatomic distance (Å)	Clash overlap (Å)
28:YE:78:LEU:HD23	28:YE:79:ARG:HD2	1.85	0.58
31:YH:117:PRO:HB3	31:YH:123:PHE:CD1	2.37	0.58
35:YP:71:VAL:CG1	35:YP:72:PRO:HD3	2.33	0.58
36:YQ:90:VAL:C	36:YQ:92:GLY:H	2.07	0.58
45:YZ:121:HIS:ND1	45:YZ:123:ASP:O	2.36	0.58
1:QA:489:C:OP1	4:QD:132:ARG:NH2	2.36	0.58
7:QG:49:ILE:O	7:QG:53:LYS:HB3	2.04	0.58
17:QQ:32:TYR:O	17:QQ:34:LYS:N	2.37	0.58
25:RA:848:G:H2'	25:RA:849:A:C8	2.38	0.58
25:RA:2712:U:HO2'	25:RA:2712(A):A:H8	1.47	0.58
33:RN:101:HIS:ND1	33:RN:101:HIS:C	2.56	0.58
38:RS:67:ARG:HB2	38:RS:67:ARG:HH11	1.65	0.58
40:RU:92:ARG:HH11	40:RU:95:LEU:HD12	1.67	0.58
40:RU:92:ARG:NH1	40:RU:95:LEU:CD1	2.65	0.58
43:RX:27:THR:HB	43:RX:80:ILE:HB	1.84	0.58
51:R5:50:GLY:O	51:R5:51:TYR:HB2	2.03	0.58
54:R8:46:ARG:O	54:R8:47:LYS:HB3	2.03	0.58
1:XA:686:U:O4	1:XA:687:A:N6	2.37	0.58
1:XA:1314:C:H5	19:XS:4:SER:HB2	1.69	0.58
1:XA:1461:G:H2'	1:XA:1462:G:H8	1.68	0.58
2:XB:37:ASN:C	2:XB:39:ILE:H	2.07	0.58
2:XB:80:ILE:HG21	2:XB:212:GLN:HA	1.84	0.58
14:XN:44:LEU:HD13	14:XN:53:LEU:HD13	1.84	0.58
16:XP:28:ARG:HH11	16:XP:28:ARG:HG2	1.68	0.58
25:YA:242:G:H4'	25:YA:243:U:O5'	2.03	0.58
25:YA:2420:C:N4	54:Y8:30:ARG:HD2	2.19	0.58
32:YI:92:VAL:HG13	32:YI:120:ILE:HG23	1.85	0.58
33:YN:9:VAL:HG21	33:YN:48:MET:HB3	1.85	0.58
34:YO:40:VAL:HG12	34:YO:41:ALA:N	2.19	0.58
38:YS:88:ASP:CG	38:YS:90:GLY:H	2.06	0.58
50:Y4:65:ASP:O	50:Y4:66:SER:CB	2.51	0.58
2:QB:80:ILE:HD11	2:QB:208:ILE:CG2	2.23	0.58
11:QK:30:VAL:HG21	11:QK:65:ALA:HA	1.85	0.58
19:QS:9:VAL:HG23	19:QS:9:VAL:O	2.04	0.58
19:QS:40:ILE:HD11	19:QS:62:ILE:HG21	1.85	0.58
25:RA:1153:C:OP1	40:RU:76:TYR:OH	2.22	0.58
25:RA:2006:C:O2'	25:RA:2823:A:N3	2.35	0.58
25:RA:2227:A:H5"	27:RD:263:ARG:NH1	2.18	0.58
27:RD:35:LYS:CG	27:RD:64:ILE:H	2.14	0.58
29:RF:11:VAL:HG11	29:RF:18:ARG:HE	1.67	0.58
37:RR:117:VAL:CG2	37:RR:118:GLU:H	2.15	0.58

Continued on next page...

Continued from previous page...

Atom-1	Atom-2	Interatomic distance (Å)	Clash overlap (Å)
1:XA:192:U:H4'	20:XT:102:GLY:O	2.03	0.58
1:XA:880:C:OP1	12:XL:8:ASN:ND2	2.36	0.58
2:XB:115:LEU:HD23	2:XB:153:ARG:HD3	1.84	0.58
4:XD:191:ARG:NH1	4:XD:200:GLU:OE1	2.37	0.58
28:YE:72:VAL:O	28:YE:73:GLU:O	2.21	0.58
29:YF:138:GLU:O	29:YF:141:ALA:HB3	2.03	0.58
31:YH:85:LYS:HA	31:YH:86:GLU:OE1	2.04	0.58
41:YV:38:LEU:HD23	41:YV:39:LEU:N	2.19	0.58
42:YW:95:ILE:HD12	42:YW:95:ILE:O	2.04	0.58
43:YX:36:LYS:HE3	43:YX:54:VAL:O	2.04	0.58
48:Y2:17:SER:CB	48:Y2:18:PRO:HA	2.33	0.58
48:Y2:69:ARG:NH1	48:Y2:69:ARG:CB	2.67	0.58
50:Y4:12:ALA:CB	50:Y4:29:PRO:HA	2.34	0.58
2:QB:21:ARG:HG3	2:QB:38:GLY:O	2.01	0.58
2:QB:37:ASN:C	2:QB:39:ILE:H	2.07	0.58
2:QB:212:GLN:NE2	2:QB:235:SER:HB2	2.18	0.58
9:QI:79:LEU:O	9:QI:82:ALA:HB3	2.03	0.58
13:QM:56:LEU:HD13	13:QM:60:VAL:HG23	1.86	0.58
16:QP:51:VAL:CG1	16:QP:52:ASP:N	2.65	0.58
25:RA:48:G:H2'	25:RA:49:A:H2	1.68	0.58
25:RA:1224:G:OP2	41:RV:66:ARG:NH2	2.36	0.58
25:RA:1272:A:OP2	25:RA:1647:G:OP1	2.22	0.58
25:RA:1991:U:H2'	25:RA:1992:G:H5"	1.85	0.58
25:RA:1999:C:O2	25:RA:2687:U:O2'	2.14	0.58
25:RA:2667:C:H1'	31:RH:109:PHE:CD2	2.33	0.58
27:RD:242:ARG:HD2	27:RD:242:ARG:N	2.18	0.58
29:RF:174:VAL:HG13	29:RF:174:VAL:O	2.03	0.58
36:RQ:90:VAL:C	36:RQ:92:GLY:H	2.07	0.58
38:RS:26:LEU:CD2	38:RS:87:PHE:HD1	2.17	0.58
50:R4:3:GLU:HG3	50:R4:4:GLY:N	2.18	0.58
50:R4:38:LYS:C	50:R4:40:HIS:N	2.52	0.58
2:XB:19:HIS:NE2	2:XB:206:ASP:HB2	2.18	0.58
2:XB:140:HIS:HA	2:XB:143:GLU:OE1	2.04	0.58
16:XP:14:ASN:N	16:XP:15:PRO:CD	2.67	0.58
16:XP:53:VAL:HG23	16:XP:54:GLU:N	2.18	0.58
25:YA:83:G:N2	25:YA:103:A:OP2	2.35	0.58
25:YA:2564:A:OP1	25:YA:2648:C:H4'	2.03	0.58
28:YE:51:PHE:CD1	28:YE:52:LEU:HG	2.39	0.58
31:YH:41:MET:HE1	31:YH:64:LEU:HB3	1.86	0.58
33:YN:41:ASP:O	33:YN:48:MET:HE3	2.03	0.58
36:YQ:47:ILE:CD1	36:YQ:70:PRO:HD3	2.34	0.58

Continued on next page...

Continued from previous page...

Atom-1	Atom-2	Interatomic distance (Å)	Clash overlap (Å)
43:YX:7:VAL:O	43:YX:30:VAL:HG12	2.04	0.58
44:YY:51:VAL:CG1	44:YY:52:SER:H	2.11	0.58
44:YY:81:LYS:HD3	44:YY:97:ARG:CD	2.34	0.58
1:QA:6:G:H4'	1:QA:298:A:H4'	1.86	0.58
1:QA:1305:G:H5'	21:QU:4:GLY:HA3	1.85	0.58
2:QB:80:ILE:HG21	2:QB:212:GLN:HA	1.85	0.58
4:QD:22:LYS:O	4:QD:113:SER:HB3	2.03	0.58
5:QE:78:HIS:CE1	5:QE:143:ARG:H	2.20	0.58
7:QG:69:VAL:HG11	7:QG:104:LEU:CD2	2.34	0.58
25:RA:1666:G:HO2'	34:RO:6:THR:HG1	1.52	0.58
25:RA:2398:U:H2'	25:RA:2399:G:C8	2.38	0.58
28:RE:51:PHE:CD1	28:RE:52:LEU:HG	2.39	0.58
28:RE:111:ARG:NE	28:RE:160:TYR:HE1	2.01	0.58
35:RP:71:VAL:CG1	35:RP:72:PRO:HD3	2.33	0.58
50:R4:15:ILE:HG22	50:R4:19:GLY:O	2.03	0.58
3:XC:33:LEU:O	3:XC:37:GLN:HG2	2.04	0.58
3:XC:189:ALA:HB3	3:XC:196:LEU:HB2	1.84	0.58
7:XG:49:ILE:O	7:XG:53:LYS:HB3	2.04	0.58
8:XH:86:ILE:HG13	8:XH:133:LEU:HD22	1.84	0.58
27:YD:71:ASP:HB3	27:YD:103:ARG:HH22	1.68	0.58
30:YG:39:ILE:HG23	30:YG:155:MET:HG3	1.86	0.58
31:YH:4:ILE:HD13	31:YH:4:ILE:H	1.68	0.58
33:YN:63:THR:HG22	33:YN:66:LYS:HZ1	1.68	0.58
38:YS:42:ASP:C	38:YS:44:LYS:H	2.06	0.58
39:YT:82:LEU:HD12	39:YT:82:LEU:N	2.19	0.58
48:Y2:15:LYS:H	48:Y2:67:LYS:CE	2.17	0.58
49:Y3:22:ALA:O	49:Y3:25:ALA:HB3	2.04	0.58
1:QA:517:G:N2	1:QA:530:G:OP1	2.34	0.58
11:QK:21:ILE:HG13	11:QK:30:VAL:HG12	1.86	0.58
12:QL:126:LYS:HB2	12:QL:126:LYS:HZ2	1.69	0.58
16:QP:21:VAL:HG22	16:QP:34:GLU:O	2.04	0.58
25:RA:32:C:N4	25:RA:447:A:OP2	2.36	0.58
27:RD:27:THR:CG2	27:RD:83:GLU:HB3	2.33	0.58
31:RH:4:ILE:HD13	31:RH:4:ILE:H	1.68	0.58
31:RH:125:VAL:HG12	31:RH:126:PRO:CG	2.34	0.58
36:RQ:47:ILE:CD1	36:RQ:70:PRO:HD3	2.34	0.58
40:RU:24:TYR:HE1	40:RU:39:LEU:HD23	1.69	0.58
45:RZ:166:SER:HB2	45:RZ:168:GLU:N	2.19	0.58
50:R4:22:ILE:HG22	50:R4:23:GLU:N	2.18	0.58
54:R8:56:GLU:O	54:R8:59:LYS:N	2.35	0.58
2:XB:111:ARG:HA	2:XB:111:ARG:NE	2.19	0.58

Continued on next page...

Continued from previous page...

Atom-1	Atom-2	Interatomic distance (Å)	Clash overlap (Å)
3:XC:76:VAL:HG21	3:XC:103:VAL:CG1	2.34	0.58
7:XG:69:VAL:HG11	7:XG:104:LEU:CD2	2.34	0.58
12:XL:54:LYS:N	12:XL:54:LYS:HD2	2.18	0.58
12:XL:83:VAL:HG22	12:XL:84:LEU:H	1.69	0.58
16:XP:76:GLN:O	16:XP:76:GLN:HG2	2.04	0.58
27:YD:242:ARG:HD2	27:YD:242:ARG:N	2.18	0.58
28:YE:63:LEU:HD13	28:YE:65:GLY:H	1.68	0.58
28:YE:111:ARG:NE	28:YE:160:TYR:HE1	2.01	0.58
29:YF:160:ASN:OD1	29:YF:162:LEU:HB2	2.04	0.58
33:YN:13:TRP:O	33:YN:135:PRO:HD2	2.03	0.58
33:YN:35:ARG:O	33:YN:37:LYS:N	2.37	0.58
35:YP:13:ASN:C	35:YP:15:ARG:N	2.54	0.58
37:YR:117:VAL:CG2	37:YR:118:GLU:H	2.15	0.58
38:YS:95:HIS:CG	38:YS:96:GLY:H	2.21	0.58
50:Y4:37:SER:HB3	50:Y4:42:PHE:CE1	2.38	0.58
2:QB:12:GLU:O	2:QB:16:HIS:ND1	2.36	0.57
2:QB:140:HIS:HA	2:QB:143:GLU:OE1	2.04	0.57
4:QD:196:LEU:O	4:QD:198:VAL:N	2.31	0.57
6:QF:99:ALA:O	6:QF:100:ASN:HB2	2.04	0.57
12:QL:33:ARG:O	12:QL:85:ILE:HG22	2.03	0.57
13:QM:81:LEU:HB3	13:QM:89:GLY:CA	2.34	0.57
18:QR:36:ASN:O	18:QR:36:ASN:ND2	2.32	0.57
25:RA:195:A:H61	25:RA:198:C:H3'	1.69	0.57
25:RA:222:A:HO2'	25:RA:223:A:P	2.27	0.57
25:RA:520:G:H2'	25:RA:521:G:C8	2.39	0.57
25:RA:1026:U:H4'	25:RA:1027:A:OP1	2.04	0.57
25:RA:2396:G:OP1	47:R1:25:LYS:NZ	2.34	0.57
25:RA:2638:G:OP2	28:RE:82:ARG:NH2	2.37	0.57
36:RQ:55:VAL:HG22	36:RQ:56:ARG:N	2.18	0.57
42:RW:80:PRO:O	42:RW:100:THR:HG22	2.03	0.57
43:RX:7:VAL:O	43:RX:30:VAL:HG12	2.04	0.57
48:R2:21:LEU:O	48:R2:25:VAL:HG23	2.04	0.57
50:R4:15:ILE:HG22	50:R4:20:ASN:HA	1.86	0.57
50:R4:27:THR:O	50:R4:28:LYS:HB3	2.04	0.57
50:R4:37:SER:HB3	50:R4:42:PHE:CE1	2.38	0.57
50:R4:39:CYS:O	50:R4:40:HIS:HB2	2.03	0.57
1:XA:530:G:H4'	1:XA:531:U:OP2	2.03	0.57
1:XA:1364:U:O2'	1:XA:1365:G:OP1	2.20	0.57
2:XB:12:GLU:O	2:XB:16:HIS:ND1	2.36	0.57
4:XD:196:LEU:O	4:XD:198:VAL:N	2.31	0.57
5:XE:68:GLU:O	5:XE:68:GLU:HG3	2.02	0.57

Continued on next page...

Continued from previous page...

Atom-1	Atom-2	Interatomic distance (Å)	Clash overlap (Å)
10:XJ:94:VAL:HG12	10:XJ:95:GLU:N	2.19	0.57
12:XL:33:ARG:O	12:XL:85:ILE:HG22	2.03	0.57
20:XT:37:SER:HB3	20:XT:84:LEU:HD23	1.85	0.57
25:YA:818:G:N1	25:YA:1188:U:OP2	2.26	0.57
25:YA:1210:A:H5'	25:YA:1210:A:C8	2.37	0.57
25:YA:1805:U:O2	27:YD:50:THR:HB	2.03	0.57
25:YA:2547:U:H2'	25:YA:2548:G:H8	1.69	0.57
28:YE:63:LEU:HD12	28:YE:65:GLY:H	1.69	0.57
38:YS:26:LEU:CD2	38:YS:87:PHE:HD1	2.17	0.57
38:YS:67:ARG:NH1	38:YS:67:ARG:CB	2.64	0.57
2:QB:111:ARG:HA	2:QB:111:ARG:NE	2.19	0.57
11:QK:32:ILE:O	11:QK:40:ILE:HG12	2.04	0.57
16:QP:76:GLN:HG2	16:QP:76:GLN:O	2.04	0.57
19:QS:17:GLU:HA	19:QS:20:LEU:HD12	1.86	0.57
25:RA:295:G:H1	25:RA:343:C:H42	1.52	0.57
25:RA:2537:U:H2'	25:RA:2538:C:C6	2.40	0.57
27:RD:25:THR:HG21	27:RD:81:ALA:HB1	1.86	0.57
27:RD:147:LEU:HD13	27:RD:155:LEU:CD1	2.29	0.57
27:RD:177:LEU:HD11	27:RD:183:ARG:HB2	1.85	0.57
28:RE:63:LEU:HD13	28:RE:65:GLY:H	1.68	0.57
30:RG:53:LEU:C	30:RG:53:LEU:HD23	2.24	0.57
31:RH:85:LYS:HA	31:RH:86:GLU:OE1	2.04	0.57
38:RS:67:ARG:HH11	38:RS:67:ARG:CB	2.18	0.57
48:R2:15:LYS:H	48:R2:67:LYS:NZ	2.02	0.57
51:R5:55:ARG:NH1	51:R5:58:LEU:HD11	2.19	0.57
1:XA:96:G:H2'	1:XA:97:U:O4'	2.04	0.57
1:XA:345:C:OP2	39:YT:41:ARG:NH1	2.37	0.57
1:XA:963:G:N3	10:XJ:55:LYS:NZ	2.47	0.57
4:XD:13:ARG:O	4:XD:16:GLY:N	2.29	0.57
4:XD:156:GLU:O	4:XD:160:GLN:HG3	2.03	0.57
11:XK:21:ILE:HD12	11:XK:21:ILE:N	2.19	0.57
25:YA:273(F):C:H2'	25:YA:274:G:H5"	1.86	0.57
28:YE:116:VAL:CG2	28:YE:122:PHE:CD2	2.86	0.57
33:YN:114:ARG:O	33:YN:115:ARG:HB3	2.03	0.57
41:YV:78:LYS:O	41:YV:79:VAL:HB	2.04	0.57
48:Y2:16:LEU:O	48:Y2:17:SER:HB3	2.04	0.57
48:Y2:21:LEU:O	48:Y2:25:VAL:HG23	2.04	0.57
49:Y3:4:LEU:O	49:Y3:36:VAL:HA	2.04	0.57
51:Y5:60:VAL:HG13	51:Y5:60:VAL:OXT	2.03	0.57
3:QC:79:ARG:NE	11:XK:99:GLN:CD	2.56	0.57
5:QE:140:ARG:HB2	5:QE:140:ARG:HH11	1.69	0.57

Continued on next page...

Continued from previous page...

Atom-1	Atom-2	Interatomic distance (Å)	Clash overlap (Å)
13:QM:19:LEU:HD22	13:QM:19:LEU:H	1.68	0.57
19:QS:65:ASN:N	19:QS:65:ASN:ND2	2.52	0.57
25:RA:2438:U:O3'	25:RA:2439:A:H3'	2.04	0.57
25:RA:2477:C:H2'	55:R9:1:MET:HG3	1.85	0.57
25:RA:2723:C:H5"	37:RR:1:MET:HG2	1.85	0.57
28:RE:74:PRO:HG2	28:RE:77:ILE:HG23	1.86	0.57
29:RF:46:ARG:HG2	29:RF:46:ARG:NH1	2.00	0.57
29:RF:138:GLU:O	29:RF:141:ALA:HB3	2.04	0.57
30:RG:16:ARG:HB3	30:RG:17:PRO:CD	2.33	0.57
36:RQ:66:ILE:HA	36:RQ:104:PHE:HA	1.85	0.57
41:RV:35:LEU:HD21	41:RV:57:VAL:CG2	2.30	0.57
54:R8:53:PRO:CD	54:R8:54:GLU:H	2.15	0.57
2:XB:106:LYS:O	2:XB:110:GLN:HG3	2.05	0.57
3:XC:14:ILE:HG12	3:XC:15:THR:N	2.19	0.57
5:XE:111:GLU:C	5:XE:113:ALA:H	2.07	0.57
6:XF:39:LYS:HD2	6:XF:64:GLN:NE2	2.19	0.57
6:XF:62:TRP:C	6:XF:63:TYR:HD2	2.06	0.57
9:XI:17:VAL:HG13	9:XI:81:ILE:HD13	1.85	0.57
13:XM:4:ILE:HG22	13:XM:5:ALA:N	2.20	0.57
15:XO:4:THR:HB	15:XO:6:GLU:OE2	2.02	0.57
27:YD:35:LYS:HG2	27:YD:64:ILE:CA	2.34	0.57
28:YE:6:GLY:HA3	28:YE:26:ILE:HD11	1.85	0.57
29:YF:192:LEU:HD21	29:YF:194:MET:CE	2.35	0.57
31:YH:127:GLU:HG2	31:YH:128:PRO:CG	2.32	0.57
34:YO:20:MET:O	34:YO:41:ALA:HB1	2.04	0.57
38:YS:26:LEU:HD12	38:YS:39:ILE:CD1	2.23	0.57
40:YU:24:TYR:HE1	40:YU:39:LEU:HD23	1.70	0.57
43:YX:27:THR:HB	43:YX:80:ILE:HB	1.84	0.57
2:QB:97:TRP:HH2	2:QB:176:GLU:HB2	1.69	0.57
3:QC:57:ILE:HG23	3:QC:64:VAL:HG13	1.86	0.57
5:QE:153:LYS:HB2	5:QE:153:LYS:NZ	2.18	0.57
7:QG:16:LEU:CD1	9:QI:45:ALA:HB2	2.34	0.57
10:QJ:64:GLU:OE2	10:QJ:66:ARG:HD2	2.05	0.57
11:QK:69:ALA:HB1	11:QK:103:LEU:HD21	1.85	0.57
13:QM:82:MET:O	13:QM:84:ILE:N	2.38	0.57
15:QO:26:GLU:CD	15:QO:77:ARG:NH1	2.58	0.57
25:RA:25:U:H5"	42:RW:80:PRO:HD3	1.86	0.57
25:RA:1333:C:H2'	25:RA:1334:G:H8	1.69	0.57
25:RA:2208:U:H1'	27:RD:151:LYS:HE2	1.85	0.57
27:RD:35:LYS:HG2	27:RD:64:ILE:CA	2.34	0.57
31:RH:125:VAL:HA	31:RH:126:PRO:CB	2.29	0.57

Continued on next page...

Continued from previous page...

Atom-1	Atom-2	Interatomic distance (Å)	Clash overlap (Å)
33:RN:7:LYS:HG2	33:RN:8:GLN:N	2.20	0.57
33:RN:40:PRO:HB3	40:RU:68:ALA:HB2	1.86	0.57
34:RO:20:MET:HG2	34:RO:21:CYS:N	2.20	0.57
35:RP:59:LEU:HA	35:RP:61:ARG:CZ	2.34	0.57
8:XH:19:VAL:O	8:XH:20:TYR:HB2	2.04	0.57
13:XM:65:LYS:CE	50:Y4:50:VAL:HG11	2.34	0.57
13:XM:81:LEU:HB3	13:XM:89:GLY:CA	2.34	0.57
13:XM:84:ILE:HG23	13:XM:85:GLY:N	2.18	0.57
25:YA:185:U:H2'	25:YA:186:G:H8	1.69	0.57
25:YA:2602:A:N1	56:Z8:76:PPU:H8	2.20	0.57
25:YA:2844:G:H3'	25:YA:2845:G:H8	1.69	0.57
37:YR:32:GLY:O	37:YR:115:GLU:HA	2.04	0.57
37:YR:79:LEU:HD23	37:YR:79:LEU:C	2.23	0.57
45:YZ:126:VAL:HG12	45:YZ:163:LEU:HA	1.86	0.57
50:Y4:42:PHE:CG	50:Y4:43:TYR:N	2.71	0.57
51:Y5:55:ARG:NH1	51:Y5:58:LEU:HD11	2.19	0.57
54:Y8:46:ARG:O	54:Y8:47:LYS:HB3	2.03	0.57
1:QA:390:C:H2'	1:QA:391:G:C8	2.39	0.57
2:QB:30:ARG:HH21	2:QB:194:PRO:CG	2.17	0.57
3:QC:14:ILE:HG12	3:QC:15:THR:N	2.19	0.57
4:QD:100:ARG:HH22	4:QD:137:SER:HB3	1.70	0.57
4:QD:191:ARG:NH1	4:QD:200:GLU:OE1	2.37	0.57
25:RA:2323:G:H1	25:RA:2332:U:H3	1.52	0.57
30:RG:39:ILE:HG23	30:RG:155:MET:HG3	1.86	0.57
31:RH:84:SER:O	31:RH:133:VAL:O	2.23	0.57
33:RN:42:TRP:O	40:RU:64:ARG:NH2	2.35	0.57
38:RS:106:ARG:O	38:RS:107:GLU:HB2	2.04	0.57
39:RT:82:LEU:HD12	39:RT:82:LEU:N	2.19	0.57
45:RZ:110:GLY:HA2	45:RZ:111:VAL:C	2.24	0.57
48:R2:17:SER:HB2	48:R2:18:PRO:HA	1.86	0.57
49:R3:22:ALA:O	49:R3:25:ALA:HB3	2.04	0.57
1:XA:272:C:H2'	1:XA:273:A:C8	2.40	0.57
1:XA:319:G:H2'	1:XA:320:C:O4'	2.04	0.57
1:XA:673:G:H2'	1:XA:674:G:C8	2.38	0.57
1:XA:689:C:H3'	1:XA:690:G:H21	1.70	0.57
2:XB:77:ALA:CB	2:XB:211:ILE:HG21	2.35	0.57
2:XB:97:TRP:HH2	2:XB:176:GLU:HB2	1.69	0.57
5:XE:140:ARG:HH11	5:XE:140:ARG:HB2	1.69	0.57
22:XV:53:G:H4'	22:XV:54:U:OP1	2.03	0.57
25:YA:263:C:H2'	25:YA:264:C:O4'	2.04	0.57
25:YA:278:A:O2'	25:YA:279:C:O4'	2.18	0.57

Continued on next page...

Continued from previous page...

Atom-1	Atom-2	Interatomic distance (Å)	Clash overlap (Å)
25:YA:633:A:O2'	25:YA:2404:C:OP1	2.18	0.57
25:YA:743:G:O2'	25:YA:1659:U:OP1	2.22	0.57
25:YA:1221:C:H2'	25:YA:1222:C:C6	2.39	0.57
28:YE:203:LYS:HE3	28:YE:204:ALA:HB2	1.87	0.57
30:YG:53:LEU:C	30:YG:53:LEU:HD23	2.25	0.57
30:YG:63:ILE:HD11	30:YG:102:PHE:HE2	1.69	0.57
30:YG:107:LEU:HD11	30:YG:178:PHE:CE1	2.40	0.57
31:YH:3:ARG:HA	31:YH:3:ARG:HE	1.69	0.57
33:YN:14:VAL:HG12	33:YN:15:LEU:H	1.69	0.57
33:YN:14:VAL:HG12	33:YN:15:LEU:N	2.19	0.57
33:YN:133:GLN:O	33:YN:134:ARG:CB	2.53	0.57
34:YO:107:ARG:O	34:YO:112:MET:HE3	2.05	0.57
38:YS:5:THR:HG23	38:YS:8:GLU:OE2	2.05	0.57
38:YS:106:ARG:O	38:YS:107:GLU:HB2	2.04	0.57
1:QA:592:G:H1	1:QA:647:C:H42	1.53	0.57
1:QA:826:C:H2'	1:QA:827:U:O2	2.05	0.57
3:QC:90:GLU:O	3:QC:94:LEU:HG	2.05	0.57
10:QJ:22:LYS:HD2	10:QJ:22:LYS:C	2.25	0.57
12:QL:45:PRO:HD3	12:QL:51:ALA:O	2.04	0.57
14:QN:13:THR:N	14:QN:14:PRO:CD	2.68	0.57
14:QN:44:LEU:C	14:QN:44:LEU:HD12	2.24	0.57
19:QS:5:LEU:HD21	50:R4:66:SER:HB2	1.86	0.57
20:QT:10:LEU:HG	20:QT:12:ALA:H	1.70	0.57
25:RA:1403:C:H5"	25:RA:1471:A:H1'	1.84	0.57
27:RD:263:ARG:HB2	27:RD:263:ARG:HH11	1.67	0.57
28:RE:51:PHE:HD1	28:RE:52:LEU:HG	1.68	0.57
30:RG:39:ILE:CG2	30:RG:155:MET:HG3	2.35	0.57
30:RG:63:ILE:HD11	30:RG:102:PHE:HE2	1.69	0.57
30:RG:107:LEU:HD11	30:RG:178:PHE:CE1	2.39	0.57
31:RH:41:MET:HE1	31:RH:64:LEU:HB3	1.86	0.57
31:RH:124:GLU:HB3	31:RH:132:ARG:HG3	1.85	0.57
31:RH:153:LYS:HA	31:RH:153:LYS:HZ3	1.68	0.57
34:RO:1:MET:HE3	34:RO:67:LYS:HE2	1.86	0.57
40:RU:92:ARG:C	40:RU:94:ASN:H	2.05	0.57
40:RU:96:ALA:O	40:RU:100:VAL:HG23	2.05	0.57
41:RV:78:LYS:O	41:RV:79:VAL:HB	2.04	0.57
43:RX:36:LYS:HE3	43:RX:54:VAL:O	2.04	0.57
47:R1:70:VAL:O	47:R1:74:VAL:HG23	2.05	0.57
52:R6:6:ARG:O	52:R6:8:LYS:HD2	2.05	0.57
1:XA:5:U:O2'	1:XA:6:G:N3	2.34	0.57
1:XA:666:G:H5'	1:XA:726:C:H1'	1.87	0.57

Continued on next page...

Continued from previous page...

Atom-1	Atom-2	Interatomic distance (Å)	Clash overlap (Å)
5:XE:140:ARG:HH11	5:XE:140:ARG:CB	2.17	0.57
7:XG:121:ALA:O	7:XG:125:MET:N	2.37	0.57
11:XK:29:ILE:HG13	11:XK:43:SER:O	2.05	0.57
19:XS:15:LEU:HD23	19:XS:15:LEU:N	2.19	0.57
25:YA:49:A:H4'	25:YA:50:U:H5"	1.86	0.57
25:YA:443:A:C5	29:YF:45:ARG:HD2	2.39	0.57
25:YA:1398:C:OP1	43:YX:53:LYS:NZ	2.37	0.57
26:YB:15:A:H5'	26:YB:16:G:C8	2.39	0.57
27:YD:34:VAL:O	27:YD:34:VAL:CG1	2.50	0.57
28:YE:41:LYS:HE2	28:YE:41:LYS:HA	1.87	0.57
28:YE:152:LYS:HG2	33:YN:78:TYR:CE1	2.39	0.57
40:YU:52:ARG:HG2	40:YU:52:ARG:NH1	2.17	0.57
2:QB:187:LEU:CD1	2:QB:205:ASP:HA	2.33	0.57
3:QC:77:ILE:O	3:QC:83:ARG:HB3	2.05	0.57
3:QC:181:ASN:HD22	3:QC:204:LEU:HB2	1.68	0.57
4:QD:50:ARG:O	4:QD:50:ARG:HD2	2.05	0.57
6:QF:39:LYS:HD2	6:QF:64:GLN:NE2	2.19	0.57
7:QG:121:ALA:O	7:QG:125:MET:N	2.37	0.57
10:QJ:74:ILE:HD13	10:QJ:74:ILE:N	2.16	0.57
18:QR:85:LEU:HD23	18:QR:88:LYS:HD2	1.87	0.57
25:RA:674:G:C1'	29:RF:74:ARG:HD3	2.35	0.57
25:RA:829:A:N7	25:RA:2247:A:O2'	2.34	0.57
25:RA:2638:G:HO2'	25:RA:2639:A:H8	1.52	0.57
33:RN:35:ARG:O	33:RN:37:LYS:N	2.37	0.57
33:RN:133:GLN:O	33:RN:134:ARG:CB	2.53	0.57
34:RO:40:VAL:HG12	34:RO:41:ALA:N	2.19	0.57
38:RS:95:HIS:CG	38:RS:96:GLY:H	2.21	0.57
45:RZ:111:VAL:HG22	45:RZ:112:ARG:H	1.70	0.57
47:R1:86:SER:H	47:R1:87:PRO:CD	2.16	0.57
49:R3:31:LEU:O	49:R3:32:GLN:HB2	2.04	0.57
54:R8:33:ASN:O	54:R8:34:TRP:C	2.42	0.57
55:R9:25:VAL:HB	55:R9:34:GLN:HB2	1.86	0.57
1:XA:486:U:H2'	1:XA:487:A:H8	1.70	0.57
2:XB:30:ARG:HH21	2:XB:194:PRO:CG	2.17	0.57
7:XG:16:LEU:CD1	9:XI:45:ALA:HB2	2.34	0.57
7:XG:62:PHE:HA	7:XG:124:LEU:CD2	2.27	0.57
10:XJ:3:LYS:O	10:XJ:100:THR:HG22	2.04	0.57
25:YA:582:G:H2'	25:YA:583:G:C8	2.40	0.57
25:YA:1825:A:H2'	25:YA:1826:G:C8	2.39	0.57
25:YA:1906:G:N2	25:YA:1925:C:O2	2.38	0.57
25:YA:2789:C:H1'	25:YA:2892:A:C2	2.38	0.57

Continued on next page...

Continued from previous page...

Atom-1	Atom-2	Interatomic distance (Å)	Clash overlap (Å)
28:YE:102:VAL:HG13	28:YE:172:VAL:CG2	2.34	0.57
32:YI:1:MET:HG3	32:YI:23:PRO:HB3	1.87	0.57
33:YN:7:LYS:HG2	33:YN:8:GLN:N	2.20	0.57
33:YN:63:THR:HG22	33:YN:66:LYS:NZ	2.20	0.57
34:YO:71:ARG:HG3	34:YO:71:ARG:HH11	1.69	0.57
34:YO:96:THR:O	34:YO:97:ARG:HB3	2.04	0.57
49:Y3:31:LEU:O	49:Y3:32:GLN:HB2	2.04	0.57
3:QC:59:ARG:NH2	3:QC:97:LYS:HE3	2.20	0.57
3:QC:76:VAL:HG21	3:QC:103:VAL:CG1	2.34	0.57
13:QM:4:ILE:HG22	13:QM:5:ALA:N	2.19	0.57
25:RA:177:G:H3'	25:RA:178:G:H8	1.69	0.57
25:RA:1068:G:O2'	25:RA:1096:A:N3	2.37	0.57
27:RD:239:ARG:O	27:RD:240:ALA:HB2	2.05	0.57
31:RH:126:PRO:CG	31:RH:127:GLU:N	2.65	0.57
33:RN:14:VAL:HG12	33:RN:15:LEU:H	1.69	0.57
33:RN:131:GLN:CG	33:RN:132:ALA:N	2.68	0.57
34:RO:96:THR:O	34:RO:97:ARG:HB3	2.04	0.57
37:RR:63:ARG:HH11	37:RR:63:ARG:HG3	1.68	0.57
38:RS:5:THR:HG23	38:RS:8:GLU:OE2	2.05	0.57
52:R6:11:LEU:HD23	52:R6:26:ASN:HB3	1.87	0.57
52:R6:48:VAL:HG13	52:R6:49:HIS:N	2.20	0.57
1:XA:438:G:H4'	4:XD:123:HIS:CE1	2.39	0.57
1:XA:792:A:H4'	1:XA:793:U:O5'	2.05	0.57
2:XB:187:LEU:CD1	2:XB:205:ASP:HA	2.34	0.57
4:XD:100:ARG:HH22	4:XD:137:SER:HB3	1.70	0.57
6:XF:99:ALA:O	6:XF:100:ASN:HB2	2.04	0.57
7:XG:37:ASN:HD21	9:XI:40:LEU:HD23	1.69	0.57
10:XJ:64:GLU:OE2	10:XJ:66:ARG:HD2	2.05	0.57
25:YA:83:G:HO2'	25:YA:84:A:P	2.28	0.57
25:YA:185:U:H2'	25:YA:186:G:C8	2.39	0.57
25:YA:674:G:H2'	25:YA:804:A:H61	1.70	0.57
25:YA:2547:U:H2'	25:YA:2548:G:C8	2.40	0.57
27:YD:25:THR:HG21	27:YD:81:ALA:HB1	1.86	0.57
27:YD:25:THR:HG21	27:YD:82:ILE:H	1.70	0.57
38:YS:72:ALA:O	38:YS:76:LYS:HG3	2.04	0.57
47:Y1:86:SER:H	47:Y1:87:PRO:CD	2.16	0.57
1:QA:27:G:H4'	4:QD:209:ARG:HG3	1.85	0.57
1:QA:1055:A:O2'	3:QC:161:GLU:OE2	2.17	0.57
1:QA:1112:C:O2	3:QC:179:ARG:NH1	2.38	0.57
2:QB:106:LYS:O	2:QB:110:GLN:HG3	2.05	0.57
3:QC:7:PRO:O	3:QC:11:ARG:HG2	2.05	0.57

Continued on next page...

Continued from previous page...

Atom-1	Atom-2	Interatomic distance (Å)	Clash overlap (Å)
4:QD:119:GLN:HG3	4:QD:123:HIS:CD2	2.40	0.57
9:QI:17:VAL:CG1	9:QI:81:ILE:HD13	2.35	0.57
12:QL:10:LEU:HD13	17:QQ:32:TYR:CD2	2.39	0.57
12:QL:18:VAL:O	12:QL:19:ARG:HB2	2.04	0.57
13:QM:69:GLU:O	13:QM:71:ARG:N	2.38	0.57
28:RE:63:LEU:HD12	28:RE:65:GLY:H	1.69	0.57
32:RI:76:THR:OG1	32:RI:139:GLN:OE1	2.21	0.57
37:RR:32:GLY:O	37:RR:115:GLU:HA	2.04	0.57
38:RS:32:LEU:O	38:RS:62:LYS:HE2	2.05	0.57
44:RY:89:PHE:O	44:RY:90:LEU:HD13	2.05	0.57
47:R1:81:LYS:HE2	47:R1:81:LYS:H	1.62	0.57
47:R1:89:GLU:O	47:R1:93:GLU:HB2	2.05	0.57
1:XA:148:G:H2'	1:XA:149:A:H8	1.70	0.57
1:XA:272:C:H2'	1:XA:273:A:H8	1.70	0.57
1:XA:828:A:H2'	1:XA:829:G:O4'	2.05	0.57
3:XC:11:ARG:HH21	3:XC:180:ALA:HB3	1.70	0.57
4:XD:50:ARG:O	4:XD:50:ARG:HD2	2.05	0.57
14:XN:13:THR:N	14:XN:14:PRO:CD	2.68	0.57
17:XQ:32:TYR:O	17:XQ:34:LYS:N	2.37	0.57
19:XS:9:VAL:O	19:XS:9:VAL:HG23	2.04	0.57
25:YA:2693:A:H2'	25:YA:2694:G:H8	1.69	0.57
27:YD:36:PRO:HB2	27:YD:61:LEU:HG	1.87	0.57
27:YD:69:ARG:C	27:YD:71:ASP:H	2.08	0.57
29:YF:32:LEU:HD13	29:YF:105:VAL:CG1	2.33	0.57
35:YP:59:LEU:HA	35:YP:61:ARG:CZ	2.34	0.57
39:YT:105:LEU:C	39:YT:107:ASP:H	2.07	0.57
40:YU:83:LEU:HD12	40:YU:113:ALA:HB2	1.86	0.57
47:Y1:70:VAL:O	47:Y1:74:VAL:HG23	2.04	0.57
50:Y4:27:THR:O	50:Y4:28:LYS:HB3	2.04	0.57
7:QG:113:GLU:HB2	7:QG:119:ARG:CG	2.35	0.57
10:QJ:94:VAL:HG12	10:QJ:95:GLU:N	2.19	0.57
11:QK:69:ALA:HB1	11:QK:103:LEU:CD2	2.35	0.57
17:QQ:6:LEU:O	17:QQ:58:GLU:HA	2.05	0.57
25:RA:1208:C:H42	25:RA:1238:G:H1	1.53	0.57
25:RA:1773:A:H2'	25:RA:1774:C:O4'	2.05	0.57
27:RD:35:LYS:CE	27:RD:104:TYR:HB2	2.35	0.57
28:RE:41:LYS:HA	28:RE:41:LYS:HE2	1.87	0.57
28:RE:102:VAL:HG13	28:RE:172:VAL:CG2	2.34	0.57
29:RF:24:LEU:HB3	29:RF:115:ALA:HB2	1.87	0.57
33:RN:82:LEU:HD12	33:RN:83:LYS:H	1.70	0.57
33:RN:112:LEU:O	33:RN:114:ARG:O	2.23	0.57

Continued on next page...

Continued from previous page...

Atom-1	Atom-2	Interatomic distance (Å)	Clash overlap (Å)
40:RU:68:ALA:O	40:RU:71:GLN:HB2	2.05	0.57
48:R2:31:GLU:O	48:R2:35:LEU:HG	2.05	0.57
55:R9:1:MET:HB3	55:R9:4:ARG:CZ	2.35	0.57
2:XB:60:ASP:HB3	2:XB:64:ARG:CZ	2.34	0.57
2:XB:178:ARG:CD	8:XH:71:GLY:C	2.73	0.57
12:XL:10:LEU:HD13	17:XQ:32:TYR:HE2	1.66	0.57
13:XM:69:GLU:O	13:XM:71:ARG:N	2.38	0.57
13:XM:82:MET:O	13:XM:84:ILE:N	2.38	0.57
14:XN:29:ARG:HH11	14:XN:29:ARG:HG3	1.70	0.57
15:XO:26:GLU:CD	15:XO:77:ARG:NH1	2.58	0.57
16:XP:7:ALA:O	16:XP:9:PHE:CD2	2.58	0.57
16:XP:21:VAL:HG22	16:XP:34:GLU:O	2.04	0.57
19:XS:65:ASN:HA	50:Y4:55:ARG:HH11	1.68	0.57
25:YA:1345:C:H42	25:YA:1601:G:H1	1.52	0.57
25:YA:1701:A:H5'	25:YA:1702:G:OP2	2.05	0.57
25:YA:1903:G:OP2	27:YD:241:PRO:HB2	2.05	0.57
25:YA:2023:G:H5'	25:YA:2617:C:H4'	1.87	0.57
27:YD:69:ARG:HD3	27:YD:105:ILE:HD11	1.87	0.57
35:YP:64:LYS:C	35:YP:66:GLY:N	2.56	0.57
37:YR:45:ARG:HA	37:YR:95:THR:HG21	1.87	0.57
38:YS:67:ARG:CB	38:YS:67:ARG:HH11	2.18	0.57
40:YU:79:PHE:CD2	40:YU:79:PHE:C	2.78	0.57
44:YY:21:LYS:HG3	44:YY:22:GLY:H	1.69	0.57
44:YY:97:ARG:HG2	44:YY:97:ARG:O	2.05	0.57
53:Y7:31:LEU:O	53:Y7:32:LYS:C	2.43	0.57
53:Y7:48:LYS:HG2	53:Y7:49:ARG:N	2.19	0.57
1:QA:198:G:H2'	1:QA:199:G:H8	1.70	0.56
1:QA:514:C:H2'	1:QA:515:G:H8	1.70	0.56
1:QA:1298:C:O2'	1:QA:1299:A:OP2	2.18	0.56
3:QC:79:ARG:NE	11:XK:99:GLN:HE21	1.81	0.56
11:QK:29:ILE:HG13	11:QK:43:SER:O	2.04	0.56
17:QQ:84:LEU:C	17:QQ:86:GLU:H	2.08	0.56
18:QR:57:GLY:O	18:QR:58:LEU:C	2.44	0.56
19:QS:40:ILE:HG12	19:QS:41:VAL:N	2.20	0.56
25:RA:1794:U:H2'	25:RA:1795:C:C6	2.40	0.56
25:RA:2121:G:O6	25:RA:2176:A:N6	2.38	0.56
31:RH:3:ARG:HA	31:RH:3:ARG:HE	1.69	0.56
32:RI:1:MET:HG3	32:RI:23:PRO:HB3	1.87	0.56
38:RS:72:ALA:O	38:RS:76:LYS:HG3	2.04	0.56
47:R1:81:LYS:HA	47:R1:81:LYS:HZ3	0.73	0.56
48:R2:15:LYS:H	48:R2:67:LYS:CE	2.17	0.56

Continued on next page...

Continued from previous page...

Atom-1	Atom-2	Interatomic distance (Å)	Clash overlap (Å)
49:R3:4:LEU:O	49:R3:36:VAL:HA	2.04	0.56
50:R4:64:GLY:C	50:R4:66:SER:H	2.08	0.56
52:R6:41:PRO:HG2	52:R6:45:LYS:N	2.10	0.56
1:XA:243:A:H4'	1:XA:244:U:O5'	2.04	0.56
1:XA:1262:C:H42	1:XA:1273:G:H1	1.53	0.56
4:XD:76:ARG:HD2	4:XD:207:TYR:HE2	1.66	0.56
13:XM:49:THR:HB	13:XM:52:GLU:HG3	1.86	0.56
19:XS:5:LEU:CG	50:Y4:66:SER:CB	2.83	0.56
25:YA:628:G:H2'	25:YA:629:G:H8	1.68	0.56
25:YA:1418:G:OP1	25:YA:1588:C:O2'	2.22	0.56
25:YA:2815:C:H5'	51:Y5:29:THR:HG21	1.87	0.56
30:YG:60:LEU:O	30:YG:64:THR:HG22	2.05	0.56
43:YX:35:THR:HG22	43:YX:38:GLU:OE1	2.05	0.56
49:Y3:7:LYS:NZ	49:Y3:32:GLN:HE21	2.03	0.56
52:Y6:14:THR:O	52:Y6:49:HIS:HA	2.06	0.56
1:QA:1032(A):G:H2'	1:QA:1032(B):G:C8	2.40	0.56
3:QC:59:ARG:HH12	3:QC:97:LYS:HE3	1.70	0.56
4:QD:42:GLN:HG2	4:QD:42:GLN:O	2.05	0.56
7:QG:18:TYR:HD2	7:QG:59:LEU:HD22	1.70	0.56
8:QH:77:GLU:HG2	8:QH:78:GLN:H	1.70	0.56
15:QO:53:HIS:CE1	15:QO:57:LEU:HD11	2.40	0.56
16:QP:7:ALA:O	16:QP:9:PHE:CD2	2.58	0.56
16:QP:14:ASN:N	16:QP:15:PRO:CD	2.67	0.56
25:RA:259:G:HO2'	25:RA:621:A:HO2'	1.47	0.56
25:RA:1278:A:H2'	25:RA:1279:G:H8	1.68	0.56
25:RA:2729:G:H1'	28:RE:187:ALA:HB2	1.87	0.56
25:RA:2795:G:H3'	25:RA:2797:U:C5'	2.35	0.56
28:RE:174:ASP:CG	28:RE:175:VAL:N	2.58	0.56
28:RE:183:LEU:HD12	28:RE:183:LEU:N	2.20	0.56
33:RN:63:THR:HG22	33:RN:66:LYS:NZ	2.20	0.56
38:RS:103:GLU:O	38:RS:106:ARG:CG	2.53	0.56
41:RV:38:LEU:HD23	41:RV:39:LEU:N	2.19	0.56
52:R6:14:THR:O	52:R6:49:HIS:HA	2.05	0.56
52:R6:42:TRP:N	52:R6:42:TRP:CD1	2.73	0.56
53:R7:13:ALA:O	53:R7:17:GLY:HA3	2.05	0.56
54:R8:52:LYS:H	54:R8:53:PRO:HD2	1.66	0.56
1:XA:607:A:C2	16:XP:31:LYS:HB2	2.40	0.56
11:XK:32:ILE:O	11:XK:40:ILE:HG12	2.04	0.56
25:YA:528:A:C2	25:YA:2042:A:H2'	2.41	0.56
25:YA:826:U:OP1	25:YA:2429:G:OP1	2.23	0.56
25:YA:1448:G:H5'	25:YA:1543:A:OP1	2.05	0.56

Continued on next page...

Continued from previous page...

Atom-1	Atom-2	Interatomic distance (Å)	Clash overlap (Å)
27:YD:92:ILE:HD12	27:YD:104:TYR:CD2	2.39	0.56
30:YG:39:ILE:CG2	30:YG:155:MET:HG3	2.35	0.56
31:YH:77:LYS:HZ3	31:YH:77:LYS:CB	2.11	0.56
31:YH:84:SER:O	31:YH:133:VAL:O	2.22	0.56
36:YQ:79:LEU:O	36:YQ:79:LEU:CG	2.52	0.56
48:Y2:17:SER:HB2	48:Y2:18:PRO:HA	1.86	0.56
54:Y8:33:ASN:O	54:Y8:34:TRP:C	2.42	0.56
2:QB:60:ASP:HB3	2:QB:64:ARG:CZ	2.35	0.56
5:QE:82:VAL:CG1	5:QE:83:GLU:N	2.68	0.56
8:QH:19:VAL:O	8:QH:20:TYR:HB2	2.05	0.56
8:QH:119:LEU:HD12	8:QH:124:ALA:HA	1.87	0.56
11:QK:21:ILE:HD12	11:QK:21:ILE:N	2.19	0.56
12:QL:58:VAL:O	12:QL:65:GLU:HA	2.06	0.56
12:QL:82:VAL:HG23	12:QL:106:ASP:OD2	2.04	0.56
13:QM:73:GLU:O	13:QM:77:ASN:N	2.33	0.56
13:QM:84:ILE:CG2	13:QM:85:GLY:N	2.68	0.56
14:QN:25:VAL:N	14:QN:38:GLY:O	2.38	0.56
17:QQ:50:LYS:HG3	17:QQ:51:TYR:CE1	2.41	0.56
25:RA:155:C:H42	25:RA:171:G:H1	1.52	0.56
25:RA:1681:G:O2'	25:RA:1762:A:O2'	2.22	0.56
25:RA:2119:A:N6	25:RA:2170:A:N7	2.53	0.56
25:RA:2293:C:H2'	25:RA:2294:C:O4'	2.04	0.56
27:RD:236:GLY:O	27:RD:237:GLU:OE1	2.23	0.56
28:RE:37:ARG:NE	28:RE:37:ARG:N	2.54	0.56
28:RE:152:LYS:HG2	33:RN:78:TYR:CE1	2.40	0.56
28:RE:203:LYS:HE3	28:RE:204:ALA:HB2	1.86	0.56
29:RF:192:LEU:HD21	29:RF:194:MET:CE	2.35	0.56
32:RI:62:LYS:HE3	32:RI:134:PRO:HG2	1.86	0.56
33:RN:56:ASN:N	33:RN:125:GLY:O	2.35	0.56
35:RP:65:ARG:HH21	54:R8:15:LYS:CB	2.17	0.56
37:RR:70:LEU:HD13	37:RR:75:LEU:HD11	1.88	0.56
40:RU:79:PHE:CD2	40:RU:79:PHE:C	2.78	0.56
48:R2:51:ARG:HA	48:R2:54:LYS:HB2	1.86	0.56
53:R7:19:ARG:HH11	53:R7:19:ARG:HG2	1.71	0.56
55:R9:2:LYS:HD2	55:R9:33:LYS:O	2.04	0.56
1:XA:359:U:H2'	1:XA:360:A:C8	2.40	0.56
2:XB:55:PHE:HA	2:XB:58:ILE:HB	1.88	0.56
2:XB:80:ILE:CG2	2:XB:212:GLN:HA	2.35	0.56
3:XC:7:PRO:O	3:XC:11:ARG:HG2	2.05	0.56
3:XC:59:ARG:HH12	3:XC:97:LYS:HE3	1.70	0.56
6:XF:91:VAL:CG1	18:XR:72:ARG:HH12	2.18	0.56

Continued on next page...

Continued from previous page...

Atom-1	Atom-2	Interatomic distance (Å)	Clash overlap (Å)
7:XG:18:TYR:HD2	7:XG:59:LEU:HD22	1.70	0.56
7:XG:42:ILE:O	7:XG:117:ALA:HB2	2.06	0.56
8:XH:49:GLU:HG3	8:XH:51:VAL:CG1	2.35	0.56
8:XH:82:HIS:HD2	8:XH:83:ILE:N	2.03	0.56
9:XI:10:ARG:CD	9:XI:105:ASP:HB2	2.35	0.56
9:XI:33:PHE:CE2	9:XI:47:LEU:HD21	2.40	0.56
9:XI:118:LYS:HZ2	9:XI:118:LYS:HB2	1.71	0.56
11:XK:34:ASP:N	11:XK:40:ILE:HD11	2.20	0.56
15:XO:53:HIS:CE1	15:XO:57:LEU:HD11	2.40	0.56
16:XP:4:ILE:HA	16:XP:20:VAL:O	2.05	0.56
21:XU:6:ARG:HH21	21:XU:15:ARG:HE	1.53	0.56
21:XU:7:ARG:O	21:XU:8:THR:HG23	2.05	0.56
25:YA:666:G:H4'	35:YP:49:ARG:NH1	2.21	0.56
25:YA:1853:A:H2'	25:YA:1854:A:C8	2.41	0.56
25:YA:2701:C:H3'	25:YA:2702:U:C5'	2.30	0.56
25:YA:2818:G:OP2	37:YR:42:LYS:NZ	2.37	0.56
27:YD:183:ARG:HD2	27:YD:270:ILE:HG12	1.88	0.56
28:YE:69:LYS:C	28:YE:71:GLY:H	2.08	0.56
28:YE:74:PRO:HG2	28:YE:77:ILE:HG23	1.87	0.56
29:YF:118:ALA:O	29:YF:121:GLY:N	2.33	0.56
33:YN:82:LEU:HD12	33:YN:83:LYS:H	1.70	0.56
34:YO:3:GLN:CB	34:YO:4:PRO:HD2	2.35	0.56
36:YQ:37:LEU:HD21	36:YQ:130:LYS:HE3	1.87	0.56
37:YR:2:ARG:HG2	37:YR:5:LYS:HZ2	1.70	0.56
38:YS:103:GLU:O	38:YS:106:ARG:CG	2.52	0.56
39:YT:134:GLU:O	39:YT:135:ALA:HB3	2.05	0.56
40:YU:68:ALA:O	40:YU:71:GLN:HB2	2.05	0.56
40:YU:104:GLN:OE1	40:YU:104:GLN:N	2.35	0.56
41:YV:76:LYS:O	41:YV:79:VAL:HG12	2.05	0.56
47:Y1:89:GLU:O	47:Y1:93:GLU:HB2	2.04	0.56
50:Y4:64:GLY:C	50:Y4:66:SER:H	2.08	0.56
53:Y7:12:ARG:NH2	53:Y7:44:PRO:HB3	2.21	0.56
55:Y9:2:LYS:HD2	55:Y9:33:LYS:O	2.05	0.56
1:QA:136:C:O2'	16:QP:63:GLY:O	2.21	0.56
1:QA:1158:C:H4'	2:QB:133:LYS:HZ1	1.70	0.56
3:QC:114:PRO:O	3:QC:118:GLN:HG3	2.06	0.56
3:QC:188:LEU:O	3:QC:189:ALA:HB2	2.05	0.56
8:QH:7:ALA:HB2	8:QH:85:ARG:HD3	1.87	0.56
13:QM:49:THR:HB	13:QM:52:GLU:HG3	1.86	0.56
15:QO:76:GLU:C	15:QO:78:TYR:H	2.08	0.56
28:RE:32:PRO:O	28:RE:34:VAL:HG13	2.06	0.56

Continued on next page...

Continued from previous page...

Atom-1	Atom-2	Interatomic distance (Å)	Clash overlap (Å)
28:RE:78:LEU:HD23	28:RE:79:ARG:HD2	1.86	0.56
29:RF:32:LEU:HD13	29:RF:105:VAL:CG1	2.33	0.56
30:RG:41:GLN:HB3	30:RG:43:LEU:HD13	1.87	0.56
30:RG:180:PHE:C	30:RG:182:LYS:H	2.09	0.56
35:RP:31:ALA:O	35:RP:32:THR:HG23	2.05	0.56
39:RT:134:GLU:O	39:RT:135:ALA:HB3	2.05	0.56
41:RV:1:MET:HE2	41:RV:43:GLU:HG2	1.87	0.56
41:RV:76:LYS:O	41:RV:79:VAL:HG12	2.05	0.56
50:R4:41:PRO:O	50:R4:42:PHE:CB	2.53	0.56
51:R5:55:ARG:HD3	51:R5:56:LYS:N	2.21	0.56
1:XA:360:A:H2'	1:XA:361:G:C8	2.40	0.56
2:XB:102:LEU:HB3	2:XB:180:LEU:CD1	2.36	0.56
3:XC:57:ILE:HG23	3:XC:64:VAL:HG13	1.86	0.56
4:XD:42:GLN:HG2	4:XD:42:GLN:O	2.05	0.56
4:XD:119:GLN:HG3	4:XD:123:HIS:CD2	2.40	0.56
5:XE:152:ARG:O	8:XH:64:LYS:NZ	2.38	0.56
7:XG:148:ASN:C	7:XG:150:ALA:H	2.08	0.56
10:XJ:22:LYS:HD2	10:XJ:22:LYS:C	2.25	0.56
15:XO:76:GLU:C	15:XO:78:TYR:H	2.08	0.56
25:YA:80:G:H1	25:YA:106:C:H42	1.51	0.56
25:YA:2611:U:OP2	25:YA:2611:U:H6	1.88	0.56
28:YE:32:PRO:O	28:YE:34:VAL:HG13	2.06	0.56
31:YH:125:VAL:HG12	31:YH:126:PRO:CG	2.34	0.56
33:YN:56:ASN:N	33:YN:125:GLY:O	2.35	0.56
39:YT:26:ASP:CB	39:YT:91:ARG:HA	2.36	0.56
48:Y2:31:GLU:O	48:Y2:35:LEU:HG	2.05	0.56
48:Y2:41:ILE:HD11	48:Y2:44:LEU:CG	2.36	0.56
2:QB:77:ALA:CB	2:QB:211:ILE:HG21	2.35	0.56
3:QC:134:ILE:CD1	3:QC:153:VAL:HG21	2.35	0.56
7:QG:73:MET:HG2	7:QG:90:GLU:HA	1.87	0.56
8:QH:84:ARG:NH1	8:QH:86:ILE:HD13	2.11	0.56
16:QP:4:ILE:HA	16:QP:20:VAL:O	2.05	0.56
19:QS:15:LEU:HD23	19:QS:15:LEU:N	2.19	0.56
20:QT:47:GLY:C	20:QT:49:ALA:H	2.08	0.56
20:QT:53:LEU:HA	20:QT:56:MET:HB3	1.87	0.56
25:RA:2415:G:H4'	35:RP:67:MET:N	2.20	0.56
25:RA:2635:C:OP1	28:RE:78:LEU:HD12	2.04	0.56
29:RF:198:ALA:CA	29:RF:201:VAL:HG12	2.35	0.56
31:RH:77:LYS:HZ3	31:RH:77:LYS:CB	2.12	0.56
34:RO:19:ILE:HD13	34:RO:19:ILE:O	2.06	0.56
35:RP:13:ASN:C	35:RP:15:ARG:N	2.54	0.56

Continued on next page...

Continued from previous page...

Atom-1	Atom-2	Interatomic distance (Å)	Clash overlap (Å)
35:RP:14:LYS:O	35:RP:16:ARG:N	2.39	0.56
39:RT:26:ASP:CB	39:RT:91:ARG:HA	2.36	0.56
42:RW:20:VAL:C	42:RW:22:ASP:N	2.59	0.56
42:RW:65:LEU:O	42:RW:66:GLU:C	2.43	0.56
50:R4:48:ARG:HH12	50:R4:52:THR:HG22	1.70	0.56
50:R4:48:ARG:O	50:R4:50:VAL:N	2.38	0.56
53:R7:12:ARG:NH2	53:R7:44:PRO:HB3	2.21	0.56
1:XA:701:C:H4'	1:XA:702:A:H5"	1.87	0.56
3:XC:105:GLU:HG2	3:XC:106:VAL:N	2.18	0.56
5:XE:78:HIS:CE1	5:XE:143:ARG:H	2.20	0.56
5:XE:82:VAL:CG1	5:XE:83:GLU:N	2.68	0.56
8:XH:7:ALA:HB2	8:XH:85:ARG:HD3	1.87	0.56
8:XH:38:ILE:HD12	8:XH:118:VAL:HG12	1.88	0.56
9:XI:128:ARG:NH2	22:XV:35:A:OP1	2.29	0.56
13:XM:56:LEU:HD13	13:XM:60:VAL:HG23	1.86	0.56
13:XM:84:ILE:CG2	13:XM:85:GLY:N	2.68	0.56
17:XQ:84:LEU:C	17:XQ:86:GLU:H	2.08	0.56
19:XS:17:GLU:HA	19:XS:20:LEU:HD12	1.86	0.56
22:XV:13:C:O2'	25:YA:1924:C:H4'	2.06	0.56
25:YA:25:U:H5"	42:YW:80:PRO:HD3	1.86	0.56
25:YA:588:U:H1'	29:YF:90:PHE:CD1	2.41	0.56
25:YA:1142(A):A:H4'	33:YN:25:ARG:HH22	1.69	0.56
27:YD:2:ALA:O	27:YD:3:VAL:HB	2.06	0.56
29:YF:197:ASP:O	29:YF:199:TRP:N	2.38	0.56
33:YN:112:LEU:O	33:YN:114:ARG:O	2.23	0.56
35:YP:115:LEU:HD12	35:YP:116:GLY:N	2.21	0.56
38:YS:14:VAL:HG13	38:YS:15:ARG:N	2.21	0.56
38:YS:32:LEU:O	38:YS:62:LYS:HE2	2.05	0.56
47:Y1:76:ARG:HG2	47:Y1:76:ARG:NH1	2.20	0.56
52:Y6:6:ARG:O	52:Y6:8:LYS:HD2	2.05	0.56
53:Y7:13:ALA:O	53:Y7:17:GLY:HA3	2.05	0.56
54:Y8:50:LEU:HD12	54:Y8:51:ALA:H	1.70	0.56
55:Y9:25:VAL:HB	55:Y9:34:GLN:HB2	1.87	0.56
1:QA:412:A:H4'	1:QA:413:G:O5'	2.06	0.56
3:QC:77:ILE:C	3:QC:83:ARG:HB3	2.26	0.56
4:QD:165:MET:HA	4:QD:165:MET:CE	2.36	0.56
5:QE:140:ARG:HH11	5:QE:140:ARG:CB	2.18	0.56
6:QF:33:TYR:HE2	6:QF:74:ASP:HB3	1.71	0.56
9:QI:9:ARG:HB2	9:QI:14:VAL:HG22	1.88	0.56
9:QI:114:TYR:O	9:QI:114:TYR:CD2	2.58	0.56
12:QL:83:VAL:HG22	12:QL:84:LEU:H	1.70	0.56

Continued on next page...

Continued from previous page...

Atom-1	Atom-2	Interatomic distance (Å)	Clash overlap (Å)
14:QN:15:LYS:O	14:QN:16:PHE:O	2.24	0.56
20:QT:82:SER:O	20:QT:86:ARG:HB2	2.06	0.56
25:RA:1266:G:O4'	42:RW:15:ARG:NH2	2.36	0.56
28:RE:69:LYS:C	28:RE:71:GLY:H	2.09	0.56
28:RE:117:MET:O	28:RE:117:MET:HG3	2.06	0.56
36:RQ:59:ARG:C	36:RQ:60:ARG:CG	2.74	0.56
36:RQ:63:LYS:HD2	45:RZ:175:VAL:HG21	1.88	0.56
37:RR:84:ALA:HB3	37:RR:85:PRO:HD3	1.88	0.56
40:RU:105:VAL:HA	41:RV:44:LYS:HE3	1.88	0.56
44:RY:97:ARG:O	44:RY:97:ARG:HG2	2.05	0.56
49:R3:59:VAL:CG1	49:R3:60:GLU:N	2.68	0.56
54:R8:50:LEU:HD12	54:R8:51:ALA:H	1.70	0.56
1:XA:976:G:H5"	1:XA:1358:U:O2'	2.06	0.56
1:XA:1320:C:N4	19:XS:36:ARG:HG3	2.20	0.56
3:XC:77:ILE:C	3:XC:83:ARG:HB3	2.26	0.56
3:XC:90:GLU:O	3:XC:94:LEU:HG	2.05	0.56
3:XC:180:ALA:O	3:XC:181:ASN:HB3	2.06	0.56
4:XD:25:ARG:NH1	4:XD:30:LYS:HG3	2.20	0.56
7:XG:62:PHE:O	7:XG:66:VAL:HG23	2.06	0.56
10:XJ:35:SER:O	10:XJ:72:VAL:HG13	2.05	0.56
20:XT:82:SER:O	20:XT:86:ARG:HB2	2.05	0.56
25:YA:32:C:N4	25:YA:447:A:OP2	2.39	0.56
25:YA:804:A:H2	25:YA:2444:G:H4'	1.70	0.56
28:YE:37:ARG:NE	28:YE:37:ARG:N	2.53	0.56
28:YE:195:LEU:HD12	28:YE:196:VAL:H	1.71	0.56
29:YF:155:LEU:CD1	29:YF:174:VAL:HG13	2.32	0.56
35:YP:59:LEU:O	35:YP:59:LEU:HD23	2.06	0.56
38:YS:5:THR:OG1	38:YS:7:TYR:HB3	2.06	0.56
50:Y4:15:ILE:HG22	50:Y4:20:ASN:HA	1.86	0.56
3:QC:45:LYS:HD2	3:QC:46:GLU:HG3	1.87	0.56
15:QO:24:SER:O	15:QO:28:GLN:HG3	2.06	0.56
20:QT:94:ALA:O	20:QT:95:ALA:CB	2.54	0.56
21:QU:7:ARG:O	21:QU:8:THR:HG23	2.05	0.56
25:RA:438:G:H2'	25:RA:439:G:C8	2.39	0.56
25:RA:1047:G:H2'	25:RA:1110:G:N1	2.20	0.56
25:RA:2233:U:H2'	25:RA:2234:G:C8	2.41	0.56
27:RD:80:ALA:HB3	27:RD:94:LEU:HD13	1.88	0.56
32:RI:128:LEU:O	32:RI:138:ILE:N	2.27	0.56
36:RQ:12:GLN:OE1	36:RQ:72:LYS:HD2	2.06	0.56
43:RX:35:THR:HG22	43:RX:38:GLU:OE1	2.05	0.56
47:R1:53:VAL:HG12	47:R1:54:ALA:N	2.21	0.56

Continued on next page...

Continued from previous page...

Atom-1	Atom-2	Interatomic distance (Å)	Clash overlap (Å)
1:XA:719:C:C2	18:XR:50:ILE:HD13	2.41	0.56
1:XA:1124:G:H3'	1:XA:1145:C:H41	1.69	0.56
2:XB:7:VAL:HG22	2:XB:8:LYS:N	2.21	0.56
2:XB:169:LYS:HD3	2:XB:169:LYS:O	2.05	0.56
3:XC:188:LEU:O	3:XC:189:ALA:HB2	2.05	0.56
4:XD:110:PHE:CE2	4:XD:148:VAL:HG23	2.41	0.56
6:XF:97:PHE:O	18:XR:31:LEU:HD23	2.04	0.56
11:XK:69:ALA:HB1	11:XK:103:LEU:CD2	2.35	0.56
14:XN:23:ARG:H	14:XN:33:VAL:HG11	1.71	0.56
18:XR:85:LEU:HD23	18:XR:88:LYS:HD2	1.87	0.56
25:YA:724:U:H2'	25:YA:725:G:O4'	2.06	0.56
25:YA:839:U:H2'	25:YA:840:C:C6	2.41	0.56
25:YA:1056:G:O2'	25:YA:1086:A:O2'	2.15	0.56
25:YA:1709:U:H2'	25:YA:1710:C:C6	2.41	0.56
28:YE:183:LEU:HD12	28:YE:183:LEU:N	2.20	0.56
44:YY:95:LYS:HE3	44:YY:95:LYS:O	2.06	0.56
50:Y4:38:LYS:C	50:Y4:40:HIS:N	2.52	0.56
52:Y6:11:LEU:HD23	52:Y6:26:ASN:HB3	1.87	0.56
2:QB:7:VAL:HG22	2:QB:8:LYS:N	2.21	0.56
4:QD:110:PHE:CE2	4:QD:148:VAL:HG23	2.41	0.56
5:QE:99:GLY:O	5:QE:117:ASP:HA	2.06	0.56
9:QI:10:ARG:CD	9:QI:105:ASP:HB2	2.35	0.56
11:QK:41:THR:HG21	11:QK:71:LYS:CB	2.36	0.56
13:QM:89:GLY:O	13:QM:92:HIS:HB2	2.06	0.56
25:RA:770:G:N3	25:RA:1354:A:H2	2.04	0.56
25:RA:2328:A:H2'	25:RA:2329:G:C8	2.41	0.56
27:RD:183:ARG:HD2	27:RD:270:ILE:HG12	1.88	0.56
27:RD:221:VAL:HG22	27:RD:226:MET:HE2	1.88	0.56
29:RF:9:ILE:HD11	29:RF:125:LEU:CG	2.36	0.56
36:RQ:79:LEU:O	36:RQ:79:LEU:CG	2.52	0.56
38:RS:14:VAL:HG13	38:RS:15:ARG:N	2.21	0.56
41:RV:27:ALA:O	41:RV:28:GLU:O	2.24	0.56
43:RX:65:ARG:HD3	43:RX:65:ARG:H	1.70	0.56
44:RY:95:LYS:O	44:RY:95:LYS:HE3	2.06	0.56
3:XC:77:ILE:O	3:XC:83:ARG:HB3	2.05	0.56
4:XD:165:MET:HA	4:XD:165:MET:CE	2.36	0.56
7:XG:20:ASP:HB3	7:XG:23:VAL:HG23	1.88	0.56
13:XM:89:GLY:O	13:XM:92:HIS:HB2	2.06	0.56
25:YA:2795:G:H3'	25:YA:2797:U:C5'	2.35	0.56
26:YB:56:G:H4'	26:YB:57:A:H8	1.70	0.56
27:YD:239:ARG:O	27:YD:240:ALA:HB2	2.05	0.56

Continued on next page...

Continued from previous page...

Atom-1	Atom-2	Interatomic distance (Å)	Clash overlap (Å)
30:YG:128:ARG:HG3	30:YG:128:ARG:NH2	2.17	0.56
31:YH:126:PRO:CG	31:YH:127:GLU:N	2.65	0.56
33:YN:40:PRO:HB3	40:YU:68:ALA:HB2	1.87	0.56
50:Y4:48:ARG:O	50:Y4:50:VAL:N	2.38	0.56
1:QA:940:C:H2'	1:QA:941:G:C8	2.41	0.56
3:QC:6:HIS:CD2	3:QC:7:PRO:HD2	2.41	0.56
3:QC:33:LEU:O	3:QC:37:GLN:HG2	2.04	0.56
9:QI:33:PHE:CE2	9:QI:47:LEU:HD21	2.40	0.56
10:QJ:24:VAL:HG21	10:QJ:37:PRO:HG3	1.86	0.56
10:QJ:35:SER:O	10:QJ:72:VAL:HG13	2.05	0.56
10:QJ:89:ASP:C	10:QJ:90:LEU:HD12	2.26	0.56
13:QM:80:ARG:O	13:QM:84:ILE:HB	2.06	0.56
25:RA:829:A:N7	25:RA:2248:C:H5'	2.21	0.56
25:RA:971:C:H2'	25:RA:972:G:O4'	2.06	0.56
25:RA:2247:A:H2'	25:RA:2248:C:H6	1.70	0.56
26:RB:111:U:H2'	26:RB:112:G:H8	1.71	0.56
27:RD:35:LYS:NZ	27:RD:64:ILE:O	2.32	0.56
27:RD:94:LEU:HD22	27:RD:95:LEU:H	1.69	0.56
30:RG:60:LEU:O	30:RG:64:THR:HG22	2.05	0.56
30:RG:120:LEU:HB3	30:RG:131:TYR:OH	2.05	0.56
31:RH:59:ARG:HH11	31:RH:59:ARG:CG	2.19	0.56
34:RO:3:GLN:CB	34:RO:4:PRO:HD2	2.35	0.56
38:RS:5:THR:OG1	38:RS:7:TYR:HB3	2.06	0.56
41:RV:49:THR:CB	41:RV:50:PRO:HD2	2.25	0.56
54:R8:30:ARG:O	54:R8:31:HIS:CB	2.54	0.56
1:XA:15:G:H4'	5:XE:24:ARG:HH12	1.71	0.56
1:XA:359:U:H2'	1:XA:360:A:H8	1.70	0.56
1:XA:390:C:H2'	1:XA:391:G:C8	2.39	0.56
1:XA:1454:G:H2'	1:XA:1455:G:H8	1.71	0.56
2:XB:68:ILE:HD12	2:XB:68:ILE:N	2.21	0.56
3:XC:114:PRO:O	3:XC:118:GLN:HG3	2.05	0.56
8:XH:49:GLU:O	8:XH:51:VAL:N	2.39	0.56
12:XL:79:GLU:O	12:XL:79:GLU:HG2	2.05	0.56
12:XL:83:VAL:HG22	12:XL:84:LEU:N	2.21	0.56
12:XL:111:LYS:O	12:XL:112:ASP:HB2	2.06	0.56
16:XP:47:ASP:C	16:XP:49:LEU:H	2.09	0.56
25:YA:2699:C:H42	25:YA:2708:G:H1	1.53	0.56
25:YA:2756:U:OP2	55:Y9:19:ARG:NH2	2.38	0.56
27:YD:35:LYS:CE	27:YD:104:TYR:HB2	2.35	0.56
32:YI:98:ALA:HB2	32:YI:111:PRO:HB3	1.87	0.56
40:YU:96:ALA:O	40:YU:100:VAL:HG23	2.05	0.56

Continued on next page...

Continued from previous page...

Atom-1	Atom-2	Interatomic distance (Å)	Clash overlap (Å)
40:YU:105:VAL:HA	41:YV:44:LYS:HE3	1.88	0.56
50:Y4:41:PRO:O	50:Y4:42:PHE:CB	2.54	0.56
52:Y6:48:VAL:HG13	52:Y6:49:HIS:N	2.20	0.56
2:QB:102:LEU:HB3	2:QB:180:LEU:CD1	2.36	0.56
3:QC:20:SER:CB	3:QC:40:ARG:HH22	2.14	0.56
5:QE:126:ARG:HG3	5:QE:126:ARG:NH1	2.19	0.56
8:QH:82:HIS:HD2	8:QH:83:ILE:N	2.03	0.56
10:QJ:26:ALA:HA	10:QJ:29:ARG:NH2	2.21	0.56
17:QQ:84:LEU:C	17:QQ:86:GLU:N	2.60	0.56
20:QT:74:LYS:C	20:QT:76:ALA:H	2.10	0.56
25:RA:307:G:N2	25:RA:309:G:H3'	2.21	0.56
36:RQ:37:LEU:HD21	36:RQ:130:LYS:HE3	1.87	0.56
39:RT:105:LEU:C	39:RT:107:ASP:H	2.08	0.56
44:RY:62:GLU:O	44:RY:63:LYS:O	2.24	0.56
1:XA:7:G:H5'	1:XA:298:A:O4'	2.06	0.56
1:XA:539:A:H2'	1:XA:540:G:C8	2.40	0.56
1:XA:1263:C:H2'	1:XA:1264:C:H6	1.71	0.56
2:XB:217:ARG:HA	2:XB:220:ASP:OD2	2.06	0.56
10:XJ:24:VAL:HG21	10:XJ:37:PRO:HG3	1.86	0.56
10:XJ:89:ASP:C	10:XJ:90:LEU:HD12	2.25	0.56
11:XK:21:ILE:HG13	11:XK:30:VAL:HG12	1.86	0.56
18:XR:57:GLY:O	18:XR:58:LEU:C	2.43	0.56
19:XS:5:LEU:HG	50:Y4:66:SER:HB3	1.88	0.56
19:XS:65:ASN:N	19:XS:65:ASN:ND2	2.52	0.56
25:YA:275:G:N2	25:YA:276:A:H62	2.04	0.56
25:YA:1266:G:O5'	42:YW:15:ARG:NH2	2.38	0.56
29:YF:198:ALA:CA	29:YF:201:VAL:HG12	2.34	0.56
42:YW:65:LEU:O	42:YW:66:GLU:C	2.43	0.56
44:YY:48:ALA:H	44:YY:60:PHE:HA	1.71	0.56
44:YY:84:ARG:NH1	44:YY:97:ARG:HB2	2.11	0.56
48:Y2:43:GLN:O	48:Y2:44:LEU:CG	2.54	0.56
49:Y3:4:LEU:HD21	49:Y3:39:ASP:OD1	2.06	0.56
49:Y3:59:VAL:CG1	49:Y3:60:GLU:N	2.69	0.56
1:QA:1342:C:H4'	9:QI:125:TYR:HB3	1.87	0.55
8:QH:128:GLY:O	8:QH:129:VAL:HG13	2.06	0.55
11:QK:125:PHE:N	11:QK:125:PHE:CD1	2.74	0.55
25:RA:588:U:H1'	29:RF:90:PHE:CD1	2.41	0.55
25:RA:1292:U:H2'	25:RA:1293:C:C6	2.41	0.55
25:RA:1754:C:OP1	39:RT:96:ARG:NH1	2.28	0.55
27:RD:69:ARG:C	27:RD:71:ASP:H	2.08	0.55
32:RI:3:VAL:HG12	32:RI:38:LEU:HA	1.88	0.55

Continued on next page...

Continued from previous page...

Atom-1	Atom-2	Interatomic distance (Å)	Clash overlap (Å)
34:RO:107:ARG:O	34:RO:112:MET:HE3	2.05	0.55
35:RP:15:ARG:O	35:RP:17:LYS:N	2.40	0.55
40:RU:83:LEU:HD12	40:RU:113:ALA:HB2	1.86	0.55
49:R3:7:LYS:NZ	49:R3:32:GLN:HE21	2.03	0.55
1:XA:603:U:H2'	1:XA:604:G:H8	1.71	0.55
1:XA:1177:G:OP2	9:XI:97:LYS:NZ	2.36	0.55
1:XA:1291:G:H4'	9:XI:39:GLY:HA3	1.87	0.55
2:XB:96:ARG:H	2:XB:96:ARG:CD	2.17	0.55
4:XD:28:SER:CB	4:XD:29:PRO:CD	2.84	0.55
6:XF:41:GLU:HG2	6:XF:43:LEU:HD11	1.89	0.55
8:XH:77:GLU:HG2	8:XH:78:GLN:H	1.71	0.55
8:XH:102:ARG:NH1	8:XH:105:ARG:NH2	2.54	0.55
9:XI:17:VAL:CG1	9:XI:81:ILE:HD13	2.35	0.55
11:XK:41:THR:HG21	11:XK:71:LYS:CB	2.36	0.55
25:YA:49:A:N7	25:YA:120:U:H5	2.04	0.55
25:YA:1771:C:O2'	25:YA:1786:A:O4'	2.23	0.55
25:YA:2776:A:C6	25:YA:2778:A:C6	2.95	0.55
28:YE:174:ASP:CG	28:YE:175:VAL:N	2.58	0.55
30:YG:120:LEU:HB3	30:YG:131:TYR:OH	2.05	0.55
30:YG:180:PHE:C	30:YG:182:LYS:H	2.09	0.55
35:YP:14:LYS:O	35:YP:16:ARG:N	2.39	0.55
35:YP:15:ARG:O	35:YP:17:LYS:N	2.39	0.55
44:YY:89:PHE:O	44:YY:90:LEU:HD13	2.05	0.55
48:Y2:15:LYS:H	48:Y2:67:LYS:NZ	2.03	0.55
1:QA:579:G:H1	1:QA:762:C:H42	1.54	0.55
1:QA:629:G:H2'	1:QA:630:G:C8	2.41	0.55
1:QA:828:A:H2'	1:QA:829:G:O4'	2.06	0.55
2:QB:46:LYS:HA	2:QB:49:GLU:OE1	2.06	0.55
2:QB:217:ARG:HA	2:QB:220:ASP:OD2	2.06	0.55
3:QC:180:ALA:O	3:QC:181:ASN:HB3	2.06	0.55
8:QH:49:GLU:O	8:QH:51:VAL:N	2.39	0.55
10:QJ:6:ILE:CG2	10:QJ:98:ILE:HG13	2.21	0.55
13:QM:81:LEU:HB3	13:QM:89:GLY:HA2	1.88	0.55
16:QP:47:ASP:C	16:QP:49:LEU:H	2.09	0.55
16:QP:48:TRP:O	16:QP:49:LEU:HB2	2.06	0.55
16:QP:59:TRP:HA	16:QP:59:TRP:CE3	2.42	0.55
19:QS:18:LYS:O	19:QS:22:LEU:HD13	2.06	0.55
25:RA:256:A:H2'	25:RA:257:A:C8	2.41	0.55
25:RA:2037:G:H2'	25:RA:2038:G:C8	2.41	0.55
25:RA:2573:C:N4	56:Z6:75:C:O2'	2.39	0.55
29:RF:108:LYS:HZ3	29:RF:108:LYS:HA	1.72	0.55

Continued on next page...

Continued from previous page...

Atom-1	Atom-2	Interatomic distance (Å)	Clash overlap (Å)
48:R2:50:ILE:CD1	48:R2:51:ARG:N	2.61	0.55
1:XA:110:C:H2'	1:XA:111:G:O4'	2.06	0.55
3:XC:45:LYS:HD2	3:XC:46:GLU:HG3	1.87	0.55
3:XC:59:ARG:NH2	3:XC:97:LYS:HE3	2.20	0.55
10:XJ:26:ALA:HA	10:XJ:29:ARG:NH2	2.21	0.55
11:XK:91:ARG:NH2	18:XR:88:LYS:HZ1	2.05	0.55
12:XL:58:VAL:O	12:XL:65:GLU:HA	2.05	0.55
15:XO:24:SER:O	15:XO:28:GLN:HG3	2.06	0.55
16:XP:48:TRP:O	16:XP:49:LEU:HB2	2.06	0.55
17:XQ:6:LEU:O	17:XQ:58:GLU:HA	2.05	0.55
19:XS:18:LYS:O	19:XS:22:LEU:HD13	2.06	0.55
21:XU:6:ARG:O	21:XU:8:THR:N	2.39	0.55
25:YA:576:U:OP1	25:YA:2503:A:OP1	2.23	0.55
25:YA:1190:G:H2'	25:YA:1191:G:C8	2.40	0.55
25:YA:2392:A:H2	25:YA:2424:C:H42	1.54	0.55
28:YE:117:MET:O	28:YE:117:MET:HG3	2.06	0.55
30:YG:135:LEU:HD12	30:YG:135:LEU:N	2.21	0.55
35:YP:31:ALA:O	35:YP:32:THR:HG23	2.05	0.55
36:YQ:25:ASP:N	36:YQ:102:VAL:HG23	2.22	0.55
39:YT:107:ASP:O	39:YT:111:ARG:NH1	2.39	0.55
42:YW:20:VAL:C	42:YW:22:ASP:N	2.60	0.55
44:YY:62:GLU:O	44:YY:63:LYS:O	2.24	0.55
49:Y3:8:LEU:HD22	49:Y3:31:LEU:CD2	2.36	0.55
2:QB:169:LYS:HD3	2:QB:169:LYS:O	2.05	0.55
5:QE:144:THR:O	5:QE:148:VAL:HG23	2.06	0.55
25:RA:99:U:H4'	25:RA:101:G:O5'	2.07	0.55
25:RA:288:C:H2'	25:RA:289:A:H8	1.71	0.55
25:RA:620:G:H4'	25:RA:621:A:H5"	1.89	0.55
27:RD:31:LYS:O	27:RD:35:LYS:O	2.24	0.55
28:RE:4:ILE:HD13	28:RE:5:LEU:H	1.71	0.55
28:RE:195:LEU:HD12	28:RE:196:VAL:H	1.71	0.55
30:RG:114:ILE:HD11	30:RG:140:ILE:HD12	1.89	0.55
32:RI:69:LYS:HG3	32:RI:136:VAL:HB	1.87	0.55
42:RW:14:PRO:HG2	42:RW:78:GLU:OE2	2.07	0.55
44:RY:95:LYS:HB2	44:RY:95:LYS:NZ	2.21	0.55
1:XA:377:G:OP1	16:XP:5:ARG:NH1	2.38	0.55
3:XC:6:HIS:CD2	3:XC:7:PRO:HD2	2.41	0.55
3:XC:112:SER:OG	3:XC:115:LEU:HG	2.06	0.55
5:XE:92:LYS:O	5:XE:118:ILE:HD12	2.06	0.55
6:XF:33:TYR:HE2	6:XF:74:ASP:HB3	1.71	0.55
7:XG:50:ILE:CB	7:XG:58:PRO:HB3	2.37	0.55

Continued on next page...

Continued from previous page...

Atom-1	Atom-2	Interatomic distance (Å)	Clash overlap (Å)
8:XH:128:GLY:O	8:XH:129:VAL:HG13	2.06	0.55
16:XP:53:VAL:HG23	16:XP:54:GLU:H	1.71	0.55
20:XT:43:LEU:HA	20:XT:46:GLU:HB3	1.88	0.55
20:XT:94:ALA:O	20:XT:95:ALA:CB	2.54	0.55
25:YA:1026:U:H4'	25:YA:1027:A:OP1	2.05	0.55
28:YE:26:ILE:HD13	28:YE:26:ILE:C	2.26	0.55
33:YN:101:HIS:CD2	33:YN:101:HIS:C	2.79	0.55
35:YP:39:LYS:N	35:YP:45:LEU:HD11	2.21	0.55
36:YQ:12:GLN:OE1	36:YQ:72:LYS:HD2	2.06	0.55
40:YU:73:GLY:O	40:YU:74:LEU:HB3	2.07	0.55
40:YU:92:ARG:NH1	41:YV:11:GLN:HB2	2.22	0.55
42:YW:1:MET:C	42:YW:64:MET:HE1	2.27	0.55
49:Y3:35:ARG:HB3	49:Y3:37:LEU:CD2	2.37	0.55
1:QA:256:U:H2'	1:QA:257:G:C8	2.41	0.55
1:QA:280:C:C2	17:QQ:38:ARG:HG3	2.41	0.55
1:QA:559:A:H4'	1:QA:560:U:H3'	1.87	0.55
2:QB:204:ASN:HD22	2:QB:205:ASP:N	2.04	0.55
3:QC:79:ARG:HD2	11:XK:99:GLN:NE2	2.21	0.55
7:QG:20:ASP:HB3	7:QG:23:VAL:HG23	1.88	0.55
7:QG:42:ILE:O	7:QG:117:ALA:HB2	2.05	0.55
7:QG:62:PHE:HA	7:QG:124:LEU:CD2	2.27	0.55
7:QG:148:ASN:C	7:QG:150:ALA:H	2.08	0.55
8:QH:38:ILE:HD12	8:QH:118:VAL:HG12	1.88	0.55
11:QK:125:PHE:HD1	11:QK:125:PHE:H	1.54	0.55
12:QL:79:GLU:HG2	12:QL:79:GLU:O	2.06	0.55
14:QN:44:LEU:CD1	14:QN:48:ALA:HB2	2.37	0.55
19:QS:41:VAL:CB	19:QS:42:PRO:CA	2.76	0.55
25:RA:137(A):G:H1'	43:RX:41:ASN:ND2	2.20	0.55
25:RA:1276:A:H61	25:RA:1294:U:H3	1.54	0.55
27:RD:2:ALA:O	27:RD:3:VAL:HB	2.06	0.55
27:RD:69:ARG:HD3	27:RD:105:ILE:HD11	1.87	0.55
27:RD:155:LEU:HD23	27:RD:177:LEU:CD2	2.36	0.55
28:RE:67:PHE:O	28:RE:69:LYS:N	2.39	0.55
34:RO:68:GLU:HA	34:RO:78:ARG:HB3	1.89	0.55
35:RP:88:LEU:C	35:RP:90:ARG:N	2.60	0.55
38:RS:36:TYR:HD2	38:RS:52:SER:CB	2.19	0.55
40:RU:27:LEU:O	40:RU:29:SER:N	2.40	0.55
44:RY:21:LYS:HG3	44:RY:22:GLY:H	1.69	0.55
45:RZ:163:LEU:H	45:RZ:163:LEU:HD12	1.72	0.55
2:XB:41:ILE:HD12	2:XB:41:ILE:N	2.21	0.55
2:XB:46:LYS:HA	2:XB:49:GLU:OE1	2.05	0.55

Continued on next page...

Continued from previous page...

Atom-1	Atom-2	Interatomic distance (Å)	Clash overlap (Å)
2:XB:204:ASN:HD22	2:XB:205:ASP:N	2.04	0.55
3:XC:188:LEU:N	3:XC:188:LEU:HD22	2.21	0.55
11:XK:20:TYR:HB2	11:XK:31:THR:O	2.07	0.55
13:XM:80:ARG:O	13:XM:84:ILE:HB	2.06	0.55
19:XS:40:ILE:HG12	19:XS:41:VAL:N	2.20	0.55
20:XT:53:LEU:HA	20:XT:56:MET:HB3	1.87	0.55
25:YA:1300:U:H4'	25:YA:1301:A:H5"	1.87	0.55
37:YR:84:ALA:HB3	37:YR:85:PRO:HD3	1.88	0.55
42:YW:14:PRO:HG2	42:YW:78:GLU:OE2	2.07	0.55
1:QA:999:U:H2'	1:QA:1000:A:C8	2.42	0.55
3:QC:112:SER:OG	3:QC:115:LEU:HG	2.06	0.55
3:QC:188:LEU:N	3:QC:188:LEU:HD22	2.21	0.55
4:QD:126:ILE:HG22	4:QD:127:THR:N	2.22	0.55
9:QI:82:ALA:O	9:QI:86:VAL:HB	2.06	0.55
25:RA:270(R):G:H2'	25:RA:270(S):G:C8	2.41	0.55
25:RA:1454:U:OP1	37:RR:77:ARG:NH1	2.40	0.55
25:RA:2424:C:O2	25:RA:2429:G:O2'	2.14	0.55
27:RD:28:GLU:O	27:RD:29:PRO:C	2.45	0.55
27:RD:36:PRO:HB2	27:RD:61:LEU:HG	1.87	0.55
27:RD:118:VAL:HG22	27:RD:119:ALA:H	1.72	0.55
28:RE:26:ILE:HD13	28:RE:26:ILE:C	2.26	0.55
29:RF:28:ILE:HD12	29:RF:28:ILE:O	2.06	0.55
30:RG:3:LEU:HD12	30:RG:4:ASP:N	2.19	0.55
34:RO:79:PHE:HD2	39:RT:72:VAL:HG22	1.72	0.55
35:RP:39:LYS:CA	35:RP:45:LEU:CD1	2.80	0.55
38:RS:18:ILE:C	38:RS:19:LYS:O	2.44	0.55
42:RW:1:MET:C	42:RW:64:MET:HE1	2.26	0.55
48:R2:41:ILE:HD11	48:R2:44:LEU:CG	2.36	0.55
49:R3:4:LEU:HD21	49:R3:39:ASP:OD1	2.06	0.55
1:XA:11:G:O2'	1:XA:506:G:N2	2.39	0.55
5:XE:99:GLY:O	5:XE:117:ASP:HA	2.06	0.55
5:XE:144:THR:O	5:XE:148:VAL:HG23	2.06	0.55
9:XI:126:SER:O	9:XI:128:ARG:N	2.35	0.55
11:XK:125:PHE:N	11:XK:125:PHE:CD1	2.74	0.55
16:XP:59:TRP:HA	16:XP:59:TRP:CE3	2.41	0.55
20:XT:74:LYS:C	20:XT:76:ALA:H	2.10	0.55
21:XU:21:TYR:O	21:XU:22:ARG:HB2	2.05	0.55
25:YA:184:C:H2'	25:YA:185:U:C6	2.41	0.55
25:YA:258:G:H2'	25:YA:259:G:H8	1.71	0.55
25:YA:1262:A:N3	51:Y5:10:LYS:HE3	2.20	0.55
25:YA:2377:A:O2'	38:YS:111:GLU:O	2.17	0.55

Continued on next page...

Continued from previous page...

Atom-1	Atom-2	Interatomic distance (Å)	Clash overlap (Å)
25:YA:2584:U:H2'	25:YA:2585:U:H2'	1.87	0.55
25:YA:2832:U:H4'	25:YA:2833:G:H5"	1.88	0.55
32:YI:88:ILE:HG12	32:YI:122:GLU:N	2.21	0.55
34:YO:20:MET:HG2	34:YO:21:CYS:N	2.20	0.55
50:Y4:48:ARG:HH12	50:Y4:52:THR:HG22	1.71	0.55
1:QA:537:G:H5"	12:QL:113:ARG:HH12	1.71	0.55
1:QA:674:G:H2'	1:QA:675:A:H8	1.71	0.55
3:QC:11:ARG:HH21	3:QC:180:ALA:HB3	1.70	0.55
3:QC:95:THR:CG2	3:QC:96:GLY:H	2.10	0.55
7:QG:46:ALA:HB2	7:QG:117:ALA:HB1	1.88	0.55
11:QK:34:ASP:N	11:QK:40:ILE:HD11	2.20	0.55
12:QL:111:LYS:O	12:QL:112:ASP:HB2	2.05	0.55
25:RA:593:G:O3'	54:R8:61:LEU:HD22	2.06	0.55
25:RA:1795:C:O2	27:RD:255:LYS:HE2	2.07	0.55
25:RA:1835:G:C4	25:RA:1931:U:N3	2.74	0.55
30:RG:135:LEU:HD12	30:RG:135:LEU:N	2.21	0.55
36:RQ:80:GLU:OE1	46:R0:7:LEU:HB3	2.07	0.55
37:RR:12:ARG:HH11	37:RR:12:ARG:HG3	1.71	0.55
41:RV:52:VAL:O	41:RV:54:GLY:N	2.39	0.55
44:RY:48:ALA:H	44:RY:60:PHE:HA	1.72	0.55
50:R4:9:LEU:H	50:R4:27:THR:HG22	1.71	0.55
52:R6:20:ASN:CG	52:R6:21:TYR:H	2.09	0.55
54:R8:63:PRO:O	54:R8:64:TYR:HB2	2.07	0.55
1:XA:523:A:H61	12:XL:92:ASP:HB2	1.72	0.55
1:XA:962:C:H42	1:XA:974:A:H61	1.54	0.55
1:XA:973:G:O4'	10:XJ:55:LYS:HG2	2.06	0.55
1:XA:977:A:C8	1:XA:1223:C:C4	2.93	0.55
1:XA:1201:A:O2'	1:XA:1202:G:O5'	2.21	0.55
2:XB:142:LEU:HD23	2:XB:142:LEU:C	2.27	0.55
2:XB:214:ILE:HA	2:XB:217:ARG:NH2	2.22	0.55
4:XD:126:ILE:HG22	4:XD:127:THR:N	2.22	0.55
6:XF:92:LYS:HB2	6:XF:92:LYS:HZ2	1.71	0.55
8:XH:23:SER:HB2	8:XH:61:VAL:O	2.07	0.55
9:XI:82:ALA:O	9:XI:86:VAL:HB	2.06	0.55
10:XJ:16:LEU:HD13	10:XJ:16:LEU:O	2.07	0.55
11:XK:125:PHE:HD1	11:XK:125:PHE:H	1.54	0.55
25:YA:2327:A:H2'	25:YA:2328:A:C8	2.41	0.55
27:YD:43:ARG:CB	27:YD:54:ARG:HB2	2.37	0.55
28:YE:4:ILE:HD13	28:YE:5:LEU:H	1.71	0.55
28:YE:53:PRO:O	28:YE:74:PRO:HA	2.07	0.55
33:YN:44:PRO:HG2	33:YN:45:ASN:H	1.71	0.55

Continued on next page...

Continued from previous page...

Atom-1	Atom-2	Interatomic distance (Å)	Clash overlap (Å)
33:YN:131:GLN:CG	33:YN:132:ALA:N	2.68	0.55
35:YP:19:VAL:CG2	35:YP:20:GLY:H	1.99	0.55
38:YS:18:ILE:C	38:YS:19:LYS:O	2.44	0.55
40:YU:6:THR:O	40:YU:9:VAL:HG23	2.07	0.55
41:YV:29:PRO:HA	41:YV:61:VAL:CG2	2.37	0.55
44:YY:61:ILE:HG23	44:YY:62:GLU:H	1.71	0.55
44:YY:95:LYS:CB	44:YY:100:ALA:HA	2.13	0.55
51:Y5:55:ARG:HD3	51:Y5:56:LYS:N	2.21	0.55
1:QA:1126:U:H1'	1:QA:1280:A:N7	2.22	0.55
1:QA:1305:G:H22	1:QA:1331:G:H2'	1.70	0.55
5:QE:7:GLU:HG2	5:QE:112:LEU:HD22	1.88	0.55
15:QO:65:ARG:HB2	15:QO:65:ARG:NH1	2.20	0.55
25:RA:140:A:H8	25:RA:1409:C:H5'	1.72	0.55
25:RA:1348:G:H2'	25:RA:1349:A:H5"	1.88	0.55
25:RA:2713:A:OP1	37:RR:14:SER:OG	2.25	0.55
28:RE:3:GLY:HA3	28:RE:81:ILE:HD12	1.88	0.55
28:RE:14:ILE:HD11	39:RT:14:TYR:CZ	2.42	0.55
29:RF:129:PHE:O	29:RF:130:ALA:CB	2.55	0.55
30:RG:116:ASP:O	30:RG:117:PHE:CB	2.50	0.55
33:RN:109:LYS:N	33:RN:109:LYS:HD2	2.22	0.55
35:RP:2:LYS:O	35:RP:5:ASP:HB2	2.06	0.55
35:RP:115:LEU:HD12	35:RP:116:GLY:N	2.21	0.55
36:RQ:25:ASP:N	36:RQ:102:VAL:HG23	2.22	0.55
38:RS:107:GLU:N	38:RS:110:LEU:HD11	2.22	0.55
41:RV:99:ILE:N	41:RV:99:ILE:CD1	2.65	0.55
8:XH:102:ARG:NH1	8:XH:105:ARG:NH1	2.55	0.55
10:XJ:19:SER:O	10:XJ:23:ILE:HG13	2.07	0.55
15:XO:65:ARG:HB2	15:XO:65:ARG:NH1	2.20	0.55
17:XQ:50:LYS:HG3	17:XQ:51:TYR:CE1	2.41	0.55
17:XQ:84:LEU:C	17:XQ:86:GLU:N	2.60	0.55
20:XT:47:GLY:C	20:XT:49:ALA:H	2.08	0.55
25:YA:270(R):G:H1'	47:Y1:78:LYS:HZ1	1.71	0.55
25:YA:1019:U:H3	25:YA:1020:A:H62	1.54	0.55
27:YD:94:LEU:HD22	27:YD:95:LEU:H	1.69	0.55
27:YD:221:VAL:HG22	27:YD:226:MET:HE2	1.88	0.55
28:YE:3:GLY:HA3	28:YE:81:ILE:HD12	1.88	0.55
29:YF:24:LEU:HB3	29:YF:115:ALA:HB2	1.87	0.55
29:YF:28:ILE:HD12	29:YF:28:ILE:O	2.06	0.55
31:YH:26:VAL:CG1	31:YH:27:LYS:N	2.63	0.55
33:YN:109:LYS:N	33:YN:109:LYS:HD2	2.22	0.55
34:YO:4:PRO:O	34:YO:5:GLN:HB2	2.05	0.55

Continued on next page...

Continued from previous page...

Atom-1	Atom-2	Interatomic distance (Å)	Clash overlap (Å)
34:YO:79:PHE:HD2	39:YT:72:VAL:HG22	1.72	0.55
35:YP:2:LYS:O	35:YP:5:ASP:HB2	2.06	0.55
35:YP:49:ARG:NE	54:Y8:59:LYS:HG2	2.22	0.55
39:YT:16:ARG:HG2	39:YT:18:ASP:OD1	2.06	0.55
39:YT:123:GLN:O	39:YT:125:ARG:N	2.40	0.55
40:YU:58:ARG:O	40:YU:62:ILE:HG13	2.06	0.55
42:YW:20:VAL:C	42:YW:22:ASP:H	2.10	0.55
42:YW:25:ARG:HH11	42:YW:25:ARG:CB	2.20	0.55
50:Y4:9:LEU:H	50:Y4:27:THR:HG22	1.71	0.55
52:Y6:42:TRP:N	52:Y6:42:TRP:CD1	2.73	0.55
1:QA:266:G:O2'	1:QA:267:C:OP2	2.23	0.55
1:QA:327:A:O2'	1:QA:328:C:O4'	2.23	0.55
1:QA:643:C:H2'	1:QA:644:G:C8	2.41	0.55
1:QA:1392:G:O2'	1:QA:1502:A:OP1	2.24	0.55
2:QB:41:ILE:HD12	2:QB:41:ILE:N	2.21	0.55
2:QB:80:ILE:CG2	2:QB:212:GLN:HA	2.35	0.55
3:QC:79:ARG:HD2	11:XK:99:GLN:OE1	2.06	0.55
5:QE:92:LYS:O	5:QE:118:ILE:HD12	2.06	0.55
6:QF:91:VAL:CG1	18:QR:72:ARG:HH12	2.18	0.55
8:QH:23:SER:HB2	8:QH:61:VAL:O	2.07	0.55
8:QH:102:ARG:NH1	8:QH:105:ARG:NH2	2.54	0.55
10:QJ:32:ALA:O	10:QJ:33:GLN:O	2.25	0.55
14:QN:22:THR:HB	14:QN:33:VAL:HG11	1.89	0.55
14:QN:25:VAL:HG23	14:QN:38:GLY:C	2.21	0.55
15:QO:29:VAL:HG11	15:QO:67:LEU:HD21	1.89	0.55
16:QP:53:VAL:HG23	16:QP:54:GLU:H	1.70	0.55
25:RA:464:U:H2'	25:RA:465:G:O4'	2.07	0.55
25:RA:709:U:H3	25:RA:722:A:H61	1.54	0.55
25:RA:2011:U:OP2	42:RW:16:LYS:NZ	2.40	0.55
25:RA:2630:G:H2'	25:RA:2631:G:H8	1.72	0.55
29:RF:118:ALA:O	29:RF:121:GLY:N	2.33	0.55
29:RF:147:GLY:O	29:RF:148:LEU:HD23	2.07	0.55
40:RU:6:THR:O	40:RU:9:VAL:HG23	2.07	0.55
40:RU:74:LEU:HD13	40:RU:79:PHE:HB2	1.89	0.55
40:RU:92:ARG:NH1	41:RV:11:GLN:HB2	2.22	0.55
42:RW:88:ARG:HB3	42:RW:92:ARG:HB3	1.89	0.55
1:XA:708:C:H2'	1:XA:709:G:H8	1.72	0.55
1:XA:977:A:H8	1:XA:1223:C:N3	2.05	0.55
1:XA:978:A:O2'	1:XA:1322:C:N3	2.37	0.55
1:XA:1158:C:H4'	2:XB:133:LYS:HZ1	1.72	0.55
1:XA:1158:C:H4'	2:XB:133:LYS:NZ	2.22	0.55

Continued on next page...

Continued from previous page...

Atom-1	Atom-2	Interatomic distance (Å)	Clash overlap (Å)
4:XD:10:ARG:HH11	4:XD:10:ARG:HG3	1.72	0.55
6:XF:92:LYS:HB2	6:XF:92:LYS:NZ	2.22	0.55
7:XG:73:MET:HG2	7:XG:90:GLU:HA	1.88	0.55
8:XH:102:ARG:HH11	8:XH:105:ARG:CZ	2.19	0.55
25:YA:1411:C:H42	25:YA:1591:G:H1	1.55	0.55
25:YA:2843:G:H1	25:YA:2874:C:H42	1.52	0.55
34:YO:19:ILE:O	34:YO:19:ILE:HD13	2.06	0.55
35:YP:88:LEU:C	35:YP:90:ARG:N	2.60	0.55
38:YS:107:GLU:N	38:YS:110:LEU:HD11	2.22	0.55
38:YS:111:GLU:HA	38:YS:111:GLU:OE1	2.07	0.55
42:YW:88:ARG:HB3	42:YW:92:ARG:HB3	1.89	0.55
45:YZ:5:LEU:HB3	45:YZ:59:LEU:HA	1.89	0.55
53:Y7:19:ARG:HH11	53:Y7:19:ARG:HG2	1.71	0.55
4:QD:167:GLY:HA3	27:YD:135:PHE:CE2	2.41	0.55
7:QG:37:ASN:HD21	9:QI:40:LEU:HD23	1.69	0.55
10:QJ:16:LEU:HD13	10:QJ:16:LEU:O	2.07	0.55
12:QL:83:VAL:HG22	12:QL:84:LEU:N	2.21	0.55
16:QP:21:VAL:O	16:QP:33:ILE:N	2.39	0.55
17:QQ:33:GLY:O	17:QQ:34:LYS:O	2.25	0.55
17:QQ:62:SER:HB3	17:QQ:72:ARG:HH21	1.72	0.55
21:QU:6:ARG:HH21	21:QU:15:ARG:HE	1.53	0.55
25:RA:654:A:O2'	25:RA:654(A):G:N7	2.32	0.55
25:RA:1203:G:N1	25:RA:1241:A:OP2	2.40	0.55
25:RA:2311:A:O2'	25:RA:2312:U:O4'	2.24	0.55
26:RB:42:C:N4	30:RG:91:ARG:HH21	2.05	0.55
30:RG:7:LEU:HD12	30:RG:104:GLU:HA	1.88	0.55
35:RP:39:LYS:N	35:RP:45:LEU:HD11	2.21	0.55
39:RT:6:LEU:O	39:RT:7:ILE:C	2.44	0.55
40:RU:104:GLN:OE1	40:RU:104:GLN:N	2.35	0.55
50:R4:65:ASP:O	50:R4:66:SER:HB3	2.07	0.55
2:XB:187:LEU:HD22	2:XB:201:ILE:O	2.07	0.55
3:XC:107:GLN:CD	3:XC:107:GLN:N	2.61	0.55
5:XE:7:GLU:HG2	5:XE:112:LEU:HD22	1.88	0.55
6:XF:52:ILE:O	6:XF:53:ALA:HB3	2.07	0.55
13:XM:81:LEU:HB3	13:XM:89:GLY:HA2	1.88	0.55
16:XP:21:VAL:O	16:XP:33:ILE:N	2.39	0.55
25:YA:94:G:H2'	25:YA:95:G:O4'	2.06	0.55
25:YA:662:G:H5"	35:YP:15:ARG:O	2.06	0.55
25:YA:2354:G:H2'	25:YA:2355:C:C6	2.42	0.55
27:YD:31:LYS:O	27:YD:35:LYS:O	2.24	0.55
28:YE:20:ALA:O	28:YE:21:VAL:CG2	2.48	0.55

Continued on next page...

Continued from previous page...

Atom-1	Atom-2	Interatomic distance (Å)	Clash overlap (Å)
28:YE:67:PHE:O	28:YE:69:LYS:N	2.39	0.55
30:YG:114:ILE:HD11	30:YG:140:ILE:HD12	1.89	0.55
38:YS:36:TYR:HD2	38:YS:52:SER:CB	2.18	0.55
40:YU:27:LEU:O	40:YU:29:SER:N	2.40	0.55
44:YY:91:GLU:HG3	44:YY:92:ASN:H	1.72	0.55
47:Y1:83:GLU:OE1	47:Y1:85:LEU:HD23	2.07	0.55
50:Y4:51:ASP:OD1	50:Y4:51:ASP:O	2.25	0.55
50:Y4:71:ARG:NH1	50:Y4:71:ARG:CG	2.61	0.55
52:Y6:20:ASN:CG	52:Y6:21:TYR:H	2.09	0.55
1:QA:243:A:H4'	1:QA:244:U:O5'	2.07	0.55
1:QA:757:U:H2'	1:QA:758:G:O4'	2.07	0.55
1:QA:932:C:N4	1:QA:933:G:O6	2.40	0.55
9:QI:45:ALA:O	9:QI:48:GLU:HG2	2.07	0.55
10:QJ:19:SER:O	10:QJ:23:ILE:HG13	2.07	0.55
15:QO:77:ARG:HA	15:QO:80:ALA:CB	2.36	0.55
19:QS:7:LYS:HG3	19:QS:8:GLY:N	2.22	0.55
25:RA:1588:C:H2'	25:RA:1589:C:H6	1.72	0.55
25:RA:1766:U:H2'	25:RA:1767:C:C6	2.41	0.55
25:RA:2073:C:HO2'	25:RA:2598:A:HO2'	1.55	0.55
25:RA:2335:A:O2'	25:RA:2336:A:H2'	2.07	0.55
25:RA:2563:U:N3	25:RA:2566:A:OP2	2.32	0.55
38:RS:67:ARG:NH1	38:RS:67:ARG:CB	2.64	0.55
38:RS:74:ALA:HB1	38:RS:107:GLU:HB3	1.89	0.55
40:RU:73:GLY:O	40:RU:74:LEU:HB3	2.07	0.55
41:RV:49:THR:CB	41:RV:50:PRO:CD	2.83	0.55
53:R7:48:LYS:HG2	53:R7:49:ARG:N	2.19	0.55
1:XA:64:G:H5"	1:XA:65:U:H5'	1.89	0.55
1:XA:457:C:H2'	1:XA:458:C:C6	2.42	0.55
1:XA:1186:G:O3'	9:XI:113:LYS:NZ	2.35	0.55
2:XB:16:HIS:CE1	2:XB:209:ARG:HH21	2.25	0.55
4:XD:31:CYS:O	4:XD:32:ALA:HB3	2.07	0.55
9:XI:114:TYR:O	9:XI:114:TYR:CD2	2.58	0.55
16:XP:43:LYS:HA	16:XP:48:TRP:CB	2.37	0.55
20:XT:10:LEU:HG	20:XT:12:ALA:H	1.70	0.55
25:YA:1308:A:H2'	25:YA:1309:G:O4'	2.06	0.55
25:YA:2258:C:O2'	25:YA:2427:C:OP2	2.25	0.55
25:YA:2553:G:N2	56:Z8:76:PPU:H2	2.21	0.55
25:YA:2868:A:H2'	25:YA:2869:G:O4'	2.07	0.55
28:YE:21:VAL:HG23	28:YE:22:PRO:HD3	1.89	0.55
28:YE:54:GLN:NE2	28:YE:54:GLN:N	2.56	0.55
29:YF:32:LEU:HD12	29:YF:36:VAL:HG23	1.89	0.55

Continued on next page...

Continued from previous page...

Atom-1	Atom-2	Interatomic distance (Å)	Clash overlap (Å)
32:YI:78:THR:HG22	32:YI:141:LYS:HD2	1.89	0.55
36:YQ:21:THR:O	36:YQ:22:LYS:O	2.25	0.55
36:YQ:64:ILE:HA	36:YQ:106:VAL:CG1	2.33	0.55
38:YS:59:LYS:CG	38:YS:60:GLY:H	2.12	0.55
39:YT:29:ARG:HH11	39:YT:29:ARG:HB2	1.72	0.55
40:YU:95:LEU:HD12	41:YV:11:GLN:HE21	1.72	0.55
44:YY:95:LYS:HD3	44:YY:95:LYS:N	2.22	0.55
44:YY:95:LYS:HA	44:YY:101:LYS:H	1.72	0.55
54:Y8:30:ARG:O	54:Y8:31:HIS:CB	2.55	0.55
1:QA:1220:G:O3'	19:QS:36:ARG:HD3	2.07	0.54
2:QB:55:PHE:HA	2:QB:58:ILE:HB	1.88	0.54
3:QC:134:ILE:HG21	3:QC:168:ALA:HB3	1.89	0.54
7:QG:50:ILE:CB	7:QG:58:PRO:HB3	2.37	0.54
9:QI:40:LEU:HD11	9:QI:70:LYS:CG	2.37	0.54
25:RA:1340:U:OP2	43:RX:78:LYS:NZ	2.39	0.54
28:RE:21:VAL:HG23	28:RE:22:PRO:HD3	1.89	0.54
31:RH:128:PRO:CD	31:RH:129:THR:N	2.71	0.54
35:RP:24:GLY:O	35:RP:25:SER:HB3	2.06	0.54
35:RP:84:ASN:ND2	35:RP:115:LEU:HD12	2.22	0.54
35:RP:106:LEU:O	35:RP:107:LYS:HD3	2.07	0.54
39:RT:107:ASP:O	39:RT:111:ARG:NH1	2.39	0.54
48:R2:47:ASN:ND2	48:R2:47:ASN:N	2.54	0.54
1:XA:814:A:O2'	1:XA:815:A:H3'	2.07	0.54
2:XB:170:GLU:HA	2:XB:172:ILE:HD12	1.89	0.54
4:XD:94:LEU:H	4:XD:94:LEU:CD1	2.08	0.54
8:XH:97:VAL:CG1	8:XH:98:LYS:N	2.70	0.54
9:XI:9:ARG:HB2	9:XI:14:VAL:HG22	1.88	0.54
9:XI:40:LEU:HD11	9:XI:70:LYS:CG	2.37	0.54
27:YD:155:LEU:HD23	27:YD:177:LEU:CD2	2.36	0.54
39:YT:6:LEU:O	39:YT:7:ILE:C	2.44	0.54
48:Y2:31:GLU:HB2	48:Y2:53:LEU:HD11	1.89	0.54
1:QA:701:C:H4'	1:QA:702:A:H5"	1.90	0.54
2:QB:142:LEU:C	2:QB:142:LEU:HD23	2.27	0.54
2:QB:214:ILE:HA	2:QB:217:ARG:NH2	2.21	0.54
8:QH:49:GLU:HG3	8:QH:51:VAL:CG1	2.35	0.54
8:QH:102:ARG:HH11	8:QH:105:ARG:CZ	2.19	0.54
9:QI:70:LYS:O	9:QI:74:ILE:HG13	2.07	0.54
14:QN:24:CYS:SG	14:QN:39:LEU:CA	2.94	0.54
20:QT:43:LEU:HA	20:QT:46:GLU:HB3	1.88	0.54
25:RA:247:G:H4'	25:RA:386:G:C5	2.41	0.54
25:RA:1649:G:O2'	37:RR:107:ASP:OD1	2.19	0.54

Continued on next page...

Continued from previous page...

Atom-1	Atom-2	Interatomic distance (Å)	Clash overlap (Å)
25:RA:1664:A:H61	25:RA:1996:C:H42	1.56	0.54
25:RA:1903:G:OP2	27:RD:241:PRO:HB2	2.07	0.54
25:RA:2291:U:OP1	25:RA:2380:C:O2'	2.24	0.54
27:RD:233:HIS:CD2	27:RD:233:HIS:N	2.75	0.54
31:RH:8:PRO:O	31:RH:9:ILE:HG23	2.08	0.54
31:RH:12:PRO:O	31:RH:13:LYS:HB2	2.07	0.54
31:RH:26:VAL:CG1	31:RH:27:LYS:N	2.64	0.54
31:RH:86:GLU:HG3	31:RH:165:ALA:CB	2.38	0.54
33:RN:44:PRO:HG2	33:RN:45:ASN:H	1.71	0.54
35:RP:49:ARG:NE	54:R8:59:LYS:HG2	2.22	0.54
35:RP:65:ARG:HH21	54:R8:15:LYS:HB2	1.72	0.54
39:RT:3:ARG:HG3	39:RT:7:ILE:CG1	2.36	0.54
40:RU:58:ARG:O	40:RU:62:ILE:HG13	2.07	0.54
45:RZ:48:PHE:HE2	45:RZ:71:VAL:HG11	1.71	0.54
1:XA:674:G:H21	11:XK:116:HIS:HB2	1.72	0.54
2:XB:134:GLU:O	2:XB:138:LEU:HD12	2.07	0.54
3:XC:43:LEU:O	3:XC:47:LEU:HB3	2.07	0.54
4:XD:19:LEU:N	4:XD:19:LEU:HD23	2.23	0.54
9:XI:45:ALA:O	9:XI:48:GLU:HG2	2.07	0.54
9:XI:70:LYS:O	9:XI:74:ILE:HG13	2.07	0.54
10:XJ:32:ALA:O	10:XJ:33:GLN:O	2.25	0.54
13:XM:121:LYS:HE2	13:XM:121:LYS:N	2.23	0.54
14:XN:13:THR:N	14:XN:14:PRO:HD2	2.22	0.54
16:XP:28:ARG:HG2	16:XP:28:ARG:NH1	2.22	0.54
18:XR:58:LEU:HD12	18:XR:58:LEU:H	1.72	0.54
25:YA:674:G:C1'	29:YF:74:ARG:HD3	2.37	0.54
25:YA:707:G:H1	25:YA:724:U:H3	1.55	0.54
25:YA:922:U:H2'	25:YA:923:C:C6	2.43	0.54
25:YA:1693:U:H1'	27:YD:14:ARG:HH22	1.71	0.54
28:YE:176:ILE:HG22	28:YE:179:GLU:H	1.72	0.54
30:YG:83:ARG:HG3	30:YG:86:MET:HE1	1.89	0.54
34:YO:1:MET:HE2	34:YO:67:LYS:HG2	1.89	0.54
35:YP:106:LEU:O	35:YP:107:LYS:HD3	2.07	0.54
35:YP:114:ILE:HD11	35:YP:130:PHE:HE1	1.70	0.54
37:YR:12:ARG:HH11	37:YR:12:ARG:HG3	1.71	0.54
41:YV:27:ALA:O	41:YV:28:GLU:O	2.24	0.54
41:YV:49:THR:CB	41:YV:50:PRO:CD	2.83	0.54
42:YW:9:TYR:H	42:YW:102:HIS:CE1	2.25	0.54
44:YY:95:LYS:HB2	44:YY:95:LYS:NZ	2.21	0.54
1:QA:108:G:H5'	1:QA:109:A:H5"	1.89	0.54
1:QA:376:G:H2'	1:QA:377:G:C8	2.43	0.54

Continued on next page...

Continued from previous page...

Atom-1	Atom-2	Interatomic distance (Å)	Clash overlap (Å)
1:QA:1297:C:H4'	1:QA:1298:C:H5'	1.88	0.54
3:QC:43:LEU:O	3:QC:47:LEU:HB3	2.08	0.54
7:QG:50:ILE:HG22	7:QG:50:ILE:O	2.07	0.54
8:QH:97:VAL:CG1	8:QH:98:LYS:N	2.70	0.54
21:QU:21:TYR:O	21:QU:22:ARG:HB2	2.05	0.54
25:RA:451:C:H4'	29:RF:52:LYS:HZ1	1.73	0.54
27:RD:25:THR:HG21	27:RD:81:ALA:CB	2.38	0.54
27:RD:183:ARG:HG2	27:RD:183:ARG:NH1	2.11	0.54
28:RE:186:GLY:O	28:RE:188:VAL:N	2.41	0.54
29:RF:197:ASP:O	29:RF:198:ALA:HB3	2.07	0.54
39:RT:29:ARG:HB2	39:RT:29:ARG:HH11	1.72	0.54
40:RU:58:ARG:NH1	40:RU:93:LYS:HE2	2.22	0.54
42:RW:80:PRO:O	42:RW:100:THR:CG2	2.55	0.54
49:R3:8:LEU:HD22	49:R3:31:LEU:CD2	2.37	0.54
53:R7:18:PHE:C	53:R7:18:PHE:CD2	2.81	0.54
53:R7:31:LEU:O	53:R7:32:LYS:C	2.43	0.54
1:XA:229:U:H2'	1:XA:230:G:C8	2.42	0.54
19:XS:15:LEU:CD2	19:XS:15:LEU:H	2.21	0.54
22:XV:68:C:H2'	22:XV:69:C:C6	2.42	0.54
25:YA:1508:A:O2'	25:YA:1509:C:O4'	2.24	0.54
26:YB:50:G:OP1	38:YS:63:THR:HG23	2.07	0.54
27:YD:118:VAL:HG22	27:YD:119:ALA:H	1.72	0.54
30:YG:41:GLN:HB3	30:YG:43:LEU:HD13	1.87	0.54
39:YT:98:LYS:HB3	39:YT:100:TYR:CE1	2.43	0.54
44:YY:2:ARG:HG2	44:YY:2:ARG:NH1	2.22	0.54
44:YY:5:MET:HE1	44:YY:32:PRO:HB3	1.90	0.54
47:Y1:53:VAL:HG12	47:Y1:54:ALA:N	2.21	0.54
47:Y1:53:VAL:O	47:Y1:54:ALA:C	2.45	0.54
47:Y1:92:LYS:O	47:Y1:94:LEU:N	2.41	0.54
50:Y4:47:GLN:O	50:Y4:48:ARG:HB2	2.07	0.54
51:Y5:55:ARG:HD3	51:Y5:56:LYS:H	1.73	0.54
1:QA:979:C:OP1	1:QA:1223:C:N4	2.40	0.54
1:QA:1172:C:H2'	1:QA:1173:G:C8	2.43	0.54
2:QB:83:MET:O	2:QB:85:ALA:N	2.41	0.54
4:QD:19:LEU:N	4:QD:19:LEU:HD23	2.23	0.54
8:QH:51:VAL:HG11	8:QH:60:ARG:CG	2.37	0.54
8:QH:102:ARG:NH1	8:QH:105:ARG:NH1	2.55	0.54
13:QM:121:LYS:HE2	13:QM:121:LYS:N	2.22	0.54
16:QP:4:ILE:HD12	16:QP:4:ILE:N	2.23	0.54
18:QR:39:VAL:HA	18:QR:42:ARG:NH1	2.23	0.54
25:RA:738:G:C6	25:RA:739:G:C2	2.96	0.54

Continued on next page...

Continued from previous page...

Atom-1	Atom-2	Interatomic distance (Å)	Clash overlap (Å)
25:RA:809:G:H2'	25:RA:810:U:C6	2.42	0.54
25:RA:1666:G:O2'	34:RO:6:THR:OG1	2.23	0.54
25:RA:2387:U:O2'	46:R0:19:LYS:NZ	2.40	0.54
25:RA:2585:U:H5	56:Z6:76:PPU:HO2'	1.55	0.54
25:RA:2623:G:H2'	25:RA:2624:G:C8	2.42	0.54
27:RD:43:ARG:CB	27:RD:54:ARG:HB2	2.37	0.54
28:RE:176:ILE:HG22	28:RE:179:GLU:H	1.71	0.54
29:RF:62:ARG:HB3	29:RF:62:ARG:NH1	2.23	0.54
32:RI:8:PRO:HG3	32:RI:14:ASP:HB2	1.89	0.54
34:RO:53:LYS:HD2	34:RO:56:ASP:OD1	2.08	0.54
36:RQ:39:PRO:HB3	36:RQ:99:PRO:HD3	1.90	0.54
37:RR:45:ARG:HA	37:RR:95:THR:HG21	1.87	0.54
39:RT:16:ARG:HG2	39:RT:18:ASP:OD1	2.07	0.54
41:RV:22:VAL:CG1	41:RV:23:GLU:N	2.71	0.54
41:RV:29:PRO:HA	41:RV:61:VAL:CG2	2.37	0.54
42:RW:25:ARG:HH11	42:RW:25:ARG:CB	2.20	0.54
42:RW:70:TYR:CD2	42:RW:70:TYR:N	2.75	0.54
44:RY:47:LYS:O	44:RY:49:VAL:HG23	2.07	0.54
44:RY:61:ILE:HG23	44:RY:62:GLU:H	1.71	0.54
1:XA:250:A:H4'	1:XA:251:G:O5'	2.07	0.54
1:XA:876:G:H2'	1:XA:877:C:C6	2.41	0.54
1:XA:1112:C:H1'	3:XC:179:ARG:NH1	2.23	0.54
1:XA:1316:G:H22	1:XA:1319:A:H5"	1.72	0.54
1:XA:1492:A:H4'	12:XL:47:LYS:HD3	1.90	0.54
9:XI:66:ARG:HG2	9:XI:66:ARG:NH1	2.21	0.54
9:XI:128:ARG:HH21	22:XV:35:A:P	2.30	0.54
14:XN:15:LYS:O	14:XN:16:PHE:O	2.24	0.54
15:XO:21:ASP:OD1	15:XO:24:SER:HB2	2.07	0.54
25:YA:729:G:H5'	25:YA:730:C:H5"	1.89	0.54
25:YA:900:A:H5'	25:YA:901:A:OP2	2.07	0.54
25:YA:1443:G:H1	25:YA:1548:C:H42	1.55	0.54
25:YA:1449:A:O2'	25:YA:1530:G:N2	2.25	0.54
25:YA:2224:G:H4'	25:YA:2226:C:C2	2.42	0.54
29:YF:129:PHE:O	29:YF:130:ALA:CB	2.55	0.54
31:YH:8:PRO:O	31:YH:9:ILE:HG23	2.08	0.54
31:YH:86:GLU:HG3	31:YH:165:ALA:CB	2.38	0.54
33:YN:42:TRP:CD1	40:YU:63:VAL:HG11	2.42	0.54
34:YO:53:LYS:HD2	34:YO:56:ASP:OD1	2.08	0.54
35:YP:140:ALA:O	35:YP:141:ALA:HB2	2.08	0.54
40:YU:58:ARG:NH1	40:YU:93:LYS:HE2	2.22	0.54
41:YV:52:VAL:O	41:YV:54:GLY:N	2.39	0.54

Continued on next page...

Continued from previous page...

Atom-1	Atom-2	Interatomic distance (Å)	Clash overlap (Å)
44:YY:47:LYS:O	44:YY:49:VAL:HG23	2.08	0.54
52:Y6:17:LYS:O	52:Y6:18:ARG:HB2	2.08	0.54
1:QA:890:G:O2'	1:QA:906:G:O6	2.25	0.54
3:QC:181:ASN:HD21	3:QC:204:LEU:CD1	2.12	0.54
7:QG:62:PHE:O	7:QG:66:VAL:HG23	2.06	0.54
9:QI:66:ARG:HG2	9:QI:66:ARG:NH1	2.22	0.54
10:QJ:101:VAL:HG22	10:QJ:101:VAL:O	2.07	0.54
11:QK:125:PHE:HD1	11:QK:125:PHE:N	2.06	0.54
25:RA:565:C:OP1	41:RV:82:ARG:NH2	2.40	0.54
25:RA:870:A:OP1	36:RQ:6:ARG:NE	2.40	0.54
25:RA:2322:A:H2'	25:RA:2323:G:O4'	2.07	0.54
30:RG:139:LEU:HD22	30:RG:146:TYR:HD1	1.73	0.54
35:RP:59:LEU:O	35:RP:59:LEU:HD23	2.06	0.54
36:RQ:21:THR:O	36:RQ:22:LYS:O	2.25	0.54
39:RT:123:GLN:O	39:RT:125:ARG:N	2.40	0.54
42:RW:9:TYR:H	42:RW:102:HIS:CE1	2.26	0.54
42:RW:20:VAL:C	42:RW:22:ASP:H	2.10	0.54
42:RW:38:TYR:OH	51:R5:47:PRO:HG3	2.08	0.54
43:RX:5:TYR:HE2	48:R2:30:ARG:HH11	1.56	0.54
44:RY:95:LYS:HD3	44:RY:95:LYS:N	2.23	0.54
50:R4:37:SER:HB3	50:R4:42:PHE:CD1	2.43	0.54
51:R5:55:ARG:HD3	51:R5:56:LYS:H	1.73	0.54
4:XD:153:ARG:NH1	4:XD:181:MET:CG	2.71	0.54
13:XM:73:GLU:O	13:XM:77:ASN:N	2.33	0.54
14:XN:6:LEU:CD2	14:XN:23:ARG:NH2	2.70	0.54
14:XN:22:THR:HB	14:XN:33:VAL:HG11	1.88	0.54
25:YA:518:G:H4'	42:YW:18:ARG:NH1	2.08	0.54
25:YA:807:U:OP2	35:YP:41:ARG:NH1	2.40	0.54
25:YA:2335:A:O2'	25:YA:2336:A:H2'	2.07	0.54
28:YE:14:ILE:HG23	28:YE:15:PHE:N	2.23	0.54
29:YF:127:GLU:O	29:YF:129:PHE:N	2.39	0.54
30:YG:7:LEU:HD12	30:YG:104:GLU:HA	1.88	0.54
35:YP:65:ARG:HH21	54:Y8:15:LYS:HB2	1.72	0.54
51:Y5:44:THR:O	51:Y5:46:CYS:N	2.41	0.54
53:Y7:18:PHE:CD2	53:Y7:18:PHE:C	2.80	0.54
54:Y8:32:LEU:O	54:Y8:36:LYS:HE3	2.07	0.54
1:QA:1316:G:H22	1:QA:1319:A:H5'	1.72	0.54
6:QF:78:GLU:OE2	6:QF:81:ILE:HD12	2.08	0.54
6:QF:92:LYS:HB2	6:QF:92:LYS:NZ	2.22	0.54
16:QP:43:LYS:HA	16:QP:48:TRP:CB	2.37	0.54
25:RA:1308:A:H2'	25:RA:1309:G:O4'	2.08	0.54

Continued on next page...

Continued from previous page...

Atom-1	Atom-2	Interatomic distance (Å)	Clash overlap (Å)
25:RA:1398:C:OP1	43:RX:53:LYS:NZ	2.41	0.54
25:RA:1678:G:H22	25:RA:1989:G:N2	2.05	0.54
25:RA:1930:G:H2'	25:RA:1968:G:H1	1.71	0.54
35:RP:125:VAL:O	35:RP:145:PRO:HD2	2.08	0.54
41:RV:45:THR:HG22	41:RV:45:THR:O	2.08	0.54
45:RZ:5:LEU:HD11	45:RZ:39:VAL:HB	1.89	0.54
47:R1:53:VAL:O	47:R1:54:ALA:C	2.45	0.54
47:R1:83:GLU:CG	47:R1:84:GLY:N	2.71	0.54
47:R1:91:LYS:HA	47:R1:91:LYS:CE	2.38	0.54
52:R6:12:GLU:HG2	52:R6:52:VAL:O	2.07	0.54
52:R6:27:LYS:HB2	52:R6:27:LYS:HZ2	1.71	0.54
54:R8:32:LEU:O	54:R8:36:LYS:HE3	2.07	0.54
12:XL:6:THR:OG1	12:XL:9:GLN:HG3	2.08	0.54
16:XP:3:LYS:O	16:XP:21:VAL:HA	2.08	0.54
18:XR:29:PHE:CD2	18:XR:29:PHE:N	2.76	0.54
27:YD:25:THR:O	27:YD:25:THR:HG23	2.07	0.54
30:YG:3:LEU:HD12	30:YG:4:ASP:N	2.19	0.54
35:YP:124:LYS:HA	35:YP:143:GLY:O	2.08	0.54
42:YW:80:PRO:O	42:YW:100:THR:CG2	2.55	0.54
43:YX:65:ARG:HD3	43:YX:65:ARG:H	1.70	0.54
45:YZ:101:PRO:HA	45:YZ:123:ASP:HB3	1.88	0.54
2:QB:16:HIS:CE1	2:QB:209:ARG:HH21	2.25	0.54
2:QB:68:ILE:HD12	2:QB:68:ILE:N	2.21	0.54
3:QC:107:GLN:CD	3:QC:107:GLN:N	2.61	0.54
8:QH:101:PRO:HG2	8:QH:133:LEU:HD11	1.89	0.54
13:QM:34:LEU:CD1	13:QM:41:PRO:HG3	2.38	0.54
16:QP:28:ARG:HG2	16:QP:28:ARG:NH1	2.22	0.54
25:RA:1638:C:OP1	25:RA:2710:C:O2'	2.24	0.54
25:RA:2241:A:H2'	25:RA:2242:G:C8	2.43	0.54
28:RE:101:ARG:HB3	28:RE:201:THR:OG1	2.07	0.54
33:RN:42:TRP:CD1	40:RU:63:VAL:HG11	2.42	0.54
34:RO:4:PRO:O	34:RO:5:GLN:HB2	2.06	0.54
36:RQ:58:PHE:O	36:RQ:59:ARG:C	2.43	0.54
37:RR:1:MET:O	37:RR:2:ARG:HG3	2.08	0.54
38:RS:13:ARG:O	38:RS:13:ARG:HD2	2.06	0.54
50:R4:51:ASP:O	50:R4:51:ASP:OD1	2.25	0.54
3:XC:92:ALA:HB2	3:XC:99:VAL:CG1	2.38	0.54
3:XC:134:ILE:CD1	3:XC:153:VAL:HG21	2.35	0.54
3:XC:195:VAL:CG1	3:XC:196:LEU:N	2.71	0.54
7:XG:46:ALA:HB2	7:XG:117:ALA:HB1	1.88	0.54
7:XG:137:LYS:O	7:XG:141:VAL:HG23	2.08	0.54

Continued on next page...

Continued from previous page...

Atom-1	Atom-2	Interatomic distance (Å)	Clash overlap (Å)
8:XH:77:GLU:HG2	8:XH:78:GLN:N	2.22	0.54
8:XH:101:PRO:HG2	8:XH:133:LEU:HD11	1.89	0.54
8:XH:119:LEU:HD12	8:XH:124:ALA:HA	1.88	0.54
15:XO:77:ARG:HA	15:XO:80:ALA:CB	2.36	0.54
18:XR:51:LEU:HD22	18:XR:55:ARG:HD2	1.89	0.54
25:YA:182:A:N3	25:YA:433:C:O2'	2.39	0.54
25:YA:957:A:H5'	36:YQ:76:LYS:HD2	1.88	0.54
25:YA:2319:G:N7	38:YS:3:ARG:HB3	2.22	0.54
27:YD:124:PRO:HB2	27:YD:126:GLN:NE2	2.22	0.54
27:YD:211:ARG:HD2	27:YD:214:TRP:CZ3	2.43	0.54
28:YE:25:VAL:HG11	39:YT:11:GLU:HG2	1.90	0.54
28:YE:51:PHE:O	28:YE:74:PRO:HB3	2.08	0.54
28:YE:134:ILE:C	28:YE:134:ILE:HD12	2.28	0.54
29:YF:53:THR:C	29:YF:55:GLY:H	2.11	0.54
31:YH:126:PRO:HD2	31:YH:127:GLU:H	1.72	0.54
31:YH:153:LYS:CE	31:YH:153:LYS:HA	2.38	0.54
34:YO:49:ARG:HB3	34:YO:49:ARG:NH1	2.23	0.54
37:YR:28:LEU:HD13	37:YR:28:LEU:O	2.08	0.54
44:YY:97:ARG:NH2	44:YY:98:VAL:CB	2.65	0.54
45:YZ:144:LEU:HD11	45:YZ:149:SER:HA	1.88	0.54
55:Y9:1:MET:HB3	55:Y9:4:ARG:CZ	2.37	0.54
3:QC:109:PRO:O	3:QC:115:LEU:HD12	2.08	0.54
4:QD:13:ARG:HD2	4:QD:40:PRO:HD3	1.89	0.54
4:QD:23:GLY:HA3	4:QD:112:VAL:CG2	2.38	0.54
6:QF:52:ILE:O	6:QF:53:ALA:HB3	2.07	0.54
7:QG:13:GLN:O	7:QG:24:THR:HG21	2.08	0.54
12:QL:83:VAL:CG2	12:QL:100:ILE:HG23	2.38	0.54
14:QN:13:THR:N	14:QN:14:PRO:HD2	2.22	0.54
25:RA:27:G:H1'	25:RA:513:A:N6	2.23	0.54
25:RA:141:A:C8	25:RA:1408:C:H1'	2.43	0.54
25:RA:1164:G:H1	25:RA:1185:C:H42	1.55	0.54
25:RA:1266:G:O2'	25:RA:2012:G:O6	2.16	0.54
25:RA:1286:A:O2'	25:RA:1288:U:OP2	2.14	0.54
25:RA:2246:G:H2'	25:RA:2247:A:H8	1.72	0.54
28:RE:54:GLN:NE2	28:RE:54:GLN:N	2.56	0.54
29:RF:197:ASP:O	29:RF:199:TRP:N	2.38	0.54
31:RH:91:GLY:O	31:RH:94:TYR:HB2	2.08	0.54
44:RY:87:LYS:NZ	44:RY:87:LYS:HB2	2.23	0.54
44:RY:91:GLU:HG3	44:RY:92:ASN:H	1.72	0.54
47:R1:60:PHE:HE2	47:R1:91:LYS:HZ1	1.54	0.54
47:R1:83:GLU:OE1	47:R1:85:LEU:HD23	2.07	0.54

Continued on next page...

Continued from previous page...

Atom-1	Atom-2	Interatomic distance (Å)	Clash overlap (Å)
1:XA:960:U:C4	1:XA:1225:A:H1'	2.43	0.54
1:XA:1073:U:H2'	1:XA:1074:G:H8	1.73	0.54
3:XC:109:PRO:O	3:XC:115:LEU:HD12	2.08	0.54
5:XE:148:VAL:HG21	8:XH:107:LEU:HD13	1.90	0.54
7:XG:12:LEU:N	7:XG:12:LEU:HD22	2.23	0.54
7:XG:102:ARG:O	7:XG:106:GLN:HG3	2.08	0.54
13:XM:66:LEU:O	13:XM:67:GLU:C	2.46	0.54
25:YA:498:G:N2	25:YA:506:G:O6	2.25	0.54
25:YA:814:C:H41	35:YP:25:SER:HA	1.73	0.54
25:YA:2224:G:OP1	27:YD:268:ARG:HD3	2.08	0.54
25:YA:2469:A:H5"	25:YA:2470:G:H8	1.72	0.54
25:YA:2573:C:N4	56:Z8:75:C:O2'	2.40	0.54
27:YD:158:ALA:HB3	27:YD:161:THR:HG21	1.90	0.54
29:YF:62:ARG:HB3	29:YF:62:ARG:NH1	2.22	0.54
30:YG:81:LYS:O	30:YG:82:LEU:CB	2.56	0.54
34:YO:78:ARG:O	39:YT:73:GLU:HG3	2.08	0.54
35:YP:24:GLY:O	35:YP:25:SER:HB3	2.06	0.54
35:YP:84:ASN:ND2	35:YP:115:LEU:HD12	2.22	0.54
37:YR:38:VAL:HG22	37:YR:112:ALA:HB2	1.90	0.54
40:YU:86:ALA:HB1	40:YU:88:ILE:HD11	1.90	0.54
44:YY:87:LYS:HB2	44:YY:87:LYS:NZ	2.23	0.54
49:Y3:2:PRO:O	49:Y3:3:ARG:O	2.25	0.54
50:Y4:65:ASP:O	50:Y4:66:SER:HB3	2.07	0.54
1:QA:1002:G:H1	1:QA:1038:C:H42	1.56	0.54
1:QA:1510:U:H2'	1:QA:1511:G:C8	2.43	0.54
2:QB:170:GLU:HA	2:QB:172:ILE:HD12	1.90	0.54
4:QD:79:PHE:CE2	4:QD:83:SER:HB2	2.43	0.54
7:QG:102:ARG:O	7:QG:106:GLN:HG3	2.08	0.54
9:QI:99:LEU:O	9:QI:101:PHE:N	2.41	0.54
12:QL:42:THR:HA	12:QL:53:ARG:O	2.08	0.54
16:QP:75:ARG:C	16:QP:77:ALA:H	2.11	0.54
21:QU:6:ARG:O	21:QU:8:THR:N	2.39	0.54
25:RA:323:G:H2'	29:RF:169:ASN:OD1	2.07	0.54
25:RA:1454:U:H5'	37:RR:63:ARG:NE	2.18	0.54
27:RD:206:LEU:O	27:RD:211:ARG:NH1	2.38	0.54
36:RQ:81:VAL:C	36:RQ:82:ARG:CG	2.76	0.54
37:RR:28:LEU:HD13	37:RR:28:LEU:O	2.07	0.54
37:RR:53:HIS:HA	37:RR:56:LYS:HD3	1.90	0.54
39:RT:14:TYR:H	39:RT:14:TYR:HD1	1.56	0.54
48:R2:31:GLU:HB2	48:R2:53:LEU:HD11	1.89	0.54
49:R3:35:ARG:HB3	49:R3:37:LEU:CD2	2.37	0.54

Continued on next page...

Continued from previous page...

Atom-1	Atom-2	Interatomic distance (Å)	Clash overlap (Å)
1:XA:902:G:H2'	1:XA:903:G:H8	1.73	0.54
1:XA:950:U:H2'	1:XA:951:G:H8	1.73	0.54
1:XA:1159:U:O2'	1:XA:1160:G:N7	2.41	0.54
2:XB:83:MET:O	2:XB:85:ALA:N	2.41	0.54
2:XB:102:LEU:HB3	2:XB:180:LEU:HD12	1.90	0.54
7:XG:13:GLN:O	7:XG:24:THR:HG21	2.08	0.54
8:XH:20:TYR:HD1	8:XH:65:TYR:HD2	1.55	0.54
9:XI:99:LEU:O	9:XI:101:PHE:N	2.41	0.54
11:XK:24:SER:HB3	11:XK:27:ASN:O	2.08	0.54
13:XM:3:ARG:HG2	50:Y4:34:GLU:OE1	2.07	0.54
17:XQ:65:ILE:HD12	17:XQ:65:ILE:H	1.73	0.54
25:YA:2285:C:H42	25:YA:2383:G:H1	1.54	0.54
25:YA:2593:U:H2'	25:YA:2594:C:H6	1.73	0.54
25:YA:2693:A:H2'	25:YA:2694:G:C8	2.43	0.54
25:YA:2723:C:H5"	37:YR:1:MET:HG2	1.90	0.54
25:YA:2816:C:O2	25:YA:2883:A:O2'	2.26	0.54
27:YD:28:GLU:O	27:YD:29:PRO:C	2.45	0.54
27:YD:34:VAL:C	27:YD:35:LYS:HG3	2.28	0.54
27:YD:206:LEU:O	27:YD:211:ARG:NH1	2.38	0.54
28:YE:14:ILE:HD11	39:YT:14:TYR:CZ	2.42	0.54
28:YE:101:ARG:HB3	28:YE:201:THR:OG1	2.08	0.54
29:YF:147:GLY:O	29:YF:148:LEU:HD23	2.08	0.54
31:YH:91:GLY:O	31:YH:94:TYR:HB2	2.08	0.54
33:YN:7:LYS:HD3	33:YN:9:VAL:CA	2.38	0.54
34:YO:68:GLU:HA	34:YO:78:ARG:HB3	1.89	0.54
36:YQ:39:PRO:HB3	36:YQ:99:PRO:HD3	1.90	0.54
38:YS:13:ARG:O	38:YS:13:ARG:HD2	2.07	0.54
39:YT:55:ASN:O	39:YT:57:PHE:O	2.26	0.54
40:YU:24:TYR:O	40:YU:29:SER:HB3	2.08	0.54
40:YU:74:LEU:HD13	40:YU:79:PHE:HB2	1.89	0.54
43:YX:5:TYR:HE2	48:Y2:30:ARG:HH11	1.55	0.54
47:Y1:91:LYS:HA	47:Y1:91:LYS:CE	2.37	0.54
48:Y2:41:ILE:HD11	48:Y2:44:LEU:HB2	1.90	0.54
49:Y3:56:VAL:CG1	49:Y3:57:GLU:H	2.19	0.54
1:QA:1106:G:H5"	3:QC:172:ARG:HG2	1.89	0.54
1:QA:1286:A:C8	1:QA:1287:A:H4'	2.42	0.54
3:QC:48:TYR:O	3:QC:51:GLY:N	2.41	0.54
3:QC:51:GLY:O	3:QC:70:VAL:HG13	2.08	0.54
3:QC:195:VAL:CG1	3:QC:196:LEU:N	2.71	0.54
9:QI:28:VAL:HG13	9:QI:63:ILE:HG21	1.89	0.54
11:QK:24:SER:HB3	11:QK:27:ASN:O	2.08	0.54

Continued on next page...

Continued from previous page...

Atom-1	Atom-2	Interatomic distance (Å)	Clash overlap (Å)
13:QM:66:LEU:O	13:QM:67:GLU:C	2.46	0.54
15:QO:21:ASP:OD1	15:QO:24:SER:HB2	2.07	0.54
15:QO:87:ILE:CG2	15:QO:88:ARG:H	2.00	0.54
25:RA:2466:C:OP1	55:R9:4:ARG:HB2	2.08	0.54
27:RD:85:ASP:OD2	27:RD:88:ARG:HG2	2.07	0.54
27:RD:227:ASN:HB3	27:RD:228:PRO:CD	2.30	0.54
29:RF:179:GLU:CD	29:RF:179:GLU:H	2.12	0.54
29:RF:192:LEU:HD21	29:RF:194:MET:HE2	1.89	0.54
34:RO:78:ARG:O	39:RT:73:GLU:HG3	2.08	0.54
35:RP:64:LYS:HG3	54:R8:25:MET:SD	2.48	0.54
35:RP:124:LYS:HA	35:RP:143:GLY:O	2.08	0.54
36:RQ:60:ARG:HH12	36:RQ:113:GLN:HE22	1.55	0.54
40:RU:47:TYR:C	40:RU:47:TYR:CD2	2.81	0.54
40:RU:95:LEU:HD12	41:RV:11:GLN:HE21	1.72	0.54
47:R1:92:LYS:O	47:R1:94:LEU:N	2.40	0.54
51:R5:60:VAL:OXT	51:R5:60:VAL:CG1	2.56	0.54
1:XA:1004:A:O5'	1:XA:1025:U:N3	2.41	0.54
1:XA:1345:U:O2	1:XA:1375:A:N6	2.41	0.54
4:XD:120:LEU:HD22	4:XD:125:HIS:CB	2.38	0.54
5:XE:101:ILE:HG12	5:XE:101:ILE:O	2.08	0.54
7:XG:50:ILE:HG22	7:XG:50:ILE:O	2.07	0.54
9:XI:13:ALA:HB2	9:XI:67:GLY:C	2.28	0.54
9:XI:47:LEU:HB3	9:XI:50:LEU:HD12	1.90	0.54
10:XJ:101:VAL:HG22	10:XJ:101:VAL:O	2.07	0.54
12:XL:83:VAL:CG2	12:XL:100:ILE:HG23	2.38	0.54
18:XR:39:VAL:HA	18:XR:42:ARG:NH1	2.23	0.54
25:YA:144:C:H2'	25:YA:145:G:C8	2.43	0.54
29:YF:197:ASP:O	29:YF:198:ALA:HB3	2.07	0.54
34:YO:12:ASP:CG	34:YO:14:THR:HG23	2.29	0.54
35:YP:37:GLY:C	35:YP:41:ARG:HD3	2.29	0.54
35:YP:92:GLU:HA	35:YP:123:LEU:CD2	2.38	0.54
35:YP:112:LEU:HD13	35:YP:112:LEU:C	2.29	0.54
37:YR:91:GLN:HG2	37:YR:91:GLN:O	2.08	0.54
38:YS:74:ALA:HB1	38:YS:107:GLU:HB3	1.89	0.54
39:YT:88:ILE:C	39:YT:88:ILE:HD12	2.29	0.54
41:YV:45:THR:HG22	41:YV:45:THR:O	2.08	0.54
47:Y1:87:PRO:O	47:Y1:91:LYS:N	2.31	0.54
53:Y7:10:ARG:NH1	53:Y7:14:LYS:HE3	2.23	0.54
1:QA:1336:C:H1'	1:QA:1337:G:C2	2.43	0.53
3:QC:3:ASN:ND2	3:QC:3:ASN:H	2.05	0.53
3:QC:53:ALA:HB2	3:QC:115:LEU:HD21	1.90	0.53

Continued on next page...

Continued from previous page...

Atom-1	Atom-2	Interatomic distance (Å)	Clash overlap (Å)
5:QE:140:ARG:HB2	5:QE:140:ARG:NH1	2.23	0.53
16:QP:3:LYS:O	16:QP:21:VAL:HA	2.08	0.53
18:QR:58:LEU:HD12	18:QR:58:LEU:H	1.72	0.53
22:QV:68:C:H2'	22:QV:69:C:C6	2.42	0.53
25:RA:742:G:H2'	25:RA:743:G:C8	2.43	0.53
25:RA:2246:G:H2'	25:RA:2247:A:C8	2.43	0.53
25:RA:2248:C:H3'	25:RA:2249:U:H6	1.72	0.53
25:RA:2286:A:H8	52:R6:37:ARG:HH11	1.56	0.53
27:RD:25:THR:CG2	27:RD:81:ALA:HB1	2.38	0.53
29:RF:67:GLN:O	29:RF:68:LYS:CB	2.39	0.53
29:RF:116:ASP:OD1	29:RF:119:ARG:NH2	2.41	0.53
32:RI:88:ILE:HG12	32:RI:122:GLU:H	1.72	0.53
33:RN:70:LYS:C	33:RN:71:ILE:HD13	2.28	0.53
33:RN:137:LYS:HG3	33:RN:138:LEU:N	2.23	0.53
35:RP:112:LEU:HD13	35:RP:112:LEU:C	2.29	0.53
37:RR:38:VAL:HG22	37:RR:112:ALA:HB2	1.90	0.53
41:RV:66:ARG:HH11	41:RV:66:ARG:CB	2.20	0.53
44:RY:97:ARG:NH2	44:RY:98:VAL:CB	2.65	0.53
52:R6:17:LYS:O	52:R6:18:ARG:HB2	2.08	0.53
54:R8:58:ILE:O	54:R8:61:LEU:HG	2.08	0.53
1:XA:1118:C:OP1	9:XI:104:ARG:NH1	2.41	0.53
3:XC:53:ALA:HB2	3:XC:115:LEU:HD21	1.90	0.53
8:XH:51:VAL:HG11	8:XH:60:ARG:CG	2.38	0.53
10:XJ:61:GLU:HG3	14:XN:58:LYS:HE2	1.90	0.53
25:YA:38:A:H2'	25:YA:39:C:C6	2.43	0.53
25:YA:150:C:H2'	25:YA:151:C:H6	1.72	0.53
25:YA:2033:A:O2'	25:YA:2035:G:OP2	2.26	0.53
25:YA:2283:C:P	52:Y6:5:VAL:HG13	2.48	0.53
27:YD:85:ASP:OD2	27:YD:88:ARG:HG2	2.07	0.53
28:YE:186:GLY:O	28:YE:188:VAL:N	2.40	0.53
29:YF:51:THR:O	29:YF:93:LYS:NZ	2.38	0.53
30:YG:139:LEU:HD22	30:YG:146:TYR:HD1	1.73	0.53
31:YH:125:VAL:HA	31:YH:126:PRO:CB	2.29	0.53
34:YO:12:ASP:OD1	34:YO:85:VAL:HG13	2.08	0.53
37:YR:70:LEU:HD13	37:YR:75:LEU:HD11	1.88	0.53
39:YT:105:LEU:O	39:YT:107:ASP:N	2.41	0.53
41:YV:66:ARG:HH11	41:YV:66:ARG:CB	2.20	0.53
41:YV:81:TYR:C	41:YV:82:ARG:HG3	2.27	0.53
1:QA:297:G:N2	1:QA:300:A:OP2	2.41	0.53
1:QA:502:G:H2'	1:QA:503:C:O4'	2.08	0.53
1:QA:1095:U:P	1:QA:1108:G:H1	2.31	0.53

Continued on next page...

Continued from previous page...

Atom-1	Atom-2	Interatomic distance (Å)	Clash overlap (Å)
1:QA:1127:G:H21	1:QA:1147:C:N4	2.06	0.53
3:QC:92:ALA:HB2	3:QC:99:VAL:CG1	2.38	0.53
10:QJ:61:GLU:HG3	14:QN:58:LYS:HE2	1.90	0.53
13:QM:76:ALA:O	13:QM:79:LYS:HB3	2.09	0.53
17:QQ:5:VAL:O	17:QQ:6:LEU:HD23	2.09	0.53
19:QS:15:LEU:CD2	19:QS:15:LEU:H	2.21	0.53
25:RA:1685:C:H2'	25:RA:1686:C:H6	1.72	0.53
25:RA:2416:C:H5"	35:RP:64:LYS:HE3	1.88	0.53
25:RA:2747:G:H21	25:RA:2757:A:H62	1.56	0.53
27:RD:25:THR:O	27:RD:25:THR:HG23	2.07	0.53
27:RD:158:ALA:HB3	27:RD:161:THR:HG21	1.90	0.53
28:RE:51:PHE:O	28:RE:74:PRO:HB3	2.08	0.53
28:RE:53:PRO:O	28:RE:74:PRO:HA	2.07	0.53
29:RF:32:LEU:HD12	29:RF:36:VAL:HG23	1.90	0.53
29:RF:53:THR:C	29:RF:55:GLY:H	2.10	0.53
31:RH:139:GLN:O	31:RH:143:GLN:HB2	2.09	0.53
31:RH:153:LYS:HA	31:RH:153:LYS:CE	2.38	0.53
34:RO:7:TYR:C	34:RO:8:LEU:HD22	2.29	0.53
34:RO:113:LYS:HG2	34:RO:117:LEU:CD1	2.38	0.53
35:RP:37:GLY:C	35:RP:41:ARG:HD3	2.29	0.53
37:RR:91:GLN:O	37:RR:91:GLN:HG2	2.08	0.53
39:RT:88:ILE:C	39:RT:88:ILE:HD12	2.29	0.53
40:RU:24:TYR:O	40:RU:29:SER:HB3	2.08	0.53
41:RV:81:TYR:C	41:RV:82:ARG:HG3	2.27	0.53
48:R2:43:GLN:O	48:R2:44:LEU:CG	2.54	0.53
49:R3:2:PRO:O	49:R3:3:ARG:O	2.25	0.53
50:R4:37:SER:C	50:R4:39:CYS:N	2.62	0.53
53:R7:10:ARG:NH1	53:R7:14:LYS:HE3	2.23	0.53
1:XA:1479:C:H2'	1:XA:1480:G:H8	1.73	0.53
1:XA:1523:G:H2'	1:XA:1524:C:C6	2.43	0.53
3:XC:134:ILE:HG21	3:XC:168:ALA:HB3	1.90	0.53
7:XG:113:GLU:HB2	7:XG:119:ARG:CG	2.35	0.53
9:XI:28:VAL:HG13	9:XI:63:ILE:HG21	1.89	0.53
9:XI:53:VAL:CB	9:XI:95:LYS:HE3	2.36	0.53
10:XJ:16:LEU:O	10:XJ:20:ALA:HB2	2.08	0.53
15:XO:29:VAL:HG11	15:XO:67:LEU:HD21	1.89	0.53
21:XU:14:TRP:CZ3	21:XU:15:ARG:HD3	2.43	0.53
25:YA:582:G:H2'	25:YA:583:G:H8	1.74	0.53
25:YA:1190:G:H2'	25:YA:1191:G:H8	1.73	0.53
25:YA:2306:C:H2'	25:YA:2307:G:H21	1.73	0.53
27:YD:263:ARG:HB2	27:YD:263:ARG:HH11	1.68	0.53

Continued on next page...

Continued from previous page...

Atom-1	Atom-2	Interatomic distance (Å)	Clash overlap (Å)
33:YN:70:LYS:C	33:YN:71:ILE:HD13	2.28	0.53
33:YN:137:LYS:HG3	33:YN:138:LEU:N	2.23	0.53
40:YU:47:TYR:C	40:YU:47:TYR:CD2	2.81	0.53
50:Y4:63:TYR:C	50:Y4:65:ASP:N	2.62	0.53
52:Y6:11:LEU:CD1	52:Y6:51:GLU:HG3	2.38	0.53
52:Y6:12:GLU:HG2	52:Y6:52:VAL:O	2.07	0.53
1:QA:377:G:OP1	16:QP:5:ARG:NH1	2.40	0.53
2:QB:24:TRP:CE2	2:QB:26:PRO:HD3	2.43	0.53
8:QH:77:GLU:HG2	8:QH:78:GLN:N	2.22	0.53
11:QK:20:TYR:HB2	11:QK:31:THR:O	2.07	0.53
13:QM:39:ILE:HD11	13:QM:56:LEU:HB2	1.90	0.53
14:QN:23:ARG:O	14:QN:24:CYS:C	2.46	0.53
15:QO:7:GLU:O	15:QO:11:VAL:HG23	2.08	0.53
25:RA:953:A:N6	25:RA:964:C:N3	2.50	0.53
25:RA:2032:G:OP2	25:RA:2454:G:O2'	2.26	0.53
25:RA:2231:C:H2'	25:RA:2232:U:O4'	2.08	0.53
26:RB:38:C:N4	26:RB:44:G:H1	2.06	0.53
28:RE:20:ALA:O	28:RE:21:VAL:CG2	2.48	0.53
33:RN:109:LYS:HD2	33:RN:109:LYS:H	1.74	0.53
34:RO:49:ARG:HB3	34:RO:49:ARG:NH1	2.23	0.53
35:RP:140:ALA:O	35:RP:141:ALA:HB2	2.08	0.53
44:RY:44:ILE:CG1	44:RY:45:VAL:N	2.70	0.53
1:XA:714:G:H2'	1:XA:715:A:C8	2.43	0.53
1:XA:1292:U:H2'	1:XA:1293:G:C8	2.42	0.53
1:XA:1298:C:O2'	1:XA:1299:A:OP2	2.22	0.53
1:XA:1427:U:H2'	1:XA:1428:A:H8	1.73	0.53
1:XA:1442:G:C5	1:XA:1446:A:C6	2.95	0.53
6:XF:89:MET:HG2	6:XF:89:MET:O	2.09	0.53
13:XM:34:LEU:CD1	13:XM:41:PRO:HG3	2.38	0.53
17:XQ:33:GLY:O	17:XQ:34:LYS:O	2.26	0.53
19:XS:64:GLU:CD	50:Y4:55:ARG:HH22	2.12	0.53
25:YA:363(F):A:H4'	25:YA:364:C:H5'	1.90	0.53
25:YA:1266:G:N7	42:YW:15:ARG:NH1	2.56	0.53
27:YD:25:THR:HG21	27:YD:81:ALA:CB	2.38	0.53
27:YD:80:ALA:HB3	27:YD:94:LEU:HD13	1.88	0.53
27:YD:183:ARG:HG2	27:YD:183:ARG:NH1	2.12	0.53
31:YH:59:ARG:HH11	31:YH:59:ARG:CG	2.20	0.53
34:YO:7:TYR:C	34:YO:8:LEU:HD22	2.29	0.53
41:YV:35:LEU:HD22	41:YV:35:LEU:N	2.23	0.53
44:YY:90:LEU:HD22	44:YY:90:LEU:H	1.73	0.53
50:Y4:37:SER:C	50:Y4:39:CYS:N	2.62	0.53

Continued on next page...

Continued from previous page...

Atom-1	Atom-2	Interatomic distance (Å)	Clash overlap (Å)
51:Y5:16:ARG:NH1	51:Y5:17:ASP:OD1	2.41	0.53
54:Y8:63:PRO:O	54:Y8:64:TYR:HB2	2.07	0.53
1:QA:1297:C:O2'	1:QA:1298:C:O5'	2.24	0.53
2:QB:75:LYS:HD3	2:QB:75:LYS:C	2.29	0.53
2:QB:134:GLU:HB3	2:QB:138:LEU:CD1	2.39	0.53
2:QB:134:GLU:O	2:QB:138:LEU:HD12	2.07	0.53
2:QB:187:LEU:HD22	2:QB:201:ILE:O	2.07	0.53
3:QC:78:GLY:HA3	3:QC:83:ARG:CB	2.38	0.53
4:QD:198:VAL:HG12	4:QD:199:ASN:H	1.74	0.53
9:QI:4:TYR:CE2	9:QI:88:TYR:HB2	2.44	0.53
10:QJ:16:LEU:O	10:QJ:20:ALA:HB2	2.08	0.53
13:QM:65:LYS:NZ	50:R4:52:THR:HG21	2.22	0.53
18:QR:25:THR:C	18:QR:26:LEU:HD23	2.29	0.53
25:RA:77:C:O3'	48:R2:14:ARG:NH2	2.42	0.53
25:RA:1140:C:H5"	33:RN:66:LYS:HZ1	1.73	0.53
25:RA:1543:A:O2'	25:RA:1544:C:O5'	2.24	0.53
25:RA:2041:U:H2'	25:RA:2042:A:C8	2.43	0.53
25:RA:2875:C:H4'	39:RT:5:ALA:HB2	1.91	0.53
27:RD:124:PRO:HB2	27:RD:126:GLN:NE2	2.22	0.53
27:RD:211:ARG:HD2	27:RD:214:TRP:CZ3	2.43	0.53
30:RG:81:LYS:O	30:RG:82:LEU:CB	2.56	0.53
35:RP:37:GLY:HA2	35:RP:41:ARG:NE	2.23	0.53
36:RQ:119:ARG:HG2	36:RQ:119:ARG:NH1	2.20	0.53
38:RS:25:ARG:HH11	38:RS:25:ARG:CB	2.22	0.53
41:RV:7:THR:CG2	41:RV:22:VAL:HG11	2.39	0.53
43:RX:53:LYS:NZ	43:RX:55:ASN:HD21	2.06	0.53
1:XA:757:U:OP1	1:XA:822:C:O2'	2.26	0.53
1:XA:1014:A:H4'	19:XS:14:HIS:NE2	2.24	0.53
2:XB:206:ASP:O	2:XB:207:ALA:HB3	2.08	0.53
7:XG:95:ARG:CZ	7:XG:99:LEU:HD11	2.38	0.53
9:XI:13:ALA:HA	9:XI:66:ARG:O	2.08	0.53
11:XK:125:PHE:HD1	11:XK:125:PHE:N	2.05	0.53
12:XL:42:THR:HA	12:XL:53:ARG:O	2.08	0.53
13:XM:39:ILE:HD11	13:XM:56:LEU:HB2	1.90	0.53
19:XS:7:LYS:HG3	19:XS:8:GLY:N	2.22	0.53
19:XS:63:THR:O	19:XS:66:MET:HG2	2.09	0.53
20:XT:30:LYS:HE2	20:XT:72:LEU:HD12	1.91	0.53
25:YA:296:C:H2'	25:YA:297:C:C6	2.44	0.53
25:YA:516:C:OP1	51:Y5:13:LYS:NZ	2.42	0.53
25:YA:1169:G:H1	25:YA:1180:C:N4	2.04	0.53
25:YA:1782:C:H1'	25:YA:2609:U:H5"	1.91	0.53

Continued on next page...

Continued from previous page...

Atom-1	Atom-2	Interatomic distance (Å)	Clash overlap (Å)
35:YP:88:LEU:HD23	35:YP:89:ALA:N	2.24	0.53
39:YT:110:ILE:HG23	39:YT:111:ARG:N	2.24	0.53
48:Y2:16:LEU:O	48:Y2:16:LEU:CG	2.49	0.53
1:QA:514:C:H2'	1:QA:515:G:C8	2.43	0.53
3:QC:173:VAL:HG12	3:QC:173:VAL:O	2.08	0.53
4:QD:153:ARG:NH1	4:QD:181:MET:CG	2.71	0.53
7:QG:137:LYS:O	7:QG:141:VAL:HG23	2.07	0.53
9:QI:13:ALA:HA	9:QI:66:ARG:O	2.08	0.53
40:RU:86:ALA:HB1	40:RU:88:ILE:HD11	1.90	0.53
52:R6:11:LEU:CD1	52:R6:51:GLU:HG3	2.39	0.53
52:R6:13:CYS:O	52:R6:14:THR:HB	2.08	0.53
1:XA:993:G:O2'	1:XA:994:A:N7	2.37	0.53
1:XA:1101:A:H4'	1:XA:1102:A:O5'	2.08	0.53
1:XA:1329:A:P	13:XM:28:ALA:HB3	2.48	0.53
4:XD:173:TRP:CD1	4:XD:174:LEU:HG	2.44	0.53
14:XN:41:ARG:HE	14:XN:42:ILE:CG1	2.22	0.53
25:YA:746:A:C6	25:YA:2611:U:H5"	2.43	0.53
25:YA:1161:C:O2'	41:YV:8:GLY:HA2	2.08	0.53
25:YA:1266:G:C8	42:YW:15:ARG:NH1	2.77	0.53
25:YA:2432:A:C8	47:Y1:33:LYS:HE2	2.43	0.53
41:YV:41:GLY:HA3	41:YV:46:VAL:CG1	2.38	0.53
42:YW:28:SER:HB3	42:YW:31:GLU:HB2	1.91	0.53
52:Y6:7:ILE:CG1	52:Y6:8:LYS:H	2.07	0.53
52:Y6:13:CYS:O	52:Y6:14:THR:HB	2.08	0.53
54:Y8:58:ILE:O	54:Y8:61:LEU:HG	2.08	0.53
1:QA:597:G:N2	8:QH:94:TYR:OH	2.40	0.53
4:QD:173:TRP:CD1	4:QD:174:LEU:HG	2.44	0.53
6:QF:41:GLU:HG2	6:QF:43:LEU:HD11	1.88	0.53
16:QP:72:ARG:HD3	16:QP:73:LEU:HD23	1.91	0.53
17:QQ:11:VAL:HG22	17:QQ:20:THR:O	2.09	0.53
18:QR:51:LEU:HD22	18:QR:55:ARG:HD2	1.89	0.53
25:RA:519:U:H2'	25:RA:520:G:C8	2.44	0.53
25:RA:2327:A:H2'	25:RA:2328:A:C8	2.43	0.53
27:RD:34:VAL:C	27:RD:35:LYS:HG3	2.29	0.53
32:RI:82:ARG:HD3	32:RI:146:ALA:HB3	1.90	0.53
39:RT:98:LYS:HB3	39:RT:100:TYR:CE1	2.43	0.53
43:RX:60:ARG:NH1	53:R7:47:ARG:HH22	2.07	0.53
44:RY:95:LYS:HA	44:RY:101:LYS:H	1.72	0.53
48:R2:41:ILE:HD11	48:R2:44:LEU:HB2	1.90	0.53
51:R5:16:ARG:NH1	51:R5:17:ASP:OD1	2.41	0.53
51:R5:44:THR:O	51:R5:46:CYS:N	2.41	0.53

Continued on next page...

Continued from previous page...

Atom-1	Atom-2	Interatomic distance (Å)	Clash overlap (Å)
1:XA:143:A:H2	1:XA:220:G:H1	1.55	0.53
1:XA:1218:C:H2'	1:XA:1219:U:C6	2.43	0.53
1:XA:1414:U:H2'	1:XA:1415:G:C8	2.44	0.53
5:XE:78:HIS:CG	8:XH:104:ARG:HG2	2.44	0.53
7:XG:85:TYR:HE1	7:XG:154:TYR:HE1	1.56	0.53
17:XQ:11:VAL:HG22	17:XQ:20:THR:O	2.09	0.53
25:YA:270(M):U:H1'	25:YA:270(N):G:C6	2.43	0.53
25:YA:792:G:H5"	25:YA:793:A:H5'	1.90	0.53
25:YA:860:U:H5	25:YA:917:A:C2	2.27	0.53
25:YA:1646:C:H5"	25:YA:1647:G:H5"	1.91	0.53
25:YA:2471:C:H3'	25:YA:2472:G:H8	1.73	0.53
25:YA:2555:U:C2	56:Z8:74:C:C5	2.96	0.53
29:YF:179:GLU:CD	29:YF:179:GLU:H	2.11	0.53
31:YH:12:PRO:O	31:YH:13:LYS:HB2	2.07	0.53
31:YH:40:GLU:O	31:YH:41:MET:HB2	2.08	0.53
31:YH:128:PRO:CD	31:YH:129:THR:N	2.71	0.53
32:YI:49:ALA:HA	32:YI:52:ARG:HG2	1.90	0.53
35:YP:79:ARG:HD3	35:YP:110:TYR:CE1	2.43	0.53
35:YP:125:VAL:O	35:YP:145:PRO:HD2	2.08	0.53
41:YV:22:VAL:CG1	41:YV:23:GLU:N	2.71	0.53
1:QA:411:A:C4	1:QA:413:G:H1'	2.43	0.53
1:QA:486:U:H2'	1:QA:487:A:H8	1.74	0.53
1:QA:1105:A:H2'	1:QA:1106:G:H8	1.73	0.53
2:QB:87:ARG:HH11	2:QB:223:ILE:HD12	1.73	0.53
4:QD:33:MET:HE1	4:QD:37:PRO:HA	1.90	0.53
5:QE:12:LEU:O	5:QE:13:ILE:HD12	2.08	0.53
5:QE:36:ASP:OD1	5:QE:37:ARG:N	2.42	0.53
6:QF:75:LEU:HD23	6:QF:79:LEU:HG	1.91	0.53
7:QG:12:LEU:HD22	7:QG:12:LEU:N	2.23	0.53
12:QL:6:THR:OG1	12:QL:9:GLN:HG3	2.08	0.53
13:QM:92:HIS:CD2	13:QM:98:VAL:HG21	2.43	0.53
25:RA:1790:C:H5"	25:RA:1791:A:OP1	2.09	0.53
28:RE:14:ILE:HG23	28:RE:15:PHE:N	2.22	0.53
28:RE:134:ILE:C	28:RE:134:ILE:HD12	2.28	0.53
29:RF:34:TRP:CH2	35:RP:8:PRO:HB3	2.43	0.53
33:RN:19:GLU:HA	33:RN:59:LYS:HB2	1.91	0.53
33:RN:78:TYR:N	33:RN:78:TYR:HD1	2.07	0.53
34:RO:12:ASP:CG	34:RO:14:THR:HG23	2.29	0.53
38:RS:111:GLU:OE1	38:RS:111:GLU:HA	2.07	0.53
42:RW:8:ARG:HH11	42:RW:8:ARG:HG3	1.73	0.53
42:RW:43:GLY:O	42:RW:44:ALA:C	2.46	0.53

Continued on next page...

Continued from previous page...

Atom-1	Atom-2	Interatomic distance (Å)	Clash overlap (Å)
52:R6:9:LEU:HD13	52:R6:26:ASN:ND2	2.24	0.53
1:XA:191:G:C4	20:XT:105:SER:HB3	2.44	0.53
1:XA:373:A:H2'	1:XA:374:A:H8	1.73	0.53
1:XA:765:G:N2	1:XA:813:U:OP2	2.41	0.53
3:XC:3:ASN:ND2	3:XC:3:ASN:H	2.05	0.53
4:XD:79:PHE:CE2	4:XD:83:SER:HB2	2.43	0.53
4:XD:172:PRO:HB2	4:XD:193:ASP:OD2	2.08	0.53
12:XL:32:PHE:HE1	12:XL:86:ARG:HG3	1.73	0.53
13:XM:76:ALA:O	13:XM:79:LYS:HB3	2.09	0.53
14:XN:40:CYS:SG	14:XN:42:ILE:N	2.81	0.53
17:XQ:5:VAL:O	17:XQ:6:LEU:HD23	2.08	0.53
18:XR:36:ASN:O	18:XR:36:ASN:ND2	2.32	0.53
19:XS:5:LEU:CD1	50:Y4:66:SER:CB	2.75	0.53
25:YA:784:A:O2'	25:YA:785:G:H5"	2.08	0.53
25:YA:829:A:C8	25:YA:2248:C:H5'	2.44	0.53
25:YA:1846:G:H5'	25:YA:1847:A:OP2	2.09	0.53
27:YD:25:THR:CG2	27:YD:81:ALA:HB1	2.38	0.53
27:YD:77:ALA:HB2	27:YD:97:TYR:CG	2.44	0.53
28:YE:119:ARG:HD3	28:YE:160:TYR:HB2	1.91	0.53
29:YF:116:ASP:OD1	29:YF:119:ARG:NH2	2.41	0.53
31:YH:12:PRO:HG3	31:YH:48:GLY:O	2.09	0.53
33:YN:19:GLU:HA	33:YN:59:LYS:HB2	1.91	0.53
33:YN:22:THR:CG2	33:YN:23:LEU:N	2.61	0.53
36:YQ:76:LYS:O	36:YQ:88:GLY:HA3	2.09	0.53
37:YR:1:MET:O	37:YR:2:ARG:HG3	2.08	0.53
48:Y2:50:ILE:CD1	48:Y2:51:ARG:N	2.60	0.53
50:Y4:49:PHE:N	50:Y4:49:PHE:CD1	2.76	0.53
1:QA:77:C:H42	1:QA:92:G:H1	1.55	0.53
1:QA:281:G:H8	1:QA:281:G:OP2	1.92	0.53
2:QB:5:ILE:N	2:QB:5:ILE:HD13	2.24	0.53
2:QB:96:ARG:H	2:QB:96:ARG:CD	2.16	0.53
4:QD:194:LEU:HD11	6:XF:17:SER:HG	1.73	0.53
4:QD:197:PRO:HA	6:XF:16:GLN:HG3	1.91	0.53
25:RA:675:A:OP1	29:RF:63:LYS:NZ	2.41	0.53
25:RA:958:U:OP2	36:RQ:14:ARG:NH1	2.36	0.53
25:RA:1380:G:O2'	25:RA:1569:A:N6	2.42	0.53
25:RA:2075:U:OP2	25:RA:2238:G:O2'	2.24	0.53
25:RA:2537:U:H2'	25:RA:2538:C:H6	1.72	0.53
25:RA:2816:C:O2	25:RA:2883:A:O2'	2.27	0.53
27:RD:25:THR:HG21	27:RD:82:ILE:H	1.70	0.53
27:RD:36:PRO:HA	27:RD:62:TYR:O	2.09	0.53

Continued on next page...

Continued from previous page...

Atom-1	Atom-2	Interatomic distance (Å)	Clash overlap (Å)
29:RF:129:PHE:O	29:RF:142:TRP:CD1	2.62	0.53
30:RG:125:PHE:C	30:RG:127:GLY:H	2.12	0.53
32:RI:4:ILE:HG12	32:RI:18:VAL:HG22	1.91	0.53
33:RN:120:LEU:CD1	33:RN:122:VAL:HG23	2.38	0.53
34:RO:12:ASP:OD1	34:RO:85:VAL:HG13	2.08	0.53
39:RT:55:ASN:O	39:RT:57:PHE:O	2.26	0.53
43:RX:36:LYS:HA	43:RX:39:ILE:HD12	1.91	0.53
47:R1:85:LEU:HA	47:R1:87:PRO:HD2	1.91	0.53
50:R4:47:GLN:O	50:R4:48:ARG:HB2	2.07	0.53
51:R5:55:ARG:HG3	51:R5:57:VAL:H	1.74	0.53
54:R8:29:LYS:HB2	54:R8:44:LYS:HG2	1.91	0.53
1:XA:986:A:N3	19:XS:52:TYR:OH	2.41	0.53
1:XA:1221:G:O3'	19:XS:77:THR:HG21	2.09	0.53
1:XA:1510:U:H2'	1:XA:1511:G:C8	2.43	0.53
2:XB:24:TRP:CE2	2:XB:26:PRO:HD3	2.43	0.53
2:XB:75:LYS:HD3	2:XB:75:LYS:C	2.28	0.53
3:XC:78:GLY:HA3	3:XC:83:ARG:CB	2.38	0.53
4:XD:23:GLY:HA3	4:XD:112:VAL:CG2	2.38	0.53
5:XE:87:SER:HB3	5:XE:131:ILE:CD1	2.39	0.53
13:XM:81:LEU:HD13	13:XM:88:ARG:HD2	1.91	0.53
15:XO:7:GLU:O	15:XO:11:VAL:HG23	2.08	0.53
15:XO:62:GLN:N	15:XO:65:ARG:HH12	2.06	0.53
25:YA:1998:G:OP2	28:YE:136:ARG:NH2	2.38	0.53
27:YD:35:LYS:CG	27:YD:64:ILE:H	2.15	0.53
30:YG:125:PHE:C	30:YG:127:GLY:H	2.12	0.53
31:YH:139:GLN:O	31:YH:143:GLN:HB2	2.09	0.53
33:YN:131:GLN:CG	33:YN:132:ALA:H	2.20	0.53
38:YS:56:LEU:O	38:YS:58:LEU:HD22	2.09	0.53
42:YW:43:GLY:O	42:YW:44:ALA:C	2.46	0.53
43:YX:53:LYS:NZ	43:YX:55:ASN:HD21	2.06	0.53
43:YX:60:ARG:NH1	53:Y7:47:ARG:HH22	2.07	0.53
45:YZ:158:PRO:O	45:YZ:160:GLY:N	2.42	0.53
47:Y1:20:ARG:HG2	47:Y1:20:ARG:NH1	2.24	0.53
50:Y4:37:SER:HB3	50:Y4:42:PHE:CD1	2.43	0.53
52:Y6:9:LEU:HD13	52:Y6:26:ASN:ND2	2.24	0.53
1:QA:7:G:H5'	1:QA:298:A:O4'	2.09	0.53
1:QA:1304:G:N1	1:QA:1332:A:OP2	2.41	0.53
2:QB:206:ASP:O	2:QB:207:ALA:HB3	2.08	0.53
4:QD:172:PRO:HB2	4:QD:193:ASP:OD2	2.08	0.53
5:QE:101:ILE:O	5:QE:101:ILE:HG12	2.08	0.53
15:QO:6:GLU:CD	15:QO:6:GLU:H	2.12	0.53

Continued on next page...

Continued from previous page...

Atom-1	Atom-2	Interatomic distance (Å)	Clash overlap (Å)
18:QR:44:LEU:HD12	18:QR:44:LEU:N	2.24	0.53
20:QT:30:LYS:HE2	20:QT:72:LEU:HD12	1.91	0.53
25:RA:853:G:H1	25:RA:924:C:H42	1.55	0.53
25:RA:1338:G:O2'	25:RA:1393:A:N1	2.34	0.53
28:RE:14:ILE:CG1	28:RE:15:PHE:H	2.08	0.53
28:RE:25:VAL:HG11	39:RT:11:GLU:HG2	1.90	0.53
35:RP:79:ARG:HD3	35:RP:110:TYR:CE1	2.43	0.53
38:RS:106:ARG:HA	38:RS:110:LEU:CG	2.39	0.53
39:RT:105:LEU:O	39:RT:107:ASP:N	2.41	0.53
41:RV:51:VAL:CG1	41:RV:52:VAL:H	2.22	0.53
42:RW:14:PRO:O	42:RW:17:VAL:N	2.42	0.53
45:RZ:136:PHE:HE1	45:RZ:138:GLU:HB3	1.73	0.53
50:R4:15:ILE:HD13	50:R4:15:ILE:H	1.74	0.53
50:R4:54:GLY:O	50:R4:71:ARG:HA	2.08	0.53
52:R6:25:LYS:HE2	52:R6:27:LYS:HE3	1.91	0.53
1:XA:281:G:H8	1:XA:281:G:OP2	1.91	0.53
1:XA:304:U:H2'	1:XA:305:G:C8	2.44	0.53
1:XA:542:G:OP1	4:XD:10:ARG:NH2	2.38	0.53
1:XA:894:G:H2'	1:XA:895:G:C8	2.44	0.53
1:XA:1306:A:N6	1:XA:1331:G:H1'	2.24	0.53
5:XE:12:LEU:O	5:XE:13:ILE:HD12	2.08	0.53
5:XE:140:ARG:HB2	5:XE:140:ARG:NH1	2.23	0.53
6:XF:78:GLU:OE2	6:XF:81:ILE:HD12	2.08	0.53
9:XI:4:TYR:CE2	9:XI:88:TYR:HB2	2.44	0.53
9:XI:113:LYS:HD3	9:XI:119:ALA:O	2.09	0.53
15:XO:26:GLU:HA	15:XO:81:LEU:HD22	1.90	0.53
25:YA:1701:A:OP1	25:YA:1763:G:N2	2.37	0.53
25:YA:2227:A:H5"	27:YD:263:ARG:NH1	2.24	0.53
30:YG:111:LEU:HB2	50:Y4:38:LYS:HZ3	1.72	0.53
34:YO:2:ILE:HD12	34:YO:2:ILE:N	2.24	0.53
35:YP:64:LYS:HG3	54:Y8:25:MET:SD	2.49	0.53
35:YP:125:VAL:O	35:YP:125:VAL:HG13	2.09	0.53
37:YR:56:LYS:C	37:YR:58:GLY:N	2.61	0.53
38:YS:10:ARG:O	38:YS:14:VAL:HG12	2.09	0.53
39:YT:3:ARG:HG3	39:YT:7:ILE:CG1	2.36	0.53
39:YT:34:VAL:CG1	39:YT:36:GLU:HG2	2.39	0.53
40:YU:39:LEU:O	40:YU:40:PHE:C	2.48	0.53
40:YU:92:ARG:NH2	40:YU:94:ASN:HD22	2.07	0.53
41:YV:38:LEU:HD13	41:YV:55:ALA:HB3	1.91	0.53
51:Y5:60:VAL:OXT	51:Y5:60:VAL:CG1	2.56	0.53
52:Y6:14:THR:OG1	52:Y6:19:ARG:NE	2.41	0.53

Continued on next page...

Continued from previous page...

Atom-1	Atom-2	Interatomic distance (Å)	Clash overlap (Å)
1:QA:131:C:O2'	1:QA:262:A:N3	2.42	0.53
2:QB:233:SER:OG	2:QB:234:PRO:HD2	2.09	0.53
7:QG:95:ARG:CZ	7:QG:99:LEU:HD11	2.38	0.53
22:QV:4:G:HO2'	22:QV:5:G:H8	1.56	0.53
25:RA:2517:C:C2	25:RA:2542:A:N6	2.77	0.53
27:RD:43:ARG:NH1	27:RD:44:ASN:OD1	2.42	0.53
28:RE:61:ARG:O	28:RE:63:LEU:N	2.42	0.53
38:RS:10:ARG:O	38:RS:14:VAL:HG12	2.09	0.53
49:R3:21:ALA:O	49:R3:25:ALA:N	2.41	0.53
50:R4:49:PHE:N	50:R4:49:PHE:CD1	2.77	0.53
1:XA:489:C:H2'	1:XA:490:G:H8	1.72	0.53
1:XA:748:C:H1'	1:XA:749:C:H5	1.73	0.53
6:XF:86:ARG:O	6:XF:87:ARG:CG	2.50	0.53
8:XH:87:SER:HA	8:XH:93:VAL:HG23	1.91	0.53
16:XP:75:ARG:C	16:XP:77:ALA:H	2.11	0.53
19:XS:11:VAL:O	19:XS:11:VAL:HG13	2.09	0.53
19:XS:29:ARG:HD3	19:XS:30:LEU:HD13	1.91	0.53
25:YA:611:C:H2'	25:YA:612:G:O4'	2.09	0.53
25:YA:1277:G:H5"	37:YR:40:LYS:HE3	1.89	0.53
25:YA:2052:G:H2'	25:YA:2053:G:H8	1.74	0.53
25:YA:2398:U:H2'	25:YA:2399:G:C8	2.44	0.53
28:YE:7:VAL:O	28:YE:196:VAL:HG13	2.09	0.53
29:YF:192:LEU:HD21	29:YF:194:MET:HE2	1.91	0.53
31:YH:76:VAL:C	31:YH:78:GLY:H	2.13	0.53
31:YH:89:ILE:O	31:YH:89:ILE:CG1	2.57	0.53
33:YN:109:LYS:HD2	33:YN:109:LYS:H	1.73	0.53
35:YP:147:LEU:O	35:YP:148:LEU:CB	2.57	0.53
36:YQ:29:PHE:HB3	36:YQ:65:PHE:CZ	2.44	0.53
41:YV:7:THR:CG2	41:YV:22:VAL:HG11	2.39	0.53
41:YV:48:GLY:O	41:YV:49:THR:O	2.26	0.53
42:YW:7:ALA:HB2	42:YW:50:VAL:CG2	2.39	0.53
49:Y3:6:VAL:HG12	49:Y3:56:VAL:HG22	1.91	0.53
50:Y4:56:VAL:HA	50:Y4:60:GLN:CB	2.28	0.53
52:Y6:25:LYS:HE2	52:Y6:27:LYS:HE3	1.91	0.53
1:QA:1080:A:H5"	5:QE:16:THR:HG21	1.91	0.52
3:QC:29:TYR:OH	14:QN:54:PRO:HD2	2.09	0.52
4:QD:120:LEU:HD22	4:QD:125:HIS:CB	2.38	0.52
4:QD:147:ALA:HA	4:QD:182:LYS:HA	1.91	0.52
4:QD:167:GLY:N	27:YD:135:PHE:CZ	2.76	0.52
4:QD:206:PHE:HD2	4:QD:207:TYR:CD1	2.27	0.52
10:QJ:4:ILE:HB	10:QJ:74:ILE:CD1	2.37	0.52

Continued on next page...

Continued from previous page...

Atom-1	Atom-2	Interatomic distance (Å)	Clash overlap (Å)
15:QO:26:GLU:HA	15:QO:81:LEU:HD22	1.90	0.52
18:QR:29:PHE:CD2	18:QR:29:PHE:N	2.76	0.52
19:QS:29:ARG:HD3	19:QS:30:LEU:HD13	1.91	0.52
22:QV:15:G:H22	22:QV:48:C:H42	1.57	0.52
25:RA:222:A:O2'	25:RA:223:A:O5'	2.21	0.52
25:RA:261:G:HO2'	25:RA:609(A):G:HO2'	1.57	0.52
25:RA:507:A:H5"	25:RA:508:G:H5'	1.91	0.52
25:RA:515:A:H1'	25:RA:581:C:H1'	1.91	0.52
25:RA:558:G:P	33:RN:111:PRO:HD2	2.48	0.52
25:RA:1885:A:H5'	25:RA:1886:C:OP2	2.09	0.52
25:RA:2137:C:H42	25:RA:2154:G:H1	1.57	0.52
25:RA:2277:G:H5'	36:RQ:85:LYS:HG3	1.90	0.52
25:RA:2627:G:O2'	25:RA:2781:A:N1	2.36	0.52
29:RF:125:LEU:HA	29:RF:194:MET:O	2.09	0.52
31:RH:76:VAL:C	31:RH:78:GLY:H	2.13	0.52
33:RN:12:ARG:NH1	33:RN:50:ASP:OD2	2.41	0.52
34:RO:14:THR:HG21	34:RO:86:ILE:HD13	1.91	0.52
35:RP:125:VAL:O	35:RP:125:VAL:HG13	2.09	0.52
38:RS:83:LYS:O	38:RS:109:GLY:CA	2.46	0.52
38:RS:89:ARG:HH11	38:RS:89:ARG:HG2	1.74	0.52
39:RT:110:ILE:HG23	39:RT:111:ARG:N	2.24	0.52
41:RV:48:GLY:O	41:RV:49:THR:O	2.26	0.52
1:XA:129(A):G:O2'	1:XA:189:U:H3'	2.08	0.52
1:XA:537:G:H5"	12:XL:113:ARG:NH1	2.24	0.52
1:XA:559:A:H4'	1:XA:560:U:H5"	1.91	0.52
1:XA:601:C:H2'	1:XA:602:A:C8	2.44	0.52
1:XA:1443:G:N2	25:YA:2864:G:OP1	2.38	0.52
2:XB:188:ALA:HB3	2:XB:200:ILE:CG2	2.39	0.52
3:XC:51:GLY:O	3:XC:70:VAL:HG13	2.09	0.52
3:XC:134:ILE:CG2	3:XC:168:ALA:HB3	2.40	0.52
5:XE:78:HIS:HA	8:XH:105:ARG:HB2	1.90	0.52
6:XF:69:GLU:C	6:XF:71:ARG:H	2.13	0.52
6:XF:75:LEU:HD21	6:XF:79:LEU:HD11	1.91	0.52
15:XO:6:GLU:CD	15:XO:6:GLU:H	2.12	0.52
18:XR:25:THR:C	18:XR:26:LEU:HD23	2.29	0.52
25:YA:271(B):G:O2'	25:YA:271(C):U:OP2	2.26	0.52
25:YA:331:A:N6	25:YA:1210:A:OP2	2.38	0.52
25:YA:1238:G:H2'	25:YA:1239:G:C8	2.42	0.52
25:YA:1660:C:H2'	25:YA:1661:G:C8	2.44	0.52
28:YE:64:LYS:C	28:YE:66:HIS:H	2.12	0.52
29:YF:9:ILE:HD11	29:YF:125:LEU:CG	2.36	0.52

Continued on next page...

Continued from previous page...

Atom-1	Atom-2	Interatomic distance (Å)	Clash overlap (Å)
29:YF:34:TRP:CH2	35:YP:8:PRO:HB3	2.43	0.52
30:YG:179:PRO:HG3	50:Y4:38:LYS:HZ1	1.74	0.52
32:YI:5:LEU:H	32:YI:5:LEU:HD12	1.73	0.52
32:YI:11:ASN:O	32:YI:12:LEU:HB2	2.09	0.52
33:YN:134:ARG:N	33:YN:135:PRO:CD	2.58	0.52
39:YT:94:ALA:O	39:YT:95:ARG:HB3	2.09	0.52
41:YV:35:LEU:HD21	41:YV:57:VAL:CG2	2.30	0.52
42:YW:38:TYR:OH	51:Y5:47:PRO:HG3	2.08	0.52
1:QA:510:A:N3	1:QA:543:C:H1'	2.24	0.52
1:QA:587:G:N2	1:QA:754:C:OP2	2.42	0.52
1:QA:1129:C:H5'	1:QA:1130:A:H5'	1.91	0.52
1:QA:1216:G:H5"	14:QN:5:ALA:CB	2.39	0.52
3:QC:134:ILE:CG2	3:QC:168:ALA:HB3	2.39	0.52
4:QD:10:ARG:O	4:QD:14:ARG:HB2	2.09	0.52
4:QD:106:TYR:CE1	4:QD:112:VAL:O	2.62	0.52
7:QG:89:MET:CE	7:QG:156:TRP:H	2.22	0.52
25:RA:228:A:H3'	25:RA:228:A:N3	2.24	0.52
25:RA:903:C:H2'	25:RA:904:C:C6	2.44	0.52
25:RA:1482:U:H5'	25:RA:1483:G:OP2	2.08	0.52
25:RA:1533:C:H42	25:RA:1538:G:H1	1.57	0.52
27:RD:155:LEU:CD1	27:RD:155:LEU:N	2.71	0.52
28:RE:55:ASN:C	28:RE:57:LYS:N	2.62	0.52
31:RH:44:VAL:O	31:RH:44:VAL:CG2	2.57	0.52
31:RH:126:PRO:HD2	31:RH:127:GLU:H	1.72	0.52
36:RQ:76:LYS:O	36:RQ:88:GLY:HA3	2.09	0.52
39:RT:100:TYR:HB3	39:RT:103:ARG:NH1	2.25	0.52
44:RY:84:ARG:NH1	44:RY:97:ARG:HB2	2.11	0.52
54:R8:52:LYS:N	54:R8:53:PRO:HD2	2.22	0.52
1:XA:603:U:H2'	1:XA:604:G:C8	2.43	0.52
1:XA:690:G:H2'	1:XA:691:G:O4'	2.08	0.52
1:XA:939:G:H5"	7:XG:102:ARG:NH2	2.23	0.52
1:XA:1008:C:H42	1:XA:1021:G:H1	1.56	0.52
3:XC:173:VAL:HG12	3:XC:173:VAL:O	2.08	0.52
7:XG:106:GLN:O	7:XG:110:GLN:HG3	2.10	0.52
9:XI:118:LYS:HZ2	9:XI:118:LYS:CB	2.22	0.52
10:XJ:4:ILE:HB	10:XJ:74:ILE:CD1	2.36	0.52
13:XM:87:TYR:CE1	13:XM:91:ARG:HD3	2.44	0.52
14:XN:7:ILE:CG1	14:XN:8:GLU:N	2.72	0.52
19:XS:27:GLU:O	19:XS:28:LYS:CG	2.53	0.52
19:XS:65:ASN:ND2	19:XS:65:ASN:H	2.08	0.52
25:YA:1516:U:H2'	25:YA:1517:G:C8	2.44	0.52

Continued on next page...

Continued from previous page...

Atom-1	Atom-2	Interatomic distance (Å)	Clash overlap (Å)
25:YA:1870:C:H2'	25:YA:1871:A:O4'	2.09	0.52
25:YA:2401:U:H2'	25:YA:2402:C:H5"	1.90	0.52
27:YD:35:LYS:HD3	27:YD:63:ARG:CA	2.39	0.52
28:YE:137:HIS:HB3	28:YE:138:PRO:CD	2.37	0.52
29:YF:129:PHE:O	29:YF:142:TRP:CD1	2.62	0.52
31:YH:2:SER:O	31:YH:3:ARG:C	2.47	0.52
31:YH:44:VAL:O	31:YH:44:VAL:CG2	2.58	0.52
35:YP:37:GLY:HA2	35:YP:41:ARG:NE	2.23	0.52
37:YR:67:LEU:HD13	37:YR:76:VAL:CG2	2.27	0.52
37:YR:70:LEU:O	37:YR:72:ASP:N	2.43	0.52
42:YW:25:ARG:HB2	42:YW:25:ARG:HH11	1.74	0.52
50:Y4:15:ILE:HD13	50:Y4:15:ILE:H	1.73	0.52
1:QA:612:C:O2	1:QA:629:G:N2	2.41	0.52
3:QC:140:ARG:HG3	3:QC:140:ARG:HH11	1.75	0.52
4:QD:197:PRO:HD3	6:XF:16:GLN:CD	2.28	0.52
9:QI:113:LYS:HD3	9:QI:119:ALA:O	2.09	0.52
13:QM:73:GLU:O	13:QM:76:ALA:N	2.42	0.52
25:RA:898:C:H2'	25:RA:899:A:H5'	1.90	0.52
25:RA:1085:A:O2'	25:RA:1086:A:OP1	2.27	0.52
28:RE:7:VAL:O	28:RE:196:VAL:HG13	2.09	0.52
30:RG:16:ARG:HH11	30:RG:16:ARG:HG2	1.74	0.52
33:RN:94:HIS:O	33:RN:95:PRO:O	2.27	0.52
38:RS:86:ALA:O	38:RS:87:PHE:HB3	2.10	0.52
39:RT:14:TYR:CD1	39:RT:14:TYR:N	2.77	0.52
54:R8:61:LEU:O	54:R8:62:LEU:CB	2.57	0.52
1:XA:926:G:C6	1:XA:1505:G:C6	2.97	0.52
1:XA:1189:C:OP1	10:XJ:51:ARG:NH2	2.42	0.52
1:XA:1230:C:H2'	1:XA:1231:G:H8	1.73	0.52
1:XA:1321:C:H3'	1:XA:1322:C:H5"	1.91	0.52
2:XB:9:GLU:OE2	2:XB:9:GLU:N	2.42	0.52
3:XC:48:TYR:O	3:XC:51:GLY:N	2.41	0.52
4:XD:206:PHE:HD2	4:XD:207:TYR:CD1	2.27	0.52
8:XH:100:ILE:CB	8:XH:125:ARG:HH12	2.20	0.52
10:XJ:39:PRO:HB3	10:XJ:70:ARG:NH1	2.23	0.52
25:YA:934:G:H2'	25:YA:935:C:C6	2.44	0.52
27:YD:155:LEU:CD1	27:YD:155:LEU:N	2.71	0.52
28:YE:39:PRO:HG2	28:YE:40:GLU:OE1	2.09	0.52
31:YH:121:ILE:HG12	31:YH:135:GLY:HA3	1.91	0.52
33:YN:103:VAL:O	33:YN:106:MET:N	2.42	0.52
37:YR:52:ILE:CG2	37:YR:94:TYR:HD1	2.22	0.52
42:YW:8:ARG:HG3	42:YW:8:ARG:HH11	1.73	0.52

Continued on next page...

Continued from previous page...

Atom-1	Atom-2	Interatomic distance (Å)	Clash overlap (Å)
47:Y1:4:VAL:HG22	47:Y1:5:CYS:N	2.24	0.52
2:QB:102:LEU:HB3	2:QB:180:LEU:HD12	1.90	0.52
2:QB:200:ILE:HG22	2:QB:201:ILE:N	2.24	0.52
4:QD:176:LEU:HD12	4:QD:182:LYS:O	2.10	0.52
9:QI:47:LEU:HB3	9:QI:50:LEU:HD12	1.90	0.52
13:QM:87:TYR:CE1	13:QM:91:ARG:HD3	2.44	0.52
16:QP:1:MET:SD	16:QP:3:LYS:HE3	2.49	0.52
17:QQ:65:ILE:HD12	17:QQ:65:ILE:H	1.74	0.52
19:QS:11:VAL:O	19:QS:11:VAL:HG13	2.10	0.52
19:QS:65:ASN:ND2	19:QS:65:ASN:H	2.08	0.52
21:QU:14:TRP:CZ3	21:QU:15:ARG:HD3	2.43	0.52
25:RA:96:G:H4'	48:R2:48:HIS:NE2	2.24	0.52
25:RA:363(B):G:H2'	25:RA:363(C):G:C8	2.44	0.52
25:RA:2197:U:O2'	25:RA:2198:A:H5"	2.10	0.52
31:RH:12:PRO:HG3	31:RH:48:GLY:O	2.09	0.52
31:RH:40:GLU:O	31:RH:41:MET:HB2	2.08	0.52
33:RN:7:LYS:HD3	33:RN:9:VAL:CA	2.38	0.52
33:RN:46:VAL:O	33:RN:47:ALA:CB	2.58	0.52
36:RQ:29:PHE:HB3	36:RQ:65:PHE:CZ	2.44	0.52
38:RS:95:HIS:CG	38:RS:96:GLY:N	2.77	0.52
39:RT:23:ARG:HG2	39:RT:120:ARG:HH12	1.75	0.52
41:RV:34:GLU:O	41:RV:36:PRO:HD3	2.09	0.52
49:R3:9:VAL:HG12	49:R3:32:GLN:HE22	1.74	0.52
50:R4:48:ARG:CZ	50:R4:51:ASP:HA	2.40	0.52
2:XB:87:ARG:HH11	2:XB:223:ILE:HD12	1.72	0.52
2:XB:92:TYR:CE1	2:XB:151:GLY:HA3	2.45	0.52
2:XB:232:PRO:O	2:XB:233:SER:O	2.27	0.52
2:XB:233:SER:OG	2:XB:234:PRO:HD2	2.09	0.52
10:XJ:74:ILE:HD13	10:XJ:74:ILE:N	2.16	0.52
16:XP:34:GLU:OE1	16:XP:55:ARG:HD3	2.10	0.52
25:YA:1801:G:OP1	25:YA:1801:G:N2	2.40	0.52
25:YA:2477:C:H2'	55:Y9:1:MET:HG3	1.91	0.52
26:YB:56:G:H4'	26:YB:57:A:C8	2.45	0.52
27:YD:36:PRO:HA	27:YD:62:TYR:O	2.09	0.52
27:YD:66:ASP:OD2	27:YD:69:ARG:HG2	2.09	0.52
28:YE:7:VAL:CG2	28:YE:8:LYS:H	2.11	0.52
29:YF:67:GLN:O	29:YF:68:LYS:CB	2.39	0.52
29:YF:140:LEU:O	29:YF:143:ALA:HB3	2.09	0.52
29:YF:162:LEU:HD23	29:YF:165:ARG:NH2	2.25	0.52
37:YR:53:HIS:HA	37:YR:56:LYS:HD3	1.90	0.52
38:YS:62:LYS:HB3	38:YS:97:ARG:CD	2.39	0.52

Continued on next page...

Continued from previous page...

Atom-1	Atom-2	Interatomic distance (Å)	Clash overlap (Å)
39:YT:100:TYR:HB3	39:YT:103:ARG:NH1	2.25	0.52
44:YY:61:ILE:HG23	44:YY:62:GLU:N	2.24	0.52
47:Y1:60:PHE:HE2	47:Y1:91:LYS:HZ1	1.56	0.52
50:Y4:40:HIS:N	50:Y4:41:PRO:CD	2.73	0.52
54:Y8:61:LEU:O	54:Y8:62:LEU:CB	2.57	0.52
1:QA:193:C:OP1	20:QT:57:ARG:HD2	2.10	0.52
1:QA:940:C:H2'	1:QA:941:G:H8	1.73	0.52
1:QA:1442:G:H1	1:QA:1461:G:H21	1.57	0.52
2:QB:178:ARG:HD2	8:QH:71:GLY:C	2.30	0.52
4:QD:12:CYS:HA	4:QD:19:LEU:HD23	1.83	0.52
5:QE:87:SER:HB3	5:QE:131:ILE:CD1	2.38	0.52
6:QF:10:LEU:HD13	6:QF:61:LEU:HD11	1.92	0.52
8:QH:87:SER:HA	8:QH:93:VAL:HG23	1.91	0.52
8:QH:100:ILE:CB	8:QH:125:ARG:HH12	2.21	0.52
9:QI:53:VAL:CB	9:QI:95:LYS:HE3	2.36	0.52
11:QK:91:ARG:NH2	18:QR:88:LYS:NZ	2.58	0.52
25:RA:565:C:H2'	25:RA:566:U:O4'	2.10	0.52
25:RA:2074:U:H2'	25:RA:2075:U:C6	2.45	0.52
25:RA:2849:U:H5	39:RT:93:ARG:HH12	1.56	0.52
27:RD:210:GLY:O	27:RD:213:ARG:N	2.43	0.52
28:RE:39:PRO:HG2	28:RE:40:GLU:OE1	2.09	0.52
29:RF:140:LEU:O	29:RF:143:ALA:HB3	2.09	0.52
30:RG:97:ASP:N	30:RG:100:TRP:HD1	2.05	0.52
35:RP:92:GLU:HA	35:RP:123:LEU:CD2	2.39	0.52
38:RS:56:LEU:O	38:RS:58:LEU:HD22	2.09	0.52
39:RT:16:ARG:HD3	39:RT:19:LEU:HG	1.92	0.52
47:R1:4:VAL:HG22	47:R1:5:CYS:N	2.24	0.52
47:R1:76:ARG:HG2	47:R1:76:ARG:NH1	2.19	0.52
49:R3:56:VAL:CG1	49:R3:57:GLU:H	2.19	0.52
1:XA:953:G:H2'	1:XA:954:G:O4'	2.09	0.52
1:XA:1002:G:H2'	1:XA:1003:G:C8	2.43	0.52
3:XC:140:ARG:HG3	3:XC:140:ARG:HH11	1.75	0.52
4:XD:176:LEU:HD12	4:XD:182:LYS:O	2.10	0.52
5:XE:36:ASP:OD1	5:XE:37:ARG:N	2.42	0.52
13:XM:73:GLU:O	13:XM:76:ALA:N	2.42	0.52
17:XQ:62:SER:HB3	17:XQ:72:ARG:HH21	1.72	0.52
25:YA:264:C:C2'	25:YA:265:A:H5"	2.40	0.52
25:YA:1007:C:O3'	33:YN:108:PRO:HB3	2.10	0.52
25:YA:1203:G:H3'	25:YA:1204:A:H5"	1.91	0.52
25:YA:1604:C:O2'	25:YA:1610:A:N1	2.36	0.52
25:YA:1798:U:H5"	27:YD:259:THR:HG22	1.92	0.52

Continued on next page...

Continued from previous page...

Atom-1	Atom-2	Interatomic distance (Å)	Clash overlap (Å)
25:YA:2500:U:O2'	25:YA:2504:U:OP1	2.26	0.52
27:YD:233:HIS:N	27:YD:233:HIS:CD2	2.75	0.52
30:YG:16:ARG:HH11	30:YG:16:ARG:HG2	1.74	0.52
30:YG:124:SER:HB2	30:YG:131:TYR:CE1	2.44	0.52
31:YH:24:VAL:HG23	31:YH:24:VAL:O	2.09	0.52
33:YN:57:ALA:O	33:YN:58:ASP:HB3	2.09	0.52
33:YN:114:ARG:C	33:YN:116:LEU:H	2.13	0.52
34:YO:79:PHE:CD2	39:YT:72:VAL:HG22	2.45	0.52
34:YO:113:LYS:HG2	34:YO:117:LEU:CD1	2.38	0.52
48:Y2:7:ARG:HG3	48:Y2:7:ARG:NH1	2.24	0.52
50:Y4:48:ARG:CZ	50:Y4:51:ASP:HA	2.40	0.52
50:Y4:54:GLY:O	50:Y4:71:ARG:HA	2.08	0.52
1:QA:1356:G:H2'	1:QA:1357:A:C8	2.44	0.52
1:QA:1427:U:H2'	1:QA:1428:A:C8	2.45	0.52
3:QC:22:TRP:CZ3	3:QC:32:LEU:HD12	2.45	0.52
4:QD:108:LEU:HD11	4:QD:174:LEU:CD2	2.37	0.52
4:QD:166:LYS:CG	27:YD:134:ARG:HH11	1.99	0.52
7:QG:151:TYR:HA	7:QG:153:HIS:CE1	2.45	0.52
14:QN:7:ILE:CG1	14:QN:8:GLU:N	2.72	0.52
16:QP:34:GLU:OE1	16:QP:55:ARG:HD3	2.10	0.52
25:RA:2420:C:H41	54:R8:30:ARG:HD2	1.75	0.52
27:RD:35:LYS:HD3	27:RD:63:ARG:CA	2.39	0.52
28:RE:54:GLN:O	28:RE:55:ASN:HB2	2.09	0.52
28:RE:170:LEU:CD2	28:RE:185:LYS:HB2	2.40	0.52
30:RG:124:SER:HB2	30:RG:131:TYR:CE1	2.44	0.52
33:RN:112:LEU:C	33:RN:112:LEU:HD23	2.30	0.52
33:RN:114:ARG:C	33:RN:116:LEU:H	2.13	0.52
37:RR:56:LYS:C	37:RR:58:GLY:N	2.62	0.52
49:R3:7:LYS:HE2	49:R3:32:GLN:NE2	2.25	0.52
50:R4:54:GLY:HA2	50:R4:57:GLU:HG2	1.92	0.52
50:R4:63:TYR:C	50:R4:65:ASP:N	2.61	0.52
1:XA:1064:G:N2	1:XA:1190:G:H2'	2.24	0.52
1:XA:1515:C:H2'	1:XA:1516:G:C8	2.40	0.52
2:XB:80:ILE:HD11	2:XB:208:ILE:CG2	2.23	0.52
6:XF:75:LEU:HD23	6:XF:79:LEU:HG	1.90	0.52
9:XI:13:ALA:HB2	9:XI:68:GLY:HA3	1.91	0.52
15:XO:8:LYS:HB2	15:XO:8:LYS:HZ2	1.74	0.52
19:XS:3:ARG:HG3	19:XS:4:SER:N	2.24	0.52
25:YA:2287:A:N6	25:YA:2344:U:H3	2.08	0.52
27:YD:174:ILE:N	27:YD:174:ILE:CD1	2.73	0.52
28:YE:61:ARG:O	28:YE:63:LEU:N	2.42	0.52

Continued on next page...

Continued from previous page...

Atom-1	Atom-2	Interatomic distance (Å)	Clash overlap (Å)
33:YN:7:LYS:HD3	33:YN:9:VAL:N	2.25	0.52
33:YN:112:LEU:HD23	33:YN:112:LEU:C	2.30	0.52
41:YV:34:GLU:O	41:YV:36:PRO:HD3	2.10	0.52
46:Y0:22:GLY:N	46:Y0:39:ARG:O	2.39	0.52
1:QA:714:G:H2'	1:QA:715:A:C8	2.44	0.52
2:QB:53:ARG:O	2:QB:56:ARG:HB2	2.10	0.52
2:QB:92:TYR:CE1	2:QB:151:GLY:HA3	2.45	0.52
2:QB:188:ALA:HB3	2:QB:200:ILE:CG2	2.40	0.52
4:QD:196:LEU:HD12	4:QD:196:LEU:H	1.75	0.52
7:QG:15:ASP:CB	7:QG:20:ASP:H	2.13	0.52
13:QM:81:LEU:HD13	13:QM:88:ARG:HD2	1.91	0.52
15:QO:62:GLN:N	15:QO:65:ARG:HH12	2.06	0.52
20:QT:89:ARG:HH22	20:QT:106:ALA:HB2	1.75	0.52
25:RA:221:A:H4'	25:RA:222:A:O5'	2.09	0.52
25:RA:566:U:OP1	35:RP:29:LYS:HE2	2.10	0.52
25:RA:2790:A:H2'	25:RA:2791:C:H5"	1.92	0.52
27:RD:35:LYS:HG2	27:RD:64:ILE:HG22	1.92	0.52
27:RD:66:ASP:OD2	27:RD:69:ARG:HG2	2.09	0.52
27:RD:133:LEU:HG	27:RD:189:CYS:O	2.10	0.52
28:RE:116:VAL:HG22	28:RE:122:PHE:HB2	1.91	0.52
31:RH:24:VAL:O	31:RH:24:VAL:HG23	2.09	0.52
32:RI:9:LEU:O	32:RI:10:GLU:HG3	2.10	0.52
33:RN:103:VAL:O	33:RN:106:MET:N	2.42	0.52
35:RP:13:ASN:O	35:RP:14:LYS:C	2.48	0.52
39:RT:94:ALA:O	39:RT:95:ARG:HB3	2.09	0.52
40:RU:92:ARG:NH2	40:RU:94:ASN:HD22	2.07	0.52
53:R7:38:GLY:O	53:R7:39:ARG:C	2.48	0.52
55:R9:27:CYS:SG	55:R9:28:GLU:N	2.83	0.52
2:XB:200:ILE:HG22	2:XB:201:ILE:N	2.24	0.52
4:XD:26:CYS:HB3	4:XD:31:CYS:SG	2.49	0.52
11:XK:91:ARG:NH2	18:XR:88:LYS:NZ	2.57	0.52
13:XM:34:LEU:HD12	13:XM:41:PRO:HG3	1.92	0.52
13:XM:98:VAL:O	13:XM:98:VAL:HG12	2.10	0.52
16:XP:4:ILE:HD12	16:XP:4:ILE:N	2.23	0.52
16:XP:45:THR:HG23	16:XP:46:PRO:CD	2.40	0.52
25:YA:27:G:H22	25:YA:512:G:H2'	1.75	0.52
25:YA:899:A:HO2'	25:YA:900:A:H8	1.58	0.52
25:YA:1689:A:H2'	25:YA:1690:A:C8	2.45	0.52
25:YA:2295:C:OP1	38:YS:10:ARG:HD2	2.09	0.52
28:YE:176:ILE:HG22	28:YE:176:ILE:O	2.10	0.52
33:YN:12:ARG:NH1	33:YN:50:ASP:OD1	2.43	0.52

Continued on next page...

Continued from previous page...

Atom-1	Atom-2	Interatomic distance (Å)	Clash overlap (Å)
42:YW:9:TYR:CD2	42:YW:102:HIS:HE1	2.28	0.52
44:YY:91:GLU:HG3	44:YY:92:ASN:N	2.25	0.52
52:Y6:30:THR:O	52:Y6:30:THR:HG23	2.09	0.52
1:QA:109:A:H5'	1:QA:110:C:H5	1.75	0.52
1:QA:123:C:H42	1:QA:238:G:H1	1.56	0.52
1:QA:390:C:H4'	16:QP:28:ARG:NH2	2.24	0.52
1:QA:603:U:H2'	1:QA:604:G:C8	2.44	0.52
2:QB:9:GLU:N	2:QB:9:GLU:OE2	2.42	0.52
2:QB:232:PRO:O	2:QB:233:SER:O	2.27	0.52
3:QC:195:VAL:HG12	3:QC:196:LEU:H	1.75	0.52
4:QD:31:CYS:O	4:QD:32:ALA:HB3	2.10	0.52
5:QE:60:TYR:CE1	5:QE:64:ARG:NH2	2.77	0.52
9:QI:13:ALA:HB2	9:QI:67:GLY:C	2.28	0.52
9:QI:13:ALA:HB2	9:QI:68:GLY:HA3	1.91	0.52
12:QL:127:GLU:O	12:QL:128:ALA:HB3	2.10	0.52
19:QS:63:THR:O	19:QS:66:MET:HG2	2.09	0.52
25:RA:263:C:H2'	25:RA:264:C:O4'	2.09	0.52
25:RA:443:A:C5	29:RF:45:ARG:HD2	2.44	0.52
25:RA:1265:A:C8	25:RA:1267:U:C2	2.98	0.52
25:RA:1278:A:OP1	37:RR:36:THR:HG22	2.10	0.52
25:RA:1337:G:H2'	25:RA:1338:G:C8	2.43	0.52
25:RA:1951:U:N3	25:RA:1954:G:OP2	2.22	0.52
25:RA:2529:G:O6	55:R9:31:LYS:NZ	2.37	0.52
27:RD:134:ARG:HB2	27:RD:135:PHE:HD2	1.75	0.52
28:RE:179:GLU:HA	28:RE:179:GLU:OE1	2.10	0.52
33:RN:57:ALA:O	33:RN:58:ASP:HB3	2.09	0.52
34:RO:4:PRO:O	34:RO:5:GLN:CB	2.58	0.52
36:RQ:22:LYS:HA	45:RZ:78:LYS:HD2	1.91	0.52
37:RR:33:ARG:NH2	51:R5:55:ARG:CG	2.66	0.52
40:RU:39:LEU:O	40:RU:40:PHE:C	2.48	0.52
40:RU:88:ILE:H	40:RU:88:ILE:CD1	2.05	0.52
42:RW:28:SER:HB3	42:RW:31:GLU:HB2	1.91	0.52
51:R5:40:LYS:HD3	51:R5:46:CYS:SG	2.50	0.52
1:XA:1229:A:H2'	1:XA:1230:C:C6	2.45	0.52
1:XA:1446:A:C4	39:YT:118:ARG:HD2	2.45	0.52
3:XC:112:SER:HB3	3:XC:115:LEU:HD12	1.92	0.52
4:XD:155:LEU:O	4:XD:159:ARG:HG2	2.10	0.52
6:XF:30:LEU:O	6:XF:35:ALA:HB3	2.10	0.52
11:XK:46:GLY:HA2	11:XK:50:TYR:O	2.10	0.52
16:XP:1:MET:SD	16:XP:3:LYS:HE3	2.49	0.52
25:YA:2349:G:OP2	54:Y8:42:ARG:HD3	2.10	0.52

Continued on next page...

Continued from previous page...

Atom-1	Atom-2	Interatomic distance (Å)	Clash overlap (Å)
25:YA:2844:G:H5'	25:YA:2845:G:OP2	2.10	0.52
28:YE:55:ASN:C	28:YE:57:LYS:N	2.62	0.52
28:YE:170:LEU:CD2	28:YE:185:LYS:HB2	2.40	0.52
30:YG:34:LEU:HD13	30:YG:34:LEU:C	2.30	0.52
39:YT:23:ARG:HG2	39:YT:120:ARG:HH12	1.75	0.52
39:YT:42:ILE:HD12	39:YT:42:ILE:N	2.25	0.52
43:YX:52:VAL:HG12	43:YX:52:VAL:O	2.09	0.52
47:Y1:91:LYS:HE3	47:Y1:91:LYS:CA	2.39	0.52
53:Y7:38:GLY:O	53:Y7:39:ARG:C	2.48	0.52
1:QA:190:G:O2'	1:QA:191(A):G:OP2	2.27	0.52
4:QD:65:ARG:NH1	4:QD:70:ILE:O	2.43	0.52
4:QD:127:THR:CG2	4:QD:128:VAL:N	2.73	0.52
6:QF:89:MET:HG2	6:QF:89:MET:O	2.09	0.52
8:QH:102:ARG:NH1	8:QH:105:ARG:HH22	2.08	0.52
10:QJ:39:PRO:HB3	10:QJ:70:ARG:NH1	2.23	0.52
12:QL:32:PHE:HE1	12:QL:86:ARG:HG3	1.73	0.52
13:QM:34:LEU:HD12	13:QM:41:PRO:HG3	1.92	0.52
25:RA:469:G:O6	53:R7:37:LYS:HE2	2.08	0.52
25:RA:1125:G:H3'	25:RA:1126:A:H8	1.75	0.52
25:RA:1468:C:H2'	25:RA:1469:A:C8	2.45	0.52
25:RA:2235:G:H2'	25:RA:2236:C:C6	2.45	0.52
27:RD:77:ALA:HB2	27:RD:97:TYR:CG	2.44	0.52
31:RH:4:ILE:O	31:RH:6:ARG:N	2.43	0.52
31:RH:121:ILE:HG12	31:RH:135:GLY:HA3	1.91	0.52
34:RO:23:ARG:O	34:RO:39:ILE:HB	2.10	0.52
35:RP:147:LEU:O	35:RP:148:LEU:CB	2.57	0.52
37:RR:41:ALA:O	37:RR:43:GLU:N	2.43	0.52
40:RU:107:ALA:O	40:RU:111:GLU:OE1	2.28	0.52
45:RZ:128:VAL:HG23	45:RZ:160:GLY:C	2.30	0.52
50:R4:50:VAL:O	50:R4:51:ASP:C	2.48	0.52
52:R6:30:THR:O	52:R6:30:THR:HG23	2.09	0.52
1:XA:93:U:H2'	1:XA:95:G:O4'	2.09	0.52
2:XB:5:ILE:N	2:XB:5:ILE:HD13	2.24	0.52
2:XB:53:ARG:O	2:XB:56:ARG:HB2	2.10	0.52
2:XB:195:ASP:O	8:XH:74:PRO:HG3	2.10	0.52
3:XC:20:SER:CB	3:XC:40:ARG:HH22	2.14	0.52
4:XD:65:ARG:NH1	4:XD:70:ILE:O	2.43	0.52
5:XE:101:ILE:N	5:XE:101:ILE:HD13	2.25	0.52
9:XI:3:GLN:HB3	9:XI:20:ARG:CG	2.40	0.52
10:XJ:6:ILE:CG2	10:XJ:98:ILE:HG13	2.21	0.52
13:XM:92:HIS:CD2	13:XM:98:VAL:HG21	2.43	0.52

Continued on next page...

Continued from previous page...

Atom-1	Atom-2	Interatomic distance (Å)	Clash overlap (Å)
15:XO:26:GLU:OE2	15:XO:77:ARG:NH1	2.43	0.52
18:XR:44:LEU:HD12	18:XR:44:LEU:N	2.24	0.52
25:YA:270(T):G:OP1	47:Y1:97:LEU:HD13	2.08	0.52
25:YA:1006:C:O2	33:YN:106:MET:HG2	2.09	0.52
25:YA:1055:G:H1	25:YA:1104:C:H42	1.56	0.52
25:YA:2564:A:C2	25:YA:2647:U:H4'	2.45	0.52
26:YB:12:C:H2'	46:Y0:73:GLY:HA3	1.92	0.52
27:YD:43:ARG:NH1	27:YD:44:ASN:OD1	2.42	0.52
27:YD:133:LEU:HG	27:YD:189:CYS:O	2.10	0.52
29:YF:108:LYS:O	29:YF:112:MET:HG3	2.10	0.52
29:YF:125:LEU:HA	29:YF:194:MET:O	2.10	0.52
34:YO:43:VAL:HG23	34:YO:56:ASP:O	2.10	0.52
38:YS:25:ARG:HH11	38:YS:25:ARG:CB	2.23	0.52
38:YS:83:LYS:O	38:YS:109:GLY:CA	2.46	0.52
39:YT:99:LEU:HB2	39:YT:101:PHE:CE1	2.45	0.52
40:YU:107:ALA:O	40:YU:111:GLU:OE1	2.28	0.52
49:Y3:49:LYS:HG2	49:Y3:49:LYS:O	2.10	0.52
51:Y5:55:ARG:HG3	51:Y5:57:VAL:H	1.74	0.52
1:QA:181:G:O2'	1:QA:182:U:O5'	2.28	0.52
1:QA:1064:G:O6	1:QA:1193:G:N1	2.43	0.52
3:QC:150:LYS:HG3	3:QC:169:ALA:HB2	1.92	0.52
6:QF:99:ALA:HB1	18:QR:23:LYS:NZ	2.25	0.52
7:QG:89:MET:HE3	7:QG:156:TRP:H	1.74	0.52
13:QM:66:LEU:O	13:QM:68:GLY:N	2.43	0.52
19:QS:40:ILE:HG23	19:QS:67:VAL:O	2.11	0.52
19:QS:50:ALA:CB	19:QS:57:HIS:HB3	2.37	0.52
20:QT:83:ARG:O	20:QT:86:ARG:HB3	2.09	0.52
25:RA:1441:G:H2'	25:RA:1442:G:H8	1.74	0.52
28:RE:64:LYS:C	28:RE:66:HIS:H	2.12	0.52
29:RF:127:GLU:OE1	29:RF:127:GLU:HA	2.06	0.52
31:RH:2:SER:O	31:RH:3:ARG:C	2.47	0.52
32:RI:5:LEU:HD11	32:RI:19:VAL:HG12	1.91	0.52
33:RN:16:ILE:HG22	33:RN:17:ASP:N	2.25	0.52
33:RN:108:PRO:O	33:RN:113:GLY:HA3	2.10	0.52
34:RO:2:ILE:HD12	34:RO:2:ILE:N	2.24	0.52
37:RR:52:ILE:CG2	37:RR:94:TYR:HD1	2.22	0.52
39:RT:42:ILE:HD12	39:RT:42:ILE:N	2.24	0.52
41:RV:3:ALA:HB3	41:RV:14:VAL:HG23	1.92	0.52
41:RV:41:GLY:HA3	41:RV:46:VAL:CG1	2.38	0.52
43:RX:52:VAL:O	43:RX:52:VAL:HG12	2.09	0.52
44:RY:75:ILE:C	44:RY:75:ILE:HD13	2.30	0.52

Continued on next page...

Continued from previous page...

Atom-1	Atom-2	Interatomic distance (Å)	Clash overlap (Å)
44:RY:91:GLU:HG3	44:RY:92:ASN:N	2.25	0.52
45:RZ:35:ARG:HH11	45:RZ:35:ARG:HB3	1.74	0.52
48:R2:9:GLN:O	48:R2:12:GLU:HB3	2.10	0.52
49:R3:49:LYS:O	49:R3:49:LYS:HG2	2.10	0.52
1:XA:64:G:C5'	1:XA:65:U:H5'	2.40	0.52
1:XA:410:G:H4'	1:XA:411:A:OP1	2.10	0.52
1:XA:1166:G:N2	1:XA:1170:A:OP2	2.43	0.52
1:XA:1408:A:N1	58:XA:1671:PAR:O61	2.43	0.52
1:XA:1412:C:H2'	1:XA:1413:A:C8	2.45	0.52
2:XB:170:GLU:HA	2:XB:172:ILE:CD1	2.40	0.52
3:XC:29:TYR:OH	14:XN:54:PRO:HD2	2.09	0.52
3:XC:40:ARG:O	3:XC:44:GLU:HG3	2.10	0.52
4:XD:147:ALA:HA	4:XD:182:LYS:HA	1.91	0.52
7:XG:16:LEU:HD11	9:XI:45:ALA:HB2	1.92	0.52
12:XL:23:LYS:O	12:XL:24:VAL:HG23	2.10	0.52
13:XM:66:LEU:O	13:XM:68:GLY:N	2.43	0.52
20:XT:83:ARG:O	20:XT:86:ARG:HB3	2.09	0.52
25:YA:150:C:H2'	25:YA:151:C:C6	2.45	0.52
25:YA:1516:U:H2'	25:YA:1517:G:H8	1.75	0.52
27:YD:35:LYS:HG2	27:YD:64:ILE:HG22	1.92	0.52
28:YE:54:GLN:O	28:YE:55:ASN:HB2	2.09	0.52
31:YH:153:LYS:HG3	31:YH:161:GLY:HA2	1.91	0.52
34:YO:2:ILE:CD1	34:YO:82:ASN:HD22	2.14	0.52
34:YO:16:ALA:HA	34:YO:46:ALA:HB2	1.92	0.52
36:YQ:119:ARG:HG2	36:YQ:119:ARG:NH1	2.19	0.52
37:YR:41:ALA:O	37:YR:43:GLU:N	2.43	0.52
38:YS:89:ARG:HG2	38:YS:89:ARG:HH11	1.74	0.52
38:YS:106:ARG:HA	38:YS:110:LEU:CG	2.39	0.52
39:YT:16:ARG:HD3	39:YT:19:LEU:HG	1.92	0.52
41:YV:35:LEU:CD2	41:YV:57:VAL:HG22	2.32	0.52
44:YY:9:LYS:HG2	44:YY:9:LYS:O	2.10	0.52
47:Y1:83:GLU:CG	47:Y1:84:GLY:N	2.71	0.52
49:Y3:9:VAL:HG12	49:Y3:32:GLN:HE22	1.75	0.52
1:QA:335:C:O2'	1:QA:1433:A:N3	2.40	0.51
1:QA:466:C:H5"	1:QA:467:G:OP2	2.10	0.51
1:QA:1104:G:H4'	2:QB:111:ARG:HH12	1.71	0.51
3:QC:22:TRP:CH2	3:QC:32:LEU:HB2	2.45	0.51
4:QD:29:PRO:CG	4:QD:30:LYS:NZ	2.73	0.51
6:QF:10:LEU:HD13	6:QF:61:LEU:HD13	1.92	0.51
13:QM:2:ALA:O	13:QM:9:ILE:HB	2.10	0.51
13:QM:121:LYS:NZ	24:QY:39:C:O2'	2.43	0.51

Continued on next page...

Continued from previous page...

Atom-1	Atom-2	Interatomic distance (Å)	Clash overlap (Å)
25:RA:879:G:C2	25:RA:880:G:H1'	2.45	0.51
27:RD:174:ILE:N	27:RD:174:ILE:CD1	2.73	0.51
28:RE:105:THR:HB	28:RE:197:ILE:HG12	1.92	0.51
30:RG:97:ASP:O	30:RG:101:ILE:HG23	2.10	0.51
33:RN:12:ARG:NH1	33:RN:50:ASP:OD1	2.43	0.51
34:RO:43:VAL:HG23	34:RO:56:ASP:O	2.10	0.51
34:RO:107:ARG:HA	34:RO:112:MET:HE1	1.93	0.51
35:RP:88:LEU:HD23	35:RP:89:ALA:N	2.24	0.51
44:RY:9:LYS:HG2	44:RY:9:LYS:O	2.10	0.51
44:RY:61:ILE:HG23	44:RY:62:GLU:N	2.24	0.51
49:R3:6:VAL:HG12	49:R3:56:VAL:HG22	1.92	0.51
50:R4:14:ILE:HG23	50:R4:14:ILE:O	2.10	0.51
50:R4:36:CYS:O	50:R4:39:CYS:CB	2.55	0.51
1:XA:186:C:H5'	20:XT:78:ALA:HB1	1.92	0.51
1:XA:692:U:H5	11:XK:26:ASN:OD1	1.93	0.51
1:XA:1392:G:H21	1:XA:1502:A:H8	1.58	0.51
3:XC:175:LEU:HD12	3:XC:175:LEU:H	1.75	0.51
4:XD:162:LEU:HD11	4:XD:181:MET:HB3	1.92	0.51
8:XH:102:ARG:NH1	8:XH:105:ARG:HH22	2.08	0.51
9:XI:88:TYR:O	9:XI:89:ASN:CB	2.58	0.51
12:XL:127:GLU:O	12:XL:128:ALA:HB3	2.10	0.51
13:XM:90:LEU:CB	13:XM:93:ARG:HD2	2.40	0.51
19:XS:15:LEU:HD23	19:XS:15:LEU:H	1.75	0.51
19:XS:64:GLU:HB2	50:Y4:55:ARG:HH12	1.75	0.51
25:YA:901:A:H5'	25:YA:902:C:OP2	2.09	0.51
25:YA:1354:A:OP1	27:YD:38:LYS:HE2	2.10	0.51
25:YA:1550:C:OP1	25:YA:1727:U:O2'	2.21	0.51
31:YH:6:ARG:C	31:YH:8:PRO:HD2	2.30	0.51
35:YP:112:LEU:HD22	35:YP:113:LYS:H	1.75	0.51
40:YU:59:ARG:O	40:YU:63:VAL:HG23	2.11	0.51
48:Y2:15:LYS:H	48:Y2:67:LYS:HE2	1.73	0.51
50:Y4:14:ILE:O	50:Y4:14:ILE:HG23	2.10	0.51
52:Y6:34:LEU:HD23	52:Y6:36:LEU:HD22	1.92	0.51
1:QA:484:G:H4'	1:QA:485:G:O5'	2.10	0.51
1:QA:675:A:H1'	11:QK:116:HIS:CG	2.45	0.51
3:QC:35:GLU:OE2	3:QC:95:THR:HG23	2.10	0.51
5:QE:107:ARG:O	5:QE:108:ALA:C	2.49	0.51
6:QF:75:LEU:HD21	6:QF:79:LEU:HD11	1.91	0.51
7:QG:106:GLN:O	7:QG:110:GLN:HG3	2.10	0.51
13:QM:57:ARG:HH11	13:QM:57:ARG:CB	2.14	0.51
13:QM:98:VAL:O	13:QM:98:VAL:HG12	2.10	0.51

Continued on next page...

Continued from previous page...

Atom-1	Atom-2	Interatomic distance (Å)	Clash overlap (Å)
18:QR:64:ARG:O	18:QR:66:LEU:N	2.43	0.51
25:RA:49:A:N6	25:RA:177:G:H2'	2.25	0.51
25:RA:1296:G:OP1	25:RA:2709:G:O2'	2.18	0.51
25:RA:1728:G:N1	25:RA:1730:U:OP2	2.43	0.51
25:RA:2130:U:O2'	25:RA:2133:G:O2'	2.28	0.51
25:RA:2232:U:P	47:R1:40:ARG:HH12	2.34	0.51
27:RD:227:ASN:CB	27:RD:228:PRO:HD2	2.24	0.51
28:RE:54:GLN:NE2	28:RE:54:GLN:H	2.08	0.51
29:RF:108:LYS:O	29:RF:112:MET:HG3	2.11	0.51
31:RH:55:PRO:HG2	31:RH:61:HIS:ND1	2.26	0.51
33:RN:131:GLN:CG	33:RN:132:ALA:H	2.20	0.51
38:RS:87:PHE:O	38:RS:88:ASP:O	2.29	0.51
40:RU:59:ARG:O	40:RU:63:VAL:HG23	2.11	0.51
45:RZ:58:VAL:O	45:RZ:60:GLU:N	2.43	0.51
1:XA:648:A:H2'	1:XA:649:G:C8	2.44	0.51
1:XA:729:A:H2'	1:XA:730:G:C8	2.45	0.51
1:XA:767:A:H2'	1:XA:768:A:O4'	2.10	0.51
1:XA:937:A:N6	1:XA:1345:U:O4	2.43	0.51
1:XA:1314:C:C5	19:XS:4:SER:HB2	2.45	0.51
1:XA:1347:G:N7	9:XI:11:LYS:NZ	2.57	0.51
3:XC:22:TRP:CZ3	3:XC:32:LEU:HD12	2.45	0.51
3:XC:35:GLU:OE2	3:XC:95:THR:HG23	2.10	0.51
3:XC:181:ASN:HD21	3:XC:204:LEU:CD1	2.12	0.51
4:XD:106:TYR:CE1	4:XD:112:VAL:O	2.62	0.51
4:XD:127:THR:CG2	4:XD:128:VAL:N	2.73	0.51
4:XD:162:LEU:HD13	4:XD:181:MET:HB3	1.92	0.51
6:XF:99:ALA:HB1	18:XR:23:LYS:NZ	2.25	0.51
6:XF:101:ALA:HA	18:XR:28:GLU:OE1	2.10	0.51
7:XG:89:MET:CE	7:XG:156:TRP:H	2.22	0.51
7:XG:151:TYR:HA	7:XG:153:HIS:CE1	2.45	0.51
8:XH:51:VAL:HG11	8:XH:60:ARG:HG3	1.92	0.51
16:XP:21:VAL:O	16:XP:33:ILE:HG12	2.11	0.51
25:YA:729:G:C5	27:YD:208:LYS:HB2	2.45	0.51
25:YA:1372:U:H2'	25:YA:1373:A:H5'	1.91	0.51
25:YA:2478:A:OP1	55:Y9:31:LYS:HD3	2.11	0.51
25:YA:2845:G:H2'	25:YA:2846:G:H8	1.73	0.51
28:YE:95:ILE:H	28:YE:95:ILE:CD1	2.19	0.51
30:YG:97:ASP:O	30:YG:101:ILE:HG23	2.10	0.51
33:YN:120:LEU:CD1	33:YN:122:VAL:HG23	2.39	0.51
34:YO:4:PRO:O	34:YO:5:GLN:CB	2.57	0.51
34:YO:23:ARG:O	34:YO:39:ILE:HB	2.09	0.51

Continued on next page...

Continued from previous page...

Atom-1	Atom-2	Interatomic distance (Å)	Clash overlap (Å)
44:YY:74:PRO:O	44:YY:80:GLY:HA2	2.10	0.51
50:Y4:68:ARG:HD3	50:Y4:69:LYS:HG2	1.92	0.51
1:QA:110:C:H2'	1:QA:111:G:O4'	2.10	0.51
6:QF:63:TYR:HD2	6:QF:63:TYR:N	2.09	0.51
6:QF:69:GLU:C	6:QF:71:ARG:H	2.13	0.51
7:QG:85:TYR:HE1	7:QG:154:TYR:HE1	1.56	0.51
9:QI:3:GLN:HB3	9:QI:20:ARG:CG	2.40	0.51
13:QM:50:GLU:OE1	50:R4:32:TYR:HE2	1.87	0.51
13:QM:90:LEU:CB	13:QM:93:ARG:HD2	2.41	0.51
15:QO:16:ALA:HB1	15:QO:21:ASP:HB3	1.92	0.51
16:QP:21:VAL:O	16:QP:33:ILE:HG12	2.11	0.51
25:RA:192:C:O2'	25:RA:802:A:N3	2.36	0.51
25:RA:863:A:H2'	25:RA:864:G:C8	2.45	0.51
25:RA:2015:A:N3	51:R5:2:ALA:N	2.59	0.51
25:RA:2405:G:O2'	25:RA:2406:U:OP2	2.26	0.51
25:RA:2623:G:H2'	25:RA:2624:G:H8	1.74	0.51
31:RH:126:PRO:HD2	31:RH:127:GLU:N	2.25	0.51
33:RN:26:LEU:HG	33:RN:30:ILE:HD11	1.92	0.51
34:RO:2:ILE:CD1	34:RO:82:ASN:HD22	2.14	0.51
35:RP:31:ALA:C	35:RP:32:THR:HG23	2.31	0.51
36:RQ:64:ILE:HA	36:RQ:106:VAL:CG1	2.33	0.51
41:RV:29:PRO:O	41:RV:61:VAL:O	2.29	0.51
41:RV:75:PHE:C	41:RV:75:PHE:CD1	2.83	0.51
43:RX:47:PHE:N	43:RX:47:PHE:CD1	2.78	0.51
43:RX:65:ARG:H	43:RX:65:ARG:CD	2.23	0.51
49:R3:17:LYS:HA	49:R3:20:LYS:HD2	1.93	0.51
50:R4:40:HIS:N	50:R4:41:PRO:CD	2.73	0.51
1:XA:148:G:H1	1:XA:174:C:H42	1.58	0.51
1:XA:244:U:H4'	1:XA:245:C:O5'	2.10	0.51
1:XA:297:G:H4'	1:XA:557:G:H4'	1.92	0.51
1:XA:446:G:H2'	1:XA:447:G:O4'	2.10	0.51
1:XA:643:C:H2'	1:XA:644:G:H8	1.74	0.51
1:XA:753:A:H4'	1:XA:754:C:O5'	2.10	0.51
1:XA:1000:A:H2'	1:XA:1001:G:H8	1.76	0.51
3:XC:22:TRP:CH2	3:XC:32:LEU:HB2	2.45	0.51
7:XG:11:GLN:C	7:XG:12:LEU:HD22	2.31	0.51
12:XL:24:VAL:O	12:XL:24:VAL:CG1	2.58	0.51
19:XS:40:ILE:HG23	19:XS:67:VAL:O	2.11	0.51
21:XU:3:LYS:HB3	21:XU:14:TRP:CD1	2.46	0.51
25:YA:589:C:H42	25:YA:668:G:H1	1.58	0.51
25:YA:654:A:O2'	25:YA:654(A):G:N7	2.39	0.51

Continued on next page...

Continued from previous page...

Atom-1	Atom-2	Interatomic distance (Å)	Clash overlap (Å)
25:YA:1359:A:H61	25:YA:1372:U:H3	1.57	0.51
25:YA:2354:G:H2'	25:YA:2355:C:H6	1.75	0.51
25:YA:2870:C:H2'	25:YA:2871:C:O4'	2.10	0.51
27:YD:30:GLU:HG3	27:YD:63:ARG:NH2	2.25	0.51
27:YD:35:LYS:HD2	27:YD:104:TYR:CD1	2.45	0.51
27:YD:67:PHE:CE1	27:YD:157:ARG:NH2	2.79	0.51
27:YD:259:THR:O	27:YD:260:ARG:C	2.49	0.51
28:YE:51:PHE:CD1	28:YE:52:LEU:N	2.76	0.51
33:YN:94:HIS:O	33:YN:95:PRO:O	2.28	0.51
33:YN:134:ARG:O	33:YN:136:GLU:N	2.43	0.51
34:YO:14:THR:HG21	34:YO:86:ILE:HD13	1.91	0.51
35:YP:101:VAL:HA	35:YP:105:LEU:O	2.10	0.51
38:YS:67:ARG:HB2	38:YS:67:ARG:HH11	1.66	0.51
41:YV:14:VAL:HA	41:YV:18:LEU:HD12	1.93	0.51
44:YY:75:ILE:C	44:YY:75:ILE:HD13	2.31	0.51
54:Y8:29:LYS:HB2	54:Y8:44:LYS:HG2	1.90	0.51
1:QA:64:G:H4'	1:QA:65:U:H5'	1.92	0.51
1:QA:537:G:H5"	12:QL:113:ARG:NH1	2.25	0.51
1:QA:868:C:H2'	1:QA:869:G:O4'	2.10	0.51
3:QC:40:ARG:O	3:QC:44:GLU:HG3	2.11	0.51
3:QC:112:SER:HB3	3:QC:115:LEU:HD12	1.92	0.51
4:QD:162:LEU:HD11	4:QD:181:MET:HB3	1.92	0.51
17:QQ:48:GLU:O	17:QQ:49:GLU:C	2.48	0.51
19:QS:5:LEU:HD22	50:R4:67:TYR:HE2	1.71	0.51
24:QY:39:C:H2'	24:QY:40:G:C8	2.45	0.51
25:RA:738:G:C2	25:RA:759:G:C5	2.98	0.51
25:RA:828:U:H4'	25:RA:831:G:N1	2.25	0.51
25:RA:1797:C:O2'	27:RD:259:THR:HB	2.10	0.51
29:RF:162:LEU:HD23	29:RF:165:ARG:NH2	2.25	0.51
30:RG:34:LEU:HD13	30:RG:34:LEU:C	2.30	0.51
30:RG:114:ILE:CG2	30:RG:115:ARG:N	2.73	0.51
35:RP:112:LEU:HD11	35:RP:114:ILE:CG2	2.40	0.51
35:RP:112:LEU:HD22	35:RP:113:LYS:N	2.25	0.51
39:RT:99:LEU:HB2	39:RT:101:PHE:CE1	2.45	0.51
42:RW:7:ALA:HB2	42:RW:50:VAL:CG2	2.39	0.51
48:R2:15:LYS:H	48:R2:67:LYS:HE2	1.73	0.51
1:XA:280:C:N3	17:XQ:39:SER:N	2.58	0.51
1:XA:791:G:H2'	1:XA:792:A:H5'	1.91	0.51
1:XA:1053:G:N7	1:XA:1199:U:H3'	2.25	0.51
2:XB:134:GLU:HB3	2:XB:138:LEU:CD1	2.39	0.51
7:XG:15:ASP:CB	7:XG:20:ASP:H	2.13	0.51

Continued on next page...

Continued from previous page...

Atom-1	Atom-2	Interatomic distance (Å)	Clash overlap (Å)
18:XR:64:ARG:O	18:XR:66:LEU:N	2.43	0.51
25:YA:451:C:H4'	29:YF:52:LYS:HZ2	1.74	0.51
25:YA:860:U:O2'	25:YA:2267:A:H4'	2.10	0.51
25:YA:2164:C:H2'	25:YA:2165:G:O4'	2.10	0.51
25:YA:2404:C:H42	25:YA:2413:G:H1	1.58	0.51
28:YE:203:LYS:HE3	28:YE:204:ALA:CB	2.40	0.51
30:YG:44:GLY:CA	30:YG:88:ILE:HD11	2.40	0.51
35:YP:112:LEU:HD11	35:YP:114:ILE:CG2	2.40	0.51
39:YT:111:ARG:O	39:YT:112:ARG:CG	2.55	0.51
41:YV:1:MET:HE2	41:YV:43:GLU:HG2	1.92	0.51
41:YV:75:PHE:C	41:YV:75:PHE:CD1	2.83	0.51
42:YW:14:PRO:O	42:YW:17:VAL:N	2.42	0.51
43:YX:36:LYS:HA	43:YX:39:ILE:HD12	1.91	0.51
54:Y8:52:LYS:N	54:Y8:53:PRO:HD2	2.22	0.51
1:QA:1326:C:OP1	21:QU:17:THR:OG1	2.21	0.51
2:QB:24:TRP:CE3	2:QB:26:PRO:HA	2.45	0.51
3:QC:11:ARG:O	3:QC:13:GLY:N	2.43	0.51
3:QC:113:ALA:C	3:QC:115:LEU:H	2.14	0.51
4:QD:13:ARG:HB3	4:QD:33:MET:HE2	1.93	0.51
6:QF:30:LEU:O	6:QF:35:ALA:HB3	2.10	0.51
6:QF:101:ALA:HA	18:QR:28:GLU:OE1	2.10	0.51
7:QG:16:LEU:HD11	9:QI:45:ALA:HB2	1.92	0.51
9:QI:88:TYR:O	9:QI:89:ASN:CB	2.58	0.51
10:QJ:17:ASP:HA	10:QJ:20:ALA:HB3	1.93	0.51
21:QU:3:LYS:HB3	21:QU:14:TRP:CD1	2.45	0.51
25:RA:643:A:N1	25:RA:2369:A:O2'	2.41	0.51
25:RA:1869:G:H5'	25:RA:1870:C:OP2	2.10	0.51
25:RA:2286:A:H4'	25:RA:2287:A:O4'	2.11	0.51
25:RA:2712:U:O2'	25:RA:2712(A):A:C8	2.62	0.51
27:RD:67:PHE:CE1	27:RD:157:ARG:NH2	2.79	0.51
28:RE:77:ILE:O	28:RE:78:LEU:C	2.48	0.51
28:RE:105:THR:HG23	28:RE:166:THR:OG1	2.10	0.51
28:RE:119:ARG:HD3	28:RE:160:TYR:HB2	1.92	0.51
29:RF:32:LEU:O	29:RF:36:VAL:HG23	2.11	0.51
29:RF:198:ALA:C	29:RF:200:GLU:N	2.62	0.51
31:RH:89:ILE:O	31:RH:89:ILE:CG1	2.57	0.51
32:RI:2:LYS:HA	32:RI:20:ASP:HA	1.93	0.51
34:RO:24:VAL:HG21	34:RO:32:TYR:O	2.10	0.51
34:RO:79:PHE:CD2	39:RT:72:VAL:HG22	2.44	0.51
36:RQ:25:ASP:HA	36:RQ:100:GLY:O	2.11	0.51
41:RV:38:LEU:HD13	41:RV:55:ALA:HB3	1.91	0.51

Continued on next page...

Continued from previous page...

Atom-1	Atom-2	Interatomic distance (Å)	Clash overlap (Å)
44:RY:75:ILE:CG1	44:RY:76:CYS:N	2.73	0.51
44:RY:95:LYS:O	44:RY:96:ILE:O	2.28	0.51
47:R1:8:SER:HB3	47:R1:66:HIS:CE1	2.46	0.51
1:XA:1176:A:H2'	1:XA:1177:G:H5'	1.91	0.51
3:XC:11:ARG:O	3:XC:13:GLY:N	2.43	0.51
3:XC:113:ALA:C	3:XC:115:LEU:H	2.14	0.51
4:XD:83:SER:HA	4:XD:89:THR:HG23	1.92	0.51
5:XE:107:ARG:O	5:XE:108:ALA:C	2.49	0.51
8:XH:12:ARG:NH1	8:XH:27:PRO:HD2	2.25	0.51
8:XH:29:SER:CB	8:XH:32:LYS:HG3	2.28	0.51
13:XM:8:GLU:OE1	30:YG:115:ARG:NH2	2.44	0.51
20:XT:89:ARG:HH22	20:XT:106:ALA:HB2	1.75	0.51
21:XU:6:ARG:HE	21:XU:15:ARG:NH2	2.09	0.51
25:YA:27:G:H1'	25:YA:513:A:H62	1.76	0.51
25:YA:363(B):G:H2'	25:YA:363(C):G:C8	2.45	0.51
25:YA:738:G:H1'	25:YA:759:G:N2	2.25	0.51
25:YA:2131:G:N2	25:YA:2158:A:N7	2.58	0.51
25:YA:2250:G:C8	25:YA:2496:C:H5"	2.45	0.51
28:YE:7:VAL:HG11	39:YT:1:MET:HE3	1.91	0.51
28:YE:77:ILE:O	28:YE:78:LEU:C	2.48	0.51
29:YF:65:TRP:HZ2	29:YF:72:ARG:NH2	2.09	0.51
30:YG:37:VAL:HG22	30:YG:159:VAL:CA	2.34	0.51
33:YN:12:ARG:NH1	33:YN:50:ASP:OD2	2.40	0.51
39:YT:14:TYR:H	39:YT:14:TYR:HD1	1.56	0.51
44:YY:94:LYS:HE3	44:YY:101:LYS:HZ1	1.75	0.51
44:YY:101:LYS:O	44:YY:102:CYS:SG	2.67	0.51
50:Y4:42:PHE:O	50:Y4:44:THR:N	2.44	0.51
51:Y5:20:ARG:C	51:Y5:22:HIS:H	2.14	0.51
51:Y5:40:LYS:HD3	51:Y5:46:CYS:SG	2.51	0.51
1:QA:715:A:H2'	1:QA:716:A:C8	2.45	0.51
1:QA:1376:U:P	7:QG:94:ARG:HH12	2.33	0.51
2:QB:187:LEU:HD13	2:QB:187:LEU:O	2.11	0.51
4:QD:52:SER:O	4:QD:53:ASP:C	2.49	0.51
5:QE:79:GLU:OE2	8:QH:104:ARG:CA	2.56	0.51
8:QH:102:ARG:NH1	8:QH:105:ARG:HH12	2.09	0.51
9:QI:126:SER:O	9:QI:128:ARG:N	2.35	0.51
15:QO:17:ARG:NH1	15:QO:77:ARG:NH1	2.59	0.51
16:QP:45:THR:HG23	16:QP:46:PRO:CD	2.39	0.51
19:QS:15:LEU:HD23	19:QS:15:LEU:H	1.75	0.51
25:RA:37:C:O2'	29:RF:50:SER:HB3	2.09	0.51
25:RA:270(S):G:H1'	47:R1:78:LYS:HD2	1.92	0.51

Continued on next page...

Continued from previous page...

Atom-1	Atom-2	Interatomic distance (Å)	Clash overlap (Å)
25:RA:520:G:H2'	25:RA:521:G:H8	1.74	0.51
26:RB:82:G:H2'	26:RB:83:G:H8	1.75	0.51
27:RD:259:THR:O	27:RD:260:ARG:C	2.49	0.51
29:RF:127:GLU:O	29:RF:129:PHE:N	2.39	0.51
30:RG:44:GLY:CA	30:RG:88:ILE:HD11	2.40	0.51
32:RI:133:HIS:HB2	32:RI:134:PRO:HD2	1.92	0.51
33:RN:6:PRO:HG2	33:RN:43:THR:OG1	2.11	0.51
37:RR:28:LEU:CD2	37:RR:114:VAL:HG12	2.41	0.51
39:RT:20:PRO:HD2	39:RT:86:ILE:HG23	1.92	0.51
39:RT:34:VAL:CG1	39:RT:36:GLU:HG2	2.39	0.51
42:RW:25:ARG:HB2	42:RW:25:ARG:HH11	1.74	0.51
45:RZ:60:GLU:HA	45:RZ:66:SER:HA	1.92	0.51
47:R1:92:LYS:C	47:R1:94:LEU:N	2.62	0.51
47:R1:94:LEU:O	47:R1:95:LEU:HG	2.11	0.51
50:R4:61:ARG:C	50:R4:63:TYR:H	2.14	0.51
52:R6:9:LEU:HB3	52:R6:26:ASN:O	2.11	0.51
4:XD:196:LEU:HD12	4:XD:196:LEU:H	1.75	0.51
6:XF:10:LEU:HD13	6:XF:61:LEU:HD11	1.92	0.51
6:XF:10:LEU:HD13	6:XF:61:LEU:HD13	1.93	0.51
8:XH:104:ARG:HD2	8:XH:138:TRP:CD2	2.45	0.51
11:XK:29:ILE:HG13	11:XK:44:SER:HB3	1.93	0.51
13:XM:4:ILE:HG22	13:XM:5:ALA:H	1.76	0.51
25:YA:1266:G:C5	42:YW:15:ARG:NH1	2.79	0.51
25:YA:2581:G:OP2	25:YA:2581:G:N2	2.40	0.51
27:YD:210:GLY:O	27:YD:213:ARG:N	2.43	0.51
31:YH:55:PRO:HG2	31:YH:61:HIS:ND1	2.26	0.51
45:YZ:91:LEU:HB3	45:YZ:130:PRO:HB3	1.93	0.51
1:QA:1300:G:N1	1:QA:1335:C:O4'	2.41	0.51
3:QC:21:ARG:CD	3:QC:21:ARG:N	2.74	0.51
3:QC:36:ASP:HB3	3:QC:40:ARG:NH1	2.26	0.51
4:QD:7:PRO:HB2	4:QD:10:ARG:HD2	1.92	0.51
4:QD:22:LYS:HB2	4:QD:26:CYS:CB	2.41	0.51
4:QD:54:TYR:CE1	4:QD:206:PHE:HE1	2.29	0.51
10:QJ:81:THR:C	10:QJ:83:GLU:N	2.64	0.51
11:QK:46:GLY:HA2	11:QK:50:TYR:O	2.10	0.51
13:QM:9:ILE:HD12	13:QM:9:ILE:C	2.31	0.51
13:QM:16:ASP:HB3	13:QM:34:LEU:HD11	1.93	0.51
25:RA:662:G:H5"	35:RP:15:ARG:O	2.10	0.51
25:RA:1365:A:OP2	47:R1:3:LYS:HB2	2.11	0.51
25:RA:2722:G:H4'	37:RR:4:LEU:HB2	1.92	0.51
25:RA:2816:C:O3'	37:RR:99:LYS:NZ	2.44	0.51

Continued on next page...

Continued from previous page...

Atom-1	Atom-2	Interatomic distance (Å)	Clash overlap (Å)
34:RO:16:ALA:HA	34:RO:46:ALA:HB2	1.92	0.51
34:RO:113:LYS:O	34:RO:116:SER:HB3	2.11	0.51
37:RR:117:VAL:CG2	37:RR:118:GLU:N	2.74	0.51
41:RV:5:VAL:HG22	41:RV:14:VAL:HG22	1.93	0.51
41:RV:35:LEU:CD2	41:RV:57:VAL:HG22	2.32	0.51
43:RX:5:TYR:CE2	48:R2:30:ARG:HG3	2.45	0.51
44:RY:46:LYS:HE3	44:RY:63:LYS:HB3	1.93	0.51
53:R7:36:GLN:HG2	53:R7:36:GLN:O	2.10	0.51
1:XA:1356:G:H2'	1:XA:1357:A:C8	2.46	0.51
3:XC:139:GLN:O	3:XC:143:GLU:HB2	2.11	0.51
3:XC:150:LYS:HG3	3:XC:169:ALA:HB2	1.92	0.51
10:XJ:17:ASP:HA	10:XJ:20:ALA:HB3	1.93	0.51
13:XM:87:TYR:C	13:XM:89:GLY:N	2.64	0.51
14:XN:44:LEU:O	14:XN:48:ALA:N	2.41	0.51
16:XP:1:MET:O	16:XP:3:LYS:HG3	2.11	0.51
16:XP:20:VAL:HG23	16:XP:34:GLU:O	2.11	0.51
19:XS:41:VAL:CG1	19:XS:45:VAL:N	2.74	0.51
25:YA:234:C:H2'	25:YA:235:U:C6	2.46	0.51
25:YA:669:G:H2'	25:YA:669:G:N3	2.26	0.51
25:YA:1728:G:H3'	25:YA:1729:A:H5"	1.93	0.51
25:YA:2690:C:H5'	25:YA:2872:G:H21	1.74	0.51
27:YD:94:LEU:HD13	27:YD:94:LEU:C	2.31	0.51
28:YE:54:GLN:NE2	28:YE:54:GLN:H	2.08	0.51
30:YG:51:ARG:HH11	30:YG:51:ARG:HB3	1.76	0.51
30:YG:114:ILE:CG2	30:YG:115:ARG:N	2.74	0.51
31:YH:19:VAL:HG13	31:YH:43:VAL:CG2	2.41	0.51
31:YH:72:ILE:O	31:YH:75:ALA:HB3	2.11	0.51
35:YP:95:VAL:HG13	35:YP:100:LEU:CD2	2.41	0.51
37:YR:118:GLU:OXT	37:YR:118:GLU:HG3	2.11	0.51
39:YT:14:TYR:N	39:YT:14:TYR:CD1	2.77	0.51
42:YW:70:TYR:HD2	42:YW:70:TYR:N	2.06	0.51
43:YX:18:TYR:C	43:YX:20:GLY:N	2.64	0.51
43:YX:65:ARG:H	43:YX:65:ARG:CD	2.24	0.51
50:Y4:50:VAL:O	50:Y4:51:ASP:C	2.48	0.51
1:QA:1327:C:H2'	1:QA:1328:C:C6	2.46	0.51
1:QA:1450:U:O2'	1:QA:1451:A:N7	2.39	0.51
4:QD:107:ARG:C	4:QD:109:GLY:H	2.14	0.51
4:QD:112:VAL:HG12	4:QD:116:GLN:OE1	2.11	0.51
13:QM:87:TYR:C	13:QM:89:GLY:N	2.64	0.51
13:QM:120:LYS:O	13:QM:121:LYS:HB2	2.11	0.51
19:QS:5:LEU:CD2	50:R4:67:TYR:CZ	2.94	0.51

Continued on next page...

Continued from previous page...

Atom-1	Atom-2	Interatomic distance (Å)	Clash overlap (Å)
21:QU:10:ARG:HH11	21:QU:10:ARG:HG3	1.76	0.51
25:RA:137(A):G:H1'	43:RX:41:ASN:HD22	1.75	0.51
25:RA:408:G:H1	25:RA:419:C:H42	1.58	0.51
25:RA:583:G:OP2	40:RU:10:ARG:NH1	2.41	0.51
25:RA:1790:C:H2'	25:RA:1791:A:C5	2.46	0.51
25:RA:2475:C:H42	25:RA:2529:G:H22	1.57	0.51
27:RD:76:PRO:HA	27:RD:118:VAL:HG23	1.93	0.51
30:RG:51:ARG:HH11	30:RG:51:ARG:HB3	1.76	0.51
33:RN:134:ARG:O	33:RN:136:GLU:N	2.43	0.51
34:RO:15:GLY:O	34:RO:46:ALA:HB1	2.10	0.51
34:RO:23:ARG:HH11	34:RO:23:ARG:HG2	1.76	0.51
34:RO:35:VAL:O	34:RO:35:VAL:HG23	2.11	0.51
35:RP:112:LEU:HD22	35:RP:113:LYS:H	1.75	0.51
36:RQ:36:ALA:HB1	36:RQ:127:ILE:HD12	1.93	0.51
38:RS:60:GLY:O	38:RS:61:ASN:CB	2.55	0.51
38:RS:89:ARG:HD2	38:RS:89:ARG:O	2.11	0.51
39:RT:57:PHE:CG	39:RT:58:ASN:N	2.79	0.51
47:R1:87:PRO:O	47:R1:91:LYS:HB2	2.11	0.51
50:R4:12:ALA:HB1	50:R4:30:GLU:H	1.76	0.51
50:R4:23:GLU:C	50:R4:24:THR:HG1	2.14	0.51
54:R8:10:ALA:O	54:R8:14:VAL:HG12	2.11	0.51
2:XB:15:VAL:H	2:XB:16:HIS:HD1	1.59	0.51
2:XB:187:LEU:HD13	2:XB:187:LEU:O	2.11	0.51
3:XC:70:VAL:CG1	3:XC:71:ALA:N	2.73	0.51
4:XD:206:PHE:CD2	4:XD:207:TYR:CD1	2.99	0.51
13:XM:2:ALA:O	13:XM:9:ILE:HB	2.10	0.51
16:XP:39:TYR:OH	16:XP:41:PRO:HB3	2.11	0.51
16:XP:72:ARG:HD3	16:XP:73:LEU:HD23	1.91	0.51
21:XU:10:ARG:HH11	21:XU:10:ARG:HG3	1.75	0.51
21:XU:14:TRP:CE3	21:XU:15:ARG:HD3	2.46	0.51
22:XV:4:G:HO2'	22:XV:5:G:H8	1.58	0.51
22:XV:15:G:H22	22:XV:48:C:H42	1.57	0.51
25:YA:890:A:O2'	25:YA:892:G:H8	1.94	0.51
25:YA:920:G:H2'	25:YA:921:G:H8	1.76	0.51
25:YA:1250:G:OP2	35:YP:21:ARG:HD3	2.10	0.51
25:YA:1257:C:H5'	29:YF:75:HIS:CE1	2.45	0.51
25:YA:1930:G:N2	25:YA:1969:A:OP2	2.34	0.51
25:YA:2438:U:O3'	25:YA:2439:A:H3'	2.10	0.51
25:YA:2682:U:O2'	39:YT:58:ASN:OD1	2.27	0.51
27:YD:134:ARG:HB2	27:YD:135:PHE:HD2	1.75	0.51
32:YI:31:LEU:HD21	32:YI:38:LEU:HG	1.93	0.51

Continued on next page...

Continued from previous page...

Atom-1	Atom-2	Interatomic distance (Å)	Clash overlap (Å)
33:YN:108:PRO:O	33:YN:113:GLY:HA3	2.10	0.51
33:YN:131:GLN:HE21	33:YN:132:ALA:H	1.58	0.51
35:YP:31:ALA:C	35:YP:32:THR:HG23	2.31	0.51
36:YQ:58:PHE:HD1	36:YQ:58:PHE:O	1.94	0.51
36:YQ:60:ARG:HH11	45:YZ:113:ALA:HB3	1.76	0.51
43:YX:5:TYR:CE2	48:Y2:30:ARG:HG3	2.45	0.51
45:YZ:69:THR:HG22	45:YZ:90:VAL:HG22	1.93	0.51
50:Y4:12:ALA:HB1	50:Y4:30:GLU:H	1.76	0.51
1:QA:34:C:H2'	1:QA:35:G:C8	2.45	0.51
1:QA:1129:C:H4'	1:QA:1130:A:H8	1.76	0.51
1:QA:1198:G:H2'	1:QA:1199:U:O4'	2.11	0.51
1:QA:1320:C:N4	19:QS:36:ARG:HG3	2.26	0.51
2:QB:82:ARG:HA	2:QB:92:TYR:CE2	2.45	0.51
3:QC:132:ARG:O	3:QC:136:GLN:HB2	2.11	0.51
4:QD:13:ARG:CB	4:QD:33:MET:CE	2.89	0.51
11:QK:91:ARG:HH22	18:QR:88:LYS:NZ	2.09	0.51
16:QP:1:MET:O	16:QP:3:LYS:HG3	2.11	0.51
19:QS:26:GLY:O	19:QS:27:GLU:HB2	2.11	0.51
25:RA:859:G:O2'	25:RA:860:U:O5'	2.29	0.51
25:RA:1203:G:H3'	25:RA:1204:A:H5"	1.93	0.51
25:RA:1399:C:H2'	25:RA:1400:G:H8	1.76	0.51
25:RA:2273:A:H2'	25:RA:2274:A:C8	2.46	0.51
31:RH:6:ARG:C	31:RH:8:PRO:HD2	2.30	0.51
33:RN:7:LYS:HD3	33:RN:9:VAL:N	2.25	0.51
48:R2:36:ARG:O	48:R2:40:SER:HB2	2.10	0.51
1:XA:486:U:H2'	1:XA:487:A:C8	2.45	0.51
1:XA:507:C:H3'	1:XA:508:C:H2'	1.93	0.51
1:XA:558:G:OP2	1:XA:559:A:O2'	2.23	0.51
1:XA:581:G:N2	1:XA:760:G:N7	2.59	0.51
5:XE:126:ARG:HH11	5:XE:126:ARG:CG	2.21	0.51
13:XM:9:ILE:HD12	13:XM:9:ILE:C	2.31	0.51
14:XN:8:GLU:C	14:XN:10:ALA:H	2.13	0.51
16:XP:43:LYS:C	16:XP:45:THR:H	2.14	0.51
25:YA:137(A):G:H1'	43:YX:41:ASN:HD22	1.74	0.51
25:YA:428:A:H8	25:YA:428:A:OP2	1.93	0.51
25:YA:565:C:H4'	25:YA:1253:A:C6	2.46	0.51
25:YA:594:U:H5'	54:Y8:61:LEU:HD21	1.93	0.51
25:YA:825:C:O2	35:YP:55:ARG:NH2	2.43	0.51
25:YA:1002:G:C2	25:YA:1003:G:H1'	2.46	0.51
25:YA:1022:G:N2	25:YA:1142(A):A:H2	2.08	0.51
25:YA:1077:A:H5'	25:YA:1078:U:H5"	1.92	0.51

Continued on next page...

Continued from previous page...

Atom-1	Atom-2	Interatomic distance (Å)	Clash overlap (Å)
25:YA:1273:U:O2	25:YA:2002:G:O2'	2.27	0.51
25:YA:2311:A:N9	30:YG:82:LEU:HD11	2.25	0.51
25:YA:2724:C:OP1	28:YE:118:LYS:NZ	2.39	0.51
28:YE:37:ARG:HE	28:YE:37:ARG:N	2.09	0.51
33:YN:78:TYR:N	33:YN:78:TYR:HD1	2.07	0.51
34:YO:24:VAL:HG21	34:YO:32:TYR:O	2.11	0.51
35:YP:13:ASN:O	35:YP:14:LYS:C	2.49	0.51
35:YP:62:LEU:CD2	35:YP:62:LEU:H	2.19	0.51
36:YQ:25:ASP:HA	36:YQ:100:GLY:O	2.11	0.51
41:YV:41:GLY:N	41:YV:46:VAL:HG13	2.26	0.51
43:YX:47:PHE:CD1	43:YX:47:PHE:N	2.78	0.51
44:YY:77:PRO:O	44:YY:78:ALA:HB2	2.11	0.51
47:Y1:92:LYS:C	47:Y1:94:LEU:N	2.63	0.51
52:Y6:20:ASN:O	52:Y6:21:TYR:CB	2.59	0.51
1:QA:103:C:P	20:QT:17:ARG:HH21	2.34	0.51
1:QA:192:U:H4'	20:QT:103:GLY:HA2	1.92	0.51
1:QA:376:G:OP1	16:QP:5:ARG:HB2	2.11	0.51
1:QA:457:C:H2'	1:QA:458:C:H6	1.75	0.51
1:QA:1190:G:OP1	3:QC:5:ILE:HD12	2.10	0.51
2:QB:134:GLU:HB3	2:QB:138:LEU:HD12	1.93	0.51
3:QC:175:LEU:HD12	3:QC:175:LEU:H	1.75	0.51
8:QH:104:ARG:HD2	8:QH:138:TRP:CD2	2.46	0.51
9:QI:79:LEU:HD22	9:QI:101:PHE:O	2.10	0.51
10:QJ:54:PHE:O	10:QJ:55:LYS:HG3	2.11	0.51
13:QM:66:LEU:O	13:QM:70:LEU:HB2	2.11	0.51
16:QP:20:VAL:HG23	16:QP:34:GLU:O	2.11	0.51
25:RA:20:C:H2'	25:RA:21:A:H8	1.76	0.51
25:RA:270(F):U:H3	25:RA:270(T):G:H1	1.59	0.51
25:RA:332:A:O2'	25:RA:334:C:OP2	2.16	0.51
25:RA:586:A:H5'	29:RF:89:VAL:HG21	1.93	0.51
25:RA:806:C:O2	25:RA:2444:G:O2'	2.27	0.51
25:RA:994:C:H3'	40:RU:54:LYS:HE3	1.92	0.51
25:RA:1285:G:O6	25:RA:1329:U:C2	2.63	0.51
25:RA:1766:U:H2'	25:RA:1767:C:H6	1.75	0.51
25:RA:1992:G:H5'	25:RA:1994:C:H41	1.76	0.51
27:RD:30:GLU:HG3	27:RD:63:ARG:NH2	2.25	0.51
27:RD:94:LEU:HD13	27:RD:94:LEU:C	2.31	0.51
28:RE:7:VAL:HG11	39:RT:1:MET:HE3	1.93	0.51
31:RH:131:VAL:CG1	31:RH:132:ARG:N	2.74	0.51
33:RN:112:LEU:HD23	33:RN:113:GLY:N	2.26	0.51
34:RO:20:MET:HG2	34:RO:21:CYS:O	2.11	0.51

Continued on next page...

Continued from previous page...

Atom-1	Atom-2	Interatomic distance (Å)	Clash overlap (Å)
37:RR:1:MET:O	37:RR:2:ARG:CB	2.60	0.51
40:RU:112:ARG:HH11	40:RU:112:ARG:HG2	1.76	0.51
42:RW:9:TYR:CD2	42:RW:102:HIS:HE1	2.28	0.51
1:XA:713:G:H2'	1:XA:714:G:C8	2.45	0.51
3:XC:21:ARG:CD	3:XC:21:ARG:N	2.74	0.51
4:XD:52:SER:O	4:XD:53:ASP:C	2.49	0.51
4:XD:112:VAL:HG12	4:XD:116:GLN:OE1	2.11	0.51
6:XF:63:TYR:HD2	6:XF:63:TYR:N	2.09	0.51
6:XF:63:TYR:CD2	6:XF:63:TYR:N	2.79	0.51
12:XL:27:LEU:C	12:XL:29:GLY:N	2.64	0.51
13:XM:65:LYS:HZ2	13:XM:69:GLU:HG2	1.75	0.51
22:XV:58:A:O2'	22:XV:60:U:OP2	2.16	0.51
22:XV:68:C:H2'	22:XV:69:C:H6	1.76	0.51
25:YA:463:G:C6	25:YA:467:G:O6	2.64	0.51
25:YA:571:A:H1'	25:YA:573:G:C8	2.45	0.51
25:YA:1676:A:H2'	25:YA:1677:A:O4'	2.11	0.51
25:YA:2105:C:H2'	25:YA:2106:G:H8	1.76	0.51
25:YA:2451:A:N1	56:Z8:76:PPU:HE2	2.26	0.51
25:YA:2469:A:H5"	25:YA:2470:G:C8	2.46	0.51
26:YB:17:C:H2'	26:YB:18:G:O4'	2.11	0.51
27:YD:10:THR:HG23	27:YD:13:ARG:CB	2.34	0.51
27:YD:28:GLU:OE1	27:YD:29:PRO:HD2	2.11	0.51
28:YE:116:VAL:HG22	28:YE:122:PHE:HB2	1.91	0.51
30:YG:109:VAL:O	30:YG:113:ARG:HG3	2.10	0.51
33:YN:16:ILE:HG22	33:YN:17:ASP:N	2.26	0.51
33:YN:26:LEU:HG	33:YN:30:ILE:HD11	1.92	0.51
34:YO:24:VAL:O	34:YO:24:VAL:HG13	2.11	0.51
36:YQ:133:ARG:HG2	36:YQ:134:ARG:N	2.26	0.51
38:YS:87:PHE:O	38:YS:88:ASP:O	2.29	0.51
38:YS:95:HIS:CG	38:YS:96:GLY:N	2.77	0.51
41:YV:5:VAL:HG22	41:YV:14:VAL:HG22	1.92	0.51
43:YX:53:LYS:HZ2	43:YX:55:ASN:HD21	1.59	0.51
48:Y2:36:ARG:O	48:Y2:40:SER:HB2	2.10	0.51
1:QA:113:G:H2'	1:QA:114:U:H6	1.75	0.50
1:QA:130:A:OP2	17:QQ:63:ARG:NH2	2.43	0.50
1:QA:573:A:N3	1:QA:883:C:O2'	2.42	0.50
1:QA:665:A:H1'	1:QA:733:A:H5'	1.93	0.50
1:QA:690:G:H22	11:QK:55:LYS:NZ	2.09	0.50
1:QA:1186:G:O3'	9:QI:113:LYS:NZ	2.42	0.50
1:QA:1292:U:H2'	1:QA:1293:G:C8	2.46	0.50
1:QA:1431:C:H2'	1:QA:1432:G:O4'	2.11	0.50

Continued on next page...

Continued from previous page...

Atom-1	Atom-2	Interatomic distance (Å)	Clash overlap (Å)
2:QB:23:ARG:HH11	2:QB:23:ARG:HG2	1.76	0.50
3:QC:99:VAL:O	3:QC:99:VAL:HG23	2.11	0.50
4:QD:155:LEU:O	4:QD:159:ARG:HG2	2.10	0.50
5:QE:45:PHE:CD2	5:QE:47:LYS:HD2	2.47	0.50
5:QE:83:GLU:HG2	5:QE:88:LYS:CG	2.41	0.50
9:QI:53:VAL:HG21	9:QI:92:TYR:CZ	2.45	0.50
22:QV:68:C:H2'	22:QV:69:C:H6	1.76	0.50
25:RA:888:C:O2'	25:RA:889:C:H4'	2.12	0.50
25:RA:2306:C:H2'	25:RA:2307:G:H21	1.77	0.50
25:RA:2431:U:N3	25:RA:2434:A:OP2	2.44	0.50
25:RA:2831:G:OP1	25:RA:2834:G:H4'	2.10	0.50
28:RE:37:ARG:HE	28:RE:37:ARG:N	2.09	0.50
28:RE:37:ARG:HE	28:RE:37:ARG:H	1.59	0.50
29:RF:65:TRP:HZ2	29:RF:72:ARG:NH2	2.08	0.50
30:RG:111:LEU:HB2	50:R4:38:LYS:HZ3	1.76	0.50
31:RH:151:ILE:C	31:RH:152:ARG:O	2.49	0.50
34:RO:24:VAL:O	34:RO:24:VAL:HG13	2.11	0.50
35:RP:101:VAL:HA	35:RP:105:LEU:O	2.10	0.50
35:RP:104:GLY:C	35:RP:105:LEU:HD12	2.31	0.50
41:RV:14:VAL:HA	41:RV:18:LEU:HD12	1.93	0.50
47:R1:4:VAL:HG23	47:R1:10:LYS:C	2.32	0.50
50:R4:42:PHE:O	50:R4:44:THR:N	2.44	0.50
51:R5:37:LYS:O	51:R5:37:LYS:HD2	2.12	0.50
1:XA:128:G:O2'	17:XQ:3:LYS:NZ	2.44	0.50
1:XA:222:U:H2'	1:XA:223:U:C6	2.46	0.50
1:XA:1002:G:H1	1:XA:1038:C:H42	1.58	0.50
1:XA:1171:G:H2'	1:XA:1172:C:C6	2.45	0.50
1:XA:1220:G:H2'	1:XA:1221:G:H8	1.75	0.50
1:XA:1366:C:H2'	1:XA:1367:C:H6	1.76	0.50
1:XA:1517:G:H1'	25:YA:1919:A:O3'	2.10	0.50
2:XB:82:ARG:HA	2:XB:92:TYR:CE2	2.45	0.50
3:XC:184:TYR:HA	3:XC:200:ALA:O	2.12	0.50
4:XD:178:VAL:O	4:XD:180:GLY:N	2.44	0.50
5:XE:151:LEU:CD1	8:XH:77:GLU:OE2	2.59	0.50
9:XI:53:VAL:HG21	9:XI:92:TYR:CZ	2.45	0.50
12:XL:126:LYS:HB2	12:XL:126:LYS:HZ2	1.74	0.50
15:XO:16:ALA:HB1	15:XO:21:ASP:HB3	1.92	0.50
15:XO:17:ARG:NH1	15:XO:77:ARG:NH1	2.59	0.50
25:YA:442:G:O4'	29:YF:46:ARG:HD3	2.10	0.50
25:YA:517:C:O2'	42:YW:18:ARG:NH2	2.44	0.50
25:YA:590:A:H2'	25:YA:591:C:C6	2.46	0.50

Continued on next page...

Continued from previous page...

Atom-1	Atom-2	Interatomic distance (Å)	Clash overlap (Å)
25:YA:860:U:C5	25:YA:917:A:C2	2.99	0.50
25:YA:2715:C:H2'	25:YA:2716:U:C6	2.46	0.50
29:YF:108:LYS:HA	29:YF:108:LYS:NZ	2.27	0.50
29:YF:198:ALA:C	29:YF:200:GLU:N	2.62	0.50
31:YH:4:ILE:O	31:YH:6:ARG:N	2.43	0.50
31:YH:103:LEU:CD1	31:YH:131:VAL:HG21	2.41	0.50
33:YN:118:LYS:O	33:YN:120:LEU:N	2.43	0.50
34:YO:23:ARG:HH11	34:YO:23:ARG:HG2	1.76	0.50
34:YO:113:LYS:O	34:YO:116:SER:HB3	2.11	0.50
35:YP:49:ARG:HE	54:Y8:59:LYS:HG2	1.76	0.50
39:YT:20:PRO:HD2	39:YT:86:ILE:HG23	1.92	0.50
39:YT:51:ARG:HG3	39:YT:98:LYS:HG3	1.93	0.50
39:YT:57:PHE:CG	39:YT:58:ASN:N	2.79	0.50
49:Y3:7:LYS:HE2	49:Y3:32:GLN:NE2	2.25	0.50
49:Y3:56:VAL:CG1	49:Y3:57:GLU:N	2.74	0.50
53:Y7:36:GLN:HG2	53:Y7:36:GLN:O	2.09	0.50
1:QA:42:G:H2'	1:QA:43:C:O4'	2.12	0.50
1:QA:579:G:H5'	1:QA:728:A:H1'	1.93	0.50
1:QA:1112:C:H1'	3:QC:179:ARG:NH1	2.26	0.50
3:QC:70:VAL:CG1	3:QC:71:ALA:N	2.73	0.50
5:QE:101:ILE:N	5:QE:101:ILE:HD13	2.25	0.50
6:QF:86:ARG:O	6:QF:87:ARG:CG	2.50	0.50
7:QG:23:VAL:O	7:QG:27:ILE:CD1	2.59	0.50
10:QJ:98:ILE:H	10:QJ:98:ILE:CD1	2.24	0.50
14:QN:8:GLU:C	14:QN:10:ALA:H	2.13	0.50
25:RA:642:G:H21	25:RA:646:A:H2	1.59	0.50
27:RD:35:LYS:HD2	27:RD:104:TYR:CD1	2.45	0.50
31:RH:72:ILE:O	31:RH:75:ALA:HB3	2.11	0.50
31:RH:169:VAL:HG13	31:RH:170:ARG:N	2.26	0.50
34:RO:47:ILE:CG1	34:RO:48:PRO:HD2	2.41	0.50
35:RP:95:VAL:HG13	35:RP:100:LEU:CD2	2.40	0.50
35:RP:114:ILE:HD13	35:RP:125:VAL:CG2	2.41	0.50
36:RQ:133:ARG:HG2	36:RQ:134:ARG:N	2.26	0.50
37:RR:70:LEU:O	37:RR:72:ASP:N	2.42	0.50
44:RY:74:PRO:O	44:RY:80:GLY:HA2	2.10	0.50
44:RY:90:LEU:HD22	44:RY:90:LEU:H	1.73	0.50
1:XA:315:A:H5"	1:XA:316:G:OP1	2.11	0.50
1:XA:720:C:H5"	18:XR:52:PRO:HA	1.93	0.50
1:XA:1127:G:H1'	1:XA:1147:C:H42	1.76	0.50
2:XB:53:ARG:HA	2:XB:56:ARG:HG3	1.93	0.50
3:XC:99:VAL:O	3:XC:99:VAL:HG23	2.11	0.50

Continued on next page...

Continued from previous page...

Atom-1	Atom-2	Interatomic distance (Å)	Clash overlap (Å)
13:XM:66:LEU:O	13:XM:70:LEU:HB2	2.11	0.50
25:YA:41:C:O2	25:YA:439:G:N2	2.44	0.50
25:YA:463:G:N2	25:YA:466:A:OP2	2.28	0.50
25:YA:896:A:N3	45:YZ:176:PRO:HB3	2.26	0.50
25:YA:1036:G:H1	25:YA:1119:C:H42	1.57	0.50
25:YA:1553:A:C6	25:YA:1555:G:H1'	2.47	0.50
25:YA:2250:G:C6	36:YQ:82:ARG:HD2	2.47	0.50
28:YE:105:THR:HG23	28:YE:166:THR:OG1	2.10	0.50
29:YF:32:LEU:O	29:YF:36:VAL:HG23	2.11	0.50
31:YH:126:PRO:HD2	31:YH:127:GLU:N	2.25	0.50
34:YO:15:GLY:O	34:YO:46:ALA:HB1	2.10	0.50
37:YR:92:GLY:N	37:YR:94:TYR:HE2	2.10	0.50
38:YS:26:LEU:CD2	38:YS:87:PHE:CD1	2.94	0.50
38:YS:86:ALA:O	38:YS:87:PHE:HB3	2.09	0.50
40:YU:112:ARG:HG2	40:YU:112:ARG:HH11	1.76	0.50
41:YV:22:VAL:HG12	41:YV:23:GLU:H	1.76	0.50
44:YY:75:ILE:CG1	44:YY:76:CYS:N	2.73	0.50
44:YY:95:LYS:O	44:YY:96:ILE:O	2.28	0.50
45:YZ:97:GLU:HG2	45:YZ:127:LYS:HB2	1.93	0.50
47:Y1:85:LEU:HA	47:Y1:87:PRO:HD2	1.92	0.50
50:Y4:54:GLY:HA2	50:Y4:57:GLU:HG2	1.92	0.50
1:QA:1288:A:H2'	1:QA:1289:A:O4'	2.12	0.50
2:QB:53:ARG:HA	2:QB:56:ARG:HG3	1.93	0.50
4:QD:13:ARG:CA	4:QD:33:MET:HE3	2.42	0.50
4:QD:162:LEU:HD13	4:QD:181:MET:HB3	1.93	0.50
8:QH:51:VAL:HG11	8:QH:60:ARG:HG3	1.92	0.50
9:QI:29:ASN:OD1	9:QI:64:THR:HA	2.11	0.50
12:QL:23:LYS:O	12:QL:24:VAL:HG23	2.10	0.50
13:QM:30:ALA:O	13:QM:31:LYS:C	2.49	0.50
13:QM:118:ALA:O	22:QV:28:C:O3'	2.29	0.50
15:QO:26:GLU:OE2	15:QO:77:ARG:NH1	2.43	0.50
16:QP:59:TRP:HA	16:QP:59:TRP:HE3	1.77	0.50
19:QS:43:GLU:N	19:QS:43:GLU:OE2	2.44	0.50
21:QU:14:TRP:CE3	21:QU:15:ARG:HD3	2.46	0.50
25:RA:1568:G:OP1	27:RD:63:ARG:NH1	2.38	0.50
25:RA:1952:A:OP1	34:RO:44:LYS:NZ	2.24	0.50
25:RA:2677:G:OP1	28:RE:121:ASN:ND2	2.40	0.50
28:RE:137:HIS:HB3	28:RE:138:PRO:CD	2.37	0.50
30:RG:43:LEU:O	30:RG:88:ILE:HG12	2.12	0.50
30:RG:92:VAL:O	30:RG:92:VAL:HG13	2.12	0.50
42:RW:88:ARG:HB3	42:RW:92:ARG:CB	2.42	0.50

Continued on next page...

Continued from previous page...

Atom-1	Atom-2	Interatomic distance (Å)	Clash overlap (Å)
44:RY:44:ILE:CG1	44:RY:45:VAL:H	2.25	0.50
47:R1:80:LEU:C	47:R1:81:LYS:CE	2.77	0.50
1:XA:224:C:H2'	1:XA:225:C:C6	2.47	0.50
1:XA:876:G:H2'	1:XA:877:C:H6	1.76	0.50
1:XA:966:G:H2'	1:XA:967:C:C6	2.46	0.50
1:XA:1238:A:N3	1:XA:1241:G:O2'	2.39	0.50
2:XB:24:TRP:CE3	2:XB:26:PRO:HA	2.45	0.50
4:XD:108:LEU:HD11	4:XD:174:LEU:CD2	2.37	0.50
5:XE:126:ARG:HG3	5:XE:126:ARG:NH1	2.19	0.50
9:XI:48:GLU:N	9:XI:49:PRO:CD	2.74	0.50
9:XI:79:LEU:HD22	9:XI:101:PHE:O	2.10	0.50
19:XS:50:ALA:CB	19:XS:57:HIS:HB3	2.37	0.50
25:YA:626:U:H5"	25:YA:627:A:H5'	1.92	0.50
25:YA:768:G:H2'	25:YA:769:G:H8	1.76	0.50
25:YA:1019:U:HO2'	25:YA:1021:A:H2	1.56	0.50
35:YP:104:GLY:C	35:YP:105:LEU:HD12	2.31	0.50
35:YP:114:ILE:HD13	35:YP:125:VAL:CG2	2.41	0.50
38:YS:83:LYS:HG2	38:YS:109:GLY:HA2	1.90	0.50
44:YY:46:LYS:HE3	44:YY:63:LYS:HB3	1.93	0.50
47:Y1:83:GLU:CD	47:Y1:85:LEU:H	2.15	0.50
48:Y2:41:ILE:HD11	48:Y2:44:LEU:CB	2.42	0.50
49:Y3:17:LYS:HA	49:Y3:20:LYS:HD2	1.92	0.50
50:Y4:10:VAL:HG23	50:Y4:11:PRO:HD2	1.93	0.50
1:QA:128:G:H1	1:QA:233:C:H42	1.59	0.50
1:QA:142:G:H1	1:QA:221:C:H42	1.59	0.50
1:QA:222:U:H2'	1:QA:223:U:C6	2.47	0.50
1:QA:963:G:H21	10:QJ:55:LYS:HD3	1.76	0.50
1:QA:963:G:N3	10:QJ:55:LYS:NZ	2.58	0.50
1:QA:1151:A:H1'	10:QJ:39:PRO:CB	2.39	0.50
1:QA:1151:A:N3	10:QJ:39:PRO:HG3	2.26	0.50
4:QD:206:PHE:CD2	4:QD:207:TYR:CD1	2.99	0.50
5:QE:12:LEU:HD23	5:QE:13:ILE:H	1.76	0.50
8:QH:12:ARG:NH1	8:QH:27:PRO:HD2	2.25	0.50
8:QH:83:ILE:HB	8:QH:137:VAL:HG13	1.93	0.50
8:QH:95:VAL:HB	8:QH:99:GLU:O	2.12	0.50
11:QK:91:ARG:HH22	18:QR:88:LYS:HZ3	1.58	0.50
14:QN:48:ALA:CA	14:QN:53:LEU:HD12	2.41	0.50
16:QP:83:GLU:HG3	16:QP:84:ALA:H	1.77	0.50
21:QU:6:ARG:HE	21:QU:15:ARG:NH2	2.09	0.50
25:RA:242:G:C8	54:R8:5:LYS:HG2	2.46	0.50
25:RA:298:G:O2'	25:RA:322:A:N1	2.41	0.50

Continued on next page...

Continued from previous page...

Atom-1	Atom-2	Interatomic distance (Å)	Clash overlap (Å)
25:RA:2445:G:OP1	29:RF:74:ARG:NH2	2.44	0.50
28:RE:176:ILE:HG22	28:RE:176:ILE:O	2.10	0.50
31:RH:152:ARG:C	31:RH:153:LYS:HE2	2.32	0.50
33:RN:87:LEU:HD23	33:RN:87:LEU:C	2.32	0.50
33:RN:137:LYS:HG3	33:RN:138:LEU:H	1.76	0.50
38:RS:26:LEU:CD2	38:RS:87:PHE:CD1	2.94	0.50
39:RT:54:ARG:HG2	39:RT:54:ARG:NH1	2.24	0.50
42:RW:22:ASP:HA	42:RW:25:ARG:HH12	1.75	0.50
44:RY:2:ARG:HG2	44:RY:2:ARG:NH1	2.22	0.50
52:R6:34:LEU:HD23	52:R6:36:LEU:HD22	1.92	0.50
54:R8:56:GLU:O	54:R8:57:ARG:C	2.50	0.50
1:XA:54:C:N4	1:XA:353:A:OP2	2.42	0.50
1:XA:243:A:H4'	1:XA:244:U:H3'	1.92	0.50
1:XA:1022:G:H2'	1:XA:1023:G:C8	2.47	0.50
2:XB:103:THR:N	2:XB:180:LEU:HD11	2.26	0.50
2:XB:200:ILE:O	2:XB:201:ILE:HD13	2.12	0.50
3:XC:11:ARG:HG3	3:XC:15:THR:HG21	1.93	0.50
9:XI:83:ARG:HA	9:XI:86:VAL:CG1	2.42	0.50
10:XJ:81:THR:C	10:XJ:83:GLU:N	2.64	0.50
25:YA:479:A:N3	25:YA:481:G:H5"	2.26	0.50
25:YA:1142(A):A:H4'	33:YN:25:ARG:NH2	2.26	0.50
25:YA:1332:G:H21	25:YA:1610:A:H8	1.57	0.50
33:YN:112:LEU:HD23	33:YN:113:GLY:N	2.26	0.50
37:YR:117:VAL:CG2	37:YR:118:GLU:N	2.74	0.50
45:YZ:149:SER:HB2	45:YZ:172:ALA:O	2.10	0.50
47:Y1:4:VAL:HG23	47:Y1:10:LYS:C	2.32	0.50
47:Y1:80:LEU:HB2	47:Y1:81:LYS:CE	2.41	0.50
47:Y1:94:LEU:O	47:Y1:95:LEU:HG	2.11	0.50
50:Y4:61:ARG:C	50:Y4:63:TYR:H	2.14	0.50
51:Y5:56:LYS:HD2	51:Y5:56:LYS:N	2.13	0.50
56:Z8:76:PPU:HD2	56:Z8:76:PPU:HN2	1.76	0.50
2:QB:15:VAL:H	2:QB:16:HIS:HD1	1.59	0.50
2:QB:170:GLU:HA	2:QB:172:ILE:CD1	2.41	0.50
4:QD:195:ALA:O	6:XF:17:SER:HA	2.11	0.50
7:QG:50:ILE:HA	7:QG:54:THR:HG22	1.94	0.50
9:QI:10:ARG:HG3	9:QI:105:ASP:HB2	1.92	0.50
10:QJ:56:HIS:O	10:QJ:58:ASP:O	2.30	0.50
19:QS:41:VAL:CG1	19:QS:45:VAL:N	2.74	0.50
22:QV:75:C:H2'	22:QV:76:A:O4'	2.12	0.50
25:RA:363:G:H2'	25:RA:363(A):A:C8	2.45	0.50
25:RA:1022:G:O2'	25:RA:1023:U:OP2	2.26	0.50

Continued on next page...

Continued from previous page...

Atom-1	Atom-2	Interatomic distance (Å)	Clash overlap (Å)
25:RA:1153:C:H2'	25:RA:1154:G:O4'	2.11	0.50
25:RA:1660:C:H2'	25:RA:1661:G:C8	2.45	0.50
28:RE:2:LYS:HG2	28:RE:95:ILE:CG2	2.42	0.50
28:RE:61:ARG:CB	28:RE:62:PRO:HD3	2.41	0.50
29:RF:45:ARG:CG	29:RF:45:ARG:NH1	2.71	0.50
30:RG:109:VAL:O	30:RG:113:ARG:HG3	2.10	0.50
31:RH:16:SER:O	31:RH:17:VAL:HG23	2.12	0.50
32:RI:11:ASN:O	32:RI:12:LEU:HB2	2.10	0.50
44:RY:88:LYS:NZ	44:RY:88:LYS:HA	2.27	0.50
47:R1:91:LYS:HE3	47:R1:91:LYS:CA	2.40	0.50
50:R4:10:VAL:HG23	50:R4:11:PRO:HD2	1.93	0.50
51:R5:48:GLU:HA	51:R5:59:GLU:HG2	1.94	0.50
1:XA:1228:C:OP1	13:XM:114:ARG:HA	2.12	0.50
1:XA:1432:G:OP1	39:YT:107:ASP:HB2	2.12	0.50
4:XD:54:TYR:CE1	4:XD:206:PHE:HE1	2.29	0.50
7:XG:50:ILE:HA	7:XG:54:THR:HG22	1.94	0.50
8:XH:102:ARG:NH1	8:XH:105:ARG:HH12	2.09	0.50
9:XI:10:ARG:HG3	9:XI:105:ASP:HB2	1.92	0.50
9:XI:105:ASP:C	9:XI:107:ARG:H	2.14	0.50
12:XL:28:LYS:O	12:XL:29:GLY:C	2.50	0.50
13:XM:102:ARG:O	13:XM:102:ARG:HG3	2.11	0.50
14:XN:41:ARG:HE	14:XN:42:ILE:HG13	1.75	0.50
15:XO:39:LEU:O	15:XO:40:SER:C	2.50	0.50
17:XQ:48:GLU:O	17:XQ:49:GLU:C	2.48	0.50
24:XY:39:C:H2'	24:XY:40:G:C8	2.46	0.50
25:YA:247:G:O6	54:Y8:12:LYS:NZ	2.32	0.50
25:YA:258:G:H2'	25:YA:259:G:C8	2.45	0.50
25:YA:389:G:H22	35:YP:72:PRO:CG	2.25	0.50
25:YA:704:G:H2'	25:YA:726:G:H21	1.75	0.50
25:YA:709:U:H2'	25:YA:710:G:C8	2.46	0.50
25:YA:1477:A:H61	25:YA:1516:U:H3	1.58	0.50
25:YA:2055:C:H4'	25:YA:2056:G:H5"	1.94	0.50
25:YA:2360:A:H2'	25:YA:2361:A:O4'	2.12	0.50
30:YG:43:LEU:O	30:YG:88:ILE:HG12	2.12	0.50
30:YG:111:LEU:N	30:YG:112:PRO:CD	2.75	0.50
33:YN:73:THR:HG22	33:YN:82:LEU:HD11	1.93	0.50
34:YO:35:VAL:O	34:YO:35:VAL:HG23	2.11	0.50
35:YP:147:LEU:O	35:YP:148:LEU:HB2	2.11	0.50
36:YQ:36:ALA:HB1	36:YQ:127:ILE:HD12	1.93	0.50
38:YS:26:LEU:HD22	38:YS:87:PHE:CD1	2.46	0.50
47:Y1:87:PRO:O	47:Y1:91:LYS:HB2	2.10	0.50

Continued on next page...

Continued from previous page...

Atom-1	Atom-2	Interatomic distance (Å)	Clash overlap (Å)
2:QB:200:ILE:O	2:QB:201:ILE:HD13	2.12	0.50
4:QD:28:SER:CB	4:QD:29:PRO:CD	2.85	0.50
4:QD:83:SER:HA	4:QD:89:THR:HG23	1.92	0.50
4:QD:178:VAL:O	4:QD:180:GLY:N	2.44	0.50
6:QF:63:TYR:N	6:QF:63:TYR:CD2	2.79	0.50
7:QG:11:GLN:C	7:QG:12:LEU:HD22	2.31	0.50
9:QI:83:ARG:HA	9:QI:86:VAL:CG1	2.41	0.50
13:QM:82:MET:O	13:QM:83:ASP:C	2.49	0.50
25:RA:774:A:H2	25:RA:787:U:O2'	1.95	0.50
25:RA:919:G:N2	25:RA:2269:A:OP2	2.45	0.50
25:RA:1339:G:H21	25:RA:1603:A:H1'	1.77	0.50
25:RA:2059:A:H5'	25:RA:2060:A:OP2	2.12	0.50
27:RD:237:GLU:OE1	27:RD:237:GLU:HA	2.12	0.50
31:RH:133:VAL:HG12	31:RH:141:VAL:HG13	1.93	0.50
31:RH:153:LYS:HG3	31:RH:161:GLY:HA2	1.91	0.50
36:RQ:108:GLY:O	36:RQ:109:VAL:HG23	2.12	0.50
39:RT:38:ASN:O	39:RT:39:ARG:O	2.30	0.50
39:RT:51:ARG:HG3	39:RT:98:LYS:HG3	1.94	0.50
48:R2:16:LEU:O	48:R2:17:SER:CB	2.56	0.50
50:R4:1:MET:O	50:R4:1:MET:HG3	2.12	0.50
52:R6:9:LEU:HD13	52:R6:26:ASN:HD22	1.76	0.50
52:R6:41:PRO:HD2	52:R6:46:HIS:H	1.77	0.50
1:XA:35:G:H2'	1:XA:36:C:C6	2.47	0.50
3:XC:34:LEU:O	3:XC:38:ARG:HG3	2.10	0.50
8:XH:95:VAL:HB	8:XH:99:GLU:O	2.12	0.50
10:XJ:84:GLN:C	10:XJ:86:MET:H	2.14	0.50
13:XM:120:LYS:O	13:XM:121:LYS:HB2	2.11	0.50
14:XN:48:ALA:CA	14:XN:53:LEU:HD12	2.42	0.50
15:XO:17:ARG:NH1	15:XO:77:ARG:CZ	2.74	0.50
16:XP:83:GLU:HG3	16:XP:84:ALA:H	1.77	0.50
25:YA:64:A:C5	43:YX:66:LEU:HD13	2.46	0.50
25:YA:554:U:H2'	25:YA:556:G:C8	2.47	0.50
25:YA:558:G:P	33:YN:111:PRO:HD2	2.52	0.50
25:YA:1889:A:N1	25:YA:2234:G:H1'	2.26	0.50
25:YA:2683:C:OP1	39:YT:53:ARG:NH2	2.43	0.50
25:YA:2702:U:H2'	25:YA:2702:U:O2	2.12	0.50
27:YD:233:HIS:CD2	27:YD:233:HIS:H	2.29	0.50
30:YG:6:ALA:H	50:Y4:23:GLU:CG	2.25	0.50
30:YG:16:ARG:HB3	30:YG:17:PRO:HD3	1.94	0.50
31:YH:24:VAL:HG21	31:YH:72:ILE:HG12	1.94	0.50
31:YH:131:VAL:CG1	31:YH:132:ARG:N	2.74	0.50

Continued on next page...

Continued from previous page...

Atom-1	Atom-2	Interatomic distance (Å)	Clash overlap (Å)
31:YH:133:VAL:HG12	31:YH:141:VAL:HG13	1.93	0.50
31:YH:143:GLN:C	31:YH:143:GLN:HE21	2.15	0.50
31:YH:152:ARG:C	31:YH:153:LYS:HE2	2.32	0.50
31:YH:169:VAL:HG13	31:YH:170:ARG:N	2.26	0.50
33:YN:87:LEU:HD23	33:YN:87:LEU:C	2.32	0.50
35:YP:138:LEU:HD11	35:YP:144:GLU:CG	2.42	0.50
36:YQ:132:VAL:HG12	36:YQ:133:ARG:N	2.27	0.50
42:YW:22:ASP:HA	42:YW:25:ARG:HH12	1.75	0.50
45:YZ:8:TYR:HB2	45:YZ:38:TYR:CE2	2.46	0.50
50:Y4:57:GLU:O	50:Y4:61:ARG:O	2.30	0.50
1:QA:1190:G:H5'	3:QC:176:HIS:NE2	2.27	0.50
1:QA:1352:C:OP1	21:QU:3:LYS:NZ	2.37	0.50
3:QC:34:LEU:O	3:QC:38:ARG:HG3	2.11	0.50
4:QD:13:ARG:HH22	4:QD:36:ARG:CZ	2.24	0.50
4:QD:198:VAL:CG1	4:QD:199:ASN:N	2.75	0.50
9:QI:5:TYR:HA	9:QI:17:VAL:O	2.12	0.50
25:RA:27:G:H22	25:RA:512:G:H1'	1.77	0.50
25:RA:483:A:H4'	44:RY:49:VAL:HG13	1.93	0.50
25:RA:979:G:H2'	25:RA:982:C:N4	2.27	0.50
25:RA:2150:U:H2'	25:RA:2151:G:C8	2.47	0.50
26:RB:15:A:H5'	26:RB:16:G:C8	2.46	0.50
26:RB:23:G:H1	26:RB:60:C:H42	1.60	0.50
27:RD:32:SER:O	27:RD:33:LEU:CB	2.60	0.50
28:RE:119:ARG:HD3	28:RE:160:TYR:CD2	2.47	0.50
28:RE:203:LYS:HE3	28:RE:204:ALA:CB	2.40	0.50
31:RH:153:LYS:O	31:RH:154:PRO:O	2.30	0.50
35:RP:61:ARG:HH21	54:R8:13:ARG:HD2	1.77	0.50
37:RR:92:GLY:N	37:RR:94:TYR:HE2	2.09	0.50
37:RR:96:ARG:NH2	37:RR:117:VAL:HG23	2.27	0.50
39:RT:23:ARG:CB	39:RT:24:PRO:HD2	2.40	0.50
40:RU:92:ARG:NH1	40:RU:95:LEU:HD11	2.26	0.50
51:R5:50:GLY:O	51:R5:51:TYR:CB	2.59	0.50
52:R6:20:ASN:O	52:R6:21:TYR:CB	2.59	0.50
1:XA:363:A:C4	12:XL:31:PRO:HD2	2.46	0.50
1:XA:1266:G:N2	1:XA:1270:C:N3	2.60	0.50
1:XA:1499:A:OP1	1:XA:1505:G:OP2	2.30	0.50
2:XB:23:ARG:HG2	2:XB:23:ARG:HH11	1.76	0.50
10:XJ:40:LEU:HB2	10:XJ:69:ASN:CB	2.40	0.50
10:XJ:54:PHE:O	10:XJ:55:LYS:HG3	2.10	0.50
11:XK:25:TYR:CD1	11:XK:25:TYR:N	2.80	0.50
11:XK:106:LYS:O	11:XK:107:SER:HB3	2.12	0.50

Continued on next page...

Continued from previous page...

Atom-1	Atom-2	Interatomic distance (Å)	Clash overlap (Å)
13:XM:117:VAL:O	13:XM:118:ALA:C	2.51	0.50
17:XQ:13:ASP:C	17:XQ:15:MET:H	2.15	0.50
20:XT:49:ALA:CB	20:XT:99:LEU:HD22	2.42	0.50
21:XU:6:ARG:HH21	21:XU:15:ARG:NE	2.09	0.50
25:YA:127:A:H5"	25:YA:128:C:O4'	2.11	0.50
25:YA:186:G:H2'	25:YA:187:G:H8	1.76	0.50
25:YA:1301:A:O2'	25:YA:1302:A:H3'	2.12	0.50
25:YA:1952:A:C2	34:YO:22:ILE:HG23	2.47	0.50
27:YD:65:ILE:HD13	27:YD:65:ILE:C	2.32	0.50
27:YD:182:LEU:H	27:YD:272:ALA:CB	2.25	0.50
30:YG:103:LEU:HD21	30:YG:178:PHE:CZ	2.47	0.50
32:YI:85:GLU:OE1	32:YI:86:THR:OG1	2.30	0.50
34:YO:104:ARG:NE	39:YT:34:VAL:HG11	2.26	0.50
34:YO:105:GLU:O	34:YO:108:GLU:HB2	2.12	0.50
37:YR:28:LEU:CD2	37:YR:114:VAL:HG12	2.41	0.50
38:YS:35:ILE:CD1	38:YS:101:LEU:HD23	2.41	0.50
38:YS:89:ARG:HD2	38:YS:89:ARG:O	2.11	0.50
40:YU:92:ARG:CD	40:YU:94:ASN:HB3	2.42	0.50
41:YV:29:PRO:O	41:YV:61:VAL:O	2.29	0.50
41:YV:51:VAL:CG1	41:YV:52:VAL:H	2.22	0.50
41:YV:51:VAL:CG1	41:YV:52:VAL:N	2.75	0.50
42:YW:70:TYR:N	42:YW:70:TYR:CD2	2.75	0.50
49:Y3:7:LYS:CB	49:Y3:34:GLU:HG2	2.41	0.50
52:Y6:9:LEU:HB3	52:Y6:26:ASN:O	2.12	0.50
53:Y7:46:VAL:HG12	53:Y7:47:ARG:N	2.27	0.50
3:QC:52:LEU:H	3:QC:52:LEU:CD2	2.20	0.50
4:QD:30:LYS:CG	4:QD:35:ARG:NE	2.64	0.50
10:QJ:22:LYS:NZ	10:QJ:23:ILE:HG12	2.27	0.50
16:QP:39:TYR:OH	16:QP:41:PRO:HB3	2.11	0.50
18:QR:30:ASP:C	18:QR:32:ARG:H	2.16	0.50
25:RA:573:G:N1	25:RA:2031:A:OP2	2.44	0.50
25:RA:1022:G:H22	25:RA:1142(A):A:H2	1.60	0.50
25:RA:1138:G:O3'	33:RN:101:HIS:HE1	1.95	0.50
25:RA:1537:C:H2'	25:RA:1538:G:C8	2.46	0.50
25:RA:1653:G:H4'	25:RA:1654:A:O5'	2.12	0.50
25:RA:1860:G:H1	25:RA:1882:C:H42	1.59	0.50
25:RA:2298:A:H2'	25:RA:2299:G:O4'	2.12	0.50
25:RA:2313:C:H2'	25:RA:2314:C:H6	1.76	0.50
25:RA:2452:C:O4'	56:Z6:76:PPU:HB2	2.12	0.50
27:RD:28:GLU:OE1	27:RD:29:PRO:HD2	2.11	0.50
29:RF:108:LYS:HA	29:RF:108:LYS:NZ	2.27	0.50

Continued on next page...

Continued from previous page...

Atom-1	Atom-2	Interatomic distance (Å)	Clash overlap (Å)
30:RG:111:LEU:N	30:RG:112:PRO:CD	2.75	0.50
31:RH:19:VAL:HG13	31:RH:43:VAL:CG2	2.41	0.50
34:RO:104:ARG:NE	39:RT:34:VAL:HG11	2.26	0.50
36:RQ:2:LEU:HD23	36:RQ:2:LEU:N	2.27	0.50
36:RQ:80:GLU:HG3	36:RQ:81:VAL:N	2.27	0.50
38:RS:35:ILE:CD1	38:RS:101:LEU:HD23	2.41	0.50
44:RY:16:ALA:O	44:RY:21:LYS:HD3	2.11	0.50
44:RY:48:ALA:HB2	44:RY:61:ILE:CD1	2.41	0.50
45:RZ:141:VAL:HA	45:RZ:144:LEU:HD23	1.93	0.50
47:R1:80:LEU:HB2	47:R1:81:LYS:CE	2.41	0.50
47:R1:83:GLU:CD	47:R1:85:LEU:H	2.15	0.50
1:XA:291:C:H42	1:XA:309:G:H1	1.60	0.50
3:XC:132:ARG:O	3:XC:136:GLN:HB2	2.11	0.50
8:XH:84:ARG:O	8:XH:135:CYS:HB2	2.12	0.50
8:XH:91:ARG:HH11	8:XH:91:ARG:CG	2.22	0.50
13:XM:68:GLY:CA	30:YG:116:ASP:OD2	2.60	0.50
19:XS:26:GLY:O	19:XS:27:GLU:HB2	2.11	0.50
25:YA:990:A:N1	41:YV:76:LYS:NZ	2.58	0.50
25:YA:1207:C:H42	25:YA:1239:G:H1	1.60	0.50
25:YA:1226:G:OP1	41:YV:86:GLY:HA3	2.12	0.50
25:YA:1338:G:N7	43:YX:62:LYS:NZ	2.51	0.50
25:YA:1432:C:H2'	25:YA:1433:U:O4'	2.12	0.50
25:YA:2028:U:H2'	25:YA:2029:G:C8	2.46	0.50
25:YA:2179:C:H2'	25:YA:2180:U:C6	2.47	0.50
25:YA:2683:C:O2'	28:YE:13:ARG:NH2	2.45	0.50
25:YA:2751:G:O2'	25:YA:2752:C:O5'	2.28	0.50
25:YA:2846:G:P	39:YT:54:ARG:HB2	2.52	0.50
26:YB:28:C:H2'	26:YB:29:A:O4'	2.12	0.50
28:YE:2:LYS:HG2	28:YE:95:ILE:CG2	2.42	0.50
28:YE:105:THR:HB	28:YE:197:ILE:HG12	1.92	0.50
30:YG:35:GLU:CD	30:YG:35:GLU:C	2.71	0.50
31:YH:16:SER:O	31:YH:17:VAL:HG23	2.12	0.50
35:YP:112:LEU:HD22	35:YP:113:LYS:N	2.26	0.50
36:YQ:108:GLY:O	36:YQ:109:VAL:HG23	2.12	0.50
44:YY:19:LYS:O	44:YY:19:LYS:CG	2.60	0.50
44:YY:48:ALA:HB2	44:YY:61:ILE:CD1	2.41	0.50
48:Y2:9:GLN:O	48:Y2:12:GLU:HB3	2.10	0.50
48:Y2:69:ARG:CB	48:Y2:69:ARG:HH11	2.25	0.50
50:Y4:22:ILE:H	50:Y4:22:ILE:HD12	1.77	0.50
51:Y5:37:LYS:O	51:Y5:37:LYS:HD2	2.12	0.50
53:Y7:9:ARG:HH12	53:Y7:47:ARG:HG3	1.76	0.50

Continued on next page...

Continued from previous page...

Atom-1	Atom-2	Interatomic distance (Å)	Clash overlap (Å)
2:QB:16:HIS:HB3	2:QB:210:SER:CB	2.42	0.50
3:QC:139:GLN:O	3:QC:143:GLU:HB2	2.11	0.50
4:QD:128:VAL:O	4:QD:130:GLY:N	2.45	0.50
8:QH:20:TYR:HD1	8:QH:65:TYR:HD2	1.55	0.50
10:QJ:84:GLN:C	10:QJ:86:MET:H	2.14	0.50
11:QK:29:ILE:HG13	11:QK:44:SER:HB3	1.93	0.50
11:QK:32:ILE:HD12	11:QK:72:ALA:CB	2.36	0.50
14:QN:22:THR:O	14:QN:23:ARG:CB	2.59	0.50
20:QT:49:ALA:CB	20:QT:99:LEU:HD22	2.42	0.50
21:QU:2:GLY:O	21:QU:4:GLY:N	2.45	0.50
25:RA:727:A:C6	25:RA:728:G:C6	3.00	0.50
25:RA:1835:G:N3	25:RA:1931:U:N3	2.58	0.50
25:RA:2250:G:C6	36:RQ:82:ARG:HD2	2.47	0.50
25:RA:2372:G:H4'	52:R6:46:HIS:NE2	2.27	0.50
25:RA:2692:C:H2'	25:RA:2693:A:C8	2.43	0.50
27:RD:123:ALA:HB3	27:RD:131:LEU:HG	1.94	0.50
30:RG:103:LEU:HD21	30:RG:178:PHE:CZ	2.47	0.50
31:RH:19:VAL:HG13	31:RH:43:VAL:HG23	1.93	0.50
31:RH:143:GLN:HE21	31:RH:143:GLN:C	2.15	0.50
35:RP:6:LEU:N	35:RP:6:LEU:CD2	2.75	0.50
44:RY:77:PRO:O	44:RY:78:ALA:HB2	2.10	0.50
1:XA:392:G:H2'	1:XA:393:A:C8	2.47	0.50
1:XA:686:U:O4	1:XA:703:G:H1'	2.12	0.50
1:XA:1344:C:H5'	9:XI:120:ARG:O	2.12	0.50
3:XC:36:ASP:HB3	3:XC:40:ARG:NH1	2.25	0.50
4:XD:20:TYR:CD2	4:XD:27:TYR:CD2	3.00	0.50
4:XD:107:ARG:C	4:XD:109:GLY:H	2.14	0.50
5:XE:152:ARG:HD3	8:XH:44:PHE:CE1	2.47	0.50
9:XI:29:ASN:OD1	9:XI:64:THR:HA	2.12	0.50
12:XL:62:SER:C	12:XL:64:TYR:H	2.14	0.50
13:XM:82:MET:O	13:XM:83:ASP:C	2.49	0.50
25:YA:1964:G:O2'	25:YA:1967:C:OP2	2.25	0.50
25:YA:2219:G:H2'	25:YA:2224:G:H5'	1.93	0.50
25:YA:2250:G:H8	25:YA:2496:C:H5"	1.76	0.50
27:YD:35:LYS:HE2	27:YD:104:TYR:HB2	1.94	0.50
27:YD:218:ARG:HB3	27:YD:219:PRO:HD2	1.94	0.50
30:YG:49:ASP:OD1	30:YG:51:ARG:HG3	2.12	0.50
33:YN:6:PRO:HG2	33:YN:43:THR:OG1	2.11	0.50
33:YN:137:LYS:HG3	33:YN:138:LEU:H	1.77	0.50
34:YO:55:GLY:O	34:YO:56:ASP:C	2.50	0.50
38:YS:5:THR:HG1	38:YS:7:TYR:HB3	1.75	0.50

Continued on next page...

Continued from previous page...

Atom-1	Atom-2	Interatomic distance (Å)	Clash overlap (Å)
38:YS:52:SER:O	38:YS:56:LEU:CD2	2.60	0.50
41:YV:3:ALA:HB3	41:YV:14:VAL:HG23	1.92	0.50
47:Y1:81:LYS:O	47:Y1:82:LEU:O	2.30	0.50
51:Y5:50:GLY:O	51:Y5:51:TYR:CB	2.59	0.50
53:Y7:12:ARG:NH1	53:Y7:12:ARG:HG3	2.27	0.50
54:Y8:56:GLU:O	54:Y8:57:ARG:C	2.50	0.50
1:QA:947:G:H2'	1:QA:948:C:C6	2.47	0.49
1:QA:1053:G:N7	1:QA:1199:U:H3'	2.27	0.49
1:QA:1152:A:H2'	1:QA:1153:C:C6	2.47	0.49
1:QA:1499:A:H1'	1:QA:1520:G:H5'	1.94	0.49
3:QC:184:TYR:HA	3:QC:200:ALA:O	2.12	0.49
4:QD:23:GLY:H	4:QD:26:CYS:HB2	1.77	0.49
4:QD:197:PRO:CD	6:XF:16:GLN:CD	2.81	0.49
7:QG:50:ILE:HG21	7:QG:58:PRO:HA	1.93	0.49
8:QH:84:ARG:O	8:QH:135:CYS:HB2	2.12	0.49
15:QO:17:ARG:NH1	15:QO:77:ARG:CZ	2.74	0.49
22:QV:56:C:O2'	30:RG:78:SER:HB2	2.11	0.49
25:RA:2831:G:H1'	25:RA:2883:A:H2'	1.94	0.49
27:RD:2:ALA:CB	27:RD:20:ASP:CB	2.90	0.49
27:RD:72:LYS:O	27:RD:73:VAL:C	2.50	0.49
29:RF:11:VAL:CG1	29:RF:12:LEU:N	2.75	0.49
33:RN:42:TRP:HA	33:RN:48:MET:CE	2.42	0.49
35:RP:49:ARG:HE	54:R8:59:LYS:HG2	1.76	0.49
37:RR:67:LEU:HD13	37:RR:76:VAL:CG2	2.27	0.49
45:RZ:23:LYS:O	45:RZ:25:PRO:HD3	2.11	0.49
50:R4:57:GLU:O	50:R4:61:ARG:O	2.30	0.49
55:R9:7:VAL:HG12	55:R9:25:VAL:HG21	1.94	0.49
1:XA:509:A:H5"	4:XD:55:ALA:HB2	1.94	0.49
1:XA:715:A:H2'	1:XA:716:A:C8	2.47	0.49
5:XE:32:VAL:O	5:XE:43:LEU:HD12	2.12	0.49
5:XE:41:VAL:CG1	5:XE:112:LEU:O	2.60	0.49
9:XI:33:PHE:HZ	9:XI:47:LEU:HD21	1.76	0.49
10:XJ:4:ILE:CB	10:XJ:74:ILE:HD11	2.36	0.49
13:XM:14:ARG:HG3	13:XM:16:ASP:OD2	2.12	0.49
13:XM:120:LYS:O	13:XM:121:LYS:CB	2.60	0.49
25:YA:451:C:H4'	29:YF:52:LYS:HZ1	1.77	0.49
25:YA:2115:G:N2	25:YA:2165:G:N7	2.49	0.49
25:YA:2853:C:H2'	25:YA:2854:G:C8	2.47	0.49
29:YF:11:VAL:CG1	29:YF:12:LEU:N	2.75	0.49
30:YG:114:ILE:HG21	30:YG:117:PHE:HB2	1.93	0.49
31:YH:153:LYS:HA	31:YH:153:LYS:HZ3	1.75	0.49

Continued on next page...

Continued from previous page...

Atom-1	Atom-2	Interatomic distance (Å)	Clash overlap (Å)
32:YI:3:VAL:HG12	32:YI:38:LEU:HA	1.94	0.49
34:YO:47:ILE:CG1	34:YO:48:PRO:HD2	2.42	0.49
44:YY:88:LYS:NZ	44:YY:88:LYS:HA	2.27	0.49
1:QA:793:U:H3'	1:QA:794:A:H5"	1.95	0.49
1:QA:999:U:H2'	1:QA:1000:A:H8	1.76	0.49
3:QC:11:ARG:HG3	3:QC:15:THR:HG21	1.94	0.49
3:QC:35:GLU:O	3:QC:39:ILE:HG13	2.12	0.49
3:QC:36:ASP:HA	3:QC:39:ILE:HD12	1.94	0.49
5:QE:82:VAL:HG12	5:QE:83:GLU:H	1.77	0.49
8:QH:14:ARG:O	8:QH:14:ARG:HG2	2.12	0.49
9:QI:48:GLU:N	9:QI:49:PRO:CD	2.74	0.49
12:QL:62:SER:C	12:QL:64:TYR:H	2.14	0.49
14:QN:8:GLU:O	14:QN:10:ALA:N	2.45	0.49
16:QP:39:TYR:CE2	16:QP:41:PRO:HD3	2.48	0.49
20:QT:37:SER:O	20:QT:41:ILE:HG12	2.12	0.49
25:RA:519:U:H2'	25:RA:520:G:H8	1.77	0.49
25:RA:534:U:H2'	25:RA:535:C:C6	2.47	0.49
25:RA:1906:G:H1	25:RA:1924:C:H42	1.58	0.49
25:RA:2349:G:OP2	54:R8:42:ARG:HD3	2.12	0.49
27:RD:35:LYS:HE2	27:RD:104:TYR:HB2	1.94	0.49
27:RD:218:ARG:HB3	27:RD:219:PRO:HD2	1.94	0.49
31:RH:120:GLY:HA3	31:RH:140:LYS:NZ	2.27	0.49
35:RP:64:LYS:C	35:RP:66:GLY:N	2.56	0.49
41:RV:41:GLY:N	41:RV:46:VAL:HG13	2.26	0.49
53:R7:12:ARG:NH1	53:R7:12:ARG:HG3	2.27	0.49
53:R7:46:VAL:HG12	53:R7:47:ARG:N	2.27	0.49
1:XA:370:C:H2'	1:XA:371:G:C8	2.47	0.49
1:XA:546:G:P	4:XD:72:GLU:HB3	2.53	0.49
1:XA:621:A:C6	1:XA:622:A:C6	3.01	0.49
1:XA:1229:A:OP1	13:XM:116:THR:HG23	2.13	0.49
13:XM:57:ARG:HH11	13:XM:57:ARG:CB	2.14	0.49
13:XM:108:ARG:O	13:XM:109:THR:C	2.50	0.49
25:YA:888:C:H3'	25:YA:889:C:H4'	1.94	0.49
25:YA:910:A:N3	25:YA:2264:C:O2'	2.42	0.49
25:YA:1687:G:O2'	25:YA:1701:A:N6	2.41	0.49
25:YA:2392:A:OP2	25:YA:2422:A:N6	2.41	0.49
25:YA:2602:A:C2	56:Z8:76:PPU:C8	2.95	0.49
28:YE:46:ALA:HB1	28:YE:80:GLU:HB2	1.94	0.49
34:YO:69:ILE:O	34:YO:76:ALA:HA	2.12	0.49
38:YS:60:GLY:O	38:YS:61:ASN:CB	2.55	0.49
44:YY:16:ALA:O	44:YY:21:LYS:HD3	2.11	0.49

Continued on next page...

Continued from previous page...

Atom-1	Atom-2	Interatomic distance (Å)	Clash overlap (Å)
44:YY:44:ILE:CG1	44:YY:45:VAL:H	2.24	0.49
49:Y3:21:ALA:O	49:Y3:25:ALA:N	2.41	0.49
50:Y4:9:LEU:H	50:Y4:27:THR:CG2	2.26	0.49
52:Y6:44:ARG:O	52:Y6:45:LYS:CB	2.60	0.49
1:QA:719:C:C2	18:QR:50:ILE:HD13	2.48	0.49
1:QA:1004:A:H1'	1:QA:1036:G:N2	2.26	0.49
1:QA:1024:G:H4'	1:QA:1024:G:OP1	2.12	0.49
1:QA:1151:A:H2'	1:QA:1152:A:H8	1.76	0.49
11:QK:62:GLN:O	11:QK:63:LEU:C	2.51	0.49
13:QM:102:ARG:O	13:QM:102:ARG:HG3	2.12	0.49
17:QQ:13:ASP:C	17:QQ:15:MET:H	2.15	0.49
19:QS:62:ILE:C	19:QS:63:THR:HG22	2.32	0.49
21:QU:6:ARG:HH21	21:QU:15:ARG:NE	2.09	0.49
25:RA:451:C:H4'	29:RF:52:LYS:HZ2	1.77	0.49
25:RA:479:A:O2'	25:RA:481:G:H5'	2.12	0.49
25:RA:1359:A:OP2	25:RA:1371:G:N2	2.38	0.49
25:RA:1509:C:N4	25:RA:1511:A:H62	2.11	0.49
25:RA:2638:G:P	28:RE:82:ARG:HH22	2.34	0.49
25:RA:2776:A:H4'	25:RA:2777:G:O5'	2.12	0.49
27:RD:25:THR:O	27:RD:27:THR:HG22	2.12	0.49
30:RG:49:ASP:OD1	30:RG:51:ARG:HG3	2.12	0.49
31:RH:127:GLU:HB3	31:RH:128:PRO:HD2	1.92	0.49
34:RO:105:GLU:O	34:RO:108:GLU:HB2	2.12	0.49
40:RU:79:PHE:HE2	40:RU:83:LEU:HD22	1.78	0.49
41:RV:76:LYS:HG3	41:RV:81:TYR:CD1	2.48	0.49
44:RY:81:LYS:HD3	44:RY:97:ARG:HD3	1.94	0.49
50:R4:68:ARG:HD3	50:R4:69:LYS:HG2	1.92	0.49
1:XA:130:A:N3	1:XA:263:A:O2'	2.36	0.49
1:XA:372:C:H42	1:XA:389:A:H62	1.60	0.49
2:XB:16:HIS:HB3	2:XB:210:SER:CB	2.42	0.49
2:XB:172:ILE:H	2:XB:172:ILE:CD1	2.18	0.49
2:XB:207:ALA:O	2:XB:209:ARG:N	2.45	0.49
3:XC:35:GLU:O	3:XC:39:ILE:HG13	2.13	0.49
4:XD:118:ARG:NH2	4:XD:136:PRO:HB2	2.27	0.49
4:XD:198:VAL:HG12	4:XD:199:ASN:H	1.74	0.49
6:XF:101:ALA:HA	18:XR:28:GLU:HG2	1.94	0.49
7:XG:50:ILE:HG21	7:XG:58:PRO:HA	1.93	0.49
13:XM:90:LEU:HA	13:XM:93:ARG:CD	2.33	0.49
15:XO:32:LEU:O	15:XO:33:THR:C	2.51	0.49
17:XQ:3:LYS:HD2	17:XQ:60:ILE:HD11	1.95	0.49
19:XS:5:LEU:CD2	50:Y4:66:SER:CB	2.89	0.49

Continued on next page...

Continued from previous page...

Atom-1	Atom-2	Interatomic distance (Å)	Clash overlap (Å)
19:XS:62:ILE:C	19:XS:63:THR:HG22	2.32	0.49
21:XU:2:GLY:O	21:XU:4:GLY:N	2.45	0.49
25:YA:31:C:O3'	25:YA:1238:G:H5"	2.13	0.49
25:YA:199:A:N1	25:YA:2433:A:H2'	2.28	0.49
25:YA:565:C:OP1	41:YV:82:ARG:NH2	2.46	0.49
25:YA:602:G:O2'	25:YA:604:G:O2'	2.08	0.49
25:YA:848:G:H2'	25:YA:849:A:C8	2.47	0.49
25:YA:1796:U:H2'	25:YA:1797:C:C6	2.47	0.49
25:YA:2439:A:C8	25:YA:2439:A:H5'	2.48	0.49
27:YD:76:PRO:HA	27:YD:118:VAL:HG23	1.93	0.49
28:YE:37:ARG:HE	28:YE:37:ARG:H	1.59	0.49
33:YN:82:LEU:HD12	33:YN:83:LYS:N	2.27	0.49
36:YQ:29:PHE:N	36:YQ:105:GLU:OE2	2.41	0.49
40:YU:81:HIS:CE1	40:YU:117:GLN:HG3	2.48	0.49
40:YU:92:ARG:NH1	40:YU:95:LEU:HD11	2.27	0.49
43:YX:51:VAL:HG13	43:YX:81:VAL:HG23	1.93	0.49
45:YZ:24:LEU:HB2	45:YZ:41:LEU:HG	1.93	0.49
45:YZ:58:VAL:O	45:YZ:60:GLU:N	2.44	0.49
47:Y1:8:SER:HB3	47:Y1:66:HIS:CE1	2.47	0.49
47:Y1:93:GLU:O	47:Y1:97:LEU:HD11	2.12	0.49
50:Y4:36:CYS:O	50:Y4:39:CYS:CB	2.55	0.49
54:Y8:52:LYS:H	54:Y8:53:PRO:HD2	1.66	0.49
1:QA:1348:U:N3	1:QA:1374:A:H2	2.10	0.49
1:QA:1376:U:H2'	1:QA:1377:A:C8	2.47	0.49
2:QB:181:PHE:O	2:QB:183:PRO:HD3	2.12	0.49
3:QC:178:LEU:N	3:QC:178:LEU:HD22	2.27	0.49
6:QF:72:VAL:HG13	6:QF:73:ASN:N	2.27	0.49
13:QM:108:ARG:O	13:QM:109:THR:C	2.50	0.49
15:QO:77:ARG:HA	15:QO:80:ALA:HB3	1.95	0.49
16:QP:83:GLU:OE2	16:QP:83:GLU:HA	2.12	0.49
20:QT:97:ALA:HB3	20:QT:99:LEU:CD1	2.43	0.49
25:RA:463:G:N2	25:RA:466:A:OP2	2.43	0.49
25:RA:1508:A:O2'	25:RA:1509:C:O4'	2.30	0.49
25:RA:2485:G:OP1	36:RQ:46:GLN:NE2	2.42	0.49
25:RA:2813:A:N6	25:RA:2887:U:H3	2.06	0.49
27:RD:233:HIS:CD2	27:RD:233:HIS:H	2.29	0.49
28:RE:61:ARG:O	28:RE:62:PRO:C	2.51	0.49
31:RH:103:LEU:CD1	31:RH:131:VAL:HG21	2.41	0.49
31:RH:103:LEU:HD23	31:RH:103:LEU:H	1.77	0.49
33:RN:73:THR:HG22	33:RN:82:LEU:HD11	1.93	0.49
38:RS:99:LYS:O	38:RS:101:LEU:N	2.45	0.49

Continued on next page...

Continued from previous page...

Atom-1	Atom-2	Interatomic distance (Å)	Clash overlap (Å)
42:RW:29:LEU:HD23	42:RW:29:LEU:O	2.13	0.49
43:RX:51:VAL:HG13	43:RX:81:VAL:HG23	1.93	0.49
45:RZ:157:LEU:HD23	45:RZ:161:VAL:HG12	1.93	0.49
47:R1:20:ARG:HG2	47:R1:20:ARG:NH1	2.24	0.49
48:R2:41:ILE:HD11	48:R2:44:LEU:CB	2.42	0.49
50:R4:9:LEU:H	50:R4:27:THR:CG2	2.25	0.49
50:R4:22:ILE:HD12	50:R4:22:ILE:H	1.77	0.49
51:R5:20:ARG:C	51:R5:22:HIS:H	2.14	0.49
1:XA:712:A:H2'	1:XA:713:G:C8	2.47	0.49
3:XC:195:VAL:HG12	3:XC:196:LEU:H	1.75	0.49
4:XD:196:LEU:C	4:XD:198:VAL:N	2.66	0.49
8:XH:91:ARG:HG2	8:XH:91:ARG:NH1	2.25	0.49
8:XH:109:ILE:HG12	8:XH:110:ALA:N	2.27	0.49
9:XI:5:TYR:HA	9:XI:17:VAL:O	2.12	0.49
9:XI:43:ALA:C	9:XI:45:ALA:H	2.16	0.49
9:XI:43:ALA:HA	9:XI:74:ILE:HD13	1.94	0.49
10:XJ:22:LYS:NZ	10:XJ:23:ILE:HG12	2.28	0.49
16:XP:59:TRP:HA	16:XP:59:TRP:HE3	1.76	0.49
25:YA:270(U):C:H2'	25:YA:270(V):G:C8	2.48	0.49
25:YA:2286:A:H4'	25:YA:2287:A:O4'	2.13	0.49
25:YA:2387:U:O2'	46:Y0:19:LYS:NZ	2.45	0.49
27:YD:2:ALA:CB	27:YD:20:ASP:HB3	2.42	0.49
27:YD:72:LYS:O	27:YD:73:VAL:C	2.51	0.49
27:YD:227:ASN:HB3	27:YD:228:PRO:CD	2.30	0.49
28:YE:61:ARG:CB	28:YE:62:PRO:CD	2.90	0.49
28:YE:179:GLU:O	28:YE:180:ASN:HB2	2.12	0.49
33:YN:68:GLU:HG2	33:YN:88:GLU:CD	2.33	0.49
33:YN:73:THR:CG2	33:YN:82:LEU:HD11	2.43	0.49
35:YP:36:LYS:HB2	35:YP:40:SER:HB3	1.94	0.49
36:YQ:2:LEU:HD23	36:YQ:2:LEU:N	2.27	0.49
37:YR:1:MET:O	37:YR:2:ARG:CB	2.59	0.49
39:YT:38:ASN:O	39:YT:39:ARG:O	2.30	0.49
41:YV:91:TYR:C	41:YV:91:TYR:HD1	2.16	0.49
42:YW:29:LEU:O	42:YW:29:LEU:HD23	2.13	0.49
46:Y0:72:ARG:HB3	46:Y0:75:LEU:HB2	1.94	0.49
47:Y1:67:ILE:N	47:Y1:68:PRO:CD	2.76	0.49
50:Y4:42:PHE:O	50:Y4:43:TYR:C	2.51	0.49
52:Y6:7:ILE:C	52:Y6:9:LEU:N	2.65	0.49
56:Z6:76:PPU:HN2	56:Z6:76:PPU:HD2	1.76	0.49
1:QA:62:U:O2'	1:QA:379:C:O2	2.31	0.49
1:QA:376:G:H1	1:QA:387:U:H3	1.59	0.49

Continued on next page...

Continued from previous page...

Atom-1	Atom-2	Interatomic distance (Å)	Clash overlap (Å)
1:QA:474:G:H5'	16:QP:81:ARG:HG3	1.95	0.49
1:QA:546:G:P	4:QD:72:GLU:HB3	2.53	0.49
1:QA:1414:U:H2'	1:QA:1415:G:C8	2.48	0.49
2:QB:68:ILE:O	2:QB:91:PRO:HD2	2.13	0.49
4:QD:206:PHE:HD2	4:QD:207:TYR:CE1	2.31	0.49
9:QI:105:ASP:C	9:QI:107:ARG:H	2.14	0.49
11:QK:25:TYR:N	11:QK:25:TYR:CD1	2.79	0.49
25:RA:675:A:N3	25:RA:2443:C:O2'	2.43	0.49
25:RA:792:G:H5"	25:RA:793:A:H5'	1.94	0.49
25:RA:1264:G:H5'	51:R5:11:THR:CG2	2.43	0.49
25:RA:1833:U:H2'	25:RA:1834:U:H6	1.77	0.49
25:RA:2061:G:H5"	25:RA:2503:A:N1	2.27	0.49
27:RD:35:LYS:CG	27:RD:64:ILE:HG22	2.42	0.49
29:RF:196:LEU:C	29:RF:197:ASP:O	2.50	0.49
33:RN:30:ILE:O	33:RN:34:LEU:HD23	2.13	0.49
36:RQ:29:PHE:N	36:RQ:105:GLU:OE2	2.41	0.49
36:RQ:132:VAL:HG12	36:RQ:133:ARG:N	2.27	0.49
37:RR:71:GLN:HA	37:RR:71:GLN:HE21	1.77	0.49
37:RR:118:GLU:OXT	37:RR:118:GLU:HG3	2.11	0.49
38:RS:18:ILE:O	38:RS:19:LYS:O	2.31	0.49
39:RT:16:ARG:NE	39:RT:19:LEU:HD21	2.28	0.49
40:RU:92:ARG:CD	40:RU:94:ASN:HB3	2.42	0.49
41:RV:91:TYR:C	41:RV:91:TYR:HD1	2.16	0.49
43:RX:70:LEU:N	43:RX:70:LEU:CD2	2.72	0.49
44:RY:35:TYR:CD1	44:RY:69:ALA:HB3	2.48	0.49
47:R1:67:ILE:N	47:R1:68:PRO:CD	2.76	0.49
49:R3:7:LYS:CB	49:R3:34:GLU:HG2	2.41	0.49
1:XA:46:G:O2'	1:XA:365:U:H1'	2.12	0.49
1:XA:1206:G:H4'	3:XC:192:THR:O	2.12	0.49
2:XB:15:VAL:H	2:XB:16:HIS:CE1	2.30	0.49
2:XB:68:ILE:O	2:XB:91:PRO:HD2	2.13	0.49
6:XF:72:VAL:HG13	6:XF:73:ASN:N	2.27	0.49
8:XH:14:ARG:O	8:XH:14:ARG:HG2	2.12	0.49
9:XI:110:GLU:O	9:XI:110:GLU:HG3	2.12	0.49
9:XI:113:LYS:H	9:XI:119:ALA:HA	1.77	0.49
14:XN:8:GLU:O	14:XN:10:ALA:N	2.45	0.49
20:XT:26:ASN:CB	20:XT:71:THR:HG23	2.43	0.49
25:YA:270(J):G:H2'	25:YA:270(K):C:O4'	2.12	0.49
25:YA:1274:A:N1	25:YA:1644:C:O2'	2.43	0.49
25:YA:1805:U:H2'	25:YA:1806:C:H6	1.77	0.49
25:YA:2212:A:H1'	25:YA:2215:G:C5	2.47	0.49

Continued on next page...

Continued from previous page...

Atom-1	Atom-2	Interatomic distance (Å)	Clash overlap (Å)
27:YD:35:LYS:CG	27:YD:64:ILE:HG22	2.42	0.49
28:YE:17:ASP:N	28:YE:17:ASP:OD2	2.46	0.49
28:YE:61:ARG:O	28:YE:62:PRO:C	2.50	0.49
28:YE:119:ARG:HD3	28:YE:160:TYR:CD2	2.47	0.49
30:YG:83:ARG:HH11	30:YG:83:ARG:HG2	1.76	0.49
30:YG:107:LEU:HD11	30:YG:178:PHE:CD1	2.48	0.49
31:YH:19:VAL:HG13	31:YH:43:VAL:HG23	1.93	0.49
31:YH:103:LEU:H	31:YH:103:LEU:HD23	1.77	0.49
31:YH:153:LYS:O	31:YH:154:PRO:O	2.29	0.49
37:YR:18:LEU:HD13	37:YR:18:LEU:C	2.33	0.49
42:YW:51:LEU:HD23	42:YW:105:VAL:HG11	1.95	0.49
44:YY:61:ILE:HG22	44:YY:62:GLU:N	2.28	0.49
44:YY:81:LYS:CD	44:YY:97:ARG:HE	2.20	0.49
47:Y1:40:ARG:NH2	47:Y1:42:GLN:HG2	2.28	0.49
50:Y4:47:GLN:O	50:Y4:48:ARG:CB	2.60	0.49
55:Y9:7:VAL:HG12	55:Y9:25:VAL:HG21	1.94	0.49
1:QA:925:G:H1	1:QA:1391:U:H3	1.61	0.49
1:QA:1059:C:H2'	1:QA:1060:C:C6	2.48	0.49
3:QC:173:VAL:N	3:QC:174:PRO:HD3	2.28	0.49
4:QD:9:CYS:SG	4:QD:22:LYS:CE	3.01	0.49
4:QD:197:PRO:HD3	6:XF:16:GLN:CG	2.43	0.49
5:QE:41:VAL:CG1	5:QE:112:LEU:O	2.60	0.49
6:QF:51:PRO:HA	6:QF:55:ASP:O	2.13	0.49
6:QF:101:ALA:HA	18:QR:28:GLU:HG2	1.95	0.49
9:QI:79:LEU:O	9:QI:79:LEU:HD13	2.12	0.49
9:QI:112:LYS:HD3	9:QI:113:LYS:O	2.13	0.49
13:QM:14:ARG:HG3	13:QM:16:ASP:OD2	2.13	0.49
13:QM:120:LYS:O	13:QM:121:LYS:CB	2.60	0.49
25:RA:41:C:H42	25:RA:438:G:H1	1.60	0.49
25:RA:995:C:N4	33:RN:2:LYS:HG3	2.28	0.49
25:RA:1231:G:H2'	25:RA:1232:G:C8	2.47	0.49
25:RA:1764:G:C6	25:RA:1989:G:C2	3.01	0.49
25:RA:1995:U:H3'	25:RA:1996:C:H2'	1.93	0.49
25:RA:2415:G:H4'	35:RP:66:GLY:C	2.33	0.49
26:RB:52:A:N6	38:RS:33:LYS:HG3	2.27	0.49
28:RE:23:VAL:HG12	28:RE:173:VAL:HG21	1.94	0.49
28:RE:119:ARG:HD3	28:RE:160:TYR:HD2	1.78	0.49
28:RE:179:GLU:O	28:RE:180:ASN:HB2	2.12	0.49
30:RG:83:ARG:HG2	30:RG:83:ARG:HH11	1.76	0.49
30:RG:107:LEU:HD11	30:RG:178:PHE:CD1	2.48	0.49
31:RH:24:VAL:HG21	31:RH:72:ILE:HG12	1.94	0.49

Continued on next page...

Continued from previous page...

Atom-1	Atom-2	Interatomic distance (Å)	Clash overlap (Å)
33:RN:73:THR:CG2	33:RN:82:LEU:HD11	2.43	0.49
33:RN:95:PRO:O	33:RN:97:ARG:N	2.46	0.49
33:RN:120:LEU:HD11	33:RN:122:VAL:CG2	2.42	0.49
35:RP:114:ILE:HD11	35:RP:130:PHE:HE1	1.70	0.49
36:RQ:23:GLY:O	36:RQ:24:GLY:O	2.30	0.49
37:RR:18:LEU:HD13	37:RR:18:LEU:C	2.33	0.49
48:R2:33:MET:O	48:R2:37:PHE:HD1	1.95	0.49
50:R4:42:PHE:O	50:R4:44:THR:O	2.31	0.49
52:R6:37:ARG:HA	52:R6:37:ARG:HE	1.77	0.49
1:XA:328:C:H4'	1:XA:329:A:H5'	1.94	0.49
1:XA:537:G:H5"	12:XL:113:ARG:HH12	1.77	0.49
1:XA:1372:U:H2'	1:XA:1373:G:O4'	2.12	0.49
5:XE:60:TYR:CE1	5:XE:64:ARG:NH2	2.77	0.49
8:XH:61:VAL:HG12	8:XH:63:LEU:HD13	1.94	0.49
8:XH:83:ILE:HB	8:XH:137:VAL:HG13	1.94	0.49
13:XM:30:ALA:O	13:XM:31:LYS:C	2.49	0.49
25:YA:140:A:H8	25:YA:1408:C:HO2'	1.60	0.49
25:YA:414:C:H2'	25:YA:415:A:C8	2.47	0.49
25:YA:747:U:N1	51:Y5:2:ALA:HB3	2.28	0.49
25:YA:1890:A:H2'	25:YA:1891:G:O4'	2.13	0.49
26:YB:3:C:H2'	26:YB:4:C:C6	2.46	0.49
27:YD:2:ALA:CB	27:YD:20:ASP:CB	2.90	0.49
33:YN:95:PRO:O	33:YN:97:ARG:N	2.46	0.49
34:YO:20:MET:HG2	34:YO:21:CYS:O	2.11	0.49
37:YR:33:ARG:NH2	51:Y5:55:ARG:CG	2.66	0.49
39:YT:39:ARG:CG	39:YT:40:THR:H	2.22	0.49
39:YT:57:PHE:O	39:YT:59:THR:N	2.46	0.49
41:YV:29:PRO:O	41:YV:61:VAL:HG22	2.12	0.49
52:Y6:20:ASN:CG	52:Y6:21:TYR:N	2.66	0.49
54:Y8:10:ALA:O	54:Y8:14:VAL:HG12	2.11	0.49
1:QA:648:A:H2'	1:QA:649:G:C8	2.48	0.49
1:QA:648:A:H2'	1:QA:649:G:H8	1.77	0.49
1:QA:1114:C:H1'	14:QN:60:SER:HB2	1.92	0.49
1:QA:1213:A:N6	1:QA:1215:G:N3	2.60	0.49
1:QA:1301:U:O2	1:QA:1301:U:H2'	2.12	0.49
1:QA:1305:G:O2'	1:QA:1306:A:H8	1.94	0.49
5:QE:32:VAL:O	5:QE:43:LEU:HD12	2.12	0.49
9:QI:43:ALA:HA	9:QI:74:ILE:HD13	1.94	0.49
12:QL:6:THR:O	12:QL:7:ILE:C	2.51	0.49
12:QL:28:LYS:O	12:QL:29:GLY:C	2.50	0.49
17:QQ:74:LEU:HD12	17:QQ:75:ARG:NE	2.28	0.49

Continued on next page...

Continued from previous page...

Atom-1	Atom-2	Interatomic distance (Å)	Clash overlap (Å)
25:RA:829:A:C8	25:RA:2248:C:H5'	2.48	0.49
25:RA:1028:A:H2'	25:RA:1029:A:C8	2.48	0.49
25:RA:1279:G:C4'	37:RR:31:HIS:HD2	2.25	0.49
25:RA:2532:G:H1'	25:RA:2663:G:N2	2.27	0.49
25:RA:2815:C:H5'	51:R5:29:THR:HG21	1.95	0.49
27:RD:10:THR:HG23	27:RD:13:ARG:CB	2.34	0.49
32:RI:73:GLU:HG3	32:RI:136:VAL:HG23	1.95	0.49
34:RO:8:LEU:N	34:RO:8:LEU:CD2	2.76	0.49
35:RP:47:ASP:OD1	35:RP:49:ARG:NH1	2.46	0.49
35:RP:147:LEU:O	35:RP:148:LEU:HB2	2.11	0.49
38:RS:11:LYS:O	38:RS:11:LYS:HG2	2.12	0.49
38:RS:62:LYS:HB3	38:RS:97:ARG:CD	2.39	0.49
39:RT:94:ALA:O	39:RT:95:ARG:CB	2.61	0.49
41:RV:22:VAL:HG12	41:RV:23:GLU:H	1.76	0.49
43:RX:18:TYR:C	43:RX:20:GLY:N	2.64	0.49
44:RY:84:ARG:HD3	44:RY:86:ARG:NH1	2.28	0.49
47:R1:40:ARG:NH2	47:R1:42:GLN:HG2	2.27	0.49
51:R5:56:LYS:HD2	51:R5:56:LYS:N	2.13	0.49
1:XA:189:U:H3	17:XQ:63:ARG:HB2	1.76	0.49
1:XA:1479:C:H2'	1:XA:1480:G:C8	2.48	0.49
2:XB:7:VAL:CG2	2:XB:8:LYS:HD3	2.43	0.49
2:XB:95:GLN:NE2	2:XB:147:LYS:HE2	2.27	0.49
3:XC:188:LEU:N	3:XC:188:LEU:CD2	2.76	0.49
4:XD:206:PHE:HD2	4:XD:207:TYR:CE1	2.30	0.49
11:XK:13:GLN:HG3	11:XK:75:TYR:O	2.13	0.49
16:XP:83:GLU:HA	16:XP:83:GLU:OE2	2.12	0.49
19:XS:9:VAL:O	19:XS:10:PHE:HB3	2.13	0.49
20:XT:60:GLU:HG3	20:XT:81:LYS:HE3	1.94	0.49
25:YA:1153:C:H2'	25:YA:1154:G:O4'	2.13	0.49
25:YA:1826:G:H5"	27:YD:224:ALA:HB2	1.94	0.49
25:YA:1914:C:H2'	25:YA:1915:U:O4'	2.12	0.49
25:YA:1936:A:H2	25:YA:1962:C:O2	1.96	0.49
25:YA:2420:C:H41	54:Y8:30:ARG:HD2	1.78	0.49
33:YN:56:ASN:ND2	33:YN:125:GLY:C	2.65	0.49
35:YP:30:THR:O	35:YP:33:ARG:HB2	2.12	0.49
38:YS:25:ARG:HH12	38:YS:42:ASP:CG	2.16	0.49
38:YS:99:LYS:O	38:YS:101:LEU:N	2.45	0.49
47:Y1:19:GLN:OE1	47:Y1:19:GLN:HA	2.12	0.49
50:Y4:1:MET:HG3	50:Y4:1:MET:O	2.12	0.49
54:Y8:16:ILE:CD1	54:Y8:57:ARG:HG2	2.42	0.49
1:QA:401:C:H2'	1:QA:402:G:C8	2.48	0.49

Continued on next page...

Continued from previous page...

Atom-1	Atom-2	Interatomic distance (Å)	Clash overlap (Å)
1:QA:404:U:H2'	1:QA:405:U:C6	2.47	0.49
1:QA:1081:G:OP1	5:QE:16:THR:OG1	2.31	0.49
1:QA:1150:U:O4	1:QA:1151:A:N6	2.46	0.49
3:QC:188:LEU:N	3:QC:188:LEU:CD2	2.76	0.49
4:QD:30:LYS:HD2	4:QD:35:ARG:HH21	1.78	0.49
5:QE:11:ILE:CG1	5:QE:31:LEU:HD12	2.41	0.49
5:QE:42:GLY:CA	5:QE:136:MET:HE1	2.42	0.49
5:QE:78:HIS:CE1	5:QE:142:LEU:HD23	2.48	0.49
6:QF:97:PHE:CD2	18:QR:31:LEU:HD21	2.48	0.49
9:QI:79:LEU:O	9:QI:83:ARG:HG2	2.13	0.49
10:QJ:33:GLN:HB2	10:QJ:75:ILE:CD1	2.43	0.49
10:QJ:49:VAL:HG22	14:QN:41:ARG:CG	2.42	0.49
11:QK:19:ALA:CB	11:QK:32:ILE:HG22	2.42	0.49
11:QK:110:ASP:HB2	18:QR:88:LYS:HD3	1.95	0.49
16:QP:22:THR:CA	16:QP:33:ILE:HG12	2.42	0.49
20:QT:26:ASN:CB	20:QT:71:THR:HG23	2.43	0.49
25:RA:270(I):G:H2'	25:RA:270(J):G:H8	1.76	0.49
25:RA:2166:G:N2	25:RA:2168:G:OP1	2.46	0.49
25:RA:2845:G:O2'	25:RA:2846:G:H5'	2.13	0.49
28:RE:38:THR:O	28:RE:42:ASP:HB2	2.13	0.49
28:RE:55:ASN:O	28:RE:57:LYS:N	2.45	0.49
30:RG:113:ARG:HD2	50:R4:33:VAL:CG1	2.43	0.49
30:RG:114:ILE:HG21	30:RG:117:PHE:HB2	1.94	0.49
30:RG:115:ARG:HG2	30:RG:115:ARG:NH1	2.27	0.49
31:RH:23:ARG:HD2	31:RH:34:GLU:OE2	2.12	0.49
31:RH:54:ARG:HD3	31:RH:65:HIS:ND1	2.27	0.49
31:RH:98:LEU:HD12	31:RH:102:ALA:O	2.13	0.49
34:RO:69:ILE:O	34:RO:76:ALA:HA	2.12	0.49
35:RP:101:VAL:CG1	35:RP:102:ARG:N	2.75	0.49
38:RS:46:VAL:HG12	38:RS:47:THR:N	2.28	0.49
38:RS:83:LYS:HG2	38:RS:109:GLY:HA2	1.90	0.49
39:RT:16:ARG:HD3	39:RT:19:LEU:CG	2.43	0.49
39:RT:111:ARG:O	39:RT:112:ARG:CG	2.55	0.49
41:RV:29:PRO:O	41:RV:61:VAL:HG22	2.12	0.49
42:RW:30:GLU:O	42:RW:34:ASN:ND2	2.46	0.49
44:RY:6:HIS:O	44:RY:7:VAL:CG1	2.59	0.49
47:R1:81:LYS:O	47:R1:82:LEU:O	2.30	0.49
50:R4:10:VAL:CG2	50:R4:11:PRO:HD2	2.43	0.49
51:R5:2:ALA:O	51:R5:3:LYS:CB	2.60	0.49
51:R5:48:GLU:HA	51:R5:59:GLU:CG	2.43	0.49
1:XA:324:G:N2	1:XA:327:A:OP2	2.46	0.49

Continued on next page...

Continued from previous page...

Atom-1	Atom-2	Interatomic distance (Å)	Clash overlap (Å)
1:XA:451:A:H4'	1:XA:452:A:O4'	2.13	0.49
1:XA:1069:C:O2'	5:XE:25:ARG:NH1	2.43	0.49
2:XB:69:LEU:HB3	2:XB:162:ILE:HG22	1.95	0.49
3:XC:76:VAL:HG21	3:XC:103:VAL:HG11	1.95	0.49
3:XC:178:LEU:N	3:XC:178:LEU:HD22	2.28	0.49
4:XD:163:GLU:O	4:XD:165:MET:N	2.46	0.49
5:XE:42:GLY:CA	5:XE:136:MET:HE1	2.42	0.49
7:XG:23:VAL:O	7:XG:27:ILE:CD1	2.60	0.49
10:XJ:63:PHE:CD1	14:XN:58:LYS:HA	2.35	0.49
12:XL:85:ILE:HD11	12:XL:98:TYR:CB	2.42	0.49
20:XT:37:SER:O	20:XT:41:ILE:HG12	2.12	0.49
22:XV:75:C:H2'	22:XV:76:A:O4'	2.12	0.49
25:YA:795:C:H2'	25:YA:796:C:C6	2.48	0.49
25:YA:1682:G:OP2	25:YA:1699:G:N2	2.43	0.49
27:YD:44:ASN:H	27:YD:44:ASN:ND2	1.97	0.49
27:YD:130:ALA:C	27:YD:131:LEU:HD12	2.33	0.49
30:YG:3:LEU:HD21	50:Y4:25:TYR:CE1	2.48	0.49
30:YG:56:ALA:HB2	30:YG:153:ARG:NE	2.28	0.49
31:YH:54:ARG:HD3	31:YH:65:HIS:ND1	2.27	0.49
31:YH:98:LEU:HD12	31:YH:102:ALA:O	2.13	0.49
37:YR:71:GLN:HE21	37:YR:71:GLN:HA	1.77	0.49
37:YR:96:ARG:NH2	37:YR:117:VAL:HG23	2.27	0.49
38:YS:11:LYS:HG2	38:YS:11:LYS:O	2.12	0.49
41:YV:76:LYS:HG3	41:YV:81:TYR:CD1	2.48	0.49
44:YY:84:ARG:HD3	44:YY:86:ARG:NH1	2.28	0.49
44:YY:95:LYS:N	44:YY:95:LYS:CD	2.76	0.49
51:Y5:2:ALA:O	51:Y5:3:LYS:CB	2.60	0.49
54:Y8:58:ILE:O	54:Y8:61:LEU:HD12	2.13	0.49
1:QA:191(D):U:H2'	1:QA:191(E):G:C8	2.48	0.49
1:QA:1465:C:H2'	1:QA:1466:C:O4'	2.13	0.49
2:QB:42:ILE:HD11	2:QB:202:PRO:HB2	1.95	0.49
2:QB:193:ASP:OD2	2:QB:196:LEU:CG	2.58	0.49
9:QI:43:ALA:C	9:QI:45:ALA:H	2.16	0.49
10:QJ:49:VAL:CG1	10:QJ:50:ILE:N	2.76	0.49
10:QJ:49:VAL:HG23	14:QN:34:TYR:OH	2.13	0.49
25:RA:297:C:H5"	44:RY:85:VAL:HG21	1.95	0.49
25:RA:792:G:N3	25:RA:2072:G:O2'	2.43	0.49
25:RA:922:U:H2'	25:RA:923:C:C6	2.48	0.49
25:RA:1161:C:O2'	41:RV:23:GLU:HG2	2.13	0.49
25:RA:1184:G:OP1	49:R3:29:ARG:NH1	2.46	0.49
25:RA:2116:G:H1	25:RA:2162:G:P	2.36	0.49

Continued on next page...

Continued from previous page...

Atom-1	Atom-2	Interatomic distance (Å)	Clash overlap (Å)
25:RA:2467:C:H4'	36:RQ:123:HIS:CD2	2.48	0.49
25:RA:2725:A:O2'	25:RA:2726:U:H5"	2.12	0.49
27:RD:2:ALA:CB	27:RD:20:ASP:HB3	2.42	0.49
28:RE:95:ILE:H	28:RE:95:ILE:CD1	2.18	0.49
29:RF:45:ARG:NH1	29:RF:45:ARG:HG2	2.28	0.49
29:RF:129:PHE:CD2	29:RF:163:VAL:HG21	2.48	0.49
30:RG:6:ALA:H	50:R4:23:GLU:CG	2.25	0.49
30:RG:143:GLU:HA	50:R4:28:LYS:HD3	1.95	0.49
31:RH:12:PRO:HD3	31:RH:48:GLY:O	2.13	0.49
31:RH:128:PRO:HD2	31:RH:129:THR:N	2.25	0.49
31:RH:137:ASP:CB	31:RH:140:LYS:HB2	2.43	0.49
41:RV:7:THR:HG23	41:RV:22:VAL:HG11	1.94	0.49
42:RW:51:LEU:HD23	42:RW:105:VAL:HG11	1.94	0.49
43:RX:44:GLU:OE1	43:RX:50:LYS:HD2	2.13	0.49
44:RY:95:LYS:N	44:RY:95:LYS:CD	2.76	0.49
52:R6:7:ILE:C	52:R6:9:LEU:N	2.65	0.49
52:R6:8:LYS:O	52:R6:27:LYS:HA	2.13	0.49
52:R6:44:ARG:O	52:R6:45:LYS:CB	2.60	0.49
54:R8:33:ASN:O	54:R8:35:GLN:N	2.46	0.49
1:XA:1364:U:HO2'	1:XA:1365:G:P	2.35	0.49
2:XB:154:LEU:O	2:XB:155:LEU:HB2	2.13	0.49
4:XD:128:VAL:O	4:XD:130:GLY:N	2.45	0.49
6:XF:51:PRO:HA	6:XF:55:ASP:O	2.12	0.49
9:XI:22:GLY:HA3	9:XI:60:ASP:OD2	2.13	0.49
13:XM:16:ASP:HB3	13:XM:34:LEU:HD11	1.93	0.49
19:XS:5:LEU:CD2	50:Y4:67:TYR:CZ	2.96	0.49
19:XS:11:VAL:O	19:XS:12:ASP:CB	2.61	0.49
25:YA:537:C:O2	33:YN:45:ASN:ND2	2.44	0.49
25:YA:1221:C:H2'	25:YA:1222:C:H6	1.76	0.49
25:YA:1224:G:OP2	41:YV:66:ARG:NH2	2.46	0.49
25:YA:1609:A:O2'	25:YA:1610:A:H5'	2.13	0.49
25:YA:2372:G:H4'	52:Y6:46:HIS:NE2	2.27	0.49
25:YA:2396:G:OP1	47:Y1:25:LYS:NZ	2.35	0.49
25:YA:2415:G:O3'	35:YP:66:GLY:HA3	2.13	0.49
31:YH:151:ILE:C	31:YH:152:ARG:O	2.49	0.49
35:YP:52:GLU:OE2	35:YP:57:THR:HA	2.13	0.49
38:YS:33:LYS:HB3	38:YS:34:HIS:CD2	2.48	0.49
41:YV:79:VAL:HG22	41:YV:79:VAL:O	2.12	0.49
41:YV:91:TYR:C	41:YV:91:TYR:CD1	2.87	0.49
44:YY:81:LYS:HD3	44:YY:97:ARG:HD3	1.94	0.49
51:Y5:49:CYS:SG	51:Y5:58:LEU:HB2	2.53	0.49

Continued on next page...

Continued from previous page...

Atom-1	Atom-2	Interatomic distance (Å)	Clash overlap (Å)
1:QA:137:C:H2'	1:QA:138:G:H8	1.78	0.49
1:QA:265:G:H2'	1:QA:266:G:H5"	1.94	0.49
1:QA:486:U:H2'	1:QA:487:A:C8	2.48	0.49
1:QA:618:C:N4	1:QA:621:A:OP2	2.41	0.49
2:QB:103:THR:N	2:QB:180:LEU:HD11	2.27	0.49
2:QB:170:GLU:C	2:QB:172:ILE:HD12	2.33	0.49
4:QD:197:PRO:CD	6:XF:16:GLN:CG	2.90	0.49
11:QK:82:VAL:O	11:QK:108:ILE:HA	2.13	0.49
12:QL:24:VAL:O	12:QL:24:VAL:CG1	2.58	0.49
12:QL:119:LYS:C	12:QL:120:TYR:HD1	2.16	0.49
13:QM:4:ILE:HG22	13:QM:5:ALA:H	1.75	0.49
16:QP:43:LYS:HE2	16:QP:48:TRP:CZ3	2.47	0.49
16:QP:43:LYS:C	16:QP:45:THR:H	2.14	0.49
17:QQ:63:ARG:HG2	17:QQ:64:PRO:N	2.28	0.49
25:RA:997:G:OP2	40:RU:58:ARG:NH2	2.46	0.49
25:RA:1278:A:O3'	37:RR:34:ILE:HG23	2.13	0.49
25:RA:1309:G:H4'	53:R7:7:PRO:HB2	1.94	0.49
30:RG:35:GLU:CD	30:RG:35:GLU:C	2.71	0.49
30:RG:36:LYS:HA	30:RG:95:ARG:HG2	1.95	0.49
30:RG:115:ARG:HG2	30:RG:115:ARG:HH11	1.77	0.49
34:RO:55:GLY:O	34:RO:56:ASP:C	2.50	0.49
36:RQ:86:GLY:O	36:RQ:88:GLY:N	2.46	0.49
37:RR:70:LEU:C	37:RR:72:ASP:H	2.16	0.49
38:RS:48:LEU:N	38:RS:48:LEU:CD1	2.76	0.49
41:RV:18:LEU:HB3	41:RV:96:ILE:CG1	2.43	0.49
47:R1:25:LYS:C	47:R1:27:GLU:H	2.16	0.49
51:R5:52:TYR:O	51:R5:53:ALA:CB	2.60	0.49
52:R6:7:ILE:O	52:R6:9:LEU:N	2.46	0.49
52:R6:20:ASN:CG	52:R6:21:TYR:N	2.66	0.49
1:XA:58:C:O2'	1:XA:388:G:N7	2.38	0.49
1:XA:659:U:H2'	1:XA:660:G:C8	2.48	0.49
1:XA:668:G:O2'	15:XO:46:HIS:HB3	2.13	0.49
1:XA:698:G:C6	1:XA:699:C:C4	3.01	0.49
1:XA:1429:C:H2'	1:XA:1430:C:C6	2.48	0.49
5:XE:153:LYS:HB2	5:XE:153:LYS:HZ3	1.77	0.49
10:XJ:3:LYS:O	10:XJ:100:THR:HA	2.13	0.49
11:XK:41:THR:HG22	11:XK:42:TRP:N	2.28	0.49
11:XK:91:ARG:HH22	18:XR:88:LYS:NZ	2.09	0.49
13:XM:3:ARG:HA	13:XM:9:ILE:HG12	1.95	0.49
13:XM:12:ASN:O	13:XM:13:LYS:HB2	2.13	0.49
13:XM:73:GLU:O	13:XM:76:ALA:HB3	2.13	0.49

Continued on next page...

Continued from previous page...

Atom-1	Atom-2	Interatomic distance (Å)	Clash overlap (Å)
16:XP:57:ARG:HH11	16:XP:57:ARG:HG3	1.78	0.49
20:XT:97:ALA:HB3	20:XT:99:LEU:CD1	2.43	0.49
25:YA:219:G:N3	25:YA:234:C:O2'	2.44	0.49
25:YA:296:C:H2'	25:YA:297:C:H6	1.75	0.49
25:YA:639:U:H2'	25:YA:640:C:C6	2.47	0.49
25:YA:1219:G:OP2	40:YU:19:LYS:HD2	2.13	0.49
25:YA:1936:A:H61	25:YA:1963:U:H3	1.59	0.49
27:YD:123:ALA:HB3	27:YD:131:LEU:HG	1.94	0.49
28:YE:179:GLU:HA	28:YE:179:GLU:OE1	2.10	0.49
30:YG:92:VAL:O	30:YG:92:VAL:HG13	2.12	0.49
31:YH:124:GLU:HB3	31:YH:132:ARG:CG	2.43	0.49
32:YI:8:PRO:HG3	32:YI:14:ASP:HB2	1.95	0.49
33:YN:4:TYR:OH	33:YN:7:LYS:NZ	2.46	0.49
35:YP:14:LYS:O	35:YP:15:ARG:C	2.51	0.49
35:YP:47:ASP:OD1	35:YP:49:ARG:NH1	2.46	0.49
35:YP:144:GLU:O	35:YP:144:GLU:OE1	2.31	0.49
36:YQ:23:GLY:O	36:YQ:24:GLY:O	2.30	0.49
36:YQ:86:GLY:O	36:YQ:88:GLY:N	2.46	0.49
38:YS:48:LEU:N	38:YS:48:LEU:CD1	2.76	0.49
38:YS:55:ALA:O	38:YS:56:LEU:HB3	2.13	0.49
40:YU:64:ARG:CG	40:YU:64:ARG:NH2	2.70	0.49
41:YV:36:PRO:HA	41:YV:56:SER:HG	1.78	0.49
42:YW:88:ARG:HB3	42:YW:92:ARG:CB	2.42	0.49
54:Y8:33:ASN:O	54:Y8:35:GLN:N	2.46	0.49
1:QA:381:C:H2'	1:QA:382:A:O4'	2.13	0.48
1:QA:988:G:H2'	1:QA:989:C:O4'	2.13	0.48
2:QB:5:ILE:HG21	2:QB:224:GLN:HG2	1.95	0.48
2:QB:180:LEU:O	2:QB:181:PHE:HB2	2.13	0.48
5:QE:51:VAL:CB	5:QE:52:PRO:HD3	2.38	0.48
5:QE:100:VAL:O	5:QE:107:ARG:NH2	2.46	0.48
8:QH:122:ARG:O	8:QH:125:ARG:N	2.46	0.48
9:QI:18:PHE:O	9:QI:61:ALA:HA	2.13	0.48
9:QI:110:GLU:O	9:QI:110:GLU:HG3	2.12	0.48
15:QO:32:LEU:O	15:QO:33:THR:C	2.51	0.48
20:QT:53:LEU:HA	20:QT:56:MET:CB	2.43	0.48
20:QT:60:GLU:HG3	20:QT:81:LYS:HE3	1.94	0.48
25:RA:724:U:H2'	25:RA:725:G:O4'	2.13	0.48
25:RA:978:G:H1	25:RA:985:C:H42	1.61	0.48
25:RA:1416:G:H2'	25:RA:1417:C:C6	2.48	0.48
25:RA:1796:U:H2'	25:RA:1797:C:C6	2.48	0.48
25:RA:1931:U:H6	25:RA:1932:A:C8	2.31	0.48

Continued on next page...

Continued from previous page...

Atom-1	Atom-2	Interatomic distance (Å)	Clash overlap (Å)
25:RA:2405:G:O2'	25:RA:2411:A:N6	2.46	0.48
25:RA:2680:C:H2'	25:RA:2681:C:C6	2.48	0.48
27:RD:182:LEU:H	27:RD:272:ALA:CB	2.25	0.48
34:RO:107:ARG:NH1	39:RT:36:GLU:OE1	2.46	0.48
37:RR:52:ILE:CG2	37:RR:94:TYR:CD1	2.95	0.48
38:RS:33:LYS:HB3	38:RS:34:HIS:CD2	2.48	0.48
40:RU:81:HIS:CE1	40:RU:117:GLN:HG3	2.48	0.48
47:R1:19:GLN:HA	47:R1:19:GLN:OE1	2.12	0.48
47:R1:93:GLU:O	47:R1:97:LEU:HD11	2.12	0.48
52:R6:27:LYS:NZ	52:R6:27:LYS:CB	2.73	0.48
53:R7:9:ARG:HH12	53:R7:47:ARG:HG3	1.76	0.48
54:R8:41:ILE:HG13	54:R8:42:ARG:N	2.28	0.48
54:R8:58:ILE:O	54:R8:61:LEU:HD12	2.13	0.48
1:XA:266:G:O2'	1:XA:267:C:OP2	2.27	0.48
1:XA:738:C:OP2	6:XF:92:LYS:NZ	2.45	0.48
2:XB:180:LEU:O	2:XB:181:PHE:HB2	2.13	0.48
3:XC:87:LEU:C	3:XC:89:GLU:N	2.65	0.48
5:XE:11:ILE:CG1	5:XE:31:LEU:HD12	2.42	0.48
5:XE:12:LEU:HD23	5:XE:13:ILE:H	1.77	0.48
7:XG:63:LYS:O	7:XG:63:LYS:HD2	2.13	0.48
8:XH:45:ILE:O	8:XH:45:ILE:HG13	2.13	0.48
10:XJ:56:HIS:O	10:XJ:58:ASP:O	2.30	0.48
12:XL:119:LYS:C	12:XL:120:TYR:HD1	2.16	0.48
13:XM:23:TYR:HB3	13:XM:67:GLU:CG	2.39	0.48
16:XP:39:TYR:CE2	16:XP:41:PRO:HD3	2.47	0.48
25:YA:28:A:N6	25:YA:512:G:H1'	2.28	0.48
25:YA:593:G:O2'	54:Y8:61:LEU:HD13	2.13	0.48
25:YA:825:C:H4'	25:YA:2428:G:N7	2.29	0.48
25:YA:921:G:H4'	25:YA:2269:A:C5	2.48	0.48
25:YA:1782:C:O2	25:YA:2608:G:O2'	2.22	0.48
25:YA:2633:G:H1'	28:YE:62:PRO:HG2	1.95	0.48
27:YD:198:ASN:C	27:YD:198:ASN:HD22	2.16	0.48
30:YG:77:ILE:O	30:YG:81:LYS:O	2.31	0.48
30:YG:143:GLU:HA	50:Y4:28:LYS:HD3	1.95	0.48
34:YO:107:ARG:HA	34:YO:112:MET:HE1	1.94	0.48
35:YP:6:LEU:O	35:YP:7:ARG:O	2.31	0.48
35:YP:101:VAL:CG1	35:YP:102:ARG:N	2.75	0.48
44:YY:47:LYS:C	44:YY:49:VAL:H	2.16	0.48
47:Y1:56:GLN:NE2	47:Y1:56:GLN:H	2.10	0.48
48:Y2:16:LEU:O	48:Y2:17:SER:CB	2.56	0.48
50:Y4:53:GLU:O	50:Y4:57:GLU:HG3	2.13	0.48

Continued on next page...

Continued from previous page...

Atom-1	Atom-2	Interatomic distance (Å)	Clash overlap (Å)
51:Y5:48:GLU:HA	51:Y5:59:GLU:HG2	1.94	0.48
52:Y6:9:LEU:HD13	52:Y6:26:ASN:HD22	1.76	0.48
54:Y8:35:GLN:HA	54:Y8:35:GLN:OE1	2.13	0.48
1:QA:192:U:C4'	20:QT:103:GLY:HA2	2.43	0.48
1:QA:401:C:H2'	1:QA:402:G:H8	1.78	0.48
1:QA:1158:C:H4'	2:QB:133:LYS:NZ	2.27	0.48
1:QA:1329:A:P	13:QM:28:ALA:HB3	2.53	0.48
2:QB:16:HIS:HB3	2:QB:210:SER:HB2	1.95	0.48
2:QB:39:ILE:O	2:QB:41:ILE:HD12	2.12	0.48
2:QB:214:ILE:O	2:QB:218:ALA:HB2	2.13	0.48
8:QH:61:VAL:HG12	8:QH:63:LEU:HD13	1.94	0.48
11:QK:106:LYS:O	11:QK:107:SER:HB3	2.12	0.48
14:QN:23:ARG:HD3	14:QN:28:GLY:O	2.13	0.48
17:QQ:67:LYS:HA	17:QQ:70:ARG:HH12	1.76	0.48
25:RA:55:G:H2'	25:RA:56:A:C8	2.47	0.48
25:RA:195:A:H5"	35:RP:46:LYS:NZ	2.28	0.48
25:RA:389:G:H1	35:RP:71:VAL:HG12	1.79	0.48
25:RA:456:C:O2'	25:RA:457:A:H5'	2.14	0.48
25:RA:747:U:C2	51:R5:2:ALA:HB3	2.48	0.48
25:RA:1448:G:H5'	25:RA:1543:A:OP1	2.13	0.48
25:RA:2248:C:H3'	25:RA:2249:U:C6	2.48	0.48
28:RE:46:ALA:HB1	28:RE:80:GLU:HB2	1.94	0.48
29:RF:198:ALA:O	29:RF:201:VAL:HG12	2.13	0.48
30:RG:16:ARG:HB3	30:RG:17:PRO:HD3	1.94	0.48
30:RG:77:ILE:O	30:RG:81:LYS:O	2.31	0.48
30:RG:125:PHE:HB3	30:RG:166:ASP:HB2	1.95	0.48
31:RH:124:GLU:HB3	31:RH:132:ARG:CG	2.43	0.48
35:RP:30:THR:O	35:RP:33:ARG:HB2	2.12	0.48
35:RP:36:LYS:HB2	35:RP:40:SER:HB3	1.94	0.48
36:RQ:31:ASP:O	36:RQ:32:TYR:CG	2.66	0.48
36:RQ:112:GLU:CD	36:RQ:112:GLU:H	2.17	0.48
37:RR:44:LEU:HD22	37:RR:48:VAL:CG2	2.43	0.48
43:RX:11:PRO:HB3	43:RX:92:LEU:CD2	2.43	0.48
48:R2:69:ARG:CB	48:R2:69:ARG:HH11	2.24	0.48
50:R4:47:GLN:O	50:R4:48:ARG:CB	2.61	0.48
53:R7:12:ARG:HG3	53:R7:12:ARG:HH11	1.78	0.48
1:XA:627:G:H2'	1:XA:628:G:H8	1.78	0.48
1:XA:970:C:N4	9:XI:128:ARG:OXT	2.47	0.48
1:XA:1190:G:OP1	3:XC:5:ILE:HD12	2.13	0.48
2:XB:39:ILE:O	2:XB:41:ILE:HD12	2.13	0.48
2:XB:181:PHE:O	2:XB:183:PRO:HD3	2.12	0.48

Continued on next page...

Continued from previous page...

Atom-1	Atom-2	Interatomic distance (Å)	Clash overlap (Å)
2:XB:206:ASP:HA	2:XB:211:ILE:HD11	1.94	0.48
7:XG:80:VAL:HG12	7:XG:81:GLY:N	2.28	0.48
9:XI:79:LEU:O	9:XI:79:LEU:HD13	2.13	0.48
9:XI:79:LEU:O	9:XI:83:ARG:HG2	2.13	0.48
10:XJ:33:GLN:HB2	10:XJ:75:ILE:CD1	2.43	0.48
10:XJ:98:ILE:H	10:XJ:98:ILE:CD1	2.24	0.48
12:XL:6:THR:O	12:XL:7:ILE:C	2.51	0.48
16:XP:43:LYS:HE2	16:XP:48:TRP:CZ3	2.47	0.48
25:YA:64:A:H2'	25:YA:65:C:O4'	2.13	0.48
25:YA:455:C:N3	25:YA:472:A:H2'	2.28	0.48
25:YA:596:G:C2	25:YA:662:G:C2	3.00	0.48
25:YA:1093:G:OP1	31:YH:170:ARG:HD2	2.13	0.48
25:YA:1357:U:H2'	25:YA:1358:G:H8	1.78	0.48
25:YA:1971:A:C8	27:YD:241:PRO:HB3	2.48	0.48
25:YA:2168:G:N2	25:YA:2170:A:N7	2.60	0.48
25:YA:2357:U:H2'	25:YA:2358:G:H5"	1.95	0.48
26:YB:40:U:H3	26:YB:43:C:H5"	1.78	0.48
27:YD:25:THR:O	27:YD:27:THR:HG22	2.12	0.48
28:YE:38:THR:O	28:YE:42:ASP:HB2	2.13	0.48
30:YG:113:ARG:HD2	50:Y4:33:VAL:CG1	2.43	0.48
31:YH:13:LYS:HE2	31:YH:13:LYS:CA	2.40	0.48
31:YH:42:ARG:O	31:YH:52:VAL:HA	2.13	0.48
31:YH:153:LYS:CB	31:YH:154:PRO:CD	2.69	0.48
35:YP:71:VAL:HG13	35:YP:72:PRO:CD	2.43	0.48
36:YQ:34:LEU:HD23	36:YQ:104:PHE:HD1	1.77	0.48
36:YQ:112:GLU:CD	36:YQ:112:GLU:H	2.17	0.48
41:YV:7:THR:HG23	41:YV:22:VAL:HG11	1.94	0.48
41:YV:35:LEU:HD22	41:YV:57:VAL:O	2.13	0.48
52:Y6:7:ILE:O	52:Y6:9:LEU:N	2.46	0.48
52:Y6:37:ARG:HE	52:Y6:37:ARG:HA	1.77	0.48
1:QA:926:G:C6	1:QA:1505:G:C6	3.01	0.48
1:QA:1305:G:C6	1:QA:1331:G:C6	3.02	0.48
1:QA:1402:C:N4	23:QX:3:G:OP2	2.46	0.48
2:QB:154:LEU:O	2:QB:155:LEU:HB2	2.13	0.48
2:QB:207:ALA:O	2:QB:209:ARG:N	2.45	0.48
8:QH:29:SER:CB	8:QH:32:LYS:HG3	2.28	0.48
10:QJ:94:VAL:CG1	10:QJ:95:GLU:N	2.76	0.48
12:QL:27:LEU:C	12:QL:29:GLY:N	2.65	0.48
15:QO:50:HIS:O	15:QO:53:HIS:N	2.46	0.48
22:QV:4:G:O2'	22:QV:5:G:H8	1.96	0.48
25:RA:372:G:O2'	25:RA:373:U:O5'	2.31	0.48

Continued on next page...

Continued from previous page...

Atom-1	Atom-2	Interatomic distance (Å)	Clash overlap (Å)
25:RA:635:C:H2'	25:RA:636:G:O4'	2.13	0.48
25:RA:942:G:O2'	25:RA:1189:A:N3	2.39	0.48
25:RA:1370:C:HO2'	25:RA:1811:G:HO2'	1.61	0.48
25:RA:2698:U:H2'	25:RA:2699:C:C6	2.48	0.48
29:RF:155:LEU:HD23	29:RF:186:ILE:HA	1.95	0.48
31:RH:42:ARG:O	31:RH:52:VAL:HA	2.12	0.48
31:RH:123:PHE:O	31:RH:125:VAL:HG23	2.13	0.48
33:RN:12:ARG:NH1	33:RN:50:ASP:CG	2.67	0.48
35:RP:52:GLU:OE2	35:RP:57:THR:HA	2.13	0.48
35:RP:101:VAL:C	35:RP:103:ALA:H	2.17	0.48
38:RS:59:LYS:HG2	38:RS:60:GLY:N	2.13	0.48
41:RV:35:LEU:HD22	41:RV:57:VAL:O	2.13	0.48
41:RV:91:TYR:C	41:RV:91:TYR:CD1	2.87	0.48
42:RW:36:LEU:CD1	42:RW:47:VAL:HG12	2.44	0.48
44:RY:101:LYS:O	44:RY:102:CYS:SG	2.66	0.48
45:RZ:166:SER:H	45:RZ:167:PRO:HA	1.78	0.48
45:RZ:182:LYS:HD3	45:RZ:182:LYS:H	1.78	0.48
48:R2:69:ARG:HH11	48:R2:69:ARG:HB3	1.79	0.48
51:R5:45:VAL:O	51:R5:45:VAL:HG12	2.13	0.48
54:R8:35:GLN:HA	54:R8:35:GLN:OE1	2.12	0.48
1:XA:881:G:P	12:XL:12:ARG:HH22	2.36	0.48
1:XA:978:A:N6	1:XA:1318:A:N7	2.61	0.48
2:XB:134:GLU:HB3	2:XB:138:LEU:HD12	1.93	0.48
4:XD:9:CYS:SG	4:XD:22:LYS:CE	3.01	0.48
5:XE:45:PHE:CD2	5:XE:47:LYS:HD2	2.47	0.48
7:XG:107:ALA:CB	7:XG:134:ALA:HB2	2.44	0.48
20:XT:53:LEU:HA	20:XT:56:MET:CB	2.43	0.48
21:XU:9:ARG:HH11	21:XU:9:ARG:HG2	1.78	0.48
25:YA:277:C:H3'	25:YA:278:A:C5'	2.43	0.48
25:YA:570:G:H2'	25:YA:2030:A:C6	2.48	0.48
25:YA:1216:G:P	40:YU:12:ARG:HH21	2.35	0.48
25:YA:2283:C:OP1	52:Y6:5:VAL:HG13	2.13	0.48
25:YA:2308:G:HO2'	25:YA:2310:A:H2	1.61	0.48
25:YA:2626:C:H2'	25:YA:2627:G:H8	1.78	0.48
28:YE:47:VAL:O	28:YE:48:GLN:C	2.52	0.48
30:YG:115:ARG:HH11	30:YG:115:ARG:HG2	1.77	0.48
31:YH:137:ASP:CB	31:YH:140:LYS:HB2	2.43	0.48
38:YS:18:ILE:O	38:YS:19:LYS:O	2.31	0.48
40:YU:52:ARG:NH1	40:YU:52:ARG:CG	2.76	0.48
44:YY:97:ARG:HG2	44:YY:97:ARG:NH1	2.28	0.48
1:QA:153:C:H42	1:QA:168:G:H1	1.62	0.48

Continued on next page...

Continued from previous page...

Atom-1	Atom-2	Interatomic distance (Å)	Clash overlap (Å)
1:QA:198:G:H2'	1:QA:199:G:C8	2.49	0.48
1:QA:1353:G:C2	1:QA:1370:G:C2	3.01	0.48
2:QB:16:HIS:HD2	2:QB:210:SER:HA	1.77	0.48
2:QB:140:HIS:C	2:QB:142:LEU:H	2.16	0.48
4:QD:196:LEU:HB3	4:QD:197:PRO:HD2	1.96	0.48
7:QG:78:ARG:HG3	7:QG:78:ARG:HH11	1.78	0.48
9:QI:18:PHE:HB2	9:QI:62:TYR:HB3	1.96	0.48
9:QI:113:LYS:H	9:QI:119:ALA:HA	1.77	0.48
13:QM:73:GLU:O	13:QM:76:ALA:HB3	2.13	0.48
25:RA:39:C:H2'	25:RA:40:C:C6	2.48	0.48
25:RA:589:C:H2'	25:RA:590:A:C8	2.49	0.48
25:RA:1140:C:P	33:RN:66:LYS:HZ3	2.36	0.48
25:RA:2070:G:H2'	25:RA:2071:A:C8	2.48	0.48
25:RA:2471:C:H5'	25:RA:2472:G:OP2	2.14	0.48
27:RD:44:ASN:HB2	27:RD:49:ILE:HA	1.93	0.48
27:RD:48:ARG:HG3	27:RD:48:ARG:HH11	1.78	0.48
27:RD:65:ILE:HD13	27:RD:65:ILE:C	2.32	0.48
28:RE:78:LEU:CD2	28:RE:79:ARG:HD2	2.43	0.48
28:RE:93:VAL:H	28:RE:95:ILE:CD1	2.23	0.48
35:RP:144:GLU:OE1	35:RP:144:GLU:O	2.31	0.48
36:RQ:87:LYS:O	36:RQ:89:ASN:N	2.43	0.48
39:RT:132:LYS:O	39:RT:136:GLN:HG3	2.14	0.48
41:RV:79:VAL:HG22	41:RV:79:VAL:O	2.12	0.48
43:RX:35:THR:O	43:RX:37:THR:N	2.47	0.48
44:RY:47:LYS:C	44:RY:49:VAL:H	2.16	0.48
47:R1:56:GLN:NE2	47:R1:56:GLN:H	2.10	0.48
1:XA:244:U:H4'	1:XA:245:C:C5'	2.44	0.48
1:XA:974:A:N3	14:XN:31:ARG:NE	2.61	0.48
1:XA:1207:G:H2'	1:XA:1208:C:C6	2.48	0.48
1:XA:1437:C:H2'	1:XA:1438:G:C8	2.48	0.48
1:XA:1437:C:H2'	1:XA:1438:G:H8	1.78	0.48
2:XB:5:ILE:HG21	2:XB:224:GLN:HG2	1.95	0.48
2:XB:42:ILE:HD11	2:XB:202:PRO:HB2	1.95	0.48
2:XB:97:TRP:HZ2	2:XB:102:LEU:HD13	1.78	0.48
4:XD:3:ARG:O	4:XD:5:ILE:HG13	2.14	0.48
4:XD:121:VAL:O	4:XD:134:ASP:HA	2.13	0.48
5:XE:83:GLU:HG2	5:XE:88:LYS:CG	2.42	0.48
8:XH:86:ILE:HG13	8:XH:133:LEU:CD2	2.44	0.48
9:XI:112:LYS:HD3	9:XI:113:LYS:O	2.13	0.48
12:XL:38:THR:CG2	12:XL:57:LYS:HB3	2.44	0.48
16:XP:69:THR:O	16:XP:73:LEU:HG	2.14	0.48

Continued on next page...

Continued from previous page...

Atom-1	Atom-2	Interatomic distance (Å)	Clash overlap (Å)
17:XQ:67:LYS:HA	17:XQ:70:ARG:HH12	1.76	0.48
25:YA:573:G:N1	25:YA:2031:A:OP2	2.38	0.48
25:YA:1025:G:H3'	25:YA:1026:U:H5'	1.95	0.48
25:YA:1178:C:H2'	25:YA:1179:C:C6	2.48	0.48
25:YA:1259:G:H2'	25:YA:1260:G:C8	2.49	0.48
25:YA:1300:U:C2	25:YA:1626:G:C6	3.02	0.48
27:YD:48:ARG:HG3	27:YD:48:ARG:HH11	1.78	0.48
29:YF:107:LYS:O	29:YF:110:LEU:N	2.47	0.48
29:YF:128:ALA:O	29:YF:129:PHE:HB2	2.13	0.48
35:YP:6:LEU:N	35:YP:6:LEU:CD2	2.75	0.48
37:YR:52:ILE:CG2	37:YR:94:TYR:CD1	2.95	0.48
39:YT:16:ARG:HD3	39:YT:19:LEU:CG	2.43	0.48
40:YU:91:ASP:O	40:YU:95:LEU:N	2.42	0.48
41:YV:18:LEU:HB3	41:YV:96:ILE:CG1	2.43	0.48
44:YY:35:TYR:CD1	44:YY:69:ALA:HB3	2.48	0.48
52:Y6:27:LYS:O	52:Y6:28:ARG:HG2	2.13	0.48
53:Y7:12:ARG:HG3	53:Y7:12:ARG:HH11	1.78	0.48
1:QA:376:G:H5"	16:QP:5:ARG:HD2	1.95	0.48
1:QA:977:A:H3'	1:QA:977:A:N3	2.29	0.48
1:QA:1059:C:H2'	1:QA:1060:C:H6	1.78	0.48
1:QA:1064:G:HO2'	1:QA:1065:U:P	2.35	0.48
1:QA:1490:C:OP2	58:QA:1666:PAR:N64	2.44	0.48
2:QB:7:VAL:CG2	2:QB:8:LYS:HD3	2.43	0.48
2:QB:15:VAL:H	2:QB:16:HIS:CE1	2.31	0.48
4:QD:118:ARG:NH2	4:QD:136:PRO:HB2	2.28	0.48
4:QD:121:VAL:O	4:QD:134:ASP:HA	2.14	0.48
8:QH:109:ILE:HG12	8:QH:110:ALA:N	2.27	0.48
9:QI:118:LYS:NZ	9:QI:118:LYS:CB	2.76	0.48
10:QJ:3:LYS:O	10:QJ:100:THR:HA	2.14	0.48
13:QM:3:ARG:HA	13:QM:9:ILE:HG12	1.94	0.48
16:QP:71:ARG:HH11	16:QP:71:ARG:HB2	1.79	0.48
19:QS:24:ALA:O	19:QS:25:LYS:HB2	2.13	0.48
19:QS:27:GLU:O	19:QS:28:LYS:CG	2.53	0.48
19:QS:36:ARG:HB3	19:QS:36:ARG:NH1	2.28	0.48
25:RA:626:U:H5"	25:RA:627:A:H5'	1.95	0.48
25:RA:826:U:H2'	25:RA:828:U:O4'	2.13	0.48
25:RA:996:A:H2'	25:RA:997:G:H8	1.78	0.48
25:RA:1009:A:OP2	25:RA:1010:A:OP2	2.31	0.48
25:RA:2286:A:H8	52:R6:37:ARG:NH1	2.11	0.48
25:RA:2335:A:HO2'	25:RA:2336:A:P	2.34	0.48
25:RA:2369:A:H2'	25:RA:2370:G:H8	1.79	0.48

Continued on next page...

Continued from previous page...

Atom-1	Atom-2	Interatomic distance (Å)	Clash overlap (Å)
25:RA:2462:U:C2	25:RA:2489:G:N2	2.81	0.48
27:RD:35:LYS:HD2	27:RD:104:TYR:CE1	2.49	0.48
33:RN:95:PRO:O	33:RN:96:GLU:C	2.51	0.48
35:RP:35:HIS:O	35:RP:36:LYS:O	2.31	0.48
37:RR:42:LYS:HA	37:RR:45:ARG:HD2	1.96	0.48
44:RY:57:GLN:O	44:RY:58:GLY:O	2.32	0.48
45:RZ:35:ARG:HB3	45:RZ:35:ARG:NH1	2.29	0.48
45:RZ:108:PRO:HA	45:RZ:142:SER:HA	1.95	0.48
50:R4:60:GLN:O	50:R4:63:TYR:HB3	2.13	0.48
1:XA:509:A:N3	1:XA:543:C:O2'	2.35	0.48
1:XA:1450:U:O2'	1:XA:1451:A:N7	2.40	0.48
2:XB:16:HIS:HB3	2:XB:210:SER:HB2	1.95	0.48
2:XB:16:HIS:HD2	2:XB:210:SER:HA	1.77	0.48
3:XC:173:VAL:N	3:XC:174:PRO:HD3	2.27	0.48
4:XD:154:ASN:O	4:XD:155:LEU:O	2.32	0.48
5:XE:96:PRO:HA	5:XE:117:ASP:OD2	2.14	0.48
9:XI:118:LYS:NZ	9:XI:118:LYS:CB	2.75	0.48
10:XJ:49:VAL:CG1	10:XJ:50:ILE:N	2.76	0.48
10:XJ:94:VAL:CG1	10:XJ:95:GLU:N	2.76	0.48
11:XK:82:VAL:O	11:XK:108:ILE:HA	2.13	0.48
13:XM:50:GLU:O	13:XM:54:VAL:HG23	2.13	0.48
20:XT:37:SER:HB3	20:XT:84:LEU:CD2	2.43	0.48
22:XV:4:G:O2'	22:XV:5:G:H8	1.96	0.48
25:YA:898:C:C2'	25:YA:899:A:H5'	2.44	0.48
25:YA:1128:A:N7	25:YA:2518:A:N6	2.60	0.48
25:YA:1131:G:OP1	33:YN:80:GLY:N	2.39	0.48
25:YA:1186:G:H2'	25:YA:1187:G:O4'	2.12	0.48
25:YA:1252:G:O4'	40:YU:33:ARG:HD3	2.14	0.48
25:YA:1728:G:H8	25:YA:1732:A:H62	1.61	0.48
25:YA:1824:G:OP1	27:YD:52:ARG:NH1	2.41	0.48
25:YA:1853:A:N3	25:YA:2233:U:O2'	2.38	0.48
27:YD:35:LYS:HD2	27:YD:104:TYR:CE1	2.49	0.48
28:YE:174:ASP:O	28:YE:182:LEU:HD12	2.14	0.48
29:YF:155:LEU:HD23	29:YF:186:ILE:HA	1.95	0.48
30:YG:115:ARG:NH1	30:YG:115:ARG:HG2	2.27	0.48
31:YH:12:PRO:HD3	31:YH:48:GLY:O	2.13	0.48
31:YH:23:ARG:HD2	31:YH:34:GLU:OE2	2.12	0.48
33:YN:30:ILE:O	33:YN:34:LEU:HD23	2.13	0.48
35:YP:101:VAL:C	35:YP:103:ALA:H	2.16	0.48
39:YT:58:ASN:HD22	39:YT:58:ASN:N	2.10	0.48
39:YT:96:ARG:NH1	39:YT:96:ARG:CB	2.77	0.48

Continued on next page...

Continued from previous page...

Atom-1	Atom-2	Interatomic distance (Å)	Clash overlap (Å)
39:YT:135:ALA:C	39:YT:137:LYS:H	2.16	0.48
45:YZ:108:PRO:HG3	45:YZ:117:LEU:HD22	1.94	0.48
48:Y2:69:ARG:HH11	48:Y2:69:ARG:HB3	1.79	0.48
53:Y7:48:LYS:CG	53:Y7:49:ARG:H	2.23	0.48
1:QA:1266:G:N2	1:QA:1270:C:N3	2.61	0.48
1:QA:1348:U:H3	1:QA:1374:A:H2	1.60	0.48
3:QC:71:ALA:HA	3:QC:106:VAL:HB	1.94	0.48
5:QE:10:MET:HB2	5:QE:32:VAL:HG22	1.94	0.48
11:QK:34:ASP:HB2	11:QK:35:PRO:HD2	1.95	0.48
12:QL:38:THR:CG2	12:QL:57:LYS:HB3	2.44	0.48
13:QM:117:VAL:O	13:QM:118:ALA:C	2.51	0.48
17:QQ:3:LYS:HD2	17:QQ:60:ILE:HD11	1.95	0.48
19:QS:9:VAL:O	19:QS:10:PHE:HB3	2.13	0.48
23:QX:3:G:H4'	23:QX:4:C:O5'	2.14	0.48
25:RA:1728:G:H3'	25:RA:1729:A:H5"	1.95	0.48
25:RA:1927:A:OP1	25:RA:1927:A:H8	1.97	0.48
25:RA:2061:G:H5"	25:RA:2503:A:C2	2.48	0.48
25:RA:2185:C:H2'	25:RA:2186:G:H8	1.78	0.48
27:RD:25:THR:O	27:RD:26:LYS:C	2.52	0.48
27:RD:198:ASN:C	27:RD:198:ASN:HD22	2.17	0.48
29:RF:107:LYS:O	29:RF:110:LEU:N	2.47	0.48
29:RF:128:ALA:O	29:RF:129:PHE:HB2	2.13	0.48
30:RG:3:LEU:HD21	50:R4:25:TYR:CE1	2.48	0.48
31:RH:7:LEU:N	31:RH:8:PRO:CD	2.77	0.48
31:RH:10:PRO:C	31:RH:11:VAL:HG22	2.34	0.48
31:RH:104:GLU:HG3	31:RH:114:VAL:HG22	1.96	0.48
33:RN:34:LEU:O	33:RN:49:GLY:HA3	2.13	0.48
35:RP:138:LEU:HD11	35:RP:144:GLU:CG	2.42	0.48
41:RV:6:LYS:HD3	41:RV:11:GLN:HG2	1.96	0.48
43:RX:53:LYS:HZ2	43:RX:55:ASN:HD21	1.62	0.48
51:R5:49:CYS:SG	51:R5:58:LEU:HB2	2.53	0.48
1:XA:260:G:H2'	1:XA:261:U:C6	2.48	0.48
1:XA:836:G:C6	1:XA:851:G:C6	3.02	0.48
2:XB:193:ASP:OD2	2:XB:196:LEU:CG	2.58	0.48
3:XC:148:GLY:O	3:XC:202:ILE:HA	2.14	0.48
3:XC:153:VAL:HA	3:XC:197:GLY:O	2.14	0.48
4:XD:196:LEU:HB3	4:XD:197:PRO:HD2	1.96	0.48
9:XI:18:PHE:O	9:XI:61:ALA:HA	2.13	0.48
10:XJ:74:ILE:HG12	10:XJ:74:ILE:O	2.13	0.48
13:XM:77:ASN:ND2	50:Y4:71:ARG:NH1	2.62	0.48
16:XP:25:ARG:HG3	16:XP:25:ARG:HH11	1.79	0.48

Continued on next page...

Continued from previous page...

Atom-1	Atom-2	Interatomic distance (Å)	Clash overlap (Å)
16:XP:40:ASP:C	16:XP:42:ARG:H	2.17	0.48
19:XS:43:GLU:OE2	19:XS:43:GLU:N	2.45	0.48
25:YA:1478:G:O2'	25:YA:1479:G:H5'	2.13	0.48
25:YA:2085:C:H2'	25:YA:2086:U:O4'	2.13	0.48
25:YA:2404:C:H1'	35:YP:67:MET:HE1	1.96	0.48
28:YE:77:ILE:CD1	28:YE:78:LEU:N	2.70	0.48
30:YG:125:PHE:HB3	30:YG:166:ASP:HB2	1.95	0.48
31:YH:7:LEU:N	31:YH:8:PRO:CD	2.77	0.48
31:YH:82:GLY:O	31:YH:83:TYR:O	2.32	0.48
33:YN:42:TRP:HA	33:YN:48:MET:CE	2.42	0.48
35:YP:35:HIS:O	35:YP:36:LYS:O	2.31	0.48
36:YQ:19:GLY:O	36:YQ:98:LYS:HD3	2.14	0.48
38:YS:66:ALA:HA	38:YS:69:VAL:HG12	1.96	0.48
48:Y2:33:MET:O	48:Y2:37:PHE:HD1	1.95	0.48
50:Y4:42:PHE:O	50:Y4:44:THR:O	2.31	0.48
52:Y6:41:PRO:HD2	52:Y6:46:HIS:H	1.77	0.48
1:QA:56:U:H2'	1:QA:57:G:C8	2.48	0.48
1:QA:75:C:H2'	1:QA:76:G:O4'	2.13	0.48
1:QA:286:G:H2'	1:QA:287:U:C6	2.49	0.48
1:QA:338:A:H61	1:QA:351:G:H1	1.60	0.48
1:QA:773:G:H1	1:QA:806:C:H42	1.62	0.48
1:QA:975:A:C8	1:QA:1357:A:H2	2.31	0.48
1:QA:1492:A:C4'	12:QL:47:LYS:HD3	2.38	0.48
2:QB:200:ILE:H	2:QB:200:ILE:HD12	1.79	0.48
2:QB:206:ASP:HA	2:QB:211:ILE:HD11	1.94	0.48
3:QC:153:VAL:HA	3:QC:197:GLY:O	2.13	0.48
4:QD:100:ARG:CZ	4:QD:137:SER:HA	2.44	0.48
7:QG:44:TYR:C	7:QG:46:ALA:N	2.66	0.48
7:QG:79:ARG:O	7:QG:80:VAL:HG23	2.14	0.48
7:QG:80:VAL:HG12	7:QG:81:GLY:N	2.28	0.48
10:QJ:4:ILE:CB	10:QJ:74:ILE:HD11	2.36	0.48
20:QT:37:SER:HB3	20:QT:84:LEU:CD2	2.44	0.48
25:RA:345:A:O2'	25:RA:346:A:N7	2.47	0.48
25:RA:1399:C:H2'	25:RA:1400:G:C8	2.48	0.48
25:RA:1462:C:H4'	25:RA:2703:C:H5'	1.94	0.48
25:RA:1682:G:H5'	25:RA:1762:A:H1'	1.95	0.48
25:RA:1935:G:H1'	25:RA:1964:G:N2	2.28	0.48
25:RA:2039:C:H2'	25:RA:2040:C:H6	1.79	0.48
27:RD:130:ALA:C	27:RD:131:LEU:HD12	2.33	0.48
29:RF:155:LEU:HA	29:RF:174:VAL:HG12	1.95	0.48
33:RN:18:ALA:O	33:RN:19:GLU:C	2.52	0.48

Continued on next page...

Continued from previous page...

Atom-1	Atom-2	Interatomic distance (Å)	Clash overlap (Å)
33:RN:56:ASN:ND2	33:RN:125:GLY:C	2.66	0.48
33:RN:75:TYR:C	33:RN:76:SER:O	2.52	0.48
33:RN:82:LEU:HD12	33:RN:83:LYS:N	2.27	0.48
33:RN:109:LYS:H	33:RN:109:LYS:CD	2.26	0.48
35:RP:14:LYS:O	35:RP:15:ARG:C	2.51	0.48
35:RP:75:ILE:H	35:RP:75:ILE:CD1	2.14	0.48
35:RP:112:LEU:HD12	35:RP:127:ALA:CB	2.44	0.48
36:RQ:19:GLY:O	36:RQ:98:LYS:HD3	2.14	0.48
39:RT:57:PHE:O	39:RT:59:THR:N	2.46	0.48
45:RZ:152:ALA:O	45:RZ:154:ASP:N	2.47	0.48
1:XA:577:G:H1'	1:XA:816:A:C4	2.49	0.48
1:XA:826:C:H4'	8:XH:12:ARG:HG3	1.95	0.48
1:XA:1130:A:N6	1:XA:1131:G:O6	2.46	0.48
2:XB:4:GLU:CG	2:XB:5:ILE:H	1.99	0.48
2:XB:140:HIS:C	2:XB:142:LEU:H	2.16	0.48
4:XD:6:GLY:O	4:XD:8:VAL:HG23	2.14	0.48
4:XD:33:MET:CE	4:XD:37:PRO:HA	2.43	0.48
4:XD:114:ARG:HH11	4:XD:114:ARG:CG	2.17	0.48
11:XK:19:ALA:CB	11:XK:32:ILE:HG22	2.42	0.48
11:XK:110:ASP:HB2	18:XR:88:LYS:HD3	1.95	0.48
15:XO:24:SER:OG	15:XO:25:THR:N	2.47	0.48
25:YA:768:G:H2'	25:YA:769:G:C8	2.49	0.48
25:YA:869:G:H1	25:YA:908:C:H42	1.62	0.48
25:YA:1178:C:O2'	25:YA:1179:C:OP1	2.30	0.48
25:YA:2356:C:H2'	25:YA:2357:U:O4'	2.14	0.48
25:YA:2540:C:H2'	25:YA:2541:A:O4'	2.14	0.48
27:YD:25:THR:O	27:YD:26:LYS:C	2.52	0.48
29:YF:34:TRP:HD1	35:YP:6:LEU:HB3	1.79	0.48
29:YF:198:ALA:O	29:YF:201:VAL:HG12	2.13	0.48
36:YQ:31:ASP:O	36:YQ:32:TYR:CG	2.66	0.48
45:YZ:73:GLN:HB3	45:YZ:87:ASP:OD1	2.13	0.48
51:Y5:52:TYR:O	51:Y5:53:ALA:CB	2.61	0.48
52:Y6:8:LYS:O	52:Y6:27:LYS:HA	2.13	0.48
1:QA:743:U:H2'	1:QA:744:C:C6	2.49	0.48
1:QA:968:A:C4	1:QA:1062:U:H4'	2.49	0.48
1:QA:973:G:H3'	1:QA:974:A:H5"	1.96	0.48
2:QB:97:TRP:HZ2	2:QB:102:LEU:HD13	1.78	0.48
4:QD:163:GLU:O	4:QD:165:MET:N	2.46	0.48
4:QD:165:MET:HE3	4:QD:168:ARG:HD2	1.96	0.48
4:QD:165:MET:CE	4:QD:168:ARG:HD2	2.44	0.48
5:QE:78:HIS:CD2	8:QH:104:ARG:CG	2.89	0.48

Continued on next page...

Continued from previous page...

Atom-1	Atom-2	Interatomic distance (Å)	Clash overlap (Å)
5:QE:93:PRO:HG3	8:QH:105:ARG:HG3	1.96	0.48
8:QH:86:ILE:HG12	8:QH:135:CYS:HA	1.96	0.48
9:QI:17:VAL:HG11	9:QI:81:ILE:HA	1.96	0.48
13:QM:50:GLU:O	13:QM:54:VAL:HG23	2.13	0.48
16:QP:21:VAL:HG23	16:QP:34:GLU:H	1.79	0.48
16:QP:60:LEU:CA	16:QP:64:ALA:HB3	2.43	0.48
18:QR:31:LEU:HD23	18:QR:31:LEU:N	2.29	0.48
25:RA:363(B):G:H2'	25:RA:363(C):G:H8	1.77	0.48
25:RA:2451:A:N1	56:Z6:76:PPU:HE2	2.28	0.48
25:RA:2849:U:O2	25:RA:2867:G:H1'	2.14	0.48
32:RI:57:ARG:HA	32:RI:60:GLU:HB3	1.96	0.48
35:RP:71:VAL:HG13	35:RP:72:PRO:CD	2.43	0.48
36:RQ:34:LEU:HD23	36:RQ:104:PHE:HD1	1.77	0.48
37:RR:61:HIS:O	37:RR:65:LEU:HD13	2.14	0.48
37:RR:107:ASP:C	37:RR:107:ASP:OD2	2.52	0.48
39:RT:135:ALA:C	39:RT:137:LYS:H	2.16	0.48
44:RY:44:ILE:O	44:RY:62:GLU:O	2.32	0.48
44:RY:94:LYS:HE3	44:RY:101:LYS:HZ3	1.76	0.48
50:R4:42:PHE:O	50:R4:43:TYR:C	2.51	0.48
54:R8:56:GLU:O	54:R8:58:ILE:N	2.47	0.48
1:XA:433:C:H2'	1:XA:434:U:C6	2.48	0.48
1:XA:878:G:H5'	8:XH:89:PRO:HG2	1.94	0.48
1:XA:894:G:H2'	1:XA:895:G:H8	1.77	0.48
1:XA:1202:G:H1'	14:XN:29:ARG:HD2	1.95	0.48
2:XB:5:ILE:O	2:XB:6:THR:O	2.32	0.48
4:XD:60:GLU:O	4:XD:63:LYS:HB3	2.14	0.48
7:XG:97:GLN:O	7:XG:101:LEU:HG	2.14	0.48
9:XI:7:THR:O	9:XI:83:ARG:HD2	2.14	0.48
9:XI:59:PHE:CZ	9:XI:88:TYR:CE1	3.01	0.48
11:XK:34:ASP:HB2	11:XK:35:PRO:HD2	1.95	0.48
11:XK:115:PRO:C	11:XK:117:ASN:H	2.17	0.48
14:XN:15:LYS:HD2	14:XN:16:PHE:CE2	2.49	0.48
16:XP:34:GLU:HG2	16:XP:35:LYS:N	2.29	0.48
17:XQ:74:LEU:HD12	17:XQ:75:ARG:NE	2.28	0.48
19:XS:41:VAL:HG13	19:XS:44:MET:CB	2.38	0.48
22:XV:19:G:H4'	22:XV:20:U:OP2	2.14	0.48
25:YA:76:C:O2'	48:Y2:62:THR:HG21	2.14	0.48
25:YA:1061:U:H3'	25:YA:1062:G:H5"	1.96	0.48
25:YA:1354:A:H2'	25:YA:1355:G:O4'	2.14	0.48
25:YA:1652:A:H2'	25:YA:1653:G:H5'	1.95	0.48
25:YA:1682:G:OP1	25:YA:1699:G:N1	2.46	0.48

Continued on next page...

Continued from previous page...

Atom-1	Atom-2	Interatomic distance (Å)	Clash overlap (Å)
25:YA:1726:G:H2'	25:YA:1727:U:O4'	2.13	0.48
25:YA:1858:G:H2'	25:YA:1883:G:H22	1.78	0.48
25:YA:2788:C:O2'	25:YA:2809:A:N3	2.39	0.48
28:YE:23:VAL:HG12	28:YE:173:VAL:HG21	1.94	0.48
28:YE:93:VAL:C	28:YE:95:ILE:H	2.17	0.48
28:YE:119:ARG:HD3	28:YE:160:TYR:HD2	1.78	0.48
31:YH:124:GLU:HB3	31:YH:132:ARG:CD	2.44	0.48
31:YH:127:GLU:HB3	31:YH:128:PRO:HD2	1.92	0.48
33:YN:95:PRO:O	33:YN:96:GLU:C	2.51	0.48
37:YR:42:LYS:HA	37:YR:45:ARG:HD2	1.95	0.48
37:YR:44:LEU:HD22	37:YR:48:VAL:CG2	2.43	0.48
38:YS:56:LEU:C	38:YS:56:LEU:HD23	2.34	0.48
40:YU:79:PHE:HE2	40:YU:83:LEU:CD2	2.26	0.48
43:YX:44:GLU:OE1	43:YX:50:LYS:HD2	2.13	0.48
44:YY:11:ASP:HB2	44:YY:27:VAL:HG11	1.94	0.48
47:Y1:8:SER:OG	47:Y1:10:LYS:HG3	2.14	0.48
50:Y4:8:LYS:O	50:Y4:9:LEU:CB	2.62	0.48
1:QA:956:U:C2	1:QA:1225:A:H2	2.32	0.48
1:QA:1068:G:N2	1:QA:1191:A:N3	2.61	0.48
1:QA:1347:G:H2'	1:QA:1373:G:C6	2.49	0.48
4:QD:153:ARG:CZ	4:QD:181:MET:HG3	2.44	0.48
5:QE:75:THR:HG23	5:QE:76:ILE:O	2.14	0.48
6:QF:89:MET:O	6:QF:90:VAL:C	2.51	0.48
8:QH:6:ILE:O	8:QH:10:LEU:HG	2.14	0.48
8:QH:45:ILE:O	8:QH:45:ILE:HG13	2.13	0.48
9:QI:22:GLY:HA3	9:QI:60:ASP:OD2	2.13	0.48
10:QJ:39:PRO:CB	10:QJ:70:ARG:HH12	2.27	0.48
11:QK:91:ARG:NH2	18:QR:88:LYS:HZ1	2.11	0.48
11:QK:115:PRO:C	11:QK:117:ASN:H	2.17	0.48
14:QN:43:CYS:O	14:QN:46:GLU:N	2.43	0.48
15:QO:24:SER:OG	15:QO:25:THR:N	2.47	0.48
21:QU:9:ARG:HH11	21:QU:9:ARG:HG2	1.78	0.48
25:RA:1062:G:H2'	25:RA:1063:G:C8	2.49	0.48
25:RA:1448:G:O2'	25:RA:1529:A:N1	2.34	0.48
25:RA:2292:C:H2'	25:RA:2293:C:C6	2.48	0.48
25:RA:2331:G:O2'	46:R0:43:THR:HG22	2.14	0.48
25:RA:2527:C:H5"	55:R9:30:PRO:HB2	1.96	0.48
25:RA:2784:C:H5"	28:RE:41:LYS:NZ	2.28	0.48
27:RD:130:ALA:HA	27:RD:192:THR:HA	1.96	0.48
28:RE:93:VAL:C	28:RE:95:ILE:H	2.17	0.48
29:RF:34:TRP:HD1	35:RP:6:LEU:HB3	1.79	0.48

Continued on next page...

Continued from previous page...

Atom-1	Atom-2	Interatomic distance (Å)	Clash overlap (Å)
31:RH:131:VAL:HG12	31:RH:132:ARG:N	2.29	0.48
33:RN:118:LYS:O	33:RN:120:LEU:N	2.43	0.48
35:RP:19:VAL:CG2	35:RP:20:GLY:H	1.98	0.48
38:RS:83:LYS:HG2	38:RS:109:GLY:H	1.76	0.48
51:R5:57:VAL:O	51:R5:57:VAL:HG13	2.13	0.48
52:R6:14:THR:OG1	52:R6:19:ARG:NE	2.40	0.48
52:R6:27:LYS:O	52:R6:28:ARG:HG2	2.13	0.48
1:XA:8:A:N6	4:XD:208:SER:O	2.47	0.48
1:XA:1000:A:H2'	1:XA:1001:G:C8	2.49	0.48
1:XA:1157:A:O2'	1:XA:1158:C:H5"	2.14	0.48
1:XA:1172:C:H2'	1:XA:1173:G:C8	2.43	0.48
1:XA:1190:G:H5'	3:XC:176:HIS:NE2	2.27	0.48
1:XA:1329:A:H5'	13:XM:29:ARG:HG3	1.95	0.48
1:XA:1461:G:H2'	1:XA:1462:G:C8	2.49	0.48
2:XB:214:ILE:O	2:XB:218:ALA:HB2	2.13	0.48
3:XC:195:VAL:CG1	3:XC:196:LEU:H	2.27	0.48
4:XD:100:ARG:CZ	4:XD:137:SER:HA	2.44	0.48
4:XD:163:GLU:C	4:XD:165:MET:N	2.66	0.48
5:XE:75:THR:HG23	5:XE:76:ILE:O	2.14	0.48
7:XG:79:ARG:O	7:XG:80:VAL:HG23	2.14	0.48
13:XM:8:GLU:C	13:XM:9:ILE:HG23	2.35	0.48
25:YA:37:C:O2'	29:YF:50:SER:HB3	2.13	0.48
25:YA:1007:C:H5"	33:YN:35:ARG:NH1	2.29	0.48
25:YA:1025:G:C4	25:YA:1135:C:H1'	2.49	0.48
25:YA:2612:C:C4	25:YA:2613:U:H5	2.31	0.48
27:YD:35:LYS:CG	27:YD:64:ILE:CG2	2.92	0.48
28:YE:55:ASN:O	28:YE:57:LYS:N	2.44	0.48
28:YE:64:LYS:C	28:YE:66:HIS:N	2.67	0.48
31:YH:10:PRO:C	31:YH:11:VAL:HG22	2.34	0.48
31:YH:120:GLY:HA3	31:YH:140:LYS:NZ	2.27	0.48
33:YN:120:LEU:HD11	33:YN:122:VAL:CG2	2.42	0.48
34:YO:107:ARG:NH1	39:YT:36:GLU:OE1	2.46	0.48
37:YR:1:MET:SD	37:YR:1:MET:N	2.75	0.48
37:YR:107:ASP:C	37:YR:107:ASP:OD2	2.52	0.48
39:YT:16:ARG:NE	39:YT:19:LEU:HD21	2.27	0.48
39:YT:94:ALA:O	39:YT:95:ARG:CB	2.61	0.48
40:YU:79:PHE:HE2	40:YU:83:LEU:HD22	1.78	0.48
44:YY:57:GLN:O	44:YY:58:GLY:O	2.32	0.48
45:YZ:166:SER:HB2	45:YZ:167:PRO:C	2.34	0.48
45:YZ:182:LYS:CG	45:YZ:183:LEU:HA	2.43	0.48
50:Y4:10:VAL:CG2	50:Y4:11:PRO:HD2	2.43	0.48

Continued on next page...

Continued from previous page...

Atom-1	Atom-2	Interatomic distance (Å)	Clash overlap (Å)
50:Y4:36:CYS:O	50:Y4:37:SER:C	2.52	0.48
54:Y8:53:PRO:CD	54:Y8:54:GLU:N	2.77	0.48
2:QB:87:ARG:NH1	2:QB:220:ASP:OD1	2.46	0.48
4:QD:6:GLY:O	4:QD:8:VAL:HG23	2.14	0.48
4:QD:13:ARG:HA	4:QD:33:MET:CE	2.44	0.48
5:QE:84:PHE:HD2	5:QE:130:ASN:O	1.97	0.48
7:QG:51:GLN:HA	7:QG:51:GLN:OE1	2.14	0.48
7:QG:69:VAL:O	7:QG:69:VAL:CG1	2.62	0.48
8:QH:44:PHE:CD1	8:QH:80:ILE:HG12	2.49	0.48
11:QK:19:ALA:CA	11:QK:32:ILE:HG22	2.43	0.48
13:QM:30:ALA:O	13:QM:33:ALA:N	2.47	0.48
15:QO:61:GLY:C	15:QO:65:ARG:NH1	2.67	0.48
16:QP:57:ARG:HG3	16:QP:57:ARG:HH11	1.79	0.48
25:RA:1339:G:N2	25:RA:1603:A:H1'	2.29	0.48
25:RA:1533:C:H2'	25:RA:1534:G:N7	2.29	0.48
25:RA:2893:G:H5"	25:RA:2894:G:H5'	1.95	0.48
27:RD:145:VAL:O	27:RD:153:ALA:HA	2.14	0.48
28:RE:64:LYS:C	28:RE:66:HIS:N	2.68	0.48
29:RF:53:THR:C	29:RF:55:GLY:N	2.67	0.48
32:RI:60:GLU:O	32:RI:64:GLU:N	2.47	0.48
33:RN:137:LYS:CG	33:RN:138:LEU:N	2.77	0.48
36:RQ:42:ILE:HD12	36:RQ:42:ILE:N	2.29	0.48
38:RS:55:ALA:O	38:RS:56:LEU:HB3	2.13	0.48
40:RU:107:ALA:O	40:RU:110:VAL:HB	2.14	0.48
54:R8:64:TYR:HB3	54:R8:65:GLU:H	1.39	0.48
1:XA:538:G:H5"	12:XL:114:LYS:HB2	1.95	0.48
1:XA:545:C:H5"	4:XD:72:GLU:HG2	1.96	0.48
1:XA:640:A:O2'	8:XH:115:SER:HB3	2.13	0.48
2:XB:24:TRP:CD1	2:XB:26:PRO:HD3	2.49	0.48
4:XD:198:VAL:CG1	4:XD:199:ASN:N	2.75	0.48
5:XE:78:HIS:CE1	5:XE:142:LEU:HD23	2.48	0.48
5:XE:100:VAL:O	5:XE:107:ARG:NH2	2.47	0.48
6:XF:79:LEU:O	6:XF:85:VAL:HG11	2.14	0.48
13:XM:72:ALA:O	13:XM:76:ALA:HB2	2.14	0.48
14:XN:6:LEU:HD22	14:XN:23:ARG:NH2	2.29	0.48
18:XR:30:ASP:C	18:XR:32:ARG:H	2.15	0.48
19:XS:36:ARG:HB3	19:XS:36:ARG:NH1	2.28	0.48
20:XT:30:LYS:O	20:XT:33:ILE:HG12	2.14	0.48
20:XT:50:GLU:HA	20:XT:100:ILE:CG2	2.43	0.48
21:XU:15:ARG:HG2	21:XU:15:ARG:NH1	2.29	0.48
25:YA:389:G:H1	35:YP:71:VAL:HG12	1.78	0.48

Continued on next page...

Continued from previous page...

Atom-1	Atom-2	Interatomic distance (Å)	Clash overlap (Å)
25:YA:774:A:HO2'	25:YA:775:G:P	2.36	0.48
25:YA:1339:G:N2	25:YA:1603:A:H1'	2.24	0.48
25:YA:1840:G:H1	25:YA:1902:C:H42	1.62	0.48
25:YA:1991:U:H2'	25:YA:1992:G:H5"	1.96	0.48
25:YA:2009:G:OP1	42:YW:41:LYS:HE2	2.14	0.48
25:YA:2330:G:H2'	25:YA:2331:G:O4'	2.13	0.48
25:YA:2378:A:H4'	38:YS:23:ARG:NE	2.29	0.48
26:YB:77:U:P	45:YZ:19:ARG:HH22	2.37	0.48
27:YD:27:THR:O	27:YD:29:PRO:CD	2.62	0.48
29:YF:45:ARG:HG2	29:YF:45:ARG:NH1	2.28	0.48
29:YF:129:PHE:CD2	29:YF:163:VAL:HG21	2.48	0.48
29:YF:155:LEU:HA	29:YF:174:VAL:HG12	1.95	0.48
29:YF:196:LEU:C	29:YF:197:ASP:O	2.50	0.48
31:YH:41:MET:HG3	31:YH:54:ARG:HA	1.96	0.48
33:YN:18:ALA:O	33:YN:19:GLU:C	2.52	0.48
36:YQ:42:ILE:HD12	36:YQ:42:ILE:N	2.29	0.48
36:YQ:60:ARG:NH2	36:YQ:60:ARG:HB2	2.28	0.48
41:YV:21:ARG:HD2	41:YV:91:TYR:CZ	2.49	0.48
41:YV:38:LEU:HD23	41:YV:39:LEU:H	1.79	0.48
43:YX:6:ASP:OD1	48:Y2:29:LYS:NZ	2.47	0.48
43:YX:11:PRO:HB3	43:YX:92:LEU:CD2	2.43	0.48
45:YZ:125:LEU:HG	45:YZ:164:ALA:HB3	1.96	0.48
47:Y1:94:LEU:O	47:Y1:95:LEU:CB	2.62	0.48
1:QA:296:U:O2'	1:QA:556:C:O2	2.27	0.47
1:QA:816:A:OP1	1:QA:1526:G:O2'	2.31	0.47
1:QA:1060:C:C5	3:QC:2:GLY:HA2	2.49	0.47
1:QA:1118:C:OP1	9:QI:9:ARG:HD3	2.13	0.47
1:QA:1318:A:H4'	19:QS:11:VAL:CG1	2.42	0.47
2:QB:24:TRP:CD1	2:QB:26:PRO:HD3	2.49	0.47
2:QB:24:TRP:CZ3	2:QB:26:PRO:HA	2.49	0.47
2:QB:164:VAL:HB	2:QB:186:ALA:HB1	1.95	0.47
3:QC:76:VAL:HG21	3:QC:103:VAL:HG11	1.95	0.47
3:QC:87:LEU:C	3:QC:89:GLU:N	2.65	0.47
4:QD:3:ARG:O	4:QD:5:ILE:HG13	2.14	0.47
4:QD:30:LYS:CD	4:QD:30:LYS:H	2.24	0.47
4:QD:163:GLU:C	4:QD:165:MET:N	2.66	0.47
4:QD:183:GLY:C	4:QD:184:LYS:HG3	2.34	0.47
5:QE:141:GLN:HA	5:QE:143:ARG:HH12	1.79	0.47
9:QI:33:PHE:HZ	9:QI:47:LEU:HD21	1.76	0.47
11:QK:41:THR:HG22	11:QK:42:TRP:N	2.28	0.47
11:QK:48:ILE:HG21	11:QK:63:LEU:HD13	1.96	0.47

Continued on next page...

Continued from previous page...

Atom-1	Atom-2	Interatomic distance (Å)	Clash overlap (Å)
12:QL:127:GLU:O	12:QL:128:ALA:CB	2.62	0.47
13:QM:77:ASN:HA	50:R4:71:ARG:CZ	2.39	0.47
20:QT:28:ALA:C	20:QT:30:LYS:N	2.67	0.47
25:RA:623:G:H2'	25:RA:624:C:C6	2.49	0.47
25:RA:1639:U:H2'	25:RA:1640:C:H5"	1.94	0.47
25:RA:2712:U:O2'	25:RA:2712(A):A:P	2.72	0.47
28:RE:61:ARG:CB	28:RE:62:PRO:CD	2.90	0.47
28:RE:120:TRP:O	28:RE:121:ASN:HB2	2.14	0.47
29:RF:51:THR:O	29:RF:93:LYS:NZ	2.38	0.47
30:RG:12:TYR:O	30:RG:16:ARG:HB3	2.14	0.47
33:RN:57:ALA:O	33:RN:58:ASP:CB	2.62	0.47
33:RN:67:LEU:O	33:RN:88:GLU:HG3	2.14	0.47
35:RP:47:ASP:OD1	35:RP:50:ARG:NH2	2.47	0.47
37:RR:10:LEU:O	37:RR:12:ARG:HG3	2.14	0.47
40:RU:79:PHE:HE2	40:RU:83:LEU:CD2	2.27	0.47
41:RV:35:LEU:O	41:RV:37:VAL:N	2.47	0.47
41:RV:66:ARG:NH1	41:RV:88:ARG:NH1	2.61	0.47
42:RW:32:ALA:O	42:RW:33:ARG:C	2.52	0.47
42:RW:66:GLU:O	42:RW:69:LEU:HG	2.14	0.47
44:RY:56:PRO:O	44:RY:58:GLY:N	2.47	0.47
45:RZ:150:LEU:HD23	45:RZ:171:ILE:HG13	1.95	0.47
47:R1:7:ILE:HD12	47:R1:62:VAL:HG11	1.96	0.47
47:R1:8:SER:OG	47:R1:10:LYS:HG3	2.13	0.47
54:R8:53:PRO:CD	54:R8:54:GLU:N	2.77	0.47
1:XA:1374:A:H2'	1:XA:1375:A:O4'	2.13	0.47
1:XA:1485:U:H2'	1:XA:1486:G:C8	2.49	0.47
2:XB:170:GLU:C	2:XB:172:ILE:HD12	2.33	0.47
3:XC:71:ALA:HA	3:XC:106:VAL:HB	1.95	0.47
4:XD:79:PHE:HE2	4:XD:83:SER:HB2	1.79	0.47
5:XE:84:PHE:HD2	5:XE:130:ASN:O	1.97	0.47
7:XG:51:GLN:OE1	7:XG:51:GLN:HA	2.14	0.47
8:XH:44:PHE:CD1	8:XH:80:ILE:HG12	2.49	0.47
8:XH:86:ILE:HG22	8:XH:87:SER:N	2.29	0.47
11:XK:19:ALA:CA	11:XK:32:ILE:HG22	2.43	0.47
12:XL:61:THR:O	12:XL:63:GLY:N	2.45	0.47
14:XN:26:ARG:NH1	14:XN:43:CYS:SG	2.86	0.47
23:XX:3:G:H4'	23:XX:4:C:O5'	2.14	0.47
25:YA:125:G:C5'	53:Y7:19:ARG:HD3	2.44	0.47
25:YA:270(R):G:H2'	25:YA:270(S):G:C8	2.49	0.47
25:YA:295:G:H1	25:YA:343:C:H42	1.62	0.47
25:YA:876:C:H2'	25:YA:877:U:O4'	2.14	0.47

Continued on next page...

Continued from previous page...

Atom-1	Atom-2	Interatomic distance (Å)	Clash overlap (Å)
25:YA:1162:G:H1'	41:YV:23:GLU:OE2	2.14	0.47
25:YA:1229(A):G:C6	25:YA:1230:C:C4	3.02	0.47
25:YA:1291:C:H2'	25:YA:1292:U:C6	2.49	0.47
25:YA:2845:G:H5"	39:YT:55:ASN:HA	1.95	0.47
26:YB:75:G:H5"	45:YZ:36:LYS:HE2	1.96	0.47
28:YE:15:PHE:CD1	28:YE:20:ALA:HB2	2.50	0.47
31:YH:45:VAL:O	31:YH:45:VAL:HG13	2.14	0.47
33:YN:12:ARG:NH1	33:YN:50:ASP:CG	2.67	0.47
33:YN:34:LEU:O	33:YN:49:GLY:HA3	2.13	0.47
33:YN:57:ALA:O	33:YN:58:ASP:CB	2.62	0.47
33:YN:75:TYR:C	33:YN:76:SER:O	2.52	0.47
33:YN:137:LYS:CG	33:YN:138:LEU:H	2.27	0.47
37:YR:63:ARG:NH1	37:YR:63:ARG:HG3	2.29	0.47
37:YR:117:VAL:O	37:YR:118:GLU:CB	2.62	0.47
41:YV:35:LEU:O	41:YV:37:VAL:N	2.47	0.47
42:YW:30:GLU:O	42:YW:34:ASN:ND2	2.46	0.47
50:Y4:60:GLN:O	50:Y4:63:TYR:HB3	2.14	0.47
52:Y6:20:ASN:ND2	52:Y6:42:TRP:CZ2	2.82	0.47
54:Y8:41:ILE:HG13	54:Y8:42:ARG:N	2.28	0.47
1:QA:955:U:H2'	1:QA:956:U:H6	1.77	0.47
5:QE:87:SER:HB3	5:QE:131:ILE:HD13	1.95	0.47
8:QH:39:LEU:HD11	8:QH:111:ILE:HD11	1.96	0.47
9:QI:7:THR:O	9:QI:83:ARG:HD2	2.14	0.47
10:QJ:24:VAL:HG21	10:QJ:37:PRO:CG	2.43	0.47
11:QK:13:GLN:HG3	11:QK:75:TYR:O	2.14	0.47
14:QN:15:LYS:HD2	14:QN:16:PHE:CE2	2.49	0.47
15:QO:39:LEU:O	15:QO:40:SER:C	2.50	0.47
16:QP:40:ASP:C	16:QP:42:ARG:H	2.17	0.47
18:QR:31:LEU:H	18:QR:31:LEU:CD2	2.27	0.47
19:QS:11:VAL:O	19:QS:12:ASP:CB	2.61	0.47
20:QT:64:ASP:O	20:QT:67:ALA:N	2.47	0.47
22:QV:19:G:H4'	22:QV:20:U:OP2	2.14	0.47
25:RA:389:G:N1	35:RP:70:GLN:HB3	2.29	0.47
25:RA:868:U:H3	25:RA:909:A:H61	1.62	0.47
27:RD:35:LYS:CG	27:RD:64:ILE:CG2	2.92	0.47
28:RE:3:GLY:HA3	28:RE:81:ILE:HG21	1.96	0.47
28:RE:144:ARG:HB3	28:RE:145:LYS:H	1.58	0.47
31:RH:154:PRO:CG	31:RH:162:ILE:O	2.61	0.47
32:RI:74:ASN:OD1	32:RI:74:ASN:N	2.44	0.47
33:RN:68:GLU:HG2	33:RN:88:GLU:CD	2.33	0.47
33:RN:113:GLY:O	33:RN:116:LEU:HB2	2.14	0.47

Continued on next page...

Continued from previous page...

Atom-1	Atom-2	Interatomic distance (Å)	Clash overlap (Å)
34:RO:8:LEU:HB2	34:RO:19:ILE:CD1	2.43	0.47
36:RQ:134:ARG:HH12	45:RZ:119:GLU:HG3	1.78	0.47
37:RR:63:ARG:NH1	37:RR:63:ARG:HG3	2.29	0.47
40:RU:92:ARG:CZ	40:RU:94:ASN:HD22	2.28	0.47
44:RY:11:ASP:HB2	44:RY:27:VAL:HG11	1.94	0.47
44:RY:81:LYS:NZ	44:RY:98:VAL:HB	2.29	0.47
47:R1:94:LEU:O	47:R1:95:LEU:CB	2.62	0.47
50:R4:50:VAL:O	50:R4:50:VAL:CG1	2.63	0.47
1:XA:95:G:C6	1:XA:96:G:C6	3.03	0.47
1:XA:411:A:C8	1:XA:413:G:H1'	2.49	0.47
1:XA:1220:G:O3'	19:XS:36:ARG:HD3	2.13	0.47
1:XA:1305:G:H21	1:XA:1331:G:H2'	1.77	0.47
10:XJ:47:PHE:CE1	10:XJ:63:PHE:HB2	2.32	0.47
12:XL:50:SER:O	12:XL:51:ALA:HB2	2.14	0.47
16:XP:21:VAL:HG23	16:XP:34:GLU:H	1.78	0.47
17:XQ:63:ARG:HG2	17:XQ:64:PRO:N	2.28	0.47
20:XT:64:ASP:O	20:XT:67:ALA:N	2.47	0.47
25:YA:620:G:N3	25:YA:620:G:H5'	2.29	0.47
25:YA:747:U:N3	51:Y5:2:ALA:N	2.62	0.47
25:YA:1440:G:H2'	25:YA:1441:G:H8	1.79	0.47
25:YA:1489:U:HO2'	25:YA:1490:A:H8	1.60	0.47
25:YA:2503:A:O2'	25:YA:2505:G:OP2	2.31	0.47
25:YA:2719:G:N2	25:YA:2872:G:H1	2.12	0.47
26:YB:16:G:H2'	26:YB:17:C:H6	1.79	0.47
27:YD:33:LEU:HB3	27:YD:34:VAL:H	1.48	0.47
28:YE:61:ARG:CB	28:YE:62:PRO:HD3	2.41	0.47
30:YG:12:TYR:O	30:YG:16:ARG:HB3	2.14	0.47
30:YG:111:LEU:HD22	30:YG:120:LEU:HD21	1.97	0.47
32:YI:5:LEU:HD11	32:YI:19:VAL:HG12	1.97	0.47
32:YI:79:ILE:HB	32:YI:142:VAL:HA	1.95	0.47
34:YO:8:LEU:HB2	34:YO:19:ILE:CD1	2.43	0.47
35:YP:61:ARG:HH21	54:Y8:13:ARG:HD2	1.78	0.47
38:YS:40:ILE:HG22	38:YS:41:ASP:N	2.28	0.47
42:YW:32:ALA:O	42:YW:33:ARG:C	2.52	0.47
47:Y1:7:ILE:HD12	47:Y1:62:VAL:HG11	1.96	0.47
47:Y1:25:LYS:C	47:Y1:27:GLU:H	2.17	0.47
51:Y5:48:GLU:HA	51:Y5:59:GLU:CG	2.43	0.47
53:Y7:25:PRO:HA	53:Y7:28:ARG:CZ	2.45	0.47
1:QA:148:G:H2'	1:QA:149:A:H8	1.79	0.47
1:QA:439:A:C5	1:QA:440:A:H1'	2.49	0.47
1:QA:545:C:O2'	1:QA:549:C:OP1	2.31	0.47

Continued on next page...

Continued from previous page...

Atom-1	Atom-2	Interatomic distance (Å)	Clash overlap (Å)
1:QA:690:G:H2'	1:QA:691:G:O4'	2.13	0.47
1:QA:973:G:O4'	10:QJ:55:LYS:HG2	2.13	0.47
1:QA:1224:G:H1	1:QA:1362(A):C:N4	2.12	0.47
3:QC:16:ARG:NH2	3:QC:183:ASP:OD2	2.47	0.47
6:QF:79:LEU:O	6:QF:85:VAL:HG11	2.14	0.47
7:QG:97:GLN:O	7:QG:101:LEU:HG	2.14	0.47
10:QJ:40:LEU:HB2	10:QJ:69:ASN:CB	2.40	0.47
13:QM:12:ASN:O	13:QM:13:LYS:HB2	2.13	0.47
13:QM:90:LEU:HA	13:QM:93:ARG:CD	2.33	0.47
16:QP:69:THR:O	16:QP:73:LEU:HG	2.14	0.47
20:QT:50:GLU:HA	20:QT:100:ILE:CG2	2.43	0.47
25:RA:638:G:H2'	25:RA:639:U:O4'	2.14	0.47
25:RA:704:G:H2'	25:RA:726:G:N2	2.29	0.47
25:RA:928:G:O2'	49:R3:43:ILE:HD11	2.13	0.47
25:RA:2311:A:C8	30:RG:82:LEU:HD11	2.50	0.47
28:RE:77:ILE:CD1	28:RE:78:LEU:N	2.70	0.47
28:RE:129:HIS:O	28:RE:130:GLY:C	2.53	0.47
28:RE:195:LEU:HD12	28:RE:196:VAL:N	2.29	0.47
30:RG:106:LEU:HA	30:RG:110:ALA:HB3	1.95	0.47
33:RN:4:TYR:OH	33:RN:7:LYS:NZ	2.46	0.47
37:RR:41:ALA:C	37:RR:43:GLU:N	2.68	0.47
39:RT:96:ARG:NH1	39:RT:96:ARG:CB	2.76	0.47
40:RU:91:ASP:O	40:RU:92:ARG:C	2.53	0.47
41:RV:2:PHE:CD2	41:RV:13:ARG:NH2	2.83	0.47
41:RV:4:ILE:HA	41:RV:12:TYR:O	2.14	0.47
41:RV:48:GLY:O	41:RV:49:THR:C	2.52	0.47
44:RY:39:VAL:O	44:RY:40:GLU:OE2	2.32	0.47
45:RZ:110:GLY:HA2	45:RZ:111:VAL:O	2.14	0.47
50:R4:36:CYS:O	50:R4:37:SER:C	2.52	0.47
54:R8:43:GLN:C	54:R8:44:LYS:HD2	2.34	0.47
1:XA:35:G:C2	1:XA:550:G:C2	3.02	0.47
1:XA:642:A:N3	8:XH:113:SER:OG	2.36	0.47
1:XA:769:G:H4'	1:XA:1513:A:H4'	1.95	0.47
1:XA:1312:G:H3'	50:Y4:67:TYR:OH	2.14	0.47
1:XA:1316:G:H5"	14:XN:17:LYS:CE	2.44	0.47
1:XA:1391:U:H2'	1:XA:1392:G:C8	2.49	0.47
2:XB:24:TRP:CZ3	2:XB:26:PRO:HA	2.49	0.47
3:XC:36:ASP:HA	3:XC:39:ILE:HD12	1.94	0.47
4:XD:29:PRO:O	4:XD:30:LYS:HB3	2.15	0.47
4:XD:165:MET:CE	4:XD:168:ARG:HD2	2.44	0.47
4:XD:183:GLY:C	4:XD:184:LYS:HG3	2.34	0.47

Continued on next page...

Continued from previous page...

Atom-1	Atom-2	Interatomic distance (Å)	Clash overlap (Å)
6:XF:89:MET:O	6:XF:90:VAL:C	2.51	0.47
7:XG:44:TYR:C	7:XG:46:ALA:N	2.66	0.47
8:XH:86:ILE:HG12	8:XH:135:CYS:HA	1.96	0.47
9:XI:128:ARG:NH2	22:XV:35:A:P	2.87	0.47
13:XM:30:ALA:O	13:XM:33:ALA:N	2.46	0.47
17:XQ:29:HIS:N	17:XQ:33:GLY:O	2.47	0.47
19:XS:24:ALA:O	19:XS:25:LYS:HB2	2.13	0.47
20:XT:13:LEU:HD12	20:XT:13:LEU:C	2.34	0.47
20:XT:26:ASN:N	20:XT:26:ASN:ND2	2.62	0.47
20:XT:49:ALA:HB2	20:XT:99:LEU:HD22	1.96	0.47
25:YA:1927:A:H2'	25:YA:1928:A:C8	2.49	0.47
27:YD:130:ALA:HA	27:YD:192:THR:HA	1.96	0.47
28:YE:195:LEU:HD12	28:YE:196:VAL:N	2.29	0.47
30:YG:97:ASP:N	30:YG:100:TRP:HD1	2.05	0.47
33:YN:57:ALA:HA	33:YN:60:ILE:CD1	2.43	0.47
35:YP:47:ASP:OD1	35:YP:50:ARG:NH2	2.47	0.47
37:YR:10:LEU:O	37:YR:12:ARG:HG3	2.14	0.47
37:YR:70:LEU:C	37:YR:72:ASP:H	2.16	0.47
38:YS:46:VAL:HG12	38:YS:47:THR:N	2.28	0.47
41:YV:2:PHE:CD2	41:YV:13:ARG:NH2	2.83	0.47
44:YY:44:ILE:CG1	44:YY:45:VAL:N	2.70	0.47
55:Y9:27:CYS:SG	55:Y9:28:GLU:N	2.87	0.47
1:QA:58:C:O2'	1:QA:388:G:N7	2.45	0.47
1:QA:457:C:H2'	1:QA:458:C:C6	2.50	0.47
1:QA:552:U:O2'	12:QL:86:ARG:O	2.31	0.47
1:QA:662:G:H2'	1:QA:663:A:C8	2.50	0.47
1:QA:1028:C:H42	1:QA:1033:G:H1	1.62	0.47
3:QC:148:GLY:O	3:QC:202:ILE:HA	2.14	0.47
4:QD:30:LYS:CD	4:QD:30:LYS:N	2.73	0.47
4:QD:135:LEU:O	4:QD:137:SER:N	2.48	0.47
5:QE:82:VAL:CG1	5:QE:83:GLU:H	2.27	0.47
5:QE:96:PRO:HA	5:QE:117:ASP:OD2	2.14	0.47
7:QG:63:LYS:O	7:QG:63:LYS:HD2	2.13	0.47
8:QH:33:GLU:C	8:QH:35:ILE:N	2.65	0.47
9:QI:9:ARG:HA	9:QI:76:ALA:HB1	1.97	0.47
9:QI:42:ARG:NH2	9:QI:75:ASP:OD2	2.47	0.47
14:QN:6:LEU:CD2	14:QN:23:ARG:NH2	2.77	0.47
17:QQ:98:LEU:O	17:QQ:99:SER:C	2.53	0.47
25:RA:796:C:H2'	25:RA:797:C:C6	2.49	0.47
25:RA:999:U:H5"	25:RA:1154:G:O6	2.15	0.47
25:RA:1169:G:H1	25:RA:1180:C:H42	1.61	0.47

Continued on next page...

Continued from previous page...

Atom-1	Atom-2	Interatomic distance (Å)	Clash overlap (Å)
25:RA:1588:C:H2'	25:RA:1589:C:C6	2.49	0.47
25:RA:1709:U:H2'	25:RA:1710:C:C6	2.49	0.47
26:RB:52:A:H62	38:RS:33:LYS:HG3	1.79	0.47
28:RE:174:ASP:O	28:RE:182:LEU:HD12	2.14	0.47
30:RG:5:VAL:HG22	50:R4:25:TYR:CE2	2.50	0.47
31:RH:124:GLU:HB3	31:RH:132:ARG:CD	2.44	0.47
33:RN:97:ARG:HA	33:RN:100:GLU:HB3	1.97	0.47
33:RN:131:GLN:HE21	33:RN:132:ALA:H	1.58	0.47
35:RP:147:LEU:N	35:RP:147:LEU:HD22	2.29	0.47
36:RQ:34:LEU:HD11	36:RQ:129:THR:CB	2.35	0.47
41:RV:21:ARG:HD2	41:RV:91:TYR:CZ	2.49	0.47
43:RX:6:ASP:OD1	48:R2:29:LYS:NZ	2.47	0.47
44:RY:75:ILE:HG12	44:RY:76:CYS:H	1.79	0.47
1:XA:201:C:N4	1:XA:209:U:O2	2.47	0.47
1:XA:345:C:O3'	39:YT:41:ARG:NH2	2.48	0.47
1:XA:735:C:H2'	1:XA:736:C:H6	1.79	0.47
1:XA:1048:G:OP1	14:XN:3:ARG:HB3	2.15	0.47
2:XB:96:ARG:HD2	2:XB:96:ARG:N	2.20	0.47
3:XC:95:THR:CG2	3:XC:96:GLY:H	2.10	0.47
4:XD:9:CYS:SG	4:XD:22:LYS:HE3	2.55	0.47
5:XE:82:VAL:CG1	5:XE:83:GLU:H	2.27	0.47
5:XE:87:SER:HB3	5:XE:131:ILE:HD13	1.95	0.47
8:XH:10:LEU:H	8:XH:10:LEU:CD2	2.15	0.47
9:XI:42:ARG:NH2	9:XI:75:ASP:OD2	2.47	0.47
10:XJ:24:VAL:HG21	10:XJ:37:PRO:CG	2.43	0.47
10:XJ:49:VAL:HG23	14:XN:34:TYR:OH	2.13	0.47
11:XK:48:ILE:HG21	11:XK:63:LEU:HD13	1.96	0.47
20:XT:50:GLU:CG	20:XT:51:GLU:N	2.76	0.47
25:YA:1264:G:H5'	51:Y5:11:THR:CG2	2.44	0.47
25:YA:1932:A:H2'	25:YA:1933:G:O4'	2.14	0.47
25:YA:2061:G:OP2	25:YA:2502:G:OP2	2.32	0.47
29:YF:132:VAL:O	29:YF:133:ASN:C	2.52	0.47
30:YG:5:VAL:HG22	50:Y4:25:TYR:CE2	2.50	0.47
31:YH:123:PHE:O	31:YH:125:VAL:HG23	2.13	0.47
31:YH:127:GLU:OE2	31:YH:130:ARG:NH2	2.48	0.47
32:YI:93:THR:O	32:YI:97:ILE:HG12	2.14	0.47
35:YP:112:LEU:HD12	35:YP:127:ALA:CB	2.44	0.47
37:YR:41:ALA:C	37:YR:43:GLU:N	2.68	0.47
38:YS:56:LEU:O	38:YS:57:LYS:C	2.53	0.47
39:YT:36:GLU:O	39:YT:37:GLY:C	2.53	0.47
41:YV:36:PRO:HA	41:YV:56:SER:CB	2.44	0.47

Continued on next page...

Continued from previous page...

Atom-1	Atom-2	Interatomic distance (Å)	Clash overlap (Å)
41:YV:59:ALA:HB2	41:YV:96:ILE:HD13	1.97	0.47
48:Y2:17:SER:CB	48:Y2:18:PRO:CA	2.92	0.47
54:Y8:43:GLN:C	54:Y8:44:LYS:HD2	2.34	0.47
54:Y8:56:GLU:O	54:Y8:58:ILE:N	2.47	0.47
1:QA:186:C:O3'	20:QT:82:SER:HB3	2.14	0.47
1:QA:411:A:C5	1:QA:413:G:H1'	2.50	0.47
2:QB:116:GLU:HA	2:QB:119:GLU:HB3	1.96	0.47
6:QF:22:GLU:CD	6:QF:82:ARG:HH21	2.18	0.47
7:QG:79:ARG:HG2	7:QG:79:ARG:NH1	2.29	0.47
7:QG:107:ALA:CB	7:QG:134:ALA:HB2	2.44	0.47
12:QL:85:ILE:HD11	12:QL:98:TYR:CB	2.43	0.47
13:QM:72:ALA:O	13:QM:76:ALA:HB2	2.14	0.47
14:QN:8:GLU:C	14:QN:10:ALA:N	2.68	0.47
15:QO:8:LYS:HB2	15:QO:8:LYS:HZ3	1.79	0.47
17:QQ:59:ILE:N	17:QQ:59:ILE:CD1	2.77	0.47
20:QT:13:LEU:HD12	20:QT:13:LEU:C	2.34	0.47
20:QT:30:LYS:O	20:QT:33:ILE:HG12	2.14	0.47
25:RA:238:C:O2'	25:RA:608:A:N3	2.45	0.47
25:RA:486:C:H4'	42:RW:60:ASN:OD1	2.14	0.47
25:RA:1422:G:H1'	25:RA:1495:A:H61	1.80	0.47
25:RA:2443:C:H2'	25:RA:2444:G:H8	1.79	0.47
28:RE:56:PRO:O	28:RE:57:LYS:CB	2.61	0.47
30:RG:13:GLU:O	30:RG:13:GLU:HG3	2.14	0.47
31:RH:45:VAL:O	31:RH:45:VAL:HG13	2.14	0.47
31:RH:67:LEU:O	31:RH:71:LEU:HB2	2.14	0.47
32:RI:94:ALA:H	32:RI:116:LEU:HD13	1.79	0.47
34:RO:120:GLU:OE1	39:RT:67:SER:OG	2.24	0.47
35:RP:6:LEU:O	35:RP:7:ARG:O	2.31	0.47
36:RQ:57:HIS:ND1	36:RQ:58:PHE:N	2.62	0.47
37:RR:2:ARG:HG2	37:RR:5:LYS:HZ1	1.78	0.47
37:RR:117:VAL:O	37:RR:118:GLU:CB	2.62	0.47
38:RS:66:ALA:HA	38:RS:69:VAL:HG12	1.96	0.47
44:RY:5:MET:HE1	44:RY:32:PRO:HB3	1.95	0.47
44:RY:81:LYS:HZ2	44:RY:98:VAL:CG1	2.27	0.47
44:RY:95:LYS:HB2	44:RY:95:LYS:HZ1	1.78	0.47
44:RY:97:ARG:HG2	44:RY:97:ARG:NH1	2.28	0.47
50:R4:8:LYS:O	50:R4:9:LEU:CB	2.62	0.47
50:R4:55:ARG:C	50:R4:59:PHE:HB3	2.35	0.47
52:R6:20:ASN:ND2	52:R6:42:TRP:CZ2	2.82	0.47
1:XA:56:U:H2'	1:XA:57:G:C8	2.50	0.47
1:XA:255:G:OP1	17:XQ:69:LYS:NZ	2.47	0.47

Continued on next page...

Continued from previous page...

Atom-1	Atom-2	Interatomic distance (Å)	Clash overlap (Å)
1:XA:411:A:N6	1:XA:413:G:H21	2.13	0.47
1:XA:1131:G:H1	1:XA:1143:G:H21	1.63	0.47
2:XB:172:ILE:O	2:XB:175:ARG:CB	2.63	0.47
6:XF:97:PHE:CD2	18:XR:31:LEU:HD21	2.48	0.47
12:XL:43:VAL:HG23	12:XL:93:LEU:HD22	1.97	0.47
13:XM:23:TYR:HB2	13:XM:67:GLU:OE1	2.15	0.47
25:YA:605:C:O2	25:YA:657:U:O2'	2.33	0.47
25:YA:1528:A:H2	25:YA:1542:G:C2	2.32	0.47
27:YD:35:LYS:HD3	27:YD:63:ARG:HB3	1.96	0.47
27:YD:72:LYS:CG	27:YD:103:ARG:NH2	2.76	0.47
30:YG:83:ARG:HB2	30:YG:86:MET:HE3	1.97	0.47
31:YH:131:VAL:HG12	31:YH:132:ARG:N	2.29	0.47
31:YH:154:PRO:CG	31:YH:162:ILE:O	2.61	0.47
32:YI:14:ASP:O	32:YI:16:GLY:N	2.47	0.47
33:YN:137:LYS:CG	33:YN:138:LEU:N	2.77	0.47
35:YP:147:LEU:N	35:YP:147:LEU:HD22	2.29	0.47
37:YR:56:LYS:HE2	37:YR:94:TYR:OH	2.14	0.47
39:YT:132:LYS:O	39:YT:136:GLN:HG3	2.13	0.47
40:YU:92:ARG:CZ	40:YU:94:ASN:HD22	2.27	0.47
40:YU:106:PHE:O	40:YU:109:LEU:HB2	2.15	0.47
42:YW:66:GLU:O	42:YW:69:LEU:HG	2.14	0.47
1:QA:46:G:H2'	1:QA:366:C:C5	2.50	0.47
1:QA:703:G:H4'	1:QA:704:A:O5'	2.15	0.47
1:QA:1086:U:O4	1:QA:1099:G:N2	2.45	0.47
2:QB:195:ASP:O	8:QH:68:ARG:NH2	2.48	0.47
2:QB:223:ILE:HA	2:QB:226:ARG:HB3	1.97	0.47
4:QD:135:LEU:C	4:QD:137:SER:H	2.18	0.47
7:QG:8:GLU:CD	7:QG:8:GLU:N	2.67	0.47
8:QH:86:ILE:HG22	8:QH:87:SER:N	2.29	0.47
12:QL:50:SER:O	12:QL:51:ALA:HB2	2.14	0.47
13:QM:23:TYR:HB3	13:QM:67:GLU:CG	2.39	0.47
16:QP:34:GLU:HG2	16:QP:35:LYS:N	2.29	0.47
25:RA:102:G:OP2	48:R2:7:ARG:NH2	2.47	0.47
25:RA:242:G:N2	25:RA:254:G:H2'	2.30	0.47
25:RA:839:U:H2'	25:RA:840:C:C6	2.49	0.47
25:RA:857:C:H4'	46:R0:23:VAL:HG21	1.97	0.47
25:RA:1156:A:OP1	40:RU:55:ARG:HD3	2.14	0.47
25:RA:1271:G:C2	25:RA:1617:C:H4'	2.50	0.47
25:RA:2414:G:H21	35:RP:67:MET:CE	2.27	0.47
25:RA:2576:G:O2'	25:RA:2579:C:OP2	2.21	0.47
29:RF:162:LEU:HD23	29:RF:165:ARG:HH21	1.80	0.47

Continued on next page...

Continued from previous page...

Atom-1	Atom-2	Interatomic distance (Å)	Clash overlap (Å)
30:RG:56:ALA:HB2	30:RG:153:ARG:NE	2.28	0.47
31:RH:82:GLY:O	31:RH:83:TYR:O	2.32	0.47
38:RS:40:ILE:HG22	38:RS:41:ASP:N	2.29	0.47
38:RS:56:LEU:C	38:RS:56:LEU:HD23	2.34	0.47
38:RS:108:GLY:O	38:RS:110:LEU:N	2.48	0.47
41:RV:38:LEU:HD23	41:RV:39:LEU:H	1.79	0.47
44:RY:61:ILE:HG22	44:RY:62:GLU:N	2.28	0.47
47:R1:29:GLY:C	47:R1:30:VAL:CG2	2.82	0.47
50:R4:53:GLU:O	50:R4:57:GLU:HG3	2.14	0.47
52:R6:8:LYS:O	52:R6:27:LYS:HG2	2.15	0.47
54:R8:44:LYS:HD2	54:R8:44:LYS:N	2.30	0.47
1:XA:1171:G:H2'	1:XA:1172:C:H6	1.80	0.47
2:XB:71:VAL:HG23	2:XB:164:VAL:HG13	1.97	0.47
5:XE:141:GLN:HA	5:XE:143:ARG:HH12	1.79	0.47
6:XF:19:LEU:HD23	6:XF:19:LEU:C	2.35	0.47
7:XG:78:ARG:HG3	7:XG:78:ARG:HH11	1.78	0.47
8:XH:16:ALA:HB2	8:XH:24:THR:CG2	2.44	0.47
8:XH:82:HIS:CD2	8:XH:83:ILE:N	2.82	0.47
9:XI:106:ALA:O	9:XI:108:VAL:HG13	2.15	0.47
25:YA:483:A:H4'	44:YY:49:VAL:HG13	1.97	0.47
25:YA:747:U:C2	51:Y5:2:ALA:HB3	2.50	0.47
25:YA:910:A:H62	36:YQ:12:GLN:HA	1.80	0.47
25:YA:2732:G:H3'	25:YA:2733:A:O4'	2.14	0.47
25:YA:2747:G:O6	25:YA:2755:C:H5"	2.14	0.47
27:YD:134:ARG:HB2	27:YD:135:PHE:CD2	2.49	0.47
28:YE:65:GLY:HA2	28:YE:70:ALA:HB3	1.95	0.47
28:YE:78:LEU:CD2	28:YE:79:ARG:HD2	2.43	0.47
29:YF:53:THR:C	29:YF:55:GLY:N	2.68	0.47
30:YG:88:ILE:O	30:YG:88:ILE:CD1	2.54	0.47
33:YN:9:VAL:HG21	33:YN:48:MET:CB	2.45	0.47
41:YV:48:GLY:O	41:YV:49:THR:C	2.52	0.47
44:YY:39:VAL:O	44:YY:40:GLU:OE2	2.32	0.47
44:YY:44:ILE:O	44:YY:62:GLU:O	2.32	0.47
45:YZ:20:ARG:O	45:YZ:20:ARG:HD3	2.15	0.47
45:YZ:169:GLU:HG2	45:YZ:170:THR:N	2.30	0.47
47:Y1:29:GLY:C	47:Y1:30:VAL:CG2	2.82	0.47
47:Y1:81:LYS:HE2	47:Y1:81:LYS:H	1.62	0.47
50:Y4:50:VAL:O	50:Y4:50:VAL:CG1	2.62	0.47
1:QA:315:A:H5"	1:QA:317:G:OP2	2.14	0.47
1:QA:701:C:H1'	1:QA:703:G:C6	2.50	0.47
1:QA:740:U:H2'	1:QA:741:G:H8	1.80	0.47

Continued on next page...

Continued from previous page...

Atom-1	Atom-2	Interatomic distance (Å)	Clash overlap (Å)
1:QA:894:G:H2'	1:QA:895:G:C8	2.50	0.47
1:QA:1199:U:H4'	10:QJ:54:PHE:CE2	2.48	0.47
1:QA:1384:C:H2'	1:QA:1385:G:H8	1.79	0.47
2:QB:5:ILE:O	2:QB:6:THR:O	2.32	0.47
2:QB:69:LEU:HB3	2:QB:162:ILE:HG22	1.95	0.47
3:QC:203:PHE:O	3:QC:204:LEU:HD23	2.14	0.47
4:QD:7:PRO:O	4:QD:10:ARG:HG2	2.15	0.47
4:QD:60:GLU:O	4:QD:63:LYS:HB3	2.14	0.47
4:QD:110:PHE:HD1	4:QD:110:PHE:H	1.63	0.47
4:QD:173:TRP:C	4:QD:186:LEU:HB2	2.35	0.47
8:QH:80:ILE:HG23	8:QH:137:VAL:HG12	1.97	0.47
9:QI:106:ALA:O	9:QI:108:VAL:HG13	2.15	0.47
9:QI:112:LYS:HD3	9:QI:112:LYS:C	2.35	0.47
9:QI:128:ARG:CD	22:QV:32:C:OP2	2.61	0.47
10:QJ:74:ILE:HG12	10:QJ:74:ILE:O	2.13	0.47
11:QK:124:LYS:O	11:QK:126:ARG:N	2.40	0.47
13:QM:8:GLU:C	13:QM:9:ILE:HG23	2.34	0.47
13:QM:77:ASN:ND2	50:R4:71:ARG:NH1	2.62	0.47
14:QN:36:PHE:C	14:QN:36:PHE:CD1	2.88	0.47
18:QR:82:THR:HG22	18:QR:83:GLU:H	1.79	0.47
23:QX:5:C:H2'	23:QX:6:G:C8	2.50	0.47
25:RA:298:G:OP2	44:RY:85:VAL:HG22	2.15	0.47
25:RA:333:G:C6	25:RA:334:C:C4	3.02	0.47
25:RA:355:G:H2'	25:RA:356:G:H8	1.79	0.47
25:RA:695:G:H4'	25:RA:1380:G:H5'	1.96	0.47
25:RA:814:C:H41	35:RP:25:SER:HA	1.80	0.47
25:RA:846:C:N4	25:RA:931:G:H1	2.11	0.47
25:RA:1058:G:N2	25:RA:1080:C:O2	2.33	0.47
25:RA:2283:C:OP1	52:R6:5:VAL:HG13	2.15	0.47
26:RB:48:A:H4'	38:RS:95:HIS:CD2	2.50	0.47
27:RD:134:ARG:HB2	27:RD:135:PHE:CD2	2.50	0.47
28:RE:63:LEU:O	28:RE:64:LYS:CB	2.62	0.47
30:RG:106:LEU:HA	30:RG:110:ALA:CB	2.44	0.47
33:RN:57:ALA:CA	33:RN:60:ILE:HD11	2.44	0.47
33:RN:137:LYS:CG	33:RN:138:LEU:H	2.27	0.47
35:RP:12:ALA:C	35:RP:14:LYS:H	2.17	0.47
35:RP:37:GLY:O	35:RP:41:ARG:HD3	2.15	0.47
35:RP:126:VAL:HA	35:RP:145:PRO:HD2	1.95	0.47
36:RQ:21:THR:HB	36:RQ:22:LYS:H	1.42	0.47
37:RR:74:LYS:O	37:RR:76:VAL:N	2.45	0.47
38:RS:52:SER:O	38:RS:56:LEU:CD2	2.60	0.47

Continued on next page...

Continued from previous page...

Atom-1	Atom-2	Interatomic distance (Å)	Clash overlap (Å)
41:RV:2:PHE:CD1	41:RV:2:PHE:C	2.88	0.47
41:RV:16:PRO:HA	41:RV:96:ILE:O	2.15	0.47
44:RY:19:LYS:HE3	44:RY:20:TYR:CE1	2.49	0.47
50:R4:3:GLU:HG3	50:R4:4:GLY:H	1.79	0.47
53:R7:25:PRO:HA	53:R7:28:ARG:CZ	2.44	0.47
55:R9:1:MET:SD	55:R9:31:LYS:O	2.73	0.47
1:XA:45:U:H2'	1:XA:46:G:C8	2.49	0.47
1:XA:148:G:H2'	1:XA:149:A:C8	2.50	0.47
1:XA:189:U:H3	17:XQ:63:ARG:CB	2.28	0.47
1:XA:430:A:OP1	4:XD:9:CYS:HB2	2.14	0.47
1:XA:725:G:OP1	1:XA:853:G:N2	2.43	0.47
1:XA:767:A:O2'	1:XA:1524:C:O2	2.30	0.47
1:XA:950:U:H2'	1:XA:951:G:C8	2.49	0.47
1:XA:1080:A:H5"	5:XE:16:THR:HG21	1.95	0.47
1:XA:1129:C:C4'	1:XA:1130:A:H5'	2.45	0.47
1:XA:1298:C:H4'	1:XA:1299:A:N9	2.29	0.47
2:XB:92:TYR:CD1	2:XB:92:TYR:C	2.88	0.47
2:XB:200:ILE:H	2:XB:200:ILE:HD12	1.79	0.47
2:XB:220:ASP:O	2:XB:223:ILE:N	2.48	0.47
2:XB:223:ILE:HA	2:XB:226:ARG:HB3	1.97	0.47
2:XB:224:GLN:HA	2:XB:229:VAL:HG23	1.97	0.47
3:XC:16:ARG:NH2	3:XC:183:ASP:OD2	2.48	0.47
3:XC:52:LEU:H	3:XC:52:LEU:CD2	2.20	0.47
3:XC:127:ARG:CG	3:XC:127:ARG:NH1	2.74	0.47
4:XD:94:LEU:HD12	4:XD:94:LEU:N	2.13	0.47
4:XD:153:ARG:CZ	4:XD:181:MET:HG3	2.44	0.47
4:XD:173:TRP:C	4:XD:186:LEU:HB2	2.35	0.47
5:XE:13:ILE:HG22	5:XE:13:ILE:O	2.14	0.47
6:XF:9:VAL:HB	6:XF:87:ARG:HB2	1.97	0.47
6:XF:40:VAL:HG22	6:XF:41:GLU:N	2.30	0.47
7:XG:50:ILE:HG21	7:XG:61:VAL:HG21	1.97	0.47
7:XG:70:LYS:O	7:XG:138:LYS:HE3	2.15	0.47
8:XH:6:ILE:O	8:XH:10:LEU:HG	2.14	0.47
8:XH:39:LEU:HD11	8:XH:111:ILE:HD11	1.96	0.47
9:XI:5:TYR:OH	9:XI:7:THR:HG23	2.15	0.47
9:XI:18:PHE:HB2	9:XI:62:TYR:HB3	1.96	0.47
11:XK:32:ILE:HD11	11:XK:68:ALA:O	2.14	0.47
11:XK:62:GLN:O	11:XK:63:LEU:C	2.51	0.47
11:XK:102:GLY:O	11:XK:103:LEU:C	2.53	0.47
13:XM:87:TYR:C	13:XM:89:GLY:H	2.18	0.47
14:XN:8:GLU:C	14:XN:10:ALA:N	2.67	0.47

Continued on next page...

Continued from previous page...

Atom-1	Atom-2	Interatomic distance (Å)	Clash overlap (Å)
15:XO:61:GLY:C	15:XO:65:ARG:NH1	2.67	0.47
15:XO:76:GLU:O	15:XO:78:TYR:N	2.48	0.47
17:XQ:63:ARG:HG2	17:XQ:64:PRO:CD	2.45	0.47
23:XX:5:C:H2'	23:XX:6:G:C8	2.50	0.47
25:YA:429:A:C5	25:YA:430:G:C6	3.02	0.47
25:YA:507:A:H5"	25:YA:508:G:H5'	1.97	0.47
25:YA:610:C:H2'	25:YA:611:C:H6	1.79	0.47
25:YA:700:G:H1	25:YA:732:C:H42	1.63	0.47
25:YA:708:C:N4	25:YA:723:G:H1	2.10	0.47
25:YA:716:A:C2	25:YA:717:G:H1'	2.50	0.47
25:YA:740:U:H2'	25:YA:741:G:C8	2.50	0.47
25:YA:747:U:C4	25:YA:2613:U:C4	3.02	0.47
25:YA:1311:G:O2'	43:YX:60:ARG:NH2	2.48	0.47
25:YA:1443:G:H1	25:YA:1548:C:N4	2.13	0.47
25:YA:1514:U:H5'	25:YA:1515:C:OP2	2.15	0.47
25:YA:1717:G:H1	25:YA:1742:C:H42	1.62	0.47
25:YA:1981:A:H5"	25:YA:1982:C:OP2	2.15	0.47
25:YA:2698:U:H2'	25:YA:2699:C:C6	2.50	0.47
25:YA:2734:A:H5'	25:YA:2735:G:OP2	2.14	0.47
25:YA:2771:C:H2'	25:YA:2772:C:H6	1.80	0.47
25:YA:2893:G:H5"	25:YA:2894:G:H5'	1.96	0.47
27:YD:32:SER:O	27:YD:33:LEU:CB	2.60	0.47
27:YD:145:VAL:O	27:YD:153:ALA:HA	2.14	0.47
28:YE:52:LEU:HB2	28:YE:75:VAL:CG2	2.40	0.47
28:YE:56:PRO:O	28:YE:57:LYS:CB	2.61	0.47
28:YE:61:ARG:O	28:YE:63:LEU:CG	2.57	0.47
28:YE:89:ASP:O	28:YE:90:THR:O	2.33	0.47
28:YE:120:TRP:O	28:YE:121:ASN:HB2	2.14	0.47
29:YF:127:GLU:OE1	29:YF:127:GLU:HA	2.07	0.47
29:YF:162:LEU:HD23	29:YF:165:ARG:HH21	1.79	0.47
30:YG:14:GLU:O	30:YG:17:PRO:HG2	2.15	0.47
30:YG:16:ARG:NH2	30:YG:28:VAL:O	2.48	0.47
30:YG:36:LYS:HA	30:YG:95:ARG:HG2	1.95	0.47
30:YG:106:LEU:HA	30:YG:110:ALA:CB	2.44	0.47
31:YH:67:LEU:O	31:YH:71:LEU:HB2	2.15	0.47
33:YN:57:ALA:CA	33:YN:60:ILE:HD11	2.44	0.47
33:YN:67:LEU:O	33:YN:88:GLU:HG3	2.14	0.47
34:YO:104:ARG:HD3	39:YT:36:GLU:OE2	2.15	0.47
35:YP:81:GLN:HB3	35:YP:110:TYR:HB3	1.97	0.47
35:YP:126:VAL:HA	35:YP:145:PRO:HD2	1.95	0.47
36:YQ:59:ARG:CD	36:YQ:59:ARG:N	2.72	0.47

Continued on next page...

Continued from previous page...

Atom-1	Atom-2	Interatomic distance (Å)	Clash overlap (Å)
36:YQ:83:MET:H	46:Y0:7:LEU:HD22	1.79	0.47
39:YT:29:ARG:NH1	39:YT:46:GLU:OE1	2.48	0.47
39:YT:51:ARG:CG	39:YT:98:LYS:HG3	2.44	0.47
40:YU:27:LEU:O	40:YU:30:LYS:N	2.41	0.47
40:YU:104:GLN:H	40:YU:104:GLN:CD	2.16	0.47
40:YU:107:ALA:O	40:YU:110:VAL:HB	2.14	0.47
41:YV:4:ILE:HA	41:YV:12:TYR:O	2.14	0.47
43:YX:35:THR:O	43:YX:37:THR:N	2.47	0.47
47:Y1:83:GLU:OE1	47:Y1:85:LEU:HB2	2.15	0.47
50:Y4:38:LYS:C	50:Y4:40:HIS:H	2.07	0.47
50:Y4:50:VAL:O	50:Y4:50:VAL:HG13	2.15	0.47
52:Y6:8:LYS:O	52:Y6:27:LYS:HG2	2.14	0.47
1:QA:1001:G:H2'	1:QA:1002:G:O4'	2.15	0.47
2:QB:86:GLU:C	2:QB:88:ALA:H	2.17	0.47
2:QB:185:ILE:CG2	2:QB:199:TYR:HB2	2.41	0.47
4:QD:154:ASN:O	4:QD:155:LEU:O	2.32	0.47
6:QF:19:LEU:HD23	6:QF:19:LEU:C	2.35	0.47
6:QF:40:VAL:HG22	6:QF:41:GLU:N	2.30	0.47
6:QF:41:GLU:HG2	6:QF:43:LEU:CD1	2.44	0.47
18:QR:32:ARG:HH11	18:QR:65:ILE:HD13	1.80	0.47
18:QR:46:GLU:HG3	18:QR:47:THR:N	2.29	0.47
21:QU:14:TRP:CE3	21:QU:15:ARG:NH1	2.83	0.47
25:RA:67:U:H3	25:RA:74:A:H2	1.61	0.47
25:RA:107:C:H2'	25:RA:108:U:H6	1.80	0.47
25:RA:662:G:H2'	25:RA:663:G:C8	2.47	0.47
25:RA:1204:A:H1'	25:RA:1206:G:C4	2.49	0.47
25:RA:1657:C:H2'	25:RA:1658:C:C6	2.50	0.47
25:RA:1668:A:H61	25:RA:1676:A:H61	1.62	0.47
25:RA:1824:G:O3'	27:RD:249:PRO:HD3	2.15	0.47
25:RA:1889:A:H2'	25:RA:1890:A:C8	2.49	0.47
25:RA:2572:A:C4	28:RE:144:ARG:NH2	2.83	0.47
26:RB:97:G:H2'	26:RB:98:G:O4'	2.15	0.47
26:RB:116:G:H4'	38:RS:54:LEU:HD13	1.97	0.47
27:RD:72:LYS:CG	27:RD:103:ARG:NH2	2.77	0.47
27:RD:165:ILE:C	27:RD:166:GLN:HE21	2.18	0.47
28:RE:65:GLY:HA2	28:RE:70:ALA:HB3	1.95	0.47
28:RE:197:ILE:CD1	28:RE:199:ARG:HH12	2.26	0.47
32:RI:12:LEU:HG	32:RI:19:VAL:HG11	1.97	0.47
34:RO:37:ASP:O	34:RO:62:VAL:HG23	2.15	0.47
35:RP:98:GLU:HG2	35:RP:99:LEU:N	2.30	0.47
36:RQ:66:ILE:H	36:RQ:104:PHE:HA	1.80	0.47

Continued on next page...

Continued from previous page...

Atom-1	Atom-2	Interatomic distance (Å)	Clash overlap (Å)
43:RX:26:TYR:HB3	43:RX:92:LEU:HD12	1.97	0.47
45:RZ:10:ARG:HH21	45:RZ:26:GLY:H	1.63	0.47
45:RZ:20:ARG:O	45:RZ:20:ARG:HD3	2.15	0.47
51:R5:20:ARG:C	51:R5:22:HIS:N	2.68	0.47
54:R8:29:LYS:HE3	54:R8:41:ILE:O	2.14	0.47
1:XA:414:A:H2'	1:XA:415:A:O4'	2.14	0.47
1:XA:779:C:H4'	11:XK:121:PRO:O	2.15	0.47
3:XC:203:PHE:O	3:XC:204:LEU:HD23	2.14	0.47
4:XD:114:ARG:NH1	4:XD:114:ARG:CG	2.77	0.47
4:XD:126:ILE:HG22	4:XD:127:THR:H	1.80	0.47
6:XF:40:VAL:HG22	6:XF:41:GLU:H	1.80	0.47
7:XG:50:ILE:CG2	7:XG:61:VAL:HG21	2.45	0.47
7:XG:92:SER:HB3	7:XG:95:ARG:CB	2.45	0.47
8:XH:68:ARG:HH11	8:XH:68:ARG:HG2	1.80	0.47
13:XM:7:VAL:HG21	30:YG:113:ARG:O	2.15	0.47
17:XQ:98:LEU:O	17:XQ:99:SER:C	2.53	0.47
19:XS:41:VAL:CB	19:XS:42:PRO:CA	2.76	0.47
25:YA:1858:G:H1'	25:YA:1884:A:N6	2.30	0.47
25:YA:2233:U:H2'	25:YA:2234:G:C8	2.50	0.47
25:YA:2758:A:C2	25:YA:2759:G:H1'	2.50	0.47
26:YB:24:G:O6	26:YB:56:G:O2'	2.32	0.47
28:YE:22:PRO:O	28:YE:22:PRO:CG	2.63	0.47
28:YE:103:ASP:OD2	28:YE:168:MET:HG2	2.15	0.47
30:YG:13:GLU:O	30:YG:13:GLU:HG3	2.14	0.47
31:YH:18:GLU:HA	31:YH:18:GLU:OE2	2.14	0.47
35:YP:115:LEU:CD1	35:YP:116:GLY:N	2.78	0.47
38:YS:59:LYS:HG2	38:YS:60:GLY:N	2.13	0.47
43:YX:43:VAL:HG11	43:YX:51:VAL:HG21	1.97	0.47
44:YY:19:LYS:HE3	44:YY:20:TYR:CE1	2.49	0.47
44:YY:56:PRO:O	44:YY:57:GLN:C	2.53	0.47
44:YY:81:LYS:NZ	44:YY:98:VAL:HB	2.30	0.47
50:Y4:33:VAL:CG1	50:Y4:34:GLU:H	2.22	0.47
51:Y5:57:VAL:O	51:Y5:57:VAL:HG13	2.14	0.47
1:QA:1321:C:C4	1:QA:1322:C:C4	3.03	0.47
2:QB:71:VAL:HG23	2:QB:164:VAL:HG13	1.97	0.47
2:QB:172:ILE:O	2:QB:175:ARG:CB	2.63	0.47
2:QB:220:ASP:O	2:QB:223:ILE:N	2.48	0.47
3:QC:23:TYR:CG	3:QC:24:ALA:N	2.83	0.47
3:QC:195:VAL:CG1	3:QC:196:LEU:H	2.27	0.47
8:QH:82:HIS:CD2	8:QH:83:ILE:N	2.82	0.47
9:QI:59:PHE:CZ	9:QI:88:TYR:CE1	3.01	0.47

Continued on next page...

Continued from previous page...

Atom-1	Atom-2	Interatomic distance (Å)	Clash overlap (Å)
12:QL:10:LEU:CD1	17:QQ:32:TYR:CD2	2.98	0.47
14:QN:41:ARG:CG	14:QN:41:ARG:HH11	2.28	0.47
15:QO:76:GLU:O	15:QO:78:TYR:N	2.48	0.47
17:QQ:63:ARG:HG2	17:QQ:64:PRO:CD	2.45	0.47
17:QQ:76:LEU:HD11	17:QQ:79:SER:H	1.80	0.47
25:RA:217:G:H2'	25:RA:218:A:O4'	2.15	0.47
25:RA:235:U:H2'	25:RA:236:C:C6	2.50	0.47
25:RA:1092:C:O2'	31:RH:170:ARG:NE	2.46	0.47
25:RA:2133:G:O2'	25:RA:2158:A:N1	2.47	0.47
25:RA:2277:G:OP2	46:R0:10:THR:HG21	2.14	0.47
25:RA:2832:U:H4'	25:RA:2833:G:H5"	1.97	0.47
27:RD:35:LYS:HD3	27:RD:63:ARG:HB3	1.96	0.47
27:RD:102:LYS:O	27:RD:103:ARG:HG3	2.15	0.47
29:RF:65:TRP:CH2	29:RF:72:ARG:HB3	2.50	0.47
29:RF:184:TYR:CD2	29:RF:188:ARG:HD2	2.50	0.47
30:RG:16:ARG:NH2	30:RG:28:VAL:O	2.48	0.47
31:RH:4:ILE:H	31:RH:4:ILE:CD1	2.25	0.47
38:RS:25:ARG:HH12	38:RS:42:ASP:CG	2.17	0.47
38:RS:61:ASN:O	38:RS:65:VAL:HG23	2.15	0.47
46:R0:21:LEU:HD21	46:R0:41:ARG:NH1	2.30	0.47
55:R9:19:ARG:NH2	55:R9:26:ILE:HD11	2.29	0.47
1:XA:109:A:C6	1:XA:326:G:C6	3.03	0.47
1:XA:403:C:H4'	4:XD:122:ARG:NH2	2.30	0.47
1:XA:1316:G:N1	1:XA:1319:A:OP2	2.48	0.47
2:XB:86:GLU:C	2:XB:88:ALA:H	2.17	0.47
2:XB:168:THR:CB	2:XB:192:SER:HB2	2.41	0.47
9:XI:112:LYS:HD3	9:XI:112:LYS:C	2.35	0.47
14:XN:41:ARG:NE	14:XN:42:ILE:HG13	2.29	0.47
15:XO:77:ARG:HA	15:XO:80:ALA:HB3	1.96	0.47
18:XR:31:LEU:H	18:XR:31:LEU:CD2	2.28	0.47
25:YA:398:G:H2'	25:YA:399:G:H8	1.79	0.47
25:YA:742:G:H2'	25:YA:743:G:H8	1.80	0.47
25:YA:1660:C:H2'	25:YA:1661:G:H8	1.80	0.47
25:YA:1928:A:H2'	25:YA:1929:G:H5'	1.97	0.47
26:YB:16:G:H2'	26:YB:17:C:C6	2.49	0.47
27:YD:136:ILE:HD12	27:YD:136:ILE:N	2.30	0.47
27:YD:183:ARG:CG	27:YD:183:ARG:NH1	2.69	0.47
27:YD:231:HIS:ND1	27:YD:232:PRO:HD2	2.30	0.47
29:YF:46:ARG:CG	29:YF:46:ARG:NH1	2.71	0.47
30:YG:106:LEU:HA	30:YG:110:ALA:HB3	1.95	0.47
31:YH:104:GLU:HG3	31:YH:114:VAL:HG22	1.96	0.47

Continued on next page...

Continued from previous page...

Atom-1	Atom-2	Interatomic distance (Å)	Clash overlap (Å)
33:YN:73:THR:HA	33:YN:83:LYS:O	2.15	0.47
34:YO:37:ASP:O	34:YO:62:VAL:HG23	2.14	0.47
36:YQ:80:GLU:HG3	36:YQ:81:VAL:N	2.27	0.47
40:YU:66:ASN:CB	40:YU:76:TYR:HB2	2.44	0.47
40:YU:91:ASP:O	40:YU:92:ARG:C	2.53	0.47
44:YY:56:PRO:O	44:YY:58:GLY:N	2.48	0.47
51:Y5:45:VAL:HG12	51:Y5:45:VAL:O	2.13	0.47
52:Y6:20:ASN:O	52:Y6:21:TYR:HB2	2.15	0.47
54:Y8:16:ILE:HD11	54:Y8:57:ARG:CG	2.44	0.47
1:QA:15:G:H4'	5:QE:24:ARG:HH12	1.80	0.47
1:QA:123:C:H5"	1:QA:311:C:O2'	2.15	0.47
1:QA:164:U:H2'	1:QA:165:C:C6	2.50	0.47
1:QA:838:G:C6	1:QA:842:C:H1'	2.49	0.47
3:QC:11:ARG:HG2	3:QC:11:ARG:HH11	1.80	0.47
4:QD:146:ILE:HG22	4:QD:146:ILE:O	2.15	0.47
11:QK:102:GLY:O	11:QK:103:LEU:C	2.53	0.47
25:RA:107:C:H2'	25:RA:108:U:C6	2.49	0.47
25:RA:307:G:H21	25:RA:330:A:H62	1.62	0.47
25:RA:554:U:H2'	25:RA:556:G:C8	2.50	0.47
25:RA:1567:A:H4'	27:RD:58:HIS:CE1	2.50	0.47
25:RA:1978:A:H2'	25:RA:1979:C:C6	2.49	0.47
26:RB:75:G:H21	45:RZ:85:HIS:CE1	2.32	0.47
27:RD:175:LEU:HD23	27:RD:175:LEU:HA	1.75	0.47
30:RG:44:GLY:HA2	30:RG:88:ILE:HG12	1.97	0.47
31:RH:18:GLU:HA	31:RH:18:GLU:OE2	2.15	0.47
34:RO:53:LYS:CD	34:RO:56:ASP:OD1	2.63	0.47
35:RP:23:PRO:HG2	35:RP:23:PRO:O	2.14	0.47
52:R6:48:VAL:O	52:R6:49:HIS:HB2	2.15	0.47
1:XA:694:A:H5"	11:XK:53:SER:OG	2.15	0.47
1:XA:1057:G:H2'	1:XA:1058:G:O4'	2.15	0.47
1:XA:1070:U:H2'	1:XA:1071:C:H6	1.80	0.47
1:XA:1414:U:H2'	1:XA:1415:G:H8	1.78	0.47
2:XB:116:GLU:HA	2:XB:119:GLU:HB3	1.96	0.47
3:XC:73:PRO:O	3:XC:77:ILE:HG13	2.16	0.47
4:XD:31:CYS:O	4:XD:32:ALA:CB	2.62	0.47
5:XE:77:PRO:HG2	5:XE:142:LEU:HD22	1.97	0.47
7:XG:140:ASP:HA	7:XG:143:ARG:HH11	1.79	0.47
8:XH:33:GLU:C	8:XH:35:ILE:N	2.65	0.47
9:XI:17:VAL:HG11	9:XI:81:ILE:HA	1.96	0.47
11:XK:32:ILE:HD12	11:XK:72:ALA:CB	2.36	0.47
15:XO:76:GLU:C	15:XO:78:TYR:N	2.69	0.47

Continued on next page...

Continued from previous page...

Atom-1	Atom-2	Interatomic distance (Å)	Clash overlap (Å)
25:YA:390:A:O3'	25:YA:391:G:H8	1.97	0.47
25:YA:530:G:O2'	25:YA:532:A:N7	2.47	0.47
25:YA:1543:A:O2'	25:YA:1544:C:OP2	2.26	0.47
25:YA:1657:C:H2'	25:YA:1658:C:H6	1.75	0.47
25:YA:1678:G:N2	25:YA:1989:G:H22	2.12	0.47
25:YA:1869:G:H5'	25:YA:1870:C:OP2	2.14	0.47
25:YA:2219:G:H5"	27:YD:269:PHE:CZ	2.50	0.47
25:YA:2461:C:H2'	25:YA:2462:U:C6	2.50	0.47
25:YA:2708:G:H2'	25:YA:2709:G:H8	1.80	0.47
28:YE:20:ALA:C	28:YE:21:VAL:HG13	2.35	0.47
28:YE:101:ARG:HD2	28:YE:171:GLU:HA	1.97	0.47
28:YE:188:VAL:O	28:YE:188:VAL:HG13	2.15	0.47
30:YG:52:ILE:HG22	30:YG:52:ILE:O	2.15	0.47
30:YG:135:LEU:HD11	30:YG:157:ILE:HD12	1.97	0.47
31:YH:89:ILE:HD13	31:YH:89:ILE:H	1.80	0.47
33:YN:35:ARG:HG3	33:YN:35:ARG:O	2.15	0.47
33:YN:46:VAL:HG13	33:YN:47:ALA:N	2.30	0.47
34:YO:53:LYS:CD	34:YO:56:ASP:OD1	2.63	0.47
36:YQ:87:LYS:O	36:YQ:89:ASN:N	2.43	0.47
37:YR:61:HIS:O	37:YR:65:LEU:HD13	2.14	0.47
39:YT:111:ARG:C	39:YT:113:LYS:N	2.64	0.47
47:Y1:76:ARG:H	47:Y1:76:ARG:CD	2.28	0.47
50:Y4:15:ILE:HG22	50:Y4:20:ASN:CA	2.45	0.47
1:QA:302:G:O3'	12:QL:17:LYS:HE2	2.15	0.46
1:QA:1175:G:H2'	1:QA:1176:A:H8	1.78	0.46
2:QB:95:GLN:NE2	2:QB:147:LYS:HE2	2.27	0.46
3:QC:127:ARG:CG	3:QC:127:ARG:NH1	2.74	0.46
11:QK:96:ARG:O	11:QK:97:ALA:C	2.54	0.46
11:QK:104:GLN:O	11:QK:106:LYS:HG3	2.15	0.46
12:QL:43:VAL:HG23	12:QL:93:LEU:HD22	1.96	0.46
15:QO:82:ILE:O	15:QO:86:GLY:N	2.48	0.46
19:QS:3:ARG:HG3	19:QS:4:SER:N	2.24	0.46
20:QT:53:LEU:HD12	20:QT:100:ILE:HG23	1.97	0.46
25:RA:49:A:C8	25:RA:120:U:H5	2.32	0.46
25:RA:271:G:H2'	25:RA:272:G:H8	1.79	0.46
25:RA:2503:A:O2'	25:RA:2505:G:OP2	2.30	0.46
25:RA:2612:C:C4	25:RA:2613:U:H5	2.33	0.46
28:RE:17:ASP:N	28:RE:17:ASP:OD2	2.46	0.46
28:RE:87:GLU:O	28:RE:89:ASP:N	2.48	0.46
29:RF:31:HIS:O	29:RF:34:TRP:HB3	2.15	0.46
29:RF:132:VAL:O	29:RF:133:ASN:C	2.52	0.46

Continued on next page...

Continued from previous page...

Atom-1	Atom-2	Interatomic distance (Å)	Clash overlap (Å)
31:RH:41:MET:HG3	31:RH:54:ARG:HA	1.96	0.46
31:RH:127:GLU:OE2	31:RH:130:ARG:NH2	2.47	0.46
33:RN:9:VAL:HG21	33:RN:48:MET:CB	2.45	0.46
40:RU:8:VAL:O	40:RU:9:VAL:C	2.53	0.46
41:RV:30:GLY:O	41:RV:31:ALA:O	2.34	0.46
41:RV:36:PRO:HA	41:RV:56:SER:CB	2.45	0.46
47:R1:79:GLY:N	47:R1:80:LEU:HD23	2.30	0.46
53:R7:2:LYS:HG2	53:R7:3:ARG:N	2.30	0.46
1:XA:779:C:H2'	1:XA:780:A:O4'	2.15	0.46
1:XA:1221:G:OP1	19:XS:36:ARG:HD3	2.15	0.46
1:XA:1316:G:N2	1:XA:1318:A:H3'	2.30	0.46
1:XA:1446:A:N7	39:YT:118:ARG:NH1	2.63	0.46
3:XC:124:ILE:C	3:XC:126:ARG:H	2.19	0.46
4:XD:135:LEU:O	4:XD:137:SER:N	2.47	0.46
8:XH:122:ARG:O	8:XH:125:ARG:N	2.46	0.46
14:XN:36:PHE:CD1	14:XN:36:PHE:C	2.88	0.46
18:XR:46:GLU:HG3	18:XR:47:THR:N	2.29	0.46
20:XT:93:GLU:HG2	20:XT:93:GLU:O	2.15	0.46
25:YA:1007:C:OP1	33:YN:35:ARG:NH1	2.48	0.46
25:YA:1048:A:P	25:YA:1110:G:H22	2.38	0.46
25:YA:1259:G:H2'	25:YA:1260:G:H8	1.80	0.46
27:YD:205:VAL:O	27:YD:206:LEU:C	2.52	0.46
30:YG:104:GLU:OE1	50:Y4:23:GLU:HB3	2.15	0.46
31:YH:9:ILE:O	31:YH:10:PRO:O	2.33	0.46
35:YP:46:LYS:O	35:YP:48:PRO:N	2.48	0.46
37:YR:1:MET:O	37:YR:2:ARG:HB2	2.15	0.46
44:YY:68:HIS:O	44:YY:71:LYS:HB2	2.15	0.46
54:Y8:40:GLU:C	54:Y8:42:ARG:N	2.68	0.46
1:QA:585:G:O2'	1:QA:879:C:H5"	2.14	0.46
1:QA:630:G:O3'	1:QA:631:G:H4'	2.15	0.46
1:QA:1154:G:H2'	1:QA:1155:G:H8	1.79	0.46
1:QA:1172:C:H2'	1:QA:1173:G:H8	1.78	0.46
1:QA:1221:G:O3'	19:QS:77:THR:HG21	2.14	0.46
1:QA:1321:C:C3'	1:QA:1322:C:H5"	2.45	0.46
1:QA:1346:A:C5'	9:QI:120:ARG:HH12	2.28	0.46
2:QB:174:VAL:O	2:QB:178:ARG:HB3	2.16	0.46
3:QC:58:GLU:O	3:QC:59:ARG:HG3	2.15	0.46
7:QG:50:ILE:CG2	7:QG:61:VAL:HG21	2.45	0.46
7:QG:70:LYS:O	7:QG:138:LYS:HE3	2.15	0.46
8:QH:28:ALA:CB	8:QH:57:PRO:HB2	2.45	0.46
9:QI:28:VAL:O	9:QI:29:ASN:C	2.53	0.46

Continued on next page...

Continued from previous page...

Atom-1	Atom-2	Interatomic distance (Å)	Clash overlap (Å)
10:QJ:80:LYS:NZ	10:QJ:80:LYS:HB2	2.30	0.46
11:QK:32:ILE:HD11	11:QK:68:ALA:O	2.14	0.46
12:QL:126:LYS:C	12:QL:128:ALA:N	2.69	0.46
20:QT:49:ALA:HB2	20:QT:99:LEU:HD22	1.97	0.46
25:RA:309:G:N3	25:RA:329:G:O2'	2.48	0.46
25:RA:384:U:H2'	25:RA:385:C:H6	1.80	0.46
25:RA:1041:C:H2'	25:RA:1042:G:C8	2.51	0.46
25:RA:1436:G:H1'	25:RA:1477:A:O2'	2.16	0.46
25:RA:1826:G:OP1	27:RD:224:ALA:N	2.43	0.46
25:RA:2460:U:H2'	25:RA:2461:C:H6	1.80	0.46
25:RA:2558:C:H2'	25:RA:2559:C:O4'	2.15	0.46
25:RA:2869:G:H2'	25:RA:2870:C:O4'	2.15	0.46
27:RD:18:VAL:CG1	27:RD:19:ALA:N	2.78	0.46
27:RD:205:VAL:O	27:RD:206:LEU:C	2.52	0.46
27:RD:231:HIS:ND1	27:RD:232:PRO:HD2	2.30	0.46
28:RE:188:VAL:O	28:RE:188:VAL:HG13	2.15	0.46
32:RI:68:LEU:HA	32:RI:71:ILE:HG22	1.97	0.46
34:RO:112:MET:O	34:RO:115:VAL:CG2	2.64	0.46
35:RP:81:GLN:HB3	35:RP:110:TYR:HB3	1.97	0.46
37:RR:56:LYS:C	37:RR:58:GLY:H	2.18	0.46
37:RR:56:LYS:HE2	37:RR:94:TYR:OH	2.15	0.46
38:RS:56:LEU:O	38:RS:57:LYS:C	2.53	0.46
39:RT:29:ARG:NH1	39:RT:46:GLU:OE1	2.48	0.46
43:RX:12:VAL:O	43:RX:12:VAL:HG13	2.15	0.46
45:RZ:48:PHE:CZ	45:RZ:52:SER:HA	2.49	0.46
1:XA:135:C:H2'	1:XA:136:C:H5'	1.96	0.46
1:XA:184:G:H2'	1:XA:185:A:H8	1.80	0.46
2:XB:15:VAL:HG23	2:XB:209:ARG:HE	1.80	0.46
3:XC:42:LEU:HD12	3:XC:45:LYS:HZ3	1.79	0.46
3:XC:113:ALA:O	3:XC:115:LEU:N	2.48	0.46
4:XD:135:LEU:C	4:XD:137:SER:H	2.18	0.46
4:XD:146:ILE:N	4:XD:146:ILE:CD1	2.73	0.46
6:XF:69:GLU:O	6:XF:71:ARG:N	2.48	0.46
8:XH:80:ILE:HG23	8:XH:137:VAL:HG12	1.97	0.46
9:XI:9:ARG:HA	9:XI:76:ALA:HB1	1.96	0.46
11:XK:80:VAL:O	11:XK:106:LYS:HD3	2.16	0.46
12:XL:127:GLU:O	12:XL:128:ALA:CB	2.62	0.46
16:XP:13:HIS:C	16:XP:15:PRO:HD3	2.36	0.46
16:XP:60:LEU:CA	16:XP:64:ALA:HB3	2.43	0.46
19:XS:40:ILE:CG1	19:XS:41:VAL:N	2.78	0.46
20:XT:28:ALA:C	20:XT:30:LYS:N	2.67	0.46

Continued on next page...

Continued from previous page...

Atom-1	Atom-2	Interatomic distance (Å)	Clash overlap (Å)
20:XT:99:LEU:O	20:XT:100:ILE:HB	2.14	0.46
25:YA:270(U):C:H2'	25:YA:270(V):G:H8	1.80	0.46
25:YA:868:U:C4	25:YA:869:G:N7	2.83	0.46
25:YA:991:C:H2'	25:YA:992:C:H6	1.80	0.46
25:YA:1113:U:H2'	25:YA:1114:G:H8	1.80	0.46
25:YA:1263:U:O2'	51:Y5:11:THR:HG23	2.16	0.46
25:YA:2306:C:H2'	25:YA:2307:G:N2	2.29	0.46
25:YA:2870:C:H5"	37:YR:65:LEU:CD2	2.44	0.46
27:YD:102:LYS:O	27:YD:103:ARG:HG3	2.15	0.46
27:YD:165:ILE:C	27:YD:166:GLN:HE21	2.18	0.46
27:YD:206:LEU:HD23	27:YD:206:LEU:HA	1.49	0.46
31:YH:4:ILE:HG13	31:YH:6:ARG:HD3	1.97	0.46
31:YH:86:GLU:O	31:YH:132:ARG:HA	2.16	0.46
31:YH:94:TYR:N	31:YH:94:TYR:CD1	2.82	0.46
35:YP:37:GLY:O	35:YP:41:ARG:HD3	2.15	0.46
36:YQ:34:LEU:HD11	36:YQ:129:THR:CB	2.35	0.46
36:YQ:109:VAL:HG13	36:YQ:113:GLN:OE1	2.16	0.46
38:YS:24:LEU:HB2	38:YS:85:VAL:HG12	1.98	0.46
38:YS:28:VAL:HG11	38:YS:98:VAL:HG12	1.97	0.46
38:YS:61:ASN:O	38:YS:65:VAL:HG23	2.15	0.46
41:YV:2:PHE:CD1	41:YV:2:PHE:C	2.88	0.46
41:YV:6:LYS:HD3	41:YV:11:GLN:HG2	1.96	0.46
42:YW:4:LYS:HA	42:YW:106:ILE:HA	1.98	0.46
48:Y2:4:SER:OG	48:Y2:5:GLU:OE2	2.26	0.46
50:Y4:55:ARG:C	50:Y4:59:PHE:HB3	2.35	0.46
54:Y8:9:GLY:O	54:Y8:13:ARG:HG2	2.16	0.46
54:Y8:29:LYS:HE3	54:Y8:41:ILE:O	2.15	0.46
1:QA:337:C:H2'	1:QA:338:A:C8	2.50	0.46
1:QA:991:U:O2	1:QA:993:G:H8	1.98	0.46
2:QB:224:GLN:HA	2:QB:229:VAL:HG23	1.97	0.46
3:QC:172:ARG:O	3:QC:173:VAL:HG23	2.15	0.46
4:QD:196:LEU:C	4:QD:198:VAL:N	2.66	0.46
8:QH:39:LEU:C	8:QH:45:ILE:HG12	2.35	0.46
9:QI:118:LYS:HB3	9:QI:118:LYS:HZ3	1.81	0.46
10:QJ:47:PHE:CE1	10:QJ:63:PHE:HB2	2.32	0.46
10:QJ:49:VAL:HG22	14:QN:41:ARG:CD	2.45	0.46
16:QP:25:ARG:HG3	16:QP:25:ARG:HH11	1.79	0.46
17:QQ:29:HIS:N	17:QQ:33:GLY:O	2.48	0.46
19:QS:24:ALA:O	19:QS:25:LYS:CB	2.63	0.46
21:QU:15:ARG:HG2	21:QU:15:ARG:NH1	2.29	0.46
25:RA:271:G:H2'	25:RA:272:G:C8	2.50	0.46

Continued on next page...

Continued from previous page...

Atom-1	Atom-2	Interatomic distance (Å)	Clash overlap (Å)
25:RA:899:A:H8	25:RA:899:A:OP2	1.98	0.46
25:RA:1216:G:P	40:RU:12:ARG:HH21	2.38	0.46
25:RA:1803:A:N1	25:RA:1822:G:O2'	2.38	0.46
25:RA:2041:U:H2'	25:RA:2042:A:H8	1.79	0.46
25:RA:2567:G:H2'	25:RA:2568:C:H6	1.80	0.46
25:RA:2756:U:H4'	25:RA:2757:A:OP1	2.15	0.46
26:RB:12:C:O2	46:R0:74:ARG:HD2	2.15	0.46
27:RD:27:THR:O	27:RD:29:PRO:CD	2.62	0.46
28:RE:47:VAL:O	28:RE:48:GLN:C	2.51	0.46
28:RE:103:ASP:OD2	28:RE:168:MET:HG2	2.15	0.46
30:RG:95:ARG:O	30:RG:96:ARG:C	2.54	0.46
30:RG:98:ARG:CA	30:RG:101:ILE:HG12	2.40	0.46
31:RH:9:ILE:O	31:RH:10:PRO:O	2.33	0.46
32:RI:57:ARG:O	32:RI:61:ARG:HG2	2.15	0.46
34:RO:104:ARG:HD3	39:RT:36:GLU:OE2	2.15	0.46
35:RP:85:LEU:HD23	35:RP:88:LEU:HD22	1.96	0.46
39:RT:36:GLU:O	39:RT:37:GLY:C	2.53	0.46
39:RT:57:PHE:O	39:RT:58:ASN:C	2.53	0.46
43:RX:24:GLY:O	43:RX:82:GLN:HA	2.16	0.46
48:R2:17:SER:CB	48:R2:18:PRO:CA	2.92	0.46
49:R3:59:VAL:CG1	49:R3:60:GLU:H	2.28	0.46
3:XC:6:HIS:C	3:XC:8:ILE:H	2.18	0.46
3:XC:11:ARG:HG2	3:XC:11:ARG:HH11	1.79	0.46
3:XC:23:TYR:CG	3:XC:24:ALA:N	2.83	0.46
3:XC:134:ILE:HG23	3:XC:151:VAL:HB	1.98	0.46
3:XC:172:ARG:O	3:XC:173:VAL:CG2	2.63	0.46
4:XD:110:PHE:HD1	4:XD:110:PHE:H	1.62	0.46
7:XG:108:ALA:C	7:XG:110:GLN:H	2.19	0.46
8:XH:39:LEU:C	8:XH:45:ILE:HG12	2.35	0.46
10:XJ:38:ILE:CD1	10:XJ:71:LEU:HB3	2.46	0.46
10:XJ:80:LYS:HB2	10:XJ:80:LYS:NZ	2.30	0.46
17:XQ:92:ARG:HG3	17:XQ:92:ARG:NH1	2.30	0.46
25:YA:272:G:H2'	25:YA:273:G:C8	2.50	0.46
25:YA:640:C:N4	25:YA:648:G:H1	2.13	0.46
25:YA:1187:G:H5"	41:YV:81:TYR:HE2	1.79	0.46
25:YA:2404:C:H1'	35:YP:67:MET:CE	2.46	0.46
28:YE:3:GLY:HA3	28:YE:81:ILE:HG21	1.97	0.46
30:YG:20:ILE:HD13	30:YG:25:TYR:HB2	1.98	0.46
32:YI:93:THR:HG22	32:YI:119:PRO:HB3	1.97	0.46
32:YI:110:ASP:N	32:YI:130:TYR:OH	2.48	0.46
34:YO:61:VAL:O	34:YO:84:ALA:HB1	2.16	0.46

Continued on next page...

Continued from previous page...

Atom-1	Atom-2	Interatomic distance (Å)	Clash overlap (Å)
37:YR:56:LYS:C	37:YR:58:GLY:H	2.18	0.46
37:YR:79:LEU:HD23	37:YR:79:LEU:O	2.16	0.46
39:YT:96:ARG:CB	39:YT:96:ARG:HH11	2.29	0.46
40:YU:8:VAL:O	40:YU:9:VAL:C	2.53	0.46
40:YU:73:GLY:O	40:YU:74:LEU:CB	2.63	0.46
40:YU:98:LEU:HD23	40:YU:98:LEU:C	2.36	0.46
41:YV:5:VAL:HG13	41:YV:14:VAL:HG21	1.98	0.46
51:Y5:54:GLY:O	51:Y5:55:ARG:C	2.53	0.46
55:Y9:19:ARG:NH2	55:Y9:26:ILE:HD11	2.31	0.46
1:QA:545:C:OP2	4:QD:62:GLN:NE2	2.47	0.46
1:QA:999:U:O2'	25:YA:2137:C:OP1	2.20	0.46
1:QA:1316:G:N2	1:QA:1319:A:OP2	2.47	0.46
1:QA:1513:A:H2'	1:QA:1514:C:C6	2.50	0.46
2:QB:168:THR:CB	2:QB:192:SER:HB2	2.41	0.46
3:QC:6:HIS:C	3:QC:8:ILE:H	2.18	0.46
5:QE:152:ARG:HD3	8:QH:44:PHE:CE1	2.51	0.46
7:QG:92:SER:HB3	7:QG:95:ARG:CB	2.45	0.46
9:QI:40:LEU:C	9:QI:42:ARG:H	2.18	0.46
19:QS:40:ILE:CG1	19:QS:41:VAL:N	2.78	0.46
20:QT:26:ASN:N	20:QT:26:ASN:ND2	2.62	0.46
25:RA:775:G:C2	25:RA:777:A:N6	2.82	0.46
25:RA:1007:C:OP1	33:RN:35:ARG:NH1	2.48	0.46
25:RA:1022:G:H4'	25:RA:1023:U:H5'	1.98	0.46
25:RA:1421:G:C2	25:RA:1422:G:C8	3.03	0.46
25:RA:2259:G:H1'	25:RA:2427:C:C2	2.50	0.46
25:RA:2875:C:C4'	39:RT:5:ALA:HB2	2.45	0.46
27:RD:183:ARG:CG	27:RD:183:ARG:NH1	2.69	0.46
28:RE:33:VAL:HG12	28:RE:90:THR:H	1.81	0.46
31:RH:13:LYS:HE2	31:RH:13:LYS:CA	2.40	0.46
31:RH:86:GLU:O	31:RH:132:ARG:HA	2.15	0.46
32:RI:31:LEU:HD21	32:RI:38:LEU:HG	1.97	0.46
34:RO:101:PRO:HA	34:RO:120:GLU:O	2.16	0.46
36:RQ:109:VAL:HG13	36:RQ:113:GLN:OE1	2.16	0.46
36:RQ:133:ARG:CG	36:RQ:134:ARG:N	2.78	0.46
37:RR:78:LYS:O	37:RR:78:LYS:HG2	2.15	0.46
38:RS:13:ARG:O	38:RS:14:VAL:HB	2.16	0.46
44:RY:15:VAL:O	44:RY:21:LYS:HA	2.16	0.46
44:RY:35:TYR:CD1	44:RY:35:TYR:O	2.69	0.46
44:RY:68:HIS:O	44:RY:71:LYS:HB2	2.15	0.46
45:RZ:157:LEU:HA	45:RZ:158:PRO:HD2	1.79	0.46
47:R1:49:VAL:HG12	47:R1:51:VAL:CG2	2.45	0.46

Continued on next page...

Continued from previous page...

Atom-1	Atom-2	Interatomic distance (Å)	Clash overlap (Å)
47:R1:83:GLU:OE1	47:R1:85:LEU:HB2	2.15	0.46
50:R4:56:VAL:HA	50:R4:60:GLN:CB	2.28	0.46
1:XA:502:G:C6	1:XA:503:C:C4	3.03	0.46
1:XA:1366:C:H2'	1:XA:1367:C:C6	2.51	0.46
2:XB:174:VAL:O	2:XB:178:ARG:HB3	2.16	0.46
6:XF:22:GLU:CD	6:XF:82:ARG:HH21	2.18	0.46
6:XF:41:GLU:HG2	6:XF:43:LEU:CD1	2.44	0.46
8:XH:86:ILE:CG1	8:XH:133:LEU:HD22	2.46	0.46
16:XP:30:GLY:O	16:XP:31:LYS:C	2.54	0.46
20:XT:96:GLY:O	20:XT:99:LEU:HD13	2.16	0.46
25:YA:1625:C:H2'	25:YA:1626:G:O4'	2.16	0.46
25:YA:2030:A:H4'	25:YA:2031:A:C8	2.46	0.46
25:YA:2250:G:C5	36:YQ:82:ARG:HD2	2.51	0.46
25:YA:2388:A:N7	25:YA:2389:G:C6	2.83	0.46
25:YA:2735:G:H2'	25:YA:2736:G:H8	1.80	0.46
25:YA:2771:C:H2'	25:YA:2772:C:C6	2.50	0.46
25:YA:2818:G:HO2'	25:YA:2836:U:HO2'	1.63	0.46
27:YD:35:LYS:HE3	27:YD:65:ILE:N	2.31	0.46
27:YD:117:VAL:CG2	27:YD:128:GLY:C	2.84	0.46
27:YD:198:ASN:C	27:YD:198:ASN:ND2	2.69	0.46
29:YF:184:TYR:CD2	29:YF:188:ARG:HD2	2.50	0.46
30:YG:36:LYS:O	30:YG:37:VAL:HG23	2.15	0.46
33:YN:30:ILE:O	33:YN:34:LEU:CD2	2.63	0.46
34:YO:104:ARG:HG2	34:YO:121:VAL:HG12	1.97	0.46
35:YP:1:MET:O	35:YP:2:LYS:HG3	2.16	0.46
35:YP:144:GLU:OE1	35:YP:144:GLU:N	2.48	0.46
37:YR:75:LEU:HA	37:YR:78:LYS:HB3	1.97	0.46
39:YT:118:ARG:NH2	39:YT:121:ILE:HD12	2.31	0.46
42:YW:36:LEU:CD1	42:YW:47:VAL:HG12	2.44	0.46
43:YX:26:TYR:HB3	43:YX:92:LEU:HD12	1.97	0.46
45:YZ:7:ALA:HB2	45:YZ:39:VAL:HG12	1.97	0.46
1:QA:468:A:H4'	16:QP:80:PHE:O	2.15	0.46
1:QA:752:G:HO2'	1:QA:753:A:P	2.39	0.46
1:QA:815:A:N7	1:QA:1509:C:O2'	2.38	0.46
1:QA:1280:A:O2'	1:QA:1281:U:OP1	2.33	0.46
3:QC:108:ASN:HB3	3:QC:111:LEU:HG	1.98	0.46
5:QE:55:VAL:O	5:QE:58:ALA:HB3	2.16	0.46
5:QE:96:PRO:HA	5:QE:117:ASP:CG	2.35	0.46
6:QF:3:ARG:HG3	6:QF:3:ARG:HH11	1.81	0.46
6:QF:101:ALA:HA	18:QR:28:GLU:CG	2.46	0.46
8:QH:86:ILE:HG13	8:QH:133:LEU:CD2	2.44	0.46

Continued on next page...

Continued from previous page...

Atom-1	Atom-2	Interatomic distance (Å)	Clash overlap (Å)
13:QM:80:ARG:O	13:QM:82:MET:O	2.34	0.46
18:QR:43:PHE:C	18:QR:51:LEU:HD12	2.36	0.46
20:QT:56:MET:HG3	20:QT:88:VAL:HG21	1.98	0.46
20:QT:99:LEU:O	20:QT:100:ILE:HB	2.15	0.46
25:RA:50:U:H3'	25:RA:51:G:H5'	1.98	0.46
25:RA:116:C:OP1	25:RA:128:C:N4	2.38	0.46
25:RA:142:G:H2'	25:RA:143:C:C6	2.50	0.46
25:RA:288:C:H2'	25:RA:289:A:C8	2.50	0.46
25:RA:307:G:H22	25:RA:310:A:P	2.39	0.46
25:RA:780:G:C2	25:RA:782:A:C2	3.03	0.46
25:RA:857:C:OP2	46:R0:77:ARG:NH2	2.46	0.46
25:RA:1341:U:P	25:RA:1397:U:H3	2.39	0.46
25:RA:2619:C:H2'	25:RA:2620:C:C6	2.50	0.46
25:RA:2655:G:N2	25:RA:2665:A:OP2	2.48	0.46
25:RA:2689:U:H5'	25:RA:2713:A:H2	1.79	0.46
27:RD:136:ILE:HD12	27:RD:136:ILE:N	2.30	0.46
28:RE:89:ASP:O	28:RE:90:THR:O	2.33	0.46
33:RN:46:VAL:HG13	33:RN:47:ALA:N	2.31	0.46
37:RR:29:LEU:N	37:RR:29:LEU:CD1	2.79	0.46
37:RR:75:LEU:HA	37:RR:78:LYS:HB3	1.97	0.46
39:RT:96:ARG:CB	39:RT:96:ARG:HH11	2.29	0.46
39:RT:118:ARG:NH2	39:RT:121:ILE:HD12	2.31	0.46
41:RV:51:VAL:CG1	41:RV:52:VAL:N	2.75	0.46
42:RW:4:LYS:HA	42:RW:106:ILE:HA	1.97	0.46
44:RY:56:PRO:O	44:RY:57:GLN:C	2.53	0.46
45:RZ:61:LEU:HB2	45:RZ:65:GLN:HB2	1.96	0.46
47:R1:76:ARG:HD2	47:R1:76:ARG:N	2.29	0.46
51:R5:43:HIS:N	51:R5:43:HIS:ND1	2.63	0.46
52:R6:18:ARG:O	52:R6:19:ARG:O	2.33	0.46
54:R8:52:LYS:O	54:R8:52:LYS:CG	2.64	0.46
1:XA:303:A:H2'	1:XA:304:U:O4'	2.15	0.46
1:XA:412:A:OP2	4:XD:35:ARG:NH2	2.49	0.46
1:XA:1427:U:H2'	1:XA:1428:A:C8	2.50	0.46
2:XB:162:ILE:CD1	2:XB:184:VAL:HG13	2.44	0.46
3:XC:58:GLU:O	3:XC:59:ARG:HG3	2.15	0.46
9:XI:29:ASN:OD1	9:XI:65:VAL:N	2.47	0.46
9:XI:40:LEU:C	9:XI:42:ARG:H	2.18	0.46
15:XO:50:HIS:O	15:XO:53:HIS:N	2.47	0.46
17:XQ:100:LYS:O	17:XQ:101:ARG:HB2	2.15	0.46
18:XR:43:PHE:C	18:XR:44:LEU:HD12	2.36	0.46
21:XU:14:TRP:CE3	21:XU:15:ARG:NH1	2.83	0.46

Continued on next page...

Continued from previous page...

Atom-1	Atom-2	Interatomic distance (Å)	Clash overlap (Å)
25:YA:227:A:OP1	35:YP:76:LYS:HE3	2.15	0.46
25:YA:380:U:H2'	25:YA:381:G:H8	1.81	0.46
25:YA:530:G:N1	25:YA:2022:U:OP1	2.48	0.46
25:YA:841:A:H2'	25:YA:842:G:C8	2.50	0.46
25:YA:1011:G:OP1	40:YU:75:ASN:HB3	2.15	0.46
25:YA:1341:U:OP2	25:YA:1394:U:O2'	2.23	0.46
25:YA:1434:A:H61	25:YA:1558:A:H62	1.63	0.46
27:YD:18:VAL:CG1	27:YD:19:ALA:N	2.78	0.46
27:YD:105:ILE:HG23	27:YD:106:ILE:O	2.15	0.46
30:YG:102:PHE:HA	30:YG:105:LYS:HE3	1.98	0.46
34:YO:8:LEU:N	34:YO:8:LEU:CD2	2.76	0.46
34:YO:101:PRO:HA	34:YO:120:GLU:O	2.16	0.46
35:YP:12:ALA:C	35:YP:14:LYS:H	2.17	0.46
35:YP:23:PRO:HG2	35:YP:23:PRO:O	2.15	0.46
36:YQ:66:ILE:H	36:YQ:104:PHE:HA	1.80	0.46
39:YT:6:LEU:O	39:YT:10:VAL:HG23	2.16	0.46
41:YV:16:PRO:HA	41:YV:96:ILE:O	2.15	0.46
43:YX:12:VAL:O	43:YX:12:VAL:HG13	2.15	0.46
43:YX:65:ARG:N	43:YX:65:ARG:CD	2.79	0.46
51:Y5:20:ARG:C	51:Y5:22:HIS:N	2.68	0.46
51:Y5:36:CYS:C	51:Y5:38:ALA:H	2.19	0.46
54:Y8:44:LYS:HD2	54:Y8:44:LYS:N	2.30	0.46
1:QA:481:G:H1'	1:QA:482:A:N7	2.31	0.46
1:QA:862:C:H2'	1:QA:863:U:C6	2.51	0.46
1:QA:1006:C:H2'	1:QA:1007:C:C6	2.51	0.46
1:QA:1049:U:HO2'	14:QN:2:ALA:N	2.14	0.46
2:QB:17:PHE:CD2	2:QB:44:LEU:HD21	2.47	0.46
2:QB:163:PHE:CE1	2:QB:215:LEU:HD22	2.50	0.46
3:QC:15:THR:HG22	3:QC:15:THR:O	2.15	0.46
5:QE:12:LEU:HD21	5:QE:14:ARG:HB3	1.98	0.46
6:QF:72:VAL:HG23	6:QF:90:VAL:HG11	1.98	0.46
7:QG:54:THR:O	7:QG:54:THR:HG23	2.16	0.46
7:QG:95:ARG:NE	7:QG:99:LEU:HD11	2.31	0.46
8:QH:91:ARG:HG2	8:QH:91:ARG:NH1	2.25	0.46
9:QI:5:TYR:OH	9:QI:7:THR:HG23	2.15	0.46
11:QK:34:ASP:HB2	11:QK:35:PRO:CD	2.45	0.46
13:QM:10:PRO:HG3	13:QM:18:ALA:O	2.16	0.46
13:QM:65:LYS:NZ	13:QM:69:GLU:HG2	2.31	0.46
13:QM:87:TYR:C	13:QM:89:GLY:H	2.19	0.46
14:QN:41:ARG:HH11	14:QN:41:ARG:HG2	1.79	0.46
15:QO:76:GLU:C	15:QO:78:TYR:N	2.69	0.46

Continued on next page...

Continued from previous page...

Atom-1	Atom-2	Interatomic distance (Å)	Clash overlap (Å)
25:RA:83:G:H1	25:RA:102:G:H1'	1.81	0.46
25:RA:141:A:H8	25:RA:1408:C:H1'	1.80	0.46
25:RA:320:A:H4'	25:RA:322:A:N7	2.31	0.46
25:RA:492:A:H2'	25:RA:493:G:O4'	2.15	0.46
25:RA:593:G:H2'	25:RA:594:U:C6	2.50	0.46
25:RA:904:C:O2'	45:RZ:169:GLU:OE2	2.30	0.46
25:RA:1032:A:H4'	55:R9:16:VAL:HG11	1.96	0.46
25:RA:1291:C:H5'	25:RA:1536:A:H5'	1.98	0.46
25:RA:1477:A:H61	25:RA:1516:U:H3	1.64	0.46
25:RA:2050:C:N4	25:RA:2051:A:C6	2.84	0.46
25:RA:2284:C:H2'	25:RA:2285:C:H6	1.81	0.46
25:RA:2701:C:H3'	25:RA:2702:U:C5'	2.33	0.46
25:RA:2758:A:C5	31:RH:67:LEU:HD21	2.50	0.46
26:RB:24:G:H4'	26:RB:25:A:H8	1.80	0.46
27:RD:69:ARG:C	27:RD:71:ASP:N	2.69	0.46
28:RE:20:ALA:C	28:RE:21:VAL:HG13	2.35	0.46
35:RP:1:MET:O	35:RP:2:LYS:HG3	2.16	0.46
35:RP:45:LEU:CD1	35:RP:45:LEU:N	2.79	0.46
36:RQ:66:ILE:O	36:RQ:104:PHE:N	2.49	0.46
37:RR:85:PRO:C	37:RR:87:TYR:H	2.19	0.46
41:RV:47:VAL:O	41:RV:48:GLY:O	2.34	0.46
43:RX:8:ILE:CD1	43:RX:42:ALA:HB1	2.46	0.46
44:RY:88:LYS:HA	44:RY:88:LYS:HZ2	1.80	0.46
45:RZ:80:ARG:HH21	45:RZ:82:ARG:HH12	1.62	0.46
45:RZ:129:SER:C	45:RZ:131:ARG:H	2.19	0.46
48:R2:7:ARG:HG3	48:R2:7:ARG:NH1	2.25	0.46
48:R2:15:LYS:H	48:R2:67:LYS:HZ3	1.63	0.46
49:R3:18:ASP:O	49:R3:21:ALA:N	2.49	0.46
1:XA:337:C:H2'	1:XA:338:A:H8	1.78	0.46
1:XA:1126:U:H1'	1:XA:1280:A:N7	2.31	0.46
2:XB:17:PHE:CD2	2:XB:44:LEU:HD21	2.47	0.46
2:XB:77:ALA:HB1	2:XB:211:ILE:HG21	1.97	0.46
9:XI:83:ARG:C	9:XI:86:VAL:HG12	2.36	0.46
12:XL:126:LYS:HB2	12:XL:126:LYS:HZ3	1.80	0.46
18:XR:31:LEU:HD23	18:XR:31:LEU:N	2.29	0.46
25:YA:458:G:O2'	53:Y7:39:ARG:HD3	2.16	0.46
25:YA:665:C:H2'	25:YA:666:G:C8	2.51	0.46
25:YA:686:G:H8	53:Y7:6:GLN:O	1.99	0.46
25:YA:1309:G:P	53:Y7:9:ARG:HD3	2.55	0.46
25:YA:2215:G:H2'	25:YA:2216:G:H8	1.81	0.46
26:YB:42:C:O4'	30:YG:69:ALA:HB2	2.16	0.46

Continued on next page...

Continued from previous page...

Atom-1	Atom-2	Interatomic distance (Å)	Clash overlap (Å)
27:YD:48:ARG:HG3	27:YD:48:ARG:NH1	2.31	0.46
27:YD:211:ARG:HG2	27:YD:211:ARG:HH11	1.80	0.46
28:YE:7:VAL:HG11	39:YT:1:MET:CE	2.45	0.46
31:YH:53:GLU:OE1	31:YH:53:GLU:HA	2.16	0.46
31:YH:86:GLU:O	31:YH:87:LEU:CB	2.64	0.46
31:YH:106:THR:HG22	31:YH:112:PRO:HB3	1.98	0.46
33:YN:96:GLU:O	33:YN:99:LEU:N	2.34	0.46
33:YN:97:ARG:HA	33:YN:100:GLU:HB3	1.97	0.46
33:YN:128:HIS:HB2	33:YN:129:PRO:CD	2.46	0.46
34:YO:7:TYR:CD1	34:YO:20:MET:HB2	2.50	0.46
35:YP:85:LEU:HD23	35:YP:88:LEU:HD22	1.97	0.46
37:YR:78:LYS:HG2	37:YR:78:LYS:O	2.15	0.46
41:YV:61:VAL:HA	41:YV:94:LEU:HD23	1.97	0.46
44:YY:15:VAL:O	44:YY:21:LYS:HA	2.16	0.46
49:Y3:28:LEU:HA	49:Y3:33:GLN:OE1	2.16	0.46
1:QA:244:U:H4'	1:QA:245:C:O5'	2.16	0.46
1:QA:430:A:OP1	4:QD:9:CYS:HB2	2.15	0.46
1:QA:669:U:H2'	1:QA:670:G:H8	1.79	0.46
1:QA:1014:A:H4'	19:QS:14:HIS:NE2	2.30	0.46
1:QA:1401:G:C2	1:QA:1402:C:H1'	2.51	0.46
3:QC:43:LEU:HD22	3:QC:47:LEU:CD2	2.46	0.46
3:QC:68:VAL:HG12	3:QC:70:VAL:HG23	1.98	0.46
4:QD:13:ARG:CB	4:QD:33:MET:HE3	2.46	0.46
5:QE:150:ARG:HG2	5:QE:150:ARG:O	2.16	0.46
6:QF:44:GLY:HA2	6:QF:59:TYR:CE2	2.51	0.46
7:QG:107:ALA:O	7:QG:110:GLN:HB2	2.15	0.46
8:QH:110:ALA:HB3	8:QH:121:ASP:HB3	1.98	0.46
10:QJ:44:VAL:HG12	10:QJ:45:ARG:N	2.30	0.46
10:QJ:95:GLU:OE2	10:QJ:95:GLU:HA	2.16	0.46
12:QL:10:LEU:HB3	17:QQ:32:TYR:CZ	2.50	0.46
12:QL:27:LEU:HD13	12:QL:28:LYS:N	2.30	0.46
13:QM:3:ARG:O	13:QM:4:ILE:HD13	2.16	0.46
13:QM:23:TYR:HB2	13:QM:67:GLU:OE1	2.15	0.46
20:QT:44:ALA:O	20:QT:91:LEU:HB3	2.16	0.46
25:RA:28:A:H1'	25:RA:513:A:C2	2.51	0.46
25:RA:55:G:H2'	25:RA:56:A:H8	1.81	0.46
25:RA:112:U:P	48:R2:69:ARG:HH21	2.38	0.46
25:RA:117:G:C6	25:RA:119:A:C6	3.04	0.46
25:RA:315:G:H2'	25:RA:316:C:C6	2.51	0.46
25:RA:551:G:H5'	25:RA:1220:A:H1'	1.98	0.46
25:RA:752:A:H4'	25:RA:753:C:O5'	2.16	0.46

Continued on next page...

Continued from previous page...

Atom-1	Atom-2	Interatomic distance (Å)	Clash overlap (Å)
25:RA:807:U:H2'	25:RA:808:G:H8	1.80	0.46
25:RA:947:G:H2'	25:RA:948:G:C8	2.51	0.46
25:RA:1012:U:O2	33:RN:25:ARG:NH1	2.48	0.46
25:RA:1694:C:O2'	25:RA:1695:G:OP2	2.32	0.46
25:RA:1842:G:H2'	25:RA:1843:C:C6	2.51	0.46
25:RA:2215:G:H2'	25:RA:2216:G:H8	1.80	0.46
25:RA:2395:C:O2'	47:R1:30:VAL:HG12	2.16	0.46
26:RB:3:C:H2'	26:RB:4:C:C6	2.50	0.46
30:RG:14:GLU:O	30:RG:17:PRO:HG2	2.15	0.46
31:RH:4:ILE:HG13	31:RH:6:ARG:HD3	1.97	0.46
33:RN:36:GLY:O	33:RN:42:TRP:HE3	1.98	0.46
35:RP:6:LEU:N	35:RP:6:LEU:HD22	2.31	0.46
38:RS:24:LEU:HB2	38:RS:85:VAL:HG12	1.98	0.46
38:RS:109:GLY:O	38:RS:110:LEU:HB2	2.16	0.46
39:RT:58:ASN:HD22	39:RT:58:ASN:N	2.10	0.46
40:RU:106:PHE:O	40:RU:109:LEU:HB2	2.15	0.46
47:R1:60:PHE:CE2	47:R1:91:LYS:NZ	2.84	0.46
50:R4:15:ILE:HG22	50:R4:20:ASN:CA	2.45	0.46
1:XA:254:G:OP1	17:XQ:67:LYS:O	2.34	0.46
1:XA:1024:G:OP1	1:XA:1024:G:H4'	2.15	0.46
1:XA:1263:C:H2'	1:XA:1264:C:C6	2.51	0.46
1:XA:1349:A:H2'	1:XA:1350:A:O4'	2.16	0.46
1:XA:1362(A):C:H5'	1:XA:1363:A:O5'	2.15	0.46
2:XB:95:GLN:OE1	2:XB:95:GLN:HA	2.16	0.46
2:XB:122:PHE:HD1	2:XB:139:LYS:NZ	2.09	0.46
3:XC:78:GLY:HA3	3:XC:83:ARG:HB3	1.98	0.46
5:XE:96:PRO:HA	5:XE:117:ASP:CG	2.35	0.46
7:XG:57:GLU:O	7:XG:59:LEU:N	2.49	0.46
9:XI:28:VAL:O	9:XI:29:ASN:C	2.53	0.46
13:XM:23:TYR:HB3	13:XM:67:GLU:HA	1.98	0.46
25:YA:587:C:H4'	25:YA:588:U:O5'	2.15	0.46
25:YA:936:C:H2'	25:YA:937:U:C6	2.51	0.46
25:YA:1251:C:OP1	40:YU:10:ARG:HG3	2.16	0.46
25:YA:1535:U:H5"	25:YA:1537:C:C4	2.50	0.46
25:YA:1795:C:O2	27:YD:255:LYS:HE2	2.16	0.46
25:YA:2572:A:H62	28:YE:145:LYS:HG3	1.81	0.46
25:YA:2845:G:H2'	25:YA:2846:G:C8	2.49	0.46
27:YD:61:LEU:HB3	27:YD:63:ARG:NH1	2.31	0.46
27:YD:148:GLU:HB2	27:YD:151:LYS:HD2	1.98	0.46
28:YE:87:GLU:O	28:YE:89:ASP:N	2.48	0.46
30:YG:116:ASP:O	30:YG:117:PHE:CB	2.50	0.46

Continued on next page...

Continued from previous page...

Atom-1	Atom-2	Interatomic distance (Å)	Clash overlap (Å)
31:YH:128:PRO:HD2	31:YH:129:THR:N	2.25	0.46
31:YH:151:ILE:O	31:YH:152:ARG:O	2.34	0.46
32:YI:9:LEU:O	32:YI:10:GLU:HG3	2.15	0.46
33:YN:36:GLY:O	33:YN:42:TRP:HE3	1.98	0.46
36:YQ:11:LYS:HE2	36:YQ:87:LYS:HA	1.98	0.46
36:YQ:63:LYS:HE2	36:YQ:65:PHE:CZ	2.51	0.46
36:YQ:87:LYS:O	36:YQ:87:LYS:HG2	2.15	0.46
38:YS:13:ARG:O	38:YS:14:VAL:HB	2.15	0.46
40:YU:69:CYS:O	40:YU:74:LEU:HD12	2.16	0.46
42:YW:48:ALA:O	42:YW:49:LYS:C	2.53	0.46
47:Y1:80:LEU:CB	47:Y1:81:LYS:HE2	2.43	0.46
49:Y3:43:ILE:O	49:Y3:47:VAL:HG23	2.16	0.46
49:Y3:59:VAL:CG1	49:Y3:60:GLU:H	2.29	0.46
1:QA:792:A:H4'	1:QA:793:U:O5'	2.15	0.46
2:QB:170:GLU:CA	2:QB:172:ILE:HD12	2.46	0.46
3:QC:53:ALA:O	3:QC:54:ARG:HB2	2.16	0.46
3:QC:113:ALA:O	3:QC:115:LEU:N	2.48	0.46
3:QC:172:ARG:O	3:QC:173:VAL:CG2	2.63	0.46
4:QD:79:PHE:HE2	4:QD:83:SER:HB2	1.79	0.46
6:QF:68:PRO:HG3	6:QF:71:ARG:NH2	2.31	0.46
7:QG:57:GLU:O	7:QG:59:LEU:N	2.49	0.46
18:QR:43:PHE:C	18:QR:44:LEU:HD12	2.36	0.46
20:QT:71:THR:HG22	20:QT:72:LEU:N	2.31	0.46
22:QV:49:G:O6	22:QV:65:C:N4	2.49	0.46
25:RA:177:G:H3'	25:RA:178:G:C8	2.49	0.46
25:RA:598:G:H2'	25:RA:599:G:O4'	2.16	0.46
25:RA:617:G:OP1	29:RF:40:GLN:NE2	2.48	0.46
25:RA:904:C:H5'	25:RA:905:U:OP2	2.16	0.46
25:RA:1210:A:H4'	25:RA:1211:U:O5'	2.15	0.46
25:RA:1328:G:H2'	25:RA:1330:C:C5	2.51	0.46
25:RA:1930:G:H2'	25:RA:1968:G:N1	2.30	0.46
27:RD:27:THR:CG2	27:RD:28:GLU:N	2.66	0.46
27:RD:117:VAL:CG2	27:RD:128:GLY:C	2.84	0.46
30:RG:14:GLU:O	30:RG:17:PRO:HD2	2.16	0.46
30:RG:37:VAL:HG22	30:RG:159:VAL:CA	2.34	0.46
30:RG:121:ASN:C	30:RG:123:ASN:H	2.19	0.46
33:RN:30:ILE:O	33:RN:34:LEU:CD2	2.63	0.46
36:RQ:23:GLY:O	36:RQ:24:GLY:C	2.54	0.46
40:RU:27:LEU:HD12	40:RU:31:SER:HB3	1.98	0.46
40:RU:69:CYS:O	40:RU:74:LEU:HD12	2.16	0.46
43:RX:35:THR:O	43:RX:35:THR:HG23	2.16	0.46

Continued on next page...

Continued from previous page...

Atom-1	Atom-2	Interatomic distance (Å)	Clash overlap (Å)
45:RZ:19:ARG:HD2	45:RZ:84:GLU:HA	1.98	0.46
45:RZ:52:SER:O	45:RZ:52:SER:OG	2.31	0.46
49:R3:56:VAL:CG1	49:R3:57:GLU:N	2.74	0.46
50:R4:50:VAL:O	50:R4:50:VAL:HG13	2.15	0.46
1:XA:192:U:H2'	1:XA:193:C:C6	2.51	0.46
1:XA:1201:A:HO2'	1:XA:1202:G:C5'	2.29	0.46
2:XB:24:TRP:CZ2	2:XB:26:PRO:HB3	2.51	0.46
4:XD:30:LYS:O	4:XD:32:ALA:N	2.49	0.46
7:XG:8:GLU:CD	7:XG:8:GLU:N	2.67	0.46
7:XG:140:ASP:C	7:XG:142:GLU:N	2.69	0.46
8:XH:49:GLU:HG3	8:XH:49:GLU:O	2.14	0.46
9:XI:42:ARG:O	9:XI:45:ALA:HB3	2.16	0.46
10:XJ:21:GLN:HG2	10:XJ:21:GLN:O	2.16	0.46
11:XK:34:ASP:HB2	11:XK:35:PRO:CD	2.45	0.46
18:XR:32:ARG:HH11	18:XR:65:ILE:HD13	1.80	0.46
25:YA:265:A:C6	25:YA:428:A:C4	3.04	0.46
25:YA:531:C:OP1	25:YA:561:G:N1	2.49	0.46
25:YA:2419:U:OP1	52:Y6:23:THR:HG21	2.16	0.46
25:YA:2758:A:C4	31:YH:67:LEU:HD21	2.50	0.46
27:YD:14:ARG:HG3	27:YD:15:PHE:N	2.31	0.46
27:YD:36:PRO:HB3	27:YD:62:TYR:O	2.16	0.46
28:YE:1:MET:HA	28:YE:200:GLU:OE2	2.16	0.46
30:YG:14:GLU:O	30:YG:17:PRO:HD2	2.16	0.46
31:YH:88:LEU:HD22	31:YH:163:TYR:O	2.16	0.46
38:YS:108:GLY:O	38:YS:110:LEU:N	2.48	0.46
42:YW:28:SER:C	42:YW:30:GLU:N	2.69	0.46
43:YX:35:THR:O	43:YX:35:THR:HG23	2.16	0.46
44:YY:11:ASP:HB2	44:YY:27:VAL:CG1	2.46	0.46
54:Y8:48:PHE:N	54:Y8:48:PHE:HD1	2.14	0.46
1:QA:294:U:OP1	1:QA:610:G:O2'	2.29	0.46
1:QA:626:U:H2'	1:QA:627:G:C8	2.50	0.46
1:QA:752:G:O2'	1:QA:753:A:O5'	2.33	0.46
1:QA:1273:G:H3'	1:QA:1274:G:H8	1.81	0.46
2:QB:77:ALA:HB1	2:QB:211:ILE:HG21	1.97	0.46
3:QC:8:ILE:C	3:QC:10:PHE:N	2.69	0.46
3:QC:124:ILE:C	3:QC:126:ARG:H	2.19	0.46
4:QD:173:TRP:NE1	4:QD:174:LEU:HG	2.31	0.46
4:QD:180:GLY:O	4:QD:181:MET:C	2.54	0.46
4:QD:187:ARG:HH11	4:QD:187:ARG:HG2	1.81	0.46
5:QE:12:LEU:HB3	5:QE:31:LEU:HB2	1.98	0.46
5:QE:13:ILE:HG22	5:QE:13:ILE:O	2.14	0.46

Continued on next page...

Continued from previous page...

Atom-1	Atom-2	Interatomic distance (Å)	Clash overlap (Å)
11:QK:41:THR:CG2	11:QK:42:TRP:N	2.79	0.46
15:QO:82:ILE:HD11	15:QO:88:ARG:HG2	1.95	0.46
20:QT:93:GLU:HG2	20:QT:93:GLU:O	2.15	0.46
20:QT:98:PRO:C	20:QT:100:ILE:H	2.18	0.46
25:RA:49:A:H5'	25:RA:49:A:N3	2.31	0.46
25:RA:242:G:H1'	25:RA:243:U:OP2	2.16	0.46
25:RA:652:C:H5'	25:RA:653:A:OP2	2.16	0.46
25:RA:780:G:H21	25:RA:783:A:H62	1.63	0.46
25:RA:2637:U:H5"	28:RE:82:ARG:HH21	1.81	0.46
26:RB:40:U:H3	26:RB:43:C:H5"	1.81	0.46
27:RD:61:LEU:HB3	27:RD:63:ARG:NH1	2.31	0.46
27:RD:80:ALA:O	27:RD:113:VAL:HG13	2.16	0.46
28:RE:47:VAL:O	28:RE:47:VAL:HG23	2.16	0.46
28:RE:50:GLY:CA	28:RE:74:PRO:HG3	2.46	0.46
28:RE:54:GLN:CA	28:RE:54:GLN:HE21	2.27	0.46
28:RE:95:ILE:HG22	28:RE:95:ILE:O	2.16	0.46
30:RG:111:LEU:HD22	30:RG:120:LEU:HD21	1.97	0.46
30:RG:135:LEU:HD11	30:RG:157:ILE:HD12	1.98	0.46
31:RH:59:ARG:CG	31:RH:59:ARG:NH1	2.79	0.46
36:RQ:85:LYS:HD3	36:RQ:86:GLY:H	1.80	0.46
38:RS:28:VAL:HG11	38:RS:98:VAL:HG12	1.98	0.46
38:RS:89:ARG:O	38:RS:90:GLY:C	2.54	0.46
40:RU:98:LEU:HD23	40:RU:98:LEU:C	2.36	0.46
47:R1:85:LEU:N	47:R1:85:LEU:HD22	2.31	0.46
50:R4:38:LYS:C	50:R4:40:HIS:H	2.07	0.46
1:XA:347:G:H1'	1:XA:348:G:H5"	1.98	0.46
3:XC:15:THR:HG22	3:XC:15:THR:O	2.15	0.46
3:XC:108:ASN:HB3	3:XC:111:LEU:HG	1.98	0.46
4:XD:92:VAL:O	4:XD:96:LEU:CD2	2.64	0.46
17:XQ:3:LYS:HD3	17:XQ:61:GLU:O	2.16	0.46
19:XS:15:LEU:N	19:XS:15:LEU:CD2	2.79	0.46
20:XT:22:ARG:O	20:XT:26:ASN:ND2	2.49	0.46
25:YA:30:G:H2'	25:YA:31:C:O4'	2.16	0.46
25:YA:619:G:H5"	25:YA:620:G:OP2	2.15	0.46
25:YA:1429:G:H2'	25:YA:1430:C:C6	2.51	0.46
25:YA:1712:C:H2'	25:YA:1716:U:O4'	2.16	0.46
25:YA:2097:C:H2'	25:YA:2098:U:O4'	2.16	0.46
25:YA:2146:C:H4'	25:YA:2147:G:C8	2.51	0.46
28:YE:63:LEU:O	28:YE:64:LYS:CB	2.63	0.46
28:YE:129:HIS:O	28:YE:130:GLY:C	2.53	0.46
30:YG:95:ARG:O	30:YG:96:ARG:C	2.54	0.46

Continued on next page...

Continued from previous page...

Atom-1	Atom-2	Interatomic distance (Å)	Clash overlap (Å)
30:YG:129:GLY:O	30:YG:130:ASN:OD1	2.34	0.46
32:YI:68:LEU:HA	32:YI:71:ILE:HG22	1.98	0.46
33:YN:36:GLY:O	33:YN:42:TRP:CE3	2.69	0.46
35:YP:144:GLU:HA	35:YP:145:PRO:HD3	1.76	0.46
37:YR:3:HIS:C	37:YR:5:LYS:H	2.17	0.46
38:YS:74:ALA:O	38:YS:75:GLU:C	2.54	0.46
39:YT:54:ARG:HG2	39:YT:54:ARG:NH1	2.23	0.46
41:YV:5:VAL:HG22	41:YV:14:VAL:CG2	2.46	0.46
47:Y1:76:ARG:HD2	47:Y1:76:ARG:N	2.29	0.46
49:Y3:18:ASP:O	49:Y3:21:ALA:N	2.49	0.46
52:Y6:15:GLU:HB3	52:Y6:16:CYS:H	1.46	0.46
1:QA:45:U:H2'	1:QA:46:G:H8	1.81	0.46
1:QA:546:G:OP1	4:QD:72:GLU:HB3	2.16	0.46
2:QB:95:GLN:HA	2:QB:95:GLN:OE1	2.16	0.46
2:QB:162:ILE:CD1	2:QB:184:VAL:HG13	2.44	0.46
3:QC:87:LEU:C	3:QC:89:GLU:H	2.20	0.46
4:QD:29:PRO:CD	4:QD:30:LYS:H	2.29	0.46
6:QF:40:VAL:HG22	6:QF:41:GLU:H	1.80	0.46
6:QF:69:GLU:O	6:QF:71:ARG:N	2.48	0.46
10:QJ:4:ILE:O	10:QJ:74:ILE:HD13	2.16	0.46
12:QL:115:LYS:O	12:QL:117:ARG:N	2.47	0.46
15:QO:30:ALA:HA	15:QO:85:LEU:HD11	1.97	0.46
17:QQ:84:LEU:O	17:QQ:86:GLU:N	2.49	0.46
20:QT:22:ARG:O	20:QT:26:ASN:ND2	2.49	0.46
25:RA:64:A:C4	43:RX:66:LEU:HD13	2.51	0.46
25:RA:460:A:N6	25:RA:469:G:O2'	2.48	0.46
25:RA:2095:C:H2'	25:RA:2096:U:O4'	2.15	0.46
25:RA:2291:U:H2'	25:RA:2292:C:C6	2.51	0.46
25:RA:2749:A:H4'	31:RH:62:LYS:HB3	1.98	0.46
26:RB:12:C:H2'	46:R0:73:GLY:HA3	1.98	0.46
27:RD:35:LYS:HE3	27:RD:65:ILE:N	2.31	0.46
28:RE:7:VAL:HG11	39:RT:1:MET:CE	2.45	0.46
28:RE:172:VAL:HG13	28:RE:182:LEU:HD11	1.98	0.46
30:RG:52:ILE:HG22	30:RG:52:ILE:O	2.15	0.46
30:RG:104:GLU:OE1	50:R4:23:GLU:HB3	2.15	0.46
32:RI:93:THR:O	32:RI:97:ILE:HG12	2.16	0.46
33:RN:73:THR:HA	33:RN:83:LYS:O	2.15	0.46
35:RP:46:LYS:O	35:RP:48:PRO:N	2.48	0.46
36:RQ:63:LYS:HE2	36:RQ:65:PHE:CZ	2.50	0.46
36:RQ:87:LYS:O	36:RQ:87:LYS:HG2	2.15	0.46
39:RT:51:ARG:CG	39:RT:98:LYS:HG3	2.44	0.46

Continued on next page...

Continued from previous page...

Atom-1	Atom-2	Interatomic distance (Å)	Clash overlap (Å)
40:RU:79:PHE:CE2	40:RU:83:LEU:HD13	2.51	0.46
1:XA:658:G:H2'	1:XA:659:U:H6	1.80	0.46
1:XA:667:G:H4'	15:XO:51:HIS:CE1	2.50	0.46
1:XA:986:A:H2'	1:XA:987:G:O4'	2.16	0.46
3:XC:53:ALA:O	3:XC:54:ARG:HB2	2.16	0.46
4:XD:173:TRP:NE1	4:XD:174:LEU:HG	2.31	0.46
7:XG:40:ALA:O	7:XG:41:ARG:C	2.54	0.46
7:XG:54:THR:O	7:XG:54:THR:HG23	2.16	0.46
8:XH:33:GLU:O	8:XH:35:ILE:N	2.49	0.46
10:XJ:4:ILE:O	10:XJ:74:ILE:HD13	2.16	0.46
10:XJ:29:ARG:HG2	10:XJ:29:ARG:HH11	1.81	0.46
10:XJ:32:ALA:HB3	10:XJ:76:ASN:CB	2.34	0.46
10:XJ:44:VAL:HG12	10:XJ:45:ARG:N	2.30	0.46
12:XL:27:LEU:HD13	12:XL:28:LYS:N	2.30	0.46
15:XO:5:LYS:O	15:XO:8:LYS:CG	2.63	0.46
15:XO:82:ILE:HD11	15:XO:88:ARG:HG2	1.95	0.46
15:XO:82:ILE:O	15:XO:86:GLY:N	2.49	0.46
16:XP:19:ILE:HB	16:XP:37:GLY:O	2.16	0.46
16:XP:40:ASP:O	16:XP:42:ARG:N	2.49	0.46
17:XQ:84:LEU:O	17:XQ:86:GLU:N	2.49	0.46
19:XS:24:ALA:O	19:XS:25:LYS:CB	2.63	0.46
25:YA:219:G:H2'	25:YA:220:G:O4'	2.16	0.46
25:YA:464:U:C2	25:YA:788:A:C6	3.04	0.46
25:YA:483:A:H3'	25:YA:484:C:C6	2.51	0.46
25:YA:1204:A:H1'	25:YA:1206:G:N9	2.31	0.46
25:YA:1497:U:H5"	25:YA:1498:C:H5	1.81	0.46
25:YA:2012:G:H4'	42:YW:96:ILE:HD11	1.98	0.46
25:YA:2168:G:H2'	25:YA:2168:G:N3	2.31	0.46
25:YA:2607:G:H2'	25:YA:2608:G:O4'	2.16	0.46
25:YA:2877:G:H2'	25:YA:2878:U:C6	2.51	0.46
27:YD:11:PRO:O	27:YD:12:SER:CB	2.64	0.46
27:YD:79:VAL:HG21	27:YD:111:LEU:HD21	1.98	0.46
28:YE:111:ARG:NE	28:YE:160:TYR:CE1	2.76	0.46
28:YE:137:HIS:CB	28:YE:138:PRO:HD2	2.42	0.46
30:YG:6:ALA:HB3	30:YG:104:GLU:OE2	2.16	0.46
32:YI:40:THR:O	32:YI:44:LEU:HB2	2.15	0.46
35:YP:98:GLU:HG2	35:YP:99:LEU:N	2.30	0.46
41:YV:4:ILE:HG22	41:YV:39:LEU:HD23	1.98	0.46
52:Y6:11:LEU:HD11	52:Y6:51:GLU:HG3	1.98	0.46
55:Y9:1:MET:SD	55:Y9:31:LYS:O	2.74	0.46
55:Y9:25:VAL:HG11	55:Y9:34:GLN:HE21	1.81	0.46

Continued on next page...

Continued from previous page...

Atom-1	Atom-2	Interatomic distance (Å)	Clash overlap (Å)
2:QB:24:TRP:CZ2	2:QB:26:PRO:HB3	2.51	0.45
2:QB:92:TYR:C	2:QB:92:TYR:CD1	2.88	0.45
4:QD:13:ARG:NH2	4:QD:36:ARG:NH2	2.64	0.45
5:QE:64:ARG:HH11	5:QE:64:ARG:HG3	1.82	0.45
9:QI:11:LYS:O	9:QI:12:GLU:HB2	2.16	0.45
16:QP:58:TYR:O	16:QP:61:SER:OG	2.27	0.45
25:RA:300:A:H4'	25:RA:318:C:O2'	2.17	0.45
25:RA:871:U:H4'	36:RQ:69:PHE:CE2	2.51	0.45
25:RA:1069:A:H4'	25:RA:1070:A:H5"	1.97	0.45
25:RA:1309:G:P	53:R7:9:ARG:HD3	2.56	0.45
25:RA:1312:U:H4'	25:RA:1313:U:O5'	2.16	0.45
25:RA:1826:G:H2'	25:RA:1827:C:C6	2.51	0.45
25:RA:2444:G:C6	25:RA:2445:G:C5	3.04	0.45
25:RA:2629:A:O2'	25:RA:2630:G:H5"	2.17	0.45
26:RB:40:U:N3	26:RB:43:C:H5"	2.30	0.45
26:RB:54:G:H21	30:RG:29:TRP:HZ2	1.64	0.45
27:RD:105:ILE:HG23	27:RD:106:ILE:O	2.15	0.45
27:RD:148:GLU:HB2	27:RD:151:LYS:HD2	1.98	0.45
30:RG:88:ILE:O	30:RG:88:ILE:CD1	2.54	0.45
31:RH:37:VAL:HG11	31:RH:68:THR:HG23	1.99	0.45
31:RH:88:LEU:HD22	31:RH:163:TYR:O	2.17	0.45
31:RH:89:ILE:H	31:RH:89:ILE:HD13	1.80	0.45
31:RH:151:ILE:O	31:RH:152:ARG:O	2.34	0.45
33:RN:112:LEU:O	33:RN:116:LEU:HG	2.17	0.45
34:RO:61:VAL:O	34:RO:84:ALA:HB1	2.16	0.45
35:RP:62:LEU:CD2	35:RP:62:LEU:H	2.19	0.45
35:RP:115:LEU:CD1	35:RP:116:GLY:N	2.78	0.45
36:RQ:81:VAL:HG23	36:RQ:82:ARG:N	2.32	0.45
38:RS:5:THR:OG1	38:RS:8:GLU:HG3	2.17	0.45
38:RS:29:PHE:HD2	38:RS:92:TYR:HH	1.63	0.45
39:RT:24:PRO:HD3	39:RT:52:ILE:HD12	1.98	0.45
40:RU:57:PHE:O	40:RU:59:ARG:N	2.50	0.45
43:RX:43:VAL:HG11	43:RX:51:VAL:HG21	1.97	0.45
44:RY:19:LYS:O	44:RY:19:LYS:CG	2.60	0.45
44:RY:47:LYS:O	44:RY:49:VAL:N	2.48	0.45
52:R6:20:ASN:O	52:R6:21:TYR:HB2	2.15	0.45
54:R8:40:GLU:C	54:R8:42:ARG:N	2.68	0.45
1:XA:160:A:H61	1:XA:347:G:N2	2.14	0.45
1:XA:191:G:O2'	20:XT:101:GLY:O	2.32	0.45
1:XA:304:U:H2'	1:XA:305:G:H8	1.79	0.45
1:XA:452:A:HO2'	16:XP:72:ARG:HG3	1.80	0.45

Continued on next page...

Continued from previous page...

Atom-1	Atom-2	Interatomic distance (Å)	Clash overlap (Å)
1:XA:570:G:O3'	1:XA:819:A:O2'	2.29	0.45
1:XA:855:G:H2'	1:XA:856:C:C6	2.52	0.45
2:XB:163:PHE:CE1	2:XB:215:LEU:HD22	2.50	0.45
4:XD:100:ARG:NH2	4:XD:137:SER:HA	2.32	0.45
4:XD:146:ILE:HG22	4:XD:146:ILE:O	2.15	0.45
4:XD:192:GLU:H	4:XD:192:GLU:HG3	1.57	0.45
5:XE:150:ARG:HG2	5:XE:150:ARG:O	2.16	0.45
6:XF:3:ARG:HH11	6:XF:3:ARG:HG3	1.80	0.45
10:XJ:39:PRO:CB	10:XJ:70:ARG:HH12	2.27	0.45
10:XJ:95:GLU:OE2	10:XJ:95:GLU:HA	2.16	0.45
12:XL:126:LYS:C	12:XL:128:ALA:N	2.69	0.45
13:XM:80:ARG:O	13:XM:82:MET:O	2.34	0.45
14:XN:43:CYS:HB3	14:XN:44:LEU:H	1.66	0.45
16:XP:71:ARG:HB2	16:XP:71:ARG:HH11	1.79	0.45
17:XQ:76:LEU:HD11	17:XQ:79:SER:H	1.80	0.45
25:YA:83:G:O2'	25:YA:84:A:O5'	2.22	0.45
25:YA:372:G:O2'	25:YA:373:U:P	2.75	0.45
25:YA:1824:G:O3'	27:YD:249:PRO:HD3	2.16	0.45
25:YA:1930:G:H2'	25:YA:1968:G:N1	2.30	0.45
25:YA:2105:C:H2'	25:YA:2106:G:C8	2.51	0.45
25:YA:2298:A:H2'	25:YA:2299:G:O4'	2.15	0.45
25:YA:2572:A:N3	28:YE:144:ARG:NH2	2.64	0.45
26:YB:16:G:C6	26:YB:69:G:C2	3.05	0.45
26:YB:32:C:C2	26:YB:51:G:N2	2.84	0.45
27:YD:2:ALA:HB1	27:YD:20:ASP:CB	2.46	0.45
27:YD:241:PRO:O	27:YD:242:ARG:C	2.53	0.45
28:YE:77:ILE:O	28:YE:78:LEU:O	2.34	0.45
28:YE:188:VAL:HA	28:YE:189:PRO:HD2	1.79	0.45
29:YF:31:HIS:O	29:YF:34:TRP:HB3	2.15	0.45
30:YG:76:SER:CB	30:YG:83:ARG:HA	2.47	0.45
31:YH:51:ARG:HG3	31:YH:51:ARG:NH1	2.30	0.45
35:YP:115:LEU:HA	35:YP:134:ALA:CB	2.47	0.45
43:YX:24:GLY:O	43:YX:82:GLN:HA	2.16	0.45
44:YY:35:TYR:CD1	44:YY:35:TYR:O	2.69	0.45
47:Y1:79:GLY:N	47:Y1:80:LEU:HD23	2.30	0.45
49:Y3:7:LYS:HE2	49:Y3:32:GLN:HA	1.98	0.45
1:QA:581:G:O6	1:QA:758:G:C8	2.69	0.45
1:QA:1190:G:OP1	3:QC:4:LYS:HA	2.15	0.45
1:QA:1235:U:O2'	1:QA:1305:G:O5'	2.35	0.45
1:QA:1343:G:H2'	1:QA:1344:C:C6	2.51	0.45
2:QB:30:ARG:O	2:QB:31:TYR:HD2	2.00	0.45

Continued on next page...

Continued from previous page...

Atom-1	Atom-2	Interatomic distance (Å)	Clash overlap (Å)
4:QD:29:PRO:HD2	4:QD:30:LYS:H	1.80	0.45
4:QD:52:SER:N	4:QD:55:ALA:HB3	2.32	0.45
4:QD:126:ILE:HG22	4:QD:127:THR:H	1.80	0.45
4:QD:133:VAL:HG12	4:QD:135:LEU:H	1.81	0.45
8:QH:68:ARG:HH11	8:QH:68:ARG:HG2	1.81	0.45
10:QJ:21:GLN:HG2	10:QJ:21:GLN:O	2.16	0.45
10:QJ:96:ILE:N	10:QJ:96:ILE:CD1	2.79	0.45
11:QK:80:VAL:O	11:QK:106:LYS:HD3	2.16	0.45
12:QL:91:LYS:HE2	12:QL:91:LYS:HB2	1.76	0.45
13:QM:28:ALA:C	13:QM:30:ALA:N	2.70	0.45
16:QP:19:ILE:HB	16:QP:37:GLY:O	2.16	0.45
16:QP:30:GLY:O	16:QP:31:LYS:C	2.54	0.45
25:RA:489:G:N7	42:RW:49:LYS:NZ	2.61	0.45
25:RA:1479:G:OP2	25:RA:1510:A:N6	2.48	0.45
25:RA:1496:A:H8	25:RA:1577:C:O2'	1.98	0.45
25:RA:1672:C:N3	25:RA:1673:U:C4	2.84	0.45
25:RA:2316:C:H1'	30:RG:128:ARG:HH22	1.81	0.45
26:RB:48:A:H4'	38:RS:95:HIS:HD2	1.80	0.45
27:RD:31:LYS:C	27:RD:32:SER:O	2.54	0.45
28:RE:15:PHE:CD1	28:RE:20:ALA:HB2	2.50	0.45
28:RE:22:PRO:O	28:RE:22:PRO:CG	2.63	0.45
28:RE:61:ARG:O	28:RE:63:LEU:CG	2.57	0.45
30:RG:76:SER:CB	30:RG:83:ARG:HA	2.46	0.45
34:RO:104:ARG:HG2	34:RO:121:VAL:HG12	1.97	0.45
35:RP:144:GLU:OE1	35:RP:144:GLU:N	2.47	0.45
36:RQ:26:TYR:O	36:RQ:27:VAL:O	2.33	0.45
36:RQ:104:PHE:O	36:RQ:105:GLU:CB	2.65	0.45
38:RS:74:ALA:O	38:RS:75:GLU:C	2.54	0.45
40:RU:53:ARG:C	40:RU:55:ARG:H	2.19	0.45
42:RW:34:ASN:O	42:RW:35:ILE:C	2.55	0.45
44:RY:75:ILE:HA	44:RY:80:GLY:HA2	1.99	0.45
44:RY:81:LYS:CD	44:RY:97:ARG:HE	2.20	0.45
44:RY:90:LEU:N	44:RY:90:LEU:CD2	2.73	0.45
44:RY:94:LYS:HE3	44:RY:101:LYS:HZ1	1.78	0.45
51:R5:41:PRO:HA	51:R5:42:PRO:HD3	1.82	0.45
52:R6:7:ILE:O	52:R6:8:LYS:HG2	2.16	0.45
52:R6:15:GLU:OE2	52:R6:44:ARG:NH1	2.49	0.45
55:R9:25:VAL:HG11	55:R9:34:GLN:HE21	1.79	0.45
1:XA:284:G:H2'	1:XA:285:G:H8	1.81	0.45
1:XA:457:C:H2'	1:XA:458:C:H6	1.79	0.45
1:XA:598:U:H4'	8:XH:94:TYR:CD2	2.51	0.45

Continued on next page...

Continued from previous page...

Atom-1	Atom-2	Interatomic distance (Å)	Clash overlap (Å)
1:XA:1148:U:H2'	1:XA:1149:C:O4'	2.16	0.45
1:XA:1286:A:H5"	21:XU:26:LYS:CD	2.36	0.45
1:XA:1494:G:N7	58:XA:1671:PAR:N32	2.64	0.45
2:XB:51:LEU:O	2:XB:55:PHE:HD2	2.00	0.45
2:XB:87:ARG:NH1	2:XB:220:ASP:OD1	2.46	0.45
4:XD:199:ASN:O	4:XD:201:GLN:N	2.50	0.45
5:XE:12:LEU:HB3	5:XE:31:LEU:HB2	1.98	0.45
8:XH:64:LYS:HB3	8:XH:79:VAL:HG21	1.98	0.45
9:XI:128:ARG:HD3	22:XV:32:C:OP2	2.15	0.45
11:XK:104:GLN:O	11:XK:106:LYS:HG3	2.16	0.45
13:XM:3:ARG:O	13:XM:4:ILE:HD13	2.16	0.45
13:XM:3:ARG:HH21	30:YG:139:LEU:HD13	1.81	0.45
13:XM:10:PRO:HG3	13:XM:18:ALA:O	2.16	0.45
20:XT:96:GLY:O	20:XT:97:ALA:CB	2.64	0.45
25:YA:242:G:N2	25:YA:254:G:H2'	2.31	0.45
25:YA:306:U:H2'	25:YA:307:G:O4'	2.16	0.45
25:YA:534:U:O2	40:YU:49:HIS:HE1	1.99	0.45
25:YA:755:C:H2'	25:YA:756:C:H6	1.81	0.45
25:YA:1030:G:OP2	36:YQ:128:LYS:HE2	2.17	0.45
25:YA:1113:U:H2'	25:YA:1114:G:C8	2.51	0.45
25:YA:1559:G:N3	25:YA:1559:G:H5'	2.32	0.45
25:YA:2126:A:H4'	25:YA:2127:G:O5'	2.15	0.45
25:YA:2822:G:H2'	25:YA:2823:A:H5"	1.97	0.45
28:YE:51:PHE:HD1	28:YE:52:LEU:H	1.59	0.45
28:YE:54:GLN:HE21	28:YE:54:GLN:CA	2.27	0.45
29:YF:7:TYR:CD1	29:YF:7:TYR:N	2.85	0.45
29:YF:65:TRP:CH2	29:YF:72:ARG:HB3	2.50	0.45
29:YF:167:ALA:HB1	29:YF:173:VAL:HG11	1.98	0.45
33:YN:120:LEU:C	33:YN:120:LEU:HD13	2.36	0.45
34:YO:86:ILE:H	34:YO:86:ILE:CD1	2.28	0.45
34:YO:112:MET:O	34:YO:115:VAL:CG2	2.64	0.45
40:YU:92:ARG:C	40:YU:94:ASN:N	2.69	0.45
44:YY:48:ALA:CB	44:YY:61:ILE:HD13	2.45	0.45
50:Y4:3:GLU:HG3	50:Y4:4:GLY:H	1.79	0.45
50:Y4:42:PHE:CD1	50:Y4:42:PHE:C	2.90	0.45
52:Y6:11:LEU:H	52:Y6:25:LYS:HA	1.81	0.45
52:Y6:17:LYS:O	52:Y6:18:ARG:CB	2.64	0.45
1:QA:335:C:H2'	1:QA:336:C:C6	2.51	0.45
1:QA:1064:G:H21	1:QA:1190:G:H2'	1.82	0.45
1:QA:1446:A:C5	39:RT:118:ARG:NH1	2.85	0.45
3:QC:134:ILE:HG23	3:QC:151:VAL:HB	1.98	0.45

Continued on next page...

Continued from previous page...

Atom-1	Atom-2	Interatomic distance (Å)	Clash overlap (Å)
4:QD:9:CYS:SG	4:QD:22:LYS:HE3	2.55	0.45
4:QD:93:PHE:CZ	4:QD:97:LEU:HD11	2.52	0.45
4:QD:100:ARG:NH2	4:QD:137:SER:HA	2.31	0.45
4:QD:104:VAL:O	4:QD:107:ARG:N	2.49	0.45
4:QD:150:GLU:C	4:QD:152:SER:H	2.20	0.45
5:QE:52:PRO:HB2	5:QE:53:LEU:HD12	1.97	0.45
8:QH:49:GLU:HG3	8:QH:49:GLU:O	2.15	0.45
10:QJ:63:PHE:CD1	14:QN:58:LYS:HA	2.35	0.45
12:QL:64:TYR:O	12:QL:65:GLU:HB2	2.16	0.45
13:QM:23:TYR:HB3	13:QM:67:GLU:HA	1.98	0.45
14:QN:23:ARG:C	14:QN:24:CYS:O	2.54	0.45
14:QN:26:ARG:NE	14:QN:47:LEU:HD21	2.30	0.45
17:QQ:100:LYS:O	17:QQ:101:ARG:HB2	2.15	0.45
20:QT:96:GLY:O	20:QT:99:LEU:HD13	2.16	0.45
25:RA:265:A:C6	25:RA:428:A:C4	3.04	0.45
25:RA:328:U:H4'	44:RY:68:HIS:CE1	2.51	0.45
25:RA:935:C:H2'	25:RA:936:C:C6	2.50	0.45
25:RA:1257:C:H5'	29:RF:75:HIS:CE1	2.52	0.45
25:RA:1657:C:H42	25:RA:2003:G:H1	1.64	0.45
25:RA:1759:A:H1'	25:RA:2711:A:C2	2.51	0.45
25:RA:2116:G:N1	25:RA:2162:G:OP1	2.49	0.45
27:RD:65:ILE:HD11	27:RD:67:PHE:CE1	2.51	0.45
27:RD:109:ASP:HB2	27:RD:197:GLY:CA	2.46	0.45
27:RD:211:ARG:HH11	27:RD:211:ARG:HG2	1.80	0.45
28:RE:1:MET:HA	28:RE:200:GLU:OE2	2.16	0.45
34:RO:7:TYR:CD1	34:RO:20:MET:HB2	2.50	0.45
35:RP:90:ARG:HB3	35:RP:91:PHE:H	1.60	0.45
36:RQ:5:ARG:O	36:RQ:6:ARG:O	2.35	0.45
36:RQ:30:GLY:CA	36:RQ:107:ALA:HB2	2.39	0.45
40:RU:73:GLY:O	40:RU:74:LEU:CB	2.64	0.45
40:RU:76:TYR:CD2	40:RU:76:TYR:C	2.89	0.45
42:RW:28:SER:C	42:RW:30:GLU:N	2.69	0.45
42:RW:40:ASN:C	42:RW:41:LYS:HG2	2.36	0.45
42:RW:48:ALA:O	42:RW:49:LYS:C	2.54	0.45
43:RX:35:THR:O	43:RX:36:LYS:C	2.55	0.45
49:R3:7:LYS:HE2	49:R3:32:GLN:HA	1.98	0.45
49:R3:43:ILE:O	49:R3:47:VAL:HG23	2.16	0.45
49:R3:60:GLU:HG2	49:R3:60:GLU:O	2.16	0.45
54:R8:48:PHE:N	54:R8:48:PHE:HD1	2.14	0.45
1:XA:855:G:H2'	1:XA:856:C:H6	1.82	0.45
1:XA:1104:G:H4'	2:XB:111:ARG:NH1	2.31	0.45

Continued on next page...

Continued from previous page...

Atom-1	Atom-2	Interatomic distance (Å)	Clash overlap (Å)
1:XA:1312:G:P	50:Y4:58:ARG:HH12	2.39	0.45
3:XC:172:ARG:O	3:XC:173:VAL:HG23	2.15	0.45
5:XE:31:LEU:HD22	5:XE:31:LEU:HA	1.86	0.45
6:XF:100:ASN:HD22	6:XF:100:ASN:HA	1.48	0.45
7:XG:95:ARG:NE	7:XG:99:LEU:HD11	2.30	0.45
9:XI:11:LYS:O	9:XI:12:GLU:HB2	2.16	0.45
9:XI:80:GLY:C	9:XI:82:ALA:N	2.70	0.45
13:XM:65:LYS:NZ	13:XM:69:GLU:HG2	2.30	0.45
18:XR:43:PHE:C	18:XR:51:LEU:HD12	2.36	0.45
19:XS:63:THR:HG23	19:XS:66:MET:CE	2.46	0.45
20:XT:24:LEU:O	20:XT:24:LEU:HD13	2.16	0.45
20:XT:71:THR:HG22	20:XT:72:LEU:N	2.31	0.45
25:YA:99:U:H1'	25:YA:102:G:C5	2.50	0.45
25:YA:592:G:N2	25:YA:666:G:C4	2.84	0.45
25:YA:871:U:O2	25:YA:906:G:N2	2.37	0.45
25:YA:1068:G:O2'	25:YA:1096:A:N3	2.49	0.45
25:YA:1827:C:OP2	27:YD:222:ARG:NH1	2.48	0.45
25:YA:2494:G:H2'	25:YA:2495:G:H8	1.81	0.45
27:YD:65:ILE:HD11	27:YD:67:PHE:CE1	2.51	0.45
27:YD:118:VAL:O	27:YD:129:ASN:HA	2.16	0.45
28:YE:13:ARG:HH11	28:YE:13:ARG:HB3	1.82	0.45
29:YF:45:ARG:CG	29:YF:45:ARG:NH1	2.71	0.45
30:YG:44:GLY:HA2	30:YG:88:ILE:HG12	1.97	0.45
31:YH:109:PHE:CE1	31:YH:152:ARG:NH1	2.85	0.45
36:YQ:26:TYR:O	36:YQ:27:VAL:O	2.34	0.45
36:YQ:30:GLY:CA	36:YQ:107:ALA:HB2	2.39	0.45
38:YS:5:THR:OG1	38:YS:8:GLU:HG3	2.16	0.45
38:YS:109:GLY:O	38:YS:110:LEU:HB2	2.16	0.45
40:YU:95:LEU:HD13	41:YV:4:ILE:HD12	1.98	0.45
41:YV:47:VAL:O	41:YV:48:GLY:O	2.34	0.45
43:YX:8:ILE:CD1	43:YX:42:ALA:HB1	2.46	0.45
44:YY:81:LYS:HZ2	44:YY:98:VAL:CG1	2.29	0.45
47:Y1:60:PHE:CE2	47:Y1:91:LYS:NZ	2.84	0.45
47:Y1:85:LEU:N	47:Y1:85:LEU:HD22	2.31	0.45
51:Y5:16:ARG:O	51:Y5:20:ARG:HG3	2.16	0.45
51:Y5:43:HIS:ND1	51:Y5:43:HIS:N	2.63	0.45
1:QA:701:C:H1'	1:QA:703:G:N1	2.32	0.45
1:QA:737:A:H2'	1:QA:738:C:C6	2.52	0.45
1:QA:792:A:H1'	1:QA:793:U:OP2	2.16	0.45
1:QA:1287:A:N3	1:QA:1353:G:O2'	2.45	0.45
1:QA:1338:G:H21	22:QV:41:C:H1'	1.80	0.45

Continued on next page...

Continued from previous page...

Atom-1	Atom-2	Interatomic distance (Å)	Clash overlap (Å)
2:QB:15:VAL:HG23	2:QB:209:ARG:HE	1.80	0.45
2:QB:22:LYS:O	2:QB:24:TRP:N	2.50	0.45
4:QD:52:SER:H	4:QD:55:ALA:HB3	1.82	0.45
5:QE:77:PRO:HG2	5:QE:142:LEU:HD22	1.98	0.45
12:QL:113:ARG:NH2	12:QL:120:TYR:CE2	2.85	0.45
19:QS:63:THR:HG23	19:QS:66:MET:CE	2.46	0.45
25:RA:20:C:H2'	25:RA:21:A:C8	2.50	0.45
25:RA:256:A:H2'	25:RA:257:A:H8	1.81	0.45
25:RA:262:A:H2'	25:RA:263:C:O4'	2.17	0.45
25:RA:336:C:H5"	44:RY:6:HIS:CD2	2.52	0.45
25:RA:453:C:H4'	25:RA:472:A:N6	2.31	0.45
25:RA:634:C:H2'	25:RA:635:C:C6	2.52	0.45
25:RA:1669:A:O3'	25:RA:2549:G:H5'	2.16	0.45
25:RA:1930:G:N2	25:RA:1968:G:H2'	2.31	0.45
25:RA:2536:G:C6	25:RA:2537:U:C4	3.05	0.45
25:RA:2562:U:H1'	34:RO:23:ARG:HH12	1.81	0.45
27:RD:198:ASN:C	27:RD:198:ASN:ND2	2.69	0.45
29:RF:123:LEU:HD12	29:RF:124:LEU:H	1.82	0.45
31:RH:94:TYR:N	31:RH:94:TYR:CD1	2.82	0.45
33:RN:17:ASP:O	33:RN:55:VAL:O	2.34	0.45
33:RN:22:THR:O	33:RN:60:ILE:HG22	2.16	0.45
33:RN:129:PRO:C	33:RN:131:GLN:H	2.20	0.45
35:RP:21:ARG:HE	35:RP:21:ARG:HA	1.81	0.45
36:RQ:93:TYR:CD1	36:RQ:93:TYR:N	2.85	0.45
38:RS:26:LEU:HD22	38:RS:87:PHE:CD1	2.46	0.45
39:RT:6:LEU:O	39:RT:10:VAL:HG23	2.16	0.45
47:R1:80:LEU:CB	47:R1:81:LYS:HE2	2.44	0.45
51:R5:36:CYS:C	51:R5:38:ALA:H	2.19	0.45
51:R5:54:GLY:O	51:R5:55:ARG:C	2.54	0.45
1:XA:222:U:H2'	1:XA:223:U:H6	1.80	0.45
1:XA:501:C:H2'	1:XA:502:G:H8	1.82	0.45
1:XA:859:A:H2'	1:XA:860:A:C8	2.51	0.45
1:XA:1007:C:H2'	1:XA:1008:C:H5"	1.97	0.45
1:XA:1238:A:H62	1:XA:1299:A:N6	2.14	0.45
2:XB:240:GLN:HG2	2:XB:240:GLN:O	2.16	0.45
3:XC:43:LEU:HD22	3:XC:47:LEU:CD2	2.46	0.45
6:XF:101:ALA:HA	18:XR:28:GLU:CG	2.45	0.45
7:XG:95:ARG:HG2	7:XG:99:LEU:HD12	1.98	0.45
11:XK:41:THR:CG2	11:XK:42:TRP:N	2.79	0.45
12:XL:64:TYR:O	12:XL:65:GLU:HB2	2.16	0.45
12:XL:115:LYS:O	12:XL:117:ARG:N	2.47	0.45

Continued on next page...

Continued from previous page...

Atom-1	Atom-2	Interatomic distance (Å)	Clash overlap (Å)
15:XO:77:ARG:HA	15:XO:80:ALA:HB2	1.99	0.45
25:YA:83:G:H22	25:YA:102:G:H1'	1.82	0.45
25:YA:857:C:H1'	46:Y0:26:TYR:CE2	2.52	0.45
25:YA:1532:C:H2'	25:YA:1533:C:O4'	2.16	0.45
25:YA:1697:G:H5"	25:YA:1698:A:H3'	1.97	0.45
25:YA:2232:U:P	47:Y1:40:ARG:HH12	2.39	0.45
25:YA:2391:G:O2'	25:YA:2422:A:N7	2.50	0.45
25:YA:2853:C:H2'	25:YA:2854:G:H8	1.81	0.45
27:YD:69:ARG:C	27:YD:71:ASP:N	2.69	0.45
28:YE:33:VAL:HG12	28:YE:90:THR:H	1.81	0.45
28:YE:47:VAL:O	28:YE:47:VAL:HG23	2.16	0.45
30:YG:14:GLU:HB3	30:YG:15:VAL:H	1.56	0.45
31:YH:16:SER:OG	31:YH:17:VAL:N	2.50	0.45
33:YN:113:GLY:O	33:YN:116:LEU:HB2	2.14	0.45
36:YQ:85:LYS:HD3	36:YQ:86:GLY:H	1.81	0.45
37:YR:10:LEU:O	37:YR:11:ASN:C	2.55	0.45
37:YR:29:LEU:N	37:YR:29:LEU:CD1	2.79	0.45
37:YR:85:PRO:C	37:YR:87:TYR:H	2.19	0.45
39:YT:107:ASP:HB2	39:YT:108:ARG:H	1.48	0.45
42:YW:40:ASN:C	42:YW:41:LYS:HG2	2.36	0.45
44:YY:2:ARG:O	44:YY:3:VAL:C	2.55	0.45
47:Y1:49:VAL:HG12	47:Y1:51:VAL:CG2	2.45	0.45
1:QA:64:G:H4'	1:QA:65:U:C5'	2.47	0.45
1:QA:1179:A:H4'	9:QI:103:THR:HA	1.98	0.45
1:QA:1396:A:H2	5:QE:19:MET:HG3	1.80	0.45
2:QB:24:TRP:CD2	2:QB:26:PRO:HD3	2.52	0.45
3:QC:79:ARG:CZ	11:XK:99:GLN:CB	2.79	0.45
3:QC:92:ALA:HB2	3:QC:99:VAL:HG11	1.99	0.45
3:QC:108:ASN:HB3	3:QC:111:LEU:HD12	1.99	0.45
4:QD:92:VAL:O	4:QD:96:LEU:CD2	2.64	0.45
4:QD:120:LEU:CD2	4:QD:125:HIS:HB2	2.46	0.45
5:QE:80:ILE:HG13	5:QE:82:VAL:HG23	1.99	0.45
7:QG:148:ASN:C	7:QG:150:ALA:N	2.69	0.45
11:QK:121:PRO:HD2	11:QK:126:ARG:CD	2.47	0.45
12:QL:61:THR:O	12:QL:63:GLY:N	2.45	0.45
13:QM:108:ARG:O	13:QM:111:LYS:N	2.48	0.45
15:QO:82:ILE:CG2	15:QO:83:GLU:N	2.79	0.45
16:QP:13:HIS:C	16:QP:15:PRO:HD3	2.36	0.45
16:QP:40:ASP:O	16:QP:42:ARG:N	2.50	0.45
25:RA:896:A:N3	45:RZ:146:ILE:HD11	2.32	0.45
25:RA:1772:G:O6	25:RA:1978:A:N6	2.49	0.45

Continued on next page...

Continued from previous page...

Atom-1	Atom-2	Interatomic distance (Å)	Clash overlap (Å)
25:RA:1794:U:H2'	25:RA:1795:C:H6	1.81	0.45
25:RA:2283:C:P	52:R6:5:VAL:HG13	2.57	0.45
25:RA:2369:A:H2'	25:RA:2370:G:C8	2.51	0.45
25:RA:2505:G:O2'	25:RA:2506:U:H5'	2.15	0.45
25:RA:2844:G:H3'	25:RA:2845:G:H8	1.82	0.45
26:RB:78:A:H2'	26:RB:79:C:O4'	2.17	0.45
27:RD:11:PRO:O	27:RD:12:SER:OG	2.30	0.45
27:RD:14:ARG:HG3	27:RD:15:PHE:N	2.31	0.45
27:RD:145:VAL:HB	27:RD:155:LEU:HB2	1.99	0.45
30:RG:20:ILE:HD13	30:RG:25:TYR:HB2	1.98	0.45
30:RG:51:ARG:NH2	30:RG:52:ILE:HD11	2.32	0.45
31:RH:109:PHE:CE1	31:RH:152:ARG:NH1	2.85	0.45
33:RN:1:MET:HE3	40:RU:95:LEU:HD21	1.98	0.45
34:RO:47:ILE:HG13	34:RO:48:PRO:HD2	1.99	0.45
35:RP:21:ARG:HB3	35:RP:22:GLY:H	1.65	0.45
35:RP:81:GLN:CD	35:RP:106:LEU:O	2.55	0.45
37:RR:1:MET:O	37:RR:2:ARG:HB2	2.15	0.45
39:RT:36:GLU:CG	39:RT:41:ARG:HD3	2.46	0.45
44:RY:36:ALA:HB1	44:RY:67:LEU:O	2.16	0.45
1:XA:401:C:H2'	1:XA:402:G:H8	1.82	0.45
1:XA:881:G:H2'	1:XA:882:C:O4'	2.16	0.45
1:XA:890:G:N2	1:XA:906:G:H2'	2.32	0.45
2:XB:95:GLN:NE2	2:XB:96:ARG:NH1	2.65	0.45
2:XB:214:ILE:HD13	2:XB:217:ARG:HH22	1.81	0.45
3:XC:8:ILE:C	3:XC:10:PHE:N	2.69	0.45
4:XD:52:SER:H	4:XD:55:ALA:HB3	1.82	0.45
4:XD:178:VAL:O	4:XD:181:MET:N	2.50	0.45
5:XE:55:VAL:O	5:XE:58:ALA:HB3	2.16	0.45
6:XF:22:GLU:OE1	6:XF:82:ARG:NH2	2.46	0.45
6:XF:44:GLY:HA2	6:XF:59:TYR:CE2	2.51	0.45
6:XF:61:LEU:HD23	6:XF:63:TYR:OH	2.17	0.45
7:XG:79:ARG:HG2	7:XG:79:ARG:NH1	2.29	0.45
7:XG:107:ALA:O	7:XG:110:GLN:HB2	2.15	0.45
9:XI:47:LEU:HD22	9:XI:47:LEU:H	1.81	0.45
11:XK:32:ILE:HD11	11:XK:72:ALA:HB2	1.95	0.45
11:XK:124:LYS:O	11:XK:126:ARG:N	2.40	0.45
17:XQ:48:GLU:O	17:XQ:50:LYS:N	2.50	0.45
25:YA:125:G:C8	53:Y7:14:LYS:HE2	2.51	0.45
25:YA:189:G:H2'	25:YA:205:G:N2	2.31	0.45
25:YA:270(M):U:H1'	25:YA:270(N):G:C5	2.51	0.45
25:YA:297:C:H2'	25:YA:298:G:O4'	2.16	0.45

Continued on next page...

Continued from previous page...

Atom-1	Atom-2	Interatomic distance (Å)	Clash overlap (Å)
25:YA:313:C:H2'	25:YA:314:A:O4'	2.17	0.45
25:YA:662:G:H2'	25:YA:663:G:H8	1.82	0.45
25:YA:858:U:H1'	25:YA:2268:A:H2'	1.97	0.45
25:YA:2561:A:H2'	25:YA:2562:U:O4'	2.17	0.45
25:YA:2756:U:H5"	55:Y9:19:ARG:HB3	1.99	0.45
25:YA:2881:C:H2'	25:YA:2882:A:C8	2.52	0.45
27:YD:68:LYS:HD2	27:YD:70:TRP:CZ2	2.52	0.45
27:YD:109:ASP:HB2	27:YD:197:GLY:CA	2.46	0.45
29:YF:117:ARG:NH2	29:YF:189:THR:O	2.50	0.45
31:YH:7:LEU:C	31:YH:7:LEU:HD12	2.37	0.45
36:YQ:23:GLY:O	36:YQ:24:GLY:C	2.54	0.45
36:YQ:104:PHE:O	36:YQ:105:GLU:CB	2.65	0.45
38:YS:78:LEU:HD21	38:YS:108:GLY:HA2	1.99	0.45
38:YS:83:LYS:HG2	38:YS:109:GLY:H	1.76	0.45
40:YU:79:PHE:CE2	40:YU:83:LEU:HD13	2.51	0.45
44:YY:75:ILE:HA	44:YY:80:GLY:HA2	1.99	0.45
44:YY:97:ARG:HG2	44:YY:97:ARG:HH11	1.82	0.45
45:YZ:19:ARG:HD2	45:YZ:84:GLU:HA	1.99	0.45
47:Y1:54:ALA:O	47:Y1:55:GLY:O	2.35	0.45
52:Y6:9:LEU:CD1	52:Y6:26:ASN:ND2	2.80	0.45
52:Y6:45:LYS:HD3	52:Y6:45:LYS:HA	1.79	0.45
1:QA:15:G:H4'	5:QE:24:ARG:NH1	2.31	0.45
1:QA:129(A):G:C6	1:QA:191(A):G:H1'	2.51	0.45
1:QA:186:C:O2	20:QT:85:MET:HE1	2.16	0.45
1:QA:254:G:OP1	17:QQ:67:LYS:O	2.35	0.45
1:QA:407:G:O2'	4:QD:116:GLN:HG3	2.16	0.45
2:QB:33:TYR:HD1	2:QB:33:TYR:O	2.00	0.45
3:QC:34:LEU:HD23	3:QC:34:LEU:C	2.37	0.45
4:QD:146:ILE:N	4:QD:146:ILE:CD1	2.73	0.45
6:QF:35:ALA:HA	6:QF:67:MET:HB3	1.99	0.45
7:QG:95:ARG:HH11	7:QG:95:ARG:HG3	1.82	0.45
7:QG:95:ARG:HG2	7:QG:99:LEU:HD12	1.98	0.45
7:QG:108:ALA:C	7:QG:110:GLN:H	2.19	0.45
7:QG:111:ARG:HD2	7:QG:123:GLU:HB2	1.99	0.45
8:QH:97:VAL:CG1	8:QH:98:LYS:H	2.30	0.45
9:QI:42:ARG:O	9:QI:45:ALA:HB3	2.16	0.45
9:QI:80:GLY:C	9:QI:82:ALA:N	2.70	0.45
9:QI:83:ARG:C	9:QI:86:VAL:HG12	2.36	0.45
18:QR:63:GLN:HA	18:QR:63:GLN:OE1	2.17	0.45
19:QS:10:PHE:CD1	19:QS:38:SER:HB2	2.52	0.45
25:RA:227:A:H61	25:RA:410:G:H21	1.65	0.45

Continued on next page...

Continued from previous page...

Atom-1	Atom-2	Interatomic distance (Å)	Clash overlap (Å)
25:RA:383:U:H2'	25:RA:385:C:C5	2.51	0.45
25:RA:1186:G:H2'	25:RA:1187:G:O4'	2.16	0.45
25:RA:1897:G:H2'	25:RA:1898:U:O4'	2.17	0.45
25:RA:2208:U:O2'	27:RD:151:LYS:HG2	2.16	0.45
25:RA:2306:C:H2'	25:RA:2307:G:N2	2.32	0.45
25:RA:2345:G:N3	25:RA:2381:C:H2'	2.32	0.45
25:RA:2406:U:O4'	35:RP:75:ILE:HG22	2.17	0.45
25:RA:2540:C:H2'	25:RA:2541:A:O4'	2.16	0.45
27:RD:2:ALA:HB1	27:RD:20:ASP:CB	2.46	0.45
27:RD:166:GLN:CA	27:RD:166:GLN:NE2	2.78	0.45
31:RH:137:ASP:HB2	31:RH:140:LYS:HE3	1.98	0.45
34:RO:40:VAL:CG1	34:RO:41:ALA:N	2.80	0.45
35:RP:31:ALA:C	35:RP:32:THR:CG2	2.85	0.45
35:RP:88:LEU:O	35:RP:90:ARG:N	2.50	0.45
40:RU:79:PHE:C	40:RU:79:PHE:HD2	2.18	0.45
40:RU:92:ARG:C	40:RU:94:ASN:N	2.69	0.45
41:RV:59:ALA:HB2	41:RV:96:ILE:HD13	1.97	0.45
42:RW:14:PRO:O	42:RW:16:LYS:N	2.50	0.45
47:R1:82:LEU:HD13	47:R1:83:GLU:C	2.35	0.45
49:R3:28:LEU:HA	49:R3:33:GLN:OE1	2.16	0.45
51:R5:15:ARG:HA	51:R5:18:ALA:HB3	1.99	0.45
51:R5:16:ARG:O	51:R5:20:ARG:HG3	2.16	0.45
54:R8:16:ILE:CD1	54:R8:57:ARG:HG2	2.42	0.45
1:XA:131:C:O2'	1:XA:262:A:O2'	2.27	0.45
1:XA:1065:U:O2'	1:XA:1066:C:OP2	2.32	0.45
1:XA:1451:A:N3	1:XA:1451:A:H2'	2.30	0.45
2:XB:77:ALA:HB2	2:XB:211:ILE:HG21	1.99	0.45
2:XB:170:GLU:CA	2:XB:172:ILE:HD12	2.46	0.45
3:XC:22:TRP:HB3	3:XC:59:ARG:HB2	1.99	0.45
4:XD:52:SER:N	4:XD:55:ALA:HB3	2.32	0.45
4:XD:101:LEU:HD21	4:XD:121:VAL:HG13	1.99	0.45
4:XD:133:VAL:HG12	4:XD:135:LEU:H	1.82	0.45
4:XD:187:ARG:HH11	4:XD:187:ARG:HG2	1.81	0.45
5:XE:7:GLU:HB3	5:XE:112:LEU:HD13	1.99	0.45
5:XE:52:PRO:HB2	5:XE:53:LEU:HD12	1.97	0.45
8:XH:102:ARG:NH1	8:XH:105:ARG:CZ	2.80	0.45
11:XK:48:ILE:HD11	11:XK:64:ALA:N	2.32	0.45
13:XM:57:ARG:HD2	13:XM:61:GLU:OE2	2.17	0.45
15:XO:30:ALA:HA	15:XO:85:LEU:HD11	1.97	0.45
19:XS:69:HIS:O	19:XS:70:LYS:O	2.34	0.45
20:XT:53:LEU:HD12	20:XT:100:ILE:HG23	1.98	0.45

Continued on next page...

Continued from previous page...

Atom-1	Atom-2	Interatomic distance (Å)	Clash overlap (Å)
25:YA:26:G:H1'	25:YA:515:A:N6	2.30	0.45
25:YA:173:G:H2'	25:YA:174:C:C6	2.51	0.45
25:YA:507:A:C5'	25:YA:508:G:H5'	2.45	0.45
25:YA:1500:G:O2'	27:YD:100:GLY:O	2.17	0.45
25:YA:2291:U:H2'	25:YA:2292:C:C6	2.52	0.45
25:YA:2456:C:H42	25:YA:2495:G:H1	1.65	0.45
25:YA:2695:C:H2'	25:YA:2696:U:C6	2.52	0.45
25:YA:2699:C:H2'	25:YA:2700:C:O4'	2.17	0.45
27:YD:198:ASN:ND2	27:YD:198:ASN:O	2.50	0.45
29:YF:196:LEU:O	29:YF:200:GLU:HG2	2.17	0.45
30:YG:121:ASN:C	30:YG:123:ASN:H	2.19	0.45
33:YN:7:LYS:HD3	33:YN:9:VAL:H	1.80	0.45
33:YN:114:ARG:O	33:YN:115:ARG:CB	2.65	0.45
34:YO:97:ARG:H	34:YO:117:LEU:CD2	2.24	0.45
35:YP:88:LEU:C	35:YP:88:LEU:HD23	2.36	0.45
36:YQ:65:PHE:O	36:YQ:66:ILE:CG1	2.48	0.45
40:YU:27:LEU:HD12	40:YU:31:SER:HB3	1.98	0.45
40:YU:76:TYR:CD2	40:YU:76:TYR:C	2.89	0.45
41:YV:30:GLY:O	41:YV:31:ALA:O	2.34	0.45
42:YW:21:VAL:HG12	42:YW:21:VAL:O	2.17	0.45
42:YW:88:ARG:CB	42:YW:92:ARG:HB3	2.47	0.45
53:Y7:2:LYS:HG2	53:Y7:3:ARG:N	2.31	0.45
54:Y8:52:LYS:O	54:Y8:52:LYS:CG	2.64	0.45
1:QA:109:A:C6	1:QA:326:G:C6	3.05	0.45
1:QA:361:G:H2'	1:QA:362:G:O4'	2.16	0.45
1:QA:539:A:N6	1:QA:540:G:O6	2.50	0.45
2:QB:240:GLN:HG2	2:QB:240:GLN:O	2.16	0.45
8:QH:33:GLU:O	8:QH:35:ILE:N	2.49	0.45
8:QH:64:LYS:HB3	8:QH:79:VAL:HG21	1.98	0.45
15:QO:5:LYS:O	15:QO:8:LYS:CG	2.63	0.45
19:QS:69:HIS:O	19:QS:70:LYS:O	2.34	0.45
25:RA:153:C:OP2	47:R1:88:LYS:HE2	2.16	0.45
25:RA:195:A:O2'	25:RA:250:G:N2	2.43	0.45
25:RA:380:U:H2'	25:RA:381:G:H8	1.81	0.45
25:RA:702:G:H5'	25:RA:703:U:OP2	2.17	0.45
25:RA:1441:G:H2'	25:RA:1442:G:C8	2.50	0.45
25:RA:1579:A:H2'	25:RA:1580:A:C8	2.51	0.45
31:RH:86:GLU:O	31:RH:87:LEU:CB	2.64	0.45
31:RH:106:THR:HG22	31:RH:112:PRO:HB3	1.97	0.45
33:RN:5:VAL:O	33:RN:5:VAL:HG13	2.16	0.45
33:RN:128:HIS:HB2	33:RN:129:PRO:CD	2.46	0.45

Continued on next page...

Continued from previous page...

Atom-1	Atom-2	Interatomic distance (Å)	Clash overlap (Å)
37:RR:17:ARG:O	37:RR:20:LEU:HB3	2.17	0.45
40:RU:97:ASP:HA	40:RU:100:VAL:CG2	2.47	0.45
47:R1:73:LEU:C	47:R1:75:GLU:N	2.70	0.45
1:XA:17:U:H2'	1:XA:18:C:C6	2.52	0.45
1:XA:164:U:H2'	1:XA:165:C:C6	2.51	0.45
1:XA:595:G:H1'	1:XA:596:C:C5	2.48	0.45
1:XA:1227:A:OP2	13:XM:111:LYS:HE3	2.16	0.45
1:XA:1301:U:O2	1:XA:1301:U:H2'	2.16	0.45
1:XA:1343:G:H2'	1:XA:1344:C:C6	2.52	0.45
3:XC:34:LEU:HD23	3:XC:34:LEU:C	2.37	0.45
3:XC:42:LEU:HD12	3:XC:45:LYS:NZ	2.32	0.45
4:XD:104:VAL:O	4:XD:107:ARG:N	2.49	0.45
12:XL:113:ARG:NH2	12:XL:120:TYR:CE2	2.85	0.45
12:XL:117:ARG:NH2	12:XL:124:LYS:HD3	2.32	0.45
13:XM:15:VAL:O	13:XM:19:LEU:CD2	2.64	0.45
25:YA:805:G:H22	25:YA:828:U:H5"	1.81	0.45
25:YA:981:A:H8	25:YA:982:C:C5	2.35	0.45
25:YA:1930:G:N2	25:YA:1968:G:H2'	2.31	0.45
25:YA:2627:G:O2'	25:YA:2781:A:N1	2.34	0.45
25:YA:2661:G:H2'	25:YA:2662:A:C8	2.52	0.45
27:YD:92:ILE:HD12	27:YD:104:TYR:HD2	1.82	0.45
27:YD:166:GLN:CA	27:YD:166:GLN:NE2	2.78	0.45
28:YE:2:LYS:O	28:YE:199:ARG:HA	2.17	0.45
28:YE:199:ARG:HH11	28:YE:199:ARG:HG3	1.82	0.45
30:YG:51:ARG:NH2	30:YG:52:ILE:HD11	2.32	0.45
32:YI:116:LEU:O	32:YI:118:LYS:N	2.50	0.45
34:YO:104:ARG:NH2	39:YT:34:VAL:HG11	2.32	0.45
36:YQ:58:PHE:O	36:YQ:58:PHE:CD1	2.70	0.45
38:YS:89:ARG:O	38:YS:90:GLY:C	2.54	0.45
39:YT:24:PRO:HD3	39:YT:52:ILE:HD12	1.99	0.45
44:YY:25:GLY:HA3	44:YY:39:VAL:CG1	2.47	0.45
46:Y0:68:GLU:HG2	46:Y0:80:HIS:HB2	1.99	0.45
48:Y2:28:LYS:HB3	48:Y2:57:ILE:HG12	1.98	0.45
52:Y6:15:GLU:OE2	52:Y6:44:ARG:NH1	2.49	0.45
53:Y7:24:THR:O	53:Y7:28:ARG:HG3	2.16	0.45
1:QA:113:G:O2'	1:QA:354:G:H5'	2.17	0.45
1:QA:148:G:H2'	1:QA:149:A:C8	2.52	0.45
1:QA:784:C:H4'	25:RA:1837:C:OP1	2.17	0.45
1:QA:935:A:H61	7:QG:3:ARG:HG3	1.82	0.45
1:QA:939:G:H2'	1:QA:940:C:C6	2.52	0.45
3:QC:78:GLY:HA3	3:QC:83:ARG:HB3	1.98	0.45

Continued on next page...

Continued from previous page...

Atom-1	Atom-2	Interatomic distance (Å)	Clash overlap (Å)
4:QD:101:LEU:HD21	4:QD:121:VAL:HG13	1.99	0.45
4:QD:199:ASN:O	4:QD:201:GLN:N	2.49	0.45
6:QF:9:VAL:HB	6:QF:87:ARG:HB2	1.97	0.45
7:QG:40:ALA:O	7:QG:41:ARG:C	2.54	0.45
7:QG:50:ILE:HG21	7:QG:61:VAL:HG21	1.97	0.45
8:QH:86:ILE:CG1	8:QH:133:LEU:HD22	2.46	0.45
10:QJ:62:HIS:N	10:QJ:62:HIS:CD2	2.85	0.45
13:QM:57:ARG:HD2	13:QM:61:GLU:OE2	2.17	0.45
13:QM:110:ARG:HH11	13:QM:110:ARG:HG3	1.82	0.45
25:RA:150:C:H2'	25:RA:151:C:C6	2.52	0.45
25:RA:871:U:OP1	36:RQ:5:ARG:HG2	2.17	0.45
25:RA:1006:C:H5'	33:RN:28:THR:HG23	1.99	0.45
25:RA:1405:U:H2'	25:RA:1406:U:C6	2.52	0.45
25:RA:1430:C:H2'	25:RA:1431:U:C6	2.52	0.45
25:RA:1543:A:HO2'	25:RA:1544:C:P	2.40	0.45
25:RA:1818:U:H2'	27:RD:157:ARG:HG3	1.99	0.45
27:RD:36:PRO:HB3	27:RD:62:TYR:O	2.16	0.45
28:RE:2:LYS:HG2	28:RE:95:ILE:HG22	1.99	0.45
28:RE:2:LYS:O	28:RE:199:ARG:HA	2.17	0.45
28:RE:21:VAL:HG23	28:RE:22:PRO:CD	2.46	0.45
28:RE:77:ILE:O	28:RE:78:LEU:O	2.35	0.45
29:RF:119:ARG:HH11	29:RF:119:ARG:CG	2.29	0.45
29:RF:184:TYR:CE2	29:RF:188:ARG:HD2	2.52	0.45
29:RF:196:LEU:O	29:RF:200:GLU:HG2	2.17	0.45
30:RG:102:PHE:HA	30:RG:105:LYS:HE3	1.98	0.45
31:RH:53:GLU:OE1	31:RH:53:GLU:HA	2.16	0.45
35:RP:92:GLU:HA	35:RP:123:LEU:HD23	1.99	0.45
35:RP:115:LEU:HA	35:RP:134:ALA:CB	2.47	0.45
36:RQ:10:ARG:O	36:RQ:11:LYS:CB	2.64	0.45
36:RQ:11:LYS:HE2	36:RQ:87:LYS:HA	1.98	0.45
37:RR:10:LEU:O	37:RR:11:ASN:C	2.54	0.45
41:RV:69:LYS:HG3	41:RV:87:HIS:O	2.17	0.45
44:RY:2:ARG:O	44:RY:3:VAL:C	2.55	0.45
44:RY:84:ARG:HD3	44:RY:86:ARG:HH11	1.82	0.45
52:R6:11:LEU:H	52:R6:25:LYS:HA	1.81	0.45
54:R8:9:GLY:O	54:R8:13:ARG:HG2	2.16	0.45
1:XA:704:A:H8	1:XA:704:A:OP2	1.99	0.45
1:XA:1120:G:C2	1:XA:1154:G:C2	3.05	0.45
1:XA:1129:C:H5'	1:XA:1130:A:OP1	2.17	0.45
1:XA:1399:C:C2	1:XA:1401:G:C5	3.04	0.45
2:XB:22:LYS:O	2:XB:24:TRP:N	2.50	0.45

Continued on next page...

Continued from previous page...

Atom-1	Atom-2	Interatomic distance (Å)	Clash overlap (Å)
3:XC:92:ALA:HB2	3:XC:99:VAL:HG11	1.99	0.45
5:XE:10:MET:HB2	5:XE:32:VAL:HG22	1.94	0.45
5:XE:82:VAL:HG12	5:XE:83:GLU:H	1.77	0.45
7:XG:45:ASP:O	7:XG:49:ILE:HG12	2.17	0.45
7:XG:148:ASN:C	7:XG:150:ALA:N	2.69	0.45
8:XH:97:VAL:CG1	8:XH:98:LYS:H	2.30	0.45
10:XJ:6:ILE:O	10:XJ:71:LEU:HD12	2.17	0.45
16:XP:22:THR:CA	16:XP:33:ILE:HG12	2.42	0.45
17:XQ:33:GLY:O	17:XQ:34:LYS:C	2.55	0.45
20:XT:84:LEU:HD13	20:XT:84:LEU:C	2.37	0.45
25:YA:775:G:C2	25:YA:777:A:N6	2.85	0.45
25:YA:782:A:H5'	25:YA:783:A:C2	2.52	0.45
25:YA:806:C:OP2	35:YP:41:ARG:NE	2.49	0.45
25:YA:2306:C:H3'	25:YA:2307:G:C5'	2.42	0.45
25:YA:2328:A:H2'	25:YA:2329:G:C8	2.52	0.45
27:YD:25:THR:CG2	27:YD:25:THR:O	2.65	0.45
27:YD:45:ASN:CG	27:YD:46:GLN:N	2.68	0.45
28:YE:95:ILE:HG22	28:YE:95:ILE:O	2.16	0.45
31:YH:137:ASP:HB2	31:YH:140:LYS:HE3	1.98	0.45
33:YN:20:GLY:HA2	33:YN:61:ARG:HD2	1.99	0.45
37:YR:12:ARG:HG3	37:YR:12:ARG:NH1	2.32	0.45
39:YT:57:PHE:O	39:YT:58:ASN:C	2.53	0.45
39:YT:80:SER:HA	39:YT:81:PRO:HD3	1.73	0.45
43:YX:47:PHE:O	43:YX:48:LYS:C	2.55	0.45
50:Y4:68:ARG:O	50:Y4:69:LYS:HB2	2.17	0.45
52:Y6:48:VAL:O	52:Y6:49:HIS:HB2	2.16	0.45
55:Y9:1:MET:HE2	55:Y9:10:ILE:HD13	1.98	0.45
1:QA:328:C:H4'	1:QA:329:A:H5'	1.99	0.45
1:QA:525:C:OP1	12:QL:91:LYS:NZ	2.35	0.45
1:QA:619:U:N3	4:QD:134:ASP:OD2	2.49	0.45
1:QA:1129:C:H4'	1:QA:1130:A:C8	2.52	0.45
1:QA:1207:G:H2'	1:QA:1208:C:C6	2.52	0.45
1:QA:1316:G:N2	1:QA:1319:A:H5'	2.32	0.45
2:QB:95:GLN:NE2	2:QB:96:ARG:NH1	2.65	0.45
3:QC:43:LEU:HD11	3:QC:66:VAL:HG11	1.98	0.45
3:QC:73:PRO:O	3:QC:77:ILE:HG13	2.16	0.45
10:QJ:29:ARG:HG2	10:QJ:29:ARG:HH11	1.81	0.45
10:QJ:33:GLN:HB2	10:QJ:75:ILE:HD11	1.99	0.45
10:QJ:38:ILE:CD1	10:QJ:71:LEU:HB3	2.46	0.45
10:QJ:63:PHE:HB3	14:QN:57:ARG:O	2.17	0.45
13:QM:15:VAL:O	13:QM:19:LEU:CD2	2.64	0.45

Continued on next page...

Continued from previous page...

Atom-1	Atom-2	Interatomic distance (Å)	Clash overlap (Å)
17:QQ:3:LYS:HD3	17:QQ:61:GLU:O	2.16	0.45
22:QV:58:A:O2'	22:QV:60:U:OP2	2.16	0.45
25:RA:327:G:N2	44:RY:70:SER:OG	2.50	0.45
25:RA:811:U:O4	35:RP:21:ARG:NH2	2.49	0.45
25:RA:1006:C:H1'	33:RN:106:MET:CE	2.47	0.45
25:RA:1336:A:H2'	25:RA:1337:G:C8	2.52	0.45
25:RA:2062:A:H2'	25:RA:2062:A:N3	2.32	0.45
25:RA:2518:A:H4'	25:RA:2519:U:OP1	2.14	0.45
27:RD:92:ILE:HD12	27:RD:104:TYR:HD2	1.81	0.45
27:RD:166:GLN:NE2	27:RD:166:GLN:HA	2.32	0.45
28:RE:101:ARG:HD2	28:RE:171:GLU:HA	1.98	0.45
32:RI:90:GLY:O	32:RI:121:LYS:HE2	2.17	0.45
33:RN:35:ARG:HG3	33:RN:35:ARG:O	2.16	0.45
33:RN:96:GLU:O	33:RN:99:LEU:N	2.34	0.45
33:RN:118:LYS:C	33:RN:120:LEU:H	2.20	0.45
34:RO:22:ILE:HG12	34:RO:41:ALA:HA	1.98	0.45
35:RP:96:THR:HG22	35:RP:126:VAL:CB	2.47	0.45
35:RP:115:LEU:CB	35:RP:131:SER:HB2	2.47	0.45
37:RR:2:ARG:HG2	37:RR:5:LYS:HZ2	1.80	0.45
43:RX:47:PHE:O	43:RX:48:LYS:C	2.55	0.45
44:RY:73:ARG:HE	44:RY:73:ARG:HB3	1.51	0.45
48:R2:28:LYS:HB3	48:R2:57:ILE:HG12	1.98	0.45
54:R8:17:THR:O	54:R8:20:GLY:N	2.46	0.45
1:XA:113:G:H2'	1:XA:114:U:C6	2.52	0.45
1:XA:113:G:H2'	1:XA:114:U:H6	1.82	0.45
1:XA:256:U:H2'	1:XA:257:G:C8	2.52	0.45
1:XA:412:A:H4'	1:XA:413:G:O5'	2.17	0.45
1:XA:520:A:O2'	12:XL:73:GLU:HG2	2.16	0.45
1:XA:636:U:H2'	1:XA:637:G:C8	2.52	0.45
1:XA:1321:C:C4	1:XA:1322:C:C4	3.05	0.45
1:XA:1352:C:H2'	1:XA:1353:G:C8	2.52	0.45
2:XB:30:ARG:O	2:XB:31:TYR:HD2	2.00	0.45
2:XB:164:VAL:HB	2:XB:186:ALA:HB1	1.96	0.45
4:XD:150:GLU:C	4:XD:152:SER:H	2.20	0.45
5:XE:101:ILE:HD13	5:XE:101:ILE:H	1.82	0.45
6:XF:68:PRO:HG3	6:XF:71:ARG:NH2	2.31	0.45
7:XG:16:LEU:HD13	9:XI:45:ALA:HB2	1.99	0.45
7:XG:111:ARG:HD2	7:XG:123:GLU:HB2	1.99	0.45
10:XJ:63:PHE:HB3	14:XN:57:ARG:O	2.17	0.45
13:XM:28:ALA:C	13:XM:30:ALA:N	2.70	0.45
13:XM:108:ARG:O	13:XM:111:LYS:N	2.48	0.45

Continued on next page...

Continued from previous page...

Atom-1	Atom-2	Interatomic distance (Å)	Clash overlap (Å)
18:XR:63:GLN:HA	18:XR:63:GLN:OE1	2.17	0.45
20:XT:10:LEU:C	20:XT:12:ALA:H	2.21	0.45
20:XT:36:LEU:C	20:XT:38:LYS:N	2.70	0.45
25:YA:271(B):G:H5"	25:YA:271(B):G:H8	1.81	0.45
25:YA:340:A:H2'	25:YA:341:G:O4'	2.16	0.45
25:YA:422:A:C6	25:YA:423:A:C6	3.04	0.45
25:YA:429:A:C6	25:YA:430:G:N1	2.85	0.45
25:YA:498:G:H1'	44:YY:47:LYS:HZ3	1.81	0.45
25:YA:1021:A:H8	25:YA:1021:A:H3'	1.81	0.45
25:YA:1266:G:OP2	51:Y5:20:ARG:NE	2.49	0.45
25:YA:1440:G:H2'	25:YA:1441:G:C8	2.52	0.45
25:YA:1653:G:OP1	25:YA:2822:G:N1	2.35	0.45
25:YA:2271:G:OP1	46:Y0:18:ALA:HB1	2.16	0.45
25:YA:2372:G:H4'	52:Y6:46:HIS:CD2	2.52	0.45
25:YA:2592:G:C5	25:YA:2593:U:C4	3.05	0.45
25:YA:2707:G:OP1	37:YR:68:ARG:NH2	2.50	0.45
25:YA:2715:C:H2'	25:YA:2716:U:H6	1.81	0.45
25:YA:2850:A:H2	37:YR:61:HIS:CG	2.35	0.45
28:YE:4:ILE:HG12	28:YE:91:VAL:HG11	1.99	0.45
29:YF:155:LEU:HA	29:YF:174:VAL:CG1	2.46	0.45
30:YG:83:ARG:HG3	30:YG:86:MET:CE	2.46	0.45
33:YN:5:VAL:O	33:YN:5:VAL:HG13	2.16	0.45
33:YN:10:GLU:HA	33:YN:11:PRO:HD3	1.73	0.45
34:YO:22:ILE:HG12	34:YO:41:ALA:HA	1.98	0.45
34:YO:53:LYS:N	34:YO:53:LYS:CD	2.69	0.45
35:YP:81:GLN:CD	35:YP:106:LEU:O	2.55	0.45
35:YP:92:GLU:HA	35:YP:123:LEU:HD23	1.99	0.45
35:YP:112:LEU:CD1	35:YP:114:ILE:HG23	2.47	0.45
36:YQ:34:LEU:HB2	36:YQ:118:LEU:HD22	1.99	0.45
36:YQ:133:ARG:CG	36:YQ:134:ARG:N	2.78	0.45
42:YW:14:PRO:O	42:YW:16:LYS:N	2.50	0.45
45:YZ:5:LEU:HD11	45:YZ:39:VAL:HB	1.98	0.45
52:Y6:18:ARG:O	52:Y6:19:ARG:O	2.33	0.45
54:Y8:36:LYS:HB3	54:Y8:40:GLU:HG2	1.99	0.45
1:QA:131:C:H2'	1:QA:132:C:C6	2.52	0.45
1:QA:1162:C:N4	1:QA:1174:G:H1	2.13	0.45
1:QA:1187:G:H21	14:QN:60:SER:HB3	1.82	0.45
1:QA:1322:C:H5'	13:QM:100:GLY:HA2	1.98	0.45
2:QB:30:ARG:HH21	2:QB:194:PRO:HG2	1.82	0.45
2:QB:214:ILE:HD13	2:QB:217:ARG:HH22	1.81	0.45
5:QE:7:GLU:HB3	5:QE:112:LEU:HD13	1.99	0.45

Continued on next page...

Continued from previous page...

Atom-1	Atom-2	Interatomic distance (Å)	Clash overlap (Å)
7:QG:140:ASP:HA	7:QG:143:ARG:HH11	1.79	0.45
10:QJ:70:ARG:HH11	10:QJ:70:ARG:HG3	1.82	0.45
11:QK:32:ILE:HD11	11:QK:72:ALA:HB2	1.96	0.45
16:QP:39:TYR:CZ	16:QP:41:PRO:HB3	2.52	0.45
16:QP:50:LYS:O	16:QP:50:LYS:HD3	2.17	0.45
19:QS:41:VAL:HG13	19:QS:44:MET:CB	2.39	0.45
20:QT:10:LEU:C	20:QT:12:ALA:H	2.20	0.45
20:QT:84:LEU:C	20:QT:84:LEU:HD13	2.36	0.45
25:RA:27:G:C2	25:RA:512:G:N3	2.86	0.45
25:RA:135:G:H1	25:RA:144:C:H42	1.65	0.45
25:RA:241:A:H5'	25:RA:243:U:O4'	2.17	0.45
25:RA:417:C:H1'	25:RA:2407:G:N2	2.32	0.45
25:RA:729:G:O6	25:RA:1774:C:N4	2.50	0.45
25:RA:2472:G:N1	25:RA:2477:C:OP1	2.43	0.45
26:RB:15:A:H5'	26:RB:16:G:H8	1.82	0.45
27:RD:198:ASN:ND2	27:RD:198:ASN:O	2.50	0.45
28:RE:36:ARG:HH11	28:RE:36:ARG:CB	2.28	0.45
29:RF:7:TYR:N	29:RF:7:TYR:CD1	2.84	0.45
30:RG:6:ALA:HB3	30:RG:104:GLU:OE2	2.16	0.45
30:RG:14:GLU:HB3	30:RG:15:VAL:H	1.56	0.45
30:RG:36:LYS:O	30:RG:37:VAL:HG23	2.16	0.45
33:RN:120:LEU:HD13	33:RN:120:LEU:C	2.37	0.45
35:RP:88:LEU:C	35:RP:88:LEU:HD23	2.37	0.45
38:RS:78:LEU:HD21	38:RS:108:GLY:HA2	1.98	0.45
39:RT:54:ARG:NH1	39:RT:54:ARG:CG	2.80	0.45
52:R6:11:LEU:HD11	52:R6:51:GLU:HG3	1.98	0.45
53:R7:48:LYS:CG	53:R7:49:ARG:H	2.23	0.45
1:XA:540:G:H2'	1:XA:541:G:O4'	2.16	0.45
1:XA:677:U:H3	1:XA:713:G:H22	1.64	0.45
1:XA:1094:G:O2'	1:XA:1108:G:N1	2.50	0.45
1:XA:1502:A:H2	1:XA:1505:G:N1	2.08	0.45
2:XB:68:ILE:HB	2:XB:70:PHE:HE1	1.82	0.45
2:XB:98:LEU:O	2:XB:101:MET:HG3	2.17	0.45
4:XD:165:MET:HE3	4:XD:168:ARG:HD2	1.98	0.45
5:XE:12:LEU:HD21	5:XE:14:ARG:HB3	1.98	0.45
7:XG:26:PHE:HZ	7:XG:120:ILE:HG23	1.82	0.45
7:XG:95:ARG:HH11	7:XG:95:ARG:HG3	1.82	0.45
10:XJ:54:PHE:CE2	10:XJ:55:LYS:HD2	2.52	0.45
11:XK:75:TYR:N	11:XK:75:TYR:CD1	2.85	0.45
12:XL:120:TYR:N	12:XL:120:TYR:CD1	2.85	0.45
13:XM:56:LEU:HD13	13:XM:56:LEU:O	2.17	0.45

Continued on next page...

Continued from previous page...

Atom-1	Atom-2	Interatomic distance (Å)	Clash overlap (Å)
13:XM:66:LEU:C	13:XM:70:LEU:HB2	2.37	0.45
19:XS:45:VAL:O	19:XS:62:ILE:O	2.35	0.45
20:XT:44:ALA:O	20:XT:91:LEU:HB3	2.16	0.45
25:YA:570:G:H2'	25:YA:2030:A:C5	2.52	0.45
25:YA:995:C:N4	33:YN:2:LYS:HG3	2.31	0.45
25:YA:1188:U:H4'	41:YV:79:VAL:HG22	1.99	0.45
25:YA:1651:G:C2	25:YA:1652:A:C4	3.05	0.45
25:YA:1788:C:H2'	25:YA:1789:A:O4'	2.17	0.45
25:YA:2182:G:H2'	25:YA:2183:C:C6	2.52	0.45
25:YA:2712:U:OP1	25:YA:2714:G:H4'	2.17	0.45
27:YD:80:ALA:O	27:YD:113:VAL:HG13	2.16	0.45
27:YD:166:GLN:NE2	27:YD:166:GLN:HA	2.32	0.45
33:YN:22:THR:O	33:YN:60:ILE:HG22	2.17	0.45
35:YP:45:LEU:CD1	35:YP:45:LEU:N	2.79	0.45
35:YP:75:ILE:HG12	35:YP:77:ARG:NH1	2.32	0.45
36:YQ:93:TYR:CD1	36:YQ:93:TYR:N	2.84	0.45
37:YR:17:ARG:O	37:YR:20:LEU:HB3	2.17	0.45
38:YS:78:LEU:HD21	38:YS:108:GLY:CA	2.47	0.45
38:YS:83:LYS:CE	38:YS:109:GLY:HA2	2.47	0.45
45:YZ:28:MET:SD	45:YZ:37:VAL:HG11	2.56	0.45
45:YZ:131:ARG:H	45:YZ:131:ARG:HG2	1.67	0.45
47:Y1:48:LYS:HA	47:Y1:60:PHE:O	2.17	0.45
52:Y6:7:ILE:O	52:Y6:8:LYS:HG2	2.16	0.45
54:Y8:15:LYS:HD3	54:Y8:15:LYS:C	2.37	0.45
1:QA:191:G:N3	20:QT:105:SER:HB3	2.32	0.44
1:QA:347:G:O2'	1:QA:348:G:P	2.75	0.44
1:QA:359:U:H2'	1:QA:360:A:C8	2.52	0.44
1:QA:403:C:H4'	4:QD:122:ARG:NH2	2.32	0.44
2:QB:178:ARG:CD	8:QH:71:GLY:C	2.85	0.44
4:QD:3:ARG:O	4:QD:4:TYR:C	2.55	0.44
4:QD:178:VAL:O	4:QD:181:MET:N	2.50	0.44
5:QE:36:ASP:C	5:QE:37:ARG:HG2	2.38	0.44
5:QE:147:ASP:OD2	5:QE:147:ASP:N	2.50	0.44
6:QF:3:ARG:HG2	6:QF:93:SER:OG	2.17	0.44
7:QG:26:PHE:HZ	7:QG:120:ILE:HG23	1.82	0.44
11:QK:83:ILE:HG12	11:QK:109:VAL:HG23	1.98	0.44
12:QL:120:TYR:N	12:QL:120:TYR:CD1	2.85	0.44
13:QM:16:ASP:O	13:QM:19:LEU:HD23	2.17	0.44
15:QO:54:ARG:O	15:QO:55:GLY:C	2.55	0.44
25:RA:196:A:C4	25:RA:805:G:C6	3.05	0.44
25:RA:270(J):G:H2'	25:RA:270(K):C:O4'	2.17	0.44

Continued on next page...

Continued from previous page...

Atom-1	Atom-2	Interatomic distance (Å)	Clash overlap (Å)
25:RA:337:C:O3'	44:RY:4:LYS:HG3	2.16	0.44
25:RA:372:G:H8	47:R1:65:SER:O	2.00	0.44
25:RA:528:A:C2	25:RA:2043:C:H4'	2.53	0.44
25:RA:1071:G:H22	25:RA:1091:G:H8	1.65	0.44
25:RA:1239:G:H2'	25:RA:1240:U:O4'	2.17	0.44
25:RA:1728:G:H8	25:RA:1732:A:H62	1.66	0.44
25:RA:2715:C:H2'	25:RA:2716:U:C6	2.52	0.44
27:RD:68:LYS:HD2	27:RD:70:TRP:CZ2	2.52	0.44
27:RD:79:VAL:HG21	27:RD:111:LEU:HD21	1.97	0.44
27:RD:118:VAL:O	27:RD:129:ASN:HA	2.16	0.44
30:RG:16:ARG:CZ	30:RG:31:VAL:HG11	2.47	0.44
33:RN:57:ALA:HA	33:RN:60:ILE:CD1	2.43	0.44
34:RO:19:ILE:HD13	34:RO:19:ILE:H	1.83	0.44
34:RO:78:ARG:HH21	39:RT:103:ARG:HH22	1.63	0.44
41:RV:5:VAL:HG13	41:RV:14:VAL:HG21	1.98	0.44
41:RV:61:VAL:HA	41:RV:94:LEU:HD23	1.97	0.44
42:RW:21:VAL:O	42:RW:21:VAL:HG12	2.17	0.44
42:RW:67:ASP:OD2	42:RW:67:ASP:N	2.50	0.44
47:R1:49:VAL:HG12	47:R1:51:VAL:HG23	1.99	0.44
47:R1:60:PHE:HZ	47:R1:90:ILE:HG21	1.82	0.44
47:R1:94:LEU:O	47:R1:95:LEU:HB2	2.18	0.44
52:R6:9:LEU:CD1	52:R6:26:ASN:ND2	2.79	0.44
53:R7:24:THR:O	53:R7:28:ARG:HG3	2.16	0.44
54:R8:36:LYS:HB3	54:R8:40:GLU:HG2	1.99	0.44
1:XA:1269:A:H2	1:XA:1312:G:N3	2.15	0.44
2:XB:30:ARG:HH21	2:XB:194:PRO:HG2	1.81	0.44
2:XB:189:ASP:OD2	2:XB:205:ASP:OD1	2.34	0.44
2:XB:229:VAL:HG12	2:XB:229:VAL:O	2.17	0.44
3:XC:87:LEU:C	3:XC:89:GLU:H	2.19	0.44
4:XD:206:PHE:CD2	4:XD:207:TYR:CE1	3.05	0.44
5:XE:12:LEU:HB3	5:XE:31:LEU:CB	2.47	0.44
6:XF:23:LYS:HG2	6:XF:27:GLN:OE1	2.18	0.44
8:XH:6:ILE:HB	8:XH:85:ARG:HH11	1.74	0.44
10:XJ:54:PHE:CD2	10:XJ:55:LYS:HD2	2.52	0.44
13:XM:110:ARG:HH11	13:XM:110:ARG:HG3	1.82	0.44
15:XO:82:ILE:CG2	15:XO:83:GLU:N	2.79	0.44
17:XQ:59:ILE:N	17:XQ:59:ILE:CD1	2.78	0.44
19:XS:5:LEU:CG	50:Y4:66:SER:HB3	2.46	0.44
21:XU:6:ARG:C	21:XU:8:THR:H	2.20	0.44
25:YA:1407:C:N4	25:YA:1595:G:H1	2.12	0.44
25:YA:2245:U:C5'	25:YA:2246:G:H5'	2.47	0.44

Continued on next page...

Continued from previous page...

Atom-1	Atom-2	Interatomic distance (Å)	Clash overlap (Å)
25:YA:2498:C:O2'	25:YA:2499:C:H5'	2.17	0.44
25:YA:2635:C:OP1	28:YE:78:LEU:HD12	2.17	0.44
25:YA:2881:C:H5"	37:YR:117:VAL:HG21	1.98	0.44
27:YD:52:ARG:HB2	27:YD:53:PHE:CD2	2.53	0.44
29:YF:149:ASP:OD2	29:YF:151:SER:HB3	2.17	0.44
30:YG:19:LEU:HA	30:YG:22:ARG:HB2	1.99	0.44
33:YN:112:LEU:O	33:YN:116:LEU:HG	2.16	0.44
34:YO:19:ILE:HD13	34:YO:19:ILE:H	1.83	0.44
34:YO:97:ARG:HA	34:YO:117:LEU:HD22	1.99	0.44
35:YP:21:ARG:HA	35:YP:21:ARG:HE	1.82	0.44
36:YQ:5:ARG:O	36:YQ:6:ARG:O	2.35	0.44
36:YQ:60:ARG:HB2	36:YQ:60:ARG:HH21	1.82	0.44
38:YS:3:ARG:O	38:YS:4:LEU:O	2.35	0.44
39:YT:36:GLU:CG	39:YT:41:ARG:HD3	2.46	0.44
41:YV:69:LYS:HG3	41:YV:87:HIS:O	2.17	0.44
52:Y6:7:ILE:HG23	52:Y6:8:LYS:N	2.32	0.44
52:Y6:19:ARG:HD2	52:Y6:19:ARG:HA	1.77	0.44
1:QA:301:G:H2'	1:QA:302:G:H8	1.82	0.44
1:QA:503:C:OP2	12:QL:116:SER:HB3	2.17	0.44
2:QB:98:LEU:O	2:QB:101:MET:HG3	2.17	0.44
3:QC:22:TRP:HB3	3:QC:59:ARG:HB2	1.99	0.44
4:QD:94:LEU:O	4:QD:98:GLU:N	2.50	0.44
4:QD:114:ARG:NH1	4:QD:114:ARG:CG	2.77	0.44
4:QD:122:ARG:HA	4:QD:134:ASP:HB2	2.00	0.44
6:QF:76:ALA:HB1	6:QF:80:ARG:HH21	1.82	0.44
8:QH:16:ALA:HB2	8:QH:24:THR:CG2	2.45	0.44
8:QH:41:ARG:CG	8:QH:41:ARG:NH1	2.76	0.44
8:QH:82:HIS:CD2	8:QH:82:HIS:C	2.91	0.44
12:QL:10:LEU:HB3	17:QQ:32:TYR:CE2	2.52	0.44
13:QM:3:ARG:HD2	13:QM:9:ILE:CG1	2.45	0.44
13:QM:39:ILE:HD12	13:QM:56:LEU:HD23	1.99	0.44
13:QM:56:LEU:HD13	13:QM:56:LEU:O	2.17	0.44
17:QQ:48:GLU:O	17:QQ:50:LYS:N	2.50	0.44
20:QT:24:LEU:HD13	20:QT:24:LEU:O	2.17	0.44
20:QT:44:ALA:HB1	20:QT:91:LEU:HB2	2.00	0.44
25:RA:459:U:OP2	25:RA:469:G:N1	2.43	0.44
25:RA:757:U:H2'	25:RA:758:C:C6	2.52	0.44
25:RA:1366:A:H2'	25:RA:1367:A:O4'	2.17	0.44
25:RA:1668:A:N6	25:RA:1676:A:H61	2.14	0.44
25:RA:1752:C:H42	25:RA:1756:G:H1	1.65	0.44
25:RA:1849:G:H2'	25:RA:1850:G:H8	1.81	0.44

Continued on next page...

Continued from previous page...

Atom-1	Atom-2	Interatomic distance (Å)	Clash overlap (Å)
25:RA:2323:G:N2	25:RA:2332:U:O2	2.50	0.44
25:RA:2637:U:H5"	28:RE:82:ARG:NH2	2.32	0.44
27:RD:48:ARG:HG3	27:RD:48:ARG:NH1	2.31	0.44
27:RD:143:HIS:HD2	27:RD:144:ALA:HB2	1.82	0.44
27:RD:213:ARG:HA	27:RD:213:ARG:HD2	1.60	0.44
28:RE:143:ASN:N	28:RE:143:ASN:ND2	2.65	0.44
30:RG:129:GLY:O	30:RG:130:ASN:OD1	2.34	0.44
31:RH:51:ARG:HG3	31:RH:51:ARG:NH1	2.31	0.44
32:RI:88:ILE:HG12	32:RI:122:GLU:N	2.32	0.44
33:RN:20:GLY:HA2	33:RN:61:ARG:HD2	1.99	0.44
33:RN:96:GLU:CG	33:RN:97:ARG:N	2.72	0.44
35:RP:45:LEU:N	35:RP:45:LEU:HD12	2.32	0.44
40:RU:66:ASN:CB	40:RU:76:TYR:HB2	2.44	0.44
40:RU:86:ALA:CB	40:RU:88:ILE:HD11	2.48	0.44
41:RV:5:VAL:HG22	41:RV:14:VAL:CG2	2.46	0.44
42:RW:1:MET:CE	42:RW:2:GLU:H	2.31	0.44
42:RW:88:ARG:HH11	42:RW:88:ARG:HG2	1.82	0.44
47:R1:48:LYS:HA	47:R1:60:PHE:O	2.17	0.44
47:R1:54:ALA:O	47:R1:55:GLY:O	2.35	0.44
54:R8:15:LYS:HD3	54:R8:15:LYS:C	2.37	0.44
1:XA:40:C:H2'	1:XA:41:G:H8	1.83	0.44
1:XA:329:A:C5	1:XA:332:G:C6	3.05	0.44
1:XA:728:A:C6	15:XO:54:ARG:HD2	2.52	0.44
1:XA:1022:G:H2'	1:XA:1023:G:H8	1.82	0.44
2:XB:188:ALA:CB	2:XB:200:ILE:HG23	2.47	0.44
4:XD:68:TYR:O	4:XD:69:GLY:C	2.55	0.44
4:XD:94:LEU:O	4:XD:98:GLU:N	2.50	0.44
5:XE:147:ASP:N	5:XE:147:ASP:OD2	2.50	0.44
8:XH:1:MET:H3	8:XH:1:MET:CE	2.31	0.44
9:XI:5:TYR:CD2	9:XI:6:GLY:N	2.86	0.44
9:XI:7:THR:O	9:XI:83:ARG:CD	2.66	0.44
9:XI:13:ALA:HB2	9:XI:68:GLY:CA	2.47	0.44
9:XI:118:LYS:O	9:XI:119:ALA:CB	2.65	0.44
10:XJ:51:ARG:HH11	10:XJ:51:ARG:HG2	1.82	0.44
11:XK:13:GLN:HG3	11:XK:75:TYR:CA	2.48	0.44
11:XK:121:PRO:HD2	11:XK:126:ARG:CD	2.46	0.44
13:XM:53:VAL:HG12	13:XM:57:ARG:HH12	1.82	0.44
15:XO:25:THR:HG22	15:XO:70:LEU:HD22	1.99	0.44
15:XO:54:ARG:O	15:XO:55:GLY:C	2.55	0.44
15:XO:83:GLU:C	15:XO:85:LEU:N	2.71	0.44
20:XT:56:MET:HG3	20:XT:88:VAL:HG21	1.98	0.44

Continued on next page...

Continued from previous page...

Atom-1	Atom-2	Interatomic distance (Å)	Clash overlap (Å)
20:XT:89:ARG:HH12	20:XT:106:ALA:HB1	1.82	0.44
25:YA:152:G:H2'	25:YA:153:C:C6	2.52	0.44
25:YA:1759:A:H1'	25:YA:2711:A:C2	2.51	0.44
25:YA:2114:A:N6	25:YA:2119:A:H62	2.16	0.44
26:YB:44:G:O2'	26:YB:47:C:N4	2.50	0.44
27:YD:145:VAL:HG12	27:YD:146:GLU:N	2.32	0.44
28:YE:21:VAL:HG23	28:YE:22:PRO:CD	2.46	0.44
29:YF:144:LYS:C	29:YF:146:ALA:H	2.21	0.44
34:YO:40:VAL:CG1	34:YO:41:ALA:N	2.80	0.44
34:YO:104:ARG:NH1	39:YT:36:GLU:CD	2.71	0.44
35:YP:6:LEU:N	35:YP:6:LEU:HD22	2.31	0.44
35:YP:75:ILE:HG12	35:YP:77:ARG:HH12	1.82	0.44
36:YQ:21:THR:HB	36:YQ:22:LYS:H	1.42	0.44
39:YT:23:ARG:CB	39:YT:24:PRO:HD2	2.40	0.44
40:YU:53:ARG:C	40:YU:55:ARG:H	2.19	0.44
41:YV:61:VAL:O	41:YV:61:VAL:HG22	2.16	0.44
47:Y1:60:PHE:HE2	47:Y1:91:LYS:NZ	2.15	0.44
49:Y3:60:GLU:HG2	49:Y3:60:GLU:O	2.16	0.44
50:Y4:15:ILE:CG2	50:Y4:20:ASN:ND2	2.81	0.44
51:Y5:56:LYS:O	51:Y5:58:LEU:N	2.50	0.44
54:Y8:47:LYS:HD2	54:Y8:48:PHE:N	2.33	0.44
1:QA:536:C:H2'	1:QA:537:G:C8	2.52	0.44
1:QA:1127:G:H2'	1:QA:1128:C:C6	2.52	0.44
2:QB:47:THR:O	2:QB:51:LEU:N	2.32	0.44
2:QB:132:LYS:HA	2:QB:135:GLN:CB	2.43	0.44
2:QB:229:VAL:O	2:QB:229:VAL:HG12	2.17	0.44
4:QD:60:GLU:HG2	4:QD:202:LEU:HD12	2.00	0.44
5:QE:31:LEU:HD23	5:QE:45:PHE:CD1	2.53	0.44
5:QE:78:HIS:HB3	8:QH:104:ARG:O	2.18	0.44
10:QJ:51:ARG:HG2	10:QJ:51:ARG:HH11	1.82	0.44
12:QL:120:TYR:O	12:QL:121:GLY:O	2.36	0.44
18:QR:82:THR:CG2	18:QR:83:GLU:N	2.79	0.44
20:QT:28:ALA:O	20:QT:30:LYS:N	2.50	0.44
24:QY:34:C:H2'	24:QY:35:G:O4'	2.16	0.44
25:RA:171:G:H2'	25:RA:172:C:C6	2.52	0.44
25:RA:355:G:H2'	25:RA:356:G:C8	2.52	0.44
25:RA:709:U:H2'	25:RA:710:G:C8	2.53	0.44
25:RA:1045:A:O2'	25:RA:1046:A:OP2	2.32	0.44
25:RA:1138:G:H21	33:RN:106:MET:CE	2.30	0.44
25:RA:1356:G:C6	25:RA:1357:U:C4	3.05	0.44
25:RA:1604:C:O2'	25:RA:1610:A:N1	2.44	0.44

Continued on next page...

Continued from previous page...

Atom-1	Atom-2	Interatomic distance (Å)	Clash overlap (Å)
25:RA:1905:C:N4	25:RA:1930:G:C2	2.86	0.44
25:RA:2047:U:H2'	25:RA:2048:G:C8	2.53	0.44
25:RA:2495:G:H5"	36:RQ:81:VAL:CG1	2.46	0.44
25:RA:2588:G:O6	25:RA:2607:G:C6	2.70	0.44
25:RA:2857:G:N2	25:RA:2860:A:OP2	2.39	0.44
27:RD:145:VAL:HG12	27:RD:146:GLU:N	2.32	0.44
27:RD:241:PRO:O	27:RD:242:ARG:C	2.55	0.44
29:RF:117:ARG:NH2	29:RF:189:THR:O	2.50	0.44
29:RF:155:LEU:HA	29:RF:174:VAL:CG1	2.46	0.44
31:RH:7:LEU:C	31:RH:7:LEU:HD12	2.37	0.44
31:RH:149:ARG:HA	31:RH:162:ILE:HG21	1.99	0.44
33:RN:7:LYS:HD3	33:RN:9:VAL:H	1.81	0.44
33:RN:36:GLY:O	33:RN:42:TRP:CE3	2.69	0.44
34:RO:91:LEU:N	34:RO:91:LEU:CD2	2.80	0.44
34:RO:104:ARG:NH2	39:RT:34:VAL:HG11	2.32	0.44
39:RT:49:VAL:O	39:RT:49:VAL:CG1	2.64	0.44
41:RV:4:ILE:HG22	41:RV:39:LEU:HD23	1.99	0.44
48:R2:41:ILE:HD12	48:R2:41:ILE:O	2.16	0.44
50:R4:15:ILE:N	50:R4:15:ILE:CD1	2.78	0.44
52:R6:17:LYS:O	52:R6:18:ARG:CB	2.65	0.44
54:R8:47:LYS:HD2	54:R8:48:PHE:N	2.33	0.44
1:XA:1188:A:H5"	14:XN:58:LYS:HZ1	1.82	0.44
3:XC:108:ASN:HB3	3:XC:111:LEU:HD12	1.99	0.44
3:XC:140:ARG:HH11	3:XC:140:ARG:CG	2.30	0.44
4:XD:76:ARG:O	4:XD:79:PHE:HB3	2.17	0.44
7:XG:150:ALA:HA	11:XK:59:TYR:CD2	2.52	0.44
8:XH:28:ALA:O	8:XH:29:SER:HB2	2.17	0.44
8:XH:110:ALA:HB3	8:XH:121:ASP:HB3	1.99	0.44
10:XJ:33:GLN:HB2	10:XJ:75:ILE:HD11	1.98	0.44
10:XJ:38:ILE:CG1	10:XJ:71:LEU:HB3	2.48	0.44
18:XR:82:THR:HG22	18:XR:83:GLU:H	1.79	0.44
25:YA:265:A:O2'	25:YA:266:G:H4'	2.16	0.44
25:YA:469:G:O6	53:Y7:37:LYS:HE2	2.17	0.44
25:YA:1812:A:O2'	27:YD:45:ASN:HB2	2.17	0.44
25:YA:1833:U:H2'	25:YA:1834:U:H6	1.83	0.44
25:YA:2022:U:O2'	25:YA:2617:C:H5'	2.16	0.44
25:YA:2712:U:H1'	25:YA:2712(A):A:C8	2.53	0.44
27:YD:12:SER:C	27:YD:14:ARG:N	2.70	0.44
27:YD:177:LEU:O	27:YD:179:SER:N	2.51	0.44
30:YG:16:ARG:NH2	30:YG:31:VAL:CG1	2.75	0.44
30:YG:129:GLY:HA2	30:YG:169:ALA:HB2	1.99	0.44

Continued on next page...

Continued from previous page...

Atom-1	Atom-2	Interatomic distance (Å)	Clash overlap (Å)
42:YW:28:SER:O	42:YW:30:GLU:N	2.51	0.44
50:Y4:33:VAL:CG1	50:Y4:34:GLU:N	2.80	0.44
1:QA:1374:A:O2'	7:QG:28:ASN:HB3	2.18	0.44
3:QC:42:LEU:HD12	3:QC:45:LYS:NZ	2.32	0.44
3:QC:140:ARG:HH11	3:QC:140:ARG:CG	2.30	0.44
5:QE:12:LEU:HB3	5:QE:31:LEU:CB	2.47	0.44
7:QG:45:ASP:O	7:QG:49:ILE:HG12	2.17	0.44
9:QI:5:TYR:CD2	9:QI:6:GLY:N	2.85	0.44
12:QL:6:THR:H	12:QL:9:GLN:NE2	1.97	0.44
13:QM:66:LEU:C	13:QM:70:LEU:HB2	2.38	0.44
15:QO:29:VAL:HB	15:QO:81:LEU:HD21	1.99	0.44
17:QQ:13:ASP:O	17:QQ:15:MET:N	2.51	0.44
19:QS:5:LEU:HD21	50:R4:67:TYR:CE2	2.51	0.44
20:QT:48:LYS:HB3	20:QT:51:GLU:CG	2.47	0.44
20:QT:89:ARG:HH12	20:QT:106:ALA:HB1	1.82	0.44
25:RA:127:A:H5"	25:RA:128:C:C6	2.52	0.44
25:RA:385:C:O2'	25:RA:388:G:N2	2.50	0.44
25:RA:639:U:H2'	25:RA:640:C:H6	1.79	0.44
25:RA:791:C:H4'	25:RA:792:G:OP1	2.17	0.44
25:RA:1212:G:H1'	25:RA:1237:A:H62	1.82	0.44
25:RA:1297:C:H2'	25:RA:1298:C:C6	2.52	0.44
25:RA:1754:C:H2'	25:RA:1755:A:O4'	2.17	0.44
25:RA:2392:A:H2	25:RA:2424:C:N4	2.07	0.44
27:RD:52:ARG:HB2	27:RD:53:PHE:CD2	2.53	0.44
28:RE:4:ILE:HG12	28:RE:91:VAL:HG11	1.99	0.44
30:RG:44:GLY:HA2	30:RG:88:ILE:HD11	2.00	0.44
30:RG:67:LYS:CE	50:R4:6:HIS:NE2	2.74	0.44
30:RG:129:GLY:HA2	30:RG:169:ALA:HB2	1.99	0.44
30:RG:179:PRO:CG	50:R4:38:LYS:HZ1	2.23	0.44
32:RI:13:GLY:HA3	32:RI:17:GLN:CD	2.38	0.44
33:RN:57:ALA:O	33:RN:124:ALA:HA	2.18	0.44
35:RP:75:ILE:HG12	35:RP:77:ARG:HH12	1.82	0.44
36:RQ:119:ARG:HH11	36:RQ:119:ARG:CG	2.25	0.44
42:RW:74:ALA:O	42:RW:75:TYR:CB	2.65	0.44
44:RY:95:LYS:HB2	44:RY:99:CYS:O	2.18	0.44
49:R3:50:VAL:HB	49:R3:53:LEU:HD12	2.00	0.44
50:R4:15:ILE:CG2	50:R4:20:ASN:ND2	2.81	0.44
52:R6:34:LEU:O	52:R6:36:LEU:HD22	2.17	0.44
1:XA:296:U:H2'	1:XA:297:G:C8	2.52	0.44
1:XA:565:U:H5"	1:XA:566:G:H2'	1.98	0.44
1:XA:957:U:N3	1:XA:960:U:OP2	2.47	0.44

Continued on next page...

Continued from previous page...

Atom-1	Atom-2	Interatomic distance (Å)	Clash overlap (Å)
1:XA:1213:A:N1	1:XA:1215:G:H1'	2.33	0.44
3:XC:43:LEU:HD11	3:XC:66:VAL:HG11	1.98	0.44
6:XF:35:ALA:HA	6:XF:67:MET:HB3	1.99	0.44
10:XJ:61:GLU:CG	14:XN:58:LYS:HE2	2.47	0.44
10:XJ:62:HIS:N	10:XJ:62:HIS:CD2	2.85	0.44
11:XK:53:SER:C	11:XK:55:LYS:H	2.21	0.44
11:XK:83:ILE:HG12	11:XK:109:VAL:HG23	1.99	0.44
16:XP:72:ARG:HD3	16:XP:72:ARG:O	2.18	0.44
25:YA:34:C:H5	25:YA:447:A:H61	1.65	0.44
25:YA:489:G:N7	42:YW:49:LYS:NZ	2.65	0.44
25:YA:1070:A:N7	25:YA:1096:A:H2'	2.33	0.44
25:YA:1427:A:H4'	25:YA:1428:C:O5'	2.17	0.44
25:YA:1533:C:H2'	25:YA:1534:G:N7	2.33	0.44
25:YA:1897:G:H2'	25:YA:1898:U:O4'	2.17	0.44
25:YA:2240:C:H2'	25:YA:2241:A:H8	1.81	0.44
25:YA:2591:C:H2'	25:YA:2592:G:C8	2.52	0.44
25:YA:2596:U:H2'	25:YA:2597:G:O4'	2.17	0.44
28:YE:172:VAL:HG13	28:YE:182:LEU:HD11	1.98	0.44
30:YG:51:ARG:HB3	30:YG:51:ARG:NH1	2.32	0.44
30:YG:63:ILE:HG12	30:YG:64:THR:N	2.33	0.44
33:YN:63:THR:HG23	33:YN:66:LYS:HE3	2.00	0.44
33:YN:109:LYS:H	33:YN:109:LYS:CD	2.26	0.44
35:YP:31:ALA:C	35:YP:32:THR:CG2	2.85	0.44
38:YS:110:LEU:HA	38:YS:112:PHE:CE1	2.52	0.44
39:YT:114:LEU:HA	39:YT:114:LEU:HD23	1.74	0.44
39:YT:135:ALA:C	39:YT:137:LYS:N	2.71	0.44
40:YU:57:PHE:O	40:YU:59:ARG:N	2.50	0.44
45:YZ:91:LEU:HD12	45:YZ:96:VAL:HG11	1.98	0.44
47:Y1:10:LYS:HD2	47:Y1:66:HIS:HE1	1.83	0.44
50:Y4:23:GLU:O	50:Y4:24:THR:OG1	2.34	0.44
1:QA:956:U:C2	1:QA:1225:A:C2	3.06	0.44
1:QA:1203:C:H2'	1:QA:1204:A:H8	1.83	0.44
2:QB:192:SER:OG	2:QB:193:ASP:N	2.50	0.44
3:QC:69:HIS:N	3:QC:69:HIS:ND1	2.66	0.44
4:QD:25:ARG:CZ	4:QD:30:LYS:HE3	2.46	0.44
4:QD:68:TYR:O	4:QD:69:GLY:C	2.55	0.44
4:QD:197:PRO:CA	6:XF:16:GLN:CG	2.93	0.44
9:QI:7:THR:O	9:QI:83:ARG:CD	2.66	0.44
9:QI:13:ALA:HB2	9:QI:68:GLY:CA	2.47	0.44
13:QM:53:VAL:HG12	13:QM:57:ARG:HH12	1.82	0.44
13:QM:66:LEU:HB2	13:QM:67:GLU:H	1.61	0.44

Continued on next page...

Continued from previous page...

Atom-1	Atom-2	Interatomic distance (Å)	Clash overlap (Å)
16:QP:15:PRO:O	16:QP:16:HIS:ND1	2.51	0.44
17:QQ:33:GLY:O	17:QQ:34:LYS:C	2.55	0.44
25:RA:194:G:H2'	25:RA:195:A:O4'	2.18	0.44
25:RA:611:C:H2'	25:RA:612:G:O4'	2.18	0.44
25:RA:687:C:H2'	25:RA:688:U:O4'	2.18	0.44
25:RA:977:G:HO2'	25:RA:1001:A:H2	1.63	0.44
25:RA:1251:C:OP1	40:RU:10:ARG:HG3	2.18	0.44
25:RA:1268:A:H2'	25:RA:1269:A:O4'	2.18	0.44
25:RA:1314:C:H42	25:RA:1338:G:H1	1.64	0.44
25:RA:2134:A:OP2	25:RA:2157:G:N2	2.51	0.44
25:RA:2245:U:H5'	25:RA:2246:G:H5'	1.99	0.44
25:RA:2284:C:C5	52:R6:27:LYS:HE2	2.51	0.44
25:RA:2867:G:O2'	25:RA:2868:A:H8	2.00	0.44
27:RD:155:LEU:N	27:RD:155:LEU:HD12	2.32	0.44
28:RE:52:LEU:HB2	28:RE:75:VAL:CG2	2.40	0.44
29:RF:132:VAL:HG23	29:RF:133:ASN:H	1.82	0.44
32:RI:63:ALA:HA	32:RI:66:GLU:CD	2.38	0.44
33:RN:67:LEU:HA	33:RN:87:LEU:HD13	2.00	0.44
35:RP:83:VAL:HG11	35:RP:112:LEU:HD21	1.97	0.44
37:RR:41:ALA:C	37:RR:43:GLU:H	2.20	0.44
37:RR:79:LEU:HD23	37:RR:79:LEU:O	2.16	0.44
38:RS:78:LEU:HD21	38:RS:108:GLY:CA	2.47	0.44
39:RT:135:ALA:C	39:RT:137:LYS:N	2.71	0.44
41:RV:61:VAL:O	41:RV:61:VAL:HG22	2.16	0.44
45:RZ:45:ASP:O	45:RZ:49:ARG:HG2	2.16	0.44
50:R4:33:VAL:CG1	50:R4:34:GLU:H	2.22	0.44
50:R4:68:ARG:HH11	50:R4:69:LYS:HG2	1.83	0.44
1:XA:659:U:O2'	1:XA:660:G:H5'	2.16	0.44
1:XA:674:G:N2	11:XK:116:HIS:HB2	2.33	0.44
1:XA:737:A:H2'	1:XA:738:C:C6	2.53	0.44
1:XA:1221:G:P	19:XS:36:ARG:HD3	2.58	0.44
1:XA:1368:G:OP1	9:XI:111:ARG:NH2	2.51	0.44
4:XD:3:ARG:O	4:XD:4:TYR:C	2.55	0.44
5:XE:48:ALA:HB2	5:XE:57:LYS:HD3	2.00	0.44
9:XI:4:TYR:CZ	9:XI:88:TYR:HB2	2.52	0.44
13:XM:16:ASP:O	13:XM:19:LEU:HD23	2.17	0.44
15:XO:29:VAL:HB	15:XO:81:LEU:HD21	1.99	0.44
16:XP:15:PRO:O	16:XP:16:HIS:ND1	2.50	0.44
16:XP:50:LYS:HD3	16:XP:50:LYS:O	2.17	0.44
16:XP:72:ARG:CD	16:XP:73:LEU:HD23	2.48	0.44
19:XS:3:ARG:CG	19:XS:4:SER:H	2.20	0.44

Continued on next page...

Continued from previous page...

Atom-1	Atom-2	Interatomic distance (Å)	Clash overlap (Å)
20:XT:98:PRO:C	20:XT:100:ILE:H	2.19	0.44
25:YA:565:C:H2'	25:YA:566:U:O4'	2.18	0.44
25:YA:570:G:H2'	25:YA:2030:A:N6	2.32	0.44
25:YA:1012:U:H3	33:YN:25:ARG:HH11	1.63	0.44
25:YA:2291:U:O2'	25:YA:2374:C:H1'	2.18	0.44
25:YA:2822:G:O2'	25:YA:2824:C:OP2	2.16	0.44
27:YD:145:VAL:HB	27:YD:155:LEU:HB2	1.99	0.44
28:YE:48:GLN:HE21	28:YE:48:GLN:HB3	1.55	0.44
28:YE:50:GLY:CA	28:YE:74:PRO:HG3	2.46	0.44
29:YF:201:VAL:HG13	29:YF:202:PHE:N	2.33	0.44
35:YP:88:LEU:O	35:YP:90:ARG:N	2.50	0.44
35:YP:107:LYS:HB2	35:YP:110:TYR:HD2	1.83	0.44
35:YP:115:LEU:CB	35:YP:131:SER:HB2	2.47	0.44
38:YS:56:LEU:O	38:YS:57:LYS:O	2.36	0.44
40:YU:86:ALA:CB	40:YU:88:ILE:HD11	2.48	0.44
44:YY:36:ALA:HB1	44:YY:67:LEU:O	2.16	0.44
45:YZ:54:HIS:CD2	45:YZ:101:PRO:HG3	2.53	0.44
1:QA:120:A:H2'	1:QA:121:C:H4'	1.99	0.44
1:QA:160:A:H2'	1:QA:161:A:O4'	2.17	0.44
1:QA:620:C:H2'	1:QA:621:A:O4'	2.18	0.44
1:QA:1176:A:H2'	1:QA:1177:G:H5'	2.00	0.44
1:QA:1205:U:H5'	3:QC:190:ARG:NH2	2.33	0.44
1:QA:1305:G:O2'	1:QA:1306:A:O5'	2.35	0.44
1:QA:1505:G:H4'	1:QA:1506:U:H5"	2.00	0.44
2:QB:29:ALA:O	2:QB:32:ILE:HG22	2.17	0.44
2:QB:51:LEU:O	2:QB:55:PHE:HD2	2.00	0.44
2:QB:189:ASP:OD2	2:QB:205:ASP:OD1	2.35	0.44
4:QD:120:LEU:HD23	4:QD:120:LEU:HA	1.83	0.44
4:QD:196:LEU:C	6:XF:16:GLN:HG3	2.37	0.44
4:QD:206:PHE:CD2	4:QD:207:TYR:CE1	3.06	0.44
10:QJ:61:GLU:CG	14:QN:58:LYS:HE2	2.47	0.44
13:QM:90:LEU:HD12	13:QM:91:ARG:N	2.33	0.44
15:QO:10:LYS:O	15:QO:14:GLU:HB2	2.18	0.44
20:QT:83:ARG:C	20:QT:86:ARG:HB3	2.38	0.44
25:RA:855:G:H1	25:RA:922:U:H3	1.65	0.44
25:RA:1659:U:O2'	25:RA:2712(A):A:N1	2.45	0.44
25:RA:1930:G:HO2'	25:RA:1931:U:P	2.39	0.44
25:RA:2344:U:OP1	52:R6:38:LYS:HD3	2.18	0.44
28:RE:11:MET:O	28:RE:12:THR:HB	2.18	0.44
29:RF:174:VAL:CG1	29:RF:174:VAL:O	2.65	0.44
31:RH:84:SER:OG	31:RH:85:LYS:N	2.51	0.44

Continued on next page...

Continued from previous page...

Atom-1	Atom-2	Interatomic distance (Å)	Clash overlap (Å)
34:RO:2:ILE:HD11	34:RO:82:ASN:ND2	2.16	0.44
37:RR:33:ARG:HA	37:RR:114:VAL:O	2.18	0.44
41:RV:35:LEU:HD22	41:RV:35:LEU:N	2.23	0.44
42:RW:29:LEU:HD11	42:RW:55:ALA:HB2	1.98	0.44
44:RY:88:LYS:HB3	44:RY:90:LEU:CD2	2.48	0.44
51:R5:56:LYS:O	51:R5:58:LEU:N	2.50	0.44
1:XA:538:G:OP1	12:XL:113:ARG:HD2	2.18	0.44
1:XA:1032(A):G:H2'	1:XA:1032(B):G:C8	2.53	0.44
1:XA:1376:U:H2'	1:XA:1377:A:C8	2.53	0.44
2:XB:24:TRP:CD2	2:XB:26:PRO:HD3	2.52	0.44
4:XD:52:SER:HB3	4:XD:55:ALA:HB3	2.00	0.44
4:XD:132:ARG:HG2	4:XD:132:ARG:HH11	1.83	0.44
5:XE:62:ALA:C	5:XE:64:ARG:H	2.21	0.44
5:XE:62:ALA:O	5:XE:64:ARG:N	2.51	0.44
6:XF:27:GLN:HG2	6:XF:27:GLN:H	1.65	0.44
7:XG:38:LEU:O	7:XG:42:ILE:HG13	2.17	0.44
14:XN:24:CYS:HB3	14:XN:28:GLY:H	1.83	0.44
18:XR:82:THR:CG2	18:XR:83:GLU:N	2.79	0.44
20:XT:48:LYS:HB3	20:XT:51:GLU:CG	2.48	0.44
20:XT:83:ARG:C	20:XT:86:ARG:HB3	2.38	0.44
25:YA:389:G:N1	35:YP:71:VAL:HG12	2.33	0.44
25:YA:996:A:H4'	40:YU:92:ARG:HE	1.81	0.44
25:YA:1016:G:H1	25:YA:1146:C:H42	1.66	0.44
25:YA:1794:U:C2	25:YA:1795:C:C5	3.06	0.44
25:YA:2186:G:H2'	25:YA:2187:G:H8	1.83	0.44
25:YA:2310:A:N6	30:YG:79:ASN:HB2	2.32	0.44
25:YA:2398:U:H2'	25:YA:2399:G:H8	1.83	0.44
25:YA:2445:G:OP1	29:YF:74:ARG:NH2	2.51	0.44
25:YA:2450:A:OP1	25:YA:2497:A:O2'	2.24	0.44
25:YA:2836:U:H2'	25:YA:2837:G:C8	2.53	0.44
27:YD:44:ASN:HB2	27:YD:49:ILE:HA	1.93	0.44
27:YD:44:ASN:CB	27:YD:49:ILE:HG22	2.46	0.44
27:YD:155:LEU:N	27:YD:155:LEU:HD12	2.32	0.44
29:YF:24:LEU:HD12	29:YF:24:LEU:N	2.33	0.44
31:YH:6:ARG:CG	31:YH:7:LEU:N	2.81	0.44
35:YP:45:LEU:N	35:YP:45:LEU:HD12	2.33	0.44
36:YQ:66:ILE:O	36:YQ:104:PHE:N	2.49	0.44
38:YS:110:LEU:HA	38:YS:112:PHE:CZ	2.53	0.44
40:YU:79:PHE:CE2	40:YU:83:LEU:CD1	3.00	0.44
41:YV:72:VAL:HG13	41:YV:85:LYS:HB3	2.00	0.44
44:YY:88:LYS:HB3	44:YY:90:LEU:CD2	2.48	0.44

Continued on next page...

Continued from previous page...

Atom-1	Atom-2	Interatomic distance (Å)	Clash overlap (Å)
48:Y2:41:ILE:HD12	48:Y2:41:ILE:O	2.16	0.44
50:Y4:39:CYS:O	50:Y4:40:HIS:CB	2.66	0.44
1:QA:526:C:H2'	1:QA:527:G:H4'	2.00	0.44
1:QA:571:U:OP1	1:QA:819:A:O2'	2.34	0.44
1:QA:728:A:C5	15:QO:54:ARG:HD2	2.53	0.44
1:QA:1004:A:H2	1:QA:1024:G:C8	2.36	0.44
1:QA:1095:U:H5"	1:QA:1109:C:O2	2.16	0.44
1:QA:1274:G:N2	1:QA:1275:A:H62	2.16	0.44
1:QA:1384:C:H2'	1:QA:1385:G:C8	2.52	0.44
4:QD:72:GLU:O	4:QD:73:ARG:C	2.52	0.44
5:QE:67:VAL:HG22	5:QE:68:GLU:N	2.33	0.44
7:QG:21:VAL:HG23	7:QG:22:LEU:N	2.32	0.44
7:QG:38:LEU:O	7:QG:42:ILE:HG13	2.17	0.44
7:QG:62:PHE:O	7:QG:64:GLN:N	2.51	0.44
11:QK:13:GLN:HG3	11:QK:75:TYR:CA	2.48	0.44
12:QL:117:ARG:NH2	12:QL:124:LYS:HD3	2.32	0.44
15:QO:25:THR:HG22	15:QO:70:LEU:HD22	1.99	0.44
16:QP:83:GLU:HG3	16:QP:84:ALA:N	2.33	0.44
25:RA:374:A:H1'	25:RA:401:A:N6	2.33	0.44
25:RA:531:C:OP1	25:RA:561:G:N1	2.50	0.44
25:RA:1666:G:H2'	25:RA:1667:G:H1'	1.99	0.44
25:RA:2127:G:H21	25:RA:2173:A:H1'	1.82	0.44
27:RD:30:GLU:HG3	27:RD:63:ARG:NE	2.32	0.44
27:RD:95:LEU:HD12	27:RD:95:LEU:O	2.17	0.44
27:RD:155:LEU:HD23	27:RD:177:LEU:HD21	2.00	0.44
27:RD:206:LEU:HD23	27:RD:206:LEU:HA	1.49	0.44
28:RE:199:ARG:HH11	28:RE:199:ARG:HG3	1.82	0.44
30:RG:67:LYS:HD2	30:RG:67:LYS:N	2.33	0.44
32:RI:79:ILE:HB	32:RI:142:VAL:HA	1.99	0.44
33:RN:114:ARG:O	33:RN:115:ARG:CB	2.65	0.44
34:RO:104:ARG:NH1	39:RT:36:GLU:CD	2.71	0.44
35:RP:101:VAL:HA	35:RP:106:LEU:HB2	2.00	0.44
37:RR:12:ARG:HG3	37:RR:12:ARG:NH1	2.32	0.44
38:RS:3:ARG:O	38:RS:4:LEU:O	2.35	0.44
39:RT:29:ARG:HA	39:RT:45:PHE:O	2.17	0.44
43:RX:70:LEU:HD23	43:RX:70:LEU:H	1.78	0.44
47:R1:10:LYS:HD2	47:R1:66:HIS:HE1	1.82	0.44
51:R5:52:TYR:CD1	51:R5:52:TYR:N	2.85	0.44
53:R7:32:LYS:O	53:R7:33:ARG:C	2.56	0.44
1:XA:601:C:H2'	1:XA:602:A:H8	1.83	0.44
1:XA:1151:A:N3	10:XJ:39:PRO:HG3	2.32	0.44

Continued on next page...

Continued from previous page...

Atom-1	Atom-2	Interatomic distance (Å)	Clash overlap (Å)
1:XA:1157:A:O2'	1:XA:1158:C:O2	2.33	0.44
1:XA:1425:U:H2'	1:XA:1426:C:H6	1.83	0.44
2:XB:54:THR:HG21	2:XB:201:ILE:HD11	2.00	0.44
3:XC:68:VAL:HG12	3:XC:70:VAL:HG23	1.98	0.44
3:XC:188:LEU:HD12	3:XC:195:VAL:CG1	2.48	0.44
10:XJ:16:LEU:HD13	10:XJ:16:LEU:C	2.38	0.44
10:XJ:53:PRO:C	14:XN:41:ARG:NH2	2.71	0.44
12:XL:120:TYR:O	12:XL:121:GLY:O	2.36	0.44
14:XN:47:LEU:O	14:XN:48:ALA:C	2.56	0.44
20:XT:36:LEU:HD13	20:XT:36:LEU:HA	1.82	0.44
25:YA:633:A:H1'	25:YA:2403:C:O3'	2.17	0.44
25:YA:1028:A:N6	25:YA:1125:G:H2'	2.33	0.44
25:YA:1371:G:HO2'	25:YA:1372:U:H5	1.63	0.44
25:YA:1790:C:H5"	25:YA:1791:A:OP1	2.18	0.44
25:YA:1803:A:N6	25:YA:1814:G:O2'	2.39	0.44
25:YA:1826:G:H4'	27:YD:242:ARG:HH21	1.81	0.44
27:YD:226:MET:H	27:YD:226:MET:HG2	1.53	0.44
28:YE:120:TRP:CE3	28:YE:155:LYS:HD3	2.53	0.44
29:YF:184:TYR:CE2	29:YF:188:ARG:HD2	2.52	0.44
30:YG:16:ARG:CZ	30:YG:31:VAL:HG11	2.47	0.44
30:YG:67:LYS:CE	50:Y4:6:HIS:NE2	2.74	0.44
31:YH:37:VAL:HG11	31:YH:68:THR:HG23	1.98	0.44
39:YT:99:LEU:CD1	39:YT:99:LEU:O	2.65	0.44
40:YU:97:ASP:HA	40:YU:100:VAL:CG2	2.47	0.44
43:YX:35:THR:O	43:YX:36:LYS:C	2.55	0.44
45:YZ:69:THR:HG22	45:YZ:90:VAL:HA	2.00	0.44
46:Y0:74:ARG:C	46:Y0:74:ARG:HD3	2.38	0.44
50:Y4:39:CYS:HB3	50:Y4:41:PRO:HD2	2.00	0.44
1:QA:115:G:H4'	1:QA:116:A:O5'	2.17	0.44
1:QA:695:A:H2'	1:QA:696:A:C8	2.53	0.44
1:QA:730:G:C5	1:QA:731:G:H1'	2.53	0.44
1:QA:857:C:H2'	1:QA:858:G:O4'	2.17	0.44
1:QA:1298:C:C4	7:QG:114:ARG:HD2	2.53	0.44
2:QB:17:PHE:CG	2:QB:44:LEU:HD11	2.53	0.44
2:QB:77:ALA:HB2	2:QB:211:ILE:HG21	2.00	0.44
2:QB:87:ARG:HH11	2:QB:223:ILE:HD11	1.83	0.44
5:QE:101:ILE:HD13	5:QE:101:ILE:H	1.82	0.44
8:QH:118:VAL:O	8:QH:119:LEU:HD23	2.17	0.44
10:QJ:54:PHE:CD2	10:QJ:55:LYS:HD2	2.52	0.44
11:QK:48:ILE:HD11	11:QK:64:ALA:N	2.32	0.44
12:QL:119:LYS:HB2	12:QL:120:TYR:HD1	1.83	0.44

Continued on next page...

Continued from previous page...

Atom-1	Atom-2	Interatomic distance (Å)	Clash overlap (Å)
13:QM:36:LYS:C	13:QM:36:LYS:CD	2.86	0.44
13:QM:101:GLN:HE21	13:QM:101:GLN:HB2	1.66	0.44
16:QP:72:ARG:CD	16:QP:73:LEU:HD23	2.47	0.44
18:QR:20:ALA:O	18:QR:21:LYS:HG3	2.18	0.44
20:QT:101:GLY:C	20:QT:103:GLY:H	2.21	0.44
25:RA:530:G:N1	25:RA:2022:U:OP1	2.50	0.44
25:RA:1333:C:H2'	25:RA:1334:G:C8	2.49	0.44
25:RA:1792:G:H2'	25:RA:1793:C:H6	1.81	0.44
25:RA:2126:A:H2	25:RA:2162:G:H21	1.66	0.44
25:RA:2591:C:OP2	27:RD:238:GLY:HA3	2.17	0.44
26:RB:82:G:H2'	26:RB:83:G:C8	2.53	0.44
27:RD:10:THR:O	27:RD:11:PRO:C	2.56	0.44
27:RD:30:GLU:CD	27:RD:63:ARG:HE	2.21	0.44
28:RE:13:ARG:HH11	28:RE:13:ARG:HB3	1.82	0.44
29:RF:167:ALA:HB1	29:RF:173:VAL:HG11	1.98	0.44
31:RH:109:PHE:C	31:RH:111:HIS:H	2.21	0.44
31:RH:136:ILE:HD12	31:RH:136:ILE:N	2.31	0.44
34:RO:77:ILE:O	34:RO:77:ILE:HG23	2.17	0.44
34:RO:97:ARG:HA	34:RO:117:LEU:HD22	2.00	0.44
35:RP:81:GLN:HG3	35:RP:82:GLY:N	2.32	0.44
40:RU:52:ARG:NH1	40:RU:52:ARG:CG	2.76	0.44
40:RU:79:PHE:CE2	40:RU:83:LEU:CD1	3.01	0.44
44:RY:97:ARG:HG2	44:RY:97:ARG:HH11	1.82	0.44
47:R1:8:SER:CB	47:R1:66:HIS:CE1	3.01	0.44
50:R4:42:PHE:CD1	50:R4:42:PHE:C	2.90	0.44
51:R5:3:LYS:O	51:R5:4:HIS:C	2.56	0.44
52:R6:11:LEU:HD12	52:R6:51:GLU:HG3	2.00	0.44
1:XA:1287:A:H2'	1:XA:1288:A:C8	2.52	0.44
2:XB:33:TYR:HD1	2:XB:33:TYR:O	2.00	0.44
2:XB:192:SER:OG	2:XB:193:ASP:N	2.50	0.44
3:XC:14:ILE:C	3:XC:16:ARG:H	2.21	0.44
3:XC:69:HIS:N	3:XC:69:HIS:ND1	2.66	0.44
4:XD:9:CYS:SG	4:XD:32:ALA:HB2	2.58	0.44
5:XE:94:ALA:HB2	5:XE:119:LEU:HG	2.00	0.44
7:XG:69:VAL:O	7:XG:69:VAL:CG1	2.62	0.44
10:XJ:96:ILE:N	10:XJ:96:ILE:CD1	2.79	0.44
11:XK:106:LYS:O	11:XK:107:SER:CB	2.65	0.44
24:XY:34:C:H2'	24:XY:35:G:O4'	2.17	0.44
25:YA:604:G:C6	25:YA:625:G:C2	3.06	0.44
25:YA:755:C:H2'	25:YA:756:C:C6	2.53	0.44
25:YA:863:A:H61	25:YA:913:U:H3	1.65	0.44

Continued on next page...

Continued from previous page...

Atom-1	Atom-2	Interatomic distance (Å)	Clash overlap (Å)
25:YA:999:U:H5"	25:YA:1154:G:O6	2.17	0.44
25:YA:1473:G:H1	25:YA:1520:U:H3	1.66	0.44
25:YA:1899:G:N2	25:YA:1902:C:N4	2.66	0.44
25:YA:1930:G:H2'	25:YA:1968:G:H1	1.82	0.44
25:YA:1978:A:H2'	25:YA:1979:C:O4'	2.18	0.44
25:YA:2060:A:H2	25:YA:2445:G:H5'	1.82	0.44
25:YA:2102:U:H2'	25:YA:2103:C:C6	2.53	0.44
25:YA:2316:C:H1'	30:YG:128:ARG:HH22	1.83	0.44
25:YA:2695:C:H2'	25:YA:2696:U:H6	1.82	0.44
25:YA:2712:U:O2'	25:YA:2712(A):A:P	2.75	0.44
25:YA:2735:G:H2'	25:YA:2736:G:C8	2.53	0.44
27:YD:102:LYS:O	27:YD:103:ARG:CG	2.66	0.44
27:YD:143:HIS:HD2	27:YD:144:ALA:HB2	1.82	0.44
29:YF:42:ALA:O	29:YF:45:ARG:HB2	2.18	0.44
29:YF:65:TRP:CZ2	29:YF:72:ARG:NH2	2.86	0.44
32:YI:21:VAL:HG21	32:YI:25:TYR:HD1	1.83	0.44
33:YN:46:VAL:O	33:YN:47:ALA:CB	2.57	0.44
35:YP:13:ASN:C	35:YP:15:ARG:H	2.21	0.44
35:YP:19:VAL:HG22	35:YP:21:ARG:H	1.83	0.44
36:YQ:27:VAL:HG13	36:YQ:28:ALA:N	2.32	0.44
36:YQ:81:VAL:HG23	36:YQ:82:ARG:N	2.32	0.44
42:YW:67:ASP:OD2	42:YW:67:ASP:N	2.50	0.44
42:YW:88:ARG:HH11	42:YW:88:ARG:HG2	1.82	0.44
50:Y4:68:ARG:HH11	50:Y4:69:LYS:HG2	1.82	0.44
1:QA:19:C:OP1	5:QE:125:SER:OG	2.29	0.44
1:QA:718:G:H5'	11:QK:117:ASN:OD1	2.18	0.44
1:QA:1352:C:N3	1:QA:1370:G:N2	2.61	0.44
2:QB:47:THR:HG22	2:QB:51:LEU:CG	2.48	0.44
2:QB:90:MET:HA	2:QB:91:PRO:HD3	1.82	0.44
3:QC:42:LEU:HD12	3:QC:45:LYS:HZ3	1.83	0.44
3:QC:106:VAL:HG11	3:QC:109:PRO:HA	2.00	0.44
4:QD:76:ARG:O	4:QD:79:PHE:HB3	2.17	0.44
4:QD:146:ILE:H	4:QD:146:ILE:CD1	2.29	0.44
5:QE:62:ALA:C	5:QE:64:ARG:H	2.21	0.44
7:QG:78:ARG:HH11	7:QG:78:ARG:CG	2.30	0.44
9:QI:43:ALA:O	9:QI:45:ALA:N	2.51	0.44
10:QJ:6:ILE:O	10:QJ:71:LEU:HD12	2.18	0.44
10:QJ:10:GLY:O	10:QJ:68:HIS:N	2.51	0.44
10:QJ:38:ILE:CG1	10:QJ:71:LEU:HB3	2.48	0.44
11:QK:34:ASP:OD1	11:QK:38:ASN:HB2	2.18	0.44
19:QS:51:VAL:HG12	19:QS:52:TYR:N	2.33	0.44

Continued on next page...

Continued from previous page...

Atom-1	Atom-2	Interatomic distance (Å)	Clash overlap (Å)
20:QT:36:LEU:C	20:QT:38:LYS:N	2.71	0.44
20:QT:50:GLU:O	20:QT:52:ALA:N	2.51	0.44
25:RA:500:G:N2	25:RA:502:A:H3'	2.33	0.44
25:RA:583:G:H5"	40:RU:10:ARG:NH1	2.30	0.44
25:RA:678:C:H2'	25:RA:679:C:C6	2.53	0.44
25:RA:947:G:H2'	25:RA:948:G:H8	1.83	0.44
25:RA:1161:C:H2'	25:RA:1162:G:C8	2.53	0.44
25:RA:1298:C:H2'	25:RA:1299:G:O4'	2.17	0.44
27:RD:12:SER:O	27:RD:14:ARG:N	2.51	0.44
27:RD:25:THR:CG2	27:RD:25:THR:O	2.65	0.44
29:RF:65:TRP:CZ2	29:RF:72:ARG:NH2	2.86	0.44
29:RF:201:VAL:HG13	29:RF:202:PHE:N	2.33	0.44
30:RG:19:LEU:HA	30:RG:22:ARG:HB2	1.99	0.44
31:RH:119:GLU:CD	31:RH:120:GLY:H	2.22	0.44
32:RI:113:ARG:HG3	32:RI:131:LYS:NZ	2.33	0.44
34:RO:86:ILE:H	34:RO:86:ILE:CD1	2.28	0.44
36:RQ:27:VAL:HG13	36:RQ:28:ALA:N	2.32	0.44
36:RQ:34:LEU:HB2	36:RQ:118:LEU:HD22	2.00	0.44
37:RR:3:HIS:C	37:RR:5:LYS:H	2.16	0.44
38:RS:38:GLN:CG	38:RS:47:THR:HG21	2.48	0.44
41:RV:25:LEU:H	41:RV:92:THR:CG2	2.28	0.44
41:RV:72:VAL:HG13	41:RV:85:LYS:HB3	2.00	0.44
43:RX:3:THR:HA	43:RX:6:ASP:OD2	2.18	0.44
43:RX:14:SER:HB2	43:RX:15:GLU:OE1	2.18	0.44
45:RZ:48:PHE:CE2	45:RZ:71:VAL:HG11	2.51	0.44
47:R1:92:LYS:O	47:R1:93:GLU:C	2.55	0.44
48:R2:4:SER:OG	48:R2:5:GLU:OE2	2.26	0.44
50:R4:39:CYS:HB3	50:R4:41:PRO:HD2	2.00	0.44
50:R4:48:ARG:C	50:R4:49:PHE:HD1	2.22	0.44
54:R8:40:GLU:O	54:R8:43:GLN:N	2.50	0.44
1:XA:1034:G:H2'	1:XA:1035:A:C8	2.52	0.44
1:XA:1074:G:C4'	2:XB:104:ASN:HB2	2.47	0.44
1:XA:1220:G:H2'	1:XA:1221:G:C8	2.51	0.44
1:XA:1446:A:HO2'	1:XA:1447:G:P	2.38	0.44
5:XE:36:ASP:C	5:XE:37:ARG:HG2	2.38	0.44
5:XE:80:ILE:HG13	5:XE:82:VAL:HG23	1.99	0.44
8:XH:23:SER:HB3	8:XH:62:TYR:HA	2.00	0.44
8:XH:109:ILE:HD11	8:XH:120:THR:HG22	2.00	0.44
9:XI:10:ARG:NE	9:XI:105:ASP:CB	2.81	0.44
10:XJ:96:ILE:HD13	10:XJ:96:ILE:H	1.83	0.44
10:XJ:100:THR:O	10:XJ:101:VAL:HB	2.17	0.44

Continued on next page...

Continued from previous page...

Atom-1	Atom-2	Interatomic distance (Å)	Clash overlap (Å)
13:XM:80:ARG:NH1	19:XS:65:ASN:O	2.51	0.44
16:XP:20:VAL:HG22	16:XP:21:VAL:H	1.83	0.44
19:XS:3:ARG:HB3	50:Y4:67:TYR:CD2	2.53	0.44
19:XS:8:GLY:O	19:XS:9:VAL:CG2	2.57	0.44
25:YA:172:C:H2'	25:YA:173:G:C8	2.53	0.44
25:YA:177:G:H3'	25:YA:178:G:H8	1.81	0.44
25:YA:608:A:C4	25:YA:621:A:C6	3.06	0.44
25:YA:1021:A:H3'	25:YA:1021:A:C8	2.53	0.44
25:YA:1165:U:H2'	25:YA:1166:C:C6	2.53	0.44
25:YA:1206:G:C6	25:YA:1207:C:C4	3.05	0.44
25:YA:1217:C:OP1	40:YU:15:LYS:NZ	2.44	0.44
25:YA:1392:A:C6	25:YA:1393:A:N1	2.85	0.44
25:YA:1491:G:O2'	27:YD:101:GLU:HB2	2.18	0.44
25:YA:2492:U:H2'	25:YA:2493:U:C6	2.52	0.44
25:YA:2722:G:C6	25:YA:2723:C:C4	3.06	0.44
27:YD:30:GLU:HG3	27:YD:63:ARG:NE	2.32	0.44
28:YE:2:LYS:HG2	28:YE:95:ILE:HG22	1.99	0.44
34:YO:47:ILE:HG13	34:YO:48:PRO:HD2	1.99	0.44
34:YO:91:LEU:N	34:YO:91:LEU:CD2	2.80	0.44
35:YP:101:VAL:HA	35:YP:106:LEU:HB2	1.99	0.44
37:YR:41:ALA:C	37:YR:43:GLU:H	2.21	0.44
42:YW:14:PRO:HB3	42:YW:18:ARG:HE	1.83	0.44
52:Y6:34:LEU:O	52:Y6:36:LEU:HD22	2.17	0.44
1:QA:109:A:H5'	1:QA:110:C:C5	2.52	0.43
1:QA:266:G:H5'	1:QA:268:C:H41	1.82	0.43
1:QA:1496:C:H2'	1:QA:1497:G:O4'	2.18	0.43
2:QB:100:GLY:N	2:QB:176:GLU:OE2	2.51	0.43
4:QD:25:ARG:C	4:QD:27:TYR:H	2.21	0.43
7:QG:16:LEU:HD13	9:QI:45:ALA:HB2	1.99	0.43
8:QH:88:LYS:HB3	8:QH:89:PRO:HD2	2.00	0.43
9:QI:4:TYR:CZ	9:QI:88:TYR:HB2	2.52	0.43
9:QI:10:ARG:NE	9:QI:105:ASP:CB	2.81	0.43
9:QI:100:GLY:C	9:QI:102:LEU:N	2.71	0.43
11:QK:53:SER:C	11:QK:55:LYS:H	2.20	0.43
12:QL:27:LEU:C	12:QL:29:GLY:H	2.20	0.43
16:QP:23:ASP:O	16:QP:26:ARG:HB2	2.18	0.43
19:QS:8:GLY:O	19:QS:9:VAL:CG2	2.57	0.43
20:QT:98:PRO:O	20:QT:100:ILE:N	2.42	0.43
22:QV:63:G:H4'	46:R0:11:ARG:NH2	2.33	0.43
25:RA:1079:C:H2'	25:RA:1080:C:O4'	2.18	0.43
25:RA:2069:G:C2	25:RA:2070:G:C8	3.06	0.43

Continued on next page...

Continued from previous page...

Atom-1	Atom-2	Interatomic distance (Å)	Clash overlap (Å)
25:RA:2653:U:O2'	31:RH:110:SER:HB2	2.18	0.43
26:RB:42:C:O4'	30:RG:69:ALA:HB2	2.18	0.43
27:RD:11:PRO:O	27:RD:12:SER:CB	2.65	0.43
27:RD:102:LYS:O	27:RD:103:ARG:CG	2.66	0.43
28:RE:3:GLY:CA	28:RE:81:ILE:HG21	2.48	0.43
29:RF:63:LYS:CE	29:RF:67:GLN:HB2	2.48	0.43
30:RG:139:LEU:HA	30:RG:144:ILE:HG21	2.00	0.43
35:RP:75:ILE:HG12	35:RP:77:ARG:NH1	2.33	0.43
35:RP:101:VAL:HG13	35:RP:102:ARG:N	2.33	0.43
38:RS:56:LEU:O	38:RS:57:LYS:O	2.36	0.43
38:RS:57:LYS:O	38:RS:58:LEU:HB3	2.18	0.43
38:RS:86:ALA:O	38:RS:87:PHE:CB	2.65	0.43
39:RT:99:LEU:CD1	39:RT:99:LEU:O	2.66	0.43
43:RX:87:GLN:HE21	43:RX:87:GLN:HB2	1.55	0.43
44:RY:11:ASP:HB2	44:RY:27:VAL:CG1	2.46	0.43
44:RY:48:ALA:CB	44:RY:61:ILE:HD13	2.45	0.43
50:R4:39:CYS:O	50:R4:40:HIS:CB	2.66	0.43
50:R4:49:PHE:N	50:R4:49:PHE:HD1	2.16	0.43
1:XA:234:C:H2'	1:XA:235:C:C6	2.52	0.43
1:XA:544:G:C6	1:XA:545:C:C4	3.06	0.43
1:XA:790:A:H61	1:XA:1498:U:P	2.41	0.43
3:XC:59:ARG:HH12	3:XC:97:LYS:CD	2.31	0.43
4:XD:93:PHE:CZ	4:XD:97:LEU:HD11	2.52	0.43
4:XD:180:GLY:O	4:XD:181:MET:C	2.54	0.43
6:XF:3:ARG:HG2	6:XF:93:SER:OG	2.17	0.43
10:XJ:51:ARG:HG2	10:XJ:51:ARG:NH1	2.33	0.43
11:XK:91:ARG:HH22	18:XR:88:LYS:HZ3	1.65	0.43
13:XM:68:GLY:HA2	30:YG:116:ASP:OD2	2.18	0.43
20:XT:28:ALA:O	20:XT:30:LYS:N	2.50	0.43
25:YA:278:A:H2'	25:YA:279:C:C6	2.52	0.43
25:YA:492:A:H2'	25:YA:493:G:O4'	2.18	0.43
25:YA:920:G:H2'	25:YA:921:G:C8	2.52	0.43
25:YA:1024:G:H1'	25:YA:1144:G:O2'	2.18	0.43
25:YA:1590:U:H2'	25:YA:1591:G:C8	2.52	0.43
25:YA:1675:C:C4	28:YE:129:HIS:CE1	3.06	0.43
25:YA:1766:U:H2'	25:YA:1767:C:H6	1.83	0.43
25:YA:2052:G:H4'	28:YE:143:ASN:O	2.17	0.43
27:YD:17:THR:HG21	27:YD:204:ILE:HA	1.99	0.43
27:YD:35:LYS:HB3	27:YD:36:PRO:HA	2.00	0.43
27:YD:95:LEU:HD12	27:YD:95:LEU:O	2.17	0.43
28:YE:69:LYS:C	28:YE:71:GLY:N	2.71	0.43

Continued on next page...

Continued from previous page...

Atom-1	Atom-2	Interatomic distance (Å)	Clash overlap (Å)
29:YF:174:VAL:CG1	29:YF:174:VAL:O	2.65	0.43
31:YH:53:GLU:CD	31:YH:54:ARG:H	2.21	0.43
31:YH:153:LYS:HG3	31:YH:162:ILE:H	1.79	0.43
33:YN:67:LEU:HA	33:YN:87:LEU:HD13	2.00	0.43
34:YO:77:ILE:HG23	34:YO:77:ILE:O	2.17	0.43
34:YO:120:GLU:OE1	39:YT:67:SER:OG	2.25	0.43
38:YS:57:LYS:O	38:YS:58:LEU:HB3	2.18	0.43
38:YS:86:ALA:O	38:YS:87:PHE:CB	2.65	0.43
44:YY:95:LYS:HB2	44:YY:99:CYS:O	2.17	0.43
47:Y1:49:VAL:HG12	47:Y1:51:VAL:HG23	1.99	0.43
50:Y4:48:ARG:NH1	50:Y4:51:ASP:HA	2.34	0.43
1:QA:444:C:H2'	1:QA:445:G:H8	1.83	0.43
1:QA:583:A:H2'	1:QA:584:G:O4'	2.18	0.43
4:QD:13:ARG:CB	4:QD:33:MET:HE2	2.48	0.43
4:QD:167:GLY:N	27:YD:135:PHE:HZ	2.16	0.43
7:QG:155:ARG:HD3	7:QG:155:ARG:H	1.83	0.43
8:QH:23:SER:HB3	8:QH:62:TYR:HA	2.00	0.43
8:QH:28:ALA:O	8:QH:29:SER:HB2	2.18	0.43
9:QI:47:LEU:HD22	9:QI:47:LEU:H	1.81	0.43
10:QJ:16:LEU:HD13	10:QJ:16:LEU:C	2.38	0.43
11:QK:106:LYS:O	11:QK:107:SER:CB	2.65	0.43
19:QS:69:HIS:CE1	50:R4:69:LYS:HE2	2.53	0.43
25:RA:60:G:C2	25:RA:74:A:C5	3.06	0.43
25:RA:558:G:OP1	33:RN:111:PRO:HD2	2.18	0.43
25:RA:646:A:H2'	25:RA:647:G:O4'	2.19	0.43
25:RA:725:G:C6	25:RA:726:G:N1	2.86	0.43
25:RA:729:G:N7	27:RD:209:ALA:HB3	2.32	0.43
25:RA:1294:U:O2'	37:RR:23:ASN:OD1	2.32	0.43
25:RA:2047:U:H2'	25:RA:2048:G:H8	1.82	0.43
25:RA:2391:G:OP2	54:R8:32:LEU:HD13	2.18	0.43
25:RA:2410:G:H2'	25:RA:2411:A:O4'	2.18	0.43
27:RD:44:ASN:H	27:RD:44:ASN:ND2	1.97	0.43
28:RE:51:PHE:HD1	28:RE:52:LEU:H	1.59	0.43
28:RE:52:LEU:O	28:RE:74:PRO:HA	2.18	0.43
28:RE:188:VAL:HA	28:RE:189:PRO:HD2	1.79	0.43
29:RF:24:LEU:HD12	29:RF:24:LEU:N	2.33	0.43
30:RG:83:ARG:HG3	30:RG:86:MET:CE	2.46	0.43
32:RI:83:ALA:HA	32:RI:88:ILE:HA	2.00	0.43
33:RN:30:ILE:HG22	33:RN:34:LEU:CD2	2.48	0.43
42:RW:70:TYR:HD2	42:RW:70:TYR:N	2.06	0.43
44:RY:6:HIS:ND1	44:RY:6:HIS:N	2.66	0.43

Continued on next page...

Continued from previous page...

Atom-1	Atom-2	Interatomic distance (Å)	Clash overlap (Å)
47:R1:53:VAL:CG1	47:R1:54:ALA:N	2.81	0.43
1:XA:262:A:H2'	1:XA:263:A:C8	2.53	0.43
1:XA:826:C:H2'	1:XA:827:U:O2	2.18	0.43
1:XA:1008:C:H2'	1:XA:1009:G:O4'	2.17	0.43
2:XB:77:ALA:HB1	2:XB:165:VAL:HG11	2.00	0.43
3:XC:106:VAL:HG11	3:XC:109:PRO:HA	2.00	0.43
4:XD:95:GLY:O	4:XD:99:SER:N	2.51	0.43
5:XE:20:GLN:O	5:XE:21:ALA:C	2.57	0.43
6:XF:72:VAL:HG23	6:XF:90:VAL:HG11	1.98	0.43
6:XF:91:VAL:CG1	18:XR:72:ARG:NH1	2.82	0.43
7:XG:78:ARG:HH11	7:XG:78:ARG:CG	2.31	0.43
8:XH:88:LYS:HB3	8:XH:89:PRO:HD2	2.00	0.43
12:XL:6:THR:H	12:XL:9:GLN:NE2	1.97	0.43
13:XM:36:LYS:C	13:XM:36:LYS:CD	2.85	0.43
14:XN:17:LYS:HG3	14:XN:18:VAL:N	2.33	0.43
17:XQ:13:ASP:O	17:XQ:15:MET:N	2.51	0.43
18:XR:20:ALA:O	18:XR:21:LYS:HG3	2.18	0.43
19:XS:63:THR:HG23	19:XS:66:MET:HE3	2.00	0.43
20:XT:50:GLU:O	20:XT:52:ALA:N	2.51	0.43
25:YA:1389:G:C2	25:YA:1399:C:O2	2.71	0.43
25:YA:1851:U:H2'	25:YA:1852:C:O4'	2.19	0.43
25:YA:2037:G:H2'	25:YA:2038:G:C8	2.53	0.43
25:YA:2259:G:C2	25:YA:2282:G:N1	2.86	0.43
25:YA:2451:A:C2	56:Z8:76:PPU:HD2	2.53	0.43
25:YA:2717:G:C6	25:YA:2718:G:C5	3.06	0.43
31:YH:109:PHE:C	31:YH:111:HIS:H	2.22	0.43
33:YN:129:PRO:C	33:YN:131:GLN:H	2.20	0.43
34:YO:63:VAL:O	34:YO:63:VAL:HG23	2.17	0.43
35:YP:70:GLN:N	35:YP:70:GLN:OE1	2.51	0.43
37:YR:33:ARG:HA	37:YR:114:VAL:O	2.18	0.43
38:YS:14:VAL:CG1	38:YS:15:ARG:N	2.81	0.43
39:YT:19:LEU:HA	39:YT:20:PRO:HD3	1.88	0.43
39:YT:29:ARG:HA	39:YT:45:PHE:O	2.17	0.43
39:YT:49:VAL:O	39:YT:49:VAL:CG1	2.64	0.43
39:YT:107:ASP:OD2	39:YT:109:GLU:HB2	2.19	0.43
41:YV:66:ARG:NH1	41:YV:88:ARG:NH1	2.61	0.43
42:YW:29:LEU:HD11	42:YW:55:ALA:HB2	1.98	0.43
43:YX:3:THR:HA	43:YX:6:ASP:OD2	2.18	0.43
43:YX:14:SER:HB2	43:YX:15:GLU:OE1	2.18	0.43
44:YY:15:VAL:HB	44:YY:20:TYR:O	2.17	0.43
1:QA:1148:U:OP1	9:QI:7:THR:HG21	2.18	0.43

Continued on next page...

Continued from previous page...

Atom-1	Atom-2	Interatomic distance (Å)	Clash overlap (Å)
1:QA:1286:A:H8	1:QA:1287:A:H4'	1.83	0.43
1:QA:1321:C:H5"	1:QA:1322:C:H5"	2.00	0.43
2:QB:87:ARG:NH1	2:QB:223:ILE:HD12	2.33	0.43
3:QC:67:THR:O	3:QC:69:HIS:CE1	2.72	0.43
4:QD:90:GLY:HA3	4:QD:204:ILE:HD11	2.01	0.43
7:QG:15:ASP:OD1	7:QG:23:VAL:HG11	2.19	0.43
9:QI:41:VAL:HG12	9:QI:41:VAL:O	2.18	0.43
11:QK:75:TYR:N	11:QK:75:TYR:CD1	2.86	0.43
12:QL:25:PRO:C	12:QL:27:LEU:N	2.70	0.43
22:QV:15:G:N2	22:QV:48:C:H42	2.16	0.43
25:RA:751:A:C2	25:RA:789:A:C4	3.06	0.43
25:RA:817:C:H2'	25:RA:818:G:O4'	2.18	0.43
25:RA:1125:G:H3'	25:RA:1126:A:C8	2.53	0.43
25:RA:1332:G:H8	25:RA:1332:G:H2'	1.57	0.43
25:RA:1471:A:OP2	25:RA:1521:G:N1	2.45	0.43
25:RA:2305:A:N1	30:RG:153:ARG:HA	2.32	0.43
25:RA:2316:C:H2'	25:RA:2317:C:H6	1.84	0.43
25:RA:2652:C:N4	25:RA:2668:G:H1	2.15	0.43
27:RD:177:LEU:O	27:RD:179:SER:N	2.51	0.43
29:RF:101:LEU:HD12	29:RF:102:PRO:N	2.33	0.43
29:RF:144:LYS:C	29:RF:146:ALA:H	2.20	0.43
30:RG:131:TYR:HE2	30:RG:133:LEU:HD22	1.84	0.43
33:RN:103:VAL:O	33:RN:104:LYS:C	2.57	0.43
34:RO:63:VAL:O	34:RO:63:VAL:HG23	2.18	0.43
35:RP:81:GLN:HE21	35:RP:81:GLN:HB2	1.59	0.43
39:RT:105:LEU:C	39:RT:107:ASP:OD1	2.56	0.43
39:RT:105:LEU:O	39:RT:105:LEU:HG	2.18	0.43
40:RU:88:ILE:HG22	40:RU:90:VAL:CG2	2.44	0.43
41:RV:15:GLU:O	41:RV:96:ILE:HB	2.19	0.43
43:RX:7:VAL:O	43:RX:30:VAL:CG1	2.67	0.43
44:RY:15:VAL:HB	44:RY:20:TYR:O	2.17	0.43
44:RY:95:LYS:HA	44:RY:101:LYS:N	2.33	0.43
45:RZ:5:LEU:HD23	45:RZ:47:VAL:HG21	2.00	0.43
52:R6:7:ILE:HG23	52:R6:8:LYS:N	2.32	0.43
53:R7:47:ARG:HB2	53:R7:48:LYS:H	1.64	0.43
54:R8:58:ILE:O	54:R8:61:LEU:CD1	2.67	0.43
1:XA:67:C:H2'	1:XA:68:G:H8	1.81	0.43
1:XA:170:U:H2'	1:XA:171:A:H8	1.83	0.43
1:XA:1124:G:H3'	1:XA:1145:C:N4	2.33	0.43
1:XA:1130:A:O2'	9:XI:3:GLN:NE2	2.48	0.43
1:XA:1318:A:H4'	19:XS:11:VAL:CG1	2.46	0.43

Continued on next page...

Continued from previous page...

Atom-1	Atom-2	Interatomic distance (Å)	Clash overlap (Å)
1:XA:1499:A:H1'	1:XA:1520:G:H5'	2.00	0.43
2:XB:47:THR:HG22	2:XB:51:LEU:CG	2.48	0.43
7:XG:60:LYS:O	7:XG:61:VAL:C	2.56	0.43
7:XG:62:PHE:O	7:XG:64:GLN:N	2.51	0.43
7:XG:75:VAL:HG13	7:XG:145:ALA:HA	2.00	0.43
11:XK:70:LYS:HA	11:XK:73:MET:HE2	2.00	0.43
12:XL:27:LEU:HD13	12:XL:28:LYS:H	1.83	0.43
13:XM:69:GLU:O	13:XM:70:LEU:C	2.56	0.43
18:XR:63:GLN:O	18:XR:66:LEU:HB3	2.18	0.43
19:XS:10:PHE:CD1	19:XS:38:SER:HB2	2.52	0.43
22:XV:54:U:C4	22:XV:55:U:C4	3.06	0.43
25:YA:1506:C:H3'	25:YA:1507:A:H5"	2.00	0.43
25:YA:1899:G:H21	25:YA:1902:C:N4	2.17	0.43
25:YA:2292:C:O2	25:YA:2341:G:N2	2.52	0.43
25:YA:2864:G:OP1	39:YT:119:LYS:HD2	2.19	0.43
26:YB:104:A:OP1	45:YZ:72:ARG:NE	2.46	0.43
27:YD:10:THR:O	27:YD:11:PRO:C	2.56	0.43
27:YD:43:ARG:CZ	27:YD:49:ILE:HG21	2.49	0.43
28:YE:11:MET:O	28:YE:12:THR:HB	2.18	0.43
28:YE:143:ASN:N	28:YE:143:ASN:ND2	2.65	0.43
30:YG:31:VAL:O	30:YG:31:VAL:HG13	2.18	0.43
30:YG:67:LYS:N	30:YG:67:LYS:HD2	2.33	0.43
31:YH:137:ASP:OD1	31:YH:138:LYS:N	2.51	0.43
33:YN:87:LEU:C	33:YN:87:LEU:CD2	2.87	0.43
33:YN:103:VAL:O	33:YN:104:LYS:C	2.56	0.43
35:YP:96:THR:HG22	35:YP:126:VAL:CB	2.47	0.43
38:YS:38:GLN:CG	38:YS:47:THR:HG21	2.48	0.43
42:YW:50:VAL:O	42:YW:53:SER:N	2.50	0.43
47:Y1:60:PHE:HZ	47:Y1:90:ILE:HG21	1.82	0.43
47:Y1:82:LEU:HD12	47:Y1:82:LEU:O	2.10	0.43
50:Y4:15:ILE:N	50:Y4:15:ILE:CD1	2.78	0.43
52:Y6:11:LEU:HD12	52:Y6:51:GLU:HG3	2.00	0.43
52:Y6:20:ASN:O	52:Y6:21:TYR:CG	2.72	0.43
53:Y7:19:ARG:HG2	53:Y7:19:ARG:NH1	2.34	0.43
54:Y8:58:ILE:O	54:Y8:61:LEU:CD1	2.67	0.43
1:QA:210:U:O2'	1:QA:216:G:N7	2.48	0.43
1:QA:1075:C:H2'	1:QA:1076:C:C6	2.53	0.43
2:QB:115:LEU:HD21	2:QB:153:ARG:HD3	2.00	0.43
3:QC:27:LYS:NZ	3:QC:27:LYS:HB3	2.34	0.43
3:QC:69:HIS:HA	3:QC:104:GLN:HB2	2.00	0.43
5:QE:62:ALA:O	5:QE:64:ARG:N	2.51	0.43

Continued on next page...

Continued from previous page...

Atom-1	Atom-2	Interatomic distance (Å)	Clash overlap (Å)
6:QF:61:LEU:HD23	6:QF:63:TYR:OH	2.17	0.43
10:QJ:54:PHE:CE2	10:QJ:55:LYS:HD2	2.52	0.43
10:QJ:100:THR:O	10:QJ:101:VAL:HB	2.17	0.43
11:QK:62:GLN:O	11:QK:64:ALA:N	2.52	0.43
12:QL:27:LEU:HD13	12:QL:28:LYS:H	1.83	0.43
13:QM:19:LEU:HD22	13:QM:19:LEU:N	2.33	0.43
15:QO:83:GLU:C	15:QO:85:LEU:N	2.71	0.43
17:QQ:92:ARG:HG3	17:QQ:92:ARG:NH1	2.30	0.43
19:QS:36:ARG:NH1	19:QS:52:TYR:O	2.51	0.43
22:QV:54:U:C4	22:QV:55:U:C4	3.06	0.43
25:RA:270(R):G:H1'	47:R1:78:LYS:HZ1	1.83	0.43
25:RA:898:C:C2'	25:RA:899:A:H5'	2.48	0.43
25:RA:996:A:H4'	40:RU:92:ARG:HE	1.83	0.43
25:RA:1412:A:H2'	25:RA:1413:G:O4'	2.18	0.43
25:RA:1570:A:H2'	25:RA:1571:A:C8	2.53	0.43
25:RA:2068:U:N3	25:RA:2430:A:H2	2.14	0.43
25:RA:2595:G:N2	25:RA:2599:G:C5	2.86	0.43
27:RD:17:THR:HG22	27:RD:204:ILE:HA	1.98	0.43
27:RD:45:ASN:CG	27:RD:46:GLN:N	2.68	0.43
28:RE:31:CYS:HB3	28:RE:49:LEU:HG	2.01	0.43
28:RE:51:PHE:CD1	28:RE:52:LEU:N	2.76	0.43
28:RE:120:TRP:CE3	28:RE:155:LYS:HD3	2.52	0.43
30:RG:59:GLU:O	30:RG:62:LEU:HB3	2.18	0.43
31:RH:137:ASP:OD1	31:RH:138:LYS:N	2.51	0.43
32:RI:52:ARG:O	32:RI:56:LYS:N	2.50	0.43
38:RS:14:VAL:CG1	38:RS:15:ARG:N	2.81	0.43
41:RV:66:ARG:NH1	41:RV:88:ARG:CD	2.74	0.43
43:RX:14:SER:O	43:RX:15:GLU:C	2.57	0.43
43:RX:65:ARG:N	43:RX:65:ARG:CD	2.79	0.43
44:RY:25:GLY:HA3	44:RY:39:VAL:CG1	2.47	0.43
46:R0:68:GLU:HG2	46:R0:80:HIS:HB2	2.01	0.43
52:R6:20:ASN:O	52:R6:21:TYR:CG	2.71	0.43
54:R8:58:ILE:O	54:R8:61:LEU:CG	2.66	0.43
1:XA:44:G:C2	1:XA:45:U:H1'	2.53	0.43
1:XA:115:G:C2	1:XA:289:G:C8	3.07	0.43
1:XA:981:U:H5	1:XA:982:U:HO2'	1.63	0.43
1:XA:1324:A:O4'	1:XA:1362:C:H4'	2.19	0.43
2:XB:95:GLN:HE21	2:XB:147:LYS:CE	2.28	0.43
2:XB:162:ILE:O	2:XB:185:ILE:HG13	2.18	0.43
3:XC:22:TRP:CB	3:XC:59:ARG:HB2	2.48	0.43
4:XD:163:GLU:OE2	4:XD:163:GLU:HA	2.19	0.43

Continued on next page...

Continued from previous page...

Atom-1	Atom-2	Interatomic distance (Å)	Clash overlap (Å)
5:XE:31:LEU:HD23	5:XE:45:PHE:CD1	2.53	0.43
5:XE:67:VAL:HG22	5:XE:68:GLU:N	2.33	0.43
6:XF:76:ALA:HB1	6:XF:80:ARG:HH21	1.82	0.43
11:XK:96:ARG:O	11:XK:97:ALA:C	2.54	0.43
11:XK:108:ILE:HG21	18:XR:88:LYS:OXT	2.19	0.43
12:XL:22:SER:C	12:XL:24:VAL:H	2.21	0.43
13:XM:87:TYR:HA	13:XM:90:LEU:HG	2.01	0.43
25:YA:298:G:P	44:YY:85:VAL:HG22	2.57	0.43
25:YA:844:C:N4	25:YA:845:G:C2	2.87	0.43
25:YA:2197:U:O3'	25:YA:2198:A:H8	2.01	0.43
27:YD:30:GLU:CD	27:YD:63:ARG:HE	2.21	0.43
27:YD:44:ASN:HB3	27:YD:49:ILE:CG2	2.47	0.43
28:YE:3:GLY:HA3	28:YE:81:ILE:CD1	2.48	0.43
28:YE:3:GLY:CA	28:YE:81:ILE:HG21	2.49	0.43
28:YE:13:ARG:HH11	28:YE:13:ARG:HB2	1.81	0.43
31:YH:35:VAL:CG2	31:YH:75:ALA:HB2	2.49	0.43
31:YH:136:ILE:HD12	31:YH:136:ILE:N	2.31	0.43
32:YI:144:VAL:HG22	32:YI:145:VAL:H	1.83	0.43
33:YN:30:ILE:HG22	33:YN:34:LEU:CD2	2.48	0.43
33:YN:118:LYS:C	33:YN:120:LEU:H	2.20	0.43
34:YO:61:VAL:O	34:YO:61:VAL:HG13	2.18	0.43
38:YS:110:LEU:HD23	38:YS:112:PHE:CE2	2.54	0.43
39:YT:105:LEU:C	39:YT:107:ASP:OD1	2.56	0.43
40:YU:79:PHE:C	40:YU:79:PHE:HD2	2.19	0.43
41:YV:66:ARG:NH1	41:YV:88:ARG:CD	2.74	0.43
42:YW:111:HIS:CG	42:YW:112:GLY:H	2.37	0.43
43:YX:70:LEU:HD23	43:YX:70:LEU:H	1.78	0.43
44:YY:6:HIS:ND1	44:YY:6:HIS:N	2.66	0.43
47:Y1:92:LYS:O	47:Y1:93:GLU:C	2.56	0.43
47:Y1:94:LEU:O	47:Y1:95:LEU:HB2	2.18	0.43
48:Y2:59:ARG:O	48:Y2:62:THR:HG23	2.18	0.43
50:Y4:2:LYS:HD2	50:Y4:2:LYS:HA	1.61	0.43
50:Y4:59:PHE:CE1	50:Y4:70:GLY:N	2.87	0.43
1:QA:300:A:N6	1:QA:301:G:N3	2.65	0.43
1:QA:692:U:H5	11:QK:26:ASN:OD1	2.02	0.43
1:QA:779:C:H4'	11:QK:121:PRO:O	2.18	0.43
1:QA:1347:G:OP2	9:QI:107:ARG:HG2	2.18	0.43
1:QA:1504:G:OP1	1:QA:1507:A:H4'	2.18	0.43
3:QC:79:ARG:HH21	11:XK:96:ARG:CA	2.32	0.43
4:QD:163:GLU:OE2	4:QD:163:GLU:HA	2.19	0.43
6:QF:88:VAL:HG12	6:QF:89:MET:N	2.34	0.43

Continued on next page...

Continued from previous page...

Atom-1	Atom-2	Interatomic distance (Å)	Clash overlap (Å)
7:QG:23:VAL:O	7:QG:27:ILE:HD12	2.19	0.43
7:QG:60:LYS:O	7:QG:61:VAL:C	2.57	0.43
9:QI:95:LYS:HD3	9:QI:95:LYS:C	2.39	0.43
10:QJ:51:ARG:HG2	10:QJ:51:ARG:NH1	2.33	0.43
10:QJ:90:LEU:N	10:QJ:91:PRO:CD	2.81	0.43
12:QL:22:SER:C	12:QL:24:VAL:H	2.22	0.43
13:QM:69:GLU:O	13:QM:70:LEU:C	2.56	0.43
16:QP:21:VAL:HG23	16:QP:34:GLU:N	2.34	0.43
16:QP:72:ARG:HD3	16:QP:72:ARG:O	2.18	0.43
22:QV:4:G:C6	22:QV:70:G:N1	2.87	0.43
25:RA:609(A):G:N2	25:RA:619:G:H1'	2.33	0.43
25:RA:1503:U:H2'	25:RA:1504:C:C6	2.53	0.43
25:RA:2127:G:N2	25:RA:2173:A:H1'	2.34	0.43
25:RA:2550:G:C6	25:RA:2551:C:C4	3.06	0.43
28:RE:16:ARG:O	28:RE:18:ASP:O	2.36	0.43
31:RH:6:ARG:CG	31:RH:7:LEU:N	2.81	0.43
31:RH:35:VAL:CG2	31:RH:75:ALA:HB2	2.48	0.43
31:RH:92:ILE:CD1	31:RH:160:LYS:HD3	2.48	0.43
32:RI:29:TYR:O	32:RI:33:ARG:HB2	2.18	0.43
35:RP:70:GLN:N	35:RP:70:GLN:OE1	2.51	0.43
39:RT:111:ARG:C	39:RT:113:LYS:N	2.64	0.43
42:RW:14:PRO:HB3	42:RW:18:ARG:HE	1.83	0.43
45:RZ:53:ILE:HG22	45:RZ:71:VAL:O	2.19	0.43
47:R1:80:LEU:O	47:R1:81:LYS:CD	2.65	0.43
50:R4:68:ARG:O	50:R4:69:LYS:HB2	2.17	0.43
53:R7:5:TRP:CD1	53:R7:7:PRO:HG3	2.53	0.43
54:R8:40:GLU:O	54:R8:41:ILE:C	2.56	0.43
1:XA:104:G:H2'	1:XA:105:G:H8	1.84	0.43
1:XA:186:C:H2'	1:XA:186(A):C:C6	2.53	0.43
1:XA:716:A:N3	11:XK:118:GLY:HA2	2.33	0.43
1:XA:971:G:N7	1:XA:1365:G:H5'	2.33	0.43
1:XA:1073:U:H2'	1:XA:1074:G:C8	2.53	0.43
1:XA:1105:A:H2'	1:XA:1106:G:H8	1.84	0.43
1:XA:1224:G:C6	1:XA:1322:C:H1'	2.53	0.43
1:XA:1312:G:N7	19:XS:2:PRO:HD2	2.33	0.43
1:XA:1423:G:H2'	1:XA:1424:C:O4'	2.19	0.43
2:XB:132:LYS:HA	2:XB:135:GLN:CB	2.43	0.43
3:XC:27:LYS:HB3	3:XC:27:LYS:NZ	2.34	0.43
4:XD:60:GLU:HG2	4:XD:202:LEU:HD12	2.00	0.43
7:XG:148:ASN:O	7:XG:150:ALA:N	2.51	0.43
13:XM:39:ILE:HD12	13:XM:56:LEU:HD23	1.99	0.43

Continued on next page...

Continued from previous page...

Atom-1	Atom-2	Interatomic distance (Å)	Clash overlap (Å)
16:XP:21:VAL:HG23	16:XP:34:GLU:N	2.34	0.43
16:XP:39:TYR:CZ	16:XP:41:PRO:HB3	2.52	0.43
20:XT:44:ALA:C	20:XT:91:LEU:HB3	2.39	0.43
22:XV:49:G:O6	22:XV:65:C:N4	2.49	0.43
25:YA:48:G:H22	25:YA:177:G:H5"	1.83	0.43
25:YA:271(B):G:N3	25:YA:271:G:H1'	2.33	0.43
25:YA:489:G:H2'	25:YA:491:G:O4'	2.19	0.43
25:YA:527:C:N4	25:YA:2777:G:O2'	2.48	0.43
25:YA:593:G:H2'	25:YA:594:U:C6	2.53	0.43
25:YA:630:G:N2	25:YA:632:A:H3'	2.34	0.43
25:YA:784:A:N7	27:YD:229:VAL:HG21	2.32	0.43
25:YA:997:G:OP1	40:YU:93:LYS:HD3	2.17	0.43
25:YA:1222:C:H2'	25:YA:1223:C:H6	1.84	0.43
25:YA:1607:C:H4'	25:YA:1608:A:H5'	2.00	0.43
25:YA:2245:U:H5'	25:YA:2246:G:H5'	2.00	0.43
25:YA:2320:A:C8	25:YA:2333:A:N6	2.87	0.43
25:YA:2420:C:OP1	54:Y8:34:TRP:HB2	2.18	0.43
25:YA:2629:A:O2'	25:YA:2630:G:H5"	2.18	0.43
27:YD:272:ALA:HB1	27:YD:273:ARG:H	1.58	0.43
30:YG:44:GLY:HA2	30:YG:88:ILE:HD11	1.99	0.43
30:YG:114:ILE:O	30:YG:116:ASP:N	2.51	0.43
33:YN:17:ASP:O	33:YN:55:VAL:O	2.34	0.43
37:YR:48:VAL:O	37:YR:49:ASP:C	2.57	0.43
38:YS:42:ASP:C	38:YS:44:LYS:N	2.72	0.43
42:YW:34:ASN:O	42:YW:35:ILE:C	2.55	0.43
45:YZ:8:TYR:HD1	45:YZ:38:TYR:CZ	2.37	0.43
47:Y1:29:GLY:O	47:Y1:31:GLY:N	2.49	0.43
50:Y4:43:TYR:O	50:Y4:46:GLN:HA	2.19	0.43
51:Y5:15:ARG:HA	51:Y5:18:ALA:HB3	1.99	0.43
54:Y8:40:GLU:O	54:Y8:43:GLN:N	2.50	0.43
54:Y8:58:ILE:O	54:Y8:61:LEU:CG	2.66	0.43
1:QA:15:G:H8	1:QA:1396:A:HO2'	1.66	0.43
1:QA:201:C:H42	1:QA:216:G:H1	1.67	0.43
1:QA:1353:G:H2'	1:QA:1354:C:C6	2.53	0.43
2:QB:32:ILE:HD13	2:QB:190:THR:CG2	2.48	0.43
2:QB:54:THR:HG21	2:QB:201:ILE:HD11	2.00	0.43
2:QB:77:ALA:HB1	2:QB:165:VAL:HG11	2.00	0.43
2:QB:109:SER:C	2:QB:111:ARG:H	2.21	0.43
3:QC:12:LEU:C	3:QC:14:ILE:H	2.22	0.43
3:QC:59:ARG:HH12	3:QC:97:LYS:CD	2.31	0.43
4:QD:95:GLY:O	4:QD:99:SER:N	2.51	0.43

Continued on next page...

Continued from previous page...

Atom-1	Atom-2	Interatomic distance (Å)	Clash overlap (Å)
7:QG:88:PRO:HB3	7:QG:145:ALA:HA	2.01	0.43
11:QK:124:LYS:HB3	11:QK:125:PHE:H	1.67	0.43
14:QN:12:ARG:C	14:QN:14:PRO:CD	2.81	0.43
15:QO:64:ARG:CD	15:QO:68:ARG:NH2	2.82	0.43
15:QO:77:ARG:HA	15:QO:80:ALA:HB2	1.99	0.43
15:QO:83:GLU:HA	15:QO:83:GLU:OE1	2.18	0.43
18:QR:29:PHE:N	18:QR:29:PHE:HD2	2.17	0.43
19:QS:45:VAL:O	19:QS:62:ILE:O	2.35	0.43
25:RA:1298:C:N4	25:RA:1299:G:C6	2.87	0.43
25:RA:1341:U:OP1	25:RA:1397:U:N3	2.45	0.43
25:RA:1414:G:C6	25:RA:1415:U:C4	3.07	0.43
25:RA:2420:C:N4	54:R8:30:ARG:HD2	2.33	0.43
27:RD:76:PRO:O	27:RD:98:VAL:CG2	2.65	0.43
27:RD:227:ASN:CB	27:RD:228:PRO:CD	2.93	0.43
28:RE:69:LYS:C	28:RE:71:GLY:N	2.71	0.43
29:RF:62:ARG:NH1	29:RF:62:ARG:CB	2.82	0.43
29:RF:149:ASP:OD2	29:RF:151:SER:HB3	2.17	0.43
33:RN:1:MET:HG3	33:RN:1:MET:O	2.19	0.43
33:RN:7:LYS:HD2	33:RN:7:LYS:N	2.29	0.43
33:RN:42:TRP:HA	33:RN:48:MET:HE1	1.99	0.43
33:RN:61:ARG:HA	33:RN:61:ARG:NE	2.33	0.43
33:RN:63:THR:HG23	33:RN:66:LYS:HE3	2.00	0.43
35:RP:107:LYS:HB2	35:RP:110:TYR:HD2	1.83	0.43
37:RR:10:LEU:O	37:RR:12:ARG:N	2.52	0.43
37:RR:54:LEU:O	37:RR:62:ALA:HB1	2.19	0.43
37:RR:81:ASP:N	37:RR:81:ASP:OD2	2.51	0.43
38:RS:110:LEU:HA	38:RS:112:PHE:CE1	2.53	0.43
39:RT:89:VAL:O	39:RT:90:GLN:HB2	2.19	0.43
42:RW:111:HIS:CG	42:RW:112:GLY:H	2.37	0.43
45:RZ:14:LYS:HA	45:RZ:15:PRO:HD3	1.76	0.43
52:R6:15:GLU:HB3	52:R6:16:CYS:H	1.46	0.43
1:XA:191(F):U:O2	20:XT:105:SER:HB2	2.19	0.43
1:XA:229:U:H2'	1:XA:230:G:H8	1.83	0.43
1:XA:278:G:N2	17:XQ:95:TYR:HB3	2.33	0.43
1:XA:503:C:OP2	12:XL:116:SER:HB3	2.19	0.43
1:XA:542:G:H2'	1:XA:543:C:C6	2.53	0.43
1:XA:567:G:H2'	1:XA:568:G:O4'	2.19	0.43
1:XA:658:G:H2'	1:XA:659:U:C6	2.53	0.43
1:XA:911:U:H2'	1:XA:912:C:C6	2.54	0.43
1:XA:1186:G:N2	1:XA:1187:G:H1'	2.34	0.43
2:XB:32:ILE:HD13	2:XB:190:THR:CG2	2.48	0.43

Continued on next page...

Continued from previous page...

Atom-1	Atom-2	Interatomic distance (Å)	Clash overlap (Å)
2:XB:33:TYR:C	2:XB:33:TYR:CD1	2.92	0.43
2:XB:115:LEU:HD21	2:XB:153:ARG:HD3	2.00	0.43
2:XB:163:PHE:HD2	2:XB:163:PHE:HA	1.70	0.43
3:XC:69:HIS:HA	3:XC:104:GLN:HB2	2.00	0.43
4:XD:59:ARG:NE	4:XD:59:ARG:HA	2.34	0.43
6:XF:48:LEU:HD23	6:XF:48:LEU:HA	1.85	0.43
6:XF:73:ASN:O	6:XF:76:ALA:HB3	2.19	0.43
7:XG:88:PRO:HB3	7:XG:145:ALA:HA	2.01	0.43
7:XG:122:HIS:HA	7:XG:125:MET:HB2	2.00	0.43
10:XJ:70:ARG:HG3	10:XJ:70:ARG:HH11	1.83	0.43
11:XK:20:TYR:C	11:XK:21:ILE:HD12	2.38	0.43
12:XL:10:LEU:HB3	17:XQ:32:TYR:CE2	2.53	0.43
13:XM:90:LEU:HD12	13:XM:91:ARG:N	2.33	0.43
15:XO:25:THR:O	15:XO:29:VAL:HG23	2.18	0.43
15:XO:83:GLU:HA	15:XO:83:GLU:OE1	2.19	0.43
19:XS:29:ARG:HH11	19:XS:29:ARG:HG2	1.84	0.43
19:XS:36:ARG:NH1	19:XS:52:TYR:O	2.51	0.43
20:XT:44:ALA:HB1	20:XT:91:LEU:HB2	2.00	0.43
20:XT:101:GLY:C	20:XT:103:GLY:H	2.22	0.43
25:YA:140:A:H8	25:YA:1408:C:O2'	2.02	0.43
25:YA:398:G:H2'	25:YA:399:G:C8	2.53	0.43
25:YA:656:G:H2'	25:YA:657:U:O4'	2.17	0.43
25:YA:1030:G:C6	25:YA:1125:G:N2	2.87	0.43
25:YA:1081:U:H3'	25:YA:1082:U:H4'	2.01	0.43
25:YA:1203:G:O6	25:YA:1204:A:N6	2.51	0.43
25:YA:1729:A:N6	25:YA:1731:G:C2	2.86	0.43
25:YA:2032:G:H1'	28:YE:145:LYS:HD3	2.00	0.43
25:YA:2391:G:OP2	54:Y8:32:LEU:HD13	2.18	0.43
25:YA:2649:U:H2'	25:YA:2650:U:C6	2.54	0.43
25:YA:2684:U:O2'	34:YO:68:GLU:HG3	2.18	0.43
26:YB:72:G:O2'	26:YB:104:A:N6	2.52	0.43
28:YE:51:PHE:O	28:YE:74:PRO:CB	2.67	0.43
30:YG:131:TYR:HE2	30:YG:133:LEU:HD22	1.83	0.43
30:YG:136:ARG:O	30:YG:154:GLY:CA	2.62	0.43
30:YG:145:THR:O	30:YG:146:TYR:HB3	2.19	0.43
31:YH:92:ILE:CD1	31:YH:160:LYS:HD3	2.48	0.43
31:YH:149:ARG:HA	31:YH:162:ILE:HG21	1.99	0.43
37:YR:54:LEU:O	37:YR:62:ALA:HB1	2.19	0.43
39:YT:89:VAL:O	39:YT:90:GLN:HB2	2.19	0.43
41:YV:1:MET:HE1	41:YV:43:GLU:HG2	2.00	0.43
47:Y1:44:PRO:O	47:Y1:46:LEU:N	2.51	0.43

Continued on next page...

Continued from previous page...

Atom-1	Atom-2	Interatomic distance (Å)	Clash overlap (Å)
53:Y7:17:GLY:O	53:Y7:20:ALA:HB3	2.19	0.43
1:QA:181:G:H1'	1:QA:182:U:H5	1.84	0.43
1:QA:865:A:H2	1:QA:918:A:H4'	1.83	0.43
1:QA:1299:A:C6	1:QA:1301:U:C2	3.07	0.43
2:QB:23:ARG:H	2:QB:23:ARG:CD	2.30	0.43
2:QB:142:LEU:HD23	2:QB:142:LEU:O	2.19	0.43
4:QD:52:SER:O	4:QD:55:ALA:N	2.52	0.43
4:QD:132:ARG:HH11	4:QD:132:ARG:HG2	1.83	0.43
6:QF:27:GLN:HG2	6:QF:27:GLN:H	1.65	0.43
6:QF:73:ASN:O	6:QF:76:ALA:HB3	2.19	0.43
11:QK:20:TYR:C	11:QK:21:ILE:HD12	2.38	0.43
11:QK:105:VAL:O	11:QK:105:VAL:HG23	2.19	0.43
11:QK:108:ILE:HG21	18:QR:88:LYS:OXT	2.19	0.43
18:QR:53:ARG:C	18:QR:55:ARG:H	2.22	0.43
19:QS:21:GLU:HG3	19:QS:22:LEU:CD1	2.49	0.43
22:QV:12:G:N3	25:RA:1923:U:O2'	2.52	0.43
25:RA:389:G:H22	35:RP:72:PRO:CD	2.31	0.43
25:RA:844:C:N4	25:RA:845:G:C2	2.86	0.43
25:RA:1288:U:O2'	25:RA:1647:G:N2	2.51	0.43
25:RA:1364:G:N7	47:R1:2:SER:N	2.67	0.43
25:RA:2168:G:H2'	25:RA:2168:G:N3	2.32	0.43
25:RA:2315:G:H2'	25:RA:2316:C:C6	2.53	0.43
25:RA:2451:A:C6	56:Z6:76:PPU:HE2	2.53	0.43
25:RA:2622:C:O2'	25:RA:2825:C:O2	2.34	0.43
25:RA:2795:G:H3'	25:RA:2797:U:H5'	2.00	0.43
28:RE:36:ARG:HB3	28:RE:36:ARG:NH1	2.31	0.43
30:RG:51:ARG:HB3	30:RG:51:ARG:NH1	2.33	0.43
33:RN:96:GLU:O	33:RN:97:ARG:C	2.57	0.43
34:RO:51:ALA:O	34:RO:53:LYS:HE3	2.19	0.43
35:RP:135:LEU:HD13	35:RP:139:LYS:HE3	2.01	0.43
40:RU:27:LEU:O	40:RU:30:LYS:N	2.41	0.43
40:RU:64:ARG:CG	40:RU:64:ARG:NH2	2.70	0.43
42:RW:19:LEU:O	42:RW:22:ASP:HB2	2.19	0.43
47:R1:44:PRO:O	47:R1:46:LEU:N	2.51	0.43
48:R2:62:THR:O	48:R2:65:ASN:HB2	2.19	0.43
1:XA:632:A:C8	1:XA:633:G:C8	3.07	0.43
1:XA:1359:C:O2'	1:XA:1362:C:N4	2.49	0.43
1:XA:1512:U:H3	1:XA:1523:G:H1	1.66	0.43
2:XB:127:ILE:HG23	2:XB:128:GLU:N	2.34	0.43
4:XD:90:GLY:O	4:XD:93:PHE:HB3	2.19	0.43
4:XD:122:ARG:HA	4:XD:134:ASP:HB2	2.00	0.43

Continued on next page...

Continued from previous page...

Atom-1	Atom-2	Interatomic distance (Å)	Clash overlap (Å)
5:XE:72:GLN:C	5:XE:74:GLY:H	2.22	0.43
8:XH:64:LYS:CB	8:XH:79:VAL:HG21	2.48	0.43
8:XH:118:VAL:O	8:XH:119:LEU:HD23	2.18	0.43
9:XI:41:VAL:HG12	9:XI:41:VAL:O	2.18	0.43
10:XJ:10:GLY:O	10:XJ:68:HIS:N	2.51	0.43
10:XJ:90:LEU:N	10:XJ:91:PRO:CD	2.82	0.43
12:XL:27:LEU:C	12:XL:29:GLY:H	2.20	0.43
15:XO:17:ARG:HD3	15:XO:26:GLU:HG3	2.01	0.43
25:YA:242:G:C3'	54:Y8:6:THR:HG23	2.48	0.43
25:YA:325:G:C2	25:YA:326:G:C4	3.06	0.43
25:YA:1035:U:H2'	25:YA:1036:G:H8	1.82	0.43
25:YA:1055:G:O2'	25:YA:1085:A:N1	2.38	0.43
25:YA:1778:U:H2'	25:YA:1784:A:N6	2.33	0.43
25:YA:1797:C:H4'	27:YD:257:LEU:O	2.19	0.43
25:YA:2263:C:H41	46:Y0:15:ASP:HA	1.84	0.43
25:YA:2687:U:C4	25:YA:2688:U:C5	3.07	0.43
25:YA:2712:U:HO2'	25:YA:2712(A):A:P	2.41	0.43
25:YA:2722:G:C5	25:YA:2723:C:C4	3.07	0.43
25:YA:2790:A:O2'	25:YA:2893:G:N3	2.50	0.43
25:YA:2875:C:H4'	39:YT:5:ALA:HB2	2.00	0.43
26:YB:38:C:O2	26:YB:48:A:H1'	2.19	0.43
27:YD:181:GLU:HA	27:YD:272:ALA:CB	2.38	0.43
28:YE:25:VAL:HG21	39:YT:8:LYS:HG3	2.00	0.43
28:YE:155:LYS:O	28:YE:156:MET:HG3	2.19	0.43
28:YE:179:GLU:CB	28:YE:181:LEU:HD23	2.23	0.43
31:YH:59:ARG:CG	31:YH:59:ARG:NH1	2.79	0.43
32:YI:56:LYS:HE3	32:YI:57:ARG:HG2	2.01	0.43
33:YN:26:LEU:HG	33:YN:30:ILE:CD1	2.49	0.43
33:YN:90:MET:O	33:YN:91:LEU:C	2.57	0.43
34:YO:51:ALA:O	34:YO:53:LYS:HE3	2.19	0.43
37:YR:74:LYS:O	37:YR:76:VAL:N	2.45	0.43
39:YT:64:ARG:HH11	39:YT:64:ARG:HG2	1.84	0.43
40:YU:99:ALA:HA	40:YU:106:PHE:HB2	2.01	0.43
48:Y2:62:THR:O	48:Y2:65:ASN:HB2	2.19	0.43
49:Y3:50:VAL:HB	49:Y3:53:LEU:HD12	2.00	0.43
1:QA:113:G:H2'	1:QA:114:U:C6	2.53	0.43
1:QA:374:A:C6	1:QA:375:U:C4	3.06	0.43
1:QA:439:A:OP2	1:QA:493:G:N1	2.52	0.43
1:QA:522:C:H2'	1:QA:523:A:O4'	2.19	0.43
1:QA:618:C:O2	1:QA:622:A:N6	2.52	0.43
1:QA:753:A:H1'	1:QA:754:C:OP2	2.19	0.43

Continued on next page...

Continued from previous page...

Atom-1	Atom-2	Interatomic distance (Å)	Clash overlap (Å)
1:QA:764:C:H2'	1:QA:765:G:O4'	2.18	0.43
1:QA:981:U:O5'	1:QA:981:U:H6	2.02	0.43
1:QA:992:U:H1'	1:QA:993:G:OP2	2.19	0.43
2:QB:33:TYR:HD1	2:QB:33:TYR:C	2.22	0.43
2:QB:200:ILE:HD12	2:QB:200:ILE:N	2.34	0.43
3:QC:14:ILE:C	3:QC:16:ARG:H	2.21	0.43
5:QE:94:ALA:HB2	5:QE:119:LEU:HG	2.00	0.43
6:QF:91:VAL:CG1	18:QR:72:ARG:NH1	2.82	0.43
13:QM:4:ILE:CG2	13:QM:5:ALA:H	2.29	0.43
13:QM:87:TYR:HA	13:QM:90:LEU:HG	2.01	0.43
18:QR:43:PHE:HA	18:QR:51:LEU:HD12	2.01	0.43
25:RA:328:U:H4'	44:RY:68:HIS:CD2	2.54	0.43
25:RA:715:G:H2'	25:RA:716:A:C8	2.54	0.43
25:RA:823:G:H2'	25:RA:824:A:C8	2.53	0.43
25:RA:1131:G:O6	25:RA:2040:C:H1'	2.18	0.43
25:RA:1814:G:C6	25:RA:1815:A:C6	3.06	0.43
25:RA:2056:G:H2'	25:RA:2056:G:N3	2.34	0.43
27:RD:44:ASN:HB3	27:RD:49:ILE:CG2	2.47	0.43
28:RE:51:PHE:O	28:RE:74:PRO:CB	2.67	0.43
30:RG:136:ARG:O	30:RG:154:GLY:CA	2.62	0.43
32:RI:69:LYS:O	32:RI:73:GLU:HB2	2.19	0.43
32:RI:120:ILE:HD11	32:RI:126:TYR:CZ	2.54	0.43
33:RN:87:LEU:C	33:RN:87:LEU:CD2	2.86	0.43
35:RP:120:ALA:HB1	35:RP:138:LEU:CB	2.49	0.43
38:RS:110:LEU:HD23	38:RS:112:PHE:CE2	2.53	0.43
39:RT:64:ARG:HH11	39:RT:64:ARG:HG2	1.84	0.43
39:RT:114:LEU:HA	39:RT:114:LEU:HD23	1.74	0.43
40:RU:95:LEU:HD13	41:RV:4:ILE:HD12	1.99	0.43
43:RX:31:HIS:HA	43:RX:32:PRO:HD3	1.88	0.43
46:R0:23:VAL:HG22	46:R0:38:VAL:HG22	2.01	0.43
48:R2:41:ILE:C	48:R2:41:ILE:CD1	2.81	0.43
52:R6:50:ARG:HH11	52:R6:50:ARG:HG2	1.84	0.43
53:R7:17:GLY:O	53:R7:20:ALA:HB3	2.19	0.43
53:R7:19:ARG:HG2	53:R7:19:ARG:NH1	2.33	0.43
55:R9:7:VAL:HG21	55:R9:36:GLN:HB2	2.00	0.43
1:XA:974:A:OP2	14:XN:41:ARG:HG2	2.19	0.43
1:XA:1100:C:O2'	1:XA:1102:A:OP1	2.26	0.43
1:XA:1425:U:H2'	1:XA:1426:C:C6	2.53	0.43
2:XB:29:ALA:O	2:XB:32:ILE:HG22	2.17	0.43
2:XB:87:ARG:NH1	2:XB:223:ILE:HD12	2.33	0.43
3:XC:67:THR:O	3:XC:69:HIS:CE1	2.72	0.43

Continued on next page...

Continued from previous page...

Atom-1	Atom-2	Interatomic distance (Å)	Clash overlap (Å)
5:XE:64:ARG:HH11	5:XE:64:ARG:HG3	1.81	0.43
6:XF:85:VAL:HG12	6:XF:85:VAL:O	2.18	0.43
7:XG:89:MET:HE3	7:XG:156:TRP:H	1.83	0.43
8:XH:86:ILE:CB	8:XH:133:LEU:HD22	2.49	0.43
9:XI:43:ALA:O	9:XI:45:ALA:N	2.51	0.43
10:XJ:30:SER:OG	10:XJ:81:THR:HG22	2.19	0.43
11:XK:124:LYS:HB3	11:XK:125:PHE:H	1.67	0.43
25:YA:59:U:O2'	25:YA:73:A:H2'	2.19	0.43
25:YA:140:A:C8	25:YA:1408:C:O2'	2.71	0.43
25:YA:287:C:H2'	25:YA:288:C:C6	2.54	0.43
25:YA:840:C:H2'	25:YA:841:A:C8	2.53	0.43
25:YA:1664:A:C6	25:YA:1665:A:C6	3.06	0.43
25:YA:1847:A:H8	25:YA:1847:A:OP1	2.01	0.43
25:YA:2290:G:H2'	25:YA:2291:U:O4'	2.18	0.43
25:YA:2512:C:H2'	25:YA:2513:G:O4'	2.19	0.43
27:YD:213:ARG:HA	27:YD:213:ARG:HD2	1.59	0.43
28:YE:52:LEU:O	28:YE:74:PRO:HA	2.18	0.43
30:YG:59:GLU:O	30:YG:62:LEU:HB3	2.18	0.43
31:YH:120:GLY:O	31:YH:136:ILE:HD12	2.19	0.43
33:YN:57:ALA:O	33:YN:124:ALA:HA	2.18	0.43
33:YN:131:GLN:HE21	33:YN:131:GLN:HB3	1.57	0.43
37:YR:51:LEU:HD13	37:YR:66:VAL:HG22	2.01	0.43
38:YS:30:ARG:NH2	38:YS:92:TYR:HD1	2.17	0.43
40:YU:43:GLY:HA3	41:YV:73:SER:OG	2.19	0.43
44:YY:47:LYS:O	44:YY:49:VAL:N	2.48	0.43
44:YY:75:ILE:HG12	44:YY:76:CYS:H	1.79	0.43
45:YZ:3:TYR:O	45:YZ:58:VAL:HG23	2.19	0.43
50:Y4:48:ARG:C	50:Y4:49:PHE:HD1	2.22	0.43
1:QA:186(E):C:H42	1:QA:191(B):G:H1	1.65	0.43
1:QA:404:U:H2'	1:QA:405:U:H6	1.82	0.43
1:QA:660:G:H1	1:QA:745:C:N4	2.15	0.43
1:QA:676:A:H1'	11:QK:115:PRO:HB3	2.00	0.43
1:QA:1418:A:H2	25:RA:1948:G:N3	2.16	0.43
2:QB:68:ILE:HB	2:QB:70:PHE:HE1	1.82	0.43
2:QB:127:ILE:HG23	2:QB:128:GLU:N	2.34	0.43
2:QB:231:GLU:HA	2:QB:232:PRO:HD3	1.83	0.43
4:QD:90:GLY:O	4:QD:93:PHE:HB3	2.19	0.43
7:QG:122:HIS:HA	7:QG:125:MET:HB2	2.00	0.43
7:QG:148:ASN:O	7:QG:150:ALA:N	2.51	0.43
9:QI:26:VAL:CG1	9:QI:63:ILE:HD13	2.49	0.43
9:QI:29:ASN:OD1	9:QI:65:VAL:N	2.48	0.43

Continued on next page...

Continued from previous page...

Atom-1	Atom-2	Interatomic distance (Å)	Clash overlap (Å)
11:QK:75:TYR:N	11:QK:75:TYR:HD1	2.17	0.43
12:QL:120:TYR:O	12:QL:121:GLY:C	2.57	0.43
16:QP:55:ARG:O	16:QP:56:ALA:C	2.57	0.43
22:QV:43:A:H2'	22:QV:44:A:C8	2.54	0.43
25:RA:336:C:HO2'	44:RY:35:TYR:HH	1.66	0.43
25:RA:403:U:H4'	25:RA:404:C:H5'	2.01	0.43
25:RA:464:U:H4'	53:R7:5:TRP:CZ3	2.53	0.43
25:RA:958:U:OP1	36:RQ:74:TYR:OH	2.23	0.43
25:RA:981:A:N1	25:RA:2027:G:O2'	2.38	0.43
25:RA:1190:G:H5'	35:RP:32:THR:HA	2.00	0.43
25:RA:1729:A:H2'	25:RA:1730:U:H5"	2.00	0.43
25:RA:2584:U:H4'	56:Z6:76:PPU:H92	2.00	0.43
25:RA:2682:U:O2'	39:RT:58:ASN:OD1	2.34	0.43
25:RA:2773:C:H2'	25:RA:2774:C:H6	1.82	0.43
25:RA:2855:C:H2'	25:RA:2856:C:H6	1.84	0.43
27:RD:17:THR:HG21	27:RD:204:ILE:HA	1.99	0.43
27:RD:33:LEU:HB3	27:RD:34:VAL:H	1.49	0.43
27:RD:44:ASN:CB	27:RD:49:ILE:HG22	2.46	0.43
27:RD:69:ARG:NH2	27:RD:130:ALA:HB2	2.19	0.43
27:RD:237:GLU:HB3	27:RD:238:GLY:H	1.49	0.43
29:RF:20:LEU:HD12	29:RF:21:ALA:N	2.26	0.43
29:RF:176:LEU:HD11	29:RF:180:GLY:O	2.19	0.43
32:RI:62:LYS:HA	32:RI:133:HIS:NE2	2.34	0.43
33:RN:90:MET:O	33:RN:91:LEU:C	2.57	0.43
35:RP:19:VAL:HG22	35:RP:21:ARG:H	1.83	0.43
35:RP:52:GLU:OE2	35:RP:58:THR:N	2.52	0.43
35:RP:112:LEU:CD1	35:RP:114:ILE:HG23	2.47	0.43
35:RP:114:ILE:CD1	35:RP:130:PHE:CE1	2.98	0.43
37:RR:44:LEU:HD23	37:RR:44:LEU:HA	1.79	0.43
45:RZ:129:SER:O	45:RZ:131:ARG:N	2.52	0.43
50:R4:43:TYR:O	50:R4:46:GLN:HA	2.19	0.43
50:R4:48:ARG:NH1	50:R4:51:ASP:HA	2.34	0.43
54:R8:28:GLY:O	54:R8:29:LYS:O	2.36	0.43
1:XA:464:G:C6	1:XA:466:C:H5'	2.54	0.43
1:XA:797:C:OP1	11:XK:124:LYS:HE2	2.19	0.43
2:XB:17:PHE:CG	2:XB:44:LEU:HD11	2.53	0.43
2:XB:100:GLY:N	2:XB:176:GLU:OE2	2.51	0.43
2:XB:197:VAL:CG1	2:XB:198:ASP:N	2.82	0.43
3:XC:12:LEU:C	3:XC:14:ILE:H	2.21	0.43
3:XC:101:LEU:HD23	3:XC:101:LEU:C	2.39	0.43
4:XD:90:GLY:HA3	4:XD:204:ILE:HD11	2.01	0.43

Continued on next page...

Continued from previous page...

Atom-1	Atom-2	Interatomic distance (Å)	Clash overlap (Å)
6:XF:3:ARG:HB3	6:XF:93:SER:CB	2.48	0.43
7:XG:23:VAL:O	7:XG:27:ILE:HD12	2.19	0.43
7:XG:79:ARG:NH1	7:XG:82:GLY:HA2	2.34	0.43
7:XG:79:ARG:HH12	7:XG:82:GLY:HA2	1.84	0.43
8:XH:82:HIS:CD2	8:XH:82:HIS:C	2.91	0.43
9:XI:22:GLY:O	9:XI:23:ASN:C	2.57	0.43
11:XK:34:ASP:OD1	11:XK:38:ASN:HB2	2.19	0.43
11:XK:105:VAL:O	11:XK:105:VAL:HG23	2.19	0.43
14:XN:12:ARG:C	14:XN:14:PRO:CD	2.80	0.43
22:XV:53:G:HO2'	22:XV:54:U:H6	1.66	0.43
25:YA:34:C:H41	25:YA:447:A:N6	2.15	0.43
25:YA:36:G:N3	25:YA:450:G:O2'	2.52	0.43
25:YA:626:U:H5"	25:YA:627:A:C5'	2.49	0.43
25:YA:1317:A:H2'	25:YA:1318:C:C6	2.54	0.43
25:YA:1473:G:H2'	25:YA:1474:C:C6	2.53	0.43
25:YA:1754:C:H2'	25:YA:1755:A:O4'	2.19	0.43
25:YA:2292:C:OP2	38:YS:17:ARG:NH2	2.50	0.43
25:YA:2355:C:H4'	46:Y0:36:ILE:HD11	2.00	0.43
25:YA:2541:A:H4'	25:YA:2764:A:N1	2.34	0.43
25:YA:2551:C:H2'	25:YA:2552:U:C6	2.54	0.43
25:YA:2751:G:O2'	25:YA:2752:C:P	2.76	0.43
27:YD:17:THR:HG22	27:YD:204:ILE:HA	1.98	0.43
28:YE:16:ARG:O	28:YE:18:ASP:O	2.36	0.43
28:YE:203:LYS:HD2	28:YE:203:LYS:C	2.38	0.43
30:YG:7:LEU:CD2	30:YG:176:LEU:HD22	2.45	0.43
31:YH:125:VAL:HG12	31:YH:126:PRO:CD	2.49	0.43
32:YI:133:HIS:HB2	32:YI:134:PRO:HD2	2.00	0.43
32:YI:135:GLU:HB2	32:YI:136:VAL:H	1.64	0.43
39:YT:89:VAL:O	39:YT:90:GLN:CB	2.67	0.43
44:YY:84:ARG:HD3	44:YY:86:ARG:HH11	1.83	0.43
47:Y1:53:VAL:CG1	47:Y1:54:ALA:N	2.81	0.43
51:Y5:3:LYS:O	51:Y5:4:HIS:C	2.56	0.43
51:Y5:40:LYS:HE2	51:Y5:47:PRO:CG	2.49	0.43
51:Y5:56:LYS:O	51:Y5:57:VAL:C	2.57	0.43
53:Y7:5:TRP:CD1	53:Y7:7:PRO:HG3	2.53	0.43
1:QA:1112:C:O2	3:QC:179:ARG:HG2	2.19	0.43
1:QA:1224:G:C6	1:QA:1322:C:H1'	2.54	0.43
1:QA:1417:G:H2'	1:QA:1482:G:N2	2.34	0.43
2:QB:162:ILE:O	2:QB:185:ILE:HG13	2.19	0.43
4:QD:19:LEU:O	4:QD:20:TYR:C	2.57	0.43
6:QF:85:VAL:HG12	6:QF:85:VAL:O	2.18	0.43

Continued on next page...

Continued from previous page...

Atom-1	Atom-2	Interatomic distance (Å)	Clash overlap (Å)
7:QG:111:ARG:HH11	7:QG:111:ARG:CB	2.23	0.43
15:QO:8:LYS:NZ	15:QO:31:LEU:HD11	2.34	0.43
20:QT:44:ALA:C	20:QT:91:LEU:HB3	2.39	0.43
25:RA:173:G:H2'	25:RA:174:C:C6	2.53	0.43
25:RA:455:C:N3	25:RA:472:A:H2'	2.34	0.43
25:RA:1007:C:H5"	33:RN:35:ARG:NH1	2.33	0.43
25:RA:1026:U:H1'	25:RA:1027:A:O5'	2.19	0.43
25:RA:1179:C:H2'	25:RA:1180:C:O4'	2.18	0.43
25:RA:1638:C:H2'	25:RA:1639:U:O4'	2.19	0.43
25:RA:1952:A:C6	25:RA:1953:A:N1	2.87	0.43
25:RA:2638:G:O2'	25:RA:2639:A:H8	2.02	0.43
27:RD:33:LEU:O	27:RD:35:LYS:N	2.52	0.43
28:RE:3:GLY:HA3	28:RE:81:ILE:CD1	2.47	0.43
28:RE:18:ASP:O	28:RE:19:ARG:C	2.56	0.43
28:RE:203:LYS:HD2	28:RE:203:LYS:C	2.39	0.43
34:RO:17:ARG:HH11	34:RO:17:ARG:HG2	1.84	0.43
37:RR:48:VAL:O	37:RR:49:ASP:C	2.57	0.43
38:RS:52:SER:HB2	38:RS:55:ALA:CB	2.49	0.43
39:RT:6:LEU:HD12	39:RT:9:LEU:HD12	2.01	0.43
39:RT:107:ASP:OD2	39:RT:109:GLU:HB2	2.18	0.43
41:RV:38:LEU:CD2	41:RV:39:LEU:N	2.82	0.43
41:RV:72:VAL:HG13	41:RV:72:VAL:O	2.19	0.43
48:R2:6:VAL:O	48:R2:7:ARG:C	2.57	0.43
52:R6:33:LYS:C	52:R6:35:GLU:H	2.22	0.43
1:XA:489:C:H2'	1:XA:490:G:C8	2.52	0.43
1:XA:491:G:H2'	1:XA:492:G:O4'	2.17	0.43
1:XA:1100:C:H2'	1:XA:1102:A:O5'	2.19	0.43
1:XA:1511:G:H2'	1:XA:1512:U:O4'	2.18	0.43
2:XB:130:ARG:NH2	2:XB:138:LEU:HD21	2.34	0.43
6:XF:45:LEU:CD1	6:XF:59:TYR:HD1	2.30	0.43
8:XH:20:TYR:CD1	8:XH:65:TYR:HD2	2.35	0.43
9:XI:26:VAL:CG1	9:XI:63:ILE:HD13	2.48	0.43
10:XJ:74:ILE:H	10:XJ:74:ILE:CD1	2.21	0.43
11:XK:75:TYR:N	11:XK:75:TYR:HD1	2.16	0.43
13:XM:3:ARG:HD2	13:XM:9:ILE:CG1	2.45	0.43
13:XM:54:VAL:O	13:XM:58:GLU:OE2	2.37	0.43
15:XO:10:LYS:O	15:XO:14:GLU:HB2	2.18	0.43
15:XO:71:GLN:HB2	15:XO:78:TYR:CE1	2.54	0.43
16:XP:20:VAL:CG2	16:XP:21:VAL:N	2.82	0.43
22:XV:4:G:C6	22:XV:70:G:N1	2.86	0.43
25:YA:117:G:C6	25:YA:119:A:C6	3.07	0.43

Continued on next page...

Continued from previous page...

Atom-1	Atom-2	Interatomic distance (Å)	Clash overlap (Å)
25:YA:161:U:H3'	25:YA:162:U:H5"	2.00	0.43
25:YA:205:G:H1'	25:YA:206:U:OP2	2.18	0.43
25:YA:764:A:C6	25:YA:781:A:C2	3.07	0.43
25:YA:1005:C:O2'	33:YN:28:THR:HG21	2.18	0.43
25:YA:1309:G:OP1	53:Y7:9:ARG:HD3	2.19	0.43
25:YA:1899:G:N2	25:YA:1902:C:H41	2.17	0.43
25:YA:2010:G:H5"	42:YW:42:ARG:HB2	2.00	0.43
25:YA:2850:A:C2	37:YR:61:HIS:CD2	3.06	0.43
28:YE:23:VAL:HG12	28:YE:184:VAL:O	2.19	0.43
28:YE:36:ARG:HH11	28:YE:36:ARG:CB	2.28	0.43
29:YF:63:LYS:CE	29:YF:67:GLN:HB2	2.49	0.43
30:YG:16:ARG:NE	30:YG:31:VAL:HG11	2.34	0.43
30:YG:139:LEU:HA	30:YG:144:ILE:HG21	2.00	0.43
33:YN:62:VAL:HG12	33:YN:66:LYS:HB2	2.01	0.43
35:YP:101:VAL:HG13	35:YP:102:ARG:N	2.33	0.43
35:YP:107:LYS:O	35:YP:108:LYS:C	2.57	0.43
38:YS:105:ALA:C	38:YS:110:LEU:HD21	2.38	0.43
53:Y7:32:LYS:O	53:Y7:33:ARG:C	2.55	0.43
1:QA:410:G:H2'	1:QA:429:U:C5	2.54	0.42
1:QA:416:G:C5	1:QA:417:C:C4	3.07	0.42
1:QA:481:G:O2'	1:QA:482:A:O5'	2.35	0.42
1:QA:860:A:H2'	1:QA:861:G:O4'	2.19	0.42
1:QA:1124:G:H5"	1:QA:1145:C:N4	2.33	0.42
1:QA:1178:G:H2'	1:QA:1180:A:OP2	2.19	0.42
2:QB:95:GLN:HB3	2:QB:148:TYR:HD1	1.84	0.42
2:QB:188:ALA:CB	2:QB:200:ILE:HG23	2.47	0.42
2:QB:211:ILE:O	2:QB:215:LEU:HB2	2.19	0.42
3:QC:76:VAL:CG2	3:QC:103:VAL:HG11	2.49	0.42
5:QE:105:VAL:HB	5:QE:106:PRO:CD	2.49	0.42
6:QF:23:LYS:HG2	6:QF:27:GLN:OE1	2.18	0.42
8:QH:64:LYS:CB	8:QH:79:VAL:HG21	2.48	0.42
11:QK:44:SER:O	11:QK:48:ILE:HG12	2.18	0.42
13:QM:54:VAL:O	13:QM:58:GLU:OE2	2.37	0.42
17:QQ:22:LEU:HD13	17:QQ:41:LYS:HG2	2.01	0.42
17:QQ:77:VAL:O	17:QQ:78:GLU:HB2	2.18	0.42
19:QS:2:PRO:HB2	50:R4:68:ARG:HH22	1.84	0.42
25:RA:279:C:H42	25:RA:361:G:H1	1.65	0.42
25:RA:307:G:H8	25:RA:307:G:O5'	2.01	0.42
25:RA:524:U:H2'	25:RA:525:U:C6	2.54	0.42
25:RA:596:G:H2'	25:RA:597:U:O4'	2.19	0.42
25:RA:686:G:H21	25:RA:788:A:H61	1.67	0.42

Continued on next page...

Continued from previous page...

Atom-1	Atom-2	Interatomic distance (Å)	Clash overlap (Å)
25:RA:727:A:N6	25:RA:728:G:C6	2.87	0.42
25:RA:845:G:H8	25:RA:845:G:OP2	2.02	0.42
25:RA:1425:G:C6	25:RA:1426:G:C2	3.07	0.42
25:RA:1577:C:H2'	25:RA:1578:U:C6	2.54	0.42
25:RA:1641:A:H2'	25:RA:1642:G:O4'	2.19	0.42
25:RA:1655:A:N6	25:RA:2005:A:O2'	2.52	0.42
25:RA:1803:A:H2	25:RA:1822:G:N3	2.17	0.42
25:RA:2021:C:OP1	51:R5:12:SER:OG	2.26	0.42
25:RA:2102:U:H2'	25:RA:2103:C:C6	2.54	0.42
25:RA:2185:C:H2'	25:RA:2186:G:C8	2.54	0.42
27:RD:71:ASP:CB	27:RD:103:ARG:HH22	2.32	0.42
28:RE:23:VAL:HG12	28:RE:184:VAL:O	2.19	0.42
29:RF:64:ILE:HG23	29:RF:65:TRP:CD1	2.54	0.42
29:RF:183:VAL:O	29:RF:184:TYR:C	2.56	0.42
30:RG:4:ASP:O	30:RG:5:VAL:HB	2.19	0.42
30:RG:25:TYR:CZ	30:RG:32:PRO:HD3	2.54	0.42
30:RG:31:VAL:O	30:RG:31:VAL:HG13	2.18	0.42
30:RG:114:ILE:O	30:RG:116:ASP:N	2.51	0.42
31:RH:77:LYS:HB3	31:RH:77:LYS:HZ2	1.76	0.42
31:RH:169:VAL:HG22	31:RH:170:ARG:N	2.25	0.42
32:RI:128:LEU:N	32:RI:138:ILE:O	2.52	0.42
33:RN:26:LEU:HG	33:RN:30:ILE:CD1	2.49	0.42
33:RN:30:ILE:HG22	33:RN:34:LEU:HD21	2.01	0.42
34:RO:61:VAL:O	34:RO:61:VAL:HG13	2.18	0.42
37:RR:10:LEU:C	37:RR:12:ARG:N	2.72	0.42
37:RR:51:LEU:HD13	37:RR:66:VAL:HG22	2.01	0.42
39:RT:50:ILE:HD11	39:RT:102:ILE:HG12	2.01	0.42
40:RU:91:ASP:O	40:RU:95:LEU:N	2.43	0.42
42:RW:28:SER:O	42:RW:30:GLU:N	2.50	0.42
45:RZ:111:VAL:O	45:RZ:113:ALA:N	2.52	0.42
47:R1:13:ILE:CG1	47:R1:42:GLN:HB2	2.49	0.42
50:R4:22:ILE:CG2	50:R4:23:GLU:N	2.81	0.42
50:R4:59:PHE:CE1	50:R4:70:GLY:N	2.87	0.42
1:XA:396:G:C2	1:XA:398:C:C4	3.07	0.42
1:XA:1010:G:N2	1:XA:1020:U:H1'	2.34	0.42
1:XA:1058:G:C5	1:XA:1059:C:C4	3.06	0.42
2:XB:69:LEU:HD12	2:XB:91:PRO:O	2.19	0.42
4:XD:120:LEU:HD23	4:XD:120:LEU:HA	1.83	0.42
9:XI:25:LYS:O	9:XI:60:ASP:OD1	2.37	0.42
11:XK:44:SER:O	11:XK:48:ILE:HG12	2.18	0.42
15:XO:64:ARG:CD	15:XO:68:ARG:NH2	2.82	0.42

Continued on next page...

Continued from previous page...

Atom-1	Atom-2	Interatomic distance (Å)	Clash overlap (Å)
16:XP:75:ARG:C	16:XP:77:ALA:N	2.72	0.42
17:XQ:77:VAL:O	17:XQ:78:GLU:HB2	2.18	0.42
19:XS:51:VAL:HG12	19:XS:52:TYR:N	2.34	0.42
20:XT:96:GLY:O	20:XT:99:LEU:CD1	2.67	0.42
25:YA:270(F):U:H2'	25:YA:270(G):C:C6	2.53	0.42
25:YA:270(V):G:H2'	25:YA:270(W):G:C8	2.54	0.42
25:YA:449:A:C4	25:YA:450:G:C8	3.07	0.42
25:YA:465:G:C2	25:YA:466:A:C2	3.06	0.42
25:YA:628:G:C4	25:YA:629:G:C8	3.07	0.42
25:YA:642:G:H21	25:YA:646:A:H2	1.67	0.42
25:YA:921:G:H4'	25:YA:2269:A:C6	2.54	0.42
25:YA:1022:G:H4'	25:YA:1023:U:H5'	2.00	0.42
25:YA:1580:A:H8	25:YA:1580:A:OP2	2.01	0.42
25:YA:1928:A:C2'	25:YA:1929:G:H5'	2.49	0.42
25:YA:2127:G:N2	25:YA:2173:A:H1'	2.34	0.42
25:YA:2262:U:H2'	25:YA:2263:C:C6	2.48	0.42
26:YB:104:A:H5'	45:YZ:72:ARG:HD3	2.00	0.42
30:YG:34:LEU:HD11	30:YG:99:MET:CE	2.49	0.42
30:YG:121:ASN:HA	30:YG:181:ARG:NH2	2.34	0.42
31:YH:125:VAL:CG1	31:YH:126:PRO:CG	2.94	0.42
36:YQ:25:ASP:H	36:YQ:102:VAL:HG23	1.84	0.42
36:YQ:57:HIS:ND1	36:YQ:58:PHE:N	2.66	0.42
37:YR:94:TYR:N	37:YR:94:TYR:CD2	2.87	0.42
46:Y0:4:LYS:HE2	46:Y0:4:LYS:HB3	1.89	0.42
54:Y8:53:PRO:HD2	54:Y8:54:GLU:H	1.84	0.42
1:QA:97:U:H2'	1:QA:99:C:C6	2.55	0.42
1:QA:600:C:H2'	1:QA:601:C:C6	2.54	0.42
1:QA:1118:C:H1'	1:QA:1179:A:C5	2.54	0.42
1:QA:1125:U:O4	10:QJ:5:ARG:HD3	2.19	0.42
1:QA:1306:A:H2'	1:QA:1307:U:O4'	2.19	0.42
2:QB:33:TYR:C	2:QB:33:TYR:CD1	2.92	0.42
2:QB:95:GLN:HE21	2:QB:147:LYS:CE	2.28	0.42
3:QC:83:ARG:O	3:QC:86:VAL:HG22	2.20	0.42
3:QC:101:LEU:HD23	3:QC:101:LEU:C	2.38	0.42
3:QC:188:LEU:HD12	3:QC:195:VAL:CG1	2.48	0.42
4:QD:197:PRO:HB3	6:XF:16:GLN:NE2	2.28	0.42
7:QG:79:ARG:HH12	7:QG:82:GLY:HA2	1.84	0.42
7:QG:126:ASP:N	7:QG:126:ASP:OD2	2.53	0.42
8:QH:20:TYR:CD1	8:QH:65:TYR:HD2	2.35	0.42
8:QH:91:ARG:HH11	8:QH:91:ARG:CG	2.23	0.42
11:QK:77:MET:HE3	11:QK:80:VAL:HG12	2.00	0.42

Continued on next page...

Continued from previous page...

Atom-1	Atom-2	Interatomic distance (Å)	Clash overlap (Å)
14:QN:17:LYS:HG3	14:QN:18:VAL:N	2.33	0.42
17:QQ:82:MET:C	17:QQ:84:LEU:N	2.72	0.42
18:QR:73:ALA:HB3	18:QR:79:LEU:CD1	2.47	0.42
19:QS:29:ARG:HD3	19:QS:30:LEU:H	1.83	0.42
19:QS:66:MET:O	19:QS:66:MET:HG3	2.19	0.42
25:RA:29:U:H2'	25:RA:30:G:C8	2.54	0.42
25:RA:177:G:H5'	25:RA:178:G:N7	2.34	0.42
25:RA:858:U:O2	25:RA:2268:A:H2'	2.19	0.42
25:RA:910:A:C6	25:RA:911:A:C6	3.07	0.42
25:RA:1181:C:H2'	25:RA:1182:A:C8	2.54	0.42
25:RA:1328:G:H8	25:RA:1328:G:O5'	2.02	0.42
25:RA:1614:A:H62	42:RW:93:ALA:HB2	1.84	0.42
25:RA:1614:A:OP1	25:RA:1617:C:N4	2.38	0.42
25:RA:1799:G:H4'	25:RA:1800:C:O5'	2.18	0.42
25:RA:1833:U:H2'	25:RA:1834:U:C6	2.54	0.42
25:RA:1902:C:H5'	27:RD:246:PRO:HD3	2.01	0.42
25:RA:2123:G:H2'	25:RA:2124:G:H8	1.83	0.42
25:RA:2506:U:H6	56:Z6:76:PPU:HN'3	1.66	0.42
25:RA:2864:G:H2'	25:RA:2865:U:C6	2.54	0.42
30:RG:63:ILE:HG12	30:RG:64:THR:N	2.32	0.42
31:RH:16:SER:OG	31:RH:17:VAL:N	2.50	0.42
31:RH:53:GLU:CD	31:RH:54:ARG:H	2.21	0.42
31:RH:89:ILE:CD1	31:RH:89:ILE:H	2.32	0.42
33:RN:15:LEU:C	33:RN:15:LEU:HD13	2.40	0.42
34:RO:2:ILE:N	34:RO:2:ILE:CD1	2.82	0.42
35:RP:144:GLU:HA	35:RP:145:PRO:HD3	1.76	0.42
40:RU:79:PHE:CD2	40:RU:83:LEU:HD13	2.54	0.42
41:RV:44:LYS:HB3	41:RV:45:THR:H	1.56	0.42
42:RW:19:LEU:HA	42:RW:19:LEU:HD12	1.79	0.42
51:R5:20:ARG:HA	51:R5:23:HIS:CE1	2.54	0.42
1:XA:414:A:OP2	1:XA:428:G:N2	2.47	0.42
1:XA:575:G:O2'	1:XA:821:G:OP2	2.25	0.42
1:XA:586:C:H1'	1:XA:878:G:O2'	2.20	0.42
1:XA:1062:U:H2'	1:XA:1063:C:C6	2.54	0.42
1:XA:1225:A:H5"	1:XA:1226:C:OP2	2.19	0.42
1:XA:1305:G:OP1	21:XU:2:GLY:HA2	2.18	0.42
1:XA:1422:G:H5"	34:YO:48:PRO:HG3	2.00	0.42
2:XB:142:LEU:HD23	2:XB:142:LEU:O	2.18	0.42
2:XB:142:LEU:O	2:XB:145:LEU:HB2	2.19	0.42
5:XE:105:VAL:HB	5:XE:106:PRO:CD	2.49	0.42
16:XP:23:ASP:O	16:XP:26:ARG:HB2	2.18	0.42

Continued on next page...

Continued from previous page...

Atom-1	Atom-2	Interatomic distance (Å)	Clash overlap (Å)
17:XQ:41:LYS:HZ3	17:XQ:92:ARG:HH22	1.62	0.42
20:XT:13:LEU:CD1	20:XT:17:ARG:NH1	2.82	0.42
25:YA:34:C:N4	25:YA:447:A:H61	2.15	0.42
25:YA:186:G:H2'	25:YA:187:G:C8	2.55	0.42
25:YA:705:A:C2	25:YA:727:A:H1'	2.54	0.42
25:YA:919:G:H4'	26:YB:81:G:H4'	2.02	0.42
25:YA:1454:U:O2'	25:YA:1455:G:N7	2.47	0.42
25:YA:1842:G:H2'	25:YA:1843:C:C6	2.54	0.42
25:YA:1952:A:C4	34:YO:22:ILE:HD12	2.54	0.42
25:YA:2277:G:H5'	36:YQ:85:LYS:HG3	2.01	0.42
25:YA:2605:U:H2'	25:YA:2606:C:C6	2.54	0.42
25:YA:2837:G:H2'	25:YA:2838:G:H8	1.84	0.42
25:YA:2892:A:H2'	25:YA:2893:G:O4'	2.19	0.42
26:YB:33:G:C2	26:YB:50:G:C2	3.07	0.42
27:YD:33:LEU:O	27:YD:35:LYS:N	2.52	0.42
29:YF:45:ARG:HH11	29:YF:45:ARG:HG2	1.82	0.42
30:YG:25:TYR:CZ	30:YG:32:PRO:HD3	2.54	0.42
37:YR:10:LEU:O	37:YR:12:ARG:N	2.52	0.42
37:YR:81:ASP:N	37:YR:81:ASP:OD2	2.51	0.42
41:YV:38:LEU:CD2	41:YV:39:LEU:N	2.82	0.42
42:YW:19:LEU:O	42:YW:22:ASP:HB2	2.18	0.42
42:YW:65:LEU:CD1	42:YW:68:ARG:NH1	2.75	0.42
44:YY:60:PHE:CD2	44:YY:60:PHE:N	2.87	0.42
44:YY:94:LYS:HE3	44:YY:101:LYS:HZ3	1.78	0.42
44:YY:97:ARG:HH21	44:YY:98:VAL:CG2	2.32	0.42
45:YZ:94:GLU:HB2	45:YZ:130:PRO:HD2	2.01	0.42
47:Y1:8:SER:CB	47:Y1:66:HIS:CE1	3.02	0.42
47:Y1:72:GLU:O	47:Y1:75:GLU:HB2	2.19	0.42
47:Y1:73:LEU:C	47:Y1:75:GLU:N	2.70	0.42
48:Y2:6:VAL:O	48:Y2:7:ARG:C	2.57	0.42
48:Y2:27:GLU:H	48:Y2:27:GLU:CD	2.16	0.42
49:Y3:46:ASN:O	49:Y3:50:VAL:HG22	2.19	0.42
50:Y4:23:GLU:C	50:Y4:24:THR:HG1	2.22	0.42
51:Y5:20:ARG:HA	51:Y5:23:HIS:CE1	2.54	0.42
53:Y7:47:ARG:HB2	53:Y7:48:LYS:H	1.64	0.42
1:QA:234:C:H2'	1:QA:235:C:C6	2.54	0.42
1:QA:835:U:H3	1:QA:851:G:H1	1.66	0.42
1:QA:894:G:H2'	1:QA:895:G:H8	1.85	0.42
1:QA:1129:C:O2'	1:QA:1131:G:N7	2.51	0.42
1:QA:1216:G:H5"	14:QN:5:ALA:HB2	2.00	0.42
2:QB:92:TYR:C	2:QB:92:TYR:HD1	2.21	0.42

Continued on next page...

Continued from previous page...

Atom-1	Atom-2	Interatomic distance (Å)	Clash overlap (Å)
2:QB:99:GLY:O	2:QB:108:ILE:HD11	2.20	0.42
3:QC:113:ALA:C	3:QC:115:LEU:N	2.72	0.42
3:QC:149:ALA:O	3:QC:169:ALA:CA	2.67	0.42
5:QE:20:GLN:O	5:QE:21:ALA:C	2.57	0.42
7:QG:79:ARG:NH1	7:QG:82:GLY:HA2	2.35	0.42
8:QH:102:ARG:NH1	8:QH:105:ARG:CZ	2.80	0.42
9:QI:71:SER:O	9:QI:74:ILE:N	2.52	0.42
14:QN:47:LEU:O	14:QN:48:ALA:C	2.56	0.42
15:QO:25:THR:O	15:QO:29:VAL:HG23	2.18	0.42
16:QP:40:ASP:C	16:QP:42:ARG:N	2.73	0.42
21:QU:6:ARG:C	21:QU:8:THR:H	2.20	0.42
25:RA:571:A:H5'	25:RA:2030:A:N7	2.33	0.42
25:RA:2198:A:OP1	32:RI:33:ARG:NH2	2.51	0.42
25:RA:2335:A:HO2'	25:RA:2336:A:C5'	2.32	0.42
25:RA:2404:C:H1'	35:RP:67:MET:HE1	2.01	0.42
26:RB:111:U:H2'	26:RB:112:G:C8	2.51	0.42
27:RD:14:ARG:CG	27:RD:15:PHE:N	2.83	0.42
27:RD:108:PRO:HG2	27:RD:111:LEU:HB2	2.01	0.42
28:RE:25:VAL:HG21	39:RT:8:LYS:HG3	2.00	0.42
28:RE:54:GLN:N	28:RE:54:GLN:CD	2.73	0.42
29:RF:63:LYS:HE2	29:RF:67:GLN:HB2	2.00	0.42
29:RF:132:VAL:CG2	29:RF:133:ASN:N	2.79	0.42
30:RG:27:ASN:HB3	30:RG:30:GLU:OE2	2.19	0.42
31:RH:26:VAL:CG1	31:RH:33:LEU:HB2	2.50	0.42
34:RO:31:LYS:O	34:RO:32:TYR:HD2	2.02	0.42
35:RP:119:GLU:OE1	35:RP:119:GLU:HA	2.18	0.42
38:RS:51:ALA:HB3	38:RS:73:LEU:HD23	2.01	0.42
38:RS:110:LEU:HA	38:RS:112:PHE:CZ	2.54	0.42
39:RT:24:PRO:HA	39:RT:49:VAL:CG1	2.39	0.42
48:R2:59:ARG:O	48:R2:62:THR:HG23	2.18	0.42
55:R9:1:MET:HE2	55:R9:10:ILE:HD13	2.00	0.42
1:XA:901:A:C5	1:XA:902:G:H1'	2.54	0.42
1:XA:1118:C:OP1	9:XI:9:ARG:HD3	2.20	0.42
1:XA:1521:G:C2	1:XA:1522:U:C2	3.08	0.42
2:XB:44:LEU:H	2:XB:44:LEU:CD1	2.25	0.42
2:XB:60:ASP:C	2:XB:62:ALA:N	2.71	0.42
4:XD:10:ARG:HG3	4:XD:10:ARG:NH1	2.33	0.42
5:XE:126:ARG:CG	5:XE:126:ARG:NH1	2.79	0.42
6:XF:36:ARG:CZ	6:XF:38:GLU:HG2	2.50	0.42
7:XG:11:GLN:HG3	7:XG:12:LEU:H	1.84	0.42
9:XI:95:LYS:HD3	9:XI:95:LYS:C	2.39	0.42

Continued on next page...

Continued from previous page...

Atom-1	Atom-2	Interatomic distance (Å)	Clash overlap (Å)
9:XI:127:LYS:CE	22:XV:34:C:OP2	2.67	0.42
12:XL:11:VAL:HG13	17:XQ:29:HIS:CD2	2.55	0.42
12:XL:120:TYR:O	12:XL:121:GLY:C	2.57	0.42
13:XM:77:ASN:CA	50:Y4:71:ARG:NH2	2.71	0.42
14:XN:44:LEU:CD1	14:XN:48:ALA:HB2	2.47	0.42
15:XO:8:LYS:NZ	15:XO:31:LEU:HD11	2.34	0.42
19:XS:39:THR:CG2	19:XS:40:ILE:H	2.23	0.42
19:XS:41:VAL:HG12	19:XS:45:VAL:H	1.85	0.42
19:XS:62:ILE:HG22	19:XS:63:THR:N	2.34	0.42
25:YA:46:C:OP2	25:YA:215:G:H5"	2.18	0.42
25:YA:161:U:H3'	25:YA:162:U:C5'	2.49	0.42
25:YA:620:G:H4'	25:YA:621:A:H5"	2.00	0.42
25:YA:1087:G:C5	25:YA:1089:G:H1'	2.55	0.42
25:YA:1512:G:H2'	25:YA:1513:C:C6	2.54	0.42
25:YA:1906:G:C2	25:YA:1925:C:O2	2.73	0.42
25:YA:1949:G:H2'	25:YA:1950:G:O4'	2.18	0.42
25:YA:2094:G:C2	25:YA:2196:C:C2	3.07	0.42
25:YA:2428:G:O2'	25:YA:2429:G:N7	2.47	0.42
25:YA:2843:G:H1	25:YA:2874:C:N4	2.17	0.42
27:YD:76:PRO:O	27:YD:98:VAL:CG2	2.65	0.42
28:YE:117:MET:HA	28:YE:122:PHE:N	2.34	0.42
30:YG:77:ILE:H	30:YG:82:LEU:HB2	1.85	0.42
34:YO:78:ARG:HH21	39:YT:103:ARG:HH22	1.64	0.42
35:YP:52:GLU:OE2	35:YP:58:THR:N	2.52	0.42
35:YP:98:GLU:O	35:YP:99:LEU:C	2.57	0.42
35:YP:119:GLU:HA	35:YP:119:GLU:OE1	2.19	0.42
35:YP:120:ALA:HB1	35:YP:138:LEU:CB	2.49	0.42
38:YS:99:LYS:C	38:YS:101:LEU:N	2.72	0.42
39:YT:110:ILE:CG2	39:YT:111:ARG:N	2.82	0.42
40:YU:79:PHE:CD2	40:YU:83:LEU:HD13	2.54	0.42
45:YZ:102:LEU:HG	45:YZ:123:ASP:HA	2.00	0.42
47:Y1:13:ILE:CG1	47:Y1:42:GLN:HB2	2.49	0.42
52:Y6:33:LYS:C	52:Y6:35:GLU:H	2.22	0.42
52:Y6:50:ARG:HH11	52:Y6:50:ARG:HG2	1.84	0.42
1:QA:149:A:H4'	1:QA:1450:U:C4	2.54	0.42
1:QA:276:G:O3'	17:QQ:68:ARG:NH1	2.50	0.42
1:QA:975:A:N6	1:QA:1367:C:O4'	2.52	0.42
1:QA:1297:C:O2'	1:QA:1298:C:P	2.76	0.42
1:QA:1507:A:H2'	1:QA:1508:G:O4'	2.18	0.42
2:QB:16:HIS:CD2	2:QB:213:LEU:HD13	2.54	0.42
2:QB:60:ASP:C	2:QB:62:ALA:N	2.72	0.42

Continued on next page...

Continued from previous page...

Atom-1	Atom-2	Interatomic distance (Å)	Clash overlap (Å)
2:QB:69:LEU:HD12	2:QB:91:PRO:O	2.19	0.42
3:QC:47:LEU:HD11	3:QC:76:VAL:CG1	2.42	0.42
3:QC:142:MET:HG2	3:QC:149:ALA:HB2	2.02	0.42
4:QD:127:THR:HG23	4:QD:130:GLY:O	2.20	0.42
4:QD:150:GLU:O	4:QD:152:SER:N	2.53	0.42
6:QF:22:GLU:OE1	6:QF:82:ARG:NH2	2.46	0.42
6:QF:45:LEU:O	6:QF:46:ARG:HB2	2.19	0.42
10:QJ:30:SER:OG	10:QJ:81:THR:HG22	2.19	0.42
15:QO:17:ARG:HD3	15:QO:26:GLU:HG3	2.01	0.42
16:QP:12:LYS:HB3	16:QP:12:LYS:HE2	1.74	0.42
16:QP:75:ARG:C	16:QP:77:ALA:N	2.72	0.42
19:QS:29:ARG:HH11	19:QS:29:ARG:HG2	1.84	0.42
25:RA:396:G:H1'	47:R1:42:GLN:HB3	2.01	0.42
25:RA:479:A:N3	25:RA:481:G:H5"	2.33	0.42
25:RA:598:G:H5'	35:RP:11:GLY:HA3	2.02	0.42
25:RA:620:G:H4'	25:RA:621:A:C5'	2.50	0.42
25:RA:959:A:N3	25:RA:2457:U:O2'	2.49	0.42
25:RA:1006:C:O2	33:RN:106:MET:HG2	2.19	0.42
25:RA:1021:A:H8	25:RA:1022:G:H5"	1.84	0.42
25:RA:2133:G:H2'	25:RA:2157:G:N2	2.34	0.42
25:RA:2405:G:H1'	25:RA:2412:A:N6	2.34	0.42
25:RA:2481:G:O2'	25:RA:2482:G:O5'	2.35	0.42
26:RB:24:G:H4'	26:RB:25:A:C8	2.54	0.42
28:RE:121:ASN:O	28:RE:122:PHE:C	2.57	0.42
28:RE:155:LYS:O	28:RE:156:MET:HG3	2.19	0.42
30:RG:41:GLN:NE2	30:RG:154:GLY:O	2.52	0.42
30:RG:55:LYS:O	30:RG:59:GLU:HB2	2.19	0.42
35:RP:13:ASN:C	35:RP:15:ARG:H	2.21	0.42
35:RP:37:GLY:O	35:RP:38:GLN:C	2.58	0.42
35:RP:49:ARG:HG2	35:RP:49:ARG:HH11	1.84	0.42
38:RS:83:LYS:CE	38:RS:109:GLY:HA2	2.47	0.42
40:RU:91:ASP:OD2	40:RU:96:ALA:HB2	2.19	0.42
40:RU:92:ARG:NH2	41:RV:11:GLN:O	2.53	0.42
40:RU:98:LEU:O	40:RU:102:GLU:N	2.49	0.42
42:RW:8:ARG:HG3	42:RW:8:ARG:NH1	2.34	0.42
42:RW:88:ARG:CB	42:RW:92:ARG:HB3	2.47	0.42
45:RZ:118:GLN:O	45:RZ:120:ILE:N	2.52	0.42
52:R6:7:ILE:O	52:R6:8:LYS:CG	2.68	0.42
55:R9:2:LYS:HD2	55:R9:2:LYS:HA	1.93	0.42
1:XA:345:C:H3'	39:YT:41:ARG:NH1	2.35	0.42
1:XA:376:G:OP1	16:XP:5:ARG:HB2	2.20	0.42

Continued on next page...

Continued from previous page...

Atom-1	Atom-2	Interatomic distance (Å)	Clash overlap (Å)
1:XA:731:G:OP1	1:XA:766:A:H1'	2.18	0.42
1:XA:1049:U:H4'	1:XA:1050:G:C5'	2.49	0.42
1:XA:1077:G:N1	1:XA:1081:G:C6	2.88	0.42
1:XA:1226:C:H2'	13:XM:103:THR:HB	2.00	0.42
1:XA:1272:G:C6	1:XA:1273:G:C5	3.07	0.42
2:XB:16:HIS:CD2	2:XB:213:LEU:HD13	2.54	0.42
3:XC:143:GLU:C	3:XC:145:GLY:H	2.23	0.42
4:XD:146:ILE:H	4:XD:146:ILE:CD1	2.30	0.42
4:XD:206:PHE:CD2	4:XD:207:TYR:HD1	2.37	0.42
6:XF:45:LEU:O	6:XF:46:ARG:HB2	2.19	0.42
8:XH:28:ALA:CB	8:XH:57:PRO:HB2	2.45	0.42
9:XI:71:SER:O	9:XI:74:ILE:N	2.52	0.42
9:XI:88:TYR:O	9:XI:89:ASN:HB2	2.19	0.42
14:XN:48:ALA:HA	14:XN:53:LEU:HD12	2.01	0.42
16:XP:83:GLU:HG3	16:XP:84:ALA:N	2.33	0.42
19:XS:18:LYS:O	19:XS:18:LYS:HD2	2.19	0.42
19:XS:21:GLU:HG3	19:XS:22:LEU:CD1	2.49	0.42
22:XV:15:G:N2	22:XV:48:C:H42	2.17	0.42
25:YA:355:G:H2'	25:YA:356:G:H8	1.85	0.42
25:YA:384:U:H2'	25:YA:385:C:H6	1.84	0.42
25:YA:563:G:C6	25:YA:2018:G:C5	3.07	0.42
25:YA:610:C:H2'	25:YA:611:C:C6	2.55	0.42
25:YA:699:A:H2'	25:YA:700:G:O4'	2.20	0.42
25:YA:723:G:C2	25:YA:724:U:C2	3.08	0.42
25:YA:1061:U:H5'	25:YA:1070:A:O2'	2.20	0.42
27:YD:108:PRO:HG2	27:YD:111:LEU:HB2	2.01	0.42
27:YD:155:LEU:HD23	27:YD:177:LEU:HD21	2.00	0.42
28:YE:176:ILE:HD12	28:YE:176:ILE:N	2.35	0.42
28:YE:197:ILE:CD1	28:YE:199:ARG:HH12	2.26	0.42
29:YF:128:ALA:O	29:YF:129:PHE:CB	2.67	0.42
30:YG:114:ILE:HG22	30:YG:117:PHE:HB2	2.01	0.42
30:YG:117:PHE:CE1	30:YG:119:GLY:CA	3.03	0.42
33:YN:15:LEU:C	33:YN:15:LEU:HD13	2.40	0.42
34:YO:1:MET:HG2	34:YO:67:LYS:HG2	2.01	0.42
36:YQ:20:ALA:HA	36:YQ:98:LYS:HB3	2.02	0.42
42:YW:81:ALA:C	42:YW:82:LEU:HD12	2.40	0.42
48:Y2:48:HIS:O	48:Y2:49:LYS:C	2.57	0.42
53:Y7:12:ARG:HH21	53:Y7:44:PRO:HB3	1.84	0.42
54:Y8:28:GLY:O	54:Y8:29:LYS:O	2.37	0.42
1:QA:185:A:H61	1:QA:192:U:H3	1.67	0.42
1:QA:501:C:H2'	1:QA:502:G:H8	1.85	0.42

Continued on next page...

Continued from previous page...

Atom-1	Atom-2	Interatomic distance (Å)	Clash overlap (Å)
1:QA:962:C:H1'	1:QA:1201:A:N6	2.34	0.42
1:QA:1134:G:C2	1:QA:1135:U:H1'	2.54	0.42
1:QA:1446:A:HO2'	1:QA:1447:G:P	2.42	0.42
2:QB:204:ASN:HD22	2:QB:204:ASN:C	2.22	0.42
3:QC:58:GLU:HB2	3:QC:65:ALA:HB3	2.01	0.42
3:QC:79:ARG:HH21	11:XK:96:ARG:HA	1.84	0.42
3:QC:143:GLU:C	3:QC:145:GLY:H	2.23	0.42
5:QE:48:ALA:HB2	5:QE:57:LYS:HD3	2.00	0.42
7:QG:140:ASP:O	7:QG:142:GLU:N	2.52	0.42
9:QI:22:GLY:O	9:QI:23:ASN:C	2.57	0.42
10:QJ:49:VAL:HG13	10:QJ:50:ILE:N	2.35	0.42
10:QJ:84:GLN:H	10:QJ:84:GLN:HG3	1.50	0.42
13:QM:13:LYS:HA	13:QM:44:ARG:CD	2.48	0.42
16:QP:20:VAL:CG2	16:QP:21:VAL:N	2.81	0.42
17:QQ:77:VAL:O	17:QQ:77:VAL:HG12	2.20	0.42
18:QR:63:GLN:O	18:QR:66:LEU:HB3	2.18	0.42
18:QR:74:ARG:NH2	18:QR:81:PHE:HA	2.35	0.42
19:QS:41:VAL:CG1	19:QS:45:VAL:H	2.32	0.42
20:QT:13:LEU:CD1	20:QT:17:ARG:NH1	2.82	0.42
20:QT:36:LEU:HD13	20:QT:36:LEU:HA	1.82	0.42
25:RA:270(Y):G:H2'	25:RA:270(Z):U:C6	2.54	0.42
25:RA:741:G:H2'	25:RA:742:G:C8	2.54	0.42
25:RA:1031:G:H1	25:RA:1123:C:H42	1.66	0.42
25:RA:1266:G:O5'	42:RW:15:ARG:NH2	2.50	0.42
25:RA:1297:C:H2'	25:RA:1298:C:H6	1.84	0.42
25:RA:1792:G:O2'	25:RA:1830:C:OP1	2.37	0.42
25:RA:2119:A:C2	25:RA:2171:A:H1'	2.54	0.42
25:RA:2351:G:O2'	25:RA:2352:A:O5'	2.32	0.42
25:RA:2712:U:OP1	25:RA:2714:G:H4'	2.19	0.42
28:RE:28:ALA:HB3	28:RE:93:VAL:CG2	2.46	0.42
28:RE:143:ASN:HB2	28:RE:147:PRO:HD2	2.00	0.42
30:RG:109:VAL:C	30:RG:112:PRO:HD2	2.40	0.42
30:RG:145:THR:O	30:RG:146:TYR:HB3	2.19	0.42
31:RH:58:GLU:O	31:RH:60:ARG:N	2.53	0.42
31:RH:136:ILE:O	31:RH:137:ASP:O	2.37	0.42
32:RI:116:LEU:O	32:RI:118:LYS:N	2.52	0.42
33:RN:10:GLU:OE2	33:RN:11:PRO:CD	2.67	0.42
34:RO:50:GLY:O	34:RO:51:ALA:C	2.57	0.42
34:RO:97:ARG:CA	34:RO:117:LEU:HD22	2.50	0.42
38:RS:83:LYS:HE3	38:RS:84:GLN:CG	2.49	0.42
38:RS:105:ALA:C	38:RS:110:LEU:HD21	2.39	0.42

Continued on next page...

Continued from previous page...

Atom-1	Atom-2	Interatomic distance (Å)	Clash overlap (Å)
39:RT:39:ARG:CG	39:RT:40:THR:H	2.22	0.42
40:RU:97:ASP:HA	40:RU:100:VAL:HG23	2.01	0.42
42:RW:14:PRO:O	42:RW:15:ARG:C	2.58	0.42
48:R2:48:HIS:O	48:R2:49:LYS:C	2.57	0.42
48:R2:50:ILE:H	48:R2:50:ILE:HG13	1.64	0.42
49:R3:46:ASN:O	49:R3:50:VAL:HG22	2.20	0.42
50:R4:2:LYS:HD2	50:R4:2:LYS:HA	1.61	0.42
50:R4:54:GLY:HA2	50:R4:57:GLU:CG	2.50	0.42
1:XA:163:C:H2'	1:XA:164:U:C6	2.54	0.42
1:XA:1112:C:O2	3:XC:179:ARG:HG2	2.20	0.42
1:XA:1200:C:O2'	1:XA:1201:A:OP2	2.30	0.42
1:XA:1327:C:OP2	21:XU:12:LYS:NZ	2.46	0.42
2:XB:33:TYR:HD1	2:XB:33:TYR:C	2.22	0.42
2:XB:163:PHE:CD2	2:XB:185:ILE:HD12	2.54	0.42
4:XD:19:LEU:O	4:XD:20:TYR:C	2.57	0.42
5:XE:71:LEU:HD11	5:XE:113:ALA:O	2.20	0.42
7:XG:15:ASP:OD1	7:XG:23:VAL:HG11	2.19	0.42
7:XG:140:ASP:O	7:XG:142:GLU:N	2.52	0.42
9:XI:6:GLY:HA3	9:XI:84:ALA:HB2	2.01	0.42
9:XI:8:GLY:CA	9:XI:79:LEU:HD12	2.49	0.42
11:XK:33:THR:HB	11:XK:37:GLY:C	2.40	0.42
11:XK:62:GLN:O	11:XK:64:ALA:N	2.52	0.42
13:XM:19:LEU:HD22	13:XM:19:LEU:N	2.33	0.42
13:XM:62:ASN:HA	50:Y4:49:PHE:CD2	2.54	0.42
13:XM:88:ARG:HD2	13:XM:88:ARG:O	2.19	0.42
14:XN:9:LYS:HG2	14:XN:9:LYS:O	2.19	0.42
18:XR:74:ARG:NH2	18:XR:81:PHE:HA	2.35	0.42
19:XS:29:ARG:HD3	19:XS:30:LEU:H	1.84	0.42
21:XU:5:ASP:O	21:XU:11:GLY:HA3	2.20	0.42
25:YA:775:G:O5'	25:YA:777:A:H1'	2.19	0.42
25:YA:2707:G:O3'	37:YR:68:ARG:HG2	2.20	0.42
27:YD:177:LEU:C	27:YD:179:SER:H	2.23	0.42
28:YE:94:GLU:C	28:YE:96:PHE:N	2.73	0.42
29:YF:132:VAL:HG23	29:YF:133:ASN:H	1.83	0.42
30:YG:73:ALA:O	30:YG:84:LYS:O	2.38	0.42
31:YH:58:GLU:O	31:YH:60:ARG:N	2.53	0.42
31:YH:77:LYS:HB3	31:YH:77:LYS:HZ2	1.78	0.42
32:YI:133:HIS:HB2	32:YI:134:PRO:CD	2.49	0.42
35:YP:125:VAL:C	35:YP:145:PRO:HD2	2.39	0.42
38:YS:64:GLU:O	38:YS:68:GLN:HG3	2.19	0.42
39:YT:96:ARG:HB2	39:YT:96:ARG:CZ	2.49	0.42

Continued on next page...

Continued from previous page...

Atom-1	Atom-2	Interatomic distance (Å)	Clash overlap (Å)
46:Y0:77:ARG:HE	46:Y0:77:ARG:HB3	1.70	0.42
1:QA:147:G:H1	1:QA:175:C:H42	1.68	0.42
1:QA:662:G:H2'	1:QA:663:A:H8	1.84	0.42
1:QA:791:G:H2'	1:QA:792:A:H5'	2.02	0.42
1:QA:921:U:O2	5:QE:19:MET:HB2	2.19	0.42
1:QA:1252:A:H61	1:QA:1285:A:H61	1.67	0.42
1:QA:1253:G:H2'	1:QA:1254:C:C6	2.55	0.42
1:QA:1292:U:H2'	1:QA:1293:G:H8	1.85	0.42
2:QB:67:THR:C	2:QB:68:ILE:HD12	2.40	0.42
3:QC:22:TRP:CB	3:QC:59:ARG:HB2	2.49	0.42
5:QE:71:LEU:HD11	5:QE:113:ALA:O	2.20	0.42
7:QG:18:TYR:CD2	7:QG:59:LEU:HD13	2.55	0.42
11:QK:21:ILE:HD13	11:QK:84:VAL:HG12	2.02	0.42
18:QR:64:ARG:O	18:QR:65:ILE:C	2.58	0.42
18:QR:76:LEU:N	18:QR:76:LEU:HD22	2.35	0.42
18:QR:84:LYS:H	18:QR:84:LYS:HG2	1.56	0.42
19:QS:41:VAL:HG11	19:QS:45:VAL:HG13	2.02	0.42
19:QS:62:ILE:HG22	19:QS:63:THR:N	2.34	0.42
20:QT:96:GLY:O	20:QT:99:LEU:CD1	2.67	0.42
25:RA:669:G:H2'	25:RA:669:G:N3	2.35	0.42
25:RA:787:U:H5"	25:RA:788:A:H5'	2.01	0.42
25:RA:1665:A:H2'	25:RA:1666:G:O4'	2.20	0.42
25:RA:2025:C:C4	25:RA:2026:C:C4	3.08	0.42
25:RA:2145:C:H2'	25:RA:2147:G:N2	2.34	0.42
25:RA:2483:C:H5"	25:RA:2484:G:OP2	2.20	0.42
27:RD:35:LYS:HB3	27:RD:36:PRO:HA	2.00	0.42
27:RD:43:ARG:CZ	27:RD:49:ILE:HG21	2.49	0.42
27:RD:134:ARG:H	27:RD:134:ARG:HG3	1.55	0.42
28:RE:24:THR:HB	28:RE:184:VAL:HG23	2.02	0.42
28:RE:48:GLN:HE21	28:RE:48:GLN:HB3	1.55	0.42
28:RE:101:ARG:C	28:RE:201:THR:OG1	2.58	0.42
28:RE:104:VAL:CG1	28:RE:188:VAL:HG23	2.49	0.42
29:RF:34:TRP:CA	35:RP:6:LEU:HD12	2.46	0.42
31:RH:125:VAL:HG12	31:RH:126:PRO:CD	2.49	0.42
36:RQ:118:LEU:HD23	36:RQ:118:LEU:HA	1.87	0.42
37:RR:29:LEU:HD11	37:RR:48:VAL:CG1	2.50	0.42
38:RS:30:ARG:NH2	38:RS:92:TYR:HD1	2.17	0.42
38:RS:83:LYS:HE3	38:RS:84:GLN:HG3	2.02	0.42
39:RT:89:VAL:O	39:RT:90:GLN:CB	2.67	0.42
39:RT:134:GLU:OE1	39:RT:135:ALA:N	2.53	0.42
42:RW:81:ALA:C	42:RW:82:LEU:HD12	2.40	0.42

Continued on next page...

Continued from previous page...

Atom-1	Atom-2	Interatomic distance (Å)	Clash overlap (Å)
44:RY:42:VAL:HG11	44:RY:65:ALA:HB3	2.02	0.42
47:R1:74:VAL:O	47:R1:74:VAL:CG1	2.64	0.42
50:R4:68:ARG:HB2	50:R4:69:LYS:H	1.35	0.42
53:R7:3:ARG:HA	53:R7:3:ARG:HD3	1.88	0.42
1:XA:292:G:N2	1:XA:608:A:H61	2.14	0.42
1:XA:398:C:H2'	1:XA:399:G:C8	2.55	0.42
1:XA:825:G:H2'	1:XA:826:C:O4'	2.19	0.42
2:XB:109:SER:C	2:XB:111:ARG:H	2.22	0.42
2:XB:200:ILE:HD12	2:XB:200:ILE:N	2.35	0.42
3:XC:83:ARG:O	3:XC:86:VAL:HG22	2.20	0.42
4:XD:36:ARG:HA	4:XD:37:PRO:HD2	1.82	0.42
8:XH:11:THR:HA	8:XH:14:ARG:NH1	2.35	0.42
8:XH:85:ARG:HA	8:XH:135:CYS:HB3	2.02	0.42
9:XI:100:GLY:C	9:XI:102:LEU:N	2.71	0.42
16:XP:55:ARG:O	16:XP:56:ALA:C	2.57	0.42
18:XR:29:PHE:N	18:XR:29:PHE:HD2	2.17	0.42
18:XR:43:PHE:HA	18:XR:51:LEU:HD12	2.01	0.42
18:XR:64:ARG:O	18:XR:65:ILE:C	2.58	0.42
19:XS:41:VAL:CG1	19:XS:45:VAL:H	2.32	0.42
25:YA:57:C:H2'	25:YA:58:G:O4'	2.19	0.42
25:YA:259:G:H21	25:YA:621:A:H8	1.67	0.42
25:YA:299:A:N1	25:YA:322:A:O2'	2.37	0.42
25:YA:483:A:H4'	44:YY:49:VAL:CA	2.45	0.42
25:YA:997:G:H1	25:YA:1158:C:H42	1.66	0.42
25:YA:1405:U:H2'	25:YA:1406:U:C6	2.55	0.42
25:YA:1750:G:O2'	25:YA:2860:A:N1	2.49	0.42
25:YA:2060:A:O4'	25:YA:2502:G:H1'	2.19	0.42
25:YA:2123:G:H2'	25:YA:2124:G:H8	1.84	0.42
25:YA:2334:G:H5'	38:YS:9:ARG:HG2	2.00	0.42
27:YD:2:ALA:O	27:YD:3:VAL:CB	2.68	0.42
27:YD:12:SER:O	27:YD:14:ARG:N	2.51	0.42
27:YD:25:THR:HG23	27:YD:27:THR:HB	2.02	0.42
27:YD:31:LYS:C	27:YD:32:SER:O	2.54	0.42
27:YD:71:ASP:CB	27:YD:103:ARG:HH22	2.32	0.42
27:YD:75:ILE:HG21	27:YD:99:ASP:HB2	2.02	0.42
28:YE:31:CYS:HB3	28:YE:49:LEU:HG	2.01	0.42
28:YE:104:VAL:CG1	28:YE:188:VAL:HG23	2.49	0.42
29:YF:11:VAL:HG12	29:YF:12:LEU:H	1.85	0.42
30:YG:4:ASP:O	30:YG:5:VAL:HB	2.19	0.42
30:YG:109:VAL:C	30:YG:112:PRO:HD2	2.40	0.42
33:YN:43:THR:HA	33:YN:44:PRO:HD2	1.92	0.42

Continued on next page...

Continued from previous page...

Atom-1	Atom-2	Interatomic distance (Å)	Clash overlap (Å)
33:YN:75:TYR:HA	33:YN:82:LEU:HA	2.01	0.42
35:YP:37:GLY:O	35:YP:38:GLN:C	2.58	0.42
35:YP:64:LYS:HG3	54:Y8:25:MET:CE	2.50	0.42
38:YS:15:ARG:O	38:YS:19:LYS:HD3	2.20	0.42
39:YT:54:ARG:HA	39:YT:59:THR:HG23	2.02	0.42
40:YU:91:ASP:OD2	40:YU:96:ALA:HB2	2.19	0.42
41:YV:38:LEU:CD1	41:YV:55:ALA:HB1	2.50	0.42
41:YV:55:ALA:O	41:YV:56:SER:OG	2.31	0.42
41:YV:59:ALA:HA	41:YV:95:LEU:O	2.19	0.42
43:YX:87:GLN:C	43:YX:88:LYS:HG3	2.40	0.42
45:YZ:151:HIS:HA	45:YZ:171:ILE:HG13	2.01	0.42
52:Y6:25:LYS:HE2	52:Y6:27:LYS:CD	2.49	0.42
53:Y7:9:ARG:NH1	53:Y7:47:ARG:HG3	2.35	0.42
55:Y9:17:ILE:CG2	55:Y9:18:ARG:N	2.82	0.42
1:QA:109:A:C6	1:QA:327:A:C6	3.08	0.42
1:QA:148:G:H1	1:QA:174:C:N4	2.14	0.42
1:QA:332:G:C4	1:QA:333:G:C8	3.07	0.42
1:QA:363:A:OP1	12:QL:34:ARG:N	2.44	0.42
1:QA:384:G:H2'	1:QA:385:C:C6	2.54	0.42
1:QA:690:G:H22	11:QK:55:LYS:HZ2	1.65	0.42
1:QA:862:C:H2'	1:QA:863:U:H6	1.83	0.42
1:QA:1053:G:H5'	1:QA:1054:C:H5'	2.01	0.42
1:QA:1259:C:C4	1:QA:1260:C:H1'	2.55	0.42
1:QA:1352:C:N4	1:QA:1370:G:H1	2.15	0.42
2:QB:158:LEU:HD12	2:QB:158:LEU:C	2.38	0.42
3:QC:35:GLU:O	3:QC:38:ARG:N	2.52	0.42
3:QC:88:ARG:NH2	3:QC:101:LEU:O	2.53	0.42
3:QC:120:VAL:O	3:QC:123:GLN:HB2	2.20	0.42
7:QG:11:GLN:HG3	7:QG:12:LEU:H	1.85	0.42
7:QG:75:VAL:HG13	7:QG:145:ALA:HA	2.00	0.42
8:QH:109:ILE:HD11	8:QH:120:THR:HG22	2.00	0.42
13:QM:16:ASP:HB3	13:QM:34:LEU:CD1	2.49	0.42
17:QQ:11:VAL:CG2	17:QQ:20:THR:HB	2.50	0.42
19:QS:18:LYS:O	19:QS:18:LYS:HD2	2.19	0.42
20:QT:99:LEU:O	20:QT:100:ILE:CB	2.68	0.42
25:RA:1547:C:H2'	25:RA:1548:C:C6	2.54	0.42
25:RA:2227:A:H5"	27:RD:263:ARG:HH11	1.83	0.42
25:RA:2625:G:C2	25:RA:2626:C:C2	3.07	0.42
25:RA:2702:U:HO2'	25:RA:2703:C:H5	1.64	0.42
25:RA:2719:G:OP1	39:RT:100:TYR:OH	2.36	0.42
27:RD:165:ILE:O	27:RD:166:GLN:NE2	2.53	0.42

Continued on next page...

Continued from previous page...

Atom-1	Atom-2	Interatomic distance (Å)	Clash overlap (Å)
29:RF:164:ARG:HG2	29:RF:164:ARG:NH1	2.34	0.42
30:RG:121:ASN:HA	30:RG:181:ARG:NH2	2.34	0.42
31:RH:86:GLU:H	31:RH:86:GLU:CD	2.16	0.42
31:RH:120:GLY:O	31:RH:136:ILE:HD12	2.19	0.42
32:RI:113:ARG:HG3	32:RI:131:LYS:HZ2	1.85	0.42
33:RN:43:THR:HA	33:RN:44:PRO:HD2	1.92	0.42
33:RN:62:VAL:HG12	33:RN:66:LYS:HB2	2.01	0.42
34:RO:1:MET:HG2	34:RO:67:LYS:HG2	2.01	0.42
38:RS:102:ALA:C	38:RS:104:GLY:N	2.73	0.42
40:RU:35:ALA:O	40:RU:39:LEU:HG	2.19	0.42
43:RX:54:VAL:C	43:RX:55:ASN:HD22	2.23	0.42
45:RZ:115:GLY:HA2	45:RZ:175:VAL:O	2.20	0.42
47:R1:60:PHE:HE2	47:R1:91:LYS:NZ	2.16	0.42
47:R1:72:GLU:O	47:R1:75:GLU:HB2	2.20	0.42
49:R3:37:LEU:HD12	49:R3:43:ILE:CG2	2.50	0.42
51:R5:39:MET:C	51:R5:40:LYS:HG3	2.39	0.42
1:XA:545:C:O2'	1:XA:549:C:OP1	2.37	0.42
1:XA:908:A:H2'	1:XA:909:A:C8	2.54	0.42
1:XA:1268:A:H2'	1:XA:1269:A:C8	2.55	0.42
1:XA:1330:U:H5"	1:XA:1331:G:OP2	2.20	0.42
1:XA:1390:U:H2'	1:XA:1391:U:C6	2.55	0.42
2:XB:5:ILE:HB	2:XB:221:LEU:HD23	2.01	0.42
2:XB:67:THR:C	2:XB:68:ILE:HD12	2.40	0.42
2:XB:92:TYR:C	2:XB:92:TYR:HD1	2.22	0.42
2:XB:97:TRP:HZ3	2:XB:172:ILE:HG22	1.85	0.42
2:XB:109:SER:C	2:XB:111:ARG:N	2.73	0.42
2:XB:158:LEU:HD12	2:XB:158:LEU:C	2.38	0.42
3:XC:23:TYR:CD2	3:XC:24:ALA:N	2.88	0.42
3:XC:113:ALA:C	3:XC:115:LEU:N	2.72	0.42
6:XF:46:ARG:HG3	6:XF:47:ARG:N	2.34	0.42
11:XK:17:GLY:CA	11:XK:77:MET:HE3	2.45	0.42
12:XL:53:ARG:HH12	12:XL:92:ASP:CB	2.33	0.42
13:XM:16:ASP:HB3	13:XM:34:LEU:CD1	2.49	0.42
19:XS:30:LEU:O	19:XS:31:ILE:HB	2.19	0.42
19:XS:66:MET:O	19:XS:66:MET:HG3	2.19	0.42
20:XT:99:LEU:O	20:XT:100:ILE:CB	2.68	0.42
25:YA:320:A:N3	29:YF:169:ASN:ND2	2.67	0.42
25:YA:412:A:N7	25:YA:2411:A:H2	2.17	0.42
25:YA:638:G:C8	25:YA:651:G:N2	2.88	0.42
25:YA:1936:A:N6	25:YA:1963:U:O2	2.52	0.42
25:YA:1952:A:OP1	34:YO:44:LYS:NZ	2.37	0.42

Continued on next page...

Continued from previous page...

Atom-1	Atom-2	Interatomic distance (Å)	Clash overlap (Å)
25:YA:2031:A:C5	25:YA:2498:C:H1'	2.55	0.42
25:YA:2311:A:O2'	25:YA:2312:U:O4'	2.24	0.42
25:YA:2705:A:H2'	25:YA:2706:G:O4'	2.19	0.42
28:YE:25:VAL:CG1	39:YT:11:GLU:HG2	2.50	0.42
28:YE:36:ARG:HB3	28:YE:36:ARG:NH1	2.30	0.42
29:YF:62:ARG:NH1	29:YF:62:ARG:CB	2.82	0.42
29:YF:101:LEU:HD12	29:YF:102:PRO:N	2.33	0.42
29:YF:109:GLY:O	29:YF:110:LEU:C	2.58	0.42
29:YF:183:VAL:HG22	29:YF:184:TYR:N	2.35	0.42
31:YH:26:VAL:CG1	31:YH:33:LEU:HB2	2.50	0.42
31:YH:89:ILE:CD1	31:YH:89:ILE:H	2.32	0.42
31:YH:136:ILE:O	31:YH:137:ASP:O	2.38	0.42
33:YN:30:ILE:HG22	33:YN:34:LEU:HD21	2.01	0.42
35:YP:81:GLN:HE21	35:YP:81:GLN:HB2	1.59	0.42
35:YP:135:LEU:HD13	35:YP:139:LYS:HE3	2.01	0.42
39:YT:3:ARG:O	39:YT:4:GLY:C	2.58	0.42
44:YY:20:TYR:CE1	44:YY:42:VAL:HA	2.55	0.42
44:YY:95:LYS:HA	44:YY:101:LYS:N	2.33	0.42
45:YZ:35:ARG:HH11	45:YZ:35:ARG:HB3	1.84	0.42
45:YZ:56:VAL:HG22	45:YZ:70:LEU:HD12	2.01	0.42
50:Y4:54:GLY:HA2	50:Y4:57:GLU:CG	2.50	0.42
52:Y6:7:ILE:O	52:Y6:8:LYS:CG	2.68	0.42
1:QA:190:G:HO2'	1:QA:191(A):G:P	2.42	0.42
1:QA:526:C:C4	1:QA:527:G:H1'	2.55	0.42
1:QA:719:C:H1'	18:QR:49:LYS:HB3	2.01	0.42
1:QA:953:G:N7	13:QM:104:ARG:NH2	2.63	0.42
1:QA:1360:A:OP1	1:QA:1360:A:H8	2.03	0.42
2:QB:109:SER:C	2:QB:111:ARG:N	2.73	0.42
2:QB:197:VAL:CG1	2:QB:198:ASP:N	2.82	0.42
4:QD:59:ARG:HA	4:QD:59:ARG:NE	2.34	0.42
4:QD:150:GLU:C	4:QD:152:SER:N	2.73	0.42
5:QE:126:ARG:NH1	5:QE:126:ARG:CG	2.79	0.42
8:QH:95:VAL:O	8:QH:95:VAL:HG23	2.20	0.42
9:QI:6:GLY:HA3	9:QI:84:ALA:HB2	2.01	0.42
11:QK:72:ALA:HB1	11:QK:77:MET:HG2	2.02	0.42
15:QO:71:GLN:HB2	15:QO:78:TYR:CE1	2.54	0.42
19:QS:30:LEU:O	19:QS:31:ILE:HB	2.19	0.42
20:QT:10:LEU:O	20:QT:12:ALA:N	2.53	0.42
21:QU:5:ASP:O	21:QU:11:GLY:HA3	2.20	0.42
25:RA:39:C:H2'	25:RA:40:C:H6	1.84	0.42
25:RA:270(P):C:H2'	25:RA:270(Q):C:C6	2.55	0.42

Continued on next page...

Continued from previous page...

Atom-1	Atom-2	Interatomic distance (Å)	Clash overlap (Å)
25:RA:997:G:O2'	25:RA:998:C:H5'	2.20	0.42
25:RA:1510:A:H2'	25:RA:1510:A:N3	2.34	0.42
25:RA:2360:A:H2'	25:RA:2361:A:O4'	2.20	0.42
25:RA:2416:C:H2'	25:RA:2417:C:C6	2.55	0.42
25:RA:2439:A:H4'	25:RA:2440:C:O5'	2.20	0.42
25:RA:2636:U:H1'	25:RA:2783:G:N2	2.35	0.42
28:RE:10:GLY:HA3	39:RT:8:LYS:HD3	2.02	0.42
28:RE:176:ILE:HD12	28:RE:176:ILE:N	2.35	0.42
30:RG:16:ARG:NE	30:RG:31:VAL:HG11	2.34	0.42
30:RG:78:SER:O	30:RG:80:PHE:N	2.53	0.42
31:RH:66:GLY:O	31:RH:67:LEU:C	2.58	0.42
33:RN:75:TYR:HA	33:RN:82:LEU:HA	2.01	0.42
33:RN:131:GLN:HE21	33:RN:131:GLN:HB3	1.57	0.42
34:RO:16:ALA:HA	34:RO:46:ALA:CB	2.50	0.42
34:RO:71:ARG:HH11	39:RT:74:ARG:HH21	1.65	0.42
35:RP:115:LEU:HB3	35:RP:131:SER:HB2	2.02	0.42
38:RS:53:SER:HA	38:RS:56:LEU:CD2	2.50	0.42
40:RU:39:LEU:O	40:RU:42:ALA:N	2.53	0.42
40:RU:43:GLY:HA3	41:RV:73:SER:OG	2.19	0.42
41:RV:35:LEU:HB2	41:RV:37:VAL:CG2	2.49	0.42
44:RY:20:TYR:CE1	44:RY:42:VAL:HA	2.55	0.42
44:RY:60:PHE:CD2	44:RY:60:PHE:N	2.87	0.42
51:R5:40:LYS:HE2	51:R5:47:PRO:HG2	2.02	0.42
52:R6:25:LYS:HE2	52:R6:27:LYS:CD	2.49	0.42
1:XA:416:G:H2'	1:XA:417:C:C6	2.54	0.42
1:XA:501:C:H2'	1:XA:502:G:C8	2.55	0.42
1:XA:1326:C:H5"	21:XU:18:TYR:O	2.20	0.42
2:XB:99:GLY:O	2:XB:108:ILE:HD11	2.19	0.42
3:XC:35:GLU:O	3:XC:38:ARG:N	2.53	0.42
4:XD:150:GLU:O	4:XD:152:SER:N	2.53	0.42
7:XG:79:ARG:CZ	7:XG:82:GLY:HA2	2.50	0.42
9:XI:35:GLU:O	9:XI:35:GLU:HG2	2.19	0.42
10:XJ:49:VAL:HG13	10:XJ:50:ILE:N	2.35	0.42
12:XL:119:LYS:HB2	12:XL:120:TYR:HD1	1.83	0.42
17:XQ:76:LEU:HD21	17:XQ:79:SER:HB2	2.01	0.42
19:XS:4:SER:O	19:XS:5:LEU:HD13	2.20	0.42
19:XS:58:VAL:O	19:XS:58:VAL:HG23	2.20	0.42
22:XV:43:A:H2'	22:XV:44:A:C8	2.54	0.42
25:YA:152:G:H2'	25:YA:153:C:H6	1.85	0.42
25:YA:513:A:H2	25:YA:582:G:H4'	1.85	0.42
25:YA:966:G:O4'	25:YA:2267:A:N6	2.52	0.42

Continued on next page...

Continued from previous page...

Atom-1	Atom-2	Interatomic distance (Å)	Clash overlap (Å)
25:YA:2285:C:N4	25:YA:2383:G:H1	2.16	0.42
25:YA:2533:A:H2'	25:YA:2534:A:O4'	2.19	0.42
27:YD:158:ALA:HB3	27:YD:161:THR:CG2	2.49	0.42
28:YE:9:VAL:HB	28:YE:10:GLY:H	1.70	0.42
28:YE:28:ALA:HB3	28:YE:93:VAL:CG2	2.47	0.42
28:YE:128:SER:O	28:YE:129:HIS:HB2	2.19	0.42
28:YE:143:ASN:HB2	28:YE:147:PRO:HD2	2.00	0.42
28:YE:152:LYS:HG2	33:YN:78:TYR:CD1	2.55	0.42
29:YF:123:LEU:HD12	29:YF:124:LEU:H	1.82	0.42
30:YG:55:LYS:O	30:YG:59:GLU:HB2	2.19	0.42
31:YH:84:SER:OG	31:YH:85:LYS:N	2.51	0.42
31:YH:105:LEU:CD1	31:YH:105:LEU:N	2.81	0.42
31:YH:119:GLU:CD	31:YH:120:GLY:H	2.22	0.42
33:YN:52:VAL:CG1	33:YN:53:VAL:N	2.82	0.42
35:YP:65:ARG:HH21	54:Y8:15:LYS:HB3	1.84	0.42
35:YP:114:ILE:CD1	35:YP:130:PHE:CE1	2.98	0.42
36:YQ:27:VAL:HG11	36:YQ:134:ARG:HG3	2.00	0.42
37:YR:10:LEU:C	37:YR:12:ARG:N	2.72	0.42
38:YS:95:HIS:O	38:YS:96:GLY:C	2.57	0.42
39:YT:24:PRO:HA	39:YT:49:VAL:CG1	2.39	0.42
41:YV:25:LEU:H	41:YV:92:THR:CG2	2.29	0.42
43:YX:14:SER:O	43:YX:15:GLU:C	2.57	0.42
43:YX:60:ARG:HH12	53:Y7:47:ARG:HH22	1.67	0.42
46:Y0:68:GLU:OE1	46:Y0:82:ARG:NH1	2.53	0.42
49:Y3:7:LYS:O	49:Y3:7:LYS:HG2	2.20	0.42
50:Y4:12:ALA:HB1	50:Y4:30:GLU:N	2.35	0.42
54:Y8:40:GLU:O	54:Y8:41:ILE:C	2.56	0.42
1:QA:181:G:H4'	1:QA:182:U:H5'	2.02	0.42
1:QA:474:G:H5"	16:QP:81:ARG:HE	1.84	0.42
1:QA:555:C:OP1	12:QL:20:LYS:NZ	2.53	0.42
1:QA:825:G:H2'	1:QA:826:C:C6	2.54	0.42
1:QA:950:U:H2'	1:QA:951:G:C8	2.55	0.42
1:QA:1269:A:H2	1:QA:1312:G:N3	2.18	0.42
2:QB:155:LEU:C	2:QB:157:ARG:H	2.22	0.42
2:QB:163:PHE:CD2	2:QB:185:ILE:HD12	2.54	0.42
4:QD:25:ARG:NH1	4:QD:30:LYS:CE	2.75	0.42
4:QD:111:ALA:HB3	4:QD:117:ALA:HB2	2.02	0.42
4:QD:178:VAL:HG12	4:QD:179:GLU:N	2.35	0.42
6:QF:46:ARG:HG3	6:QF:47:ARG:N	2.34	0.42
7:QG:95:ARG:O	7:QG:96:GLN:C	2.58	0.42
8:QH:33:GLU:O	8:QH:36:LEU:N	2.53	0.42

Continued on next page...

Continued from previous page...

Atom-1	Atom-2	Interatomic distance (Å)	Clash overlap (Å)
8:QH:74:PRO:O	8:QH:75:ARG:C	2.58	0.42
8:QH:86:ILE:CB	8:QH:133:LEU:HD22	2.49	0.42
9:QI:25:LYS:O	9:QI:60:ASP:OD1	2.37	0.42
10:QJ:75:ILE:CG1	10:QJ:76:ASN:H	2.17	0.42
16:QP:21:VAL:HG21	16:QP:59:TRP:NE1	2.35	0.42
22:QV:17:C:H2'	22:QV:17:C:O2	2.20	0.42
25:RA:49:A:N7	25:RA:120:U:H5	2.18	0.42
25:RA:57:C:H2'	25:RA:58:G:O4'	2.20	0.42
25:RA:83:G:N1	25:RA:102:G:H1'	2.35	0.42
25:RA:182:A:N3	25:RA:433:C:O2'	2.48	0.42
25:RA:291:C:H2'	25:RA:292:C:C6	2.55	0.42
25:RA:664:C:H2'	25:RA:665:C:C6	2.55	0.42
25:RA:862:G:H2'	25:RA:863:A:O4'	2.19	0.42
25:RA:917:A:H62	26:RB:80:U:H4'	1.85	0.42
25:RA:978:G:H1	25:RA:985:C:N4	2.17	0.42
25:RA:1027:A:N6	25:RA:1126:A:C4	2.87	0.42
25:RA:1161:C:O2'	41:RV:8:GLY:HA2	2.20	0.42
25:RA:2376:A:H2'	25:RA:2377:A:O4'	2.20	0.42
25:RA:2462:U:O2	25:RA:2489:G:N2	2.53	0.42
25:RA:2532:G:C6	25:RA:2533:A:C6	3.08	0.42
25:RA:2633:G:H1'	28:RE:62:PRO:HG2	2.01	0.42
27:RD:110:GLY:O	27:RD:111:LEU:C	2.59	0.42
28:RE:35:GLN:HB3	28:RE:48:GLN:HB2	2.02	0.42
28:RE:117:MET:HA	28:RE:122:PHE:N	2.35	0.42
28:RE:128:SER:O	28:RE:129:HIS:HB2	2.20	0.42
29:RF:61:GLY:O	29:RF:62:ARG:C	2.57	0.42
30:RG:22:ARG:HH22	30:RG:175:LEU:HD21	1.85	0.42
30:RG:73:ALA:O	30:RG:84:LYS:O	2.38	0.42
30:RG:99:MET:O	30:RG:103:LEU:HB2	2.20	0.42
37:RR:55:ALA:HA	37:RR:80:PHE:CE2	2.55	0.42
38:RS:49:VAL:HG21	38:RS:77:ALA:HA	2.02	0.42
39:RT:54:ARG:HH11	39:RT:54:ARG:CG	2.24	0.42
39:RT:110:ILE:CG2	39:RT:111:ARG:N	2.82	0.42
40:RU:99:ALA:HA	40:RU:106:PHE:HB2	2.01	0.42
41:RV:21:ARG:HD2	41:RV:91:TYR:CE2	2.55	0.42
41:RV:59:ALA:HA	41:RV:95:LEU:O	2.19	0.42
42:RW:71:VAL:HA	42:RW:107:LEU:HD12	2.02	0.42
45:RZ:151:HIS:HA	45:RZ:170:THR:HA	2.01	0.42
49:R3:37:LEU:N	49:R3:37:LEU:HD23	2.35	0.42
50:R4:26:SER:C	50:R4:27:THR:O	2.58	0.42
50:R4:38:LYS:HG3	50:R4:44:THR:OG1	2.20	0.42

Continued on next page...

Continued from previous page...

Atom-1	Atom-2	Interatomic distance (Å)	Clash overlap (Å)
53:R7:25:PRO:HA	53:R7:28:ARG:NH2	2.34	0.42
1:XA:236:G:H5"	17:XQ:42:TYR:OH	2.19	0.42
1:XA:587:G:C2	1:XA:755:G:C6	3.08	0.42
1:XA:837:G:H2'	1:XA:838:G:C8	2.55	0.42
1:XA:892:A:O2'	1:XA:1415:G:H4'	2.20	0.42
1:XA:923:A:H2'	1:XA:924:C:O4'	2.20	0.42
1:XA:1301:U:H3'	1:XA:1302:U:H5'	2.01	0.42
2:XB:211:ILE:O	2:XB:215:LEU:HB2	2.20	0.42
5:XE:31:LEU:HD23	5:XE:45:PHE:HD1	1.85	0.42
5:XE:153:LYS:HD3	5:XE:153:LYS:C	2.40	0.42
6:XF:88:VAL:HG12	6:XF:89:MET:N	2.34	0.42
8:XH:105:ARG:O	8:XH:107:LEU:N	2.47	0.42
11:XK:124:LYS:HB3	11:XK:125:PHE:CD1	2.47	0.42
16:XP:9:PHE:HB3	16:XP:10:GLY:H	1.64	0.42
17:XQ:74:LEU:HD13	17:XQ:74:LEU:O	2.20	0.42
25:YA:85:G:O2'	25:YA:103:A:N1	2.47	0.42
25:YA:242:G:H5"	54:Y8:3:LYS:HE3	2.02	0.42
25:YA:990:A:N6	25:YA:1186:G:H1'	2.35	0.42
25:YA:1059:G:H3'	25:YA:1060:U:H5"	2.01	0.42
25:YA:1889:A:H2'	25:YA:1890:A:C8	2.55	0.42
25:YA:2070:G:N2	25:YA:2071:A:N3	2.68	0.42
25:YA:2712:U:O2'	25:YA:2712(A):A:OP1	2.38	0.42
26:YB:78:A:C2	26:YB:99:A:C4	3.07	0.42
27:YD:110:GLY:O	27:YD:111:LEU:C	2.58	0.42
27:YD:165:ILE:O	27:YD:166:GLN:NE2	2.53	0.42
27:YD:196:VAL:O	27:YD:196:VAL:CG1	2.68	0.42
31:YH:84:SER:O	31:YH:85:LYS:CB	2.64	0.42
33:YN:42:TRP:HA	33:YN:48:MET:HE3	2.02	0.42
34:YO:50:GLY:O	34:YO:51:ALA:C	2.57	0.42
36:YQ:34:LEU:HD23	36:YQ:104:PHE:CD1	2.55	0.42
38:YS:26:LEU:HB3	38:YS:87:PHE:HA	2.02	0.42
38:YS:52:SER:HB2	38:YS:55:ALA:CB	2.50	0.42
39:YT:50:ILE:HD11	39:YT:102:ILE:HG12	2.01	0.42
39:YT:105:LEU:O	39:YT:105:LEU:HG	2.19	0.42
40:YU:27:LEU:C	40:YU:29:SER:N	2.73	0.42
42:YW:74:ALA:O	42:YW:75:TYR:CB	2.65	0.42
45:YZ:140:ASP:OD2	45:YZ:140:ASP:N	2.52	0.42
46:Y0:23:VAL:HA	46:Y0:38:VAL:HG22	2.00	0.42
51:Y5:40:LYS:HE2	51:Y5:47:PRO:HG2	2.02	0.42
1:QA:352:C:O2'	1:QA:354:G:OP1	2.25	0.42
1:QA:584:G:H2'	1:QA:585:G:H8	1.85	0.42

Continued on next page...

Continued from previous page...

Atom-1	Atom-2	Interatomic distance (Å)	Clash overlap (Å)
1:QA:688:G:O2'	1:QA:704:A:N1	2.37	0.42
2:QB:162:ILE:O	2:QB:185:ILE:CG1	2.68	0.42
4:QD:94:LEU:HA	4:QD:97:LEU:HD12	2.01	0.42
5:QE:26:PHE:CD1	5:QE:26:PHE:N	2.88	0.42
5:QE:31:LEU:HD23	5:QE:45:PHE:HD1	1.85	0.42
8:QH:53:VAL:HG12	8:QH:54:ASP:OD2	2.20	0.42
9:QI:8:GLY:CA	9:QI:79:LEU:HD12	2.49	0.42
14:QN:3:ARG:CG	14:QN:4:LYS:N	2.83	0.42
15:QO:54:ARG:NH1	15:QO:58:MET:SD	2.93	0.42
17:QQ:76:LEU:HD21	17:QQ:79:SER:HB2	2.01	0.42
19:QS:68:GLY:HA3	50:R4:68:ARG:HG2	2.02	0.42
25:RA:51:G:H8	25:RA:51:G:OP2	2.03	0.42
25:RA:482:A:H4'	44:RY:47:LYS:HD2	2.02	0.42
25:RA:1309:G:OP1	53:R7:9:ARG:HD3	2.19	0.42
25:RA:1322:A:H2'	25:RA:1323:U:H6	1.85	0.42
25:RA:1422:G:C1'	25:RA:1495:A:H61	2.32	0.42
25:RA:1491:G:O2'	27:RD:101:GLU:HB2	2.20	0.42
25:RA:1861:G:H1	25:RA:1881:C:H42	1.68	0.42
25:RA:2126:A:H4'	25:RA:2127:G:O5'	2.20	0.42
25:RA:2735:G:H2'	25:RA:2736:G:H8	1.84	0.42
27:RD:9:TYR:CZ	27:RD:13:ARG:HD3	2.54	0.42
27:RD:158:ALA:HB3	27:RD:161:THR:CG2	2.49	0.42
29:RF:42:ALA:O	29:RF:45:ARG:HB2	2.18	0.42
29:RF:118:ALA:HA	29:RF:123:LEU:HB3	2.02	0.42
30:RG:51:ARG:NH1	30:RG:51:ARG:CB	2.83	0.42
30:RG:60:LEU:HD23	30:RG:60:LEU:C	2.41	0.42
31:RH:86:GLU:HG3	31:RH:165:ALA:CA	2.49	0.42
31:RH:128:PRO:CG	31:RH:129:THR:H	2.33	0.42
35:RP:98:GLU:O	35:RP:99:LEU:C	2.57	0.42
36:RQ:27:VAL:HG11	36:RQ:134:ARG:HG3	2.00	0.42
38:RS:64:GLU:O	38:RS:68:GLN:HG3	2.19	0.42
39:RT:3:ARG:O	39:RT:4:GLY:C	2.58	0.42
43:RX:57:LEU:HD12	43:RX:57:LEU:H	1.85	0.42
51:R5:56:LYS:O	51:R5:57:VAL:C	2.57	0.42
54:R8:56:GLU:C	54:R8:58:ILE:N	2.73	0.42
1:XA:289:G:C6	1:XA:290:C:N4	2.88	0.42
1:XA:581:G:N1	1:XA:759:A:OP2	2.26	0.42
1:XA:740:U:H2'	1:XA:741:G:H8	1.85	0.42
1:XA:1253:G:H1	1:XA:1284:C:H42	1.68	0.42
1:XA:1415:G:C6	1:XA:1486:G:C6	3.08	0.42
2:XB:162:ILE:O	2:XB:185:ILE:CG1	2.67	0.42

Continued on next page...

Continued from previous page...

Atom-1	Atom-2	Interatomic distance (Å)	Clash overlap (Å)
4:XD:94:LEU:HA	4:XD:97:LEU:HD12	2.01	0.42
4:XD:150:GLU:C	4:XD:152:SER:N	2.73	0.42
5:XE:51:VAL:CB	5:XE:52:PRO:HD3	2.38	0.42
5:XE:78:HIS:HE1	5:XE:143:ARG:N	2.12	0.42
6:XF:36:ARG:NH2	6:XF:38:GLU:HG2	2.35	0.42
7:XG:111:ARG:HH11	7:XG:111:ARG:CB	2.23	0.42
8:XH:95:VAL:O	8:XH:95:VAL:HG23	2.20	0.42
12:XL:109:GLY:HA3	12:XL:121:GLY:O	2.20	0.42
14:XN:3:ARG:CG	14:XN:4:LYS:N	2.83	0.42
16:XP:1:MET:H2	16:XP:24:ALA:HB3	1.84	0.42
16:XP:45:THR:CG2	16:XP:46:PRO:HD2	2.47	0.42
19:XS:42:PRO:HD3	50:Y4:63:TYR:HE2	1.84	0.42
25:YA:242:G:H3'	54:Y8:6:THR:HG23	2.01	0.42
25:YA:496:G:C6	25:YA:497:A:C4	3.08	0.42
25:YA:556:G:H2'	25:YA:557:U:C6	2.55	0.42
25:YA:856:C:H1'	46:Y0:27:GLU:HB3	2.01	0.42
25:YA:1337:G:H2'	25:YA:1338:G:O4'	2.20	0.42
25:YA:1496:A:H8	25:YA:1577:C:O2'	2.03	0.42
25:YA:1547:C:O2'	25:YA:1548:C:H5'	2.20	0.42
25:YA:1568:G:P	27:YD:63:ARG:HH22	2.43	0.42
25:YA:1864:U:H2'	25:YA:1869:G:O4'	2.20	0.42
25:YA:2100:G:H1	25:YA:2189:U:H3	1.66	0.42
25:YA:2159:G:H2'	25:YA:2160:G:C8	2.55	0.42
25:YA:2353:G:O2'	46:Y0:35:ASN:OD1	2.37	0.42
25:YA:2502:G:C5'	25:YA:2503:A:H5"	2.50	0.42
25:YA:2708:G:H4'	37:YR:71:GLN:OE1	2.19	0.42
25:YA:2712:U:H2'	25:YA:2712(A):A:H3'	2.02	0.42
25:YA:2792:G:N2	25:YA:2805:G:H1'	2.35	0.42
25:YA:2849:U:C2	25:YA:2867:G:H1'	2.54	0.42
28:YE:35:GLN:HB3	28:YE:48:GLN:HB2	2.01	0.42
29:YF:192:LEU:HD21	29:YF:194:MET:HE3	2.02	0.42
30:YG:99:MET:O	30:YG:103:LEU:HB2	2.20	0.42
33:YN:1:MET:O	33:YN:1:MET:HG3	2.19	0.42
33:YN:10:GLU:OE2	33:YN:11:PRO:CD	2.68	0.42
33:YN:96:GLU:O	33:YN:97:ARG:C	2.57	0.42
34:YO:20:MET:O	34:YO:41:ALA:CB	2.67	0.42
34:YO:97:ARG:CA	34:YO:117:LEU:HD22	2.50	0.42
35:YP:39:LYS:HA	35:YP:45:LEU:HD11	1.83	0.42
35:YP:83:VAL:HG11	35:YP:112:LEU:HD21	1.96	0.42
35:YP:115:LEU:HB3	35:YP:131:SER:HB2	2.02	0.42
36:YQ:20:ALA:HB2	36:YQ:99:PRO:HD2	1.99	0.42

Continued on next page...

Continued from previous page...

Atom-1	Atom-2	Interatomic distance (Å)	Clash overlap (Å)
37:YR:34:ILE:HG22	37:YR:35:THR:N	2.35	0.42
39:YT:6:LEU:HD12	39:YT:9:LEU:HD12	2.01	0.42
41:YV:15:GLU:O	41:YV:96:ILE:HB	2.19	0.42
42:YW:96:ILE:O	42:YW:96:ILE:CG2	2.68	0.42
43:YX:60:ARG:HH22	53:Y7:47:ARG:HH12	1.68	0.42
44:YY:91:GLU:CG	44:YY:92:ASN:N	2.83	0.42
51:Y5:41:PRO:HA	51:Y5:42:PRO:HD3	1.82	0.42
52:Y6:36:LEU:HD13	52:Y6:50:ARG:HH12	1.81	0.42
53:Y7:25:PRO:HA	53:Y7:28:ARG:NH2	2.35	0.42
1:QA:1069:C:O2'	1:QA:1192:C:H1'	2.19	0.41
1:QA:1179:A:O3'	9:QI:103:THR:HG23	2.20	0.41
1:QA:1246:C:H2'	1:QA:1247:U:C6	2.55	0.41
1:QA:1259:C:N4	1:QA:1260:C:O2	2.53	0.41
2:QB:130:ARG:NH2	2:QB:138:LEU:HD21	2.34	0.41
2:QB:142:LEU:O	2:QB:145:LEU:HB2	2.19	0.41
2:QB:159:PRO:HB2	2:QB:160:ASP:H	1.74	0.41
6:QF:45:LEU:CD1	6:QF:59:TYR:HD1	2.31	0.41
7:QG:44:TYR:O	7:QG:47:CYS:N	2.53	0.41
8:QH:85:ARG:HA	8:QH:135:CYS:HB3	2.02	0.41
9:QI:43:ALA:C	9:QI:45:ALA:N	2.73	0.41
9:QI:83:ARG:HA	9:QI:86:VAL:HG12	2.02	0.41
12:QL:117:ARG:HB3	12:QL:122:THR:HB	2.02	0.41
13:QM:88:ARG:HD2	13:QM:88:ARG:O	2.19	0.41
14:QN:48:ALA:HA	14:QN:53:LEU:HD12	2.01	0.41
19:QS:7:LYS:CG	19:QS:8:GLY:N	2.83	0.41
20:QT:50:GLU:HA	20:QT:100:ILE:HG22	2.02	0.41
25:RA:76:C:O2'	48:R2:62:THR:HG21	2.19	0.41
25:RA:270(T):G:C6	25:RA:270(U):C:C4	3.08	0.41
25:RA:270(V):G:H2'	25:RA:270(W):G:H8	1.85	0.41
25:RA:582:G:H2'	25:RA:583:G:C8	2.54	0.41
25:RA:729:G:O5'	27:RD:208:LYS:NZ	2.52	0.41
25:RA:864:G:C6	25:RA:865:C:N4	2.87	0.41
25:RA:1231:G:H2'	25:RA:1232:G:H8	1.84	0.41
25:RA:1322:A:C5	25:RA:1323:U:C5	3.07	0.41
25:RA:1788:C:H2'	25:RA:1789:A:H8	1.85	0.41
25:RA:1826:G:H4'	27:RD:242:ARG:NH2	2.28	0.41
25:RA:2002:G:H2'	25:RA:2003:G:C8	2.55	0.41
27:RD:196:VAL:O	27:RD:196:VAL:CG1	2.68	0.41
27:RD:269:PHE:CD2	27:RD:269:PHE:N	2.88	0.41
28:RE:13:ARG:HH11	28:RE:13:ARG:HB2	1.81	0.41
28:RE:179:GLU:CB	28:RE:181:LEU:HD23	2.24	0.41

Continued on next page...

Continued from previous page...

Atom-1	Atom-2	Interatomic distance (Å)	Clash overlap (Å)
31:RH:105:LEU:CD1	31:RH:105:LEU:N	2.81	0.41
31:RH:146:ALA:HA	31:RH:164:TYR:OH	2.20	0.41
33:RN:27:ALA:O	33:RN:28:THR:C	2.57	0.41
34:RO:31:LYS:HA	34:RO:31:LYS:HD3	1.92	0.41
34:RO:86:ILE:N	34:RO:86:ILE:CD1	2.83	0.41
35:RP:107:LYS:O	35:RP:108:LYS:C	2.57	0.41
38:RS:99:LYS:C	38:RS:101:LEU:N	2.72	0.41
39:RT:96:ARG:HB2	39:RT:96:ARG:CZ	2.49	0.41
43:RX:60:ARG:HA	43:RX:75:ASP:OD2	2.20	0.41
44:RY:91:GLU:CG	44:RY:92:ASN:N	2.83	0.41
47:R1:76:ARG:H	47:R1:76:ARG:CD	2.29	0.41
51:R5:40:LYS:HE2	51:R5:47:PRO:CG	2.49	0.41
53:R7:9:ARG:NH1	53:R7:47:ARG:HG3	2.35	0.41
54:R8:16:ILE:HD11	54:R8:57:ARG:CG	2.44	0.41
1:XA:240:C:H2'	1:XA:241:C:C6	2.55	0.41
1:XA:443:C:H42	1:XA:491:G:H1	1.68	0.41
1:XA:1129:C:H4'	1:XA:1130:A:H8	1.85	0.41
6:XF:67:MET:HB2	6:XF:68:PRO:CD	2.47	0.41
7:XG:18:TYR:CD2	7:XG:59:LEU:HD13	2.55	0.41
7:XG:24:THR:HA	7:XG:27:ILE:HD13	2.02	0.41
7:XG:95:ARG:O	7:XG:96:GLN:C	2.58	0.41
11:XK:72:ALA:HB1	11:XK:77:MET:HG2	2.02	0.41
12:XL:89:ARG:HB3	12:XL:97:ARG:HA	2.02	0.41
14:XN:15:LYS:HD3	14:XN:15:LYS:HA	1.86	0.41
15:XO:50:HIS:O	15:XO:53:HIS:HB3	2.20	0.41
15:XO:54:ARG:NH1	15:XO:58:MET:SD	2.93	0.41
18:XR:53:ARG:C	18:XR:55:ARG:H	2.22	0.41
25:YA:195:A:N7	25:YA:197:A:OP1	2.53	0.41
25:YA:594:U:H5'	54:Y8:61:LEU:CD2	2.50	0.41
25:YA:817:C:O2'	25:YA:839:U:OP1	2.28	0.41
25:YA:977:G:H4'	25:YA:1155:A:H5'	2.00	0.41
25:YA:1158:C:H4'	49:Y3:31:LEU:O	2.20	0.41
25:YA:2320:A:H2'	25:YA:2320:A:N3	2.35	0.41
25:YA:2681:C:H5'	28:YE:11:MET:SD	2.59	0.41
25:YA:2764:A:N6	25:YA:2766:G:N3	2.68	0.41
27:YD:14:ARG:CG	27:YD:15:PHE:N	2.83	0.41
27:YD:109:ASP:HB2	27:YD:197:GLY:HA2	2.02	0.41
27:YD:263:ARG:NH1	27:YD:263:ARG:CB	2.75	0.41
28:YE:4:ILE:HG22	28:YE:198:VAL:HB	2.02	0.41
28:YE:167:VAL:CG1	28:YE:189:PRO:HD3	2.50	0.41
29:YF:20:LEU:HD12	29:YF:21:ALA:N	2.26	0.41

Continued on next page...

Continued from previous page...

Atom-1	Atom-2	Interatomic distance (Å)	Clash overlap (Å)
29:YF:80:ALA:O	29:YF:83:PHE:HB2	2.20	0.41
29:YF:183:VAL:O	29:YF:184:TYR:C	2.57	0.41
34:YO:2:ILE:HG12	34:YO:8:LEU:HD11	2.02	0.41
34:YO:31:LYS:O	34:YO:32:TYR:HD2	2.02	0.41
35:YP:49:ARG:HG2	35:YP:49:ARG:HH11	1.84	0.41
37:YR:28:LEU:HD13	37:YR:28:LEU:C	2.40	0.41
37:YR:28:LEU:HD12	37:YR:29:LEU:HD12	2.02	0.41
40:YU:6:THR:HG21	40:YU:10:ARG:CZ	2.50	0.41
41:YV:72:VAL:HG13	41:YV:72:VAL:O	2.19	0.41
42:YW:17:VAL:O	42:YW:18:ARG:C	2.57	0.41
42:YW:73:ALA:HB3	42:YW:106:ILE:CG1	2.46	0.41
44:YY:6:HIS:O	44:YY:7:VAL:CG1	2.59	0.41
44:YY:51:VAL:CG1	44:YY:52:SER:N	2.74	0.41
45:YZ:182:LYS:HB2	45:YZ:182:LYS:HE3	1.71	0.41
47:Y1:56:GLN:HB2	47:Y1:57:GLU:H	1.48	0.41
47:Y1:80:LEU:O	47:Y1:81:LYS:CD	2.65	0.41
51:Y5:39:MET:C	51:Y5:40:LYS:HG3	2.39	0.41
52:Y6:41:PRO:HG3	52:Y6:44:ARG:HB2	2.01	0.41
1:QA:407:G:C6	1:QA:408:A:C6	3.09	0.41
1:QA:481:G:O2'	1:QA:482:A:P	2.78	0.41
1:QA:529:G:O6	12:QL:49:ASN:HA	2.19	0.41
1:QA:972:C:H4'	10:QJ:57:LYS:HG3	2.02	0.41
1:QA:1015:A:H8	1:QA:1015:A:O5'	2.02	0.41
1:QA:1079:G:O3'	5:QE:14:ARG:NH2	2.53	0.41
2:QB:125:PRO:O	2:QB:126:GLU:HB2	2.21	0.41
2:QB:231:GLU:HG3	2:QB:233:SER:H	1.86	0.41
4:QD:31:CYS:O	4:QD:31:CYS:SG	2.78	0.41
7:QG:17:VAL:HG12	7:QG:18:TYR:CD1	2.55	0.41
7:QG:80:VAL:CG1	7:QG:81:GLY:N	2.83	0.41
9:QI:35:GLU:HG2	9:QI:35:GLU:O	2.19	0.41
10:QJ:29:ARG:O	10:QJ:30:SER:HB3	2.20	0.41
11:QK:22:HIS:HB3	11:QK:29:ILE:HG22	2.03	0.41
11:QK:33:THR:HB	11:QK:37:GLY:C	2.40	0.41
12:QL:38:THR:HG22	12:QL:57:LYS:HB3	2.01	0.41
15:QO:3:ILE:HD13	15:QO:3:ILE:N	2.22	0.41
19:QS:58:VAL:O	19:QS:58:VAL:HG23	2.20	0.41
20:QT:95:ALA:O	20:QT:97:ALA:N	2.54	0.41
20:QT:96:GLY:O	20:QT:97:ALA:CB	2.64	0.41
20:QT:101:GLY:C	20:QT:103:GLY:N	2.73	0.41
25:RA:419:C:H2'	25:RA:420:C:O4'	2.20	0.41
25:RA:609(A):G:C6	25:RA:610:C:C4	3.07	0.41

Continued on next page...

Continued from previous page...

Atom-1	Atom-2	Interatomic distance (Å)	Clash overlap (Å)
25:RA:636:G:OP1	35:RP:132:LYS:HB2	2.20	0.41
25:RA:974(A):C:H4'	25:RA:975:G:C5'	2.50	0.41
25:RA:1033:U:H4'	25:RA:1034:G:OP1	2.20	0.41
25:RA:1553:A:C6	25:RA:1555:G:H1'	2.55	0.41
25:RA:2313:C:H2'	25:RA:2314:C:C6	2.55	0.41
25:RA:2733:A:H2'	25:RA:2734:A:H5"	2.02	0.41
26:RB:42:C:O2'	30:RG:67:LYS:O	2.26	0.41
26:RB:44:G:H1'	26:RB:47:C:N4	2.35	0.41
27:RD:168:ARG:O	27:RD:169:GLU:HB2	2.19	0.41
27:RD:182:LEU:N	27:RD:272:ALA:HB3	2.32	0.41
28:RE:137:HIS:CB	28:RE:138:PRO:HD2	2.42	0.41
28:RE:152:LYS:HG2	33:RN:78:TYR:CD1	2.55	0.41
29:RF:198:ALA:HA	29:RF:201:VAL:CG1	2.41	0.41
30:RG:34:LEU:HD11	30:RG:99:MET:CE	2.49	0.41
33:RN:62:VAL:CG1	33:RN:66:LYS:HB2	2.50	0.41
33:RN:114:ARG:C	33:RN:116:LEU:N	2.74	0.41
33:RN:133:GLN:CB	33:RN:135:PRO:HD3	2.42	0.41
35:RP:18:ARG:HD2	35:RP:27:HIS:CD2	2.56	0.41
40:RU:83:LEU:HG	40:RU:88:ILE:HG13	2.02	0.41
41:RV:16:PRO:HB3	41:RV:97:LYS:O	2.20	0.41
41:RV:38:LEU:CD1	41:RV:55:ALA:HB1	2.50	0.41
41:RV:81:TYR:C	41:RV:82:ARG:CG	2.89	0.41
43:RX:60:ARG:HH12	53:R7:47:ARG:HH22	1.67	0.41
47:R1:81:LYS:N	47:R1:81:LYS:CD	2.83	0.41
50:R4:61:ARG:C	50:R4:63:TYR:N	2.73	0.41
50:R4:64:GLY:C	50:R4:66:SER:N	2.73	0.41
52:R6:6:ARG:HA	52:R6:6:ARG:NE	2.35	0.41
52:R6:41:PRO:HG3	52:R6:44:ARG:HB2	2.01	0.41
1:XA:22:G:H4'	1:XA:885:G:C8	2.56	0.41
1:XA:728:A:C5	15:XO:54:ARG:HD2	2.55	0.41
1:XA:1216:G:H5"	14:XN:5:ALA:CB	2.50	0.41
1:XA:1399:C:C2	1:XA:1502:A:N6	2.87	0.41
2:XB:23:ARG:H	2:XB:23:ARG:CD	2.30	0.41
3:XC:59:ARG:NH1	3:XC:97:LYS:HE3	2.34	0.41
3:XC:142:MET:HG2	3:XC:149:ALA:HB2	2.01	0.41
4:XD:52:SER:O	4:XD:55:ALA:N	2.52	0.41
5:XE:26:PHE:CD1	5:XE:26:PHE:N	2.88	0.41
7:XG:44:TYR:O	7:XG:47:CYS:N	2.53	0.41
7:XG:87:VAL:HG11	7:XG:155:ARG:HA	2.02	0.41
8:XH:4:ASP:HA	8:XH:5:PRO:HD3	1.85	0.41
12:XL:53:ARG:HH12	12:XL:92:ASP:HB3	1.85	0.41

Continued on next page...

Continued from previous page...

Atom-1	Atom-2	Interatomic distance (Å)	Clash overlap (Å)
14:XN:9:LYS:HB3	14:XN:9:LYS:HE2	1.85	0.41
17:XQ:22:LEU:HD13	17:XQ:41:LYS:HG2	2.01	0.41
17:XQ:82:MET:C	17:XQ:84:LEU:N	2.72	0.41
21:XU:2:GLY:C	21:XU:4:GLY:H	2.24	0.41
25:YA:665:C:H2'	25:YA:666:G:H8	1.85	0.41
25:YA:780:G:C2	25:YA:782:A:C2	3.08	0.41
25:YA:997:G:OP1	40:YU:93:LYS:HB2	2.20	0.41
25:YA:1270:C:O2'	25:YA:1325:G:H2'	2.20	0.41
25:YA:1416:G:H2'	25:YA:1417:C:C6	2.55	0.41
25:YA:1638:C:H4'	25:YA:2710:C:O2	2.20	0.41
25:YA:1649:G:O2'	37:YR:107:ASP:OD1	2.24	0.41
25:YA:1811:G:H2'	25:YA:1812:A:C8	2.55	0.41
25:YA:1981:A:C8	25:YA:1981:A:OP1	2.74	0.41
25:YA:2296:U:OP2	38:YS:9:ARG:NH1	2.54	0.41
25:YA:2592:G:C6	25:YA:2593:U:C4	3.08	0.41
28:YE:10:GLY:HA3	39:YT:8:LYS:HD3	2.02	0.41
28:YE:18:ASP:O	28:YE:19:ARG:C	2.55	0.41
29:YF:53:THR:O	29:YF:55:GLY:N	2.53	0.41
30:YG:27:ASN:HB3	30:YG:30:GLU:OE2	2.20	0.41
32:YI:124:GLY:H	32:YI:142:VAL:HG23	1.85	0.41
34:YO:2:ILE:N	34:YO:2:ILE:CD1	2.82	0.41
38:YS:49:VAL:HG21	38:YS:77:ALA:HA	2.02	0.41
38:YS:83:LYS:HE3	38:YS:84:GLN:CG	2.49	0.41
40:YU:35:ALA:O	40:YU:39:LEU:HG	2.19	0.41
40:YU:57:PHE:C	40:YU:59:ARG:N	2.74	0.41
40:YU:92:ARG:O	40:YU:92:ARG:CG	2.54	0.41
41:YV:16:PRO:HB3	41:YV:97:LYS:O	2.20	0.41
41:YV:35:LEU:HB2	41:YV:37:VAL:CG2	2.49	0.41
41:YV:47:VAL:HG13	41:YV:48:GLY:N	2.27	0.41
42:YW:8:ARG:HG3	42:YW:8:ARG:NH1	2.34	0.41
43:YX:57:LEU:HD12	43:YX:57:LEU:H	1.85	0.41
45:YZ:109:ALA:HB3	45:YZ:143:GLY:HA2	2.01	0.41
47:Y1:80:LEU:C	47:Y1:81:LYS:CE	2.77	0.41
49:Y3:37:LEU:HD23	49:Y3:37:LEU:N	2.35	0.41
50:Y4:38:LYS:HG3	50:Y4:44:THR:OG1	2.20	0.41
52:Y6:24:GLU:HB3	52:Y6:25:LYS:H	1.56	0.41
1:QA:485:G:HO2'	1:QA:486:U:H6	1.66	0.41
1:QA:607:A:C2	16:QP:31:LYS:HB2	2.55	0.41
1:QA:757:U:O3'	1:QA:821:G:N2	2.54	0.41
1:QA:878:G:H5"	8:QH:89:PRO:HG2	2.02	0.41
1:QA:1065:U:O2'	1:QA:1066:C:OP2	2.31	0.41

Continued on next page...

Continued from previous page...

Atom-1	Atom-2	Interatomic distance (Å)	Clash overlap (Å)
1:QA:1223:C:P	1:QA:1224:G:H2'	2.60	0.41
2:QB:200:ILE:CG2	2:QB:201:ILE:N	2.83	0.41
3:QC:47:LEU:CD1	3:QC:76:VAL:HG12	2.42	0.41
4:QD:93:PHE:CE1	4:QD:97:LEU:HD11	2.55	0.41
4:QD:101:LEU:CD2	4:QD:121:VAL:HG11	2.50	0.41
6:QF:36:ARG:CZ	6:QF:38:GLU:HG2	2.50	0.41
7:QG:118:VAL:HG23	7:QG:119:ARG:N	2.35	0.41
9:QI:118:LYS:NZ	9:QI:118:LYS:HB3	2.34	0.41
10:QJ:45:ARG:HG3	10:QJ:45:ARG:HH11	1.86	0.41
10:QJ:71:LEU:HD12	10:QJ:72:VAL:H	1.85	0.41
10:QJ:80:LYS:HD2	1:XA:1163:C:H1'	2.01	0.41
13:QM:119:GLY:O	13:QM:120:LYS:O	2.38	0.41
14:QN:9:LYS:HG2	14:QN:9:LYS:O	2.19	0.41
19:QS:5:LEU:HD22	50:R4:67:TYR:CZ	2.51	0.41
19:QS:15:LEU:N	19:QS:15:LEU:CD2	2.79	0.41
22:QV:23:C:H2'	22:QV:24:U:C6	2.55	0.41
25:RA:229:A:OP1	25:RA:229:A:H4'	2.18	0.41
25:RA:414:C:O2	25:RA:1864:U:O2'	2.36	0.41
25:RA:458:G:O2'	25:RA:469:G:O6	2.31	0.41
25:RA:1086:A:H3'	25:RA:1086:A:N3	2.35	0.41
25:RA:1091:G:N2	25:RA:1101:U:H1'	2.36	0.41
25:RA:1156:A:C8	40:RU:51:LYS:HD2	2.56	0.41
25:RA:1205:U:C5	29:RF:171:PRO:HA	2.55	0.41
25:RA:1985:G:H2'	25:RA:1986:A:O4'	2.20	0.41
28:RE:25:VAL:CG1	39:RT:11:GLU:HG2	2.50	0.41
28:RE:94:GLU:C	28:RE:96:PHE:N	2.73	0.41
29:RF:53:THR:O	29:RF:55:GLY:N	2.53	0.41
29:RF:183:VAL:HG22	29:RF:184:TYR:N	2.35	0.41
30:RG:135:LEU:N	30:RG:135:LEU:CD1	2.84	0.41
30:RG:143:GLU:C	50:R4:28:LYS:HZ2	2.24	0.41
33:RN:52:VAL:CG1	33:RN:53:VAL:N	2.82	0.41
36:RQ:20:ALA:HA	36:RQ:98:LYS:HB3	2.02	0.41
40:RU:91:ASP:OD2	40:RU:96:ALA:CA	2.68	0.41
41:RV:38:LEU:CD1	41:RV:55:ALA:CB	2.98	0.41
43:RX:87:GLN:C	43:RX:88:LYS:HG3	2.40	0.41
44:RY:86:ARG:HD2	44:RY:86:ARG:HA	1.91	0.41
45:RZ:69:THR:HG22	45:RZ:90:VAL:HA	2.01	0.41
48:R2:61:LEU:HD23	48:R2:64:LEU:HD12	2.03	0.41
1:XA:89:U:H2'	1:XA:90:C:H6	1.85	0.41
1:XA:264:U:O2'	17:XQ:64:PRO:O	2.28	0.41
1:XA:942:G:C2	1:XA:1342:C:C2	3.08	0.41

Continued on next page...

Continued from previous page...

Atom-1	Atom-2	Interatomic distance (Å)	Clash overlap (Å)
1:XA:1043:C:H2'	1:XA:1044:A:H8	1.86	0.41
2:XB:166:ASP:O	2:XB:170:GLU:OE1	2.39	0.41
3:XC:58:GLU:HB2	3:XC:65:ALA:HB3	2.01	0.41
3:XC:70:VAL:HG12	3:XC:71:ALA:H	1.84	0.41
3:XC:76:VAL:CG2	3:XC:103:VAL:HG11	2.49	0.41
3:XC:88:ARG:NH2	3:XC:101:LEU:O	2.53	0.41
4:XD:198:VAL:CG1	4:XD:199:ASN:H	2.32	0.41
7:XG:101:LEU:O	7:XG:104:LEU:HB2	2.20	0.41
7:XG:141:VAL:O	7:XG:141:VAL:CG1	2.64	0.41
14:XN:18:VAL:CG2	14:XN:19:ARG:N	2.82	0.41
16:XP:21:VAL:HG21	16:XP:59:TRP:NE1	2.35	0.41
17:XQ:11:VAL:HG23	17:XQ:12:SER:N	2.35	0.41
19:XS:41:VAL:HG11	19:XS:45:VAL:HG13	2.02	0.41
20:XT:48:LYS:O	20:XT:49:ALA:C	2.59	0.41
25:YA:85:G:C6	25:YA:98:G:C6	3.09	0.41
25:YA:176:G:C5	25:YA:177:G:C6	3.08	0.41
25:YA:196:A:C4	25:YA:805:G:C6	3.08	0.41
25:YA:220:G:H5"	25:YA:221:A:OP1	2.21	0.41
25:YA:489:G:C2	25:YA:491:G:H1'	2.56	0.41
25:YA:807:U:H2'	25:YA:808:G:H8	1.84	0.41
25:YA:820:A:N3	25:YA:943:U:H4'	2.34	0.41
25:YA:1121:C:H2'	25:YA:1122:G:O4'	2.20	0.41
25:YA:1417:C:O5'	25:YA:1417:C:H6	2.03	0.41
25:YA:1569:A:C2	25:YA:1570:A:C4	3.08	0.41
25:YA:1607:C:H4'	25:YA:1608:A:C5'	2.51	0.41
25:YA:2572:A:N7	28:YE:145:LYS:HB2	2.35	0.41
27:YD:9:TYR:CZ	27:YD:13:ARG:HD3	2.54	0.41
27:YD:134:ARG:H	27:YD:134:ARG:HG3	1.55	0.41
27:YD:269:PHE:CD2	27:YD:269:PHE:N	2.88	0.41
28:YE:35:GLN:HG3	28:YE:37:ARG:NH2	2.35	0.41
29:YF:176:LEU:HD11	29:YF:180:GLY:O	2.19	0.41
30:YG:78:SER:O	30:YG:80:PHE:N	2.53	0.41
31:YH:169:VAL:HG22	31:YH:170:ARG:N	2.25	0.41
33:YN:114:ARG:C	33:YN:116:LEU:N	2.74	0.41
34:YO:17:ARG:HG2	34:YO:17:ARG:HH11	1.84	0.41
36:YQ:118:LEU:HD13	36:YQ:131:ILE:HG23	2.02	0.41
37:YR:85:PRO:C	37:YR:87:TYR:N	2.73	0.41
38:YS:51:ALA:HB3	38:YS:73:LEU:HD23	2.01	0.41
38:YS:93:LYS:HE3	38:YS:93:LYS:HB2	1.93	0.41
40:YU:92:ARG:NH2	41:YV:11:GLN:O	2.53	0.41
40:YU:97:ASP:HA	40:YU:100:VAL:HG23	2.01	0.41

Continued on next page...

Continued from previous page...

Atom-1	Atom-2	Interatomic distance (Å)	Clash overlap (Å)
41:YV:81:TYR:C	41:YV:82:ARG:CG	2.89	0.41
42:YW:1:MET:HG3	42:YW:2:GLU:N	2.36	0.41
44:YY:95:LYS:H	44:YY:95:LYS:CD	2.32	0.41
45:YZ:158:PRO:HA	45:YZ:159:PRO:HD3	1.95	0.41
49:Y3:39:ASP:O	49:Y3:40:THR:C	2.59	0.41
1:QA:41:G:H2'	1:QA:42:G:C8	2.56	0.41
1:QA:422:C:O2'	1:QA:423:G:H5"	2.20	0.41
1:QA:582:U:C2	1:QA:760:G:C6	3.08	0.41
1:QA:753:A:H4'	1:QA:754:C:O5'	2.20	0.41
1:QA:760:G:H2'	1:QA:761:G:O4'	2.19	0.41
1:QA:1090:U:H2'	1:QA:1091:U:C6	2.56	0.41
1:QA:1326:C:H2'	1:QA:1327:C:C6	2.56	0.41
1:QA:1502:A:H5'	1:QA:1504:G:N7	2.36	0.41
2:QB:166:ASP:O	2:QB:170:GLU:OE1	2.38	0.41
7:QG:141:VAL:O	7:QG:141:VAL:CG1	2.65	0.41
8:QH:11:THR:HA	8:QH:14:ARG:NH1	2.35	0.41
8:QH:122:ARG:HG3	8:QH:122:ARG:HH11	1.85	0.41
10:QJ:40:LEU:HB3	10:QJ:41:PRO:HD2	2.02	0.41
10:QJ:45:ARG:HB2	10:QJ:65:LEU:HB3	2.03	0.41
11:QK:56:GLY:O	11:QK:89:ALA:HB3	2.21	0.41
11:QK:92:GLU:O	11:QK:95:ILE:N	2.54	0.41
12:QL:44:THR:HA	12:QL:45:PRO:HD3	1.71	0.41
12:QL:53:ARG:HH12	12:QL:92:ASP:CB	2.33	0.41
13:QM:47:ASP:O	13:QM:48:LEU:HB3	2.20	0.41
13:QM:80:ARG:NH1	19:QS:65:ASN:O	2.51	0.41
14:QN:9:LYS:HB3	14:QN:9:LYS:HE2	1.85	0.41
17:QQ:11:VAL:HG23	17:QQ:12:SER:N	2.35	0.41
25:RA:780:G:N2	25:RA:783:A:H62	2.19	0.41
25:RA:1114:G:H2'	25:RA:1115:G:C8	2.55	0.41
25:RA:1138:G:H21	33:RN:106:MET:HE3	1.84	0.41
25:RA:1262:A:N3	51:R5:10:LYS:HE3	2.36	0.41
25:RA:1902:C:OP1	27:RD:242:ARG:HD3	2.19	0.41
26:RB:24:G:H1'	26:RB:26:A:H62	1.85	0.41
27:RD:68:LYS:HG3	27:RD:68:LYS:O	2.20	0.41
28:RE:35:GLN:HG3	28:RE:37:ARG:NH2	2.35	0.41
28:RE:167:VAL:CG1	28:RE:189:PRO:HD3	2.50	0.41
28:RE:197:ILE:HD11	28:RE:199:ARG:NH1	2.30	0.41
30:RG:53:LEU:CD1	30:RG:87:PRO:HB2	2.51	0.41
30:RG:117:PHE:CE1	30:RG:119:GLY:CA	3.03	0.41
32:RI:144:VAL:HG22	32:RI:145:VAL:H	1.86	0.41
33:RN:21:LYS:O	33:RN:22:THR:O	2.39	0.41

Continued on next page...

Continued from previous page...

Atom-1	Atom-2	Interatomic distance (Å)	Clash overlap (Å)
36:RQ:34:LEU:HD23	36:RQ:104:PHE:CD1	2.55	0.41
37:RR:28:LEU:HD12	37:RR:29:LEU:HD12	2.01	0.41
38:RS:99:LYS:HE2	38:RS:103:GLU:OE2	2.20	0.41
39:RT:134:GLU:O	39:RT:135:ALA:CB	2.69	0.41
41:RV:61:VAL:CG2	41:RV:61:VAL:O	2.68	0.41
44:RY:97:ARG:HH21	44:RY:98:VAL:CG2	2.32	0.41
1:XA:16:A:N1	1:XA:919:A:H2	2.19	0.41
1:XA:346:G:N2	1:XA:347:G:C6	2.88	0.41
1:XA:349:A:H2'	1:XA:350:G:C8	2.54	0.41
1:XA:376:G:H1	1:XA:387:U:H3	1.67	0.41
1:XA:1008:C:N4	1:XA:1021:G:H1	2.18	0.41
1:XA:1190:G:OP1	3:XC:4:LYS:HA	2.19	0.41
1:XA:1190:G:OP2	3:XC:5:ILE:HG23	2.20	0.41
1:XA:1206:G:H2'	1:XA:1207:G:O4'	2.20	0.41
1:XA:1262:C:N4	1:XA:1273:G:H1	2.18	0.41
2:XB:155:LEU:C	2:XB:157:ARG:H	2.23	0.41
3:XC:46:GLU:C	3:XC:48:TYR:H	2.24	0.41
3:XC:128:PHE:O	3:XC:130:VAL:N	2.54	0.41
4:XD:33:MET:HE1	4:XD:37:PRO:O	2.21	0.41
5:XE:68:GLU:O	5:XE:68:GLU:CG	2.68	0.41
8:XH:122:ARG:HH11	8:XH:122:ARG:HG3	1.85	0.41
11:XK:20:TYR:N	11:XK:31:THR:O	2.54	0.41
11:XK:56:GLY:O	11:XK:89:ALA:HB3	2.21	0.41
13:XM:13:LYS:HA	13:XM:44:ARG:CD	2.48	0.41
13:XM:110:ARG:HG3	13:XM:110:ARG:O	2.20	0.41
14:XN:22:THR:HB	14:XN:33:VAL:CG1	2.50	0.41
18:XR:20:ALA:C	18:XR:21:LYS:HG3	2.41	0.41
18:XR:74:ARG:NE	18:XR:80:PRO:O	2.48	0.41
19:XS:13:ASP:O	19:XS:14:HIS:O	2.39	0.41
25:YA:827:U:H1'	25:YA:2246:G:O2'	2.21	0.41
25:YA:1659:U:O2'	25:YA:2712(A):A:N1	2.42	0.41
25:YA:1752:C:N4	25:YA:1756:G:H1	2.18	0.41
25:YA:2444:G:C6	25:YA:2445:G:C5	3.09	0.41
25:YA:2816:C:O3'	37:YR:99:LYS:NZ	2.53	0.41
27:YD:168:ARG:O	27:YD:169:GLU:HB2	2.19	0.41
29:YF:64:ILE:HG23	29:YF:65:TRP:CD1	2.54	0.41
30:YG:41:GLN:NE2	30:YG:154:GLY:O	2.52	0.41
30:YG:95:ARG:CA	30:YG:99:MET:HB3	2.50	0.41
32:YI:69:LYS:HG3	32:YI:136:VAL:HB	2.01	0.41
33:YN:58:ASP:HB3	33:YN:95:PRO:HB3	2.02	0.41
33:YN:109:LYS:N	33:YN:109:LYS:CD	2.83	0.41

Continued on next page...

Continued from previous page...

Atom-1	Atom-2	Interatomic distance (Å)	Clash overlap (Å)
34:YO:92:GLU:O	34:YO:93:PRO:C	2.58	0.41
38:YS:92:TYR:HB2	38:YS:98:VAL:HG11	2.02	0.41
39:YT:134:GLU:OE1	39:YT:135:ALA:N	2.53	0.41
40:YU:83:LEU:HG	40:YU:88:ILE:HG13	2.02	0.41
42:YW:25:ARG:NH1	42:YW:25:ARG:CB	2.79	0.41
43:YX:31:HIS:HA	43:YX:32:PRO:HD3	1.88	0.41
45:YZ:48:PHE:CE2	45:YZ:71:VAL:HG11	2.50	0.41
51:Y5:40:LYS:HZ1	51:Y5:48:GLU:CB	2.22	0.41
54:Y8:26:LYS:HD3	54:Y8:26:LYS:HA	1.86	0.41
1:QA:17:U:H2'	1:QA:18:C:C6	2.56	0.41
1:QA:37:U:O2'	1:QA:500:G:H4'	2.21	0.41
1:QA:192:U:H2'	1:QA:193:C:C6	2.56	0.41
1:QA:304:U:H2'	1:QA:305:G:C8	2.55	0.41
1:QA:520:A:N1	1:QA:536:C:H1'	2.35	0.41
1:QA:760:G:O2'	17:QQ:98:LEU:HD23	2.19	0.41
1:QA:1226:C:OP2	13:QM:103:THR:OG1	2.27	0.41
1:QA:1486:G:H2'	1:QA:1487:G:C8	2.56	0.41
4:QD:13:ARG:NH2	4:QD:36:ARG:CZ	2.84	0.41
12:QL:109:GLY:HA3	12:QL:121:GLY:O	2.20	0.41
13:QM:84:ILE:HD12	13:QM:84:ILE:HA	1.90	0.41
14:QN:22:THR:HB	14:QN:33:VAL:CG1	2.50	0.41
14:QN:41:ARG:HG3	14:QN:42:ILE:N	2.35	0.41
16:QP:22:THR:HB	16:QP:32:TYR:HB3	2.03	0.41
17:QQ:74:LEU:HD13	17:QQ:74:LEU:O	2.20	0.41
18:QR:20:ALA:C	18:QR:21:LYS:HG3	2.41	0.41
22:QV:21:A:N6	22:QV:46:G:H2'	2.36	0.41
25:RA:660:G:H5'	29:RF:99:TYR:CE2	2.55	0.41
25:RA:825:C:H2'	25:RA:826:U:O4'	2.20	0.41
25:RA:1142(A):A:H4'	33:RN:25:ARG:NH2	2.34	0.41
25:RA:1879:C:C2'	25:RA:1880:C:H5'	2.50	0.41
25:RA:1914:C:H2'	25:RA:1915:U:O4'	2.20	0.41
25:RA:2525:G:N2	25:RA:2539:C:C2	2.89	0.41
26:RB:87:G:N2	26:RB:89(A):A:OP2	2.45	0.41
32:RI:24:GLY:O	32:RI:28:ASN:HB2	2.21	0.41
33:RN:63:THR:HG22	33:RN:66:LYS:HZ1	1.85	0.41
34:RO:48:PRO:O	34:RO:50:GLY:N	2.53	0.41
35:RP:66:GLY:O	35:RP:67:MET:CB	2.63	0.41
35:RP:125:VAL:C	35:RP:145:PRO:HD2	2.39	0.41
38:RS:15:ARG:O	38:RS:19:LYS:HD3	2.20	0.41
47:R1:29:GLY:O	47:R1:31:GLY:N	2.49	0.41
1:XA:24:U:H2'	1:XA:25:C:C6	2.55	0.41

Continued on next page...

Continued from previous page...

Atom-1	Atom-2	Interatomic distance (Å)	Clash overlap (Å)
1:XA:189:U:C2	17:XQ:72:ARG:NH1	2.89	0.41
1:XA:539:A:OP2	12:XL:115:LYS:HE3	2.20	0.41
1:XA:554:C:H2'	1:XA:555:C:H6	1.85	0.41
1:XA:684:A:H2'	1:XA:685:G:C8	2.56	0.41
1:XA:688:G:H2'	1:XA:689:C:H6	1.85	0.41
1:XA:715:A:H1'	1:XA:777:A:N1	2.36	0.41
1:XA:1127:G:N1	1:XA:1145:C:C2	2.88	0.41
1:XA:1198:G:H2'	1:XA:1199:U:O4'	2.21	0.41
1:XA:1201:A:HO2'	1:XA:1202:G:P	2.43	0.41
1:XA:1359:C:H3'	14:XN:35:ARG:HH12	1.85	0.41
2:XB:130:ARG:HH22	2:XB:138:LEU:HD21	1.85	0.41
3:XC:47:LEU:CD1	3:XC:76:VAL:HG12	2.42	0.41
3:XC:59:ARG:HH12	3:XC:97:LYS:CE	2.33	0.41
3:XC:108:ASN:CG	3:XC:111:LEU:HG	2.41	0.41
5:XE:68:GLU:HG3	5:XE:70:PRO:HD3	2.03	0.41
7:XG:17:VAL:HG12	7:XG:18:TYR:CD1	2.55	0.41
7:XG:103:TRP:O	7:XG:104:LEU:C	2.58	0.41
7:XG:126:ASP:N	7:XG:126:ASP:OD2	2.53	0.41
8:XH:1:MET:O	8:XH:2:LEU:HB2	2.21	0.41
9:XI:20:ARG:O	9:XI:21:PRO:C	2.59	0.41
11:XK:21:ILE:HD13	11:XK:84:VAL:HG12	2.02	0.41
12:XL:8:ASN:O	12:XL:11:VAL:HG23	2.20	0.41
12:XL:62:SER:HB2	12:XL:64:TYR:CD1	2.56	0.41
17:XQ:77:VAL:O	17:XQ:77:VAL:HG12	2.20	0.41
18:XR:76:LEU:N	18:XR:76:LEU:HD22	2.35	0.41
19:XS:39:THR:O	19:XS:40:ILE:HB	2.20	0.41
22:XV:17:C:O2	22:XV:17:C:H2'	2.20	0.41
25:YA:217:G:H2'	25:YA:218:A:O4'	2.20	0.41
25:YA:486:C:H4'	42:YW:60:ASN:OD1	2.21	0.41
25:YA:1664:A:H61	25:YA:1996:C:H42	1.68	0.41
25:YA:2016:U:H2'	25:YA:2017:U:O4'	2.20	0.41
25:YA:2034:U:H2'	25:YA:2035:G:H5'	2.02	0.41
25:YA:2743:C:H2'	25:YA:2744:G:O4'	2.21	0.41
27:YD:145:VAL:CG1	27:YD:146:GLU:N	2.84	0.41
27:YD:158:ALA:O	27:YD:196:VAL:HG11	2.21	0.41
28:YE:54:GLN:N	28:YE:54:GLN:CD	2.73	0.41
29:YF:34:TRP:CA	35:YP:6:LEU:HD12	2.46	0.41
30:YG:51:ARG:NH1	30:YG:51:ARG:CB	2.83	0.41
33:YN:21:LYS:O	33:YN:22:THR:O	2.39	0.41
33:YN:27:ALA:O	33:YN:28:THR:C	2.57	0.41
33:YN:28:THR:O	33:YN:29:LYS:C	2.59	0.41

Continued on next page...

Continued from previous page...

Atom-1	Atom-2	Interatomic distance (Å)	Clash overlap (Å)
34:YO:48:PRO:O	34:YO:50:GLY:N	2.53	0.41
40:YU:39:LEU:O	40:YU:42:ALA:N	2.53	0.41
42:YW:14:PRO:C	42:YW:16:LYS:N	2.73	0.41
42:YW:29:LEU:HD23	42:YW:29:LEU:C	2.41	0.41
42:YW:68:ARG:O	42:YW:110:LYS:N	2.46	0.41
54:Y8:14:VAL:CG1	54:Y8:60:LEU:HD11	2.50	0.41
1:QA:46:G:O2'	1:QA:365:U:H1'	2.21	0.41
1:QA:191:G:N2	20:QT:103:GLY:O	2.53	0.41
1:QA:280:C:N3	17:QQ:39:SER:N	2.68	0.41
1:QA:539:A:C6	1:QA:540:G:C6	3.09	0.41
1:QA:1049:U:H4'	1:QA:1050:G:H5"	2.02	0.41
1:QA:1414:U:H2'	1:QA:1415:G:H8	1.83	0.41
2:QB:97:TRP:HZ3	2:QB:172:ILE:HG22	1.85	0.41
2:QB:168:THR:CG2	2:QB:192:SER:HB2	2.51	0.41
3:QC:78:GLY:HA3	3:QC:83:ARG:HB2	2.03	0.41
5:QE:68:GLU:O	5:QE:68:GLU:CG	2.68	0.41
6:QF:36:ARG:NH2	6:QF:38:GLU:HG2	2.35	0.41
6:QF:92:LYS:NZ	6:QF:92:LYS:CB	2.84	0.41
7:QG:79:ARG:CZ	7:QG:82:GLY:HA2	2.51	0.41
7:QG:92:SER:HB3	7:QG:95:ARG:HB2	2.03	0.41
7:QG:103:TRP:O	7:QG:104:LEU:C	2.59	0.41
12:QL:90:VAL:HG12	12:QL:92:ASP:H	1.85	0.41
18:QR:53:ARG:O	18:QR:55:ARG:N	2.53	0.41
19:QS:4:SER:O	19:QS:5:LEU:HD13	2.20	0.41
21:QU:2:GLY:C	21:QU:4:GLY:H	2.23	0.41
25:RA:76:C:H1'	48:R2:62:THR:HG21	2.01	0.41
25:RA:270(B):A:H8	25:RA:270(C):C:C6	2.39	0.41
25:RA:607:U:OP1	29:RF:102:PRO:HA	2.21	0.41
25:RA:1345:C:H42	25:RA:1601:G:H1	1.68	0.41
25:RA:1364:G:C6	25:RA:1368:G:C6	3.09	0.41
25:RA:1654:A:P	37:RR:2:ARG:HD2	2.61	0.41
25:RA:1936:A:H4'	25:RA:1937:A:O5'	2.19	0.41
25:RA:2351:G:HO2'	25:RA:2352:A:P	2.42	0.41
27:RD:13:ARG:HG2	27:RD:13:ARG:O	2.20	0.41
27:RD:75:ILE:HG21	27:RD:99:ASP:HB2	2.02	0.41
27:RD:158:ALA:O	27:RD:196:VAL:HG11	2.21	0.41
27:RD:272:ALA:HB1	27:RD:273:ARG:H	1.58	0.41
30:RG:44:GLY:C	30:RG:46:ALA:N	2.73	0.41
31:RH:125:VAL:CG1	31:RH:126:PRO:CG	2.94	0.41
35:RP:55:ARG:HG2	35:RP:55:ARG:NH2	2.36	0.41
35:RP:64:LYS:HG3	54:R8:25:MET:CE	2.50	0.41

Continued on next page...

Continued from previous page...

Atom-1	Atom-2	Interatomic distance (Å)	Clash overlap (Å)
36:RQ:132:VAL:HG11	45:RZ:81:ARG:CZ	2.50	0.41
37:RR:28:LEU:HD13	37:RR:28:LEU:C	2.40	0.41
38:RS:5:THR:HG1	38:RS:7:TYR:HB3	1.85	0.41
40:RU:6:THR:HG21	40:RU:10:ARG:CZ	2.50	0.41
42:RW:14:PRO:C	42:RW:18:ARG:HD2	2.41	0.41
42:RW:55:ALA:O	42:RW:58:ALA:HB3	2.21	0.41
48:R2:41:ILE:HD12	48:R2:43:GLN:N	2.35	0.41
50:R4:4:GLY:O	50:R4:5:ILE:C	2.59	0.41
50:R4:12:ALA:HB1	50:R4:30:GLU:N	2.35	0.41
50:R4:14:ILE:HA	50:R4:31:ILE:O	2.21	0.41
1:XA:735:C:H2'	1:XA:736:C:C6	2.56	0.41
1:XA:1303:C:H2'	1:XA:1304:G:O4'	2.21	0.41
1:XA:1327:C:H2'	1:XA:1328:C:C6	2.56	0.41
1:XA:1497:G:O2'	1:XA:1498:U:H5'	2.21	0.41
2:XB:95:GLN:HB3	2:XB:148:TYR:HD1	1.84	0.41
2:XB:231:GLU:HG3	2:XB:233:SER:H	1.86	0.41
4:XD:93:PHE:CE1	4:XD:97:LEU:HD11	2.55	0.41
4:XD:101:LEU:CD2	4:XD:121:VAL:HG11	2.50	0.41
4:XD:127:THR:HG23	4:XD:130:GLY:O	2.20	0.41
8:XH:38:ILE:CD1	8:XH:118:VAL:HG12	2.49	0.41
9:XI:43:ALA:C	9:XI:45:ALA:N	2.73	0.41
9:XI:49:PRO:O	9:XI:85:LEU:HD21	2.20	0.41
9:XI:118:LYS:NZ	9:XI:118:LYS:HB3	2.34	0.41
10:XJ:54:PHE:CZ	10:XJ:55:LYS:CE	3.04	0.41
14:XN:34:TYR:N	14:XN:34:TYR:CD1	2.89	0.41
16:XP:20:VAL:CG2	16:XP:32:TYR:CD2	3.04	0.41
16:XP:22:THR:HB	16:XP:32:TYR:HB3	2.03	0.41
16:XP:40:ASP:C	16:XP:42:ARG:N	2.73	0.41
19:XS:39:THR:HG23	19:XS:68:GLY:O	2.21	0.41
20:XT:89:ARG:HH12	20:XT:106:ALA:CB	2.34	0.41
25:YA:268:C:H2'	25:YA:269:U:O4'	2.20	0.41
25:YA:654(A):G:N2	25:YA:654(U):A:H1'	2.35	0.41
25:YA:1068:G:O2'	25:YA:1096:A:H1'	2.20	0.41
25:YA:1930:G:HO2'	25:YA:1931:U:P	2.44	0.41
25:YA:2443:C:O2'	25:YA:2444:G:H5'	2.20	0.41
25:YA:2646:C:H2'	25:YA:2647:U:O4'	2.19	0.41
25:YA:2712:U:H1'	25:YA:2712(A):A:N7	2.36	0.41
30:YG:44:GLY:C	30:YG:46:ALA:N	2.73	0.41
31:YH:146:ALA:HB2	31:YH:164:TYR:OH	2.21	0.41
33:YN:62:VAL:CG1	33:YN:66:LYS:HB2	2.50	0.41
34:YO:71:ARG:HH11	39:YT:74:ARG:HH21	1.65	0.41

Continued on next page...

Continued from previous page...

Atom-1	Atom-2	Interatomic distance (Å)	Clash overlap (Å)
36:YQ:27:VAL:HG22	36:YQ:105:GLU:CD	2.41	0.41
37:YR:29:LEU:HD11	37:YR:48:VAL:CG1	2.50	0.41
38:YS:66:ALA:HA	38:YS:69:VAL:CG1	2.51	0.41
41:YV:21:ARG:HD2	41:YV:91:TYR:CE2	2.55	0.41
42:YW:14:PRO:C	42:YW:18:ARG:HD2	2.41	0.41
42:YW:14:PRO:HG3	42:YW:101:SER:OG	2.21	0.41
43:YX:83:VAL:CG1	43:YX:87:GLN:HB2	2.50	0.41
47:Y1:82:LEU:HD13	47:Y1:83:GLU:C	2.35	0.41
49:Y3:37:LEU:HD12	49:Y3:43:ILE:CG2	2.50	0.41
50:Y4:4:GLY:O	50:Y4:5:ILE:C	2.59	0.41
1:QA:240:C:H2'	1:QA:241:C:C6	2.56	0.41
1:QA:584:G:H2'	1:QA:585:G:C8	2.56	0.41
1:QA:1095:U:H2'	1:QA:1096:C:O4'	2.21	0.41
1:QA:1151:A:H2'	1:QA:1152:A:C8	2.55	0.41
1:QA:1338:G:H2'	1:QA:1339:A:C8	2.56	0.41
2:QB:5:ILE:HB	2:QB:221:LEU:HD23	2.01	0.41
3:QC:23:TYR:CD2	3:QC:24:ALA:N	2.88	0.41
3:QC:55:VAL:HG12	3:QC:55:VAL:O	2.21	0.41
3:QC:108:ASN:CG	3:QC:111:LEU:HG	2.41	0.41
4:QD:30:LYS:HG3	4:QD:35:ARG:CZ	2.47	0.41
4:QD:198:VAL:CG1	4:QD:199:ASN:H	2.32	0.41
5:QE:10:MET:CE	5:QE:13:ILE:HD13	2.51	0.41
5:QE:132:ALA:O	5:QE:133:TYR:C	2.59	0.41
5:QE:148:VAL:HG21	8:QH:107:LEU:HD13	2.02	0.41
7:QG:22:LEU:O	7:QG:25:ALA:HB3	2.21	0.41
7:QG:24:THR:HA	7:QG:27:ILE:HD13	2.02	0.41
10:QJ:8:LEU:HD11	10:QJ:23:ILE:CD1	2.36	0.41
11:QK:20:TYR:N	11:QK:31:THR:O	2.54	0.41
13:QM:110:ARG:HG3	13:QM:110:ARG:O	2.20	0.41
16:QP:8:ARG:HG2	16:QP:8:ARG:NH1	2.31	0.41
16:QP:45:THR:CG2	16:QP:46:PRO:HD2	2.47	0.41
19:QS:39:THR:HG23	19:QS:68:GLY:O	2.21	0.41
22:QV:53:G:HO2'	22:QV:54:U:H6	1.67	0.41
25:RA:78:A:H2'	25:RA:79:G:H8	1.86	0.41
25:RA:147:U:H2'	25:RA:148:C:C6	2.56	0.41
25:RA:185:U:H2'	25:RA:186:G:C8	2.56	0.41
25:RA:380:U:H2'	25:RA:381:G:C8	2.55	0.41
25:RA:633:A:H1'	25:RA:2403:C:H4'	2.01	0.41
25:RA:658:C:H2'	25:RA:659:C:C6	2.56	0.41
25:RA:1198:U:O2	25:RA:1249:U:H1'	2.21	0.41
25:RA:1502:C:H5'	25:RA:1503:U:OP2	2.21	0.41

Continued on next page...

Continued from previous page...

Atom-1	Atom-2	Interatomic distance (Å)	Clash overlap (Å)
25:RA:1600:C:H4'	53:R7:49:ARG:HE	1.85	0.41
25:RA:2126:A:H61	25:RA:2163:C:H1'	1.85	0.41
25:RA:2154:G:H2'	25:RA:2155:G:H8	1.85	0.41
26:RB:40:U:H1'	26:RB:45:A:N6	2.30	0.41
27:RD:2:ALA:O	27:RD:3:VAL:CB	2.68	0.41
27:RD:134:ARG:HD3	27:RD:135:PHE:HE2	1.82	0.41
27:RD:147:LEU:CD1	27:RD:155:LEU:HD21	2.51	0.41
28:RE:7:VAL:CG2	28:RE:8:LYS:H	2.11	0.41
28:RE:93:VAL:HG21	28:RE:180:ASN:HA	2.03	0.41
28:RE:111:ARG:NE	28:RE:160:TYR:CE1	2.76	0.41
33:RN:58:ASP:HB3	33:RN:95:PRO:HB3	2.02	0.41
36:RQ:65:PHE:O	36:RQ:66:ILE:CG1	2.48	0.41
36:RQ:139:GLU:CG	36:RQ:140:ALA:N	2.84	0.41
37:RR:47:PHE:O	37:RR:51:LEU:HD23	2.21	0.41
37:RR:55:ALA:O	37:RR:58:GLY:HA3	2.21	0.41
40:RU:33:ARG:O	40:RU:37:GLU:HB2	2.21	0.41
40:RU:76:TYR:O	40:RU:80:ILE:HG12	2.21	0.41
42:RW:17:VAL:O	42:RW:18:ARG:C	2.57	0.41
42:RW:29:LEU:HD23	42:RW:29:LEU:C	2.41	0.41
42:RW:96:ILE:O	42:RW:96:ILE:CG2	2.68	0.41
45:RZ:52:SER:O	45:RZ:53:ILE:HG13	2.21	0.41
54:R8:14:VAL:CG1	54:R8:60:LEU:HD11	2.50	0.41
1:XA:345:C:H3'	39:YT:41:ARG:CZ	2.51	0.41
1:XA:1152:A:H2'	1:XA:1153:C:C6	2.56	0.41
1:XA:1338:G:C6	1:XA:1339:A:C6	3.09	0.41
2:XB:95:GLN:O	2:XB:96:ARG:C	2.59	0.41
2:XB:200:ILE:CG2	2:XB:201:ILE:N	2.83	0.41
4:XD:111:ALA:HB3	4:XD:117:ALA:HB2	2.02	0.41
7:XG:80:VAL:CG1	7:XG:81:GLY:N	2.83	0.41
10:XJ:29:ARG:O	10:XJ:30:SER:HB3	2.20	0.41
10:XJ:40:LEU:HB3	10:XJ:41:PRO:HD2	2.02	0.41
12:XL:38:THR:HG22	12:XL:57:LYS:HB3	2.01	0.41
13:XM:65:LYS:HZ1	50:Y4:52:THR:HG21	1.82	0.41
15:XO:69:TYR:CZ	15:XO:73:GLU:HG3	2.55	0.41
18:XR:53:ARG:O	18:XR:55:ARG:N	2.53	0.41
19:XS:7:LYS:CG	19:XS:8:GLY:N	2.83	0.41
20:XT:10:LEU:O	20:XT:12:ALA:N	2.54	0.41
25:YA:1054:A:N6	25:YA:1055:G:C6	2.88	0.41
25:YA:1184:G:H2'	25:YA:1185:C:H6	1.85	0.41
25:YA:1557:C:H5"	25:YA:1558:A:OP2	2.20	0.41
25:YA:1609:A:C6	25:YA:1616:A:C5	3.09	0.41

Continued on next page...

Continued from previous page...

Atom-1	Atom-2	Interatomic distance (Å)	Clash overlap (Å)
25:YA:2552:U:H2'	25:YA:2554:U:OP2	2.21	0.41
25:YA:2674:G:H2'	25:YA:2675:A:C8	2.55	0.41
26:YB:50:G:P	38:YS:63:THR:HG23	2.61	0.41
27:YD:117:VAL:HG22	27:YD:118:VAL:N	2.35	0.41
27:YD:145:VAL:O	27:YD:154:LYS:N	2.48	0.41
27:YD:182:LEU:N	27:YD:272:ALA:HB3	2.32	0.41
28:YE:63:LEU:CD1	28:YE:64:LYS:N	2.71	0.41
28:YE:161:GLY:O	28:YE:162:ALA:HB3	2.20	0.41
29:YF:129:PHE:O	29:YF:142:TRP:HD1	2.04	0.41
30:YG:22:ARG:HH22	30:YG:175:LEU:HD21	1.85	0.41
31:YH:86:GLU:HG3	31:YH:165:ALA:CA	2.49	0.41
34:YO:10:VAL:HG21	34:YO:16:ALA:HB3	2.03	0.41
35:YP:12:ALA:C	35:YP:14:LYS:N	2.73	0.41
37:YR:55:ALA:HA	37:YR:80:PHE:CE2	2.55	0.41
39:YT:28:VAL:HG23	39:YT:87:ASP:O	2.21	0.41
39:YT:39:ARG:HG2	39:YT:40:THR:N	2.25	0.41
40:YU:91:ASP:OD2	40:YU:96:ALA:CA	2.68	0.41
41:YV:38:LEU:O	41:YV:51:VAL:HA	2.21	0.41
42:YW:55:ALA:O	42:YW:58:ALA:HB3	2.20	0.41
44:YY:95:LYS:HB2	44:YY:95:LYS:HZ1	1.86	0.41
47:Y1:86:SER:O	47:Y1:89:GLU:HB2	2.21	0.41
48:Y2:41:ILE:HD12	48:Y2:43:GLN:N	2.35	0.41
1:QA:105:G:C5	1:QA:106:C:C4	3.08	0.41
1:QA:370:C:H2'	1:QA:371:G:C8	2.56	0.41
1:QA:1128:C:N3	1:QA:1144:G:N2	2.68	0.41
2:QB:32:ILE:HD13	2:QB:190:THR:HG21	2.03	0.41
3:QC:108:ASN:HB3	3:QC:111:LEU:CG	2.51	0.41
6:QF:75:LEU:HD23	6:QF:75:LEU:C	2.41	0.41
7:QG:101:LEU:O	7:QG:104:LEU:HB2	2.20	0.41
7:QG:121:ALA:O	7:QG:125:MET:HG3	2.21	0.41
8:QH:18:ARG:HA	8:QH:18:ARG:HD2	1.92	0.41
9:QI:71:SER:O	9:QI:72:GLY:C	2.58	0.41
9:QI:88:TYR:O	9:QI:89:ASN:HB2	2.20	0.41
13:QM:82:MET:HG2	13:QM:93:ARG:HG3	2.03	0.41
14:QN:34:TYR:N	14:QN:34:TYR:CD1	2.89	0.41
15:QO:69:TYR:CZ	15:QO:73:GLU:HG3	2.56	0.41
15:QO:74:ASP:C	15:QO:76:GLU:H	2.24	0.41
16:QP:50:LYS:HD3	16:QP:50:LYS:C	2.42	0.41
17:QQ:85:VAL:HG12	17:QQ:85:VAL:O	2.20	0.41
22:QV:16:C:O2'	22:QV:17:C:OP1	2.39	0.41
25:RA:27:G:N2	25:RA:512:G:H1'	2.36	0.41

Continued on next page...

Continued from previous page...

Atom-1	Atom-2	Interatomic distance (Å)	Clash overlap (Å)
25:RA:323:G:O2'	25:RA:1205:U:N3	2.52	0.41
25:RA:487:C:H2'	25:RA:488:G:O4'	2.21	0.41
25:RA:557:U:H2'	25:RA:558:G:H8	1.86	0.41
25:RA:601:C:H2'	25:RA:602:G:O4'	2.21	0.41
25:RA:1162:G:H1'	41:RV:23:GLU:OE2	2.21	0.41
25:RA:1204:A:H1'	25:RA:1206:G:C8	2.56	0.41
25:RA:1217:C:OP1	40:RU:15:LYS:NZ	2.31	0.41
25:RA:1397:U:P	25:RA:1398:C:H41	2.44	0.41
25:RA:1651:G:H2'	25:RA:1652:A:O4'	2.21	0.41
25:RA:2118:U:H5"	25:RA:2119:A:OP1	2.21	0.41
26:RB:75:G:H1	26:RB:102:G:N2	2.19	0.41
27:RD:177:LEU:C	27:RD:179:SER:H	2.23	0.41
29:RF:111:ALA:O	29:RF:112:MET:C	2.59	0.41
30:RG:7:LEU:CD2	30:RG:176:LEU:HD22	2.45	0.41
31:RH:45:VAL:O	31:RH:45:VAL:CG1	2.69	0.41
31:RH:137:ASP:HB2	31:RH:140:LYS:CE	2.51	0.41
33:RN:133:GLN:C	33:RN:134:ARG:HG2	2.41	0.41
34:RO:20:MET:O	34:RO:41:ALA:CB	2.67	0.41
35:RP:9:ASN:HB2	35:RP:10:PRO:HD2	2.03	0.41
36:RQ:20:ALA:HB1	36:RQ:99:PRO:CG	2.51	0.41
38:RS:66:ALA:HA	38:RS:69:VAL:CG1	2.51	0.41
41:RV:22:VAL:CG1	41:RV:23:GLU:H	2.32	0.41
41:RV:67:GLY:O	41:RV:68:LYS:C	2.59	0.41
44:RY:13:VAL:O	44:RY:24:VAL:HA	2.20	0.41
44:RY:87:LYS:HB2	44:RY:87:LYS:HZ2	1.85	0.41
48:R2:18:PRO:C	48:R2:20:GLU:N	2.74	0.41
49:R3:7:LYS:O	49:R3:7:LYS:HG2	2.19	0.41
52:R6:8:LYS:O	52:R6:9:LEU:HB2	2.20	0.41
1:XA:1446:A:C5	39:YT:118:ARG:NH1	2.89	0.41
2:XB:37:ASN:C	2:XB:39:ILE:N	2.73	0.41
2:XB:62:ALA:O	2:XB:65:GLY:N	2.53	0.41
2:XB:75:LYS:C	2:XB:77:ALA:H	2.24	0.41
3:XC:19:GLU:HA	3:XC:54:ARG:NH1	2.14	0.41
3:XC:129:ALA:C	3:XC:131:ARG:N	2.72	0.41
4:XD:15:GLU:N	4:XD:15:GLU:OE1	2.54	0.41
4:XD:178:VAL:HG12	4:XD:179:GLU:N	2.35	0.41
4:XD:209:ARG:NE	4:XD:209:ARG:HA	2.36	0.41
7:XG:118:VAL:HG23	7:XG:119:ARG:N	2.35	0.41
10:XJ:45:ARG:HG3	10:XJ:45:ARG:HH11	1.86	0.41
12:XL:25:PRO:HD2	12:XL:97:ARG:HH11	1.86	0.41
13:XM:117:VAL:O	13:XM:119:GLY:N	2.53	0.41

Continued on next page...

Continued from previous page...

Atom-1	Atom-2	Interatomic distance (Å)	Clash overlap (Å)
16:XP:8:ARG:HG2	16:XP:8:ARG:NH1	2.31	0.41
17:XQ:11:VAL:HG23	17:XQ:12:SER:H	1.85	0.41
17:XQ:86:GLU:O	17:XQ:87:LYS:C	2.59	0.41
18:XR:84:LYS:H	18:XR:84:LYS:HG2	1.56	0.41
24:XY:34:C:H6	24:XY:34:C:O5'	2.04	0.41
25:YA:465:G:N1	25:YA:466:A:N1	2.68	0.41
25:YA:637:A:O5'	35:YP:116:GLY:HA2	2.20	0.41
25:YA:789:A:H3'	25:YA:789:A:OP1	2.21	0.41
25:YA:2074:U:H2'	25:YA:2075:U:C6	2.55	0.41
25:YA:2737:G:H2'	25:YA:2738:A:C8	2.56	0.41
27:YD:197:GLY:O	27:YD:198:ASN:HB3	2.21	0.41
28:YE:36:ARG:O	28:YE:37:ARG:C	2.59	0.41
29:YF:59:TYR:HB3	29:YF:60:SER:H	1.70	0.41
29:YF:68:LYS:O	29:YF:69:HIS:HB2	2.21	0.41
30:YG:60:LEU:HD23	30:YG:60:LEU:C	2.41	0.41
33:YN:9:VAL:HB	33:YN:10:GLU:H	1.70	0.41
35:YP:101:VAL:O	35:YP:103:ALA:N	2.53	0.41
38:YS:53:SER:HA	38:YS:56:LEU:CD2	2.50	0.41
43:YX:60:ARG:HA	43:YX:75:ASP:OD2	2.20	0.41
44:YY:13:VAL:O	44:YY:24:VAL:HA	2.20	0.41
45:YZ:10:ARG:HH21	45:YZ:26:GLY:H	1.69	0.41
47:Y1:91:LYS:HG3	47:Y1:92:LYS:N	2.32	0.41
50:Y4:61:ARG:C	50:Y4:63:TYR:N	2.73	0.41
53:Y7:24:THR:HB	53:Y7:25:PRO:HD2	2.03	0.41
54:Y8:25:MET:HB3	54:Y8:26:LYS:H	1.69	0.41
54:Y8:56:GLU:C	54:Y8:58:ILE:N	2.73	0.41
1:QA:189:U:H3	17:QQ:63:ARG:CB	2.33	0.41
1:QA:740:U:H2'	1:QA:741:G:C8	2.55	0.41
1:QA:1070:U:OP1	5:QE:18:ARG:NH1	2.54	0.41
1:QA:1079:G:C6	1:QA:1080:A:N6	2.89	0.41
1:QA:1225:A:H5"	1:QA:1226:C:OP2	2.21	0.41
1:QA:1285:A:H1'	1:QA:1286:A:OP2	2.21	0.41
1:QA:1416:G:C6	1:QA:1417:G:C5	3.09	0.41
1:QA:1422:G:H2'	1:QA:1423:G:H8	1.85	0.41
1:QA:1502:A:H2	1:QA:1505:G:N1	2.11	0.41
2:QB:17:PHE:HB2	2:QB:42:ILE:CG2	2.50	0.41
2:QB:71:VAL:HG23	2:QB:164:VAL:HG22	2.02	0.41
2:QB:115:LEU:O	2:QB:119:GLU:N	2.54	0.41
2:QB:223:ILE:O	2:QB:226:ARG:HB3	2.21	0.41
3:QC:92:ALA:HB2	3:QC:99:VAL:HG13	2.03	0.41
3:QC:95:THR:HG23	3:QC:97:LYS:HZ1	1.86	0.41

Continued on next page...

Continued from previous page...

Atom-1	Atom-2	Interatomic distance (Å)	Clash overlap (Å)
4:QD:206:PHE:CD2	4:QD:207:TYR:HD1	2.37	0.41
5:QE:27:ARG:CG	5:QE:28:PHE:N	2.84	0.41
5:QE:32:VAL:CG2	5:QE:58:ALA:HB1	2.51	0.41
5:QE:41:VAL:O	5:QE:66:MET:HA	2.21	0.41
5:QE:90:VAL:C	5:QE:91:LEU:HD12	2.42	0.41
11:QK:83:ILE:HG12	11:QK:109:VAL:CG2	2.51	0.41
12:QL:8:ASN:O	12:QL:11:VAL:HG23	2.20	0.41
12:QL:43:VAL:HG13	12:QL:55:VAL:HG21	2.03	0.41
12:QL:89:ARG:HB3	12:QL:97:ARG:HA	2.02	0.41
13:QM:8:GLU:C	13:QM:9:ILE:CG2	2.90	0.41
13:QM:15:VAL:O	13:QM:19:LEU:HD22	2.21	0.41
13:QM:28:ALA:C	13:QM:30:ALA:H	2.25	0.41
13:QM:117:VAL:O	13:QM:119:GLY:N	2.53	0.41
14:QN:18:VAL:CG2	14:QN:19:ARG:H	2.32	0.41
15:QO:50:HIS:O	15:QO:53:HIS:HB3	2.20	0.41
16:QP:6:LEU:CD1	16:QP:6:LEU:N	2.84	0.41
16:QP:26:ARG:HH21	16:QP:31:LYS:HG2	1.86	0.41
17:QQ:51:TYR:HA	17:QQ:52:LYS:HZ2	1.85	0.41
19:QS:41:VAL:HG12	19:QS:45:VAL:H	1.85	0.41
25:RA:84:A:N1	25:RA:98:G:O2'	2.45	0.41
25:RA:270(I):G:H2'	25:RA:270(J):G:C8	2.54	0.41
25:RA:321:G:OP2	29:RF:135:LYS:HA	2.21	0.41
25:RA:376:C:H2'	25:RA:377:C:C6	2.55	0.41
25:RA:384:U:H2'	25:RA:385:C:C6	2.56	0.41
25:RA:483:A:H3'	25:RA:484:C:C6	2.56	0.41
25:RA:884:C:O2	25:RA:892:G:N1	2.41	0.41
25:RA:1124:C:H1'	55:R9:36:GLN:OE1	2.21	0.41
25:RA:1206:G:C6	25:RA:1207:C:C4	3.09	0.41
25:RA:1266:G:C5	42:RW:15:ARG:NH1	2.89	0.41
25:RA:1335:U:OP2	43:RX:65:ARG:NH2	2.54	0.41
25:RA:2011:U:OP1	42:RW:42:ARG:NH1	2.53	0.41
25:RA:2102:U:H3	25:RA:2187:G:H1	1.68	0.41
25:RA:2155:G:H2'	25:RA:2156:G:O4'	2.20	0.41
25:RA:2472:G:H1	25:RA:2477:C:P	2.42	0.41
25:RA:2583:G:C6	25:RA:2584:U:C5	3.08	0.41
26:RB:30:C:H4'	26:RB:58:A:H2	1.84	0.41
26:RB:104:A:H2'	26:RB:105:G:O4'	2.21	0.41
27:RD:12:SER:C	27:RD:14:ARG:N	2.70	0.41
27:RD:31:LYS:O	27:RD:32:SER:O	2.39	0.41
27:RD:197:GLY:O	27:RD:198:ASN:HB3	2.21	0.41
28:RE:147:PRO:HB2	28:RE:149:ARG:HG2	2.03	0.41

Continued on next page...

Continued from previous page...

Atom-1	Atom-2	Interatomic distance (Å)	Clash overlap (Å)
29:RF:13:SER:OG	29:RF:14:PRO:HD2	2.21	0.41
29:RF:46:ARG:CG	29:RF:46:ARG:NH1	2.72	0.41
30:RG:47:LYS:HB2	30:RG:47:LYS:HE3	1.80	0.41
30:RG:61:ALA:CB	30:RG:67:LYS:HA	2.50	0.41
30:RG:95:ARG:HA	30:RG:99:MET:HB3	2.03	0.41
30:RG:95:ARG:CA	30:RG:99:MET:HB3	2.50	0.41
31:RH:26:VAL:HG12	31:RH:33:LEU:HB2	2.03	0.41
31:RH:145:ALA:O	31:RH:148:ILE:HB	2.21	0.41
32:RI:14:ASP:O	32:RI:16:GLY:N	2.54	0.41
32:RI:49:ALA:HA	32:RI:52:ARG:HE	1.86	0.41
33:RN:10:GLU:OE2	33:RN:11:PRO:HD2	2.21	0.41
34:RO:10:VAL:HG21	34:RO:16:ALA:HB3	2.03	0.41
34:RO:47:ILE:HD12	34:RO:48:PRO:CD	2.43	0.41
35:RP:65:ARG:C	35:RP:66:GLY:O	2.59	0.41
36:RQ:39:PRO:HA	36:RQ:97:VAL:O	2.21	0.41
37:RR:94:TYR:N	37:RR:94:TYR:CD2	2.87	0.41
38:RS:6:ALA:O	38:RS:10:ARG:HD3	2.21	0.41
38:RS:42:ASP:C	38:RS:44:LYS:N	2.72	0.41
39:RT:28:VAL:HG23	39:RT:87:ASP:O	2.21	0.41
39:RT:84:GLN:HG2	39:RT:85:LYS:N	2.36	0.41
40:RU:57:PHE:O	40:RU:60:LEU:N	2.54	0.41
42:RW:1:MET:HG3	42:RW:2:GLU:N	2.36	0.41
42:RW:14:PRO:HG3	42:RW:101:SER:OG	2.21	0.41
43:RX:83:VAL:CG1	43:RX:87:GLN:HB2	2.50	0.41
44:RY:2:ARG:O	44:RY:3:VAL:O	2.38	0.41
44:RY:43:ASN:O	44:RY:43:ASN:OD1	2.39	0.41
44:RY:49:VAL:O	44:RY:50:ARG:C	2.59	0.41
45:RZ:144:LEU:HD12	45:RZ:148:ASP:HB3	2.03	0.41
46:R0:51:VAL:HG21	46:R0:79:VAL:O	2.21	0.41
47:R1:18:ILE:O	47:R1:18:ILE:HG22	2.21	0.41
48:R2:65:ASN:O	48:R2:66:GLU:C	2.59	0.41
50:R4:63:TYR:O	50:R4:65:ASP:N	2.54	0.41
53:R7:24:THR:HB	53:R7:25:PRO:HD2	2.03	0.41
1:XA:19:C:H2'	1:XA:20:U:H6	1.84	0.41
1:XA:64:G:H5"	1:XA:65:U:OP1	2.21	0.41
1:XA:347:G:O2'	1:XA:348:G:H5"	2.20	0.41
1:XA:481:G:O2'	1:XA:482:A:O5'	2.38	0.41
1:XA:552:U:H2'	1:XA:553:A:C8	2.56	0.41
1:XA:742:G:H2'	1:XA:743:U:O4'	2.20	0.41
1:XA:1229:A:H2'	1:XA:1230:C:H6	1.82	0.41
1:XA:1280:A:O2'	1:XA:1281:U:OP1	2.35	0.41

Continued on next page...

Continued from previous page...

Atom-1	Atom-2	Interatomic distance (Å)	Clash overlap (Å)
1:XA:1431:C:H2'	1:XA:1432:G:O4'	2.20	0.41
1:XA:1472:U:H2'	1:XA:1473:A:C8	2.56	0.41
2:XB:87:ARG:HH11	2:XB:223:ILE:HD11	1.82	0.41
2:XB:115:LEU:O	2:XB:119:GLU:N	2.54	0.41
2:XB:168:THR:CG2	2:XB:192:SER:HB2	2.51	0.41
2:XB:212:GLN:NE2	2:XB:212:GLN:O	2.54	0.41
3:XC:47:LEU:HD11	3:XC:76:VAL:CG1	2.42	0.41
4:XD:19:LEU:HG	4:XD:21:LEU:HG	2.03	0.41
5:XE:10:MET:CE	5:XE:13:ILE:HD13	2.51	0.41
6:XF:75:LEU:HD23	6:XF:75:LEU:C	2.40	0.41
8:XH:20:TYR:CD1	8:XH:65:TYR:CD2	2.98	0.41
8:XH:109:ILE:HG13	8:XH:120:THR:HB	2.03	0.41
9:XI:83:ARG:HG2	9:XI:83:ARG:H	1.64	0.41
9:XI:105:ASP:C	9:XI:107:ARG:N	2.74	0.41
9:XI:113:LYS:H	9:XI:113:LYS:CD	2.28	0.41
10:XJ:45:ARG:HB2	10:XJ:65:LEU:HB3	2.03	0.41
12:XL:62:SER:O	12:XL:64:TYR:N	2.54	0.41
12:XL:90:VAL:HG12	12:XL:92:ASP:H	1.86	0.41
17:XQ:63:ARG:HG2	17:XQ:64:PRO:HD2	2.03	0.41
17:XQ:85:VAL:HG12	17:XQ:85:VAL:O	2.20	0.41
17:XQ:89:LEU:HD23	17:XQ:89:LEU:HA	1.93	0.41
18:XR:74:ARG:HG2	18:XR:79:LEU:HB2	2.01	0.41
20:XT:101:GLY:C	20:XT:103:GLY:N	2.73	0.41
22:XV:23:C:H2'	22:XV:24:U:C6	2.55	0.41
25:YA:190:A:C8	25:YA:207:A:C6	3.09	0.41
25:YA:307:G:H2'	25:YA:309:G:OP2	2.20	0.41
25:YA:429:A:C6	25:YA:430:G:C6	3.08	0.41
25:YA:520:G:H2'	25:YA:521:G:C8	2.55	0.41
25:YA:535:C:O3'	40:YU:53:ARG:NH1	2.53	0.41
25:YA:686:G:C2	53:Y7:11:LYS:HE3	2.56	0.41
25:YA:758:C:O2	25:YA:1981:A:H2	2.04	0.41
25:YA:861:A:N3	26:YB:79:C:O2'	2.48	0.41
25:YA:960:A:C8	25:YA:962:G:C8	3.09	0.41
25:YA:1062:G:N2	25:YA:1076:C:O2	2.54	0.41
25:YA:1109:C:N4	25:YA:1110:G:C2	2.89	0.41
25:YA:1210:A:H5"	25:YA:1212:G:H5'	2.01	0.41
25:YA:1389:G:H2'	25:YA:1390:U:O4'	2.21	0.41
25:YA:1513:C:H2'	25:YA:1514:U:O4'	2.21	0.41
25:YA:1716:U:O2'	25:YA:1717:G:H5'	2.21	0.41
25:YA:2184:G:H2'	25:YA:2185:C:C6	2.55	0.41
25:YA:2470:G:OP1	36:YQ:56:ARG:NH1	2.50	0.41

Continued on next page...

Continued from previous page...

Atom-1	Atom-2	Interatomic distance (Å)	Clash overlap (Å)
25:YA:2521:C:H2'	25:YA:2522:U:C6	2.56	0.41
25:YA:2678:C:H2'	25:YA:2679:A:O4'	2.21	0.41
25:YA:2757:A:P	55:Y9:20:HIS:H	2.44	0.41
27:YD:154:LYS:C	27:YD:155:LEU:HD12	2.41	0.41
27:YD:215:LEU:H	27:YD:215:LEU:HG	1.59	0.41
28:YE:24:THR:HB	28:YE:184:VAL:HG23	2.02	0.41
28:YE:62:PRO:O	28:YE:63:LEU:C	2.59	0.41
30:YG:18:GLU:HA	30:YG:18:GLU:OE2	2.21	0.41
30:YG:47:LYS:HE3	30:YG:47:LYS:HB2	1.80	0.41
30:YG:53:LEU:CD1	30:YG:87:PRO:HB2	2.51	0.41
30:YG:67:LYS:NZ	50:Y4:6:HIS:CD2	2.89	0.41
31:YH:20:ALA:HB3	31:YH:23:ARG:HG2	2.03	0.41
31:YH:145:ALA:O	31:YH:148:ILE:HB	2.21	0.41
32:YI:57:ARG:HA	32:YI:60:GLU:HB3	2.02	0.41
33:YN:101:HIS:HD2	33:YN:102:ALA:N	2.19	0.41
34:YO:31:LYS:HA	34:YO:31:LYS:HD3	1.91	0.41
35:YP:18:ARG:HD2	35:YP:27:HIS:CD2	2.55	0.41
35:YP:84:ASN:HB2	35:YP:87:ASP:OD2	2.21	0.41
35:YP:101:VAL:HG23	35:YP:106:LEU:HB3	2.03	0.41
35:YP:126:VAL:HG12	35:YP:147:LEU:CD2	2.23	0.41
36:YQ:90:VAL:C	36:YQ:92:GLY:N	2.71	0.41
37:YR:55:ALA:O	37:YR:58:GLY:HA3	2.21	0.41
39:YT:76:PHE:HA	39:YT:77:PRO:HD3	1.75	0.41
40:YU:57:PHE:O	40:YU:60:LEU:N	2.54	0.41
42:YW:71:VAL:HA	42:YW:107:LEU:HD12	2.02	0.41
43:YX:7:VAL:O	43:YX:30:VAL:CG1	2.67	0.41
43:YX:54:VAL:C	43:YX:55:ASN:HD22	2.24	0.41
44:YY:49:VAL:O	44:YY:50:ARG:C	2.59	0.41
44:YY:98:VAL:O	44:YY:99:CYS:HB3	2.21	0.41
48:Y2:18:PRO:C	48:Y2:20:GLU:N	2.73	0.41
48:Y2:53:LEU:O	48:Y2:57:ILE:HG13	2.21	0.41
48:Y2:65:ASN:O	48:Y2:66:GLU:C	2.59	0.41
50:Y4:26:SER:C	50:Y4:27:THR:O	2.58	0.41
50:Y4:60:GLN:HB3	50:Y4:61:ARG:H	1.56	0.41
52:Y6:6:ARG:HA	52:Y6:6:ARG:NE	2.35	0.41
52:Y6:8:LYS:O	52:Y6:9:LEU:HB2	2.21	0.41
55:Y9:2:LYS:HD2	55:Y9:2:LYS:HA	1.96	0.41
1:QA:766:A:H2'	1:QA:767:A:O4'	2.21	0.41
3:QC:129:ALA:C	3:QC:131:ARG:N	2.72	0.41
3:QC:140:ARG:HB2	3:QC:140:ARG:NH1	2.36	0.41
5:QE:72:GLN:C	5:QE:74:GLY:H	2.23	0.41

Continued on next page...

Continued from previous page...

Atom-1	Atom-2	Interatomic distance (Å)	Clash overlap (Å)
5:QE:153:LYS:HD3	5:QE:153:LYS:C	2.41	0.41
7:QG:87:VAL:HG11	7:QG:155:ARG:HA	2.03	0.41
8:QH:1:MET:O	8:QH:2:LEU:HB2	2.21	0.41
9:QI:49:PRO:O	9:QI:85:LEU:HD21	2.20	0.41
12:QL:21:LYS:N	12:QL:21:LYS:CD	2.83	0.41
12:QL:62:SER:HB2	12:QL:64:TYR:CD1	2.56	0.41
15:QO:25:THR:CG2	15:QO:70:LEU:HB2	2.49	0.41
16:QP:20:VAL:HG22	16:QP:21:VAL:H	1.83	0.41
17:QQ:67:LYS:O	17:QQ:68:ARG:HB3	2.21	0.41
17:QQ:86:GLU:O	17:QQ:87:LYS:C	2.60	0.41
18:QR:74:ARG:HG2	18:QR:79:LEU:HB2	2.01	0.41
19:QS:29:ARG:HG2	19:QS:29:ARG:NH1	2.36	0.41
19:QS:31:ILE:HG23	19:QS:31:ILE:O	2.21	0.41
19:QS:32:LYS:HA	19:QS:50:ALA:HB3	2.03	0.41
20:QT:48:LYS:O	20:QT:49:ALA:C	2.59	0.41
25:RA:49:A:H61	25:RA:177:G:H2'	1.86	0.41
25:RA:140:A:C8	25:RA:1408:C:O2'	2.70	0.41
25:RA:495:G:H21	42:RW:61:ASN:HD21	1.69	0.41
25:RA:784:A:H5"	27:RD:227:ASN:OD1	2.20	0.41
25:RA:1046:A:N3	25:RA:1046:A:H3'	2.36	0.41
25:RA:1114:G:H2'	25:RA:1115:G:H8	1.85	0.41
25:RA:1359:A:N6	25:RA:1372:U:C4	2.85	0.41
25:RA:1608:A:C8	25:RA:1611:C:N4	2.89	0.41
25:RA:2431:U:H2'	25:RA:2433:A:OP2	2.21	0.41
27:RD:117:VAL:HG22	27:RD:118:VAL:N	2.35	0.41
27:RD:154:LYS:C	27:RD:155:LEU:HD12	2.41	0.41
28:RE:9:VAL:HB	28:RE:10:GLY:H	1.71	0.41
28:RE:161:GLY:O	28:RE:162:ALA:HB3	2.20	0.41
29:RF:128:ALA:O	29:RF:129:PHE:CB	2.67	0.41
30:RG:67:LYS:NZ	50:R4:6:HIS:CD2	2.89	0.41
30:RG:77:ILE:H	30:RG:82:LEU:HB2	1.85	0.41
32:RI:4:ILE:HG23	32:RI:18:VAL:HG22	2.02	0.41
32:RI:135:GLU:HB2	32:RI:136:VAL:H	1.61	0.41
33:RN:56:ASN:ND2	33:RN:126:PRO:N	2.69	0.41
34:RO:2:ILE:HG12	34:RO:8:LEU:HD11	2.02	0.41
34:RO:31:LYS:C	34:RO:32:TYR:CD2	2.94	0.41
35:RP:84:ASN:HB2	35:RP:87:ASP:OD2	2.21	0.41
35:RP:101:VAL:HG23	35:RP:106:LEU:HB3	2.03	0.41
36:RQ:27:VAL:HG22	36:RQ:105:GLU:CD	2.41	0.41
36:RQ:136:ALA:HB1	45:RZ:52:SER:HB2	2.03	0.41
36:RQ:139:GLU:HG2	36:RQ:140:ALA:N	2.36	0.41

Continued on next page...

Continued from previous page...

Atom-1	Atom-2	Interatomic distance (Å)	Clash overlap (Å)
37:RR:1:MET:SD	37:RR:1:MET:N	2.75	0.41
37:RR:22:ARG:O	37:RR:26:LYS:HG3	2.21	0.41
40:RU:83:LEU:CD1	40:RU:113:ALA:HB2	2.50	0.41
41:RV:38:LEU:O	41:RV:51:VAL:HA	2.21	0.41
42:RW:14:PRO:C	42:RW:16:LYS:N	2.73	0.41
45:RZ:104:PHE:CD1	45:RZ:139:VAL:HB	2.56	0.41
45:RZ:144:LEU:HG	45:RZ:150:LEU:HD12	2.02	0.41
47:R1:85:LEU:N	47:R1:85:LEU:CD2	2.84	0.41
48:R2:53:LEU:O	48:R2:57:ILE:HG13	2.21	0.41
54:R8:3:LYS:HE2	54:R8:3:LYS:HB3	1.82	0.41
54:R8:53:PRO:HD2	54:R8:54:GLU:H	1.84	0.41
1:XA:32:A:H2'	1:XA:33:A:C8	2.56	0.41
1:XA:292:G:C4	1:XA:309:G:N2	2.89	0.41
1:XA:1201:A:O2'	1:XA:1202:G:P	2.80	0.41
1:XA:1254:C:H2'	1:XA:1255:G:C8	2.55	0.41
1:XA:1360:A:H2'	1:XA:1361:G:O4'	2.21	0.41
2:XB:114:ARG:O	2:XB:118:LEU:HG	2.21	0.41
2:XB:143:GLU:O	2:XB:147:LYS:HB2	2.21	0.41
3:XC:138:VAL:HG22	3:XC:151:VAL:HG23	2.03	0.41
5:XE:90:VAL:C	5:XE:91:LEU:HD12	2.42	0.41
7:XG:21:VAL:HG23	7:XG:22:LEU:N	2.32	0.41
7:XG:89:MET:HE1	7:XG:156:TRP:H	1.86	0.41
8:XH:33:GLU:O	8:XH:36:LEU:N	2.53	0.41
9:XI:10:ARG:CG	9:XI:105:ASP:HB2	2.51	0.41
10:XJ:84:GLN:H	10:XJ:84:GLN:HG3	1.50	0.41
13:XM:15:VAL:O	13:XM:19:LEU:HD22	2.21	0.41
13:XM:117:VAL:CG2	13:XM:118:ALA:H	2.31	0.41
14:XN:44:LEU:HD12	14:XN:53:LEU:HD12	1.94	0.41
15:XO:11:VAL:O	15:XO:12:ILE:C	2.60	0.41
19:XS:10:PHE:CD2	19:XS:11:VAL:N	2.89	0.41
25:YA:10:G:N2	25:YA:2802:G:OP1	2.54	0.41
25:YA:30:G:H2'	25:YA:31:C:C6	2.55	0.41
25:YA:214:G:HO2'	25:YA:215:G:C4'	2.33	0.41
25:YA:272:G:H2'	25:YA:273:G:H8	1.86	0.41
25:YA:828:U:H4'	25:YA:831:G:C2	2.56	0.41
25:YA:1006:C:H1'	33:YN:106:MET:CE	2.51	0.41
25:YA:1356:G:C6	25:YA:1357:U:C4	3.09	0.41
25:YA:1357:U:C2	25:YA:1358:G:C8	3.09	0.41
25:YA:1766:U:H2'	25:YA:1767:C:C6	2.56	0.41
25:YA:1884:A:H2'	25:YA:1885:A:O4'	2.21	0.41
25:YA:2356:C:OP1	46:Y0:24:LYS:NZ	2.43	0.41

Continued on next page...

Continued from previous page...

Atom-1	Atom-2	Interatomic distance (Å)	Clash overlap (Å)
25:YA:2467:C:H4'	36:YQ:123:HIS:CD2	2.56	0.41
25:YA:2729:G:C6	25:YA:2730:C:C4	3.09	0.41
27:YD:13:ARG:HG2	27:YD:13:ARG:O	2.20	0.41
27:YD:147:LEU:CD1	27:YD:155:LEU:HD21	2.50	0.41
28:YE:93:VAL:H	28:YE:95:ILE:CD1	2.22	0.41
28:YE:101:ARG:C	28:YE:201:THR:OG1	2.58	0.41
30:YG:112:PRO:CA	50:Y4:37:SER:HB2	2.51	0.41
31:YH:45:VAL:O	31:YH:45:VAL:CG1	2.69	0.41
31:YH:137:ASP:HB2	31:YH:140:LYS:CE	2.51	0.41
31:YH:146:ALA:HA	31:YH:164:TYR:OH	2.21	0.41
33:YN:7:LYS:CG	33:YN:8:GLN:N	2.81	0.41
34:YO:13:ASN:HD21	34:YO:97:ARG:HB3	1.86	0.41
34:YO:16:ALA:HA	34:YO:46:ALA:CB	2.50	0.41
37:YR:61:HIS:CE1	37:YR:65:LEU:HD11	2.56	0.41
38:YS:20:ARG:HE	38:YS:21:THR:HA	1.86	0.41
38:YS:83:LYS:HE3	38:YS:84:GLN:HG3	2.02	0.41
39:YT:10:VAL:O	39:YT:11:GLU:C	2.59	0.41
39:YT:50:ILE:CG2	39:YT:62:THR:OG1	2.67	0.41
40:YU:76:TYR:O	40:YU:80:ILE:HG12	2.21	0.41
41:YV:38:LEU:CD1	41:YV:55:ALA:CB	2.99	0.41
44:YY:2:ARG:O	44:YY:3:VAL:O	2.38	0.41
47:Y1:85:LEU:N	47:Y1:85:LEU:CD2	2.84	0.41
50:Y4:63:TYR:O	50:Y4:65:ASP:N	2.54	0.41
52:Y6:27:LYS:NZ	52:Y6:27:LYS:CB	2.73	0.41
1:QA:892:A:O2'	1:QA:1415:G:H4'	2.21	0.40
1:QA:953:G:H5'	1:QA:965:A:N6	2.24	0.40
1:QA:1074:G:C4'	2:QB:104:ASN:HB2	2.51	0.40
1:QA:1288:A:N1	1:QA:1371:G:H1'	2.36	0.40
1:QA:1322:C:O2	1:QA:1322:C:H2'	2.20	0.40
2:QB:130:ARG:HH22	2:QB:138:LEU:HD21	1.85	0.40
2:QB:143:GLU:O	2:QB:147:LYS:HB2	2.21	0.40
2:QB:212:GLN:NE2	2:QB:212:GLN:O	2.54	0.40
4:QD:29:PRO:CG	4:QD:30:LYS:CE	2.86	0.40
13:QM:36:LYS:HE3	13:QM:59:TYR:CD1	2.56	0.40
13:QM:39:ILE:CD1	13:QM:56:LEU:HB2	2.50	0.40
16:QP:39:TYR:CD2	16:QP:41:PRO:HD3	2.56	0.40
17:QQ:60:ILE:HG23	17:QQ:60:ILE:O	2.21	0.40
18:QR:52:PRO:HG2	18:QR:55:ARG:HG2	2.04	0.40
25:RA:139:G:H1'	25:RA:140:A:H2	1.86	0.40
25:RA:407:G:H2'	25:RA:408:G:C8	2.56	0.40
25:RA:602:G:O2'	25:RA:604:G:O2'	2.17	0.40

Continued on next page...

Continued from previous page...

Atom-1	Atom-2	Interatomic distance (Å)	Clash overlap (Å)
25:RA:1152:C:H2'	25:RA:1153:C:H6	1.86	0.40
25:RA:1288:U:C4	25:RA:1327:C:H1'	2.56	0.40
25:RA:1320:C:C5	25:RA:1329:U:H5'	2.55	0.40
25:RA:1449:A:HO2'	25:RA:1530:G:H21	1.67	0.40
25:RA:1480:G:O6	25:RA:1513:C:N4	2.41	0.40
25:RA:1533:C:N4	25:RA:1537:C:H42	2.19	0.40
25:RA:2289:G:N2	25:RA:2344:U:C2	2.89	0.40
25:RA:2396:G:C2	25:RA:2421:G:C2	3.08	0.40
25:RA:2553:G:N2	56:Z6:76:PPU:C2	2.83	0.40
25:RA:2580:U:O5'	25:RA:2581:G:N2	2.54	0.40
27:RD:145:VAL:CG1	27:RD:146:GLU:N	2.83	0.40
28:RE:4:ILE:HG22	28:RE:198:VAL:HB	2.03	0.40
28:RE:51:PHE:CG	28:RE:52:LEU:N	2.90	0.40
29:RF:144:LYS:C	29:RF:146:ALA:N	2.75	0.40
30:RG:112:PRO:CA	50:R4:37:SER:HB2	2.51	0.40
30:RG:114:ILE:HG22	30:RG:117:PHE:HB2	2.01	0.40
36:RQ:52:VAL:O	36:RQ:53:ALA:C	2.59	0.40
36:RQ:76:LYS:HB3	36:RQ:90:VAL:CG1	2.51	0.40
38:RS:95:HIS:O	38:RS:96:GLY:C	2.57	0.40
39:RT:54:ARG:HA	39:RT:59:THR:HG23	2.02	0.40
40:RU:27:LEU:C	40:RU:29:SER:N	2.73	0.40
44:RY:95:LYS:HA	44:RY:101:LYS:CB	2.51	0.40
50:R4:42:PHE:CZ	50:R4:43:TYR:HB3	2.57	0.40
52:R6:7:ILE:CG1	52:R6:8:LYS:N	2.76	0.40
1:XA:122:G:H2'	1:XA:123:C:O4'	2.21	0.40
1:XA:137:C:H42	1:XA:226:G:H1	1.68	0.40
2:XB:76:GLN:OE1	2:XB:206:ASP:HB3	2.21	0.40
2:XB:125:PRO:O	2:XB:126:GLU:HB2	2.21	0.40
2:XB:204:ASN:HD22	2:XB:204:ASN:C	2.22	0.40
3:XC:5:ILE:CD1	3:XC:5:ILE:H	2.34	0.40
4:XD:120:LEU:CD2	4:XD:125:HIS:HB2	2.46	0.40
4:XD:170:VAL:CG2	4:XD:171:GLY:H	2.17	0.40
4:XD:199:ASN:OD1	4:XD:201:GLN:HB3	2.21	0.40
5:XE:132:ALA:O	5:XE:133:TYR:C	2.59	0.40
7:XG:92:SER:HB3	7:XG:95:ARG:HB2	2.03	0.40
8:XH:33:GLU:C	8:XH:35:ILE:H	2.25	0.40
12:XL:43:VAL:HG13	12:XL:55:VAL:HG21	2.03	0.40
12:XL:117:ARG:HB3	12:XL:122:THR:HB	2.02	0.40
13:XM:8:GLU:C	13:XM:9:ILE:CG2	2.90	0.40
13:XM:40:ASN:HA	13:XM:41:PRO:HD3	1.84	0.40
13:XM:122:LYS:O	13:XM:122:LYS:HE2	2.21	0.40

Continued on next page...

Continued from previous page...

Atom-1	Atom-2	Interatomic distance (Å)	Clash overlap (Å)
14:XN:48:ALA:O	14:XN:51:GLY:N	2.53	0.40
16:XP:50:LYS:HD3	16:XP:51:VAL:O	2.21	0.40
18:XR:73:ALA:HB3	18:XR:79:LEU:CD1	2.47	0.40
22:XV:21:A:N6	22:XV:46:G:H2'	2.36	0.40
25:YA:341:G:H2'	25:YA:342:G:O4'	2.21	0.40
25:YA:713:G:H2'	25:YA:714:U:H6	1.85	0.40
25:YA:1162:G:O2'	41:YV:90:PRO:HG2	2.21	0.40
25:YA:1771:C:H2'	25:YA:1772:G:C8	2.56	0.40
25:YA:1825:A:H2'	25:YA:1826:G:H8	1.83	0.40
25:YA:2093:G:O5'	32:YI:24:GLY:HA3	2.21	0.40
25:YA:2635:C:H5'	28:YE:77:ILE:HD13	2.02	0.40
25:YA:2708:G:H2'	25:YA:2709:G:C8	2.56	0.40
25:YA:2712:U:H5"	25:YA:2714:G:C5'	2.51	0.40
25:YA:2839:G:H5"	37:YR:46:GLY:HA2	2.02	0.40
25:YA:2884:U:H2'	25:YA:2885:C:O4'	2.21	0.40
26:YB:55:U:H2'	26:YB:56:G:C8	2.56	0.40
27:YD:68:LYS:O	27:YD:68:LYS:HG3	2.20	0.40
27:YD:228:PRO:HD3	27:YD:234:GLY:O	2.22	0.40
29:YF:13:SER:OG	29:YF:14:PRO:HD2	2.21	0.40
29:YF:62:ARG:HB3	29:YF:62:ARG:CZ	2.51	0.40
29:YF:118:ALA:HA	29:YF:123:LEU:HB3	2.02	0.40
29:YF:198:ALA:HA	29:YF:201:VAL:CG1	2.41	0.40
30:YG:78:SER:O	30:YG:79:ASN:C	2.59	0.40
32:YI:38:LEU:H	32:YI:38:LEU:HD12	1.86	0.40
36:YQ:52:VAL:O	36:YQ:53:ALA:C	2.59	0.40
36:YQ:139:GLU:CG	36:YQ:140:ALA:N	2.84	0.40
38:YS:24:LEU:HD22	38:YS:24:LEU:N	2.36	0.40
38:YS:89:ARG:HG2	38:YS:89:ARG:NH1	2.36	0.40
39:YT:20:PRO:HG2	39:YT:86:ILE:O	2.21	0.40
39:YT:29:ARG:HB2	39:YT:29:ARG:NH1	2.36	0.40
40:YU:5:LYS:C	40:YU:7:GLY:N	2.74	0.40
40:YU:57:PHE:O	40:YU:58:ARG:C	2.59	0.40
42:YW:14:PRO:O	42:YW:15:ARG:C	2.58	0.40
44:YY:97:ARG:NH2	44:YY:98:VAL:CG2	2.85	0.40
45:YZ:182:LYS:CB	45:YZ:183:LEU:HA	2.51	0.40
50:Y4:64:GLY:C	50:Y4:66:SER:N	2.73	0.40
52:Y6:50:ARG:NH1	52:Y6:50:ARG:HG2	2.36	0.40
54:Y8:40:GLU:O	54:Y8:42:ARG:N	2.54	0.40
1:QA:738:C:H5"	6:QF:69:GLU:HB2	2.03	0.40
1:QA:768:A:N3	1:QA:1512:U:O2'	2.52	0.40
1:QA:825:G:H2'	1:QA:826:C:H6	1.85	0.40

Continued on next page...

Continued from previous page...

Atom-1	Atom-2	Interatomic distance (Å)	Clash overlap (Å)
1:QA:1235:U:H2'	1:QA:1236:A:O4'	2.21	0.40
1:QA:1304:G:N2	1:QA:1332:A:OP2	2.53	0.40
2:QB:62:ALA:O	2:QB:65:GLY:N	2.53	0.40
2:QB:76:GLN:OE1	2:QB:206:ASP:HB3	2.21	0.40
2:QB:95:GLN:O	2:QB:96:ARG:C	2.59	0.40
3:QC:178:LEU:N	3:QC:178:LEU:CD2	2.85	0.40
4:QD:15:GLU:OE1	4:QD:15:GLU:N	2.54	0.40
4:QD:30:LYS:HB3	4:QD:35:ARG:CG	2.36	0.40
4:QD:199:ASN:OD1	4:QD:201:GLN:HB3	2.21	0.40
5:QE:101:ILE:HD13	5:QE:118:ILE:O	2.21	0.40
6:QF:3:ARG:HB3	6:QF:93:SER:CB	2.47	0.40
7:QG:69:VAL:HG12	7:QG:100:ALA:HA	2.03	0.40
8:QH:38:ILE:CD1	8:QH:118:VAL:HG12	2.49	0.40
10:QJ:22:LYS:C	10:QJ:22:LYS:CD	2.89	0.40
10:QJ:65:LEU:HA	14:QN:55:GLY:O	2.22	0.40
11:QK:25:TYR:H	11:QK:25:TYR:HD1	1.69	0.40
15:QO:3:ILE:H	15:QO:3:ILE:CD1	2.20	0.40
16:QP:1:MET:H2	16:QP:24:ALA:HB3	1.86	0.40
17:QQ:8:GLY:HA3	17:QQ:21:VAL:HG12	2.03	0.40
25:RA:270(S):G:C2'	25:RA:270(T):G:H5'	2.51	0.40
25:RA:1078:U:O2'	25:RA:1079:C:OP2	2.35	0.40
25:RA:2046:G:H5'	51:R5:19:ARG:HB2	2.02	0.40
25:RA:2316:C:H2'	25:RA:2317:C:C6	2.57	0.40
25:RA:2371:G:N2	25:RA:2372:G:C4	2.90	0.40
25:RA:2715:C:H2'	25:RA:2716:U:H6	1.86	0.40
27:RD:263:ARG:NH1	27:RD:263:ARG:CB	2.75	0.40
29:RF:62:ARG:HB3	29:RF:62:ARG:CZ	2.52	0.40
29:RF:192:LEU:HD21	29:RF:194:MET:HE3	2.03	0.40
30:RG:41:GLN:HB3	30:RG:43:LEU:CD1	2.51	0.40
33:RN:23:LEU:CD1	33:RN:99:LEU:HD23	2.51	0.40
34:RO:106:LEU:HA	34:RO:106:LEU:HD23	1.89	0.40
38:RS:26:LEU:HB3	38:RS:87:PHE:HA	2.02	0.40
42:RW:50:VAL:O	42:RW:53:SER:N	2.50	0.40
46:R0:50:ASN:ND2	46:R0:81:VAL:O	2.49	0.40
47:R1:82:LEU:HD13	47:R1:83:GLU:CA	2.49	0.40
47:R1:96:LYS:O	47:R1:96:LYS:HG2	2.21	0.40
50:R4:26:SER:O	50:R4:27:THR:O	2.40	0.40
52:R6:50:ARG:NH1	52:R6:50:ARG:HG2	2.36	0.40
54:R8:32:LEU:HD23	54:R8:32:LEU:HA	1.94	0.40
1:XA:115:G:H4'	1:XA:116:A:O5'	2.22	0.40
1:XA:129(A):G:N2	1:XA:191(A):G:C5	2.89	0.40

Continued on next page...

Continued from previous page...

Atom-1	Atom-2	Interatomic distance (Å)	Clash overlap (Å)
1:XA:374:A:C6	1:XA:375:U:C4	3.09	0.40
1:XA:468:A:H1'	16:XP:82:GLN:NE2	2.36	0.40
1:XA:554:C:H2'	1:XA:555:C:C6	2.56	0.40
1:XA:1222:G:P	19:XS:77:THR:HG21	2.61	0.40
1:XA:1432:G:OP1	39:YT:108:ARG:HB2	2.21	0.40
2:XB:17:PHE:HB2	2:XB:42:ILE:CG2	2.50	0.40
3:XC:55:VAL:HG12	3:XC:55:VAL:O	2.21	0.40
4:XD:110:PHE:HE2	4:XD:148:VAL:HG23	1.85	0.40
11:XK:92:GLU:O	11:XK:95:ILE:N	2.54	0.40
13:XM:28:ALA:C	13:XM:30:ALA:H	2.24	0.40
14:XN:43:CYS:C	14:XN:45:ARG:N	2.73	0.40
14:XN:47:LEU:O	14:XN:50:LYS:N	2.52	0.40
17:XQ:68:ARG:O	17:XQ:68:ARG:HG3	2.21	0.40
17:XQ:94:ASN:O	17:XQ:97:SER:N	2.53	0.40
18:XR:37:VAL:O	18:XR:40:LEU:N	2.54	0.40
19:XS:3:ARG:CG	19:XS:4:SER:N	2.83	0.40
19:XS:31:ILE:HG23	19:XS:31:ILE:O	2.21	0.40
22:XV:16:C:O2'	22:XV:17:C:OP1	2.39	0.40
25:YA:103:A:O5'	25:YA:103:A:H8	2.04	0.40
25:YA:271(B):G:H5"	25:YA:271(B):G:C8	2.56	0.40
25:YA:559:G:H22	40:YU:49:HIS:CE1	2.40	0.40
25:YA:795:C:H2'	25:YA:796:C:H6	1.85	0.40
25:YA:878:A:N6	25:YA:899:A:O2'	2.50	0.40
25:YA:910:A:C5	36:YQ:13:GLN:HG3	2.56	0.40
25:YA:1245:G:OP1	35:YP:13:ASN:ND2	2.45	0.40
25:YA:1364:G:C6	25:YA:1368:G:C6	3.09	0.40
25:YA:1801:G:N3	25:YA:1801:G:H2'	2.36	0.40
27:YD:35:LYS:CE	27:YD:64:ILE:C	2.89	0.40
27:YD:230:ASP:OD2	27:YD:230:ASP:N	2.54	0.40
30:YG:98:ARG:CA	30:YG:101:ILE:HG12	2.40	0.40
31:YH:66:GLY:O	31:YH:67:LEU:C	2.58	0.40
32:YI:2:LYS:HA	32:YI:20:ASP:HA	2.02	0.40
33:YN:10:GLU:OE2	33:YN:11:PRO:HD2	2.21	0.40
39:YT:125:ARG:O	39:YT:128:GLU:N	2.50	0.40
42:YW:66:GLU:HG2	42:YW:67:ASP:N	2.37	0.40
45:YZ:141:VAL:CG2	45:YZ:144:LEU:HB2	2.51	0.40
48:Y2:11:GLU:HA	48:Y2:14:ARG:HD2	2.02	0.40
48:Y2:61:LEU:HD23	48:Y2:61:LEU:HA	1.85	0.40
54:Y8:64:TYR:HB3	54:Y8:65:GLU:H	1.40	0.40
1:QA:430:A:H4'	4:QD:7:PRO:HG3	2.01	0.40
1:QA:770:C:O2'	1:QA:899:C:N3	2.50	0.40

Continued on next page...

Continued from previous page...

Atom-1	Atom-2	Interatomic distance (Å)	Clash overlap (Å)
1:QA:1089:G:H1	1:QA:1096:C:H42	1.68	0.40
3:QC:15:THR:HG23	3:QC:181:ASN:CA	2.26	0.40
3:QC:46:GLU:C	3:QC:48:TYR:H	2.23	0.40
3:QC:128:PHE:O	3:QC:130:VAL:N	2.54	0.40
4:QD:3:ARG:HB3	4:QD:69:GLY:O	2.22	0.40
4:QD:29:PRO:HD2	4:QD:30:LYS:HE2	2.03	0.40
4:QD:73:ARG:O	4:QD:74:GLN:C	2.58	0.40
5:QE:48:ALA:C	5:QE:50:GLU:H	2.24	0.40
5:QE:64:ARG:CZ	5:QE:64:ARG:HB2	2.51	0.40
8:QH:109:ILE:HG13	8:QH:120:THR:HB	2.03	0.40
9:QI:13:ALA:H	9:QI:68:GLY:HA3	1.86	0.40
10:QJ:101:VAL:O	10:QJ:101:VAL:HG13	2.22	0.40
12:QL:53:ARG:HH12	12:QL:92:ASP:HB3	1.85	0.40
13:QM:4:ILE:O	13:QM:5:ALA:C	2.60	0.40
14:QN:26:ARG:HB3	14:QN:27:CYS:H	1.64	0.40
15:QO:11:VAL:O	15:QO:12:ILE:C	2.60	0.40
19:QS:68:GLY:HA3	50:R4:68:ARG:CB	2.52	0.40
20:QT:44:ALA:HB3	20:QT:91:LEU:HD12	2.03	0.40
20:QT:44:ALA:CB	20:QT:88:VAL:HG13	2.49	0.40
25:RA:155:C:N4	25:RA:171:G:H1	2.18	0.40
25:RA:709:U:H3	25:RA:722:A:N6	2.19	0.40
25:RA:1533:C:N4	25:RA:1538:G:H1	2.19	0.40
25:RA:1535:U:H2'	25:RA:1536:A:C8	2.56	0.40
25:RA:2070:G:C2	25:RA:2071:A:C4	3.09	0.40
25:RA:2311:A:C1'	30:RG:82:LEU:HD11	2.52	0.40
25:RA:2507:C:H2'	25:RA:2508:G:O4'	2.21	0.40
25:RA:2580:U:H3'	25:RA:2581:G:C2	2.56	0.40
25:RA:2749:A:H3'	25:RA:2750:A:H2'	2.04	0.40
27:RD:176:ARG:HH11	27:RD:176:ARG:CG	2.30	0.40
28:RE:119:ARG:HG2	28:RE:160:TYR:HB2	2.03	0.40
29:RF:80:ALA:O	29:RF:83:PHE:HB2	2.20	0.40
31:RH:20:ALA:HB3	31:RH:23:ARG:HG2	2.03	0.40
35:RP:19:VAL:HG22	35:RP:21:ARG:N	2.36	0.40
38:RS:12:PHE:HD2	38:RS:12:PHE:HA	1.80	0.40
38:RS:24:LEU:HD22	38:RS:24:LEU:N	2.37	0.40
38:RS:62:LYS:HD3	38:RS:97:ARG:CZ	2.52	0.40
38:RS:92:TYR:HB2	38:RS:98:VAL:HG11	2.02	0.40
39:RT:20:PRO:HG2	39:RT:86:ILE:O	2.21	0.40
39:RT:76:PHE:HA	39:RT:77:PRO:HD3	1.75	0.40
44:RY:5:MET:CE	44:RY:32:PRO:HB3	2.51	0.40
44:RY:57:GLN:O	44:RY:58:GLY:C	2.60	0.40

Continued on next page...

Continued from previous page...

Atom-1	Atom-2	Interatomic distance (Å)	Clash overlap (Å)
48:R2:32:LEU:O	48:R2:32:LEU:HD23	2.21	0.40
52:R6:36:LEU:CD1	52:R6:50:ARG:NH1	2.82	0.40
54:R8:53:PRO:CG	54:R8:54:GLU:N	2.84	0.40
55:R9:10:ILE:HD12	55:R9:32:HIS:CG	2.56	0.40
1:XA:350:G:H2'	1:XA:351:G:C8	2.57	0.40
1:XA:411:A:C4	1:XA:413:G:H1'	2.57	0.40
1:XA:474:G:H5'	16:XP:81:ARG:HG3	2.04	0.40
1:XA:624:C:O3'	16:XP:10:GLY:HA2	2.21	0.40
1:XA:636:U:H2'	1:XA:637:G:H8	1.86	0.40
1:XA:1059:C:O2	10:XJ:53:PRO:HG3	2.22	0.40
1:XA:1346:A:H5'	9:XI:120:ARG:NH1	2.18	0.40
2:XB:132:LYS:HA	2:XB:135:GLN:CG	2.52	0.40
2:XB:223:ILE:O	2:XB:226:ARG:HB3	2.21	0.40
3:XC:13:GLY:O	3:XC:14:ILE:HB	2.22	0.40
3:XC:70:VAL:CG1	3:XC:71:ALA:H	2.35	0.40
3:XC:92:ALA:HB2	3:XC:99:VAL:HG13	2.03	0.40
3:XC:120:VAL:O	3:XC:123:GLN:HB2	2.20	0.40
3:XC:178:LEU:N	3:XC:178:LEU:CD2	2.85	0.40
4:XD:68:TYR:OH	4:XD:196:LEU:HD21	2.22	0.40
5:XE:6:PHE:HB2	5:XE:63:ARG:HH12	1.86	0.40
5:XE:101:ILE:CD1	5:XE:119:LEU:HD23	2.36	0.40
6:XF:8:ILE:HG22	6:XF:10:LEU:HD12	2.03	0.40
7:XG:46:ALA:O	7:XG:49:ILE:HB	2.21	0.40
8:XH:53:VAL:HG12	8:XH:54:ASP:OD2	2.20	0.40
8:XH:74:PRO:O	8:XH:75:ARG:C	2.59	0.40
10:XJ:65:LEU:HA	14:XN:55:GLY:O	2.21	0.40
11:XK:31:THR:O	11:XK:31:THR:HG23	2.21	0.40
13:XM:8:GLU:OE2	30:YG:115:ARG:CZ	2.68	0.40
15:XO:70:LEU:HD23	15:XO:81:LEU:HD23	2.04	0.40
20:XT:44:ALA:HB3	20:XT:91:LEU:HD12	2.03	0.40
20:XT:50:GLU:HA	20:XT:100:ILE:HG22	2.02	0.40
25:YA:55:G:C2	25:YA:56:A:C5	3.09	0.40
25:YA:238:C:C2	25:YA:260:G:C2	3.09	0.40
25:YA:282:A:C8	25:YA:359:A:C6	3.10	0.40
25:YA:470:A:H2'	25:YA:471:A:O4'	2.21	0.40
25:YA:483:A:H3'	25:YA:484:C:H6	1.85	0.40
25:YA:1569:A:C6	25:YA:1570:A:C5	3.09	0.40
25:YA:2001:A:H2'	25:YA:2002:G:C8	2.56	0.40
25:YA:2070:G:C2	25:YA:2442:C:C2	3.09	0.40
25:YA:2229:C:H2'	25:YA:2230:G:H8	1.85	0.40
25:YA:2776:A:H4'	25:YA:2777:G:O5'	2.20	0.40

Continued on next page...

Continued from previous page...

Atom-1	Atom-2	Interatomic distance (Å)	Clash overlap (Å)
25:YA:2840:C:N4	25:YA:2877:G:H1	2.18	0.40
26:YB:76:G:H2'	26:YB:77:U:O4'	2.22	0.40
27:YD:31:LYS:O	27:YD:32:SER:O	2.39	0.40
28:YE:93:VAL:HG21	28:YE:180:ASN:HA	2.02	0.40
28:YE:119:ARG:HG2	28:YE:160:TYR:HB2	2.03	0.40
29:YF:124:LEU:HD12	29:YF:125:LEU:O	2.22	0.40
31:YH:26:VAL:HG12	31:YH:33:LEU:HB2	2.03	0.40
33:YN:133:GLN:C	33:YN:134:ARG:HG2	2.41	0.40
34:YO:47:ILE:HD12	34:YO:48:PRO:CD	2.43	0.40
34:YO:86:ILE:N	34:YO:86:ILE:CD1	2.83	0.40
36:YQ:20:ALA:HB1	36:YQ:99:PRO:CG	2.51	0.40
40:YU:33:ARG:O	40:YU:37:GLU:HB2	2.21	0.40
41:YV:35:LEU:C	41:YV:37:VAL:N	2.75	0.40
44:YY:42:VAL:HG21	44:YY:67:LEU:CD1	2.52	0.40
48:Y2:18:PRO:C	48:Y2:20:GLU:H	2.24	0.40
50:Y4:21:VAL:O	50:Y4:22:ILE:O	2.40	0.40
50:Y4:49:PHE:N	50:Y4:49:PHE:HD1	2.17	0.40
54:Y8:17:THR:O	54:Y8:20:GLY:N	2.47	0.40
1:QA:1330:U:H3'	1:QA:1331:G:O4'	2.22	0.40
1:QA:1402:C:H2'	1:QA:1403:C:O4'	2.21	0.40
2:QB:5:ILE:CG2	2:QB:224:GLN:HG2	2.51	0.40
5:QE:31:LEU:HD13	5:QE:43:LEU:HD11	2.04	0.40
5:QE:153:LYS:HB2	5:QE:153:LYS:HZ3	1.85	0.40
6:QF:98:LEU:HD12	6:QF:98:LEU:C	2.41	0.40
7:QG:122:HIS:ND1	7:QG:122:HIS:N	2.69	0.40
11:QK:17:GLY:CA	11:QK:77:MET:HE3	2.50	0.40
11:QK:21:ILE:CD1	11:QK:82:VAL:HG13	2.51	0.40
13:QM:7:VAL:CG1	30:RG:115:ARG:HH12	2.35	0.40
13:QM:54:VAL:O	13:QM:54:VAL:HG12	2.21	0.40
17:QQ:11:VAL:HG23	17:QQ:12:SER:H	1.85	0.40
17:QQ:68:ARG:O	17:QQ:68:ARG:HG3	2.21	0.40
17:QQ:83:ASP:O	17:QQ:87:LYS:HG2	2.21	0.40
18:QR:37:VAL:O	18:QR:40:LEU:N	2.54	0.40
20:QT:15:ARG:HD2	20:QT:15:ARG:HA	1.89	0.40
25:RA:307:G:H21	25:RA:330:A:N6	2.18	0.40
25:RA:1729:A:N6	25:RA:1731:G:C2	2.90	0.40
25:RA:1792:G:H2'	25:RA:1793:C:C6	2.57	0.40
25:RA:2328:A:H2'	25:RA:2329:G:H8	1.86	0.40
25:RA:2712:U:O2'	25:RA:2712(A):A:OP1	2.39	0.40
25:RA:2849:U:OP1	39:RT:95:ARG:NH1	2.54	0.40
26:RB:23:G:H2'	26:RB:24:G:C5	2.57	0.40

Continued on next page...

Continued from previous page...

Atom-1	Atom-2	Interatomic distance (Å)	Clash overlap (Å)
27:RD:25:THR:HG23	27:RD:27:THR:HB	2.02	0.40
27:RD:72:LYS:HG3	27:RD:97:TYR:CE2	2.56	0.40
27:RD:228:PRO:HD3	27:RD:234:GLY:O	2.21	0.40
28:RE:5:LEU:O	28:RE:28:ALA:HA	2.22	0.40
29:RF:68:LYS:O	29:RF:69:HIS:HB2	2.21	0.40
30:RG:78:SER:O	30:RG:79:ASN:C	2.59	0.40
33:RN:137:LYS:HA	33:RN:137:LYS:HD2	1.89	0.40
34:RO:112:MET:O	34:RO:115:VAL:HG23	2.22	0.40
35:RP:65:ARG:O	35:RP:66:GLY:C	2.60	0.40
39:RT:39:ARG:HG2	39:RT:40:THR:N	2.25	0.40
42:RW:100:THR:O	42:RW:100:THR:HG23	2.22	0.40
48:R2:11:GLU:HA	48:R2:14:ARG:HD2	2.02	0.40
50:R4:21:VAL:O	50:R4:22:ILE:O	2.40	0.40
53:R7:12:ARG:HH21	53:R7:44:PRO:HB3	1.85	0.40
54:R8:40:GLU:O	54:R8:42:ARG:N	2.54	0.40
1:XA:228:A:H2'	1:XA:229:U:O4'	2.22	0.40
1:XA:452:A:O2'	16:XP:72:ARG:HG3	2.21	0.40
1:XA:776:G:O2'	1:XA:777:A:H8	2.04	0.40
1:XA:1182:G:H4'	1:XA:1183:A:H5"	2.04	0.40
1:XA:1418:A:N3	25:YA:1959:G:H1'	2.37	0.40
1:XA:1525:G:P	11:XK:120:ARG:HH22	2.45	0.40
2:XB:183:PRO:HA	2:XB:198:ASP:OD1	2.21	0.40
3:XC:108:ASN:HB3	3:XC:111:LEU:CG	2.51	0.40
3:XC:140:ARG:HB2	3:XC:140:ARG:NH1	2.36	0.40
6:XF:40:VAL:HA	6:XF:62:TRP:O	2.22	0.40
7:XG:50:ILE:HA	7:XG:54:THR:CG2	2.52	0.40
7:XG:121:ALA:O	7:XG:125:MET:HG3	2.21	0.40
8:XH:41:ARG:CG	8:XH:41:ARG:NH1	2.76	0.40
8:XH:97:VAL:O	8:XH:100:ILE:HG13	2.21	0.40
9:XI:9:ARG:CG	9:XI:14:VAL:HG22	2.51	0.40
12:XL:21:LYS:N	12:XL:21:LYS:CD	2.83	0.40
12:XL:44:THR:HA	12:XL:45:PRO:HD3	1.71	0.40
13:XM:54:VAL:O	13:XM:54:VAL:HG12	2.21	0.40
13:XM:118:ALA:O	22:XV:28:C:O3'	2.39	0.40
13:XM:119:GLY:O	13:XM:120:LYS:O	2.38	0.40
17:XQ:83:ASP:O	17:XQ:87:LYS:HG2	2.22	0.40
18:XR:44:LEU:C	18:XR:45:SER:O	2.59	0.40
20:XT:49:ALA:HA	20:XT:92:LEU:HD21	2.03	0.40
25:YA:153:C:P	47:Y1:88:LYS:HE2	2.62	0.40
25:YA:294:A:N7	25:YA:345:A:C6	2.89	0.40
25:YA:577:G:C6	25:YA:578:A:C6	3.09	0.40

Continued on next page...

Continued from previous page...

Atom-1	Atom-2	Interatomic distance (Å)	Clash overlap (Å)
25:YA:608:A:C2	25:YA:621:A:C5	3.09	0.40
25:YA:747:U:C1'	51:Y5:2:ALA:HB3	2.51	0.40
25:YA:759:G:H2'	25:YA:760:G:C8	2.57	0.40
25:YA:918:A:C6	25:YA:919:G:H1'	2.57	0.40
25:YA:942:G:C2'	25:YA:943:U:H5'	2.52	0.40
25:YA:1069:A:H4'	25:YA:1070:A:H5"	2.02	0.40
25:YA:1190:G:OP1	35:YP:30:THR:OG1	2.40	0.40
25:YA:1448:G:H1'	25:YA:1528:A:H62	1.86	0.40
25:YA:2078:C:H2'	25:YA:2079:U:O4'	2.22	0.40
25:YA:2543:G:H2'	25:YA:2544:G:C8	2.56	0.40
25:YA:2601:C:H2'	25:YA:2603:G:C8	2.57	0.40
26:YB:117:G:H2'	26:YB:118:G:O4'	2.21	0.40
28:YE:154:LYS:HD3	28:YE:154:LYS:C	2.42	0.40
29:YF:33:LEU:O	29:YF:37:VAL:HG23	2.21	0.40
30:YG:61:ALA:CB	30:YG:67:LYS:HA	2.51	0.40
30:YG:137:GLU:OE2	30:YG:139:LEU:HD11	2.22	0.40
31:YH:128:PRO:CG	31:YH:129:THR:H	2.33	0.40
31:YH:170:ARG:HB3	31:YH:171:LEU:H	1.47	0.40
33:YN:53:VAL:HG22	33:YN:121:LYS:HB2	2.04	0.40
36:YQ:139:GLU:HG2	36:YQ:140:ALA:N	2.36	0.40
38:YS:102:ALA:C	38:YS:104:GLY:N	2.73	0.40
39:YT:26:ASP:HB3	39:YT:92:GLY:H	1.86	0.40
41:YV:70:ILE:O	41:YV:70:ILE:HG22	2.21	0.40
44:YY:97:ARG:O	44:YY:97:ARG:CG	2.70	0.40
45:YZ:179:ASP:OD1	45:YZ:180:VAL:HG22	2.21	0.40
47:Y1:96:LYS:O	47:Y1:96:LYS:HG2	2.21	0.40
48:Y2:37:PHE:O	48:Y2:40:SER:HB3	2.22	0.40
49:Y3:17:LYS:O	49:Y3:20:LYS:HB2	2.21	0.40
50:Y4:42:PHE:CZ	50:Y4:43:TYR:HB3	2.57	0.40
54:Y8:39:LYS:HD2	54:Y8:39:LYS:O	2.22	0.40
1:QA:105:G:C6	1:QA:106:C:C4	3.10	0.40
1:QA:1034:G:N2	1:QA:1035:A:C6	2.89	0.40
1:QA:1222:G:H5"	19:QS:78:ARG:NH1	2.37	0.40
1:QA:1228:C:OP1	13:QM:115:LYS:HE3	2.20	0.40
1:QA:1296:C:H3'	1:QA:1297:C:C6	2.57	0.40
1:QA:1316:G:H5"	14:QN:17:LYS:CE	2.51	0.40
1:QA:1392:G:N2	1:QA:1502:A:H8	2.19	0.40
1:QA:1523:G:H2'	1:QA:1524:C:C6	2.57	0.40
2:QB:24:TRP:CD1	2:QB:24:TRP:N	2.80	0.40
2:QB:201:ILE:HG21	2:QB:214:ILE:HG21	2.03	0.40
3:QC:13:GLY:O	3:QC:14:ILE:HB	2.21	0.40

Continued on next page...

Continued from previous page...

Atom-1	Atom-2	Interatomic distance (Å)	Clash overlap (Å)
3:QC:59:ARG:NH1	3:QC:97:LYS:HE3	2.34	0.40
3:QC:172:ARG:C	3:QC:173:VAL:HG23	2.42	0.40
4:QD:31:CYS:O	4:QD:32:ALA:CB	2.70	0.40
4:QD:96:LEU:C	4:QD:98:GLU:N	2.72	0.40
5:QE:6:PHE:HB2	5:QE:63:ARG:HH12	1.86	0.40
6:QF:8:ILE:HG22	6:QF:10:LEU:HD12	2.03	0.40
8:QH:36:LEU:O	8:QH:45:ILE:HD11	2.22	0.40
8:QH:97:VAL:O	8:QH:100:ILE:HG13	2.21	0.40
9:QI:9:ARG:CG	9:QI:14:VAL:HG22	2.51	0.40
9:QI:105:ASP:C	9:QI:107:ARG:N	2.74	0.40
10:QJ:54:PHE:CZ	10:QJ:55:LYS:CE	3.04	0.40
11:QK:20:TYR:O	11:QK:30:VAL:HA	2.22	0.40
14:QN:48:ALA:O	14:QN:51:GLY:N	2.53	0.40
15:QO:77:ARG:CA	15:QO:80:ALA:HB3	2.51	0.40
17:QQ:94:ASN:O	17:QQ:97:SER:N	2.54	0.40
19:QS:39:THR:O	19:QS:40:ILE:HB	2.20	0.40
25:RA:222:A:N6	25:RA:224:G:C2	2.89	0.40
25:RA:258:G:H2'	25:RA:259:G:H8	1.87	0.40
25:RA:270(S):G:O2'	25:RA:270(T):G:H5'	2.22	0.40
25:RA:374:A:H3'	25:RA:375:C:C6	2.57	0.40
25:RA:861:A:N3	26:RB:79:C:O2'	2.54	0.40
25:RA:1105:U:H2'	25:RA:1106:G:H8	1.86	0.40
25:RA:1805:U:C2	25:RA:1806:C:C5	3.10	0.40
25:RA:2111:C:H5	25:RA:2147:G:N2	2.19	0.40
25:RA:2245:U:H5'	25:RA:2246:G:C5'	2.51	0.40
25:RA:2333:A:H1'	25:RA:2335:A:C5	2.56	0.40
25:RA:2432:A:C6	25:RA:2433:A:C6	3.10	0.40
25:RA:2456:C:H42	25:RA:2495:G:H1	1.68	0.40
27:RD:92:ILE:CD1	27:RD:104:TYR:CD2	3.05	0.40
28:RE:62:PRO:O	28:RE:63:LEU:C	2.60	0.40
28:RE:93:VAL:C	28:RE:95:ILE:N	2.75	0.40
29:RF:36:VAL:HG11	29:RF:183:VAL:HG11	2.04	0.40
29:RF:129:PHE:O	29:RF:142:TRP:HD1	2.03	0.40
30:RG:18:GLU:OE2	30:RG:18:GLU:HA	2.21	0.40
30:RG:90:LEU:HD13	30:RG:90:LEU:HA	1.88	0.40
31:RH:6:ARG:C	31:RH:8:PRO:CD	2.90	0.40
33:RN:28:THR:O	33:RN:29:LYS:C	2.59	0.40
33:RN:101:HIS:ND1	33:RN:102:ALA:N	2.69	0.40
34:RO:92:GLU:O	34:RO:93:PRO:C	2.58	0.40
36:RQ:66:ILE:O	36:RQ:67:ARG:HB2	2.22	0.40
37:RR:18:LEU:HD11	37:RR:22:ARG:NE	2.36	0.40

Continued on next page...

Continued from previous page...

Atom-1	Atom-2	Interatomic distance (Å)	Clash overlap (Å)
39:RT:23:ARG:O	39:RT:49:VAL:HG11	2.21	0.40
39:RT:50:ILE:HD11	39:RT:102:ILE:CG1	2.52	0.40
39:RT:118:ARG:O	39:RT:119:LYS:C	2.60	0.40
40:RU:62:ILE:HG23	40:RU:76:TYR:CE1	2.57	0.40
41:RV:55:ALA:O	41:RV:56:SER:OG	2.31	0.40
46:R0:40:GLN:OE1	46:R0:45:PHE:N	2.50	0.40
47:R1:86:SER:O	47:R1:89:GLU:HB2	2.21	0.40
47:R1:94:LEU:HA	47:R1:94:LEU:HD23	1.81	0.40
52:R6:24:GLU:HB3	52:R6:25:LYS:H	1.56	0.40
1:XA:149:A:H4'	1:XA:1450:U:C4	2.57	0.40
1:XA:284:G:H2'	1:XA:285:G:C8	2.57	0.40
1:XA:793:U:O2	1:XA:1516:G:H4'	2.21	0.40
1:XA:895:G:H2'	1:XA:896:C:C6	2.56	0.40
1:XA:1036:G:H3'	1:XA:1037:C:C6	2.56	0.40
1:XA:1280:A:H1'	10:XJ:41:PRO:HG3	2.04	0.40
1:XA:1464:G:H2'	1:XA:1465:C:C6	2.56	0.40
2:XB:70:PHE:O	2:XB:92:TYR:HA	2.22	0.40
2:XB:97:TRP:CH2	2:XB:176:GLU:HB2	2.54	0.40
3:XC:108:ASN:HB3	3:XC:111:LEU:CD1	2.52	0.40
4:XD:115:ARG:O	4:XD:118:ARG:N	2.55	0.40
4:XD:190:ASP:OD1	4:XD:191:ARG:N	2.55	0.40
5:XE:75:THR:CG2	5:XE:76:ILE:N	2.80	0.40
6:XF:3:ARG:NH1	6:XF:38:GLU:OE1	2.55	0.40
6:XF:29:ALA:O	6:XF:30:LEU:C	2.60	0.40
8:XH:36:LEU:O	8:XH:45:ILE:HD11	2.21	0.40
8:XH:122:ARG:O	8:XH:123:GLU:C	2.60	0.40
9:XI:13:ALA:H	9:XI:68:GLY:HA3	1.86	0.40
12:XL:9:GLN:O	12:XL:13:LYS:N	2.55	0.40
12:XL:91:LYS:HE2	12:XL:91:LYS:HB2	1.76	0.40
17:XQ:51:TYR:HA	17:XQ:52:LYS:HZ2	1.86	0.40
17:XQ:82:MET:C	17:XQ:84:LEU:H	2.25	0.40
19:XS:29:ARG:HG2	19:XS:29:ARG:NH1	2.37	0.40
20:XT:55:ILE:HA	20:XT:58:LYS:HB3	2.03	0.40
20:XT:98:PRO:O	20:XT:100:ILE:N	2.42	0.40
25:YA:34:C:H5'	25:YA:35:G:OP2	2.22	0.40
25:YA:222:A:C3'	25:YA:421:U:H5'	2.51	0.40
25:YA:740:U:H2'	25:YA:741:G:H8	1.87	0.40
25:YA:856:C:H42	25:YA:921:G:H1	1.69	0.40
25:YA:1042:G:N2	25:YA:1113:U:O2	2.27	0.40
25:YA:1417:C:H2'	25:YA:1418:G:O4'	2.22	0.40
25:YA:1509:C:H2'	25:YA:1511:A:C8	2.56	0.40

Continued on next page...

Continued from previous page...

Atom-1	Atom-2	Interatomic distance (Å)	Clash overlap (Å)
25:YA:2881:C:H2'	25:YA:2882:A:H8	1.86	0.40
26:YB:66:A:O2'	26:YB:67:G:O5'	2.35	0.40
26:YB:79:C:H2'	26:YB:80:U:O4'	2.22	0.40
27:YD:107:ALA:HA	27:YD:108:PRO:HD2	2.01	0.40
28:YE:27:LEU:HG	28:YE:27:LEU:O	2.22	0.40
29:YF:36:VAL:HG11	29:YF:183:VAL:HG11	2.04	0.40
29:YF:198:ALA:C	29:YF:200:GLU:H	2.25	0.40
30:YG:135:LEU:N	30:YG:135:LEU:CD1	2.84	0.40
31:YH:101:ARG:O	31:YH:117:PRO:HG3	2.21	0.40
33:YN:1:MET:HE3	40:YU:95:LEU:HD21	1.98	0.40
34:YO:31:LYS:C	34:YO:32:TYR:CD2	2.95	0.40
35:YP:55:ARG:NH2	35:YP:55:ARG:HG2	2.36	0.40
35:YP:90:ARG:HB3	35:YP:91:PHE:H	1.60	0.40
36:YQ:39:PRO:HA	36:YQ:97:VAL:O	2.21	0.40
37:YR:22:ARG:O	37:YR:26:LYS:HG3	2.21	0.40
38:YS:99:LYS:HE2	38:YS:103:GLU:OE2	2.20	0.40
42:YW:19:LEU:HD12	42:YW:19:LEU:HA	1.79	0.40
42:YW:82:LEU:N	42:YW:98:LYS:O	2.42	0.40
44:YY:81:LYS:HZ3	44:YY:98:VAL:HB	1.87	0.40
47:Y1:86:SER:O	47:Y1:89:GLU:N	2.54	0.40
50:Y4:52:THR:O	50:Y4:53:GLU:CB	2.69	0.40
51:Y5:52:TYR:CD1	51:Y5:52:TYR:N	2.85	0.40
53:Y7:33:ARG:HH11	53:Y7:33:ARG:HD2	1.78	0.40
54:Y8:32:LEU:HD23	54:Y8:32:LEU:HA	1.94	0.40

All (10) symmetry-related close contacts are listed below. The label for Atom-2 includes the symmetry operator and encoded unit-cell translations to be applied.

Atom-1	Atom-2	Interatomic distance (Å)	Clash overlap (Å)
41:YV:51:VAL:N	51:Y5:60:VAL:O[4_445]	1.69	0.51
41:YV:50:PRO:CG	51:Y5:60:VAL:O[4_445]	1.99	0.21
31:YH:47:GLU:OE2	44:YY:79:CYS:CB[4_445]	2.03	0.17
41:YV:51:VAL:CB	51:Y5:60:VAL:OXT[4_445]	2.07	0.13
11:QK:99:GLN:NE2	3:XC:79:ARG:NH2[4_555]	2.08	0.12
31:YH:45:VAL:O	44:YY:24:VAL:N[4_445]	2.10	0.10
27:RD:135:PHE:CZ	4:XD:167:GLY:CA[4_555]	2.14	0.06
27:RD:134:ARG:NH1	4:XD:166:LYS:O[4_555]	2.15	0.05
27:RD:188:GLU:OE2	4:XD:166:LYS:CD[4_555]	2.18	0.02
31:YH:47:GLU:CD	44:YY:79:CYS:CB[4_445]	2.18	0.02

5.3 Torsion angles (i)

5.3.1 Protein backbone (i)

In the following table, the Percentiles column shows the percent Ramachandran outliers of the chain as a percentile score with respect to all X-ray entries followed by that with respect to entries of similar resolution.

The Analysed column shows the number of residues for which the backbone conformation was analysed, and the total number of residues.

Mol	Chain	Analysed	Favoured	Allowed	Outliers	Percentiles	
2	QB	235/256 (92%)	153 (65%)	52 (22%)	30 (13%)	0	5
2	XB	235/256 (92%)	153 (65%)	52 (22%)	30 (13%)	0	5
3	QC	203/239 (85%)	128 (63%)	56 (28%)	19 (9%)	0	12
3	XC	203/239 (85%)	129 (64%)	55 (27%)	19 (9%)	0	12
4	QD	206/209 (99%)	136 (66%)	50 (24%)	20 (10%)	0	11
4	XD	206/209 (99%)	135 (66%)	48 (23%)	23 (11%)	0	7
5	QE	149/162 (92%)	103 (69%)	31 (21%)	15 (10%)	0	10
5	XE	149/162 (92%)	103 (69%)	30 (20%)	16 (11%)	0	8
6	QF	99/101 (98%)	66 (67%)	24 (24%)	9 (9%)	1	12
6	XF	99/101 (98%)	66 (67%)	24 (24%)	9 (9%)	1	12
7	QG	153/156 (98%)	102 (67%)	36 (24%)	15 (10%)	0	10
7	XG	153/156 (98%)	103 (67%)	36 (24%)	14 (9%)	1	12
8	QH	136/138 (99%)	92 (68%)	29 (21%)	15 (11%)	0	8
8	XH	136/138 (99%)	92 (68%)	29 (21%)	15 (11%)	0	8
9	QI	125/128 (98%)	77 (62%)	32 (26%)	16 (13%)	0	5
9	XI	125/128 (98%)	77 (62%)	32 (26%)	16 (13%)	0	5
10	QJ	97/105 (92%)	68 (70%)	20 (21%)	9 (9%)	0	12
10	XJ	97/105 (92%)	68 (70%)	19 (20%)	10 (10%)	0	9
11	QK	117/129 (91%)	87 (74%)	22 (19%)	8 (7%)	1	18
11	XK	117/129 (91%)	86 (74%)	22 (19%)	9 (8%)	1	16
12	QL	123/132 (93%)	85 (69%)	24 (20%)	14 (11%)	0	7
12	XL	123/132 (93%)	85 (69%)	24 (20%)	14 (11%)	0	7
13	QM	119/126 (94%)	71 (60%)	28 (24%)	20 (17%)	0	3
13	XM	119/126 (94%)	72 (60%)	26 (22%)	21 (18%)	0	3
14	QN	58/61 (95%)	31 (53%)	15 (26%)	12 (21%)	0	2

Continued on next page...

Continued from previous page...

Mol	Chain	Analysed	Favoured	Allowed	Outliers	Percentiles	
14	XN	58/61 (95%)	32 (55%)	14 (24%)	12 (21%)	0	2
15	QO	86/89 (97%)	60 (70%)	20 (23%)	6 (7%)	1	17
15	XO	86/89 (97%)	61 (71%)	19 (22%)	6 (7%)	1	17
16	QP	82/88 (93%)	48 (58%)	23 (28%)	11 (13%)	0	4
16	XP	82/88 (93%)	48 (58%)	23 (28%)	11 (13%)	0	4
17	QQ	98/105 (93%)	75 (76%)	15 (15%)	8 (8%)	1	14
17	XQ	98/105 (93%)	75 (76%)	15 (15%)	8 (8%)	1	14
18	QR	68/88 (77%)	46 (68%)	14 (21%)	8 (12%)	0	6
18	XR	68/88 (77%)	46 (68%)	14 (21%)	8 (12%)	0	6
19	QS	82/93 (88%)	47 (57%)	17 (21%)	18 (22%)	0	1
19	XS	82/93 (88%)	46 (56%)	18 (22%)	18 (22%)	0	1
20	QT	97/106 (92%)	63 (65%)	16 (16%)	18 (19%)	0	2
20	XT	97/106 (92%)	63 (65%)	15 (16%)	19 (20%)	0	2
21	QU	23/27 (85%)	15 (65%)	4 (17%)	4 (17%)	0	3
21	XU	23/27 (85%)	16 (70%)	3 (13%)	4 (17%)	0	3
27	RD	270/276 (98%)	203 (75%)	48 (18%)	19 (7%)	1	17
27	YD	270/276 (98%)	204 (76%)	47 (17%)	19 (7%)	1	17
28	RE	203/206 (98%)	120 (59%)	41 (20%)	42 (21%)	0	2
28	YE	203/206 (98%)	120 (59%)	41 (20%)	42 (21%)	0	2
29	RF	200/210 (95%)	144 (72%)	36 (18%)	20 (10%)	0	10
29	YF	200/210 (95%)	144 (72%)	36 (18%)	20 (10%)	0	10
30	RG	179/182 (98%)	120 (67%)	38 (21%)	21 (12%)	0	6
30	YG	179/182 (98%)	119 (66%)	39 (22%)	21 (12%)	0	6
31	RH	168/180 (93%)	94 (56%)	36 (21%)	38 (23%)	0	1
31	YH	168/180 (93%)	94 (56%)	36 (21%)	38 (23%)	0	1
32	RI	144/148 (97%)	105 (73%)	25 (17%)	14 (10%)	0	11
32	YI	144/148 (97%)	101 (70%)	29 (20%)	14 (10%)	0	11
33	RN	136/140 (97%)	84 (62%)	30 (22%)	22 (16%)	0	3
33	YN	136/140 (97%)	84 (62%)	30 (22%)	22 (16%)	0	3
34	RO	120/122 (98%)	90 (75%)	21 (18%)	9 (8%)	1	16
34	YO	120/122 (98%)	90 (75%)	21 (18%)	9 (8%)	1	16

Continued on next page...

Continued from previous page...

Mol	Chain	Analysed	Favoured	Allowed	Outliers	Percentiles	
35	RP	148/150 (99%)	97 (66%)	19 (13%)	32 (22%)	0	1
35	YP	148/150 (99%)	97 (66%)	19 (13%)	32 (22%)	0	1
36	RQ	139/141 (99%)	95 (68%)	30 (22%)	14 (10%)	0	10
36	YQ	139/141 (99%)	97 (70%)	28 (20%)	14 (10%)	0	10
37	RR	116/118 (98%)	82 (71%)	20 (17%)	14 (12%)	0	6
37	YR	116/118 (98%)	82 (71%)	20 (17%)	14 (12%)	0	6
38	RS	109/112 (97%)	62 (57%)	28 (26%)	19 (17%)	0	3
38	YS	109/112 (97%)	63 (58%)	27 (25%)	19 (17%)	0	3
39	RT	135/146 (92%)	83 (62%)	32 (24%)	20 (15%)	0	4
39	YT	135/146 (92%)	83 (62%)	32 (24%)	20 (15%)	0	4
40	RU	115/118 (98%)	86 (75%)	20 (17%)	9 (8%)	1	15
40	YU	115/118 (98%)	86 (75%)	20 (17%)	9 (8%)	1	15
41	RV	99/101 (98%)	73 (74%)	16 (16%)	10 (10%)	0	10
41	YV	99/101 (98%)	73 (74%)	16 (16%)	10 (10%)	0	10
42	RW	111/113 (98%)	75 (68%)	22 (20%)	14 (13%)	0	5
42	YW	111/113 (98%)	75 (68%)	22 (20%)	14 (13%)	0	5
43	RX	90/96 (94%)	77 (86%)	8 (9%)	5 (6%)	2	21
43	YX	90/96 (94%)	77 (86%)	8 (9%)	5 (6%)	2	21
44	RY	100/110 (91%)	58 (58%)	16 (16%)	26 (26%)	0	1
44	YY	100/110 (91%)	57 (57%)	16 (16%)	27 (27%)	0	1
45	RZ	181/206 (88%)	131 (72%)	32 (18%)	18 (10%)	0	10
45	YZ	181/206 (88%)	129 (71%)	33 (18%)	19 (10%)	0	9
46	R0	80/85 (94%)	67 (84%)	12 (15%)	1 (1%)	12	48
46	Y0	80/85 (94%)	70 (88%)	9 (11%)	1 (1%)	12	48
47	R1	95/98 (97%)	64 (67%)	20 (21%)	11 (12%)	0	6
47	Y1	95/98 (97%)	64 (67%)	20 (21%)	11 (12%)	0	6
48	R2	67/72 (93%)	46 (69%)	12 (18%)	9 (13%)	0	4
48	Y2	67/72 (93%)	47 (70%)	11 (16%)	9 (13%)	0	4
49	R3	57/60 (95%)	45 (79%)	9 (16%)	3 (5%)	2	22
49	Y3	57/60 (95%)	45 (79%)	9 (16%)	3 (5%)	2	22
50	R4	69/71 (97%)	23 (33%)	20 (29%)	26 (38%)	0	0

Continued on next page...

Continued from previous page...

Mol	Chain	Analysed	Favoured	Allowed	Outliers	Percentiles	
50	Y4	69/71 (97%)	23 (33%)	20 (29%)	26 (38%)	0	0
51	R5	57/60 (95%)	33 (58%)	9 (16%)	15 (26%)	0	1
51	Y5	57/60 (95%)	33 (58%)	9 (16%)	15 (26%)	0	1
52	R6	47/54 (87%)	15 (32%)	18 (38%)	14 (30%)	0	0
52	Y6	47/54 (87%)	15 (32%)	18 (38%)	14 (30%)	0	0
53	R7	47/49 (96%)	37 (79%)	7 (15%)	3 (6%)	1	19
53	Y7	47/49 (96%)	37 (79%)	7 (15%)	3 (6%)	1	19
54	R8	62/65 (95%)	36 (58%)	15 (24%)	11 (18%)	0	2
54	Y8	62/65 (95%)	36 (58%)	15 (24%)	11 (18%)	0	2
55	R9	35/37 (95%)	31 (89%)	4 (11%)	0	100	100
55	Y9	35/37 (95%)	31 (89%)	4 (11%)	0	100	100
All	All	11470/12128 (95%)	7661 (67%)	2332 (20%)	1477 (13%)	0	5

All (1477) Ramachandran outliers are listed below:

Mol	Chain	Res	Type
2	QB	6	THR
2	QB	15	VAL
2	QB	26	PRO
2	QB	84	GLU
2	QB	88	ALA
2	QB	126	GLU
2	QB	230	VAL
2	QB	233	SER
3	QC	4	LYS
3	QC	12	LEU
3	QC	14	ILE
3	QC	29	TYR
3	QC	61	ALA
3	QC	189	ALA
3	QC	190	ARG
4	QD	28	SER
4	QD	29	PRO
4	QD	51	PRO
4	QD	89	THR
4	QD	129	ASN
4	QD	154	ASN
4	QD	155	LEU

Continued on next page...

Continued from previous page...

Mol	Chain	Res	Type
4	QD	178	VAL
5	QE	146	ALA
7	QG	5	ARG
7	QG	7	ALA
8	QH	50	ARG
8	QH	129	VAL
9	QI	23	ASN
9	QI	56	LEU
9	QI	95	LYS
9	QI	111	ARG
9	QI	117	HIS
10	QJ	30	SER
10	QJ	33	GLN
11	QK	91	ARG
12	QL	18	VAL
12	QL	27	LEU
12	QL	48	PRO
12	QL	62	SER
12	QL	121	GLY
13	QM	67	GLU
13	QM	70	LEU
13	QM	83	ASP
13	QM	106	ASN
13	QM	108	ARG
13	QM	118	ALA
14	QN	3	ARG
14	QN	16	PHE
14	QN	23	ARG
14	QN	24	CYS
14	QN	44	LEU
15	QO	88	ARG
16	QP	44	THR
16	QP	67	THR
17	QQ	34	LYS
17	QQ	49	GLU
18	QR	22	VAL
19	QS	3	ARG
19	QS	12	ASP
19	QS	14	HIS
19	QS	25	LYS
19	QS	26	GLY
19	QS	31	ILE

Continued on next page...

Continued from previous page...

Mol	Chain	Res	Type
19	QS	41	VAL
19	QS	70	LYS
19	QS	78	ARG
19	QS	79	THR
20	QT	48	LYS
20	QT	49	ALA
20	QT	74	LYS
20	QT	95	ALA
20	QT	96	GLY
20	QT	100	ILE
21	QU	7	ARG
21	QU	9	ARG
21	QU	22	ARG
27	RD	26	LYS
27	RD	28	GLU
27	RD	123	ALA
27	RD	231	HIS
28	RE	4	ILE
28	RE	7	VAL
28	RE	9	VAL
28	RE	22	PRO
28	RE	54	GLN
28	RE	57	LYS
28	RE	60	ASN
28	RE	63	LEU
28	RE	64	LYS
28	RE	68	ALA
28	RE	70	ALA
28	RE	73	GLU
28	RE	90	THR
28	RE	92	THR
28	RE	93	VAL
28	RE	169	ASN
28	RE	187	ALA
28	RE	189	PRO
29	RF	25	PRO
29	RF	66	PRO
29	RF	68	LYS
29	RF	73	ALA
29	RF	89	VAL
29	RF	128	ALA
29	RF	176	LEU

Continued on next page...

Continued from previous page...

Mol	Chain	Res	Type
30	RG	4	ASP
30	RG	14	GLU
30	RG	79	ASN
30	RG	86	MET
31	RH	10	PRO
31	RH	12	PRO
31	RH	83	TYR
31	RH	85	LYS
31	RH	86	GLU
31	RH	87	LEU
31	RH	90	LYS
31	RH	92	ILE
31	RH	126	PRO
31	RH	127	GLU
31	RH	128	PRO
31	RH	137	ASP
31	RH	138	LYS
31	RH	153	LYS
31	RH	154	PRO
31	RH	155	SER
31	RH	169	VAL
32	RI	10	GLU
32	RI	115	ALA
33	RN	6	PRO
33	RN	9	VAL
33	RN	22	THR
33	RN	36	GLY
33	RN	58	ASP
33	RN	95	PRO
33	RN	97	ARG
33	RN	119	ARG
33	RN	131	GLN
33	RN	133	GLN
33	RN	134	ARG
34	RO	49	ARG
35	RP	5	ASP
35	RP	10	PRO
35	RP	15	ARG
35	RP	19	VAL
35	RP	21	ARG
35	RP	25	SER
35	RP	27	HIS

Continued on next page...

Continued from previous page...

Mol	Chain	Res	Type
35	RP	36	LYS
35	RP	38	GLN
35	RP	42	SER
35	RP	65	ARG
35	RP	95	VAL
35	RP	106	LEU
35	RP	107	LYS
35	RP	141	ALA
35	RP	148	LEU
36	RQ	6	ARG
36	RQ	18	LYS
36	RQ	22	LYS
36	RQ	27	VAL
36	RQ	81	VAL
36	RQ	90	VAL
36	RQ	134	ARG
37	RR	2	ARG
37	RR	3	HIS
37	RR	4	LEU
37	RR	14	SER
37	RR	58	GLY
37	RR	86	ARG
37	RR	117	VAL
38	RS	4	LEU
38	RS	12	PHE
38	RS	14	VAL
38	RS	23	ARG
38	RS	56	LEU
38	RS	57	LYS
38	RS	88	ASP
38	RS	89	ARG
38	RS	90	GLY
38	RS	107	GLU
39	RT	2	ASN
39	RT	3	ARG
39	RT	39	ARG
39	RT	55	ASN
39	RT	58	ASN
39	RT	90	GLN
39	RT	94	ALA
39	RT	97	ALA
39	RT	106	SER

Continued on next page...

Continued from previous page...

Mol	Chain	Res	Type
39	RT	107	ASP
41	RV	28	GLU
41	RV	31	ALA
41	RV	45	THR
41	RV	48	GLY
41	RV	49	THR
41	RV	50	PRO
41	RV	53	GLU
41	RV	79	VAL
42	RW	59	VAL
42	RW	67	ASP
42	RW	75	TYR
42	RW	111	HIS
43	RX	36	LYS
44	RY	3	VAL
44	RY	23	ARG
44	RY	48	ALA
44	RY	49	VAL
44	RY	50	ARG
44	RY	53	PRO
44	RY	58	GLY
44	RY	63	LYS
44	RY	77	PRO
44	RY	78	ALA
44	RY	96	ILE
45	RZ	6	LYS
47	R1	30	VAL
47	R1	54	ALA
47	R1	81	LYS
47	R1	82	LEU
47	R1	95	LEU
48	R2	16	LEU
48	R2	43	GLN
48	R2	47	ASN
48	R2	48	HIS
48	R2	71	ASN
49	R3	3	ARG
50	R4	5	ILE
50	R4	14	ILE
50	R4	16	CYS
50	R4	22	ILE
50	R4	23	GLU

Continued on next page...

Continued from previous page...

Mol	Chain	Res	Type
50	R4	36	CYS
50	R4	37	SER
50	R4	40	HIS
50	R4	42	PHE
50	R4	43	TYR
50	R4	49	PHE
50	R4	50	VAL
50	R4	51	ASP
50	R4	53	GLU
50	R4	62	ARG
50	R4	66	SER
50	R4	68	ARG
51	R5	3	LYS
51	R5	4	HIS
51	R5	35	GLU
51	R5	51	TYR
51	R5	53	ALA
52	R6	7	ILE
52	R6	14	THR
52	R6	15	GLU
52	R6	19	ARG
52	R6	21	TYR
52	R6	33	LYS
52	R6	45	LYS
52	R6	48	VAL
54	R8	29	LYS
54	R8	31	HIS
54	R8	34	TRP
54	R8	52	LYS
54	R8	62	LEU
2	XB	6	THR
2	XB	15	VAL
2	XB	26	PRO
2	XB	84	GLU
2	XB	88	ALA
2	XB	126	GLU
2	XB	230	VAL
2	XB	233	SER
3	XC	4	LYS
3	XC	12	LEU
3	XC	14	ILE
3	XC	29	TYR

Continued on next page...

Continued from previous page...

Mol	Chain	Res	Type
3	XC	61	ALA
3	XC	189	ALA
3	XC	190	ARG
4	XD	28	SER
4	XD	30	LYS
4	XD	51	PRO
4	XD	89	THR
4	XD	129	ASN
4	XD	154	ASN
4	XD	155	LEU
4	XD	178	VAL
5	XE	146	ALA
7	XG	5	ARG
7	XG	7	ALA
8	XH	50	ARG
8	XH	129	VAL
9	XI	23	ASN
9	XI	56	LEU
9	XI	95	LYS
9	XI	111	ARG
9	XI	117	HIS
10	XJ	30	SER
10	XJ	33	GLN
11	XK	91	ARG
12	XL	18	VAL
12	XL	27	LEU
12	XL	48	PRO
12	XL	62	SER
12	XL	121	GLY
13	XM	70	LEU
13	XM	83	ASP
13	XM	106	ASN
13	XM	108	ARG
14	XN	3	ARG
14	XN	16	PHE
14	XN	23	ARG
14	XN	43	CYS
14	XN	44	LEU
15	XO	88	ARG
16	XP	44	THR
16	XP	67	THR
17	XQ	34	LYS

Continued on next page...

Continued from previous page...

Mol	Chain	Res	Type
17	XQ	49	GLU
18	XR	22	VAL
19	XS	3	ARG
19	XS	12	ASP
19	XS	14	HIS
19	XS	25	LYS
19	XS	26	GLY
19	XS	31	ILE
19	XS	41	VAL
19	XS	70	LYS
19	XS	78	ARG
19	XS	79	THR
20	XT	48	LYS
20	XT	49	ALA
20	XT	74	LYS
20	XT	95	ALA
20	XT	96	GLY
20	XT	100	ILE
21	XU	7	ARG
21	XU	9	ARG
21	XU	22	ARG
27	YD	26	LYS
27	YD	28	GLU
27	YD	123	ALA
27	YD	231	HIS
28	YE	4	ILE
28	YE	7	VAL
28	YE	9	VAL
28	YE	22	PRO
28	YE	54	GLN
28	YE	57	LYS
28	YE	60	ASN
28	YE	63	LEU
28	YE	64	LYS
28	YE	68	ALA
28	YE	70	ALA
28	YE	73	GLU
28	YE	90	THR
28	YE	92	THR
28	YE	93	VAL
28	YE	169	ASN
28	YE	187	ALA

Continued on next page...

Continued from previous page...

Mol	Chain	Res	Type
28	YE	189	PRO
29	YF	25	PRO
29	YF	66	PRO
29	YF	68	LYS
29	YF	73	ALA
29	YF	89	VAL
29	YF	128	ALA
29	YF	176	LEU
30	YG	4	ASP
30	YG	14	GLU
30	YG	79	ASN
30	YG	86	MET
31	YH	10	PRO
31	YH	12	PRO
31	YH	83	TYR
31	YH	85	LYS
31	YH	86	GLU
31	YH	87	LEU
31	YH	90	LYS
31	YH	92	ILE
31	YH	126	PRO
31	YH	127	GLU
31	YH	128	PRO
31	YH	137	ASP
31	YH	138	LYS
31	YH	153	LYS
31	YH	154	PRO
31	YH	155	SER
31	YH	169	VAL
32	YI	10	GLU
32	YI	133	HIS
32	YI	145	VAL
33	YN	6	PRO
33	YN	9	VAL
33	YN	22	THR
33	YN	36	GLY
33	YN	58	ASP
33	YN	95	PRO
33	YN	97	ARG
33	YN	119	ARG
33	YN	131	GLN
33	YN	133	GLN

Continued on next page...

Continued from previous page...

Mol	Chain	Res	Type
33	YN	134	ARG
34	YO	49	ARG
35	YP	5	ASP
35	YP	10	PRO
35	YP	15	ARG
35	YP	19	VAL
35	YP	21	ARG
35	YP	25	SER
35	YP	27	HIS
35	YP	36	LYS
35	YP	38	GLN
35	YP	42	SER
35	YP	65	ARG
35	YP	95	VAL
35	YP	106	LEU
35	YP	107	LYS
35	YP	141	ALA
35	YP	148	LEU
36	YQ	6	ARG
36	YQ	18	LYS
36	YQ	22	LYS
36	YQ	27	VAL
36	YQ	81	VAL
36	YQ	90	VAL
36	YQ	134	ARG
37	YR	2	ARG
37	YR	3	HIS
37	YR	4	LEU
37	YR	14	SER
37	YR	58	GLY
37	YR	86	ARG
37	YR	117	VAL
38	YS	4	LEU
38	YS	12	PHE
38	YS	14	VAL
38	YS	23	ARG
38	YS	56	LEU
38	YS	57	LYS
38	YS	88	ASP
38	YS	89	ARG
38	YS	90	GLY
38	YS	107	GLU

Continued on next page...

Continued from previous page...

Mol	Chain	Res	Type
39	YT	2	ASN
39	YT	3	ARG
39	YT	39	ARG
39	YT	55	ASN
39	YT	58	ASN
39	YT	90	GLN
39	YT	94	ALA
39	YT	97	ALA
39	YT	106	SER
39	YT	107	ASP
41	YV	28	GLU
41	YV	31	ALA
41	YV	45	THR
41	YV	48	GLY
41	YV	49	THR
41	YV	50	PRO
41	YV	53	GLU
41	YV	79	VAL
42	YW	59	VAL
42	YW	67	ASP
42	YW	75	TYR
42	YW	111	HIS
43	YX	36	LYS
44	YY	3	VAL
44	YY	23	ARG
44	YY	48	ALA
44	YY	49	VAL
44	YY	50	ARG
44	YY	58	GLY
44	YY	63	LYS
44	YY	77	PRO
44	YY	78	ALA
44	YY	96	ILE
45	YZ	146	ILE
45	YZ	152	ALA
45	YZ	159	PRO
47	Y1	30	VAL
47	Y1	54	ALA
47	Y1	81	LYS
47	Y1	82	LEU
47	Y1	95	LEU
48	Y2	16	LEU

Continued on next page...

Continued from previous page...

Mol	Chain	Res	Type
48	Y2	43	GLN
48	Y2	47	ASN
48	Y2	48	HIS
48	Y2	71	ASN
49	Y3	3	ARG
50	Y4	5	ILE
50	Y4	14	ILE
50	Y4	16	CYS
50	Y4	22	ILE
50	Y4	23	GLU
50	Y4	36	CYS
50	Y4	37	SER
50	Y4	40	HIS
50	Y4	42	PHE
50	Y4	43	TYR
50	Y4	49	PHE
50	Y4	50	VAL
50	Y4	51	ASP
50	Y4	53	GLU
50	Y4	62	ARG
50	Y4	66	SER
50	Y4	68	ARG
51	Y5	3	LYS
51	Y5	4	HIS
51	Y5	35	GLU
51	Y5	51	TYR
51	Y5	53	ALA
52	Y6	7	ILE
52	Y6	14	THR
52	Y6	15	GLU
52	Y6	19	ARG
52	Y6	21	TYR
52	Y6	33	LYS
52	Y6	45	LYS
52	Y6	48	VAL
54	Y8	29	LYS
54	Y8	31	HIS
54	Y8	34	TRP
54	Y8	52	LYS
54	Y8	62	LEU
2	QB	18	GLY
2	QB	65	GLY

Continued on next page...

Continued from previous page...

Mol	Chain	Res	Type
2	QB	208	ILE
2	QB	216	SER
2	QB	237	ALA
3	QC	60	ALA
3	QC	79	ARG
3	QC	129	ALA
3	QC	145	GLY
4	QD	7	PRO
4	QD	20	TYR
4	QD	164	ALA
4	QD	170	VAL
4	QD	179	GLU
4	QD	181	MET
4	QD	200	GLU
5	QE	21	ALA
5	QE	63	ARG
5	QE	108	ALA
6	QF	70	ASP
7	QG	4	ARG
7	QG	63	LYS
7	QG	141	VAL
8	QH	68	ARG
8	QH	69	ARG
8	QH	76	PRO
8	QH	122	ARG
8	QH	128	GLY
9	QI	31	GLN
9	QI	41	VAL
9	QI	100	GLY
9	QI	109	VAL
10	QJ	36	GLY
10	QJ	68	HIS
11	QK	103	LEU
11	QK	107	SER
11	QK	124	LYS
11	QK	125	PHE
11	QK	126	ARG
12	QL	65	GLU
12	QL	110	VAL
12	QL	115	LYS
12	QL	116	SER
12	QL	128	ALA

Continued on next page...

Continued from previous page...

Mol	Chain	Res	Type
13	QM	49	THR
13	QM	68	GLY
13	QM	120	LYS
14	QN	14	PRO
14	QN	15	LYS
14	QN	27	CYS
15	QO	77	ARG
16	QP	49	LEU
17	QQ	14	LYS
17	QQ	33	GLY
17	QQ	78	GLU
17	QQ	100	LYS
18	QR	27	GLY
18	QR	54	ARG
18	QR	64	ARG
18	QR	65	ILE
19	QS	13	ASP
19	QS	45	VAL
20	QT	11	SER
20	QT	28	ALA
20	QT	62	LEU
20	QT	99	LEU
20	QT	102	GLY
20	QT	103	GLY
21	QU	3	LYS
27	RD	3	VAL
27	RD	32	SER
27	RD	58	HIS
27	RD	122	ASP
27	RD	169	GLU
28	RE	8	LYS
28	RE	20	ALA
28	RE	37	ARG
28	RE	53	PRO
28	RE	61	ARG
28	RE	78	LEU
28	RE	88	GLY
28	RE	186	GLY
28	RE	190	GLY
28	RE	204	ALA
29	RF	18	ARG
29	RF	107	LYS

Continued on next page...

Continued from previous page...

Mol	Chain	Res	Type
29	RF	108	LYS
29	RF	111	ALA
29	RF	132	VAL
29	RF	134	GLY
29	RF	168	ARG
30	RG	36	LYS
30	RG	81	LYS
30	RG	82	LEU
30	RG	96	ARG
30	RG	110	ALA
30	RG	115	ARG
30	RG	126	ASP
30	RG	136	ARG
31	RH	3	ARG
31	RH	8	PRO
31	RH	55	PRO
31	RH	59	ARG
31	RH	84	SER
31	RH	151	ILE
31	RH	156	ALA
31	RH	168	PRO
32	RI	133	HIS
32	RI	145	VAL
33	RN	23	LEU
33	RN	76	SER
34	RO	51	ALA
34	RO	56	ASP
34	RO	68	GLU
35	RP	6	LEU
35	RP	11	GLY
35	RP	12	ALA
35	RP	16	ARG
36	RQ	13	GLN
36	RQ	24	GLY
36	RQ	28	ALA
36	RQ	57	HIS
37	RR	11	ASN
38	RS	87	PHE
38	RS	96	GLY
38	RS	100	ALA
38	RS	109	GLY
38	RS	111	GLU

Continued on next page...

Continued from previous page...

Mol	Chain	Res	Type
39	RT	4	GLY
39	RT	36	GLU
39	RT	43	GLN
39	RT	67	SER
39	RT	124	ASP
40	RU	9	VAL
40	RU	28	ARG
40	RU	73	GLY
40	RU	90	VAL
42	RW	63	ASP
42	RW	66	GLU
43	RX	67	GLY
44	RY	4	LYS
44	RY	41	GLY
44	RY	56	PRO
44	RY	57	GLN
44	RY	99	CYS
45	RZ	108	PRO
45	RZ	111	VAL
45	RZ	116	VAL
45	RZ	119	GLU
45	RZ	130	PRO
45	RZ	166	SER
45	RZ	177	PRO
47	R1	45	ASN
47	R1	55	GLY
47	R1	84	GLY
48	R2	24	LEU
48	R2	44	LEU
48	R2	70	GLN
50	R4	9	LEU
50	R4	24	THR
51	R5	43	HIS
51	R5	55	ARG
53	R7	39	ARG
2	XB	18	GLY
2	XB	65	GLY
2	XB	208	ILE
2	XB	216	SER
2	XB	237	ALA
3	XC	60	ALA
3	XC	79	ARG

Continued on next page...

Continued from previous page...

Mol	Chain	Res	Type
3	XC	129	ALA
3	XC	145	GLY
4	XD	7	PRO
4	XD	20	TYR
4	XD	32	ALA
4	XD	164	ALA
4	XD	170	VAL
4	XD	179	GLU
4	XD	181	MET
4	XD	200	GLU
5	XE	21	ALA
5	XE	63	ARG
5	XE	108	ALA
6	XF	70	ASP
7	XG	4	ARG
7	XG	63	LYS
7	XG	141	VAL
8	XH	68	ARG
8	XH	69	ARG
8	XH	76	PRO
8	XH	122	ARG
9	XI	31	GLN
9	XI	41	VAL
9	XI	100	GLY
9	XI	109	VAL
10	XJ	36	GLY
10	XJ	68	HIS
11	XK	103	LEU
11	XK	107	SER
11	XK	124	LYS
11	XK	125	PHE
11	XK	126	ARG
12	XL	65	GLU
12	XL	110	VAL
12	XL	115	LYS
12	XL	116	SER
12	XL	128	ALA
13	XM	49	THR
13	XM	67	GLU
13	XM	68	GLY
13	XM	118	ALA
13	XM	120	LYS

Continued on next page...

Continued from previous page...

Mol	Chain	Res	Type
14	XN	14	PRO
14	XN	15	LYS
14	XN	40	CYS
15	XO	77	ARG
16	XP	49	LEU
17	XQ	14	LYS
17	XQ	33	GLY
17	XQ	78	GLU
17	XQ	100	LYS
18	XR	27	GLY
18	XR	54	ARG
18	XR	65	ILE
19	XS	13	ASP
19	XS	45	VAL
20	XT	11	SER
20	XT	28	ALA
20	XT	62	LEU
20	XT	99	LEU
20	XT	102	GLY
20	XT	103	GLY
21	XU	3	LYS
27	YD	3	VAL
27	YD	32	SER
27	YD	58	HIS
27	YD	122	ASP
27	YD	169	GLU
28	YE	8	LYS
28	YE	20	ALA
28	YE	37	ARG
28	YE	53	PRO
28	YE	61	ARG
28	YE	71	GLY
28	YE	78	LEU
28	YE	88	GLY
28	YE	186	GLY
28	YE	190	GLY
28	YE	204	ALA
29	YF	18	ARG
29	YF	107	LYS
29	YF	108	LYS
29	YF	111	ALA
29	YF	132	VAL

Continued on next page...

Continued from previous page...

Mol	Chain	Res	Type
29	YF	134	GLY
29	YF	168	ARG
30	YG	36	LYS
30	YG	81	LYS
30	YG	82	LEU
30	YG	96	ARG
30	YG	110	ALA
30	YG	115	ARG
30	YG	126	ASP
30	YG	136	ARG
31	YH	3	ARG
31	YH	8	PRO
31	YH	55	PRO
31	YH	59	ARG
31	YH	84	SER
31	YH	151	ILE
31	YH	156	ALA
31	YH	168	PRO
32	YI	11	ASN
32	YI	117	GLU
33	YN	23	LEU
33	YN	76	SER
34	YO	51	ALA
34	YO	56	ASP
34	YO	68	GLU
35	YP	6	LEU
35	YP	11	GLY
35	YP	12	ALA
35	YP	16	ARG
36	YQ	13	GLN
36	YQ	24	GLY
36	YQ	28	ALA
37	YR	11	ASN
38	YS	61	ASN
38	YS	87	PHE
38	YS	96	GLY
38	YS	100	ALA
38	YS	109	GLY
38	YS	111	GLU
39	YT	4	GLY
39	YT	36	GLU
39	YT	43	GLN

Continued on next page...

Continued from previous page...

Mol	Chain	Res	Type
39	YT	67	SER
39	YT	124	ASP
40	YU	9	VAL
40	YU	28	ARG
40	YU	73	GLY
40	YU	90	VAL
42	YW	63	ASP
42	YW	66	GLU
43	YX	67	GLY
44	YY	4	LYS
44	YY	41	GLY
44	YY	53	PRO
44	YY	56	PRO
44	YY	57	GLN
44	YY	99	CYS
45	YZ	6	LYS
46	Y0	16	SER
47	Y1	45	ASN
47	Y1	55	GLY
47	Y1	84	GLY
48	Y2	24	LEU
48	Y2	44	LEU
48	Y2	70	GLN
50	Y4	9	LEU
50	Y4	24	THR
51	Y5	43	HIS
51	Y5	55	ARG
53	Y7	39	ARG
2	QB	155	LEU
2	QB	159	PRO
2	QB	175	ARG
3	QC	16	ARG
3	QC	45	LYS
3	QC	81	GLY
4	QD	26	CYS
4	QD	136	PRO
5	QE	37	ARG
6	QF	41	GLU
6	QF	87	ARG
7	QG	35	LYS
7	QG	62	PHE
7	QG	149	ARG

Continued on next page...

Continued from previous page...

Mol	Chain	Res	Type
8	QH	2	LEU
9	QI	12	GLU
9	QI	13	ALA
10	QJ	57	LYS
12	QL	51	ALA
12	QL	123	LYS
13	QM	12	ASN
13	QM	101	GLN
13	QM	121	LYS
14	QN	9	LYS
15	QO	14	GLU
15	QO	23	GLY
16	QP	8	ARG
16	QP	83	GLU
17	QQ	30	PRO
17	QQ	99	SER
18	QR	55	ARG
19	QS	6	LYS
19	QS	27	GLU
20	QT	82	SER
20	QT	98	PRO
27	RD	111	LEU
27	RD	242	ARG
27	RD	262	ARG
28	RE	62	PRO
28	RE	69	LYS
28	RE	71	GLY
28	RE	82	ARG
28	RE	117	MET
28	RE	130	GLY
28	RE	132	HIS
30	RG	5	VAL
30	RG	128	ARG
30	RG	174	GLU
31	RH	50	VAL
31	RH	81	GLU
31	RH	152	ARG
32	RI	11	ASN
32	RI	117	GLU
32	RI	118	LYS
33	RN	45	ASN
33	RN	130	HIS

Continued on next page...

Continued from previous page...

Mol	Chain	Res	Type
33	RN	132	ALA
33	RN	135	PRO
35	RP	7	ARG
35	RP	14	LYS
35	RP	43	GLY
35	RP	89	ALA
35	RP	102	ARG
35	RP	115	LEU
36	RQ	88	GLY
36	RQ	91	GLU
37	RR	42	LYS
37	RR	45	ARG
37	RR	71	GLN
37	RR	107	ASP
38	RS	19	LYS
38	RS	61	ASN
38	RS	74	ALA
38	RS	75	GLU
39	RT	78	LEU
39	RT	112	ARG
40	RU	46	ALA
40	RU	58	ARG
40	RU	93	LYS
41	RV	54	GLY
42	RW	68	ARG
42	RW	93	ALA
43	RX	48	LYS
43	RX	87	GLN
44	RY	21	LYS
44	RY	39	VAL
44	RY	42	VAL
44	RY	69	ALA
44	RY	91	GLU
44	RY	102	CYS
45	RZ	51	ALA
45	RZ	59	LEU
45	RZ	112	ARG
45	RZ	153	SER
47	R1	74	VAL
47	R1	91	LYS
47	R1	93	GLU
50	R4	8	LYS

Continued on next page...

Continued from previous page...

Mol	Chain	Res	Type
50	R4	27	THR
50	R4	46	GLN
52	R6	18	ARG
53	R7	32	LYS
54	R8	46	ARG
54	R8	47	LYS
2	XB	155	LEU
2	XB	159	PRO
2	XB	175	ARG
3	XC	16	ARG
3	XC	45	LYS
3	XC	81	GLY
4	XD	29	PRO
4	XD	73	ARG
4	XD	136	PRO
5	XE	37	ARG
6	XF	41	GLU
6	XF	87	ARG
7	XG	62	PHE
7	XG	149	ARG
8	XH	2	LEU
8	XH	128	GLY
9	XI	12	GLU
9	XI	13	ALA
12	XL	51	ALA
12	XL	123	LYS
13	XM	12	ASN
13	XM	101	GLN
13	XM	121	LYS
14	XN	9	LYS
14	XN	48	ALA
15	XO	14	GLU
15	XO	23	GLY
16	XP	8	ARG
16	XP	83	GLU
17	XQ	30	PRO
17	XQ	99	SER
18	XR	55	ARG
18	XR	64	ARG
19	XS	6	LYS
19	XS	27	GLU
20	XT	82	SER

Continued on next page...

Continued from previous page...

Mol	Chain	Res	Type
20	XT	98	PRO
27	YD	12	SER
27	YD	111	LEU
27	YD	239	ARG
27	YD	242	ARG
27	YD	262	ARG
28	YE	62	PRO
28	YE	69	LYS
28	YE	82	ARG
28	YE	117	MET
28	YE	130	GLY
28	YE	132	HIS
30	YG	5	VAL
30	YG	128	ARG
30	YG	174	GLU
31	YH	50	VAL
31	YH	81	GLU
31	YH	152	ARG
32	YI	72	LEU
32	YI	87	LYS
32	YI	113	ARG
32	YI	114	LEU
32	YI	118	LYS
32	YI	122	GLU
33	YN	45	ASN
33	YN	130	HIS
33	YN	135	PRO
35	YP	7	ARG
35	YP	14	LYS
35	YP	43	GLY
35	YP	89	ALA
35	YP	102	ARG
35	YP	115	LEU
36	YQ	57	HIS
36	YQ	88	GLY
36	YQ	91	GLU
37	YR	42	LYS
37	YR	45	ARG
37	YR	71	GLN
37	YR	107	ASP
38	YS	19	LYS
38	YS	74	ALA

Continued on next page...

Continued from previous page...

Mol	Chain	Res	Type
38	YS	75	GLU
39	YT	78	LEU
39	YT	112	ARG
40	YU	46	ALA
40	YU	58	ARG
40	YU	93	LYS
41	YV	54	GLY
42	YW	68	ARG
42	YW	93	ALA
43	YX	48	LYS
43	YX	87	GLN
44	YY	21	LYS
44	YY	39	VAL
44	YY	42	VAL
44	YY	69	ALA
44	YY	91	GLU
44	YY	102	CYS
45	YZ	13	GLU
45	YZ	59	LEU
45	YZ	66	SER
45	YZ	81	ARG
45	YZ	113	ALA
45	YZ	166	SER
47	Y1	74	VAL
47	Y1	91	LYS
47	Y1	93	GLU
50	Y4	27	THR
50	Y4	46	GLN
52	Y6	18	ARG
53	Y7	32	LYS
54	Y8	46	ARG
54	Y8	47	LYS
2	QB	19	HIS
2	QB	129	GLU
2	QB	131	PRO
2	QB	160	ASP
2	QB	177	ALA
3	QC	168	ALA
4	QD	151	LYS
5	QE	70	PRO
5	QE	72	GLN
5	QE	124	GLY

Continued on next page...

Continued from previous page...

Mol	Chain	Res	Type
6	QF	13	ASN
6	QF	40	VAL
6	QF	42	GLU
7	QG	41	ARG
7	QG	109	ASN
7	QG	116	ALA
7	QG	117	ALA
8	QH	27	PRO
8	QH	49	GLU
10	QJ	93	GLY
12	QL	64	TYR
13	QM	4	ILE
13	QM	14	ARG
13	QM	69	GLU
13	QM	77	ASN
14	QN	26	ARG
14	QN	48	ALA
15	QO	86	GLY
16	QP	26	ARG
16	QP	28	ARG
16	QP	48	TRP
19	QS	28	LYS
19	QS	44	MET
19	QS	64	GLU
20	QT	40	ALA
20	QT	51	GLU
27	RD	12	SER
27	RD	73	VAL
27	RD	238	GLY
28	RE	66	HIS
28	RE	126	PRO
29	RF	43	LYS
29	RF	130	ALA
29	RF	136	THR
29	RF	145	GLU
30	RG	12	TYR
30	RG	117	PHE
30	RG	146	TYR
31	RH	13	LYS
31	RH	109	PHE
31	RH	159	GLU
32	RI	72	LEU

Continued on next page...

Continued from previous page...

Mol	Chain	Res	Type
32	RI	114	LEU
32	RI	122	GLU
33	RN	96	GLU
33	RN	127	ASP
34	RO	17	ARG
34	RO	97	ARG
35	RP	29	LYS
35	RP	47	ASP
35	RP	139	LYS
39	RT	37	GLY
39	RT	95	ARG
40	RU	74	LEU
42	RW	14	PRO
42	RW	48	ALA
45	RZ	13	GLU
45	RZ	81	ARG
45	RZ	92	SER
46	R0	3	HIS
51	R5	14	ALA
51	R5	37	LYS
51	R5	45	VAL
51	R5	48	GLU
52	R6	8	LYS
52	R6	9	LEU
52	R6	10	LEU
52	R6	49	HIS
54	R8	25	MET
54	R8	53	PRO
54	R8	57	ARG
2	XB	19	HIS
2	XB	131	PRO
2	XB	160	ASP
3	XC	168	ALA
4	XD	151	LYS
5	XE	70	PRO
5	XE	72	GLN
5	XE	124	GLY
6	XF	13	ASN
6	XF	40	VAL
6	XF	42	GLU
7	XG	35	LYS
7	XG	41	ARG

Continued on next page...

Continued from previous page...

Mol	Chain	Res	Type
7	XG	116	ALA
7	XG	117	ALA
8	XH	27	PRO
8	XH	29	SER
8	XH	49	GLU
10	XJ	57	LYS
10	XJ	93	GLY
12	XL	64	TYR
13	XM	4	ILE
13	XM	14	ARG
13	XM	69	GLU
13	XM	77	ASN
14	XN	22	THR
15	XO	86	GLY
16	XP	26	ARG
16	XP	28	ARG
16	XP	48	TRP
19	XS	28	LYS
19	XS	44	MET
19	XS	64	GLU
20	XT	40	ALA
20	XT	51	GLU
27	YD	73	VAL
28	YE	66	HIS
28	YE	126	PRO
29	YF	43	LYS
29	YF	130	ALA
29	YF	136	THR
29	YF	145	GLU
30	YG	12	TYR
30	YG	117	PHE
30	YG	146	TYR
31	YH	13	LYS
31	YH	109	PHE
31	YH	159	GLU
33	YN	96	GLU
33	YN	132	ALA
34	YO	17	ARG
34	YO	97	ARG
35	YP	29	LYS
35	YP	47	ASP
35	YP	139	LYS

Continued on next page...

Continued from previous page...

Mol	Chain	Res	Type
39	YT	37	GLY
39	YT	95	ARG
40	YU	74	LEU
42	YW	14	PRO
42	YW	48	ALA
45	YZ	7	ALA
45	YZ	160	GLY
50	Y4	8	LYS
51	Y5	14	ALA
51	Y5	37	LYS
51	Y5	45	VAL
51	Y5	48	GLU
52	Y6	8	LYS
52	Y6	9	LEU
52	Y6	10	LEU
52	Y6	49	HIS
54	Y8	25	MET
54	Y8	53	PRO
54	Y8	57	ARG
2	QB	23	ARG
2	QB	25	ASN
2	QB	98	LEU
2	QB	194	PRO
2	QB	229	VAL
2	QB	231	GLU
3	QC	125	GLU
5	QE	74	GLY
5	QE	77	PRO
5	QE	112	LEU
5	QE	128	PRO
5	QE	132	ALA
6	QF	12	PRO
6	QF	32	ASN
6	QF	96	PRO
8	QH	29	SER
8	QH	34	GLU
8	QH	103	VAL
9	QI	44	VAL
9	QI	88	TYR
9	QI	89	ASN
10	QJ	53	PRO
10	QJ	59	SER

Continued on next page...

Continued from previous page...

Mol	Chain	Res	Type
10	QJ	75	ILE
11	QK	64	ALA
11	QK	105	VAL
12	QL	63	GLY
18	QR	58	LEU
19	QS	11	VAL
27	RD	33	LEU
28	RE	79	ARG
29	RF	47	GLY
29	RF	118	ALA
31	RH	11	VAL
31	RH	27	LYS
31	RH	47	GLU
31	RH	77	LYS
31	RH	170	ARG
32	RI	18	VAL
33	RN	29	LYS
33	RN	104	LYS
33	RN	128	HIS
34	RO	25	LEU
35	RP	50	ARG
35	RP	97	PRO
35	RP	108	LYS
37	RR	85	PRO
40	RU	91	ASP
42	RW	32	ALA
44	RY	7	VAL
45	RZ	61	LEU
49	R3	13	ILE
50	R4	30	GLU
50	R4	33	VAL
50	R4	70	GLY
51	R5	42	PRO
52	R6	35	GLU
54	R8	64	TYR
2	XB	23	ARG
2	XB	98	LEU
2	XB	129	GLU
2	XB	177	ALA
2	XB	194	PRO
2	XB	229	VAL
2	XB	231	GLU

Continued on next page...

Continued from previous page...

Mol	Chain	Res	Type
3	XC	125	GLU
5	XE	74	GLY
5	XE	77	PRO
5	XE	112	LEU
5	XE	128	PRO
5	XE	132	ALA
6	XF	12	PRO
6	XF	96	PRO
7	XG	109	ASN
8	XH	34	GLU
8	XH	103	VAL
9	XI	44	VAL
9	XI	88	TYR
9	XI	89	ASN
10	XJ	53	PRO
10	XJ	59	SER
10	XJ	75	ILE
11	XK	64	ALA
11	XK	105	VAL
12	XL	63	GLY
18	XR	58	LEU
19	XS	11	VAL
27	YD	33	LEU
28	YE	79	ARG
29	YF	47	GLY
29	YF	118	ALA
31	YH	11	VAL
31	YH	27	LYS
31	YH	47	GLU
31	YH	77	LYS
31	YH	170	ARG
32	YI	15	VAL
32	YI	18	VAL
33	YN	29	LYS
33	YN	104	LYS
33	YN	127	ASP
33	YN	128	HIS
34	YO	25	LEU
35	YP	50	ARG
35	YP	97	PRO
35	YP	108	LYS
37	YR	85	PRO

Continued on next page...

Continued from previous page...

Mol	Chain	Res	Type
40	YU	91	ASP
42	YW	32	ALA
44	YY	7	VAL
45	YZ	51	ALA
45	YZ	61	LEU
45	YZ	92	SER
45	YZ	181	GLU
49	Y3	13	ILE
50	Y4	30	GLU
50	Y4	33	VAL
50	Y4	70	GLY
51	Y5	42	PRO
52	Y6	35	GLU
53	Y7	44	PRO
54	Y8	64	TYR
3	QC	51	GLY
5	QE	115	VAL
13	QM	48	LEU
14	QN	20	ALA
16	QP	57	ARG
27	RD	178	PRO
30	RG	109	VAL
30	RG	181	ARG
31	RH	7	LEU
31	RH	26	VAL
32	RI	15	VAL
32	RI	71	ILE
39	RT	38	ASN
41	RV	36	PRO
42	RW	11	ARG
42	RW	33	ARG
43	RX	19	ALA
50	R4	69	LYS
51	R5	57	VAL
53	R7	44	PRO
2	XB	25	ASN
3	XC	51	GLY
4	XD	72	GLU
5	XE	49	PRO
5	XE	115	VAL
6	XF	32	ASN
10	XJ	85	LEU

Continued on next page...

Continued from previous page...

Mol	Chain	Res	Type
11	XK	106	LYS
13	XM	48	LEU
13	XM	109	THR
14	XN	20	ALA
16	XP	57	ARG
20	XT	70	SER
27	YD	178	PRO
27	YD	241	PRO
30	YG	109	VAL
30	YG	181	ARG
31	YH	7	LEU
31	YH	26	VAL
39	YT	38	ASN
41	YV	36	PRO
42	YW	11	ARG
42	YW	33	ARG
43	YX	19	ALA
44	YY	33	LYS
45	YZ	177	PRO
50	Y4	69	LYS
51	Y5	57	VAL
2	QB	202	PRO
2	QB	239	VAL
4	QD	88	VAL
5	QE	49	PRO
7	QG	55	GLY
7	QG	58	PRO
8	QH	106	GLY
18	QR	37	VAL
20	QT	63	ILE
28	RE	86	PRO
28	RE	184	VAL
36	RQ	86	GLY
37	RR	32	GLY
42	RW	35	ILE
45	RZ	53	ILE
2	XB	202	PRO
2	XB	239	VAL
3	XC	114	PRO
4	XD	88	VAL
7	XG	55	GLY
7	XG	58	PRO

Continued on next page...

Continued from previous page...

Mol	Chain	Res	Type
15	XO	18	PHE
18	XR	37	VAL
20	XT	63	ILE
28	YE	86	PRO
28	YE	184	VAL
32	YI	71	ILE
36	YQ	86	GLY
37	YR	32	GLY
42	YW	35	ILE
45	YZ	53	ILE
45	YZ	143	GLY
2	QB	227	GLY
3	QC	114	PRO
3	QC	134	ILE
4	QD	90	GLY
9	QI	24	GLY
13	QM	60	VAL
15	QO	18	PHE
16	QP	53	VAL
27	RD	241	PRO
32	RI	80	PRO
44	RY	32	PRO
51	R5	46	CYS
2	XB	227	GLY
4	XD	90	GLY
8	XH	106	GLY
9	XI	24	GLY
13	XM	60	VAL
16	XP	53	VAL
30	YG	52	ILE
44	YY	32	PRO
51	Y5	46	CYS
13	QM	84	ILE
27	RD	34	VAL
30	RG	52	ILE
34	RO	114	ILE
44	RY	27	VAL
44	RY	51	VAL
51	R5	34	PRO
3	XC	134	ILE
13	XM	84	ILE
27	YD	34	VAL

Continued on next page...

Continued from previous page...

Mol	Chain	Res	Type
34	YO	114	ILE
44	YY	27	VAL
44	YY	51	VAL
51	Y5	34	PRO
7	QG	14	PRO
9	QI	21	PRO
13	QM	78	ILE
28	RE	52	LEU
28	RE	55	ASN
34	RO	27	GLY
49	R3	40	THR
5	XE	129	ILE
9	XI	21	PRO
28	YE	52	LEU
28	YE	55	ASN
34	YO	27	GLY
49	Y3	40	THR
8	QH	51	VAL
16	QP	41	PRO
20	QT	97	ALA
45	RZ	62	PRO
8	XH	51	VAL
13	XM	78	ILE
16	XP	41	PRO
20	XT	97	ALA
48	R2	18	PRO
48	Y2	18	PRO

5.3.2 Protein sidechains (i)

In the following table, the Percentiles column shows the percent sidechain outliers of the chain as a percentile score with respect to all X-ray entries followed by that with respect to entries of similar resolution.

The Analysed column shows the number of residues for which the sidechain conformation was analysed, and the total number of residues.

Mol	Chain	Analysed	Rotameric	Outliers	Percentiles
2	QB	205/220 (93%)	181 (88%)	24 (12%)	5 26
2	XB	205/220 (93%)	181 (88%)	24 (12%)	5 26
3	QC	159/188 (85%)	143 (90%)	16 (10%)	7 30

Continued on next page...

Continued from previous page...

Mol	Chain	Analysed	Rotameric	Outliers	Percentiles	
3	XC	159/188 (85%)	143 (90%)	16 (10%)	7	30
4	QD	180/181 (99%)	160 (89%)	20 (11%)	6	27
4	XD	180/181 (99%)	165 (92%)	15 (8%)	11	39
5	QE	116/123 (94%)	107 (92%)	9 (8%)	12	41
5	XE	116/123 (94%)	108 (93%)	8 (7%)	15	45
6	QF	90/90 (100%)	76 (84%)	14 (16%)	2	17
6	XF	90/90 (100%)	76 (84%)	14 (16%)	2	17
7	QG	126/127 (99%)	115 (91%)	11 (9%)	10	37
7	XG	126/127 (99%)	115 (91%)	11 (9%)	10	37
8	QH	119/119 (100%)	106 (89%)	13 (11%)	6	28
8	XH	119/119 (100%)	106 (89%)	13 (11%)	6	28
9	QI	98/99 (99%)	87 (89%)	11 (11%)	6	27
9	XI	98/99 (99%)	87 (89%)	11 (11%)	6	27
10	QJ	89/92 (97%)	81 (91%)	8 (9%)	9	36
10	XJ	89/92 (97%)	81 (91%)	8 (9%)	9	36
11	QK	90/99 (91%)	81 (90%)	9 (10%)	7	30
11	XK	90/99 (91%)	81 (90%)	9 (10%)	7	30
12	QL	104/109 (95%)	90 (86%)	14 (14%)	4	22
12	XL	104/109 (95%)	90 (86%)	14 (14%)	4	22
13	QM	97/101 (96%)	81 (84%)	16 (16%)	2	15
13	XM	97/101 (96%)	81 (84%)	16 (16%)	2	15
14	QN	49/50 (98%)	40 (82%)	9 (18%)	1	11
14	XN	49/50 (98%)	44 (90%)	5 (10%)	7	30
15	QO	79/80 (99%)	73 (92%)	6 (8%)	13	42
15	XO	79/80 (99%)	73 (92%)	6 (8%)	13	42
16	QP	72/74 (97%)	63 (88%)	9 (12%)	4	23
16	XP	72/74 (97%)	63 (88%)	9 (12%)	4	23
17	QQ	95/97 (98%)	89 (94%)	6 (6%)	18	47
17	XQ	95/97 (98%)	89 (94%)	6 (6%)	18	47
18	QR	61/77 (79%)	54 (88%)	7 (12%)	5	26
18	XR	61/77 (79%)	54 (88%)	7 (12%)	5	26

Continued on next page...

Continued from previous page...

Mol	Chain	Analysed	Rotameric	Outliers	Percentiles	
19	QS	73/80 (91%)	62 (85%)	11 (15%)	3	18
19	XS	73/80 (91%)	62 (85%)	11 (15%)	3	18
20	QT	76/82 (93%)	68 (90%)	8 (10%)	7	29
20	XT	76/82 (93%)	68 (90%)	8 (10%)	7	29
21	QU	20/22 (91%)	19 (95%)	1 (5%)	24	53
21	XU	20/22 (91%)	19 (95%)	1 (5%)	24	53
27	RD	214/218 (98%)	176 (82%)	38 (18%)	2	12
27	YD	214/218 (98%)	176 (82%)	38 (18%)	2	12
28	RE	165/166 (99%)	128 (78%)	37 (22%)	1	6
28	YE	165/166 (99%)	127 (77%)	38 (23%)	1	6
29	RF	161/166 (97%)	140 (87%)	21 (13%)	4	23
29	YF	161/166 (97%)	140 (87%)	21 (13%)	4	23
30	RG	155/156 (99%)	130 (84%)	25 (16%)	2	16
30	YG	155/156 (99%)	130 (84%)	25 (16%)	2	16
31	RH	142/148 (96%)	114 (80%)	28 (20%)	1	9
31	YH	142/148 (96%)	114 (80%)	28 (20%)	1	9
32	RI	122/124 (98%)	100 (82%)	22 (18%)	1	12
32	YI	122/124 (98%)	98 (80%)	24 (20%)	1	9
33	RN	117/119 (98%)	98 (84%)	19 (16%)	2	16
33	YN	117/119 (98%)	98 (84%)	19 (16%)	2	16
34	RO	100/100 (100%)	90 (90%)	10 (10%)	7	30
34	YO	100/100 (100%)	90 (90%)	10 (10%)	7	30
35	RP	116/116 (100%)	89 (77%)	27 (23%)	1	5
35	YP	116/116 (100%)	89 (77%)	27 (23%)	1	5
36	RQ	111/111 (100%)	93 (84%)	18 (16%)	2	16
36	YQ	111/111 (100%)	93 (84%)	18 (16%)	2	16
37	RR	101/101 (100%)	84 (83%)	17 (17%)	2	15
37	YR	101/101 (100%)	84 (83%)	17 (17%)	2	15
38	RS	87/88 (99%)	74 (85%)	13 (15%)	3	18
38	YS	87/88 (99%)	74 (85%)	13 (15%)	3	18
39	RT	120/127 (94%)	97 (81%)	23 (19%)	1	10

Continued on next page...

Continued from previous page...

Mol	Chain	Analysed	Rotameric	Outliers	Percentiles	
39	YT	120/127 (94%)	97 (81%)	23 (19%)	1	10
40	RU	93/94 (99%)	80 (86%)	13 (14%)	3	21
40	YU	93/94 (99%)	80 (86%)	13 (14%)	3	21
41	RV	82/82 (100%)	71 (87%)	11 (13%)	4	22
41	YV	82/82 (100%)	71 (87%)	11 (13%)	4	22
42	RW	92/92 (100%)	77 (84%)	15 (16%)	2	16
42	YW	92/92 (100%)	77 (84%)	15 (16%)	2	16
43	RX	74/78 (95%)	63 (85%)	11 (15%)	3	18
43	YX	74/78 (95%)	63 (85%)	11 (15%)	3	18
44	RY	85/91 (93%)	70 (82%)	15 (18%)	2	13
44	YY	85/91 (93%)	70 (82%)	15 (18%)	2	13
45	RZ	162/179 (90%)	140 (86%)	22 (14%)	3	22
45	YZ	162/179 (90%)	144 (89%)	18 (11%)	6	27
46	R0	65/67 (97%)	61 (94%)	4 (6%)	18	48
46	Y0	65/67 (97%)	61 (94%)	4 (6%)	18	48
47	R1	82/83 (99%)	67 (82%)	15 (18%)	1	11
47	Y1	82/83 (99%)	67 (82%)	15 (18%)	1	11
48	R2	64/67 (96%)	57 (89%)	7 (11%)	6	28
48	Y2	64/67 (96%)	57 (89%)	7 (11%)	6	28
49	R3	51/52 (98%)	40 (78%)	11 (22%)	1	7
49	Y3	51/52 (98%)	40 (78%)	11 (22%)	1	7
50	R4	63/63 (100%)	44 (70%)	19 (30%)	0	2
50	Y4	63/63 (100%)	44 (70%)	19 (30%)	0	2
51	R5	51/52 (98%)	39 (76%)	12 (24%)	1	5
51	Y5	51/52 (98%)	39 (76%)	12 (24%)	1	5
52	R6	48/52 (92%)	38 (79%)	10 (21%)	1	7
52	Y6	48/52 (92%)	38 (79%)	10 (21%)	1	7
53	R7	42/42 (100%)	39 (93%)	3 (7%)	14	44
53	Y7	42/42 (100%)	39 (93%)	3 (7%)	14	44
54	R8	54/55 (98%)	39 (72%)	15 (28%)	0	3
54	Y8	54/55 (98%)	39 (72%)	15 (28%)	0	3

Continued on next page...

Continued from previous page...

Mol	Chain	Analysed	Rotameric	Outliers	Percentiles
55	R9	34/34 (100%)	32 (94%)	2 (6%)	19 49
55	Y9	34/34 (100%)	32 (94%)	2 (6%)	19 49
All	All	9702/10066 (96%)	8303 (86%)	1399 (14%)	3 20

All (1399) residues with a non-rotameric sidechain are listed below:

Mol	Chain	Res	Type
2	QB	5	ILE
2	QB	8	LYS
2	QB	16	HIS
2	QB	23	ARG
2	QB	24	TRP
2	QB	33	TYR
2	QB	36	ARG
2	QB	63	MET
2	QB	67	THR
2	QB	73	THR
2	QB	82	ARG
2	QB	92	TYR
2	QB	94	ASN
2	QB	121	LEU
2	QB	155	LEU
2	QB	163	PHE
2	QB	165	VAL
2	QB	168	THR
2	QB	172	ILE
2	QB	174	VAL
2	QB	178	ARG
2	QB	196	LEU
2	QB	204	ASN
2	QB	215	LEU
3	QC	3	ASN
3	QC	5	ILE
3	QC	12	LEU
3	QC	16	ARG
3	QC	21	ARG
3	QC	29	TYR
3	QC	56	ASP
3	QC	69	HIS
3	QC	94	LEU
3	QC	127	ARG

Continued on next page...

Continued from previous page...

Mol	Chain	Res	Type
3	QC	131	ARG
3	QC	154	SER
3	QC	184	TYR
3	QC	192	THR
3	QC	193	TYR
3	QC	196	LEU
4	QD	3	ARG
4	QD	7	PRO
4	QD	9	CYS
4	QD	12	CYS
4	QD	13	ARG
4	QD	14	ARG
4	QD	30	LYS
4	QD	31	CYS
4	QD	50	ARG
4	QD	53	ASP
4	QD	73	ARG
4	QD	79	PHE
4	QD	86	LYS
4	QD	94	LEU
4	QD	96	LEU
4	QD	114	ARG
4	QD	122	ARG
4	QD	131	ARG
4	QD	181	MET
4	QD	200	GLU
5	QE	10	MET
5	QE	13	ILE
5	QE	16	THR
5	QE	31	LEU
5	QE	53	LEU
5	QE	73	ASN
5	QE	79	GLU
5	QE	101	ILE
5	QE	153	LYS
6	QF	17	SER
6	QF	21	LEU
6	QF	27	GLN
6	QF	36	ARG
6	QF	55	ASP
6	QF	63	TYR
6	QF	69	GLU

Continued on next page...

Continued from previous page...

Mol	Chain	Res	Type
6	QF	74	ASP
6	QF	77	ARG
6	QF	87	ARG
6	QF	92	LYS
6	QF	94	GLN
6	QF	97	PHE
6	QF	100	ASN
7	QG	8	GLU
7	QG	12	LEU
7	QG	78	ARG
7	QG	84	ASN
7	QG	98	SER
7	QG	111	ARG
7	QG	114	ARG
7	QG	124	LEU
7	QG	137	LYS
7	QG	148	ASN
7	QG	155	ARG
8	QH	1	MET
8	QH	10	LEU
8	QH	27	PRO
8	QH	41	ARG
8	QH	52	ASP
8	QH	63	LEU
8	QH	69	ARG
8	QH	81	HIS
8	QH	99	GLU
8	QH	119	LEU
8	QH	121	ASP
8	QH	129	VAL
8	QH	137	VAL
9	QI	7	THR
9	QI	9	ARG
9	QI	48	GLU
9	QI	65	VAL
9	QI	83	ARG
9	QI	95	LYS
9	QI	104	ARG
9	QI	113	LYS
9	QI	114	TYR
9	QI	121	ARG
9	QI	128	ARG

Continued on next page...

Continued from previous page...

Mol	Chain	Res	Type
10	QJ	22	LYS
10	QJ	47	PHE
10	QJ	57	LYS
10	QJ	62	HIS
10	QJ	74	ILE
10	QJ	80	LYS
10	QJ	84	GLN
10	QJ	96	ILE
11	QK	26	ASN
11	QK	32	ILE
11	QK	63	LEU
11	QK	75	TYR
11	QK	92	GLU
11	QK	109	VAL
11	QK	114	VAL
11	QK	116	HIS
11	QK	125	PHE
12	QL	17	LYS
12	QL	20	LYS
12	QL	27	LEU
12	QL	41	ARG
12	QL	53	ARG
12	QL	57	LYS
12	QL	60	LEU
12	QL	62	SER
12	QL	70	ILE
12	QL	73	GLU
12	QL	81	SER
12	QL	89	ARG
12	QL	112	ASP
12	QL	120	TYR
13	QM	3	ARG
13	QM	8	GLU
13	QM	13	LYS
13	QM	35	GLU
13	QM	47	ASP
13	QM	56	LEU
13	QM	57	ARG
13	QM	64	TRP
13	QM	66	LEU
13	QM	70	LEU
13	QM	88	ARG

Continued on next page...

Continued from previous page...

Mol	Chain	Res	Type
13	QM	90	LEU
13	QM	101	GLN
13	QM	115	LYS
13	QM	116	THR
13	QM	122	LYS
14	QN	3	ARG
14	QN	12	ARG
14	QN	14	PRO
14	QN	16	PHE
14	QN	26	ARG
14	QN	29	ARG
14	QN	41	ARG
14	QN	43	CYS
14	QN	44	LEU
15	QO	3	ILE
15	QO	8	LYS
15	QO	26	GLU
15	QO	39	LEU
15	QO	62	GLN
15	QO	65	ARG
16	QP	1	MET
16	QP	26	ARG
16	QP	28	ARG
16	QP	59	TRP
16	QP	62	VAL
16	QP	69	THR
16	QP	71	ARG
16	QP	72	ARG
16	QP	82	GLN
17	QQ	12	SER
17	QQ	48	GLU
17	QQ	52	LYS
17	QQ	59	ILE
17	QQ	68	ARG
17	QQ	74	LEU
18	QR	26	LEU
18	QR	29	PHE
18	QR	32	ARG
18	QR	36	ASN
18	QR	46	GLU
18	QR	54	ARG
18	QR	55	ARG

Continued on next page...

Continued from previous page...

Mol	Chain	Res	Type
19	QS	5	LEU
19	QS	10	PHE
19	QS	12	ASP
19	QS	13	ASP
19	QS	15	LEU
19	QS	29	ARG
19	QS	30	LEU
19	QS	41	VAL
19	QS	63	THR
19	QS	65	ASN
19	QS	83	HIS
20	QT	11	SER
20	QT	24	LEU
20	QT	26	ASN
20	QT	41	ILE
20	QT	62	LEU
20	QT	73	HIS
20	QT	75	ASN
20	QT	93	GLU
21	QU	6	ARG
27	RD	10	THR
27	RD	17	THR
27	RD	26	LYS
27	RD	33	LEU
27	RD	43	ARG
27	RD	44	ASN
27	RD	61	LEU
27	RD	65	ILE
27	RD	67	PHE
27	RD	71	ASP
27	RD	73	VAL
27	RD	94	LEU
27	RD	98	VAL
27	RD	105	ILE
27	RD	106	ILE
27	RD	131	LEU
27	RD	134	ARG
27	RD	135	PHE
27	RD	155	LEU
27	RD	157	ARG
27	RD	166	GLN
27	RD	173	VAL

Continued on next page...

Continued from previous page...

Mol	Chain	Res	Type
27	RD	183	ARG
27	RD	192	THR
27	RD	198	ASN
27	RD	200	ASP
27	RD	215	LEU
27	RD	217	ARG
27	RD	218	ARG
27	RD	226	MET
27	RD	227	ASN
27	RD	230	ASP
27	RD	237	GLU
27	RD	257	LEU
27	RD	259	THR
27	RD	261	LYS
27	RD	262	ARG
27	RD	271	ILE
28	RE	2	LYS
28	RE	4	ILE
28	RE	13	ARG
28	RE	16	ARG
28	RE	17	ASP
28	RE	25	VAL
28	RE	26	ILE
28	RE	27	LEU
28	RE	33	VAL
28	RE	36	ARG
28	RE	37	ARG
28	RE	38	THR
28	RE	41	LYS
28	RE	45	THR
28	RE	54	GLN
28	RE	61	ARG
28	RE	62	PRO
28	RE	66	HIS
28	RE	73	GLU
28	RE	75	VAL
28	RE	77	ILE
28	RE	79	ARG
28	RE	80	GLU
28	RE	101	ARG
28	RE	113	PHE
28	RE	117	MET

Continued on next page...

Continued from previous page...

Mol	Chain	Res	Type
28	RE	119	ARG
28	RE	143	ASN
28	RE	146	THR
28	RE	154	LYS
28	RE	167	VAL
28	RE	179	GLU
28	RE	184	VAL
28	RE	196	VAL
28	RE	200	GLU
28	RE	202	LYS
28	RE	203	LYS
29	RF	7	TYR
29	RF	9	ILE
29	RF	25	PRO
29	RF	32	LEU
29	RF	45	ARG
29	RF	46	ARG
29	RF	65	TRP
29	RF	66	PRO
29	RF	67	GLN
29	RF	70	THR
29	RF	82	ILE
29	RF	106	ARG
29	RF	108	LYS
29	RF	117	ARG
29	RF	124	LEU
29	RF	127	GLU
29	RF	145	GLU
29	RF	164	ARG
29	RF	181	LEU
29	RF	183	VAL
29	RF	206	ILE
30	RG	4	ASP
30	RG	22	ARG
30	RG	26	GLN
30	RG	33	ARG
30	RG	34	LEU
30	RG	35	GLU
30	RG	43	LEU
30	RG	45	GLU
30	RG	63	ILE
30	RG	67	LYS

Continued on next page...

Continued from previous page...

Mol	Chain	Res	Type
30	RG	71	THR
30	RG	88	ILE
30	RG	94	LEU
30	RG	96	ARG
30	RG	97	ASP
30	RG	103	LEU
30	RG	115	ARG
30	RG	118	ARG
30	RG	133	LEU
30	RG	147	ASP
30	RG	155	MET
30	RG	156	ASP
30	RG	159	VAL
30	RG	167	GLU
30	RG	174	GLU
31	RH	3	ARG
31	RH	4	ILE
31	RH	9	ILE
31	RH	10	PRO
31	RH	11	VAL
31	RH	16	SER
31	RH	27	LYS
31	RH	32	GLU
31	RH	37	VAL
31	RH	41	MET
31	RH	43	VAL
31	RH	59	ARG
31	RH	64	LEU
31	RH	77	LYS
31	RH	81	GLU
31	RH	85	LYS
31	RH	88	LEU
31	RH	89	ILE
31	RH	105	LEU
31	RH	132	ARG
31	RH	139	GLN
31	RH	143	GLN
31	RH	152	ARG
31	RH	153	LYS
31	RH	154	PRO
31	RH	155	SER
31	RH	158	HIS

Continued on next page...

Continued from previous page...

Mol	Chain	Res	Type
31	RH	169	VAL
32	RI	1	MET
32	RI	2	LYS
32	RI	33	ARG
32	RI	38	LEU
32	RI	40	THR
32	RI	44	LEU
32	RI	56	LYS
32	RI	57	ARG
32	RI	67	ARG
32	RI	70	GLU
32	RI	73	GLU
32	RI	85	GLU
32	RI	86	THR
32	RI	92	VAL
32	RI	101	LEU
32	RI	113	ARG
32	RI	118	LYS
32	RI	131	LYS
32	RI	135	GLU
32	RI	139	GLN
32	RI	142	VAL
32	RI	145	VAL
33	RN	2	LYS
33	RN	7	LYS
33	RN	43	THR
33	RN	48	MET
33	RN	60	ILE
33	RN	61	ARG
33	RN	65	LYS
33	RN	73	THR
33	RN	78	TYR
33	RN	90	MET
33	RN	93	THR
33	RN	94	HIS
33	RN	101	HIS
33	RN	109	LYS
33	RN	112	LEU
33	RN	120	LEU
33	RN	127	ASP
33	RN	131	GLN
33	RN	136	GLU

Continued on next page...

Continued from previous page...

Mol	Chain	Res	Type
34	RO	8	LEU
34	RO	9	GLU
34	RO	17	ARG
34	RO	19	ILE
34	RO	23	ARG
34	RO	31	LYS
34	RO	39	ILE
34	RO	49	ARG
34	RO	53	LYS
34	RO	65	THR
35	RP	5	ASP
35	RP	9	ASN
35	RP	10	PRO
35	RP	16	ARG
35	RP	21	ARG
35	RP	27	HIS
35	RP	29	LYS
35	RP	30	THR
35	RP	32	THR
35	RP	36	LYS
35	RP	38	GLN
35	RP	41	ARG
35	RP	50	ARG
35	RP	55	ARG
35	RP	61	ARG
35	RP	62	LEU
35	RP	64	LYS
35	RP	65	ARG
35	RP	75	ILE
35	RP	81	GLN
35	RP	88	LEU
35	RP	91	PHE
35	RP	99	LEU
35	RP	100	LEU
35	RP	108	LYS
35	RP	144	GLU
35	RP	146	VAL
36	RQ	2	LEU
36	RQ	25	ASP
36	RQ	26	TYR
36	RQ	27	VAL
36	RQ	45	GLN

Continued on next page...

Continued from previous page...

Mol	Chain	Res	Type
36	RQ	46	GLN
36	RQ	54	MET
36	RQ	55	VAL
36	RQ	58	PHE
36	RQ	60	ARG
36	RQ	79	LEU
36	RQ	83	MET
36	RQ	89	ASN
36	RQ	90	VAL
36	RQ	91	GLU
36	RQ	130	LYS
36	RQ	135	ASP
36	RQ	139	GLU
37	RR	14	SER
37	RR	31	HIS
37	RR	37	THR
37	RR	44	LEU
37	RR	51	LEU
37	RR	57	ARG
37	RR	66	VAL
37	RR	67	LEU
37	RR	71	GLN
37	RR	75	LEU
37	RR	76	VAL
37	RR	81	ASP
37	RR	95	THR
37	RR	104	ARG
37	RR	105	ARG
37	RR	107	ASP
37	RR	113	LEU
38	RS	4	LEU
38	RS	12	PHE
38	RS	17	ARG
38	RS	18	ILE
38	RS	20	ARG
38	RS	44	LYS
38	RS	56	LEU
38	RS	57	LYS
38	RS	89	ARG
38	RS	101	LEU
38	RS	103	GLU
38	RS	106	ARG

Continued on next page...

Continued from previous page...

Mol	Chain	Res	Type
38	RS	111	GLU
39	RT	2	ASN
39	RT	14	TYR
39	RT	22	PHE
39	RT	23	ARG
39	RT	26	ASP
39	RT	27	THR
39	RT	42	ILE
39	RT	51	ARG
39	RT	58	ASN
39	RT	65	LYS
39	RT	73	GLU
39	RT	78	LEU
39	RT	86	ILE
39	RT	87	ASP
39	RT	99	LEU
39	RT	100	TYR
39	RT	104	ASN
39	RT	107	ASP
39	RT	111	ARG
39	RT	112	ARG
39	RT	115	ARG
39	RT	128	GLU
39	RT	134	GLU
40	RU	5	LYS
40	RU	9	VAL
40	RU	31	SER
40	RU	52	ARG
40	RU	74	LEU
40	RU	76	TYR
40	RU	79	PHE
40	RU	88	ILE
40	RU	92	ARG
40	RU	98	LEU
40	RU	108	GLU
40	RU	114	LYS
40	RU	117	GLN
41	RV	13	ARG
41	RV	14	VAL
41	RV	18	LEU
41	RV	35	LEU
41	RV	38	LEU

Continued on next page...

Continued from previous page...

Mol	Chain	Res	Type
41	RV	39	LEU
41	RV	40	LEU
41	RV	66	ARG
41	RV	75	PHE
41	RV	91	TYR
41	RV	99	ILE
42	RW	11	ARG
42	RW	14	PRO
42	RW	16	LYS
42	RW	18	ARG
42	RW	19	LEU
42	RW	20	VAL
42	RW	63	ASP
42	RW	67	ASP
42	RW	69	LEU
42	RW	70	TYR
42	RW	87	PRO
42	RW	88	ARG
42	RW	92	ARG
42	RW	107	LEU
42	RW	109	GLU
43	RX	3	THR
43	RX	6	ASP
43	RX	15	GLU
43	RX	27	THR
43	RX	30	VAL
43	RX	55	ASN
43	RX	57	LEU
43	RX	65	ARG
43	RX	70	LEU
43	RX	80	ILE
43	RX	88	LYS
44	RY	7	VAL
44	RY	11	ASP
44	RY	27	VAL
44	RY	45	VAL
44	RY	57	GLN
44	RY	64	GLU
44	RY	75	ILE
44	RY	77	PRO
44	RY	79	CYS
44	RY	87	LYS

Continued on next page...

Continued from previous page...

Mol	Chain	Res	Type
44	RY	88	LYS
44	RY	89	PHE
44	RY	90	LEU
44	RY	95	LYS
44	RY	97	ARG
45	RZ	2	GLU
45	RZ	20	ARG
45	RZ	52	SER
45	RZ	60	GLU
45	RZ	76	LEU
45	RZ	81	ARG
45	RZ	87	ASP
45	RZ	93	ASP
45	RZ	94	GLU
45	RZ	112	ARG
45	RZ	117	LEU
45	RZ	121	HIS
45	RZ	123	ASP
45	RZ	145	GLU
45	RZ	148	ASP
45	RZ	150	LEU
45	RZ	151	HIS
45	RZ	168	GLU
45	RZ	174	VAL
45	RZ	179	ASP
45	RZ	182	LYS
45	RZ	183	LEU
46	R0	7	LEU
46	R0	11	ARG
46	R0	36	ILE
46	R0	74	ARG
47	R1	2	SER
47	R1	11	ARG
47	R1	21	ARG
47	R1	30	VAL
47	R1	40	ARG
47	R1	41	ARG
47	R1	56	GLN
47	R1	76	ARG
47	R1	80	LEU
47	R1	81	LYS
47	R1	83	GLU

Continued on next page...

Continued from previous page...

Mol	Chain	Res	Type
47	R1	87	PRO
47	R1	91	LYS
47	R1	92	LYS
47	R1	97	LEU
48	R2	7	ARG
48	R2	9	GLN
48	R2	16	LEU
48	R2	24	LEU
48	R2	53	LEU
48	R2	62	THR
48	R2	64	LEU
49	R3	4	LEU
49	R3	8	LEU
49	R3	9	VAL
49	R3	10	LYS
49	R3	17	LYS
49	R3	30	ARG
49	R3	31	LEU
49	R3	32	GLN
49	R3	37	LEU
49	R3	40	THR
49	R3	44	ARG
50	R4	6	HIS
50	R4	15	ILE
50	R4	18	CYS
50	R4	21	VAL
50	R4	23	GLU
50	R4	39	CYS
50	R4	42	PHE
50	R4	48	ARG
50	R4	49	PHE
50	R4	50	VAL
50	R4	51	ASP
50	R4	53	GLU
50	R4	57	GLU
50	R4	61	ARG
50	R4	62	ARG
50	R4	63	TYR
50	R4	67	TYR
50	R4	68	ARG
50	R4	71	ARG
51	R5	3	LYS

Continued on next page...

Continued from previous page...

Mol	Chain	Res	Type
51	R5	4	HIS
51	R5	6	VAL
51	R5	11	THR
51	R5	19	ARG
51	R5	25	LEU
51	R5	36	CYS
51	R5	37	LYS
51	R5	43	HIS
51	R5	52	TYR
51	R5	56	LYS
51	R5	58	LEU
52	R6	6	ARG
52	R6	8	LYS
52	R6	18	ARG
52	R6	19	ARG
52	R6	28	ARG
52	R6	34	LEU
52	R6	37	ARG
52	R6	42	TRP
52	R6	44	ARG
52	R6	46	HIS
53	R7	1	MET
53	R7	9	ARG
53	R7	43	THR
54	R8	15	LYS
54	R8	16	ILE
54	R8	30	ARG
54	R8	35	GLN
54	R8	39	LYS
54	R8	43	GLN
54	R8	44	LYS
54	R8	47	LYS
54	R8	48	PHE
54	R8	49	VAL
54	R8	52	LYS
54	R8	53	PRO
54	R8	62	LEU
54	R8	63	PRO
54	R8	65	GLU
55	R9	1	MET
55	R9	17	ILE
2	XB	5	ILE

Continued on next page...

Continued from previous page...

Mol	Chain	Res	Type
2	XB	8	LYS
2	XB	16	HIS
2	XB	23	ARG
2	XB	24	TRP
2	XB	33	TYR
2	XB	36	ARG
2	XB	63	MET
2	XB	67	THR
2	XB	73	THR
2	XB	82	ARG
2	XB	92	TYR
2	XB	94	ASN
2	XB	121	LEU
2	XB	155	LEU
2	XB	163	PHE
2	XB	165	VAL
2	XB	168	THR
2	XB	172	ILE
2	XB	174	VAL
2	XB	178	ARG
2	XB	196	LEU
2	XB	204	ASN
2	XB	215	LEU
3	XC	3	ASN
3	XC	5	ILE
3	XC	12	LEU
3	XC	16	ARG
3	XC	21	ARG
3	XC	29	TYR
3	XC	56	ASP
3	XC	69	HIS
3	XC	94	LEU
3	XC	127	ARG
3	XC	131	ARG
3	XC	154	SER
3	XC	184	TYR
3	XC	192	THR
3	XC	193	TYR
3	XC	196	LEU
4	XD	3	ARG
4	XD	7	PRO
4	XD	9	CYS

Continued on next page...

Continued from previous page...

Mol	Chain	Res	Type
4	XD	30	LYS
4	XD	50	ARG
4	XD	53	ASP
4	XD	79	PHE
4	XD	86	LYS
4	XD	94	LEU
4	XD	96	LEU
4	XD	114	ARG
4	XD	122	ARG
4	XD	131	ARG
4	XD	181	MET
4	XD	200	GLU
5	XE	10	MET
5	XE	13	ILE
5	XE	16	THR
5	XE	31	LEU
5	XE	53	LEU
5	XE	79	GLU
5	XE	101	ILE
5	XE	153	LYS
6	XF	17	SER
6	XF	21	LEU
6	XF	27	GLN
6	XF	36	ARG
6	XF	55	ASP
6	XF	63	TYR
6	XF	69	GLU
6	XF	74	ASP
6	XF	77	ARG
6	XF	87	ARG
6	XF	92	LYS
6	XF	94	GLN
6	XF	97	PHE
6	XF	100	ASN
7	XG	8	GLU
7	XG	12	LEU
7	XG	78	ARG
7	XG	84	ASN
7	XG	98	SER
7	XG	111	ARG
7	XG	114	ARG
7	XG	124	LEU

Continued on next page...

Continued from previous page...

Mol	Chain	Res	Type
7	XG	137	LYS
7	XG	148	ASN
7	XG	155	ARG
8	XH	1	MET
8	XH	10	LEU
8	XH	27	PRO
8	XH	41	ARG
8	XH	52	ASP
8	XH	63	LEU
8	XH	69	ARG
8	XH	81	HIS
8	XH	99	GLU
8	XH	119	LEU
8	XH	121	ASP
8	XH	129	VAL
8	XH	137	VAL
9	XI	7	THR
9	XI	9	ARG
9	XI	48	GLU
9	XI	65	VAL
9	XI	83	ARG
9	XI	95	LYS
9	XI	104	ARG
9	XI	113	LYS
9	XI	114	TYR
9	XI	121	ARG
9	XI	128	ARG
10	XJ	22	LYS
10	XJ	47	PHE
10	XJ	57	LYS
10	XJ	62	HIS
10	XJ	74	ILE
10	XJ	80	LYS
10	XJ	84	GLN
10	XJ	96	ILE
11	XK	26	ASN
11	XK	32	ILE
11	XK	63	LEU
11	XK	75	TYR
11	XK	92	GLU
11	XK	109	VAL
11	XK	114	VAL

Continued on next page...

Continued from previous page...

Mol	Chain	Res	Type
11	XK	116	HIS
11	XK	125	PHE
12	XL	17	LYS
12	XL	20	LYS
12	XL	27	LEU
12	XL	41	ARG
12	XL	53	ARG
12	XL	57	LYS
12	XL	60	LEU
12	XL	62	SER
12	XL	70	ILE
12	XL	73	GLU
12	XL	81	SER
12	XL	89	ARG
12	XL	112	ASP
12	XL	120	TYR
13	XM	3	ARG
13	XM	8	GLU
13	XM	13	LYS
13	XM	35	GLU
13	XM	47	ASP
13	XM	56	LEU
13	XM	57	ARG
13	XM	64	TRP
13	XM	66	LEU
13	XM	70	LEU
13	XM	88	ARG
13	XM	90	LEU
13	XM	101	GLN
13	XM	115	LYS
13	XM	116	THR
13	XM	122	LYS
14	XN	3	ARG
14	XN	12	ARG
14	XN	14	PRO
14	XN	16	PHE
14	XN	41	ARG
15	XO	3	ILE
15	XO	8	LYS
15	XO	26	GLU
15	XO	39	LEU
15	XO	62	GLN

Continued on next page...

Continued from previous page...

Mol	Chain	Res	Type
15	XO	65	ARG
16	XP	1	MET
16	XP	26	ARG
16	XP	28	ARG
16	XP	59	TRP
16	XP	62	VAL
16	XP	69	THR
16	XP	71	ARG
16	XP	72	ARG
16	XP	82	GLN
17	XQ	12	SER
17	XQ	48	GLU
17	XQ	52	LYS
17	XQ	59	ILE
17	XQ	68	ARG
17	XQ	74	LEU
18	XR	26	LEU
18	XR	29	PHE
18	XR	32	ARG
18	XR	36	ASN
18	XR	46	GLU
18	XR	54	ARG
18	XR	55	ARG
19	XS	5	LEU
19	XS	10	PHE
19	XS	12	ASP
19	XS	13	ASP
19	XS	15	LEU
19	XS	29	ARG
19	XS	30	LEU
19	XS	41	VAL
19	XS	63	THR
19	XS	65	ASN
19	XS	83	HIS
20	XT	11	SER
20	XT	24	LEU
20	XT	26	ASN
20	XT	41	ILE
20	XT	62	LEU
20	XT	73	HIS
20	XT	75	ASN
20	XT	93	GLU

Continued on next page...

Continued from previous page...

Mol	Chain	Res	Type
21	XU	6	ARG
27	YD	10	THR
27	YD	17	THR
27	YD	26	LYS
27	YD	33	LEU
27	YD	43	ARG
27	YD	44	ASN
27	YD	61	LEU
27	YD	65	ILE
27	YD	67	PHE
27	YD	71	ASP
27	YD	73	VAL
27	YD	94	LEU
27	YD	98	VAL
27	YD	105	ILE
27	YD	106	ILE
27	YD	131	LEU
27	YD	134	ARG
27	YD	135	PHE
27	YD	155	LEU
27	YD	157	ARG
27	YD	166	GLN
27	YD	173	VAL
27	YD	183	ARG
27	YD	192	THR
27	YD	198	ASN
27	YD	200	ASP
27	YD	215	LEU
27	YD	217	ARG
27	YD	218	ARG
27	YD	226	MET
27	YD	227	ASN
27	YD	230	ASP
27	YD	237	GLU
27	YD	257	LEU
27	YD	259	THR
27	YD	261	LYS
27	YD	262	ARG
27	YD	271	ILE
28	YE	2	LYS
28	YE	4	ILE
28	YE	13	ARG

Continued on next page...

Continued from previous page...

Mol	Chain	Res	Type
28	YE	16	ARG
28	YE	17	ASP
28	YE	25	VAL
28	YE	26	ILE
28	YE	27	LEU
28	YE	33	VAL
28	YE	36	ARG
28	YE	37	ARG
28	YE	38	THR
28	YE	41	LYS
28	YE	45	THR
28	YE	54	GLN
28	YE	61	ARG
28	YE	62	PRO
28	YE	66	HIS
28	YE	73	GLU
28	YE	75	VAL
28	YE	77	ILE
28	YE	78	LEU
28	YE	79	ARG
28	YE	80	GLU
28	YE	101	ARG
28	YE	113	PHE
28	YE	117	MET
28	YE	119	ARG
28	YE	143	ASN
28	YE	146	THR
28	YE	154	LYS
28	YE	167	VAL
28	YE	179	GLU
28	YE	184	VAL
28	YE	196	VAL
28	YE	200	GLU
28	YE	202	LYS
28	YE	203	LYS
29	YF	7	TYR
29	YF	9	ILE
29	YF	25	PRO
29	YF	32	LEU
29	YF	45	ARG
29	YF	46	ARG
29	YF	65	TRP

Continued on next page...

Continued from previous page...

Mol	Chain	Res	Type
29	YF	66	PRO
29	YF	67	GLN
29	YF	70	THR
29	YF	82	ILE
29	YF	106	ARG
29	YF	108	LYS
29	YF	117	ARG
29	YF	124	LEU
29	YF	127	GLU
29	YF	145	GLU
29	YF	164	ARG
29	YF	181	LEU
29	YF	183	VAL
29	YF	206	ILE
30	YG	4	ASP
30	YG	22	ARG
30	YG	26	GLN
30	YG	33	ARG
30	YG	34	LEU
30	YG	35	GLU
30	YG	43	LEU
30	YG	45	GLU
30	YG	63	ILE
30	YG	67	LYS
30	YG	71	THR
30	YG	88	ILE
30	YG	94	LEU
30	YG	96	ARG
30	YG	97	ASP
30	YG	103	LEU
30	YG	115	ARG
30	YG	118	ARG
30	YG	133	LEU
30	YG	147	ASP
30	YG	155	MET
30	YG	156	ASP
30	YG	159	VAL
30	YG	167	GLU
30	YG	174	GLU
31	YH	3	ARG
31	YH	4	ILE
31	YH	9	ILE

Continued on next page...

Continued from previous page...

Mol	Chain	Res	Type
31	YH	10	PRO
31	YH	11	VAL
31	YH	16	SER
31	YH	27	LYS
31	YH	32	GLU
31	YH	37	VAL
31	YH	41	MET
31	YH	43	VAL
31	YH	59	ARG
31	YH	64	LEU
31	YH	77	LYS
31	YH	81	GLU
31	YH	85	LYS
31	YH	88	LEU
31	YH	89	ILE
31	YH	105	LEU
31	YH	132	ARG
31	YH	139	GLN
31	YH	143	GLN
31	YH	152	ARG
31	YH	153	LYS
31	YH	154	PRO
31	YH	155	SER
31	YH	158	HIS
31	YH	169	VAL
32	YI	1	MET
32	YI	2	LYS
32	YI	5	LEU
32	YI	25	TYR
32	YI	27	ARG
32	YI	33	ARG
32	YI	35	LEU
32	YI	38	LEU
32	YI	56	LYS
32	YI	67	ARG
32	YI	70	GLU
32	YI	81	VAL
32	YI	85	GLU
32	YI	86	THR
32	YI	93	THR
32	YI	101	LEU
32	YI	105	HIS

Continued on next page...

Continued from previous page...

Mol	Chain	Res	Type
32	YI	113	ARG
32	YI	130	TYR
32	YI	135	GLU
32	YI	136	VAL
32	YI	139	GLN
32	YI	142	VAL
32	YI	145	VAL
33	YN	2	LYS
33	YN	7	LYS
33	YN	43	THR
33	YN	48	MET
33	YN	60	ILE
33	YN	61	ARG
33	YN	65	LYS
33	YN	73	THR
33	YN	78	TYR
33	YN	90	MET
33	YN	93	THR
33	YN	94	HIS
33	YN	101	HIS
33	YN	109	LYS
33	YN	112	LEU
33	YN	120	LEU
33	YN	127	ASP
33	YN	131	GLN
33	YN	136	GLU
34	YO	8	LEU
34	YO	9	GLU
34	YO	17	ARG
34	YO	19	ILE
34	YO	23	ARG
34	YO	31	LYS
34	YO	39	ILE
34	YO	49	ARG
34	YO	53	LYS
34	YO	65	THR
35	YP	5	ASP
35	YP	9	ASN
35	YP	10	PRO
35	YP	16	ARG
35	YP	21	ARG
35	YP	27	HIS

Continued on next page...

Continued from previous page...

Mol	Chain	Res	Type
35	YP	29	LYS
35	YP	30	THR
35	YP	32	THR
35	YP	36	LYS
35	YP	38	GLN
35	YP	41	ARG
35	YP	50	ARG
35	YP	55	ARG
35	YP	61	ARG
35	YP	62	LEU
35	YP	64	LYS
35	YP	65	ARG
35	YP	75	ILE
35	YP	81	GLN
35	YP	88	LEU
35	YP	91	PHE
35	YP	99	LEU
35	YP	100	LEU
35	YP	108	LYS
35	YP	144	GLU
35	YP	146	VAL
36	YQ	2	LEU
36	YQ	25	ASP
36	YQ	26	TYR
36	YQ	27	VAL
36	YQ	45	GLN
36	YQ	46	GLN
36	YQ	54	MET
36	YQ	55	VAL
36	YQ	59	ARG
36	YQ	60	ARG
36	YQ	79	LEU
36	YQ	83	MET
36	YQ	89	ASN
36	YQ	90	VAL
36	YQ	91	GLU
36	YQ	130	LYS
36	YQ	135	ASP
36	YQ	139	GLU
37	YR	14	SER
37	YR	31	HIS
37	YR	37	THR

Continued on next page...

Continued from previous page...

Mol	Chain	Res	Type
37	YR	44	LEU
37	YR	51	LEU
37	YR	57	ARG
37	YR	66	VAL
37	YR	67	LEU
37	YR	71	GLN
37	YR	75	LEU
37	YR	76	VAL
37	YR	81	ASP
37	YR	95	THR
37	YR	104	ARG
37	YR	105	ARG
37	YR	107	ASP
37	YR	113	LEU
38	YS	4	LEU
38	YS	12	PHE
38	YS	17	ARG
38	YS	18	ILE
38	YS	20	ARG
38	YS	44	LYS
38	YS	56	LEU
38	YS	57	LYS
38	YS	89	ARG
38	YS	101	LEU
38	YS	103	GLU
38	YS	106	ARG
38	YS	111	GLU
39	YT	2	ASN
39	YT	14	TYR
39	YT	22	PHE
39	YT	23	ARG
39	YT	26	ASP
39	YT	27	THR
39	YT	42	ILE
39	YT	51	ARG
39	YT	58	ASN
39	YT	65	LYS
39	YT	73	GLU
39	YT	78	LEU
39	YT	86	ILE
39	YT	87	ASP
39	YT	99	LEU

Continued on next page...

Continued from previous page...

Mol	Chain	Res	Type
39	YT	100	TYR
39	YT	104	ASN
39	YT	107	ASP
39	YT	111	ARG
39	YT	112	ARG
39	YT	115	ARG
39	YT	128	GLU
39	YT	134	GLU
40	YU	5	LYS
40	YU	9	VAL
40	YU	31	SER
40	YU	52	ARG
40	YU	74	LEU
40	YU	76	TYR
40	YU	79	PHE
40	YU	88	ILE
40	YU	92	ARG
40	YU	98	LEU
40	YU	108	GLU
40	YU	114	LYS
40	YU	117	GLN
41	YV	13	ARG
41	YV	14	VAL
41	YV	18	LEU
41	YV	35	LEU
41	YV	38	LEU
41	YV	39	LEU
41	YV	40	LEU
41	YV	66	ARG
41	YV	75	PHE
41	YV	91	TYR
41	YV	99	ILE
42	YW	11	ARG
42	YW	14	PRO
42	YW	16	LYS
42	YW	18	ARG
42	YW	19	LEU
42	YW	20	VAL
42	YW	63	ASP
42	YW	67	ASP
42	YW	69	LEU
42	YW	70	TYR

Continued on next page...

Continued from previous page...

Mol	Chain	Res	Type
42	YW	87	PRO
42	YW	88	ARG
42	YW	92	ARG
42	YW	107	LEU
42	YW	109	GLU
43	YX	3	THR
43	YX	6	ASP
43	YX	15	GLU
43	YX	27	THR
43	YX	30	VAL
43	YX	55	ASN
43	YX	57	LEU
43	YX	65	ARG
43	YX	70	LEU
43	YX	80	ILE
43	YX	88	LYS
44	YY	7	VAL
44	YY	11	ASP
44	YY	27	VAL
44	YY	45	VAL
44	YY	57	GLN
44	YY	64	GLU
44	YY	75	ILE
44	YY	77	PRO
44	YY	79	CYS
44	YY	87	LYS
44	YY	88	LYS
44	YY	89	PHE
44	YY	90	LEU
44	YY	95	LYS
44	YY	97	ARG
45	YZ	2	GLU
45	YZ	20	ARG
45	YZ	31	ARG
45	YZ	41	LEU
45	YZ	53	ILE
45	YZ	71	VAL
45	YZ	76	LEU
45	YZ	81	ARG
45	YZ	82	ARG
45	YZ	87	ASP
45	YZ	94	GLU

Continued on next page...

Continued from previous page...

Mol	Chain	Res	Type
45	YZ	112	ARG
45	YZ	123	ASP
45	YZ	140	ASP
45	YZ	144	LEU
45	YZ	150	LEU
45	YZ	151	HIS
45	YZ	182	LYS
46	Y0	9	SER
46	Y0	12	ASN
46	Y0	36	ILE
46	Y0	74	ARG
47	Y1	2	SER
47	Y1	11	ARG
47	Y1	21	ARG
47	Y1	30	VAL
47	Y1	40	ARG
47	Y1	41	ARG
47	Y1	56	GLN
47	Y1	76	ARG
47	Y1	80	LEU
47	Y1	81	LYS
47	Y1	83	GLU
47	Y1	87	PRO
47	Y1	91	LYS
47	Y1	92	LYS
47	Y1	97	LEU
48	Y2	7	ARG
48	Y2	9	GLN
48	Y2	16	LEU
48	Y2	24	LEU
48	Y2	53	LEU
48	Y2	62	THR
48	Y2	64	LEU
49	Y3	4	LEU
49	Y3	8	LEU
49	Y3	9	VAL
49	Y3	10	LYS
49	Y3	17	LYS
49	Y3	30	ARG
49	Y3	31	LEU
49	Y3	32	GLN
49	Y3	37	LEU

Continued on next page...

Continued from previous page...

Mol	Chain	Res	Type
49	Y3	40	THR
49	Y3	44	ARG
50	Y4	6	HIS
50	Y4	15	ILE
50	Y4	18	CYS
50	Y4	21	VAL
50	Y4	23	GLU
50	Y4	39	CYS
50	Y4	42	PHE
50	Y4	48	ARG
50	Y4	49	PHE
50	Y4	50	VAL
50	Y4	51	ASP
50	Y4	53	GLU
50	Y4	57	GLU
50	Y4	61	ARG
50	Y4	62	ARG
50	Y4	63	TYR
50	Y4	67	TYR
50	Y4	68	ARG
50	Y4	71	ARG
51	Y5	3	LYS
51	Y5	4	HIS
51	Y5	6	VAL
51	Y5	11	THR
51	Y5	19	ARG
51	Y5	25	LEU
51	Y5	36	CYS
51	Y5	37	LYS
51	Y5	43	HIS
51	Y5	52	TYR
51	Y5	56	LYS
51	Y5	58	LEU
52	Y6	6	ARG
52	Y6	8	LYS
52	Y6	18	ARG
52	Y6	19	ARG
52	Y6	28	ARG
52	Y6	34	LEU
52	Y6	37	ARG
52	Y6	42	TRP
52	Y6	44	ARG

Continued on next page...

Continued from previous page...

Mol	Chain	Res	Type
52	Y6	46	HIS
53	Y7	1	MET
53	Y7	9	ARG
53	Y7	43	THR
54	Y8	15	LYS
54	Y8	16	ILE
54	Y8	30	ARG
54	Y8	35	GLN
54	Y8	39	LYS
54	Y8	43	GLN
54	Y8	44	LYS
54	Y8	47	LYS
54	Y8	48	PHE
54	Y8	49	VAL
54	Y8	52	LYS
54	Y8	53	PRO
54	Y8	62	LEU
54	Y8	63	PRO
54	Y8	65	GLU
55	Y9	1	MET
55	Y9	17	ILE

Sometimes sidechains can be flipped to improve hydrogen bonding and reduce clashes. All (98) such sidechains are listed below:

Mol	Chain	Res	Type
2	QB	95	GLN
2	QB	135	GLN
2	QB	204	ASN
2	QB	212	GLN
3	QC	181	ASN
5	QE	72	GLN
5	QE	78	HIS
6	QF	64	GLN
6	QF	100	ASN
7	QG	28	ASN
7	QG	37	ASN
7	QG	86	GLN
7	QG	148	ASN
10	QJ	78	ASN
11	QK	117	ASN
12	QL	9	GLN
13	QM	40	ASN

Continued on next page...

Continued from previous page...

Mol	Chain	Res	Type
13	QM	101	GLN
19	QS	65	ASN
20	QT	26	ASN
27	RD	44	ASN
27	RD	143	HIS
27	RD	166	GLN
27	RD	198	ASN
28	RE	48	GLN
31	RH	143	GLN
31	RH	147	ASN
33	RN	56	ASN
33	RN	131	GLN
34	RO	5	GLN
34	RO	82	ASN
35	RP	81	GLN
35	RP	84	ASN
37	RR	3	HIS
39	RT	55	ASN
39	RT	58	ASN
40	RU	94	ASN
41	RV	11	GLN
43	RX	55	ASN
43	RX	87	GLN
44	RY	57	GLN
45	RZ	73	GLN
45	RZ	75	ASN
47	R1	56	GLN
48	R2	9	GLN
48	R2	47	ASN
49	R3	19	GLN
49	R3	32	GLN
55	R9	32	HIS
2	XB	95	GLN
2	XB	135	GLN
2	XB	204	ASN
2	XB	212	GLN
3	XC	181	ASN
5	XE	72	GLN
5	XE	78	HIS
6	XF	16	GLN
6	XF	64	GLN
6	XF	100	ASN

Continued on next page...

Continued from previous page...

Mol	Chain	Res	Type
7	XG	28	ASN
7	XG	37	ASN
7	XG	86	GLN
7	XG	148	ASN
10	XJ	13	HIS
10	XJ	78	ASN
11	XK	99	GLN
12	XL	9	GLN
13	XM	62	ASN
13	XM	77	ASN
13	XM	101	GLN
15	XO	53	HIS
19	XS	65	ASN
20	XT	26	ASN
27	YD	44	ASN
27	YD	143	HIS
27	YD	166	GLN
27	YD	198	ASN
28	YE	48	GLN
28	YE	135	HIS
31	YH	143	GLN
31	YH	147	ASN
33	YN	56	ASN
33	YN	101	HIS
33	YN	131	GLN
34	YO	5	GLN
34	YO	82	ASN
35	YP	81	GLN
35	YP	84	ASN
37	YR	3	HIS
40	YU	94	ASN
41	YV	11	GLN
43	YX	55	ASN
43	YX	87	GLN
44	YY	57	GLN
47	Y1	56	GLN
48	Y2	9	GLN
49	Y3	32	GLN
55	Y9	32	HIS

5.3.3 RNA (i)

Mol	Chain	Analysed	Backbone Outliers	Pucker Outliers
1	QA	1499/1522 (98%)	313 (20%)	45 (3%)
1	XA	1499/1522 (98%)	315 (21%)	47 (3%)
22	QV	76/77 (98%)	30 (39%)	1 (1%)
22	XV	76/77 (98%)	30 (39%)	1 (1%)
23	QX	7/25 (28%)	3 (42%)	2 (28%)
23	XX	7/25 (28%)	3 (42%)	2 (28%)
24	QY	13/18 (72%)	5 (38%)	1 (7%)
24	XY	13/18 (72%)	5 (38%)	1 (7%)
25	RA	2879/2916 (98%)	667 (23%)	61 (2%)
25	YA	2880/2916 (98%)	675 (23%)	58 (2%)
26	RB	119/122 (97%)	24 (20%)	1 (0%)
26	YB	119/122 (97%)	26 (21%)	1 (0%)
56	Z6	1/3 (33%)	0	0
56	Z8	1/3 (33%)	0	0
All	All	9189/9366 (98%)	2096 (22%)	221 (2%)

All (2096) RNA backbone outliers are listed below:

Mol	Chain	Res	Type
1	QA	6	G
1	QA	7	G
1	QA	9	G
1	QA	22	G
1	QA	32	A
1	QA	39	G
1	QA	47	C
1	QA	48	C
1	QA	51	A
1	QA	58	C
1	QA	64	G
1	QA	65	U
1	QA	66	G
1	QA	76	G
1	QA	79	G
1	QA	80	G
1	QA	90	C
1	QA	91	C
1	QA	92	G
1	QA	95	G
1	QA	101	A
1	QA	116	A
1	QA	121	C
1	QA	122	G

Continued on next page...

Continued from previous page...

Mol	Chain	Res	Type
1	QA	144	G
1	QA	146	G
1	QA	147	G
1	QA	151	A
1	QA	163	C
1	QA	169	C
1	QA	170	U
1	QA	171	A
1	QA	172	A
1	QA	173	U
1	QA	174	C
1	QA	182	U
1	QA	190	G
1	QA	191(A)	G
1	QA	195	A
1	QA	197	A
1	QA	209	U
1	QA	210	U
1	QA	216	G
1	QA	220	G
1	QA	231	G
1	QA	244	U
1	QA	245	C
1	QA	247	G
1	QA	251	G
1	QA	267	C
1	QA	281	G
1	QA	289	G
1	QA	313	A
1	QA	318	G
1	QA	321	A
1	QA	328	C
1	QA	329	A
1	QA	332	G
1	QA	344	A
1	QA	346	G
1	QA	347	G
1	QA	348	G
1	QA	351	G
1	QA	352	C
1	QA	353	A
1	QA	354	G

Continued on next page...

Continued from previous page...

Mol	Chain	Res	Type
1	QA	356	A
1	QA	367	U
1	QA	372	C
1	QA	373	A
1	QA	388	G
1	QA	390	C
1	QA	397	A
1	QA	398	C
1	QA	406	G
1	QA	411	A
1	QA	412	A
1	QA	413	G
1	QA	414	A
1	QA	421	U
1	QA	422	C
1	QA	423	G
1	QA	424	G
1	QA	429	U
1	QA	430	A
1	QA	435	C
1	QA	440	A
1	QA	442	C
1	QA	452	A
1	QA	482	A
1	QA	485	G
1	QA	486	U
1	QA	496	A
1	QA	497	U
1	QA	498	A
1	QA	505	G
1	QA	507	C
1	QA	509	A
1	QA	510	A
1	QA	511	C
1	QA	517	G
1	QA	518	C
1	QA	527	G
1	QA	531	U
1	QA	532	A
1	QA	533	A
1	QA	545	C
1	QA	547	A

Continued on next page...

Continued from previous page...

Mol	Chain	Res	Type
1	QA	559	A
1	QA	561	U
1	QA	566	G
1	QA	568	G
1	QA	572	A
1	QA	573	A
1	QA	576	G
1	QA	577	G
1	QA	579	G
1	QA	596	C
1	QA	607	A
1	QA	614	A
1	QA	620	C
1	QA	621	A
1	QA	623	C
1	QA	630	G
1	QA	631	G
1	QA	633	G
1	QA	652	U
1	QA	653	A
1	QA	661	G
1	QA	665	A
1	QA	688	G
1	QA	701	C
1	QA	702	A
1	QA	703	G
1	QA	704	A
1	QA	721	G
1	QA	723	U
1	QA	724	G
1	QA	731	G
1	QA	748	C
1	QA	753	A
1	QA	754	C
1	QA	755	G
1	QA	774	G
1	QA	777	A
1	QA	786	G
1	QA	792	A
1	QA	793	U
1	QA	794	A
1	QA	813	U

Continued on next page...

Continued from previous page...

Mol	Chain	Res	Type
1	QA	817	C
1	QA	819	A
1	QA	821	G
1	QA	828	A
1	QA	836	G
1	QA	841	U
1	QA	843	U
1	QA	848	C
1	QA	859	A
1	QA	870	U
1	QA	871	U
1	QA	872	A
1	QA	902	G
1	QA	914	A
1	QA	917	G
1	QA	919	A
1	QA	926	G
1	QA	927	G
1	QA	934	C
1	QA	935	A
1	QA	960	U
1	QA	961	U
1	QA	966	G
1	QA	968	A
1	QA	969	A
1	QA	971	G
1	QA	974	A
1	QA	975	A
1	QA	976	G
1	QA	977	A
1	QA	978	A
1	QA	980	C
1	QA	983	A
1	QA	991	U
1	QA	992	U
1	QA	993	G
1	QA	994	A
1	QA	1001	G
1	QA	1002	G
1	QA	1004	A
1	QA	1006	C
1	QA	1008	C

Continued on next page...

Continued from previous page...

Mol	Chain	Res	Type
1	QA	1009	G
1	QA	1020	U
1	QA	1021	G
1	QA	1024	G
1	QA	1025	U
1	QA	1028	C
1	QA	1029	G
1	QA	1031	G
1	QA	1032(A)	G
1	QA	1036	G
1	QA	1040	U
1	QA	1053	G
1	QA	1054	C
1	QA	1055	A
1	QA	1064	G
1	QA	1065	U
1	QA	1066	C
1	QA	1094	G
1	QA	1095	U
1	QA	1096	C
1	QA	1101	A
1	QA	1103	C
1	QA	1108	G
1	QA	1124	G
1	QA	1125	U
1	QA	1126	U
1	QA	1127	G
1	QA	1130	A
1	QA	1131	G
1	QA	1136	U
1	QA	1137	C
1	QA	1138	G
1	QA	1139	G
1	QA	1140	C
1	QA	1146	A
1	QA	1157	A
1	QA	1158	C
1	QA	1159	U
1	QA	1160	G
1	QA	1161	C
1	QA	1163	C
1	QA	1171	G

Continued on next page...

Continued from previous page...

Mol	Chain	Res	Type
1	QA	1178	G
1	QA	1181	G
1	QA	1182	G
1	QA	1183	A
1	QA	1187	G
1	QA	1193	G
1	QA	1196	U
1	QA	1198	G
1	QA	1200	C
1	QA	1201	A
1	QA	1202	G
1	QA	1212	U
1	QA	1218	C
1	QA	1226	C
1	QA	1238	A
1	QA	1241	G
1	QA	1256	A
1	QA	1257	U
1	QA	1258	G
1	QA	1260	C
1	QA	1270	C
1	QA	1273	G
1	QA	1280	A
1	QA	1281	U
1	QA	1286	A
1	QA	1287	A
1	QA	1289	A
1	QA	1297	C
1	QA	1298	C
1	QA	1299	A
1	QA	1300	G
1	QA	1301	U
1	QA	1302	U
1	QA	1305	G
1	QA	1306	A
1	QA	1314	C
1	QA	1317	C
1	QA	1318	A
1	QA	1320	C
1	QA	1321	C
1	QA	1322	C
1	QA	1323	G

Continued on next page...

Continued from previous page...

Mol	Chain	Res	Type
1	QA	1326	C
1	QA	1331	G
1	QA	1335	C
1	QA	1336	C
1	QA	1337	G
1	QA	1338	G
1	QA	1340	A
1	QA	1347	G
1	QA	1348	U
1	QA	1353	G
1	QA	1362(A)	C
1	QA	1363	A
1	QA	1364	U
1	QA	1370	G
1	QA	1397	C
1	QA	1401	G
1	QA	1402	C
1	QA	1419	G
1	QA	1442	G
1	QA	1446	A
1	QA	1447	G
1	QA	1452	C
1	QA	1453	G
1	QA	1454	G
1	QA	1469	G
1	QA	1487	G
1	QA	1492	A
1	QA	1497	G
1	QA	1499	A
1	QA	1503	A
1	QA	1504	G
1	QA	1506	U
1	QA	1517	G
1	QA	1519	A
1	QA	1520	G
1	QA	1529	G
1	QA	1530	G
22	QV	3	C
22	QV	4	G
22	QV	5	G
22	QV	7	G
22	QV	8	U

Continued on next page...

Continued from previous page...

Mol	Chain	Res	Type
22	QV	14	A
22	QV	16	C
22	QV	17	C
22	QV	17(A)	U
22	QV	18	G
22	QV	19	G
22	QV	21	A
22	QV	22	G
22	QV	25	C
22	QV	31	G
22	QV	37	A
22	QV	42	G
22	QV	47	U
22	QV	48	C
22	QV	49	G
22	QV	50	U
22	QV	51	C
22	QV	52	G
22	QV	54	U
22	QV	59	A
22	QV	63	G
22	QV	67	C
22	QV	72	A
22	QV	75	C
22	QV	76	A
23	QX	3	G
23	QX	4	C
23	QX	7	G
24	QY	31	G
24	QY	33	U
24	QY	36	G
24	QY	39	C
24	QY	40	G
25	RA	9	U
25	RA	11	G
25	RA	14	A
25	RA	15	G
25	RA	23	G
25	RA	27	G
25	RA	33	U
25	RA	34	C
25	RA	35	G

Continued on next page...

Continued from previous page...

Mol	Chain	Res	Type
25	RA	36	G
25	RA	38	A
25	RA	46	C
25	RA	49	A
25	RA	51	G
25	RA	55	G
25	RA	59	U
25	RA	74	A
25	RA	75	G
25	RA	83	G
25	RA	86	C
25	RA	95	G
25	RA	96	G
25	RA	101	G
25	RA	102	G
25	RA	103	A
25	RA	112	U
25	RA	118	A
25	RA	120	U
25	RA	127	A
25	RA	129	C
25	RA	131	G
25	RA	138	G
25	RA	161	U
25	RA	177	G
25	RA	181	A
25	RA	196	A
25	RA	199	A
25	RA	210	C
25	RA	212	G
25	RA	215	G
25	RA	216	A
25	RA	221	A
25	RA	222	A
25	RA	223	A
25	RA	224	G
25	RA	228	A
25	RA	229	A
25	RA	230	U
25	RA	242	G
25	RA	243	U
25	RA	248	G

Continued on next page...

Continued from previous page...

Mol	Chain	Res	Type
25	RA	249	C
25	RA	252	G
25	RA	265	A
25	RA	266	G
25	RA	268	C
25	RA	270(L)	U
25	RA	270(M)	U
25	RA	270(P)	C
25	RA	270(T)	G
25	RA	271(C)	U
25	RA	271	G
25	RA	273(F)	C
25	RA	275	G
25	RA	276	A
25	RA	277	C
25	RA	278	A
25	RA	279	C
25	RA	299	A
25	RA	300	A
25	RA	302	C
25	RA	311	A
25	RA	312	G
25	RA	323	G
25	RA	324	A
25	RA	329	G
25	RA	330	A
25	RA	335	C
25	RA	342	G
25	RA	343	C
25	RA	345	A
25	RA	346	A
25	RA	352	G
25	RA	364	C
25	RA	371	A
25	RA	372	G
25	RA	373	U
25	RA	386	G
25	RA	394	A
25	RA	396	G
25	RA	405	U
25	RA	411	G
25	RA	412	A

Continued on next page...

Continued from previous page...

Mol	Chain	Res	Type
25	RA	428	A
25	RA	435	C
25	RA	444	C
25	RA	448	U
25	RA	455	C
25	RA	457	A
25	RA	458	G
25	RA	470	A
25	RA	481	G
25	RA	504	U
25	RA	505	A
25	RA	513	A
25	RA	527	C
25	RA	529	A
25	RA	530	G
25	RA	531	C
25	RA	532	A
25	RA	533	G
25	RA	537	C
25	RA	539	G
25	RA	540	G
25	RA	544	C
25	RA	546	C
25	RA	547	A
25	RA	549	G
25	RA	554	U
25	RA	563	G
25	RA	571	A
25	RA	573	G
25	RA	574	C
25	RA	575	A
25	RA	588	U
25	RA	603	A
25	RA	607	U
25	RA	614	U
25	RA	615	G
25	RA	617	G
25	RA	618	G
25	RA	621	A
25	RA	622	G
25	RA	627	A
25	RA	637	A

Continued on next page...

Continued from previous page...

Mol	Chain	Res	Type
25	RA	638	G
25	RA	645	C
25	RA	646	A
25	RA	651	G
25	RA	652	C
25	RA	654	A
25	RA	654(A)	G
25	RA	654(B)	C
25	RA	654(V)	A
25	RA	669	G
25	RA	686	G
25	RA	695	G
25	RA	702	G
25	RA	704	G
25	RA	722	A
25	RA	730	C
25	RA	738	G
25	RA	747	U
25	RA	753	C
25	RA	764	A
25	RA	765	G
25	RA	771	G
25	RA	776	G
25	RA	782	A
25	RA	784	A
25	RA	785	G
25	RA	789	A
25	RA	790	C
25	RA	805	G
25	RA	812	C
25	RA	819	A
25	RA	827	U
25	RA	828	U
25	RA	831	G
25	RA	847	U
25	RA	855	G
25	RA	856	C
25	RA	857	C
25	RA	859	G
25	RA	860	U
25	RA	869	G
25	RA	871	U

Continued on next page...

Continued from previous page...

Mol	Chain	Res	Type
25	RA	880	G
25	RA	881	G
25	RA	882	G
25	RA	884	C
25	RA	885	C
25	RA	886	C
25	RA	887	A
25	RA	888	C
25	RA	889	C
25	RA	893	C
25	RA	896	A
25	RA	897	C
25	RA	899	A
25	RA	900	A
25	RA	901	A
25	RA	902	C
25	RA	904	C
25	RA	906	G
25	RA	907	U
25	RA	910	A
25	RA	915	C
25	RA	917	A
25	RA	918	A
25	RA	932	G
25	RA	938	G
25	RA	941	A
25	RA	945	A
25	RA	946	G
25	RA	959	A
25	RA	961	C
25	RA	962	G
25	RA	974	G
25	RA	974(A)	C
25	RA	975	G
25	RA	980	A
25	RA	983	A
25	RA	991	C
25	RA	996	A
25	RA	1005	C
25	RA	1012	U
25	RA	1013	C
25	RA	1015	G

Continued on next page...

Continued from previous page...

Mol	Chain	Res	Type
25	RA	1017	G
25	RA	1020	A
25	RA	1022	G
25	RA	1023	U
25	RA	1026	U
25	RA	1027	A
25	RA	1030	G
25	RA	1033	U
25	RA	1034	G
25	RA	1044	G
25	RA	1045	A
25	RA	1046	A
25	RA	1050	A
25	RA	1054	A
25	RA	1055	G
25	RA	1057	A
25	RA	1059	G
25	RA	1060	U
25	RA	1061	U
25	RA	1066	U
25	RA	1067	A
25	RA	1068	G
25	RA	1070	A
25	RA	1071	G
25	RA	1076	C
25	RA	1077	A
25	RA	1078	U
25	RA	1079	C
25	RA	1082	U
25	RA	1083	U
25	RA	1084	A
25	RA	1085	A
25	RA	1086	A
25	RA	1087	G
25	RA	1088	A
25	RA	1091	G
25	RA	1093	G
25	RA	1095	A
25	RA	1096	A
25	RA	1099	G
25	RA	1104	C
25	RA	1110	G

Continued on next page...

Continued from previous page...

Mol	Chain	Res	Type
25	RA	1112	G
25	RA	1125	G
25	RA	1128	A
25	RA	1131	G
25	RA	1135	C
25	RA	1136	G
25	RA	1142	U
25	RA	1142(A)	A
25	RA	1143	A
25	RA	1151	G
25	RA	1155	A
25	RA	1161	C
25	RA	1170	G
25	RA	1173	G
25	RA	1174	A
25	RA	1175	U
25	RA	1176	G
25	RA	1178	C
25	RA	1179	C
25	RA	1180	C
25	RA	1190	G
25	RA	1195	G
25	RA	1204	A
25	RA	1205	U
25	RA	1206	G
25	RA	1210	A
25	RA	1211	U
25	RA	1212	G
25	RA	1218	C
25	RA	1220	A
25	RA	1221	C
25	RA	1236	G
25	RA	1237	A
25	RA	1238	G
25	RA	1240	U
25	RA	1247	A
25	RA	1248	G
25	RA	1253	A
25	RA	1255	U
25	RA	1256	G
25	RA	1265	A
25	RA	1271	G

Continued on next page...

Continued from previous page...

Mol	Chain	Res	Type
25	RA	1272	A
25	RA	1273	U
25	RA	1296	G
25	RA	1300	U
25	RA	1301	A
25	RA	1309	G
25	RA	1312	U
25	RA	1313	U
25	RA	1314	C
25	RA	1316	U
25	RA	1319	G
25	RA	1321	A
25	RA	1329	U
25	RA	1341	U
25	RA	1349	A
25	RA	1365	A
25	RA	1368	G
25	RA	1370	C
25	RA	1378	A
25	RA	1379	A
25	RA	1380	G
25	RA	1384	A
25	RA	1385	G
25	RA	1386	C
25	RA	1390	U
25	RA	1391	U
25	RA	1396	U
25	RA	1406	U
25	RA	1407	C
25	RA	1411	C
25	RA	1416	G
25	RA	1419	A
25	RA	1420	U
25	RA	1421	G
25	RA	1423	G
25	RA	1428	C
25	RA	1444(A)	A
25	RA	1445	C
25	RA	1449	A
25	RA	1449(A)	G
25	RA	1450	C
25	RA	1455	G

Continued on next page...

Continued from previous page...

Mol	Chain	Res	Type
25	RA	1459	G
25	RA	1461	G
25	RA	1467	C
25	RA	1471	A
25	RA	1474	C
25	RA	1482	U
25	RA	1483	G
25	RA	1485	G
25	RA	1492	G
25	RA	1493	C
25	RA	1497	U
25	RA	1502	C
25	RA	1506	C
25	RA	1507	A
25	RA	1508	A
25	RA	1510	A
25	RA	1514	U
25	RA	1519	G
25	RA	1534	G
25	RA	1535	U
25	RA	1536	A
25	RA	1537	C
25	RA	1543	A
25	RA	1544	C
25	RA	1545	A
25	RA	1547	C
25	RA	1549	C
25	RA	1554	A
25	RA	1558	A
25	RA	1559	G
25	RA	1560	G
25	RA	1569	A
25	RA	1578	U
25	RA	1579	A
25	RA	1580	A
25	RA	1585	C
25	RA	1586	A
25	RA	1598	C
25	RA	1599	C
25	RA	1602	U
25	RA	1603	A
25	RA	1608	A

Continued on next page...

Continued from previous page...

Mol	Chain	Res	Type
25	RA	1609	A
25	RA	1610	A
25	RA	1616	A
25	RA	1617	C
25	RA	1618	A
25	RA	1619	G
25	RA	1639	U
25	RA	1640	C
25	RA	1647	G
25	RA	1648	C
25	RA	1654	A
25	RA	1667	G
25	RA	1674	G
25	RA	1687	G
25	RA	1694	C
25	RA	1695	G
25	RA	1725	G
25	RA	1729	A
25	RA	1730	U
25	RA	1731	G
25	RA	1733	G
25	RA	1742	C
25	RA	1743	G
25	RA	1753	G
25	RA	1754	C
25	RA	1756	G
25	RA	1762	A
25	RA	1763	G
25	RA	1764	G
25	RA	1773	A
25	RA	1779	U
25	RA	1780	A
25	RA	1784	A
25	RA	1787	A
25	RA	1791	A
25	RA	1799	G
25	RA	1800	C
25	RA	1801	G
25	RA	1811	G
25	RA	1816	G
25	RA	1820	U
25	RA	1829	A

Continued on next page...

Continued from previous page...

Mol	Chain	Res	Type
25	RA	1835	G
25	RA	1838	C
25	RA	1847	A
25	RA	1848	A
25	RA	1849	G
25	RA	1858	G
25	RA	1869	G
25	RA	1870	C
25	RA	1872	A
25	RA	1878	G
25	RA	1880	C
25	RA	1882	C
25	RA	1888	G
25	RA	1889	A
25	RA	1896	G
25	RA	1903	G
25	RA	1906	G
25	RA	1913	A
25	RA	1919	A
25	RA	1927	A
25	RA	1929	G
25	RA	1930	G
25	RA	1931	U
25	RA	1933	G
25	RA	1936	A
25	RA	1937	A
25	RA	1938	A
25	RA	1939	U
25	RA	1955	U
25	RA	1963	U
25	RA	1965	C
25	RA	1966	A
25	RA	1967	C
25	RA	1969	A
25	RA	1970	A
25	RA	1971	A
25	RA	1972	A
25	RA	1981	A
25	RA	1982	C
25	RA	1984	G
25	RA	1987	G
25	RA	1992	G

Continued on next page...

Continued from previous page...

Mol	Chain	Res	Type
25	RA	1993	U
25	RA	2004	G
25	RA	2013	A
25	RA	2023	G
25	RA	2031	A
25	RA	2032	G
25	RA	2033	A
25	RA	2039	C
25	RA	2043	C
25	RA	2049	G
25	RA	2052	G
25	RA	2055	C
25	RA	2056	G
25	RA	2059	A
25	RA	2060	A
25	RA	2061	G
25	RA	2062	A
25	RA	2069	G
25	RA	2076	U
25	RA	2077	A
25	RA	2086	U
25	RA	2093	G
25	RA	2108	C
25	RA	2111	C
25	RA	2113	U
25	RA	2114	A
25	RA	2115	G
25	RA	2116	G
25	RA	2117	A
25	RA	2118	U
25	RA	2120	G
25	RA	2126	A
25	RA	2127	G
25	RA	2128	C
25	RA	2131	G
25	RA	2132	U
25	RA	2133	G
25	RA	2136	C
25	RA	2146	C
25	RA	2148	G
25	RA	2150	U
25	RA	2157	G

Continued on next page...

Continued from previous page...

Mol	Chain	Res	Type
25	RA	2158	A
25	RA	2161	C
25	RA	2166	G
25	RA	2168	G
25	RA	2169	A
25	RA	2173	A
25	RA	2176	A
25	RA	2190	G
25	RA	2192	G
25	RA	2194	G
25	RA	2198	A
25	RA	2199	A
25	RA	2209	C
25	RA	2210	G
25	RA	2211	G
25	RA	2212	A
25	RA	2213	U
25	RA	2215	G
25	RA	2225	A
25	RA	2234	G
25	RA	2238	G
25	RA	2239	G
25	RA	2243	U
25	RA	2275	C
25	RA	2283	C
25	RA	2287	A
25	RA	2288	A
25	RA	2307	G
25	RA	2308	G
25	RA	2310	A
25	RA	2311	A
25	RA	2319	G
25	RA	2320	A
25	RA	2321	G
25	RA	2325	G
25	RA	2334	G
25	RA	2336	A
25	RA	2346	A
25	RA	2347	C
25	RA	2350	C
25	RA	2352	A
25	RA	2372	G

Continued on next page...

Continued from previous page...

Mol	Chain	Res	Type
25	RA	2382	G
25	RA	2383	G
25	RA	2385	C
25	RA	2389	G
25	RA	2392	A
25	RA	2400	G
25	RA	2402	C
25	RA	2403	C
25	RA	2406	U
25	RA	2423	U
25	RA	2424	C
25	RA	2425	A
25	RA	2428	G
25	RA	2429	G
25	RA	2430	A
25	RA	2435	A
25	RA	2439	A
25	RA	2440	C
25	RA	2441	C
25	RA	2446	G
25	RA	2448	A
25	RA	2450	A
25	RA	2468	G
25	RA	2469	A
25	RA	2470	G
25	RA	2472	G
25	RA	2474	C
25	RA	2475	C
25	RA	2481	G
25	RA	2482	G
25	RA	2483	C
25	RA	2484	G
25	RA	2494	G
25	RA	2502	G
25	RA	2504	U
25	RA	2505	G
25	RA	2506	U
25	RA	2507	C
25	RA	2519	U
25	RA	2520	C
25	RA	2542	A
25	RA	2543	G

Continued on next page...

Continued from previous page...

Mol	Chain	Res	Type
25	RA	2554	U
25	RA	2564	A
25	RA	2566	A
25	RA	2567	G
25	RA	2569	G
25	RA	2572	A
25	RA	2574	G
25	RA	2602	A
25	RA	2609	U
25	RA	2610	C
25	RA	2611	U
25	RA	2612	C
25	RA	2623	G
25	RA	2629	A
25	RA	2632	A
25	RA	2646	C
25	RA	2647	U
25	RA	2655	G
25	RA	2665	A
25	RA	2673	G
25	RA	2675	A
25	RA	2681	C
25	RA	2689	U
25	RA	2690	C
25	RA	2691	C
25	RA	2702	U
25	RA	2703	C
25	RA	2712	U
25	RA	2712(A)	A
25	RA	2713	A
25	RA	2714	G
25	RA	2726	U
25	RA	2733	A
25	RA	2734	A
25	RA	2748	A
25	RA	2752	C
25	RA	2757	A
25	RA	2758	A
25	RA	2761	G
25	RA	2765	A
25	RA	2766	G
25	RA	2769	C

Continued on next page...

Continued from previous page...

Mol	Chain	Res	Type
25	RA	2770	G
25	RA	2777	G
25	RA	2778	A
25	RA	2779	U
25	RA	2780	G
25	RA	2790	A
25	RA	2791	C
25	RA	2797	U
25	RA	2807	G
25	RA	2811	G
25	RA	2818	G
25	RA	2820	A
25	RA	2821	A
25	RA	2823	A
25	RA	2833	G
25	RA	2834	G
25	RA	2845	G
25	RA	2846	G
25	RA	2849	U
25	RA	2867	G
25	RA	2868	A
25	RA	2872	G
25	RA	2879	C
25	RA	2880	C
25	RA	2891	G
25	RA	2892	A
25	RA	2893	G
25	RA	2894	G
26	RB	8	U
26	RB	9	G
26	RB	12	C
26	RB	13	A
26	RB	15	A
26	RB	16	G
26	RB	21	G
26	RB	24	G
26	RB	25	A
26	RB	32	C
26	RB	33	G
26	RB	42	C
26	RB	44	G
26	RB	45	A

Continued on next page...

Continued from previous page...

Mol	Chain	Res	Type
26	RB	52	A
26	RB	56	G
26	RB	67	G
26	RB	73	A
26	RB	78	A
26	RB	81	G
26	RB	82	G
26	RB	89	G
26	RB	105	G
26	RB	109	G
1	XA	6	G
1	XA	7	G
1	XA	8	A
1	XA	9	G
1	XA	32	A
1	XA	39	G
1	XA	47	C
1	XA	48	C
1	XA	51	A
1	XA	61	G
1	XA	65	U
1	XA	66	G
1	XA	78	G
1	XA	79	G
1	XA	81	G
1	XA	88	C
1	XA	89	U
1	XA	90	C
1	XA	91	C
1	XA	92	G
1	XA	95	G
1	XA	101	A
1	XA	108	G
1	XA	116	A
1	XA	121	C
1	XA	122	G
1	XA	130	A
1	XA	144	G
1	XA	147	G
1	XA	163	C
1	XA	172	A
1	XA	173	U

Continued on next page...

Continued from previous page...

Mol	Chain	Res	Type
1	XA	174	C
1	XA	182	U
1	XA	187	C
1	XA	190	G
1	XA	195	A
1	XA	197	A
1	XA	201	C
1	XA	209	U
1	XA	216	G
1	XA	222	U
1	XA	243	A
1	XA	244	U
1	XA	245	C
1	XA	247	G
1	XA	251	G
1	XA	262	A
1	XA	267	C
1	XA	270	A
1	XA	271	C
1	XA	281	G
1	XA	289	G
1	XA	305	G
1	XA	306	G
1	XA	316	G
1	XA	318	G
1	XA	321	A
1	XA	328	C
1	XA	329	A
1	XA	332	G
1	XA	345	C
1	XA	346	G
1	XA	347	G
1	XA	348	G
1	XA	351	G
1	XA	352	C
1	XA	353	A
1	XA	354	G
1	XA	356	A
1	XA	366	C
1	XA	367	U
1	XA	373	A
1	XA	384	G

Continued on next page...

Continued from previous page...

Mol	Chain	Res	Type
1	XA	388	G
1	XA	392	G
1	XA	397	A
1	XA	398	C
1	XA	406	G
1	XA	411	A
1	XA	412	A
1	XA	413	G
1	XA	414	A
1	XA	422	C
1	XA	423	G
1	XA	424	G
1	XA	429	U
1	XA	435	C
1	XA	440	A
1	XA	442	C
1	XA	465	A
1	XA	466	C
1	XA	467	G
1	XA	482	A
1	XA	485	G
1	XA	486	U
1	XA	496	A
1	XA	497	U
1	XA	509	A
1	XA	510	A
1	XA	511	C
1	XA	518	C
1	XA	524	G
1	XA	527	G
1	XA	531	U
1	XA	532	A
1	XA	533	A
1	XA	547	A
1	XA	548	G
1	XA	561	U
1	XA	564	C
1	XA	568	G
1	XA	570	G
1	XA	572	A
1	XA	573	A
1	XA	576	G

Continued on next page...

Continued from previous page...

Mol	Chain	Res	Type
1	XA	579	G
1	XA	595	G
1	XA	596	C
1	XA	617	G
1	XA	630	G
1	XA	631	G
1	XA	633	G
1	XA	653	A
1	XA	660	G
1	XA	665	A
1	XA	688	G
1	XA	701	C
1	XA	702	A
1	XA	703	G
1	XA	704	A
1	XA	721	G
1	XA	723	U
1	XA	724	G
1	XA	731	G
1	XA	734	G
1	XA	749	C
1	XA	754	C
1	XA	755	G
1	XA	760	G
1	XA	763	G
1	XA	777	A
1	XA	792	A
1	XA	793	U
1	XA	794	A
1	XA	812	C
1	XA	813	U
1	XA	815	A
1	XA	816	A
1	XA	817	C
1	XA	819	A
1	XA	828	A
1	XA	836	G
1	XA	841	U
1	XA	843	U
1	XA	848	C
1	XA	859	A
1	XA	870	U

Continued on next page...

Continued from previous page...

Mol	Chain	Res	Type
1	XA	871	U
1	XA	872	A
1	XA	874	G
1	XA	897	C
1	XA	902	G
1	XA	905	U
1	XA	914	A
1	XA	920	U
1	XA	922	G
1	XA	926	G
1	XA	927	G
1	XA	933	G
1	XA	934	C
1	XA	935	A
1	XA	942	G
1	XA	954	G
1	XA	960	U
1	XA	961	U
1	XA	966	G
1	XA	968	A
1	XA	969	A
1	XA	971	G
1	XA	972	C
1	XA	974	A
1	XA	975	A
1	XA	976	G
1	XA	977	A
1	XA	980	C
1	XA	991	U
1	XA	992	U
1	XA	993	G
1	XA	994	A
1	XA	1001	G
1	XA	1004	A
1	XA	1005	A
1	XA	1006	C
1	XA	1008	C
1	XA	1009	G
1	XA	1016	A
1	XA	1021	G
1	XA	1024	G
1	XA	1025	U

Continued on next page...

Continued from previous page...

Mol	Chain	Res	Type
1	XA	1028	C
1	XA	1029	G
1	XA	1032(A)	G
1	XA	1036	G
1	XA	1039	C
1	XA	1040	U
1	XA	1053	G
1	XA	1054	C
1	XA	1055	A
1	XA	1064	G
1	XA	1066	C
1	XA	1085	U
1	XA	1089	G
1	XA	1094	G
1	XA	1095	U
1	XA	1099	G
1	XA	1101	A
1	XA	1123	A
1	XA	1124	G
1	XA	1125	U
1	XA	1126	U
1	XA	1130	A
1	XA	1131	G
1	XA	1136	U
1	XA	1137	C
1	XA	1138	G
1	XA	1139	G
1	XA	1146	A
1	XA	1150	U
1	XA	1157	A
1	XA	1158	C
1	XA	1159	U
1	XA	1160	G
1	XA	1162	C
1	XA	1176	A
1	XA	1181	G
1	XA	1182	G
1	XA	1183	A
1	XA	1190	G
1	XA	1196	U
1	XA	1200	C
1	XA	1201	A

Continued on next page...

Continued from previous page...

Mol	Chain	Res	Type
1	XA	1202	G
1	XA	1212	U
1	XA	1213	A
1	XA	1214	C
1	XA	1225	A
1	XA	1227	A
1	XA	1238	A
1	XA	1240	U
1	XA	1241	G
1	XA	1256	A
1	XA	1257	U
1	XA	1258	G
1	XA	1263	C
1	XA	1270	C
1	XA	1273	G
1	XA	1280	A
1	XA	1281	U
1	XA	1286	A
1	XA	1287	A
1	XA	1298	C
1	XA	1299	A
1	XA	1300	G
1	XA	1301	U
1	XA	1302	U
1	XA	1305	G
1	XA	1318	A
1	XA	1319	A
1	XA	1320	C
1	XA	1321	C
1	XA	1322	C
1	XA	1323	G
1	XA	1331	G
1	XA	1335	C
1	XA	1336	C
1	XA	1337	G
1	XA	1346	A
1	XA	1347	G
1	XA	1348	U
1	XA	1353	G
1	XA	1362(A)	C
1	XA	1363	A
1	XA	1364	U

Continued on next page...

Continued from previous page...

Mol	Chain	Res	Type
1	XA	1365	G
1	XA	1370	G
1	XA	1397	C
1	XA	1398	A
1	XA	1399	C
1	XA	1400	C
1	XA	1402	C
1	XA	1416	G
1	XA	1419	G
1	XA	1442	G
1	XA	1443	G
1	XA	1446	A
1	XA	1447	G
1	XA	1452	C
1	XA	1453	G
1	XA	1454	G
1	XA	1469	G
1	XA	1487	G
1	XA	1492	A
1	XA	1499	A
1	XA	1502	A
1	XA	1503	A
1	XA	1504	G
1	XA	1506	U
1	XA	1507	A
1	XA	1517	G
1	XA	1519	A
1	XA	1520	G
1	XA	1525	G
1	XA	1529	G
1	XA	1530	G
22	XV	3	C
22	XV	4	G
22	XV	5	G
22	XV	7	G
22	XV	8	U
22	XV	14	A
22	XV	16	C
22	XV	17	C
22	XV	17(A)	U
22	XV	18	G
22	XV	19	G

Continued on next page...

Continued from previous page...

Mol	Chain	Res	Type
22	XV	21	A
22	XV	22	G
22	XV	25	C
22	XV	31	G
22	XV	37	A
22	XV	42	G
22	XV	47	U
22	XV	48	C
22	XV	49	G
22	XV	50	U
22	XV	51	C
22	XV	52	G
22	XV	54	U
22	XV	59	A
22	XV	63	G
22	XV	67	C
22	XV	72	A
22	XV	75	C
22	XV	76	A
23	XX	3	G
23	XX	4	C
23	XX	7	G
24	XY	31	G
24	XY	33	U
24	XY	36	G
24	XY	39	C
24	XY	40	G
25	YA	9	U
25	YA	15	G
25	YA	28	A
25	YA	34	C
25	YA	46	C
25	YA	49	A
25	YA	51	G
25	YA	54	G
25	YA	55	G
25	YA	61	G
25	YA	63	U
25	YA	64	A
25	YA	72	U
25	YA	74	A
25	YA	75	G

Continued on next page...

Continued from previous page...

Mol	Chain	Res	Type
25	YA	84	A
25	YA	90	U
25	YA	99	U
25	YA	101	G
25	YA	102	G
25	YA	103	A
25	YA	118	A
25	YA	120	U
25	YA	125	G
25	YA	161	U
25	YA	162	U
25	YA	177	G
25	YA	181	A
25	YA	182	A
25	YA	188	G
25	YA	196	A
25	YA	199	A
25	YA	206	U
25	YA	215	G
25	YA	216	A
25	YA	221	A
25	YA	222	A
25	YA	223	A
25	YA	229	A
25	YA	230	U
25	YA	232	G
25	YA	242	G
25	YA	243	U
25	YA	248	G
25	YA	249	C
25	YA	252	G
25	YA	264	C
25	YA	265	A
25	YA	266	G
25	YA	269	U
25	YA	270(K)	C
25	YA	270(L)	U
25	YA	270(M)	U
25	YA	270(P)	C
25	YA	271(A)	C
25	YA	271(C)	U
25	YA	271	G

Continued on next page...

Continued from previous page...

Mol	Chain	Res	Type
25	YA	274	G
25	YA	275	G
25	YA	276	A
25	YA	278	A
25	YA	279	C
25	YA	287	C
25	YA	288	C
25	YA	299	A
25	YA	311	A
25	YA	323	G
25	YA	324	A
25	YA	329	G
25	YA	330	A
25	YA	332	A
25	YA	334	C
25	YA	342	G
25	YA	352	G
25	YA	363	G
25	YA	364	C
25	YA	371	A
25	YA	372	G
25	YA	373	U
25	YA	386	G
25	YA	387	U
25	YA	396	G
25	YA	405	U
25	YA	406	G
25	YA	411	G
25	YA	412	A
25	YA	421	U
25	YA	425	G
25	YA	428	A
25	YA	435	C
25	YA	436	C
25	YA	441	U
25	YA	443	A
25	YA	444	C
25	YA	448	U
25	YA	454	A
25	YA	457	A
25	YA	470	A
25	YA	479	A

Continued on next page...

Continued from previous page...

Mol	Chain	Res	Type
25	YA	480	A
25	YA	481	G
25	YA	483	A
25	YA	496	G
25	YA	504	U
25	YA	505	A
25	YA	509	C
25	YA	512	G
25	YA	531	C
25	YA	532	A
25	YA	533	G
25	YA	537	C
25	YA	539	G
25	YA	540	G
25	YA	546	C
25	YA	547	A
25	YA	556	G
25	YA	563	G
25	YA	573	G
25	YA	575	A
25	YA	583	G
25	YA	586	A
25	YA	588	U
25	YA	603	A
25	YA	607	U
25	YA	613	U
25	YA	614	U
25	YA	615	G
25	YA	616	A
25	YA	617	G
25	YA	618(A)	C
25	YA	622	G
25	YA	626	U
25	YA	627	A
25	YA	628	G
25	YA	631	A
25	YA	637	A
25	YA	638	G
25	YA	645	C
25	YA	646	A
25	YA	648	G
25	YA	651	G

Continued on next page...

Continued from previous page...

Mol	Chain	Res	Type
25	YA	654	A
25	YA	654(A)	G
25	YA	654(B)	C
25	YA	654(V)	A
25	YA	668	G
25	YA	670	A
25	YA	686	G
25	YA	702	G
25	YA	704	G
25	YA	708	C
25	YA	709	U
25	YA	717	G
25	YA	722	A
25	YA	730	C
25	YA	739	G
25	YA	740	U
25	YA	747	U
25	YA	753	C
25	YA	764	A
25	YA	765	G
25	YA	776	G
25	YA	782	A
25	YA	784	A
25	YA	785	G
25	YA	789	A
25	YA	790	C
25	YA	792	G
25	YA	800	A
25	YA	805	G
25	YA	812	C
25	YA	819	A
25	YA	827	U
25	YA	828	U
25	YA	831	G
25	YA	847	U
25	YA	854	G
25	YA	856	C
25	YA	857	C
25	YA	859	G
25	YA	860	U
25	YA	865	C
25	YA	866	A

Continued on next page...

Continued from previous page...

Mol	Chain	Res	Type
25	YA	872	A
25	YA	877	U
25	YA	880	G
25	YA	881	G
25	YA	882	G
25	YA	884	C
25	YA	885	C
25	YA	886	C
25	YA	887	A
25	YA	888	C
25	YA	889	C
25	YA	896	A
25	YA	899	A
25	YA	900	A
25	YA	901	A
25	YA	904	C
25	YA	907	U
25	YA	910	A
25	YA	914	C
25	YA	915	C
25	YA	917	A
25	YA	918	A
25	YA	932	G
25	YA	941	A
25	YA	942	G
25	YA	943	U
25	YA	945	A
25	YA	946	G
25	YA	959	A
25	YA	961	C
25	YA	967	C
25	YA	974	G
25	YA	974(A)	C
25	YA	975	G
25	YA	980	A
25	YA	983	A
25	YA	989	G
25	YA	991	C
25	YA	996	A
25	YA	1003	G
25	YA	1005	C
25	YA	1009	A

Continued on next page...

Continued from previous page...

Mol	Chain	Res	Type
25	YA	1011	G
25	YA	1012	U
25	YA	1013	C
25	YA	1015	G
25	YA	1016	G
25	YA	1020	A
25	YA	1022	G
25	YA	1023	U
25	YA	1025	G
25	YA	1026	U
25	YA	1027	A
25	YA	1033	U
25	YA	1045	A
25	YA	1046	A
25	YA	1050	A
25	YA	1053	C
25	YA	1054	A
25	YA	1055	G
25	YA	1059	G
25	YA	1060	U
25	YA	1061	U
25	YA	1066	U
25	YA	1067	A
25	YA	1068	G
25	YA	1071	G
25	YA	1076	C
25	YA	1077	A
25	YA	1078	U
25	YA	1079	C
25	YA	1082	U
25	YA	1083	U
25	YA	1084	A
25	YA	1085	A
25	YA	1086	A
25	YA	1087	G
25	YA	1088	A
25	YA	1095	A
25	YA	1096	A
25	YA	1097	U
25	YA	1099	G
25	YA	1103	A
25	YA	1104	C

Continued on next page...

Continued from previous page...

Mol	Chain	Res	Type
25	YA	1110	G
25	YA	1111	A
25	YA	1112	G
25	YA	1122	G
25	YA	1130	U
25	YA	1132	A
25	YA	1135	C
25	YA	1136	G
25	YA	1142	U
25	YA	1142(A)	A
25	YA	1143	A
25	YA	1149	G
25	YA	1151	G
25	YA	1155	A
25	YA	1156	A
25	YA	1170	G
25	YA	1173	G
25	YA	1174	A
25	YA	1175	U
25	YA	1176	G
25	YA	1178	C
25	YA	1179	C
25	YA	1180	C
25	YA	1195	G
25	YA	1204	A
25	YA	1205	U
25	YA	1210	A
25	YA	1211	U
25	YA	1220	A
25	YA	1221	C
25	YA	1236	G
25	YA	1238	G
25	YA	1241	A
25	YA	1244	G
25	YA	1247	A
25	YA	1248	G
25	YA	1250	G
25	YA	1253	A
25	YA	1256	G
25	YA	1265	A
25	YA	1271	G
25	YA	1272	A

Continued on next page...

Continued from previous page...

Mol	Chain	Res	Type
25	YA	1273	U
25	YA	1276	A
25	YA	1280	G
25	YA	1300	U
25	YA	1301	A
25	YA	1302	A
25	YA	1321	A
25	YA	1329	U
25	YA	1332	G
25	YA	1341	U
25	YA	1349	A
25	YA	1365	A
25	YA	1368	G
25	YA	1370	C
25	YA	1378	A
25	YA	1379	A
25	YA	1384	A
25	YA	1385	G
25	YA	1386	C
25	YA	1392	A
25	YA	1398	C
25	YA	1407	C
25	YA	1411	C
25	YA	1415	U
25	YA	1416	G
25	YA	1419	A
25	YA	1420	U
25	YA	1421	G
25	YA	1428	C
25	YA	1444(A)	A
25	YA	1445	C
25	YA	1448	G
25	YA	1449	A
25	YA	1449(A)	G
25	YA	1455	G
25	YA	1458	C
25	YA	1461	G
25	YA	1467	C
25	YA	1471	A
25	YA	1474	C
25	YA	1476	C
25	YA	1482	U

Continued on next page...

Continued from previous page...

Mol	Chain	Res	Type
25	YA	1483	G
25	YA	1485	G
25	YA	1491	G
25	YA	1493	C
25	YA	1496	A
25	YA	1497	U
25	YA	1504	C
25	YA	1505	C
25	YA	1506	C
25	YA	1507	A
25	YA	1508	A
25	YA	1510	A
25	YA	1511	A
25	YA	1514	U
25	YA	1522	G
25	YA	1525	G
25	YA	1528	A
25	YA	1534	G
25	YA	1535	U
25	YA	1536	A
25	YA	1537	C
25	YA	1540	G
25	YA	1543	A
25	YA	1544	C
25	YA	1545	A
25	YA	1554	A
25	YA	1558	A
25	YA	1559	G
25	YA	1569	A
25	YA	1578	U
25	YA	1579	A
25	YA	1580	A
25	YA	1581	G
25	YA	1585	C
25	YA	1586	A
25	YA	1592	C
25	YA	1597	A
25	YA	1598	C
25	YA	1608	A
25	YA	1609	A
25	YA	1610	A
25	YA	1615	C

Continued on next page...

Continued from previous page...

Mol	Chain	Res	Type
25	YA	1616	A
25	YA	1617	C
25	YA	1618	A
25	YA	1640	C
25	YA	1646	C
25	YA	1648	C
25	YA	1654	A
25	YA	1667	G
25	YA	1668	A
25	YA	1669	A
25	YA	1674	G
25	YA	1688	U
25	YA	1695	G
25	YA	1698	A
25	YA	1699	G
25	YA	1701	A
25	YA	1703	G
25	YA	1710	C
25	YA	1725	G
25	YA	1728	G
25	YA	1729	A
25	YA	1730	U
25	YA	1731	G
25	YA	1733	G
25	YA	1734	C
25	YA	1742	C
25	YA	1743	G
25	YA	1754	C
25	YA	1756	G
25	YA	1762	A
25	YA	1763	G
25	YA	1764	G
25	YA	1773	A
25	YA	1780	A
25	YA	1781	C
25	YA	1784	A
25	YA	1787	A
25	YA	1791	A
25	YA	1799	G
25	YA	1800	C
25	YA	1811	G
25	YA	1815	A

Continued on next page...

Continued from previous page...

Mol	Chain	Res	Type
25	YA	1816	G
25	YA	1819	A
25	YA	1820	U
25	YA	1829	A
25	YA	1833	U
25	YA	1835	G
25	YA	1839	G
25	YA	1847	A
25	YA	1848	A
25	YA	1858	G
25	YA	1869	G
25	YA	1870	C
25	YA	1872	A
25	YA	1878	G
25	YA	1882	C
25	YA	1888	G
25	YA	1889	A
25	YA	1896	G
25	YA	1899	G
25	YA	1903	G
25	YA	1906	G
25	YA	1913	A
25	YA	1927	A
25	YA	1930	G
25	YA	1931	U
25	YA	1936	A
25	YA	1937	A
25	YA	1938	A
25	YA	1939	U
25	YA	1947	C
25	YA	1955	U
25	YA	1960	A
25	YA	1963	U
25	YA	1964	G
25	YA	1966	A
25	YA	1967	C
25	YA	1969	A
25	YA	1970	A
25	YA	1971	A
25	YA	1972	A
25	YA	1981	A
25	YA	1982	C

Continued on next page...

Continued from previous page...

Mol	Chain	Res	Type
25	YA	1991	U
25	YA	1993	U
25	YA	2020	A
25	YA	2023	G
25	YA	2031	A
25	YA	2033	A
25	YA	2039	C
25	YA	2043	C
25	YA	2051	A
25	YA	2055	C
25	YA	2056	G
25	YA	2059	A
25	YA	2060	A
25	YA	2061	G
25	YA	2062	A
25	YA	2069	G
25	YA	2080	G
25	YA	2111	C
25	YA	2113	U
25	YA	2114	A
25	YA	2115	G
25	YA	2116	G
25	YA	2117	A
25	YA	2119	A
25	YA	2120	G
25	YA	2126	A
25	YA	2127	G
25	YA	2128	C
25	YA	2131	G
25	YA	2132	U
25	YA	2133	G
25	YA	2136	C
25	YA	2146	C
25	YA	2147	G
25	YA	2148	G
25	YA	2157	G
25	YA	2158	A
25	YA	2166	G
25	YA	2168	G
25	YA	2173	A
25	YA	2176	A
25	YA	2190	G

Continued on next page...

Continued from previous page...

Mol	Chain	Res	Type
25	YA	2192	G
25	YA	2197	U
25	YA	2198	A
25	YA	2199	A
25	YA	2210	G
25	YA	2211	G
25	YA	2212	A
25	YA	2213	U
25	YA	2215	G
25	YA	2225	A
25	YA	2226	C
25	YA	2238	G
25	YA	2239	G
25	YA	2243	U
25	YA	2245	U
25	YA	2275	C
25	YA	2280	G
25	YA	2283	C
25	YA	2287	A
25	YA	2288	A
25	YA	2289	G
25	YA	2303	G
25	YA	2307	G
25	YA	2308	G
25	YA	2310	A
25	YA	2311	A
25	YA	2319	G
25	YA	2320	A
25	YA	2325	G
25	YA	2334	G
25	YA	2336	A
25	YA	2345	G
25	YA	2346	A
25	YA	2347	C
25	YA	2350	C
25	YA	2358	G
25	YA	2372	G
25	YA	2377	A
25	YA	2380	C
25	YA	2382	G
25	YA	2383	G
25	YA	2385	C

Continued on next page...

Continued from previous page...

Mol	Chain	Res	Type
25	YA	2392	A
25	YA	2394	C
25	YA	2402	C
25	YA	2403	C
25	YA	2406	U
25	YA	2410	G
25	YA	2411	A
25	YA	2423	U
25	YA	2424	C
25	YA	2426	A
25	YA	2428	G
25	YA	2429	G
25	YA	2430	A
25	YA	2435	A
25	YA	2439	A
25	YA	2440	C
25	YA	2441	C
25	YA	2448	A
25	YA	2450	A
25	YA	2469	A
25	YA	2470	G
25	YA	2475	C
25	YA	2476	A
25	YA	2482	G
25	YA	2494	G
25	YA	2502	G
25	YA	2504	U
25	YA	2505	G
25	YA	2506	U
25	YA	2507	C
25	YA	2519	U
25	YA	2524	G
25	YA	2525	G
25	YA	2529	G
25	YA	2542	A
25	YA	2554	U
25	YA	2559	C
25	YA	2562	U
25	YA	2566	A
25	YA	2567	G
25	YA	2569	G
25	YA	2573	C

Continued on next page...

Continued from previous page...

Mol	Chain	Res	Type
25	YA	2578	G
25	YA	2586	C
25	YA	2599	G
25	YA	2601	C
25	YA	2602	A
25	YA	2609	U
25	YA	2611	U
25	YA	2612	C
25	YA	2621	A
25	YA	2623	G
25	YA	2629	A
25	YA	2646	C
25	YA	2655	G
25	YA	2665	A
25	YA	2666	C
25	YA	2673	G
25	YA	2679	A
25	YA	2682	U
25	YA	2689	U
25	YA	2690	C
25	YA	2691	C
25	YA	2702	U
25	YA	2703	C
25	YA	2707	G
25	YA	2708	G
25	YA	2712	U
25	YA	2712(A)	A
25	YA	2713	A
25	YA	2714	G
25	YA	2718	G
25	YA	2719	G
25	YA	2724	C
25	YA	2725	A
25	YA	2726	U
25	YA	2729	G
25	YA	2733	A
25	YA	2744	G
25	YA	2748	A
25	YA	2750	A
25	YA	2751	G
25	YA	2752	C
25	YA	2758	A

Continued on next page...

Continued from previous page...

Mol	Chain	Res	Type
25	YA	2760	C
25	YA	2761	G
25	YA	2765	A
25	YA	2766	G
25	YA	2770	G
25	YA	2771	C
25	YA	2777	G
25	YA	2778	A
25	YA	2779	U
25	YA	2790	A
25	YA	2791	C
25	YA	2797	U
25	YA	2807	G
25	YA	2808	U
25	YA	2818	G
25	YA	2820	A
25	YA	2821	A
25	YA	2823	A
25	YA	2833	G
25	YA	2834	G
25	YA	2835	A
25	YA	2844	G
25	YA	2847	U
25	YA	2867	G
25	YA	2872	G
25	YA	2879	C
25	YA	2886	G
25	YA	2891	G
25	YA	2892	A
25	YA	2894	G
26	YB	8	U
26	YB	9	G
26	YB	12	C
26	YB	13	A
26	YB	15	A
26	YB	16	G
26	YB	19	G
26	YB	21	G
26	YB	25	A
26	YB	26	A
26	YB	27	C
26	YB	32	C

Continued on next page...

Continued from previous page...

Mol	Chain	Res	Type
26	YB	33	G
26	YB	41	U
26	YB	42	C
26	YB	44	G
26	YB	45	A
26	YB	47	C
26	YB	52	A
26	YB	67	G
26	YB	73	A
26	YB	82	G
26	YB	89	G
26	YB	105	G
26	YB	109	G
26	YB	115	G

All (221) RNA pucker outliers are listed below:

Mol	Chain	Res	Type
1	QA	5	U
1	QA	31	G
1	QA	64	G
1	QA	115	G
1	QA	181	G
1	QA	190	G
1	QA	243	A
1	QA	244	U
1	QA	250	A
1	QA	266	G
1	QA	328	C
1	QA	410	G
1	QA	412	A
1	QA	413	G
1	QA	428	G
1	QA	481	G
1	QA	484	G
1	QA	485	G
1	QA	495	A
1	QA	509	A
1	QA	595	G
1	QA	687	A
1	QA	701	C
1	QA	703	G

Continued on next page...

Continued from previous page...

Mol	Chain	Res	Type
1	QA	752	G
1	QA	753	A
1	QA	792	A
1	QA	812	C
1	QA	913	A
1	QA	934	C
1	QA	960	U
1	QA	992	U
1	QA	1027	C
1	QA	1064	G
1	QA	1065	U
1	QA	1200	C
1	QA	1285	A
1	QA	1297	C
1	QA	1305	G
1	QA	1336	C
1	QA	1347	G
1	QA	1446	A
1	QA	1498	U
1	QA	1503	A
1	QA	1528	U
22	QV	53	G
23	QX	3	G
23	QX	6	G
24	QY	39	C
25	RA	74	A
25	RA	99	U
25	RA	102	G
25	RA	221	A
25	RA	222	A
25	RA	227	A
25	RA	229	A
25	RA	241	A
25	RA	242	G
25	RA	271(B)	G
25	RA	271(C)	U
25	RA	277	C
25	RA	345	A
25	RA	372	G
25	RA	404	C
25	RA	503	A
25	RA	512	G

Continued on next page...

Continued from previous page...

Mol	Chain	Res	Type
25	RA	587	C
25	RA	637	A
25	RA	752	A
25	RA	846	C
25	RA	856	C
25	RA	859	G
25	RA	974(A)	C
25	RA	1022	G
25	RA	1026	U
25	RA	1045	A
25	RA	1078	U
25	RA	1085	A
25	RA	1130	U
25	RA	1141	U
25	RA	1178	C
25	RA	1210	A
25	RA	1312	U
25	RA	1427	A
25	RA	1543	A
25	RA	1558	A
25	RA	1653	G
25	RA	1694	C
25	RA	1799	G
25	RA	1819	A
25	RA	1929	G
25	RA	1930	G
25	RA	1936	A
25	RA	1980	G
25	RA	1992	G
25	RA	2060	A
25	RA	2126	A
25	RA	2351	G
25	RA	2405	G
25	RA	2439	A
25	RA	2481	G
25	RA	2518	A
25	RA	2566	A
25	RA	2610	C
25	RA	2689	U
25	RA	2712	U
25	RA	2776	A
25	RA	2832	U

Continued on next page...

Continued from previous page...

Mol	Chain	Res	Type
25	RA	2848	G
25	RA	2867	G
26	RB	66	A
1	XA	5	U
1	XA	31	G
1	XA	60	A
1	XA	78	G
1	XA	89	U
1	XA	115	G
1	XA	181	G
1	XA	243	A
1	XA	244	U
1	XA	250	A
1	XA	266	G
1	XA	328	C
1	XA	345	C
1	XA	410	G
1	XA	412	A
1	XA	481	G
1	XA	484	G
1	XA	485	G
1	XA	509	A
1	XA	530	G
1	XA	560	U
1	XA	575	G
1	XA	595	G
1	XA	687	A
1	XA	701	C
1	XA	703	G
1	XA	753	A
1	XA	792	A
1	XA	812	C
1	XA	815	A
1	XA	913	A
1	XA	991	U
1	XA	992	U
1	XA	1027	C
1	XA	1065	U
1	XA	1200	C
1	XA	1201	A
1	XA	1285	A
1	XA	1297	C

Continued on next page...

Continued from previous page...

Mol	Chain	Res	Type
1	XA	1298	C
1	XA	1301	U
1	XA	1336	C
1	XA	1347	G
1	XA	1364	U
1	XA	1446	A
1	XA	1498	U
1	XA	1503	A
22	XV	53	G
23	XX	3	G
23	XX	6	G
24	XY	39	C
25	YA	71	A
25	YA	74	A
25	YA	83	G
25	YA	99	U
25	YA	102	G
25	YA	205	G
25	YA	214	G
25	YA	221	A
25	YA	222	A
25	YA	229	A
25	YA	241	A
25	YA	242	G
25	YA	271(B)	G
25	YA	278	A
25	YA	372	G
25	YA	404	C
25	YA	503	A
25	YA	508	G
25	YA	587	C
25	YA	637	A
25	YA	653	A
25	YA	752	A
25	YA	846	C
25	YA	856	C
25	YA	859	G
25	YA	945	A
25	YA	960	A
25	YA	974(A)	C
25	YA	1012	U
25	YA	1022	G

Continued on next page...

Continued from previous page...

Mol	Chain	Res	Type
25	YA	1026	U
25	YA	1045	A
25	YA	1078	U
25	YA	1085	A
25	YA	1178	C
25	YA	1204	A
25	YA	1210	A
25	YA	1275	A
25	YA	1427	A
25	YA	1558	A
25	YA	1653	G
25	YA	1694	C
25	YA	1698	A
25	YA	1799	G
25	YA	1819	A
25	YA	1929	G
25	YA	1930	G
25	YA	1992	G
25	YA	2126	A
25	YA	2439	A
25	YA	2518	A
25	YA	2566	A
25	YA	2610	C
25	YA	2681	C
25	YA	2712	U
25	YA	2751	G
25	YA	2776	A
25	YA	2832	U
26	YB	66	A

5.4 Non-standard residues in protein, DNA, RNA chains (i)

4 non-standard protein/DNA/RNA residues are modelled in this entry.

In the following table, the Counts columns list the number of bonds (or angles) for which Mogul statistics could be retrieved, the number of bonds (or angles) that are observed in the model and the number of bonds (or angles) that are defined in the Chemical Component Dictionary. The Link column lists molecule types, if any, to which the group is linked. The Z score for a bond length (or angle) is the number of standard deviations the observed value is removed from the expected value. A bond length (or angle) with $|Z| > 2$ is considered an outlier worth inspection. RMSZ is the root-mean-square of all Z scores of the bond lengths (or angles).

Mol	Type	Chain	Res	Link	Bond lengths			Bond angles		
					Counts	RMSZ	$\#\|Z\| > 2$	Counts	RMSZ	$\#\|Z\| > 2$
24	1MG	QY	37	24	18,26,27	2.20	2 (11%)	19,39,42	1.56	4 (21%)
24	1MG	XY	37	24	18,26,27	2.21	2 (11%)	19,39,42	1.54	4 (21%)
56	PPU	Z8	76	25,56	32,40,41	2.55	6 (18%)	33,57,60	2.15	5 (15%)
56	PPU	Z6	76	25,56	32,40,41	2.56	6 (18%)	33,57,60	2.16	5 (15%)

In the following table, the Chirals column lists the number of chiral outliers, the number of chiral centers analysed, the number of these observed in the model and the number defined in the Chemical Component Dictionary. Similar counts are reported in the Torsion and Rings columns. '-' means no outliers of that kind were identified.

Mol	Type	Chain	Res	Link	Chirals	Torsions	Rings
24	1MG	QY	37	24	-	0/3/25/26	0/3/3/3
24	1MG	XY	37	24	-	0/3/25/26	0/3/3/3
56	PPU	Z8	76	25,56	-	2/21/43/44	0/4/4/4
56	PPU	Z6	76	25,56	-	2/21/43/44	0/4/4/4

All (16) bond length outliers are listed below:

Mol	Chain	Res	Type	Atoms	Z	Observed(Å)	Ideal(Å)
56	Z8	76	PPU	O-C	9.25	1.41	1.23
56	Z6	76	PPU	O-C	9.24	1.41	1.23
24	XY	37	1MG	C2-N2	7.47	1.47	1.34
24	QY	37	1MG	C2-N2	7.41	1.47	1.34
56	Z6	76	PPU	C9-N6	-5.94	1.32	1.45
56	Z8	76	PPU	C9-N6	-5.89	1.32	1.45
56	Z6	76	PPU	C-N3'	5.78	1.46	1.34
56	Z8	76	PPU	C-N3'	5.68	1.46	1.34
56	Z6	76	PPU	C10-N6	-5.62	1.32	1.45
56	Z8	76	PPU	C10-N6	-5.61	1.32	1.45
24	XY	37	1MG	C4-N3	4.98	1.49	1.37
24	QY	37	1MG	C4-N3	4.93	1.49	1.37
56	Z6	76	PPU	O4'-C1'	2.80	1.45	1.41
56	Z8	76	PPU	O4'-C1'	2.71	1.44	1.41
56	Z8	76	PPU	C4-N3	-2.11	1.32	1.35
56	Z6	76	PPU	C4-N3	-2.02	1.32	1.35

All (18) bond angle outliers are listed below:

Mol	Chain	Res	Type	Atoms	Z	Observed(^{o})	Ideal(^{o})
56	Z6	76	PPU	C3'-N3'-C	-8.67	110.13	123.21
56	Z8	76	PPU	C3'-N3'-C	-8.62	110.21	123.21

Continued on next page...

Continued from previous page...

Mol	Chain	Res	Type	Atoms	Z	Observed(^{o})	Ideal(^{o})
56	Z8	76	PPU	N3-C2-N1	-4.67	121.38	128.68
56	Z6	76	PPU	N3-C2-N1	-4.67	121.38	128.68
56	Z8	76	PPU	CA-C-N3'	4.01	121.71	116.15
56	Z6	76	PPU	CA-C-N3'	3.98	121.67	116.15
24	QY	37	1MG	C2-N1-C6	3.66	123.92	120.95
24	XY	37	1MG	C2-N1-C6	3.49	123.79	120.95
56	Z8	76	PPU	CM-OC-CZ	-3.38	110.18	117.51
56	Z6	76	PPU	CM-OC-CZ	-3.38	110.18	117.51
56	Z6	76	PPU	C4-C5-N7	-3.30	105.96	109.40
56	Z8	76	PPU	C4-C5-N7	-3.25	106.01	109.40
24	XY	37	1MG	C8-N7-C5	3.17	109.04	102.99
24	QY	37	1MG	C8-N7-C5	3.14	108.97	102.99
24	XY	37	1MG	C5-C6-N1	3.10	118.57	113.90
24	QY	37	1MG	C5-C6-N1	3.02	118.44	113.90
24	XY	37	1MG	O6-C6-C5	-2.51	119.74	124.19
24	QY	37	1MG	O6-C6-C5	-2.50	119.76	124.19

There are no chirality outliers.

All (4) torsion outliers are listed below:

Mol	Chain	Res	Type	Atoms
56	Z6	76	PPU	O-C-CA-N
56	Z8	76	PPU	O-C-CA-N
56	Z6	76	PPU	N3'-C-CA-N
56	Z8	76	PPU	N3'-C-CA-N

There are no ring outliers.

2 monomers are involved in 17 short contacts:

Mol	Chain	Res	Type	Clashes	Symm-Clashes
56	Z8	76	PPU	8	0
56	Z6	76	PPU	9	0

5.5 Carbohydrates (i)

There are no monosaccharides in this entry.

5.6 Ligand geometry (i)

Of 676 ligands modelled in this entry, 674 are monoatomic - leaving 2 for Mogul analysis.

In the following table, the Counts columns list the number of bonds (or angles) for which Mogul statistics could be retrieved, the number of bonds (or angles) that are observed in the model and the number of bonds (or angles) that are defined in the Chemical Component Dictionary. The Link column lists molecule types, if any, to which the group is linked. The Z score for a bond length (or angle) is the number of standard deviations the observed value is removed from the expected value. A bond length (or angle) with $|Z| > 2$ is considered an outlier worth inspection. RMSZ is the root-mean-square of all Z scores of the bond lengths (or angles).

Mol	Type	Chain	Res	Link	Bond lengths			Bond angles		
					Counts	RMSZ	$\#\|Z\| > 2$	Counts	RMSZ	$\#\|Z\| > 2$
58	PAR	QA	1666	-	45,45,45	1.62	9 (20%)	64,67,67	1.46	11 (17%)
58	PAR	XA	1671	-	45,45,45	1.69	10 (22%)	64,67,67	1.80	17 (26%)

In the following table, the Chirals column lists the number of chiral outliers, the number of chiral centers analysed, the number of these observed in the model and the number defined in the Chemical Component Dictionary. Similar counts are reported in the Torsion and Rings columns. '-' means no outliers of that kind were identified.

Mol	Type	Chain	Res	Link	Chirals	Torsions	Rings
58	PAR	QA	1666	-	-	6/18/94/94	0/4/4/4
58	PAR	XA	1671	-	-	4/18/94/94	0/4/4/4

All (19) bond length outliers are listed below:

Mol	Chain	Res	Type	Atoms	Z	Observed(Å)	Ideal(Å)
58	QA	1666	PAR	C64-C54	6.03	1.60	1.52
58	XA	1671	PAR	C31-C21	4.76	1.59	1.53
58	XA	1671	PAR	C64-C54	4.55	1.58	1.52
58	XA	1671	PAR	C11-C21	3.79	1.59	1.52
58	QA	1666	PAR	C52-C42	2.94	1.58	1.52
58	XA	1671	PAR	O54-C14	2.86	1.49	1.41
58	XA	1671	PAR	C62-C52	2.77	1.59	1.52
58	XA	1671	PAR	C52-C42	2.76	1.58	1.52
58	QA	1666	PAR	O51-C11	2.74	1.48	1.41
58	QA	1666	PAR	C11-C21	2.68	1.57	1.52
58	QA	1666	PAR	C62-C52	2.44	1.58	1.52
58	QA	1666	PAR	O54-C14	2.41	1.48	1.41
58	XA	1671	PAR	C14-C24	2.37	1.57	1.52
58	XA	1671	PAR	C44-C34	2.33	1.58	1.52
58	XA	1671	PAR	O51-C11	2.31	1.47	1.41
58	QA	1666	PAR	C44-C54	2.29	1.57	1.53
58	QA	1666	PAR	O54-C54	2.20	1.49	1.44
58	QA	1666	PAR	C44-C34	2.15	1.57	1.52
58	XA	1671	PAR	C41-C51	2.01	1.57	1.53

All (28) bond angle outliers are listed below:

Mol	Chain	Res	Type	Atoms	Z	Observed(^{o})	Ideal(^{o})
58	XA	1671	PAR	O33-C14-C24	4.85	116.57	108.22
58	QA	1666	PAR	O54-C54-C64	4.62	114.61	106.01
58	XA	1671	PAR	C32-C22-C12	-3.96	103.05	111.18
58	XA	1671	PAR	O54-C54-C64	3.62	112.75	106.01
58	QA	1666	PAR	C14-O54-C54	3.48	120.52	113.69
58	XA	1671	PAR	C14-O54-C54	3.26	120.08	113.69
58	XA	1671	PAR	O41-C41-C51	3.24	117.35	109.30
58	XA	1671	PAR	O52-C13-C23	3.14	114.46	107.96
58	QA	1666	PAR	C41-C31-C21	-3.12	105.71	111.07
58	XA	1671	PAR	O31-C31-C21	3.11	115.81	110.22
58	XA	1671	PAR	C11-C21-C31	2.94	117.90	110.21
58	XA	1671	PAR	O34-C34-C24	-2.94	104.94	110.22
58	XA	1671	PAR	C31-C41-C51	-2.77	105.30	110.24
58	XA	1671	PAR	C52-C62-C12	2.75	116.34	109.63
58	QA	1666	PAR	C11-C21-N21	2.66	114.99	110.20
58	XA	1671	PAR	O62-C62-C12	-2.62	105.00	109.81
58	QA	1666	PAR	C44-C34-C24	2.59	115.53	111.07
58	QA	1666	PAR	C11-O51-C51	2.55	118.70	113.69
58	QA	1666	PAR	O33-C14-C24	2.53	112.57	108.22
58	XA	1671	PAR	C11-O11-C42	2.52	124.21	117.96
58	XA	1671	PAR	O11-C11-C21	2.50	112.53	108.22
58	XA	1671	PAR	C62-C52-C42	2.50	117.38	111.66
58	XA	1671	PAR	C52-C42-C32	-2.27	106.92	111.16
58	QA	1666	PAR	O52-C13-C23	2.26	112.64	107.96
58	QA	1666	PAR	O33-C14-O54	-2.24	104.41	110.67
58	QA	1666	PAR	O11-C42-C32	-2.16	104.03	109.18
58	QA	1666	PAR	C32-C22-C12	-2.12	106.84	111.18
58	XA	1671	PAR	O54-C54-C44	-2.07	105.93	109.69

There are no chirality outliers.

All (10) torsion outliers are listed below:

Mol	Chain	Res	Type	Atoms
58	QA	1666	PAR	C44-C54-C64-N64
58	QA	1666	PAR	O54-C54-C64-N64
58	XA	1671	PAR	C44-C54-C64-N64
58	XA	1671	PAR	O54-C54-C64-N64
58	XA	1671	PAR	O51-C51-C61-O61
58	QA	1666	PAR	O51-C51-C61-O61
58	QA	1666	PAR	C41-C51-C61-O61
58	XA	1671	PAR	C41-C51-C61-O61

Continued on next page...

Continued from previous page...

Mol	Chain	Res	Type	Atoms
58	QA	1666	PAR	O43-C13-O52-C52
58	QA	1666	PAR	C23-C13-O52-C52

There are no ring outliers.

2 monomers are involved in 5 short contacts:

Mol	Chain	Res	Type	Clashes	Symm-Clashes
58	QA	1666	PAR	3	0
58	XA	1671	PAR	2	0

The following is a two-dimensional graphical depiction of Mogul quality analysis of bond lengths, bond angles, torsion angles, and ring geometry for all instances of the Ligand of Interest. In addition, ligands with molecular weight > 250 and outliers as shown on the validation Tables will also be included. For torsion angles, if less then 5% of the Mogul distribution of torsion angles is within 10 degrees of the torsion angle in question, then that torsion angle is considered an outlier. Any bond that is central to one or more torsion angles identified as an outlier by Mogul will be highlighted in the graph. For rings, the root-mean-square deviation (RMSD) between the ring in question and similar rings identified by Mogul is calculated over all ring torsion angles. If the average RMSD is greater than 60 degrees and the minimal RMSD between the ring in question and any Mogul-identified rings is also greater than 60 degrees, then that ring is considered an outlier. The outliers are highlighted in purple. The color gray indicates Mogul did not find sufficient equivalents in the CSD to analyse the geometry.

Ligand PAR QA 1666

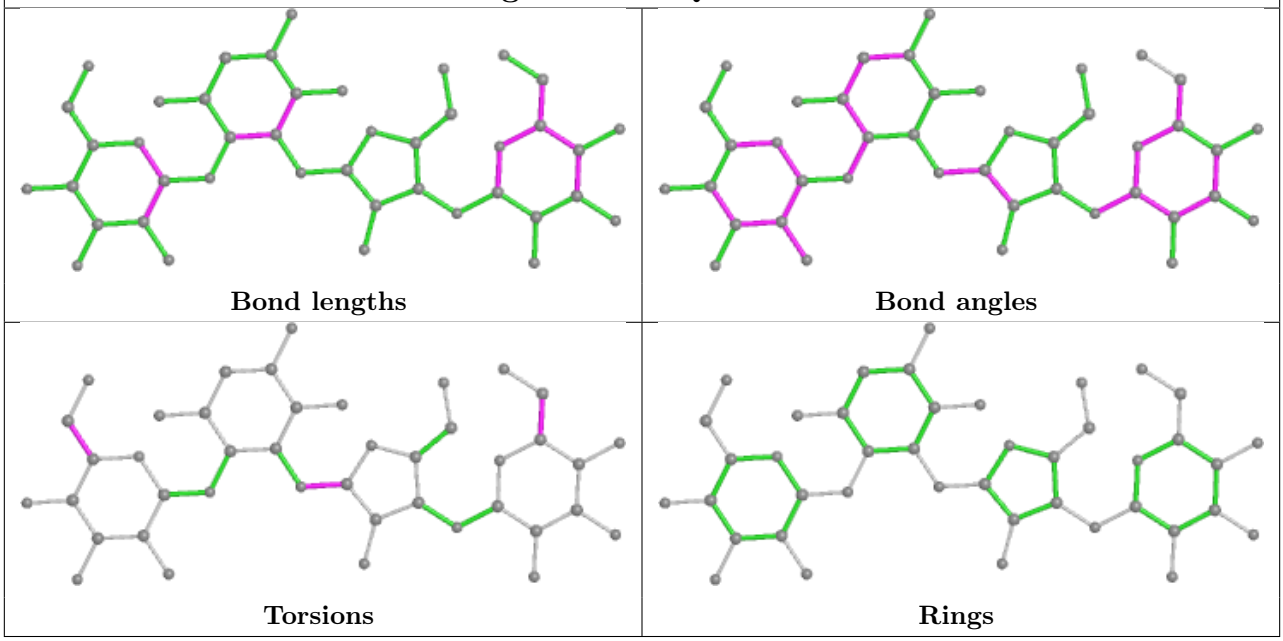

Ligand PAR XA 1671

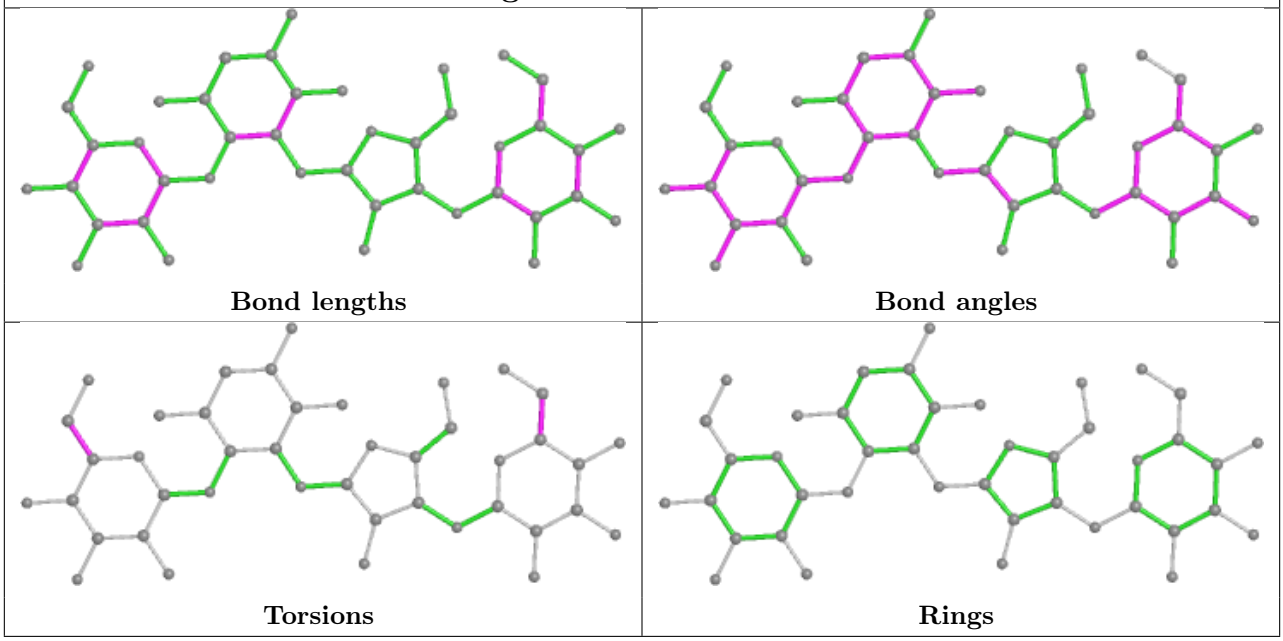

5.7 Other polymers (i)

There are no such residues in this entry.

5.8 Polymer linkage issues (i)

There are no chain breaks in this entry.

6 Fit of model and data (i)

6.1 Protein, DNA and RNA chains (i)

In the following table, the column labelled '#RSRZ> 2' contains the number (and percentage) of RSRZ outliers, followed by percent RSRZ outliers for the chain as percentile scores relative to all X-ray entries and entries of similar resolution. The OWAB column contains the minimum, median, 95th percentile and maximum values of the occupancy-weighted average B-factor per residue. The column labelled 'Q< 0.9' lists the number of (and percentage) of residues with an average occupancy less than 0.9.

Mol	Chain	Analysed	<RSRZ>	#RSRZ>2			OWAB(Å^2)	Q<0.9
1	QA	1500/1522 (98%)	0.07	36 (2%)	59	48	35, 87, 182, 299	0
1	XA	1500/1522 (98%)	-0.09	13 (0%)	84	77	21, 74, 169, 271	0
2	QB	237/256 (92%)	0.66	25 (10%)	6	5	84, 154, 204, 236	0
2	XB	237/256 (92%)	0.27	11 (4%)	32	26	51, 121, 182, 226	0
3	QC	205/239 (85%)	0.26	15 (7%)	15	11	57, 135, 182, 201	0
3	XC	205/239 (85%)	0.01	5 (2%)	59	48	32, 89, 145, 177	0
4	QD	208/209 (99%)	0.35	10 (4%)	30	25	38, 99, 165, 221	0
4	XD	208/209 (99%)	0.26	4 (1%)	66	57	27, 106, 160, 186	0
5	QE	151/162 (93%)	0.43	10 (6%)	18	13	36, 111, 158, 185	0
5	XE	151/162 (93%)	0.21	6 (3%)	38	30	3, 85, 142, 170	0
6	QF	101/101 (100%)	0.28	3 (2%)	50	38	33, 99, 158, 181	0
6	XF	101/101 (100%)	0.17	4 (3%)	38	30	25, 95, 145, 243	0
7	QG	155/156 (99%)	0.68	22 (14%)	2	3	55, 123, 179, 210	0
7	XG	155/156 (99%)	0.34	13 (8%)	11	9	42, 99, 156, 197	0
8	QH	138/138 (100%)	0.56	13 (9%)	8	7	61, 120, 167, 193	0
8	XH	138/138 (100%)	0.37	5 (3%)	42	33	20, 94, 147, 198	0
9	QI	127/128 (99%)	0.89	18 (14%)	2	3	67, 134, 193, 224	0
9	XI	127/128 (99%)	0.34	5 (3%)	39	30	29, 107, 165, 195	0
10	QJ	99/105 (94%)	1.38	22 (22%)	0	0	46, 149, 202, 222	0
10	XJ	99/105 (94%)	0.75	16 (16%)	1	2	35, 115, 175, 201	0
11	QK	119/129 (92%)	0.60	14 (11%)	4	4	42, 104, 158, 202	0
11	XK	119/129 (92%)	0.47	9 (7%)	13	10	27, 87, 148, 170	0
12	QL	125/132 (94%)	0.56	15 (12%)	4	4	21, 93, 142, 192	0
12	XL	125/132 (94%)	0.20	6 (4%)	30	25	20, 66, 131, 212	0

Continued on next page...

Continued from previous page...

Mol	Chain	Analysed	<RSRZ>	#RSRZ>2	OWAB(Å^2)	Q<0.9
13	QM	121/126 (96%)	0.45	13 (10%) 6 5	58, 122, 175, 214	0
13	XM	121/126 (96%)	0.19	5 (4%) 37 29	28, 92, 144, 180	0
14	QN	60/61 (98%)	0.87	9 (15%) 2 2	55, 129, 181, 204	0
14	XN	60/61 (98%)	0.26	3 (5%) 28 24	33, 82, 135, 170	0
15	QO	88/89 (98%)	0.25	4 (4%) 33 27	54, 105, 154, 178	0
15	XO	88/89 (98%)	0.15	1 (1%) 80 73	25, 91, 141, 171	0
16	QP	84/88 (95%)	0.76	11 (13%) 3 3	42, 86, 157, 171	0
16	XP	84/88 (95%)	0.75	10 (11%) 4 4	51, 101, 152, 235	0
17	QQ	100/105 (95%)	0.45	4 (4%) 38 30	33, 91, 144, 165	0
17	XQ	100/105 (95%)	0.56	8 (8%) 12 10	37, 95, 147, 200	0
18	QR	70/88 (79%)	0.80	8 (11%) 5 4	42, 110, 160, 212	0
18	XR	70/88 (79%)	0.47	5 (7%) 16 11	34, 86, 147, 168	0
19	QS	84/93 (90%)	0.93	14 (16%) 1 2	60, 131, 184, 190	0
19	XS	84/93 (90%)	0.44	5 (5%) 21 16	45, 97, 141, 220	0
20	QT	99/106 (93%)	0.32	2 (2%) 65 55	34, 91, 154, 181	0
20	XT	99/106 (93%)	0.58	7 (7%) 16 11	50, 112, 158, 181	0
21	QU	25/27 (92%)	2.69	15 (60%) 0 0	62, 132, 185, 206	0
21	XU	25/27 (92%)	1.47	6 (24%) 0 0	45, 89, 136, 166	0
22	QV	77/77 (100%)	0.03	1 (1%) 77 68	26, 99, 158, 205	0
22	XV	77/77 (100%)	-0.12	1 (1%) 77 68	28, 70, 121, 185	0
23	QX	8/25 (32%)	1.29	2 (25%) 0 0	70, 95, 129, 169	0
23	XX	8/25 (32%)	1.19	2 (25%) 0 0	36, 51, 102, 163	0
24	QY	13/18 (72%)	1.12	2 (15%) 2 2	104, 150, 249, 294	0
24	XY	13/18 (72%)	0.89	0 100 100	70, 106, 221, 249	0
25	RA	2882/2916 (98%)	-0.02	90 (3%) 49 38	14, 60, 203, 320	0
25	YA	2883/2916 (98%)	-0.13	82 (2%) 53 41	14, 50, 194, 329	0
26	RB	120/122 (98%)	0.13	2 (1%) 70 60	64, 113, 177, 203	0
26	YB	120/122 (98%)	-0.39	0 100 100	37, 69, 95, 158	0
27	RD	272/276 (98%)	0.09	3 (1%) 80 73	7, 56, 113, 177	0
27	YD	272/276 (98%)	0.11	2 (0%) 87 82	3, 49, 98, 152	0
28	RE	205/206 (99%)	0.35	8 (3%) 39 30	23, 73, 150, 195	0

Continued on next page...

Continued from previous page...

Mol	Chain	Analysed	<RSRZ>	#RSRZ>2	OWAB(Å^2)	Q<0.9
28	YE	205/206 (99%)	0.38	7 (3%) 45 35	15, 77, 151, 200	0
29	RF	202/210 (96%)	0.18	4 (1%) 65 55	4, 85, 151, 184	0
29	YF	202/210 (96%)	0.04	5 (2%) 57 47	8, 65, 124, 184	0
30	RG	181/182 (99%)	0.59	20 (11%) 5 5	52, 137, 205, 232	0
30	YG	181/182 (99%)	0.28	7 (3%) 39 30	25, 98, 166, 203	0
31	RH	170/180 (94%)	1.04	34 (20%) 1 1	69, 150, 202, 250	0
31	YH	170/180 (94%)	0.53	14 (8%) 11 9	32, 94, 152, 204	0
32	RI	146/148 (98%)	0.50	15 (10%) 6 5	29, 108, 161, 182	0
32	YI	146/148 (98%)	0.16	7 (4%) 30 25	18, 95, 158, 203	0
33	RN	138/140 (98%)	0.52	10 (7%) 15 11	33, 94, 152, 192	0
33	YN	138/140 (98%)	0.07	3 (2%) 62 51	19, 75, 132, 162	0
34	RO	122/122 (100%)	0.18	1 (0%) 86 79	6, 64, 120, 163	0
34	YO	122/122 (100%)	0.14	0 100 100	18, 60, 114, 144	0
35	RP	150/150 (100%)	0.71	23 (15%) 2 2	5, 87, 160, 191	0
35	YP	150/150 (100%)	0.37	6 (4%) 38 30	17, 75, 166, 203	0
36	RQ	141/141 (100%)	0.51	8 (5%) 23 19	25, 94, 140, 212	0
36	YQ	141/141 (100%)	0.16	2 (1%) 75 66	11, 61, 126, 169	0
37	RR	118/118 (100%)	0.03	0 100 100	12, 58, 116, 154	0
37	YR	118/118 (100%)	0.26	1 (0%) 86 79	24, 68, 127, 155	0
38	RS	111/112 (99%)	0.67	10 (9%) 9 7	40, 116, 169, 194	0
38	YS	111/112 (99%)	0.23	2 (1%) 68 59	9, 79, 133, 232	0
39	RT	137/146 (93%)	0.22	5 (3%) 42 33	19, 77, 171, 214	0
39	YT	137/146 (93%)	0.16	8 (5%) 23 18	30, 84, 164, 206	0
40	RU	117/118 (99%)	0.10	5 (4%) 35 28	17, 78, 154, 194	0
40	YU	117/118 (99%)	-0.06	2 (1%) 70 60	15, 65, 152, 189	0
41	RV	101/101 (100%)	0.28	2 (1%) 65 55	36, 105, 157, 216	0
41	YV	101/101 (100%)	0.34	5 (4%) 28 24	23, 84, 144, 243	0
42	RW	113/113 (100%)	0.39	4 (3%) 44 34	20, 65, 137, 216	0
42	YW	113/113 (100%)	0.14	3 (2%) 54 43	12, 56, 114, 193	0
43	RX	92/96 (95%)	0.15	1 (1%) 80 73	14, 69, 125, 158	0
43	YX	92/96 (95%)	0.27	2 (2%) 62 51	12, 56, 113, 138	0

Continued on next page...

Continued from previous page...

Mol	Chain	Analysed	<RSRZ>	#RSRZ>2			OWAB(Å^2)	Q<0.9
44	RY	102/110 (92%)	1.48	33 (32%)	0	0	36, 115, 175, 230	0
44	YY	102/110 (92%)	0.63	11 (10%)	5	5	24, 83, 156, 204	0
45	RZ	183/206 (88%)	0.39	11 (6%)	21	16	42, 122, 174, 213	0
45	YZ	183/206 (88%)	0.10	3 (1%)	72	62	23, 98, 153, 211	0
46	R0	82/85 (96%)	0.70	8 (9%)	7	6	13, 74, 111, 143	0
46	Y0	82/85 (96%)	0.46	0	100	100	11, 54, 85, 133	0
47	R1	97/98 (98%)	0.71	8 (8%)	11	9	11, 74, 170, 241	0
47	Y1	97/98 (98%)	0.48	7 (7%)	15	11	11, 64, 144, 205	0
48	R2	69/72 (95%)	0.16	2 (2%)	51	40	26, 101, 176, 197	0
48	Y2	69/72 (95%)	0.18	2 (2%)	51	40	26, 69, 141, 177	0
49	R3	59/60 (98%)	1.56	18 (30%)	0	0	19, 95, 150, 200	0
49	Y3	59/60 (98%)	0.79	11 (18%)	1	1	9, 70, 131, 166	0
50	R4	71/71 (100%)	1.04	19 (26%)	0	0	89, 171, 218, 267	0
50	Y4	71/71 (100%)	0.28	2 (2%)	53	41	69, 145, 208, 248	0
51	R5	59/60 (98%)	0.39	4 (6%)	17	12	13, 74, 179, 222	0
51	Y5	59/60 (98%)	0.45	7 (11%)	4	4	17, 78, 189, 225	0
52	R6	49/54 (90%)	3.36	33 (67%)	0	0	101, 150, 215, 233	0
52	Y6	49/54 (90%)	2.89	37 (75%)	0	0	73, 147, 211, 217	0
53	R7	49/49 (100%)	0.22	1 (2%)	65	55	17, 47, 108, 188	0
53	Y7	49/49 (100%)	0.33	4 (8%)	11	9	6, 40, 118, 133	0
54	R8	64/65 (98%)	0.51	4 (6%)	20	14	24, 80, 155, 197	0
54	Y8	64/65 (98%)	0.28	3 (4%)	31	25	6, 54, 120, 197	0
55	R9	37/37 (100%)	4.05	30 (81%)	0	0	94, 143, 197, 202	0
55	Y9	37/37 (100%)	4.82	36 (97%)	0	0	62, 123, 202, 228	0
56	Z6	2/3 (66%)	0.55	0	100	100	30, 30, 30, 75	0
56	Z8	2/3 (66%)	0.03	0	100	100	30, 30, 30, 47	0
All	All	20871/21494 (97%)	0.23	1135 (5%)	25	21	3, 80, 177, 329	0

All (1135) RSRZ outliers are listed below:

Mol	Chain	Res	Type	RSRZ
55	R9	14	CYS	13.9
28	YE	205	ALA	12.2

Continued on next page...

Continued from previous page...

Mol	Chain	Res	Type	RSRZ
25	RA	2799	A	11.1
55	R9	11	CYS	9.8
55	Y9	34	GLN	9.6
40	RU	118	GLY	8.8
25	RA	1059	G	8.6
55	Y9	4	ARG	8.5
42	YW	113	LYS	8.5
25	RA	1096	A	8.5
25	RA	1536	A	8.4
21	QU	25	LYS	8.0
25	RA	1061	U	8.0
55	R9	34	GLN	7.9
25	RA	1070	A	7.8
55	Y9	5	ALA	7.7
9	XI	8	GLY	7.5
25	RA	1095	A	7.4
13	QM	121	LYS	7.4
7	XG	85	TYR	7.4
49	R3	60	GLU	7.3
52	R6	22	ALA	7.3
7	QG	156	TRP	7.2
55	Y9	25	VAL	7.2
52	R6	49	HIS	7.2
52	R6	24	GLU	7.1
25	YA	2799	A	7.1
18	QR	88	LYS	7.1
25	RA	2801	A	7.0
25	YA	1536	A	6.8
55	R9	32	HIS	6.7
25	RA	1084	A	6.7
25	RA	1060	U	6.7
7	XG	78	ARG	6.6
25	RA	1103	A	6.6
55	Y9	24	TYR	6.6
55	Y9	1	MET	6.6
55	R9	29	ASN	6.5
52	R6	20	ASN	6.5
52	R6	19	ARG	6.3
55	R9	1	MET	6.3
55	Y9	29	ASN	6.3
52	R6	14	THR	6.3
25	YA	2175	C	6.3

Continued on next page...

Continued from previous page...

Mol	Chain	Res	Type	RSRZ
10	QJ	6	ILE	6.3
25	YA	2801	A	6.3
55	Y9	35	ARG	6.3
55	Y9	36	GLN	6.2
55	R9	27	CYS	6.1
25	RA	1066	U	6.0
52	Y6	6	ARG	5.9
25	YA	2116	G	5.9
55	Y9	32	HIS	5.9
52	R6	18	ARG	5.9
44	RY	79	CYS	5.9
45	YZ	113	ALA	5.9
55	Y9	11	CYS	5.9
25	YA	2125	G	5.8
1	QA	1531	A	5.8
52	R6	50	ARG	5.8
25	RA	1068	G	5.8
55	Y9	17	ILE	5.7
25	RA	1064	C	5.7
21	QU	24	ARG	5.7
49	R3	2	PRO	5.7
55	R9	12	ASP	5.7
55	Y9	12	ASP	5.6
21	XU	25	LYS	5.6
55	Y9	23	VAL	5.6
3	QC	206	GLU	5.6
1	QA	1451	A	5.6
25	RA	1176	G	5.5
25	RA	1092	C	5.5
25	RA	2894	G	5.5
52	R6	9	LEU	5.4
52	Y6	49	HIS	5.4
25	RA	1094	U	5.4
10	QJ	33	GLN	5.3
55	Y9	27	CYS	5.3
7	QG	85	TYR	5.3
7	QG	81	GLY	5.3
10	QJ	4	ILE	5.3
1	XA	1531	A	5.2
25	RA	2803	C	5.2
1	QA	1032	A	5.2
12	QL	127	GLU	5.2

Continued on next page...

Continued from previous page...

Mol	Chain	Res	Type	RSRZ
25	RA	1058	G	5.2
31	RH	101	ARG	5.2
49	R3	57	GLU	5.2
7	QG	78	ARG	5.2
52	Y6	13	CYS	5.1
52	R6	21	TYR	5.1
9	QI	27	THR	5.1
25	RA	1067	A	5.1
52	Y6	53	LYS	5.1
7	XG	156	TRP	5.1
35	RP	1	MET	5.1
52	Y6	9	LEU	5.1
52	Y6	26	ASN	5.0
52	R6	13	CYS	5.0
25	RA	2802	G	5.0
20	XT	106	ALA	5.0
55	Y9	16	VAL	5.0
52	R6	11	LEU	5.0
23	XX	8	A	5.0
52	R6	25	LYS	5.0
44	YY	86	ARG	4.9
9	QI	62	TYR	4.9
52	R6	51	GLU	4.9
11	XK	128	ALA	4.9
21	QU	26	LYS	4.9
25	YA	2122	U	4.9
42	RW	113	LYS	4.8
25	RA	2125	G	4.8
25	RA	1100	C	4.8
25	RA	1098	A	4.8
25	YA	654	A	4.8
25	RA	1062	G	4.8
50	R4	51	ASP	4.8
30	RG	137	GLU	4.8
25	RA	2116	G	4.8
52	R6	23	THR	4.8
55	Y9	14	CYS	4.8
11	XK	11	LYS	4.8
35	RP	81	GLN	4.8
25	RA	1177	A	4.8
25	YA	2176	A	4.8
50	R4	68	ARG	4.7

Continued on next page...

Continued from previous page...

Mol	Chain	Res	Type	RSRZ
1	QA	81	G	4.7
25	RA	1063	G	4.7
2	QB	4	GLU	4.7
40	YU	117	GLN	4.7
52	R6	42	TRP	4.7
31	RH	123	PHE	4.7
7	XG	84	ASN	4.7
55	R9	25	VAL	4.7
1	QA	1450	U	4.7
25	RA	1097	U	4.7
12	XL	129	ALA	4.6
10	QJ	98	ILE	4.6
10	QJ	34	VAL	4.6
55	Y9	10	ILE	4.6
3	XC	149	ALA	4.6
25	RA	1065	U	4.6
35	RP	149	GLU	4.5
52	Y6	50	ARG	4.5
11	QK	128	ALA	4.5
19	QS	79	THR	4.5
25	RA	2798	C	4.5
25	YA	2118	U	4.5
35	RP	150	ALA	4.5
25	RA	277	C	4.5
12	XL	127	GLU	4.5
25	RA	1089	G	4.5
21	QU	21	TYR	4.4
55	Y9	2	LYS	4.4
39	YT	1	MET	4.4
2	QB	70	PHE	4.4
40	RU	117	GLN	4.4
51	R5	60	VAL	4.4
28	YE	204	ALA	4.4
13	QM	120	LYS	4.4
2	XB	130	ARG	4.4
25	RA	1057	A	4.4
50	R4	67	TYR	4.4
52	R6	53	LYS	4.3
49	Y3	56	VAL	4.3
25	RA	2797	U	4.3
3	QC	148	GLY	4.3
25	RA	1099	G	4.3

Continued on next page...

Continued from previous page...

Mol	Chain	Res	Type	RSRZ
21	QU	5	ASP	4.3
52	Y6	36	LEU	4.3
55	Y9	30	PRO	4.3
16	QP	84	ALA	4.3
25	YA	2173	A	4.3
55	R9	10	ILE	4.3
52	R6	52	VAL	4.3
49	Y3	57	GLU	4.3
10	QJ	69	ASN	4.3
55	Y9	13	LYS	4.3
52	R6	6	ARG	4.2
29	YF	133	ASN	4.2
28	RE	1	MET	4.2
25	RA	1085	A	4.2
55	Y9	26	ILE	4.2
52	R6	26	ASN	4.2
25	YA	2121	G	4.2
52	R6	5	VAL	4.2
55	Y9	9	ARG	4.2
55	R9	36	GLN	4.2
25	YA	2119	A	4.2
30	RG	80	PHE	4.2
44	RY	52	SER	4.2
25	YA	2178	C	4.2
25	YA	2129	C	4.2
4	XD	167	GLY	4.2
30	RG	13	GLU	4.1
44	YY	99	CYS	4.1
25	YA	1059	G	4.1
47	R1	96	LYS	4.1
51	Y5	54	GLY	4.1
52	Y6	42	TRP	4.1
55	R9	16	VAL	4.1
45	RZ	91	LEU	4.1
44	RY	58	GLY	4.1
55	Y9	22	ARG	4.1
31	RH	32	GLU	4.1
28	RE	69	LYS	4.1
25	RA	1083	U	4.1
11	QK	11	LYS	4.1
52	Y6	19	ARG	4.0
10	QJ	25	GLU	4.0

Continued on next page...

Continued from previous page...

Mol	Chain	Res	Type	RSRZ
19	QS	69	HIS	4.0
35	YP	114	ILE	4.0
16	QP	18	ARG	4.0
55	R9	35	ARG	4.0
25	YA	1060	U	4.0
25	YA	1093	G	4.0
46	R0	71	ASP	4.0
2	QB	132	LYS	4.0
44	RY	22	GLY	4.0
35	YP	118	GLY	4.0
25	YA	2177	C	4.0
44	RY	45	VAL	4.0
49	R3	3	ARG	4.0
1	QA	210	U	4.0
55	R9	18	ARG	4.0
25	RA	1093	G	3.9
21	XU	26	LYS	3.9
52	Y6	33	LYS	3.9
25	YA	2126	A	3.9
55	R9	30	PRO	3.9
55	R9	5	ALA	3.9
7	QG	151	TYR	3.9
25	YA	1058	G	3.9
25	YA	277	C	3.9
1	XA	208	U	3.8
52	Y6	7	ILE	3.8
10	XJ	7	LYS	3.8
1	XA	1032	A	3.8
28	RE	205	ALA	3.8
17	QQ	8	GLY	3.8
55	R9	7	VAL	3.8
36	RQ	91	GLU	3.8
52	R6	12	GLU	3.8
31	RH	111	HIS	3.8
6	QF	101	ALA	3.8
5	XE	77	PRO	3.8
44	RY	61	ILE	3.8
48	R2	72	ALA	3.8
52	Y6	51	GLU	3.8
55	R9	4	ARG	3.8
44	RY	103	GLY	3.8
25	RA	1104	C	3.8

Continued on next page...

Continued from previous page...

Mol	Chain	Res	Type	RSRZ
52	Y6	35	GLU	3.7
11	XK	129	SER	3.7
25	YA	1177	A	3.7
6	QF	84	ASN	3.7
33	RN	9	VAL	3.7
44	YY	71	LYS	3.7
48	Y2	71	ASN	3.7
25	YA	2111	C	3.7
7	QG	154	TYR	3.7
17	XQ	8	GLY	3.7
38	RS	109	GLY	3.7
2	QB	214	ILE	3.7
46	R0	70	GLN	3.7
55	Y9	21	GLY	3.7
25	YA	2167	U	3.7
11	QK	50	TYR	3.7
2	QB	146	GLN	3.7
55	Y9	15	LYS	3.7
1	XA	1453	G	3.7
50	R4	55	ARG	3.7
52	R6	40	CYS	3.6
55	R9	37	GLY	3.6
25	YA	1061	U	3.6
17	XQ	42	TYR	3.6
25	RA	2126	A	3.6
49	Y3	58	VAL	3.6
50	Y4	66	SER	3.6
52	Y6	24	GLU	3.6
21	QU	18	TYR	3.6
16	XP	7	ALA	3.6
11	QK	12	ARG	3.6
25	RA	2795	G	3.6
51	R5	45	VAL	3.6
25	YA	654(U)	A	3.6
36	RQ	141	GLN	3.6
51	Y5	51	TYR	3.6
31	YH	3	ARG	3.6
1	XA	1451	A	3.6
31	RH	24	VAL	3.6
50	R4	70	GLY	3.6
47	R1	22	GLY	3.6
52	Y6	37	ARG	3.6

Continued on next page...

Continued from previous page...

Mol	Chain	Res	Type	RSRZ
25	YA	2127	G	3.5
10	XJ	5	ARG	3.5
10	QJ	100	THR	3.5
2	QB	163	PHE	3.5
10	QJ	83	GLU	3.5
55	Y9	6	SER	3.5
9	QI	7	THR	3.5
8	QH	28	ALA	3.5
16	XP	15	PRO	3.5
13	QM	103	THR	3.5
55	Y9	18	ARG	3.5
12	QL	129	ALA	3.5
33	RN	119	ARG	3.5
55	R9	15	LYS	3.5
11	QK	129	SER	3.5
4	XD	125	HIS	3.5
52	Y6	18	ARG	3.5
43	YX	92	LEU	3.5
21	QU	17	THR	3.5
38	RS	52	SER	3.5
52	R6	45	LYS	3.5
18	XR	88	LYS	3.5
19	QS	50	ALA	3.5
21	QU	20	LYS	3.5
5	QE	20	GLN	3.5
30	RG	26	GLN	3.4
50	R4	69	LYS	3.4
31	RH	159	GLU	3.4
36	RQ	80	GLU	3.4
44	RY	62	GLU	3.4
50	R4	53	GLU	3.4
50	Y4	67	TYR	3.4
55	Y9	28	GLU	3.4
1	QA	1000	A	3.4
4	QD	86	LYS	3.4
42	YW	112	GLY	3.4
55	R9	13	LYS	3.4
25	RA	2179	C	3.4
2	QB	96	ARG	3.4
51	Y5	57	VAL	3.4
13	QM	102	ARG	3.4
20	XT	101	GLY	3.4

Continued on next page...

Continued from previous page...

Mol	Chain	Res	Type	RSRZ
28	RE	54	GLN	3.4
25	RA	1077	A	3.4
25	RA	2156	G	3.4
45	RZ	93	ASP	3.4
35	RP	88	LEU	3.4
8	QH	113	SER	3.4
7	XG	6	ARG	3.4
3	QC	158	GLY	3.4
25	RA	2146	C	3.4
47	Y1	96	LYS	3.4
6	XF	101	ALA	3.4
25	YA	2795	G	3.3
1	QA	723	U	3.3
35	RP	118	GLY	3.3
41	YV	19	LYS	3.3
7	XG	154	TYR	3.3
32	YI	146	ALA	3.3
35	RP	2	LYS	3.3
1	QA	82	U	3.3
25	YA	2802	G	3.3
19	QS	45	VAL	3.3
25	YA	276	A	3.3
55	R9	19	ARG	3.3
18	QR	29	PHE	3.3
31	YH	123	PHE	3.3
25	RA	2174	C	3.3
1	XA	723	U	3.3
25	YA	2793	G	3.3
46	R0	72	ARG	3.3
9	QI	127	LYS	3.3
35	RP	91	PHE	3.3
9	QI	102	LEU	3.3
31	RH	25	LYS	3.3
50	R4	71	ARG	3.3
42	RW	67	ASP	3.3
49	R3	32	GLN	3.3
55	Y9	33	LYS	3.3
1	XA	210	U	3.2
30	RG	138	GLN	3.2
33	RN	72	TYR	3.2
52	Y6	23	THR	3.2
30	RG	2	PRO	3.2

Continued on next page...

Continued from previous page...

Mol	Chain	Res	Type	RSRZ
1	QA	1047	G	3.2
4	QD	5	ILE	3.2
55	R9	2	LYS	3.2
25	YA	2803	C	3.2
55	Y9	7	VAL	3.2
20	XT	100	ILE	3.2
52	R6	16	CYS	3.2
18	XR	22	VAL	3.2
25	YA	2130	U	3.2
10	XJ	8	LEU	3.2
5	XE	92	LYS	3.2
44	RY	47	LYS	3.2
12	QL	32	PHE	3.2
19	QS	82	GLY	3.2
16	QP	7	ALA	3.2
11	QK	89	ALA	3.2
44	RY	35	TYR	3.2
38	RS	24	LEU	3.2
17	XQ	99	SER	3.2
35	RP	108	LYS	3.2
50	R4	56	VAL	3.2
55	Y9	31	LYS	3.2
25	RA	654(V)	A	3.1
19	QS	68	GLY	3.1
54	Y8	65	GLU	3.1
38	RS	34	HIS	3.1
31	RH	152	ARG	3.1
18	QR	31	LEU	3.1
46	R0	76	GLY	3.1
49	R3	33	GLN	3.1
2	XB	134	GLU	3.1
1	XA	87	A	3.1
24	QY	32	U	3.1
25	RA	2182	G	3.1
32	RI	34	GLY	3.1
44	RY	87	LYS	3.1
32	RI	35	LEU	3.1
44	RY	80	GLY	3.1
10	XJ	97	GLU	3.1
7	QG	80	VAL	3.1
30	RG	108	ASN	3.1
25	RA	889	C	3.1

Continued on next page...

Continued from previous page...

Mol	Chain	Res	Type	RSRZ
25	RA	1088	A	3.1
25	RA	1082	U	3.1
55	R9	31	LYS	3.1
31	RH	94	TYR	3.1
40	RU	72	HIS	3.1
19	XS	82	GLY	3.1
38	RS	108	GLY	3.1
39	RT	2	ASN	3.1
55	R9	26	ILE	3.1
44	RY	102	CYS	3.1
47	Y1	93	GLU	3.1
14	QN	38	GLY	3.1
31	YH	160	LYS	3.1
2	QB	118	LEU	3.1
25	YA	2117	A	3.1
9	QI	18	PHE	3.1
52	Y6	5	VAL	3.0
10	QJ	5	ARG	3.0
42	RW	1	MET	3.0
44	RY	5	MET	3.0
3	XC	159	GLY	3.0
35	RP	106	LEU	3.0
25	YA	1066	U	3.0
25	YA	2897	U	3.0
11	XK	12	ARG	3.0
20	XT	9	ASN	3.0
31	RH	31	GLY	3.0
49	Y3	6	VAL	3.0
1	QA	995	C	3.0
10	XJ	4	ILE	3.0
52	Y6	10	LEU	3.0
21	QU	23	PRO	3.0
21	QU	8	THR	3.0
25	YA	2179	C	3.0
9	QI	95	LYS	3.0
2	QB	131	PRO	3.0
40	RU	90	VAL	3.0
16	XP	35	LYS	3.0
35	RP	120	ALA	3.0
51	Y5	55	ARG	3.0
2	XB	4	GLU	3.0
35	YP	119	GLU	3.0

Continued on next page...

Continued from previous page...

Mol	Chain	Res	Type	RSRZ
45	RZ	55	HIS	3.0
8	QH	101	PRO	3.0
31	RH	102	ALA	3.0
2	XB	5	ILE	3.0
30	RG	34	LEU	3.0
31	RH	131	VAL	2.9
25	YA	2896	C	2.9
8	XH	25	ASP	2.9
21	QU	9	ARG	2.9
32	RI	1	MET	2.9
9	QI	124	GLN	2.9
42	RW	104	THR	2.9
31	RH	160	LYS	2.9
38	RS	45	GLY	2.9
5	XE	91	LEU	2.9
10	QJ	71	LEU	2.9
25	RA	2804	C	2.9
25	YA	888	C	2.9
54	R8	65	GLU	2.9
2	QB	133	LYS	2.9
17	QQ	7	THR	2.9
50	R4	54	GLY	2.9
35	RP	13	ASN	2.9
53	Y7	48	LYS	2.9
30	RG	77	ILE	2.9
44	YY	63	LYS	2.9
15	QO	15	PHE	2.9
25	RA	614	U	2.9
10	XJ	33	GLN	2.9
32	RI	10	GLU	2.9
25	YA	2154	G	2.9
2	XB	129	GLU	2.9
7	XG	76	ARG	2.9
44	YY	50	ARG	2.9
25	YA	1057	A	2.9
9	XI	127	LYS	2.9
18	QR	22	VAL	2.9
55	Y9	8	LYS	2.9
44	RY	86	ARG	2.9
31	RH	103	LEU	2.9
31	YH	2	SER	2.9
3	QC	190	ARG	2.9

Continued on next page...

Continued from previous page...

Mol	Chain	Res	Type	RSRZ
30	YG	25	TYR	2.9
5	QE	23	GLY	2.8
52	Y6	14	THR	2.8
10	QJ	28	ARG	2.8
13	QM	94	ARG	2.8
4	XD	152	SER	2.8
44	YY	46	LYS	2.8
25	RA	2319	G	2.8
42	YW	111	HIS	2.8
2	XB	188	ALA	2.8
10	XJ	73	ASP	2.8
49	R3	59	VAL	2.8
7	QG	41	ARG	2.8
49	R3	48	GLU	2.8
10	XJ	71	LEU	2.8
55	R9	24	TYR	2.8
31	RH	161	GLY	2.8
45	RZ	164	ALA	2.8
55	R9	3	VAL	2.8
17	XQ	101	ARG	2.8
30	RG	167	GLU	2.8
10	QJ	96	ILE	2.8
29	YF	15	SER	2.8
36	RQ	20	ALA	2.8
28	YE	55	ASN	2.8
22	QV	1	C	2.8
28	YE	56	PRO	2.8
10	XJ	34	VAL	2.8
44	RY	50	ARG	2.8
55	R9	9	ARG	2.8
7	QG	86	GLN	2.8
7	XG	153	HIS	2.8
16	XP	34	GLU	2.8
49	R3	4	LEU	2.8
9	QI	26	VAL	2.8
25	RA	2145	C	2.8
52	Y6	43	CYS	2.8
28	RE	56	PRO	2.8
39	RT	1	MET	2.8
53	Y7	47	ARG	2.8
13	QM	83	ASP	2.8
3	QC	205	GLY	2.8

Continued on next page...

Continued from previous page...

Mol	Chain	Res	Type	RSRZ
2	QB	130	ARG	2.8
7	QG	6	ARG	2.8
31	RH	18	GLU	2.8
44	RY	46	LYS	2.8
52	Y6	38	LYS	2.8
15	XO	20	GLY	2.8
25	RA	654(A)	G	2.8
25	YA	2165	G	2.8
52	R6	17	LYS	2.7
52	Y6	8	LYS	2.7
3	QC	193	TYR	2.7
49	R3	28	LEU	2.7
12	QL	49	ASN	2.7
10	XJ	74	ILE	2.7
18	XR	54	ARG	2.7
25	YA	1094	U	2.7
25	RA	2794	C	2.7
25	YA	2798	C	2.7
21	QU	16	GLY	2.7
13	XM	121	LYS	2.7
3	QC	91	LEU	2.7
52	Y6	11	LEU	2.7
1	QA	994	A	2.7
12	QL	98	TYR	2.7
25	YA	2797	U	2.7
33	RN	10	GLU	2.7
23	XX	7	G	2.7
7	QG	2	ALA	2.7
31	RH	30	LYS	2.7
25	RA	1046	A	2.7
45	RZ	92	SER	2.7
31	RH	3	ARG	2.7
50	R4	40	HIS	2.7
31	RH	43	VAL	2.7
25	RA	352	G	2.7
30	YG	52	ILE	2.7
31	RH	113	VAL	2.7
52	Y6	22	ALA	2.7
52	Y6	47	THR	2.7
52	R6	29	ASN	2.7
25	RA	1078	U	2.7
21	XU	24	ARG	2.7

Continued on next page...

Continued from previous page...

Mol	Chain	Res	Type	RSRZ
50	R4	11	PRO	2.7
2	QB	40	HIS	2.7
25	YA	1075	C	2.7
32	YI	122	GLU	2.7
16	QP	61	SER	2.7
20	QT	44	ALA	2.7
29	YF	134	GLY	2.7
52	Y6	40	CYS	2.7
47	R1	42	GLN	2.7
3	QC	149	ALA	2.7
8	QH	4	ASP	2.7
25	YA	1100	C	2.7
1	QA	1286	A	2.7
2	QB	45	GLN	2.7
25	RA	2167	U	2.7
7	QG	84	ASN	2.7
44	RY	48	ALA	2.7
9	XI	98	PRO	2.7
10	QJ	70	ARG	2.7
17	XQ	7	THR	2.7
39	RT	3	ARG	2.7
2	XB	28	PHE	2.7
25	YA	2133	G	2.7
49	Y3	5	LYS	2.7
36	YQ	1	MET	2.7
12	QL	31	PRO	2.7
13	QM	7	VAL	2.7
25	YA	2132	U	2.7
25	YA	1069	A	2.7
19	QS	6	LYS	2.7
44	RY	21	LYS	2.7
19	QS	7	LYS	2.6
35	RP	124	LYS	2.6
5	QE	14	ARG	2.6
25	YA	1084	A	2.6
2	QB	105	PHE	2.6
55	Y9	37	GLY	2.6
49	Y3	55	ARG	2.6
1	QA	1202	G	2.6
21	XU	2	GLY	2.6
28	RE	2	LYS	2.6
25	YA	2131	G	2.6

Continued on next page...

Continued from previous page...

Mol	Chain	Res	Type	RSRZ
8	QH	25	ASP	2.6
49	Y3	60	GLU	2.6
52	R6	35	GLU	2.6
21	QU	22	ARG	2.6
39	RT	40	THR	2.6
2	QB	91	PRO	2.6
4	QD	3	ARG	2.6
45	YZ	112	ARG	2.6
52	Y6	12	GLU	2.6
16	XP	1	MET	2.6
52	Y6	46	HIS	2.6
25	YA	2164	C	2.6
25	YA	2804	C	2.6
1	QA	1236	A	2.6
25	YA	887	A	2.6
31	RH	109	PHE	2.6
45	RZ	11	GLU	2.6
7	QG	83	ALA	2.6
19	QS	8	GLY	2.6
31	RH	100	GLY	2.6
41	RV	45	THR	2.6
44	RY	92	ASN	2.6
14	QN	2	ALA	2.6
9	QI	2	GLU	2.6
39	YT	21	GLU	2.6
51	R5	59	GLU	2.6
9	XI	7	THR	2.6
10	QJ	43	ARG	2.6
12	QL	71	PRO	2.6
52	R6	10	LEU	2.6
31	YH	161	GLY	2.6
45	YZ	110	GLY	2.6
49	R3	56	VAL	2.6
55	Y9	3	VAL	2.6
52	R6	43	CYS	2.6
2	XB	135	GLN	2.6
36	YQ	91	GLU	2.6
25	YA	2136	C	2.6
25	YA	2161	C	2.6
2	QB	43	ASP	2.6
25	YA	2894	G	2.6
13	QM	101	GLN	2.6

Continued on next page...

Continued from previous page...

Mol	Chain	Res	Type	RSRZ
18	QR	63	GLN	2.6
30	RG	159	VAL	2.6
35	YP	81	GLN	2.6
2	QB	90	MET	2.5
1	QA	1027	C	2.5
25	RA	2109	U	2.5
35	YP	82	GLY	2.5
4	QD	67	ILE	2.5
18	QR	62	GLU	2.5
52	Y6	34	LEU	2.5
44	RY	3	VAL	2.5
44	YY	72	VAL	2.5
12	QL	33	ARG	2.5
14	QN	5	ALA	2.5
10	QJ	7	LYS	2.5
15	QO	7	GLU	2.5
25	RA	546	C	2.5
25	RA	1886	C	2.5
36	RQ	12	GLN	2.5
50	R4	13	ARG	2.5
14	QN	4	LYS	2.5
25	RA	2153	G	2.5
25	YA	2157	G	2.5
25	YA	2166	G	2.5
30	RG	75	LYS	2.5
35	RP	132	LYS	2.5
13	QM	61	GLU	2.5
38	YS	111	GLU	2.5
49	Y3	59	VAL	2.5
8	QH	104	ARG	2.5
20	QT	56	MET	2.5
11	QK	51	LYS	2.5
52	R6	33	LYS	2.5
3	QC	196	LEU	2.5
22	XV	1	C	2.5
31	RH	151	ILE	2.5
53	Y7	1	MET	2.5
10	QJ	8	LEU	2.5
30	RG	157	ILE	2.5
50	R4	9	LEU	2.5
12	QL	19	ARG	2.5
25	RA	2793	G	2.5

Continued on next page...

Continued from previous page...

Mol	Chain	Res	Type	RSRZ
9	QI	125	TYR	2.5
19	QS	32	LYS	2.5
25	YA	2790	A	2.5
38	RS	37	ALA	2.5
2	QB	160	ASP	2.5
32	RI	36	ALA	2.5
44	RY	59	GLY	2.5
49	Y3	2	PRO	2.5
1	QA	1019	C	2.5
25	RA	654	A	2.5
28	RE	72	VAL	2.5
29	YF	17	ARG	2.5
25	RA	2155	G	2.5
40	RU	89	GLU	2.5
14	QN	25	VAL	2.5
31	RH	115	VAL	2.5
32	YI	144	VAL	2.5
25	RA	887	A	2.5
32	RI	83	ALA	2.5
39	YT	2	ASN	2.5
25	YA	1068	G	2.5
25	YA	2123	G	2.5
45	RZ	162	GLU	2.5
1	XA	91	C	2.5
19	XS	47	HIS	2.5
31	YH	144	VAL	2.5
44	YY	45	VAL	2.5
25	YA	614	U	2.5
7	XG	74	GLU	2.5
12	XL	98	TYR	2.5
30	RG	48	GLU	2.5
2	QB	165	VAL	2.5
12	XL	67	THR	2.4
16	XP	6	LEU	2.4
25	YA	2143	C	2.4
47	Y1	97	LEU	2.4
48	R2	21	LEU	2.4
5	XE	81	GLU	2.4
17	QQ	58	GLU	2.4
20	XT	51	GLU	2.4
31	RH	29	PRO	2.4
5	XE	118	ILE	2.4

Continued on next page...

Continued from previous page...

Mol	Chain	Res	Type	RSRZ
9	QI	15	ALA	2.4
39	YT	92	GLY	2.4
40	YU	118	GLY	2.4
43	YX	28	PHE	2.4
33	RN	12	ARG	2.4
52	Y6	39	TYR	2.4
2	QB	114	ARG	2.4
36	RQ	10	ARG	2.4
8	QH	132	GLU	2.4
11	QK	95	ILE	2.4
41	YV	36	PRO	2.4
27	YD	26	LYS	2.4
43	RX	92	LEU	2.4
1	QA	196	A	2.4
2	QB	117	GLU	2.4
1	QA	1001	G	2.4
1	QA	1453	G	2.4
3	QC	159	GLY	2.4
25	RA	10	G	2.4
25	YA	2159	G	2.4
28	YE	174	ASP	2.4
39	YT	47	GLY	2.4
8	QH	87	SER	2.4
31	YH	162	ILE	2.4
32	RI	84	GLY	2.4
9	QI	20	ARG	2.4
18	XR	31	LEU	2.4
44	RY	6	HIS	2.4
52	R6	41	PRO	2.4
11	QK	90	GLY	2.4
30	RG	65	GLY	2.4
44	RY	41	GLY	2.4
35	RP	98	GLU	2.4
1	QA	1124	G	2.4
3	QC	194	GLY	2.4
11	XK	127	LYS	2.4
38	RS	56	LEU	2.4
1	QA	307	C	2.4
26	RB	11	C	2.4
55	R9	17	ILE	2.4
7	XG	77	SER	2.4
44	YY	85	VAL	2.4

Continued on next page...

Continued from previous page...

Mol	Chain	Res	Type	RSRZ
45	RZ	155	LEU	2.4
30	RG	97	ASP	2.4
11	QK	48	ILE	2.4
11	QK	127	LYS	2.4
30	YG	137	GLU	2.4
7	QG	152	ALA	2.4
39	YT	106	SER	2.4
12	QL	69	TYR	2.4
16	XP	29	ASP	2.4
52	Y6	45	LYS	2.4
44	YY	66	PRO	2.3
10	QJ	90	LEU	2.3
31	YH	103	LEU	2.3
55	Y9	20	HIS	2.3
4	QD	4	TYR	2.3
44	RY	4	LYS	2.3
25	YA	2112	G	2.3
32	YI	135	GLU	2.3
6	QF	99	ALA	2.3
49	R3	44	ARG	2.3
10	QJ	72	VAL	2.3
47	Y1	98	LEU	2.3
49	R3	26	LEU	2.3
10	XJ	6	ILE	2.3
23	QX	7	G	2.3
25	YA	654(A)	G	2.3
1	QA	1322	C	2.3
13	QM	6	GLY	2.3
19	XS	84	GLY	2.3
24	QY	33	U	2.3
30	YG	26	GLN	2.3
35	RP	87	ASP	2.3
37	YR	72	ASP	2.3
3	QC	46	GLU	2.3
9	QI	28	VAL	2.3
47	R1	70	VAL	2.3
54	R8	61	LEU	2.3
1	XA	1001	G	2.3
25	YA	271(C)	U	2.3
30	RG	25	TYR	2.3
13	XM	120	LYS	2.3
21	XU	4	GLY	2.3

Continued on next page...

Continued from previous page...

Mol	Chain	Res	Type	RSRZ
27	RD	34	VAL	2.3
52	Y6	52	VAL	2.3
16	QP	8	ARG	2.3
2	QB	71	VAL	2.3
7	QG	75	VAL	2.3
31	RH	104	GLU	2.3
25	YA	1097	U	2.3
33	RN	11	PRO	2.3
5	QE	81	GLU	2.3
4	QD	49	ARG	2.3
8	XH	116	LYS	2.3
23	QX	8	A	2.3
25	YA	2171	A	2.3
1	QA	1187	G	2.3
25	RA	2136	C	2.3
41	YV	1	MET	2.3
25	RA	2318	G	2.3
35	RP	148	LEU	2.3
47	R1	23	LYS	2.3
5	QE	24	ARG	2.3
7	QG	39	ALA	2.3
7	XG	83	ALA	2.3
11	QK	13	GLN	2.3
14	QN	17	LYS	2.3
14	XN	14	PRO	2.3
7	QG	153	HIS	2.3
49	Y3	10	LYS	2.3
7	QG	130	GLY	2.3
30	YG	39	ILE	2.3
29	YF	156	LEU	2.3
7	XG	86	GLN	2.3
32	RI	19	VAL	2.3
31	YH	112	PRO	2.3
45	RZ	68	PRO	2.3
21	QU	2	GLY	2.3
25	RA	2807	G	2.3
3	XC	196	LEU	2.3
39	YT	133	GLU	2.3
3	XC	158	GLY	2.3
6	XF	84	ASN	2.3
8	XH	130	GLY	2.3
1	QA	832	C	2.3

Continued on next page...

Continued from previous page...

Mol	Chain	Res	Type	RSRZ
10	QJ	67	THR	2.3
33	YN	53	VAL	2.3
14	QN	52	GLN	2.2
25	RA	2157	G	2.2
7	QG	109	ASN	2.2
30	RG	135	LEU	2.2
51	Y5	58	LEU	2.2
47	Y1	21	ARG	2.2
50	R4	57	GLU	2.2
1	QA	1192	C	2.2
2	XB	61	LEU	2.2
5	QE	19	MET	2.2
31	RH	84	SER	2.2
32	RI	8	PRO	2.2
44	YY	47	LYS	2.2
46	R0	15	ASP	2.2
46	R0	69	PHE	2.2
15	QO	2	PRO	2.2
52	Y6	41	PRO	2.2
1	QA	934	C	2.2
1	QA	1249	C	2.2
35	YP	117	GLU	2.2
55	R9	8	LYS	2.2
16	QP	64	ALA	2.2
20	XT	56	MET	2.2
32	RI	15	VAL	2.2
44	RY	66	PRO	2.2
11	QK	71	LYS	2.2
38	YS	60	GLY	2.2
17	QQ	21	VAL	2.2
41	YV	45	THR	2.2
1	XA	817	C	2.2
31	YH	116	GLU	2.2
49	R3	34	GLU	2.2
50	R4	10	VAL	2.2
13	QM	116	THR	2.2
51	Y5	40	LYS	2.2
10	XJ	95	GLU	2.2
35	RP	119	GLU	2.2
5	QE	22	GLY	2.2
7	XG	7	ALA	2.2
32	YI	84	GLY	2.2

Continued on next page...

Continued from previous page...

Mol	Chain	Res	Type	RSRZ
52	Y6	29	ASN	2.2
54	R8	53	PRO	2.2
4	QD	87	GLY	2.2
27	RD	181	GLU	2.2
30	YG	34	LEU	2.2
14	QN	41	ARG	2.2
19	QS	81	ARG	2.2
5	XE	24	ARG	2.2
16	QP	36	ILE	2.2
32	YI	88	ILE	2.2
35	RP	114	ILE	2.2
35	RP	135	LEU	2.2
1	XA	389	A	2.2
4	QD	32	ALA	2.2
33	YN	51	PHE	2.2
44	RY	89	PHE	2.2
41	YV	89	GLN	2.2
49	R3	15	TYR	2.2
8	QH	57	PRO	2.2
25	RA	2137	C	2.2
31	RH	57	ASP	2.2
31	YH	47	GLU	2.2
47	R1	16	ASN	2.2
11	XK	49	GLY	2.2
49	R3	40	THR	2.2
19	QS	38	SER	2.2
32	RI	91	SER	2.2
53	Y7	49	ARG	2.2
16	QP	17	TYR	2.2
36	RQ	11	LYS	2.2
44	RY	94	LYS	2.2
29	RF	22	ALA	2.2
25	YA	2142	C	2.2
45	RZ	117	LEU	2.2
6	XF	58	GLY	2.2
32	YI	109	ILE	2.2
50	R4	45	GLY	2.2
3	QC	53	ALA	2.2
14	XN	13	THR	2.2
19	QS	12	ASP	2.2
12	QL	78	GLN	2.2
1	QA	1024	G	2.2

Continued on next page...

Continued from previous page...

Mol	Chain	Res	Type	RSRZ
46	R0	61	ALA	2.2
2	QB	36	ARG	2.2
9	QI	9	ARG	2.2
5	QE	45	PHE	2.2
5	QE	80	ILE	2.2
10	QJ	74	ILE	2.2
17	XQ	36	ILE	2.2
39	RT	115	ARG	2.2
31	RH	34	GLU	2.2
31	RH	39	PRO	2.1
8	QH	24	THR	2.1
9	QI	65	VAL	2.1
25	RA	229	A	2.1
25	YA	1067	A	2.1
28	RE	198	VAL	2.1
34	RO	37	ASP	2.1
1	XA	135	C	2.1
6	XF	94	GLN	2.1
11	QK	93	GLN	2.1
29	RF	56	GLU	2.1
46	R0	73	GLY	2.1
8	QH	116	LYS	2.1
31	YH	114	VAL	2.1
41	RV	81	TYR	2.1
11	XK	117	ASN	2.1
33	RN	51	PHE	2.1
49	R3	19	GLN	2.1
25	YA	1103	A	2.1
2	XB	30	ARG	2.1
8	QH	112	LEU	2.1
9	XI	41	VAL	2.1
30	RG	115	ARG	2.1
35	RP	111	ARG	2.1
52	Y6	27	LYS	2.1
16	XP	32	TYR	2.1
16	QP	9	PHE	2.1
25	YA	2893	G	2.1
32	RI	86	THR	2.1
32	RI	90	GLY	2.1
4	QD	139	ARG	2.1
9	QI	70	LYS	2.1
10	XJ	72	VAL	2.1

Continued on next page...

Continued from previous page...

Mol	Chain	Res	Type	RSRZ
53	R7	48	LYS	2.1
25	RA	654(U)	A	2.1
4	XD	134	ASP	2.1
21	XU	23	PRO	2.1
25	RA	2128	C	2.1
26	RB	68	C	2.1
44	RY	16	ALA	2.1
19	QS	80	TYR	2.1
52	R6	39	TYR	2.1
10	XJ	98	ILE	2.1
25	RA	11	G	2.1
25	RA	1087	G	2.1
25	YA	2120	G	2.1
33	YN	7	LYS	2.1
51	R5	54	GLY	2.1
2	XB	77	ALA	2.1
18	QR	58	LEU	2.1
31	RH	107	VAL	2.1
35	RP	130	PHE	2.1
44	RY	44	ILE	2.1
7	QG	103	TRP	2.1
8	QH	59	LEU	2.1
12	QL	96	VAL	2.1
27	YD	34	VAL	2.1
44	RY	81	LYS	2.1
28	YE	19	ARG	2.1
8	XH	24	THR	2.1
44	RY	55	TYR	2.1
54	Y8	2	PRO	2.1
25	RA	1537	C	2.1
7	QG	82	GLY	2.1
25	RA	2168	G	2.1
47	R1	17	SER	2.1
38	RS	8	GLU	2.1
8	XH	119	LEU	2.1
13	XM	39	ILE	2.1
54	R8	64	TYR	2.1
5	QE	47	LYS	2.1
1	QA	1346	A	2.1
15	QO	26	GLU	2.1
16	XP	69	THR	2.1
17	XQ	58	GLU	2.1

Continued on next page...

Continued from previous page...

Mol	Chain	Res	Type	RSRZ
19	XS	81	ARG	2.1
4	QD	90	GLY	2.1
45	RZ	163	LEU	2.1
25	YA	2128	C	2.1
33	RN	84	LYS	2.1
3	QC	170	GLN	2.1
13	QM	88	ARG	2.1
29	RF	164	ARG	2.1
3	XC	148	GLY	2.1
12	QL	72	GLY	2.1
31	YH	100	GLY	2.1
35	RP	104	GLY	2.1
1	QA	1034	G	2.1
2	QB	108	ILE	2.1
25	YA	1176	G	2.1
27	RD	35	LYS	2.1
36	RQ	5	ARG	2.1
11	XK	51	LYS	2.1
12	QL	28	LYS	2.1
18	QR	82	THR	2.1
48	Y2	67	LYS	2.1
50	R4	52	THR	2.1
12	QL	70	ILE	2.1
9	QI	128	ARG	2.1
17	XQ	32	TYR	2.1
31	RH	148	ILE	2.1
10	QJ	84	GLN	2.1
1	QA	1092	A	2.0
20	XT	60	GLU	2.1
25	RA	1069	A	2.0
25	RA	2753	A	2.0
50	R4	66	SER	2.0
1	QA	1347	G	2.0
28	YE	1	MET	2.0
33	RN	13	TRP	2.0
3	QC	177	THR	2.0
21	QU	6	ARG	2.0
16	QP	60	LEU	2.0
33	RN	70	LYS	2.0
1	QA	1355	G	2.0
13	QM	104	ARG	2.0
16	QP	56	ALA	2.0

Continued on next page...

Continued from previous page...

Mol	Chain	Res	Type	RSRZ
1	QA	980	C	2.0
25	RA	2175	C	2.0
31	RH	170	ARG	2.0
14	QN	37	PHE	2.0
38	RS	23	ARG	2.0
39	YT	131	ALA	2.0
31	YH	164	TYR	2.0
54	Y8	64	TYR	2.0
11	XK	81	ASP	2.0
13	XM	103	THR	2.0
1	QA	1226	C	2.0
25	RA	2110	G	2.0
29	RF	149	ASP	2.0
12	XL	33	ARG	2.0
32	RI	109	ILE	2.0
10	XJ	39	PRO	2.0
16	XP	66	PRO	2.0
30	RG	142	PRO	2.0
13	XM	111	LYS	2.0
30	YG	75	LYS	2.0
44	RY	88	LYS	2.0
49	Y3	11	SER	2.0
7	QG	88	PRO	2.0
51	Y5	45	VAL	2.0
25	RA	2118	U	2.0
25	RA	2124	G	2.0
25	YA	1099	G	2.0
25	YA	2156	G	2.0
25	YA	2833	G	2.0
47	Y1	36	GLY	2.0
10	XJ	101	VAL	2.0
31	RH	96	ALA	2.0
18	XR	21	LYS	2.0
19	XS	85	LYS	2.0
47	R1	97	LEU	2.0
47	Y1	70	VAL	2.0
49	R3	58	VAL	2.0
2	QB	217	ARG	2.0
12	XL	19	ARG	2.0
14	XN	32	SER	2.0
32	RI	13	GLY	2.0

6.2 Non-standard residues in protein, DNA, RNA chains (i)

In the following table, the Atoms column lists the number of modelled atoms in the group and the number defined in the chemical component dictionary. The B-factors column lists the minimum, median, 95th percentile and maximum values of B factors of atoms in the group. The column labelled 'Q< 0.9' lists the number of atoms with occupancy less than 0.9.

Mol	Type	Chain	Res	Atoms	RSCC	RSR	B-factors(Å^2)	Q<0.9
24	1MG	QY	37	24/25	0.90	0.24	99,99,99,99	0
56	PPU	Z8	76	37/38	0.92	0.29	38,38,38,38	0
56	PPU	Z6	76	37/38	0.93	0.27	41,41,41,41	0
24	1MG	XY	37	24/25	0.93	0.16	59,59,59,59	0

6.3 Carbohydrates (i)

There are no monosaccharides in this entry.

6.4 Ligands (i)

In the following table, the Atoms column lists the number of modelled atoms in the group and the number defined in the chemical component dictionary. The B-factors column lists the minimum, median, 95th percentile and maximum values of B factors of atoms in the group. The column labelled 'Q< 0.9' lists the number of atoms with occupancy less than 0.9.

Mol	Type	Chain	Res	Atoms	RSCC	RSR	B-factors(Å^2)	Q<0.9
57	MG	R0	101	1/1	0.03	0.76	29,29,29,29	0
57	MG	RA	3194	1/1	0.21	0.28	54,54,54,54	0
57	MG	RA	3216	1/1	0.43	0.81	39,39,39,39	0
57	MG	RP	202	1/1	0.44	0.52	65,65,65,65	0
57	MG	YA	3072	1/1	0.46	0.17	7,7,7,7	0
57	MG	RA	3232	1/1	0.48	1.04	80,80,80,80	0
57	MG	YA	3185	1/1	0.49	0.37	14,14,14,14	0
57	MG	YA	3128	1/1	0.53	0.68	25,25,25,25	0
57	MG	YA	3241	1/1	0.54	0.29	34,34,34,34	0
57	MG	YD	302	1/1	0.55	0.56	49,49,49,49	0
57	MG	QA	1623	1/1	0.56	0.86	41,41,41,41	0
57	MG	YA	3229	1/1	0.56	0.61	30,30,30,30	0
57	MG	YA	3234	1/1	0.58	0.32	1,1,1,1	0
57	MG	XA	1605	1/1	0.59	0.66	18,18,18,18	0
57	MG	YA	3174	1/1	0.61	0.41	47,47,47,47	0
57	MG	RA	3220	1/1	0.61	0.52	1,1,1,1	0
57	MG	RA	3242	1/1	0.62	0.36	7,7,7,7	0
57	MG	QA	1658	1/1	0.63	0.25	90,90,90,90	0

Continued on next page...

Continued from previous page...

Mol	Type	Chain	Res	Atoms	RSCC	RSR	B-factors(Å^2)	Q<0.9
57	MG	XA	1648	1/1	0.63	0.42	28,28,28,28	0
57	MG	YA	3124	1/1	0.64	0.64	19,19,19,19	0
57	MG	RA	3134	1/1	0.65	0.46	24,24,24,24	0
57	MG	RA	3222	1/1	0.65	0.37	45,45,45,45	0
57	MG	YA	3012	1/1	0.65	1.31	80,80,80,80	0
57	MG	YB	202	1/1	0.66	0.54	21,21,21,21	0
57	MG	YA	3054	1/1	0.66	0.82	80,80,80,80	0
57	MG	RA	3189	1/1	0.67	0.43	55,55,55,55	0
57	MG	YA	3258	1/1	0.68	1.75	80,80,80,80	0
57	MG	YA	3236	1/1	0.68	0.16	24,24,24,24	0
57	MG	YA	3207	1/1	0.68	0.30	20,20,20,20	0
57	MG	XA	1655	1/1	0.69	0.70	40,40,40,40	0
57	MG	RA	3124	1/1	0.69	0.58	35,35,35,35	0
57	MG	RA	3221	1/1	0.70	0.77	15,15,15,15	0
57	MG	YA	3201	1/1	0.70	0.39	2,2,2,2	0
57	MG	YA	3167	1/1	0.71	0.33	49,49,49,49	0
57	MG	QA	1618	1/1	0.71	0.42	49,49,49,49	0
57	MG	RA	3154	1/1	0.71	0.15	17,17,17,17	0
57	MG	YA	3161	1/1	0.71	0.35	6,6,6,6	0
57	MG	RA	3101	1/1	0.72	0.21	32,32,32,32	0
57	MG	XA	1664	1/1	0.72	0.25	8,8,8,8	0
57	MG	YA	3246	1/1	0.72	0.21	7,7,7,7	0
57	MG	XA	1606	1/1	0.72	0.53	29,29,29,29	0
57	MG	QA	1626	1/1	0.72	0.21	10,10,10,10	0
57	MG	XA	1654	1/1	0.72	0.43	23,23,23,23	0
57	MG	QA	1665	1/1	0.73	0.36	27,27,27,27	0
57	MG	YA	3163	1/1	0.73	0.24	41,41,41,41	0
57	MG	YA	3248	1/1	0.73	0.56	17,17,17,17	0
57	MG	RA	3217	1/1	0.73	0.22	18,18,18,18	0
57	MG	RA	3192	1/1	0.73	0.18	0,0,0,0	0
57	MG	RA	3026	1/1	0.73	1.19	80,80,80,80	0
57	MG	RA	3065	1/1	0.74	0.55	80,80,80,80	0
57	MG	XA	1614	1/1	0.74	0.23	2,2,2,2	0
57	MG	QA	1632	1/1	0.74	0.28	25,25,25,25	0
57	MG	RA	3218	1/1	0.75	0.14	4,4,4,4	0
57	MG	RA	3225	1/1	0.75	0.33	18,18,18,18	0
57	MG	YA	3076	1/1	0.75	0.38	2,2,2,2	0
57	MG	RA	3230	1/1	0.75	0.35	2,2,2,2	0
57	MG	RA	3009	1/1	0.75	0.49	84,84,84,84	0
57	MG	QA	1630	1/1	0.75	0.45	54,54,54,54	0
57	MG	YA	3043	1/1	0.75	0.46	6,6,6,6	0

Continued on next page...

Continued from previous page...

Mol	Type	Chain	Res	Atoms	RSCC	RSR	B-factors(Å^2)	Q<0.9
57	MG	XA	1670	1/1	0.76	0.33	17,17,17,17	0
57	MG	YA	3075	1/1	0.76	0.22	3,3,3,3	0
57	MG	YA	3208	1/1	0.76	0.17	43,43,43,43	0
57	MG	XA	1626	1/1	0.76	0.33	11,11,11,11	0
57	MG	XA	1643	1/1	0.76	0.49	34,34,34,34	0
57	MG	RA	3180	1/1	0.76	0.52	21,21,21,21	0
57	MG	XA	1635	1/1	0.77	0.29	42,42,42,42	0
57	MG	YA	3122	1/1	0.77	0.36	8,8,8,8	0
57	MG	RA	3186	1/1	0.77	0.23	71,71,71,71	0
57	MG	QA	1627	1/1	0.77	0.26	22,22,22,22	0
57	MG	RA	3163	1/1	0.77	0.91	13,13,13,13	0
57	MG	RA	3138	1/1	0.77	0.40	51,51,51,51	0
57	MG	XA	1628	1/1	0.77	0.10	28,28,28,28	0
57	MG	RA	3234	1/1	0.78	0.51	7,7,7,7	0
57	MG	RA	3006	1/1	0.78	1.47	80,80,80,80	0
57	MG	YA	3238	1/1	0.78	0.19	11,11,11,11	0
57	MG	YA	3160	1/1	0.78	0.74	51,51,51,51	0
57	MG	YA	3205	1/1	0.78	0.37	38,38,38,38	0
57	MG	RF	301	1/1	0.78	0.20	49,49,49,49	0
57	MG	YA	3085	1/1	0.78	0.36	37,37,37,37	0
57	MG	YA	3223	1/1	0.78	0.41	27,27,27,27	0
57	MG	QA	1641	1/1	0.78	0.21	6,6,6,6	0
59	ZN	QN	101	1/1	0.78	0.12	102,102,102,102	0
57	MG	YA	3045	1/1	0.79	0.36	20,20,20,20	0
57	MG	YA	3089	1/1	0.79	0.54	4,4,4,4	0
57	MG	RA	3208	1/1	0.79	0.39	29,29,29,29	0
57	MG	RA	3097	1/1	0.79	1.10	80,80,80,80	0
57	MG	YA	3264	1/1	0.79	0.38	35,35,35,35	0
57	MG	XA	1633	1/1	0.79	0.48	33,33,33,33	0
57	MG	YA	3145	1/1	0.79	0.28	16,16,16,16	0
57	MG	QA	1661	1/1	0.79	0.62	9,9,9,9	0
57	MG	RA	3184	1/1	0.80	0.37	13,13,13,13	0
57	MG	YA	3155	1/1	0.80	0.58	38,38,38,38	0
57	MG	YA	3064	1/1	0.80	0.26	4,4,4,4	0
57	MG	XA	1656	1/1	0.80	0.21	10,10,10,10	0
57	MG	XA	1662	1/1	0.80	0.36	51,51,51,51	0
57	MG	RA	3182	1/1	0.80	0.45	23,23,23,23	0
57	MG	YA	3243	1/1	0.80	0.29	0,0,0,0	0
57	MG	RA	3085	1/1	0.81	0.27	4,4,4,4	0
57	MG	QA	1603	1/1	0.81	1.09	27,27,27,27	0
57	MG	XA	1660	1/1	0.81	0.57	21,21,21,21	0
57	MG	RA	3002	1/1	0.81	0.52	4,4,4,4	0

Continued on next page...

Continued from previous page...

Mol	Type	Chain	Res	Atoms	RSCC	RSR	B-factors(Å^2)	Q<0.9
57	MG	RA	3067	1/1	0.81	0.24	57,57,57,57	0
57	MG	RA	3190	1/1	0.82	0.38	8,8,8,8	0
57	MG	YA	3156	1/1	0.82	0.22	6,6,6,6	0
57	MG	XA	1659	1/1	0.82	0.17	54,54,54,54	0
57	MG	RD	301	1/1	0.82	0.68	11,11,11,11	0
57	MG	RA	3177	1/1	0.82	0.22	3,3,3,3	0
57	MG	XA	1634	1/1	0.82	0.73	23,23,23,23	0
57	MG	RA	3129	1/1	0.82	0.25	21,21,21,21	0
57	MG	YA	3115	1/1	0.82	0.25	31,31,31,31	0
57	MG	YA	3187	1/1	0.82	0.13	55,55,55,55	0
57	MG	YA	3190	1/1	0.82	0.13	22,22,22,22	0
57	MG	YA	3261	1/1	0.82	0.99	8,8,8,8	0
57	MG	QA	1601	1/1	0.82	0.32	12,12,12,12	0
57	MG	YB	201	1/1	0.82	0.43	48,48,48,48	0
57	MG	RA	3048	1/1	0.82	0.24	20,20,20,20	0
57	MG	QA	1631	1/1	0.82	0.35	15,15,15,15	0
57	MG	QA	1647	1/1	0.82	0.56	29,29,29,29	0
57	MG	YA	3182	1/1	0.83	0.66	30,30,30,30	0
57	MG	RA	3229	1/1	0.83	0.35	9,9,9,9	0
57	MG	YA	3058	1/1	0.83	0.66	4,4,4,4	0
57	MG	QA	1634	1/1	0.83	0.45	6,6,6,6	0
57	MG	RA	3153	1/1	0.83	0.19	24,24,24,24	0
57	MG	RA	3179	1/1	0.83	0.33	12,12,12,12	0
57	MG	QA	1657	1/1	0.83	0.13	65,65,65,65	0
57	MG	RA	3181	1/1	0.83	0.59	28,28,28,28	0
57	MG	YA	3026	1/1	0.83	0.49	32,32,32,32	0
57	MG	YA	3164	1/1	0.83	0.26	8,8,8,8	0
57	MG	XA	1627	1/1	0.83	0.27	9,9,9,9	0
57	MG	RA	3226	1/1	0.83	0.24	26,26,26,26	0
57	MG	RB	201	1/1	0.84	0.19	30,30,30,30	0
57	MG	RA	3113	1/1	0.84	0.40	3,3,3,3	0
57	MG	RA	3199	1/1	0.84	0.45	60,60,60,60	0
57	MG	XB	301	1/1	0.84	0.21	26,26,26,26	0
57	MG	RA	3204	1/1	0.84	0.19	33,33,33,33	0
57	MG	RA	3205	1/1	0.84	0.28	7,7,7,7	0
57	MG	XA	1646	1/1	0.84	0.24	6,6,6,6	0
57	MG	YA	3199	1/1	0.84	0.51	60,60,60,60	0
57	MG	R5	101	1/1	0.84	0.22	33,33,33,33	0
57	MG	QA	1625	1/1	0.84	0.14	25,25,25,25	0
57	MG	YA	3267	1/1	0.84	0.47	19,19,19,19	0
57	MG	QA	1612	1/1	0.84	0.24	5,5,5,5	0
57	MG	QA	1645	1/1	0.84	0.11	5,5,5,5	0

Continued on next page...

Continued from previous page...

Mol	Type	Chain	Res	Atoms	RSCC	RSR	B-factors(Å^2)	Q<0.9
57	MG	RA	3191	1/1	0.84	0.16	26,26,26,26	0
57	MG	RA	3168	1/1	0.84	0.80	55,55,55,55	0
57	MG	YA	3052	1/1	0.85	0.33	3,3,3,3	0
57	MG	RA	3169	1/1	0.85	0.27	3,3,3,3	0
57	MG	XA	1661	1/1	0.85	0.52	32,32,32,32	0
57	MG	R8	101	1/1	0.85	0.29	19,19,19,19	0
57	MG	RA	3170	1/1	0.85	0.47	23,23,23,23	0
57	MG	XA	1665	1/1	0.85	0.51	38,38,38,38	0
57	MG	RA	3203	1/1	0.85	0.40	30,30,30,30	0
57	MG	RA	3125	1/1	0.85	0.25	37,37,37,37	0
57	MG	RA	3178	1/1	0.85	0.86	4,4,4,4	0
57	MG	YA	3175	1/1	0.85	0.28	43,43,43,43	0
57	MG	YA	3106	1/1	0.85	0.22	84,84,84,84	0
57	MG	YA	3183	1/1	0.85	0.32	10,10,10,10	0
57	MG	YA	3107	1/1	0.85	0.32	22,22,22,22	0
57	MG	YA	3015	1/1	0.85	0.11	4,4,4,4	0
57	MG	YA	3119	1/1	0.85	0.21	2,2,2,2	0
57	MG	QA	1628	1/1	0.85	0.53	62,62,62,62	0
57	MG	RA	3062	1/1	0.85	0.74	1,1,1,1	0
57	MG	YA	3203	1/1	0.85	0.33	21,21,21,21	0
57	MG	QA	1611	1/1	0.85	0.23	2,2,2,2	0
57	MG	XA	1639	1/1	0.86	0.25	13,13,13,13	0
57	MG	XA	1607	1/1	0.86	0.39	15,15,15,15	0
57	MG	XA	1609	1/1	0.86	0.35	12,12,12,12	0
57	MG	RA	3008	1/1	0.86	0.43	3,3,3,3	0
57	MG	QA	1624	1/1	0.86	0.46	49,49,49,49	0
57	MG	XX	101	1/1	0.86	0.23	11,11,11,11	0
57	MG	YA	3251	1/1	0.86	0.52	6,6,6,6	0
57	MG	QA	1656	1/1	0.86	0.35	25,25,25,25	0
57	MG	RA	3237	1/1	0.86	0.28	5,5,5,5	0
57	MG	RA	3031	1/1	0.86	0.33	13,13,13,13	0
57	MG	YA	3097	1/1	0.86	0.34	11,11,11,11	0
57	MG	YA	3030	1/1	0.86	0.37	6,6,6,6	0
57	MG	RA	3227	1/1	0.86	0.26	16,16,16,16	0
57	MG	YA	3109	1/1	0.86	1.52	80,80,80,80	0
57	MG	RA	3007	1/1	0.86	0.64	26,26,26,26	0
57	MG	YA	3237	1/1	0.87	0.27	38,38,38,38	0
57	MG	RA	3149	1/1	0.87	0.15	15,15,15,15	0
57	MG	YA	3240	1/1	0.87	0.38	23,23,23,23	0
57	MG	RA	3058	1/1	0.87	0.37	9,9,9,9	0
57	MG	YA	3147	1/1	0.87	0.60	27,27,27,27	0
57	MG	YA	3150	1/1	0.87	0.22	11,11,11,11	0

Continued on next page...

Continued from previous page...

Mol	Type	Chain	Res	Atoms	RSCC	RSR	B-factors(Å^2)	Q<0.9
57	MG	YA	3041	1/1	0.87	0.38	10,10,10,10	0
57	MG	XA	1640	1/1	0.87	0.32	25,25,25,25	0
57	MG	QA	1664	1/1	0.87	0.15	24,24,24,24	0
57	MG	RA	3117	1/1	0.87	0.26	58,58,58,58	0
57	MG	QA	1602	1/1	0.87	0.51	9,9,9,9	0
57	MG	RA	3209	1/1	0.87	0.25	35,35,35,35	0
57	MG	RA	3235	1/1	0.87	0.17	11,11,11,11	0
57	MG	RA	3212	1/1	0.87	0.52	10,10,10,10	0
57	MG	RA	3240	1/1	0.87	0.32	2,2,2,2	0
57	MG	YA	3125	1/1	0.87	0.21	10,10,10,10	0
57	MG	QA	1622	1/1	0.88	0.41	44,44,44,44	0
57	MG	RA	3236	1/1	0.88	0.59	4,4,4,4	0
57	MG	YA	3081	1/1	0.88	0.57	0,0,0,0	0
57	MG	YA	3138	1/1	0.88	0.18	1,1,1,1	0
57	MG	YA	3082	1/1	0.88	0.51	0,0,0,0	0
57	MG	RA	3201	1/1	0.88	0.41	1,1,1,1	0
57	MG	YA	3149	1/1	0.88	0.22	17,17,17,17	0
57	MG	RA	3156	1/1	0.88	0.40	19,19,19,19	0
57	MG	RA	3228	1/1	0.88	0.23	43,43,43,43	0
57	MG	YA	3202	1/1	0.88	0.30	4,4,4,4	0
57	MG	YA	3256	1/1	0.88	0.55	8,8,8,8	0
57	MG	RA	3160	1/1	0.88	0.15	10,10,10,10	0
57	MG	RA	3120	1/1	0.88	0.56	4,4,4,4	0
57	MG	QA	1648	1/1	0.88	0.34	30,30,30,30	0
57	MG	XA	1653	1/1	0.88	0.39	13,13,13,13	0
57	MG	YA	3217	1/1	0.88	0.22	14,14,14,14	0
57	MG	YA	3222	1/1	0.88	0.29	3,3,3,3	0
57	MG	RA	3233	1/1	0.88	0.17	17,17,17,17	0
57	MG	YE	301	1/1	0.88	0.30	55,55,55,55	0
57	MG	RA	3195	1/1	0.88	0.27	8,8,8,8	0
57	MG	YA	3099	1/1	0.89	0.28	2,2,2,2	0
57	MG	YA	3218	1/1	0.89	0.19	2,2,2,2	0
57	MG	YA	3104	1/1	0.89	0.10	3,3,3,3	0
57	MG	RA	3109	1/1	0.89	0.43	26,26,26,26	0
57	MG	RA	3110	1/1	0.89	0.64	12,12,12,12	0
57	MG	YA	3230	1/1	0.89	0.20	10,10,10,10	0
57	MG	RA	3017	1/1	0.89	0.25	11,11,11,11	0
57	MG	YA	3171	1/1	0.89	0.23	24,24,24,24	0
57	MG	YA	3172	1/1	0.89	0.20	41,41,41,41	0
57	MG	XA	1637	1/1	0.89	0.10	28,28,28,28	0
57	MG	RA	3172	1/1	0.89	0.15	4,4,4,4	0
57	MG	RA	3239	1/1	0.89	0.19	3,3,3,3	0

Continued on next page...

Continued from previous page...

Mol	Type	Chain	Res	Atoms	RSCC	RSR	B-factors(Å^2)	Q<0.9
57	MG	YA	3067	1/1	0.89	0.60	5,5,5,5	0
57	MG	QA	1638	1/1	0.89	0.62	27,27,27,27	0
57	MG	YA	3186	1/1	0.89	0.27	4,4,4,4	0
57	MG	QA	1662	1/1	0.89	0.14	30,30,30,30	0
57	MG	YA	3253	1/1	0.89	0.50	5,5,5,5	0
57	MG	YA	3134	1/1	0.89	0.21	11,11,11,11	0
57	MG	YA	3191	1/1	0.89	0.13	23,23,23,23	0
57	MG	YA	3193	1/1	0.89	0.25	2,2,2,2	0
57	MG	XA	1647	1/1	0.89	0.12	44,44,44,44	0
57	MG	RA	3032	1/1	0.89	1.58	80,80,80,80	0
57	MG	XA	1617	1/1	0.89	0.28	2,2,2,2	0
57	MG	QA	1617	1/1	0.89	0.46	8,8,8,8	0
57	MG	YA	3088	1/1	0.89	1.32	80,80,80,80	0
57	MG	RA	3010	1/1	0.89	0.51	4,4,4,4	0
57	MG	RA	3166	1/1	0.89	0.23	20,20,20,20	0
57	MG	QA	1639	1/1	0.90	0.16	18,18,18,18	0
57	MG	QA	1614	1/1	0.90	0.22	26,26,26,26	0
57	MG	XA	1603	1/1	0.90	0.49	5,5,5,5	0
57	MG	QA	1649	1/1	0.90	0.14	2,2,2,2	0
57	MG	RA	3070	1/1	0.90	0.33	6,6,6,6	0
57	MG	YA	3035	1/1	0.90	0.85	80,80,80,80	0
57	MG	RA	3188	1/1	0.90	0.16	11,11,11,11	0
57	MG	RA	3213	1/1	0.90	0.21	42,42,42,42	0
57	MG	YA	3252	1/1	0.90	0.47	16,16,16,16	0
57	MG	RA	3079	1/1	0.90	0.26	11,11,11,11	0
57	MG	QA	1644	1/1	0.90	0.07	34,34,34,34	0
57	MG	QA	1619	1/1	0.90	0.21	40,40,40,40	0
57	MG	RA	3130	1/1	0.90	0.38	30,30,30,30	0
57	MG	RA	3193	1/1	0.90	0.18	17,17,17,17	0
57	MG	RA	3132	1/1	0.90	0.16	4,4,4,4	0
57	MG	RA	3099	1/1	0.90	0.24	6,6,6,6	0
57	MG	QF	201	1/1	0.90	0.39	1,1,1,1	0
57	MG	YD	301	1/1	0.90	0.76	80,80,80,80	0
57	MG	YA	3131	1/1	0.90	0.17	7,7,7,7	0
57	MG	RA	3108	1/1	0.90	0.31	3,3,3,3	0
57	MG	RA	3061	1/1	0.90	0.16	32,32,32,32	0
57	MG	YA	3116	1/1	0.91	0.52	80,80,80,80	0
57	MG	YA	3197	1/1	0.91	0.36	1,1,1,1	0
57	MG	RA	3013	1/1	0.91	0.49	5,5,5,5	0
57	MG	YA	3031	1/1	0.91	1.20	80,80,80,80	0
57	MG	YA	3034	1/1	0.91	0.36	4,4,4,4	0
57	MG	RA	3219	1/1	0.91	0.11	4,4,4,4	0

Continued on next page...

Continued from previous page...

Mol	Type	Chain	Res	Atoms	RSCC	RSR	B-factors(Å^2)	Q<0.9
57	MG	XA	1641	1/1	0.91	0.27	2,2,2,2	0
57	MG	RA	3162	1/1	0.91	0.19	22,22,22,22	0
57	MG	RA	3016	1/1	0.91	0.11	1,1,1,1	0
57	MG	YA	3209	1/1	0.91	0.43	69,69,69,69	0
57	MG	RA	3003	1/1	0.91	0.37	4,4,4,4	0
57	MG	YA	3143	1/1	0.91	0.26	10,10,10,10	0
57	MG	RA	3018	1/1	0.91	0.72	8,8,8,8	0
57	MG	YA	3146	1/1	0.91	0.32	4,4,4,4	0
57	MG	YA	3225	1/1	0.91	0.39	34,34,34,34	0
57	MG	QA	1640	1/1	0.91	0.16	46,46,46,46	0
57	MG	RA	3074	1/1	0.91	0.16	10,10,10,10	0
57	MG	YA	3233	1/1	0.91	0.39	68,68,68,68	0
57	MG	RA	3197	1/1	0.91	0.06	12,12,12,12	0
57	MG	YA	3235	1/1	0.91	0.31	8,8,8,8	0
57	MG	YA	3153	1/1	0.91	0.52	21,21,21,21	0
57	MG	RA	3078	1/1	0.91	0.12	5,5,5,5	0
57	MG	RA	3174	1/1	0.91	0.46	17,17,17,17	0
57	MG	YA	3157	1/1	0.91	0.46	18,18,18,18	0
57	MG	RA	3231	1/1	0.91	0.48	7,7,7,7	0
57	MG	YA	3079	1/1	0.91	0.27	22,22,22,22	0
57	MG	YA	3245	1/1	0.91	0.34	3,3,3,3	0
57	MG	QA	1637	1/1	0.91	0.20	46,46,46,46	0
57	MG	QA	1633	1/1	0.91	0.28	35,35,35,35	0
57	MG	YA	3083	1/1	0.91	0.14	7,7,7,7	0
57	MG	RA	3133	1/1	0.91	0.19	33,33,33,33	0
57	MG	RA	3034	1/1	0.91	0.44	2,2,2,2	0
57	MG	RA	3036	1/1	0.91	0.47	2,2,2,2	0
57	MG	YA	3095	1/1	0.91	0.47	1,1,1,1	0
57	MG	YA	3259	1/1	0.91	0.32	0,0,0,0	0
57	MG	YA	3176	1/1	0.91	0.18	28,28,28,28	0
57	MG	RA	3001	1/1	0.91	0.73	8,8,8,8	0
57	MG	RA	3104	1/1	0.91	0.19	5,5,5,5	0
57	MG	RA	3049	1/1	0.91	0.40	4,4,4,4	0
57	MG	QA	1615	1/1	0.91	0.19	74,74,74,74	0
57	MG	YA	3018	1/1	0.91	0.75	80,80,80,80	0
57	MG	YA	3025	1/1	0.91	1.66	80,80,80,80	0
57	MG	XA	1638	1/1	0.91	0.18	37,37,37,37	0
57	MG	Y0	101	1/1	0.91	0.27	3,3,3,3	0
58	PAR	XA	1671	42/42	0.91	0.26	40,40,40,40	0
57	MG	YA	3192	1/1	0.91	0.10	6,6,6,6	0
57	MG	YA	3118	1/1	0.92	0.37	63,63,63,63	0
57	MG	RA	3175	1/1	0.92	0.28	20,20,20,20	0

Continued on next page...

Continued from previous page...

Mol	Type	Chain	Res	Atoms	RSCC	RSR	B-factors(Å^2)	Q<0.9
57	MG	QV	101	1/1	0.92	0.69	80,80,80,80	0
57	MG	YA	3123	1/1	0.92	0.24	24,24,24,24	0
57	MG	RA	3196	1/1	0.92	0.29	8,8,8,8	0
57	MG	YA	3032	1/1	0.92	0.50	8,8,8,8	0
57	MG	RA	3155	1/1	0.92	0.27	24,24,24,24	0
57	MG	YA	3210	1/1	0.92	0.26	39,39,39,39	0
57	MG	RE	301	1/1	0.92	0.21	18,18,18,18	0
57	MG	YA	3133	1/1	0.92	0.12	8,8,8,8	0
57	MG	RA	3223	1/1	0.92	0.17	11,11,11,11	0
57	MG	RP	201	1/1	0.92	0.50	10,10,10,10	0
57	MG	YA	3224	1/1	0.92	0.39	5,5,5,5	0
57	MG	RA	3224	1/1	0.92	0.23	19,19,19,19	0
57	MG	QA	1663	1/1	0.92	0.07	33,33,33,33	0
57	MG	RA	3158	1/1	0.92	0.13	12,12,12,12	0
57	MG	YA	3055	1/1	0.92	0.39	4,4,4,4	0
57	MG	XA	1651	1/1	0.92	0.30	22,22,22,22	0
57	MG	YA	3063	1/1	0.92	0.27	11,11,11,11	0
57	MG	RA	3202	1/1	0.92	0.21	9,9,9,9	0
57	MG	YA	3154	1/1	0.92	0.14	8,8,8,8	0
57	MG	XA	1601	1/1	0.92	1.43	80,80,80,80	0
57	MG	YA	3239	1/1	0.92	0.21	19,19,19,19	0
57	MG	RA	3095	1/1	0.92	0.47	2,2,2,2	0
57	MG	XA	1604	1/1	0.92	0.86	13,13,13,13	0
57	MG	QA	1660	1/1	0.92	0.24	26,26,26,26	0
57	MG	RA	3098	1/1	0.92	0.94	80,80,80,80	0
57	MG	YA	3080	1/1	0.92	0.26	9,9,9,9	0
57	MG	QA	1651	1/1	0.92	0.28	6,6,6,6	0
57	MG	YA	3249	1/1	0.92	0.37	3,3,3,3	0
57	MG	RA	3141	1/1	0.92	0.14	3,3,3,3	0
57	MG	RA	3210	1/1	0.92	0.20	27,27,27,27	0
57	MG	RA	3145	1/1	0.92	0.23	5,5,5,5	0
57	MG	YA	3086	1/1	0.92	0.29	6,6,6,6	0
57	MG	XA	1668	1/1	0.92	0.14	31,31,31,31	0
57	MG	XA	1669	1/1	0.92	0.34	13,13,13,13	0
57	MG	YA	3091	1/1	0.92	0.33	8,8,8,8	0
57	MG	RA	3146	1/1	0.92	0.15	3,3,3,3	0
57	MG	RA	3171	1/1	0.92	0.21	15,15,15,15	0
57	MG	QA	1620	1/1	0.92	0.16	22,22,22,22	0
57	MG	YA	3002	1/1	0.92	0.97	80,80,80,80	0
57	MG	YB	203	1/1	0.92	0.14	33,33,33,33	0
57	MG	XA	1629	1/1	0.92	0.19	3,3,3,3	0
57	MG	XA	1630	1/1	0.92	0.15	4,4,4,4	0

Continued on next page...

Continued from previous page...

Mol	Type	Chain	Res	Atoms	RSCC	RSR	B-factors(Å^2)	Q<0.9
57	MG	RA	3238	1/1	0.92	0.48	7,7,7,7	0
57	MG	YP	201	1/1	0.92	0.14	8,8,8,8	0
57	MG	YA	3114	1/1	0.92	0.16	29,29,29,29	0
58	PAR	QA	1666	42/42	0.92	0.23	58,58,58,58	0
57	MG	YA	3019	1/1	0.92	0.69	10,10,10,10	0
57	MG	RA	3014	1/1	0.92	0.15	2,2,2,2	0
57	MG	RA	3140	1/1	0.93	0.28	17,17,17,17	0
57	MG	RA	3122	1/1	0.93	0.09	5,5,5,5	0
57	MG	RA	3165	1/1	0.93	0.16	25,25,25,25	0
57	MG	XA	1658	1/1	0.93	0.21	0,0,0,0	0
57	MG	YA	3132	1/1	0.93	0.09	31,31,31,31	0
57	MG	RA	3144	1/1	0.93	0.30	2,2,2,2	0
57	MG	QA	1654	1/1	0.93	0.10	55,55,55,55	0
57	MG	YA	3135	1/1	0.93	0.22	1,1,1,1	0
57	MG	RA	3039	1/1	0.93	0.21	2,2,2,2	0
57	MG	YA	3141	1/1	0.93	0.57	7,7,7,7	0
57	MG	YA	3142	1/1	0.93	0.18	28,28,28,28	0
57	MG	RA	3044	1/1	0.93	0.37	2,2,2,2	0
57	MG	YA	3144	1/1	0.93	0.14	25,25,25,25	0
57	MG	RA	3150	1/1	0.93	0.17	25,25,25,25	0
57	MG	YA	3250	1/1	0.93	0.51	6,6,6,6	0
57	MG	YA	3200	1/1	0.93	0.42	10,10,10,10	0
57	MG	YA	3092	1/1	0.93	0.28	13,13,13,13	0
57	MG	RA	3152	1/1	0.93	0.17	3,3,3,3	0
57	MG	YA	3254	1/1	0.93	0.53	1,1,1,1	0
57	MG	YA	3048	1/1	0.93	0.24	21,21,21,21	0
57	MG	RA	3173	1/1	0.93	0.33	54,54,54,54	0
57	MG	RA	3087	1/1	0.93	0.22	1,1,1,1	0
57	MG	RA	3131	1/1	0.93	0.21	0,0,0,0	0
57	MG	YA	3056	1/1	0.93	0.23	0,0,0,0	0
57	MG	RA	3019	1/1	0.93	0.35	14,14,14,14	0
57	MG	YA	3112	1/1	0.93	0.22	11,11,11,11	0
57	MG	QA	1605	1/1	0.93	0.48	5,5,5,5	0
57	MG	YA	3219	1/1	0.93	0.14	17,17,17,17	0
57	MG	RA	3050	1/1	0.93	0.29	3,3,3,3	0
57	MG	RA	3159	1/1	0.93	0.18	0,0,0,0	0
57	MG	XA	1616	1/1	0.93	0.23	10,10,10,10	0
57	MG	YA	3017	1/1	0.93	0.45	8,8,8,8	0
57	MG	YA	3226	1/1	0.93	0.48	4,4,4,4	0
57	MG	YA	3228	1/1	0.93	0.26	9,9,9,9	0
57	MG	RA	3057	1/1	0.93	0.28	8,8,8,8	0
57	MG	XA	1623	1/1	0.93	0.33	4,4,4,4	0

Continued on next page...

Continued from previous page...

Mol	Type	Chain	Res	Atoms	RSCC	RSR	B-factors(Å^2)	Q<0.9
57	MG	RA	3084	1/1	0.94	0.19	1,1,1,1	0
57	MG	XA	1619	1/1	0.94	0.29	13,13,13,13	0
57	MG	YA	3098	1/1	0.94	0.17	2,2,2,2	0
57	MG	XA	1620	1/1	0.94	0.31	5,5,5,5	0
57	MG	YA	3102	1/1	0.94	0.49	3,3,3,3	0
57	MG	RA	3200	1/1	0.94	0.38	4,4,4,4	0
57	MG	RA	3116	1/1	0.94	0.08	2,2,2,2	0
57	MG	RA	3161	1/1	0.94	0.57	75,75,75,75	0
57	MG	RA	3022	1/1	0.94	0.28	1,1,1,1	0
57	MG	YA	3165	1/1	0.94	0.31	7,7,7,7	0
57	MG	RA	3143	1/1	0.94	0.29	14,14,14,14	0
57	MG	YA	3169	1/1	0.94	0.11	3,3,3,3	0
57	MG	RA	3118	1/1	0.94	0.33	13,13,13,13	0
57	MG	XA	1663	1/1	0.94	0.11	29,29,29,29	0
57	MG	YA	3173	1/1	0.94	0.45	0,0,0,0	0
57	MG	XA	1631	1/1	0.94	0.33	0,0,0,0	0
57	MG	YA	3117	1/1	0.94	0.30	11,11,11,11	0
57	MG	RA	3206	1/1	0.94	0.26	40,40,40,40	0
57	MG	XA	1666	1/1	0.94	0.15	16,16,16,16	0
57	MG	YA	3121	1/1	0.94	0.38	9,9,9,9	0
57	MG	YA	3060	1/1	0.94	0.29	3,3,3,3	0
57	MG	QA	1610	1/1	0.94	0.21	3,3,3,3	0
57	MG	RA	3045	1/1	0.94	0.18	23,23,23,23	0
57	MG	RA	3046	1/1	0.94	0.41	1,1,1,1	0
57	MG	QA	1643	1/1	0.94	0.10	1,1,1,1	0
57	MG	YA	3129	1/1	0.94	0.27	0,0,0,0	0
57	MG	RA	3068	1/1	0.94	0.23	68,68,68,68	0
57	MG	YA	3196	1/1	0.94	0.68	6,6,6,6	0
57	MG	RA	3069	1/1	0.94	0.56	2,2,2,2	0
57	MG	YA	3260	1/1	0.94	0.30	2,2,2,2	0
57	MG	YA	3077	1/1	0.94	0.44	3,3,3,3	0
57	MG	YA	3263	1/1	0.94	0.24	7,7,7,7	0
57	MG	YA	3078	1/1	0.94	0.43	0,0,0,0	0
57	MG	YA	3265	1/1	0.94	0.46	1,1,1,1	0
57	MG	YA	3008	1/1	0.94	0.14	1,1,1,1	0
57	MG	YA	3009	1/1	0.94	0.43	0,0,0,0	0
57	MG	RA	3004	1/1	0.94	0.51	13,13,13,13	0
57	MG	YA	3014	1/1	0.94	0.42	2,2,2,2	0
57	MG	RA	3005	1/1	0.94	0.34	6,6,6,6	0
57	MG	XA	1645	1/1	0.94	0.32	2,2,2,2	0
57	MG	RA	3051	1/1	0.94	0.45	3,3,3,3	0
57	MG	RA	3176	1/1	0.94	0.36	14,14,14,14	0

Continued on next page...

Continued from previous page...

Mol	Type	Chain	Res	Atoms	RSCC	RSR	B-factors(Å^2)	Q<0.9
57	MG	XA	1615	1/1	0.94	0.41	2,2,2,2	0
57	MG	YA	3148	1/1	0.94	0.15	42,42,42,42	0
57	MG	XA	1649	1/1	0.94	0.13	33,33,33,33	0
57	MG	QA	1659	1/1	0.94	0.24	11,11,11,11	0
59	ZN	XD	301	1/1	0.94	0.22	5,5,5,5	0
57	MG	QA	1629	1/1	0.95	0.18	29,29,29,29	0
57	MG	RA	3081	1/1	0.95	0.32	3,3,3,3	0
57	MG	YA	3220	1/1	0.95	0.29	2,2,2,2	0
57	MG	YA	3005	1/1	0.95	0.24	68,68,68,68	0
57	MG	YA	3006	1/1	0.95	0.30	2,2,2,2	0
57	MG	YA	3111	1/1	0.95	0.22	19,19,19,19	0
57	MG	YA	3158	1/1	0.95	0.25	23,23,23,23	0
57	MG	RA	3135	1/1	0.95	0.17	7,7,7,7	0
57	MG	YA	3062	1/1	0.95	0.19	5,5,5,5	0
57	MG	XA	1652	1/1	0.95	0.13	1,1,1,1	0
57	MG	YA	3010	1/1	0.95	0.36	0,0,0,0	0
57	MG	YA	3231	1/1	0.95	0.15	2,2,2,2	0
57	MG	RA	3136	1/1	0.95	0.22	7,7,7,7	0
57	MG	YA	3069	1/1	0.95	0.37	10,10,10,10	0
57	MG	YA	3071	1/1	0.95	0.13	40,40,40,40	0
57	MG	YA	3170	1/1	0.95	0.25	26,26,26,26	0
57	MG	RA	3137	1/1	0.95	0.34	2,2,2,2	0
57	MG	RA	3083	1/1	0.95	0.27	12,12,12,12	0
57	MG	QA	1604	1/1	0.95	0.16	17,17,17,17	0
57	MG	RA	3207	1/1	0.95	0.19	96,96,96,96	0
57	MG	QA	1650	1/1	0.95	0.11	13,13,13,13	0
57	MG	YA	3127	1/1	0.95	0.20	11,11,11,11	0
57	MG	YA	3244	1/1	0.95	0.11	0,0,0,0	0
57	MG	YA	3024	1/1	0.95	0.29	17,17,17,17	0
57	MG	RA	3066	1/1	0.95	0.53	8,8,8,8	0
57	MG	YA	3247	1/1	0.95	0.54	32,32,32,32	0
57	MG	RA	3167	1/1	0.95	0.23	6,6,6,6	0
57	MG	QA	1607	1/1	0.95	0.16	5,5,5,5	0
57	MG	QA	1652	1/1	0.95	0.17	0,0,0,0	0
57	MG	YA	3188	1/1	0.95	0.13	4,4,4,4	0
57	MG	YA	3189	1/1	0.95	0.36	0,0,0,0	0
57	MG	RA	3123	1/1	0.95	0.22	24,24,24,24	0
57	MG	RA	3038	1/1	0.95	0.30	9,9,9,9	0
57	MG	YA	3136	1/1	0.95	0.10	14,14,14,14	0
57	MG	YA	3137	1/1	0.95	0.14	2,2,2,2	0
57	MG	YA	3195	1/1	0.95	0.10	0,0,0,0	0
57	MG	RA	3056	1/1	0.95	0.35	21,21,21,21	0

Continued on next page...

Continued from previous page...

Mol	Type	Chain	Res	Atoms	RSCC	RSR	B-factors(Å^2)	Q<0.9
57	MG	XA	1667	1/1	0.95	0.14	32,32,32,32	0
57	MG	YA	3198	1/1	0.95	0.15	16,16,16,16	0
57	MG	RA	3100	1/1	0.95	0.55	36,36,36,36	0
57	MG	YA	3044	1/1	0.95	0.16	75,75,75,75	0
57	MG	RA	3071	1/1	0.95	0.57	23,23,23,23	0
57	MG	YA	3046	1/1	0.95	0.45	0,0,0,0	0
57	MG	YA	3047	1/1	0.95	0.47	14,14,14,14	0
57	MG	YA	3204	1/1	0.95	0.15	23,23,23,23	0
57	MG	RA	3024	1/1	0.95	0.44	28,28,28,28	0
57	MG	YA	3206	1/1	0.95	0.25	25,25,25,25	0
57	MG	YA	3100	1/1	0.95	0.44	3,3,3,3	0
57	MG	RA	3025	1/1	0.95	0.17	66,66,66,66	0
57	MG	YA	3103	1/1	0.95	1.27	80,80,80,80	0
57	MG	YA	3151	1/1	0.95	0.08	26,26,26,26	0
57	MG	YA	3212	1/1	0.95	0.14	17,17,17,17	0
57	MG	YA	3216	1/1	0.95	0.16	38,38,38,38	0
57	MG	YA	3152	1/1	0.95	0.71	3,3,3,3	0
59	ZN	XN	101	1/1	0.95	0.20	82,82,82,82	0
57	MG	YA	3159	1/1	0.96	0.34	12,12,12,12	0
57	MG	RA	3075	1/1	0.96	0.22	3,3,3,3	0
57	MG	XA	1618	1/1	0.96	0.24	26,26,26,26	0
57	MG	YA	3162	1/1	0.96	0.22	49,49,49,49	0
57	MG	RA	3076	1/1	0.96	0.38	13,13,13,13	0
57	MG	RA	3105	1/1	0.96	0.18	6,6,6,6	0
57	MG	RA	3043	1/1	0.96	0.22	6,6,6,6	0
57	MG	RA	3139	1/1	0.96	0.25	12,12,12,12	0
57	MG	YA	3168	1/1	0.96	0.23	18,18,18,18	0
57	MG	RA	3027	1/1	0.96	0.25	4,4,4,4	0
57	MG	YA	3057	1/1	0.96	0.27	27,27,27,27	0
57	MG	RA	3028	1/1	0.96	0.20	2,2,2,2	0
57	MG	RA	3111	1/1	0.96	0.12	1,1,1,1	0
57	MG	YA	3120	1/1	0.96	0.37	0,0,0,0	0
57	MG	QA	1646	1/1	0.96	0.20	36,36,36,36	0
57	MG	RA	3114	1/1	0.96	0.23	2,2,2,2	0
57	MG	XM	201	1/1	0.96	0.08	26,26,26,26	0
57	MG	YA	3065	1/1	0.96	0.31	38,38,38,38	0
57	MG	XA	1632	1/1	0.96	0.18	36,36,36,36	0
57	MG	YA	3184	1/1	0.96	0.16	51,51,51,51	0
57	MG	QA	1616	1/1	0.96	0.18	10,10,10,10	0
57	MG	RA	3148	1/1	0.96	0.17	39,39,39,39	0
57	MG	QA	1606	1/1	0.96	0.12	5,5,5,5	0
57	MG	YA	3073	1/1	0.96	0.35	23,23,23,23	0

Continued on next page...

Continued from previous page...

Mol	Type	Chain	Res	Atoms	RSCC	RSR	B-factors(Å^2)	Q<0.9
57	MG	RB	202	1/1	0.96	0.19	2,2,2,2	0
57	MG	RA	3086	1/1	0.96	0.25	19,19,19,19	0
57	MG	RA	3119	1/1	0.96	0.24	18,18,18,18	0
57	MG	RA	3214	1/1	0.96	0.22	12,12,12,12	0
57	MG	RA	3215	1/1	0.96	0.18	1,1,1,1	0
57	MG	YA	3194	1/1	0.96	0.25	13,13,13,13	0
57	MG	QA	1655	1/1	0.96	0.17	6,6,6,6	0
57	MG	XA	1644	1/1	0.96	0.17	3,3,3,3	0
57	MG	YA	3139	1/1	0.96	0.16	19,19,19,19	0
57	MG	YA	3140	1/1	0.96	0.22	8,8,8,8	0
57	MG	RA	3121	1/1	0.96	0.24	2,2,2,2	0
57	MG	RA	3185	1/1	0.96	0.19	16,16,16,16	0
57	MG	YA	3021	1/1	0.96	0.46	15,15,15,15	0
57	MG	RA	3088	1/1	0.96	0.46	5,5,5,5	0
57	MG	YA	3266	1/1	0.96	0.36	1,1,1,1	0
57	MG	RA	3187	1/1	0.96	0.14	10,10,10,10	0
57	MG	RA	3089	1/1	0.96	0.48	2,2,2,2	0
57	MG	RA	3090	1/1	0.96	0.45	3,3,3,3	0
57	MG	RA	3092	1/1	0.96	0.34	1,1,1,1	0
57	MG	YA	3094	1/1	0.96	0.29	0,0,0,0	0
57	MG	QA	1613	1/1	0.96	0.25	36,36,36,36	0
57	MG	RA	3096	1/1	0.96	0.45	2,2,2,2	0
57	MG	XA	1608	1/1	0.96	0.18	81,81,81,81	0
57	MG	YA	3036	1/1	0.96	0.24	7,7,7,7	0
57	MG	YA	3040	1/1	0.96	0.61	0,0,0,0	0
57	MG	RA	3052	1/1	0.96	0.30	3,3,3,3	0
57	MG	RA	3054	1/1	0.96	0.25	41,41,41,41	0
57	MG	RA	3055	1/1	0.96	0.48	1,1,1,1	0
57	MG	QA	1635	1/1	0.96	0.17	8,8,8,8	0
57	MG	RA	3211	1/1	0.97	0.09	6,6,6,6	0
57	MG	YA	3038	1/1	0.97	0.22	5,5,5,5	0
57	MG	RA	3157	1/1	0.97	0.27	1,1,1,1	0
57	MG	XA	1621	1/1	0.97	0.12	23,23,23,23	0
57	MG	YA	3042	1/1	0.97	0.23	2,2,2,2	0
57	MG	QA	1621	1/1	0.97	0.22	7,7,7,7	0
57	MG	XA	1624	1/1	0.97	0.18	23,23,23,23	0
57	MG	XA	1625	1/1	0.97	0.24	6,6,6,6	0
57	MG	RA	3241	1/1	0.97	0.33	29,29,29,29	0
57	MG	YA	3110	1/1	0.97	0.41	18,18,18,18	0
57	MG	RA	3029	1/1	0.97	0.31	1,1,1,1	0
57	MG	RA	3023	1/1	0.97	0.13	0,0,0,0	0
57	MG	YA	3049	1/1	0.97	0.47	6,6,6,6	0

Continued on next page...

Continued from previous page...

Mol	Type	Chain	Res	Atoms	RSCC	RSR	B-factors(Å^2)	Q<0.9
57	MG	YA	3051	1/1	0.97	0.26	3,3,3,3	0
57	MG	QM	201	1/1	0.97	0.10	25,25,25,25	0
57	MG	QA	1642	1/1	0.97	0.14	20,20,20,20	0
57	MG	RA	3073	1/1	0.97	0.28	37,37,37,37	0
57	MG	RE	302	1/1	0.97	0.27	10,10,10,10	0
57	MG	RA	3164	1/1	0.97	0.15	34,34,34,34	0
57	MG	XV	101	1/1	0.97	0.21	3,3,3,3	0
57	MG	RA	3112	1/1	0.97	0.27	5,5,5,5	0
57	MG	YA	3178	1/1	0.97	0.37	2,2,2,2	0
57	MG	YA	3242	1/1	0.97	0.14	7,7,7,7	0
57	MG	YA	3180	1/1	0.97	0.13	7,7,7,7	0
57	MG	YA	3181	1/1	0.97	0.19	4,4,4,4	0
57	MG	RA	3047	1/1	0.97	0.33	1,1,1,1	0
57	MG	YA	3003	1/1	0.97	0.19	9,9,9,9	0
57	MG	RA	3091	1/1	0.97	0.30	1,1,1,1	0
57	MG	YA	3126	1/1	0.97	0.38	5,5,5,5	0
57	MG	RA	3115	1/1	0.97	0.10	11,11,11,11	0
57	MG	YA	3066	1/1	0.97	0.21	6,6,6,6	0
57	MG	RA	3059	1/1	0.97	0.25	4,4,4,4	0
57	MG	RA	3093	1/1	0.97	0.21	1,1,1,1	0
57	MG	YA	3070	1/1	0.97	0.25	5,5,5,5	0
57	MG	XA	1602	1/1	0.97	0.30	2,2,2,2	0
57	MG	YA	3011	1/1	0.97	0.28	2,2,2,2	0
57	MG	YA	3257	1/1	0.97	0.50	5,5,5,5	0
57	MG	RA	3094	1/1	0.97	0.62	3,3,3,3	0
57	MG	RA	3035	1/1	0.97	0.38	1,1,1,1	0
57	MG	RA	3077	1/1	0.97	0.41	19,19,19,19	0
57	MG	RA	3015	1/1	0.97	0.31	0,0,0,0	0
57	MG	YA	3262	1/1	0.97	0.14	5,5,5,5	0
57	MG	RA	3063	1/1	0.97	0.61	0,0,0,0	0
57	MG	RA	3037	1/1	0.97	0.15	15,15,15,15	0
57	MG	YA	3020	1/1	0.97	0.28	12,12,12,12	0
57	MG	RA	3082	1/1	0.97	0.40	18,18,18,18	0
57	MG	YA	3023	1/1	0.97	0.38	6,6,6,6	0
57	MG	XA	1611	1/1	0.97	0.37	3,3,3,3	0
57	MG	XA	1612	1/1	0.97	0.13	7,7,7,7	0
57	MG	RA	3021	1/1	0.97	0.25	5,5,5,5	0
57	MG	YA	3028	1/1	0.97	0.28	1,1,1,1	0
57	MG	RA	3126	1/1	0.97	0.12	8,8,8,8	0
57	MG	RA	3127	1/1	0.97	0.20	10,10,10,10	0
57	MG	RA	3128	1/1	0.97	0.11	2,2,2,2	0
57	MG	YA	3033	1/1	0.97	0.62	5,5,5,5	0

Continued on next page...

Continued from previous page...

Mol	Type	Chain	Res	Atoms	RSCC	RSR	B-factors(Å^2)	Q<0.9
57	MG	XA	1657	1/1	0.97	0.16	27,27,27,27	0
57	MG	YA	3211	1/1	0.97	0.18	1,1,1,1	0
59	ZN	QD	301	1/1	0.97	0.20	21,21,21,21	0
57	MG	YA	3096	1/1	0.97	0.55	2,2,2,2	0
57	MG	YA	3214	1/1	0.97	0.12	7,7,7,7	0
57	MG	RA	3102	1/1	0.97	0.09	4,4,4,4	0
57	MG	YA	3177	1/1	0.98	0.29	5,5,5,5	0
57	MG	YA	3084	1/1	0.98	0.46	17,17,17,17	0
57	MG	RA	3041	1/1	0.98	0.36	13,13,13,13	0
57	MG	YA	3232	1/1	0.98	0.32	5,5,5,5	0
57	MG	RA	3053	1/1	0.98	0.32	4,4,4,4	0
57	MG	YA	3087	1/1	0.98	0.38	8,8,8,8	0
57	MG	RA	3042	1/1	0.98	0.19	14,14,14,14	0
57	MG	RA	3151	1/1	0.98	0.28	10,10,10,10	0
57	MG	YA	3013	1/1	0.98	0.41	1,1,1,1	0
57	MG	QA	1609	1/1	0.98	0.06	9,9,9,9	0
57	MG	YA	3093	1/1	0.98	0.14	8,8,8,8	0
57	MG	YA	3050	1/1	0.98	0.47	10,10,10,10	0
57	MG	RA	3011	1/1	0.98	0.18	5,5,5,5	0
57	MG	YA	3016	1/1	0.98	0.27	2,2,2,2	0
57	MG	RA	3012	1/1	0.98	0.49	7,7,7,7	0
57	MG	RA	3072	1/1	0.98	0.18	3,3,3,3	0
57	MG	XA	1610	1/1	0.98	0.10	6,6,6,6	0
57	MG	XA	1636	1/1	0.98	0.19	5,5,5,5	0
57	MG	YA	3101	1/1	0.98	0.38	1,1,1,1	0
57	MG	QA	1636	1/1	0.98	0.12	13,13,13,13	0
57	MG	YA	3022	1/1	0.98	0.24	2,2,2,2	0
57	MG	YA	3061	1/1	0.98	0.31	2,2,2,2	0
57	MG	YA	3105	1/1	0.98	0.49	1,1,1,1	0
57	MG	RA	3198	1/1	0.98	0.20	7,7,7,7	0
57	MG	RA	3103	1/1	0.98	0.19	1,1,1,1	0
57	MG	YA	3108	1/1	0.98	0.70	15,15,15,15	0
57	MG	RA	3020	1/1	0.98	0.18	5,5,5,5	0
57	MG	RA	3060	1/1	0.98	0.41	65,65,65,65	0
57	MG	RA	3106	1/1	0.98	0.23	3,3,3,3	0
57	MG	YA	3029	1/1	0.98	0.19	0,0,0,0	0
57	MG	YA	3113	1/1	0.98	0.19	2,2,2,2	0
57	MG	YA	3068	1/1	0.98	0.23	3,3,3,3	0
57	MG	RA	3107	1/1	0.98	0.08	3,3,3,3	0
57	MG	RA	3142	1/1	0.98	0.10	28,28,28,28	0
57	MG	RA	3183	1/1	0.98	0.13	12,12,12,12	0
57	MG	QA	1608	1/1	0.98	0.08	11,11,11,11	0

Continued on next page...

Continued from previous page...

Mol	Type	Chain	Res	Atoms	RSCC	RSR	B-factors(Å^2)	Q<0.9
57	MG	YA	3213	1/1	0.98	0.28	17,17,17,17	0
57	MG	XA	1622	1/1	0.98	0.21	9,9,9,9	0
57	MG	YA	3215	1/1	0.98	0.15	25,25,25,25	0
57	MG	YA	3166	1/1	0.98	0.13	45,45,45,45	0
57	MG	YA	3074	1/1	0.98	0.29	0,0,0,0	0
57	MG	YA	3001	1/1	0.98	0.53	0,0,0,0	0
57	MG	QA	1653	1/1	0.98	0.25	16,16,16,16	0
57	MG	YA	3037	1/1	0.98	0.38	7,7,7,7	0
57	MG	YA	3221	1/1	0.98	0.30	42,42,42,42	0
57	MG	XA	1650	1/1	0.98	0.09	27,27,27,27	0
57	MG	YA	3039	1/1	0.98	0.18	0,0,0,0	0
57	MG	RA	3030	1/1	0.98	0.40	2,2,2,2	0
57	MG	RA	3040	1/1	0.98	0.31	11,11,11,11	0
57	MG	YA	3007	1/1	0.98	0.18	4,4,4,4	0
57	MG	YA	3227	1/1	0.98	0.24	0,0,0,0	0
57	MG	RA	3147	1/1	0.98	0.24	0,0,0,0	0
57	MG	RA	3080	1/1	0.99	0.25	2,2,2,2	0
57	MG	RA	3064	1/1	0.99	0.20	12,12,12,12	0
57	MG	YA	3053	1/1	0.99	0.30	1,1,1,1	0
57	MG	YA	3130	1/1	0.99	0.08	7,7,7,7	0
57	MG	YA	3090	1/1	0.99	0.22	14,14,14,14	0
57	MG	RA	3033	1/1	0.99	0.52	5,5,5,5	0
57	MG	XA	1613	1/1	0.99	0.08	0,0,0,0	0
57	MG	YA	3027	1/1	0.99	0.25	3,3,3,3	0
57	MG	YA	3179	1/1	0.99	0.05	4,4,4,4	0
57	MG	XA	1642	1/1	0.99	0.30	7,7,7,7	0
57	MG	YA	3004	1/1	0.99	0.34	18,18,18,18	0
57	MG	YA	3059	1/1	0.99	0.25	3,3,3,3	0
57	MG	YA	3255	1/1	0.99	0.13	19,19,19,19	0

The following is a graphical depiction of the model fit to experimental electron density of all instances of the Ligand of Interest. In addition, ligands with molecular weight > 250 and outliers as shown on the geometry validation Tables will also be included. Each fit is shown from different orientation to approximate a three-dimensional view.

Electron density around PAR XA 1671:

$2mF_o$-DF_c (at 0.7 rmsd) in gray
mF_o-DF_c (at 3 rmsd) in purple (negative)
and green (positive)

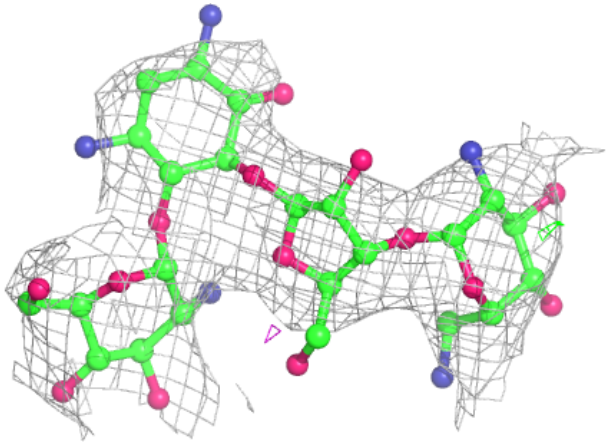

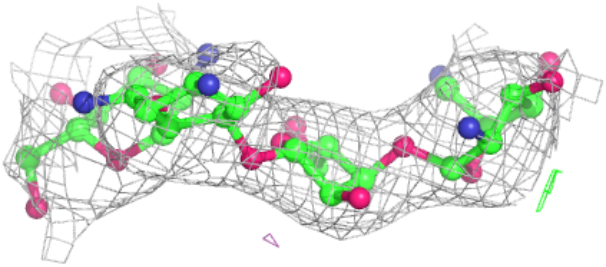

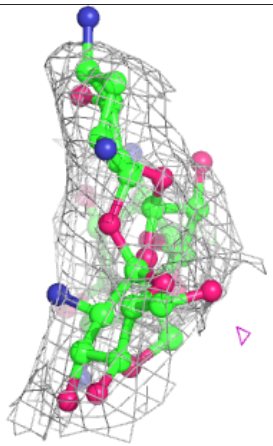

Electron density around PAR QA 1666:

$2mF_o$-DF_c (at 0.7 rmsd) in gray
mF_o-DF_c (at 3 rmsd) in purple (negative)
and green (positive)

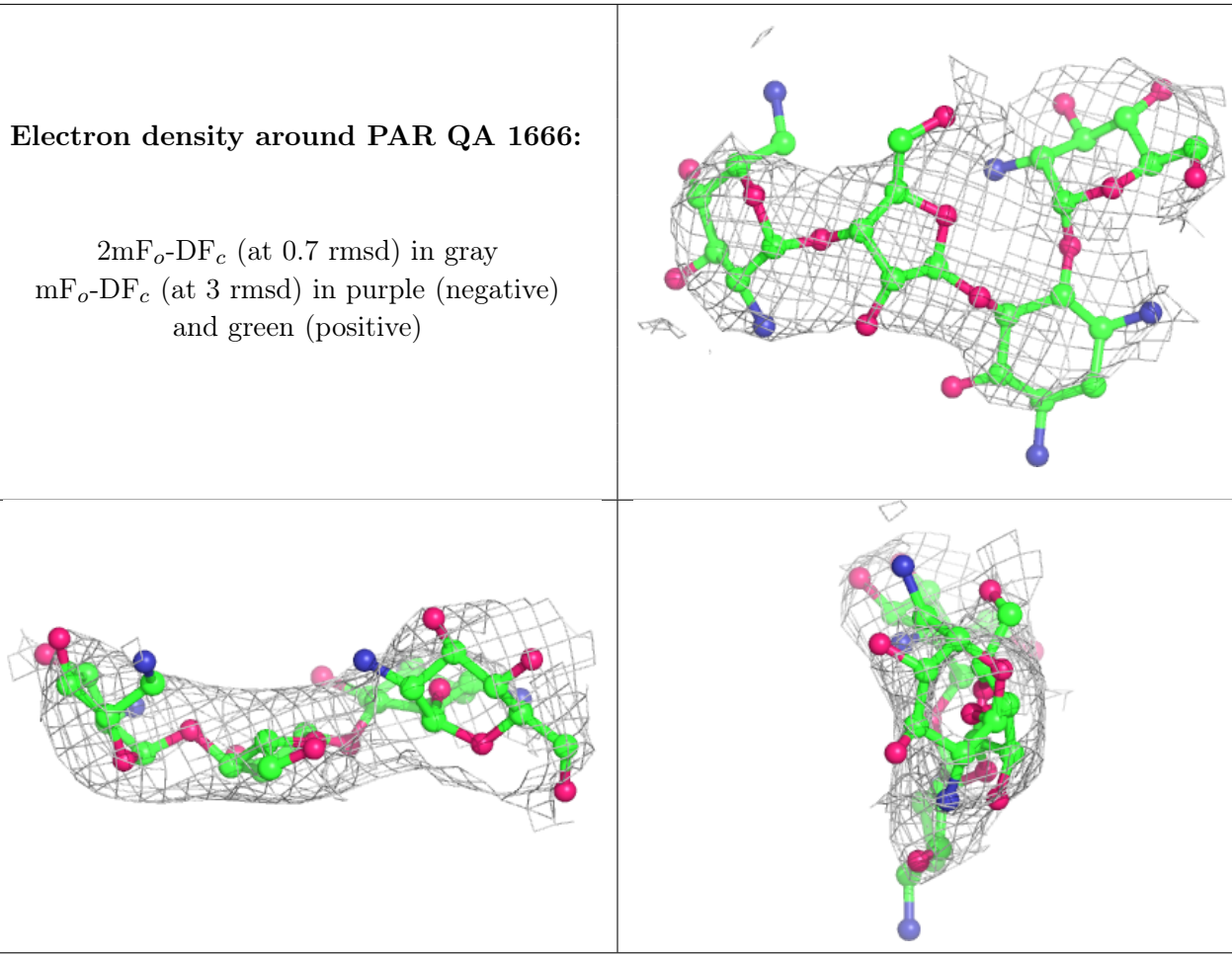

6.5 Other polymers (i)

There are no such residues in this entry.