Full wwPDB X-ray Structure Validation Report (i)

Aug 27, 2023 – 05:43 PM EDT

PDB ID	:	3IPN
Title	:	Crystal Structure of fluorine and methyl modified collagen: (mepFlpgly)7
Authors	:	Satyshur, K.A.; Shoulders, M.D.; Raines, R.T.; Forest, K.T.
Deposited on	:	2009-08-18
Resolution	:	1.21 Å(reported)

This is a Full wwPDB X-ray Structure Validation Report for a publicly released PDB entry.

We welcome your comments at *validation@mail.wwpdb.org*
A user guide is available at
https://www.wwpdb.org/validation/2017/XrayValidationReportHelp
with specific help available everywhere you see the (i) symbol.

The types of validation reports are described at
http://www.wwpdb.org/validation/2017/FAQs#types.

The following versions of software and data (see references (i)) were used in the production of this report:

MolProbity	:	4.02b-467
Mogul	:	1.8.5 (274361), CSD as541be (2020)
Xtriage (Phenix)	:	1.13
EDS	:	2.35
Percentile statistics	:	20191225.v01 (using entries in the PDB archive December 25th 2019)
Refmac	:	5.8.0158
CCP4	:	7.0.044 (Gargrove)
Ideal geometry (proteins)	:	Engh & Huber (2001)
Ideal geometry (DNA, RNA)	:	Parkinson et al. (1996)
Validation Pipeline (wwPDB-VP)	:	2.35

1 Overall quality at a glance (i)

The following experimental techniques were used to determine the structure:
X-RAY DIFFRACTION

The reported resolution of this entry is 1.21 Å.

Percentile scores (ranging between 0-100) for global validation metrics of the entry are shown in the following graphic. The table shows the number of entries on which the scores are based.

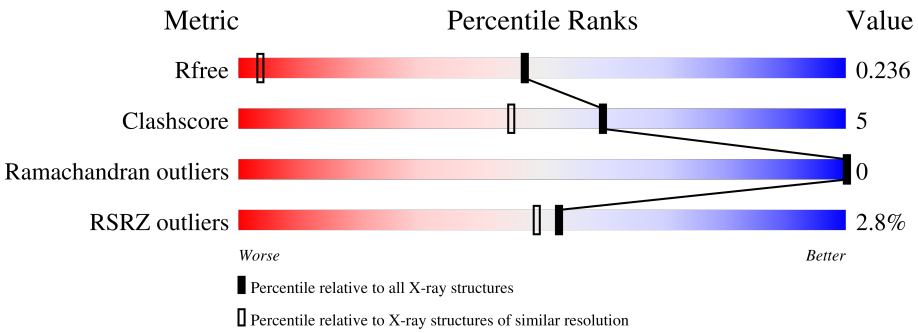

Metric	Whole archive (#Entries)	Similar resolution (#Entries, resolution range(Å))
R_{free}	130704	1232 (1.24-1.20)
Clashscore	141614	1294 (1.24-1.20)
Ramachandran outliers	138981	1251 (1.24-1.20)
RSRZ outliers	127900	1209 (1.24-1.20)

The table below summarises the geometric issues observed across the polymeric chains and their fit to the electron density. The red, orange, yellow and green segments of the lower bar indicate the fraction of residues that contain outliers for >=3, 2, 1 and 0 types of geometric quality criteria respectively. A grey segment represents the fraction of residues that are not modelled. The numeric value for each fraction is indicated below the corresponding segment, with a dot representing fractions <=5% The upper red bar (where present) indicates the fraction of residues that have poor fit to the electron density. The numeric value is given above the bar.

Mol	Chain	Length	Quality of chain
1	A	21	43% 48% 5% 5%
1	B	21	52% 33% 5% 10%
1	C	21	52% 19% 24% 5%
1	D	21	5% 43% 43% 5% 10%
1	E	21	43% 43% 10% 5%
1	F	21	38% 52% 5% 5%

The following table lists non-polymeric compounds, carbohydrate monomers and non-standard residues in protein, DNA, RNA chains that are outliers for geometric or electron-density-fit criteria:

Mol	Type	Chain	Res	Chirality	Geometry	Clashes	Electron density
1	MP8	A	1	X	-	-	-
1	MP8	A	13	X	-	-	-
1	MP8	B	4	X	-	-	-
1	MP8	C	1	X	-	-	-
1	FP9	C	20	X	-	-	-
1	FP9	D	2	X	-	-	-
1	MP8	D	4	X	-	-	-
1	MP8	E	1	X	-	-	-
1	MP8	F	1	X	-	-	-
1	MP8	F	10	X	-	-	-

2 Entry composition (i)

There are 3 unique types of molecules in this entry. The entry contains 994 atoms, of which 0 are hydrogens and 0 are deuteriums.

In the tables below, the ZeroOcc column contains the number of atoms modelled with zero occupancy, the AltConf column contains the number of residues with at least one atom in alternate conformation and the Trace column contains the number of residues modelled with at most 2 atoms.

- Molecule 1 is a protein called Non-natural Collagen.

Mol	Chain	Residues	Atoms					ZeroOcc	AltConf	Trace
			Total	C	F	N	O			
1	A	20	136	89	7	20	20	0	0	0
1	B	19	128	84	6	19	19	0	0	0
1	C	20	136	89	7	20	20	0	0	0
1	D	19	128	83	7	19	19	0	0	0
1	E	20	136	89	7	20	20	0	0	0
1	F	20	136	89	7	20	20	0	0	0

- Molecule 2 is CARBONATE ION (three-letter code: CO3) (formula: CO_3).

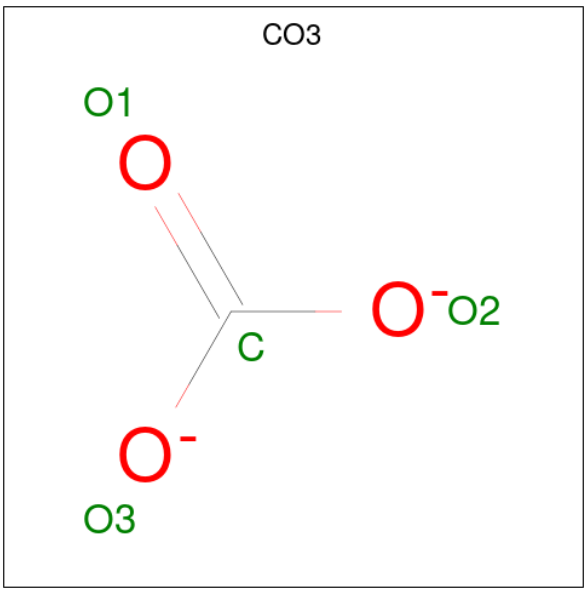

Mol	Chain	Residues	Atoms			ZeroOcc	AltConf
			Total	C	O		
2	A	1	4	1	3	0	0
2	B	1	4	1	3	0	0
2	D	1	4	1	3	0	0
2	F	1	4	1	3	0	0

- Molecule 3 is water.

Mol	Chain	Residues	Atoms		ZeroOcc	AltConf
			Total	O		
3	A	31	31	31	0	0
3	B	36	36	36	0	0
3	C	21	21	21	0	0
3	D	27	27	27	0	0
3	E	34	34	34	0	0
3	F	29	29	29	0	0

3 Residue-property plots (i)

These plots are drawn for all protein, RNA, DNA and oligosaccharide chains in the entry. The first graphic for a chain summarises the proportions of the various outlier classes displayed in the second graphic. The second graphic shows the sequence view annotated by issues in geometry and electron density. Residues are color-coded according to the number of geometric quality criteria for which they contain at least one outlier: green = 0, yellow = 1, orange = 2 and red = 3 or more. A red dot above a residue indicates a poor fit to the electron density (RSRZ > 2). Stretches of 2 or more consecutive residues without any outlier are shown as a green connector. Residues present in the sample, but not in the model, are shown in grey.

- Molecule 1: Non-natural Collagen

Chain A:

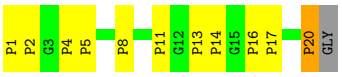

- Molecule 1: Non-natural Collagen

Chain B:

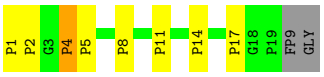

- Molecule 1: Non-natural Collagen

Chain C:

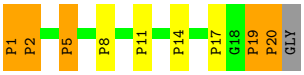

- Molecule 1: Non-natural Collagen

Chain D:

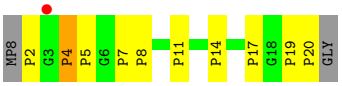

- Molecule 1: Non-natural Collagen

Chain E:

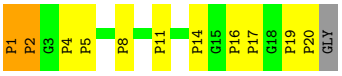

- Molecule 1: Non-natural Collagen

Chain F:

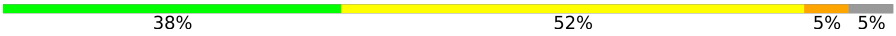

P1
P2
P5
P8
G9
P10
P11
G12
P13
P14
G15
P16
P17
G18
P19
P20
GLY

4 Data and refinement statistics (i)

Property	Value	Source
Space group	P 1 21 1	Depositor
Cell constants a, b, c, α, β, γ	26.40Å 25.30Å 61.90Å 90.00° 90.05° 90.00°	Depositor
Resolution (Å)	10.00 – 1.21 30.95 – 1.21	Depositor EDS
% Data completeness (in resolution range)	82.2 (10.00-1.21) 86.6 (30.95-1.21)	Depositor EDS
R_{merge}	(Not available)	Depositor
R_{sym}	0.09	Depositor
$< I/\sigma(I) >$ [1]	4.09 (at 1.21Å)	Xtriage
Refinement program	SHELXL-97	Depositor
R, R_{free}	0.187 , 0.258 0.172 , 0.236	Depositor DCC
R_{free} test set	1117 reflections (5.12%)	wwPDB-VP
Wilson B-factor (Å^2)	11.1	Xtriage
Anisotropy	0.308	Xtriage
Bulk solvent k_{sol}(e/Å^3), B_{sol}(Å^2)	0.41 , 94.0	EDS
L-test for twinning[2]	$< \|L\| > = 0.48$, $< L^2 > = 0.32$	Xtriage
Estimated twinning fraction	0.046 for k,h,-l 0.044 for -k,-h,-l 0.467 for h,-k,-l	Xtriage
F_o,F_c correlation	0.97	EDS
Total number of atoms	994	wwPDB-VP
Average B, all atoms (Å^2)	19.0	wwPDB-VP

Xtriage's analysis on translational NCS is as follows: *The analyses of the Patterson function reveals a significant off-origin peak that is 80.24 % of the origin peak, indicating pseudo-translational symmetry. The chance of finding a peak of this or larger height randomly in a structure without pseudo-translational symmetry is equal to 4.6687e-07. The detected translational NCS is most likely also responsible for the elevated intensity ratio.*

[1]Intensities estimated from amplitudes.

[2]Theoretical values of $< |L| >$, $< L^2 >$ for acentric reflections are 0.5, 0.333 respectively for untwinned datasets, and 0.375, 0.2 for perfectly twinned datasets.

5 Model quality (i)

5.1 Standard geometry (i)

Bond lengths and bond angles in the following residue types are not validated in this section: CO3, FP9, MP8

The Z score for a bond length (or angle) is the number of standard deviations the observed value is removed from the expected value. A bond length (or angle) with $|Z| > 5$ is considered an outlier worth inspection. RMSZ is the root-mean-square of all Z scores of the bond lengths (or angles).

Mol	Chain	Bond lengths		Bond angles	
		RMSZ	$\#\|Z\| >5$	RMSZ	$\#\|Z\| >5$
1	A	0.60	0/18	1.01	0/12
1	B	0.63	0/18	0.71	0/12
1	C	0.60	0/18	0.75	0/12
1	D	0.58	0/18	0.82	0/12
1	E	0.73	0/18	0.66	0/12
1	F	0.58	0/18	1.04	0/12
All	All	0.62	0/108	0.84	0/72

Chiral center outliers are detected by calculating the chiral volume of a chiral center and verifying if the center is modelled as a planar moiety or with the opposite hand.A planarity outlier is detected by checking planarity of atoms in a peptide group, atoms in a mainchain group or atoms of a sidechain that are expected to be planar.

Mol	Chain	#Chirality outliers	#Planarity outliers
1	A	2	0
1	B	1	0
1	C	2	0
1	D	2	0
1	E	1	0
1	F	2	0
All	All	10	0

There are no bond length outliers.

There are no bond angle outliers.

All (10) chirality outliers are listed below:

Mol	Chain	Res	Type	Atom
1	A	1	MP8	CG
1	A	13	MP8	CG
1	B	4	MP8	CG

Continued on next page...

Continued from previous page...

Mol	Chain	Res	Type	Atom
1	C	1	MP8	CG
1	C	20	FP9	CG
1	D	2	FP9	CG
1	D	4	MP8	CG
1	E	1	MP8	CG
1	F	1	MP8	CG
1	F	10	MP8	CG

There are no planarity outliers.

5.2 Too-close contacts (i)

In the following table, the Non-H and H(model) columns list the number of non-hydrogen atoms and hydrogen atoms in the chain respectively. The H(added) column lists the number of hydrogen atoms added and optimized by MolProbity. The Clashes column lists the number of clashes within the asymmetric unit, whereas Symm-Clashes lists symmetry-related clashes.

Mol	Chain	Non-H	H(model)	H(added)	Clashes	Symm-Clashes
1	A	136	0	122	1	0
1	B	128	0	117	1	0
1	C	136	0	123	4	0
1	D	128	0	112	2	0
1	E	136	0	123	3	0
1	F	136	0	122	1	0
2	A	4	0	0	0	0
2	B	4	0	0	0	0
2	D	4	0	0	0	0
2	F	4	0	0	0	0
3	A	31	0	0	0	0
3	B	36	0	0	0	0
3	C	21	0	0	0	0
3	D	27	0	0	0	0
3	E	34	0	0	0	0
3	F	29	0	0	0	0
All	All	994	0	719	7	0

The all-atom clashscore is defined as the number of clashes found per 1000 atoms (including hydrogen atoms). The all-atom clashscore for this structure is 5.

All (7) close contacts within the same asymmetric unit are listed below, sorted by their clash magnitude.

Atom-1	Atom-2	Interatomic distance (Å)	Clash overlap (Å)
1:D:4:MP8:HEB	1:E:2:FP9:FD	1.77	0.74
1:A:20:FP9:FD	1:C:19:MP8:HG	1.85	0.67
1:E:1:MP8:HE	1:F:2:FP9:FD	2.02	0.50
1:B:4:MP8:HEB	1:C:5:FP9:FD	2.07	0.45
1:C:1:MP8:HA	1:C:2:FP9:HDA	1.87	0.44
1:D:4:MP8:O	1:E:2:FP9:HA	2.19	0.43
1:C:19:MP8:O	1:C:20:FP9:O	2.38	0.40

There are no symmetry-related clashes.

5.3 Torsion angles (i)

5.3.1 Protein backbone (i)

In the following table, the Percentiles column shows the percent Ramachandran outliers of the chain as a percentile score with respect to all X-ray entries followed by that with respect to entries of similar resolution.

The Analysed column shows the number of residues for which the backbone conformation was analysed, and the total number of residues.

Mol	Chain	Analysed	Favoured	Allowed	Outliers	Percentiles	
1	A	6/21 (29%)	6 (100%)	0	0	100	100
1	B	6/21 (29%)	6 (100%)	0	0	100	100
1	C	6/21 (29%)	6 (100%)	0	0	100	100
1	D	6/21 (29%)	6 (100%)	0	0	100	100
1	E	6/21 (29%)	6 (100%)	0	0	100	100
1	F	6/21 (29%)	6 (100%)	0	0	100	100
All	All	36/126 (29%)	36 (100%)	0	0	100	100

There are no Ramachandran outliers to report.

5.3.2 Protein sidechains (i)

There are no protein residues with a non-rotameric sidechain to report in this entry.

5.3.3 RNA (i)

There are no RNA molecules in this entry.

5.4 Non-standard residues in protein, DNA, RNA chains (i)

82 non-standard protein/DNA/RNA residues are modelled in this entry.

In the following table, the Counts columns list the number of bonds (or angles) for which Mogul statistics could be retrieved, the number of bonds (or angles) that are observed in the model and the number of bonds (or angles) that are defined in the Chemical Component Dictionary. The Link column lists molecule types, if any, to which the group is linked. The Z score for a bond length (or angle) is the number of standard deviations the observed value is removed from the expected value. A bond length (or angle) with $|Z| > 2$ is considered an outlier worth inspection. RMSZ is the root-mean-square of all Z scores of the bond lengths (or angles).

Mol	Type	Chain	Res	Link	Bond lengths			Bond angles		
					Counts	RMSZ	$\#\|Z\| > 2$	Counts	RMSZ	$\#\|Z\| > 2$
1	MP8	D	13	1	5,8,9	0.62	0	3,10,12	0.98	0
1	MP8	A	7	1	5,8,9	0.58	0	3,10,12	1.07	0
1	FP9	F	11	1	6,8,9	1.19	1 (16%)	3,10,12	2.12	1 (33%)
1	MP8	A	13	1	5,8,9	1.25	1 (20%)	3,10,12	4.39	1 (33%)
1	FP9	E	8	1	6,8,9	1.03	0	3,10,12	2.50	2 (66%)
1	FP9	A	14	1	6,8,9	1.33	1 (16%)	3,10,12	2.45	2 (66%)
1	FP9	D	8	1	6,8,9	1.16	1 (16%)	3,10,12	0.92	0
1	MP8	F	16	1	5,8,9	0.62	0	3,10,12	1.54	1 (33%)
1	MP8	C	13	1	5,8,9	0.60	0	3,10,12	0.61	0
1	MP8	F	10	1	5,8,9	1.05	1 (20%)	3,10,12	4.18	1 (33%)
1	FP9	C	20	1	6,8,9	1.49	1 (16%)	3,10,12	7.81	2 (66%)
1	FP9	F	5	1	6,8,9	1.38	1 (16%)	3,10,12	2.57	1 (33%)
1	FP9	A	5	1	6,8,9	1.21	1 (16%)	3,10,12	4.03	2 (66%)
1	FP9	B	5	1	6,8,9	1.20	1 (16%)	3,10,12	3.01	1 (33%)
1	FP9	F	17	1	6,8,9	1.32	1 (16%)	3,10,12	4.09	2 (66%)
1	FP9	B	2	1	6,8,9	1.31	1 (16%)	3,10,12	4.03	2 (66%)
1	FP9	C	5	1	6,8,9	1.55	1 (16%)	3,10,12	2.36	1 (33%)
1	MP8	F	7	1	5,8,9	0.73	0	3,10,12	1.15	0
1	FP9	F	2	1	6,8,9	1.42	1 (16%)	3,10,12	10.99	2 (66%)
1	MP8	D	10	1	5,8,9	0.63	0	3,10,12	0.99	0
1	FP9	E	14	1	6,8,9	1.48	1 (16%)	3,10,12	3.27	2 (66%)
1	MP8	F	19	1	5,8,9	0.52	0	3,10,12	4.28	1 (33%)
1	MP8	A	19	1	5,8,9	0.73	0	3,10,12	1.38	0
1	MP8	B	16	1	5,8,9	0.47	0	3,10,12	0.54	0
1	FP9	D	2	1	6,8,9	1.39	1 (16%)	3,10,12	11.90	1 (33%)
1	FP9	C	14	1	6,8,9	1.29	1 (16%)	3,10,12	2.51	1 (33%)
1	FP9	F	8	1	6,8,9	1.17	1 (16%)	3,10,12	2.22	2 (66%)

Mol	Type	Chain	Res	Link	Bond lengths			Bond angles		
					Counts	RMSZ	$\#\|Z\| > 2$	Counts	RMSZ	$\#\|Z\| > 2$
1	FP9	B	11	1	6,8,9	1.16	1 (16%)	3,10,12	3.04	2 (66%)
1	FP9	D	20	1	6,8,9	1.49	1 (16%)	3,10,12	2.72	2 (66%)
1	MP8	E	16	1	5,8,9	0.65	0	3,10,12	1.87	1 (33%)
1	MP8	D	19	1	5,8,9	0.51	0	3,10,12	2.00	1 (33%)
1	FP9	D	5	1	6,8,9	1.54	1 (16%)	3,10,12	4.48	1 (33%)
1	MP8	B	10	1	5,8,9	0.30	0	3,10,12	0.59	0
1	MP8	B	7	1	5,8,9	0.78	0	3,10,12	1.29	0
1	FP9	E	5	1	6,8,9	1.16	1 (16%)	3,10,12	2.94	1 (33%)
1	MP8	D	16	1	5,8,9	0.43	0	3,10,12	0.74	0
1	MP8	F	1	1	5,8,9	0.58	0	3,10,12	8.90	2 (66%)
1	FP9	E	2	1	6,8,9	1.45	1 (16%)	3,10,12	4.56	2 (66%)
1	FP9	A	20	1	6,8,9	1.39	1 (16%)	3,10,12	3.44	1 (33%)
1	MP8	F	13	1	5,8,9	0.45	0	3,10,12	1.60	1 (33%)
1	MP8	B	1	1	5,8,9	0.51	0	3,10,12	2.07	1 (33%)
1	MP8	C	4	1	5,8,9	0.33	0	3,10,12	0.55	0
1	MP8	E	10	1	5,8,9	0.41	0	3,10,12	1.02	0
1	MP8	E	7	1	5,8,9	0.61	0	3,10,12	0.88	0
1	MP8	C	16	1	5,8,9	0.72	0	3,10,12	0.86	0
1	MP8	B	19	1	5,8,9	0.68	0	3,10,12	0.99	0
1	FP9	D	17	1	6,8,9	1.39	1 (16%)	3,10,12	3.44	2 (66%)
1	MP8	A	10	1	5,8,9	0.57	0	3,10,12	0.89	0
1	FP9	A	17	1	6,8,9	1.32	1 (16%)	3,10,12	4.25	1 (33%)
1	MP8	D	7	1	5,8,9	0.88	0	3,10,12	2.67	1 (33%)
1	FP9	A	11	1	6,8,9	1.31	1 (16%)	3,10,12	2.98	3 (100%)
1	MP8	C	10	1	5,8,9	0.97	0	3,10,12	1.21	0
1	FP9	C	8	1	6,8,9	1.11	1 (16%)	3,10,12	3.15	2 (66%)
1	FP9	A	8	1	6,8,9	1.36	1 (16%)	3,10,12	1.67	1 (33%)
1	FP9	C	17	1	6,8,9	1.56	1 (16%)	3,10,12	3.06	1 (33%)
1	FP9	B	17	1	6,8,9	1.37	1 (16%)	3,10,12	8.57	2 (66%)
1	FP9	C	11	1	6,8,9	1.30	1 (16%)	3,10,12	3.34	2 (66%)
1	FP9	E	20	1	6,8,9	1.45	1 (16%)	3,10,12	4.53	3 (100%)
1	MP8	C	1	1	5,8,9	0.90	0	3,10,12	3.27	1 (33%)
1	MP8	E	1	1	5,8,9	0.59	0	3,10,12	3.51	2 (66%)
1	MP8	B	13	1	5,8,9	0.54	0	3,10,12	0.66	0
1	FP9	C	2	1	6,8,9	1.37	1 (16%)	3,10,12	4.17	2 (66%)
1	FP9	E	17	1	6,8,9	1.36	1 (16%)	3,10,12	2.72	1 (33%)
1	MP8	A	1	1	5,8,9	0.69	0	3,10,12	2.76	1 (33%)

Mol	Type	Chain	Res	Link	Bond lengths			Bond angles		
					Counts	RMSZ	$\#\|Z\| > 2$	Counts	RMSZ	$\#\|Z\| > 2$
1	MP8	E	4	1	5,8,9	0.63	0	3,10,12	1.90	1 (33%)
1	MP8	C	7	1	5,8,9	0.81	0	3,10,12	0.98	0
1	FP9	D	11	1	6,8,9	1.27	1 (16%)	3,10,12	3.24	2 (66%)
1	FP9	B	14	1	6,8,9	1.44	1 (16%)	3,10,12	2.72	2 (66%)
1	MP8	C	19	1	5,8,9	0.77	0	3,10,12	4.09	2 (66%)
1	MP8	E	13	1	5,8,9	0.64	0	3,10,12	0.90	0
1	MP8	A	16	1	5,8,9	0.67	0	3,10,12	1.78	1 (33%)
1	MP8	D	4	1	5,8,9	0.77	0	3,10,12	3.18	1 (33%)
1	FP9	E	11	1	6,8,9	1.29	1 (16%)	3,10,12	1.69	0
1	FP9	F	20	1	6,8,9	1.53	1 (16%)	3,10,12	6.13	3 (100%)
1	FP9	D	14	1	6,8,9	1.38	1 (16%)	3,10,12	1.76	1 (33%)
1	FP9	A	2	1	6,8,9	1.35	1 (16%)	3,10,12	7.09	2 (66%)
1	MP8	F	4	1	5,8,9	0.52	0	3,10,12	0.72	0
1	MP8	A	4	1	5,8,9	0.41	0	3,10,12	2.46	1 (33%)
1	MP8	E	19	1	5,8,9	0.80	0	3,10,12	1.80	1 (33%)
1	FP9	B	8	1	6,8,9	1.19	1 (16%)	3,10,12	1.77	1 (33%)
1	MP8	B	4	1	5,8,9	0.84	0	3,10,12	4.30	1 (33%)
1	FP9	F	14	1	6,8,9	1.39	1 (16%)	3,10,12	3.90	2 (66%)

In the following table, the Chirals column lists the number of chiral outliers, the number of chiral centers analysed, the number of these observed in the model and the number defined in the Chemical Component Dictionary. Similar counts are reported in the Torsion and Rings columns. '-' means no outliers of that kind were identified.

Mol	Type	Chain	Res	Link	Chirals	Torsions	Rings
1	MP8	D	13	1	-	0/0/11/13	0/1/1/1
1	MP8	A	7	1	-	0/0/11/13	0/1/1/1
1	FP9	F	11	1	-	0/0/11/13	0/1/1/1
1	MP8	A	13	1	1/1/2/4	0/0/11/13	0/1/1/1
1	FP9	E	8	1	-	0/0/11/13	0/1/1/1
1	FP9	A	14	1	-	0/0/11/13	0/1/1/1
1	FP9	D	8	1	-	0/0/11/13	0/1/1/1
1	MP8	F	16	1	-	0/0/11/13	0/1/1/1
1	MP8	F	10	1	1/1/2/4	0/0/11/13	0/1/1/1
1	MP8	C	13	1	-	0/0/11/13	0/1/1/1
1	FP9	C	20	1	1/1/2/4	0/0/11/13	0/1/1/1
1	FP9	F	5	1	-	0/0/11/13	0/1/1/1
1	FP9	A	5	1	-	0/0/11/13	0/1/1/1
1	FP9	B	5	1	-	0/0/11/13	0/1/1/1

Continued on next page...

Continued from previous page...

Mol	Type	Chain	Res	Link	Chirals	Torsions	Rings
1	FP9	F	17	1	-	0/0/11/13	0/1/1/1
1	FP9	B	2	1	-	0/0/11/13	0/1/1/1
1	FP9	C	5	1	-	0/0/11/13	0/1/1/1
1	MP8	F	7	1	-	0/0/11/13	0/1/1/1
1	FP9	F	2	1	-	0/0/11/13	0/1/1/1
1	MP8	D	10	1	-	0/0/11/13	0/1/1/1
1	FP9	E	14	1	-	0/0/11/13	0/1/1/1
1	MP8	F	19	1	-	0/0/11/13	0/1/1/1
1	MP8	A	19	1	-	0/0/11/13	0/1/1/1
1	MP8	B	16	1	-	0/0/11/13	0/1/1/1
1	FP9	D	2	1	1/1/2/4	0/0/11/13	0/1/1/1
1	FP9	C	14	1	-	0/0/11/13	0/1/1/1
1	FP9	F	8	1	-	0/0/11/13	0/1/1/1
1	FP9	B	11	1	-	0/0/11/13	0/1/1/1
1	FP9	D	20	1	-	0/0/11/13	0/1/1/1
1	MP8	E	16	1	-	0/0/11/13	0/1/1/1
1	MP8	D	19	1	-	0/0/11/13	0/1/1/1
1	FP9	D	5	1	-	0/0/11/13	0/1/1/1
1	MP8	B	10	1	-	0/0/11/13	0/1/1/1
1	MP8	B	7	1	-	0/0/11/13	0/1/1/1
1	FP9	E	5	1	-	0/0/11/13	0/1/1/1
1	MP8	D	16	1	-	0/0/11/13	0/1/1/1
1	MP8	F	1	1	1/1/2/4	0/0/11/13	0/1/1/1
1	FP9	E	2	1	-	0/0/11/13	0/1/1/1
1	FP9	A	20	1	-	0/0/11/13	0/1/1/1
1	MP8	F	13	1	-	0/0/11/13	0/1/1/1
1	MP8	B	1	1	-	0/0/11/13	0/1/1/1
1	MP8	C	4	1	-	0/0/11/13	0/1/1/1
1	MP8	E	10	1	-	0/0/11/13	0/1/1/1
1	MP8	E	7	1	-	0/0/11/13	0/1/1/1
1	MP8	C	16	1	-	0/0/11/13	0/1/1/1
1	MP8	B	19	1	-	0/0/11/13	0/1/1/1
1	FP9	D	17	1	-	0/0/11/13	0/1/1/1
1	MP8	A	10	1	-	0/0/11/13	0/1/1/1
1	FP9	A	17	1	-	0/0/11/13	0/1/1/1
1	MP8	D	7	1	-	0/0/11/13	0/1/1/1
1	FP9	A	11	1	-	0/0/11/13	0/1/1/1
1	MP8	C	10	1	-	0/0/11/13	0/1/1/1
1	FP9	C	8	1	-	0/0/11/13	0/1/1/1
1	FP9	A	8	1	-	0/0/11/13	0/1/1/1
1	FP9	C	17	1	-	0/0/11/13	0/1/1/1
1	FP9	B	17	1	-	0/0/11/13	0/1/1/1

Continued on next page...

Continued from previous page...

Mol	Type	Chain	Res	Link	Chirals	Torsions	Rings
1	FP9	C	11	1	-	0/0/11/13	0/1/1/1
1	FP9	E	20	1	-	0/0/11/13	0/1/1/1
1	MP8	C	1	1	1/1/2/4	0/0/11/13	0/1/1/1
1	MP8	E	1	1	1/1/2/4	0/0/11/13	0/1/1/1
1	MP8	B	13	1	-	0/0/11/13	0/1/1/1
1	FP9	C	2	1	-	0/0/11/13	0/1/1/1
1	FP9	E	17	1	-	0/0/11/13	0/1/1/1
1	MP8	A	1	1	1/1/2/4	0/0/11/13	0/1/1/1
1	MP8	E	4	1	-	0/0/11/13	0/1/1/1
1	MP8	C	7	1	-	0/0/11/13	0/1/1/1
1	FP9	D	11	1	-	0/0/11/13	0/1/1/1
1	FP9	B	14	1	-	0/0/11/13	0/1/1/1
1	MP8	C	19	1	-	0/0/11/13	0/1/1/1
1	MP8	E	13	1	-	0/0/11/13	0/1/1/1
1	MP8	A	16	1	-	0/0/11/13	0/1/1/1
1	MP8	D	4	1	1/1/2/4	0/0/11/13	0/1/1/1
1	FP9	E	11	1	-	0/0/11/13	0/1/1/1
1	FP9	F	20	1	-	0/0/11/13	0/1/1/1
1	FP9	D	14	1	-	0/0/11/13	0/1/1/1
1	FP9	A	2	1	-	0/0/11/13	0/1/1/1
1	MP8	F	4	1	-	0/0/11/13	0/1/1/1
1	MP8	A	4	1	-	0/0/11/13	0/1/1/1
1	MP8	E	19	1	-	0/0/11/13	0/1/1/1
1	FP9	B	8	1	-	0/0/11/13	0/1/1/1
1	MP8	B	4	1	1/1/2/4	0/0/11/13	0/1/1/1
1	FP9	F	14	1	-	0/0/11/13	0/1/1/1

All (42) bond length outliers are listed below:

Mol	Chain	Res	Type	Atoms	Z	Observed(Å)	Ideal(Å)
1	E	2	FP9	FD-CG	3.43	1.53	1.40
1	C	17	FP9	FD-CG	3.41	1.53	1.40
1	D	5	FP9	FD-CG	3.36	1.53	1.40
1	C	5	FP9	FD-CG	3.33	1.53	1.40
1	F	20	FP9	FD-CG	3.33	1.53	1.40
1	D	2	FP9	FD-CG	3.24	1.53	1.40
1	D	20	FP9	FD-CG	3.18	1.52	1.40
1	C	20	FP9	FD-CG	3.17	1.52	1.40
1	F	2	FP9	FD-CG	3.13	1.52	1.40
1	F	14	FP9	FD-CG	3.13	1.52	1.40
1	E	17	FP9	FD-CG	3.13	1.52	1.40
1	A	2	FP9	FD-CG	3.07	1.52	1.40

Continued on next page...

Continued from previous page...

Mol	Chain	Res	Type	Atoms	Z	Observed(Å)	Ideal(Å)
1	A	20	FP9	FD-CG	3.07	1.52	1.40
1	E	14	FP9	FD-CG	3.05	1.52	1.40
1	F	5	FP9	FD-CG	3.02	1.52	1.40
1	B	14	FP9	FD-CG	3.02	1.52	1.40
1	C	2	FP9	FD-CG	2.99	1.52	1.40
1	A	14	FP9	FD-CG	2.96	1.51	1.40
1	B	17	FP9	FD-CG	2.93	1.51	1.40
1	A	11	FP9	FD-CG	2.89	1.51	1.40
1	C	14	FP9	FD-CG	2.87	1.51	1.40
1	A	17	FP9	FD-CG	2.86	1.51	1.40
1	D	17	FP9	FD-CG	2.85	1.51	1.40
1	E	20	FP9	FD-CG	2.83	1.51	1.40
1	A	8	FP9	FD-CG	2.82	1.51	1.40
1	E	11	FP9	FD-CG	2.80	1.51	1.40
1	B	2	FP9	FD-CG	2.77	1.51	1.40
1	D	11	FP9	FD-CG	2.77	1.51	1.40
1	F	17	FP9	FD-CG	2.74	1.51	1.40
1	B	5	FP9	FD-CG	2.69	1.50	1.40
1	F	8	FP9	FD-CG	2.61	1.50	1.40
1	E	5	FP9	FD-CG	2.60	1.50	1.40
1	A	5	FP9	FD-CG	2.57	1.50	1.40
1	C	11	FP9	FD-CG	2.56	1.50	1.40
1	B	11	FP9	FD-CG	2.52	1.50	1.40
1	B	8	FP9	FD-CG	2.47	1.50	1.40
1	C	8	FP9	FD-CG	2.45	1.49	1.40
1	A	13	MP8	CB-CG	-2.43	1.45	1.52
1	D	8	FP9	FD-CG	2.32	1.49	1.40
1	F	11	FP9	FD-CG	2.13	1.48	1.40
1	D	14	FP9	FD-CG	2.12	1.48	1.40
1	F	10	MP8	CB-CG	-2.00	1.46	1.52

All (89) bond angle outliers are listed below:

Mol	Chain	Res	Type	Atoms	Z	Observed(^{o})	Ideal(^{o})
1	D	2	FP9	FD-CG-CD	20.59	142.83	108.62
1	F	2	FP9	FD-CG-CD	-16.05	81.96	108.62
1	F	1	MP8	CE-CG-CB	14.85	151.63	114.05
1	B	17	FP9	FD-CG-CB	-14.01	92.54	108.98
1	C	20	FP9	FD-CG-CD	11.58	127.86	108.62
1	A	2	FP9	FD-CG-CD	-11.17	90.06	108.62
1	F	2	FP9	FD-CG-CB	-10.14	97.08	108.98
1	F	20	FP9	FD-CG-CD	-8.90	93.83	108.62

Continued on next page...

Continued from previous page...

Mol	Chain	Res	Type	Atoms	Z	Observed(^{o})	Ideal(^{o})
1	A	13	MP8	CE-CG-CB	7.59	133.25	114.05
1	D	5	FP9	FD-CG-CB	-7.50	100.18	108.98
1	B	4	MP8	CE-CG-CB	7.32	132.57	114.05
1	F	19	MP8	CE-CG-CB	-7.26	95.69	114.05
1	A	17	FP9	FD-CG-CB	-7.21	100.52	108.98
1	F	10	MP8	CE-CG-CB	7.20	132.26	114.05
1	C	2	FP9	FD-CG-CB	-6.80	101.00	108.98
1	C	20	FP9	FD-CG-CB	-6.80	101.00	108.98
1	C	19	MP8	CE-CG-CB	-6.72	97.06	114.05
1	F	17	FP9	FD-CG-CB	-6.38	101.50	108.98
1	F	14	FP9	FD-CG-CB	-6.26	101.64	108.98
1	E	2	FP9	FD-CG-CD	5.90	118.41	108.62
1	A	5	FP9	FD-CG-CD	-5.73	99.10	108.62
1	A	20	FP9	FD-CG-CB	-5.70	102.30	108.98
1	B	2	FP9	FD-CG-CB	5.56	115.52	108.98
1	C	1	MP8	CE-CG-CD	5.36	131.71	113.18
1	E	2	FP9	FD-CG-CB	-5.23	102.85	108.98
1	D	4	MP8	CE-CG-CD	5.22	131.22	113.18
1	F	20	FP9	FD-CG-CB	5.18	115.06	108.98
1	A	2	FP9	FD-CG-CB	5.11	114.99	108.98
1	C	17	FP9	FD-CG-CD	-5.01	100.29	108.62
1	B	5	FP9	FD-CG-CB	-4.98	103.14	108.98
1	E	20	FP9	FD-CG-CB	-4.94	103.18	108.98
1	B	17	FP9	FD-CG-CD	-4.83	100.59	108.62
1	E	5	FP9	FD-CG-CD	-4.82	100.61	108.62
1	E	14	FP9	FD-CG-CD	-4.80	100.65	108.62
1	E	1	MP8	CE-CG-CD	4.69	129.36	113.18
1	E	20	FP9	O-C-CA	-4.65	112.59	124.78
1	B	11	FP9	FD-CG-CB	-4.60	103.59	108.98
1	C	8	FP9	FD-CG-CD	-4.58	101.01	108.62
1	D	17	FP9	FD-CG-CB	-4.57	103.62	108.98
1	D	7	MP8	CE-CG-CB	4.46	125.33	114.05
1	D	11	FP9	FD-CG-CB	-4.38	103.85	108.98
1	E	17	FP9	FD-CG-CB	-4.37	103.86	108.98
1	A	1	MP8	CE-CG-CD	4.35	128.20	113.18
1	C	11	FP9	FD-CG-CD	-4.16	101.70	108.62
1	F	5	FP9	FD-CG-CD	-4.16	101.71	108.62
1	C	14	FP9	FD-CG-CD	-4.11	101.78	108.62
1	B	2	FP9	FD-CG-CD	-4.08	101.83	108.62
1	A	5	FP9	FD-CG-CB	-3.96	104.33	108.98
1	E	20	FP9	FD-CG-CD	-3.95	102.05	108.62
1	A	4	MP8	CE-CG-CB	-3.89	104.20	114.05

Continued on next page...

Continued from previous page...

Mol	Chain	Res	Type	Atoms	Z	Observed(^{o})	Ideal(^{o})
1	F	1	MP8	CE-CG-CD	-3.82	99.98	113.18
1	A	11	FP9	FD-CG-CD	-3.79	102.32	108.62
1	C	11	FP9	FD-CG-CB	-3.52	104.86	108.98
1	C	5	FP9	FD-CG-CB	-3.49	104.89	108.98
1	D	17	FP9	FD-CG-CD	-3.46	102.86	108.62
1	E	8	FP9	FD-CG-CD	-3.41	102.95	108.62
1	E	1	MP8	CE-CG-CB	3.41	122.68	114.05
1	D	20	FP9	O-C-CA	-3.40	115.86	124.78
1	A	14	FP9	FD-CG-CB	-3.33	105.08	108.98
1	D	11	FP9	FD-CG-CD	-3.28	103.18	108.62
1	B	14	FP9	FD-CG-CD	-3.24	103.23	108.62
1	B	14	FP9	FD-CG-CB	-3.24	105.18	108.98
1	D	20	FP9	FD-CG-CD	-3.19	103.32	108.62
1	F	8	FP9	FD-CG-CD	-3.07	103.52	108.62
1	E	16	MP8	CE-CG-CB	3.07	121.81	114.05
1	B	1	MP8	CE-CG-CB	-3.03	106.39	114.05
1	F	11	FP9	FD-CG-CB	-2.83	105.66	108.98
1	D	19	MP8	CE-CG-CB	-2.83	106.89	114.05
1	E	4	MP8	CE-CG-CD	-2.80	103.52	113.18
1	F	17	FP9	FD-CG-CD	-2.80	103.97	108.62
1	E	19	MP8	CE-CG-CB	2.73	120.97	114.05
1	C	8	FP9	FD-CG-CB	-2.60	105.93	108.98
1	A	11	FP9	FD-CG-CB	-2.60	105.94	108.98
1	F	20	FP9	O-C-CA	-2.58	118.01	124.78
1	B	8	FP9	FD-CG-CB	-2.48	106.07	108.98
1	E	14	FP9	FD-CG-CB	-2.43	106.13	108.98
1	C	2	FP9	O-C-CA	-2.38	118.55	124.78
1	D	14	FP9	FD-CG-CD	2.38	112.56	108.62
1	A	8	FP9	FD-CG-CD	-2.35	104.72	108.62
1	F	16	MP8	CE-CG-CB	2.34	119.98	114.05
1	A	11	FP9	O-C-CA	-2.33	118.66	124.78
1	F	13	MP8	CE-CG-CB	2.33	119.94	114.05
1	A	16	MP8	CE-CG-CD	-2.31	105.19	113.18
1	E	8	FP9	FD-CG-CB	-2.26	106.33	108.98
1	A	14	FP9	FD-CG-CD	-2.26	104.86	108.62
1	C	19	MP8	O-C-CA	-2.26	118.86	124.78
1	F	8	FP9	O-C-CA	-2.16	119.11	124.78
1	F	14	FP9	O-C-CA	-2.15	119.15	124.78
1	B	11	FP9	FD-CG-CD	-2.11	105.12	108.62

All (10) chirality outliers are listed below:

Mol	Chain	Res	Type	Atom
1	A	1	MP8	CG
1	A	13	MP8	CG
1	B	4	MP8	CG
1	C	1	MP8	CG
1	C	20	FP9	CG
1	D	2	FP9	CG
1	D	4	MP8	CG
1	E	1	MP8	CG
1	F	1	MP8	CG
1	F	10	MP8	CG

There are no torsion outliers.

There are no ring outliers.

11 monomers are involved in 7 short contacts:

Mol	Chain	Res	Type	Clashes	Symm-Clashes
1	C	20	FP9	1	0
1	C	5	FP9	1	0
1	F	2	FP9	1	0
1	E	2	FP9	2	0
1	A	20	FP9	1	0
1	C	1	MP8	1	0
1	E	1	MP8	1	0
1	C	2	FP9	1	0
1	C	19	MP8	2	0
1	D	4	MP8	2	0
1	B	4	MP8	1	0

5.5 Carbohydrates (i)

There are no monosaccharides in this entry.

5.6 Ligand geometry (i)

4 ligands are modelled in this entry.

In the following table, the Counts columns list the number of bonds (or angles) for which Mogul statistics could be retrieved, the number of bonds (or angles) that are observed in the model and the number of bonds (or angles) that are defined in the Chemical Component Dictionary. The Link column lists molecule types, if any, to which the group is linked. The Z score for a bond length (or angle) is the number of standard deviations the observed value is removed from the

expected value. A bond length (or angle) with $|Z| > 2$ is considered an outlier worth inspection. RMSZ is the root-mean-square of all Z scores of the bond lengths (or angles).

Mol	Type	Chain	Res	Link	Bond lengths			Bond angles		
					Counts	RMSZ	$\#\|Z\| > 2$	Counts	RMSZ	$\#\|Z\| > 2$
2	CO3	F	204	-	2,3,3	0.04	0	2,3,3	0.95	0
2	CO3	D	202	-	2,3,3	0.18	0	2,3,3	0.15	0
2	CO3	A	201	-	2,3,3	0.16	0	2,3,3	0.49	0
2	CO3	B	203	-	2,3,3	0.07	0	2,3,3	0.88	0

There are no bond length outliers.

There are no bond angle outliers.

There are no chirality outliers.

There are no torsion outliers.

There are no ring outliers.

No monomer is involved in short contacts.

5.7 Other polymers (i)

There are no such residues in this entry.

5.8 Polymer linkage issues (i)

There are no chain breaks in this entry.

6 Fit of model and data (i)

6.1 Protein, DNA and RNA chains (i)

In the following table, the column labelled '#RSRZ> 2' contains the number (and percentage) of RSRZ outliers, followed by percent RSRZ outliers for the chain as percentile scores relative to all X-ray entries and entries of similar resolution. The OWAB column contains the minimum, median, 95th percentile and maximum values of the occupancy-weighted average B-factor per residue. The column labelled 'Q< 0.9' lists the number of (and percentage) of residues with an average occupancy less than 0.9.

Mol	Chain	Analysed	<RSRZ>	#RSRZ>2			OWAB(Å^2)	Q<0.9
1	A	6/21 (28%)	-0.35	0	100	100	9, 12, 17, 22	0
1	B	6/21 (28%)	-0.01	0	100	100	9, 11, 16, 28	0
1	C	6/21 (28%)	-0.16	0	100	100	8, 12, 18, 24	0
1	D	6/21 (28%)	0.10	1 (16%)	1	2	9, 11, 17, 42	0
1	E	6/21 (28%)	-0.55	0	100	100	9, 12, 18, 21	0
1	F	6/21 (28%)	-0.06	0	100	100	9, 11, 15, 26	0
All	All	36/126 (28%)	-0.17	1 (2%)	53	49	8, 12, 26, 42	0

All (1) RSRZ outliers are listed below:

Mol	Chain	Res	Type	RSRZ
1	D	3	GLY	2.1

6.2 Non-standard residues in protein, DNA, RNA chains (i)

In the following table, the Atoms column lists the number of modelled atoms in the group and the number defined in the chemical component dictionary. The B-factors column lists the minimum, median, 95th percentile and maximum values of B factors of atoms in the group. The column labelled 'Q< 0.9' lists the number of atoms with occupancy less than 0.9.

Mol	Type	Chain	Res	Atoms	RSCC	RSR	B-factors(Å^2)	Q<0.9
1	FP9	D	2	8/9	0.67	0.22	49,54,58,102	0
1	MP8	B	19	8/9	0.68	0.28	36,42,48,50	0
1	FP9	F	2	8/9	0.79	0.14	30,32,35,47	0
1	MP8	F	1	8/9	0.81	0.15	39,48,53,54	0
1	MP8	D	4	8/9	0.82	0.19	25,32,35,36	0
1	FP9	A	20	8/9	0.83	0.14	27,31,35,40	0
1	FP9	C	20	8/9	0.83	0.13	38,41,54,128	0
1	MP8	A	1	8/9	0.84	0.18	28,35,39,48	0

Continued on next page...

Continued from previous page...

Mol	Type	Chain	Res	Atoms	RSCC	RSR	B-factors(Å^2)	Q<0.9
1	MP8	E	1	8/9	0.84	0.13	34,40,46,49	0
1	MP8	C	19	8/9	0.85	0.21	26,29,31,39	0
1	MP8	C	1	8/9	0.89	0.14	26,31,38,40	0
1	FP9	E	2	8/9	0.89	0.09	25,27,32,35	0
1	FP9	E	20	8/9	0.90	0.12	27,28,38,49	0
1	FP9	A	2	8/9	0.91	0.12	29,31,34,43	0
1	FP9	E	5	8/9	0.93	0.09	12,16,16,19	0
1	MP8	A	19	8/9	0.93	0.12	19,20,26,27	0
1	FP9	F	20	8/9	0.93	0.07	19,20,27,36	0
1	FP9	B	17	8/9	0.94	0.09	19,21,23,26	0
1	FP9	C	2	8/9	0.94	0.11	20,22,23,23	0
1	FP9	B	2	8/9	0.94	0.12	17,20,21,28	0
1	MP8	E	19	8/9	0.94	0.13	19,22,25,30	0
1	MP8	D	19	8/9	0.95	0.11	15,16,17,21	0
1	FP9	F	5	8/9	0.95	0.07	16,18,18,22	0
1	MP8	F	19	8/9	0.95	0.09	17,19,20,35	0
1	FP9	D	20	8/9	0.95	0.07	18,19,21,24	0
1	MP8	B	4	8/9	0.96	0.07	12,15,21,23	0
1	MP8	E	16	8/9	0.96	0.11	12,14,19,22	0
1	MP8	B	16	8/9	0.96	0.08	15,17,18,19	0
1	FP9	D	5	8/9	0.96	0.06	19,22,26,33	0
1	FP9	C	5	8/9	0.96	0.07	13,14,15,20	0
1	FP9	C	17	8/9	0.96	0.07	16,18,20,25	0
1	MP8	B	1	8/9	0.96	0.06	19,22,25,26	0
1	MP8	F	10	8/9	0.96	0.08	8,11,17,20	0
1	FP9	F	17	8/9	0.96	0.07	13,14,17,19	0
1	FP9	A	17	8/9	0.96	0.06	14,16,18,18	0
1	MP8	E	4	8/9	0.96	0.06	16,17,19,24	0
1	MP8	C	4	8/9	0.97	0.06	13,16,18,18	0
1	FP9	D	8	8/9	0.97	0.06	11,13,14,15	0
1	FP9	B	14	8/9	0.97	0.06	10,11,13,14	0
1	MP8	C	16	8/9	0.97	0.07	13,14,15,15	0
1	MP8	F	4	8/9	0.97	0.07	17,20,24,27	0
1	FP9	A	8	8/9	0.97	0.07	11,12,13,14	0
1	MP8	A	13	8/9	0.97	0.08	9,10,15,15	0
1	MP8	A	4	8/9	0.97	0.10	14,17,19,25	0
1	FP9	A	5	8/9	0.97	0.06	14,14,15,16	0
1	MP8	B	13	8/9	0.97	0.06	10,11,12,14	0
1	FP9	D	17	8/9	0.98	0.06	11,12,14,14	0
1	MP8	C	7	8/9	0.98	0.05	10,10,12,14	0
1	FP9	C	8	8/9	0.98	0.06	8,10,11,12	0
1	FP9	C	11	8/9	0.98	0.08	7,9,10,10	0

Continued on next page...

Continued from previous page...

Mol	Type	Chain	Res	Atoms	RSCC	RSR	B-factors(Å^2)	Q<0.9
1	FP9	C	14	8/9	0.98	0.06	10,11,13,14	0
1	MP8	A	16	8/9	0.98	0.07	11,13,14,18	0
1	MP8	A	10	8/9	0.98	0.07	8,9,9,11	0
1	MP8	E	7	8/9	0.98	0.06	8,10,12,13	0
1	FP9	E	8	8/9	0.98	0.08	9,10,11,11	0
1	MP8	E	13	8/9	0.98	0.06	10,10,12,13	0
1	FP9	E	14	8/9	0.98	0.06	11,12,14,15	0
1	FP9	A	11	8/9	0.98	0.07	9,10,11,15	0
1	FP9	E	17	8/9	0.98	0.05	13,14,16,20	0
1	FP9	B	5	8/9	0.98	0.05	10,12,14,16	0
1	MP8	B	7	8/9	0.98	0.05	8,10,12,15	0
1	FP9	B	8	8/9	0.98	0.07	9,9,11,12	0
1	FP9	B	11	8/9	0.98	0.06	9,10,12,15	0
1	MP8	D	7	8/9	0.98	0.07	12,15,17,21	0
1	MP8	A	7	8/9	0.98	0.06	11,12,15,16	0
1	MP8	F	7	8/9	0.98	0.06	10,12,13,15	0
1	FP9	F	8	8/9	0.98	0.06	10,11,14,16	0
1	MP8	D	10	8/9	0.98	0.06	9,10,12,14	0
1	MP8	F	13	8/9	0.98	0.07	8,9,11,16	0
1	FP9	F	14	8/9	0.98	0.06	9,11,12,13	0
1	MP8	F	16	8/9	0.98	0.05	12,12,14,15	0
1	FP9	D	11	8/9	0.98	0.07	9,11,12,15	0
1	MP8	D	13	8/9	0.98	0.07	8,9,10,13	0
1	MP8	D	16	8/9	0.98	0.05	9,10,12,12	0
1	MP8	E	10	8/9	0.99	0.06	8,9,10,13	0
1	FP9	F	11	8/9	0.99	0.08	8,10,11,12	0
1	FP9	E	11	8/9	0.99	0.08	8,10,10,13	0
1	MP8	C	10	8/9	0.99	0.06	7,7,9,12	0
1	FP9	A	14	8/9	0.99	0.06	9,11,12,13	0
1	MP8	C	13	8/9	0.99	0.07	9,10,12,14	0
1	MP8	B	10	8/9	0.99	0.07	8,9,10,12	0
1	FP9	D	14	8/9	0.99	0.05	8,9,10,13	0

6.3 Carbohydrates (i)

There are no monosaccharides in this entry.

6.4 Ligands (i)

In the following table, the Atoms column lists the number of modelled atoms in the group and the number defined in the chemical component dictionary. The B-factors column lists the minimum,

median, 95th percentile and maximum values of B factors of atoms in the group. The column labelled 'Q< 0.9' lists the number of atoms with occupancy less than 0.9.

Mol	Type	Chain	Res	Atoms	RSCC	RSR	B-factors(Å^2)	Q<0.9
2	CO3	D	202	4/4	0.94	0.09	18,20,20,26	0
2	CO3	B	203	4/4	0.96	0.09	11,13,13,16	0
2	CO3	A	201	4/4	0.96	0.07	13,14,14,17	0
2	CO3	F	204	4/4	0.97	0.06	11,11,11,12	0

6.5 Other polymers (i)

There are no such residues in this entry.