Full wwPDB X-ray Structure Validation Report (i)

Aug 3, 2023 – 08:11 AM EDT

PDB ID	:	1HXD
Title	:	CRYSTAL STRUCTURE OF E. COLI BIOTIN REPRESSOR WITH BOUND BIOTIN
Authors	:	Kwon, K.; Streaker, E.D.; Ruparelia, S.; Beckett, D.
Deposited on	:	2001-01-12
Resolution	:	2.40 Å(reported)

This is a Full wwPDB X-ray Structure Validation Report for a publicly released PDB entry.

We welcome your comments at *validation@mail.wwpdb.org*
A user guide is available at
https://www.wwpdb.org/validation/2017/XrayValidationReportHelp
with specific help available everywhere you see the (i) symbol.

The types of validation reports are described at
http://www.wwpdb.org/validation/2017/FAQs#types.

The following versions of software and data (see references (i)) were used in the production of this report:

MolProbity	:	4.02b-467
Mogul	:	1.8.5 (274361), CSD as541be (2020)
Xtriage (Phenix)	:	1.13
EDS	:	2.34
Percentile statistics	:	20191225.v01 (using entries in the PDB archive December 25th 2019)
Refmac	:	5.8.0158
CCP4	:	7.0.044 (Gargrove)
Ideal geometry (proteins)	:	Engh & Huber (2001)
Ideal geometry (DNA, RNA)	:	Parkinson et al. (1996)
Validation Pipeline (wwPDB-VP)	:	2.34

1 Overall quality at a glance (i)

The following experimental techniques were used to determine the structure:
X-RAY DIFFRACTION

The reported resolution of this entry is 2.40 Å.

Percentile scores (ranging between 0-100) for global validation metrics of the entry are shown in the following graphic. The table shows the number of entries on which the scores are based.

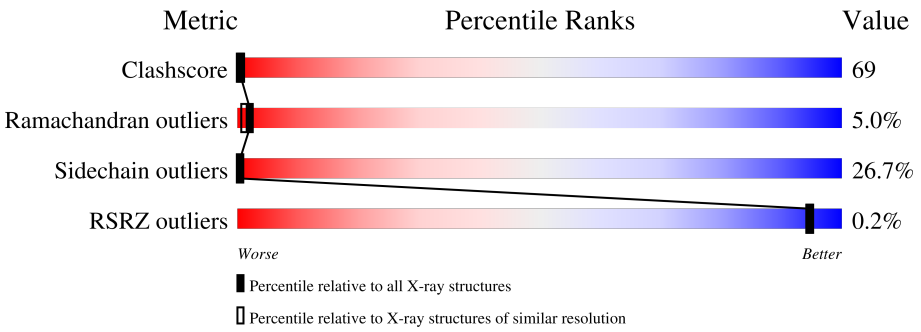

Metric	Whole archive (#Entries)	Similar resolution (#Entries, resolution range(Å))
Clashscore	141614	4398 (2.40-2.40)
Ramachandran outliers	138981	4318 (2.40-2.40)
Sidechain outliers	138945	4319 (2.40-2.40)
RSRZ outliers	127900	3811 (2.40-2.40)

The table below summarises the geometric issues observed across the polymeric chains and their fit to the electron density. The red, orange, yellow and green segments of the lower bar indicate the fraction of residues that contain outliers for >=3, 2, 1 and 0 types of geometric quality criteria respectively. A grey segment represents the fraction of residues that are not modelled. The numeric value for each fraction is indicated below the corresponding segment, with a dot representing fractions <=5% The upper red bar (where present) indicates the fraction of residues that have poor fit to the electron density. The numeric value is given above the bar.

Mol	Chain	Length	Quality of chain
1	A	321	23% 44% 23% 6% 5%
1	B	321	23% 43% 26% • 5%

2 Entry composition (i)

There are 3 unique types of molecules in this entry. The entry contains 4803 atoms, of which 0 are hydrogens and 0 are deuteriums.

In the tables below, the ZeroOcc column contains the number of atoms modelled with zero occupancy, the AltConf column contains the number of residues with at least one atom in alternate conformation and the Trace column contains the number of residues modelled with at most 2 atoms.

- Molecule 1 is a protein called BIRA BIFUNCTIONAL PROTEIN.

Mol	Chain	Residues	Atoms					ZeroOcc	AltConf	Trace
			Total	C	N	O	S			
1	A	305	2356	1508	414	426	8	0	0	0
1	B	305	2356	1508	414	426	8	0	0	0

- Molecule 2 is BIOTIN (three-letter code: BTN) (formula: $C_{10}H_{16}N_2O_3S$).

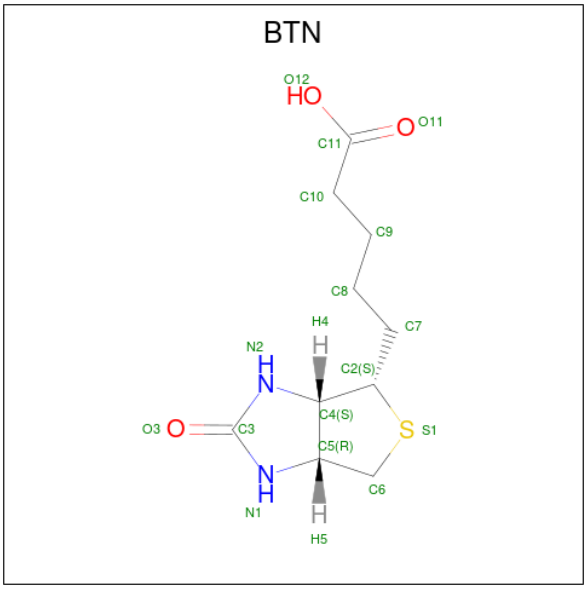

Mol	Chain	Residues	Atoms					ZeroOcc	AltConf
			Total	C	N	O	S		
2	A	1	16	10	2	3	1	0	0
2	B	1	16	10	2	3	1	0	0

- Molecule 3 is water.

Mol	Chain	Residues	Atoms		ZeroOcc	AltConf
			Total	O		
3	A	28	28	28	0	0
			Total	O		
3	B	31	31	31	0	0

3 Residue-property plots (i)

These plots are drawn for all protein, RNA, DNA and oligosaccharide chains in the entry. The first graphic for a chain summarises the proportions of the various outlier classes displayed in the second graphic. The second graphic shows the sequence view annotated by issues in geometry and electron density. Residues are color-coded according to the number of geometric quality criteria for which they contain at least one outlier: green = 0, yellow = 1, orange = 2 and red = 3 or more. A red dot above a residue indicates a poor fit to the electron density (RSRZ > 2). Stretches of 2 or more consecutive residues without any outlier are shown as a green connector. Residues present in the sample, but not in the model, are shown in grey.

• Molecule 1: BIRA BIFUNCTIONAL PROTEIN

Chain A: 23% 44% 23% 6% 5%

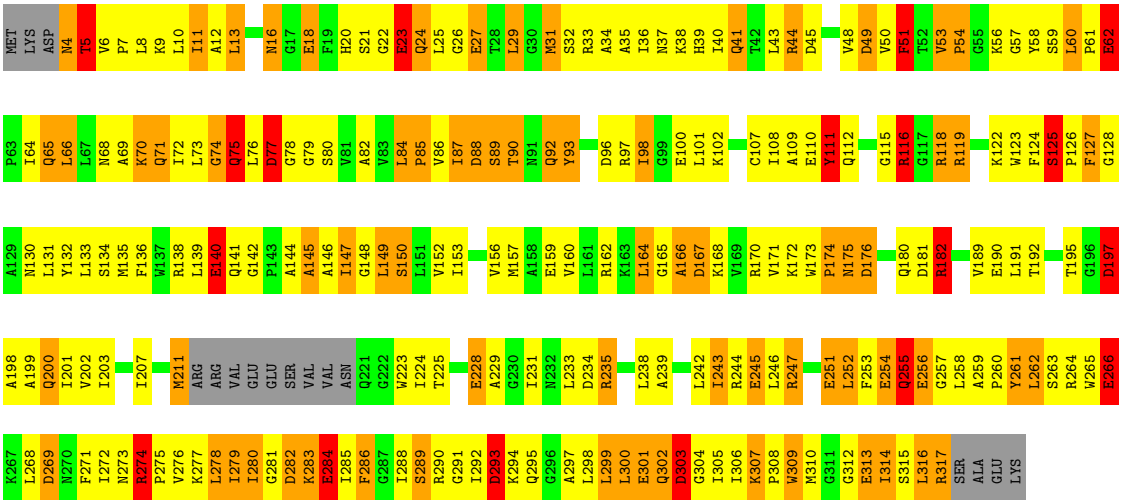

• Molecule 1: BIRA BIFUNCTIONAL PROTEIN

Chain B: 23% 43% 26% • 5%

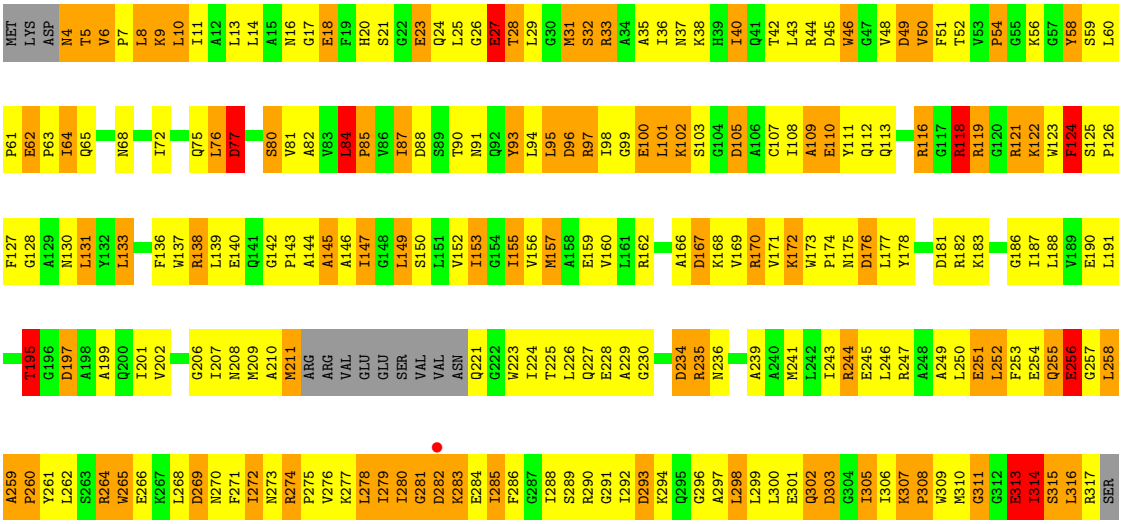

ALA
GLU
LYS

4 Data and refinement statistics (i)

Property	Value	Source
Space group	C 2 2 21	Depositor
Cell constants a, b, c, α, β, γ	104.90Å 108.90Å 143.20Å 90.00° 90.00° 90.00°	Depositor
Resolution (Å)	13.00 – 2.40 13.94 – 2.38	Depositor EDS
% Data completeness (in resolution range)	83.0 (13.00-2.40) 80.6 (13.94-2.38)	Depositor EDS
R_{merge}	0.07	Depositor
R_{sym}	(Not available)	Depositor
$< I/\sigma(I) >$ [1]	1.40 (at 2.39Å)	Xtriage
Refinement program	TNT	Depositor
R, R_{free}	0.189 , (Not available) 0.182 , (Not available)	Depositor DCC
R_{free} test set	No test flags present.	wwPDB-VP
Wilson B-factor (Å^2)	35.6	Xtriage
Anisotropy	0.237	Xtriage
Bulk solvent k_{sol}(e/Å^3), B_{sol}(Å^2)	0.12 , 71.5	EDS
L-test for twinning[2]	$< \|L\| > = 0.46$, $< L^2 > = 0.29$	Xtriage
Estimated twinning fraction	0.168 for -k,-h,-l	Xtriage
F_o,F_c correlation	0.96	EDS
Total number of atoms	4803	wwPDB-VP
Average B, all atoms (Å^2)	42.0	wwPDB-VP

Xtriage's analysis on translational NCS is as follows: *The largest off-origin peak in the Patterson function is 6.33% of the height of the origin peak. No significant pseudotranslation is detected.*

[1]Intensities estimated from amplitudes.

[2]Theoretical values of $< |L| >$, $< L^2 >$ for acentric reflections are 0.5, 0.333 respectively for untwinned datasets, and 0.375, 0.2 for perfectly twinned datasets.

5 Model quality (i)

5.1 Standard geometry (i)

Bond lengths and bond angles in the following residue types are not validated in this section: BTN

The Z score for a bond length (or angle) is the number of standard deviations the observed value is removed from the expected value. A bond length (or angle) with $|Z| > 5$ is considered an outlier worth inspection. RMSZ is the root-mean-square of all Z scores of the bond lengths (or angles).

Mol	Chain	Bond lengths		Bond angles	
		RMSZ	$\#\|Z\|>5$	RMSZ	$\#\|Z\|>5$
1	A	1.22	17/2395 (0.7%)	1.75	53/3234 (1.6%)
1	B	1.21	16/2395 (0.7%)	1.77	53/3234 (1.6%)
All	All	1.21	33/4790 (0.7%)	1.76	106/6468 (1.6%)

All (33) bond length outliers are listed below:

Mol	Chain	Res	Type	Atoms	Z	Observed(Å)	Ideal(Å)
1	A	100	GLU	CD-OE2	11.63	1.38	1.25
1	B	254	GLU	CD-OE2	8.65	1.35	1.25
1	B	100	GLU	CD-OE2	8.58	1.35	1.25
1	A	27	GLU	CD-OE2	7.41	1.33	1.25
1	B	256	GLU	CD-OE2	7.27	1.33	1.25
1	A	256	GLU	CD-OE2	7.16	1.33	1.25
1	A	251	GLU	CD-OE2	7.15	1.33	1.25
1	B	23	GLU	CD-OE2	7.10	1.33	1.25
1	A	266	GLU	CD-OE2	7.01	1.33	1.25
1	B	313	GLU	CD-OE2	6.99	1.33	1.25
1	B	62	GLU	CD-OE2	6.96	1.33	1.25
1	A	23	GLU	CD-OE2	6.93	1.33	1.25
1	A	62	GLU	CD-OE2	6.80	1.33	1.25
1	B	251	GLU	CD-OE2	6.75	1.33	1.25
1	B	140	GLU	CD-OE2	6.72	1.33	1.25
1	B	27	GLU	CD-OE2	6.64	1.32	1.25
1	A	96	ASP	CG-OD2	6.55	1.40	1.25
1	A	159	GLU	CD-OE2	6.48	1.32	1.25
1	A	140	GLU	CD-OE2	6.47	1.32	1.25
1	A	313	GLU	CD-OE2	6.45	1.32	1.25
1	A	245	GLU	CD-OE2	6.33	1.32	1.25
1	A	284	GLU	CD-OE2	6.17	1.32	1.25
1	A	18	GLU	CD-OE2	6.14	1.32	1.25
1	B	245	GLU	CD-OE2	6.13	1.32	1.25

Continued on next page...

Continued from previous page...

Mol	Chain	Res	Type	Atoms	Z	Observed(Å)	Ideal(Å)
1	B	284	GLU	CD-OE2	6.06	1.32	1.25
1	A	254	GLU	CD-OE2	6.00	1.32	1.25
1	B	228	GLU	CD-OE2	5.78	1.32	1.25
1	A	228	GLU	CD-OE2	5.60	1.31	1.25
1	B	266	GLU	CD-OE2	5.46	1.31	1.25
1	B	159	GLU	CD-OE2	5.35	1.31	1.25
1	B	110	GLU	CD-OE2	5.34	1.31	1.25
1	B	159	GLU	CD-OE1	-5.20	1.20	1.25
1	A	190	GLU	CD-OE2	5.04	1.31	1.25

All (106) bond angle outliers are listed below:

Mol	Chain	Res	Type	Atoms	Z	Observed(^{o})	Ideal(^{o})
1	A	84	LEU	C-N-CD	-13.41	91.09	120.60
1	B	307	LYS	C-N-CD	-10.85	96.73	120.60
1	A	269	ASP	CB-CG-OD2	-9.52	109.74	118.30
1	B	235	ARG	NE-CZ-NH1	8.99	124.79	120.30
1	B	121	ARG	NE-CZ-NH1	8.97	124.79	120.30
1	B	105	ASP	CB-CG-OD2	-8.51	110.64	118.30
1	B	49	ASP	CB-CG-OD2	-8.47	110.67	118.30
1	B	84	LEU	C-N-CD	-8.10	102.79	120.60
1	B	234	ASP	CB-CG-OD2	-8.08	111.03	118.30
1	B	118	ARG	NE-CZ-NH1	8.07	124.33	120.30
1	A	244	ARG	NE-CZ-NH1	7.85	124.22	120.30
1	B	149	LEU	CB-CA-C	-7.77	95.44	110.20
1	A	49	ASP	N-CA-CB	7.56	124.21	110.60
1	A	45	ASP	CB-CG-OD2	-7.54	111.51	118.30
1	B	96	ASP	CB-CG-OD2	-7.52	111.53	118.30
1	A	197	ASP	CB-CG-OD2	-7.46	111.58	118.30
1	B	93	TYR	CB-CG-CD1	7.45	125.47	121.00
1	A	44	ARG	NE-CZ-NH1	7.45	124.03	120.30
1	B	105	ASP	CB-CG-OD1	7.28	124.85	118.30
1	B	50	VAL	CB-CA-C	7.23	125.14	111.40
1	A	77	ASP	CB-CG-OD1	7.20	124.78	118.30
1	A	264	ARG	NE-CZ-NH1	7.14	123.87	120.30
1	B	293	ASP	CB-CG-OD2	-7.14	111.88	118.30
1	B	167	ASP	CB-CG-OD2	-7.09	111.91	118.30
1	B	197	ASP	CB-CG-OD2	-7.02	111.99	118.30
1	A	269	ASP	CB-CG-OD1	6.97	124.58	118.30
1	B	303	ASP	CB-CG-OD1	6.97	124.58	118.30
1	A	293	ASP	CB-CG-OD2	-6.88	112.11	118.30
1	A	90	THR	CA-CB-CG2	-6.80	102.88	112.40

Continued on next page...

Continued from previous page...

Mol	Chain	Res	Type	Atoms	Z	Observed(^{o})	Ideal(^{o})
1	B	49	ASP	CB-CG-OD1	6.72	124.35	118.30
1	A	182	ARG	CB-CA-C	6.61	123.63	110.40
1	B	118	ARG	NE-CZ-NH2	-6.59	117.00	120.30
1	A	88	ASP	CB-CG-OD1	6.59	124.23	118.30
1	A	181	ASP	CB-CG-OD2	-6.56	112.39	118.30
1	A	303	ASP	CB-CG-OD1	6.56	124.20	118.30
1	B	77	ASP	CB-CG-OD2	-6.53	112.43	118.30
1	A	119	ARG	NE-CZ-NH1	6.50	123.55	120.30
1	B	181	ASP	CB-CG-OD1	6.43	124.09	118.30
1	B	176	ASP	CB-CG-OD1	6.39	124.06	118.30
1	B	96	ASP	CB-CG-OD1	6.37	124.03	118.30
1	A	317	ARG	NE-CZ-NH1	6.36	123.48	120.30
1	A	233	LEU	CB-CA-C	-6.34	98.14	110.20
1	A	60	LEU	N-CA-CB	6.26	122.92	110.40
1	A	45	ASP	CB-CG-OD1	6.25	123.92	118.30
1	A	261	TYR	CB-CG-CD1	-6.22	117.27	121.00
1	B	269	ASP	CB-CG-OD2	-6.22	112.70	118.30
1	B	181	ASP	CB-CG-OD2	-6.21	112.71	118.30
1	A	23	GLU	CB-CA-C	6.18	122.75	110.40
1	A	23	GLU	N-CA-CB	-6.17	99.49	110.60
1	B	167	ASP	CB-CG-OD1	6.16	123.85	118.30
1	B	124	PHE	N-CA-CB	6.15	121.67	110.60
1	B	175	ASN	N-CA-C	6.15	127.61	111.00
1	A	77	ASP	CB-CG-OD2	-6.15	112.77	118.30
1	B	274	ARG	NE-CZ-NH2	-6.15	117.23	120.30
1	A	175	ASN	CB-CA-C	-6.14	98.12	110.40
1	A	303	ASP	CB-CG-OD2	-6.14	112.78	118.30
1	B	303	ASP	CB-CG-OD2	-6.12	112.79	118.30
1	B	195	THR	CA-CB-CG2	-6.04	103.94	112.40
1	A	116	ARG	NE-CZ-NH1	5.96	123.28	120.30
1	B	298	LEU	CB-CA-C	-5.92	98.96	110.20
1	A	274	ARG	NE-CZ-NH1	5.91	123.25	120.30
1	A	49	ASP	CB-CG-OD1	5.88	123.59	118.30
1	A	247	ARG	NE-CZ-NH2	5.83	123.21	120.30
1	A	77	ASP	CB-CA-C	5.81	122.02	110.40
1	A	234	ASP	CB-CG-OD1	5.74	123.47	118.30
1	B	293	ASP	CB-CG-OD1	5.74	123.47	118.30
1	A	202	VAL	CB-CA-C	5.74	122.30	111.40
1	A	125	SER	N-CA-CB	-5.73	101.91	110.50
1	B	244	ARG	NE-CZ-NH1	5.73	123.16	120.30
1	A	176	ASP	CB-CG-OD2	-5.72	113.15	118.30
1	A	279	ILE	CB-CA-C	-5.72	100.16	111.60

Continued on next page...

Continued from previous page...

Mol	Chain	Res	Type	Atoms	Z	Observed(^{o})	Ideal(^{o})
1	B	197	ASP	CB-CG-OD1	5.71	123.44	118.30
1	A	243	ILE	CB-CA-C	-5.65	100.30	111.60
1	B	77	ASP	CB-CG-OD1	5.65	123.39	118.30
1	A	51	PHE	CB-CA-C	5.64	121.68	110.40
1	A	176	ASP	CB-CG-OD1	5.62	123.36	118.30
1	A	192	THR	N-CA-CB	5.57	120.89	110.30
1	A	53	VAL	C-N-CD	-5.57	108.35	120.60
1	B	282	ASP	CB-CG-OD1	5.55	123.29	118.30
1	B	229	ALA	CB-CA-C	5.54	118.42	110.10
1	A	255	GLN	N-CA-CB	5.54	120.57	110.60
1	B	46	TRP	CB-CA-C	-5.43	99.53	110.40
1	B	109	ALA	CB-CA-C	-5.41	101.99	110.10
1	A	282	ASP	CB-CG-OD2	-5.35	113.49	118.30
1	A	293	ASP	CB-CG-OD1	5.34	123.11	118.30
1	B	155	ILE	CB-CA-C	-5.33	100.94	111.60
1	B	138	ARG	NE-CZ-NH1	5.32	122.96	120.30
1	B	101	LEU	CB-CA-C	-5.31	100.11	110.20
1	B	265	TRP	CA-CB-CG	-5.29	103.64	113.70
1	B	160	VAL	CA-CB-CG2	-5.28	102.97	110.90
1	A	229	ALA	N-CA-CB	5.25	117.45	110.10
1	B	274	ARG	NE-CZ-NH1	5.25	122.92	120.30
1	B	176	ASP	CB-CG-OD2	-5.24	113.59	118.30
1	B	162	ARG	NE-CZ-NH1	5.23	122.92	120.30
1	A	181	ASP	CB-CG-OD1	5.22	123.00	118.30
1	A	235	ARG	NE-CZ-NH1	5.21	122.91	120.30
1	B	234	ASP	CB-CG-OD1	5.09	122.88	118.30
1	B	249	ALA	CB-CA-C	-5.09	102.47	110.10
1	B	170	ARG	CG-CD-NE	-5.06	101.17	111.80
1	B	251	GLU	CB-CA-C	5.06	120.52	110.40
1	A	93	TYR	CB-CG-CD1	-5.06	117.97	121.00
1	B	88	ASP	CB-CG-OD1	5.06	122.85	118.30
1	A	274	ARG	NE-CZ-NH2	-5.04	117.78	120.30
1	A	174	PRO	CB-CA-C	-5.01	99.47	112.00
1	A	111	TYR	N-CA-CB	-5.01	101.58	110.60
1	A	175	ASN	N-CA-C	5.01	124.53	111.00

There are no chirality outliers.

There are no planarity outliers.

5.2 Too-close contacts (i)

In the following table, the Non-H and H(model) columns list the number of non-hydrogen atoms and hydrogen atoms in the chain respectively. The H(added) column lists the number of hydrogen atoms added and optimized by MolProbity. The Clashes column lists the number of clashes within the asymmetric unit, whereas Symm-Clashes lists symmetry-related clashes.

Mol	Chain	Non-H	H(model)	H(added)	Clashes	Symm-Clashes
1	A	2356	0	2431	321	0
1	B	2356	0	2431	340	0
2	A	16	0	15	1	0
2	B	16	0	15	4	0
3	A	28	0	0	4	0
3	B	31	0	0	1	0
All	All	4803	0	4892	661	0

The all-atom clashscore is defined as the number of clashes found per 1000 atoms (including hydrogen atoms). The all-atom clashscore for this structure is 69.

All (661) close contacts within the same asymmetric unit are listed below, sorted by their clash magnitude.

Atom-1	Atom-2	Interatomic distance (Å)	Clash overlap (Å)
1:B:262:LEU:HD22	1:B:294:LYS:HD2	1.29	1.13
1:B:8:LEU:HA	1:B:11:ILE:HG22	1.29	1.13
1:A:70:LYS:H	1:A:70:LYS:HD3	1.10	1.12
1:A:277:LYS:HE2	1:A:284:GLU:HG2	1.29	1.08
1:B:278:LEU:HB2	1:B:314:ILE:HG22	1.11	1.08
1:A:131:LEU:HD23	1:A:207:ILE:HD12	1.35	1.05
1:B:298:LEU:HD21	1:B:300:LEU:HD13	1.38	1.04
1:A:16:ASN:HD21	1:A:20:HIS:HE1	1.04	1.03
1:B:262:LEU:HD22	1:B:294:LYS:HA	1.42	1.02
1:A:21:SER:HB2	1:A:23:GLU:HG3	1.36	1.01
1:B:301:GLU:HA	1:B:306:ILE:HG13	1.42	1.00
1:B:20:HIS:HB3	1:B:25:LEU:HD21	1.44	0.97
1:A:259:ALA:HB3	1:A:260:PRO:HD3	1.45	0.97
1:A:148:GLY:HA3	1:A:258:LEU:HD21	1.44	0.96
1:A:79:GLY:HA2	1:A:247:ARG:HH12	1.31	0.95
1:A:16:ASN:HD22	1:A:18:GLU:H	1.07	0.95
1:B:29:LEU:HD12	1:B:36:ILE:HD11	1.49	0.93
1:A:172:LYS:HG3	1:A:271:PHE:CE2	2.04	0.92
1:B:278:LEU:HB2	1:B:314:ILE:CG2	2.00	0.92
1:B:262:LEU:HD13	1:B:294:LYS:HG3	1.53	0.91
1:A:285:ILE:HG21	1:A:309:TRP:CH2	2.05	0.91

Continued on next page...

Continued from previous page...

Atom-1	Atom-2	Interatomic distance (Å)	Clash overlap (Å)
1:A:286:PHE:CE2	1:A:317:ARG:HD2	2.05	0.91
1:B:8:LEU:HA	1:B:11:ILE:CG2	2.01	0.90
1:B:262:LEU:CD2	1:B:294:LYS:HA	2.03	0.89
1:B:278:LEU:HA	1:B:314:ILE:HA	1.55	0.88
1:B:119:ARG:NH1	1:B:281:GLY:HA2	1.89	0.88
1:B:262:LEU:CD2	1:B:294:LYS:HD2	2.05	0.87
1:A:98:ILE:HD13	1:A:136:PHE:CE1	2.10	0.87
1:B:62:GLU:HG2	1:B:63:PRO:HD2	1.57	0.87
1:B:259:ALA:HB3	1:B:260:PRO:HD3	1.55	0.86
1:B:262:LEU:HB2	1:B:294:LYS:HE3	1.58	0.86
1:B:171:VAL:HG23	1:B:269:ASP:HA	1.58	0.85
1:B:93:TYR:CD2	1:B:94:LEU:HD23	2.12	0.85
1:A:16:ASN:ND2	1:A:18:GLU:H	1.74	0.85
1:B:301:GLU:CG	1:B:306:ILE:HD11	2.06	0.84
1:B:111:TYR:CE2	1:B:113:GLN:HG2	2.13	0.84
1:A:16:ASN:HD21	1:A:20:HIS:CE1	1.93	0.84
1:A:38:LYS:HG3	1:A:41:GLN:NE2	1.92	0.84
1:A:138:ARG:HD3	1:A:200:GLN:NE2	1.93	0.84
1:A:26:GLY:HA2	1:A:36:ILE:HD11	1.59	0.83
1:B:172:LYS:HG3	1:B:271:PHE:HE2	1.43	0.83
1:A:173:TRP:HB2	1:A:265:TRP:HZ2	1.42	0.83
1:A:277:LYS:HE3	1:A:286:PHE:CE1	2.14	0.83
1:A:84:LEU:O	1:A:109:ALA:HA	1.79	0.82
1:A:66:LEU:H	1:A:66:LEU:HD12	1.43	0.82
1:A:301:GLU:HB2	1:A:306:ILE:HG13	1.61	0.82
1:B:279:ILE:HG22	1:B:283:LYS:H	1.44	0.82
1:A:93:TYR:HA	1:A:97:ARG:HH12	1.44	0.81
1:A:98:ILE:HD13	1:A:136:PHE:HE1	1.41	0.81
1:B:98:ILE:HA	1:B:101:LEU:HD12	1.60	0.81
1:A:70:LYS:HD3	1:A:70:LYS:N	1.94	0.80
1:B:93:TYR:HD2	1:B:94:LEU:HD23	1.46	0.80
1:A:147:ILE:HG23	1:A:148:GLY:H	1.45	0.80
1:A:295:GLN:HB3	1:A:310:MET:CE	2.12	0.80
1:B:252:LEU:HD23	1:B:261:TYR:OH	1.82	0.79
1:B:272:ILE:HD12	1:B:273:ASN:N	1.98	0.79
1:A:172:LYS:HG3	1:A:271:PHE:HE2	1.46	0.79
1:A:160:VAL:O	1:A:164:LEU:HD12	1.83	0.78
1:A:68:ASN:HB3	1:A:71:GLN:HB2	1.65	0.78
1:A:298:LEU:C	1:A:299:LEU:HD23	2.04	0.78
1:B:272:ILE:HD12	1:B:273:ASN:H	1.48	0.78
1:B:211:MET:H	1:B:227:GLN:NE2	1.82	0.78

Continued on next page...

Continued from previous page...

Atom-1	Atom-2	Interatomic distance (Å)	Clash overlap (Å)
1:B:21:SER:O	1:B:25:LEU:HG	1.83	0.77
1:B:262:LEU:HD13	1:B:294:LYS:CG	2.14	0.77
1:B:10:LEU:HD12	1:B:10:LEU:H	1.50	0.77
1:A:6:VAL:HB	1:A:7:PRO:HD3	1.65	0.77
1:B:139:LEU:HG	1:B:201:ILE:CD1	2.15	0.76
1:A:274:ARG:NH2	1:A:316:LEU:HD13	2.00	0.76
1:A:307:LYS:HE3	1:A:308:PRO:HD2	1.67	0.76
1:A:16:ASN:HD22	1:A:18:GLU:N	1.83	0.76
1:A:111:TYR:HB2	1:A:127:PHE:HA	1.65	0.76
1:B:123:TRP:CZ3	1:B:223:TRP:HH2	2.04	0.76
1:A:239:ALA:O	1:A:243:ILE:HD12	1.85	0.76
1:A:247:ARG:O	1:A:251:GLU:HG3	1.85	0.75
1:B:26:GLY:HA2	1:B:36:ILE:HD13	1.69	0.75
1:A:286:PHE:HE2	1:A:317:ARG:HB2	1.52	0.75
1:B:305:ILE:C	1:B:306:ILE:HD12	2.07	0.75
1:B:26:GLY:HA2	1:B:36:ILE:CD1	2.15	0.75
1:B:6:VAL:HG23	1:B:7:PRO:HD2	1.69	0.75
1:B:24:GLN:HA	1:B:27:GLU:CD	2.08	0.75
1:A:149:LEU:HD23	1:A:150:SER:N	2.01	0.75
1:B:31:MET:HB2	1:B:36:ILE:CD1	2.17	0.74
1:B:62:GLU:HG2	1:B:63:PRO:CD	2.17	0.74
1:B:279:ILE:HA	1:B:283:LYS:O	1.87	0.74
1:A:149:LEU:O	1:A:153:ILE:HD12	1.85	0.74
1:B:278:LEU:CB	1:B:314:ILE:HG22	2.06	0.74
1:A:72:ILE:O	1:A:76:LEU:HD23	1.86	0.74
1:B:37:ASN:HB3	1:B:38:LYS:NZ	2.03	0.74
1:B:277:LYS:HG3	1:B:317:ARG:HG3	1.69	0.74
1:B:84:LEU:O	1:B:109:ALA:HA	1.87	0.74
1:B:48:VAL:HG12	1:B:50:VAL:HG23	1.69	0.73
1:B:262:LEU:HD23	1:B:292:ILE:HD12	1.70	0.73
1:A:243:ILE:O	1:A:247:ARG:HG3	1.87	0.73
1:A:79:GLY:HA2	1:A:247:ARG:NH1	2.01	0.73
1:B:301:GLU:CA	1:B:306:ILE:HG13	2.17	0.73
1:B:191:LEU:HD12	1:B:191:LEU:O	1.87	0.73
1:B:262:LEU:HD23	1:B:292:ILE:CD1	2.17	0.73
1:A:21:SER:HB2	1:A:23:GLU:CG	2.17	0.73
1:B:298:LEU:CD2	1:B:300:LEU:HD13	2.18	0.73
1:B:98:ILE:HD12	1:B:99:GLY:N	2.04	0.73
1:B:119:ARG:HH12	1:B:281:GLY:HA2	1.52	0.73
1:B:262:LEU:HD13	1:B:294:LYS:CD	2.19	0.73
1:B:10:LEU:HD12	1:B:10:LEU:N	2.04	0.72

Continued on next page...

Continued from previous page...

Atom-1	Atom-2	Interatomic distance (Å)	Clash overlap (Å)
1:B:285:ILE:HG21	1:B:309:TRP:CH2	2.24	0.72
1:B:262:LEU:HD22	1:B:294:LYS:CD	2.16	0.72
1:B:112:GLN:NE2	2:B:501:BTN:H62	2.04	0.72
1:B:145:ALA:HB1	1:B:253:PHE:CE2	2.24	0.72
1:B:277:LYS:HE3	1:B:317:ARG:HG3	1.71	0.72
1:A:79:GLY:CA	1:A:247:ARG:HH12	2.02	0.72
1:B:68:ASN:O	1:B:72:ILE:HD12	1.87	0.72
1:B:145:ALA:HB1	1:B:253:PHE:HE2	1.53	0.72
1:B:301:GLU:HA	1:B:306:ILE:CG1	2.19	0.72
1:B:5:THR:HA	1:B:8:LEU:HD11	1.71	0.71
1:B:316:LEU:HD12	1:B:317:ARG:H	1.54	0.71
1:A:172:LYS:HE2	1:A:314:ILE:HG22	1.72	0.71
1:B:297:ALA:HB1	1:B:309:TRP:O	1.91	0.71
1:B:65:GLN:HE22	1:B:234:ASP:CG	1.94	0.71
1:A:148:GLY:CA	1:A:258:LEU:HD21	2.21	0.71
1:A:172:LYS:HE3	1:A:314:ILE:O	1.90	0.71
1:B:276:VAL:HA	1:B:317:ARG:HB2	1.72	0.71
1:B:298:LEU:C	1:B:299:LEU:HD23	2.11	0.71
1:B:299:LEU:HD23	1:B:299:LEU:N	2.06	0.71
1:A:149:LEU:O	1:A:152:VAL:HB	1.90	0.70
1:B:302:GLN:O	1:B:305:ILE:HD12	1.90	0.70
1:A:201:ILE:HG22	1:A:203:ILE:HG13	1.72	0.70
1:B:139:LEU:HG	1:B:201:ILE:HD11	1.71	0.70
1:A:253:PHE:CE1	1:A:257:GLY:HA2	2.27	0.70
1:B:16:ASN:C	1:B:63:PRO:HB3	2.12	0.70
1:A:93:TYR:HA	1:A:97:ARG:NH1	2.05	0.70
1:A:166:ALA:HA	1:A:231:ILE:HD13	1.72	0.69
1:B:23:GLU:O	1:B:27:GLU:HB3	1.92	0.69
1:B:112:GLN:HE22	2:B:501:BTN:H62	1.55	0.69
1:B:280:ILE:O	1:B:282:ASP:N	2.25	0.69
1:B:278:LEU:O	1:B:279:ILE:HD13	1.92	0.69
1:A:65:GLN:NE2	1:A:66:LEU:N	2.41	0.69
1:B:146:ALA:O	1:B:149:LEU:HB2	1.93	0.69
1:B:305:ILE:O	1:B:306:ILE:HD12	1.93	0.69
1:A:277:LYS:HE2	1:A:284:GLU:CG	2.17	0.69
1:B:36:ILE:HG22	1:B:37:ASN:N	2.07	0.68
1:B:91:ASN:ND2	1:B:190:GLU:OE2	2.26	0.68
1:A:147:ILE:HG23	1:A:148:GLY:N	2.08	0.68
1:B:182:ARG:HH12	1:B:221:GLN:HE21	1.41	0.68
1:B:274:ARG:HB3	1:B:275:PRO:HD2	1.74	0.68
1:A:314:ILE:HD12	1:A:315:SER:N	2.09	0.68

Continued on next page...

Continued from previous page...

Atom-1	Atom-2	Interatomic distance (Å)	Clash overlap (Å)
1:B:207:ILE:HG22	1:B:209:MET:HG3	1.75	0.68
1:A:263:SER:O	1:A:266:GLU:HG3	1.93	0.68
1:A:69:ALA:O	1:A:73:LEU:N	2.19	0.68
1:B:5:THR:HA	1:B:8:LEU:CD1	2.24	0.68
1:B:239:ALA:O	1:B:243:ILE:HD12	1.93	0.68
1:A:295:GLN:HB3	1:A:310:MET:HE2	1.74	0.68
1:A:295:GLN:HB3	1:A:310:MET:HE1	1.75	0.68
1:B:170:ARG:HB3	1:B:270:ASN:HB2	1.75	0.67
1:A:60:LEU:HB3	1:A:61:PRO:HD2	1.76	0.67
1:A:298:LEU:HD12	1:A:299:LEU:H	1.59	0.67
1:B:172:LYS:CG	1:B:271:PHE:HE2	2.07	0.67
1:A:65:GLN:HE21	1:A:66:LEU:H	1.40	0.67
1:A:261:TYR:O	1:A:263:SER:N	2.28	0.67
1:B:37:ASN:OD1	1:B:38:LYS:NZ	2.28	0.67
1:A:71:GLN:O	1:A:75:GLN:NE2	2.28	0.67
1:A:259:ALA:HA	1:A:262:LEU:HD11	1.77	0.67
1:B:10:LEU:HA	1:B:13:LEU:HD12	1.77	0.67
1:A:93:TYR:O	1:A:97:ARG:NH1	2.27	0.67
1:A:134:SER:HA	1:A:203:ILE:O	1.95	0.67
1:B:258:LEU:HD22	1:B:262:LEU:HD21	1.77	0.67
1:A:69:ALA:HB3	1:A:70:LYS:HD3	1.77	0.66
1:A:32:SER:OG	1:A:34:ALA:HB3	1.94	0.66
1:A:146:ALA:O	1:A:149:LEU:HB3	1.95	0.66
1:A:173:TRP:HB2	1:A:265:TRP:CZ2	2.28	0.66
1:B:262:LEU:HB2	1:B:294:LYS:CE	2.26	0.66
1:B:279:ILE:O	1:B:313:GLU:N	2.27	0.66
1:A:38:LYS:O	1:A:41:GLN:NE2	2.24	0.66
1:A:25:LEU:O	1:A:29:LEU:HB2	1.95	0.66
1:B:7:PRO:O	1:B:11:ILE:HG22	1.96	0.66
1:A:172:LYS:HE2	1:A:314:ILE:CG2	2.25	0.66
1:A:299:LEU:HD23	1:A:299:LEU:N	2.11	0.65
1:B:279:ILE:HG22	1:B:280:ILE:O	1.95	0.65
1:A:252:LEU:O	1:A:252:LEU:HD12	1.96	0.65
1:B:142:GLY:O	1:B:144:ALA:N	2.29	0.65
1:B:17:GLY:N	1:B:63:PRO:HB3	2.11	0.65
1:B:262:LEU:CD1	1:B:294:LYS:HG3	2.26	0.65
1:B:258:LEU:HD22	1:B:262:LEU:CG	2.26	0.65
1:B:10:LEU:HD13	1:B:43:LEU:HD11	1.78	0.65
1:B:118:ARG:NH1	1:B:187:ILE:O	2.29	0.65
1:A:182:ARG:NH2	1:A:223:TRP:O	2.29	0.65
1:A:303:ASP:OD1	1:A:305:ILE:HD12	1.97	0.65

Continued on next page...

Continued from previous page...

Atom-1	Atom-2	Interatomic distance (Å)	Clash overlap (Å)
1:B:171:VAL:HG22	1:B:268:LEU:C	2.16	0.65
1:B:255:GLN:O	1:B:257:GLY:N	2.30	0.65
1:B:8:LEU:CA	1:B:11:ILE:HG22	2.20	0.65
1:B:133:LEU:CD1	1:B:243:ILE:HD11	2.27	0.65
1:B:182:ARG:NH1	1:B:223:TRP:O	2.30	0.64
1:A:87:ILE:CD1	1:A:93:TYR:HB2	2.27	0.64
1:A:97:ARG:O	1:A:101:LEU:HG	1.97	0.64
1:B:302:GLN:N	1:B:305:ILE:O	2.29	0.64
1:A:9:LYS:O	1:A:13:LEU:HG	1.96	0.64
1:B:37:ASN:HB3	1:B:38:LYS:HZ1	1.60	0.64
1:B:149:LEU:O	1:B:152:VAL:HB	1.98	0.64
1:B:259:ALA:O	1:B:262:LEU:HD12	1.98	0.64
1:A:22:GLY:N	1:A:23:GLU:HG2	2.12	0.64
1:A:87:ILE:HD11	1:A:93:TYR:HB2	1.79	0.64
1:A:65:GLN:HE21	1:A:66:LEU:N	1.96	0.64
1:A:182:ARG:HB2	1:A:224:ILE:CG2	2.27	0.64
1:B:279:ILE:HG12	1:B:313:GLU:O	1.98	0.64
1:A:131:LEU:HD21	1:A:242:LEU:CD1	2.27	0.63
1:B:6:VAL:HG23	1:B:7:PRO:CD	2.27	0.63
1:B:10:LEU:CD1	1:B:43:LEU:HD11	2.28	0.63
1:A:173:TRP:CD1	1:A:292:ILE:HG21	2.34	0.63
1:B:8:LEU:H	1:B:8:LEU:HD12	1.63	0.63
1:A:10:LEU:HA	1:A:13:LEU:HD11	1.80	0.63
1:A:273:ASN:OD1	1:A:290:ARG:NH1	2.31	0.63
1:B:252:LEU:HD23	1:B:261:TYR:CZ	2.33	0.63
1:B:293:ASP:OD1	1:B:294:LYS:N	2.29	0.63
1:A:69:ALA:HB3	1:A:70:LYS:CD	2.29	0.62
1:A:291:GLY:O	1:A:298:LEU:HD12	1.98	0.62
1:B:259:ALA:HB3	1:B:260:PRO:CD	2.27	0.62
1:A:140:GLU:OE2	1:A:140:GLU:HA	1.99	0.62
1:A:273:ASN:HA	1:A:290:ARG:NH1	2.15	0.62
1:A:135:MET:CE	1:A:243:ILE:HG23	2.29	0.62
1:B:52:THR:O	1:B:54:PRO:HD3	1.99	0.62
1:B:276:VAL:CA	1:B:317:ARG:HB2	2.29	0.62
1:A:279:ILE:HA	1:A:283:LYS:O	1.99	0.62
1:A:4:ASN:O	1:A:8:LEU:HD12	2.00	0.62
1:B:149:LEU:O	1:B:153:ILE:HG12	1.98	0.62
1:A:11:ILE:O	1:A:11:ILE:HD12	1.99	0.62
1:B:6:VAL:HB	1:B:7:PRO:HD3	1.82	0.62
1:A:276:VAL:HB	1:A:314:ILE:HD11	1.82	0.61
1:A:303:ASP:O	1:A:305:ILE:N	2.33	0.61

Continued on next page...

Continued from previous page...

Atom-1	Atom-2	Interatomic distance (Å)	Clash overlap (Å)
1:B:211:MET:N	1:B:227:GLN:HE21	1.98	0.61
1:B:246:LEU:O	1:B:250:LEU:HG	2.00	0.61
1:A:162:ARG:HA	1:A:166:ALA:O	2.00	0.61
1:A:298:LEU:O	1:A:299:LEU:HD23	2.00	0.61
1:A:148:GLY:O	1:A:152:VAL:HG23	2.01	0.61
1:B:95:LEU:HD13	1:B:202:VAL:HG21	1.83	0.61
1:B:275:PRO:HB2	1:B:317:ARG:HB3	1.83	0.61
1:A:259:ALA:O	1:A:262:LEU:HD12	2.00	0.61
1:B:133:LEU:HD12	1:B:243:ILE:HD11	1.82	0.61
1:A:98:ILE:CD1	1:A:136:PHE:HE1	2.13	0.61
1:B:62:GLU:CG	1:B:63:PRO:HD2	2.30	0.61
1:A:274:ARG:HH21	1:A:316:LEU:HD13	1.63	0.60
1:A:289:SER:O	1:A:290:ARG:HD3	2.01	0.60
1:B:307:LYS:HG2	1:B:308:PRO:HD2	1.83	0.60
1:A:36:ILE:O	1:A:40:ILE:HG12	2.01	0.60
1:A:10:LEU:O	1:A:13:LEU:N	2.28	0.60
1:A:49:ASP:O	1:A:61:PRO:HD3	2.02	0.60
1:A:166:ALA:CA	1:A:231:ILE:HD13	2.32	0.60
1:A:276:VAL:HG23	1:A:277:LYS:N	2.15	0.60
1:A:37:ASN:O	1:A:40:ILE:HB	2.01	0.60
1:B:211:MET:N	1:B:227:GLN:NE2	2.50	0.60
1:B:258:LEU:O	1:B:258:LEU:HD23	2.01	0.60
1:B:152:VAL:O	1:B:156:VAL:HG23	2.01	0.60
1:A:6:VAL:HG11	1:A:39:HIS:CD2	2.36	0.59
1:A:65:GLN:NE2	1:A:66:LEU:H	2.00	0.59
1:A:66:LEU:H	1:A:66:LEU:CD1	2.07	0.59
1:A:80:SER:H	1:A:247:ARG:HH22	1.50	0.59
1:A:26:GLY:O	1:A:31:MET:N	2.30	0.59
1:A:274:ARG:HH21	1:A:316:LEU:CD1	2.15	0.59
1:A:274:ARG:HB3	1:A:275:PRO:HD2	1.82	0.59
1:B:7:PRO:O	1:B:10:LEU:HD12	2.01	0.59
1:A:314:ILE:HD12	1:A:315:SER:O	2.02	0.59
1:A:112:GLN:HB2	1:A:125:SER:HB2	1.84	0.59
1:A:189:VAL:HG22	1:A:203:ILE:HG23	1.85	0.59
1:B:301:GLU:CB	1:B:306:ILE:HD11	2.33	0.59
1:A:76:LEU:O	1:A:77:ASP:HB3	2.01	0.59
1:B:301:GLU:HG3	1:B:306:ILE:HD11	1.83	0.58
1:A:21:SER:CB	1:A:23:GLU:HG3	2.23	0.58
1:A:111:TYR:HB3	1:A:127:PHE:CD2	2.37	0.58
1:B:87:ILE:O	1:B:112:GLN:HA	2.03	0.58
1:B:285:ILE:O	1:B:286:PHE:HD1	1.86	0.58

Continued on next page...

Continued from previous page...

Atom-1	Atom-2	Interatomic distance (Å)	Clash overlap (Å)
1:A:75:GLN:O	1:A:76:LEU:HB2	2.03	0.58
1:B:288:ILE:HG21	1:B:290:ARG:NH1	2.17	0.58
1:A:162:ARG:HH21	1:A:170:ARG:HG2	1.68	0.58
1:B:80:SER:H	1:B:247:ARG:HH22	1.51	0.58
1:A:86:VAL:O	1:A:87:ILE:HB	2.04	0.58
1:B:122:LYS:HG2	1:B:123:TRP:N	2.18	0.58
1:B:262:LEU:CG	1:B:294:LYS:HD2	2.33	0.57
1:B:211:MET:H	1:B:227:GLN:HE21	1.51	0.57
1:A:147:ILE:CG2	1:A:148:GLY:H	2.15	0.57
1:A:243:ILE:O	1:A:243:ILE:HG22	2.05	0.57
1:A:293:ASP:HB3	1:A:299:LEU:HD21	1.85	0.57
1:B:149:LEU:HD22	1:B:253:PHE:CE2	2.40	0.57
1:B:301:GLU:CD	1:B:306:ILE:HD11	2.24	0.57
1:A:38:LYS:O	1:A:41:GLN:HG3	2.04	0.57
1:A:225:THR:HG23	1:A:228:GLU:OE1	2.05	0.57
1:B:133:LEU:HD23	1:B:133:LEU:C	2.25	0.56
1:A:7:PRO:O	1:A:11:ILE:HG22	2.05	0.56
1:A:21:SER:HA	1:A:57:GLY:HA3	1.87	0.56
1:A:265:TRP:NE1	1:A:269:ASP:OD2	2.37	0.56
1:A:6:VAL:HB	1:A:7:PRO:CD	2.36	0.56
1:A:135:MET:HE2	1:A:243:ILE:HG23	1.87	0.56
1:A:292:ILE:HA	1:A:297:ALA:O	2.05	0.56
1:B:16:ASN:ND2	1:B:18:GLU:HB2	2.21	0.56
1:B:253:PHE:O	1:B:257:GLY:HA2	2.04	0.56
1:B:258:LEU:HD22	1:B:262:LEU:CD2	2.34	0.56
1:A:138:ARG:HD3	1:A:200:GLN:HE21	1.67	0.56
1:B:26:GLY:HA2	1:B:36:ILE:HD11	1.87	0.56
1:A:40:ILE:HG22	1:A:44:ARG:NH1	2.21	0.56
1:A:146:ALA:HA	1:A:149:LEU:HB3	1.87	0.56
1:B:258:LEU:HD22	1:B:262:LEU:HD11	1.87	0.56
1:A:8:LEU:O	1:A:12:ALA:HB2	2.06	0.56
1:B:122:LYS:HE2	1:B:124:PHE:HB2	1.88	0.56
1:A:77:ASP:OD1	1:A:78:GLY:N	2.30	0.55
1:A:61:PRO:CD	1:A:62:GLU:H	2.20	0.55
1:B:5:THR:O	1:B:8:LEU:HD12	2.06	0.55
1:B:62:GLU:HG2	1:B:63:PRO:N	2.19	0.55
1:B:256:GLU:HB3	1:B:260:PRO:HD3	1.87	0.55
1:B:257:GLY:O	1:B:260:PRO:HD2	2.06	0.55
1:A:146:ALA:O	1:A:149:LEU:N	2.39	0.55
1:A:298:LEU:HD12	1:A:299:LEU:N	2.21	0.55
1:A:131:LEU:HD23	1:A:207:ILE:CD1	2.24	0.55

Continued on next page...

Continued from previous page...

Atom-1	Atom-2	Interatomic distance (Å)	Clash overlap (Å)
1:B:285:ILE:HD13	1:B:309:TRP:CZ3	2.42	0.55
1:B:138:ARG:HD2	3:B:1635:HOH:O	2.06	0.55
1:A:32:SER:O	1:A:36:ILE:HD12	2.07	0.55
1:A:278:LEU:HD21	1:A:309:TRP:CE3	2.42	0.55
1:A:180:GLN:O	1:A:182:ARG:HG3	2.07	0.55
1:A:269:ASP:OD1	3:A:606:HOH:O	2.18	0.55
1:A:293:ASP:CG	1:A:297:ALA:HB3	2.28	0.55
1:B:96:ASP:C	1:B:97:ARG:HG3	2.26	0.55
1:B:31:MET:HB2	1:B:36:ILE:HD12	1.87	0.54
1:B:4:ASN:O	1:B:7:PRO:HD2	2.06	0.54
1:A:70:LYS:H	1:A:70:LYS:CD	1.93	0.54
1:A:72:ILE:O	1:A:75:GLN:OE1	2.26	0.54
1:B:191:LEU:HD12	1:B:191:LEU:C	2.28	0.54
1:B:8:LEU:CD1	1:B:8:LEU:H	2.16	0.54
1:A:40:ILE:HG22	1:A:44:ARG:CZ	2.38	0.54
1:A:258:LEU:O	1:A:261:TYR:N	2.36	0.54
1:B:278:LEU:HD23	1:B:285:ILE:HB	1.89	0.54
1:A:116:ARG:HG3	1:A:116:ARG:O	2.08	0.54
1:A:162:ARG:NH2	1:A:170:ARG:HG2	2.23	0.54
1:A:256:GLU:OE1	1:A:260:PRO:HG3	2.08	0.54
1:B:171:VAL:CG2	1:B:269:ASP:HA	2.36	0.54
1:A:251:GLU:O	1:A:254:GLU:N	2.41	0.53
1:A:309:TRP:N	1:A:309:TRP:CD1	2.75	0.53
1:B:64:ILE:HD13	1:B:65:GLN:H	1.73	0.53
1:A:182:ARG:NH1	1:A:224:ILE:HD12	2.23	0.53
1:B:207:ILE:HG22	1:B:209:MET:CG	2.37	0.53
1:A:152:VAL:O	1:A:156:VAL:HG23	2.08	0.53
1:B:4:ASN:O	1:B:4:ASN:OD1	2.26	0.53
1:A:74:GLY:O	1:A:75:GLN:O	2.27	0.53
1:B:6:VAL:CB	1:B:7:PRO:HD3	2.39	0.53
1:B:8:LEU:HD12	1:B:8:LEU:N	2.19	0.53
1:B:137:TRP:CE3	1:B:250:LEU:HD12	2.44	0.53
1:A:87:ILE:O	1:A:112:GLN:HA	2.09	0.53
1:B:147:ILE:HD13	1:B:147:ILE:H	1.74	0.53
1:B:48:VAL:CG1	1:B:50:VAL:HG23	2.37	0.52
1:A:276:VAL:CG2	1:A:314:ILE:HD11	2.39	0.52
1:A:252:LEU:HA	1:A:255:GLN:HG3	1.90	0.52
1:B:208:ASN:HD21	1:B:223:TRP:HZ3	1.56	0.52
1:A:16:ASN:ND2	1:A:18:GLU:N	2.51	0.52
1:B:24:GLN:O	1:B:28:THR:HG23	2.09	0.52
1:B:282:ASP:O	1:B:282:ASP:OD2	2.28	0.52

Continued on next page...

Continued from previous page...

Atom-1	Atom-2	Interatomic distance (Å)	Clash overlap (Å)
1:A:110:GLU:OE1	1:A:235:ARG:NH2	2.31	0.52
1:B:49:ASP:O	1:B:61:PRO:HD3	2.09	0.52
1:A:173:TRP:CD1	1:A:292:ILE:CG2	2.93	0.52
1:A:182:ARG:HB2	1:A:224:ILE:HG22	1.90	0.51
1:A:6:VAL:CB	1:A:7:PRO:HD3	2.39	0.51
1:A:38:LYS:HG3	1:A:41:GLN:CD	2.31	0.51
1:A:147:ILE:CG2	1:A:148:GLY:N	2.73	0.51
1:A:300:LEU:O	1:A:302:GLN:OE1	2.28	0.51
1:A:263:SER:HA	1:A:266:GLU:CG	2.40	0.51
1:B:210:ALA:O	1:B:225:THR:HG21	2.11	0.51
1:B:170:ARG:HG3	1:B:170:ARG:NH1	2.21	0.51
1:A:223:TRP:CD1	1:A:223:TRP:N	2.78	0.51
1:A:285:ILE:HG21	1:A:309:TRP:CZ3	2.43	0.51
1:B:26:GLY:CA	1:B:36:ILE:HD13	2.39	0.51
1:A:257:GLY:O	1:A:260:PRO:HD2	2.11	0.51
1:A:65:GLN:NE2	1:A:66:LEU:HD12	2.25	0.51
1:A:98:ILE:HD12	1:A:200:GLN:HB2	1.92	0.51
1:A:300:LEU:HB3	1:A:309:TRP:CZ2	2.46	0.51
1:B:123:TRP:CH2	1:B:223:TRP:CH2	2.98	0.51
1:B:314:ILE:O	1:B:315:SER:HB3	2.10	0.51
1:A:153:ILE:O	1:A:157:MET:HG3	2.10	0.51
1:A:298:LEU:HG	1:A:299:LEU:N	2.26	0.51
1:B:170:ARG:HD3	1:B:268:LEU:O	2.10	0.51
1:A:29:LEU:HB3	1:A:31:MET:HG3	1.93	0.50
1:A:131:LEU:HD22	1:A:238:LEU:HG	1.93	0.50
1:A:166:ALA:CB	1:A:231:ILE:HD13	2.41	0.50
1:B:123:TRP:CH2	1:B:223:TRP:HH2	2.28	0.50
1:B:276:VAL:H	1:B:317:ARG:HH11	1.59	0.50
1:A:171:VAL:HG22	1:A:268:LEU:O	2.11	0.50
1:B:77:ASP:OD1	1:B:77:ASP:O	2.29	0.50
1:B:58:TYR:CD1	1:B:58:TYR:N	2.80	0.50
1:B:62:GLU:HG2	1:B:63:PRO:O	2.12	0.50
1:B:97:ARG:O	1:B:101:LEU:HG	2.11	0.50
1:A:26:GLY:HA2	1:A:36:ILE:CD1	2.37	0.50
1:A:51:PHE:HD2	1:A:59:SER:HB3	1.76	0.50
1:B:51:PHE:HB3	1:B:59:SER:O	2.12	0.50
1:B:279:ILE:CG2	1:B:283:LYS:H	2.21	0.50
1:B:139:LEU:N	1:B:199:ALA:O	2.34	0.50
1:A:13:LEU:HD13	1:A:25:LEU:HD22	1.94	0.49
1:B:48:VAL:HG12	1:B:49:ASP:N	2.27	0.49
1:B:301:GLU:HB2	1:B:306:ILE:CG1	2.42	0.49

Continued on next page...

Continued from previous page...

Atom-1	Atom-2	Interatomic distance (Å)	Clash overlap (Å)
1:B:258:LEU:CD2	1:B:262:LEU:HG	2.42	0.49
1:A:201:ILE:N	1:A:201:ILE:HD12	2.27	0.49
1:B:64:ILE:CD1	1:B:65:GLN:H	2.25	0.49
1:B:81:VAL:HG12	1:B:82:ALA:N	2.25	0.49
1:B:138:ARG:O	1:B:139:LEU:HD23	2.13	0.49
1:B:316:LEU:HD12	1:B:317:ARG:N	2.26	0.49
1:A:259:ALA:HB3	1:A:260:PRO:CD	2.31	0.49
1:B:37:ASN:HB3	1:B:38:LYS:HZ3	1.76	0.49
1:B:65:GLN:O	1:B:235:ARG:HD3	2.12	0.49
1:B:277:LYS:O	1:B:314:ILE:HA	2.13	0.49
1:A:8:LEU:C	1:A:11:ILE:HG22	2.32	0.49
1:A:40:ILE:HG23	1:A:50:VAL:HG11	1.94	0.49
1:A:82:ALA:O	1:A:107:CYS:HA	2.12	0.49
1:A:68:ASN:O	1:A:71:GLN:N	2.45	0.49
1:A:195:THR:HB	3:A:642:HOH:O	2.12	0.49
1:B:14:LEU:HA	1:B:20:HIS:CE1	2.48	0.49
1:A:5:THR:O	1:A:8:LEU:HB2	2.12	0.49
1:A:65:GLN:HE21	1:A:66:LEU:HD12	1.78	0.49
1:A:279:ILE:HG23	1:A:283:LYS:C	2.33	0.49
1:A:302:GLN:OE1	1:A:305:ILE:O	2.30	0.49
1:B:258:LEU:HD22	1:B:262:LEU:CD1	2.42	0.49
1:A:51:PHE:CZ	1:A:53:VAL:CG2	2.96	0.49
1:A:175:ASN:O	1:A:176:ASP:OD1	2.31	0.49
1:A:58:TYR:CD1	1:A:58:TYR:N	2.81	0.48
1:A:277:LYS:HE3	1:A:286:PHE:CD1	2.48	0.48
1:B:65:GLN:NE2	1:B:234:ASP:OD2	2.42	0.48
1:B:90:THR:O	1:B:93:TYR:HB3	2.13	0.48
1:B:210:ALA:HA	1:B:227:GLN:NE2	2.28	0.48
1:A:11:ILE:HD12	1:A:11:ILE:C	2.30	0.48
1:A:16:ASN:ND2	1:A:18:GLU:CB	2.76	0.48
1:B:6:VAL:O	1:B:9:LYS:HB2	2.12	0.48
1:A:128:GLY:HA2	1:A:235:ARG:NH2	2.28	0.48
1:A:259:ALA:CB	1:A:260:PRO:HD3	2.25	0.48
1:A:298:LEU:CG	1:A:299:LEU:N	2.76	0.48
1:A:301:GLU:HA	1:A:305:ILE:O	2.14	0.48
1:B:262:LEU:CB	1:B:294:LYS:HD2	2.44	0.48
1:B:119:ARG:CZ	1:B:281:GLY:HA2	2.43	0.48
1:A:9:LYS:O	1:A:12:ALA:HB3	2.13	0.48
1:B:176:ASP:CG	1:B:183:LYS:HE3	2.33	0.48
1:B:307:LYS:HD3	1:B:308:PRO:O	2.14	0.48
1:B:82:ALA:O	1:B:107:CYS:HA	2.14	0.48

Continued on next page...

Continued from previous page...

Atom-1	Atom-2	Interatomic distance (Å)	Clash overlap (Å)
1:B:207:ILE:HG22	1:B:207:ILE:O	2.12	0.48
1:B:172:LYS:CG	1:B:271:PHE:CE2	2.95	0.48
1:B:285:ILE:HG21	1:B:309:TRP:CZ2	2.49	0.48
1:B:149:LEU:CD2	1:B:253:PHE:CE2	2.97	0.47
1:B:302:GLN:HE22	1:B:309:TRP:HZ2	1.61	0.47
1:B:84:LEU:HD23	1:B:87:ILE:HG13	1.96	0.47
1:B:292:ILE:HB	1:B:296:GLY:HA2	1.96	0.47
1:A:8:LEU:HA	1:A:11:ILE:CG2	2.44	0.47
1:A:10:LEU:HA	1:A:10:LEU:HD23	1.56	0.47
1:A:278:LEU:HG	1:A:285:ILE:HD12	1.96	0.47
1:B:6:VAL:CB	1:B:7:PRO:CD	2.92	0.47
1:B:144:ALA:O	1:B:145:ALA:HB2	2.15	0.47
1:B:274:ARG:HB3	1:B:275:PRO:CD	2.43	0.47
1:B:314:ILE:HB	1:B:315:SER:H	1.54	0.47
1:A:44:ARG:HA	1:A:48:VAL:O	2.14	0.47
1:B:68:ASN:C	1:B:72:ILE:HD12	2.35	0.47
1:A:5:THR:O	1:A:8:LEU:N	2.48	0.47
1:A:6:VAL:N	1:A:7:PRO:CD	2.77	0.47
1:A:112:GLN:HB2	1:A:125:SER:CB	2.44	0.47
1:B:49:ASP:O	1:B:60:LEU:HD23	2.14	0.47
1:B:285:ILE:C	1:B:286:PHE:HD1	2.18	0.47
1:A:61:PRO:HD2	1:A:62:GLU:H	1.79	0.47
1:A:82:ALA:HA	3:A:638:HOH:O	2.14	0.47
1:B:127:PHE:CD1	1:B:127:PHE:C	2.88	0.47
1:B:277:LYS:HG2	1:B:286:PHE:CZ	2.50	0.47
1:A:142:GLY:C	1:A:199:ALA:HB2	2.35	0.47
1:B:93:TYR:HD2	1:B:94:LEU:CD2	2.22	0.47
1:B:137:TRP:CH2	1:B:250:LEU:HB2	2.50	0.47
1:A:80:SER:H	1:A:247:ARG:NH2	2.13	0.47
1:B:116:ARG:HG2	1:B:116:ARG:HH11	1.80	0.47
1:B:130:ASN:HB3	1:B:207:ILE:O	2.14	0.47
1:A:238:LEU:O	1:A:242:LEU:HG	2.15	0.47
1:A:259:ALA:N	1:A:260:PRO:CD	2.78	0.47
1:A:13:LEU:HG	1:A:13:LEU:H	1.54	0.46
1:B:110:GLU:O	1:B:127:PHE:HA	2.15	0.46
1:B:258:LEU:HD22	1:B:262:LEU:HG	1.96	0.46
1:B:276:VAL:N	1:B:317:ARG:HB2	2.30	0.46
1:A:10:LEU:HD23	1:A:13:LEU:HD11	1.97	0.46
1:A:149:LEU:HD23	1:A:149:LEU:C	2.35	0.46
1:B:207:ILE:O	1:B:209:MET:HG3	2.15	0.46
1:B:265:TRP:CD1	1:B:265:TRP:C	2.89	0.46

Continued on next page...

Continued from previous page...

Atom-1	Atom-2	Interatomic distance (Å)	Clash overlap (Å)
1:B:133:LEU:HD11	1:B:243:ILE:HD11	1.96	0.46
1:B:301:GLU:HA	1:B:306:ILE:CD1	2.46	0.46
1:A:286:PHE:CD2	1:A:317:ARG:HD2	2.50	0.46
1:B:123:TRP:CZ3	1:B:223:TRP:CH2	2.95	0.46
1:B:137:TRP:CE3	1:B:250:LEU:CD1	2.98	0.46
1:A:16:ASN:ND2	1:A:18:GLU:CG	2.79	0.46
1:A:111:TYR:CB	1:A:127:PHE:CD2	2.99	0.46
1:A:223:TRP:N	1:A:223:TRP:HD1	2.13	0.46
1:B:157:MET:HB2	1:B:177:LEU:HD11	1.98	0.46
1:B:277:LYS:HB3	1:B:286:PHE:CE1	2.50	0.46
1:B:280:ILE:C	1:B:282:ASP:H	2.19	0.46
1:A:171:VAL:HG22	1:A:268:LEU:C	2.36	0.46
1:A:6:VAL:N	1:A:7:PRO:HD2	2.31	0.46
1:A:40:ILE:CG2	1:A:44:ARG:NH1	2.79	0.46
1:A:272:ILE:HA	1:A:289:SER:HB3	1.97	0.46
1:A:279:ILE:HG23	1:A:283:LYS:N	2.31	0.46
1:B:31:MET:CB	1:B:36:ILE:HD12	2.45	0.46
1:B:138:ARG:C	1:B:139:LEU:HD23	2.36	0.46
1:B:173:TRP:HA	1:B:174:PRO:HA	1.50	0.46
1:A:4:ASN:HD22	1:A:4:ASN:HA	1.46	0.46
1:B:10:LEU:HD12	1:B:11:ILE:N	2.31	0.46
1:B:259:ALA:O	1:B:261:TYR:N	2.49	0.46
1:B:278:LEU:N	1:B:285:ILE:O	2.49	0.46
1:A:89:SER:HA	1:A:112:GLN:HG2	1.98	0.46
1:A:211:MET:HG3	1:A:228:GLU:HG3	1.97	0.46
1:B:310:MET:O	1:B:311:GLY:O	2.34	0.46
1:A:166:ALA:HB2	1:A:231:ILE:HD13	1.98	0.45
1:A:279:ILE:HG13	1:A:284:GLU:HA	1.98	0.45
1:A:32:SER:OG	1:A:35:ALA:N	2.41	0.45
1:A:118:ARG:CZ	1:A:175:ASN:HB2	2.46	0.45
1:A:139:LEU:O	1:A:198:ALA:HA	2.16	0.45
1:A:277:LYS:O	1:A:314:ILE:HD13	2.17	0.45
1:B:16:ASN:HD21	1:B:18:GLU:HB2	1.78	0.45
1:B:24:GLN:HA	1:B:27:GLU:OE2	2.15	0.45
1:B:43:LEU:HD23	1:B:46:TRP:CE3	2.51	0.45
1:B:298:LEU:HG	1:B:299:LEU:N	2.32	0.45
1:A:26:GLY:CA	1:A:36:ILE:HD11	2.37	0.45
1:A:276:VAL:CB	1:A:314:ILE:HD11	2.45	0.45
1:B:182:ARG:HB2	1:B:224:ILE:CG2	2.46	0.45
1:B:188:LEU:HB2	2:B:501:BTN:H101	1.98	0.45
1:B:307:LYS:HG2	1:B:308:PRO:CD	2.47	0.45

Continued on next page...

Continued from previous page...

Atom-1	Atom-2	Interatomic distance (Å)	Clash overlap (Å)
1:A:11:ILE:CG2	1:A:12:ALA:N	2.80	0.45
1:A:126:PRO:HD2	1:A:132:TYR:OH	2.16	0.45
1:B:98:ILE:HG22	1:B:136:PHE:CE1	2.51	0.45
1:A:41:GLN:HG3	1:A:41:GLN:H	1.70	0.45
1:A:85:PRO:O	1:A:110:GLU:HB2	2.16	0.45
1:A:130:ASN:HB3	1:A:207:ILE:O	2.16	0.45
1:B:50:VAL:HG22	1:B:60:LEU:HD21	1.99	0.45
1:B:80:SER:HB3	1:B:105:ASP:OD1	2.16	0.45
1:B:171:VAL:HG23	1:B:269:ASP:CA	2.40	0.45
1:B:7:PRO:CG	1:B:42:THR:HG21	2.46	0.45
1:B:103:SER:OG	1:B:138:ARG:HB3	2.16	0.45
1:B:171:VAL:CG2	1:B:269:ASP:N	2.80	0.45
1:A:293:ASP:OD1	1:A:297:ALA:HB3	2.16	0.45
1:B:76:LEU:HG	1:B:247:ARG:NH1	2.31	0.45
1:B:84:LEU:CD2	1:B:107:CYS:SG	3.05	0.45
1:B:262:LEU:HD13	1:B:294:LYS:CE	2.46	0.45
1:A:38:LYS:HG3	1:A:41:GLN:HE22	1.77	0.45
1:A:294:LYS:HG3	1:A:295:GLN:NE2	2.32	0.45
1:B:40:ILE:HD12	1:B:58:TYR:CG	2.52	0.45
1:B:171:VAL:HG22	1:B:269:ASP:N	2.31	0.45
1:B:5:THR:CA	1:B:8:LEU:HD11	2.44	0.44
1:B:279:ILE:HG23	1:B:283:LYS:O	2.18	0.44
1:B:7:PRO:O	1:B:10:LEU:CD1	2.66	0.44
1:B:102:LYS:HD2	1:B:102:LYS:HA	1.43	0.44
1:A:92:GLN:HA	1:A:92:GLN:NE2	2.32	0.44
1:A:173:TRP:O	1:A:314:ILE:HG21	2.17	0.44
1:B:11:ILE:HD12	1:B:11:ILE:O	2.17	0.44
1:B:186:GLY:HA3	2:B:501:BTN:O12	2.17	0.44
1:A:11:ILE:HG23	1:A:12:ALA:N	2.32	0.44
1:A:51:PHE:CD2	1:A:59:SER:HB3	2.53	0.44
1:A:60:LEU:HB3	1:A:61:PRO:CD	2.45	0.44
1:A:101:LEU:O	1:A:102:LYS:HE2	2.17	0.44
1:A:111:TYR:HB2	1:A:127:PHE:CA	2.42	0.44
1:A:135:MET:HE1	1:A:243:ILE:HG23	1.99	0.44
1:A:182:ARG:CZ	1:A:224:ILE:HB	2.47	0.44
1:B:227:GLN:O	1:B:230:GLY:N	2.41	0.44
1:A:314:ILE:HD12	1:A:315:SER:H	1.82	0.44
1:A:5:THR:C	1:A:7:PRO:HD2	2.38	0.44
1:A:53:VAL:HA	1:A:54:PRO:HD2	1.51	0.44
1:B:84:LEU:HD22	1:B:107:CYS:SG	2.58	0.44
1:B:133:LEU:HD11	1:B:243:ILE:CD1	2.48	0.44

Continued on next page...

Continued from previous page...

Atom-1	Atom-2	Interatomic distance (Å)	Clash overlap (Å)
1:B:191:LEU:H	1:B:191:LEU:HG	1.53	0.44
1:B:37:ASN:CB	1:B:38:LYS:NZ	2.77	0.44
1:B:300:LEU:HD12	1:B:300:LEU:HA	1.79	0.44
1:A:243:ILE:HG22	1:A:247:ARG:HG3	1.99	0.44
1:B:265:TRP:NE1	1:B:269:ASP:HB2	2.33	0.44
1:A:82:ALA:HB3	1:A:107:CYS:HB3	1.99	0.43
1:B:146:ALA:HB1	1:B:147:ILE:HD13	2.00	0.43
1:B:208:ASN:ND2	1:B:223:TRP:CZ3	2.83	0.43
1:A:85:PRO:C	1:A:86:VAL:HG23	2.38	0.43
1:A:93:TYR:CA	1:A:97:ARG:NH1	2.79	0.43
1:B:166:ALA:O	1:B:169:VAL:HG23	2.18	0.43
1:A:115:GLY:N	3:A:604:HOH:O	2.44	0.43
1:A:252:LEU:HD12	1:A:252:LEU:C	2.37	0.43
1:B:170:ARG:HG2	1:B:268:LEU:O	2.18	0.43
1:A:8:LEU:HA	1:A:11:ILE:HG21	1.99	0.43
1:A:73:LEU:O	1:A:74:GLY:O	2.35	0.43
1:A:90:THR:OG1	2:A:500:BTN:H62	2.19	0.43
1:B:32:SER:OG	1:B:35:ALA:HB2	2.19	0.43
1:B:243:ILE:O	1:B:247:ARG:HG3	2.18	0.43
1:A:298:LEU:CD1	1:A:299:LEU:N	2.81	0.43
1:A:65:GLN:O	1:A:235:ARG:NH1	2.48	0.43
1:B:4:ASN:HA	1:B:6:VAL:HG23	2.00	0.43
1:B:48:VAL:CG1	1:B:49:ASP:N	2.81	0.43
1:B:182:ARG:HH11	1:B:221:GLN:HB3	1.84	0.43
1:B:277:LYS:HA	1:B:286:PHE:CD1	2.53	0.43
1:A:173:TRP:HA	1:A:174:PRO:HA	1.82	0.43
1:A:29:LEU:HD13	1:A:29:LEU:HA	1.31	0.43
1:A:145:ALA:O	1:A:146:ALA:HB3	2.19	0.43
1:A:299:LEU:HD22	1:A:299:LEU:HA	1.72	0.43
1:A:302:GLN:O	1:A:305:ILE:HB	2.18	0.43
1:B:76:LEU:HD12	1:B:76:LEU:HA	1.70	0.43
1:B:122:LYS:CE	1:B:124:PHE:HB2	2.48	0.43
1:B:178:TYR:HA	1:B:182:ARG:O	2.19	0.43
1:B:182:ARG:NH1	1:B:221:GLN:HE21	2.14	0.43
1:B:10:LEU:CD1	1:B:11:ILE:N	2.82	0.43
1:B:226:LEU:HD23	1:B:226:LEU:HA	1.81	0.42
1:B:255:GLN:C	1:B:257:GLY:H	2.22	0.42
1:A:8:LEU:O	1:A:11:ILE:HG22	2.19	0.42
1:A:24:GLN:O	1:A:27:GLU:HG2	2.19	0.42
1:A:26:GLY:CA	1:A:36:ILE:CD1	2.96	0.42
1:B:98:ILE:HD12	1:B:99:GLY:H	1.79	0.42

Continued on next page...

Continued from previous page...

Atom-1	Atom-2	Interatomic distance (Å)	Clash overlap (Å)
1:B:264:ARG:O	1:B:268:LEU:HD12	2.19	0.42
1:B:288:ILE:HG22	1:B:289:SER:O	2.20	0.42
1:A:21:SER:C	1:A:23:GLU:H	2.22	0.42
1:A:65:GLN:HE21	1:A:65:GLN:HA	1.84	0.42
1:B:236:ASN:HD22	1:B:236:ASN:N	2.17	0.42
1:B:280:ILE:HG23	1:B:281:GLY:N	2.34	0.42
1:B:262:LEU:HD13	1:B:294:LYS:HE3	2.01	0.42
1:B:272:ILE:HD11	1:B:290:ARG:HA	2.02	0.42
1:A:307:LYS:HD2	1:A:307:LYS:HA	1.85	0.42
1:B:125:SER:HA	1:B:126:PRO:HD2	1.93	0.42
1:A:80:SER:N	1:A:247:ARG:HH22	2.16	0.42
1:A:167:ASP:OD2	1:A:167:ASP:N	2.29	0.42
1:A:274:ARG:HB3	1:A:275:PRO:CD	2.50	0.42
1:B:6:VAL:CG2	1:B:7:PRO:CD	2.96	0.42
1:B:251:GLU:O	1:B:255:GLN:NE2	2.53	0.42
1:A:166:ALA:HA	1:A:231:ILE:CD1	2.47	0.42
1:A:278:LEU:HG	1:A:285:ILE:CD1	2.50	0.42
1:B:149:LEU:HD12	1:B:153:ILE:HD11	2.02	0.42
1:B:210:ALA:HA	1:B:227:GLN:CD	2.40	0.42
1:B:259:ALA:CB	1:B:260:PRO:CD	2.92	0.42
1:A:280:ILE:HD12	1:A:281:GLY:N	2.35	0.42
1:B:7:PRO:HG3	1:B:42:THR:HG21	2.02	0.42
1:A:123:TRP:O	1:A:124:PHE:HB3	2.20	0.42
1:A:259:ALA:CB	1:A:260:PRO:CD	2.95	0.42
1:B:33:ARG:H	1:B:33:ARG:HG2	1.50	0.42
1:A:280:ILE:HD13	1:A:312:GLY:HA2	2.00	0.41
1:B:155:ILE:HG22	1:B:156:VAL:N	2.34	0.41
1:A:138:ARG:HG2	1:A:198:ALA:HB1	2.02	0.41
1:B:195:THR:C	1:B:197:ASP:H	2.23	0.41
1:B:289:SER:HA	1:B:300:LEU:HD12	2.02	0.41
1:A:69:ALA:HB3	1:A:70:LYS:HD2	2.01	0.41
1:B:111:TYR:HE2	1:B:113:GLN:HG2	1.76	0.41
1:B:119:ARG:HH12	1:B:281:GLY:CA	2.26	0.41
1:B:262:LEU:HD21	1:B:294:LYS:HA	1.94	0.41
1:B:40:ILE:HD12	1:B:58:TYR:CD2	2.55	0.41
1:B:98:ILE:HD12	1:B:98:ILE:C	2.40	0.41
1:B:170:ARG:NH1	1:B:170:ARG:CG	2.75	0.41
1:B:293:ASP:HB3	1:B:297:ALA:H	1.85	0.41
1:A:43:LEU:HD23	1:A:43:LEU:HA	1.91	0.41
1:A:246:LEU:HD23	1:A:246:LEU:HA	1.90	0.41
1:A:288:ILE:HG22	1:A:289:SER:N	2.34	0.41

Continued on next page...

Continued from previous page...

Atom-1	Atom-2	Interatomic distance (Å)	Clash overlap (Å)
1:B:84:LEU:HA	1:B:85:PRO:HD3	1.69	0.41
1:B:195:THR:C	1:B:197:ASP:N	2.74	0.41
1:B:280:ILE:C	1:B:282:ASP:N	2.74	0.41
1:B:110:GLU:OE1	1:B:128:GLY:HA2	2.21	0.41
1:B:131:LEU:O	1:B:206:GLY:HA2	2.20	0.41
1:B:262:LEU:CB	1:B:294:LYS:CE	2.98	0.41
1:B:272:ILE:HD13	1:B:291:GLY:N	2.36	0.41
1:A:165:GLY:O	1:A:167:ASP:N	2.54	0.41
1:A:283:LYS:HB3	1:A:283:LYS:HE2	1.75	0.41
1:B:25:LEU:HB2	1:B:36:ILE:HG12	2.03	0.41
1:A:29:LEU:HB3	1:A:31:MET:CG	2.51	0.41
1:A:277:LYS:HE2	1:A:284:GLU:OE2	2.20	0.41
1:B:111:TYR:CE2	1:B:113:GLN:CG	2.97	0.41
1:B:286:PHE:C	1:B:300:LEU:HD23	2.41	0.41
1:A:6:VAL:CB	1:A:7:PRO:CD	2.97	0.40
1:A:75:GLN:OE1	1:A:76:LEU:HD23	2.21	0.40
1:B:147:ILE:HD13	1:B:147:ILE:N	2.35	0.40
1:B:7:PRO:HA	1:B:10:LEU:HD11	2.03	0.40
1:B:149:LEU:O	1:B:152:VAL:N	2.54	0.40
1:A:144:ALA:O	1:A:145:ALA:HB2	2.22	0.40
1:A:303:ASP:C	1:A:305:ILE:N	2.73	0.40
1:A:307:LYS:CE	1:A:308:PRO:HD2	2.46	0.40
1:A:60:LEU:CB	1:A:61:PRO:CD	2.99	0.40
1:A:252:LEU:HD11	1:A:256:GLU:OE2	2.22	0.40
1:B:288:ILE:CG2	1:B:290:ARG:NH1	2.84	0.40

There are no symmetry-related clashes.

5.3 Torsion angles (i)

5.3.1 Protein backbone (i)

In the following table, the Percentiles column shows the percent Ramachandran outliers of the chain as a percentile score with respect to all X-ray entries followed by that with respect to entries of similar resolution.

The Analysed column shows the number of residues for which the backbone conformation was analysed, and the total number of residues.

Mol	Chain	Analysed	Favoured	Allowed	Outliers	Percentiles
1	A	301/321 (94%)	249 (83%)	39 (13%)	13 (4%)	2 2

Continued on next page...

Continued from previous page...

Mol	Chain	Analysed	Favoured	Allowed	Outliers	Percentiles
1	B	301/321 (94%)	249 (83%)	35 (12%)	17 (6%)	2 1
All	All	602/642 (94%)	498 (83%)	74 (12%)	30 (5%)	2 1

All (30) Ramachandran outliers are listed below:

Mol	Chain	Res	Type
1	A	5	THR
1	A	54	PRO
1	A	75	GLN
1	A	145	ALA
1	A	147	ILE
1	A	166	ALA
1	A	262	LEU
1	B	124	PHE
1	B	143	PRO
1	B	145	ALA
1	B	256	GLU
1	B	259	ALA
1	B	281	GLY
1	B	315	SER
1	B	316	LEU
1	A	74	GLY
1	A	77	ASP
1	A	85	PRO
1	A	304	GLY
1	B	85	PRO
1	B	255	GLN
1	B	311	GLY
1	A	197	ASP
1	B	54	PRO
1	B	153	ILE
1	B	314	ILE
1	B	77	ASP
1	B	260	PRO
1	A	303	ASP
1	B	308	PRO

5.3.2 Protein sidechains (i)

In the following table, the Percentiles column shows the percent sidechain outliers of the chain as a percentile score with respect to all X-ray entries followed by that with respect to entries of similar

resolution.

The Analysed column shows the number of residues for which the sidechain conformation was analysed, and the total number of residues.

Mol	Chain	Analysed	Rotameric	Outliers	Percentiles
1	A	243/258 (94%)	173 (71%)	70 (29%)	0 0
1	B	243/258 (94%)	183 (75%)	60 (25%)	0 0
All	All	486/516 (94%)	356 (73%)	130 (27%)	0 0

All (130) residues with a non-rotameric sidechain are listed below:

Mol	Chain	Res	Type
1	A	4	ASN
1	A	5	THR
1	A	11	ILE
1	A	13	LEU
1	A	16	ASN
1	A	23	GLU
1	A	24	GLN
1	A	29	LEU
1	A	31	MET
1	A	33	ARG
1	A	41	GLN
1	A	51	PHE
1	A	56	LYS
1	A	62	GLU
1	A	64	ILE
1	A	65	GLN
1	A	66	LEU
1	A	70	LYS
1	A	71	GLN
1	A	75	GLN
1	A	77	ASP
1	A	87	ILE
1	A	88	ASP
1	A	89	SER
1	A	92	GLN
1	A	98	ILE
1	A	108	ILE
1	A	111	TYR
1	A	116	ARG
1	A	118	ARG
1	A	119	ARG

Continued on next page...

Continued from previous page...

Mol	Chain	Res	Type
1	A	122	LYS
1	A	125	SER
1	A	127	PHE
1	A	133	LEU
1	A	140	GLU
1	A	141	GLN
1	A	149	LEU
1	A	150	SER
1	A	164	LEU
1	A	167	ASP
1	A	168	LYS
1	A	182	ARG
1	A	191	LEU
1	A	197	ASP
1	A	200	GLN
1	A	211	MET
1	A	245	GLU
1	A	252	LEU
1	A	255	GLN
1	A	266	GLU
1	A	274	ARG
1	A	278	LEU
1	A	280	ILE
1	A	282	ASP
1	A	283	LYS
1	A	284	GLU
1	A	286	PHE
1	A	289	SER
1	A	293	ASP
1	A	299	LEU
1	A	300	LEU
1	A	301	GLU
1	A	302	GLN
1	A	303	ASP
1	A	307	LYS
1	A	309	TRP
1	A	313	GLU
1	A	314	ILE
1	A	316	LEU
1	B	4	ASN
1	B	5	THR
1	B	6	VAL

Continued on next page...

Continued from previous page...

Mol	Chain	Res	Type
1	B	8	LEU
1	B	9	LYS
1	B	10	LEU
1	B	18	GLU
1	B	27	GLU
1	B	28	THR
1	B	31	MET
1	B	32	SER
1	B	33	ARG
1	B	40	ILE
1	B	44	ARG
1	B	45	ASP
1	B	56	LYS
1	B	58	TYR
1	B	64	ILE
1	B	75	GLN
1	B	76	LEU
1	B	77	ASP
1	B	80	SER
1	B	84	LEU
1	B	87	ILE
1	B	95	LEU
1	B	97	ARG
1	B	100	GLU
1	B	102	LYS
1	B	108	ILE
1	B	116	ARG
1	B	118	ARG
1	B	119	ARG
1	B	121	ARG
1	B	122	LYS
1	B	131	LEU
1	B	133	LEU
1	B	147	ILE
1	B	150	SER
1	B	157	MET
1	B	167	ASP
1	B	168	LYS
1	B	172	LYS
1	B	195	THR
1	B	211	MET
1	B	241	MET

Continued on next page...

Continued from previous page...

Mol	Chain	Res	Type
1	B	244	ARG
1	B	252	LEU
1	B	258	LEU
1	B	264	ARG
1	B	272	ILE
1	B	278	LEU
1	B	279	ILE
1	B	280	ILE
1	B	283	LYS
1	B	285	ILE
1	B	302	GLN
1	B	303	ASP
1	B	305	ILE
1	B	313	GLU
1	B	314	ILE

Sometimes sidechains can be flipped to improve hydrogen bonding and reduce clashes. All (16) such sidechains are listed below:

Mol	Chain	Res	Type
1	A	4	ASN
1	A	16	ASN
1	A	39	HIS
1	A	65	GLN
1	A	113	GLN
1	A	175	ASN
1	A	200	GLN
1	A	295	GLN
1	B	4	ASN
1	B	16	ASN
1	B	141	GLN
1	B	180	GLN
1	B	221	GLN
1	B	227	GLN
1	B	255	GLN
1	B	270	ASN

5.3.3 RNA (i)

There are no RNA molecules in this entry.

5.4 Non-standard residues in protein, DNA, RNA chains (i)

There are no non-standard protein/DNA/RNA residues in this entry.

5.5 Carbohydrates (i)

There are no monosaccharides in this entry.

5.6 Ligand geometry (i)

2 ligands are modelled in this entry.

In the following table, the Counts columns list the number of bonds (or angles) for which Mogul statistics could be retrieved, the number of bonds (or angles) that are observed in the model and the number of bonds (or angles) that are defined in the Chemical Component Dictionary. The Link column lists molecule types, if any, to which the group is linked. The Z score for a bond length (or angle) is the number of standard deviations the observed value is removed from the expected value. A bond length (or angle) with $|Z| > 2$ is considered an outlier worth inspection. RMSZ is the root-mean-square of all Z scores of the bond lengths (or angles).

Mol	Type	Chain	Res	Link	Bond lengths			Bond angles		
					Counts	RMSZ	$\#\|Z\| > 2$	Counts	RMSZ	$\#\|Z\| > 2$
2	BTN	B	501	-	17,17,17	0.73	0	23,23,23	1.92	4 (17%)
2	BTN	A	500	-	17,17,17	0.66	0	23,23,23	1.59	3 (13%)

In the following table, the Chirals column lists the number of chiral outliers, the number of chiral centers analysed, the number of these observed in the model and the number defined in the Chemical Component Dictionary. Similar counts are reported in the Torsion and Rings columns. '-' means no outliers of that kind were identified.

Mol	Type	Chain	Res	Link	Chirals	Torsions	Rings
2	BTN	B	501	-	-	2/7/28/28	0/2/2/2
2	BTN	A	500	-	-	3/7/28/28	0/2/2/2

There are no bond length outliers.

All (7) bond angle outliers are listed below:

Mol	Chain	Res	Type	Atoms	Z	Observed(^{o})	Ideal(^{o})
2	A	500	BTN	C2-C4-N2	-5.45	108.25	113.13
2	B	501	BTN	C2-C4-N2	5.16	117.75	113.13
2	B	501	BTN	C6-S1-C2	4.02	98.15	89.89
2	B	501	BTN	C9-C10-C11	-2.70	107.68	114.47

Continued on next page...

Continued from previous page...

Mol	Chain	Res	Type	Atoms	Z	Observed(^{o})	Ideal(^{o})
2	B	501	BTN	C6-C5-C4	2.62	110.93	108.66
2	A	500	BTN	C6-C5-N1	-2.53	109.81	113.03
2	A	500	BTN	C9-C10-C11	-2.04	109.33	114.47

There are no chirality outliers.

All (5) torsion outliers are listed below:

Mol	Chain	Res	Type	Atoms
2	A	500	BTN	C9-C10-C11-O11
2	B	501	BTN	C9-C10-C11-O11
2	A	500	BTN	C9-C10-C11-O12
2	B	501	BTN	C9-C10-C11-O12
2	A	500	BTN	C4-C2-C7-C8

There are no ring outliers.

2 monomers are involved in 5 short contacts:

Mol	Chain	Res	Type	Clashes	Symm-Clashes
2	B	501	BTN	4	0
2	A	500	BTN	1	0

5.7 Other polymers (i)

There are no such residues in this entry.

5.8 Polymer linkage issues (i)

There are no chain breaks in this entry.

6 Fit of model and data (i)

6.1 Protein, DNA and RNA chains (i)

In the following table, the column labelled '#RSRZ> 2' contains the number (and percentage) of RSRZ outliers, followed by percent RSRZ outliers for the chain as percentile scores relative to all X-ray entries and entries of similar resolution. The OWAB column contains the minimum, median, 95th percentile and maximum values of the occupancy-weighted average B-factor per residue. The column labelled 'Q< 0.9' lists the number of (and percentage) of residues with an average occupancy less than 0.9.

Mol	Chain	Analysed	<RSRZ>	#RSRZ>2			OWAB(Å^2)	Q<0.9
1	A	305/321 (95%)	-1.19	0	100	100	13, 37, 88, 99	0
1	B	305/321 (95%)	-1.15	1 (0%)	94	93	14, 36, 83, 100	0
All	All	610/642 (95%)	-1.17	1 (0%)	95	94	13, 36, 86, 100	0

All (1) RSRZ outliers are listed below:

Mol	Chain	Res	Type	RSRZ
1	B	282	ASP	3.0

6.2 Non-standard residues in protein, DNA, RNA chains (i)

There are no non-standard protein/DNA/RNA residues in this entry.

6.3 Carbohydrates (i)

There are no monosaccharides in this entry.

6.4 Ligands (i)

In the following table, the Atoms column lists the number of modelled atoms in the group and the number defined in the chemical component dictionary. The B-factors column lists the minimum, median, 95th percentile and maximum values of B factors of atoms in the group. The column labelled 'Q< 0.9' lists the number of atoms with occupancy less than 0.9.

Mol	Type	Chain	Res	Atoms	RSCC	RSR	B-factors(Å^2)	Q<0.9
2	BTN	B	501	16/16	0.98	0.08	1,23,39,39	0
2	BTN	A	500	16/16	0.99	0.05	2,18,60,83	0

6.5 Other polymers (i)

There are no such residues in this entry.