



Full wwPDB EM Validation Report ⓘ

Apr 10, 2026 – 12:26 PM UTC

PDB ID : 9HPO / pdb_00009hpo
EMDB ID : EMD-52336
Title : Docedameric RuvBL1/RuvBL2
Authors : Santo, P.E.; Plisson-Chastang, C.
Deposited on : 2024-12-13
Resolution : 3.50 Å(reported)

This is a Full wwPDB EM Validation Report for a publicly released PDB entry.

We welcome your comments at validation@mail.wwpdb.org

A user guide is available at

<https://www.wwpdb.org/validation/2017/EMValidationReportHelp>

with specific help available everywhere you see the ⓘ symbol.

The types of validation reports are described at

<http://www.wwpdb.org/validation/2017/FAQs#types>.

The following versions of software and data (see [references ⓘ](#)) were used in the production of this report:

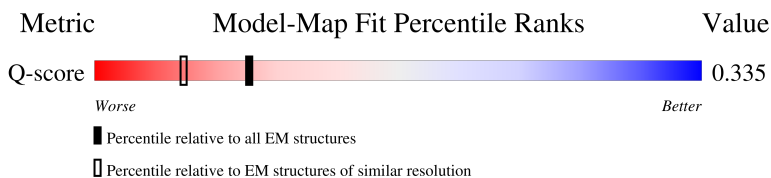
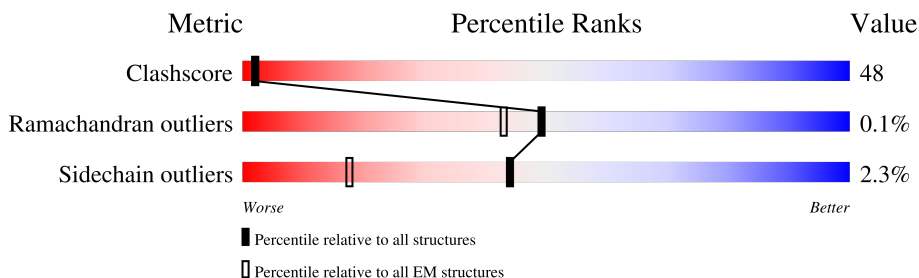
EMDB validation analysis : 0.0.1.dev132
Mogul : 2022.3.0, CSD as543be (2022)
MolProbity : 4-5-2 with Phenix2.0
Buster-report : wwPDB partial adaption of 1.1.7 (2018)
Percentile statistics : 20250101.v01 (using entries in the PDB archive January 1st 2025)
EM percentile statistics : 202505.v01 (Using data in the EMDB archive up until May 2025)
MapQ : 1.9.13
Ideal geometry (proteins) : Engh & Huber (2001)
Ideal geometry (DNA, RNA) : Parkinson et al. (1996)
Validation Pipeline (wwPDB-VP) : 2.49

1 Overall quality at a glance i

The following experimental techniques were used to determine the structure:
ELECTRON MICROSCOPY

The reported resolution of this entry is 3.50 Å.

Percentile scores (ranging between 0-100) for global validation metrics of the entry are shown in the following graphic. The table shows the number of entries on which the scores are based.



Metric	Whole archive (#Entries)	EM structures (#Entries)	Similar EM resolution (#Entries, resolution range(Å))
Clashscore	229148	23984	-
Ramachandran outliers	224038	23583	-
Sidechain outliers	223484	23102	-
Q-score	-	25397	13950 (3.00 - 4.00)

The table below summarises the geometric issues observed across the polymeric chains and their fit to the map. The red, orange, yellow and green segments of the bar indicate the fraction of residues that contain outliers for ≥ 3 , 2, 1 and 0 types of geometric quality criteria respectively. A grey segment represents the fraction of residues that are not modelled. The numeric value for each fraction is indicated below the corresponding segment, with a dot representing fractions $\leq 5\%$. The upper red bar (where present) indicates the fraction of residues that have poor fit to the EM map (all-atom inclusion $< 40\%$). The numeric value is given above the bar.

Mol	Chain	Length	Quality of chain
1	A	451	<div style="display: flex; justify-content: space-between;"> 28% 37% 52% 9% </div>
1	B	451	<div style="display: flex; justify-content: space-between;"> 29% 44% 46% 9% </div>
1	C	451	<div style="display: flex; justify-content: space-between;"> 29% 45% 43% 10% </div>
1	G	451	<div style="display: flex; justify-content: space-between;"> 55% 37% 52% 9% </div>

Continued on next page...

Continued from previous page...

Mol	Chain	Length	Quality of chain
1	H	451	
1	I	451	
2	D	463	
2	E	463	
2	F	463	
2	J	463	
2	K	463	
2	L	463	

The following table lists non-polymeric compounds, carbohydrate monomers and non-standard residues in protein, DNA, RNA chains that are outliers for geometric or electron-density-fit criteria:

Mol	Type	Chain	Res	Chirality	Geometry	Clashes	Electron density
3	ADP	D	501	-	-	X	-
3	ADP	J	501	-	-	X	-

2 Entry composition [i](#)

There are 3 unique types of molecules in this entry. The entry contains 37273 atoms, of which 0 are hydrogens and 0 are deuteriums.

In the tables below, the AltConf column contains the number of residues with at least one atom in alternate conformation and the Trace column contains the number of residues modelled with at most 2 atoms.

- Molecule 1 is a protein called RuvB-like 1.

Mol	Chain	Residues	Atoms					AltConf	Trace
			Total	C	N	O	S		
1	A	410	Total 3159	C 1991	N 545	O 610	S 13	0	0
1	B	409	Total 3152	C 1988	N 541	O 610	S 13	0	0
1	C	407	Total 3134	C 1977	N 539	O 605	S 13	0	0
1	G	410	Total 3159	C 1991	N 545	O 610	S 13	0	0
1	H	409	Total 3152	C 1988	N 541	O 610	S 13	0	0
1	I	409	Total 3149	C 1985	N 541	O 610	S 13	0	0

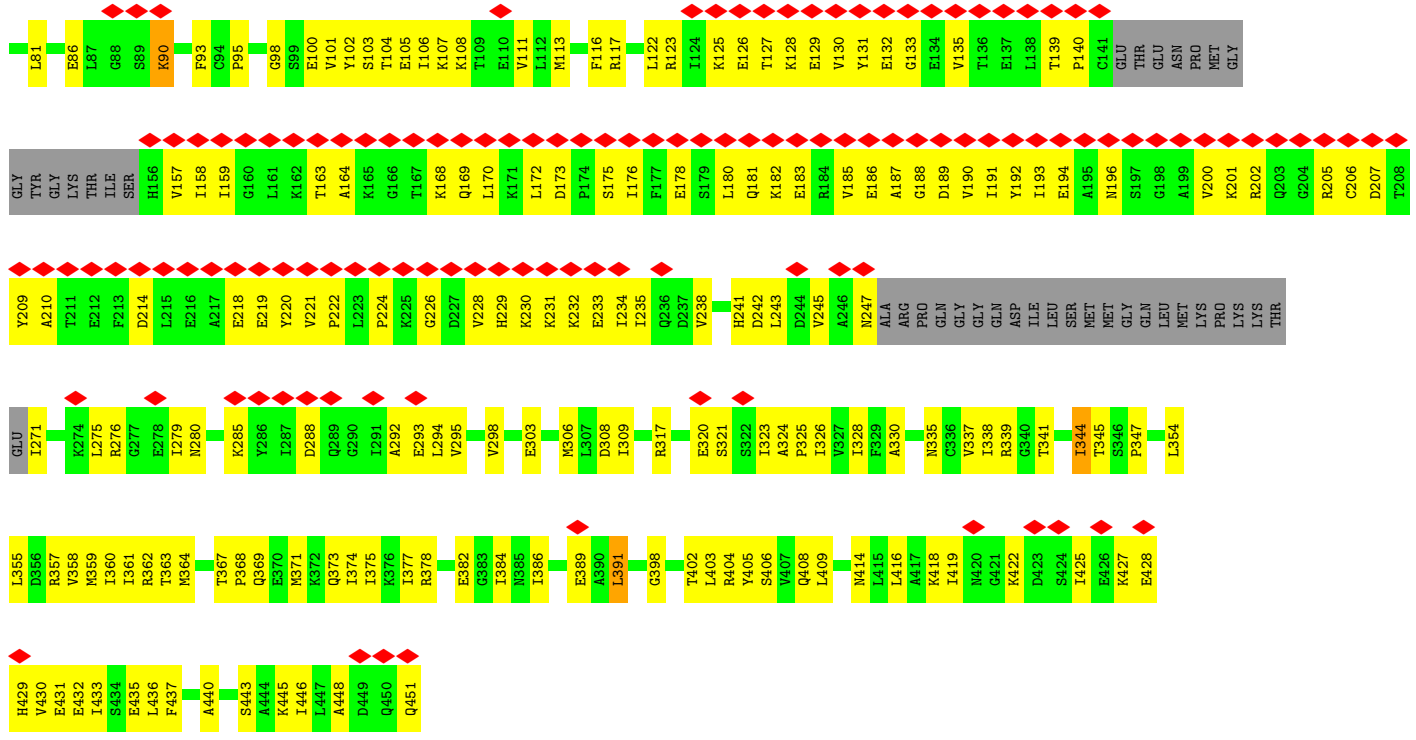
- Molecule 2 is a protein called RuvB-like 2.

Mol	Chain	Residues	Atoms					AltConf	Trace
			Total	C	N	O	S		
2	D	390	Total 3019	C 1890	N 525	O 589	S 15	0	0
2	E	390	Total 3022	C 1893	N 524	O 590	S 15	0	0
2	F	386	Total 2992	C 1877	N 517	O 583	S 15	0	0
2	J	381	Total 2950	C 1843	N 515	O 577	S 15	0	0
2	K	391	Total 3030	C 1897	N 525	O 593	S 15	0	0
2	L	391	Total 3031	C 1898	N 526	O 592	S 15	0	0

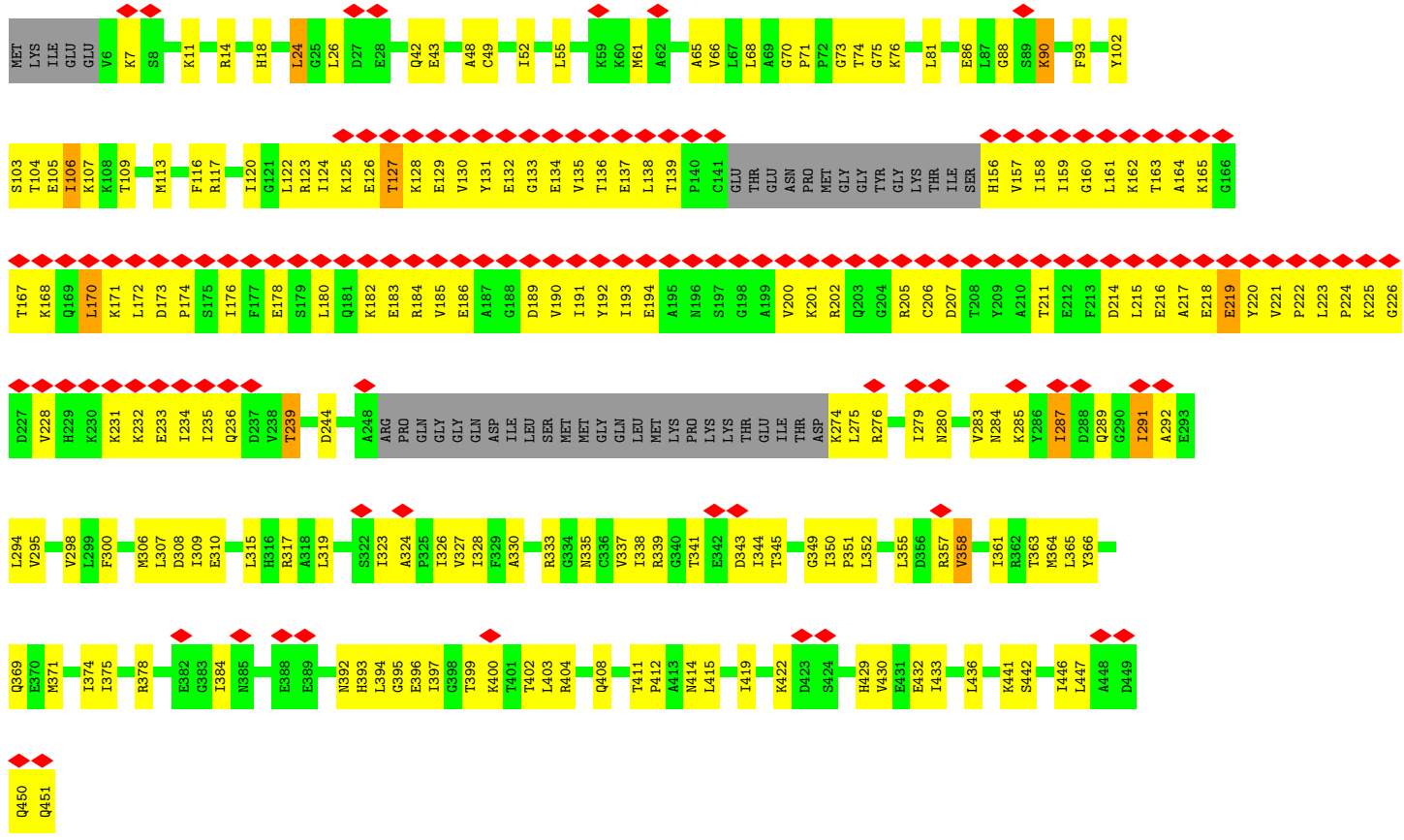
- Molecule 3 is ADENOSINE-5'-DIPHOSPHATE (CCD ID: ADP) (formula: $C_{10}H_{15}N_5O_{10}P_2$) (labeled as "Ligand of Interest" by depositor).

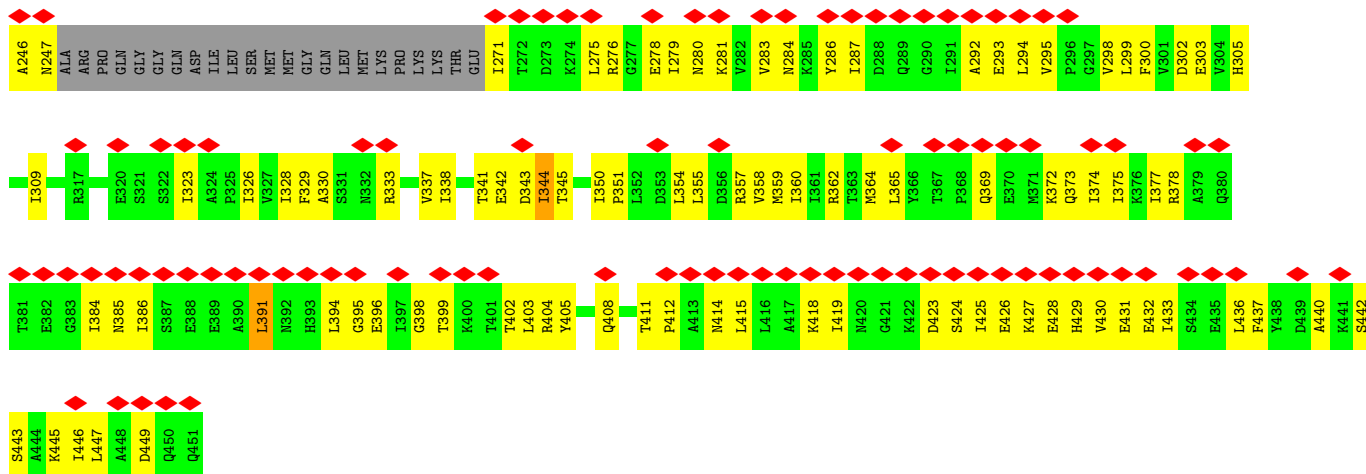


Mol	Chain	Residues	Atoms				AltConf	
			Total	C	N	O		P
3	A	1	Total	C	N	O	P	0
			27	10	5	10	2	
3	B	1	Total	C	N	O	P	0
			27	10	5	10	2	
3	C	1	Total	C	N	O	P	0
			27	10	5	10	2	
3	D	1	Total	C	N	O	P	0
			27	10	5	10	2	
3	E	1	Total	C	N	O	P	0
			27	10	5	10	2	
3	F	1	Total	C	N	O	P	0
			27	10	5	10	2	
3	G	1	Total	C	N	O	P	0
			27	10	5	10	2	
3	H	1	Total	C	N	O	P	0
			27	10	5	10	2	
3	I	1	Total	C	N	O	P	0
			27	10	5	10	2	
3	J	1	Total	C	N	O	P	0
			27	10	5	10	2	
3	K	1	Total	C	N	O	P	0
			27	10	5	10	2	
3	L	1	Total	C	N	O	P	0
			27	10	5	10	2	


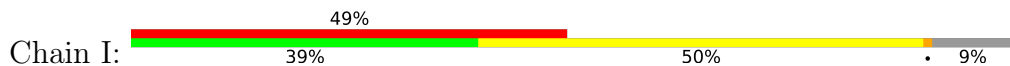


• Molecule 1: RuvB-like 1





• Molecule 1: RuvB-like 1



• Molecule 2: RuvB-like 2



4 Experimental information

Property	Value	Source
EM reconstruction method	SINGLE PARTICLE	Depositor
Imposed symmetry	POINT, Not provided	
Number of particles used	253429	Depositor
Resolution determination method	FSC 0.143 CUT-OFF	Depositor
CTF correction method	PHASE FLIPPING AND AMPLITUDE CORRECTION	Depositor
Microscope	TFS KRIOS	Depositor
Voltage (kV)	300	Depositor
Electron dose ($e^-/\text{\AA}^2$)	51.92	Depositor
Minimum defocus (nm)	900	Depositor
Maximum defocus (nm)	2000	Depositor
Magnification	130000	Depositor
Image detector	GATAN K3 BIOQUANTUM (6k x 4k)	Depositor
Maximum map value	0.082	Depositor
Minimum map value	-0.052	Depositor
Average map value	0.001	Depositor
Map value standard deviation	0.004	Depositor
Recommended contour level	0.0122	Depositor
Map size (Å)	196.07999, 196.07999, 196.07999	wwPDB
Map dimensions	304, 304, 304	wwPDB
Map angles (°)	90.0, 90.0, 90.0	wwPDB
Pixel spacing (Å)	0.645, 0.645, 0.645	Depositor

5 Model quality [i](#)

5.1 Standard geometry [i](#)

Bond lengths and bond angles in the following residue types are not validated in this section: ADP

The Z score for a bond length (or angle) is the number of standard deviations the observed value is removed from the expected value. A bond length (or angle) with $|Z| > 5$ is considered an outlier worth inspection. RMSZ is the root-mean-square of all Z scores of the bond lengths (or angles).

Mol	Chain	Bond lengths		Bond angles	
		RMSZ	# Z >5	RMSZ	# Z >5
1	A	0.19	0/3198	0.38	0/4311
1	B	0.14	0/3191	0.34	0/4303
1	C	0.15	0/3173	0.37	0/4278
1	G	0.15	0/3198	0.38	2/4311 (0.0%)
1	H	0.13	0/3191	0.34	0/4303
1	I	0.13	0/3188	0.36	0/4299
2	D	0.16	0/3050	0.38	0/4104
2	E	0.16	0/3052	0.36	0/4105
2	F	0.17	0/3022	0.39	1/4065 (0.0%)
2	J	0.13	0/2979	0.35	0/4008
2	K	0.14	0/3060	0.32	0/4116
2	L	0.13	0/3062	0.35	0/4120
All	All	0.15	0/37364	0.36	3/50323 (0.0%)

There are no bond length outliers.

All (3) bond angle outliers are listed below:

Mol	Chain	Res	Type	Atoms	Z	Observed(°)	Ideal(°)
2	F	34	ASP	CA-CB-CG	6.57	119.17	112.60
1	G	7	LYS	N-CA-C	-6.11	101.50	110.42
1	G	7	LYS	CB-CA-C	5.81	117.78	109.71

There are no chirality outliers.

There are no planarity outliers.

5.2 Too-close contacts [i](#)

In the following table, the Non-H and H(model) columns list the number of non-hydrogen atoms and hydrogen atoms in the chain respectively. The H(added) column lists the number of hydrogen

atoms added and optimized by MolProbity. The Clashes column lists the number of clashes within the asymmetric unit, whereas Symm-Clashes lists symmetry-related clashes.

Mol	Chain	Non-H	H(model)	H(added)	Clashes	Symm-Clashes
1	A	3159	0	3260	307	0
1	B	3152	0	3253	292	0
1	C	3134	0	3236	296	0
1	G	3159	0	3260	305	0
1	H	3152	0	3253	316	0
1	I	3149	0	3247	318	0
2	D	3019	0	3095	346	0
2	E	3022	0	3101	308	0
2	F	2992	0	3074	336	0
2	J	2950	0	3027	329	0
2	K	3030	0	3105	392	0
2	L	3031	0	3110	371	0
3	A	27	0	12	3	0
3	B	27	0	12	7	0
3	C	27	0	11	5	0
3	D	27	0	12	9	0
3	E	27	0	12	4	0
3	F	27	0	12	3	0
3	G	27	0	12	4	0
3	H	27	0	12	7	0
3	I	27	0	11	5	0
3	J	27	0	12	15	0
3	K	27	0	12	4	0
3	L	27	0	12	2	0
All	All	37273	0	38163	3620	0

The all-atom clashscore is defined as the number of clashes found per 1000 atoms (including hydrogen atoms). The all-atom clashscore for this structure is 48.

All (3620) close contacts within the same asymmetric unit are listed below, sorted by their clash magnitude.

Atom-1	Atom-2	Interatomic distance (Å)	Clash overlap (Å)
2:L:160:LYS:HG2	2:L:171:ILE:CG2	1.42	1.48
2:L:160:LYS:CG	2:L:171:ILE:HG2	1.51	1.40
2:L:78:GLN:HE21	2:L:79:PRO:CD	1.38	1.36
1:G:117:ARG:NH2	1:G:276:ARG:HD2	1.41	1.35
2:L:78:GLN:NE2	2:L:79:PRO:CD	1.93	1.29
2:L:78:GLN:NE2	2:L:79:PRO:HD2	1.52	1.23
2:L:382:MET:HG2	2:L:421:VAL:HB	1.23	1.16

Continued on next page...

Continued from previous page...

Atom-1	Atom-2	Interatomic distance (Å)	Clash overlap (Å)
1:H:24:LEU:HA	1:H:39:LEU:HD12	1.29	1.14
2:D:161:LEU:HB2	2:D:174:LEU:HD11	1.29	1.14
2:D:83:LYS:HD3	2:D:327:ALA:HB1	1.31	1.12
2:E:236:LYS:HE2	2:E:238:VAL:HA	1.23	1.12
2:K:301:VAL:HG21	2:K:326:MET:HE3	1.33	1.11
1:H:31:LEU:HD12	1:H:32:ALA:H	1.16	1.11
1:H:369:GLN:HA	1:H:372:LYS:HE2	1.30	1.11
2:F:161:LEU:HD22	2:F:174:LEU:HD11	1.33	1.10
1:B:190:VAL:HB	1:B:221:VAL:CG1	1.81	1.10
2:K:33:LEU:HD12	2:K:34:ASP:N	1.66	1.10
2:D:370:ILE:HG21	2:D:399:LEU:HD11	1.32	1.09
2:E:132:LYS:HD3	2:E:237:GLU:HB3	1.27	1.09
1:C:106:ILE:HG22	1:C:107:LYS:H	1.18	1.09
2:L:137:ILE:HG23	2:L:194:THR:HA	1.35	1.07
1:I:68:LEU:HD12	1:I:328:ILE:HD11	1.36	1.06
2:L:33:LEU:HA	2:L:39:PRO:HA	1.39	1.04
1:A:298:VAL:HG22	1:A:326:ILE:HD12	1.40	1.04
1:H:123:ARG:HH22	1:H:295:VAL:HG11	1.20	1.04
2:L:78:GLN:NE2	2:L:79:PRO:HD3	1.68	1.04
1:H:436:LEU:HB3	2:J:55:ALA:HB2	1.39	1.03
1:A:109:THR:HG22	2:D:111:LEU:HD13	1.41	1.02
2:J:191:ASP:HB3	2:J:199:THR:HB	1.41	1.02
1:B:218:GLU:HG2	1:B:219:GLU:H	1.21	1.02
1:H:48:ALA:HB2	2:K:432:LEU:HD22	1.42	1.01
1:C:337:VAL:HG22	1:C:345:THR:HG22	1.40	1.01
2:F:137:ILE:HG23	2:F:194:THR:HA	1.40	1.01
2:F:83:LYS:HE2	2:F:327:ALA:HB1	1.42	1.01
2:L:78:GLN:HE21	2:L:79:PRO:HD2	0.84	1.00
2:L:306:ILE:HG22	2:L:337:GLY:HA3	1.43	1.00
2:E:137:ILE:HD11	2:E:236:LYS:HB3	1.39	1.00
1:A:158:ILE:HD11	1:A:169:GLN:HB3	1.40	1.00
2:E:137:ILE:HG23	2:E:194:THR:HA	1.44	0.99
2:L:234:LYS:HE2	2:L:236:LYS:HB2	1.44	0.99
2:J:39:PRO:HG3	2:J:53:ARG:HB2	1.43	0.99
1:I:117:ARG:HH22	1:I:276:ARG:HB3	1.28	0.99
1:H:386:ILE:HG13	1:H:425:ILE:HB	1.45	0.99
2:J:130:ARG:HG2	2:J:239:VAL:HB	1.43	0.98
2:L:60:LEU:HD11	2:L:90:MET:HG3	1.45	0.98
2:L:168:MET:HE3	2:L:169:GLU:H	1.28	0.98
2:E:83:LYS:HE2	2:E:327:ALA:HB1	1.43	0.98
1:B:190:VAL:HB	1:B:221:VAL:HG13	1.42	0.97

Continued on next page...

Continued from previous page...

Atom-1	Atom-2	Interatomic distance (Å)	Clash overlap (Å)
2:K:132:LYS:HE2	2:K:237:GLU:HB3	1.44	0.97
1:C:274:LYS:HD3	1:C:276:ARG:HD3	1.47	0.97
2:E:247:ILE:HG22	2:E:276:ILE:HG12	1.44	0.97
2:D:255:GLN:HG2	2:D:256:GLY:H	1.30	0.97
1:H:284:ASN:HA	1:H:287:ILE:HD12	1.43	0.97
1:A:193:ILE:HG23	1:A:200:VAL:HG22	1.47	0.97
2:K:33:LEU:HD13	2:K:37:LEU:HA	1.45	0.97
2:F:194:THR:HG23	2:F:197:LYS:HB2	1.42	0.97
2:K:124:ARG:HH12	2:K:273:ARG:HD2	1.30	0.96
2:K:247:ILE:HG22	2:K:276:ILE:HG12	1.43	0.95
2:J:37:LEU:HD23	2:J:54:ARG:HG3	1.48	0.95
1:C:61:MET:HE2	1:C:61:MET:HA	1.46	0.95
2:F:130:ARG:HH21	2:F:292:ILE:HD12	1.31	0.95
1:H:113:MET:HE2	2:K:261:PHE:HA	1.49	0.94
2:F:405:LEU:HD23	2:F:429:VAL:HG12	1.49	0.94
2:J:174:LEU:HD12	2:J:175:GLY:H	1.31	0.94
2:F:46:MET:HG2	2:F:53:ARG:HD3	1.49	0.94
2:F:233:GLN:HG3	2:K:158:VAL:HB	1.49	0.94
2:J:390:LEU:HD21	2:J:426:ILE:HD12	1.50	0.94
2:L:138:ILE:HG12	2:L:195:ILE:HA	1.50	0.93
1:I:337:VAL:HG12	1:I:345:THR:HG22	1.51	0.93
2:K:416:ARG:HH22	2:K:418:GLY:HA3	1.33	0.93
1:A:163:THR:HG21	1:A:228:VAL:HG12	1.48	0.93
2:L:247:ILE:HA	2:L:250:ILE:HD12	1.48	0.92
2:K:247:ILE:HG21	2:K:276:ILE:CG2	1.99	0.92
1:I:280:ASN:HD21	2:L:258:LEU:HB2	1.33	0.92
1:G:117:ARG:HH22	1:G:276:ARG:HD2	1.25	0.92
2:L:160:LYS:CG	2:L:171:ILE:CG2	2.27	0.92
1:I:437:PHE:HE2	2:K:355:LEU:HD13	1.34	0.92
1:C:402:THR:HG22	1:C:404:ARG:H	1.36	0.91
1:G:90:LYS:HG3	1:G:237:ASP:OD2	1.69	0.91
2:D:63:ILE:HD13	2:D:323:VAL:HG21	1.52	0.91
2:K:412:VAL:HG13	2:K:428:ARG:HE	1.35	0.91
2:L:197:LYS:HG2	2:L:198:ALA:H	1.34	0.91
2:F:328:THR:HG21	2:F:344:HIS:HB3	1.52	0.91
1:A:124:ILE:HG22	1:A:236:GLN:HB2	1.50	0.91
2:F:74:LEU:HD23	2:F:356:ILE:HD11	1.53	0.91
2:K:137:ILE:HA	2:K:194:THR:O	1.71	0.91
2:K:172:TYR:HE2	2:K:232:LEU:HB3	1.36	0.90
1:I:87:LEU:HG	1:I:91:VAL:HG21	1.53	0.90
1:A:415:LEU:HD11	2:F:65:GLU:OE2	1.72	0.90

Continued on next page...

Continued from previous page...

Atom-1	Atom-2	Interatomic distance (Å)	Clash overlap (Å)
1:G:125:LYS:HG2	1:G:235:ILE:HG22	1.54	0.90
2:D:279:LYS:HE3	2:D:283:TRP:CH2	2.07	0.90
2:D:390:LEU:HD21	2:D:406:ILE:HG12	1.53	0.90
1:C:371:MET:HE2	1:C:403:LEU:HD13	1.51	0.89
2:E:292:ILE:HD12	2:E:293:PRO:HD2	1.53	0.89
2:F:168:MET:HE1	2:K:147:ILE:HB	1.54	0.89
2:J:33:LEU:HD23	2:J:37:LEU:HA	1.51	0.89
1:A:275:LEU:HD11	1:A:279:ILE:HD11	1.53	0.89
2:F:33:LEU:HA	2:F:39:PRO:HA	1.54	0.89
2:L:231:GLU:HG2	2:L:234:LYS:HA	1.53	0.89
1:G:134:GLU:HB2	1:G:190:VAL:HG22	1.54	0.89
1:C:182:LYS:HA	1:C:182:LYS:HE3	1.54	0.88
1:C:436:LEU:HD21	2:E:54:ARG:HD3	1.54	0.88
2:E:46:MET:HE1	2:E:86:ILE:HD13	1.51	0.88
1:A:371:MET:HG2	1:A:403:LEU:HD23	1.56	0.88
2:E:195:ILE:HG13	2:E:197:LYS:HD2	1.54	0.88
1:A:120:ILE:HD11	1:A:240:LEU:HG	1.53	0.88
1:H:176:ILE:HG22	1:H:200:VAL:HG23	1.54	0.88
2:J:186:LYS:HE3	2:J:201:LYS:HB3	1.56	0.88
2:J:292:ILE:HD12	2:J:293:PRO:HD2	1.53	0.88
2:K:247:ILE:CG2	2:K:276:ILE:HG12	2.03	0.88
2:D:417:LYS:HA	2:D:417:LYS:HE3	1.56	0.88
1:A:314:TYR:HD2	2:D:111:LEU:HD11	1.36	0.88
2:K:305:ASP:HA	2:K:336:ARG:HB2	1.55	0.87
1:B:116:PHE:HE1	1:B:325:PRO:HD2	1.37	0.87
1:C:134:GLU:OE1	1:C:206:CYS:HB2	1.75	0.87
2:E:132:LYS:CD	2:E:237:GLU:HB3	2.02	0.87
1:G:97:VAL:HG23	1:G:100:GLU:HG2	1.54	0.87
2:J:279:LYS:HG2	2:J:283:TRP:HE1	1.36	0.87
2:J:234:LYS:HG2	2:J:235:ARG:H	1.38	0.87
1:H:128:LYS:HE2	1:H:234:ILE:HD12	1.56	0.87
2:J:312:LEU:HD13	2:J:324:LEU:HD21	1.57	0.87
1:A:371:MET:HE1	1:A:399:THR:HG22	1.56	0.87
2:L:161:LEU:HB3	2:L:174:LEU:HD13	1.57	0.87
2:K:143:VAL:HG21	2:K:164:LYS:HE3	1.57	0.86
2:K:375:CYS:HB3	2:K:380:VAL:HG23	1.57	0.86
2:L:119:LEU:HD22	2:L:312:LEU:HD11	1.56	0.86
2:F:28:ILE:HG22	2:F:45:GLY:HA3	1.58	0.86
2:D:408:ALA:HB3	2:D:429:VAL:HG11	1.54	0.86
1:A:274:LYS:HA	1:A:274:LYS:HE3	1.55	0.86
1:H:71:PRO:HG2	1:H:365:LEU:HD21	1.57	0.86

Continued on next page...

Continued from previous page...

Atom-1	Atom-2	Interatomic distance (Å)	Clash overlap (Å)
1:I:33:LYS:HD2	1:I:36:ALA:HB2	1.56	0.86
1:H:123:ARG:NH2	1:H:295:VAL:HG11	1.91	0.86
1:A:67:LEU:HD21	1:A:348:HIS:HD2	1.41	0.86
1:A:375:ILE:HG21	1:A:394:LEU:HD23	1.56	0.86
1:I:221:VAL:HG22	1:I:222:PRO:HD2	1.56	0.86
2:D:446:TYR:CE2	2:D:447:GLN:OE1	2.29	0.85
2:L:405:LEU:HD22	2:L:429:VAL:HG12	1.58	0.85
2:K:100:PHE:HE1	2:K:102:ALA:HB2	1.40	0.85
2:K:234:LYS:HG2	2:K:235:ARG:H	1.41	0.85
2:J:177:LYS:HG3	2:J:178:MET:CE	2.06	0.85
1:A:109:THR:CG2	2:D:111:LEU:HD13	2.07	0.85
2:F:233:GLN:HG3	2:K:158:VAL:CB	2.05	0.85
1:G:109:THR:HB	2:J:111:LEU:CD1	2.07	0.85
1:I:321:SER:HB3	2:L:260:LEU:HD12	1.56	0.84
1:B:172:LEU:HD22	1:B:176:ILE:HD13	1.58	0.84
1:B:49:CYS:O	1:B:53:VAL:HG23	1.77	0.84
2:E:137:ILE:HA	2:E:194:THR:O	1.77	0.84
2:D:124:ARG:HH12	2:D:273:ARG:HB3	1.43	0.84
1:C:364:MET:HE3	1:C:365:LEU:H	1.43	0.84
2:E:236:LYS:HE2	2:E:238:VAL:CA	2.08	0.84
1:C:317:ARG:HH22	2:F:113:MET:HE1	1.43	0.84
2:D:245:HIS:O	2:D:249:VAL:HG23	1.76	0.84
1:H:374:ILE:HG21	1:H:403:LEU:HD11	1.58	0.84
2:L:138:ILE:HD11	2:L:196:ASP:H	1.43	0.84
1:A:172:LEU:HD13	1:A:177:PHE:HB2	1.59	0.84
1:C:90:LYS:HE3	1:C:90:LYS:H	1.42	0.83
1:A:232:LYS:HE3	1:A:234:ILE:HD13	1.57	0.83
2:E:346:ILE:HB	2:E:351:LEU:HD13	1.60	0.83
1:B:190:VAL:CB	1:B:221:VAL:HG13	2.07	0.83
2:K:101:THR:HG23	2:K:125:ARG:HD2	1.58	0.83
1:C:350:ILE:HB	1:C:355:LEU:HD13	1.59	0.83
1:C:375:ILE:HG21	1:C:394:LEU:HD23	1.60	0.83
2:F:160:LYS:HD3	2:F:173:ASP:OD1	1.78	0.83
2:J:268:ILE:HB	2:J:273:ARG:HH22	1.43	0.83
1:C:130:VAL:HG12	1:C:194:GLU:HG2	1.59	0.83
2:D:390:LEU:O	2:D:393:ILE:HG13	1.79	0.83
2:L:78:GLN:HG3	2:L:79:PRO:HD2	1.59	0.83
2:D:191:ASP:HB3	2:D:199:THR:HB	1.60	0.83
2:D:372:ARG:O	2:D:376:GLU:HG2	1.78	0.83
1:I:134:GLU:HB2	1:I:190:VAL:HG22	1.61	0.83
2:J:129:VAL:HG22	2:J:291:ILE:HG23	1.58	0.83

Continued on next page...

Continued from previous page...

Atom-1	Atom-2	Interatomic distance (Å)	Clash overlap (Å)
1:B:386:ILE:HD13	1:B:391:LEU:HD13	1.60	0.82
2:D:194:THR:HG22	2:D:197:LYS:HG3	1.61	0.82
1:H:53:VAL:HA	1:H:56:ILE:HD12	1.61	0.82
2:L:40:ARG:O	2:L:40:ARG:HG2	1.79	0.82
1:A:130:VAL:HB	1:A:192:TYR:CD1	2.15	0.82
1:B:128:LYS:HE2	1:B:234:ILE:HD12	1.61	0.82
2:D:388:THR:O	2:D:392:ARG:HG2	1.79	0.82
1:G:41:GLY:HA2	1:G:370:GLU:CG	2.10	0.82
2:K:108:ILE:HD12	2:K:115:LYS:HG2	1.62	0.82
2:K:235:ARG:HH12	2:K:237:GLU:HG2	1.43	0.82
2:D:190:GLY:H	2:D:204:LYS:HB3	1.44	0.82
2:J:106:SER:HB3	2:J:303:MET:HG2	1.62	0.82
2:L:148:ASP:HB3	2:L:179:ILE:HG21	1.61	0.82
2:L:188:GLN:HG2	2:L:204:LYS:HG3	1.62	0.82
1:B:104:THR:HG23	2:D:116:THR:HG23	1.62	0.82
2:D:106:SER:HB3	2:D:303:MET:HG2	1.62	0.81
1:G:24:LEU:HD23	1:G:26:LEU:HD11	1.61	0.81
1:G:41:GLY:HA2	1:G:370:GLU:HG2	1.62	0.81
2:F:160:LYS:HE2	2:K:171:ILE:HG21	1.62	0.81
1:G:221:VAL:HG22	1:G:222:PRO:HD2	1.61	0.81
1:I:51:VAL:O	1:I:55:LEU:HD12	1.80	0.81
2:F:367:THR:HG23	2:F:399:LEU:HD21	1.61	0.81
2:J:380:VAL:HG12	2:J:382:MET:HE1	1.61	0.81
1:C:106:ILE:HG22	1:C:107:LYS:N	1.95	0.81
2:E:193:ILE:HD11	2:E:196:ASP:CA	2.10	0.81
2:L:139:GLU:HG2	2:L:192:VAL:HA	1.61	0.81
2:L:390:LEU:HD21	2:L:426:ILE:HD12	1.62	0.81
1:G:43:GLU:HA	1:G:46:ARG:HG3	1.61	0.81
2:J:50:LEU:HA	2:J:53:ARG:CD	2.11	0.81
1:I:120:ILE:HD11	1:I:240:LEU:HB2	1.62	0.81
2:K:170:THR:CB	2:K:232:LEU:HD13	2.11	0.81
2:K:292:ILE:HD12	2:K:293:PRO:HD2	1.61	0.81
1:B:129:GLU:HG3	1:B:231:LYS:HD2	1.63	0.81
2:F:286:GLU:HB3	2:F:288:LYS:HE3	1.63	0.81
2:E:193:ILE:HD11	2:E:196:ASP:HA	1.60	0.80
2:E:247:ILE:HG21	2:E:276:ILE:CG2	2.11	0.80
1:A:70:GLY:CA	2:D:443:MET:HE1	2.11	0.80
1:A:180:LEU:HG	1:A:185:VAL:HB	1.63	0.80
2:E:272:VAL:O	2:E:276:ILE:HD12	1.81	0.80
2:D:305:ASP:HA	2:D:336:ARG:HB2	1.62	0.80
1:I:113:MET:HG2	1:I:276:ARG:NH2	1.97	0.80

Continued on next page...

Continued from previous page...

Atom-1	Atom-2	Interatomic distance (Å)	Clash overlap (Å)
1:H:162:LYS:HG2	1:H:223:LEU:HD11	1.63	0.80
2:D:393:ILE:HD13	2:D:405:LEU:HD12	1.64	0.80
2:E:366:ASP:O	2:E:370:ILE:HG13	1.81	0.80
1:G:71:PRO:HG2	1:G:74:THR:HG21	1.64	0.80
1:I:113:MET:HE1	1:I:314:TYR:OH	1.81	0.80
2:L:360:THR:HG23	2:L:361:PRO:HD2	1.64	0.80
1:B:104:THR:CG2	2:D:116:THR:HG23	2.12	0.80
1:B:364:MET:HE2	1:B:364:MET:HA	1.64	0.80
1:G:24:LEU:HB2	1:G:86:GLU:HG3	1.62	0.80
1:C:450:GLN:HG3	2:E:78:GLN:NE2	1.97	0.80
2:K:137:ILE:HD12	2:K:194:THR:HG22	1.62	0.80
1:G:436:LEU:HD13	2:L:55:ALA:HA	1.62	0.80
2:K:195:ILE:HG22	2:K:197:LYS:HD2	1.62	0.80
1:A:416:LEU:HD11	2:F:54:ARG:HH21	1.47	0.80
2:J:50:LEU:HA	2:J:53:ARG:HD3	1.62	0.80
2:J:160:LYS:HE3	2:J:171:ILE:HD12	1.62	0.80
2:J:176:THR:O	2:J:179:ILE:HG22	1.82	0.80
2:E:382:MET:HE1	2:E:390:LEU:HD12	1.63	0.79
2:J:186:LYS:HG2	2:J:201:LYS:HA	1.64	0.79
2:K:160:LYS:HD2	2:K:173:ASP:HA	1.62	0.79
2:E:405:LEU:HD22	2:E:429:VAL:HG12	1.65	0.79
2:F:74:LEU:HD23	2:F:356:ILE:CD1	2.12	0.79
1:H:24:LEU:HG	1:H:82:ALA:HB1	1.64	0.79
1:I:106:ILE:HD11	2:K:314:ARG:HH12	1.46	0.79
2:D:382:MET:HE1	2:D:406:ILE:HG23	1.65	0.79
1:H:447:LEU:HD21	2:J:329:ASN:O	1.83	0.79
2:D:247:ILE:HG22	2:D:276:ILE:HD13	1.64	0.79
1:G:124:ILE:HG22	1:G:236:GLN:HB3	1.64	0.79
1:A:90:LYS:H	1:A:90:LYS:HE2	1.48	0.79
1:A:314:TYR:CD2	2:D:111:LEU:HD11	2.17	0.79
2:D:123:PHE:CE2	2:D:322:PRO:HD2	2.16	0.79
1:G:386:ILE:HG23	1:G:391:LEU:HD21	1.64	0.79
2:F:45:GLY:O	2:F:47:VAL:HG13	1.82	0.79
1:I:341:THR:HB	1:I:344:ILE:HD12	1.64	0.79
2:J:183:THR:HA	2:J:187:VAL:HG22	1.64	0.79
1:A:395:GLY:O	1:A:399:THR:HG23	1.81	0.79
1:C:244:ASP:HA	1:C:279:ILE:HD13	1.65	0.79
1:C:404:ARG:HD3	3:C:501:ADP:O1A	1.82	0.79
1:B:440:ALA:HB2	2:D:351:LEU:HD21	1.65	0.79
1:C:180:LEU:HG	1:C:185:VAL:HB	1.65	0.79
2:F:162:THR:HA	2:F:171:ILE:HA	1.64	0.79

Continued on next page...

Continued from previous page...

Atom-1	Atom-2	Interatomic distance (Å)	Clash overlap (Å)
1:A:190:VAL:HB	1:A:221:VAL:HG23	1.65	0.78
1:B:55:LEU:HD13	1:B:61:MET:HE1	1.63	0.78
2:E:160:LYS:HB3	2:E:171:ILE:HG22	1.63	0.78
1:C:129:GLU:HG3	1:C:231:LYS:HD2	1.63	0.78
2:D:147:ILE:O	2:D:147:ILE:HD12	1.82	0.78
2:K:148:ASP:HA	2:K:179:ILE:HD12	1.65	0.78
2:E:247:ILE:CG2	2:E:276:ILE:HG12	2.14	0.78
2:L:231:GLU:CG	2:L:234:LYS:HA	2.12	0.78
1:A:109:THR:HG22	2:D:111:LEU:CD1	2.13	0.78
1:B:419:ILE:HG21	2:D:37:LEU:HD13	1.66	0.78
2:D:390:LEU:HD11	2:D:426:ILE:HD12	1.65	0.78
2:K:124:ARG:HH21	2:K:244:LEU:HD22	1.48	0.78
1:A:246:ALA:O	1:A:249:ARG:HG3	1.83	0.78
2:D:99:PRO:HD3	2:D:292:ILE:HD11	1.66	0.78
2:J:181:SER:HA	2:J:184:LYS:HG3	1.65	0.78
2:K:247:ILE:HG21	2:K:276:ILE:HG23	1.64	0.78
1:G:180:LEU:HG	1:G:185:VAL:HB	1.66	0.78
1:G:193:ILE:HG23	1:G:200:VAL:HG22	1.66	0.78
1:G:400:LYS:HA	1:G:400:LYS:HE2	1.66	0.78
2:J:130:ARG:O	2:J:289:ALA:HB3	1.83	0.78
2:K:161:LEU:HB2	2:K:174:LEU:HD22	1.64	0.78
1:B:218:GLU:HG2	1:B:219:GLU:N	1.98	0.78
2:J:37:LEU:HD21	2:J:58:VAL:HG22	1.65	0.78
2:J:346:ILE:HG21	2:J:350:LEU:HD22	1.66	0.78
2:K:186:LYS:H	2:K:201:LYS:HD3	1.48	0.78
2:F:233:GLN:HA	2:K:158:VAL:HG12	1.66	0.77
1:C:106:ILE:CG2	1:C:107:LYS:H	1.97	0.77
2:F:138:ILE:HG12	2:K:158:VAL:O	1.83	0.77
2:K:142:VAL:HG23	2:K:188:GLN:HB2	1.65	0.77
2:F:65:GLU:HG2	2:F:67:LYS:HG3	1.66	0.77
2:D:402:ALA:O	2:D:406:ILE:HG13	1.84	0.77
2:E:370:ILE:HA	2:E:373:ILE:HD12	1.66	0.77
1:I:158:ILE:HG23	1:I:169:GLN:HB3	1.66	0.77
2:E:88:MET:HE2	2:E:88:MET:HA	1.66	0.77
2:D:161:LEU:HB2	2:D:174:LEU:CD1	2.12	0.77
1:G:33:LYS:HD2	1:G:36:ALA:HB2	1.66	0.77
2:E:279:LYS:HB3	2:E:283:TRP:HZ3	1.49	0.77
2:K:247:ILE:HG21	2:K:276:ILE:HG21	1.67	0.77
2:J:390:LEU:HD21	2:J:426:ILE:CD1	2.14	0.77
1:A:185:VAL:HA	1:A:202:ARG:HH21	1.49	0.77
1:B:192:TYR:HB2	1:B:232:LYS:HZ1	1.50	0.77

Continued on next page...

Continued from previous page...

Atom-1	Atom-2	Interatomic distance (Å)	Clash overlap (Å)
1:C:183:GLU:O	1:C:184:ARG:HG2	1.85	0.77
2:E:236:LYS:HG3	2:E:238:VAL:HG22	1.66	0.77
2:L:140:GLY:O	2:L:163:LEU:HD22	1.84	0.77
1:B:133:GLY:HA2	1:B:224:PRO:HG2	1.66	0.77
1:C:138:LEU:HD12	1:C:159:ILE:HG23	1.67	0.77
1:C:207:ASP:HB2	1:C:222:PRO:HA	1.67	0.77
2:L:78:GLN:CD	2:L:79:PRO:HD2	2.10	0.77
1:I:173:ASP:H	1:I:176:ILE:HD12	1.50	0.76
2:J:160:LYS:HE3	2:J:171:ILE:CG1	2.16	0.76
1:G:170:LEU:HG	1:G:172:LEU:HD23	1.66	0.76
1:I:372:LYS:HZ1	1:I:392:ASN:HB2	1.49	0.76
1:B:90:LYS:H	1:B:90:LYS:HE2	1.50	0.76
2:D:400:ARG:HG2	2:D:400:ARG:HH11	1.50	0.76
2:E:65:GLU:HB3	2:E:67:LYS:NZ	1.99	0.76
2:K:143:VAL:CG2	2:K:164:LYS:HE3	2.16	0.76
1:A:114:GLU:O	1:A:118:ARG:HG2	1.85	0.76
1:A:185:VAL:HA	1:A:202:ARG:NH2	2.00	0.76
1:B:371:MET:SD	1:B:403:LEU:HD13	2.25	0.76
1:C:364:MET:HE3	1:C:365:LEU:N	2.01	0.76
2:D:137:ILE:HD11	2:D:236:LYS:HG3	1.68	0.76
2:E:279:LYS:HE2	2:E:283:TRP:HH2	1.49	0.76
1:G:42:GLN:O	1:G:46:ARG:HD3	1.85	0.76
2:E:173:ASP:O	2:E:174:LEU:HD13	1.86	0.76
1:H:57:LYS:HE2	1:H:57:LYS:HA	1.68	0.76
1:C:109:THR:HB	2:F:111:LEU:HD13	1.66	0.76
2:E:127:ILE:HG22	2:E:244:LEU:HD23	1.68	0.76
1:H:113:MET:CE	2:K:261:PHE:HA	2.14	0.76
2:K:130:ARG:HH12	2:K:290:GLU:HB3	1.51	0.76
2:L:78:GLN:CD	2:L:79:PRO:CD	2.58	0.76
1:B:113:MET:HE2	2:E:262:SER:HA	1.67	0.76
1:B:416:LEU:HD11	2:D:54:ARG:HH21	1.51	0.76
1:C:48:ALA:HB1	1:C:361:ILE:HG12	1.67	0.76
1:C:190:VAL:C	1:C:191:ILE:HD13	2.10	0.76
2:D:130:ARG:O	2:D:289:ALA:HB3	1.86	0.76
2:D:272:VAL:O	2:D:276:ILE:HG13	1.86	0.76
2:F:194:THR:HG23	2:F:197:LYS:CB	2.15	0.76
1:H:369:GLN:CA	1:H:372:LYS:HE2	2.13	0.76
1:I:180:LEU:HG	1:I:185:VAL:HB	1.67	0.76
2:K:247:ILE:CG2	2:K:276:ILE:HG21	2.16	0.76
2:K:360:THR:HG23	2:K:361:PRO:HD2	1.67	0.76
2:K:396:GLU:HG3	2:K:397:THR:HG23	1.66	0.76

Continued on next page...

Continued from previous page...

Atom-1	Atom-2	Interatomic distance (Å)	Clash overlap (Å)
1:C:102:TYR:HD1	1:C:102:TYR:O	1.67	0.76
1:C:402:THR:HG22	1:C:404:ARG:N	2.01	0.76
1:B:131:TYR:CE1	1:B:229:HIS:HB3	2.21	0.76
2:E:137:ILE:H	2:E:137:ILE:HD12	1.51	0.76
1:H:134:GLU:HB2	1:H:190:VAL:HG22	1.68	0.76
2:J:124:ARG:NH1	2:J:244:LEU:HB3	2.01	0.76
1:A:191:ILE:HG22	1:A:203:GLN:H	1.50	0.75
2:F:130:ARG:CG	2:F:239:VAL:HB	2.16	0.75
2:F:384:GLU:O	2:F:388:THR:HG23	1.87	0.75
1:C:218:GLU:O	1:C:221:VAL:HG23	1.86	0.75
2:F:412:VAL:HG21	2:F:429:VAL:HG23	1.66	0.75
1:H:110:GLU:O	1:H:114:GLU:HG3	1.86	0.75
2:K:235:ARG:HH22	2:K:237:GLU:HG3	1.51	0.75
1:A:371:MET:CE	1:A:399:THR:HG22	2.15	0.75
1:B:125:LYS:HB2	1:B:235:ILE:HG13	1.67	0.75
1:C:284:ASN:O	1:C:287:ILE:HG12	1.86	0.75
2:E:171:ILE:H	2:E:171:ILE:HD12	1.52	0.75
2:E:193:ILE:HA	2:E:198:ALA:O	1.85	0.75
2:E:236:LYS:HD2	2:E:237:GLU:N	2.00	0.75
2:F:172:TYR:CE1	2:K:159:GLY:HA3	2.22	0.75
1:H:418:LYS:HZ3	1:H:423:ASP:HA	1.49	0.75
2:L:78:GLN:CG	2:L:79:PRO:HD2	2.16	0.75
2:F:138:ILE:CG1	2:K:158:VAL:HG22	2.15	0.75
2:K:145:ILE:HD12	2:K:161:LEU:HD11	1.67	0.75
2:E:279:LYS:HE2	2:E:283:TRP:CH2	2.22	0.75
2:F:173:ASP:HB2	2:K:160:LYS:CE	2.16	0.75
1:H:157:VAL:HG23	1:H:159:ILE:HD11	1.67	0.75
2:J:351:LEU:HD12	2:J:354:LEU:HD22	1.69	0.75
2:K:83:LYS:HD3	2:K:327:ALA:HB1	1.68	0.75
1:A:157:VAL:HB	1:A:172:LEU:HD12	1.69	0.75
2:E:385:ASP:O	2:E:389:VAL:HG23	1.86	0.75
1:H:412:PRO:HB2	1:H:433:ILE:HD11	1.68	0.75
2:K:74:LEU:HD12	2:K:326:MET:HE2	1.67	0.75
2:K:170:THR:HB	2:K:232:LEU:HD13	1.67	0.75
1:I:382:GLU:HG3	1:I:384:ILE:HD11	1.69	0.75
1:H:362:ARG:HD2	1:H:364:MET:HE1	1.67	0.75
2:J:160:LYS:HE3	2:J:171:ILE:CD1	2.17	0.75
2:J:346:ILE:CG2	2:J:350:LEU:HD22	2.17	0.75
1:I:158:ILE:CG2	1:I:169:GLN:HB3	2.15	0.74
2:L:100:PHE:HE1	2:L:102:ALA:HB2	1.52	0.74
2:L:202:ILE:HG13	2:L:228:PRO:HG2	1.67	0.74

Continued on next page...

Continued from previous page...

Atom-1	Atom-2	Interatomic distance (Å)	Clash overlap (Å)
1:B:419:ILE:HG21	2:D:37:LEU:CD1	2.17	0.74
1:I:437:PHE:CE2	2:K:355:LEU:HD13	2.22	0.74
2:K:124:ARG:NH1	2:K:273:ARG:HD2	2.03	0.74
2:E:288:LYS:HE2	2:E:288:LYS:HA	1.69	0.74
2:F:193:ILE:HG23	2:F:199:THR:HG22	1.68	0.74
1:G:162:LYS:HE3	1:G:223:LEU:HD21	1.69	0.74
1:A:70:GLY:N	2:D:443:MET:HE1	2.02	0.74
2:F:174:LEU:HB3	2:F:178:MET:HE2	1.69	0.74
2:L:234:LYS:CE	2:L:236:LYS:HB2	2.15	0.74
1:B:158:ILE:HG22	1:B:169:GLN:HB3	1.69	0.74
1:C:442:SER:O	1:C:446:ILE:HG13	1.88	0.74
2:D:168:MET:HG2	2:D:232:LEU:HD11	1.67	0.74
1:H:293:GLU:OE1	1:H:293:GLU:HA	1.86	0.74
1:H:350:ILE:HG21	1:H:354:LEU:HD22	1.67	0.74
2:F:367:THR:CG2	2:F:399:LEU:HD21	2.17	0.74
1:G:371:MET:HE1	1:G:399:THR:N	2.03	0.74
2:K:301:VAL:HG12	2:K:328:THR:HB	1.68	0.74
1:B:190:VAL:CB	1:B:221:VAL:CG1	2.60	0.74
2:E:129:VAL:HG12	2:E:242:VAL:O	1.87	0.74
2:D:74:LEU:HD12	2:D:326:MET:HB2	1.70	0.74
2:L:364:GLU:HG2	2:L:395:LEU:HD11	1.68	0.74
2:F:296:LEU:HD23	2:F:324:LEU:HD12	1.70	0.74
2:E:428:ARG:O	2:E:432:LEU:HD13	1.87	0.74
1:H:173:ASP:OD1	1:H:174:PRO:HD2	1.88	0.74
1:I:403:LEU:HD23	3:I:501:ADP:O4'	1.88	0.74
1:A:48:ALA:O	1:A:52:ILE:HG12	1.88	0.73
1:A:438:TYR:H	2:F:356:ILE:HG22	1.53	0.73
1:G:312:PHE:CE1	1:G:350:ILE:HG23	2.22	0.73
2:K:161:LEU:HD13	2:K:174:LEU:HD22	1.68	0.73
1:A:192:TYR:CE2	1:A:232:LYS:HE2	2.23	0.73
1:B:100:GLU:O	1:B:100:GLU:CD	2.30	0.73
2:F:168:MET:CE	2:K:147:ILE:HB	2.18	0.73
2:F:385:ASP:O	2:F:389:VAL:HG22	1.88	0.73
1:H:90:LYS:HE2	1:H:90:LYS:H	1.53	0.73
1:A:158:ILE:HD11	1:A:169:GLN:CB	2.15	0.73
1:A:431:GLU:O	1:A:435:GLU:HG2	1.86	0.73
2:E:49:GLN:OE1	2:E:359:THR:HG23	1.88	0.73
1:I:52:ILE:HD12	1:I:52:ILE:H	1.51	0.73
2:J:367:THR:O	2:J:371:LEU:HD12	1.88	0.73
2:K:172:TYR:CE2	2:K:232:LEU:HB3	2.22	0.73
1:C:122:LEU:HD11	1:C:283:VAL:HG13	1.71	0.73

Continued on next page...

Continued from previous page...

Atom-1	Atom-2	Interatomic distance (Å)	Clash overlap (Å)
1:A:54:GLU:OE1	1:A:54:GLU:HA	1.88	0.73
1:C:193:ILE:HG12	1:C:200:VAL:HG22	1.70	0.73
1:I:374:ILE:HG21	1:I:403:LEU:HD21	1.70	0.73
2:J:56:ALA:HB1	2:J:90:MET:HE2	1.69	0.73
2:J:370:ILE:HG12	3:J:501:ADP:N3	2.03	0.73
2:E:31:LEU:HD23	2:E:89:GLY:HA3	1.70	0.73
2:F:196:ASP:O	2:F:197:LYS:HD2	1.89	0.73
2:K:50:LEU:HA	2:K:53:ARG:HD3	1.71	0.73
1:A:339:ARG:HD2	2:F:338:THR:HG23	1.70	0.73
2:E:63:ILE:HD12	2:E:68:ILE:HG21	1.69	0.73
2:K:161:LEU:HD13	2:K:174:LEU:CD2	2.18	0.73
1:H:362:ARG:CD	1:H:364:MET:HE1	2.19	0.73
2:L:174:LEU:HG	2:L:178:MET:SD	2.28	0.73
1:H:49:CYS:O	1:H:53:VAL:HG23	1.89	0.73
1:I:362:ARG:HB2	2:L:434:LEU:HD12	1.71	0.73
2:F:233:GLN:OE1	2:K:176:THR:HG23	1.88	0.72
2:J:60:LEU:HD12	2:J:94:LEU:HD13	1.70	0.72
1:B:176:ILE:HG13	1:B:200:VAL:HG23	1.70	0.72
2:L:160:LYS:HE2	2:L:171:ILE:HB	1.70	0.72
1:C:138:LEU:HD12	1:C:159:ILE:CG2	2.19	0.72
2:F:171:ILE:O	2:F:171:ILE:HG13	1.87	0.72
2:D:268:ILE:HB	2:D:273:ARG:HH22	1.53	0.72
2:F:405:LEU:CD2	2:F:429:VAL:HG12	2.19	0.72
2:J:124:ARG:HH11	2:J:244:LEU:HB3	1.54	0.72
1:A:70:GLY:HA2	2:D:443:MET:HE1	1.69	0.72
2:E:274:GLU:HA	2:E:274:GLU:OE2	1.90	0.72
1:G:109:THR:HB	2:J:111:LEU:HD13	1.69	0.72
1:I:114:GLU:O	1:I:118:ARG:HG3	1.89	0.72
1:A:172:LEU:HD12	1:A:172:LEU:O	1.88	0.72
2:F:33:LEU:HD21	2:F:57:GLY:HA3	1.72	0.72
2:L:179:ILE:O	2:L:182:LEU:HG	1.89	0.72
2:D:140:GLY:O	2:D:163:LEU:HD22	1.89	0.72
2:J:73:VAL:HB	2:J:325:ILE:CD1	2.19	0.72
1:A:193:ILE:CG2	1:A:200:VAL:HG22	2.19	0.72
2:K:269:LYS:HB3	2:K:271:GLU:OE1	1.88	0.72
1:A:189:ASP:HA	1:A:205:ARG:HA	1.71	0.72
1:A:373:GLN:O	1:A:377:ILE:HG12	1.90	0.72
2:F:28:ILE:HD13	2:F:28:ILE:H	1.55	0.72
2:F:405:LEU:HD23	2:F:429:VAL:CG1	2.19	0.72
1:G:162:LYS:NZ	1:G:166:GLY:HA2	2.05	0.72
2:K:162:THR:HG23	2:K:171:ILE:HG22	1.71	0.72

Continued on next page...

Continued from previous page...

Atom-1	Atom-2	Interatomic distance (Å)	Clash overlap (Å)
2:L:332:ILE:HG22	2:L:332:ILE:O	1.89	0.72
1:C:364:MET:CE	1:C:365:LEU:H	2.03	0.72
1:I:238:VAL:HG11	1:I:243:LEU:HD21	1.72	0.72
1:A:49:CYS:O	1:A:53:VAL:HG23	1.90	0.71
1:G:412:PRO:HB2	1:G:433:ILE:HG12	1.71	0.71
2:J:33:LEU:HA	2:J:39:PRO:HA	1.72	0.71
2:K:168:MET:O	2:K:232:LEU:HD11	1.90	0.71
2:K:442:TYR:CZ	2:K:443:MET:HE2	2.24	0.71
1:B:43:GLU:O	1:B:47:GLU:HG3	1.89	0.71
1:B:180:LEU:HG	1:B:185:VAL:HB	1.71	0.71
1:H:158:ILE:HG22	1:H:169:GLN:HB3	1.73	0.71
1:G:415:LEU:HB2	2:L:67:LYS:NZ	2.06	0.71
1:I:49:CYS:O	1:I:53:VAL:HG23	1.90	0.71
1:A:344:ILE:HD13	2:D:303:MET:HE1	1.72	0.71
2:E:279:LYS:HB3	2:E:283:TRP:CZ3	2.25	0.71
2:K:186:LYS:HB2	2:K:201:LYS:HD2	1.73	0.71
2:L:390:LEU:HD21	2:L:426:ILE:CD1	2.20	0.71
2:F:172:TYR:CE2	2:F:232:LEU:HD22	2.25	0.71
1:H:63:GLY:HA3	2:K:22:ILE:HD11	1.73	0.71
1:C:52:ILE:HD11	2:F:433:PHE:HE2	1.55	0.71
2:E:247:ILE:HG21	2:E:276:ILE:HG23	1.72	0.71
1:I:362:ARG:HB2	2:L:434:LEU:CD1	2.21	0.71
2:L:45:GLY:O	2:L:47:VAL:HG13	1.90	0.71
1:B:117:ARG:NH1	2:E:262:SER:HB3	2.06	0.71
1:C:48:ALA:O	1:C:52:ILE:HG12	1.91	0.71
2:D:37:LEU:HB3	2:D:54:ARG:HD2	1.71	0.71
2:F:168:MET:HG2	2:F:232:LEU:HD12	1.73	0.71
1:G:159:ILE:O	1:G:169:GLN:HA	1.91	0.71
1:G:415:LEU:HB2	2:L:67:LYS:HZ2	1.53	0.71
1:I:24:LEU:HG	1:I:86:GLU:HG3	1.71	0.71
1:I:102:TYR:O	1:I:102:TYR:HD1	1.74	0.71
1:I:207:ASP:HB2	1:I:222:PRO:HA	1.73	0.71
2:J:278:ALA:O	2:J:282:GLU:HG2	1.91	0.71
2:K:138:ILE:HG13	2:K:233:GLN:HG3	1.71	0.71
1:A:134:GLU:OE2	1:A:188:GLY:HA2	1.90	0.71
2:F:140:GLY:O	2:F:163:LEU:HD22	1.89	0.71
2:L:132:LYS:HG3	2:L:239:VAL:HG12	1.73	0.71
2:L:143:VAL:HG11	2:L:164:LYS:HE2	1.73	0.71
1:C:156:HIS:HD2	1:C:158:ILE:HG23	1.56	0.71
1:G:366:TYR:HE2	1:G:374:ILE:HD11	1.56	0.71
1:H:279:ILE:O	1:H:283:VAL:HG23	1.90	0.71

Continued on next page...

Continued from previous page...

Atom-1	Atom-2	Interatomic distance (Å)	Clash overlap (Å)
1:H:415:LEU:HA	1:H:418:LYS:HG2	1.73	0.71
1:I:90:LYS:HG3	1:I:237:ASP:OD2	1.91	0.71
1:C:371:MET:CE	1:C:403:LEU:HD13	2.19	0.70
2:E:137:ILE:HD11	2:E:236:LYS:CB	2.16	0.70
2:D:391:THR:O	2:D:395:LEU:HD13	1.91	0.70
2:E:382:MET:HE1	2:E:390:LEU:CD1	2.22	0.70
1:G:365:LEU:HD12	1:G:365:LEU:O	1.92	0.70
2:J:291:ILE:H	2:J:291:ILE:HD12	1.56	0.70
2:K:120:THR:O	2:K:124:ARG:HG2	1.90	0.70
2:K:234:LYS:HG2	2:K:235:ARG:N	2.05	0.70
1:B:176:ILE:HD11	1:B:193:ILE:HG21	1.73	0.70
1:B:176:ILE:CG1	1:B:200:VAL:HG23	2.21	0.70
2:E:119:LEU:HD12	2:E:312:LEU:HD21	1.73	0.70
1:G:396:GLU:O	1:G:399:THR:HG22	1.91	0.70
1:I:356:ASP:OD1	2:L:400:ARG:HD2	1.91	0.70
2:K:193:ILE:HA	2:K:198:ALA:O	1.92	0.70
2:L:46:MET:HB3	2:L:53:ARG:CZ	2.22	0.70
2:D:390:LEU:HD11	2:D:426:ILE:CD1	2.22	0.70
1:H:49:CYS:O	1:H:52:ILE:HG22	1.91	0.70
2:L:334:ARG:HA	2:L:341:GLN:HA	1.73	0.70
1:A:135:VAL:HG13	1:A:159:ILE:HD11	1.72	0.70
1:G:178:GLU:HB3	1:G:182:LYS:HZ3	1.54	0.70
2:L:78:GLN:HG3	2:L:79:PRO:CD	2.21	0.70
2:E:272:VAL:HG12	2:E:276:ILE:CD1	2.21	0.70
2:J:409:ALA:HB2	2:J:426:ILE:HD13	1.73	0.70
2:L:160:LYS:HB3	2:L:171:ILE:HG21	1.71	0.70
1:B:67:LEU:HD23	1:B:360:ILE:HG12	1.73	0.70
1:C:156:HIS:CD2	1:C:158:ILE:HG23	2.27	0.70
2:D:46:MET:SD	2:D:53:ARG:HD3	2.31	0.70
2:D:146:GLN:HE22	2:D:171:ILE:HB	1.55	0.70
2:D:194:THR:CG2	2:D:197:LYS:HG3	2.22	0.70
1:G:365:LEU:O	1:G:366:TYR:HB2	1.90	0.70
1:H:183:GLU:OE1	1:H:202:ARG:HG2	1.91	0.70
1:I:337:VAL:HG12	1:I:345:THR:CG2	2.22	0.70
1:A:232:LYS:CE	1:A:234:ILE:HD13	2.22	0.70
1:B:176:ILE:HD11	1:B:193:ILE:CG2	2.22	0.70
1:H:38:GLY:O	1:H:39:LEU:HD23	1.91	0.70
1:I:355:LEU:O	1:I:358:VAL:HG22	1.92	0.70
1:A:104:THR:HG22	2:F:307:GLU:HB3	1.73	0.70
1:B:221:VAL:CG2	1:B:222:PRO:HD2	2.21	0.70
2:D:279:LYS:HE3	2:D:283:TRP:CZ2	2.27	0.70

Continued on next page...

Continued from previous page...

Atom-1	Atom-2	Interatomic distance (Å)	Clash overlap (Å)
2:E:100:PHE:CE2	2:E:102:ALA:HB2	2.26	0.70
1:I:101:VAL:HA	1:I:111:VAL:HG11	1.74	0.70
2:J:435:ASP:OD1	2:J:438:ARG:HB2	1.92	0.70
1:C:341:THR:HB	1:C:344:ILE:CD1	2.22	0.69
2:F:382:MET:CE	2:F:406:ILE:HG23	2.22	0.69
1:I:73:GLY:HA2	3:I:501:ADP:O1A	1.92	0.69
2:J:234:LYS:HG2	2:J:235:ARG:N	2.07	0.69
2:J:347:PRO:HB2	2:J:349:ASP:OD1	1.92	0.69
1:A:426:GLU:HB2	1:A:428:GLU:OE2	1.92	0.69
2:D:279:LYS:O	2:D:282:GLU:HG2	1.92	0.69
2:D:370:ILE:HD11	3:D:501:ADP:C4	2.28	0.69
2:J:50:LEU:HA	2:J:53:ARG:HG3	1.74	0.69
2:L:65:GLU:HG2	2:L:67:LYS:HE2	1.74	0.69
2:F:130:ARG:NH2	2:F:292:ILE:HD12	2.06	0.69
2:F:245:HIS:O	2:F:249:VAL:HG12	1.92	0.69
2:J:132:LYS:HA	2:J:239:VAL:HA	1.73	0.69
2:D:446:TYR:HE2	2:D:447:GLN:OE1	1.75	0.69
2:F:233:GLN:CG	2:K:158:VAL:HB	2.23	0.69
1:G:117:ARG:CZ	1:G:276:ARG:HD2	2.18	0.69
1:H:31:LEU:HD12	1:H:32:ALA:N	1.99	0.69
2:L:160:LYS:CB	2:L:171:ILE:CG2	2.69	0.69
1:A:280:ASN:HB3	2:D:258:LEU:HD12	1.73	0.69
1:B:303:GLU:HA	1:B:303:GLU:OE2	1.91	0.69
2:E:41:GLN:O	2:E:47:VAL:HA	1.93	0.69
2:E:365:LYS:O	2:E:369:GLN:HG2	1.90	0.69
1:G:369:GLN:O	1:G:373:GLN:HG3	1.93	0.69
1:H:24:LEU:HD12	1:H:24:LEU:H	1.58	0.69
2:K:416:ARG:HG2	2:K:416:ARG:O	1.90	0.69
1:B:430:VAL:O	1:B:433:ILE:HG22	1.92	0.69
2:F:197:LYS:HA	2:F:197:LYS:HE2	1.74	0.69
1:G:109:THR:HB	2:J:111:LEU:HD11	1.73	0.69
1:I:375:ILE:HG12	1:I:394:LEU:HD23	1.73	0.69
1:A:67:LEU:HD21	1:A:348:HIS:CD2	2.26	0.69
1:B:429:HIS:HA	1:B:432:GLU:HG2	1.73	0.69
2:D:386:ALA:O	2:D:389:VAL:HG22	1.91	0.69
2:E:253:ARG:NH1	2:E:254:THR:HB	2.07	0.69
1:A:172:LEU:HA	1:A:176:ILE:HD11	1.72	0.69
1:B:323:ILE:CD1	2:E:258:LEU:HG	2.22	0.69
2:E:139:GLU:OE1	2:E:192:VAL:HG13	1.93	0.69
1:G:129:GLU:HG3	1:G:231:LYS:HG2	1.75	0.69
2:J:178:MET:HE2	2:J:178:MET:N	2.08	0.69

Continued on next page...

Continued from previous page...

Atom-1	Atom-2	Interatomic distance (Å)	Clash overlap (Å)
2:J:194:THR:HB	2:J:197:LYS:CG	2.23	0.69
2:J:382:MET:SD	2:J:421:VAL:HB	2.33	0.69
2:L:178:MET:HE2	2:L:193:ILE:CG2	2.23	0.69
2:L:401:TYR:CE2	2:L:435:ASP:HB3	2.27	0.69
1:G:117:ARG:NH2	1:G:276:ARG:CD	2.37	0.69
1:H:140:PRO:HA	1:H:157:VAL:HA	1.74	0.69
2:K:413:CYS:HB2	2:K:421:VAL:HG12	1.75	0.69
1:A:28:GLU:OE2	1:A:28:GLU:HA	1.93	0.69
1:A:371:MET:CG	1:A:403:LEU:HD23	2.22	0.69
2:F:382:MET:HB2	2:F:387:TYR:CE2	2.27	0.69
1:H:24:LEU:HG	1:H:82:ALA:CB	2.23	0.69
1:H:122:LEU:CD2	1:H:283:VAL:HG13	2.23	0.69
1:H:385:ASN:OD1	1:H:424:SER:HA	1.92	0.69
2:L:178:MET:HE2	2:L:193:ILE:HG21	1.75	0.69
2:L:246:GLU:O	2:L:250:ILE:HG13	1.92	0.69
1:C:48:ALA:CB	1:C:361:ILE:HG12	2.23	0.68
2:F:338:THR:HG22	2:F:339:SER:H	1.58	0.68
1:C:73:GLY:HA2	3:C:501:ADP:O1A	1.92	0.68
2:D:304:LEU:HD22	2:D:308:SER:HB2	1.74	0.68
2:J:63:ILE:HG21	2:J:94:LEU:HD21	1.75	0.68
2:J:368:LYS:O	2:J:372:ARG:HG2	1.92	0.68
1:B:101:VAL:HA	1:B:111:VAL:HG11	1.74	0.68
2:E:129:VAL:HG22	2:E:289:ALA:HB1	1.75	0.68
2:J:415:LYS:HD2	2:J:415:LYS:C	2.18	0.68
2:L:78:GLN:CG	2:L:79:PRO:CD	2.71	0.68
1:A:168:LYS:HD2	1:A:168:LYS:C	2.19	0.68
1:B:11:LYS:HB2	1:B:14:ARG:HD2	1.74	0.68
2:F:170:THR:HG21	2:K:147:ILE:O	1.92	0.68
1:H:49:CYS:SG	1:H:83:ILE:HD11	2.34	0.68
2:L:371:LEU:HD22	2:L:406:ILE:HD11	1.75	0.68
1:A:120:ILE:HD11	1:A:240:LEU:CG	2.23	0.68
2:D:83:LYS:CD	2:D:327:ALA:HB1	2.19	0.68
1:H:97:VAL:HG23	1:H:100:GLU:HB2	1.74	0.68
1:H:215:LEU:HD12	1:H:216:GLU:N	2.09	0.68
2:D:255:GLN:HG2	2:D:256:GLY:N	2.04	0.68
2:E:374:ARG:O	2:E:378:GLU:HG2	1.92	0.68
1:G:170:LEU:HD12	1:G:171:LYS:N	2.09	0.68
1:G:178:GLU:HB3	1:G:182:LYS:NZ	2.09	0.68
1:G:359:MET:HE1	2:J:404:GLN:HB3	1.74	0.68
2:L:109:PHE:HE2	2:L:336:ARG:HH12	1.41	0.68
2:D:132:LYS:HA	2:D:239:VAL:HA	1.76	0.68

Continued on next page...

Continued from previous page...

Atom-1	Atom-2	Interatomic distance (Å)	Clash overlap (Å)
2:D:370:ILE:HD12	3:D:501:ADP:H1'	1.74	0.68
2:J:58:VAL:O	2:J:62:MET:HG3	1.93	0.68
2:D:75:ILE:HA	2:D:357:VAL:O	1.93	0.68
1:G:300:PHE:HA	1:G:328:ILE:HG23	1.75	0.68
1:H:280:ASN:HD21	2:K:262:SER:HB2	1.59	0.68
2:J:304:LEU:HD22	2:J:308:SER:CB	2.24	0.68
2:L:197:LYS:HG2	2:L:198:ALA:N	2.08	0.68
2:L:391:THR:O	2:L:395:LEU:HG	1.94	0.68
1:A:201:LYS:HZ3	1:A:203:GLN:HG2	1.58	0.68
1:C:221:VAL:HG13	1:C:222:PRO:HD2	1.75	0.68
2:D:56:ALA:HB1	2:D:90:MET:HE2	1.76	0.68
2:D:409:ALA:HB2	2:D:426:ILE:HD13	1.74	0.68
2:E:138:ILE:O	2:E:193:ILE:HG23	1.93	0.68
2:J:39:PRO:CG	2:J:53:ARG:HB2	2.22	0.68
2:K:33:LEU:HD12	2:K:34:ASP:H	1.54	0.68
2:K:335:ILE:HD11	2:K:342:SER:HB2	1.76	0.68
1:B:18:HIS:O	1:B:21:VAL:HG12	1.94	0.68
1:C:338:ILE:HD11	1:C:351:PRO:HA	1.75	0.68
2:D:146:GLN:HE22	2:D:171:ILE:CB	2.07	0.68
1:I:96:MET:HE1	1:I:101:VAL:HG23	1.75	0.68
1:I:411:THR:HB	1:I:412:PRO:HD3	1.76	0.68
2:E:88:MET:O	2:E:92:GLN:HG2	1.94	0.67
2:E:138:ILE:HG13	2:E:233:GLN:HG3	1.77	0.67
1:H:39:LEU:HD22	3:H:501:ADP:N6	2.09	0.67
2:K:442:TYR:CE1	2:K:443:MET:HE2	2.29	0.67
2:L:148:ASP:HA	2:L:179:ILE:CD1	2.24	0.67
1:G:158:ILE:HG23	1:G:169:GLN:HB3	1.76	0.67
2:K:160:LYS:HD2	2:K:173:ASP:CA	2.24	0.67
2:K:272:VAL:O	2:K:276:ILE:HD12	1.95	0.67
2:F:189:ALA:HA	2:F:204:LYS:HB2	1.75	0.67
1:G:47:GLU:O	1:G:51:VAL:HG23	1.94	0.67
2:J:172:TYR:HE2	2:J:232:LEU:HB3	1.59	0.67
2:L:139:GLU:CG	2:L:192:VAL:HA	2.25	0.67
1:I:337:VAL:HA	1:I:345:THR:HA	1.77	0.67
2:L:132:LYS:HB3	2:L:237:GLU:HB3	1.76	0.67
2:F:136:GLU:C	2:K:158:VAL:HG11	2.19	0.67
1:G:436:LEU:HB3	2:L:55:ALA:HB2	1.75	0.67
2:J:422:GLN:HB2	2:J:424:ASP:OD1	1.93	0.67
2:L:166:THR:HG22	2:L:230:GLY:H	1.59	0.67
2:E:60:LEU:O	2:E:64:ARG:HG3	1.94	0.67
2:J:29:ARG:HA	2:J:92:GLN:OE1	1.94	0.67

Continued on next page...

Continued from previous page...

Atom-1	Atom-2	Interatomic distance (Å)	Clash overlap (Å)
2:J:391:THR:O	2:J:395:LEU:HG	1.94	0.67
2:K:412:VAL:CG1	2:K:428:ARG:HE	2.07	0.67
2:L:33:LEU:HA	2:L:39:PRO:CA	2.21	0.67
1:C:402:THR:CG2	1:C:404:ARG:HG2	2.25	0.67
2:D:190:GLY:N	2:D:204:LYS:HB3	2.08	0.67
1:H:202:ARG:HG3	1:H:202:ARG:O	1.95	0.67
1:H:338:ILE:H	1:H:338:ILE:HD12	1.59	0.67
1:I:389:GLU:HB3	1:I:427:LYS:HE3	1.76	0.67
2:F:360:THR:OG1	2:F:361:PRO:HD2	1.95	0.67
1:I:190:VAL:HG13	1:I:224:PRO:HG3	1.77	0.67
2:D:247:ILE:CG2	2:D:276:ILE:HD13	2.23	0.67
1:H:180:LEU:HG	1:H:185:VAL:HB	1.76	0.67
1:I:49:CYS:HA	1:I:52:ILE:HD13	1.76	0.67
2:L:138:ILE:HG23	2:L:195:ILE:HD12	1.77	0.67
1:A:298:VAL:CG2	1:A:326:ILE:HD12	2.23	0.67
1:C:156:HIS:CD2	1:C:171:LYS:HD3	2.30	0.67
1:C:298:VAL:HG13	1:C:326:ILE:HG23	1.77	0.67
1:C:436:LEU:CD2	2:E:54:ARG:HD3	2.25	0.67
2:E:140:GLY:O	2:E:163:LEU:HD22	1.94	0.67
1:G:308:ASP:OD2	1:G:310:GLU:HG3	1.95	0.67
1:I:124:ILE:HD11	1:I:291:ILE:HD12	1.76	0.67
2:K:234:LYS:CG	2:K:235:ARG:H	2.08	0.67
2:L:247:ILE:HG22	2:L:276:ILE:HD12	1.77	0.67
1:B:101:VAL:HG12	1:B:111:VAL:HG13	1.77	0.66
1:C:139:THR:OG1	1:C:158:ILE:HG13	1.94	0.66
2:F:391:THR:O	2:F:395:LEU:HG	1.95	0.66
1:H:402:THR:HG23	1:H:405:TYR:H	1.60	0.66
1:H:415:LEU:HA	1:H:418:LYS:CG	2.25	0.66
2:L:119:LEU:HD11	2:L:308:SER:HB3	1.77	0.66
1:B:221:VAL:HG23	1:B:222:PRO:HD2	1.77	0.66
1:C:135:VAL:CG1	1:C:138:LEU:HD13	2.25	0.66
2:D:63:ILE:CD1	2:D:323:VAL:HG21	2.25	0.66
2:D:385:ASP:O	2:D:389:VAL:HG13	1.95	0.66
2:F:160:LYS:HD2	2:F:171:ILE:CD1	2.25	0.66
1:H:133:GLY:HA2	1:H:224:PRO:HG2	1.77	0.66
1:I:324:ALA:HA	2:L:261:PHE:CZ	2.31	0.66
2:K:246:GLU:O	2:K:249:VAL:HG12	1.94	0.66
2:L:202:ILE:HG13	2:L:228:PRO:CG	2.26	0.66
2:L:334:ARG:NH1	2:L:339:SER:HA	2.09	0.66
1:B:233:GLU:HB3	1:B:235:ILE:HD11	1.77	0.66
1:G:399:THR:HG23	1:G:400:LYS:HD2	1.77	0.66

Continued on next page...

Continued from previous page...

Atom-1	Atom-2	Interatomic distance (Å)	Clash overlap (Å)
2:J:162:THR:OG1	2:J:171:ILE:HG22	1.95	0.66
2:J:190:GLY:H	2:J:204:LYS:HB3	1.60	0.66
2:K:136:GLU:O	2:K:138:ILE:HD12	1.96	0.66
2:K:176:THR:HA	2:K:179:ILE:HG22	1.77	0.66
2:K:273:ARG:HG3	2:K:273:ARG:HH11	1.60	0.66
2:L:161:LEU:N	2:L:171:ILE:HG23	2.10	0.66
1:A:437:PHE:CD2	2:F:355:LEU:HD22	2.30	0.66
1:G:68:LEU:HD12	1:G:328:ILE:HD11	1.77	0.66
1:G:436:LEU:HD13	2:L:55:ALA:CA	2.25	0.66
1:H:337:VAL:HG12	1:H:345:THR:HB	1.77	0.66
1:I:116:PHE:CZ	1:I:315:LEU:HD23	2.29	0.66
2:J:369:GLN:O	2:J:373:ILE:HG13	1.94	0.66
2:K:235:ARG:HH22	2:K:237:GLU:CG	2.08	0.66
2:L:405:LEU:HD22	2:L:429:VAL:CG1	2.25	0.66
1:B:63:GLY:HA3	2:E:22:ILE:HD11	1.76	0.66
1:C:126:GLU:HB3	1:C:128:LYS:NZ	2.11	0.66
1:C:395:GLY:O	1:C:399:THR:HG23	1.96	0.66
1:I:382:GLU:HG3	1:I:384:ILE:CD1	2.26	0.66
2:L:137:ILE:HG23	2:L:194:THR:CA	2.20	0.66
2:D:175:GLY:H	2:D:178:MET:HB2	1.61	0.66
2:F:136:GLU:O	2:F:195:ILE:HB	1.95	0.66
1:G:68:LEU:HD23	1:G:361:ILE:HB	1.76	0.66
1:I:317:ARG:NH1	1:I:317:ARG:HB2	2.11	0.66
2:J:50:LEU:HA	2:J:53:ARG:CG	2.26	0.66
1:B:129:GLU:HG3	1:B:231:LYS:CD	2.25	0.66
2:D:301:VAL:HG12	2:D:328:THR:CG2	2.26	0.66
2:F:104:ALA:O	2:F:107:GLU:HB2	1.96	0.66
1:H:350:ILE:CG2	1:H:354:LEU:HD22	2.25	0.66
1:H:418:LYS:NZ	1:H:423:ASP:HA	2.10	0.66
1:I:321:SER:HB3	2:L:260:LEU:CD1	2.25	0.66
2:J:63:ILE:CD1	2:J:323:VAL:HG21	2.25	0.66
2:J:382:MET:HB3	2:J:387:TYR:CE2	2.31	0.66
2:L:138:ILE:HG22	2:L:233:GLN:HG3	1.77	0.66
2:D:132:LYS:HB2	2:D:237:GLU:HB2	1.77	0.66
1:I:18:HIS:O	1:I:21:VAL:HG22	1.96	0.66
1:I:298:VAL:HG22	1:I:326:ILE:HG23	1.76	0.66
2:J:283:TRP:HA	2:J:286:GLU:HG3	1.76	0.66
2:K:195:ILE:CG2	2:K:197:LYS:HD2	2.26	0.66
2:D:303:MET:HE2	2:D:303:MET:HA	1.77	0.66
2:E:195:ILE:CG1	2:E:197:LYS:HD2	2.25	0.66
1:I:162:LYS:HA	1:I:167:THR:HA	1.78	0.66

Continued on next page...

Continued from previous page...

Atom-1	Atom-2	Interatomic distance (Å)	Clash overlap (Å)
1:I:163:THR:HG22	1:I:224:PRO:HB2	1.78	0.66
2:K:124:ARG:NH2	2:K:244:LEU:HD22	2.09	0.66
1:A:416:LEU:HD11	2:F:54:ARG:NH2	2.10	0.66
2:E:29:ARG:O	2:E:44:GLN:HG3	1.96	0.66
2:K:314:ARG:HH11	2:K:314:ARG:HG3	1.61	0.66
1:A:140:PRO:HA	1:A:157:VAL:HG13	1.78	0.65
2:D:235:ARG:O	2:D:236:LYS:HE2	1.95	0.65
2:F:375:CYS:HB3	2:F:380:VAL:CG2	2.25	0.65
2:L:60:LEU:CD1	2:L:90:MET:HG3	2.22	0.65
1:C:129:GLU:HG3	1:C:231:LYS:CD	2.26	0.65
2:D:99:PRO:HD3	2:D:292:ILE:CD1	2.25	0.65
2:E:416:ARG:HH12	2:E:418:GLY:HA3	1.62	0.65
2:F:33:LEU:CD2	2:F:57:GLY:HA3	2.27	0.65
1:H:61:MET:HE1	1:H:359:MET:SD	2.37	0.65
1:H:128:LYS:CE	1:H:234:ILE:HD12	2.27	0.65
2:J:75:ILE:HA	2:J:357:VAL:O	1.95	0.65
2:K:46:MET:HA	3:K:501:ADP:N1	2.11	0.65
2:L:269:LYS:HA	2:L:269:LYS:HE3	1.77	0.65
1:B:354:LEU:O	1:B:358:VAL:HG13	1.97	0.65
2:E:132:LYS:HE2	2:E:237:GLU:O	1.96	0.65
2:K:145:ILE:HD11	2:K:179:ILE:HG13	1.77	0.65
2:K:301:VAL:CG1	2:K:328:THR:HB	2.26	0.65
2:K:414:ARG:HD2	2:K:414:ARG:N	2.10	0.65
2:L:350:LEU:O	2:L:350:LEU:HD23	1.95	0.65
1:A:127:THR:HG23	1:A:231:LYS:HB2	1.77	0.65
1:A:386:ILE:HD13	1:A:391:LEU:HD13	1.79	0.65
1:G:88:GLY:O	1:G:91:VAL:HG23	1.96	0.65
1:I:48:ALA:O	1:I:52:ILE:HD12	1.95	0.65
1:B:135:VAL:HG13	1:B:159:ILE:HD11	1.78	0.65
2:E:139:GLU:OE1	2:E:192:VAL:CG1	2.45	0.65
2:E:368:LYS:O	2:E:372:ARG:HG3	1.96	0.65
1:G:354:LEU:O	1:G:354:LEU:HD23	1.97	0.65
1:H:432:GLU:O	1:H:436:LEU:HG	1.96	0.65
2:J:360:THR:OG1	2:J:361:PRO:HD2	1.95	0.65
2:L:246:GLU:O	2:L:249:VAL:HG12	1.96	0.65
1:A:356:ASP:O	2:D:400:ARG:HD2	1.96	0.65
2:E:130:ARG:O	2:E:130:ARG:HG2	1.96	0.65
2:E:161:LEU:HB2	2:E:174:LEU:HD23	1.79	0.65
2:E:301:VAL:HG21	2:E:326:MET:SD	2.37	0.65
2:F:31:LEU:HD21	2:F:56:ALA:CB	2.26	0.65
1:H:355:LEU:O	1:H:358:VAL:HG12	1.97	0.65

Continued on next page...

Continued from previous page...

Atom-1	Atom-2	Interatomic distance (Å)	Clash overlap (Å)
1:I:216:GLU:OE2	1:I:222:PRO:HB3	1.97	0.65
2:J:380:VAL:CG1	2:J:382:MET:HE1	2.26	0.65
2:K:137:ILE:HG12	2:K:139:GLU:OE1	1.97	0.65
2:F:138:ILE:HG13	2:K:158:VAL:HG22	1.78	0.65
1:G:18:HIS:HA	1:G:20:HIS:CE1	2.32	0.65
2:J:388:THR:O	2:J:391:THR:HG22	1.95	0.65
2:J:434:LEU:HD22	2:J:438:ARG:NH1	2.12	0.65
2:L:94:LEU:HD22	2:L:98:THR:HG21	1.79	0.65
1:A:157:VAL:HB	1:A:172:LEU:CD1	2.26	0.65
1:B:158:ILE:HA	1:B:170:LEU:O	1.97	0.65
1:B:175:SER:O	1:B:178:GLU:HG3	1.97	0.65
2:F:173:ASP:OD2	2:K:171:ILE:HB	1.96	0.65
1:G:384:ILE:HD12	1:G:414:ASN:ND2	2.12	0.65
2:L:50:LEU:O	2:L:54:ARG:HG3	1.96	0.65
1:B:117:ARG:HH12	2:E:262:SER:HB3	1.58	0.65
1:B:271:ILE:HA	1:B:275:LEU:HD11	1.79	0.65
2:D:390:LEU:CD2	2:D:406:ILE:HG12	2.25	0.65
2:L:46:MET:CE	2:L:86:ILE:HA	2.27	0.65
2:L:414:ARG:HB3	2:L:414:ARG:HH11	1.60	0.65
1:A:176:ILE:HA	1:A:179:SER:OG	1.97	0.65
1:B:61:MET:HA	1:B:61:MET:HE2	1.79	0.65
2:F:161:LEU:CD2	2:F:174:LEU:HD11	2.19	0.65
1:I:26:LEU:HD23	1:I:26:LEU:H	1.62	0.65
2:J:60:LEU:HD11	2:J:90:MET:HG3	1.78	0.65
2:K:60:LEU:HA	2:K:63:ILE:HD12	1.78	0.65
2:K:146:GLN:H	2:K:161:LEU:HD12	1.60	0.65
2:D:134:GLU:HG2	2:D:235:ARG:HD3	1.79	0.64
1:I:58:SER:HB2	1:I:60:LYS:HG2	1.78	0.64
1:I:214:ASP:HB3	1:I:220:TYR:CG	2.32	0.64
2:E:176:THR:O	2:E:179:ILE:HG22	1.97	0.64
2:E:305:ASP:HA	2:E:336:ARG:HB2	1.80	0.64
1:H:12:THR:HA	1:H:15:ILE:HG22	1.79	0.64
1:H:113:MET:HE2	2:K:261:PHE:CA	2.24	0.64
1:H:138:LEU:HG	1:H:159:ILE:HG23	1.79	0.64
2:J:132:LYS:HB3	2:J:239:VAL:HG12	1.78	0.64
2:J:177:LYS:HG3	2:J:178:MET:HE2	1.75	0.64
2:K:145:ILE:HD11	2:K:179:ILE:CG1	2.26	0.64
2:K:147:ILE:HA	2:K:179:ILE:CD1	2.27	0.64
2:K:371:LEU:HD13	2:K:390:LEU:HD23	1.79	0.64
1:G:106:ILE:HD11	2:L:314:ARG:HH12	1.61	0.64
1:G:371:MET:HE1	1:G:399:THR:CA	2.27	0.64

Continued on next page...

Continued from previous page...

Atom-1	Atom-2	Interatomic distance (Å)	Clash overlap (Å)
1:H:300:PHE:HD1	1:H:328:ILE:HG22	1.62	0.64
1:I:52:ILE:HA	1:I:55:LEU:HD13	1.79	0.64
1:I:373:GLN:O	1:I:377:ILE:HG12	1.97	0.64
2:K:195:ILE:O	2:K:196:ASP:HB2	1.98	0.64
2:L:46:MET:HE1	2:L:86:ILE:HA	1.78	0.64
2:D:50:LEU:HD23	2:D:50:LEU:H	1.61	0.64
2:D:335:ILE:HD11	2:D:342:SER:HB2	1.79	0.64
2:F:159:GLY:O	2:K:171:ILE:HD11	1.98	0.64
2:K:130:ARG:HG3	2:K:239:VAL:HG23	1.78	0.64
1:C:300:PHE:HD1	1:C:328:ILE:HG23	1.63	0.64
1:H:48:ALA:CB	2:K:432:LEU:HD22	2.22	0.64
2:K:82:GLY:O	2:K:86:ILE:HG12	1.98	0.64
1:C:66:VAL:HB	1:C:328:ILE:HG13	1.80	0.64
1:H:437:PHE:HE2	2:J:355:LEU:HB3	1.61	0.64
2:J:33:LEU:HG	2:J:39:PRO:HD3	1.79	0.64
2:K:363:SER:HB3	2:K:366:ASP:OD1	1.98	0.64
2:L:168:MET:HE3	2:L:169:GLU:N	2.06	0.64
1:C:52:ILE:HD11	2:F:433:PHE:CE2	2.32	0.64
1:C:170:LEU:HD12	1:C:170:LEU:O	1.97	0.64
2:D:92:GLN:OE1	2:D:92:GLN:HA	1.96	0.64
2:D:186:LYS:NZ	2:D:201:LYS:HD2	2.13	0.64
2:D:189:ALA:HA	2:D:204:LYS:HG2	1.78	0.64
1:G:74:THR:OG1	1:G:363:THR:HG21	1.97	0.64
1:G:447:LEU:HD11	2:L:329:ASN:HA	1.79	0.64
1:H:430:VAL:HA	1:H:433:ILE:HG22	1.79	0.64
2:K:137:ILE:HG13	2:K:194:THR:HA	1.79	0.64
2:L:148:ASP:HB3	2:L:179:ILE:CG2	2.26	0.64
1:B:173:ASP:H	1:B:176:ILE:CG2	2.10	0.64
1:C:404:ARG:O	1:C:408:GLN:HG2	1.97	0.64
2:F:195:ILE:O	2:F:197:LYS:HG2	1.98	0.64
1:H:127:THR:HA	1:H:233:GLU:HA	1.80	0.64
1:I:74:THR:HB	1:I:363:THR:CG2	2.28	0.64
2:J:297:PHE:HD1	2:J:325:ILE:HG22	1.62	0.64
2:J:400:ARG:NH1	3:J:501:ADP:O2A	2.31	0.64
2:L:194:THR:HG21	2:L:197:LYS:HD3	1.80	0.64
1:C:207:ASP:OD2	1:C:216:GLU:HG2	1.98	0.64
1:H:374:ILE:HG12	3:H:501:ADP:C2	2.32	0.64
1:H:396:GLU:OE1	1:H:396:GLU:HA	1.98	0.64
1:I:51:VAL:HG12	1:I:55:LEU:HD11	1.79	0.64
2:J:140:GLY:O	2:J:163:LEU:HD22	1.98	0.64
2:K:127:ILE:HG21	2:K:244:LEU:HD12	1.77	0.64

Continued on next page...

Continued from previous page...

Atom-1	Atom-2	Interatomic distance (Å)	Clash overlap (Å)
2:L:193:ILE:HG13	2:L:199:THR:OG1	1.98	0.64
2:D:137:ILE:CD1	2:D:236:LYS:HG3	2.27	0.64
2:D:304:LEU:HD22	2:D:308:SER:CB	2.28	0.64
2:E:295:VAL:CG1	2:E:325:ILE:HD12	2.28	0.64
2:F:31:LEU:HD22	2:F:60:LEU:HD12	1.79	0.64
1:G:107:LYS:HB2	1:G:109:THR:HG22	1.78	0.64
2:K:33:LEU:CD1	2:K:34:ASP:N	2.53	0.64
1:A:172:LEU:CD1	1:A:177:PHE:HB2	2.29	0.63
1:C:162:LYS:NZ	1:C:223:LEU:HD21	2.13	0.63
2:E:360:THR:OG1	2:E:361:PRO:HD2	1.97	0.63
1:H:8:SER:OG	1:H:10:THR:HG22	1.98	0.63
1:H:243:LEU:HD22	1:H:279:ILE:HD12	1.80	0.63
1:I:24:LEU:HD23	1:I:82:ALA:HB1	1.80	0.63
1:I:42:GLN:HE22	1:I:363:THR:HA	1.63	0.63
1:A:90:LYS:H	1:A:90:LYS:CE	2.11	0.63
1:C:76:LYS:HD2	1:C:330:ALA:HB1	1.80	0.63
1:C:135:VAL:HG11	1:C:138:LEU:HD13	1.81	0.63
1:C:189:ASP:HA	1:C:205:ARG:HA	1.79	0.63
1:H:411:THR:O	1:H:415:LEU:HD13	1.97	0.63
1:A:137:GLU:O	1:A:159:ILE:HG13	1.99	0.63
1:B:90:LYS:H	1:B:90:LYS:CE	2.11	0.63
1:B:100:GLU:OE2	2:D:314:ARG:NH1	2.25	0.63
2:F:119:LEU:HD11	2:F:308:SER:HB3	1.81	0.63
1:I:156:HIS:HD2	1:I:158:ILE:HG13	1.63	0.63
1:I:350:ILE:HB	1:I:355:LEU:HG	1.80	0.63
2:J:371:LEU:CD2	2:J:390:LEU:HB3	2.27	0.63
2:F:173:ASP:HB2	2:K:160:LYS:HE3	1.79	0.63
2:F:185:ASP:CG	2:F:201:LYS:HG2	2.24	0.63
2:F:428:ARG:HG2	2:F:428:ARG:HH11	1.63	0.63
1:H:122:LEU:HD21	1:H:283:VAL:HG13	1.80	0.63
1:I:275:LEU:HD23	1:I:276:ARG:H	1.63	0.63
2:L:414:ARG:HB3	2:L:414:ARG:NH1	2.13	0.63
1:B:205:ARG:O	1:B:221:VAL:HG12	1.98	0.63
2:F:60:LEU:HD11	2:F:90:MET:HG2	1.81	0.63
1:H:373:GLN:O	1:H:377:ILE:HG12	1.98	0.63
1:C:215:LEU:HB2	1:C:218:GLU:OE2	1.99	0.63
2:E:165:THR:HG22	2:E:228:PRO:O	1.99	0.63
1:G:303:GLU:OE2	2:L:348:ILE:HG22	1.98	0.63
1:H:66:VAL:HB	1:H:328:ILE:HG12	1.79	0.63
2:K:130:ARG:CG	2:K:239:VAL:HG23	2.29	0.63
1:G:376:LYS:HD3	1:G:391:LEU:HG	1.81	0.63

Continued on next page...

Continued from previous page...

Atom-1	Atom-2	Interatomic distance (Å)	Clash overlap (Å)
1:G:432:GLU:OE1	1:G:432:GLU:HA	1.98	0.63
2:K:165:THR:HG22	2:K:228:PRO:O	1.99	0.63
2:L:257:PHE:CE1	2:L:258:LEU:HD12	2.33	0.63
1:B:402:THR:HG23	1:B:405:TYR:H	1.64	0.63
2:D:34:ASP:HB2	2:D:40:ARG:HG3	1.80	0.63
2:E:306:ILE:HD12	2:E:335:ILE:HD11	1.80	0.63
2:D:186:LYS:HG2	2:D:201:LYS:HA	1.81	0.63
2:F:160:LYS:HD2	2:F:171:ILE:HG13	1.81	0.63
1:H:183:GLU:O	1:H:202:ARG:HD2	1.99	0.63
1:A:124:ILE:CG2	1:A:236:GLN:HB2	2.25	0.62
1:A:357:ARG:HG2	1:A:357:ARG:HH11	1.62	0.62
1:C:125:LYS:HB3	1:C:235:ILE:HG22	1.81	0.62
2:E:195:ILE:O	2:E:196:ASP:HB2	1.98	0.62
1:I:389:GLU:H	1:I:389:GLU:CD	2.06	0.62
2:K:412:VAL:HG21	2:K:429:VAL:HG13	1.81	0.62
1:A:130:VAL:CG1	1:A:234:ILE:HD11	2.30	0.62
1:A:365:LEU:O	1:A:366:TYR:HB2	1.98	0.62
2:E:247:ILE:HG21	2:E:276:ILE:HG21	1.81	0.62
1:G:65:ALA:HB3	1:G:358:VAL:HG23	1.80	0.62
1:G:124:ILE:HD11	1:G:286:TYR:HD2	1.64	0.62
1:A:58:SER:OG	1:A:60:LYS:HG3	1.99	0.62
1:A:284:ASN:HB2	2:D:257:PHE:CE1	2.34	0.62
1:B:55:LEU:HD13	1:B:61:MET:CE	2.28	0.62
1:C:225:LYS:HE3	1:C:225:LYS:HA	1.81	0.62
2:D:186:LYS:HZ2	2:D:201:LYS:HD2	1.64	0.62
2:D:301:VAL:HG12	2:D:328:THR:HG23	1.82	0.62
1:G:185:VAL:HG11	1:G:191:ILE:HD13	1.80	0.62
1:H:373:GLN:H	1:H:373:GLN:CD	2.07	0.62
1:I:66:VAL:HG23	1:I:326:ILE:HD11	1.80	0.62
1:I:124:ILE:HG23	1:I:236:GLN:HB2	1.79	0.62
2:J:28:ILE:HG22	2:J:28:ILE:O	1.97	0.62
2:K:75:ILE:HG23	2:K:357:VAL:CG2	2.30	0.62
1:B:26:LEU:HD22	1:B:31:LEU:O	1.98	0.62
1:B:338:ILE:HB	1:B:341:THR:CG2	2.29	0.62
2:E:135:THR:HG23	2:E:195:ILE:HG23	1.81	0.62
2:F:233:GLN:HG3	2:K:158:VAL:CG1	2.29	0.62
2:F:268:ILE:HG12	2:F:273:ARG:HH21	1.64	0.62
2:J:49:GLN:O	2:J:53:ARG:HG3	1.99	0.62
2:K:41:GLN:O	2:K:47:VAL:HA	1.99	0.62
2:L:328:THR:HG21	2:L:344:HIS:HB3	1.82	0.62
1:C:102:TYR:O	1:C:102:TYR:CD1	2.51	0.62

Continued on next page...

Continued from previous page...

Atom-1	Atom-2	Interatomic distance (Å)	Clash overlap (Å)
1:G:342:GLU:O	1:G:342:GLU:HG2	1.99	0.62
2:J:268:ILE:CB	2:J:273:ARG:HH22	2.11	0.62
2:K:382:MET:CB	2:K:421:VAL:HG23	2.29	0.62
2:K:390:LEU:HD21	2:K:406:ILE:HG13	1.81	0.62
1:C:164:ALA:HB3	1:C:226:GLY:H	1.63	0.62
1:C:285:LYS:HE2	1:C:289:GLN:OE1	1.99	0.62
2:F:136:GLU:O	2:K:158:VAL:HG11	1.98	0.62
1:G:357:ARG:HH11	1:G:357:ARG:HG3	1.64	0.62
1:G:418:LYS:HD2	1:G:418:LYS:C	2.25	0.62
1:H:207:ASP:OD2	1:H:222:PRO:HB3	1.99	0.62
2:J:194:THR:HB	2:J:197:LYS:HB2	1.80	0.62
1:A:168:LYS:NZ	1:A:170:LEU:HB3	2.14	0.62
1:B:192:TYR:CB	1:B:232:LYS:HZ1	2.12	0.62
2:D:29:ARG:NH1	2:D:29:ARG:HB2	2.15	0.62
2:D:347:PRO:HB2	2:D:349:ASP:OD1	1.99	0.62
2:F:350:LEU:O	2:F:354:LEU:HG	2.00	0.62
1:H:71:PRO:HG2	1:H:365:LEU:CD2	2.28	0.62
1:I:212:GLU:OE1	1:I:213:PHE:HB2	1.99	0.62
1:I:218:GLU:CG	1:I:219:GLU:H	2.12	0.62
2:K:145:ILE:HD13	2:K:182:LEU:HD23	1.82	0.62
2:L:119:LEU:CD1	2:L:308:SER:HB3	2.30	0.62
2:L:305:ASP:HA	2:L:336:ARG:HB2	1.81	0.62
1:A:386:ILE:CD1	1:A:391:LEU:HD13	2.30	0.62
1:C:61:MET:HA	1:C:61:MET:CE	2.24	0.62
1:C:324:ALA:HA	2:F:261:PHE:CZ	2.34	0.62
2:E:38:GLU:OE1	2:E:38:GLU:HA	1.97	0.62
2:E:129:VAL:CG2	2:E:289:ALA:HB1	2.29	0.62
2:E:132:LYS:HD3	2:E:237:GLU:CB	2.18	0.62
1:G:80:ALA:HB2	1:G:328:ILE:HD13	1.82	0.62
2:K:382:MET:HB3	2:K:421:VAL:HG23	1.82	0.62
1:B:341:THR:OG1	1:B:344:ILE:HD12	2.00	0.62
1:H:162:LYS:CG	1:H:223:LEU:HD11	2.30	0.62
1:I:134:GLU:HB2	1:I:190:VAL:CG2	2.28	0.62
1:I:354:LEU:O	1:I:358:VAL:HG13	1.99	0.62
2:J:167:GLU:O	2:J:168:MET:HG2	2.00	0.62
2:K:160:LYS:HD2	2:K:172:TYR:C	2.25	0.62
2:F:189:ALA:HB1	2:F:203:SER:HA	1.82	0.62
1:G:103:SER:OG	1:G:106:ILE:HG13	2.00	0.62
2:J:239:VAL:O	2:J:239:VAL:HG23	2.00	0.62
2:L:197:LYS:CG	2:L:198:ALA:H	2.09	0.62
1:A:24:LEU:HD23	1:A:46:ARG:HG3	1.81	0.61

Continued on next page...

Continued from previous page...

Atom-1	Atom-2	Interatomic distance (Å)	Clash overlap (Å)
2:E:80:GLY:HA2	3:E:501:ADP:O1A	1.99	0.61
2:F:281:ALA:HA	2:F:284:ARG:HG2	1.81	0.61
1:H:157:VAL:HG22	1:H:157:VAL:O	2.00	0.61
1:C:374:ILE:HD13	3:C:501:ADP:C4	2.34	0.61
2:D:107:GLU:HG3	2:D:107:GLU:O	1.99	0.61
2:F:139:GLU:OE2	2:F:228:PRO:HB2	2.00	0.61
2:F:173:ASP:HB3	2:K:171:ILE:HG13	1.83	0.61
1:G:127:THR:HA	1:G:233:GLU:HA	1.82	0.61
1:I:189:ASP:HA	1:I:205:ARG:HA	1.81	0.61
1:I:193:ILE:HG23	1:I:200:VAL:HG22	1.81	0.61
1:I:341:THR:CB	1:I:344:ILE:HD12	2.31	0.61
2:J:191:ASP:HA	2:J:200:GLY:O	2.00	0.61
2:K:80:GLY:HA2	3:K:501:ADP:O1A	2.00	0.61
1:C:344:ILE:H	1:C:344:ILE:HD12	1.63	0.61
2:D:300:GLU:OE1	2:D:300:GLU:HA	2.00	0.61
2:E:186:LYS:HG3	2:E:189:ALA:HB2	1.82	0.61
2:F:173:ASP:HB3	2:K:171:ILE:CD1	2.29	0.61
1:G:350:ILE:HG22	1:G:351:PRO:HD2	1.81	0.61
1:H:125:LYS:CG	1:H:235:ILE:HG22	2.29	0.61
1:I:47:GLU:OE1	2:L:428:ARG:HD2	1.99	0.61
2:J:180:GLU:HG3	2:J:184:LYS:HE2	1.82	0.61
2:K:75:ILE:HG23	2:K:357:VAL:HG23	1.80	0.61
2:L:78:GLN:CD	2:L:79:PRO:HD3	2.23	0.61
1:A:170:LEU:HD12	1:A:170:LEU:O	1.99	0.61
1:B:104:THR:HG23	2:D:116:THR:CG2	2.28	0.61
1:B:158:ILE:CG2	1:B:169:GLN:HB3	2.29	0.61
2:F:173:ASP:O	2:F:174:LEU:HD23	2.00	0.61
1:G:117:ARG:HH22	1:G:276:ARG:CD	2.06	0.61
1:I:173:ASP:N	1:I:176:ILE:HD12	2.15	0.61
1:I:362:ARG:HD2	2:L:434:LEU:HD11	1.82	0.61
2:K:295:VAL:HG22	2:K:323:VAL:CG1	2.29	0.61
2:L:147:ILE:HA	2:L:179:ILE:CD1	2.31	0.61
2:L:350:LEU:HD23	2:L:354:LEU:HD13	1.81	0.61
1:A:125:LYS:HG2	1:A:235:ILE:HG22	1.83	0.61
2:E:88:MET:HE2	2:E:88:MET:CA	2.27	0.61
2:L:338:THR:HG22	2:L:339:SER:N	2.16	0.61
1:A:284:ASN:HB2	2:D:257:PHE:CD1	2.35	0.61
1:C:7:LYS:H	1:C:7:LYS:HD2	1.66	0.61
1:C:102:TYR:HE1	2:E:306:ILE:HG23	1.65	0.61
2:F:288:LYS:HD3	2:F:288:LYS:N	2.15	0.61
1:I:118:ARG:HH21	1:I:241:HIS:HE1	1.49	0.61

Continued on next page...

Continued from previous page...

Atom-1	Atom-2	Interatomic distance (Å)	Clash overlap (Å)
1:I:280:ASN:OD1	2:L:258:LEU:HD13	2.00	0.61
1:I:333:ARG:HG3	1:I:333:ARG:HH11	1.64	0.61
2:J:104:ALA:HA	2:J:299:ASP:OD1	2.00	0.61
2:J:111:LEU:C	2:J:111:LEU:HD12	2.25	0.61
2:J:346:ILE:HB	2:J:351:LEU:HD13	1.82	0.61
2:L:247:ILE:CG2	2:L:276:ILE:HG23	2.29	0.61
1:C:133:GLY:HA2	1:C:163:THR:CG2	2.31	0.61
1:C:375:ILE:CG2	1:C:394:LEU:HD23	2.30	0.61
1:H:163:THR:OG1	1:H:228:VAL:HG22	2.00	0.61
1:I:189:ASP:OD1	1:I:205:ARG:HG2	1.99	0.61
2:J:50:LEU:HG	2:J:53:ARG:HD3	1.81	0.61
2:K:142:VAL:HG23	2:K:188:GLN:CB	2.29	0.61
2:L:40:ARG:O	2:L:40:ARG:CG	2.49	0.61
2:L:43:SER:HB2	2:L:44:GLN:OE1	2.00	0.61
1:B:102:TYR:O	2:D:307:GLU:HG2	1.99	0.61
1:C:343:ASP:OD1	1:C:344:ILE:HD12	2.00	0.61
2:D:416:ARG:NH1	2:D:418:GLY:HA3	2.16	0.61
2:F:31:LEU:HD22	2:F:60:LEU:CD1	2.31	0.61
1:G:176:ILE:HD11	1:G:198:GLY:HA2	1.81	0.61
1:I:60:LYS:HD2	1:I:60:LYS:N	2.15	0.61
2:J:131:ILE:HG13	2:J:131:ILE:O	1.99	0.61
2:J:400:ARG:NH2	3:J:501:ADP:O3A	2.34	0.61
2:K:243:SER:OG	2:K:246:GLU:HG2	2.01	0.61
1:A:274:LYS:O	1:A:278:GLU:HG2	2.01	0.61
2:F:130:ARG:HG3	2:F:239:VAL:HB	1.80	0.61
1:H:244:ASP:OD2	1:H:276:ARG:HG3	2.01	0.61
2:J:33:LEU:HD22	2:J:57:GLY:HA3	1.83	0.61
1:B:185:VAL:HG11	1:B:191:ILE:HD13	1.83	0.61
1:C:419:ILE:HD13	2:E:37:LEU:HD22	1.83	0.61
2:F:173:ASP:CG	2:K:171:ILE:HD12	2.25	0.61
2:F:193:ILE:HA	2:F:199:THR:HA	1.83	0.61
1:G:68:LEU:CD1	1:G:328:ILE:HD11	2.31	0.61
1:H:134:GLU:HG3	1:H:206:CYS:HB2	1.83	0.61
1:I:71:PRO:HG2	1:I:74:THR:HG21	1.83	0.61
1:I:133:GLY:HA2	1:I:224:PRO:HG2	1.82	0.61
2:K:60:LEU:O	2:K:64:ARG:HG2	2.00	0.61
2:L:161:LEU:HD22	2:L:174:LEU:CD2	2.31	0.61
2:L:347:PRO:HB2	2:L:349:ASP:OD1	2.01	0.61
1:C:128:LYS:CG	1:C:234:ILE:HD11	2.31	0.60
2:D:37:LEU:HD22	2:D:54:ARG:HE	1.66	0.60
2:D:46:MET:HE1	2:D:86:ILE:HA	1.83	0.60

Continued on next page...

Continued from previous page...

Atom-1	Atom-2	Interatomic distance (Å)	Clash overlap (Å)
2:F:247:ILE:CG2	2:F:276:ILE:HD12	2.30	0.60
1:H:337:VAL:HA	1:H:345:THR:HA	1.83	0.60
1:I:53:VAL:O	1:I:57:LYS:HG2	2.01	0.60
1:I:164:ALA:HB3	1:I:226:GLY:H	1.66	0.60
1:B:186:GLU:CD	1:B:187:ALA:H	2.09	0.60
1:B:190:VAL:CG1	1:B:221:VAL:CG1	2.79	0.60
2:D:139:GLU:HG3	2:D:228:PRO:HB3	1.83	0.60
2:F:138:ILE:O	2:F:193:ILE:HB	2.01	0.60
2:F:188:GLN:HG3	2:F:204:LYS:HG3	1.83	0.60
1:G:371:MET:HE1	1:G:399:THR:HB	1.82	0.60
1:G:440:ALA:HB1	2:L:351:LEU:HD21	1.82	0.60
1:H:240:LEU:H	1:H:240:LEU:HD12	1.66	0.60
1:H:354:LEU:O	1:H:354:LEU:HD23	2.00	0.60
1:I:49:CYS:HA	1:I:52:ILE:CD1	2.30	0.60
2:K:145:ILE:HD12	2:K:161:LEU:CD1	2.31	0.60
2:L:338:THR:CG2	2:L:339:SER:N	2.65	0.60
1:A:113:MET:HE1	2:D:262:SER:HA	1.82	0.60
1:A:113:MET:HE1	2:D:262:SER:HB3	1.83	0.60
1:C:308:ASP:HB3	1:C:310:GLU:OE2	2.01	0.60
2:D:74:LEU:HB3	2:D:356:ILE:HG12	1.81	0.60
2:D:140:GLY:HA3	2:D:163:LEU:HB3	1.83	0.60
2:E:236:LYS:HD2	2:E:236:LYS:C	2.25	0.60
1:H:17:SER:HA	1:H:378:ARG:NH1	2.16	0.60
2:J:124:ARG:HE	2:J:273:ARG:HG2	1.66	0.60
2:L:142:VAL:O	2:L:188:GLN:HG3	2.01	0.60
2:L:148:ASP:H	2:L:159:GLY:HA3	1.66	0.60
2:L:413:CYS:SG	2:L:421:VAL:HA	2.41	0.60
1:B:127:THR:HB	1:B:233:GLU:OE2	2.01	0.60
1:B:209:TYR:HB2	1:B:220:TYR:HE2	1.66	0.60
1:B:389:GLU:HB3	1:B:427:LYS:HE2	1.82	0.60
2:D:145:ILE:HG22	2:D:147:ILE:HG23	1.83	0.60
1:G:67:LEU:HD12	1:G:68:LEU:N	2.16	0.60
1:H:178:GLU:O	1:H:182:LYS:HG2	2.01	0.60
2:K:247:ILE:CG2	2:K:276:ILE:CG2	2.72	0.60
2:L:338:THR:CG2	2:L:339:SER:H	2.15	0.60
2:L:367:THR:HG23	2:L:399:LEU:HD11	1.81	0.60
1:A:362:ARG:HB3	2:D:434:LEU:HD11	1.84	0.60
2:D:146:GLN:CD	2:D:160:LYS:HB3	2.26	0.60
2:D:186:LYS:HD3	2:D:189:ALA:CB	2.32	0.60
2:D:412:VAL:HG12	2:D:425:ASP:OD2	2.02	0.60
1:G:227:ASP:O	1:G:230:LYS:HG2	2.02	0.60

Continued on next page...

Continued from previous page...

Atom-1	Atom-2	Interatomic distance (Å)	Clash overlap (Å)
2:J:33:LEU:HD12	2:J:39:PRO:HB3	1.84	0.60
1:A:127:THR:CG2	1:A:231:LYS:HB2	2.31	0.60
1:B:271:ILE:N	1:B:275:LEU:HD21	2.17	0.60
1:B:369:GLN:H	1:B:369:GLN:CD	2.09	0.60
2:D:186:LYS:H	2:D:201:LYS:HG2	1.67	0.60
2:E:82:GLY:O	2:E:86:ILE:HG12	2.01	0.60
1:I:48:ALA:HB1	1:I:361:ILE:HD12	1.83	0.60
2:L:55:ALA:O	2:L:58:VAL:HG22	2.02	0.60
2:L:304:LEU:HD22	2:L:308:SER:HB2	1.84	0.60
2:L:306:ILE:CG2	2:L:337:GLY:HA3	2.26	0.60
1:A:106:ILE:HG22	1:A:110:GLU:OE1	2.01	0.60
1:B:157:VAL:HB	1:B:172:LEU:HB2	1.82	0.60
1:B:206:CYS:HA	1:B:221:VAL:O	2.01	0.60
1:C:125:LYS:HG3	1:C:233:GLU:OE2	2.02	0.60
2:E:164:LYS:HG3	2:E:169:GLU:HB2	1.82	0.60
2:F:162:THR:HG22	2:F:171:ILE:HG22	1.82	0.60
2:F:251:ASN:CG	2:F:276:ILE:HD11	2.26	0.60
1:H:287:ILE:HD11	1:H:294:LEU:HD11	1.84	0.60
2:J:412:VAL:O	2:J:415:LYS:HB3	2.01	0.60
1:A:357:ARG:HG2	1:A:357:ARG:NH1	2.16	0.60
2:F:180:GLU:O	2:F:184:LYS:HG3	2.02	0.60
1:G:90:LYS:CG	1:G:237:ASP:OD2	2.45	0.60
1:H:113:MET:HE2	2:K:261:PHE:O	2.01	0.60
1:I:178:GLU:O	1:I:182:LYS:HG3	2.02	0.60
1:A:24:LEU:CD2	1:A:46:ARG:HG3	2.32	0.60
1:A:63:GLY:HA3	1:A:357:ARG:HH21	1.67	0.60
1:A:274:LYS:HE3	1:A:274:LYS:CA	2.23	0.60
1:A:275:LEU:HD12	1:A:275:LEU:O	2.02	0.60
1:B:90:LYS:HE2	1:B:90:LYS:N	2.17	0.60
1:C:162:LYS:HE3	1:C:223:LEU:HD21	1.82	0.60
1:C:337:VAL:HG12	1:C:338:ILE:O	2.02	0.60
2:E:49:GLN:O	2:E:53:ARG:HG3	2.02	0.60
2:E:146:GLN:H	2:E:161:LEU:HD12	1.67	0.60
2:F:127:ILE:HG22	2:F:244:LEU:HD23	1.84	0.60
2:F:138:ILE:O	2:F:138:ILE:HG22	2.01	0.60
1:G:189:ASP:HA	1:G:205:ARG:HA	1.84	0.60
1:A:274:LYS:HA	1:A:274:LYS:CE	2.26	0.59
1:I:221:VAL:CG2	1:I:222:PRO:HD2	2.31	0.59
2:K:71:ARG:NH2	2:K:355:LEU:HD21	2.17	0.59
1:B:48:ALA:O	1:B:52:ILE:HG12	2.03	0.59
2:D:158:VAL:HG12	2:D:176:THR:HA	1.83	0.59

Continued on next page...

Continued from previous page...

Atom-1	Atom-2	Interatomic distance (Å)	Clash overlap (Å)
2:E:247:ILE:CG2	2:E:276:ILE:HG21	2.32	0.59
2:E:283:TRP:HB3	2:E:288:LYS:HB3	1.84	0.59
2:F:72:ALA:HB3	2:F:354:LEU:CD2	2.32	0.59
1:H:31:LEU:CD1	1:H:32:ALA:H	2.03	0.59
2:J:247:ILE:CG2	2:J:276:ILE:HD12	2.31	0.59
2:K:129:VAL:HG22	2:K:291:ILE:HD13	1.83	0.59
1:A:134:GLU:HB3	1:A:162:LYS:HB3	1.83	0.59
2:D:161:LEU:CB	2:D:174:LEU:HD11	2.19	0.59
2:E:416:ARG:HG3	2:E:416:ARG:HH11	1.67	0.59
2:F:141:GLU:HB3	2:F:164:LYS:HG3	1.84	0.59
1:H:117:ARG:NH1	1:H:276:ARG:HG2	2.17	0.59
1:H:125:LYS:HG2	1:H:235:ILE:HG22	1.84	0.59
1:H:419:ILE:HD12	2:J:37:LEU:CD1	2.32	0.59
1:I:371:MET:HE3	1:I:399:THR:N	2.16	0.59
2:K:101:THR:CG2	2:K:125:ARG:HD2	2.29	0.59
2:L:368:LYS:HG2	2:L:391:THR:OG1	2.02	0.59
1:A:109:THR:CG2	2:D:111:LEU:HD22	2.33	0.59
1:B:323:ILE:HD11	2:E:258:LEU:HG	1.84	0.59
1:C:191:ILE:HG23	1:C:201:LYS:O	2.03	0.59
2:D:363:SER:O	2:D:367:THR:HG23	2.02	0.59
2:E:131:ILE:HG23	2:E:288:LYS:HG3	1.83	0.59
2:E:188:GLN:OE1	2:E:204:LYS:HD3	2.01	0.59
2:F:165:THR:OG1	2:F:232:LEU:HG	2.01	0.59
1:G:236:GLN:OE1	1:G:236:GLN:HA	2.01	0.59
2:J:41:GLN:O	2:J:47:VAL:HA	2.02	0.59
2:J:412:VAL:HG13	2:J:425:ASP:HB3	1.83	0.59
2:K:170:THR:OG1	2:K:232:LEU:HD13	2.03	0.59
2:L:160:LYS:CG	2:L:171:ILE:HG21	2.30	0.59
1:B:321:SER:HB2	2:E:260:LEU:HD12	1.85	0.59
1:C:70:GLY:HA3	1:C:363:THR:OG1	2.02	0.59
1:C:104:THR:HG22	2:E:115:LYS:HE3	1.85	0.59
2:D:360:THR:OG1	2:D:361:PRO:HD2	2.02	0.59
2:F:304:LEU:HD22	2:F:308:SER:HB2	1.83	0.59
1:G:162:LYS:HZ2	1:G:166:GLY:HA2	1.64	0.59
1:I:138:LEU:HG	1:I:138:LEU:O	2.00	0.59
2:K:439:SER:HA	2:K:442:TYR:CE2	2.37	0.59
1:B:298:VAL:HG22	1:B:326:ILE:HG22	1.84	0.59
1:H:247:ASN:OD1	1:H:275:LEU:HG	2.03	0.59
1:H:375:ILE:HG22	1:H:391:LEU:HD11	1.84	0.59
1:I:129:GLU:HA	1:I:231:LYS:HA	1.84	0.59
1:B:81:LEU:HD12	1:B:81:LEU:O	2.02	0.59

Continued on next page...

Continued from previous page...

Atom-1	Atom-2	Interatomic distance (Å)	Clash overlap (Å)
2:D:31:LEU:HB2	2:D:33:LEU:CD1	2.32	0.59
2:E:372:ARG:O	2:E:376:GLU:HG3	2.01	0.59
1:G:437:PHE:CE2	2:L:355:LEU:HD13	2.37	0.59
1:B:309:ILE:HD11	2:E:106:SER:HB2	1.85	0.59
1:B:389:GLU:OE1	1:B:389:GLU:HA	2.02	0.59
2:F:247:ILE:HG22	2:F:276:ILE:HD12	1.84	0.59
1:G:419:ILE:HG12	2:L:36:ALA:HA	1.83	0.59
1:H:71:PRO:O	1:H:74:THR:HG23	2.02	0.59
1:I:24:LEU:H	1:I:86:GLU:HG2	1.67	0.59
2:J:381:GLU:C	2:J:382:MET:HE2	2.27	0.59
2:L:248:ASP:HA	2:L:276:ILE:HG13	1.85	0.59
1:A:90:LYS:HE2	1:A:90:LYS:N	2.18	0.59
1:C:52:ILE:HG21	1:C:66:VAL:HG21	1.85	0.59
2:E:100:PHE:HE2	2:E:102:ALA:HB2	1.66	0.59
2:F:259:ALA:HA	2:F:262:SER:O	2.02	0.59
2:J:174:LEU:HD11	2:J:178:MET:HB2	1.83	0.59
2:K:442:TYR:OH	2:K:443:MET:HE2	2.03	0.59
1:A:43:GLU:O	1:A:47:GLU:HG3	2.02	0.59
1:A:76:LYS:HD2	1:A:330:ALA:HB1	1.84	0.59
1:B:123:ARG:HD2	1:B:293:GLU:OE1	2.03	0.59
1:B:443:SER:O	1:B:446:ILE:HG22	2.03	0.59
1:C:104:THR:HG23	2:E:307:GLU:HB2	1.84	0.59
2:E:72:ALA:HB3	2:E:354:LEU:CD2	2.33	0.59
2:E:385:ASP:HA	2:E:388:THR:HG22	1.85	0.59
1:G:41:GLY:HA2	1:G:370:GLU:HG3	1.83	0.59
1:G:124:ILE:HD11	1:G:286:TYR:CD2	2.37	0.59
2:L:60:LEU:HD21	2:L:93:ALA:HB3	1.84	0.59
1:A:33:LYS:HE2	1:A:36:ALA:HB2	1.85	0.58
1:A:419:ILE:HG21	2:F:37:LEU:CD2	2.33	0.58
1:C:113:MET:HG2	1:C:276:ARG:HH22	1.68	0.58
2:E:192:VAL:HG22	2:E:228:PRO:HG3	1.83	0.58
1:G:75:GLY:HA2	3:G:501:ADP:O1A	2.03	0.58
1:G:134:GLU:HB2	1:G:190:VAL:CG2	2.32	0.58
1:I:18:HIS:HB2	1:I:81:LEU:HD23	1.85	0.58
2:J:174:LEU:CD1	2:J:178:MET:HB2	2.33	0.58
2:J:177:LYS:HG3	2:J:178:MET:HE3	1.84	0.58
2:L:179:ILE:HA	2:L:182:LEU:CD2	2.33	0.58
1:A:392:ASN:O	1:A:396:GLU:HG2	2.03	0.58
1:C:396:GLU:O	1:C:400:LYS:HG2	2.03	0.58
2:F:138:ILE:HG12	2:K:158:VAL:HG22	1.85	0.58
2:F:375:CYS:HA	2:F:378:GLU:HG2	1.84	0.58

Continued on next page...

Continued from previous page...

Atom-1	Atom-2	Interatomic distance (Å)	Clash overlap (Å)
1:G:65:ALA:HB3	1:G:358:VAL:CG2	2.33	0.58
1:G:244:ASP:CG	1:G:276:ARG:NH1	2.61	0.58
1:G:382:GLU:HB3	1:G:384:ILE:HG12	1.84	0.58
1:I:68:LEU:CD1	1:I:328:ILE:HD11	2.24	0.58
1:I:156:HIS:CD2	1:I:158:ILE:HG13	2.38	0.58
2:J:73:VAL:HB	2:J:325:ILE:HD13	1.85	0.58
2:K:297:PHE:HA	2:K:325:ILE:O	2.03	0.58
2:L:234:LYS:HE2	2:L:236:LYS:CB	2.27	0.58
1:B:48:ALA:HB1	1:B:361:ILE:CD1	2.33	0.58
1:B:108:LYS:HE2	2:E:111:LEU:HD12	1.84	0.58
1:C:450:GLN:HG3	2:E:78:GLN:HE21	1.68	0.58
2:K:185:ASP:HA	2:K:201:LYS:HZ2	1.67	0.58
2:K:279:LYS:O	2:K:283:TRP:HE3	1.84	0.58
2:L:129:VAL:HG12	2:L:242:VAL:O	2.04	0.58
1:A:113:MET:HE1	2:D:262:SER:CA	2.33	0.58
1:A:124:ILE:HD11	1:A:286:TYR:CD2	2.38	0.58
1:B:443:SER:HA	1:B:446:ILE:HG22	1.85	0.58
1:C:341:THR:HB	1:C:344:ILE:HD13	1.85	0.58
2:D:136:GLU:HA	2:D:234:LYS:O	2.03	0.58
2:E:61:GLU:OE1	2:E:61:GLU:HA	2.03	0.58
2:F:375:CYS:HB3	2:F:380:VAL:HG22	1.83	0.58
1:H:49:CYS:HA	1:H:52:ILE:HG22	1.86	0.58
1:I:163:THR:OG1	1:I:228:VAL:HG22	2.04	0.58
2:J:371:LEU:HD12	2:J:371:LEU:H	1.68	0.58
2:K:382:MET:HB3	2:K:421:VAL:CG2	2.34	0.58
2:L:183:THR:HA	2:L:187:VAL:CG1	2.33	0.58
2:L:435:ASP:OD1	2:L:438:ARG:HB2	2.03	0.58
1:C:162:LYS:CE	1:C:223:LEU:HD21	2.33	0.58
2:E:350:LEU:O	2:E:354:LEU:HG	2.04	0.58
2:F:176:THR:HG22	2:F:180:GLU:OE2	2.03	0.58
1:G:70:GLY:HA3	1:G:363:THR:HG22	1.85	0.58
1:G:304:VAL:HG22	1:G:312:PHE:HZ	1.69	0.58
1:G:369:GLN:OE1	1:G:369:GLN:HA	2.04	0.58
1:H:157:VAL:HG13	1:H:172:LEU:HB2	1.85	0.58
1:H:419:ILE:HG22	2:J:36:ALA:HB1	1.84	0.58
1:I:102:TYR:O	1:I:102:TYR:CD1	2.55	0.58
1:I:120:ILE:HD11	1:I:240:LEU:CB	2.32	0.58
2:J:438:ARG:HG2	2:J:442:TYR:HE2	1.67	0.58
2:K:162:THR:HA	2:K:171:ILE:HG22	1.84	0.58
1:A:218:GLU:CD	1:A:220:TYR:H	2.12	0.58
1:A:227:ASP:O	1:A:230:LYS:HG3	2.02	0.58

Continued on next page...

Continued from previous page...

Atom-1	Atom-2	Interatomic distance (Å)	Clash overlap (Å)
1:B:238:VAL:HG13	1:B:242:ASP:CB	2.34	0.58
1:B:275:LEU:O	1:B:279:ILE:HG12	2.04	0.58
2:D:247:ILE:HG22	2:D:276:ILE:CD1	2.31	0.58
2:F:146:GLN:HB3	2:F:160:LYS:O	2.04	0.58
1:H:189:ASP:HA	1:H:205:ARG:HA	1.86	0.58
1:H:223:LEU:O	1:H:225:LYS:HD3	2.03	0.58
2:J:174:LEU:HD11	2:J:178:MET:CB	2.33	0.58
2:K:28:ILE:HG23	2:K:46:MET:SD	2.43	0.58
2:L:160:LYS:HB3	2:L:171:ILE:CG2	2.33	0.58
2:L:350:LEU:CD2	2:L:354:LEU:HD13	2.33	0.58
1:C:90:LYS:H	1:C:90:LYS:CE	2.14	0.58
1:C:162:LYS:HD2	1:C:163:THR:N	2.19	0.58
1:C:218:GLU:HG2	1:C:219:GLU:N	2.18	0.58
2:D:164:LYS:C	2:D:164:LYS:HD3	2.29	0.58
2:E:172:TYR:O	2:E:174:LEU:HD22	2.03	0.58
2:F:142:VAL:HG22	2:F:163:LEU:CD2	2.34	0.58
2:F:159:GLY:C	2:K:171:ILE:HD11	2.29	0.58
1:G:71:PRO:O	1:G:74:THR:HG23	2.04	0.58
1:G:368:PRO:O	1:G:372:LYS:HG2	2.03	0.58
1:G:386:ILE:HD11	1:G:390:ALA:HB1	1.86	0.58
1:I:76:LYS:HD2	1:I:330:ALA:HB1	1.85	0.58
2:L:170:THR:HG22	2:L:232:LEU:HD13	1.86	0.58
1:A:415:LEU:CD2	2:F:62:MET:HG3	2.33	0.58
1:B:364:MET:HA	1:B:364:MET:CE	2.33	0.58
2:D:387:TYR:O	2:D:391:THR:HG22	2.04	0.58
2:D:400:ARG:HG2	2:D:400:ARG:NH1	2.18	0.58
1:H:24:LEU:HD12	1:H:86:GLU:HG3	1.85	0.58
2:J:25:HIS:HB2	2:J:88:MET:SD	2.43	0.58
2:J:365:LYS:HZ2	2:J:369:GLN:HG2	1.69	0.58
2:L:82:GLY:O	2:L:86:ILE:HG12	2.03	0.58
2:L:160:LYS:CB	2:L:171:ILE:HG21	2.34	0.58
1:A:70:GLY:N	2:D:443:MET:CE	2.67	0.58
1:B:39:LEU:HD22	3:B:501:ADP:N6	2.19	0.58
2:D:401:TYR:CZ	2:D:405:LEU:HD21	2.39	0.58
2:E:88:MET:HE1	2:E:100:PHE:CD2	2.39	0.58
1:G:76:LYS:HD2	1:G:330:ALA:HB1	1.85	0.58
2:J:70:GLY:O	2:J:353:ARG:HD3	2.04	0.58
2:J:138:ILE:O	2:J:193:ILE:HB	2.04	0.58
2:J:160:LYS:HE3	2:J:171:ILE:HG13	1.84	0.58
2:K:335:ILE:HB	2:K:338:THR:HG23	1.85	0.58
1:A:298:VAL:HG22	1:A:326:ILE:CD1	2.24	0.58

Continued on next page...

Continued from previous page...

Atom-1	Atom-2	Interatomic distance (Å)	Clash overlap (Å)
1:B:432:GLU:O	1:B:436:LEU:HG	2.03	0.58
1:C:122:LEU:HD11	1:C:283:VAL:CG1	2.34	0.58
1:C:369:GLN:CD	1:C:369:GLN:H	2.11	0.58
2:F:138:ILE:HA	2:K:158:VAL:HG13	1.86	0.58
1:H:193:ILE:HG23	1:H:200:VAL:HG22	1.86	0.58
2:J:137:ILE:HD12	2:J:236:LYS:HG2	1.86	0.58
2:J:138:ILE:O	2:J:138:ILE:HG22	2.03	0.58
2:J:180:GLU:OE1	2:J:180:GLU:HA	2.04	0.58
2:J:274:GLU:HA	2:J:277:ASN:ND2	2.19	0.58
1:B:233:GLU:HB3	1:B:235:ILE:CD1	2.34	0.57
2:D:78:GLN:O	2:D:81:THR:HG23	2.03	0.57
2:D:350:LEU:O	2:D:350:LEU:HD23	2.03	0.57
2:E:134:GLU:OE1	2:E:235:ARG:HB3	2.03	0.57
2:E:370:ILE:HG23	3:E:501:ADP:N3	2.19	0.57
2:E:405:LEU:CD2	2:E:429:VAL:HG12	2.31	0.57
1:G:221:VAL:CG2	1:G:222:PRO:HD2	2.34	0.57
2:L:400:ARG:NH2	3:L:501:ADP:O2B	2.32	0.57
1:B:404:ARG:O	1:B:408:GLN:HG2	2.04	0.57
1:B:440:ALA:HB2	2:D:351:LEU:CD2	2.34	0.57
1:C:189:ASP:OD2	1:C:191:ILE:HD11	2.03	0.57
1:C:193:ILE:HG23	1:C:200:VAL:HG22	1.87	0.57
1:C:284:ASN:HA	1:C:287:ILE:CD1	2.33	0.57
2:E:88:MET:HE1	2:E:100:PHE:CE2	2.38	0.57
2:F:34:ASP:HB3	2:F:38:GLU:O	2.04	0.57
1:G:170:LEU:HG	1:G:172:LEU:CD2	2.33	0.57
1:I:217:ALA:H	1:I:222:PRO:HD3	1.68	0.57
2:J:33:LEU:HD21	2:J:54:ARG:HA	1.85	0.57
2:J:177:LYS:C	2:J:178:MET:HE2	2.29	0.57
2:K:335:ILE:HB	2:K:338:THR:CG2	2.34	0.57
2:L:161:LEU:HD22	2:L:174:LEU:HD21	1.85	0.57
2:E:253:ARG:HH12	2:E:254:THR:HB	1.68	0.57
2:J:301:VAL:HG21	2:J:326:MET:SD	2.44	0.57
2:K:389:VAL:O	2:K:393:ILE:HG13	2.04	0.57
1:A:402:THR:CG2	1:A:405:TYR:H	2.18	0.57
1:C:113:MET:O	1:C:117:ARG:HG2	2.05	0.57
1:G:162:LYS:HG3	1:G:223:LEU:HD11	1.85	0.57
1:G:366:TYR:CE2	1:G:374:ILE:HD11	2.39	0.57
1:I:165:LYS:CG	1:I:168:LYS:HZ1	2.16	0.57
2:K:195:ILE:O	2:K:195:ILE:HG23	2.04	0.57
2:K:412:VAL:HG13	2:K:428:ARG:NE	2.15	0.57
2:D:139:GLU:CD	2:D:228:PRO:HB3	2.29	0.57

Continued on next page...

Continued from previous page...

Atom-1	Atom-2	Interatomic distance (Å)	Clash overlap (Å)
2:D:168:MET:O	2:D:232:LEU:HD21	2.04	0.57
2:E:65:GLU:HB3	2:E:67:LYS:HZ1	1.67	0.57
2:F:31:LEU:HD21	2:F:56:ALA:HB3	1.87	0.57
2:F:132:LYS:HB3	2:F:237:GLU:HB3	1.86	0.57
1:G:274:LYS:N	1:G:274:LYS:HD3	2.18	0.57
1:H:360:ILE:HD12	1:H:360:ILE:N	2.20	0.57
1:A:55:LEU:HD23	1:A:60:LYS:HB2	1.86	0.57
1:A:113:MET:CE	2:D:262:SER:HB3	2.34	0.57
1:C:90:LYS:HD3	1:C:123:ARG:NH1	2.20	0.57
1:C:158:ILE:HG22	1:C:171:LYS:HG2	1.87	0.57
1:C:306:MET:CG	1:C:306:MET:O	2.52	0.57
2:F:60:LEU:CD1	2:F:90:MET:HG2	2.35	0.57
1:G:34:GLN:CD	1:G:34:GLN:H	2.11	0.57
1:G:215:LEU:HG	1:G:216:GLU:N	2.20	0.57
1:H:141:CYS:H	1:H:157:VAL:H	1.53	0.57
1:C:104:THR:CG2	2:E:307:GLU:HB2	2.35	0.57
1:C:214:ASP:HB3	1:C:220:TYR:CG	2.40	0.57
2:D:189:ALA:HA	2:D:204:LYS:HB3	1.86	0.57
2:E:172:TYR:HE2	2:E:232:LEU:HB3	1.70	0.57
2:E:364:GLU:OE2	2:E:391:THR:HG21	2.05	0.57
1:C:190:VAL:O	1:C:191:ILE:HD13	2.04	0.57
1:G:218:GLU:OE2	1:G:220:TYR:HB2	2.04	0.57
1:G:403:LEU:O	1:G:403:LEU:HD13	2.05	0.57
1:H:123:ARG:HG2	1:H:125:LYS:HG3	1.87	0.57
1:I:38:GLY:O	1:I:39:LEU:HD23	2.05	0.57
1:I:333:ARG:HG3	1:I:333:ARG:NH1	2.20	0.57
2:J:47:VAL:HG11	2:J:369:GLN:HB2	1.86	0.57
2:J:400:ARG:CZ	3:J:501:ADP:O3A	2.52	0.57
2:L:27:HIS:CE1	2:L:374:ARG:HH11	2.23	0.57
1:A:65:ALA:HB1	1:A:327:VAL:HG23	1.86	0.57
1:A:168:LYS:CB	1:A:228:VAL:HG11	2.34	0.57
1:B:125:LYS:CB	1:B:235:ILE:HG13	2.33	0.57
1:C:233:GLU:HA	1:C:233:GLU:OE1	2.03	0.57
2:D:130:ARG:HH21	2:D:292:ILE:HG21	1.69	0.57
1:H:22:LYS:HA	1:H:85:GLN:HE22	1.70	0.57
1:I:369:GLN:OE1	1:I:369:GLN:HA	2.04	0.57
2:K:148:ASP:HA	2:K:179:ILE:CD1	2.33	0.57
2:K:268:ILE:HB	2:K:273:ARG:NH2	2.20	0.57
1:B:104:THR:HB	2:D:307:GLU:OE2	2.05	0.57
2:D:35:ASP:CG	2:D:36:ALA:N	2.62	0.57
2:D:186:LYS:HD3	2:D:189:ALA:HB3	1.87	0.57

Continued on next page...

Continued from previous page...

Atom-1	Atom-2	Interatomic distance (Å)	Clash overlap (Å)
2:E:192:VAL:O	2:E:199:THR:HA	2.04	0.57
1:I:71:PRO:HB3	2:L:446:TYR:CE2	2.39	0.57
2:J:106:SER:HB3	2:J:303:MET:HE3	1.86	0.57
2:J:247:ILE:HG22	2:J:276:ILE:HD12	1.87	0.57
2:K:246:GLU:HA	2:K:246:GLU:OE2	2.05	0.57
1:A:173:ASP:H	1:A:176:ILE:HD11	1.70	0.56
2:D:401:TYR:CE1	2:D:405:LEU:HD21	2.40	0.56
2:E:338:THR:HG22	2:E:339:SER:N	2.20	0.56
1:G:107:LYS:HB2	1:G:109:THR:CG2	2.34	0.56
1:I:280:ASN:ND2	2:L:258:LEU:HB2	2.11	0.56
2:L:68:ILE:HG12	2:L:68:ILE:O	2.05	0.56
1:B:130:VAL:HG21	1:B:232:LYS:HE2	1.86	0.56
1:C:172:LEU:HD11	1:C:193:ILE:HD13	1.87	0.56
1:C:275:LEU:CD2	1:C:279:ILE:HD11	2.35	0.56
1:C:300:PHE:HA	1:C:328:ILE:HG22	1.86	0.56
2:E:391:THR:O	2:E:395:LEU:HD13	2.05	0.56
1:G:272:THR:OG1	1:G:275:LEU:HG	2.05	0.56
1:G:416:LEU:O	1:G:419:ILE:HG22	2.04	0.56
1:I:118:ARG:HH21	1:I:241:HIS:CE1	2.23	0.56
1:I:338:ILE:CG2	1:I:341:THR:HG23	2.35	0.56
1:I:414:ASN:CB	1:I:425:ILE:HD11	2.35	0.56
2:J:83:LYS:HE3	2:J:327:ALA:HB1	1.87	0.56
2:J:272:VAL:O	2:J:276:ILE:HG12	2.05	0.56
2:K:347:PRO:HB2	2:K:349:ASP:OD1	2.04	0.56
1:A:56:ILE:HD11	1:A:326:ILE:HD11	1.87	0.56
1:A:65:ALA:CB	1:A:327:VAL:HG23	2.35	0.56
1:A:159:ILE:HG21	1:A:172:LEU:HD23	1.86	0.56
1:B:190:VAL:CG1	1:B:221:VAL:HG11	2.35	0.56
2:D:309:PHE:CE1	2:D:346:ILE:HG23	2.41	0.56
2:E:123:PHE:CE2	2:E:322:PRO:HD2	2.40	0.56
2:E:146:GLN:N	2:E:161:LEU:HD12	2.21	0.56
2:F:46:MET:HA	3:F:501:ADP:HN62	1.69	0.56
2:F:172:TYR:OH	2:F:232:LEU:HB3	2.06	0.56
1:G:162:LYS:HG3	1:G:223:LEU:HD21	1.86	0.56
1:G:185:VAL:HG11	1:G:191:ILE:CD1	2.34	0.56
1:G:207:ASP:CG	1:G:222:PRO:HA	2.30	0.56
1:H:280:ASN:HD21	2:K:262:SER:CB	2.18	0.56
1:H:426:GLU:HA	1:H:426:GLU:OE2	2.05	0.56
1:I:54:GLU:HA	1:I:54:GLU:OE2	2.03	0.56
1:I:209:TYR:HB2	1:I:220:TYR:HE2	1.70	0.56
2:J:174:LEU:HD12	2:J:175:GLY:N	2.13	0.56

Continued on next page...

Continued from previous page...

Atom-1	Atom-2	Interatomic distance (Å)	Clash overlap (Å)
2:J:304:LEU:HD22	2:J:308:SER:HB2	1.86	0.56
2:K:35:ASP:HB2	2:K:38:GLU:HB3	1.87	0.56
2:K:59:VAL:O	2:K:63:ILE:HG13	2.05	0.56
2:K:335:ILE:HD12	2:K:340:TYR:O	2.04	0.56
2:L:148:ASP:HA	2:L:179:ILE:HD12	1.86	0.56
2:L:193:ILE:H	2:L:193:ILE:HD12	1.69	0.56
1:A:120:ILE:O	1:A:120:ILE:HG13	2.04	0.56
1:A:404:ARG:O	1:A:408:GLN:HG2	2.05	0.56
1:B:428:GLU:O	1:B:431:GLU:HB2	2.05	0.56
2:F:365:LYS:HD3	2:F:366:ASP:N	2.21	0.56
1:H:73:GLY:HA2	3:H:501:ADP:O2A	2.05	0.56
1:I:158:ILE:O	1:I:158:ILE:HG22	2.04	0.56
2:J:362:TYR:HE2	2:J:370:ILE:HD11	1.69	0.56
2:K:192:VAL:O	2:K:199:THR:HA	2.05	0.56
1:B:280:ASN:OD1	2:E:258:LEU:HD13	2.06	0.56
1:C:74:THR:HA	1:C:366:TYR:HE2	1.70	0.56
2:D:335:ILE:H	2:D:335:ILE:HD12	1.71	0.56
1:I:176:ILE:HG22	1:I:200:VAL:HG23	1.88	0.56
2:J:194:THR:HG22	2:J:195:ILE:H	1.69	0.56
2:K:314:ARG:HG3	2:K:314:ARG:NH1	2.19	0.56
2:L:146:GLN:HB3	2:L:161:LEU:HA	1.88	0.56
2:D:137:ILE:HB	2:D:234:LYS:CG	2.35	0.56
1:H:354:LEU:HD23	1:H:354:LEU:C	2.30	0.56
1:I:437:PHE:HE1	2:K:55:ALA:HB1	1.70	0.56
1:A:124:ILE:HD11	1:A:286:TYR:HD2	1.69	0.56
1:A:285:LYS:HA	1:A:288:ASP:OD2	2.05	0.56
1:B:101:VAL:HG12	1:B:111:VAL:CG1	2.35	0.56
2:D:176:THR:O	2:D:180:GLU:HG2	2.05	0.56
2:F:167:GLU:HB2	2:F:231:GLU:HA	1.87	0.56
1:G:70:GLY:HA3	1:G:363:THR:CG2	2.36	0.56
1:H:170:LEU:HD23	1:H:170:LEU:O	2.06	0.56
1:H:244:ASP:OD2	1:H:271:ILE:HG22	2.06	0.56
1:H:369:GLN:HA	1:H:372:LYS:CE	2.21	0.56
1:I:306:MET:O	1:I:306:MET:CG	2.53	0.56
2:K:48:GLY:O	2:K:53:ARG:HD2	2.05	0.56
2:L:148:ASP:HA	2:L:179:ILE:HD13	1.86	0.56
1:A:180:LEU:CG	1:A:185:VAL:HB	2.34	0.56
1:A:414:ASN:HB2	1:A:425:ILE:HD11	1.88	0.56
1:B:193:ILE:HG23	1:B:200:VAL:HG22	1.88	0.56
2:E:408:ALA:O	2:E:412:VAL:HG23	2.05	0.56
1:G:49:CYS:O	1:G:53:VAL:HG23	2.06	0.56

Continued on next page...

Continued from previous page...

Atom-1	Atom-2	Interatomic distance (Å)	Clash overlap (Å)
1:H:437:PHE:CE2	2:J:355:LEU:HD22	2.41	0.56
1:I:192:TYR:CZ	1:I:234:ILE:HD11	2.40	0.56
2:J:362:TYR:HE2	2:J:370:ILE:CD1	2.19	0.56
2:K:360:THR:HG22	2:K:361:PRO:O	2.06	0.56
2:L:73:VAL:O	2:L:325:ILE:HA	2.04	0.56
2:L:191:ASP:O	2:L:193:ILE:HD12	2.06	0.56
2:D:33:LEU:HA	2:D:39:PRO:HA	1.87	0.56
2:D:381:GLU:OE2	2:D:381:GLU:N	2.38	0.56
2:E:125:ARG:HG2	2:E:245:HIS:CB	2.34	0.56
1:H:131:TYR:CE1	1:H:229:HIS:HB3	2.41	0.56
1:H:215:LEU:HD12	1:H:216:GLU:O	2.06	0.56
1:H:415:LEU:HD21	2:J:65:GLU:OE2	2.06	0.56
2:J:137:ILE:O	2:J:137:ILE:HG22	2.06	0.56
2:J:243:SER:HB3	2:J:246:GLU:OE1	2.06	0.56
2:K:130:ARG:NH1	2:K:290:GLU:HB3	2.18	0.56
2:L:108:ILE:CD1	2:L:115:LYS:HG2	2.35	0.56
1:A:305:HIS:CD2	1:A:333:ARG:HD2	2.40	0.56
1:B:139:THR:OG1	1:B:158:ILE:HB	2.07	0.56
1:B:425:ILE:HG23	1:B:429:HIS:HE1	1.71	0.56
1:C:137:GLU:OE1	1:C:137:GLU:N	2.39	0.56
2:D:142:VAL:HG13	2:D:161:LEU:HG	1.88	0.56
1:I:375:ILE:HG23	1:I:391:LEU:HD22	1.87	0.56
2:L:179:ILE:HG13	2:L:182:LEU:HD21	1.87	0.56
1:B:44:ASN:OD1	1:B:45:ALA:N	2.39	0.55
1:B:76:LYS:HB2	3:B:501:ADP:O3B	2.06	0.55
1:C:11:LYS:HB3	1:C:14:ARG:HG3	1.86	0.55
2:E:136:GLU:O	2:E:138:ILE:HD12	2.05	0.55
2:F:193:ILE:HG13	2:F:199:THR:HB	1.88	0.55
2:F:328:THR:HG21	2:F:344:HIS:CB	2.33	0.55
1:H:437:PHE:CE2	2:J:355:LEU:HB3	2.39	0.55
1:A:9:THR:HG21	1:A:245:VAL:HG21	1.88	0.55
1:A:140:PRO:CA	1:A:157:VAL:HG13	2.36	0.55
1:B:11:LYS:CB	1:B:14:ARG:HD2	2.35	0.55
1:B:163:THR:OG1	1:B:228:VAL:HG12	2.06	0.55
2:D:35:ASP:CG	2:D:36:ALA:H	2.12	0.55
2:E:59:VAL:O	2:E:63:ILE:HG12	2.06	0.55
2:E:142:VAL:HG21	2:E:145:ILE:HD13	1.87	0.55
2:F:140:GLY:HA3	2:F:163:LEU:HB3	1.87	0.55
2:F:172:TYR:CZ	2:K:159:GLY:HA3	2.42	0.55
1:I:295:VAL:O	1:I:295:VAL:HG13	2.06	0.55
2:J:400:ARG:NH1	3:J:501:ADP:O3A	2.38	0.55

Continued on next page...

Continued from previous page...

Atom-1	Atom-2	Interatomic distance (Å)	Clash overlap (Å)
2:L:268:ILE:C	2:L:268:ILE:HD12	2.32	0.55
2:D:417:LYS:HA	2:D:417:LYS:CE	2.27	0.55
2:E:116:THR:O	2:E:120:THR:HG22	2.05	0.55
1:G:43:GLU:CA	1:G:46:ARG:HG3	2.35	0.55
2:J:186:LYS:HD2	2:J:202:ILE:N	2.21	0.55
2:L:334:ARG:HH12	2:L:339:SER:HA	1.71	0.55
1:A:109:THR:HG22	2:D:111:LEU:HD22	1.89	0.55
2:E:341:GLN:OE1	2:E:341:GLN:HA	2.05	0.55
1:I:324:ALA:HA	2:L:261:PHE:HZ	1.70	0.55
2:J:409:ALA:CB	2:J:426:ILE:HD13	2.37	0.55
2:K:83:LYS:HG3	3:K:501:ADP:O3B	2.06	0.55
2:L:37:LEU:HG	2:L:58:VAL:HG12	1.87	0.55
1:A:56:ILE:HD11	1:A:326:ILE:CD1	2.37	0.55
1:A:438:TYR:HB2	2:F:356:ILE:HG21	1.88	0.55
1:C:408:GLN:OE1	1:C:408:GLN:HA	2.06	0.55
2:E:288:LYS:HA	2:E:288:LYS:CE	2.32	0.55
2:E:389:VAL:HG21	2:E:423:VAL:HG23	1.89	0.55
1:G:21:VAL:HG12	1:G:38:GLY:O	2.06	0.55
1:H:280:ASN:ND2	2:K:262:SER:HB2	2.21	0.55
1:I:130:VAL:HG21	1:I:232:LYS:HE2	1.89	0.55
2:K:129:VAL:O	2:K:241:THR:HA	2.06	0.55
1:A:401:THR:HB	1:A:439:ASP:OD2	2.06	0.55
1:C:24:LEU:HB3	1:C:26:LEU:HD22	1.89	0.55
1:C:341:THR:HB	1:C:344:ILE:HD12	1.88	0.55
1:C:402:THR:HG21	1:C:404:ARG:HG2	1.89	0.55
1:C:441:LYS:HB3	1:C:441:LYS:HZ3	1.71	0.55
2:D:111:LEU:HD12	2:D:112:GLU:N	2.21	0.55
2:D:186:LYS:NZ	2:D:201:LYS:HB3	2.22	0.55
2:E:316:LEU:O	2:E:316:LEU:HD12	2.07	0.55
2:F:74:LEU:CD2	2:F:356:ILE:HD11	2.33	0.55
2:K:36:ALA:C	2:K:37:LEU:HD12	2.32	0.55
2:K:147:ILE:HA	2:K:179:ILE:HD12	1.89	0.55
2:K:178:MET:SD	2:K:196:ASP:HB3	2.46	0.55
2:L:191:ASP:HB3	2:L:199:THR:OG1	2.06	0.55
2:D:144:GLU:O	2:D:162:THR:HG22	2.07	0.55
2:E:121:GLN:HG2	2:E:245:HIS:CD2	2.42	0.55
1:H:158:ILE:CG2	1:H:169:GLN:HB3	2.36	0.55
1:I:138:LEU:CD1	1:I:159:ILE:HD11	2.37	0.55
2:L:185:ASP:HB3	2:L:201:LYS:HB3	1.89	0.55
2:L:362:TYR:OH	2:L:370:ILE:HD11	2.06	0.55
1:A:218:GLU:OE1	1:A:220:TYR:HB2	2.07	0.55

Continued on next page...

Continued from previous page...

Atom-1	Atom-2	Interatomic distance (Å)	Clash overlap (Å)
1:B:389:GLU:HB3	1:B:427:LYS:CE	2.36	0.55
2:D:130:ARG:HG3	2:D:289:ALA:CB	2.36	0.55
2:F:146:GLN:HB3	2:F:161:LEU:HA	1.87	0.55
1:G:18:HIS:HA	1:G:20:HIS:HE1	1.72	0.55
1:A:118:ARG:HD3	1:A:241:HIS:HB3	1.89	0.55
1:A:192:TYR:CE2	1:A:201:LYS:HE2	2.42	0.55
1:B:320:GLU:HA	1:B:320:GLU:OE2	2.07	0.55
1:B:408:GLN:OE1	1:B:408:GLN:HA	2.07	0.55
1:C:122:LEU:HD23	1:C:294:LEU:HD23	1.87	0.55
1:C:411:THR:HB	1:C:412:PRO:HD3	1.88	0.55
2:D:29:ARG:HB2	2:D:29:ARG:CZ	2.37	0.55
1:H:384:ILE:HD12	1:H:414:ASN:ND2	2.21	0.55
1:H:412:PRO:HB2	1:H:433:ILE:CD1	2.35	0.55
1:I:24:LEU:HD23	1:I:82:ALA:CB	2.37	0.55
2:J:415:LYS:HD2	2:J:415:LYS:O	2.06	0.55
2:K:146:GLN:N	2:K:161:LEU:HD12	2.21	0.55
2:L:29:ARG:HD3	2:L:29:ARG:N	2.21	0.55
2:F:46:MET:HG2	2:F:53:ARG:CD	2.31	0.55
1:G:192:TYR:HE1	1:G:194:GLU:HG3	1.72	0.55
2:J:370:ILE:CD1	3:J:501:ADP:C4	2.90	0.55
2:K:317:GLU:HG2	2:K:317:GLU:O	2.06	0.55
2:K:435:ASP:OD2	2:K:438:ARG:HG3	2.06	0.55
2:L:49:GLN:HE21	2:L:81:THR:HG23	1.72	0.55
2:L:108:ILE:HG13	2:L:109:PHE:CD1	2.42	0.55
2:L:138:ILE:CG2	2:L:233:GLN:HG3	2.37	0.55
2:L:276:ILE:O	2:L:280:VAL:HG23	2.07	0.55
2:L:372:ARG:HD3	2:L:387:TYR:CE2	2.42	0.55
1:C:130:VAL:HG12	1:C:194:GLU:HA	1.89	0.54
1:C:182:LYS:HA	1:C:182:LYS:CE	2.32	0.54
2:D:37:LEU:N	2:D:37:LEU:HD12	2.22	0.54
1:G:33:LYS:CD	1:G:36:ALA:HB2	2.36	0.54
1:G:371:MET:HE1	1:G:399:THR:CB	2.37	0.54
1:H:61:MET:SD	1:H:64:ARG:HB2	2.47	0.54
1:H:132:GLU:OE1	1:H:192:TYR:HB3	2.07	0.54
1:I:384:ILE:HD12	1:I:384:ILE:N	2.21	0.54
2:J:160:LYS:HD2	2:J:171:ILE:HB	1.89	0.54
2:J:400:ARG:HG3	3:J:501:ADP:O2A	2.07	0.54
2:L:104:ALA:O	2:L:107:GLU:HB2	2.08	0.54
2:L:138:ILE:HG23	2:L:195:ILE:CD1	2.37	0.54
1:B:39:LEU:HA	3:B:501:ADP:N1	2.22	0.54
2:F:137:ILE:HG23	2:F:194:THR:CA	2.27	0.54

Continued on next page...

Continued from previous page...

Atom-1	Atom-2	Interatomic distance (Å)	Clash overlap (Å)
2:F:386:ALA:HA	2:F:389:VAL:CG2	2.37	0.54
1:H:333:ARG:HG2	2:K:447:GLN:HE22	1.72	0.54
1:I:96:MET:HE1	1:I:101:VAL:CG2	2.37	0.54
1:I:273:ASP:O	1:I:274:LYS:HB3	2.07	0.54
1:I:389:GLU:CB	1:I:427:LYS:HE3	2.38	0.54
2:J:124:ARG:HH21	2:J:273:ARG:HG2	1.72	0.54
2:J:146:GLN:CG	2:J:160:LYS:HB3	2.37	0.54
2:K:31:LEU:HD11	2:K:90:MET:HA	1.90	0.54
2:K:44:GLN:OE1	2:K:44:GLN:N	2.40	0.54
2:K:251:ASN:ND2	2:K:276:ILE:HD11	2.22	0.54
1:A:81:LEU:O	1:A:85:GLN:HG2	2.07	0.54
1:A:447:LEU:HD21	2:F:329:ASN:HA	1.89	0.54
1:B:183:GLU:HB3	1:B:202:ARG:HB2	1.87	0.54
1:B:209:TYR:HB2	1:B:220:TYR:CE2	2.43	0.54
1:B:242:ASP:O	1:B:245:VAL:HG22	2.07	0.54
1:C:136:THR:OG1	1:C:162:LYS:HB3	2.08	0.54
2:F:59:VAL:O	2:F:63:ILE:HG13	2.07	0.54
1:G:6:VAL:O	1:G:7:LYS:C	2.50	0.54
1:G:29:SER:HA	2:J:415:LYS:NZ	2.22	0.54
1:H:70:GLY:HA2	2:K:443:MET:HE1	1.89	0.54
1:H:120:ILE:HB	1:H:240:LEU:CD1	2.37	0.54
1:H:190:VAL:HG13	1:H:224:PRO:HG3	1.89	0.54
1:H:201:LYS:HD2	1:H:201:LYS:C	2.33	0.54
2:J:186:LYS:HD2	2:J:201:LYS:C	2.32	0.54
2:J:194:THR:HB	2:J:197:LYS:CB	2.36	0.54
2:K:424:ASP:OD1	2:K:427:LYS:HE2	2.07	0.54
2:L:271:GLU:CD	2:L:271:GLU:H	2.15	0.54
1:A:134:GLU:HG3	1:A:206:CYS:SG	2.47	0.54
1:C:432:GLU:O	1:C:436:LEU:HG	2.08	0.54
2:D:134:GLU:CG	2:D:235:ARG:HD3	2.38	0.54
2:D:401:TYR:O	2:D:405:LEU:HG	2.07	0.54
2:F:28:ILE:HD11	2:F:88:MET:HG2	1.89	0.54
1:G:412:PRO:HB2	1:G:433:ILE:CG1	2.37	0.54
1:H:404:ARG:HG2	3:H:501:ADP:O2A	2.07	0.54
1:I:22:LYS:HA	1:I:22:LYS:HE3	1.88	0.54
2:J:174:LEU:CD1	2:J:175:GLY:H	2.13	0.54
2:L:295:VAL:HG22	2:L:323:VAL:CG1	2.37	0.54
1:B:178:GLU:HA	1:B:181:GLN:OE1	2.08	0.54
1:B:241:HIS:O	1:B:245:VAL:HG13	2.07	0.54
2:E:119:LEU:HB3	2:E:311:PHE:CE2	2.42	0.54
2:E:272:VAL:HG12	2:E:276:ILE:HD11	1.90	0.54

Continued on next page...

Continued from previous page...

Atom-1	Atom-2	Interatomic distance (Å)	Clash overlap (Å)
2:F:160:LYS:HA	2:F:173:ASP:HA	1.88	0.54
1:G:317:ARG:NH1	1:G:317:ARG:HA	2.22	0.54
1:H:43:GLU:OE1	1:H:43:GLU:N	2.40	0.54
1:I:426:GLU:N	1:I:426:GLU:OE2	2.41	0.54
2:J:297:PHE:CD1	2:J:325:ILE:HG22	2.41	0.54
1:A:246:ALA:O	1:A:249:ARG:CG	2.56	0.54
1:B:131:TYR:HB2	1:B:193:ILE:HB	1.90	0.54
1:B:298:VAL:HG22	1:B:326:ILE:CG2	2.37	0.54
1:H:283:VAL:O	1:H:287:ILE:HG13	2.07	0.54
1:A:130:VAL:HG11	1:A:234:ILE:HD11	1.90	0.54
1:B:275:LEU:HD12	1:B:276:ARG:N	2.22	0.54
1:C:24:LEU:HD21	1:C:49:CYS:CB	2.38	0.54
1:C:180:LEU:CG	1:C:185:VAL:HB	2.36	0.54
2:D:146:GLN:HE21	2:D:162:THR:N	2.06	0.54
2:D:164:LYS:HD3	2:D:164:LYS:O	2.08	0.54
1:G:219:GLU:O	1:G:219:GLU:HG2	2.08	0.54
1:H:90:LYS:HE2	1:H:90:LYS:N	2.20	0.54
1:H:281:LYS:HB2	1:H:281:LYS:NZ	2.23	0.54
1:I:116:PHE:HZ	1:I:315:LEU:HD23	1.72	0.54
1:I:384:ILE:HG21	1:I:425:ILE:HD12	1.90	0.54
2:L:268:ILE:HD12	2:L:269:LYS:O	2.08	0.54
1:B:235:ILE:HD12	1:B:235:ILE:N	2.22	0.54
1:C:374:ILE:HG21	1:C:403:LEU:HD21	1.90	0.54
2:E:44:GLN:OE1	2:E:44:GLN:N	2.40	0.54
2:F:49:GLN:OE1	2:F:359:THR:HB	2.08	0.54
1:I:104:THR:HG23	2:K:307:GLU:O	2.08	0.54
1:I:356:ASP:OD1	2:L:400:ARG:CD	2.56	0.54
2:J:190:GLY:N	2:J:204:LYS:HB3	2.21	0.54
2:F:146:GLN:HB3	2:F:160:LYS:C	2.33	0.54
2:F:185:ASP:OD1	2:F:201:LYS:HG2	2.08	0.54
1:G:205:ARG:HD2	1:G:220:TYR:CZ	2.42	0.54
1:G:437:PHE:HZ	2:L:58:VAL:CG2	2.21	0.54
1:H:116:PHE:O	1:H:120:ILE:HG13	2.08	0.54
1:I:310:GLU:HB3	2:L:111:LEU:HD22	1.90	0.54
1:B:108:LYS:HE2	2:E:111:LEU:CD1	2.37	0.54
1:B:178:GLU:O	1:B:182:LYS:HD3	2.07	0.54
1:C:323:ILE:O	1:C:323:ILE:HG12	2.06	0.54
2:D:137:ILE:HA	2:D:194:THR:HA	1.88	0.54
2:D:378:GLU:O	2:D:380:VAL:HG23	2.08	0.54
2:F:160:LYS:HD2	2:F:171:ILE:CG1	2.39	0.54
2:F:195:ILE:HD13	2:K:158:VAL:HG21	1.90	0.54

Continued on next page...

Continued from previous page...

Atom-1	Atom-2	Interatomic distance (Å)	Clash overlap (Å)
1:H:305:HIS:CD2	1:H:333:ARG:HD3	2.42	0.54
1:H:447:LEU:C	1:H:447:LEU:HD23	2.32	0.54
2:J:194:THR:HB	2:J:197:LYS:HG3	1.89	0.54
2:L:78:GLN:HE21	2:L:79:PRO:CG	2.15	0.54
2:L:167:GLU:HB2	2:L:231:GLU:HA	1.89	0.54
2:L:172:TYR:OH	2:L:232:LEU:HB3	2.07	0.54
1:B:317:ARG:HG3	1:B:317:ARG:HH11	1.73	0.53
1:C:225:LYS:N	1:C:225:LYS:HD2	2.21	0.53
2:D:46:MET:HA	3:D:501:ADP:N1	2.23	0.53
2:E:195:ILE:CD1	2:E:197:LYS:HD2	2.38	0.53
1:H:11:LYS:HD3	2:J:317:GLU:OE1	2.07	0.53
1:H:64:ARG:HG2	1:H:359:MET:CE	2.38	0.53
1:H:90:LYS:H	1:H:90:LYS:CE	2.19	0.53
1:I:185:VAL:HG11	1:I:191:ILE:HD13	1.90	0.53
2:J:31:LEU:HA	2:J:46:MET:HE2	1.90	0.53
2:J:145:ILE:HD13	2:J:161:LEU:HD11	1.90	0.53
2:J:367:THR:CG2	2:J:399:LEU:HD22	2.37	0.53
2:K:65:GLU:OE2	2:K:67:LYS:HB2	2.08	0.53
2:L:31:LEU:HD13	2:L:89:GLY:C	2.33	0.53
2:L:75:ILE:HD11	2:L:325:ILE:HG21	1.90	0.53
1:A:118:ARG:HD3	1:A:241:HIS:CG	2.43	0.53
1:B:445:LYS:HG3	1:B:446:ILE:N	2.23	0.53
1:C:161:LEU:HD12	1:C:170:LEU:HD21	1.90	0.53
1:C:162:LYS:HE3	1:C:223:LEU:HD11	1.90	0.53
2:D:194:THR:HB	2:D:197:LYS:HB2	1.90	0.53
2:E:434:LEU:HA	2:E:438:ARG:NH2	2.23	0.53
2:F:141:GLU:OE1	2:F:164:LYS:HD3	2.08	0.53
2:F:236:LYS:HE3	2:F:238:VAL:HG22	1.90	0.53
2:F:309:PHE:CE1	2:F:346:ILE:HG23	2.43	0.53
1:G:120:ILE:O	1:G:120:ILE:HG13	2.06	0.53
1:H:69:ALA:HB1	2:K:443:MET:HE3	1.89	0.53
1:H:114:GLU:O	1:H:118:ARG:HD2	2.08	0.53
1:I:235:ILE:HG13	1:I:235:ILE:O	2.08	0.53
2:J:136:GLU:HA	2:J:234:LYS:O	2.09	0.53
2:J:409:ALA:HA	2:J:412:VAL:HG12	1.91	0.53
2:K:186:LYS:H	2:K:201:LYS:CD	2.19	0.53
1:A:367:THR:HB	1:A:368:PRO:HD2	1.90	0.53
1:B:172:LEU:CD2	1:B:176:ILE:HD13	2.35	0.53
1:C:180:LEU:HD12	1:C:200:VAL:HG11	1.91	0.53
1:C:192:TYR:CE1	1:C:201:LYS:HB3	2.43	0.53
2:F:25:HIS:HB3	3:F:501:ADP:O2'	2.08	0.53

Continued on next page...

Continued from previous page...

Atom-1	Atom-2	Interatomic distance (Å)	Clash overlap (Å)
1:G:185:VAL:CG1	1:G:191:ILE:HD13	2.38	0.53
1:G:401:THR:O	1:G:402:THR:HG22	2.08	0.53
1:H:30:GLY:HA3	2:K:415:LYS:HD2	1.90	0.53
2:K:33:LEU:HD12	2:K:34:ASP:CA	2.38	0.53
2:K:130:ARG:NH1	2:K:130:ARG:HB3	2.24	0.53
2:L:108:ILE:HD12	2:L:115:LYS:HB3	1.89	0.53
1:B:131:TYR:CE2	1:B:170:LEU:HD21	2.43	0.53
2:F:142:VAL:HG22	2:F:163:LEU:HD21	1.90	0.53
1:G:66:VAL:O	1:G:328:ILE:HA	2.08	0.53
1:G:299:LEU:HD23	1:G:327:VAL:HG12	1.89	0.53
1:G:396:GLU:O	1:G:400:LYS:HG2	2.08	0.53
1:G:398:GLY:HA2	1:G:402:THR:O	2.09	0.53
1:H:76:LYS:HB2	3:H:501:ADP:O3B	2.08	0.53
1:I:414:ASN:CA	1:I:425:ILE:HD11	2.38	0.53
2:K:160:LYS:HD2	2:K:173:ASP:N	2.24	0.53
2:L:75:ILE:HG23	2:L:357:VAL:CG1	2.37	0.53
2:L:136:GLU:O	2:L:195:ILE:HB	2.09	0.53
2:L:309:PHE:CZ	2:L:346:ILE:HG12	2.43	0.53
1:A:362:ARG:HB3	2:D:434:LEU:CD1	2.38	0.53
1:A:371:MET:HG2	1:A:403:LEU:CD2	2.32	0.53
1:C:216:GLU:OE2	1:C:222:PRO:HB3	2.09	0.53
2:D:252:SER:CB	2:D:268:ILE:HD12	2.39	0.53
2:E:137:ILE:CD1	2:E:236:LYS:HB3	2.26	0.53
2:E:142:VAL:HG23	2:E:163:LEU:HD23	1.89	0.53
2:F:130:ARG:HG2	2:F:239:VAL:HB	1.91	0.53
1:G:190:VAL:HB	1:G:221:VAL:HG12	1.90	0.53
2:J:373:ILE:O	2:J:377:GLU:HG2	2.09	0.53
2:K:416:ARG:NH2	2:K:418:GLY:HA3	2.14	0.53
1:C:42:GLN:HE22	1:C:363:THR:HB	1.72	0.53
1:C:162:LYS:HD2	1:C:162:LYS:C	2.34	0.53
1:C:189:ASP:OD1	1:C:205:ARG:HG2	2.08	0.53
1:C:393:HIS:O	1:C:397:ILE:HG12	2.09	0.53
2:D:422:GLN:HB2	2:D:424:ASP:OD1	2.08	0.53
2:E:384:GLU:CD	2:E:384:GLU:H	2.17	0.53
2:F:186:LYS:NZ	2:F:189:ALA:HB2	2.24	0.53
1:G:120:ILE:HD11	1:G:240:LEU:HG	1.91	0.53
1:G:298:VAL:HG22	1:G:326:ILE:HD11	1.90	0.53
1:G:332:ASN:C	2:J:443:MET:HE3	2.34	0.53
2:L:138:ILE:CG2	2:L:195:ILE:HD12	2.37	0.53
2:L:371:LEU:CD1	2:L:390:LEU:HB3	2.37	0.53
1:A:201:LYS:NZ	1:A:203:GLN:HG2	2.23	0.53

Continued on next page...

Continued from previous page...

Atom-1	Atom-2	Interatomic distance (Å)	Clash overlap (Å)
1:A:347:PRO:HB2	1:A:355:LEU:HD11	1.90	0.53
1:A:350:ILE:CG2	1:A:354:LEU:HD23	2.38	0.53
1:A:398:GLY:HA2	1:A:402:THR:O	2.09	0.53
1:B:116:PHE:CE1	1:B:325:PRO:HD2	2.29	0.53
1:C:232:LYS:CA	1:C:232:LYS:HE3	2.38	0.53
2:D:186:LYS:HZ3	2:D:201:LYS:HB3	1.74	0.53
1:H:372:LYS:HE3	1:H:373:GLN:HE22	1.74	0.53
1:I:120:ILE:HD11	1:I:240:LEU:CD1	2.38	0.53
1:I:124:ILE:CG2	1:I:236:GLN:HB2	2.39	0.53
2:J:117:GLU:O	2:J:121:GLN:HG3	2.08	0.53
2:K:367:THR:HG23	2:K:399:LEU:HD12	1.90	0.53
1:B:131:TYR:CD1	1:B:228:VAL:HG23	2.44	0.53
1:B:190:VAL:CG1	1:B:221:VAL:HG13	2.38	0.53
1:B:324:ALA:HA	2:E:261:PHE:HZ	1.73	0.53
1:G:337:VAL:HA	1:G:345:THR:HA	1.90	0.53
1:G:375:ILE:HG23	1:G:410:LEU:HD11	1.90	0.53
1:H:77:THR:HG22	1:H:300:PHE:CE2	2.44	0.53
1:I:59:LYS:C	1:I:60:LYS:HD2	2.34	0.53
1:I:61:MET:SD	1:I:64:ARG:HB2	2.48	0.53
1:I:85:GLN:OE1	1:I:85:GLN:HA	2.08	0.53
1:I:138:LEU:HD11	1:I:177:PHE:HE1	1.74	0.53
1:I:401:THR:O	1:I:402:THR:CG2	2.57	0.53
2:J:186:LYS:HG3	2:J:189:ALA:HB3	1.90	0.53
2:J:371:LEU:HD22	2:J:390:LEU:HB3	1.91	0.53
2:K:49:GLN:HG2	2:K:359:THR:HG23	1.91	0.53
2:K:165:THR:OG1	2:K:232:LEU:HG	2.09	0.53
2:L:81:THR:HG21	2:L:359:THR:OG1	2.08	0.53
2:L:283:TRP:HE3	2:L:288:LYS:HB3	1.74	0.53
1:A:350:ILE:CG2	1:A:351:PRO:HD2	2.38	0.53
1:B:238:VAL:HG13	1:B:242:ASP:HB2	1.91	0.53
1:C:191:ILE:HD12	1:C:202:ARG:HA	1.91	0.53
2:D:279:LYS:HG2	2:D:283:TRP:CZ2	2.44	0.53
2:F:276:ILE:O	2:F:280:VAL:HG23	2.08	0.53
1:G:138:LEU:HD22	1:G:177:PHE:CE1	2.43	0.53
1:I:371:MET:O	1:I:375:ILE:HG22	2.09	0.53
2:J:109:PHE:HE1	2:J:115:LYS:HD3	1.73	0.53
2:L:186:LYS:HB3	2:L:189:ALA:HB3	1.89	0.53
1:B:98:GLY:O	1:B:101:VAL:HG22	2.09	0.53
1:B:229:HIS:ND1	1:B:229:HIS:O	2.42	0.53
1:B:243:LEU:HB3	1:B:279:ILE:CG2	2.39	0.53
2:D:295:VAL:HG22	2:D:323:VAL:HB	1.91	0.53

Continued on next page...

Continued from previous page...

Atom-1	Atom-2	Interatomic distance (Å)	Clash overlap (Å)
2:F:108:ILE:HD13	2:F:304:LEU:HD23	1.89	0.53
1:G:298:VAL:HG22	1:G:326:ILE:CD1	2.39	0.53
1:I:48:ALA:HA	2:L:432:LEU:HD13	1.90	0.53
2:L:108:ILE:HD12	2:L:115:LYS:HG2	1.91	0.53
2:L:160:LYS:HG2	2:L:171:ILE:HG22	0.59	0.53
1:A:120:ILE:HD11	1:A:240:LEU:CD2	2.39	0.52
1:A:173:ASP:N	1:A:176:ILE:HD11	2.24	0.52
1:A:437:PHE:CE2	2:F:355:LEU:HD22	2.44	0.52
1:A:438:TYR:H	2:F:356:ILE:CG2	2.21	0.52
1:B:375:ILE:HD11	1:B:406:SER:OG	2.09	0.52
2:E:338:THR:CG2	2:E:340:TYR:HD2	2.22	0.52
1:I:321:SER:CB	2:L:260:LEU:HD12	2.34	0.52
1:I:333:ARG:O	2:L:443:MET:HG2	2.09	0.52
2:J:130:ARG:HD2	2:J:239:VAL:HG21	1.91	0.52
2:K:350:LEU:O	2:K:354:LEU:HG	2.09	0.52
2:K:378:GLU:HB2	2:K:380:VAL:HG22	1.91	0.52
1:C:436:LEU:HD11	2:E:54:ARG:HE	1.75	0.52
2:D:271:GLU:HA	2:D:271:GLU:OE2	2.09	0.52
2:F:65:GLU:OE1	2:F:67:LYS:HD3	2.10	0.52
2:F:158:VAL:N	2:F:176:THR:HG1	2.06	0.52
2:F:161:LEU:HD22	2:F:174:LEU:CD1	2.22	0.52
1:G:170:LEU:HD12	1:G:171:LYS:H	1.73	0.52
1:I:67:LEU:HD12	1:I:68:LEU:N	2.24	0.52
2:K:442:TYR:O	2:K:445:GLU:HB3	2.09	0.52
2:L:133:GLU:O	2:L:237:GLU:HA	2.09	0.52
1:A:118:ARG:HD3	1:A:241:HIS:CB	2.39	0.52
1:A:168:LYS:HG2	1:A:228:VAL:HG21	1.89	0.52
1:B:113:MET:HE2	2:E:262:SER:CA	2.35	0.52
2:E:63:ILE:CD1	2:E:68:ILE:HG21	2.38	0.52
2:E:125:ARG:HG2	2:E:245:HIS:HB2	1.91	0.52
2:E:434:LEU:HA	2:E:438:ARG:HH21	1.74	0.52
2:F:143:VAL:HG22	2:F:162:THR:OG1	2.09	0.52
2:F:173:ASP:HB2	2:K:160:LYS:HE2	1.89	0.52
1:H:64:ARG:HD2	1:H:357:ARG:NH2	2.24	0.52
1:I:414:ASN:HB2	1:I:425:ILE:HD11	1.91	0.52
2:J:352:ASP:C	2:J:352:ASP:OD1	2.52	0.52
2:J:416:ARG:HG3	2:J:416:ARG:HH11	1.74	0.52
1:A:408:GLN:OE1	1:A:408:GLN:HA	2.09	0.52
2:F:28:ILE:O	2:F:28:ILE:HG12	2.09	0.52
2:F:129:VAL:CG1	2:F:289:ALA:HB1	2.39	0.52
1:H:395:GLY:O	1:H:399:THR:HG23	2.09	0.52

Continued on next page...

Continued from previous page...

Atom-1	Atom-2	Interatomic distance (Å)	Clash overlap (Å)
1:H:449:ASP:C	1:H:449:ASP:OD1	2.53	0.52
1:I:275:LEU:O	1:I:279:ILE:HD12	2.10	0.52
2:J:160:LYS:CD	2:J:171:ILE:HB	2.39	0.52
2:J:296:LEU:HD23	2:J:324:LEU:HD13	1.92	0.52
2:K:99:PRO:HG2	2:K:128:GLY:HA3	1.91	0.52
2:L:139:GLU:CD	2:L:140:GLY:N	2.68	0.52
2:L:301:VAL:HG21	2:L:326:MET:SD	2.49	0.52
1:A:305:HIS:HE1	1:A:306:MET:HE2	1.74	0.52
1:B:38:GLY:O	1:B:39:LEU:HD23	2.09	0.52
1:B:389:GLU:HB3	1:B:427:LYS:HD2	1.90	0.52
2:D:83:LYS:HD3	2:D:327:ALA:CB	2.21	0.52
2:E:127:ILE:HG22	2:E:244:LEU:CD2	2.38	0.52
2:F:182:LEU:HD23	2:F:199:THR:OG1	2.10	0.52
1:G:191:ILE:CG2	1:G:202:ARG:HA	2.39	0.52
2:J:31:LEU:HD21	2:J:56:ALA:CB	2.40	0.52
2:J:292:ILE:HD12	2:J:293:PRO:CD	2.34	0.52
2:K:81:THR:HB	2:K:359:THR:HG22	1.91	0.52
2:L:139:GLU:HG2	2:L:191:ASP:O	2.10	0.52
2:L:386:ALA:O	2:L:390:LEU:HD23	2.09	0.52
2:E:416:ARG:HG3	2:E:416:ARG:NH1	2.24	0.52
1:G:29:SER:HA	2:J:415:LYS:HZ3	1.74	0.52
1:H:203:GLN:NE2	1:H:232:LYS:HE2	2.25	0.52
1:H:437:PHE:CE1	2:J:55:ALA:HB1	2.44	0.52
2:L:298:ILE:HG22	2:L:298:ILE:O	2.10	0.52
1:A:171:LYS:CE	1:H:173:ASP:HB2	2.40	0.52
1:C:11:LYS:CB	1:C:14:ARG:HG3	2.39	0.52
2:D:158:VAL:CG1	2:D:176:THR:HA	2.39	0.52
1:H:97:VAL:HG12	1:H:302:ASP:HB3	1.90	0.52
1:I:374:ILE:HD13	3:I:501:ADP:C4	2.44	0.52
2:K:49:GLN:O	2:K:53:ARG:HG3	2.09	0.52
2:L:295:VAL:HG13	2:L:325:ILE:HD12	1.92	0.52
1:A:218:GLU:O	1:A:221:VAL:HG13	2.09	0.52
1:B:122:LEU:CD1	1:B:294:LEU:HD23	2.39	0.52
2:F:83:LYS:HB2	2:F:83:LYS:NZ	2.25	0.52
2:F:108:ILE:HD13	2:F:304:LEU:CD2	2.40	0.52
2:F:137:ILE:CG2	2:F:194:THR:HA	2.27	0.52
2:F:233:GLN:HG3	2:K:158:VAL:HG12	1.91	0.52
1:G:364:MET:HG2	1:G:366:TYR:H	1.75	0.52
1:H:101:VAL:HG23	1:H:101:VAL:O	2.09	0.52
1:H:221:VAL:HG12	1:H:222:PRO:HD2	1.92	0.52
1:I:113:MET:HG2	1:I:276:ARG:HH22	1.73	0.52

Continued on next page...

Continued from previous page...

Atom-1	Atom-2	Interatomic distance (Å)	Clash overlap (Å)
2:J:63:ILE:HD11	2:J:323:VAL:HG21	1.89	0.52
2:J:438:ARG:HG2	2:J:442:TYR:CE2	2.45	0.52
2:L:28:ILE:C	2:L:29:ARG:HD3	2.35	0.52
2:L:31:LEU:HD21	2:L:56:ALA:HB1	1.92	0.52
1:A:402:THR:HG23	1:A:404:ARG:N	2.24	0.52
1:A:438:TYR:HB2	2:F:356:ILE:CG2	2.38	0.52
1:C:450:GLN:HG3	2:E:78:GLN:HE22	1.74	0.52
2:D:170:THR:OG1	2:D:232:LEU:HD13	2.10	0.52
2:E:158:VAL:HG23	2:E:174:LEU:O	2.10	0.52
2:F:202:ILE:HB	2:F:228:PRO:HD3	1.91	0.52
1:G:277:GLY:O	1:G:281:LYS:HG2	2.10	0.52
1:H:24:LEU:CD1	1:H:86:GLU:HG3	2.38	0.52
1:I:87:LEU:HD23	1:I:91:VAL:HG11	1.92	0.52
1:I:275:LEU:HD23	1:I:276:ARG:N	2.24	0.52
1:I:371:MET:SD	1:I:403:LEU:HD13	2.50	0.52
1:I:411:THR:HB	1:I:412:PRO:CD	2.40	0.52
1:A:164:ALA:HB2	1:A:225:LYS:HA	1.92	0.52
1:C:132:GLU:CD	1:C:192:TYR:HB3	2.35	0.52
2:D:268:ILE:HB	2:D:273:ARG:NH2	2.23	0.52
2:E:147:ILE:O	2:E:147:ILE:HG13	2.09	0.52
2:F:60:LEU:HA	2:F:63:ILE:HD12	1.91	0.52
2:F:173:ASP:O	2:K:160:LYS:HG3	2.10	0.52
2:F:186:LYS:HZ2	2:F:189:ALA:HB2	1.75	0.52
1:H:65:ALA:C	1:H:358:VAL:HG23	2.35	0.52
1:I:183:GLU:O	1:I:202:ARG:HD3	2.10	0.52
2:J:333:THR:HG22	2:J:334:ARG:N	2.25	0.52
2:J:412:VAL:CG1	2:J:425:ASP:HB3	2.40	0.52
2:K:160:LYS:CD	2:K:173:ASP:HA	2.35	0.52
1:A:209:TYR:HB2	1:A:220:TYR:HE2	1.74	0.51
1:B:367:THR:HB	1:B:368:PRO:HD2	1.91	0.51
1:C:138:LEU:CD1	1:C:159:ILE:CG2	2.87	0.51
2:D:130:ARG:HG3	2:D:289:ALA:HB1	1.91	0.51
2:D:194:THR:CG2	2:D:195:ILE:N	2.73	0.51
2:E:378:GLU:HB2	2:E:380:VAL:HG13	1.93	0.51
2:F:60:LEU:CG	2:F:90:MET:HG2	2.40	0.51
2:F:301:VAL:HG21	2:F:326:MET:SD	2.50	0.51
1:G:350:ILE:HB	1:G:355:LEU:HG	1.91	0.51
2:J:33:LEU:HD23	2:J:37:LEU:CA	2.32	0.51
2:J:413:CYS:HB2	2:J:421:VAL:HG22	1.92	0.51
2:K:46:MET:C	2:K:53:ARG:HH12	2.18	0.51
2:K:71:ARG:HD2	2:K:353:ARG:HB2	1.91	0.51

Continued on next page...

Continued from previous page...

Atom-1	Atom-2	Interatomic distance (Å)	Clash overlap (Å)
2:L:247:ILE:HA	2:L:250:ILE:CD1	2.32	0.51
1:C:128:LYS:HG3	1:C:234:ILE:HD11	1.91	0.51
2:D:139:GLU:C	2:D:163:LEU:HD13	2.35	0.51
1:G:106:ILE:HD12	1:G:111:VAL:HG22	1.91	0.51
1:G:386:ILE:CG2	1:G:391:LEU:HD21	2.37	0.51
1:I:33:LYS:CD	1:I:36:ALA:HB2	2.35	0.51
1:I:102:TYR:HE1	2:K:306:ILE:HG23	1.74	0.51
1:I:105:GLU:C	1:I:106:ILE:HG13	2.35	0.51
2:J:145:ILE:CD1	2:J:182:LEU:HD22	2.40	0.51
2:K:273:ARG:HG3	2:K:273:ARG:NH1	2.23	0.51
1:A:56:ILE:CD1	1:A:326:ILE:HD11	2.39	0.51
1:C:131:TYR:HB2	1:C:193:ILE:HB	1.93	0.51
2:D:257:PHE:CE1	2:D:258:LEU:HG	2.44	0.51
2:F:143:VAL:CG1	2:F:164:LYS:HG2	2.40	0.51
1:G:27:ASP:OD1	1:G:28:GLU:N	2.44	0.51
1:G:438:TYR:CE2	2:L:358:SER:HB3	2.46	0.51
1:H:64:ARG:HG2	1:H:359:MET:HE3	1.93	0.51
1:I:298:VAL:HG22	1:I:326:ILE:CG2	2.41	0.51
2:L:194:THR:CG2	2:L:197:LYS:HD3	2.40	0.51
1:A:106:ILE:CG2	1:A:110:GLU:OE1	2.58	0.51
1:B:337:VAL:HA	1:B:345:THR:HA	1.92	0.51
1:C:183:GLU:HG3	1:C:200:VAL:O	2.09	0.51
2:D:399:LEU:HD21	2:D:403:ILE:HD11	1.93	0.51
1:H:411:THR:HB	1:H:412:PRO:HD3	1.93	0.51
1:I:133:GLY:HA2	1:I:163:THR:CG2	2.40	0.51
2:K:164:LYS:HA	2:K:169:GLU:HA	1.92	0.51
1:A:107:LYS:O	1:A:111:VAL:HG23	2.09	0.51
1:C:138:LEU:CD1	1:C:159:ILE:HG23	2.39	0.51
2:D:50:LEU:H	2:D:50:LEU:CD2	2.23	0.51
2:E:30:GLY:N	2:E:92:GLN:HB2	2.25	0.51
1:H:138:LEU:HG	1:H:159:ILE:CG2	2.41	0.51
1:I:127:THR:HG23	1:I:233:GLU:CD	2.36	0.51
2:L:100:PHE:CE1	2:L:102:ALA:HB2	2.41	0.51
2:L:247:ILE:CG2	2:L:276:ILE:HD12	2.40	0.51
1:A:192:TYR:HE1	1:A:194:GLU:HG3	1.76	0.51
1:A:419:ILE:CG2	2:F:36:ALA:HA	2.41	0.51
1:B:214:ASP:HB3	1:B:220:TYR:CD1	2.45	0.51
1:C:43:GLU:OE1	1:C:43:GLU:N	2.37	0.51
1:I:20:HIS:HE1	3:I:501:ADP:N3	2.08	0.51
2:L:41:GLN:CD	2:L:42:ALA:H	2.19	0.51
1:A:53:VAL:HG11	1:A:86:GLU:HG3	1.93	0.51

Continued on next page...

Continued from previous page...

Atom-1	Atom-2	Interatomic distance (Å)	Clash overlap (Å)
1:A:171:LYS:HE2	1:H:173:ASP:HB2	1.93	0.51
1:B:43:GLU:CD	1:B:43:GLU:H	2.17	0.51
1:B:68:LEU:HD12	1:B:328:ILE:CG2	2.41	0.51
1:B:386:ILE:CD1	1:B:391:LEU:HD13	2.36	0.51
1:I:12:THR:O	1:I:16:ALA:HB2	2.10	0.51
2:J:54:ARG:O	2:J:58:VAL:HG23	2.11	0.51
2:L:75:ILE:HG23	2:L:357:VAL:HG13	1.93	0.51
2:L:172:TYR:CZ	2:L:232:LEU:HB3	2.46	0.51
2:L:295:VAL:CG1	2:L:325:ILE:HD12	2.41	0.51
2:D:401:TYR:CE2	2:D:405:LEU:HD11	2.46	0.51
2:E:140:GLY:HA2	2:E:165:THR:CG2	2.41	0.51
1:G:49:CYS:SG	1:G:83:ILE:HD11	2.50	0.51
1:G:191:ILE:HG22	1:G:203:GLN:H	1.75	0.51
1:G:421:GLY:C	1:G:422:LYS:HD3	2.36	0.51
1:H:29:SER:O	2:K:415:LYS:HD3	2.10	0.51
1:H:362:ARG:HD3	1:H:364:MET:HE1	1.92	0.51
1:I:102:TYR:OH	2:K:306:ILE:HG12	2.10	0.51
2:J:137:ILE:HD12	2:J:236:LYS:CG	2.41	0.51
2:K:168:MET:C	2:K:232:LEU:HD11	2.36	0.51
2:K:413:CYS:HB2	2:K:421:VAL:CG1	2.40	0.51
2:L:183:THR:HA	2:L:187:VAL:HG11	1.92	0.51
1:A:436:LEU:HD12	2:F:55:ALA:HB2	1.92	0.51
2:D:393:ILE:HD13	2:D:405:LEU:CD1	2.39	0.51
2:F:257:PHE:CE1	2:F:258:LEU:HD12	2.45	0.51
1:G:207:ASP:OD2	1:G:222:PRO:HB3	2.09	0.51
1:G:404:ARG:HH11	1:G:404:ARG:HA	1.75	0.51
1:H:242:ASP:O	1:H:245:VAL:HG12	2.11	0.51
1:I:134:GLU:OE1	1:I:162:LYS:HB3	2.11	0.51
1:I:401:THR:O	1:I:402:THR:HG23	2.11	0.51
2:J:319:ASP:OD1	2:J:320:MET:HG3	2.11	0.51
2:L:60:LEU:HA	2:L:63:ILE:HD12	1.92	0.51
1:A:193:ILE:HG23	1:A:200:VAL:CG2	2.32	0.51
1:A:382:GLU:OE1	1:A:382:GLU:HA	2.11	0.51
1:B:61:MET:SD	1:B:64:ARG:HB2	2.51	0.51
1:B:73:GLY:HA2	3:B:501:ADP:O2A	2.11	0.51
2:E:109:PHE:HE1	2:E:115:LYS:HD3	1.75	0.51
2:E:292:ILE:HG23	2:E:292:ILE:O	2.10	0.51
2:F:136:GLU:HB2	2:K:158:VAL:HB	1.92	0.51
1:G:68:LEU:O	1:G:330:ALA:HA	2.11	0.51
1:G:215:LEU:O	1:G:218:GLU:HG3	2.11	0.51
1:H:323:ILE:HD11	2:K:258:LEU:HD22	1.92	0.51

Continued on next page...

Continued from previous page...

Atom-1	Atom-2	Interatomic distance (Å)	Clash overlap (Å)
1:I:52:ILE:O	1:I:56:ILE:HG13	2.11	0.51
1:I:401:THR:C	1:I:402:THR:HG23	2.36	0.51
2:J:304:LEU:HD22	2:J:308:SER:OG	2.11	0.51
2:K:29:ARG:O	2:K:44:GLN:HG3	2.11	0.51
2:K:412:VAL:HG21	2:K:429:VAL:CG1	2.41	0.51
2:L:147:ILE:HG13	2:L:147:ILE:O	2.10	0.51
1:A:132:GLU:CD	1:A:192:TYR:HB3	2.35	0.50
1:A:403:LEU:O	1:A:403:LEU:HD13	2.11	0.50
1:C:217:ALA:H	1:C:222:PRO:HD3	1.76	0.50
2:D:130:ARG:HE	2:D:292:ILE:CG2	2.23	0.50
2:E:49:GLN:NE2	2:E:360:THR:HG22	2.25	0.50
2:E:65:GLU:HB3	2:E:67:LYS:CE	2.41	0.50
1:H:17:SER:HA	1:H:378:ARG:CZ	2.41	0.50
1:H:206:CYS:HA	1:H:221:VAL:O	2.11	0.50
1:H:384:ILE:HG23	1:H:414:ASN:HD22	1.75	0.50
2:J:33:LEU:HG	2:J:39:PRO:CD	2.40	0.50
2:J:49:GLN:CG	2:J:362:TYR:HE1	2.24	0.50
1:A:70:GLY:HA3	1:A:363:THR:OG1	2.12	0.50
1:A:388:GLU:OE1	1:A:388:GLU:N	2.40	0.50
1:B:247:ASN:ND2	1:B:279:ILE:HD11	2.27	0.50
1:C:102:TYR:HE1	2:E:306:ILE:CG2	2.24	0.50
1:C:116:PHE:CE2	1:C:315:LEU:HD23	2.46	0.50
2:D:382:MET:HG2	2:D:386:ALA:HB3	1.92	0.50
2:E:161:LEU:HD23	2:E:163:LEU:HD21	1.93	0.50
1:G:362:ARG:HB3	2:J:434:LEU:HD11	1.93	0.50
1:H:338:ILE:HD12	1:H:344:ILE:O	2.11	0.50
2:J:81:THR:HG23	2:J:81:THR:O	2.11	0.50
2:J:124:ARG:NE	2:J:273:ARG:HG2	2.26	0.50
2:J:147:ILE:HG22	2:J:179:ILE:HG12	1.94	0.50
2:L:386:ALA:O	2:L:389:VAL:HG12	2.11	0.50
2:L:417:LYS:HB2	2:L:417:LYS:HZ3	1.76	0.50
1:A:132:GLU:OE1	1:A:192:TYR:HB3	2.11	0.50
1:B:61:MET:HE2	1:B:61:MET:CA	2.41	0.50
1:C:90:LYS:HE3	1:C:90:LYS:N	2.19	0.50
2:D:271:GLU:O	2:D:274:GLU:HG3	2.12	0.50
2:D:335:ILE:HD11	2:D:342:SER:CB	2.41	0.50
2:F:247:ILE:CG2	2:F:276:ILE:HG23	2.42	0.50
1:G:386:ILE:HD11	1:G:390:ALA:CB	2.42	0.50
1:H:398:GLY:HA2	1:H:402:THR:O	2.11	0.50
1:I:24:LEU:CG	1:I:86:GLU:HG3	2.41	0.50
2:J:127:ILE:HG22	2:J:244:LEU:HG	1.92	0.50

Continued on next page...

Continued from previous page...

Atom-1	Atom-2	Interatomic distance (Å)	Clash overlap (Å)
2:L:195:ILE:HG23	2:L:195:ILE:O	2.11	0.50
1:C:68:LEU:HB3	1:C:76:LYS:HG2	1.92	0.50
1:C:132:GLU:HA	1:C:192:TYR:HA	1.92	0.50
2:F:60:LEU:HG	2:F:90:MET:HG2	1.93	0.50
1:H:18:HIS:O	1:H:21:VAL:HG12	2.12	0.50
1:H:176:ILE:CG2	1:H:200:VAL:HG23	2.34	0.50
2:J:127:ILE:CG2	2:J:244:LEU:HG	2.41	0.50
2:L:194:THR:HG21	2:L:197:LYS:CD	2.42	0.50
2:L:194:THR:HB	2:L:197:LYS:HB3	1.92	0.50
1:B:362:ARG:HD2	2:E:434:LEU:CD1	2.42	0.50
1:C:132:GLU:OE1	1:C:192:TYR:HB3	2.12	0.50
2:D:183:THR:HA	2:D:187:VAL:CG2	2.41	0.50
2:F:129:VAL:HG12	2:F:289:ALA:HB1	1.93	0.50
2:F:284:ARG:HG3	2:F:285:GLU:N	2.27	0.50
2:F:386:ALA:O	2:F:389:VAL:HG23	2.12	0.50
2:F:432:LEU:HB3	2:F:433:PHE:CD1	2.47	0.50
1:I:42:GLN:HE22	1:I:364:MET:H	1.60	0.50
1:I:67:LEU:O	1:I:360:ILE:HA	2.11	0.50
2:J:408:ALA:C	2:J:429:VAL:HG11	2.36	0.50
2:K:161:LEU:HD23	2:K:163:LEU:HD21	1.94	0.50
2:K:257:PHE:C	2:K:258:LEU:HD23	2.37	0.50
2:L:117:GLU:O	2:L:121:GLN:HG3	2.12	0.50
2:L:434:LEU:HD23	2:L:438:ARG:NH1	2.25	0.50
2:D:194:THR:HG22	2:D:195:ILE:N	2.26	0.50
2:D:370:ILE:CD1	3:D:501:ADP:C4	2.95	0.50
2:E:30:GLY:H	2:E:92:GLN:HB2	1.76	0.50
2:E:128:GLY:O	2:E:292:ILE:HG22	2.11	0.50
2:E:364:GLU:OE2	2:E:391:THR:CG2	2.60	0.50
2:E:422:GLN:HB2	2:E:424:ASP:OD1	2.10	0.50
1:H:20:HIS:CE1	1:H:378:ARG:HD3	2.47	0.50
1:I:52:ILE:HG23	1:I:61:MET:HE3	1.94	0.50
1:I:218:GLU:HG2	1:I:219:GLU:H	1.75	0.50
1:I:353:ASP:C	1:I:353:ASP:OD1	2.54	0.50
2:J:29:ARG:HB2	2:J:44:GLN:HB3	1.93	0.50
2:K:300:GLU:HA	2:K:300:GLU:OE2	2.12	0.50
1:A:35:ALA:HB1	1:A:40:VAL:HG22	1.94	0.50
1:A:68:LEU:HD23	1:A:361:ILE:HG22	1.93	0.50
1:C:18:HIS:HB2	1:C:81:LEU:HD23	1.93	0.50
1:C:71:PRO:HG3	1:C:365:LEU:HD13	1.94	0.50
2:D:441:GLN:HG2	2:D:444:LYS:NZ	2.27	0.50
1:G:24:LEU:HA	1:G:39:LEU:HD12	1.94	0.50

Continued on next page...

Continued from previous page...

Atom-1	Atom-2	Interatomic distance (Å)	Clash overlap (Å)
1:G:53:VAL:HG12	1:G:57:LYS:HZ2	1.77	0.50
1:G:287:ILE:HA	1:G:292:ALA:O	2.11	0.50
1:I:74:THR:HB	1:I:363:THR:HG21	1.94	0.50
1:I:76:LYS:HB2	1:I:76:LYS:HZ3	1.77	0.50
2:L:179:ILE:HA	2:L:182:LEU:HD23	1.94	0.50
1:A:371:MET:O	1:A:375:ILE:HG12	2.11	0.50
1:B:324:ALA:HA	2:E:261:PHE:CZ	2.47	0.50
1:C:48:ALA:HB2	2:F:432:LEU:HD22	1.94	0.50
2:D:33:LEU:HD23	2:D:37:LEU:HA	1.93	0.50
2:E:33:LEU:HA	2:E:39:PRO:HA	1.94	0.50
2:E:231:GLU:HG2	2:E:234:LYS:HD3	1.94	0.50
1:H:70:GLY:CA	2:K:443:MET:HE1	2.40	0.50
1:H:369:GLN:N	1:H:369:GLN:OE1	2.45	0.50
2:J:33:LEU:CD1	2:J:39:PRO:HB3	2.41	0.50
2:K:77:GLY:O	2:K:329:ASN:HB3	2.11	0.50
1:A:168:LYS:HB3	1:A:228:VAL:HG11	1.93	0.50
2:D:116:THR:HG22	2:D:311:PHE:CD2	2.47	0.50
2:D:143:VAL:HG22	2:D:162:THR:HG23	1.93	0.50
2:D:392:ARG:O	2:D:396:GLU:HG2	2.12	0.50
2:E:245:HIS:O	2:E:249:VAL:HG23	2.12	0.50
2:E:285:GLU:OE2	2:E:285:GLU:HA	2.11	0.50
1:H:27:ASP:HA	1:H:33:LYS:NZ	2.27	0.50
1:H:156:HIS:NE2	1:H:174:PRO:HD3	2.27	0.50
1:I:113:MET:HE1	1:I:314:TYR:CZ	2.46	0.50
1:I:193:ILE:CG2	1:I:200:VAL:HG22	2.40	0.50
2:J:365:LYS:NZ	2:J:369:GLN:HG2	2.25	0.50
2:L:268:ILE:HG12	2:L:273:ARG:HH21	1.76	0.50
1:B:48:ALA:CB	1:B:361:ILE:HD12	2.42	0.49
1:B:53:VAL:HG11	1:B:86:GLU:HG2	1.93	0.49
1:B:362:ARG:HD2	2:E:434:LEU:HD11	1.94	0.49
2:D:29:ARG:O	2:D:29:ARG:HG2	2.11	0.49
2:D:139:GLU:CG	2:D:228:PRO:HB3	2.41	0.49
2:E:402:ALA:O	2:E:406:ILE:HG13	2.12	0.49
2:F:68:ILE:O	2:F:68:ILE:HG12	2.11	0.49
2:F:384:GLU:H	2:F:384:GLU:CD	2.20	0.49
1:H:61:MET:HE1	1:H:359:MET:CE	2.42	0.49
1:H:222:PRO:HG2	1:H:225:LYS:NZ	2.28	0.49
1:I:11:LYS:HD3	1:I:11:LYS:N	2.27	0.49
2:J:33:LEU:HA	2:J:39:PRO:CA	2.41	0.49
2:K:31:LEU:HA	2:K:46:MET:HE1	1.92	0.49
2:K:100:PHE:CE1	2:K:102:ALA:HB2	2.32	0.49

Continued on next page...

Continued from previous page...

Atom-1	Atom-2	Interatomic distance (Å)	Clash overlap (Å)
2:L:385:ASP:OD1	2:L:385:ASP:N	2.45	0.49
1:A:376:LYS:HD3	1:A:391:LEU:HD21	1.94	0.49
1:B:127:THR:HG23	1:B:127:THR:O	2.11	0.49
1:B:192:TYR:CZ	1:B:201:LYS:HB2	2.47	0.49
1:C:24:LEU:HB2	1:C:86:GLU:HG3	1.93	0.49
1:C:291:ILE:HD13	1:C:291:ILE:N	2.27	0.49
2:D:139:GLU:HB2	2:D:192:VAL:HA	1.93	0.49
2:E:360:THR:HG23	2:E:361:PRO:O	2.12	0.49
2:F:173:ASP:HB3	2:K:171:ILE:CG1	2.42	0.49
1:G:129:GLU:HG3	1:G:231:LYS:CG	2.43	0.49
1:H:443:SER:HA	1:H:446:ILE:HG22	1.94	0.49
2:J:49:GLN:HG2	2:J:362:TYR:HE1	1.77	0.49
2:J:136:GLU:HB2	2:J:195:ILE:HB	1.93	0.49
2:J:172:TYR:CE2	2:J:232:LEU:HB3	2.44	0.49
2:J:424:ASP:OD1	2:J:424:ASP:N	2.45	0.49
1:B:93:PHE:HE1	1:B:95:PRO:HB3	1.76	0.49
1:B:403:LEU:HD21	3:B:501:ADP:HI'	1.93	0.49
1:C:127:THR:HG22	1:C:233:GLU:OE1	2.12	0.49
2:D:303:MET:HE2	2:D:303:MET:CA	2.40	0.49
2:E:43:SER:HB2	2:E:44:GLN:OE1	2.12	0.49
2:E:247:ILE:CG2	2:E:276:ILE:CG2	2.85	0.49
2:F:34:ASP:CG	2:F:35:ASP:H	2.20	0.49
2:F:43:SER:HB2	2:F:44:GLN:OE1	2.11	0.49
1:G:11:LYS:HB2	1:G:14:ARG:HD2	1.94	0.49
1:I:108:LYS:HE2	1:I:311:CYS:SG	2.52	0.49
1:A:139:THR:OG1	1:A:158:ILE:HG23	2.11	0.49
1:A:319:LEU:C	1:A:319:LEU:HD12	2.37	0.49
1:B:172:LEU:HD13	1:B:176:ILE:HD13	1.94	0.49
2:D:83:LYS:HB3	3:D:501:ADP:O3B	2.11	0.49
2:E:286:GLU:OE1	2:E:286:GLU:C	2.56	0.49
2:F:375:CYS:HA	2:F:378:GLU:CG	2.42	0.49
1:G:339:ARG:HB3	1:G:339:ARG:CZ	2.42	0.49
1:H:140:PRO:HA	1:H:157:VAL:CA	2.42	0.49
1:H:415:LEU:HD12	1:H:415:LEU:N	2.27	0.49
1:I:20:HIS:H	1:I:20:HIS:CD2	2.31	0.49
1:I:33:LYS:HD2	1:I:36:ALA:CB	2.36	0.49
2:K:351:LEU:HA	2:K:354:LEU:HD12	1.94	0.49
2:L:134:GLU:OE2	2:L:237:GLU:HG2	2.11	0.49
1:A:168:LYS:HZ1	1:A:170:LEU:HB3	1.77	0.49
1:B:172:LEU:HB3	1:B:176:ILE:CG2	2.43	0.49
1:B:188:GLY:O	1:B:209:TYR:HE2	1.96	0.49

Continued on next page...

Continued from previous page...

Atom-1	Atom-2	Interatomic distance (Å)	Clash overlap (Å)
1:C:355:LEU:HD23	2:F:436:GLU:OE1	2.13	0.49
2:D:33:LEU:HD12	2:D:33:LEU:N	2.27	0.49
2:D:180:GLU:C	2:D:184:LYS:HZ2	2.20	0.49
2:D:399:LEU:CD2	2:D:403:ILE:HD11	2.43	0.49
2:D:409:ALA:CB	2:D:426:ILE:HD13	2.42	0.49
2:F:202:ILE:HG13	2:F:228:PRO:CG	2.42	0.49
1:G:52:ILE:O	1:G:56:ILE:HG13	2.12	0.49
1:G:186:GLU:O	1:G:189:ASP:HB2	2.12	0.49
1:G:387:SER:HB2	1:G:389:GLU:OE1	2.13	0.49
1:H:323:ILE:CD1	2:K:258:LEU:HD22	2.42	0.49
1:B:405:TYR:CE2	1:B:409:LEU:HD11	2.47	0.49
2:D:63:ILE:HD13	2:D:323:VAL:CG2	2.36	0.49
2:D:416:ARG:CZ	2:D:418:GLY:HA3	2.43	0.49
1:G:51:VAL:HG12	1:G:55:LEU:CD2	2.43	0.49
1:G:120:ILE:HG13	1:G:240:LEU:HD23	1.94	0.49
1:H:107:LYS:HB2	1:H:107:LYS:NZ	2.28	0.49
1:H:374:ILE:CG2	1:H:403:LEU:HD11	2.36	0.49
1:I:13:GLN:H	1:I:13:GLN:CD	2.21	0.49
1:I:387:SER:HB2	1:I:389:GLU:OE2	2.13	0.49
2:K:372:ARG:HH11	2:K:372:ARG:HG3	1.76	0.49
2:L:49:GLN:OE1	2:L:49:GLN:N	2.45	0.49
2:L:117:GLU:OE1	2:L:117:GLU:N	2.45	0.49
1:A:303:GLU:OE2	2:F:348:ILE:HG22	2.13	0.49
1:B:435:GLU:OE1	1:B:435:GLU:HA	2.13	0.49
1:C:232:LYS:HE3	1:C:232:LYS:HA	1.93	0.49
1:C:393:HIS:ND1	1:C:430:VAL:HG12	2.26	0.49
2:D:24:ALA:HB1	3:D:501:ADP:O3'	2.12	0.49
2:F:31:LEU:HD21	2:F:56:ALA:HB1	1.95	0.49
1:H:22:LYS:HA	1:H:85:GLN:NE2	2.27	0.49
2:K:137:ILE:HG13	2:K:193:ILE:O	2.12	0.49
2:K:234:LYS:CG	2:K:235:ARG:N	2.70	0.49
1:B:164:ALA:CB	1:B:226:GLY:H	2.26	0.49
1:B:425:ILE:HG23	1:B:429:HIS:CE1	2.47	0.49
1:C:436:LEU:HD11	2:E:54:ARG:NE	2.27	0.49
2:D:130:ARG:HE	2:D:292:ILE:HG21	1.78	0.49
2:E:158:VAL:HG23	2:E:175:GLY:HA2	1.94	0.49
2:F:186:LYS:CG	2:F:189:ALA:HB3	2.43	0.49
2:F:186:LYS:HG3	2:F:189:ALA:HB3	1.95	0.49
2:F:389:VAL:O	2:F:392:ARG:HG2	2.12	0.49
1:H:286:TYR:HB3	1:H:292:ALA:CB	2.43	0.49
2:J:400:ARG:CZ	3:J:501:ADP:O2A	2.60	0.49

Continued on next page...

Continued from previous page...

Atom-1	Atom-2	Interatomic distance (Å)	Clash overlap (Å)
2:K:33:LEU:HD12	2:K:33:LEU:C	2.35	0.49
2:L:292:ILE:O	2:L:292:ILE:HG23	2.11	0.49
1:C:26:LEU:HD23	1:C:26:LEU:H	1.77	0.49
2:E:161:LEU:HD13	2:E:179:ILE:CD1	2.42	0.49
2:E:385:ASP:HA	2:E:388:THR:CG2	2.42	0.49
2:F:141:GLU:OE2	2:F:204:LYS:HG2	2.12	0.49
2:F:390:LEU:HD11	2:F:426:ILE:HG13	1.95	0.49
1:G:164:ALA:HB2	1:G:225:LYS:HA	1.95	0.49
2:K:146:GLN:HB3	2:K:161:LEU:HA	1.95	0.49
2:K:235:ARG:NH1	2:K:237:GLU:HG2	2.21	0.49
2:L:27:HIS:HB2	2:L:373:ILE:HD11	1.95	0.49
2:L:188:GLN:HE21	2:L:204:LYS:NZ	2.11	0.49
1:A:96:MET:HE3	1:A:115:ASN:OD1	2.13	0.49
1:C:384:ILE:HD13	1:C:414:ASN:ND2	2.28	0.49
2:D:145:ILE:HG23	2:D:161:LEU:CD1	2.43	0.49
2:F:304:LEU:HD22	2:F:308:SER:CB	2.43	0.49
1:G:156:HIS:HA	1:G:157:VAL:HA	1.54	0.49
1:G:411:THR:HB	1:G:412:PRO:HD3	1.94	0.49
1:H:6:VAL:HG11	1:H:246:ALA:HB1	1.95	0.49
1:I:24:LEU:H	1:I:86:GLU:CG	2.25	0.49
1:I:300:PHE:HA	1:I:328:ILE:HG23	1.94	0.49
2:J:309:PHE:CE1	2:J:346:ILE:HG23	2.47	0.49
2:K:124:ARG:HH11	2:K:124:ARG:HG3	1.78	0.49
2:K:129:VAL:CG1	2:K:289:ALA:HB1	2.43	0.49
2:K:442:TYR:CD1	2:K:442:TYR:C	2.91	0.49
2:L:113:MET:HE3	2:L:121:GLN:NE2	2.28	0.49
1:A:117:ARG:HD2	1:A:240:LEU:HB3	1.94	0.48
1:A:127:THR:OG1	1:A:233:GLU:HG3	2.12	0.48
1:A:415:LEU:CD2	2:F:61:GLU:OE2	2.61	0.48
1:B:106:ILE:HG22	1:B:107:LYS:N	2.28	0.48
1:C:68:LEU:HD23	1:C:361:ILE:HG22	1.95	0.48
1:C:126:GLU:HB3	1:C:128:LYS:HZ1	1.78	0.48
2:D:33:LEU:CD2	2:D:57:GLY:HA3	2.43	0.48
2:D:132:LYS:HB3	2:D:239:VAL:CG1	2.43	0.48
2:F:189:ALA:HA	2:F:204:LYS:CB	2.42	0.48
1:G:137:GLU:CD	1:G:138:LEU:H	2.20	0.48
1:G:304:VAL:HG22	1:G:312:PHE:CZ	2.48	0.48
1:G:354:LEU:HD23	1:G:354:LEU:C	2.38	0.48
1:I:53:VAL:HA	1:I:56:ILE:HD12	1.95	0.48
2:L:33:LEU:HD12	2:L:33:LEU:O	2.13	0.48
2:L:309:PHE:CE1	2:L:346:ILE:HG12	2.48	0.48

Continued on next page...

Continued from previous page...

Atom-1	Atom-2	Interatomic distance (Å)	Clash overlap (Å)
1:B:243:LEU:HB3	1:B:279:ILE:HG21	1.94	0.48
1:B:374:ILE:HG23	3:B:501:ADP:N3	2.28	0.48
1:C:289:GLN:HB3	1:C:291:ILE:CD1	2.43	0.48
2:E:369:GLN:O	2:E:373:ILE:HG13	2.12	0.48
2:F:332:ILE:H	2:F:343:PRO:HA	1.77	0.48
1:G:336:CYS:HB3	2:L:340:TYR:OH	2.13	0.48
1:G:386:ILE:HG23	1:G:391:LEU:CD2	2.39	0.48
2:J:127:ILE:HD13	2:J:320:MET:HB3	1.95	0.48
2:J:232:LEU:HD12	2:J:232:LEU:N	2.28	0.48
1:B:221:VAL:HG22	1:B:222:PRO:HD2	1.95	0.48
1:B:317:ARG:CZ	1:B:317:ARG:HB2	2.43	0.48
1:C:105:GLU:CD	1:C:106:ILE:H	2.22	0.48
2:D:72:ALA:HB3	2:D:354:LEU:CD2	2.43	0.48
2:D:124:ARG:HH12	2:D:273:ARG:CB	2.22	0.48
2:D:192:VAL:HG12	2:D:200:GLY:HA3	1.95	0.48
2:D:319:ASP:OD1	2:D:320:MET:HG3	2.12	0.48
2:E:76:ALA:HB2	2:E:344:HIS:HE1	1.79	0.48
2:E:145:ILE:HA	2:E:161:LEU:HD11	1.95	0.48
2:E:384:GLU:CD	2:E:384:GLU:N	2.72	0.48
1:H:442:SER:O	1:H:446:ILE:HG22	2.13	0.48
1:I:51:VAL:HG12	1:I:55:LEU:CD1	2.42	0.48
1:I:190:VAL:CG1	1:I:224:PRO:HG3	2.42	0.48
1:I:338:ILE:HG22	1:I:341:THR:HG23	1.95	0.48
2:J:191:ASP:CB	2:J:199:THR:HB	2.29	0.48
2:J:378:GLU:HA	2:J:378:GLU:OE2	2.13	0.48
2:K:140:GLY:CA	2:K:228:PRO:HB2	2.43	0.48
2:K:148:ASP:O	2:K:174:LEU:HB3	2.13	0.48
2:L:135:THR:O	2:L:235:ARG:HA	2.13	0.48
1:A:415:LEU:HD13	2:F:67:LYS:NZ	2.29	0.48
1:B:158:ILE:H	1:B:158:ILE:HD12	1.79	0.48
1:C:309:ILE:HD11	2:F:106:SER:HB2	1.94	0.48
2:D:235:ARG:HG3	2:D:235:ARG:HH11	1.78	0.48
2:D:371:LEU:HD22	2:D:406:ILE:HD11	1.94	0.48
2:F:160:LYS:HG2	2:K:171:ILE:CD1	2.42	0.48
2:F:172:TYR:HA	2:K:146:GLN:HE22	1.79	0.48
1:G:67:LEU:HD22	1:G:350:ILE:CD1	2.44	0.48
1:G:272:THR:HG1	1:G:275:LEU:HG	1.77	0.48
1:H:67:LEU:HD22	1:H:360:ILE:HG13	1.94	0.48
2:J:374:ARG:NH2	2:J:377:GLU:HB2	2.28	0.48
2:J:400:ARG:CZ	3:J:501:ADP:PA	3.01	0.48
2:K:295:VAL:HG22	2:K:323:VAL:HG11	1.94	0.48

Continued on next page...

Continued from previous page...

Atom-1	Atom-2	Interatomic distance (Å)	Clash overlap (Å)
2:K:368:LYS:HE3	2:K:372:ARG:HH22	1.78	0.48
2:L:234:LYS:NZ	2:L:236:LYS:HD2	2.28	0.48
1:A:39:LEU:HD23	3:A:501:ADP:N1	2.28	0.48
1:A:218:GLU:OE2	1:A:219:GLU:HG3	2.13	0.48
1:A:374:ILE:CD1	3:A:501:ADP:C2	2.97	0.48
1:C:137:GLU:OE1	1:C:160:GLY:HA3	2.12	0.48
2:E:63:ILE:HD13	2:E:63:ILE:N	2.28	0.48
2:E:119:LEU:HD12	2:E:312:LEU:CD2	2.41	0.48
2:E:125:ARG:HD3	2:E:245:HIS:ND1	2.29	0.48
2:F:160:LYS:HD3	2:K:171:ILE:HD12	1.96	0.48
1:H:132:GLU:HA	1:H:192:TYR:HA	1.95	0.48
1:H:374:ILE:HG12	3:H:501:ADP:N3	2.28	0.48
1:I:28:GLU:OE2	1:I:28:GLU:N	2.41	0.48
1:I:134:GLU:HA	1:I:190:VAL:HA	1.94	0.48
2:J:350:LEU:HD23	2:J:350:LEU:C	2.38	0.48
2:K:372:ARG:HB2	2:K:372:ARG:CZ	2.43	0.48
1:C:291:ILE:HD13	1:C:291:ILE:H	1.79	0.48
1:C:404:ARG:HD3	3:C:501:ADP:PA	2.53	0.48
2:E:137:ILE:HD11	2:E:236:LYS:N	2.28	0.48
2:F:164:LYS:HG3	2:F:164:LYS:O	2.12	0.48
2:F:382:MET:SD	2:F:421:VAL:HG21	2.53	0.48
1:H:163:THR:HG22	1:H:224:PRO:HB2	1.96	0.48
2:J:50:LEU:CA	2:J:53:ARG:HG3	2.43	0.48
2:J:56:ALA:HB1	2:J:90:MET:CE	2.41	0.48
2:L:269:LYS:HD2	2:L:269:LYS:N	2.29	0.48
1:B:8:SER:HA	1:B:242:ASP:OD2	2.14	0.48
2:D:37:LEU:HD23	2:D:54:ARG:HD2	1.95	0.48
2:D:424:ASP:OD1	2:D:424:ASP:N	2.47	0.48
2:E:31:LEU:HB3	2:E:33:LEU:HD11	1.96	0.48
2:E:75:ILE:HD11	2:E:325:ILE:HG21	1.93	0.48
2:F:132:LYS:HG3	2:F:239:VAL:HG12	1.95	0.48
1:G:285:LYS:HD2	1:G:286:TYR:CD1	2.48	0.48
1:H:134:GLU:HA	1:H:190:VAL:HA	1.96	0.48
1:H:300:PHE:CE1	1:H:330:ALA:HB2	2.48	0.48
1:I:274:LYS:HA	1:I:274:LYS:HE2	1.96	0.48
1:I:417:ALA:HA	1:I:429:HIS:NE2	2.28	0.48
2:J:113:MET:HE2	2:J:117:GLU:HG3	1.95	0.48
2:J:146:GLN:HG2	2:J:160:LYS:CG	2.44	0.48
2:K:135:THR:OG1	2:K:238:VAL:HG21	2.13	0.48
1:A:133:GLY:HA2	1:A:224:PRO:HG2	1.96	0.48
1:A:369:GLN:C	1:A:369:GLN:OE1	2.57	0.48

Continued on next page...

Continued from previous page...

Atom-1	Atom-2	Interatomic distance (Å)	Clash overlap (Å)
1:A:375:ILE:HG23	1:A:410:LEU:HD11	1.96	0.48
1:A:426:GLU:HB2	1:A:428:GLU:CD	2.38	0.48
1:C:283:VAL:O	1:C:287:ILE:HG23	2.13	0.48
1:C:364:MET:HE3	1:C:364:MET:CA	2.44	0.48
2:F:139:GLU:HG3	2:F:192:VAL:HG12	1.94	0.48
2:F:268:ILE:CG1	2:F:273:ARG:HH21	2.26	0.48
1:H:171:LYS:HG3	1:H:171:LYS:O	2.13	0.48
1:H:300:PHE:CD1	1:H:328:ILE:HG22	2.47	0.48
1:I:106:ILE:HG22	1:I:107:LYS:H	1.79	0.48
1:I:191:ILE:HG22	1:I:202:ARG:HA	1.94	0.48
1:I:370:GLU:OE2	1:I:370:GLU:N	2.44	0.48
1:I:437:PHE:CE1	2:K:55:ALA:HB1	2.49	0.48
2:J:189:ALA:HA	2:J:204:LYS:HB3	1.94	0.48
2:J:368:LYS:HA	2:J:371:LEU:HD13	1.96	0.48
2:K:306:ILE:HD13	2:K:335:ILE:HG21	1.96	0.48
2:L:182:LEU:HA	2:L:199:THR:HG21	1.96	0.48
2:L:251:ASN:HB2	2:L:272:VAL:CG1	2.44	0.48
1:A:283:VAL:O	1:A:287:ILE:HG13	2.14	0.48
1:C:333:ARG:HH11	1:C:333:ARG:HG2	1.78	0.48
2:D:235:ARG:CZ	2:D:235:ARG:HB2	2.42	0.48
2:D:252:SER:OG	2:D:268:ILE:HD12	2.14	0.48
2:E:193:ILE:HD11	2:E:196:ASP:N	2.29	0.48
1:H:138:LEU:N	1:H:138:LEU:HD12	2.28	0.48
2:J:39:PRO:O	2:J:50:LEU:HD23	2.13	0.48
2:L:75:ILE:HG22	2:L:359:THR:CG2	2.44	0.48
2:L:251:ASN:O	2:L:252:SER:C	2.56	0.48
1:A:275:LEU:CD1	1:A:279:ILE:HD11	2.35	0.48
1:A:411:THR:HB	1:A:412:PRO:HD3	1.96	0.48
1:A:440:ALA:HB2	2:F:351:LEU:HD22	1.96	0.48
1:B:42:GLN:OE1	1:B:363:THR:HB	2.13	0.48
1:B:157:VAL:O	1:B:172:LEU:HB2	2.14	0.48
1:B:183:GLU:O	1:B:202:ARG:HD3	2.13	0.48
1:B:295:VAL:HG13	1:B:295:VAL:O	2.14	0.48
1:B:419:ILE:HG22	2:D:36:ALA:HB1	1.96	0.48
1:B:429:HIS:HA	1:B:432:GLU:CG	2.42	0.48
1:C:422:LYS:HD2	1:C:429:HIS:HE1	1.79	0.48
2:D:132:LYS:HB3	2:D:239:VAL:HG12	1.96	0.48
2:D:428:ARG:O	2:D:432:LEU:HD13	2.14	0.48
2:E:178:MET:SD	2:E:196:ASP:HA	2.54	0.48
2:E:347:PRO:HB2	2:E:349:ASP:OD1	2.14	0.48
2:F:435:ASP:OD2	2:F:438:ARG:HD3	2.14	0.48

Continued on next page...

Continued from previous page...

Atom-1	Atom-2	Interatomic distance (Å)	Clash overlap (Å)
1:H:436:LEU:CD1	2:J:54:ARG:HG2	2.44	0.48
1:I:165:LYS:HG2	1:I:168:LYS:HZ1	1.79	0.48
2:J:186:LYS:HE3	2:J:201:LYS:HE3	1.95	0.48
2:K:100:PHE:CD1	2:K:100:PHE:C	2.92	0.48
2:L:304:LEU:CD2	2:L:308:SER:HB2	2.44	0.48
1:A:17:SER:HG	3:A:501:ADP:HO3'	1.60	0.47
1:A:448:ALA:HA	1:A:451:GLN:HB3	1.95	0.47
1:B:68:LEU:HB3	1:B:76:LYS:HG2	1.95	0.47
1:C:52:ILE:HD13	1:C:52:ILE:N	2.29	0.47
2:D:50:LEU:HD23	2:D:50:LEU:N	2.28	0.47
2:D:351:LEU:O	2:D:351:LEU:HD23	2.14	0.47
2:E:351:LEU:HD12	2:E:354:LEU:HD12	1.95	0.47
1:H:116:PHE:HA	1:H:299:LEU:HD12	1.96	0.47
1:H:343:ASP:O	1:H:344:ILE:HB	2.13	0.47
1:I:304:VAL:HG22	1:I:312:PHE:CZ	2.49	0.47
2:J:124:ARG:NH2	2:J:273:ARG:HG2	2.28	0.47
2:K:76:ALA:HB2	2:K:344:HIS:HE1	1.78	0.47
2:K:161:LEU:CD1	2:K:174:LEU:HD22	2.41	0.47
2:L:72:ALA:HB3	2:L:354:LEU:HD12	1.96	0.47
1:A:54:GLU:HG3	2:D:415:LYS:NZ	2.29	0.47
1:A:384:ILE:HG23	1:A:414:ASN:CG	2.39	0.47
1:B:414:ASN:O	1:B:418:LYS:HG2	2.13	0.47
1:C:75:GLY:HA3	3:C:501:ADP:N7	2.29	0.47
1:C:135:VAL:HG13	1:C:138:LEU:HD13	1.96	0.47
1:C:162:LYS:HA	1:C:167:THR:HA	1.96	0.47
2:D:32:GLY:HA2	2:D:44:GLN:OE1	2.14	0.47
2:D:98:THR:HG22	2:D:294:GLY:HA2	1.95	0.47
2:D:441:GLN:C	2:D:441:GLN:CD	2.83	0.47
2:E:132:LYS:CE	2:E:237:GLU:HB3	2.43	0.47
2:E:187:VAL:HA	2:E:188:GLN:HA	1.48	0.47
2:F:187:VAL:HA	2:F:188:GLN:HA	1.47	0.47
1:G:301:VAL:HB	1:G:329:PHE:HD1	1.79	0.47
1:H:30:GLY:HA2	2:K:415:LYS:NZ	2.28	0.47
1:H:158:ILE:HA	1:H:170:LEU:O	2.15	0.47
1:H:404:ARG:O	1:H:408:GLN:HG2	2.14	0.47
1:I:117:ARG:NH2	1:I:276:ARG:HB3	2.12	0.47
2:J:140:GLY:HA2	2:J:165:THR:CG2	2.44	0.47
2:J:186:LYS:CG	2:J:189:ALA:HB3	2.44	0.47
2:J:334:ARG:HA	2:J:340:TYR:O	2.15	0.47
2:J:368:LYS:HA	2:J:371:LEU:CD1	2.44	0.47
2:L:382:MET:HB2	2:L:387:TYR:HE1	1.79	0.47

Continued on next page...

Continued from previous page...

Atom-1	Atom-2	Interatomic distance (Å)	Clash overlap (Å)
1:B:122:LEU:HD12	1:B:294:LEU:HD23	1.96	0.47
1:B:194:GLU:OE2	1:B:196:ASN:N	2.47	0.47
1:B:373:GLN:O	1:B:377:ILE:HG12	2.13	0.47
2:D:125:ARG:HG2	2:D:245:HIS:HB3	1.96	0.47
2:E:396:GLU:OE2	2:E:397:THR:HG23	2.14	0.47
2:F:202:ILE:HG13	2:F:228:PRO:HG3	1.96	0.47
1:H:64:ARG:HA	1:H:357:ARG:O	2.14	0.47
1:H:120:ILE:HB	1:H:240:LEU:HD13	1.96	0.47
1:H:436:LEU:HB3	2:J:55:ALA:CB	2.28	0.47
2:L:336:ARG:HG3	2:L:336:ARG:HH11	1.79	0.47
1:A:159:ILE:O	1:A:169:GLN:HA	2.13	0.47
1:A:215:LEU:O	1:A:218:GLU:HG3	2.15	0.47
1:B:63:GLY:HA3	2:E:22:ILE:CD1	2.44	0.47
1:B:117:ARG:NH1	1:B:276:ARG:HG3	2.29	0.47
1:C:42:GLN:NE2	1:C:363:THR:HB	2.29	0.47
2:D:94:LEU:HD23	2:D:94:LEU:O	2.14	0.47
2:E:28:ILE:O	2:E:92:GLN:HG3	2.14	0.47
1:G:12:THR:O	1:G:16:ALA:HB2	2.14	0.47
1:G:399:THR:CG2	1:G:400:LYS:HD2	2.44	0.47
1:I:362:ARG:HB2	2:L:434:LEU:HD11	1.96	0.47
2:K:124:ARG:HE	2:K:244:LEU:HD13	1.79	0.47
2:K:147:ILE:HG22	2:K:179:ILE:HD13	1.95	0.47
2:K:294:GLY:O	2:K:323:VAL:HG12	2.14	0.47
1:A:309:ILE:HD11	1:A:338:ILE:HG21	1.96	0.47
1:B:298:VAL:HG11	1:B:328:ILE:HD12	1.96	0.47
1:C:104:THR:HG23	2:E:307:GLU:CB	2.44	0.47
2:F:281:ALA:O	2:F:284:ARG:HG3	2.14	0.47
1:G:190:VAL:HB	1:G:221:VAL:CG1	2.44	0.47
1:G:319:LEU:C	1:G:319:LEU:HD12	2.40	0.47
1:H:239:THR:HG23	1:H:242:ASP:OD2	2.14	0.47
1:H:362:ARG:HE	2:K:434:LEU:HD21	1.80	0.47
1:I:50:GLY:O	1:I:54:GLU:HG2	2.15	0.47
1:I:120:ILE:O	1:I:120:ILE:HG13	2.14	0.47
1:I:341:THR:HB	1:I:344:ILE:CD1	2.41	0.47
2:J:171:ILE:HG13	2:J:171:ILE:O	2.15	0.47
2:K:119:LEU:HB3	2:K:311:PHE:CE2	2.50	0.47
2:L:37:LEU:HD22	2:L:37:LEU:N	2.29	0.47
2:L:274:GLU:OE1	2:L:274:GLU:HA	2.14	0.47
2:L:346:ILE:CG2	2:L:351:LEU:HD13	2.44	0.47
1:A:39:LEU:HD13	1:A:46:ARG:HD2	1.97	0.47
1:A:113:MET:HE1	2:D:262:SER:CB	2.43	0.47

Continued on next page...

Continued from previous page...

Atom-1	Atom-2	Interatomic distance (Å)	Clash overlap (Å)
1:A:183:GLU:CD	1:A:201:LYS:HA	2.40	0.47
1:A:439:ASP:OD1	1:A:442:SER:HB2	2.14	0.47
1:C:48:ALA:HB1	1:C:361:ILE:CG1	2.40	0.47
2:D:408:ALA:HB3	2:D:429:VAL:CG1	2.36	0.47
1:H:128:LYS:O	1:H:130:VAL:HG13	2.15	0.47
1:H:157:VAL:CG2	1:H:159:ILE:HD11	2.38	0.47
1:H:333:ARG:HG2	2:K:447:GLN:NE2	2.30	0.47
1:H:362:ARG:CB	2:K:434:LEU:HD11	2.45	0.47
1:I:300:PHE:CE1	1:I:330:ALA:HB2	2.50	0.47
2:J:141:GLU:HB2	2:J:227:CYS:SG	2.55	0.47
1:A:132:GLU:HA	1:A:192:TYR:HA	1.96	0.47
1:A:387:SER:OG	1:A:389:GLU:HG3	2.15	0.47
1:B:113:MET:HG3	2:E:261:PHE:O	2.14	0.47
1:B:116:PHE:CE1	2:E:261:PHE:HE1	2.33	0.47
1:B:132:GLU:HB3	1:B:230:LYS:NZ	2.30	0.47
1:C:74:THR:HA	1:C:366:TYR:CE2	2.50	0.47
2:D:59:VAL:O	2:D:63:ILE:HG13	2.15	0.47
2:F:34:ASP:HA	2:F:40:ARG:CZ	2.44	0.47
2:F:146:GLN:CB	2:F:161:LEU:HA	2.45	0.47
2:F:408:ALA:O	2:F:412:VAL:HG23	2.15	0.47
1:G:53:VAL:HG13	1:G:87:LEU:CD2	2.44	0.47
1:G:80:ALA:CB	1:G:328:ILE:HD13	2.43	0.47
1:G:128:LYS:HB2	1:G:234:ILE:HD12	1.97	0.47
1:I:8:SER:HA	1:I:242:ASP:OD2	2.14	0.47
1:I:319:LEU:C	1:I:319:LEU:HD12	2.40	0.47
1:I:350:ILE:HG22	1:I:354:LEU:HB3	1.96	0.47
2:K:28:ILE:HG23	2:K:46:MET:CG	2.44	0.47
2:K:101:THR:OG1	2:K:125:ARG:HG3	2.13	0.47
2:K:292:ILE:HD12	2:K:293:PRO:CD	2.37	0.47
2:L:116:THR:HB	2:L:117:GLU:OE1	2.15	0.47
1:B:105:GLU:HG3	1:B:106:ILE:HG12	1.97	0.47
1:B:108:LYS:HB2	2:E:111:LEU:CD1	2.45	0.47
1:B:186:GLU:CG	1:B:187:ALA:N	2.77	0.47
1:B:335:ASN:OD1	1:B:335:ASN:N	2.48	0.47
1:B:448:ALA:O	1:B:451:GLN:HG2	2.15	0.47
1:C:319:LEU:HD12	1:C:319:LEU:C	2.40	0.47
1:C:338:ILE:HG12	1:C:349:GLY:O	2.15	0.47
2:D:137:ILE:O	2:D:234:LYS:HG2	2.14	0.47
2:E:31:LEU:HD13	2:E:56:ALA:HB3	1.97	0.47
2:F:139:GLU:CD	2:F:228:PRO:HB2	2.40	0.47
2:F:272:VAL:O	2:F:276:ILE:HG12	2.14	0.47

Continued on next page...

Continued from previous page...

Atom-1	Atom-2	Interatomic distance (Å)	Clash overlap (Å)
1:H:70:GLY:N	2:K:443:MET:HE1	2.30	0.47
1:H:201:LYS:HD2	1:H:202:ARG:N	2.30	0.47
1:H:372:LYS:HE3	1:H:373:GLN:NE2	2.30	0.47
1:I:87:LEU:HD12	1:I:87:LEU:O	2.15	0.47
2:K:143:VAL:HG22	2:K:164:LYS:NZ	2.29	0.47
1:B:375:ILE:HG22	1:B:391:LEU:CD1	2.45	0.47
1:C:157:VAL:HG12	1:C:159:ILE:HG13	1.96	0.47
2:D:29:ARG:O	2:D:29:ARG:CG	2.61	0.47
2:D:146:GLN:NE2	2:D:171:ILE:HG22	2.30	0.47
2:D:388:THR:HA	2:D:391:THR:CG2	2.45	0.47
2:E:31:LEU:CB	2:E:33:LEU:HD11	2.45	0.47
2:E:231:GLU:HG2	2:E:234:LYS:CG	2.45	0.47
2:F:73:VAL:O	2:F:325:ILE:HA	2.15	0.47
2:F:175:GLY:O	2:F:179:ILE:HG22	2.14	0.47
1:G:88:GLY:C	1:G:91:VAL:HG23	2.40	0.47
1:G:437:PHE:HA	2:L:356:ILE:O	2.15	0.47
1:H:194:GLU:OE1	1:H:194:GLU:N	2.45	0.47
1:H:278:GLU:HA	1:H:281:LYS:NZ	2.29	0.47
1:I:66:VAL:HG13	1:I:359:MET:O	2.14	0.47
1:I:168:LYS:CG	1:I:228:VAL:HG21	2.44	0.47
2:K:87:ALA:C	2:K:100:PHE:HE2	2.23	0.47
2:K:414:ARG:HH12	2:K:419:THR:HA	1.80	0.47
2:L:190:GLY:HA3	2:L:191:ASP:HA	1.69	0.47
1:A:168:LYS:HE3	1:A:170:LEU:HD23	1.97	0.47
1:A:339:ARG:HH11	2:F:338:THR:HG23	1.80	0.47
1:B:130:VAL:HG21	1:B:232:LYS:CE	2.44	0.47
1:C:308:ASP:HA	1:C:339:ARG:HG2	1.97	0.47
2:E:401:TYR:CE2	2:E:405:LEU:HD11	2.50	0.47
2:E:412:VAL:HG21	2:E:429:VAL:CG2	2.44	0.47
2:F:113:MET:HE3	2:F:113:MET:HB2	1.77	0.47
1:G:53:VAL:O	1:G:57:LYS:HG2	2.15	0.47
1:G:162:LYS:HZ3	1:G:166:GLY:HA2	1.78	0.47
2:J:40:ARG:HB2	2:J:43:SER:OG	2.15	0.47
2:J:401:TYR:CZ	2:J:405:LEU:HD21	2.49	0.47
2:K:140:GLY:O	2:K:163:LEU:HD22	2.15	0.47
2:K:274:GLU:OE1	2:K:274:GLU:HA	2.14	0.47
1:B:128:LYS:CE	1:B:234:ILE:HD12	2.38	0.46
1:C:106:ILE:O	1:C:107:LYS:HG2	2.15	0.46
1:C:183:GLU:C	1:C:184:ARG:HG2	2.40	0.46
2:D:371:LEU:CD2	2:D:406:ILE:HD11	2.45	0.46
2:E:137:ILE:HD12	2:E:137:ILE:N	2.24	0.46

Continued on next page...

Continued from previous page...

Atom-1	Atom-2	Interatomic distance (Å)	Clash overlap (Å)
2:E:168:MET:O	2:E:232:LEU:HD11	2.14	0.46
1:G:315:LEU:HD23	1:G:329:PHE:CZ	2.50	0.46
2:J:186:LYS:HE3	2:J:201:LYS:CE	2.45	0.46
2:J:370:ILE:HD11	3:J:501:ADP:C4	2.50	0.46
2:K:436:GLU:N	2:K:436:GLU:OE2	2.48	0.46
1:A:81:LEU:HD13	1:A:93:PHE:CD2	2.49	0.46
1:A:192:TYR:CZ	1:A:232:LYS:HE2	2.48	0.46
1:A:278:GLU:OE1	1:A:278:GLU:HA	2.15	0.46
1:B:130:VAL:HG21	1:B:232:LYS:NZ	2.30	0.46
1:C:70:GLY:C	2:F:443:MET:HE1	2.40	0.46
2:D:269:LYS:CB	2:D:272:VAL:HG23	2.44	0.46
2:E:129:VAL:HG13	2:E:131:ILE:HG13	1.97	0.46
2:F:173:ASP:CG	2:K:160:LYS:HB2	2.39	0.46
1:G:129:GLU:CD	1:G:129:GLU:H	2.23	0.46
1:G:249:ARG:O	1:G:249:ARG:HG2	2.15	0.46
1:I:162:LYS:HB2	1:I:167:THR:OG1	2.16	0.46
2:K:68:ILE:O	2:K:68:ILE:CG1	2.63	0.46
2:L:161:LEU:O	2:L:171:ILE:HA	2.14	0.46
2:L:272:VAL:O	2:L:276:ILE:HG12	2.15	0.46
1:A:400:LYS:HB3	1:A:400:LYS:NZ	2.30	0.46
1:C:105:GLU:CG	1:C:106:ILE:H	2.27	0.46
1:C:178:GLU:HA	1:C:178:GLU:OE2	2.15	0.46
2:D:191:ASP:HA	2:D:200:GLY:O	2.15	0.46
2:D:370:ILE:HG21	2:D:399:LEU:CD1	2.23	0.46
2:E:119:LEU:CD1	2:E:312:LEU:HD21	2.41	0.46
2:E:442:TYR:HA	2:E:445:GLU:HB3	1.97	0.46
2:F:28:ILE:HG21	2:F:46:MET:CE	2.45	0.46
2:F:28:ILE:HG21	2:F:46:MET:HE1	1.96	0.46
2:F:124:ARG:HH12	2:F:248:ASP:HB2	1.80	0.46
1:G:14:ARG:HH12	1:G:96:MET:HA	1.80	0.46
1:G:134:GLU:HB3	1:G:162:LYS:HB3	1.97	0.46
1:H:52:ILE:HD12	1:H:61:MET:HE2	1.96	0.46
1:I:93:PHE:CD1	1:I:95:PRO:HD3	2.51	0.46
1:I:285:LYS:O	1:I:289:GLN:HG2	2.16	0.46
2:J:408:ALA:HB1	2:J:429:VAL:HG11	1.97	0.46
2:K:47:VAL:HG13	2:K:370:ILE:HG13	1.98	0.46
2:K:143:VAL:CG2	2:K:164:LYS:CE	2.91	0.46
2:K:268:ILE:HB	2:K:273:ARG:HH21	1.79	0.46
2:K:411:LEU:HA	2:K:414:ARG:HG2	1.98	0.46
1:A:109:THR:HG22	2:D:111:LEU:CD2	2.44	0.46
1:A:241:HIS:HA	1:A:244:ASP:OD2	2.15	0.46

Continued on next page...

Continued from previous page...

Atom-1	Atom-2	Interatomic distance (Å)	Clash overlap (Å)
1:A:419:ILE:HG21	2:F:37:LEU:HD22	1.96	0.46
1:G:347:PRO:HB2	1:G:355:LEU:HD11	1.97	0.46
1:H:22:LYS:HA	1:H:85:GLN:OE1	2.15	0.46
1:H:61:MET:SD	1:H:359:MET:HE1	2.56	0.46
1:H:221:VAL:CG1	1:H:222:PRO:HD2	2.45	0.46
1:H:446:ILE:HG23	1:H:447:LEU:N	2.30	0.46
1:I:52:ILE:HG23	1:I:61:MET:CE	2.45	0.46
1:I:304:VAL:HG22	1:I:312:PHE:HZ	1.81	0.46
1:I:443:SER:OG	2:K:356:ILE:HD11	2.15	0.46
2:J:145:ILE:HG22	2:J:147:ILE:HG13	1.98	0.46
2:J:232:LEU:HD12	2:J:232:LEU:H	1.81	0.46
2:K:139:GLU:HB2	2:K:192:VAL:HG13	1.96	0.46
2:K:147:ILE:HA	2:K:148:ASP:HA	1.47	0.46
2:K:161:LEU:HD21	2:K:182:LEU:HD21	1.97	0.46
2:K:189:ALA:HB3	2:K:201:LYS:HB2	1.97	0.46
2:K:416:ARG:HH12	2:K:418:GLY:CA	2.29	0.46
2:L:148:ASP:CB	2:L:179:ILE:HG21	2.39	0.46
2:L:292:ILE:O	2:L:292:ILE:CG2	2.63	0.46
1:A:191:ILE:HG22	1:A:203:GLN:N	2.24	0.46
1:B:163:THR:HG22	1:B:224:PRO:HB2	1.98	0.46
1:B:382:GLU:HB3	1:B:384:ILE:CD1	2.46	0.46
1:C:117:ARG:NH1	2:F:262:SER:HB3	2.30	0.46
2:D:111:LEU:HD12	2:D:111:LEU:C	2.41	0.46
2:D:123:PHE:CZ	2:D:315:ALA:HB1	2.50	0.46
2:E:295:VAL:HG11	2:E:325:ILE:HD12	1.98	0.46
2:F:368:LYS:HD3	2:F:372:ARG:NH2	2.31	0.46
1:G:205:ARG:HB2	1:G:220:TYR:CG	2.51	0.46
1:H:350:ILE:HB	1:H:355:LEU:HG	1.96	0.46
1:I:45:ALA:HB2	1:I:362:ARG:O	2.16	0.46
1:I:71:PRO:HG2	1:I:74:THR:CG2	2.44	0.46
2:K:60:LEU:HD12	2:K:63:ILE:HD12	1.98	0.46
2:K:360:THR:HG23	2:K:361:PRO:CD	2.42	0.46
2:L:299:ASP:OD1	2:L:300:GLU:HG3	2.15	0.46
1:A:131:TYR:CE1	1:A:228:VAL:HG23	2.51	0.46
1:A:433:ILE:HD13	1:A:433:ILE:HA	1.81	0.46
2:E:174:LEU:HG	2:E:178:MET:CE	2.45	0.46
2:E:382:MET:HE3	2:E:421:VAL:CG2	2.46	0.46
2:F:193:ILE:CG2	2:F:199:THR:HG22	2.40	0.46
2:F:428:ARG:HG2	2:F:428:ARG:NH1	2.27	0.46
1:G:415:LEU:HD23	1:G:415:LEU:C	2.41	0.46
1:H:61:MET:O	1:H:61:MET:HG3	2.16	0.46

Continued on next page...

Continued from previous page...

Atom-1	Atom-2	Interatomic distance (Å)	Clash overlap (Å)
1:H:122:LEU:HD22	1:H:283:VAL:HG13	1.94	0.46
1:I:136:THR:HG21	1:I:162:LYS:HB2	1.98	0.46
2:J:61:GLU:O	2:J:65:GLU:HG3	2.16	0.46
2:K:67:LYS:HG3	2:K:67:LYS:O	2.16	0.46
2:K:140:GLY:N	2:K:228:PRO:HB2	2.30	0.46
2:L:401:TYR:CZ	2:L:435:ASP:HB3	2.51	0.46
1:B:127:THR:OG1	1:B:231:LYS:HB3	2.15	0.46
2:D:172:TYR:HE2	2:D:232:LEU:HB3	1.79	0.46
2:D:399:LEU:HD23	2:D:399:LEU:C	2.41	0.46
2:E:370:ILE:HD13	3:E:501:ADP:C4	2.50	0.46
1:G:125:LYS:HG2	1:G:235:ILE:CG2	2.35	0.46
1:G:350:ILE:CG2	1:G:351:PRO:HD2	2.43	0.46
1:H:6:VAL:HG11	1:H:246:ALA:CB	2.46	0.46
1:H:229:HIS:CG	1:H:229:HIS:O	2.68	0.46
2:J:170:THR:HB	2:J:232:LEU:CD2	2.45	0.46
2:J:400:ARG:NH1	3:J:501:ADP:PA	2.88	0.46
2:L:94:LEU:HD23	2:L:94:LEU:C	2.41	0.46
1:A:69:ALA:C	2:D:443:MET:HE1	2.41	0.46
1:A:350:ILE:HB	1:A:355:LEU:HG	1.98	0.46
1:B:173:ASP:H	1:B:176:ILE:HG22	1.78	0.46
1:C:55:LEU:HB3	1:C:61:MET:HE3	1.98	0.46
1:C:193:ILE:CG2	1:C:200:VAL:HG22	2.45	0.46
1:C:364:MET:HE3	1:C:364:MET:HA	1.98	0.46
1:C:378:ARG:HA	1:C:378:ARG:HD2	1.70	0.46
2:D:388:THR:HA	2:D:391:THR:HG22	1.98	0.46
1:G:21:VAL:C	1:G:22:LYS:HD2	2.40	0.46
1:G:70:GLY:CA	1:G:363:THR:HG22	2.46	0.46
1:G:102:TYR:HD1	1:G:102:TYR:HA	1.67	0.46
1:H:162:LYS:HE3	1:H:223:LEU:HD21	1.98	0.46
1:H:191:ILE:HG22	1:H:202:ARG:HA	1.98	0.46
1:I:57:LYS:HA	1:I:57:LYS:HE3	1.98	0.46
1:I:430:VAL:O	1:I:433:ILE:HG22	2.15	0.46
2:J:48:GLY:C	2:J:49:GLN:HG3	2.41	0.46
2:J:385:ASP:OD1	2:J:385:ASP:N	2.46	0.46
2:J:436:GLU:H	2:J:436:GLU:CD	2.23	0.46
2:K:185:ASP:HA	2:K:201:LYS:NZ	2.31	0.46
2:L:65:GLU:CG	2:L:67:LYS:HE2	2.44	0.46
1:A:163:THR:HG21	1:A:228:VAL:CG1	2.34	0.46
1:A:414:ASN:CB	1:A:425:ILE:HD11	2.46	0.46
1:B:70:GLY:HA3	1:B:363:THR:OG1	2.16	0.46
1:B:207:ASP:CG	1:B:222:PRO:HA	2.41	0.46

Continued on next page...

Continued from previous page...

Atom-1	Atom-2	Interatomic distance (Å)	Clash overlap (Å)
1:B:238:VAL:HG13	1:B:242:ASP:HB3	1.96	0.46
1:C:24:LEU:HD21	1:C:49:CYS:HB3	1.96	0.46
1:C:130:VAL:HG12	1:C:194:GLU:CG	2.40	0.46
1:C:215:LEU:C	1:C:218:GLU:OE1	2.58	0.46
2:D:162:THR:HA	2:D:171:ILE:HA	1.98	0.46
2:E:172:TYR:CE2	2:E:232:LEU:HB3	2.51	0.46
2:F:46:MET:HA	3:F:501:ADP:N6	2.31	0.46
2:F:173:ASP:CB	2:K:171:ILE:HG13	2.46	0.46
1:G:121:GLY:O	1:G:294:LEU:HD23	2.16	0.46
1:H:52:ILE:O	1:H:56:ILE:HG13	2.16	0.46
1:I:138:LEU:HA	1:I:159:ILE:HG12	1.97	0.46
2:K:33:LEU:CD1	2:K:34:ASP:H	2.21	0.46
2:K:147:ILE:O	2:K:147:ILE:HD12	2.16	0.46
2:L:37:LEU:HG	2:L:58:VAL:CG1	2.45	0.46
1:B:93:PHE:CD1	1:B:93:PHE:C	2.94	0.46
1:C:136:THR:HB	1:C:137:GLU:OE1	2.16	0.46
2:D:117:GLU:O	2:D:121:GLN:HG3	2.16	0.46
2:E:127:ILE:HD11	2:E:320:MET:O	2.16	0.46
2:E:279:LYS:O	2:E:283:TRP:CE3	2.68	0.46
1:G:15:ILE:CG2	1:G:95:PRO:HG3	2.46	0.46
1:G:103:SER:CB	1:G:106:ILE:HG13	2.45	0.46
1:H:108:LYS:HB2	2:K:111:LEU:CD1	2.45	0.46
1:H:436:LEU:N	1:H:436:LEU:HD23	2.30	0.46
1:I:68:LEU:O	1:I:330:ALA:HA	2.16	0.46
1:I:129:GLU:HG3	1:I:231:LYS:HG3	1.97	0.46
1:I:442:SER:O	1:I:446:ILE:HG12	2.16	0.46
2:J:132:LYS:HB2	2:J:237:GLU:HB3	1.97	0.46
2:J:146:GLN:HG3	2:J:160:LYS:HB3	1.97	0.46
2:J:365:LYS:O	2:J:365:LYS:HD2	2.16	0.46
2:K:242:VAL:HG11	2:K:247:ILE:HG13	1.98	0.46
2:K:368:LYS:HE3	2:K:372:ARG:NH2	2.31	0.46
2:L:100:PHE:C	2:L:100:PHE:CD1	2.93	0.46
2:L:337:GLY:O	2:L:338:THR:HB	2.16	0.46
2:L:432:LEU:HD23	2:L:432:LEU:HA	1.76	0.46
1:A:172:LEU:CA	1:A:176:ILE:HD11	2.42	0.45
1:B:320:GLU:OE2	1:B:320:GLU:CA	2.64	0.45
1:B:359:MET:HG2	2:E:404:GLN:OE1	2.15	0.45
1:B:375:ILE:HG22	1:B:391:LEU:HD11	1.99	0.45
1:C:186:GLU:N	1:C:186:GLU:OE2	2.49	0.45
1:C:357:ARG:O	1:C:358:VAL:HG23	2.15	0.45
2:D:271:GLU:OE2	2:D:271:GLU:CA	2.63	0.45

Continued on next page...

Continued from previous page...

Atom-1	Atom-2	Interatomic distance (Å)	Clash overlap (Å)
2:D:388:THR:O	2:D:391:THR:HG23	2.16	0.45
2:E:104:ALA:HB3	2:E:107:GLU:HG2	1.97	0.45
2:E:108:ILE:HD13	2:E:304:LEU:HD23	1.97	0.45
2:E:142:VAL:HG13	2:E:142:VAL:O	2.16	0.45
2:E:161:LEU:CB	2:E:174:LEU:HD23	2.44	0.45
2:F:168:MET:HE2	2:F:232:LEU:HD12	1.96	0.45
1:G:107:LYS:N	1:G:107:LYS:HD3	2.31	0.45
1:G:168:LYS:HB3	1:G:228:VAL:HG11	1.98	0.45
1:I:102:TYR:HE1	2:K:306:ILE:CG2	2.28	0.45
1:I:375:ILE:CD1	1:I:410:LEU:HD11	2.46	0.45
2:J:164:LYS:HG2	2:J:165:THR:N	2.30	0.45
2:L:247:ILE:HG22	2:L:276:ILE:HG23	1.97	0.45
1:A:22:LYS:HD3	1:A:22:LYS:HA	1.71	0.45
1:A:362:ARG:HH22	2:D:442:TYR:HB3	1.81	0.45
1:B:188:GLY:HA3	1:B:209:TYR:OH	2.15	0.45
1:B:416:LEU:HD21	2:D:54:ARG:NH2	2.31	0.45
1:C:335:ASN:OD1	1:C:335:ASN:C	2.60	0.45
1:C:415:LEU:HD22	2:E:62:MET:HG2	1.98	0.45
2:E:166:THR:HG23	2:E:229:ASP:HB3	1.98	0.45
2:F:189:ALA:HB1	2:F:203:SER:CA	2.45	0.45
1:H:129:GLU:OE2	1:H:229:HIS:HB2	2.16	0.45
1:H:158:ILE:HG22	1:H:169:GLN:CB	2.43	0.45
1:H:342:GLU:HA	1:H:342:GLU:OE1	2.16	0.45
1:I:190:VAL:HG13	1:I:224:PRO:CG	2.46	0.45
1:I:218:GLU:CG	1:I:219:GLU:N	2.78	0.45
2:J:286:GLU:OE1	2:J:286:GLU:C	2.59	0.45
1:A:75:GLY:O	1:A:79:LEU:HG	2.17	0.45
1:A:168:LYS:CG	1:A:228:VAL:HG11	2.46	0.45
1:C:173:ASP:CG	1:C:174:PRO:HD2	2.41	0.45
2:D:65:GLU:HG3	2:D:67:LYS:HG2	1.98	0.45
2:D:139:GLU:HG3	2:D:140:GLY:N	2.30	0.45
2:F:134:GLU:HA	2:F:237:GLU:HA	1.98	0.45
1:G:436:LEU:HB3	2:L:55:ALA:CB	2.43	0.45
1:I:346:SER:HB3	1:I:352:LEU:HD22	1.99	0.45
2:K:174:LEU:HD12	2:K:178:MET:HE1	1.98	0.45
2:L:70:GLY:C	2:L:71:ARG:HG2	2.41	0.45
2:L:88:MET:HA	2:L:100:PHE:CE2	2.52	0.45
2:L:202:ILE:HB	2:L:228:PRO:HD3	1.98	0.45
1:B:90:LYS:H	1:B:90:LYS:CD	2.30	0.45
2:D:186:LYS:HD2	2:D:202:ILE:N	2.31	0.45
2:E:94:LEU:HD23	2:E:94:LEU:HA	1.74	0.45

Continued on next page...

Continued from previous page...

Atom-1	Atom-2	Interatomic distance (Å)	Clash overlap (Å)
2:F:248:ASP:HA	2:F:276:ILE:HG13	1.99	0.45
2:F:390:LEU:CD1	2:F:426:ILE:HG13	2.47	0.45
1:G:300:PHE:CE2	1:G:302:ASP:HB2	2.50	0.45
1:H:39:LEU:HA	3:H:501:ADP:N1	2.32	0.45
1:I:388:GLU:OE2	1:I:391:LEU:HD12	2.16	0.45
2:J:305:ASP:C	2:J:305:ASP:OD1	2.59	0.45
2:K:161:LEU:CB	2:K:174:LEU:HD22	2.40	0.45
2:K:162:THR:HG23	2:K:171:ILE:CG2	2.44	0.45
2:L:34:ASP:CG	2:L:35:ASP:N	2.75	0.45
2:L:166:THR:HG22	2:L:230:GLY:N	2.28	0.45
2:L:185:ASP:HA	2:L:201:LYS:HE2	1.99	0.45
2:L:380:VAL:CG1	2:L:382:MET:HG3	2.46	0.45
1:A:343:ASP:OD1	1:A:344:ILE:HD12	2.16	0.45
1:B:21:VAL:HG23	1:B:39:LEU:HG	1.98	0.45
1:B:173:ASP:O	1:B:176:ILE:HG22	2.16	0.45
1:C:350:ILE:HB	1:C:355:LEU:CD1	2.38	0.45
1:C:451:GLN:OE1	1:C:451:GLN:HA	2.16	0.45
2:D:33:LEU:HB3	2:D:37:LEU:HA	1.98	0.45
2:F:173:ASP:HB2	2:K:160:LYS:HG3	1.99	0.45
1:G:22:LYS:HA	1:G:85:GLN:OE1	2.17	0.45
1:G:419:ILE:CD1	2:L:36:ALA:HA	2.45	0.45
1:H:48:ALA:HB2	2:K:432:LEU:CD2	2.30	0.45
1:H:305:HIS:NE2	1:H:333:ARG:HD3	2.31	0.45
2:J:367:THR:HG21	2:J:399:LEU:HD22	1.99	0.45
2:K:182:LEU:HD11	2:K:191:ASP:HB3	1.98	0.45
2:K:257:PHE:N	2:K:257:PHE:CD1	2.83	0.45
2:K:442:TYR:OH	2:K:443:MET:CE	2.64	0.45
2:L:137:ILE:HG22	2:L:193:ILE:O	2.16	0.45
2:L:247:ILE:HG21	2:L:276:ILE:HG23	1.99	0.45
2:L:273:ARG:HE	2:L:273:ARG:HB2	1.65	0.45
1:A:218:GLU:OE2	1:A:219:GLU:N	2.49	0.45
1:B:172:LEU:HD13	1:B:176:ILE:CD1	2.47	0.45
1:B:285:LYS:HA	1:B:288:ASP:OD2	2.16	0.45
1:C:223:LEU:HD23	1:C:225:LYS:NZ	2.32	0.45
2:D:98:THR:CG2	2:D:294:GLY:HA2	2.47	0.45
2:D:317:GLU:CG	2:D:317:GLU:O	2.64	0.45
2:D:400:ARG:HA	2:D:403:ILE:HD12	1.98	0.45
2:E:416:ARG:NH1	2:E:418:GLY:HA3	2.29	0.45
1:G:29:SER:O	2:J:415:LYS:HE2	2.15	0.45
1:G:57:LYS:NZ	1:G:87:LEU:HD23	2.31	0.45
1:G:105:GLU:N	1:G:105:GLU:OE1	2.48	0.45

Continued on next page...

Continued from previous page...

Atom-1	Atom-2	Interatomic distance (Å)	Clash overlap (Å)
1:G:378:ARG:HD2	1:G:378:ARG:HA	1.79	0.45
1:I:176:ILE:H	1:I:176:ILE:HG13	1.65	0.45
2:J:31:LEU:HB3	2:J:33:LEU:HD13	1.99	0.45
2:J:148:ASP:O	2:J:158:VAL:HG22	2.17	0.45
2:L:307:GLU:OE1	2:L:307:GLU:HA	2.17	0.45
1:A:189:ASP:OD2	1:A:205:ARG:HG2	2.17	0.45
1:B:7:LYS:HD3	1:B:7:LYS:HA	1.79	0.45
1:B:172:LEU:HB3	1:B:176:ILE:HG21	1.98	0.45
2:E:99:PRO:HG2	2:E:128:GLY:HA3	1.99	0.45
2:E:338:THR:HG22	2:E:339:SER:H	1.82	0.45
2:F:133:GLU:C	2:F:237:GLU:HA	2.42	0.45
2:F:181:SER:HA	2:F:184:LYS:HD2	1.98	0.45
2:F:190:GLY:HA3	2:F:191:ASP:HA	1.64	0.45
1:G:183:GLU:O	1:G:202:ARG:HD2	2.17	0.45
1:G:302:ASP:O	1:G:303:GLU:HB2	2.17	0.45
1:H:67:LEU:HD23	1:H:67:LEU:C	2.42	0.45
1:H:309:ILE:HG13	1:H:341:THR:CG2	2.47	0.45
2:J:47:VAL:HG11	2:J:369:GLN:CB	2.45	0.45
2:K:138:ILE:O	2:K:193:ILE:HB	2.17	0.45
2:K:160:LYS:HD3	2:K:173:ASP:CG	2.42	0.45
1:A:156:HIS:HA	1:A:157:VAL:HA	1.66	0.45
1:A:180:LEU:HD11	1:A:185:VAL:HG11	1.99	0.45
1:A:391:LEU:HD12	1:A:391:LEU:HA	1.78	0.45
1:B:123:ARG:HD2	1:B:293:GLU:HB3	1.97	0.45
2:D:31:LEU:HD21	2:D:90:MET:N	2.32	0.45
2:E:236:LYS:CE	2:E:238:VAL:HA	2.17	0.45
2:E:385:ASP:OD1	2:E:385:ASP:N	2.48	0.45
2:F:136:GLU:H	2:F:136:GLU:HG2	1.65	0.45
2:F:377:GLU:OE2	2:F:377:GLU:HA	2.15	0.45
2:F:382:MET:HE1	2:F:406:ILE:HG23	1.98	0.45
1:G:101:VAL:O	1:G:108:LYS:HG2	2.17	0.45
1:G:371:MET:CE	1:G:399:THR:HB	2.46	0.45
1:H:124:ILE:HG22	1:H:124:ILE:O	2.16	0.45
1:H:191:ILE:CG2	1:H:202:ARG:HA	2.47	0.45
1:H:445:LYS:HB2	1:H:445:LYS:HE3	1.74	0.45
1:I:54:GLU:HB3	2:L:411:LEU:HD21	1.98	0.45
1:I:364:MET:HA	1:I:364:MET:HE3	1.99	0.45
1:I:377:ILE:HD13	1:I:377:ILE:N	2.31	0.45
2:J:119:LEU:HD23	2:J:119:LEU:HA	1.74	0.45
2:K:137:ILE:HG23	2:K:137:ILE:O	2.17	0.45
2:L:34:ASP:CG	2:L:35:ASP:H	2.23	0.45

Continued on next page...

Continued from previous page...

Atom-1	Atom-2	Interatomic distance (Å)	Clash overlap (Å)
1:A:35:ALA:CB	1:A:40:VAL:HG22	2.47	0.45
1:A:298:VAL:HG11	1:A:328:ILE:HD12	1.99	0.45
1:B:16:ALA:C	1:B:18:HIS:H	2.24	0.45
1:C:163:THR:HG22	1:C:224:PRO:HB2	1.99	0.45
2:E:316:LEU:HD12	2:E:316:LEU:C	2.42	0.45
1:G:134:GLU:HA	1:G:190:VAL:HA	1.98	0.45
1:G:247:ASN:HB3	1:G:275:LEU:HD22	1.99	0.45
1:I:309:ILE:HG22	1:I:340:GLY:HA3	1.99	0.45
2:J:292:ILE:HG23	2:J:292:ILE:O	2.17	0.45
2:J:401:TYR:CE1	2:J:405:LEU:HD21	2.52	0.45
2:K:60:LEU:HD21	2:K:93:ALA:HB1	1.99	0.45
2:K:351:LEU:HD12	2:K:354:LEU:HD12	1.99	0.45
2:K:364:GLU:HG2	2:K:395:LEU:HD11	1.99	0.45
2:K:372:ARG:HA	2:K:387:TYR:OH	2.17	0.45
2:L:81:THR:O	2:L:81:THR:CG2	2.64	0.45
2:L:127:ILE:CG2	2:L:244:LEU:HD13	2.47	0.45
2:L:143:VAL:CG1	2:L:164:LYS:HE2	2.42	0.45
1:A:362:ARG:NH2	2:D:442:TYR:HB3	2.32	0.45
1:A:415:LEU:HG	2:F:61:GLU:OE2	2.16	0.45
1:C:165:LYS:HD3	1:C:165:LYS:HA	1.62	0.45
1:C:419:ILE:CD1	2:E:37:LEU:HD22	2.46	0.45
2:D:130:ARG:HB3	2:D:130:ARG:CZ	2.47	0.45
2:D:436:GLU:HG2	2:D:437:SER:N	2.32	0.45
2:E:193:ILE:HD12	2:E:198:ALA:O	2.17	0.45
1:G:162:LYS:CE	1:G:223:LEU:HD21	2.44	0.45
1:G:232:LYS:NZ	1:G:234:ILE:HA	2.32	0.45
1:H:49:CYS:C	1:H:52:ILE:HG22	2.42	0.45
1:H:193:ILE:HG23	1:H:200:VAL:CG2	2.47	0.45
1:H:414:ASN:O	1:H:418:LYS:HG2	2.17	0.45
1:I:63:GLY:HA2	1:I:319:LEU:CD1	2.47	0.45
2:J:60:LEU:CD1	2:J:94:LEU:HD13	2.45	0.45
2:J:124:ARG:HD3	2:J:248:ASP:OD2	2.16	0.45
2:K:380:VAL:HG23	2:K:382:MET:HE1	1.97	0.45
2:K:408:ALA:O	2:K:412:VAL:HG23	2.17	0.45
2:L:142:VAL:HB	2:L:188:GLN:HB2	1.99	0.45
2:L:434:LEU:HD22	2:L:438:ARG:HB3	1.98	0.45
1:A:92:PRO:HG2	1:A:121:GLY:N	2.32	0.44
1:C:135:VAL:HA	1:C:161:LEU:HD23	1.99	0.44
2:D:83:LYS:HB3	3:D:501:ADP:PB	2.58	0.44
2:D:146:GLN:HE22	2:D:171:ILE:CG2	2.29	0.44
1:G:7:LYS:H	1:G:7:LYS:HG2	1.60	0.44

Continued on next page...

Continued from previous page...

Atom-1	Atom-2	Interatomic distance (Å)	Clash overlap (Å)
1:G:24:LEU:HD21	1:G:49:CYS:HB2	1.98	0.44
1:G:295:VAL:HG13	1:G:295:VAL:O	2.17	0.44
1:G:401:THR:C	1:G:402:THR:CG2	2.89	0.44
1:H:218:GLU:O	1:H:221:VAL:HG22	2.17	0.44
1:I:219:GLU:O	1:I:219:GLU:HG2	2.17	0.44
2:K:146:GLN:HB3	2:K:160:LYS:O	2.16	0.44
2:L:161:LEU:HD13	2:L:174:LEU:HD22	1.99	0.44
1:B:131:TYR:CZ	1:B:170:LEU:HD21	2.52	0.44
1:C:65:ALA:HB1	1:C:327:VAL:O	2.18	0.44
2:D:234:LYS:HE2	2:D:236:LYS:HE3	2.00	0.44
2:F:38:GLU:O	2:F:38:GLU:OE2	2.36	0.44
1:G:189:ASP:OD1	1:G:205:ARG:HA	2.17	0.44
1:H:97:VAL:CG2	1:H:100:GLU:HB2	2.46	0.44
1:I:11:LYS:NZ	1:I:118:ARG:HH12	2.14	0.44
1:I:113:MET:HG2	1:I:276:ARG:HH21	1.78	0.44
1:I:243:LEU:HD23	1:I:243:LEU:N	2.32	0.44
2:J:37:LEU:HD23	2:J:54:ARG:CG	2.32	0.44
2:J:390:LEU:HD21	2:J:426:ILE:CG1	2.47	0.44
2:L:108:ILE:HD12	2:L:115:LYS:CB	2.47	0.44
2:L:161:LEU:CB	2:L:174:LEU:HD13	2.36	0.44
1:A:298:VAL:CG1	1:A:328:ILE:HD12	2.47	0.44
1:A:350:ILE:HG22	1:A:351:PRO:HD2	1.98	0.44
1:A:409:LEU:HD22	1:A:433:ILE:CG2	2.47	0.44
1:B:324:ALA:CA	2:E:261:PHE:HZ	2.30	0.44
1:C:223:LEU:O	1:C:225:LYS:HD2	2.17	0.44
1:C:402:THR:CG2	1:C:403:LEU:N	2.80	0.44
2:D:189:ALA:HA	2:D:204:LYS:CG	2.44	0.44
2:E:188:GLN:OE1	2:E:188:GLN:O	2.36	0.44
2:E:369:GLN:HA	2:E:372:ARG:HG3	2.00	0.44
2:F:390:LEU:HD11	2:F:426:ILE:CD1	2.47	0.44
1:G:91:VAL:HG12	1:G:297:GLY:HA2	2.00	0.44
2:K:335:ILE:HD12	2:K:335:ILE:H	1.82	0.44
2:L:58:VAL:O	2:L:62:MET:HG3	2.17	0.44
2:L:147:ILE:HA	2:L:148:ASP:HA	1.48	0.44
2:L:234:LYS:HD2	2:L:235:ARG:N	2.33	0.44
1:A:55:LEU:CD2	1:A:60:LYS:HB2	2.47	0.44
1:A:275:LEU:O	1:A:279:ILE:HG13	2.17	0.44
1:B:192:TYR:HB2	1:B:232:LYS:NZ	2.26	0.44
1:B:384:ILE:HG21	1:B:425:ILE:HD12	1.99	0.44
1:B:389:GLU:HB3	1:B:427:LYS:CD	2.47	0.44
2:D:312:LEU:HD13	2:D:324:LEU:HD11	1.97	0.44

Continued on next page...

Continued from previous page...

Atom-1	Atom-2	Interatomic distance (Å)	Clash overlap (Å)
2:E:51:ALA:O	2:E:54:ARG:HG2	2.17	0.44
2:F:33:LEU:HD21	2:F:57:GLY:CA	2.46	0.44
2:F:380:VAL:HG21	2:F:382:MET:HE2	1.99	0.44
1:G:342:GLU:OE2	1:G:342:GLU:N	2.46	0.44
1:H:16:ALA:C	1:H:18:HIS:H	2.25	0.44
1:H:286:TYR:HB3	1:H:292:ALA:HB3	2.00	0.44
1:H:412:PRO:CB	1:H:433:ILE:HD11	2.44	0.44
1:I:63:GLY:HA2	1:I:319:LEU:HD12	1.99	0.44
2:L:177:LYS:HA	2:L:177:LYS:HE2	1.99	0.44
1:B:243:LEU:HD23	1:B:279:ILE:HG23	1.99	0.44
1:B:440:ALA:CB	2:D:351:LEU:HD21	2.39	0.44
2:D:190:GLY:H	2:D:204:LYS:CB	2.24	0.44
2:F:136:GLU:HB2	2:K:158:VAL:CB	2.48	0.44
2:F:138:ILE:HG12	2:K:158:VAL:C	2.41	0.44
1:I:398:GLY:HA2	1:I:402:THR:O	2.18	0.44
2:J:104:ALA:HA	2:J:299:ASP:O	2.17	0.44
2:K:72:ALA:HB3	2:K:354:LEU:CD2	2.47	0.44
2:K:409:ALA:O	2:K:412:VAL:HB	2.18	0.44
1:A:43:GLU:OE1	1:A:43:GLU:N	2.50	0.44
1:A:53:VAL:HG13	1:A:87:LEU:CD2	2.46	0.44
1:A:247:ASN:HB2	1:A:275:LEU:CD1	2.47	0.44
1:B:123:ARG:HG2	1:B:293:GLU:O	2.17	0.44
1:B:158:ILE:HD12	1:B:158:ILE:N	2.32	0.44
1:B:386:ILE:HD13	1:B:391:LEU:CD1	2.41	0.44
1:C:193:ILE:CG1	1:C:200:VAL:HG22	2.42	0.44
1:C:211:THR:O	1:C:214:ASP:O	2.35	0.44
2:D:334:ARG:HA	2:D:341:GLN:HA	2.00	0.44
2:E:193:ILE:HB	2:E:199:THR:HG22	2.00	0.44
2:F:268:ILE:HD11	2:F:273:ARG:HE	1.81	0.44
1:G:414:ASN:CA	1:G:425:ILE:HD11	2.48	0.44
1:H:243:LEU:HD13	1:H:279:ILE:HG23	2.00	0.44
2:J:145:ILE:HD11	2:J:182:LEU:HD22	2.00	0.44
2:L:140:GLY:HA3	2:L:163:LEU:HB3	2.00	0.44
2:L:188:GLN:OE1	2:L:188:GLN:N	2.51	0.44
2:L:303:MET:O	2:L:336:ARG:HG3	2.18	0.44
1:A:90:LYS:H	1:A:90:LYS:CD	2.31	0.44
1:B:108:LYS:HB2	2:E:111:LEU:HD11	2.00	0.44
1:C:124:ILE:CD1	1:C:292:ALA:HB2	2.47	0.44
2:D:116:THR:HG22	2:D:311:PHE:CE2	2.52	0.44
2:E:142:VAL:O	2:E:142:VAL:CG1	2.65	0.44
2:F:72:ALA:HB3	2:F:354:LEU:HD23	1.99	0.44

Continued on next page...

Continued from previous page...

Atom-1	Atom-2	Interatomic distance (Å)	Clash overlap (Å)
2:F:75:ILE:HA	2:F:357:VAL:O	2.17	0.44
2:F:160:LYS:CD	2:K:171:ILE:HD12	2.47	0.44
1:G:18:HIS:O	1:G:21:VAL:HG22	2.18	0.44
1:G:52:ILE:HG22	1:G:56:ILE:HD11	1.98	0.44
1:G:415:LEU:HD12	2:L:67:LYS:HE3	1.99	0.44
1:G:447:LEU:CD1	2:L:329:ASN:HA	2.48	0.44
1:H:113:MET:HE2	2:K:261:PHE:C	2.42	0.44
1:I:214:ASP:HB3	1:I:220:TYR:CD1	2.53	0.44
2:J:312:LEU:HD13	2:J:324:LEU:CD2	2.39	0.44
2:J:420:GLU:HG2	2:J:421:VAL:N	2.31	0.44
2:K:30:GLY:H	2:K:92:GLN:HB2	1.83	0.44
1:A:112:LEU:HD23	1:A:112:LEU:HA	1.81	0.44
1:A:180:LEU:HG	1:A:185:VAL:CB	2.42	0.44
1:B:326:ILE:HD12	1:B:326:ILE:HA	1.88	0.44
1:C:138:LEU:HD12	1:C:138:LEU:HA	1.86	0.44
1:C:168:LYS:HA	1:C:168:LYS:HD2	1.72	0.44
2:D:174:LEU:HB3	2:D:178:MET:HB2	2.00	0.44
2:E:253:ARG:NH2	2:E:254:THR:HG22	2.33	0.44
1:G:110:GLU:O	1:G:114:GLU:HB2	2.18	0.44
1:I:22:LYS:HE3	1:I:22:LYS:CA	2.48	0.44
2:J:185:ASP:HA	2:J:201:LYS:HD2	2.00	0.44
2:J:236:LYS:HD3	2:J:236:LYS:HA	1.71	0.44
2:K:78:GLN:HB3	2:K:79:PRO:HD2	1.99	0.44
1:A:54:GLU:HG3	2:D:415:LYS:CE	2.48	0.44
1:B:306:MET:HG3	1:B:306:MET:O	2.17	0.44
1:C:24:LEU:HD12	1:C:24:LEU:HA	1.75	0.44
1:C:173:ASP:H	1:C:176:ILE:HD12	1.81	0.44
2:E:127:ILE:HG22	2:E:127:ILE:O	2.18	0.44
2:E:284:ARG:O	2:E:284:ARG:HD3	2.18	0.44
2:F:140:GLY:HA2	2:F:165:THR:CG2	2.48	0.44
2:F:233:GLN:OE1	2:K:176:THR:N	2.51	0.44
2:F:234:LYS:HE2	2:F:234:LYS:HB2	1.79	0.44
2:F:247:ILE:HG22	2:F:276:ILE:CD1	2.47	0.44
2:F:412:VAL:HG21	2:F:429:VAL:CG2	2.40	0.44
1:G:191:ILE:HG22	1:G:203:GLN:N	2.32	0.44
1:H:113:MET:HG2	2:K:261:PHE:O	2.18	0.44
1:H:300:PHE:HE1	1:H:330:ALA:HB2	1.82	0.44
1:I:31:LEU:C	1:I:31:LEU:HD23	2.42	0.44
1:I:42:GLN:OE1	1:I:364:MET:HB2	2.17	0.44
1:I:192:TYR:HE1	1:I:194:GLU:HG2	1.82	0.44
2:J:39:PRO:HG3	2:J:53:ARG:CB	2.31	0.44

Continued on next page...

Continued from previous page...

Atom-1	Atom-2	Interatomic distance (Å)	Clash overlap (Å)
2:J:232:LEU:H	2:J:232:LEU:CD1	2.31	0.44
2:J:370:ILE:HD13	3:J:501:ADP:C1'	2.48	0.44
2:L:141:GLU:OE2	2:L:204:LYS:HA	2.18	0.44
2:L:350:LEU:HD23	2:L:350:LEU:C	2.42	0.44
1:A:284:ASN:O	1:A:288:ASP:OD2	2.36	0.43
1:B:21:VAL:HG13	1:B:21:VAL:O	2.18	0.43
1:B:207:ASP:HA	1:B:210:ALA:HB2	2.00	0.43
2:E:160:LYS:CB	2:E:171:ILE:HG22	2.42	0.43
2:E:288:LYS:HE2	2:E:288:LYS:CA	2.38	0.43
2:F:242:VAL:HG13	2:F:246:GLU:OE1	2.17	0.43
1:G:447:LEU:HD23	1:G:447:LEU:HA	1.79	0.43
1:H:159:ILE:HD13	1:H:159:ILE:N	2.32	0.43
1:H:186:GLU:OE2	1:H:186:GLU:N	2.51	0.43
1:H:415:LEU:CD2	2:J:65:GLU:OE2	2.65	0.43
2:J:60:LEU:CD1	2:J:90:MET:HG3	2.47	0.43
2:L:28:ILE:H	2:L:28:ILE:HD12	1.82	0.43
1:B:422:LYS:HB3	1:B:422:LYS:HE3	1.69	0.43
1:C:189:ASP:CG	1:C:191:ILE:HD11	2.42	0.43
2:D:194:THR:CG2	2:D:195:ILE:H	2.31	0.43
2:D:247:ILE:HA	2:D:250:ILE:HD12	2.00	0.43
2:E:124:ARG:HD2	2:E:244:LEU:HB2	2.00	0.43
2:F:195:ILE:HG13	2:F:196:ASP:OD2	2.18	0.43
2:F:273:ARG:HE	2:F:273:ARG:HB2	1.67	0.43
1:G:135:VAL:HG13	1:G:159:ILE:HG12	2.01	0.43
1:G:215:LEU:HG	1:G:216:GLU:H	1.83	0.43
1:H:24:LEU:HA	1:H:39:LEU:CD1	2.20	0.43
1:H:191:ILE:HD12	1:H:200:VAL:HG13	1.99	0.43
1:H:333:ARG:HG2	1:H:333:ARG:HH11	1.84	0.43
1:I:11:LYS:N	1:I:11:LYS:CD	2.81	0.43
1:I:312:PHE:CZ	1:I:350:ILE:HD13	2.53	0.43
2:L:123:PHE:O	2:L:127:ILE:HG13	2.18	0.43
2:L:138:ILE:CD1	2:L:196:ASP:H	2.21	0.43
2:L:372:ARG:HD3	2:L:387:TYR:HE2	1.83	0.43
1:A:88:GLY:C	1:A:91:VAL:HG23	2.43	0.43
1:A:344:ILE:HD13	2:D:303:MET:CE	2.46	0.43
1:B:218:GLU:CG	1:B:219:GLU:H	2.09	0.43
1:C:138:LEU:HD12	1:C:159:ILE:HG12	2.01	0.43
2:D:129:VAL:HG22	2:D:291:ILE:HG23	2.00	0.43
2:D:281:ALA:O	2:D:285:GLU:HG3	2.18	0.43
2:E:189:ALA:HB3	2:E:201:LYS:HB2	1.99	0.43
2:E:338:THR:CG2	2:E:339:SER:N	2.82	0.43

Continued on next page...

Continued from previous page...

Atom-1	Atom-2	Interatomic distance (Å)	Clash overlap (Å)
1:G:201:LYS:HA	1:G:201:LYS:HD2	1.91	0.43
1:I:319:LEU:HD12	1:I:319:LEU:O	2.18	0.43
1:I:382:GLU:O	1:I:382:GLU:CD	2.61	0.43
2:J:147:ILE:CG2	2:J:179:ILE:HG12	2.49	0.43
2:K:335:ILE:HD11	2:K:342:SER:CB	2.45	0.43
2:L:31:LEU:HD21	2:L:56:ALA:CB	2.48	0.43
2:L:39:PRO:CD	2:L:54:ARG:HG2	2.48	0.43
2:L:131:ILE:HD11	2:L:283:TRP:CE3	2.53	0.43
1:B:9:THR:HG21	1:B:245:VAL:HG11	2.01	0.43
1:B:81:LEU:HA	1:B:93:PHE:CD2	2.54	0.43
1:B:131:TYR:CE1	1:B:228:VAL:HG23	2.54	0.43
1:B:190:VAL:HG12	1:B:221:VAL:HG11	2.00	0.43
1:C:105:GLU:O	1:C:106:ILE:HB	2.17	0.43
2:E:63:ILE:HD11	2:E:68:ILE:CD1	2.49	0.43
1:I:384:ILE:HG23	1:I:414:ASN:OD1	2.18	0.43
2:J:31:LEU:HD21	2:J:56:ALA:HB3	2.00	0.43
2:J:161:LEU:HD22	2:J:174:LEU:HD22	1.99	0.43
2:J:175:GLY:O	2:J:179:ILE:HB	2.19	0.43
2:J:432:LEU:HD23	2:J:432:LEU:HA	1.84	0.43
2:L:48:GLY:C	2:L:49:GLN:OE1	2.62	0.43
2:L:136:GLU:O	2:L:195:ILE:HD13	2.19	0.43
2:L:279:LYS:O	2:L:283:TRP:HD1	2.01	0.43
1:A:53:VAL:HG13	1:A:87:LEU:HD23	2.00	0.43
1:A:402:THR:HG23	1:A:405:TYR:H	1.82	0.43
1:B:18:HIS:HB2	1:B:81:LEU:HD23	2.01	0.43
1:C:88:GLY:HA3	1:C:90:LYS:HZ1	1.83	0.43
1:C:134:GLU:OE2	1:C:135:VAL:N	2.52	0.43
2:D:60:LEU:HD23	2:D:60:LEU:HA	1.79	0.43
2:D:68:ILE:O	2:D:68:ILE:CG1	2.66	0.43
1:G:286:TYR:CD1	1:G:286:TYR:N	2.86	0.43
1:H:65:ALA:HA	1:H:326:ILE:CD1	2.48	0.43
1:I:6:VAL:HG23	1:I:246:ALA:HB2	2.00	0.43
1:I:300:PHE:HE1	1:I:330:ALA:HB2	1.84	0.43
2:K:124:ARG:NH1	2:K:124:ARG:HG3	2.34	0.43
2:L:142:VAL:HG22	2:L:163:LEU:HD21	2.01	0.43
2:L:401:TYR:O	2:L:404:GLN:HB2	2.19	0.43
1:A:69:ALA:C	2:D:443:MET:CE	2.91	0.43
1:B:347:PRO:HB2	1:B:355:LEU:HD21	2.00	0.43
1:B:367:THR:HB	1:B:368:PRO:CD	2.48	0.43
1:B:369:GLN:CD	1:B:369:GLN:N	2.74	0.43
2:D:27:HIS:CD2	2:D:373:ILE:HG21	2.54	0.43

Continued on next page...

Continued from previous page...

Atom-1	Atom-2	Interatomic distance (Å)	Clash overlap (Å)
2:D:124:ARG:HH22	2:D:273:ARG:HA	1.83	0.43
2:D:142:VAL:HG22	2:D:163:LEU:HD21	2.00	0.43
2:D:182:LEU:C	2:D:187:VAL:HG22	2.43	0.43
2:E:251:ASN:ND2	2:E:276:ILE:HD11	2.34	0.43
2:F:268:ILE:HG12	2:F:273:ARG:NH2	2.31	0.43
2:F:374:ARG:HD2	2:F:374:ARG:HA	1.71	0.43
2:F:440:THR:O	2:F:441:GLN:C	2.61	0.43
1:G:432:GLU:OE1	1:G:432:GLU:CA	2.66	0.43
1:H:428:GLU:O	1:H:431:GLU:HB2	2.18	0.43
1:I:42:GLN:O	1:I:46:ARG:HB2	2.19	0.43
2:J:37:LEU:HB3	2:J:38:GLU:H	1.57	0.43
2:K:81:THR:HB	2:K:359:THR:CG2	2.48	0.43
2:K:201:LYS:HG3	2:K:201:LYS:O	2.19	0.43
1:A:41:GLY:HA3	1:A:366:TYR:HE1	1.83	0.43
1:A:109:THR:HG23	2:D:111:LEU:HD22	1.99	0.43
1:A:280:ASN:CB	2:D:258:LEU:HD12	2.45	0.43
2:D:296:LEU:C	2:D:296:LEU:HD12	2.44	0.43
1:G:419:ILE:CG1	2:L:36:ALA:HA	2.49	0.43
1:H:93:PHE:CE1	1:H:95:PRO:HG3	2.54	0.43
1:H:298:VAL:O	1:H:298:VAL:HG13	2.19	0.43
1:I:192:TYR:CD1	1:I:192:TYR:C	2.96	0.43
1:I:372:LYS:HZ1	1:I:392:ASN:CB	2.24	0.43
1:I:416:LEU:HD23	1:I:429:HIS:HD2	1.83	0.43
2:J:127:ILE:HD11	2:J:320:MET:O	2.19	0.43
2:J:148:ASP:HB2	2:J:159:GLY:HA2	2.01	0.43
2:J:408:ALA:HB1	2:J:429:VAL:CG1	2.49	0.43
2:L:332:ILE:H	2:L:343:PRO:HA	1.84	0.43
1:A:98:GLY:O	1:A:101:VAL:HG22	2.19	0.43
1:A:135:VAL:CG1	1:A:159:ILE:HD11	2.45	0.43
1:C:162:LYS:HB2	1:C:167:THR:OG1	2.19	0.43
1:C:170:LEU:H	1:C:170:LEU:HG	1.69	0.43
1:C:392:ASN:O	1:C:396:GLU:OE1	2.36	0.43
2:E:47:VAL:HG12	3:E:501:ADP:N1	2.33	0.43
2:E:132:LYS:HE2	2:E:237:GLU:CB	2.49	0.43
2:E:313:ASN:HD21	2:E:353:ARG:HH22	1.67	0.43
1:I:337:VAL:CG1	1:I:345:THR:HG22	2.35	0.43
2:K:63:ILE:HG13	2:K:63:ILE:H	1.67	0.43
2:K:97:ASP:CG	2:K:241:THR:HG21	2.44	0.43
2:K:442:TYR:CE1	2:K:443:MET:CE	3.00	0.43
1:B:133:GLY:HA2	1:B:163:THR:CG2	2.49	0.43
2:D:120:THR:O	2:D:124:ARG:HG2	2.19	0.43

Continued on next page...

Continued from previous page...

Atom-1	Atom-2	Interatomic distance (Å)	Clash overlap (Å)
2:E:104:ALA:O	2:E:107:GLU:HB2	2.18	0.43
1:G:159:ILE:HG21	1:G:172:LEU:HD11	2.01	0.43
1:G:374:ILE:HG23	3:G:501:ADP:N3	2.33	0.43
1:H:244:ASP:C	1:H:244:ASP:OD1	2.60	0.43
1:I:42:GLN:NE2	1:I:363:THR:HA	2.33	0.43
1:I:192:TYR:OH	1:I:234:ILE:HD11	2.18	0.43
1:I:240:LEU:HD23	1:I:244:ASP:OD2	2.19	0.43
1:I:241:HIS:O	1:I:245:VAL:HG12	2.19	0.43
1:I:350:ILE:HB	1:I:355:LEU:CG	2.47	0.43
2:K:187:VAL:HA	2:K:188:GLN:HA	1.47	0.43
2:L:28:ILE:HD12	2:L:28:ILE:N	2.34	0.43
2:L:160:LYS:HE3	2:L:171:ILE:O	2.19	0.43
2:L:161:LEU:N	2:L:171:ILE:CG2	2.79	0.43
1:A:125:LYS:HG2	1:A:235:ILE:CG2	2.48	0.43
1:A:447:LEU:HD23	2:F:329:ASN:C	2.44	0.43
1:B:186:GLU:CG	1:B:187:ALA:H	2.31	0.43
1:C:371:MET:O	1:C:375:ILE:HG13	2.19	0.43
2:D:147:ILE:HD12	2:D:147:ILE:C	2.44	0.43
2:D:255:GLN:CG	2:D:256:GLY:H	2.16	0.43
2:D:301:VAL:O	2:D:304:LEU:HB2	2.18	0.43
2:E:33:LEU:HD21	2:E:53:ARG:C	2.43	0.43
2:E:99:PRO:CG	2:E:128:GLY:HA3	2.49	0.43
2:E:138:ILE:HG13	2:E:233:GLN:CG	2.47	0.43
2:E:186:LYS:HG3	2:E:189:ALA:CB	2.46	0.43
2:E:426:ILE:HD13	2:E:426:ILE:HA	1.82	0.43
2:F:46:MET:N	2:F:46:MET:HE3	2.34	0.43
2:F:179:ILE:O	2:F:179:ILE:HD12	2.18	0.43
1:G:339:ARG:HB3	1:G:339:ARG:NH1	2.34	0.43
1:I:74:THR:HB	1:I:363:THR:HG22	2.00	0.43
1:I:168:LYS:HG3	1:I:228:VAL:HG21	2.00	0.43
2:J:413:CYS:HB2	2:J:421:VAL:CG2	2.49	0.43
2:L:360:THR:HG22	2:L:361:PRO:O	2.18	0.43
1:A:129:GLU:HG3	1:A:229:HIS:CD2	2.53	0.42
1:C:125:LYS:HB3	1:C:235:ILE:CG2	2.49	0.42
2:D:84:THR:HG23	2:D:297:PHE:CE2	2.54	0.42
2:D:139:GLU:HG3	2:D:228:PRO:CB	2.46	0.42
2:D:268:ILE:HD13	2:D:268:ILE:HA	1.83	0.42
2:E:174:LEU:HG	2:E:178:MET:HE2	2.00	0.42
2:F:83:LYS:HB2	2:F:83:LYS:HZ3	1.84	0.42
2:F:182:LEU:HD23	2:F:182:LEU:HA	1.86	0.42
2:F:347:PRO:HB2	2:F:349:ASP:OD2	2.18	0.42

Continued on next page...

Continued from previous page...

Atom-1	Atom-2	Interatomic distance (Å)	Clash overlap (Å)
1:G:75:GLY:HA2	3:G:501:ADP:C8	2.54	0.42
1:H:284:ASN:O	1:H:287:ILE:HB	2.19	0.42
1:I:11:LYS:CB	1:I:14:ARG:HG3	2.49	0.42
1:I:161:LEU:HD23	1:I:161:LEU:HA	1.84	0.42
1:I:272:THR:O	1:I:275:LEU:HD22	2.19	0.42
2:J:113:MET:HE1	2:J:121:GLN:NE2	2.34	0.42
2:K:46:MET:HB3	2:K:53:ARG:NH1	2.34	0.42
2:K:148:ASP:HB3	2:K:179:ILE:HG21	2.00	0.42
2:L:119:LEU:HD22	2:L:312:LEU:CD1	2.38	0.42
1:A:426:GLU:HA	1:A:426:GLU:OE1	2.19	0.42
1:B:135:VAL:HG23	1:B:189:ASP:O	2.19	0.42
1:B:374:ILE:HG21	3:B:501:ADP:H1'	2.01	0.42
1:C:81:LEU:HD13	1:C:93:PHE:CD2	2.54	0.42
2:D:142:VAL:HG12	2:D:145:ILE:HD13	2.02	0.42
2:F:378:GLU:O	2:F:380:VAL:HG13	2.20	0.42
1:G:132:GLU:HA	1:G:191:ILE:O	2.18	0.42
1:G:367:THR:HB	1:G:368:PRO:HD2	2.00	0.42
1:I:138:LEU:HD13	1:I:159:ILE:HD11	2.01	0.42
2:J:136:GLU:H	2:J:136:GLU:CD	2.27	0.42
2:J:362:TYR:OH	3:J:501:ADP:N6	2.52	0.42
2:J:409:ALA:HA	2:J:412:VAL:CG1	2.48	0.42
2:K:74:LEU:HD12	2:K:326:MET:CE	2.44	0.42
2:L:234:LYS:HD2	2:L:234:LYS:C	2.44	0.42
2:L:234:LYS:HZ3	2:L:236:LYS:HD2	1.84	0.42
1:A:415:LEU:HD21	2:F:61:GLU:OE2	2.18	0.42
1:B:189:ASP:HA	1:B:205:ARG:HA	2.01	0.42
1:B:398:GLY:HA2	1:B:402:THR:O	2.19	0.42
1:C:274:LYS:HD3	1:C:276:ARG:CD	2.32	0.42
1:C:275:LEU:HD23	1:C:279:ILE:HD11	2.00	0.42
2:D:62:MET:HG2	2:D:67:LYS:O	2.19	0.42
2:E:31:LEU:HD23	2:E:89:GLY:CA	2.46	0.42
2:E:192:VAL:HG22	2:E:228:PRO:CG	2.48	0.42
2:E:297:PHE:HA	2:E:325:ILE:O	2.19	0.42
2:F:33:LEU:C	2:F:33:LEU:HD12	2.45	0.42
1:G:137:GLU:O	1:G:159:ILE:HG13	2.19	0.42
1:G:308:ASP:CG	1:G:309:ILE:N	2.77	0.42
1:H:305:HIS:ND1	1:H:305:HIS:C	2.76	0.42
1:I:11:LYS:HB3	1:I:14:ARG:HG3	2.01	0.42
1:I:67:LEU:HD12	1:I:67:LEU:C	2.44	0.42
2:J:31:LEU:HD21	2:J:56:ALA:HB1	2.02	0.42
2:J:195:ILE:O	2:J:197:LYS:HG2	2.19	0.42

Continued on next page...

Continued from previous page...

Atom-1	Atom-2	Interatomic distance (Å)	Clash overlap (Å)
2:J:297:PHE:CE2	2:J:299:ASP:HB3	2.53	0.42
2:K:375:CYS:HB3	2:K:382:MET:HE1	2.01	0.42
1:A:219:GLU:OE1	1:A:220:TYR:HD1	2.02	0.42
1:B:186:GLU:HG3	1:B:187:ALA:N	2.33	0.42
1:B:308:ASP:HA	1:B:339:ARG:HB2	2.01	0.42
1:C:133:GLY:O	1:C:161:LEU:HD22	2.19	0.42
2:D:147:ILE:HG22	2:D:179:ILE:HD12	2.02	0.42
2:D:300:GLU:OE1	2:D:300:GLU:CA	2.67	0.42
2:D:346:ILE:CG2	2:D:347:PRO:HD2	2.50	0.42
2:F:94:LEU:HD23	2:F:94:LEU:HA	1.83	0.42
1:G:15:ILE:HA	1:G:18:HIS:CD2	2.54	0.42
1:G:71:PRO:HG2	1:G:74:THR:CG2	2.40	0.42
1:G:450:GLN:C	1:G:450:GLN:OE1	2.63	0.42
1:H:65:ALA:HA	1:H:326:ILE:HD11	2.01	0.42
1:I:136:THR:CG2	1:I:162:LYS:HB2	2.49	0.42
2:J:134:GLU:HA	2:J:237:GLU:HA	2.01	0.42
2:J:185:ASP:OD2	2:J:201:LYS:HG3	2.20	0.42
1:A:163:THR:CG2	1:A:228:VAL:HG12	2.33	0.42
1:B:437:PHE:HE2	2:D:355:LEU:HB3	1.84	0.42
1:C:126:GLU:HB3	1:C:128:LYS:CE	2.49	0.42
1:C:274:LYS:HG3	1:C:276:ARG:H	1.83	0.42
1:C:284:ASN:HA	1:C:287:ILE:HD13	2.00	0.42
1:C:295:VAL:O	1:C:295:VAL:HG13	2.18	0.42
2:D:119:LEU:HD11	2:D:308:SER:HB3	2.01	0.42
2:D:189:ALA:HA	2:D:204:LYS:CB	2.49	0.42
2:E:88:MET:HA	2:E:88:MET:CE	2.45	0.42
2:F:395:LEU:N	2:F:395:LEU:HD23	2.35	0.42
1:G:124:ILE:O	1:G:124:ILE:CG2	2.66	0.42
1:G:332:ASN:C	2:J:443:MET:CE	2.93	0.42
1:H:127:THR:O	1:H:127:THR:CG2	2.67	0.42
1:H:162:LYS:CE	1:H:223:LEU:HD21	2.49	0.42
1:I:52:ILE:CG2	1:I:61:MET:HE3	2.49	0.42
1:I:65:ALA:HB1	1:I:327:VAL:O	2.18	0.42
2:J:174:LEU:HD21	2:J:179:ILE:HD12	2.00	0.42
2:K:74:LEU:O	2:K:356:ILE:HA	2.19	0.42
2:K:191:ASP:HB3	2:K:199:THR:HB	2.01	0.42
2:L:31:LEU:HD12	2:L:31:LEU:HA	1.84	0.42
2:L:129:VAL:HG22	2:L:289:ALA:HB1	2.00	0.42
1:A:168:LYS:HG2	1:A:228:VAL:HG11	2.02	0.42
1:A:321:SER:HB2	2:D:260:LEU:HD13	2.01	0.42
1:B:64:ARG:HD3	1:B:357:ARG:NH2	2.35	0.42

Continued on next page...

Continued from previous page...

Atom-1	Atom-2	Interatomic distance (Å)	Clash overlap (Å)
1:B:68:LEU:O	1:B:330:ALA:HA	2.20	0.42
1:C:137:GLU:O	1:C:159:ILE:HG23	2.20	0.42
1:C:236:GLN:CD	1:C:236:GLN:N	2.78	0.42
2:D:148:ASP:OD2	2:D:160:LYS:HD2	2.20	0.42
2:E:396:GLU:OE2	2:E:396:GLU:C	2.63	0.42
2:F:125:ARG:HH11	2:F:125:ARG:HG3	1.84	0.42
1:G:67:LEU:HD12	1:G:67:LEU:C	2.45	0.42
1:G:192:TYR:CE1	1:G:194:GLU:HG3	2.52	0.42
1:G:376:LYS:HD2	1:G:376:LYS:HA	1.76	0.42
2:L:91:ALA:HB2	2:L:100:PHE:HD2	1.85	0.42
2:L:371:LEU:CD2	2:L:406:ILE:HD11	2.48	0.42
1:A:163:THR:OG1	1:A:164:ALA:N	2.53	0.42
1:C:218:GLU:CG	1:C:219:GLU:N	2.78	0.42
2:D:161:LEU:HD21	2:D:182:LEU:HD21	2.02	0.42
2:D:334:ARG:HA	2:D:340:TYR:O	2.20	0.42
2:E:31:LEU:HB2	2:E:33:LEU:CD1	2.50	0.42
2:F:123:PHE:HE2	2:F:312:LEU:HD23	1.84	0.42
2:F:174:LEU:CB	2:F:178:MET:HE2	2.46	0.42
1:G:13:GLN:N	1:G:13:GLN:OE1	2.50	0.42
1:G:53:VAL:HG13	1:G:87:LEU:HD23	2.01	0.42
1:G:387:SER:O	1:G:391:LEU:HD23	2.19	0.42
1:H:373:GLN:CD	1:H:373:GLN:N	2.77	0.42
2:K:63:ILE:HG21	2:K:94:LEU:HD11	2.02	0.42
2:K:242:VAL:HG13	2:K:246:GLU:HB2	2.01	0.42
2:K:334:ARG:HB3	2:K:334:ARG:CZ	2.50	0.42
2:L:368:LYS:HG2	2:L:391:THR:CG2	2.49	0.42
1:A:123:ARG:NH1	1:A:295:VAL:HG11	2.35	0.42
1:A:450:GLN:O	1:A:451:GLN:C	2.62	0.42
1:B:419:ILE:CG2	2:D:36:ALA:HB1	2.49	0.42
1:C:183:GLU:HB3	1:C:202:ARG:HB2	2.01	0.42
1:C:307:LEU:HD12	1:C:307:LEU:HA	1.84	0.42
2:D:295:VAL:HG11	2:D:325:ILE:HD12	2.00	0.42
2:F:127:ILE:HG22	2:F:127:ILE:O	2.19	0.42
1:G:29:SER:O	2:J:415:LYS:HD3	2.20	0.42
1:H:193:ILE:CG2	1:H:200:VAL:HG22	2.49	0.42
1:H:369:GLN:O	1:H:373:GLN:OE1	2.38	0.42
2:J:34:ASP:OD1	2:J:34:ASP:O	2.37	0.42
2:K:390:LEU:HD12	2:K:390:LEU:HA	1.85	0.42
2:L:370:ILE:HG12	3:L:501:ADP:C2	2.55	0.42
2:L:447:GLN:CD	2:L:447:GLN:C	2.87	0.42
1:A:66:VAL:O	1:A:328:ILE:HA	2.20	0.42

Continued on next page...

Continued from previous page...

Atom-1	Atom-2	Interatomic distance (Å)	Clash overlap (Å)
1:A:159:ILE:HG22	1:A:170:LEU:HD12	2.02	0.42
1:A:438:TYR:N	2:F:356:ILE:HG22	2.27	0.42
1:B:53:VAL:HG11	1:B:86:GLU:CG	2.50	0.42
1:B:378:ARG:NE	1:B:378:ARG:HA	2.35	0.42
2:F:74:LEU:O	2:F:356:ILE:HD12	2.19	0.42
1:H:13:GLN:H	1:H:13:GLN:HG2	1.66	0.42
1:H:24:LEU:CD2	1:H:49:CYS:HB3	2.49	0.42
1:H:108:LYS:HB2	2:K:111:LEU:HD12	2.01	0.42
1:H:372:LYS:H	1:H:372:LYS:HG3	1.67	0.42
2:K:111:LEU:HA	2:K:111:LEU:HD23	1.77	0.42
2:K:166:THR:HG23	2:K:229:ASP:HB2	2.01	0.42
2:K:178:MET:HE2	2:K:178:MET:HB3	1.86	0.42
2:K:188:GLN:O	2:K:188:GLN:CD	2.62	0.42
2:L:174:LEU:HG	2:L:178:MET:CG	2.50	0.42
2:L:193:ILE:HD12	2:L:193:ILE:N	2.34	0.42
1:B:9:THR:CG2	1:B:245:VAL:HG21	2.50	0.42
1:C:280:ASN:OD1	2:F:258:LEU:HD13	2.19	0.42
1:C:300:PHE:HE1	1:C:330:ALA:HB2	1.84	0.42
2:D:142:VAL:HG22	2:D:163:LEU:CD2	2.50	0.42
2:E:72:ALA:HB3	2:E:354:LEU:HD23	2.01	0.42
2:F:247:ILE:HG21	2:F:276:ILE:HG23	2.01	0.42
2:F:374:ARG:O	2:F:378:GLU:HG2	2.20	0.42
1:G:125:LYS:HZ3	1:G:125:LYS:HB2	1.84	0.42
1:G:168:LYS:CB	1:G:228:VAL:HG11	2.50	0.42
1:H:113:MET:HA	1:H:116:PHE:HB2	2.01	0.42
1:H:214:ASP:HB3	1:H:220:TYR:CD1	2.55	0.42
1:H:362:ARG:HB3	2:K:434:LEU:HD11	2.02	0.42
1:I:124:ILE:HG22	1:I:236:GLN:O	2.19	0.42
1:I:232:LYS:HB3	1:I:232:LYS:HE3	1.81	0.42
1:I:317:ARG:HB2	1:I:317:ARG:CZ	2.49	0.42
2:J:170:THR:HB	2:J:232:LEU:HD23	2.02	0.42
2:J:195:ILE:O	2:J:195:ILE:HG23	2.20	0.42
2:K:70:GLY:C	2:K:71:ARG:HG2	2.44	0.42
1:A:312:PHE:CE1	1:A:350:ILE:HG23	2.55	0.41
1:B:48:ALA:HB1	1:B:361:ILE:HD11	1.99	0.41
1:B:133:GLY:CA	1:B:224:PRO:HG2	2.43	0.41
1:B:140:PRO:HA	1:B:157:VAL:HA	2.02	0.41
1:B:232:LYS:HE2	1:B:232:LYS:HB3	1.91	0.41
2:D:166:THR:HG23	2:D:229:ASP:O	2.20	0.41
2:D:237:GLU:OE1	2:D:237:GLU:N	2.53	0.41
2:E:141:GLU:HG3	2:E:204:LYS:HB3	2.02	0.41

Continued on next page...

Continued from previous page...

Atom-1	Atom-2	Interatomic distance (Å)	Clash overlap (Å)
2:E:142:VAL:HG21	2:E:161:LEU:HD21	2.01	0.41
2:E:306:ILE:HD12	2:E:335:ILE:CD1	2.48	0.41
2:F:173:ASP:OD2	2:K:160:LYS:HB3	2.20	0.41
1:G:98:GLY:O	1:G:101:VAL:HG22	2.19	0.41
1:G:244:ASP:OD1	1:G:276:ARG:NH1	2.53	0.41
1:G:401:THR:O	1:G:402:THR:CG2	2.68	0.41
1:H:42:GLN:OE1	1:H:79:LEU:HD11	2.20	0.41
1:H:52:ILE:HD12	1:H:61:MET:CE	2.50	0.41
1:H:53:VAL:HG13	1:H:87:LEU:CD2	2.50	0.41
1:I:48:ALA:HB2	2:L:432:LEU:HD22	2.01	0.41
1:I:58:SER:O	1:I:60:LYS:HD3	2.19	0.41
1:I:67:LEU:HD13	1:I:329:PHE:HB2	2.01	0.41
1:I:127:THR:HA	1:I:233:GLU:HA	2.02	0.41
1:I:275:LEU:CD2	1:I:275:LEU:H	2.32	0.41
2:J:353:ARG:H	2:J:353:ARG:HG3	1.67	0.41
2:J:422:GLN:OE1	2:J:422:GLN:HA	2.20	0.41
2:K:268:ILE:CG1	2:K:273:ARG:HH21	2.33	0.41
2:L:33:LEU:HD22	2:L:57:GLY:HA3	2.02	0.41
2:L:385:ASP:HA	2:L:388:THR:HG22	2.02	0.41
1:A:71:PRO:HG2	1:A:74:THR:HG21	2.02	0.41
1:A:192:TYR:HE1	1:A:194:GLU:CG	2.33	0.41
1:B:35:ALA:HA	1:B:39:LEU:O	2.20	0.41
1:B:168:LYS:HA	1:B:168:LYS:HD2	1.85	0.41
1:C:68:LEU:O	1:C:330:ALA:HA	2.20	0.41
1:C:319:LEU:HD12	1:C:319:LEU:O	2.20	0.41
1:C:324:ALA:CB	2:F:261:PHE:HZ	2.33	0.41
2:D:121:GLN:O	2:D:125:ARG:HG3	2.20	0.41
2:D:269:LYS:HB3	2:D:272:VAL:HG23	2.02	0.41
2:E:74:LEU:O	2:E:356:ILE:HA	2.20	0.41
2:F:32:GLY:HA2	2:F:44:GLN:OE1	2.21	0.41
2:F:34:ASP:OD1	2:F:40:ARG:NH2	2.53	0.41
2:F:56:ALA:HB1	2:F:90:MET:SD	2.60	0.41
2:F:115:LYS:HB2	2:F:115:LYS:HE3	1.70	0.41
2:F:334:ARG:HA	2:F:341:GLN:HA	2.02	0.41
1:G:161:LEU:HD23	1:G:161:LEU:HA	1.84	0.41
1:G:371:MET:SD	1:G:403:LEU:HD23	2.60	0.41
1:I:168:LYS:HG3	1:I:228:VAL:CG2	2.50	0.41
1:I:350:ILE:H	1:I:350:ILE:HG12	1.62	0.41
2:K:117:GLU:O	2:K:121:GLN:HG3	2.20	0.41
2:K:127:ILE:O	2:K:127:ILE:HG22	2.18	0.41
2:K:370:ILE:HG12	3:K:501:ADP:C2	2.55	0.41

Continued on next page...

Continued from previous page...

Atom-1	Atom-2	Interatomic distance (Å)	Clash overlap (Å)
1:B:337:VAL:HG12	1:B:345:THR:HB	2.03	0.41
2:D:137:ILE:HB	2:D:234:LYS:HG3	2.01	0.41
2:D:145:ILE:HA	2:D:161:LEU:HD12	2.02	0.41
2:E:35:ASP:HB3	2:E:38:GLU:HB3	2.03	0.41
2:F:160:LYS:HD2	2:F:171:ILE:HD12	1.99	0.41
2:F:344:HIS:O	2:F:346:ILE:HG13	2.20	0.41
1:G:51:VAL:HG12	1:G:55:LEU:HD21	2.01	0.41
1:G:125:LYS:HB3	1:G:233:GLU:HB3	2.02	0.41
1:G:127:THR:O	1:G:127:THR:CG2	2.68	0.41
1:H:67:LEU:HD12	1:H:350:ILE:CD1	2.49	0.41
1:H:128:LYS:HE2	1:H:234:ILE:CD1	2.39	0.41
1:H:131:TYR:CD2	1:H:170:LEU:HD12	2.55	0.41
1:H:329:PHE:HE2	1:H:354:LEU:HD21	1.84	0.41
1:H:427:LYS:O	1:H:430:VAL:HG22	2.20	0.41
1:I:113:MET:CA	1:I:113:MET:HE2	2.50	0.41
2:L:161:LEU:HD22	2:L:174:LEU:HD22	2.02	0.41
2:L:283:TRP:CE3	2:L:288:LYS:HB3	2.54	0.41
2:L:294:GLY:O	2:L:323:VAL:HG12	2.20	0.41
2:L:360:THR:HG23	2:L:361:PRO:CD	2.41	0.41
2:L:382:MET:HB2	2:L:387:TYR:CE1	2.54	0.41
2:L:412:VAL:HG12	2:L:425:ASP:OD1	2.21	0.41
1:A:172:LEU:O	1:A:172:LEU:CD1	2.65	0.41
1:A:192:TYR:CD1	1:A:192:TYR:C	2.97	0.41
1:A:315:LEU:HD23	1:A:315:LEU:HA	1.85	0.41
1:A:450:GLN:HG3	2:F:78:GLN:NE2	2.36	0.41
1:B:157:VAL:CB	1:B:172:LEU:HB2	2.50	0.41
1:C:102:TYR:CE1	2:E:306:ILE:CG2	3.03	0.41
1:C:191:ILE:CD1	1:C:202:ARG:HG2	2.51	0.41
1:C:193:ILE:HG23	1:C:200:VAL:CG2	2.50	0.41
2:D:33:LEU:HD21	2:D:57:GLY:HA3	2.02	0.41
2:E:62:MET:HE2	2:E:62:MET:HB3	1.96	0.41
2:F:37:LEU:HD22	2:F:37:LEU:N	2.36	0.41
1:G:215:LEU:CG	1:G:216:GLU:N	2.83	0.41
1:G:302:ASP:OD1	1:G:303:GLU:N	2.52	0.41
1:H:30:GLY:HA2	2:K:415:LYS:HZ2	1.86	0.41
2:J:422:GLN:OE1	2:J:422:GLN:CA	2.68	0.41
2:K:32:GLY:HA2	2:K:44:GLN:NE2	2.34	0.41
2:L:47:VAL:O	2:L:47:VAL:HG23	2.20	0.41
2:L:90:MET:HE3	2:L:90:MET:HB2	1.73	0.41
2:L:128:GLY:HA2	2:L:243:SER:HA	2.03	0.41
2:L:194:THR:CB	2:L:197:LYS:HD3	2.51	0.41

Continued on next page...

Continued from previous page...

Atom-1	Atom-2	Interatomic distance (Å)	Clash overlap (Å)
1:A:302:ASP:O	1:A:303:GLU:HB2	2.21	0.41
1:A:446:ILE:HD13	1:A:446:ILE:HA	1.80	0.41
1:B:103:SER:HB3	2:D:310:SER:OG	2.21	0.41
1:B:191:ILE:HG22	1:B:202:ARG:HG3	2.02	0.41
1:B:233:GLU:OE1	1:B:233:GLU:HA	2.19	0.41
1:B:338:ILE:HB	1:B:341:THR:HG21	2.01	0.41
1:C:55:LEU:HD23	2:F:411:LEU:HD21	2.03	0.41
1:C:131:TYR:CG	1:C:170:LEU:HD22	2.56	0.41
1:C:317:ARG:NH2	2:F:113:MET:HE1	2.23	0.41
1:C:365:LEU:HD12	1:C:365:LEU:HA	1.95	0.41
2:D:142:VAL:HG11	2:D:145:ILE:CD1	2.51	0.41
2:E:71:ARG:HH21	2:E:355:LEU:HD21	1.85	0.41
2:E:135:THR:HG23	2:E:195:ILE:CG2	2.49	0.41
2:F:173:ASP:CB	2:K:160:LYS:HG3	2.51	0.41
2:F:271:GLU:HA	2:F:274:GLU:OE1	2.21	0.41
1:G:132:GLU:OE1	1:G:192:TYR:HB3	2.21	0.41
1:H:127:THR:O	1:H:127:THR:HG23	2.20	0.41
1:I:374:ILE:HG12	3:I:501:ADP:C2	2.56	0.41
2:K:33:LEU:HA	2:K:39:PRO:HA	2.03	0.41
2:K:47:VAL:CG1	2:K:370:ILE:HG13	2.51	0.41
2:K:75:ILE:HA	2:K:357:VAL:O	2.20	0.41
1:A:191:ILE:HA	1:A:203:GLN:HB2	2.03	0.41
1:A:337:VAL:HA	1:A:345:THR:HA	2.01	0.41
1:B:105:GLU:OE1	2:D:311:PHE:CD2	2.74	0.41
1:C:317:ARG:HH22	2:F:113:MET:CE	2.24	0.41
2:D:63:ILE:HD11	2:D:323:VAL:HG11	2.02	0.41
2:D:123:PHE:CZ	2:D:322:PRO:HD2	2.56	0.41
2:E:346:ILE:CG2	2:E:347:PRO:HD2	2.51	0.41
2:F:186:LYS:HG3	2:F:186:LYS:O	2.19	0.41
1:G:374:ILE:HD13	3:G:501:ADP:C4	2.56	0.41
1:H:66:VAL:HG23	1:H:326:ILE:HD11	2.02	0.41
1:I:52:ILE:HA	1:I:55:LEU:CD1	2.48	0.41
1:I:157:VAL:HG21	1:I:177:PHE:HB2	2.01	0.41
2:J:166:THR:HG23	2:J:229:ASP:O	2.20	0.41
2:J:330:ARG:HG2	2:J:330:ARG:HH11	1.84	0.41
2:J:441:GLN:C	2:J:441:GLN:CD	2.89	0.41
2:K:33:LEU:CD1	2:K:37:LEU:HA	2.32	0.41
2:K:381:GLU:O	2:K:420:GLU:HA	2.20	0.41
2:L:175:GLY:O	2:L:179:ILE:HG22	2.21	0.41
2:L:380:VAL:HG12	2:L:382:MET:HG3	2.03	0.41
1:A:124:ILE:CG2	1:A:124:ILE:O	2.68	0.41

Continued on next page...

Continued from previous page...

Atom-1	Atom-2	Interatomic distance (Å)	Clash overlap (Å)
1:A:214:ASP:C	1:A:215:LEU:HD12	2.46	0.41
1:C:109:THR:CB	2:F:111:LEU:HD13	2.43	0.41
1:C:341:THR:CB	1:C:344:ILE:HD13	2.49	0.41
1:C:394:LEU:HD12	1:C:394:LEU:HA	1.85	0.41
2:D:376:GLU:HA	2:D:376:GLU:OE2	2.20	0.41
2:E:113:MET:HB3	2:E:117:GLU:HB3	2.03	0.41
1:H:49:CYS:CA	1:H:52:ILE:HG22	2.51	0.41
1:I:217:ALA:HA	1:I:221:VAL:HG23	2.02	0.41
1:I:281:LYS:HE2	1:I:281:LYS:HB2	1.79	0.41
2:K:109:PHE:HE1	2:K:115:LYS:HD3	1.86	0.41
2:L:424:ASP:OD1	2:L:424:ASP:C	2.64	0.41
1:A:357:ARG:HH11	1:A:357:ARG:CG	2.31	0.41
1:B:437:PHE:CD1	1:B:437:PHE:N	2.89	0.41
1:C:7:LYS:HD2	1:C:7:LYS:N	2.34	0.41
1:C:74:THR:CG2	1:C:365:LEU:HD12	2.50	0.41
2:E:134:GLU:OE2	2:E:134:GLU:HA	2.18	0.41
2:F:41:GLN:C	2:F:53:ARG:HH22	2.29	0.41
1:G:58:SER:OG	1:G:60:LYS:HG2	2.21	0.41
1:G:284:ASN:OD1	1:G:284:ASN:C	2.64	0.41
1:H:333:ARG:HG2	1:H:333:ARG:NH1	2.36	0.41
1:I:57:LYS:HA	1:I:59:LYS:NZ	2.36	0.41
1:I:386:ILE:HD13	1:I:391:LEU:CD2	2.50	0.41
2:J:244:LEU:HD23	2:J:244:LEU:HA	1.82	0.41
2:J:426:ILE:HD13	2:J:426:ILE:HA	1.91	0.41
2:K:406:ILE:HG22	2:K:407:THR:N	2.36	0.41
2:L:176:THR:O	2:L:179:ILE:HG22	2.21	0.41
1:A:94:CYS:SG	1:A:118:ARG:HB2	2.61	0.41
1:B:16:ALA:O	1:B:17:SER:OG	2.35	0.41
1:B:55:LEU:HB3	1:B:61:MET:HE3	2.03	0.41
1:B:280:ASN:OD1	2:E:258:LEU:HB2	2.20	0.41
1:B:443:SER:C	1:B:446:ILE:HG22	2.45	0.41
1:C:124:ILE:HG23	1:C:126:GLU:OE1	2.20	0.41
1:C:161:LEU:HD23	1:C:161:LEU:HA	1.86	0.41
1:C:178:GLU:O	1:C:182:LYS:HG2	2.20	0.41
1:C:300:PHE:CE1	1:C:330:ALA:HB2	2.56	0.41
1:C:450:GLN:C	1:C:450:GLN:OE1	2.64	0.41
2:D:84:THR:HG23	2:D:297:PHE:CD2	2.56	0.41
2:D:250:ILE:HG22	2:D:251:ASN:OD1	2.20	0.41
2:E:338:THR:CG2	2:E:340:TYR:CD2	3.03	0.41
2:F:163:LEU:HD12	2:F:172:TYR:HB2	2.02	0.41
2:F:204:LYS:C	2:F:204:LYS:HD3	2.46	0.41

Continued on next page...

Continued from previous page...

Atom-1	Atom-2	Interatomic distance (Å)	Clash overlap (Å)
2:F:233:GLN:CB	2:K:158:VAL:N	2.84	0.41
2:F:233:GLN:CD	2:K:158:VAL:HB	2.46	0.41
2:F:306:ILE:HD12	2:F:306:ILE:HA	1.92	0.41
2:F:382:MET:HB2	2:F:387:TYR:CZ	2.55	0.41
1:G:20:HIS:ND1	1:G:20:HIS:N	2.64	0.41
1:G:97:VAL:HA	1:G:302:ASP:O	2.20	0.41
1:G:126:GLU:HG2	1:G:128:LYS:HG2	2.03	0.41
1:G:298:VAL:CG2	1:G:326:ILE:HD11	2.50	0.41
1:G:355:LEU:HD23	1:G:355:LEU:HA	1.83	0.41
1:H:104:THR:HG23	2:J:116:THR:OG1	2.20	0.41
1:H:138:LEU:HA	1:H:159:ILE:HG23	2.02	0.41
1:H:350:ILE:CG2	1:H:351:PRO:HD2	2.50	0.41
1:I:113:MET:HE1	1:I:314:TYR:HH	1.83	0.41
2:J:185:ASP:HB3	2:J:201:LYS:HG2	2.02	0.41
2:J:370:ILE:HD13	3:J:501:ADP:N9	2.36	0.41
2:K:33:LEU:HD13	2:K:37:LEU:CA	2.33	0.41
2:K:148:ASP:CG	2:K:176:THR:HG22	2.46	0.41
2:K:168:MET:CG	2:K:169:GLU:N	2.84	0.41
2:K:235:ARG:NH2	2:K:237:GLU:HG3	2.27	0.41
2:K:386:ALA:HA	2:K:389:VAL:HG22	2.03	0.41
2:L:99:PRO:HG2	2:L:128:GLY:HA3	2.02	0.41
2:L:252:SER:H	2:L:272:VAL:HG11	1.86	0.41
1:A:18:HIS:O	1:A:21:VAL:HG22	2.21	0.41
1:B:26:LEU:HD23	1:B:26:LEU:HA	1.76	0.41
1:C:343:ASP:OD1	1:C:344:ILE:CD1	2.69	0.41
2:D:82:GLY:HA2	3:D:501:ADP:C8	2.55	0.41
2:D:408:ALA:C	2:D:429:VAL:HG21	2.45	0.41
2:E:244:LEU:HD11	2:E:280:VAL:HG21	2.03	0.41
1:G:7:LYS:HB3	1:G:7:LYS:HE3	1.81	0.41
1:G:54:GLU:N	1:G:54:GLU:CD	2.79	0.41
1:G:65:ALA:HB1	1:G:327:VAL:HG23	2.02	0.41
1:H:125:LYS:HB3	1:H:125:LYS:HE3	1.90	0.41
1:H:440:ALA:HB1	2:J:351:LEU:HD21	2.03	0.41
1:I:55:LEU:HD12	1:I:55:LEU:H	1.85	0.41
1:I:176:ILE:HG22	1:I:200:VAL:CG2	2.51	0.41
2:J:185:ASP:CB	2:J:201:LYS:HG2	2.51	0.41
2:L:162:THR:HA	2:L:171:ILE:HG13	2.04	0.41
2:L:194:THR:CB	2:L:197:LYS:HB3	2.51	0.41
1:B:48:ALA:HB3	1:B:361:ILE:HD12	2.03	0.40
1:B:113:MET:HE2	2:E:262:SER:C	2.46	0.40
1:C:120:ILE:O	1:C:239:THR:HB	2.21	0.40

Continued on next page...

Continued from previous page...

Atom-1	Atom-2	Interatomic distance (Å)	Clash overlap (Å)
1:C:234:ILE:C	1:C:236:GLN:HE22	2.29	0.40
1:C:396:GLU:OE1	1:C:396:GLU:N	2.54	0.40
1:C:447:LEU:O	1:C:451:GLN:HG2	2.21	0.40
2:D:145:ILE:HD12	2:D:161:LEU:HD11	2.02	0.40
2:E:108:ILE:HG21	2:E:119:LEU:HD21	2.02	0.40
2:F:74:LEU:HA	2:F:326:MET:O	2.22	0.40
2:F:203:SER:HB2	2:F:227:CYS:N	2.36	0.40
1:I:338:ILE:HD11	1:I:346:SER:OG	2.21	0.40
2:J:304:LEU:HD23	2:J:304:LEU:HA	1.93	0.40
2:K:309:PHE:CE1	2:K:346:ILE:HG12	2.56	0.40
2:L:25:HIS:HA	2:L:374:ARG:NH1	2.37	0.40
2:L:161:LEU:C	2:L:171:ILE:HG23	2.46	0.40
2:L:378:GLU:H	2:L:378:GLU:HG2	1.74	0.40
1:C:76:LYS:HZ3	1:C:76:LYS:HB2	1.86	0.40
1:C:106:ILE:CG2	1:C:107:LYS:N	2.65	0.40
1:C:113:MET:HE3	2:F:262:SER:HA	2.04	0.40
2:D:37:LEU:O	2:D:38:GLU:C	2.64	0.40
2:D:247:ILE:CG2	2:D:276:ILE:HG21	2.52	0.40
2:E:141:GLU:C	2:E:141:GLU:CD	2.88	0.40
2:E:145:ILE:HD13	2:E:145:ILE:HA	1.95	0.40
2:E:298:ILE:HG21	2:E:304:LEU:HD11	2.02	0.40
2:F:173:ASP:CA	2:K:160:LYS:HG3	2.51	0.40
1:G:51:VAL:O	1:G:55:LEU:CD2	2.70	0.40
1:H:15:ILE:O	1:H:15:ILE:HG12	2.20	0.40
1:H:24:LEU:HD22	1:H:49:CYS:HB3	2.03	0.40
1:I:384:ILE:HG13	1:I:414:ASN:ND2	2.35	0.40
1:I:394:LEU:HD12	1:I:394:LEU:HA	1.89	0.40
2:J:160:LYS:HA	2:J:160:LYS:HD3	1.95	0.40
2:K:43:SER:HB2	2:K:44:GLN:OE1	2.21	0.40
2:L:34:ASP:HB3	2:L:38:GLU:O	2.21	0.40
2:L:146:GLN:HB3	2:L:160:LYS:O	2.21	0.40
2:L:329:ASN:OD1	2:L:330:ARG:HD2	2.21	0.40
2:L:434:LEU:CD2	2:L:438:ARG:HB3	2.51	0.40
1:A:13:GLN:H	1:A:13:GLN:HG3	1.72	0.40
1:B:123:ARG:O	1:B:292:ALA:HA	2.21	0.40
1:B:164:ALA:HB3	1:B:226:GLY:H	1.86	0.40
1:C:24:LEU:HD21	1:C:49:CYS:HB2	2.03	0.40
1:C:191:ILE:HD13	1:C:191:ILE:N	2.34	0.40
2:D:399:LEU:O	2:D:402:ALA:HB3	2.22	0.40
1:G:285:LYS:HD2	1:G:286:TYR:CE1	2.56	0.40
1:G:341:THR:O	1:G:341:THR:OG1	2.38	0.40

Continued on next page...

Continued from previous page...

Atom-1	Atom-2	Interatomic distance (Å)	Clash overlap (Å)
1:H:53:VAL:O	1:H:57:LYS:HG2	2.22	0.40
1:H:303:GLU:OE2	1:H:303:GLU:HA	2.19	0.40
1:I:90:LYS:CG	1:I:237:ASP:OD2	2.66	0.40
1:I:157:VAL:HB	1:I:172:LEU:HB2	2.04	0.40
2:J:147:ILE:HD12	2:J:147:ILE:O	2.22	0.40
2:J:362:TYR:OH	3:J:501:ADP:C6	2.74	0.40
2:J:362:TYR:CE2	2:J:370:ILE:HD11	2.54	0.40
2:J:440:THR:HG23	2:J:441:GLN:N	2.37	0.40
1:B:48:ALA:HB1	1:B:361:ILE:HD12	2.02	0.40
1:C:61:MET:HE2	1:C:61:MET:CA	2.34	0.40
1:C:402:THR:HG22	1:C:403:LEU:N	2.37	0.40
2:D:112:GLU:H	2:D:112:GLU:HG2	1.72	0.40
2:D:371:LEU:HD13	2:D:390:LEU:HB3	2.03	0.40
2:E:182:LEU:O	2:E:187:VAL:HG13	2.21	0.40
1:G:14:ARG:NH1	1:G:96:MET:HA	2.36	0.40
1:G:158:ILE:HG13	1:G:171:LYS:CG	2.52	0.40
1:H:67:LEU:HD23	1:H:67:LEU:O	2.22	0.40
1:I:102:TYR:CE1	2:K:306:ILE:HG23	2.54	0.40
2:J:110:SER:OG	2:J:113:MET:HG2	2.21	0.40
2:J:300:GLU:OE1	2:J:300:GLU:CA	2.68	0.40
2:K:28:ILE:N	2:K:28:ILE:HD13	2.35	0.40
2:K:73:VAL:HA	2:K:355:LEU:O	2.21	0.40
2:K:176:THR:O	2:K:179:ILE:HG22	2.21	0.40
2:K:268:ILE:HB	2:K:273:ARG:CZ	2.52	0.40
2:K:386:ALA:O	2:K:389:VAL:HG22	2.21	0.40
2:L:81:THR:O	2:L:81:THR:HG22	2.21	0.40
2:L:189:ALA:HA	2:L:204:LYS:HB2	2.03	0.40
2:L:234:LYS:NZ	2:L:236:LYS:HB2	2.35	0.40
2:L:375:CYS:SG	2:L:382:MET:HE2	2.61	0.40
1:A:125:LYS:HB2	1:A:125:LYS:NZ	2.36	0.40
1:C:163:THR:OG1	1:C:228:VAL:HG22	2.21	0.40
1:C:402:THR:CG2	1:C:404:ARG:H	2.19	0.40
2:D:46:MET:SD	3:D:501:ADP:N6	2.95	0.40
2:D:192:VAL:CG1	2:D:200:GLY:HA3	2.51	0.40
2:F:329:ASN:OD1	2:F:329:ASN:N	2.54	0.40
1:H:209:TYR:HB2	1:H:220:TYR:HE2	1.86	0.40
1:H:385:ASN:OD1	1:H:385:ASN:O	2.40	0.40
1:I:48:ALA:O	1:I:51:VAL:HB	2.20	0.40
1:I:192:TYR:HE1	1:I:194:GLU:CG	2.35	0.40
2:J:62:MET:HE2	2:J:62:MET:HB3	1.93	0.40
2:J:160:LYS:HZ3	2:J:173:ASP:N	2.19	0.40

Continued on next page...

Continued from previous page...

Atom-1	Atom-2	Interatomic distance (Å)	Clash overlap (Å)
2:J:192:VAL:HG13	2:J:192:VAL:O	2.22	0.40
2:K:163:LEU:HD12	2:K:172:TYR:HB2	2.02	0.40
2:K:204:LYS:HB2	2:K:204:LYS:HE3	1.72	0.40
2:K:353:ARG:HH11	2:K:353:ARG:HG3	1.87	0.40
2:L:247:ILE:HG22	2:L:276:ILE:CD1	2.49	0.40

There are no symmetry-related clashes.

5.3 Torsion angles [i](#)

5.3.1 Protein backbone [i](#)

In the following table, the Percentiles column shows the percent Ramachandran outliers of the chain as a percentile score with respect to all PDB entries followed by that with respect to all EM entries.

The Analysed column shows the number of residues for which the backbone conformation was analysed, and the total number of residues.

Mol	Chain	Analysed	Favoured	Allowed	Outliers	Percentiles	
1	A	404/451 (90%)	391 (97%)	13 (3%)	0	100	100
1	B	403/451 (89%)	388 (96%)	14 (4%)	1 (0%)	43	74
1	C	401/451 (89%)	380 (95%)	19 (5%)	2 (0%)	24	57
1	G	404/451 (90%)	389 (96%)	15 (4%)	0	100	100
1	H	403/451 (89%)	389 (96%)	13 (3%)	1 (0%)	43	74
1	I	403/451 (89%)	387 (96%)	15 (4%)	1 (0%)	43	74
2	D	382/463 (82%)	354 (93%)	28 (7%)	0	100	100
2	E	380/463 (82%)	366 (96%)	14 (4%)	0	100	100
2	F	376/463 (81%)	350 (93%)	26 (7%)	0	100	100
2	J	373/463 (81%)	348 (93%)	25 (7%)	0	100	100
2	K	381/463 (82%)	363 (95%)	18 (5%)	0	100	100
2	L	383/463 (83%)	355 (93%)	27 (7%)	1 (0%)	36	67
All	All	4693/5484 (86%)	4460 (95%)	227 (5%)	6 (0%)	49	79

All (6) Ramachandran outliers are listed below:

Mol	Chain	Res	Type
1	C	106	ILE
2	L	252	SER
1	I	106	ILE
1	B	344	ILE
1	H	344	ILE
1	C	219	GLU

5.3.2 Protein sidechains [i](#)

In the following table, the Percentiles column shows the percent sidechain outliers of the chain as a percentile score with respect to all PDB entries followed by that with respect to all EM entries.

The Analysed column shows the number of residues for which the sidechain conformation was analysed, and the total number of residues.

Mol	Chain	Analysed	Rotameric	Outliers	Percentiles
1	A	347/382 (91%)	337 (97%)	10 (3%)	37 60
1	B	347/382 (91%)	344 (99%)	3 (1%)	70 76
1	C	344/382 (90%)	333 (97%)	11 (3%)	34 59
1	G	347/382 (91%)	334 (96%)	13 (4%)	30 56
1	H	347/382 (91%)	340 (98%)	7 (2%)	48 67
1	I	346/382 (91%)	339 (98%)	7 (2%)	48 67
2	D	329/390 (84%)	322 (98%)	7 (2%)	47 66
2	E	330/390 (85%)	326 (99%)	4 (1%)	63 73
2	F	327/390 (84%)	315 (96%)	12 (4%)	30 56
2	J	322/390 (83%)	310 (96%)	12 (4%)	30 56
2	K	331/390 (85%)	329 (99%)	2 (1%)	78 79
2	L	331/390 (85%)	326 (98%)	5 (2%)	57 71
All	All	4048/4632 (87%)	3955 (98%)	93 (2%)	44 64

All (93) residues with a non-rotameric sidechain are listed below:

Mol	Chain	Res	Type
1	A	18	HIS
1	A	90	LYS
1	A	229	HIS
1	A	326	ILE
1	A	355	LEU

Continued on next page...

Continued from previous page...

Mol	Chain	Res	Type
1	A	358	VAL
1	A	391	LEU
1	A	407	VAL
1	A	449	ASP
1	A	450	GLN
1	B	90	LYS
1	B	126	GLU
1	B	391	LEU
1	C	24	LEU
1	C	90	LYS
1	C	103	SER
1	C	127	THR
1	C	170	LEU
1	C	239	THR
1	C	287	ILE
1	C	291	ILE
1	C	352	LEU
1	C	358	VAL
1	C	433	ILE
2	D	49	GLN
2	D	232	LEU
2	D	329	ASN
2	D	360	THR
2	D	426	ILE
2	D	442	TYR
2	D	446	TYR
2	E	33	LEU
2	E	137	ILE
2	E	201	LYS
2	E	391	THR
2	F	28	ILE
2	F	31	LEU
2	F	46	MET
2	F	61	GLU
2	F	134	GLU
2	F	145	ILE
2	F	173	ASP
2	F	178	MET
2	F	194	THR
2	F	338	THR
2	F	351	LEU
2	F	390	LEU

Continued on next page...

Continued from previous page...

Mol	Chain	Res	Type
1	G	6	VAL
1	G	7	LYS
1	G	8	SER
1	G	18	HIS
1	G	42	GLN
1	G	106	ILE
1	G	176	ILE
1	G	189	ASP
1	G	229	HIS
1	G	319	LEU
1	G	358	VAL
1	G	392	ASN
1	G	433	ILE
1	H	90	LYS
1	H	124	ILE
1	H	221	VAL
1	H	239	THR
1	H	391	LEU
1	H	394	LEU
1	H	429	HIS
1	I	158	ILE
1	I	233	GLU
1	I	238	VAL
1	I	322	SER
1	I	326	ILE
1	I	344	ILE
1	I	367	THR
2	J	49	GLN
2	J	108	ILE
2	J	134	GLU
2	J	137	ILE
2	J	147	ILE
2	J	182	LEU
2	J	202	ILE
2	J	283	TRP
2	J	353	ARG
2	J	404	GLN
2	J	406	ILE
2	J	426	ILE
2	K	147	ILE
2	K	298	ILE
2	L	31	LEU

Continued on next page...

Continued from previous page...

Mol	Chain	Res	Type
2	L	50	LEU
2	L	131	ILE
2	L	135	THR
2	L	379	ASP

Sometimes sidechains can be flipped to improve hydrogen bonding and reduce clashes. All (32) such sidechains are listed below:

Mol	Chain	Res	Type
1	A	156	HIS
1	A	196	ASN
1	A	305	HIS
1	A	392	ASN
1	C	115	ASN
1	C	156	HIS
1	C	414	ASN
2	D	146	GLN
2	D	240	HIS
2	D	329	ASN
2	D	447	GLN
2	E	240	HIS
2	E	251	ASN
2	F	27	HIS
2	F	188	GLN
1	G	348	HIS
1	G	414	ASN
1	H	280	ASN
1	H	284	ASN
1	I	34	GLN
1	I	169	GLN
1	I	408	GLN
2	J	78	GLN
2	K	25	HIS
2	K	49	GLN
2	K	92	GLN
2	K	447	GLN
2	L	78	GLN
2	L	188	GLN
2	L	240	HIS
2	L	255	GLN
2	L	313	ASN

5.3.3 RNA [i](#)

There are no RNA molecules in this entry.

5.4 Non-standard residues in protein, DNA, RNA chains [i](#)

There are no non-standard protein/DNA/RNA residues in this entry.

5.5 Carbohydrates [i](#)

There are no oligosaccharides in this entry.

5.6 Ligand geometry [i](#)

12 ligands are modelled in this entry.

In the following table, the Counts columns list the number of bonds (or angles) for which Mogul statistics could be retrieved, the number of bonds (or angles) that are observed in the model and the number of bonds (or angles) that are defined in the Chemical Component Dictionary. The Link column lists molecule types, if any, to which the group is linked. The Z score for a bond length (or angle) is the number of standard deviations the observed value is removed from the expected value. A bond length (or angle) with $|Z| > 2$ is considered an outlier worth inspection. RMSZ is the root-mean-square of all Z scores of the bond lengths (or angles).

Mol	Type	Chain	Res	Link	Bond lengths			Bond angles		
					Counts	RMSZ	# Z > 2	Counts	RMSZ	# Z > 2
3	ADP	A	501	-	28,29,29	1.39	4 (14%)	43,45,45	1.89	8 (18%)
3	ADP	L	501	-	28,29,29	1.39	4 (14%)	43,45,45	1.90	11 (25%)
3	ADP	J	501	-	28,29,29	0.47	0	43,45,45	0.44	0
3	ADP	C	501	-	28,29,29	1.34	4 (14%)	43,45,45	2.15	12 (27%)
3	ADP	B	501	-	28,29,29	1.36	5 (17%)	43,45,45	1.91	11 (25%)
3	ADP	E	501	-	28,29,29	1.38	4 (14%)	43,45,45	1.91	10 (23%)
3	ADP	F	501	-	28,29,29	0.48	0	43,45,45	0.45	0
3	ADP	G	501	-	28,29,29	1.40	4 (14%)	43,45,45	1.93	9 (20%)
3	ADP	K	501	-	28,29,29	1.40	4 (14%)	43,45,45	1.88	9 (20%)
3	ADP	H	501	-	28,29,29	1.37	4 (14%)	43,45,45	1.92	10 (23%)
3	ADP	D	501	-	28,29,29	0.47	0	43,45,45	0.49	0
3	ADP	I	501	-	28,29,29	1.40	4 (14%)	43,45,45	2.13	13 (30%)

In the following table, the Chirals column lists the number of chiral outliers, the number of chiral centers analysed, the number of these observed in the model and the number defined in the

Chemical Component Dictionary. Similar counts are reported in the Torsion and Rings columns. '-' means no outliers of that kind were identified.

Mol	Type	Chain	Res	Link	Chirals	Torsions	Rings
3	ADP	A	501	-	-	4/16/32/32	0/3/3/3
3	ADP	L	501	-	-	7/16/32/32	0/3/3/3
3	ADP	J	501	-	-	8/16/32/32	0/3/3/3
3	ADP	C	501	-	-	3/16/32/32	0/3/3/3
3	ADP	B	501	-	-	7/16/32/32	0/3/3/3
3	ADP	E	501	-	-	7/16/32/32	0/3/3/3
3	ADP	F	501	-	-	6/16/32/32	0/3/3/3
3	ADP	G	501	-	-	4/16/32/32	0/3/3/3
3	ADP	K	501	-	-	7/16/32/32	0/3/3/3
3	ADP	H	501	-	-	3/16/32/32	0/3/3/3
3	ADP	D	501	-	-	3/16/32/32	0/3/3/3
3	ADP	I	501	-	-	4/16/32/32	0/3/3/3

All (37) bond length outliers are listed below:

Mol	Chain	Res	Type	Atoms	Z	Observed(Å)	Ideal(Å)
3	K	501	ADP	C5-C4	4.62	1.47	1.39
3	G	501	ADP	C5-C4	4.60	1.47	1.39
3	I	501	ADP	C5-C4	4.59	1.47	1.39
3	A	501	ADP	C5-C4	4.58	1.47	1.39
3	L	501	ADP	C5-C4	4.53	1.47	1.39
3	H	501	ADP	C5-C4	4.52	1.47	1.39
3	E	501	ADP	C5-C4	4.49	1.47	1.39
3	C	501	ADP	C5-C4	4.43	1.47	1.39
3	B	501	ADP	C5-C4	4.40	1.46	1.39
3	L	501	ADP	C5-C6	2.68	1.48	1.41
3	G	501	ADP	C5-C6	2.64	1.48	1.41
3	I	501	ADP	C5-C6	2.64	1.48	1.41
3	A	501	ADP	C5-N7	-2.59	1.34	1.39
3	E	501	ADP	C5-N7	-2.59	1.34	1.39
3	H	501	ADP	C5-C6	2.57	1.48	1.41
3	B	501	ADP	C5-C6	2.56	1.48	1.41
3	G	501	ADP	C5-N7	-2.55	1.34	1.39
3	A	501	ADP	C5-C6	2.54	1.48	1.41
3	K	501	ADP	C5-C6	2.54	1.48	1.41
3	C	501	ADP	C5-N7	-2.53	1.34	1.39
3	C	501	ADP	C5-C6	2.51	1.48	1.41
3	K	501	ADP	C5-N7	-2.48	1.34	1.39

Continued on next page...

Continued from previous page...

Mol	Chain	Res	Type	Atoms	Z	Observed(Å)	Ideal(Å)
3	E	501	ADP	C5-C6	2.48	1.47	1.41
3	I	501	ADP	C5-N7	-2.44	1.34	1.39
3	H	501	ADP	C5-N7	-2.43	1.34	1.39
3	B	501	ADP	C5-N7	-2.41	1.34	1.39
3	I	501	ADP	C8-N7	2.35	1.36	1.31
3	L	501	ADP	C8-N7	2.30	1.36	1.31
3	L	501	ADP	C5-N7	-2.28	1.34	1.39
3	G	501	ADP	C8-N7	2.25	1.36	1.31
3	A	501	ADP	C8-N7	2.25	1.36	1.31
3	H	501	ADP	C8-N7	2.23	1.36	1.31
3	B	501	ADP	C8-N7	2.22	1.35	1.31
3	K	501	ADP	C8-N7	2.15	1.35	1.31
3	E	501	ADP	C8-N7	2.15	1.35	1.31
3	C	501	ADP	C8-N7	2.12	1.35	1.31
3	B	501	ADP	C4-N9	-2.01	1.33	1.37

All (93) bond angle outliers are listed below:

Mol	Chain	Res	Type	Atoms	Z	Observed(°)	Ideal(°)
3	G	501	ADP	C5-C4-N3	-6.30	118.05	126.72
3	A	501	ADP	C5-C4-N3	-6.28	118.06	126.72
3	I	501	ADP	C5-C4-N3	-6.05	118.39	126.72
3	K	501	ADP	C5-C4-N3	-6.04	118.40	126.72
3	C	501	ADP	C5-C4-N3	-6.03	118.41	126.72
3	E	501	ADP	C5-C4-N3	-6.01	118.44	126.72
3	L	501	ADP	C5-C4-N3	-5.92	118.57	126.72
3	H	501	ADP	C5-C4-N3	-5.72	118.84	126.72
3	B	501	ADP	C5-C4-N3	-5.70	118.87	126.72
3	A	501	ADP	N3-C4-N9	5.13	135.89	127.17
3	K	501	ADP	N3-C4-N9	5.01	135.68	127.17
3	G	501	ADP	N3-C4-N9	4.97	135.62	127.17
3	C	501	ADP	N3-C4-N9	4.95	135.59	127.17
3	E	501	ADP	N3-C4-N9	4.93	135.56	127.17
3	H	501	ADP	N3-C4-N9	4.78	135.30	127.17
3	L	501	ADP	N3-C4-N9	4.78	135.29	127.17
3	I	501	ADP	N3-C4-N9	4.77	135.28	127.17
3	B	501	ADP	N3-C4-N9	4.64	135.06	127.17
3	I	501	ADP	O4'-C4'-C5'	4.14	122.59	109.33
3	C	501	ADP	O4'-C4'-C5'	4.05	122.30	109.33
3	G	501	ADP	C2-N3-C4	4.00	121.59	111.83
3	I	501	ADP	C2-N3-C4	3.91	121.39	111.83
3	I	501	ADP	O4'-C4'-C3'	3.89	112.88	105.15

Continued on next page...

Continued from previous page...

Mol	Chain	Res	Type	Atoms	Z	Observed(°)	Ideal(°)
3	L	501	ADP	C2-N3-C4	3.87	121.29	111.83
3	C	501	ADP	C2-N3-C4	3.86	121.27	111.83
3	E	501	ADP	C2-N3-C4	3.85	121.23	111.83
3	C	501	ADP	O4'-C4'-C3'	3.85	112.79	105.15
3	B	501	ADP	C2-N3-C4	3.84	121.20	111.83
3	K	501	ADP	C2-N3-C4	3.82	121.16	111.83
3	H	501	ADP	C2-N3-C4	3.82	121.15	111.83
3	A	501	ADP	C2-N3-C4	3.81	121.14	111.83
3	B	501	ADP	N3-C2-N1	-3.75	122.90	128.58
3	H	501	ADP	N3-C2-N1	-3.72	122.96	128.58
3	L	501	ADP	N3-C2-N1	-3.67	123.02	128.58
3	C	501	ADP	N3-C2-N1	-3.65	123.05	128.58
3	I	501	ADP	N3-C2-N1	-3.63	123.09	128.58
3	G	501	ADP	N3-C2-N1	-3.58	123.16	128.58
3	K	501	ADP	N3-C2-N1	-3.58	123.17	128.58
3	E	501	ADP	N3-C2-N1	-3.56	123.20	128.58
3	G	501	ADP	C4-C5-N7	-3.54	106.54	110.58
3	I	501	ADP	C4-C5-N7	-3.53	106.54	110.58
3	L	501	ADP	C4-C5-N7	-3.53	106.55	110.58
3	A	501	ADP	N3-C2-N1	-3.43	123.39	128.58
3	B	501	ADP	C4-C5-N7	-3.36	106.75	110.58
3	C	501	ADP	C4-C5-N7	-3.34	106.76	110.58
3	E	501	ADP	C4-C5-N7	-3.31	106.80	110.58
3	A	501	ADP	C4-C5-N7	-3.31	106.80	110.58
3	H	501	ADP	C4-C5-N7	-3.21	106.91	110.58
3	I	501	ADP	C3'-C2'-C1'	3.20	107.52	101.46
3	K	501	ADP	C4-C5-N7	-3.19	106.94	110.58
3	H	501	ADP	C4-N9-C8	3.05	108.94	105.74
3	B	501	ADP	C4-N9-C8	3.04	108.93	105.74
3	L	501	ADP	C4-N9-C8	3.01	108.90	105.74
3	C	501	ADP	C3'-C2'-C1'	2.99	107.12	101.46
3	C	501	ADP	C4-N9-C8	2.88	108.76	105.74
3	E	501	ADP	C4-N9-C8	2.83	108.71	105.74
3	G	501	ADP	C5-N7-C8	2.79	107.83	103.45
3	C	501	ADP	C5-N7-C8	2.74	107.75	103.45
3	I	501	ADP	C5-N7-C8	2.72	107.73	103.45
3	I	501	ADP	C4-N9-C8	2.72	108.60	105.74
3	A	501	ADP	C4-N9-C8	2.70	108.57	105.74
3	K	501	ADP	C4-N9-C8	2.70	108.57	105.74
3	A	501	ADP	C5-N7-C8	2.69	107.67	103.45
3	L	501	ADP	C5-N7-C8	2.67	107.64	103.45
3	B	501	ADP	C5-N7-C8	2.62	107.57	103.45

Continued on next page...

Continued from previous page...

Mol	Chain	Res	Type	Atoms	Z	Observed(°)	Ideal(°)
3	H	501	ADP	C3'-C2'-C1'	2.61	106.41	101.46
3	H	501	ADP	C5-N7-C8	2.59	107.53	103.45
3	E	501	ADP	C5-N7-C8	2.55	107.46	103.45
3	G	501	ADP	C4-N9-C8	2.49	108.35	105.74
3	K	501	ADP	C5-N7-C8	2.46	107.32	103.45
3	B	501	ADP	C3'-C2'-C1'	2.46	106.11	101.46
3	K	501	ADP	C3'-C2'-C1'	2.37	105.94	101.46
3	G	501	ADP	C3'-C2'-C1'	2.31	105.83	101.46
3	B	501	ADP	N9-C8-N7	-2.29	110.69	113.94
3	C	501	ADP	N9-C8-N7	-2.26	110.73	113.94
3	H	501	ADP	N9-C8-N7	-2.24	110.76	113.94
3	L	501	ADP	N9-C8-N7	-2.23	110.78	113.94
3	I	501	ADP	N9-C8-N7	-2.21	110.80	113.94
3	E	501	ADP	C2'-C1'-N9	-2.18	107.89	113.30
3	A	501	ADP	N9-C8-N7	-2.13	110.92	113.94
3	E	501	ADP	C3'-C2'-C1'	2.13	105.48	101.46
3	G	501	ADP	N9-C8-N7	-2.11	110.95	113.94
3	B	501	ADP	C2-N1-C6	2.10	122.18	118.73
3	L	501	ADP	C6-C5-N7	2.09	136.12	132.09
3	B	501	ADP	C6-C5-N7	2.08	136.11	132.09
3	H	501	ADP	C2-N1-C6	2.08	122.15	118.73
3	L	501	ADP	C2-N1-C6	2.07	122.13	118.73
3	E	501	ADP	N9-C8-N7	-2.06	111.02	113.94
3	C	501	ADP	C2-N1-C6	2.04	122.08	118.73
3	L	501	ADP	C3'-C2'-C1'	2.03	105.29	101.46
3	I	501	ADP	C6-C5-N7	2.02	135.99	132.09
3	K	501	ADP	C2-N1-C6	2.01	122.02	118.73
3	I	501	ADP	C2-N1-C6	2.00	122.02	118.73

There are no chirality outliers.

All (63) torsion outliers are listed below:

Mol	Chain	Res	Type	Atoms
3	A	501	ADP	C5'-O5'-PA-O1A
3	A	501	ADP	C5'-O5'-PA-O3A
3	B	501	ADP	C5'-O5'-PA-O2A
3	B	501	ADP	C5'-O5'-PA-O3A
3	C	501	ADP	PA-O3A-PB-O2B
3	D	501	ADP	PA-O3A-PB-O2B
3	E	501	ADP	PA-O3A-PB-O2B
3	E	501	ADP	C5'-O5'-PA-O3A
3	F	501	ADP	PA-O3A-PB-O2B

Continued on next page...

Continued from previous page...

Mol	Chain	Res	Type	Atoms
3	F	501	ADP	C5'-O5'-PA-O2A
3	F	501	ADP	C5'-O5'-PA-O3A
3	G	501	ADP	C5'-O5'-PA-O1A
3	G	501	ADP	C5'-O5'-PA-O3A
3	H	501	ADP	C5'-O5'-PA-O2A
3	H	501	ADP	C5'-O5'-PA-O3A
3	I	501	ADP	PA-O3A-PB-O2B
3	I	501	ADP	PA-O3A-PB-O3B
3	I	501	ADP	C5'-O5'-PA-O1A
3	J	501	ADP	PB-O3A-PA-O5'
3	J	501	ADP	C5'-O5'-PA-O3A
3	K	501	ADP	PA-O3A-PB-O2B
3	K	501	ADP	C5'-O5'-PA-O3A
3	L	501	ADP	O4'-C4'-C5'-O5'
3	E	501	ADP	O4'-C4'-C5'-O5'
3	L	501	ADP	C3'-C4'-C5'-O5'
3	E	501	ADP	C3'-C4'-C5'-O5'
3	K	501	ADP	C3'-C4'-C5'-O5'
3	J	501	ADP	O4'-C4'-C5'-O5'
3	K	501	ADP	O4'-C4'-C5'-O5'
3	F	501	ADP	PA-O3A-PB-O1B
3	I	501	ADP	C3'-C4'-C5'-O5'
3	J	501	ADP	C3'-C4'-C5'-O5'
3	L	501	ADP	PB-O3A-PA-O2A
3	D	501	ADP	C4'-C5'-O5'-PA
3	A	501	ADP	C5'-O5'-PA-O2A
3	C	501	ADP	C5'-O5'-PA-O1A
3	E	501	ADP	C5'-O5'-PA-O1A
3	F	501	ADP	C5'-O5'-PA-O1A
3	G	501	ADP	C5'-O5'-PA-O2A
3	J	501	ADP	C5'-O5'-PA-O1A
3	K	501	ADP	C5'-O5'-PA-O1A
3	L	501	ADP	C5'-O5'-PA-O1A
3	L	501	ADP	C5'-O5'-PA-O2A
3	L	501	ADP	C5'-O5'-PA-O3A
3	H	501	ADP	C4'-C5'-O5'-PA
3	J	501	ADP	C4'-C5'-O5'-PA
3	A	501	ADP	PB-O3A-PA-O2A
3	G	501	ADP	PB-O3A-PA-O2A
3	D	501	ADP	O4'-C4'-C5'-O5'
3	F	501	ADP	C4'-C5'-O5'-PA
3	B	501	ADP	PB-O3A-PA-O1A

Continued on next page...

Continued from previous page...

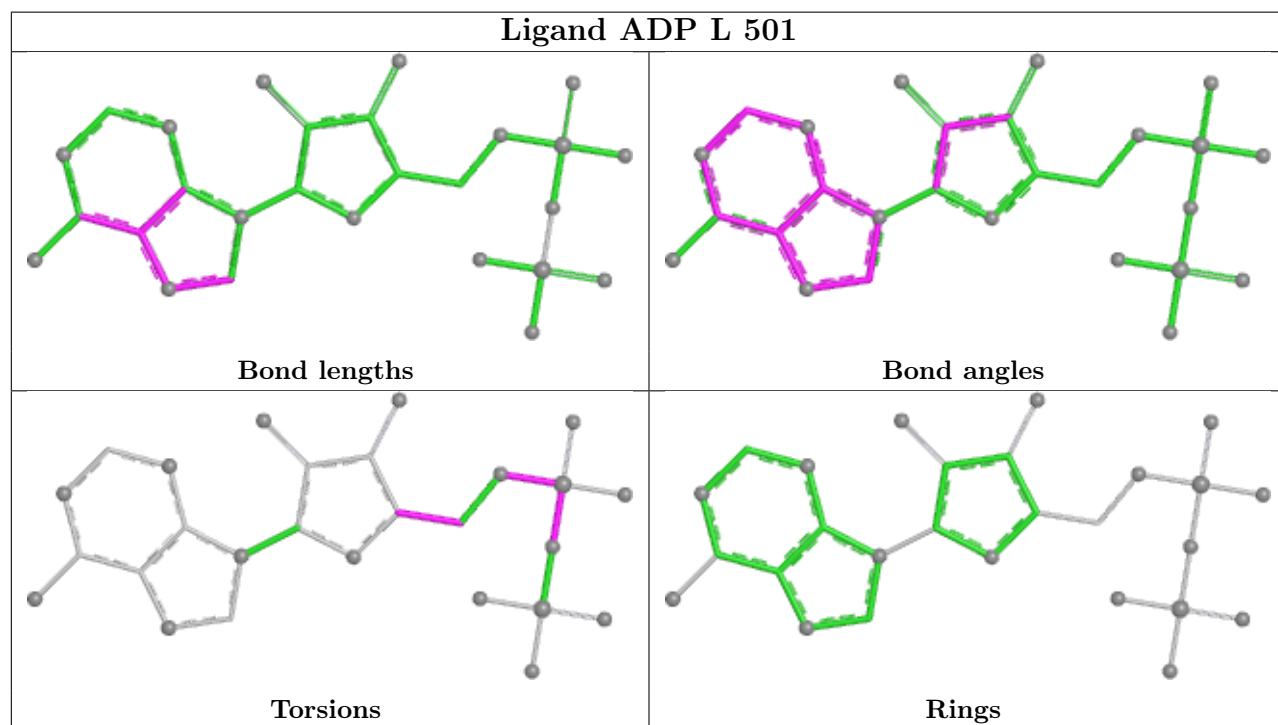
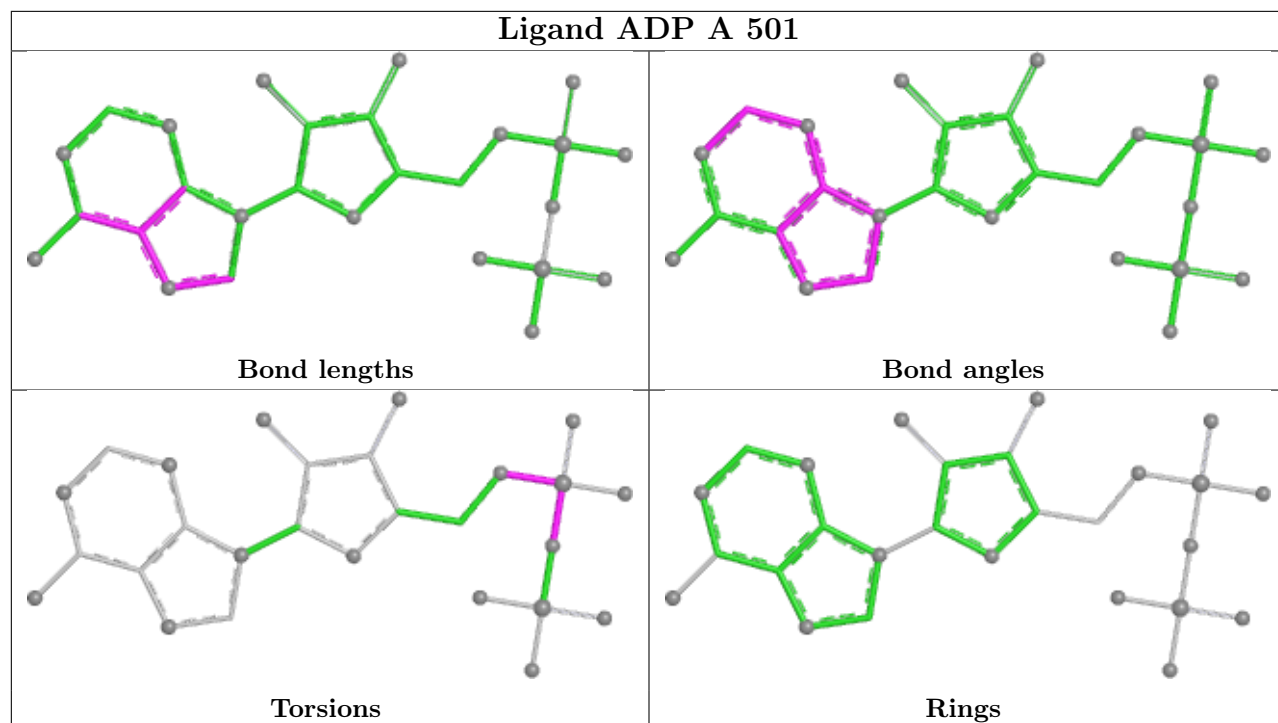
Mol	Chain	Res	Type	Atoms
3	B	501	ADP	C4'-C5'-O5'-PA
3	C	501	ADP	PA-O3A-PB-O3B
3	E	501	ADP	PA-O3A-PB-O3B
3	K	501	ADP	PA-O3A-PB-O3B
3	B	501	ADP	PB-O3A-PA-O2A
3	J	501	ADP	PB-O3A-PA-O1A
3	J	501	ADP	PB-O3A-PA-O2A
3	L	501	ADP	PB-O3A-PA-O1A
3	E	501	ADP	PA-O3A-PB-O1B
3	K	501	ADP	PA-O3A-PB-O1B
3	B	501	ADP	O4'-C4'-C5'-O5'
3	B	501	ADP	C3'-C4'-C5'-O5'

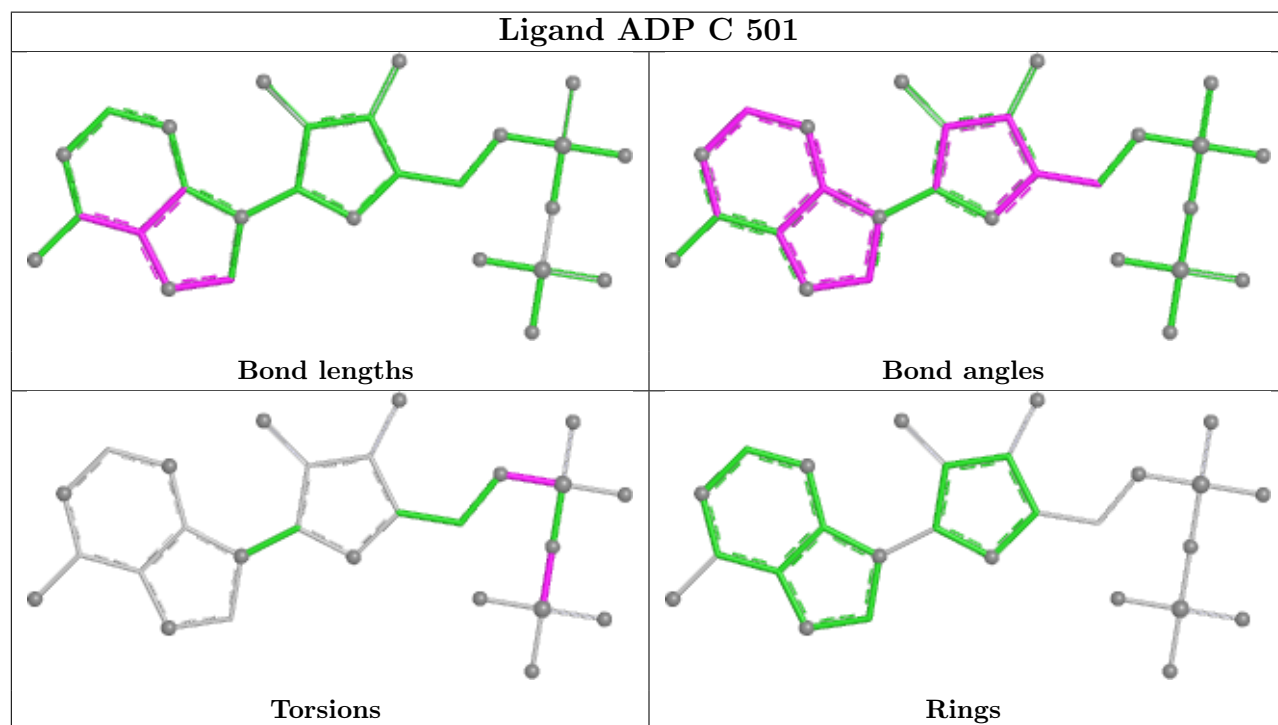
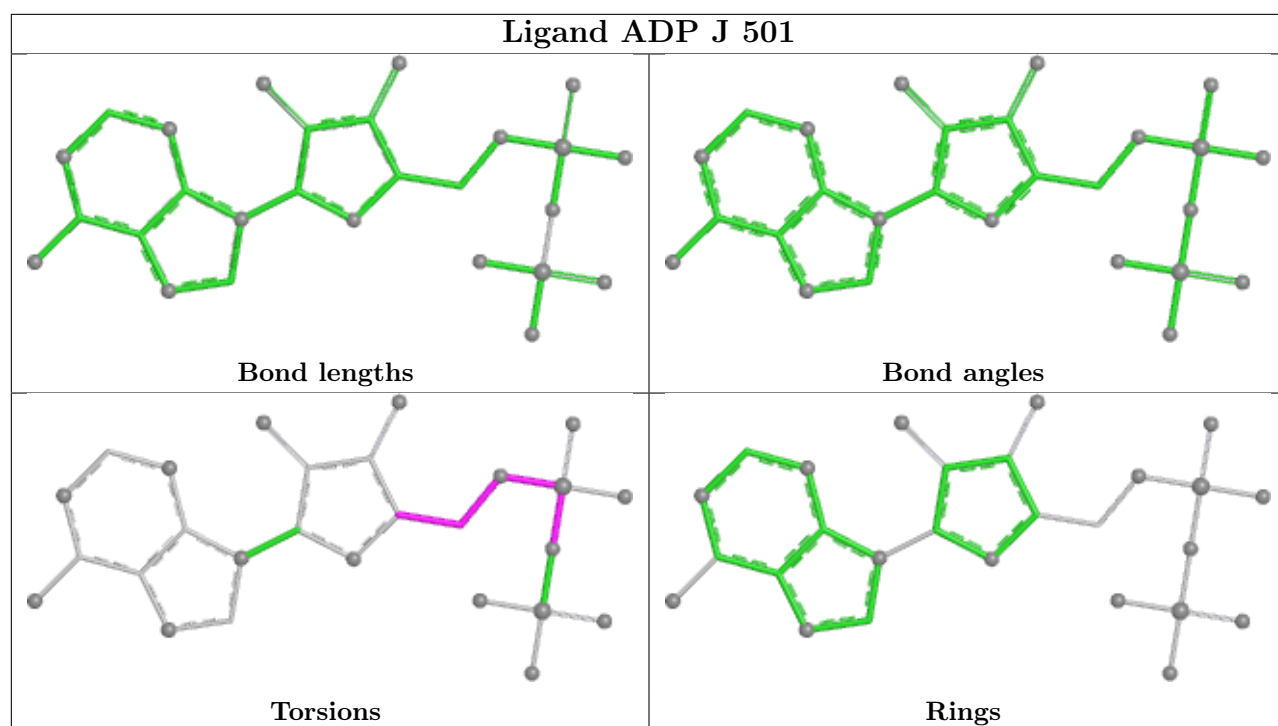
There are no ring outliers.

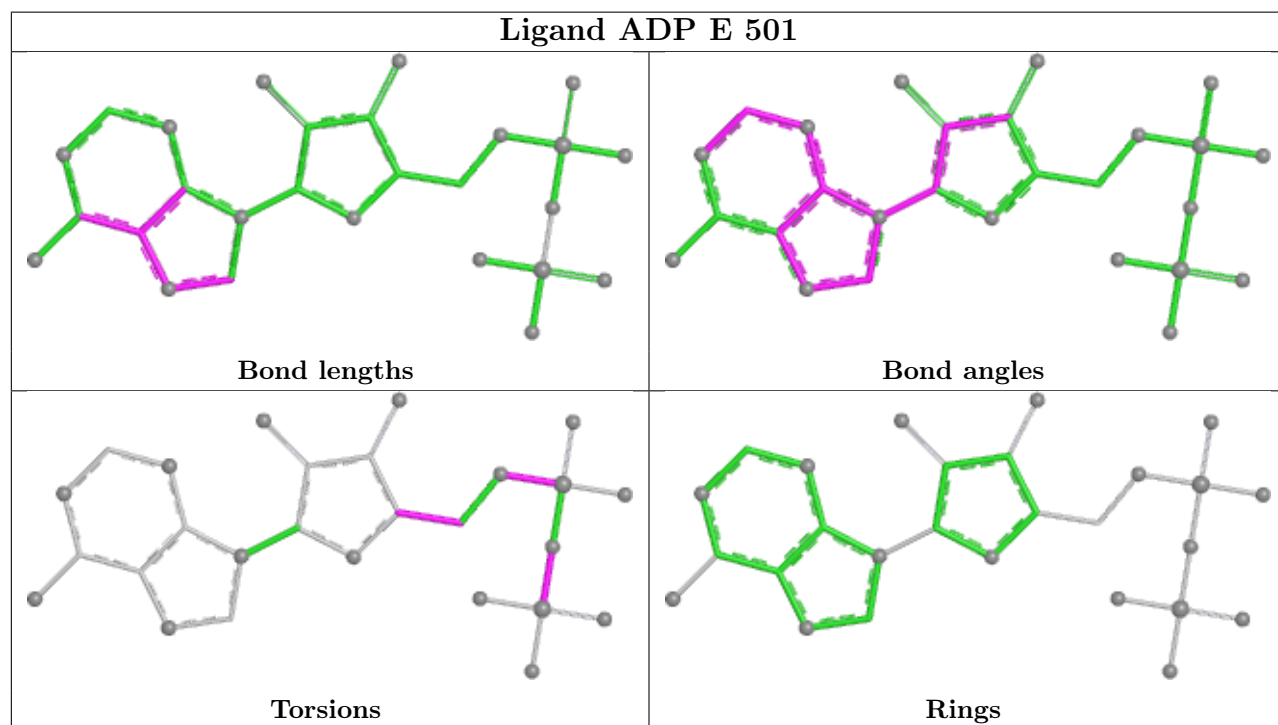
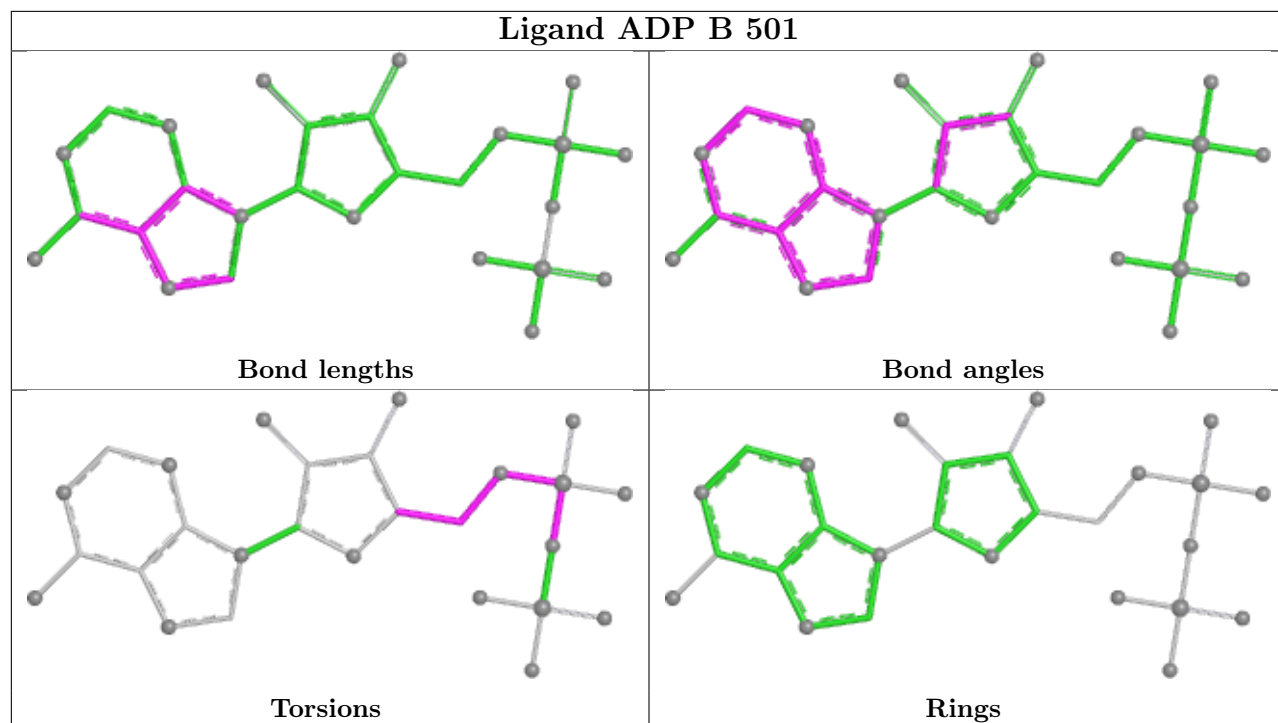
12 monomers are involved in 68 short contacts:

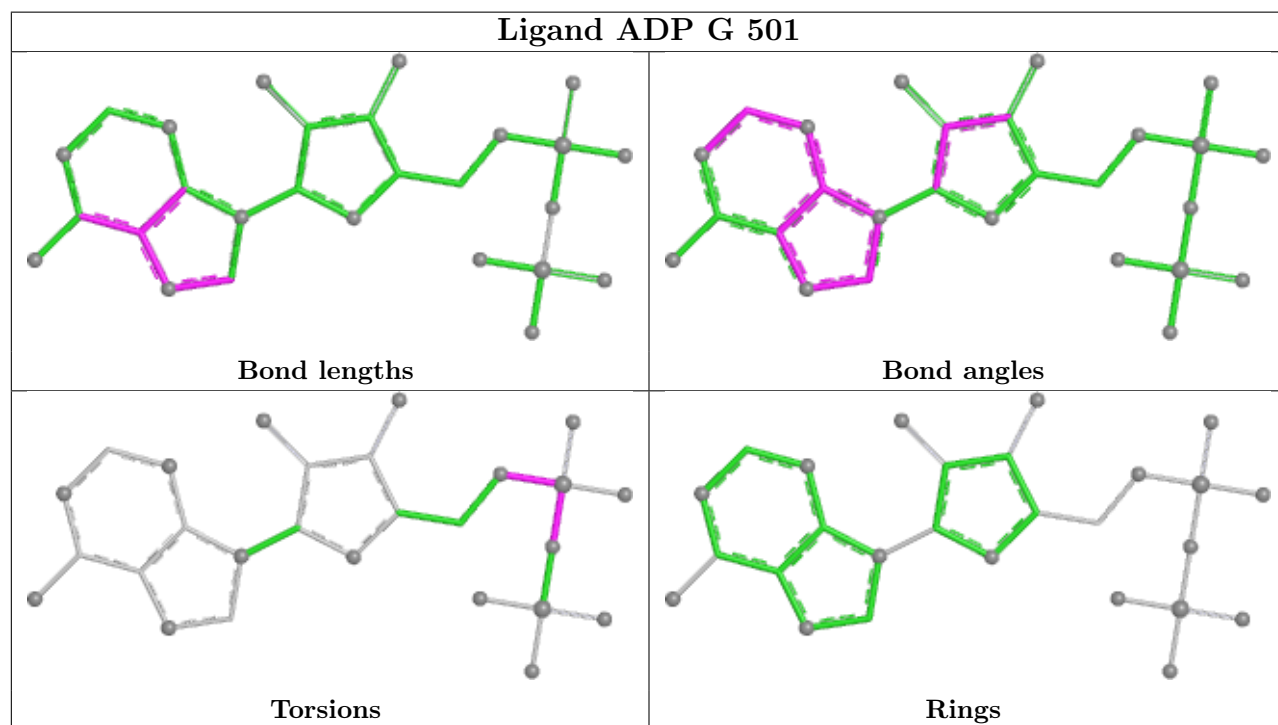
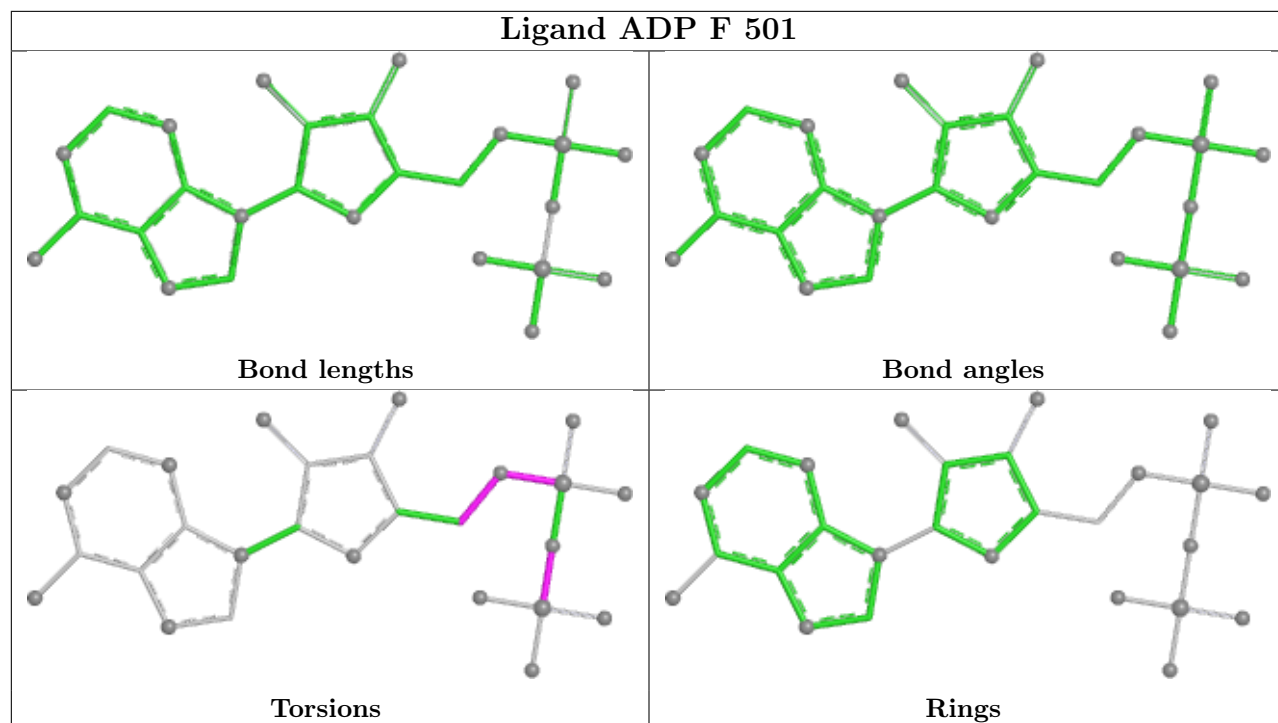
Mol	Chain	Res	Type	Clashes	Symm-Clashes
3	A	501	ADP	3	0
3	L	501	ADP	2	0
3	J	501	ADP	15	0
3	C	501	ADP	5	0
3	B	501	ADP	7	0
3	E	501	ADP	4	0
3	F	501	ADP	3	0
3	G	501	ADP	4	0
3	K	501	ADP	4	0
3	H	501	ADP	7	0
3	D	501	ADP	9	0
3	I	501	ADP	5	0

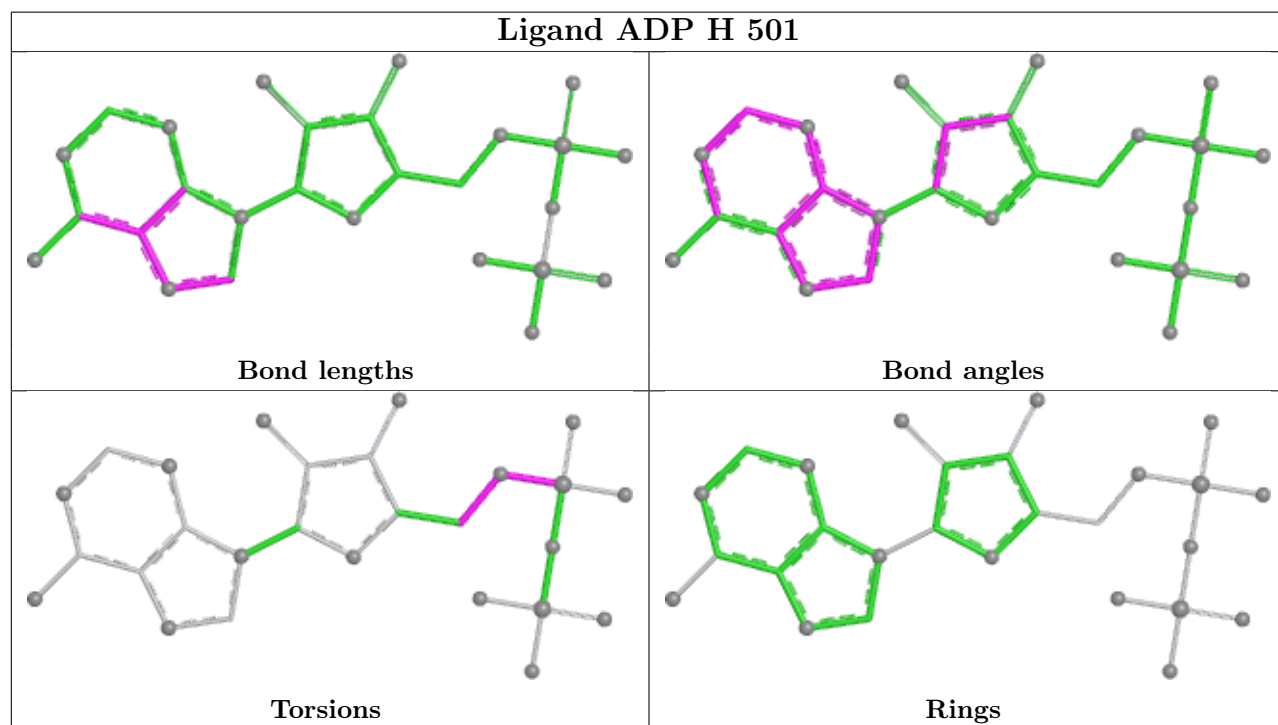
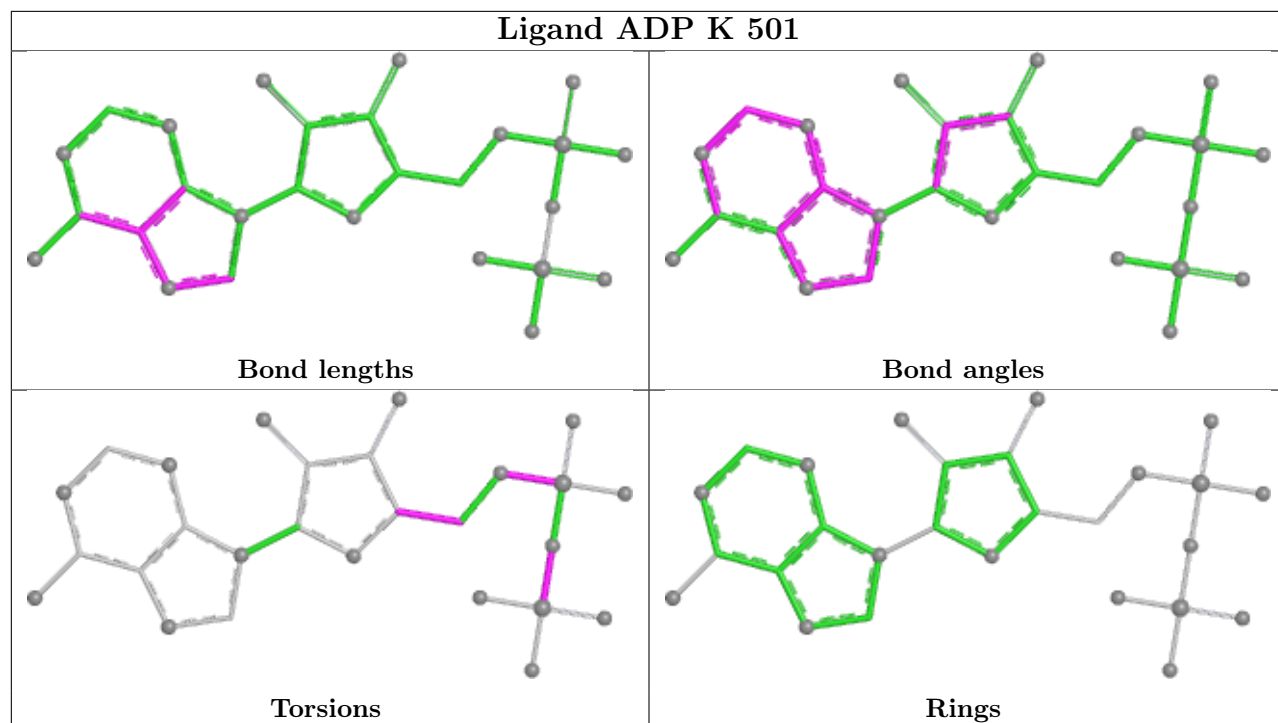
The following is a two-dimensional graphical depiction of Mogul quality analysis of bond lengths, bond angles, torsion angles, and ring geometry for all instances of the Ligand of Interest. In addition, ligands with molecular weight > 250 and outliers as shown on the validation Tables will also be included. For torsion angles, if less than 5% of the Mogul distribution of torsion angles is within 10 degrees of the torsion angle in question, then that torsion angle is considered an outlier. Any bond that is central to one or more torsion angles identified as an outlier by Mogul will be highlighted in the graph. For rings, the root-mean-square deviation (RMSD) between the ring in question and similar rings identified by Mogul is calculated over all ring torsion angles. If the average RMSD is greater than 60 degrees and the minimal RMSD between the ring in question and any Mogul-identified rings is also greater than 60 degrees, then that ring is considered an outlier. The outliers are highlighted in purple. The color gray indicates Mogul did not find sufficient equivalents in the CSD to analyse the geometry.

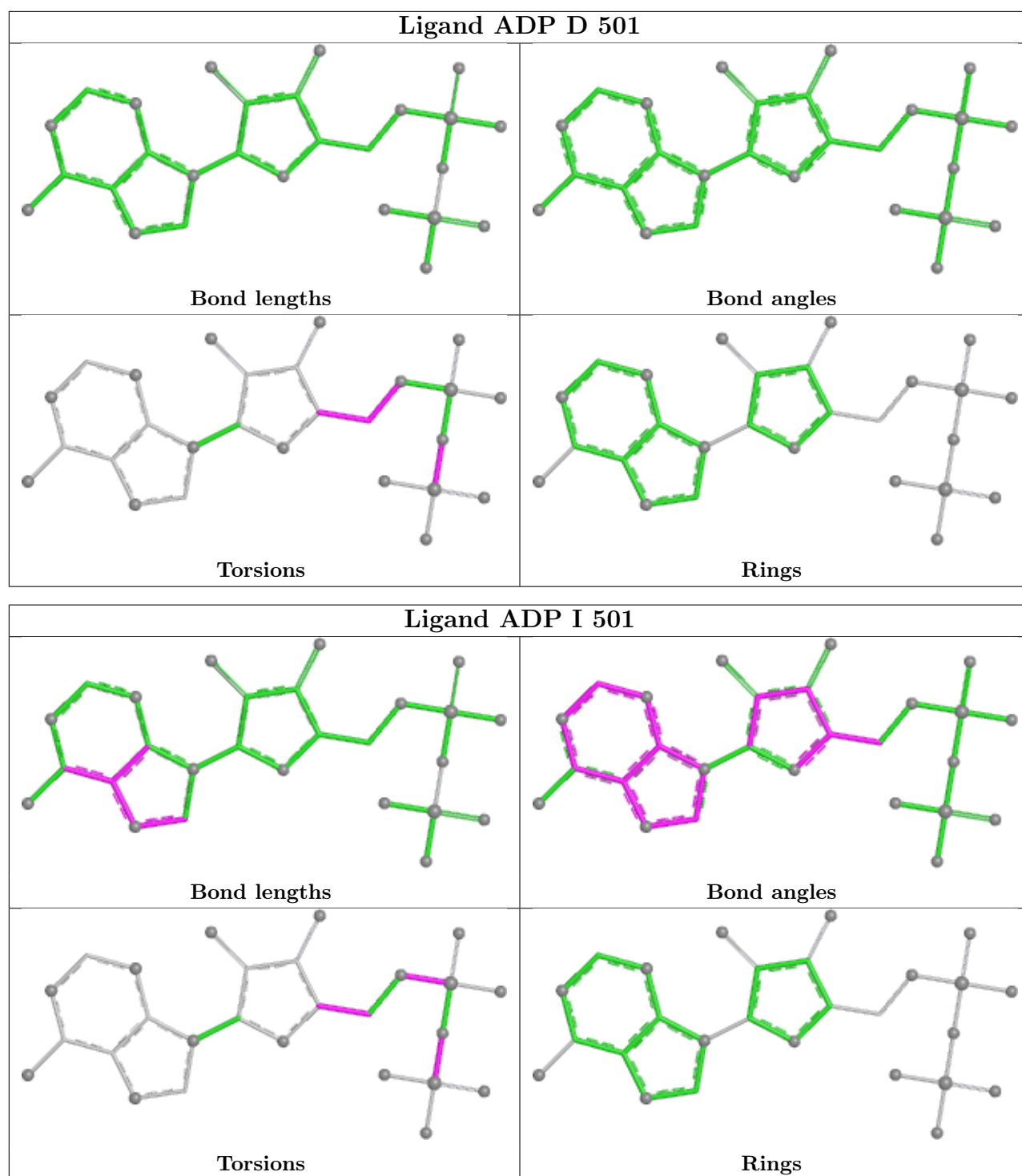












5.7 Other polymers [\(i\)](#)

There are no such residues in this entry.

5.8 Polymer linkage issues

There are no chain breaks in this entry.

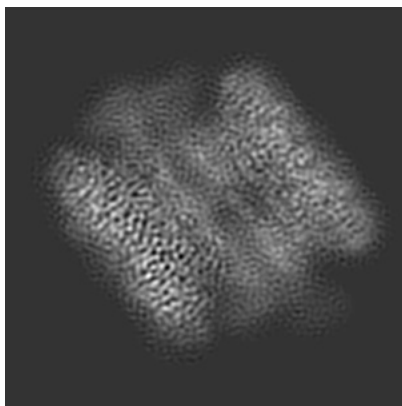
6 Map visualisation [i](#)

This section contains visualisations of the EMDB entry EMD-52336. These allow visual inspection of the internal detail of the map and identification of artifacts.

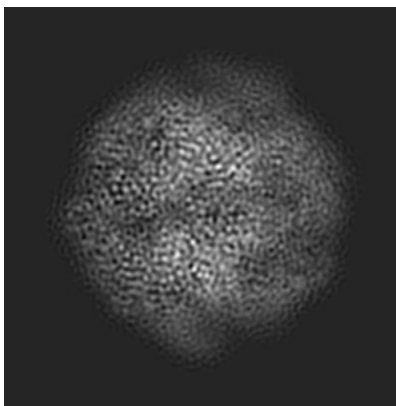
Images derived from a raw map, generated by summing the deposited half-maps, are presented below the corresponding image components of the primary map to allow further visual inspection and comparison with those of the primary map.

6.1 Orthogonal projections [i](#)

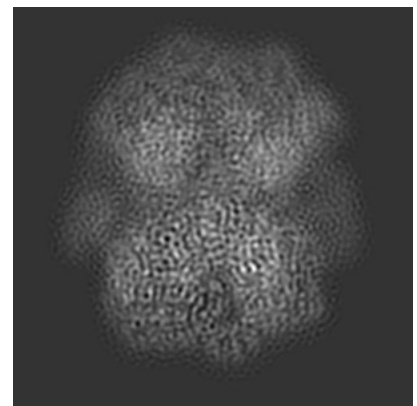
6.1.1 Primary map



X

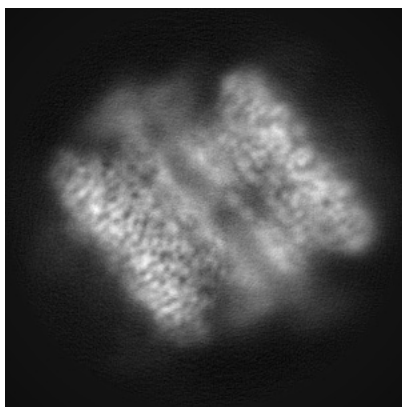


Y

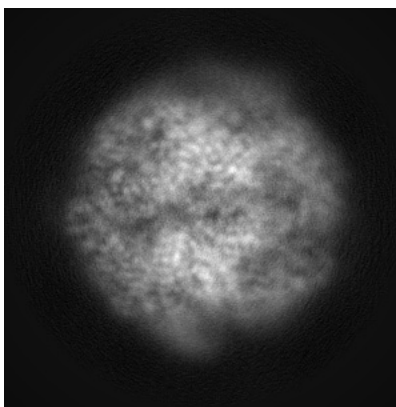


Z

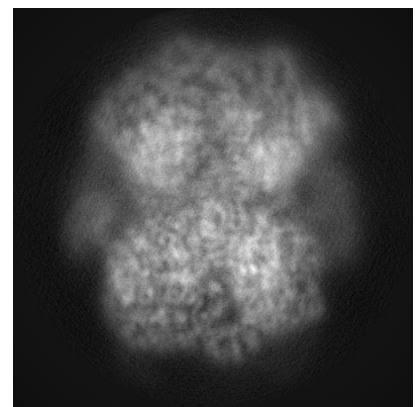
6.1.2 Raw map



X



Y

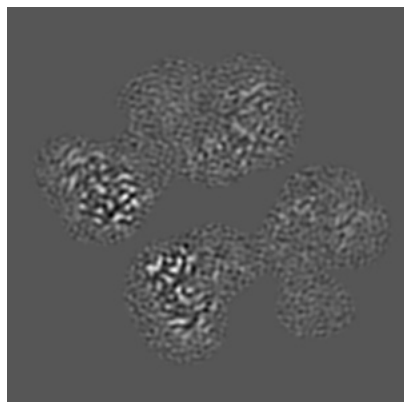


Z

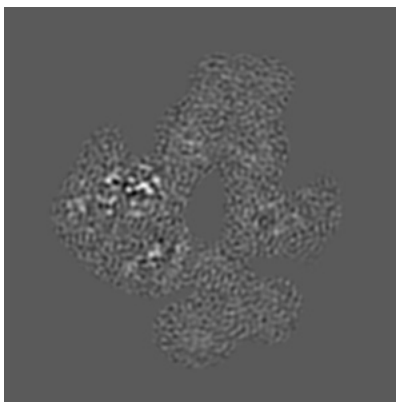
The images above show the map projected in three orthogonal directions.

6.2 Central slices [i](#)

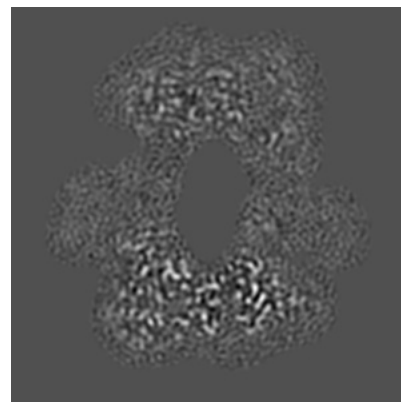
6.2.1 Primary map



X Index: 152

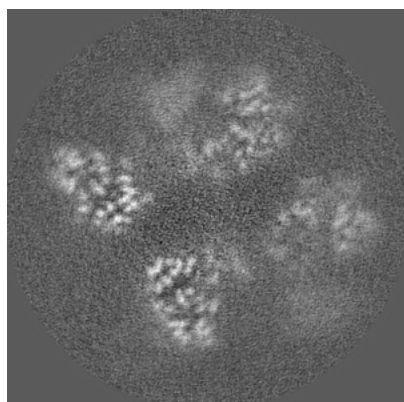


Y Index: 152

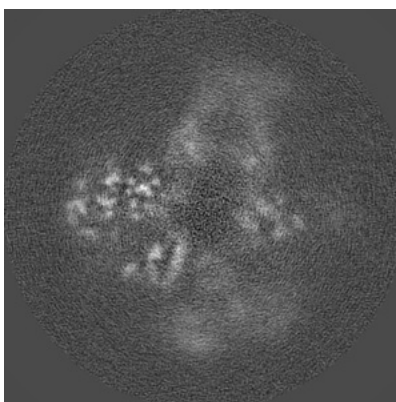


Z Index: 152

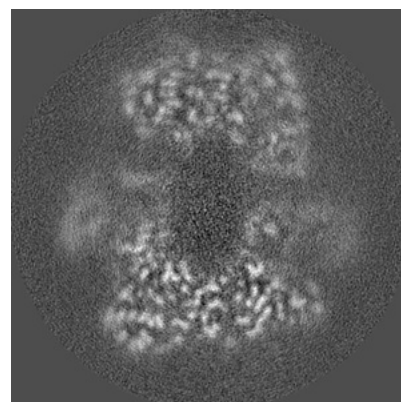
6.2.2 Raw map



X Index: 152



Y Index: 152

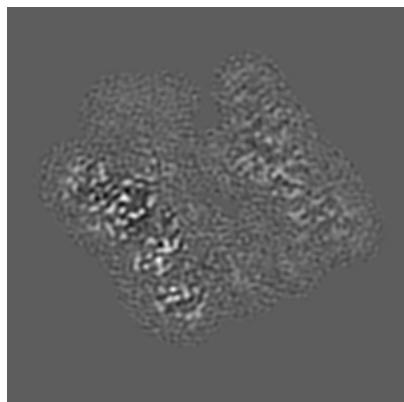


Z Index: 152

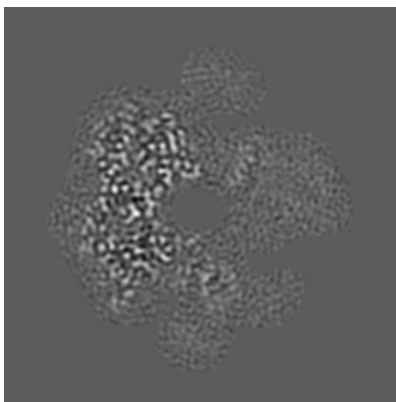
The images above show central slices of the map in three orthogonal directions.

6.3 Largest variance slices [i](#)

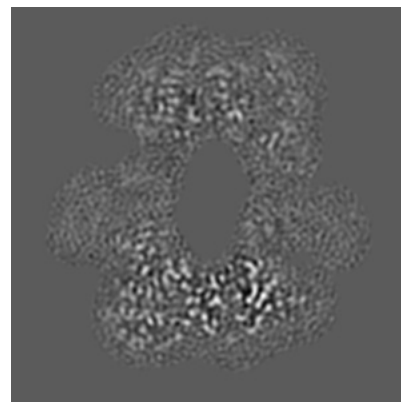
6.3.1 Primary map



X Index: 179

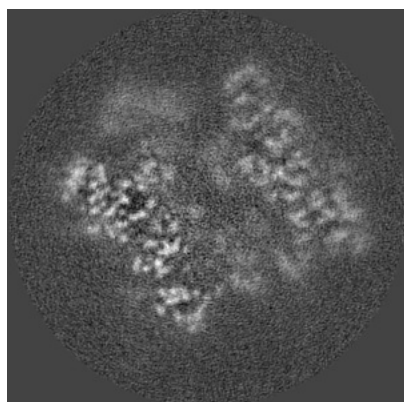


Y Index: 122

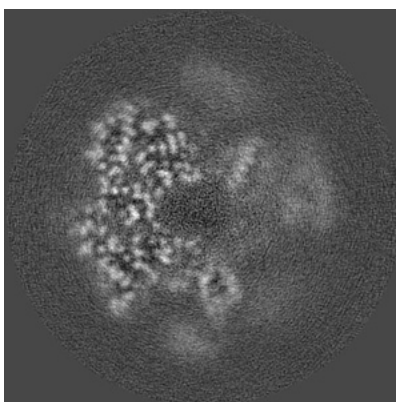


Z Index: 153

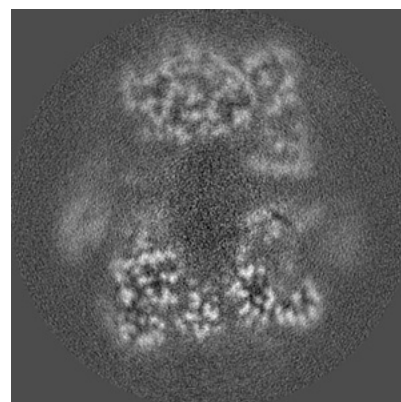
6.3.2 Raw map



X Index: 179



Y Index: 122




Z Index: 148

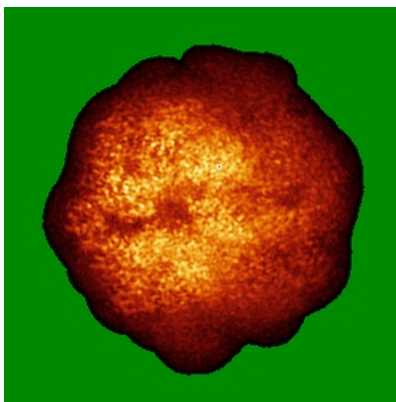
The images above show the largest variance slices of the map in three orthogonal directions.

6.4 Orthogonal standard-deviation projections (False-color) [i](#)

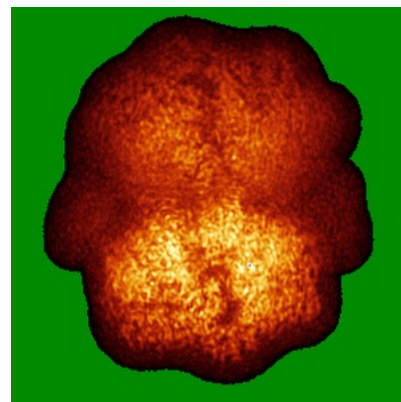
6.4.1 Primary map



X




Y




Z

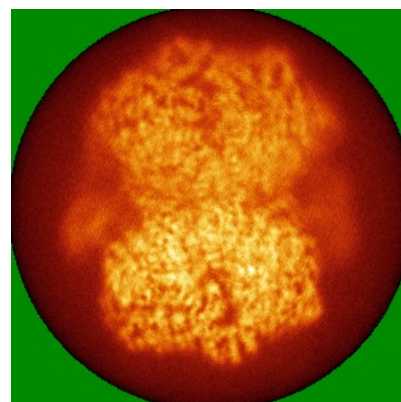
6.4.2 Raw map



X



Y




Z

The images above show the map standard deviation projections with false color in three orthogonal directions. Minimum values are shown in green, max in blue, and dark to light orange shades represent small to large values respectively.

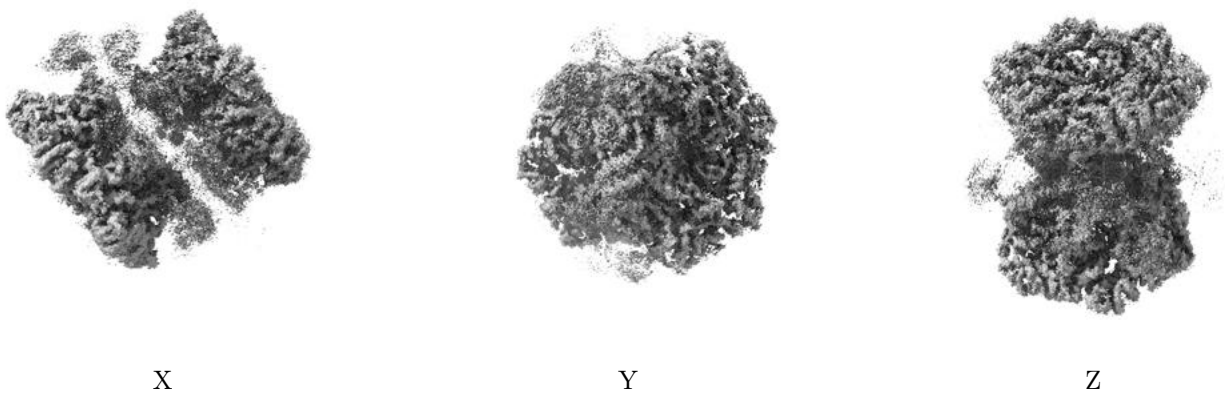
6.5 Orthogonal surface views [i](#)

6.5.1 Primary map



The images above show the 3D surface view of the map at the recommended contour level 0.0122. These images, in conjunction with the slice images, may facilitate assessment of whether an appropriate contour level has been provided.

6.5.2 Raw map



These images show the 3D surface of the raw map. The raw map's contour level was selected so that its surface encloses the same volume as the primary map does at its recommended contour level.


6.6 Mask visualisation [i](#)

This section shows the 3D surface view of the primary map at 50% transparency overlaid with the specified mask at 0% transparency


A mask typically either:

- Encompasses the whole structure
- Separates out a domain, a functional unit, a monomer or an area of interest from a larger structure

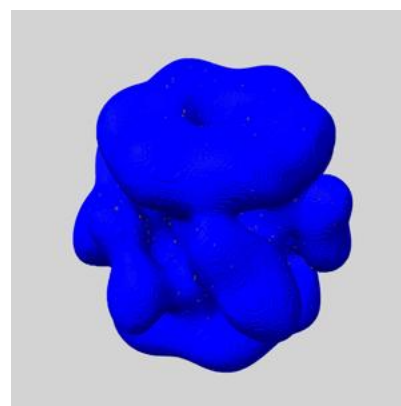
6.6.1 emd_52336_msk_1.map [i](#)



X



Y

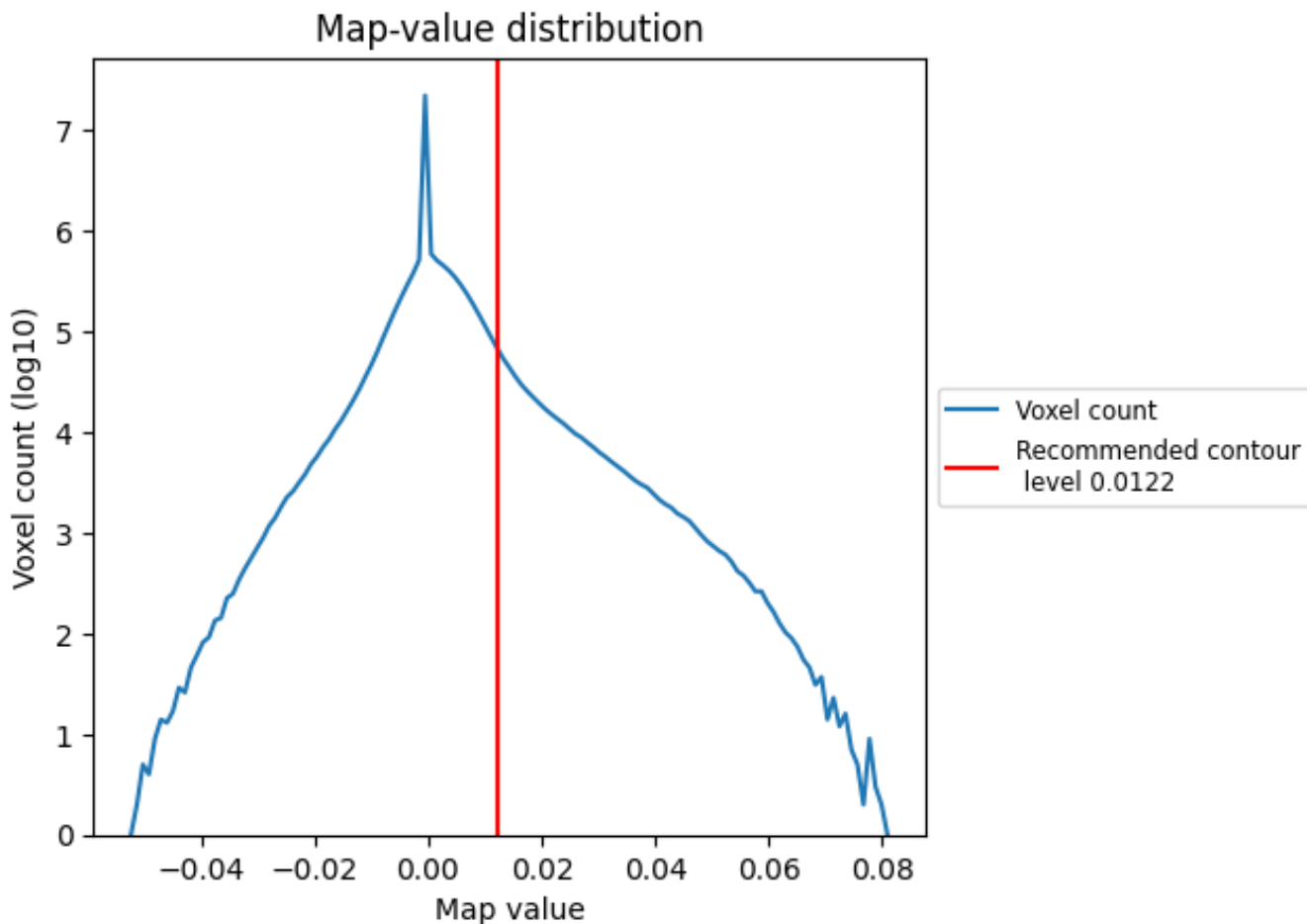


Z

7 Map analysis [i](#)

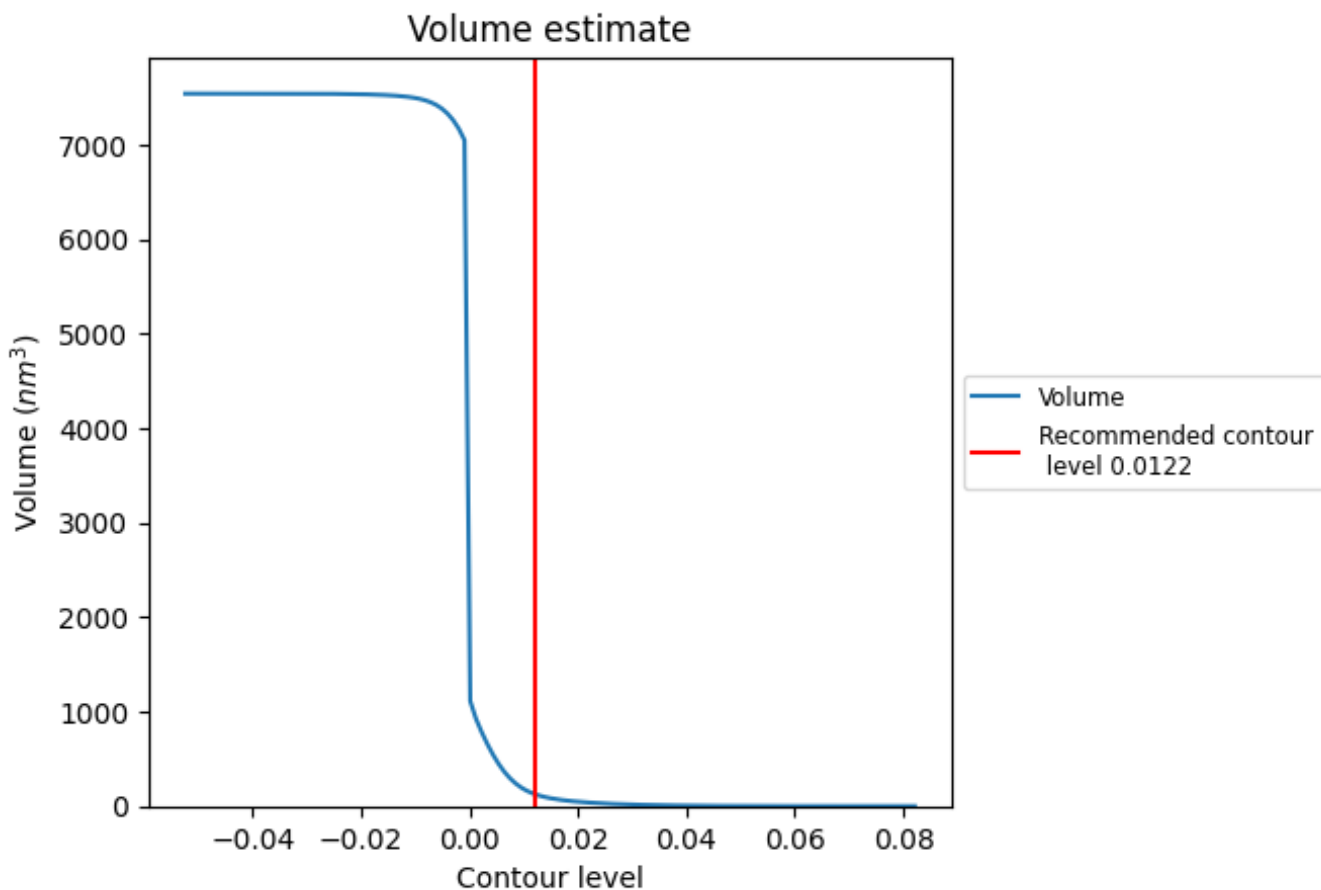
This section contains the results of statistical analysis of the map.

7.1 Map-value distribution [i](#)



The map-value distribution is plotted in 128 intervals along the x-axis. The y-axis is logarithmic. A spike in this graph at zero usually indicates that the volume has been masked.

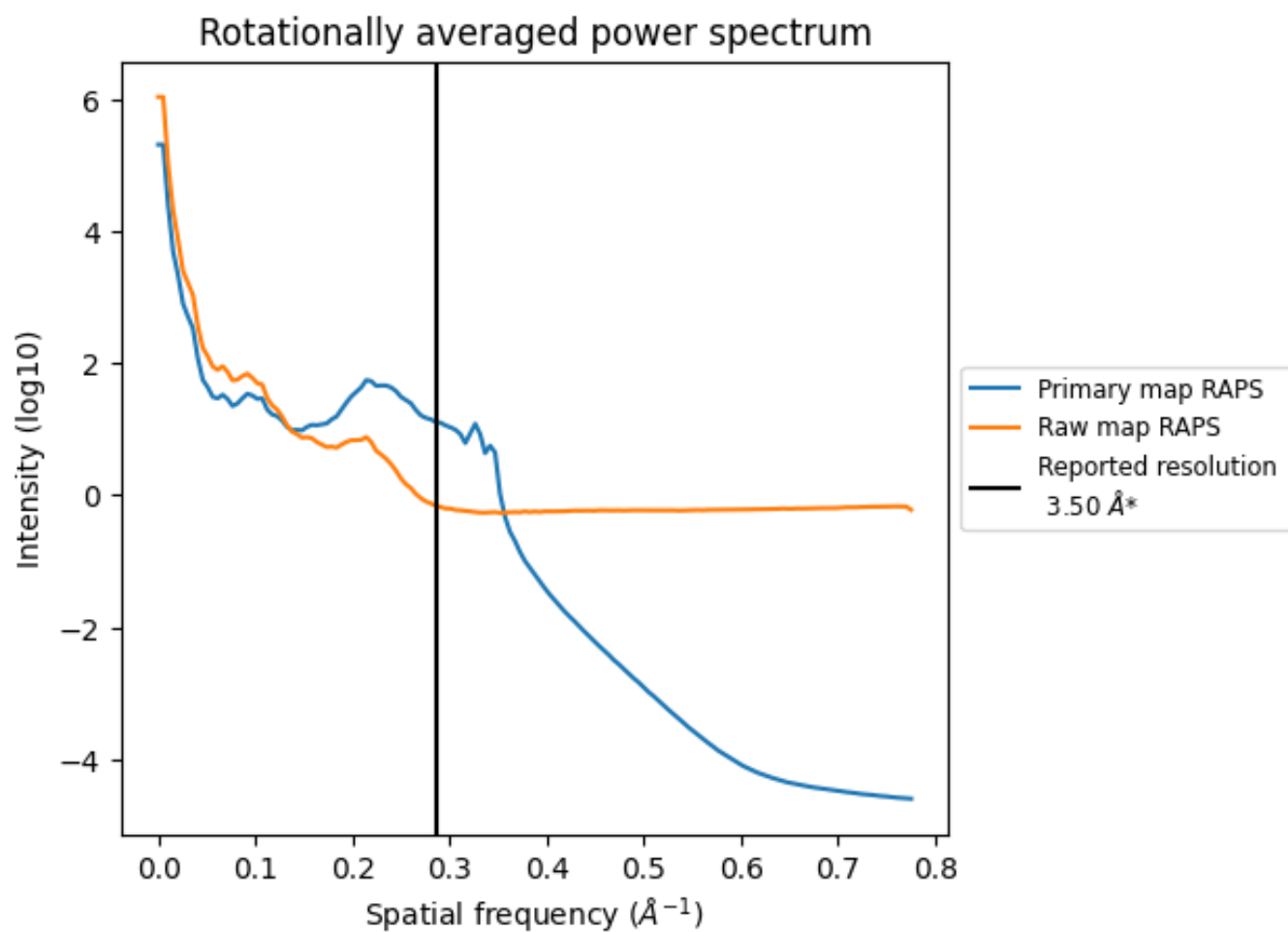
7.2 Volume estimate [i](#)



The volume at the recommended contour level is 124 nm^3 ; this corresponds to an approximate mass of 112 kDa.

The volume estimate graph shows how the enclosed volume varies with the contour level. The recommended contour level is shown as a vertical line and the intersection between the line and the curve gives the volume of the enclosed surface at the given level.

7.3 Rotationally averaged power spectrum [i](#)

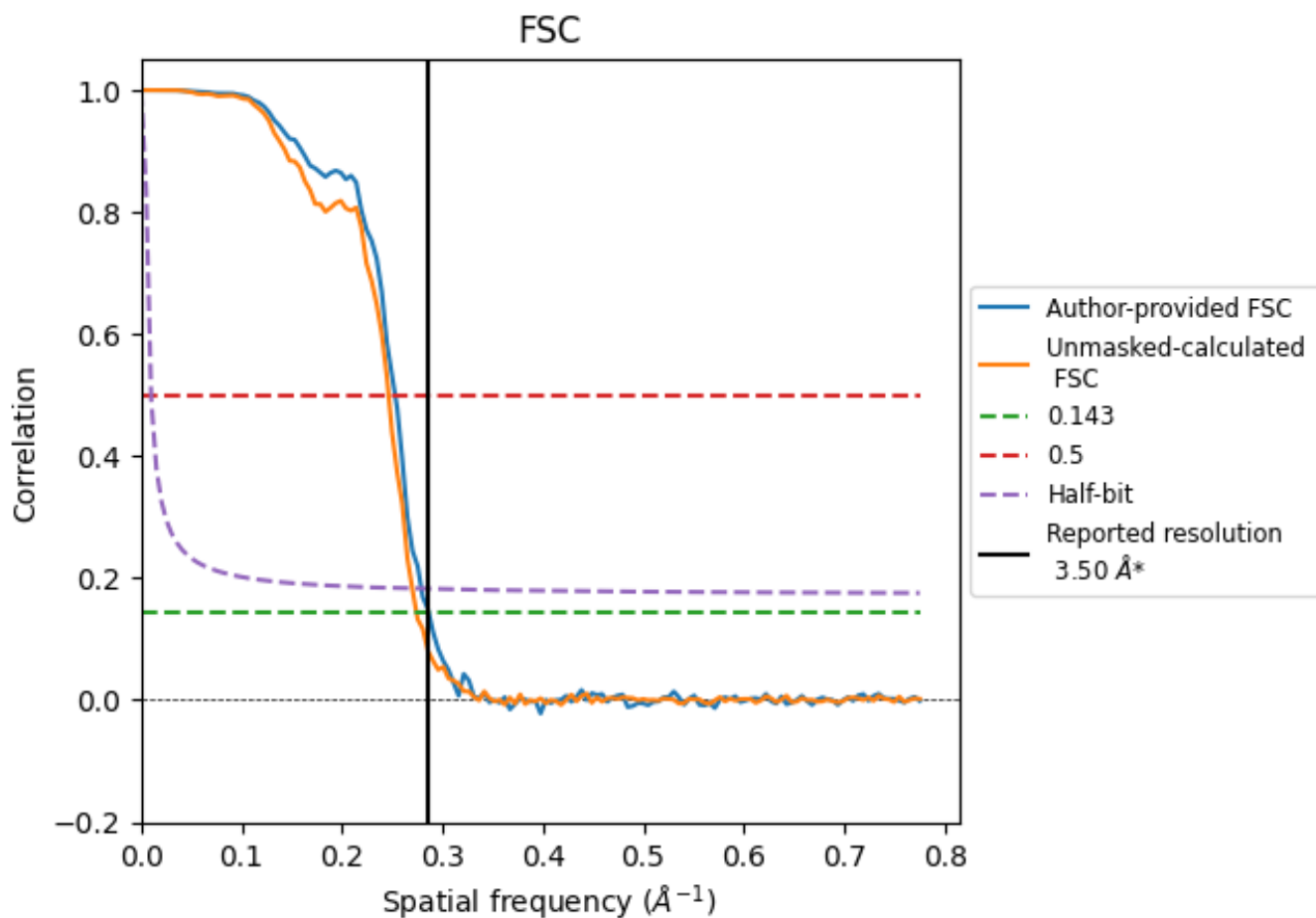


*Reported resolution corresponds to spatial frequency of 0.286 Å⁻¹

8 Fourier-Shell correlation [i](#)

Fourier-Shell Correlation (FSC) is the most commonly used method to estimate the resolution of single-particle and subtomogram-averaged maps. The shape of the curve depends on the imposed symmetry, mask and whether or not the two 3D reconstructions used were processed from a common reference. The reported resolution is shown as a black line. A curve is displayed for the half-bit criterion in addition to lines showing the 0.143 gold standard cut-off and 0.5 cut-off.

8.1 FSC [i](#)



*Reported resolution corresponds to spatial frequency of 0.286 Å⁻¹

8.2 Resolution estimates [i](#)

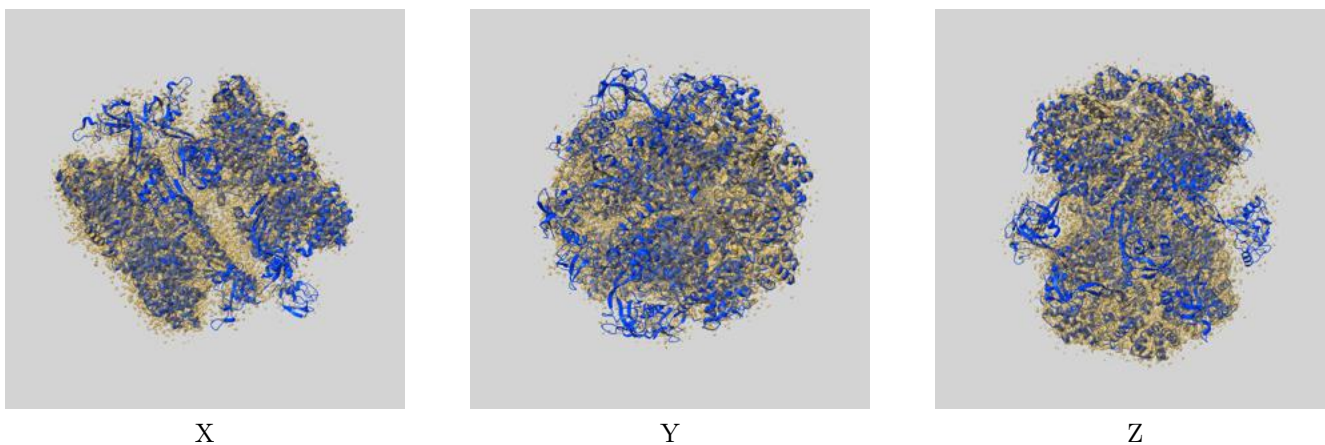
Resolution estimate (Å)	Estimation criterion (FSC cut-off)		
	0.143	0.5	Half-bit
Reported by author	3.50	-	-
Author-provided FSC curve	3.49	3.95	3.58
Unmasked-calculated*	3.65	4.06	3.70

*Resolution estimate based on FSC curve calculated by comparison of deposited half-maps.

9 Map-model fit [i](#)

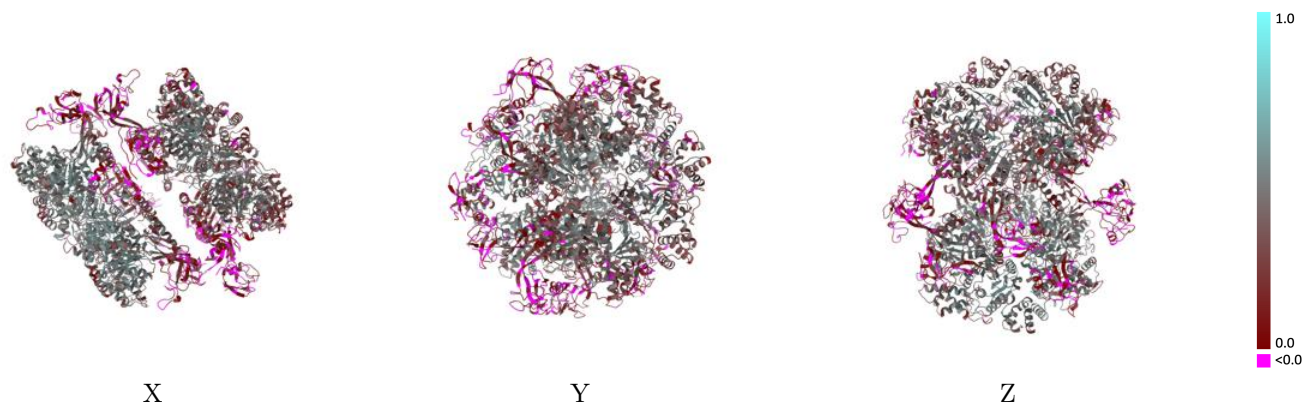
This section contains information regarding the fit between EMDB map EMD-52336 and PDB model 9HPO. Per-residue inclusion information can be found in section 3 on page 6.

9.1 Map-model overlay [i](#)



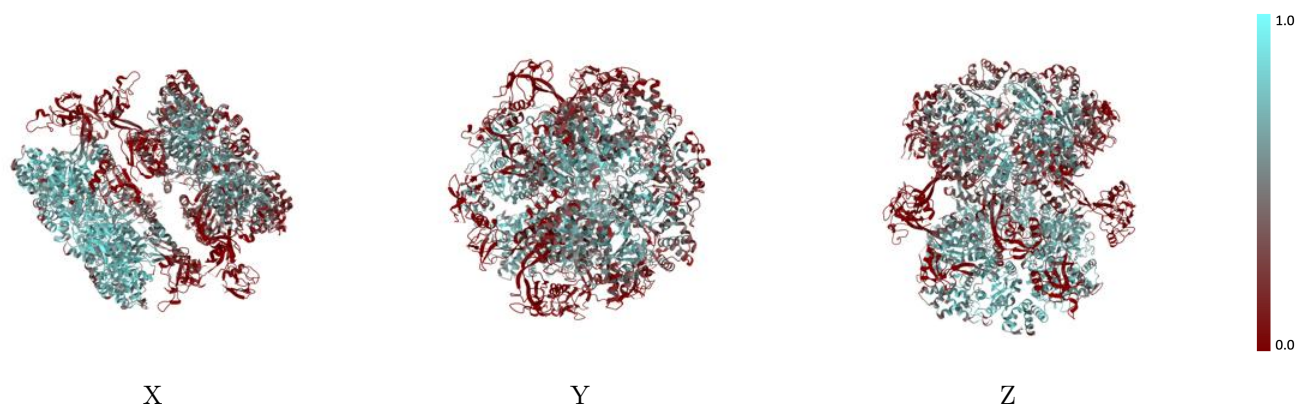
The images above show the 3D surface view of the map at the recommended contour level 0.0122 at 50% transparency in yellow overlaid with a ribbon representation of the model coloured in blue. These images allow for the visual assessment of the quality of fit between the atomic model and the map.

9.2 Q-score mapped to coordinate model [i](#)



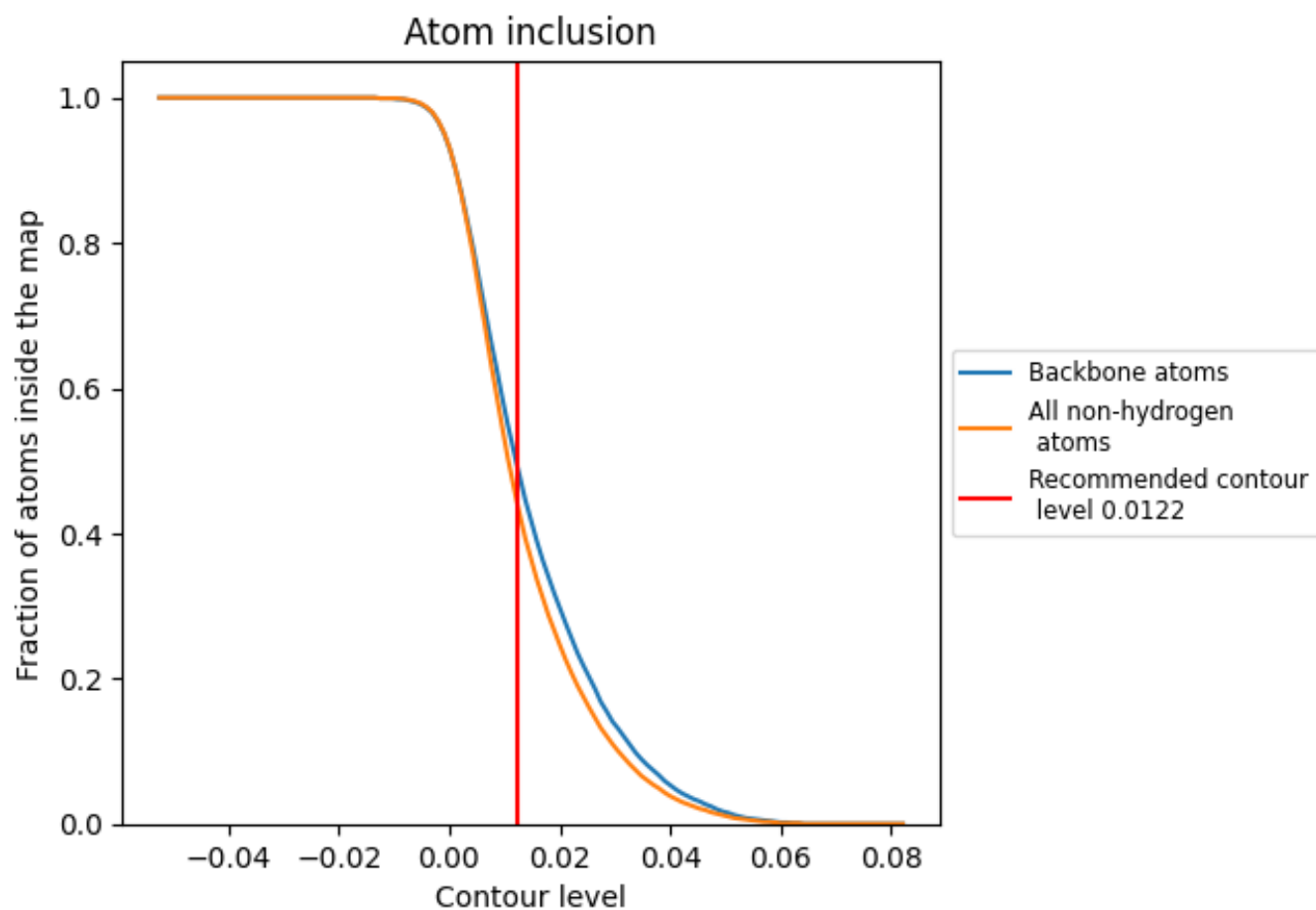
The images above show the model with each residue coloured according to its Q-score. This shows their resolvability in the map with higher Q-score values reflecting better resolvability. Please note: Q-score is calculating the resolvability of atoms, and thus high values are only expected at resolutions at which atoms can be resolved. Low Q-score values may therefore be expected for many entries.

9.3 Atom inclusion mapped to coordinate model [i](#)



The images above show the model with each residue coloured according to its atom inclusion. This shows to what extent they are inside the map at the recommended contour level (0.0122).

9.4 Atom inclusion [i](#)



At the recommended contour level, 50% of all backbone atoms, 44% of all non-hydrogen atoms, are inside the map.

9.5 Map-model fit summary [i](#)

The table lists the average atom inclusion at the recommended contour level (0.0122) and Q-score for the entire model and for each chain.

Chain	Atom inclusion	Q-score
All	0.4450	0.3350
A	0.5600	0.3740
B	0.5300	0.3580
C	0.5380	0.3800
D	0.5580	0.3720
E	0.5470	0.3810
F	0.5490	0.3760
G	0.3270	0.2910
H	0.3310	0.2960
I	0.3720	0.2940
J	0.3310	0.2950
K	0.3410	0.3070
L	0.3590	0.2970

