



Full wwPDB EM Validation Report ⓘ

Mar 8, 2026 – 10:49 AM UTC

PDB ID : 9H4N / pdb_00009h4n
EMDB ID : EMD-51865
Title : RPL13 (eL13)-mutant 80S ribosome from mouse
Authors : Orgebin, E.; Astier, A.; Rinaldi, D.; Baud'huin, M.; Plisson-Chastang, C.
Deposited on : 2024-10-21
Resolution : 2.46 Å(reported)

This is a Full wwPDB EM Validation Report for a publicly released PDB entry.

We welcome your comments at validation@mail.wwpdb.org

A user guide is available at

<https://www.wwpdb.org/validation/2017/EMValidationReportHelp>

with specific help available everywhere you see the ⓘ symbol.

The types of validation reports are described at

<http://www.wwpdb.org/validation/2017/FAQs#types>.

The following versions of software and data (see [references ⓘ](#)) were used in the production of this report:

EMDB validation analysis : 0.0.1.dev132
Mogul : 2022.3.0, CSD as543be (2022)
MolProbity : 4-5-2 with Phenix2.0
Percentile statistics : 20250101.v01 (using entries in the PDB archive January 1st 2025)
EM percentile statistics : 202505.v01 (Using data in the EMDB archive up until May 2025)
MapQ : 1.9.13
Ideal geometry (proteins) : Engh & Huber (2001)
Ideal geometry (DNA, RNA) : Parkinson et al. (1996)
Validation Pipeline (wwPDB-VP) : 2.49

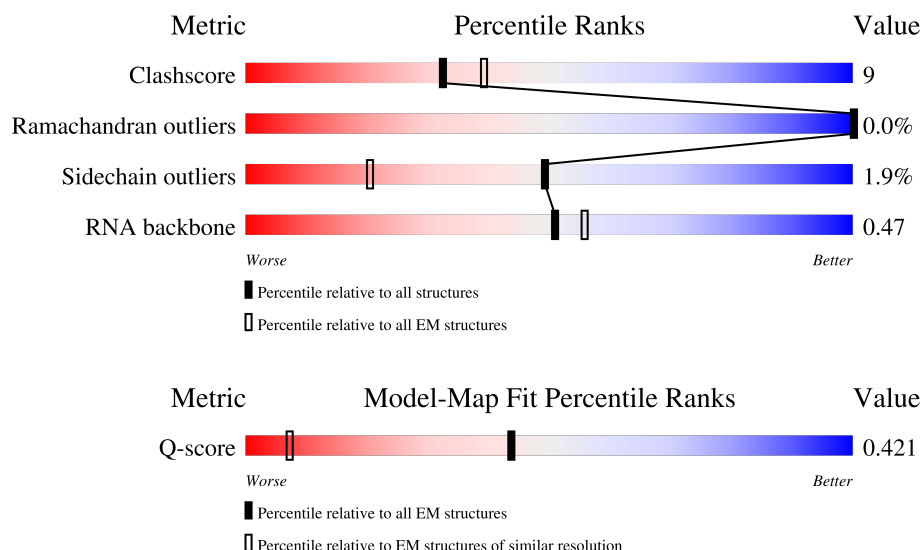
1 Overall quality at a glance

The following experimental techniques were used to determine the structure:

ELECTRON MICROSCOPY

The reported resolution of this entry is 2.46 Å.

Percentile scores (ranging between 0-100) for global validation metrics of the entry are shown in the following graphic. The table shows the number of entries on which the scores are based.



Metric	Whole archive (#Entries)	EM structures (#Entries)	Similar EM resolution (#Entries, resolution range(Å))
Clashscore	229148	23984	-
Ramachandran outliers	224038	23583	-
Sidechain outliers	223484	23102	-
RNA backbone	8273	3508	-
Q-score	-	25397	6014 (1.96 - 2.96)

The table below summarises the geometric issues observed across the polymeric chains and their fit to the map. The red, orange, yellow and green segments of the bar indicate the fraction of residues that contain outliers for ≥ 3 , 2, 1 and 0 types of geometric quality criteria respectively. A grey segment represents the fraction of residues that are not modelled. The numeric value for each fraction is indicated below the corresponding segment, with a dot representing fractions $\leq 5\%$. The upper red bar (where present) indicates the fraction of residues that have poor fit to the EM map (all-atom inclusion $< 40\%$). The numeric value is given above the bar.

Mol	Chain	Length	Quality of chain
1	A1	222	<div> <div>5%</div> <div>81%</div> <div>18%</div> </div>
2	B1	232	<div> <div>23%</div> <div>79%</div> <div>16%</div> <div>••</div> </div>
3	C1	190	<div> <div>•</div> <div>88%</div> <div>12%</div> <div>•</div> </div>



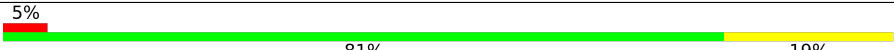


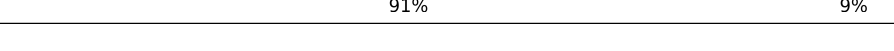

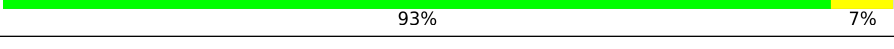




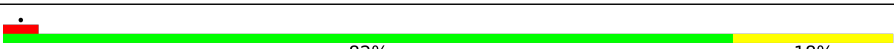












Continued on next page...

Continued from previous page...

Mol	Chain	Length	Quality of chain
4	D1	213	
5	E1	174	
6	F1	203	
7	G1	139	
8	H1	203	
9	A2	3609	
10	B2	120	
11	C2	156	
12	D2	251	
13	E2	402	
14	F2	359	
15	G2	293	
16	H2	221	
17	I2	201	
18	J2	153	
19	K2	186	
20	L2	164	
21	M2	175	
22	N2	159	
23	O2	101	
24	P2	129	
25	Q2	62	
26	R2	118	
27	S2	134	
28	T2	135	

Continued on next page...

Continued from previous page...

Mol	Chain	Length	Quality of chain
29	U2	147	
30	V2	117	
31	W2	94	
32	X2	107	
33	Y2	128	
34	Z2	109	
35	a2	114	
36	b2	120	
37	c2	102	
38	d2	86	
39	e2	69	
40	f2	50	
41	g2	52	
42	h2	24	
43	i2	103	
44	j2	89	
45	k2	125	
46	m2	1724	
47	n2	75	
48	p2	214	
49	q2	226	
50	r2	262	
51	w2	153	
52	z2	110	
53	o2	214	

Continued on next page...

Continued from previous page...

Mol	Chain	Length	Quality of chain
54	s2	142	<div>89%</div> <div>82% 17% ..</div>
55	v2	58	<div>91%</div> <div>78% 21% .</div>
56	x2	130	<div>85%</div> <div>66% 33% .</div>
57	y2	144	<div>83%</div> <div>70% 30%</div>
58	A3	144	<div>91%</div> <div>83% 17%</div>
59	B3	141	<div>86%</div> <div>73% 27%</div>
60	C3	16	<div>69%</div> <div>75% 25%</div>
61	D3	83	<div>72%</div> <div>86% 14%</div>
62	E3	141	<div>78%</div> <div>70% 28% .</div>
63	G3	7	<div>100%</div> <div>86% 14%</div>
64	H3	54	<div>57%</div> <div>69% 31%</div>
65	I3	169	<div>98%</div> <div>85% 15%</div>
66	J3	222	<div>54%</div> <div>76% 23% .</div>
67	K3	187	<div>96%</div> <div>84% 16%</div>
68	L3	185	<div>87%</div> <div>78% 22%</div>
69	N3	150	<div>74%</div> <div>79% 21%</div>
70	P3	129	<div>38%</div> <div>73% 27%</div>
71	Q3	129	<div>98%</div> <div>83% 16% .</div>
72	S3	83	<div>77%</div> <div>72% 28%</div>
73	T3	41	<div>93%</div> <div>95% 5%</div>
74	Bx	10	<div>60%</div> <div>30% 60% 10%</div>
75	F3	97	<div>32%</div> <div>26% 63% 10% .</div>
76	O3	133	<div>71%</div> <div>57% 39% ..</div>

2 Entry composition

There are 79 unique types of molecules in this entry. The entry contains 204064 atoms, of which 0 are hydrogens and 0 are deuteriums.

In the tables below, the AltConf column contains the number of residues with at least one atom in alternate conformation and the Trace column contains the number of residues modelled with at most 2 atoms.

- Molecule 1 is a protein called Large ribosomal subunit protein uL30.

Mol	Chain	Residues	Atoms					AltConf	Trace
1	A1	222	Total	C	N	O	S	1	0
			1851	1190	356	297	8		

- Molecule 2 is a protein called Large ribosomal subunit protein eL8.

Mol	Chain	Residues	Atoms					AltConf	Trace
2	B1	223	Total	C	N	O	S	1	0
			1812	1156	351	301	4		

- Molecule 3 is a protein called Large ribosomal subunit protein uL6.

Mol	Chain	Residues	Atoms					AltConf	Trace
3	C1	190	Total	C	N	O	S	0	0
			1519	956	284	273	6		

- Molecule 4 is a protein called Large ribosomal subunit protein uL16-like.

Mol	Chain	Residues	Atoms					AltConf	Trace
4	D1	208	Total	C	N	O	S	0	0
			1690	1073	327	278	12		

- Molecule 5 is a protein called Large ribosomal subunit protein uL5.

Mol	Chain	Residues	Atoms					AltConf	Trace
5	E1	174	Total	C	N	O	S	0	0
			1397	880	260	251	6		

- Molecule 6 is a protein called Large ribosomal subunit protein eL13.

Mol	Chain	Residues	Atoms					AltConf	Trace
6	F1	199	Total	C	N	O	S	0	0
			1606	1003	333	266	4		

- Molecule 7 is a protein called 60S ribosomal protein L14.

Mol	Chain	Residues	Atoms					AltConf	Trace
7	G1	139	Total	C	N	O	S	0	0
			1143	732	221	183	7		

- Molecule 8 is a protein called 60S ribosomal protein L15.

Mol	Chain	Residues	Atoms					AltConf	Trace
8	H1	203	Total	C	N	O	S	0	0
			1701	1072	359	266	4		

- Molecule 9 is a RNA chain called 28S ribosomal RNA.

Mol	Chain	Residues	Atoms					AltConf	Trace
9	A2	3609	Total	C	N	O	P	0	0
			77352	34465	14112	25167	3608		

- Molecule 10 is a RNA chain called 5S ribosomal RNA.

Mol	Chain	Residues	Atoms					AltConf	Trace
10	B2	120	Total	C	N	O	P	0	0
			2558	1141	456	842	119		

- Molecule 11 is a RNA chain called 5.8S ribosomal RNA.

Mol	Chain	Residues	Atoms					AltConf	Trace
11	C2	156	Total	C	N	O	P	0	0
			3314	1480	585	1094	155		

- Molecule 12 is a protein called Large ribosomal subunit protein uL2.

Mol	Chain	Residues	Atoms					AltConf	Trace
12	D2	251	Total	C	N	O	S	0	0
			1921	1204	393	318	6		

- Molecule 13 is a protein called Large ribosomal subunit protein uL3.

Mol	Chain	Residues	Atoms					AltConf	Trace
13	E2	402	Total	C	N	O	S	0	0
			3238	2060	609	555	14		

- Molecule 14 is a protein called Large ribosomal subunit protein uL4.

Mol	Chain	Residues	Atoms					AltConf	Trace
14	F2	359	Total	C	N	O	S	0	0
			2867	1803	573	476	15		

- Molecule 15 is a protein called Large ribosomal subunit protein uL18.

Mol	Chain	Residues	Atoms					AltConf	Trace
15	G2	293	Total	C	N	O	S	0	0
			2389	1509	441	425	14		

- Molecule 16 is a protein called 60S ribosomal protein L6.

Mol	Chain	Residues	Atoms					AltConf	Trace
16	H2	221	Total	C	N	O	S	0	0
			1789	1145	342	298	4		

- Molecule 17 is a protein called Large ribosomal subunit protein uL13.

Mol	Chain	Residues	Atoms					AltConf	Trace
17	I2	201	Total	C	N	O	S	0	0
			1640	1055	320	259	6		

- Molecule 18 is a protein called 60S ribosomal protein L17.

Mol	Chain	Residues	Atoms					AltConf	Trace
18	J2	153	Total	C	N	O	S	0	0
			1242	777	241	215	9		

- Molecule 19 is a protein called Large ribosomal subunit protein eL18.

Mol	Chain	Residues	Atoms					AltConf	Trace
19	K2	186	Total	C	N	O	S	0	0
			1511	946	313	248	4		

- Molecule 20 is a protein called Large ribosomal subunit protein eL19.

Mol	Chain	Residues	Atoms					AltConf	Trace
20	L2	164	Total	C	N	O	S	0	0
			1367	849	295	214	9		

- Molecule 21 is a protein called Large ribosomal subunit protein eL20.

Mol	Chain	Residues	Atoms					AltConf	Trace
21	M2	175	Total	C	N	O	S	0	0
			1450	924	283	233	10		

- Molecule 22 is a protein called Large ribosomal subunit protein eL21.

Mol	Chain	Residues	Atoms					AltConf	Trace
22	N2	159	Total	C	N	O	S	0	0
			1299	824	252	217	6		

- Molecule 23 is a protein called Large ribosomal subunit protein eL22.

Mol	Chain	Residues	Atoms					AltConf	Trace
23	O2	101	Total	C	N	O	S	0	0
			825	529	144	150	2		

- Molecule 24 is a protein called 60S ribosomal protein L23.

Mol	Chain	Residues	Atoms					AltConf	Trace
24	P2	129	Total	C	N	O	S	0	0
			969	613	182	169	5		

- Molecule 25 is a protein called Large ribosomal subunit protein eL24.

Mol	Chain	Residues	Atoms					AltConf	Trace
25	Q2	62	Total	C	N	O	S	0	0
			519	332	101	83	3		

- Molecule 26 is a protein called 60S ribosomal protein L23a.

Mol	Chain	Residues	Atoms					AltConf	Trace
26	R2	118	Total	C	N	O	S	0	0
			967	618	181	167	1		

- Molecule 27 is a protein called Large ribosomal subunit protein uL24.

Mol	Chain	Residues	Atoms					AltConf	Trace
27	S2	134	Total	C	N	O	S	0	0
			1115	700	226	186	3		

- Molecule 28 is a protein called Large ribosomal subunit protein eL27.

Mol	Chain	Residues	Atoms					AltConf	Trace
28	T2	135	Total	C	N	O	S	0	0
			1107	714	208	182	3		

- Molecule 29 is a protein called 60S ribosomal protein L27a.

Mol	Chain	Residues	Atoms					AltConf	Trace
29	U2	147	Total	C	N	O	S	0	0
			1164	736	239	185	4		

- Molecule 30 is a protein called Large ribosomal subunit protein eL29.

Mol	Chain	Residues	Atoms					AltConf	Trace
30	V2	117	Total	C	N	O	S	0	0
			945	596	198	146	5		

- Molecule 31 is a protein called Large ribosomal subunit protein eL30.

Mol	Chain	Residues	Atoms					AltConf	Trace
31	W2	94	Total	C	N	O	S	0	0
			732	465	130	131	6		

- Molecule 32 is a protein called Large ribosomal subunit protein eL31.

Mol	Chain	Residues	Atoms					AltConf	Trace
32	X2	107	Total	C	N	O	S	0	0
			888	560	171	155	2		

- Molecule 33 is a protein called Large ribosomal subunit protein eL32.

Mol	Chain	Residues	Atoms					AltConf	Trace
33	Y2	128	Total	C	N	O	S	0	0
			1053	667	216	165	5		

- Molecule 34 is a protein called 60S ribosomal protein L35a.

Mol	Chain	Residues	Atoms					AltConf	Trace
34	Z2	109	Total	C	N	O	S	0	0
			876	555	174	143	4		

- Molecule 35 is a protein called 60S ribosomal protein L34.

Mol	Chain	Residues	Atoms					AltConf	Trace
35	a2	114	Total	C	N	O	S	0	0
			906	565	187	148	6		

- Molecule 36 is a protein called Large ribosomal subunit protein uL29.

Mol	Chain	Residues	Atoms					AltConf	Trace
36	b2	120	Total	C	N	O	S	0	0
			1001	634	201	165	1		

- Molecule 37 is a protein called Large ribosomal subunit protein eL36.

Mol	Chain	Residues	Atoms					AltConf	Trace
37	c2	102	Total	C	N	O	S	0	0
			832	521	177	129	5		

- Molecule 38 is a protein called Large ribosomal subunit protein eL37.

Mol	Chain	Residues	Atoms					AltConf	Trace
38	d2	86	Total	C	N	O	S	0	0
			705	434	155	111	5		

- Molecule 39 is a protein called 60S ribosomal protein L38.

Mol	Chain	Residues	Atoms					AltConf	Trace
39	e2	69	Total	C	N	O	S	0	0
			568	365	103	99	1		

- Molecule 40 is a protein called Large ribosomal subunit protein eL39.

Mol	Chain	Residues	Atoms					AltConf	Trace
40	f2	50	Total	C	N	O	S	0	0
			444	281	98	64	1		

- Molecule 41 is a protein called Large ribosomal subunit protein eL40.

Mol	Chain	Residues	Atoms					AltConf	Trace
41	g2	52	Total	C	N	O	S	0	0
			429	266	90	67	6		

- Molecule 42 is a protein called Small ribosomal subunit protein eS32.

Mol	Chain	Residues	Atoms					AltConf	Trace
42	h2	24	Total	C	N	O	S	0	0
			230	139	62	26	3		

- Molecule 43 is a protein called Large ribosomal subunit protein eL42.

Mol	Chain	Residues	Atoms					AltConf	Trace
43	i2	103	Total	C	N	O	S	0	0
			842	528	172	136	6		

- Molecule 44 is a protein called Large ribosomal subunit protein eL43.

Mol	Chain	Residues	Atoms					AltConf	Trace
44	j2	89	Total	C	N	O	S	0	0
			694	436	133	118	7		

- Molecule 45 is a protein called Large ribosomal subunit protein eL28.

Mol	Chain	Residues	Atoms					AltConf	Trace
45	k2	125	Total	C	N	O	S	0	0
			1001	621	207	168	5		

- Molecule 46 is a RNA chain called 18S ribosomal RNA.

Mol	Chain	Residues	Atoms					AltConf	Trace
46	m2	1724	Total	C	N	O	P	0	0
			36794	16425	6605	12041	1723		

- Molecule 47 is a RNA chain called Transfer RNA.

Mol	Chain	Residues	Atoms					AltConf	Trace
47	n2	75	Total	C	N	O	P	0	0
			1604	717	298	515	74		

- Molecule 48 is a protein called Small ribosomal subunit protein eS1.

Mol	Chain	Residues	Atoms					AltConf	Trace
48	p2	214	Total	C	N	O	S	0	0
			1738	1103	310	311	14		

- Molecule 49 is a protein called Small ribosomal subunit protein uS3.

Mol	Chain	Residues	Atoms					AltConf	Trace
49	q2	226	Total	C	N	O	S	0	0
			1756	1119	316	314	7		

- Molecule 50 is a protein called Small ribosomal subunit protein eS4.

Mol	Chain	Residues	Atoms					AltConf	Trace
50	r2	262	Total	C	N	O	S	0	0
			2076	1324	386	358	8		

- Molecule 51 is a protein called Small ribosomal subunit protein uS17.

Mol	Chain	Residues	Atoms					AltConf	Trace
51	w2	153	Total	C	N	O	S	0	0
			1247	793	234	214	6		

- Molecule 52 is a protein called 40S ribosomal protein S17.

Mol	Chain	Residues	Atoms					AltConf	Trace
52	z2	110	Total	C	N	O	S	0	0
			874	548	161	162	3		

- Molecule 53 is a protein called Small ribosomal subunit protein uS2.

Mol	Chain	Residues	Atoms					AltConf	Trace
53	o2	214	Total	C	N	O	S	0	0
			1694	1077	297	312	8		

- Molecule 54 is a protein called 40S ribosomal protein S5.

Mol	Chain	Residues	Atoms					AltConf	Trace
54	s2	142	Total	C	N	O	S	0	0
			1117	690	224	196	7		

- Molecule 55 is a protein called 40S ribosomal protein S10.

Mol	Chain	Residues	Atoms					AltConf	Trace
55	v2	58	Total	C	N	O	S	0	0
			487	317	89	76	5		

- Molecule 56 is a protein called Small ribosomal subunit protein uS19.

Mol	Chain	Residues	Atoms					AltConf	Trace
56	x2	130	Total	C	N	O	S	0	0
			1073	681	205	180	7		

- Molecule 57 is a protein called Small ribosomal subunit protein uS9.

Mol	Chain	Residues	Atoms					AltConf	Trace
57	y2	144	Total	C	N	O	S	0	0
			1143	726	216	198	3		

- Molecule 58 is a protein called Small ribosomal subunit protein uS13.

Mol	Chain	Residues	Atoms					AltConf	Trace
58	A3	144	Total	C	N	O	S	0	0
			1190	746	241	202	1		

- Molecule 59 is a protein called Small ribosomal subunit protein eS19.

Mol	Chain	Residues	Atoms					AltConf	Trace
59	B3	141	Total	C	N	O	S	0	0
			1104	691	215	196	2		

- Molecule 60 is a protein called 40S ribosomal protein S20.

Mol	Chain	Residues	Atoms				AltConf	Trace
60	C3	16	Total	C	N	O	0	0
			122	75	21	26		

- Molecule 61 is a protein called Small ribosomal subunit protein eS21.

Mol	Chain	Residues	Atoms					AltConf	Trace
61	D3	83	Total	C	N	O	S	0	0
			638	392	119	122	5		

- Molecule 62 is a protein called Small ribosomal subunit protein uS12.

Mol	Chain	Residues	Atoms					AltConf	Trace
62	E3	141	Total	C	N	O	S	0	0
			1098	693	219	183	3		

- Molecule 63 is a protein called 40S ribosomal protein S28.

Mol	Chain	Residues	Atoms					AltConf	Trace
63	G3	7	Total	C	N	O	S	0	0
			49	28	9	11	1		

- Molecule 64 is a protein called Small ribosomal subunit protein uS14.

Mol	Chain	Residues	Atoms					AltConf	Trace
64	H3	54	Total	C	N	O	S	0	0
			455	284	93	73	5		

- Molecule 65 is a protein called Receptor of activated protein C kinase 1.

Mol	Chain	Residues	Atoms					AltConf	Trace
65	I3	169	Total	C	N	O	S	0	0
			1320	831	235	248	6		

- Molecule 66 is a protein called Small ribosomal subunit protein uS5.

Mol	Chain	Residues	Atoms					AltConf	Trace
66	J3	222	Total	C	N	O	S	0	0
			1725	1116	298	302	9		

- Molecule 67 is a protein called 40S ribosomal protein S6.

Mol	Chain	Residues	Atoms					AltConf	Trace
67	K3	187	Total	C	N	O	S	0	0
			1519	949	311	252	7		

- Molecule 68 is a protein called Small ribosomal subunit protein uS4.

Mol	Chain	Residues	Atoms					AltConf	Trace
68	L3	185	Total	C	N	O	S	0	0
			1525	969	306	248	2		

- Molecule 69 is a protein called Small ribosomal subunit protein uS15.

Mol	Chain	Residues	Atoms					AltConf	Trace
69	N3	150	Total	C	N	O	S	0	0
			1208	773	229	205	1		

- Molecule 70 is a protein called Small ribosomal subunit protein uS8.

Mol	Chain	Residues	Atoms					AltConf	Trace
70	P3	129	Total	C	N	O	S	0	0
			1034	659	193	176	6		

- Molecule 71 is a protein called Small ribosomal subunit protein eS24.

Mol	Chain	Residues	Atoms					AltConf	Trace
71	Q3	129	Total	C	N	O	S	0	0
			1049	662	206	176	5		

- Molecule 72 is a protein called Small ribosomal subunit protein eS27-like.

Mol	Chain	Residues	Atoms					AltConf	Trace
72	S3	83	Total	C	N	O	S	0	0
			652	409	121	115	7		

- Molecule 73 is a protein called 40S ribosomal protein S30.

Mol	Chain	Residues	Atoms					AltConf	Trace
73	T3	41	Total	C	N	O	S	0	0
			327	197	74	55	1		

- Molecule 74 is a RNA chain called Messenger RNA.

Mol	Chain	Residues	Atoms					AltConf	Trace
74	Bx	10	Total	C	N	O	P	0	0
			200	90	20	80	10		

- Molecule 75 is a protein called Small ribosomal subunit protein eS26.

Mol	Chain	Residues	Atoms					AltConf	Trace
75	F3	97	Total	C	N	O	S	0	0
			774	481	160	128	5		

- Molecule 76 is a protein called Small ribosomal subunit protein uS11.

Mol	Chain	Residues	Atoms					AltConf	Trace
76	O3	133	Total	C	N	O	S	0	0
			993	606	196	185	6		

- Molecule 77 is ZINC ION (CCD ID: ZN) (formula: Zn).

Mol	Chain	Residues	Atoms		AltConf
77	d2	1	Total 1	Zn 1	0
77	g2	1	Total 1	Zn 1	0
77	i2	1	Total 1	Zn 1	0
77	j2	1	Total 1	Zn 1	0
77	H3	1	Total 1	Zn 1	0
77	F3	1	Total 1	Zn 1	0

- Molecule 78 is MAGNESIUM ION (CCD ID: MG) (formula: Mg).

Mol	Chain	Residues	Atoms		AltConf
78	H3	1	Total 1	Mg 1	0

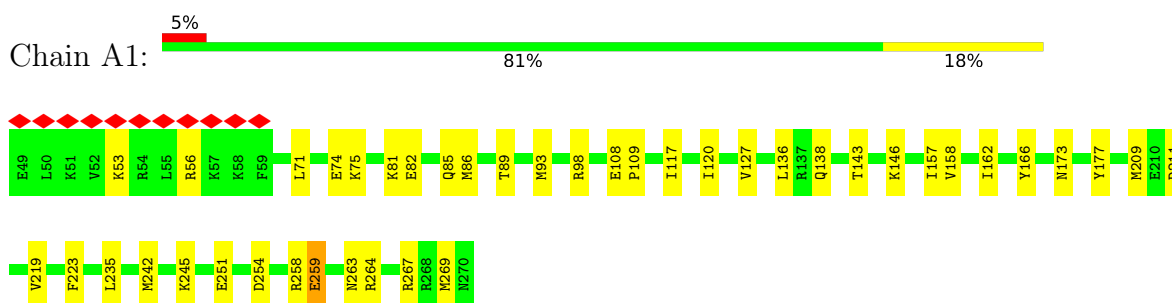
- Molecule 79 is water.

Mol	Chain	Residues	Atoms		AltConf
79	B1	1	Total 1	O 1	0
79	A2	1	Total 1	O 1	0
79	m2	2	Total 2	O 2	0

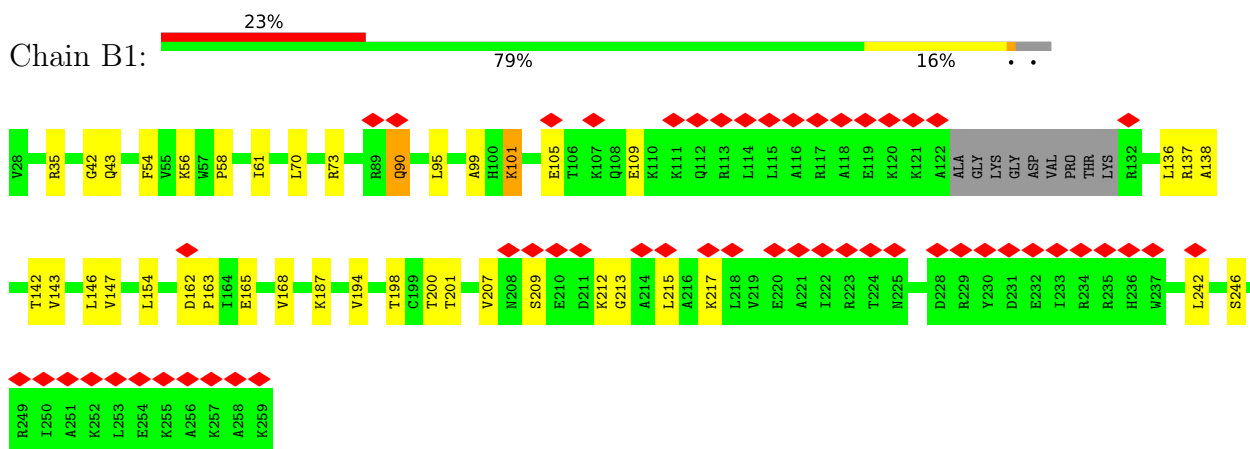
3 Residue-property plots [i](#)

These plots are drawn for all protein, RNA, DNA and oligosaccharide chains in the entry. The first graphic for a chain summarises the proportions of the various outlier classes displayed in the second graphic. The second graphic shows the sequence view annotated by issues in geometry and atom inclusion in map density. Residues are color-coded according to the number of geometric quality criteria for which they contain at least one outlier: green = 0, yellow = 1, orange = 2 and red = 3 or more. A red diamond above a residue indicates a poor fit to the EM map for this residue (all-atom inclusion < 40%). Stretches of 2 or more consecutive residues without any outlier are shown as a green connector. Residues present in the sample, but not in the model, are shown in grey.

- Molecule 1: Large ribosomal subunit protein uL30

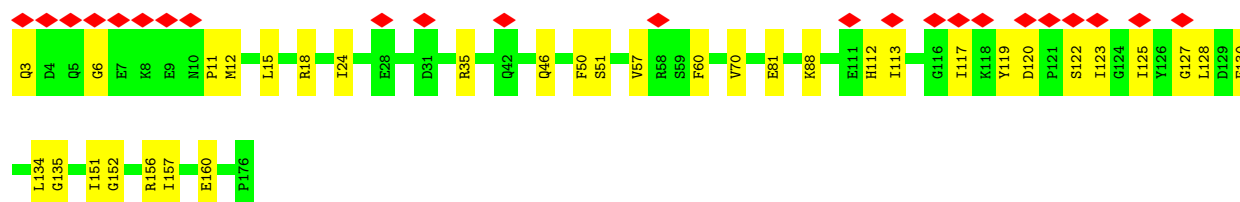
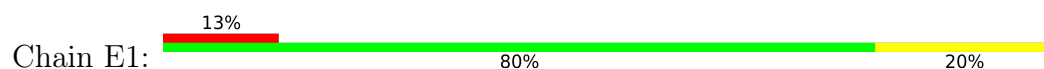


- Molecule 2: Large ribosomal subunit protein eL8

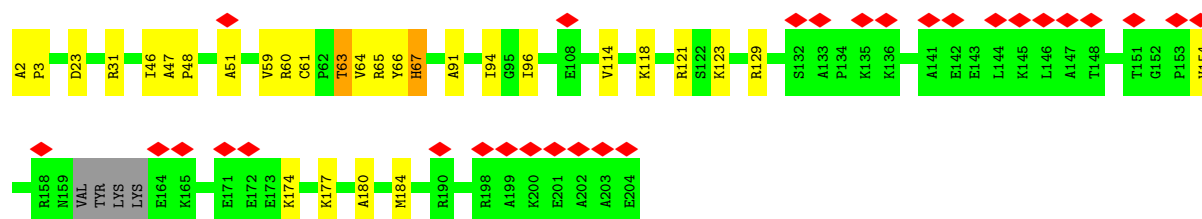
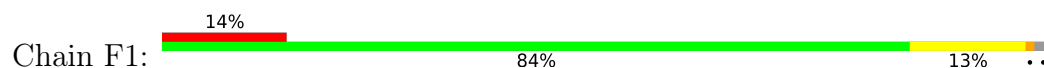




- Molecule 5: Large ribosomal subunit protein uL5



- Molecule 6: Large ribosomal subunit protein eL13



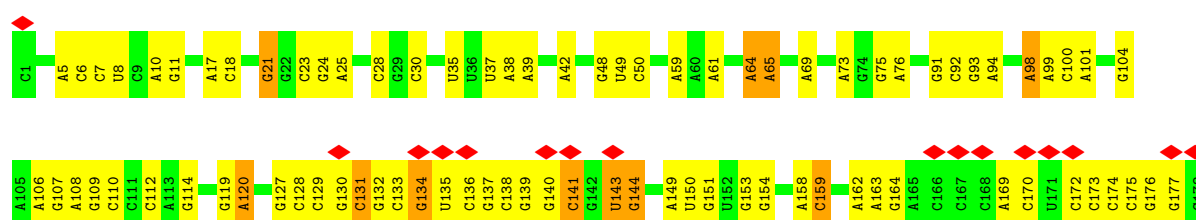
- Molecule 7: 60S ribosomal protein L14



- Molecule 8: 60S ribosomal protein L15

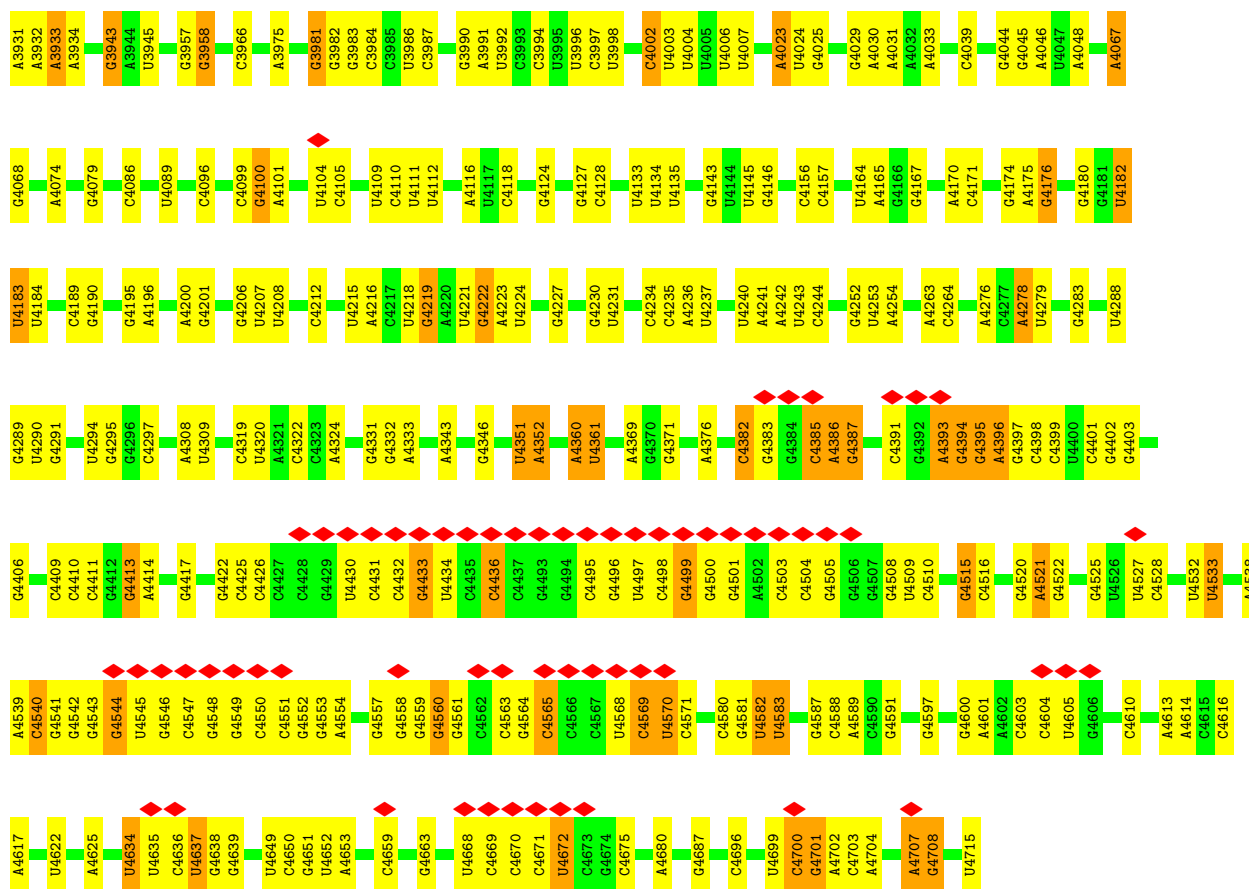


- Molecule 9: 28S ribosomal RNA

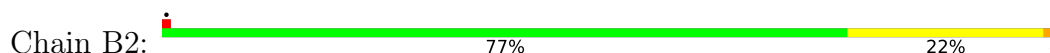




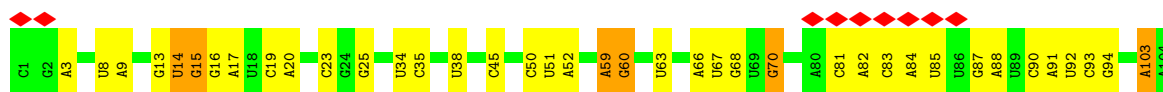




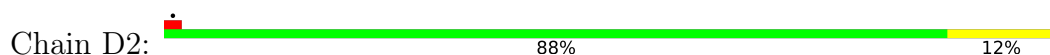
• Molecule 10: 5S ribosomal RNA

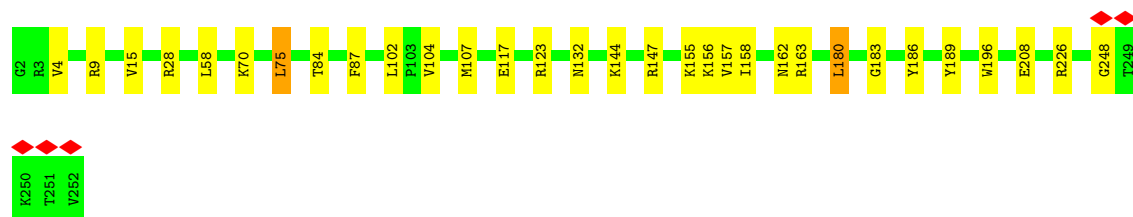


• Molecule 11: 5.8S ribosomal RNA



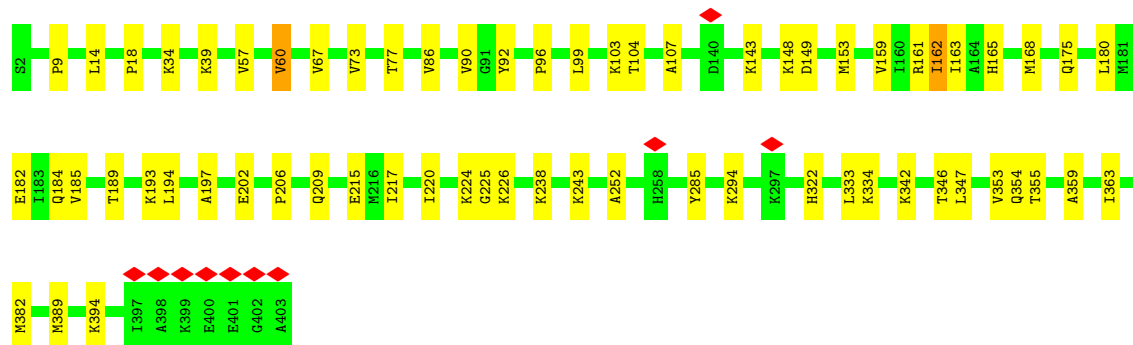
• Molecule 12: Large ribosomal subunit protein uL2





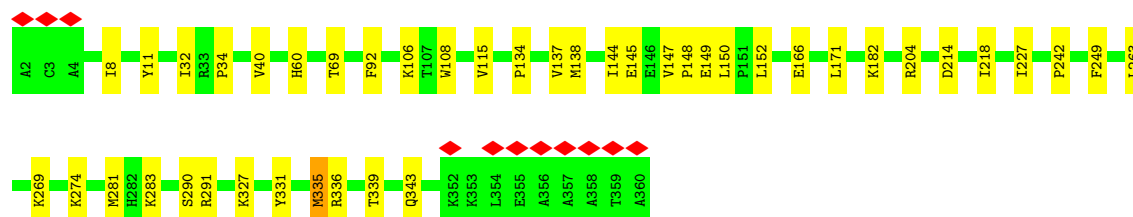
- Molecule 13: Large ribosomal subunit protein uL3

Chain E2: 84% 16%



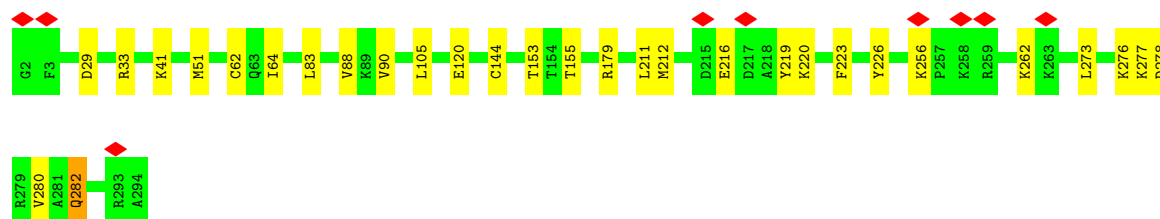
- Molecule 14: Large ribosomal subunit protein uL4

Chain F2: 88% 12%



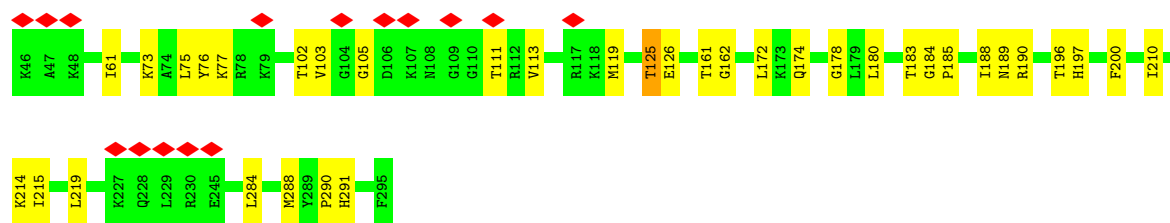
- Molecule 15: Large ribosomal subunit protein uL18

Chain G2: 90% 10%

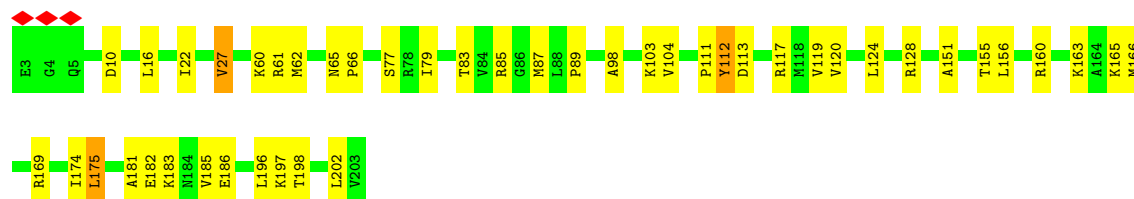
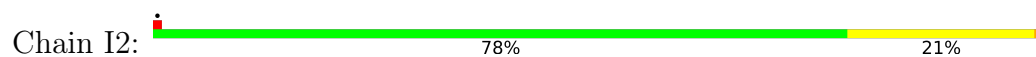


- Molecule 16: 60S ribosomal protein L6

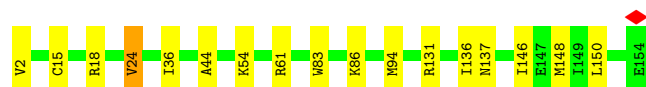
Chain H2: 7% 84% 16%



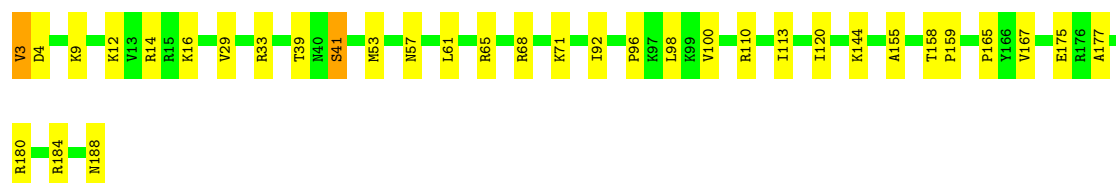
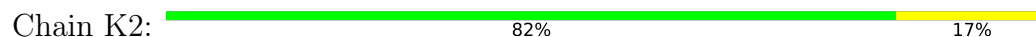
- Molecule 17: Large ribosomal subunit protein uL13



- Molecule 18: 60S ribosomal protein L17



- Molecule 19: Large ribosomal subunit protein eL18



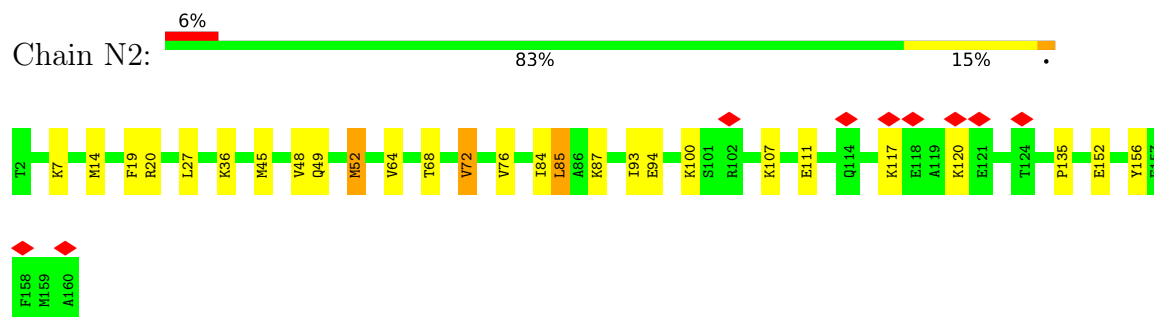
- Molecule 20: Large ribosomal subunit protein eL19



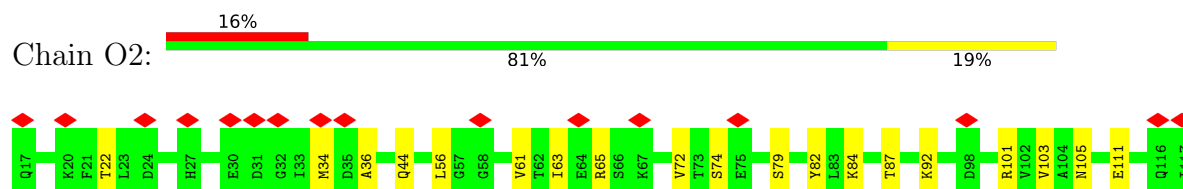
- Molecule 21: Large ribosomal subunit protein eL20



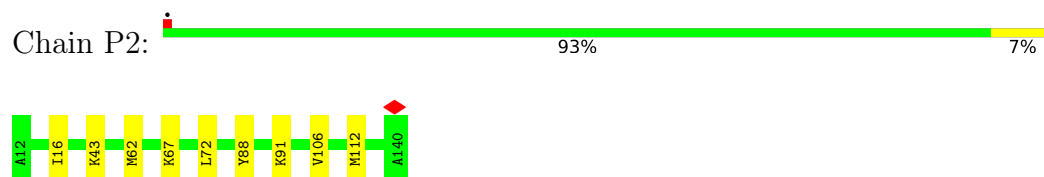
- Molecule 22: Large ribosomal subunit protein eL21



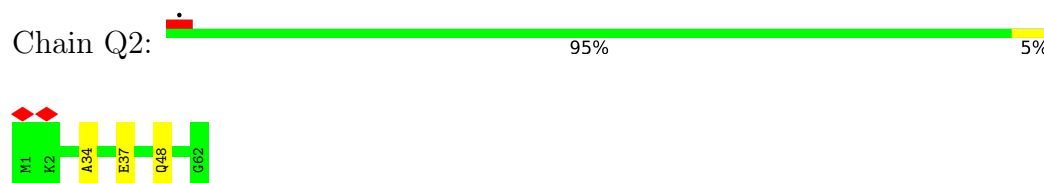
- Molecule 23: Large ribosomal subunit protein eL22



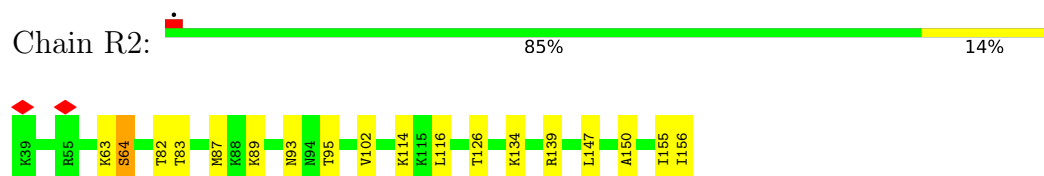
- Molecule 24: 60S ribosomal protein L23



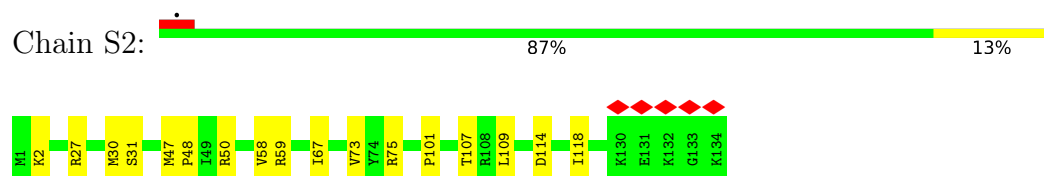
- Molecule 25: Large ribosomal subunit protein eL24




- Molecule 26: 60S ribosomal protein L23a



- Molecule 27: Large ribosomal subunit protein uL24



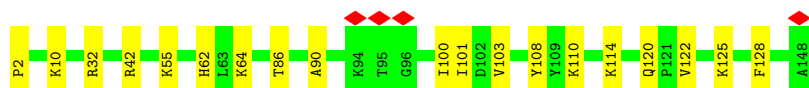
- Molecule 28: Large ribosomal subunit protein eL27

Chain T2:  86% 13%




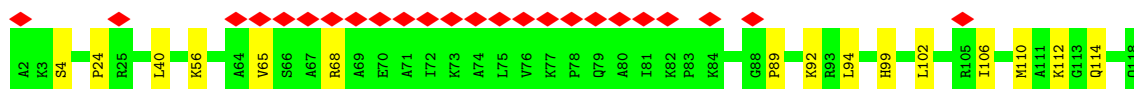
- Molecule 29: 60S ribosomal protein L27a

Chain U2:  87% 13%




- Molecule 30: Large ribosomal subunit protein eL29

Chain V2:  21% 87% 13%




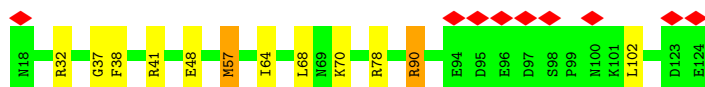
- Molecule 31: Large ribosomal subunit protein eL30

Chain W2:  5% 81% 19%



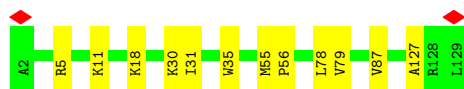
- Molecule 32: Large ribosomal subunit protein eL31

Chain X2:  8% 89% 9%



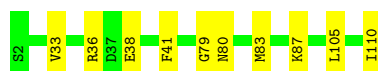
- Molecule 33: Large ribosomal subunit protein eL32

Chain Y2:  91% 9%

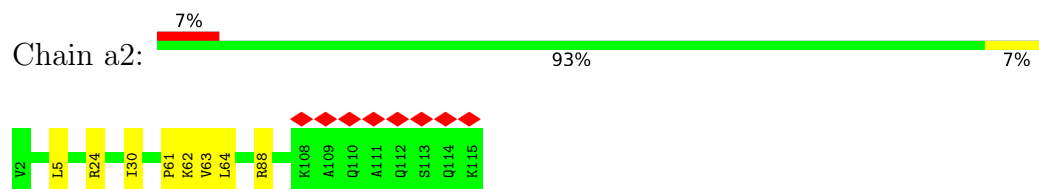


- Molecule 34: 60S ribosomal protein L35a

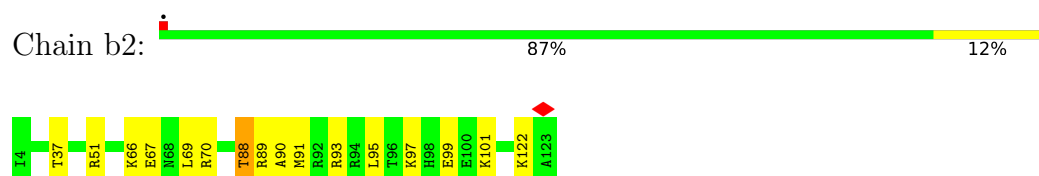
Chain Z2:  91% 9%



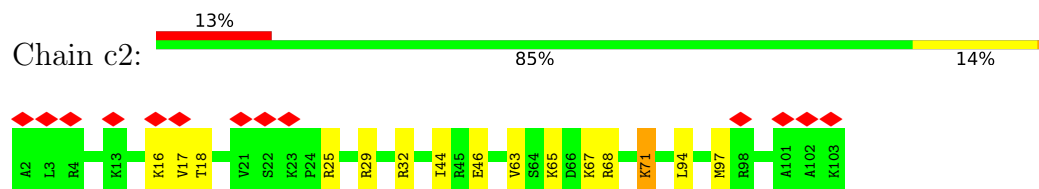
- Molecule 35: 60S ribosomal protein L34



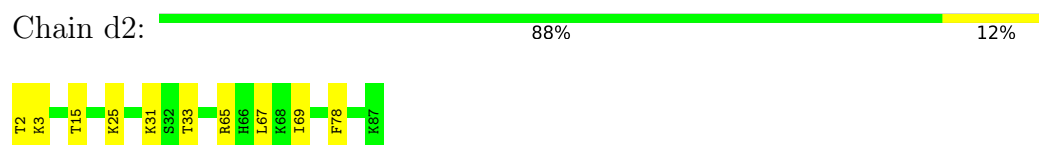
- Molecule 36: Large ribosomal subunit protein uL29



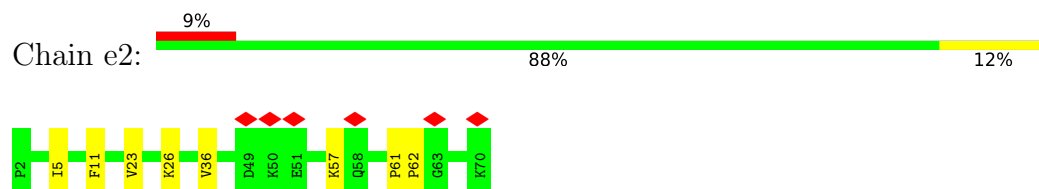
- Molecule 37: Large ribosomal subunit protein eL36



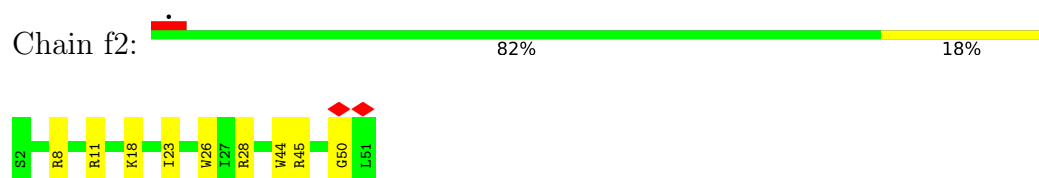
- Molecule 38: Large ribosomal subunit protein eL37



- Molecule 39: 60S ribosomal protein L38

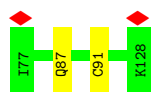


- Molecule 40: Large ribosomal subunit protein eL39

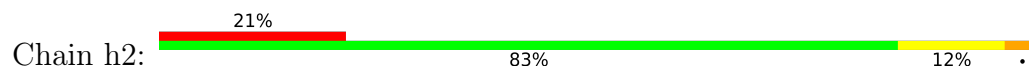


- Molecule 41: Large ribosomal subunit protein eL40

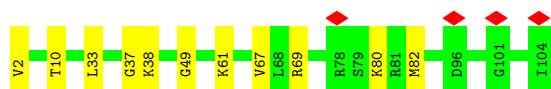
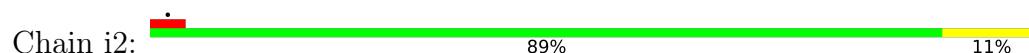




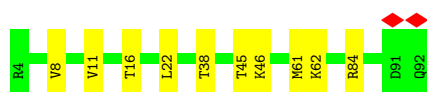
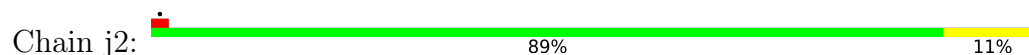
- Molecule 42: Small ribosomal subunit protein eS32



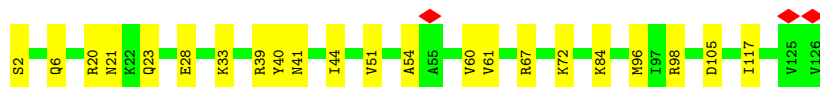
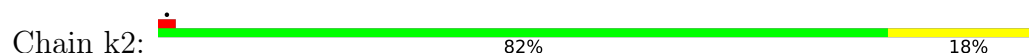
- Molecule 43: Large ribosomal subunit protein eL42



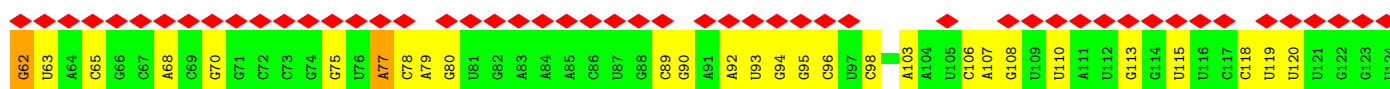
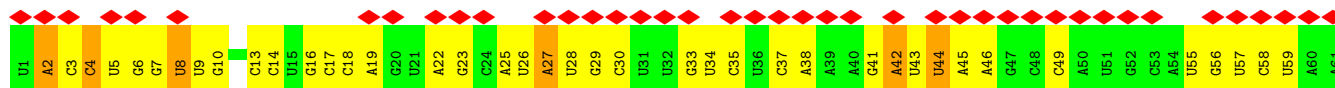
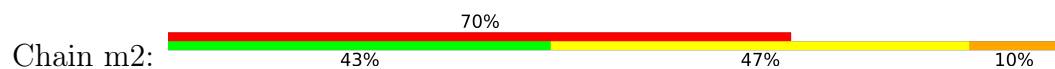
- Molecule 44: Large ribosomal subunit protein eL43




- Molecule 45: Large ribosomal subunit protein eL28



- Molecule 46: 18S ribosomal RNA

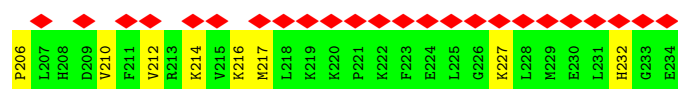
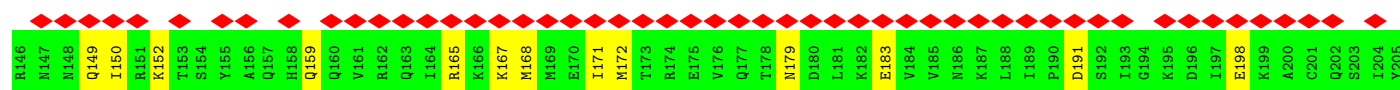
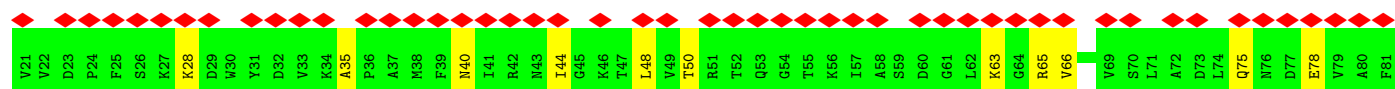
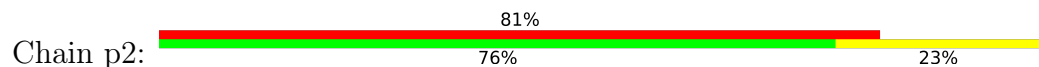


A1062	A992	G931	A871	G809	U880	G619	U559	C499	G439	U374	G314	C194
U1063	G993	C932	A872	A810	A681	C620	G560	C500	G440	G375	A315	C195
A1064	G995	G934	U873	A811	G682	A621	A561	G501	A441	G376	U316	C196
C1065	C996	G935	A874	A812	U684	G622	A562	A502	G442	U377	G317	C197
C1066		G936	G875	A813	G685	C623	A563	C503	C443	A378	G318	U198
G1067	G1001	G937	G876	A814	G686	C624	A564	C504	C444	G379	C319	U199
U1068	U1004	C938	A877	A815	A687	G625	G565	C505	U445	G380	A320	C200
C1069	U1005	C939	C878	U816	U688	C626	A566	G506	G446	U381	C321	C201
U1070	U1006	A940	C879	U817	C689	G627	G567	G507	A447	G382	G322	C202
U1071	U1007	U941	G880	A818	U690	G628	U568	G508	G448	C383	G323	G203
A1072	G1007	U942	C881	G819	U691	U629	U569	G509	A449	C384	C324	G204
C1008	C1008	C943	G882	A820	G692	A630	C570	A510	A450	G385	G205	G205
U1009	C1009	G944	G883	G821	G693	A631	A571	A511	A451	U386	C326	G206
U1010	U1010	U945	U884	U822	G694	U632	G572	G511	G452	G387	C327	G207
A1011	A1011	A946	U885	G823	A695	U633	U573	G512	G453	C388	G328	G208
C1072	C1072	U947	C886	G824	G696	C634	U574	U513	G454	C389	G329	G209
G1073	A1013	U948	C887	U825	C697	C635	U575	G514	C455	U390	U330	G210
U1074		G949	U887	U826	G698	A636	A576	U515	U456	A391	G331	
C1080	G1016	C950	A888	C926	G699	G637	A577	U516	A457	C392	G332	A211
U1081	U1017	G951	U889		G699	C638	A578	G517	C458	C393	G333	U212
U1082	U1018	U952	U890	A829	G700	U639	U579	A518	C459	A394	G334	G213
U1083	U1019	C953	U891	G830	C732	C640	C580	C519	A460	U395	G335	G214
A1084	U1020	G954	C831	G733	U734	C641	C581	G520	C461	G396	G336	G215
A1085	C1021	C955	U892	A832	C735	A642	U582	A521	A462	G397	G337	U216
A1086	A1022	U956	G893	C833	C736	U643	U583	A522	U463	U398	G338	G217
C1087	U1023	A957	U894	G834	C737	A644	U584	A523	C464	C400	C339	C218
U1090	U1024	G958	U895	C835	C738	A645	U585	A524	C465	A401	C401	A219
U1091	A1025	G959	G896	C836	C739	G646	A586	A525	A466	C402	G340	U220
	U1026	C960	G897	C837	G740	C647	C587	U526	A467		A341	U221
A1095	C1028	G961	U898	G838	C741	G648	U588	U527	G468	U408	C342	U222
C1096	A1029	U962	U899	A839	C742	U649	G589	A528	G469	G409	C343	A223
U1097	U1030	G963	U900	G840	C743	U650	G590	C529	A470	C411	G344	U224
U1098	G1031	A964	U901	C744	C745	A651	G591	A530	A471	G412	A345	C225
A1032	A1032	U965	C902	C841	U749	A652	G592	A531	G472	C413	U346	A226
	A1036	A966	G903	G843	U751	U654	A593	U532	G473	G414	U347	G227
U1103	A1037	U967	G904	C844	C752	A655	U593	A533	C474	G415	G348	U289
U1104	A1038	U968	A905	C845	C753	A656	C594	A534	C475	G416	G349	U290
C1105	U1039	C969	U906	U846	G754	A657	C595	A535	A476	A416	A350	G291
U1106	U1040	U970	C907	C847	C755	G658	C596	G536	C477	A417	C352	U292
C1107	C1041	U971	U908	G847	C756	U659	U596	G537	U478	U418	G353	G293
C1108	G1042	G972	G909	G848	C757	U660	U597	A538	G479	C419	G354	A294
G1109	G1043	C973	A910	A849	C758	G661	U598	C539	G480	G422	C355	C295
C1110	A1044	U974	G911	U850	G790	C662	G599	U540	C481	G423	U356	U296
U1111	G1045	C975	G912	A851	G791	U663	G600	C541	G482	U424	G357	C297
C1112	U1047	G976	C913	C852	C792	G664	A601	C542	C483	U425	C358	
U1113		G977	G914	C853	C793	U665	G602	U542	G484	C426	C359	U298
U1114	G1050	G978	C915	G794	U795	U668	G603	U543	C485	G427	C360	A299
A1051	A1051	C979	A916	C854	C796	U669	G604	U544	C486	A428	U361	G300
A1052	A1052	G980	U917	A856	A796	A670	G605	C545	A487	U429	A362	A301
G1054	A1054	C981	G917	C857	A797	A672	A606	U546	A488	U430	U363	U302
		A982	A918	U858	G798	A673	A607	G546	A489	C431	A365	A303
C1119	U1068	A983	U919	U859	C799	A674	G608	U547	U489	C432	A366	A304
C1120	C1059	G984	U920	A860	G800	G675	U609	G548	U490	G433	C367	C305
U1121	G1061	A985	A921	G861	U801	U676	C610	G549	A491	G434	U368	C306
U1122		A922	G922	G862	U802	C678	U611	C550	A492	G435	U369	
G1123		G923	G923	G863	U803	G679	G612	C551	C492	A436	U370	C308
A1124		A924	A924	A863	U804		G613	C552	C493	A437	G372	G309
		G925	G925	A864	A804		U614	U553	C494	A437	A373	
		G926	G926	A867	C905		G615	U554	A495			
		G927	G927	U868	U806		C616	U555	C496			
		A928	A928	U807	U807		C617	A556	U497			
		C929	C929	G869			A618	A557	C498			
		G930	G930	U808								

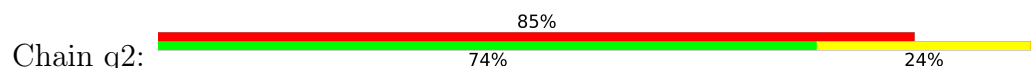


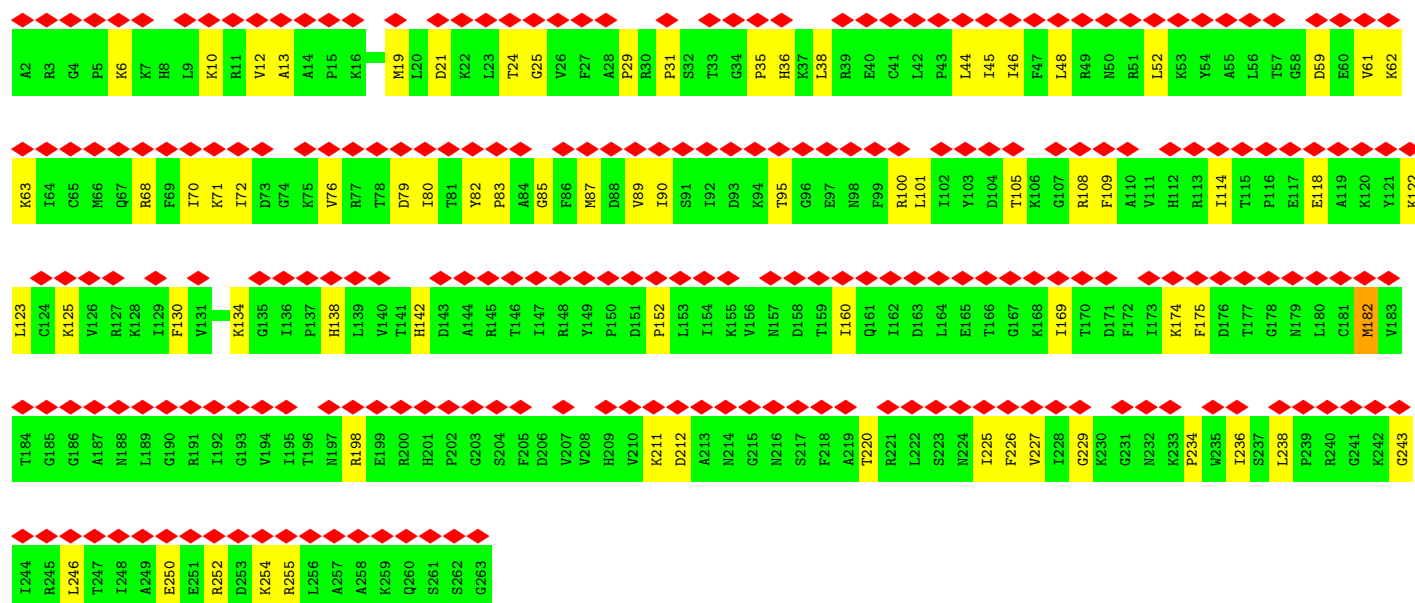


• Molecule 48: Small ribosomal subunit protein eS1

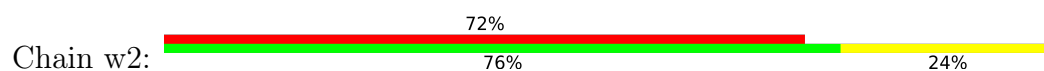


• Molecule 49: Small ribosomal subunit protein uS3

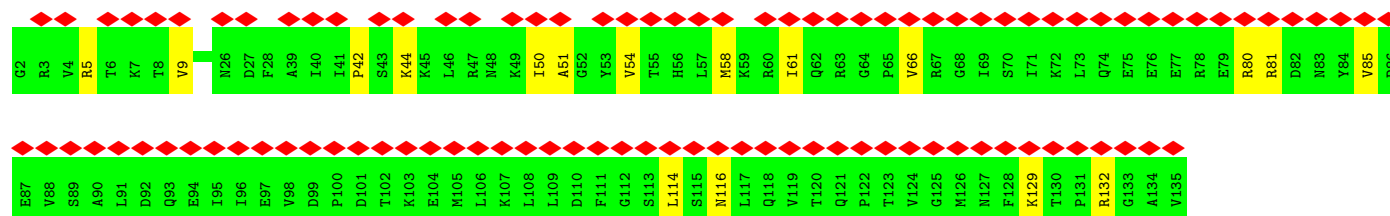
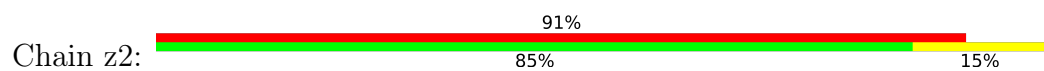




- Molecule 51: Small ribosomal subunit protein uS17

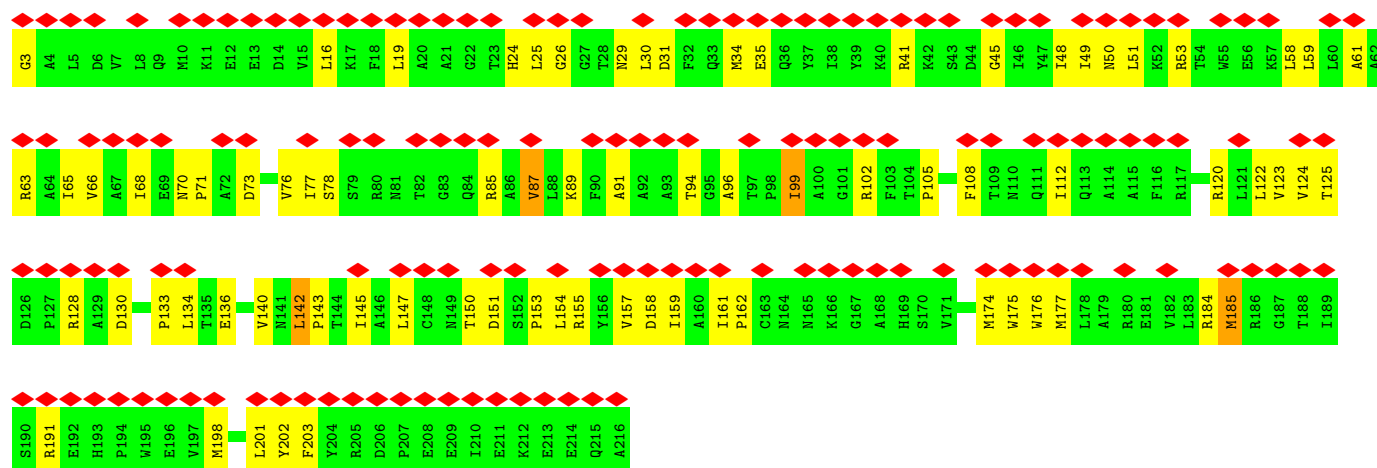


- Molecule 52: 40S ribosomal protein S17

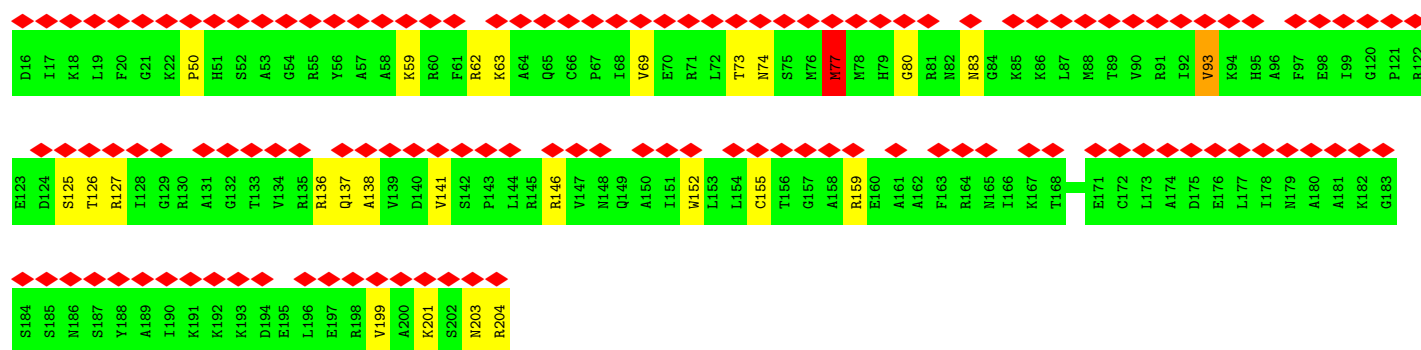
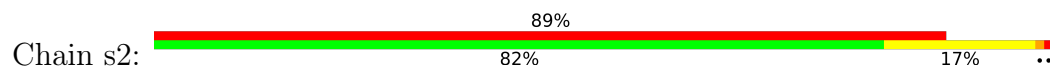


- Molecule 53: Small ribosomal subunit protein uS2

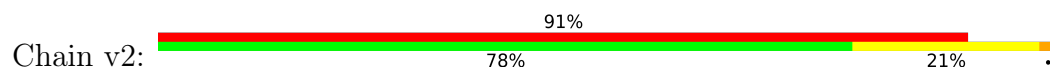




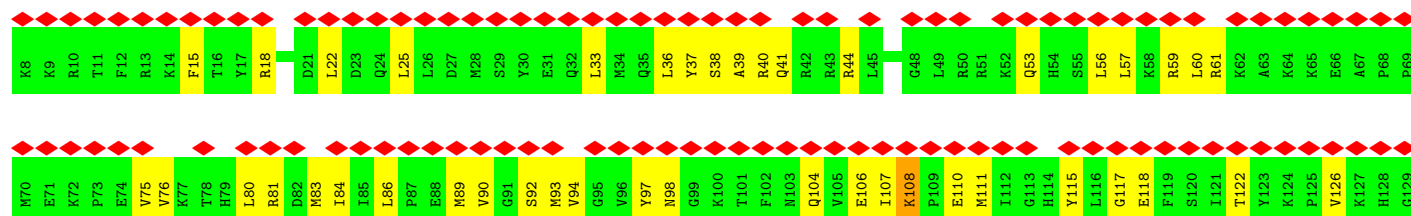
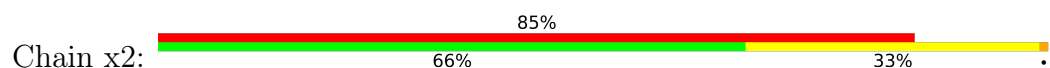
• Molecule 54: 40S ribosomal protein S5



• Molecule 55: 40S ribosomal protein S10

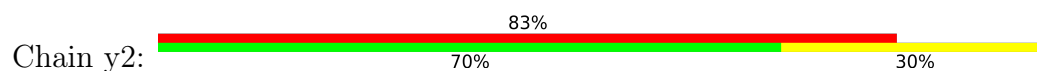


• Molecule 56: Small ribosomal subunit protein uS19

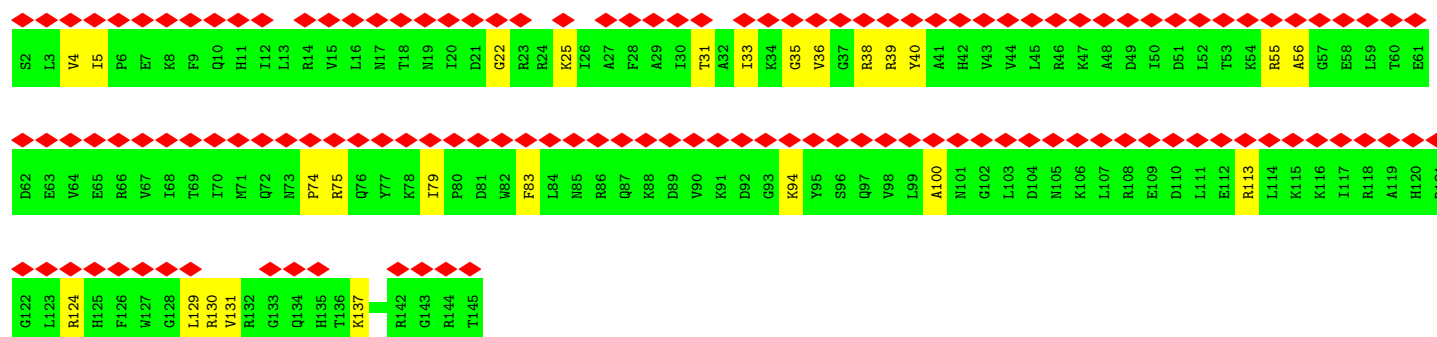
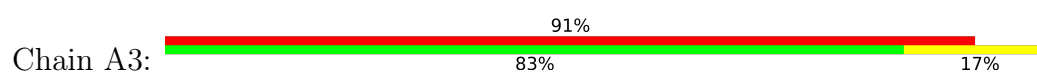




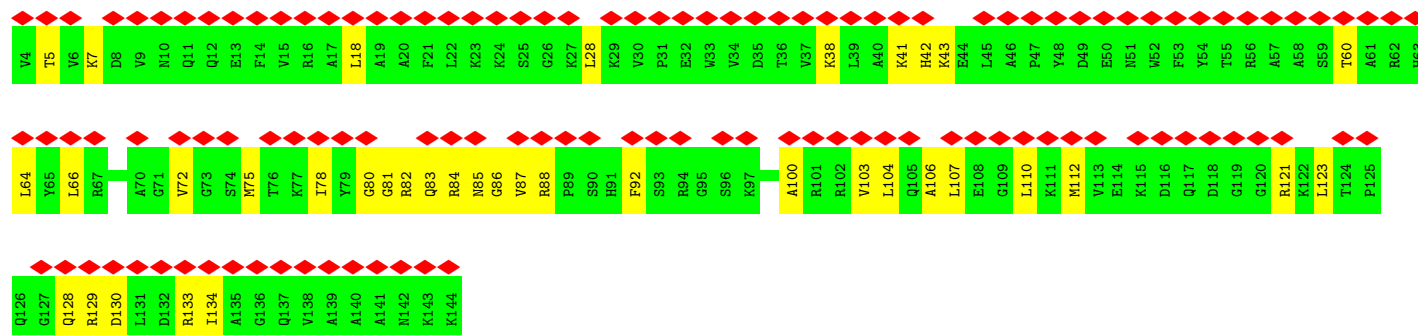
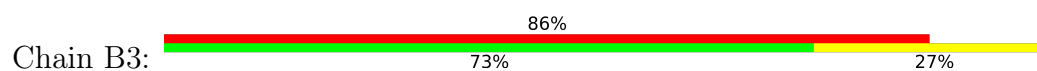
• Molecule 57: Small ribosomal subunit protein uS9



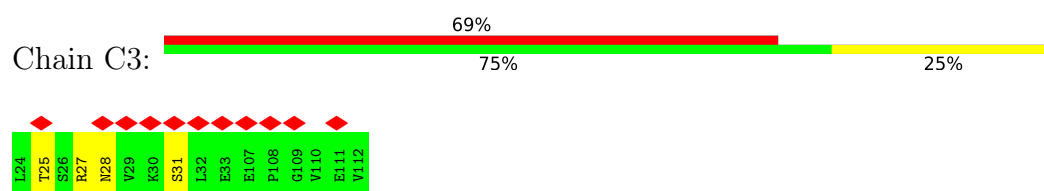
• Molecule 58: Small ribosomal subunit protein uS13



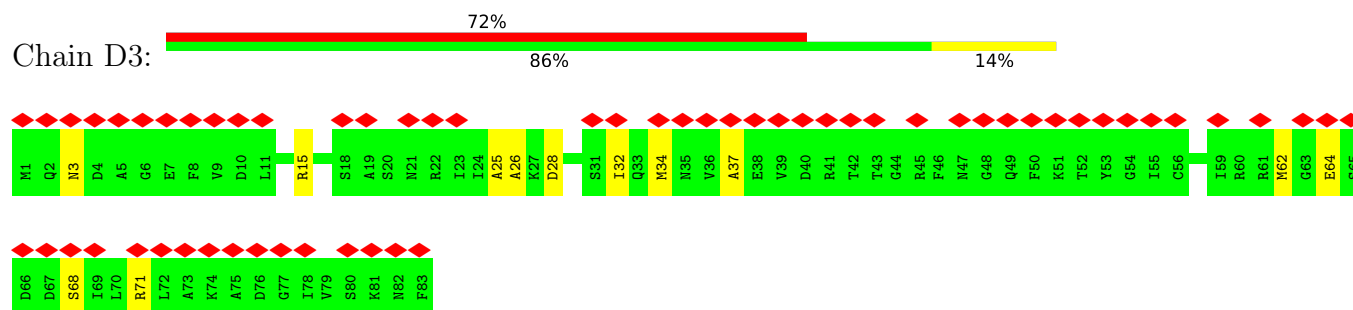
• Molecule 59: Small ribosomal subunit protein eS19



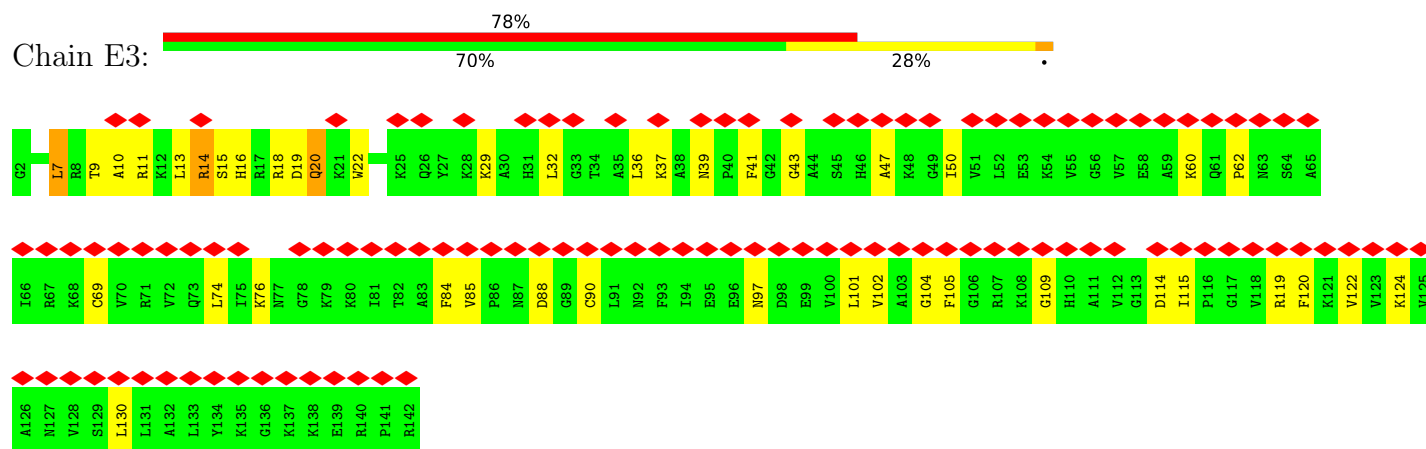
• Molecule 60: 40S ribosomal protein S20



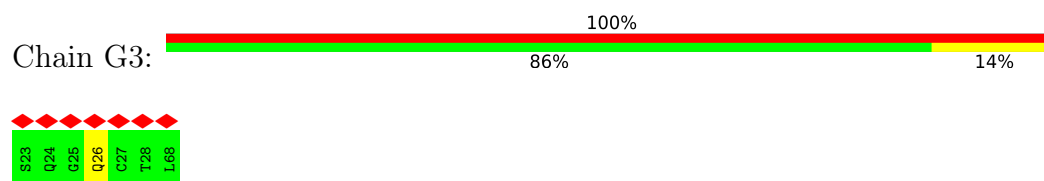
- Molecule 61: Small ribosomal subunit protein eS21



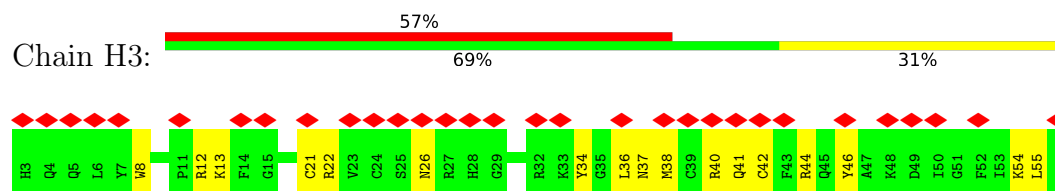
- Molecule 62: Small ribosomal subunit protein uS12



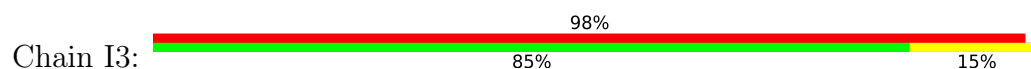
- Molecule 63: 40S ribosomal protein S28

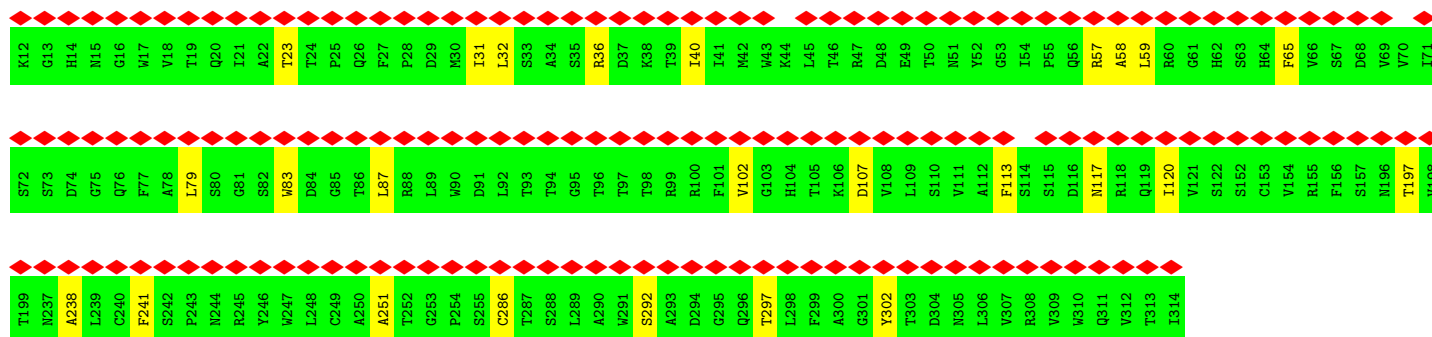


- Molecule 64: Small ribosomal subunit protein uS14

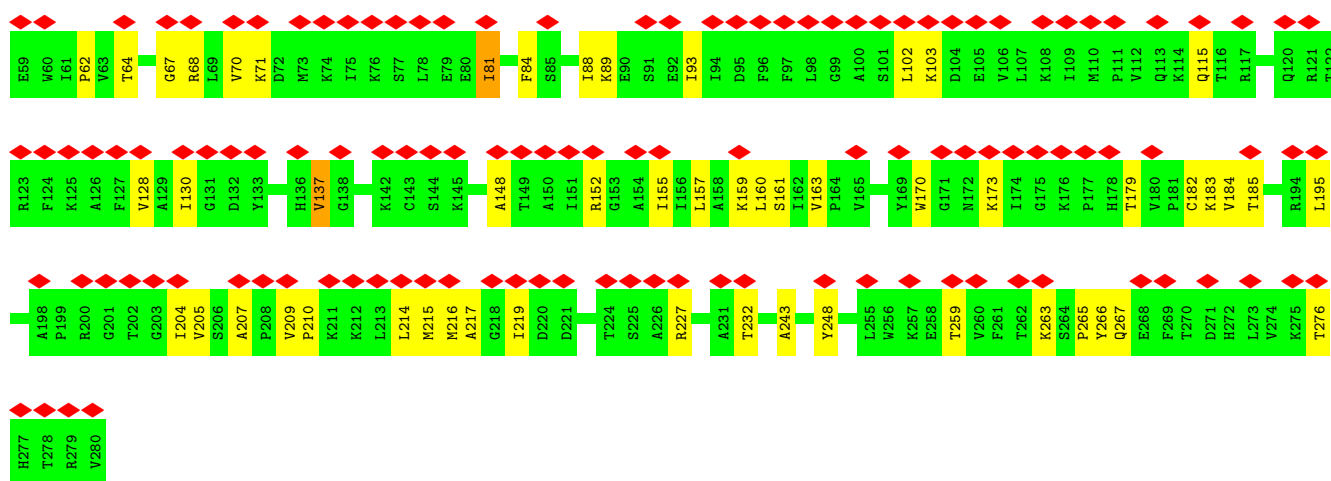
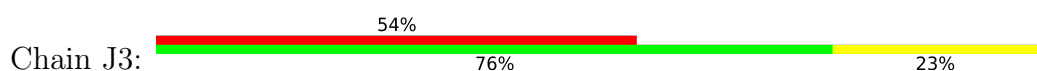


- Molecule 65: Receptor of activated protein C kinase 1

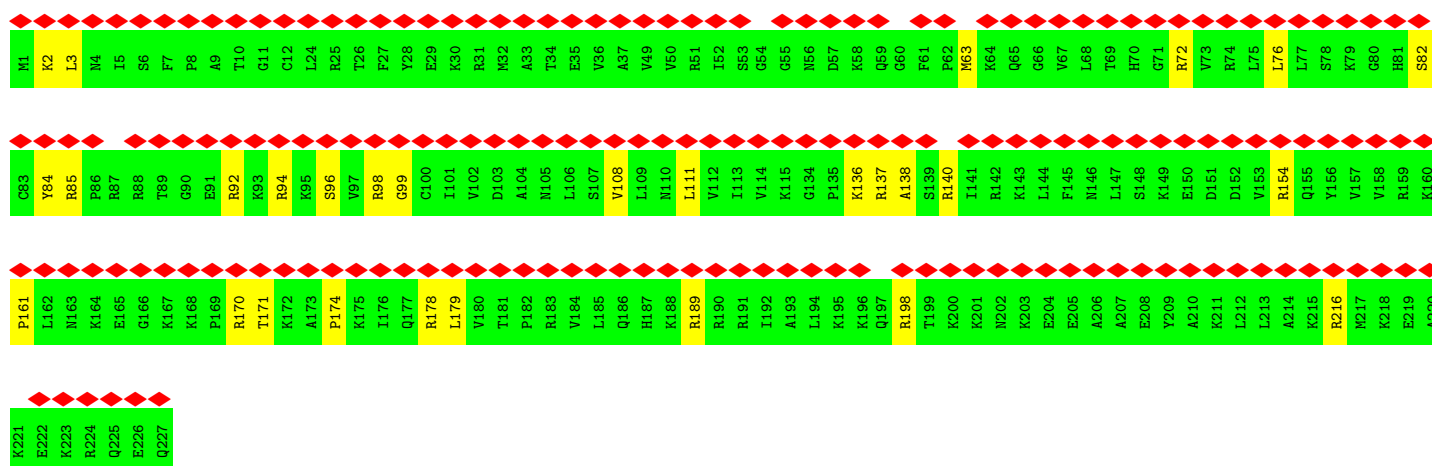
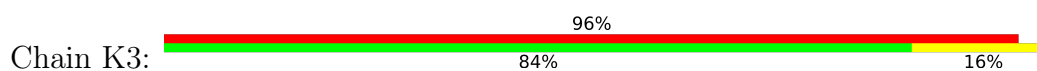




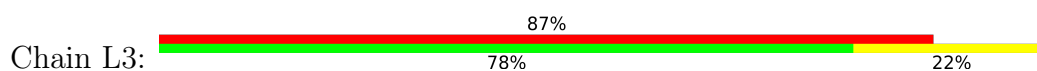
• Molecule 66: Small ribosomal subunit protein uS5

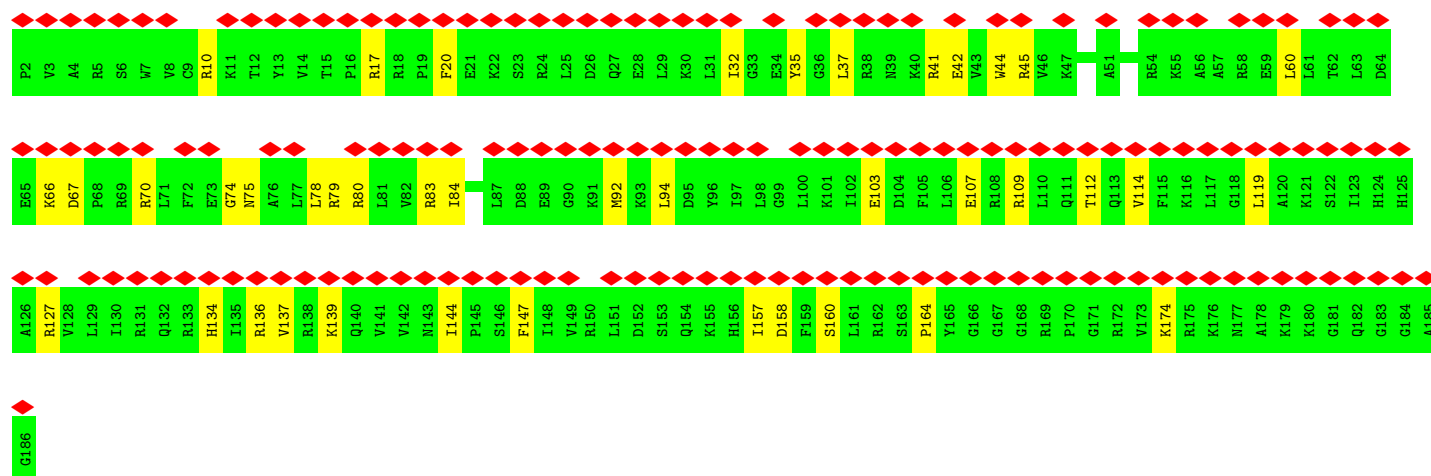


• Molecule 67: 40S ribosomal protein S6

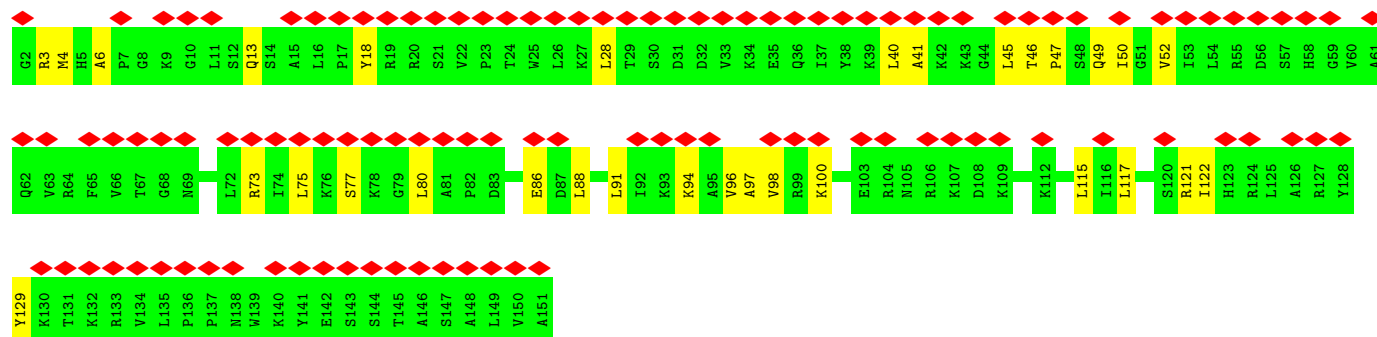
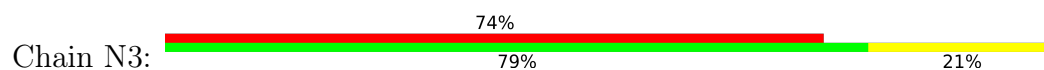


• Molecule 68: Small ribosomal subunit protein uS4

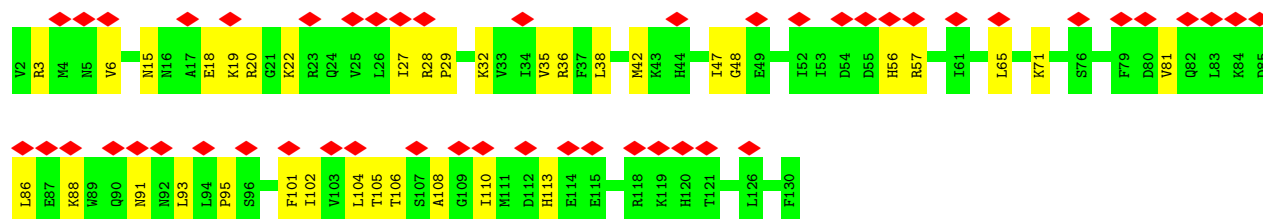
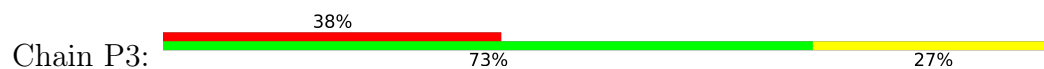




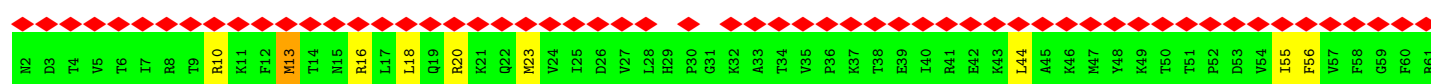
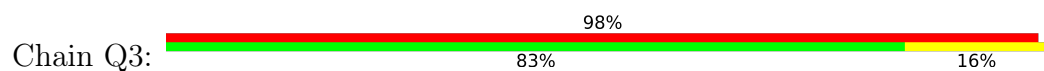
- Molecule 69: Small ribosomal subunit protein uS15

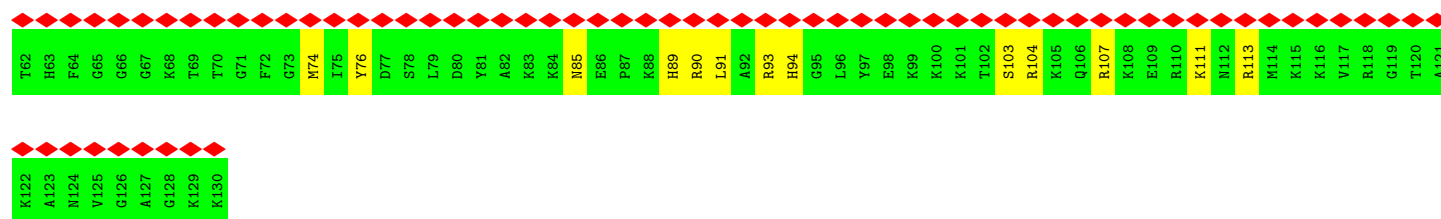


- Molecule 70: Small ribosomal subunit protein uS8

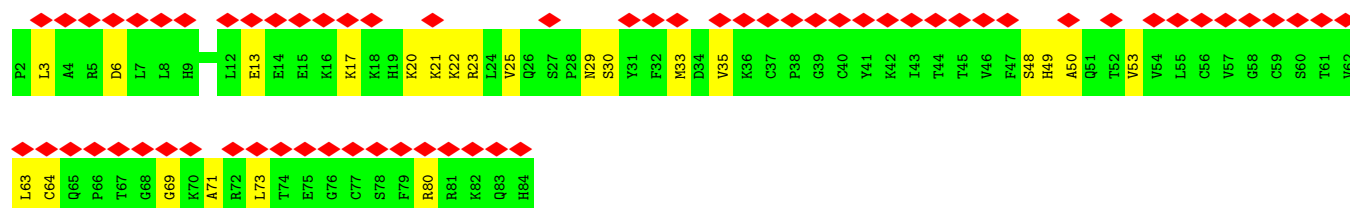
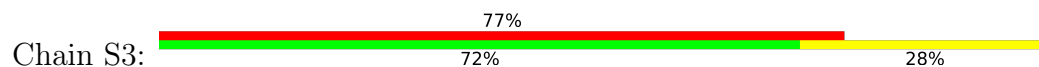


- Molecule 71: Small ribosomal subunit protein eS24





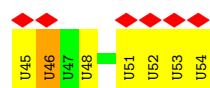
- Molecule 72: Small ribosomal subunit protein eS27-like



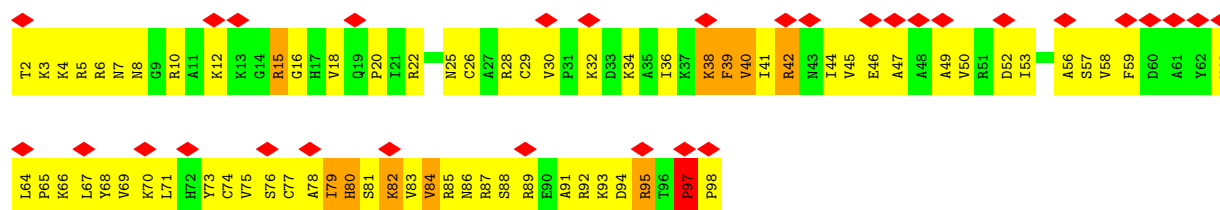
- Molecule 73: 40S ribosomal protein S30



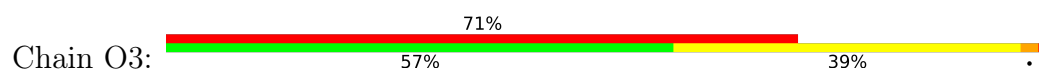
- Molecule 74: Messenger RNA

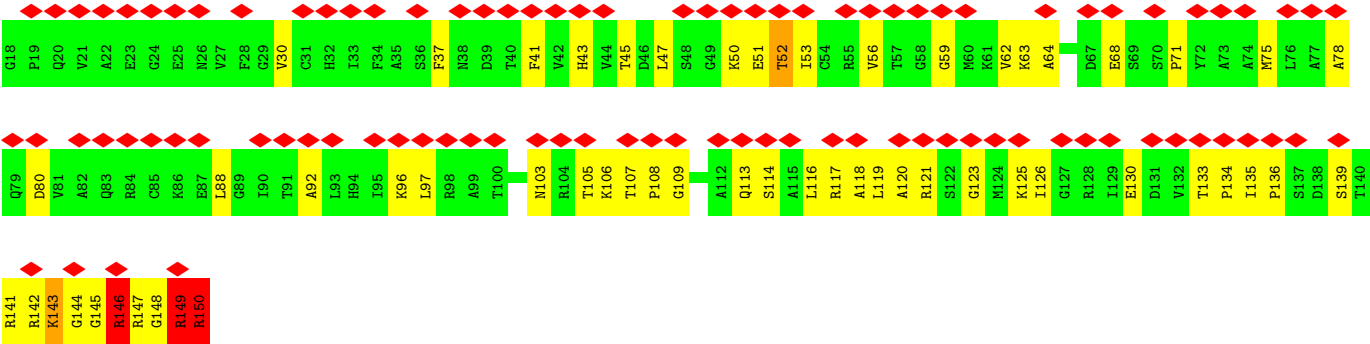


- Molecule 75: Small ribosomal subunit protein eS26



- Molecule 76: Small ribosomal subunit protein uS11





4 Experimental information

Property	Value	Source
EM reconstruction method	SINGLE PARTICLE	Depositor
Imposed symmetry	POINT, C1	Depositor
Number of particles used	235429	Depositor
Resolution determination method	FSC 0.143 CUT-OFF	Depositor
CTF correction method	PHASE FLIPPING AND AMPLITUDE CORRECTION	Depositor
Microscope	TFS KRIOS	Depositor
Voltage (kV)	300	Depositor
Electron dose ($e^-/\text{\AA}^2$)	60	Depositor
Minimum defocus (nm)	600	Depositor
Maximum defocus (nm)	2000	Depositor
Magnification	Not provided	
Image detector	GATAN K3 (6k x 4k)	Depositor
Maximum map value	2.596	Depositor
Minimum map value	-0.069	Depositor
Average map value	0.010	Depositor
Map value standard deviation	0.068	Depositor
Recommended contour level	0.12	Depositor
Map size (Å)	322.56, 322.56, 322.56	wwPDB
Map dimensions	384, 384, 384	wwPDB
Map angles (°)	90.0, 90.0, 90.0	wwPDB
Pixel spacing (Å)	0.84, 0.84, 0.84	Depositor

5 Model quality ⓘ

5.1 Standard geometry ⓘ

Bond lengths and bond angles in the following residue types are not validated in this section: 2MG, OMC, ZN, 1MA, MG, 5MC, OMG

The Z score for a bond length (or angle) is the number of standard deviations the observed value is removed from the expected value. A bond length (or angle) with $|Z| > 5$ is considered an outlier worth inspection. RMSZ is the root-mean-square of all Z scores of the bond lengths (or angles).

Mol	Chain	Bond lengths		Bond angles	
		RMSZ	$\# Z > 5$	RMSZ	$\# Z > 5$
1	A1	0.20	0/1888	0.34	0/2516
2	B1	0.17	0/1847	0.32	0/2486
3	C1	0.22	0/1537	0.35	0/2065
4	D1	0.18	0/1728	0.30	0/2306
5	E1	0.18	0/1420	0.37	0/1899
6	F1	0.17	0/1635	0.35	0/2188
7	G1	0.19	0/1165	0.31	0/1558
8	H1	0.22	0/1746	0.34	0/2338
9	A2	0.21	0/85940	0.31	4/134022 (0.0%)
10	B2	0.21	0/2858	0.27	0/4455
11	C2	0.20	0/3701	0.28	0/5766
12	D2	0.21	0/1959	0.35	0/2627
13	E2	0.21	0/3305	0.39	0/4422
14	F2	0.20	0/2921	0.34	0/3921
15	G2	0.17	0/2435	0.31	0/3260
16	H2	0.18	0/1822	0.34	0/2443
17	I2	0.22	0/1670	0.41	2/2232 (0.1%)
18	J2	0.19	0/1268	0.36	0/1700
19	K2	0.21	0/1535	0.35	0/2048
20	L2	0.17	0/1383	0.28	0/1830
21	M2	0.21	0/1490	0.36	0/2000
22	N2	0.19	0/1327	0.33	0/1771
23	O2	0.13	0/839	0.28	0/1126
24	P2	0.22	0/983	0.37	0/1319
25	Q2	0.17	0/532	0.33	0/708
26	R2	0.17	0/984	0.33	0/1323
27	S2	0.18	0/1132	0.29	0/1504
28	T2	0.19	0/1130	0.31	0/1507
29	U2	0.20	0/1193	0.34	0/1593
30	V2	0.16	0/963	0.30	0/1275
31	W2	0.18	0/742	0.36	0/996
32	X2	0.18	0/903	0.32	0/1216

Mol	Chain	Bond lengths		Bond angles	
		RMSZ	# Z >5	RMSZ	# Z >5
33	Y2	0.20	0/1071	0.31	0/1429
34	Z2	0.20	0/895	0.36	0/1198
35	a2	0.18	0/916	0.34	0/1221
36	b2	0.16	0/1009	0.29	0/1332
37	c2	0.14	0/843	0.30	0/1115
38	d2	0.20	0/720	0.33	0/952
39	e2	0.17	0/574	0.30	0/760
40	f2	0.19	0/454	0.31	0/599
41	g2	0.18	0/435	0.32	0/575
42	h2	0.17	0/231	0.31	0/294
43	i2	0.18	0/855	0.31	0/1128
44	j2	0.20	0/704	0.31	0/935
45	k2	0.20	0/1016	0.36	0/1363
46	m2	0.57	8/41116 (0.0%)	0.38	27/64082 (0.0%)
47	n2	0.12	0/1795	0.29	0/2798
48	p2	0.13	0/1765	0.36	0/2362
49	q2	0.18	0/1784	0.41	2/2402 (0.1%)
50	r2	0.12	0/2118	0.31	0/2849
51	w2	0.14	0/1268	0.34	0/1696
52	z2	0.13	0/883	0.34	0/1184
53	o2	0.12	0/1731	0.33	0/2352
54	s2	0.10	0/1129	0.29	0/1503
55	v2	0.10	0/500	0.28	0/667
56	x2	0.13	0/1094	0.35	0/1460
57	y2	0.13	0/1161	0.34	0/1553
58	A3	0.11	0/1208	0.29	0/1618
59	B3	0.10	0/1122	0.29	0/1503
60	C3	0.08	0/121	0.22	0/161
61	D3	0.12	0/645	0.25	0/863
62	E3	0.12	0/1116	0.34	0/1490
63	G3	0.08	0/47	0.15	0/60
64	H3	0.15	0/466	0.40	0/618
65	I3	0.09	0/1349	0.27	0/1834
66	J3	0.14	0/1762	0.37	0/2382
67	K3	0.09	0/1534	0.24	0/2033
68	L3	0.11	0/1550	0.26	0/2069
69	N3	0.11	0/1232	0.29	0/1656
70	P3	0.15	0/1051	0.36	0/1406
71	Q3	0.09	0/1066	0.25	0/1415
72	S3	0.15	0/665	0.37	0/890
73	T3	0.08	0/328	0.24	0/426
74	Bx	0.10	0/219	0.28	0/336
75	F3	0.69	0/786	1.09	2/1053 (0.2%)

Mol	Chain	Bond lengths		Bond angles	
		RMSZ	# Z >5	RMSZ	# Z >5
76	O3	0.31	0/1006	0.55	0/1350
All	All	0.31	8/219321 (0.0%)	0.34	37/323392 (0.0%)

Chiral center outliers are detected by calculating the chiral volume of a chiral center and verifying if the center is modelled as a planar moiety or with the opposite hand. A planarity outlier is detected by checking planarity of atoms in a peptide group, atoms in a mainchain group or atoms of a sidechain that are expected to be planar.

Mol	Chain	#Chirality outliers	#Planarity outliers
46	m2	0	2
75	F3	0	1
76	O3	0	4
All	All	0	7

All (8) bond length outliers are listed below:

Mol	Chain	Res	Type	Atoms	Z	Observed(Å)	Ideal(Å)
46	m2	1865	A	N1-C2	50.41	2.35	1.34
46	m2	1865	A	C6-N1	49.54	2.34	1.35
46	m2	1865	A	C5-C6	45.89	2.32	1.41
46	m2	1865	A	C2-N3	41.70	2.17	1.33
46	m2	1865	A	N3-C4	38.49	2.11	1.34
46	m2	1693	U	O3'-P	32.98	2.10	1.61
46	m2	1865	A	C5-C4	32.66	2.04	1.38
46	m2	1694	U	P-O5'	5.25	1.67	1.59

All (37) bond angle outliers are listed below:

Mol	Chain	Res	Type	Atoms	Z	Observed(°)	Ideal(°)
46	m2	1693	U	P-O3'-C3'	-29.28	76.29	120.20
46	m2	1859	G	O3'-P-O5'	20.91	135.36	104.00
46	m2	1865	A	C5-C6-N6	-14.13	81.30	123.70
46	m2	1859	G	OP1-P-O3'	-13.10	68.71	108.00
46	m2	1867	C	C1'-O4'-C4'	-11.62	98.08	109.70
46	m2	1694	U	O5'-P-OP2	-10.86	75.41	108.00
46	m2	1859	G	OP2-P-O3'	-10.71	75.86	108.00
46	m2	1841	U	C4'-C3'-O3'	-10.30	97.54	113.00
9	A2	4182	U	O3'-P-O5'	10.26	119.40	104.00
46	m2	1693	U	O3'-P-O5'	8.59	116.89	104.00
9	A2	1163	G	OP2-P-O3'	-8.49	82.52	108.00
9	A2	1163	G	OP1-P-O3'	-8.15	83.54	108.00
46	m2	1860	G	O5'-P-OP1	-7.94	84.19	108.00

Continued on next page...

Continued from previous page...

Mol	Chain	Res	Type	Atoms	Z	Observed(°)	Ideal(°)
46	m2	1867	C	P-O3'-C3'	7.80	131.91	120.20
49	q2	146	ARG	CA-CB-CG	6.96	128.03	114.10
46	m2	1867	C	C5'-C4'-C3'	6.91	125.56	115.20
46	m2	1693	U	OP2-P-O3'	6.73	128.19	108.00
46	m2	1841	U	O3'-P-O5'	-6.72	93.92	104.00
46	m2	1694	U	C4'-C3'-C2'	-6.68	95.92	102.60
46	m2	1865	A	N1-C6-N6	6.61	138.44	118.60
46	m2	1841	U	C2'-C3'-O3'	6.58	123.57	113.70
46	m2	1867	C	C2'-C3'-O3'	6.16	118.73	109.50
46	m2	1866	U	C2'-C3'-O3'	-5.86	104.90	113.70
46	m2	1864	G	C1'-C2'-O2'	5.83	117.14	108.40
46	m2	1694	U	P-O5'-C5'	5.80	129.60	120.90
46	m2	1864	G	C8-N9-C1'	-5.63	110.11	127.00
46	m2	1860	G	O5'-P-OP2	-5.55	91.34	108.00
46	m2	1865	A	C4-C5-N7	-5.50	94.20	110.70
49	q2	146	ARG	CB-CG-CD	5.47	123.89	111.30
75	F3	97	PRO	CA-N-CD	-5.45	104.37	112.00
9	A2	3385	U	O3'-P-O5'	-5.38	95.94	104.00
46	m2	1864	G	C4-N9-C1'	5.37	142.59	126.50
17	I2	112	TYR	CA-C-N	-5.33	111.62	120.68
17	I2	112	TYR	C-N-CA	-5.33	111.62	120.68
46	m2	1863	G	O3'-P-O5'	5.33	111.99	104.00
75	F3	98	PRO	CA-N-CD	-5.26	104.63	112.00
46	m2	1865	A	C5-C6-N1	-5.24	101.99	117.70

There are no chirality outliers.

All (7) planarity outliers are listed below:

Mol	Chain	Res	Type	Group
75	F3	97	PRO	Peptide
76	O3	146	ARG	Sidechain
76	O3	147	ARG	Sidechain
76	O3	149	ARG	Sidechain
76	O3	150	ARG	Sidechain
46	m2	1864	G	Sidechain
46	m2	1865	A	Sidechain

5.2 Too-close contacts

In the following table, the Non-H and H(model) columns list the number of non-hydrogen atoms and hydrogen atoms in the chain respectively. The H(added) column lists the number of hydrogen

atoms added and optimized by MolProbity. The Clashes column lists the number of clashes within the asymmetric unit, whereas Symm-Clashes lists symmetry-related clashes.

Mol	Chain	Non-H	H(model)	H(added)	Clashes	Symm-Clashes
1	A1	1851	0	1988	29	0
2	B1	1812	0	1947	28	0
3	C1	1519	0	1603	13	0
4	D1	1690	0	1745	10	0
5	E1	1397	0	1425	22	0
6	F1	1606	0	1705	17	0
7	G1	1143	0	1219	12	0
8	H1	1701	0	1749	25	0
9	A2	77352	0	39086	714	0
10	B2	2558	0	1296	17	0
11	C2	3314	0	1683	24	0
12	D2	1921	0	2022	22	0
13	E2	3238	0	3380	46	0
14	F2	2867	0	3040	30	0
15	G2	2389	0	2420	19	0
16	H2	1789	0	1932	25	0
17	I2	1640	0	1792	38	0
18	J2	1242	0	1274	11	0
19	K2	1511	0	1636	20	0
20	L2	1367	0	1506	14	0
21	M2	1450	0	1488	12	0
22	N2	1299	0	1368	18	0
23	O2	825	0	850	11	0
24	P2	969	0	1031	4	0
25	Q2	519	0	533	2	0
26	R2	967	0	1040	11	0
27	S2	1115	0	1205	12	0
28	T2	1107	0	1182	11	0
29	U2	1164	0	1213	13	0
30	V2	945	0	1037	9	0
31	W2	732	0	769	11	0
32	X2	888	0	930	7	0
33	Y2	1053	0	1147	7	0
34	Z2	876	0	912	9	0
35	a2	906	0	997	5	0
36	b2	1001	0	1138	11	0
37	c2	832	0	917	9	0
38	d2	705	0	737	10	0
39	e2	568	0	635	5	0
40	f2	444	0	483	7	0
41	g2	429	0	465	1	0

Continued on next page...

Continued from previous page...

Mol	Chain	Non-H	H(model)	H(added)	Clashes	Symm-Clashes
42	h2	230	0	276	5	0
43	i2	842	0	912	8	0
44	j2	694	0	738	8	0
45	k2	1001	0	1066	12	0
46	m2	36794	0	18585	961	0
47	n2	1604	0	816	20	0
48	p2	1738	0	1809	41	0
49	q2	1756	0	1851	43	0
50	r2	2076	0	2177	52	0
51	w2	1247	0	1323	34	0
52	z2	874	0	913	16	0
53	o2	1694	0	1696	57	0
54	s2	1117	0	1167	22	0
55	v2	487	0	495	9	0
56	x2	1073	0	1128	44	0
57	y2	1143	0	1213	37	0
58	A3	1190	0	1249	17	0
59	B3	1104	0	1139	29	0
60	C3	122	0	124	3	0
61	D3	638	0	635	8	0
62	E3	1098	0	1167	33	0
63	G3	49	0	45	1	0
64	H3	455	0	445	15	0
65	I3	1320	0	1277	15	0
66	J3	1725	0	1815	39	0
67	K3	1519	0	1664	21	0
68	L3	1525	0	1640	31	0
69	N3	1208	0	1294	23	0
70	P3	1034	0	1080	31	0
71	Q3	1049	0	1122	15	0
72	S3	652	0	676	16	0
73	T3	327	0	361	1	0
74	Bx	200	0	101	1	0
75	F3	774	0	817	544	0
76	O3	993	0	1011	290	0
77	F3	1	0	0	0	0
77	H3	1	0	0	0	0
77	d2	1	0	0	0	0
77	g2	1	0	0	0	0
77	i2	1	0	0	0	0
77	j2	1	0	0	0	0
78	H3	1	0	0	0	0

Continued on next page...

Continued from previous page...

Mol	Chain	Non-H	H(model)	H(added)	Clashes	Symm-Clashes
79	A2	1	0	0	0	0
79	B1	1	0	0	0	0
79	m2	2	0	0	0	0
All	All	204064	0	148352	2999	0

The all-atom clashscore is defined as the number of clashes found per 1000 atoms (including hydrogen atoms). The all-atom clashscore for this structure is 9.

All (2999) close contacts within the same asymmetric unit are listed below, sorted by their clash magnitude.

Atom-1	Atom-2	Interatomic distance (Å)	Clash overlap (Å)
75:F3:59:PHE:CZ	76:O3:126:ILE:HB	1.24	1.61
75:F3:53:ILE:HD12	76:O3:117:ARG:CD	1.27	1.61
46:m2:1211:A:P	75:F3:82:LYS:HD2	1.42	1.59
75:F3:45:VAL:HG21	76:O3:117:ARG:CD	1.29	1.58
46:m2:1210:A:C4'	75:F3:79:ILE:HG22	1.32	1.57
75:F3:57:SER:CA	76:O3:121:ARG:HA	1.26	1.57
75:F3:53:ILE:HG21	76:O3:117:ARG:CB	1.31	1.57
75:F3:53:ILE:CB	76:O3:117:ARG:HE	1.18	1.53
46:m2:1210:A:H4'	75:F3:79:ILE:CG2	1.35	1.51
75:F3:53:ILE:HD13	76:O3:117:ARG:CB	1.38	1.49
46:m2:1865:A:C4	75:F3:75:VAL:HB	1.47	1.49
75:F3:56:ALA:HB2	76:O3:121:ARG:NH1	1.18	1.49
75:F3:49:ALA:C	76:O3:117:ARG:HH12	1.21	1.49
75:F3:53:ILE:CD1	76:O3:117:ARG:HD3	1.42	1.47
75:F3:45:VAL:HG21	76:O3:117:ARG:CG	1.42	1.46
75:F3:59:PHE:CZ	76:O3:126:ILE:CB	1.97	1.45
75:F3:53:ILE:CD1	76:O3:117:ARG:CD	1.95	1.45
75:F3:56:ALA:CB	76:O3:121:ARG:HB3	1.43	1.44
46:m2:1210:A:C2	75:F3:86:ASN:HB2	1.52	1.43
46:m2:1865:A:C5	75:F3:75:VAL:HG23	1.52	1.42
46:m2:1865:A:C4	46:m2:1865:A:C5	2.04	1.42
75:F3:53:ILE:CG2	76:O3:117:ARG:HB3	1.45	1.42
46:m2:1837:A:H2	75:F3:77:CYS:C	1.23	1.41
75:F3:57:SER:HA	76:O3:121:ARG:CA	1.50	1.41
46:m2:1865:A:C6	75:F3:76:SER:N	1.89	1.40
75:F3:53:ILE:HB	76:O3:117:ARG:NE	1.12	1.40
75:F3:59:PHE:HZ	76:O3:126:ILE:CB	1.28	1.38
75:F3:56:ALA:CB	76:O3:121:ARG:NH1	1.87	1.37
46:m2:1837:A:C2	75:F3:77:CYS:C	2.02	1.36
46:m2:1865:A:N1	75:F3:76:SER:N	1.71	1.36

Continued on next page...

Continued from previous page...

Atom-1	Atom-2	Interatomic distance (Å)	Clash overlap (Å)
46:m2:1865:A:C2	75:F3:75:VAL:C	2.02	1.36
75:F3:45:VAL:CG1	76:O3:117:ARG:HH11	1.35	1.36
46:m2:1211:A:OP1	75:F3:82:LYS:CA	1.74	1.35
46:m2:1837:A:N3	75:F3:76:SER:O	1.60	1.33
75:F3:53:ILE:H	76:O3:117:ARG:NH2	1.24	1.33
75:F3:50:VAL:HA	76:O3:117:ARG:NH1	1.41	1.33
46:m2:1693:U:H3'	46:m2:1694:U:P	1.68	1.32
75:F3:59:PHE:HZ	76:O3:126:ILE:CA	1.43	1.29
46:m2:1865:A:H2	75:F3:78:ALA:N	1.28	1.29
46:m2:1210:A:O2'	75:F3:79:ILE:HG23	1.17	1.29
75:F3:56:ALA:CB	76:O3:121:ARG:HH11	1.40	1.28
46:m2:1694:U:P	75:F3:89:ARG:H	1.56	1.28
75:F3:45:VAL:CG2	76:O3:117:ARG:CD	2.10	1.27
46:m2:1211:A:H5''	75:F3:82:LYS:O	1.34	1.27
75:F3:50:VAL:O	76:O3:117:ARG:NH2	1.67	1.27
46:m2:1210:A:C4'	75:F3:79:ILE:CG2	1.97	1.26
46:m2:1865:A:C6	75:F3:75:VAL:HG23	1.70	1.26
46:m2:1865:A:C5	75:F3:75:VAL:C	2.15	1.24
46:m2:1837:A:C2	75:F3:78:ALA:N	1.96	1.24
46:m2:1865:A:N1	75:F3:75:VAL:N	1.86	1.24
46:m2:1693:U:C3'	46:m2:1694:U:P	2.24	1.24
46:m2:1837:A:H2	75:F3:77:CYS:CA	1.51	1.24
75:F3:53:ILE:CB	76:O3:117:ARG:NE	1.85	1.23
75:F3:59:PHE:CZ	76:O3:126:ILE:N	2.05	1.23
75:F3:50:VAL:CA	76:O3:117:ARG:NH1	2.01	1.23
75:F3:49:ALA:O	76:O3:117:ARG:NH1	1.67	1.23
46:m2:1868:A:C1'	75:F3:95:ARG:HD2	1.67	1.22
46:m2:1865:A:C6	75:F3:75:VAL:CG2	2.21	1.22
46:m2:1840:U:O5'	76:O3:150:ARG:O	1.55	1.22
46:m2:1868:A:H1'	75:F3:95:ARG:CG	1.68	1.21
75:F3:45:VAL:HG11	76:O3:117:ARG:NH1	1.52	1.21
75:F3:58:VAL:HG11	76:O3:123:GLY:O	1.04	1.21
46:m2:1865:A:C5	75:F3:75:VAL:CG2	2.24	1.21
75:F3:56:ALA:HB3	76:O3:121:ARG:CD	1.71	1.21
46:m2:1209:G:O2'	75:F3:80:HIS:CE1	1.93	1.20
46:m2:1865:A:C2	75:F3:75:VAL:CA	2.22	1.20
46:m2:1865:A:C2	75:F3:78:ALA:N	2.05	1.20
46:m2:1837:A:N3	75:F3:76:SER:C	2.00	1.19
75:F3:56:ALA:C	76:O3:121:ARG:CB	2.12	1.19
9:A2:3348:A:H62	9:A2:3479:G:N2	1.39	1.19
46:m2:1865:A:C4	46:m2:1865:A:N3	2.11	1.19

Continued on next page...

Continued from previous page...

Atom-1	Atom-2	Interatomic distance (Å)	Clash overlap (Å)
46:m2:1840:U:C5'	76:O3:150:ARG:O	1.91	1.18
46:m2:1868:A:O4'	75:F3:95:ARG:CZ	1.91	1.18
46:m2:1865:A:C2	75:F3:74:CYS:O	1.97	1.17
46:m2:1210:A:N3	75:F3:86:ASN:HB2	1.59	1.17
46:m2:1865:A:C5	46:m2:1865:A:C6	2.32	1.17
75:F3:58:VAL:CG1	76:O3:123:GLY:O	1.91	1.17
46:m2:1865:A:C4	75:F3:75:VAL:CB	2.28	1.17
46:m2:1212:G:C5'	75:F3:85:ARG:CZ	2.20	1.17
46:m2:1210:A:C3'	75:F3:79:ILE:HG22	1.75	1.16
46:m2:1212:G:H5'	75:F3:85:ARG:CZ	1.63	1.16
9:A2:3348:A:N6	9:A2:3479:G:H21	1.42	1.16
75:F3:49:ALA:C	76:O3:117:ARG:NH1	2.03	1.16
46:m2:1211:A:OP1	75:F3:82:LYS:HA	0.99	1.15
75:F3:58:VAL:N	76:O3:120:ALA:O	1.79	1.15
46:m2:1868:A:C1'	75:F3:95:ARG:CD	2.24	1.15
46:m2:1211:A:P	75:F3:82:LYS:CD	2.35	1.14
46:m2:1209:G:O2'	75:F3:80:HIS:HE1	1.21	1.14
75:F3:45:VAL:HG21	76:O3:117:ARG:HG3	1.23	1.14
46:m2:1211:A:OP1	75:F3:82:LYS:HD2	1.44	1.14
75:F3:59:PHE:CE2	76:O3:126:ILE:HB	1.81	1.14
46:m2:1865:A:C4	75:F3:75:VAL:O	2.01	1.14
46:m2:1865:A:C2	46:m2:1865:A:N3	2.16	1.13
46:m2:1868:A:H1'	75:F3:95:ARG:HG3	1.14	1.13
75:F3:26:CYS:HB2	76:O3:149:ARG:HB2	1.29	1.13
46:m2:1865:A:N1	75:F3:75:VAL:C	2.06	1.12
75:F3:53:ILE:HB	76:O3:117:ARG:CZ	1.78	1.12
46:m2:1868:A:H1'	75:F3:95:ARG:CD	1.80	1.12
46:m2:1868:A:O4'	75:F3:95:ARG:NE	1.83	1.12
75:F3:26:CYS:CB	76:O3:149:ARG:HD2	1.79	1.12
46:m2:1065:C:H2'	76:O3:150:ARG:HA	1.21	1.11
46:m2:1865:A:C2	75:F3:78:ALA:CB	2.32	1.11
75:F3:45:VAL:CB	76:O3:117:ARG:HD2	1.80	1.11
46:m2:1865:A:C2	75:F3:75:VAL:HA	1.83	1.11
75:F3:53:ILE:CD1	76:O3:117:ARG:CB	2.27	1.10
46:m2:1212:G:H5'	75:F3:85:ARG:NH1	1.64	1.10
75:F3:56:ALA:HB3	76:O3:121:ARG:CB	1.81	1.10
46:m2:1210:A:O2'	75:F3:79:ILE:CG2	1.99	1.10
75:F3:53:ILE:N	76:O3:117:ARG:NH2	1.97	1.10
46:m2:1745:G:N2	46:m2:1793:A:H62	1.48	1.10
46:m2:1840:U:H4'	76:O3:149:ARG:HG3	1.22	1.10
75:F3:26:CYS:SG	76:O3:149:ARG:HD2	1.90	1.10

Continued on next page...

Continued from previous page...

Atom-1	Atom-2	Interatomic distance (Å)	Clash overlap (Å)
75:F3:57:SER:N	76:O3:121:ARG:HA	1.35	1.10
75:F3:69:VAL:CA	76:O3:107:THR:OG1	1.98	1.10
75:F3:56:ALA:CB	76:O3:121:ARG:CB	2.31	1.09
75:F3:45:VAL:HG11	76:O3:117:ARG:CD	1.83	1.09
46:m2:1211:A:OP2	75:F3:82:LYS:HD2	1.51	1.09
46:m2:1865:A:C4	75:F3:75:VAL:C	2.30	1.09
46:m2:1865:A:N3	75:F3:75:VAL:HA	1.67	1.09
46:m2:1865:A:N6	75:F3:28:ARG:HH22	1.50	1.09
75:F3:50:VAL:N	76:O3:117:ARG:HH12	1.51	1.09
75:F3:45:VAL:CG2	76:O3:117:ARG:HD2	1.80	1.09
46:m2:1694:U:P	75:F3:89:ARG:N	2.26	1.08
75:F3:57:SER:HA	76:O3:121:ARG:N	1.68	1.08
46:m2:1211:A:OP1	75:F3:82:LYS:CD	2.02	1.07
46:m2:1745:G:H21	46:m2:1793:A:N6	1.52	1.07
75:F3:53:ILE:N	76:O3:117:ARG:HH21	1.49	1.07
46:m2:1693:U:O3'	46:m2:1694:U:P	2.10	1.07
75:F3:69:VAL:HA	76:O3:107:THR:OG1	1.19	1.07
46:m2:444:C:N4	46:m2:451:A:H62	1.51	1.07
75:F3:45:VAL:CG2	76:O3:117:ARG:HG3	1.84	1.07
75:F3:53:ILE:HD12	76:O3:117:ARG:NE	1.69	1.07
46:m2:1865:A:N1	75:F3:74:CYS:C	2.12	1.06
46:m2:1865:A:N3	75:F3:75:VAL:O	1.88	1.06
75:F3:4:LYS:CE	75:F3:92:ARG:HH21	1.67	1.06
75:F3:53:ILE:HG21	76:O3:117:ARG:CA	1.85	1.06
75:F3:57:SER:HA	76:O3:120:ALA:C	1.81	1.05
46:m2:1694:U:P	75:F3:88:SER:CA	2.43	1.05
46:m2:1837:A:C2	75:F3:77:CYS:CA	2.38	1.05
75:F3:56:ALA:H	76:O3:121:ARG:HD2	1.13	1.05
75:F3:45:VAL:HG21	76:O3:117:ARG:HD2	1.29	1.05
75:F3:53:ILE:HD13	76:O3:117:ARG:HB2	1.17	1.05
46:m2:1865:A:C2	75:F3:75:VAL:O	2.11	1.04
46:m2:1865:A:N3	75:F3:78:ALA:HB3	1.70	1.04
46:m2:1867:C:H3'	75:F3:95:ARG:HH12	1.19	1.04
46:m2:1694:U:P	75:F3:88:SER:HA	1.98	1.04
75:F3:59:PHE:CZ	76:O3:126:ILE:CA	2.28	1.04
46:m2:1840:U:H4'	76:O3:149:ARG:CG	1.77	1.02
46:m2:1862:A:H2'	75:F3:8:ASN:HB3	1.39	1.02
75:F3:56:ALA:HB3	76:O3:121:ARG:HB3	1.27	1.02
46:m2:679:G:N2	46:m2:1030:A:H62	1.58	1.02
75:F3:50:VAL:C	76:O3:117:ARG:NH2	2.17	1.02
75:F3:56:ALA:CA	76:O3:121:ARG:HB3	1.88	1.02

Continued on next page...

Continued from previous page...

Atom-1	Atom-2	Interatomic distance (Å)	Clash overlap (Å)
46:m2:1212:G:OP1	75:F3:85:ARG:NH2	1.77	1.02
46:m2:1211:A:H5''	75:F3:82:LYS:C	1.85	1.01
75:F3:53:ILE:HD13	76:O3:117:ARG:CG	1.90	1.01
75:F3:53:ILE:HA	76:O3:121:ARG:CD	1.89	1.01
75:F3:53:ILE:HA	76:O3:121:ARG:NE	1.73	1.01
46:m2:679:G:H21	46:m2:1030:A:N6	1.58	1.00
46:m2:1210:A:C2	75:F3:86:ASN:CB	2.44	1.00
46:m2:1865:A:C5	75:F3:76:SER:N	2.27	1.00
46:m2:1211:A:OP1	75:F3:82:LYS:CG	2.09	1.00
46:m2:1212:G:OP2	75:F3:82:LYS:NZ	1.94	1.00
75:F3:50:VAL:HA	76:O3:117:ARG:CZ	1.91	1.00
75:F3:53:ILE:CG1	76:O3:117:ARG:NE	2.25	1.00
75:F3:57:SER:N	76:O3:121:ARG:HG2	1.77	1.00
46:m2:1865:A:C5	75:F3:75:VAL:CB	2.45	0.99
46:m2:1865:A:N3	75:F3:75:VAL:CA	2.24	0.99
46:m2:1694:U:P	75:F3:88:SER:HB3	2.02	0.99
75:F3:45:VAL:CG1	76:O3:117:ARG:HD2	1.93	0.99
46:m2:1868:A:N9	75:F3:95:ARG:HD2	1.76	0.98
46:m2:1867:C:H4'	75:F3:7:ASN:ND2	1.77	0.98
75:F3:53:ILE:CG2	76:O3:117:ARG:CB	2.16	0.98
75:F3:59:PHE:HE1	76:O3:126:ILE:O	1.46	0.97
75:F3:56:ALA:C	76:O3:121:ARG:HB3	1.80	0.97
46:m2:444:C:H42	46:m2:451:A:N6	1.63	0.97
75:F3:53:ILE:CA	76:O3:121:ARG:HD3	1.71	0.97
46:m2:1867:C:C3'	75:F3:95:ARG:HH12	1.78	0.97
46:m2:1865:A:H61	75:F3:28:ARG:NH2	1.63	0.97
46:m2:1867:C:C3'	75:F3:7:ASN:HD21	1.77	0.96
46:m2:1066:C:O4'	76:O3:150:ARG:CG	2.14	0.96
75:F3:59:PHE:CE1	76:O3:126:ILE:O	2.19	0.96
46:m2:1066:C:C4'	76:O3:150:ARG:HG3	1.94	0.96
75:F3:56:ALA:HB1	76:O3:121:ARG:HB3	1.46	0.96
46:m2:679:G:H21	46:m2:1030:A:H62	0.99	0.96
9:A2:938:U:H3	9:A2:1049:C:H42	0.97	0.96
46:m2:1865:A:C6	46:m2:1865:A:N1	2.34	0.96
75:F3:22:ARG:NH2	76:O3:146:ARG:N	2.14	0.95
75:F3:57:SER:N	76:O3:121:ARG:CA	2.13	0.95
75:F3:45:VAL:HG11	76:O3:117:ARG:HH11	0.82	0.95
75:F3:56:ALA:N	76:O3:121:ARG:HD2	1.81	0.95
75:F3:58:VAL:HG11	76:O3:123:GLY:C	1.91	0.95
46:m2:1694:U:P	75:F3:88:SER:CB	2.55	0.95
46:m2:1865:A:N1	46:m2:1865:A:C2	2.35	0.95

Continued on next page...

Continued from previous page...

Atom-1	Atom-2	Interatomic distance (Å)	Clash overlap (Å)
75:F3:53:ILE:HG21	76:O3:117:ARG:CG	1.96	0.95
75:F3:26:CYS:HB2	76:O3:149:ARG:CB	1.97	0.94
46:m2:1210:A:C4'	75:F3:79:ILE:HG21	1.92	0.94
46:m2:444:C:H42	46:m2:451:A:H62	0.98	0.94
46:m2:1211:A:P	75:F3:82:LYS:HA	2.07	0.94
75:F3:56:ALA:CB	76:O3:121:ARG:HD2	1.98	0.94
46:m2:1212:G:P	75:F3:82:LYS:HZ1	1.91	0.94
46:m2:1865:A:N1	75:F3:75:VAL:CA	2.31	0.94
75:F3:82:LYS:HZ2	75:F3:82:LYS:HB3	1.30	0.94
75:F3:45:VAL:CG1	76:O3:117:ARG:CD	2.47	0.93
46:m2:1864:G:N7	75:F3:34:LYS:HE3	1.82	0.93
75:F3:53:ILE:HG21	76:O3:117:ARG:HB3	0.97	0.93
75:F3:67:LEU:HB2	76:O3:113:GLN:HE21	1.33	0.93
70:P3:106:THR:HG22	70:P3:108:ALA:H	1.34	0.93
46:m2:1841:U:H6	75:F3:28:ARG:HH12	1.10	0.92
46:m2:1868:A:H5'	75:F3:95:ARG:NH2	1.85	0.92
75:F3:45:VAL:HG11	76:O3:117:ARG:HD2	1.48	0.92
75:F3:4:LYS:HE3	75:F3:92:ARG:NH2	1.84	0.92
75:F3:94:ASP:OD1	75:F3:95:ARG:N	2.03	0.92
46:m2:1211:A:OP1	75:F3:82:LYS:CB	2.17	0.92
46:m2:1840:U:C4'	76:O3:149:ARG:HG3	1.99	0.92
75:F3:58:VAL:CG1	76:O3:123:GLY:C	2.43	0.91
75:F3:45:VAL:HG21	76:O3:117:ARG:HD3	1.50	0.91
75:F3:59:PHE:HZ	76:O3:126:ILE:N	1.53	0.91
75:F3:53:ILE:CB	76:O3:117:ARG:HB3	2.00	0.91
75:F3:22:ARG:HH21	76:O3:145:GLY:N	1.69	0.91
9:A2:740:A:H62	9:A2:828:G:H21	0.97	0.91
46:m2:198:U:H3	46:m2:203:G:H1	1.13	0.91
46:m2:1840:U:H5'	76:O3:150:ARG:O	1.71	0.90
46:m2:1210:A:C2'	75:F3:79:ILE:CG2	2.50	0.90
75:F3:53:ILE:CD1	76:O3:117:ARG:NE	2.20	0.90
9:A2:4182:U:H3'	9:A2:4183:U:H5''	1.53	0.90
46:m2:1862:A:N7	75:F3:10:ARG:NH2	2.19	0.90
75:F3:44:ILE:CD1	76:O3:113:GLN:HA	2.00	0.90
46:m2:1065:C:O2'	76:O3:149:ARG:O	1.89	0.90
75:F3:56:ALA:CB	76:O3:121:ARG:CZ	2.50	0.90
75:F3:57:SER:HA	76:O3:120:ALA:O	1.72	0.89
75:F3:53:ILE:CG1	76:O3:117:ARG:HB3	2.03	0.89
9:A2:740:A:H62	9:A2:828:G:N2	1.69	0.89
46:m2:1867:C:H3'	75:F3:95:ARG:NH1	1.86	0.89
46:m2:1591:A:H61	46:m2:1674:U:H1'	1.36	0.88

Continued on next page...

Continued from previous page...

Atom-1	Atom-2	Interatomic distance (Å)	Clash overlap (Å)
46:m2:1865:A:N1	75:F3:74:CYS:SG	2.46	0.88
75:F3:68:TYR:C	76:O3:107:THR:HG23	1.96	0.88
75:F3:56:ALA:CB	76:O3:121:ARG:CD	2.50	0.88
75:F3:57:SER:HA	76:O3:121:ARG:HA	0.96	0.88
75:F3:45:VAL:CG1	76:O3:117:ARG:NH1	2.21	0.88
75:F3:58:VAL:CB	76:O3:123:GLY:C	2.23	0.88
9:A2:938:U:H3	9:A2:1049:C:N4	1.71	0.88
46:m2:1864:G:C2	75:F3:75:VAL:HG22	2.09	0.88
75:F3:53:ILE:CA	76:O3:121:ARG:CD	2.41	0.88
75:F3:68:TYR:O	76:O3:107:THR:HG23	1.72	0.88
46:m2:1865:A:C6	75:F3:75:VAL:C	2.52	0.87
46:m2:1693:U:O2	75:F3:86:ASN:O	1.91	0.87
46:m2:1862:A:C2'	75:F3:8:ASN:HB3	2.04	0.87
75:F3:45:VAL:CG2	76:O3:117:ARG:CG	2.34	0.87
46:m2:1864:G:O6	75:F3:34:LYS:HD3	1.75	0.87
75:F3:40:VAL:CG2	75:F3:69:VAL:O	2.21	0.87
46:m2:1865:A:C6	75:F3:75:VAL:HG22	2.09	0.87
46:m2:1750:G:H1	46:m2:1788:U:H3	0.90	0.87
75:F3:56:ALA:HB3	76:O3:121:ARG:CZ	2.04	0.87
46:m2:1865:A:C2	75:F3:78:ALA:HB2	2.09	0.87
46:m2:1864:G:H1'	46:m2:1865:A:N7	1.90	0.86
75:F3:30:VAL:HG21	75:F3:74:CYS:CB	2.05	0.86
75:F3:22:ARG:NH2	76:O3:145:GLY:C	2.33	0.86
75:F3:56:ALA:HB3	76:O3:121:ARG:NE	1.89	0.86
46:m2:1865:A:C2	75:F3:78:ALA:HB3	2.10	0.86
46:m2:1865:A:C6	75:F3:75:VAL:N	2.43	0.86
75:F3:45:VAL:CG2	76:O3:117:ARG:HD3	2.02	0.86
46:m2:1482:A:H4'	57:y2:131:LYS:HE3	1.56	0.86
46:m2:1865:A:H2	75:F3:78:ALA:CA	1.87	0.86
46:m2:1865:A:N6	75:F3:28:ARG:NH2	2.21	0.85
9:A2:1488:C:H3'	9:A2:1490:U:O2	1.75	0.85
75:F3:70:LYS:N	76:O3:107:THR:OG1	2.09	0.85
46:m2:1211:A:C5'	75:F3:82:LYS:O	2.22	0.85
46:m2:1865:A:C6	75:F3:28:ARG:NH2	2.45	0.85
75:F3:4:LYS:HE3	75:F3:92:ARG:HH21	1.38	0.85
9:A2:3894:U:H3	9:A2:3933:A:H2	1.25	0.85
46:m2:1862:A:H3'	75:F3:8:ASN:CG	2.01	0.85
75:F3:87:ARG:HB3	75:F3:91:ALA:CB	2.07	0.85
75:F3:56:ALA:HB3	76:O3:121:ARG:CG	2.07	0.84
46:m2:1865:A:N3	75:F3:75:VAL:C	2.34	0.84
46:m2:1065:C:C2'	76:O3:150:ARG:HA	2.06	0.84

Continued on next page...

Continued from previous page...

Atom-1	Atom-2	Interatomic distance (Å)	Clash overlap (Å)
46:m2:1865:A:C6	75:F3:75:VAL:CA	2.60	0.84
46:m2:1210:A:N3	75:F3:86:ASN:CB	2.39	0.84
46:m2:1217:C:H42	46:m2:1222:A:H61	1.21	0.84
75:F3:53:ILE:HA	76:O3:121:ARG:HE	1.40	0.84
46:m2:1210:A:H1'	75:F3:86:ASN:ND2	1.91	0.83
46:m2:1211:A:OP2	75:F3:82:LYS:CD	2.23	0.83
46:m2:1865:A:C4	75:F3:75:VAL:CA	2.61	0.83
75:F3:53:ILE:CD1	76:O3:117:ARG:HB3	1.97	0.83
75:F3:44:ILE:HD12	76:O3:113:GLN:HA	1.61	0.83
75:F3:53:ILE:HG23	76:O3:117:ARG:C	2.04	0.83
46:m2:1862:A:H3'	75:F3:8:ASN:OD1	1.79	0.83
75:F3:50:VAL:CA	76:O3:117:ARG:CZ	2.54	0.83
75:F3:69:VAL:HA	76:O3:107:THR:HG1	1.43	0.83
46:m2:1065:C:C2'	76:O3:149:ARG:O	2.27	0.83
46:m2:1474:C:N4	46:m2:1478:A:H62	1.76	0.82
9:A2:2366:A:H5'	9:A2:2443:G:H4'	1.61	0.82
12:D2:147:ARG:HH21	12:D2:155:LYS:HD2	1.44	0.82
75:F3:4:LYS:CE	75:F3:92:ARG:NH2	2.41	0.82
76:O3:59:GLY:HA2	76:O3:68:GLU:HG2	1.60	0.82
13:E2:90:VAL:HG13	13:E2:104:THR:HG22	1.61	0.82
75:F3:57:SER:CA	76:O3:121:ARG:CA	2.16	0.82
75:F3:94:ASP:O	75:F3:95:ARG:HD3	1.80	0.82
46:m2:1210:A:HO2'	75:F3:79:ILE:HG23	1.40	0.82
46:m2:1862:A:N6	46:m2:1864:G:O6	2.13	0.82
75:F3:53:ILE:CG2	76:O3:117:ARG:HE	1.93	0.82
16:H2:125:THR:HG22	16:H2:126:GLU:HG3	1.61	0.82
46:m2:959:A:H5''	76:O3:41:PHE:HZ	1.45	0.82
75:F3:26:CYS:SG	76:O3:149:ARG:CD	2.68	0.82
2:B1:200:THR:HG22	2:B1:201:THR:HG23	1.62	0.81
75:F3:49:ALA:O	76:O3:117:ARG:CZ	2.28	0.81
46:m2:1864:G:N3	75:F3:75:VAL:CG2	2.43	0.81
9:A2:1011:U:H3'	9:A2:1012:C:H5''	1.62	0.81
9:A2:1361:G:HO2'	9:A2:2567:A:H8	1.28	0.81
75:F3:53:ILE:CD1	76:O3:117:ARG:CG	2.53	0.81
46:m2:1868:A:O4'	75:F3:95:ARG:CD	2.27	0.81
75:F3:57:SER:H	76:O3:121:ARG:HG2	1.46	0.81
75:F3:57:SER:N	76:O3:121:ARG:CG	2.44	0.80
17:I2:165:LYS:HG2	17:I2:169:ARG:HH21	1.47	0.80
46:m2:1647:C:H5'	57:y2:139:ALA:HA	1.62	0.80
46:m2:1474:C:H42	46:m2:1478:A:H62	1.28	0.80
53:o2:63:ARG:HG2	53:o2:185:MET:HE1	1.62	0.80

Continued on next page...

Continued from previous page...

Atom-1	Atom-2	Interatomic distance (Å)	Clash overlap (Å)
75:F3:53:ILE:CG2	76:O3:117:ARG:CA	2.55	0.80
75:F3:53:ILE:CA	76:O3:117:ARG:HH21	1.94	0.80
9:A2:740:A:N6	9:A2:828:G:H21	1.77	0.80
75:F3:50:VAL:C	76:O3:117:ARG:HH22	1.88	0.80
75:F3:44:ILE:HG13	75:F3:45:VAL:HG23	1.63	0.79
46:m2:1210:A:O4'	75:F3:79:ILE:HG21	1.81	0.79
75:F3:22:ARG:HH21	76:O3:145:GLY:C	1.89	0.79
75:F3:45:VAL:HG11	76:O3:117:ARG:CZ	2.11	0.79
9:A2:1259:C:H42	9:A2:1901:A:H61	1.30	0.79
46:m2:1667:G:H22	59:B3:87:VAL:HG22	1.48	0.79
46:m2:1694:U:O5'	75:F3:89:ARG:HG3	1.82	0.79
46:m2:1865:A:H61	75:F3:28:ARG:HH22	0.83	0.79
46:m2:1238:G:H21	46:m2:1524:A:H62	1.29	0.79
75:F3:87:ARG:HB3	75:F3:91:ALA:HB1	1.65	0.79
46:m2:1837:A:H1'	75:F3:76:SER:HA	1.65	0.78
9:A2:1005:G:H22	9:A2:1019:G:H22	1.32	0.78
46:m2:1865:A:C5	46:m2:1865:A:N6	2.50	0.78
75:F3:40:VAL:HG23	75:F3:69:VAL:O	1.83	0.78
56:x2:93:MET:HE1	56:x2:104:GLN:HB3	1.63	0.78
75:F3:50:VAL:CA	76:O3:117:ARG:HH12	1.82	0.78
75:F3:26:CYS:HB2	76:O3:149:ARG:HD2	1.66	0.78
75:F3:56:ALA:H	76:O3:121:ARG:CD	1.93	0.78
46:m2:1645:U:H1'	57:y2:142:GLN:OE1	1.83	0.78
75:F3:22:ARG:NH2	76:O3:145:GLY:N	2.31	0.78
46:m2:154:U:H3	46:m2:164:A:H61	1.32	0.77
46:m2:1065:C:O2	76:O3:150:ARG:C	2.27	0.77
46:m2:1868:A:C4	75:F3:95:ARG:HA	2.07	0.77
75:F3:50:VAL:O	76:O3:117:ARG:CZ	2.32	0.77
9:A2:3782:U:H3	9:A2:3804:G:H1	1.30	0.77
46:m2:70:G:H21	46:m2:79:A:H62	1.33	0.77
46:m2:1050:G:OP1	76:O3:144:GLY:N	2.18	0.77
75:F3:50:VAL:N	76:O3:117:ARG:NH1	2.17	0.77
75:F3:65:PRO:CG	76:O3:116:LEU:HD23	2.15	0.77
46:m2:887:U:H3	46:m2:903:G:H1	1.31	0.77
46:m2:1841:U:H5''	75:F3:28:ARG:NH1	1.99	0.77
46:m2:1864:G:C5	75:F3:34:LYS:NZ	2.51	0.77
46:m2:1066:C:O4'	76:O3:150:ARG:CD	2.32	0.77
46:m2:1210:A:H4'	75:F3:79:ILE:HG22	0.78	0.77
75:F3:50:VAL:C	76:O3:117:ARG:CZ	2.58	0.77
46:m2:683:U:H4'	62:E3:9:THR:HG22	1.66	0.76
46:m2:1237:G:H21	56:x2:135:ALA:HA	1.50	0.76

Continued on next page...

Continued from previous page...

Atom-1	Atom-2	Interatomic distance (Å)	Clash overlap (Å)
46:m2:1693:U:H3'	46:m2:1694:U:OP2	1.85	0.76
46:m2:1865:A:N6	75:F3:75:VAL:HG23	2.00	0.76
46:m2:1865:A:C2	75:F3:78:ALA:CA	2.65	0.76
75:F3:44:ILE:HD12	76:O3:113:GLN:O	1.85	0.76
46:m2:1520:C:H5'	46:m2:1521:U:H5''	1.67	0.76
46:m2:1864:G:C5	75:F3:34:LYS:HE3	2.20	0.76
46:m2:1865:A:H3'	75:F3:5:ARG:NH2	2.01	0.76
75:F3:45:VAL:HG12	76:O3:117:ARG:HH11	1.48	0.76
46:m2:846:U:H2'	46:m2:847:G:H8	1.51	0.76
46:m2:1488:A:H2'	46:m2:1489:A:H8	1.50	0.76
46:m2:651:U:H2'	46:m2:652:A:H8	1.50	0.76
46:m2:911:G:H2'	46:m2:912:G:H8	1.51	0.75
46:m2:1837:A:C2	75:F3:77:CYS:HA	2.21	0.75
46:m2:540:U:H3	46:m2:548:G:H1	1.30	0.75
46:m2:1210:A:C2'	75:F3:79:ILE:HG23	2.14	0.75
57:y2:41:MET:HE2	57:y2:41:MET:HA	1.69	0.75
19:K2:39:THR:HG22	19:K2:41:SER:H	1.50	0.75
75:F3:30:VAL:HG21	75:F3:74:CYS:HB3	1.67	0.75
75:F3:57:SER:N	76:O3:121:ARG:CB	2.46	0.75
76:O3:96:LYS:HG2	76:O3:130:GLU:HB2	1.69	0.75
75:F3:38:LYS:HD3	75:F3:71:LEU:HD12	1.68	0.74
46:m2:1865:A:C5	75:F3:75:VAL:HB	2.21	0.74
56:x2:89:MET:HE3	56:x2:92:SER:HB2	1.69	0.74
46:m2:153:G:H22	46:m2:165:G:H1	1.34	0.74
46:m2:1657:C:H2'	46:m2:1658:G:H8	1.52	0.74
75:F3:56:ALA:HB3	76:O3:121:ARG:HD2	1.54	0.74
46:m2:1066:C:H5'	76:O3:150:ARG:CG	2.16	0.74
46:m2:1865:A:C2	75:F3:74:CYS:C	2.65	0.74
53:o2:58:LEU:HD13	53:o2:174:MET:HE1	1.70	0.74
75:F3:57:SER:CA	76:O3:120:ALA:O	2.34	0.74
48:p2:110:MET:HA	48:p2:110:MET:HE3	1.67	0.74
46:m2:385:G:H21	51:w2:133:PRO:HG2	1.50	0.74
75:F3:82:LYS:HZ2	75:F3:82:LYS:CB	2.01	0.74
46:m2:1867:C:O3'	75:F3:7:ASN:ND2	2.20	0.74
46:m2:1211:A:O5'	75:F3:82:LYS:NZ	2.20	0.74
46:m2:1217:C:N4	46:m2:1222:A:H61	1.84	0.74
46:m2:1210:A:C3'	75:F3:79:ILE:CG2	2.53	0.73
54:s2:201:LYS:HA	54:s2:204:ARG:HD2	1.69	0.73
46:m2:1867:C:C4'	75:F3:7:ASN:HD21	2.00	0.73
8:H1:125:SER:HB3	9:A2:3593:C:H1'	1.71	0.73
46:m2:1066:C:C4'	76:O3:150:ARG:CG	2.67	0.73

Continued on next page...

Continued from previous page...

Atom-1	Atom-2	Interatomic distance (Å)	Clash overlap (Å)
9:A2:1006:G:H1	9:A2:1018:U:H3	1.36	0.73
32:X2:90:ARG:HD3	32:X2:102:LEU:HD23	1.69	0.73
46:m2:602:G:H2'	46:m2:603:G:C8	2.23	0.73
75:F3:53:ILE:CG2	76:O3:117:ARG:C	2.62	0.73
75:F3:53:ILE:HD13	76:O3:117:ARG:HB3	1.40	0.72
17:I2:27:VAL:HG13	17:I2:98:ALA:HB1	1.71	0.72
46:m2:1609:A:H61	46:m2:1634:G:H1'	1.54	0.72
50:r2:71:LYS:HG2	50:r2:76:VAL:HG22	1.71	0.72
46:m2:1658:G:H1	46:m2:1670:U:H3	1.37	0.72
9:A2:1354:U:H3	9:A2:1431:G:H1	1.38	0.72
46:m2:1837:A:N1	75:F3:77:CYS:C	2.48	0.72
56:x2:53:GLN:HG3	56:x2:56:LEU:HD23	1.71	0.72
57:y2:70:VAL:HG11	57:y2:84:ILE:HG12	1.72	0.72
75:F3:30:VAL:HG21	75:F3:74:CYS:HB2	1.69	0.72
75:F3:53:ILE:HB	76:O3:117:ARG:NH2	2.04	0.72
75:F3:53:ILE:HG23	76:O3:117:ARG:O	1.90	0.72
19:K2:53:MET:HE3	19:K2:57:ASN:HB3	1.72	0.72
9:A2:3430:A:H2'	9:A2:3431:A:C8	2.24	0.72
9:A2:1360:A:H2	9:A2:2568:A:H8	1.38	0.71
28:T2:99:ASP:HB3	28:T2:102:ARG:HH21	1.55	0.71
46:m2:1694:U:H4'	75:F3:87:ARG:O	1.90	0.71
53:o2:147:LEU:HD11	53:o2:174:MET:HE2	1.71	0.71
75:F3:63:VAL:HG22	75:F3:65:PRO:HD3	1.71	0.71
9:A2:2224:C:H5	9:A2:2226:G:H1	1.36	0.71
9:A2:2279:U:H3	9:A2:2284:A:H2	1.37	0.71
46:m2:658:G:H21	46:m2:665:C:H5'	1.55	0.71
46:m2:1864:G:C5	75:F3:34:LYS:CE	2.74	0.71
75:F3:53:ILE:HD12	76:O3:117:ARG:HD3	0.72	0.71
46:m2:1841:U:H6	75:F3:28:ARG:NH1	1.86	0.71
66:J3:102:LEU:HB3	66:J3:130:ILE:HD11	1.72	0.71
1:A1:120:ILE:HD13	19:K2:3:VAL:HG13	1.72	0.71
3:C1:44:GLU:HG2	3:C1:58:ASP:HB2	1.71	0.71
8:H1:60:VAL:HG22	8:H1:134:LEU:HB2	1.71	0.71
46:m2:1865:A:C5	75:F3:75:VAL:CA	2.74	0.71
46:m2:1837:A:C2	75:F3:76:SER:C	2.68	0.71
9:A2:1769:A:H2'	9:A2:1770:G:H8	1.55	0.71
46:m2:1695:G:O4'	75:F3:4:LYS:NZ	2.24	0.71
46:m2:1212:G:H5'	75:F3:85:ARG:CD	2.15	0.71
46:m2:1840:U:H5'	76:O3:150:ARG:C	2.15	0.71
66:J3:184:VAL:HG13	66:J3:243:ALA:HB1	1.70	0.71
9:A2:4124:G:H1	9:A2:4135:U:H3	1.38	0.71

Continued on next page...

Continued from previous page...

Atom-1	Atom-2	Interatomic distance (Å)	Clash overlap (Å)
9:A2:665:C:H2'	9:A2:666:G:H8	1.56	0.70
46:m2:1654:G:H1	46:m2:1674:U:H3	1.39	0.70
46:m2:1263:C:H41	46:m2:1663:A:H62	1.39	0.70
46:m2:1290:U:H3	46:m2:1313:C:H42	1.38	0.70
46:m2:1862:A:C2	46:m2:1864:G:N7	2.59	0.70
67:K3:63:MET:HB3	67:K3:98:ARG:HE	1.57	0.70
46:m2:1210:A:H4'	75:F3:79:ILE:CB	2.19	0.70
46:m2:1653:A:H2'	46:m2:1654:G:H8	1.56	0.70
54:s2:136:ARG:HH21	54:s2:199:VAL:HG13	1.56	0.70
48:p2:139:CYS:HB3	48:p2:172:MET:HE3	1.74	0.70
46:m2:1488:A:H2'	46:m2:1489:A:C8	2.26	0.70
50:r2:100:ARG:HB2	50:r2:114:ILE:HD13	1.73	0.70
37:c2:67:LYS:HG3	37:c2:71:LYS:HZ1	1.56	0.70
46:m2:1209:G:C2'	75:F3:80:HIS:HE1	2.03	0.70
75:F3:26:CYS:CB	76:O3:149:ARG:CD	2.64	0.70
75:F3:42:ARG:HB3	75:F3:42:ARG:CZ	2.22	0.70
70:P3:27:ILE:HG22	70:P3:29:PRO:HD2	1.74	0.70
9:A2:4541:G:H2'	9:A2:4542:G:H8	1.57	0.69
46:m2:1615:G:H2'	46:m2:1616:A:C8	2.26	0.69
48:p2:179:ASN:HB3	48:p2:183:GLU:HB2	1.74	0.69
75:F3:40:VAL:HG22	75:F3:69:VAL:O	1.92	0.69
71:Q3:44:LEU:HD23	71:Q3:55:ILE:HD11	1.73	0.69
46:m2:1210:A:H2	75:F3:86:ASN:HB2	1.49	0.69
46:m2:1210:A:C1'	75:F3:79:ILE:CG2	2.71	0.69
46:m2:1212:G:C5'	75:F3:85:ARG:CD	2.69	0.69
9:A2:3614:G:H21	47:n2:56:C:H1'	1.56	0.69
46:m2:176:U:H3	46:m2:315:A:H62	1.38	0.69
46:m2:1693:U:O2'	75:F3:91:ALA:CB	2.40	0.69
46:m2:1694:U:P	75:F3:88:SER:C	2.75	0.69
75:F3:26:CYS:HB2	76:O3:149:ARG:CD	2.21	0.69
37:c2:29:ARG:HG2	37:c2:32:ARG:HD3	1.74	0.69
46:m2:1865:A:H3'	75:F3:5:ARG:HH21	1.56	0.69
46:m2:1868:A:C1'	75:F3:95:ARG:HG3	2.09	0.69
46:m2:930:G:H2'	46:m2:931:G:H8	1.58	0.68
50:r2:125:LYS:HD2	50:r2:226:PHE:HA	1.75	0.68
75:F3:88:SER:O	75:F3:91:ALA:HB3	1.93	0.68
9:A2:3298:A:H1'	38:d2:2:THR:HB	1.74	0.68
46:m2:1867:C:H3'	75:F3:95:ARG:HH22	1.58	0.68
49:q2:29:LEU:HB3	49:q2:32:ASP:HB2	1.75	0.68
46:m2:1066:C:H5'	76:O3:150:ARG:HG2	1.76	0.68
54:s2:203:ASN:O	75:F3:52:ASP:OD2	2.12	0.68

Continued on next page...

Continued from previous page...

Atom-1	Atom-2	Interatomic distance (Å)	Clash overlap (Å)
46:m2:519:C:H2'	46:m2:520:G:H8	1.58	0.68
46:m2:1261:A:H62	46:m2:1520:C:H3'	1.59	0.68
75:F3:88:SER:N	75:F3:91:ALA:HB3	2.09	0.68
9:A2:4067:1MA:N6	9:A2:4079:G:HO2'	1.92	0.68
46:m2:1221:C:H2'	46:m2:1222:A:H8	1.57	0.68
46:m2:1574:C:H2'	46:m2:1575:G:C8	2.28	0.68
6:F1:46:ILE:HD11	6:F1:51:ALA:HA	1.75	0.68
46:m2:1065:C:O3'	76:O3:149:ARG:O	2.11	0.68
46:m2:1837:A:C2	75:F3:76:SER:O	2.47	0.68
1:A1:173:ASN:HD21	9:A2:841:A:H62	1.42	0.68
46:m2:10:G:H1'	66:J3:115:GLN:HB2	1.76	0.68
65:I3:79:LEU:HD21	65:I3:87:LEU:HD23	1.76	0.68
9:A2:4391:C:H3'	9:A2:4393:A:H5''	1.76	0.67
46:m2:1864:G:C6	75:F3:34:LYS:CE	2.78	0.67
46:m2:922:A:H4'	70:P3:57:ARG:HB3	1.75	0.67
58:A3:22:GLY:HA2	58:A3:56:ALA:HB3	1.76	0.67
75:F3:69:VAL:C	76:O3:107:THR:OG1	2.38	0.67
21:M2:19:THR:HG22	21:M2:21:LYS:H	1.57	0.67
46:m2:1210:A:O4'	75:F3:79:ILE:CG2	2.40	0.67
46:m2:1210:A:O3'	75:F3:79:ILE:O	2.12	0.67
46:m2:1862:A:C3'	75:F3:8:ASN:HB3	2.23	0.67
46:m2:1065:C:O2'	76:O3:149:ARG:C	2.36	0.67
46:m2:1574:C:H2'	46:m2:1575:G:H8	1.59	0.67
53:o2:91:ALA:HA	53:o2:96:ALA:HB3	1.76	0.67
75:F3:22:ARG:NH2	76:O3:145:GLY:CA	2.56	0.67
46:m2:1060:A:H2'	46:m2:1061:G:C8	2.30	0.67
46:m2:1470:C:H2'	46:m2:1471:A:H8	1.59	0.67
75:F3:22:ARG:HH21	76:O3:145:GLY:CA	2.07	0.67
46:m2:1864:G:C4	75:F3:75:VAL:HG21	2.29	0.67
1:A1:127:VAL:HG13	1:A1:158:VAL:HG12	1.77	0.67
9:A2:4638:G:H2'	9:A2:4639:G:C8	2.29	0.67
15:G2:62:CYS:HB3	15:G2:105:LEU:HD22	1.75	0.67
53:o2:24:HIS:HB3	53:o2:51:LEU:HD21	1.75	0.67
49:q2:9:ARG:HG2	64:H3:34:TYR:HB3	1.77	0.67
53:o2:124:VAL:HG21	53:o2:134:LEU:HD21	1.75	0.67
59:B3:123:LEU:HD13	59:B3:128:GLN:HB2	1.75	0.67
75:F3:56:ALA:CA	76:O3:121:ARG:HD2	2.24	0.67
9:A2:469:C:H5''	9:A2:691:G:H22	1.59	0.67
46:m2:619:G:H4'	62:E3:88:ASP:HB2	1.76	0.67
9:A2:4563:C:H2'	9:A2:4564:G:H8	1.61	0.66
46:m2:1864:G:C6	75:F3:34:LYS:HD3	2.29	0.66

Continued on next page...

Continued from previous page...

Atom-1	Atom-2	Interatomic distance (Å)	Clash overlap (Å)
13:E2:103:LYS:HE2	13:E2:149:ASP:OD2	1.95	0.66
46:m2:1633:U:H3'	46:m2:1634:G:H8	1.59	0.66
75:F3:4:LYS:HE2	75:F3:92:ARG:HH21	1.55	0.66
75:F3:56:ALA:HB2	76:O3:121:ARG:HH11	0.63	0.66
75:F3:22:ARG:NH2	76:O3:144:GLY:C	2.53	0.66
9:A2:1005:G:H1	9:A2:1019:G:H1	1.43	0.66
75:F3:67:LEU:HB2	76:O3:113:GLN:NE2	2.08	0.66
75:F3:87:ARG:HB3	75:F3:91:ALA:HB3	1.76	0.66
9:A2:1251:U:H5''	9:A2:1252:C:H5''	1.78	0.66
46:m2:1841:U:C6	75:F3:28:ARG:NH1	2.62	0.66
59:B3:5:THR:HG23	59:B3:7:LYS:H	1.61	0.66
9:A2:1023:C:H2'	9:A2:1024:C:C6	2.31	0.66
9:A2:4351:U:H1'	9:A2:4352:A:H5''	1.78	0.66
46:m2:1040:U:H1'	46:m2:1182:C:H42	1.61	0.66
46:m2:1087:C:O2'	46:m2:1861:A:H4'	1.96	0.66
46:m2:930:G:H2'	46:m2:931:G:C8	2.30	0.66
46:m2:1745:G:H21	46:m2:1793:A:H62	0.72	0.66
31:W2:38:ILE:HG21	31:W2:63:TYR:HB3	1.78	0.65
53:o2:31:ASP:HB3	53:o2:34:MET:HB3	1.78	0.65
75:F3:45:VAL:CG1	76:O3:117:ARG:HD3	2.26	0.65
46:m2:936:G:H1	46:m2:1010:A:H2	1.45	0.65
46:m2:1541:U:H5''	59:B3:43:LYS:HE3	1.77	0.65
6:F1:177:LYS:HB3	6:F1:180:ALA:HB3	1.78	0.65
46:m2:70:G:N2	46:m2:79:A:H62	1.94	0.65
75:F3:44:ILE:HD13	75:F3:65:PRO:HB2	1.78	0.65
46:m2:1864:G:N7	75:F3:34:LYS:CE	2.56	0.65
58:A3:36:VAL:HG13	58:A3:40:TYR:HD2	1.60	0.65
46:m2:1865:A:N7	75:F3:75:VAL:HG23	2.09	0.65
52:z2:5:ARG:HD2	52:z2:9:VAL:HG11	1.78	0.65
9:A2:1153:U:H2'	9:A2:1154:C:C6	2.32	0.65
46:m2:641:C:H2'	46:m2:642:A:C8	2.32	0.65
51:w2:61:PRO:HD2	51:w2:114:SER:HB2	1.77	0.65
29:U2:42:ARG:O	29:U2:42:ARG:HG2	1.95	0.65
29:U2:110:LYS:HD3	29:U2:128:PHE:HB2	1.78	0.65
46:m2:911:G:H2'	46:m2:912:G:C8	2.32	0.65
46:m2:1009:C:H2'	46:m2:1010:A:C8	2.32	0.65
46:m2:1493:G:H2'	46:m2:1494:U:C6	2.31	0.65
9:A2:1376:A:H2'	9:A2:1377:A:C8	2.32	0.65
18:J2:131:ARG:HG3	18:J2:137:ASN:HB2	1.79	0.65
9:A2:1116:U:H4'	33:Y2:18:LYS:HA	1.79	0.65
46:m2:1868:A:C4'	75:F3:95:ARG:CZ	2.75	0.65

Continued on next page...

Continued from previous page...

Atom-1	Atom-2	Interatomic distance (Å)	Clash overlap (Å)
46:m2:1326:G:H22	46:m2:1506:U:H3	1.44	0.64
9:A2:1769:A:H2'	9:A2:1770:G:C8	2.32	0.64
9:A2:4613:A:H2'	9:A2:4614:A:H8	1.62	0.64
46:m2:1868:A:O4'	75:F3:95:ARG:NH1	2.30	0.64
75:F3:52:ASP:O	76:O3:121:ARG:CD	2.45	0.64
75:F3:81:SER:O	75:F3:82:LYS:HB2	1.97	0.64
46:m2:1010:A:H5''	69:N3:97:ALA:HB1	1.79	0.64
75:F3:53:ILE:HB	76:O3:117:ARG:HE	0.50	0.64
75:F3:57:SER:CA	76:O3:120:ALA:C	2.66	0.64
9:A2:181:C:H2'	9:A2:182:G:C8	2.33	0.64
9:A2:265:U:H5''	9:A2:266:C:H5'	1.79	0.64
46:m2:1212:G:OP2	75:F3:82:LYS:CE	2.44	0.64
68:L3:80:ARG:O	68:L3:84:ILE:HD12	1.98	0.64
46:m2:219:A:H4'	46:m2:343:C:H4'	1.79	0.64
46:m2:1066:C:O4'	76:O3:150:ARG:HD3	1.97	0.64
52:z2:58:MET:HA	52:z2:61:ILE:HG12	1.80	0.64
75:F3:88:SER:HB2	75:F3:91:ALA:HB2	1.79	0.64
46:m2:1865:A:N6	75:F3:76:SER:OG	2.31	0.64
16:H2:103:VAL:HG23	16:H2:105:GLY:H	1.63	0.64
46:m2:1066:C:O4'	76:O3:150:ARG:HG3	1.85	0.64
46:m2:1342:U:OP2	46:m2:1343:C:H3'	1.98	0.64
46:m2:1862:A:N1	46:m2:1864:G:N7	2.45	0.64
65:I3:286:CYS:HA	65:I3:302:TYR:HA	1.79	0.64
76:O3:143:LYS:HG3	76:O3:144:GLY:H	1.62	0.64
9:A2:1488:C:C3'	9:A2:1490:U:O2	2.46	0.64
18:J2:94:MET:HE2	18:J2:148:MET:HE3	1.80	0.64
70:P3:42:MET:HE2	70:P3:42:MET:HA	1.80	0.64
9:A2:2386:U:H5''	9:A2:2387:U:H5'	1.80	0.64
9:A2:1744:A:H2'	9:A2:1745:A:C8	2.32	0.63
46:m2:1562:U:H2'	46:m2:1563:G:H8	1.61	0.63
46:m2:1645:U:H2'	46:m2:1646:C:C6	2.33	0.63
75:F3:53:ILE:CB	76:O3:117:ARG:CZ	2.54	0.63
75:F3:12:LYS:HD3	75:F3:18:VAL:HG23	1.79	0.63
2:B1:35:ARG:HH11	2:B1:35:ARG:HG3	1.63	0.63
46:m2:1864:G:N3	75:F3:75:VAL:HG22	2.08	0.63
59:B3:42:HIS:CE1	59:B3:81:GLY:HA3	2.32	0.63
75:F3:56:ALA:C	76:O3:121:ARG:CG	2.72	0.63
46:m2:5:U:H2'	46:m2:6:G:H8	1.61	0.63
46:m2:1867:C:H5'	75:F3:95:ARG:NH1	2.13	0.63
46:m2:1868:A:C4	75:F3:95:ARG:HD2	2.34	0.63
49:q2:42:THR:H	49:q2:46:THR:HG22	1.63	0.63

Continued on next page...

Continued from previous page...

Atom-1	Atom-2	Interatomic distance (Å)	Clash overlap (Å)
9:A2:93:G:H2'	9:A2:94:A:C8	2.34	0.63
28:T2:33:THR:HG22	28:T2:35:ASP:H	1.63	0.63
46:m2:1867:C:H3'	75:F3:95:ARG:NH2	2.14	0.63
56:x2:90:VAL:HA	56:x2:107:ILE:HG21	1.80	0.63
6:F1:129:ARG:HH21	9:A2:173:C:H5''	1.64	0.63
46:m2:946:A:H5''	76:O3:134:PRO:HB3	1.80	0.63
46:m2:1837:A:C2	75:F3:77:CYS:N	2.66	0.63
9:A2:1084:G:H1'	9:A2:1909:G:H21	1.62	0.63
9:A2:1894:G:H4'	9:A2:1895:G:H4'	1.79	0.63
9:A2:3418:U:H3'	9:A2:3419:A:H8	1.64	0.62
46:m2:18:C:H2'	46:m2:19:A:H8	1.64	0.62
46:m2:1868:A:C5'	75:F3:95:ARG:NH2	2.61	0.62
5:E1:113:ILE:HD13	5:E1:119:TYR:HB2	1.81	0.62
5:E1:15:LEU:HD21	5:E1:157:ILE:HG12	1.81	0.62
56:x2:41:GLN:HG3	56:x2:84:ILE:HD13	1.81	0.62
75:F3:44:ILE:HD12	76:O3:113:GLN:CA	2.27	0.62
75:F3:57:SER:C	76:O3:120:ALA:O	2.41	0.62
1:A1:136:LEU:HD21	1:A1:143:THR:HG22	1.80	0.62
9:A2:129:C:H2'	9:A2:130:G:H8	1.63	0.62
9:A2:1015:C:H2'	9:A2:1016:A:C8	2.35	0.62
9:A2:1766:A:H3'	9:A2:1767:G:H8	1.64	0.62
46:m2:1867:C:N3	75:F3:6:ARG:HD3	2.15	0.62
47:n2:62:C:H2'	47:n2:63:A:C8	2.35	0.62
75:F3:53:ILE:CB	76:O3:117:ARG:NH2	2.63	0.62
9:A2:952:C:H2'	9:A2:953:G:H8	1.64	0.62
51:w2:43:GLY:HA2	51:w2:45:LYS:HE2	1.80	0.62
75:F3:26:CYS:CB	76:O3:149:ARG:CB	2.76	0.62
9:A2:1146:C:H2'	9:A2:1147:A:H8	1.63	0.62
46:m2:44:U:H3	46:m2:484:G:H1'	1.64	0.62
46:m2:1862:A:H5''	75:F3:8:ASN:ND2	2.15	0.62
49:q2:3:VAL:HG23	49:q2:4:GLN:HG2	1.82	0.62
57:y2:130:LYS:HA	57:y2:137:ALA:HA	1.80	0.62
75:F3:67:LEU:CD1	76:O3:109:GLY:O	2.48	0.62
75:F3:82:LYS:NZ	75:F3:82:LYS:HB3	2.01	0.62
9:A2:3769:C:H42	31:W2:58:SER:HB2	1.65	0.62
9:A2:3931:A:H5'	9:A2:3933:A:H1'	1.82	0.62
42:h2:5:TRP:HD1	46:m2:1854:C:OP2	1.82	0.62
46:m2:1867:C:H3'	75:F3:95:ARG:CZ	2.30	0.62
48:p2:35:ALA:HB2	48:p2:44:ILE:HD11	1.81	0.62
50:r2:125:LYS:HZ2	50:r2:227:VAL:H	1.46	0.62
64:H3:8:TRP:HZ2	64:H3:12:ARG:HD3	1.64	0.62

Continued on next page...

Continued from previous page...

Atom-1	Atom-2	Interatomic distance (Å)	Clash overlap (Å)
75:F3:53:ILE:HD13	76:O3:117:ARG:CD	1.97	0.62
9:A2:3926:A:H2'	9:A2:3927:G:C8	2.35	0.61
46:m2:444:C:N4	46:m2:451:A:N6	2.32	0.61
46:m2:1867:C:C4'	75:F3:95:ARG:HH12	2.11	0.61
62:E3:101:LEU:HD22	62:E3:124:LYS:HD3	1.82	0.61
9:A2:4189:C:H2'	9:A2:4190:G:C8	2.34	0.61
44:j2:84:ARG:HG2	44:j2:84:ARG:HH11	1.64	0.61
50:r2:122:LYS:HE3	50:r2:123:LEU:H	1.65	0.61
53:o2:78:SER:HB2	53:o2:87:VAL:HG21	1.82	0.61
46:m2:523:A:H4'	46:m2:826:C:N3	2.15	0.61
46:m2:1201:A:OP1	75:F3:2:THR:N	2.33	0.61
46:m2:1201:A:H2'	46:m2:1202:A:C8	2.35	0.61
46:m2:1522:G:H4'	58:A3:130:ARG:HH21	1.64	0.61
75:F3:26:CYS:O	76:O3:149:ARG:CB	2.49	0.61
12:D2:28:ARG:HB2	12:D2:123:ARG:HB2	1.80	0.61
46:m2:681:A:H3'	46:m2:682:G:H8	1.65	0.61
53:o2:77:ILE:HG12	53:o2:99:ILE:HG12	1.82	0.61
70:P3:3:ARG:NH1	70:P3:29:PRO:HG3	2.15	0.61
71:Q3:16:ARG:H	71:Q3:16:ARG:HD2	1.65	0.61
9:A2:393:U:H3	9:A2:398:G:H1	1.46	0.61
50:r2:252:ARG:HG3	50:r2:255:ARG:HH21	1.65	0.61
56:x2:37:TYR:HB3	56:x2:41:GLN:HB2	1.81	0.61
9:A2:3601:A:H2'	9:A2:3602:G:H8	1.66	0.61
75:F3:36:ILE:HG13	75:F3:84:VAL:HG21	1.82	0.61
75:F3:58:VAL:HB	76:O3:123:GLY:C	2.24	0.61
53:o2:122:LEU:HB3	53:o2:142:LEU:HD11	1.81	0.61
75:F3:52:ASP:O	76:O3:121:ARG:HD3	2.01	0.61
75:F3:56:ALA:CA	76:O3:121:ARG:CB	2.63	0.61
9:A2:662:C:H2'	9:A2:663:C:C6	2.36	0.61
9:A2:1005:G:H22	9:A2:1019:G:N2	1.99	0.61
9:A2:1253:U:H2'	9:A2:1254:C:H6	1.65	0.61
46:m2:1220:C:H1'	46:m2:1685:C:H42	1.66	0.61
69:N3:75:LEU:HD22	69:N3:80:LEU:HD21	1.81	0.61
9:A2:927:C:H2'	9:A2:928:G:C8	2.35	0.61
46:m2:1655:U:H3	46:m2:1673:G:H1	1.48	0.61
59:B3:85:ASN:HB3	59:B3:88:ARG:HH11	1.66	0.61
67:K3:161:PRO:HA	67:K3:171:THR:HG22	1.83	0.61
68:L3:114:VAL:HG13	68:L3:119:LEU:HB2	1.82	0.61
46:m2:1065:C:H2'	76:O3:150:ARG:CA	2.14	0.61
46:m2:1066:C:C5'	76:O3:150:ARG:HG3	2.31	0.61
46:m2:835:C:H41	71:Q3:10:ARG:HD3	1.65	0.60

Continued on next page...

Continued from previous page...

Atom-1	Atom-2	Interatomic distance (Å)	Clash overlap (Å)
56:x2:57:LEU:HD12	56:x2:60:LEU:HD11	1.83	0.60
22:N2:45:MET:HE3	22:N2:94:GLU:HB3	1.83	0.60
64:H3:41:GLN:HA	64:H3:44:ARG:HD3	1.84	0.60
67:K3:72:ARG:HD3	67:K3:96:SER:HB2	1.84	0.60
75:F3:45:VAL:HG11	76:O3:117:ARG:HD3	1.81	0.60
46:m2:1039:G:H4'	46:m2:1847:A:H4'	1.83	0.60
67:K3:2:LYS:HB2	67:K3:108:VAL:HG22	1.83	0.60
20:L2:89:MET:HE3	20:L2:90:PRO:HD2	1.83	0.60
46:m2:738:C:H2'	46:m2:739:G:C5	2.37	0.60
46:m2:1066:C:C5'	76:O3:150:ARG:CG	2.80	0.60
46:m2:1211:A:H3'	75:F3:82:LYS:NZ	2.16	0.60
62:E3:15:SER:HA	62:E3:18:ARG:HG2	1.83	0.60
9:A2:1488:C:C4	9:A2:1490:U:H1'	2.36	0.60
9:A2:4182:U:H3'	9:A2:4183:U:C5'	2.29	0.60
9:A2:4189:C:H2'	9:A2:4190:G:H8	1.64	0.60
26:R2:82:THR:HG21	36:b2:37:THR:HG22	1.83	0.60
46:m2:1105:C:H2'	46:m2:1106:G:H8	1.67	0.60
46:m2:1210:A:H1'	75:F3:86:ASN:HD22	1.64	0.60
50:r2:72:ILE:HG12	50:r2:90:ILE:HG12	1.82	0.60
9:A2:718:A:H2'	9:A2:719:C:C6	2.37	0.60
56:x2:60:LEU:HB2	56:x2:89:MET:SD	2.42	0.60
46:m2:25:A:HO2'	46:m2:26:U:H6	1.50	0.60
46:m2:1221:C:H2'	46:m2:1222:A:C8	2.36	0.60
46:m2:1695:G:H3'	46:m2:1696:U:C6	2.36	0.60
46:m2:1695:G:H3'	46:m2:1696:U:H6	1.65	0.60
59:B3:110:LEU:HD23	59:B3:112:MET:HE2	1.82	0.60
9:A2:4603:C:H2'	9:A2:4604:C:C6	2.36	0.60
61:D3:32:ILE:HD12	61:D3:34:MET:HB2	1.83	0.60
46:m2:1595:C:H2'	46:m2:1596:A:H8	1.67	0.60
75:F3:22:ARG:HH22	76:O3:146:ARG:N	1.96	0.60
9:A2:1020:C:H2'	9:A2:1021:G:H8	1.67	0.59
46:m2:662:C:H5'	62:E3:13:LEU:HD21	1.84	0.59
46:m2:956:U:H2'	46:m2:957:A:C8	2.37	0.59
46:m2:1065:C:HO2'	76:O3:149:ARG:C	2.08	0.59
46:m2:1105:C:H2'	46:m2:1106:G:C8	2.37	0.59
46:m2:1212:G:H5''	75:F3:85:ARG:CZ	2.25	0.59
49:q2:192:TRP:HD1	49:q2:204:LEU:HD23	1.67	0.59
56:x2:22:LEU:HA	56:x2:25:LEU:HD12	1.83	0.59
56:x2:33:LEU:HD11	56:x2:37:TYR:CZ	2.36	0.59
9:A2:1253:U:H2'	9:A2:1254:C:C6	2.36	0.59
14:F2:144:ILE:O	14:F2:144:ILE:HG13	2.02	0.59

Continued on next page...

Continued from previous page...

Atom-1	Atom-2	Interatomic distance (Å)	Clash overlap (Å)
46:m2:1129:C:H4'	72:S3:17:LYS:HE2	1.84	0.59
46:m2:1211:A:C5'	75:F3:82:LYS:HZ3	2.12	0.59
50:r2:10:LYS:H	50:r2:13:ALA:HB3	1.67	0.59
59:B3:72:VAL:HA	59:B3:75:MET:HE2	1.84	0.59
76:O3:45:THR:HG22	76:O3:52:THR:HA	1.82	0.59
46:m2:887:U:O2	46:m2:903:G:N2	2.34	0.59
46:m2:1044:A:C6	46:m2:1045:G:N2	2.70	0.59
46:m2:1336:G:H1'	49:q2:181:VAL:HG12	1.84	0.59
46:m2:1650:G:H5''	57:y2:125:ARG:HB2	1.85	0.59
62:E3:74:LEU:HG	62:E3:76:LYS:H	1.67	0.59
10:B2:110:G:H2'	10:B2:111:C:C6	2.38	0.59
46:m2:1693:U:C5'	46:m2:1694:U:P	2.91	0.59
46:m2:1707:C:H2'	46:m2:1708:G:C8	2.38	0.59
50:r2:95:THR:HB	71:Q3:16:ARG:HD3	1.84	0.59
66:J3:155:ILE:HG22	66:J3:159:LYS:HE2	1.85	0.59
9:A2:4253:U:H2'	9:A2:4254:A:H8	1.68	0.59
46:m2:1630:C:H2'	46:m2:1631:C:C6	2.38	0.59
75:F3:15:ARG:HD3	75:F3:15:ARG:H	1.67	0.59
75:F3:53:ILE:CD1	76:O3:117:ARG:HB2	2.10	0.59
75:F3:65:PRO:HG2	76:O3:116:LEU:HD23	1.83	0.59
54:s2:59:LYS:HB2	54:s2:62:ARG:HD2	1.84	0.59
54:s2:125:SER:HA	54:s2:138:ALA:HA	1.82	0.59
59:B3:104:LEU:HD13	59:B3:121:ARG:HD2	1.84	0.59
75:F3:53:ILE:HG23	76:O3:117:ARG:HB3	1.71	0.59
7:G1:56:GLN:HG2	9:A2:4515:OMG:C6	2.37	0.59
9:A2:746:G:HO2'	9:A2:747:G:H8	1.50	0.59
46:m2:375:G:H2'	46:m2:376:G:C8	2.37	0.59
46:m2:529:C:H2'	46:m2:530:A:C8	2.37	0.59
46:m2:1335:U:H2'	46:m2:1336:G:H8	1.66	0.59
58:A3:33:ILE:HG23	58:A3:100:ALA:HB2	1.85	0.59
9:A2:1068:C:N4	9:A2:1082:A:H61	2.01	0.59
9:A2:4582:U:H4'	9:A2:4583:U:OP1	2.03	0.59
46:m2:1290:U:H3	46:m2:1313:C:N4	2.01	0.59
54:s2:127:ARG:HB2	54:s2:137:GLN:HB2	1.85	0.59
9:A2:1390:G:O2'	9:A2:1425:G:H4'	2.03	0.59
9:A2:4543:G:H2'	9:A2:4544:G:C8	2.38	0.59
46:m2:1405:C:H4'	46:m2:1406:U:H3'	1.84	0.59
46:m2:1864:G:C4	75:F3:75:VAL:CG2	2.86	0.59
75:F3:20:PRO:HG3	76:O3:146:ARG:CD	2.33	0.59
9:A2:4111:U:H2'	9:A2:4112:U:C6	2.38	0.58
9:A2:4563:C:H2'	9:A2:4564:G:C8	2.38	0.58

Continued on next page...

Continued from previous page...

Atom-1	Atom-2	Interatomic distance (Å)	Clash overlap (Å)
46:m2:431:C:H4'	50:r2:12:VAL:HG21	1.85	0.58
46:m2:1393:C:H5'	64:H3:55:LEU:HD22	1.85	0.58
53:o2:76:VAL:HG13	53:o2:87:VAL:HG13	1.84	0.58
70:P3:86:LEU:HD11	70:P3:113:HIS:HB2	1.84	0.58
9:A2:4243:U:H2'	9:A2:4244:C:C6	2.38	0.58
9:A2:4613:A:H2'	9:A2:4614:A:C8	2.37	0.58
46:m2:375:G:H2'	46:m2:376:G:H8	1.67	0.58
46:m2:1217:C:H42	46:m2:1222:A:N6	1.96	0.58
46:m2:1744:C:H3'	46:m2:1745:G:H8	1.68	0.58
46:m2:1864:G:H21	75:F3:28:ARG:NH2	2.00	0.58
47:n2:38:A:HO2'	47:n2:39:C:H6	1.50	0.58
9:A2:1417:G:H2'	9:A2:1418:G:C8	2.39	0.58
9:A2:4650:C:H2'	9:A2:4651:G:O4'	2.03	0.58
46:m2:1261:A:N6	46:m2:1520:C:H3'	2.17	0.58
75:F3:53:ILE:CG1	76:O3:117:ARG:CZ	2.82	0.58
9:A2:2238:G:H1	9:A2:2250:U:H3	1.51	0.58
9:A2:4500:G:H2'	9:A2:4501:G:C8	2.38	0.58
20:L2:90:PRO:HB2	20:L2:93:VAL:HG23	1.86	0.58
9:A2:433:A:C2	9:A2:3523:A:H4'	2.38	0.58
9:A2:768:G:H2'	9:A2:769:G:C8	2.39	0.58
46:m2:1487:U:H4'	49:q2:151:LYS:HE3	1.86	0.58
76:O3:56:VAL:HG11	76:O3:80:ASP:HB3	1.85	0.58
46:m2:1364:U:H5''	46:m2:1365:C:H5	1.67	0.58
48:p2:113:MET:C	48:p2:113:MET:HE2	2.28	0.58
61:D3:25:ALA:HB3	61:D3:28:ASP:HB2	1.85	0.58
9:A2:1079:A:H2'	9:A2:1080:C:C6	2.39	0.58
9:A2:1715:C:H1'	17:I2:87:MET:HG2	1.85	0.58
46:m2:5:U:H2'	46:m2:6:G:C8	2.38	0.58
46:m2:931:G:N2	46:m2:1106:G:H4'	2.19	0.58
68:L3:136:ARG:HG2	68:L3:160:SER:HA	1.86	0.58
17:I2:61:ARG:HG3	17:I2:66:PRO:HB3	1.84	0.58
50:r2:246:LEU:HD23	50:r2:246:LEU:H	1.69	0.58
75:F3:45:VAL:HG11	76:O3:117:ARG:NE	2.19	0.58
46:m2:959:A:H2'	46:m2:960:G:H8	1.69	0.58
9:A2:453:G:H1	9:A2:1107:G:N2	2.02	0.58
28:T2:124:THR:HG23	28:T2:126:LYS:HG3	1.86	0.58
46:m2:1678:U:H2'	46:m2:1679:U:O4'	2.03	0.58
9:A2:744:C:H3'	9:A2:746:G:H5''	1.85	0.57
17:I2:113:ASP:HB3	17:I2:160:ARG:HD2	1.85	0.57
46:m2:1239:C:H2'	46:m2:1240:U:C6	2.39	0.57
50:r2:100:ARG:HH21	50:r2:118:GLU:HG2	1.68	0.57

Continued on next page...

Continued from previous page...

Atom-1	Atom-2	Interatomic distance (Å)	Clash overlap (Å)
67:K3:76:LEU:HD11	67:K3:92:ARG:HD2	1.85	0.57
2:B1:187:LYS:HG2	2:B1:198:THR:HG23	1.86	0.57
46:m2:70:G:H21	46:m2:79:A:N6	1.99	0.57
46:m2:184:G:H2'	46:m2:185:G:H8	1.68	0.57
46:m2:351:A:H2'	46:m2:352:C:C6	2.40	0.57
55:v2:65:ARG:HD3	64:H3:22:ARG:HA	1.84	0.57
9:A2:3627:G:N1	9:A2:3700:A:N6	2.53	0.57
31:W2:40:GLN:HG3	31:W2:42:LYS:HG3	1.87	0.57
46:m2:92:A:H5'	46:m2:93:U:C5	2.39	0.57
46:m2:1716:U:H2'	46:m2:1717:A:C8	2.39	0.57
46:m2:1212:G:C5'	75:F3:85:ARG:NH1	2.49	0.57
46:m2:1338:C:H2'	46:m2:1339:C:C6	2.38	0.57
46:m2:1523:C:H5'	56:x2:126:VAL:HB	1.86	0.57
46:m2:1862:A:H3'	75:F3:8:ASN:CB	2.33	0.57
9:A2:3933:A:H2'	9:A2:3934:A:H2'	1.86	0.57
39:e2:23:VAL:HG22	39:e2:36:VAL:HG22	1.86	0.57
46:m2:1208:G:N2	75:F3:86:ASN:ND2	2.52	0.57
46:m2:1837:A:N1	75:F3:80:HIS:N	2.52	0.57
15:G2:155:THR:HA	15:G2:179:ARG:HA	1.87	0.57
46:m2:183:G:H2'	46:m2:184:G:O4'	2.04	0.57
46:m2:519:C:H2'	46:m2:520:G:C8	2.40	0.57
46:m2:880:G:H1	46:m2:910:A:H61	1.53	0.57
46:m2:1669:U:H2'	46:m2:1670:U:C6	2.40	0.57
3:C1:171:ASP:OD1	3:C1:173:ARG:HD3	2.04	0.57
8:H1:184:ILE:HD13	9:A2:99:A:H5''	1.87	0.57
9:A2:2567:A:H2	20:L2:82:LYS:HB3	1.70	0.57
46:m2:180:G:H3'	46:m2:181:A:H8	1.69	0.57
46:m2:434:G:H2'	46:m2:435:A:H8	1.70	0.57
46:m2:959:A:H2'	46:m2:960:G:C8	2.40	0.57
46:m2:1040:U:H2'	46:m2:1041:C:H6	1.69	0.57
46:m2:1862:A:H5''	75:F3:8:ASN:CG	2.29	0.57
46:m2:1867:C:C5'	75:F3:95:ARG:NH1	2.67	0.57
75:F3:38:LYS:HG2	75:F3:71:LEU:HB3	1.86	0.57
9:A2:129:C:H2'	9:A2:130:G:C8	2.40	0.57
14:F2:106:LYS:HG2	14:F2:108:TRP:CZ2	2.40	0.57
46:m2:145:G:H2'	46:m2:146:G:C8	2.40	0.57
46:m2:853:C:H5''	46:m2:854:G:H5'	1.87	0.57
46:m2:1868:A:C5'	75:F3:95:ARG:CZ	2.83	0.57
62:E3:109:GLY:HA2	62:E3:119:ARG:HE	1.70	0.57
19:K2:96:PRO:HG2	19:K2:98:LEU:HD21	1.87	0.57
26:R2:64:SER:HB2	36:b2:69:LEU:HD13	1.86	0.57

Continued on next page...

Continued from previous page...

Atom-1	Atom-2	Interatomic distance (Å)	Clash overlap (Å)
46:m2:864:A:C8	70:P3:105:THR:HB	2.40	0.57
46:m2:1517:G:H1'	56:x2:97:TYR:HE2	1.70	0.57
46:m2:1865:A:H1'	75:F3:79:ILE:HD11	1.86	0.57
46:m2:1867:C:C4'	75:F3:7:ASN:ND2	2.55	0.57
49:q2:29:LEU:HB2	49:q2:34:TYR:HB2	1.86	0.57
62:E3:39:ASN:HD21	62:E3:43:GLY:H	1.53	0.57
2:B1:90:GLN:CD	2:B1:90:GLN:H	2.13	0.56
31:W2:37:MET:HG3	31:W2:97:ILE:HD11	1.87	0.56
46:m2:1619:G:H22	46:m2:1621:A:H3'	1.69	0.56
54:s2:50:PRO:HB3	54:s2:69:VAL:HG12	1.87	0.56
9:A2:2317:G:H21	9:A2:2320:A:H8	1.53	0.56
9:A2:3834:G:H4'	12:D2:226:ARG:HH22	1.71	0.56
46:m2:923:G:C2	72:S3:22:LYS:HG2	2.39	0.56
46:m2:1066:C:H4'	76:O3:150:ARG:HG3	1.79	0.56
9:A2:139:G:H2'	9:A2:140:G:H8	1.70	0.56
9:A2:3392:A:H2'	9:A2:3393:A:C8	2.40	0.56
46:m2:174:C:H2'	46:m2:175:A:H8	1.70	0.56
46:m2:319:C:H2'	46:m2:320:A:C8	2.40	0.56
46:m2:378:A:H4'	51:w2:9:ALA:HB3	1.87	0.56
46:m2:1146:A:H5'	46:m2:1357:C:H41	1.69	0.56
46:m2:1621:A:H5'	56:x2:44:ARG:HD3	1.87	0.56
46:m2:1800:C:H3'	46:m2:1801:G:H8	1.70	0.56
46:m2:1867:C:C3'	75:F3:95:ARG:NH1	2.58	0.56
49:q2:192:TRP:CD1	49:q2:204:LEU:HD23	2.41	0.56
9:A2:2240:U:H2'	9:A2:2241:G:C8	2.41	0.56
46:m2:1474:C:H42	46:m2:1478:A:N6	1.99	0.56
46:m2:1496:U:H4'	46:m2:1497:G:H5''	1.87	0.56
46:m2:1866:U:H5'	75:F3:87:ARG:HH21	1.71	0.56
53:o2:29:ASN:HB2	53:o2:151:ASP:HB3	1.87	0.56
56:x2:115:TYR:HB2	56:x2:118:GLU:HG3	1.87	0.56
31:W2:30:GLY:O	31:W2:34:THR:HG23	2.06	0.56
46:m2:620:C:H2'	46:m2:621:A:O4'	2.05	0.56
46:m2:1274:C:HO2'	46:m2:1275:C:H6	1.54	0.56
72:S3:35:VAL:HG11	72:S3:63:LEU:HD13	1.88	0.56
3:C1:26:ILE:HG13	3:C1:35:ARG:HG2	1.86	0.56
9:A2:3562:A:H2'	14:F2:69:THR:HG21	1.88	0.56
46:m2:1794:G:H2'	46:m2:1795:A:H8	1.70	0.56
62:E3:60:LYS:HD3	62:E3:114:ASP:HA	1.86	0.56
9:A2:139:G:H2'	9:A2:140:G:C8	2.41	0.56
9:A2:1115:C:H2'	9:A2:1117:A:C5	2.41	0.56
13:E2:206:PRO:HG2	13:E2:209:GLN:HG3	1.86	0.56

Continued on next page...

Continued from previous page...

Atom-1	Atom-2	Interatomic distance (Å)	Clash overlap (Å)
46:m2:1846:U:H2'	46:m2:1847:A:C8	2.40	0.56
46:m2:1865:A:N3	75:F3:78:ALA:CB	2.58	0.56
48:p2:113:MET:HE1	48:p2:142:PHE:CE1	2.39	0.56
2:B1:137[A]:ARG:HD2	2:B1:146:LEU:HD11	1.87	0.56
4:D1:51:HIS:HB3	4:D1:134:VAL:HG13	1.87	0.56
46:m2:1653:A:H2'	46:m2:1654:G:C8	2.40	0.56
72:S3:49:HIS:CE1	72:S3:69:GLY:HA2	2.40	0.56
11:C2:123:U:H2'	11:C2:124:U:O4'	2.06	0.56
31:W2:26:LYS:HB2	31:W2:98:ASP:HB3	1.87	0.56
50:r2:45:ILE:HA	50:r2:61:VAL:HG11	1.86	0.56
50:r2:45:ILE:HG23	50:r2:61:VAL:HG21	1.86	0.56
53:o2:65:ILE:O	53:o2:68:ILE:HG22	2.06	0.56
9:A2:665:C:H2'	9:A2:666:G:C8	2.40	0.56
9:A2:1437:G:H21	9:A2:1455:A:H1'	1.71	0.56
9:A2:3600:G:H1	9:A2:3719:U:H3	1.52	0.56
51:w2:96:ILE:HD11	51:w2:103:GLU:HG2	1.88	0.56
65:I3:57:ARG:HD2	65:I3:58:ALA:H	1.70	0.56
65:I3:292:SER:HB3	65:I3:297:THR:HG22	1.88	0.56
9:A2:1893:C:C4	9:A2:1896:A:H4'	2.41	0.55
46:m2:1859:G:O5'	76:O3:146:ARG:NH1	2.38	0.55
68:L3:41:ARG:HA	68:L3:44:TRP:CE3	2.40	0.55
1:A1:71:LEU:O	1:A1:75:LYS:HG3	2.06	0.55
8:H1:191:ALA:O	8:H1:195:ARG:HG2	2.06	0.55
9:A2:3743:G:H2'	9:A2:3744:G:C8	2.41	0.55
9:A2:3925:A:H2'	9:A2:3926:A:C8	2.40	0.55
26:R2:126:THR:HG21	26:R2:134:LYS:HE2	1.88	0.55
46:m2:77:A:H5''	67:K3:154:ARG:HB3	1.88	0.55
46:m2:1207:C:H42	46:m2:1694:U:H3	1.52	0.55
46:m2:1394:U:H2'	46:m2:1395:G:C8	2.41	0.55
9:A2:1005:G:N2	9:A2:1019:G:H22	2.00	0.55
75:F3:59:PHE:CE1	76:O3:126:ILE:N	2.52	0.55
1:A1:242:MET:HB3	1:A1:254:ASP:OD2	2.06	0.55
9:A2:1910:G:H2'	9:A2:1911:G:O4'	2.05	0.55
37:c2:63:VAL:HG23	37:c2:65:LYS:HG3	1.87	0.55
46:m2:34:U:H2'	46:m2:35:C:C6	2.42	0.55
46:m2:422:G:H1'	46:m2:663:U:O2	2.05	0.55
46:m2:1695:G:C4'	75:F3:4:LYS:HZ1	2.20	0.55
50:r2:48:LEU:HD23	50:r2:52:LEU:HD12	1.88	0.55
9:A2:1292:G:H2'	9:A2:1293:C:C6	2.42	0.55
16:H2:185:PRO:HB2	16:H2:188:ILE:HD12	1.88	0.55
16:H2:215:ILE:HG23	16:H2:219:LEU:HD12	1.88	0.55

Continued on next page...

Continued from previous page...

Atom-1	Atom-2	Interatomic distance (Å)	Clash overlap (Å)
43:i2:33:LEU:HA	43:i2:38:LYS:HG2	1.88	0.55
46:m2:186:C:H2'	46:m2:187:G:C8	2.42	0.55
46:m2:1846:U:H2'	46:m2:1847:A:H8	1.72	0.55
48:p2:152:LYS:HG3	52:z2:132:ARG:HB2	1.89	0.55
65:I3:79:LEU:HD22	65:I3:120:ILE:HD13	1.88	0.55
9:A2:1911:G:H2'	9:A2:1912:A:C8	2.42	0.55
9:A2:3397:C:H2'	9:A2:3398:G:C8	2.42	0.55
46:m2:932:C:H42	46:m2:1013:A:H62	1.55	0.55
9:A2:1714:G:N2	17:I2:87:MET:HE2	2.22	0.55
9:A2:3563:G:H5'	9:A2:4100:G:H5'	1.87	0.55
9:A2:3926:A:H2'	9:A2:3927:G:H8	1.70	0.55
46:m2:1841:U:H2'	46:m2:1842:U:O4'	2.07	0.55
8:H1:53:TYR:HB2	8:H1:133:ILE:HD13	1.89	0.55
46:m2:1210:A:N3	75:F3:86:ASN:ND2	2.53	0.55
46:m2:1212:G:H5'	75:F3:85:ARG:HD2	1.89	0.55
56:x2:81:ARG:HB2	56:x2:117:GLY:HA3	1.89	0.55
56:x2:98:ASN:HD21	56:x2:122:THR:HA	1.70	0.55
56:x2:111:MET:HA	56:x2:111:MET:HE3	1.87	0.55
57:y2:34:VAL:HG22	57:y2:70:VAL:HB	1.89	0.55
75:F3:59:PHE:CE1	76:O3:126:ILE:CA	2.89	0.55
22:N2:85:LEU:HD13	22:N2:87:LYS:HD3	1.88	0.55
46:m2:290:G:H2'	46:m2:291:G:C8	2.42	0.55
46:m2:295:C:P	51:w2:38:LYS:HD2	2.46	0.55
46:m2:434:G:H2'	46:m2:435:A:C8	2.42	0.55
66:J3:204:ILE:HD11	66:J3:215:MET:HE3	1.89	0.55
9:A2:3621:A:H2'	9:A2:3698:A:H2'	1.88	0.55
14:F2:138:MET:HG2	14:F2:144:ILE:HG12	1.89	0.55
46:m2:1061:G:H1	46:m2:1831:G:H4'	1.71	0.55
9:A2:2520:A:H2'	9:A2:2521:A:C8	2.42	0.54
9:A2:2599:A:O2'	9:A2:4283:G:H4'	2.08	0.54
9:A2:3685:G:H2'	9:A2:3686:G:H8	1.73	0.54
9:A2:4278:A:OP2	13:E2:224:LYS:HD2	2.06	0.54
14:F2:171:LEU:HD11	14:F2:227:ILE:HD11	1.89	0.54
46:m2:293:G:H1'	51:w2:41:GLY:HA3	1.90	0.54
46:m2:983:A:H2'	46:m2:984:G:C8	2.42	0.54
46:m2:1210:A:C1'	75:F3:79:ILE:HG21	2.34	0.54
53:o2:140:VAL:HG23	53:o2:142:LEU:HB2	1.87	0.54
66:J3:209:VAL:HB	66:J3:210:PRO:HD3	1.89	0.54
9:A2:1085:C:H41	9:A2:1911:G:H22	1.55	0.54
9:A2:1893:C:H4'	9:A2:1894:G:H5'	1.88	0.54
9:A2:3297:U:H5	9:A2:3302:A:N7	2.05	0.54

Continued on next page...

Continued from previous page...

Atom-1	Atom-2	Interatomic distance (Å)	Clash overlap (Å)
46:m2:948:U:H2'	46:m2:949:G:C8	2.43	0.54
3:C1:118:LEU:HD11	3:C1:167:VAL:HG22	1.88	0.54
9:A2:3388:A:H2'	9:A2:3389:A:C8	2.42	0.54
9:A2:4410:C:H1'	17:I2:113:ASP:O	2.07	0.54
46:m2:687:A:H2'	46:m2:688:U:O4'	2.07	0.54
46:m2:1750:G:H2'	46:m2:1751:G:C8	2.43	0.54
9:A2:3524:G:H22	9:A2:3556:G:H1'	1.72	0.54
9:A2:3527:A:H2'	9:A2:3528:A:C8	2.43	0.54
9:A2:4044:G:H2'	9:A2:4099:5MC:HM51	1.89	0.54
12:D2:180:LEU:HD11	44:j2:22:LEU:HB3	1.89	0.54
46:m2:28:U:H2'	46:m2:29:G:H8	1.73	0.54
46:m2:1677:A:C2	54:s2:77:MET:HB3	2.43	0.54
46:m2:1864:G:H1	75:F3:30:VAL:HG13	1.72	0.54
56:x2:111:MET:HE1	58:A3:113:ARG:HH22	1.72	0.54
59:B3:7:LYS:HE2	59:B3:66:LEU:HD11	1.89	0.54
2:B1:165:GLU:HG2	8:H1:19:MET:HE1	1.89	0.54
9:A2:318:A:H2'	9:A2:319:A:H8	1.73	0.54
9:A2:1314:C:H6	19:K2:68:ARG:HH21	1.55	0.54
9:A2:3373:A:H2'	9:A2:3374:A:C8	2.42	0.54
33:Y2:78:LEU:HB3	45:k2:20:ARG:HD3	1.90	0.54
36:b2:91:MET:HE1	38:d2:78:PHE:CD2	2.42	0.54
46:m2:225:C:H2'	46:m2:226:A:C8	2.42	0.54
46:m2:1066:C:H5'	76:O3:150:ARG:HG3	1.90	0.54
46:m2:1251:C:H5''	46:m2:1252:A:H2'	1.89	0.54
46:m2:1609:A:N6	46:m2:1634:G:H1'	2.20	0.54
5:E1:57:VAL:HG12	5:E1:60:PHE:H	1.73	0.54
9:A2:325:U:H2'	9:A2:326:C:C6	2.42	0.54
9:A2:1899:G:H5'	9:A2:1900:G:H4'	1.89	0.54
46:m2:1206:A:N6	46:m2:1694:U:O4	2.39	0.54
46:m2:1868:A:O4'	75:F3:95:ARG:HD2	1.99	0.54
1:A1:146:LYS:HG3	1:A1:219:VAL:HG21	1.90	0.54
7:G1:123:ILE:HD13	17:I2:182:GLU:HG3	1.90	0.54
9:A2:1085:C:N4	9:A2:1911:G:H22	2.04	0.54
9:A2:1316:A:H4'	9:A2:1317:G:H5'	1.90	0.54
44:j2:38:THR:HA	44:j2:45:THR:HA	1.90	0.54
46:m2:1865:A:C6	75:F3:75:VAL:CB	2.90	0.54
50:r2:152:PRO:HG2	67:K3:216:ARG:HG2	1.89	0.54
54:s2:155:CYS:HB3	54:s2:159:ARG:HH12	1.72	0.54
75:F3:49:ALA:O	76:O3:117:ARG:NH2	2.40	0.54
9:A2:153:G:H2'	9:A2:154:G:H8	1.73	0.54
9:A2:724:U:H2'	9:A2:725:C:C6	2.42	0.54

Continued on next page...

Continued from previous page...

Atom-1	Atom-2	Interatomic distance (Å)	Clash overlap (Å)
9:A2:952:C:H2'	9:A2:953:G:C8	2.43	0.54
9:A2:3923:A:H62	9:A2:3983:G:N2	2.06	0.54
46:m2:1868:A:H1'	75:F3:95:ARG:HD2	1.53	0.54
56:x2:108:LYS:HZ2	56:x2:110:GLU:H	1.55	0.54
74:Bx:45:U:H2'	74:Bx:46:U:C4	2.42	0.54
75:F3:44:ILE:HD12	76:O3:113:GLN:C	2.33	0.54
75:F3:53:ILE:CB	76:O3:117:ARG:HH21	2.21	0.54
75:F3:88:SER:N	75:F3:91:ALA:CB	2.70	0.54
7:G1:131:GLN:HE21	17:I2:174:ILE:HD11	1.73	0.54
9:A2:2256:C:H2'	9:A2:2257:G:H5'	1.90	0.54
9:A2:4600:G:H2'	9:A2:4601:A:C8	2.43	0.54
46:m2:368:U:H3	46:m2:396:G:H1	1.56	0.54
46:m2:1253:A:N6	57:y2:146:ARG:HA	2.22	0.54
47:n2:69:U:H2'	47:n2:70:G:C8	2.43	0.54
50:r2:125:LYS:H	50:r2:142:HIS:CE1	2.26	0.54
6:F1:63:THR:HG23	6:F1:65:ARG:H	1.72	0.54
9:A2:143:U:H4'	9:A2:144:G:OP2	2.08	0.54
9:A2:4395:G:H2'	9:A2:4396:A:H8	1.73	0.54
57:y2:135:PRO:HD3	57:y2:141:TYR:CD1	2.43	0.54
9:A2:2370:U:H3	9:A2:2477:G:H1	1.55	0.53
46:m2:658:G:N2	46:m2:665:C:H5'	2.22	0.53
46:m2:1394:U:H2'	46:m2:1395:G:H8	1.72	0.53
49:q2:167:TYR:HD1	49:q2:200:PRO:HG2	1.72	0.53
50:r2:79:ASP:HB3	50:r2:82:TYR:HB2	1.89	0.53
76:O3:45:THR:HA	76:O3:53:ILE:HG12	1.89	0.53
2:B1:99:ALA:HB1	2:B1:136:LEU:HD11	1.89	0.53
6:F1:91:ALA:HB1	6:F1:96:ILE:HB	1.89	0.53
9:A2:10:A:H2'	9:A2:11:G:C8	2.43	0.53
9:A2:1323:G:H2'	9:A2:1324:C:C6	2.43	0.53
11:C2:13:G:H2'	11:C2:14:U:H5''	1.90	0.53
13:E2:354:GLN:HG3	13:E2:359:ALA:HB1	1.90	0.53
46:m2:18:C:H2'	46:m2:19:A:C8	2.42	0.53
46:m2:1856:U:H2'	46:m2:1857:G:H8	1.72	0.53
46:m2:1864:G:C6	75:F3:34:LYS:NZ	2.76	0.53
51:w2:13:GLN:HB2	51:w2:16:ILE:HG12	1.89	0.53
66:J3:137:VAL:HB	66:J3:217:ALA:HA	1.91	0.53
34:Z2:36:ARG:HB2	34:Z2:80:ASN:HA	1.89	0.53
46:m2:1115:A:H2'	46:m2:1116:U:C6	2.43	0.53
46:m2:1646:C:H4'	57:y2:140:ARG:HB2	1.89	0.53
46:m2:1699:A:H4'	46:m2:1700:C:H5''	1.90	0.53
46:m2:1865:A:C2	75:F3:75:VAL:N	2.76	0.53

Continued on next page...

Continued from previous page...

Atom-1	Atom-2	Interatomic distance (Å)	Clash overlap (Å)
52:z2:116:ASN:HB2	53:o2:16:LEU:HD21	1.90	0.53
62:E3:47:ALA:HB1	62:E3:74:LEU:HD13	1.89	0.53
68:L3:137:VAL:HG22	68:L3:157:ILE:HG12	1.90	0.53
75:F3:53:ILE:CG2	76:O3:117:ARG:O	2.55	0.53
9:A2:175:C:H2'	9:A2:176:G:H8	1.73	0.53
9:A2:1561:G:H2'	9:A2:1562:G:C8	2.44	0.53
9:A2:2203:G:H2'	9:A2:2204:A:C8	2.44	0.53
9:A2:3309:A:P	9:A2:3309:A:H8	2.32	0.53
24:P2:43:LYS:HE2	24:P2:62:MET:HE3	1.90	0.53
27:S2:30:MET:HB3	27:S2:101:PRO:HG3	1.90	0.53
46:m2:377:U:H2'	46:m2:378:A:C8	2.44	0.53
46:m2:808:U:H2'	46:m2:809:G:H8	1.74	0.53
46:m2:1253:A:H62	57:y2:146:ARG:HA	1.73	0.53
46:m2:1625:A:N7	58:A3:131:VAL:HG12	2.23	0.53
64:H3:41:GLN:O	64:H3:44:ARG:HB2	2.07	0.53
68:L3:74:GLY:O	68:L3:78:LEU:HG	2.07	0.53
69:N3:98:VAL:HG11	69:N3:115:LEU:HB2	1.89	0.53
75:F3:45:VAL:CB	76:O3:117:ARG:CD	2.58	0.53
1:A1:82:GLU:O	1:A1:86:MET:HG3	2.08	0.53
9:A2:3890:G:H2'	9:A2:3891:A:C8	2.44	0.53
46:m2:170:A:H5''	67:K3:136:LYS:HD3	1.89	0.53
46:m2:981:C:H2'	46:m2:982:A:H8	1.73	0.53
9:A2:3271:G:H5'	25:Q2:48:GLN:HE21	1.74	0.53
46:m2:1103:U:H2'	46:m2:1104:G:H8	1.72	0.53
65:I3:23:THR:HG22	65:I3:31:ILE:HG22	1.91	0.53
75:F3:18:VAL:CG1	75:F3:32:LYS:HG2	2.38	0.53
9:A2:1146:C:H2'	9:A2:1147:A:C8	2.43	0.53
9:A2:1361:G:O2'	9:A2:2567:A:H8	1.88	0.53
9:A2:2381:U:C5	23:O2:92:LYS:HG3	2.44	0.53
14:F2:182:LYS:HG2	14:F2:204:ARG:HD3	1.91	0.53
23:O2:36:ALA:HB1	23:O2:65:ARG:HD2	1.90	0.53
38:d2:65:ARG:O	38:d2:69:ILE:HD12	2.07	0.53
46:m2:1209:G:H4'	75:F3:80:HIS:CE1	2.43	0.53
46:m2:1845:G:H2'	46:m2:1846:U:C6	2.44	0.53
56:x2:106:GLU:HG2	56:x2:108:LYS:H	1.73	0.53
66:J3:81:ILE:HG21	66:J3:88:ILE:HD11	1.90	0.53
1:A1:235:LEU:HD23	1:A1:269:MET:HE2	1.91	0.53
46:m2:413:G:H2'	46:m2:414:G:C8	2.43	0.53
46:m2:1040:U:H1'	46:m2:1182:C:N4	2.23	0.53
46:m2:1210:A:O3'	75:F3:79:ILE:HG22	2.05	0.53
46:m2:1840:U:C5'	76:O3:150:ARG:C	2.75	0.53

Continued on next page...

Continued from previous page...

Atom-1	Atom-2	Interatomic distance (Å)	Clash overlap (Å)
53:o2:3:GLY:HA3	53:o2:59:LEU:HD13	1.91	0.53
2:B1:209:SER:HA	2:B1:212:LYS:HG3	1.91	0.53
13:E2:60:VAL:HG21	13:E2:67:VAL:HG23	1.91	0.53
46:m2:346:U:H2'	46:m2:347:U:H6	1.74	0.53
46:m2:641:C:H2'	46:m2:642:A:H8	1.74	0.53
46:m2:1492:G:H2'	46:m2:1493:G:C8	2.43	0.53
47:n2:22:G:H2'	47:n2:23:C:C6	2.44	0.53
48:p2:107:ARG:HA	48:p2:110:MET:HB2	1.91	0.53
51:w2:73:LEU:HD23	51:w2:140:PHE:HE2	1.73	0.53
75:F3:67:LEU:HD11	76:O3:109:GLY:O	2.07	0.53
9:A2:4550:C:H2'	9:A2:4551:C:C6	2.44	0.53
15:G2:278:ASP:O	15:G2:282:GLN:HG2	2.08	0.53
46:m2:226:A:H61	46:m2:299:A:H61	1.57	0.53
46:m2:1550:G:H1	46:m2:1586:G:H1	1.57	0.53
64:H3:36:LEU:HG	64:H3:38:MET:HB2	1.91	0.53
70:P3:36:ARG:HB2	70:P3:110:ILE:HD12	1.91	0.53
9:A2:466:A:H2'	9:A2:467:U:O4'	2.09	0.52
9:A2:1426:A:H5'	12:D2:183:GLY:HA2	1.90	0.52
9:A2:2499:A:H2'	9:A2:2500:A:C8	2.44	0.52
9:A2:3573:A:H2'	9:A2:3574:G:H8	1.74	0.52
9:A2:4145:U:H2'	9:A2:4146:OMG:H8	1.74	0.52
9:A2:4707:A:H4'	9:A2:4708:G:H5''	1.90	0.52
28:T2:47:ASP:HB3	28:T2:69:LYS:HG2	1.91	0.52
46:m2:1692:U:H2'	46:m2:1693:U:C6	2.44	0.52
46:m2:1837:A:N3	75:F3:75:VAL:O	2.41	0.52
56:x2:18:ARG:HG3	56:x2:36:LEU:HD12	1.91	0.52
69:N3:47:PRO:HD2	69:N3:86:GLU:HG2	1.91	0.52
9:A2:4297:C:H3'	20:L2:62:ARG:HH22	1.75	0.52
11:C2:110:U:H5'	40:f2:8:ARG:HH12	1.74	0.52
13:E2:220:ILE:HB	13:E2:346:THR:HB	1.91	0.52
72:S3:50:ALA:HB3	72:S3:71:ALA:HB2	1.91	0.52
9:A2:1255:C:H2'	9:A2:1256:A:C8	2.44	0.52
9:A2:3943:G:H5''	9:A2:3945:U:C5	2.44	0.52
9:A2:4104:U:H2'	9:A2:4174:G:O6	2.09	0.52
9:A2:4395:G:H2'	9:A2:4396:A:C8	2.44	0.52
14:F2:331:TYR:CE2	14:F2:335:MET:HG3	2.44	0.52
18:J2:54:LYS:HA	18:J2:83:TRP:CD1	2.44	0.52
46:m2:650:A:H2'	46:m2:651:U:C6	2.44	0.52
46:m2:1060:A:H2'	46:m2:1061:G:H8	1.73	0.52
46:m2:1651:U:H2'	46:m2:1652:A:H8	1.74	0.52
46:m2:1834:A:H5''	46:m2:1842:U:H5''	1.90	0.52

Continued on next page...

Continued from previous page...

Atom-1	Atom-2	Interatomic distance (Å)	Clash overlap (Å)
9:A2:3890:G:H2'	9:A2:3891:A:H8	1.74	0.52
9:A2:4182:U:C3'	9:A2:4183:U:H5''	2.35	0.52
17:I2:151:ALA:O	17:I2:155:THR:HG23	2.09	0.52
18:J2:94:MET:HE1	18:J2:146:ILE:HG22	1.92	0.52
22:N2:48:VAL:HG21	22:N2:94:GLU:HG2	1.92	0.52
31:W2:57:LYS:O	31:W2:61:GLU:HG3	2.09	0.52
46:m2:110:U:H3	46:m2:353:G:H1	1.57	0.52
46:m2:540:U:O2	46:m2:548:G:N2	2.43	0.52
46:m2:1831:G:H1'	46:m2:1832:C:H5'	1.91	0.52
55:v2:46:MET:HE3	55:v2:46:MET:O	2.09	0.52
9:A2:462:G:H2'	9:A2:463:A:C8	2.45	0.52
9:A2:3308:A:H2'	9:A2:3309:A:C8	2.44	0.52
9:A2:4376:A:O2'	13:E2:104:THR:HG23	2.10	0.52
36:b2:95:LEU:HB3	36:b2:99:GLU:HG3	1.92	0.52
46:m2:1340:G:H2'	46:m2:1341:U:C6	2.45	0.52
46:m2:1865:A:H2	75:F3:78:ALA:CB	1.94	0.52
53:o2:184:ARG:HD3	53:o2:191:ARG:HG3	1.90	0.52
3:C1:76:HIS:O	3:C1:80:MET:HG3	2.10	0.52
5:E1:112:HIS:HD2	5:E1:117:ILE:HD11	1.74	0.52
9:A2:1018:U:H2'	9:A2:1019:G:C8	2.45	0.52
9:A2:1147:A:H2'	9:A2:1148:A:C8	2.45	0.52
9:A2:3825:G:H2'	9:A2:3826:U:H6	1.74	0.52
15:G2:51:MET:HE3	15:G2:105:LEU:HD23	1.92	0.52
17:I2:163:LYS:HA	17:I2:166:MET:HE3	1.92	0.52
46:m2:1297:A:H2'	46:m2:1298:U:H6	1.74	0.52
46:m2:1535:A:H62	46:m2:1604:U:H3	1.57	0.52
46:m2:1864:G:C6	75:F3:34:LYS:HE3	2.43	0.52
46:m2:1865:A:H2'	46:m2:1866:U:C5	2.43	0.52
50:r2:229:GLY:HA3	50:r2:234:PRO:HA	1.92	0.52
51:w2:61:PRO:HA	51:w2:66:VAL:HG11	1.92	0.52
3:C1:103:VAL:HG11	3:C1:144:LEU:HD21	1.92	0.52
9:A2:318:A:H2'	9:A2:319:A:C8	2.45	0.52
16:H2:197:HIS:HB3	16:H2:200:PHE:HD2	1.75	0.52
46:m2:959:A:H5''	76:O3:41:PHE:CZ	2.36	0.52
46:m2:1864:G:C6	75:F3:34:LYS:CD	2.93	0.52
48:p2:28:LYS:HG2	48:p2:50:THR:HA	1.90	0.52
69:N3:47:PRO:HA	69:N3:50:ILE:HB	1.91	0.52
3:C1:113:GLU:HG2	3:C1:125:ARG:HG2	1.91	0.52
9:A2:1894:G:H2'	9:A2:2017:G:C6	2.45	0.52
9:A2:3826:U:H2'	9:A2:3827:G:H8	1.75	0.52
46:m2:1211:A:H3'	75:F3:82:LYS:HZ3	1.75	0.52

Continued on next page...

Continued from previous page...

Atom-1	Atom-2	Interatomic distance (Å)	Clash overlap (Å)
46:m2:1240:U:H2'	46:m2:1241:U:C6	2.45	0.52
56:x2:40:ARG:O	56:x2:40:ARG:HD3	2.10	0.52
56:x2:75:VAL:HG12	56:x2:93:MET:HE2	1.91	0.52
75:F3:39:PHE:CE1	75:F3:70:LYS:HD2	2.45	0.52
4:D1:91:LEU:HD22	4:D1:135:ILE:HG23	1.91	0.52
5:E1:11:PRO:C	5:E1:12:MET:HE2	2.35	0.52
9:A2:453:G:H22	9:A2:1107:G:H22	1.56	0.52
9:A2:1092:C:H2'	9:A2:1093:A:O4'	2.10	0.52
9:A2:3255:A:H2'	9:A2:3256:G:C8	2.45	0.52
24:P2:106:VAL:HG12	24:P2:112:MET:HA	1.92	0.52
46:m2:523:A:H2'	46:m2:524:A:O4'	2.10	0.52
46:m2:1001:G:H5'	46:m2:1036:A:H4'	1.92	0.52
46:m2:1036:A:H2'	46:m2:1037:A:O4'	2.10	0.52
46:m2:1233:C:H42	46:m2:1529:C:N4	2.08	0.52
48:p2:75:GLN:HG3	48:p2:78:GLU:HG3	1.91	0.52
75:F3:42:ARG:CB	75:F3:42:ARG:NH1	2.73	0.52
76:O3:75:MET:HG2	76:O3:114:SER:HB2	1.91	0.52
9:A2:4700:C:H4'	9:A2:4701:G:C8	2.45	0.52
15:G2:273:LEU:HG	15:G2:277:LYS:HD2	1.92	0.52
29:U2:100:ILE:HG21	29:U2:125:LYS:HE3	1.90	0.52
46:m2:929:C:H2'	46:m2:930:G:C8	2.45	0.52
46:m2:1212:G:H5'	75:F3:85:ARG:HH11	1.66	0.52
46:m2:1651:U:H2'	46:m2:1652:A:C8	2.45	0.52
2:B1:162:ASP:HB2	2:B1:163:PRO:HD3	1.92	0.51
9:A2:1122:C:H2'	9:A2:1123:C:C6	2.45	0.51
12:D2:102:LEU:HB2	12:D2:107:MET:HE3	1.90	0.51
46:m2:1470:C:H2'	46:m2:1471:A:C8	2.43	0.51
46:m2:1595:C:H2'	46:m2:1596:A:C8	2.45	0.51
46:m2:1695:G:O2'	46:m2:1837:A:OP2	2.26	0.51
53:o2:30:LEU:HA	53:o2:150:THR:HG22	1.91	0.51
72:S3:33:MET:HG2	72:S3:80:ARG:C	2.35	0.51
75:F3:39:PHE:CE1	75:F3:70:LYS:CD	2.93	0.51
75:F3:46:GLU:O	75:F3:50:VAL:HG23	2.10	0.51
9:A2:268:G:H2'	9:A2:269:G:H8	1.75	0.51
10:B2:111:C:H2'	10:B2:112:U:O4'	2.09	0.51
13:E2:165:HIS:HB3	13:E2:180:LEU:HD23	1.92	0.51
46:m2:384:C:H2'	46:m2:385:G:N7	2.25	0.51
46:m2:1211:A:P	75:F3:82:LYS:CE	2.98	0.51
46:m2:1562:U:H2'	46:m2:1563:G:C8	2.43	0.51
46:m2:1670:U:H5''	57:y2:132:PHE:HB3	1.92	0.51
66:J3:130:ILE:HG12	66:J3:159:LYS:HG2	1.93	0.51

Continued on next page...

Continued from previous page...

Atom-1	Atom-2	Interatomic distance (Å)	Clash overlap (Å)
9:A2:1273:C:H5''	19:K2:144:LYS:HG3	1.93	0.51
9:A2:1574:C:H2'	9:A2:1575:U:C6	2.45	0.51
11:C2:50:C:H2'	40:f2:26:TRP:CZ3	2.44	0.51
46:m2:401:C:N4	51:w2:89:ARG:HH22	2.08	0.51
46:m2:990:C:H3'	46:m2:991:C:H2'	1.93	0.51
46:m2:1029:A:H3'	46:m2:1030:A:H8	1.75	0.51
46:m2:1608:G:OP1	59:B3:86:GLY:HA2	2.10	0.51
50:r2:19:MET:HE2	50:r2:108:ARG:HD2	1.91	0.51
9:A2:233:U:H4'	9:A2:234:G:OP1	2.11	0.51
9:A2:666:G:H2'	9:A2:667:G:H8	1.75	0.51
9:A2:1379:C:H2'	9:A2:1380:U:H6	1.76	0.51
9:A2:3504:U:H2'	9:A2:3505:A:C8	2.46	0.51
9:A2:3625:G:H2'	9:A2:3626:G:C8	2.45	0.51
46:m2:878:C:H2'	46:m2:879:C:C6	2.45	0.51
46:m2:936:G:O6	46:m2:1010:A:N1	2.43	0.51
53:o2:147:LEU:HD13	53:o2:161:ILE:HB	1.92	0.51
68:L3:67:ASP:HB3	68:L3:70:ARG:HB3	1.92	0.51
1:A1:108:GLU:HG3	22:N2:135:PRO:HB3	1.91	0.51
9:A2:132:G:H2'	9:A2:133:C:O4'	2.10	0.51
9:A2:1648:G:H2'	9:A2:1649:C:C6	2.44	0.51
14:F2:339:THR:O	14:F2:343:GLN:HG3	2.11	0.51
46:m2:943:C:H2'	46:m2:944:G:C8	2.45	0.51
46:m2:1469:C:H2'	46:m2:1470:C:H6	1.75	0.51
46:m2:1626:U:H2'	46:m2:1627:U:O4'	2.10	0.51
47:n2:53:G:H2'	47:n2:54:A:H8	1.76	0.51
53:o2:70:ASN:ND2	53:o2:73:ASP:HB2	2.26	0.51
3:C1:120:GLU:HB2	9:A2:4264:C:C2	2.46	0.51
9:A2:754:A:C6	9:A2:756:G:H1'	2.45	0.51
9:A2:1071:G:H21	9:A2:1078:G:H1	1.57	0.51
9:A2:2298:A:H2	9:A2:2528:G:H22	1.57	0.51
46:m2:26:U:H2'	46:m2:27:A:C8	2.45	0.51
46:m2:481:C:H2'	46:m2:482:G:H8	1.76	0.51
46:m2:690:U:H1'	46:m2:691:U:C5	2.45	0.51
46:m2:1209:G:HO2'	75:F3:80:HIS:CE1	2.25	0.51
46:m2:1715:C:H2'	46:m2:1716:U:C6	2.46	0.51
49:q2:150:MET:HE3	49:q2:151:LYS:H	1.76	0.51
53:o2:120:ARG:HD2	66:J3:266:TYR:HB3	1.92	0.51
9:A2:4431:C:H2'	9:A2:4432:C:C6	2.45	0.51
46:m2:16:G:H2'	46:m2:17:C:C6	2.46	0.51
46:m2:1012:G:H2'	46:m2:1013:A:H8	1.76	0.51
46:m2:1672:C:H2'	46:m2:1673:G:O4'	2.11	0.51

Continued on next page...

Continued from previous page...

Atom-1	Atom-2	Interatomic distance (Å)	Clash overlap (Å)
49:q2:7:LYS:HG3	60:C3:25:THR:HG21	1.92	0.51
53:o2:19:LEU:HA	53:o2:24:HIS:CE1	2.44	0.51
70:P3:105:THR:HG22	70:P3:110:ILE:HG12	1.92	0.51
76:O3:62:VAL:HG22	76:O3:64:ALA:H	1.76	0.51
9:A2:4542:G:H22	9:A2:4568:U:H1'	1.75	0.51
13:E2:163:ILE:HG22	13:E2:180:LEU:HD22	1.91	0.51
17:I2:77:SER:HB2	17:I2:104:VAL:HG23	1.93	0.51
39:e2:57:LYS:NZ	39:e2:57:LYS:HB3	2.26	0.51
46:m2:346:U:H2'	46:m2:347:U:C6	2.46	0.51
46:m2:676:C:H2'	46:m2:677:U:H6	1.76	0.51
50:r2:21:ASP:HB3	50:r2:24:THR:HG23	1.93	0.51
54:s2:73:THR:HG22	54:s2:93:VAL:HG21	1.92	0.51
9:A2:4263:A:H2'	9:A2:4264:C:H6	1.76	0.51
9:A2:4560:G:H2'	9:A2:4561:G:H8	1.76	0.51
70:P3:3:ARG:HD2	70:P3:6:VAL:HG12	1.92	0.51
9:A2:1560:G:H2'	9:A2:1561:G:C8	2.46	0.51
9:A2:3619:A:H8	9:A2:3621:A:H5'	1.76	0.51
32:X2:70:LYS:NZ	32:X2:70:LYS:HB3	2.26	0.51
46:m2:605:C:H4'	68:L3:20:PHE:HB2	1.93	0.51
46:m2:820:A:H2'	46:m2:821:G:C8	2.46	0.51
46:m2:1850:U:H2'	46:m2:1852:A:OP2	2.10	0.51
47:n2:24:G:H2'	47:n2:25:U:O4'	2.10	0.51
48:p2:145:LYS:HG3	48:p2:149:GLN:CD	2.36	0.51
54:s2:126:THR:HG23	63:G3:26:GLN:HB2	1.93	0.51
66:J3:183:LYS:HG2	70:P3:95:PRO:HA	1.92	0.51
2:B1:168:VAL:HG12	8:H1:10:LEU:HD21	1.93	0.50
9:A2:1553:A:H2'	9:A2:1554:G:H8	1.76	0.50
9:A2:2438:C:H2'	9:A2:2439:C:C6	2.46	0.50
9:A2:3254:C:H2'	9:A2:3255:A:C8	2.46	0.50
9:A2:3825:G:H2'	9:A2:3826:U:C6	2.47	0.50
36:b2:88:THR:HG22	36:b2:90:ALA:H	1.75	0.50
46:m2:1417:C:H5'	59:B3:129:ARG:HH21	1.76	0.50
49:q2:195:SER:HA	49:q2:201:LYS:HG3	1.92	0.50
55:v2:64:TRP:HE3	64:H3:22:ARG:HG3	1.76	0.50
62:E3:85:VAL:HA	62:E3:122:VAL:HG22	1.92	0.50
4:D1:103:LEU:HD11	4:D1:111:LEU:HD23	1.93	0.50
9:A2:23:C:H2'	9:A2:24:G:O4'	2.12	0.50
9:A2:4397:G:H22	9:A2:4601:A:H2	1.59	0.50
17:I2:22:ILE:HD13	17:I2:120:VAL:HG11	1.92	0.50
26:R2:93:ASN:HB3	26:R2:95:THR:HG23	1.93	0.50
40:f2:44:TRP:CH2	40:f2:45:ARG:HD2	2.46	0.50

Continued on next page...

Continued from previous page...

Atom-1	Atom-2	Interatomic distance (Å)	Clash overlap (Å)
49:q2:39:VAL:HG22	49:q2:48:ILE:HG12	1.93	0.50
54:s2:203:ASN:C	75:F3:52:ASP:OD2	2.55	0.50
9:A2:662:C:H4'	14:F2:269:LYS:HG2	1.92	0.50
15:G2:33:ARG:HH11	22:N2:27:LEU:HD12	1.76	0.50
23:O2:61:VAL:HG23	23:O2:74:SER:HB3	1.91	0.50
46:m2:1746:G:H1'	46:m2:1792:A:N6	2.26	0.50
46:m2:1750:G:N2	46:m2:1788:U:O2	2.29	0.50
46:m2:1784:G:OP2	46:m2:1785:C:H4'	2.11	0.50
47:n2:14:C:H2'	47:n2:15:A:C8	2.46	0.50
75:F3:10:ARG:HB3	75:F3:34:LYS:HB2	1.93	0.50
9:A2:1562:G:H2'	9:A2:1563:G:C8	2.47	0.50
9:A2:3613:U:H5'	9:A2:3620:U:H1'	1.94	0.50
9:A2:4386:A:H2'	9:A2:4387:G:C8	2.47	0.50
9:A2:4433:G:H22	9:A2:4499:G:H1	1.59	0.50
46:m2:198:U:O4	46:m2:203:G:O6	2.29	0.50
46:m2:658:G:H5'	46:m2:664:G:N2	2.27	0.50
53:o2:154:LEU:HB2	53:o2:157:VAL:HG11	1.92	0.50
57:y2:32:ILE:HG23	57:y2:68:ILE:HB	1.94	0.50
62:E3:104:GLY:HA2	62:E3:119:ARG:NH1	2.26	0.50
9:A2:223:G:H4'	9:A2:225:G:N7	2.25	0.50
9:A2:937:C:H2'	9:A2:938:U:H5'	1.93	0.50
9:A2:1159:G:H2'	9:A2:1160:C:C6	2.47	0.50
9:A2:3564:A:H3'	9:A2:3565:G:H21	1.77	0.50
11:C2:66:A:H2'	11:C2:67:U:C6	2.46	0.50
32:X2:37:GLY:O	32:X2:41:ARG:HG3	2.12	0.50
45:k2:98:ARG:HH11	45:k2:98:ARG:HG3	1.76	0.50
46:m2:5:U:C2	46:m2:6:G:N7	2.80	0.50
46:m2:1503:C:H2'	46:m2:1504:C:C6	2.46	0.50
62:E3:36:LEU:HD12	62:E3:37:LYS:HG3	1.94	0.50
75:F3:87:ARG:NH1	75:F3:94:ASP:HB3	2.27	0.50
9:A2:1509:C:H2'	9:A2:1510:G:C8	2.47	0.50
9:A2:2113:G:H2'	9:A2:2114:U:O4'	2.12	0.50
9:A2:3309:A:C2	9:A2:3348:A:H4'	2.47	0.50
9:A2:4023:A:H5'	47:n2:76:A:H62	1.76	0.50
46:m2:1694:U:H5'	75:F3:89:ARG:N	2.26	0.50
50:r2:125:LYS:HZ2	50:r2:227:VAL:N	2.10	0.50
70:P3:20:ARG:HB3	70:P3:22:LYS:HE3	1.93	0.50
75:F3:59:PHE:CE1	76:O3:126:ILE:C	2.88	0.50
9:A2:300:A:H2'	9:A2:301:G:H8	1.77	0.50
9:A2:506:G:H2'	9:A2:507:C:C6	2.47	0.50
9:A2:4560:G:H2'	9:A2:4561:G:C8	2.47	0.50

Continued on next page...

Continued from previous page...

Atom-1	Atom-2	Interatomic distance (Å)	Clash overlap (Å)
46:m2:1242:A:H2'	46:m2:1243:A:C4	2.46	0.50
46:m2:1864:G:O6	75:F3:34:LYS:CD	2.53	0.50
49:q2:157:MET:HE3	49:q2:158:ILE:N	2.27	0.50
58:A3:4:VAL:HG12	58:A3:5:ILE:HG13	1.94	0.50
68:L3:37:LEU:HD23	68:L3:42:GLU:HB2	1.92	0.50
71:Q3:56:PHE:HB2	71:Q3:74:MET:HE3	1.93	0.50
9:A2:1373:A:H2'	9:A2:1374:G:O4'	2.12	0.50
17:I2:166:MET:HA	17:I2:169:ARG:NH1	2.26	0.50
45:k2:33:LYS:HD2	45:k2:40:TYR:CZ	2.47	0.50
46:m2:661:G:H5'	46:m2:663:U:O4	2.12	0.50
46:m2:1519:G:H2'	46:m2:1520:C:O4'	2.12	0.50
46:m2:1804:C:H2'	46:m2:1805:U:C6	2.47	0.50
46:m2:1841:U:C4	46:m2:1842:U:C4	3.00	0.50
47:n2:53:G:H2'	47:n2:54:A:C8	2.46	0.50
57:y2:68:ILE:HG21	57:y2:88:ILE:HG22	1.93	0.50
76:O3:37:PHE:CZ	76:O3:105:THR:HG21	2.46	0.50
9:A2:673:G:H21	14:F2:291:ARG:HD2	1.77	0.50
9:A2:4532:U:H2'	9:A2:4533:U:O4'	2.12	0.50
10:B2:3:C:H2'	10:B2:4:U:H6	1.77	0.50
46:m2:1211:A:OP1	75:F3:82:LYS:HG2	2.08	0.50
46:m2:1556:C:H3'	46:m2:1557:U:H5''	1.94	0.50
49:q2:25:LEU:HD12	49:q2:37:VAL:HG11	1.92	0.50
50:r2:31:PRO:HG2	50:r2:38:LEU:HB3	1.94	0.50
62:E3:90:CYS:HB3	62:E3:130:LEU:HD11	1.93	0.50
3:C1:161:ILE:HD11	3:C1:179:ILE:HG21	1.94	0.49
9:A2:3563:G:O2'	9:A2:3565:G:N2	2.45	0.49
46:m2:96:C:H1'	46:m2:476:G:H5'	1.93	0.49
46:m2:606:A:H1'	46:m2:641:C:O2'	2.12	0.49
46:m2:1211:A:H5''	75:F3:82:LYS:CA	2.42	0.49
46:m2:1396:G:H4'	57:y2:126:ARG:HH22	1.76	0.49
46:m2:1861:A:H2'	46:m2:1862:A:C8	2.47	0.49
50:r2:89:VAL:HG23	50:r2:122:LYS:HD3	1.95	0.49
58:A3:36:VAL:HG13	58:A3:40:TYR:CD2	2.44	0.49
8:H1:195:ARG:HD3	9:A2:98:A:OP1	2.12	0.49
8:H1:204:ARG:HD2	9:A2:1156:A:OP1	2.12	0.49
9:A2:1007:A:H2	9:A2:1017:G:H22	1.60	0.49
9:A2:4382:C:H2'	9:A2:4383:G:O4'	2.12	0.49
46:m2:1006:U:H2'	46:m2:1007:G:H8	1.77	0.49
46:m2:1210:A:C1'	75:F3:86:ASN:HD22	2.25	0.49
46:m2:1396:G:H5'	57:y2:126:ARG:HH12	1.76	0.49
46:m2:1534:C:H1'	46:m2:1637:C:H2'	1.94	0.49

Continued on next page...

Continued from previous page...

Atom-1	Atom-2	Interatomic distance (Å)	Clash overlap (Å)
57:y2:134:GLY:HA3	57:y2:140:ARG:HA	1.93	0.49
67:K3:82:SER:HA	67:K3:85:ARG:HH22	1.77	0.49
70:P3:81:VAL:HG11	70:P3:104:LEU:HD22	1.92	0.49
9:A2:3612:G:H21	9:A2:3620:U:H5'	1.77	0.49
9:A2:3975:A:C8	15:G2:153:THR:HG21	2.47	0.49
21:M2:15:ARG:HB3	21:M2:27:LEU:HD23	1.94	0.49
32:X2:57:MET:HE3	32:X2:90:ARG:HB2	1.95	0.49
46:m2:1483:G:H2'	46:m2:1484:C:C6	2.47	0.49
54:s2:59:LYS:HB3	54:s2:62:ARG:HB2	1.93	0.49
54:s2:77:MET:HE3	54:s2:152:TRP:HD1	1.77	0.49
9:A2:162:A:H2'	9:A2:163:A:H8	1.78	0.49
9:A2:1071:G:H4'	9:A2:1079:A:C6	2.47	0.49
9:A2:1430:G:H1'	9:A2:2268:A:N6	2.27	0.49
9:A2:1560:G:H2'	9:A2:1561:G:H8	1.77	0.49
9:A2:3340:G:H2'	9:A2:3341:C:C6	2.48	0.49
46:m2:1084:A:H2	46:m2:1860:G:H5'	1.76	0.49
46:m2:1691:C:H2'	46:m2:1692:U:C6	2.47	0.49
1:A1:98:ARG:HD2	9:A2:736:G:H5''	1.94	0.49
2:B1:207:VAL:HG21	2:B1:215:LEU:HD22	1.94	0.49
9:A2:830:G:N2	9:A2:836:C:H2'	2.27	0.49
9:A2:3744:G:H1	9:A2:3765:G:H22	1.59	0.49
9:A2:4542:G:N1	9:A2:4568:U:C2	2.80	0.49
46:m2:1120:C:H3'	46:m2:1121:A:H8	1.77	0.49
46:m2:1238:G:N2	46:m2:1524:A:H62	2.03	0.49
46:m2:1731:U:H3	46:m2:1807:G:H1	1.59	0.49
46:m2:1782:G:H2'	46:m2:1783:A:O4'	2.11	0.49
3:C1:173:ARG:HD2	9:A2:4128:C:N4	2.27	0.49
9:A2:1475:C:H2'	9:A2:1476:C:C6	2.47	0.49
9:A2:2294:C:H2'	9:A2:2295:C:C6	2.48	0.49
15:G2:216:GLU:O	15:G2:220:LYS:HG3	2.13	0.49
46:m2:1099:G:H1	46:m2:1137:C:H42	1.60	0.49
46:m2:1376:C:H2'	46:m2:1377:G:C8	2.48	0.49
46:m2:1538:G:H2'	46:m2:1539:A:C8	2.48	0.49
46:m2:1837:A:N6	75:F3:78:ALA:O	2.31	0.49
46:m2:1837:A:C4	75:F3:75:VAL:O	2.65	0.49
50:r2:175:PHE:HE1	50:r2:198:ARG:HD2	1.77	0.49
9:A2:1911:G:H2'	9:A2:1912:A:H8	1.76	0.49
20:L2:77:GLY:O	20:L2:81:ARG:HG3	2.13	0.49
23:O2:44:GLN:HG2	23:O2:56:LEU:HD21	1.94	0.49
46:m2:1040:U:H2'	46:m2:1041:C:C6	2.47	0.49
46:m2:1862:A:C2	46:m2:1864:G:C8	3.00	0.49

Continued on next page...

Continued from previous page...

Atom-1	Atom-2	Interatomic distance (Å)	Clash overlap (Å)
50:r2:29:PRO:HG2	50:r2:46:ILE:HD11	1.94	0.49
52:z2:9:VAL:HA	52:z2:50:ILE:HG12	1.93	0.49
72:S3:49:HIS:HE1	72:S3:69:GLY:HA2	1.77	0.49
75:F3:57:SER:OG	76:O3:120:ALA:HB1	2.13	0.49
9:A2:1012:C:OP1	9:A2:1012:C:H4'	2.12	0.49
9:A2:2166:C:H2'	9:A2:2167:A:H8	1.78	0.49
9:A2:3627:G:H1	9:A2:3700:A:N6	2.09	0.49
15:G2:223:PHE:HB3	15:G2:226:TYR:HB2	1.93	0.49
20:L2:8:LYS:HG3	20:L2:19:LYS:HG2	1.95	0.49
35:a2:24:ARG:HH11	35:a2:24:ARG:HG3	1.78	0.49
42:h2:1:MET:N	46:m2:1708:G:H5'	2.27	0.49
46:m2:926:G:H1	46:m2:1020:U:H3	1.59	0.49
46:m2:1065:C:C3'	76:O3:149:ARG:O	2.60	0.49
46:m2:1645:U:H2'	46:m2:1646:C:H6	1.76	0.49
48:p2:113:MET:HE2	48:p2:113:MET:O	2.12	0.49
49:q2:114:ALA:HB3	49:q2:117:ARG:HB3	1.93	0.49
51:w2:113:LEU:HD11	51:w2:117:PHE:HB2	1.95	0.49
9:A2:130:G:H2'	9:A2:131:C:O4'	2.13	0.49
9:A2:854:A:H1'	9:A2:1878:G:H5''	1.95	0.49
9:A2:4394:G:H2'	9:A2:4395:G:O4'	2.13	0.49
13:E2:57:VAL:HG22	13:E2:73:VAL:HG22	1.94	0.49
46:m2:55:U:H4'	46:m2:56:G:H5'	1.94	0.49
46:m2:981:C:H2'	46:m2:982:A:C8	2.48	0.49
46:m2:1201:A:H2'	46:m2:1202:A:H8	1.75	0.49
46:m2:1537:U:O4	54:s2:159:ARG:HG2	2.13	0.49
46:m2:1629:C:H2'	46:m2:1630:C:C6	2.47	0.49
46:m2:1867:C:C3'	75:F3:95:ARG:HH22	2.25	0.49
49:q2:132:LYS:HG2	49:q2:156:LEU:HB3	1.95	0.49
53:o2:128:ARG:CZ	53:o2:153:PRO:HD3	2.43	0.49
54:s2:77:MET:HE3	54:s2:152:TRP:CD1	2.48	0.49
9:A2:1323:G:H2'	9:A2:1324:C:H6	1.78	0.49
9:A2:4649:U:H2'	9:A2:4650:C:C6	2.48	0.49
42:h2:1:MET:H2	46:m2:1708:G:H5'	1.78	0.49
46:m2:107:A:H2'	46:m2:108:G:H8	1.78	0.49
46:m2:832:A:H2'	46:m2:833:G:O4'	2.13	0.49
46:m2:1026:A:H2'	46:m2:1027:U:C6	2.48	0.49
46:m2:1095:A:H2'	46:m2:1096:C:C6	2.48	0.49
46:m2:1142:G:H2'	46:m2:1143:G:C8	2.47	0.49
46:m2:1674:U:H2'	46:m2:1675:U:C6	2.48	0.49
57:y2:12:VAL:HG22	57:y2:23:ALA:HB3	1.95	0.49
75:F3:42:ARG:CZ	75:F3:42:ARG:CB	2.90	0.49

Continued on next page...

Continued from previous page...

Atom-1	Atom-2	Interatomic distance (Å)	Clash overlap (Å)
1:A1:177:TYR:CD1	1:A1:209:MET:HE3	2.47	0.48
5:E1:46:GLN:HB3	10:B2:39:C:O2'	2.13	0.48
9:A2:10:A:H2'	9:A2:11:G:H8	1.78	0.48
9:A2:1742:G:H22	9:A2:4086:C:H5''	1.77	0.48
9:A2:4569:C:H4'	9:A2:4570:U:OP1	2.12	0.48
10:B2:23:A:H2'	10:B2:24:C:C6	2.48	0.48
30:V2:89:PRO:HB2	30:V2:92:LYS:HB2	1.93	0.48
44:j2:8:VAL:HG22	44:j2:11:VAL:HG23	1.95	0.48
46:m2:295:C:H4'	51:w2:38:LYS:HE3	1.95	0.48
46:m2:1206:A:H2'	46:m2:1207:C:C6	2.48	0.48
46:m2:1677:A:O2'	54:s2:74:ASN:HB3	2.13	0.48
46:m2:1746:G:H1'	46:m2:1792:A:H61	1.77	0.48
65:I3:36:ARG:O	65:I3:65:PHE:HA	2.13	0.48
75:F3:26:CYS:SG	76:O3:149:ARG:CG	3.01	0.48
75:F3:94:ASP:CG	75:F3:95:ARG:H	2.04	0.48
9:A2:934:C:O2'	9:A2:935:C:H6	1.96	0.48
9:A2:3254:C:H2'	9:A2:3255:A:H8	1.78	0.48
9:A2:3744:G:H22	9:A2:3765:G:N2	2.11	0.48
46:m2:413:G:H2'	46:m2:414:G:H8	1.77	0.48
46:m2:459:C:N4	46:m2:460:A:H62	2.11	0.48
46:m2:1346:A:H1'	46:m2:1347:G:C8	2.48	0.48
49:q2:158:ILE:HG23	49:q2:164:VAL:HG22	1.93	0.48
51:w2:101:ARG:HB2	62:E3:10:ALA:HB2	1.94	0.48
53:o2:34:MET:HG3	53:o2:34:MET:O	2.13	0.48
61:D3:3:ASN:HA	66:J3:173:LYS:HG2	1.95	0.48
9:A2:3317:G:H4'	9:A2:3318:A:H5'	1.95	0.48
9:A2:4700:C:H4'	9:A2:4701:G:H8	1.77	0.48
14:F2:263:LEU:O	14:F2:274:LYS:HD2	2.13	0.48
26:R2:126:THR:CG2	26:R2:134:LYS:HE2	2.42	0.48
46:m2:796:A:H2	46:m2:797:A:H62	1.61	0.48
46:m2:1211:A:C5'	75:F3:82:LYS:NZ	2.76	0.48
46:m2:1735:U:H2'	46:m2:1736:G:O4'	2.13	0.48
46:m2:1745:G:N2	46:m2:1793:A:N6	2.31	0.48
57:y2:96:TYR:HA	57:y2:100:VAL:HG22	1.95	0.48
75:F3:41:ILE:HG12	75:F3:68:TYR:HD1	1.77	0.48
76:O3:141:ARG:HE	76:O3:141:ARG:H	1.62	0.48
9:A2:1347:A:N7	38:d2:15:THR:HG22	2.28	0.48
9:A2:1379:C:H2'	9:A2:1380:U:C6	2.49	0.48
9:A2:3566:C:H1'	9:A2:4048:A:C2	2.48	0.48
13:E2:34:LYS:HB2	13:E2:34:LYS:NZ	2.27	0.48
21:M2:81:TRP:HZ3	21:M2:130:GLU:HG2	1.78	0.48

Continued on next page...

Continued from previous page...

Atom-1	Atom-2	Interatomic distance (Å)	Clash overlap (Å)
28:T2:46:ILE:HG23	28:T2:68:ILE:HG23	1.96	0.48
46:m2:454:G:H2'	46:m2:455:C:C6	2.48	0.48
46:m2:946:A:H1'	76:O3:136:PRO:HB3	1.93	0.48
46:m2:1229:G:H21	46:m2:1637:C:H4'	1.77	0.48
46:m2:1364:U:H5''	46:m2:1365:C:C5	2.47	0.48
46:m2:1646:C:H2'	46:m2:1647:C:C6	2.48	0.48
51:w2:96:ILE:HD12	51:w2:96:ILE:N	2.27	0.48
59:B3:42:HIS:ND1	59:B3:81:GLY:HA3	2.29	0.48
59:B3:60:THR:O	59:B3:64:LEU:HG	2.13	0.48
75:F3:20:PRO:HG3	76:O3:146:ARG:HD2	1.95	0.48
75:F3:53:ILE:HD12	76:O3:117:ARG:CZ	2.37	0.48
76:O3:78:ALA:HB1	76:O3:119:LEU:HG	1.94	0.48
5:E1:50:PHE:CD1	5:E1:70:VAL:HG12	2.48	0.48
9:A2:854:A:H8	9:A2:855:G:C8	2.31	0.48
9:A2:1080:C:H2'	9:A2:1081:G:C8	2.48	0.48
9:A2:1256:A:H2	9:A2:1904:G:H22	1.61	0.48
9:A2:1482:A:H4'	9:A2:1498:G:N2	2.29	0.48
9:A2:3320:G:H2'	9:A2:3321:G:H8	1.79	0.48
9:A2:4539:A:H5''	9:A2:4540:C:H5'	1.95	0.48
9:A2:4580:C:H2'	9:A2:4581:G:C8	2.49	0.48
12:D2:156:LYS:HG2	12:D2:158:ILE:HG23	1.94	0.48
13:E2:148:LYS:NZ	13:E2:148:LYS:HB3	2.27	0.48
46:m2:146:G:H2'	46:m2:147:A:C8	2.48	0.48
46:m2:1694:U:N3	46:m2:1695:G:O6	2.47	0.48
46:m2:1865:A:N7	75:F3:75:VAL:CG2	2.71	0.48
47:n2:66:C:HO2'	47:n2:67:U:H6	1.60	0.48
53:o2:123:VAL:HG23	53:o2:145:ILE:HB	1.96	0.48
57:y2:16:LYS:HD2	57:y2:79:ALA:HA	1.96	0.48
66:J3:263:LYS:HA	66:J3:267:GLN:HE21	1.79	0.48
2:B1:95:LEU:HD11	2:B1:154:LEU:HD21	1.95	0.48
9:A2:878:G:H2'	9:A2:879:C:H6	1.79	0.48
9:A2:3339:C:H2'	12:D2:132:ASN:HD21	1.78	0.48
9:A2:3501:A:H2'	9:A2:3502:C:C6	2.48	0.48
9:A2:3504:U:H2'	9:A2:3505:A:H8	1.78	0.48
9:A2:4195:G:H2'	9:A2:4196:A:C8	2.48	0.48
46:m2:42:A:C6	46:m2:428:A:N1	2.81	0.48
46:m2:920:U:O2'	70:P3:56:HIS:HB3	2.14	0.48
46:m2:1052:A:H62	46:m2:1070:G:H21	1.62	0.48
46:m2:1264:C:H3'	46:m2:1265:U:C5	2.48	0.48
46:m2:1674:U:H2'	46:m2:1675:U:H6	1.78	0.48
49:q2:101:GLN:HB3	49:q2:122:VAL:HG13	1.95	0.48

Continued on next page...

Continued from previous page...

Atom-1	Atom-2	Interatomic distance (Å)	Clash overlap (Å)
53:o2:130:ASP:HB3	53:o2:133:PRO:HG2	1.95	0.48
75:F3:45:VAL:HG11	75:F3:53:ILE:HD12	1.95	0.48
75:F3:45:VAL:HB	76:O3:117:ARG:HD2	1.82	0.48
9:A2:712:G:H2'	9:A2:713:C:C6	2.49	0.48
9:A2:1914:C:H1'	9:A2:2004:G:H1	1.78	0.48
9:A2:2513:G:H2'	9:A2:2514:G:C8	2.49	0.48
9:A2:3744:G:H22	9:A2:3765:G:H22	1.62	0.48
9:A2:4176:G:C2	13:E2:252:ALA:HB1	2.49	0.48
19:K2:29:VAL:O	19:K2:33:ARG:HB2	2.13	0.48
20:L2:10:LEU:HB3	20:L2:41:ILE:HG13	1.95	0.48
46:m2:1867:C:C2	75:F3:6:ARG:HD3	2.49	0.48
49:q2:164:VAL:O	49:q2:168:VAL:HB	2.14	0.48
50:r2:175:PHE:HE2	50:r2:225:ILE:HG21	1.77	0.48
9:A2:938:U:H2'	9:A2:939:C:H6	1.78	0.48
13:E2:92:TYR:HB2	13:E2:159:VAL:HB	1.95	0.48
13:E2:161:ARG:HG2	13:E2:184:GLN:HA	1.96	0.48
46:m2:831:C:H5''	50:r2:21:ASP:OD2	2.14	0.48
51:w2:72:ILE:O	51:w2:73:LEU:HD13	2.13	0.48
64:H3:21:CYS:HA	64:H3:37:ASN:OD1	2.14	0.48
66:J3:148:ALA:HA	66:J3:152:ARG:HH21	1.79	0.48
2:B1:137[A]:ARG:HG2	2:B1:142:THR:HG21	1.95	0.48
6:F1:60:ARG:HD2	6:F1:67:HIS:O	2.14	0.48
9:A2:453:G:H1	9:A2:1107:G:H22	1.60	0.48
9:A2:453:G:N2	9:A2:1107:G:H22	2.11	0.48
9:A2:513:U:O2	9:A2:655:G:O6	2.31	0.48
9:A2:1378:A:N3	46:m2:1032:A:H4'	2.29	0.48
11:C2:141:C:H2'	11:C2:142:U:C6	2.49	0.48
46:m2:394:A:H2'	46:m2:395:U:O4'	2.14	0.48
46:m2:933:C:H2'	46:m2:934:G:C8	2.48	0.48
46:m2:1095:A:H2'	46:m2:1096:C:H6	1.77	0.48
46:m2:1655:U:H2'	46:m2:1656:G:C8	2.49	0.48
46:m2:1864:G:N2	46:m2:1865:A:C6	2.79	0.48
48:p2:82:ARG:NH1	48:p2:191:ASP:HB2	2.28	0.48
51:w2:101:ARG:HG2	62:E3:7:LEU:HD12	1.94	0.48
54:s2:155:CYS:HB3	54:s2:159:ARG:NH1	2.29	0.48
56:x2:38:SER:HB2	56:x2:41:GLN:OE1	2.14	0.48
75:F3:12:LYS:HD3	75:F3:18:VAL:CG2	2.42	0.48
9:A2:3912:U:H2'	9:A2:3913:C:C6	2.49	0.48
14:F2:152:LEU:HD12	14:F2:249:PHE:HZ	1.79	0.48
15:G2:211:LEU:HB3	15:G2:219:TYR:HB2	1.95	0.48
46:m2:43:U:H5''	46:m2:44:U:H5	1.78	0.48

Continued on next page...

Continued from previous page...

Atom-1	Atom-2	Interatomic distance (Å)	Clash overlap (Å)
46:m2:423:G:OP1	51:w2:97:ARG:HG3	2.14	0.48
46:m2:499:C:H2'	46:m2:500:C:C6	2.48	0.48
46:m2:618:A:N1	46:m2:634:C:H1'	2.29	0.48
46:m2:873:U:H4'	69:N3:77:SER:HA	1.95	0.48
46:m2:1580:U:H5''	46:m2:1581:A:O4'	2.13	0.48
46:m2:1700:C:H4'	46:m2:1701:A:OP2	2.14	0.48
53:o2:49:ILE:HG21	53:o2:162:PRO:HB2	1.96	0.48
70:P3:35:VAL:HA	70:P3:38:LEU:HD12	1.96	0.48
9:A2:1766:A:H3'	9:A2:1767:G:C8	2.47	0.47
9:A2:3379:A:H2'	9:A2:3380:A:H8	1.79	0.47
9:A2:3763:U:H2'	9:A2:3764:C:C6	2.48	0.47
9:A2:3943:G:OP2	43:i2:10:THR:HG22	2.14	0.47
9:A2:3997:C:H2'	9:A2:3998:U:C6	2.49	0.47
46:m2:158:A:H5'	46:m2:466:A:C5	2.49	0.47
46:m2:333:C:H41	67:K3:189:ARG:HH11	1.61	0.47
46:m2:493:C:OP2	71:Q3:104:ARG:HB3	2.14	0.47
46:m2:929:C:H2'	46:m2:930:G:H8	1.79	0.47
46:m2:1332:G:H2'	46:m2:1494:U:OP2	2.13	0.47
46:m2:1868:A:H5'	75:F3:95:ARG:HH22	1.73	0.47
47:n2:70:G:H2'	47:n2:71:C:C6	2.49	0.47
55:v2:21:MET:HE3	55:v2:49:MET:HE3	1.96	0.47
57:y2:37:ARG:HA	59:B3:7:LYS:HB3	1.96	0.47
65:I3:113:PHE:HB3	65:I3:117:ASN:HD22	1.79	0.47
68:L3:134:HIS:CE1	68:L3:164:PRO:HD2	2.49	0.47
2:B1:168:VAL:CG1	8:H1:10:LEU:HD21	2.44	0.47
9:A2:690:C:H2'	9:A2:691:G:O4'	2.14	0.47
9:A2:938:U:H2'	9:A2:939:C:C6	2.49	0.47
9:A2:1123:C:H2'	9:A2:1124:C:C6	2.49	0.47
46:m2:589:A:H5'	46:m2:594:C:H41	1.79	0.47
46:m2:1082:A:OP1	46:m2:1186:G:H1'	2.14	0.47
67:K3:63:MET:HG2	67:K3:98:ARG:HH21	1.79	0.47
76:O3:71:PRO:O	76:O3:75:MET:HG3	2.15	0.47
1:A1:263:ASN:O	1:A1:267:ARG:HG2	2.14	0.47
1:A1:264:ARG:HD2	9:A2:839:C:OP2	2.15	0.47
9:A2:1068:C:H42	9:A2:1082:A:H61	1.63	0.47
9:A2:1553:A:H2'	9:A2:1554:G:C8	2.50	0.47
9:A2:3416:A:H2	46:m2:1711:G:H22	1.62	0.47
27:S2:31:SER:HA	27:S2:48:PRO:HA	1.95	0.47
30:V2:110:MET:O	30:V2:114:GLN:HG2	2.14	0.47
36:b2:89:ARG:O	36:b2:93:ARG:HG2	2.13	0.47
45:k2:41:ASN:OD1	45:k2:44:ILE:HG23	2.14	0.47

Continued on next page...

Continued from previous page...

Atom-1	Atom-2	Interatomic distance (Å)	Clash overlap (Å)
46:m2:401:C:C2	51:w2:104:LYS:HG2	2.48	0.47
46:m2:977:G:H2'	46:m2:978:G:H8	1.79	0.47
46:m2:1211:A:P	75:F3:82:LYS:NZ	2.87	0.47
46:m2:1268:C:H2'	46:m2:1269:C:H6	1.79	0.47
46:m2:1377:G:H2'	46:m2:1378:A:C8	2.48	0.47
48:p2:40:ASN:HB2	48:p2:75:GLN:HA	1.96	0.47
56:x2:44:ARG:NH2	56:x2:83:MET:HE2	2.29	0.47
66:J3:64:THR:HG23	66:J3:67:GLY:H	1.78	0.47
67:K3:98:ARG:HD2	67:K3:99:GLY:O	2.15	0.47
1:A1:120:ILE:HG21	19:K2:4:ASP:HB2	1.95	0.47
9:A2:1614:C:H5''	30:V2:56:LYS:HE3	1.95	0.47
9:A2:3997:C:H2'	9:A2:3998:U:H6	1.79	0.47
9:A2:4521:A:OP2	21:M2:165:PRO:HB3	2.14	0.47
33:Y2:35:TRP:CZ2	33:Y2:56:PRO:HD2	2.49	0.47
46:m2:1209:G:C3'	75:F3:80:HIS:HE1	2.26	0.47
46:m2:1257:G:H5''	46:m2:1258:G:H4'	1.96	0.47
46:m2:1621:A:H4'	56:x2:44:ARG:NH1	2.28	0.47
46:m2:1716:U:H2'	46:m2:1717:A:H8	1.78	0.47
46:m2:1846:U:H3	46:m2:1857:G:H1	1.62	0.47
46:m2:1864:G:N2	75:F3:28:ARG:NH2	2.61	0.47
48:p2:86:LEU:HB3	48:p2:98:THR:HB	1.97	0.47
53:o2:85:ARG:HG3	53:o2:89:LYS:HZ3	1.79	0.47
58:A3:25:LYS:HA	58:A3:55:ARG:HA	1.95	0.47
9:A2:106:A:H2'	9:A2:107:G:O4'	2.13	0.47
9:A2:128:C:H2'	9:A2:129:C:C6	2.49	0.47
9:A2:1744:A:H2'	9:A2:1745:A:H8	1.76	0.47
17:I2:103:LYS:HB2	17:I2:103:LYS:HE2	1.66	0.47
46:m2:159:A:H2	46:m2:469:G:H21	1.62	0.47
46:m2:529:C:H2'	46:m2:530:A:H8	1.78	0.47
46:m2:538:A:H61	46:m2:550:C:H42	1.62	0.47
46:m2:825:U:H2'	46:m2:826:C:H5	1.78	0.47
46:m2:931:G:H2'	46:m2:932:C:O4'	2.14	0.47
46:m2:1210:A:N3	75:F3:86:ASN:N	2.62	0.47
50:r2:62:LYS:HG2	50:r2:80:ILE:HD13	1.95	0.47
52:z2:85:VAL:HG22	53:o2:201:LEU:HD13	1.96	0.47
59:B3:82:ARG:HG2	59:B3:84:ARG:HD3	1.96	0.47
75:F3:59:PHE:CZ	76:O3:126:ILE:CG1	2.90	0.47
9:A2:163:A:H2'	9:A2:164:G:H8	1.79	0.47
9:A2:746:G:O2'	9:A2:747:G:H8	1.98	0.47
9:A2:1281:C:H2'	9:A2:1282:C:H6	1.78	0.47
9:A2:1893:C:N3	9:A2:1896:A:H4'	2.30	0.47

Continued on next page...

Continued from previous page...

Atom-1	Atom-2	Interatomic distance (Å)	Clash overlap (Å)
9:A2:2166:C:H2'	9:A2:2167:A:C8	2.50	0.47
17:I2:197:LYS:NZ	17:I2:197:LYS:HB3	2.29	0.47
44:j2:46:LYS:HE3	44:j2:46:LYS:HB3	1.65	0.47
46:m2:454:G:H2'	46:m2:455:C:H6	1.80	0.47
46:m2:876:G:H2'	46:m2:876:G:N3	2.29	0.47
46:m2:1066:C:C1'	76:O3:150:ARG:HD3	2.45	0.47
46:m2:1069:C:H2'	46:m2:1070:G:O4'	2.15	0.47
46:m2:1258:G:H5''	64:H3:40:ARG:HH21	1.79	0.47
46:m2:1469:C:H2'	46:m2:1470:C:C6	2.49	0.47
46:m2:1752:C:H2'	46:m2:1753:C:H6	1.80	0.47
46:m2:1825:A:H2'	46:m2:1826:A:C5	2.50	0.47
49:q2:70:THR:HG22	49:q2:86:LEU:HG	1.96	0.47
1:A1:56:ARG:HH12	9:A2:1252:C:H4'	1.80	0.47
2:B1:143:VAL:O	2:B1:147:VAL:HG23	2.15	0.47
6:F1:114:VAL:O	6:F1:118:LYS:HG2	2.14	0.47
9:A2:2247:C:H2'	9:A2:2248:G:H8	1.80	0.47
9:A2:2275:C:H2'	9:A2:2276:G:H8	1.79	0.47
9:A2:2500:A:H2'	9:A2:2501:A:C8	2.49	0.47
14:F2:32:ILE:HG22	14:F2:34:PRO:HD3	1.97	0.47
14:F2:134:PRO:HA	14:F2:150:LEU:HD22	1.97	0.47
14:F2:138:MET:HE3	14:F2:144:ILE:H	1.80	0.47
21:M2:96:GLU:HB3	21:M2:142:VAL:HG21	1.97	0.47
37:c2:94:LEU:HD23	37:c2:97:MET:HE3	1.95	0.47
46:m2:95:G:H2'	46:m2:96:C:H6	1.80	0.47
46:m2:110:U:O2	46:m2:353:G:N2	2.45	0.47
46:m2:350:A:H2'	46:m2:351:A:C8	2.50	0.47
46:m2:564:U:H2'	46:m2:565:G:C8	2.49	0.47
46:m2:1026:A:OP1	69:N3:4:MET:HG2	2.14	0.47
46:m2:1619:G:N2	46:m2:1621:A:H3'	2.29	0.47
46:m2:1706:C:C2'	46:m2:1707:C:H5'	2.45	0.47
49:q2:146:ARG:HD3	49:q2:147:ALA:H	1.78	0.47
50:r2:68:ARG:HH11	50:r2:76:VAL:HG12	1.79	0.47
50:r2:130:PHE:CE1	50:r2:138:HIS:HB2	2.50	0.47
58:A3:39:ARG:HD3	59:B3:38:LYS:HE3	1.97	0.47
65:I3:238:ALA:HB3	65:I3:251:ALA:HB3	1.95	0.47
69:N3:49:GLN:HA	69:N3:52:VAL:HB	1.97	0.47
9:A2:49:U:H2'	9:A2:50:C:H6	1.79	0.47
9:A2:175:C:H2'	9:A2:176:G:C8	2.50	0.47
9:A2:1758:A:H2'	9:A2:1759:U:H6	1.80	0.47
9:A2:2323:C:H2'	9:A2:2324:G:H8	1.80	0.47
9:A2:3564:A:H2'	9:A2:3565:G:H21	1.80	0.47

Continued on next page...

Continued from previous page...

Atom-1	Atom-2	Interatomic distance (Å)	Clash overlap (Å)
9:A2:3601:A:H2'	9:A2:3602:G:C8	2.49	0.47
9:A2:3770:U:H5'	12:D2:87:PHE:HE2	1.79	0.47
9:A2:4215:U:H2'	9:A2:4216:A:H8	1.80	0.47
19:K2:110:ARG:HG3	19:K2:120:ILE:HD12	1.96	0.47
35:a2:5:LEU:HD21	35:a2:30:ILE:HG22	1.97	0.47
37:c2:16:LYS:HA	37:c2:16:LYS:HD3	1.64	0.47
46:m2:831:C:H4'	46:m2:832:A:H5'	1.97	0.47
46:m2:948:U:H2'	46:m2:949:G:H8	1.79	0.47
48:p2:167:LYS:HE3	48:p2:171:ILE:HD11	1.96	0.47
68:L3:60:LEU:HG	68:L3:94:LEU:HD21	1.96	0.47
68:L3:80:ARG:HA	68:L3:83:ARG:HG2	1.97	0.47
75:F3:22:ARG:HH22	76:O3:146:ARG:H	1.62	0.47
9:A2:2395:G:H2'	9:A2:2396:A:C8	2.50	0.47
9:A2:2498:A:H2'	9:A2:2499:A:C8	2.50	0.47
9:A2:2511:G:H2'	9:A2:2512:A:C8	2.50	0.47
9:A2:3248:G:H2'	9:A2:3248:G:N3	2.30	0.47
9:A2:4436:C:H42	9:A2:4495:C:H42	1.61	0.47
13:E2:86:VAL:HG13	13:E2:162:ILE:HG23	1.97	0.47
13:E2:353:VAL:HG12	13:E2:355:THR:HG23	1.97	0.47
45:k2:98:ARG:HG3	45:k2:98:ARG:NH1	2.29	0.47
46:m2:29:G:H2'	46:m2:30:C:C6	2.50	0.47
46:m2:1472:C:H2'	46:m2:1473:C:C6	2.50	0.47
46:m2:1616:A:H2'	46:m2:1617:U:C6	2.50	0.47
46:m2:1861:A:P	75:F3:16:GLY:O	2.73	0.47
62:E3:41:PHE:HE2	62:E3:119:ARG:HH12	1.63	0.47
9:A2:7:C:H2'	9:A2:8:U:C6	2.49	0.47
9:A2:1561:G:H1	9:A2:1575:U:H3	1.63	0.47
9:A2:2102:A:C4	33:Y2:31:ILE:HD11	2.50	0.47
9:A2:4500:G:H2'	9:A2:4501:G:H8	1.79	0.47
11:C2:81:C:H2'	11:C2:83:C:H5'	1.96	0.47
17:I2:196:LEU:HD23	17:I2:202:LEU:HD22	1.96	0.47
46:m2:174:C:H2'	46:m2:175:A:C8	2.48	0.47
46:m2:604:G:H2'	46:m2:605:C:C5	2.50	0.47
46:m2:681:A:H5'	46:m2:682:G:OP2	2.15	0.47
46:m2:695:A:H3'	46:m2:696:G:C8	2.50	0.47
46:m2:1693:U:H5''	46:m2:1694:U:P	2.55	0.47
48:p2:150:ILE:HD12	52:z2:129:LYS:HB3	1.96	0.47
49:q2:105:LEU:HA	49:q2:105:LEU:HD23	1.74	0.47
68:L3:134:HIS:HE1	68:L3:164:PRO:HD2	1.80	0.47
75:F3:26:CYS:CB	76:O3:149:ARG:HB2	2.21	0.47
75:F3:45:VAL:HG23	76:O3:117:ARG:HG3	1.87	0.47

Continued on next page...

Continued from previous page...

Atom-1	Atom-2	Interatomic distance (Å)	Clash overlap (Å)
5:E1:128:LEU:HD21	5:E1:130:PHE:HE1	1.80	0.46
9:A2:2654:C:H2'	9:A2:2655:U:C6	2.50	0.46
9:A2:3749:G:H4'	48:p2:227:LYS:HE3	1.97	0.46
9:A2:3996:U:H2'	9:A2:3997:C:C6	2.49	0.46
9:A2:4603:C:H2'	9:A2:4604:C:H6	1.79	0.46
17:I2:16:LEU:HD21	17:I2:83:THR:HG21	1.97	0.46
48:p2:107:ARG:HA	48:p2:110:MET:HG2	1.96	0.46
48:p2:123:ALA:HB3	48:p2:139:CYS:SG	2.56	0.46
51:w2:55:TYR:CZ	51:w2:116:CYS:HB3	2.49	0.46
58:A3:40:TYR:HD1	58:A3:83:PHE:HE2	1.62	0.46
65:I3:32:LEU:HD11	65:I3:40:ILE:HG22	1.96	0.46
9:A2:272:U:H2'	9:A2:273:U:C6	2.50	0.46
9:A2:955:U:H2'	9:A2:956:C:C6	2.50	0.46
9:A2:1244:C:H2'	9:A2:1245:G:O4'	2.15	0.46
9:A2:2426:C:H2'	9:A2:2427:C:C6	2.50	0.46
9:A2:3625:G:O5'	9:A2:3625:G:H8	1.98	0.46
9:A2:4133:U:H2'	9:A2:4134:U:C6	2.50	0.46
46:m2:95:G:H2'	46:m2:96:C:C6	2.51	0.46
46:m2:1865:A:C5	75:F3:76:SER:CA	2.97	0.46
53:o2:61:ALA:O	53:o2:65:ILE:HD12	2.15	0.46
66:J3:207:ALA:HB3	66:J3:210:PRO:HD2	1.97	0.46
68:L3:109:ARG:HB2	68:L3:112:THR:HG23	1.97	0.46
9:A2:114:G:H21	9:A2:276:C:H4'	1.79	0.46
9:A2:2419:G:H4'	9:A2:2432:G:H4'	1.97	0.46
12:D2:117:GLU:HG3	12:D2:163:ARG:H	1.80	0.46
27:S2:67:ILE:HD12	27:S2:107:THR:HG21	1.98	0.46
29:U2:101:ILE:HD12	29:U2:122:VAL:HG21	1.98	0.46
46:m2:57:U:H5''	46:m2:506:G:H1'	1.97	0.46
46:m2:95:G:H1	46:m2:437:A:H61	1.63	0.46
46:m2:347:U:H2'	46:m2:348:C:C6	2.51	0.46
46:m2:977:G:H21	76:O3:50:LYS:HA	1.81	0.46
46:m2:1211:A:C3'	75:F3:82:LYS:NZ	2.77	0.46
46:m2:1867:C:C5'	75:F3:95:ARG:HH12	2.26	0.46
49:q2:51:LEU:HG	49:q2:91:VAL:HG22	1.96	0.46
49:q2:167:TYR:CD1	49:q2:200:PRO:HG2	2.49	0.46
53:o2:198:MET:H	53:o2:198:MET:HE2	1.80	0.46
67:K3:138:ALA:HB2	67:K3:179:LEU:HB2	1.97	0.46
70:P3:42:MET:HE1	70:P3:48:GLY:O	2.15	0.46
75:F3:28:ARG:HA	76:O3:148:GLY:O	2.14	0.46
76:O3:143:LYS:HG3	76:O3:144:GLY:N	2.28	0.46
8:H1:68:ARG:HB2	9:A2:302:C:OP1	2.15	0.46

Continued on next page...

Continued from previous page...

Atom-1	Atom-2	Interatomic distance (Å)	Clash overlap (Å)
9:A2:37:U:H2'	9:A2:38:A:O4'	2.14	0.46
9:A2:1557:C:H41	9:A2:1578:A:H2	1.63	0.46
9:A2:2272:A:H5'	35:a2:62:LYS:HB2	1.97	0.46
9:A2:3382:A:H2'	9:A2:3383:A:C8	2.50	0.46
10:B2:4:U:H2'	10:B2:5:A:C8	2.51	0.46
11:C2:83:C:N3	27:S2:50:ARG:NH2	2.64	0.46
42:h2:2:ARG:HG3	42:h2:3:ALA:N	2.29	0.46
46:m2:579:U:H2'	46:m2:580:C:C6	2.50	0.46
46:m2:1336:G:H1'	49:q2:181:VAL:CG1	2.44	0.46
46:m2:1833:A:H2'	46:m2:1834:A:H8	1.81	0.46
53:o2:25:LEU:HD23	53:o2:26:GLY:H	1.81	0.46
58:A3:124:ARG:HH21	58:A3:129:LEU:HB3	1.80	0.46
66:J3:68:ARG:HH21	66:J3:71:LYS:HB3	1.80	0.46
71:Q3:18:LEU:HD22	71:Q3:85:ASN:HB3	1.98	0.46
5:E1:152:GLY:O	5:E1:156:ARG:HG3	2.16	0.46
9:A2:100:C:C2	9:A2:101:A:C8	3.03	0.46
9:A2:1377:A:OP2	9:A2:1377:A:H8	1.98	0.46
9:A2:1446:G:H5'	9:A2:1447:A:OP1	2.15	0.46
9:A2:4109:U:H1'	13:E2:252:ALA:HB3	1.98	0.46
16:H2:102:THR:HG22	16:H2:111:THR:HB	1.96	0.46
34:Z2:41:PHE:HE1	34:Z2:110:ILE:HD13	1.81	0.46
46:m2:25:A:O2'	46:m2:26:U:H5''	2.15	0.46
46:m2:634:C:C2	46:m2:635:C:C5	3.04	0.46
46:m2:676:C:H2'	46:m2:677:U:C6	2.49	0.46
46:m2:864:A:H8	70:P3:105:THR:HB	1.78	0.46
46:m2:943:C:H2'	46:m2:944:G:H8	1.81	0.46
46:m2:1563:G:H4'	46:m2:1585:C:H4'	1.96	0.46
46:m2:1615:G:H3'	56:x2:39:ALA:HB2	1.96	0.46
56:x2:57:LEU:HA	56:x2:60:LEU:HG	1.97	0.46
57:y2:134:GLY:HA2	57:y2:141:TYR:N	2.30	0.46
66:J3:170:TRP:HB2	66:J3:179:THR:HG21	1.97	0.46
76:O3:103:ASN:OD1	76:O3:139:SER:HB3	2.16	0.46
9:A2:120:A:H2'	9:A2:149:A:H61	1.79	0.46
9:A2:1374:G:H3'	9:A2:1375:G:C8	2.51	0.46
9:A2:1669:A:H2'	9:A2:1670:A:C8	2.51	0.46
9:A2:2232:A:C2'	9:A2:2233:C:H5''	2.46	0.46
9:A2:3426:U:H2'	9:A2:3427:C:C6	2.50	0.46
9:A2:3821:G:H4'	9:A2:3823:C:C2	2.50	0.46
9:A2:3894:U:N3	9:A2:3933:A:H2	2.04	0.46
9:A2:3943:G:H5''	9:A2:3945:U:C6	2.51	0.46
9:A2:4398:C:H2'	9:A2:4399:C:H6	1.80	0.46

Continued on next page...

Continued from previous page...

Atom-1	Atom-2	Interatomic distance (Å)	Clash overlap (Å)
11:C2:70:G:H5''	27:S2:27:ARG:CZ	2.46	0.46
16:H2:76:TYR:CE1	16:H2:77:LYS:HG3	2.50	0.46
19:K2:177:ALA:O	19:K2:184:ARG:HB2	2.16	0.46
22:N2:36:LYS:HE3	22:N2:36:LYS:HB2	1.57	0.46
46:m2:655:A:H2	68:L3:17:ARG:HH21	1.63	0.46
46:m2:684:U:O2'	46:m2:1161:G:H4'	2.16	0.46
46:m2:1053:G:H2'	46:m2:1054:A:H8	1.81	0.46
46:m2:1201:A:H5''	75:F3:2:THR:HB	1.98	0.46
46:m2:1633:U:H3'	46:m2:1634:G:C8	2.45	0.46
46:m2:1865:A:N3	75:F3:75:VAL:CB	2.79	0.46
47:n2:49:G:H2'	47:n2:50:A:O4'	2.15	0.46
47:n2:64:U:H2'	47:n2:65:C:C6	2.51	0.46
62:E3:69:CYS:HA	62:E3:84:PHE:HA	1.97	0.46
1:A1:75:LYS:HE2	1:A1:211:ASP:OD1	2.16	0.46
9:A2:712:G:H2'	9:A2:713:C:H6	1.80	0.46
9:A2:2022:U:C6	9:A2:2025:G:H4'	2.50	0.46
9:A2:4110:C:H2'	9:A2:4111:U:C6	2.50	0.46
9:A2:4176:G:N3	13:E2:252:ALA:HB1	2.30	0.46
9:A2:4290:U:H2'	9:A2:4291:G:N3	2.31	0.46
13:E2:285:TYR:CZ	13:E2:334:LYS:HG3	2.50	0.46
24:P2:16:ILE:HD12	24:P2:88:TYR:CD2	2.51	0.46
29:U2:90:ALA:HB3	29:U2:120:GLN:HE21	1.80	0.46
39:e2:5:ILE:HD11	39:e2:11:PHE:HD1	1.80	0.46
46:m2:184:G:H2'	46:m2:185:G:C8	2.49	0.46
46:m2:480:G:H2'	46:m2:481:C:C6	2.49	0.46
46:m2:1103:U:H3	46:m2:1133:G:H1	1.62	0.46
46:m2:1115:A:H2'	46:m2:1116:U:H6	1.80	0.46
46:m2:1444:U:H2'	46:m2:1445:C:C6	2.51	0.46
46:m2:1597:U:H2'	46:m2:1598:U:C6	2.51	0.46
46:m2:1693:U:C4'	46:m2:1694:U:P	3.01	0.46
62:E3:60:LYS:NZ	62:E3:62:PRO:HG2	2.31	0.46
75:F3:26:CYS:O	76:O3:149:ARG:HB2	2.15	0.46
2:B1:213:GLY:O	2:B1:217:LYS:HG2	2.16	0.46
9:A2:1118:C:H2'	9:A2:1119:C:C6	2.50	0.46
9:A2:1426:A:H5'	12:D2:183:GLY:CA	2.46	0.46
9:A2:2030:G:H2'	9:A2:2031:A:C8	2.51	0.46
9:A2:2321:G:H2'	9:A2:2322:G:H8	1.80	0.46
28:T2:121:ARG:O	28:T2:124:THR:HG22	2.15	0.46
46:m2:1233:C:H42	46:m2:1529:C:H42	1.63	0.46
46:m2:1282:G:H2'	46:m2:1283:G:C8	2.51	0.46
46:m2:1610:U:H2'	46:m2:1611:C:C6	2.51	0.46

Continued on next page...

Continued from previous page...

Atom-1	Atom-2	Interatomic distance (Å)	Clash overlap (Å)
46:m2:1871:A:C5	48:p2:115:LYS:HG2	2.50	0.46
59:B3:80:GLY:HA3	59:B3:92:PHE:HE1	1.80	0.46
61:D3:68:SER:HA	61:D3:71:ARG:HH21	1.81	0.46
75:F3:56:ALA:CA	76:O3:121:ARG:CG	2.94	0.46
1:A1:81:LYS:O	1:A1:85:GLN:HG3	2.15	0.46
1:A1:158:VAL:O	1:A1:162:ILE:HG12	2.16	0.46
9:A2:21:G:H1'	11:C2:103:A:N3	2.30	0.46
9:A2:162:A:H2'	9:A2:163:A:C8	2.50	0.46
9:A2:176:G:H2'	9:A2:177:G:H8	1.81	0.46
9:A2:928:G:H1	9:A2:1064:G:H1	1.63	0.46
9:A2:2220:C:H2'	9:A2:2221:G:O4'	2.16	0.46
9:A2:2241:G:H2'	9:A2:2242:G:C8	2.51	0.46
9:A2:3529:G:H2'	9:A2:3530:G:C8	2.51	0.46
19:K2:71:LYS:HE2	19:K2:71:LYS:HB2	1.62	0.46
46:m2:25:A:O2'	46:m2:26:U:H6	1.99	0.46
46:m2:77:A:H3'	67:K3:154:ARG:HB3	1.98	0.46
46:m2:154:U:H3	46:m2:164:A:N6	2.09	0.46
46:m2:456:U:H2'	46:m2:457:A:H8	1.81	0.46
46:m2:1045:G:H2'	46:m2:1046:G:O4'	2.15	0.46
46:m2:1237:G:N2	56:x2:135:ALA:HA	2.23	0.46
46:m2:1261:A:H3'	46:m2:1261:A:N3	2.31	0.46
46:m2:1369:U:H2'	46:m2:1370:U:C6	2.51	0.46
46:m2:1804:C:H2'	46:m2:1805:U:H6	1.80	0.46
49:q2:95:GLY:HA2	49:q2:101:GLN:OE1	2.15	0.46
75:F3:26:CYS:HB3	76:O3:149:ARG:HD2	1.86	0.46
9:A2:3312:A:H2'	9:A2:3313:U:H6	1.81	0.46
9:A2:3348:A:H62	9:A2:3479:G:H21	0.64	0.46
9:A2:4253:U:H2'	9:A2:4254:A:C8	2.48	0.46
9:A2:4703:C:H2'	9:A2:4704:A:C8	2.51	0.46
17:I2:165:LYS:CG	17:I2:169:ARG:HH21	2.23	0.46
46:m2:22:A:H1'	68:L3:17:ARG:HD2	1.97	0.46
46:m2:217:G:H2'	46:m2:218:C:C6	2.51	0.46
46:m2:687:A:C6	46:m2:688:U:C2	3.04	0.46
46:m2:933:C:P	48:p2:159:GLN:HG3	2.56	0.46
46:m2:1036:A:C2	46:m2:1037:A:H1'	2.50	0.46
46:m2:1090:U:H4'	46:m2:1091:G:OP2	2.16	0.46
46:m2:1150:A:H4'	46:m2:1151:A:O4'	2.16	0.46
46:m2:1558:A:H1'	64:H3:13:LYS:HE2	1.97	0.46
62:E3:11:ARG:HG3	62:E3:14:ARG:HH21	1.80	0.46
66:J3:89:LYS:HA	66:J3:160:LEU:HD21	1.98	0.46
71:Q3:103:SER:O	71:Q3:107:ARG:HG3	2.16	0.46

Continued on next page...

Continued from previous page...

Atom-1	Atom-2	Interatomic distance (Å)	Clash overlap (Å)
75:F3:38:LYS:CD	75:F3:71:LEU:HD12	2.41	0.46
2:B1:54:PHE:HB3	9:A2:3736:G:H5'	1.98	0.45
9:A2:174:C:H2'	9:A2:175:C:C6	2.52	0.45
9:A2:684:G:H2'	9:A2:685:C:C6	2.51	0.45
9:A2:1011:U:H3'	9:A2:1012:C:C5'	2.38	0.45
9:A2:4170:A:OP2	9:A2:4170:A:H8	1.99	0.45
12:D2:70:LYS:HE3	12:D2:70:LYS:HB2	1.59	0.45
14:F2:336:ARG:HG2	16:H2:61:ILE:CD1	2.46	0.45
29:U2:62:HIS:CE1	29:U2:64:LYS:HD3	2.51	0.45
29:U2:103:VAL:HG13	29:U2:108:TYR:HB2	1.97	0.45
46:m2:226:A:H61	46:m2:299:A:N6	2.14	0.45
46:m2:461:C:H2'	46:m2:462:A:O4'	2.16	0.45
46:m2:1268:C:H2'	46:m2:1269:C:C6	2.51	0.45
46:m2:1396:G:H4'	57:y2:126:ARG:NH2	2.31	0.45
46:m2:1570:C:O3'	59:B3:41:LYS:HD3	2.16	0.45
49:q2:205:PRO:HA	52:z2:42:PRO:HG2	1.98	0.45
50:r2:250:GLU:O	50:r2:254:LYS:HG2	2.15	0.45
62:E3:76:LYS:HD2	62:E3:76:LYS:HA	1.79	0.45
1:A1:53:LYS:HA	1:A1:56:ARG:HD2	1.99	0.45
4:D1:61:SER:HA	4:D1:126:VAL:HG12	1.97	0.45
9:A2:4067:1MA:H2'	9:A2:4068:G:O4'	2.15	0.45
9:A2:4430:U:H2'	9:A2:4431:C:H6	1.81	0.45
13:E2:161:ARG:HD2	13:E2:182:GLU:OE1	2.16	0.45
26:R2:83:THR:O	26:R2:87:MET:HG2	2.15	0.45
27:S2:47:MET:HE3	27:S2:47:MET:HB3	1.81	0.45
38:d2:25:LYS:HD3	40:f2:50:GLY:O	2.16	0.45
46:m2:499:C:H2'	46:m2:500:C:H6	1.82	0.45
46:m2:927:G:H22	46:m2:1019:U:H3	1.64	0.45
46:m2:1075:U:H2'	46:m2:1076:C:C6	2.51	0.45
46:m2:1194:U:H2'	46:m2:1195:U:C6	2.51	0.45
53:o2:25:LEU:HD23	53:o2:26:GLY:N	2.32	0.45
69:N3:13:GLN:HE21	72:S3:21:LYS:HE3	1.82	0.45
8:H1:85:VAL:HA	43:i2:49:GLY:HA2	1.98	0.45
9:A2:662:C:O2'	14:F2:269:LYS:HD3	2.15	0.45
9:A2:2366:A:H2'	9:A2:2367:G:C8	2.51	0.45
9:A2:3732:G:H2'	9:A2:3733:U:C6	2.52	0.45
9:A2:3784:C:H2'	9:A2:3785:G:C8	2.51	0.45
12:D2:144:LYS:HB2	12:D2:144:LYS:HE3	1.54	0.45
16:H2:73:LYS:HE2	16:H2:75:LEU:HD21	1.99	0.45
23:O2:63:ILE:HG12	23:O2:72:VAL:HG22	1.98	0.45
34:Z2:36:ARG:HD2	34:Z2:79:GLY:O	2.16	0.45

Continued on next page...

Continued from previous page...

Atom-1	Atom-2	Interatomic distance (Å)	Clash overlap (Å)
46:m2:534:C:H2'	46:m2:535:A:C8	2.52	0.45
46:m2:553:U:H2'	46:m2:554:G:C8	2.52	0.45
46:m2:1477:G:H4'	57:y2:124:PRO:HG3	1.98	0.45
47:n2:31:G:N3	47:n2:31:G:H2'	2.30	0.45
53:o2:41:ARG:HH21	53:o2:45:GLY:HA2	1.81	0.45
59:B3:100:ALA:HA	59:B3:103:VAL:HB	1.97	0.45
72:S3:64:CYS:HB2	72:S3:71:ALA:HB1	1.99	0.45
4:D1:87:ILE:HG12	4:D1:138:ILE:HG12	1.99	0.45
7:G1:6:TYR:CG	21:M2:151:LYS:HE3	2.51	0.45
9:A2:1010:G:N3	9:A2:1010:G:H2'	2.30	0.45
9:A2:2450:A:H4'	39:e2:26:LYS:HE3	1.99	0.45
9:A2:3975:A:N7	15:G2:153:THR:HG21	2.31	0.45
10:B2:82:G:H2'	10:B2:83:A:C8	2.52	0.45
14:F2:149:GLU:HG3	45:k2:72:LYS:HD3	1.99	0.45
14:F2:327:LYS:HZ2	14:F2:327:LYS:HB3	1.80	0.45
17:I2:197:LYS:HG2	17:I2:202:LEU:O	2.16	0.45
46:m2:540:U:O4	46:m2:548:G:O6	2.34	0.45
46:m2:691:U:H2'	46:m2:692:G:C8	2.51	0.45
46:m2:1215:C:H2'	46:m2:1216:A:H8	1.80	0.45
46:m2:1862:A:N1	46:m2:1864:G:C5	2.85	0.45
53:o2:50:ASN:HB3	53:o2:53:ARG:HG2	1.96	0.45
53:o2:76:VAL:HG22	53:o2:87:VAL:HG22	1.97	0.45
2:B1:58:PRO:HG2	2:B1:61:ILE:HD12	1.98	0.45
8:H1:159:ARG:HB3	8:H1:164:LEU:HB2	1.98	0.45
9:A2:673:G:H2'	9:A2:673:G:N3	2.32	0.45
9:A2:684:G:H2'	9:A2:685:C:H6	1.80	0.45
9:A2:917:G:H2'	9:A2:918:G:C8	2.52	0.45
9:A2:1317:G:H2'	9:A2:1318:C:C6	2.51	0.45
9:A2:3411:G:H2'	9:A2:3412:A:O4'	2.15	0.45
9:A2:3579:A:H2'	9:A2:3580:C:C6	2.51	0.45
9:A2:4024:U:OP2	43:i2:61:LYS:HG2	2.15	0.45
9:A2:4425:C:H2'	9:A2:4426:C:H6	1.82	0.45
46:m2:443:C:H2'	46:m2:444:C:C5	2.52	0.45
57:y2:87:SER:HA	57:y2:90:LYS:NZ	2.31	0.45
69:N3:41:ALA:HB1	69:N3:80:LEU:HD11	1.98	0.45
75:F3:39:PHE:CE1	75:F3:70:LYS:HD3	2.52	0.45
75:F3:67:LEU:HD11	76:O3:109:GLY:C	2.42	0.45
9:A2:271:C:H2'	9:A2:272:U:C6	2.52	0.45
9:A2:467:U:H2'	9:A2:468:U:C6	2.52	0.45
9:A2:1284:U:H2'	9:A2:1285:C:H6	1.82	0.45
9:A2:1901:A:C2'	9:A2:1902:A:H5'	2.46	0.45

Continued on next page...

Continued from previous page...

Atom-1	Atom-2	Interatomic distance (Å)	Clash overlap (Å)
9:A2:2131:A:H2'	9:A2:2132:C:C6	2.52	0.45
9:A2:2424:C:H2'	9:A2:2425:C:O4'	2.16	0.45
9:A2:3512:A:H5''	18:J2:83:TRP:O	2.17	0.45
45:k2:39:ARG:HH11	45:k2:105:ASP:CG	2.25	0.45
46:m2:668:U:H2'	46:m2:669:U:C6	2.52	0.45
46:m2:1016:G:H2'	46:m2:1017:U:C6	2.52	0.45
46:m2:1146:A:H2'	46:m2:1147:A:C8	2.51	0.45
46:m2:1326:G:N2	46:m2:1506:U:H3	2.12	0.45
46:m2:1490:C:H3'	46:m2:1491:A:H4'	1.99	0.45
46:m2:1589:G:C6	59:B3:78:ILE:HD11	2.52	0.45
46:m2:1864:G:H22	75:F3:30:VAL:CG2	2.30	0.45
57:y2:131:LYS:HD3	57:y2:131:LYS:HA	1.58	0.45
65:l3:79:LEU:HD11	65:l3:87:LEU:HB3	1.98	0.45
9:A2:268:G:H2'	9:A2:269:G:C8	2.51	0.45
9:A2:1705:G:OP1	34:Z2:87:LYS:HE3	2.16	0.45
9:A2:2224:C:H5'	9:A2:2225:C:OP2	2.16	0.45
9:A2:2500:A:H2'	9:A2:2501:A:H8	1.81	0.45
9:A2:3685:G:H2'	9:A2:3686:G:C8	2.52	0.45
46:m2:416:A:H2'	46:m2:417:A:H8	1.81	0.45
46:m2:918:A:N6	69:N3:73:ARG:HB3	2.32	0.45
46:m2:1006:U:H2'	46:m2:1007:G:C8	2.52	0.45
46:m2:1207:C:N4	46:m2:1694:U:H3	2.14	0.45
46:m2:1805:U:H2'	46:m2:1806:U:C6	2.52	0.45
46:m2:1867:C:H5'	75:F3:95:ARG:HH12	1.82	0.45
53:o2:66:VAL:HG13	61:D3:37:ALA:HB3	1.98	0.45
67:K3:3:LEU:HD22	67:K3:111:LEU:HD11	1.99	0.45
9:A2:35:U:H4'	9:A2:1338:A:C2	2.52	0.45
9:A2:1511:C:H41	9:A2:1886:C:H41	1.64	0.45
9:A2:1848:G:C4	17:I2:60:LYS:HD2	2.52	0.45
9:A2:2365:G:H2'	9:A2:2366:A:C8	2.51	0.45
9:A2:3576:U:H2'	9:A2:3577:U:C6	2.52	0.45
10:B2:117:G:H5'	15:G2:256:LYS:HD2	1.98	0.45
36:b2:88:THR:HB	36:b2:91:MET:HE3	1.99	0.45
46:m2:384:C:H2'	46:m2:385:G:C8	2.51	0.45
46:m2:1066:C:C5'	76:O3:150:ARG:HG2	2.42	0.45
46:m2:1111:C:H2'	46:m2:1112:G:O4'	2.16	0.45
46:m2:1672:C:C2	46:m2:1673:G:C8	3.04	0.45
49:q2:99:ILE:HG23	49:q2:173:ARG:HH21	1.82	0.45
53:o2:130:ASP:O	53:o2:134:LEU:HG	2.16	0.45
54:s2:80:GLY:HA2	54:s2:83:ASN:HB3	1.99	0.45
5:E1:125:ILE:O	5:E1:125:ILE:HG13	2.16	0.45

Continued on next page...

Continued from previous page...

Atom-1	Atom-2	Interatomic distance (Å)	Clash overlap (Å)
9:A2:200:U:H2'	27:S2:59:ARG:HH22	1.81	0.45
9:A2:1770:G:H2'	9:A2:1771:G:C8	2.51	0.45
11:C2:19:C:H2'	11:C2:20:A:C8	2.52	0.45
46:m2:650:A:H4'	62:E3:104:GLY:H	1.81	0.45
46:m2:1166:G:O2'	46:m2:1167:G:H5'	2.16	0.45
46:m2:1837:A:C2	46:m2:1865:A:C2	3.05	0.45
48:p2:172:MET:HE1	48:p2:212:VAL:HG13	1.98	0.45
53:o2:125:THR:HG22	53:o2:175:TRP:CZ2	2.52	0.45
56:x2:106:GLU:HG2	56:x2:108:LYS:N	2.32	0.45
62:E3:16:HIS:O	62:E3:20:GLN:HB2	2.16	0.45
71:Q3:20:ARG:HA	71:Q3:76:TYR:HA	1.98	0.45
8:H1:200:LEU:HD22	8:H1:204:ARG:HD3	1.98	0.45
9:A2:143:U:H5''	9:A2:144:G:C5'	2.47	0.45
9:A2:878:G:H2'	9:A2:879:C:C6	2.52	0.45
9:A2:928:G:H1	9:A2:1064:G:N2	2.15	0.45
9:A2:1211:A:C8	29:U2:114:LYS:HD2	2.52	0.45
9:A2:1360:A:C2	9:A2:2568:A:H8	2.25	0.45
9:A2:3848:OMG:HM23	9:A2:3848:OMG:H1'	1.59	0.45
9:A2:3932:A:C2	15:G2:29:ASP:HA	2.52	0.45
11:C2:141:C:H2'	11:C2:142:U:H6	1.82	0.45
28:T2:42:LEU:HD21	28:T2:96:VAL:HG12	1.99	0.45
46:m2:872:A:H5'	46:m2:917:G:H22	1.81	0.45
46:m2:1104:G:H2'	46:m2:1105:C:C6	2.52	0.45
46:m2:1388:A:C5	46:m2:1389:G:H1'	2.52	0.45
47:n2:40:C:H5''	47:n2:41:C:OP2	2.17	0.45
48:p2:103:MET:O	48:p2:214:LYS:HD3	2.17	0.45
60:C3:28:ASN:HB2	60:C3:31:SER:HB3	1.98	0.45
68:L3:127:ARG:HD3	73:T3:31:ARG:HD3	1.99	0.45
2:B1:70:LEU:HD23	2:B1:70:LEU:HA	1.87	0.44
5:E1:60:PHE:CD1	5:E1:60:PHE:N	2.84	0.44
6:F1:94:ILE:HD13	6:F1:94:ILE:HA	1.87	0.44
9:A2:424:U:H2'	9:A2:425:U:C6	2.52	0.44
9:A2:453:G:H22	9:A2:1107:G:N2	2.14	0.44
9:A2:3307:A:H2'	9:A2:3308:A:C8	2.51	0.44
9:A2:4133:U:H2'	9:A2:4134:U:H6	1.82	0.44
10:B2:94:C:H2'	10:B2:95:C:H6	1.82	0.44
46:m2:680:U:O2	46:m2:1029:A:N7	2.50	0.44
46:m2:1452:G:H8	46:m2:1452:G:OP2	2.00	0.44
46:m2:1570:C:H2'	46:m2:1571:A:C8	2.52	0.44
46:m2:1694:U:H2'	46:m2:1695:G:N7	2.32	0.44
46:m2:1862:A:OP2	75:F3:10:ARG:NH1	2.49	0.44

Continued on next page...

Continued from previous page...

Atom-1	Atom-2	Interatomic distance (Å)	Clash overlap (Å)
50:r2:101:LEU:HD13	50:r2:109:PHE:HE2	1.81	0.44
51:w2:102:PHE:HE2	62:E3:7:LEU:HG	1.82	0.44
53:o2:85:ARG:HD3	53:o2:203:PHE:O	2.17	0.44
71:Q3:91:LEU:HA	71:Q3:94:HIS:CE1	2.52	0.44
75:F3:38:LYS:HG2	75:F3:71:LEU:HD12	1.97	0.44
75:F3:46:GLU:OE1	75:F3:46:GLU:HA	2.17	0.44
7:G1:53:LYS:HE2	7:G1:53:LYS:HB2	1.76	0.44
8:H1:203:TYR:HB2	9:A2:1173:G:H4'	1.98	0.44
9:A2:140:G:H2'	9:A2:141:C:C6	2.52	0.44
9:A2:1581:U:H2'	9:A2:1582:A:C8	2.52	0.44
9:A2:2247:C:H2'	9:A2:2248:G:C8	2.53	0.44
9:A2:3373:A:H2'	9:A2:3374:A:H8	1.81	0.44
9:A2:3746:C:H2'	9:A2:3747:G:O4'	2.17	0.44
9:A2:4236:A:H2'	9:A2:4237:U:O4'	2.17	0.44
13:E2:322:HIS:O	13:E2:342:LYS:HE3	2.17	0.44
46:m2:651:U:H2'	46:m2:652:A:C8	2.41	0.44
46:m2:1085:A:N3	46:m2:1861:A:H1'	2.33	0.44
46:m2:1157:U:H1'	70:P3:71:LYS:HD3	1.99	0.44
46:m2:1525:C:H2'	46:m2:1526:G:C8	2.52	0.44
47:n2:67:U:H2'	47:n2:68:C:O4'	2.17	0.44
48:p2:114:VAL:HG22	48:p2:142:PHE:CZ	2.51	0.44
49:q2:134:CYS:SG	49:q2:188:ILE:HG12	2.57	0.44
68:L3:32:ILE:HG12	68:L3:37:LEU:HB2	1.98	0.44
72:S3:20:LYS:HA	72:S3:23:ARG:CZ	2.47	0.44
6:F1:63:THR:HG23	6:F1:65:ARG:N	2.32	0.44
9:A2:3573:A:H2'	9:A2:3574:G:C8	2.50	0.44
9:A2:4294:U:H2'	9:A2:4295:G:H8	1.82	0.44
46:m2:818:A:P	68:L3:10:ARG:HH22	2.40	0.44
46:m2:921:A:H5'	70:P3:57:ARG:NH2	2.32	0.44
46:m2:1274:C:O2'	46:m2:1275:C:H5'	2.18	0.44
46:m2:1608:G:O3'	46:m2:1609:A:H8	2.01	0.44
46:m2:1867:C:C4'	75:F3:95:ARG:NH1	2.79	0.44
48:p2:63:LYS:HE3	48:p2:89:GLU:O	2.17	0.44
50:r2:105:THR:HG22	50:r2:243:GLY:HA2	1.99	0.44
75:F3:42:ARG:HB3	75:F3:42:ARG:NH1	2.33	0.44
1:A1:89:THR:O	1:A1:93:MET:HG2	2.17	0.44
9:A2:3986:U:H4'	22:N2:7:LYS:HB2	1.98	0.44
46:m2:513:U:H2'	46:m2:514:A:C8	2.53	0.44
46:m2:534:C:H2'	46:m2:535:A:H8	1.82	0.44
46:m2:936:G:H5'	46:m2:996:C:H1'	1.99	0.44
48:p2:97:LEU:HD13	48:p2:232:HIS:CD2	2.53	0.44

Continued on next page...

Continued from previous page...

Atom-1	Atom-2	Interatomic distance (Å)	Clash overlap (Å)
50:r2:44:LEU:HD11	50:r2:70:ILE:HG21	1.98	0.44
51:w2:46:THR:HG23	51:w2:62:PHE:CD1	2.53	0.44
62:E3:102:VAL:CG2	62:E3:120:PHE:HB3	2.47	0.44
71:Q3:111:LYS:HE3	71:Q3:111:LYS:HB3	1.73	0.44
75:F3:53:ILE:CA	76:O3:117:ARG:NH2	2.66	0.44
75:F3:59:PHE:CZ	76:O3:126:ILE:C	2.94	0.44
76:O3:53:ILE:HG23	76:O3:88:LEU:HD23	1.99	0.44
8:H1:75:VAL:HG11	8:H1:80:THR:HG22	1.99	0.44
9:A2:294:G:O6	9:A2:315:G:H1'	2.18	0.44
9:A2:444:G:H2'	9:A2:445:U:C6	2.52	0.44
9:A2:671:G:H2'	9:A2:672:C:H5''	1.99	0.44
9:A2:1166:C:H2'	9:A2:1167:G:O4'	2.17	0.44
9:A2:1652:A:H2'	9:A2:1653:G:C8	2.52	0.44
9:A2:1711:A:H2'	9:A2:1712:G:O4'	2.17	0.44
9:A2:1858:G:H5''	17:I2:128:ARG:HH21	1.82	0.44
9:A2:3517:A:H2'	9:A2:3518:A:H8	1.82	0.44
9:A2:4156:C:H2'	9:A2:4157:C:C6	2.52	0.44
19:K2:167:VAL:HG22	19:K2:175:GLU:OE1	2.17	0.44
46:m2:923:G:N7	70:P3:28:ARG:HG3	2.32	0.44
46:m2:1210:A:H2	75:F3:86:ASN:CB	2.16	0.44
46:m2:1251:C:OP1	46:m2:1253:A:H8	1.99	0.44
46:m2:1273:C:H2'	46:m2:1274:C:C6	2.53	0.44
46:m2:1407:A:H2'	46:m2:1408:G:C8	2.52	0.44
46:m2:1694:U:C5'	75:F3:89:ARG:HG3	2.48	0.44
52:z2:44:LYS:HB3	52:z2:44:LYS:HE2	1.66	0.44
52:z2:58:MET:HE2	52:z2:58:MET:H	1.83	0.44
52:z2:61:ILE:HG22	52:z2:66:VAL:HG22	1.99	0.44
54:s2:141:VAL:HG21	54:s2:146:ARG:NE	2.32	0.44
66:J3:68:ARG:HH11	66:J3:276:THR:HG21	1.81	0.44
75:F3:53:ILE:HG21	76:O3:117:ARG:HA	1.89	0.44
9:A2:1832:A:H2'	9:A2:1833:C:O4'	2.18	0.44
9:A2:3811:C:H2'	9:A2:3812:C:C6	2.53	0.44
11:C2:3:A:O2'	18:J2:61:ARG:HD3	2.18	0.44
27:S2:2:LYS:HE3	27:S2:2:LYS:HB3	1.88	0.44
46:m2:49:C:P	46:m2:473:G:H21	2.40	0.44
46:m2:684:U:H2'	46:m2:685:OMG:O4'	2.17	0.44
46:m2:1050:G:OP1	76:O3:144:GLY:C	2.61	0.44
46:m2:1695:G:H2'	46:m2:1836:A:H4'	1.99	0.44
51:w2:99:TYR:HB3	62:E3:13:LEU:HD13	1.99	0.44
56:x2:56:LEU:HD22	56:x2:80:LEU:HD21	1.98	0.44
56:x2:108:LYS:NZ	56:x2:110:GLU:H	2.15	0.44

Continued on next page...

Continued from previous page...

Atom-1	Atom-2	Interatomic distance (Å)	Clash overlap (Å)
66:J3:70:VAL:HG21	66:J3:93:ILE:HG12	1.98	0.44
75:F3:71:LEU:HD21	75:F3:73:TYR:CE1	2.52	0.44
76:O3:106:LYS:HE2	76:O3:135:ILE:HG23	2.00	0.44
4:D1:10:ARG:HD3	4:D1:11:TYR:CE1	2.52	0.44
8:H1:9:GLU:HB2	37:c2:44:ILE:HG13	2.00	0.44
9:A2:444:G:H2'	9:A2:445:U:H6	1.81	0.44
9:A2:3891:A:H2'	9:A2:3892:G:C8	2.53	0.44
9:A2:4234:C:H2'	9:A2:4235:C:O4'	2.18	0.44
10:B2:3:C:H2'	10:B2:4:U:C6	2.51	0.44
16:H2:184:GLY:HA3	16:H2:189:ASN:HD21	1.83	0.44
21:M2:90:THR:HG23	22:N2:156:TYR:CZ	2.53	0.44
35:a2:61:PRO:O	35:a2:64:LEU:HB2	2.18	0.44
46:m2:149:A:H2'	46:m2:150:A:O4'	2.18	0.44
46:m2:1051:A:C8	46:m2:1052:A:C8	3.06	0.44
46:m2:1066:C:O4'	76:O3:150:ARG:HG2	2.08	0.44
46:m2:1123:G:H21	48:p2:206:PRO:HD3	1.83	0.44
46:m2:1324:G:H2'	46:m2:1325:U:O4'	2.18	0.44
46:m2:1862:A:N7	75:F3:10:ARG:CZ	2.78	0.44
49:q2:62:LYS:HD2	49:q2:62:LYS:HA	1.69	0.44
50:r2:35:PRO:HD2	50:r2:83:PRO:HG2	2.00	0.44
2:B1:138:ALA:HB2	2:B1:194:VAL:HG11	1.99	0.44
8:H1:14:LYS:HE2	9:A2:280:G:H5''	2.00	0.44
9:A2:1404:U:OP2	13:E2:243:LYS:HE2	2.18	0.44
9:A2:3325:G:H21	9:A2:3328:G:N2	2.16	0.44
9:A2:3826:U:H2'	9:A2:3827:G:C8	2.53	0.44
9:A2:4581:G:C6	16:H2:190:ARG:HD3	2.52	0.44
9:A2:4588:C:H4'	16:H2:161:THR:HG23	2.00	0.44
14:F2:214:ASP:OD2	14:F2:218:ILE:HD12	2.18	0.44
15:G2:41:LYS:HB2	22:N2:68:THR:O	2.17	0.44
17:I2:62:MET:HG2	17:I2:65:ASN:H	1.82	0.44
20:L2:139:MET:HE3	20:L2:139:MET:HB2	1.81	0.44
27:S2:47:MET:HE1	27:S2:118:ILE:HD11	1.99	0.44
45:k2:20:ARG:O	45:k2:23:GLN:HG2	2.16	0.44
46:m2:178:C:H2'	46:m2:179:C:C6	2.52	0.44
46:m2:625:G:H2'	46:m2:626:C:C6	2.53	0.44
46:m2:1104:G:H2'	46:m2:1105:C:H6	1.83	0.44
46:m2:1222:A:H2	46:m2:1679:U:H2'	1.83	0.44
46:m2:1389:G:H3'	46:m2:1390:A:H8	1.83	0.44
46:m2:1701:A:N6	66:J3:115:GLN:HG3	2.33	0.44
48:p2:48:LEU:O	76:O3:51:GLU:HG3	2.17	0.44
53:o2:108:PHE:HB2	53:o2:136:GLU:HG2	1.99	0.44

Continued on next page...

Continued from previous page...

Atom-1	Atom-2	Interatomic distance (Å)	Clash overlap (Å)
62:E3:105:PHE:HB2	62:E3:119:ARG:O	2.18	0.44
69:N3:96:VAL:O	69:N3:100:LYS:HG2	2.18	0.44
4:D1:52:MET:HE1	4:D1:155:ALA:HB3	1.99	0.44
7:G1:125:THR:O	7:G1:129:LYS:HG3	2.17	0.44
9:A2:858:A:H2'	9:A2:870:G:N7	2.33	0.44
9:A2:1263:C:H2'	9:A2:1264:G:O4'	2.17	0.44
9:A2:1441:C:OP2	12:D2:9:ARG:HD2	2.17	0.44
9:A2:1881:G:H2'	9:A2:1882:U:C6	2.53	0.44
9:A2:2549:C:C4	18:J2:136:ILE:HD12	2.53	0.44
9:A2:3442:U:O2	9:A2:3470:U:H4'	2.17	0.44
9:A2:3741:G:H2'	9:A2:3742:G:O4'	2.18	0.44
14:F2:60:HIS:HA	14:F2:92:PHE:HE1	1.82	0.44
17:I2:79:ILE:O	17:I2:83:THR:HG23	2.17	0.44
17:I2:119:VAL:HG11	17:I2:124:LEU:HD11	2.00	0.44
46:m2:37:C:H2'	46:m2:38:A:O4'	2.18	0.44
46:m2:1037:A:O2'	46:m2:1859:G:H1'	2.18	0.44
53:o2:155:ARG:HA	53:o2:155:ARG:NH1	2.32	0.44
66:J3:128:VAL:HG21	66:J3:155:ILE:HG12	1.99	0.44
66:J3:157:LEU:HD23	66:J3:157:LEU:HA	1.80	0.44
9:A2:159:C:H5'	37:c2:25:ARG:NH2	2.33	0.43
9:A2:1067:A:C6	9:A2:1082:A:C6	3.06	0.43
14:F2:40:VAL:HG22	14:F2:115:VAL:HG11	2.00	0.43
19:K2:165:PRO:HG3	19:K2:180:ARG:NH2	2.33	0.43
38:d2:31:LYS:HB3	38:d2:33:THR:HG22	2.00	0.43
46:m2:1497:G:H4'	64:H3:26:ASN:ND2	2.33	0.43
46:m2:1517:G:H1'	56:x2:97:TYR:CE2	2.50	0.43
46:m2:1693:U:O2'	75:F3:91:ALA:HB2	2.16	0.43
46:m2:1840:U:H5''	76:O3:149:ARG:HH11	1.68	0.43
48:p2:104:ASP:OD2	48:p2:214:LYS:HE2	2.18	0.43
50:r2:160:ILE:HG21	50:r2:169:ILE:HG12	2.00	0.43
50:r2:182:MET:HE3	50:r2:182:MET:HB3	1.76	0.43
59:B3:18:LEU:HD13	59:B3:134:ILE:HD13	2.00	0.43
59:B3:28:LEU:HG	59:B3:106:ALA:HB1	1.99	0.43
68:L3:144:ILE:HB	68:L3:147:PHE:HB2	2.00	0.43
75:F3:56:ALA:CB	76:O3:121:ARG:CG	2.83	0.43
6:F1:184:MET:HE2	6:F1:184:MET:HB3	1.81	0.43
9:A2:347:A:H2'	9:A2:348:G:C8	2.53	0.43
9:A2:1735:G:H2'	9:A2:1736:A:C8	2.53	0.43
9:A2:3627:G:C6	9:A2:3700:A:N6	2.86	0.43
9:A2:4222:G:C2	9:A2:4223:A:C8	3.06	0.43
9:A2:4263:A:H2'	9:A2:4264:C:C6	2.53	0.43

Continued on next page...

Continued from previous page...

Atom-1	Atom-2	Interatomic distance (Å)	Clash overlap (Å)
13:E2:238:LYS:HE2	13:E2:238:LYS:HB2	1.73	0.43
19:K2:61:LEU:HD11	19:K2:65:ARG:HG2	2.00	0.43
20:L2:105:LEU:HD13	20:L2:135:LYS:HD2	1.99	0.43
46:m2:563:A:H5''	68:L3:164:PRO:HG2	1.99	0.43
46:m2:1120:C:H3'	46:m2:1121:A:C8	2.53	0.43
46:m2:1693:U:O5'	46:m2:1694:U:OP2	2.36	0.43
49:q2:105:LEU:HG	49:q2:122:VAL:HG21	2.00	0.43
76:O3:30:VAL:HG13	76:O3:47:LEU:HA	1.99	0.43
1:A1:157:ILE:HD11	9:A2:1528:U:H5'	1.99	0.43
6:F1:123:LYS:HG2	36:b2:122:LYS:HG3	2.00	0.43
9:A2:286:U:H2'	9:A2:287:U:C6	2.53	0.43
9:A2:1831:A:H2'	9:A2:1832:A:C8	2.53	0.43
9:A2:3501:A:H2'	9:A2:3502:C:H6	1.84	0.43
9:A2:3996:U:H2'	9:A2:3997:C:H6	1.84	0.43
9:A2:4175:A:H5''	9:A2:4176:G:H5'	1.99	0.43
9:A2:4369:A:O4'	13:E2:18:PRO:HG2	2.18	0.43
9:A2:4699:U:H3'	9:A2:4700:C:C6	2.53	0.43
11:C2:92:U:H2'	11:C2:93:C:O4'	2.18	0.43
12:D2:147:ARG:HG3	12:D2:157:VAL:HG22	1.99	0.43
16:H2:172:LEU:HD11	16:H2:183:THR:HG22	1.99	0.43
20:L2:105:LEU:HD13	20:L2:135:LYS:CD	2.49	0.43
36:b2:97:LYS:O	36:b2:101:LYS:HG3	2.19	0.43
46:m2:968:U:H2'	46:m2:969:C:C6	2.53	0.43
46:m2:1483:G:H4'	64:H3:54:LYS:HD2	2.00	0.43
46:m2:1631:C:H2'	46:m2:1632:A:O4'	2.18	0.43
49:q2:157:MET:HE3	49:q2:157:MET:C	2.43	0.43
56:x2:93:MET:HE3	56:x2:93:MET:HB3	1.79	0.43
76:O3:103:ASN:HB3	76:O3:142:ARG:HG3	1.99	0.43
1:A1:109:PRO:HG3	1:A1:166:TYR:CD2	2.54	0.43
9:A2:180:C:H2'	9:A2:181:C:C6	2.54	0.43
9:A2:420:A:H61	11:C2:15:G:H1'	1.83	0.43
9:A2:866:A:N6	9:A2:1894:G:H1'	2.33	0.43
9:A2:935:C:H2'	9:A2:936:C:C6	2.53	0.43
10:B2:22:A:H2'	10:B2:23:A:C8	2.54	0.43
11:C2:67:U:H2'	11:C2:68:G:H8	1.84	0.43
30:V2:99:HIS:CG	30:V2:102:LEU:HD12	2.53	0.43
34:Z2:83:MET:HE3	34:Z2:83:MET:HB3	1.82	0.43
46:m2:56:G:H2'	46:m2:57:U:C6	2.53	0.43
46:m2:357:G:H5''	51:w2:105:ARG:HH12	1.83	0.43
46:m2:1308:U:H2'	46:m2:1309:U:C6	2.53	0.43
46:m2:1403:A:O2'	46:m2:1404:A:H5''	2.19	0.43

Continued on next page...

Continued from previous page...

Atom-1	Atom-2	Interatomic distance (Å)	Clash overlap (Å)
46:m2:1695:G:N3	46:m2:1836:A:H4'	2.33	0.43
46:m2:1866:U:O4	75:F3:34:LYS:NZ	2.42	0.43
48:p2:214:LYS:HD2	48:p2:216:LYS:CE	2.48	0.43
9:A2:852:C:O2'	9:A2:853:G:H5'	2.19	0.43
9:A2:1649:C:H2'	9:A2:1650:C:C6	2.54	0.43
9:A2:4145:U:H2'	9:A2:4146:OMG:C8	2.52	0.43
13:E2:394:LYS:HE2	13:E2:394:LYS:HB3	1.73	0.43
30:V2:65:VAL:O	30:V2:68:ARG:HG3	2.19	0.43
46:m2:401:C:N3	51:w2:104:LYS:HG2	2.34	0.43
46:m2:1075:U:H2'	46:m2:1076:C:H6	1.83	0.43
46:m2:1224:G:H2'	46:m2:1225:A:C8	2.53	0.43
46:m2:1714:A:C6	46:m2:1824:A:N1	2.86	0.43
49:q2:16:ILE:HD11	55:v2:64:TRP:HZ3	1.83	0.43
50:r2:174:LYS:HE3	50:r2:174:LYS:HB3	1.77	0.43
75:F3:25:ASN:ND2	75:F3:81:SER:OG	2.51	0.43
75:F3:64:LEU:O	75:F3:66:LYS:HD2	2.18	0.43
9:A2:492:G:H2'	9:A2:493:U:C6	2.53	0.43
9:A2:2483:U:H2'	9:A2:2484:C:C6	2.53	0.43
9:A2:2521:A:H2'	9:A2:2522:U:O4'	2.18	0.43
13:E2:153:MET:HB3	13:E2:194:LEU:HD11	2.01	0.43
34:Z2:33:VAL:HG13	34:Z2:38:GLU:HB2	2.01	0.43
46:m2:686:G:O2'	70:P3:6:VAL:HG11	2.18	0.43
46:m2:1209:G:O3'	75:F3:80:HIS:CE1	2.72	0.43
46:m2:1831:G:C5	46:m2:1832:C:C4	3.07	0.43
59:B3:110:LEU:HD12	59:B3:110:LEU:HA	1.90	0.43
66:J3:81:ILE:CG2	66:J3:88:ILE:HD11	2.48	0.43
69:N3:46:THR:O	69:N3:50:ILE:HG13	2.18	0.43
70:P3:15:ASN:HD21	70:P3:71:LYS:HG3	1.83	0.43
75:F3:29:CYS:SG	76:O3:146:ARG:HG2	2.58	0.43
9:A2:319:A:H1'	9:A2:3382:A:N3	2.32	0.43
9:A2:1024:C:H2'	9:A2:1025:C:H6	1.83	0.43
9:A2:1367:A:H61	9:A2:1386:G:H1'	1.84	0.43
9:A2:1485:U:H2'	9:A2:1486:U:C6	2.53	0.43
9:A2:2081:G:H5''	33:Y2:127:ALA:HB2	1.99	0.43
9:A2:2235:G:H2'	9:A2:2236:G:C8	2.54	0.43
9:A2:3880:G:H5''	9:A2:3881:U:O4'	2.18	0.43
9:A2:4401:C:H2'	9:A2:4402:G:O4'	2.19	0.43
14:F2:137:VAL:HG21	14:F2:150:LEU:HD21	2.00	0.43
46:m2:1164:C:H2'	46:m2:1165:C:O4'	2.19	0.43
46:m2:1514:C:H2'	46:m2:1515:C:H6	1.84	0.43
49:q2:191:PRO:HB2	49:q2:194:PRO:HD3	2.00	0.43

Continued on next page...

Continued from previous page...

Atom-1	Atom-2	Interatomic distance (Å)	Clash overlap (Å)
70:P3:81:VAL:HG21	70:P3:86:LEU:HD23	2.00	0.43
1:A1:138:GLN:HG3	19:K2:3:VAL:HB	2.00	0.43
5:E1:120:ASP:O	5:E1:123:ILE:HG13	2.19	0.43
6:F1:46:ILE:O	6:F1:46:ILE:HG13	2.18	0.43
6:F1:61:CYS:HB2	6:F1:66:TYR:O	2.18	0.43
9:A2:418:A:C2	11:C2:17:A:H1'	2.54	0.43
9:A2:434:A:H3'	9:A2:435:A:H8	1.84	0.43
9:A2:1114:G:H2'	9:A2:1115:C:C6	2.54	0.43
9:A2:2485:U:H2'	9:A2:2486:C:C6	2.54	0.43
9:A2:4413:G:H2'	9:A2:4414:A:C8	2.54	0.43
11:C2:8:U:H2'	11:C2:9:A:C8	2.53	0.43
46:m2:1387:G:H5'	46:m2:1486:A:H5'	2.00	0.43
46:m2:1620:C:H2'	46:m2:1621:A:O4'	2.19	0.43
46:m2:1856:U:H2'	46:m2:1857:G:C8	2.52	0.43
48:p2:101:HIS:HB2	48:p2:217:MET:CE	2.49	0.43
70:P3:32:LYS:O	70:P3:36:ARG:HG3	2.18	0.43
75:F3:12:LYS:HG3	75:F3:15:ARG:HG2	2.01	0.43
2:B1:73:ARG:HA	2:B1:73:ARG:HD3	1.85	0.43
9:A2:64:A:H1'	9:A2:76:A:H1'	2.00	0.43
9:A2:1147:A:H2'	9:A2:1148:A:H8	1.81	0.43
9:A2:1488:C:C2'	9:A2:1490:U:O2	2.67	0.43
9:A2:1625:G:H2'	9:A2:1626:G:C8	2.54	0.43
9:A2:1718:G:N2	9:A2:1870:C:H1'	2.34	0.43
9:A2:3721:U:H2'	9:A2:3722:C:H6	1.83	0.43
9:A2:4207:U:O2'	9:A2:4208:U:H5'	2.19	0.43
9:A2:4580:C:H2'	9:A2:4581:G:H8	1.83	0.43
11:C2:90:C:H2'	11:C2:91:A:C8	2.54	0.43
12:D2:147:ARG:NH1	46:m2:951:G:H5'	2.34	0.43
12:D2:248:GLY:HA2	46:m2:1071:U:H5'	2.00	0.43
13:E2:162:ILE:HD11	13:E2:197:ALA:CB	2.49	0.43
25:Q2:34:ALA:HA	25:Q2:37:GLU:HB3	2.01	0.43
45:k2:2:SER:O	45:k2:6:GLN:HG3	2.18	0.43
46:m2:4:C:H2'	46:m2:5:U:C6	2.54	0.43
46:m2:224:U:H2'	46:m2:225:C:C6	2.53	0.43
46:m2:431:C:H2'	46:m2:432:C:C6	2.53	0.43
46:m2:638:C:H2'	46:m2:639:U:C6	2.54	0.43
46:m2:733:G:H5''	46:m2:735:C:H41	1.83	0.43
46:m2:1389:G:C2	46:m2:1390:A:H1'	2.54	0.43
50:r2:100:ARG:HD3	50:r2:236:ILE:HD12	2.00	0.43
53:o2:102:ARG:HH12	53:o2:105:PRO:HD3	1.83	0.43
57:y2:50:LYS:O	57:y2:85:ARG:HD2	2.19	0.43

Continued on next page...

Continued from previous page...

Atom-1	Atom-2	Interatomic distance (Å)	Clash overlap (Å)
65:I3:83:TRP:HA	65:I3:107:ASP:HA	1.99	0.43
69:N3:117:LEU:O	69:N3:121:ARG:HG3	2.19	0.43
72:S3:64:CYS:HA	72:S3:73:LEU:HA	2.01	0.43
75:F3:53:ILE:HB	76:O3:117:ARG:HH21	1.79	0.43
75:F3:56:ALA:N	76:O3:121:ARG:CD	2.63	0.43
5:E1:35:ARG:HD3	5:E1:122:SER:O	2.19	0.43
5:E1:88:LYS:HE3	5:E1:88:LYS:HB2	1.75	0.43
9:A2:1695:C:H1'	9:A2:1739:C:O2	2.19	0.43
9:A2:3565:G:C5	9:A2:3566:C:C5	3.07	0.43
15:G2:64:ILE:HG13	15:G2:105:LEU:HD21	2.00	0.43
22:N2:84:ILE:HG22	30:V2:24:PRO:HD3	2.01	0.43
43:i2:82:MET:HE3	43:i2:82:MET:HB3	1.80	0.43
46:m2:62:G:H2'	46:m2:63:U:O4'	2.19	0.43
46:m2:642:A:H2'	46:m2:643:A:C8	2.54	0.43
48:p2:104:ASP:CG	48:p2:214:LYS:HE2	2.43	0.43
50:r2:211:LYS:HD2	50:r2:212:ASP:O	2.18	0.43
56:x2:40:ARG:HD3	56:x2:40:ARG:C	2.44	0.43
57:y2:97:GLN:HB2	57:y2:105:LYS:HD2	2.01	0.43
75:F3:20:PRO:CG	76:O3:146:ARG:HG3	2.49	0.43
4:D1:101:LYS:HD3	4:D1:111:LEU:HD21	2.01	0.42
5:E1:160:GLU:OE1	5:E1:160:GLU:HA	2.18	0.42
9:A2:1857:G:H4'	9:A2:1858:G:OP2	2.18	0.42
9:A2:2159:A:H3'	9:A2:2160:G:H8	1.84	0.42
9:A2:2293:U:H2'	9:A2:2294:C:C6	2.54	0.42
9:A2:3906:G:H2'	9:A2:3906:G:N3	2.34	0.42
16:H2:290:PRO:HG2	34:Z2:105:LEU:HD21	2.01	0.42
32:X2:32:ARG:HB3	32:X2:48:GLU:HG3	2.01	0.42
46:m2:6:G:H2'	46:m2:7:G:H8	1.84	0.42
46:m2:89:C:H2'	46:m2:90:G:C8	2.54	0.42
46:m2:127:C:O2	50:r2:134:LYS:HD2	2.18	0.42
46:m2:695:A:H2'	46:m2:696:G:N7	2.34	0.42
46:m2:1236:C:N4	58:A3:137:LYS:HE3	2.34	0.42
46:m2:1408:G:H2'	46:m2:1409:U:C6	2.54	0.42
48:p2:165:ARG:HA	48:p2:168:MET:SD	2.58	0.42
51:w2:133:PRO:HB3	51:w2:139:ARG:NH1	2.34	0.42
66:J3:182:CYS:HB2	70:P3:95:PRO:HB2	2.00	0.42
69:N3:88:LEU:HD22	69:N3:129:TYR:CD2	2.54	0.42
72:S3:30:SER:HB3	72:S3:48:SER:HB3	2.01	0.42
76:O3:92:ALA:HA	76:O3:125:LYS:HB2	2.00	0.42
8:H1:10:LEU:HG	8:H1:19:MET:HE3	2.00	0.42
8:H1:138:PHE:CD1	9:A2:18:C:H4'	2.54	0.42

Continued on next page...

Continued from previous page...

Atom-1	Atom-2	Interatomic distance (Å)	Clash overlap (Å)
9:A2:28:C:H4'	9:A2:61:A:H4'	2.00	0.42
9:A2:1573:U:H2'	9:A2:1574:C:C6	2.53	0.42
9:A2:1657:G:OP1	30:V2:4:SER:HB2	2.18	0.42
9:A2:2320:A:H3'	9:A2:2321:G:C8	2.54	0.42
9:A2:3730:C:H2'	9:A2:3731:G:H8	1.84	0.42
13:E2:225:GLY:C	13:E2:226:LYS:HG2	2.44	0.42
37:c2:67:LYS:HG3	37:c2:71:LYS:NZ	2.31	0.42
43:i2:69:ARG:NH2	43:i2:80:LYS:HD3	2.34	0.42
46:m2:485:C:OP1	62:E3:47:ALA:HA	2.19	0.42
50:r2:45:ILE:HD11	50:r2:80:ILE:HB	2.00	0.42
56:x2:86:LEU:HD23	56:x2:86:LEU:H	1.84	0.42
66:J3:62:PRO:HG3	66:J3:68:ARG:HE	1.83	0.42
66:J3:103:LYS:HE2	66:J3:103:LYS:HB2	1.82	0.42
66:J3:183:LYS:HA	66:J3:195:LEU:O	2.18	0.42
2:B1:105:GLU:HB2	2:B1:109:GLU:HB2	2.02	0.42
9:A2:685:C:H2'	9:A2:686:C:H6	1.84	0.42
9:A2:1714:G:H21	17:I2:87:MET:HE2	1.82	0.42
9:A2:2167:A:H2'	9:A2:2168:U:C6	2.55	0.42
9:A2:3564:A:C2'	9:A2:3565:G:H21	2.32	0.42
9:A2:3844:A:H2'	9:A2:3845:C:H6	1.84	0.42
9:A2:4637:U:H2'	9:A2:4638:G:C8	2.54	0.42
9:A2:4668:U:H3	9:A2:4672:U:H3	1.67	0.42
10:B2:58:A:H2'	10:B2:59:G:C8	2.55	0.42
11:C2:115:G:H2'	11:C2:116:C:H6	1.84	0.42
14:F2:11:TYR:CZ	14:F2:148:PRO:HB2	2.55	0.42
17:I2:111:PRO:HG2	17:I2:112:TYR:CD2	2.54	0.42
36:b2:88:THR:HG22	36:b2:90:ALA:N	2.34	0.42
40:f2:11:ARG:HE	40:f2:11:ARG:HB3	1.69	0.42
46:m2:686:G:C2	46:m2:922:A:C8	3.07	0.42
46:m2:950:C:H2'	46:m2:951:G:H8	1.83	0.42
46:m2:979:C:H2'	46:m2:980:G:O4'	2.19	0.42
49:q2:123:LEU:HD23	49:q2:123:LEU:C	2.44	0.42
56:x2:60:LEU:HD12	56:x2:61:ARG:N	2.34	0.42
75:F3:52:ASP:N	76:O3:117:ARG:HH22	2.17	0.42
1:A1:219:VAL:HG23	1:A1:223:PHE:CG	2.55	0.42
3:C1:41:ILE:HG22	3:C1:43:VAL:HG13	2.00	0.42
8:H1:49:ARG:NH1	8:H1:49:ARG:HB3	2.34	0.42
9:A2:685:C:H4'	45:k2:96:MET:SD	2.59	0.42
9:A2:942:A:H2'	9:A2:943:C:C6	2.55	0.42
9:A2:1070:C:H2'	9:A2:1071:G:O4'	2.19	0.42
9:A2:1506:U:H2'	9:A2:1507:C:O4'	2.19	0.42

Continued on next page...

Continued from previous page...

Atom-1	Atom-2	Interatomic distance (Å)	Clash overlap (Å)
9:A2:2418:G:H4'	20:L2:117:ARG:HH21	1.85	0.42
9:A2:3298:A:O2'	38:d2:3:LYS:HG2	2.20	0.42
9:A2:3517:A:H2'	9:A2:3518:A:C8	2.54	0.42
9:A2:4230:G:H2'	9:A2:4231:U:C6	2.54	0.42
12:D2:186:TYR:HB2	12:D2:196:TRP:CZ3	2.55	0.42
15:G2:83:LEU:HB3	15:G2:88:VAL:HB	2.01	0.42
16:H2:284:LEU:HA	16:H2:288:MET:HE2	2.00	0.42
17:I2:10:ASP:HB2	17:I2:117:ARG:HB3	2.02	0.42
17:I2:182:GLU:O	17:I2:186:GLU:HG3	2.19	0.42
21:M2:128:LYS:HB2	21:M2:128:LYS:HE3	1.67	0.42
22:N2:93:ILE:HD13	22:N2:93:ILE:HA	1.77	0.42
31:W2:38:ILE:HD11	31:W2:46:VAL:HG21	2.01	0.42
38:d2:25:LYS:HE2	38:d2:25:LYS:HB3	1.89	0.42
46:m2:416:A:H2'	46:m2:417:A:C8	2.55	0.42
46:m2:580:C:H2'	46:m2:581:C:O4'	2.19	0.42
46:m2:1841:U:C6	46:m2:1864:G:N3	2.87	0.42
48:p2:198:GLU:HB2	48:p2:210:VAL:HB	2.00	0.42
53:o2:112:ILE:HD13	53:o2:112:ILE:HA	1.86	0.42
54:s2:63:LYS:HG2	54:s2:63:LYS:O	2.20	0.42
57:y2:97:GLN:HG2	65:I3:57:ARG:HH12	1.84	0.42
68:L3:35:TYR:OH	68:L3:107:GLU:HG3	2.19	0.42
69:N3:94:LYS:HE2	69:N3:94:LYS:HB3	1.83	0.42
75:F3:82:LYS:HZ3	75:F3:85:ARG:HG2	1.84	0.42
76:O3:63:LYS:H	76:O3:63:LYS:HG2	1.59	0.42
1:A1:259:GLU:H	1:A1:259:GLU:HG2	1.53	0.42
7:G1:17:PHE:CE2	7:G1:54:CYS:HA	2.55	0.42
9:A2:702:G:H3'	9:A2:703:U:H4'	2.02	0.42
9:A2:1121:A:H2'	9:A2:1122:C:C6	2.55	0.42
9:A2:3275:G:H4'	20:L2:79:GLY:O	2.19	0.42
9:A2:4351:U:H4'	9:A2:4352:A:OP1	2.18	0.42
9:A2:4637:U:H2'	9:A2:4638:G:H8	1.84	0.42
10:B2:107:G:H5''	15:G2:273:LEU:HD21	2.02	0.42
12:D2:84:THR:O	44:j2:62:LYS:HE3	2.19	0.42
22:N2:120:LYS:HE2	22:N2:120:LYS:HB3	1.76	0.42
38:d2:67:LEU:HD23	38:d2:67:LEU:HA	1.78	0.42
46:m2:826:C:C5	68:L3:144:ILE:HG13	2.55	0.42
46:m2:1226:G:H21	57:y2:142:GLN:HE22	1.68	0.42
46:m2:1657:C:H2'	46:m2:1658:G:C8	2.42	0.42
46:m2:1830:C:O5'	46:m2:1830:C:H6	2.02	0.42
47:n2:69:U:H2'	47:n2:70:G:H8	1.85	0.42
56:x2:15:PHE:CE2	56:x2:110:GLU:HA	2.55	0.42

Continued on next page...

Continued from previous page...

Atom-1	Atom-2	Interatomic distance (Å)	Clash overlap (Å)
67:K3:137:ARG:HE	67:K3:140:ARG:HG3	1.84	0.42
68:L3:136:ARG:HD3	68:L3:139:LYS:HA	2.00	0.42
71:Q3:89:HIS:CE1	71:Q3:90:ARG:HG2	2.54	0.42
9:A2:689:G:H2'	9:A2:690:C:C6	2.54	0.42
9:A2:1527:U:H2'	9:A2:1528:U:H6	1.84	0.42
9:A2:1683:C:H5'	9:A2:2036:U:H1'	2.00	0.42
9:A2:2570:A:H2'	9:A2:2571:G:C8	2.54	0.42
9:A2:3567:C:H2'	9:A2:3568:U:H6	1.84	0.42
9:A2:3711:C:H2'	9:A2:3712:A:O4'	2.20	0.42
13:E2:92:TYR:HB3	13:E2:99:LEU:HG	2.01	0.42
26:R2:87:MET:HE2	26:R2:156:ILE:HD12	2.01	0.42
31:W2:56:ARG:HE	31:W2:56:ARG:HB2	1.70	0.42
46:m2:8:U:H5'	46:m2:9:U:C6	2.54	0.42
46:m2:456:U:H4'	67:K3:94:ARG:HD3	2.00	0.42
46:m2:1589:G:C4	59:B3:78:ILE:HG12	2.54	0.42
46:m2:1629:C:H2'	46:m2:1630:C:H6	1.84	0.42
46:m2:1646:C:H2'	46:m2:1647:C:H6	1.83	0.42
46:m2:1677:A:H2'	46:m2:1678:U:C6	2.54	0.42
66:J3:210:PRO:O	66:J3:214:LEU:HD13	2.20	0.42
69:N3:40:LEU:HB3	69:N3:45:LEU:HD12	2.02	0.42
6:F1:174:LYS:HE3	6:F1:174:LYS:HB2	1.90	0.42
8:H1:12:ARG:HG2	9:A2:279:A:C4	2.55	0.42
9:A2:184:U:H5''	9:A2:254:G:N2	2.34	0.42
9:A2:325:U:H2'	9:A2:326:C:H6	1.83	0.42
9:A2:1146:C:OP2	33:Y2:30:LYS:HD3	2.20	0.42
9:A2:1766:A:H1'	9:A2:4346:G:N2	2.34	0.42
9:A2:2179:OMG:H8	9:A2:2179:OMG:O5'	2.03	0.42
9:A2:3383:A:H2'	9:A2:3384:A:C8	2.55	0.42
9:A2:4564:G:O2'	9:A2:4565:C:H5'	2.20	0.42
9:A2:4616:C:C2	9:A2:4617:A:C8	3.07	0.42
14:F2:281:MET:HE3	14:F2:281:MET:HB3	1.83	0.42
15:G2:276:LYS:O	15:G2:280:VAL:HG23	2.20	0.42
19:K2:159:PRO:HA	19:K2:188:ASN:HB2	2.01	0.42
20:L2:39:GLN:HE21	20:L2:42:ARG:HH11	1.65	0.42
21:M2:2:LYS:O	21:M2:121:ALA:HB3	2.19	0.42
22:N2:19:PHE:CD2	22:N2:20:ARG:HG3	2.55	0.42
32:X2:38:PHE:CG	32:X2:78:ARG:HD2	2.55	0.42
46:m2:125:C:OP2	67:K3:198:ARG:HD3	2.20	0.42
46:m2:563:A:H2'	46:m2:564:U:C6	2.54	0.42
46:m2:686:G:O6	46:m2:1023:U:C4	2.73	0.42
46:m2:1098:G:H2'	46:m2:1099:G:O4'	2.20	0.42

Continued on next page...

Continued from previous page...

Atom-1	Atom-2	Interatomic distance (Å)	Clash overlap (Å)
46:m2:1212:G:P	75:F3:82:LYS:NZ	2.77	0.42
46:m2:1752:C:H2'	46:m2:1753:C:C6	2.54	0.42
46:m2:1862:A:C3'	75:F3:8:ASN:CB	2.92	0.42
46:m2:1865:A:C5	75:F3:75:VAL:O	2.65	0.42
49:q2:157:MET:HE2	49:q2:159:HIS:CD2	2.54	0.42
68:L3:66:LYS:HA	68:L3:66:LYS:HD2	1.72	0.42
70:P3:101:PHE:HA	70:P3:113:HIS:CE1	2.54	0.42
75:F3:26:CYS:HB2	76:O3:149:ARG:CG	2.50	0.42
3:C1:71:ARG:HE	9:A2:4343:A:H5'	1.85	0.42
9:A2:37:U:H4'	29:U2:32:ARG:HD2	2.01	0.42
9:A2:174:C:H2'	9:A2:175:C:H6	1.84	0.42
9:A2:1069:G:H2'	9:A2:1070:C:H4'	2.01	0.42
9:A2:1197:G:H2'	9:A2:1198:C:C6	2.55	0.42
9:A2:1430:G:H1'	9:A2:2268:A:H61	1.85	0.42
9:A2:1868:C:H5''	34:Z2:36:ARG:NH1	2.34	0.42
9:A2:1905:G:C2	9:A2:1906:G:C5	3.07	0.42
9:A2:3418:U:H3'	9:A2:3419:A:C8	2.50	0.42
9:A2:3717:U:H2'	9:A2:3718:U:C6	2.55	0.42
9:A2:3994:C:O3'	43:i2:37:GLY:HA3	2.20	0.42
9:A2:4499:G:H2'	9:A2:4500:G:C8	2.54	0.42
9:A2:4634:U:H4'	9:A2:4635:U:C5	2.55	0.42
10:B2:90:A:C5	10:B2:91:C:H1'	2.54	0.42
12:D2:189:TYR:CD2	12:D2:196:TRP:HB2	2.54	0.42
13:E2:96:PRO:HD3	17:I2:156:LEU:HD12	2.01	0.42
22:N2:107:LYS:O	22:N2:111:GLU:HG2	2.19	0.42
23:O2:79:SER:O	23:O2:82:TYR:HB2	2.20	0.42
27:S2:58:VAL:HG23	27:S2:59:ARG:HG2	2.02	0.42
46:m2:59:U:H5''	46:m2:505:C:H41	1.84	0.42
46:m2:500:C:H2'	46:m2:501:G:C8	2.54	0.42
46:m2:516:U:H2'	46:m2:517:G:O4'	2.19	0.42
46:m2:607:A:N3	46:m2:641:C:H1'	2.34	0.42
46:m2:846:U:H2'	46:m2:847:G:C8	2.42	0.42
46:m2:1440:A:H2'	46:m2:1441:A:C8	2.54	0.42
46:m2:1695:G:H5''	46:m2:1696:U:C5	2.55	0.42
47:n2:13:G:H2'	47:n2:14:C:O4'	2.20	0.42
50:r2:63:LYS:HE2	71:Q3:85:ASN:OD1	2.20	0.42
51:w2:61:PRO:HA	51:w2:66:VAL:CG1	2.50	0.42
51:w2:88:ILE:HD11	51:w2:109:MET:HE3	2.02	0.42
61:D3:64:GLU:HG3	72:S3:3:LEU:HG	2.01	0.42
69:N3:88:LEU:HD22	69:N3:129:TYR:HD2	1.84	0.42
71:Q3:90:ARG:HD3	71:Q3:93:ARG:HD2	2.01	0.42

Continued on next page...

Continued from previous page...

Atom-1	Atom-2	Interatomic distance (Å)	Clash overlap (Å)
5:E1:151:ILE:HD11	5:E1:156:ARG:HG2	2.02	0.42
9:A2:953:G:H2'	9:A2:954:C:C6	2.55	0.42
9:A2:1084:G:H1'	9:A2:1909:G:N2	2.33	0.42
9:A2:1648:G:H2'	9:A2:1649:C:H6	1.84	0.42
9:A2:1716:C:H4'	17:I2:89:PRO:HD3	2.01	0.42
9:A2:2631:G:C8	44:j2:16:THR:HG22	2.54	0.42
9:A2:3493:C:H2'	9:A2:3494:U:O4'	2.19	0.42
9:A2:3564:A:H2'	9:A2:3565:G:N2	2.33	0.42
9:A2:3593:C:H2'	9:A2:3594:G:C8	2.55	0.42
9:A2:3991:A:H2'	9:A2:3992:U:H6	1.85	0.42
9:A2:4240:U:H5'	13:E2:14:LEU:HB2	2.01	0.42
10:B2:112:U:H2'	10:B2:113:G:H8	1.85	0.42
13:E2:294:LYS:NZ	13:E2:294:LYS:HB2	2.35	0.42
16:H2:214:LYS:HA	16:H2:214:LYS:HD3	1.82	0.42
23:O2:84:LYS:HA	23:O2:87:THR:HG22	2.01	0.42
28:T2:59:LYS:HB2	28:T2:59:LYS:HE3	1.71	0.42
29:U2:103:VAL:CG1	29:U2:108:TYR:HB2	2.49	0.42
45:k2:51:VAL:HG12	45:k2:117:ILE:HD12	2.02	0.42
46:m2:217:G:H2'	46:m2:218:C:H6	1.85	0.42
46:m2:553:U:H2'	46:m2:554:G:H8	1.83	0.42
46:m2:817:U:H2'	46:m2:818:A:H8	1.85	0.42
46:m2:1340:G:H2'	46:m2:1341:U:H6	1.81	0.42
47:n2:63:A:H2'	47:n2:64:U:C6	2.54	0.42
50:r2:123:LEU:HD12	50:r2:123:LEU:HA	1.82	0.42
56:x2:76:VAL:HG13	56:x2:94:VAL:HG22	2.02	0.42
68:L3:60:LEU:HD11	68:L3:70:ARG:HG3	2.01	0.42
71:Q3:13:MET:HE3	71:Q3:13:MET:HB3	1.80	0.42
5:E1:60:PHE:N	5:E1:60:PHE:HD1	2.17	0.42
9:A2:134:G:H1'	9:A2:135:U:C5	2.55	0.42
9:A2:1754:G:H5'	21:M2:95:ARG:NH1	2.35	0.42
9:A2:2475:C:H2'	9:A2:2476:G:O4'	2.20	0.42
9:A2:3761:U:H2'	9:A2:3762:C:C6	2.55	0.42
9:A2:3860:U:H2'	9:A2:3861:G:C8	2.55	0.42
16:H2:119:MET:HE3	16:H2:119:MET:HB3	1.78	0.42
16:H2:210:ILE:HD13	16:H2:210:ILE:HA	1.80	0.42
46:m2:311:G:H8	46:m2:311:G:OP1	2.03	0.42
46:m2:680:U:C2	46:m2:681:A:C8	3.08	0.42
46:m2:946:A:H2'	46:m2:947:U:H6	1.85	0.42
46:m2:1361:U:H2'	46:m2:1362:U:C6	2.55	0.42
46:m2:1677:A:H2'	46:m2:1678:U:H6	1.85	0.42
53:o2:176:TRP:HB2	53:o2:202:TYR:CD1	2.55	0.42

Continued on next page...

Continued from previous page...

Atom-1	Atom-2	Interatomic distance (Å)	Clash overlap (Å)
56:x2:33:LEU:HD11	56:x2:37:TYR:CE1	2.55	0.42
56:x2:59:ARG:NE	56:x2:76:VAL:HG23	2.35	0.42
57:y2:24:HIS:HB2	57:y2:71:ARG:HH22	1.83	0.42
58:A3:74:PRO:HB2	58:A3:79:ILE:HD13	2.02	0.42
62:E3:124:LYS:HE3	62:E3:124:LYS:HB3	1.90	0.42
64:H3:42:CYS:O	64:H3:46:TYR:HD1	2.03	0.42
76:O3:97:LEU:HD21	76:O3:108:PRO:HG2	2.01	0.42
9:A2:1285:C:H2'	9:A2:1286:U:C6	2.55	0.41
9:A2:1758:A:H2'	9:A2:1759:U:C6	2.55	0.41
9:A2:2132:C:H2'	9:A2:2133:G:O4'	2.20	0.41
9:A2:2231:G:H2'	9:A2:2232:A:C8	2.55	0.41
9:A2:4230:G:H2'	9:A2:4231:U:H6	1.84	0.41
10:B2:4:U:H2'	10:B2:5:A:H8	1.84	0.41
23:O2:56:LEU:HD12	23:O2:61:VAL:HG13	2.02	0.41
26:R2:102:VAL:HA	26:R2:134:LYS:HD2	2.00	0.41
46:m2:34:U:H2'	46:m2:35:C:H6	1.84	0.41
46:m2:524:A:N6	46:m2:645:A:H5'	2.35	0.41
46:m2:950:C:H2'	46:m2:951:G:C8	2.55	0.41
46:m2:1251:C:H3'	46:m2:1252:A:H8	1.84	0.41
46:m2:1681:A:H4'	46:m2:1682:G:O5'	2.19	0.41
46:m2:1698:C:H5''	46:m2:1705:C:H1'	2.02	0.41
46:m2:1852:A:H2'	46:m2:1853:A:C8	2.54	0.41
48:p2:150:ILE:HG13	52:z2:132:ARG:HH12	1.85	0.41
49:q2:204:LEU:HB2	49:q2:207:HIS:HB3	2.01	0.41
50:r2:36:HIS:CG	50:r2:85:GLY:HA3	2.54	0.41
67:K3:137:ARG:HD2	67:K3:178:ARG:HD3	2.01	0.41
68:L3:78:LEU:HD13	68:L3:92:MET:HG3	2.02	0.41
69:N3:28:LEU:HD12	69:N3:28:LEU:HA	1.95	0.41
75:F3:44:ILE:HG13	75:F3:45:VAL:N	2.30	0.41
2:B1:200:THR:HB	9:A2:150:U:OP2	2.20	0.41
8:H1:104:GLU:HA	8:H1:160:GLU:HG3	2.01	0.41
9:A2:1140:C:H2'	9:A2:1141:C:C6	2.54	0.41
9:A2:1261:G:H2'	9:A2:1262:C:C6	2.55	0.41
9:A2:1759:U:O2'	9:A2:1760:A:H5'	2.19	0.41
9:A2:2379:G:H2'	9:A2:2380:U:H6	1.84	0.41
9:A2:3348:A:N6	9:A2:3479:G:N2	2.24	0.41
9:A2:3549:C:H2'	9:A2:3550:A:C8	2.55	0.41
9:A2:3710:U:H2'	9:A2:3711:C:H6	1.85	0.41
13:E2:217:ILE:HD12	13:E2:347:LEU:HB3	2.02	0.41
14:F2:145:GLU:C	14:F2:147:VAL:H	2.27	0.41
20:L2:21:LYS:HD2	20:L2:21:LYS:HA	1.92	0.41

Continued on next page...

Continued from previous page...

Atom-1	Atom-2	Interatomic distance (Å)	Clash overlap (Å)
27:S2:114:ASP:O	27:S2:118:ILE:HG23	2.19	0.41
33:Y2:35:TRP:CH2	33:Y2:55:MET:HG2	2.54	0.41
46:m2:1106:G:H2'	46:m2:1107:G:H8	1.84	0.41
46:m2:1864:G:N2	75:F3:74:CYS:HB2	2.35	0.41
51:w2:79:LYS:HB2	51:w2:87:VAL:HG12	2.01	0.41
52:z2:51:ALA:HA	52:z2:54:VAL:HB	2.03	0.41
58:A3:75:ARG:HH21	58:A3:94:LYS:HE2	1.84	0.41
75:F3:71:LEU:HD11	75:F3:73:TYR:CE2	2.55	0.41
8:H1:73:ARG:HA	8:H1:74:PRO:HD3	1.86	0.41
9:A2:512:C:H2'	9:A2:513:U:O4'	2.20	0.41
9:A2:1489:C:OP2	9:A2:1490:U:N3	2.52	0.41
9:A2:2325:U:H2'	9:A2:2326:C:C6	2.56	0.41
12:D2:104:VAL:HG22	12:D2:162:ASN:O	2.20	0.41
22:N2:49:GLN:HA	22:N2:52:MET:HE2	2.01	0.41
38:d2:31:LYS:HB2	38:d2:31:LYS:HE3	1.66	0.41
46:m2:844:C:H2'	46:m2:845:C:C6	2.55	0.41
46:m2:1428:U:H2'	46:m2:1429:C:C6	2.55	0.41
46:m2:1488:A:C6	46:m2:1489:A:N6	2.88	0.41
49:q2:12:VAL:HG13	64:H3:36:LEU:HD13	2.01	0.41
51:w2:93:LEU:HD12	51:w2:102:PHE:HB2	2.02	0.41
52:z2:81:ARG:HG3	53:o2:85:ARG:HE	1.86	0.41
52:z2:114:LEU:HD12	52:z2:114:LEU:HA	1.95	0.41
68:L3:75:ASN:O	68:L3:79:ARG:HG2	2.20	0.41
75:F3:74:CYS:O	75:F3:78:ALA:HB2	2.19	0.41
9:A2:264:C:H2'	9:A2:265:U:O4'	2.20	0.41
9:A2:385:A:N3	9:A2:387:G:H5''	2.35	0.41
9:A2:1322:C:H5''	29:U2:2:PRO:HD3	2.02	0.41
9:A2:1764:A:C5	9:A2:1765:C:C5	3.07	0.41
9:A2:3379:A:H2'	9:A2:3380:A:C8	2.54	0.41
9:A2:3958:G:C1'	9:A2:3958:G:H1	2.34	0.41
13:E2:107:ALA:HB1	13:E2:202:GLU:HG3	2.03	0.41
13:E2:168:MET:HE2	13:E2:175:GLN:HG2	2.02	0.41
16:H2:174:GLN:HE21	16:H2:178:GLY:HA2	1.85	0.41
18:J2:24:VAL:HG12	18:J2:86:LYS:HG2	2.02	0.41
18:J2:36:ILE:HD12	18:J2:44:ALA:HB1	2.02	0.41
22:N2:64:VAL:HG22	22:N2:72:VAL:HG11	2.03	0.41
41:g2:87:GLN:HG2	41:g2:91:CYS:SG	2.60	0.41
46:m2:98:C:OP2	46:m2:428:A:H1'	2.20	0.41
46:m2:356:U:P	51:w2:90:ARG:HH21	2.43	0.41
46:m2:377:U:H2'	46:m2:378:A:H8	1.83	0.41
46:m2:881:C:H2'	46:m2:882:G:H8	1.86	0.41

Continued on next page...

Continued from previous page...

Atom-1	Atom-2	Interatomic distance (Å)	Clash overlap (Å)
46:m2:982:A:H2'	46:m2:983:A:H8	1.84	0.41
46:m2:1026:A:H2'	46:m2:1027:U:C5	2.56	0.41
46:m2:1036:A:H3'	46:m2:1037:A:H8	1.85	0.41
46:m2:1157:U:OP1	66:J3:185:THR:HB	2.20	0.41
48:p2:48:LEU:HD23	48:p2:48:LEU:H	1.84	0.41
50:r2:234:PRO:HG3	50:r2:238:LEU:HD11	2.03	0.41
51:w2:45:LYS:HA	51:w2:45:LYS:HD3	1.92	0.41
59:B3:42:HIS:HB2	59:B3:83:GLN:HA	2.01	0.41
69:N3:3:ARG:HB2	69:N3:6:ALA:O	2.19	0.41
70:P3:93:LEU:HB3	70:P3:102:ILE:HD11	2.03	0.41
2:B1:56:LYS:HG3	9:A2:3735:A:C5	2.55	0.41
3:C1:128:MET:HA	3:C1:128:MET:HE2	2.02	0.41
4:D1:66:GLU:CD	4:D1:69:ARG:HH21	2.29	0.41
9:A2:169:A:H2'	9:A2:170:C:O4'	2.19	0.41
9:A2:1734:A:H2'	9:A2:1735:G:C8	2.56	0.41
9:A2:2052:G:H4'	14:F2:242:PRO:HB2	2.02	0.41
9:A2:2386:U:H2'	23:O2:82:TYR:CE1	2.55	0.41
9:A2:3563:G:C8	9:A2:4099:5MC:H4'	2.55	0.41
9:A2:4604:C:H2'	9:A2:4605:U:C6	2.55	0.41
13:E2:39:LYS:HB2	13:E2:39:LYS:HE2	1.95	0.41
16:H2:180:LEU:HB2	16:H2:196:THR:HG22	2.03	0.41
21:M2:80:ILE:HG23	21:M2:129:VAL:HG22	2.02	0.41
31:W2:17:ARG:O	31:W2:21:VAL:HG23	2.20	0.41
37:c2:68:ARG:NH2	37:c2:71:LYS:HE2	2.36	0.41
46:m2:357:G:H5''	51:w2:105:ARG:NH1	2.36	0.41
46:m2:497:U:H1'	50:r2:25:GLY:HA3	2.02	0.41
46:m2:856:A:H2'	46:m2:857:G:C8	2.56	0.41
46:m2:1278:A:O2'	55:v2:51:SER:HA	2.20	0.41
46:m2:1328:U:H5'	46:m2:1496:U:P	2.60	0.41
46:m2:1516:G:H2'	46:m2:1517:G:C8	2.55	0.41
57:y2:22:VAL:O	57:y2:70:VAL:HA	2.21	0.41
66:J3:161:SER:O	66:J3:163:VAL:HG23	2.20	0.41
75:F3:44:ILE:HG21	75:F3:65:PRO:HB2	2.02	0.41
2:B1:42:GLY:O	2:B1:43:GLN:HG2	2.20	0.41
5:E1:15:LEU:HA	5:E1:15:LEU:HD23	1.79	0.41
9:A2:222:C:H2'	9:A2:223:G:O4'	2.21	0.41
9:A2:1252:C:C2'	9:A2:1253:U:H5'	2.51	0.41
9:A2:2019:G:H2'	9:A2:2020:C:O4'	2.21	0.41
9:A2:2343:C:H5''	9:A2:2344:C:H5''	2.02	0.41
9:A2:2440:C:H2'	9:A2:2441:G:O4'	2.20	0.41
9:A2:3312:A:H2'	9:A2:3313:U:C6	2.56	0.41

Continued on next page...

Continued from previous page...

Atom-1	Atom-2	Interatomic distance (Å)	Clash overlap (Å)
9:A2:3722:C:C2	9:A2:3723:A:C8	3.09	0.41
9:A2:4319:C:H2'	9:A2:4320:U:O4'	2.21	0.41
9:A2:4398:C:H2'	9:A2:4399:C:C6	2.54	0.41
11:C2:59:A:H4'	11:C2:60:G:O5'	2.20	0.41
13:E2:162:ILE:HD13	13:E2:185:VAL:HG21	2.02	0.41
18:J2:15:CYS:SG	18:J2:150:LEU:HB2	2.61	0.41
31:W2:35:LEU:HD23	31:W2:35:LEU:HA	1.89	0.41
46:m2:2:A:H3'	66:J3:205:VAL:HG11	2.02	0.41
46:m2:226:A:N6	46:m2:299:A:H61	2.17	0.41
46:m2:874:A:C6	46:m2:917:G:C5	3.08	0.41
46:m2:1211:A:H4'	75:F3:85:ARG:H	1.38	0.41
53:o2:30:LEU:HD21	53:o2:35:GLU:HG2	2.02	0.41
53:o2:143:PRO:HA	53:o2:158:ASP:OD2	2.19	0.41
57:y2:43:GLU:HB3	57:y2:44:PRO:HD3	2.02	0.41
70:P3:88:LYS:HA	70:P3:91:ASN:HD21	1.86	0.41
76:O3:136:PRO:HG3	76:O3:139:SER:HB2	2.03	0.41
9:A2:92:C:C2	29:U2:55:LYS:HD2	2.56	0.41
9:A2:685:C:H2'	9:A2:686:C:C6	2.56	0.41
9:A2:1260:C:C2	9:A2:1261:G:C8	3.09	0.41
9:A2:1853:C:H2'	9:A2:1854:G:O4'	2.20	0.41
9:A2:2438:C:H2'	9:A2:2439:C:H6	1.85	0.41
9:A2:3565:G:C6	9:A2:3566:C:C4	3.09	0.41
9:A2:4436:C:H42	9:A2:4495:C:N4	2.19	0.41
11:C2:127:U:H1'	11:C2:128:C:H5	1.86	0.41
12:D2:58:LEU:HB3	12:D2:75:LEU:HD22	2.02	0.41
13:E2:180:LEU:HD23	13:E2:180:LEU:HA	1.96	0.41
16:H2:184:GLY:O	16:H2:185:PRO:C	2.63	0.41
16:H2:190:ARG:HA	16:H2:190:ARG:HD2	1.80	0.41
17:I2:174:ILE:HD13	17:I2:174:ILE:HA	1.96	0.41
23:O2:101:ARG:HG3	23:O2:103:VAL:HG23	2.03	0.41
26:R2:150:ALA:HB1	26:R2:155:ILE:HG12	2.02	0.41
32:X2:64:ILE:HG23	32:X2:68:LEU:HD23	2.02	0.41
43:i2:61:LYS:HD3	43:i2:61:LYS:HA	1.82	0.41
46:m2:94:G:OP1	50:r2:6:LYS:HE3	2.20	0.41
46:m2:1220:C:H1'	46:m2:1685:C:N4	2.33	0.41
46:m2:1344:U:H1'	46:m2:1345:U:H5	1.86	0.41
50:r2:35:PRO:HG2	50:r2:36:HIS:HD2	1.86	0.41
53:o2:184:ARG:HB3	53:o2:191:ARG:CZ	2.51	0.41
58:A3:33:ILE:HG22	58:A3:35:GLY:H	1.86	0.41
59:B3:28:LEU:HD11	59:B3:107:LEU:HD12	2.03	0.41
65:I3:40:ILE:HD12	65:I3:59:LEU:O	2.21	0.41

Continued on next page...

Continued from previous page...

Atom-1	Atom-2	Interatomic distance (Å)	Clash overlap (Å)
69:N3:91:LEU:HB2	69:N3:122:ILE:HD11	2.02	0.41
5:E1:134:LEU:HD23	5:E1:134:LEU:HA	1.94	0.41
6:F1:47:ALA:HB3	6:F1:48:PRO:HD3	2.03	0.41
6:F1:180:ALA:O	6:F1:184:MET:HG3	2.20	0.41
8:H1:142:ILE:O	8:H1:148:THR:HG23	2.21	0.41
9:A2:453:G:H22	9:A2:1107:G:H1	1.69	0.41
9:A2:1190:C:H2'	9:A2:1191:G:C5	2.55	0.41
9:A2:2216:G:H2'	9:A2:2217:U:C6	2.56	0.41
9:A2:3744:G:H2'	9:A2:3745:G:C8	2.56	0.41
9:A2:4218:U:H2'	9:A2:4219:G:O4'	2.21	0.41
9:A2:4538:A:H2'	9:A2:4539:A:O4'	2.21	0.41
28:T2:14:LEU:HB3	35:a2:88:ARG:HH11	1.84	0.41
46:m2:480:G:H2'	46:m2:481:C:H6	1.86	0.41
46:m2:662:C:H2'	46:m2:663:U:O4'	2.20	0.41
46:m2:1262:A:C2	46:m2:1622:A:C4	3.08	0.41
46:m2:1844:C:H2'	46:m2:1845:G:C8	2.56	0.41
46:m2:1863:G:OP1	75:F3:3:LYS:HG2	2.19	0.41
53:o2:125:THR:HG22	53:o2:175:TRP:HZ2	1.84	0.41
72:S3:20:LYS:HB3	72:S3:29:ASN:ND2	2.36	0.41
75:F3:46:GLU:CD	75:F3:47:ALA:N	2.78	0.41
76:O3:133:THR:O	76:O3:135:ILE:HG12	2.20	0.41
1:A1:258:ARG:O	1:A1:258:ARG:HG3	2.21	0.41
4:D1:61:SER:HB2	4:D1:63:GLU:OE1	2.21	0.41
5:E1:3:GLN:HG3	5:E1:6:GLY:H	1.86	0.41
5:E1:24:ILE:HG12	5:E1:127:GLY:O	2.21	0.41
7:G1:96:ASP:O	7:G1:99:GLU:HG3	2.21	0.41
7:G1:131:GLN:HE21	17:I2:174:ILE:CD1	2.34	0.41
9:A2:184:U:H5''	9:A2:254:G:C2	2.56	0.41
9:A2:931:C:H2'	9:A2:932:C:C6	2.56	0.41
9:A2:950:A:H2'	9:A2:951:C:H6	1.85	0.41
9:A2:1223:C:N4	9:A2:1224:G:C2	2.89	0.41
9:A2:1380:U:H2'	9:A2:1381:C:H6	1.86	0.41
9:A2:1482:A:H4'	9:A2:1498:G:H22	1.84	0.41
9:A2:1529:U:H2'	9:A2:1530:U:C6	2.56	0.41
9:A2:1551:A:H2'	9:A2:1552:G:C8	2.56	0.41
9:A2:1884:G:H5''	19:K2:12:LYS:HG3	2.02	0.41
9:A2:2241:G:H2'	9:A2:2242:G:H8	1.85	0.41
9:A2:3263:U:H2'	9:A2:3264:A:C8	2.56	0.41
9:A2:3390:U:H2'	9:A2:3391:G:O4'	2.21	0.41
9:A2:3566:C:C2	9:A2:3567:C:C5	3.09	0.41
9:A2:4002:C:H2'	9:A2:4003:U:H6	1.86	0.41

Continued on next page...

Continued from previous page...

Atom-1	Atom-2	Interatomic distance (Å)	Clash overlap (Å)
9:A2:4509:U:H2'	9:A2:4510:C:C6	2.55	0.41
11:C2:115:G:H2'	11:C2:116:C:C6	2.56	0.41
13:E2:67:VAL:HG11	24:P2:91:LYS:HD3	2.03	0.41
13:E2:77:THR:HG22	13:E2:333:LEU:HB2	2.02	0.41
14:F2:335:MET:O	14:F2:339:THR:HG22	2.21	0.41
16:H2:102:THR:HA	16:H2:111:THR:HA	2.02	0.41
19:K2:9:LYS:HB2	19:K2:9:LYS:HE2	1.90	0.41
19:K2:155:ALA:O	19:K2:158:THR:HB	2.21	0.41
21:M2:4:SER:HB2	21:M2:111:ARG:HH12	1.86	0.41
22:N2:64:VAL:HG13	22:N2:72:VAL:HG13	2.02	0.41
30:V2:106:ILE:HD12	30:V2:106:ILE:H	1.86	0.41
39:e2:61:PRO:HA	39:e2:62:PRO:HD3	1.93	0.41
40:f2:18:LYS:HE3	40:f2:18:LYS:HB2	1.81	0.41
46:m2:13:C:H5''	66:J3:232:THR:HG21	2.02	0.41
46:m2:65:C:C6	67:K3:174:PRO:HB3	2.55	0.41
46:m2:1069:C:H3'	46:m2:1070:G:H8	1.86	0.41
46:m2:1200:G:H2'	46:m2:1201:A:C8	2.55	0.41
46:m2:1240:U:H2'	46:m2:1241:U:H6	1.85	0.41
46:m2:1550:G:H2'	46:m2:1551:U:C6	2.56	0.41
46:m2:1607:G:N7	46:m2:1608:G:C6	2.89	0.41
46:m2:1630:C:H2'	46:m2:1631:C:H6	1.81	0.41
46:m2:1658:G:O6	46:m2:1670:U:O4	2.38	0.41
46:m2:1835:C:N4	46:m2:1838:G:C2	2.89	0.41
48:p2:120:MET:HE2	48:p2:120:MET:HB2	1.93	0.41
49:q2:80:PRO:HG2	49:q2:83:SER:HB2	2.02	0.41
53:o2:122:LEU:HD12	53:o2:123:VAL:N	2.36	0.41
59:B3:130:ASP:HA	59:B3:133:ARG:HD2	2.02	0.41
61:D3:15:ARG:HA	66:J3:259:THR:HG21	2.03	0.41
62:E3:18:ARG:HG3	62:E3:19:ASP:N	2.35	0.41
62:E3:50:ILE:HD11	62:E3:97:ASN:HA	2.03	0.41
67:K3:84:TYR:H	67:K3:85:ARG:HH21	1.68	0.41
69:N3:18:TYR:HB2	72:S3:25:VAL:HG11	2.03	0.41
70:P3:106:THR:HG22	70:P3:108:ALA:N	2.18	0.41
75:F3:26:CYS:O	76:O3:149:ARG:HB3	2.21	0.41
76:O3:78:ALA:HB3	76:O3:118:ALA:HB3	2.03	0.41
1:A1:74:GLU:HG3	30:V2:94:LEU:CD1	2.51	0.41
6:F1:2:ALA:HB3	6:F1:3:PRO:HD3	2.02	0.41
7:G1:100:ARG:HD3	17:I2:198:THR:O	2.21	0.41
9:A2:511:U:H5'	29:U2:86:THR:HG23	2.02	0.41
9:A2:3536:G:O2'	9:A2:3537:G:H5'	2.21	0.41
13:E2:143:LYS:HB2	13:E2:143:LYS:HE3	1.84	0.41

Continued on next page...

Continued from previous page...

Atom-1	Atom-2	Interatomic distance (Å)	Clash overlap (Å)
19:K2:100:VAL:HG11	19:K2:113:ILE:HD13	2.03	0.41
27:S2:73:VAL:HG12	27:S2:75:ARG:HG2	2.03	0.41
28:T2:41:ALA:HB2	28:T2:77:TYR:HE1	1.85	0.41
36:b2:66:LYS:O	36:b2:70:ARG:HG3	2.20	0.41
45:k2:54:ALA:HA	45:k2:61:VAL:HG23	2.03	0.41
46:m2:56:G:H2'	46:m2:57:U:H6	1.86	0.41
46:m2:345:A:H2'	46:m2:346:U:H6	1.86	0.41
46:m2:360:C:O3'	62:E3:22:TRP:HZ2	2.03	0.41
46:m2:368:U:O4	46:m2:396:G:O6	2.39	0.41
46:m2:537:G:H2'	46:m2:538:A:H8	1.86	0.41
46:m2:562:A:H5'	68:L3:174:LYS:HB2	2.03	0.41
46:m2:1053:G:H2'	46:m2:1054:A:C8	2.54	0.41
46:m2:1510:A:C6	46:m2:1512:G:C6	3.09	0.41
51:w2:93:LEU:HD13	51:w2:103:GLU:C	2.46	0.41
53:o2:71:PRO:HB3	53:o2:94:THR:O	2.21	0.41
53:o2:147:LEU:HD13	53:o2:147:LEU:HA	1.87	0.41
53:o2:159:ILE:HD12	53:o2:159:ILE:HA	1.82	0.41
54:s2:141:VAL:HG21	54:s2:146:ARG:CZ	2.51	0.41
58:A3:31:THR:HG21	58:A3:38:ARG:HD3	2.03	0.41
65:I3:57:ARG:HD2	65:I3:58:ALA:N	2.36	0.41
66:J3:84:PHE:CE2	66:J3:265:PRO:HD3	2.56	0.41
75:F3:59:PHE:CE2	76:O3:126:ILE:CG1	3.04	0.41
9:A2:138:C:H2'	9:A2:139:G:H8	1.86	0.40
9:A2:399:G:H4'	18:J2:18:ARG:HG2	2.02	0.40
9:A2:1759:U:H2'	9:A2:1760:A:C8	2.56	0.40
9:A2:3291:A:C8	9:A2:3348:A:C8	3.09	0.40
9:A2:3376:G:H22	9:A2:3389:A:H2	1.69	0.40
9:A2:3945:U:H5	9:A2:3981:G:O2'	2.03	0.40
9:A2:4045:G:O4'	9:A2:4099:5MC:HM52	2.21	0.40
9:A2:4143:G:OP1	13:E2:9:PRO:HB3	2.21	0.40
14:F2:166:GLU:H	14:F2:166:GLU:HG3	1.69	0.40
17:I2:181:ALA:O	17:I2:185:VAL:HG22	2.20	0.40
22:N2:100:LYS:HB3	22:N2:100:LYS:HE2	1.82	0.40
46:m2:1156:U:O4	66:J3:227:ARG:HD2	2.21	0.40
46:m2:1210:A:C2	75:F3:86:ASN:CA	3.03	0.40
46:m2:1220:C:H2'	46:m2:1221:C:C6	2.56	0.40
46:m2:1231:G:H21	59:B3:87:VAL:HG23	1.87	0.40
46:m2:1378:A:C6	46:m2:1379:U:C2	3.09	0.40
48:p2:66:VAL:HA	48:p2:86:LEU:O	2.21	0.40
55:v2:91:PRO:HD2	55:v2:94:LEU:HD23	2.03	0.40
62:E3:29:LYS:HB3	62:E3:29:LYS:HE3	1.79	0.40

Continued on next page...

Continued from previous page...

Atom-1	Atom-2	Interatomic distance (Å)	Clash overlap (Å)
68:L3:136:ARG:HG3	68:L3:158:ASP:O	2.21	0.40
70:P3:18:GLU:HG3	70:P3:65:LEU:HD13	2.02	0.40
75:F3:57:SER:CA	76:O3:121:ARG:N	2.59	0.40
2:B1:35:ARG:HG3	2:B1:35:ARG:NH1	2.32	0.40
7:G1:85:LYS:O	7:G1:89:THR:HG23	2.21	0.40
9:A2:5:A:H2'	9:A2:6:C:C6	2.57	0.40
9:A2:1016:A:H2'	9:A2:1017:G:O4'	2.22	0.40
9:A2:1281:C:H2'	9:A2:1282:C:C6	2.56	0.40
9:A2:2118:A:H2'	9:A2:2119:OMG:O4'	2.22	0.40
9:A2:3744:G:H2'	9:A2:3745:G:H8	1.85	0.40
9:A2:3749:G:H2'	9:A2:3750:C:C6	2.56	0.40
9:A2:4382:C:H42	9:A2:4385:C:H42	1.70	0.40
9:A2:4588:C:H5''	16:H2:162:GLY:HA2	2.03	0.40
17:I2:166:MET:HG2	17:I2:169:ARG:HH12	1.86	0.40
17:I2:175:LEU:HD12	17:I2:175:LEU:HA	1.88	0.40
26:R2:147:LEU:HD23	26:R2:147:LEU:HA	1.85	0.40
46:m2:946:A:H2'	46:m2:947:U:C6	2.56	0.40
46:m2:1266:C:H4'	46:m2:1267:A:O4'	2.21	0.40
46:m2:1572:G:H2'	46:m2:1573:G:H8	1.85	0.40
46:m2:1794:G:H2'	46:m2:1795:A:C8	2.52	0.40
48:p2:65:ARG:HG2	76:O3:50:LYS:HD3	2.03	0.40
50:r2:87:MET:HE2	50:r2:226:PHE:CE1	2.56	0.40
53:o2:48:ILE:H	53:o2:48:ILE:HG12	1.72	0.40
53:o2:128:ARG:NH2	53:o2:153:PRO:HD3	2.36	0.40
56:x2:56:LEU:HD22	56:x2:80:LEU:HD11	2.03	0.40
66:J3:62:PRO:HD3	66:J3:71:LYS:HD2	2.03	0.40
75:F3:20:PRO:HG3	76:O3:146:ARG:CG	2.51	0.40
75:F3:30:VAL:CG2	75:F3:74:CYS:HB3	2.45	0.40
5:E1:18:ARG:HG3	5:E1:135:GLY:HA3	2.04	0.40
9:A2:140:G:H2'	9:A2:141:C:H6	1.85	0.40
9:A2:491:C:H2'	9:A2:492:G:O4'	2.20	0.40
9:A2:673:G:H1'	9:A2:675:C:OP1	2.21	0.40
9:A2:1170:U:H2'	9:A2:1171:C:C6	2.57	0.40
9:A2:1391:U:H2'	9:A2:1392:C:C6	2.56	0.40
9:A2:1401:U:H2'	9:A2:1402:C:C6	2.56	0.40
9:A2:1709:A:H2'	9:A2:1710:A:C8	2.56	0.40
9:A2:1847:G:C6	17:I2:62:MET:HA	2.57	0.40
9:A2:3309:A:C2	9:A2:3348:A:C4'	3.04	0.40
9:A2:3536:G:H2'	9:A2:3537:G:C8	2.56	0.40
9:A2:4332:G:H2'	9:A2:4333:A:C8	2.56	0.40
9:A2:4382:C:O5'	9:A2:4382:C:H6	2.04	0.40

Continued on next page...

Continued from previous page...

Atom-1	Atom-2	Interatomic distance (Å)	Clash overlap (Å)
10:B2:58:A:H2'	10:B2:59:G:H8	1.86	0.40
15:G2:262:LYS:HB2	15:G2:262:LYS:HE2	1.76	0.40
26:R2:114:LYS:HE3	26:R2:114:LYS:HB2	1.84	0.40
28:T2:100:VAL:HG22	28:T2:107:LYS:HA	2.02	0.40
46:m2:671:A:OP2	46:m2:671:A:H8	2.05	0.40
46:m2:1225:A:O5'	46:m2:1225:A:H8	2.04	0.40
46:m2:1864:G:H1'	46:m2:1865:A:C8	2.54	0.40
50:r2:59:ASP:HA	50:r2:62:LYS:HD2	2.04	0.40
55:v2:27:VAL:HG23	55:v2:28:HIS:CD2	2.56	0.40
57:y2:58:LEU:HD21	57:y2:112:LEU:HD21	2.03	0.40
72:S3:13:GLU:O	72:S3:17:LYS:HB2	2.22	0.40
75:F3:46:GLU:CD	75:F3:47:ALA:H	2.29	0.40
2:B1:101:LYS:HB2	2:B1:101:LYS:HE2	1.80	0.40
7:G1:117:LYS:HE3	7:G1:117:LYS:HB3	1.82	0.40
9:A2:493:U:H2'	9:A2:494:G:O4'	2.21	0.40
9:A2:500:G:H2'	9:A2:501:G:C8	2.56	0.40
9:A2:658:C:H2'	9:A2:659:C:C6	2.56	0.40
9:A2:1358:G:H2'	9:A2:1359:C:C6	2.56	0.40
9:A2:2246:C:H2'	9:A2:2247:C:C6	2.56	0.40
9:A2:3511:C:H2'	9:A2:3512:A:H8	1.85	0.40
9:A2:3564:A:C3'	9:A2:3565:G:H21	2.34	0.40
44:j2:61:MET:HE3	44:j2:61:MET:HB3	1.85	0.40
46:m2:1751:G:H2'	46:m2:1752:C:H6	1.87	0.40
52:z2:80:ARG:HD3	52:z2:80:ARG:HA	1.94	0.40
57:y2:23:ALA:HA	57:y2:69:ARG:O	2.21	0.40
61:D3:26:ALA:H	66:J3:248:TYR:HE1	1.69	0.40
69:N3:117:LEU:HD12	69:N3:117:LEU:HA	1.89	0.40
70:P3:22:LYS:H	70:P3:22:LYS:HG3	1.73	0.40
1:A1:117:ILE:O	1:A1:245:LYS:HE2	2.21	0.40
2:B1:242:LEU:HB3	2:B1:246:SER:HB2	2.03	0.40
9:A2:65:A:N6	9:A2:75:G:H1'	2.37	0.40
9:A2:432:U:H4'	9:A2:433:A:H5''	2.02	0.40
9:A2:1123:C:H2'	9:A2:1124:C:H6	1.85	0.40
9:A2:1708:U:H2'	9:A2:1709:A:H8	1.87	0.40
9:A2:2198:G:H2'	9:A2:2199:U:O4'	2.22	0.40
9:A2:4002:C:H2'	9:A2:4003:U:C6	2.57	0.40
9:A2:4360:A:N3	9:A2:4361:U:H5'	2.37	0.40
9:A2:4668:U:H2'	9:A2:4669:C:C2	2.57	0.40
11:C2:45:C:H4'	40:f2:11:ARG:HD2	2.02	0.40
13:E2:162:ILE:HD13	13:E2:185:VAL:CG2	2.52	0.40
13:E2:189:THR:O	13:E2:193:LYS:HG3	2.21	0.40

Continued on next page...

Continued from previous page...

Atom-1	Atom-2	Interatomic distance (Å)	Clash overlap (Å)
14:F2:283:LYS:HB3	14:F2:283:LYS:HE3	1.88	0.40
16:H2:291:HIS:CE1	34:Z2:33:VAL:HG22	2.56	0.40
23:O2:105:ASN:ND2	23:O2:111:GLU:HB2	2.36	0.40
42:h2:5:TRP:CD1	46:m2:1854:C:H5	2.40	0.40
46:m2:107:A:H4'	46:m2:413:G:O2'	2.21	0.40
46:m2:180:G:H2'	46:m2:181:A:H5'	2.03	0.40
46:m2:686:G:C2	46:m2:687:A:N7	2.90	0.40
46:m2:1263:C:O2	46:m2:1263:C:H2'	2.21	0.40
46:m2:1472:C:H2'	46:m2:1473:C:H6	1.85	0.40
46:m2:1861:A:H2'	46:m2:1862:A:O4'	2.22	0.40
48:p2:97:LEU:HD22	48:p2:232:HIS:CE1	2.56	0.40
49:q2:11:PHE:HD2	60:C3:27:ARG:HE	1.68	0.40
49:q2:192:TRP:CE3	49:q2:193:ASP:HB2	2.56	0.40
55:v2:63:ALA:HB3	55:v2:68:TYR:HE2	1.86	0.40
56:x2:53:GLN:HA	56:x2:56:LEU:HB3	2.04	0.40
57:y2:42:ILE:HD12	57:y2:42:ILE:HA	1.84	0.40
68:L3:42:GLU:HB3	68:L3:45:ARG:HH21	1.85	0.40

There are no symmetry-related clashes.

5.3 Torsion angles ⓘ

5.3.1 Protein backbone ⓘ

In the following table, the Percentiles column shows the percent Ramachandran outliers of the chain as a percentile score with respect to all PDB entries followed by that with respect to all EM entries.

The Analysed column shows the number of residues for which the backbone conformation was analysed, and the total number of residues.

Mol	Chain	Analysed	Favoured	Allowed	Outliers	Percentiles	
1	A1	221/222 (100%)	217 (98%)	4 (2%)	0	100	100
2	B1	220/232 (95%)	217 (99%)	3 (1%)	0	100	100
3	C1	188/190 (99%)	187 (100%)	1 (0%)	0	100	100
4	D1	204/213 (96%)	199 (98%)	5 (2%)	0	100	100
5	E1	172/174 (99%)	164 (95%)	8 (5%)	0	100	100
6	F1	195/203 (96%)	187 (96%)	8 (4%)	0	100	100
7	G1	137/139 (99%)	136 (99%)	1 (1%)	0	100	100

Continued on next page...

Continued from previous page...

Mol	Chain	Analysed	Favoured	Allowed	Outliers	Percentiles	
8	H1	201/203 (99%)	198 (98%)	3 (2%)	0	100	100
12	D2	249/251 (99%)	238 (96%)	11 (4%)	0	100	100
13	E2	400/402 (100%)	394 (98%)	6 (2%)	0	100	100
14	F2	357/359 (99%)	350 (98%)	7 (2%)	0	100	100
15	G2	291/293 (99%)	288 (99%)	3 (1%)	0	100	100
16	H2	215/221 (97%)	211 (98%)	4 (2%)	0	100	100
17	I2	199/201 (99%)	196 (98%)	3 (2%)	0	100	100
18	J2	151/153 (99%)	148 (98%)	3 (2%)	0	100	100
19	K2	184/186 (99%)	179 (97%)	5 (3%)	0	100	100
20	L2	162/164 (99%)	161 (99%)	1 (1%)	0	100	100
21	M2	173/175 (99%)	167 (96%)	6 (4%)	0	100	100
22	N2	157/159 (99%)	156 (99%)	1 (1%)	0	100	100
23	O2	99/101 (98%)	98 (99%)	1 (1%)	0	100	100
24	P2	127/129 (98%)	126 (99%)	1 (1%)	0	100	100
25	Q2	60/62 (97%)	60 (100%)	0	0	100	100
26	R2	116/118 (98%)	113 (97%)	3 (3%)	0	100	100
27	S2	132/134 (98%)	131 (99%)	1 (1%)	0	100	100
28	T2	133/135 (98%)	130 (98%)	3 (2%)	0	100	100
29	U2	145/147 (99%)	138 (95%)	7 (5%)	0	100	100
30	V2	115/117 (98%)	113 (98%)	2 (2%)	0	100	100
31	W2	92/94 (98%)	89 (97%)	3 (3%)	0	100	100
32	X2	105/107 (98%)	105 (100%)	0	0	100	100
33	Y2	126/128 (98%)	125 (99%)	1 (1%)	0	100	100
34	Z2	107/109 (98%)	105 (98%)	2 (2%)	0	100	100
35	a2	112/114 (98%)	111 (99%)	1 (1%)	0	100	100
36	b2	118/120 (98%)	116 (98%)	2 (2%)	0	100	100
37	c2	100/102 (98%)	98 (98%)	2 (2%)	0	100	100
38	d2	84/86 (98%)	84 (100%)	0	0	100	100
39	e2	67/69 (97%)	67 (100%)	0	0	100	100
40	f2	48/50 (96%)	47 (98%)	1 (2%)	0	100	100
41	g2	50/52 (96%)	50 (100%)	0	0	100	100

Continued on next page...

Continued from previous page...

Mol	Chain	Analysed	Favoured	Allowed	Outliers	Percentiles	
42	h2	22/24 (92%)	22 (100%)	0	0	100	100
43	i2	101/103 (98%)	97 (96%)	4 (4%)	0	100	100
44	j2	87/89 (98%)	85 (98%)	2 (2%)	0	100	100
45	k2	123/125 (98%)	120 (98%)	3 (2%)	0	100	100
48	p2	212/214 (99%)	207 (98%)	5 (2%)	0	100	100
49	q2	224/226 (99%)	220 (98%)	4 (2%)	0	100	100
50	r2	260/262 (99%)	252 (97%)	8 (3%)	0	100	100
51	w2	151/153 (99%)	147 (97%)	4 (3%)	0	100	100
52	z2	104/110 (94%)	103 (99%)	1 (1%)	0	100	100
53	o2	212/214 (99%)	207 (98%)	5 (2%)	0	100	100
54	s2	136/142 (96%)	128 (94%)	7 (5%)	1 (1%)	18	24
55	v2	50/58 (86%)	49 (98%)	1 (2%)	0	100	100
56	x2	128/130 (98%)	125 (98%)	3 (2%)	0	100	100
57	y2	142/144 (99%)	138 (97%)	4 (3%)	0	100	100
58	A3	142/144 (99%)	132 (93%)	10 (7%)	0	100	100
59	B3	139/141 (99%)	137 (99%)	2 (1%)	0	100	100
60	C3	12/16 (75%)	12 (100%)	0	0	100	100
61	D3	81/83 (98%)	80 (99%)	1 (1%)	0	100	100
62	E3	139/141 (99%)	135 (97%)	4 (3%)	0	100	100
63	G3	4/7 (57%)	4 (100%)	0	0	100	100
64	H3	52/54 (96%)	50 (96%)	2 (4%)	0	100	100
65	I3	159/169 (94%)	150 (94%)	9 (6%)	0	100	100
66	J3	220/222 (99%)	213 (97%)	7 (3%)	0	100	100
67	K3	179/187 (96%)	176 (98%)	3 (2%)	0	100	100
68	L3	183/185 (99%)	180 (98%)	3 (2%)	0	100	100
69	N3	148/150 (99%)	143 (97%)	5 (3%)	0	100	100
70	P3	127/129 (98%)	123 (97%)	4 (3%)	0	100	100
71	Q3	127/129 (98%)	124 (98%)	3 (2%)	0	100	100
72	S3	81/83 (98%)	76 (94%)	5 (6%)	0	100	100
73	T3	37/41 (90%)	37 (100%)	0	0	100	100
75	F3	95/97 (98%)	87 (92%)	7 (7%)	1 (1%)	11	12

Continued on next page...

Continued from previous page...

Mol	Chain	Analysed	Favoured	Allowed	Outliers	Percentiles	
76	O3	131/133 (98%)	120 (92%)	9 (7%)	2 (2%)	8	7
All	All	10020/10219 (98%)	9778 (98%)	238 (2%)	4 (0%)	100	100

All (4) Ramachandran outliers are listed below:

Mol	Chain	Res	Type
75	F3	97	PRO
54	s2	77	MET
76	O3	146	ARG
76	O3	143	LYS

5.3.2 Protein sidechains ⓘ

In the following table, the Percentiles column shows the percent sidechain outliers of the chain as a percentile score with respect to all PDB entries followed by that with respect to all EM entries.

The Analysed column shows the number of residues for which the sidechain conformation was analysed, and the total number of residues.

Mol	Chain	Analysed	Rotameric	Outliers	Percentiles	
1	A1	194/193 (100%)	192 (99%)	2 (1%)	68	77
2	B1	193/198 (98%)	191 (99%)	2 (1%)	68	77
3	C1	169/169 (100%)	166 (98%)	3 (2%)	51	65
4	D1	177/179 (99%)	173 (98%)	4 (2%)	44	59
5	E1	147/147 (100%)	145 (99%)	2 (1%)	59	72
6	F1	166/170 (98%)	158 (95%)	8 (5%)	23	34
7	G1	118/118 (100%)	116 (98%)	2 (2%)	53	67
8	H1	171/171 (100%)	169 (99%)	2 (1%)	63	74
12	D2	193/193 (100%)	188 (97%)	5 (3%)	40	55
13	E2	347/347 (100%)	341 (98%)	6 (2%)	53	67
14	F2	301/301 (100%)	298 (99%)	3 (1%)	68	77
15	G2	246/246 (100%)	241 (98%)	5 (2%)	48	63
16	H2	198/198 (100%)	196 (99%)	2 (1%)	68	77
17	I2	172/172 (100%)	168 (98%)	4 (2%)	44	59
18	J2	134/134 (100%)	132 (98%)	2 (2%)	57	70

Continued on next page...

Continued from previous page...

Mol	Chain	Analysed	Rotameric	Outliers	Percentiles	
19	K2	164/164 (100%)	159 (97%)	5 (3%)	36	51
20	L2	145/145 (100%)	141 (97%)	4 (3%)	38	54
21	M2	155/155 (100%)	152 (98%)	3 (2%)	50	64
22	N2	139/139 (100%)	132 (95%)	7 (5%)	22	32
23	O2	91/91 (100%)	89 (98%)	2 (2%)	45	60
24	P2	100/100 (100%)	98 (98%)	2 (2%)	48	63
25	Q2	54/54 (100%)	54 (100%)	0	100	100
26	R2	106/106 (100%)	101 (95%)	5 (5%)	23	35
27	S2	124/124 (100%)	123 (99%)	1 (1%)	73	83
28	T2	117/117 (100%)	116 (99%)	1 (1%)	70	81
29	U2	120/120 (100%)	119 (99%)	1 (1%)	73	83
30	V2	98/98 (100%)	96 (98%)	2 (2%)	48	63
31	W2	79/79 (100%)	79 (100%)	0	100	100
32	X2	98/98 (100%)	96 (98%)	2 (2%)	48	63
33	Y2	114/114 (100%)	110 (96%)	4 (4%)	32	46
34	Z2	88/88 (100%)	88 (100%)	0	100	100
35	a2	98/98 (100%)	97 (99%)	1 (1%)	68	77
36	b2	108/108 (100%)	105 (97%)	3 (3%)	38	54
37	c2	86/86 (100%)	82 (95%)	4 (5%)	23	35
38	d2	73/73 (100%)	73 (100%)	0	100	100
39	e2	64/64 (100%)	64 (100%)	0	100	100
40	f2	47/47 (100%)	45 (96%)	2 (4%)	26	38
41	g2	48/48 (100%)	48 (100%)	0	100	100
42	h2	23/23 (100%)	22 (96%)	1 (4%)	26	38
43	i2	91/91 (100%)	89 (98%)	2 (2%)	45	60
44	j2	73/73 (100%)	73 (100%)	0	100	100
45	k2	109/109 (100%)	104 (95%)	5 (5%)	24	36
48	p2	195/195 (100%)	192 (98%)	3 (2%)	57	70
49	q2	189/189 (100%)	186 (98%)	3 (2%)	55	69
50	r2	224/224 (100%)	222 (99%)	2 (1%)	70	81
51	w2	137/137 (100%)	136 (99%)	1 (1%)	76	84

Continued on next page...

Continued from previous page...

Mol	Chain	Analysed	Rotameric	Outliers	Percentiles	
52	z2	98/98 (100%)	98 (100%)	0	100	100
53	o2	179/179 (100%)	174 (97%)	5 (3%)	38	54
54	s2	116/116 (100%)	114 (98%)	2 (2%)	53	67
55	v2	52/52 (100%)	50 (96%)	2 (4%)	29	43
56	x2	116/116 (100%)	115 (99%)	1 (1%)	70	81
57	y2	119/119 (100%)	119 (100%)	0	100	100
58	A3	125/125 (100%)	125 (100%)	0	100	100
59	B3	112/112 (100%)	112 (100%)	0	100	100
60	C3	15/15 (100%)	15 (100%)	0	100	100
61	D3	67/67 (100%)	66 (98%)	1 (2%)	57	70
62	E3	113/113 (100%)	108 (96%)	5 (4%)	25	37
63	G3	6/6 (100%)	6 (100%)	0	100	100
64	H3	48/48 (100%)	48 (100%)	0	100	100
65	I3	146/146 (100%)	143 (98%)	3 (2%)	47	62
66	J3	188/188 (100%)	184 (98%)	4 (2%)	47	62
67	K3	164/164 (100%)	163 (99%)	1 (1%)	78	86
68	L3	161/161 (100%)	160 (99%)	1 (1%)	78	86
69	N3	130/130 (100%)	130 (100%)	0	100	100
70	P3	112/112 (100%)	110 (98%)	2 (2%)	51	65
71	Q3	111/111 (100%)	108 (97%)	3 (3%)	39	54
72	S3	75/75 (100%)	73 (97%)	2 (3%)	39	54
73	T3	33/33 (100%)	32 (97%)	1 (3%)	36	51
75	F3	84/84 (100%)	72 (86%)	12 (14%)	3	2
76	O3	103/103 (100%)	99 (96%)	4 (4%)	28	42
All	All	8756/8766 (100%)	8589 (98%)	167 (2%)	49	64

All (167) residues with a non-rotameric sidechain are listed below:

Mol	Chain	Res	Type
1	A1	251	GLU
1	A1	259	GLU
2	B1	90	GLN
2	B1	101	LYS
3	C1	1	MET

Continued on next page...

Continued from previous page...

Mol	Chain	Res	Type
3	C1	106	GLN
3	C1	161	ILE
4	D1	43	VAL
4	D1	91	LEU
4	D1	102	MET
4	D1	202	GLU
5	E1	51	SER
5	E1	81	GLU
6	F1	23	ASP
6	F1	31	ARG
6	F1	59	VAL
6	F1	63	THR
6	F1	64	VAL
6	F1	67	HIS
6	F1	121	ARG
6	F1	154	VAL
7	G1	55	MET
7	G1	81	ASP
8	H1	60	VAL
8	H1	182	HIS
12	D2	4	VAL
12	D2	15	VAL
12	D2	75	LEU
12	D2	180	LEU
12	D2	208	GLU
13	E2	60	VAL
13	E2	162	ILE
13	E2	215	GLU
13	E2	363	ILE
13	E2	382	MET
13	E2	389	MET
14	F2	8	ILE
14	F2	290	SER
14	F2	335	MET
15	G2	90	VAL
15	G2	120	GLU
15	G2	144	CYS
15	G2	212	MET
15	G2	282	GLN
16	H2	113	VAL
16	H2	125	THR
17	I2	27	VAL

Continued on next page...

Continued from previous page...

Mol	Chain	Res	Type
17	I2	85	ARG
17	I2	175	LEU
17	I2	183	LYS
18	J2	2	VAL
18	J2	24	VAL
19	K2	3	VAL
19	K2	14	ARG
19	K2	16	LYS
19	K2	41	SER
19	K2	92	ILE
20	L2	10	LEU
20	L2	76	MET
20	L2	119	MET
20	L2	155	LEU
21	M2	53	LYS
21	M2	90	THR
21	M2	128	LYS
22	N2	14	MET
22	N2	52	MET
22	N2	72	VAL
22	N2	76	VAL
22	N2	85	LEU
22	N2	117	LYS
22	N2	152	GLU
23	O2	22	THR
23	O2	34	MET
24	P2	67	LYS
24	P2	72	LEU
26	R2	63	LYS
26	R2	64	SER
26	R2	89	LYS
26	R2	116	LEU
26	R2	139	ARG
27	S2	109	LEU
28	T2	100	VAL
29	U2	10	LYS
30	V2	40	LEU
30	V2	112	LYS
32	X2	57	MET
32	X2	90	ARG
33	Y2	5	ARG
33	Y2	11	LYS

Continued on next page...

Continued from previous page...

Mol	Chain	Res	Type
33	Y2	79	VAL
33	Y2	87	VAL
35	a2	63	VAL
36	b2	51	ARG
36	b2	67	GLU
36	b2	88	THR
37	c2	17	VAL
37	c2	18	THR
37	c2	46	GLU
37	c2	71	LYS
40	f2	23	ILE
40	f2	28	ARG
42	h2	1	MET
43	i2	2	VAL
43	i2	67	VAL
45	k2	21	ASN
45	k2	28	GLU
45	k2	60	VAL
45	k2	67	ARG
45	k2	84	LYS
48	p2	120	MET
48	p2	139	CYS
48	p2	140	VAL
49	q2	164	VAL
49	q2	168	VAL
49	q2	176	LEU
50	r2	182	MET
50	r2	220	THR
51	w2	40	ILE
53	o2	87	VAL
53	o2	99	ILE
53	o2	142	LEU
53	o2	177	MET
53	o2	185	MET
54	s2	77	MET
54	s2	93	VAL
55	v2	29	MET
55	v2	49	MET
56	x2	108	LYS
61	D3	62	MET
62	E3	7	LEU
62	E3	14	ARG

Continued on next page...

Continued from previous page...

Mol	Chain	Res	Type
62	E3	20	GLN
62	E3	32	LEU
62	E3	115	ILE
65	I3	102	VAL
65	I3	197	THR
65	I3	241	PHE
66	J3	81	ILE
66	J3	137	VAL
66	J3	216	MET
66	J3	219	ILE
67	K3	170	ARG
68	L3	103	GLU
70	P3	19	LYS
70	P3	47	ILE
71	Q3	13	MET
71	Q3	23	MET
71	Q3	113	ARG
72	S3	6	ASP
72	S3	53	VAL
73	T3	26	LYS
75	F3	15	ARG
75	F3	38	LYS
75	F3	39	PHE
75	F3	40	VAL
75	F3	42	ARG
75	F3	79	ILE
75	F3	80	HIS
75	F3	82	LYS
75	F3	83	VAL
75	F3	84	VAL
75	F3	93	LYS
75	F3	95	ARG
76	O3	43	HIS
76	O3	52	THR
76	O3	149	ARG
76	O3	150	ARG

Sometimes sidechains can be flipped to improve hydrogen bonding and reduce clashes. All (76) such sidechains are listed below:

Mol	Chain	Res	Type
1	A1	85	GLN
1	A1	173	ASN

Continued on next page...

Continued from previous page...

Mol	Chain	Res	Type
1	A1	257	ASN
2	B1	66	GLN
2	B1	153	GLN
2	B1	159	HIS
3	C1	8	GLN
3	C1	98	HIS
3	C1	106	GLN
4	D1	123	GLN
4	D1	144	ASN
5	E1	42	GLN
5	E1	167	GLN
6	F1	175	ASN
7	G1	20	HIS
7	G1	34	ASN
7	G1	131	GLN
12	D2	205	ASN
13	E2	203	GLN
14	F2	38	ASN
14	F2	119	GLN
14	F2	286	ASN
14	F2	321	ASN
14	F2	347	HIS
15	G2	282	GLN
16	H2	108	ASN
16	H2	189	ASN
17	I2	26	GLN
17	I2	50	ASN
17	I2	63	ASN
18	J2	21	ASN
18	J2	25	HIS
19	K2	151	HIS
20	L2	27	ASN
20	L2	158	GLN
23	O2	50	ASN
26	R2	69	ASN
27	S2	18	HIS
27	S2	72	GLN
30	V2	6	ASN
31	W2	72	HIS
34	Z2	99	HIS
36	b2	108	GLN
37	c2	15	HIS

Continued on next page...

Continued from previous page...

Mol	Chain	Res	Type
38	d2	30	GLN
38	d2	66	HIS
41	g2	90	ASN
45	k2	21	ASN
45	k2	23	GLN
45	k2	36	ASN
48	p2	43	ASN
49	q2	159	HIS
50	r2	138	HIS
51	w2	18	GLN
52	z2	116	ASN
54	s2	179	ASN
55	v2	28	HIS
56	x2	98	ASN
57	y2	8	GLN
57	y2	142	GLN
59	B3	11	GLN
62	E3	16	HIS
62	E3	39	ASN
62	E3	63	ASN
65	I3	26	GLN
65	I3	64	HIS
65	I3	311	GLN
67	K3	202	ASN
68	L3	111	GLN
72	S3	9	HIS
75	F3	7	ASN
75	F3	8	ASN
75	F3	17	HIS
75	F3	19	GLN
75	F3	25	ASN
75	F3	80	HIS

5.3.3 RNA ⓘ

Mol	Chain	Analysed	Backbone Outliers	Pucker Outliers
10	B2	119/120 (99%)	9 (7%)	0
11	C2	155/156 (99%)	34 (21%)	1 (0%)
46	m2	1717/1724 (99%)	453 (26%)	0
47	n2	74/75 (98%)	37 (50%)	0
74	Bx	9/10 (90%)	6 (66%)	0

Continued on next page...

Continued from previous page...

Mol	Chain	Analysed	Backbone Outliers	Pucker Outliers
9	A2	3588/3609 (99%)	734 (20%)	15 (0%)
All	All	5662/5694 (99%)	1273 (22%)	16 (0%)

All (1273) RNA backbone outliers are listed below:

Mol	Chain	Res	Type
9	A2	17	A
9	A2	21	G
9	A2	25	A
9	A2	30	C
9	A2	39	A
9	A2	42	A
9	A2	48	G
9	A2	59	A
9	A2	64	A
9	A2	65	A
9	A2	69	A
9	A2	73	A
9	A2	91	G
9	A2	98	A
9	A2	104	G
9	A2	108	A
9	A2	109	G
9	A2	110	C
9	A2	112	C
9	A2	119	G
9	A2	120	A
9	A2	127	G
9	A2	131	C
9	A2	134	G
9	A2	136	C
9	A2	137	G
9	A2	141	C
9	A2	143	U
9	A2	144	G
9	A2	151	G
9	A2	158	A
9	A2	159	C
9	A2	172	C
9	A2	183	C
9	A2	184	U
9	A2	185	C

Continued on next page...

Continued from previous page...

Mol	Chain	Res	Type
9	A2	186	G
9	A2	188	G
9	A2	189	G
9	A2	195	C
9	A2	197	A
9	A2	198	A
9	A2	200	U
9	A2	201	C
9	A2	209	U
9	A2	216	C
9	A2	217	C
9	A2	218	A
9	A2	230	G
9	A2	233	U
9	A2	234	G
9	A2	237	G
9	A2	254	G
9	A2	255	C
9	A2	266	C
9	A2	267	G
9	A2	280	G
9	A2	297	U
9	A2	315	G
9	A2	316	U
9	A2	340	C
9	A2	341	G
9	A2	373	G
9	A2	387	G
9	A2	396	A
9	A2	407	A
9	A2	408	A
9	A2	410	A
9	A2	412	G
9	A2	413	G
9	A2	432	U
9	A2	433	A
9	A2	440	U
9	A2	450	G
9	A2	452	A
9	A2	453	G
9	A2	454	U
9	A2	461	G

Continued on next page...

Continued from previous page...

Mol	Chain	Res	Type
9	A2	462	G
9	A2	469	C
9	A2	470	A
9	A2	479	G
9	A2	486	C
9	A2	492	G
9	A2	496	C
9	A2	498	G
9	A2	499	U
9	A2	500	G
9	A2	501	G
9	A2	510	A
9	A2	511	U
9	A2	513	U
9	A2	514	U
9	A2	662	C
9	A2	673	G
9	A2	675	C
9	A2	676	C
9	A2	678	G
9	A2	682	C
9	A2	692	C
9	A2	693	A
9	A2	694	C
9	A2	703	U
9	A2	704	G
9	A2	711	C
9	A2	715	G
9	A2	737	G
9	A2	738	G
9	A2	745	C
9	A2	746	G
9	A2	747	G
9	A2	748	U
9	A2	749	G
9	A2	753	A
9	A2	756	G
9	A2	766	G
9	A2	767	G
9	A2	770	G
9	A2	801	C
9	A2	802	A

Continued on next page...

Continued from previous page...

Mol	Chain	Res	Type
9	A2	805	C
9	A2	812	U
9	A2	814	A
9	A2	816	A
9	A2	824	G
9	A2	831	C
9	A2	842	A
9	A2	843	U
9	A2	854	A
9	A2	856	G
9	A2	857	A
9	A2	858	A
9	A2	859	G
9	A2	869	C
9	A2	870	G
9	A2	886	U
9	A2	888	U
9	A2	889	C
9	A2	891	C
9	A2	919	G
9	A2	921	G
9	A2	927	C
9	A2	933	G
9	A2	934	C
9	A2	935	C
9	A2	936	C
9	A2	937	C
9	A2	938	U
9	A2	954	C
9	A2	1000	G
9	A2	1001	G
9	A2	1003	G
9	A2	1004	C
9	A2	1005	G
9	A2	1007	A
9	A2	1010	G
9	A2	1011	U
9	A2	1012	C
9	A2	1013	C
9	A2	1014	C
9	A2	1015	C
9	A2	1019	G

Continued on next page...

Continued from previous page...

Mol	Chain	Res	Type
9	A2	1022	C
9	A2	1024	C
9	A2	1031	U
9	A2	1032	C
9	A2	1036	G
9	A2	1038	G
9	A2	1043	C
9	A2	1044	G
9	A2	1047	U
9	A2	1048	C
9	A2	1049	C
9	A2	1051	G
9	A2	1052	G
9	A2	1054	G
9	A2	1066	C
9	A2	1067	A
9	A2	1068	C
9	A2	1070	C
9	A2	1071	G
9	A2	1072	U
9	A2	1079	A
9	A2	1081	G
9	A2	1082	A
9	A2	1084	G
9	A2	1085	C
9	A2	1086	C
9	A2	1087	G
9	A2	1093	A
9	A2	1094	C
9	A2	1098	G
9	A2	1099	U
9	A2	1101	G
9	A2	1108	A
9	A2	1109	U
9	A2	1110	G
9	A2	1116	U
9	A2	1118	C
9	A2	1127	C
9	A2	1136	A
9	A2	1140	C
9	A2	1151	A
9	A2	1168	A

Continued on next page...

Continued from previous page...

Mol	Chain	Res	Type
9	A2	1172	A
9	A2	1173	G
9	A2	1180	G
9	A2	1181	U
9	A2	1182	C
9	A2	1190	C
9	A2	1191	G
9	A2	1201	A
9	A2	1208	G
9	A2	1211	A
9	A2	1212	A
9	A2	1214	G
9	A2	1224	G
9	A2	1231	C
9	A2	1233	A
9	A2	1234	G
9	A2	1251	U
9	A2	1253	U
9	A2	1259	C
9	A2	1262	C
9	A2	1267	G
9	A2	1270	G
9	A2	1294	C
9	A2	1295	G
9	A2	1296	C
9	A2	1297	G
9	A2	1298	C
9	A2	1299	C
9	A2	1310	A
9	A2	1311	G
9	A2	1315	G
9	A2	1327	U
9	A2	1329	G
9	A2	1347	A
9	A2	1360	A
9	A2	1375	G
9	A2	1377	A
9	A2	1379	C
9	A2	1387	G
9	A2	1391	U
9	A2	1404	U
9	A2	1409	U

Continued on next page...

Continued from previous page...

Mol	Chain	Res	Type
9	A2	1437	G
9	A2	1438	OMG
9	A2	1439	G
9	A2	1444	A
9	A2	1446	G
9	A2	1447	A
9	A2	1451	A
9	A2	1453	C
9	A2	1454	G
9	A2	1455	A
9	A2	1467	G
9	A2	1474	C
9	A2	1483	G
9	A2	1489	C
9	A2	1490	U
9	A2	1512	U
9	A2	1522	C
9	A2	1523	G
9	A2	1536	G
9	A2	1537	U
9	A2	1542	C
9	A2	1544	A
9	A2	1558	U
9	A2	1559	U
9	A2	1560	G
9	A2	1564	C
9	A2	1573	U
9	A2	1574	C
9	A2	1589	A
9	A2	1599	G
9	A2	1600	G
9	A2	1606	A
9	A2	1608	G
9	A2	1622	C
9	A2	1623	G
9	A2	1624	U
9	A2	1638	G
9	A2	1639	A
9	A2	1644	G
9	A2	1645	A
9	A2	1657	G
9	A2	1671	G

Continued on next page...

Continued from previous page...

Mol	Chain	Res	Type
9	A2	1684	U
9	A2	1694	A
9	A2	1699	A
9	A2	1719	A
9	A2	1721	G
9	A2	1722	C
9	A2	1723	C
9	A2	1724	G
9	A2	1727	G
9	A2	1733	C
9	A2	1734	A
9	A2	1738	C
9	A2	1742	G
9	A2	1750	G
9	A2	1753	G
9	A2	1760	A
9	A2	1761	U
9	A2	1762	A
9	A2	1763	G
9	A2	1764	A
9	A2	1766	A
9	A2	1822	U
9	A2	1825	C
9	A2	1827	A
9	A2	1828	A
9	A2	1848	G
9	A2	1850	U
9	A2	1857	G
9	A2	1858	G
9	A2	1871	A
9	A2	1886	C
9	A2	1887	G
9	A2	1893	C
9	A2	1895	G
9	A2	1897	A
9	A2	1899	G
9	A2	1900	G
9	A2	1902	A
9	A2	1904	G
9	A2	1905	G
9	A2	1906	G
9	A2	1909	G

Continued on next page...

Continued from previous page...

Mol	Chain	Res	Type
9	A2	1911	G
9	A2	1912	A
9	A2	2005	U
9	A2	2006	C
9	A2	2008	G
9	A2	2009	G
9	A2	2012	C
9	A2	2013	C
9	A2	2014	G
9	A2	2015	C
9	A2	2016	G
9	A2	2044	C
9	A2	2055	A
9	A2	2056	G
9	A2	2061	G
9	A2	2068	A
9	A2	2077	G
9	A2	2088	G
9	A2	2094	G
9	A2	2103	G
9	A2	2106	C
9	A2	2115	A
9	A2	2150	A
9	A2	2152	G
9	A2	2172	A
9	A2	2176	G
9	A2	2177	OMC
9	A2	2180	U
9	A2	2181	U
9	A2	2202	U
9	A2	2205	G
9	A2	2208	A
9	A2	2224	C
9	A2	2226	G
9	A2	2229	G
9	A2	2233	C
9	A2	2237	C
9	A2	2239	A
9	A2	2245	U
9	A2	2249	U
9	A2	2257	G
9	A2	2258	G

Continued on next page...

Continued from previous page...

Mol	Chain	Res	Type
9	A2	2259	C
9	A2	2260	C
9	A2	2261	G
9	A2	2262	A
9	A2	2266	A
9	A2	2268	A
9	A2	2275	C
9	A2	2276	G
9	A2	2284	A
9	A2	2285	U
9	A2	2299	G
9	A2	2301	G
9	A2	2302	G
9	A2	2321	G
9	A2	2328	A
9	A2	2342	A
9	A2	2356	A
9	A2	2371	C
9	A2	2373	G
9	A2	2382	C
9	A2	2383	U
9	A2	2386	U
9	A2	2393	G
9	A2	2408	C
9	A2	2417	G
9	A2	2424	C
9	A2	2430	G
9	A2	2431	A
9	A2	2442	U
9	A2	2449	G
9	A2	2450	A
9	A2	2451	A
9	A2	2458	G
9	A2	2461	G
9	A2	2462	U
9	A2	2463	U
9	A2	2464	C
9	A2	2466	G
9	A2	2476	G
9	A2	2479	G
9	A2	2480	A
9	A2	2481	G

Continued on next page...

Continued from previous page...

Mol	Chain	Res	Type
9	A2	2493	C
9	A2	2494	C
9	A2	2498	A
9	A2	2501	A
9	A2	2514	G
9	A2	2515	G
9	A2	2518	U
9	A2	2519	A
9	A2	2524	U
9	A2	2525	C
9	A2	2542	A
9	A2	2543	U
9	A2	2545	U
9	A2	2549	C
9	A2	2554	G
9	A2	2562	A
9	A2	2563	G
9	A2	2569	C
9	A2	2581	U
9	A2	2582	G
9	A2	2600	A
9	A2	2603	G
9	A2	2610	G
9	A2	2622	C
9	A2	2632	G
9	A2	2657	G
9	A2	3243	C
9	A2	3244	C
9	A2	3246	G
9	A2	3248	G
9	A2	3250	C
9	A2	3253	G
9	A2	3254	C
9	A2	3262	U
9	A2	3271	G
9	A2	3272	U
9	A2	3273	G
9	A2	3282	G
9	A2	3291	A
9	A2	3300	U
9	A2	3302	A
9	A2	3318	A

Continued on next page...

Continued from previous page...

Mol	Chain	Res	Type
9	A2	3329	C
9	A2	3330	G
9	A2	3364	C
9	A2	3365	U
9	A2	3367	A
9	A2	3368	A
9	A2	3369	U
9	A2	3373	A
9	A2	3383	A
9	A2	3399	G
9	A2	3404	A
9	A2	3406	G
9	A2	3409	G
9	A2	3410	G
9	A2	3411	G
9	A2	3412	A
9	A2	3415	A
9	A2	3416	A
9	A2	3417	C
9	A2	3418	U
9	A2	3420	U
9	A2	3421	G
9	A2	3422	A
9	A2	3423	C
9	A2	3427	C
9	A2	3429	U
9	A2	3430	A
9	A2	3431	A
9	A2	3432	G
9	A2	3433	G
9	A2	3440	A
9	A2	3441	A
9	A2	3442	U
9	A2	3466	C
9	A2	3467	G
9	A2	3470	U
9	A2	3473	A
9	A2	3474	U
9	A2	3475	G
9	A2	3480	A
9	A2	3494	U
9	A2	3496	U

Continued on next page...

Continued from previous page...

Mol	Chain	Res	Type
9	A2	3523	A
9	A2	3533	A
9	A2	3534	C
9	A2	3535	G
9	A2	3548	U
9	A2	3553	G
9	A2	3557	A
9	A2	3562	A
9	A2	3563	G
9	A2	3565	G
9	A2	3566	C
9	A2	3571	U
9	A2	3586	U
9	A2	3595	G
9	A2	3599	A
9	A2	3603	A
9	A2	3604	C
9	A2	3607	G
9	A2	3609	G
9	A2	3610	A
9	A2	3612	G
9	A2	3613	U
9	A2	3614	G
9	A2	3615	U
9	A2	3616	A
9	A2	3617	G
9	A2	3618	A
9	A2	3619	A
9	A2	3620	U
9	A2	3621	A
9	A2	3622	A
9	A2	3623	G
9	A2	3626	G
9	A2	3627	G
9	A2	3632	C
9	A2	3633	C
9	A2	3688	C
9	A2	3689	G
9	A2	3690	C
9	A2	3693	G
9	A2	3694	U
9	A2	3695	G

Continued on next page...

Continued from previous page...

Mol	Chain	Res	Type
9	A2	3696	A
9	A2	3697	A
9	A2	3698	A
9	A2	3699	U
9	A2	3701	C
9	A2	3702	C
9	A2	3703	A
9	A2	3704	C
9	A2	3707	C
9	A2	3712	A
9	A2	3714	C
9	A2	3715	G
9	A2	3726	G
9	A2	3734	G
9	A2	3735	A
9	A2	3736	G
9	A2	3742	G
9	A2	3750	C
9	A2	3752	C
9	A2	3760	C
9	A2	3765	G
9	A2	3766	C
9	A2	3769	C
9	A2	3770	U
9	A2	3771	G
9	A2	3772	G
9	A2	3773	C
9	A2	3777	A
9	A2	3781	G
9	A2	3786	U
9	A2	3787	C
9	A2	3815	U
9	A2	3822	A
9	A2	3835	G
9	A2	3836	G
9	A2	3843	G
9	A2	3855	A
9	A2	3877	G
9	A2	3881	U
9	A2	3885	A
9	A2	3903	A
9	A2	3906	G

Continued on next page...

Continued from previous page...

Mol	Chain	Res	Type
9	A2	3909	A
9	A2	3917	U
9	A2	3920	A
9	A2	3923	A
9	A2	3925	A
9	A2	3933	A
9	A2	3943	G
9	A2	3957	G
9	A2	3958	G
9	A2	3966	C
9	A2	3981	G
9	A2	3982	G
9	A2	3984	C
9	A2	3987	C
9	A2	3990	G
9	A2	4002	C
9	A2	4004	U
9	A2	4006	U
9	A2	4007	U
9	A2	4023	A
9	A2	4025	G
9	A2	4029	G
9	A2	4030	A
9	A2	4031	A
9	A2	4033	A
9	A2	4039	C
9	A2	4046	A
9	A2	4074	A
9	A2	4089	U
9	A2	4096	C
9	A2	4100	G
9	A2	4101	A
9	A2	4105	C
9	A2	4116	A
9	A2	4118	C
9	A2	4127	G
9	A2	4164	U
9	A2	4165	A
9	A2	4167	G
9	A2	4171	C
9	A2	4176	G
9	A2	4180	G

Continued on next page...

Continued from previous page...

Mol	Chain	Res	Type
9	A2	4183	U
9	A2	4184	U
9	A2	4200	A
9	A2	4201	G
9	A2	4206	G
9	A2	4212	C
9	A2	4219	G
9	A2	4221	U
9	A2	4222	G
9	A2	4224	U
9	A2	4227	G
9	A2	4241	A
9	A2	4242	A
9	A2	4252	G
9	A2	4276	A
9	A2	4278	A
9	A2	4279	U
9	A2	4288	U
9	A2	4289	OMG
9	A2	4308	A
9	A2	4309	U
9	A2	4322	C
9	A2	4324	A
9	A2	4331	G
9	A2	4352	A
9	A2	4360	A
9	A2	4361	U
9	A2	4371	G
9	A2	4382	C
9	A2	4385	C
9	A2	4386	A
9	A2	4387	G
9	A2	4393	A
9	A2	4394	G
9	A2	4395	G
9	A2	4396	A
9	A2	4403	G
9	A2	4406	G
9	A2	4409	C
9	A2	4411	C
9	A2	4413	G
9	A2	4417	G

Continued on next page...

Continued from previous page...

Mol	Chain	Res	Type
9	A2	4422	G
9	A2	4433	G
9	A2	4434	U
9	A2	4436	C
9	A2	4496	G
9	A2	4497	U
9	A2	4498	C
9	A2	4499	G
9	A2	4503	C
9	A2	4504	C
9	A2	4505	G
9	A2	4508	G
9	A2	4515	OMG
9	A2	4516	C
9	A2	4520	G
9	A2	4521	A
9	A2	4522	G
9	A2	4525	G
9	A2	4527	U
9	A2	4528	C
9	A2	4533	U
9	A2	4540	C
9	A2	4544	G
9	A2	4545	U
9	A2	4546	G
9	A2	4547	C
9	A2	4548	G
9	A2	4549	G
9	A2	4552	G
9	A2	4553	G
9	A2	4554	A
9	A2	4557	G
9	A2	4558	G
9	A2	4559	G
9	A2	4560	G
9	A2	4565	C
9	A2	4569	C
9	A2	4570	U
9	A2	4571	C
9	A2	4582	U
9	A2	4583	U
9	A2	4587	G

Continued on next page...

Continued from previous page...

Mol	Chain	Res	Type
9	A2	4589	A
9	A2	4591	G
9	A2	4597	G
9	A2	4610	C
9	A2	4622	U
9	A2	4625	A
9	A2	4634	U
9	A2	4636	C
9	A2	4637	U
9	A2	4652	U
9	A2	4653	A
9	A2	4659	C
9	A2	4663	G
9	A2	4670	C
9	A2	4671	C
9	A2	4672	U
9	A2	4675	C
9	A2	4680	A
9	A2	4687	G
9	A2	4696	C
9	A2	4700	C
9	A2	4701	G
9	A2	4702	A
9	A2	4707	A
9	A2	4708	G
9	A2	4715	U
10	B2	24	C
10	B2	33	U
10	B2	53	U
10	B2	54	A
10	B2	64	G
10	B2	97	G
10	B2	100	A
10	B2	110	G
10	B2	120	U
11	C2	14	U
11	C2	15	G
11	C2	16	G
11	C2	23	C
11	C2	25	G
11	C2	34	U
11	C2	35	C

Continued on next page...

Continued from previous page...

Mol	Chain	Res	Type
11	C2	38	U
11	C2	51	U
11	C2	52	A
11	C2	59	A
11	C2	60	G
11	C2	63	U
11	C2	70	G
11	C2	82	A
11	C2	84	A
11	C2	85	U
11	C2	87	G
11	C2	88	A
11	C2	94	G
11	C2	103	A
11	C2	105	C
11	C2	110	U
11	C2	111	U
11	C2	112	G
11	C2	114	G
11	C2	123	U
11	C2	125	C
11	C2	126	C
11	C2	127	U
11	C2	128	C
11	C2	150	C
11	C2	151	G
11	C2	156	U
46	m2	2	A
46	m2	3	C
46	m2	4	C
46	m2	8	U
46	m2	14	C
46	m2	23	G
46	m2	27	A
46	m2	33	G
46	m2	41	G
46	m2	42	A
46	m2	44	U
46	m2	45	A
46	m2	46	A
46	m2	58	C
46	m2	62	G

Continued on next page...

Continued from previous page...

Mol	Chain	Res	Type
46	m2	68	A
46	m2	75	G
46	m2	77	A
46	m2	78	C
46	m2	80	G
46	m2	103	A
46	m2	106	C
46	m2	113	G
46	m2	115	U
46	m2	118	C
46	m2	119	U
46	m2	120	U
46	m2	126	G
46	m2	129	C
46	m2	142	C
46	m2	143	U
46	m2	149	A
46	m2	151	C
46	m2	154	U
46	m2	157	U
46	m2	158	A
46	m2	160	U
46	m2	161	U
46	m2	166	A
46	m2	169	U
46	m2	171	A
46	m2	172	U
46	m2	181	A
46	m2	182	C
46	m2	198	U
46	m2	202	C
46	m2	208	G
46	m2	209	G
46	m2	210	G
46	m2	215	G
46	m2	217	G
46	m2	222	U
46	m2	227	G
46	m2	228	A
46	m2	293	G
46	m2	294	A
46	m2	295	C

Continued on next page...

Continued from previous page...

Mol	Chain	Res	Type
46	m2	296	U
46	m2	297	C
46	m2	299	A
46	m2	307	U
46	m2	309	G
46	m2	310	G
46	m2	311	G
46	m2	313	C
46	m2	321	C
46	m2	324	C
46	m2	326	C
46	m2	327	C
46	m2	330	U
46	m2	331	G
46	m2	334	G
46	m2	342	C
46	m2	349	G
46	m2	359	C
46	m2	362	A
46	m2	364	C
46	m2	366	A
46	m2	367	C
46	m2	372	G
46	m2	374	U
46	m2	375	G
46	m2	384	C
46	m2	385	G
46	m2	386	U
46	m2	387	G
46	m2	388	C
46	m2	394	A
46	m2	396	G
46	m2	400	A
46	m2	402	C
46	m2	409	G
46	m2	410	A
46	m2	411	C
46	m2	416	A
46	m2	423	G
46	m2	428	A
46	m2	429	U
46	m2	430	U

Continued on next page...

Continued from previous page...

Mol	Chain	Res	Type
46	m2	435	A
46	m2	440	G
46	m2	442	G
46	m2	443	C
46	m2	450	A
46	m2	451	A
46	m2	452	C
46	m2	453	G
46	m2	454	G
46	m2	466	A
46	m2	467	A
46	m2	473	G
46	m2	476	G
46	m2	484	G
46	m2	487	A
46	m2	489	U
46	m2	494	C
46	m2	495	A
46	m2	498	C
46	m2	503	C
46	m2	504	C
46	m2	511	G
46	m2	519	C
46	m2	524	A
46	m2	533	A
46	m2	536	G
46	m2	539	C
46	m2	542	U
46	m2	544	U
46	m2	546	G
46	m2	551	C
46	m2	556	A
46	m2	557	A
46	m2	559	U
46	m2	562	A
46	m2	565	G
46	m2	566	A
46	m2	570	C
46	m2	572	C
46	m2	585	A
46	m2	587	C
46	m2	589	A

Continued on next page...

Continued from previous page...

Mol	Chain	Res	Type
46	m2	591	G
46	m2	593	U
46	m2	595	C
46	m2	598	U
46	m2	602	G
46	m2	606	A
46	m2	608	G
46	m2	609	U
46	m2	612	G
46	m2	614	U
46	m2	616	C
46	m2	617	C
46	m2	619	G
46	m2	623	C
46	m2	625	G
46	m2	629	U
46	m2	630	A
46	m2	640	C
46	m2	645	A
46	m2	646	G
46	m2	657	A
46	m2	660	U
46	m2	661	G
46	m2	662	C
46	m2	664	G
46	m2	665	C
46	m2	671	A
46	m2	673	A
46	m2	674	A
46	m2	675	G
46	m2	689	C
46	m2	690	U
46	m2	694	G
46	m2	695	A
46	m2	696	G
46	m2	697	C
46	m2	700	G
46	m2	733	G
46	m2	734	U
46	m2	735	C
46	m2	737	C
46	m2	738	C

Continued on next page...

Continued from previous page...

Mol	Chain	Res	Type
46	m2	739	G
46	m2	752	C
46	m2	753	G
46	m2	754	G
46	m2	790	G
46	m2	791	G
46	m2	793	C
46	m2	794	C
46	m2	797	A
46	m2	798	G
46	m2	800	G
46	m2	813	A
46	m2	823	G
46	m2	824	U
46	m2	825	U
46	m2	832	A
46	m2	836	C
46	m2	838	G
46	m2	839	A
46	m2	841	C
46	m2	844	C
46	m2	847	G
46	m2	849	A
46	m2	864	A
46	m2	871	A
46	m2	872	A
46	m2	876	G
46	m2	877	A
46	m2	878	C
46	m2	885	U
46	m2	889	U
46	m2	890	U
46	m2	892	U
46	m2	895	U
46	m2	896	G
46	m2	897	G
46	m2	898	U
46	m2	899	U
46	m2	901	U
46	m2	915	A
46	m2	922	A
46	m2	924	A

Continued on next page...

Continued from previous page...

Mol	Chain	Res	Type
46	m2	935	G
46	m2	937	G
46	m2	952	C
46	m2	954	G
46	m2	965	A
46	m2	971	U
46	m2	973	G
46	m2	980	G
46	m2	991	C
46	m2	992	A
46	m2	994	A
46	m2	1001	G
46	m2	1019	U
46	m2	1025	A
46	m2	1026	A
46	m2	1029	A
46	m2	1044	A
46	m2	1047	U
46	m2	1058	U
46	m2	1061	G
46	m2	1063	U
46	m2	1064	A
46	m2	1084	A
46	m2	1085	A
46	m2	1087	C
46	m2	1105	C
46	m2	1112	G
46	m2	1117	U
46	m2	1118	C
46	m2	1123	G
46	m2	1128	G
46	m2	1133	G
46	m2	1135	A
46	m2	1136	G
46	m2	1139	U
46	m2	1140	C
46	m2	1149	C
46	m2	1150	A
46	m2	1153	G
46	m2	1155	C
46	m2	1156	U
46	m2	1157	U

Continued on next page...

Continued from previous page...

Mol	Chain	Res	Type
46	m2	1197	A
46	m2	1209	G
46	m2	1217	C
46	m2	1219	A
46	m2	1223	G
46	m2	1226	G
46	m2	1229	G
46	m2	1230	A
46	m2	1231	G
46	m2	1244	U
46	m2	1247	G
46	m2	1249	C
46	m2	1251	C
46	m2	1253	A
46	m2	1255	A
46	m2	1257	G
46	m2	1258	G
46	m2	1259	G
46	m2	1261	A
46	m2	1264	C
46	m2	1265	U
46	m2	1271	G
46	m2	1275	C
46	m2	1276	G
46	m2	1277	G
46	m2	1283	G
46	m2	1285	C
46	m2	1287	G
46	m2	1288	G
46	m2	1299	U
46	m2	1300	G
46	m2	1302	U
46	m2	1304	G
46	m2	1305	C
46	m2	1310	U
46	m2	1315	A
46	m2	1324	G
46	m2	1326	G
46	m2	1329	G
46	m2	1335	U
46	m2	1343	C
46	m2	1344	U

Continued on next page...

Continued from previous page...

Mol	Chain	Res	Type
46	m2	1345	U
46	m2	1346	A
46	m2	1348	U
46	m2	1353	G
46	m2	1364	U
46	m2	1365	C
46	m2	1373	U
46	m2	1374	U
46	m2	1377	G
46	m2	1380	A
46	m2	1384	A
46	m2	1387	G
46	m2	1398	A
46	m2	1399	U
46	m2	1400	G
46	m2	1404	A
46	m2	1405	C
46	m2	1417	C
46	m2	1419	C
46	m2	1421	C
46	m2	1422	G
46	m2	1424	G
46	m2	1425	C
46	m2	1426	G
46	m2	1431	G
46	m2	1435	C
46	m2	1436	C
46	m2	1437	C
46	m2	1438	C
46	m2	1439	C
46	m2	1440	A
46	m2	1444	U
46	m2	1446	U
46	m2	1448	A
46	m2	1449	G
46	m2	1452	G
46	m2	1454	A
46	m2	1455	C
46	m2	1456	A
46	m2	1464	U
46	m2	1465	U
46	m2	1490	C

Continued on next page...

Continued from previous page...

Mol	Chain	Res	Type
46	m2	1491	A
46	m2	1492	G
46	m2	1495	C
46	m2	1496	U
46	m2	1497	G
46	m2	1499	G
46	m2	1500	A
46	m2	1507	U
46	m2	1509	G
46	m2	1510	A
46	m2	1511	U
46	m2	1522	G
46	m2	1523	C
46	m2	1533	A
46	m2	1535	A
46	m2	1538	G
46	m2	1548	G
46	m2	1553	U
46	m2	1554	G
46	m2	1555	C
46	m2	1557	U
46	m2	1560	C
46	m2	1562	U
46	m2	1570	C
46	m2	1577	G
46	m2	1582	A
46	m2	1587	U
46	m2	1589	G
46	m2	1590	A
46	m2	1594	C
46	m2	1603	A
46	m2	1606	G
46	m2	1608	G
46	m2	1612	G
46	m2	1616	A
46	m2	1619	G
46	m2	1623	U
46	m2	1625	A
46	m2	1632	A
46	m2	1638	G
46	m2	1639	A
46	m2	1640	G

Continued on next page...

Continued from previous page...

Mol	Chain	Res	Type
46	m2	1650	G
46	m2	1654	G
46	m2	1655	U
46	m2	1656	G
46	m2	1662	C
46	m2	1665	A
46	m2	1667	G
46	m2	1673	G
46	m2	1677	A
46	m2	1680	A
46	m2	1682	G
46	m2	1689	C
46	m2	1694	U
46	m2	1695	G
46	m2	1696	U
46	m2	1697	A
46	m2	1701	A
46	m2	1702	C
46	m2	1703	C
46	m2	1707	C
46	m2	1711	G
46	m2	1714	A
46	m2	1715	C
46	m2	1723	U
46	m2	1724	G
46	m2	1747	A
46	m2	1756	G
46	m2	1759	G
46	m2	1776	C
46	m2	1778	G
46	m2	1783	A
46	m2	1784	G
46	m2	1785	C
46	m2	1786	G
46	m2	1789	G
46	m2	1805	U
46	m2	1815	A
46	m2	1824	A
46	m2	1826	A
46	m2	1829	U
46	m2	1832	C
46	m2	1833	A

Continued on next page...

Continued from previous page...

Mol	Chain	Res	Type
46	m2	1837	A
46	m2	1838	G
46	m2	1839	G
46	m2	1840	U
46	m2	1841	U
46	m2	1843	C
46	m2	1848	G
46	m2	1851	G
46	m2	1853	A
46	m2	1854	C
46	m2	1859	G
46	m2	1860	G
46	m2	1863	G
46	m2	1864	G
46	m2	1865	A
46	m2	1866	U
46	m2	1867	C
46	m2	1868	A
47	n2	6	G
47	n2	10	G
47	n2	11	G
47	n2	13	G
47	n2	15	A
47	n2	16	G
47	n2	17	C
47	n2	18	G
47	n2	19	G
47	n2	20	A
47	n2	21	A
47	n2	24	G
47	n2	31	G
47	n2	32	C
47	n2	34	C
47	n2	37	A
47	n2	38	A
47	n2	39	C
47	n2	40	C
47	n2	41	C
47	n2	43	G
47	n2	45	G
47	n2	46	G
47	n2	47	U

Continued on next page...

Continued from previous page...

Mol	Chain	Res	Type
47	n2	48	C
47	n2	49	G
47	n2	50	A
47	n2	51	U
47	n2	52	G
47	n2	57	G
47	n2	58	A
47	n2	60	A
47	n2	61	C
47	n2	63	A
47	n2	67	U
47	n2	70	G
47	n2	76	A
74	Bx	46	U
74	Bx	48	U
74	Bx	51	U
74	Bx	52	U
74	Bx	53	U
74	Bx	54	U

All (16) RNA pucker outliers are listed below:

Mol	Chain	Res	Type
9	A2	143	U
9	A2	233	U
9	A2	236	G
9	A2	406	C
9	A2	1446	G
9	A2	2382	C
9	A2	2430	G
9	A2	2463	U
9	A2	2541	C
9	A2	3253	G
9	A2	3272	U
9	A2	3772	G
9	A2	4183	U
9	A2	4351	U
9	A2	4582	U
11	C2	59	A

5.4 Non-standard residues in protein, DNA, RNA chains ⓘ

24 non-standard protein/DNA/RNA residues are modelled in this entry.

In the following table, the Counts columns list the number of bonds (or angles) for which Mogul statistics could be retrieved, the number of bonds (or angles) that are observed in the model and the number of bonds (or angles) that are defined in the Chemical Component Dictionary. The Link column lists molecule types, if any, to which the group is linked. The Z score for a bond length (or angle) is the number of standard deviations the observed value is removed from the expected value. A bond length (or angle) with $|Z| > 2$ is considered an outlier worth inspection. RMSZ is the root-mean-square of all Z scores of the bond lengths (or angles).

Mol	Type	Chain	Res	Link	Bond lengths			Bond angles		
					Counts	RMSZ	# Z > 2	Counts	RMSZ	# Z > 2
9	OMG	A2	4515	9	22,25,27	0.54	0	32,37,41	0.43	0
9	OMG	A2	3448	9	23,26,27	0.52	0	32,38,41	0.47	0
9	OMG	A2	2179	9	23,26,27	0.50	0	32,38,41	0.46	0
9	OMC	A2	3357	9	19,22,23	0.61	0	25,31,34	0.60	0
9	OMC	A2	4188	9	18,21,23	0.57	0	25,30,34	0.59	0
9	OMC	A2	2559	9	19,22,23	0.57	0	25,31,34	0.64	0
9	OMC	A2	3543	9	19,22,23	0.60	0	25,31,34	0.67	0
9	5MC	A2	3438	9	19,22,23	0.59	0	26,32,35	0.67	0
9	2MG	A2	4517	9	22,25,27	0.50	0	32,37,41	0.44	0
9	OMC	A2	3525	9	19,22,23	0.59	0	25,31,34	0.57	0
9	2MG	A2	1330	9	23,26,27	0.48	0	33,38,41	0.57	0
46	OMG	m2	685	46	23,26,27	0.47	0	32,38,41	0.58	0
9	OMG	A2	4289	9	22,25,27	0.50	0	32,37,41	0.46	0
9	1MA	A2	4067	9	21,25,26	0.49	0	30,37,40	0.74	1 (3%)
9	OMG	A2	3848	9	23,26,27	0.51	0	32,38,41	0.47	0
9	OMG	A2	1335	9	23,26,27	0.54	0	32,38,41	0.65	1 (3%)
9	OMC	A2	2120	9	19,22,23	0.57	0	25,31,34	0.62	0
9	5MC	A2	4099	9	19,22,23	0.72	0	26,32,35	0.64	0
9	OMG	A2	2119	9	23,26,27	0.53	0	32,38,41	0.46	0
9	OMG	A2	1438	9	23,26,27	0.51	0	32,38,41	0.56	0
9	OMC	A2	2177	9	19,22,23	0.56	0	25,31,34	0.57	0
9	OMC	A2	2616	9	19,22,23	0.57	0	25,31,34	0.75	1 (4%)
9	OMG	A2	4146	9	22,25,27	0.51	0	32,37,41	0.39	0
9	OMG	A2	4275	9	22,25,27	0.55	0	32,37,41	0.45	0

In the following table, the Chirals column lists the number of chiral outliers, the number of chiral centers analysed, the number of these observed in the model and the number defined in the Chemical Component Dictionary. Similar counts are reported in the Torsion and Rings columns. '-' means no outliers of that kind were identified.

Mol	Type	Chain	Res	Link	Chirals	Torsions	Rings
9	OMG	A2	4515	9	-	3/7/25/28	0/3/3/3
9	OMG	A2	3448	9	-	0/9/27/28	0/3/3/3
9	OMG	A2	2179	9	-	0/9/27/28	0/3/3/3
9	OMC	A2	3357	9	-	4/9/27/28	0/2/2/2
9	OMC	A2	4188	9	-	0/7/25/28	0/2/2/2
9	OMC	A2	2559	9	-	0/9/27/28	0/2/2/2
9	OMC	A2	3543	9	-	1/9/27/28	0/2/2/2
9	5MC	A2	3438	9	-	0/7/25/26	0/2/2/2
9	2MG	A2	4517	9	-	0/7/25/28	0/3/3/3
9	OMC	A2	3525	9	-	0/9/27/28	0/2/2/2
9	2MG	A2	1330	9	-	0/9/27/28	0/3/3/3
46	OMG	m2	685	46	-	2/9/27/28	0/3/3/3
9	OMG	A2	4289	9	-	2/7/25/28	0/3/3/3
9	1MA	A2	4067	9	-	2/7/25/26	0/3/3/3
9	OMG	A2	3848	9	-	1/9/27/28	0/3/3/3
9	OMG	A2	1335	9	-	0/9/27/28	0/3/3/3
9	OMC	A2	2120	9	-	0/9/27/28	0/2/2/2
9	5MC	A2	4099	9	-	4/7/25/26	0/2/2/2
9	OMG	A2	2119	9	-	1/9/27/28	0/3/3/3
9	OMG	A2	1438	9	-	1/9/27/28	0/3/3/3
9	OMC	A2	2177	9	-	1/9/27/28	0/2/2/2
9	OMC	A2	2616	9	-	0/9/27/28	0/2/2/2
9	OMG	A2	4146	9	-	0/7/25/28	0/3/3/3
9	OMG	A2	4275	9	-	0/7/25/28	0/3/3/3

There are no bond length outliers.

All (3) bond angle outliers are listed below:

Mol	Chain	Res	Type	Atoms	Z	Observed(°)	Ideal(°)
9	A2	4067	1MA	N1-C6-N6	2.17	125.16	119.71
9	A2	2616	OMC	C1'-N1-C2	2.10	123.08	118.44
9	A2	1335	OMG	C2'-C1'-N9	-2.02	110.41	114.24

There are no chirality outliers.

All (22) torsion outliers are listed below:

Mol	Chain	Res	Type	Atoms
9	A2	2177	OMC	C1'-C2'-O2'-CM2
9	A2	3357	OMC	C2'-C1'-N1-C6
9	A2	3848	OMG	C1'-C2'-O2'-CM2
9	A2	4289	OMG	O4'-C4'-C5'-O5'

Continued on next page...

Continued from previous page...

Mol	Chain	Res	Type	Atoms
9	A2	4515	OMG	O4'-C4'-C5'-O5'
9	A2	3357	OMC	C2'-C1'-N1-C2
9	A2	4289	OMG	C3'-C4'-C5'-O5'
9	A2	4515	OMG	C3'-C4'-C5'-O5'
46	m2	685	OMG	O4'-C4'-C5'-O5'
46	m2	685	OMG	C3'-C4'-C5'-O5'
9	A2	4067	1MA	O4'-C4'-C5'-O5'
9	A2	4099	5MC	C2'-C1'-N1-C6
9	A2	4067	1MA	C3'-C4'-C5'-O5'
9	A2	4099	5MC	O4'-C1'-N1-C6
9	A2	3357	OMC	O4'-C1'-N1-C2
9	A2	3357	OMC	O4'-C1'-N1-C6
9	A2	1438	OMG	C3'-C4'-C5'-O5'
9	A2	4515	OMG	C4'-C5'-O5'-P
9	A2	2119	OMG	O4'-C4'-C5'-O5'
9	A2	4099	5MC	O4'-C1'-N1-C2
9	A2	3543	OMC	C4'-C5'-O5'-P
9	A2	4099	5MC	C2'-C1'-N1-C2

There are no ring outliers.

8 monomers are involved in 12 short contacts:

Mol	Chain	Res	Type	Clashes	Symm-Clashes
9	A2	4515	OMG	1	0
9	A2	2179	OMG	1	0
46	m2	685	OMG	1	0
9	A2	4067	1MA	2	0
9	A2	3848	OMG	1	0
9	A2	4099	5MC	3	0
9	A2	2119	OMG	1	0
9	A2	4146	OMG	2	0

5.5 Carbohydrates [i](#)

There are no oligosaccharides in this entry.

5.6 Ligand geometry [i](#)

Of 7 ligands modelled in this entry, 7 are monoatomic - leaving 0 for Mogul analysis.

There are no bond length outliers.

There are no bond angle outliers.

There are no chirality outliers.

There are no torsion outliers.

There are no ring outliers.

No monomer is involved in short contacts.

5.7 Other polymers [i](#)

There are no such residues in this entry.

5.8 Polymer linkage issues [i](#)

The following chains have linkage breaks:

Mol	Chain	Number of breaks
9	A2	20
46	m2	7
65	I3	4
67	K3	3
55	v2	3
16	H2	2
54	s2	2
52	z2	2
60	C3	1
63	G3	1
73	T3	1

All chain breaks are listed below:

Model	Chain	Residue-1	Atom-1	Residue-2	Atom-2	Distance (Å)
1	H2	80:TYR	C	96:LEU	N	37.56
1	K3	115:LYS	C	134:GLY	N	27.50
1	A2	1512:U	O3'	1521:A	P	24.43
1	K3	12:CYS	C	24:LEU	N	21.59
1	s2	99:ILE	C	120:GLY	N	21.17
1	v2	4:PRO	C	18:GLU	N	19.94
1	v2	70:TYR	C	86:PRO	N	19.45
1	m2	755:C	O3'	788:G	P	19.04
1	I3	157:SER	C	196:ASN	N	18.83
1	A2	2658:G	O3'	3240:C	P	18.53
1	m2	130:G	O3'	140:U	P	18.42

Continued on next page...

Continued from previous page...

Model	Chain	Residue-1	Atom-1	Residue-2	Atom-2	Distance (Å)
1	A2	891:C	O3'	917:G	P	17.91
1	A2	514:U	O3'	654:G	P	16.86
1	z2	9:VAL	C	24:LEU	N	16.71
1	A2	3752:C	O3'	3758:G	P	16.46
1	A2	4437:C	O3'	4493:G	P	16.34
1	A2	3790:G	O3'	3796:G	P	16.30
1	A2	770:G	O3'	799:C	P	16.23
1	A2	1564:C	O3'	1572:A	P	15.55
1	m2	1763:U	O3'	1773:G	P	14.92
1	A2	859:G	O3'	866:A	P	14.45
1	z2	28:PHE	C	39:ALA	N	13.86
1	m2	700:G	O3'	732:C	P	13.60
1	A2	1772:A	O3'	1820:C	P	13.18
1	I3	199:THR	C	237:ASN	N	12.86
1	A2	1914:C	O3'	2004:G	P	12.66
1	m2	741:C	O3'	748:C	P	12.52
1	A2	1055:G	O3'	1059:C	P	12.40
1	s2	22:LYS	C	50:PRO	N	12.28
1	C3	33:GLU	C	107:GLU	N	11.97
1	A2	481:G	O3'	485:U	P	11.89
1	A2	3633:C	O3'	3685:G	P	11.49
1	G3	28:THR	C	68:LEU	N	9.63
1	I3	122:SER	C	152:SER	N	9.60
1	H2	230:ARG	C	245:GLU	N	9.34
1	v2	29:MET	C	41:PRO	N	8.64
1	T3	40:ARG	C	55:PRO	N	8.59
1	m2	228:A	O3'	289:U	P	8.38
1	A2	866:A	O3'	868:C	P	8.33
1	A2	1072:U	O3'	1078:G	P	8.03
1	A2	956:C	O3'	999:C	P	6.72
1	I3	255:SER	C	286:CYS	N	6.10
1	A2	4422:G	O3'	4425:C	P	5.59
1	K3	37:ALA	C	49:VAL	N	5.01
1	A2	501:G	O3'	506:G	P	4.35
1	m2	1693:U	O3'	1694:U	P	2.10

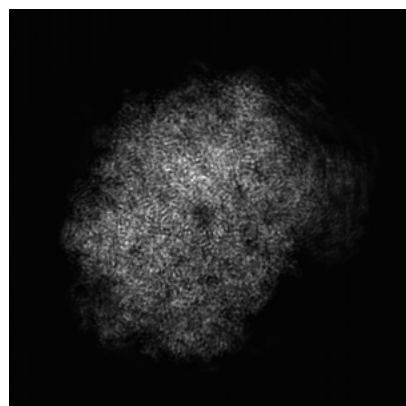
6 Map visualisation [i](#)

This section contains visualisations of the EMDB entry EMD-51865. These allow visual inspection of the internal detail of the map and identification of artifacts.

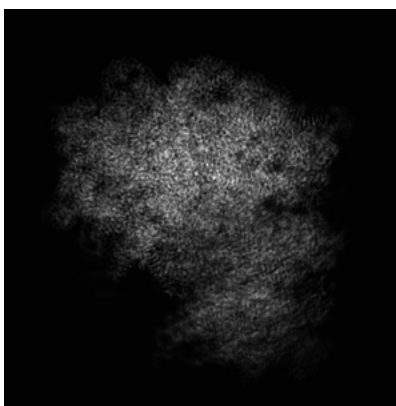
Images derived from a raw map, generated by summing the deposited half-maps, are presented below the corresponding image components of the primary map to allow further visual inspection and comparison with those of the primary map.

6.1 Orthogonal projections [i](#)

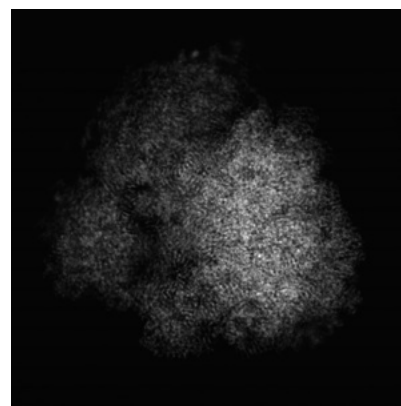
6.1.1 Primary map



X

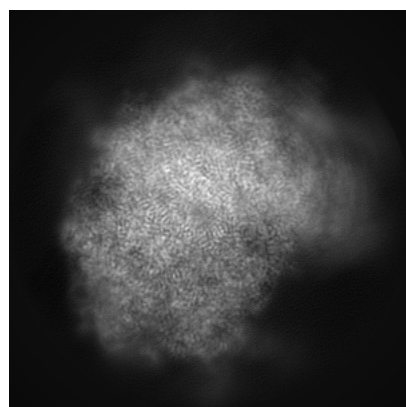


Y

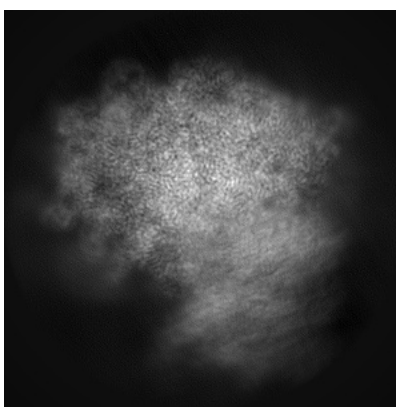


Z

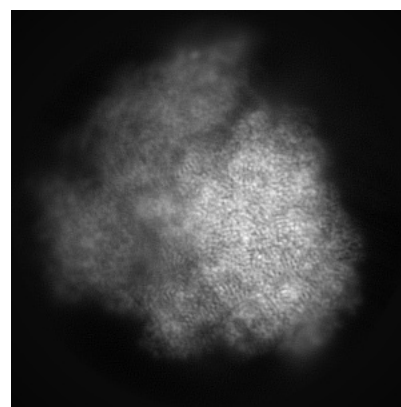
6.1.2 Raw map



X



Y

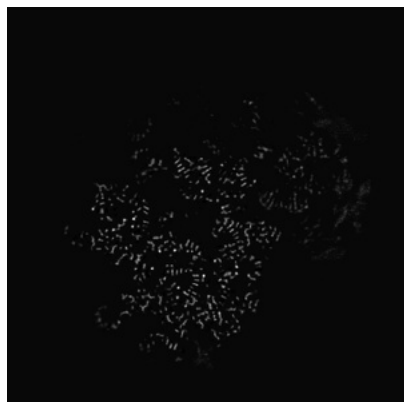


Z

The images above show the map projected in three orthogonal directions.

6.2 Central slices [i](#)

6.2.1 Primary map



X Index: 192

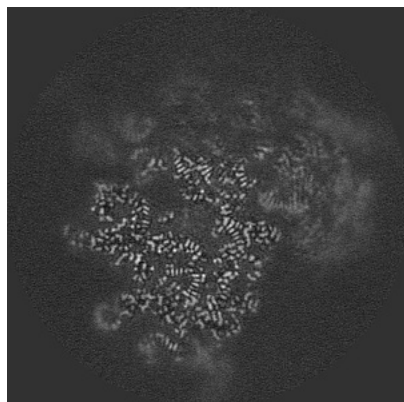


Y Index: 192

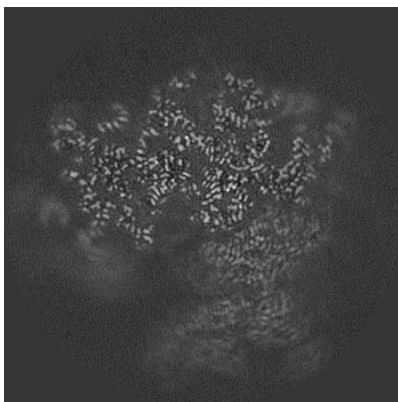


Z Index: 192

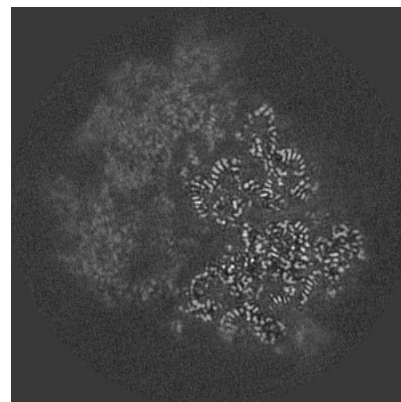
6.2.2 Raw map



X Index: 192



Y Index: 192



Z Index: 192


The images above show central slices of the map in three orthogonal directions.

6.3 Largest variance slices [i](#)

6.3.1 Primary map



X Index: 221

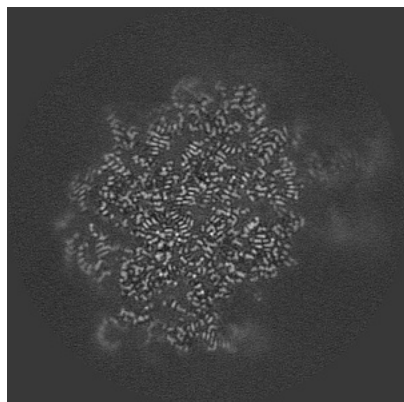


Y Index: 157

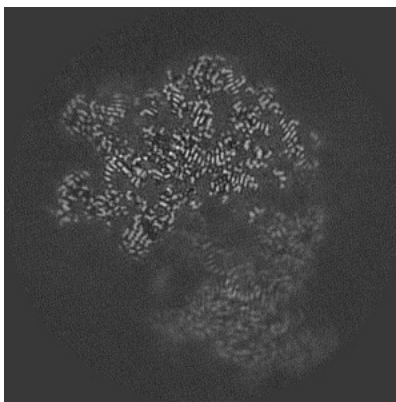


Z Index: 169

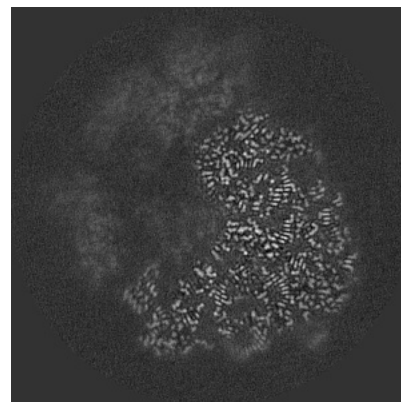
6.3.2 Raw map



X Index: 221



Y Index: 157

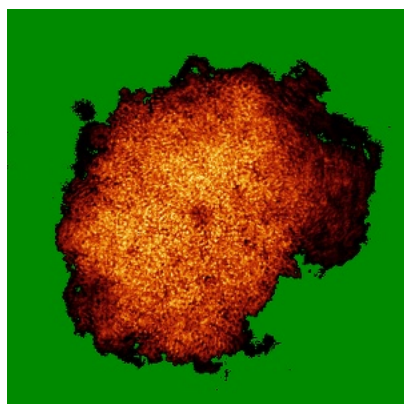


Z Index: 173

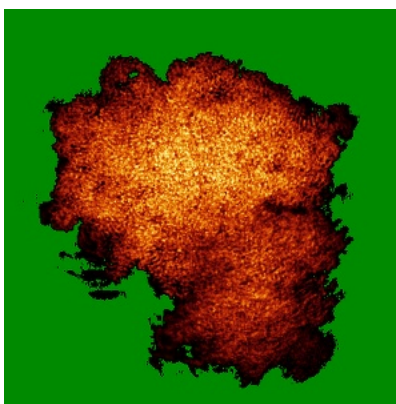
The images above show the largest variance slices of the map in three orthogonal directions.

6.4 Orthogonal standard-deviation projections (False-color) [i](#)

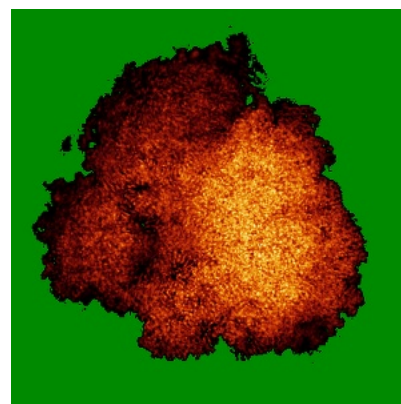
6.4.1 Primary map



X

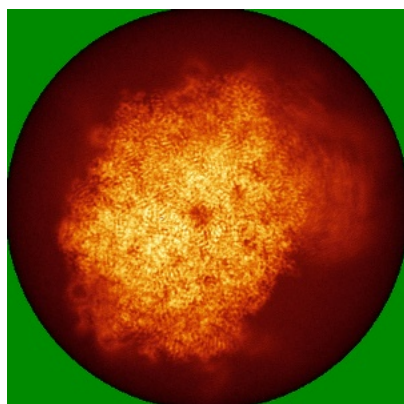


Y

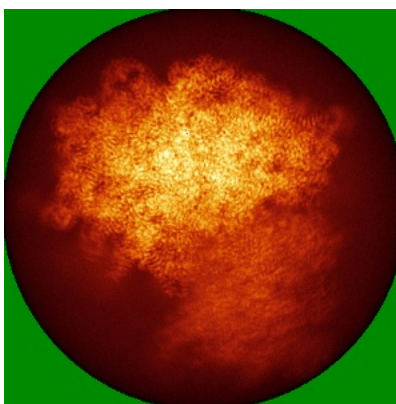


Z

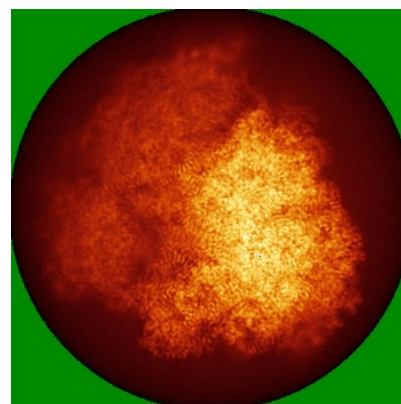
6.4.2 Raw map



X



Y

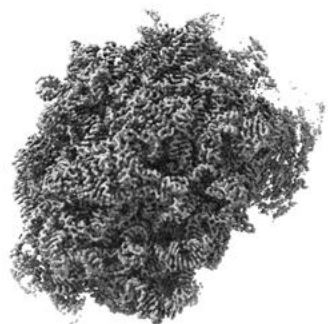


Z


The images above show the map standard deviation projections with false color in three orthogonal directions. Minimum values are shown in green, max in blue, and dark to light orange shades represent small to large values respectively.

6.5 Orthogonal surface views [i](#)

6.5.1 Primary map



X



Y



Z

The images above show the 3D surface view of the map at the recommended contour level 0.12. These images, in conjunction with the slice images, may facilitate assessment of whether an appropriate contour level has been provided.

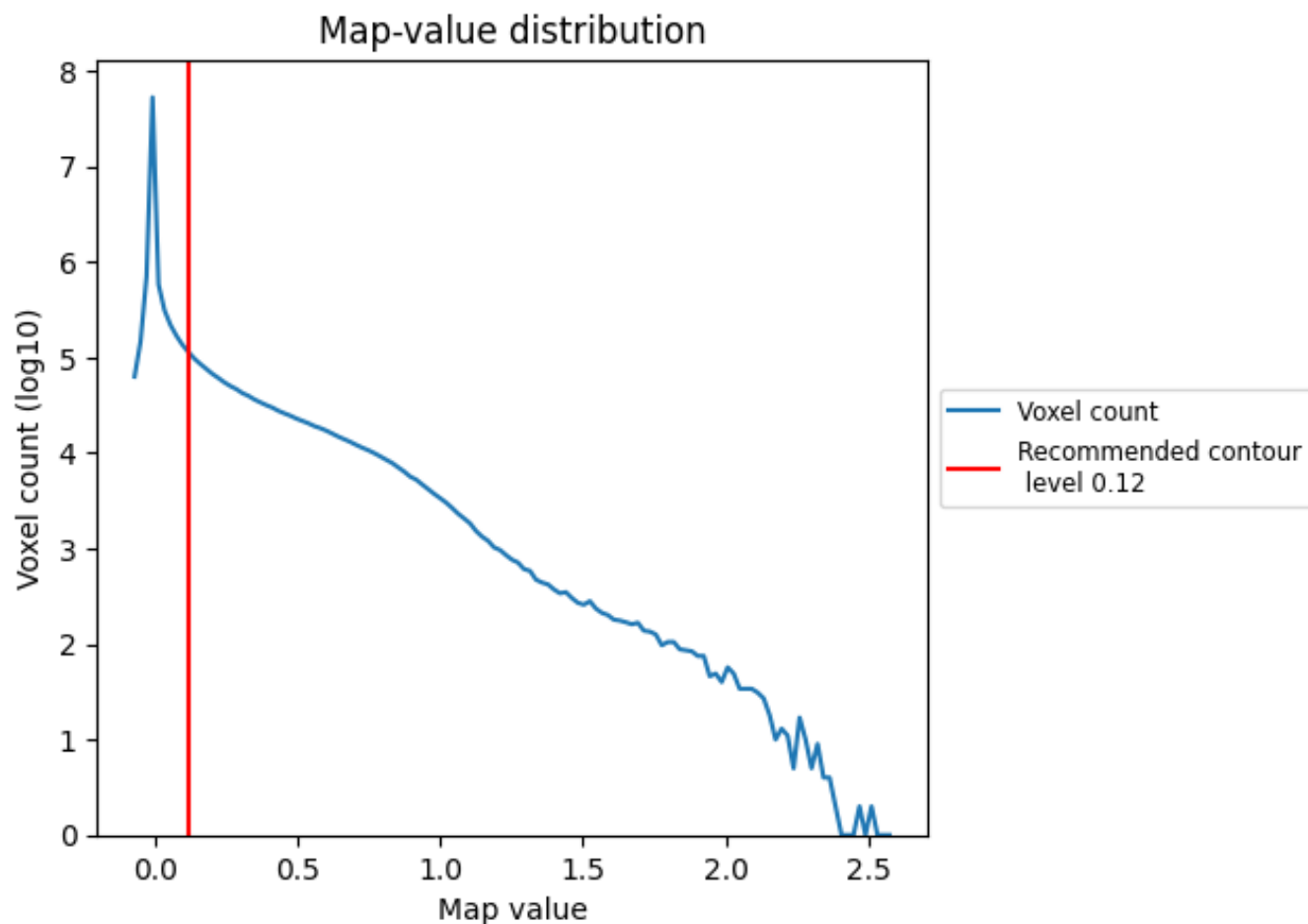
6.6 Mask visualisation [i](#)

This section was not generated. No masks/segmentation were deposited.

7 Map analysis [i](#)

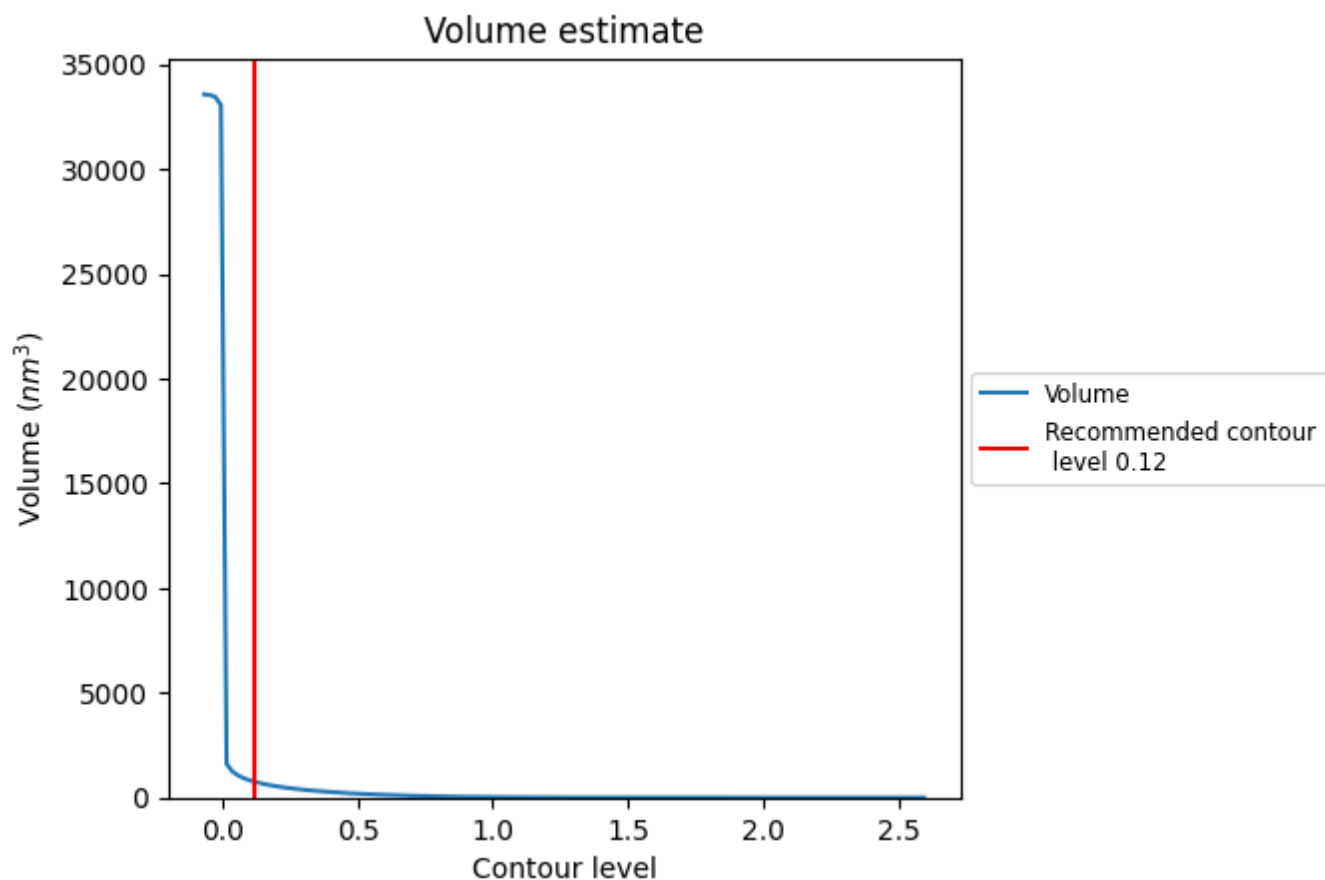
This section contains the results of statistical analysis of the map.

7.1 Map-value distribution [i](#)



The map-value distribution is plotted in 128 intervals along the x-axis. The y-axis is logarithmic. A spike in this graph at zero usually indicates that the volume has been masked.

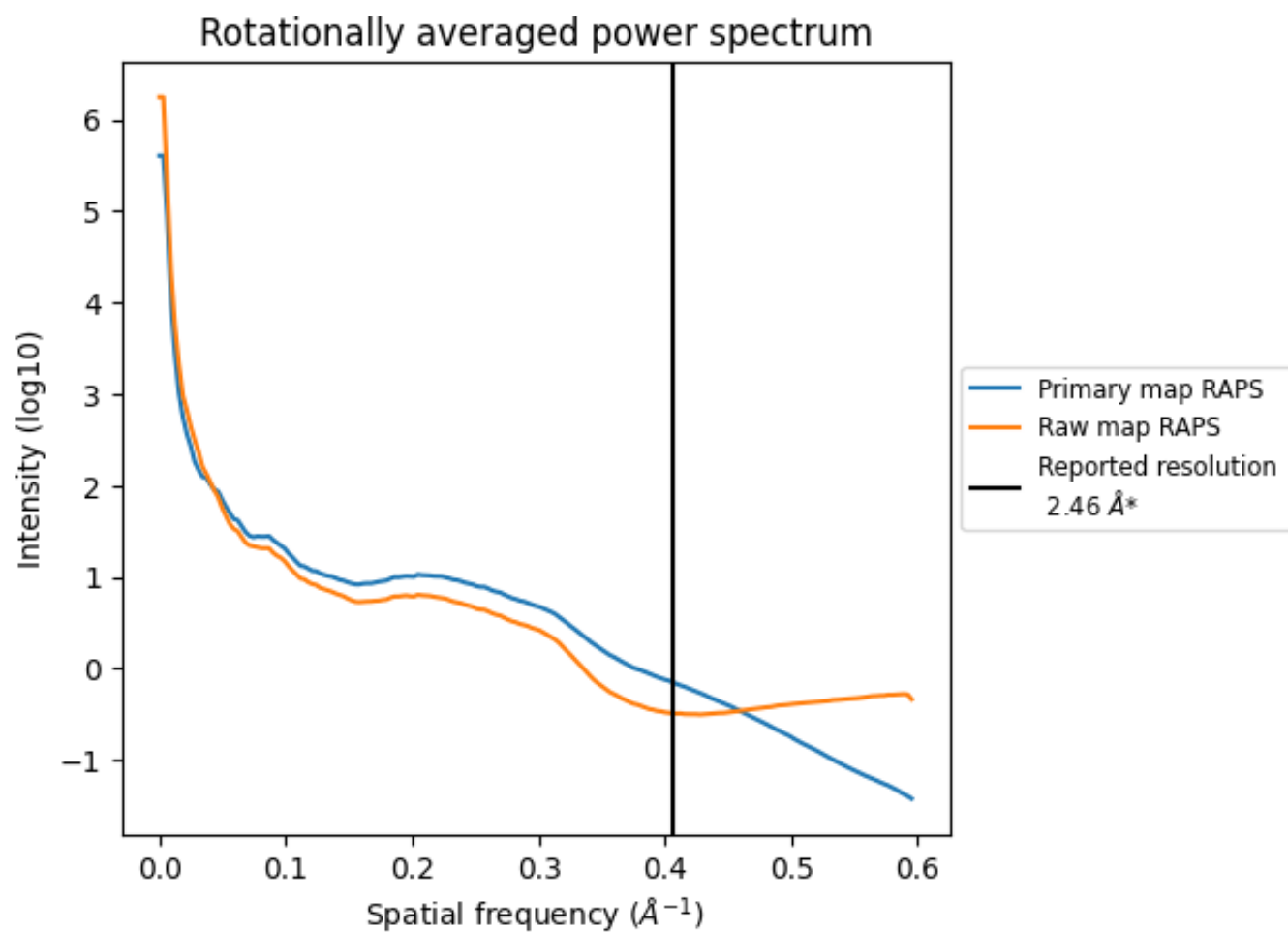
7.2 Volume estimate [i](#)



The volume at the recommended contour level is 747 nm^3 ; this corresponds to an approximate mass of 674 kDa.

The volume estimate graph shows how the enclosed volume varies with the contour level. The recommended contour level is shown as a vertical line and the intersection between the line and the curve gives the volume of the enclosed surface at the given level.

7.3 Rotationally averaged power spectrum ⓘ

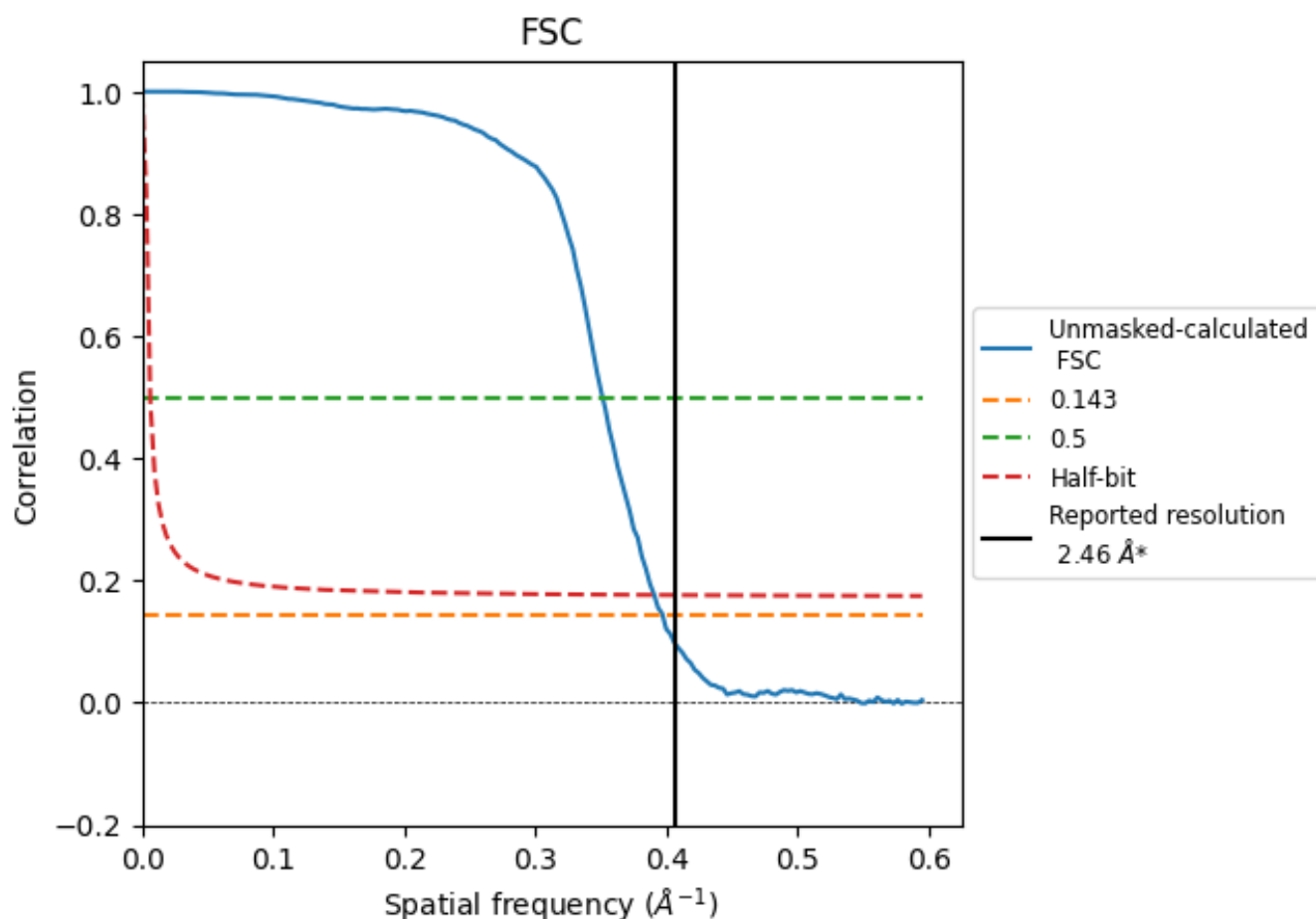


*Reported resolution corresponds to spatial frequency of 0.407 \AA^{-1}

8 Fourier-Shell correlation [i](#)

Fourier-Shell Correlation (FSC) is the most commonly used method to estimate the resolution of single-particle and subtomogram-averaged maps. The shape of the curve depends on the imposed symmetry, mask and whether or not the two 3D reconstructions used were processed from a common reference. The reported resolution is shown as a black line. A curve is displayed for the half-bit criterion in addition to lines showing the 0.143 gold standard cut-off and 0.5 cut-off.

8.1 FSC [i](#)



*Reported resolution corresponds to spatial frequency of 0.407 Å⁻¹

8.2 Resolution estimates [i](#)

Resolution estimate (Å)	Estimation criterion (FSC cut-off)		
	0.143	0.5	Half-bit
Reported by author	2.46	-	-
Author-provided FSC curve	-	-	-
Unmasked-calculated*	2.52	2.85	2.56

*Resolution estimate based on FSC curve calculated by comparison of deposited half-maps.

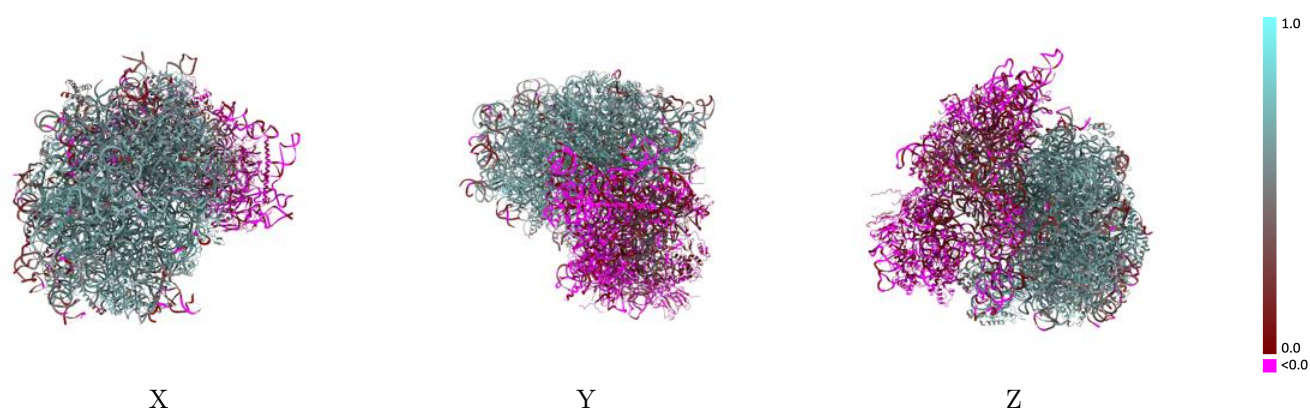
9 Map-model fit [i](#)

This section contains information regarding the fit between EMDB map EMD-51865 and PDB model 9H4N. Per-residue inclusion information can be found in section 3 on page 18.

9.1 Map-model overlay [i](#)

This section was not generated.

9.2 Q-score mapped to coordinate model [i](#)

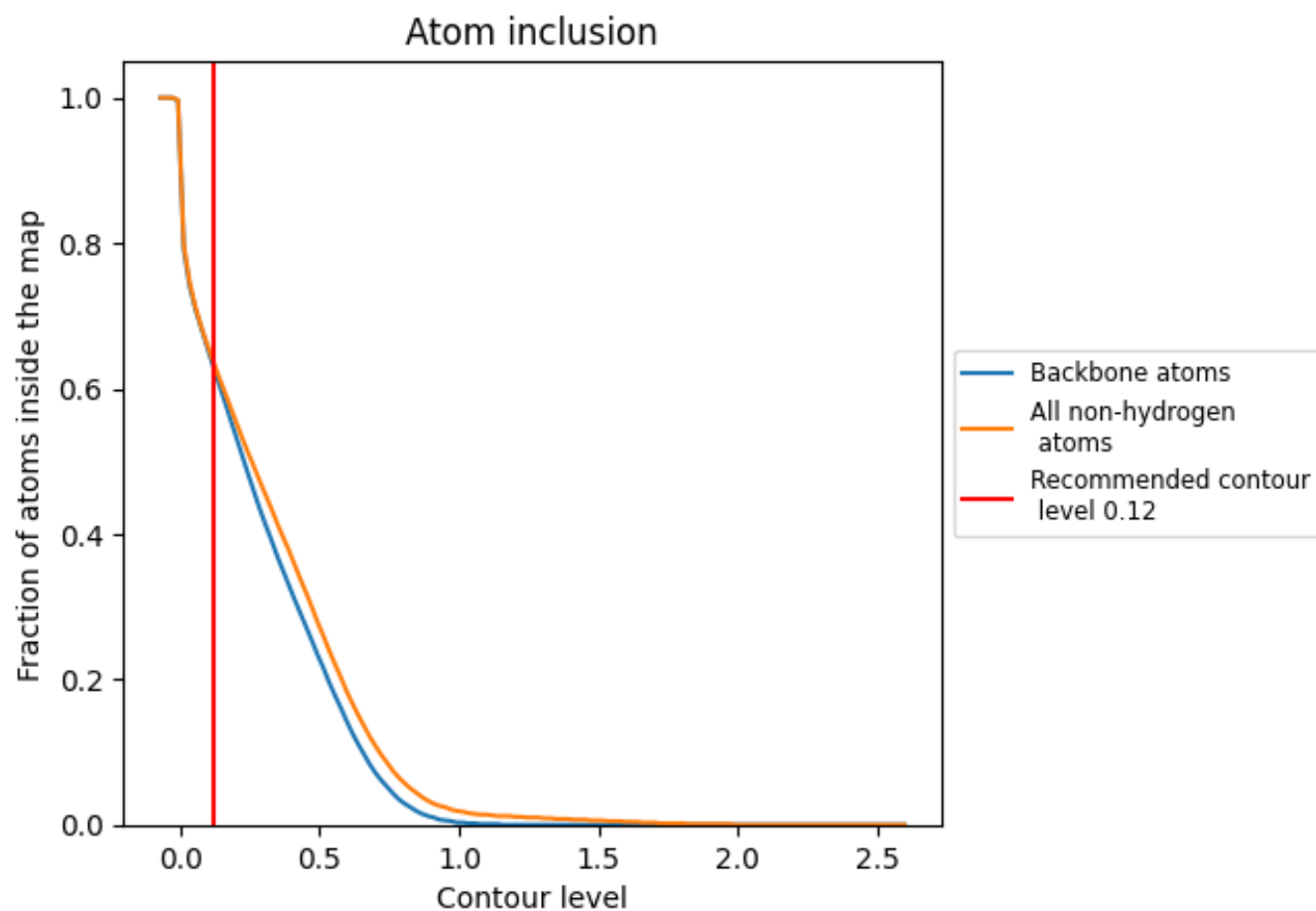


The images above show the model with each residue coloured according to its Q-score. This shows their resolvability in the map with higher Q-score values reflecting better resolvability. Please note: Q-score is calculating the resolvability of atoms, and thus high values are only expected at resolutions at which atoms can be resolved. Low Q-score values may therefore be expected for many entries.

9.3 Atom inclusion mapped to coordinate model [i](#)

This section was not generated.







































































9.4 Atom inclusion ⓘ



At the recommended contour level, 63% of all backbone atoms, 64% of all non-hydrogen atoms, are inside the map.

9.5 Map-model fit summary





















































































The table lists the average atom inclusion at the recommended contour level (0.12) and Q-score for the entire model and for each chain.

Chain	Atom inclusion	Q-score
All	 0.6370	 0.4210
A1	 0.8780	 0.6480
A2	 0.8230	 0.5620
A3	 0.0980	 -0.0310
B1	 0.6580	 0.5310
B2	 0.9630	 0.6510
B3	 0.1550	 0.0040
Bx	 0.3550	 0.1930
C1	 0.8900	 0.6590
C2	 0.8640	 0.5850
C3	 0.2330	 0.0580
D1	 0.8530	 0.6320
D2	 0.9010	 0.6520
D3	 0.2640	 0.1990
E1	 0.6870	 0.5030
E2	 0.8830	 0.6550
E3	 0.2180	 0.0790
F1	 0.7500	 0.5910
F2	 0.8920	 0.6520
F3	 0.5330	 0.2940
G1	 0.8840	 0.6630
G2	 0.8430	 0.6260
G3	 0.1630	 -0.0560
H1	 0.9290	 0.6680
H2	 0.8210	 0.6080
H3	 0.3580	 0.0790
I2	 0.9040	 0.6670
I3	 0.0530	 0.0050
J2	 0.8980	 0.6610
J3	 0.3870	 0.2060
K2	 0.9140	 0.6660
K3	 0.0600	 -0.0190
L2	 0.8370	 0.6110
L3	 0.1580	 0.0150
M2	 0.9330	 0.6830



Continued on next page...

Continued from previous page...

Chain	Atom inclusion	Q-score
N2	 0.8240	 0.6190
N3	 0.2530	 0.1400
O2	 0.6280	 0.5120
O3	 0.3030	 0.0940
P2	 0.8960	 0.6580
P3	 0.4910	 0.3150
Q2	 0.8740	 0.6520
Q3	 0.0250	 -0.0410
R2	 0.8210	 0.6200
S2	 0.8330	 0.6280
S3	 0.2230	 0.0810
T2	 0.8570	 0.6270
T3	 0.1020	 0.0030
U2	 0.9010	 0.6510
V2	 0.6830	 0.5380
W2	 0.8660	 0.6000
X2	 0.8410	 0.6310
Y2	 0.8950	 0.6630
Z2	 0.9290	 0.6900
a2	 0.8320	 0.6170
b2	 0.8250	 0.6200
c2	 0.7170	 0.5810
d2	 0.8930	 0.6490
e2	 0.6890	 0.5370
f2	 0.8510	 0.6300
g2	 0.8820	 0.6570
h2	 0.5930	 0.4520
i2	 0.8570	 0.6310
j2	 0.8730	 0.6350
k2	 0.9210	 0.6620
m2	 0.2920	 0.1060
n2	 0.1530	 0.0830
o2	 0.2610	 0.1070
p2	 0.2070	 0.0520
q2	 0.1650	 0.0090
r2	 0.1640	 0.0410
s2	 0.1320	 -0.0210
v2	 0.1060	 0.0020
w2	 0.2810	 0.1030
x2	 0.1640	 -0.0010
y2	 0.1750	 0.0120
z2	 0.1090	 0.0130