Full wwPDB X-ray Structure Validation Report (i)

Oct 24, 2023 – 06:19 PM EDT

PDB ID	:	3H4V
Title	:	Selective screening and design to identify inhibitors of leishmania major pteridine reductase 1
Authors	:	Mcluskey, K.; Gibellini, F.; Hunter, W.N.
Deposited on	:	2009-04-21
Resolution	:	2.40 Å(reported)

This is a Full wwPDB X-ray Structure Validation Report for a publicly released PDB entry.

We welcome your comments at *validation@mail.wwpdb.org*
A user guide is available at
https://www.wwpdb.org/validation/2017/XrayValidationReportHelp
with specific help available everywhere you see the (i) symbol.

The types of validation reports are described at
http://www.wwpdb.org/validation/2017/FAQs#types.

The following versions of software and data (see references (i)) were used in the production of this report:

MolProbity	:	4.02b-467
Mogul	:	1.8.5 (274361), CSD as541be (2020)
Xtriage (Phenix)	:	1.13
EDS	:	2.36
buster-report	:	1.1.7 (2018)
Percentile statistics	:	20191225.v01 (using entries in the PDB archive December 25th 2019)
Refmac	:	5.8.0158
CCP4	:	7.0.044 (Gargrove)
Ideal geometry (proteins)	:	Engh & Huber (2001)
Ideal geometry (DNA, RNA)	:	Parkinson et al. (1996)
Validation Pipeline (wwPDB-VP)	:	2.36

1 Overall quality at a glance (i)

The following experimental techniques were used to determine the structure:
X-RAY DIFFRACTION

The reported resolution of this entry is 2.40 Å.

Percentile scores (ranging between 0-100) for global validation metrics of the entry are shown in the following graphic. The table shows the number of entries on which the scores are based.

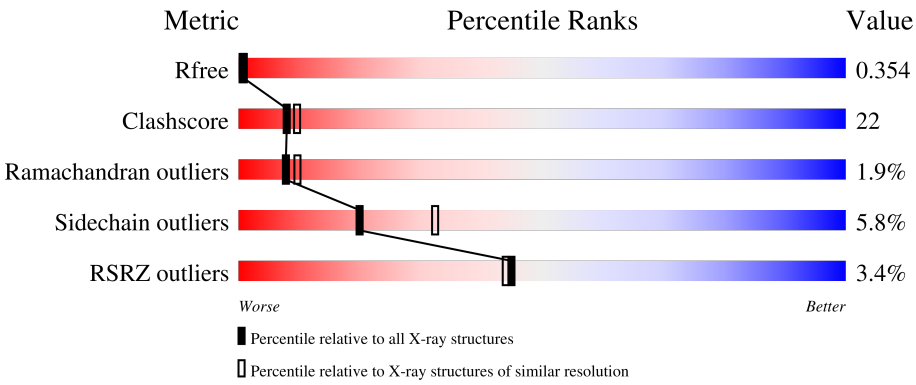

Metric	Whole archive (#Entries)	Similar resolution (#Entries, resolution range(Å))
R_{free}	130704	3907 (2.40-2.40)
Clashscore	141614	4398 (2.40-2.40)
Ramachandran outliers	138981	4318 (2.40-2.40)
Sidechain outliers	138945	4319 (2.40-2.40)
RSRZ outliers	127900	3811 (2.40-2.40)

The table below summarises the geometric issues observed across the polymeric chains and their fit to the electron density. The red, orange, yellow and green segments of the lower bar indicate the fraction of residues that contain outliers for >=3, 2, 1 and 0 types of geometric quality criteria respectively. A grey segment represents the fraction of residues that are not modelled. The numeric value for each fraction is indicated below the corresponding segment, with a dot representing fractions <=5% The upper red bar (where present) indicates the fraction of residues that have poor fit to the electron density. The numeric value is given above the bar.

Mol	Chain	Length	Quality of chain
1	A	288	.% 73% 17% 5% 5%
1	B	288	72% 18% • • 5%
1	C	288	.% 74% 15% • 10%
1	D	288	.% 73% 17% • 9%
1	E	288	66% 25% • 8%

Continued on next page...

Continued from previous page...

Mol	Chain	Length	Quality of chain
1	F	288	2% 65% 27% 6%
1	G	288	12% 31% 52% 6% 9%
1	H	288	8% 33% 48% 8% 9%

The following table lists non-polymeric compounds, carbohydrate monomers and non-standard residues in protein, DNA, RNA chains that are outliers for geometric or electron-density-fit criteria:

Mol	Type	Chain	Res	Chirality	Geometry	Clashes	Electron density
3	DVP	G	301	-	-	X	-
3	DVP	H	301	-	-	-	X

2 Entry composition (i)

There are 4 unique types of molecules in this entry. The entry contains 17638 atoms, of which 0 are hydrogens and 0 are deuteriums.

In the tables below, the ZeroOcc column contains the number of atoms modelled with zero occupancy, the AltConf column contains the number of residues with at least one atom in alternate conformation and the Trace column contains the number of residues modelled with at most 2 atoms.

- Molecule 1 is a protein called Pteridine reductase 1.

Mol	Chain	Residues	Atoms					ZeroOcc	AltConf	Trace
			Total	C	N	O	S			
1	A	273	2034	1278	362	383	11	0	1	0
1	B	273	2028	1276	360	381	11	0	1	0
1	C	259	1941	1220	348	363	10	0	2	0
1	D	263	1973	1245	350	367	11	0	2	0
1	E	266	1999	1259	353	376	11	0	4	0
1	F	270	2018	1268	359	380	11	0	1	0
1	G	261	1948	1223	348	366	11	0	0	0
1	H	263	1959	1228	350	371	10	0	0	0

There are 8 discrepancies between the modelled and reference sequences:

Chain	Residue	Modelled	Actual	Comment	Reference
A	162	VAL	PHE	SEE REMARK 999	UNP Q01782
B	162	VAL	PHE	SEE REMARK 999	UNP Q01782
C	162	VAL	PHE	SEE REMARK 999	UNP Q01782
D	162	VAL	PHE	SEE REMARK 999	UNP Q01782
E	162	VAL	PHE	SEE REMARK 999	UNP Q01782
F	162	VAL	PHE	SEE REMARK 999	UNP Q01782
G	162	VAL	PHE	SEE REMARK 999	UNP Q01782
H	162	VAL	PHE	SEE REMARK 999	UNP Q01782

- Molecule 2 is NADP NICOTINAMIDE-ADENINE-DINUCLEOTIDE PHOSPHATE (three-letter code: NAP) (formula: $C_{21}H_{28}N_7O_{17}P_3$).

NAP

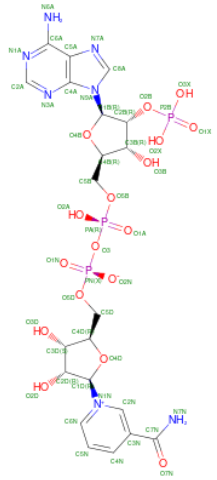

Mol	Chain	Residues	Atoms					ZeroOcc	AltConf
			Total	C	N	O	P		
2	A	1	48	21	7	17	3	0	0
2	B	1	48	21	7	17	3	0	0
2	C	1	48	21	7	17	3	0	0
2	D	1	48	21	7	17	3	0	0
2	E	1	48	21	7	17	3	0	0
2	F	1	48	21	7	17	3	0	0
2	G	1	48	21	7	17	3	0	0
2	H	1	48	21	7	17	3	0	0

- Molecule 3 is METHYL 1-(4-{[(2,4-DIAMINOPTERIDIN-6-YL)METHYL]AMINO}BENZOYL)PIPERIDINE-4-CARBOXYLATE (three-letter code: DVP) (formula: $C_{21}H_{24}N_8O_3$).

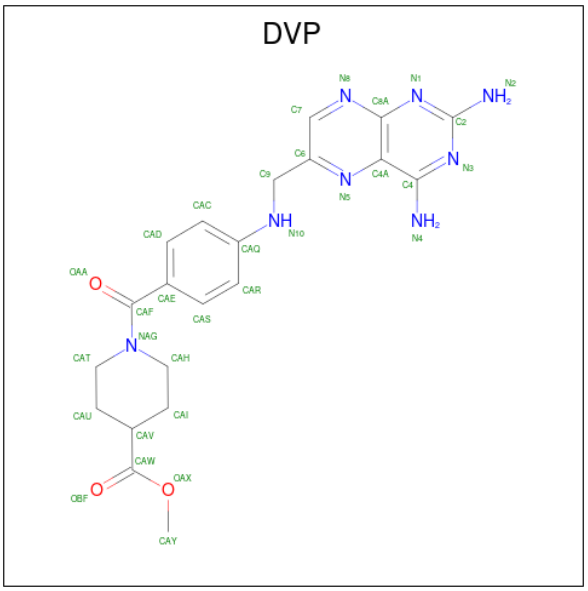

Mol	Chain	Residues	Atoms				ZeroOcc	AltConf
			Total	C	N	O		
3	A	1	32	21	8	3	0	0
3	B	1	32	21	8	3	0	0
3	C	1	32	21	8	3	0	0
3	D	1	32	21	8	3	0	0
3	E	1	32	21	8	3	0	0
3	F	1	32	21	8	3	0	0
3	G	1	32	21	8	3	0	0
3	H	1	32	21	8	3	0	0

- Molecule 4 is water.

Mol	Chain	Residues	Atoms		ZeroOcc	AltConf
			Total	O		
4	A	221	221	221	0	0
4	B	182	182	182	0	0
4	C	161	161	161	0	0
4	D	136	136	136	0	0

Continued on next page...

Continued from previous page...

Mol	Chain	Residues	Atoms		ZeroOcc	AltConf
			Total	O		
4	E	115	115	115	0	0
			Total	O		
4	F	110	110	110	0	0
			Total	O		
4	G	95	95	95	0	0
			Total	O		
4	H	78	78	78	0	0

3 Residue-property plots (i)

These plots are drawn for all protein, RNA, DNA and oligosaccharide chains in the entry. The first graphic for a chain summarises the proportions of the various outlier classes displayed in the second graphic. The second graphic shows the sequence view annotated by issues in geometry and electron density. Residues are color-coded according to the number of geometric quality criteria for which they contain at least one outlier: green = 0, yellow = 1, orange = 2 and red = 3 or more. A red dot above a residue indicates a poor fit to the electron density (RSRZ > 2). Stretches of 2 or more consecutive residues without any outlier are shown as a green connector. Residues present in the sample, but not in the model, are shown in grey.

• Molecule 1: Pteridine reductase 1

Chain A:

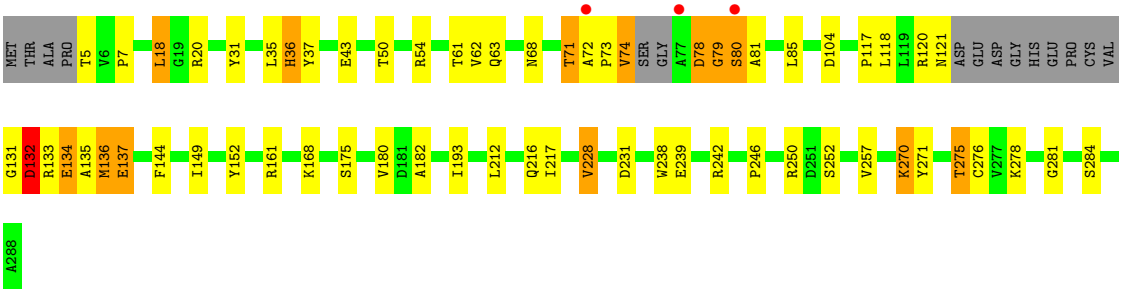

• Molecule 1: Pteridine reductase 1

Chain B:

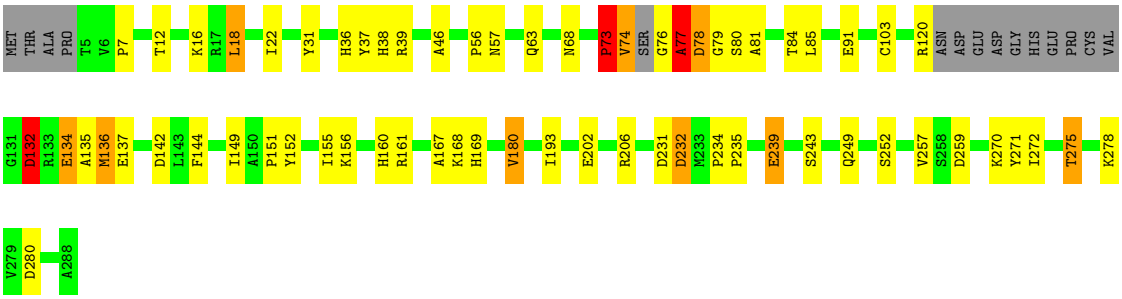

• Molecule 1: Pteridine reductase 1

Chain C:

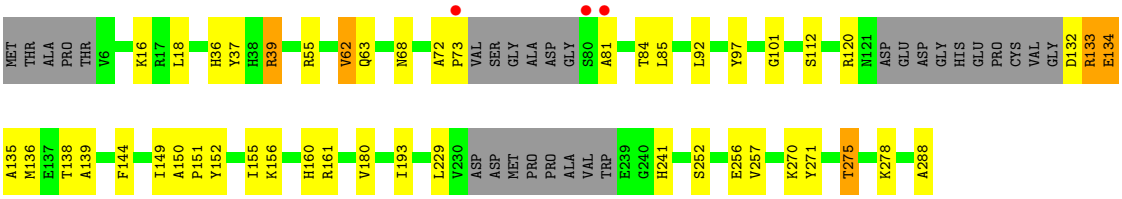

• Molecule 1: Pteridine reductase 1

Chain D:

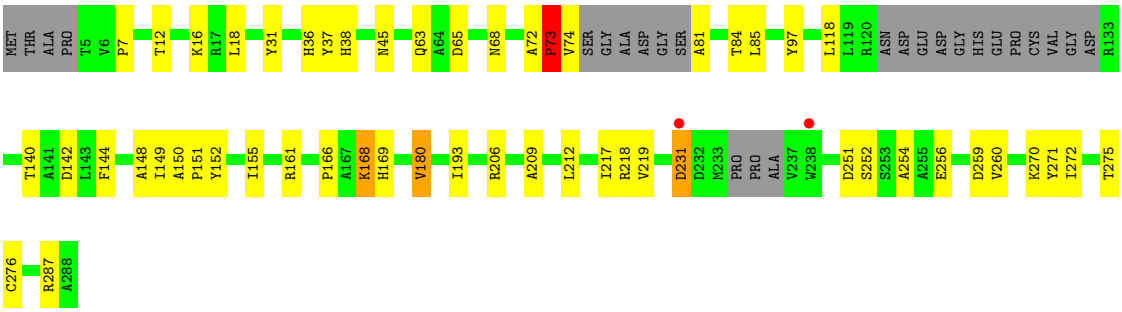

- Molecule 1: Pteridine reductase 1

Chain E:

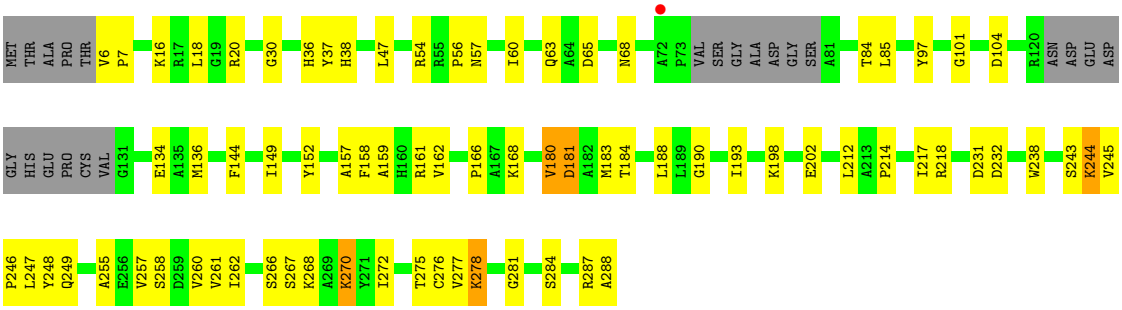

- Molecule 1: Pteridine reductase 1

Chain F:

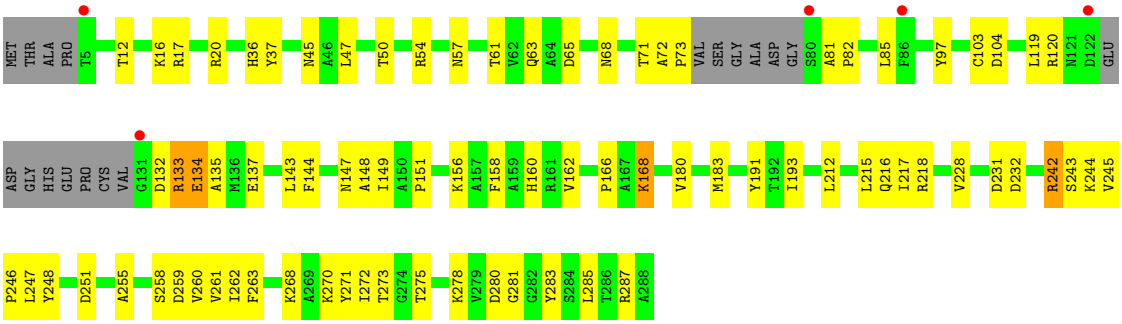

- Molecule 1: Pteridine reductase 1

Chain G:

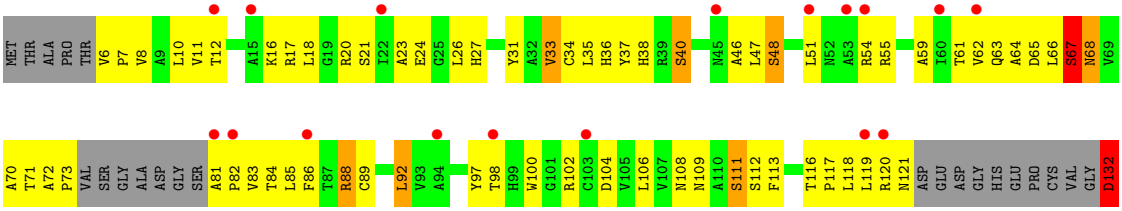

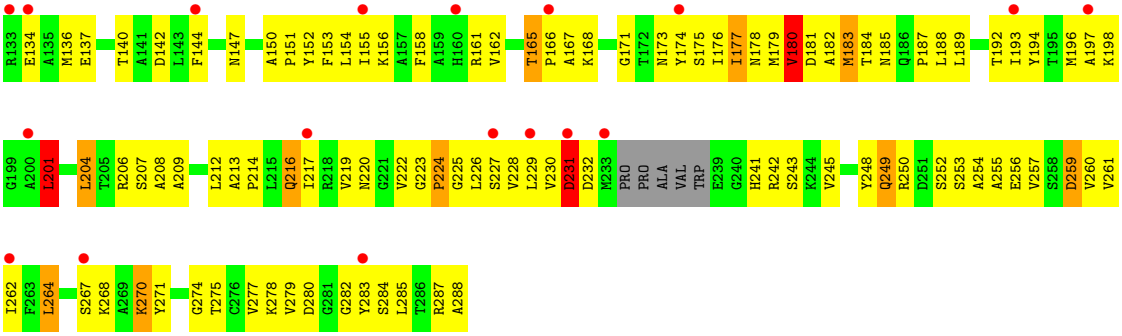

- Molecule 1: Pteridine reductase 1

Chain H:

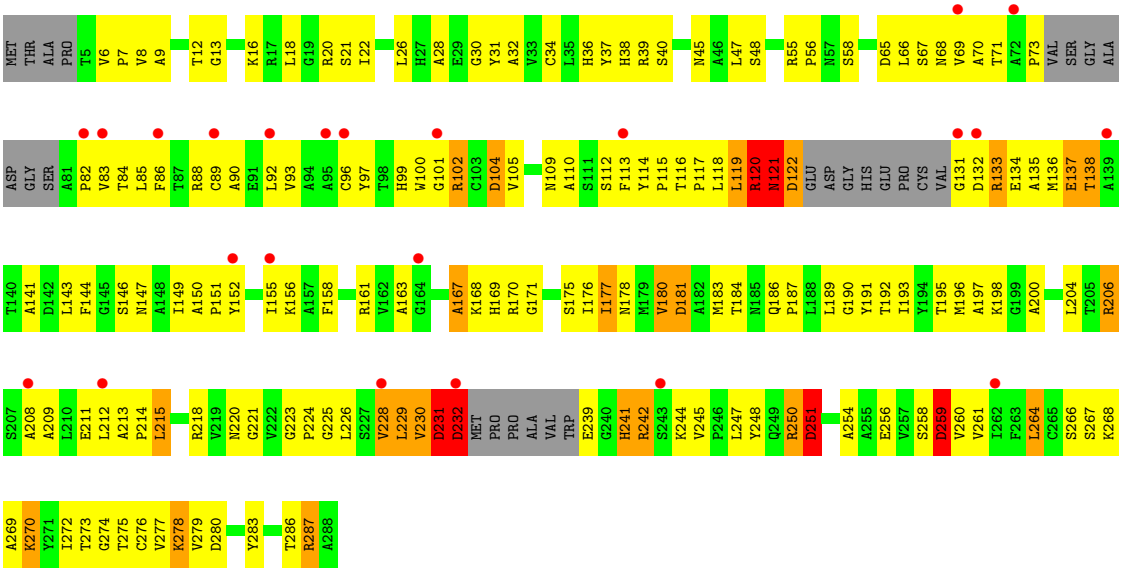

4 Data and refinement statistics (i)

Property	Value	Source
Space group	P 1 21 1	Depositor
Cell constants a, b, c, α, β, γ	95.21Å 103.49Å 146.48Å 90.00° 108.24° 90.00°	Depositor
Resolution (Å)	30.00 – 2.40 30.01 – 2.40	Depositor EDS
% Data completeness (in resolution range)	95.2 (30.00-2.40) 95.0 (30.01-2.40)	Depositor EDS
R_{merge}	0.25	Depositor
R_{sym}	0.12	Depositor
$< I/\sigma(I) >$ [1]	2.54 (at 2.39Å)	Xtriage
Refinement program	REFMAC 5.2.0003	Depositor
R, R_{free}	0.276 , 0.356 0.276 , 0.354	Depositor DCC
R_{free} test set	4986 reflections (4.96%)	wwPDB-VP
Wilson B-factor (Å^2)	17.6	Xtriage
Anisotropy	0.031	Xtriage
Bulk solvent k_{sol}(e/Å^3), B_{sol}(Å^2)	0.34 , 28.5	EDS
L-test for twinning[2]	$< \|L\| > = 0.46$, $< L^2 > = 0.29$	Xtriage
Estimated twinning fraction	0.036 for h,-k,-h-l	Xtriage
F_o,F_c correlation	0.90	EDS
Total number of atoms	17638	wwPDB-VP
Average B, all atoms (Å^2)	23.0	wwPDB-VP

Xtriage's analysis on translational NCS is as follows: *The analyses of the Patterson function reveals a significant off-origin peak that is 74.56 % of the origin peak, indicating pseudo-translational symmetry. The chance of finding a peak of this or larger height randomly in a structure without pseudo-translational symmetry is equal to 1.4920e-06. The detected translational NCS is most likely also responsible for the elevated intensity ratio.*

[1]Intensities estimated from amplitudes.

[2]Theoretical values of $< |L| >$, $< L^2 >$ for acentric reflections are 0.5, 0.333 respectively for untwinned datasets, and 0.375, 0.2 for perfectly twinned datasets.

5 Model quality (i)

5.1 Standard geometry (i)

Bond lengths and bond angles in the following residue types are not validated in this section: DVP, NAP

The Z score for a bond length (or angle) is the number of standard deviations the observed value is removed from the expected value. A bond length (or angle) with $|Z| > 5$ is considered an outlier worth inspection. RMSZ is the root-mean-square of all Z scores of the bond lengths (or angles).

Mol	Chain	Bond lengths		Bond angles	
		RMSZ	$\#\|Z\|>5$	RMSZ	$\#\|Z\|>5$
1	A	0.95	1/2077 (0.0%)	0.95	5/2829 (0.2%)
1	B	0.95	0/2071	0.98	10/2821 (0.4%)
1	C	0.86	0/1982	0.90	2/2695 (0.1%)
1	D	0.82	0/2017	0.89	8/2745 (0.3%)
1	E	0.98	0/2054	0.93	4/2797 (0.1%)
1	F	0.99	1/2061 (0.0%)	0.96	5/2807 (0.2%)
1	G	0.90	0/1982	1.01	7/2694 (0.3%)
1	H	0.91	1/1993 (0.1%)	1.08	13/2710 (0.5%)
All	All	0.92	3/16237 (0.0%)	0.97	54/22098 (0.2%)

Chiral center outliers are detected by calculating the chiral volume of a chiral center and verifying if the center is modelled as a planar moiety or with the opposite hand.A planarity outlier is detected by checking planarity of atoms in a peptide group, atoms in a mainchain group or atoms of a sidechain that are expected to be planar.

Mol	Chain	#Chirality outliers	#Planarity outliers
1	A	0	2
1	B	0	1
1	C	0	1
1	D	0	3
1	H	0	2
All	All	0	9

All (3) bond length outliers are listed below:

Mol	Chain	Res	Type	Atoms	Z	Observed(Å)	Ideal(Å)
1	H	287	ARG	CG-CD	5.81	1.66	1.51
1	A	152	TYR	CE1-CZ	-5.61	1.31	1.38
1	F	191	TYR	CD2-CE2	5.03	1.46	1.39

All (54) bond angle outliers are listed below:

Mol	Chain	Res	Type	Atoms	Z	Observed(^{o})	Ideal(^{o})
1	H	251	ASP	CB-CG-OD2	7.80	125.32	118.30
1	H	206	ARG	NE-CZ-NH1	7.38	123.99	120.30
1	D	206	ARG	NE-CZ-NH2	-7.04	116.78	120.30
1	A	161	ARG	NE-CZ-NH1	6.99	123.79	120.30
1	B	136	MET	CB-CG-SD	6.92	133.15	112.40
1	B	232	ASP	CB-CG-OD2	6.91	124.52	118.30
1	B	73	PRO	N-CA-C	6.46	128.91	112.10
1	A	104	ASP	CB-CG-OD2	6.41	124.07	118.30
1	H	181	ASP	CB-CG-OD2	6.40	124.06	118.30
1	G	259	ASP	CB-CG-OD2	6.32	123.98	118.30
1	G	232	ASP	CB-CG-OD2	6.17	123.85	118.30
1	B	259	ASP	CB-CG-OD2	6.15	123.84	118.30
1	H	250	ARG	NE-CZ-NH1	6.08	123.34	120.30
1	A	18	LEU	CA-CB-CG	6.03	129.16	115.30
1	B	231	ASP	CB-CG-OD2	5.94	123.64	118.30
1	B	280	ASP	CB-CG-OD2	5.93	123.64	118.30
1	H	280	ASP	CB-CG-OD2	5.93	123.64	118.30
1	H	122	ASP	CB-CG-OD2	5.86	123.58	118.30
1	B	206	ARG	NE-CZ-NH2	-5.85	117.37	120.30
1	A	161	ARG	NE-CZ-NH2	-5.79	117.41	120.30
1	H	132	ASP	CB-CG-OD2	5.77	123.49	118.30
1	E	65	ASP	CB-CG-OD2	5.76	123.48	118.30
1	D	287	ARG	NE-CZ-NH1	5.73	123.16	120.30
1	G	231	ASP	CB-CG-OD2	5.70	123.43	118.30
1	G	132	ASP	CB-CG-OD2	5.69	123.42	118.30
1	B	142	ASP	CB-CG-OD2	5.66	123.39	118.30
1	F	65	ASP	CB-CG-OD2	5.63	123.37	118.30
1	C	55	ARG	NE-CZ-NH2	-5.62	117.49	120.30
1	F	251	ASP	CB-CG-OD2	5.60	123.34	118.30
1	A	78	ASP	CB-CG-OD2	5.59	123.33	118.30
1	H	232	ASP	CB-CG-OD2	5.53	123.28	118.30
1	D	259	ASP	CB-CG-OD2	5.47	123.23	118.30
1	G	201	LEU	CA-CB-CG	5.44	127.81	115.30
1	D	65	ASP	CB-CG-OD2	5.42	123.18	118.30
1	D	142	ASP	CB-CG-OD1	5.41	123.17	118.30
1	H	104	ASP	CB-CG-OD2	5.37	123.13	118.30
1	F	104	ASP	CB-CG-OD2	5.36	123.12	118.30
1	C	73	PRO	N-CD-CG	-5.33	95.20	103.20
1	B	132	ASP	CB-CG-OD2	5.31	123.08	118.30
1	B	18	LEU	CA-CB-CG	5.31	127.52	115.30
1	D	73	PRO	N-CA-C	5.31	125.91	112.10
1	E	232	ASP	CB-CG-OD2	5.26	123.04	118.30
1	H	181	ASP	OD1-CG-OD2	-5.26	113.31	123.30

Continued on next page...

Continued from previous page...

Mol	Chain	Res	Type	Atoms	Z	Observed(^{o})	Ideal(^{o})
1	E	104	ASP	CB-CG-OD2	5.18	122.96	118.30
1	E	181	ASP	CB-CG-OD2	5.18	122.96	118.30
1	F	232	ASP	CB-CG-OD2	5.16	122.95	118.30
1	G	188	LEU	CB-CG-CD2	-5.16	102.23	111.00
1	F	280	ASP	CB-CG-OD2	5.14	122.92	118.30
1	H	47	LEU	CA-CB-CG	5.13	127.11	115.30
1	H	259	ASP	CB-CG-OD2	5.11	122.90	118.30
1	G	224	PRO	N-CD-CG	-5.11	95.54	103.20
1	D	251	ASP	CB-CG-OD2	5.08	122.87	118.30
1	H	231	ASP	CB-CG-OD2	5.08	122.87	118.30
1	D	231	ASP	CB-CG-OD2	5.01	122.81	118.30

There are no chirality outliers.

All (9) planarity outliers are listed below:

Mol	Chain	Res	Type	Group
1	A	131	GLY	Peptide
1	A	71	THR	Peptide
1	B	77	ALA	Peptide
1	C	132	ASP	Peptide
1	D	72	ALA	Peptide
1	D	73	PRO	Peptide
1	D	81	ALA	Peptide
1	H	120	ARG	Peptide
1	H	230	VAL	Peptide

5.2 Too-close contacts (i)

In the following table, the Non-H and H(model) columns list the number of non-hydrogen atoms and hydrogen atoms in the chain respectively. The H(added) column lists the number of hydrogen atoms added and optimized by MolProbity. The Clashes column lists the number of clashes within the asymmetric unit, whereas Symm-Clashes lists symmetry-related clashes.

Mol	Chain	Non-H	H(model)	H(added)	Clashes	Symm-Clashes
1	A	2034	0	2033	69	0
1	B	2028	0	2031	45	1
1	C	1941	0	1949	38	0
1	D	1973	0	1987	67	0
1	E	1999	0	1998	71	1
1	F	2018	0	2016	67	0
1	G	1948	0	1954	205	0

Continued on next page...

Continued from previous page...

Mol	Chain	Non-H	H(model)	H(added)	Clashes	Symm-Clashes
1	H	1959	0	1959	190	0
2	A	48	0	25	0	0
2	B	48	0	25	1	0
2	C	48	0	25	0	0
2	D	48	0	25	1	0
2	E	48	0	25	2	0
2	F	48	0	25	0	0
2	G	48	0	25	17	0
2	H	48	0	25	10	0
3	A	32	0	24	6	0
3	B	32	0	24	2	0
3	C	32	0	24	3	0
3	D	32	0	24	4	0
3	E	32	0	24	3	0
3	F	32	0	24	5	0
3	G	32	0	24	10	0
3	H	32	0	24	3	0
4	A	221	0	0	29	2
4	B	182	0	0	14	6
4	C	161	0	0	4	1
4	D	136	0	0	10	3
4	E	115	0	0	16	3
4	F	110	0	0	18	1
4	G	95	0	0	31	0
4	H	78	0	0	22	0
All	All	17638	0	16319	707	9

The all-atom clashscore is defined as the number of clashes found per 1000 atoms (including hydrogen atoms). The all-atom clashscore for this structure is 22.

All (707) close contacts within the same asymmetric unit are listed below, sorted by their clash magnitude.

Atom-1	Atom-2	Interatomic distance (Å)	Clash overlap (Å)
1:D:168:LYS:CE	1:D:169:HIS:HD2	1.42	1.31
1:H:120:ARG:HG2	1:H:121:ASN:OD1	1.30	1.25
1:D:168:LYS:HD3	1:D:169:HIS:CD2	1.75	1.22
1:A:20:ARG:NH1	4:A:652:HOH:O	1.74	1.21
1:D:73:PRO:HB3	4:D:1001:HOH:O	1.43	1.19
1:A:276:CYS:SG	4:A:387:HOH:O	2.05	1.13
1:D:168:LYS:CE	1:D:169:HIS:CD2	2.30	1.13
1:B:275:THR:HB	4:B:993:HOH:O	0.96	1.12

Continued on next page...

Continued from previous page...

Atom-1	Atom-2	Interatomic distance (Å)	Clash overlap (Å)
1:C:39:ARG:HG2	1:C:39:ARG:HH11	1.08	1.10
1:F:275:THR:HG21	1:H:278:LYS:HB2	1.32	1.09
1:D:168:LYS:CD	1:D:169:HIS:CD2	2.34	1.08
1:A:73:PRO:HB2	1:A:78:ASP:HB2	1.36	1.07
1:B:167:ALA:HB2	4:B:383:HOH:O	1.56	1.06
1:F:273:THR:O	4:F:535:HOH:O	1.73	1.06
1:D:168:LYS:HD3	1:D:169:HIS:CG	1.92	1.05
1:D:168:LYS:HE2	1:D:169:HIS:HD2	1.17	1.04
1:H:229:LEU:HD12	1:H:251:ASP:HB3	1.38	1.04
1:D:166:PRO:HB2	1:D:168:LYS:HE3	1.36	1.03
1:G:181:ASP:HB3	1:G:184:THR:CG2	1.88	1.02
1:G:181:ASP:HB3	1:G:184:THR:HG23	1.39	1.01
1:E:268:LYS:HG3	4:G:770:HOH:O	1.61	0.99
1:H:177:ILE:HG21	1:H:261:VAL:HG13	1.45	0.96
1:G:173:ASN:HB2	4:G:741:HOH:O	1.65	0.96
1:G:6:VAL:HG22	1:G:7:PRO:HD2	1.45	0.95
1:A:20:ARG:CZ	4:A:652:HOH:O	2.09	0.95
1:H:120:ARG:CG	1:H:121:ASN:OD1	2.15	0.94
1:G:183:MET:SD	1:G:283:TYR:HD2	1.91	0.94
1:H:120:ARG:HB2	4:H:1007:HOH:O	1.66	0.94
1:F:278:LYS:HB2	1:H:275:THR:HG21	1.50	0.93
1:G:267:SER:O	1:G:270:LYS:HG3	1.68	0.93
1:D:166:PRO:CB	1:D:168:LYS:HE3	1.99	0.93
1:H:171:GLY:O	4:H:779:HOH:O	1.86	0.92
1:G:181:ASP:OD1	2:G:300:NAP:H5N	1.69	0.91
1:H:155:ILE:HD11	1:H:176:ILE:HG21	1.53	0.91
1:D:73:PRO:CB	4:D:1001:HOH:O	2.07	0.90
1:B:91:GLU:OE1	4:B:927:HOH:O	1.87	0.90
3:A:301:DVP:HAI1	4:A:1000:HOH:O	1.73	0.89
1:E:190:GLY:HA3	4:E:980:HOH:O	1.73	0.88
1:G:178:ASN:HB3	1:G:201:LEU:HD11	1.55	0.88
1:G:6:VAL:HG22	1:G:7:PRO:CD	2.02	0.88
1:H:220:ASN:HB3	1:H:275:THR:O	1.72	0.88
1:F:285:LEU:O	4:F:712:HOH:O	1.92	0.88
1:D:168:LYS:HD2	1:D:169:HIS:H	1.38	0.87
1:C:84:THR:HG22	4:D:456:HOH:O	1.73	0.87
1:D:166:PRO:HB2	1:D:168:LYS:CE	2.03	0.87
1:G:150:ALA:HB3	1:G:151:PRO:HD3	1.55	0.87
1:G:192:THR:O	1:G:196:MET:HG3	1.75	0.87
1:C:39:ARG:HG2	1:C:39:ARG:NH1	1.86	0.87
1:B:202:GLU:OE2	4:B:947:HOH:O	1.92	0.86

Continued on next page...

Continued from previous page...

Atom-1	Atom-2	Interatomic distance (Å)	Clash overlap (Å)
1:H:211:GLU:OE1	4:H:706:HOH:O	1.93	0.86
1:D:168:LYS:HE2	1:D:169:HIS:CD2	2.05	0.85
1:G:108:ASN:OD1	4:G:696:HOH:O	1.92	0.85
1:D:45:ASN:HB2	4:D:1023:HOH:O	1.76	0.85
1:H:133:ARG:O	1:H:137:GLU:HG2	1.76	0.85
1:H:48:SER:HB3	4:H:811:HOH:O	1.77	0.85
1:E:85:LEU:CB	4:E:975:HOH:O	2.25	0.84
1:G:72:ALA:HA	1:G:82:PRO:HA	1.60	0.84
1:H:277:VAL:C	4:H:790:HOH:O	2.16	0.83
1:F:271:TYR:HD2	1:H:279:VAL:O	1.60	0.83
1:H:229:LEU:HD12	1:H:251:ASP:CB	2.09	0.82
1:H:68:ASN:HA	1:H:85:LEU:HD22	1.60	0.81
1:G:183:MET:SD	1:G:283:TYR:CD2	2.73	0.81
1:G:255:ALA:HB1	4:G:536:HOH:O	1.80	0.81
1:G:100:TRP:O	4:G:804:HOH:O	1.96	0.81
1:E:85:LEU:HB2	4:E:975:HOH:O	1.79	0.81
1:H:184:THR:O	4:H:709:HOH:O	1.97	0.81
1:G:267:SER:O	1:G:270:LYS:CG	2.29	0.81
1:C:133:ARG:HH21	1:D:84[A]:THR:HG23	1.46	0.80
1:F:217:ILE:O	4:F:540:HOH:O	1.98	0.80
1:F:246:PRO:HD2	1:F:281:GLY:O	1.82	0.80
3:D:301:DVP:HAI1	4:D:1008:HOH:O	1.82	0.79
1:H:120:ARG:HG2	1:H:121:ASN:H	1.46	0.79
1:F:268:LYS:HG3	1:H:259:ASP:OD2	1.81	0.79
1:G:178:ASN:HB3	1:G:201:LEU:CD1	2.12	0.79
1:H:258:SER:O	1:H:261:VAL:HG23	1.83	0.78
1:A:120:ARG:HG2	1:A:121:ASN:H	1.47	0.78
1:E:244:LYS:HD2	4:H:608:HOH:O	1.82	0.78
1:G:201:LEU:O	1:G:204:LEU:HB3	1.82	0.78
1:G:147:ASN:O	1:G:151:PRO:HG2	1.83	0.77
1:G:189:LEU:O	4:G:752:HOH:O	2.02	0.77
1:C:288:ALA:O	4:C:1039:HOH:O	2.01	0.77
1:H:109:ASN:OD1	2:H:300:NAP:H51N	1.84	0.77
1:H:68:ASN:O	1:H:68:ASN:ND2	2.18	0.77
1:H:229:LEU:CD1	1:H:251:ASP:HB3	2.14	0.77
1:H:183:MET:SD	1:H:283:TYR:HD2	2.09	0.76
1:C:156:LYS:O	1:C:160[A]:HIS:HD2	1.69	0.76
1:E:275[B]:THR:HG22	1:E:276:CYS:H	1.51	0.76
1:F:271:TYR:CD2	1:H:279:VAL:O	2.39	0.76
1:G:12:THR:HA	1:G:36:HIS:HB3	1.67	0.75
1:H:8:VAL:HG22	1:H:32:ALA:HB3	1.68	0.75

Continued on next page...

Continued from previous page...

Atom-1	Atom-2	Interatomic distance (Å)	Clash overlap (Å)
1:G:227:SER:HB2	2:G:300:NAP:N7N	2.01	0.75
1:F:81:ALA:HB1	1:F:82:PRO:HD3	1.68	0.75
1:D:168:LYS:NZ	1:D:169:HIS:CD2	2.55	0.75
1:H:184:THR:HG22	4:H:704:HOH:O	1.87	0.74
1:A:278:LYS:HB2	1:C:275:THR:HG21	1.68	0.74
1:G:111:SER:HB3	3:G:301:DVP:N2	2.03	0.74
1:F:287:ARG:NH1	4:F:836:HOH:O	2.19	0.74
1:A:72:ALA:HB3	4:A:354:HOH:O	1.87	0.74
1:G:212:LEU:HB3	1:G:217:ILE:HB	1.70	0.73
1:G:260:VAL:HG21	1:G:279:VAL:HG21	1.68	0.73
1:G:47:LEU:HD12	4:G:775:HOH:O	1.87	0.73
1:D:168:LYS:CD	1:D:169:HIS:N	2.52	0.73
1:A:62:VAL:HG13	4:A:961:HOH:O	1.88	0.73
1:E:217:ILE:O	4:E:502:HOH:O	2.07	0.73
1:E:20:ARG:HG3	1:E:47:LEU:HD22	1.71	0.73
1:G:198:LYS:NZ	2:G:300:NAP:O2D	2.17	0.72
2:G:300:NAP:H52A	4:G:722:HOH:O	1.89	0.72
1:G:280:ASP:O	4:G:693:HOH:O	2.08	0.72
1:G:152:TYR:HE1	1:H:118:LEU:HD21	1.51	0.72
1:G:6:VAL:CG2	1:G:7:PRO:CD	2.68	0.71
1:G:88:ARG:O	1:G:92:LEU:HD23	1.89	0.71
1:H:181:ASP:OD1	1:H:183:MET:N	2.23	0.71
1:E:287:ARG:NH2	1:H:186:GLN:O	2.20	0.71
3:A:301:DVP:OBF	4:A:352:HOH:O	2.07	0.71
1:G:255:ALA:CB	4:G:536:HOH:O	2.38	0.71
1:E:275[A]:THR:HG21	1:G:278:LYS:HB2	1.72	0.71
1:G:17:ARG:NE	2:G:300:NAP:O2A	2.24	0.70
1:H:155:ILE:CD1	1:H:176:ILE:HG21	2.20	0.70
1:G:171:GLY:CA	4:G:756:HOH:O	2.39	0.70
1:E:267:SER:O	1:E:270:LYS:HG2	1.91	0.70
1:A:68:ASN:OD1	4:A:1017:HOH:O	2.09	0.70
1:G:38:HIS:CD2	1:G:65:ASP:HA	2.26	0.70
1:G:177:ILE:HG13	1:G:261:VAL:HG13	1.73	0.70
1:E:68:ASN:HA	4:E:975:HOH:O	1.91	0.70
1:E:214:PRO:HG3	4:G:733:HOH:O	1.92	0.70
1:A:74:VAL:HG23	1:A:80:SER:OG	1.91	0.69
1:H:67:SER:H	2:H:300:NAP:H62A	1.39	0.69
1:H:109:ASN:OD1	2:H:300:NAP:C5D	2.40	0.69
1:D:168:LYS:HZ2	1:D:169:HIS:HB2	1.57	0.69
1:G:194:TYR:OH	3:G:301:DVP:N8	2.24	0.69
1:D:168:LYS:HZ3	1:D:169:HIS:CD2	2.10	0.69

Continued on next page...

Continued from previous page...

Atom-1	Atom-2	Interatomic distance (Å)	Clash overlap (Å)
1:G:260:VAL:HG21	1:G:279:VAL:CG2	2.23	0.69
1:E:168:LYS:HG3	4:E:551:HOH:O	1.93	0.69
1:A:175:SER:HB2	4:A:337:HOH:O	1.91	0.69
1:E:275[A]:THR:CG2	1:G:278:LYS:HB2	2.23	0.69
1:E:245:VAL:HG11	1:G:271:TYR:OH	1.93	0.69
1:G:216:GLN:O	4:G:708:HOH:O	2.11	0.69
1:G:193:ILE:HD11	1:H:152:TYR:CE2	2.28	0.69
1:H:147:ASN:HB2	1:H:197:ALA:HB1	1.76	0.68
1:G:260:VAL:O	1:G:264:LEU:HD23	1.94	0.68
1:H:231:ASP:OD1	1:H:231:ASP:N	2.26	0.68
3:A:301:DVP:CAS	3:A:301:DVP:HAH1	2.23	0.68
1:F:81:ALA:HB1	1:F:82:PRO:CD	2.24	0.68
1:G:194:TYR:N	4:G:700:HOH:O	2.19	0.68
1:E:56:PRO:O	4:E:586:HOH:O	2.13	0.68
1:G:177:ILE:N	1:G:177:ILE:HD13	2.09	0.67
1:D:168:LYS:HD2	1:D:169:HIS:N	2.07	0.67
1:F:50:THR:O	1:F:54:ARG:HG3	1.94	0.67
1:C:39:ARG:HH11	1:C:39:ARG:CG	1.97	0.67
1:H:93:VAL:HG13	4:H:1015:HOH:O	1.95	0.67
1:H:150:ALA:HB3	1:H:151:PRO:HD3	1.76	0.67
1:G:20:ARG:HD2	4:G:1003:HOH:O	1.93	0.67
1:G:198:LYS:HZ1	2:G:300:NAP:HO2N	1.42	0.67
1:H:121:ASN:O	1:H:122:ASP:O	2.13	0.67
1:B:78:ASP:OD1	1:B:78:ASP:C	2.33	0.66
1:H:71:THR:N	1:H:83:VAL:O	2.24	0.66
1:C:133:ARG:NH2	1:D:84[A]:THR:HG23	2.09	0.66
1:E:134:GLU:OE1	4:E:593:HOH:O	2.13	0.66
1:E:258:SER:O	1:E:262:ILE:HD13	1.95	0.66
3:G:301:DVP:HAS	3:G:301:DVP:HAH1	1.77	0.66
1:H:278:LYS:N	4:H:790:HOH:O	2.27	0.65
1:D:166:PRO:CG	1:D:168:LYS:HE3	2.25	0.65
1:D:168:LYS:CD	1:D:169:HIS:H	2.09	0.65
1:F:259:ASP:OD2	4:F:825:HOH:O	2.14	0.65
1:B:235:PRO:O	1:B:239:GLU:HB2	1.95	0.65
1:D:168:LYS:NZ	1:D:169:HIS:HD2	1.92	0.65
1:H:66:LEU:HB2	2:H:300:NAP:N1A	2.12	0.65
1:E:85:LEU:HB3	4:E:975:HOH:O	1.95	0.65
1:G:86:PHE:HE2	1:H:133:ARG:HE	1.45	0.65
1:H:13:GLY:N	1:H:110:ALA:HB2	2.12	0.65
1:A:73:PRO:HB2	1:A:78:ASP:CB	2.20	0.65
3:C:301:DVP:CAS	3:C:301:DVP:HAH1	2.27	0.64

Continued on next page...

Continued from previous page...

Atom-1	Atom-2	Interatomic distance (Å)	Clash overlap (Å)
1:G:176:ILE:C	1:G:177:ILE:HD13	2.17	0.64
1:D:18:LEU:HD23	1:D:254:ALA:HA	1.80	0.64
1:H:121:ASN:OD1	1:H:121:ASN:N	2.22	0.64
1:F:97:TYR:HE1	4:F:552:HOH:O	1.81	0.64
1:H:120:ARG:HG2	1:H:121:ASN:N	2.13	0.64
3:D:301:DVP:CAS	3:D:301:DVP:HAH1	2.26	0.64
1:E:183:MET:HB3	1:H:287:ARG:NH2	2.13	0.64
1:G:181:ASP:HB3	1:G:184:THR:HG21	1.76	0.64
1:G:181:ASP:CB	1:G:184:THR:HG23	2.23	0.63
1:H:55:ARG:O	1:H:58:SER:OG	2.09	0.63
1:H:131:GLY:HA3	1:H:134:GLU:HB3	1.80	0.63
1:A:275:THR:HG21	1:C:278:LYS:HB2	1.81	0.63
3:E:301:DVP:CAS	3:E:301:DVP:HAH1	2.27	0.63
1:F:275:THR:HG21	1:H:278:LYS:CB	2.21	0.63
3:F:301:DVP:CAS	3:F:301:DVP:HAH1	2.27	0.63
1:A:81:ALA:O	4:A:941:HOH:O	2.15	0.63
1:E:267:SER:O	1:E:270:LYS:CG	2.46	0.63
1:G:253:SER:HB3	4:G:1027:HOH:O	1.99	0.63
1:D:166:PRO:HG2	1:D:168:LYS:HE3	1.81	0.62
1:B:80:SER:OG	1:B:81:ALA:N	2.27	0.62
1:G:111:SER:OG	1:G:147:ASN:OD1	2.15	0.62
1:G:162:VAL:HG22	1:G:174:TYR:CZ	2.34	0.62
1:E:275[B]:THR:HG22	1:E:276:CYS:N	2.14	0.62
1:H:176:ILE:O	1:H:177:ILE:HD13	1.99	0.62
1:F:103:CYS:HB3	4:F:552:HOH:O	1.98	0.62
1:G:264:LEU:HD23	1:G:264:LEU:H	1.64	0.62
1:G:278:LYS:HZ2	1:G:284:SER:CB	2.11	0.62
1:F:258:SER:O	1:F:262:ILE:HD13	2.00	0.62
1:G:150:ALA:HB3	1:G:151:PRO:CD	2.29	0.62
1:D:12:THR:HA	1:D:36:HIS:HB3	1.81	0.61
1:F:228:VAL:HG23	1:F:228:VAL:O	2.00	0.61
1:D:168:LYS:NZ	1:D:169:HIS:HB2	2.16	0.61
3:G:301:DVP:HAH1	3:G:301:DVP:CAS	2.30	0.61
1:D:166:PRO:HB2	1:D:168:LYS:CD	2.31	0.61
1:G:18:LEU:HD11	2:G:300:NAP:H71N	1.64	0.61
3:H:301:DVP:CAS	3:H:301:DVP:HAH1	2.30	0.61
1:G:171:GLY:HA2	4:G:824:HOH:O	2.01	0.61
1:C:241:HIS:CG	4:C:1057:HOH:O	2.54	0.61
1:E:248:TYR:O	1:E:249:GLN:HB2	2.00	0.61
1:G:18:LEU:HB2	2:G:300:NAP:H51N	1.82	0.61
1:H:70:ALA:O	4:H:1055:HOH:O	2.16	0.61

Continued on next page...

Continued from previous page...

Atom-1	Atom-2	Interatomic distance (Å)	Clash overlap (Å)
1:A:117:PRO:HD2	4:A:1050:HOH:O	2.00	0.61
1:G:171:GLY:HA2	4:G:756:HOH:O	1.99	0.60
1:G:213:ALA:HB3	1:G:214:PRO:HD3	1.83	0.60
1:H:267:SER:O	1:H:270:LYS:HG2	2.01	0.60
3:B:301:DVP:CAS	3:B:301:DVP:HAH1	2.30	0.60
1:E:218:ARG:HD2	1:E:272:ILE:O	2.01	0.60
1:G:207:SER:HB2	1:H:195:THR:HG21	1.83	0.60
1:G:111:SER:HB3	3:G:301:DVP:HN21	1.66	0.60
1:H:18:LEU:CD2	1:H:254:ALA:HA	2.32	0.60
1:H:177:ILE:HG21	1:H:261:VAL:CG1	2.25	0.60
1:F:137:GLU:OE2	1:F:137:GLU:HA	2.01	0.60
1:H:220:ASN:OD1	1:H:274:GLY:N	2.35	0.60
1:H:213:ALA:HB3	1:H:214:PRO:HD3	1.82	0.60
1:G:180:VAL:HG23	1:G:223:GLY:CA	2.32	0.59
1:H:117:PRO:HB3	1:H:119:LEU:O	2.01	0.59
1:H:34:CYS:SG	4:H:1011:HOH:O	2.57	0.59
1:H:112:SER:OG	1:H:146:SER:OG	2.11	0.59
1:A:62:VAL:CG1	4:A:961:HOH:O	2.48	0.59
1:A:132:ASP:O	1:A:133:ARG:HG3	2.03	0.59
1:H:167:ALA:O	1:H:169:HIS:N	2.36	0.59
1:H:239:GLU:HG3	4:H:826:HOH:O	2.02	0.59
1:E:246:PRO:HD2	1:E:281:GLY:O	2.03	0.59
1:H:121:ASN:O	1:H:122:ASP:C	2.41	0.59
1:G:38:HIS:HB2	1:G:64:ALA:O	2.03	0.58
1:E:30:GLY:O	4:E:1024:HOH:O	2.16	0.58
1:H:184:THR:OG1	4:H:705:HOH:O	2.15	0.58
1:D:168:LYS:HD3	1:D:169:HIS:N	2.18	0.58
1:A:68:ASN:HA	1:A:85:LEU:HD22	1.85	0.58
1:G:185:ASN:HA	1:H:206:ARG:HE	1.69	0.58
1:H:6:VAL:HG13	1:H:30:GLY:O	2.04	0.58
1:H:67:SER:N	2:H:300:NAP:H62A	2.01	0.58
1:C:156:LYS:O	1:C:160[A]:HIS:CD2	2.55	0.58
1:A:276:CYS:CB	4:A:1025:HOH:O	2.52	0.57
1:A:276:CYS:HB3	4:A:1025:HOH:O	2.03	0.57
1:A:78:ASP:OD1	1:A:79:GLY:N	2.37	0.57
1:F:259:ASP:O	4:F:1095:HOH:O	2.17	0.57
1:G:166:PRO:O	1:G:168:LYS:N	2.36	0.57
1:G:206:ARG:O	1:H:187:PRO:HG2	2.03	0.57
1:A:117:PRO:HB2	4:A:1050:HOH:O	2.02	0.57
1:G:40:SER:HB2	2:G:300:NAP:O1X	2.04	0.57
1:G:152:TYR:CD2	1:H:193:ILE:HD11	2.39	0.57

Continued on next page...

Continued from previous page...

Atom-1	Atom-2	Interatomic distance (Å)	Clash overlap (Å)
1:F:218:ARG:HA	4:F:540:HOH:O	2.03	0.57
1:G:66:LEU:HB2	2:G:300:NAP:N1A	2.19	0.57
1:H:38:HIS:ND1	4:H:743:HOH:O	2.32	0.57
1:B:56:PRO:HG3	4:B:365:HOH:O	2.04	0.57
1:G:182:ALA:N	1:G:224:PRO:O	2.25	0.57
1:H:7:PRO:HA	1:H:104:ASP:OD2	2.05	0.57
1:G:220:ASN:OD1	1:G:274:GLY:N	2.38	0.57
1:D:38:HIS:O	1:D:63:GLN:NE2	2.37	0.57
1:E:180:VAL:O	2:E:300:NAP:H6N	2.05	0.56
1:H:178:ASN:O	1:H:221:GLY:HA2	2.04	0.56
1:H:183:MET:SD	1:H:283:TYR:CD2	2.95	0.56
1:F:242:ARG:HD2	4:F:1029:HOH:O	2.05	0.56
1:G:193:ILE:HD11	1:H:152:TYR:CZ	2.40	0.56
1:D:45:ASN:CB	4:D:1023:HOH:O	2.45	0.56
1:G:68:ASN:HA	1:G:85:LEU:HD22	1.86	0.56
1:G:204:LEU:HD22	1:H:196:MET:CE	2.35	0.56
1:H:258:SER:O	1:H:261:VAL:N	2.33	0.56
1:G:119:LEU:HD11	1:H:215:LEU:HG	1.87	0.56
1:G:208:ALA:CB	1:G:219:VAL:HG11	2.36	0.56
1:H:208:ALA:O	1:H:212:LEU:HG	2.05	0.56
1:A:50:THR:O	1:A:54:ARG:HG3	2.06	0.56
1:B:12:THR:HA	1:B:36:HIS:HB3	1.87	0.56
1:E:266:SER:HA	4:E:974:HOH:O	2.05	0.56
1:E:278:LYS:HE3	1:E:284:SER:OG	2.06	0.56
1:F:244:LYS:HE3	4:F:1092:HOH:O	2.05	0.56
1:G:225:GLY:O	1:G:226:LEU:HD23	2.06	0.56
1:G:278:LYS:NZ	1:G:284:SER:CB	2.69	0.56
1:H:113:PHE:CE1	1:H:191:TYR:CE2	2.94	0.56
1:G:118:LEU:O	1:G:120:ARG:HG3	2.06	0.56
1:F:244:LYS:HD2	1:G:288:ALA:HB1	1.88	0.55
1:G:31:TYR:O	1:G:55:ARG:NH2	2.38	0.55
1:H:110:ALA:O	1:H:146:SER:O	2.23	0.55
1:G:21:SER:HB2	1:G:254:ALA:HB1	1.87	0.55
1:G:10:LEU:HD21	1:G:92:LEU:HB3	1.88	0.55
1:G:259:ASP:O	1:G:260:VAL:C	2.45	0.55
1:H:226:LEU:HA	2:H:300:NAP:O7N	2.06	0.55
1:B:180:VAL:O	2:B:300:NAP:H6N	2.07	0.55
1:F:12:THR:HA	1:F:36:HIS:HB3	1.89	0.55
3:A:301:DVP:CAW	4:A:352:HOH:O	2.55	0.55
1:G:152:TYR:CE2	1:H:193:ILE:HD11	2.42	0.55
1:G:152:TYR:CE1	1:H:118:LEU:HD21	2.37	0.55

Continued on next page...

Continued from previous page...

Atom-1	Atom-2	Interatomic distance (Å)	Clash overlap (Å)
1:H:18:LEU:HD22	1:H:254:ALA:HA	1.89	0.55
1:H:267:SER:C	1:H:269:ALA:H	2.10	0.55
1:E:180:VAL:HG11	1:E:202[B]:GLU:OE1	2.08	0.54
1:G:181:ASP:CB	1:G:184:THR:CG2	2.75	0.54
1:D:84[B]:THR:HG22	1:D:85:LEU:N	2.23	0.54
1:H:20:ARG:HD2	4:H:780:HOH:O	2.08	0.54
1:G:204:LEU:HD22	1:H:196:MET:HE1	1.90	0.54
1:C:39:ARG:NH1	1:C:39:ARG:CG	2.62	0.54
1:H:36:HIS:CD2	1:H:92:LEU:HD11	2.43	0.54
3:A:301:DVP:CAS	3:A:301:DVP:CAH	2.85	0.54
1:G:8:VAL:CG2	1:G:102:ARG:HG3	2.37	0.54
1:G:33:VAL:O	1:G:59:ALA:HA	2.08	0.54
1:E:198:LYS:O	1:E:202[B]:GLU:HG2	2.07	0.54
1:A:62:VAL:HG11	4:A:899:HOH:O	2.08	0.54
1:E:275[B]:THR:CG2	1:E:276:CYS:H	2.19	0.54
1:H:218:ARG:HD3	1:H:270:LYS:O	2.08	0.54
1:A:216:GLN:NE2	4:A:402:HOH:O	2.40	0.53
1:B:132:ASP:O	1:B:134:GLU:N	2.39	0.53
1:E:157:ALA:O	1:E:161:ARG:HG2	2.08	0.53
1:C:134:GLU:O	1:C:138[A]:THR:HG22	2.07	0.53
1:F:17:ARG:NH1	1:F:228:VAL:HG23	2.23	0.53
1:B:132:ASP:HA	1:B:135:ALA:HB3	1.91	0.53
1:H:147:ASN:CB	1:H:197:ALA:HB1	2.39	0.53
1:G:97:TYR:CZ	1:G:161:ARG:HB3	2.43	0.53
1:G:152:TYR:CE1	1:H:118:LEU:CD2	2.92	0.53
3:F:301:DVP:OBF	4:F:549:HOH:O	2.18	0.53
1:G:6:VAL:HG21	4:G:805:HOH:O	2.08	0.53
1:H:180:VAL:HG23	1:H:223:GLY:HA2	1.91	0.53
1:A:18:LEU:HD13	1:A:257:VAL:HG11	1.90	0.53
1:G:253:SER:N	4:G:1027:HOH:O	2.42	0.53
1:A:271:TYR:CE2	1:C:252:SER:HB3	2.44	0.53
1:C:133:ARG:O	1:C:136:MET:HB3	2.08	0.53
1:G:187:PRO:HA	4:G:701:HOH:O	2.09	0.53
1:E:97:TYR:O	1:E:101:GLY:N	2.41	0.53
1:E:198:LYS:NZ	4:E:505:HOH:O	2.41	0.53
1:G:178:ASN:CB	1:G:201:LEU:HD11	2.34	0.53
1:H:70:ALA:HA	1:H:84:THR:HA	1.90	0.53
1:F:144:PHE:CE2	1:F:193:ILE:HG23	2.43	0.52
1:H:226:LEU:HB3	1:H:229:LEU:HD11	1.90	0.52
1:A:36:HIS:HA	1:A:62:VAL:O	2.09	0.52
1:A:278:LYS:HB2	1:C:275:THR:CG2	2.38	0.52

Continued on next page...

Continued from previous page...

Atom-1	Atom-2	Interatomic distance (Å)	Clash overlap (Å)
3:D:301:DVP:CAS	3:D:301:DVP:CAH	2.87	0.52
1:B:56:PRO:HA	4:B:364:HOH:O	2.10	0.52
1:G:264:LEU:HD23	1:G:264:LEU:N	2.24	0.52
1:H:114:TYR:HB2	1:H:115:PRO:HD2	1.92	0.52
1:A:242:ARG:HB3	1:A:250:ARG:HA	1.91	0.52
1:C:18:LEU:HD13	1:C:257:VAL:HG11	1.92	0.52
1:E:37:TYR:CZ	1:E:63:GLN:HB2	2.44	0.52
1:F:272:ILE:HG23	1:H:278:LYS:O	2.10	0.52
1:C:68:ASN:HA	1:C:85:LEU:HD22	1.92	0.52
2:G:300:NAP:H4N	3:G:301:DVP:C6	2.40	0.52
1:E:202[A]:GLU:OE1	4:E:567:HOH:O	2.18	0.52
1:F:270:LYS:O	1:H:248:TYR:CE2	2.63	0.52
1:H:180:VAL:HG23	1:H:223:GLY:CA	2.39	0.52
1:B:137:GLU:OE2	4:B:382:HOH:O	2.19	0.52
1:D:168:LYS:HD3	1:D:169:HIS:CB	2.40	0.52
1:E:188:LEU:HD13	1:H:287:ARG:NH1	2.24	0.52
1:G:11:VAL:HG11	1:G:23:ALA:HB2	1.92	0.52
3:E:301:DVP:CAS	3:E:301:DVP:CAH	2.87	0.52
1:G:6:VAL:CG2	1:G:7:PRO:HD3	2.39	0.52
1:G:10:LEU:HD13	1:G:34:CYS:SG	2.50	0.52
1:G:208:ALA:HB3	1:G:219:VAL:HG11	1.90	0.52
1:H:65:ASP:O	1:H:88:ARG:NE	2.39	0.52
1:A:72:ALA:CB	4:A:354:HOH:O	2.53	0.52
1:E:159:ALA:HB1	1:F:119:LEU:HD21	1.92	0.52
1:G:230:VAL:O	1:G:231:ASP:CB	2.57	0.52
1:H:242:ARG:HD2	1:H:251:ASP:OD1	2.10	0.52
1:G:120:ARG:O	1:G:121:ASN:O	2.28	0.51
2:G:300:NAP:C4N	3:G:301:DVP:C7	2.88	0.51
1:G:37:TYR:CZ	1:G:63:GLN:HB2	2.46	0.51
1:H:28:ALA:C	1:H:30:GLY:H	2.12	0.51
1:D:18:LEU:CD2	1:D:254:ALA:HA	2.40	0.51
1:A:182:ALA:HB1	1:A:278:LYS:HD3	1.92	0.51
1:G:83:VAL:HG11	4:G:763:HOH:O	2.11	0.51
1:C:36:HIS:HA	1:C:62:VAL:HG23	1.93	0.51
1:C:152:TYR:CE2	1:D:193:ILE:HD11	2.46	0.51
1:F:272:ILE:HG12	1:H:279:VAL:HG22	1.91	0.51
1:H:120:ARG:CD	1:H:121:ASN:OD1	2.59	0.51
1:A:78:ASP:OD1	1:A:78:ASP:C	2.49	0.51
1:A:149:ILE:HD13	1:A:149:ILE:N	2.23	0.51
1:E:270:LYS:HD2	1:G:256:GLU:OE2	2.11	0.51
1:F:270:LYS:O	1:H:248:TYR:HE2	1.93	0.51

Continued on next page...

Continued from previous page...

Atom-1	Atom-2	Interatomic distance (Å)	Clash overlap (Å)
3:F:301:DVP:CAS	3:F:301:DVP:CAH	2.89	0.51
1:G:282:GLY:O	1:G:285:LEU:HB2	2.11	0.51
1:H:7:PRO:HA	1:H:102:ARG:HE	1.76	0.51
1:H:116:THR:N	1:H:190:GLY:O	2.37	0.51
1:F:133:ARG:HG3	1:F:134:GLU:N	2.26	0.51
1:F:245:VAL:HG12	1:F:247:LEU:O	2.10	0.51
1:G:155:ILE:O	1:G:156:LYS:C	2.49	0.51
1:H:8:VAL:N	1:H:104:ASP:OD2	2.42	0.51
1:A:133:ARG:NH1	4:A:919:HOH:O	2.31	0.51
1:B:278:LYS:HB2	1:D:275:THR:HG21	1.92	0.51
1:C:160[A]:HIS:NE2	1:D:118:LEU:O	2.44	0.51
1:H:9:ALA:CB	1:H:26:LEU:HD13	2.41	0.51
1:G:21:SER:CB	1:G:254:ALA:HB1	2.40	0.50
1:H:192:THR:O	1:H:196:MET:HG3	2.11	0.50
1:H:209:ALA:HB1	1:H:273:THR:OG1	2.10	0.50
1:F:215:LEU:O	1:F:216:GLN:HB2	2.11	0.50
1:A:71:THR:O	1:A:73:PRO:HD3	2.10	0.50
3:C:301:DVP:CAS	3:C:301:DVP:CAH	2.90	0.50
1:F:132:ASP:HB2	1:F:135:ALA:HB3	1.94	0.50
1:E:54:ARG:HA	4:E:413:HOH:O	2.11	0.50
4:F:836:HOH:O	1:G:226:LEU:HD21	2.12	0.50
1:G:248:TYR:O	1:G:249:GLN:HB2	2.11	0.50
1:E:149:ILE:N	1:E:149:ILE:HD13	2.25	0.50
1:H:150:ALA:HB3	1:H:151:PRO:CD	2.42	0.50
1:F:149:ILE:HD13	1:F:149:ILE:N	2.26	0.49
1:G:73:PRO:HD3	1:G:81:ALA:O	2.12	0.49
1:H:135:ALA:HA	1:H:138:THR:HG23	1.94	0.49
1:A:62:VAL:CG1	4:A:899:HOH:O	2.59	0.49
1:B:37:TYR:CZ	1:B:63:GLN:HB2	2.47	0.49
1:E:278:LYS:HB2	1:G:275:THR:HG21	1.93	0.49
1:H:16:LYS:HA	1:H:20:ARG:HB3	1.94	0.49
1:H:73:PRO:HA	1:H:83:VAL:CG2	2.43	0.49
1:H:105:VAL:HG22	1:H:175:SER:HB3	1.93	0.49
1:H:131:GLY:CA	1:H:134:GLU:HB3	2.43	0.49
1:H:163:ALA:O	1:H:170:ARG:NH2	2.44	0.49
1:F:255:ALA:HA	1:F:258:SER:OG	2.12	0.49
1:A:246:PRO:HD2	1:A:281:GLY:O	2.11	0.49
1:G:144:PHE:CE2	1:H:149:ILE:HD11	2.47	0.49
1:G:147:ASN:HB2	1:G:197:ALA:HB1	1.94	0.49
1:H:71:THR:O	1:H:82:PRO:HA	2.12	0.49
1:C:151:PRO:O	1:C:155:ILE:HG13	2.12	0.49

Continued on next page...

Continued from previous page...

Atom-1	Atom-2	Interatomic distance (Å)	Clash overlap (Å)
1:G:36:HIS:HD2	1:G:92:LEU:HD11	1.77	0.49
1:H:71:THR:O	1:H:83:VAL:N	2.40	0.49
1:G:51:LEU:HD23	1:G:54:ARG:HH12	1.77	0.49
3:A:301:DVP:CAH	3:A:301:DVP:HAS	2.43	0.49
1:G:67:SER:OG	1:G:142:ASP:HA	2.13	0.49
1:G:150:ALA:N	1:G:151:PRO:HD2	2.28	0.49
1:E:57:ASN:O	1:E:57:ASN:CG	2.50	0.49
1:H:31:TYR:O	1:H:55:ARG:NH2	2.46	0.49
1:H:38:HIS:NE2	1:H:65:ASP:OD1	2.45	0.49
1:A:238:TRP:O	1:A:242:ARG:HG3	2.12	0.48
1:G:196:MET:SD	1:H:204:LEU:HB2	2.53	0.48
3:B:301:DVP:CAS	3:B:301:DVP:CAH	2.91	0.48
1:H:38:HIS:CE1	1:H:65:ASP:OD1	2.65	0.48
1:D:276:CYS:HB2	4:D:1085:HOH:O	2.14	0.48
1:E:18:LEU:HD13	1:E:257:VAL:HG11	1.94	0.48
1:F:37:TYR:CZ	1:F:63:GLN:HB2	2.49	0.48
1:B:38:HIS:HA	1:B:63:GLN:HE21	1.79	0.48
1:C:97:TYR:CZ	1:C:161:ARG:HB3	2.49	0.48
1:E:243:SER:O	1:E:244:LYS:HE3	2.14	0.48
1:G:26:LEU:N	1:G:262:ILE:HD11	2.28	0.48
1:D:73:PRO:O	1:D:74:VAL:HG23	2.13	0.48
1:G:8:VAL:HG23	1:G:102:ARG:HG3	1.96	0.48
1:G:66:LEU:O	1:G:85:LEU:HD13	2.14	0.48
1:H:180:VAL:O	1:H:224:PRO:HD2	2.14	0.48
1:A:136:MET:HG3	4:B:355:HOH:O	2.14	0.48
1:G:62:VAL:HB	4:G:892:HOH:O	2.13	0.48
1:H:198:LYS:CE	2:H:300:NAP:O2D	2.62	0.48
1:B:252:SER:HB3	1:D:271:TYR:CE2	2.49	0.48
1:G:106:LEU:HD21	1:G:154:LEU:HB3	1.96	0.48
1:G:185:ASN:C	1:G:187:PRO:HD3	2.34	0.48
1:H:18:LEU:O	1:H:22:ILE:HG13	2.13	0.48
1:G:264:LEU:N	1:G:264:LEU:CD2	2.76	0.47
1:H:181:ASP:HB2	2:H:300:NAP:H6N	1.95	0.47
1:H:220:ASN:CB	1:H:275:THR:O	2.54	0.47
1:A:278:LYS:HE3	1:A:284:SER:OG	2.13	0.47
1:B:18:LEU:HD13	1:B:257:VAL:HG11	1.96	0.47
1:A:118:LEU:HA	1:A:118:LEU:HD23	1.66	0.47
1:E:270:LYS:O	1:G:248:TYR:OH	2.11	0.47
1:A:270:LYS:HE3	1:C:256:GLU:OE2	2.15	0.47
1:C:37:TYR:CZ	1:C:63:GLN:HB2	2.49	0.47
1:G:206:ARG:C	1:H:187:PRO:HG2	2.35	0.47

Continued on next page...

Continued from previous page...

Atom-1	Atom-2	Interatomic distance (Å)	Clash overlap (Å)
1:A:193:ILE:HD11	1:B:152:TYR:CE2	2.49	0.47
1:H:86:PHE:C	1:H:86:PHE:CD2	2.88	0.47
1:H:225:GLY:O	1:H:226:LEU:HD23	2.14	0.47
1:B:120:ARG:NH1	4:B:351:HOH:O	2.37	0.47
3:C:301:DVP:HAI2	4:C:351:HOH:O	2.13	0.47
1:E:212:LEU:HB3	1:E:217:ILE:HB	1.95	0.47
2:G:300:NAP:C4N	3:G:301:DVP:C6	2.92	0.47
1:H:36:HIS:HD2	1:H:92:LEU:HD11	1.80	0.47
1:F:260:VAL:O	1:F:261:VAL:C	2.52	0.47
1:G:180:VAL:HG23	1:G:223:GLY:N	2.30	0.47
2:G:300:NAP:O5D	2:G:300:NAP:H2N	2.15	0.47
1:H:99:HIS:CD2	1:H:100:TRP:CE2	3.03	0.47
1:H:104:ASP:O	1:H:158:PHE:HZ	1.97	0.47
1:H:141:ALA:HA	4:H:737:HOH:O	2.15	0.47
1:H:161:ARG:NH1	4:H:750:HOH:O	2.46	0.47
1:B:84:THR:HG23	4:B:343:HOH:O	2.15	0.47
1:D:84[B]:THR:HG22	1:D:85:LEU:H	1.79	0.47
1:A:212:LEU:HB3	1:A:217:ILE:HB	1.97	0.46
1:E:6:VAL:HA	1:E:7:PRO:HD3	1.64	0.46
1:G:6:VAL:CG2	1:G:7:PRO:HD2	2.29	0.46
1:B:103:CYS:HB3	4:B:316:HOH:O	2.14	0.46
1:E:180:VAL:HB	4:E:508:HOH:O	2.15	0.46
1:H:12:THR:O	1:H:13:GLY:C	2.53	0.46
1:H:119:LEU:O	1:H:120:ARG:HB2	2.15	0.46
1:E:231:ASP:HB3	1:E:238:TRP:NE1	2.29	0.46
1:G:48:SER:OG	1:G:59:ALA:HB1	2.15	0.46
1:G:134:GLU:HA	1:G:137:GLU:HG3	1.98	0.46
1:A:62:VAL:HG13	4:A:370:HOH:O	2.15	0.46
1:B:272:ILE:HD11	1:D:260:VAL:CG2	2.46	0.46
1:E:60:ILE:HA	4:E:548:HOH:O	2.15	0.46
1:E:287:ARG:NE	1:H:186:GLN:O	2.49	0.46
1:G:89:CYS:SG	1:G:153:PHE:HB2	2.55	0.46
1:H:211:GLU:HG3	4:H:744:HOH:O	2.16	0.46
1:H:250:ARG:HH22	1:H:256:GLU:CD	2.19	0.46
1:C:193:ILE:HD11	1:D:152:TYR:CE2	2.51	0.46
1:H:250:ARG:NH2	1:H:256:GLU:OE2	2.41	0.46
1:E:275[A]:THR:HG22	1:G:278:LYS:HB2	1.98	0.46
1:G:66:LEU:HG	2:G:300:NAP:H2A	1.98	0.46
1:G:33:VAL:HG12	1:G:35:LEU:HD23	1.97	0.46
1:H:45:ASN:OD1	1:H:45:ASN:N	2.49	0.45
1:B:68:ASN:HA	1:B:85:LEU:HD22	1.98	0.45

Continued on next page...

Continued from previous page...

Atom-1	Atom-2	Interatomic distance (Å)	Clash overlap (Å)
1:F:244:LYS:CD	1:G:288:ALA:HB1	2.46	0.45
1:G:116:THR:HG21	1:G:193:ILE:HG13	1.98	0.45
1:A:117:PRO:CG	4:A:1050:HOH:O	2.64	0.45
1:A:133:ARG:HA	1:A:136:MET:HB3	1.99	0.45
1:G:7:PRO:HA	1:G:104:ASP:OD2	2.16	0.45
1:G:118:LEU:CD2	1:H:156:LYS:HB2	2.47	0.45
3:H:301:DVP:HAH1	3:H:301:DVP:HAS	1.99	0.45
1:F:45:ASN:OD1	1:F:61:THR:HG21	2.16	0.45
1:G:260:VAL:O	1:G:264:LEU:CD2	2.64	0.45
1:A:37:TYR:CZ	1:A:63[A]:GLN:HB2	2.52	0.45
1:A:252:SER:HB3	1:C:271:TYR:CE2	2.52	0.45
1:G:155:ILE:O	1:G:158:PHE:N	2.49	0.45
1:H:7:PRO:CA	1:H:104:ASP:OD2	2.65	0.45
1:C:144:PHE:CE2	1:C:193:ILE:HG23	2.51	0.45
1:F:247:LEU:HD12	1:F:247:LEU:HA	1.56	0.45
1:G:134:GLU:O	1:G:137:GLU:N	2.49	0.45
1:H:267:SER:C	1:H:269:ALA:N	2.70	0.45
1:A:144:PHE:CE2	1:B:149:ILE:CD1	2.99	0.45
1:G:140:THR:O	1:G:144:PHE:HB2	2.17	0.45
1:H:36:HIS:CD2	1:H:92:LEU:CD1	2.99	0.45
1:D:68:ASN:HA	1:D:85:LEU:HD22	1.97	0.45
1:E:166:PRO:O	1:E:168:LYS:N	2.50	0.45
1:G:175:SER:CB	4:G:734:HOH:O	2.65	0.45
1:H:112:SER:HB2	1:H:143:LEU:HD23	1.98	0.45
1:H:241:HIS:HA	1:H:244:LYS:HG2	1.98	0.45
1:H:267:SER:O	1:H:270:LYS:CG	2.64	0.45
1:C:241:HIS:CD2	4:C:411:HOH:O	2.69	0.45
1:H:38:HIS:HB3	4:H:743:HOH:O	2.17	0.45
1:H:245:VAL:HA	1:H:283:TYR:HD1	1.81	0.45
1:G:66:LEU:N	2:G:300:NAP:N1A	2.56	0.44
1:B:144:PHE:CE2	1:B:193:ILE:HG23	2.52	0.44
1:D:84[B]:THR:HG23	4:D:347:HOH:O	2.17	0.44
1:E:152:TYR:CE2	1:F:193:ILE:HD11	2.53	0.44
1:E:260:VAL:O	1:E:261:VAL:C	2.55	0.44
1:F:148:ALA:C	1:F:151:PRO:HD2	2.37	0.44
1:G:38:HIS:CD2	1:G:65:ASP:CA	2.98	0.44
1:G:92:LEU:CD2	4:G:788:HOH:O	2.64	0.44
1:G:255:ALA:C	4:G:536:HOH:O	2.56	0.44
1:D:151:PRO:O	1:D:155:ILE:HG13	2.17	0.44
1:G:150:ALA:N	1:G:151:PRO:CD	2.81	0.44
1:A:117:PRO:CB	4:A:1050:HOH:O	2.63	0.44

Continued on next page...

Continued from previous page...

Atom-1	Atom-2	Interatomic distance (Å)	Clash overlap (Å)
1:B:73:PRO:O	1:B:74:VAL:C	2.56	0.44
1:G:71:THR:O	1:G:83:VAL:HB	2.17	0.44
4:G:731:HOH:O	1:H:189:LEU:HA	2.16	0.44
1:D:37:TYR:CE1	1:D:63:GLN:HG2	2.52	0.44
1:F:63:GLN:C	1:F:63:GLN:OE1	2.56	0.44
1:A:35:LEU:O	1:A:61:THR:HA	2.18	0.44
1:D:168:LYS:NZ	4:D:464:HOH:O	2.51	0.44
1:F:262:ILE:HG22	4:F:1095:HOH:O	2.18	0.44
1:F:275:THR:HB	4:F:967:HOH:O	2.17	0.44
1:G:162:VAL:HG22	1:G:174:TYR:CE1	2.52	0.44
1:B:234:PRO:HA	1:B:235:PRO:HD3	1.86	0.44
1:A:120:ARG:HA	4:A:1067:HOH:O	2.16	0.44
1:A:134:GLU:HG2	4:A:855:HOH:O	2.18	0.44
1:B:39:ARG:NH2	4:B:312:HOH:O	2.33	0.44
1:C:97:TYR:O	1:C:101:GLY:HA2	2.17	0.44
1:H:37:TYR:HD1	1:H:38:HIS:O	2.00	0.44
1:H:97:TYR:O	1:H:101:GLY:HA2	2.18	0.44
1:A:136:MET:HE3	4:B:336:HOH:O	2.18	0.44
1:B:232:ASP:OD1	1:B:232:ASP:N	2.51	0.44
1:D:97:TYR:CZ	1:D:161:ARG:HB3	2.52	0.44
1:D:180:VAL:O	2:D:300:NAP:H6N	2.18	0.44
1:E:255:ALA:HA	1:E:258:SER:OG	2.18	0.44
1:G:113:PHE:CD2	3:G:301:DVP:C4	3.01	0.43
1:G:227:SER:HB2	2:G:300:NAP:H72N	1.79	0.43
1:E:152:TYR:CD2	1:F:193:ILE:HD11	2.53	0.43
1:E:144:PHE:CE2	1:E:193:ILE:HG23	2.53	0.43
1:F:212:LEU:HB3	1:F:217:ILE:HB	2.00	0.43
1:F:283:TYR:HE1	1:G:288:ALA:HB3	1.82	0.43
1:G:113:PHE:HB2	3:G:301:DVP:C2	2.48	0.43
1:H:247:LEU:O	1:H:248:TYR:HB2	2.18	0.43
1:A:74:VAL:HG23	1:A:80:SER:HG	1.83	0.43
1:A:117:PRO:CD	4:A:1050:HOH:O	2.62	0.43
1:A:120:ARG:CA	4:A:1067:HOH:O	2.66	0.43
1:B:156:LYS:HE2	1:B:160:HIS:CE1	2.54	0.43
1:C:144:PHE:CE2	1:D:149:ILE:HD12	2.53	0.43
1:G:209:ALA:HA	1:G:219:VAL:HG23	2.01	0.43
1:H:120:ARG:CG	1:H:121:ASN:N	2.79	0.43
1:H:232:ASP:OD1	1:H:232:ASP:N	2.48	0.43
1:G:70:ALA:HA	1:G:84:THR:HA	2.00	0.43
1:G:166:PRO:C	1:G:168:LYS:H	2.22	0.43
1:F:242:ARG:C	1:F:244:LYS:H	2.22	0.43

Continued on next page...

Continued from previous page...

Atom-1	Atom-2	Interatomic distance (Å)	Clash overlap (Å)
1:F:263:PHE:HZ	1:H:260:VAL:HA	1.84	0.43
1:H:34:CYS:HB2	1:H:96:CYS:SG	2.58	0.43
1:H:70:ALA:HB1	1:H:82:PRO:CB	2.49	0.43
1:A:228:VAL:HG23	1:A:228:VAL:O	2.17	0.43
1:A:134:GLU:O	1:A:137:GLU:N	2.52	0.43
1:A:144:PHE:CE2	1:B:149:ILE:HD12	2.54	0.43
1:A:276:CYS:HB2	4:A:1025:HOH:O	2.16	0.43
1:C:134:GLU:H	1:C:134:GLU:HG3	1.68	0.43
1:F:143:LEU:O	1:F:147:ASN:HB2	2.19	0.43
1:A:43:GLU:OE1	1:A:43:GLU:N	2.41	0.43
1:E:245:VAL:HG12	1:E:247:LEU:O	2.18	0.43
1:G:165:THR:HA	1:G:166:PRO:HD3	1.89	0.43
1:B:7:PRO:HB2	1:B:31:TYR:CE2	2.54	0.42
1:D:144:PHE:CE2	1:D:193:ILE:HG23	2.53	0.42
1:B:272:ILE:HD11	1:D:260:VAL:HG22	2.01	0.42
1:D:166:PRO:HG2	1:D:168:LYS:CE	2.47	0.42
1:G:66:LEU:HD23	1:G:66:LEU:HA	1.55	0.42
2:H:300:NAP:H2D	3:H:301:DVP:C2	2.49	0.42
1:B:270:LYS:NZ	1:D:256:GLU:OE2	2.36	0.42
1:D:150:ALA:HB3	1:D:151:PRO:HD3	2.00	0.42
1:F:68:ASN:HA	1:F:85:LEU:HD22	2.01	0.42
1:G:192:THR:HG21	1:H:152:TYR:CE1	2.55	0.42
1:G:256:GLU:N	4:G:536:HOH:O	2.52	0.42
1:C:138[A]:THR:HG23	1:C:139:ALA:N	2.34	0.42
1:C:160[B]:HIS:O	1:C:160[B]:HIS:CG	2.72	0.42
1:E:84:THR:CG2	1:F:133:ARG:HH11	2.32	0.42
1:E:277:VAL:HG22	1:G:277:VAL:HG22	2.01	0.42
1:F:183:MET:HB3	1:G:287:ARG:NH2	2.35	0.42
3:F:301:DVP:HAY3	4:F:549:HOH:O	2.19	0.42
1:G:6:VAL:HG23	1:G:7:PRO:HD3	2.01	0.42
1:G:201:LEU:O	1:G:204:LEU:N	2.52	0.42
1:A:193:ILE:HD11	1:B:152:TYR:CD2	2.54	0.42
1:B:271:TYR:CE2	1:D:252:SER:HB3	2.54	0.42
1:D:168:LYS:CD	1:D:169:HIS:CG	2.77	0.42
1:G:222:VAL:O	1:G:222:VAL:HG12	2.20	0.42
1:H:6:VAL:CG1	1:H:30:GLY:O	2.67	0.42
1:D:140:THR:O	1:D:144:PHE:HB2	2.19	0.42
1:D:212:LEU:HB3	1:D:217:ILE:HB	2.02	0.42
1:E:272:ILE:HD11	1:G:260:VAL:HG22	2.01	0.42
1:F:156:LYS:O	1:F:160:HIS:HD2	2.03	0.42
1:G:134:GLU:C	1:G:136:MET:N	2.73	0.42

Continued on next page...

Continued from previous page...

Atom-1	Atom-2	Interatomic distance (Å)	Clash overlap (Å)
1:G:142:ASP:OD2	4:G:778:HOH:O	2.22	0.42
1:G:150:ALA:CB	1:G:151:PRO:CD	2.95	0.42
1:H:68:ASN:ND2	4:H:891:HOH:O	2.51	0.42
1:H:70:ALA:HB1	1:H:82:PRO:HB3	2.00	0.42
1:A:132:ASP:OD1	1:A:132:ASP:N	2.52	0.42
1:D:209:ALA:HB2	1:D:219:VAL:HB	2.00	0.42
3:E:301:DVP:CAH	3:E:301:DVP:HAS	2.49	0.42
3:D:301:DVP:CAH	3:D:301:DVP:HAS	2.49	0.42
1:F:57:ASN:CG	1:F:57:ASN:O	2.58	0.42
1:F:97:TYR:CE1	4:F:552:HOH:O	2.55	0.42
1:G:46:ALA:HB3	4:G:726:HOH:O	2.19	0.42
1:H:213:ALA:HB3	1:H:214:PRO:CD	2.49	0.42
1:C:149:ILE:HD12	1:D:144:PHE:CE2	2.54	0.42
1:C:150:ALA:HB3	1:C:151:PRO:HD3	2.02	0.42
1:G:21:SER:HA	1:G:24:GLU:OE1	2.20	0.42
1:G:66:LEU:O	1:G:85:LEU:CD1	2.68	0.42
1:G:104:ASP:O	1:G:158:PHE:HZ	2.02	0.42
1:H:55:ARG:HA	1:H:56:PRO:HD2	1.67	0.42
1:B:18:LEU:O	1:B:22:ILE:HG13	2.20	0.41
1:G:26:LEU:O	1:G:31:TYR:HB2	2.20	0.41
1:G:171:GLY:HA3	4:G:756:HOH:O	2.11	0.41
1:G:196:MET:O	1:H:200:ALA:HA	2.20	0.41
1:A:144:PHE:CE2	1:A:193:ILE:HG23	2.55	0.41
1:G:132:ASP:C	1:G:134:GLU:H	2.23	0.41
1:H:183:MET:HE3	1:H:183:MET:HA	2.01	0.41
1:D:7:PRO:HB2	1:D:31:TYR:CE2	2.56	0.41
1:E:38:HIS:HB2	2:E:300:NAP:C2A	2.50	0.41
1:E:180:VAL:HG23	1:E:181:ASP:N	2.36	0.41
1:G:267:SER:O	1:G:270:LYS:HG2	2.15	0.41
1:G:158:PHE:O	1:G:162:VAL:HG23	2.19	0.41
1:H:161:ARG:HA	1:H:161:ARG:HD2	1.90	0.41
1:B:57:ASN:HA	4:B:378:HOH:O	2.20	0.41
1:G:72:ALA:HA	1:G:82:PRO:CA	2.42	0.41
1:G:106:LEU:O	1:G:176:ILE:HA	2.21	0.41
1:F:166:PRO:HB3	1:F:168:LYS:HE3	2.01	0.41
1:G:36:HIS:CD2	1:G:92:LEU:HD11	2.55	0.41
1:G:255:ALA:C	1:G:257:VAL:N	2.73	0.41
1:G:280:ASP:OD1	1:G:280:ASP:C	2.59	0.41
1:H:220:ASN:HB2	1:H:264:LEU:HD12	2.01	0.41
1:D:148:ALA:C	1:D:151:PRO:HD2	2.41	0.41
4:F:524:HOH:O	1:H:272:ILE:HA	2.21	0.41

Continued on next page...

Continued from previous page...

Atom-1	Atom-2	Interatomic distance (Å)	Clash overlap (Å)
1:G:177:ILE:N	1:G:177:ILE:CD1	2.79	0.41
1:G:177:ILE:O	1:G:178:ASN:OD1	2.39	0.41
1:G:245:VAL:O	1:G:249:GLN:HA	2.21	0.41
1:H:155:ILE:HD11	1:H:176:ILE:CG2	2.38	0.41
1:A:231:ASP:HA	1:A:238:TRP:CD1	2.56	0.41
1:B:79:GLY:O	1:B:80:SER:HB2	2.21	0.41
1:E:288:ALA:HB2	1:H:286:THR:HB	2.03	0.41
1:F:81:ALA:CB	1:F:82:PRO:CD	2.94	0.41
1:F:272:ILE:HD11	1:H:260:VAL:CG2	2.51	0.41
1:G:27:HIS:CD2	1:G:51:LEU:HB3	2.55	0.41
1:G:250:ARG:HH22	1:G:256:GLU:CD	2.25	0.41
1:B:76:GLY:O	1:B:77:ALA:HB2	2.21	0.41
1:B:151:PRO:O	1:B:155:ILE:HG13	2.21	0.41
1:B:243:SER:HA	1:B:249:GLN:HB3	2.03	0.41
1:F:20:ARG:HG3	1:F:47:LEU:HD22	2.03	0.41
1:G:104:ASP:C	1:G:158:PHE:HZ	2.24	0.41
1:G:144:PHE:CE1	1:H:144:PHE:HE1	2.39	0.41
1:H:39:ARG:N	2:H:300:NAP:O2X	2.53	0.41
1:H:147:ASN:O	1:H:151:PRO:HG2	2.20	0.41
1:A:7:PRO:HB2	1:A:31:TYR:CE2	2.55	0.40
1:H:85:LEU:O	1:H:86:PHE:C	2.60	0.40
1:H:120:ARG:O	1:H:122:ASP:N	2.44	0.40
1:H:137:GLU:HG2	1:H:137:GLU:H	1.74	0.40
1:H:120:ARG:CG	1:H:121:ASN:H	2.17	0.40
1:C:92:LEU:HD23	1:C:92:LEU:HA	1.87	0.40
1:E:231:ASP:HB3	1:E:238:TRP:CD1	2.56	0.40
1:F:72:ALA:HA	1:F:73:PRO:HD3	1.84	0.40
1:G:27:HIS:HB2	1:G:33:VAL:HG21	2.03	0.40
1:G:85:LEU:HA	1:G:88:ARG:HG3	2.04	0.40
1:G:177:ILE:C	1:G:178:ASN:OD1	2.60	0.40
1:H:117:PRO:CG	4:H:1007:HOH:O	2.68	0.40
1:F:158:PHE:O	1:F:162:VAL:HG23	2.21	0.40
3:F:301:DVP:CAH	3:F:301:DVP:HAS	2.52	0.40
1:H:89:CYS:O	1:H:90:ALA:C	2.59	0.40
1:B:168:LYS:HD2	1:B:169:HIS:CE1	2.57	0.40
1:D:218:ARG:HD2	1:D:272:ILE:O	2.21	0.40
1:D:276:CYS:CB	4:D:1085:HOH:O	2.69	0.40
1:E:158:PHE:O	1:E:162:VAL:HG23	2.22	0.40
1:G:51:LEU:HD23	1:G:54:ARG:NH1	2.34	0.40
1:G:117:PRO:HB3	1:G:120:ARG:HA	2.03	0.40
1:H:248:TYR:HB3	1:H:250:ARG:HG2	2.04	0.40

Continued on next page...

Continued from previous page...

Atom-1	Atom-2	Interatomic distance (Å)	Clash overlap (Å)
1:H:267:SER:O	1:H:269:ALA:N	2.54	0.40

All (9) symmetry-related close contacts are listed below. The label for Atom-2 includes the symmetry operator and encoded unit-cell translations to be applied.

Atom-1	Atom-2	Interatomic distance (Å)	Clash overlap (Å)
4:B:361:HOH:O	4:E:672:HOH:O[2_646]	1.39	0.81
4:A:374:HOH:O	4:C:451:HOH:O[2_545]	1.55	0.65
1:B:46:ALA:CB	4:E:678:HOH:O[2_646]	1.67	0.53
4:A:630:HOH:O	4:F:289:HOH:O[2_546]	1.77	0.43
4:B:1056:HOH:O	4:D:960:HOH:O[2_646]	1.86	0.34
4:B:384:HOH:O	4:D:956:HOH:O[2_646]	1.93	0.27
4:B:968:HOH:O	4:E:657:HOH:O[2_646]	2.05	0.15
1:E:231:ASP:OD1	4:B:877:HOH:O[2_656]	2.12	0.08
4:B:365:HOH:O	4:D:501:HOH:O[2_646]	2.14	0.06

5.3 Torsion angles (i)

5.3.1 Protein backbone (i)

In the following table, the Percentiles column shows the percent Ramachandran outliers of the chain as a percentile score with respect to all X-ray entries followed by that with respect to entries of similar resolution.

The Analysed column shows the number of residues for which the backbone conformation was analysed, and the total number of residues.

Mol	Chain	Analysed	Favoured	Allowed	Outliers	Percentiles
1	A	268/288 (93%)	241 (90%)	21 (8%)	6 (2%)	6 7
1	B	268/288 (93%)	245 (91%)	19 (7%)	4 (2%)	10 14
1	C	253/288 (88%)	231 (91%)	16 (6%)	6 (2%)	6 6
1	D	257/288 (89%)	237 (92%)	18 (7%)	2 (1%)	19 29
1	E	264/288 (92%)	244 (92%)	19 (7%)	1 (0%)	34 48
1	F	265/288 (92%)	244 (92%)	18 (7%)	3 (1%)	14 20
1	G	253/288 (88%)	204 (81%)	39 (15%)	10 (4%)	3 2
1	H	255/288 (88%)	216 (85%)	31 (12%)	8 (3%)	4 3
All	All	2083/2304 (90%)	1862 (89%)	181 (9%)	40 (2%)	8 10

All (40) Ramachandran outliers are listed below:

Mol	Chain	Res	Type
1	C	72	ALA
1	C	120	ARG
1	G	167	ALA
1	G	231	ASP
1	H	121	ASN
1	H	168	LYS
1	H	228	VAL
1	H	259	ASP
1	H	268	LYS
1	A	80	SER
1	A	132	ASP
1	B	77	ALA
1	C	81	ALA
1	G	68	ASN
1	G	243	SER
1	G	268	LYS
1	C	135	ALA
1	D	231	ASP
1	F	243	SER
1	A	135	ALA
1	B	73	PRO
1	B	132	ASP
1	C	133	ARG
1	G	67	SER
1	G	98	THR
1	G	179	MET
1	G	242	ARG
1	H	167	ALA
1	B	180	VAL
1	F	248	TYR
1	H	120	ARG
1	E	180	VAL
1	F	180	VAL
1	A	79	GLY
1	D	180	VAL
1	A	180	VAL
1	A	228	VAL
1	C	180	VAL
1	G	180	VAL
1	H	180	VAL

5.3.2 Protein sidechains (i)

In the following table, the Percentiles column shows the percent sidechain outliers of the chain as a percentile score with respect to all X-ray entries followed by that with respect to entries of similar resolution.

The Analysed column shows the number of residues for which the sidechain conformation was analysed, and the total number of residues.

Mol	Chain	Analysed	Rotameric	Outliers	Percentiles	
1	A	212/223 (95%)	201 (95%)	11 (5%)	23	38
1	B	211/223 (95%)	203 (96%)	8 (4%)	33	51
1	C	203/223 (91%)	195 (96%)	8 (4%)	32	50
1	D	207/223 (93%)	204 (99%)	3 (1%)	67	82
1	E	210/223 (94%)	203 (97%)	7 (3%)	38	57
1	F	211/223 (95%)	203 (96%)	8 (4%)	33	51
1	G	203/223 (91%)	177 (87%)	26 (13%)	4	5
1	H	204/223 (92%)	179 (88%)	25 (12%)	4	6
All	All	1661/1784 (93%)	1565 (94%)	96 (6%)	20	32

All (96) residues with a non-rotameric sidechain are listed below:

Mol	Chain	Res	Type
1	A	5	THR
1	A	36	HIS
1	A	74	VAL
1	A	132	ASP
1	A	134	GLU
1	A	136	MET
1	A	137	GLU
1	A	168	LYS
1	A	239	GLU
1	A	270	LYS
1	A	275	THR
1	B	16	LYS
1	B	74	VAL
1	B	78	ASP
1	B	134	GLU
1	B	136	MET
1	B	161	ARG
1	B	239	GLU
1	B	275	THR

Continued on next page...

Continued from previous page...

Mol	Chain	Res	Type
1	C	16	LYS
1	C	39	ARG
1	C	62	VAL
1	C	112	SER
1	C	134	GLU
1	C	229	LEU
1	C	270	LYS
1	C	275	THR
1	D	16	LYS
1	D	168	LYS
1	D	270	LYS
1	E	16	LYS
1	E	36	HIS
1	E	136	MET
1	E	184	THR
1	E	244	LYS
1	E	270	LYS
1	E	278	LYS
1	F	16	LYS
1	F	71	THR
1	F	120	ARG
1	F	133	ARG
1	F	134	GLU
1	F	168	LYS
1	F	231	ASP
1	F	242	ARG
1	G	16	LYS
1	G	33	VAL
1	G	40	SER
1	G	48	SER
1	G	61	THR
1	G	67	SER
1	G	88	ARG
1	G	92	LEU
1	G	109	ASN
1	G	111	SER
1	G	112	SER
1	G	132	ASP
1	G	165	THR
1	G	177	ILE
1	G	180	VAL
1	G	183	MET

Continued on next page...

Continued from previous page...

Mol	Chain	Res	Type
1	G	201	LEU
1	G	204	LEU
1	G	216	GLN
1	G	228	VAL
1	G	229	LEU
1	G	241	HIS
1	G	249	GLN
1	G	252	SER
1	G	264	LEU
1	G	270	LYS
1	H	21	SER
1	H	40	SER
1	H	69	VAL
1	H	102	ARG
1	H	119	LEU
1	H	121	ASN
1	H	133	ARG
1	H	136	MET
1	H	137	GLU
1	H	138	THR
1	H	177	ILE
1	H	215	LEU
1	H	228	VAL
1	H	229	LEU
1	H	230	VAL
1	H	231	ASP
1	H	232	ASP
1	H	241	HIS
1	H	242	ARG
1	H	251	ASP
1	H	264	LEU
1	H	266	SER
1	H	270	LYS
1	H	276	CYS
1	H	278	LYS

Sometimes sidechains can be flipped to improve hydrogen bonding and reduce clashes. All (15) such sidechains are listed below:

Mol	Chain	Res	Type
1	A	216	GLN
1	B	63	GLN
1	B	216	GLN

Continued on next page...

Continued from previous page...

Mol	Chain	Res	Type
1	C	216	GLN
1	C	241	HIS
1	D	160	HIS
1	D	169	HIS
1	D	216	GLN
1	E	216	GLN
1	F	68	ASN
1	F	160	HIS
1	F	216	GLN
1	F	241	HIS
1	G	249	GLN
1	H	68	ASN

5.3.3 RNA (i)

There are no RNA molecules in this entry.

5.4 Non-standard residues in protein, DNA, RNA chains (i)

There are no non-standard protein/DNA/RNA residues in this entry.

5.5 Carbohydrates (i)

There are no monosaccharides in this entry.

5.6 Ligand geometry (i)

16 ligands are modelled in this entry.

In the following table, the Counts columns list the number of bonds (or angles) for which Mogul statistics could be retrieved, the number of bonds (or angles) that are observed in the model and the number of bonds (or angles) that are defined in the Chemical Component Dictionary. The Link column lists molecule types, if any, to which the group is linked. The Z score for a bond length (or angle) is the number of standard deviations the observed value is removed from the expected value. A bond length (or angle) with $|Z| > 2$ is considered an outlier worth inspection. RMSZ is the root-mean-square of all Z scores of the bond lengths (or angles).

Mol	Type	Chain	Res	Link	Bond lengths			Bond angles		
					Counts	RMSZ	$\#\|Z\| > 2$	Counts	RMSZ	$\#\|Z\| > 2$
3	DVP	C	301	-	35,35,35	1.39	5 (14%)	47,49,49	2.17	14 (29%)

Mol	Type	Chain	Res	Link	Bond lengths			Bond angles		
					Counts	RMSZ	$\#\|Z\| > 2$	Counts	RMSZ	$\#\|Z\| > 2$
2	NAP	B	300	-	45,52,52	1.69	5 (11%)	56,80,80	1.51	13 (23%)
2	NAP	D	300	-	45,52,52	1.73	6 (13%)	56,80,80	1.60	7 (12%)
2	NAP	F	300	-	45,52,52	1.64	5 (11%)	56,80,80	1.55	8 (14%)
3	DVP	E	301	-	35,35,35	1.20	4 (11%)	47,49,49	2.06	10 (21%)
3	DVP	G	301	-	35,35,35	1.46	4 (11%)	47,49,49	2.14	13 (27%)
2	NAP	A	300	-	45,52,52	1.75	3 (6%)	56,80,80	1.67	8 (14%)
3	DVP	F	301	-	35,35,35	1.23	3 (8%)	47,49,49	2.10	9 (19%)
2	NAP	C	300	-	45,52,52	1.69	5 (11%)	56,80,80	1.51	7 (12%)
3	DVP	D	301	-	35,35,35	1.33	5 (14%)	47,49,49	2.04	7 (14%)
2	NAP	H	300	-	45,52,52	1.72	5 (11%)	56,80,80	1.76	9 (16%)
3	DVP	H	301	-	35,35,35	1.49	3 (8%)	47,49,49	2.04	14 (29%)
2	NAP	G	300	-	45,52,52	1.90	5 (11%)	56,80,80	1.41	6 (10%)
2	NAP	E	300	-	45,52,52	1.87	7 (15%)	56,80,80	1.91	15 (26%)
3	DVP	A	301	-	35,35,35	1.28	3 (8%)	47,49,49	2.04	11 (23%)
3	DVP	B	301	-	35,35,35	1.33	3 (8%)	47,49,49	2.24	15 (31%)

In the following table, the Chirals column lists the number of chiral outliers, the number of chiral centers analysed, the number of these observed in the model and the number defined in the Chemical Component Dictionary. Similar counts are reported in the Torsion and Rings columns. '-' means no outliers of that kind were identified.

Mol	Type	Chain	Res	Link	Chirals	Torsions	Rings
3	DVP	C	301	-	-	2/19/29/29	0/4/4/4
2	NAP	B	300	-	-	5/31/67/67	0/5/5/5
2	NAP	D	300	-	-	5/31/67/67	0/5/5/5
2	NAP	F	300	-	-	5/31/67/67	0/5/5/5
3	DVP	E	301	-	-	3/19/29/29	0/4/4/4
3	DVP	G	301	-	-	6/19/29/29	0/4/4/4
2	NAP	A	300	-	-	5/31/67/67	0/5/5/5
3	DVP	F	301	-	-	2/19/29/29	0/4/4/4
2	NAP	C	300	-	-	5/31/67/67	0/5/5/5
3	DVP	D	301	-	-	2/19/29/29	0/4/4/4
2	NAP	H	300	-	-	6/31/67/67	0/5/5/5
3	DVP	H	301	-	-	5/19/29/29	0/4/4/4
2	NAP	G	300	-	-	4/31/67/67	0/5/5/5
2	NAP	E	300	-	-	5/31/67/67	0/5/5/5

Continued on next page...

Continued from previous page...

Mol	Type	Chain	Res	Link	Chirals	Torsions	Rings
3	DVP	A	301	-	-	2/19/29/29	0/4/4/4
3	DVP	B	301	-	-	2/19/29/29	0/4/4/4

All (71) bond length outliers are listed below:

Mol	Chain	Res	Type	Atoms	Z	Observed(Å)	Ideal(Å)
2	G	300	NAP	O7N-C7N	9.50	1.42	1.24
2	A	300	NAP	O7N-C7N	9.12	1.41	1.24
2	H	300	NAP	O7N-C7N	8.78	1.41	1.24
2	B	300	NAP	O7N-C7N	8.53	1.40	1.24
2	D	300	NAP	O7N-C7N	7.95	1.39	1.24
2	E	300	NAP	O7N-C7N	7.94	1.39	1.24
2	F	300	NAP	O7N-C7N	7.77	1.39	1.24
2	C	300	NAP	O7N-C7N	7.65	1.38	1.24
3	H	301	DVP	OBF-CAW	5.03	1.33	1.21
2	C	300	NAP	C2A-N3A	4.78	1.39	1.32
2	E	300	NAP	C2N-N1N	4.34	1.40	1.35
3	G	301	DVP	CAE-CAF	4.29	1.57	1.50
2	G	300	NAP	C2A-N3A	4.28	1.39	1.32
2	E	300	NAP	C2A-N3A	4.22	1.38	1.32
3	B	301	DVP	CAE-CAF	3.80	1.56	1.50
2	D	300	NAP	C2A-N1A	3.77	1.40	1.33
2	E	300	NAP	C2A-N1A	3.74	1.40	1.33
3	A	301	DVP	CAT-NAG	3.67	1.53	1.47
2	E	300	NAP	O4B-C4B	-3.64	1.36	1.45
3	F	301	DVP	CAE-CAF	3.53	1.55	1.50
3	H	301	DVP	OAX-CAW	3.50	1.41	1.33
3	C	301	DVP	CAT-NAG	3.41	1.53	1.47
2	D	300	NAP	C2A-N3A	3.39	1.37	1.32
2	B	300	NAP	C2A-N3A	3.36	1.37	1.32
2	H	300	NAP	C2N-N1N	3.27	1.38	1.35
3	D	301	DVP	CAE-CAF	3.23	1.55	1.50
2	C	300	NAP	C2N-N1N	3.17	1.38	1.35
2	C	300	NAP	C2A-N1A	3.14	1.39	1.33
3	G	301	DVP	OAX-CAW	3.12	1.40	1.33
3	C	301	DVP	C8A-N8	-3.11	1.32	1.37
2	H	300	NAP	C2A-N1A	3.09	1.39	1.33
3	D	301	DVP	CAT-NAG	3.06	1.52	1.47
2	D	300	NAP	C2N-N1N	3.03	1.38	1.35
2	G	300	NAP	C2A-N1A	3.01	1.39	1.33
3	H	301	DVP	CAE-CAF	2.90	1.54	1.50
2	F	300	NAP	C2N-N1N	2.89	1.38	1.35

Continued on next page...

Continued from previous page...

Mol	Chain	Res	Type	Atoms	Z	Observed(Å)	Ideal(Å)
2	H	300	NAP	C2A-N3A	2.87	1.36	1.32
2	G	300	NAP	C2N-N1N	2.84	1.38	1.35
3	A	301	DVP	CAE-CAF	2.74	1.54	1.50
3	G	301	DVP	OBF-CAW	2.74	1.28	1.21
3	B	301	DVP	OAX-CAW	2.70	1.39	1.33
3	E	301	DVP	CAT-NAG	2.67	1.51	1.47
2	B	300	NAP	O4B-C4B	-2.67	1.39	1.45
3	D	301	DVP	OAX-CAW	2.65	1.39	1.33
3	F	301	DVP	CAT-NAG	2.65	1.51	1.47
2	G	300	NAP	P2B-O2B	2.64	1.64	1.59
2	B	300	NAP	P2B-O2B	2.62	1.64	1.59
2	B	300	NAP	C2N-N1N	2.54	1.38	1.35
2	D	300	NAP	O4B-C1B	-2.52	1.37	1.41
3	E	301	DVP	OAX-CAW	2.45	1.39	1.33
3	A	301	DVP	OAX-CAW	2.42	1.39	1.33
3	E	301	DVP	CAE-CAF	2.37	1.53	1.50
3	F	301	DVP	OAX-CAW	2.36	1.39	1.33
2	F	300	NAP	C2A-N3A	2.35	1.35	1.32
2	F	300	NAP	O4B-C4B	-2.28	1.39	1.45
2	C	300	NAP	O4B-C1B	-2.27	1.37	1.41
3	E	301	DVP	CAH-NAG	2.27	1.51	1.47
3	B	301	DVP	CAT-NAG	2.21	1.50	1.47
3	G	301	DVP	CAV-CAW	2.19	1.57	1.51
3	D	301	DVP	C6-N5	2.19	1.36	1.32
3	C	301	DVP	OAX-CAW	2.17	1.38	1.33
2	A	300	NAP	C2D-C1D	-2.17	1.50	1.53
3	C	301	DVP	CAE-CAF	2.16	1.53	1.50
2	E	300	NAP	C2N-C3N	2.14	1.42	1.39
2	H	300	NAP	P2B-O2B	2.14	1.63	1.59
3	D	301	DVP	CAH-NAG	2.13	1.50	1.47
2	A	300	NAP	O4D-C4D	-2.13	1.40	1.45
2	E	300	NAP	P2B-O3X	-2.13	1.46	1.54
2	F	300	NAP	PA-O2A	-2.09	1.45	1.55
2	D	300	NAP	P2B-O2B	2.08	1.63	1.59
3	C	301	DVP	C9-C6	2.02	1.55	1.51

All (166) bond angle outliers are listed below:

Mol	Chain	Res	Type	Atoms	Z	Observed(^{o})	Ideal(^{o})
2	A	300	NAP	N3A-C2A-N1A	-7.17	117.47	128.68
2	F	300	NAP	N3A-C2A-N1A	-6.51	118.50	128.68
3	A	301	DVP	OAX-CAW-CAV	6.29	121.39	111.76

Continued on next page...

Continued from previous page...

Mol	Chain	Res	Type	Atoms	Z	Observed(^{o})	Ideal(^{o})
3	D	301	DVP	OAX-CAW-CAV	6.16	121.19	111.76
3	B	301	DVP	N1-C2-N3	-5.82	119.45	127.22
2	G	300	NAP	N3A-C2A-N1A	-5.69	119.78	128.68
3	C	301	DVP	OAX-CAW-CAV	5.66	120.43	111.76
2	C	300	NAP	N3A-C2A-N1A	-5.63	119.88	128.68
3	E	301	DVP	OAX-CAW-CAV	5.60	120.33	111.76
3	F	301	DVP	N1-C2-N3	-5.58	119.77	127.22
3	F	301	DVP	C2-N1-C8A	5.57	121.72	115.36
3	B	301	DVP	C2-N1-C8A	5.46	121.59	115.36
3	D	301	DVP	N1-C2-N3	-5.44	119.97	127.22
3	C	301	DVP	N1-C2-N3	-5.42	119.99	127.22
3	D	301	DVP	C2-N1-C8A	5.40	121.53	115.36
2	H	300	NAP	N3A-C2A-N1A	-5.40	120.23	128.68
3	G	301	DVP	OAX-CAW-CAV	5.39	120.01	111.76
2	E	300	NAP	N3A-C2A-N1A	-5.28	120.42	128.68
2	H	300	NAP	C5A-C6A-N6A	5.19	128.24	120.35
3	C	301	DVP	C2-N1-C8A	5.18	121.27	115.36
3	G	301	DVP	CAE-CAF-NAG	5.11	125.21	118.72
2	H	300	NAP	C4A-C5A-N7A	-5.07	104.12	109.40
3	E	301	DVP	C2-N1-C8A	5.04	121.11	115.36
3	B	301	DVP	N8-C8A-N1	5.03	121.56	115.82
2	D	300	NAP	N3A-C2A-N1A	-4.97	120.91	128.68
3	G	301	DVP	N8-C8A-N1	4.96	121.48	115.82
3	F	301	DVP	OAX-CAW-CAV	4.92	119.29	111.76
3	F	301	DVP	N8-C8A-N1	4.90	121.42	115.82
3	A	301	DVP	N1-C2-N3	-4.85	120.75	127.22
3	B	301	DVP	OAX-CAW-CAV	4.84	119.17	111.76
3	H	301	DVP	N1-C2-N3	-4.80	120.82	127.22
2	E	300	NAP	O4D-C1D-C2D	-4.78	99.93	106.93
3	H	301	DVP	N8-C8A-N1	4.69	121.18	115.82
3	D	301	DVP	N8-C8A-N1	4.59	121.06	115.82
3	H	301	DVP	OAX-CAW-CAV	4.57	118.75	111.76
3	E	301	DVP	N8-C8A-N1	4.48	120.93	115.82
3	A	301	DVP	C2-N1-C8A	4.48	120.47	115.36
3	E	301	DVP	N1-C2-N3	-4.47	121.26	127.22
2	B	300	NAP	N3A-C2A-N1A	-4.36	121.86	128.68
2	C	300	NAP	C3N-C7N-N7N	4.30	122.92	117.75
3	A	301	DVP	N8-C8A-N1	4.21	120.63	115.82
2	G	300	NAP	PN-O3-PA	-4.21	118.38	132.83
3	E	301	DVP	C4A-C4-N3	-4.18	118.26	121.01
3	F	301	DVP	CAH-NAG-CAT	4.11	120.53	112.62
2	E	300	NAP	C3D-C2D-C1D	4.11	107.16	100.98

Continued on next page...

Continued from previous page...

Mol	Chain	Res	Type	Atoms	Z	Observed(^{o})	Ideal(^{o})
3	G	301	DVP	N1-C2-N3	-4.11	121.75	127.22
2	A	300	NAP	C3N-C7N-N7N	4.06	122.62	117.75
3	C	301	DVP	C7-N8-C8A	4.04	120.75	116.69
3	G	301	DVP	C7-N8-C8A	3.97	120.68	116.69
3	H	301	DVP	C2-N1-C8A	3.95	119.87	115.36
3	G	301	DVP	C2-N1-C8A	3.95	119.87	115.36
3	H	301	DVP	C7-N8-C8A	3.94	120.65	116.69
3	A	301	DVP	C4A-C4-N3	-3.93	118.43	121.01
2	E	300	NAP	O7N-C7N-N7N	-3.93	117.00	122.58
3	B	301	DVP	CAH-NAG-CAT	3.92	120.17	112.62
3	H	301	DVP	C4A-C4-N3	-3.91	118.44	121.01
3	E	301	DVP	CAH-NAG-CAT	3.87	120.08	112.62
2	H	300	NAP	C1B-N9A-C4A	-3.87	119.85	126.64
3	C	301	DVP	C6-C7-N8	-3.84	119.36	123.13
2	E	300	NAP	PN-O3-PA	-3.77	119.90	132.83
2	F	300	NAP	C3N-C7N-N7N	3.73	122.23	117.75
3	C	301	DVP	N8-C8A-N1	3.61	119.94	115.82
2	C	300	NAP	O7N-C7N-N7N	-3.59	117.48	122.58
3	D	301	DVP	CAH-NAG-CAT	3.58	119.52	112.62
3	F	301	DVP	C6-C7-N8	-3.51	119.68	123.13
2	D	300	NAP	C4A-C5A-N7A	-3.47	105.78	109.40
3	D	301	DVP	C7-N8-C8A	3.44	120.15	116.69
2	B	300	NAP	O7N-C7N-C3N	-3.43	115.53	119.63
3	B	301	DVP	C4A-C4-N3	-3.42	118.77	121.01
3	G	301	DVP	OAA-CAF-NAG	-3.40	116.72	122.34
2	E	300	NAP	C5A-C6A-N6A	3.38	125.49	120.35
2	E	300	NAP	C4A-C5A-N7A	-3.34	105.92	109.40
3	C	301	DVP	CAH-NAG-CAT	3.33	119.04	112.62
3	A	301	DVP	CAH-NAG-CAT	3.33	119.03	112.62
3	F	301	DVP	C7-N8-C8A	3.31	120.02	116.69
3	B	301	DVP	C7-N8-C8A	3.31	120.02	116.69
3	D	301	DVP	C6-C7-N8	-3.27	119.92	123.13
2	D	300	NAP	C3N-C7N-N7N	3.27	121.67	117.75
2	D	300	NAP	C1B-N9A-C4A	-3.26	120.91	126.64
2	G	300	NAP	C4A-C5A-N7A	-3.24	106.02	109.40
3	H	301	DVP	CAE-CAF-NAG	3.23	122.82	118.72
2	E	300	NAP	C3N-C7N-N7N	3.22	121.61	117.75
3	E	301	DVP	C6-C7-N8	-3.21	119.99	123.13
2	C	300	NAP	C1B-N9A-C4A	-3.20	121.03	126.64
2	D	300	NAP	PN-O3-PA	-3.13	122.08	132.83
3	G	301	DVP	C6-C7-N8	-3.12	120.07	123.13
3	B	301	DVP	C7-C6-N5	-3.11	118.82	120.85

Continued on next page...

Continued from previous page...

Mol	Chain	Res	Type	Atoms	Z	Observed(^{o})	Ideal(^{o})
2	H	300	NAP	C3N-C7N-N7N	3.10	121.47	117.75
3	F	301	DVP	C4A-C4-N3	-3.09	118.98	121.01
3	A	301	DVP	C7-N8-C8A	3.09	119.80	116.69
2	A	300	NAP	C2A-N1A-C6A	3.06	123.99	118.75
2	E	300	NAP	C6N-N1N-C2N	-3.00	119.24	121.97
3	C	301	DVP	C7-C6-N5	-2.92	118.94	120.85
2	D	300	NAP	C3D-C2D-C1D	2.92	105.37	100.98
3	C	301	DVP	C8A-C4A-N5	-2.92	118.89	122.41
3	G	301	DVP	C4A-C4-N3	-2.91	119.10	121.01
2	E	300	NAP	C6N-C5N-C4N	2.90	123.66	119.44
3	H	301	DVP	C6-C7-N8	-2.82	120.36	123.13
2	H	300	NAP	O3B-C3B-C2B	2.81	119.16	111.17
2	B	300	NAP	C3N-C7N-N7N	2.80	121.11	117.75
2	G	300	NAP	C3D-C2D-C1D	2.76	105.13	100.98
2	A	300	NAP	PN-O3-PA	-2.73	123.46	132.83
2	F	300	NAP	C4A-C5A-N7A	-2.72	106.57	109.40
2	A	300	NAP	O2B-P2B-O1X	-2.69	99.02	109.39
2	E	300	NAP	C5N-C4N-C3N	-2.68	117.17	120.34
2	F	300	NAP	O7N-C7N-N7N	-2.61	118.86	122.58
2	C	300	NAP	C4A-C5A-N7A	-2.61	106.68	109.40
2	A	300	NAP	O7N-C7N-C3N	-2.61	116.51	119.63
2	B	300	NAP	C5A-C6A-N6A	2.59	124.28	120.35
3	B	301	DVP	CAE-CAF-NAG	2.58	121.99	118.72
2	D	300	NAP	O7N-C7N-N7N	-2.58	118.92	122.58
2	B	300	NAP	PN-O3-PA	-2.57	124.01	132.83
2	C	300	NAP	PN-O3-PA	-2.56	124.03	132.83
2	F	300	NAP	C5N-C6N-N1N	-2.56	116.73	120.40
2	B	300	NAP	C1B-N9A-C4A	-2.55	122.16	126.64
2	B	300	NAP	C5N-C6N-N1N	-2.52	116.79	120.40
3	C	301	DVP	N2-C2-N3	2.51	121.16	117.25
2	E	300	NAP	C1B-N9A-C4A	-2.50	122.24	126.64
2	F	300	NAP	PN-O3-PA	-2.50	124.24	132.83
3	G	301	DVP	CAH-CAI-CAV	2.49	114.56	110.41
3	B	301	DVP	C8A-C4A-N5	-2.44	119.46	122.41
3	E	301	DVP	C7-N8-C8A	2.43	119.14	116.69
2	F	300	NAP	O2N-PN-O1N	2.43	124.26	112.24
3	H	301	DVP	C7-C6-N5	-2.43	119.26	120.85
3	G	301	DVP	C7-C6-N5	-2.40	119.28	120.85
3	H	301	DVP	CAU-CAT-NAG	-2.40	107.17	110.82
3	A	301	DVP	C6-C7-N8	-2.38	120.80	123.13
2	B	300	NAP	O2D-C2D-C1D	2.37	119.62	110.85
3	H	301	DVP	N2-C2-N1	2.37	121.66	117.79

Continued on next page...

Continued from previous page...

Mol	Chain	Res	Type	Atoms	Z	Observed(^{o})	Ideal(^{o})
2	F	300	NAP	O2B-C2B-C1B	-2.37	101.58	110.10
3	B	301	DVP	C6-C7-N8	-2.36	120.82	123.13
3	H	301	DVP	OAA-CAF-NAG	-2.35	118.45	122.34
3	E	301	DVP	C8A-C4A-N5	-2.34	119.58	122.41
2	B	300	NAP	C6N-C5N-C4N	2.34	122.84	119.44
3	B	301	DVP	OAA-CAF-NAG	-2.33	118.49	122.34
3	B	301	DVP	CAR-CAQ-N10	-2.31	116.19	120.97
2	B	300	NAP	O4D-C4D-C3D	2.28	109.63	105.11
2	A	300	NAP	O3D-C3D-C2D	-2.26	104.50	111.82
2	G	300	NAP	O7N-C7N-N7N	-2.25	119.38	122.58
2	G	300	NAP	O3D-C3D-C2D	-2.24	104.59	111.82
3	E	301	DVP	CAE-CAF-NAG	2.20	121.52	118.72
2	E	300	NAP	O2N-PN-O1N	2.20	123.11	112.24
3	A	301	DVP	CAU-CAT-NAG	2.20	114.16	110.82
2	E	300	NAP	O3D-C3D-C2D	-2.19	104.74	111.82
3	C	301	DVP	C4A-C4-N3	-2.19	119.57	121.01
3	C	301	DVP	CAE-CAF-NAG	2.17	121.47	118.72
2	C	300	NAP	C3D-C2D-C1D	2.14	104.19	100.98
3	C	301	DVP	C4-C4A-N5	2.13	121.97	120.33
2	B	300	NAP	O4B-C4B-C5B	-2.12	102.40	109.37
2	B	300	NAP	C3D-C2D-C1D	2.12	104.16	100.98
3	A	301	DVP	CAR-CAQ-N10	-2.11	116.59	120.97
3	G	301	DVP	C8A-C4A-N5	-2.09	119.88	122.41
3	F	301	DVP	OAA-CAF-NAG	-2.07	118.92	122.34
2	A	300	NAP	O2N-PN-O1N	2.06	122.44	112.24
3	H	301	DVP	CAY-OAX-CAW	-2.06	111.28	115.94
3	C	301	DVP	OAX-CAW-OBF	-2.05	119.83	123.84
3	H	301	DVP	CAH-CAI-CAV	2.05	113.82	110.41
3	B	301	DVP	C6-N5-C4A	2.04	121.33	118.04
2	B	300	NAP	C4A-C5A-N7A	-2.03	107.28	109.40
3	B	301	DVP	C2-N3-C4	2.03	122.50	116.72
2	H	300	NAP	O5B-PA-O1A	-2.02	101.16	109.07
3	A	301	DVP	C2-N3-C4	2.02	122.50	116.72
2	H	300	NAP	O7N-C7N-N7N	-2.02	119.70	122.58
3	G	301	DVP	OAX-CAW-OBF	-2.02	119.88	123.84
2	E	300	NAP	N6A-C6A-N1A	-2.01	114.41	118.57
2	H	300	NAP	O2B-C2B-C1B	-2.01	102.88	110.10

There are no chirality outliers.

All (64) torsion outliers are listed below:

Mol	Chain	Res	Type	Atoms
2	A	300	NAP	C5B-O5B-PA-O2A
2	A	300	NAP	C5B-O5B-PA-O3
2	B	300	NAP	C5B-O5B-PA-O1A
2	B	300	NAP	C5B-O5B-PA-O2A
2	B	300	NAP	C5B-O5B-PA-O3
2	C	300	NAP	C5B-O5B-PA-O3
2	D	300	NAP	C5B-O5B-PA-O2A
2	D	300	NAP	C5B-O5B-PA-O3
2	E	300	NAP	C5B-O5B-PA-O2A
2	E	300	NAP	C5B-O5B-PA-O3
2	F	300	NAP	C5B-O5B-PA-O1A
2	F	300	NAP	C5B-O5B-PA-O2A
2	F	300	NAP	C5B-O5B-PA-O3
2	H	300	NAP	C2B-O2B-P2B-O2X
3	H	301	DVP	CAV-CAW-OAX-CAY
3	G	301	DVP	CAV-CAW-OAX-CAY
3	G	301	DVP	OBF-CAW-OAX-CAY
3	H	301	DVP	OBF-CAW-OAX-CAY
2	A	300	NAP	C3B-C4B-C5B-O5B
2	B	300	NAP	C3B-C4B-C5B-O5B
2	E	300	NAP	C3B-C4B-C5B-O5B
2	F	300	NAP	O4B-C4B-C5B-O5B
2	F	300	NAP	C3B-C4B-C5B-O5B
2	B	300	NAP	O4B-C4B-C5B-O5B
3	H	301	DVP	C6-C9-N10-CAQ
2	H	300	NAP	C3D-C4D-C5D-O5D
2	G	300	NAP	C4N-C3N-C7N-O7N
2	A	300	NAP	O4B-C4B-C5B-O5B
2	D	300	NAP	O4B-C4B-C5B-O5B
2	E	300	NAP	O4B-C4B-C5B-O5B
2	G	300	NAP	C4N-C3N-C7N-N7N
2	D	300	NAP	C3B-C4B-C5B-O5B
2	H	300	NAP	O4D-C4D-C5D-O5D
2	C	300	NAP	C3B-C4B-C5B-O5B
2	G	300	NAP	O4D-C4D-C5D-O5D
2	H	300	NAP	C2B-O2B-P2B-O1X
2	A	300	NAP	C5B-O5B-PA-O1A
2	C	300	NAP	C5B-O5B-PA-O2A
2	D	300	NAP	C5B-O5B-PA-O1A
2	E	300	NAP	C5B-O5B-PA-O1A
3	G	301	DVP	CAI-CAV-CAW-OAX
3	B	301	DVP	C7-C6-C9-N10
3	D	301	DVP	C7-C6-C9-N10

Continued on next page...

Continued from previous page...

Mol	Chain	Res	Type	Atoms
3	B	301	DVP	N5-C6-C9-N10
3	D	301	DVP	N5-C6-C9-N10
3	E	301	DVP	C7-C6-C9-N10
3	A	301	DVP	N5-C6-C9-N10
2	G	300	NAP	C3D-C4D-C5D-O5D
3	C	301	DVP	C7-C6-C9-N10
3	C	301	DVP	N5-C6-C9-N10
3	G	301	DVP	N5-C6-C9-N10
3	A	301	DVP	C7-C6-C9-N10
3	G	301	DVP	C7-C6-C9-N10
3	E	301	DVP	N5-C6-C9-N10
3	F	301	DVP	N5-C6-C9-N10
2	H	300	NAP	PN-O3-PA-O2A
3	F	301	DVP	C7-C6-C9-N10
3	G	301	DVP	CAI-CAV-CAW-OBF
2	C	300	NAP	O4B-C4B-C5B-O5B
3	H	301	DVP	N5-C6-C9-N10
3	E	301	DVP	C6-C9-N10-CAQ
2	H	300	NAP	PN-O3-PA-O1A
3	H	301	DVP	C7-C6-C9-N10
2	C	300	NAP	C5B-O5B-PA-O1A

There are no ring outliers.

13 monomers are involved in 63 short contacts:

Mol	Chain	Res	Type	Clashes	Symm-Clashes
3	C	301	DVP	3	0
2	B	300	NAP	1	0
2	D	300	NAP	1	0
3	E	301	DVP	3	0
3	G	301	DVP	10	0
3	F	301	DVP	5	0
3	D	301	DVP	4	0
2	H	300	NAP	10	0
3	H	301	DVP	3	0
2	G	300	NAP	17	0
2	E	300	NAP	2	0
3	A	301	DVP	6	0
3	B	301	DVP	2	0

The following is a two-dimensional graphical depiction of Mogul quality analysis of bond lengths, bond angles, torsion angles, and ring geometry for all instances of the Ligand of Interest. In

addition, ligands with molecular weight > 250 and outliers as shown on the validation Tables will also be included. For torsion angles, if less then 5% of the Mogul distribution of torsion angles is within 10 degrees of the torsion angle in question, then that torsion angle is considered an outlier. Any bond that is central to one or more torsion angles identified as an outlier by Mogul will be highlighted in the graph. For rings, the root-mean-square deviation (RMSD) between the ring in question and similar rings identified by Mogul is calculated over all ring torsion angles. If the average RMSD is greater than 60 degrees and the minimal RMSD between the ring in question and any Mogul-identified rings is also greater than 60 degrees, then that ring is considered an outlier. The outliers are highlighted in purple. The color gray indicates Mogul did not find sufficient equivalents in the CSD to analyse the geometry.

Ligand DVP C 301

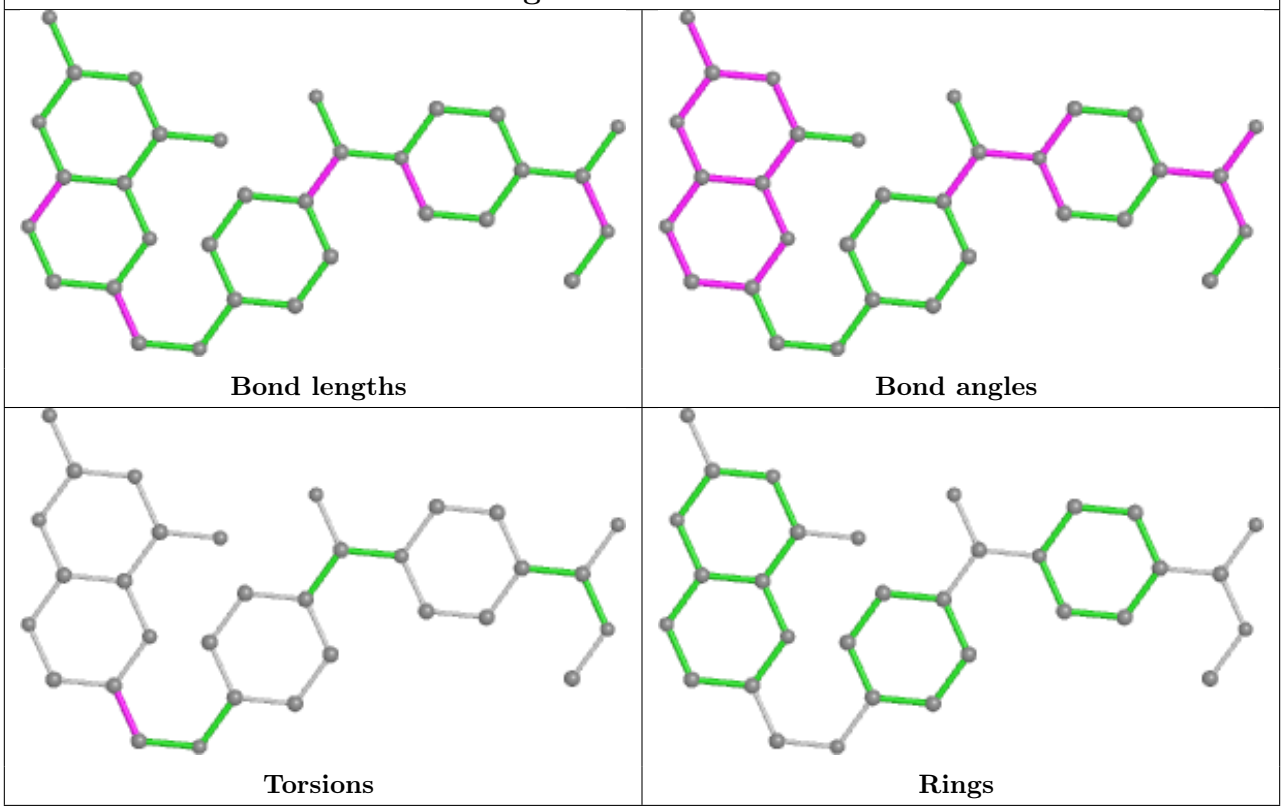

Ligand NAP B 300

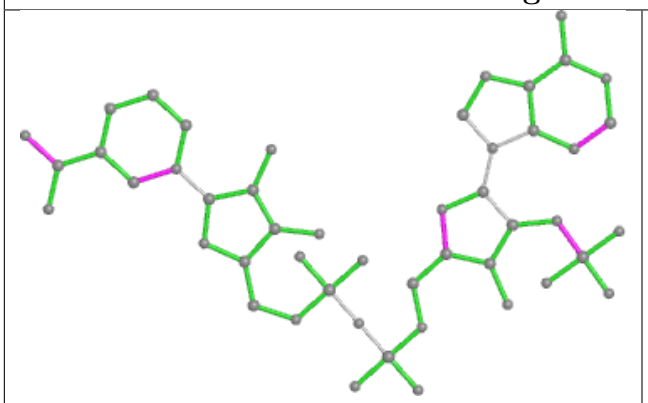

Bond lengths

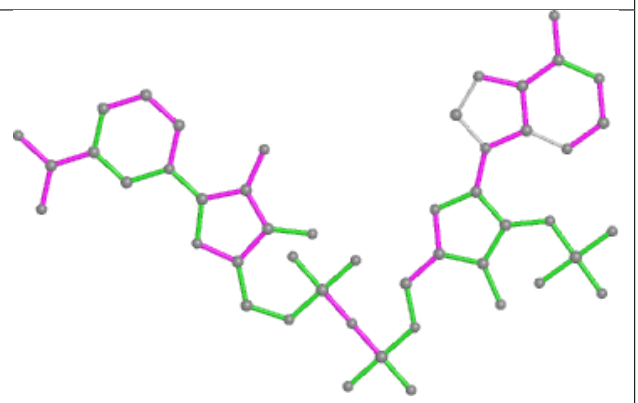

Bond angles

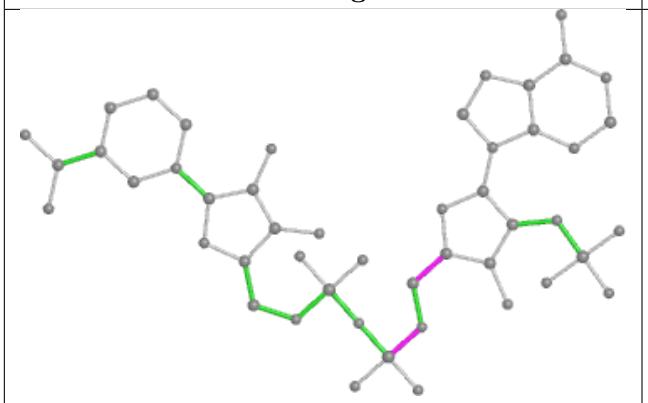

Torsions

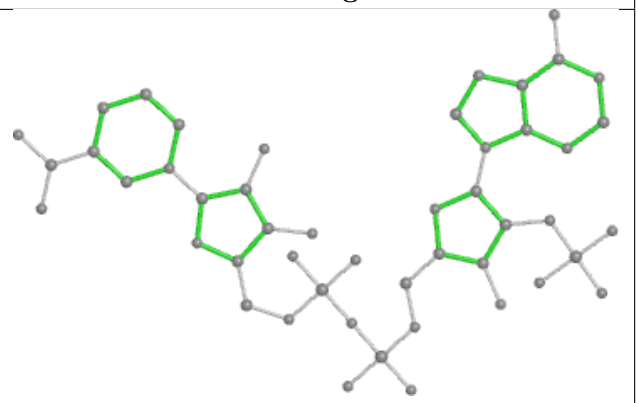

Rings

Ligand NAP D 300

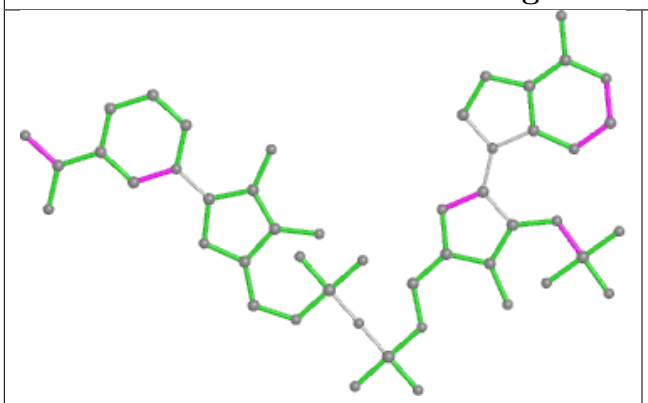

Bond lengths

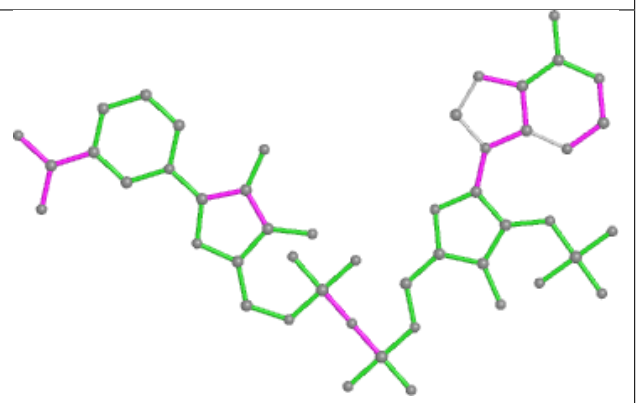

Bond angles

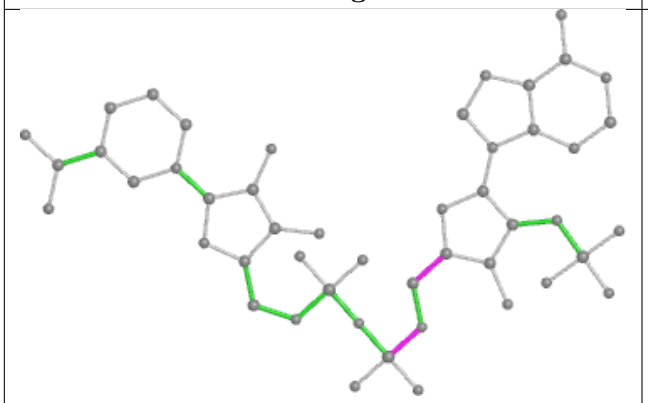

Torsions

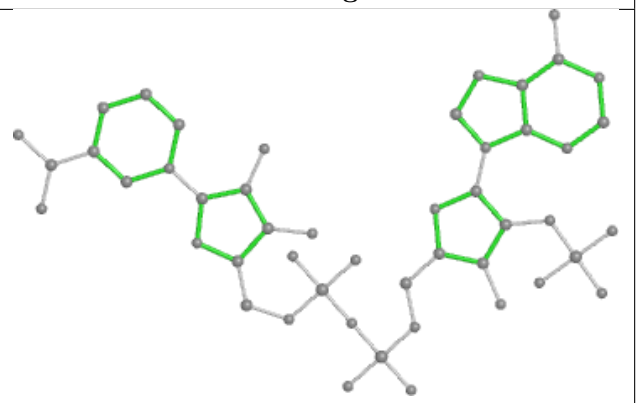

Rings

Ligand NAP F 300

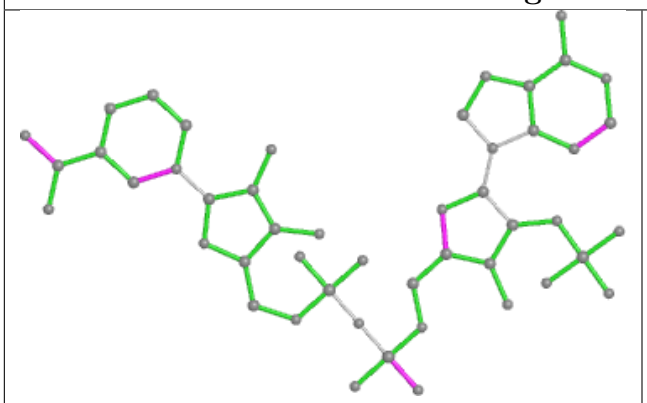

Bond lengths

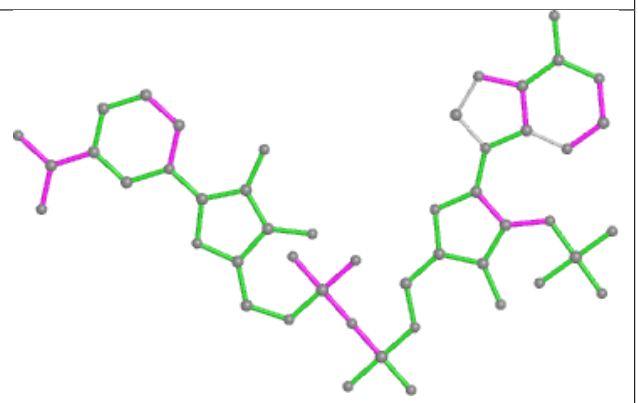

Bond angles

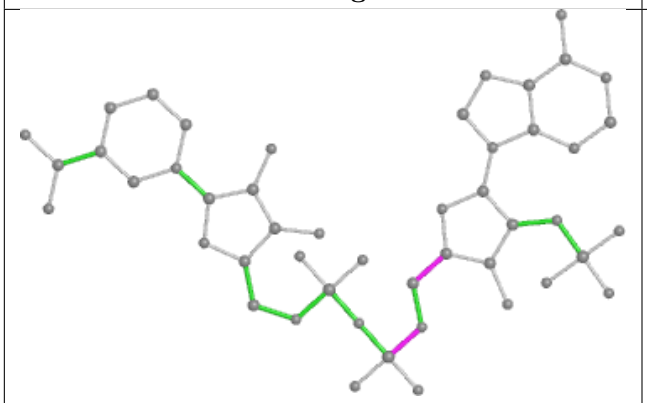

Torsions

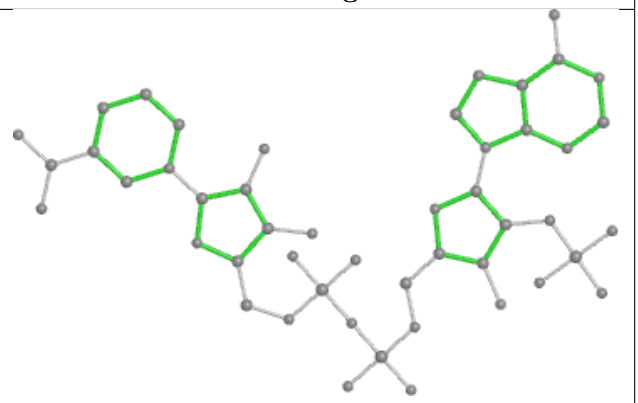

Rings

Ligand DVP E 301

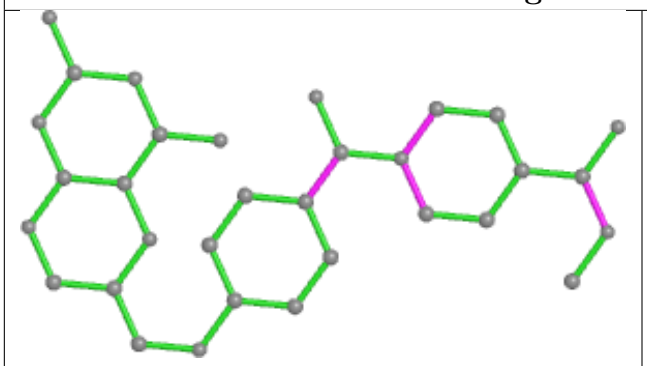

Bond lengths

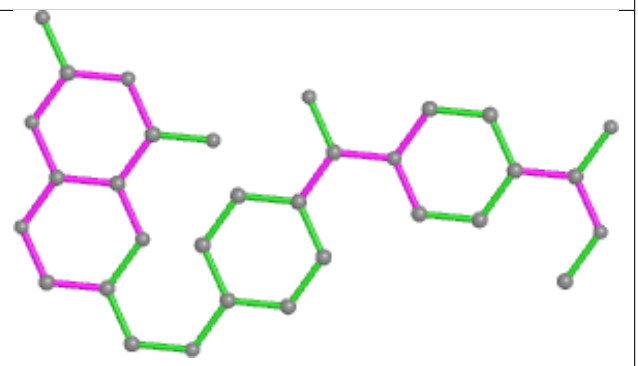

Bond angles

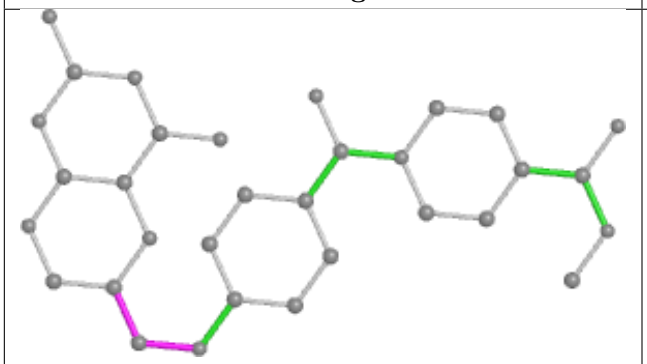

Torsions

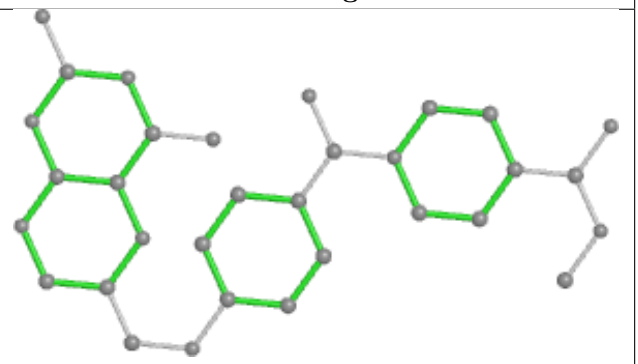

Rings

Ligand DVP G 301

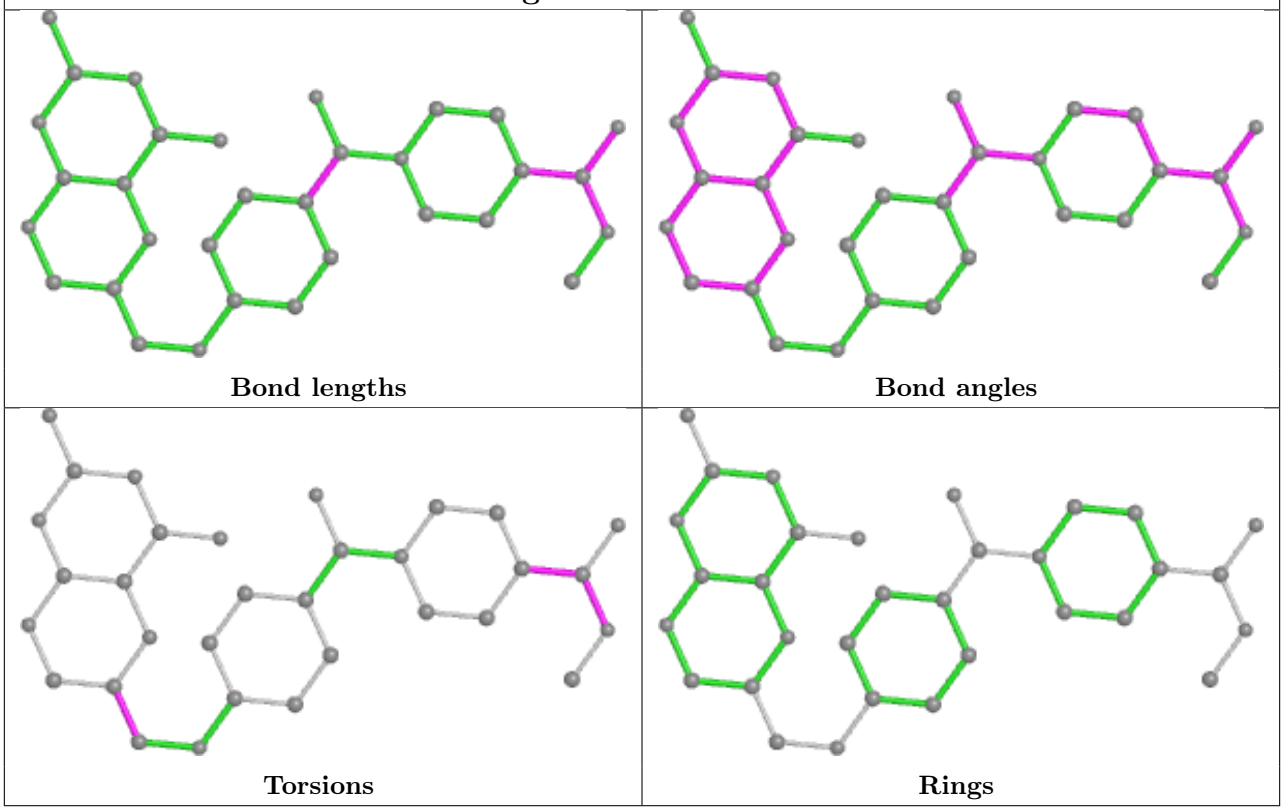

Ligand NAP A 300

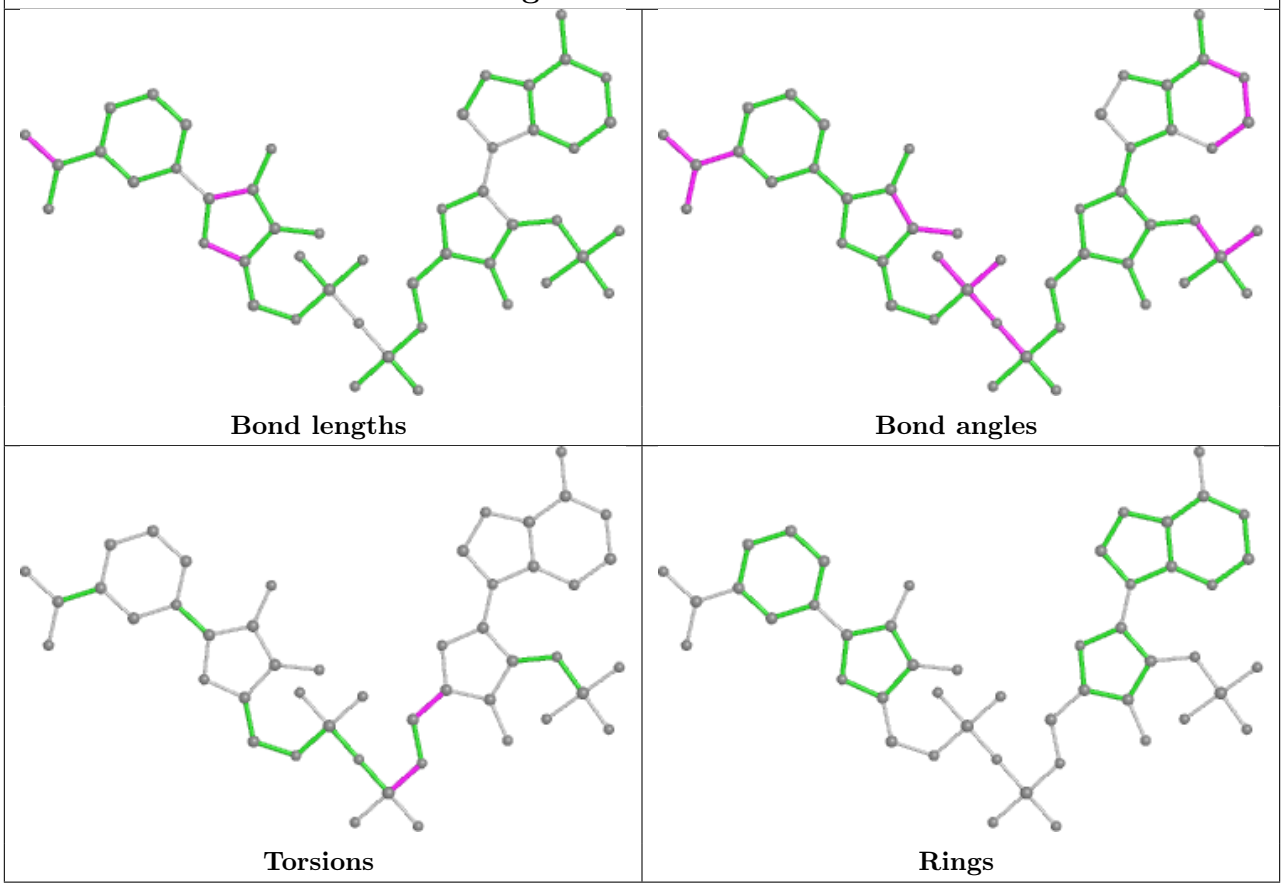

Ligand DVP F 301

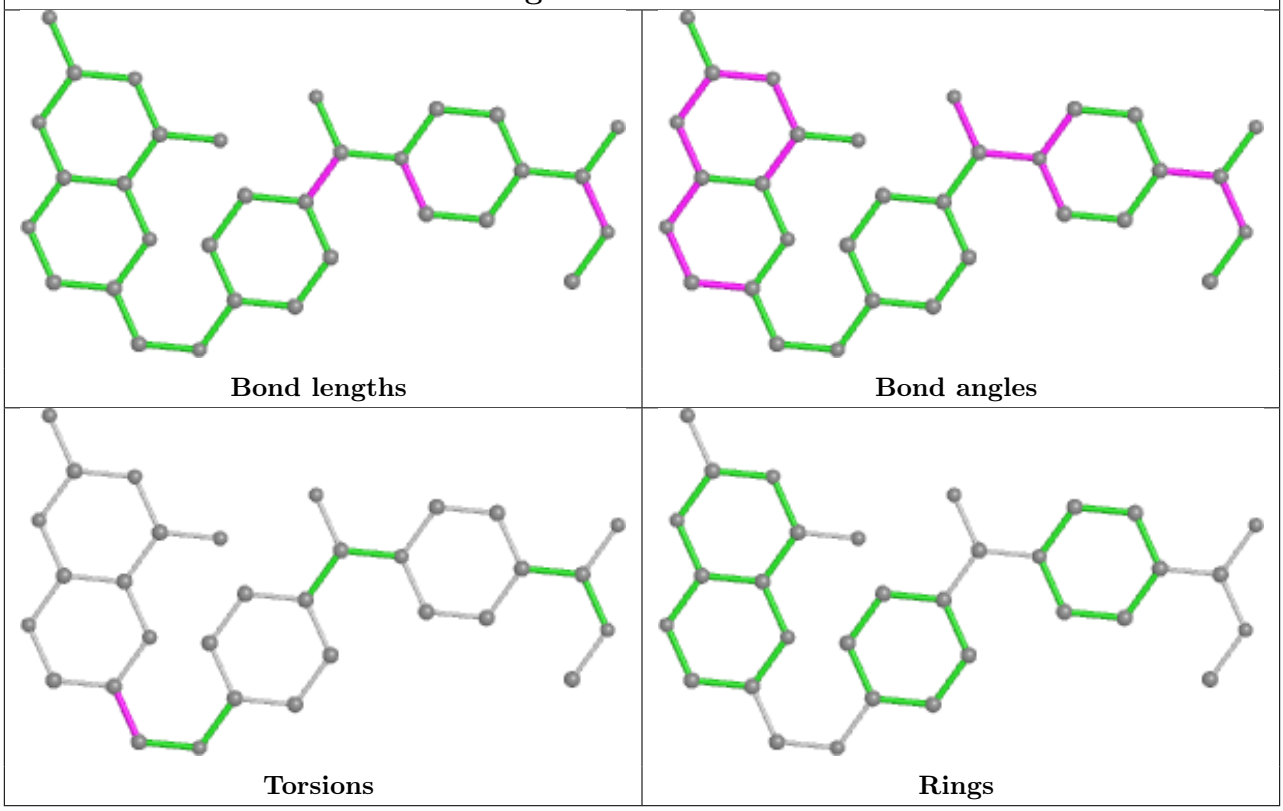

Ligand NAP C 300

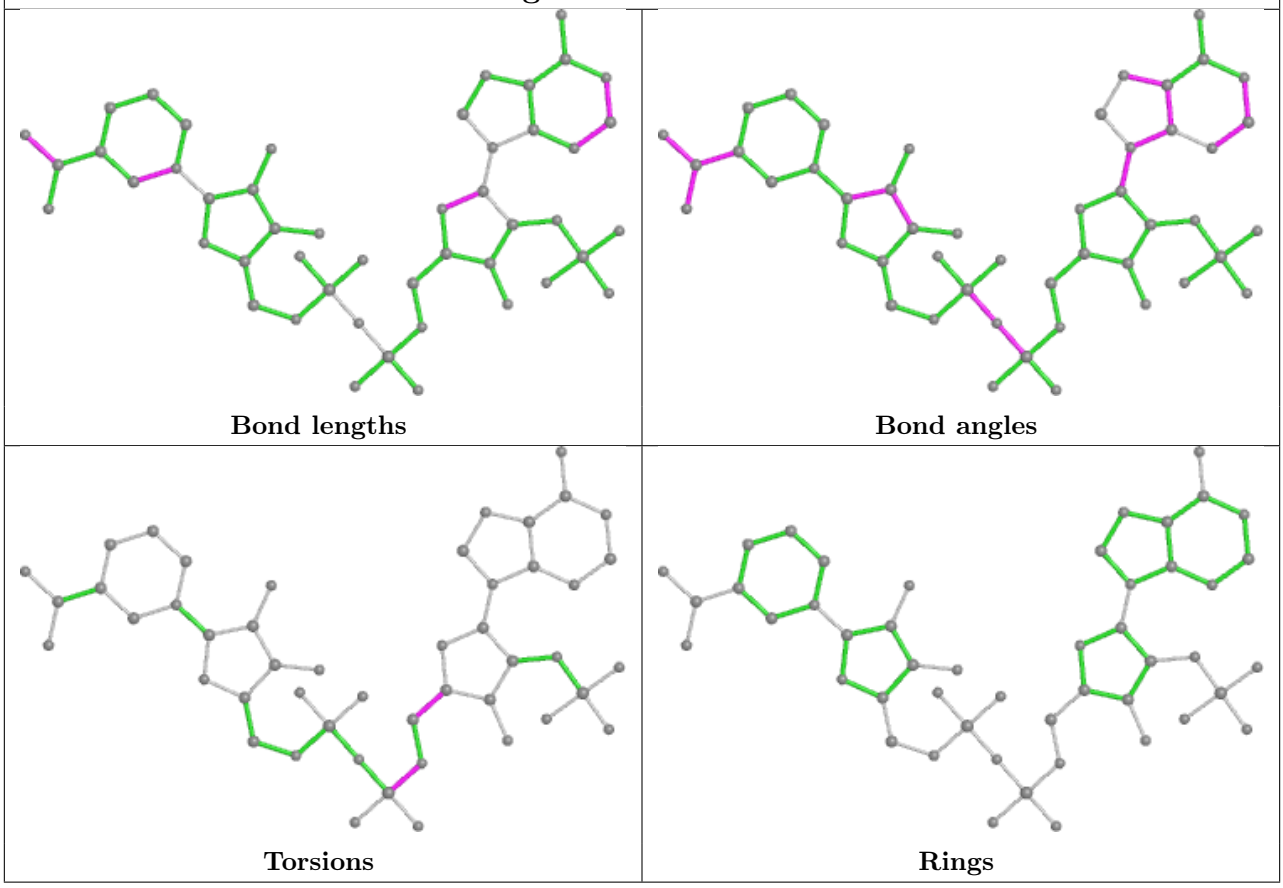

Ligand DVP D 301

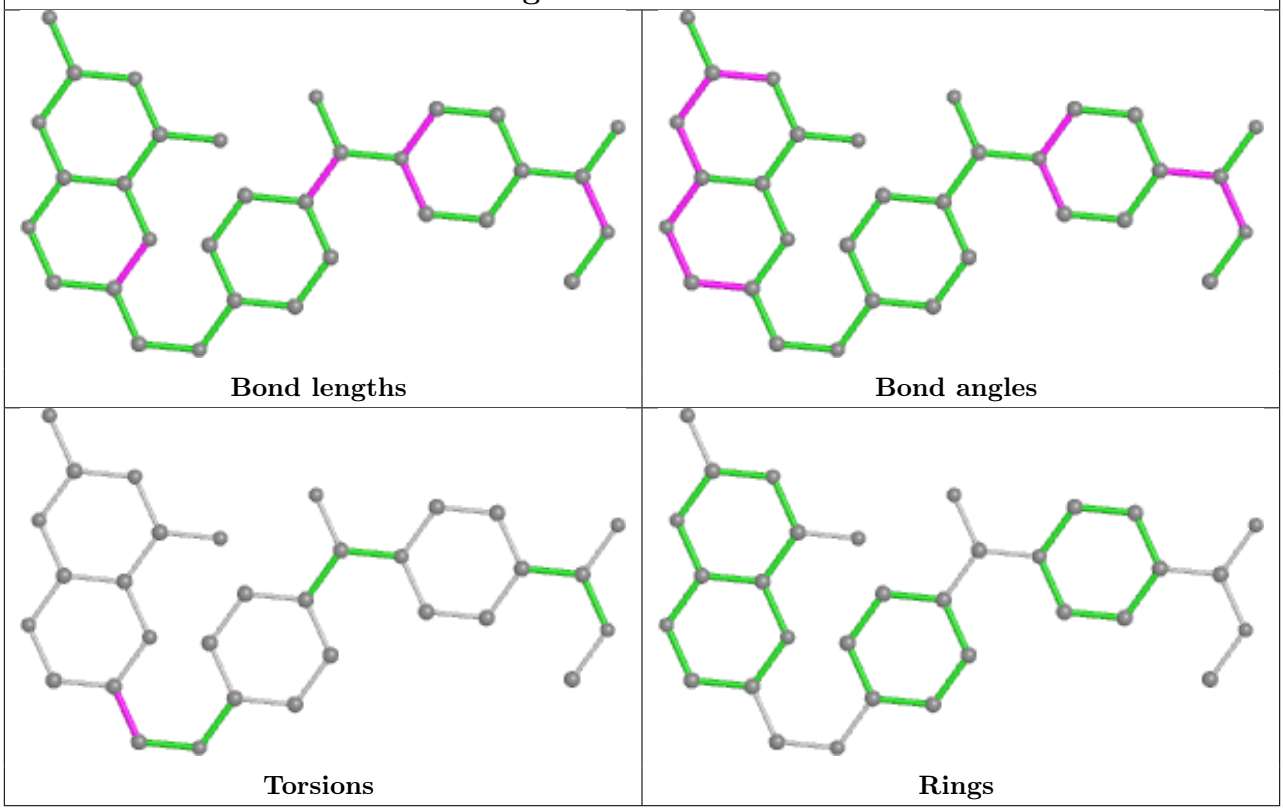

Ligand NAP H 300

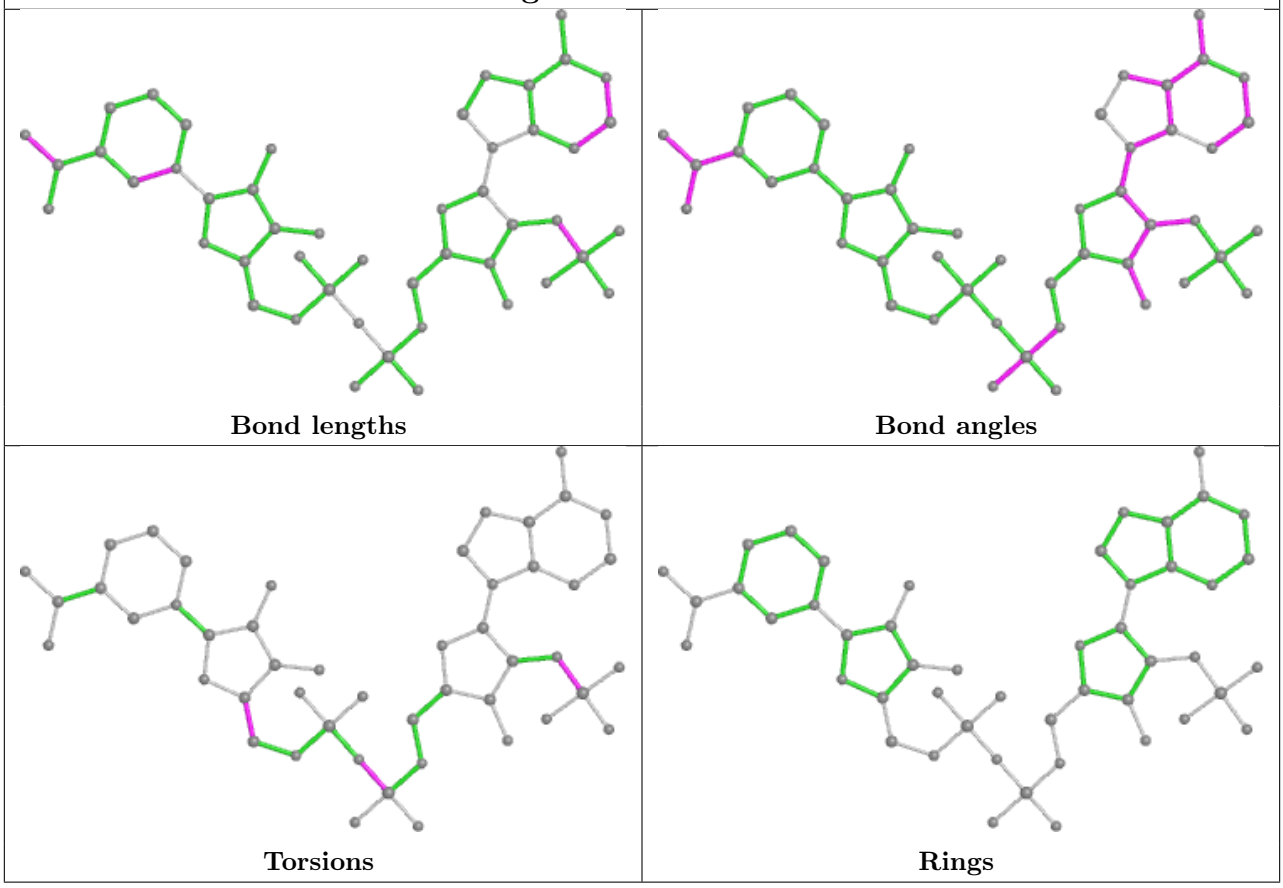

Ligand DVP H 301

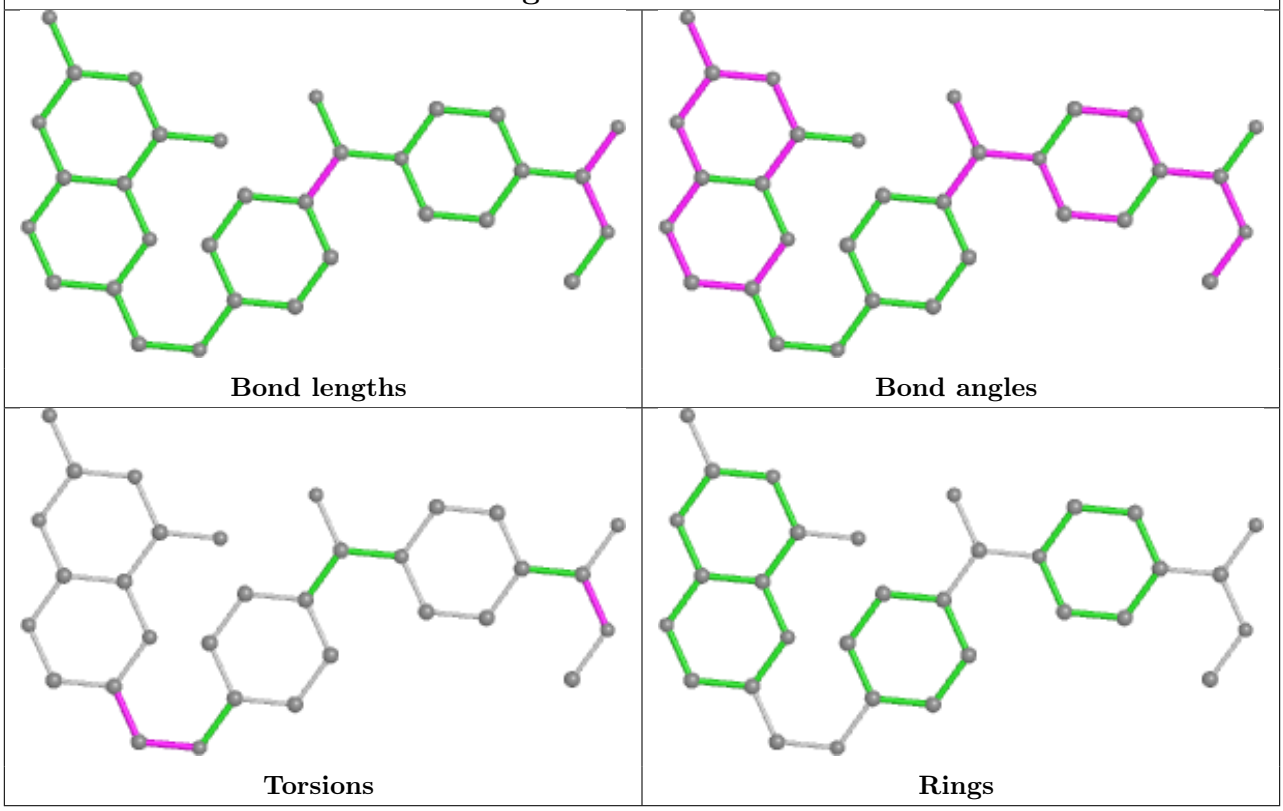

Ligand NAP G 300

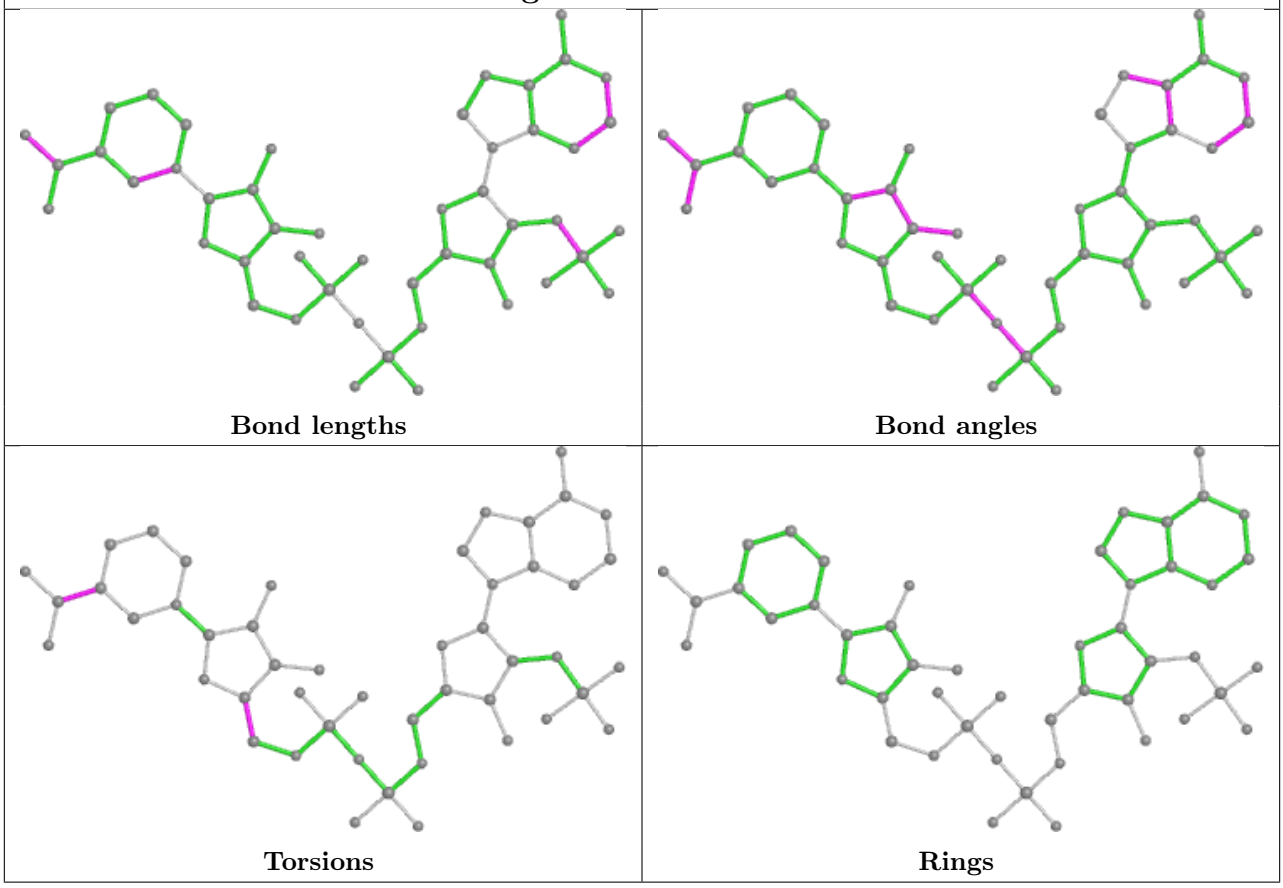

Ligand NAP E 300

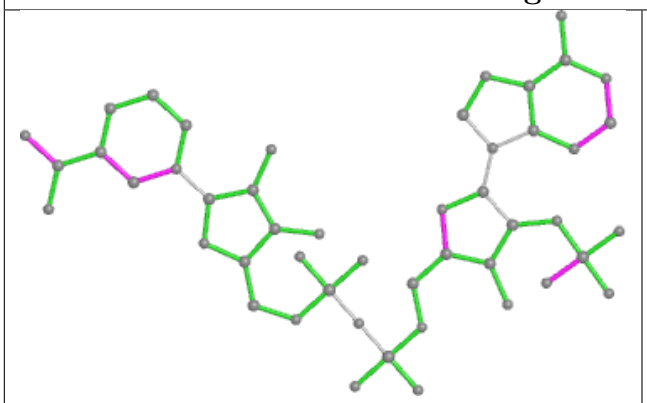

Bond lengths

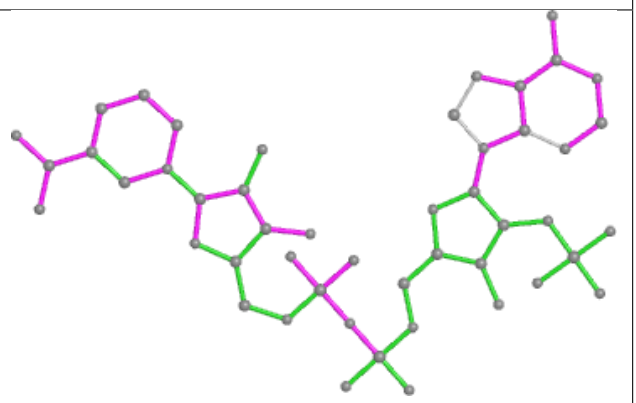

Bond angles

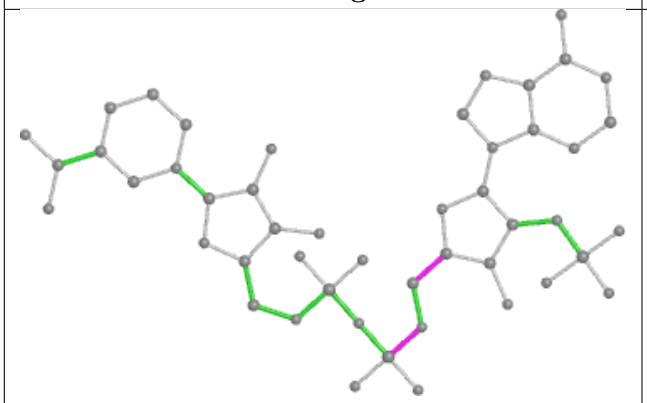

Torsions

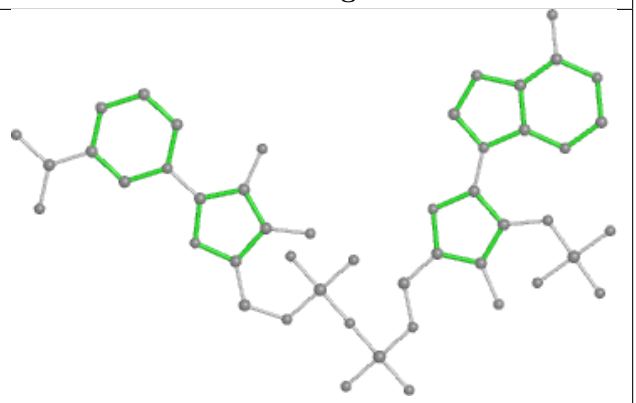

Rings

Ligand DVP A 301

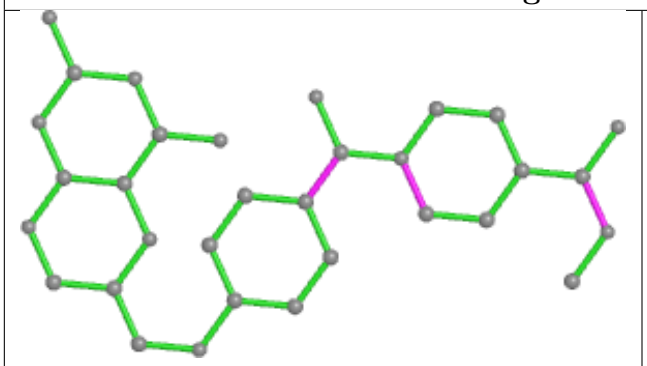

Bond lengths

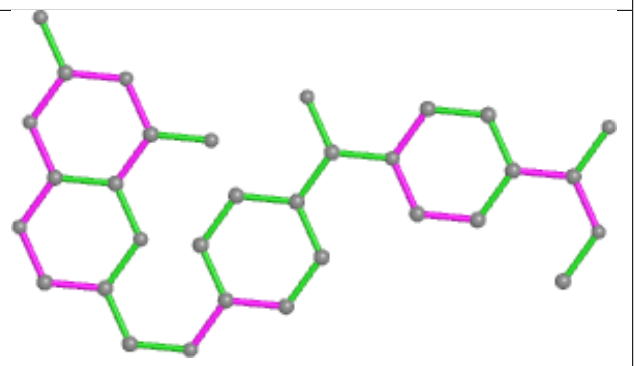

Bond angles

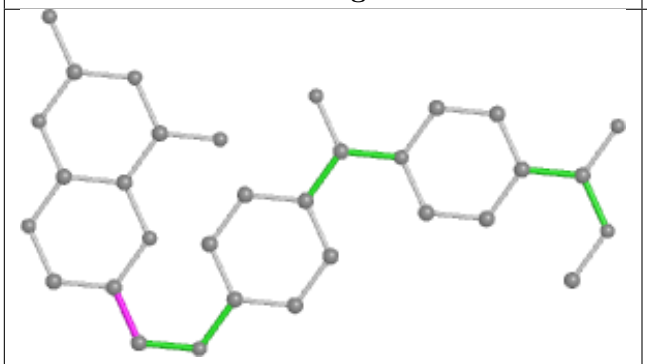

Torsions

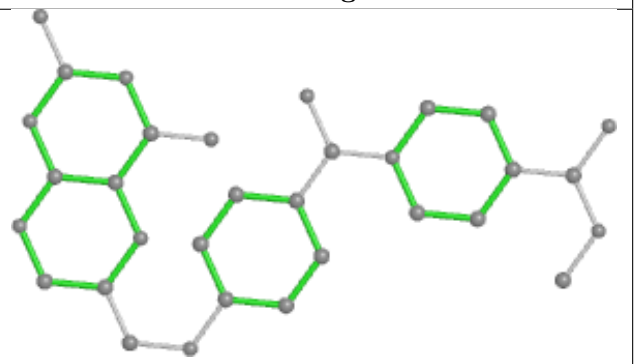

Rings

Ligand DVP B 301

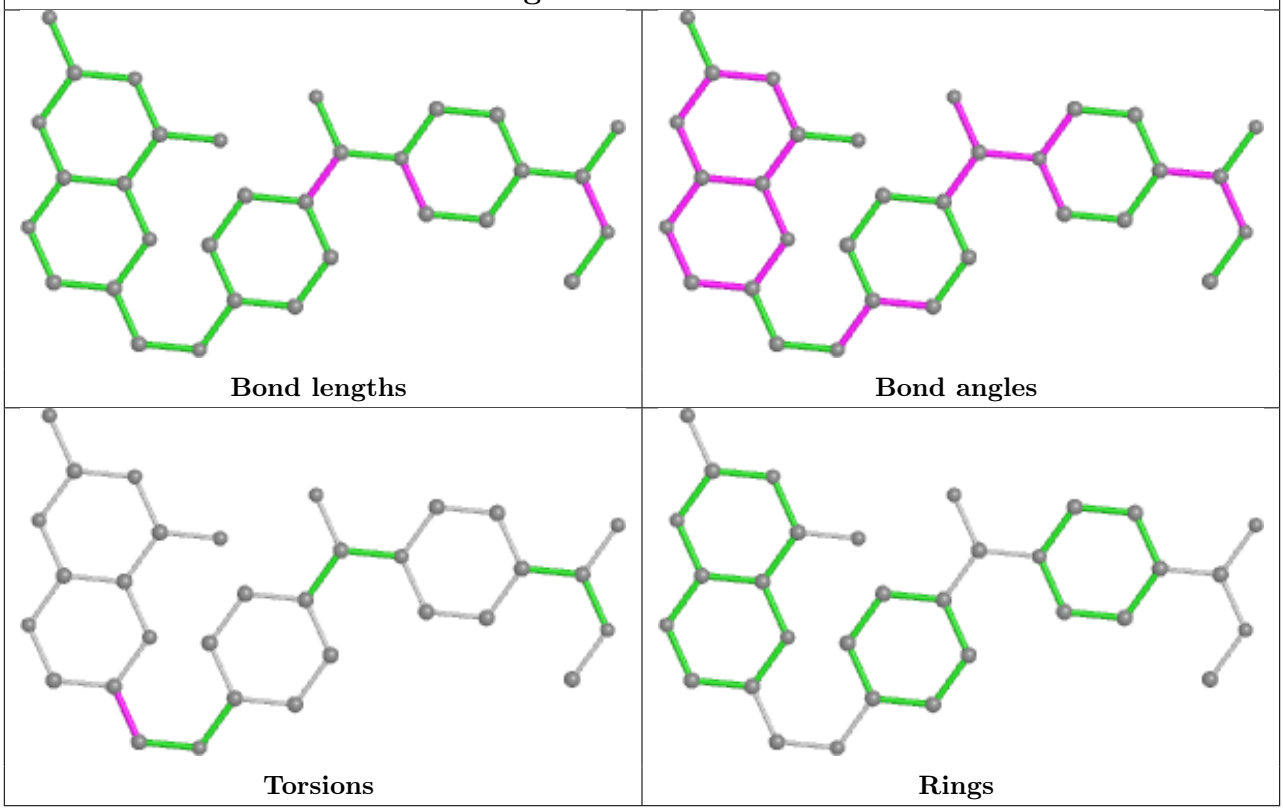

5.7 Other polymers (i)

There are no such residues in this entry.

5.8 Polymer linkage issues (i)

There are no chain breaks in this entry.

6 Fit of model and data (i)

6.1 Protein, DNA and RNA chains (i)

In the following table, the column labelled '#RSRZ> 2' contains the number (and percentage) of RSRZ outliers, followed by percent RSRZ outliers for the chain as percentile scores relative to all X-ray entries and entries of similar resolution. The OWAB column contains the minimum, median, 95th percentile and maximum values of the occupancy-weighted average B-factor per residue. The column labelled 'Q< 0.9' lists the number of (and percentage) of residues with an average occupancy less than 0.9.

Mol	Chain	Analysed	<RSRZ>	#RSRZ>2			OWAB(Å^2)	Q<0.9
1	A	273/288 (94%)	-0.24	3 (1%)	80	79	5, 16, 33, 62	0
1	B	273/288 (94%)	-0.22	0	100	100	7, 16, 32, 60	0
1	C	259/288 (89%)	-0.36	3 (1%)	79	77	7, 16, 41, 69	0
1	D	263/288 (91%)	-0.39	2 (0%)	86	84	7, 16, 45, 90	0
1	E	266/288 (92%)	0.05	1 (0%)	92	91	7, 17, 39, 63	0
1	F	270/288 (93%)	0.06	5 (1%)	66	64	7, 17, 39, 81	0
1	G	261/288 (90%)	0.95	35 (13%)	3	2	12, 38, 63, 93	0
1	H	263/288 (91%)	0.75	23 (8%)	10	9	9, 37, 53, 71	0
All	All	2128/2304 (92%)	0.07	72 (3%)	45	44	5, 18, 50, 93	0

All (72) RSRZ outliers are listed below:

Mol	Chain	Res	Type	RSRZ
1	G	81	ALA	6.3
1	F	80	SER	5.9
1	G	133	ARG	5.6
1	G	60	ILE	4.8
1	H	92	LEU	4.8
1	H	208	ALA	4.6
1	F	122	ASP	4.6
1	H	228	VAL	4.4
1	G	98	THR	4.4
1	G	82	PRO	4.1
1	G	229	LEU	3.9
1	G	144	PHE	3.6
1	C	80	SER	3.5
1	G	15	ALA	3.4
1	H	164	GLY	3.4
1	G	86	PHE	3.3

Continued on next page...

Continued from previous page...

Mol	Chain	Res	Type	RSRZ
1	A	80	SER	3.3
1	H	212	LEU	3.3
1	D	238	TRP	3.2
1	G	134	GLU	3.2
1	G	51	LEU	3.1
1	H	139	ALA	3.0
1	F	131	GLY	3.0
1	D	231	ASP	3.0
1	E	72	ALA	3.0
1	G	155	ILE	2.9
1	G	120	ARG	2.9
1	H	69	VAL	2.9
1	G	197	ALA	2.8
1	G	193	ILE	2.7
1	F	5	THR	2.7
1	G	94	ALA	2.6
1	H	243	SER	2.6
1	G	217	ILE	2.6
1	H	89	CYS	2.6
1	G	267	SER	2.6
1	H	131	GLY	2.6
1	A	72	ALA	2.5
1	F	86	PHE	2.5
1	C	73	PRO	2.5
1	H	155	ILE	2.5
1	H	262	ILE	2.5
1	H	113	PHE	2.5
1	G	233	MET	2.5
1	G	53	ALA	2.5
1	H	82	PRO	2.5
1	C	81	ALA	2.4
1	G	200	ALA	2.4
1	G	119	LEU	2.4
1	A	77	ALA	2.4
1	G	54	ARG	2.3
1	H	95	ALA	2.3
1	H	86	PHE	2.3
1	H	101	GLY	2.2
1	H	132	ASP	2.2
1	G	174	TYR	2.2
1	H	152	TYR	2.2
1	G	22	ILE	2.2

Continued on next page...

Continued from previous page...

Mol	Chain	Res	Type	RSRZ
1	H	96	CYS	2.2
1	G	12	THR	2.2
1	G	166	PRO	2.1
1	G	227	SER	2.1
1	G	103	CYS	2.1
1	G	283	TYR	2.1
1	G	262	ILE	2.1
1	H	83	VAL	2.1
1	G	231	ASP	2.1
1	G	62	VAL	2.1
1	H	72	ALA	2.0
1	G	160	HIS	2.0
1	G	45	ASN	2.0
1	H	232	ASP	2.0

6.2 Non-standard residues in protein, DNA, RNA chains (i)

There are no non-standard protein/DNA/RNA residues in this entry.

6.3 Carbohydrates (i)

There are no monosaccharides in this entry.

6.4 Ligands (i)

In the following table, the Atoms column lists the number of modelled atoms in the group and the number defined in the chemical component dictionary. The B-factors column lists the minimum, median, 95th percentile and maximum values of B factors of atoms in the group. The column labelled 'Q< 0.9' lists the number of atoms with occupancy less than 0.9.

Mol	Type	Chain	Res	Atoms	RSCC	RSR	B-factors(Å^2)	Q<0.9
3	DVP	H	301	32/32	0.63	0.50	86,113,128,129	0
3	DVP	G	301	32/32	0.67	0.36	70,91,106,106	0
3	DVP	C	301	32/32	0.85	0.31	18,48,62,63	0
3	DVP	D	301	32/32	0.85	0.24	18,48,62,63	0
3	DVP	A	301	32/32	0.87	0.24	18,48,62,63	0
3	DVP	F	301	32/32	0.87	0.25	18,48,62,63	0
3	DVP	E	301	32/32	0.88	0.23	18,48,62,63	0
2	NAP	H	300	48/48	0.88	0.20	13,41,52,60	0
2	NAP	G	300	48/48	0.89	0.16	18,37,49,50	0

Continued on next page...

Continued from previous page...

Mol	Type	Chain	Res	Atoms	RSCC	RSR	B-factors(Å^2)	Q<0.9
3	DVP	B	301	32/32	0.89	0.22	18,48,62,63	0
2	NAP	E	300	48/48	0.96	0.12	4,12,16,17	0
2	NAP	F	300	48/48	0.96	0.12	5,12,16,17	0
2	NAP	A	300	48/48	0.97	0.12	4,12,16,17	0
2	NAP	D	300	48/48	0.97	0.11	4,12,16,17	0
2	NAP	C	300	48/48	0.98	0.10	4,12,16,17	0
2	NAP	B	300	48/48	0.98	0.12	3,12,16,17	0

The following is a graphical depiction of the model fit to experimental electron density of all instances of the Ligand of Interest. In addition, ligands with molecular weight > 250 and outliers as shown on the geometry validation Tables will also be included. Each fit is shown from different orientation to approximate a three-dimensional view.

Electron density around DVP H 301:

2mF$_o$-DF$_c$ (at 0.7 rmsd) in gray
mF$_o$-DF$_c$ (at 3 rmsd) in purple (negative) and green (positive)

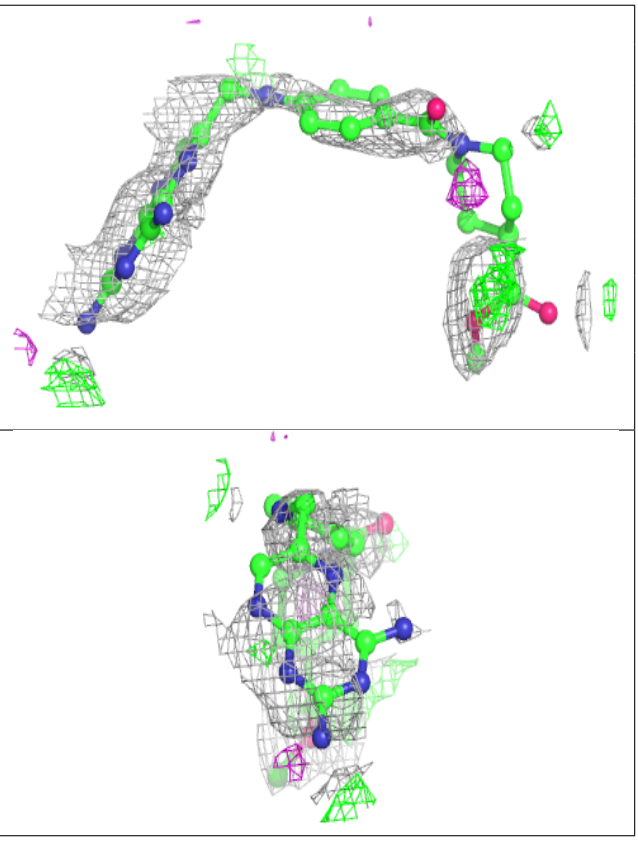

Electron density around DVP G 301:

$2mF_o$-DF_c (at 0.7 rmsd) in gray
mF_o-DF_c (at 3 rmsd) in purple (negative)
and green (positive)

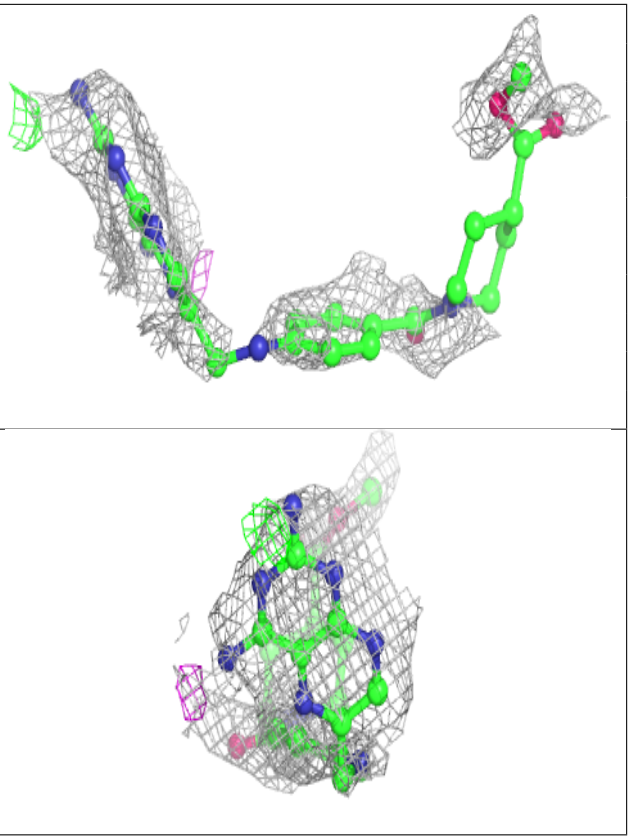

Electron density around DVP C 301:

$2mF_o$-DF_c (at 0.7 rmsd) in gray
mF_o-DF_c (at 3 rmsd) in purple (negative)
and green (positive)

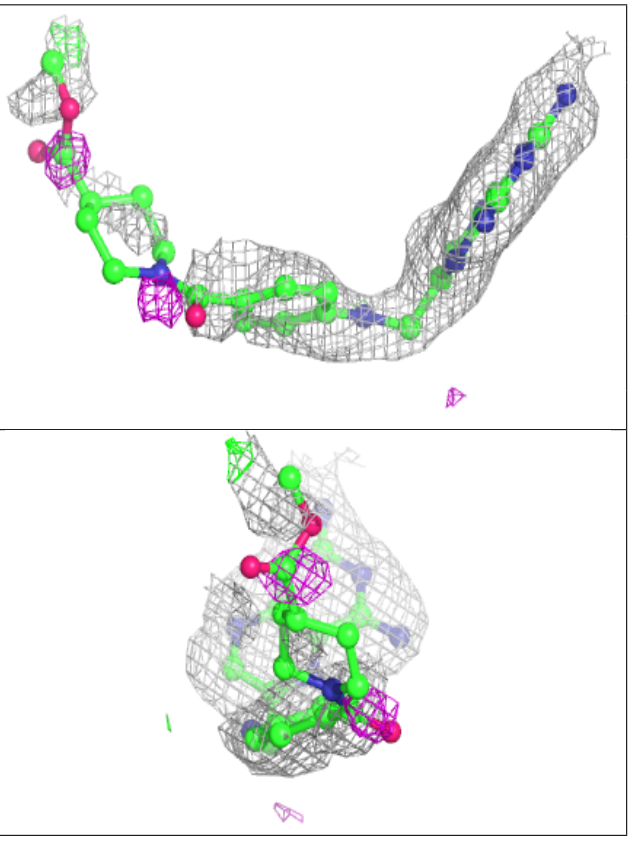

Electron density around DVP D 301:

$2mF_o$-DF_c (at 0.7 rmsd) in gray
mF_o-DF_c (at 3 rmsd) in purple (negative)
and green (positive)

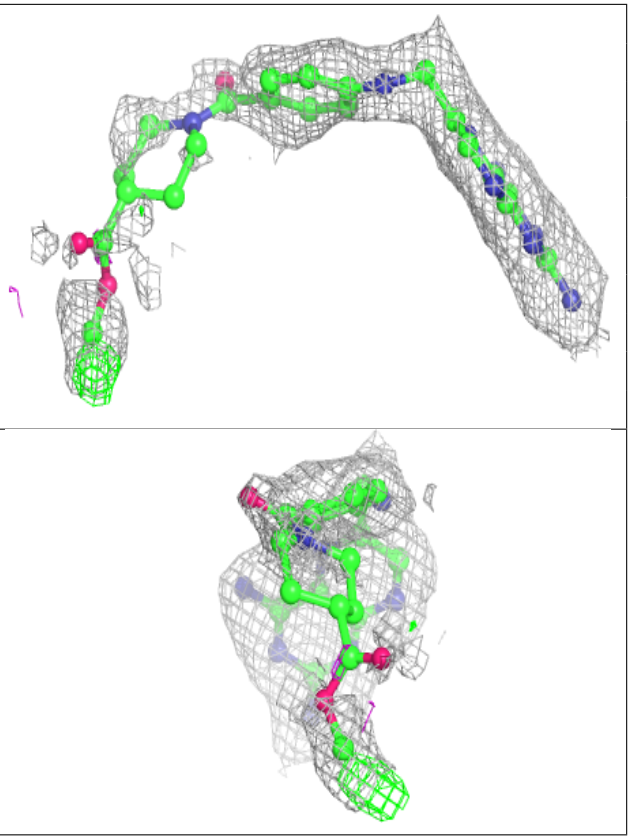

Electron density around DVP A 301:

$2mF_o$-DF_c (at 0.7 rmsd) in gray
mF_o-DF_c (at 3 rmsd) in purple (negative)
and green (positive)

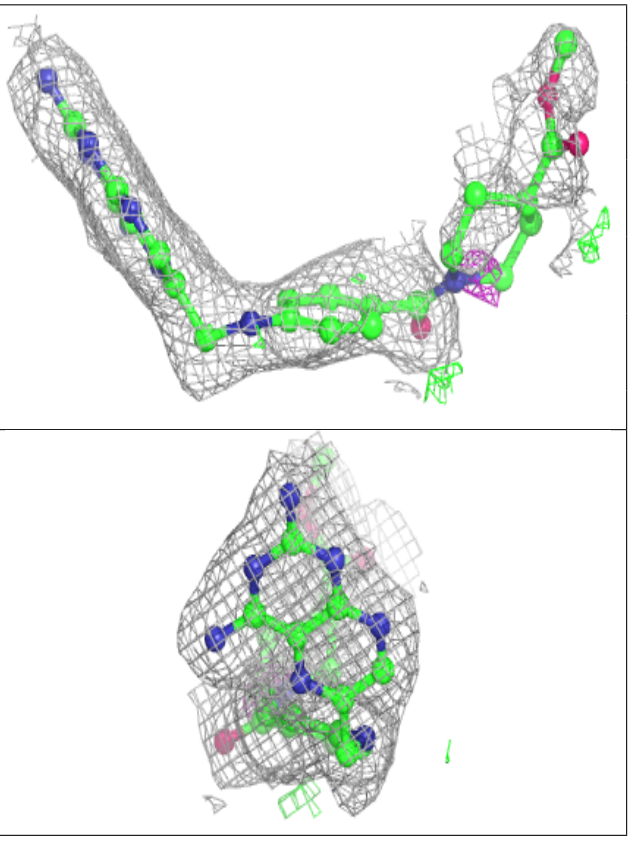

Electron density around DVP F 301:

$2mF_o$-DF_c (at 0.7 rmsd) in gray
mF_o-DF_c (at 3 rmsd) in purple (negative)
and green (positive)

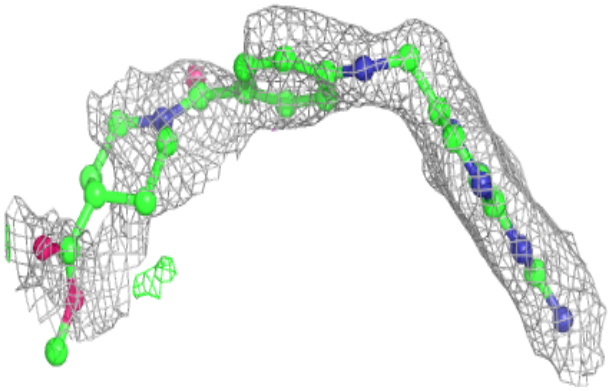

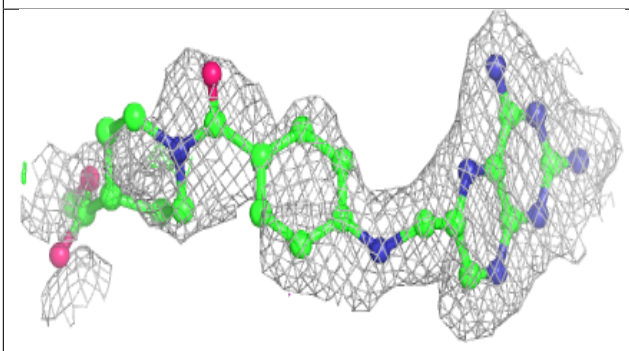

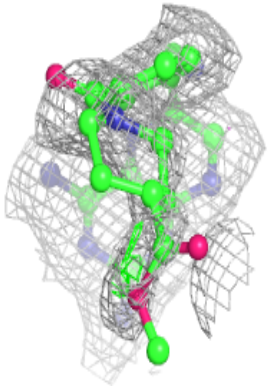

Electron density around DVP E 301:

$2mF_o$-DF_c (at 0.7 rmsd) in gray
mF_o-DF_c (at 3 rmsd) in purple (negative)
and green (positive)

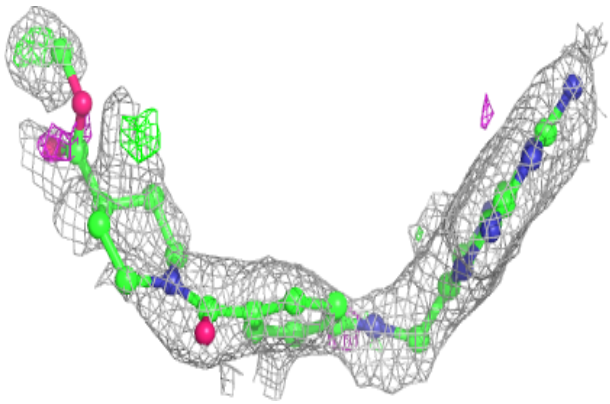

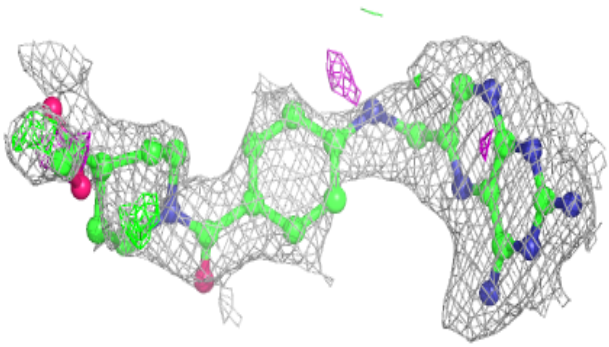

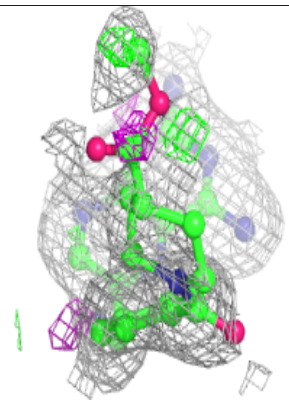

Electron density around NAP H 300:

$2mF_o$-DF_c (at 0.7 rmsd) in gray
mF_o-DF_c (at 3 rmsd) in purple (negative)
and green (positive)

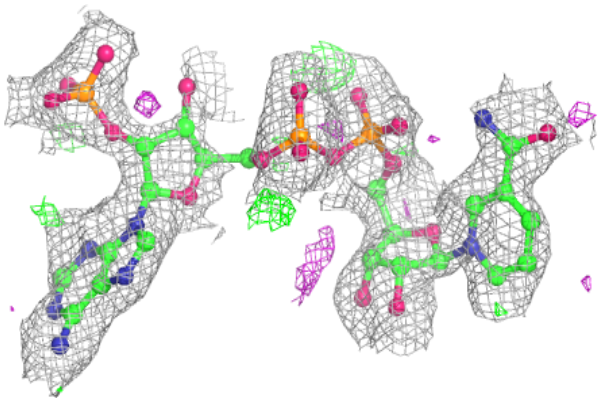

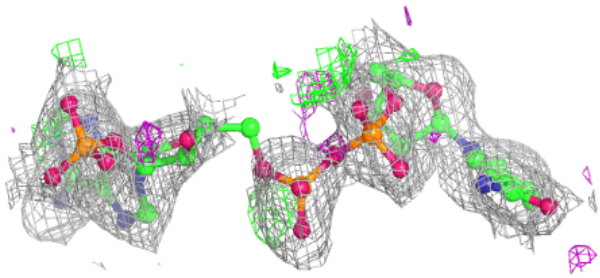

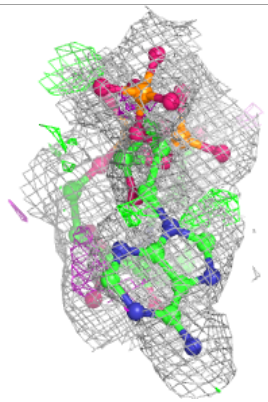

Electron density around NAP G 300:

$2mF_o$-DF_c (at 0.7 rmsd) in gray
mF_o-DF_c (at 3 rmsd) in purple (negative)
and green (positive)

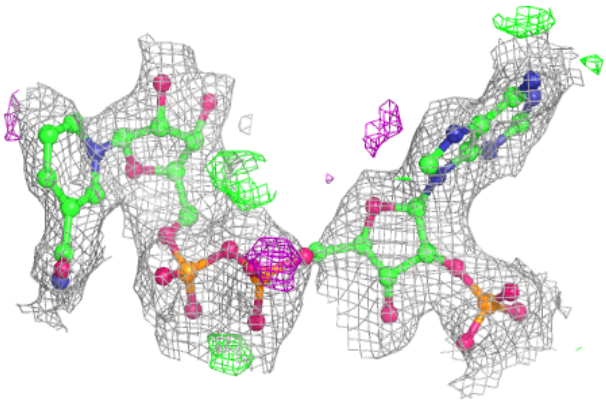

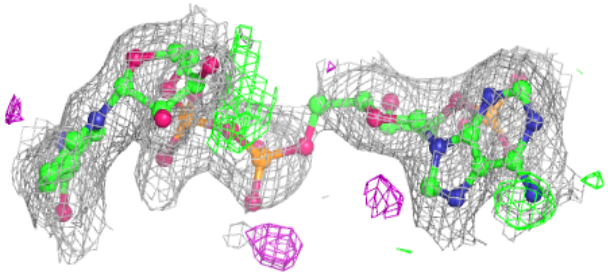

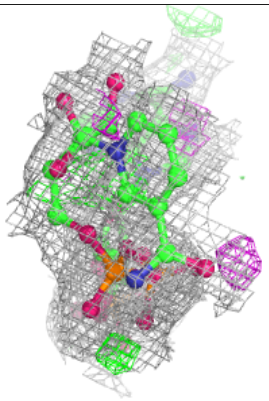

Electron density around DVP B 301:

$2mF_o$-DF_c (at 0.7 rmsd) in gray
mF_o-DF_c (at 3 rmsd) in purple (negative)
and green (positive)

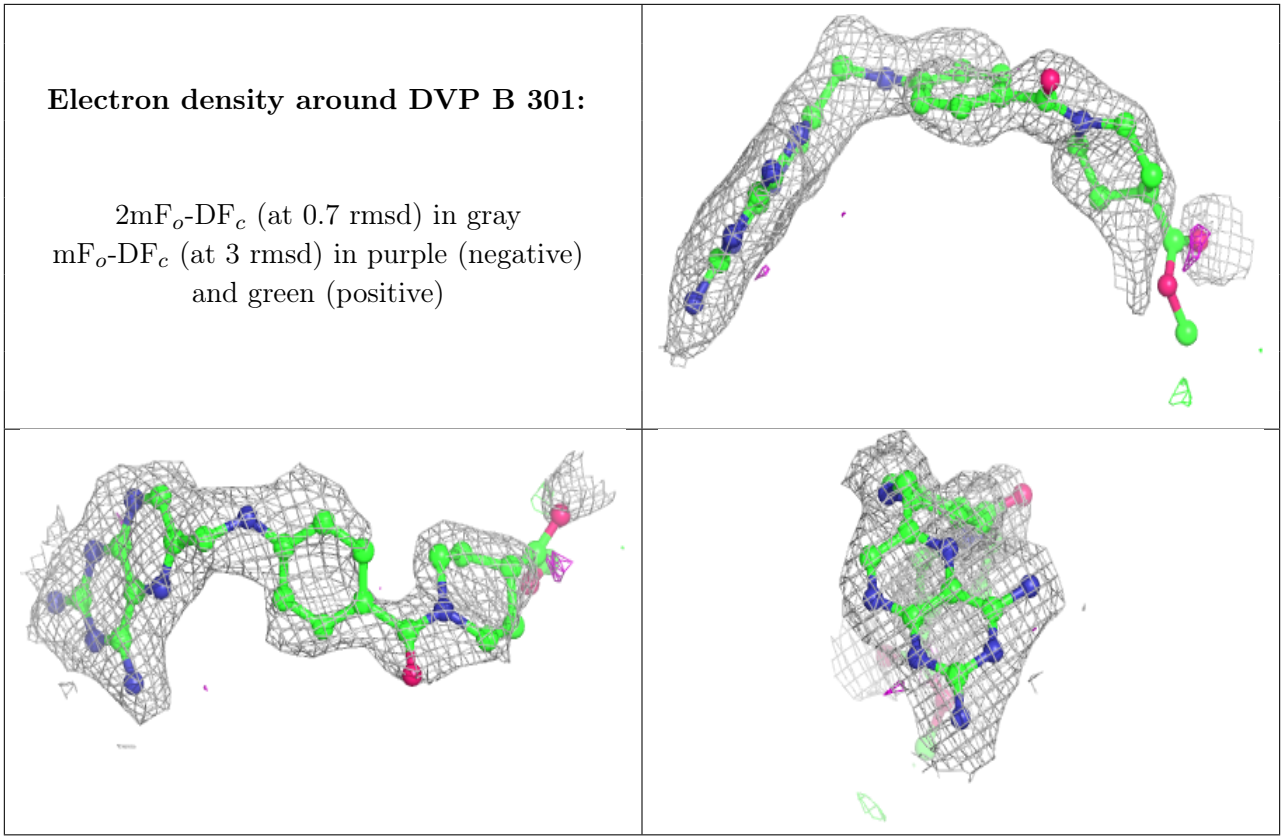

Electron density around NAP E 300:

$2mF_o$-DF_c (at 0.7 rmsd) in gray
mF_o-DF_c (at 3 rmsd) in purple (negative)
and green (positive)

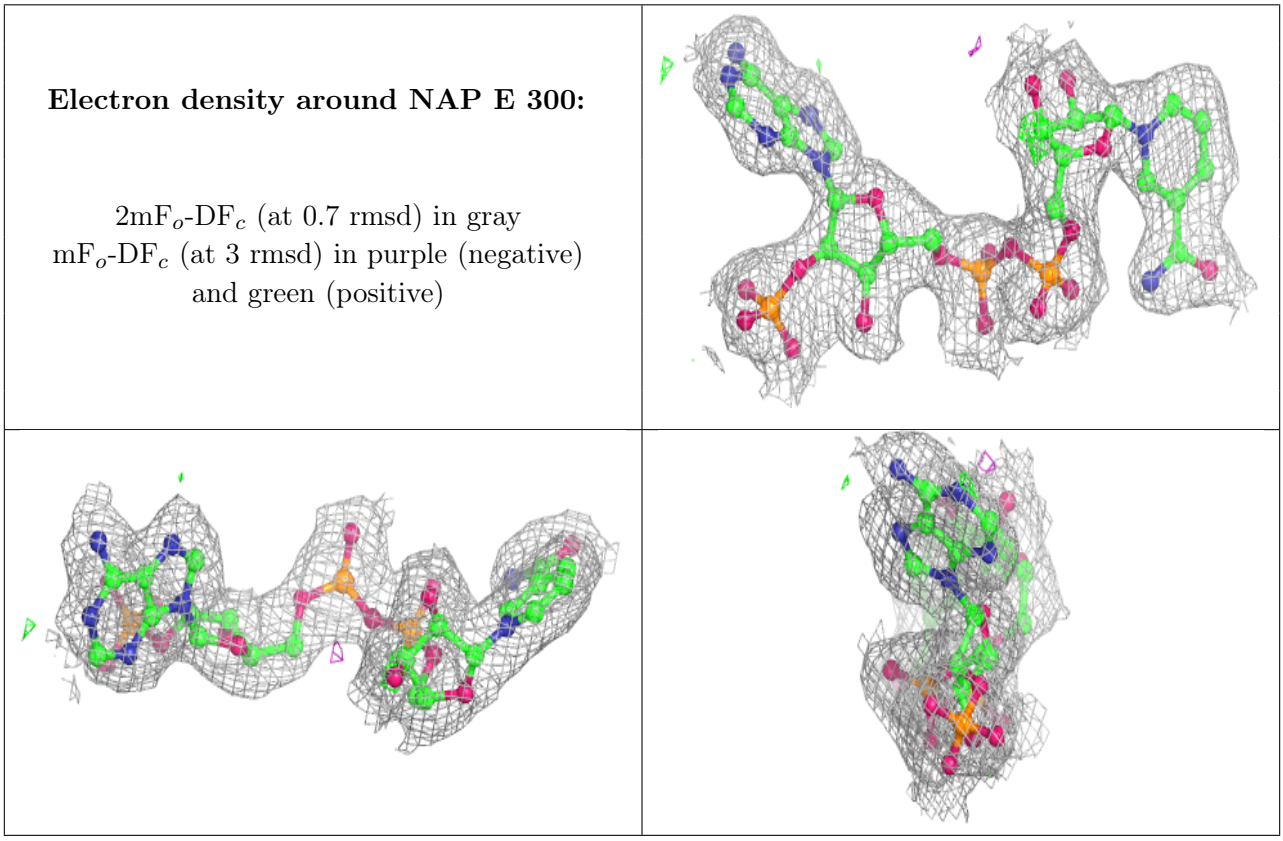

Electron density around NAP F 300:

$2mF_o$-DF_c (at 0.7 rmsd) in gray
mF_o-DF_c (at 3 rmsd) in purple (negative)
and green (positive)

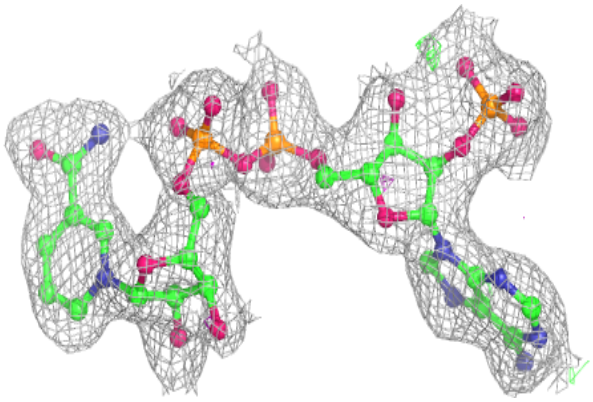

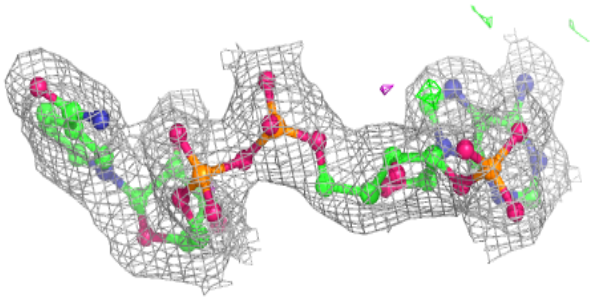

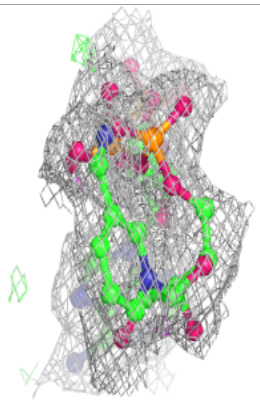

Electron density around NAP A 300:

$2mF_o$-DF_c (at 0.7 rmsd) in gray
mF_o-DF_c (at 3 rmsd) in purple (negative)
and green (positive)

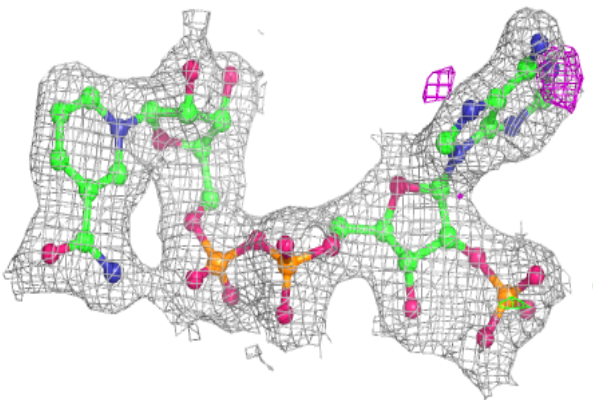

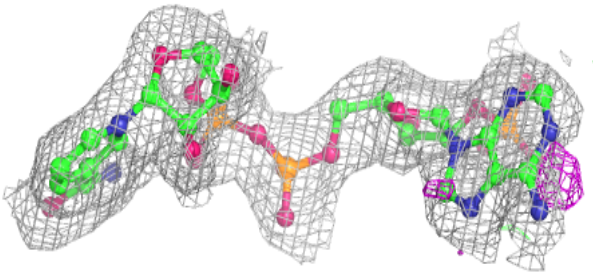

Electron density around NAP D 300:

$2mF_o$-DF_c (at 0.7 rmsd) in gray
mF_o-DF_c (at 3 rmsd) in purple (negative)
and green (positive)

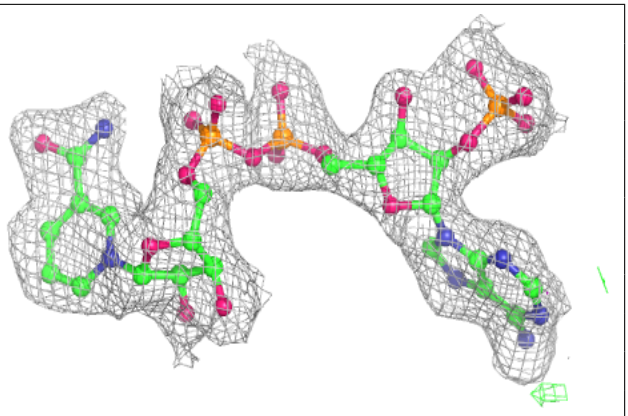

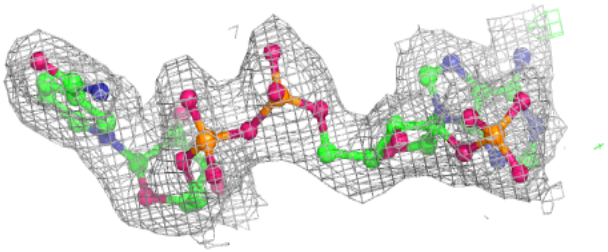

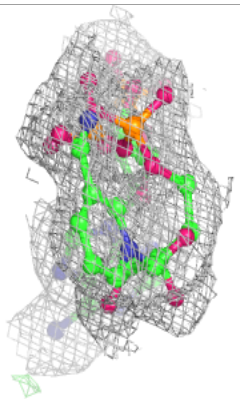

Electron density around NAP C 300:

$2mF_o$-DF_c (at 0.7 rmsd) in gray
mF_o-DF_c (at 3 rmsd) in purple (negative)
and green (positive)

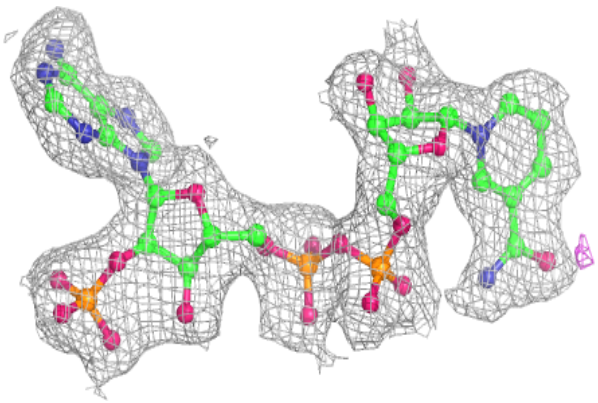

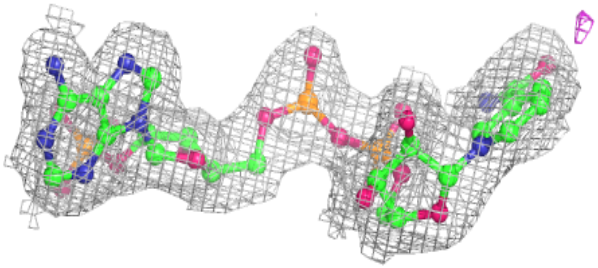

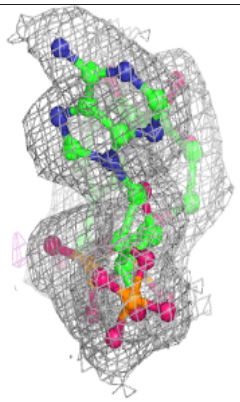

Electron density around NAP B 300: 2mF$_o$-DF$_c$ (at 0.7 rmsd) in gray mF$_o$-DF$_c$ (at 3 rmsd) in purple (negative) and green (positive)	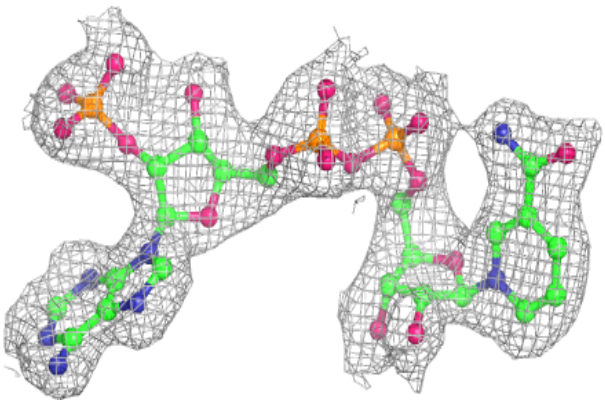
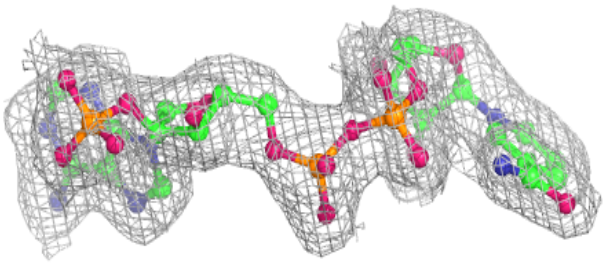	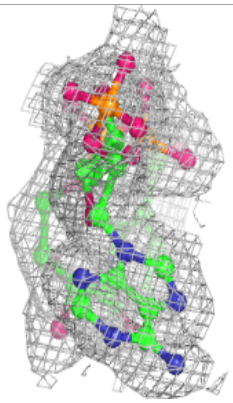

6.5 Other polymers (i)

There are no such residues in this entry.