Full wwPDB X-ray Structure Validation Report (i)

Apr 28, 2024 – 09:37 am BST

PDB ID	:	1H3B
Title	:	Squalene-Hopene Cyclase
Authors	:	Lenhart, A.; Reinert, D.J.; Weihofen, W.A.; Aebi, J.D.; Dehmlow, H.; Morand, O.H.; Schulz, G.E.
Deposited on	:	2002-08-25
Resolution	:	2.80 Å(reported)

This is a Full wwPDB X-ray Structure Validation Report for a publicly released PDB entry.

We welcome your comments at *validation@mail.wwpdb.org*
A user guide is available at
https://www.wwpdb.org/validation/2017/XrayValidationReportHelp
with specific help available everywhere you see the (i) symbol.

The types of validation reports are described at
http://www.wwpdb.org/validation/2017/FAQs#types.

The following versions of software and data (see references (i)) were used in the production of this report:

MolProbity	:	4.02b-467
Mogul	:	1.8.4, CSD as541be (2020)
Xtriage (Phenix)	:	1.13
EDS	:	2.36.2
buster-report	:	1.1.7 (2018)
Percentile statistics	:	20191225.v01 (using entries in the PDB archive December 25th 2019)
Refmac	:	5.8.0158
CCP4	:	7.0.044 (Gargrove)
Ideal geometry (proteins)	:	Engh & Huber (2001)
Ideal geometry (DNA, RNA)	:	Parkinson et al. (1996)
Validation Pipeline (wwPDB-VP)	:	2.36.2

1 Overall quality at a glance (i)

The following experimental techniques were used to determine the structure:
X-RAY DIFFRACTION

The reported resolution of this entry is 2.80 Å.

Percentile scores (ranging between 0-100) for global validation metrics of the entry are shown in the following graphic. The table shows the number of entries on which the scores are based.

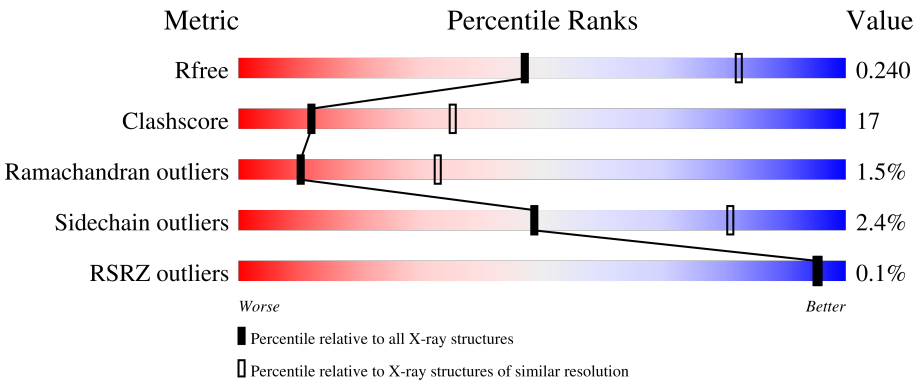

Metric	Whole archive (#Entries)	Similar resolution (#Entries, resolution range(Å))
R_{free}	130704	3140 (2.80-2.80)
Clashscore	141614	3569 (2.80-2.80)
Ramachandran outliers	138981	3498 (2.80-2.80)
Sidechain outliers	138945	3500 (2.80-2.80)
RSRZ outliers	127900	3078 (2.80-2.80)

The table below summarises the geometric issues observed across the polymeric chains and their fit to the electron density. The red, orange, yellow and green segments of the lower bar indicate the fraction of residues that contain outliers for >=3, 2, 1 and 0 types of geometric quality criteria respectively. A grey segment represents the fraction of residues that are not modelled. The numeric value for each fraction is indicated below the corresponding segment, with a dot representing fractions <=5% The upper red bar (where present) indicates the fraction of residues that have poor fit to the electron density. The numeric value is given above the bar.

Mol	Chain	Length	Quality of chain
1	A	631	62% 34% • •
1	B	631	65% 31% • •
1	C	631	63% 33% • •

The following table lists non-polymeric compounds, carbohydrate monomers and non-standard residues in protein, DNA, RNA chains that are outliers for geometric or electron-density-fit criteria:

Mol	Type	Chain	Res	Chirality	Geometry	Clashes	Electron density
2	C8E	A	700	-	-	-	X
2	C8E	B	700	-	-	-	X
2	C8E	C	700	-	-	-	X

2 Entry composition (i)

There are 4 unique types of molecules in this entry. The entry contains 15247 atoms, of which 0 are hydrogens and 0 are deuteriums.

In the tables below, the ZeroOcc column contains the number of atoms modelled with zero occupancy, the AltConf column contains the number of residues with at least one atom in alternate conformation and the Trace column contains the number of residues modelled with at most 2 atoms.

- Molecule 1 is a protein called SQUALENE–HOPENE CYCLASE.

Mol	Chain	Residues	Atoms					ZeroOcc	AltConf	Trace
			Total	C	N	O	S			
1	A	620	4964	3188	859	897	20	0	0	1
1	B	620	4964	3188	859	897	20	0	0	1
1	C	620	4964	3188	859	897	20	0	0	1

- Molecule 2 is (HYDROXYETHYLOXY)TRI(ETHYLOXY)OCTANE (three-letter code: C8E) (formula: $C_{16}H_{34}O_5$).

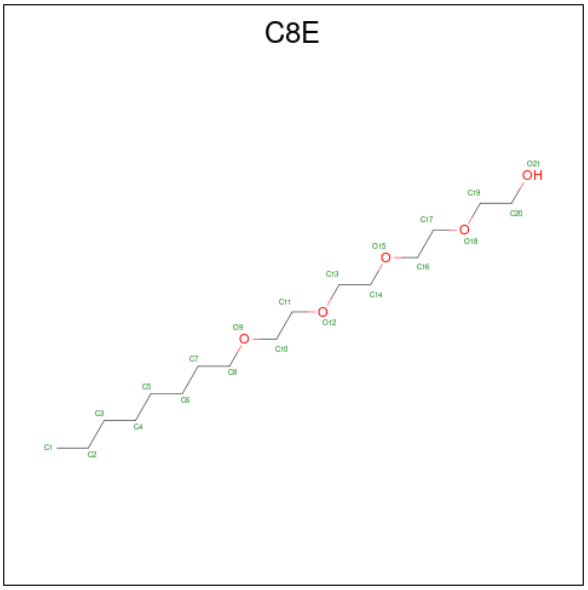

Mol	Chain	Residues	Atoms			ZeroOcc	AltConf
			Total	C	O		
2	A	1	21	16	5	0	0
2	B	1	21	16	5	0	0
2	C	1	21	16	5	0	0

- Molecule 3 is N-{6-[4-(6-BROMO-1,2-BENZISOTHIAZOL-3-YL)PHENOXY]HEXYL}-N-METHYL-2-PROPEN-1-AMINE (three-letter code: R46) (formula: $C_{23}H_{27}BrN_2OS$).

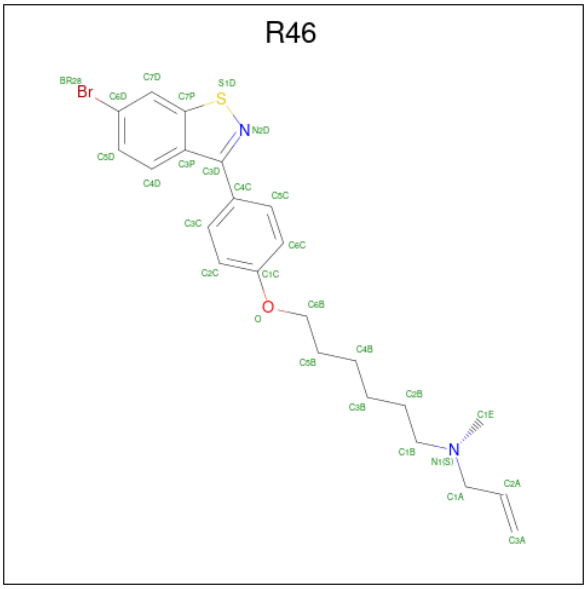

Mol	Chain	Residues	Atoms						ZeroOcc	AltConf
			Total	Br	C	N	O	S		
3	A	1	28	1	23	2	1	1	0	0
			Total	Br	C	N	O	S		
3	B	1	28	1	23	2	1	1	0	0
			Total	Br	C	N	O	S		
3	C	1	28	1	23	2	1	1	0	0

- Molecule 4 is water.

Mol	Chain	Residues	Atoms		ZeroOcc	AltConf
			Total	O		
4	A	64	64	64	0	0
			Total	O		
4	B	74	74	74	0	0
			Total	O		
4	C	70	70	70	0	0

3 Residue-property plots (i)

These plots are drawn for all protein, RNA, DNA and oligosaccharide chains in the entry. The first graphic for a chain summarises the proportions of the various outlier classes displayed in the second graphic. The second graphic shows the sequence view annotated by issues in geometry and electron density. Residues are color-coded according to the number of geometric quality criteria for which they contain at least one outlier: green = 0, yellow = 1, orange = 2 and red = 3 or more. A red dot above a residue indicates a poor fit to the electron density (RSRZ > 2). Stretches of 2 or more consecutive residues without any outlier are shown as a green connector. Residues present in the sample, but not in the model, are shown in grey.

• Molecule 1: SQUALENE–HOPENE CYCLASE

Chain A: 62% 34%

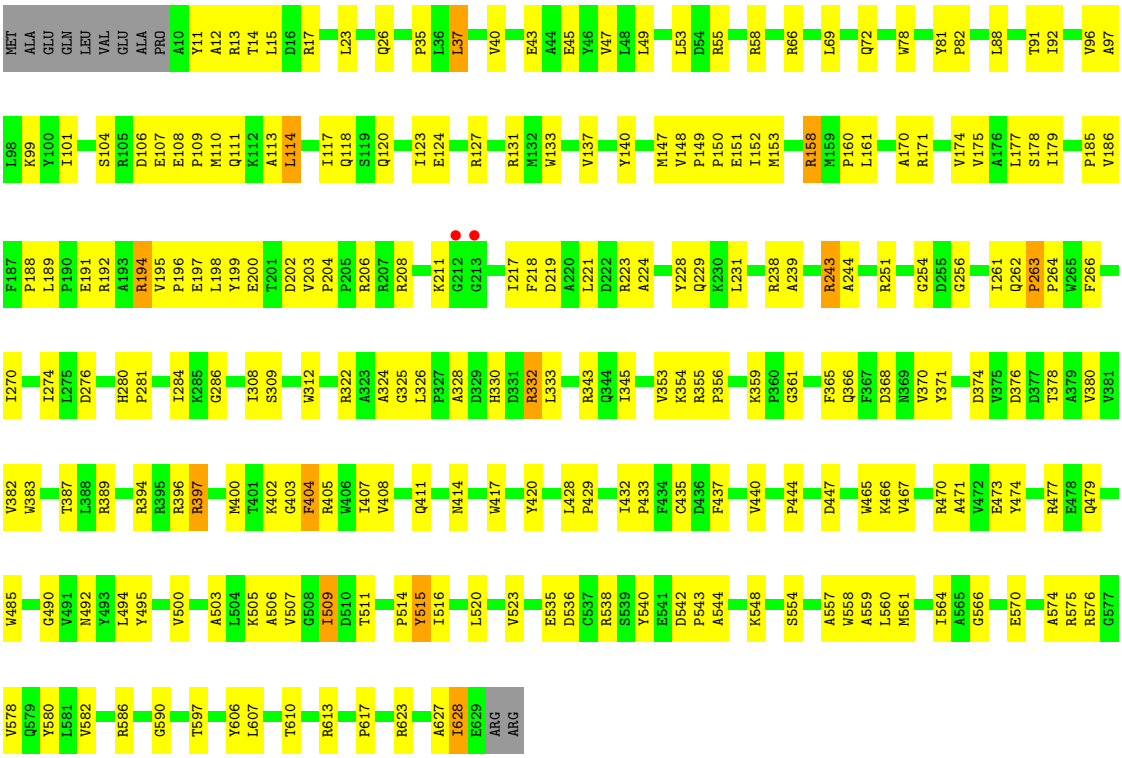

• Molecule 1: SQUALENE–HOPENE CYCLASE

Chain B: 65% 31%

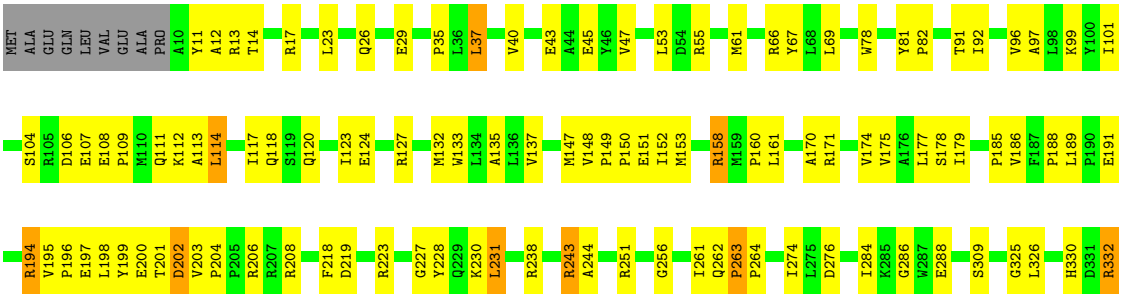

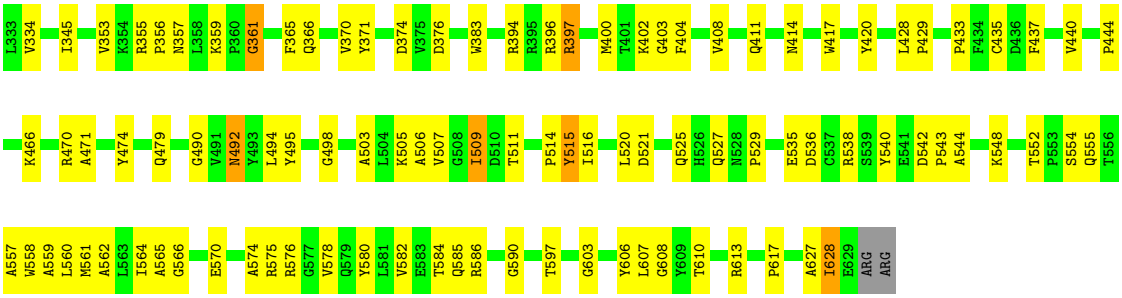

• Molecule 1: SQUALENE–HOPENE CYCLASE

Chain C:

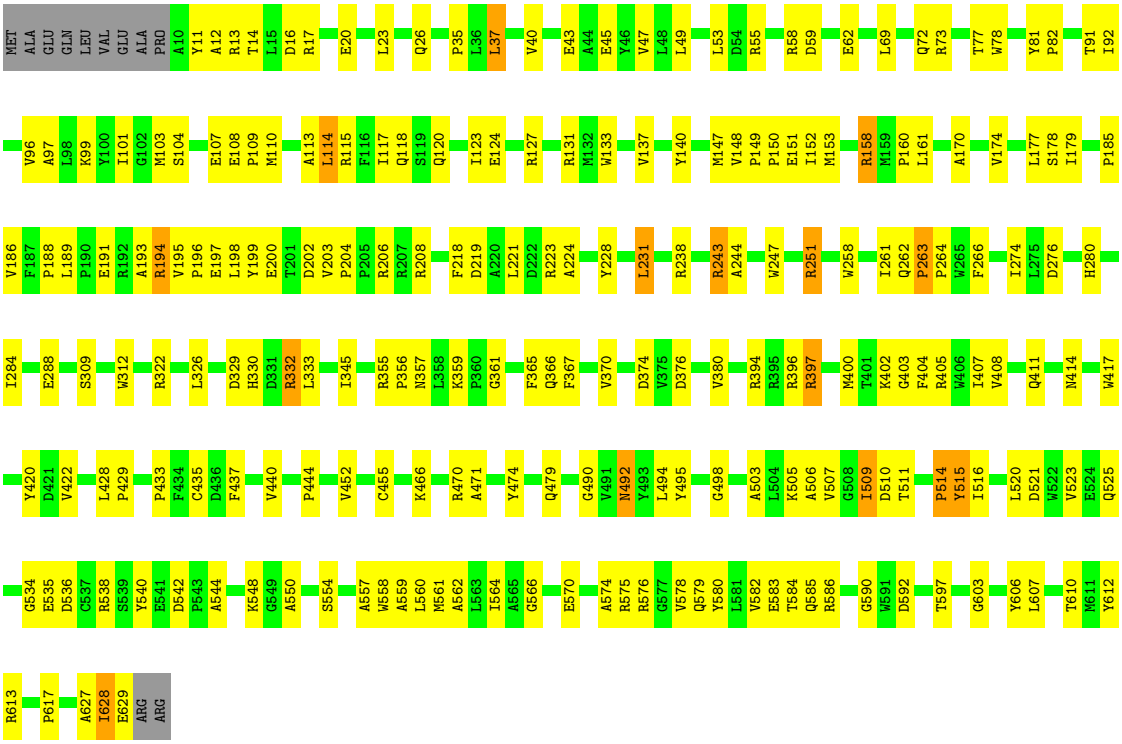

4 Data and refinement statistics (i)

Property	Value	Source
Space group	P 32 2 1	Depositor
Cell constants a, b, c, α, β, γ	140.66Å 140.66Å 243.12Å 90.00° 90.00° 120.00°	Depositor
Resolution (Å)	25.00 – 2.80 40.00 – 2.80	Depositor EDS
% Data completeness (in resolution range)	86.8 (25.00-2.80) 86.9 (40.00-2.80)	Depositor EDS
R_{merge}	0.10	Depositor
R_{sym}	(Not available)	Depositor
$< I/\sigma(I) >$ [1]	2.26 (at 2.81Å)	Xtriage
Refinement program	CNS 1.1	Depositor
R, R_{free}	0.206 , 0.250 0.200 , 0.240	Depositor DCC
R_{free} test set	1971 reflections (3.28%)	wwPDB-VP
Wilson B-factor (Å^2)	45.4	Xtriage
Anisotropy	0.148	Xtriage
Bulk solvent k_{sol}(e/Å^3), B_{sol}(Å^2)	0.26 , 55.9	EDS
L-test for twinning[2]	$< \|L\| > = 0.44$, $< L^2 > = 0.26$	Xtriage
Estimated twinning fraction	0.000 for -h,-k,l	Xtriage
F_o,F_c correlation	0.95	EDS
Total number of atoms	15247	wwPDB-VP
Average B, all atoms (Å^2)	52.0	wwPDB-VP

Xtriage's analysis on translational NCS is as follows: *The analyses of the Patterson function reveals a significant off-origin peak that is 25.49 % of the origin peak, indicating pseudo-translational symmetry. The chance of finding a peak of this or larger height randomly in a structure without pseudo-translational symmetry is equal to 3.1425e-03. The detected translational NCS is most likely also responsible for the elevated intensity ratio.*

[1]Intensities estimated from amplitudes.

[2]Theoretical values of $< |L| >$, $< L^2 >$ for acentric reflections are 0.5, 0.333 respectively for untwinned datasets, and 0.375, 0.2 for perfectly twinned datasets.

5 Model quality (i)

5.1 Standard geometry (i)

Bond lengths and bond angles in the following residue types are not validated in this section: C8E, R46

The Z score for a bond length (or angle) is the number of standard deviations the observed value is removed from the expected value. A bond length (or angle) with $|Z| > 5$ is considered an outlier worth inspection. RMSZ is the root-mean-square of all Z scores of the bond lengths (or angles).

Mol	Chain	Bond lengths		Bond angles	
		RMSZ	$\#\|Z\|>5$	RMSZ	$\#\|Z\|>5$
1	A	0.37	0/5117	0.59	0/6967
1	B	0.37	0/5117	0.59	0/6967
1	C	0.37	0/5117	0.59	0/6967
All	All	0.37	0/15351	0.59	0/20901

There are no bond length outliers.

There are no bond angle outliers.

There are no chirality outliers.

There are no planarity outliers.

5.2 Too-close contacts (i)

In the following table, the Non-H and H(model) columns list the number of non-hydrogen atoms and hydrogen atoms in the chain respectively. The H(added) column lists the number of hydrogen atoms added and optimized by MolProbity. The Clashes column lists the number of clashes within the asymmetric unit, whereas Symm-Clashes lists symmetry-related clashes.

Mol	Chain	Non-H	H(model)	H(added)	Clashes	Symm-Clashes
1	A	4964	0	4787	182	0
1	B	4964	0	4787	163	0
1	C	4964	0	4787	171	0
2	A	21	0	34	1	0
2	B	21	0	34	1	0
2	C	21	0	34	0	0
3	A	28	0	27	1	0
3	B	28	0	27	1	0
3	C	28	0	27	1	0
4	A	64	0	0	6	0

Continued on next page...

Continued from previous page...

Mol	Chain	Non-H	H(model)	H(added)	Clashes	Symm-Clashes
4	B	74	0	0	6	0
4	C	70	0	0	7	0
All	All	15247	0	14544	510	0

The all-atom clashscore is defined as the number of clashes found per 1000 atoms (including hydrogen atoms). The all-atom clashscore for this structure is 17.

All (510) close contacts within the same asymmetric unit are listed below, sorted by their clash magnitude.

Atom-1	Atom-2	Interatomic distance (Å)	Clash overlap (Å)
1:A:243:ARG:HH11	1:A:243:ARG:HB3	1.09	1.14
1:C:243:ARG:HH11	1:C:243:ARG:HB3	1.14	1.11
1:B:243:ARG:HH11	1:B:243:ARG:HB3	1.14	1.08
1:B:394:ARG:HH11	1:B:394:ARG:HB3	1.29	0.97
1:B:394:ARG:HB3	1:B:394:ARG:NH1	1.81	0.95
1:A:394:ARG:HB3	1:A:394:ARG:NH1	1.81	0.94
1:C:394:ARG:NH1	1:C:394:ARG:HB3	1.82	0.94
1:A:394:ARG:HB3	1:A:394:ARG:HH11	1.30	0.93
1:C:194:ARG:HH11	1:C:194:ARG:HB3	1.37	0.90
1:A:194:ARG:HH11	1:A:194:ARG:HB3	1.39	0.88
1:C:394:ARG:HB3	1:C:394:ARG:HH11	1.34	0.85
1:B:194:ARG:HH11	1:B:194:ARG:HB3	1.41	0.85
1:A:219:ASP:O	1:A:223:ARG:HG3	1.77	0.84
1:B:238:ARG:HG3	1:B:238:ARG:HH11	1.41	0.84
1:C:238:ARG:HG3	1:C:238:ARG:HH11	1.43	0.83
1:A:243:ARG:HB3	1:A:243:ARG:NH1	1.93	0.83
1:A:238:ARG:HG3	1:A:238:ARG:HH11	1.42	0.82
1:B:243:ARG:HH11	1:B:243:ARG:CB	1.93	0.81
1:C:14:THR:OG1	1:C:582:VAL:HG13	1.82	0.79
1:B:326:LEU:HD22	1:B:330:HIS:CD2	2.17	0.79
1:B:108:GLU:HB3	1:B:109:PRO:HD3	1.65	0.79
1:A:179:ILE:HD11	1:A:244:ALA:HB3	1.65	0.78
1:C:194:ARG:HB3	1:C:194:ARG:NH1	2.00	0.77
1:C:219:ASP:O	1:C:223:ARG:HG3	1.85	0.76
1:B:219:ASP:O	1:B:223:ARG:HG3	1.86	0.76
1:C:466:LYS:O	1:C:470:ARG:HG3	1.86	0.76
1:C:514:PRO:HD2	4:C:2056:HOH:O	1.85	0.76
1:C:170:ALA:O	1:C:174:VAL:HG23	1.84	0.76
1:A:108:GLU:HB3	1:A:109:PRO:HD3	1.68	0.76
1:B:396:ARG:HG2	1:B:400:MET:HE2	1.66	0.76
1:B:194:ARG:HB3	1:B:194:ARG:NH1	2.01	0.75

Continued on next page...

Continued from previous page...

Atom-1	Atom-2	Interatomic distance (Å)	Clash overlap (Å)
1:C:243:ARG:HH11	1:C:243:ARG:CB	1.97	0.75
1:A:170:ALA:O	1:A:174:VAL:HG23	1.87	0.75
1:A:345:ILE:HD13	1:A:370:VAL:HA	1.68	0.74
1:A:396:ARG:HG2	1:A:400:MET:HE2	1.66	0.74
1:B:345:ILE:HD13	1:B:370:VAL:HA	1.69	0.74
1:A:194:ARG:HB3	1:A:194:ARG:NH1	2.02	0.74
1:C:158:ARG:HD3	1:C:158:ARG:H	1.52	0.74
1:B:179:ILE:HD11	1:B:244:ALA:HB3	1.68	0.74
1:B:586:ARG:HH21	1:B:590:GLY:HA3	1.54	0.73
1:A:243:ARG:HH11	1:A:243:ARG:CB	1.95	0.73
1:C:396:ARG:HG2	1:C:400:MET:HE2	1.69	0.73
1:A:14:THR:OG1	1:A:582:VAL:HG13	1.89	0.72
1:A:158:ARG:H	1:A:158:ARG:HD3	1.55	0.72
1:C:326:LEU:HD22	1:C:330:HIS:CD2	2.25	0.71
1:C:243:ARG:HB3	1:C:243:ARG:NH1	1.99	0.71
1:C:345:ILE:HD13	1:C:370:VAL:HA	1.73	0.71
1:B:158:ARG:H	1:B:158:ARG:HD3	1.56	0.70
1:A:326:LEU:HD22	1:A:330:HIS:HD2	1.56	0.70
1:C:208:ARG:HH11	1:C:208:ARG:HB3	1.56	0.70
1:C:158:ARG:HD3	1:C:158:ARG:N	2.07	0.69
1:C:326:LEU:HD22	1:C:330:HIS:HD2	1.58	0.69
1:A:326:LEU:HD22	1:A:330:HIS:CD2	2.28	0.69
1:B:576:ARG:HG3	1:B:576:ARG:HH11	1.57	0.68
1:A:576:ARG:HH11	1:A:576:ARG:HG3	1.59	0.68
1:A:376:ASP:HB3	3:A:800:R46:H1F3	1.73	0.68
1:C:99:LYS:HD3	1:C:195:VAL:HG12	1.74	0.67
1:A:494:LEU:HD22	1:A:559:ALA:HB2	1.75	0.67
1:B:208:ARG:HH11	1:B:208:ARG:HB3	1.58	0.67
1:C:108:GLU:HB3	1:C:109:PRO:HD3	1.75	0.67
1:C:191:GLU:HA	1:C:194:ARG:HD2	1.76	0.67
1:B:191:GLU:HA	1:B:194:ARG:HD2	1.76	0.67
1:C:576:ARG:HG3	1:C:576:ARG:HH11	1.58	0.67
1:B:170:ALA:O	1:B:174:VAL:HG23	1.95	0.67
1:B:466:LYS:O	1:B:470:ARG:HG3	1.95	0.67
1:C:376:ASP:HB3	3:C:800:R46:H1F3	1.75	0.67
1:A:191:GLU:HA	1:A:194:ARG:HD2	1.75	0.67
1:A:578:VAL:O	1:A:582:VAL:HG23	1.94	0.66
1:A:158:ARG:HD3	1:A:158:ARG:N	2.11	0.66
1:C:13:ARG:HH22	1:C:17:ARG:CZ	2.08	0.66
1:C:179:ILE:HD11	1:C:244:ALA:HB3	1.78	0.66
1:A:466:LYS:O	1:A:470:ARG:HG3	1.96	0.66

Continued on next page...

Continued from previous page...

Atom-1	Atom-2	Interatomic distance (Å)	Clash overlap (Å)
1:B:414:ASN:HD21	1:B:444:PRO:HG2	1.61	0.66
1:B:376:ASP:HB3	3:B:800:R46:H1F3	1.76	0.66
1:C:578:VAL:O	1:C:582:VAL:HG23	1.96	0.66
1:B:494:LEU:HD22	1:B:559:ALA:HB2	1.78	0.65
1:A:208:ARG:HH11	1:A:208:ARG:HB3	1.60	0.65
1:C:149:PRO:O	1:C:152:ILE:HG22	1.97	0.65
1:C:13:ARG:HG2	1:C:13:ARG:HH11	1.62	0.64
1:A:355:ARG:N	1:A:356:PRO:HD3	2.12	0.64
1:B:158:ARG:HD3	1:B:158:ARG:N	2.12	0.64
1:B:243:ARG:HB3	1:B:243:ARG:NH1	1.99	0.64
1:C:194:ARG:HH11	1:C:194:ARG:CB	2.10	0.64
1:C:355:ARG:N	1:C:356:PRO:HD3	2.13	0.64
1:C:494:LEU:HD22	1:C:559:ALA:HB2	1.80	0.64
1:B:309:SER:HB3	1:B:365:PHE:CZ	2.33	0.64
1:A:149:PRO:O	1:A:152:ILE:HG22	1.99	0.63
1:B:355:ARG:N	1:B:356:PRO:HD3	2.13	0.63
1:C:560:LEU:O	1:C:564:ILE:HG13	1.99	0.63
1:B:194:ARG:HH11	1:B:194:ARG:CB	2.12	0.63
1:B:99:LYS:HD3	1:B:195:VAL:HG12	1.80	0.63
1:B:14:THR:OG1	1:B:582:VAL:HG13	1.98	0.62
1:A:137:VAL:HB	1:A:189:LEU:HG	1.81	0.62
1:C:309:SER:HB3	1:C:365:PHE:CZ	2.33	0.62
1:A:99:LYS:HD3	1:A:195:VAL:HG12	1.82	0.61
1:B:66:ARG:HD3	1:C:108:GLU:OE2	1.99	0.61
1:A:627:ALA:O	1:A:628:ILE:HG13	2.01	0.61
1:A:17:ARG:NH1	1:B:529:PRO:HD3	2.16	0.61
1:C:185:PRO:HG3	1:C:274:ILE:HD11	1.83	0.61
1:B:66:ARG:HH21	1:C:115:ARG:NH2	1.99	0.61
1:C:263:PRO:HB2	1:C:264:PRO:CD	2.31	0.60
1:A:309:SER:HB3	1:A:365:PHE:CZ	2.35	0.60
1:B:238:ARG:HG3	1:B:238:ARG:NH1	2.15	0.60
1:A:263:PRO:HB2	1:A:264:PRO:CD	2.32	0.60
1:C:536:ASP:OD2	1:C:538:ARG:HG3	2.02	0.60
1:A:353:VAL:HG23	2:A:700:C8E:H111	1.84	0.60
1:B:359:LYS:NZ	1:B:402:LYS:HE2	2.17	0.60
1:A:404:PHE:O	1:A:408:VAL:HG23	2.02	0.60
1:B:326:LEU:HD22	1:B:330:HIS:HD2	1.62	0.59
1:A:11:TYR:CD1	1:A:12:ALA:N	2.70	0.59
1:A:123:ILE:HG21	1:A:199:TYR:CE1	2.37	0.59
1:A:560:LEU:O	1:A:564:ILE:HG13	2.02	0.59
1:B:123:ILE:HG21	1:B:199:TYR:CE1	2.38	0.59

Continued on next page...

Continued from previous page...

Atom-1	Atom-2	Interatomic distance (Å)	Clash overlap (Å)
1:B:263:PRO:HB2	1:B:264:PRO:CD	2.32	0.59
1:B:627:ALA:O	1:B:628:ILE:HG13	2.02	0.59
1:A:308:ILE:HA	4:A:2028:HOH:O	2.03	0.59
1:C:586:ARG:HH21	1:C:590:GLY:HA3	1.67	0.59
1:B:536:ASP:OD2	1:B:538:ARG:HG3	2.03	0.58
1:C:137:VAL:HB	1:C:189:LEU:HG	1.84	0.58
1:A:78:TRP:CE3	1:A:91:THR:HG23	2.38	0.58
1:A:471:ALA:O	1:A:474:TYR:HB3	2.03	0.58
1:C:92:ILE:HG12	1:C:117:ILE:HD12	1.86	0.57
1:A:194:ARG:HH11	1:A:194:ARG:CB	2.12	0.57
1:A:238:ARG:HG3	1:A:238:ARG:NH1	2.15	0.57
1:A:536:ASP:OD2	1:A:538:ARG:HG3	2.04	0.57
1:B:106:ASP:O	1:B:111:GLN:HG2	2.04	0.57
1:C:397:ARG:HH11	1:C:397:ARG:HB2	1.69	0.57
1:A:397:ARG:HB2	1:A:397:ARG:HH11	1.70	0.57
1:A:78:TRP:HE3	1:A:91:THR:HG23	1.69	0.57
1:C:629:GLU:N	4:C:2067:HOH:O	2.37	0.57
1:A:520:LEU:HD11	1:A:566:GLY:HA3	1.86	0.56
1:B:576:ARG:HG3	1:B:576:ARG:NH1	2.20	0.56
1:B:45:GLU:HG2	1:B:133:TRP:CE2	2.40	0.56
1:C:123:ILE:HG21	1:C:199:TYR:CE1	2.40	0.56
1:C:45:GLU:HG2	1:C:133:TRP:CE2	2.40	0.56
1:B:332:ARG:HG2	1:B:332:ARG:HH11	1.70	0.56
1:C:535:GLU:HA	1:C:548:LYS:O	2.06	0.56
1:B:218:PHE:HB3	1:B:433:PRO:HD3	1.88	0.56
1:C:78:TRP:CE3	1:C:91:THR:HG23	2.41	0.56
1:C:404:PHE:O	1:C:408:VAL:HG23	2.05	0.56
1:C:557:ALA:O	1:C:561:MET:HG3	2.06	0.56
1:B:11:TYR:CD1	1:B:12:ALA:N	2.75	0.55
1:C:238:ARG:HG3	1:C:238:ARG:NH1	2.15	0.55
1:A:359:LYS:NZ	1:A:402:LYS:HE2	2.20	0.55
1:B:137:VAL:HB	1:B:189:LEU:HG	1.87	0.55
1:A:576:ARG:HG3	1:A:576:ARG:NH1	2.21	0.55
1:C:11:TYR:CD1	1:C:12:ALA:N	2.75	0.55
1:C:505:LYS:O	1:C:505:LYS:HD3	2.06	0.55
1:C:627:ALA:O	1:C:628:ILE:HG13	2.06	0.55
1:C:558:TRP:HD1	1:C:561:MET:HE2	1.72	0.55
1:A:511:THR:HA	1:A:516:ILE:HG21	1.88	0.55
1:A:238:ARG:HH11	1:A:238:ARG:CG	2.19	0.55
1:B:26:GLN:OE1	1:B:332:ARG:HG3	2.07	0.55
1:A:72:GLN:OE1	1:A:109:PRO:HB3	2.07	0.54

Continued on next page...

Continued from previous page...

Atom-1	Atom-2	Interatomic distance (Å)	Clash overlap (Å)
1:B:149:PRO:O	1:B:152:ILE:HG22	2.07	0.54
1:C:332:ARG:HH11	1:C:332:ARG:HG2	1.72	0.54
1:A:45:GLU:HG2	1:A:133:TRP:CE2	2.42	0.54
1:A:374:ASP:HB3	1:A:420:TYR:CE1	2.42	0.54
1:A:428:LEU:N	1:A:429:PRO:HD2	2.22	0.54
1:B:560:LEU:O	1:B:564:ILE:HG13	2.06	0.54
1:B:353:VAL:HG23	2:B:700:C8E:H111	1.89	0.54
1:C:247:TRP:NE1	1:C:251:ARG:NH1	2.55	0.54
1:A:263:PRO:HB2	1:A:264:PRO:HD3	1.90	0.54
1:A:505:LYS:O	1:A:505:LYS:HD3	2.07	0.54
1:B:263:PRO:HB2	1:B:264:PRO:HD3	1.90	0.54
1:C:158:ARG:H	1:C:158:ARG:CD	2.20	0.54
1:B:394:ARG:HH11	1:B:394:ARG:CB	2.13	0.54
1:C:471:ALA:O	1:C:474:TYR:HB3	2.08	0.54
1:C:367:PHE:HB2	4:C:2031:HOH:O	2.07	0.54
1:A:228:TYR:HD1	1:A:231:LEU:HD12	1.73	0.54
1:A:557:ALA:O	1:A:561:MET:HG3	2.07	0.54
1:B:578:VAL:O	1:B:582:VAL:HG23	2.07	0.54
1:B:608:GLY:HA2	4:B:2068:HOH:O	2.07	0.54
1:C:414:ASN:HD21	1:C:444:PRO:HG2	1.72	0.54
1:C:78:TRP:HE3	1:C:91:THR:HG23	1.73	0.54
1:A:322:ARG:HH21	1:A:328:ALA:HB2	1.73	0.53
1:B:262:GLN:HB3	1:B:263:PRO:HD3	1.89	0.53
1:C:228:TYR:CD1	1:C:231:LEU:HD12	2.43	0.53
1:B:114:LEU:O	1:B:118:GLN:HG3	2.08	0.53
1:A:479:GLN:OE1	1:A:515:TYR:HB2	2.07	0.53
1:B:374:ASP:HB3	1:B:420:TYR:CE1	2.44	0.53
1:A:13:ARG:HG2	1:A:13:ARG:HH11	1.73	0.53
1:B:404:PHE:O	1:B:408:VAL:HG23	2.08	0.53
1:C:479:GLN:OE1	1:C:515:TYR:HB2	2.09	0.53
1:A:81:TYR:HB2	1:A:82:PRO:HD2	1.91	0.53
1:B:78:TRP:CE3	1:B:91:THR:HG23	2.43	0.53
1:B:613:ARG:O	1:B:617:PRO:HG2	2.09	0.53
1:C:428:LEU:N	1:C:429:PRO:HD2	2.23	0.53
1:B:557:ALA:O	1:B:561:MET:HG3	2.09	0.53
1:C:26:GLN:OE1	1:C:332:ARG:HG3	2.08	0.52
1:C:411:GLN:HB2	1:C:417:TRP:CZ2	2.43	0.52
1:A:558:TRP:HD1	1:A:561:MET:HE2	1.74	0.52
1:B:206:ARG:O	1:B:206:ARG:HG3	2.08	0.52
1:C:104:SER:HB3	1:C:107:GLU:HG3	1.91	0.52
1:C:158:ARG:O	1:C:158:ARG:HG2	2.09	0.52

Continued on next page...

Continued from previous page...

Atom-1	Atom-2	Interatomic distance (Å)	Clash overlap (Å)
1:C:218:PHE:HB3	1:C:433:PRO:HD3	1.92	0.52
1:C:374:ASP:HB3	1:C:420:TYR:CE1	2.44	0.52
1:B:505:LYS:HD3	1:B:505:LYS:O	2.09	0.52
1:A:270:ILE:O	1:A:274:ILE:HG12	2.10	0.52
1:B:361:GLY:O	1:B:403:GLY:HA2	2.10	0.52
1:B:185:PRO:HG3	1:B:274:ILE:HD11	1.92	0.52
1:B:78:TRP:HE3	1:B:91:THR:HG23	1.74	0.52
1:C:113:ALA:O	1:C:117:ILE:HG12	2.09	0.52
1:C:359:LYS:NZ	1:C:402:LYS:HE2	2.25	0.52
1:A:43:GLU:O	1:A:47:VAL:HG23	2.11	0.51
1:A:104:SER:HB3	1:A:107:GLU:HG3	1.91	0.51
1:B:397:ARG:HH11	1:B:397:ARG:HB2	1.75	0.51
1:C:153:MET:HG3	1:C:244:ALA:HB2	1.92	0.51
1:C:263:PRO:HB2	1:C:264:PRO:HD3	1.92	0.51
1:B:13:ARG:HG2	1:B:13:ARG:HH11	1.76	0.51
1:A:158:ARG:O	1:A:158:ARG:HG2	2.10	0.51
1:A:507:VAL:HG23	1:A:509:ILE:HG12	1.91	0.51
1:A:403:GLY:O	1:A:407:ILE:HG13	2.10	0.51
1:B:574:ALA:O	1:B:578:VAL:HG23	2.10	0.51
1:B:558:TRP:HD1	1:B:561:MET:HE2	1.75	0.51
1:A:118:GLN:C	1:A:120:GLN:H	2.14	0.51
1:A:394:ARG:HH11	1:A:394:ARG:CB	2.13	0.51
1:B:158:ARG:H	1:B:158:ARG:CD	2.22	0.51
1:A:106:ASP:O	1:A:111:GLN:HG2	2.11	0.51
1:B:520:LEU:HD11	1:B:566:GLY:HA3	1.93	0.51
1:A:158:ARG:H	1:A:158:ARG:CD	2.22	0.50
1:A:261:ILE:HG13	1:A:264:PRO:HD2	1.93	0.50
1:C:73:ARG:HD3	1:C:77:THR:O	2.11	0.50
1:C:206:ARG:HG3	1:C:206:ARG:O	2.11	0.50
1:A:228:TYR:CD1	1:A:231:LEU:HD12	2.46	0.50
1:A:326:LEU:HD13	1:A:330:HIS:CD2	2.46	0.50
1:C:576:ARG:HG3	1:C:576:ARG:NH1	2.21	0.50
1:A:206:ARG:HG3	1:A:206:ARG:O	2.11	0.50
1:B:113:ALA:O	1:B:117:ILE:HG12	2.10	0.50
1:B:261:ILE:HG13	1:B:264:PRO:HD2	1.93	0.50
1:A:570:GLU:CA	1:A:575:ARG:HH12	2.25	0.50
1:A:218:PHE:HB3	1:A:433:PRO:HD3	1.93	0.50
1:B:92:ILE:HG12	1:B:117:ILE:HD12	1.94	0.50
1:C:208:ARG:HB3	1:C:208:ARG:NH1	2.26	0.50
1:C:228:TYR:HD1	1:C:231:LEU:HD12	1.75	0.50
1:A:92:ILE:O	1:A:96:VAL:HG23	2.11	0.50

Continued on next page...

Continued from previous page...

Atom-1	Atom-2	Interatomic distance (Å)	Clash overlap (Å)
1:C:114:LEU:O	1:C:118:GLN:HG3	2.12	0.50
1:C:613:ARG:O	1:C:617:PRO:HG2	2.11	0.50
1:C:43:GLU:O	1:C:47:VAL:HG23	2.12	0.50
1:A:627:ALA:C	1:A:628:ILE:HG13	2.33	0.49
1:B:158:ARG:O	1:B:158:ARG:HG2	2.13	0.49
1:C:575:ARG:HG3	1:C:575:ARG:HH11	1.77	0.49
1:B:11:TYR:O	1:B:14:THR:HB	2.12	0.49
1:A:113:ALA:O	1:A:117:ILE:HG12	2.12	0.49
1:C:435:CYS:HB3	1:C:440:VAL:HG21	1.95	0.49
1:C:520:LEU:HD11	1:C:566:GLY:HA3	1.94	0.49
1:C:544:ALA:O	1:C:548:LYS:HD3	2.12	0.49
1:C:81:TYR:HB2	1:C:82:PRO:HD2	1.93	0.49
1:A:262:GLN:HB3	1:A:263:PRO:HD3	1.95	0.49
1:A:490:GLY:HA3	1:A:495:TYR:CD2	2.48	0.49
1:A:580:TYR:CD1	1:A:580:TYR:C	2.87	0.49
1:B:627:ALA:C	1:B:628:ILE:HG13	2.33	0.49
1:C:59:ASP:O	1:C:62:GLU:HB2	2.13	0.49
1:A:332:ARG:HG2	1:A:332:ARG:HH11	1.77	0.48
1:A:13:ARG:HH22	1:A:17:ARG:CZ	2.26	0.48
1:A:312:TRP:CZ3	1:A:380:VAL:HG21	2.47	0.48
1:C:403:GLY:O	1:C:407:ILE:HG13	2.14	0.48
1:B:570:GLU:CA	1:B:575:ARG:HH12	2.27	0.48
1:C:14:THR:HG23	1:C:585:GLN:OE1	2.14	0.48
1:A:35:PRO:HD2	1:A:610:THR:HG21	1.95	0.48
1:B:118:GLN:C	1:B:120:GLN:H	2.17	0.48
1:A:254:GLY:HA3	1:A:368:ASP:OD1	2.12	0.48
1:C:511:THR:HA	1:C:516:ILE:HG21	1.95	0.48
1:B:498:GLY:HA2	1:B:562:ALA:HB2	1.95	0.48
1:B:13:ARG:HH22	1:B:17:ARG:CZ	2.26	0.48
1:C:580:TYR:CD1	1:C:580:TYR:C	2.86	0.48
1:A:131:ARG:HD2	1:A:140:TYR:OH	2.13	0.48
1:A:435:CYS:HB3	1:A:440:VAL:HG21	1.95	0.48
1:C:221:LEU:O	1:C:224:ALA:HB3	2.14	0.48
1:A:520:LEU:O	1:A:523:VAL:HB	2.14	0.48
1:C:570:GLU:CA	1:C:575:ARG:HH12	2.27	0.48
1:A:127:ARG:HD2	1:A:437:PHE:CD2	2.48	0.47
1:B:123:ILE:HG23	1:B:124:GLU:N	2.29	0.47
1:B:330:HIS:CE1	1:B:332:ARG:HB2	2.49	0.47
1:C:366:GLN:OE1	1:C:366:GLN:N	2.38	0.47
1:A:414:ASN:HD21	1:A:444:PRO:HG2	1.78	0.47
1:B:186:VAL:O	1:B:188:PRO:HD3	2.14	0.47

Continued on next page...

Continued from previous page...

Atom-1	Atom-2	Interatomic distance (Å)	Clash overlap (Å)
1:B:396:ARG:NH1	1:B:400:MET:CE	2.77	0.47
1:A:435:CYS:HB2	4:A:2044:HOH:O	2.13	0.47
1:A:485:TRP:CG	1:A:500:VAL:HG21	2.50	0.47
1:B:542:ASP:OD2	1:B:544:ALA:HB3	2.14	0.47
1:B:575:ARG:HH11	1:B:575:ARG:HG3	1.80	0.47
1:C:262:GLN:HB3	1:C:263:PRO:HD3	1.96	0.47
1:A:535:GLU:HA	1:A:548:LYS:O	2.15	0.47
1:B:256:GLY:O	1:B:286:GLY:HA2	2.15	0.47
1:A:185:PRO:HG3	1:A:274:ILE:HD11	1.96	0.47
1:A:542:ASP:OD2	1:A:544:ALA:HB3	2.13	0.47
1:B:81:TYR:HB2	1:B:82:PRO:HD2	1.97	0.47
1:B:284:ILE:O	1:B:288:GLU:HG3	2.15	0.47
1:B:479:GLN:OE1	1:B:515:TYR:HB2	2.14	0.47
1:C:554:SER:OG	1:C:597:THR:HG21	2.14	0.47
1:A:11:TYR:O	1:A:14:THR:HB	2.15	0.47
1:B:370:VAL:HG22	4:B:2042:HOH:O	2.13	0.47
1:C:452:VAL:O	1:C:455:CYS:HB3	2.15	0.47
1:A:203:VAL:HG13	1:A:204:PRO:HD2	1.97	0.47
1:B:171:ARG:O	1:B:175:VAL:HG23	2.14	0.47
1:B:191:GLU:HA	1:B:194:ARG:CD	2.45	0.47
1:C:118:GLN:C	1:C:120:GLN:H	2.17	0.47
1:C:203:VAL:HG13	1:C:204:PRO:HD2	1.95	0.47
1:A:208:ARG:HB3	1:A:208:ARG:NH1	2.29	0.47
1:B:359:LYS:HZ3	1:B:402:LYS:HE2	1.80	0.47
1:A:15:LEU:HD21	1:A:324:ALA:HB1	1.97	0.46
1:B:507:VAL:HG23	1:B:509:ILE:HG12	1.96	0.46
1:A:26:GLN:OE1	1:A:332:ARG:HG3	2.14	0.46
1:C:127:ARG:HD2	1:C:437:PHE:CD2	2.50	0.46
1:C:579:GLN:O	1:C:583:GLU:HG3	2.14	0.46
1:A:88:LEU:O	1:A:92:ILE:HG13	2.15	0.46
1:A:196:PRO:C	1:A:198:LEU:H	2.18	0.46
1:B:238:ARG:NH1	1:B:238:ARG:CG	2.76	0.46
1:C:53:LEU:O	1:C:55:ARG:HG3	2.15	0.46
1:C:208:ARG:NH1	1:C:208:ARG:CB	2.79	0.46
1:C:521:ASP:HB3	1:C:525:GLN:HE21	1.80	0.46
1:B:66:ARG:NH2	1:C:115:ARG:NH2	2.63	0.46
1:A:160:PRO:O	1:A:161:LEU:HB2	2.16	0.46
1:B:106:ASP:O	1:B:111:GLN:CG	2.64	0.46
1:C:196:PRO:C	1:C:198:LEU:H	2.19	0.46
1:C:507:VAL:HG23	1:C:509:ILE:HG12	1.97	0.46
1:C:361:GLY:O	1:C:403:GLY:HA2	2.15	0.46

Continued on next page...

Continued from previous page...

Atom-1	Atom-2	Interatomic distance (Å)	Clash overlap (Å)
1:A:540:TYR:CD2	1:A:606:TYR:HE2	2.33	0.46
1:B:97:ALA:O	1:B:101:ILE:HG13	2.14	0.46
1:B:108:GLU:HG3	1:B:112:LYS:HE2	1.97	0.46
1:A:191:GLU:HA	1:A:194:ARG:CD	2.45	0.46
1:B:92:ILE:O	1:B:96:VAL:HG23	2.16	0.46
1:B:127:ARG:HD2	1:B:437:PHE:CD2	2.51	0.45
1:B:435:CYS:HB3	1:B:440:VAL:HG21	1.97	0.45
1:C:284:ILE:O	1:C:288:GLU:HG3	2.17	0.45
1:C:322:ARG:HD3	1:C:333:LEU:CD1	2.46	0.45
1:A:503:ALA:O	1:A:506:ALA:N	2.46	0.45
1:A:494:LEU:HD12	1:A:535:GLU:HB2	1.98	0.45
1:C:160:PRO:O	1:C:161:LEU:HB2	2.17	0.45
1:A:186:VAL:O	1:A:188:PRO:HD3	2.17	0.45
1:A:191:GLU:HA	1:A:194:ARG:HG3	1.98	0.45
1:C:312:TRP:CZ3	1:C:380:VAL:HG21	2.52	0.45
1:B:580:TYR:CD1	1:B:580:TYR:C	2.89	0.45
1:B:40:VAL:HG22	4:B:2005:HOH:O	2.17	0.45
1:A:13:ARG:NH2	1:B:527:GLN:O	2.49	0.45
1:A:92:ILE:HG12	1:A:117:ILE:HD12	1.99	0.45
1:A:432:ILE:N	4:A:2044:HOH:O	2.50	0.45
1:B:160:PRO:O	1:B:161:LEU:HB2	2.17	0.45
1:C:131:ARG:HD2	1:C:140:TYR:OH	2.16	0.45
1:B:585:GLN:HG2	1:B:586:ARG:O	2.17	0.45
1:C:261:ILE:HG13	1:C:264:PRO:HD2	1.99	0.45
1:A:114:LEU:O	1:A:118:GLN:HG3	2.16	0.45
1:B:177:LEU:HD23	1:B:177:LEU:HA	1.80	0.45
1:B:511:THR:HA	1:B:516:ILE:HG21	1.98	0.45
1:C:498:GLY:HA2	1:C:562:ALA:HB2	1.99	0.45
1:C:627:ALA:C	1:C:628:ILE:HG13	2.37	0.45
1:A:623:ARG:HD3	4:A:2064:HOH:O	2.16	0.45
1:B:191:GLU:HA	1:B:194:ARG:HG3	1.99	0.45
1:B:366:GLN:OE1	1:B:366:GLN:N	2.40	0.45
1:B:411:GLN:HB2	1:B:417:TRP:CZ2	2.52	0.45
1:A:37:LEU:O	1:A:607:LEU:HA	2.17	0.44
1:A:53:LEU:O	1:A:55:ARG:HG3	2.16	0.44
1:A:171:ARG:O	1:A:175:VAL:HG23	2.17	0.44
1:C:208:ARG:HH11	1:C:208:ARG:CB	2.27	0.44
1:A:322:ARG:HD3	1:A:333:LEU:HD13	1.99	0.44
1:A:554:SER:OG	1:A:597:THR:HG21	2.17	0.44
1:A:123:ILE:HG23	1:A:124:GLU:N	2.32	0.44
1:A:354:LYS:O	1:A:355:ARG:HG2	2.16	0.44

Continued on next page...

Continued from previous page...

Atom-1	Atom-2	Interatomic distance (Å)	Clash overlap (Å)
1:B:53:LEU:O	1:B:55:ARG:HG3	2.17	0.44
1:C:503:ALA:O	1:C:506:ALA:N	2.50	0.44
1:A:353:VAL:HG12	1:A:353:VAL:O	2.17	0.44
1:B:104:SER:HB3	1:B:107:GLU:HG3	1.98	0.44
1:B:201:THR:CG2	1:B:202:ASP:N	2.80	0.44
1:B:603:GLY:HA2	1:B:606:TYR:OH	2.17	0.44
1:A:378:THR:O	1:A:382:VAL:HG23	2.18	0.44
1:A:383:TRP:O	1:A:387:THR:HG23	2.18	0.44
1:A:221:LEU:O	1:A:224:ALA:HB3	2.18	0.44
1:A:280:HIS:O	1:A:284:ILE:HG12	2.17	0.44
1:A:322:ARG:NE	1:A:328:ALA:HA	2.33	0.44
1:B:23:LEU:HD22	1:B:332:ARG:HG2	1.99	0.44
1:C:603:GLY:HA2	1:C:606:TYR:OH	2.18	0.44
1:B:228:TYR:CD1	1:B:231:LEU:HD12	2.53	0.44
1:B:428:LEU:N	1:B:429:PRO:HD2	2.33	0.44
1:C:40:VAL:HG22	4:C:2005:HOH:O	2.18	0.44
1:C:536:ASP:HA	4:C:2059:HOH:O	2.18	0.44
1:A:208:ARG:NH1	1:A:208:ARG:CB	2.81	0.44
1:A:280:HIS:ND1	1:A:281:PRO:HD2	2.33	0.44
1:B:37:LEU:O	1:B:607:LEU:HA	2.18	0.44
1:A:411:GLN:HB2	1:A:417:TRP:CZ2	2.53	0.43
1:A:575:ARG:HG3	1:A:575:ARG:HH11	1.83	0.43
1:C:123:ILE:HG23	1:C:124:GLU:N	2.33	0.43
1:A:104:SER:O	1:A:110:MET:HG3	2.18	0.43
1:B:43:GLU:O	1:B:47:VAL:HG23	2.17	0.43
1:C:103:MET:CE	1:C:110:MET:HG2	2.48	0.43
1:C:191:GLU:HA	1:C:194:ARG:CD	2.48	0.43
1:C:238:ARG:NH1	1:C:238:ARG:CG	2.77	0.43
1:A:66:ARG:HD3	4:B:2017:HOH:O	2.19	0.43
1:A:586:ARG:HH21	1:A:590:GLY:HA3	1.82	0.43
1:B:196:PRO:C	1:B:198:LEU:H	2.21	0.43
1:B:208:ARG:NH1	1:B:208:ARG:CB	2.81	0.43
1:C:359:LYS:HZ1	1:C:402:LYS:HE2	1.81	0.43
1:C:509:ILE:HG22	1:C:510:ASP:N	2.33	0.43
1:A:366:GLN:OE1	1:A:366:GLN:N	2.43	0.43
1:B:325:GLY:O	1:B:326:LEU:C	2.56	0.43
1:B:505:LYS:HG3	1:B:565:ALA:O	2.18	0.43
1:A:40:VAL:HG13	4:A:2003:HOH:O	2.17	0.43
1:A:256:GLY:O	1:A:286:GLY:HA2	2.19	0.43
1:B:383:TRP:CD1	1:B:383:TRP:C	2.91	0.43
1:C:177:LEU:HA	1:C:177:LEU:HD23	1.79	0.43

Continued on next page...

Continued from previous page...

Atom-1	Atom-2	Interatomic distance (Å)	Clash overlap (Å)
1:A:405:ARG:HH11	1:A:405:ARG:HG2	1.83	0.43
1:A:343:ARG:NH1	1:A:343:ARG:HG2	2.34	0.43
1:B:66:ARG:HH21	1:C:115:ARG:HH21	1.67	0.43
1:B:203:VAL:HG13	1:B:204:PRO:HD2	2.00	0.43
1:C:193:ALA:O	1:C:195:VAL:HG13	2.18	0.43
1:A:49:LEU:HD22	1:A:266:PHE:CD2	2.54	0.43
1:A:261:ILE:HG13	1:A:264:PRO:CD	2.49	0.43
1:A:203:VAL:CG1	1:A:204:PRO:HD2	2.48	0.43
1:B:357:ASN:N	1:B:357:ASN:HD22	2.16	0.43
1:C:542:ASP:OD2	1:C:544:ALA:HB3	2.18	0.43
1:B:150:PRO:HA	1:B:178:SER:HB2	2.01	0.42
1:B:535:GLU:HA	1:B:548:LYS:O	2.18	0.42
1:C:92:ILE:O	1:C:96:VAL:HG23	2.19	0.42
1:C:490:GLY:HA3	1:C:495:TYR:CD2	2.53	0.42
1:A:574:ALA:O	1:A:578:VAL:HG23	2.19	0.42
1:C:150:PRO:HA	1:C:178:SER:HB2	2.01	0.42
1:A:23:LEU:HD22	1:A:332:ARG:HG2	2.01	0.42
1:A:251:ARG:HA	1:A:371:TYR:CE2	2.54	0.42
1:A:322:ARG:NH2	1:A:328:ALA:HB2	2.35	0.42
1:C:185:PRO:HG3	1:C:274:ILE:CD1	2.49	0.42
1:A:147:MET:HG3	1:A:148:VAL:N	2.35	0.42
1:B:202:ASP:N	1:B:202:ASP:OD1	2.51	0.42
1:B:228:TYR:HD1	1:B:231:LEU:HD12	1.84	0.42
1:C:203:VAL:CG1	1:C:204:PRO:HD2	2.49	0.42
1:A:177:LEU:HD23	1:A:177:LEU:HA	1.77	0.42
1:A:238:ARG:NH1	1:A:238:ARG:CG	2.78	0.42
1:B:471:ALA:O	1:B:474:TYR:HB3	2.19	0.42
1:C:72:GLN:HB2	1:C:78:TRP:CZ2	2.54	0.42
1:A:11:TYR:HD1	1:A:12:ALA:N	2.13	0.42
1:A:151:GLU:C	1:A:153:MET:N	2.71	0.42
1:A:263:PRO:HD2	1:A:264:PRO:HD2	2.02	0.42
1:B:251:ARG:HA	1:B:371:TYR:CE2	2.55	0.42
1:B:521:ASP:HB3	1:B:525:GLN:HE21	1.84	0.42
1:C:37:LEU:O	1:C:607:LEU:HA	2.20	0.42
1:C:186:VAL:O	1:C:188:PRO:HD3	2.20	0.42
1:C:355:ARG:N	1:C:356:PRO:CD	2.82	0.42
1:C:534:GLY:HA3	1:C:550:ALA:O	2.19	0.42
1:C:574:ALA:O	1:C:578:VAL:HG23	2.19	0.42
1:A:359:LYS:HZ1	1:A:402:LYS:HE2	1.84	0.42
1:A:570:GLU:C	1:A:575:ARG:HH12	2.23	0.42
1:B:147:MET:HG3	1:B:148:VAL:N	2.35	0.42

Continued on next page...

Continued from previous page...

Atom-1	Atom-2	Interatomic distance (Å)	Clash overlap (Å)
1:B:208:ARG:HB3	1:B:208:ARG:NH1	2.28	0.42
1:C:11:TYR:O	1:C:14:THR:HB	2.20	0.42
1:A:383:TRP:CD1	1:A:383:TRP:C	2.92	0.42
1:B:554:SER:OG	1:B:597:THR:HG21	2.20	0.42
1:B:576:ARG:NH1	4:B:2060:HOH:O	2.50	0.42
1:B:35:PRO:HD2	1:B:610:THR:HG21	2.02	0.42
1:A:325:GLY:O	1:A:326:LEU:C	2.59	0.42
1:C:357:ASN:N	1:C:357:ASN:HD22	2.16	0.42
1:C:492:ASN:ND2	1:C:540:TYR:CE1	2.88	0.42
1:A:150:PRO:HA	1:A:178:SER:HB2	2.02	0.41
1:B:61:MET:HB3	1:B:101:ILE:HG23	2.02	0.41
1:B:570:GLU:C	1:B:575:ARG:HH12	2.23	0.41
1:C:191:GLU:HA	1:C:194:ARG:HG3	2.02	0.41
1:A:473:GLU:O	1:A:477:ARG:HG3	2.20	0.41
1:B:540:TYR:CD2	1:B:606:TYR:HE2	2.38	0.41
1:A:58:ARG:HA	1:A:58:ARG:HD3	1.85	0.41
1:C:329:ASP:O	1:C:330:HIS:C	2.59	0.41
1:C:404:PHE:CD1	1:C:404:PHE:C	2.94	0.41
1:C:586:ARG:HD3	1:C:592:ASP:OD2	2.20	0.41
1:A:370:VAL:HG22	4:A:2035:HOH:O	2.19	0.41
1:B:492:ASN:ND2	1:B:540:TYR:CE1	2.88	0.41
1:A:97:ALA:O	1:A:101:ILE:HG13	2.20	0.41
1:A:106:ASP:O	1:A:111:GLN:CG	2.68	0.41
1:A:202:ASP:OD1	1:A:202:ASP:N	2.52	0.41
1:A:542:ASP:HA	1:A:543:PRO:HD2	1.87	0.41
1:B:490:GLY:HA3	1:B:495:TYR:CD2	2.55	0.41
1:C:11:TYR:HD1	1:C:12:ALA:N	2.18	0.41
1:C:43:GLU:H	1:C:43:GLU:CD	2.23	0.41
1:C:422:VAL:HA	4:C:2044:HOH:O	2.19	0.41
1:B:542:ASP:HA	1:B:543:PRO:HD2	1.87	0.41
1:C:97:ALA:O	1:C:101:ILE:HG13	2.21	0.41
1:C:262:GLN:HG2	1:C:266:PHE:CE1	2.56	0.41
1:A:118:GLN:C	1:A:120:GLN:N	2.74	0.41
1:A:465:TRP:CZ2	1:A:467:VAL:HG21	2.55	0.41
1:B:552:THR:OG1	1:B:555:GLN:HB2	2.21	0.41
1:C:35:PRO:HD2	1:C:610:THR:HG21	2.02	0.41
1:A:147:MET:CE	1:A:229:GLN:OE1	2.69	0.41
1:A:239:ALA:O	1:A:243:ARG:HG3	2.21	0.41
1:A:417:TRP:O	1:A:444:PRO:HA	2.21	0.41
1:B:132:MET:O	1:B:135:ALA:HB3	2.21	0.41
1:C:49:LEU:HD22	1:C:266:PHE:CD2	2.56	0.41

Continued on next page...

Continued from previous page...

Atom-1	Atom-2	Interatomic distance (Å)	Clash overlap (Å)
1:C:147:MET:HG3	1:C:148:VAL:N	2.35	0.41
1:C:405:ARG:HH11	1:C:405:ARG:HG2	1.85	0.41
1:C:520:LEU:O	1:C:523:VAL:HB	2.21	0.41
1:C:394:ARG:HH11	1:C:394:ARG:CB	2.18	0.41
1:B:108:GLU:HB3	1:B:109:PRO:CD	2.43	0.40
1:B:330:HIS:O	1:B:334:VAL:HG23	2.21	0.40
1:C:280:HIS:O	1:C:284:ILE:HG12	2.21	0.40
1:A:613:ARG:O	1:A:617:PRO:HG2	2.20	0.40
1:B:243:ARG:HH11	1:B:243:ARG:CG	2.34	0.40
1:B:503:ALA:O	1:B:506:ALA:N	2.53	0.40
1:C:202:ASP:OD1	1:C:202:ASP:N	2.53	0.40
1:C:394:ARG:HB3	1:C:394:ARG:CZ	2.48	0.40
1:C:612:TYR:HB2	4:C:2066:HOH:O	2.20	0.40
1:A:131:ARG:HD2	1:A:140:TYR:CZ	2.55	0.40
1:A:397:ARG:HA	1:A:400:MET:HE3	2.03	0.40
1:B:151:GLU:C	1:B:153:MET:N	2.74	0.40
1:B:536:ASP:HA	4:B:2059:HOH:O	2.22	0.40
1:C:151:GLU:C	1:C:153:MET:N	2.73	0.40
1:A:447:ASP:OD1	1:A:447:ASP:N	2.54	0.40
1:A:544:ALA:O	1:A:548:LYS:HD3	2.21	0.40
1:B:29:GLU:H	1:B:29:GLU:CD	2.25	0.40
1:B:227:GLY:O	1:B:230:LYS:HB2	2.22	0.40
1:C:16:ASP:O	1:C:20:GLU:HG3	2.22	0.40
1:C:23:LEU:HD11	1:C:326:LEU:HD11	2.04	0.40
1:C:580:TYR:CZ	1:C:584:THR:HG21	2.56	0.40
1:A:217:ILE:H	1:A:217:ILE:HG13	1.74	0.40
1:B:43:GLU:OE1	1:B:67:TYR:HE2	2.05	0.40
1:B:580:TYR:O	1:B:584:THR:HG23	2.22	0.40

There are no symmetry-related clashes.

5.3 Torsion angles (i)

5.3.1 Protein backbone (i)

In the following table, the Percentiles column shows the percent Ramachandran outliers of the chain as a percentile score with respect to all X-ray entries followed by that with respect to entries of similar resolution.

The Analysed column shows the number of residues for which the backbone conformation was analysed, and the total number of residues.

Mol	Chain	Analysed	Favoured	Allowed	Outliers	Percentiles	
1	A	618/631 (98%)	551 (89%)	57 (9%)	10 (2%)	9	31
1	B	618/631 (98%)	555 (90%)	54 (9%)	9 (2%)	10	33
1	C	618/631 (98%)	557 (90%)	53 (9%)	8 (1%)	12	36
All	All	1854/1893 (98%)	1663 (90%)	164 (9%)	27 (2%)	10	33

All (27) Ramachandran outliers are listed below:

Mol	Chain	Res	Type
1	A	628	ILE
1	B	628	ILE
1	C	628	ILE
1	A	197	GLU
1	A	200	GLU
1	A	509	ILE
1	B	197	GLU
1	B	200	GLU
1	C	197	GLU
1	C	200	GLU
1	C	509	ILE
1	A	211	LYS
1	A	492	ASN
1	B	492	ASN
1	B	509	ILE
1	C	492	ASN
1	A	192	ARG
1	A	263	PRO
1	B	231	LEU
1	C	231	LEU
1	C	263	PRO
1	B	263	PRO
1	C	514	PRO
1	B	514	PRO
1	A	514	PRO
1	A	361	GLY
1	B	361	GLY

5.3.2 Protein sidechains (i)

In the following table, the Percentiles column shows the percent sidechain outliers of the chain as a percentile score with respect to all X-ray entries followed by that with respect to entries of similar resolution.

The Analysed column shows the number of residues for which the sidechain conformation was analysed, and the total number of residues.

Mol	Chain	Analysed	Rotameric	Outliers	Percentiles	
1	A	503/513 (98%)	491 (98%)	12 (2%)	49	81
1	B	503/513 (98%)	492 (98%)	11 (2%)	52	83
1	C	503/513 (98%)	490 (97%)	13 (3%)	46	79
All	All	1509/1539 (98%)	1473 (98%)	36 (2%)	49	81

All (36) residues with a non-rotameric sidechain are listed below:

Mol	Chain	Res	Type
1	A	37	LEU
1	A	69	LEU
1	A	114	LEU
1	A	158	ARG
1	A	194	ARG
1	A	243	ARG
1	A	276	ASP
1	A	332	ARG
1	A	389	ARG
1	A	397	ARG
1	A	404	PHE
1	A	515	TYR
1	B	37	LEU
1	B	69	LEU
1	B	114	LEU
1	B	158	ARG
1	B	194	ARG
1	B	202	ASP
1	B	243	ARG
1	B	276	ASP
1	B	332	ARG
1	B	397	ARG
1	B	515	TYR
1	C	37	LEU
1	C	58	ARG
1	C	69	LEU
1	C	114	LEU
1	C	158	ARG
1	C	194	ARG
1	C	243	ARG
1	C	251	ARG

Continued on next page...

Continued from previous page...

Mol	Chain	Res	Type
1	C	258	TRP
1	C	276	ASP
1	C	332	ARG
1	C	397	ARG
1	C	515	TYR

Sometimes sidechains can be flipped to improve hydrogen bonding and reduce clashes. All (10) such sidechains are listed below:

Mol	Chain	Res	Type
1	A	70	HIS
1	A	357	ASN
1	A	525	GLN
1	B	70	HIS
1	B	357	ASN
1	B	525	GLN
1	C	70	HIS
1	C	226	HIS
1	C	357	ASN
1	C	525	GLN

5.3.3 RNA (i)

There are no RNA molecules in this entry.

5.4 Non-standard residues in protein, DNA, RNA chains (i)

There are no non-standard protein/DNA/RNA residues in this entry.

5.5 Carbohydrates (i)

There are no monosaccharides in this entry.

5.6 Ligand geometry (i)

6 ligands are modelled in this entry.

In the following table, the Counts columns list the number of bonds (or angles) for which Mogul statistics could be retrieved, the number of bonds (or angles) that are observed in the model and the number of bonds (or angles) that are defined in the Chemical Component Dictionary. The

Link column lists molecule types, if any, to which the group is linked. The Z score for a bond length (or angle) is the number of standard deviations the observed value is removed from the expected value. A bond length (or angle) with $|Z| > 2$ is considered an outlier worth inspection. RMSZ is the root-mean-square of all Z scores of the bond lengths (or angles).

Mol	Type	Chain	Res	Link	Bond lengths			Bond angles		
					Counts	RMSZ	$\#\|Z\| > 2$	Counts	RMSZ	$\#\|Z\| > 2$
2	C8E	B	700	-	20,20,20	0.77	0	19,19,19	1.77	6 (31%)
3	R46	A	800	-	27,30,30	1.72	5 (18%)	28,39,39	0.72	0
3	R46	C	800	-	27,30,30	1.62	5 (18%)	28,39,39	0.68	1 (3%)
2	C8E	C	700	-	20,20,20	0.79	0	19,19,19	1.77	6 (31%)
3	R46	B	800	-	27,30,30	1.65	6 (22%)	28,39,39	0.72	1 (3%)
2	C8E	A	700	-	20,20,20	0.76	0	19,19,19	1.77	6 (31%)

In the following table, the Chirals column lists the number of chiral outliers, the number of chiral centers analysed, the number of these observed in the model and the number defined in the Chemical Component Dictionary. Similar counts are reported in the Torsion and Rings columns. '-' means no outliers of that kind were identified.

Mol	Type	Chain	Res	Link	Chirals	Torsions	Rings
2	C8E	B	700	-	-	9/18/18/18	-
3	R46	A	800	-	-	6/13/17/17	0/3/3/3
3	R46	C	800	-	-	5/13/17/17	0/3/3/3
2	C8E	C	700	-	-	11/18/18/18	-
3	R46	B	800	-	-	8/13/17/17	0/3/3/3
2	C8E	A	700	-	-	10/18/18/18	-

All (16) bond length outliers are listed below:

Mol	Chain	Res	Type	Atoms	Z	Observed(Å)	Ideal(Å)
3	B	800	R46	BR28-C6D	-4.75	1.80	1.90
3	C	800	R46	BR28-C6D	-4.00	1.82	1.90
3	A	800	R46	BR28-C6D	-3.64	1.82	1.90
3	A	800	R46	C6C-C1C	3.07	1.44	1.38
3	A	800	R46	C5C-C6C	3.06	1.43	1.36
3	A	800	R46	C7D-C6D	3.00	1.41	1.36
3	A	800	R46	C3C-C2C	2.93	1.42	1.36
3	C	800	R46	C3C-C2C	2.76	1.42	1.36
3	C	800	R46	C7D-C6D	2.64	1.40	1.36
3	C	800	R46	C5C-C6C	2.58	1.42	1.36
3	B	800	R46	C3C-C2C	2.56	1.42	1.36
3	B	800	R46	C7D-C6D	2.53	1.40	1.36

Continued on next page...

Continued from previous page...

Mol	Chain	Res	Type	Atoms	Z	Observed(Å)	Ideal(Å)
3	B	800	R46	C6C-C1C	2.45	1.43	1.38
3	C	800	R46	C6C-C1C	2.40	1.43	1.38
3	B	800	R46	C5C-C6C	2.32	1.41	1.36
3	B	800	R46	C3P-C3D	-2.15	1.36	1.42

All (20) bond angle outliers are listed below:

Mol	Chain	Res	Type	Atoms	Z	Observed(^{o})	Ideal(^{o})
2	A	700	C8E	O15-C14-C13	4.60	131.13	110.39
2	B	700	C8E	O15-C14-C13	4.60	131.11	110.39
2	C	700	C8E	O15-C14-C13	4.58	131.06	110.39
2	C	700	C8E	O15-C16-C17	2.87	123.33	110.39
2	B	700	C8E	O15-C16-C17	2.83	123.15	110.39
2	A	700	C8E	O15-C16-C17	2.83	123.14	110.39
2	C	700	C8E	C19-O18-C17	-2.73	101.47	113.29
2	B	700	C8E	C19-O18-C17	-2.68	101.66	113.29
2	A	700	C8E	O18-C19-C20	2.68	121.84	110.07
2	A	700	C8E	C19-O18-C17	-2.67	101.70	113.29
2	B	700	C8E	O18-C19-C20	2.66	121.77	110.07
2	C	700	C8E	O18-C19-C20	2.65	121.73	110.07
3	B	800	R46	C5D-C4D-C3P	-2.17	118.51	121.63
2	C	700	C8E	C16-O15-C14	-2.12	104.08	113.29
2	A	700	C8E	C16-O15-C14	-2.10	104.19	113.29
2	B	700	C8E	C16-O15-C14	-2.08	104.29	113.29
2	B	700	C8E	C7-C6-C5	-2.06	103.96	114.42
3	C	800	R46	C5D-C4D-C3P	-2.05	118.67	121.63
2	A	700	C8E	C7-C6-C5	-2.03	104.10	114.42
2	C	700	C8E	C7-C6-C5	-2.00	104.25	114.42

There are no chirality outliers.

All (49) torsion outliers are listed below:

Mol	Chain	Res	Type	Atoms
3	A	800	R46	N1-C1B-C2B-C3B
3	B	800	R46	N1-C1B-C2B-C3B
2	C	700	C8E	O9-C10-C11-O12
3	C	800	R46	N1-C1B-C2B-C3B
3	C	800	R46	C6C-C1C-O-C6B
3	A	800	R46	C6C-C1C-O-C6B
3	B	800	R46	C6C-C1C-O-C6B
3	C	800	R46	C2C-C1C-O-C6B
3	A	800	R46	C2C-C1C-O-C6B

Continued on next page...

Continued from previous page...

Mol	Chain	Res	Type	Atoms
2	C	700	C8E	C6-C7-C8-O9
3	B	800	R46	C2C-C1C-O-C6B
2	A	700	C8E	C6-C7-C8-O9
2	B	700	C8E	C6-C7-C8-O9
2	C	700	C8E	O12-C13-C14-O15
2	B	700	C8E	C4-C5-C6-C7
2	A	700	C8E	C4-C5-C6-C7
2	C	700	C8E	C4-C5-C6-C7
2	A	700	C8E	C2-C3-C4-C5
2	C	700	C8E	C2-C3-C4-C5
2	B	700	C8E	C2-C3-C4-C5
3	A	800	R46	C3B-C4B-C5B-C6B
2	A	700	C8E	O9-C10-C11-O12
3	C	800	R46	C3B-C4B-C5B-C6B
3	B	800	R46	C3B-C4B-C5B-C6B
2	B	700	C8E	O9-C10-C11-O12
3	B	800	R46	C5B-C6B-O-C1C
3	A	800	R46	C5B-C6B-O-C1C
2	A	700	C8E	C10-C11-O12-C13
2	B	700	C8E	C10-C11-O12-C13
2	B	700	C8E	C5-C6-C7-C8
2	A	700	C8E	C16-C17-O18-C19
2	C	700	C8E	C10-C11-O12-C13
3	B	800	R46	N1-C1A-C2A-C3A
2	A	700	C8E	C7-C8-O9-C10
2	B	700	C8E	C7-C8-O9-C10
2	C	700	C8E	C13-C14-O15-C16
3	C	800	R46	C5B-C6B-O-C1C
2	A	700	C8E	C17-C16-O15-C14
3	A	800	R46	C2B-C3B-C4B-C5B
2	C	700	C8E	C5-C6-C7-C8
2	A	700	C8E	C5-C6-C7-C8
2	B	700	C8E	C17-C16-O15-C14
2	C	700	C8E	C17-C16-O15-C14
2	C	700	C8E	C7-C8-O9-C10
2	B	700	C8E	C16-C17-O18-C19
2	C	700	C8E	C16-C17-O18-C19
2	A	700	C8E	O12-C13-C14-O15
3	B	800	R46	C1B-C2B-C3B-C4B
3	B	800	R46	C2B-C3B-C4B-C5B

There are no ring outliers.

5 monomers are involved in 5 short contacts:

Mol	Chain	Res	Type	Clashes	Symm-Clashes
2	B	700	C8E	1	0
3	A	800	R46	1	0
3	C	800	R46	1	0
3	B	800	R46	1	0
2	A	700	C8E	1	0

The following is a two-dimensional graphical depiction of Mogul quality analysis of bond lengths, bond angles, torsion angles, and ring geometry for all instances of the Ligand of Interest. In addition, ligands with molecular weight > 250 and outliers as shown on the validation Tables will also be included. For torsion angles, if less then 5% of the Mogul distribution of torsion angles is within 10 degrees of the torsion angle in question, then that torsion angle is considered an outlier. Any bond that is central to one or more torsion angles identified as an outlier by Mogul will be highlighted in the graph. For rings, the root-mean-square deviation (RMSD) between the ring in question and similar rings identified by Mogul is calculated over all ring torsion angles. If the average RMSD is greater than 60 degrees and the minimal RMSD between the ring in question and any Mogul-identified rings is also greater than 60 degrees, then that ring is considered an outlier. The outliers are highlighted in purple. The color gray indicates Mogul did not find sufficient equivalents in the CSD to analyse the geometry.

Ligand C8E B 700

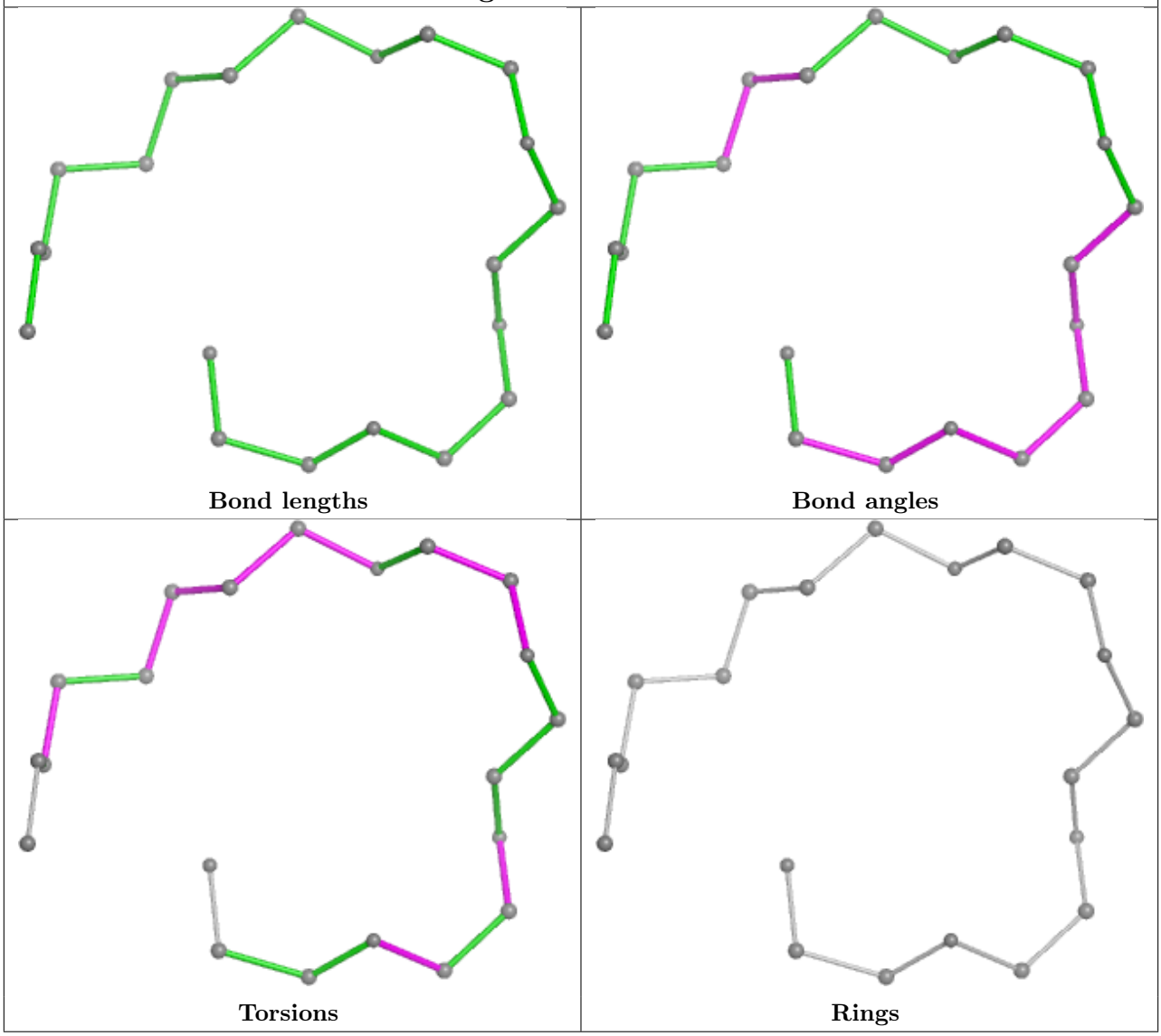

Ligand R46 A 800

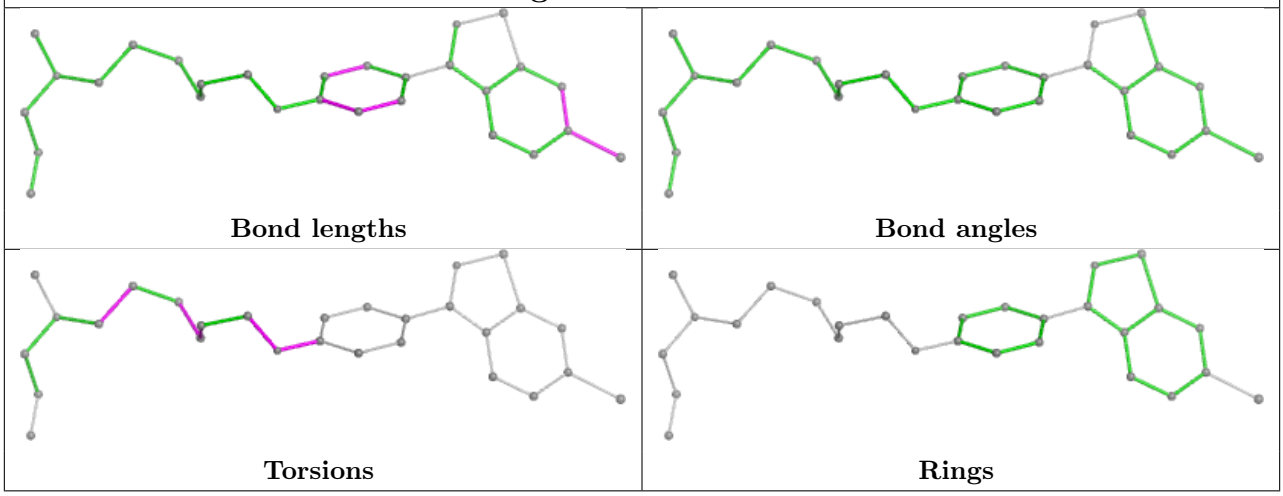

Ligand R46 C 800

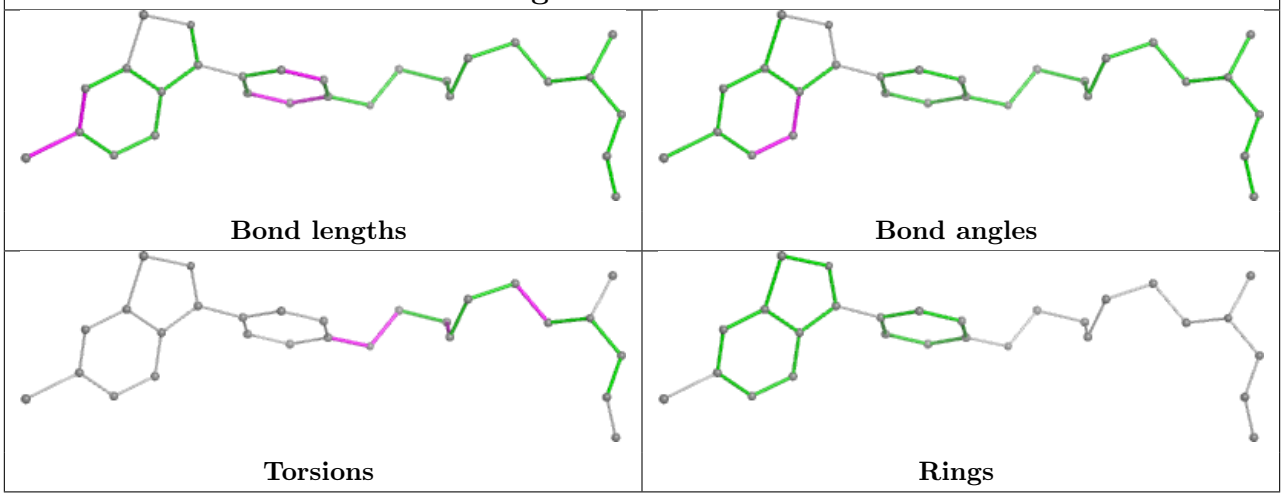

Ligand C8E C 700

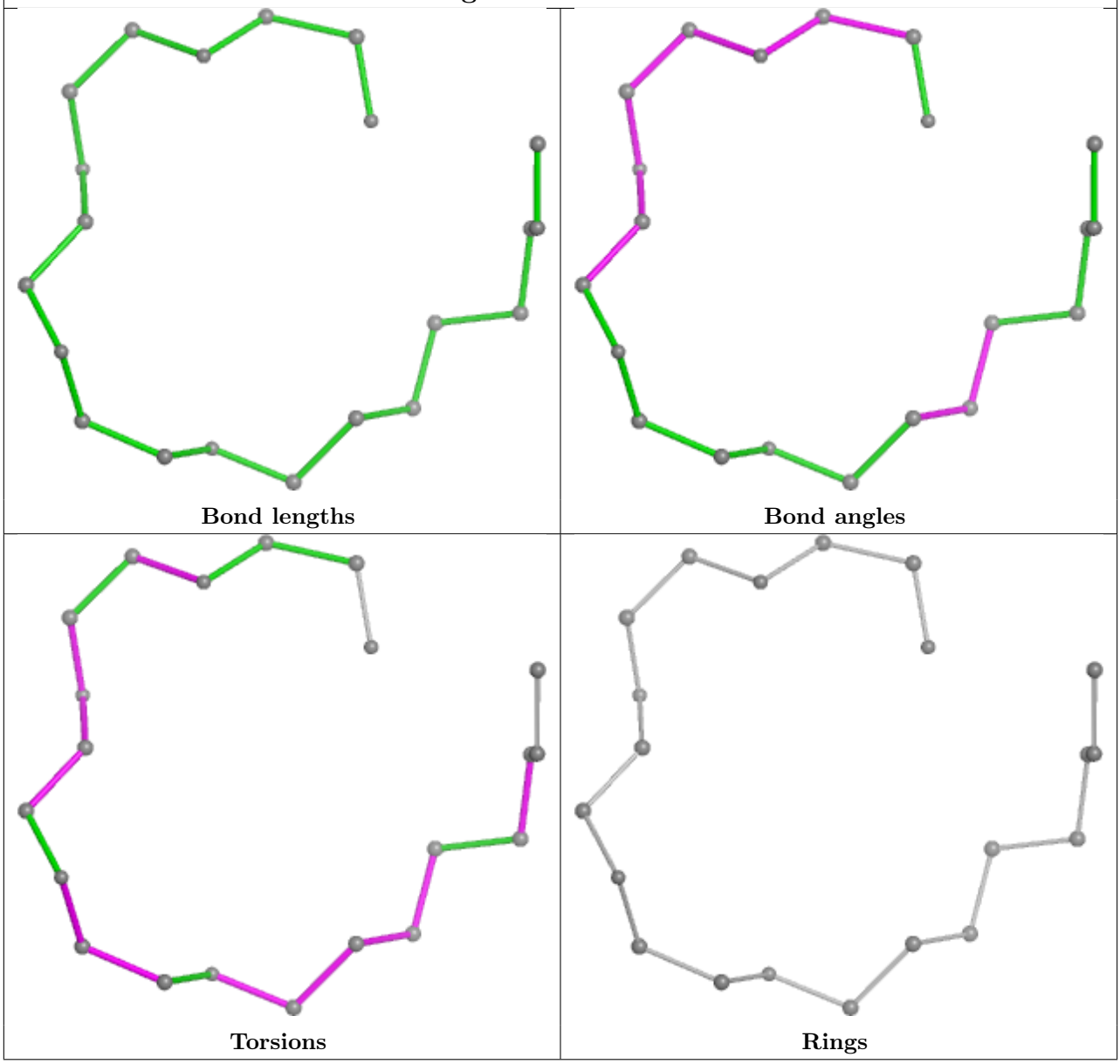

Ligand R46 B 800

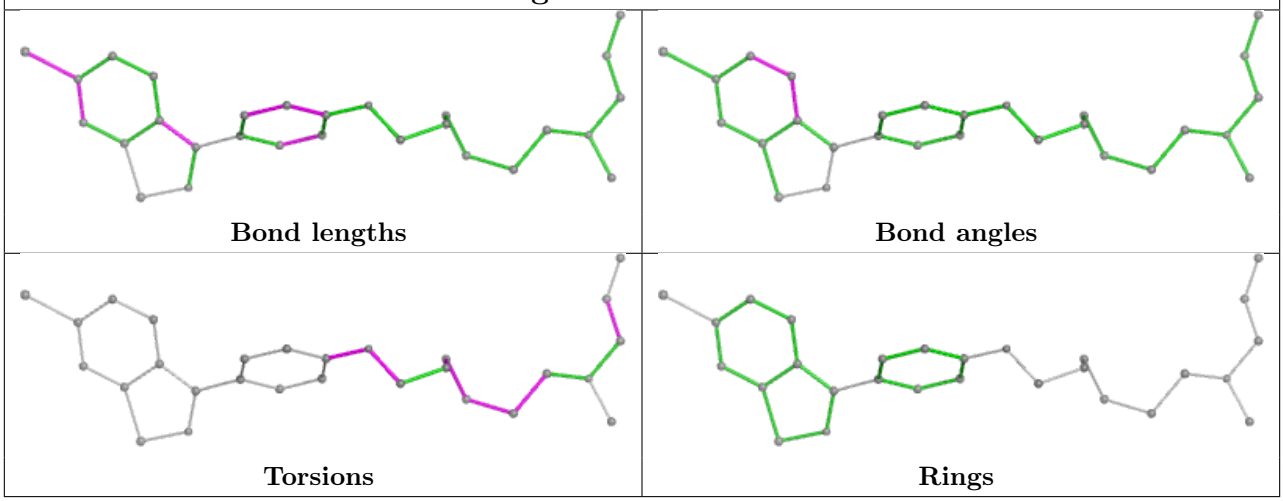

Ligand C8E A 700



5.7 Other polymers (i)

There are no such residues in this entry.

5.8 Polymer linkage issues (i)

There are no chain breaks in this entry.

6 Fit of model and data (i)

6.1 Protein, DNA and RNA chains (i)

In the following table, the column labelled '#RSRZ> 2' contains the number (and percentage) of RSRZ outliers, followed by percent RSRZ outliers for the chain as percentile scores relative to all X-ray entries and entries of similar resolution. The OWAB column contains the minimum, median, 95th percentile and maximum values of the occupancy-weighted average B-factor per residue. The column labelled 'Q< 0.9' lists the number of (and percentage) of residues with an average occupancy less than 0.9.

Mol	Chain	Analysed	<RSRZ>	#RSRZ>2	OWAB(Å^2)	Q<0.9
1	A	620/631 (98%)	-0.58	2 (0%) 94 93	12, 55, 94, 99	0
1	B	620/631 (98%)	-0.78	0 100 100	14, 40, 81, 99	0
1	C	620/631 (98%)	-0.70	0 100 100	15, 49, 92, 99	0
All	All	1860/1893 (98%)	-0.69	2 (0%) 95 95	12, 48, 91, 99	0

All (2) RSRZ outliers are listed below:

Mol	Chain	Res	Type	RSRZ
1	A	213	GLY	2.5
1	A	212	GLY	2.5

6.2 Non-standard residues in protein, DNA, RNA chains (i)

There are no non-standard protein/DNA/RNA residues in this entry.

6.3 Carbohydrates (i)

There are no monosaccharides in this entry.

6.4 Ligands (i)

In the following table, the Atoms column lists the number of modelled atoms in the group and the number defined in the chemical component dictionary. The B-factors column lists the minimum, median, 95th percentile and maximum values of B factors of atoms in the group. The column labelled 'Q< 0.9' lists the number of atoms with occupancy less than 0.9.

Mol	Type	Chain	Res	Atoms	RSCC	RSR	B-factors(Å^2)	Q<0.9
2	C8E	C	700	21/21	0.65	0.51	98,98,98,98	0

Continued on next page...

Continued from previous page...

Mol	Type	Chain	Res	Atoms	RSCC	RSR	B-factors(Å^2)	Q<0.9
2	C8E	B	700	21/21	0.72	0.49	99,99,99,99	0
2	C8E	A	700	21/21	0.72	0.48	97,97,97,97	0
3	R46	A	800	28/28	0.95	0.27	32,51,94,94	0
3	R46	C	800	28/28	0.95	0.24	32,49,95,95	0
3	R46	B	800	28/28	0.96	0.24	25,40,82,82	0

The following is a graphical depiction of the model fit to experimental electron density of all instances of the Ligand of Interest. In addition, ligands with molecular weight > 250 and outliers as shown on the geometry validation Tables will also be included. Each fit is shown from different orientation to approximate a three-dimensional view.

Electron density around C8E C 700:

2mF$_o$-DF$_c$ (at 0.7 rmsd) in gray
mF$_o$-DF$_c$ (at 3 rmsd) in purple (negative) and green (positive)

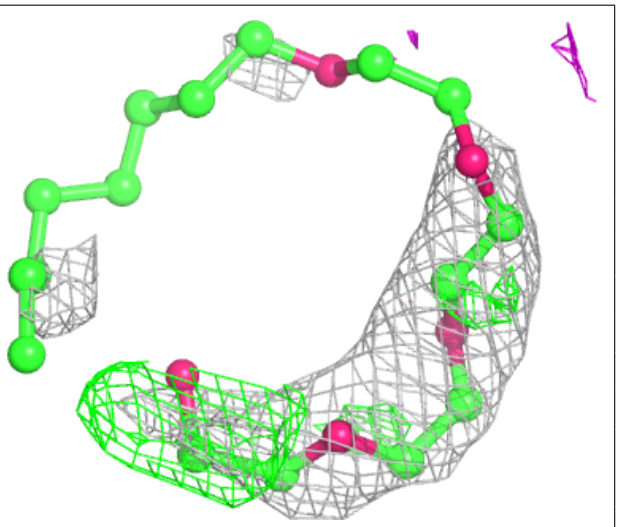

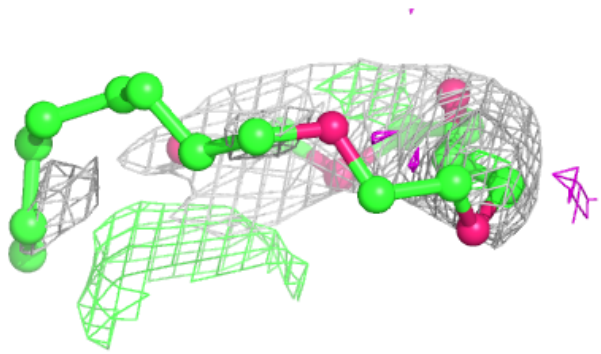

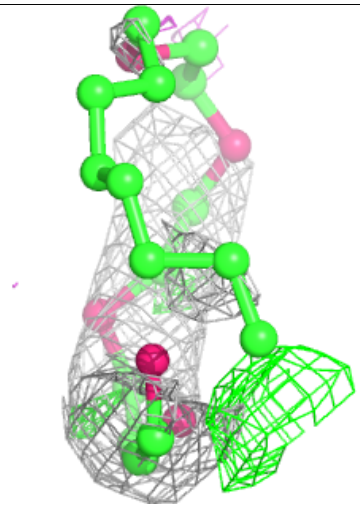

Electron density around C8E B 700:

$2mF_o$-DF_c (at 0.7 rmsd) in gray
mF_o-DF_c (at 3 rmsd) in purple (negative)
and green (positive)

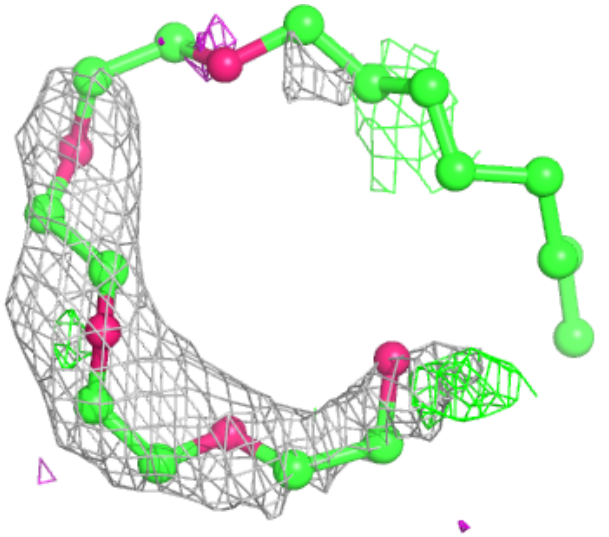

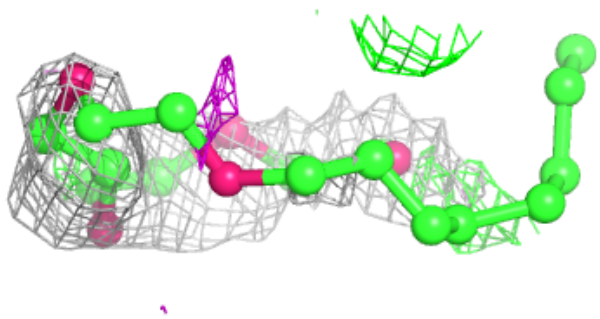

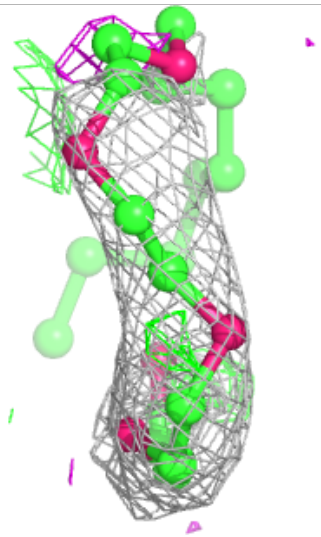

Electron density around C8E A 700:

$2mF_o$-DF_c (at 0.7 rmsd) in gray
mF_o-DF_c (at 3 rmsd) in purple (negative)
and green (positive)

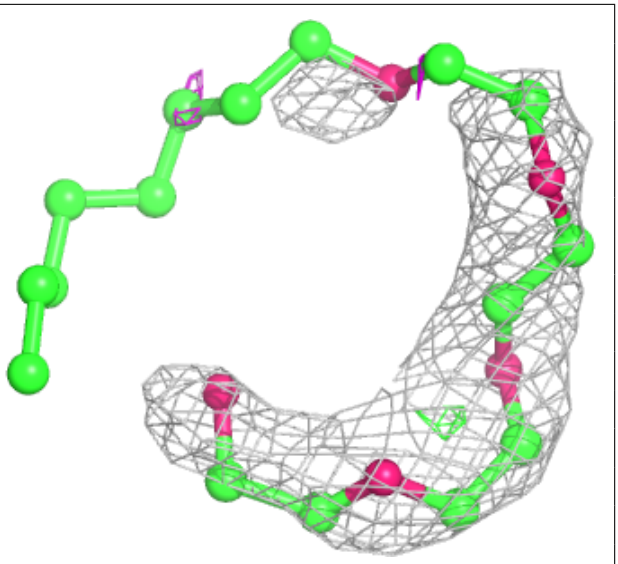

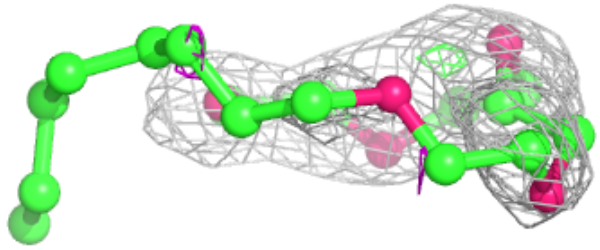

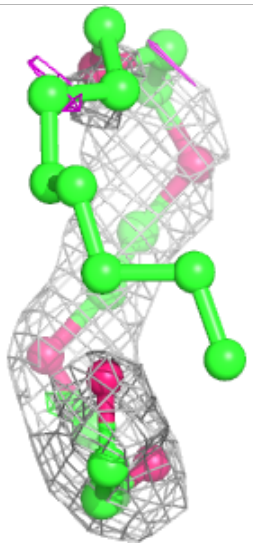

Electron density around R46 A 800:

$2mF_o$-DF_c (at 0.7 rmsd) in gray
mF_o-DF_c (at 3 rmsd) in purple (negative)
and green (positive)

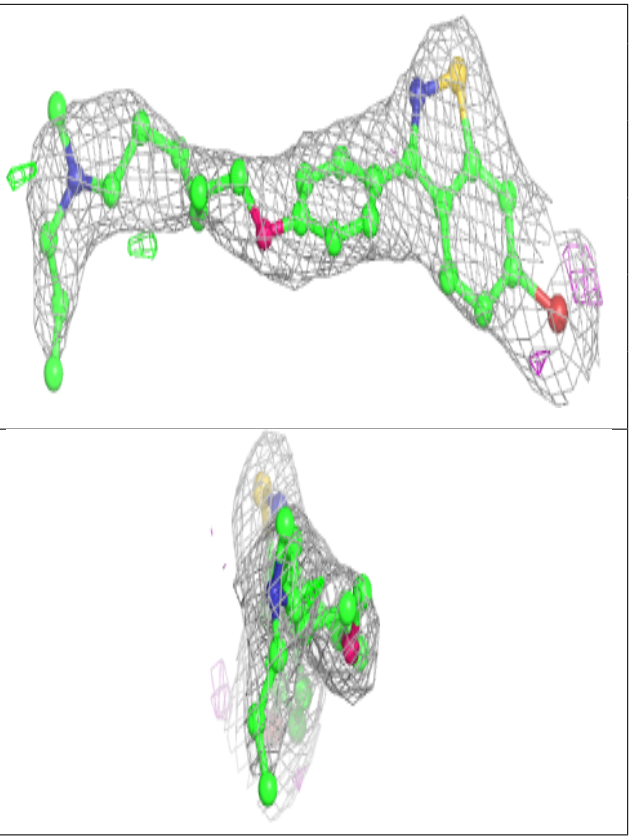

Electron density around R46 C 800:

$2mF_o$-DF_c (at 0.7 rmsd) in gray
mF_o-DF_c (at 3 rmsd) in purple (negative)
and green (positive)

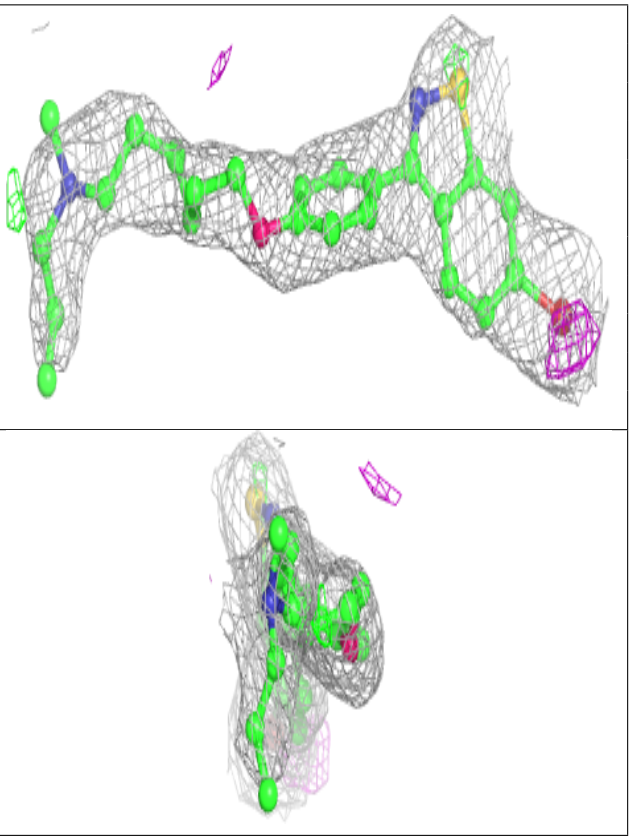

Electron density around R46 B 800:

$2mF_o$-DF_c (at 0.7 rmsd) in gray
mF_o-DF_c (at 3 rmsd) in purple (negative)
and green (positive)

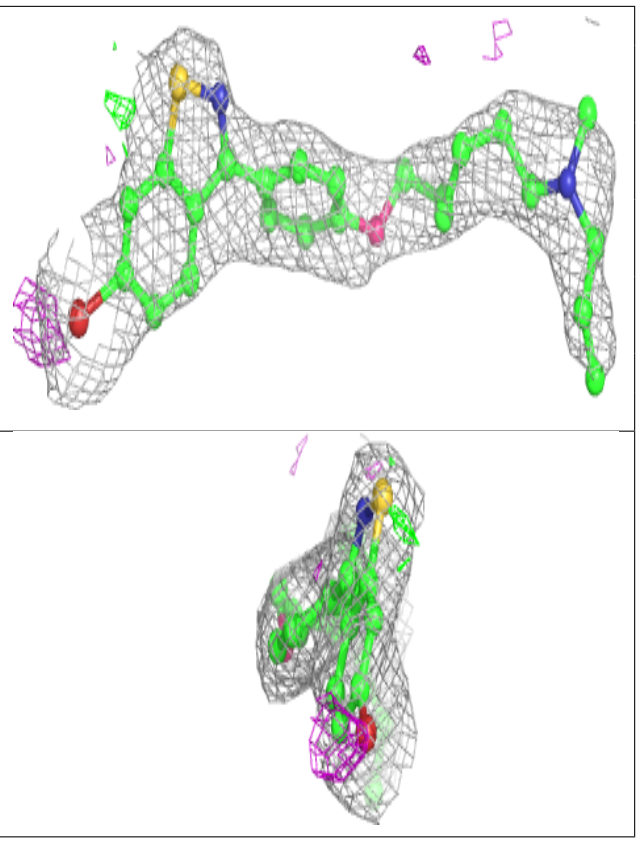

6.5 Other polymers (i)

There are no such residues in this entry.