Full wwPDB X-ray Structure Validation Report (i)

Aug 27, 2023 – 09:15 AM EDT

PDB ID	:	3H0L
Title	:	Structure of trna-dependent amidotransferase gatcab from aquifex aeolicus
Authors	:	Wu, J.; Bu, W.; Sheppard, K.; Kitabatake, M.; Soll, D.; Smith, J.L.
Deposited on	:	2009-04-09
Resolution	:	2.30 Å(reported)

This is a Full wwPDB X-ray Structure Validation Report for a publicly released PDB entry.

We welcome your comments at *validation@mail.wwpdb.org*
A user guide is available at
https://www.wwpdb.org/validation/2017/XrayValidationReportHelp
with specific help available everywhere you see the (i) symbol.

The types of validation reports are described at
http://www.wwpdb.org/validation/2017/FAQs#types.

The following versions of software and data (see references (i)) were used in the production of this report:

MolProbity	:	4.02b-467
Mogul	:	1.8.5 (274361), CSD as541be (2020)
Xtriage (Phenix)	:	1.13
EDS	:	2.35
buster-report	:	1.1.7 (2018)
Percentile statistics	:	20191225.v01 (using entries in the PDB archive December 25th 2019)
Refmac	:	5.8.0158
CCP4	:	7.0.044 (Gargrove)
Ideal geometry (proteins)	:	Engh & Huber (2001)
Ideal geometry (DNA, RNA)	:	Parkinson et al. (1996)
Validation Pipeline (wwPDB-VP)	:	2.35

1 Overall quality at a glance (i)

The following experimental techniques were used to determine the structure:
X-RAY DIFFRACTION

The reported resolution of this entry is 2.30 Å.

Percentile scores (ranging between 0-100) for global validation metrics of the entry are shown in the following graphic. The table shows the number of entries on which the scores are based.

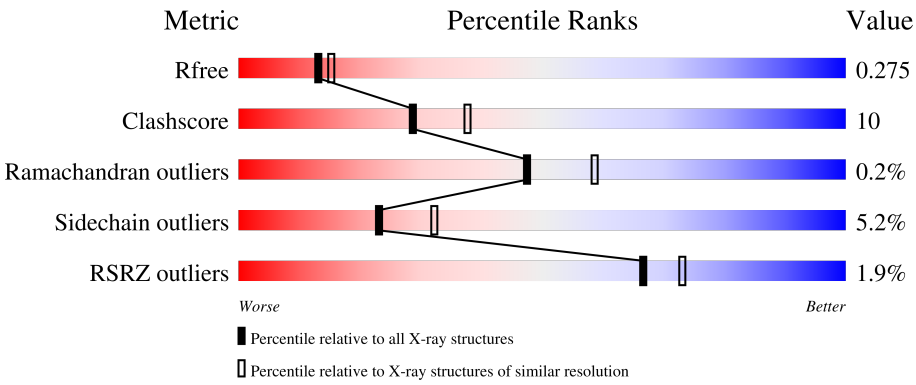

Metric	Whole archive (#Entries)	Similar resolution (#Entries, resolution range(Å))
R_{free}	130704	5042 (2.30-2.30)
Clashscore	141614	5643 (2.30-2.30)
Ramachandran outliers	138981	5575 (2.30-2.30)
Sidechain outliers	138945	5575 (2.30-2.30)
RSRZ outliers	127900	4938 (2.30-2.30)

The table below summarises the geometric issues observed across the polymeric chains and their fit to the electron density. The red, orange, yellow and green segments of the lower bar indicate the fraction of residues that contain outliers for >=3, 2, 1 and 0 types of geometric quality criteria respectively. A grey segment represents the fraction of residues that are not modelled. The numeric value for each fraction is indicated below the corresponding segment, with a dot representing fractions <=5% The upper red bar (where present) indicates the fraction of residues that have poor fit to the electron density. The numeric value is given above the bar.

Mol	Chain	Length	Quality of chain
1	A	478	2% 75% 22% •
1	D	478	2% 77% 20% •
1	G	478	78% 20% •
1	J	478	79% 18% •
1	M	478	80% 17% •

Continued on next page...

Continued from previous page...

Mol	Chain	Length	Quality of chain
1	P	478	80% 17% •
1	S	478	.% 73% 24% •
1	V	478	.% 75% 22% •
2	B	478	2% 68% 15% • 14%
2	E	478	5% 67% 17% • 14%
2	H	478	4% 68% 16% • 14%
2	K	478	3% 71% 13% • 14%
2	N	478	2% 67% 17% • 14%
2	Q	478	2% 69% 14% • 14%
2	T	478	4% 67% 18% • 14%
2	W	478	.% 66% 17% • 14%
3	C	94	.% 78% 19% •
3	F	94	.% 77% 19% • •
3	I	94	.% 76% 20% • •
3	L	94	2% 77% 18% • •
3	O	94	.% 77% 20% •
3	R	94	86% 10% • •
3	U	94	2% 73% 22% • •
3	X	94	2% 73% 22% • •

2 Entry composition (i)

There are 7 unique types of molecules in this entry. The entry contains 63144 atoms, of which 0 are hydrogens and 0 are deuteriums.

In the tables below, the ZeroOcc column contains the number of atoms modelled with zero occupancy, the AltConf column contains the number of residues with at least one atom in alternate conformation and the Trace column contains the number of residues modelled with at most 2 atoms.

- Molecule 1 is a protein called Glutamyl-tRNA(Gln) amidotransferase subunit A.

Mol	Chain	Residues	Atoms					ZeroOcc	AltConf	Trace
			Total	C	N	O	S			
1	A	478	3784	2450	615	712	7	0	0	0
1	D	478	3784	2450	615	712	7	0	0	0
1	G	478	3784	2450	615	712	7	0	0	0
1	J	478	3784	2450	615	712	7	0	0	0
1	M	478	3784	2450	615	712	7	0	0	0
1	P	478	3784	2450	615	712	7	0	0	0
1	S	478	3784	2450	615	712	7	0	0	0
1	V	478	3784	2450	615	712	7	0	0	0

- Molecule 2 is a protein called Aspartyl/glutamyl-tRNA(Asn/Gln) amidotransferase subunit B.

Mol	Chain	Residues	Atoms					ZeroOcc	AltConf	Trace
			Total	C	N	O	S			
2	B	410	3308	2104	567	622	15	0	0	0
2	E	410	3308	2104	567	622	15	0	0	0
2	H	410	3308	2104	567	622	15	0	0	0
2	K	410	3308	2104	567	622	15	0	0	0
2	N	410	3308	2104	567	622	15	0	0	0
2	Q	410	3308	2104	567	622	15	0	0	0

Continued on next page...

Continued from previous page...

Mol	Chain	Residues	Atoms					ZeroOcc	AltConf	Trace
			Total	C	N	O	S			
2	T	410	3308	2104	567	622	15	0	0	0
			Total	C	N	O	S			
2	W	410	3308	2104	567	622	15	0	0	0

- Molecule 3 is a protein called Glutamyl-tRNA(Gln) amidotransferase subunit C.

Mol	Chain	Residues	Atoms					ZeroOcc	AltConf	Trace
			Total	C	N	O	S			
3	C	91	764	487	125	150	2	0	0	0
			Total	C	N	O	S			
3	F	91	764	487	125	150	2	0	0	0
			Total	C	N	O	S			
3	I	91	764	487	125	150	2	0	0	0
			Total	C	N	O	S			
3	L	91	764	487	125	150	2	0	0	0
			Total	C	N	O	S			
3	O	91	764	487	125	150	2	0	0	0
			Total	C	N	O	S			
3	R	91	764	487	125	150	2	0	0	0
			Total	C	N	O	S			
3	U	91	764	487	125	150	2	0	0	0
			Total	C	N	O	S			
3	X	91	764	487	125	150	2	0	0	0

- Molecule 4 is ASPARAGINE (three-letter code: ASN) (formula: $C_4H_8N_2O_3$).

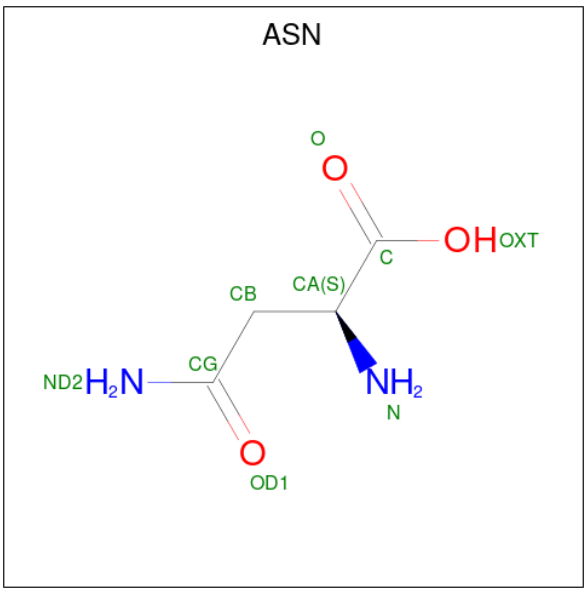

Mol	Chain	Residues	Atoms				ZeroOcc	AltConf
			Total	C	N	O		
4	A	1	8	4	1	3	0	0
4	D	1	8	4	1	3	0	0
4	G	1	8	4	1	3	0	0
4	J	1	8	4	1	3	0	0
4	M	1	8	4	1	3	0	0
4	P	1	8	4	1	3	0	0
4	S	1	8	4	1	3	0	0
4	V	1	8	4	1	3	0	0

- Molecule 5 is ADENOSINE-5'-DIPHOSPHATE (three-letter code: ADP) (formula: $C_{10}H_{15}N_5O_{10}P_2$).

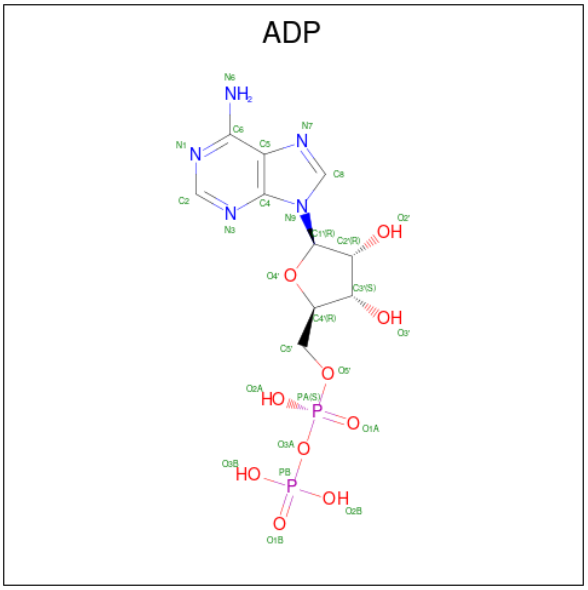

Mol	Chain	Residues	Atoms					ZeroOcc	AltConf
			Total	C	N	O	P		
5	B	1	27	10	5	10	2	0	0
5	E	1	27	10	5	10	2	0	0
5	H	1	27	10	5	10	2	0	0

Continued on next page...

Continued from previous page...

Mol	Chain	Residues	Atoms					ZeroOcc	AltConf
			Total	C	N	O	P		
5	K	1	27	10	5	10	2	0	0
5	N	1	27	10	5	10	2	0	0
5	Q	1	27	10	5	10	2	0	0
5	T	1	27	10	5	10	2	0	0
5	W	1	27	10	5	10	2	0	0

- Molecule 6 is MAGNESIUM ION (three-letter code: MG) (formula: Mg).

Mol	Chain	Residues	Atoms		ZeroOcc	AltConf
			Total	Mg		
6	B	1	1	1	0	0
6	E	1	1	1	0	0
6	H	1	1	1	0	0
6	K	1	1	1	0	0
6	N	1	1	1	0	0
6	Q	1	1	1	0	0
6	T	1	1	1	0	0
6	W	1	1	1	0	0

- Molecule 7 is ZINC ION (three-letter code: ZN) (formula: Zn).

Mol	Chain	Residues	Atoms		ZeroOcc	AltConf
			Total	Zn		
7	B	1	1	1	0	0
7	E	1	1	1	0	0
7	H	1	1	1	0	0
7	K	1	1	1	0	0

Continued on next page...

Continued from previous page...

Mol	Chain	Residues	Atoms		ZeroOcc	AltConf
			Total	Zn		
7	N	1	1	1	0	0
			Total	Zn		
7	Q	1	1	1	0	0
			Total	Zn		
7	T	1	1	1	0	0
			Total	Zn		
7	W	1	1	1	0	0

3 Residue-property plots (i)

These plots are drawn for all protein, RNA, DNA and oligosaccharide chains in the entry. The first graphic for a chain summarises the proportions of the various outlier classes displayed in the second graphic. The second graphic shows the sequence view annotated by issues in geometry and electron density. Residues are color-coded according to the number of geometric quality criteria for which they contain at least one outlier: green = 0, yellow = 1, orange = 2 and red = 3 or more. A red dot above a residue indicates a poor fit to the electron density (RSRZ > 2). Stretches of 2 or more consecutive residues without any outlier are shown as a green connector. Residues present in the sample, but not in the model, are shown in grey.

• Molecule 1: Glutamyl-tRNA(Gln) amidotransferase subunit A

Chain A:

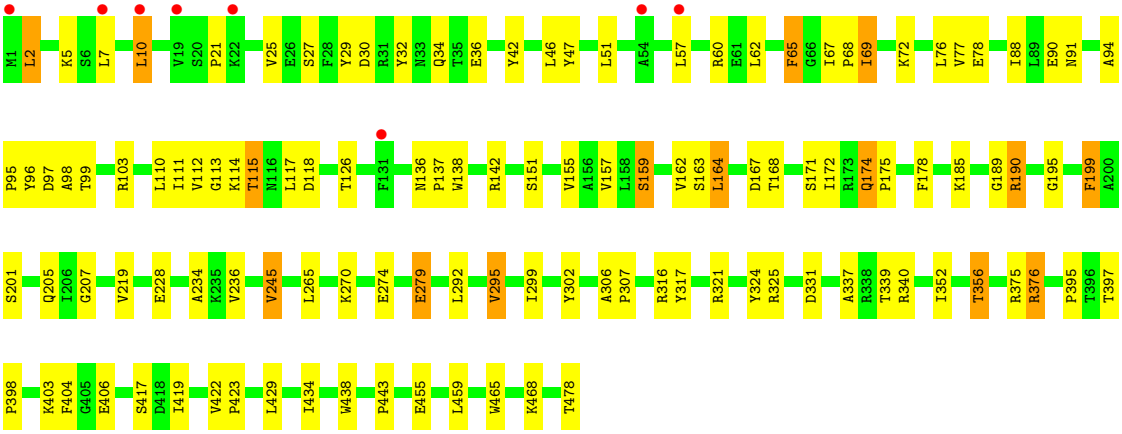

• Molecule 1: Glutamyl-tRNA(Gln) amidotransferase subunit A

Chain D:

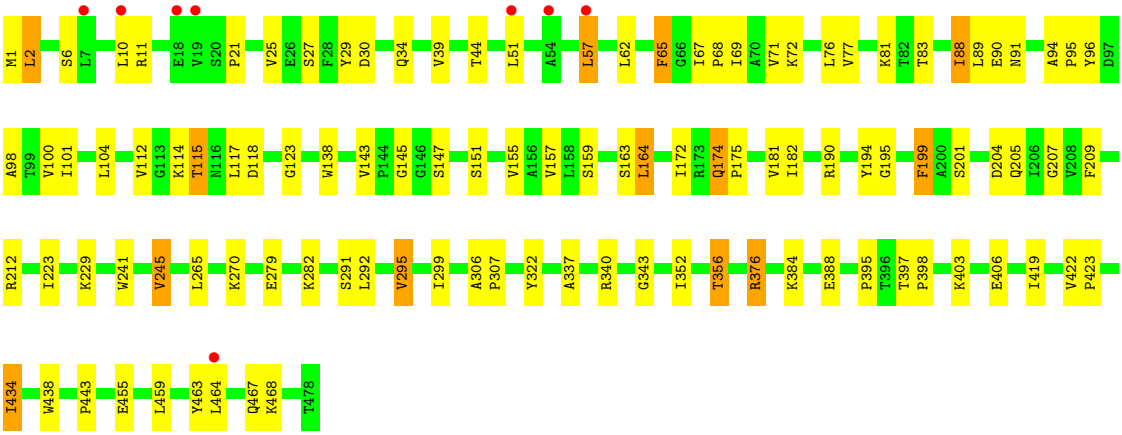

• Molecule 1: Glutamyl-tRNA(Gln) amidotransferase subunit A

Chain G:

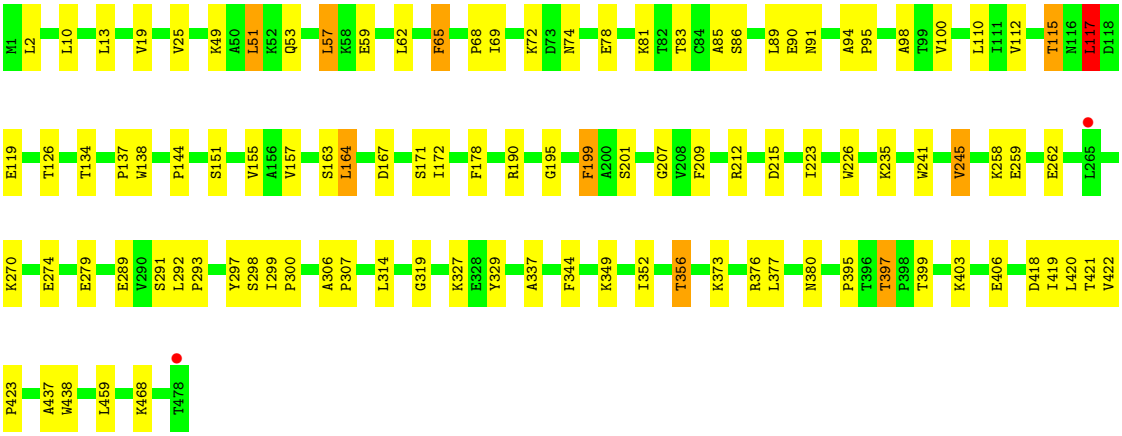

• Molecule 1: Glutamyl-tRNA(Gln) amidotransferase subunit A

Chain J:

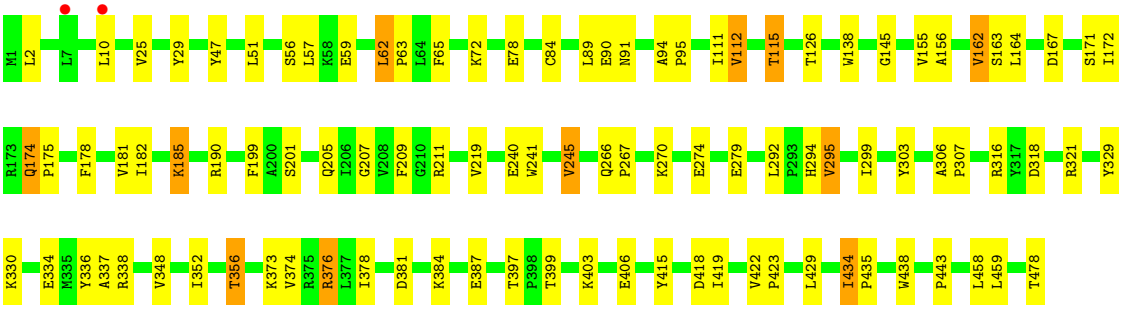

• Molecule 1: Glutamyl-tRNA(Gln) amidotransferase subunit A

Chain M:

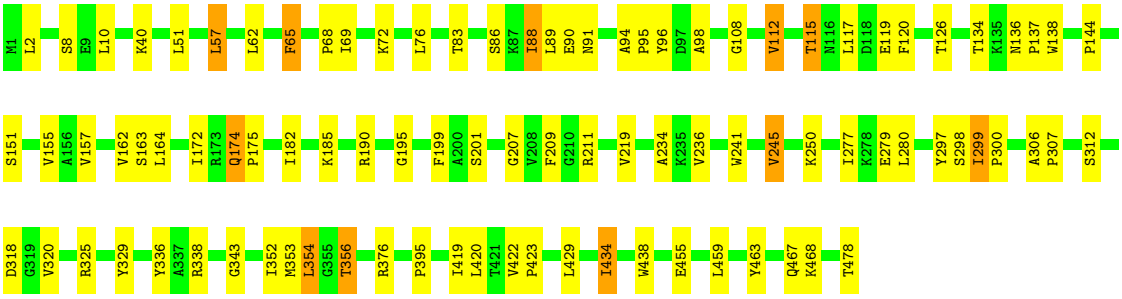

• Molecule 1: Glutamyl-tRNA(Gln) amidotransferase subunit A

Chain P:

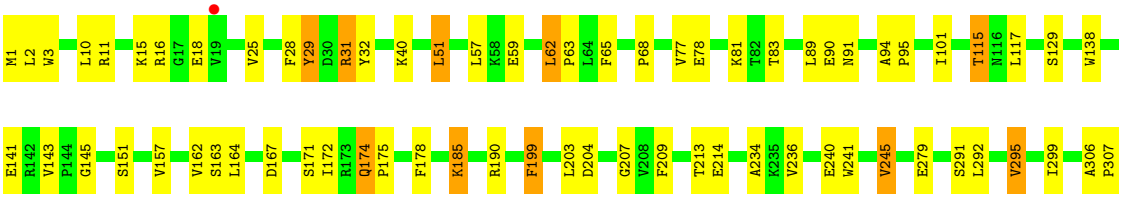

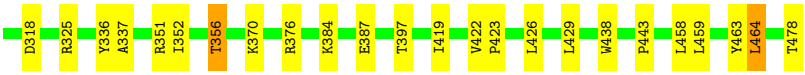

• Molecule 1: Glutamyl-tRNA(Gln) amidotransferase subunit A

Chain S:

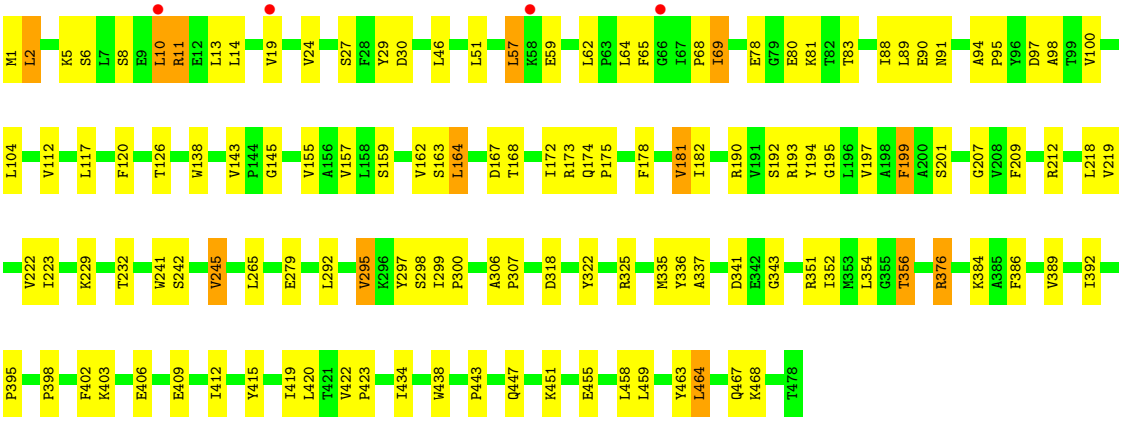

• Molecule 1: Glutamyl-tRNA(Gln) amidotransferase subunit A

Chain V:

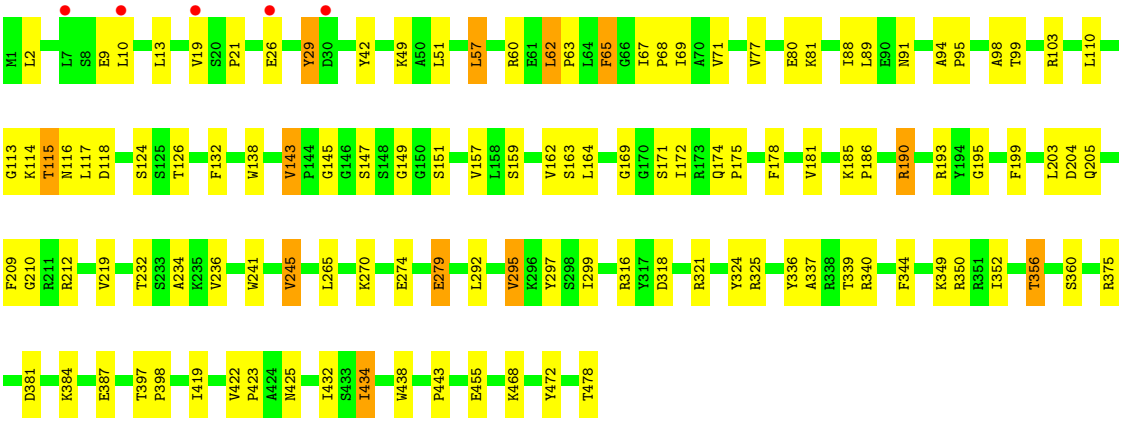

• Molecule 2: Aspartyl/glutamyl-tRNA(Asn/Gln) amidotransferase subunit B

Chain B:

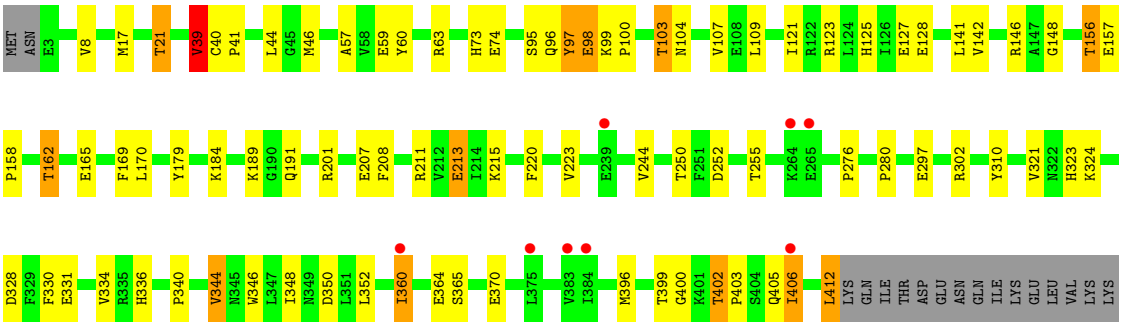



• Molecule 2: Aspartyl/glutamyl-tRNA(Asn/Gln) amidotransferase subunit B

Chain E:

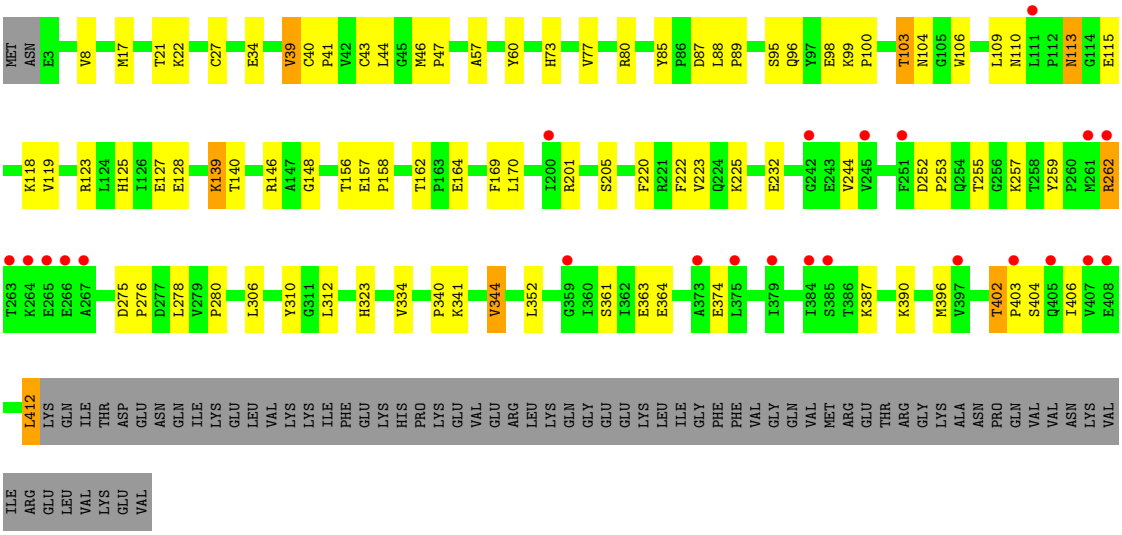

• Molecule 2: Aspartyl/glutamyl-tRNA(Asn/Gln) amidotransferase subunit B

Chain H:

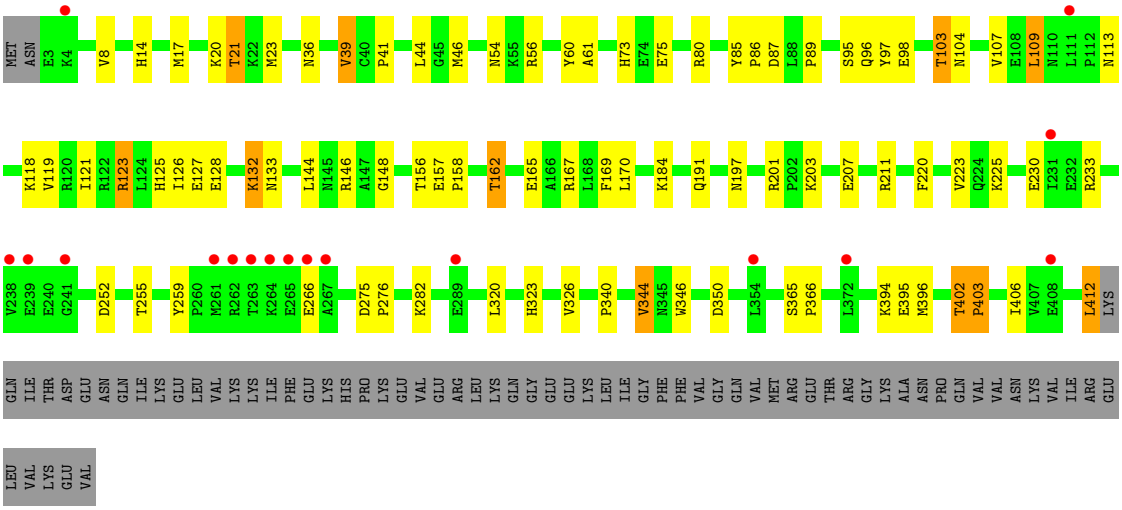

• Molecule 2: Aspartyl/glutamyl-tRNA(Asn/Gln) amidotransferase subunit B

Chain K:

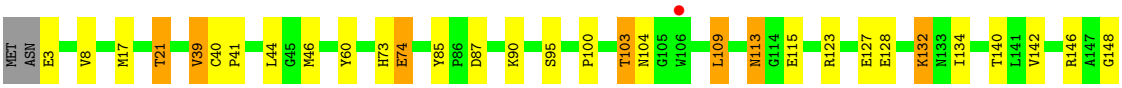

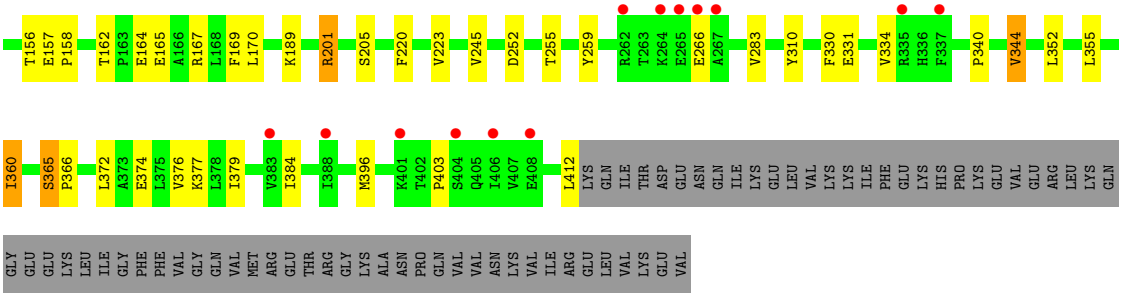

• Molecule 2: Aspartyl/glutamyl-tRNA(Asn/Gln) amidotransferase subunit B

Chain N:

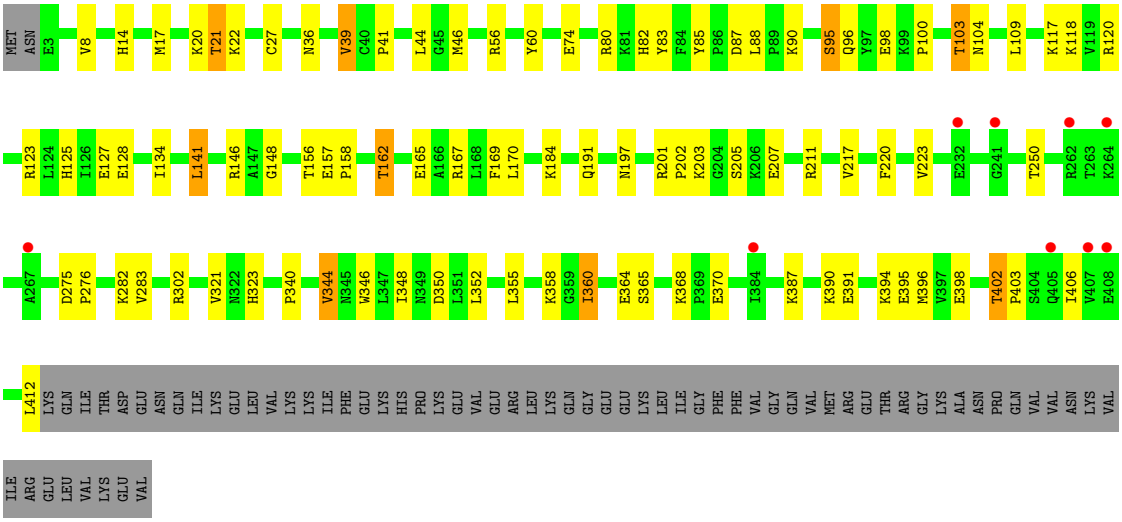

• Molecule 2: Aspartyl/glutamyl-tRNA(Asn/Gln) amidotransferase subunit B

Chain Q:

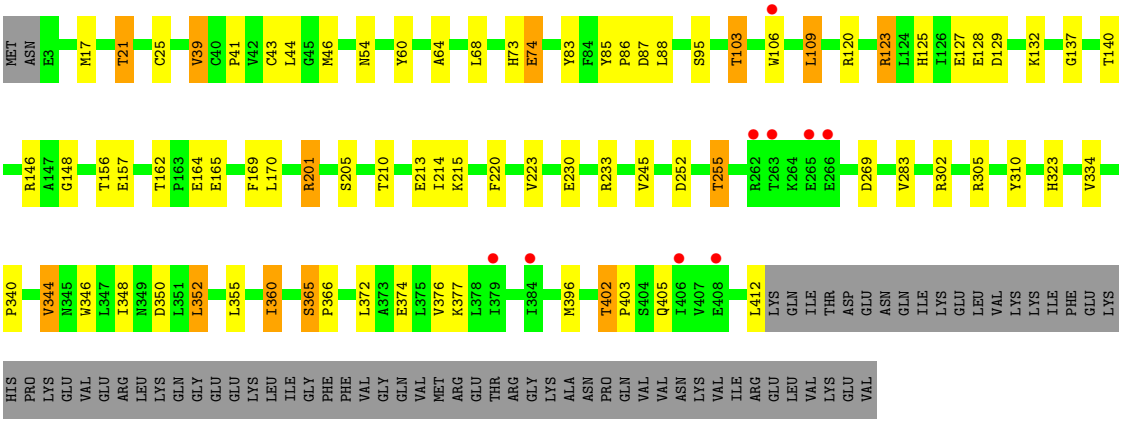

• Molecule 2: Aspartyl/glutamyl-tRNA(Asn/Gln) amidotransferase subunit B

Chain T:

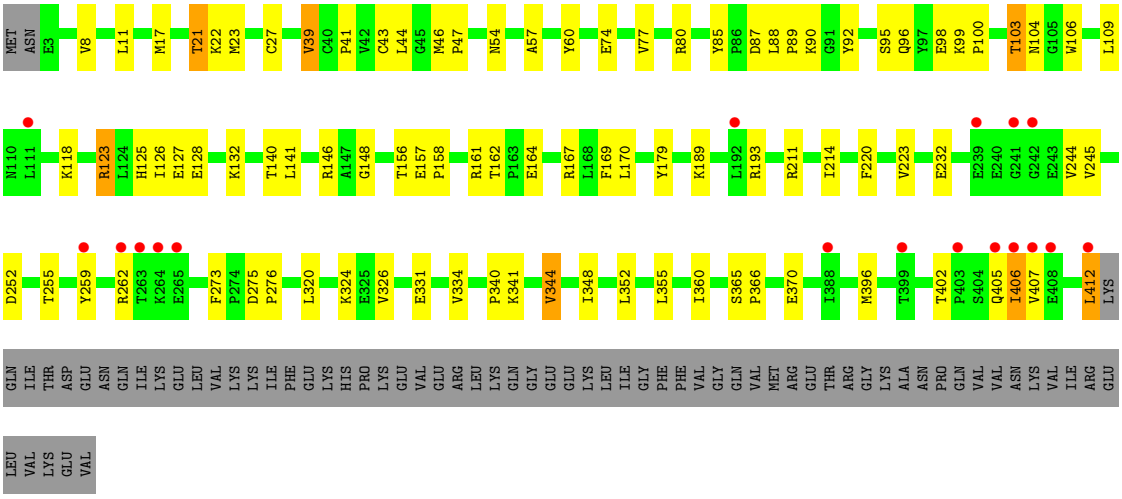

• Molecule 2: Aspartyl/glutamyl-tRNA(Asn/Gln) amidotransferase subunit B

Chain W:

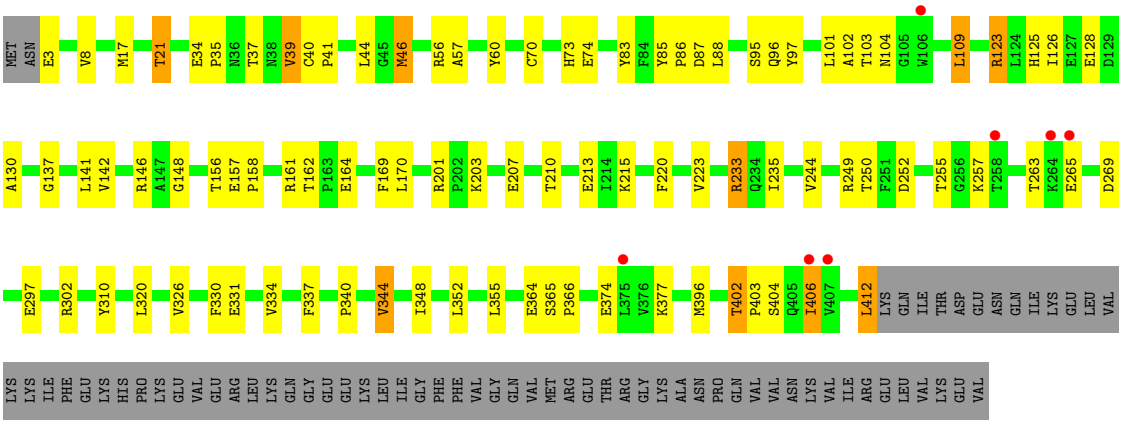

• Molecule 3: Glutamyl-tRNA(Gln) amidotransferase subunit C

Chain C:

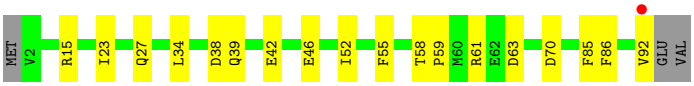

• Molecule 3: Glutamyl-tRNA(Gln) amidotransferase subunit C

Chain F:

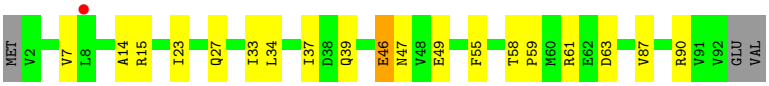

• Molecule 3: Glutamyl-tRNA(Gln) amidotransferase subunit C

Chain I:

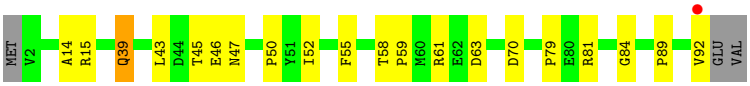

• Molecule 3: Glutamyl-tRNA(Gln) amidotransferase subunit C

Chain L:

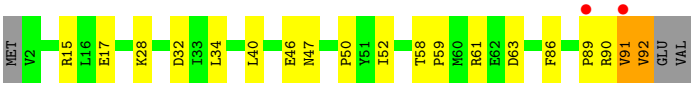

• Molecule 3: Glutamyl-tRNA(Gln) amidotransferase subunit C

Chain O:

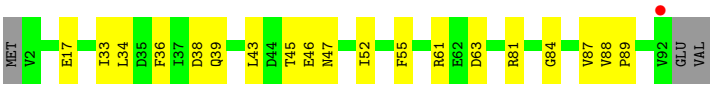

• Molecule 3: Glutamyl-tRNA(Gln) amidotransferase subunit C

Chain R:

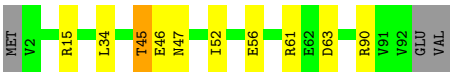

• Molecule 3: Glutamyl-tRNA(Gln) amidotransferase subunit C

Chain U:

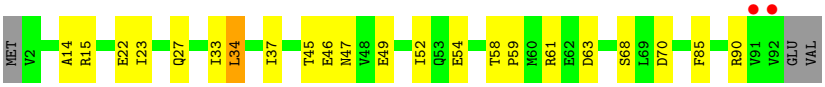

• Molecule 3: Glutamyl-tRNA(Gln) amidotransferase subunit C

Chain X:

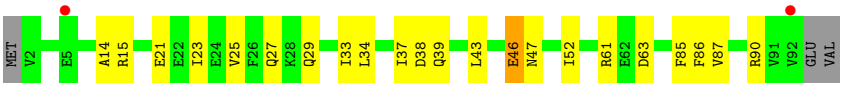

4 Data and refinement statistics (i)

Property	Value	Source
Space group	P 1	Depositor
Cell constants a, b, c, α, β, γ	127.48Å 131.01Å 154.67Å 90.02° 90.00° 89.91°	Depositor
Resolution (Å)	40.50 – 2.30 40.51 – 2.30	Depositor EDS
% Data completeness (in resolution range)	91.7 (40.50-2.30) 91.4 (40.51-2.30)	Depositor EDS
R_{merge}	0.06	Depositor
R_{sym}	0.06	Depositor
$< I/\sigma(I) >$ [1]	2.23 (at 2.31Å)	Xtriage
Refinement program	REFMAC 5.2.0019	Depositor
R, R_{free}	0.240 , 0.273 0.251 , 0.275	Depositor DCC
R_{free} test set	20322 reflections (5.01%)	wwPDB-VP
Wilson B-factor (Å^2)	33.8	Xtriage
Anisotropy	1.104	Xtriage
Bulk solvent k_{sol}(e/Å^3), B_{sol}(Å^2)	0.33 , 22.1	EDS
L-test for twinning[2]	$< \|L\| > = 0.49$, $< L^2 > = 0.32$	Xtriage
Estimated twinning fraction	0.000 for -k,h,l 0.000 for k,-h,l 0.146 for h,-k,-l 0.459 for -h,k,-l 0.146 for -h,-k,l 0.000 for -k,-h,-l 0.000 for k,h,-l	Xtriage
F_o,F_c correlation	0.94	EDS
Total number of atoms	63144	wwPDB-VP
Average B, all atoms (Å^2)	51.0	wwPDB-VP

Xtriage's analysis on translational NCS is as follows: *The analyses of the Patterson function reveals a significant off-origin peak that is 37.50 % of the origin peak, indicating pseudo-translational symmetry. The chance of finding a peak of this or larger height randomly in a structure without pseudo-translational symmetry is equal to 4.2482e-04. The detected translational NCS is most likely also responsible for the elevated intensity ratio.*

[1]Intensities estimated from amplitudes.

[2]Theoretical values of $< |L| >$, $< L^2 >$ for acentric reflections are 0.5, 0.333 respectively for untwinned datasets, and 0.375, 0.2 for perfectly twinned datasets.

5 Model quality (i)

5.1 Standard geometry (i)

Bond lengths and bond angles in the following residue types are not validated in this section: MG, ADP, ZN

The Z score for a bond length (or angle) is the number of standard deviations the observed value is removed from the expected value. A bond length (or angle) with $|Z| > 5$ is considered an outlier worth inspection. RMSZ is the root-mean-square of all Z scores of the bond lengths (or angles).

Mol	Chain	Bond lengths		Bond angles	
		RMSZ	$\#\|Z\|>5$	RMSZ	$\#\|Z\|>5$
1	A	0.64	0/3874	0.73	4/5244 (0.1%)
1	D	0.62	0/3874	0.71	0/5244
1	G	0.60	0/3874	0.70	1/5244 (0.0%)
1	J	0.62	1/3874 (0.0%)	0.70	0/5244
1	M	0.59	0/3874	0.69	1/5244 (0.0%)
1	P	0.59	0/3874	0.71	2/5244 (0.0%)
1	S	0.63	0/3874	0.71	0/5244
1	V	0.65	0/3874	0.72	1/5244 (0.0%)
2	B	0.56	0/3371	0.65	1/4541 (0.0%)
2	E	0.62	2/3371 (0.1%)	0.66	1/4541 (0.0%)
2	H	0.57	0/3371	0.66	1/4541 (0.0%)
2	K	0.58	0/3371	0.67	0/4541
2	N	0.57	0/3371	0.67	2/4541 (0.0%)
2	Q	0.56	0/3371	0.69	2/4541 (0.0%)
2	T	0.61	1/3371 (0.0%)	0.66	1/4541 (0.0%)
2	W	0.58	0/3371	0.65	1/4541 (0.0%)
3	C	0.67	0/778	0.72	0/1050
3	F	0.59	0/778	0.69	0/1050
3	I	0.64	0/778	0.66	0/1050
3	L	0.59	0/778	0.69	0/1050
3	O	0.61	0/778	0.67	0/1050
3	R	0.60	0/778	0.69	0/1050
3	U	0.57	0/778	0.65	0/1050
3	X	0.61	0/778	0.70	0/1050
All	All	0.60	4/64184 (0.0%)	0.69	18/86680 (0.0%)

Chiral center outliers are detected by calculating the chiral volume of a chiral center and verifying if the center is modelled as a planar moiety or with the opposite hand.A planarity outlier is detected by checking planarity of atoms in a peptide group, atoms in a mainchain group or atoms of a sidechain that are expected to be planar.

Mol	Chain	#Chirality outliers	#Planarity outliers
2	B	0	2
3	I	0	1
3	O	0	1
3	U	0	1
All	All	0	5

All (4) bond length outliers are listed below:

Mol	Chain	Res	Type	Atoms	Z	Observed(Å)	Ideal(Å)
2	E	43	CYS	CB-SG	-5.55	1.72	1.81
2	T	43	CYS	CB-SG	-5.48	1.72	1.81
1	J	84	CYS	CB-SG	-5.26	1.73	1.81
2	E	110	ASN	CG-OD1	5.14	1.35	1.24

All (18) bond angle outliers are listed below:

Mol	Chain	Res	Type	Atoms	Z	Observed(^{o})	Ideal(^{o})
2	T	412	LEU	CA-CB-CG	5.84	128.74	115.30
1	G	117	LEU	CA-CB-CG	5.79	128.60	115.30
1	A	375	ARG	NE-CZ-NH1	5.68	123.14	120.30
2	E	412	LEU	CA-CB-CG	5.67	128.34	115.30
1	P	464	LEU	CA-CB-CG	5.60	128.18	115.30
1	A	316	ARG	NE-CZ-NH2	-5.54	117.53	120.30
2	N	120	ARG	NE-CZ-NH2	-5.49	117.56	120.30
2	W	412	LEU	CA-CB-CG	5.46	127.86	115.30
2	H	412	LEU	CA-CB-CG	5.46	127.85	115.30
2	B	412	LEU	CA-CB-CG	5.38	127.68	115.30
2	Q	120	ARG	NE-CZ-NH2	-5.31	117.64	120.30
1	M	354	LEU	CA-CB-CG	5.31	127.51	115.30
1	P	204	ASP	CB-CG-OD1	5.24	123.01	118.30
1	A	331	ASP	CB-CG-OD2	5.20	122.98	118.30
2	Q	269	ASP	CB-CG-OD1	5.20	122.98	118.30
2	N	120	ARG	NE-CZ-NH1	5.17	122.89	120.30
1	A	376	ARG	NE-CZ-NH2	-5.05	117.77	120.30
1	V	381	ASP	CB-CG-OD1	5.04	122.83	118.30

There are no chirality outliers.

All (5) planarity outliers are listed below:

Mol	Chain	Res	Type	Group
2	B	39	VAL	Peptide
2	B	97	TYR	Peptide

Continued on next page...

Continued from previous page...

Mol	Chain	Res	Type	Group
3	I	45	THR	Peptide
3	O	45	THR	Peptide
3	U	45	THR	Peptide

5.2 Too-close contacts (i)

In the following table, the Non-H and H(model) columns list the number of non-hydrogen atoms and hydrogen atoms in the chain respectively. The H(added) column lists the number of hydrogen atoms added and optimized by MolProbity. The Clashes column lists the number of clashes within the asymmetric unit, whereas Symm-Clashes lists symmetry-related clashes.

Mol	Chain	Non-H	H(model)	H(added)	Clashes	Symm-Clashes
1	A	3784	0	3816	92	0
1	D	3784	0	3816	79	0
1	G	3784	0	3816	90	0
1	J	3784	0	3816	70	0
1	M	3784	0	3816	71	0
1	P	3784	0	3816	76	0
1	S	3784	0	3816	91	0
1	V	3784	0	3816	97	0
2	B	3308	0	3354	80	0
2	E	3308	0	3353	72	0
2	H	3308	0	3353	78	0
2	K	3308	0	3353	62	0
2	N	3308	0	3353	65	0
2	Q	3308	0	3353	61	0
2	T	3308	0	3353	72	0
2	W	3308	0	3353	71	0
3	C	764	0	755	11	0
3	F	764	0	755	16	0
3	I	764	0	755	17	0
3	L	764	0	755	21	0
3	O	764	0	755	15	0
3	R	764	0	755	14	0
3	U	764	0	755	15	0
3	X	764	0	755	17	0
4	A	8	0	3	1	0
4	D	8	0	3	1	0
4	G	8	0	3	0	0
4	J	8	0	3	0	0
4	M	8	0	3	0	0
4	P	8	0	3	1	0

Continued on next page...

Continued from previous page...

Mol	Chain	Non-H	H(model)	H(added)	Clashes	Symm-Clashes
4	S	8	0	3	1	0
4	V	8	0	3	0	0
5	B	27	0	12	1	0
5	E	27	0	12	0	0
5	H	27	0	12	0	0
5	K	27	0	12	0	0
5	N	27	0	12	0	0
5	Q	27	0	12	0	0
5	T	27	0	12	1	0
5	W	27	0	12	0	0
6	B	1	0	0	0	0
6	E	1	0	0	0	0
6	H	1	0	0	0	0
6	K	1	0	0	0	0
6	N	1	0	0	0	0
6	Q	1	0	0	0	0
6	T	1	0	0	0	0
6	W	1	0	0	0	0
7	B	1	0	0	0	0
7	E	1	0	0	0	0
7	H	1	0	0	0	0
7	K	1	0	0	0	0
7	N	1	0	0	0	0
7	Q	1	0	0	0	0
7	T	1	0	0	0	0
7	W	1	0	0	0	0
All	All	63144	0	63513	1225	0

The all-atom clashscore is defined as the number of clashes found per 1000 atoms (including hydrogen atoms). The all-atom clashscore for this structure is 10.

All (1225) close contacts within the same asymmetric unit are listed below, sorted by their clash magnitude.

Atom-1	Atom-2	Interatomic distance (Å)	Clash overlap (Å)
1:A:190:ARG:HG3	1:A:190:ARG:HH11	1.05	1.16
1:V:77:VAL:HG21	1:V:114:LYS:NZ	1.61	1.13
1:A:47:TYR:O	1:A:51:LEU:HD13	1.54	1.07
1:V:190:ARG:HG3	1:V:190:ARG:HH11	1.10	1.06
1:P:31:ARG:HH11	1:P:31:ARG:CG	1.69	1.05
3:L:92:VAL:HG22	3:L:92:VAL:O	1.58	1.04
1:V:77:VAL:HG21	1:V:114:LYS:HZ1	1.08	1.04

Continued on next page...

Continued from previous page...

Atom-1	Atom-2	Interatomic distance (Å)	Clash overlap (Å)
1:D:190:ARG:HD3	1:D:241:TRP:HH2	1.20	1.03
1:M:88:ILE:HG23	1:M:343:GLY:HA3	1.40	1.03
1:S:376:ARG:HG3	1:S:376:ARG:HH11	1.24	1.02
1:V:77:VAL:CG2	1:V:114:LYS:HZ1	1.72	1.02
2:N:21:THR:HG21	3:O:61:ARG:HH12	1.24	1.01
2:B:21:THR:HB	3:C:63:ASP:OD1	1.61	1.01
1:V:336:TYR:O	1:V:339:THR:HG22	1.61	1.00
2:B:21:THR:HG21	3:C:61:ARG:HH12	1.25	1.00
2:E:21:THR:HG21	3:F:61:ARG:HH12	1.23	1.00
1:V:77:VAL:CG2	1:V:114:LYS:NZ	2.23	0.99
1:D:376:ARG:HG3	1:D:376:ARG:HH11	1.25	0.98
2:T:21:THR:HG21	3:U:61:ARG:HH12	1.26	0.97
2:H:21:THR:HG21	3:I:61:ARG:HH12	1.26	0.97
1:P:190:ARG:HD3	1:P:241:TRP:HH2	1.27	0.97
1:J:376:ARG:HG3	1:J:376:ARG:HH11	1.26	0.96
2:K:360:ILE:HD11	2:K:365:SER:HA	1.45	0.96
1:A:47:TYR:CE2	1:A:112:VAL:CG1	2.48	0.96
1:D:138:TRP:CE2	1:D:438:TRP:HH2	1.81	0.96
1:A:47:TYR:CE2	1:A:112:VAL:HG11	2.00	0.95
2:E:17:MET:HE2	2:E:57:ALA:HA	1.47	0.95
1:P:352:ILE:O	1:P:356:THR:HG22	1.66	0.94
2:T:21:THR:HB	3:U:63:ASP:OD1	1.65	0.94
2:K:100:PRO:HB3	2:K:123:ARG:HH21	1.32	0.94
1:S:155:VAL:HG12	1:S:181:VAL:HG21	1.48	0.94
1:J:190:ARG:HD3	1:J:241:TRP:HH2	1.32	0.93
1:M:352:ILE:O	1:M:356:THR:HG22	1.67	0.93
1:D:138:TRP:CE2	1:D:438:TRP:CH2	2.56	0.93
2:W:17:MET:CE	2:W:60:TYR:HB2	1.99	0.93
2:Q:360:ILE:HD11	2:Q:365:SER:HA	1.52	0.91
1:G:85:ALA:HB2	1:G:117:LEU:HD13	1.53	0.91
1:D:72:LYS:HA	1:D:115:THR:HG22	1.50	0.90
2:W:252:ASP:HB3	2:W:255:THR:HG22	1.54	0.90
2:B:162:THR:HG22	2:B:165:GLU:H	1.33	0.90
2:K:156:THR:HG22	2:K:157:GLU:O	1.70	0.90
2:H:252:ASP:HB3	2:H:255:THR:HG22	1.53	0.89
2:B:100:PRO:HB3	2:B:123:ARG:HH21	1.35	0.89
2:W:103:THR:HG22	2:W:104:ASN:OD1	1.73	0.88
1:P:31:ARG:HH11	1:P:31:ARG:HG2	1.36	0.88
2:B:17:MET:HE2	2:B:57:ALA:HA	1.55	0.88
1:S:386:PHE:HB3	1:S:451:LYS:HE2	1.54	0.88
1:V:190:ARG:HG3	1:V:190:ARG:NH1	1.84	0.88

Continued on next page...

Continued from previous page...

Atom-1	Atom-2	Interatomic distance (Å)	Clash overlap (Å)
1:P:370:LYS:HZ2	3:R:45:THR:HB	1.37	0.88
1:A:68:PRO:HB3	1:A:112:VAL:HG21	1.55	0.87
2:H:252:ASP:HB3	2:H:255:THR:CG2	2.05	0.85
2:E:17:MET:CE	2:E:60:TYR:HB2	2.06	0.85
2:B:40:CYS:O	2:B:44:LEU:HB2	1.76	0.85
2:W:34:GLU:O	2:W:37:THR:HG22	1.77	0.85
2:W:39:VAL:HG13	2:W:44:LEU:HD11	1.57	0.85
2:E:252:ASP:HB3	2:E:255:THR:HG22	1.57	0.84
2:N:21:THR:CG2	3:O:61:ARG:HH12	1.90	0.84
1:M:190:ARG:HD3	1:M:241:TRP:HH2	1.43	0.84
1:A:47:TYR:CD2	1:A:112:VAL:CG1	2.61	0.84
1:M:88:ILE:HD11	1:M:120:PHE:CE2	2.11	0.83
2:T:156:THR:HG22	2:T:157:GLU:O	1.78	0.83
1:A:190:ARG:HG3	1:A:190:ARG:NH1	1.84	0.83
2:E:17:MET:HE1	2:E:60:TYR:HB2	1.60	0.83
1:V:71:VAL:HB	1:V:114:LYS:HZ3	1.42	0.83
2:B:21:THR:CG2	3:C:61:ARG:HH12	1.92	0.83
2:W:17:MET:HE2	2:W:57:ALA:HA	1.60	0.82
1:A:95:PRO:HG2	2:B:46:MET:HE1	1.61	0.82
1:G:422:VAL:N	1:G:423:PRO:CD	2.43	0.82
2:T:103:THR:HG22	2:T:104:ASN:OD1	1.78	0.81
1:A:279:GLU:HG3	1:A:468:LYS:NZ	1.94	0.81
1:D:190:ARG:HD3	1:D:241:TRP:CH2	2.12	0.81
1:A:138:TRP:CE2	1:A:438:TRP:HH2	1.98	0.81
2:Q:21:THR:CG2	3:R:61:ARG:HH12	1.94	0.80
1:A:47:TYR:CD2	1:A:112:VAL:HG13	2.17	0.80
1:G:85:ALA:CB	1:G:117:LEU:HD13	2.11	0.80
1:M:88:ILE:HD11	1:M:120:PHE:CZ	2.16	0.80
1:G:190:ARG:HD3	1:G:241:TRP:HH2	1.44	0.80
1:S:376:ARG:HG3	1:S:376:ARG:NH1	1.97	0.80
2:W:17:MET:HE1	2:W:60:TYR:HB2	1.62	0.80
2:B:39:VAL:HG13	2:B:44:LEU:HD11	1.64	0.80
1:A:138:TRP:CE2	1:A:438:TRP:CH2	2.70	0.80
3:L:92:VAL:O	3:L:92:VAL:CG2	2.30	0.79
1:P:31:ARG:HH11	1:P:31:ARG:HG3	1.47	0.79
2:N:162:THR:HG22	2:N:165:GLU:H	1.45	0.79
1:D:77:VAL:HG23	1:D:114:LYS:NZ	1.98	0.79
1:S:81:LYS:HE2	1:S:91:ASN:HA	1.64	0.79
2:T:17:MET:HE2	2:T:57:ALA:HA	1.64	0.79
2:K:21:THR:HG21	3:L:61:ARG:HH12	1.46	0.78
2:E:17:MET:CE	2:E:57:ALA:HA	2.13	0.78

Continued on next page...

Continued from previous page...

Atom-1	Atom-2	Interatomic distance (Å)	Clash overlap (Å)
1:G:352:ILE:O	1:G:356:THR:HG23	1.84	0.78
1:J:352:ILE:O	1:J:356:THR:HG22	1.84	0.78
1:P:190:ARG:HD3	1:P:241:TRP:CH2	2.17	0.78
2:B:17:MET:CE	2:B:57:ALA:HA	2.14	0.77
1:D:194:TYR:CD1	1:D:229:LYS:HB3	2.19	0.77
1:V:190:ARG:HH11	1:V:190:ARG:CG	1.95	0.77
1:P:31:ARG:HG2	1:P:31:ARG:NH1	1.97	0.77
2:N:21:THR:HB	3:O:63:ASP:OD1	1.85	0.76
2:T:85:TYR:HD2	2:T:87:ASP:OD1	1.69	0.76
2:Q:17:MET:CE	2:Q:60:TYR:HB2	2.15	0.76
2:Q:17:MET:HE2	2:Q:60:TYR:HB2	1.66	0.76
1:A:190:ARG:HH11	1:A:190:ARG:CG	1.94	0.76
2:K:21:THR:CG2	3:L:61:ARG:HH12	1.97	0.76
1:M:95:PRO:HG2	2:N:46:MET:CE	2.16	0.76
2:Q:156:THR:HG22	2:Q:157:GLU:O	1.84	0.76
2:B:17:MET:CE	2:B:60:TYR:HB2	2.16	0.75
1:S:190:ARG:HD3	1:S:241:TRP:HH2	1.51	0.75
2:Q:109:LEU:HD11	2:Q:169:PHE:HA	1.68	0.75
2:B:21:THR:HG21	3:C:61:ARG:NH1	2.00	0.75
1:D:352:ILE:O	1:D:356:THR:HG23	1.86	0.75
2:E:21:THR:HB	3:F:63:ASP:OD1	1.87	0.75
2:H:17:MET:HE2	2:H:60:TYR:HB3	1.69	0.75
2:H:17:MET:CE	2:H:60:TYR:HB3	2.17	0.74
1:V:279:GLU:HG3	1:V:468:LYS:NZ	2.03	0.74
1:J:174:GLN:HG3	1:J:175:PRO:HD3	1.70	0.74
2:N:109:LEU:HD11	2:N:169:PHE:HA	1.70	0.73
2:W:21:THR:CG2	3:X:61:ARG:HH12	1.99	0.73
2:H:21:THR:CG2	3:I:61:ARG:HH12	1.99	0.73
2:H:103:THR:CG2	2:H:104:ASN:OD1	2.36	0.73
2:W:252:ASP:HB3	2:W:255:THR:CG2	2.17	0.73
1:J:352:ILE:O	1:J:356:THR:CG2	2.35	0.73
2:K:109:LEU:HD11	2:K:169:PHE:HA	1.71	0.73
1:P:306:ALA:HB3	1:P:307:PRO:HD3	1.70	0.73
1:M:138:TRP:CE2	1:M:438:TRP:CH2	2.77	0.73
1:V:193:ARG:NH1	1:V:232:THR:OG1	2.22	0.72
2:W:97:TYR:O	2:W:123:ARG:NH2	2.22	0.72
2:W:21:THR:HG21	3:X:61:ARG:HH12	1.53	0.72
2:B:213:GLU:OE1	2:B:215:LYS:HE3	1.89	0.72
2:H:17:MET:HE1	2:H:60:TYR:CB	2.20	0.72
2:B:252:ASP:HB3	2:B:255:THR:HG22	1.71	0.72
2:B:156:THR:HG22	2:B:157:GLU:O	1.90	0.71

Continued on next page...

Continued from previous page...

Atom-1	Atom-2	Interatomic distance (Å)	Clash overlap (Å)
1:M:185:LYS:NZ	1:M:429:LEU:O	2.24	0.71
2:H:20:LYS:HE2	2:H:56:ARG:HH12	1.55	0.71
1:A:110:LEU:O	1:A:112:VAL:HG23	1.90	0.71
2:B:39:VAL:CG1	2:B:44:LEU:HD11	2.21	0.71
2:T:17:MET:CE	2:T:57:ALA:HA	2.20	0.71
1:D:138:TRP:CZ2	1:D:438:TRP:CH2	2.78	0.71
1:D:182:ILE:HG12	1:D:434:ILE:HD12	1.71	0.71
2:N:156:THR:HG22	2:N:157:GLU:O	1.90	0.71
2:N:17:MET:HE1	2:N:60:TYR:HB2	1.73	0.71
1:V:352:ILE:O	1:V:356:THR:HG23	1.89	0.71
2:N:21:THR:HG21	3:O:61:ARG:NH1	2.04	0.70
2:B:17:MET:HE1	2:B:57:ALA:O	1.90	0.70
1:A:47:TYR:O	1:A:51:LEU:CD1	2.37	0.70
2:T:21:THR:CG2	3:U:61:ARG:HH12	2.00	0.70
1:D:115:THR:HG21	1:D:151:SER:OG	1.90	0.70
1:P:31:ARG:CG	1:P:31:ARG:NH1	2.40	0.70
2:N:360:ILE:HD11	2:N:365:SER:HA	1.74	0.70
1:G:270:LYS:HE3	1:G:274:GLU:OE2	1.91	0.70
3:L:46:GLU:O	3:L:47:ASN:HB2	1.91	0.70
3:F:23:ILE:O	3:F:27:GLN:HG3	1.92	0.69
2:H:17:MET:CE	2:H:60:TYR:CB	2.70	0.69
2:W:123:ARG:NH1	2:W:125:HIS:ND1	2.40	0.69
1:J:190:ARG:HD3	1:J:241:TRP:CH2	2.23	0.69
2:Q:17:MET:CE	2:Q:60:TYR:CB	2.70	0.69
2:W:402:THR:HG22	2:W:403:PRO:HD2	1.74	0.69
2:E:21:THR:HG21	3:F:61:ARG:NH1	2.03	0.69
2:E:156:THR:HG22	2:E:157:GLU:O	1.91	0.69
1:S:182:ILE:HG12	1:S:434:ILE:HD12	1.74	0.69
2:W:17:MET:CE	2:W:57:ALA:HA	2.22	0.69
1:G:13:LEU:HB3	1:G:19:VAL:HG12	1.75	0.69
1:G:190:ARG:HD3	1:G:241:TRP:CH2	2.26	0.69
2:H:95:SER:HB3	2:H:127:GLU:HB3	1.73	0.69
2:T:402:THR:OG1	2:T:405:GLN:HB2	1.93	0.69
2:H:109:LEU:HD11	2:H:169:PHE:HA	1.74	0.69
1:V:204:ASP:O	1:V:205:GLN:HG2	1.93	0.69
1:M:95:PRO:HG2	2:N:46:MET:HE1	1.75	0.68
2:E:103:THR:HG22	2:E:104:ASN:OD1	1.93	0.68
1:M:115:THR:HG21	1:M:151:SER:OG	1.93	0.68
2:T:17:MET:CE	2:T:60:TYR:HB2	2.24	0.68
2:K:85:TYR:OH	3:L:91:VAL:HG11	1.92	0.68
1:D:376:ARG:HG3	1:D:376:ARG:NH1	2.01	0.68

Continued on next page...

Continued from previous page...

Atom-1	Atom-2	Interatomic distance (Å)	Clash overlap (Å)
2:H:97:TYR:O	2:H:123:ARG:NH2	2.27	0.68
2:K:95:SER:CB	2:K:127:GLU:HB3	2.23	0.68
2:T:17:MET:HE1	2:T:57:ALA:O	1.93	0.68
2:T:255:THR:HG21	2:T:259:TYR:OH	1.92	0.68
1:M:90:GLU:O	1:M:91:ASN:HB2	1.92	0.68
1:M:190:ARG:HD3	1:M:241:TRP:CH2	2.28	0.68
1:G:306:ALA:HB3	1:G:307:PRO:HD3	1.75	0.68
1:S:155:VAL:CG1	1:S:181:VAL:HG21	2.24	0.68
2:E:310:TYR:CE1	2:E:334:VAL:HG11	2.28	0.67
2:K:3:GLU:HA	2:K:3:GLU:OE1	1.93	0.67
1:V:336:TYR:O	1:V:339:THR:CG2	2.41	0.67
1:V:138:TRP:CE2	1:V:438:TRP:CH2	2.81	0.67
2:W:156:THR:HG22	2:W:157:GLU:O	1.94	0.67
1:M:69:ILE:HD11	1:M:164:LEU:HD13	1.76	0.67
2:Q:21:THR:HG21	3:R:61:ARG:HH12	1.59	0.67
2:Q:162:THR:HG22	2:Q:165:GLU:H	1.59	0.67
2:K:74:GLU:HG2	2:K:283:VAL:O	1.95	0.67
1:V:77:VAL:HG21	1:V:114:LYS:CE	2.24	0.67
2:H:17:MET:HE1	2:H:60:TYR:HB2	1.77	0.67
2:N:17:MET:HE1	2:N:60:TYR:CB	2.24	0.67
1:G:422:VAL:HG22	1:G:423:PRO:HD3	1.75	0.67
1:S:83:THR:HG22	1:S:90:GLU:HA	1.77	0.67
2:T:252:ASP:HB3	2:T:255:THR:HG22	1.77	0.67
1:G:85:ALA:HB2	1:G:117:LEU:CD1	2.23	0.67
1:V:71:VAL:CB	1:V:114:LYS:HZ3	2.07	0.67
1:A:279:GLU:HG3	1:A:468:LYS:HZ3	1.55	0.67
1:G:115:THR:HG21	1:G:151:SER:OG	1.95	0.67
1:A:352:ILE:O	1:A:356:THR:HG23	1.94	0.67
2:B:156:THR:CG2	2:B:157:GLU:O	2.42	0.66
2:B:402:THR:HG22	2:B:403:PRO:HD2	1.77	0.66
1:M:163:SER:HB3	1:M:209:PHE:HB2	1.77	0.66
1:S:167:ASP:HB2	1:S:172:ILE:HD12	1.76	0.66
1:A:438:TRP:CH2	1:A:443:PRO:HG3	2.31	0.66
2:B:39:VAL:HG13	2:B:44:LEU:CD1	2.24	0.66
2:W:213:GLU:OE2	2:W:215:LYS:HE3	1.95	0.66
2:K:17:MET:CE	2:K:60:TYR:CB	2.73	0.66
1:D:174:GLN:HG3	1:D:175:PRO:HD3	1.77	0.66
2:E:252:ASP:HB3	2:E:255:THR:CG2	2.24	0.66
3:U:46:GLU:O	3:U:47:ASN:HB2	1.95	0.66
1:M:155:VAL:CG2	1:M:163:SER:HB2	2.26	0.66
1:S:190:ARG:HD3	1:S:241:TRP:CH2	2.29	0.66

Continued on next page...

Continued from previous page...

Atom-1	Atom-2	Interatomic distance (Å)	Clash overlap (Å)
1:J:376:ARG:HG3	1:J:376:ARG:NH1	1.94	0.66
1:M:174:GLN:HG3	1:M:175:PRO:HD3	1.78	0.66
2:B:103:THR:CG2	2:B:104:ASN:OD1	2.44	0.66
2:E:103:THR:CG2	2:E:104:ASN:OD1	2.44	0.66
2:K:95:SER:HB2	2:K:127:GLU:HB3	1.76	0.66
2:T:21:THR:HG21	3:U:61:ARG:NH1	2.07	0.65
1:D:292:LEU:O	1:D:295:VAL:HG22	1.97	0.65
1:M:138:TRP:CE2	1:M:438:TRP:HH2	2.13	0.65
2:B:17:MET:HE1	2:B:60:TYR:HB2	1.78	0.65
1:D:69:ILE:HD11	1:D:164:LEU:HD13	1.77	0.65
1:P:299:ILE:HG13	1:P:419:ILE:HG22	1.78	0.65
2:B:73:HIS:NE2	2:B:103:THR:HB	2.12	0.65
1:S:143:VAL:HG12	1:S:145:GLY:H	1.60	0.65
1:V:77:VAL:CG2	1:V:114:LYS:HZ2	2.07	0.65
2:W:103:THR:CG2	2:W:104:ASN:OD1	2.44	0.65
2:E:17:MET:HE1	2:E:57:ALA:O	1.97	0.65
1:J:178:PHE:HE1	1:J:397:THR:HG21	1.62	0.65
2:Q:95:SER:HB3	2:Q:127:GLU:CB	2.26	0.64
1:S:299:ILE:HG13	1:S:419:ILE:HG22	1.79	0.64
2:B:302:ARG:HD3	2:B:321:VAL:HG22	1.80	0.64
1:P:95:PRO:HG2	2:Q:46:MET:CE	2.27	0.64
2:N:103:THR:HG23	2:N:104:ASN:OD1	1.98	0.64
2:T:103:THR:CG2	2:T:104:ASN:OD1	2.45	0.64
3:X:23:ILE:O	3:X:27:GLN:HG3	1.96	0.64
1:D:77:VAL:HG23	1:D:114:LYS:HZ1	1.60	0.64
1:J:306:ALA:HB3	1:J:307:PRO:HD3	1.80	0.64
2:K:17:MET:HE1	2:K:60:TYR:HB2	1.80	0.64
1:M:86:SER:OG	1:M:88:ILE:HG13	1.98	0.64
1:G:300:PRO:HG2	3:I:39:GLN:HG3	1.80	0.64
1:G:422:VAL:CG2	1:G:423:PRO:HD3	2.28	0.64
2:H:220:PHE:O	2:H:223:VAL:HG22	1.97	0.64
1:J:138:TRP:CE2	1:J:438:TRP:CH2	2.86	0.64
1:D:2:LEU:HD23	1:D:27:SER:HB2	1.79	0.63
1:M:376:ARG:HG3	1:M:376:ARG:HH11	1.62	0.63
2:N:100:PRO:HB3	2:N:123:ARG:NH2	2.13	0.63
1:S:352:ILE:O	1:S:356:THR:HG23	1.97	0.63
1:G:90:GLU:O	1:G:91:ASN:HB2	1.98	0.63
1:J:90:GLU:O	1:J:91:ASN:HB2	1.98	0.63
2:N:39:VAL:HG13	2:N:44:LEU:HD11	1.79	0.63
1:P:174:GLN:HG3	1:P:175:PRO:HD3	1.79	0.63
2:Q:213:GLU:OE2	2:Q:215:LYS:HE3	1.98	0.63

Continued on next page...

Continued from previous page...

Atom-1	Atom-2	Interatomic distance (Å)	Clash overlap (Å)
1:V:95:PRO:HG2	2:W:46:MET:HE3	1.80	0.63
1:V:115:THR:HG21	1:V:151:SER:OG	1.99	0.63
1:P:185:LYS:NZ	1:P:429:LEU:O	2.30	0.63
2:E:21:THR:CG2	3:F:61:ARG:HH12	2.07	0.63
1:V:292:LEU:HB2	1:V:295:VAL:HG22	1.79	0.63
2:K:170:LEU:CD1	2:K:223:VAL:HG21	2.29	0.63
2:Q:95:SER:HB3	2:Q:127:GLU:HB2	1.81	0.63
1:V:190:ARG:HD2	1:V:455:GLU:OE2	1.99	0.62
2:B:330:PHE:CE1	2:B:344:VAL:HG13	2.34	0.62
1:G:95:PRO:HG2	2:H:46:MET:CE	2.30	0.62
1:J:163:SER:HB3	1:J:209:PHE:HB2	1.81	0.62
2:H:23:MET:CE	2:H:126:ILE:HG21	2.29	0.62
2:E:39:VAL:HG22	2:E:44:LEU:HG	1.81	0.62
2:B:40:CYS:O	2:B:44:LEU:CB	2.47	0.62
2:B:109:LEU:HD11	2:B:169:PHE:HA	1.82	0.62
1:V:118:ASP:OD2	1:V:147:SER:HA	2.00	0.62
1:V:350:ARG:NH1	3:X:29:GLN:OE1	2.33	0.62
2:E:170:LEU:HD12	2:E:223:VAL:HG21	1.80	0.62
1:G:299:ILE:HG13	1:G:419:ILE:HG22	1.81	0.62
1:P:138:TRP:CE2	1:P:438:TRP:CH2	2.87	0.62
2:B:97:TYR:O	2:B:123:ARG:NH2	2.33	0.62
1:S:306:ALA:HB3	1:S:307:PRO:HD3	1.81	0.61
1:A:30:ASP:O	1:A:34:GLN:HG3	2.00	0.61
2:K:17:MET:CE	2:K:60:TYR:HB3	2.29	0.61
2:H:103:THR:HG22	2:H:104:ASN:OD1	2.00	0.61
2:N:17:MET:CE	2:N:60:TYR:CB	2.79	0.61
1:P:31:ARG:NE	1:P:157:VAL:O	2.32	0.61
3:R:46:GLU:O	3:R:47:ASN:HB2	2.00	0.61
2:B:146:ARG:HG2	2:B:146:ARG:HH11	1.66	0.61
1:G:262:GLU:OE1	1:G:262:GLU:HA	2.01	0.61
2:H:162:THR:HG22	2:H:165:GLU:H	1.65	0.61
2:K:17:MET:CE	2:K:60:TYR:HB2	2.31	0.61
1:A:78:GLU:N	1:A:97:ASP:OD1	2.24	0.61
2:H:201:ARG:HD2	2:H:207:GLU:O	2.00	0.61
1:M:138:TRP:CD2	1:M:438:TRP:HZ3	2.18	0.61
1:M:299:ILE:N	1:M:300:PRO:HD2	2.15	0.61
3:C:23:ILE:O	3:C:27:GLN:HG3	2.01	0.61
1:P:3:TRP:CE3	1:P:31:ARG:HD2	2.36	0.61
2:W:17:MET:HE1	2:W:57:ALA:O	2.00	0.61
2:N:17:MET:CE	2:N:60:TYR:HB3	2.30	0.61
1:V:81:LYS:HE2	1:V:91:ASN:HA	1.83	0.61

Continued on next page...

Continued from previous page...

Atom-1	Atom-2	Interatomic distance (Å)	Clash overlap (Å)
2:B:39:VAL:HG13	2:B:40:CYS:N	2.15	0.60
2:E:310:TYR:HE1	2:E:334:VAL:HG11	1.66	0.60
2:B:8:VAL:HG12	2:B:158:PRO:HB2	1.84	0.60
1:S:376:ARG:HD2	3:U:49:GLU:O	2.02	0.60
2:W:109:LEU:HD11	2:W:169:PHE:HA	1.82	0.60
1:M:279:GLU:HG3	1:M:468:LYS:NZ	2.16	0.60
1:S:13:LEU:HB3	1:S:19:VAL:HG12	1.83	0.60
1:D:88:ILE:HG13	1:D:343:GLY:HA3	1.82	0.60
2:K:220:PHE:O	2:K:223:VAL:HG22	2.01	0.60
2:N:220:PHE:O	2:N:223:VAL:HG22	2.00	0.60
1:A:2:LEU:HD23	1:A:27:SER:HB2	1.83	0.60
2:H:21:THR:HB	3:I:63:ASP:OD1	2.02	0.60
2:H:73:HIS:NE2	2:H:103:THR:HB	2.16	0.60
1:G:421:THR:C	1:G:423:PRO:HD2	2.22	0.60
2:H:320:LEU:HD22	2:H:326:VAL:HG12	1.83	0.60
1:V:270:LYS:O	1:V:274:GLU:HG3	2.01	0.60
2:Q:17:MET:HE2	2:Q:60:TYR:CB	2.32	0.60
2:K:17:MET:HE2	2:K:60:TYR:HB3	1.82	0.60
1:M:88:ILE:HD11	1:M:120:PHE:HE2	1.63	0.60
1:D:138:TRP:NE1	1:D:438:TRP:HH2	1.99	0.59
1:D:352:ILE:O	1:D:356:THR:CG2	2.49	0.59
2:N:346:TRP:O	2:N:350:ASP:HB2	2.02	0.59
2:T:396:MET:HG3	2:T:406:ILE:HD11	1.84	0.59
1:D:68:PRO:HB3	1:D:112:VAL:HG11	1.84	0.59
1:G:81:LYS:HE2	1:G:91:ASN:HA	1.83	0.59
1:G:422:VAL:N	1:G:423:PRO:HD2	2.16	0.59
3:O:46:GLU:O	3:O:47:ASN:HB2	2.03	0.59
1:G:69:ILE:HD11	1:G:164:LEU:HD13	1.84	0.59
2:Q:156:THR:CG2	2:Q:157:GLU:O	2.50	0.59
1:S:297:TYR:O	1:S:300:PRO:HD2	2.01	0.59
2:W:17:MET:HE3	2:W:60:TYR:HB2	1.82	0.59
1:M:138:TRP:CZ2	1:M:438:TRP:CH2	2.90	0.59
2:K:201:ARG:HG3	2:K:205:SER:OG	2.03	0.59
2:T:340:PRO:O	2:T:344:VAL:HG22	2.02	0.59
2:B:103:THR:HG22	2:B:104:ASN:OD1	2.03	0.59
2:K:90:LYS:NZ	2:K:128:GLU:OE2	2.31	0.59
1:D:245:VAL:HG12	1:D:459:LEU:HB3	1.84	0.59
1:A:95:PRO:CG	2:B:46:MET:HE1	2.32	0.59
1:D:356:THR:HG21	3:F:14:ALA:HB2	1.85	0.59
2:H:346:TRP:O	2:H:350:ASP:HB2	2.02	0.59
2:K:360:ILE:HD11	2:K:366:PRO:HD3	1.84	0.59

Continued on next page...

Continued from previous page...

Atom-1	Atom-2	Interatomic distance (Å)	Clash overlap (Å)
1:J:299:ILE:HG13	1:J:419:ILE:HG22	1.85	0.58
2:K:103:THR:CG2	2:K:104:ASN:OD1	2.51	0.58
2:K:140:THR:OG1	3:L:90:ARG:HA	2.02	0.58
2:B:297:GLU:OE2	2:B:302:ARG:HA	2.02	0.58
2:E:41:PRO:HB3	2:E:46:MET:HE2	1.85	0.58
1:V:438:TRP:CZ3	1:V:443:PRO:HG3	2.38	0.58
1:A:25:VAL:CG1	1:A:51:LEU:HD12	2.34	0.58
1:S:190:ARG:HG3	1:S:190:ARG:HH11	1.68	0.58
2:W:21:THR:HB	3:X:63:ASP:OD1	2.03	0.58
1:V:172:ILE:O	1:V:175:PRO:HD2	2.03	0.58
1:A:306:ALA:HB3	1:A:307:PRO:HD3	1.84	0.58
2:E:100:PRO:HB3	2:E:123:ARG:NH2	2.18	0.58
2:W:170:LEU:HD12	2:W:223:VAL:HG21	1.86	0.58
2:K:170:LEU:HD12	2:K:223:VAL:HG21	1.85	0.58
2:W:17:MET:HE3	2:W:60:TYR:CB	2.34	0.58
1:D:143:VAL:CG1	1:D:145:GLY:H	2.17	0.58
1:S:194:TYR:CD1	1:S:229:LYS:HB3	2.39	0.57
1:G:72:LYS:HA	1:G:115:THR:HG22	1.86	0.57
1:G:397:THR:HG23	1:G:399:THR:O	2.03	0.57
2:H:95:SER:HB3	2:H:127:GLU:CB	2.33	0.57
2:H:95:SER:CB	2:H:127:GLU:HB3	2.34	0.57
1:M:306:ALA:HB3	1:M:307:PRO:HD3	1.86	0.57
2:N:14:HIS:CD2	2:N:127:GLU:OE2	2.57	0.57
1:S:163:SER:HB3	1:S:209:PHE:HB2	1.84	0.57
2:T:355:LEU:HD21	2:T:365:SER:HB2	1.86	0.57
2:K:360:ILE:CD1	2:K:366:PRO:HD3	2.34	0.57
1:D:201:SER:HB2	2:E:276:PRO:HG2	1.87	0.57
1:D:83:THR:HG22	1:D:90:GLU:HA	1.87	0.57
1:G:138:TRP:CE2	1:G:438:TRP:CZ3	2.92	0.57
1:M:395:PRO:O	1:M:420:LEU:HD13	2.04	0.57
2:W:17:MET:CE	2:W:60:TYR:CB	2.79	0.57
1:J:138:TRP:CE2	1:J:438:TRP:CZ3	2.92	0.57
1:P:438:TRP:CH2	1:P:443:PRO:HG3	2.39	0.57
1:S:138:TRP:CE2	1:S:438:TRP:CH2	2.93	0.57
1:S:193:ARG:NH1	1:S:232:THR:OG1	2.38	0.57
2:T:170:LEU:CD1	2:T:223:VAL:HG21	2.34	0.57
3:F:46:GLU:O	3:F:47:ASN:HB2	2.05	0.57
2:W:130:ALA:O	2:W:146:ARG:HG2	2.05	0.57
2:E:118:LYS:NZ	1:G:291:SER:HB3	2.19	0.57
2:K:374:GLU:O	2:K:377:LYS:HB3	2.05	0.57
2:W:252:ASP:CB	2:W:255:THR:HG22	2.30	0.57

Continued on next page...

Continued from previous page...

Atom-1	Atom-2	Interatomic distance (Å)	Clash overlap (Å)
1:A:292:LEU:O	1:A:295:VAL:HG22	2.04	0.57
1:G:329:TYR:CE2	3:I:89:PRO:HG3	2.40	0.57
1:J:72:LYS:HA	1:J:115:THR:HG22	1.87	0.57
2:K:17:MET:HE2	2:K:60:TYR:CB	2.33	0.57
1:J:292:LEU:HB2	1:J:295:VAL:HG22	1.86	0.56
2:N:394:LYS:HE2	1:P:141:GLU:OE2	2.05	0.56
2:Q:137:GLY:O	3:R:90:ARG:NH1	2.36	0.56
2:B:98:GLU:O	2:B:98:GLU:HG3	2.05	0.56
1:D:204:ASP:O	1:D:205:GLN:HG2	2.06	0.56
1:V:138:TRP:CZ2	1:V:438:TRP:CH2	2.93	0.56
2:W:156:THR:CG2	2:W:157:GLU:O	2.53	0.56
1:A:376:ARG:HG3	1:A:376:ARG:HH11	1.69	0.56
2:B:201:ARG:HD2	2:B:207:GLU:O	2.05	0.56
1:D:77:VAL:HG23	1:D:114:LYS:HZ2	1.71	0.56
2:E:17:MET:HE3	2:E:60:TYR:HB2	1.85	0.56
1:J:397:THR:HG22	1:J:399:THR:H	1.70	0.56
1:S:138:TRP:CZ2	1:S:438:TRP:CH2	2.94	0.56
1:S:143:VAL:CG1	1:S:145:GLY:H	2.19	0.56
1:G:376:ARG:HH11	1:G:376:ARG:HG3	1.71	0.56
1:M:299:ILE:HG13	1:M:419:ILE:HG22	1.88	0.56
2:Q:252:ASP:HB3	2:Q:255:THR:HG23	1.87	0.56
1:V:190:ARG:HD3	1:V:241:TRP:HH2	1.69	0.56
2:K:128:GLU:HB2	2:K:148:GLY:HA2	1.88	0.56
1:M:245:VAL:HG12	1:M:459:LEU:HB3	1.87	0.56
1:P:163:SER:HB3	1:P:209:PHE:HB2	1.87	0.56
1:P:172:ILE:HD13	1:P:207:GLY:HA3	1.88	0.56
2:Q:95:SER:CB	2:Q:127:GLU:HB3	2.35	0.56
2:Q:340:PRO:O	2:Q:344:VAL:HG22	2.04	0.56
2:T:128:GLU:HB2	2:T:148:GLY:HA2	1.86	0.56
1:P:438:TRP:CZ3	1:P:443:PRO:HG3	2.40	0.56
1:V:138:TRP:CE2	1:V:438:TRP:CZ3	2.93	0.56
1:D:104:LEU:HD11	1:D:164:LEU:HD21	1.86	0.56
1:G:138:TRP:CD2	1:G:438:TRP:HZ3	2.23	0.56
1:M:245:VAL:CG1	1:M:459:LEU:HB3	2.36	0.56
1:V:162:VAL:HG21	1:V:219:VAL:HG21	1.88	0.56
1:V:299:ILE:HG13	1:V:419:ILE:HG22	1.87	0.56
2:B:17:MET:HE3	2:B:60:TYR:HB2	1.87	0.56
1:D:77:VAL:CG2	1:D:114:LYS:NZ	2.67	0.56
1:P:178:PHE:HE1	1:P:397:THR:HG21	1.70	0.56
1:S:351:ARG:NH1	4:S:907:ASN:O	2.26	0.56
1:V:138:TRP:CD2	1:V:438:TRP:HZ3	2.24	0.56

Continued on next page...

Continued from previous page...

Atom-1	Atom-2	Interatomic distance (Å)	Clash overlap (Å)
2:H:23:MET:HE1	2:H:126:ILE:HG21	1.88	0.56
1:M:182:ILE:HG12	1:M:434:ILE:HD12	1.87	0.56
2:E:109:LEU:HD11	2:E:169:PHE:HA	1.88	0.55
1:S:292:LEU:O	1:S:295:VAL:HG22	2.06	0.55
2:T:156:THR:CG2	2:T:157:GLU:O	2.51	0.55
1:D:376:ARG:HD2	3:F:49:GLU:O	2.06	0.55
2:E:220:PHE:O	2:E:223:VAL:HG22	2.07	0.55
2:T:17:MET:HE1	2:T:60:TYR:HB2	1.89	0.55
2:T:109:LEU:HD11	2:T:169:PHE:HA	1.88	0.55
2:Q:21:THR:HB	3:R:63:ASP:OD1	2.07	0.55
1:V:26:GLU:HG3	1:V:51:LEU:HD11	1.89	0.55
3:U:23:ILE:O	3:U:27:GLN:HG3	2.07	0.55
1:V:138:TRP:CE2	1:V:438:TRP:HH2	2.25	0.55
2:N:201:ARG:HD2	2:N:207:GLU:O	2.07	0.55
2:W:73:HIS:NE2	2:W:103:THR:HB	2.21	0.55
2:T:140:THR:OG1	3:U:90:ARG:HA	2.05	0.55
1:D:291:SER:HB3	2:H:118:LYS:HZ2	1.72	0.55
1:P:138:TRP:CE2	1:P:438:TRP:CZ3	2.95	0.55
2:Q:21:THR:HG21	3:R:61:ARG:NH1	2.21	0.55
1:A:299:ILE:HG13	1:A:419:ILE:HG22	1.89	0.55
2:H:156:THR:HG22	2:H:157:GLU:N	2.21	0.55
2:K:21:THR:HG21	3:L:61:ARG:NH1	2.17	0.55
2:E:21:THR:HG22	2:E:22:LYS:O	2.07	0.55
1:P:143:VAL:HG13	1:P:145:GLY:H	1.70	0.55
1:P:352:ILE:O	1:P:356:THR:CG2	2.50	0.55
1:D:57:LEU:HD22	1:D:65:PHE:CE1	2.42	0.55
1:D:81:LYS:HE2	1:D:91:ASN:HA	1.89	0.55
1:G:138:TRP:CZ2	1:G:438:TRP:CH2	2.95	0.55
1:S:1:MET:O	1:S:1:MET:HG2	2.06	0.55
3:X:33:ILE:O	3:X:37:ILE:HG12	2.07	0.55
1:G:138:TRP:CE2	1:G:438:TRP:CH2	2.95	0.54
2:K:255:THR:HG21	2:K:259:TYR:OH	2.07	0.54
2:Q:230:GLU:OE2	2:Q:233:ARG:NH1	2.40	0.54
2:W:252:ASP:OD2	2:W:255:THR:HG22	2.07	0.54
1:V:172:ILE:C	1:V:175:PRO:HD2	2.28	0.54
2:W:162:THR:HG22	2:W:164:GLU:H	1.72	0.54
1:A:174:GLN:CB	1:A:175:PRO:HD3	2.37	0.54
2:E:40:CYS:O	2:E:44:LEU:HB2	2.07	0.54
2:E:162:THR:HG22	2:E:164:GLU:H	1.72	0.54
1:G:356:THR:HG21	3:I:14:ALA:HB2	1.88	0.54
1:M:138:TRP:CE2	1:M:438:TRP:CZ3	2.96	0.54

Continued on next page...

Continued from previous page...

Atom-1	Atom-2	Interatomic distance (Å)	Clash overlap (Å)
1:V:143:VAL:HG13	1:V:145:GLY:H	1.72	0.54
2:H:255:THR:HG21	2:H:259:TYR:OH	2.07	0.54
2:T:162:THR:HG22	2:T:164:GLU:H	1.73	0.54
2:W:8:VAL:HG12	2:W:158:PRO:HB2	1.89	0.54
1:A:115:THR:HG21	1:A:151:SER:OG	2.06	0.54
2:B:310:TYR:CE1	2:B:334:VAL:HG11	2.43	0.54
3:C:39:GLN:O	3:C:42:GLU:HG3	2.08	0.54
2:E:139:LYS:HG2	3:F:87:VAL:CG1	2.38	0.54
1:G:126:THR:O	1:G:126:THR:HG22	2.07	0.54
1:J:138:TRP:CD2	1:J:438:TRP:HZ3	2.25	0.54
1:V:185:LYS:NZ	1:V:186:PRO:O	2.39	0.54
1:A:25:VAL:HG11	1:A:51:LEU:HD12	1.89	0.54
2:N:80:ARG:HE	2:N:275:ASP:CG	2.10	0.54
1:P:3:TRP:CZ3	1:P:31:ARG:HD2	2.43	0.54
2:E:96:GLN:HB2	2:E:125:HIS:HB2	1.90	0.54
2:K:39:VAL:HG13	2:K:44:LEU:HD11	1.88	0.54
2:N:17:MET:HE2	2:N:60:TYR:HB3	1.88	0.54
1:D:104:LEU:HD11	1:D:164:LEU:CD2	2.38	0.54
2:E:128:GLU:HB2	2:E:148:GLY:HA2	1.90	0.54
2:Q:220:PHE:O	2:Q:223:VAL:HG22	2.07	0.54
1:A:142:ARG:NH2	1:A:403:LYS:HE3	2.23	0.54
1:G:100:VAL:HG12	1:G:223:ILE:HB	1.90	0.54
2:Q:374:GLU:OE1	2:Q:402:THR:HG22	2.08	0.54
1:S:322:TYR:CZ	2:T:47:PRO:HD3	2.43	0.54
1:V:60:ARG:HA	1:V:65:PHE:CD1	2.43	0.54
1:A:185:LYS:NZ	1:A:429:LEU:O	2.42	0.53
2:Q:85:TYR:HD2	2:Q:87:ASP:OD1	1.91	0.53
2:W:128:GLU:HB2	2:W:148:GLY:HA2	1.91	0.53
2:E:113:ASN:ND2	2:E:115:GLU:HG2	2.23	0.53
1:P:81:LYS:HE2	1:P:91:ASN:HA	1.89	0.53
2:B:40:CYS:SG	2:B:41:PRO:HD2	2.48	0.53
1:D:245:VAL:CG1	1:D:459:LEU:HB3	2.39	0.53
1:P:174:GLN:HG3	1:P:175:PRO:CD	2.38	0.53
2:T:95:SER:HB3	2:T:127:GLU:OE1	2.09	0.53
2:B:360:ILE:HD11	2:B:365:SER:HA	1.90	0.53
1:P:16:ARG:HB2	1:P:18:GLU:OE2	2.08	0.53
2:Q:21:THR:HG23	3:R:61:ARG:HH12	1.72	0.53
2:T:146:ARG:HH11	2:T:146:ARG:HG2	1.73	0.53
1:V:163:SER:HB3	1:V:209:PHE:HB2	1.91	0.53
1:A:138:TRP:NE1	1:A:438:TRP:HH2	2.06	0.53
1:P:90:GLU:O	1:P:91:ASN:HB2	2.08	0.53

Continued on next page...

Continued from previous page...

Atom-1	Atom-2	Interatomic distance (Å)	Clash overlap (Å)
1:S:8:SER:HA	1:S:11:ARG:HH21	1.73	0.53
1:S:69:ILE:HD11	1:S:164:LEU:HD13	1.90	0.53
1:S:69:ILE:HD12	1:S:162:VAL:HG13	1.91	0.53
2:T:8:VAL:HG12	2:T:158:PRO:HB2	1.90	0.53
1:A:60:ARG:HA	1:A:65:PHE:CD1	2.44	0.53
2:K:252:ASP:HB3	2:K:255:THR:CG2	2.38	0.53
1:S:64:LEU:HD21	1:S:218:LEU:HG	1.90	0.53
2:W:337:PHE:CE2	2:W:377:LYS:HA	2.44	0.53
2:W:348:ILE:HA	2:W:352:LEU:HD22	1.90	0.53
1:M:90:GLU:O	1:M:91:ASN:CB	2.57	0.53
1:A:118:ASP:OD1	1:A:126:THR:HA	2.09	0.53
1:G:418:ASP:O	1:G:422:VAL:HG13	2.09	0.53
1:G:418:ASP:HB3	1:G:422:VAL:HG13	1.91	0.53
2:K:17:MET:HE1	2:K:60:TYR:CB	2.37	0.53
2:K:85:TYR:OH	3:L:91:VAL:CG1	2.57	0.53
2:N:396:MET:HE1	2:N:403:PRO:HB3	1.91	0.53
1:P:178:PHE:CE1	1:P:397:THR:HG21	2.43	0.53
1:S:201:SER:HB2	2:T:276:PRO:HG2	1.90	0.53
2:T:17:MET:HE3	2:T:60:TYR:HB2	1.90	0.53
2:W:162:THR:HG22	2:W:164:GLU:N	2.24	0.53
2:B:184:LYS:HB2	2:B:191:GLN:OE1	2.09	0.52
1:D:322:TYR:CZ	2:E:47:PRO:HD3	2.43	0.52
2:E:77:VAL:HG23	2:E:99:LYS:HD2	1.91	0.52
2:Q:128:GLU:HB2	2:Q:148:GLY:HA2	1.90	0.52
2:E:252:ASP:CB	2:E:255:THR:HG22	2.35	0.52
1:M:338:ARG:HG3	3:O:17:GLU:OE1	2.09	0.52
2:T:96:GLN:HB2	2:T:125:HIS:HB2	1.90	0.52
2:W:220:PHE:O	2:W:223:VAL:HG22	2.09	0.52
2:B:170:LEU:HD12	2:B:223:VAL:HG21	1.91	0.52
2:H:85:TYR:HD2	2:H:87:ASP:OD1	1.92	0.52
2:N:74:GLU:HG2	2:N:283:VAL:O	2.08	0.52
2:N:167:ARG:HG3	2:N:220:PHE:HB3	1.92	0.52
2:W:396:MET:HG3	2:W:406:ILE:HD11	1.92	0.52
1:S:138:TRP:CE2	1:S:438:TRP:CZ3	2.97	0.52
1:V:339:THR:HG23	1:V:340:ARG:N	2.24	0.52
3:X:21:GLU:O	3:X:25:VAL:HG23	2.10	0.52
1:A:46:LEU:HG	1:A:113:GLY:HA2	1.90	0.52
1:D:90:GLU:O	1:D:91:ASN:HB2	2.10	0.52
2:E:85:TYR:HD2	2:E:87:ASP:OD1	1.93	0.52
2:K:73:HIS:NE2	2:K:103:THR:HB	2.25	0.52
2:Q:170:LEU:CD1	2:Q:223:VAL:HG21	2.38	0.52

Continued on next page...

Continued from previous page...

Atom-1	Atom-2	Interatomic distance (Å)	Clash overlap (Å)
2:E:17:MET:HE3	2:E:60:TYR:CB	2.39	0.52
2:H:146:ARG:HH11	2:H:146:ARG:HG2	1.75	0.52
2:K:372:LEU:O	2:K:376:VAL:HG23	2.10	0.52
3:L:28:LYS:NZ	3:L:32:ASP:OD2	2.43	0.52
1:S:463:TYR:O	1:S:467:GLN:HG2	2.09	0.52
2:W:96:GLN:HB2	2:W:125:HIS:HB2	1.92	0.52
2:B:252:ASP:OD2	2:B:255:THR:HG22	2.09	0.52
2:B:310:TYR:HE1	2:B:334:VAL:HG11	1.74	0.52
2:B:396:MET:HG3	2:B:406:ILE:HD11	1.90	0.52
2:E:222:PHE:CZ	2:E:253:PRO:HB3	2.45	0.52
2:H:123:ARG:NH1	2:H:125:HIS:CE1	2.77	0.52
2:Q:140:THR:OG1	3:R:90:ARG:HA	2.10	0.52
1:A:167:ASP:HB2	1:A:172:ILE:HD12	1.92	0.52
1:J:292:LEU:CB	1:J:295:VAL:HG22	2.40	0.52
1:V:181:VAL:HG13	1:V:210:GLY:O	2.09	0.52
1:A:98:ALA:HA	1:A:195:GLY:HA3	1.92	0.52
2:B:211:ARG:HD3	5:B:701:ADP:C5	2.45	0.52
2:H:14:HIS:CD2	2:H:127:GLU:OE2	2.63	0.52
1:J:178:PHE:CE1	1:J:397:THR:HG21	2.45	0.52
2:Q:95:SER:HB3	2:Q:127:GLU:HB3	1.91	0.52
1:V:292:LEU:HB2	1:V:295:VAL:CG2	2.40	0.52
1:D:299:ILE:HG13	1:D:419:ILE:HG22	1.90	0.52
2:E:95:SER:CB	2:E:127:GLU:HB3	2.39	0.52
1:M:422:VAL:N	1:M:423:PRO:CD	2.73	0.52
2:T:252:ASP:OD2	2:T:255:THR:HG22	2.10	0.52
1:V:292:LEU:O	1:V:295:VAL:HG22	2.10	0.52
2:E:146:ARG:HH11	2:E:146:ARG:HG2	1.74	0.51
1:J:438:TRP:CZ3	1:J:443:PRO:HG3	2.46	0.51
2:K:85:TYR:HD2	2:K:87:ASP:OD1	1.93	0.51
2:K:252:ASP:HB3	2:K:255:THR:HG22	1.91	0.51
2:Q:17:MET:CE	2:Q:60:TYR:HB3	2.38	0.51
2:T:170:LEU:HD12	2:T:223:VAL:HG21	1.90	0.51
1:V:203:LEU:HD23	1:V:375:ARG:NH2	2.25	0.51
2:E:396:MET:HG3	2:E:406:ILE:HD11	1.92	0.51
1:J:90:GLU:O	1:J:91:ASN:CB	2.58	0.51
2:T:360:ILE:HD11	2:T:365:SER:HA	1.91	0.51
2:B:128:GLU:HB2	2:B:148:GLY:HA2	1.92	0.51
1:D:422:VAL:N	1:D:423:PRO:CD	2.74	0.51
2:H:80:ARG:HE	2:H:275:ASP:CG	2.13	0.51
2:Q:74:GLU:HG2	2:Q:283:VAL:O	2.09	0.51
2:Q:201:ARG:HG3	2:Q:205:SER:OG	2.10	0.51

Continued on next page...

Continued from previous page...

Atom-1	Atom-2	Interatomic distance (Å)	Clash overlap (Å)
1:A:95:PRO:HG2	2:B:46:MET:CE	2.38	0.51
1:D:71:VAL:HG11	1:D:101:ILE:HD11	1.93	0.51
2:H:39:VAL:HG13	2:H:44:LEU:HD11	1.93	0.51
2:N:128:GLU:HB2	2:N:148:GLY:HA2	1.93	0.51
2:B:98:GLU:O	2:B:99:LYS:HB2	2.11	0.51
1:V:190:ARG:HD3	1:V:241:TRP:CH2	2.46	0.51
1:A:155:VAL:HG21	1:A:163:SER:HB3	1.93	0.51
2:B:252:ASP:HB3	2:B:255:THR:CG2	2.38	0.51
1:D:306:ALA:HB3	1:D:307:PRO:HD3	1.93	0.51
1:J:47:TYR:CD2	1:J:112:VAL:HG22	2.45	0.51
2:N:282:LYS:HD3	3:O:55:PHE:CZ	2.46	0.51
1:S:100:VAL:HG12	1:S:223:ILE:HB	1.93	0.51
1:J:374:VAL:O	1:J:378:ILE:HG13	2.11	0.51
2:N:302:ARG:HD3	2:N:321:VAL:HG22	1.93	0.51
1:V:292:LEU:CB	1:V:295:VAL:HG22	2.41	0.51
2:B:142:VAL:HB	3:C:86:PHE:HB2	1.92	0.51
2:E:170:LEU:CD1	2:E:223:VAL:HG21	2.40	0.51
3:F:7:VAL:HG21	3:F:27:GLN:HG2	1.93	0.51
2:W:263:THR:HB	2:W:265:GLU:HG3	1.92	0.51
1:D:138:TRP:CD2	1:D:438:TRP:CZ3	2.99	0.50
2:E:21:THR:CG2	2:E:22:LYS:N	2.74	0.50
2:E:340:PRO:O	2:E:344:VAL:HG22	2.11	0.50
1:V:279:GLU:HG3	1:V:468:LYS:HZ3	1.75	0.50
2:K:162:THR:HG22	2:K:165:GLU:H	1.77	0.50
2:T:100:PRO:HB3	2:T:123:ARG:NH1	2.26	0.50
2:T:106:TRP:CD1	2:T:118:LYS:HE2	2.46	0.50
2:E:156:THR:HG22	2:E:157:GLU:N	2.26	0.50
2:T:22:LYS:HD2	2:T:27:CYS:HB2	1.92	0.50
1:V:71:VAL:CG1	1:V:114:LYS:HZ3	2.24	0.50
1:D:265:LEU:HD11	1:D:395:PRO:HG2	1.93	0.50
1:G:72:LYS:HD3	1:G:74:ASN:OD1	2.12	0.50
1:S:104:LEU:HD11	1:S:164:LEU:HD21	1.93	0.50
1:G:422:VAL:N	1:G:423:PRO:HD3	2.25	0.50
1:A:151:SER:HB3	1:A:163:SER:OG	2.11	0.50
1:A:403:LYS:O	1:A:406:GLU:HB2	2.12	0.50
1:D:123:GLY:N	4:D:902:ASN:OXT	2.45	0.50
1:M:86:SER:HB2	1:M:119:GLU:HG3	1.93	0.50
1:M:138:TRP:CD2	1:M:438:TRP:CZ3	2.98	0.50
1:S:90:GLU:O	1:S:91:ASN:HB2	2.12	0.50
1:V:360:SER:HA	2:W:269:ASP:OD2	2.12	0.50
1:V:384:LYS:O	1:V:387:GLU:HB2	2.12	0.50

Continued on next page...

Continued from previous page...

Atom-1	Atom-2	Interatomic distance (Å)	Clash overlap (Å)
1:G:178:PHE:HE1	1:G:397:THR:HG21	1.76	0.50
1:J:438:TRP:CH2	1:J:443:PRO:HG3	2.46	0.50
2:K:40:CYS:HB2	2:K:41:PRO:HD2	1.93	0.50
1:M:329:TYR:CE2	3:O:89:PRO:HG3	2.46	0.50
1:P:167:ASP:HA	1:P:171:SER:HB2	1.94	0.50
1:S:298:SER:HB3	1:S:422:VAL:HG23	1.94	0.50
2:T:77:VAL:HG23	2:T:99:LYS:HD2	1.94	0.50
2:E:119:VAL:HG12	2:E:156:THR:HG23	1.93	0.50
1:S:190:ARG:HG3	1:S:190:ARG:NH1	2.27	0.50
2:T:167:ARG:HG3	2:T:220:PHE:HB3	1.92	0.50
1:V:279:GLU:HG3	1:V:468:LYS:HZ1	1.76	0.50
2:B:59:GLU:OE2	2:B:63:ARG:NH2	2.44	0.49
1:J:162:VAL:HG11	1:J:219:VAL:HG21	1.94	0.49
2:N:96:GLN:HB2	2:N:125:HIS:HB2	1.94	0.49
1:A:118:ASP:OD1	1:A:126:THR:CA	2.60	0.49
1:J:167:ASP:HA	1:J:171:SER:HB2	1.94	0.49
2:Q:73:HIS:NE2	2:Q:103:THR:HB	2.27	0.49
1:S:245:VAL:CG1	1:S:459:LEU:HB3	2.42	0.49
2:T:39:VAL:HG13	2:T:44:LEU:HD11	1.93	0.49
2:T:77:VAL:CG2	2:T:99:LYS:HD2	2.42	0.49
1:D:291:SER:HB3	2:H:118:LYS:NZ	2.27	0.49
2:E:118:LYS:HZ3	1:G:291:SER:HB3	1.76	0.49
2:N:197:ASN:HB3	2:N:211:ARG:HD2	1.95	0.49
1:D:279:GLU:HG3	1:D:468:LYS:NZ	2.27	0.49
1:D:463:TYR:O	1:D:467:GLN:HG2	2.12	0.49
2:E:280:PRO:HD2	3:F:55:PHE:CZ	2.47	0.49
2:H:128:GLU:HB2	2:H:148:GLY:HA2	1.93	0.49
2:K:340:PRO:O	2:K:344:VAL:HG22	2.12	0.49
1:G:373:LYS:HE2	3:I:50:PRO:HD3	1.93	0.49
1:G:376:ARG:HG3	1:G:376:ARG:NH1	2.26	0.49
2:E:21:THR:HG22	2:E:22:LYS:N	2.27	0.49
2:E:22:LYS:HD2	2:E:27:CYS:HB2	1.95	0.49
1:J:172:ILE:HD13	1:J:207:GLY:HA3	1.95	0.49
2:K:85:TYR:CZ	3:L:91:VAL:HG11	2.48	0.49
1:S:81:LYS:HE2	1:S:91:ASN:CA	2.38	0.49
1:V:116:ASN:ND2	1:V:132:PHE:O	2.45	0.49
3:X:46:GLU:O	3:X:47:ASN:HB2	2.13	0.49
1:A:7:LEU:HD22	1:A:67:ILE:HD12	1.95	0.49
1:A:138:TRP:CZ2	1:A:438:TRP:CH2	3.01	0.49
2:H:197:ASN:HB3	2:H:211:ARG:HD2	1.95	0.49
1:S:464:LEU:HD12	1:S:464:LEU:O	2.13	0.49

Continued on next page...

Continued from previous page...

Atom-1	Atom-2	Interatomic distance (Å)	Clash overlap (Å)
2:T:95:SER:CB	2:T:127:GLU:HB3	2.42	0.49
1:V:318:ASP:HB2	1:V:336:TYR:HE1	1.78	0.49
1:A:190:ARG:HD2	1:A:455:GLU:OE2	2.13	0.49
2:B:280:PRO:HD2	3:C:55:PHE:CZ	2.48	0.49
2:Q:360:ILE:CD1	2:Q:366:PRO:HD3	2.43	0.49
2:E:140:THR:OG1	3:F:90:ARG:HA	2.13	0.49
1:J:329:TYR:CE2	3:L:89:PRO:HG3	2.47	0.49
1:M:201:SER:HB2	2:N:276:PRO:HG2	1.95	0.49
1:M:298:SER:HB3	1:M:422:VAL:HG23	1.94	0.49
2:N:156:THR:HG22	2:N:157:GLU:N	2.27	0.49
1:P:384:LYS:O	1:P:387:GLU:HB2	2.13	0.49
1:S:395:PRO:O	1:S:420:LEU:HD13	2.12	0.49
1:V:432:ILE:HG12	1:V:434:ILE:HD13	1.93	0.49
2:H:340:PRO:O	2:H:344:VAL:HG22	2.12	0.49
1:J:156:ALA:O	1:J:211:ARG:NH1	2.46	0.49
1:M:88:ILE:HD11	1:M:120:PHE:HZ	1.75	0.49
2:W:56:ARG:HD2	3:X:63:ASP:OD2	2.13	0.49
2:B:220:PHE:O	2:B:223:VAL:HG22	2.13	0.48
2:K:21:THR:HB	3:L:63:ASP:OD1	2.12	0.48
1:A:397:THR:HG22	1:A:398:PRO:HD2	1.95	0.48
1:D:143:VAL:HG13	1:D:145:GLY:H	1.79	0.48
2:E:402:THR:HG22	2:E:403:PRO:HD2	1.95	0.48
2:H:17:MET:CE	2:H:60:TYR:HB2	2.38	0.48
1:P:138:TRP:CD2	1:P:438:TRP:HZ3	2.31	0.48
2:N:22:LYS:HD2	2:N:27:CYS:HB2	1.94	0.48
2:Q:170:LEU:HD12	2:Q:223:VAL:HG21	1.94	0.48
1:V:162:VAL:HG22	1:V:163:SER:H	1.77	0.48
1:A:172:ILE:HD13	1:A:207:GLY:HA3	1.95	0.48
2:H:170:LEU:HD12	2:H:223:VAL:HG21	1.95	0.48
2:N:83:TYR:CZ	2:N:88:LEU:HD22	2.48	0.48
1:P:167:ASP:HB3	1:P:185:LYS:HG3	1.94	0.48
2:T:8:VAL:HG13	2:T:161:ARG:HH12	1.79	0.48
2:T:348:ILE:HA	2:T:352:LEU:HD22	1.96	0.48
1:D:403:LYS:O	1:D:406:GLU:HB2	2.14	0.48
2:H:167:ARG:HG3	2:H:220:PHE:HB3	1.93	0.48
1:M:279:GLU:HG3	1:M:468:LYS:HZ1	1.76	0.48
2:N:282:LYS:HD3	3:O:55:PHE:CE2	2.49	0.48
2:Q:39:VAL:HG13	2:Q:44:LEU:HD11	1.94	0.48
1:S:172:ILE:HD13	1:S:207:GLY:HA3	1.95	0.48
1:A:5:LYS:HB2	1:A:10:LEU:HD13	1.94	0.48
1:A:321:ARG:HD2	2:B:44:LEU:O	2.14	0.48

Continued on next page...

Continued from previous page...

Atom-1	Atom-2	Interatomic distance (Å)	Clash overlap (Å)
1:D:157:VAL:HG23	1:D:159:SER:H	1.77	0.48
2:H:96:GLN:HB2	2:H:125:HIS:HB2	1.94	0.48
1:P:138:TRP:CE2	1:P:438:TRP:HH2	2.32	0.48
2:Q:372:LEU:O	2:Q:376:VAL:HG23	2.13	0.48
1:V:88:ILE:HA	1:V:324:TYR:HB3	1.95	0.48
2:W:142:VAL:HB	3:X:86:PHE:HB2	1.95	0.48
2:K:167:ARG:HG3	2:K:220:PHE:HB3	1.96	0.48
1:M:376:ARG:HG3	1:M:376:ARG:NH1	2.24	0.48
1:S:2:LEU:HB3	1:S:27:SER:OG	2.13	0.48
1:V:98:ALA:HA	1:V:195:GLY:HA3	1.95	0.48
1:D:163:SER:HB3	1:D:209:PHE:HB2	1.95	0.48
1:D:199:PHE:CD1	1:D:199:PHE:C	2.87	0.48
2:N:8:VAL:HG12	2:N:158:PRO:HB2	1.94	0.48
2:T:370:GLU:CD	2:T:370:GLU:H	2.17	0.48
1:P:28:PHE:CD2	1:P:68:PRO:HG2	2.49	0.48
2:Q:360:ILE:HD11	2:Q:366:PRO:HD3	1.95	0.48
2:B:39:VAL:HG13	2:B:40:CYS:H	1.76	0.47
2:B:100:PRO:CB	2:B:123:ARG:HH21	2.18	0.47
2:H:230:GLU:OE2	2:H:233:ARG:NH1	2.47	0.47
1:M:297:TYR:CE2	3:O:43:LEU:HD21	2.48	0.47
1:S:245:VAL:HG12	1:S:459:LEU:HB3	1.95	0.47
2:B:17:MET:HE3	2:B:60:TYR:CB	2.44	0.47
1:S:190:ARG:HD2	1:S:455:GLU:OE2	2.13	0.47
2:H:8:VAL:CG1	2:H:158:PRO:HB2	2.44	0.47
2:N:85:TYR:HD2	2:N:87:ASP:OD1	1.97	0.47
3:O:36:PHE:O	3:O:39:GLN:NE2	2.43	0.47
2:Q:355:LEU:HD21	2:Q:365:SER:HB2	1.96	0.47
2:W:233:ARG:HD2	2:W:249:ARG:NH2	2.29	0.47
1:D:398:PRO:HG3	1:D:419:ILE:HD11	1.97	0.47
1:G:163:SER:HB3	1:G:209:PHE:HB2	1.96	0.47
2:N:170:LEU:HB3	2:N:220:PHE:CE1	2.48	0.47
2:Q:374:GLU:O	2:Q:377:LYS:HB3	2.14	0.47
2:T:220:PHE:O	2:T:223:VAL:HG22	2.15	0.47
2:N:41:PRO:HB3	2:N:46:MET:HE2	1.96	0.47
2:K:40:CYS:HB2	2:K:41:PRO:CD	2.44	0.47
2:W:331:GLU:O	2:W:334:VAL:HG12	2.13	0.47
1:A:76:LEU:HD22	1:A:96:TYR:CE1	2.49	0.47
2:B:8:VAL:HG11	2:B:208:PHE:HE1	1.80	0.47
1:G:167:ASP:HB2	1:G:172:ILE:HD12	1.95	0.47
1:G:418:ASP:HB3	1:G:422:VAL:CG1	2.44	0.47
1:P:138:TRP:NE1	1:P:438:TRP:HH2	2.12	0.47

Continued on next page...

Continued from previous page...

Atom-1	Atom-2	Interatomic distance (Å)	Clash overlap (Å)
1:S:138:TRP:CD2	1:S:438:TRP:HZ3	2.32	0.47
2:T:331:GLU:HA	2:T:334:VAL:HG12	1.96	0.47
1:V:138:TRP:CD2	1:V:438:TRP:CZ3	3.02	0.47
2:W:201:ARG:HD2	2:W:207:GLU:O	2.15	0.47
1:A:88:ILE:HA	1:A:324:TYR:HB3	1.96	0.47
1:G:344:PHE:O	1:G:349:LYS:HE2	2.15	0.47
1:A:162:VAL:HG21	1:A:219:VAL:HG21	1.96	0.47
1:A:201:SER:HB2	2:B:276:PRO:HG2	1.96	0.47
2:H:119:VAL:CG1	2:H:156:THR:HG21	2.45	0.47
1:A:157:VAL:HG23	1:A:159:SER:H	1.80	0.47
1:G:438:TRP:CD1	1:G:438:TRP:N	2.83	0.47
1:J:245:VAL:HG12	1:J:459:LEU:HB3	1.97	0.47
2:W:330:PHE:CE1	2:W:344:VAL:HG13	2.50	0.47
2:N:36:ASN:ND2	3:O:84:GLY:O	2.37	0.46
2:N:355:LEU:HD22	2:N:360:ILE:HG12	1.97	0.46
1:D:100:VAL:HG12	1:D:223:ILE:HB	1.96	0.46
1:D:464:LEU:HD12	1:D:464:LEU:O	2.14	0.46
2:H:282:LYS:HD3	3:I:55:PHE:CE2	2.50	0.46
1:J:138:TRP:CE2	1:J:438:TRP:HH2	2.31	0.46
2:K:310:TYR:CE1	2:K:334:VAL:HG11	2.50	0.46
2:N:17:MET:CE	2:N:60:TYR:HB2	2.41	0.46
2:N:348:ILE:HA	2:N:352:LEU:HD22	1.97	0.46
1:V:42:TYR:CE2	1:V:113:GLY:HA3	2.51	0.46
1:A:77:VAL:HG21	1:A:114:LYS:HD3	1.97	0.46
1:A:189:GLY:H	1:A:205:GLN:NE2	2.13	0.46
1:M:155:VAL:HG21	1:M:163:SER:HB2	1.96	0.46
1:V:316:ARG:O	1:V:321:ARG:NH2	2.48	0.46
1:V:438:TRP:CH2	1:V:443:PRO:HG3	2.50	0.46
1:A:174:GLN:HB3	1:A:175:PRO:HD3	1.97	0.46
2:H:17:MET:HE2	2:H:60:TYR:CB	2.37	0.46
2:K:331:GLU:HA	2:K:334:VAL:HG12	1.98	0.46
1:P:83:THR:HG22	1:P:90:GLU:HA	1.97	0.46
3:I:46:GLU:O	3:I:47:ASN:HB2	2.15	0.46
2:Q:41:PRO:HB3	2:Q:46:MET:HE2	1.97	0.46
1:S:174:GLN:HB3	1:S:175:PRO:HD3	1.97	0.46
1:A:199:PHE:CD1	1:A:199:PHE:C	2.89	0.46
1:J:292:LEU:O	1:J:295:VAL:HG22	2.16	0.46
2:Q:54:ASN:HB2	3:R:61:ARG:NH2	2.31	0.46
1:S:6:SER:HB3	1:S:212:ARG:CZ	2.45	0.46
1:S:27:SER:O	1:S:30:ASP:HB2	2.16	0.46
1:S:218:LEU:O	1:S:222:VAL:HG23	2.16	0.46

Continued on next page...

Continued from previous page...

Atom-1	Atom-2	Interatomic distance (Å)	Clash overlap (Å)
1:G:68:PRO:HB3	1:G:112:VAL:HG11	1.98	0.46
1:G:86:SER:HB2	1:G:119:GLU:HG3	1.98	0.46
1:S:438:TRP:CZ3	1:S:443:PRO:HG3	2.51	0.46
1:A:47:TYR:CE2	1:A:112:VAL:HG12	2.47	0.46
1:D:44:THR:HB	1:D:114:LYS:HB2	1.98	0.46
1:D:182:ILE:HG12	1:D:434:ILE:CD1	2.42	0.46
2:E:8:VAL:HG12	2:E:158:PRO:HB2	1.98	0.46
1:G:83:THR:HG22	1:G:90:GLU:HA	1.98	0.46
1:J:376:ARG:HH11	1:J:376:ARG:CG	2.13	0.46
2:N:217:VAL:HG11	2:N:223:VAL:HA	1.98	0.46
1:P:318:ASP:HB2	1:P:336:TYR:CE1	2.50	0.46
1:S:81:LYS:CE	1:S:91:ASN:HA	2.40	0.46
2:W:21:THR:HG21	3:X:61:ARG:NH1	2.24	0.46
1:A:155:VAL:CG2	1:A:163:SER:HB3	2.46	0.46
2:B:100:PRO:HB3	2:B:123:ARG:NH2	2.15	0.46
2:E:73:HIS:NE2	2:E:103:THR:HB	2.31	0.46
1:G:172:ILE:HD13	1:G:207:GLY:HA3	1.97	0.46
1:J:316:ARG:O	1:J:321:ARG:NH2	2.46	0.46
1:V:265:LEU:HD23	1:V:398:PRO:HA	1.98	0.46
2:B:331:GLU:O	2:B:334:VAL:HG12	2.16	0.46
1:G:199:PHE:C	1:G:199:PHE:CD1	2.88	0.46
1:G:297:TYR:CE2	3:I:43:LEU:HD21	2.51	0.46
2:H:21:THR:HG21	3:I:61:ARG:NH1	2.10	0.46
1:J:338:ARG:CG	3:L:17:GLU:OE1	2.63	0.46
2:N:117:LYS:HG2	2:N:118:LYS:N	2.30	0.46
2:N:398:GLU:OE1	2:N:398:GLU:HA	2.15	0.46
1:S:318:ASP:HB2	1:S:336:TYR:CE1	2.50	0.46
2:T:132:LYS:HE2	2:T:146:ARG:HH21	1.81	0.46
2:H:21:THR:HG22	2:H:54:ASN:ND2	2.31	0.45
1:J:138:TRP:CZ2	1:J:438:TRP:CH2	3.04	0.45
1:P:306:ALA:HB3	1:P:307:PRO:CD	2.42	0.45
2:W:141:LEU:HD12	3:X:87:VAL:HG22	1.98	0.45
1:D:143:VAL:HG12	1:D:145:GLY:H	1.80	0.45
2:E:106:TRP:CE3	1:G:293:PRO:HG3	2.51	0.45
1:M:72:LYS:HA	1:M:115:THR:HG22	1.99	0.45
1:G:377:LEU:HD23	1:G:377:LEU:HA	1.81	0.45
2:K:379:ILE:HD13	2:K:384:ILE:HG13	1.99	0.45
2:W:310:TYR:CE1	2:W:334:VAL:HG11	2.51	0.45
2:H:119:VAL:CG1	2:H:156:THR:CG2	2.95	0.45
1:P:25:VAL:HG12	1:P:51:LEU:HD12	1.97	0.45
1:P:95:PRO:HG2	2:Q:46:MET:HE1	1.97	0.45

Continued on next page...

Continued from previous page...

Atom-1	Atom-2	Interatomic distance (Å)	Clash overlap (Å)
1:S:57:LEU:HD22	1:S:65:PHE:CE1	2.51	0.45
1:V:9:GLU:O	1:V:13:LEU:HD13	2.16	0.45
1:V:318:ASP:HB2	1:V:336:TYR:CE1	2.52	0.45
1:V:422:VAL:N	1:V:423:PRO:CD	2.80	0.45
2:H:8:VAL:HG12	2:H:158:PRO:HB2	1.98	0.45
1:J:422:VAL:N	1:J:423:PRO:CD	2.80	0.45
2:K:162:THR:HG22	2:K:164:GLU:N	2.31	0.45
2:B:96:GLN:HB2	2:B:125:HIS:HB2	1.99	0.45
2:H:103:THR:HG23	2:H:104:ASN:OD1	2.13	0.45
2:H:170:LEU:HB3	2:H:220:PHE:CE1	2.52	0.45
2:N:8:VAL:CG1	2:N:158:PRO:HB2	2.47	0.45
1:P:90:GLU:O	1:P:91:ASN:CB	2.65	0.45
2:Q:396:MET:HE1	2:Q:403:PRO:HB3	1.98	0.45
1:V:171:SER:O	1:V:175:PRO:HG2	2.17	0.45
1:V:241:TRP:O	1:V:245:VAL:HG22	2.17	0.45
2:W:340:PRO:O	2:W:344:VAL:HG22	2.17	0.45
1:A:94:ALA:HA	1:A:95:PRO:HD3	1.80	0.45
2:B:141:LEU:HD23	3:C:85:PHE:CD2	2.50	0.45
2:B:340:PRO:O	2:B:344:VAL:HG22	2.16	0.45
2:N:95:SER:HB3	2:N:127:GLU:CB	2.47	0.45
1:S:104:LEU:HD11	1:S:164:LEU:CD2	2.47	0.45
1:S:318:ASP:HB2	1:S:336:TYR:CD1	2.52	0.45
2:W:85:TYR:HD2	2:W:87:ASP:OD1	1.99	0.45
1:A:234:ALA:HB1	1:A:236:VAL:HG23	1.98	0.45
1:D:172:ILE:CD1	1:D:207:GLY:HA3	2.47	0.45
1:D:337:ALA:HA	3:F:15:ARG:O	2.17	0.45
1:J:155:VAL:HG23	1:J:163:SER:HB2	1.98	0.45
1:M:126:THR:HG22	1:M:126:THR:O	2.16	0.45
1:P:16:ARG:CB	1:P:18:GLU:OE2	2.65	0.45
1:S:157:VAL:HG23	1:S:159:SER:H	1.81	0.45
2:T:211:ARG:HD3	5:T:707:ADP:C5	2.52	0.45
1:A:69:ILE:HD11	1:A:164:LEU:HD13	1.99	0.45
2:B:336:HIS:CE1	2:B:370:GLU:HG3	2.52	0.45
1:D:39:VAL:HG21	1:D:157:VAL:HG11	1.98	0.45
2:H:184:LYS:HB2	2:H:191:GLN:OE1	2.17	0.45
1:S:162:VAL:HG21	1:S:219:VAL:HG21	1.98	0.45
1:G:94:ALA:HA	1:G:95:PRO:HD3	1.81	0.44
1:G:138:TRP:CE2	1:G:438:TRP:HZ3	2.34	0.44
1:J:384:LYS:O	1:J:387:GLU:HB2	2.17	0.44
2:K:132:LYS:HB2	2:K:146:ARG:HH21	1.82	0.44
2:N:95:SER:HB3	2:N:127:GLU:HB3	1.99	0.44

Continued on next page...

Continued from previous page...

Atom-1	Atom-2	Interatomic distance (Å)	Clash overlap (Å)
1:P:174:GLN:HE21	1:P:174:GLN:HB2	1.56	0.44
2:W:137:GLY:O	3:X:90:ARG:HD2	2.17	0.44
1:A:270:LYS:HE3	1:A:274:GLU:OE2	2.17	0.44
1:G:134:THR:HG22	1:G:144:PRO:HG3	1.98	0.44
1:G:397:THR:CG2	1:G:399:THR:O	2.64	0.44
1:M:234:ALA:HB1	1:M:236:VAL:HG23	1.99	0.44
2:N:170:LEU:HD12	2:N:223:VAL:HG21	1.99	0.44
1:P:1:MET:O	1:P:1:MET:HG2	2.17	0.44
2:Q:123:ARG:NH1	2:Q:125:HIS:ND1	2.64	0.44
1:S:178:PHE:CE2	1:S:402:PHE:CE2	3.05	0.44
2:W:355:LEU:HD21	2:W:365:SER:HB2	2.00	0.44
1:A:99:THR:O	1:A:103:ARG:HG3	2.18	0.44
1:M:353:MET:O	1:M:356:THR:HG23	2.17	0.44
1:V:174:GLN:N	1:V:175:PRO:CD	2.81	0.44
1:A:422:VAL:N	1:A:423:PRO:CD	2.80	0.44
1:J:403:LYS:O	1:J:406:GLU:HB2	2.17	0.44
1:S:98:ALA:HA	1:S:195:GLY:HA3	2.00	0.44
1:S:126:THR:HG22	1:S:126:THR:O	2.18	0.44
1:V:356:THR:HG21	3:X:14:ALA:HB2	2.00	0.44
2:H:275:ASP:OD1	2:H:276:PRO:HD2	2.17	0.44
2:N:184:LYS:HB2	2:N:191:GLN:OE1	2.17	0.44
1:P:376:ARG:O	1:P:376:ARG:HG3	2.17	0.44
1:P:422:VAL:N	1:P:423:PRO:CD	2.81	0.44
2:H:394:LYS:HB2	2:H:394:LYS:HE3	1.82	0.44
2:Q:346:TRP:O	2:Q:350:ASP:HB2	2.16	0.44
1:S:120:PHE:HE1	1:S:197:VAL:HG11	1.82	0.44
1:S:297:TYR:C	1:S:300:PRO:HD2	2.38	0.44
2:T:21:THR:HG22	2:T:54:ASN:HD22	1.82	0.44
2:T:193:ARG:HH11	2:T:193:ARG:HG3	1.83	0.44
1:V:29:TYR:O	1:V:29:TYR:HD1	2.00	0.44
1:V:203:LEU:CD2	1:V:375:ARG:NH2	2.80	0.44
1:D:438:TRP:CH2	1:D:443:PRO:HG3	2.52	0.44
1:M:68:PRO:HB3	1:M:112:VAL:HG21	1.99	0.44
1:M:134:THR:HG22	1:M:144:PRO:HG3	2.00	0.44
1:M:190:ARG:HD2	1:M:455:GLU:OE2	2.18	0.44
1:S:356:THR:HG21	3:U:14:ALA:HB2	2.00	0.44
2:E:374:GLU:OE1	2:E:402:THR:HG22	2.17	0.44
2:E:374:GLU:OE2	2:E:404:SER:HB3	2.17	0.44
1:G:201:SER:HB2	2:H:276:PRO:HG2	1.98	0.44
1:G:258:LYS:HE2	1:G:289:GLU:HB3	1.99	0.44
1:G:395:PRO:O	1:G:420:LEU:HD13	2.18	0.44

Continued on next page...

Continued from previous page...

Atom-1	Atom-2	Interatomic distance (Å)	Clash overlap (Å)
1:J:292:LEU:HB2	1:J:295:VAL:CG2	2.47	0.44
1:J:352:ILE:O	1:J:356:THR:HG23	2.16	0.44
2:N:402:THR:HG22	2:N:403:PRO:HD2	2.00	0.44
1:P:115:THR:HG21	1:P:151:SER:OG	2.18	0.44
2:Q:310:TYR:CE1	2:Q:334:VAL:HG11	2.53	0.44
1:S:46:LEU:HD11	1:S:80:GLU:HG3	2.00	0.44
1:S:168:THR:HG21	1:S:199:PHE:CE2	2.53	0.44
3:U:58:THR:HA	3:U:59:PRO:HD2	1.88	0.44
1:V:69:ILE:HD11	1:V:164:LEU:HD13	2.00	0.44
1:A:245:VAL:HG12	1:A:459:LEU:HB3	1.99	0.44
1:G:376:ARG:HG2	1:G:380:ASN:ND2	2.33	0.44
2:H:17:MET:HE1	2:H:61:ALA:N	2.33	0.44
2:H:85:TYR:CG	2:H:86:PRO:HD2	2.53	0.44
1:J:155:VAL:O	1:J:211:ARG:HD2	2.18	0.44
1:S:14:LEU:HD11	1:S:24:VAL:HG21	1.99	0.44
2:B:179:TYR:CE1	2:B:324:LYS:HB2	2.53	0.43
1:J:138:TRP:CD2	1:J:438:TRP:CZ3	3.06	0.43
1:J:330:LYS:HG2	1:J:334:GLU:CD	2.38	0.43
2:K:330:PHE:CE1	2:K:344:VAL:HG13	2.52	0.43
1:P:234:ALA:HB1	1:P:236:VAL:HG23	1.99	0.43
1:P:351:ARG:NH1	4:P:906:ASN:O	2.31	0.43
1:P:370:LYS:HZ2	3:R:45:THR:CB	2.21	0.43
1:S:354:LEU:HD11	3:U:34:LEU:HD13	1.99	0.43
2:T:8:VAL:HG13	2:T:161:ARG:NH1	2.33	0.43
2:T:95:SER:HB3	2:T:127:GLU:CB	2.48	0.43
2:W:320:LEU:CD2	2:W:326:VAL:HG12	2.48	0.43
1:A:32:TYR:CE1	1:A:36:GLU:HG2	2.53	0.43
1:D:21:PRO:O	1:D:25:VAL:HG23	2.18	0.43
2:E:106:TRP:CZ3	1:G:293:PRO:HG3	2.54	0.43
1:G:298:SER:HB3	1:G:422:VAL:HG23	2.00	0.43
2:H:75:GLU:HG3	2:H:282:LYS:HG3	2.00	0.43
1:J:294:HIS:HB2	1:J:381:ASP:OD2	2.18	0.43
1:P:214:GLU:OE2	1:P:463:TYR:CE1	2.71	0.43
1:V:157:VAL:HG23	1:V:159:SER:H	1.83	0.43
2:W:35:PRO:HG3	3:X:85:PHE:CE2	2.54	0.43
1:V:337:ALA:HA	3:X:15:ARG:O	2.18	0.43
2:W:8:VAL:HG13	2:W:161:ARG:NH1	2.34	0.43
1:A:42:TYR:CE2	1:A:113:GLY:HA3	2.54	0.43
2:B:399:THR:OG1	2:B:400:GLY:N	2.51	0.43
1:G:300:PRO:HG2	3:I:39:GLN:CG	2.48	0.43
2:K:103:THR:HG23	2:K:104:ASN:OD1	2.18	0.43

Continued on next page...

Continued from previous page...

Atom-1	Atom-2	Interatomic distance (Å)	Clash overlap (Å)
2:N:141:LEU:HD12	3:O:87:VAL:HG22	1.99	0.43
1:S:199:PHE:C	1:S:199:PHE:CD1	2.92	0.43
1:S:403:LYS:O	1:S:406:GLU:HB2	2.19	0.43
1:V:212:ARG:NH2	1:V:472:TYR:CE1	2.86	0.43
1:G:337:ALA:HA	3:I:15:ARG:O	2.19	0.43
1:J:185:LYS:NZ	1:J:429:LEU:O	2.49	0.43
1:J:374:VAL:HG11	3:L:40:LEU:HD22	2.01	0.43
2:N:340:PRO:O	2:N:344:VAL:HG22	2.17	0.43
2:N:368:LYS:HB3	2:N:370:GLU:OE2	2.18	0.43
1:S:178:PHE:HE2	1:S:402:PHE:CE2	2.36	0.43
2:T:320:LEU:HD22	2:T:326:VAL:HG12	2.01	0.43
1:A:171:SER:N	4:A:901:ASN:OD1	2.52	0.43
1:A:317:TYR:O	1:A:340:ARG:NH1	2.49	0.43
1:G:57:LEU:HD22	1:G:65:PHE:CE1	2.54	0.43
1:J:138:TRP:NE1	1:J:438:TRP:HH2	2.16	0.43
1:M:57:LEU:HD22	1:M:65:PHE:CE1	2.54	0.43
2:Q:402:THR:HG22	2:Q:403:PRO:HD2	1.99	0.43
1:S:422:VAL:N	1:S:423:PRO:CD	2.81	0.43
3:C:58:THR:HA	3:C:59:PRO:HD2	1.81	0.43
2:E:201:ARG:HG3	2:E:205:SER:HB3	2.01	0.43
2:K:396:MET:HE1	2:K:403:PRO:HB3	2.01	0.43
1:P:117:LEU:O	1:P:129:SER:HB2	2.19	0.43
1:P:138:TRP:CZ2	1:P:438:TRP:CH2	3.06	0.43
1:P:190:ARG:HH11	1:P:190:ARG:HG3	1.83	0.43
1:P:199:PHE:CD1	1:P:199:PHE:C	2.92	0.43
1:P:245:VAL:HG12	1:P:459:LEU:HB3	2.01	0.43
2:Q:348:ILE:HA	2:Q:352:LEU:HD22	2.00	0.43
1:A:404:PHE:HB3	2:E:390:LYS:HE3	2.00	0.43
2:E:255:THR:HG23	2:E:257:LYS:H	1.83	0.43
2:E:262:ARG:H	2:E:262:ARG:HG2	1.50	0.43
1:M:354:LEU:HD21	3:O:33:ILE:HG21	2.00	0.43
1:P:62:LEU:HA	1:P:63:PRO:HD3	1.85	0.43
2:Q:83:TYR:CZ	2:Q:88:LEU:HD22	2.54	0.43
3:U:33:ILE:O	3:U:37:ILE:HG12	2.19	0.43
2:W:3:GLU:OE2	2:W:235:ILE:HD13	2.19	0.43
1:A:337:ALA:HA	3:C:15:ARG:O	2.18	0.43
2:B:302:ARG:NH2	2:B:328:ASP:OD1	2.52	0.43
1:G:279:GLU:HG3	1:G:468:LYS:NZ	2.34	0.43
2:K:252:ASP:CG	2:K:255:THR:HG22	2.39	0.43
2:N:90:LYS:NZ	2:N:128:GLU:OE2	2.42	0.43
1:S:337:ALA:HA	3:U:15:ARG:O	2.17	0.43

Continued on next page...

Continued from previous page...

Atom-1	Atom-2	Interatomic distance (Å)	Clash overlap (Å)
1:V:49:LYS:NZ	1:V:80:GLU:HG2	2.34	0.43
1:V:169:GLY:HA2	1:V:425:ASN:OD1	2.18	0.43
2:B:146:ARG:HG2	2:B:146:ARG:NH1	2.32	0.43
2:E:162:THR:HG22	2:E:164:GLU:N	2.32	0.43
2:E:306:LEU:HB3	2:E:312:LEU:HD12	2.01	0.43
2:H:156:THR:HG22	2:H:157:GLU:O	2.19	0.43
2:H:396:MET:HE1	2:H:403:PRO:HB3	2.01	0.43
2:H:396:MET:HG3	2:H:406:ILE:HD11	2.00	0.43
1:P:292:LEU:HB2	1:P:295:VAL:HG22	2.01	0.43
1:P:292:LEU:O	1:P:295:VAL:HG22	2.19	0.43
2:T:360:ILE:CD1	2:T:366:PRO:HD3	2.49	0.43
1:V:126:THR:OG1	1:V:149:GLY:HA3	2.19	0.43
1:M:88:ILE:HG23	1:M:343:GLY:CA	2.30	0.42
2:Q:21:THR:HG22	2:Q:54:ASN:ND2	2.34	0.42
1:V:434:ILE:HD12	1:V:434:ILE:HA	1.82	0.42
2:W:297:GLU:OE2	2:W:302:ARG:HA	2.18	0.42
1:A:265:LEU:HD22	1:A:398:PRO:HA	2.00	0.42
1:A:279:GLU:HG3	1:A:468:LYS:HZ1	1.78	0.42
1:D:30:ASP:O	1:D:34:GLN:HG3	2.19	0.42
2:E:80:ARG:HE	2:E:275:ASP:CG	2.23	0.42
3:F:58:THR:HA	3:F:59:PRO:HD2	1.83	0.42
1:G:90:GLU:O	1:G:91:ASN:CB	2.62	0.42
2:N:146:ARG:HG2	2:N:146:ARG:HH11	1.84	0.42
1:P:172:ILE:O	1:P:175:PRO:HD2	2.19	0.42
2:T:41:PRO:HB3	2:T:46:MET:HE2	2.01	0.42
1:A:72:LYS:HE2	1:A:117:LEU:HD13	2.01	0.42
2:H:282:LYS:HD3	3:I:55:PHE:CZ	2.54	0.42
1:P:370:LYS:NZ	3:R:45:THR:HB	2.22	0.42
2:Q:355:LEU:CD2	2:Q:365:SER:HB2	2.50	0.42
1:S:94:ALA:HA	1:S:95:PRO:HD3	1.82	0.42
1:S:172:ILE:HG22	1:S:173:ARG:N	2.33	0.42
2:T:11:LEU:H	2:T:156:THR:HB	1.85	0.42
1:A:32:TYR:CE1	1:A:36:GLU:CG	3.02	0.42
1:A:325:ARG:HA	1:A:339:THR:HG23	2.00	0.42
2:B:360:ILE:HD11	2:B:364:GLU:O	2.20	0.42
1:M:277:ILE:HD13	1:M:280:LEU:HD12	2.00	0.42
1:P:94:ALA:HA	1:P:95:PRO:HD3	1.86	0.42
2:Q:85:TYR:HA	2:Q:86:PRO:HD3	1.93	0.42
1:V:71:VAL:HB	1:V:114:LYS:NZ	2.25	0.42
2:W:101:LEU:HD22	2:W:126:ILE:HD11	2.01	0.42
1:D:340:ARG:NH2	3:F:14:ALA:O	2.49	0.42

Continued on next page...

Continued from previous page...

Atom-1	Atom-2	Interatomic distance (Å)	Clash overlap (Å)
2:E:255:THR:HG21	2:E:259:TYR:OH	2.18	0.42
2:H:89:PRO:HG3	2:H:144:LEU:HD22	2.01	0.42
1:M:299:ILE:N	1:M:300:PRO:CD	2.81	0.42
1:S:138:TRP:CE2	1:S:438:TRP:HH2	2.37	0.42
2:T:95:SER:HB3	2:T:127:GLU:HB3	2.01	0.42
2:W:95:SER:HB2	2:W:96:GLN:H	1.69	0.42
2:W:170:LEU:HB3	2:W:220:PHE:CE1	2.55	0.42
1:A:168:THR:HG22	1:A:302:TYR:OH	2.20	0.42
1:G:95:PRO:HG2	2:H:46:MET:HE1	1.99	0.42
1:G:226:TRP:CE2	1:G:235:LYS:HE2	2.54	0.42
1:S:265:LEU:HD23	1:S:398:PRO:HA	2.02	0.42
1:V:178:PHE:CE1	1:V:397:THR:HG21	2.54	0.42
1:A:178:PHE:CE1	1:A:397:THR:HG21	2.55	0.42
1:G:137:PRO:HB3	1:G:157:VAL:HG13	2.02	0.42
1:M:83:THR:HG22	1:M:90:GLU:HA	2.02	0.42
1:P:337:ALA:HA	3:R:15:ARG:O	2.20	0.42
2:Q:64:ALA:O	2:Q:68:LEU:HG	2.19	0.42
2:T:355:LEU:CD2	2:T:365:SER:HB2	2.50	0.42
1:V:438:TRP:CD1	1:V:438:TRP:N	2.86	0.42
1:A:90:GLU:O	1:A:91:ASN:HB2	2.19	0.42
1:D:76:LEU:HD22	1:D:96:TYR:CE1	2.55	0.42
1:D:101:ILE:HA	1:D:104:LEU:HD12	2.01	0.42
1:G:297:TYR:O	1:G:300:PRO:HD2	2.19	0.42
1:M:318:ASP:HB2	1:M:336:TYR:CE1	2.54	0.42
2:N:360:ILE:HD11	2:N:364:GLU:O	2.20	0.42
2:Q:162:THR:HG22	2:Q:164:GLU:N	2.35	0.42
1:S:173:ARG:HH11	1:S:447:GLN:NE2	2.17	0.42
1:V:94:ALA:HA	1:V:95:PRO:HD3	1.76	0.42
1:A:265:LEU:HD11	1:A:395:PRO:HG2	2.01	0.42
1:D:94:ALA:HA	1:D:95:PRO:HD3	1.77	0.42
1:J:348:VAL:O	1:J:352:ILE:HG13	2.19	0.42
2:K:355:LEU:HD21	2:K:365:SER:HB2	2.02	0.42
1:M:136:ASN:HA	1:M:137:PRO:HD2	1.96	0.42
1:M:312:SER:OG	2:N:82:HIS:NE2	2.35	0.42
1:M:320:VAL:HG13	3:O:88:VAL:CG1	2.50	0.42
1:P:213:THR:HG21	1:P:459:LEU:O	2.20	0.42
1:S:341:ASP:OD1	3:U:22:GLU:OE1	2.38	0.42
2:T:80:ARG:HD2	2:T:273:PHE:CE2	2.55	0.42
1:D:6:SER:HB3	1:D:212:ARG:CZ	2.49	0.42
2:E:118:LYS:HZ1	1:G:291:SER:CB	2.33	0.42
1:G:25:VAL:CG1	1:G:51:LEU:HD13	2.50	0.42

Continued on next page...

Continued from previous page...

Atom-1	Atom-2	Interatomic distance (Å)	Clash overlap (Å)
1:J:337:ALA:HA	3:L:15:ARG:O	2.20	0.42
1:J:438:TRP:CD1	1:J:438:TRP:N	2.87	0.42
2:K:8:VAL:HG12	2:K:158:PRO:HB2	2.02	0.42
1:M:162:VAL:HG21	1:M:219:VAL:HG21	2.01	0.42
2:T:23:MET:CE	2:T:126:ILE:HG21	2.50	0.42
2:T:402:THR:OG1	2:T:405:GLN:CB	2.66	0.42
1:D:190:ARG:HD2	1:D:455:GLU:OE2	2.20	0.41
2:E:252:ASP:OD2	2:E:255:THR:HG22	2.20	0.41
1:G:437:ALA:C	1:G:438:TRP:CD1	2.93	0.41
2:H:23:MET:HE2	2:H:126:ILE:HG21	2.01	0.41
2:H:36:ASN:ND2	3:I:84:GLY:O	2.35	0.41
1:J:318:ASP:HB2	1:J:336:TYR:CE1	2.54	0.41
2:K:142:VAL:HB	3:L:86:PHE:HB2	2.01	0.41
2:N:20:LYS:HE2	2:N:56:ARG:HH12	1.84	0.41
1:S:5:LYS:HB2	1:S:10:LEU:HD13	2.01	0.41
1:S:325:ARG:HD2	1:S:335:MET:SD	2.59	0.41
1:V:57:LEU:HD12	1:V:110:LEU:HD21	2.02	0.41
2:W:70:CYS:HB3	2:W:102:ALA:HB1	2.00	0.41
2:W:255:THR:HG23	2:W:257:LYS:H	1.85	0.41
2:W:374:GLU:OE2	2:W:404:SER:HB3	2.20	0.41
2:B:156:THR:HG23	2:B:157:GLU:O	2.20	0.41
1:D:98:ALA:HA	1:D:195:GLY:HA3	2.02	0.41
1:G:13:LEU:HB3	1:G:19:VAL:CG1	2.46	0.41
1:J:145:GLY:CA	1:J:174:GLN:OE1	2.68	0.41
1:P:11:ARG:HG2	1:P:15:LYS:HE3	2.02	0.41
1:P:172:ILE:CD1	1:P:207:GLY:HA3	2.50	0.41
2:T:90:LYS:HD2	2:T:92:TYR:CE2	2.55	0.41
2:T:179:TYR:CE1	2:T:324:LYS:HB2	2.55	0.41
1:J:25:VAL:CG1	1:J:51:LEU:HD12	2.51	0.41
1:J:266:GLN:HA	1:J:267:PRO:HD3	1.91	0.41
1:J:329:TYR:HE2	3:L:89:PRO:HG3	1.85	0.41
1:M:137:PRO:HB3	1:M:157:VAL:HG13	2.02	0.41
2:N:202:PRO:O	2:N:205:SER:HB3	2.20	0.41
1:P:29:TYR:O	1:P:32:TYR:HB3	2.21	0.41
2:Q:365:SER:HA	2:Q:366:PRO:HD3	1.94	0.41
1:V:162:VAL:HG22	1:V:163:SER:N	2.35	0.41
1:V:344:PHE:O	1:V:349:LYS:HE2	2.20	0.41
2:W:40:CYS:HB2	2:W:41:PRO:HD2	2.01	0.41
1:A:21:PRO:O	1:A:25:VAL:HG23	2.20	0.41
1:G:155:VAL:HG21	1:G:163:SER:HB3	2.02	0.41
2:H:132:LYS:HG3	2:H:133:ASN:N	2.35	0.41

Continued on next page...

Continued from previous page...

Atom-1	Atom-2	Interatomic distance (Å)	Clash overlap (Å)
2:Q:214:ILE:HD11	2:Q:230:GLU:HG2	2.02	0.41
1:S:78:GLU:HB2	1:S:97:ASP:OD1	2.21	0.41
2:T:17:MET:HE3	2:T:60:TYR:CB	2.50	0.41
1:A:136:ASN:HA	1:A:137:PRO:HD2	1.84	0.41
3:I:58:THR:HA	3:I:59:PRO:HD2	1.87	0.41
2:K:41:PRO:HB3	2:K:46:MET:HE2	2.02	0.41
1:M:98:ALA:HA	1:M:195:GLY:HA3	2.02	0.41
2:W:365:SER:HA	2:W:366:PRO:HD3	1.94	0.41
1:A:69:ILE:HD12	1:A:162:VAL:HG13	2.03	0.41
1:A:77:VAL:HG23	1:A:114:LYS:NZ	2.35	0.41
2:B:95:SER:CB	2:B:127:GLU:HB3	2.51	0.41
2:B:346:TRP:O	2:B:350:ASP:HB2	2.19	0.41
1:G:319:GLY:O	3:I:79:PRO:HG2	2.20	0.41
2:H:20:LYS:HE2	2:H:56:ARG:NH1	2.28	0.41
2:H:365:SER:HA	2:H:366:PRO:HD3	1.94	0.41
3:R:46:GLU:O	3:R:47:ASN:CB	2.65	0.41
1:D:279:GLU:OE2	1:D:282:LYS:HD2	2.21	0.41
2:E:88:LEU:HA	2:E:89:PRO:HD2	1.85	0.41
1:G:49:LYS:HE2	1:G:53:GLN:NE2	2.35	0.41
1:J:111:ILE:HD12	1:J:111:ILE:N	2.35	0.41
2:K:95:SER:CB	2:K:127:GLU:CB	2.97	0.41
3:L:58:THR:HA	3:L:59:PRO:HD3	1.93	0.41
1:M:65:PHE:O	1:M:108:GLY:O	2.38	0.41
1:S:279:GLU:HG3	1:S:468:LYS:NZ	2.35	0.41
1:V:21:PRO:HG3	1:V:65:PHE:CE2	2.55	0.41
1:V:99:THR:O	1:V:103:ARG:HG3	2.19	0.41
2:W:83:TYR:CZ	2:W:88:LEU:HD22	2.56	0.41
2:B:213:GLU:OE1	2:B:215:LYS:CE	2.63	0.41
1:D:118:ASP:HB2	1:D:147:SER:HB3	2.03	0.41
2:H:402:THR:HG22	2:H:403:PRO:HD2	2.03	0.41
1:J:94:ALA:HA	1:J:95:PRO:HD3	1.86	0.41
1:J:303:TYR:CE2	1:J:415:TYR:HB3	2.56	0.41
2:K:156:THR:HG22	2:K:157:GLU:N	2.35	0.41
1:M:94:ALA:HA	1:M:95:PRO:HD3	1.85	0.41
1:M:463:TYR:O	1:M:467:GLN:HG2	2.21	0.41
1:P:25:VAL:CG1	1:P:51:LEU:HD12	2.51	0.41
2:Q:129:ASP:CG	2:Q:146:ARG:HH11	2.24	0.41
2:T:80:ARG:HE	2:T:275:ASP:CG	2.24	0.41
2:T:141:LEU:HD23	3:U:85:PHE:CD2	2.56	0.41
1:V:178:PHE:HE1	1:V:397:THR:HG21	1.86	0.41
1:A:111:ILE:N	1:A:111:ILE:HD12	2.35	0.41

Continued on next page...

Continued from previous page...

Atom-1	Atom-2	Interatomic distance (Å)	Clash overlap (Å)
1:A:174:GLN:CG	1:A:175:PRO:HD3	2.51	0.41
2:B:252:ASP:CB	2:B:255:THR:HG22	2.46	0.41
2:B:348:ILE:HA	2:B:352:LEU:HD22	2.03	0.41
1:D:138:TRP:CD2	1:D:438:TRP:HZ3	2.39	0.41
1:G:226:TRP:CD1	1:G:235:LYS:HG3	2.56	0.41
1:G:403:LYS:O	1:G:406:GLU:HB2	2.20	0.41
2:H:252:ASP:CB	2:H:255:THR:HG22	2.38	0.41
1:J:126:THR:O	1:J:126:THR:HG22	2.20	0.41
1:J:182:ILE:HG12	1:J:434:ILE:HG12	2.03	0.41
1:J:434:ILE:HA	1:J:435:PRO:HD3	1.91	0.41
1:M:138:TRP:NE1	1:M:438:TRP:HH2	2.19	0.41
1:S:412:ILE:HA	1:S:415:TYR:CD2	2.55	0.41
2:W:40:CYS:HB2	2:W:41:PRO:CD	2.51	0.41
1:A:47:TYR:CZ	1:A:112:VAL:HG12	2.56	0.41
1:A:434:ILE:HD12	1:A:465:TRP:CD1	2.55	0.41
2:B:107:VAL:HG23	2:B:121:ILE:HD11	2.03	0.41
1:D:67:ILE:HD13	1:D:67:ILE:N	2.36	0.41
1:M:76:LEU:HD22	1:M:96:TYR:CE1	2.56	0.41
2:N:95:SER:HB2	2:N:96:GLN:H	1.71	0.41
1:P:3:TRP:CZ2	1:P:31:ARG:HG3	2.56	0.41
1:S:88:ILE:HG13	1:S:343:GLY:HA3	2.03	0.41
1:V:339:THR:CG2	1:V:340:ARG:N	2.83	0.41
2:W:170:LEU:CD1	2:W:223:VAL:HG21	2.50	0.41
2:B:39:VAL:CG1	2:B:40:CYS:N	2.81	0.40
3:F:33:ILE:O	3:F:37:ILE:HG12	2.20	0.40
1:G:212:ARG:O	1:G:215:ASP:HB2	2.21	0.40
1:J:373:LYS:HE2	3:L:50:PRO:HD3	2.03	0.40
1:J:422:VAL:CG2	1:J:423:PRO:HD3	2.51	0.40
2:K:140:THR:OG1	3:L:91:VAL:N	2.46	0.40
1:M:138:TRP:CZ2	1:M:438:TRP:HH2	2.36	0.40
2:N:396:MET:HG3	2:N:406:ILE:HD11	2.02	0.40
1:P:203:LEU:HD21	1:P:426:LEU:HD23	2.03	0.40
2:T:88:LEU:HA	2:T:89:PRO:HD2	1.98	0.40
1:D:1:MET:HG2	1:D:1:MET:O	2.21	0.40
1:D:155:VAL:HG23	1:D:163:SER:HB2	2.03	0.40
2:E:225:LYS:HD3	2:E:225:LYS:HA	1.95	0.40
1:G:98:ALA:HA	1:G:195:GLY:HA3	2.04	0.40
1:G:259:GLU:CD	1:G:292:LEU:H	2.25	0.40
1:G:314:LEU:HD23	1:G:352:ILE:HD11	2.02	0.40
2:H:41:PRO:HB3	2:H:46:MET:HE2	2.03	0.40
2:H:107:VAL:HG23	2:H:121:ILE:HD11	2.03	0.40

Continued on next page...

Continued from previous page...

Atom-1	Atom-2	Interatomic distance (Å)	Clash overlap (Å)
2:H:119:VAL:HG12	2:H:156:THR:HG23	2.01	0.40
1:J:62:LEU:HA	1:J:63:PRO:HD3	1.90	0.40
1:J:155:VAL:CG2	1:J:163:SER:HB2	2.51	0.40
1:J:270:LYS:HE3	1:J:274:GLU:OE2	2.22	0.40
1:J:418:ASP:HB3	1:J:422:VAL:HG13	2.02	0.40
1:P:426:LEU:HD23	1:P:426:LEU:HA	1.81	0.40
1:V:234:ALA:HB1	1:V:236:VAL:HG23	2.04	0.40
1:A:171:SER:O	1:A:175:PRO:HG2	2.21	0.40
2:E:119:VAL:CG1	2:E:156:THR:CG2	2.98	0.40
2:E:361:SER:HB2	2:E:363:GLU:OE1	2.21	0.40
1:G:167:ASP:HA	1:G:171:SER:HB2	2.03	0.40
1:M:172:ILE:HD13	1:M:207:GLY:HA3	2.02	0.40
2:Q:305:ARG:HG2	2:Q:305:ARG:HH11	1.87	0.40
1:S:143:VAL:HG12	1:S:145:GLY:N	2.30	0.40
2:T:193:ARG:HG3	2:T:193:ARG:NH1	2.36	0.40
1:V:13:LEU:HB3	1:V:19:VAL:HG12	2.02	0.40
1:V:67:ILE:HA	1:V:68:PRO:HD3	1.97	0.40
1:V:297:TYR:CE2	3:X:43:LEU:HD21	2.57	0.40
1:G:245:VAL:HG12	1:G:459:LEU:HB3	2.02	0.40
2:K:355:LEU:CD2	2:K:365:SER:HB2	2.51	0.40
1:P:77:VAL:HG22	1:P:101:ILE:HG13	2.02	0.40
2:T:162:THR:HG22	2:T:164:GLU:N	2.35	0.40
1:V:62:LEU:HA	1:V:63:PRO:HD3	1.94	0.40
2:W:85:TYR:HA	2:W:86:PRO:HD3	1.93	0.40
2:B:99:LYS:N	2:B:100:PRO:CD	2.83	0.40
1:G:57:LEU:HD12	1:G:110:LEU:HD11	2.04	0.40
2:Q:25:CYS:SG	2:Q:43:CYS:HB3	2.62	0.40
1:S:68:PRO:HB3	1:S:112:VAL:HG11	2.04	0.40
2:T:252:ASP:CB	2:T:255:THR:HG22	2.49	0.40

There are no symmetry-related clashes.

5.3 Torsion angles (i)

5.3.1 Protein backbone (i)

In the following table, the Percentiles column shows the percent Ramachandran outliers of the chain as a percentile score with respect to all X-ray entries followed by that with respect to entries of similar resolution.

The Analysed column shows the number of residues for which the backbone conformation was analysed, and the total number of residues.

Mol	Chain	Analysed	Favoured	Allowed	Outliers	Percentiles	
1	A	476/478 (100%)	455 (96%)	19 (4%)	2 (0%)	34	42
1	D	476/478 (100%)	456 (96%)	18 (4%)	2 (0%)	34	42
1	G	476/478 (100%)	453 (95%)	21 (4%)	2 (0%)	34	42
1	J	476/478 (100%)	457 (96%)	17 (4%)	2 (0%)	34	42
1	M	476/478 (100%)	456 (96%)	18 (4%)	2 (0%)	34	42
1	P	476/478 (100%)	454 (95%)	20 (4%)	2 (0%)	34	42
1	S	476/478 (100%)	454 (95%)	20 (4%)	2 (0%)	34	42
1	V	476/478 (100%)	454 (95%)	20 (4%)	2 (0%)	34	42
2	B	408/478 (85%)	393 (96%)	15 (4%)	0	100	100
2	E	408/478 (85%)	394 (97%)	14 (3%)	0	100	100
2	H	408/478 (85%)	394 (97%)	14 (3%)	0	100	100
2	K	408/478 (85%)	393 (96%)	14 (3%)	1 (0%)	47	58
2	N	408/478 (85%)	394 (97%)	14 (3%)	0	100	100
2	Q	408/478 (85%)	395 (97%)	13 (3%)	0	100	100
2	T	408/478 (85%)	396 (97%)	12 (3%)	0	100	100
2	W	408/478 (85%)	395 (97%)	13 (3%)	0	100	100
3	C	89/94 (95%)	88 (99%)	1 (1%)	0	100	100
3	F	89/94 (95%)	87 (98%)	2 (2%)	0	100	100
3	I	89/94 (95%)	86 (97%)	3 (3%)	0	100	100
3	L	89/94 (95%)	87 (98%)	2 (2%)	0	100	100
3	O	89/94 (95%)	87 (98%)	2 (2%)	0	100	100
3	R	89/94 (95%)	89 (100%)	0	0	100	100
3	U	89/94 (95%)	86 (97%)	3 (3%)	0	100	100
3	X	89/94 (95%)	87 (98%)	2 (2%)	0	100	100
All	All	7784/8400 (93%)	7490 (96%)	277 (4%)	17 (0%)	47	58

All (17) Ramachandran outliers are listed below:

Mol	Chain	Res	Type
1	D	2	LEU
1	S	2	LEU
1	S	409	GLU
1	G	2	LEU
1	G	65	PHE
1	J	2	LEU

Continued on next page...

Continued from previous page...

Mol	Chain	Res	Type
1	M	2	LEU
1	M	65	PHE
1	V	2	LEU
1	A	2	LEU
1	A	65	PHE
1	J	65	PHE
1	P	2	LEU
1	D	65	PHE
2	K	113	ASN
1	P	65	PHE
1	V	65	PHE

5.3.2 Protein sidechains (i)

In the following table, the Percentiles column shows the percent sidechain outliers of the chain as a percentile score with respect to all X-ray entries followed by that with respect to entries of similar resolution.

The Analysed column shows the number of residues for which the sidechain conformation was analysed, and the total number of residues.

Mol	Chain	Analysed	Rotameric	Outliers	Percentiles	
1	A	406/406 (100%)	388 (96%)	18 (4%)	28	39
1	D	406/406 (100%)	383 (94%)	23 (6%)	20	28
1	G	406/406 (100%)	391 (96%)	15 (4%)	34	48
1	J	406/406 (100%)	379 (93%)	27 (7%)	16	21
1	M	406/406 (100%)	385 (95%)	21 (5%)	23	32
1	P	406/406 (100%)	380 (94%)	26 (6%)	17	23
1	S	406/406 (100%)	382 (94%)	24 (6%)	19	27
1	V	406/406 (100%)	388 (96%)	18 (4%)	28	39
2	B	364/427 (85%)	346 (95%)	18 (5%)	25	35
2	E	364/427 (85%)	346 (95%)	18 (5%)	25	35
2	H	364/427 (85%)	346 (95%)	18 (5%)	25	35
2	K	364/427 (85%)	346 (95%)	18 (5%)	25	35
2	N	364/427 (85%)	344 (94%)	20 (6%)	21	30
2	Q	364/427 (85%)	343 (94%)	21 (6%)	20	27
2	T	364/427 (85%)	347 (95%)	17 (5%)	26	37

Continued on next page...

Continued from previous page...

Mol	Chain	Analysed	Rotameric	Outliers	Percentiles	
2	W	364/427 (85%)	348 (96%)	16 (4%)	28	39
3	C	86/89 (97%)	80 (93%)	6 (7%)	15	19
3	F	86/89 (97%)	83 (96%)	3 (4%)	36	50
3	I	86/89 (97%)	81 (94%)	5 (6%)	20	27
3	L	86/89 (97%)	82 (95%)	4 (5%)	26	37
3	O	86/89 (97%)	82 (95%)	4 (5%)	26	37
3	R	86/89 (97%)	82 (95%)	4 (5%)	26	37
3	U	86/89 (97%)	81 (94%)	5 (6%)	20	27
3	X	86/89 (97%)	81 (94%)	5 (6%)	20	27
All	All	6848/7376 (93%)	6494 (95%)	354 (5%)	23	32

All (354) residues with a non-rotameric sidechain are listed below:

Mol	Chain	Res	Type
1	A	10	LEU
1	A	29	TYR
1	A	57	LEU
1	A	62	LEU
1	A	69	ILE
1	A	115	THR
1	A	159	SER
1	A	164	LEU
1	A	174	GLN
1	A	190	ARG
1	A	199	PHE
1	A	228	GLU
1	A	245	VAL
1	A	279	GLU
1	A	295	VAL
1	A	356	THR
1	A	417	SER
1	A	478	THR
2	B	21	THR
2	B	39	VAL
2	B	74	GLU
2	B	98	GLU
2	B	103	THR
2	B	156	THR
2	B	162	THR

Continued on next page...

Continued from previous page...

Mol	Chain	Res	Type
2	B	189	LYS
2	B	213	GLU
2	B	244	VAL
2	B	250	THR
2	B	323	HIS
2	B	344	VAL
2	B	360	ILE
2	B	402	THR
2	B	405	GLN
2	B	406	ILE
2	B	412	LEU
3	C	34	LEU
3	C	38	ASP
3	C	46	GLU
3	C	52	ILE
3	C	70	ASP
3	C	92	VAL
1	D	10	LEU
1	D	11	ARG
1	D	29	TYR
1	D	51	LEU
1	D	57	LEU
1	D	62	LEU
1	D	88	ILE
1	D	89	LEU
1	D	115	THR
1	D	117	LEU
1	D	164	LEU
1	D	174	GLN
1	D	181	VAL
1	D	199	PHE
1	D	245	VAL
1	D	270	LYS
1	D	295	VAL
1	D	356	THR
1	D	376	ARG
1	D	384	LYS
1	D	388	GLU
1	D	397	THR
1	D	434	ILE
2	E	34	GLU
2	E	39	VAL

Continued on next page...

Continued from previous page...

Mol	Chain	Res	Type
2	E	98	GLU
2	E	103	THR
2	E	113	ASN
2	E	139	LYS
2	E	232	GLU
2	E	244	VAL
2	E	262	ARG
2	E	278	LEU
2	E	323	HIS
2	E	341	LYS
2	E	344	VAL
2	E	352	LEU
2	E	364	GLU
2	E	387	LYS
2	E	402	THR
2	E	412	LEU
3	F	34	LEU
3	F	39	GLN
3	F	46	GLU
1	G	10	LEU
1	G	51	LEU
1	G	57	LEU
1	G	59	GLU
1	G	62	LEU
1	G	78	GLU
1	G	89	LEU
1	G	115	THR
1	G	117	LEU
1	G	164	LEU
1	G	199	PHE
1	G	245	VAL
1	G	327	LYS
1	G	356	THR
1	G	397	THR
2	H	21	THR
2	H	39	VAL
2	H	98	GLU
2	H	103	THR
2	H	109	LEU
2	H	113	ASN
2	H	123	ARG
2	H	132	LYS

Continued on next page...

Continued from previous page...

Mol	Chain	Res	Type
2	H	162	THR
2	H	203	LYS
2	H	225	LYS
2	H	266	GLU
2	H	323	HIS
2	H	344	VAL
2	H	395	GLU
2	H	402	THR
2	H	403	PRO
2	H	412	LEU
3	I	39	GLN
3	I	52	ILE
3	I	70	ASP
3	I	81	ARG
3	I	92	VAL
1	J	10	LEU
1	J	29	TYR
1	J	56	SER
1	J	57	LEU
1	J	59	GLU
1	J	62	LEU
1	J	78	GLU
1	J	89	LEU
1	J	112	VAL
1	J	115	THR
1	J	162	VAL
1	J	164	LEU
1	J	174	GLN
1	J	181	VAL
1	J	185	LYS
1	J	199	PHE
1	J	201	SER
1	J	205	GLN
1	J	240	GLU
1	J	245	VAL
1	J	279	GLU
1	J	295	VAL
1	J	356	THR
1	J	376	ARG
1	J	434	ILE
1	J	458	LEU
1	J	478	THR

Continued on next page...

Continued from previous page...

Mol	Chain	Res	Type
2	K	21	THR
2	K	39	VAL
2	K	74	GLU
2	K	103	THR
2	K	109	LEU
2	K	113	ASN
2	K	115	GLU
2	K	132	LYS
2	K	134	ILE
2	K	189	LYS
2	K	201	ARG
2	K	245	VAL
2	K	266	GLU
2	K	344	VAL
2	K	352	LEU
2	K	360	ILE
2	K	365	SER
2	K	412	LEU
3	L	34	LEU
3	L	52	ILE
3	L	91	VAL
3	L	92	VAL
1	M	8	SER
1	M	10	LEU
1	M	40	LYS
1	M	51	LEU
1	M	57	LEU
1	M	62	LEU
1	M	88	ILE
1	M	89	LEU
1	M	112	VAL
1	M	115	THR
1	M	117	LEU
1	M	174	GLN
1	M	199	PHE
1	M	211	ARG
1	M	245	VAL
1	M	250	LYS
1	M	299	ILE
1	M	325	ARG
1	M	356	THR
1	M	434	ILE

Continued on next page...

Continued from previous page...

Mol	Chain	Res	Type
1	M	478	THR
2	N	21	THR
2	N	39	VAL
2	N	95	SER
2	N	98	GLU
2	N	103	THR
2	N	134	ILE
2	N	141	LEU
2	N	162	THR
2	N	203	LYS
2	N	250	THR
2	N	323	HIS
2	N	344	VAL
2	N	358	LYS
2	N	360	ILE
2	N	387	LYS
2	N	390	LYS
2	N	391	GLU
2	N	395	GLU
2	N	402	THR
2	N	412	LEU
3	O	34	LEU
3	O	38	ASP
3	O	52	ILE
3	O	81	ARG
1	P	10	LEU
1	P	29	TYR
1	P	31	ARG
1	P	40	LYS
1	P	51	LEU
1	P	57	LEU
1	P	59	GLU
1	P	62	LEU
1	P	78	GLU
1	P	89	LEU
1	P	115	THR
1	P	162	VAL
1	P	164	LEU
1	P	174	GLN
1	P	185	LYS
1	P	199	PHE
1	P	240	GLU

Continued on next page...

Continued from previous page...

Mol	Chain	Res	Type
1	P	245	VAL
1	P	279	GLU
1	P	291	SER
1	P	295	VAL
1	P	325	ARG
1	P	356	THR
1	P	458	LEU
1	P	464	LEU
1	P	478	THR
2	Q	21	THR
2	Q	39	VAL
2	Q	74	GLU
2	Q	103	THR
2	Q	106	TRP
2	Q	109	LEU
2	Q	123	ARG
2	Q	132	LYS
2	Q	201	ARG
2	Q	210	THR
2	Q	245	VAL
2	Q	255	THR
2	Q	302	ARG
2	Q	323	HIS
2	Q	344	VAL
2	Q	352	LEU
2	Q	360	ILE
2	Q	365	SER
2	Q	402	THR
2	Q	405	GLN
2	Q	412	LEU
3	R	34	LEU
3	R	45	THR
3	R	52	ILE
3	R	56	GLU
1	S	10	LEU
1	S	11	ARG
1	S	29	TYR
1	S	51	LEU
1	S	57	LEU
1	S	59	GLU
1	S	62	LEU
1	S	69	ILE

Continued on next page...

Continued from previous page...

Mol	Chain	Res	Type
1	S	89	LEU
1	S	117	LEU
1	S	164	LEU
1	S	181	VAL
1	S	192	SER
1	S	199	PHE
1	S	242	SER
1	S	245	VAL
1	S	295	VAL
1	S	356	THR
1	S	376	ARG
1	S	384	LYS
1	S	389	VAL
1	S	392	ILE
1	S	458	LEU
1	S	464	LEU
2	T	21	THR
2	T	39	VAL
2	T	74	GLU
2	T	98	GLU
2	T	103	THR
2	T	123	ARG
2	T	189	LYS
2	T	214	ILE
2	T	232	GLU
2	T	244	VAL
2	T	245	VAL
2	T	262	ARG
2	T	341	LYS
2	T	344	VAL
2	T	406	ILE
2	T	407	VAL
2	T	412	LEU
3	U	34	LEU
3	U	52	ILE
3	U	54	GLU
3	U	68	SER
3	U	70	ASP
1	V	10	LEU
1	V	29	TYR
1	V	57	LEU
1	V	62	LEU

Continued on next page...

Continued from previous page...

Mol	Chain	Res	Type
1	V	89	LEU
1	V	115	THR
1	V	117	LEU
1	V	124	SER
1	V	143	VAL
1	V	190	ARG
1	V	199	PHE
1	V	245	VAL
1	V	279	GLU
1	V	295	VAL
1	V	325	ARG
1	V	356	THR
1	V	434	ILE
1	V	478	THR
2	W	21	THR
2	W	39	VAL
2	W	46	MET
2	W	74	GLU
2	W	109	LEU
2	W	123	ARG
2	W	203	LYS
2	W	210	THR
2	W	233	ARG
2	W	244	VAL
2	W	250	THR
2	W	344	VAL
2	W	364	GLU
2	W	402	THR
2	W	406	ILE
2	W	412	LEU
3	X	34	LEU
3	X	38	ASP
3	X	39	GLN
3	X	46	GLU
3	X	52	ILE

Sometimes sidechains can be flipped to improve hydrogen bonding and reduce clashes. All (2) such sidechains are listed below:

Mol	Chain	Res	Type
1	A	205	GLN
1	S	447	GLN

5.3.3 RNA (i)

There are no RNA molecules in this entry.

5.4 Non-standard residues in protein, DNA, RNA chains (i)

There are no non-standard protein/DNA/RNA residues in this entry.

5.5 Carbohydrates (i)

There are no monosaccharides in this entry.

5.6 Ligand geometry (i)

Of 32 ligands modelled in this entry, 16 are monoatomic - leaving 16 for Mogul analysis.

In the following table, the Counts columns list the number of bonds (or angles) for which Mogul statistics could be retrieved, the number of bonds (or angles) that are observed in the model and the number of bonds (or angles) that are defined in the Chemical Component Dictionary. The Link column lists molecule types, if any, to which the group is linked. The Z score for a bond length (or angle) is the number of standard deviations the observed value is removed from the expected value. A bond length (or angle) with $|Z| > 2$ is considered an outlier worth inspection. RMSZ is the root-mean-square of all Z scores of the bond lengths (or angles).

Mol	Type	Chain	Res	Link	Bond lengths			Bond angles		
					Counts	RMSZ	$\#\|Z\| > 2$	Counts	RMSZ	$\#\|Z\| > 2$
4	ASN	A	901	1	6,7,8	1.26	0	6,8,10	1.18	0
5	ADP	W	708	-	24,29,29	0.98	1 (4%)	29,45,45	1.28	3 (10%)
4	ASN	G	903	1	6,7,8	1.22	1 (16%)	6,8,10	2.06	2 (33%)
4	ASN	P	906	1	6,7,8	1.10	0	6,8,10	1.44	2 (33%)
5	ADP	N	705	-	24,29,29	1.02	2 (8%)	29,45,45	1.25	3 (10%)
4	ASN	D	902	1	6,7,8	1.12	1 (16%)	6,8,10	1.28	1 (16%)
4	ASN	V	908	1	6,7,8	1.46	1 (16%)	6,8,10	1.23	1 (16%)
4	ASN	J	904	1	6,7,8	1.26	1 (16%)	6,8,10	1.40	1 (16%)
5	ADP	H	703	-	24,29,29	0.98	1 (4%)	29,45,45	1.16	1 (3%)
5	ADP	B	701	-	24,29,29	1.03	1 (4%)	29,45,45	1.22	2 (6%)
4	ASN	S	907	1	6,7,8	1.55	2 (33%)	6,8,10	1.79	2 (33%)
5	ADP	E	702	-	24,29,29	0.92	1 (4%)	29,45,45	1.31	4 (13%)
4	ASN	M	905	1	6,7,8	1.24	1 (16%)	6,8,10	1.55	2 (33%)
5	ADP	K	704	-	24,29,29	0.99	2 (8%)	29,45,45	1.26	2 (6%)

Mol	Type	Chain	Res	Link	Bond lengths			Bond angles		
					Counts	RMSZ	$\#\|Z\| > 2$	Counts	RMSZ	$\#\|Z\| > 2$
5	ADP	Q	706	-	24,29,29	1.01	2 (8%)	29,45,45	1.25	4 (13%)
5	ADP	T	707	-	24,29,29	0.98	2 (8%)	29,45,45	1.21	4 (13%)

In the following table, the Chirals column lists the number of chiral outliers, the number of chiral centers analysed, the number of these observed in the model and the number defined in the Chemical Component Dictionary. Similar counts are reported in the Torsion and Rings columns. '-' means no outliers of that kind were identified.

Mol	Type	Chain	Res	Link	Chirals	Torsions	Rings
4	ASN	A	901	1	-	0/7/7/8	-
5	ADP	W	708	-	-	4/12/32/32	0/3/3/3
4	ASN	G	903	1	-	1/7/7/8	-
4	ASN	P	906	1	-	2/7/7/8	-
5	ADP	N	705	-	-	4/12/32/32	0/3/3/3
4	ASN	D	902	1	-	2/7/7/8	-
4	ASN	V	908	1	-	0/7/7/8	-
4	ASN	J	904	1	-	2/7/7/8	-
5	ADP	H	703	-	-	5/12/32/32	0/3/3/3
5	ADP	B	701	-	-	5/12/32/32	0/3/3/3
4	ASN	S	907	1	-	0/7/7/8	-
5	ADP	E	702	-	-	3/12/32/32	0/3/3/3
4	ASN	M	905	1	-	1/7/7/8	-
5	ADP	K	704	-	-	4/12/32/32	0/3/3/3
5	ADP	Q	706	-	-	6/12/32/32	0/3/3/3
5	ADP	T	707	-	-	6/12/32/32	0/3/3/3

All (19) bond length outliers are listed below:

Mol	Chain	Res	Type	Atoms	Z	Observed(Å)	Ideal(Å)
5	B	701	ADP	C5-C4	2.83	1.48	1.40
5	N	705	ADP	C5-C4	2.67	1.48	1.40
5	H	703	ADP	C5-C4	2.61	1.47	1.40
5	W	708	ADP	C5-C4	2.59	1.47	1.40
5	Q	706	ADP	C5-C4	2.57	1.47	1.40
4	S	907	ASN	CB-CG	2.56	1.56	1.49
5	K	704	ADP	C5-C4	2.53	1.47	1.40
5	T	707	ADP	C5-C4	2.48	1.47	1.40
4	M	905	ASN	OXT-C	-2.47	1.22	1.30
5	E	702	ADP	C5-C4	2.45	1.47	1.40

Continued on next page...

Continued from previous page...

Mol	Chain	Res	Type	Atoms	Z	Observed(Å)	Ideal(Å)
4	S	907	ASN	OXT-C	-2.28	1.23	1.30
4	D	902	ASN	OXT-C	-2.27	1.23	1.30
4	G	903	ASN	OXT-C	-2.18	1.23	1.30
5	N	705	ADP	O4'-C1'	2.16	1.44	1.41
5	Q	706	ADP	O4'-C1'	2.11	1.44	1.41
4	V	908	ASN	CB-CG	2.10	1.55	1.49
5	T	707	ADP	C2-N3	2.07	1.35	1.32
5	K	704	ADP	O4'-C1'	2.04	1.43	1.41
4	J	904	ASN	OXT-C	-2.02	1.23	1.30

All (34) bond angle outliers are listed below:

Mol	Chain	Res	Type	Atoms	Z	Observed(^{o})	Ideal(^{o})
4	G	903	ASN	OXT-C-O	-3.62	115.86	124.09
5	K	704	ADP	N3-C2-N1	-3.51	123.19	128.68
4	S	907	ASN	OXT-C-O	-3.46	116.23	124.09
5	E	702	ADP	N3-C2-N1	-3.34	123.45	128.68
5	H	703	ADP	N3-C2-N1	-3.22	123.64	128.68
5	N	705	ADP	N3-C2-N1	-3.07	123.88	128.68
5	B	701	ADP	N3-C2-N1	-3.06	123.90	128.68
5	T	707	ADP	N3-C2-N1	-3.02	123.95	128.68
5	Q	706	ADP	N3-C2-N1	-2.99	124.00	128.68
5	B	701	ADP	C4-C5-N7	-2.96	106.32	109.40
5	W	708	ADP	C4-C5-N7	-2.94	106.34	109.40
5	E	702	ADP	PA-O3A-PB	-2.93	122.77	132.83
4	G	903	ASN	OXT-C-CA	2.84	123.07	113.38
5	Q	706	ADP	C4-C5-N7	-2.83	106.45	109.40
5	W	708	ADP	N3-C2-N1	-2.77	124.35	128.68
5	K	704	ADP	PA-O3A-PB	-2.64	123.78	132.83
5	Q	706	ADP	PA-O3A-PB	-2.62	123.84	132.83
5	T	707	ADP	C4-C5-N7	-2.54	106.76	109.40
4	M	905	ASN	OXT-C-O	-2.53	118.34	124.09
5	T	707	ADP	PA-O3A-PB	-2.45	124.42	132.83
5	W	708	ADP	PA-O3A-PB	-2.44	124.45	132.83
4	V	908	ASN	OD1-CG-CB	-2.44	118.31	125.43
5	T	707	ADP	O3B-PB-O2B	2.42	116.89	107.64
5	E	702	ADP	C4-C5-N7	-2.41	106.89	109.40
5	Q	706	ADP	O3B-PB-O2B	2.37	116.68	107.64
4	J	904	ASN	OD1-CG-CB	-2.31	118.71	125.43
4	P	906	ASN	OXT-C-CA	2.14	120.69	113.38
5	E	702	ADP	O3B-PB-O2B	2.13	115.76	107.64
5	N	705	ADP	C2-N1-C6	2.11	122.36	118.75

Continued on next page...

Continued from previous page...

Mol	Chain	Res	Type	Atoms	Z	Observed(^{o})	Ideal(^{o})
4	D	902	ASN	OXT-C-O	-2.03	119.47	124.09
5	N	705	ADP	C4-C5-N7	-2.03	107.28	109.40
4	S	907	ASN	OXT-C-CA	2.01	120.23	113.38
4	M	905	ASN	OXT-C-CA	2.01	120.21	113.38
4	P	906	ASN	OD1-CG-CB	-2.00	119.59	125.43

There are no chirality outliers.

All (45) torsion outliers are listed below:

Mol	Chain	Res	Type	Atoms
5	B	701	ADP	PA-O3A-PB-O2B
5	B	701	ADP	O4'-C4'-C5'-O5'
5	E	702	ADP	C5'-O5'-PA-O1A
5	H	703	ADP	C5'-O5'-PA-O3A
5	K	704	ADP	PA-O3A-PB-O3B
5	K	704	ADP	O4'-C4'-C5'-O5'
5	N	705	ADP	C5'-O5'-PA-O1A
5	N	705	ADP	C5'-O5'-PA-O2A
5	N	705	ADP	C5'-O5'-PA-O3A
5	Q	706	ADP	C5'-O5'-PA-O1A
5	Q	706	ADP	C5'-O5'-PA-O2A
5	Q	706	ADP	C5'-O5'-PA-O3A
5	T	707	ADP	C5'-O5'-PA-O2A
5	T	707	ADP	C5'-O5'-PA-O3A
5	T	707	ADP	O4'-C4'-C5'-O5'
5	W	708	ADP	PA-O3A-PB-O2B
5	W	708	ADP	O4'-C4'-C5'-O5'
5	B	701	ADP	C3'-C4'-C5'-O5'
5	K	704	ADP	C3'-C4'-C5'-O5'
5	T	707	ADP	C3'-C4'-C5'-O5'
5	W	708	ADP	C3'-C4'-C5'-O5'
4	P	906	ASN	OXT-C-CA-N
5	Q	706	ADP	O4'-C4'-C5'-O5'
4	J	904	ASN	O-C-CA-N
4	P	906	ASN	O-C-CA-N
5	E	702	ADP	C5'-O5'-PA-O3A
5	H	703	ADP	C5'-O5'-PA-O1A
5	H	703	ADP	C5'-O5'-PA-O2A
5	T	707	ADP	C5'-O5'-PA-O1A
5	Q	706	ADP	PA-O3A-PB-O1B
4	D	902	ASN	O-C-CA-N
4	J	904	ASN	OXT-C-CA-N

Continued on next page...

Continued from previous page...

Mol	Chain	Res	Type	Atoms
5	E	702	ADP	O4'-C4'-C5'-O5'
5	Q	706	ADP	C3'-C4'-C5'-O5'
5	K	704	ADP	PA-O3A-PB-O1B
4	D	902	ASN	OXT-C-CA-N
5	B	701	ADP	PA-O3A-PB-O3B
5	H	703	ADP	PA-O3A-PB-O3B
5	T	707	ADP	PA-O3A-PB-O3B
5	B	701	ADP	C5'-O5'-PA-O3A
4	G	903	ASN	OXT-C-CA-N
4	M	905	ASN	OXT-C-CA-N
5	N	705	ADP	O4'-C4'-C5'-O5'
5	H	703	ADP	PA-O3A-PB-O1B
5	W	708	ADP	PA-O3A-PB-O1B

There are no ring outliers.

6 monomers are involved in 6 short contacts:

Mol	Chain	Res	Type	Clashes	Symm-Clashes
4	A	901	ASN	1	0
4	P	906	ASN	1	0
4	D	902	ASN	1	0
5	B	701	ADP	1	0
4	S	907	ASN	1	0
5	T	707	ADP	1	0

The following is a two-dimensional graphical depiction of Mogul quality analysis of bond lengths, bond angles, torsion angles, and ring geometry for all instances of the Ligand of Interest. In addition, ligands with molecular weight > 250 and outliers as shown on the validation Tables will also be included. For torsion angles, if less then 5% of the Mogul distribution of torsion angles is within 10 degrees of the torsion angle in question, then that torsion angle is considered an outlier. Any bond that is central to one or more torsion angles identified as an outlier by Mogul will be highlighted in the graph. For rings, the root-mean-square deviation (RMSD) between the ring in question and similar rings identified by Mogul is calculated over all ring torsion angles. If the average RMSD is greater than 60 degrees and the minimal RMSD between the ring in question and any Mogul-identified rings is also greater than 60 degrees, then that ring is considered an outlier. The outliers are highlighted in purple. The color gray indicates Mogul did not find sufficient equivalents in the CSD to analyse the geometry.

Ligand ADP W 708

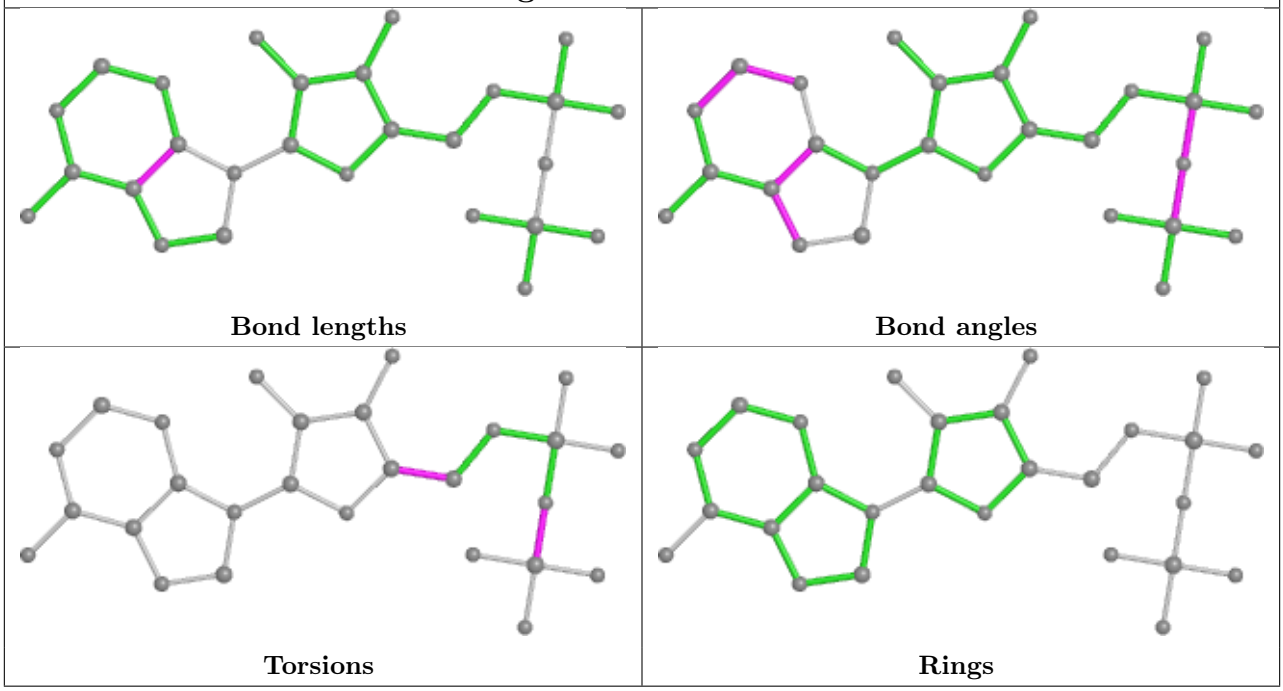

Ligand ADP N 705

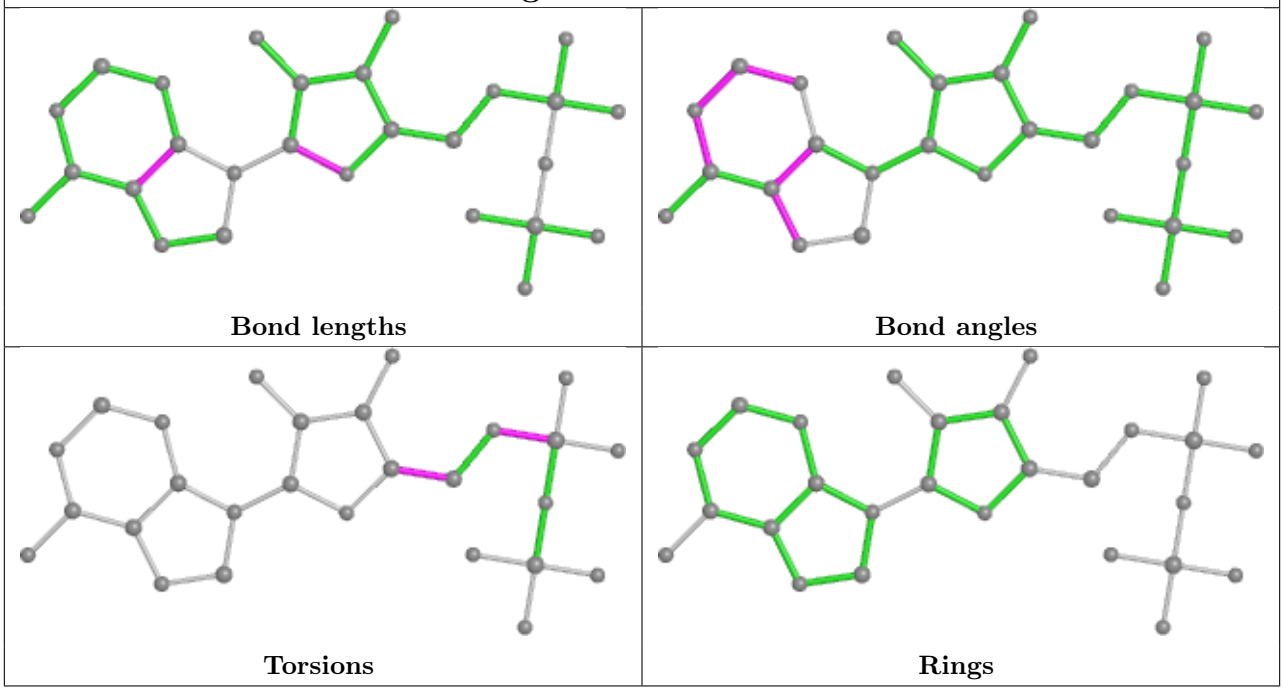

Ligand ADP H 703

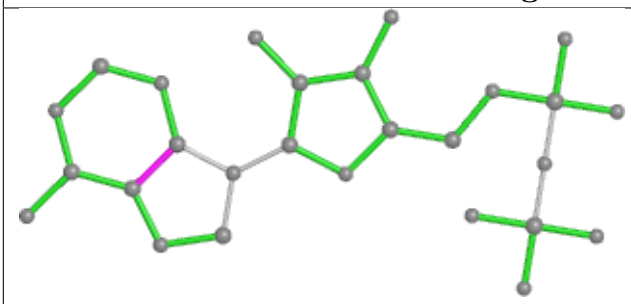

Bond lengths

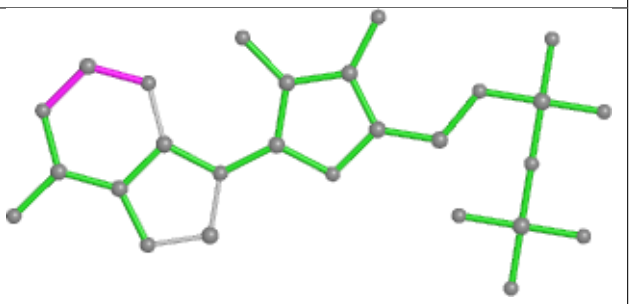

Bond angles

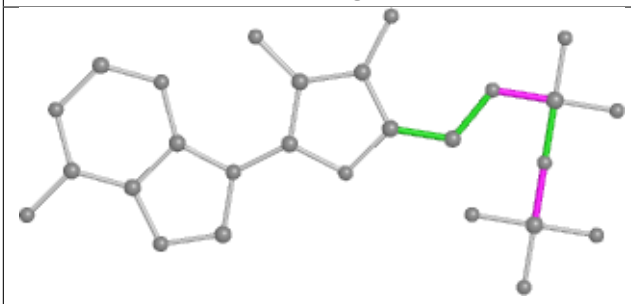

Torsions

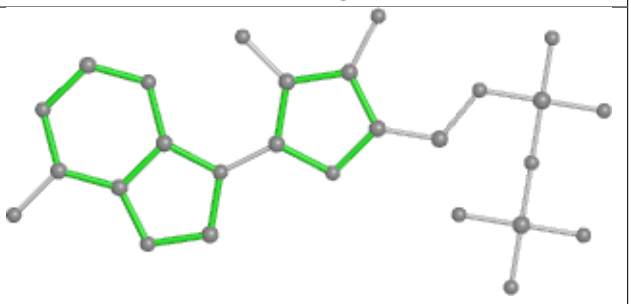

Rings

Ligand ADP B 701

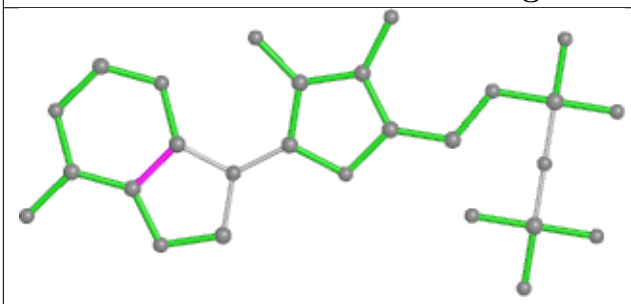

Bond lengths

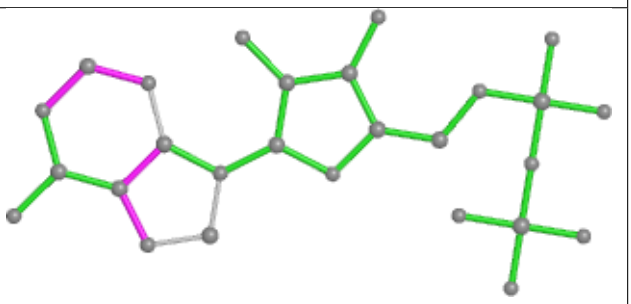

Bond angles

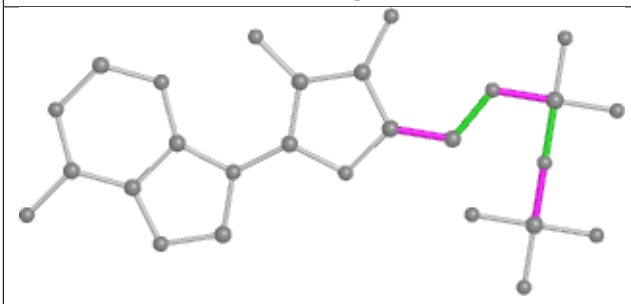

Torsions

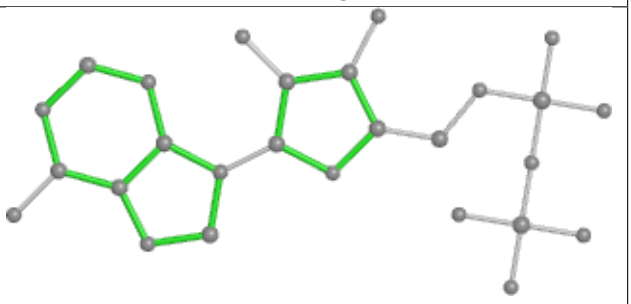

Rings

Ligand ADP E 702	
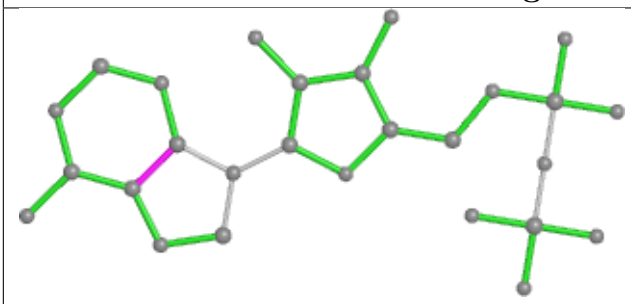 Bond lengths	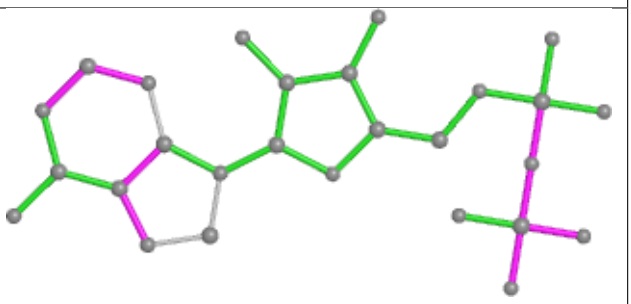 Bond angles
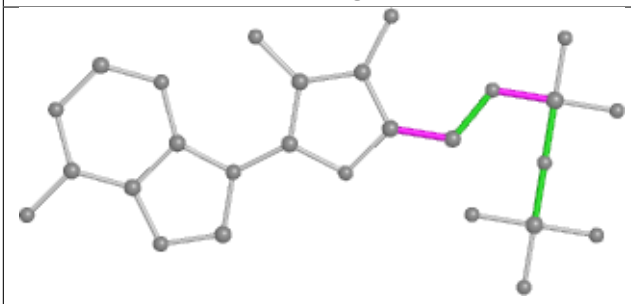 Torsions	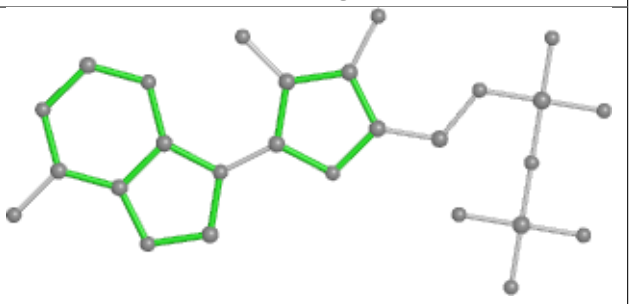 Rings

Ligand ADP K 704	
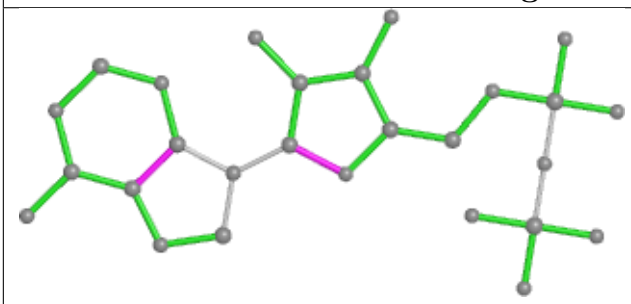 Bond lengths	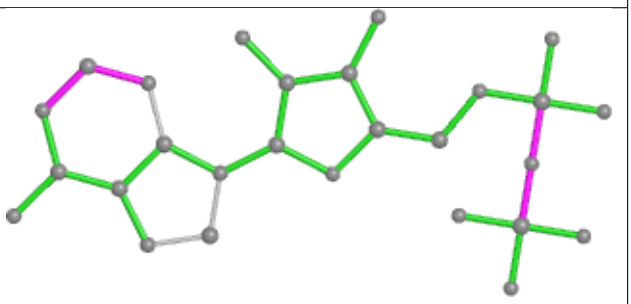 Bond angles
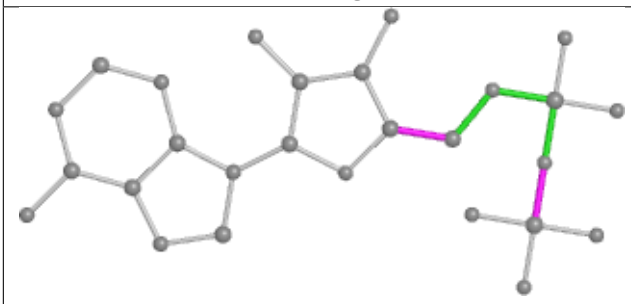 Torsions	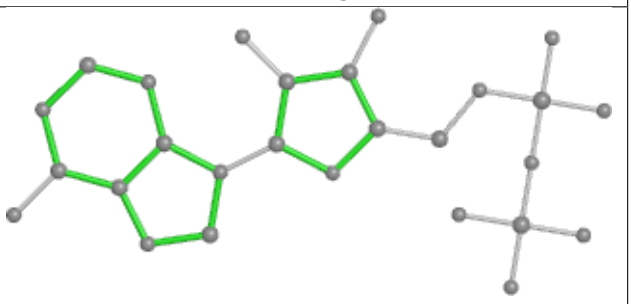 Rings

Ligand ADP Q 706

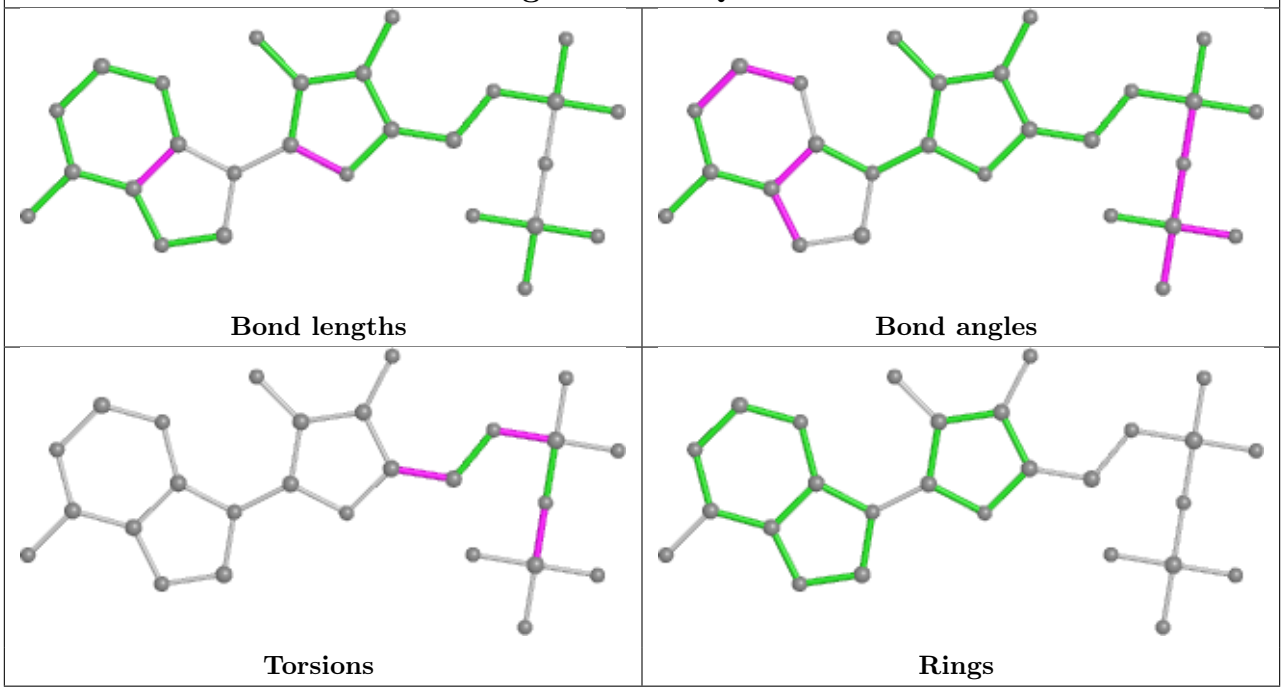

Ligand ADP T 707

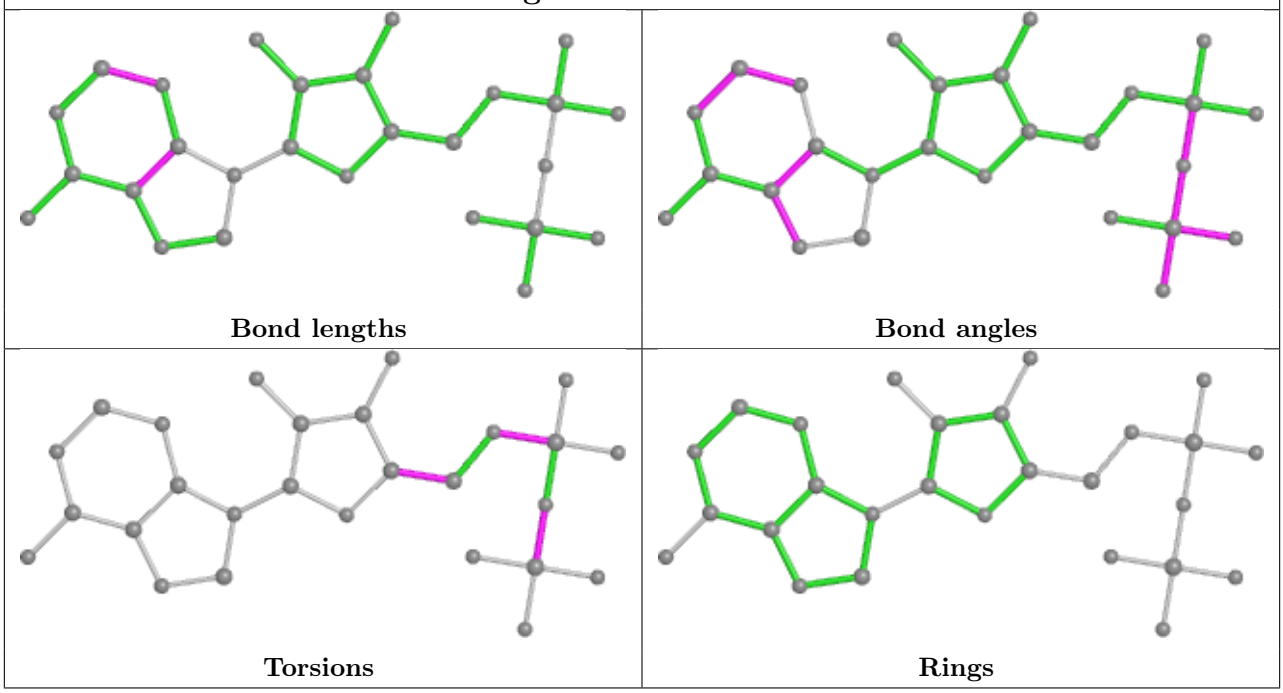

5.7 Other polymers (i)

There are no such residues in this entry.

5.8 Polymer linkage issues (i)

There are no chain breaks in this entry.

6 Fit of model and data (i)

6.1 Protein, DNA and RNA chains (i)

In the following table, the column labelled '#RSRZ> 2' contains the number (and percentage) of RSRZ outliers, followed by percent RSRZ outliers for the chain as percentile scores relative to all X-ray entries and entries of similar resolution. The OWAB column contains the minimum, median, 95th percentile and maximum values of the occupancy-weighted average B-factor per residue. The column labelled 'Q< 0.9' lists the number of (and percentage) of residues with an average occupancy less than 0.9.

Mol	Chain	Analysed	<RSRZ>	#RSRZ>2			OWAB(Å^2)	Q<0.9
1	A	478/478 (100%)	-0.04	8 (1%)	70	76	23, 44, 71, 79	0
1	D	478/478 (100%)	-0.12	8 (1%)	70	76	29, 44, 71, 80	0
1	G	478/478 (100%)	-0.02	2 (0%)	92	95	29, 43, 71, 79	0
1	J	478/478 (100%)	-0.03	2 (0%)	92	95	28, 43, 71, 79	0
1	M	478/478 (100%)	-0.09	0	100	100	29, 43, 71, 79	0
1	P	478/478 (100%)	-0.02	1 (0%)	95	96	28, 43, 71, 79	0
1	S	478/478 (100%)	-0.09	4 (0%)	86	89	29, 44, 71, 79	0
1	V	478/478 (100%)	-0.08	5 (1%)	82	86	29, 44, 71, 79	0
2	B	410/478 (85%)	0.11	8 (1%)	65	71	28, 54, 85, 103	0
2	E	410/478 (85%)	0.19	23 (5%)	24	30	29, 54, 85, 103	0
2	H	410/478 (85%)	0.16	17 (4%)	37	44	29, 54, 85, 103	0
2	K	410/478 (85%)	0.23	14 (3%)	45	52	29, 54, 85, 103	0
2	N	410/478 (85%)	0.15	9 (2%)	62	69	29, 54, 85, 103	0
2	Q	410/478 (85%)	0.21	9 (2%)	62	69	28, 54, 85, 103	0
2	T	410/478 (85%)	0.21	18 (4%)	34	41	28, 54, 85, 103	0
2	W	410/478 (85%)	0.15	7 (1%)	70	76	29, 54, 85, 103	0
3	C	91/94 (96%)	0.13	1 (1%)	80	85	39, 50, 64, 68	0
3	F	91/94 (96%)	0.07	1 (1%)	80	85	39, 50, 64, 67	0
3	I	91/94 (96%)	0.06	1 (1%)	80	85	39, 50, 64, 68	0
3	L	91/94 (96%)	0.15	2 (2%)	62	69	39, 50, 64, 67	0
3	O	91/94 (96%)	0.13	1 (1%)	80	85	39, 50, 64, 68	0
3	R	91/94 (96%)	0.17	0	100	100	39, 50, 64, 67	0
3	U	91/94 (96%)	0.01	2 (2%)	62	69	39, 50, 64, 68	0
3	X	91/94 (96%)	0.09	2 (2%)	62	69	39, 50, 64, 68	0

Continued on next page...

Continued from previous page...

Mol	Chain	Analysed	<RSRZ>	#RSRZ>2			OWAB(Å^2)	Q<0.9
All	All	7832/8400 (93%)	0.05	145 (1%)	66	73	23, 47, 79, 103	0

All (145) RSRZ outliers are listed below:

Mol	Chain	Res	Type	RSRZ
2	T	242	GLY	6.0
2	H	262	ARG	5.3
2	N	408	GLU	5.2
2	T	412	LEU	5.1
2	W	406	ILE	5.0
2	K	408	GLU	4.9
2	E	384	ILE	4.7
2	T	408	GLU	4.7
2	E	262	ARG	4.4
2	N	262	ARG	4.4
2	Q	406	ILE	4.3
2	E	242	GLY	4.3
2	E	408	GLU	4.3
2	H	267	ALA	4.2
2	T	406	ILE	4.0
2	B	384	ILE	4.0
2	T	264	LYS	4.0
2	H	241	GLY	4.0
2	N	267	ALA	4.0
1	A	57	LEU	3.9
2	E	403	PRO	3.8
2	T	265	GLU	3.7
2	E	407	VAL	3.7
2	N	241	GLY	3.6
3	O	92	VAL	3.6
2	T	262	ARG	3.5
2	B	360	ILE	3.4
2	K	265	GLU	3.4
2	K	406	ILE	3.4
2	N	384	ILE	3.4
1	V	10	LEU	3.4
2	T	111	LEU	3.4
2	T	407	VAL	3.4
2	Q	262	ARG	3.4
2	H	239	GLU	3.3
2	H	261	MET	3.2
2	N	405	GLN	3.2

Continued on next page...

Continued from previous page...

Mol	Chain	Res	Type	RSRZ
2	T	263	THR	3.2
3	F	8	LEU	3.2
2	K	262	ARG	3.2
2	H	408	GLU	3.1
1	D	54	ALA	3.1
1	S	10	LEU	3.1
1	D	19	VAL	3.0
2	H	266	GLU	3.0
2	E	264	LYS	3.0
2	E	267	ALA	3.0
2	Q	384	ILE	2.9
1	A	22	LYS	2.9
1	P	19	VAL	2.9
2	E	245	VAL	2.9
2	H	265	GLU	2.9
1	A	1	MET	2.9
2	T	241	GLY	2.9
1	D	57	LEU	2.9
3	L	89	PRO	2.8
2	E	263	THR	2.8
2	H	231	ILE	2.8
1	D	464	LEU	2.7
2	E	385	SER	2.7
2	T	259	TYR	2.7
2	Q	408	GLU	2.7
2	B	264	LYS	2.7
2	K	264	LYS	2.7
2	Q	266	GLU	2.7
2	T	403	PRO	2.6
1	A	19	VAL	2.6
1	S	19	VAL	2.6
2	N	407	VAL	2.6
2	B	383	VAL	2.6
1	S	58	LYS	2.5
1	G	478	THR	2.5
2	Q	263	THR	2.5
2	Q	379	ILE	2.5
3	U	91	VAL	2.5
2	W	265	GLU	2.5
2	H	4	LYS	2.5
2	T	192	LEU	2.5
3	U	92	VAL	2.5

Continued on next page...

Continued from previous page...

Mol	Chain	Res	Type	RSRZ
2	B	406	ILE	2.5
2	B	265	GLU	2.5
1	J	7	LEU	2.5
2	E	200	ILE	2.4
2	E	265	GLU	2.4
2	H	238	VAL	2.4
2	E	359	GLY	2.4
2	H	354	LEU	2.4
2	N	232	GLU	2.4
2	T	239	GLU	2.4
1	A	54	ALA	2.4
2	W	407	VAL	2.4
1	D	7	LEU	2.4
2	K	266	GLU	2.4
2	T	399	THR	2.3
2	K	337	PHE	2.3
3	I	92	VAL	2.3
2	Q	265	GLU	2.3
2	K	106	TRP	2.3
1	V	19	VAL	2.3
2	T	405	GLN	2.3
2	K	267	ALA	2.3
1	A	10	LEU	2.3
1	D	10	LEU	2.3
2	H	111	LEU	2.2
2	W	375	LEU	2.2
2	E	261	MET	2.2
1	G	265	LEU	2.2
2	K	335	ARG	2.2
3	X	5	GLU	2.2
2	B	375	LEU	2.2
2	E	375	LEU	2.2
2	K	404	SER	2.2
1	S	66	GLY	2.2
2	E	405	GLN	2.2
2	W	264	LYS	2.2
3	L	91	VAL	2.2
2	H	263	THR	2.2
2	H	372	LEU	2.2
2	H	264	LYS	2.1
1	A	131	PHE	2.1
2	E	373	ALA	2.1

Continued on next page...

Continued from previous page...

Mol	Chain	Res	Type	RSRZ
2	E	379	ILE	2.1
1	V	30	ASP	2.1
2	K	401	LYS	2.1
2	W	106	TRP	2.1
2	E	266	GLU	2.1
1	A	7	LEU	2.1
3	X	92	VAL	2.1
2	E	251	PHE	2.1
2	K	388	ILE	2.1
2	T	388	ILE	2.1
2	E	111	LEU	2.1
2	N	264	LYS	2.1
2	B	239	GLU	2.1
2	Q	106	TRP	2.1
3	C	92	VAL	2.1
1	V	7	LEU	2.1
1	V	26	GLU	2.1
1	D	51	LEU	2.0
2	W	258	THR	2.0
1	D	18	GLU	2.0
2	H	289	GLU	2.0
2	K	383	VAL	2.0
2	E	397	VAL	2.0
1	J	10	LEU	2.0

6.2 Non-standard residues in protein, DNA, RNA chains (i)

There are no non-standard protein/DNA/RNA residues in this entry.

6.3 Carbohydrates (i)

There are no monosaccharides in this entry.

6.4 Ligands (i)

In the following table, the Atoms column lists the number of modelled atoms in the group and the number defined in the chemical component dictionary. The B-factors column lists the minimum, median, 95th percentile and maximum values of B factors of atoms in the group. The column labelled 'Q< 0.9' lists the number of atoms with occupancy less than 0.9.

Mol	Type	Chain	Res	Atoms	RSCC	RSR	B-factors(Å^2)	Q<0.9
5	ADP	H	703	27/27	0.83	0.16	44,48,63,65	27
5	ADP	W	708	27/27	0.83	0.15	48,50,68,70	27
5	ADP	Q	706	27/27	0.87	0.14	44,46,65,66	27
5	ADP	K	704	27/27	0.88	0.14	40,41,64,66	27
5	ADP	N	705	27/27	0.88	0.16	49,52,63,65	27
5	ADP	E	702	27/27	0.88	0.15	59,60,72,73	27
5	ADP	T	707	27/27	0.88	0.14	51,52,70,71	27
4	ASN	D	902	8/9	0.88	0.13	39,40,40,41	0
4	ASN	P	906	8/9	0.90	0.12	28,32,33,34	0
5	ADP	B	701	27/27	0.90	0.14	46,49,65,66	27
4	ASN	M	905	8/9	0.90	0.16	32,33,34,36	0
4	ASN	A	901	8/9	0.92	0.14	33,33,36,36	0
4	ASN	G	903	8/9	0.93	0.12	28,30,31,31	0
4	ASN	V	908	8/9	0.94	0.10	29,30,31,32	0
6	MG	Q	806	1/1	0.95	0.18	21,21,21,21	0
4	ASN	J	904	8/9	0.96	0.10	26,28,29,29	0
4	ASN	S	907	8/9	0.96	0.09	28,32,33,33	0
6	MG	N	805	1/1	0.97	0.20	16,16,16,16	0
6	MG	E	802	1/1	0.97	0.13	19,19,19,19	0
6	MG	W	808	1/1	0.97	0.17	18,18,18,18	0
6	MG	B	801	1/1	0.98	0.19	10,10,10,10	0
6	MG	H	803	1/1	0.98	0.19	10,10,10,10	0
6	MG	K	804	1/1	0.98	0.16	11,11,11,11	0
7	ZN	E	902	1/1	0.98	0.10	40,40,40,40	0
7	ZN	Q	906	1/1	0.99	0.15	30,30,30,30	0
7	ZN	T	907	1/1	0.99	0.14	37,37,37,37	0
7	ZN	W	908	1/1	0.99	0.13	33,33,33,33	0
7	ZN	K	904	1/1	1.00	0.13	29,29,29,29	0
7	ZN	N	905	1/1	1.00	0.14	36,36,36,36	0
7	ZN	B	901	1/1	1.00	0.16	37,37,37,37	0
6	MG	T	807	1/1	1.00	0.18	15,15,15,15	0
7	ZN	H	903	1/1	1.00	0.15	33,33,33,33	0

The following is a graphical depiction of the model fit to experimental electron density of all instances of the Ligand of Interest. In addition, ligands with molecular weight > 250 and outliers as shown on the geometry validation Tables will also be included. Each fit is shown from different orientation to approximate a three-dimensional view.

Electron density around ADP H 703:

$2mF_o$-DF_c (at 0.7 rmsd) in gray
mF_o-DF_c (at 3 rmsd) in purple (negative)
and green (positive)

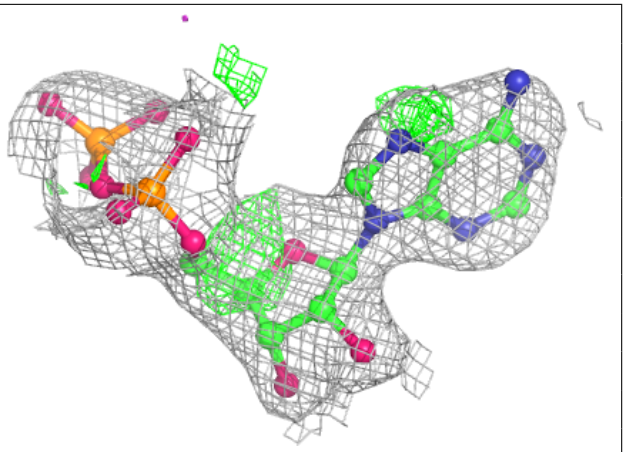

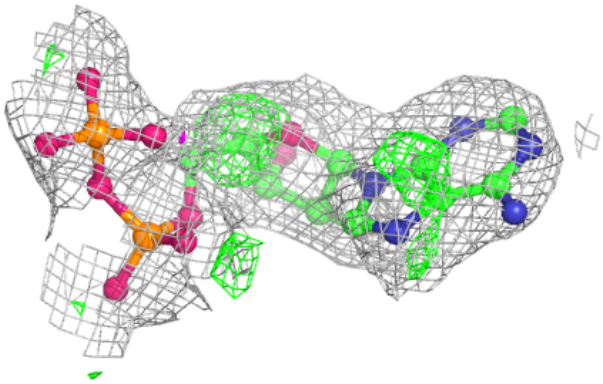

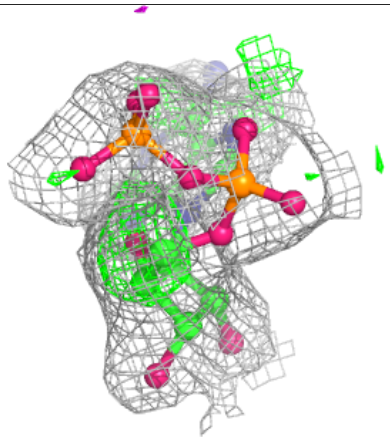

Electron density around ADP W 708:

$2mF_o$-DF_c (at 0.7 rmsd) in gray
mF_o-DF_c (at 3 rmsd) in purple (negative)
and green (positive)

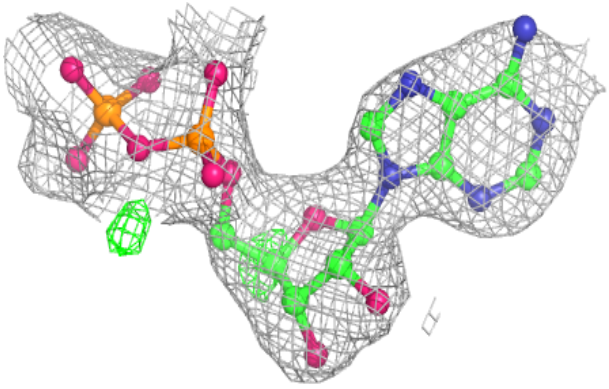

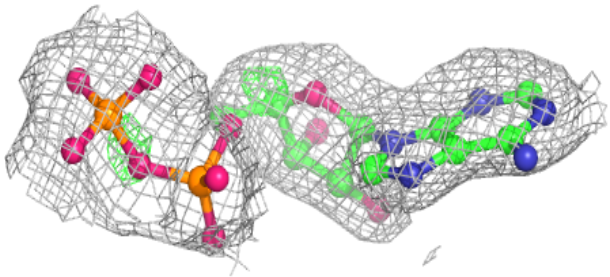

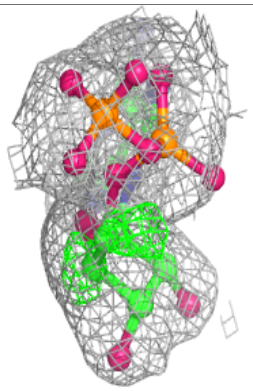

Electron density around ADP Q 706:

$2mF_o$-DF_c (at 0.7 rmsd) in gray
mF_o-DF_c (at 3 rmsd) in purple (negative)
and green (positive)

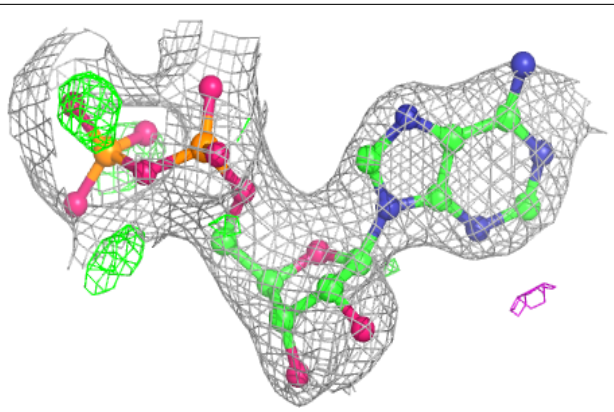

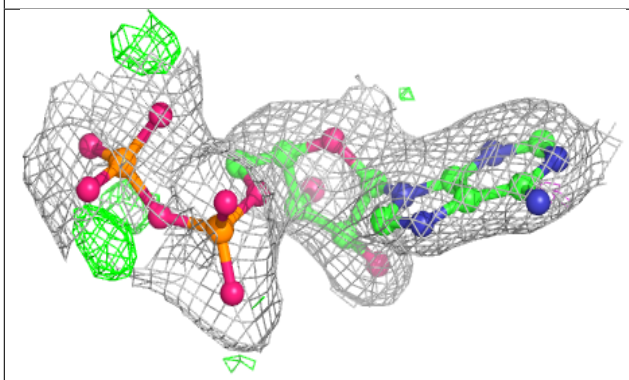

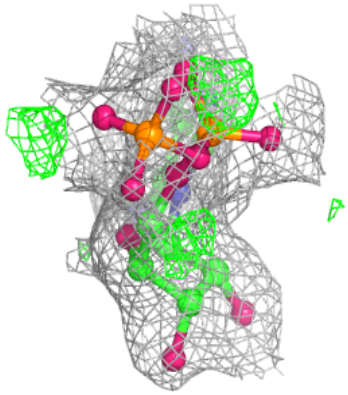

Electron density around ADP K 704:

$2mF_o$-DF_c (at 0.7 rmsd) in gray
mF_o-DF_c (at 3 rmsd) in purple (negative)
and green (positive)

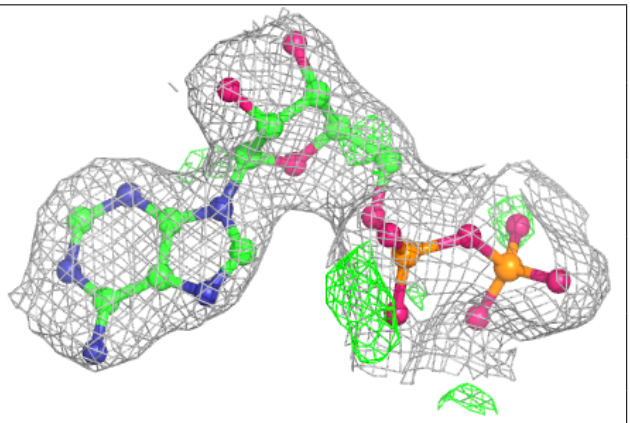

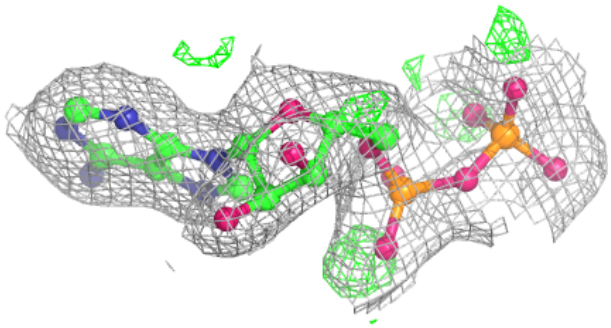

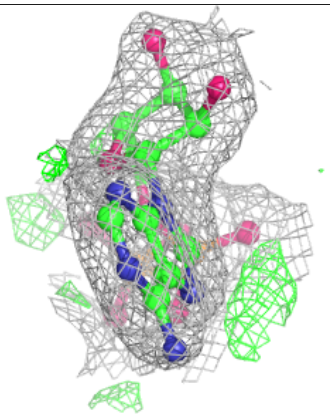

Electron density around ADP N 705:

$2mF_o$-DF_c (at 0.7 rmsd) in gray
mF_o-DF_c (at 3 rmsd) in purple (negative)
and green (positive)

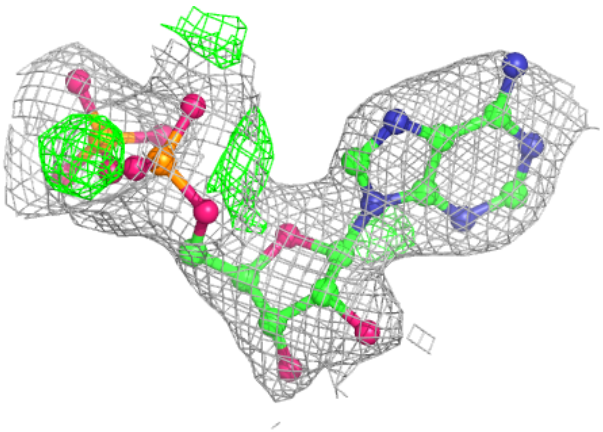

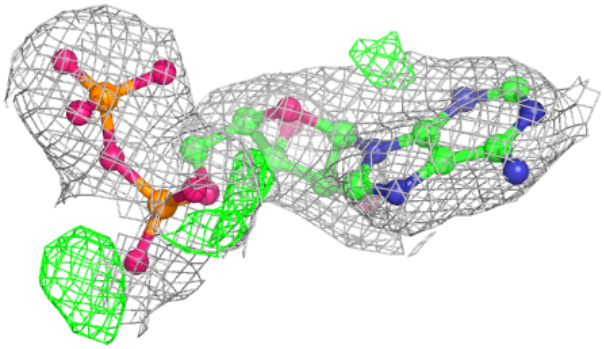

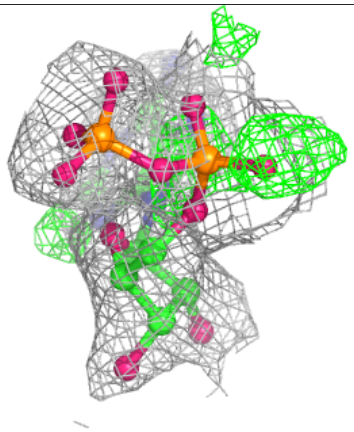

Electron density around ADP E 702:

$2mF_o$-DF_c (at 0.7 rmsd) in gray
mF_o-DF_c (at 3 rmsd) in purple (negative)
and green (positive)

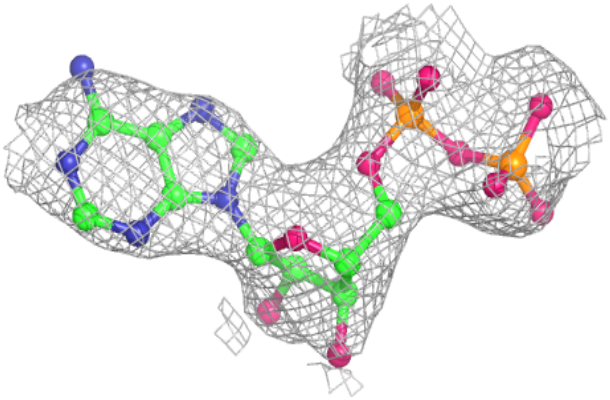

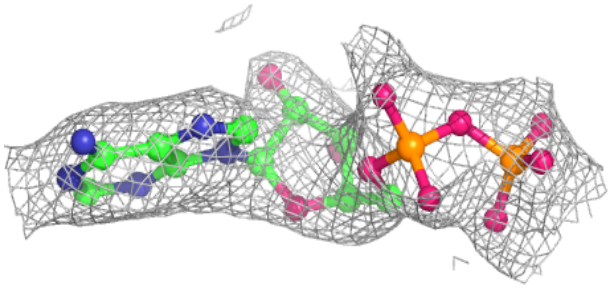

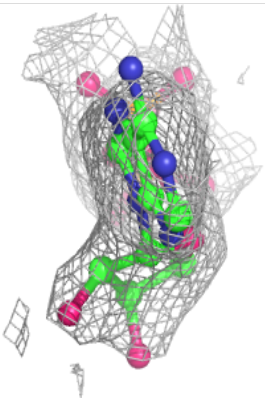

Electron density around ADP T 707:

$2mF_o$-DF_c (at 0.7 rmsd) in gray
mF_o-DF_c (at 3 rmsd) in purple (negative)
and green (positive)

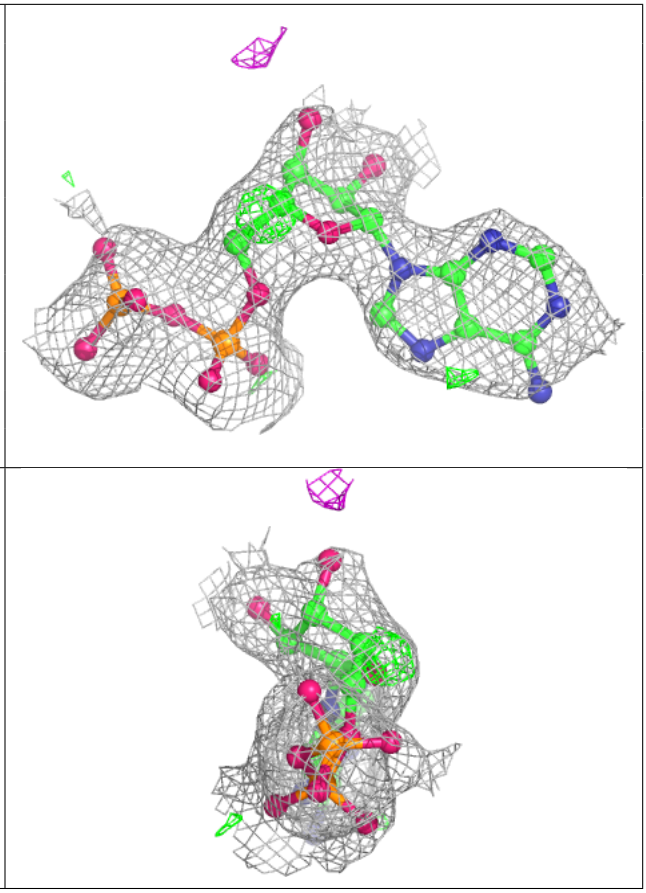

Electron density around ADP B 701:

$2mF_o$-DF_c (at 0.7 rmsd) in gray
mF_o-DF_c (at 3 rmsd) in purple (negative)
and green (positive)

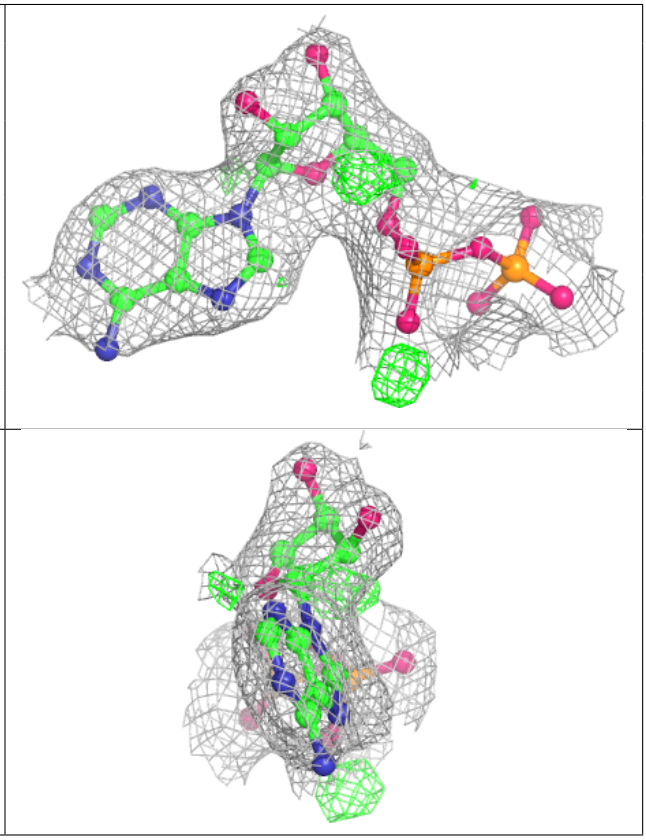

6.5 Other polymers (i)

There are no such residues in this entry.