Full wwPDB EM Validation Report (i)

Apr 29, 2024 – 02:30 am BST

PDB ID	:	1GW8
EMDB ID	:	EMD-1012
Title	:	quasi-atomic resolution model of bacteriophage PRD1 sus607 mutant, obtained by combined cryo-EM and X-ray crystallography.
Authors	:	San Martin, C.; Huiskonen, J.; Bamford, J.K.H.; Butcher, S.J.; Fuller, S.D.; Bamford, D.H.; Burnett, R.M.
Deposited on	:	2002-03-08
Resolution	:	13.30 Å(reported)
Based on initial model	:	1HX6

This is a Full wwPDB EM Validation Report for a publicly released PDB entry.

We welcome your comments at *validation@mail.wwpdb.org*
A user guide is available at
https://www.wwpdb.org/validation/2017/EMValidationReportHelp
with specific help available everywhere you see the (i) symbol.

The types of validation reports are described at
http://www.wwpdb.org/validation/2017/FAQs#types.

The following versions of software and data (see references (i)) were used in the production of this report:

EMDB validation analysis	:	0.0.1.dev92
MolProbity	:	4.02b-467
Percentile statistics	:	20191225.v01 (using entries in the PDB archive December 25th 2019)
MapQ	:	1.9.13
Ideal geometry (proteins)	:	Engh & Huber (2001)
Ideal geometry (DNA, RNA)	:	Parkinson et al. (1996)
Validation Pipeline (wwPDB-VP)	:	2.36.2

1 Overall quality at a glance (i)

The following experimental techniques were used to determine the structure:
ELECTRON MICROSCOPY

The reported resolution of this entry is 13.30 Å.

Percentile scores (ranging between 0-100) for global validation metrics of the entry are shown in the following graphic. The table shows the number of entries on which the scores are based.

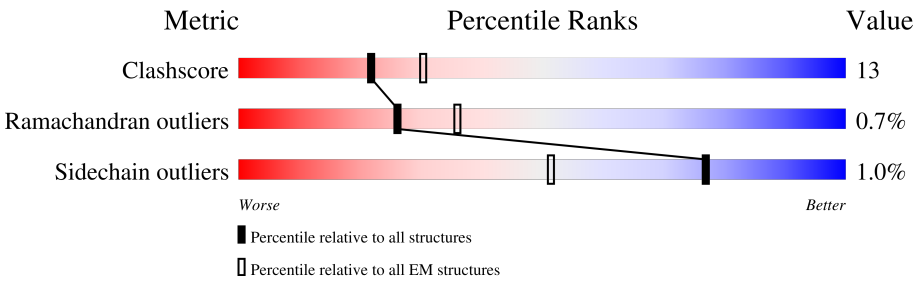

Metric	Whole archive (#Entries)	EM structures (#Entries)
Clashscore	158937	4297
Ramachandran outliers	154571	4023
Sidechain outliers	154315	3826

The table below summarises the geometric issues observed across the polymeric chains and their fit to the map. The red, orange, yellow and green segments of the bar indicate the fraction of residues that contain outliers for >=3, 2, 1 and 0 types of geometric quality criteria respectively. A grey segment represents the fraction of residues that are not modelled. The numeric value for each fraction is indicated below the corresponding segment, with a dot representing fractions <=5% The upper red bar (where present) indicates the fraction of residues that have poor fit to the EM map (all-atom inclusion < 40%). The numeric value is given above the bar.

Mol	Chain	Length	Quality of chain
1	A	394	37% 79% 14% • 6%
1	B	394	37% 78% 15% • 5%
1	C	394	38% 82% 11% • 6%
1	D	394	37% 76% 17% • 6%
1	E	394	42% 80% 14% • 5%
1	F	394	40% 83% 10% • 6%
1	G	394	41% 79% 14% • 6%
1	H	394	36% 84% 10% • 5%

Continued on next page...

Continued from previous page...

Mol	Chain	Length	Quality of chain
1	I	394	42% 79% 14% • 6%
1	J	394	41% 81% 13% • 6%
1	K	394	40% 81% 13% • 5%
1	L	394	37% 83% 10% • 6%

2 Entry composition (i)

There is only 1 type of molecule in this entry. The entry contains 34170 atoms, of which 0 are hydrogens and 0 are deuteriums.

In the tables below, the AltConf column contains the number of residues with at least one atom in alternate conformation and the Trace column contains the number of residues modelled with at most 2 atoms.

- Molecule 1 is a protein called MAJOR CAPSID PROTEIN.

Mol	Chain	Residues	Atoms					AltConf	Trace
			Total	C	N	O	S		
1	A	371	2837	1803	479	548	7	0	1
1	B	373	2847	1804	485	551	7	0	1
1	C	372	2861	1817	484	553	7	0	1
1	D	371	2827	1795	478	547	7	0	1
1	E	373	2847	1804	485	551	7	0	1
1	F	372	2861	1817	484	553	7	0	1
1	G	371	2837	1803	479	548	7	0	1
1	H	373	2847	1804	485	551	7	0	1
1	I	372	2861	1817	484	553	7	0	1
1	J	371	2837	1803	479	548	7	0	1
1	K	373	2847	1804	485	551	7	0	1
1	L	372	2861	1817	484	553	7	0	1

3 Residue-property plots (i)

These plots are drawn for all protein, RNA, DNA and oligosaccharide chains in the entry. The first graphic for a chain summarises the proportions of the various outlier classes displayed in the second graphic. The second graphic shows the sequence view annotated by issues in geometry and atom inclusion in map density. Residues are color-coded according to the number of geometric quality criteria for which they contain at least one outlier: green = 0, yellow = 1, orange = 2 and red = 3 or more. A red diamond above a residue indicates a poor fit to the EM map for this residue (all-atom inclusion < 40%). Stretches of 2 or more consecutive residues without any outlier are shown as a green connector. Residues present in the sample, but not in the model, are shown in grey.

- Molecule 1: MAJOR CAPSID PROTEIN

Chain A:

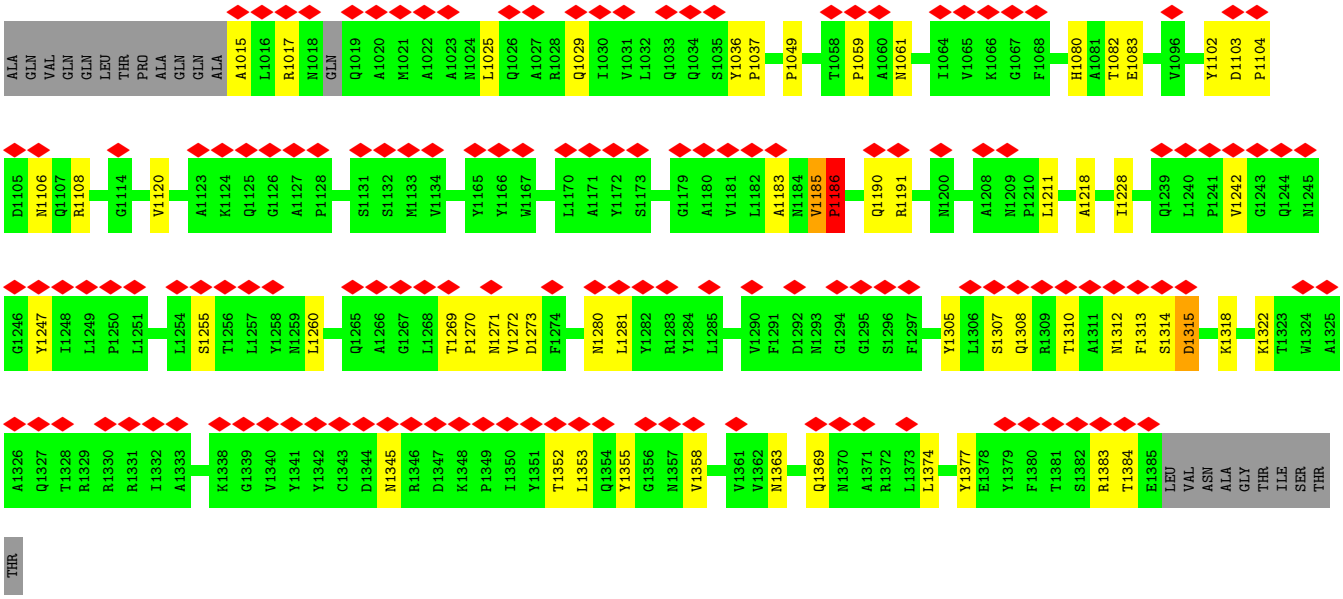

- Molecule 1: MAJOR CAPSID PROTEIN

Chain B:

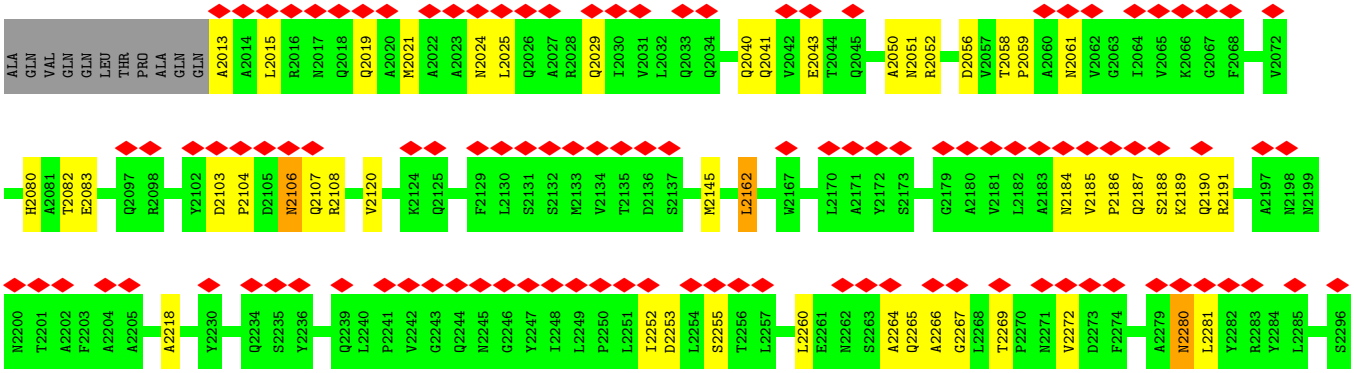

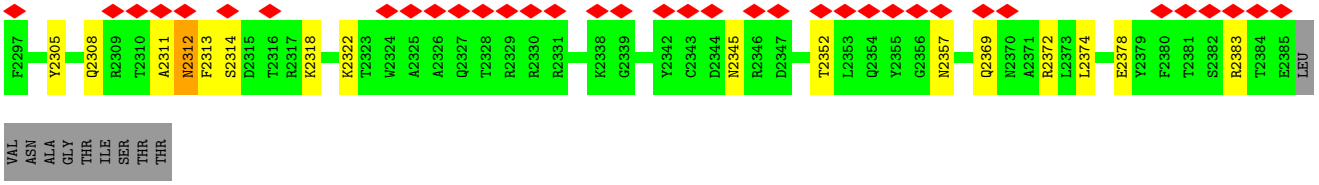

• Molecule 1: MAJOR CAPSID PROTEIN

Chain C:

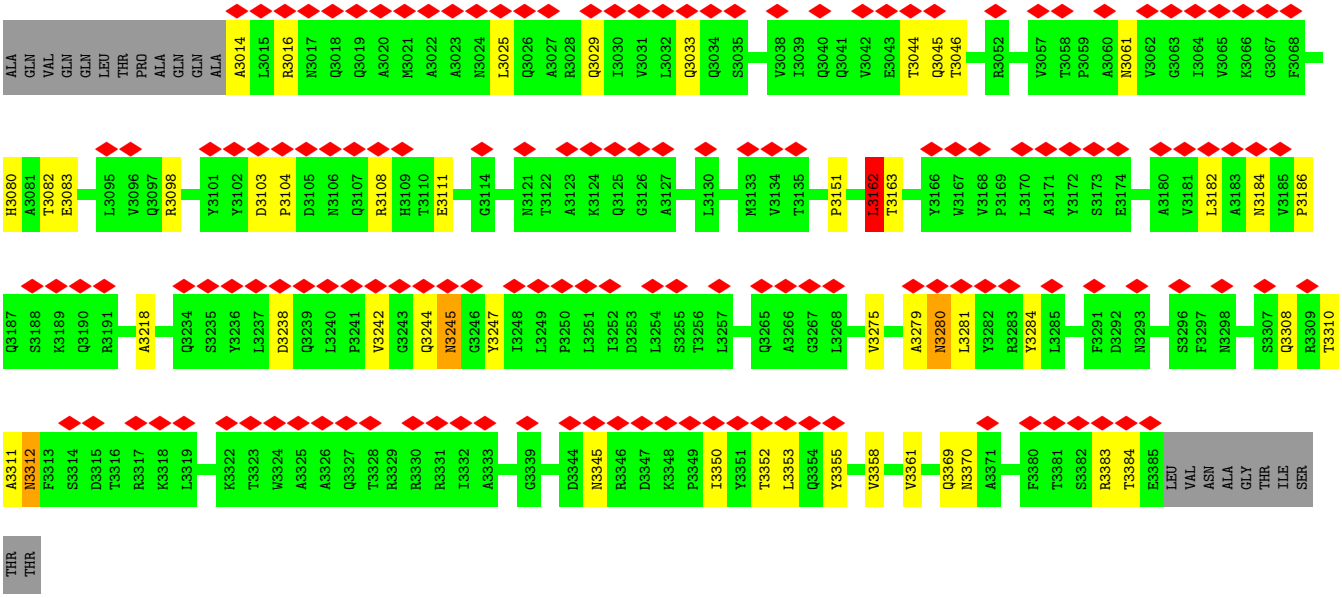

• Molecule 1: MAJOR CAPSID PROTEIN

Chain D:

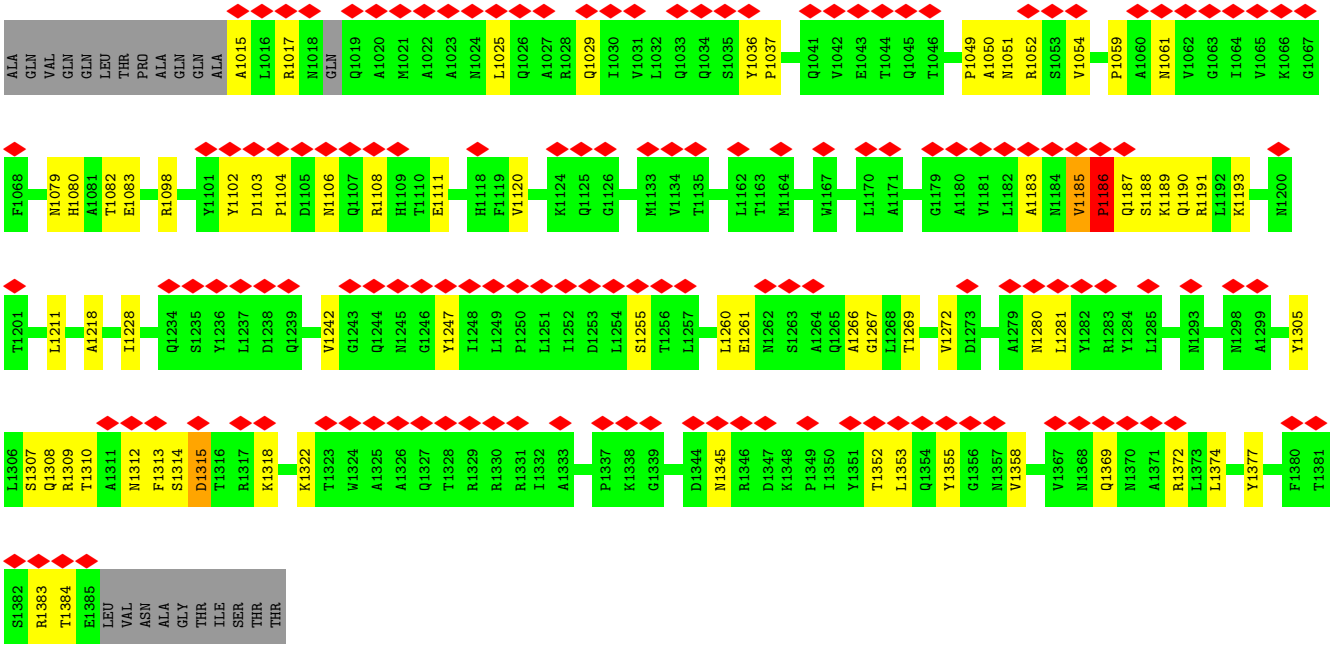

- Molecule 1: MAJOR CAPSID PROTEIN

Chain E:

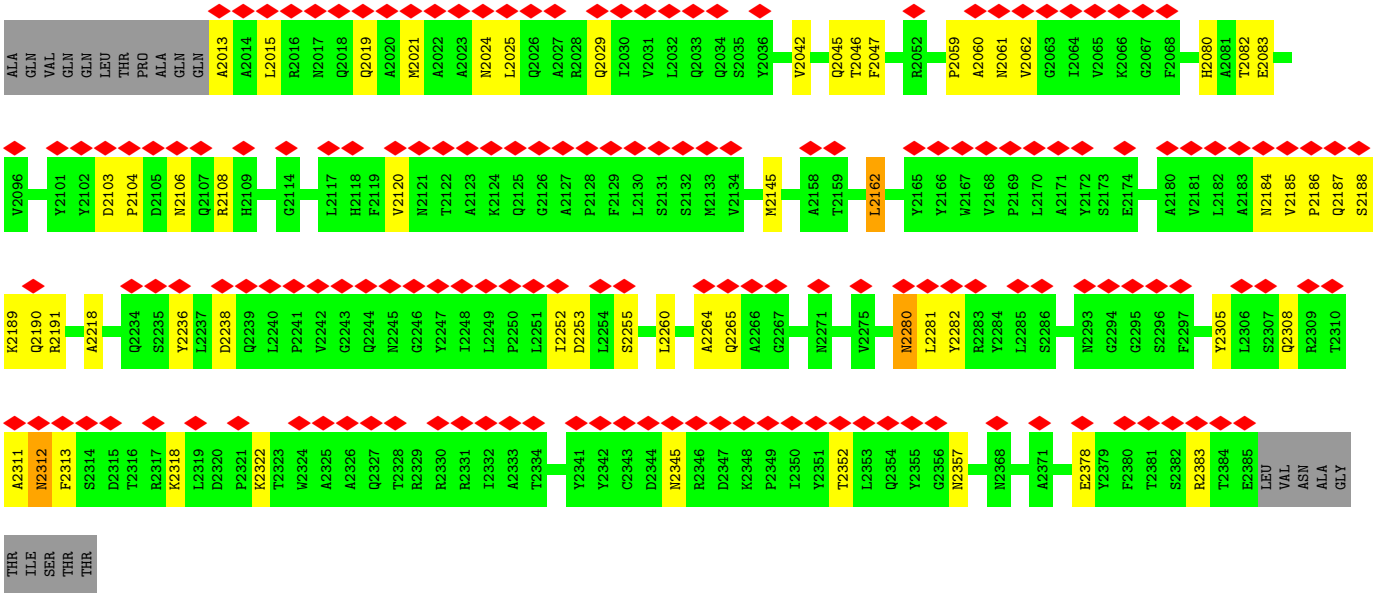

- Molecule 1: MAJOR CAPSID PROTEIN

Chain F:

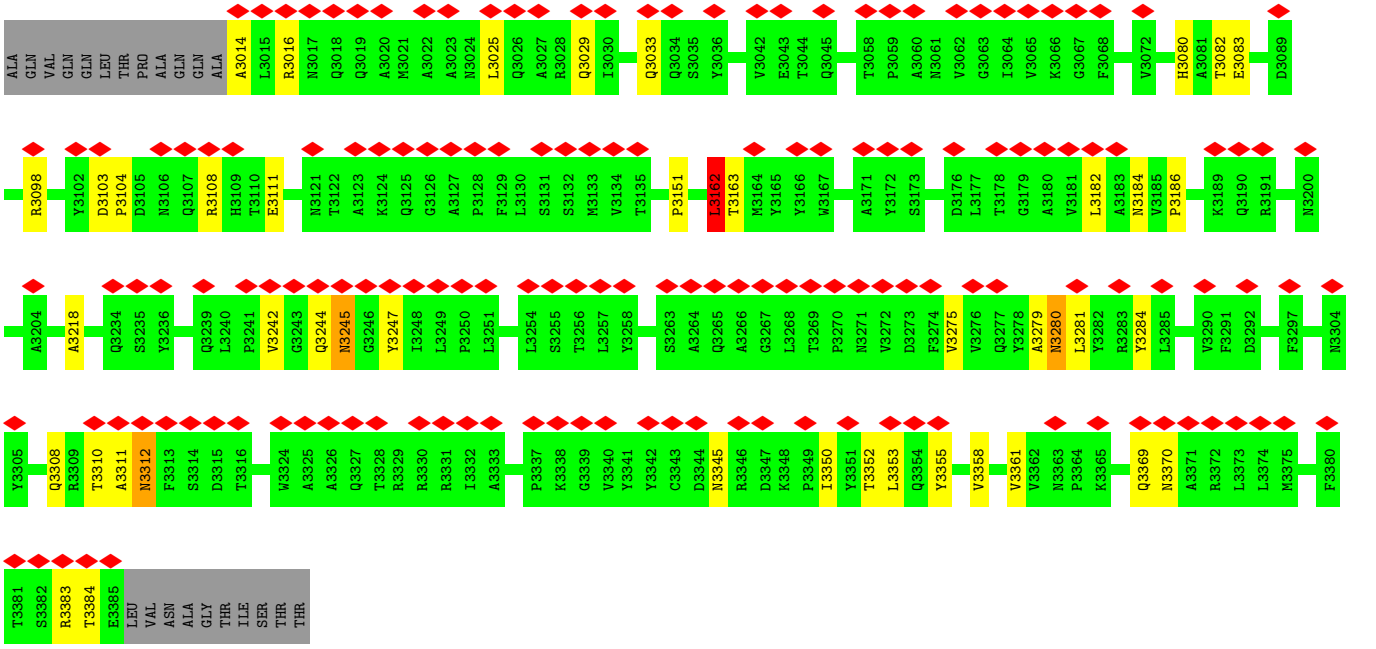

- Molecule 1: MAJOR CAPSID PROTEIN

Chain G:

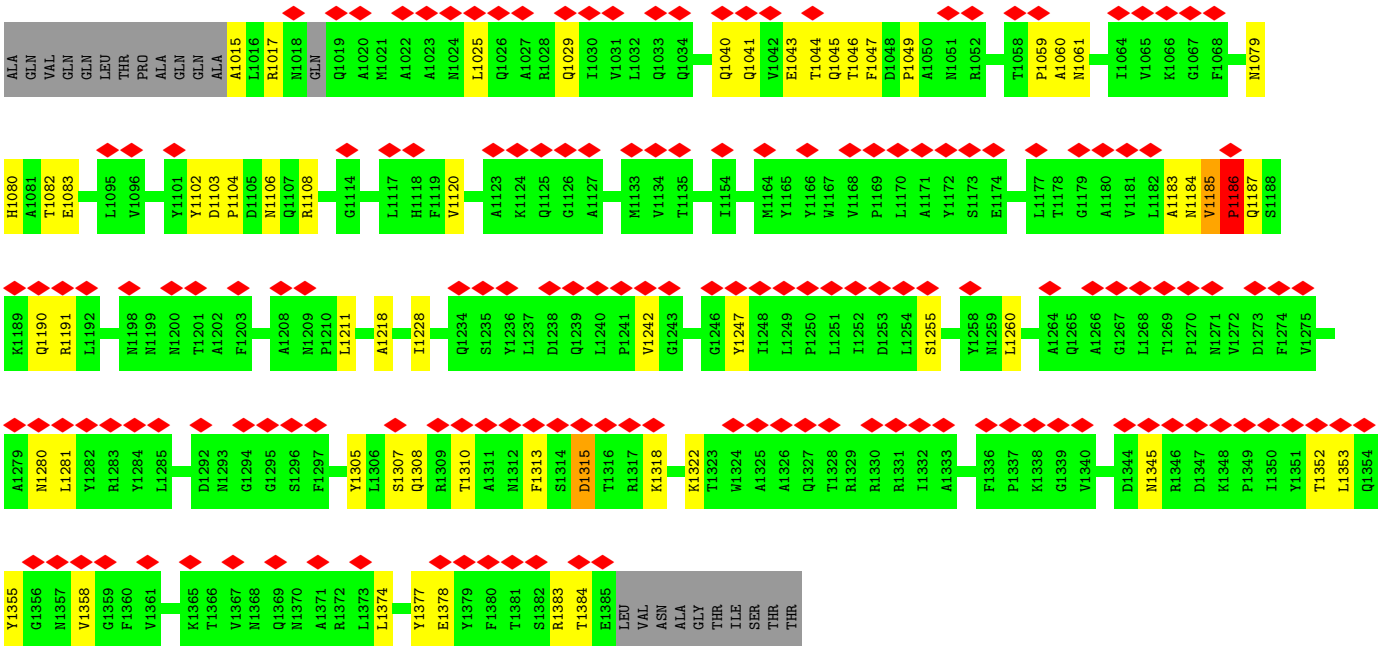

- Molecule 1: MAJOR CAPSID PROTEIN

Chain H:

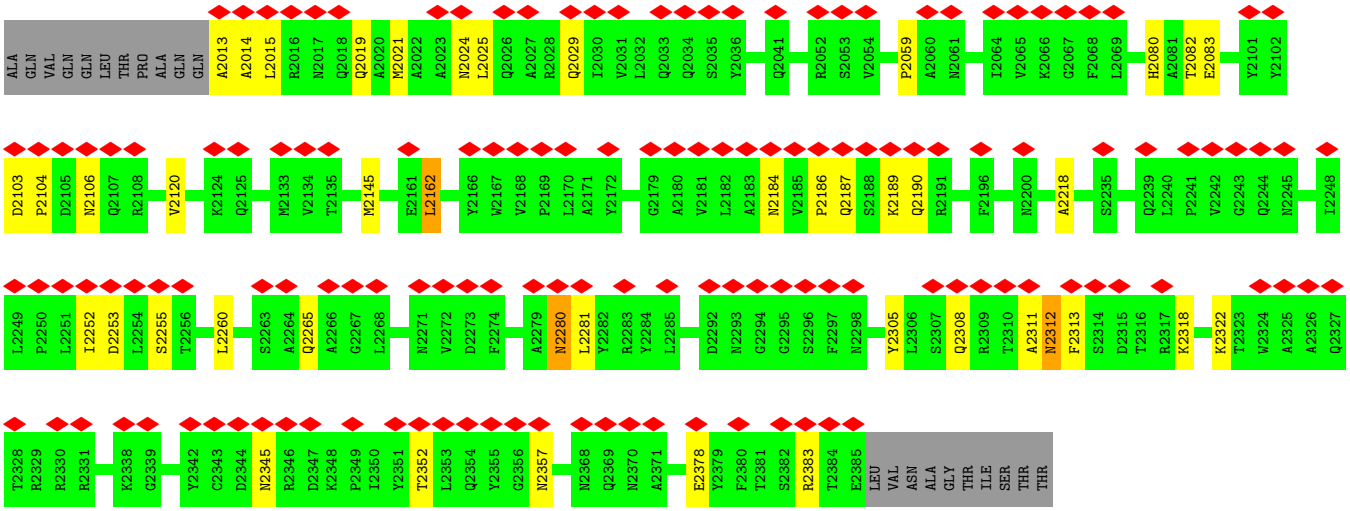

- Molecule 1: MAJOR CAPSID PROTEIN

Chain I:

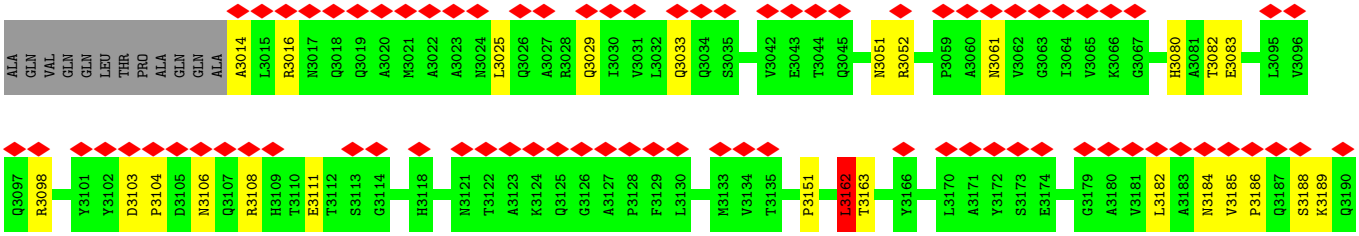

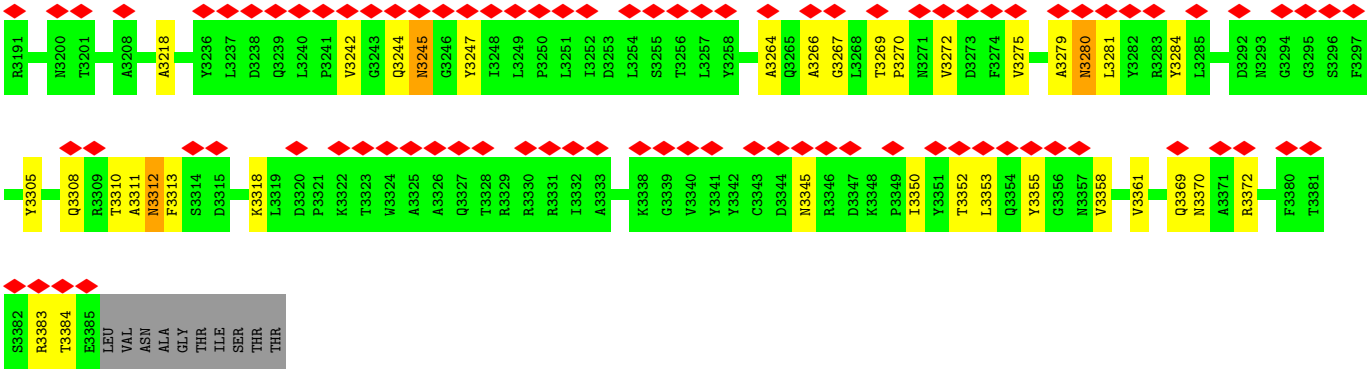

- Molecule 1: MAJOR CAPSID PROTEIN

Chain J:

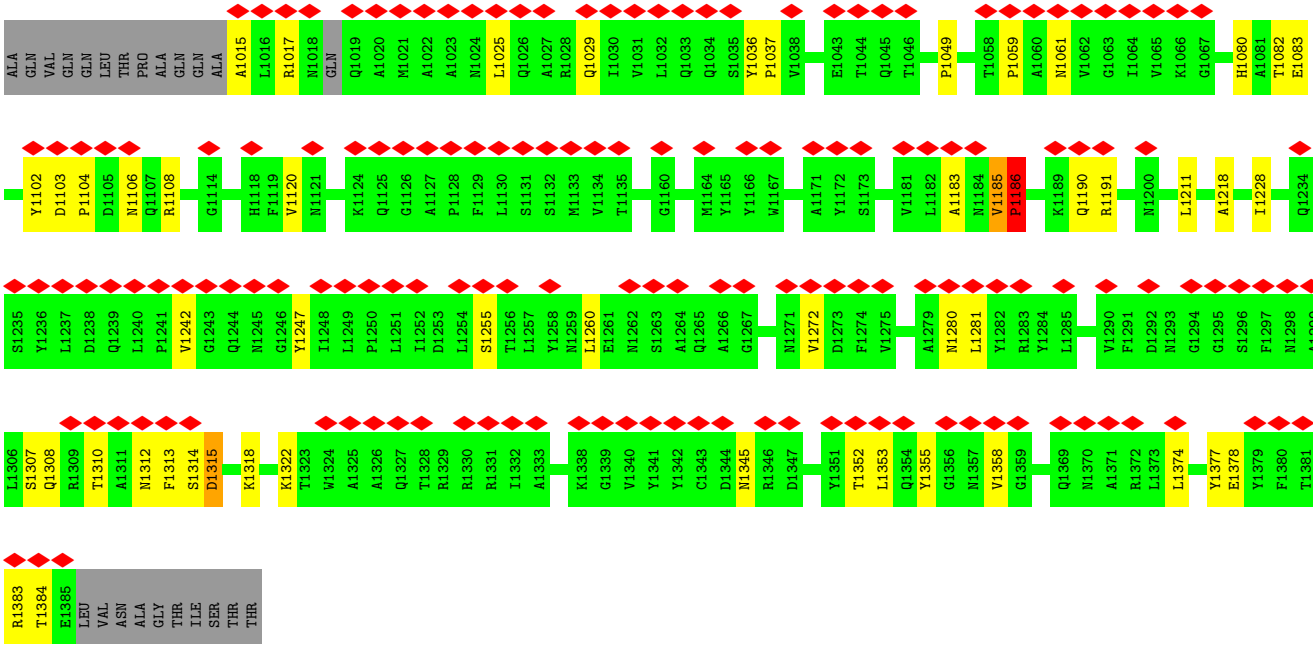

- Molecule 1: MAJOR CAPSID PROTEIN

Chain K:

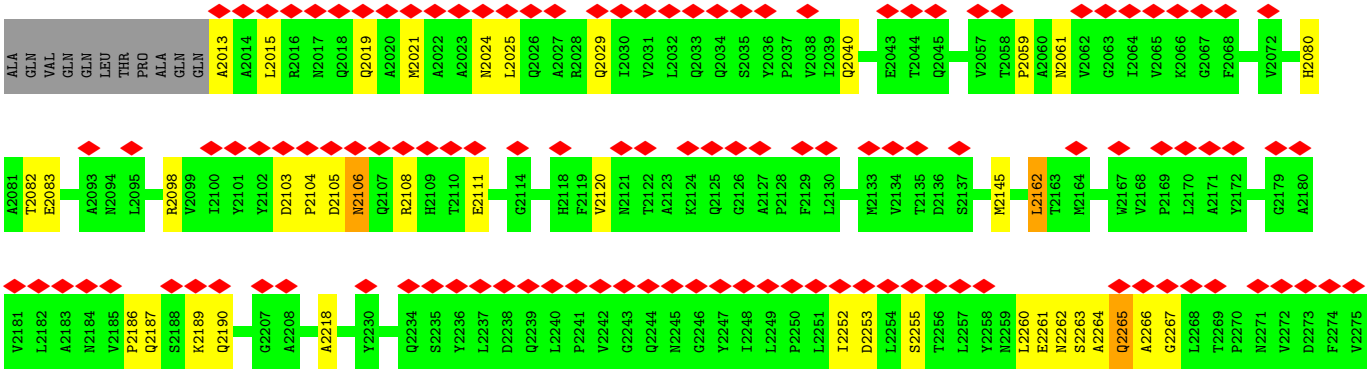

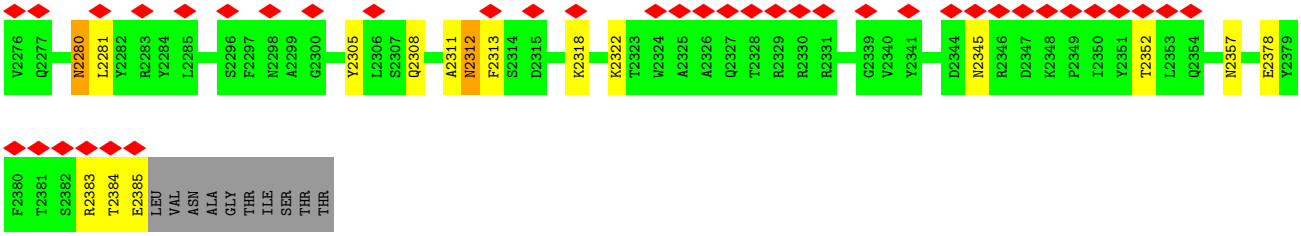

• Molecule 1: MAJOR CAPSID PROTEIN

Chain L:

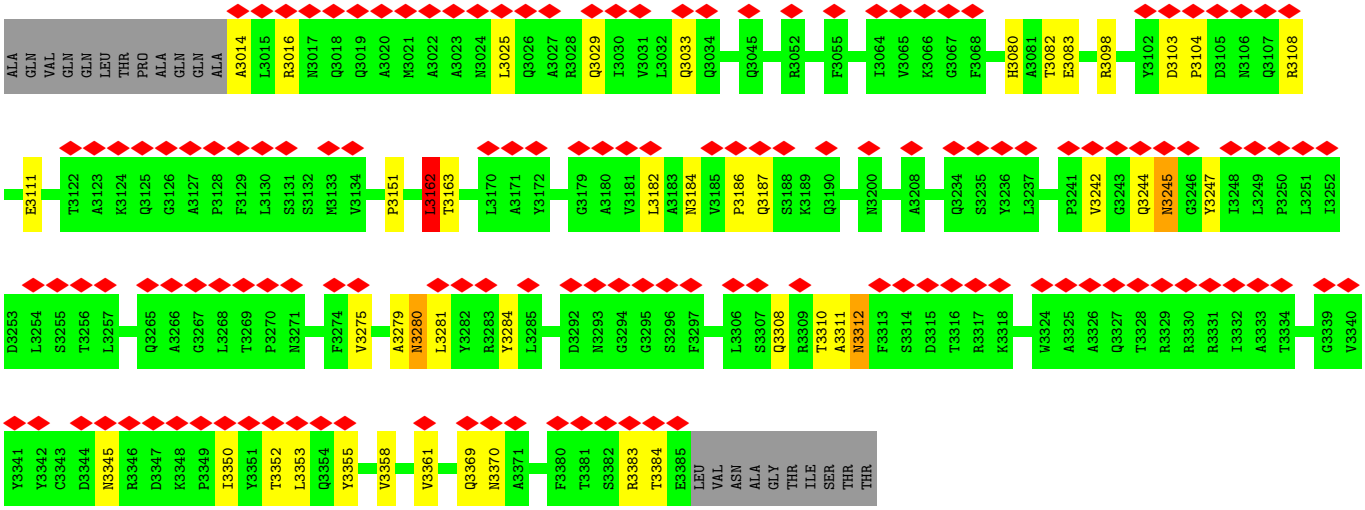

4 Experimental information (i)

Property	Value	Source
EM reconstruction method	SINGLE PARTICLE	Depositor
Imposed symmetry	POINT, I	Depositor
Number of particles used	1729	Depositor
Resolution determination method	Not provided	
CTF correction method	PHASE RESTORATION BY CTF- MULTIPLICATION OF IMAGES; AMPLITUDE RESTORATION BY COMPARISON WITH QUASI- ATOMIC MODEL	Depositor
Microscope	FEI/PHILIPS CM200FEG	Depositor
Voltage (kV)	200	Depositor
Electron dose ($e^-/Å^2$)	6	Depositor
Minimum defocus (nm)	1300	Depositor
Maximum defocus (nm)	4100	Depositor
Magnification	45100	Depositor
Image detector	KODAK SO-163 FILM	Depositor
Maximum map value	27000.000	Depositor
Minimum map value	-20774.400	Depositor
Average map value	283.964	Depositor
Map value standard deviation	4049.910	Depositor
Recommended contour level	8520.0	Depositor
Map size (Å)	875.52, 875.52, 875.52	wwPDB
Map dimensions	256, 256, 256	wwPDB
Map angles (°)	90, 90, 90	wwPDB
Pixel spacing (Å)	3.42, 3.42, 3.42	Depositor

5 Model quality (i)

5.1 Standard geometry (i)

The Z score for a bond length (or angle) is the number of standard deviations the observed value is removed from the expected value. A bond length (or angle) with $|Z| > 5$ is considered an outlier worth inspection. RMSZ is the root-mean-square of all Z scores of the bond lengths (or angles).

Mol	Chain	Bond lengths		Bond angles	
		RMSZ	$\#\|Z\| >5$	RMSZ	$\#\|Z\| >5$
1	A	0.44	0/2902	0.72	0/3971
1	B	0.45	0/2910	0.73	1/3982 (0.0%)
1	C	0.44	0/2926	0.72	1/4003 (0.0%)
1	D	0.44	0/2888	0.72	0/3948
1	E	0.45	0/2910	0.73	1/3982 (0.0%)
1	F	0.43	0/2926	0.72	1/4003 (0.0%)
1	G	0.44	0/2902	0.72	0/3971
1	H	0.46	0/2910	0.73	1/3982 (0.0%)
1	I	0.43	0/2926	0.72	1/4003 (0.0%)
1	J	0.44	0/2902	0.72	0/3971
1	K	0.46	0/2910	0.73	1/3982 (0.0%)
1	L	0.44	0/2926	0.73	1/4003 (0.0%)
All	All	0.44	0/34938	0.72	8/47801 (0.0%)

There are no bond length outliers.

All (8) bond angle outliers are listed below:

Mol	Chain	Res	Type	Atoms	Z	Observed(^{o})	Ideal(^{o})
1	E	2162	LEU	CA-CB-CG	6.46	130.16	115.30
1	H	2162	LEU	CA-CB-CG	6.44	130.10	115.30
1	B	2162	LEU	CA-CB-CG	6.43	130.09	115.30
1	K	2162	LEU	CA-CB-CG	6.42	130.07	115.30
1	L	3162	LEU	CA-CB-CG	5.99	129.08	115.30
1	C	3162	LEU	CA-CB-CG	5.95	128.98	115.30
1	I	3162	LEU	CA-CB-CG	5.95	128.98	115.30
1	F	3162	LEU	CA-CB-CG	5.94	128.97	115.30

There are no chirality outliers.

There are no planarity outliers.

5.2 Too-close contacts (i)

In the following table, the Non-H and H(model) columns list the number of non-hydrogen atoms and hydrogen atoms in the chain respectively. The H(added) column lists the number of hydrogen atoms added and optimized by MolProbity. The Clashes column lists the number of clashes within the asymmetric unit, whereas Symm-Clashes lists symmetry-related clashes.

Mol	Chain	Non-H	H(model)	H(added)	Clashes	Symm-Clashes
1	A	2837	0	2713	110	0
1	B	2847	0	2723	225	0
1	C	2861	0	2751	60	0
1	D	2827	0	2697	206	0
1	E	2847	0	2721	162	0
1	F	2861	0	2752	35	0
1	G	2837	0	2713	117	0
1	H	2847	0	2729	34	0
1	I	2861	0	2742	158	0
1	J	2837	0	2714	57	0
1	K	2847	0	2728	130	0
1	L	2861	0	2752	34	0
All	All	34170	0	32735	863	0

The all-atom clashscore is defined as the number of clashes found per 1000 atoms (including hydrogen atoms). The all-atom clashscore for this structure is 13.

All (863) close contacts within the same asymmetric unit are listed below, sorted by their clash magnitude.

Atom-1	Atom-2	Interatomic distance (Å)	Clash overlap (Å)
1:B:2264:ALA:CB	1:D:1272:VAL:HG11	1.22	1.62
1:B:2189:LYS:CD	1:E:2061:ASN:H	1.15	1.60
1:B:2108:ARG:CD	1:D:1314:SER:HB2	1.19	1.58
1:B:2108:ARG:HD3	1:D:1314:SER:CB	1.12	1.58
1:B:2269:THR:CG2	1:I:3372:ARG:HD3	1.13	1.57
1:B:2264:ALA:CB	1:D:1272:VAL:CG1	1.81	1.57
1:D:1187:GLN:CB	1:G:1186:PRO:HA	1.27	1.56
1:B:2269:THR:HG21	1:I:3372:ARG:CD	1.12	1.55
1:B:2189:LYS:CG	1:E:2061:ASN:HB2	1.02	1.48
1:D:1051:ASN:CA	1:G:1046:THR:HB	1.43	1.46
1:E:2108:ARG:NH1	1:J:1314:SER:CA	1.78	1.46
1:B:2372:ARG:CD	1:D:1269:THR:HG21	1.44	1.46
1:B:2189:LYS:HD3	1:E:2061:ASN:N	1.16	1.45
1:A:1369:GLN:CD	1:K:2266:ALA:HB3	1.34	1.42
1:D:1187:GLN:CB	1:G:1186:PRO:CA	1.94	1.42

Continued on next page...

Continued from previous page...

Atom-1	Atom-2	Interatomic distance (Å)	Clash overlap (Å)
1:B:2189:LYS:HG2	1:E:2061:ASN:CB	0.93	1.41
1:B:2272:VAL:HG11	1:I:3264:ALA:CB	1.50	1.39
1:B:2052:ARG:HD3	1:E:2045:GLN:NE2	1.38	1.39
1:A:1363:ASN:ND2	1:K:2108:ARG:HH22	1.18	1.37
1:A:1272:VAL:HA	1:K:2261:GLU:OE2	1.21	1.37
1:B:2264:ALA:HB2	1:D:1272:VAL:CG1	1.46	1.35
1:D:1266:ALA:HB3	1:I:3267:GLY:CA	1.59	1.33
1:B:2372:ARG:NE	1:D:1269:THR:HG21	1.43	1.32
1:E:2108:ARG:HH11	1:J:1314:SER:CB	1.43	1.32
1:B:2272:VAL:CG1	1:I:3264:ALA:HB2	1.59	1.32
1:D:1052:ARG:HD2	1:G:1045:GLN:CB	1.58	1.31
1:B:2061:ASN:OD1	1:E:2186:PRO:HB3	1.19	1.31
1:B:2372:ARG:HD3	1:D:1269:THR:CG2	1.60	1.30
1:B:2372:ARG:NH1	1:D:1272:VAL:CG2	1.93	1.30
1:A:1363:ASN:ND2	1:K:2108:ARG:NH2	1.76	1.29
1:E:2108:ARG:NH1	1:J:1314:SER:N	1.79	1.27
1:B:2185:VAL:O	1:E:2186:PRO:CG	1.82	1.26
1:B:2061:ASN:OD1	1:E:2186:PRO:CB	1.82	1.25
1:B:2052:ARG:HD3	1:E:2045:GLN:CD	1.54	1.25
1:B:2369:GLN:NE2	1:I:3369:GLN:NE2	1.83	1.25
1:D:1051:ASN:HA	1:G:1046:THR:CB	1.66	1.25
1:A:1369:GLN:OE1	1:K:2266:ALA:HB3	1.09	1.25
1:A:1271:ASN:ND2	1:K:2098:ARG:NH1	1.85	1.24
1:B:2051:ASN:CB	1:E:2046:THR:O	1.85	1.24
1:B:2369:GLN:CD	1:I:3369:GLN:CD	1.96	1.24
1:C:3186:PRO:CD	1:I:3188:SER:H	1.40	1.24
1:B:2369:GLN:OE1	1:I:3369:GLN:CD	1.77	1.24
1:B:2052:ARG:CD	1:E:2045:GLN:NE2	2.00	1.23
1:B:2052:ARG:HD3	1:E:2045:GLN:CG	1.70	1.20
1:B:2372:ARG:NH1	1:D:1272:VAL:HG23	1.54	1.20
1:B:2372:ARG:HD3	1:D:1269:THR:CB	1.70	1.20
1:B:2369:GLN:CD	1:I:3369:GLN:NE2	1.93	1.20
1:C:3186:PRO:HD3	1:I:3188:SER:N	1.22	1.19
1:B:2267:GLY:CA	1:I:3266:ALA:HB3	1.73	1.18
1:B:2269:THR:CB	1:I:3372:ARG:HD3	1.74	1.18
1:D:1187:GLN:CB	1:G:1186:PRO:C	2.11	1.18
1:D:1374:LEU:CD2	1:I:3272:VAL:HG21	1.74	1.18
1:B:2185:VAL:O	1:E:2186:PRO:HG2	1.39	1.17
1:A:1369:GLN:NE2	1:K:2266:ALA:CB	2.07	1.17
1:E:2188:SER:C	1:K:2186:PRO:HG3	1.47	1.17
1:B:2106:ASN:CG	1:E:2062:VAL:HG11	1.65	1.16

Continued on next page...

Continued from previous page...

Atom-1	Atom-2	Interatomic distance (Å)	Clash overlap (Å)
1:E:2185:VAL:O	1:K:2186:PRO:HG2	1.46	1.15
1:D:1052:ARG:HB2	1:G:1045:GLN:HA	1.27	1.15
1:C:3186:PRO:CG	1:I:3188:SER:H	1.61	1.14
1:D:1051:ASN:C	1:G:1046:THR:HB	1.61	1.14
1:B:2269:THR:CB	1:I:3372:ARG:CD	2.26	1.14
1:E:2108:ARG:HH11	1:J:1314:SER:HB2	0.97	1.12
1:A:1369:GLN:CD	1:K:2266:ALA:CB	2.18	1.12
1:D:1372:ARG:CB	1:I:3269:THR:HG21	1.61	1.12
1:E:2191:ARG:NH2	1:K:2040:GLN:HE22	1.48	1.11
1:B:2051:ASN:HB3	1:E:2046:THR:O	1.50	1.11
1:B:2269:THR:HG21	1:I:3372:ARG:HD2	1.21	1.11
1:E:2108:ARG:HH12	1:J:1314:SER:CA	1.48	1.11
1:D:1372:ARG:HB3	1:I:3269:THR:CG2	1.80	1.10
1:B:2264:ALA:HB3	1:D:1272:VAL:CG1	1.71	1.10
1:B:2052:ARG:CD	1:E:2045:GLN:HE21	1.62	1.09
1:D:1191:ARG:HH11	1:G:1040:GLN:NE2	1.49	1.09
1:C:3186:PRO:CD	1:I:3188:SER:N	1.93	1.08
1:A:1363:ASN:HD22	1:K:2108:ARG:NH2	1.40	1.08
1:B:2106:ASN:OD1	1:E:2062:VAL:HG11	1.52	1.08
1:B:2372:ARG:CD	1:D:1269:THR:CG2	2.22	1.08
1:D:1052:ARG:CB	1:G:1045:GLN:HA	1.82	1.08
1:A:1271:ASN:ND2	1:K:2098:ARG:CZ	2.15	1.08
1:B:2264:ALA:HB1	1:D:1272:VAL:HG11	1.18	1.07
1:E:2108:ARG:HH12	1:J:1314:SER:HA	0.96	1.07
1:A:1271:ASN:CG	1:K:2098:ARG:NH1	2.09	1.06
1:D:1052:ARG:CD	1:G:1045:GLN:HB2	1.85	1.06
1:A:1369:GLN:NE2	1:K:2266:ALA:HB1	1.69	1.06
1:B:2056:ASP:OD1	1:E:2042:VAL:O	1.73	1.06
1:B:2264:ALA:HB2	1:D:1272:VAL:HG13	1.30	1.06
1:D:1051:ASN:C	1:G:1046:THR:CB	2.21	1.06
1:D:1189:LYS:HG2	1:G:1061:ASN:H	1.19	1.06
1:A:1369:GLN:OE1	1:K:2266:ALA:CB	2.03	1.06
1:B:2372:ARG:HH12	1:D:1272:VAL:HG23	1.08	1.06
1:B:2269:THR:CG2	1:I:3372:ARG:CD	1.88	1.05
1:D:1051:ASN:CA	1:G:1046:THR:CB	2.28	1.05
1:D:1266:ALA:HB3	1:I:3267:GLY:C	1.75	1.05
1:D:1374:LEU:HD21	1:I:3272:VAL:CG2	1.86	1.05
1:D:1372:ARG:NH1	1:I:3272:VAL:HG23	1.70	1.05
1:D:1374:LEU:CD2	1:I:3272:VAL:CG2	2.35	1.04
1:A:1305:TYR:CE2	1:K:2108:ARG:NH1	2.25	1.04
1:D:1189:LYS:CG	1:G:1061:ASN:H	1.69	1.04

Continued on next page...

Continued from previous page...

Atom-1	Atom-2	Interatomic distance (Å)	Clash overlap (Å)
1:B:2369:GLN:HE22	1:I:3369:GLN:HG2	1.20	1.03
1:D:1189:LYS:NZ	1:G:1059:PRO:O	1.92	1.03
1:A:1363:ASN:ND2	1:K:2108:ARG:CZ	2.21	1.03
1:B:2372:ARG:NE	1:D:1269:THR:CG2	2.21	1.03
1:B:2052:ARG:HD3	1:E:2045:GLN:HG2	1.35	1.02
1:B:2061:ASN:OD1	1:E:2186:PRO:CG	2.07	1.02
1:B:2189:LYS:CG	1:E:2061:ASN:CA	2.38	1.02
1:B:2267:GLY:HA2	1:I:3266:ALA:HB3	1.38	1.02
1:B:2052:ARG:NE	1:E:2045:GLN:NE2	2.07	1.02
1:B:2189:LYS:HG2	1:E:2061:ASN:CA	1.91	1.01
1:D:1372:ARG:HB3	1:I:3269:THR:HG21	1.01	1.00
1:D:1051:ASN:HA	1:G:1046:THR:HB	1.03	1.00
1:D:1374:LEU:HD21	1:I:3272:VAL:HG21	1.01	1.00
1:D:1266:ALA:HB3	1:I:3267:GLY:HA2	1.38	1.00
1:B:2372:ARG:NH1	1:D:1272:VAL:HG21	1.77	0.99
1:B:2052:ARG:HB3	1:E:2045:GLN:HA	1.45	0.99
1:B:2264:ALA:HB3	1:D:1272:VAL:HG12	1.40	0.98
1:A:1270:PRO:HD2	1:K:2264:ALA:H	1.25	0.98
1:E:2108:ARG:NH1	1:J:1314:SER:CB	2.15	0.98
1:A:1270:PRO:O	1:K:2262:ASN:O	1.82	0.98
1:B:2052:ARG:CD	1:E:2045:GLN:HG2	1.93	0.97
1:B:2061:ASN:CG	1:E:2186:PRO:HB3	1.84	0.96
1:C:3044:THR:O	1:I:3052:ARG:HG3	1.64	0.96
1:E:2189:LYS:CG	1:K:2061:ASN:HB2	1.95	0.96
1:D:1052:ARG:HD2	1:G:1045:GLN:CA	1.96	0.96
1:D:1052:ARG:HH12	1:G:1043:GLU:CD	1.57	0.95
1:E:2108:ARG:NH1	1:J:1314:SER:HA	1.59	0.95
1:B:2267:GLY:HA3	1:I:3266:ALA:HB3	1.46	0.95
1:B:2267:GLY:HA2	1:I:3266:ALA:CB	1.96	0.95
1:D:1052:ARG:HD2	1:G:1045:GLN:HB2	0.96	0.95
1:A:1363:ASN:ND2	1:K:2108:ARG:NH1	2.14	0.95
1:C:3186:PRO:CB	1:I:3061:ASN:HD22	1.80	0.95
1:B:2051:ASN:CA	1:E:2046:THR:O	2.15	0.94
1:B:2269:THR:HG22	1:I:3372:ARG:HD3	1.48	0.94
1:B:2305:TYR:OH	1:I:3098:ARG:NH1	2.00	0.94
1:B:2272:VAL:CG1	1:I:3264:ALA:CB	2.29	0.94
1:A:1369:GLN:HE22	1:K:2266:ALA:CB	1.76	0.94
1:B:2187:GLN:CB	1:E:2185:VAL:CG2	2.44	0.94
1:B:2189:LYS:CG	1:E:2061:ASN:H	1.78	0.94
1:B:2189:LYS:CB	1:E:2061:ASN:HB2	1.97	0.93
1:D:1098:ARG:CZ	1:I:3318:LYS:HZ1	1.81	0.93

Continued on next page...

Continued from previous page...

Atom-1	Atom-2	Interatomic distance (Å)	Clash overlap (Å)
1:A:1369:GLN:NE2	1:K:2266:ALA:HB3	1.76	0.93
1:B:2369:GLN:HE22	1:I:3369:GLN:CG	1.80	0.93
1:B:2369:GLN:NE2	1:I:3369:GLN:HE21	1.51	0.93
1:B:2052:ARG:HB3	1:E:2045:GLN:HG2	1.52	0.93
1:C:3186:PRO:CB	1:I:3061:ASN:ND2	2.32	0.92
1:E:2108:ARG:NH1	1:J:1314:SER:H	1.53	0.92
1:D:1189:LYS:HG2	1:G:1061:ASN:N	1.84	0.92
1:E:2282:TYR:OH	1:J:1312:ASN:CB	2.18	0.92
1:D:1052:ARG:CG	1:G:1045:GLN:HA	2.00	0.92
1:A:1314:SER:H	1:K:2384:THR:HA	1.34	0.91
1:C:3186:PRO:CG	1:I:3188:SER:N	2.28	0.91
1:B:2189:LYS:CG	1:E:2061:ASN:N	2.34	0.91
1:B:2189:LYS:CG	1:E:2061:ASN:CB	1.87	0.91
1:C:3186:PRO:CG	1:I:3061:ASN:ND2	2.33	0.91
1:D:1191:ARG:NH1	1:G:1040:GLN:OE1	2.04	0.91
1:A:1363:ASN:CG	1:K:2108:ARG:HH12	1.74	0.90
1:B:2051:ASN:HA	1:E:2046:THR:HB	1.50	0.90
1:B:2372:ARG:HD3	1:D:1269:THR:HG21	1.16	0.90
1:B:2372:ARG:CD	1:D:1269:THR:CB	2.49	0.90
1:B:2372:ARG:HD3	1:D:1269:THR:OG1	1.72	0.90
1:A:1363:ASN:ND2	1:K:2108:ARG:HH12	1.70	0.90
1:D:1189:LYS:NZ	1:G:1059:PRO:C	2.22	0.90
1:B:2043:GLU:HG3	1:K:2189:LYS:HD3	1.54	0.89
1:D:1191:ARG:HH11	1:G:1040:GLN:HE22	0.91	0.89
1:E:2191:ARG:HH22	1:K:2040:GLN:HE22	1.19	0.89
1:D:1372:ARG:NH1	1:I:3270:PRO:O	2.06	0.89
1:D:1191:ARG:NH1	1:G:1040:GLN:HE22	1.71	0.89
1:B:2108:ARG:HD3	1:D:1314:SER:CA	2.04	0.88
1:D:1372:ARG:NH1	1:I:3272:VAL:CG2	2.37	0.88
1:B:2189:LYS:HD3	1:E:2060:ALA:C	1.94	0.88
1:D:1189:LYS:CD	1:G:1061:ASN:H	1.79	0.88
1:A:1270:PRO:HD2	1:K:2264:ALA:N	1.88	0.87
1:B:2372:ARG:CZ	1:D:1269:THR:CG2	2.51	0.87
1:B:2264:ALA:HB2	1:D:1272:VAL:HG11	1.15	0.87
1:B:2052:ARG:CD	1:E:2045:GLN:CG	2.53	0.86
1:A:1305:TYR:HE2	1:K:2108:ARG:HH11	1.23	0.86
1:D:1266:ALA:CB	1:I:3267:GLY:HA2	2.05	0.86
1:C:3186:PRO:HB3	1:I:3061:ASN:ND2	1.90	0.86
1:D:1187:GLN:CB	1:G:1187:GLN:N	2.38	0.86
1:E:2108:ARG:NH1	1:J:1314:SER:HB2	1.82	0.86
1:B:2269:THR:HG21	1:I:3372:ARG:CG	2.06	0.86

Continued on next page...

Continued from previous page...

Atom-1	Atom-2	Interatomic distance (Å)	Clash overlap (Å)
1:B:2052:ARG:CB	1:E:2045:GLN:HG2	2.04	0.86
1:C:3186:PRO:HG3	1:I:3188:SER:C	1.94	0.86
1:D:1266:ALA:CB	1:I:3267:GLY:CA	2.51	0.85
1:B:2369:GLN:NE2	1:I:3369:GLN:CG	2.37	0.85
1:A:1271:ASN:HB3	1:K:2111:GLU:CD	1.96	0.85
1:D:1052:ARG:HB2	1:G:1045:GLN:CA	2.04	0.85
1:B:2369:GLN:OE1	1:I:3369:GLN:CG	2.24	0.85
1:A:1272:VAL:CA	1:K:2261:GLU:OE2	2.17	0.85
1:D:1369:GLN:NE2	1:I:3369:GLN:OE1	2.10	0.85
1:B:2041:GLN:O	1:K:2106:ASN:HB2	1.78	0.84
1:B:2369:GLN:OE1	1:I:3369:GLN:OE1	1.94	0.84
1:A:1363:ASN:HD21	1:K:2108:ARG:NH2	1.70	0.84
1:B:2052:ARG:HD3	1:E:2045:GLN:HE21	1.21	0.83
1:B:2369:GLN:NE2	1:I:3369:GLN:CD	2.23	0.83
1:D:1098:ARG:NH1	1:I:3318:LYS:HZ1	1.76	0.83
1:D:1261:GLU:OE1	1:I:3313:PHE:CB	2.27	0.83
1:E:2108:ARG:CZ	1:J:1314:SER:H	1.91	0.82
1:D:1374:LEU:HD22	1:I:3272:VAL:HG22	1.61	0.82
1:B:2189:LYS:CD	1:E:2061:ASN:N	1.94	0.82
1:D:1098:ARG:NH2	1:I:3318:LYS:HZ2	1.76	0.82
1:B:2267:GLY:CA	1:I:3266:ALA:CB	2.55	0.82
1:B:2106:ASN:HB3	1:E:2238:ASP:OD1	1.80	0.81
1:D:1189:LYS:HZ3	1:G:1059:PRO:C	1.81	0.81
1:D:1098:ARG:CZ	1:I:3318:LYS:NZ	2.44	0.81
1:B:2185:VAL:O	1:E:2186:PRO:HG3	1.79	0.81
1:E:2191:ARG:HH22	1:K:2040:GLN:NE2	1.78	0.80
1:E:2188:SER:C	1:K:2186:PRO:CG	2.42	0.80
1:B:2106:ASN:OD1	1:E:2236:TYR:HE1	1.65	0.80
1:D:1191:ARG:NH1	1:G:1040:GLN:NE2	2.26	0.80
1:D:1052:ARG:CD	1:G:1045:GLN:CB	2.53	0.80
1:E:2061:ASN:OD1	1:K:2186:PRO:CB	2.29	0.80
1:D:1193:LYS:CE	1:G:1040:GLN:HE21	1.95	0.79
1:A:1305:TYR:HE2	1:K:2108:ARG:NH1	1.79	0.79
1:D:1266:ALA:HB3	1:I:3267:GLY:O	1.82	0.79
1:D:1266:ALA:CB	1:I:3267:GLY:O	2.31	0.79
1:D:1080:HIS:CD2	1:D:1083:GLU:H	2.01	0.79
1:D:1098:ARG:NH2	1:I:3318:LYS:NZ	2.31	0.79
1:B:2372:ARG:CZ	1:D:1269:THR:HG22	2.12	0.78
1:J:1080:HIS:CD2	1:J:1083:GLU:H	2.01	0.78
1:B:2372:ARG:HH11	1:D:1269:THR:HB	1.46	0.78
1:D:1266:ALA:CB	1:I:3267:GLY:C	2.51	0.78

Continued on next page...

Continued from previous page...

Atom-1	Atom-2	Interatomic distance (Å)	Clash overlap (Å)
1:B:2185:VAL:C	1:E:2186:PRO:HG2	2.04	0.78
1:D:1261:GLU:CD	1:I:3313:PHE:CB	2.52	0.78
1:D:1372:ARG:CB	1:I:3269:THR:CG2	2.51	0.78
1:G:1080:HIS:CD2	1:G:1083:GLU:H	2.01	0.78
1:D:1051:ASN:CG	1:G:1047:PHE:HA	2.04	0.78
1:B:2189:LYS:HE3	1:B:2190:GLN:O	1.84	0.77
1:H:2189:LYS:HE3	1:H:2190:GLN:O	1.84	0.77
1:A:1080:HIS:CD2	1:A:1083:GLU:H	2.01	0.77
1:B:2051:ASN:CG	1:E:2046:THR:O	2.23	0.77
1:C:3238:ASP:OD2	1:I:3106:ASN:HB3	1.85	0.77
1:D:1106:ASN:ND2	1:D:1191:ARG:HH22	1.83	0.77
1:E:2108:ARG:HD3	1:J:1314:SER:HB2	1.65	0.77
1:A:1106:ASN:ND2	1:A:1191:ARG:HH22	1.83	0.77
1:J:1106:ASN:ND2	1:J:1191:ARG:HH22	1.83	0.77
1:G:1106:ASN:ND2	1:G:1191:ARG:HH22	1.83	0.77
1:A:1270:PRO:CD	1:K:2264:ALA:H	1.98	0.76
1:E:2189:LYS:HE3	1:E:2190:GLN:O	1.85	0.76
1:B:2052:ARG:CD	1:E:2045:GLN:CD	2.43	0.76
1:D:1108:ARG:CZ	1:I:3313:PHE:O	2.26	0.76
1:A:1308:GLN:HE22	1:A:1345:ASN:HD21	1.34	0.76
1:C:3186:PRO:HG2	1:I:3061:ASN:ND2	1.99	0.76
1:B:2369:GLN:NE2	1:I:3369:GLN:HG2	1.98	0.76
1:D:1374:LEU:HD22	1:I:3272:VAL:CG2	2.13	0.76
1:G:1308:GLN:HE22	1:G:1345:ASN:HD21	1.34	0.76
1:J:1308:GLN:HE22	1:J:1345:ASN:HD21	1.34	0.75
1:K:2189:LYS:HE3	1:K:2190:GLN:O	1.84	0.75
1:C:3186:PRO:CG	1:I:3061:ASN:HD22	1.95	0.75
1:A:1271:ASN:O	1:K:2111:GLU:OE1	2.04	0.75
1:D:1054:VAL:HG11	1:G:1041:GLN:HE21	1.52	0.74
1:D:1193:LYS:CE	1:G:1040:GLN:NE2	2.49	0.74
1:A:1271:ASN:CB	1:K:2111:GLU:OE2	2.35	0.74
1:B:2108:ARG:CG	1:D:1314:SER:HB2	2.13	0.74
1:B:2106:ASN:OD1	1:E:2236:TYR:CE1	2.40	0.74
1:A:1305:TYR:OH	1:K:2108:ARG:CZ	2.35	0.74
1:B:2051:ASN:HA	1:E:2046:THR:O	1.85	0.74
1:E:2189:LYS:HG2	1:K:2061:ASN:HB2	1.68	0.74
1:C:3186:PRO:HG3	1:I:3188:SER:N	2.00	0.74
1:A:1271:ASN:HB3	1:K:2111:GLU:OE2	1.86	0.74
1:D:1280:ASN:HD22	1:D:1355:TYR:N	1.86	0.74
1:E:2188:SER:O	1:K:2186:PRO:HG3	1.86	0.73
1:D:1051:ASN:HA	1:G:1046:THR:CG2	2.18	0.73

Continued on next page...

Continued from previous page...

Atom-1	Atom-2	Interatomic distance (Å)	Clash overlap (Å)
1:D:1051:ASN:OD1	1:G:1047:PHE:HA	1.89	0.73
1:A:1280:ASN:HD22	1:A:1355:TYR:N	1.87	0.73
1:J:1280:ASN:HD22	1:J:1355:TYR:N	1.86	0.73
1:A:1314:SER:N	1:K:2384:THR:HA	2.04	0.73
1:G:1280:ASN:HD22	1:G:1355:TYR:N	1.86	0.73
1:A:1272:VAL:HG22	1:K:2261:GLU:HB3	1.70	0.72
1:B:2269:THR:HB	1:I:3372:ARG:CD	2.19	0.72
1:A:1369:GLN:HE22	1:K:2266:ALA:HB1	1.37	0.72
1:D:1052:ARG:NH2	1:G:1044:THR:N	2.37	0.72
1:E:2191:ARG:NH2	1:K:2040:GLN:NE2	2.29	0.72
1:I:3029:GLN:O	1:I:3033:GLN:HG3	1.90	0.72
1:D:1191:ARG:NH1	1:G:1040:GLN:CD	2.43	0.72
1:B:2106:ASN:CG	1:E:2062:VAL:CG1	2.52	0.71
1:D:1308:GLN:HE22	1:D:1345:ASN:HD21	1.34	0.71
1:B:2187:GLN:CB	1:E:2185:VAL:HG23	2.20	0.71
1:E:2108:ARG:CZ	1:J:1314:SER:N	2.51	0.71
1:A:1280:ASN:O	1:A:1281:LEU:HB3	1.91	0.71
1:C:3186:PRO:HG2	1:I:3185:VAL:O	1.90	0.71
1:K:2080:HIS:CD2	1:K:2083:GLU:H	2.09	0.71
1:K:2322:LYS:HD3	1:L:3163:THR:HG21	1.73	0.70
1:B:2080:HIS:CD2	1:B:2083:GLU:H	2.09	0.70
1:C:3186:PRO:HD3	1:I:3188:SER:H	1.00	0.70
1:H:2322:LYS:HD3	1:I:3163:THR:HG21	1.73	0.70
1:L:3029:GLN:O	1:L:3033:GLN:HG3	1.90	0.70
1:B:2269:THR:HB	1:I:3372:ARG:NE	2.03	0.70
1:D:1052:ARG:CD	1:G:1045:GLN:CA	2.70	0.70
1:B:2106:ASN:OD1	1:E:2062:VAL:CG1	2.36	0.70
1:C:3045:GLN:HG3	1:I:3052:ARG:HB2	1.74	0.70
1:J:1280:ASN:O	1:J:1281:LEU:HB3	1.91	0.70
1:C:3029:GLN:O	1:C:3033:GLN:HG3	1.90	0.70
1:E:2322:LYS:HD3	1:F:3163:THR:HG21	1.73	0.70
1:E:2080:HIS:CD2	1:E:2083:GLU:H	2.09	0.70
1:F:3029:GLN:O	1:F:3033:GLN:HG3	1.90	0.70
1:B:2187:GLN:CB	1:E:2184:ASN:OD1	2.40	0.70
1:I:3098:ARG:NH2	1:I:3111:GLU:OE2	2.25	0.70
1:C:3080:HIS:CD2	1:C:3083:GLU:H	2.10	0.70
1:D:1052:ARG:NH1	1:G:1043:GLU:CD	2.35	0.70
1:H:2080:HIS:CD2	1:H:2083:GLU:H	2.09	0.70
1:D:1054:VAL:HG11	1:G:1041:GLN:NE2	2.07	0.69
1:D:1280:ASN:O	1:D:1281:LEU:HB3	1.91	0.69
1:B:2369:GLN:CD	1:I:3369:GLN:CG	2.60	0.69

Continued on next page...

Continued from previous page...

Atom-1	Atom-2	Interatomic distance (Å)	Clash overlap (Å)
1:G:1280:ASN:O	1:G:1281:LEU:HB3	1.91	0.69
1:L:3098:ARG:NH2	1:L:3111:GLU:OE2	2.25	0.69
1:D:1310:THR:HG22	1:D:1358:VAL:HG22	1.75	0.69
1:F:3080:HIS:CD2	1:F:3083:GLU:H	2.10	0.69
1:L:3080:HIS:CD2	1:L:3083:GLU:H	2.11	0.69
1:A:1305:TYR:CZ	1:K:2108:ARG:NH1	2.59	0.69
1:B:2322:LYS:HD3	1:C:3163:THR:HG21	1.73	0.69
1:D:1080:HIS:HD2	1:D:1083:GLU:H	1.39	0.69
1:D:1191:ARG:HD3	1:G:1060:ALA:CB	2.22	0.69
1:G:1310:THR:HG22	1:G:1358:VAL:HG22	1.75	0.69
1:F:3098:ARG:NH2	1:F:3111:GLU:OE2	2.25	0.69
1:B:2269:THR:HB	1:I:3372:ARG:HD3	1.74	0.69
1:A:1310:THR:HG22	1:A:1358:VAL:HG22	1.75	0.68
1:C:3098:ARG:NH2	1:C:3111:GLU:OE2	2.25	0.68
1:A:1080:HIS:HD2	1:A:1082:THR:H	1.41	0.68
1:D:1189:LYS:CD	1:G:1061:ASN:N	2.55	0.68
1:I:3080:HIS:CD2	1:I:3083:GLU:H	2.10	0.68
1:E:2061:ASN:OD1	1:K:2186:PRO:HB3	1.92	0.68
1:B:2108:ARG:CD	1:D:1314:SER:CB	2.06	0.68
1:B:2051:ASN:CA	1:E:2046:THR:HB	2.22	0.68
1:B:2189:LYS:HG2	1:E:2061:ASN:CG	2.06	0.67
1:J:1080:HIS:HD2	1:J:1082:THR:H	1.41	0.67
1:D:1052:ARG:NH1	1:G:1043:GLU:OE2	2.24	0.67
1:J:1106:ASN:HD22	1:J:1191:ARG:HH22	1.42	0.67
1:B:2369:GLN:OE1	1:I:3369:GLN:HG3	1.93	0.67
1:D:1098:ARG:NH1	1:I:3305:TYR:CE2	2.63	0.67
1:J:1310:THR:HG22	1:J:1358:VAL:HG22	1.74	0.67
1:A:1318:LYS:NZ	1:K:2108:ARG:HB2	2.10	0.67
1:B:2318:LYS:HZ2	1:I:3098:ARG:NH2	1.92	0.67
1:D:1280:ASN:HD22	1:D:1355:TYR:H	1.43	0.67
1:J:1080:HIS:HD2	1:J:1083:GLU:H	1.39	0.67
1:D:1080:HIS:HD2	1:D:1082:THR:H	1.42	0.67
1:H:2308:GLN:HE22	1:H:2345:ASN:HD21	1.43	0.67
1:A:1271:ASN:CG	1:K:2098:ARG:HH11	1.94	0.66
1:E:2108:ARG:HH12	1:J:1314:SER:N	1.67	0.66
1:E:2308:GLN:HE22	1:E:2345:ASN:HD21	1.43	0.66
1:F:3080:HIS:HD2	1:F:3083:GLU:H	1.43	0.66
1:G:1106:ASN:HD22	1:G:1191:ARG:HH22	1.42	0.66
1:B:2272:VAL:CG1	1:I:3264:ALA:HB3	2.25	0.66
1:C:3061:ASN:HB2	1:I:3189:LYS:HG2	1.77	0.66
1:D:1111:GLU:OE1	1:I:3313:PHE:O	2.14	0.66

Continued on next page...

Continued from previous page...

Atom-1	Atom-2	Interatomic distance (Å)	Clash overlap (Å)
1:G:1080:HIS:HD2	1:G:1082:THR:H	1.42	0.66
1:G:1280:ASN:HD22	1:G:1355:TYR:H	1.43	0.66
1:L:3308:GLN:HE22	1:L:3345:ASN:HD21	1.44	0.66
1:A:1106:ASN:HD22	1:A:1191:ARG:HH22	1.42	0.66
1:C:3238:ASP:OD2	1:I:3106:ASN:ND2	2.26	0.66
1:G:1080:HIS:HD2	1:G:1083:GLU:H	1.39	0.66
1:I:3080:HIS:HD2	1:I:3083:GLU:H	1.43	0.65
1:B:2187:GLN:CB	1:E:2184:ASN:CG	2.65	0.65
1:B:2308:GLN:HE22	1:B:2345:ASN:HD21	1.43	0.65
1:C:3080:HIS:HD2	1:C:3083:GLU:H	1.43	0.65
1:D:1106:ASN:HD22	1:D:1191:ARG:HH22	1.42	0.65
1:H:2184:ASN:O	1:H:2186:PRO:HD3	1.97	0.65
1:L:3080:HIS:HD2	1:L:3083:GLU:H	1.43	0.65
1:A:1080:HIS:HD2	1:A:1083:GLU:H	1.39	0.65
1:B:2051:ASN:HA	1:E:2046:THR:CB	2.25	0.65
1:B:2372:ARG:CZ	1:D:1272:VAL:CG2	2.74	0.65
1:C:3308:GLN:HE22	1:C:3345:ASN:HD21	1.44	0.65
1:J:1280:ASN:HD22	1:J:1355:TYR:H	1.43	0.65
1:K:2080:HIS:HD2	1:K:2083:GLU:H	1.44	0.65
1:C:3080:HIS:HD2	1:C:3082:THR:H	1.45	0.65
1:B:2184:ASN:O	1:B:2186:PRO:HD3	1.97	0.64
1:F:3308:GLN:HE22	1:F:3345:ASN:HD21	1.44	0.64
1:I:3308:GLN:HE22	1:I:3345:ASN:HD21	1.44	0.64
1:L:3080:HIS:HD2	1:L:3082:THR:H	1.45	0.64
1:E:2080:HIS:HD2	1:E:2083:GLU:H	1.44	0.64
1:E:2024:ASN:HD21	1:E:2253:ASP:H	1.46	0.64
1:B:2080:HIS:HD2	1:B:2083:GLU:H	1.44	0.64
1:B:2189:LYS:HG3	1:E:2061:ASN:CA	2.27	0.64
1:B:2185:VAL:O	1:E:2186:PRO:CD	2.46	0.64
1:B:2024:ASN:HD21	1:B:2253:ASP:H	1.46	0.64
1:D:1193:LYS:HE3	1:G:1040:GLN:NE2	2.13	0.64
1:B:2269:THR:CG2	1:I:3372:ARG:HD2	1.94	0.64
1:A:1280:ASN:HD22	1:A:1355:TYR:H	1.43	0.64
1:H:2080:HIS:HD2	1:H:2083:GLU:H	1.44	0.64
1:F:3080:HIS:HD2	1:F:3082:THR:H	1.45	0.63
1:I:3080:HIS:HD2	1:I:3082:THR:H	1.45	0.63
1:K:2308:GLN:HE22	1:K:2345:ASN:HD21	1.43	0.63
1:D:1191:ARG:HH11	1:G:1040:GLN:CD	2.00	0.63
1:B:2187:GLN:CB	1:E:2185:VAL:HG22	2.26	0.63
1:H:2024:ASN:HD21	1:H:2253:ASP:H	1.46	0.63
1:A:1269:THR:HG23	1:K:2265:GLN:HE22	1.64	0.63

Continued on next page...

Continued from previous page...

Atom-1	Atom-2	Interatomic distance (Å)	Clash overlap (Å)
1:B:2372:ARG:CZ	1:D:1272:VAL:HG21	2.29	0.63
1:A:1369:GLN:HE22	1:K:2267:GLY:N	1.97	0.63
1:C:3186:PRO:HG2	1:I:3061:ASN:HD22	1.60	0.63
1:K:2024:ASN:HD21	1:K:2253:ASP:H	1.46	0.63
1:A:1363:ASN:HD22	1:K:2108:ARG:HH22	0.65	0.62
1:A:1106:ASN:HD22	1:A:1191:ARG:NH2	1.98	0.62
1:J:1308:GLN:HE22	1:J:1345:ASN:ND2	1.97	0.62
1:A:1271:ASN:CB	1:K:2098:ARG:NH1	2.62	0.62
1:B:2061:ASN:OD1	1:E:2186:PRO:HG3	1.98	0.62
1:D:1106:ASN:HD22	1:D:1191:ARG:NH2	1.98	0.62
1:A:1308:GLN:HE22	1:A:1345:ASN:ND2	1.98	0.62
1:B:2106:ASN:HB3	1:E:2238:ASP:CG	2.20	0.61
1:J:1106:ASN:HD22	1:J:1191:ARG:NH2	1.98	0.61
1:D:1052:ARG:HB2	1:G:1045:GLN:HG3	1.82	0.61
1:B:2189:LYS:CD	1:E:2061:ASN:HB2	2.17	0.61
1:D:1050:ALA:O	1:G:1046:THR:HG21	2.01	0.61
1:G:1308:GLN:HE22	1:G:1345:ASN:ND2	1.97	0.61
1:E:2255:SER:HA	1:E:2383:ARG:HD2	1.83	0.61
1:G:1185:VAL:CB	1:G:1186:PRO:CD	2.79	0.61
1:H:2255:SER:HA	1:H:2383:ARG:HD2	1.83	0.61
1:B:2052:ARG:HB3	1:E:2045:GLN:CA	2.26	0.61
1:A:1185:VAL:CB	1:A:1186:PRO:CD	2.79	0.61
1:G:1025:LEU:O	1:G:1029:GLN:HG3	2.01	0.60
1:D:1187:GLN:CB	1:G:1186:PRO:N	2.63	0.60
1:G:1106:ASN:HD22	1:G:1191:ARG:NH2	1.98	0.60
1:B:2255:SER:HA	1:B:2383:ARG:HD2	1.83	0.60
1:E:2189:LYS:CD	1:K:2061:ASN:HB2	2.31	0.60
1:H:2080:HIS:HD2	1:H:2082:THR:H	1.49	0.60
1:D:1185:VAL:CB	1:D:1186:PRO:CD	2.79	0.60
1:K:2080:HIS:HD2	1:K:2082:THR:H	1.49	0.60
1:J:1025:LEU:O	1:J:1029:GLN:HG3	2.01	0.60
1:J:1185:VAL:CB	1:J:1186:PRO:CD	2.79	0.60
1:B:2272:VAL:HG11	1:I:3264:ALA:HB2	0.67	0.60
1:B:2372:ARG:NH1	1:D:1269:THR:HB	2.15	0.60
1:B:2059:PRO:HG2	1:B:2190:GLN:HB2	1.84	0.60
1:B:2318:LYS:HZ2	1:I:3098:ARG:HH22	1.50	0.60
1:D:1266:ALA:HB3	1:I:3267:GLY:HA3	1.73	0.60
1:D:1308:GLN:HE22	1:D:1345:ASN:ND2	1.98	0.60
1:B:2052:ARG:CZ	1:E:2045:GLN:NE2	2.64	0.59
1:D:1188:SER:HB2	1:G:1184:ASN:O	2.02	0.59
1:K:2255:SER:HA	1:K:2383:ARG:HD2	1.83	0.59

Continued on next page...

Continued from previous page...

Atom-1	Atom-2	Interatomic distance (Å)	Clash overlap (Å)
1:A:1025:LEU:O	1:A:1029:GLN:HG3	2.01	0.59
1:D:1052:ARG:NH2	1:G:1044:THR:H	2.00	0.59
1:E:2080:HIS:HD2	1:E:2082:THR:H	1.49	0.59
1:A:1271:ASN:ND2	1:K:2098:ARG:HH12	1.96	0.59
1:D:1372:ARG:NH2	1:I:3270:PRO:O	2.35	0.59
1:B:2052:ARG:CG	1:E:2045:GLN:HG2	2.31	0.59
1:D:1025:LEU:O	1:D:1029:GLN:HG3	2.01	0.59
1:A:1271:ASN:HD21	1:K:2098:ARG:CZ	2.09	0.59
1:B:2189:LYS:HG3	1:E:2061:ASN:CB	2.20	0.59
1:E:2059:PRO:HG2	1:E:2190:GLN:HB2	1.84	0.59
1:A:1080:HIS:CD2	1:A:1082:THR:H	2.21	0.59
1:B:2106:ASN:CB	1:E:2238:ASP:OD1	2.51	0.59
1:B:2052:ARG:NE	1:E:2045:GLN:HE21	1.85	0.58
1:E:2189:LYS:HG2	1:K:2061:ASN:CB	2.34	0.58
1:B:2058:THR:HG21	1:K:2186:PRO:C	2.16	0.58
1:K:2025:LEU:O	1:K:2029:GLN:HG3	2.04	0.58
1:B:2080:HIS:HD2	1:B:2082:THR:H	1.49	0.58
1:C:3186:PRO:CG	1:I:3061:ASN:HD21	2.14	0.58
1:K:2059:PRO:HG2	1:K:2190:GLN:HB2	1.84	0.58
1:E:2025:LEU:O	1:E:2029:GLN:HG3	2.04	0.58
1:B:2372:ARG:NH1	1:D:1272:VAL:CB	2.65	0.58
1:D:1189:LYS:HG2	1:G:1061:ASN:CA	2.34	0.58
1:H:2059:PRO:HG2	1:H:2190:GLN:HB2	1.84	0.58
1:L:3103:ASP:HB2	1:L:3104:PRO:CD	2.34	0.58
1:A:1273:ASP:OD2	1:K:2108:ARG:NH2	2.37	0.58
1:D:1266:ALA:HB2	1:I:3267:GLY:O	2.03	0.58
1:C:3103:ASP:HB2	1:C:3104:PRO:CD	2.34	0.57
1:C:3279:ALA:O	1:C:3280:ASN:O	2.22	0.57
1:D:1191:ARG:HD3	1:G:1060:ALA:HB2	1.85	0.57
1:B:2189:LYS:HD3	1:E:2061:ASN:H	0.63	0.57
1:D:1187:GLN:CB	1:G:1185:VAL:O	2.52	0.57
1:B:2050:ALA:O	1:E:2046:THR:HB	2.04	0.57
1:F:3279:ALA:O	1:F:3280:ASN:O	2.22	0.57
1:D:1193:LYS:NZ	1:G:1040:GLN:HE21	2.02	0.57
1:F:3103:ASP:HB2	1:F:3104:PRO:CD	2.34	0.57
1:A:1314:SER:H	1:K:2384:THR:CA	2.10	0.57
1:B:2056:ASP:OD1	1:E:2042:VAL:C	2.40	0.57
1:D:1052:ARG:HH21	1:G:1044:THR:H	1.52	0.57
1:D:1052:ARG:CD	1:G:1045:GLN:HA	2.34	0.57
1:D:1372:ARG:HH12	1:I:3272:VAL:HG23	1.62	0.57
1:B:2025:LEU:O	1:B:2029:GLN:HG3	2.04	0.57

Continued on next page...

Continued from previous page...

Atom-1	Atom-2	Interatomic distance (Å)	Clash overlap (Å)
1:B:2052:ARG:HB3	1:E:2045:GLN:CG	2.32	0.57
1:D:1080:HIS:CD2	1:D:1082:THR:H	2.21	0.57
1:H:2025:LEU:O	1:H:2029:GLN:HG3	2.04	0.57
1:I:3279:ALA:O	1:I:3280:ASN:O	2.22	0.57
1:D:1189:LYS:HG2	1:G:1061:ASN:HB2	1.86	0.57
1:I:3103:ASP:HB2	1:I:3104:PRO:CD	2.34	0.57
1:D:1372:ARG:CZ	1:I:3270:PRO:O	2.52	0.57
1:L:3279:ALA:O	1:L:3280:ASN:O	2.22	0.57
1:A:1271:ASN:OD1	1:K:2111:GLU:OE2	2.23	0.56
1:A:1314:SER:HA	1:K:2383:ARG:O	2.04	0.56
1:B:2189:LYS:HD3	1:E:2060:ALA:CA	2.34	0.56
1:L:3308:GLN:HE22	1:L:3345:ASN:ND2	2.03	0.56
1:B:2189:LYS:HG3	1:E:2061:ASN:O	2.05	0.56
1:C:3046:THR:N	1:I:3051:ASN:O	2.30	0.56
1:F:3308:GLN:HE22	1:F:3345:ASN:ND2	2.03	0.56
1:J:1080:HIS:CD2	1:J:1082:THR:H	2.21	0.56
1:L:3383:ARG:HG2	1:L:3384:THR:N	2.21	0.56
1:F:3383:ARG:HG2	1:F:3384:THR:N	2.21	0.56
1:B:2051:ASN:OD1	1:E:2046:THR:O	2.24	0.56
1:C:3280:ASN:O	1:C:3281:LEU:HB2	2.06	0.56
1:I:3280:ASN:O	1:I:3281:LEU:HB2	2.06	0.56
1:G:1080:HIS:CD2	1:G:1082:THR:H	2.21	0.56
1:A:1318:LYS:HZ1	1:K:2108:ARG:HB2	1.69	0.56
1:I:3308:GLN:HE22	1:I:3345:ASN:ND2	2.03	0.56
1:L:3280:ASN:O	1:L:3281:LEU:HB2	2.06	0.56
1:I:3383:ARG:HG2	1:I:3384:THR:N	2.21	0.55
1:E:2185:VAL:O	1:K:2186:PRO:CG	2.37	0.55
1:D:1372:ARG:NH1	1:I:3269:THR:C	2.60	0.55
1:F:3280:ASN:O	1:F:3281:LEU:HB2	2.06	0.55
1:I:3352:THR:O	1:I:3353:LEU:HB2	2.06	0.55
1:J:1185:VAL:CB	1:J:1186:PRO:HD2	2.36	0.55
1:L:3352:THR:O	1:L:3353:LEU:HB2	2.06	0.55
1:B:2372:ARG:HH11	1:D:1272:VAL:CG2	2.08	0.55
1:C:3352:THR:O	1:C:3353:LEU:HB2	2.06	0.55
1:D:1098:ARG:NH1	1:I:3318:LYS:NZ	2.52	0.55
1:C:3383:ARG:HG2	1:C:3384:THR:N	2.21	0.55
1:D:1185:VAL:CB	1:D:1186:PRO:HD2	2.37	0.55
1:F:3080:HIS:CD2	1:F:3082:THR:H	2.25	0.55
1:F:3352:THR:O	1:F:3353:LEU:CB	2.54	0.55
1:F:3352:THR:O	1:F:3353:LEU:HB2	2.06	0.55
1:L:3352:THR:O	1:L:3353:LEU:CB	2.54	0.55

Continued on next page...

Continued from previous page...

Atom-1	Atom-2	Interatomic distance (Å)	Clash overlap (Å)
1:I:3352:THR:O	1:I:3353:LEU:CB	2.54	0.55
1:D:1372:ARG:CZ	1:I:3272:VAL:HG23	2.34	0.55
1:B:2369:GLN:CG	1:I:3369:GLN:NE2	2.70	0.55
1:C:3308:GLN:HE22	1:C:3345:ASN:ND2	2.03	0.54
1:C:3352:THR:O	1:C:3353:LEU:CB	2.54	0.54
1:E:2189:LYS:HG3	1:K:2061:ASN:HB2	1.83	0.54
1:E:2264:ALA:CB	1:J:1272:VAL:CG1	2.85	0.54
1:A:1270:PRO:HD2	1:K:2263:SER:CA	2.37	0.54
1:B:2266:ALA:HB3	1:D:1267:GLY:CA	2.38	0.54
1:A:1271:ASN:HD22	1:K:2098:ARG:NH1	1.94	0.54
1:C:3080:HIS:CD2	1:C:3082:THR:H	2.25	0.54
1:A:1271:ASN:O	1:K:2261:GLU:OE2	2.25	0.54
1:A:1369:GLN:HE22	1:K:2266:ALA:C	2.11	0.54
1:L:3080:HIS:CD2	1:L:3082:THR:H	2.25	0.54
1:D:1191:ARG:HD2	1:G:1040:GLN:HE22	1.72	0.54
1:B:2189:LYS:HG3	1:E:2061:ASN:C	2.28	0.54
1:E:2189:LYS:HD3	1:K:2061:ASN:HB2	1.90	0.54
1:I:3025:LEU:O	1:I:3029:GLN:HG3	2.08	0.54
1:L:3025:LEU:O	1:L:3029:GLN:HG3	2.08	0.54
1:A:1185:VAL:CB	1:A:1186:PRO:HD2	2.37	0.54
1:B:2106:ASN:HB3	1:E:2238:ASP:OD2	2.08	0.54
1:F:3025:LEU:O	1:F:3029:GLN:HG3	2.08	0.54
1:I:3080:HIS:CD2	1:I:3082:THR:H	2.25	0.54
1:A:1015:ALA:C	1:A:1017:ARG:H	2.12	0.54
1:C:3244:GLN:O	1:C:3245:ASN:CB	2.56	0.53
1:G:1185:VAL:CB	1:G:1186:PRO:HD2	2.36	0.53
1:H:2080:HIS:CD2	1:H:2082:THR:H	2.27	0.53
1:L:3244:GLN:O	1:L:3245:ASN:CB	2.56	0.53
1:D:1098:ARG:NH1	1:I:3305:TYR:CZ	2.77	0.53
1:K:2080:HIS:CD2	1:K:2082:THR:H	2.27	0.53
1:K:2120:VAL:HG21	1:K:2260:LEU:HD13	1.91	0.53
1:B:2106:ASN:HB2	1:E:2062:VAL:HG13	1.91	0.53
1:H:2120:VAL:HG21	1:H:2260:LEU:HD13	1.91	0.53
1:D:1015:ALA:C	1:D:1017:ARG:H	2.12	0.53
1:D:1052:ARG:CG	1:G:1045:GLN:CA	2.79	0.53
1:D:1052:ARG:HH21	1:G:1044:THR:N	2.05	0.53
1:F:3244:GLN:O	1:F:3245:ASN:CB	2.56	0.53
1:A:1270:PRO:HD2	1:K:2263:SER:HA	1.91	0.53
1:E:2120:VAL:HG21	1:E:2260:LEU:HD13	1.91	0.53
1:B:2269:THR:HG21	1:I:3372:ARG:CB	2.37	0.53
1:G:1015:ALA:C	1:G:1017:ARG:H	2.12	0.53

Continued on next page...

Continued from previous page...

Atom-1	Atom-2	Interatomic distance (Å)	Clash overlap (Å)
1:E:2108:ARG:CD	1:J:1314:SER:HB2	2.39	0.52
1:I:3244:GLN:O	1:I:3245:ASN:CB	2.56	0.52
1:B:2305:TYR:CZ	1:I:3098:ARG:NH1	2.77	0.52
1:D:1052:ARG:NH2	1:G:1043:GLU:C	2.59	0.52
1:G:1305:TYR:CZ	1:G:1318:LYS:HE3	2.45	0.52
1:A:1305:TYR:CZ	1:A:1318:LYS:HE3	2.45	0.52
1:B:2041:GLN:O	1:K:2106:ASN:CB	2.53	0.52
1:D:1372:ARG:HH12	1:I:3270:PRO:C	2.09	0.52
1:J:1305:TYR:CZ	1:J:1318:LYS:HE3	2.45	0.52
1:C:3025:LEU:O	1:C:3029:GLN:HG3	2.08	0.52
1:E:2080:HIS:CD2	1:E:2082:THR:H	2.27	0.52
1:E:2280:ASN:O	1:E:2281:LEU:HB2	2.10	0.52
1:H:2308:GLN:HE22	1:H:2345:ASN:ND2	2.08	0.52
1:J:1307:SER:OG	1:J:1315:ASP:HB3	2.10	0.52
1:K:2308:GLN:HE22	1:K:2345:ASN:ND2	2.08	0.52
1:E:2184:ASN:O	1:E:2186:PRO:HD3	1.97	0.52
1:H:2280:ASN:O	1:H:2281:LEU:HB2	2.10	0.52
1:B:2080:HIS:CD2	1:B:2082:THR:H	2.27	0.51
1:A:1363:ASN:CG	1:K:2108:ARG:NH1	2.50	0.51
1:B:2120:VAL:HG21	1:B:2260:LEU:HD13	1.91	0.51
1:C:3186:PRO:HG3	1:I:3188:SER:O	2.08	0.51
1:D:1305:TYR:CZ	1:D:1318:LYS:HE3	2.45	0.51
1:D:1188:SER:N	1:G:1184:ASN:O	2.43	0.51
1:G:1307:SER:OG	1:G:1315:ASP:HB3	2.10	0.51
1:J:1015:ALA:C	1:J:1017:ARG:H	2.12	0.51
1:K:2280:ASN:O	1:K:2281:LEU:HB2	2.10	0.51
1:B:2372:ARG:NH1	1:D:1269:THR:CG2	2.74	0.51
1:B:2372:ARG:HH12	1:D:1272:VAL:CG2	1.81	0.51
1:A:1310:THR:O	1:K:2385:GLU:N	2.44	0.51
1:D:1307:SER:OG	1:D:1315:ASP:HB3	2.10	0.51
1:A:1271:ASN:CG	1:K:2111:GLU:OE2	2.50	0.50
1:B:2280:ASN:O	1:B:2281:LEU:HB2	2.10	0.50
1:B:2308:GLN:HE22	1:B:2345:ASN:ND2	2.08	0.50
1:B:2189:LYS:CD	1:E:2061:ASN:CB	2.79	0.50
1:D:1255:SER:HA	1:D:1383:ARG:HD2	1.94	0.50
1:B:2106:ASN:HB2	1:E:2062:VAL:CG1	2.42	0.50
1:A:1307:SER:OG	1:A:1315:ASP:HB3	2.11	0.50
1:J:1049:PRO:HG3	1:J:1228:ILE:HD12	1.93	0.50
1:B:2189:LYS:HD3	1:E:2060:ALA:HA	1.93	0.50
1:I:3108:ARG:HD2	1:I:3111:GLU:OE1	2.12	0.50
1:D:1308:GLN:NE2	1:D:1345:ASN:HD21	2.07	0.50

Continued on next page...

Continued from previous page...

Atom-1	Atom-2	Interatomic distance (Å)	Clash overlap (Å)
1:A:1049:PRO:HG3	1:A:1228:ILE:HD12	1.93	0.50
1:D:1049:PRO:HG3	1:D:1228:ILE:HD12	1.93	0.50
1:G:1280:ASN:ND2	1:G:1355:TYR:HB2	2.27	0.50
1:J:1280:ASN:ND2	1:J:1355:TYR:HB2	2.27	0.50
1:G:1255:SER:HA	1:G:1383:ARG:HD2	1.94	0.49
1:A:1269:THR:CG2	1:K:2265:GLN:HE22	2.25	0.49
1:A:1280:ASN:ND2	1:A:1355:TYR:HB2	2.27	0.49
1:F:3108:ARG:HD2	1:F:3111:GLU:OE1	2.12	0.49
1:J:1308:GLN:NE2	1:J:1345:ASN:HD21	2.07	0.49
1:K:2322:LYS:CD	1:L:3163:THR:HG21	2.42	0.49
1:A:1255:SER:HA	1:A:1383:ARG:HD2	1.94	0.49
1:D:1189:LYS:HB3	1:G:1061:ASN:HB2	1.95	0.49
1:L:3108:ARG:HD2	1:L:3111:GLU:OE1	2.12	0.49
1:A:1318:LYS:NZ	1:K:2108:ARG:H	2.09	0.49
1:J:1255:SER:HA	1:J:1383:ARG:HD2	1.94	0.49
1:D:1280:ASN:ND2	1:D:1355:TYR:HB2	2.27	0.49
1:E:2015:LEU:O	1:E:2019:GLN:HG3	2.13	0.49
1:E:2188:SER:O	1:K:2186:PRO:CG	2.56	0.49
1:E:2264:ALA:CB	1:J:1272:VAL:HG13	2.43	0.49
1:E:2322:LYS:CD	1:F:3163:THR:HG21	2.42	0.49
1:G:1049:PRO:HG3	1:G:1228:ILE:HD12	1.93	0.49
1:D:1193:LYS:HE2	1:G:1040:GLN:NE2	2.26	0.49
1:A:1103:ASP:HB2	1:A:1104:PRO:CD	2.43	0.49
1:C:3108:ARG:HD2	1:C:3111:GLU:OE1	2.12	0.49
1:E:2308:GLN:HE22	1:E:2345:ASN:ND2	2.08	0.49
1:G:1103:ASP:HB2	1:G:1104:PRO:CD	2.43	0.49
1:K:2015:LEU:O	1:K:2019:GLN:HG3	2.13	0.49
1:B:2272:VAL:HG12	1:I:3264:ALA:HB3	1.94	0.48
1:D:1050:ALA:O	1:G:1046:THR:CG2	2.61	0.48
1:D:1372:ARG:NH1	1:I:3269:THR:O	2.46	0.48
1:J:1103:ASP:HB2	1:J:1104:PRO:CD	2.43	0.48
1:B:2040:GLN:NE2	1:K:2105:ASP:HA	2.28	0.48
1:B:2015:LEU:O	1:B:2019:GLN:HG3	2.13	0.48
1:B:2269:THR:OG1	1:I:3372:ARG:CD	2.54	0.48
1:D:1052:ARG:HG3	1:G:1045:GLN:HA	1.92	0.48
1:J:1120:VAL:HG21	1:J:1260:LEU:HD13	1.96	0.48
1:H:2103:ASP:HB2	1:H:2104:PRO:CD	2.44	0.48
1:B:2051:ASN:HA	1:E:2046:THR:C	2.33	0.48
1:B:2372:ARG:CD	1:D:1269:THR:HB	2.39	0.48
1:D:1051:ASN:OD1	1:G:1047:PHE:CA	2.60	0.48
1:D:1052:ARG:CZ	1:G:1044:THR:N	2.76	0.48

Continued on next page...

Continued from previous page...

Atom-1	Atom-2	Interatomic distance (Å)	Clash overlap (Å)
1:D:1103:ASP:HB2	1:D:1104:PRO:CD	2.43	0.48
1:E:2103:ASP:HB2	1:E:2104:PRO:CD	2.44	0.48
1:A:1318:LYS:HZ1	1:K:2108:ARG:CB	2.27	0.48
1:H:2015:LEU:O	1:H:2019:GLN:HG3	2.13	0.48
1:B:2106:ASN:CB	1:E:2238:ASP:OD2	2.62	0.48
1:C:3308:GLN:NE2	1:C:3345:ASN:HD21	2.11	0.48
1:J:1102:TYR:CE2	1:J:1108:ARG:HG3	2.49	0.48
1:A:1102:TYR:CE2	1:A:1108:ARG:HG3	2.49	0.47
1:A:1120:VAL:HG21	1:A:1260:LEU:HD13	1.96	0.47
1:K:2103:ASP:HB2	1:K:2104:PRO:CD	2.44	0.47
1:B:2103:ASP:HB2	1:B:2104:PRO:CD	2.44	0.47
1:E:2191:ARG:CZ	1:K:2040:GLN:HE22	2.21	0.47
1:L:3281:LEU:N	1:L:3281:LEU:HD12	2.29	0.47
1:B:2106:ASN:CB	1:E:2062:VAL:CG1	2.93	0.47
1:C:3061:ASN:HB2	1:I:3189:LYS:CG	2.42	0.47
1:C:3281:LEU:N	1:C:3281:LEU:HD12	2.29	0.47
1:D:1120:VAL:HG21	1:D:1260:LEU:HD13	1.96	0.47
1:E:2061:ASN:OD1	1:K:2186:PRO:HB2	2.13	0.47
1:F:3281:LEU:HD12	1:F:3281:LEU:N	2.30	0.47
1:G:1102:TYR:CE2	1:G:1108:ARG:HG3	2.49	0.47
1:A:1308:GLN:NE2	1:A:1345:ASN:HD21	2.07	0.47
1:B:2312:ASN:O	1:I:3108:ARG:HB3	2.15	0.47
1:C:3238:ASP:OD2	1:I:3106:ASN:CB	2.61	0.47
1:D:1102:TYR:CE2	1:D:1108:ARG:HG3	2.49	0.47
1:D:1352:THR:O	1:D:1353:LEU:CB	2.63	0.47
1:F:3308:GLN:NE2	1:F:3345:ASN:HD21	2.11	0.47
1:G:1352:THR:O	1:G:1353:LEU:CB	2.62	0.47
1:I:3308:GLN:NE2	1:I:3345:ASN:HD21	2.11	0.47
1:J:1352:THR:O	1:J:1353:LEU:CB	2.63	0.47
1:D:1098:ARG:HH12	1:I:3318:LYS:HE3	1.80	0.47
1:G:1120:VAL:HG21	1:G:1260:LEU:HD13	1.96	0.47
1:A:1269:THR:HG23	1:K:2264:ALA:N	2.30	0.47
1:B:2107:GLN:OE1	1:D:1312:ASN:O	2.33	0.47
1:A:1352:THR:O	1:A:1353:LEU:CB	2.62	0.46
1:I:3184:ASN:O	1:I:3186:PRO:HD3	2.16	0.46
1:B:2313:PHE:CB	1:I:3111:GLU:HB3	2.45	0.46
1:E:2264:ALA:HB3	1:J:1272:VAL:CG1	2.46	0.46
1:A:1318:LYS:HZ3	1:K:2108:ARG:HB2	1.79	0.46
1:D:1189:LYS:CG	1:G:1061:ASN:HB2	2.44	0.46
1:I:3281:LEU:HD12	1:I:3281:LEU:N	2.30	0.46
1:L:3308:GLN:NE2	1:L:3345:ASN:HD21	2.11	0.46

Continued on next page...

Continued from previous page...

Atom-1	Atom-2	Interatomic distance (Å)	Clash overlap (Å)
1:A:1271:ASN:CB	1:K:2098:ARG:HH12	2.27	0.46
1:B:2185:VAL:C	1:E:2186:PRO:CG	2.73	0.46
1:G:1308:GLN:NE2	1:G:1345:ASN:HD21	2.07	0.46
1:A:1059:PRO:HD2	1:A:1190:GLN:HB2	1.98	0.46
1:J:1059:PRO:HD2	1:J:1190:GLN:HB2	1.98	0.46
1:B:2058:THR:HG22	1:K:2186:PRO:O	2.16	0.46
1:B:2186:PRO:C	1:E:2184:ASN:O	2.47	0.46
1:B:2191:ARG:HD3	1:E:2060:ALA:HB2	1.98	0.46
1:H:2059:PRO:CG	1:H:2190:GLN:HB2	2.46	0.46
1:B:2322:LYS:CD	1:C:3163:THR:HG21	2.42	0.45
1:B:2013:ALA:C	1:B:2015:LEU:H	2.20	0.45
1:D:1189:LYS:CB	1:G:1061:ASN:HB2	2.45	0.45
1:E:2013:ALA:C	1:E:2015:LEU:H	2.20	0.45
1:E:2024:ASN:HD22	1:E:2252:ILE:H	1.64	0.45
1:E:2186:PRO:O	1:E:2187:GLN:CB	2.65	0.45
1:B:2374:LEU:HD21	1:D:1272:VAL:HG21	1.99	0.45
1:D:1189:LYS:HG2	1:G:1061:ASN:CB	2.46	0.45
1:K:2024:ASN:HD22	1:K:2252:ILE:H	1.64	0.45
1:D:1059:PRO:HD2	1:D:1190:GLN:HB2	1.98	0.45
1:H:2083:GLU:HB3	1:H:2218:ALA:HB3	1.99	0.45
1:I:3311:ALA:O	1:I:3312:ASN:CB	2.65	0.45
1:G:1059:PRO:HD2	1:G:1190:GLN:HB2	1.98	0.45
1:L:3184:ASN:O	1:L:3186:PRO:HD3	2.16	0.45
1:C:3186:PRO:HG3	1:I:3188:SER:CA	2.46	0.45
1:E:2083:GLU:HB3	1:E:2218:ALA:HB3	1.99	0.45
1:G:1106:ASN:ND2	1:G:1191:ARG:NH2	2.56	0.45
1:H:2305:TYR:CZ	1:H:2318:LYS:HE3	2.51	0.45
1:B:2305:TYR:CZ	1:B:2318:LYS:HE3	2.51	0.45
1:F:3310:THR:HG22	1:F:3358:VAL:HG22	1.99	0.45
1:H:2186:PRO:O	1:H:2187:GLN:CB	2.64	0.45
1:I:3310:THR:HG22	1:I:3358:VAL:HG22	1.99	0.45
1:K:2305:TYR:CZ	1:K:2318:LYS:HE3	2.51	0.45
1:B:2061:ASN:CB	1:E:2186:PRO:HB3	2.45	0.45
1:K:2013:ALA:C	1:K:2015:LEU:H	2.20	0.45
1:C:3311:ALA:O	1:C:3312:ASN:CB	2.65	0.45
1:F:3311:ALA:O	1:F:3312:ASN:CB	2.65	0.45
1:I:3103:ASP:HB2	1:I:3104:PRO:HD2	1.99	0.45
1:J:1211:LEU:HD21	1:J:1374:LEU:HD13	1.99	0.45
1:A:1363:ASN:HD21	1:K:2108:ARG:CZ	2.15	0.45
1:F:3184:ASN:O	1:F:3186:PRO:HD3	2.16	0.45
1:L:3310:THR:HG22	1:L:3358:VAL:HG22	1.99	0.45

Continued on next page...

Continued from previous page...

Atom-1	Atom-2	Interatomic distance (Å)	Clash overlap (Å)
1:B:2083:GLU:HB3	1:B:2218:ALA:HB3	1.99	0.44
1:H:2280:ASN:HA	1:H:2352:THR:OG1	2.18	0.44
1:J:1083:GLU:HB3	1:J:1218:ALA:HB3	1.99	0.44
1:L:3311:ALA:O	1:L:3312:ASN:CB	2.65	0.44
1:B:2308:GLN:NE2	1:B:2345:ASN:HD21	2.14	0.44
1:E:2305:TYR:CZ	1:E:2318:LYS:HE3	2.51	0.44
1:A:1312:ASN:HA	1:K:2384:THR:H	1.43	0.44
1:D:1187:GLN:CB	1:G:1185:VAL:C	2.85	0.44
1:G:1083:GLU:HB3	1:G:1218:ALA:HB3	1.99	0.44
1:B:2024:ASN:HD22	1:B:2252:ILE:H	1.64	0.44
1:B:2186:PRO:O	1:B:2187:GLN:CB	2.65	0.44
1:E:2059:PRO:CG	1:E:2190:GLN:HB2	2.46	0.44
1:H:2322:LYS:CD	1:I:3163:THR:HG21	2.42	0.44
1:J:1307:SER:HB2	1:J:1318:LYS:HA	2.00	0.44
1:J:1322:LYS:HE2	1:K:2145:MET:O	2.17	0.44
1:K:2059:PRO:CG	1:K:2190:GLN:HB2	2.46	0.44
1:D:1061:ASN:HB3	1:D:1183:ALA:O	2.18	0.44
1:E:2280:ASN:HA	1:E:2352:THR:OG1	2.18	0.44
1:H:2013:ALA:C	1:H:2015:LEU:H	2.19	0.44
1:B:2051:ASN:OD1	1:E:2047:PHE:HA	2.17	0.44
1:B:2059:PRO:CG	1:B:2190:GLN:HB2	2.46	0.44
1:D:1036:TYR:HA	1:D:1037:PRO:HD3	1.83	0.44
1:K:2083:GLU:HB3	1:K:2218:ALA:HB3	1.99	0.44
1:A:1307:SER:HB2	1:A:1318:LYS:HA	2.00	0.44
1:A:1322:LYS:HE2	1:B:2145:MET:O	2.18	0.44
1:B:2280:ASN:HA	1:B:2352:THR:OG1	2.18	0.44
1:C:3103:ASP:HB2	1:C:3104:PRO:HD2	2.00	0.44
1:D:1193:LYS:HE3	1:G:1040:GLN:HE21	1.72	0.44
1:D:1307:SER:HB2	1:D:1318:LYS:HA	2.00	0.44
1:F:3103:ASP:HB2	1:F:3104:PRO:HD2	2.00	0.44
1:A:1083:GLU:HB3	1:A:1218:ALA:HB3	1.99	0.44
1:B:2052:ARG:CB	1:E:2045:GLN:HA	2.30	0.44
1:C:3310:THR:HG22	1:C:3358:VAL:HG22	1.99	0.44
1:D:1211:LEU:HD21	1:D:1374:LEU:HD13	1.99	0.44
1:B:2106:ASN:CG	1:E:2238:ASP:OD1	2.56	0.44
1:G:1322:LYS:HE2	1:H:2145:MET:O	2.18	0.44
1:A:1036:TYR:HA	1:A:1037:PRO:HD3	1.83	0.43
1:D:1191:ARG:HD3	1:G:1060:ALA:HB1	1.97	0.43
1:D:1322:LYS:HE2	1:E:2145:MET:O	2.18	0.43
1:G:1061:ASN:HB3	1:G:1183:ALA:O	2.18	0.43
1:H:2024:ASN:HD22	1:H:2252:ILE:H	1.64	0.43

Continued on next page...

Continued from previous page...

Atom-1	Atom-2	Interatomic distance (Å)	Clash overlap (Å)
1:L:3103:ASP:HB2	1:L:3104:PRO:HD2	1.99	0.43
1:A:1102:TYR:HB2	1:A:1191:ARG:HB2	2.01	0.43
1:A:1211:LEU:HD21	1:A:1374:LEU:HD13	1.99	0.43
1:B:2024:ASN:ND2	1:B:2252:ILE:H	2.16	0.43
1:B:2314:SER:HA	1:I:3108:ARG:HD3	1.76	0.43
1:H:2311:ALA:O	1:H:2312:ASN:C	2.57	0.43
1:A:1260:LEU:HA	1:A:1377:TYR:O	2.19	0.43
1:D:1083:GLU:HB3	1:D:1218:ALA:HB3	2.00	0.43
1:G:1307:SER:HB2	1:G:1318:LYS:HA	2.00	0.43
1:K:2186:PRO:O	1:K:2187:GLN:CB	2.64	0.43
1:K:2280:ASN:HA	1:K:2352:THR:OG1	2.18	0.43
1:B:2188:SER:HA	1:E:2184:ASN:HA	1.71	0.43
1:G:1260:LEU:HA	1:G:1377:TYR:O	2.19	0.43
1:J:1102:TYR:HB2	1:J:1191:ARG:HB2	2.01	0.43
1:B:2108:ARG:HH12	1:D:1309:ARG:HG3	1.83	0.43
1:C:3182:LEU:HD11	1:C:3184:ASN:ND2	2.34	0.43
1:D:1102:TYR:HB2	1:D:1191:ARG:HB2	2.01	0.43
1:E:2024:ASN:ND2	1:E:2252:ILE:H	2.16	0.43
1:H:2260:LEU:HD22	1:H:2378:GLU:HG3	2.01	0.43
1:I:3151:PRO:HD2	1:I:3162:LEU:HD22	2.00	0.43
1:K:2260:LEU:HD22	1:K:2378:GLU:HG3	2.01	0.43
1:L:3151:PRO:HD2	1:L:3162:LEU:HD22	2.00	0.43
1:L:3182:LEU:HD11	1:L:3184:ASN:ND2	2.34	0.43
1:A:1061:ASN:HB3	1:A:1183:ALA:O	2.18	0.43
1:B:2260:LEU:HD22	1:B:2378:GLU:HG3	2.01	0.43
1:B:2269:THR:OG1	1:I:3372:ARG:HD2	2.18	0.43
1:C:3151:PRO:HD2	1:C:3162:LEU:HD22	2.00	0.43
1:E:2260:LEU:HD22	1:E:2378:GLU:HG3	2.01	0.43
1:H:2311:ALA:O	1:H:2313:PHE:N	2.52	0.43
1:G:1211:LEU:HD21	1:G:1374:LEU:HD13	1.99	0.42
1:J:1061:ASN:HB3	1:J:1183:ALA:O	2.18	0.42
1:K:2024:ASN:ND2	1:K:2252:ILE:H	2.16	0.42
1:B:2108:ARG:NE	1:D:1314:SER:N	2.58	0.42
1:D:1098:ARG:HH22	1:I:3318:LYS:HZ2	1.63	0.42
1:F:3182:LEU:HD11	1:F:3184:ASN:ND2	2.34	0.42
1:I:3284:TYR:HB2	1:I:3350:ILE:HB	2.01	0.42
1:B:2372:ARG:NH1	1:D:1269:THR:CB	2.81	0.42
1:C:3284:TYR:HB2	1:C:3350:ILE:HB	2.01	0.42
1:E:2311:ALA:O	1:E:2312:ASN:C	2.57	0.42
1:H:2024:ASN:ND2	1:H:2252:ILE:H	2.16	0.42
1:F:3151:PRO:HD2	1:F:3162:LEU:HD22	2.00	0.42

Continued on next page...

Continued from previous page...

Atom-1	Atom-2	Interatomic distance (Å)	Clash overlap (Å)
1:F:3284:TYR:HB2	1:F:3350:ILE:HB	2.01	0.42
1:A:1106:ASN:ND2	1:A:1191:ARG:NH2	2.56	0.42
1:B:2311:ALA:O	1:B:2312:ASN:C	2.57	0.42
1:C:3369:GLN:O	1:C:3370:ASN:HB2	2.20	0.42
1:G:1102:TYR:HB2	1:G:1191:ARG:HB2	2.01	0.42
1:G:1242:VAL:HG22	1:G:1247:TYR:CD2	2.55	0.42
1:J:1242:VAL:HG22	1:J:1247:TYR:CD2	2.55	0.42
1:F:3369:GLN:O	1:F:3370:ASN:HB2	2.20	0.42
1:I:3182:LEU:HD11	1:I:3184:ASN:ND2	2.34	0.42
1:A:1305:TYR:OH	1:K:2108:ARG:NH1	2.52	0.42
1:C:3242:VAL:HG22	1:C:3247:TYR:CD2	2.55	0.42
1:D:1242:VAL:HG22	1:D:1247:TYR:CD2	2.55	0.42
1:D:1260:LEU:HA	1:D:1377:TYR:O	2.19	0.42
1:I:3014:ALA:C	1:I:3016:ARG:H	2.23	0.42
1:A:1242:VAL:HG22	1:A:1247:TYR:CD2	2.55	0.42
1:B:2024:ASN:ND2	1:B:2253:ASP:H	2.17	0.42
1:B:2311:ALA:O	1:B:2313:PHE:N	2.52	0.42
1:B:2372:ARG:CZ	1:D:1272:VAL:HG23	2.35	0.42
1:C:3275:VAL:HG22	1:C:3361:VAL:HG22	2.02	0.42
1:F:3014:ALA:C	1:F:3016:ARG:H	2.23	0.42
1:F:3242:VAL:HG22	1:F:3247:TYR:CD2	2.55	0.42
1:J:1260:LEU:HA	1:J:1377:TYR:O	2.19	0.42
1:E:2308:GLN:NE2	1:E:2345:ASN:HD21	2.14	0.42
1:E:2311:ALA:O	1:E:2313:PHE:N	2.52	0.42
1:H:2021:MET:HE3	1:H:2252:ILE:CD1	2.50	0.42
1:K:2311:ALA:O	1:K:2312:ASN:C	2.57	0.42
1:K:2311:ALA:O	1:K:2313:PHE:N	2.52	0.42
1:A:1272:VAL:HG22	1:K:2261:GLU:CB	2.46	0.41
1:L:3369:GLN:O	1:L:3370:ASN:HB2	2.20	0.41
1:B:2021:MET:HE3	1:B:2252:ILE:CD1	2.50	0.41
1:B:2272:VAL:CG2	1:I:3372:ARG:NH1	2.84	0.41
1:C:3014:ALA:C	1:C:3016:ARG:H	2.23	0.41
1:I:3275:VAL:HG22	1:I:3361:VAL:HG22	2.02	0.41
1:K:2021:MET:HE3	1:K:2252:ILE:CD1	2.51	0.41
1:I:3242:VAL:HG22	1:I:3247:TYR:CD2	2.55	0.41
1:L:3284:TYR:HB2	1:L:3350:ILE:HB	2.01	0.41
1:C:3098:ARG:HE	1:C:3098:ARG:HB3	1.69	0.41
1:F:3275:VAL:HG22	1:F:3361:VAL:HG22	2.02	0.41
1:I:3369:GLN:O	1:I:3370:ASN:HB2	2.20	0.41
1:J:1260:LEU:HD22	1:J:1378:GLU:HG2	2.03	0.41
1:K:2189:LYS:HE3	1:K:2189:LYS:HB2	1.86	0.41

Continued on next page...

Continued from previous page...

Atom-1	Atom-2	Interatomic distance (Å)	Clash overlap (Å)
1:A:1363:ASN:CB	1:K:2108:ARG:HH12	2.32	0.41
1:D:1079:ASN:CG	1:D:1079:ASN:O	2.59	0.41
1:J:1036:TYR:HA	1:J:1037:PRO:HD3	1.83	0.41
1:A:1314:SER:CA	1:K:2383:ARG:O	2.69	0.41
1:C:3083:GLU:HB3	1:C:3218:ALA:HB3	2.03	0.41
1:G:1260:LEU:HD22	1:G:1378:GLU:HG2	2.03	0.41
1:H:2308:GLN:NE2	1:H:2345:ASN:HD21	2.14	0.41
1:K:2106:ASN:HD22	1:K:2106:ASN:HA	1.68	0.41
1:L:3242:VAL:HG22	1:L:3247:TYR:CD2	2.55	0.41
1:L:3275:VAL:HG22	1:L:3361:VAL:HG22	2.02	0.41
1:A:1318:LYS:HZ2	1:K:2108:ARG:H	1.69	0.41
1:E:2021:MET:HE3	1:E:2252:ILE:CD1	2.51	0.41
1:I:3162:LEU:HD23	1:I:3162:LEU:N	2.36	0.41
1:B:2103:ASP:HB2	1:B:2104:PRO:HD2	2.04	0.40
1:G:1079:ASN:O	1:G:1079:ASN:CG	2.60	0.40
1:L:3014:ALA:C	1:L:3016:ARG:H	2.23	0.40
1:F:3083:GLU:HB3	1:F:3218:ALA:HB3	2.03	0.40
1:F:3162:LEU:HD23	1:F:3162:LEU:N	2.36	0.40
1:H:2013:ALA:O	1:H:2014:ALA:HB3	2.22	0.40
1:I:3083:GLU:HB3	1:I:3218:ALA:HB3	2.03	0.40
1:L:3186:PRO:O	1:L:3187:GLN:CB	2.69	0.40
1:B:2318:LYS:NZ	1:I:3098:ARG:NH2	2.65	0.40
1:F:3352:THR:O	1:F:3353:LEU:HG	2.22	0.40
1:H:2103:ASP:HB2	1:H:2104:PRO:HD2	2.03	0.40
1:I:3352:THR:O	1:I:3353:LEU:HG	2.21	0.40
1:D:1098:ARG:NH1	1:I:3305:TYR:OH	2.54	0.40
1:D:1189:LYS:HZ1	1:G:1059:PRO:C	1.91	0.40
1:L:3281:LEU:N	1:L:3281:LEU:CD1	2.85	0.40

There are no symmetry-related clashes.

5.3 Torsion angles (i)

5.3.1 Protein backbone (i)

In the following table, the Percentiles column shows the percent Ramachandran outliers of the chain as a percentile score with respect to all PDB entries followed by that with respect to all EM entries.

The Analysed column shows the number of residues for which the backbone conformation was analysed, and the total number of residues.

Mol	Chain	Analysed	Favoured	Allowed	Outliers	Percentiles	
1	A	369/394 (94%)	349 (95%)	16 (4%)	4 (1%)	14	52
1	B	371/394 (94%)	349 (94%)	21 (6%)	1 (0%)	41	77
1	C	370/394 (94%)	348 (94%)	19 (5%)	3 (1%)	19	60
1	D	367/394 (93%)	347 (95%)	16 (4%)	4 (1%)	14	52
1	E	371/394 (94%)	349 (94%)	21 (6%)	1 (0%)	41	77
1	F	370/394 (94%)	348 (94%)	19 (5%)	3 (1%)	19	60
1	G	369/394 (94%)	349 (95%)	16 (4%)	4 (1%)	14	52
1	H	371/394 (94%)	349 (94%)	21 (6%)	1 (0%)	41	77
1	I	370/394 (94%)	348 (94%)	19 (5%)	3 (1%)	19	60
1	J	369/394 (94%)	349 (95%)	16 (4%)	4 (1%)	14	52
1	K	371/394 (94%)	349 (94%)	21 (6%)	1 (0%)	41	77
1	L	370/394 (94%)	348 (94%)	19 (5%)	3 (1%)	19	60
All	All	4438/4728 (94%)	4182 (94%)	224 (5%)	32 (1%)	26	63

All (32) Ramachandran outliers are listed below:

Mol	Chain	Res	Type
1	A	1185	VAL
1	C	3245	ASN
1	C	3280	ASN
1	C	3312	ASN
1	D	1185	VAL
1	F	3245	ASN
1	F	3280	ASN
1	F	3312	ASN
1	G	1185	VAL
1	I	3245	ASN
1	I	3280	ASN
1	I	3312	ASN
1	J	1185	VAL
1	L	3245	ASN
1	L	3280	ASN
1	L	3312	ASN
1	A	1186	PRO
1	A	1313	PHE
1	D	1186	PRO
1	D	1313	PHE
1	G	1186	PRO
1	G	1313	PHE

Continued on next page...

Continued from previous page...

Mol	Chain	Res	Type
1	J	1186	PRO
1	J	1313	PHE
1	B	2312	ASN
1	D	1384	THR
1	E	2312	ASN
1	H	2312	ASN
1	K	2312	ASN
1	A	1384	THR
1	G	1384	THR
1	J	1384	THR

5.3.2 Protein sidechains (i)

In the following table, the Percentiles column shows the percent sidechain outliers of the chain as a percentile score with respect to all PDB entries followed by that with respect to all EM entries.

The Analysed column shows the number of residues for which the sidechain conformation was analysed, and the total number of residues.

Mol	Chain	Analysed	Rotameric	Outliers	Percentiles	
1	A	292/325 (90%)	290 (99%)	2 (1%)	84	90
1	B	294/325 (90%)	289 (98%)	5 (2%)	60	78
1	C	298/325 (92%)	296 (99%)	2 (1%)	84	90
1	D	291/325 (90%)	289 (99%)	2 (1%)	84	90
1	E	294/325 (90%)	289 (98%)	5 (2%)	60	78
1	F	298/325 (92%)	296 (99%)	2 (1%)	84	90
1	G	292/325 (90%)	290 (99%)	2 (1%)	84	90
1	H	294/325 (90%)	289 (98%)	5 (2%)	60	78
1	I	298/325 (92%)	296 (99%)	2 (1%)	84	90
1	J	292/325 (90%)	290 (99%)	2 (1%)	84	90
1	K	294/325 (90%)	289 (98%)	5 (2%)	60	78
1	L	298/325 (92%)	296 (99%)	2 (1%)	84	90
All	All	3535/3900 (91%)	3499 (99%)	36 (1%)	77	86

All (36) residues with a non-rotameric sidechain are listed below:

Mol	Chain	Res	Type
1	A	1186	PRO
1	A	1315	ASP
1	B	2106	ASN
1	B	2162	LEU
1	B	2265	GLN
1	B	2280	ASN
1	B	2357	ASN
1	C	3162	LEU
1	C	3355	TYR
1	D	1186	PRO
1	D	1315	ASP
1	E	2106	ASN
1	E	2162	LEU
1	E	2265	GLN
1	E	2280	ASN
1	E	2357	ASN
1	F	3162	LEU
1	F	3355	TYR
1	G	1186	PRO
1	G	1315	ASP
1	H	2106	ASN
1	H	2162	LEU
1	H	2265	GLN
1	H	2280	ASN
1	H	2357	ASN
1	I	3162	LEU
1	I	3355	TYR
1	J	1186	PRO
1	J	1315	ASP
1	K	2106	ASN
1	K	2162	LEU
1	K	2265	GLN
1	K	2280	ASN
1	K	2357	ASN
1	L	3162	LEU
1	L	3355	TYR

Sometimes sidechains can be flipped to improve hydrogen bonding and reduce clashes. All (111) such sidechains are listed below:

Mol	Chain	Res	Type
1	A	1041	GLN
1	A	1061	ASN
1	A	1079	ASN

Continued on next page...

Continued from previous page...

Mol	Chain	Res	Type
1	A	1080	HIS
1	A	1106	ASN
1	A	1190	GLN
1	A	1200	ASN
1	A	1271	ASN
1	A	1280	ASN
1	A	1304	ASN
1	A	1345	ASN
1	A	1363	ASN
1	B	2024	ASN
1	B	2033	GLN
1	B	2041	GLN
1	B	2080	HIS
1	B	2107	GLN
1	B	2190	GLN
1	B	2200	ASN
1	B	2265	GLN
1	B	2345	ASN
1	B	2357	ASN
1	B	2369	GLN
1	C	3041	GLN
1	C	3080	HIS
1	C	3271	ASN
1	C	3345	ASN
1	C	3354	GLN
1	D	1041	GLN
1	D	1061	ASN
1	D	1079	ASN
1	D	1080	HIS
1	D	1106	ASN
1	D	1190	GLN
1	D	1200	ASN
1	D	1280	ASN
1	D	1345	ASN
1	D	1369	GLN
1	E	2024	ASN
1	E	2033	GLN
1	E	2041	GLN
1	E	2045	GLN
1	E	2080	HIS
1	E	2106	ASN
1	E	2107	GLN

Continued on next page...

Continued from previous page...

Mol	Chain	Res	Type
1	E	2190	GLN
1	E	2200	ASN
1	E	2265	GLN
1	E	2345	ASN
1	E	2357	ASN
1	F	3041	GLN
1	F	3080	HIS
1	F	3271	ASN
1	F	3345	ASN
1	F	3354	GLN
1	G	1040	GLN
1	G	1041	GLN
1	G	1061	ASN
1	G	1079	ASN
1	G	1080	HIS
1	G	1106	ASN
1	G	1190	GLN
1	G	1200	ASN
1	G	1280	ASN
1	G	1345	ASN
1	H	2024	ASN
1	H	2033	GLN
1	H	2041	GLN
1	H	2061	ASN
1	H	2080	HIS
1	H	2106	ASN
1	H	2107	GLN
1	H	2190	GLN
1	H	2200	ASN
1	H	2265	GLN
1	H	2345	ASN
1	H	2357	ASN
1	I	3041	GLN
1	I	3061	ASN
1	I	3080	HIS
1	I	3190	GLN
1	I	3271	ASN
1	I	3345	ASN
1	I	3354	GLN
1	I	3370	ASN
1	J	1041	GLN
1	J	1061	ASN

Continued on next page...

Continued from previous page...

Mol	Chain	Res	Type
1	J	1079	ASN
1	J	1080	HIS
1	J	1106	ASN
1	J	1190	GLN
1	J	1200	ASN
1	J	1280	ASN
1	J	1345	ASN
1	K	2024	ASN
1	K	2033	GLN
1	K	2040	GLN
1	K	2041	GLN
1	K	2061	ASN
1	K	2080	HIS
1	K	2107	GLN
1	K	2190	GLN
1	K	2200	ASN
1	K	2265	GLN
1	K	2345	ASN
1	K	2357	ASN
1	L	3041	GLN
1	L	3080	HIS
1	L	3271	ASN
1	L	3345	ASN
1	L	3354	GLN

5.3.3 RNA (i)

There are no RNA molecules in this entry.

5.4 Non-standard residues in protein, DNA, RNA chains (i)

There are no non-standard protein/DNA/RNA residues in this entry.

5.5 Carbohydrates (i)

There are no monosaccharides in this entry.

5.6 Ligand geometry (i)

There are no ligands in this entry.

5.7 Other polymers (i)

There are no such residues in this entry.

5.8 Polymer linkage issues (i)

There are no chain breaks in this entry.

6 Map visualisation (i)

This section contains visualisations of the EMDB entry EMD-1012. These allow visual inspection of the internal detail of the map and identification of artifacts.

No raw map or half-maps were deposited for this entry and therefore no images, graphs, etc. pertaining to the raw map can be shown.

6.1 Orthogonal projections (i)

6.1.1 Primary map



X



Y



Z

The images above show the map projected in three orthogonal directions.

6.2 Central slices (i)

6.2.1 Primary map

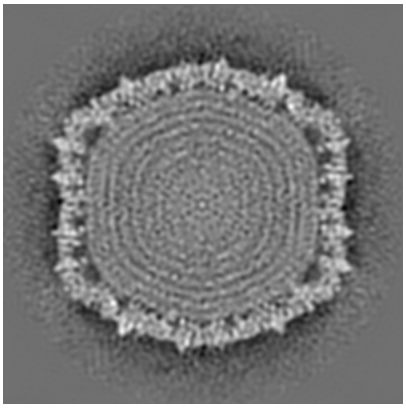

X Index: 128

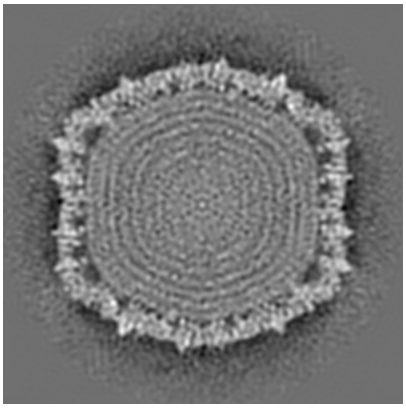

Y Index: 128

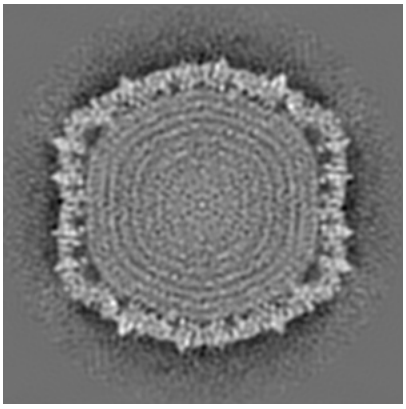

Z Index: 128

The images above show central slices of the map in three orthogonal directions.

6.3 Largest variance slices (i)

6.3.1 Primary map

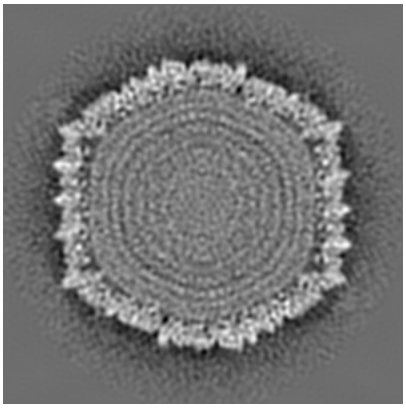
X Index: 113

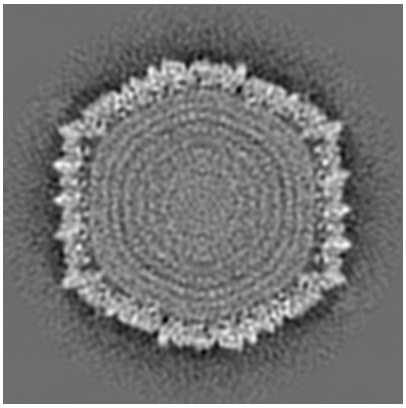
Y Index: 113

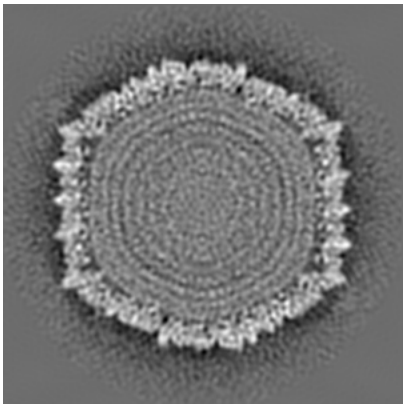
Z Index: 113

The images above show the largest variance slices of the map in three orthogonal directions.

6.4 Orthogonal standard-deviation projections (False-color) (i)

6.4.1 Primary map


X


Y


Z

The images above show the map standard deviation projections with false color in three orthogonal directions. Minimum values are shown in green, max in blue, and dark to light orange shades represent small to large values respectively.

6.5 Orthogonal surface views (i)

6.5.1 Primary map

X

Y

Z

The images above show the 3D surface view of the map at the recommended contour level 8520.0. These images, in conjunction with the slice images, may facilitate assessment of whether an appropriate contour level has been provided.

6.6 Mask visualisation (i)

This section was not generated. No masks/segmentation were deposited.

7 Map analysis (i)

This section contains the results of statistical analysis of the map.

7.1 Map-value distribution (i)

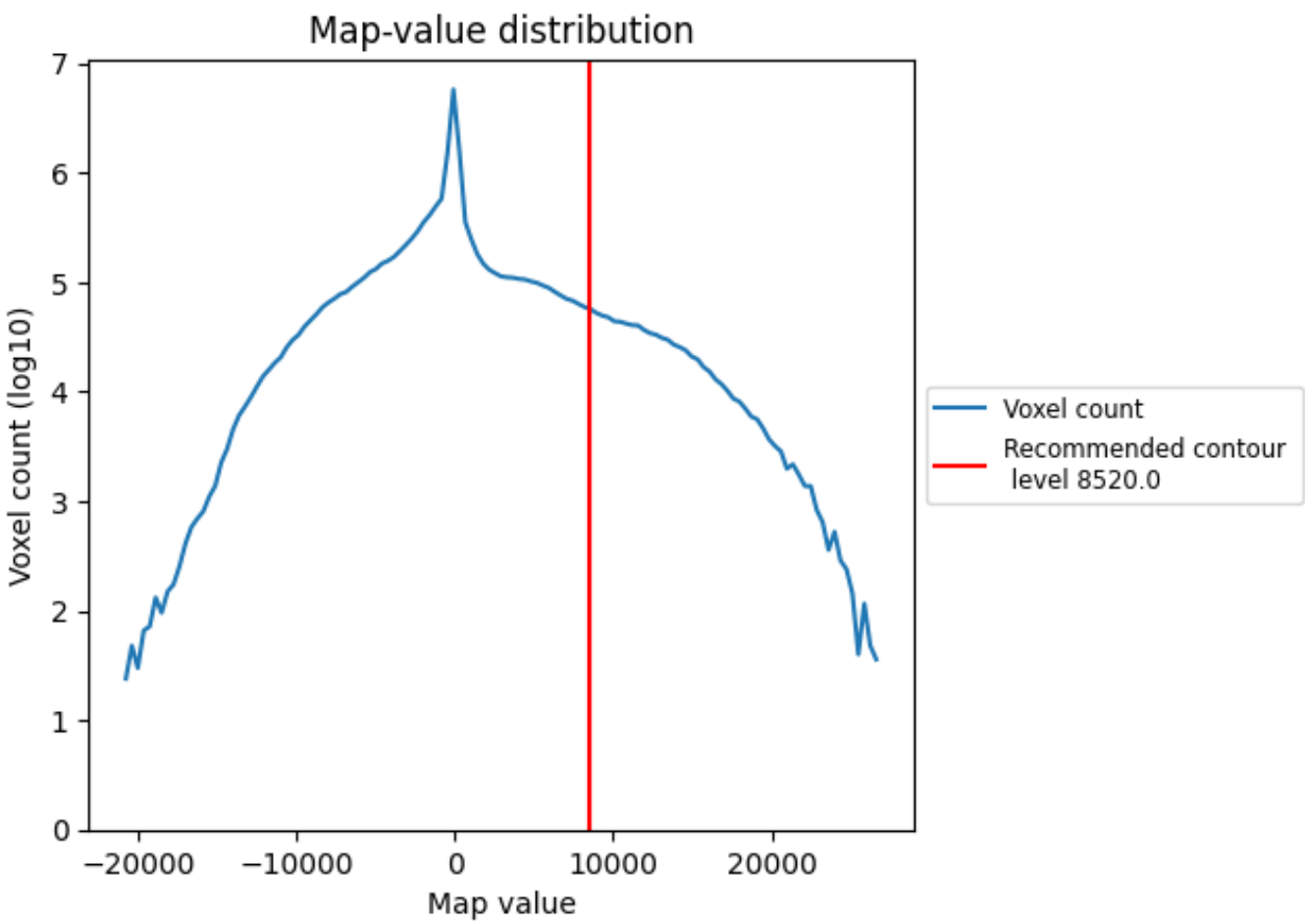

The map-value distribution is plotted in 128 intervals along the x-axis. The y-axis is logarithmic. A spike in this graph at zero usually indicates that the volume has been masked.

7.2 Volume estimate (i)

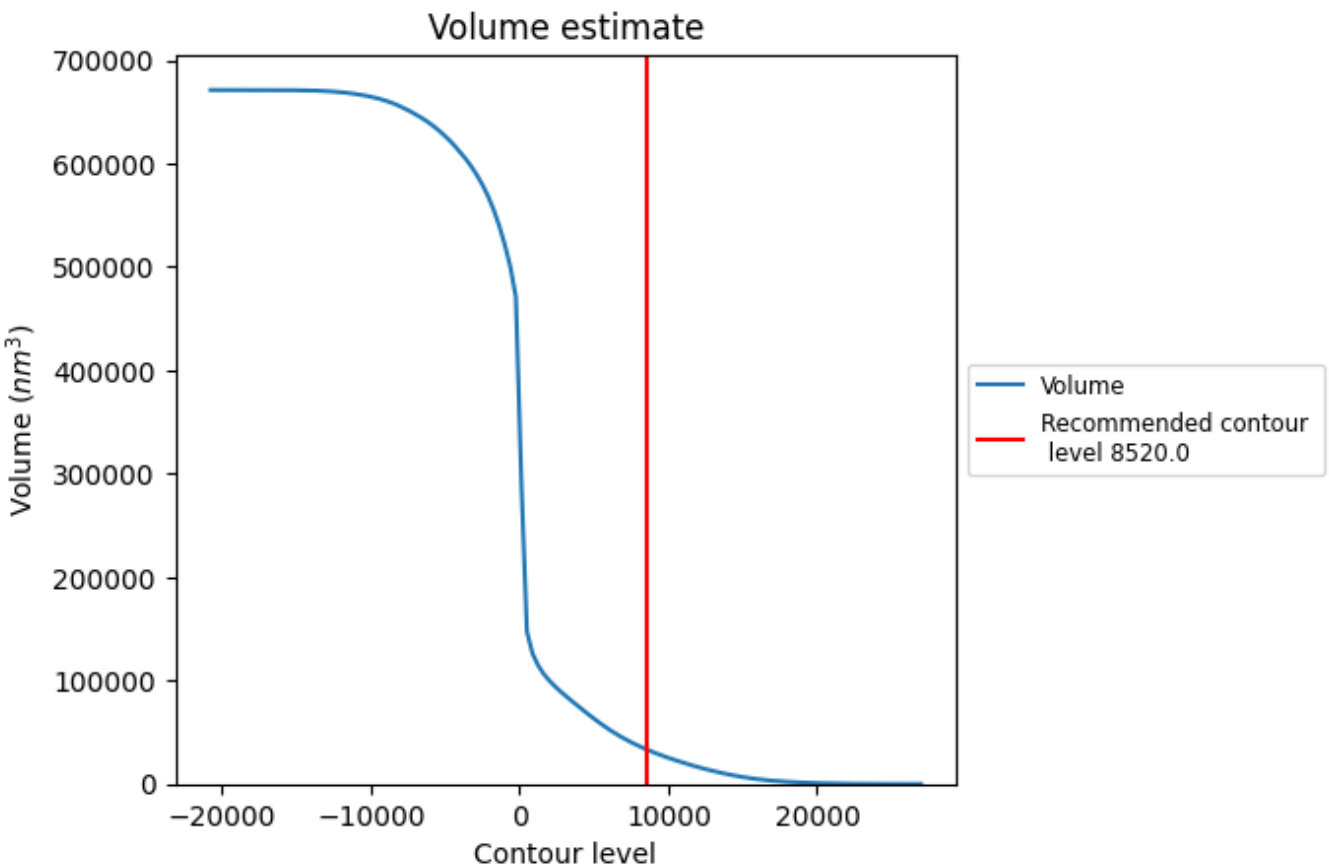

The volume at the recommended contour level is 33517 nm^3; this corresponds to an approximate mass of 30277 kDa.

The volume estimate graph shows how the enclosed volume varies with the contour level. The recommended contour level is shown as a vertical line and the intersection between the line and the curve gives the volume of the enclosed surface at the given level.

7.3 Rotationally averaged power spectrum (i)

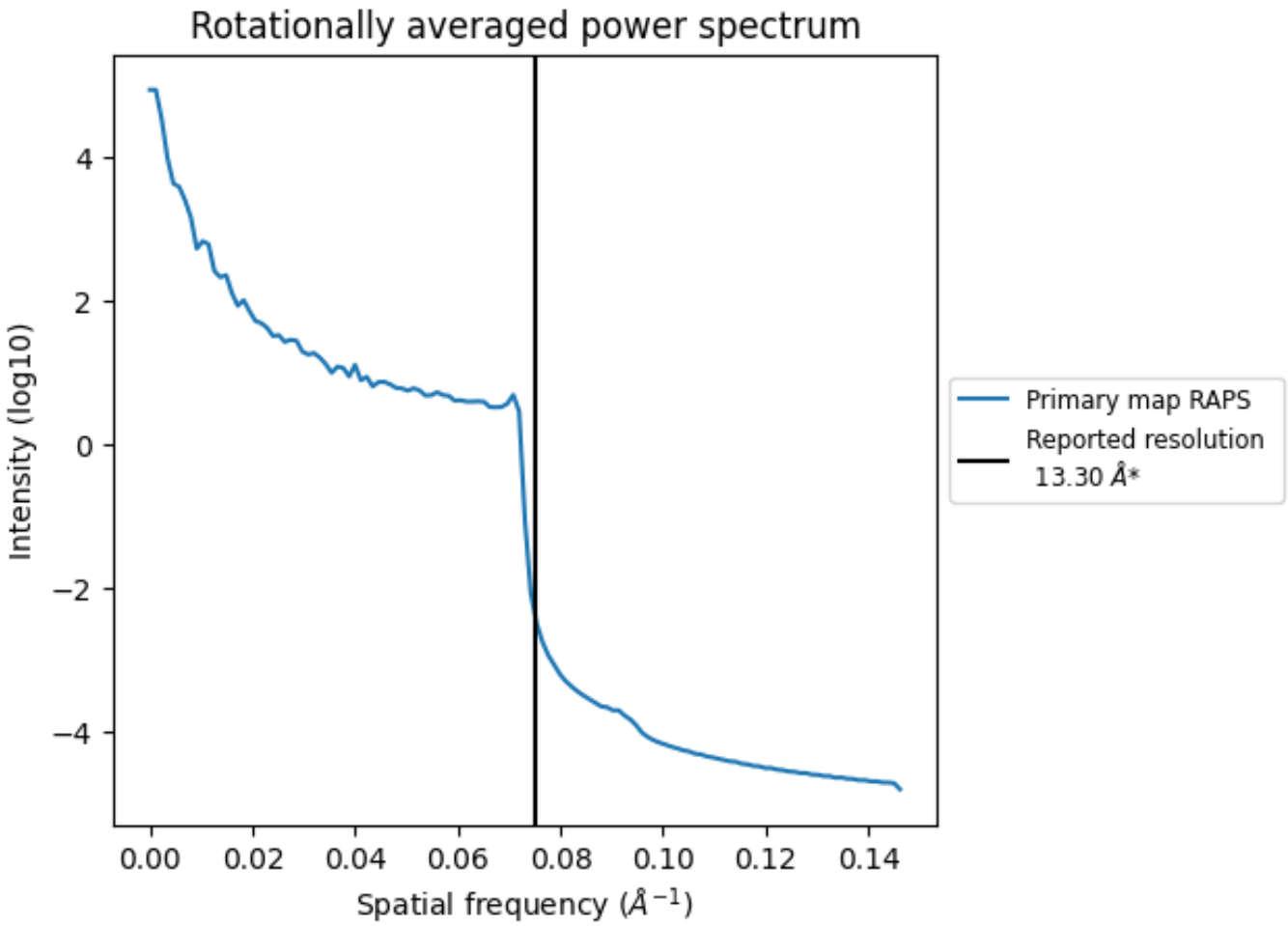

*Reported resolution corresponds to spatial frequency of 0.075 Å^{-1}

8 Fourier-Shell correlation (i)

This section was not generated. No FSC curve or half-maps provided.

9 Map-model fit (i)

This section contains information regarding the fit between EMDB map EMD-1012 and PDB model 1GW8. Per-residue inclusion information can be found in section 3 on page 5.

9.1 Map-model overlays

9.1.1 Map-model overlay (i)



X



Y

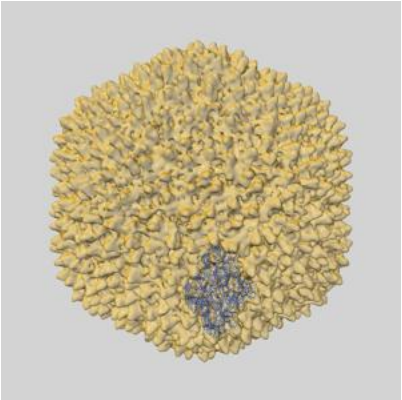

Z

9.1.2 Map-model assembly overlay (i)



X



Y



Z

The images above show the 3D surface view of the map at the recommended contour level 8520.0 at 50% transparency in yellow overlaid with a ribbon representation of the model coloured in blue. These images allow for the visual assessment of the quality of fit between the atomic model and the map.

9.2 Q-score mapped to coordinate model (i)

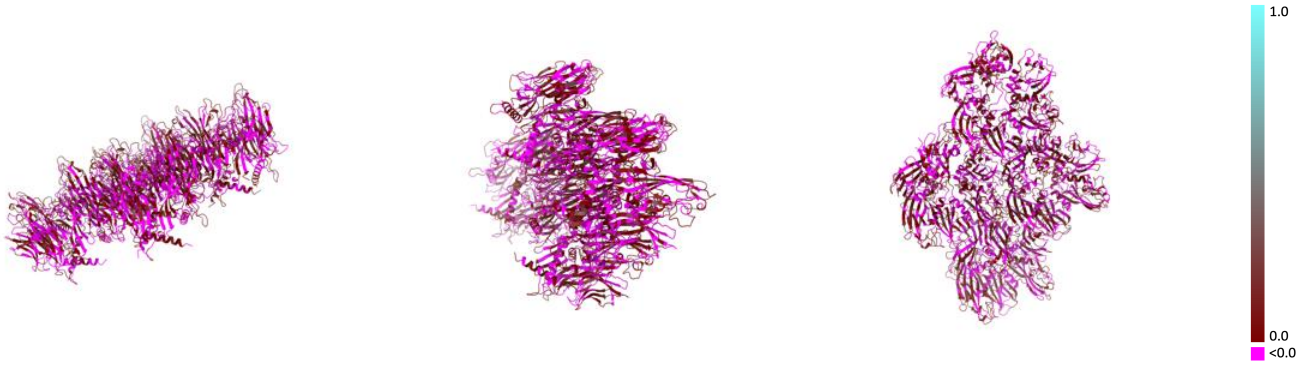

X Y Z

The images above show the model with each residue coloured according its Q-score. This shows their resolvability in the map with higher Q-score values reflecting better resolvability. Please note: Q-score is calculating the resolvability of atoms, and thus high values are only expected at resolutions at which atoms can be resolved. Low Q-score values may therefore be expected for many entries.

9.3 Atom inclusion mapped to coordinate model (i)

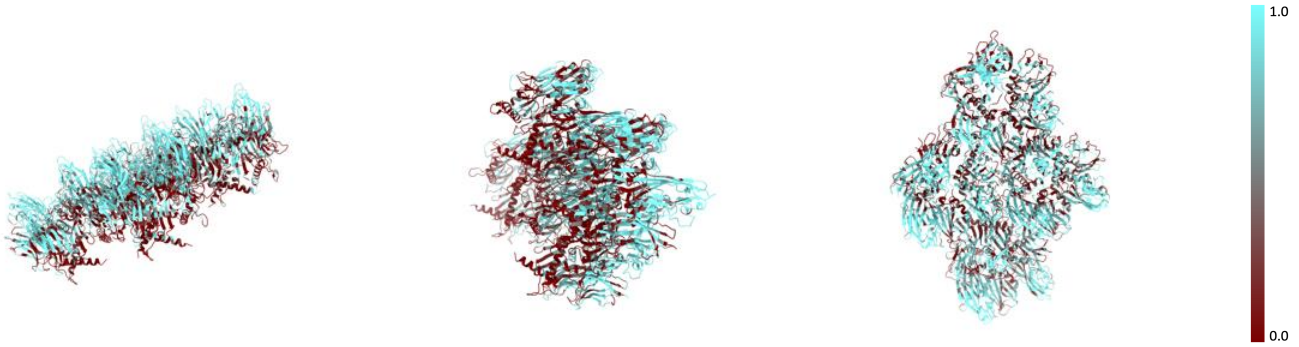

X Y Z

The images above show the model with each residue coloured according to its atom inclusion. This shows to what extent they are inside the map at the recommended contour level (8520.0).

9.4 Atom inclusion (i)

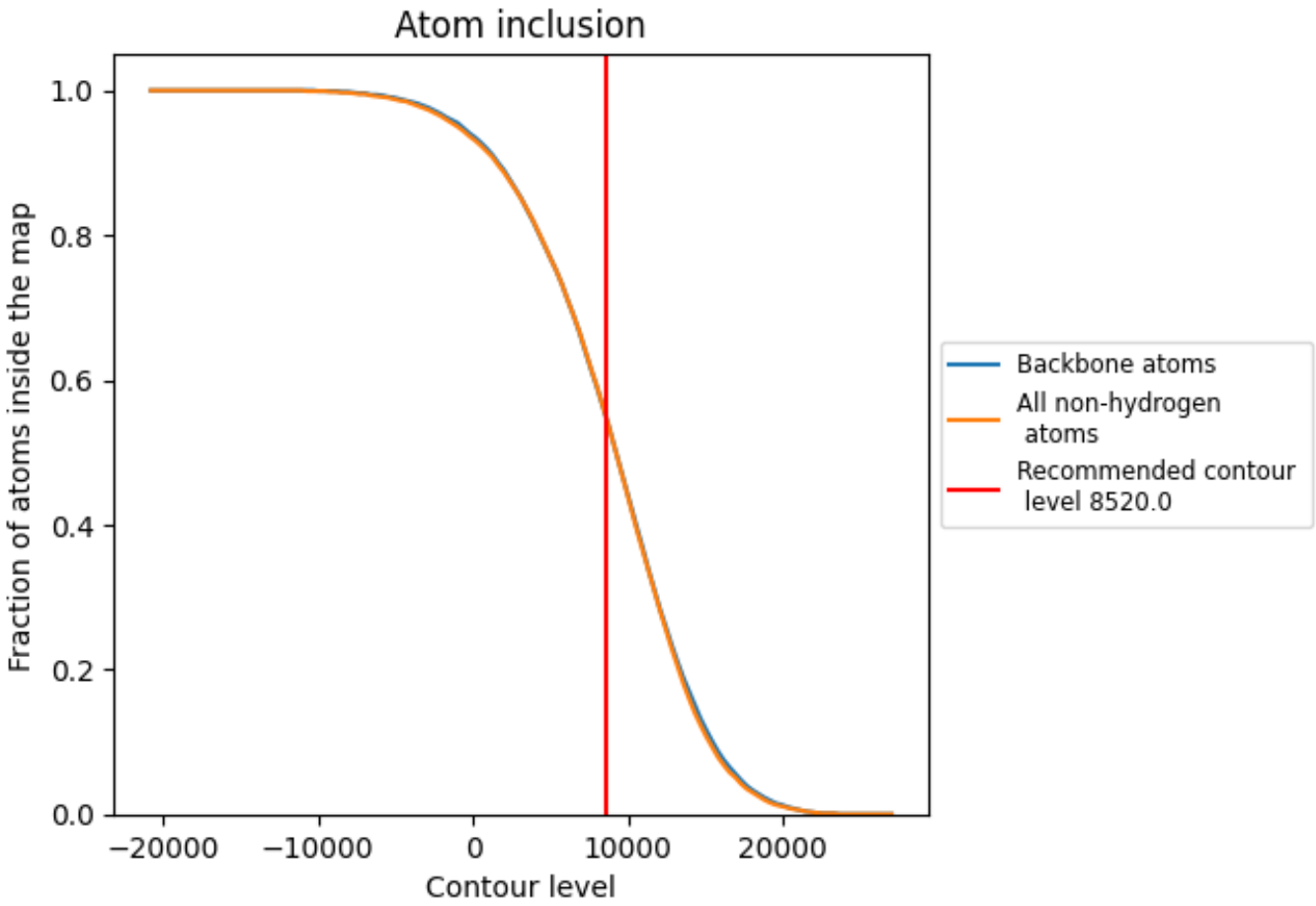

At the recommended contour level, 55% of all backbone atoms, 55% of all non-hydrogen atoms, are inside the map.

9.5 Map-model fit summary (i)

The table lists the average atom inclusion at the recommended contour level (8520.0) and Q-score for the entire model and for each chain.

Chain	Atom inclusion	Q-score
All	0.5540	0.0180
A	0.5860	0.0280
B	0.5800	0.0170
C	0.5570	0.0110
D	0.5840	0.0240
E	0.5450	0.0170
F	0.5390	0.0150
G	0.5260	0.0170
H	0.5740	0.0240
I	0.5190	0.0200
J	0.5270	0.0130
K	0.5310	0.0160
L	0.5830	0.0170