Full wwPDB X-ray Structure Validation Report (i)

Sep 5, 2023 – 08:18 PM EDT

PDB ID	:	4ERP
Title	:	Crystal structure of a gemcitabine-diphosphate inhibited E. coli class Ia ribonucleotide reductase complex
Authors	:	Zimanyi, C.M.; Drennan, C.L.
Deposited on	:	2012-04-20
Resolution	:	4.45 Å(reported)

This is a Full wwPDB X-ray Structure Validation Report for a publicly released PDB entry.

We welcome your comments at *validation@mail.wwpdb.org*
A user guide is available at
https://www.wwpdb.org/validation/2017/XrayValidationReportHelp
with specific help available everywhere you see the (i) symbol.

The types of validation reports are described at
http://www.wwpdb.org/validation/2017/FAQs#types.

The following versions of software and data (see references (i)) were used in the production of this report:

MolProbity	:	4.02b-467
Mogul	:	1.8.5 (274361), CSD as541be (2020)
Xtriage (Phenix)	:	1.13
EDS	:	2.35
buster-report	:	1.1.7 (2018)
Percentile statistics	:	20191225.v01 (using entries in the PDB archive December 25th 2019)
Refmac	:	5.8.0158
CCP4	:	7.0.044 (Gargrove)
Ideal geometry (proteins)	:	Engh & Huber (2001)
Ideal geometry (DNA, RNA)	:	Parkinson et al. (1996)
Validation Pipeline (wwPDB-VP)	:	2.35

1 Overall quality at a glance (i)

The following experimental techniques were used to determine the structure:
X-RAY DIFFRACTION

The reported resolution of this entry is 4.45 Å.

Percentile scores (ranging between 0-100) for global validation metrics of the entry are shown in the following graphic. The table shows the number of entries on which the scores are based.

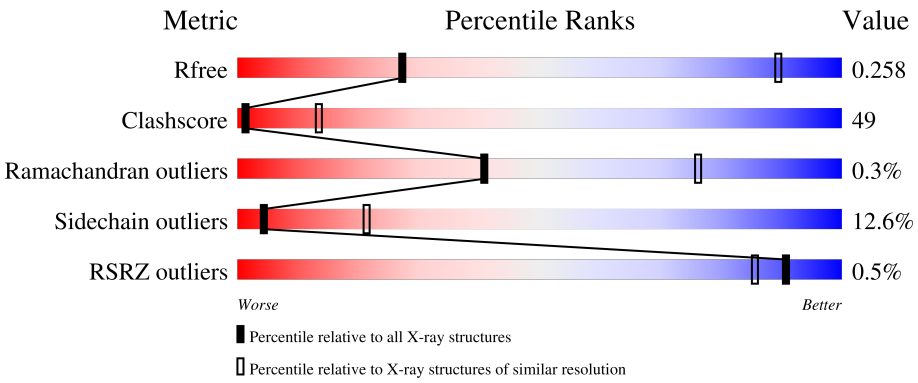

Metric	Whole archive (#Entries)	Similar resolution (#Entries, resolution range(Å))
R_{free}	130704	1051 (5.12-3.80)
Clashscore	141614	1119 (5.12-3.80)
Ramachandran outliers	138981	1065 (5.12-3.80)
Sidechain outliers	138945	1047 (5.12-3.80)
RSRZ outliers	127900	1099 (5.20-3.70)

The table below summarises the geometric issues observed across the polymeric chains and their fit to the electron density. The red, orange, yellow and green segments of the lower bar indicate the fraction of residues that contain outliers for >=3, 2, 1 and 0 types of geometric quality criteria respectively. A grey segment represents the fraction of residues that are not modelled. The numeric value for each fraction is indicated below the corresponding segment, with a dot representing fractions <=5% The upper red bar (where present) indicates the fraction of residues that have poor fit to the electron density. The numeric value is given above the bar.

Mol	Chain	Length	Quality of chain
1	A	761	36% 51% 9% •
1	B	761	% 36% 52% 8% •
1	C	761	39% 49% 8% •
1	D	761	35% 54% 9% •
2	E	375	% 39% 51% • 6%

Continued on next page...

Continued from previous page...

Mol	Chain	Length	Quality of chain
2	F	375	% 41% 50% 5% 5%
2	G	375	% 42% 48% 6% 5%
2	H	375	% 37% 52% 6% 5%

The following table lists non-polymeric compounds, carbohydrate monomers and non-standard residues in protein, DNA, RNA chains that are outliers for geometric or electron-density-fit criteria:

Mol	Type	Chain	Res	Chirality	Geometry	Clashes	Electron density
3	ATP	B	801	-	-	X	-
3	ATP	C	801	-	-	X	-
3	ATP	D	801	-	-	X	-

2 Entry composition (i)

There are 5 unique types of molecules in this entry. The entry contains 35205 atoms, of which 0 are hydrogens and 0 are deuteriums.

In the tables below, the ZeroOcc column contains the number of atoms modelled with zero occupancy, the AltConf column contains the number of residues with at least one atom in alternate conformation and the Trace column contains the number of residues modelled with at most 2 atoms.

- Molecule 1 is a protein called Ribonucleoside-diphosphate reductase 1 subunit alpha.

Mol	Chain	Residues	Atoms					ZeroOcc	AltConf	Trace
			Total	C	N	O	S			
1	A	734	5845	3712	1004	1105	24	0	0	0
1	B	735	5850	3715	1005	1106	24	0	0	0
1	C	733	5841	3710	1003	1104	24	0	0	0
1	D	736	5859	3720	1007	1108	24	0	0	0

- Molecule 2 is a protein called Ribonucleoside-diphosphate reductase 1 subunit beta.

Mol	Chain	Residues	Atoms					ZeroOcc	AltConf	Trace
			Total	C	N	O	S			
2	E	354	2900	1850	480	557	13	0	0	0
2	F	358	2930	1867	486	564	13	0	0	0
2	G	357	2922	1863	483	563	13	0	0	0
2	H	356	2914	1857	483	561	13	0	0	0

- Molecule 3 is ADENOSINE-5'-TRIPHOSPHATE (three-letter code: ATP) (formula: $C_{10}H_{16}N_5O_{13}P_3$).

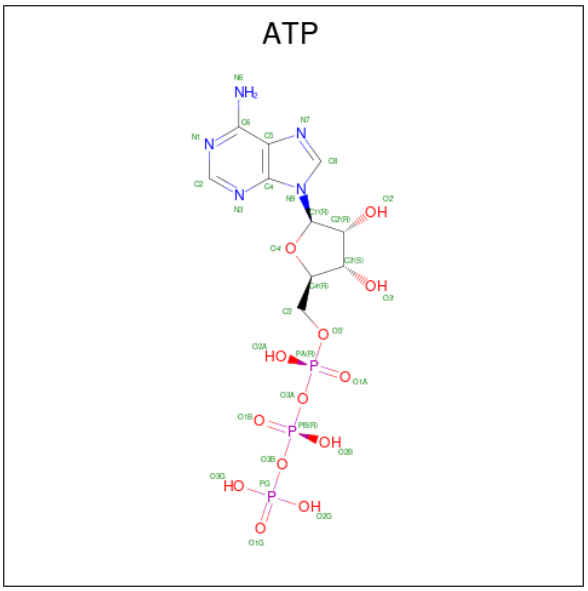

Mol	Chain	Residues	Atoms					ZeroOcc	AltConf
3	A	1	Total	C	N	O	P	0	0
			31	10	5	13	3		
3	B	1	Total	C	N	O	P	0	0
			31	10	5	13	3		
3	C	1	Total	C	N	O	P	0	0
			31	10	5	13	3		
3	D	1	Total	C	N	O	P	0	0
			31	10	5	13	3		

- Molecule 4 is MU-OXO-DIIRON (three-letter code: FEO) (formula: Fe_2O).

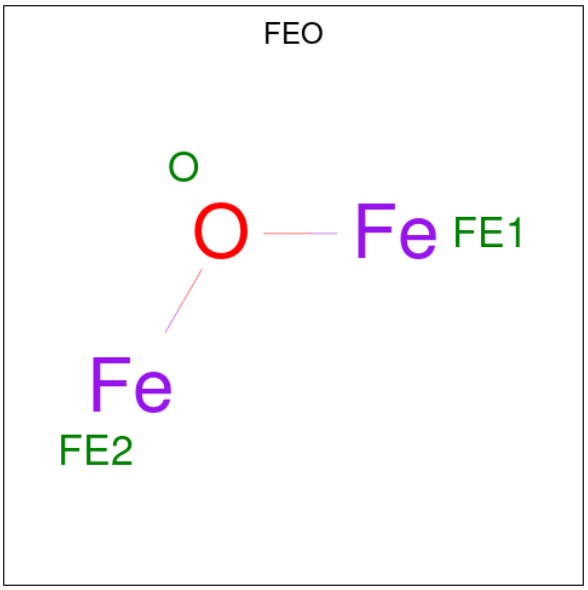

Mol	Chain	Residues	Atoms			ZeroOcc	AltConf
			Total	Fe	O		
4	E	1	3	2	1	0	0
4	F	1	3	2	1	0	0
4	G	1	3	2	1	0	0
4	H	1	3	2	1	0	0

- Molecule 5 is water.

Mol	Chain	Residues	Atoms		ZeroOcc	AltConf
			Total	O		
5	E	2	2	2	0	0
5	F	2	2	2	0	0
5	G	2	2	2	0	0
5	H	2	2	2	0	0

3 Residue-property plots (i)

These plots are drawn for all protein, RNA, DNA and oligosaccharide chains in the entry. The first graphic for a chain summarises the proportions of the various outlier classes displayed in the second graphic. The second graphic shows the sequence view annotated by issues in geometry and electron density. Residues are color-coded according to the number of geometric quality criteria for which they contain at least one outlier: green = 0, yellow = 1, orange = 2 and red = 3 or more. A red dot above a residue indicates a poor fit to the electron density (RSRZ > 2). Stretches of 2 or more consecutive residues without any outlier are shown as a green connector. Residues present in the sample, but not in the model, are shown in grey.

• Molecule 1: Ribonucleoside-diphosphate reductase 1 subunit alpha

Chain A: 36% 51% 9% •

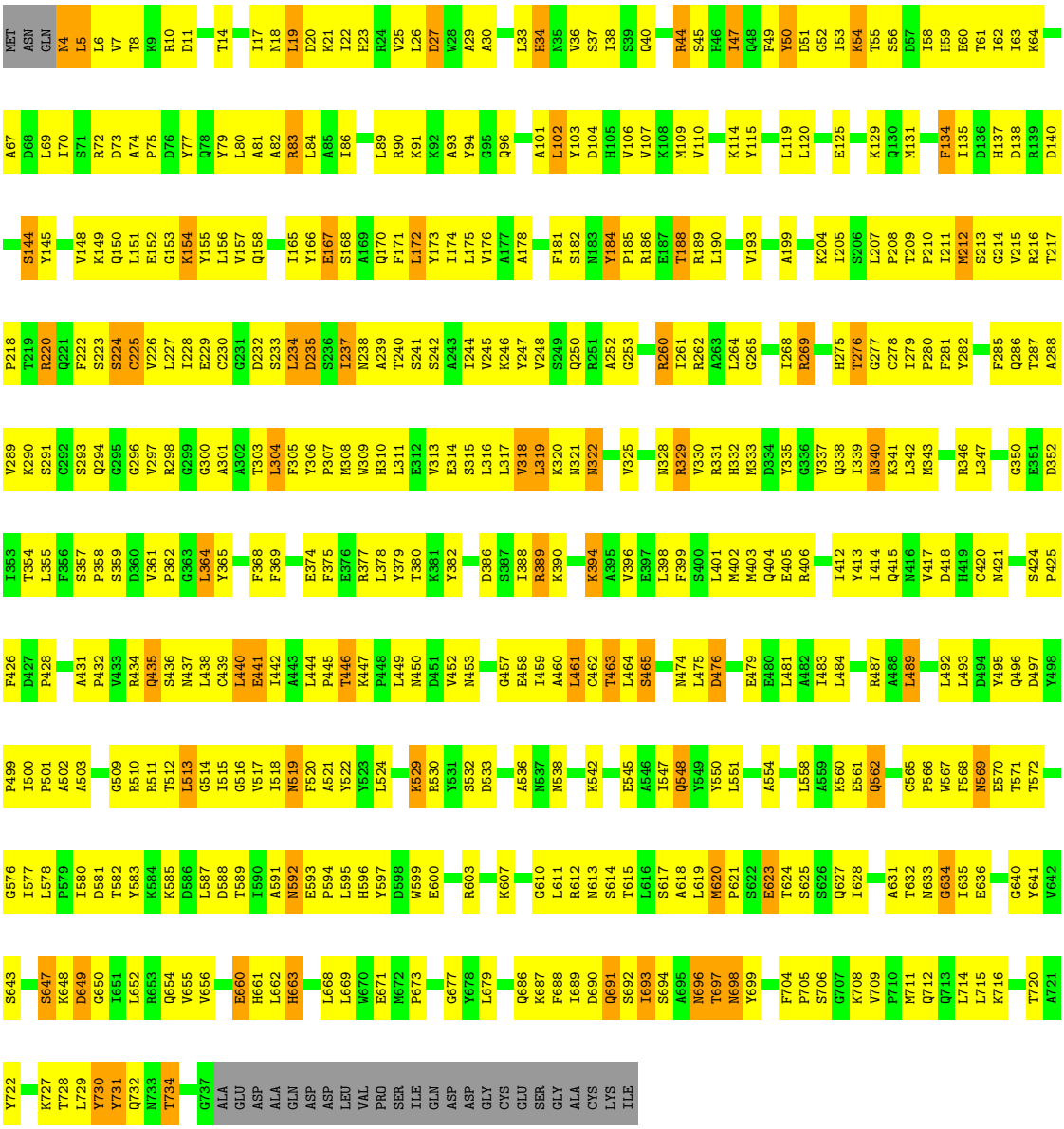

• Molecule 1: Ribonucleoside-diphosphate reductase 1 subunit alpha

Chain B:

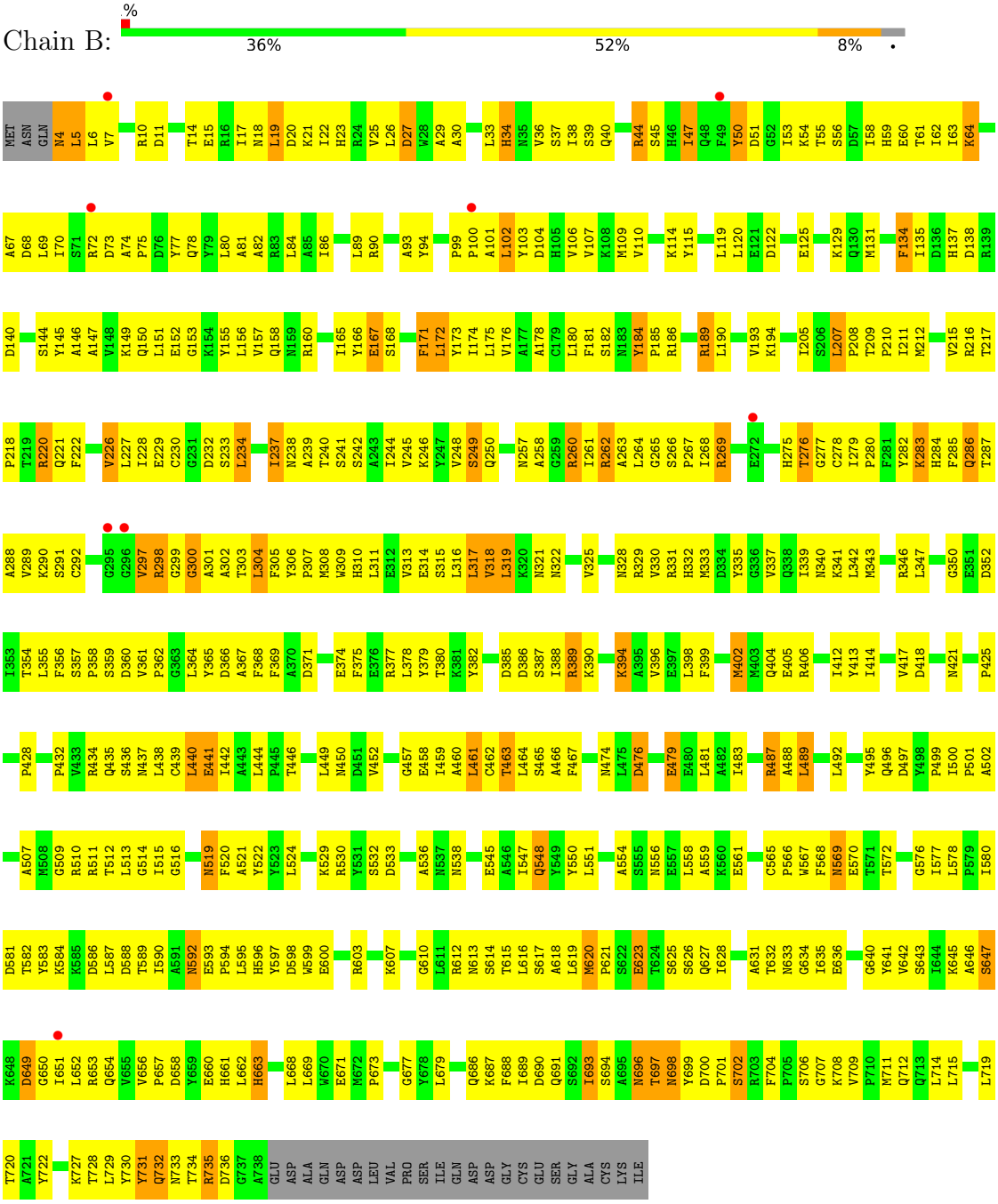

• Molecule 1: Ribonucleoside-diphosphate reductase 1 subunit alpha

Chain C:

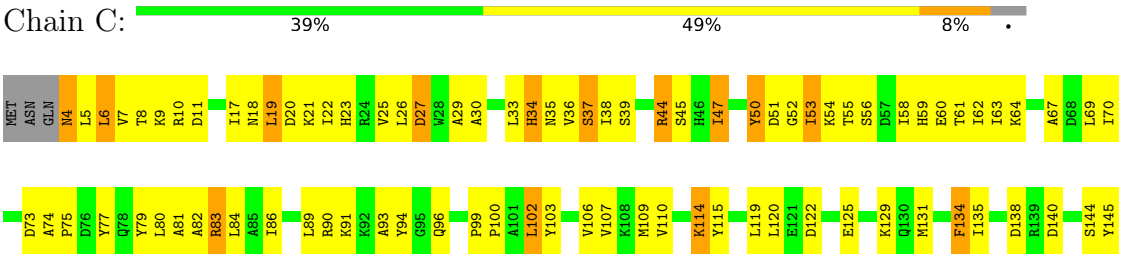

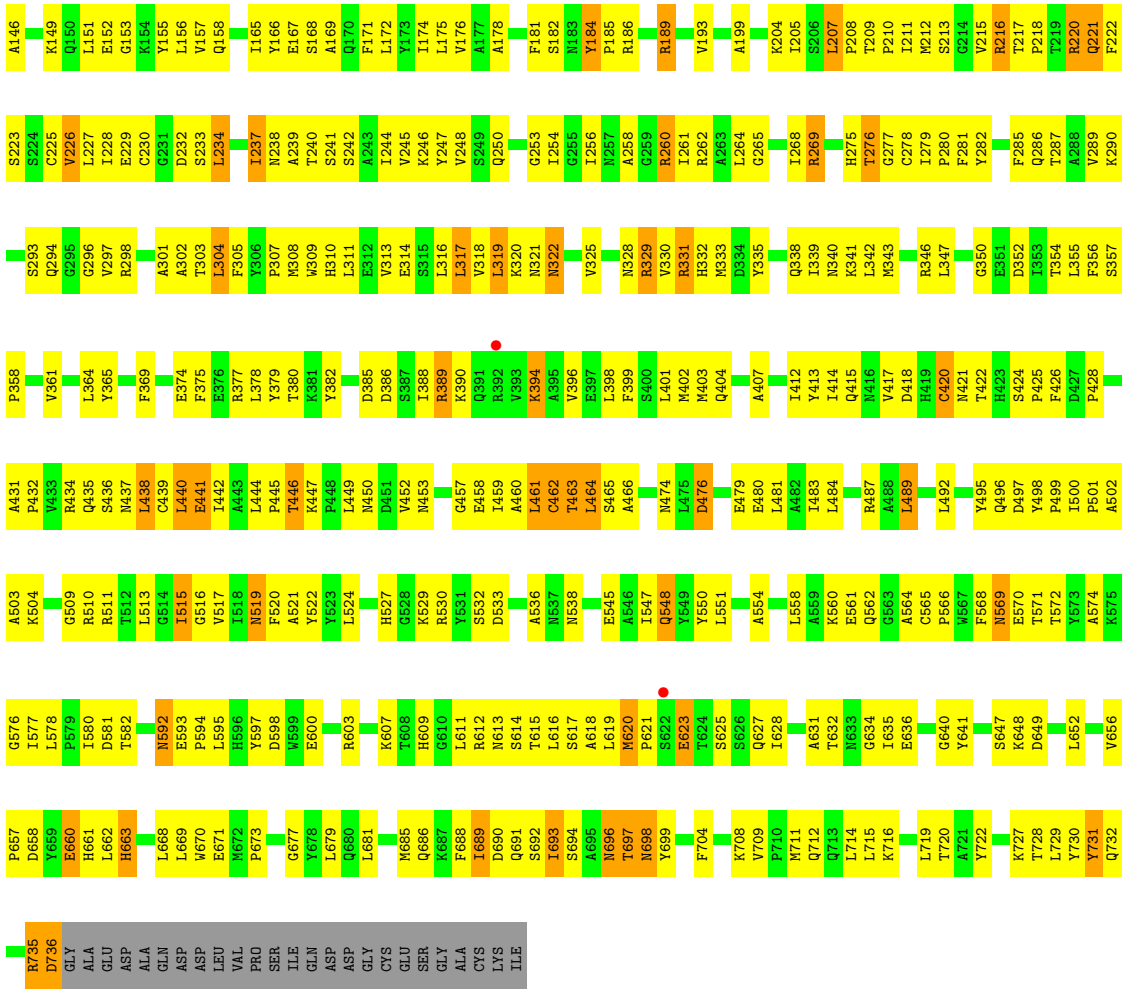

• Molecule 1: Ribonucleoside-diphosphate reductase 1 subunit alpha

Chain D:

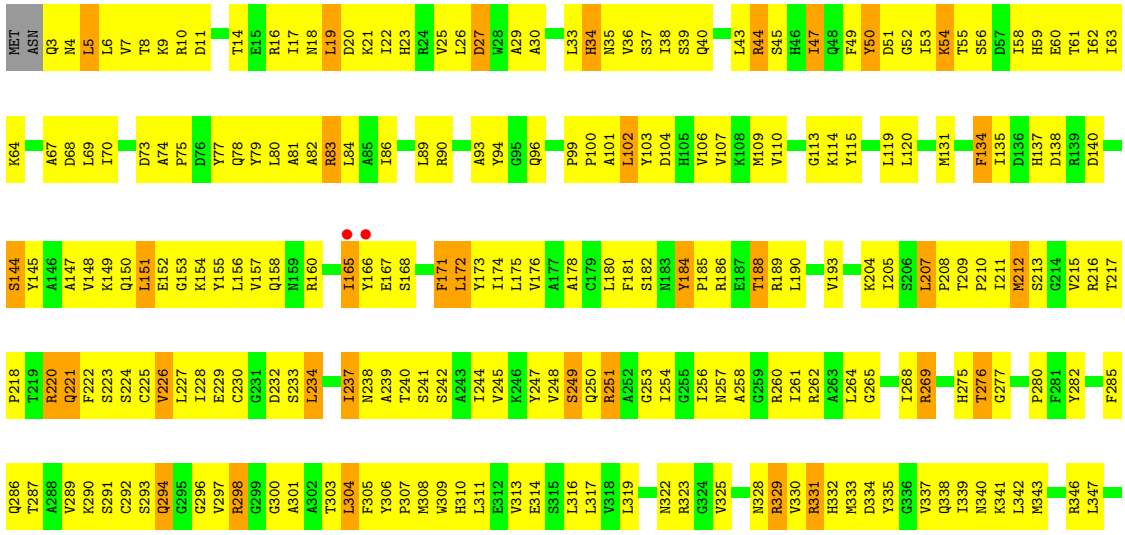

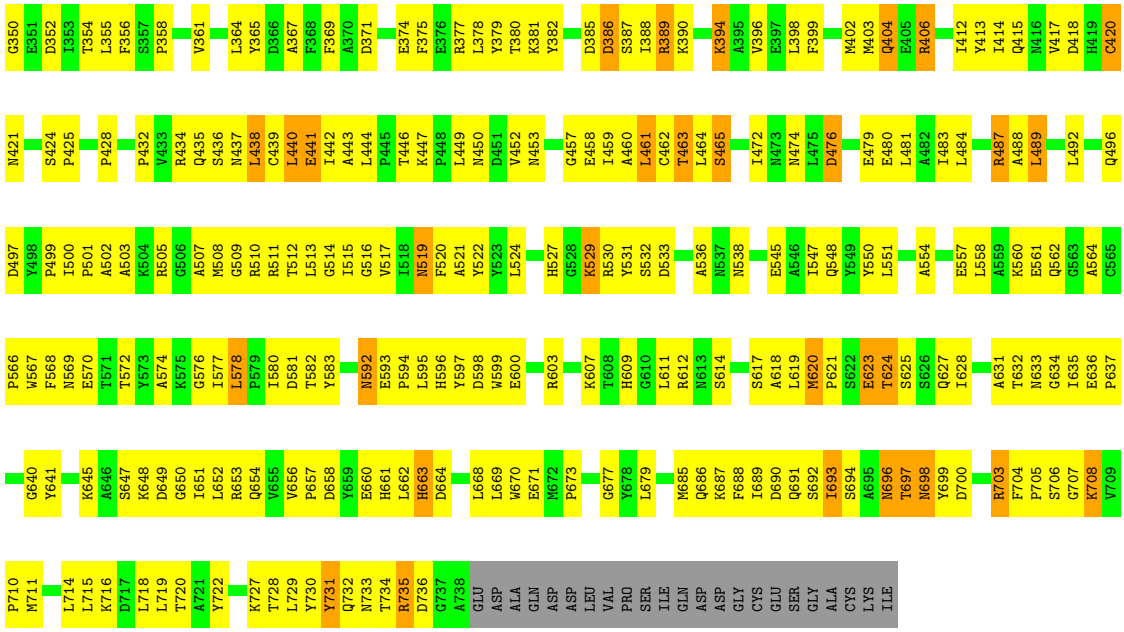

- Molecule 2: Ribonucleoside-diphosphate reductase 1 subunit beta

Chain E:

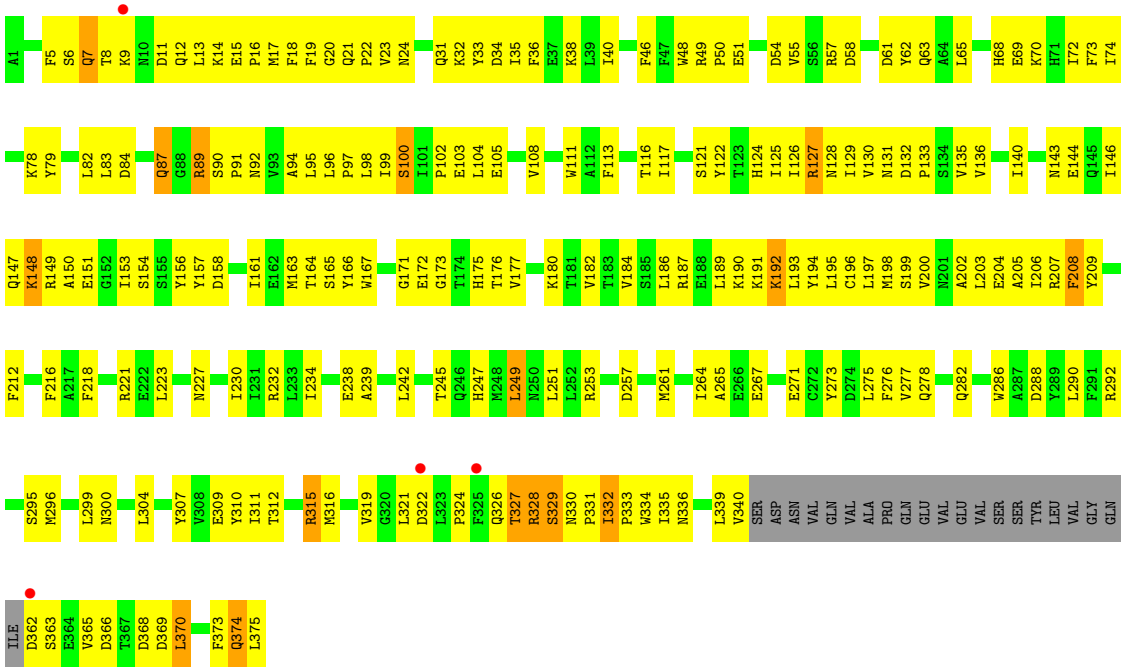

- Molecule 2: Ribonucleoside-diphosphate reductase 1 subunit beta

Chain F:

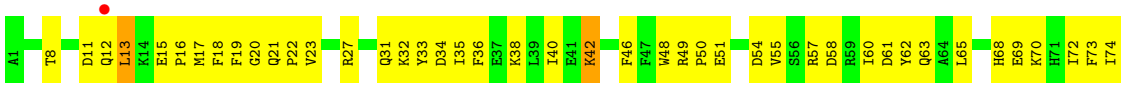

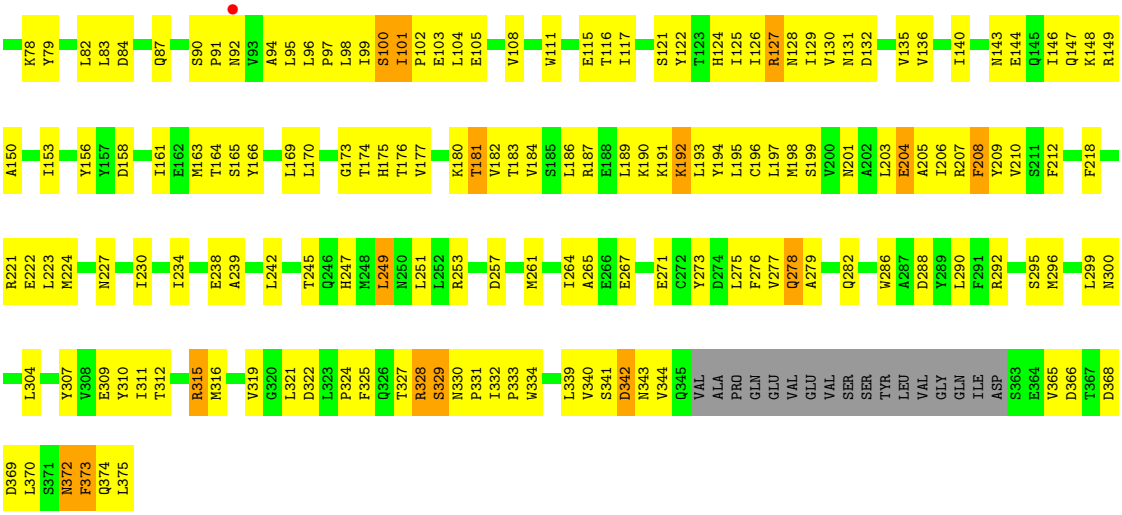

• Molecule 2: Ribonucleoside-diphosphate reductase 1 subunit beta

Chain G:

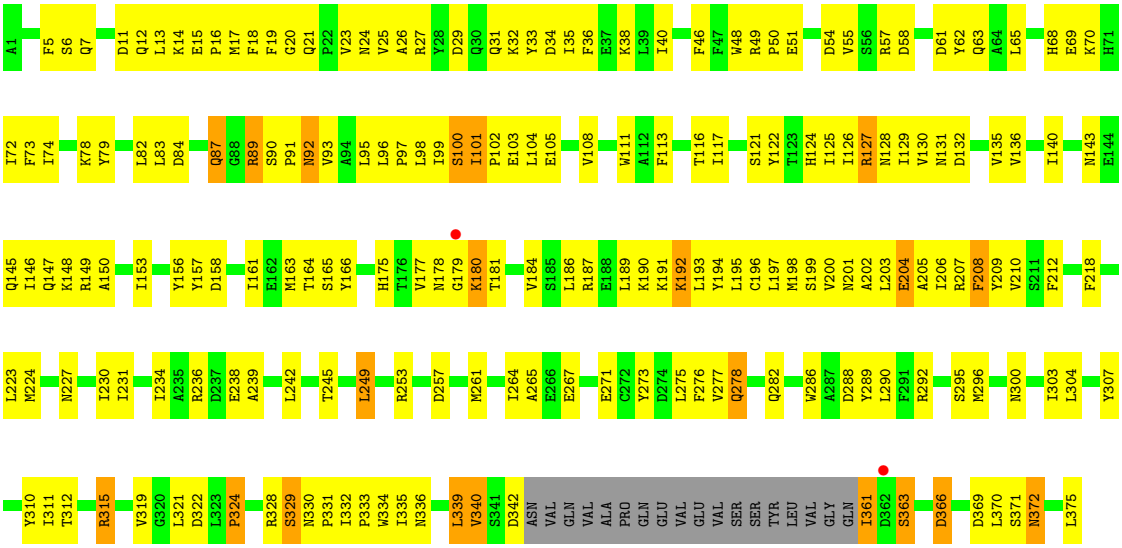

• Molecule 2: Ribonucleoside-diphosphate reductase 1 subunit beta

Chain H:

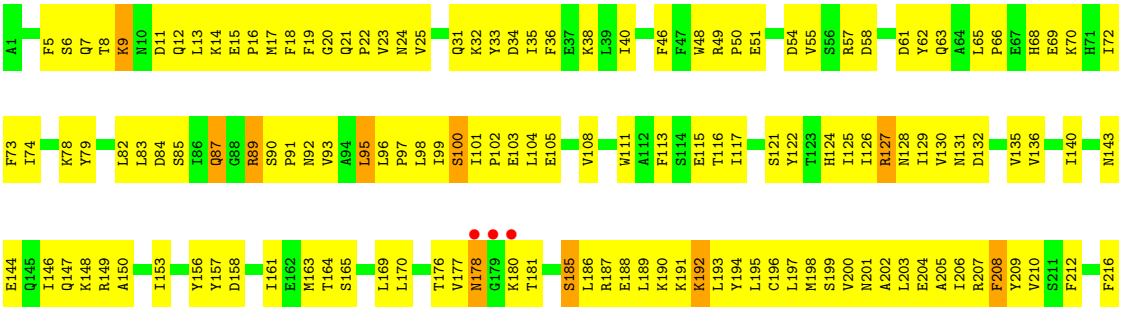

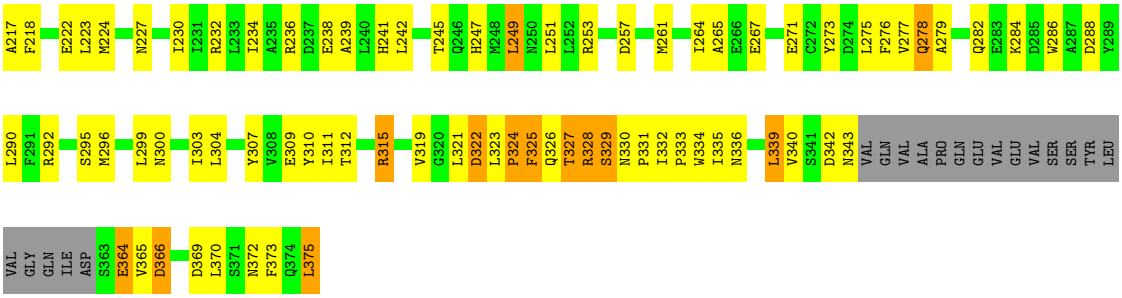
A217
F218
E222
L223
M224
N227
I230
I231
R232
L233
I234
A235
R236
D237
E238
A239
L240
H241
L242
T245
Q246
H247
M248
L249
N250
L251
L252
R253
D257
M261
I264
A265
E266
E267
E271
C272
Y273
D274
L275
F276
V277
Q278
A279
Q282
E283
K284
D285
W286
A287
D288
Y289
L290
F291
R292
S295
M296
L299
N300
I303
L304
Y307
V308
E309
Y310
I311
T312
R315
V319
G320
L321
D322
L323
P324
F325
Q326
T327
R328
S329
N330
P331
I332
P333
W334
I335
N336
L339
V340
S341
D342
N343
VAL
GLN
VAL
ALA
PRO
GLN
GLU
VAL
GLU
VAL
SER
SER
TYR
LEU
VAL
GLY
GLN
ILE
ASP
S363
E364
V365
D366
D369
L370
S371
N372
F373
Q374
L375

4 Data and refinement statistics (i)

Property	Value	Source
Space group	C 2 2 21	Depositor
Cell constants a, b, c, α, β, γ	128.67Å 398.91Å 319.44Å 90.00° 90.00° 90.00°	Depositor
Resolution (Å)	50.00 – 4.45 49.54 – 4.44	Depositor EDS
% Data completeness (in resolution range)	82.3 (50.00-4.45) 81.8 (49.54-4.44)	Depositor EDS
R_{merge}	(Not available)	Depositor
R_{sym}	(Not available)	Depositor
$< I/\sigma(I) >$ [1]	2.75 (at 4.45Å)	Xtriage
Refinement program	CNS	Depositor
R, R_{free}	0.233 , 0.267 0.226 , 0.258	Depositor DCC
R_{free} test set	2334 reflections (5.06%)	wwPDB-VP
Wilson B-factor (Å^2)	108.8	Xtriage
Anisotropy	0.293	Xtriage
Bulk solvent k_{sol}(e/Å^3), B_{sol}(Å^2)	0.30 , 137.3	EDS
L-test for twinning[2]	$< \|L\| > = 0.46$, $< L^2 > = 0.29$	Xtriage
Estimated twinning fraction	No twinning to report.	Xtriage
F_o,F_c correlation	0.85	EDS
Total number of atoms	35205	wwPDB-VP
Average B, all atoms (Å^2)	143.0	wwPDB-VP

Xtriage's analysis on translational NCS is as follows: *The largest off-origin peak in the Patterson function is 2.38% of the height of the origin peak. No significant pseudotranslation is detected.*

[1]Intensities estimated from amplitudes.

[2]Theoretical values of $< |L| >$, $< L^2 >$ for acentric reflections are 0.5, 0.333 respectively for untwinned datasets, and 0.375, 0.2 for perfectly twinned datasets.

5 Model quality (i)

5.1 Standard geometry (i)

Bond lengths and bond angles in the following residue types are not validated in this section: ATP, FEO

The Z score for a bond length (or angle) is the number of standard deviations the observed value is removed from the expected value. A bond length (or angle) with $|Z| > 5$ is considered an outlier worth inspection. RMSZ is the root-mean-square of all Z scores of the bond lengths (or angles).

Mol	Chain	Bond lengths		Bond angles	
		RMSZ	$\#\|Z\|>5$	RMSZ	$\#\|Z\|>5$
1	A	0.31	0/5973	0.51	0/8090
1	B	0.31	0/5978	0.54	1/8097 (0.0%)
1	C	0.31	0/5969	0.55	0/8085
1	D	0.31	0/5987	0.53	0/8109
2	E	0.32	0/2964	0.49	1/4019 (0.0%)
2	F	0.34	0/2994	0.51	2/4060 (0.0%)
2	G	0.34	0/2986	0.51	2/4049 (0.0%)
2	H	0.33	0/2978	0.48	0/4038
All	All	0.32	0/35829	0.52	6/48547 (0.0%)

There are no bond length outliers.

All (6) bond angle outliers are listed below:

Mol	Chain	Res	Type	Atoms	Z	Observed(^{o})	Ideal(^{o})
2	G	324	PRO	N-CA-C	5.82	127.23	112.10
2	G	92	ASN	N-CA-C	5.57	126.03	111.00
1	B	360	ASP	O-C-N	-5.35	114.14	122.70
2	E	362	ASP	CB-CG-OD2	5.17	122.95	118.30
2	F	342	ASP	CB-CG-OD2	5.14	122.92	118.30
2	F	342	ASP	N-CA-C	5.13	124.85	111.00

There are no chirality outliers.

There are no planarity outliers.

5.2 Too-close contacts (i)

In the following table, the Non-H and H(model) columns list the number of non-hydrogen atoms and hydrogen atoms in the chain respectively. The H(added) column lists the number of hydrogen

atoms added and optimized by MolProbity. The Clashes column lists the number of clashes within the asymmetric unit, whereas Symm-Clashes lists symmetry-related clashes.

Mol	Chain	Non-H	H(model)	H(added)	Clashes	Symm-Clashes
1	A	5845	0	5770	637	0
1	B	5850	0	5774	647	0
1	C	5841	0	5767	626	0
1	D	5859	0	5783	649	0
2	E	2900	0	2826	238	0
2	F	2930	0	2854	232	0
2	G	2922	0	2846	239	0
2	H	2914	0	2837	275	0
3	A	31	0	12	4	0
3	B	31	0	12	9	0
3	C	31	0	11	15	0
3	D	31	0	12	10	0
4	E	3	0	0	0	0
4	F	3	0	0	0	0
4	G	3	0	0	0	0
4	H	3	0	0	0	0
5	E	2	0	0	1	0
5	F	2	0	0	1	0
5	G	2	0	0	1	0
5	H	2	0	0	0	0
All	All	35205	0	34504	3414	0

The all-atom clashscore is defined as the number of clashes found per 1000 atoms (including hydrogen atoms). The all-atom clashscore for this structure is 49.

All (3414) close contacts within the same asymmetric unit are listed below, sorted by their clash magnitude.

Atom-1	Atom-2	Interatomic distance (Å)	Clash overlap (Å)
1:C:115:TYR:CE1	1:C:216:ARG:HD2	1.42	1.53
1:C:442:ILE:HD12	1:C:462:CYS:SG	1.48	1.51
1:D:114:LYS:HG3	1:D:166:TYR:CE2	1.45	1.50
1:B:222:PHE:CD2	1:B:492:LEU:HD11	1.44	1.49
1:A:5:LEU:HD12	1:A:17:ILE:CG1	1.41	1.49
1:D:89:LEU:CD2	1:D:152:GLU:HG3	1.53	1.38
2:H:232:ARG:HD3	2:H:342:ASP:CB	1.51	1.38
1:D:89:LEU:HD21	1:D:152:GLU:CG	1.52	1.38
2:F:38:LYS:HD3	2:F:344:VAL:CG1	1.53	1.36
1:D:172:LEU:HD23	1:D:216:ARG:NH2	1.37	1.34
1:D:215:VAL:O	1:D:216:ARG:HG2	1.25	1.33

Continued on next page...

Continued from previous page...

Atom-1	Atom-2	Interatomic distance (Å)	Clash overlap (Å)
1:A:172:LEU:HD23	1:A:216:ARG:CZ	1.60	1.32
1:B:258:ALA:HB3	1:B:282:TYR:CE2	1.62	1.32
2:H:55:VAL:HG21	2:H:128:ASN:ND2	1.39	1.31
1:A:5:LEU:CD1	1:A:17:ILE:HG12	1.59	1.30
2:E:322:ASP:O	2:E:324:PRO:HD3	1.27	1.29
1:B:258:ALA:HB3	1:B:282:TYR:CZ	1.70	1.26
2:H:232:ARG:CD	2:H:342:ASP:HB2	1.65	1.25
1:A:215:VAL:O	1:A:216:ARG:HG2	1.07	1.25
2:F:340:VAL:HG12	2:F:341:SER:OG	1.35	1.25
2:F:13:LEU:O	2:F:32:LYS:HD2	1.29	1.25
1:B:189:ARG:O	1:B:193:VAL:HG23	1.35	1.24
2:G:322:ASP:O	2:G:324:PRO:HD3	1.34	1.24
1:C:418:ASP:O	1:C:422:THR:HG23	1.32	1.23
1:C:442:ILE:CD1	1:C:462:CYS:SG	2.26	1.22
1:B:114:LYS:HE2	1:B:166:TYR:CE2	1.74	1.22
1:B:222:PHE:CD2	1:B:492:LEU:CD1	2.25	1.20
1:B:282:TYR:CE2	1:B:304:LEU:HD22	1.76	1.19
1:C:50:TYR:CE2	1:C:53:ILE:HB	1.79	1.18
1:B:619:LEU:HD12	1:B:693:ILE:CG2	1.72	1.18
1:C:115:TYR:CE1	1:C:216:ARG:CD	2.27	1.18
1:C:254:ILE:N	1:C:438:LEU:HD12	1.57	1.18
2:E:205:ALA:HB1	2:E:315:ARG:HD3	1.22	1.17
1:A:208:PRO:CG	1:A:211:ILE:HD13	1.72	1.17
1:B:619:LEU:HD12	1:B:693:ILE:HG22	1.26	1.17
1:B:711:MET:HB3	2:H:364:GLU:O	1.45	1.17
1:B:40:GLN:NE2	2:H:333:PRO:HG2	1.58	1.16
1:D:463:THR:O	1:D:464:LEU:HD23	1.43	1.16
1:A:317:LEU:HD12	1:A:401:LEU:HD23	1.25	1.15
1:C:17:ILE:HD12	3:C:801:ATP:C2	1.79	1.15
1:A:463:THR:CB	1:A:513:LEU:HD23	1.75	1.15
1:B:222:PHE:CE2	1:B:492:LEU:HD11	1.82	1.15
1:C:441:GLU:HG2	1:C:620:MET:CB	1.78	1.13
1:B:282:TYR:HE2	1:B:304:LEU:CD2	1.60	1.13
1:C:301:ALA:O	1:C:438:LEU:HD11	1.46	1.13
1:A:463:THR:OG1	1:A:513:LEU:HD23	1.47	1.13
1:C:617:SER:HB2	1:C:690:ASP:H	1.14	1.13
1:C:189:ARG:O	1:C:193:VAL:HG23	1.48	1.12
1:D:294:GLN:HB2	1:D:298:ARG:HG3	1.23	1.12
1:A:463:THR:O	1:A:464:LEU:HD23	1.47	1.12
1:B:735:ARG:HG3	1:B:735:ARG:O	1.43	1.12
1:C:515:ILE:HD12	1:C:551:LEU:HD13	1.28	1.12

Continued on next page...

Continued from previous page...

Atom-1	Atom-2	Interatomic distance (Å)	Clash overlap (Å)
1:D:254:ILE:N	1:D:438:LEU:HD12	1.64	1.11
1:A:215:VAL:O	1:A:216:ARG:CG	1.97	1.11
1:C:317:LEU:HD11	1:C:401:LEU:CD2	1.80	1.11
1:C:317:LEU:HD11	1:C:401:LEU:HD21	1.11	1.11
1:C:317:LEU:HD12	1:C:318:VAL:HG13	1.29	1.11
1:B:618:ALA:N	1:B:689:ILE:HD11	1.66	1.10
1:B:44:ARG:HG3	1:B:69:LEU:HD21	1.12	1.10
1:B:317:LEU:CD1	1:B:402:MET:HA	1.80	1.10
1:A:619:LEU:CB	1:A:693:ILE:HG22	1.82	1.10
1:B:318:VAL:HG23	1:B:329:ARG:CZ	1.81	1.10
1:B:621:PRO:HD3	1:B:694:SER:CB	1.81	1.10
1:B:282:TYR:CE2	1:B:304:LEU:CD2	2.34	1.09
1:C:369:PHE:CE2	1:C:434:ARG:HD3	1.86	1.09
1:D:172:LEU:HD23	1:D:216:ARG:CZ	1.81	1.09
1:B:619:LEU:CD1	1:B:693:ILE:HG22	1.81	1.09
1:C:293:SER:HB2	1:C:296:GLY:HA2	1.35	1.08
1:A:489:LEU:HD22	1:A:513:LEU:HD22	1.14	1.08
1:A:619:LEU:HB2	1:A:693:ILE:CG2	1.83	1.08
1:C:222:PHE:CD2	1:C:492:LEU:HD11	1.88	1.08
2:F:332:ILE:HG22	2:F:334:TRP:HE1	1.06	1.08
1:B:258:ALA:CB	1:B:282:TYR:CE2	2.35	1.07
1:C:175:LEU:HD22	1:C:216:ARG:HD3	1.11	1.07
1:D:157:VAL:HG12	1:D:166:TYR:HD2	1.14	1.07
1:D:463:THR:C	1:D:464:LEU:HD23	1.73	1.07
1:A:493:LEU:HD21	1:A:513:LEU:HD21	1.15	1.07
1:B:114:LYS:HE2	1:B:166:TYR:HE2	0.97	1.07
1:C:621:PRO:HD3	1:C:694:SER:HB2	1.33	1.07
1:D:301:ALA:O	1:D:438:LEU:HD11	1.55	1.07
1:C:735:ARG:O	1:C:736:ASP:HB3	1.53	1.06
1:A:647:SER:HB2	1:A:652:LEU:HG	1.37	1.06
1:D:44:ARG:HG3	1:D:69:LEU:HD21	1.30	1.06
1:D:150:GLN:HB3	1:D:154:LYS:HD3	1.38	1.06
1:C:441:GLU:HG2	1:C:620:MET:HB2	1.07	1.06
1:A:692:SER:HB2	1:A:727:LYS:HB2	1.36	1.06
1:B:44:ARG:CG	1:B:69:LEU:HD21	1.86	1.06
1:D:329:ARG:HD3	1:D:331:ARG:NH2	1.71	1.06
2:H:332:ILE:HG22	2:H:334:TRP:HE1	1.19	1.06
1:A:5:LEU:HD12	1:A:17:ILE:CD1	1.85	1.06
1:B:700:ASP:OD1	1:B:735:ARG:HD2	1.55	1.06
1:D:153:GLY:HA2	1:D:158:GLN:HE22	1.16	1.06
1:A:225:CYS:HB3	1:A:253:GLY:O	1.55	1.05

Continued on next page...

Continued from previous page...

Atom-1	Atom-2	Interatomic distance (Å)	Clash overlap (Å)
1:C:331:ARG:HG2	1:C:332:HIS:HD2	1.11	1.05
1:A:208:PRO:HG2	1:A:211:ILE:HD13	1.06	1.05
2:F:332:ILE:HG22	2:F:334:TRP:NE1	1.71	1.05
1:A:227:LEU:HB3	1:A:435:GLN:NE2	1.72	1.04
1:C:513:LEU:HD11	1:C:616:LEU:HD23	1.36	1.04
1:D:685:MET:O	1:D:689:ILE:HG13	1.57	1.04
1:C:44:ARG:HG3	1:C:69:LEU:HD21	1.34	1.04
1:D:44:ARG:HA	1:D:44:ARG:HE	0.88	1.04
2:E:339:LEU:O	2:E:339:LEU:HD12	1.55	1.04
2:H:336:ASN:HA	2:H:339:LEU:HD11	1.34	1.04
1:C:513:LEU:HD11	1:C:616:LEU:CD2	1.88	1.04
1:C:44:ARG:HA	1:C:44:ARG:HE	1.22	1.03
1:D:150:GLN:O	1:D:154:LYS:HG3	1.57	1.03
1:D:39:SER:HB3	2:G:332:ILE:HG22	1.40	1.03
1:D:114:LYS:CG	1:D:166:TYR:CE2	2.41	1.03
1:D:617:SER:HB2	1:D:690:ASP:H	1.19	1.03
1:B:220:ARG:O	1:B:496:GLN:HA	1.59	1.02
1:C:167:GLU:OE2	1:C:172:LEU:HD12	1.57	1.02
2:G:340:VAL:HG13	2:G:340:VAL:O	1.59	1.02
1:A:155:TYR:HD1	1:A:212:MET:CB	1.72	1.02
1:B:286:GLN:NE2	1:B:332:HIS:HB2	1.72	1.02
2:F:38:LYS:HD3	2:F:344:VAL:HG11	1.03	1.01
1:A:172:LEU:CD2	1:A:216:ARG:NH1	2.23	1.01
1:B:619:LEU:CG	1:B:693:ILE:HG22	1.90	1.01
1:C:294:GLN:OE1	1:C:298:ARG:HD3	1.60	1.01
1:B:621:PRO:HD3	1:B:694:SER:HB2	1.37	1.01
1:C:175:LEU:CD2	1:C:216:ARG:HD3	1.90	1.01
1:D:44:ARG:HA	1:D:44:ARG:NE	1.66	1.00
1:D:157:VAL:HG12	1:D:166:TYR:CD2	1.96	1.00
2:G:273:TYR:CE2	2:G:324:PRO:HG3	1.96	1.00
1:A:172:LEU:CD2	1:A:216:ARG:CZ	2.37	1.00
1:A:298:ARG:HE	1:C:6:LEU:HD21	1.25	1.00
1:D:286:GLN:OE1	1:D:332:HIS:HB2	1.61	1.00
1:C:17:ILE:HD12	3:C:801:ATP:H2	1.24	1.00
1:A:5:LEU:HB2	1:A:17:ILE:CG2	1.92	1.00
1:A:463:THR:C	1:A:464:LEU:HD23	1.81	1.00
1:B:258:ALA:CB	1:B:282:TYR:CZ	2.45	0.99
1:C:226:VAL:HG12	1:C:461:LEU:HD22	1.43	0.99
1:D:220:ARG:O	1:D:496:GLN:HA	1.62	0.99
1:B:286:GLN:HE21	1:B:332:HIS:HB2	1.21	0.99
1:C:157:VAL:HG23	1:C:216:ARG:HH12	1.26	0.99

Continued on next page...

Continued from previous page...

Atom-1	Atom-2	Interatomic distance (Å)	Clash overlap (Å)
1:D:711:MET:CB	2:G:363:SER:HB3	1.92	0.99
1:D:215:VAL:O	1:D:216:ARG:CG	2.11	0.99
1:B:318:VAL:CG2	1:B:329:ARG:NH1	2.26	0.98
1:B:466:ALA:HA	1:B:516:GLY:O	1.63	0.98
1:D:254:ILE:H	1:D:438:LEU:CD1	1.76	0.98
2:H:65:LEU:HD21	2:H:223:LEU:HD13	1.45	0.98
1:A:489:LEU:CD2	1:A:513:LEU:HD22	1.93	0.98
1:D:6:LEU:HB2	1:D:51:ASP:OD1	1.62	0.98
1:D:623:GLU:HG2	1:D:633:ASN:ND2	1.78	0.97
1:D:44:ARG:HE	1:D:44:ARG:CA	1.76	0.97
1:D:711:MET:HB3	2:G:363:SER:HB3	1.46	0.97
1:C:331:ARG:HG2	1:C:332:HIS:CD2	1.97	0.97
1:D:711:MET:H	2:G:363:SER:CB	1.76	0.97
1:A:208:PRO:HG2	1:A:211:ILE:CD1	1.94	0.97
1:C:369:PHE:HE2	1:C:434:ARG:HD3	1.22	0.97
2:H:55:VAL:CG2	2:H:128:ASN:ND2	2.27	0.97
1:D:316:LEU:O	1:D:319:LEU:HG	1.64	0.97
1:A:625:SER:O	1:A:628:ILE:HG22	1.65	0.96
2:E:65:LEU:HD21	2:E:223:LEU:HD13	1.47	0.96
1:B:109:MET:SD	1:B:166:TYR:HB3	2.05	0.96
1:D:37:SER:HB3	2:G:331:PRO:O	1.62	0.96
1:D:144:SER:O	1:D:148:VAL:HG23	1.65	0.96
1:A:317:LEU:HD12	1:A:401:LEU:CD2	1.96	0.96
2:F:92:ASN:HA	2:F:96:LEU:HD13	1.48	0.96
1:B:317:LEU:HD11	1:B:402:MET:HA	1.48	0.96
1:A:144:SER:O	1:A:148:VAL:HG23	1.66	0.96
1:A:341:LYS:HB2	1:A:722:TYR:OH	1.66	0.96
1:A:361:VAL:CG1	1:A:364:LEU:HB2	1.96	0.95
1:B:369:PHE:CD1	1:B:434:ARG:HA	2.02	0.95
1:C:464:LEU:HD13	1:C:620:MET:SD	2.05	0.95
2:F:322:ASP:O	2:F:324:PRO:HD3	1.65	0.95
1:A:618:ALA:HB2	1:A:691:GLN:HG3	1.46	0.95
1:C:207:LEU:HD11	1:C:212:MET:SD	2.05	0.95
2:G:149:ARG:HH12	2:G:286:TRP:HB2	1.32	0.95
2:F:12:GLN:HE21	2:F:23:VAL:HG13	1.30	0.95
1:A:227:LEU:CB	1:A:435:GLN:NE2	2.29	0.95
1:D:114:LYS:HD3	1:D:114:LYS:N	1.81	0.94
1:A:109:MET:SD	1:A:166:TYR:HB3	2.07	0.94
1:D:625:SER:O	1:D:628:ILE:HG22	1.67	0.94
2:F:149:ARG:HH12	2:F:286:TRP:HB2	1.33	0.94
1:A:369:PHE:CE2	1:A:434:ARG:HD3	2.01	0.94

Continued on next page...

Continued from previous page...

Atom-1	Atom-2	Interatomic distance (Å)	Clash overlap (Å)
1:C:157:VAL:CG2	1:C:216:ARG:HH12	1.81	0.94
1:C:320:LYS:HE2	1:C:333:MET:O	1.66	0.94
1:A:413:TYR:OH	1:A:731:TYR:HE2	1.50	0.94
1:B:701:PRO:HD2	1:B:735:ARG:HG2	1.48	0.94
1:D:172:LEU:CD2	1:D:216:ARG:NH2	2.31	0.94
2:F:38:LYS:CD	2:F:344:VAL:HG11	1.96	0.94
1:B:617:SER:CB	1:B:689:ILE:HD12	1.97	0.93
1:D:168:SER:OG	1:D:171:PHE:HB2	1.68	0.93
1:B:226:VAL:HG12	1:B:461:LEU:HD22	1.50	0.93
1:C:109:MET:SD	1:C:166:TYR:HB3	2.09	0.93
2:H:111:TRP:HZ2	2:H:204:GLU:OE2	1.49	0.93
1:B:619:LEU:CB	1:B:693:ILE:HG22	1.97	0.93
1:C:625:SER:O	1:C:628:ILE:HG22	1.69	0.93
1:D:254:ILE:H	1:D:438:LEU:HD12	1.29	0.93
1:C:420:CYS:O	1:C:424:SER:HB2	1.68	0.92
1:A:623:GLU:HG2	1:A:633:ASN:ND2	1.84	0.92
1:D:205:ILE:HD11	1:D:481:LEU:HB3	1.51	0.92
1:C:17:ILE:CD1	3:C:801:ATP:H2	1.81	0.92
1:D:294:GLN:HB2	1:D:298:ARG:CG	1.98	0.92
1:D:364:LEU:O	1:D:364:LEU:HD13	1.69	0.92
2:H:149:ARG:HH12	2:H:286:TRP:HB2	1.33	0.92
1:B:37:SER:HB3	2:H:331:PRO:O	1.69	0.92
2:F:38:LYS:HD3	2:F:344:VAL:HG12	1.51	0.92
2:E:205:ALA:HB1	2:E:315:ARG:CD	2.00	0.91
1:B:315:SER:O	1:B:318:VAL:HG13	1.70	0.91
1:C:254:ILE:H	1:C:438:LEU:CD1	1.82	0.91
1:B:317:LEU:HD12	1:B:402:MET:HA	1.50	0.91
1:B:619:LEU:HB2	1:B:693:ILE:HA	1.53	0.91
2:H:55:VAL:HG21	2:H:128:ASN:HD21	1.20	0.91
1:A:425:PRO:HG2	1:A:690:ASP:HB3	1.49	0.91
1:D:89:LEU:HD21	1:D:152:GLU:HG3	0.91	0.91
1:B:145:TYR:HE2	1:B:652:LEU:HD23	1.36	0.91
2:H:232:ARG:NH1	2:H:343:ASN:H	1.69	0.91
1:C:53:ILE:CD1	1:C:58:ILE:HG12	2.01	0.91
1:A:5:LEU:HB2	1:A:17:ILE:HG21	1.51	0.91
1:C:369:PHE:HD2	1:C:434:ARG:NH1	1.67	0.91
1:C:157:VAL:CG2	1:C:216:ARG:NH1	2.33	0.91
1:D:168:SER:HG	1:D:171:PHE:HD2	0.92	0.91
1:B:297:VAL:HB	1:B:298:ARG:HE	1.35	0.90
1:C:361:VAL:CG1	1:C:364:LEU:HB2	2.01	0.90
1:C:254:ILE:N	1:C:438:LEU:CD1	2.34	0.90

Continued on next page...

Continued from previous page...

Atom-1	Atom-2	Interatomic distance (Å)	Clash overlap (Å)
2:G:273:TYR:HE2	2:G:324:PRO:HG3	1.32	0.90
1:D:89:LEU:HD21	1:D:152:GLU:CD	1.89	0.90
1:D:157:VAL:O	1:D:166:TYR:HB2	1.72	0.90
1:D:294:GLN:CB	1:D:298:ARG:HG3	2.01	0.90
2:H:12:GLN:HG2	2:H:102:PRO:HD3	1.53	0.90
1:A:463:THR:HB	1:A:513:LEU:HD23	1.49	0.90
1:B:365:TYR:CZ	1:B:369:PHE:HE2	1.88	0.90
1:B:258:ALA:HB3	1:B:282:TYR:OH	1.72	0.90
1:C:685:MET:O	1:C:689:ILE:HG12	1.70	0.90
1:A:155:TYR:HD1	1:A:212:MET:HB3	1.35	0.90
1:B:215:VAL:HG22	1:B:222:PHE:CZ	2.06	0.90
1:D:716:LYS:HG2	2:G:370:LEU:HD21	1.54	0.90
2:F:340:VAL:CG1	2:F:341:SER:OG	2.20	0.90
2:G:92:ASN:HA	2:G:96:LEU:HD13	1.51	0.90
1:C:447:LYS:HB2	1:C:458:GLU:H	1.36	0.89
2:H:111:TRP:CZ2	2:H:204:GLU:OE2	2.25	0.89
1:C:254:ILE:H	1:C:438:LEU:HD12	1.38	0.89
2:H:236:ARG:HD3	2:H:342:ASP:OD1	1.73	0.89
1:B:282:TYR:HA	1:B:285:PHE:HD2	1.36	0.89
2:F:87:GLN:O	2:F:91:PRO:CD	2.20	0.89
1:A:207:LEU:HB2	1:A:212:MET:HE2	1.54	0.89
1:A:369:PHE:HD2	1:A:434:ARG:HH11	1.14	0.89
1:B:689:ILE:HG13	1:B:691:GLN:O	1.73	0.89
1:C:175:LEU:HD22	1:C:216:ARG:CD	2.01	0.89
1:B:205:ILE:HD11	1:B:481:LEU:HB3	1.55	0.89
1:B:619:LEU:CD1	1:B:693:ILE:CG2	2.43	0.89
1:C:89:LEU:HD21	1:C:152:GLU:HG3	1.54	0.89
2:E:87:GLN:O	2:E:91:PRO:CD	2.21	0.88
2:G:87:GLN:O	2:G:91:PRO:CD	2.21	0.88
1:C:317:LEU:CD1	1:C:401:LEU:HD21	2.02	0.88
2:H:87:GLN:O	2:H:91:PRO:CD	2.21	0.88
1:A:361:VAL:HG12	1:A:364:LEU:HB2	1.53	0.88
1:B:365:TYR:CE2	1:B:369:PHE:HE2	1.91	0.88
1:D:248:VAL:HG23	1:D:254:ILE:CG1	2.03	0.88
1:C:205:ILE:HD11	1:C:481:LEU:HB3	1.56	0.88
1:A:114:LYS:HE2	1:A:166:TYR:CE2	2.08	0.88
1:D:248:VAL:CG2	1:D:254:ILE:HG13	2.03	0.88
1:B:168:SER:OG	1:B:171:PHE:HB2	1.74	0.87
1:D:222:PHE:CD2	1:D:492:LEU:HD11	2.08	0.87
1:B:619:LEU:HD12	1:B:693:ILE:HG21	1.55	0.87
1:A:298:ARG:NE	1:C:6:LEU:HD21	1.89	0.87

Continued on next page...

Continued from previous page...

Atom-1	Atom-2	Interatomic distance (Å)	Clash overlap (Å)
2:H:332:ILE:HG22	2:H:334:TRP:NE1	1.88	0.87
1:C:81:ALA:HA	1:C:84:LEU:HD12	1.56	0.87
1:C:226:VAL:CG1	1:C:461:LEU:HD22	2.04	0.87
1:C:301:ALA:C	1:C:438:LEU:HD11	1.95	0.87
1:D:304:LEU:HD12	1:D:333:MET:SD	2.15	0.87
1:B:617:SER:HB2	1:B:690:ASP:H	1.38	0.87
2:H:206:ILE:O	2:H:210:VAL:HG23	1.75	0.87
1:A:712:GLN:HE21	2:F:370:LEU:HD23	1.40	0.86
1:D:81:ALA:HA	1:D:84:LEU:HD12	1.56	0.86
1:B:222:PHE:CG	1:B:492:LEU:HD11	2.09	0.86
1:B:617:SER:HB3	1:B:689:ILE:HD12	1.54	0.86
1:D:711:MET:H	2:G:363:SER:HB2	1.37	0.86
2:E:55:VAL:HG21	2:E:128:ASN:ND2	1.91	0.86
1:D:172:LEU:HD23	1:D:216:ARG:HH22	1.37	0.86
2:G:12:GLN:OE1	2:G:27:ARG:HD3	1.76	0.86
1:A:565:CYS:HB3	1:A:568:PHE:HB2	1.58	0.85
1:D:39:SER:CB	2:G:332:ILE:HG22	2.05	0.85
2:E:92:ASN:HA	2:E:96:LEU:HD13	1.58	0.85
1:B:522:TYR:CE1	1:B:662:LEU:HD11	2.10	0.85
2:F:332:ILE:CG2	2:F:334:TRP:NE1	2.40	0.85
1:A:619:LEU:HB2	1:A:693:ILE:HG22	0.92	0.85
1:B:109:MET:HE3	1:B:166:TYR:O	1.75	0.85
2:F:12:GLN:NE2	2:F:23:VAL:HG13	1.91	0.85
1:B:261:ILE:HB	1:B:278:CYS:SG	2.16	0.85
1:D:150:GLN:HB3	1:D:154:LYS:CD	2.07	0.85
1:A:81:ALA:HA	1:A:84:LEU:HD12	1.59	0.85
1:B:114:LYS:CE	1:B:166:TYR:CE2	2.60	0.85
1:A:248:VAL:HG21	1:A:289:VAL:HA	1.59	0.85
1:B:686:GLN:HA	1:B:689:ILE:HG22	1.57	0.85
1:D:50:TYR:CE2	1:D:53:ILE:HD12	2.11	0.85
1:A:615:THR:HG21	1:A:691:GLN:NE2	1.91	0.85
1:C:317:LEU:CD1	1:C:401:LEU:CD2	2.53	0.85
1:C:463:THR:C	1:C:464:LEU:HD23	1.96	0.85
1:C:258:ALA:HB1	1:C:261:ILE:HD12	1.58	0.84
1:D:5:LEU:HD12	1:D:17:ILE:HG12	1.59	0.84
1:D:37:SER:CB	2:G:331:PRO:O	2.25	0.84
1:B:301:ALA:CB	1:B:438:LEU:CD2	2.56	0.84
1:C:441:GLU:CG	1:C:620:MET:HB2	2.01	0.84
1:C:568:PHE:CE2	1:C:574:ALA:HB2	2.12	0.84
2:F:13:LEU:O	2:F:32:LYS:CD	2.21	0.84
2:F:187:ARG:HG2	2:F:191:LYS:HE3	1.60	0.84

Continued on next page...

Continued from previous page...

Atom-1	Atom-2	Interatomic distance (Å)	Clash overlap (Å)
2:E:322:ASP:O	2:E:324:PRO:CD	2.21	0.84
1:B:318:VAL:HG23	1:B:329:ARG:NH1	1.91	0.84
2:F:332:ILE:CG2	2:F:334:TRP:HE1	1.89	0.84
2:H:158:ASP:HA	2:H:161:ILE:HD12	1.59	0.84
1:A:689:ILE:CG2	1:A:691:GLN:O	2.25	0.84
1:C:560:LYS:HD3	1:C:609:HIS:CG	2.12	0.84
1:D:157:VAL:H	1:D:167:GLU:HG2	1.42	0.84
1:A:153:GLY:HA2	1:A:158:GLN:HE22	1.42	0.84
1:A:615:THR:HG21	1:A:691:GLN:HE22	1.42	0.84
2:F:38:LYS:CD	2:F:344:VAL:CG1	2.48	0.84
1:C:50:TYR:HE2	1:C:53:ILE:HB	1.39	0.84
1:B:248:VAL:HG11	1:B:289:VAL:HA	1.59	0.84
1:B:301:ALA:CB	1:B:438:LEU:HD21	2.08	0.84
1:D:172:LEU:CD2	1:D:216:ARG:CZ	2.56	0.84
2:E:177:VAL:HG23	2:E:180:LYS:O	1.78	0.84
1:A:204:LYS:HE3	1:A:481:LEU:HD21	1.60	0.84
2:G:177:VAL:HB	2:G:180:LYS:O	1.78	0.84
2:H:187:ARG:HG2	2:H:191:LYS:HE3	1.59	0.84
2:H:203:LEU:HA	2:H:207:ARG:HB2	1.58	0.84
1:A:562:GLN:O	1:A:562:GLN:HG3	1.77	0.83
1:B:222:PHE:CE2	1:B:492:LEU:CD1	2.52	0.83
1:B:318:VAL:HG21	1:B:329:ARG:NH1	1.91	0.83
1:D:248:VAL:HG23	1:D:254:ILE:HG13	1.59	0.83
1:A:155:TYR:CD1	1:A:212:MET:CB	2.59	0.83
2:H:206:ILE:HD11	2:H:315:ARG:HG2	1.57	0.83
1:A:618:ALA:HB2	1:A:691:GLN:CG	2.08	0.83
1:B:618:ALA:CA	1:B:689:ILE:HD11	2.08	0.83
1:C:369:PHE:CD2	1:C:434:ARG:HG2	2.13	0.83
1:A:689:ILE:HG22	1:A:691:GLN:O	1.79	0.83
1:C:316:LEU:O	1:C:319:LEU:HG	1.78	0.83
2:F:309:GLU:HG2	2:F:325:PHE:CD1	2.12	0.83
1:B:81:ALA:HA	1:B:84:LEU:HD12	1.60	0.83
1:D:114:LYS:HG3	1:D:166:TYR:CZ	2.13	0.83
1:D:329:ARG:HD3	1:D:331:ARG:HH21	1.40	0.83
1:C:317:LEU:HD13	1:C:401:LEU:HG	1.61	0.82
2:G:55:VAL:HG21	2:G:128:ASN:ND2	1.92	0.82
1:D:703:ARG:O	1:D:703:ARG:HG3	1.78	0.82
1:B:258:ALA:HB3	1:B:282:TYR:HE2	1.44	0.82
1:C:39:SER:HB3	2:E:332:ILE:HG22	1.60	0.82
1:C:515:ILE:HD12	1:C:551:LEU:CD1	2.07	0.82
2:G:322:ASP:O	2:G:324:PRO:CD	2.24	0.82

Continued on next page...

Continued from previous page...

Atom-1	Atom-2	Interatomic distance (Å)	Clash overlap (Å)
1:A:205:ILE:HD11	1:A:481:LEU:HB3	1.59	0.82
1:A:463:THR:CB	1:A:513:LEU:CD2	2.58	0.82
1:A:618:ALA:HB2	1:A:691:GLN:HB2	1.60	0.82
1:C:464:LEU:CD1	1:C:620:MET:SD	2.67	0.82
1:A:172:LEU:HD23	1:A:216:ARG:NH2	1.93	0.82
1:B:619:LEU:CG	1:B:693:ILE:CG2	2.57	0.82
1:A:615:THR:CB	1:A:691:GLN:NE2	2.43	0.82
1:C:37:SER:HB3	2:E:331:PRO:O	1.79	0.82
2:E:339:LEU:HD13	2:E:340:VAL:HG23	1.62	0.82
1:B:222:PHE:HB3	1:B:492:LEU:HD21	1.61	0.82
1:B:301:ALA:HB3	1:B:438:LEU:CD2	2.10	0.82
1:D:689:ILE:HD13	1:D:693:ILE:HG23	1.60	0.82
1:C:560:LYS:HD3	1:C:609:HIS:CE1	2.15	0.81
2:E:187:ARG:HG2	2:E:191:LYS:HE3	1.59	0.81
1:A:569:ASN:HD22	1:A:570:GLU:H	1.28	0.81
1:B:222:PHE:CB	1:B:492:LEU:HD21	2.11	0.81
1:C:317:LEU:HD12	1:C:318:VAL:CG1	2.09	0.81
1:A:207:LEU:HB2	1:A:212:MET:CE	2.09	0.81
1:C:50:TYR:O	1:C:53:ILE:HG22	1.80	0.81
1:D:316:LEU:HA	1:D:319:LEU:HD11	1.62	0.81
1:C:658:ASP:HB3	1:C:662:LEU:HD12	1.63	0.81
1:C:6:LEU:HD12	1:C:51:ASP:OD2	1.81	0.81
1:C:157:VAL:HG23	1:C:216:ARG:NH1	1.93	0.81
1:D:228:ILE:HD11	1:D:459:ILE:HG12	1.62	0.81
1:C:44:ARG:HA	1:C:44:ARG:NE	1.94	0.81
2:G:158:ASP:HA	2:G:161:ILE:HD12	1.62	0.81
1:A:6:LEU:HD11	1:C:298:ARG:NE	1.95	0.81
1:C:293:SER:CB	1:C:296:GLY:HA2	2.09	0.81
1:C:513:LEU:HD12	1:C:616:LEU:HA	1.60	0.81
1:D:207:LEU:HG	1:D:212:MET:SD	2.21	0.81
2:G:187:ARG:HG2	2:G:191:LYS:HE3	1.61	0.81
2:G:206:ILE:O	2:G:210:VAL:HG23	1.81	0.81
1:B:686:GLN:NE2	1:B:689:ILE:CG2	2.44	0.81
2:H:12:GLN:HE21	2:H:23:VAL:HG13	1.44	0.81
1:C:222:PHE:CD2	1:C:492:LEU:CD1	2.64	0.81
1:B:226:VAL:CG1	1:B:461:LEU:HD22	2.09	0.80
1:A:692:SER:CB	1:A:727:LYS:HB2	2.10	0.80
1:B:228:ILE:HD11	1:B:459:ILE:HG12	1.60	0.80
1:D:59:HIS:HB2	3:D:801:ATP:H5'1	1.61	0.80
1:D:244:ILE:O	1:D:248:VAL:HB	1.81	0.80
1:B:282:TYR:HE2	1:B:304:LEU:HD21	1.46	0.80

Continued on next page...

Continued from previous page...

Atom-1	Atom-2	Interatomic distance (Å)	Clash overlap (Å)
1:B:289:VAL:HG11	1:B:302:ALA:HB2	1.63	0.80
1:C:153:GLY:HA2	1:C:158:GLN:HE22	1.45	0.80
1:D:248:VAL:CG2	1:D:254:ILE:CG1	2.60	0.80
1:D:447:LYS:HB2	1:D:458:GLU:H	1.46	0.80
2:F:158:ASP:HA	2:F:161:ILE:HD12	1.64	0.80
1:A:6:LEU:CD1	1:C:298:ARG:CZ	2.60	0.80
1:B:37:SER:CB	2:H:331:PRO:O	2.29	0.80
1:C:316:LEU:HA	1:C:319:LEU:HD11	1.63	0.80
1:C:361:VAL:HG11	1:C:364:LEU:HB2	1.64	0.80
2:F:206:ILE:HD11	2:F:315:ARG:HG2	1.62	0.80
1:A:369:PHE:CZ	1:A:434:ARG:HB3	2.17	0.80
1:B:625:SER:O	1:B:628:ILE:HG22	1.80	0.80
1:C:155:TYR:HD1	1:C:212:MET:HB2	1.47	0.80
1:C:290:LYS:HD2	1:C:296:GLY:O	1.81	0.80
1:D:93:ALA:HB2	1:D:165:ILE:HG22	1.62	0.80
1:D:93:ALA:HB2	1:D:165:ILE:O	1.82	0.80
1:C:685:MET:O	1:C:689:ILE:CD1	2.30	0.80
1:B:282:TYR:CE2	1:B:304:LEU:HD21	2.17	0.80
1:C:712:GLN:HE21	2:E:370:LEU:HD21	1.47	0.80
1:D:309:TRP:CH2	1:D:364:LEU:HD12	2.17	0.80
1:A:617:SER:HB2	1:A:690:ASP:H	1.44	0.79
2:G:322:ASP:C	2:G:324:PRO:HD3	2.01	0.79
1:A:618:ALA:CB	1:A:691:GLN:HB2	2.11	0.79
1:A:6:LEU:O	1:A:7:VAL:HG23	1.82	0.79
2:E:205:ALA:CB	2:E:315:ARG:HD3	2.11	0.79
1:A:19:LEU:HD12	1:A:19:LEU:H	1.47	0.79
1:B:569:ASN:HD22	1:B:570:GLU:H	1.29	0.79
1:A:692:SER:CB	1:A:727:LYS:CB	2.61	0.79
1:C:53:ILE:HD11	1:C:58:ILE:HG12	1.64	0.79
1:C:207:LEU:CD1	1:C:212:MET:SD	2.70	0.79
2:E:203:LEU:HA	2:E:207:ARG:HB2	1.64	0.79
2:E:339:LEU:CD1	2:E:340:VAL:HG23	2.12	0.79
2:G:12:GLN:HG2	2:G:102:PRO:HD3	1.64	0.79
1:C:228:ILE:HD11	1:C:459:ILE:HG12	1.63	0.79
1:D:93:ALA:CB	1:D:165:ILE:O	2.29	0.79
1:A:447:LYS:HB2	1:A:458:GLU:H	1.47	0.79
1:C:561:GLU:HG2	1:C:562:GLN:HG3	1.65	0.79
1:D:301:ALA:C	1:D:438:LEU:HD11	2.01	0.79
1:B:369:PHE:CE1	1:B:434:ARG:HA	2.16	0.79
1:C:44:ARG:CG	1:C:69:LEU:HD21	2.12	0.79
1:D:568:PHE:CE2	1:D:574:ALA:HB2	2.18	0.79

Continued on next page...

Continued from previous page...

Atom-1	Atom-2	Interatomic distance (Å)	Clash overlap (Å)
2:G:179:GLY:O	2:G:180:LYS:CD	2.30	0.79
1:A:228:ILE:HD11	1:A:459:ILE:HG12	1.62	0.79
1:C:114:LYS:HG3	1:C:166:TYR:CD2	2.18	0.79
1:C:341:LYS:HB2	1:C:722:TYR:OH	1.83	0.79
1:D:39:SER:HB3	2:G:332:ILE:CG2	2.12	0.79
1:B:522:TYR:HE1	1:B:662:LEU:HD11	1.47	0.78
2:F:55:VAL:HG21	2:F:128:ASN:ND2	1.97	0.78
2:F:203:LEU:HA	2:F:207:ARG:HB2	1.65	0.78
2:G:12:GLN:HE21	2:G:23:VAL:HG13	1.46	0.78
1:C:685:MET:O	1:C:689:ILE:CG1	2.30	0.78
1:D:258:ALA:HB1	1:D:261:ILE:HD12	1.65	0.78
1:D:463:THR:O	1:D:464:LEU:CD2	2.30	0.78
1:A:615:THR:HB	1:A:691:GLN:NE2	1.98	0.78
1:A:692:SER:HB2	1:A:727:LYS:CB	2.11	0.78
1:B:189:ARG:O	1:B:193:VAL:CG2	2.26	0.78
1:B:686:GLN:CD	1:B:727:LYS:HG3	2.04	0.78
2:E:204:GLU:HG2	2:E:238:GLU:OE1	1.83	0.78
1:A:420:CYS:O	1:A:424:SER:HB2	1.83	0.78
1:B:303:THR:OG1	1:B:438:LEU:HD12	1.83	0.78
1:C:215:VAL:O	1:C:216:ARG:HB3	1.81	0.78
1:C:513:LEU:CD1	1:C:616:LEU:HD23	2.11	0.78
1:C:569:ASN:HD22	1:C:570:GLU:H	1.27	0.78
1:D:114:LYS:HG3	1:D:166:TYR:HE2	1.43	0.78
1:A:615:THR:CG2	1:A:691:GLN:NE2	2.47	0.78
1:C:301:ALA:O	1:C:438:LEU:CD1	2.29	0.78
1:C:730:TYR:O	1:C:731:TYR:O	2.02	0.78
1:D:329:ARG:CD	1:D:331:ARG:HH21	1.97	0.78
1:D:420:CYS:O	1:D:424:SER:HB2	1.83	0.78
1:A:167:GLU:OE1	1:A:172:LEU:HA	1.84	0.78
1:A:322:ASN:HA	1:A:331:ARG:HE	1.49	0.78
1:A:369:PHE:CE1	1:A:434:ARG:HA	2.19	0.78
1:A:463:THR:HB	1:A:513:LEU:CD2	2.13	0.78
2:E:12:GLN:HE21	2:E:23:VAL:HG13	1.48	0.78
1:B:93:ALA:HB2	1:B:165:ILE:O	1.82	0.78
1:C:621:PRO:HD3	1:C:694:SER:CB	2.13	0.78
1:A:565:CYS:HB2	1:A:611:LEU:O	1.82	0.78
2:E:322:ASP:C	2:E:324:PRO:HD3	2.04	0.78
2:G:206:ILE:HD11	2:G:315:ARG:HG2	1.65	0.78
2:H:339:LEU:HD13	2:H:339:LEU:H	1.47	0.78
1:A:172:LEU:HD21	1:A:216:ARG:NH1	1.97	0.78
1:B:19:LEU:HD22	2:H:295:SER:O	1.84	0.78

Continued on next page...

Continued from previous page...

Atom-1	Atom-2	Interatomic distance (Å)	Clash overlap (Å)
1:B:145:TYR:CZ	1:B:149:LYS:HG2	2.19	0.78
1:B:619:LEU:HB2	1:B:693:ILE:HG22	1.64	0.78
2:E:87:GLN:O	2:E:91:PRO:HD2	1.83	0.78
1:B:93:ALA:CB	1:B:165:ILE:O	2.32	0.78
1:B:282:TYR:HA	1:B:285:PHE:CD2	2.19	0.78
2:E:158:ASP:HA	2:E:161:ILE:HD12	1.66	0.78
2:G:340:VAL:O	2:G:340:VAL:CG1	2.30	0.78
2:F:206:ILE:O	2:F:210:VAL:HG23	1.84	0.77
1:D:248:VAL:HG23	1:D:254:ILE:CD1	2.14	0.77
1:D:560:LYS:HD3	1:D:609:HIS:CG	2.19	0.77
2:G:87:GLN:O	2:G:91:PRO:HD2	1.83	0.77
1:B:361:VAL:CG1	1:B:364:LEU:HB2	2.14	0.77
1:C:19:LEU:H	1:C:19:LEU:HD12	1.47	0.77
2:F:87:GLN:O	2:F:91:PRO:HD2	1.83	0.77
2:G:203:LEU:HA	2:G:207:ARG:HB2	1.65	0.77
2:H:87:GLN:O	2:H:91:PRO:HD2	1.83	0.77
1:A:275:HIS:CD2	1:A:277:GLY:H	2.03	0.77
1:D:730:TYR:O	1:D:731:TYR:O	2.03	0.77
1:C:560:LYS:HD3	1:C:609:HIS:ND1	2.00	0.77
1:D:297:VAL:O	1:D:297:VAL:HG12	1.83	0.77
1:D:561:GLU:HG2	1:D:562:GLN:HG3	1.65	0.77
1:B:301:ALA:HB3	1:B:438:LEU:HD22	1.66	0.77
1:A:619:LEU:HD12	1:A:693:ILE:HG21	1.66	0.77
1:B:275:HIS:CD2	1:B:277:GLY:H	2.03	0.77
1:D:227:LEU:HD23	1:D:435:GLN:HG3	1.66	0.77
1:C:623:GLU:O	1:C:627:GLN:HG2	1.84	0.76
2:H:92:ASN:HA	2:H:96:LEU:HD13	1.65	0.76
1:C:157:VAL:HG21	1:C:216:ARG:NH1	2.00	0.76
1:C:275:HIS:CD2	1:C:277:GLY:H	2.03	0.76
1:D:44:ARG:HG3	1:D:69:LEU:CD2	2.13	0.76
1:D:621:PRO:HD3	1:D:694:SER:CB	2.15	0.76
1:B:301:ALA:HB1	1:B:438:LEU:HD21	1.68	0.76
1:D:49:PHE:HD1	1:D:53:ILE:HD13	1.50	0.76
1:D:560:LYS:HE2	1:D:609:HIS:CE1	2.19	0.76
1:B:437:ASN:HD21	1:B:439:CYS:HB2	1.51	0.76
1:D:5:LEU:HB2	1:D:17:ILE:HG12	1.65	0.76
1:D:275:HIS:CD2	1:D:277:GLY:H	2.03	0.76
1:A:5:LEU:CG	1:A:17:ILE:HG12	2.16	0.76
1:B:59:HIS:HB2	3:B:801:ATP:H4'	1.65	0.76
1:B:730:TYR:O	1:B:731:TYR:O	2.03	0.76
1:C:313:VAL:O	1:C:317:LEU:HD23	1.86	0.76

Continued on next page...

Continued from previous page...

Atom-1	Atom-2	Interatomic distance (Å)	Clash overlap (Å)
1:C:428:PRO:O	1:C:432:PRO:HB3	1.85	0.76
1:A:276:THR:HG23	1:A:280:PRO:HG2	1.66	0.76
1:B:155:TYR:HD1	1:B:212:MET:HB2	1.51	0.76
1:C:369:PHE:CE2	1:C:434:ARG:CD	2.66	0.76
1:D:719:LEU:HD22	2:G:375:LEU:HD21	1.68	0.76
2:E:339:LEU:HD12	2:E:339:LEU:C	2.06	0.76
2:H:336:ASN:CA	2:H:339:LEU:HD11	2.13	0.76
1:A:5:LEU:CD1	1:A:17:ILE:CD1	2.64	0.76
1:A:440:LEU:HD12	1:A:728:THR:HB	1.68	0.76
1:B:466:ALA:CA	1:B:516:GLY:O	2.33	0.76
1:C:17:ILE:CD1	3:C:801:ATP:C2	2.60	0.76
1:D:421:ASN:O	1:D:428:PRO:HG3	1.86	0.76
1:D:89:LEU:HD22	1:D:152:GLU:HG3	1.64	0.75
1:D:489:LEU:HD22	1:D:513:LEU:HD22	1.68	0.75
1:A:167:GLU:OE1	1:A:172:LEU:HB2	1.86	0.75
1:B:40:GLN:HE22	2:H:333:PRO:HG2	1.51	0.75
1:D:175:LEU:HD22	1:D:216:ARG:HD2	1.67	0.75
1:D:406:ARG:NH1	1:D:697:THR:HG23	2.01	0.75
2:G:179:GLY:O	2:G:180:LYS:HD3	1.86	0.75
2:H:309:GLU:HG2	2:H:325:PHE:CD1	2.22	0.75
1:D:275:HIS:HD2	1:D:277:GLY:H	1.34	0.75
1:A:297:VAL:CG1	1:C:4:ASN:ND2	2.50	0.75
1:A:562:GLN:HG2	1:A:612:ARG:CZ	2.16	0.75
1:C:418:ASP:O	1:C:422:THR:CG2	2.27	0.75
1:A:529:LYS:HB3	1:A:536:ALA:HB2	1.66	0.75
1:C:53:ILE:HD13	1:C:58:ILE:HG12	1.67	0.75
1:C:94:TYR:HE2	1:C:168:SER:HB2	1.52	0.75
1:C:457:GLY:O	1:C:502:ALA:HB1	1.87	0.75
1:C:716:LYS:HG2	2:E:370:LEU:HD13	1.69	0.75
2:F:239:ALA:CB	2:F:342:ASP:OD2	2.35	0.75
1:D:168:SER:OG	1:D:171:PHE:HD2	1.67	0.74
1:A:5:LEU:HD12	1:A:17:ILE:HG12	0.78	0.74
1:A:618:ALA:HB2	1:A:691:GLN:CB	2.16	0.74
1:B:365:TYR:CZ	1:B:369:PHE:CE2	2.75	0.74
1:B:464:LEU:HA	1:B:514:GLY:O	1.86	0.74
1:B:275:HIS:HD2	1:B:277:GLY:H	1.34	0.74
1:C:437:ASN:HD21	1:C:439:CYS:HB2	1.52	0.74
1:A:227:LEU:HD23	1:A:435:GLN:HG2	1.70	0.74
1:C:361:VAL:HG12	1:C:364:LEU:HB2	1.67	0.74
2:H:336:ASN:HA	2:H:339:LEU:CD1	2.14	0.74
1:D:316:LEU:O	1:D:319:LEU:CG	2.34	0.74

Continued on next page...

Continued from previous page...

Atom-1	Atom-2	Interatomic distance (Å)	Clash overlap (Å)
1:A:489:LEU:HD22	1:A:513:LEU:CD2	2.07	0.74
1:A:716:LYS:HG2	2:F:370:LEU:HD11	1.69	0.74
1:B:19:LEU:HB2	2:H:295:SER:HB3	1.69	0.74
1:B:316:LEU:O	1:B:319:LEU:CD1	2.35	0.74
1:B:361:VAL:HG12	1:B:364:LEU:HB2	1.68	0.74
1:C:204:LYS:HE3	1:C:481:LEU:HD21	1.69	0.74
2:E:12:GLN:HG2	2:E:102:PRO:HD3	1.68	0.74
1:A:437:ASN:HD21	1:A:439:CYS:HB2	1.52	0.74
1:A:647:SER:HB2	1:A:652:LEU:CG	2.17	0.74
1:D:19:LEU:HD22	2:G:295:SER:O	1.88	0.74
1:D:364:LEU:HD13	1:D:364:LEU:C	2.07	0.74
2:E:204:GLU:HG2	2:E:238:GLU:CD	2.08	0.74
2:G:201:ASN:O	2:G:205:ALA:HB3	1.87	0.74
1:A:6:LEU:HD11	1:C:298:ARG:CZ	2.18	0.74
1:A:315:SER:O	1:A:318:VAL:CG2	2.35	0.74
1:A:475:LEU:HD11	1:A:542:LYS:HE2	1.69	0.74
1:A:623:GLU:HG2	1:A:633:ASN:HD22	1.49	0.74
1:B:227:LEU:HD23	1:B:435:GLN:HG3	1.67	0.74
1:B:208:PRO:HD3	1:B:464:LEU:O	1.88	0.74
1:D:157:VAL:CG1	1:D:166:TYR:HD2	1.97	0.74
1:D:623:GLU:HG2	1:D:633:ASN:HD22	1.50	0.74
1:B:700:ASP:OD1	1:B:735:ARG:CD	2.36	0.73
2:F:372:ASN:HD22	2:F:372:ASN:H	1.35	0.73
2:H:310:TYR:N	2:H:328:ARG:HD3	2.04	0.73
1:B:341:LYS:HB2	1:B:722:TYR:OH	1.88	0.73
1:B:617:SER:C	1:B:689:ILE:CD1	2.57	0.73
2:H:85:SER:O	2:H:89:ARG:NH2	2.21	0.73
1:A:421:ASN:O	1:A:428:PRO:HG3	1.87	0.73
1:B:40:GLN:NE2	2:H:333:PRO:CG	2.45	0.73
1:B:286:GLN:NE2	1:B:332:HIS:CB	2.51	0.73
1:C:44:ARG:HG3	1:C:69:LEU:CD2	2.14	0.73
1:C:59:HIS:HB2	3:C:801:ATP:H5'2	1.68	0.73
1:D:260:ARG:HG3	1:D:365:TYR:CZ	2.24	0.73
2:F:316:MET:SD	2:F:324:PRO:HG3	2.29	0.73
2:H:201:ASN:O	2:H:205:ALA:HB3	1.88	0.73
1:D:248:VAL:HG23	1:D:254:ILE:HD11	1.69	0.73
2:H:12:GLN:CG	2:H:102:PRO:HD3	2.19	0.73
2:G:65:LEU:HD21	2:G:223:LEU:HD13	1.69	0.73
1:A:89:LEU:HD21	1:A:152:GLU:HG3	1.70	0.73
1:B:145:TYR:HE2	1:B:652:LEU:CD2	2.02	0.73
1:A:308:MET:HE2	1:A:398:LEU:HD23	1.69	0.73

Continued on next page...

Continued from previous page...

Atom-1	Atom-2	Interatomic distance (Å)	Clash overlap (Å)
1:A:625:SER:O	1:A:628:ILE:CG2	2.37	0.73
1:C:425:PRO:HG2	1:C:690:ASP:HB3	1.69	0.73
1:A:369:PHE:HD2	1:A:434:ARG:NH1	1.86	0.73
1:C:6:LEU:HD12	1:C:51:ASP:CG	2.09	0.73
1:C:232:ASP:OD2	1:C:262:ARG:NE	2.20	0.73
2:E:310:TYR:N	2:E:328:ARG:HD3	2.04	0.73
2:F:87:GLN:O	2:F:91:PRO:HD3	1.89	0.73
2:F:201:ASN:O	2:F:205:ALA:HB3	1.89	0.73
1:A:155:TYR:HD1	1:A:212:MET:HB2	1.54	0.72
1:A:319:LEU:HA	1:A:329:ARG:HG3	1.71	0.72
1:B:234:LEU:HD22	1:B:234:LEU:H	1.53	0.72
1:C:94:TYR:CE2	1:C:168:SER:HB2	2.24	0.72
1:C:560:LYS:HE2	1:C:609:HIS:CE1	2.24	0.72
2:E:316:MET:SD	2:E:324:PRO:HG2	2.28	0.72
1:A:279:ILE:HD13	1:A:319:LEU:HD21	1.70	0.72
1:C:275:HIS:HD2	1:C:277:GLY:H	1.35	0.72
1:C:513:LEU:HD11	1:C:616:LEU:HD22	1.71	0.72
2:F:204:GLU:HG2	2:F:238:GLU:OE1	1.89	0.72
1:D:19:LEU:HD12	1:D:19:LEU:H	1.53	0.72
1:D:437:ASN:HD21	1:D:439:CYS:HB2	1.54	0.72
1:A:275:HIS:HD2	1:A:277:GLY:H	1.35	0.72
1:C:115:TYR:HE1	1:C:216:ARG:HD2	0.95	0.72
2:G:201:ASN:O	2:G:205:ALA:CB	2.37	0.72
1:A:167:GLU:OE1	1:A:172:LEU:CA	2.38	0.72
1:A:234:LEU:H	1:A:234:LEU:HD22	1.54	0.72
1:B:440:LEU:HD12	1:B:728:THR:HB	1.71	0.72
1:C:696:ASN:HD22	1:C:696:ASN:H	1.37	0.72
1:D:293:SER:OG	1:D:296:GLY:HA2	1.89	0.72
1:C:369:PHE:O	1:C:421:ASN:CG	2.27	0.72
1:D:329:ARG:CG	1:D:331:ARG:HH21	2.03	0.72
1:A:320:LYS:HE2	1:A:333:MET:O	1.90	0.72
1:A:463:THR:HG1	1:A:513:LEU:HD23	1.51	0.72
1:B:19:LEU:H	1:B:19:LEU:HD12	1.54	0.72
1:B:686:GLN:NE2	1:B:727:LYS:HE3	2.05	0.72
1:A:705:PRO:O	1:A:706:SER:HB2	1.90	0.71
1:C:106:VAL:O	1:C:110:VAL:HG23	1.89	0.71
1:D:34:HIS:O	1:D:35:ASN:HB2	1.91	0.71
2:F:312:THR:HB	2:F:325:PHE:CD2	2.24	0.71
1:C:735:ARG:O	1:C:736:ASP:CB	2.34	0.71
2:E:339:LEU:O	2:E:340:VAL:HB	1.91	0.71
2:F:65:LEU:HD21	2:F:223:LEU:HD13	1.72	0.71

Continued on next page...

Continued from previous page...

Atom-1	Atom-2	Interatomic distance (Å)	Clash overlap (Å)
2:H:176:THR:OG1	2:H:181:THR:HG22	1.89	0.71
1:A:227:LEU:HB3	1:A:435:GLN:HE22	1.52	0.71
1:C:316:LEU:O	1:C:319:LEU:CD1	2.38	0.71
2:H:232:ARG:HD3	2:H:342:ASP:HB2	0.75	0.71
1:B:529:LYS:H	1:B:529:LYS:HD2	1.54	0.71
1:C:248:VAL:HG21	1:C:289:VAL:HA	1.72	0.71
1:D:234:LEU:H	1:D:234:LEU:HD22	1.55	0.71
2:F:177:VAL:N	2:F:180:LYS:O	2.21	0.71
2:H:87:GLN:O	2:H:91:PRO:HD3	1.90	0.71
1:A:298:ARG:HH21	1:C:6:LEU:HD21	1.54	0.71
1:B:658:ASP:HB3	1:B:662:LEU:HD12	1.73	0.71
1:C:222:PHE:CE2	1:C:492:LEU:HD11	2.25	0.71
2:E:87:GLN:O	2:E:91:PRO:HD3	1.90	0.71
1:A:369:PHE:HE2	1:A:434:ARG:HD3	1.50	0.71
1:C:621:PRO:CD	1:C:694:SER:HB2	2.18	0.71
1:B:54:LYS:O	1:B:58:ILE:HG13	1.91	0.71
1:B:308:MET:HE2	1:B:398:LEU:HD23	1.72	0.71
1:D:150:GLN:O	1:D:154:LYS:CG	2.35	0.71
1:A:6:LEU:HD12	1:C:298:ARG:NH1	2.05	0.71
1:A:106:VAL:O	1:A:110:VAL:HG23	1.90	0.71
1:C:254:ILE:HG22	1:C:256:ILE:HG13	1.73	0.71
1:D:150:GLN:OE1	1:D:154:LYS:HD2	1.89	0.71
1:C:4:ASN:HD22	1:C:4:ASN:N	1.89	0.70
1:C:254:ILE:O	1:C:438:LEU:HG	1.91	0.70
1:C:545:GLU:HG3	1:C:595:LEU:HD23	1.73	0.70
1:C:663:HIS:ND1	1:C:663:HIS:N	2.39	0.70
1:D:254:ILE:N	1:D:438:LEU:CD1	2.40	0.70
2:F:205:ALA:HB1	2:F:315:ARG:HD3	1.73	0.70
1:B:39:SER:HB2	2:H:303:ILE:HG21	1.71	0.70
2:F:310:TYR:N	2:F:328:ARG:HD3	2.05	0.70
2:G:87:GLN:O	2:G:91:PRO:HD3	1.89	0.70
2:G:204:GLU:HG2	2:G:238:GLU:OE1	1.90	0.70
2:H:201:ASN:O	2:H:205:ALA:CB	2.39	0.70
1:A:692:SER:HB3	1:A:727:LYS:HD2	1.74	0.70
1:B:365:TYR:CE2	1:B:369:PHE:CE2	2.77	0.70
1:D:569:ASN:OD1	1:D:570:GLU:N	2.24	0.70
1:C:620:MET:O	1:C:620:MET:HG2	1.91	0.70
1:A:235:ASP:OD2	1:B:246:LYS:NZ	2.25	0.70
2:E:173:GLY:O	2:E:175:HIS:CE1	2.43	0.70
1:A:315:SER:O	1:A:318:VAL:HG23	1.92	0.70
1:B:106:VAL:O	1:B:110:VAL:HG23	1.91	0.70

Continued on next page...

Continued from previous page...

Atom-1	Atom-2	Interatomic distance (Å)	Clash overlap (Å)
1:B:301:ALA:HB1	1:B:438:LEU:CD2	2.21	0.70
1:B:617:SER:C	1:B:689:ILE:HD11	2.11	0.70
1:B:701:PRO:CD	1:B:735:ARG:HG2	2.20	0.70
2:G:205:ALA:HB1	2:G:315:ARG:HD3	1.74	0.70
1:D:114:LYS:HG3	1:D:166:TYR:CD2	2.19	0.70
1:A:6:LEU:HD12	1:C:298:ARG:CZ	2.21	0.70
1:C:114:LYS:HD3	1:C:114:LYS:N	2.06	0.70
1:D:282:TYR:CE2	1:D:304:LEU:HD22	2.26	0.70
2:H:339:LEU:HD13	2:H:339:LEU:N	2.06	0.70
1:A:5:LEU:HB2	1:A:17:ILE:HG23	1.71	0.69
1:A:279:ILE:HD13	1:A:319:LEU:CD2	2.22	0.69
1:A:545:GLU:HG3	1:A:595:LEU:HD23	1.73	0.69
1:B:572:THR:HB	1:B:577:ILE:HD12	1.74	0.69
1:B:696:ASN:HD22	1:B:696:ASN:H	1.37	0.69
1:D:167:GLU:OE2	1:D:216:ARG:NH2	2.24	0.69
2:E:82:LEU:HD13	2:E:140:ILE:HG22	1.75	0.69
1:A:222:PHE:CD2	1:A:492:LEU:HD11	2.27	0.69
1:D:50:TYR:CD2	1:D:50:TYR:N	2.55	0.69
2:H:13:LEU:O	2:H:32:LYS:HD2	1.92	0.69
1:A:572:THR:HB	1:A:577:ILE:HD12	1.74	0.69
2:H:232:ARG:NH1	2:H:343:ASN:N	2.40	0.69
1:B:441:GLU:HB3	1:B:619:LEU:O	1.92	0.69
1:C:115:TYR:CD1	1:C:216:ARG:CG	2.76	0.69
1:D:106:VAL:O	1:D:110:VAL:HG23	1.92	0.69
1:D:329:ARG:CB	1:D:331:ARG:HH21	2.04	0.69
1:D:696:ASN:H	1:D:696:ASN:HD22	1.37	0.69
2:E:206:ILE:CD1	2:E:312:THR:HG23	2.23	0.69
2:H:232:ARG:HH12	2:H:343:ASN:H	1.40	0.69
1:A:413:TYR:HH	1:A:731:TYR:HE2	0.73	0.69
1:D:153:GLY:HA2	1:D:158:GLN:NE2	2.00	0.69
1:D:308:MET:HE2	1:D:398:LEU:HD23	1.72	0.69
2:F:309:GLU:HG2	2:F:325:PHE:CE1	2.27	0.69
2:H:89:ARG:HG2	2:H:90:SER:N	2.06	0.69
1:B:301:ALA:CB	1:B:438:LEU:HD22	2.22	0.69
2:E:333:PRO:O	2:E:336:ASN:ND2	2.25	0.69
2:G:82:LEU:HD13	2:G:140:ILE:HG22	1.75	0.69
2:H:309:GLU:OE2	2:H:325:PHE:CD1	2.46	0.69
1:A:208:PRO:HG3	1:A:211:ILE:HD13	1.72	0.69
1:A:298:ARG:HH21	1:C:6:LEU:CD2	2.05	0.69
1:A:298:ARG:NH2	1:C:6:LEU:HD21	2.08	0.69
1:B:40:GLN:HE21	2:H:333:PRO:HG2	1.53	0.69

Continued on next page...

Continued from previous page...

Atom-1	Atom-2	Interatomic distance (Å)	Clash overlap (Å)
1:B:168:SER:HG	1:B:171:PHE:HD2	1.41	0.69
1:B:593:GLU:OE2	1:B:596:HIS:NE2	2.26	0.69
1:C:227:LEU:HD23	1:C:435:GLN:HG3	1.75	0.69
2:G:333:PRO:O	2:G:336:ASN:ND2	2.25	0.69
1:A:135:ILE:HD11	1:A:174:ILE:HG21	1.74	0.69
1:A:181:PHE:O	1:A:184:TYR:HB2	1.93	0.69
1:A:463:THR:O	1:A:464:LEU:CD2	2.34	0.69
1:A:510:ARG:HG3	1:A:567:TRP:HE3	1.58	0.69
1:C:369:PHE:CD2	1:C:434:ARG:HD3	2.26	0.69
1:D:49:PHE:CD1	1:D:53:ILE:HD13	2.27	0.69
1:C:308:MET:HE2	1:C:398:LEU:HD23	1.75	0.69
1:C:692:SER:HB2	1:C:727:LYS:HB2	1.74	0.69
1:D:241:SER:O	1:D:245:VAL:HG23	1.93	0.69
1:D:329:ARG:HD3	1:D:331:ARG:HH22	1.56	0.69
1:D:517:VAL:HG12	1:D:619:LEU:HD22	1.75	0.69
1:D:705:PRO:O	1:D:706:SER:HB2	1.93	0.69
2:H:206:ILE:CD1	2:H:315:ARG:HG2	2.22	0.69
2:H:232:ARG:HD3	2:H:342:ASP:HB3	1.70	0.69
1:C:465:SER:O	1:C:515:ILE:HA	1.92	0.68
2:G:92:ASN:O	2:G:96:LEU:HB2	1.93	0.68
1:B:22:ILE:HD11	3:B:801:ATP:C2	2.28	0.68
1:B:250:GLN:HE22	1:B:499:PRO:HG3	1.58	0.68
1:B:441:GLU:HG2	1:B:620:MET:CB	2.23	0.68
1:C:234:LEU:HD22	1:C:234:LEU:H	1.56	0.68
1:C:685:MET:O	1:C:689:ILE:HD11	1.93	0.68
1:D:567:TRP:O	1:D:569:ASN:N	2.26	0.68
2:F:197:LEU:HD12	2:F:198:MET:N	2.07	0.68
2:G:197:LEU:HD12	2:G:198:MET:N	2.08	0.68
2:H:277:VAL:HG22	2:H:324:PRO:HG3	1.76	0.68
1:A:226:VAL:CG1	1:A:461:LEU:HD22	2.22	0.68
1:A:309:TRP:CH2	1:A:364:LEU:HD12	2.27	0.68
1:B:239:ALA:HA	1:B:452:VAL:HG12	1.75	0.68
1:B:711:MET:CB	2:H:364:GLU:O	2.33	0.68
1:B:689:ILE:CG1	1:B:691:GLN:O	2.40	0.68
1:D:55:THR:HA	1:D:58:ILE:HD12	1.76	0.68
2:H:82:LEU:HD13	2:H:140:ILE:HG22	1.74	0.68
2:H:332:ILE:CG2	2:H:334:TRP:HE1	2.02	0.68
1:D:167:GLU:CD	1:D:172:LEU:HB2	2.14	0.68
1:D:286:GLN:CD	1:D:332:HIS:ND1	2.46	0.68
1:A:232:ASP:CG	1:A:262:ARG:HE	1.97	0.68
1:C:7:VAL:HG21	3:C:801:ATP:N1	2.09	0.68

Continued on next page...

Continued from previous page...

Atom-1	Atom-2	Interatomic distance (Å)	Clash overlap (Å)
1:A:226:VAL:HG12	1:A:461:LEU:HD22	1.76	0.68
1:B:735:ARG:O	1:B:735:ARG:CG	2.30	0.68
1:C:135:ILE:HD11	1:C:174:ILE:HG21	1.76	0.68
1:C:276:THR:HG21	1:D:291:SER:O	1.94	0.68
1:D:22:ILE:HD12	1:D:22:ILE:H	1.58	0.68
1:B:22:ILE:H	1:B:22:ILE:HD12	1.59	0.68
1:B:318:VAL:HG21	1:B:329:ARG:HH12	1.56	0.68
1:D:440:LEU:HD12	1:D:728:THR:HB	1.75	0.68
2:H:5:PHE:CD1	2:H:24:ASN:O	2.45	0.68
2:H:205:ALA:HB1	2:H:315:ARG:HD3	1.76	0.68
1:A:59:HIS:HB2	3:A:801:ATP:H4'	1.76	0.68
1:D:135:ILE:HD11	1:D:174:ILE:HG21	1.76	0.68
1:D:522:TYR:HE1	1:D:662:LEU:HD11	1.59	0.68
1:A:361:VAL:HG11	1:A:364:LEU:HG	1.74	0.68
1:B:145:TYR:CE2	1:B:652:LEU:HD23	2.26	0.68
1:C:420:CYS:O	1:C:424:SER:CB	2.42	0.68
2:E:197:LEU:HD12	2:E:198:MET:N	2.08	0.68
2:H:232:ARG:CD	2:H:342:ASP:CB	2.45	0.68
1:D:232:ASP:OD2	1:D:262:ARG:NE	2.23	0.67
1:D:572:THR:HB	1:D:577:ILE:HD12	1.74	0.67
1:B:155:TYR:CE1	1:B:212:MET:SD	2.87	0.67
1:B:510:ARG:HG3	1:B:567:TRP:HE3	1.59	0.67
1:A:232:ASP:OD2	1:A:262:ARG:NE	2.27	0.67
1:A:696:ASN:H	1:A:696:ASN:HD22	1.43	0.67
1:D:306:TYR:OH	1:D:317:LEU:HD23	1.94	0.67
1:B:208:PRO:HG2	1:B:211:ILE:HD13	1.77	0.67
1:D:150:GLN:OE1	1:D:154:LYS:HE2	1.94	0.67
1:D:316:LEU:O	1:D:319:LEU:CD1	2.42	0.67
2:E:65:LEU:CD2	2:E:223:LEU:HD13	2.24	0.67
2:H:185:SER:HB3	2:H:188:GLU:HB2	1.75	0.67
1:A:406:ARG:NH1	1:A:732:GLN:HG3	2.10	0.67
1:C:222:PHE:CG	1:C:492:LEU:HD11	2.28	0.67
1:C:305:PHE:CE1	1:C:436:SER:O	2.48	0.67
1:C:232:ASP:CG	1:C:262:ARG:HE	1.97	0.67
1:C:316:LEU:O	1:C:319:LEU:CG	2.43	0.67
1:C:625:SER:O	1:C:628:ILE:CG2	2.41	0.67
1:D:44:ARG:CG	1:D:69:LEU:HD21	2.16	0.67
2:F:204:GLU:HG2	2:F:238:GLU:CD	2.15	0.67
1:B:286:GLN:HE21	1:B:332:HIS:CB	2.04	0.67
1:C:241:SER:O	1:C:245:VAL:HG23	1.93	0.67
1:C:442:ILE:HD11	1:C:462:CYS:SG	2.34	0.67

Continued on next page...

Continued from previous page...

Atom-1	Atom-2	Interatomic distance (Å)	Clash overlap (Å)
1:D:181:PHE:O	1:D:184:TYR:HB2	1.94	0.67
1:D:658:ASP:O	1:D:658:ASP:CG	2.32	0.67
1:D:689:ILE:CD1	1:D:693:ILE:HG23	2.24	0.67
1:C:155:TYR:HD1	1:C:212:MET:CB	2.07	0.67
1:C:440:LEU:HD12	1:C:728:THR:HB	1.74	0.67
1:D:114:LYS:HE3	1:D:166:TYR:OH	1.95	0.67
1:D:406:ARG:HH11	1:D:697:THR:HG23	1.59	0.67
1:D:711:MET:HB2	2:G:363:SER:HB3	1.75	0.67
2:E:177:VAL:CG2	2:E:180:LYS:O	2.42	0.67
1:A:465:SER:HB2	1:A:489:LEU:CD1	2.24	0.67
2:G:12:GLN:CG	2:G:102:PRO:HD3	2.25	0.67
2:G:204:GLU:HG2	2:G:238:GLU:CD	2.15	0.67
2:H:197:LEU:HD12	2:H:198:MET:N	2.09	0.67
1:A:215:VAL:C	1:A:216:ARG:HG2	2.08	0.67
1:B:565:CYS:HB3	1:B:568:PHE:HB2	1.76	0.67
1:B:711:MET:HB3	2:H:364:GLU:C	2.15	0.67
1:B:258:ALA:CB	1:B:282:TYR:OH	2.41	0.66
1:C:114:LYS:HE2	1:C:166:TYR:CE2	2.29	0.66
1:C:254:ILE:HG21	1:C:256:ILE:HD11	1.75	0.66
1:C:369:PHE:CD2	1:C:434:ARG:CG	2.77	0.66
1:D:168:SER:OG	1:D:171:PHE:CD2	2.44	0.66
2:E:206:ILE:HD13	2:E:312:THR:OG1	1.94	0.66
2:H:307:TYR:O	2:H:311:ILE:HG22	1.96	0.66
1:C:668:LEU:HB2	1:C:671:GLU:HG3	1.76	0.66
1:C:686:GLN:HA	1:C:689:ILE:CG1	2.25	0.66
2:H:332:ILE:CG2	2:H:334:TRP:NE1	2.57	0.66
1:A:493:LEU:HD21	1:A:513:LEU:CD2	2.08	0.66
1:D:413:TYR:HH	1:D:731:TYR:HE2	1.43	0.66
1:D:464:LEU:HD22	1:D:514:GLY:HA3	1.77	0.66
1:D:560:LYS:HD3	1:D:609:HIS:CE1	2.31	0.66
1:A:93:ALA:HB2	1:A:165:ILE:O	1.96	0.66
1:A:155:TYR:CD1	1:A:212:MET:HB3	2.25	0.66
2:E:328:ARG:CZ	2:E:328:ARG:HB3	2.26	0.66
2:H:178:ASN:CG	2:H:178:ASN:O	2.33	0.66
1:A:155:TYR:CD1	1:A:212:MET:HB2	2.27	0.66
1:A:239:ALA:HA	1:A:452:VAL:HG12	1.76	0.66
1:A:301:ALA:CB	1:A:438:LEU:HD21	2.25	0.66
1:C:560:LYS:HD3	1:C:609:HIS:CD2	2.31	0.66
1:D:211:ILE:O	1:D:215:VAL:HG23	1.96	0.66
1:D:619:LEU:HB2	1:D:693:ILE:HG22	1.77	0.66
1:B:135:ILE:HD11	1:B:174:ILE:HG21	1.77	0.66

Continued on next page...

Continued from previous page...

Atom-1	Atom-2	Interatomic distance (Å)	Clash overlap (Å)
1:B:212:MET:O	1:B:216:ARG:NH1	2.29	0.66
1:C:216:ARG:HG2	1:C:216:ARG:O	1.94	0.66
1:C:517:VAL:HG12	1:C:619:LEU:HD22	1.76	0.66
1:D:663:HIS:ND1	1:D:663:HIS:N	2.38	0.66
2:E:149:ARG:HH12	2:E:286:TRP:HB2	1.60	0.66
2:H:124:HIS:HA	2:H:127:ARG:HD3	1.77	0.66
1:A:369:PHE:O	1:A:421:ASN:CG	2.34	0.66
1:A:522:TYR:HE1	1:A:662:LEU:HD11	1.59	0.66
1:B:168:SER:OG	1:B:171:PHE:HD2	1.77	0.66
1:B:227:LEU:HD11	1:B:437:ASN:HB3	1.76	0.66
1:C:712:GLN:HE21	2:E:370:LEU:CD2	2.08	0.66
1:A:40:GLN:NE2	2:F:333:PRO:HG2	2.10	0.66
1:A:241:SER:O	1:A:245:VAL:HG23	1.95	0.66
1:A:369:PHE:CE2	1:A:434:ARG:HB3	2.31	0.66
1:A:512:THR:HB	1:A:615:THR:OG1	1.96	0.66
1:B:168:SER:HG	1:B:171:PHE:HB2	1.60	0.66
1:D:37:SER:HB2	1:D:40:GLN:HB2	1.77	0.66
2:F:307:TYR:O	2:F:311:ILE:HG22	1.95	0.66
1:C:302:ALA:HA	1:C:438:LEU:HD11	1.78	0.66
1:A:517:VAL:HG12	1:A:619:LEU:HD22	1.78	0.65
1:B:425:PRO:HG2	1:B:690:ASP:HB3	1.78	0.65
1:C:181:PHE:O	1:C:184:TYR:HB2	1.94	0.65
2:E:12:GLN:CG	2:E:102:PRO:HD3	2.26	0.65
1:B:181:PHE:O	1:B:184:TYR:HB2	1.96	0.65
1:B:686:GLN:NE2	1:B:689:ILE:HG23	2.11	0.65
1:D:208:PRO:HG2	1:D:211:ILE:HD13	1.77	0.65
2:E:13:LEU:O	2:E:32:LYS:HD2	1.96	0.65
2:H:330:ASN:OD1	2:H:331:PRO:HD2	1.96	0.65
1:B:621:PRO:CD	1:B:694:SER:CB	2.69	0.65
2:F:35:ILE:HG23	2:F:36:PHE:H	1.61	0.65
1:A:79:TYR:O	1:A:83:ARG:HG2	1.97	0.65
1:A:493:LEU:HD11	1:A:513:LEU:HD11	1.77	0.65
1:D:286:GLN:OE1	1:D:332:HIS:CB	2.41	0.65
1:D:307:PRO:HG2	1:D:310:HIS:HB2	1.78	0.65
1:A:692:SER:HB3	1:A:727:LYS:CB	2.24	0.65
1:B:464:LEU:CA	1:B:514:GLY:O	2.44	0.65
1:B:513:LEU:HG	1:B:613:ASN:ND2	2.11	0.65
1:B:513:LEU:HG	1:B:613:ASN:HD22	1.61	0.65
1:D:154:LYS:HE2	1:D:624:THR:CG2	2.26	0.65
1:D:560:LYS:HE2	1:D:609:HIS:ND1	2.11	0.65
2:F:94:ALA:O	2:F:95:LEU:HD23	1.96	0.65

Continued on next page...

Continued from previous page...

Atom-1	Atom-2	Interatomic distance (Å)	Clash overlap (Å)
2:H:35:ILE:HG23	2:H:36:PHE:H	1.62	0.65
1:A:297:VAL:CG1	1:A:297:VAL:O	2.44	0.65
1:B:241:SER:O	1:B:245:VAL:HG23	1.95	0.65
1:D:239:ALA:HA	1:D:452:VAL:HG12	1.78	0.65
2:F:372:ASN:H	2:F:372:ASN:ND2	1.95	0.65
1:B:516:GLY:HA3	1:B:620:MET:CE	2.26	0.65
1:D:147:ALA:O	1:D:151:LEU:HG	1.97	0.65
1:D:167:GLU:OE2	1:D:172:LEU:HB2	1.97	0.65
1:D:184:TYR:O	1:D:189:ARG:NH2	2.29	0.65
1:C:513:LEU:HD12	1:C:513:LEU:O	1.96	0.65
1:A:184:TYR:O	1:A:189:ARG:NH2	2.29	0.65
1:B:167:GLU:HG3	1:B:168:SER:N	2.12	0.65
1:C:79:TYR:O	1:C:83:ARG:HG2	1.96	0.65
2:F:328:ARG:HB3	2:F:328:ARG:CZ	2.27	0.65
1:B:619:LEU:HB2	1:B:693:ILE:CG2	2.26	0.65
1:B:686:GLN:NE2	1:B:727:LYS:HG3	2.11	0.65
1:A:167:GLU:CD	1:A:172:LEU:HB2	2.17	0.64
1:C:322:ASN:HA	1:C:331:ARG:HH21	1.62	0.64
1:A:93:ALA:CB	1:A:165:ILE:O	2.45	0.64
1:C:22:ILE:H	1:C:22:ILE:HD12	1.61	0.64
2:E:20:GLY:CA	2:E:100:SER:HB3	2.27	0.64
2:E:62:TYR:O	2:E:70:LYS:HE2	1.98	0.64
1:C:6:LEU:HD12	1:C:51:ASP:OD1	1.97	0.64
1:C:716:LYS:HG2	2:E:370:LEU:HD22	1.78	0.64
1:D:153:GLY:CA	1:D:158:GLN:HE22	2.01	0.64
1:D:208:PRO:HD3	1:D:464:LEU:O	1.98	0.64
1:A:298:ARG:CZ	1:C:6:LEU:HD21	2.27	0.64
1:B:315:SER:O	1:B:318:VAL:CG1	2.45	0.64
1:C:232:ASP:OD2	1:C:262:ARG:NH2	2.29	0.64
2:H:328:ARG:HB3	2:H:328:ARG:CZ	2.28	0.64
1:B:619:LEU:HG	1:B:693:ILE:CG2	2.28	0.64
1:D:227:LEU:HD11	1:D:437:ASN:HB3	1.80	0.64
1:D:625:SER:O	1:D:628:ILE:CG2	2.41	0.64
1:B:215:VAL:HG22	1:B:222:PHE:HZ	1.63	0.64
1:B:464:LEU:CB	1:B:514:GLY:O	2.46	0.64
1:D:560:LYS:HD3	1:D:609:HIS:CD2	2.33	0.64
2:E:35:ILE:HG23	2:E:36:PHE:H	1.62	0.64
2:E:90:SER:HB2	2:E:91:PRO:HD3	1.79	0.64
2:G:361:ILE:HD13	2:G:361:ILE:N	2.13	0.64
2:G:372:ASN:OD1	2:G:372:ASN:N	2.30	0.64
1:A:145:TYR:OH	1:A:149:LYS:HE3	1.98	0.64

Continued on next page...

Continued from previous page...

Atom-1	Atom-2	Interatomic distance (Å)	Clash overlap (Å)
1:A:227:LEU:HB2	1:A:460:ALA:HB3	1.78	0.64
1:C:617:SER:HB2	1:C:690:ASP:N	1.99	0.64
1:D:145:TYR:OH	1:D:149:LYS:HE3	1.98	0.64
1:A:297:VAL:HG11	1:C:4:ASN:HD22	1.62	0.64
1:A:329:ARG:HD3	1:A:331:ARG:NH1	2.13	0.64
1:C:572:THR:HB	1:C:577:ILE:HD12	1.79	0.64
1:D:150:GLN:OE1	1:D:154:LYS:CD	2.45	0.64
1:D:558:LEU:HD11	1:D:562:GLN:NE2	2.12	0.64
2:H:177:VAL:O	2:H:178:ASN:ND2	2.30	0.64
1:B:307:PRO:HG2	1:B:310:HIS:HB2	1.79	0.64
1:C:209:THR:HB	1:C:210:PRO:HD3	1.80	0.64
2:G:366:ASP:CG	2:G:366:ASP:O	2.36	0.64
1:A:686:GLN:CD	1:A:727:LYS:HG3	2.19	0.63
1:C:685:MET:C	1:C:689:ILE:HD11	2.19	0.63
1:D:297:VAL:O	1:D:297:VAL:CG1	2.45	0.63
2:E:177:VAL:HG21	2:E:182:VAL:HG23	1.78	0.63
2:F:369:ASP:O	2:F:372:ASN:ND2	2.31	0.63
2:G:307:TYR:O	2:G:311:ILE:HG22	1.97	0.63
2:H:90:SER:HB2	2:H:91:PRO:HD3	1.79	0.63
1:A:301:ALA:HB3	1:A:438:LEU:HD21	1.79	0.63
1:A:689:ILE:HG21	1:A:691:GLN:O	1.98	0.63
1:B:19:LEU:HD22	2:H:295:SER:C	2.18	0.63
1:B:211:ILE:O	1:B:215:VAL:HG23	1.99	0.63
1:B:227:LEU:HB2	1:B:460:ALA:HB3	1.79	0.63
1:B:618:ALA:N	1:B:689:ILE:CD1	2.52	0.63
1:C:109:MET:HE3	1:C:166:TYR:O	1.99	0.63
1:C:211:ILE:O	1:C:215:VAL:HG23	1.98	0.63
1:C:254:ILE:HG22	1:C:256:ILE:CG1	2.27	0.63
1:C:278:CYS:HB3	1:C:282:TYR:CE1	2.33	0.63
2:F:90:SER:HB2	2:F:91:PRO:HD3	1.81	0.63
1:A:516:GLY:HA2	1:A:618:ALA:O	1.98	0.63
1:A:619:LEU:HD12	1:A:693:ILE:CG2	2.28	0.63
1:B:6:LEU:HB2	1:B:51:ASP:OD1	1.98	0.63
1:C:55:THR:HA	1:C:58:ILE:HD12	1.80	0.63
1:C:208:PRO:HG2	1:C:211:ILE:HD13	1.78	0.63
1:C:463:THR:CA	1:C:464:LEU:HD23	2.28	0.63
1:C:558:LEU:HD11	1:C:562:GLN:NE2	2.14	0.63
1:D:375:PHE:O	1:D:379:TYR:HB2	1.98	0.63
2:G:35:ILE:HG23	2:G:36:PHE:H	1.63	0.63
1:A:94:TYR:HE2	1:A:168:SER:HB2	1.63	0.63
1:B:441:GLU:CB	1:B:619:LEU:O	2.46	0.63

Continued on next page...

Continued from previous page...

Atom-1	Atom-2	Interatomic distance (Å)	Clash overlap (Å)
1:C:228:ILE:C	1:C:435:GLN:HE22	2.01	0.63
2:F:12:GLN:NE2	2:F:23:VAL:CG1	2.60	0.63
1:A:6:LEU:HD22	1:A:14:THR:HG22	1.81	0.63
1:A:297:VAL:HG11	1:C:4:ASN:ND2	2.13	0.63
1:B:37:SER:HB2	1:B:40:GLN:HB2	1.78	0.63
1:B:145:TYR:CE2	1:B:652:LEU:CD2	2.82	0.63
1:B:234:LEU:HA	1:B:237:ILE:HD12	1.80	0.63
1:C:465:SER:O	1:C:516:GLY:N	2.30	0.63
1:C:513:LEU:CD2	1:C:613:ASN:ND2	2.62	0.63
1:C:686:GLN:CD	1:C:727:LYS:HG3	2.19	0.63
1:A:307:PRO:HG2	1:A:310:HIS:HB2	1.81	0.63
1:A:319:LEU:HB3	1:A:330:VAL:H	1.64	0.63
1:A:341:LYS:HB2	1:A:722:TYR:HH	1.62	0.63
1:A:463:THR:OG1	1:A:513:LEU:CD2	2.36	0.63
1:A:465:SER:HB2	1:A:489:LEU:HD11	1.80	0.63
1:C:239:ALA:HA	1:C:452:VAL:HG12	1.80	0.63
2:H:65:LEU:CD2	2:H:223:LEU:HD13	2.23	0.63
1:B:232:ASP:CG	1:B:262:ARG:HB3	2.19	0.63
1:D:441:GLU:HG2	1:D:620:MET:CB	2.29	0.63
1:A:522:TYR:CE1	1:A:662:LEU:HD11	2.34	0.63
1:D:153:GLY:O	1:D:160:ARG:NH2	2.31	0.63
1:D:155:TYR:HE2	1:D:212:MET:CE	2.12	0.63
1:D:172:LEU:CD2	1:D:216:ARG:NH1	2.61	0.63
1:D:560:LYS:CE	1:D:609:HIS:ND1	2.62	0.63
2:E:205:ALA:HB2	2:E:242:LEU:HD13	1.79	0.63
2:F:62:TYR:O	2:F:70:LYS:HE2	1.99	0.63
1:B:318:VAL:CG2	1:B:329:ARG:CZ	2.62	0.63
1:C:250:GLN:HE22	1:C:499:PRO:HG3	1.63	0.63
1:D:686:GLN:CD	1:D:727:LYS:HG3	2.20	0.63
2:E:65:LEU:O	2:E:70:LYS:HG3	1.98	0.63
2:E:173:GLY:O	2:E:175:HIS:NE2	2.31	0.63
2:F:82:LEU:HD13	2:F:140:ILE:HG22	1.79	0.63
2:G:13:LEU:O	2:G:32:LYS:HD2	1.98	0.63
2:H:6:SER:OG	2:H:21:GLN:NE2	2.27	0.63
1:A:474:ASN:ND2	1:A:476:ASP:HB2	2.14	0.62
1:B:558:LEU:HD12	1:B:561:GLU:HB3	1.81	0.62
2:H:273:TYR:OH	2:H:324:PRO:HB3	1.99	0.62
1:A:5:LEU:CD1	1:A:17:ILE:CG1	2.38	0.62
1:A:176:VAL:HG13	1:A:215:VAL:HG11	1.81	0.62
1:A:305:PHE:CE1	1:A:436:SER:O	2.53	0.62
1:C:361:VAL:HG11	1:C:364:LEU:CB	2.29	0.62

Continued on next page...

Continued from previous page...

Atom-1	Atom-2	Interatomic distance (Å)	Clash overlap (Å)
1:D:155:TYR:HE1	1:D:209:THR:HG23	1.64	0.62
1:A:226:VAL:HG21	1:A:247:TYR:CD2	2.35	0.62
1:A:686:GLN:NE2	1:A:727:LYS:HE3	2.15	0.62
1:C:238:ASN:OD1	1:D:242:SER:HA	1.99	0.62
2:F:206:ILE:CD1	2:F:315:ARG:HG2	2.30	0.62
2:H:195:LEU:HD13	2:H:271:GLU:HG2	1.82	0.62
1:A:232:ASP:OD2	1:A:262:ARG:NH2	2.31	0.62
1:B:155:TYR:CD1	1:B:212:MET:HB2	2.31	0.62
1:C:157:VAL:HG21	1:C:216:ARG:HH11	1.65	0.62
2:F:239:ALA:HB2	2:F:342:ASP:OD2	1.99	0.62
1:A:227:LEU:HD11	1:A:437:ASN:HB3	1.81	0.62
1:B:305:PHE:CZ	1:B:436:SER:O	2.52	0.62
1:C:305:PHE:CZ	1:C:436:SER:O	2.52	0.62
1:D:234:LEU:HA	1:D:237:ILE:HD12	1.82	0.62
1:B:209:THR:HB	1:B:210:PRO:HD3	1.82	0.62
1:B:375:PHE:O	1:B:379:TYR:HB2	1.98	0.62
1:C:474:ASN:ND2	1:C:476:ASP:HB2	2.15	0.62
1:D:25:VAL:HG21	3:D:801:ATP:H3'	1.82	0.62
2:F:99:ILE:HD11	2:F:108:VAL:HG21	1.79	0.62
1:A:167:GLU:OE1	1:A:172:LEU:CB	2.47	0.62
1:B:317:LEU:HD11	1:B:402:MET:CA	2.28	0.62
1:D:341:LYS:HB2	1:D:722:TYR:OH	2.00	0.62
2:F:12:GLN:OE1	2:F:27:ARG:HD3	1.99	0.62
2:G:90:SER:HB2	2:G:91:PRO:HD3	1.81	0.62
2:H:62:TYR:O	2:H:70:LYS:HE2	1.99	0.62
1:A:227:LEU:CG	1:A:435:GLN:NE2	2.62	0.62
1:B:278:CYS:HB3	1:B:282:TYR:CE1	2.35	0.62
1:D:428:PRO:O	1:D:432:PRO:HB3	2.00	0.62
2:H:65:LEU:O	2:H:70:LYS:HG3	1.99	0.62
1:A:234:LEU:HA	1:A:237:ILE:HD12	1.82	0.62
1:B:474:ASN:ND2	1:B:476:ASP:HB2	2.15	0.62
1:C:227:LEU:HD11	1:C:437:ASN:HB3	1.81	0.62
1:C:330:VAL:HB	1:C:335:TYR:OH	1.99	0.62
1:C:522:TYR:HE1	1:C:662:LEU:HD11	1.63	0.62
1:C:569:ASN:HD22	1:C:570:GLU:N	1.96	0.62
1:D:79:TYR:O	1:D:83:ARG:HG2	1.98	0.62
2:F:201:ASN:O	2:F:205:ALA:CB	2.47	0.62
1:A:406:ARG:HH11	1:A:732:GLN:HG3	1.64	0.62
1:A:647:SER:O	1:A:650:GLY:N	2.33	0.62
1:C:560:LYS:CD	1:C:609:HIS:CE1	2.83	0.62
1:D:227:LEU:HB2	1:D:460:ALA:HB3	1.81	0.62

Continued on next page...

Continued from previous page...

Atom-1	Atom-2	Interatomic distance (Å)	Clash overlap (Å)
1:D:286:GLN:NE2	1:D:332:HIS:ND1	2.48	0.62
2:F:312:THR:HB	2:F:325:PHE:HD2	1.62	0.62
1:B:232:ASP:OD2	1:B:262:ARG:HB3	2.00	0.61
1:B:701:PRO:HD2	1:B:735:ARG:CG	2.25	0.61
1:B:702:SER:HB3	1:B:735:ARG:HD3	1.81	0.61
1:C:167:GLU:OE2	1:C:172:LEU:CD1	2.43	0.61
1:C:307:PRO:HG2	1:C:310:HIS:HB2	1.79	0.61
2:G:236:ARG:HG3	2:G:340:VAL:HG23	1.82	0.61
1:A:228:ILE:HG21	1:A:240:THR:HG23	1.81	0.61
1:A:440:LEU:HD12	1:A:728:THR:CB	2.30	0.61
1:A:716:LYS:HG2	2:F:370:LEU:HD21	1.82	0.61
1:B:62:ILE:HD12	1:B:84:LEU:HD22	1.82	0.61
1:B:369:PHE:CE1	1:B:434:ARG:CA	2.83	0.61
1:C:302:ALA:N	1:C:438:LEU:HD21	2.15	0.61
1:C:59:HIS:HB2	3:C:801:ATP:C5'	2.30	0.61
1:C:686:GLN:NE2	1:C:727:LYS:HE3	2.14	0.61
1:D:50:TYR:CD2	1:D:53:ILE:HD12	2.35	0.61
2:F:330:ASN:OD1	2:F:331:PRO:HD2	2.00	0.61
1:A:617:SER:O	1:A:691:GLN:HG2	1.99	0.61
1:B:513:LEU:CD1	1:B:613:ASN:ND2	2.63	0.61
1:C:114:LYS:HG3	1:C:166:TYR:CE2	2.35	0.61
1:D:157:VAL:N	1:D:167:GLU:HG2	2.14	0.61
2:E:307:TYR:O	2:E:311:ILE:HG22	1.99	0.61
2:F:339:LEU:O	2:F:340:VAL:HG23	2.00	0.61
2:H:55:VAL:HG21	2:H:128:ASN:CG	2.18	0.61
1:A:49:PHE:HD1	1:A:53:ILE:HD13	1.65	0.61
1:A:50:TYR:O	1:A:53:ILE:HB	2.00	0.61
1:A:250:GLN:HE22	1:A:499:PRO:HG3	1.65	0.61
1:B:82:ALA:O	1:B:86:ILE:HG12	1.99	0.61
1:C:320:LYS:CE	1:C:333:MET:O	2.46	0.61
1:C:375:PHE:O	1:C:379:TYR:HB2	2.00	0.61
1:D:150:GLN:HE22	1:D:645:LYS:NZ	1.99	0.61
1:A:569:ASN:HD22	1:A:570:GLU:N	1.97	0.61
1:B:663:HIS:ND1	1:B:663:HIS:N	2.47	0.61
1:C:305:PHE:CE2	1:C:436:SER:HB3	2.36	0.61
1:C:521:ALA:HB3	1:C:632:THR:HG21	1.82	0.61
1:C:686:GLN:HA	1:C:689:ILE:HG13	1.83	0.61
1:D:158:GLN:HB3	1:D:165:ILE:CD1	2.30	0.61
1:D:465:SER:HB2	1:D:489:LEU:CD1	2.30	0.61
1:A:211:ILE:O	1:A:215:VAL:HG23	2.00	0.61
1:A:428:PRO:O	1:A:432:PRO:HB3	2.01	0.61

Continued on next page...

Continued from previous page...

Atom-1	Atom-2	Interatomic distance (Å)	Clash overlap (Å)
1:D:114:LYS:N	1:D:114:LYS:CD	2.57	0.61
1:D:290:LYS:NZ	1:D:300:GLY:O	2.30	0.61
2:E:177:VAL:CB	2:E:180:LYS:O	2.49	0.61
2:G:12:GLN:NE2	2:G:23:VAL:HG13	2.15	0.61
1:B:569:ASN:HD22	1:B:570:GLU:N	1.98	0.61
1:C:227:LEU:HB2	1:C:460:ALA:HB3	1.82	0.61
2:H:99:ILE:HD11	2:H:108:VAL:HG21	1.83	0.61
2:H:232:ARG:HH11	2:H:343:ASN:N	1.99	0.61
1:A:150:GLN:O	1:A:154:LYS:HB2	2.00	0.61
1:A:209:THR:HB	1:A:210:PRO:HD3	1.83	0.61
1:B:262:ARG:NH1	1:B:267:PRO:O	2.33	0.61
1:D:511:ARG:HD3	1:D:612:ARG:O	2.01	0.61
1:D:696:ASN:H	1:D:696:ASN:ND2	1.99	0.61
1:A:225:CYS:CB	1:A:253:GLY:O	2.41	0.61
1:A:361:VAL:HG11	1:A:364:LEU:CG	2.31	0.61
1:C:711:MET:HG2	2:E:365:VAL:HG22	1.81	0.61
1:D:59:HIS:O	1:D:62:ILE:HG12	2.01	0.61
2:G:62:TYR:O	2:G:70:LYS:HE2	2.01	0.61
2:G:195:LEU:HD13	2:G:271:GLU:HG2	1.81	0.61
2:H:310:TYR:CD2	2:H:330:ASN:OD1	2.54	0.61
1:A:305:PHE:CZ	1:A:436:SER:O	2.54	0.60
1:A:361:VAL:HG11	1:A:364:LEU:HB2	1.81	0.60
1:B:428:PRO:O	1:B:432:PRO:HB3	2.01	0.60
1:C:621:PRO:CD	1:C:694:SER:CB	2.79	0.60
1:D:6:LEU:CB	1:D:51:ASP:OD1	2.44	0.60
1:D:522:TYR:CE1	1:D:662:LEU:HD11	2.36	0.60
1:D:474:ASN:ND2	1:D:476:ASP:HB2	2.16	0.60
2:E:89:ARG:HG2	2:E:90:SER:N	2.16	0.60
1:A:172:LEU:HD21	1:A:216:ARG:HH12	1.65	0.60
1:A:375:PHE:O	1:A:379:TYR:HB2	2.01	0.60
1:B:587:LEU:HD23	1:B:590:ILE:HD11	1.84	0.60
1:C:234:LEU:HA	1:C:237:ILE:HD12	1.83	0.60
1:C:332:HIS:O	1:C:333:MET:CG	2.49	0.60
2:H:20:GLY:CA	2:H:100:SER:HB3	2.31	0.60
1:D:623:GLU:HG2	1:D:633:ASN:HD21	1.63	0.60
1:A:82:ALA:O	1:A:86:ILE:HG12	2.02	0.60
1:A:567:TRP:O	1:A:569:ASN:ND2	2.34	0.60
1:C:515:ILE:HD13	1:C:551:LEU:HD22	1.82	0.60
1:D:39:SER:CB	2:G:332:ILE:CG2	2.74	0.60
1:D:521:ALA:HB3	1:D:632:THR:HG21	1.84	0.60
1:D:696:ASN:HD22	1:D:696:ASN:N	1.99	0.60

Continued on next page...

Continued from previous page...

Atom-1	Atom-2	Interatomic distance (Å)	Clash overlap (Å)
2:E:104:LEU:O	2:E:108:VAL:HG23	2.02	0.60
2:E:195:LEU:HD13	2:E:271:GLU:HG2	1.83	0.60
1:A:208:PRO:CG	1:A:211:ILE:CD1	2.64	0.60
1:A:369:PHE:CE2	1:A:434:ARG:CD	2.80	0.60
1:B:316:LEU:HA	1:B:319:LEU:HD11	1.83	0.60
1:D:5:LEU:HD12	1:D:17:ILE:CG1	2.31	0.60
1:D:330:VAL:HB	1:D:335:TYR:OH	2.01	0.60
2:F:205:ALA:HB1	2:F:315:ARG:CD	2.31	0.60
2:H:207:ARG:HH22	2:H:282:GLN:CD	2.04	0.60
1:A:293:SER:HB2	1:A:298:ARG:O	2.01	0.60
1:C:17:ILE:HD12	3:C:801:ATP:N1	2.15	0.60
1:C:714:LEU:HD22	1:C:732:GLN:HE22	1.67	0.60
2:E:206:ILE:HD13	2:E:312:THR:CB	2.32	0.60
1:A:663:HIS:ND1	1:A:663:HIS:N	2.39	0.60
1:B:283:LYS:HG2	1:B:330:VAL:HG22	1.82	0.60
1:B:319:LEU:HA	1:B:329:ARG:HG2	1.84	0.60
1:C:716:LYS:CG	2:E:370:LEU:HD22	2.32	0.60
1:D:253:GLY:C	1:D:438:LEU:HD12	2.21	0.60
1:D:560:LYS:HD3	1:D:609:HIS:ND1	2.17	0.60
2:E:74:ILE:O	2:E:78:LYS:HG3	2.01	0.60
1:B:282:TYR:CD2	1:B:304:LEU:CD2	2.84	0.60
1:C:155:TYR:CZ	1:C:628:ILE:HD12	2.37	0.60
1:D:82:ALA:O	1:D:86:ILE:HG12	2.02	0.60
2:H:91:PRO:O	2:H:95:LEU:HG	2.01	0.60
2:H:205:ALA:HB1	2:H:315:ARG:CD	2.32	0.60
1:A:278:CYS:HB3	1:A:282:TYR:CE1	2.37	0.59
1:A:521:ALA:HB3	1:A:632:THR:HG21	1.83	0.59
1:B:587:LEU:O	1:B:589:THR:N	2.34	0.59
1:C:39:SER:CB	2:E:332:ILE:HG22	2.31	0.59
1:C:167:GLU:HG2	1:C:168:SER:N	2.17	0.59
1:D:305:PHE:CZ	1:D:436:SER:O	2.54	0.59
1:D:686:GLN:NE2	1:D:727:LYS:HE3	2.16	0.59
2:E:5:PHE:HE2	2:E:7:GLN:NE2	2.00	0.59
1:B:656:VAL:O	1:B:657:PRO:C	2.40	0.59
1:D:209:THR:HB	1:D:210:PRO:HD3	1.83	0.59
2:E:12:GLN:NE2	2:E:23:VAL:HG13	2.17	0.59
2:E:99:ILE:HD11	2:E:108:VAL:HG21	1.83	0.59
2:H:104:LEU:O	2:H:108:VAL:HG23	2.02	0.59
1:A:22:ILE:O	1:A:26:LEU:HG	2.02	0.59
1:A:449:LEU:HD21	1:A:502:ALA:CB	2.33	0.59
1:A:569:ASN:ND2	1:A:570:GLU:H	2.00	0.59

Continued on next page...

Continued from previous page...

Atom-1	Atom-2	Interatomic distance (Å)	Clash overlap (Å)
1:B:228:ILE:HG21	1:B:240:THR:HG23	1.83	0.59
1:B:305:PHE:CE1	1:B:436:SER:O	2.55	0.59
1:D:6:LEU:HD12	1:D:51:ASP:OD1	2.02	0.59
1:D:147:ALA:HB2	1:D:627:GLN:O	2.02	0.59
2:E:167:TRP:NE1	2:E:172:GLU:OE2	2.34	0.59
1:B:286:GLN:NE2	1:B:332:HIS:ND1	2.50	0.59
1:C:82:ALA:O	1:C:86:ILE:HG12	2.01	0.59
1:C:207:LEU:N	1:C:207:LEU:HD23	2.17	0.59
1:D:656:VAL:O	1:D:657:PRO:C	2.39	0.59
1:D:708:LYS:O	1:D:710:PRO:HD3	2.03	0.59
2:G:205:ALA:HB1	2:G:315:ARG:CD	2.32	0.59
1:A:303:THR:OG1	1:A:438:LEU:HD12	2.02	0.59
1:B:617:SER:O	1:B:691:GLN:HG3	2.03	0.59
1:D:595:LEU:HD22	1:D:599:TRP:NE1	2.18	0.59
1:B:262:ARG:HG2	1:B:275:HIS:CE1	2.38	0.59
1:D:689:ILE:HG22	1:D:691:GLN:O	2.03	0.59
1:D:703:ARG:O	1:D:703:ARG:CG	2.51	0.59
1:D:711:MET:CB	2:G:363:SER:CB	2.75	0.59
2:G:99:ILE:HD11	2:G:108:VAL:HG21	1.84	0.59
1:A:425:PRO:CG	1:A:690:ASP:HB3	2.27	0.59
1:B:414:ILE:HB	1:B:729:LEU:HD12	1.83	0.59
1:C:59:HIS:O	1:C:62:ILE:HG12	2.03	0.59
1:C:216:ARG:CG	1:C:216:ARG:O	2.51	0.59
1:D:361:VAL:CG1	1:D:364:LEU:HB2	2.33	0.59
1:D:5:LEU:HB2	1:D:17:ILE:CG1	2.32	0.59
1:D:685:MET:O	1:D:689:ILE:CG1	2.44	0.59
2:G:206:ILE:CD1	2:G:315:ARG:HG2	2.32	0.59
1:A:316:LEU:HA	1:A:319:LEU:HD11	1.85	0.59
1:A:716:LYS:HA	2:F:370:LEU:HD11	1.84	0.59
1:D:207:LEU:N	1:D:207:LEU:HD23	2.18	0.59
2:E:193:LEU:O	2:E:197:LEU:HG	2.02	0.59
2:F:38:LYS:CD	2:F:344:VAL:HG12	2.25	0.59
2:G:20:GLY:CA	2:G:100:SER:HB3	2.33	0.59
2:G:149:ARG:NH1	2:G:286:TRP:HB2	2.13	0.59
2:H:12:GLN:NE2	2:H:23:VAL:HG13	2.15	0.59
1:B:37:SER:OG	2:H:331:PRO:O	2.20	0.59
1:C:569:ASN:ND2	1:C:570:GLU:H	1.98	0.59
1:C:670:TRP:CE2	1:C:735:ARG:HG3	2.38	0.59
1:C:696:ASN:H	1:C:696:ASN:ND2	2.00	0.59
2:E:147:GLN:O	2:E:150:ALA:HB3	2.03	0.59
2:G:334:TRP:O	2:G:335:ILE:C	2.42	0.59

Continued on next page...

Continued from previous page...

Atom-1	Atom-2	Interatomic distance (Å)	Clash overlap (Å)
1:A:6:LEU:HD11	1:C:298:ARG:CD	2.32	0.58
1:C:44:ARG:HE	1:C:44:ARG:CA	2.07	0.58
1:C:417:VAL:HG23	1:C:418:ASP:N	2.18	0.58
1:C:529:LYS:HB3	1:C:536:ALA:HB2	1.84	0.58
1:C:619:LEU:HB2	1:C:693:ILE:HG22	1.85	0.58
1:D:43:LEU:HD12	2:G:334:TRP:NE1	2.18	0.58
2:F:73:PHE:HB2	2:F:218:PHE:CE2	2.38	0.58
2:H:193:LEU:O	2:H:197:LEU:HG	2.03	0.58
1:A:417:VAL:HG23	1:A:418:ASP:N	2.18	0.58
1:B:595:LEU:HD22	1:B:599:TRP:NE1	2.18	0.58
1:C:34:HIS:O	1:C:35:ASN:HB2	2.03	0.58
1:D:50:TYR:H	1:D:50:TYR:HD2	1.50	0.58
1:D:305:PHE:CE1	1:D:436:SER:O	2.56	0.58
1:D:617:SER:HB2	1:D:690:ASP:N	2.04	0.58
2:F:74:ILE:O	2:F:78:LYS:HG3	2.03	0.58
2:F:115:GLU:OE1	2:F:115:GLU:HA	2.03	0.58
2:G:193:LEU:O	2:G:197:LEU:HG	2.03	0.58
2:H:6:SER:CB	2:H:21:GLN:HE21	2.16	0.58
1:B:86:ILE:HG21	1:B:140:ASP:HB3	1.85	0.58
1:B:567:TRP:O	1:B:569:ASN:ND2	2.36	0.58
1:B:712:GLN:NE2	2:H:369:ASP:HB3	2.18	0.58
1:D:592:ASN:O	1:D:594:PRO:HD3	2.04	0.58
2:F:104:LEU:O	2:F:108:VAL:HG23	2.02	0.58
2:H:55:VAL:CG2	2:H:128:ASN:CG	2.71	0.58
1:B:276:THR:HG23	1:B:280:PRO:HG2	1.84	0.58
1:B:286:GLN:NE2	1:B:332:HIS:CG	2.71	0.58
1:B:521:ALA:HB3	1:B:632:THR:HG21	1.84	0.58
1:C:449:LEU:HD21	1:C:502:ALA:CB	2.33	0.58
2:E:167:TRP:CD1	2:E:172:GLU:OE2	2.57	0.58
1:A:621:PRO:HD3	1:A:694:SER:CB	2.33	0.58
1:B:511:ARG:HD3	1:B:612:ARG:O	2.03	0.58
1:B:592:ASN:O	1:B:594:PRO:HD3	2.03	0.58
1:D:597:TYR:O	1:D:598:ASP:C	2.41	0.58
2:E:20:GLY:HA3	2:E:100:SER:HB3	1.85	0.58
2:F:195:LEU:HD13	2:F:271:GLU:HG2	1.84	0.58
1:A:227:LEU:CB	1:A:435:GLN:HE22	2.08	0.58
1:A:511:ARG:HD3	1:A:612:ARG:O	2.03	0.58
2:F:83:LEU:HD22	2:F:203:LEU:HG	1.85	0.58
1:D:692:SER:HB2	1:D:727:LYS:HB2	1.86	0.58
2:G:74:ILE:O	2:G:78:LYS:HG3	2.04	0.58
2:H:62:TYR:HB2	2:H:224:MET:HE1	1.86	0.58

Continued on next page...

Continued from previous page...

Atom-1	Atom-2	Interatomic distance (Å)	Clash overlap (Å)
2:H:309:GLU:HG2	2:H:325:PHE:CE1	2.38	0.58
1:A:176:VAL:HA	1:A:215:VAL:HG11	1.84	0.58
1:A:474:ASN:HD21	1:A:476:ASP:HB2	1.69	0.58
1:A:621:PRO:HD3	1:A:694:SER:HB2	1.86	0.58
1:B:10:ARG:H	1:B:55:THR:CG2	2.16	0.58
1:B:412:ILE:HD12	1:B:412:ILE:N	2.19	0.58
1:C:474:ASN:HD21	1:C:476:ASP:HB2	1.69	0.58
1:D:329:ARG:CD	1:D:331:ARG:NH2	2.53	0.58
1:D:564:ALA:HA	1:D:611:LEU:O	2.03	0.58
2:F:94:ALA:C	2:F:95:LEU:HD23	2.24	0.58
2:H:329:SER:O	2:H:330:ASN:C	2.40	0.58
1:B:440:LEU:HD12	1:B:728:THR:CB	2.33	0.58
1:C:545:GLU:HG3	1:C:595:LEU:CD2	2.33	0.58
2:H:336:ASN:O	2:H:340:VAL:HG23	2.03	0.58
1:A:10:ARG:H	1:A:55:THR:CG2	2.16	0.58
1:A:22:ILE:H	1:A:22:ILE:HD12	1.68	0.58
1:A:513:LEU:O	1:A:615:THR:O	2.22	0.58
1:B:696:ASN:H	1:B:696:ASN:ND2	2.01	0.58
2:E:20:GLY:O	2:E:21:GLN:C	2.43	0.58
2:F:92:ASN:O	2:F:96:LEU:HB2	2.04	0.58
2:H:364:GLU:OE1	2:H:364:GLU:HA	2.04	0.58
1:B:10:ARG:CG	1:B:56:SER:HB2	2.34	0.57
1:C:435:GLN:CD	1:C:446:THR:HG21	2.24	0.57
1:D:150:GLN:OE1	1:D:154:LYS:CE	2.52	0.57
1:D:286:GLN:O	1:D:289:VAL:HG22	2.03	0.57
1:C:522:TYR:CE1	1:C:662:LEU:HD11	2.39	0.57
1:D:406:ARG:HH11	1:D:697:THR:CG2	2.17	0.57
2:E:191:LYS:HG2	2:E:264:ILE:HG23	1.87	0.57
2:E:273:TYR:O	2:E:277:VAL:HG23	2.04	0.57
1:C:515:ILE:CD1	1:C:551:LEU:HD22	2.34	0.57
1:D:441:GLU:HG2	1:D:620:MET:HB3	1.86	0.57
2:G:191:LYS:HG2	2:G:264:ILE:HG23	1.86	0.57
1:A:86:ILE:HG21	1:A:140:ASP:HB3	1.85	0.57
1:A:167:GLU:OE2	1:A:216:ARG:NH2	2.36	0.57
1:A:520:PHE:CE2	1:A:524:LEU:HD11	2.39	0.57
1:B:59:HIS:O	1:B:62:ILE:HG12	2.04	0.57
1:B:245:VAL:O	1:B:249:SER:HB3	2.04	0.57
1:C:560:LYS:CE	1:C:609:HIS:CE1	2.87	0.57
2:E:334:TRP:O	2:E:335:ILE:C	2.43	0.57
2:F:20:GLY:CA	2:F:100:SER:HB3	2.34	0.57
2:H:328:ARG:HB3	2:H:328:ARG:NH1	2.20	0.57

Continued on next page...

Continued from previous page...

Atom-1	Atom-2	Interatomic distance (Å)	Clash overlap (Å)
1:A:414:ILE:HB	1:A:729:LEU:HD12	1.86	0.57
1:A:696:ASN:H	1:A:696:ASN:ND2	2.02	0.57
1:B:515:ILE:HB	1:B:616:LEU:O	2.05	0.57
1:C:260:ARG:HD3	1:C:365:TYR:CE2	2.39	0.57
1:D:207:LEU:CG	1:D:212:MET:SD	2.92	0.57
1:D:361:VAL:CG1	1:D:382:TYR:CE2	2.87	0.57
2:E:83:LEU:HD22	2:E:203:LEU:HG	1.86	0.57
2:G:331:PRO:C	2:G:333:PRO:HD3	2.25	0.57
2:H:230:ILE:O	2:H:234:ILE:HG12	2.04	0.57
1:A:576:GLY:HA3	1:A:607:LYS:HE2	1.87	0.57
1:B:309:TRP:CH2	1:B:364:LEU:HD12	2.39	0.57
1:B:413:TYR:HB3	1:B:729:LEU:O	2.04	0.57
1:C:317:LEU:HD13	1:C:401:LEU:CG	2.34	0.57
1:D:62:ILE:HD12	1:D:84:LEU:HD22	1.86	0.57
1:D:152:GLU:HA	1:D:156:LEU:HD12	1.86	0.57
2:F:230:ILE:O	2:F:234:ILE:HG12	2.05	0.57
2:G:132:ASP:OD2	2:G:135:VAL:HG13	2.05	0.57
1:A:696:ASN:HD22	1:A:696:ASN:N	2.01	0.57
1:B:207:LEU:N	1:B:207:LEU:HD23	2.19	0.57
1:B:268:ILE:O	1:B:269:ARG:HB3	2.05	0.57
1:C:513:LEU:CD1	1:C:616:LEU:HA	2.33	0.57
1:D:316:LEU:CA	1:D:319:LEU:HD11	2.35	0.57
1:D:329:ARG:HB3	1:D:331:ARG:HE	1.70	0.57
1:D:447:LYS:HB2	1:D:458:GLU:N	2.19	0.57
1:D:576:GLY:HA3	1:D:607:LYS:HE2	1.87	0.57
1:A:268:ILE:O	1:A:269:ARG:HB3	2.05	0.57
1:B:318:VAL:HG23	1:B:329:ARG:NH2	2.18	0.57
1:B:520:PHE:HB3	1:B:635:ILE:HA	1.87	0.57
1:C:286:GLN:O	1:C:289:VAL:HG22	2.04	0.57
1:D:86:ILE:HG21	1:D:140:ASP:HB3	1.87	0.57
1:D:276:THR:HG23	1:D:280:PRO:HG2	1.87	0.57
2:F:277:VAL:HG22	2:F:324:PRO:HB3	1.86	0.57
2:H:206:ILE:O	2:H:210:VAL:CG2	2.51	0.57
1:A:317:LEU:CD1	1:A:401:LEU:HD23	2.16	0.57
1:A:435:GLN:HG2	1:A:436:SER:N	2.19	0.57
1:C:155:TYR:CD1	1:C:212:MET:HB2	2.35	0.57
1:C:174:ILE:HG23	1:C:175:LEU:N	2.20	0.57
1:D:268:ILE:O	1:D:269:ARG:HB3	2.05	0.57
2:E:148:LYS:HG2	2:E:149:ARG:N	2.19	0.57
2:E:331:PRO:C	2:E:333:PRO:HD3	2.25	0.57
2:F:72:ILE:HG23	2:F:290:LEU:HD23	1.87	0.57

Continued on next page...

Continued from previous page...

Atom-1	Atom-2	Interatomic distance (Å)	Clash overlap (Å)
2:H:96:LEU:HA	2:H:99:ILE:HD12	1.86	0.57
1:C:10:ARG:CG	1:C:56:SER:HB2	2.35	0.57
1:C:369:PHE:CD2	1:C:434:ARG:CD	2.88	0.57
1:C:511:ARG:HD3	1:C:612:ARG:O	2.05	0.57
1:D:254:ILE:H	1:D:438:LEU:HD11	1.64	0.57
2:E:132:ASP:OD2	2:E:135:VAL:HG13	2.05	0.57
2:F:329:SER:O	2:F:330:ASN:C	2.40	0.57
1:A:6:LEU:O	1:A:7:VAL:CG2	2.52	0.56
1:A:615:THR:CG2	1:A:691:GLN:HE22	2.14	0.56
1:B:131:MET:HE3	1:B:193:VAL:HG11	1.87	0.56
1:B:316:LEU:O	1:B:319:LEU:HD12	2.05	0.56
1:B:515:ILE:HD13	1:B:551:LEU:CD1	2.35	0.56
1:D:150:GLN:CB	1:D:154:LYS:CD	2.82	0.56
1:D:282:TYR:CD2	1:D:304:LEU:HD13	2.40	0.56
1:D:294:GLN:CG	1:D:298:ARG:HG3	2.34	0.56
1:D:309:TRP:CZ2	1:D:364:LEU:CD1	2.88	0.56
2:G:15:GLU:OE1	2:G:20:GLY:HA3	2.05	0.56
2:G:83:LEU:HD22	2:G:203:LEU:HG	1.87	0.56
2:G:273:TYR:O	2:G:277:VAL:HG23	2.05	0.56
1:A:182:SER:O	1:A:189:ARG:CZ	2.53	0.56
1:A:712:GLN:HE21	2:F:370:LEU:CD2	2.15	0.56
1:B:10:ARG:NH2	3:B:801:ATP:O2A	2.34	0.56
1:C:369:PHE:CE2	1:C:434:ARG:CG	2.88	0.56
1:D:176:VAL:HG13	1:D:215:VAL:HG21	1.87	0.56
2:E:328:ARG:HB3	2:E:328:ARG:NH1	2.20	0.56
2:G:111:TRP:HD1	2:G:111:TRP:O	1.88	0.56
1:A:190:LEU:H	1:A:190:LEU:HD22	1.71	0.56
1:A:369:PHE:CZ	1:A:434:ARG:CB	2.88	0.56
1:B:156:LEU:HD22	1:B:167:GLU:HG2	1.87	0.56
1:B:417:VAL:HG23	1:B:418:ASP:N	2.20	0.56
1:B:444:LEU:HD22	1:B:512:THR:HG21	1.87	0.56
1:B:522:TYR:CD1	1:B:662:LEU:HD11	2.39	0.56
1:B:625:SER:O	1:B:628:ILE:CG2	2.52	0.56
1:C:10:ARG:H	1:C:55:THR:CG2	2.18	0.56
1:C:527:HIS:O	1:C:529:LYS:HD2	2.05	0.56
1:C:560:LYS:CD	1:C:609:HIS:ND1	2.68	0.56
1:D:50:TYR:HE2	1:D:53:ILE:HD12	1.64	0.56
1:D:68:ASP:OD2	1:D:651:ILE:HG21	2.05	0.56
1:D:303:THR:HA	1:D:334:ASP:O	2.05	0.56
1:D:711:MET:N	2:G:363:SER:CB	2.59	0.56
2:E:295:SER:OG	2:E:300:ASN:HB3	2.05	0.56

Continued on next page...

Continued from previous page...

Atom-1	Atom-2	Interatomic distance (Å)	Clash overlap (Å)
2:F:42:LYS:HG3	2:F:344:VAL:HG23	1.87	0.56
2:G:310:TYR:CE2	2:G:330:ASN:HB2	2.39	0.56
2:H:72:ILE:HG23	2:H:290:LEU:HD23	1.87	0.56
2:H:74:ILE:O	2:H:78:LYS:HG3	2.04	0.56
2:H:149:ARG:NH1	2:H:286:TRP:HB2	2.14	0.56
1:A:459:ILE:HD11	1:A:502:ALA:HB3	1.86	0.56
1:A:668:LEU:HB2	1:A:671:GLU:HG3	1.87	0.56
1:C:592:ASN:O	1:C:594:PRO:HD3	2.05	0.56
1:D:5:LEU:CD1	1:D:17:ILE:HG12	2.34	0.56
1:D:55:THR:HA	1:D:58:ILE:CD1	2.35	0.56
1:D:464:LEU:HD22	1:D:514:GLY:CA	2.35	0.56
1:D:474:ASN:HD21	1:D:476:ASP:HB2	1.70	0.56
2:E:207:ARG:HH22	2:E:282:GLN:CD	2.09	0.56
2:F:111:TRP:HZ2	2:F:204:GLU:OE2	1.89	0.56
2:F:191:LYS:HG2	2:F:264:ILE:HG23	1.87	0.56
2:H:309:GLU:OE2	2:H:325:PHE:HD1	1.89	0.56
1:A:59:HIS:O	1:A:62:ILE:HG12	2.06	0.56
1:A:592:ASN:O	1:A:594:PRO:HD3	2.04	0.56
1:B:669:LEU:HD11	1:B:698:ASN:ND2	2.21	0.56
1:C:222:PHE:HE2	1:C:495:TYR:CD2	2.24	0.56
1:C:230:CYS:SG	1:C:237:ILE:HA	2.46	0.56
1:C:440:LEU:HD12	1:C:728:THR:CB	2.34	0.56
1:C:576:GLY:HA3	1:C:607:LYS:HE2	1.87	0.56
1:D:222:PHE:HB2	1:D:492:LEU:HD21	1.86	0.56
2:G:104:LEU:O	2:G:108:VAL:HG23	2.04	0.56
1:C:115:TYR:CD1	1:C:216:ARG:CD	2.88	0.56
1:C:131:MET:HE3	1:C:193:VAL:HG11	1.86	0.56
1:C:228:ILE:HG21	1:C:240:THR:HG23	1.87	0.56
1:C:242:SER:HA	1:D:238:ASN:OD1	2.06	0.56
1:D:74:ALA:HB1	1:D:77:TYR:HD2	1.70	0.56
1:D:154:LYS:HE2	1:D:624:THR:HG22	1.87	0.56
2:F:295:SER:OG	2:F:300:ASN:HB3	2.05	0.56
2:H:96:LEU:HA	2:H:99:ILE:CD1	2.35	0.56
2:H:197:LEU:HD13	2:H:249:LEU:HG	1.87	0.56
1:A:10:ARG:CG	1:A:56:SER:HB2	2.35	0.56
1:D:190:LEU:H	1:D:190:LEU:HD22	1.70	0.56
1:D:414:ILE:HB	1:D:729:LEU:HD12	1.88	0.56
2:H:5:PHE:CE1	2:H:24:ASN:O	2.59	0.56
2:H:191:LYS:HG2	2:H:264:ILE:HG23	1.87	0.56
2:H:310:TYR:CE2	2:H:330:ASN:CG	2.79	0.56
1:A:29:ALA:HB1	1:A:80:LEU:HD12	1.88	0.56

Continued on next page...

Continued from previous page...

Atom-1	Atom-2	Interatomic distance (Å)	Clash overlap (Å)
1:B:449:LEU:HG	1:B:457:GLY:HA3	1.87	0.56
1:C:268:ILE:O	1:C:269:ARG:HB3	2.05	0.56
1:C:317:LEU:CD1	1:C:401:LEU:CG	2.84	0.56
1:C:560:LYS:CE	1:C:609:HIS:ND1	2.69	0.56
1:D:10:ARG:CG	1:D:56:SER:HB2	2.36	0.56
1:D:147:ALA:CB	1:D:628:ILE:HA	2.36	0.56
2:G:192:LYS:O	2:G:192:LYS:HE3	2.06	0.56
1:A:217:THR:HB	1:A:218:PRO:HD2	1.88	0.56
1:B:114:LYS:CE	1:B:166:TYR:HE2	1.91	0.56
1:B:316:LEU:O	1:B:319:LEU:HG	2.06	0.56
1:C:22:ILE:HD11	3:C:801:ATP:N3	2.21	0.56
1:C:254:ILE:CG2	1:C:256:ILE:HD11	2.36	0.56
1:D:228:ILE:HG21	1:D:240:THR:HG23	1.87	0.56
2:E:96:LEU:HA	2:E:99:ILE:CD1	2.36	0.56
2:F:111:TRP:CZ2	2:F:204:GLU:OE2	2.59	0.56
2:F:193:LEU:O	2:F:197:LEU:HG	2.05	0.56
2:G:230:ILE:O	2:G:234:ILE:HG12	2.06	0.56
2:G:334:TRP:O	2:G:336:ASN:N	2.38	0.56
1:A:538:ASN:ND2	1:A:593:GLU:HB2	2.20	0.56
1:A:618:ALA:O	1:A:619:LEU:HD23	2.06	0.56
1:C:247:TYR:CE1	1:C:499:PRO:HD2	2.41	0.56
2:E:31:GLN:CD	2:E:31:GLN:N	2.60	0.56
2:F:273:TYR:O	2:F:277:VAL:HG23	2.05	0.56
2:G:6:SER:OG	2:G:24:ASN:HB3	2.06	0.56
2:G:125:ILE:O	2:G:129:ILE:HG12	2.06	0.56
2:H:132:ASP:OD2	2:H:135:VAL:HG13	2.06	0.56
1:B:222:PHE:CD2	1:B:492:LEU:CG	2.89	0.55
1:B:617:SER:C	1:B:689:ILE:HD12	2.26	0.55
1:D:115:TYR:CE1	1:D:216:ARG:HD2	2.41	0.55
1:D:417:VAL:HG23	1:D:418:ASP:N	2.21	0.55
2:E:15:GLU:OE1	2:E:20:GLY:HA3	2.06	0.55
2:F:19:PHE:CE2	2:F:190:LYS:HG2	2.41	0.55
2:F:111:TRP:O	2:F:111:TRP:HD1	1.88	0.55
2:F:197:LEU:HD13	2:F:249:LEU:HG	1.88	0.55
2:H:273:TYR:O	2:H:277:VAL:HG23	2.06	0.55
1:A:228:ILE:N	1:A:435:GLN:HE22	2.04	0.55
1:C:62:ILE:HD12	1:C:84:LEU:HD22	1.87	0.55
1:D:217:THR:HB	1:D:218:PRO:HD2	1.87	0.55
2:E:111:TRP:O	2:E:111:TRP:HD1	1.89	0.55
2:H:15:GLU:OE1	2:H:20:GLY:HA3	2.05	0.55
1:A:641:TYR:CE2	1:A:668:LEU:HD11	2.42	0.55

Continued on next page...

Continued from previous page...

Atom-1	Atom-2	Interatomic distance (Å)	Clash overlap (Å)
1:C:17:ILE:HA	3:C:801:ATP:N1	2.22	0.55
1:D:86:ILE:O	1:D:90:ARG:HG3	2.06	0.55
1:D:172:LEU:HD13	1:D:173:TYR:N	2.21	0.55
2:E:72:ILE:HG23	2:E:290:LEU:HD23	1.89	0.55
1:A:227:LEU:CA	1:A:435:GLN:HE22	2.19	0.55
1:A:669:LEU:HD11	1:A:698:ASN:ND2	2.21	0.55
1:B:172:LEU:HD23	1:B:216:ARG:CZ	2.36	0.55
1:B:215:VAL:O	1:B:216:ARG:CG	2.54	0.55
2:G:179:GLY:C	2:G:180:LYS:HG2	2.26	0.55
2:H:20:GLY:O	2:H:21:GLN:C	2.43	0.55
1:A:227:LEU:HD23	1:A:435:GLN:CG	2.36	0.55
1:B:6:LEU:HD22	1:B:14:THR:HG22	1.88	0.55
1:B:647:SER:OG	1:B:652:LEU:HD11	2.05	0.55
1:D:19:LEU:HD22	2:G:295:SER:C	2.27	0.55
1:D:150:GLN:CD	1:D:154:LYS:HD2	2.26	0.55
1:D:303:THR:OG1	1:D:438:LEU:HA	2.07	0.55
1:D:420:CYS:O	1:D:424:SER:CB	2.53	0.55
1:D:668:LEU:HB2	1:D:671:GLU:HG3	1.89	0.55
2:F:20:GLY:O	2:F:21:GLN:C	2.42	0.55
2:G:339:LEU:O	2:G:340:VAL:HG12	2.06	0.55
2:H:73:PHE:HB2	2:H:218:PHE:CE2	2.41	0.55
2:H:335:ILE:O	2:H:339:LEU:CD1	2.55	0.55
1:A:94:TYR:CE2	1:A:168:SER:HB2	2.41	0.55
1:B:94:TYR:CE2	1:B:168:SER:HB3	2.42	0.55
1:B:587:LEU:C	1:B:589:THR:H	2.09	0.55
1:C:538:ASN:ND2	1:C:593:GLU:HB2	2.22	0.55
1:D:53:ILE:O	1:D:58:ILE:HD11	2.07	0.55
2:E:192:LYS:O	2:E:192:LYS:HE3	2.06	0.55
2:F:340:VAL:HG12	2:F:341:SER:CB	2.35	0.55
1:A:172:LEU:HD13	1:A:173:TYR:N	2.21	0.55
1:B:244:ILE:O	1:B:248:VAL:HG22	2.07	0.55
1:B:474:ASN:HD21	1:B:476:ASP:HB2	1.69	0.55
1:B:708:LYS:O	1:B:709:VAL:C	2.45	0.55
1:C:317:LEU:CD1	1:C:401:LEU:HG	2.33	0.55
1:C:378:LEU:HB3	1:C:382:TYR:HE2	1.71	0.55
1:C:513:LEU:HD21	1:C:613:ASN:ND2	2.21	0.55
1:D:182:SER:O	1:D:189:ARG:CZ	2.55	0.55
1:D:442:ILE:HG23	1:D:444:LEU:HG	1.88	0.55
2:E:177:VAL:HG21	2:E:182:VAL:CG2	2.36	0.55
2:G:96:LEU:HA	2:G:99:ILE:CD1	2.36	0.55
2:H:31:GLN:CD	2:H:31:GLN:N	2.60	0.55

Continued on next page...

Continued from previous page...

Atom-1	Atom-2	Interatomic distance (Å)	Clash overlap (Å)
2:H:83:LEU:HD22	2:H:203:LEU:HG	1.87	0.55
1:A:4:ASN:OD1	1:C:297:VAL:CG1	2.54	0.55
1:B:168:SER:OG	1:B:171:PHE:CD2	2.55	0.55
1:B:260:ARG:O	1:B:261:ILE:C	2.41	0.55
1:B:686:GLN:HA	1:B:689:ILE:CG2	2.32	0.55
1:C:93:ALA:HB2	1:C:165:ILE:O	2.07	0.55
1:D:516:GLY:HA2	1:D:618:ALA:O	2.07	0.55
2:F:15:GLU:OE1	2:F:20:GLY:HA3	2.06	0.55
2:F:16:PRO:HG2	2:F:18:PHE:O	2.07	0.55
2:G:95:LEU:O	2:G:99:ILE:HG13	2.06	0.55
1:A:420:CYS:O	1:A:424:SER:CB	2.53	0.55
1:B:597:TYR:O	1:B:598:ASP:C	2.42	0.55
1:D:74:ALA:HB1	1:D:77:TYR:CD2	2.42	0.55
1:D:364:LEU:C	1:D:364:LEU:CD1	2.76	0.55
1:D:730:TYR:O	1:D:731:TYR:C	2.46	0.55
2:G:16:PRO:HG2	2:G:18:PHE:O	2.07	0.55
2:G:96:LEU:HA	2:G:99:ILE:HD12	1.89	0.55
2:G:197:LEU:HD13	2:G:249:LEU:HG	1.88	0.55
1:B:115:TYR:CD1	1:B:216:ARG:HG3	2.42	0.55
1:B:174:ILE:HG23	1:B:175:LEU:N	2.22	0.55
1:D:223:SER:OG	1:D:461:LEU:HD11	2.07	0.55
1:D:619:LEU:HD12	1:D:693:ILE:CG2	2.37	0.55
2:E:197:LEU:HD13	2:E:249:LEU:HG	1.87	0.55
2:E:334:TRP:O	2:E:336:ASN:N	2.40	0.55
2:G:72:ILE:HG23	2:G:290:LEU:HD23	1.88	0.55
1:B:730:TYR:O	1:B:731:TYR:C	2.46	0.54
1:C:29:ALA:HB1	1:C:80:LEU:HD12	1.89	0.54
1:C:86:ILE:HG21	1:C:140:ASP:HB3	1.89	0.54
1:C:115:TYR:CE1	1:C:216:ARG:CG	2.90	0.54
1:C:513:LEU:HD23	1:C:613:ASN:ND2	2.23	0.54
1:D:22:ILE:HD11	3:D:801:ATP:N3	2.21	0.54
1:D:29:ALA:HB1	1:D:80:LEU:HD12	1.89	0.54
1:D:52:GLY:C	1:D:53:ILE:HG22	2.28	0.54
1:D:158:GLN:HB3	1:D:165:ILE:HD12	1.87	0.54
1:D:293:SER:HB2	1:D:298:ARG:O	2.06	0.54
1:D:465:SER:O	1:D:515:ILE:HA	2.07	0.54
1:D:568:PHE:CD2	1:D:574:ALA:HB2	2.41	0.54
2:E:122:TYR:HA	2:E:125:ILE:HD12	1.89	0.54
2:G:20:GLY:O	2:G:21:GLN:C	2.42	0.54
2:G:125:ILE:HD13	2:G:227:ASN:ND2	2.22	0.54
1:B:440:LEU:HB2	1:B:730:TYR:CE1	2.42	0.54

Continued on next page...

Continued from previous page...

Atom-1	Atom-2	Interatomic distance (Å)	Clash overlap (Å)
1:B:569:ASN:ND2	1:B:570:GLU:H	2.00	0.54
1:C:332:HIS:O	1:C:333:MET:HG2	2.07	0.54
1:C:714:LEU:CD2	1:C:732:GLN:HE22	2.19	0.54
1:D:412:ILE:HD12	1:D:412:ILE:N	2.23	0.54
2:F:328:ARG:HB3	2:F:328:ARG:NH1	2.22	0.54
1:A:290:LYS:NZ	1:A:300:GLY:O	2.37	0.54
1:A:696:ASN:HB2	1:A:731:TYR:O	2.08	0.54
1:B:230:CYS:SG	1:B:237:ILE:HA	2.47	0.54
1:B:529:LYS:HB3	1:B:536:ALA:HB2	1.89	0.54
1:C:217:THR:HB	1:C:218:PRO:HD2	1.88	0.54
1:C:369:PHE:CE2	1:C:434:ARG:HB3	2.43	0.54
1:D:520:PHE:CE2	1:D:524:LEU:HD11	2.42	0.54
2:E:73:PHE:HB2	2:E:218:PHE:CE2	2.42	0.54
2:E:205:ALA:O	2:E:209:TYR:HB2	2.07	0.54
2:E:207:ARG:HH22	2:E:282:GLN:NE2	2.05	0.54
1:A:44:ARG:HA	1:A:44:ARG:HE	1.73	0.54
1:A:189:ARG:O	1:A:193:VAL:HG23	2.06	0.54
1:D:520:PHE:HB3	1:D:635:ILE:HA	1.88	0.54
1:D:567:TRP:O	1:D:568:PHE:C	2.45	0.54
2:E:111:TRP:CD1	2:E:111:TRP:C	2.80	0.54
2:F:322:ASP:O	2:F:324:PRO:CD	2.47	0.54
2:H:65:LEU:HD21	2:H:223:LEU:CD1	2.30	0.54
1:A:55:THR:HA	1:A:58:ILE:HD12	1.88	0.54
1:A:174:ILE:HG23	1:A:175:LEU:N	2.21	0.54
1:A:212:MET:O	1:A:216:ARG:NH1	2.40	0.54
1:A:301:ALA:HB3	1:A:438:LEU:CD2	2.37	0.54
1:B:40:GLN:HE21	2:H:333:PRO:CG	2.16	0.54
1:B:89:LEU:HD21	1:B:152:GLU:HG3	1.88	0.54
1:B:286:GLN:O	1:B:289:VAL:HG22	2.07	0.54
1:C:278:CYS:O	1:C:282:TYR:HD1	1.90	0.54
1:C:464:LEU:HD12	1:C:620:MET:SD	2.47	0.54
1:D:538:ASN:ND2	1:D:593:GLU:HB2	2.22	0.54
1:D:641:TYR:CE2	1:D:668:LEU:HD11	2.42	0.54
1:D:658:ASP:HB3	1:D:662:LEU:HD12	1.90	0.54
2:E:84:ASP:HA	2:E:87:GLN:HB2	1.90	0.54
1:A:279:ILE:CD1	1:A:319:LEU:HD21	2.35	0.54
1:B:25:VAL:HG21	3:B:801:ATP:O2'	2.08	0.54
1:B:217:THR:HB	1:B:218:PRO:HD2	1.88	0.54
1:C:564:ALA:HA	1:C:611:LEU:O	2.07	0.54
1:C:708:LYS:O	1:C:709:VAL:C	2.45	0.54
2:G:24:ASN:ND2	2:G:25:VAL:HG12	2.22	0.54

Continued on next page...

Continued from previous page...

Atom-1	Atom-2	Interatomic distance (Å)	Clash overlap (Å)
1:A:151:LEU:O	1:A:156:LEU:HG	2.07	0.54
1:B:261:ILE:HG21	1:B:278:CYS:HA	1.89	0.54
1:B:576:GLY:HA3	1:B:607:LYS:HE2	1.89	0.54
1:B:641:TYR:CE2	1:B:668:LEU:HD11	2.43	0.54
1:C:25:VAL:HG21	3:C:801:ATP:O3'	2.08	0.54
1:C:686:GLN:HA	1:C:689:ILE:HG12	1.90	0.54
1:D:689:ILE:CG2	1:D:691:GLN:O	2.55	0.54
2:H:16:PRO:HG2	2:H:18:PHE:O	2.07	0.54
1:A:37:SER:HB3	1:A:40:GLN:HB2	1.89	0.54
1:A:596:HIS:HB3	1:A:597:TYR:CE2	2.42	0.54
1:B:658:ASP:O	1:B:662:LEU:HB2	2.08	0.54
1:D:172:LEU:CD2	1:D:216:ARG:HH22	2.08	0.54
1:D:174:ILE:HG23	1:D:175:LEU:N	2.22	0.54
1:D:568:PHE:CE2	1:D:574:ALA:CB	2.91	0.54
2:G:31:GLN:N	2:G:31:GLN:CD	2.61	0.54
2:G:122:TYR:HA	2:G:125:ILE:HD12	1.88	0.54
2:H:12:GLN:O	2:H:14:LYS:N	2.41	0.54
1:A:226:VAL:HB	1:A:459:ILE:HG22	1.90	0.54
1:A:509:GLY:O	1:A:566:PRO:HB2	2.07	0.54
1:A:545:GLU:CD	1:A:596:HIS:H	2.11	0.54
1:A:562:GLN:CG	1:A:612:ARG:CZ	2.85	0.54
1:B:36:VAL:HA	1:B:77:TYR:CE2	2.43	0.54
1:B:55:THR:HA	1:B:58:ILE:HD12	1.90	0.54
1:B:109:MET:CE	1:B:166:TYR:O	2.54	0.54
1:B:302:ALA:O	1:B:333:MET:HB3	2.08	0.54
1:B:618:ALA:O	1:B:619:LEU:HD23	2.08	0.54
1:D:5:LEU:CB	1:D:17:ILE:HG12	2.37	0.54
1:D:719:LEU:HD12	2:G:370:LEU:HD22	1.90	0.54
2:F:207:ARG:HH22	2:F:282:GLN:CD	2.11	0.54
1:A:49:PHE:CD1	1:A:53:ILE:HD13	2.44	0.54
1:A:230:CYS:SG	1:A:237:ILE:HA	2.49	0.54
1:A:693:ILE:N	1:A:693:ILE:HD12	2.23	0.54
1:B:22:ILE:HD12	1:B:22:ILE:N	2.23	0.54
1:B:569:ASN:HD22	1:B:569:ASN:N	2.06	0.54
1:B:702:SER:HB3	1:B:735:ARG:CD	2.38	0.54
1:C:21:LYS:O	1:C:25:VAL:HG23	2.08	0.54
1:D:516:GLY:HA2	1:D:619:LEU:HD23	1.90	0.54
1:D:621:PRO:HD3	1:D:694:SER:HB2	1.89	0.54
2:H:125:ILE:O	2:H:129:ILE:HG12	2.08	0.54
2:H:125:ILE:HG21	2:H:227:ASN:HD22	1.73	0.54
2:H:192:LYS:HE3	2:H:192:LYS:O	2.08	0.54

Continued on next page...

Continued from previous page...

Atom-1	Atom-2	Interatomic distance (Å)	Clash overlap (Å)
1:A:340:ASN:HB3	1:A:368:PHE:CE1	2.42	0.53
1:A:413:TYR:OH	1:A:731:TYR:CE2	2.39	0.53
1:D:22:ILE:HD12	1:D:22:ILE:N	2.24	0.53
2:G:73:PHE:HB2	2:G:218:PHE:CE2	2.43	0.53
1:B:4:ASN:ND2	1:B:5:LEU:HD22	2.24	0.53
1:B:538:ASN:ND2	1:B:593:GLU:HB2	2.23	0.53
1:B:686:GLN:HE21	1:B:727:LYS:HE3	1.71	0.53
1:C:617:SER:HB3	1:C:689:ILE:HA	1.89	0.53
1:D:509:GLY:O	1:D:566:PRO:HD2	2.07	0.53
1:D:711:MET:HB2	2:G:363:SER:CB	2.37	0.53
2:F:12:GLN:O	2:F:101:ILE:HG22	2.08	0.53
2:F:192:LYS:HE3	2:F:192:LYS:O	2.07	0.53
2:H:143:ASN:CG	2:H:146:ILE:HD13	2.28	0.53
2:H:330:ASN:ND2	2:H:332:ILE:O	2.42	0.53
1:A:74:ALA:HB1	1:A:77:TYR:HD2	1.73	0.53
1:A:131:MET:HE1	1:A:178:ALA:HB2	1.91	0.53
1:B:364:LEU:O	1:B:364:LEU:HD13	2.07	0.53
1:B:689:ILE:HG23	1:B:689:ILE:O	2.08	0.53
1:C:62:ILE:HG13	1:C:63:ILE:N	2.23	0.53
1:C:656:VAL:O	1:C:657:PRO:C	2.46	0.53
1:D:53:ILE:O	1:D:53:ILE:CG1	2.55	0.53
1:D:180:LEU:HD23	1:D:488:ALA:HB1	1.90	0.53
2:E:96:LEU:HD12	2:E:108:VAL:HG11	1.91	0.53
2:E:122:TYR:O	2:E:126:ILE:HG13	2.09	0.53
2:E:253:ARG:HG3	2:E:265:ALA:HB1	1.91	0.53
2:F:31:GLN:CD	2:F:31:GLN:N	2.61	0.53
2:F:173:GLY:O	2:F:183:THR:HG23	2.08	0.53
2:G:34:ASP:O	2:G:38:LYS:HG3	2.09	0.53
1:A:52:GLY:C	1:A:53:ILE:HG22	2.28	0.53
1:A:74:ALA:HB1	1:A:77:TYR:CD2	2.44	0.53
1:A:412:ILE:N	1:A:412:ILE:HD12	2.24	0.53
1:B:215:VAL:O	1:B:216:ARG:CB	2.56	0.53
1:B:365:TYR:O	1:B:368:PHE:N	2.41	0.53
1:C:412:ILE:N	1:C:412:ILE:HD12	2.23	0.53
1:C:712:GLN:HG3	2:E:370:LEU:HD21	1.89	0.53
1:D:147:ALA:HB1	1:D:628:ILE:HA	1.91	0.53
1:D:240:THR:HG22	1:D:244:ILE:HD11	1.90	0.53
2:F:95:LEU:O	2:F:99:ILE:HG13	2.08	0.53
2:F:96:LEU:HA	2:F:99:ILE:CD1	2.39	0.53
2:F:132:ASP:OD2	2:F:135:VAL:HG13	2.08	0.53
2:H:125:ILE:HD13	2:H:227:ASN:ND2	2.23	0.53

Continued on next page...

Continued from previous page...

Atom-1	Atom-2	Interatomic distance (Å)	Clash overlap (Å)
1:B:211:ILE:HA	1:B:222:PHE:CE1	2.43	0.53
1:B:283:LYS:HG2	1:B:330:VAL:CG2	2.38	0.53
1:B:290:LYS:NZ	1:B:299:GLY:O	2.37	0.53
1:B:378:LEU:HB3	1:B:382:TYR:HE2	1.73	0.53
1:B:464:LEU:HB2	1:B:514:GLY:O	2.08	0.53
1:B:520:PHE:CE2	1:B:524:LEU:HD11	2.44	0.53
1:C:730:TYR:O	1:C:731:TYR:C	2.46	0.53
1:D:154:LYS:HE2	1:D:624:THR:HG21	1.89	0.53
1:D:517:VAL:HG12	1:D:619:LEU:CD2	2.38	0.53
2:E:125:ILE:O	2:E:129:ILE:HG12	2.08	0.53
2:E:195:LEU:HD11	2:E:275:LEU:HD11	1.90	0.53
2:E:273:TYR:HB2	2:E:321:LEU:HD22	1.90	0.53
2:E:273:TYR:CE2	2:E:324:PRO:HG3	2.43	0.53
2:F:149:ARG:NH1	2:F:286:TRP:HB2	2.14	0.53
2:F:309:GLU:HA	2:F:325:PHE:CD2	2.44	0.53
2:G:125:ILE:HG21	2:G:227:ASN:HD22	1.73	0.53
1:A:227:LEU:HB3	1:A:435:GLN:CD	2.26	0.53
1:A:441:GLU:HG2	1:A:620:MET:CB	2.39	0.53
1:A:447:LYS:HB2	1:A:458:GLU:N	2.20	0.53
1:B:176:VAL:HG13	1:B:215:VAL:HG21	1.90	0.53
2:F:99:ILE:HD13	2:F:105:GLU:HA	1.90	0.53
2:F:177:VAL:HB	2:F:180:LYS:O	2.07	0.53
2:H:92:ASN:O	2:H:96:LEU:HB2	2.07	0.53
1:A:378:LEU:HB3	1:A:382:TYR:HE2	1.74	0.53
1:A:542:LYS:HG3	1:A:596:HIS:CD2	2.43	0.53
1:A:569:ASN:ND2	1:A:569:ASN:N	2.56	0.53
1:B:74:ALA:HB1	1:B:77:TYR:HD2	1.73	0.53
1:C:10:ARG:HG3	1:C:56:SER:HB2	1.91	0.53
1:C:237:ILE:HD13	1:C:281:PHE:CE2	2.44	0.53
1:C:240:THR:HG22	1:C:244:ILE:HD11	1.91	0.53
1:C:286:GLN:OE1	1:C:332:HIS:HB2	2.09	0.53
1:D:43:LEU:CD1	2:G:334:TRP:CE2	2.91	0.53
1:D:249:SER:HB2	1:D:292:CYS:SG	2.49	0.53
2:E:230:ILE:O	2:E:234:ILE:HG12	2.07	0.53
2:E:310:TYR:CE2	2:E:330:ASN:HB2	2.43	0.53
2:E:332:ILE:N	2:E:333:PRO:HD3	2.24	0.53
2:G:277:VAL:HG22	2:G:324:PRO:CG	2.39	0.53
1:B:86:ILE:O	1:B:90:ARG:HG3	2.09	0.53
1:B:308:MET:HB3	1:B:343:MET:HE2	1.91	0.53
1:B:711:MET:CB	2:H:364:GLU:H	2.22	0.53
1:C:226:VAL:CG1	1:C:461:LEU:CD2	2.84	0.53

Continued on next page...

Continued from previous page...

Atom-1	Atom-2	Interatomic distance (Å)	Clash overlap (Å)
1:D:519:ASN:HA	1:D:632:THR:OG1	2.09	0.53
1:D:711:MET:N	2:G:363:SER:HB2	2.17	0.53
2:E:95:LEU:O	2:E:99:ILE:HG13	2.08	0.53
2:H:122:TYR:HA	2:H:125:ILE:HD12	1.90	0.53
2:H:130:VAL:HG12	2:H:131:ASN:N	2.24	0.53
1:A:62:ILE:HG13	1:A:63:ILE:N	2.24	0.53
1:A:425:PRO:HG2	1:A:690:ASP:CB	2.33	0.53
1:B:668:LEU:HB2	1:B:671:GLU:HG3	1.90	0.53
1:B:712:GLN:HE21	2:H:369:ASP:HB3	1.72	0.53
1:C:175:LEU:CD2	1:C:216:ARG:CD	2.75	0.53
1:C:449:LEU:HD21	1:C:502:ALA:HB2	1.91	0.53
1:D:20:ASP:HA	1:D:23:HIS:CD2	2.44	0.53
2:E:99:ILE:HD13	2:E:105:GLU:HA	1.91	0.53
2:G:328:ARG:NH1	2:G:328:ARG:HB3	2.23	0.53
1:A:96:GLN:NE2	1:D:386:ASP:OD2	2.42	0.53
1:A:242:SER:HA	1:B:238:ASN:OD1	2.08	0.53
1:B:19:LEU:CD2	2:H:295:SER:O	2.57	0.53
1:B:172:LEU:HD13	1:B:173:TYR:N	2.23	0.53
1:B:269:ARG:HG3	1:B:269:ARG:O	2.09	0.53
1:B:647:SER:HB2	1:B:652:LEU:HG	1.89	0.53
1:B:706:SER:O	1:B:708:LYS:HG3	2.09	0.53
1:C:222:PHE:CE2	1:C:492:LEU:CD1	2.90	0.53
1:D:21:LYS:O	1:D:25:VAL:HG23	2.08	0.53
1:D:157:VAL:O	1:D:166:TYR:CB	2.52	0.53
2:F:96:LEU:HA	2:F:99:ILE:HD12	1.89	0.53
2:F:125:ILE:HD13	2:F:227:ASN:ND2	2.23	0.53
2:F:207:ARG:HH22	2:F:282:GLN:NE2	2.07	0.53
1:A:207:LEU:HB3	1:A:208:PRO:HD2	1.91	0.52
1:A:442:ILE:HG23	1:A:444:LEU:HG	1.91	0.52
1:B:6:LEU:HD12	1:B:51:ASP:OD1	2.08	0.52
1:B:94:TYR:HE2	1:B:168:SER:HB3	1.73	0.52
1:C:361:VAL:CG1	1:C:364:LEU:CB	2.81	0.52
1:C:442:ILE:HG23	1:C:444:LEU:HG	1.92	0.52
1:C:696:ASN:HD22	1:C:696:ASN:N	2.00	0.52
1:D:230:CYS:SG	1:D:237:ILE:HA	2.49	0.52
1:D:378:LEU:HB3	1:D:382:TYR:HE2	1.73	0.52
2:F:34:ASP:O	2:F:38:LYS:HG3	2.09	0.52
2:G:207:ARG:HH22	2:G:282:GLN:CD	2.13	0.52
2:H:253:ARG:HG3	2:H:265:ALA:HB1	1.91	0.52
1:A:322:ASN:HA	1:A:331:ARG:NE	2.23	0.52
1:B:74:ALA:HB1	1:B:77:TYR:CD2	2.43	0.52

Continued on next page...

Continued from previous page...

Atom-1	Atom-2	Interatomic distance (Å)	Clash overlap (Å)
1:C:463:THR:HG21	1:C:492:LEU:HD23	1.91	0.52
1:D:110:VAL:HG21	1:D:120:LEU:HD11	1.91	0.52
1:D:437:ASN:ND2	1:D:439:CYS:HB2	2.24	0.52
1:D:440:LEU:HD12	1:D:728:THR:CB	2.38	0.52
2:E:339:LEU:CD1	2:E:339:LEU:C	2.77	0.52
2:G:295:SER:OG	2:G:300:ASN:HB3	2.09	0.52
1:A:19:LEU:HD12	1:A:19:LEU:N	2.20	0.52
1:A:668:LEU:O	1:A:671:GLU:N	2.42	0.52
1:B:50:TYR:CE2	1:B:53:ILE:HD12	2.45	0.52
1:C:114:LYS:N	1:C:114:LYS:CD	2.73	0.52
1:D:149:LYS:HG3	1:D:652:LEU:HD21	1.91	0.52
1:D:215:VAL:O	1:D:216:ARG:CB	2.57	0.52
1:D:519:ASN:HD21	1:D:657:PRO:HG2	1.74	0.52
1:D:668:LEU:O	1:D:671:GLU:N	2.41	0.52
2:F:239:ALA:HA	2:F:242:LEU:HD21	1.92	0.52
2:G:130:VAL:HG12	2:G:131:ASN:N	2.25	0.52
2:H:295:SER:OG	2:H:300:ASN:HB3	2.09	0.52
1:A:22:ILE:HD11	3:A:801:ATP:C2	2.44	0.52
1:A:558:LEU:HD23	1:A:612:ARG:HG2	1.92	0.52
1:B:215:VAL:O	1:B:216:ARG:NH1	2.41	0.52
1:B:696:ASN:HD22	1:B:696:ASN:N	2.00	0.52
1:B:719:LEU:HD22	2:H:375:LEU:CD2	2.39	0.52
1:C:74:ALA:HB1	1:C:77:TYR:HD2	1.74	0.52
1:D:301:ALA:O	1:D:438:LEU:CD1	2.44	0.52
2:E:5:PHE:CE2	2:E:7:GLN:NE2	2.77	0.52
2:E:16:PRO:HG2	2:E:18:PHE:O	2.09	0.52
2:E:143:ASN:CG	2:E:146:ILE:HD13	2.29	0.52
2:F:84:ASP:HA	2:F:87:GLN:HB2	1.91	0.52
2:F:209:TYR:HA	2:F:212:PHE:CD2	2.45	0.52
2:G:332:ILE:N	2:G:333:PRO:HD3	2.25	0.52
2:H:6:SER:CB	2:H:21:GLN:NE2	2.71	0.52
2:H:34:ASP:O	2:H:38:LYS:HG3	2.09	0.52
1:A:286:GLN:O	1:A:289:VAL:HG22	2.08	0.52
1:A:449:LEU:HD21	1:A:502:ALA:HB2	1.91	0.52
1:B:70:ILE:O	1:B:653:ARG:HD2	2.10	0.52
1:B:592:ASN:H	1:B:592:ASN:ND2	2.07	0.52
1:C:6:LEU:CD1	1:C:51:ASP:OD2	2.56	0.52
1:D:592:ASN:ND2	1:D:592:ASN:H	2.08	0.52
2:F:273:TYR:HB2	2:F:321:LEU:HD22	1.90	0.52
2:H:169:LEU:O	2:H:170:LEU:HD23	2.09	0.52
2:H:195:LEU:HD11	2:H:275:LEU:HD11	1.91	0.52

Continued on next page...

Continued from previous page...

Atom-1	Atom-2	Interatomic distance (Å)	Clash overlap (Å)
2:H:336:ASN:O	2:H:339:LEU:HD22	2.10	0.52
1:A:62:ILE:HD12	1:A:84:LEU:HD22	1.91	0.52
1:A:621:PRO:HG3	1:A:730:TYR:CE2	2.45	0.52
1:B:21:LYS:O	1:B:25:VAL:HG23	2.10	0.52
1:B:150:GLN:HE22	1:B:645:LYS:NZ	2.08	0.52
1:B:619:LEU:HG	1:B:693:ILE:HG23	1.91	0.52
1:B:621:PRO:HD3	1:B:694:SER:OG	2.08	0.52
1:C:269:ARG:HG3	1:C:269:ARG:O	2.09	0.52
1:C:444:LEU:HD21	1:C:691:GLN:OE1	2.09	0.52
1:D:103:TYR:O	1:D:107:VAL:HG23	2.10	0.52
1:D:145:TYR:HE2	1:D:652:LEU:HD23	1.75	0.52
2:E:96:LEU:HA	2:E:99:ILE:HD12	1.91	0.52
2:F:99:ILE:CD1	2:F:108:VAL:HG21	2.40	0.52
2:F:122:TYR:HA	2:F:125:ILE:HD12	1.91	0.52
2:F:195:LEU:HD11	2:F:275:LEU:HD11	1.92	0.52
2:G:143:ASN:CG	2:G:146:ILE:HD13	2.29	0.52
1:A:227:LEU:HG	1:A:435:GLN:HE21	1.73	0.52
1:A:269:ARG:O	1:A:269:ARG:HG3	2.09	0.52
1:A:369:PHE:CE2	1:A:434:ARG:CB	2.93	0.52
1:B:10:ARG:N	1:B:55:THR:HG22	2.25	0.52
1:B:62:ILE:HG13	1:B:63:ILE:N	2.24	0.52
1:B:519:ASN:ND2	1:B:632:THR:H	2.08	0.52
1:C:110:VAL:HG21	1:C:120:LEU:HD11	1.92	0.52
1:D:189:ARG:O	1:D:193:VAL:HG23	2.09	0.52
2:F:166:TYR:HB3	2:F:184:VAL:HG21	1.90	0.52
2:F:238:GLU:O	2:F:242:LEU:HD23	2.10	0.52
2:F:310:TYR:CE2	2:F:330:ASN:HB2	2.44	0.52
2:G:339:LEU:O	2:G:339:LEU:HD13	2.09	0.52
2:H:79:TYR:HB2	2:H:286:TRP:CH2	2.45	0.52
2:H:339:LEU:HD22	2:H:340:VAL:HG23	1.92	0.52
1:A:36:VAL:HA	1:A:77:TYR:CE2	2.45	0.52
1:A:37:SER:HB2	2:F:333:PRO:HD3	1.92	0.52
1:A:238:ASN:OD1	1:B:242:SER:HA	2.10	0.52
1:A:278:CYS:O	1:A:282:TYR:HD1	1.93	0.52
1:A:330:VAL:HB	1:A:335:TYR:OH	2.10	0.52
1:A:696:ASN:HB3	1:A:730:TYR:HB3	1.92	0.52
1:B:180:LEU:HD23	1:B:488:ALA:HB1	1.92	0.52
1:C:308:MET:HB3	1:C:343:MET:HE2	1.91	0.52
1:C:520:PHE:HB3	1:C:635:ILE:HA	1.91	0.52
1:D:220:ARG:O	1:D:496:GLN:CA	2.48	0.52
1:D:225:CYS:H	1:D:462:CYS:HB3	1.75	0.52

Continued on next page...

Continued from previous page...

Atom-1	Atom-2	Interatomic distance (Å)	Clash overlap (Å)
2:E:191:LYS:HG2	2:E:264:ILE:CG2	2.40	0.52
2:F:125:ILE:HG21	2:F:227:ASN:HD22	1.75	0.52
2:G:111:TRP:CD1	2:G:111:TRP:C	2.81	0.52
1:A:53:ILE:O	1:A:53:ILE:CG1	2.55	0.52
1:A:237:ILE:HD13	1:A:281:PHE:CE2	2.44	0.52
1:B:215:VAL:O	1:B:216:ARG:HG2	2.09	0.52
1:C:26:LEU:HB2	1:C:38:ILE:HG23	1.91	0.52
1:C:223:SER:HB2	1:C:461:LEU:HD11	1.92	0.52
1:D:338:GLN:HG2	1:D:415:GLN:NE2	2.25	0.52
1:D:595:LEU:HD22	1:D:599:TRP:HE1	1.75	0.52
2:E:339:LEU:O	2:E:340:VAL:CB	2.57	0.52
1:A:10:ARG:N	1:A:55:THR:HG22	2.25	0.52
1:A:595:LEU:HD22	1:A:599:TRP:NE1	2.25	0.52
1:B:406:ARG:NH1	1:B:732:GLN:HG3	2.25	0.52
1:B:442:ILE:HG23	1:B:444:LEU:HG	1.91	0.52
1:B:458:GLU:OE2	1:B:510:ARG:NH1	2.43	0.52
1:B:509:GLY:O	1:B:566:PRO:HB2	2.10	0.52
1:B:595:LEU:HD22	1:B:599:TRP:HE1	1.75	0.52
1:C:313:VAL:O	1:C:317:LEU:CD2	2.56	0.52
1:C:316:LEU:O	1:C:319:LEU:HD12	2.09	0.52
1:C:444:LEU:HD11	1:C:462:CYS:SG	2.49	0.52
1:C:565:CYS:SG	1:C:568:PHE:HB2	2.50	0.52
1:C:569:ASN:HD22	1:C:569:ASN:N	2.08	0.52
1:D:25:VAL:HG21	3:D:801:ATP:C3'	2.40	0.52
1:D:89:LEU:CD2	1:D:152:GLU:CG	2.38	0.52
1:D:248:VAL:HG11	1:D:289:VAL:HA	1.91	0.52
2:E:6:SER:OG	2:E:24:ASN:HB3	2.09	0.52
2:E:92:ASN:CA	2:E:96:LEU:HD13	2.35	0.52
2:G:89:ARG:HG2	2:G:90:SER:N	2.25	0.52
2:H:284:LYS:HE3	2:H:325:PHE:CZ	2.46	0.52
1:A:20:ASP:HA	1:A:23:HIS:CD2	2.45	0.51
1:A:261:ILE:HD12	1:A:281:PHE:HD2	1.75	0.51
1:A:512:THR:HG22	1:A:614:SER:HB2	1.92	0.51
1:A:569:ASN:HD22	1:A:569:ASN:N	2.08	0.51
1:B:6:LEU:HD22	1:B:14:THR:CG2	2.39	0.51
1:B:374:GLU:HG3	1:B:378:LEU:HD11	1.92	0.51
1:C:44:ARG:HG3	1:C:69:LEU:HD11	1.91	0.51
1:C:74:ALA:HB1	1:C:77:TYR:CD2	2.44	0.51
1:C:103:TYR:O	1:C:107:VAL:HG23	2.10	0.51
1:D:145:TYR:CE2	1:D:652:LEU:HD23	2.45	0.51
1:D:465:SER:HB2	1:D:489:LEU:HD11	1.92	0.51

Continued on next page...

Continued from previous page...

Atom-1	Atom-2	Interatomic distance (Å)	Clash overlap (Å)
1:D:617:SER:O	1:D:691:GLN:HG3	2.09	0.51
2:E:130:VAL:HG12	2:E:131:ASN:N	2.25	0.51
2:F:143:ASN:CG	2:F:146:ILE:HD13	2.30	0.51
2:H:5:PHE:HD1	2:H:24:ASN:O	1.91	0.51
1:A:338:GLN:HG2	1:A:415:GLN:NE2	2.24	0.51
1:A:562:GLN:HG2	1:A:612:ARG:NE	2.26	0.51
1:B:615:THR:HB	1:B:691:GLN:NE2	2.25	0.51
1:C:22:ILE:HD12	1:C:22:ILE:N	2.26	0.51
1:C:36:VAL:HA	1:C:77:TYR:CE2	2.45	0.51
1:C:519:ASN:ND2	1:C:632:THR:H	2.08	0.51
1:D:225:CYS:O	1:D:462:CYS:CB	2.59	0.51
1:D:309:TRP:CZ2	1:D:364:LEU:HD12	2.45	0.51
2:E:171:GLY:O	2:E:175:HIS:CE1	2.63	0.51
2:F:12:GLN:HE21	2:F:23:VAL:CG1	2.12	0.51
1:A:227:LEU:CA	1:A:435:GLN:NE2	2.73	0.51
1:A:475:LEU:CD1	1:A:542:LYS:HE2	2.39	0.51
1:A:655:VAL:HG12	1:A:656:VAL:O	2.10	0.51
1:B:110:VAL:HG21	1:B:120:LEU:HD11	1.91	0.51
1:C:282:TYR:CE2	1:C:304:LEU:HD22	2.44	0.51
1:C:459:ILE:HD11	1:C:502:ALA:HB3	1.92	0.51
1:C:568:PHE:CE2	1:C:574:ALA:CB	2.89	0.51
1:D:6:LEU:HD22	1:D:14:THR:HG22	1.91	0.51
1:D:36:VAL:HA	1:D:77:TYR:CE2	2.44	0.51
2:F:111:TRP:C	2:F:111:TRP:CD1	2.83	0.51
1:A:308:MET:HB3	1:A:343:MET:HE2	1.92	0.51
1:B:20:ASP:HA	1:B:23:HIS:CD2	2.46	0.51
1:B:282:TYR:CD2	1:B:304:LEU:HD22	2.37	0.51
1:C:86:ILE:O	1:C:90:ARG:HG3	2.11	0.51
1:C:517:VAL:HG12	1:C:619:LEU:CD2	2.39	0.51
1:D:619:LEU:HD12	1:D:693:ILE:HG22	1.91	0.51
2:F:130:VAL:HG12	2:F:131:ASN:N	2.25	0.51
2:G:175:HIS:O	2:G:177:VAL:HG23	2.11	0.51
1:A:517:VAL:HG12	1:A:619:LEU:CD2	2.40	0.51
1:B:437:ASN:ND2	1:B:439:CYS:HB2	2.24	0.51
1:B:519:ASN:HD21	1:B:657:PRO:HG2	1.76	0.51
1:C:93:ALA:CB	1:C:165:ILE:O	2.59	0.51
1:C:568:PHE:CD2	1:C:574:ALA:HB2	2.45	0.51
1:D:440:LEU:HB2	1:D:730:TYR:CE1	2.45	0.51
2:E:339:LEU:HD12	2:E:340:VAL:HG23	1.91	0.51
2:G:33:TYR:OH	2:G:257:ASP:HB2	2.11	0.51
2:G:253:ARG:HG3	2:G:265:ALA:HB1	1.93	0.51

Continued on next page...

Continued from previous page...

Atom-1	Atom-2	Interatomic distance (Å)	Clash overlap (Å)
1:A:156:LEU:HB3	1:A:167:GLU:HG2	1.92	0.51
1:B:15:GLU:OE2	3:B:801:ATP:N6	2.41	0.51
1:B:103:TYR:O	1:B:107:VAL:HG23	2.10	0.51
1:B:262:ARG:HB2	1:B:359:SER:HB3	1.92	0.51
1:C:254:ILE:O	1:C:438:LEU:CG	2.59	0.51
1:D:217:THR:HB	1:D:218:PRO:CD	2.41	0.51
1:D:269:ARG:HG3	1:D:269:ARG:O	2.09	0.51
1:D:356:PHE:CE1	1:D:390:LYS:HB3	2.45	0.51
1:D:465:SER:HB2	1:D:489:LEU:HD12	1.92	0.51
2:E:12:GLN:O	2:E:14:LYS:N	2.44	0.51
2:G:273:TYR:HB2	2:G:321:LEU:HD22	1.92	0.51
2:H:209:TYR:HA	2:H:212:PHE:CD2	2.45	0.51
2:H:273:TYR:HB2	2:H:321:LEU:HD22	1.92	0.51
1:B:263:ALA:HB3	1:B:357:SER:OG	2.11	0.51
1:C:50:TYR:CD2	1:C:53:ILE:HB	2.41	0.51
1:C:569:ASN:ND2	1:C:569:ASN:N	2.57	0.51
1:D:8:THR:N	1:D:52:GLY:O	2.44	0.51
1:D:67:ALA:HA	1:D:70:ILE:HD11	1.92	0.51
1:D:234:LEU:O	1:D:237:ILE:HD12	2.11	0.51
1:D:519:ASN:ND2	1:D:632:THR:H	2.08	0.51
1:D:560:LYS:CE	1:D:609:HIS:CE1	2.92	0.51
2:E:209:TYR:HA	2:E:212:PHE:CD2	2.46	0.51
2:F:340:VAL:CG1	2:F:341:SER:N	2.74	0.51
2:F:372:ASN:HD22	2:F:372:ASN:N	1.98	0.51
1:A:4:ASN:OD1	1:C:297:VAL:HG12	2.10	0.51
1:B:325:VAL:HG13	1:B:328:ASN:HB3	1.93	0.51
1:B:569:ASN:ND2	1:B:569:ASN:N	2.56	0.51
1:C:441:GLU:OE1	1:C:442:ILE:HG12	2.11	0.51
1:D:7:VAL:HG21	3:D:801:ATP:N1	2.26	0.51
1:D:62:ILE:HG13	1:D:63:ILE:N	2.23	0.51
1:D:282:TYR:HA	1:D:285:PHE:HD2	1.76	0.51
1:D:487:ARG:HD3	1:D:558:LEU:HD22	1.92	0.51
2:E:33:TYR:OH	2:E:257:ASP:HB2	2.11	0.51
2:E:153:ILE:HD11	2:E:207:ARG:HE	1.76	0.51
1:A:403:MET:HG2	1:A:711:MET:HE1	1.92	0.51
1:A:708:LYS:O	1:A:709:VAL:C	2.45	0.51
1:B:319:LEU:HB3	1:B:330:VAL:H	1.76	0.51
1:D:157:VAL:C	1:D:166:TYR:HB2	2.30	0.51
1:D:374:GLU:HG3	1:D:378:LEU:HD11	1.93	0.51
2:E:79:TYR:HB2	2:E:286:TRP:CH2	2.46	0.51
2:F:125:ILE:O	2:F:129:ILE:HG12	2.10	0.51

Continued on next page...

Continued from previous page...

Atom-1	Atom-2	Interatomic distance (Å)	Clash overlap (Å)
2:G:99:ILE:HD13	2:G:105:GLU:HA	1.93	0.51
2:H:20:GLY:HA3	2:H:100:SER:HB3	1.92	0.51
2:H:207:ARG:HH22	2:H:282:GLN:NE2	2.08	0.51
1:A:22:ILE:HD11	3:A:801:ATP:N3	2.26	0.51
1:A:465:SER:HB2	1:A:489:LEU:HD12	1.93	0.51
1:A:542:LYS:HE3	1:A:596:HIS:NE2	2.26	0.51
1:B:26:LEU:HB2	1:B:38:ILE:HG23	1.92	0.51
1:B:131:MET:HA	1:B:134:PHE:CE2	2.46	0.51
1:B:234:LEU:HA	1:B:237:ILE:CD1	2.41	0.51
1:B:248:VAL:HG21	1:B:288:ALA:O	2.11	0.51
1:B:279:ILE:HB	1:B:280:PRO:HD3	1.93	0.51
1:B:515:ILE:HD13	1:B:551:LEU:CD2	2.40	0.51
1:B:516:GLY:CA	1:B:620:MET:CE	2.89	0.51
1:B:519:ASN:HA	1:B:632:THR:OG1	2.11	0.51
1:B:587:LEU:C	1:B:589:THR:N	2.64	0.51
1:C:8:THR:OG1	1:C:52:GLY:O	2.28	0.51
1:C:356:PHE:CE1	1:C:390:LYS:HB3	2.46	0.51
1:D:444:LEU:HD22	1:D:512:THR:HG21	1.93	0.51
1:D:557:GLU:O	1:D:560:LYS:HB2	2.11	0.51
2:E:125:ILE:HG21	2:E:227:ASN:HD22	1.75	0.51
2:F:174:THR:CG2	2:F:181:THR:HB	2.41	0.51
2:G:329:SER:O	2:G:330:ASN:C	2.48	0.51
2:H:319:VAL:HG23	2:H:321:LEU:H	1.76	0.51
1:A:8:THR:HB	1:A:54:LYS:HA	1.91	0.50
1:A:224:SER:C	1:A:225:CYS:SG	2.89	0.50
1:A:623:GLU:O	1:A:627:GLN:HG2	2.10	0.50
1:A:712:GLN:HE22	2:F:366:ASP:HB3	1.76	0.50
1:B:467:PHE:HE1	1:B:481:LEU:HB3	1.75	0.50
1:B:515:ILE:HD13	1:B:551:LEU:HD13	1.92	0.50
1:B:529:LYS:HD2	1:B:529:LYS:N	2.25	0.50
1:C:437:ASN:ND2	1:C:439:CYS:HB2	2.25	0.50
1:C:592:ASN:ND2	1:C:592:ASN:H	2.08	0.50
2:G:191:LYS:HG2	2:G:264:ILE:CG2	2.41	0.50
1:A:21:LYS:O	1:A:25:VAL:HG23	2.11	0.50
1:A:361:VAL:HG11	1:A:364:LEU:CB	2.41	0.50
1:A:369:PHE:CD2	1:A:434:ARG:HD3	2.45	0.50
1:A:623:GLU:HG2	1:A:633:ASN:HD21	1.72	0.50
1:B:258:ALA:HB1	1:B:282:TYR:CZ	2.45	0.50
1:B:593:GLU:OE2	1:B:596:HIS:CE1	2.64	0.50
1:B:620:MET:SD	1:B:620:MET:O	2.69	0.50
1:C:10:ARG:N	1:C:55:THR:HG22	2.27	0.50

Continued on next page...

Continued from previous page...

Atom-1	Atom-2	Interatomic distance (Å)	Clash overlap (Å)
1:C:279:ILE:HD13	1:C:319:LEU:HD22	1.92	0.50
1:C:576:GLY:CA	1:C:607:LYS:HE2	2.41	0.50
1:D:8:THR:HB	1:D:54:LYS:HA	1.93	0.50
2:E:149:ARG:NH1	2:E:286:TRP:HB2	2.26	0.50
2:G:161:ILE:O	2:G:165:SER:HB2	2.11	0.50
1:A:224:SER:C	1:A:225:CYS:HG	2.15	0.50
1:A:282:TYR:CD2	1:A:304:LEU:HD13	2.47	0.50
1:A:297:VAL:O	1:A:297:VAL:HG12	2.11	0.50
1:A:692:SER:HB3	1:A:727:LYS:HB3	1.93	0.50
1:B:86:ILE:HG22	1:B:90:ARG:HD2	1.94	0.50
1:B:262:ARG:HD3	1:B:266:SER:HB3	1.92	0.50
1:C:67:ALA:HA	1:C:70:ILE:HD11	1.94	0.50
1:C:513:LEU:O	1:C:615:THR:O	2.29	0.50
1:C:669:LEU:HD11	1:C:698:ASN:ND2	2.26	0.50
1:D:232:ASP:CG	1:D:262:ARG:HE	2.13	0.50
1:D:449:LEU:HD21	1:D:502:ALA:CB	2.42	0.50
2:E:79:TYR:HB2	2:E:286:TRP:CZ2	2.46	0.50
2:E:99:ILE:CD1	2:E:108:VAL:HG21	2.42	0.50
2:G:96:LEU:HD12	2:G:108:VAL:HG11	1.93	0.50
1:A:215:VAL:N	1:A:222:PHE:HE1	2.09	0.50
1:B:217:THR:HB	1:B:218:PRO:CD	2.42	0.50
1:C:441:GLU:HG2	1:C:620:MET:HB3	1.87	0.50
1:D:325:VAL:HG13	1:D:328:ASN:HB3	1.93	0.50
2:G:166:TYR:HB3	2:G:184:VAL:HG21	1.93	0.50
2:H:326:GLN:HG3	2:H:327:THR:O	2.11	0.50
1:A:19:LEU:HD22	2:F:295:SER:O	2.11	0.50
1:A:479:GLU:HA	1:A:550:TYR:HB3	1.94	0.50
1:B:147:ALA:CB	1:B:628:ILE:HA	2.41	0.50
1:C:176:VAL:HG13	1:C:215:VAL:HG21	1.93	0.50
1:C:185:PRO:O	1:C:189:ARG:CB	2.59	0.50
1:C:217:THR:HB	1:C:218:PRO:CD	2.41	0.50
1:D:285:PHE:O	1:D:289:VAL:HG13	2.12	0.50
1:D:686:GLN:OE1	1:D:693:ILE:HG13	2.12	0.50
2:E:92:ASN:HA	2:E:96:LEU:CD1	2.37	0.50
2:E:239:ALA:HA	2:E:242:LEU:HD21	1.93	0.50
2:E:319:VAL:HG23	2:E:321:LEU:H	1.76	0.50
2:F:122:TYR:O	2:F:126:ILE:HG13	2.11	0.50
2:F:288:ASP:O	2:F:292:ARG:HB2	2.12	0.50
2:G:27:ARG:HB2	2:G:29:ASP:OD1	2.12	0.50
2:G:178:ASN:C	2:G:180:LYS:H	2.15	0.50
2:G:209:TYR:HA	2:G:212:PHE:CD2	2.47	0.50

Continued on next page...

Continued from previous page...

Atom-1	Atom-2	Interatomic distance (Å)	Clash overlap (Å)
2:H:206:ILE:HG21	2:H:312:THR:OG1	2.12	0.50
1:A:519:ASN:ND2	1:A:632:THR:H	2.09	0.50
1:B:522:TYR:CD1	1:B:662:LEU:CD1	2.95	0.50
1:C:279:ILE:HB	1:C:280:PRO:HD3	1.92	0.50
1:D:6:LEU:HD22	1:D:14:THR:CG2	2.42	0.50
1:D:131:MET:HE3	1:D:193:VAL:HG11	1.93	0.50
1:D:333:MET:O	1:D:335:TYR:CE1	2.64	0.50
1:D:669:LEU:HD11	1:D:698:ASN:ND2	2.26	0.50
2:E:149:ARG:NH2	2:E:282:GLN:O	2.45	0.50
2:E:288:ASP:O	2:E:292:ARG:HB2	2.12	0.50
2:G:36:PHE:O	2:G:40:ILE:HG13	2.12	0.50
2:H:99:ILE:HD13	2:H:105:GLU:HA	1.93	0.50
1:A:285:PHE:O	1:A:289:VAL:HG13	2.12	0.50
1:A:459:ILE:CD1	1:A:502:ALA:HB3	2.41	0.50
1:A:647:SER:O	1:A:648:LYS:C	2.48	0.50
1:A:711:MET:HE2	1:A:711:MET:O	2.12	0.50
1:B:558:LEU:HD23	1:B:612:ARG:HG2	1.92	0.50
2:F:50:PRO:CG	2:F:121:SER:HB3	2.42	0.50
2:G:111:TRP:O	2:G:111:TRP:CD1	2.65	0.50
2:H:122:TYR:O	2:H:126:ILE:HG13	2.12	0.50
1:A:10:ARG:HG3	1:A:56:SER:HB2	1.93	0.50
1:B:303:THR:OG1	1:B:438:LEU:CD1	2.56	0.50
1:C:4:ASN:ND2	1:C:4:ASN:N	2.59	0.50
1:C:441:GLU:CD	1:C:442:ILE:HG12	2.32	0.50
1:D:522:TYR:HB2	1:D:657:PRO:HG2	1.94	0.50
2:E:34:ASP:O	2:E:38:LYS:HG3	2.12	0.50
2:F:33:TYR:OH	2:F:257:ASP:HB2	2.11	0.50
2:F:96:LEU:HD12	2:F:108:VAL:HG11	1.93	0.50
2:F:194:TYR:CE1	2:F:249:LEU:HD23	2.47	0.50
1:A:332:HIS:O	1:A:333:MET:HG3	2.11	0.50
1:B:30:ALA:HA	1:B:33:LEU:HD12	1.92	0.50
1:B:640:GLY:HA2	1:B:668:LEU:HD13	1.94	0.50
1:C:338:GLN:HG2	1:C:415:GLN:NE2	2.27	0.50
1:D:576:GLY:CA	1:D:607:LYS:HE2	2.41	0.50
1:D:696:ASN:HB2	1:D:731:TYR:O	2.12	0.50
2:E:365:VAL:HG12	2:E:366:ASP:N	2.26	0.50
2:G:50:PRO:CG	2:G:121:SER:HB3	2.42	0.50
2:G:153:ILE:HD11	2:G:207:ARG:HE	1.77	0.50
2:H:288:ASP:O	2:H:292:ARG:HB2	2.12	0.50
1:A:227:LEU:HG	1:A:435:GLN:NE2	2.27	0.49
1:C:86:ILE:HG22	1:C:90:ARG:HD2	1.93	0.49

Continued on next page...

Continued from previous page...

Atom-1	Atom-2	Interatomic distance (Å)	Clash overlap (Å)
1:C:102:LEU:O	1:C:106:VAL:HG23	2.12	0.49
1:C:282:TYR:CD2	1:C:304:LEU:HD13	2.46	0.49
1:C:597:TYR:O	1:C:598:ASP:C	2.47	0.49
1:D:30:ALA:HA	1:D:33:LEU:HD12	1.94	0.49
1:D:617:SER:HB3	1:D:689:ILE:HA	1.94	0.49
1:D:685:MET:HB2	1:D:689:ILE:HD11	1.93	0.49
2:E:125:ILE:HD13	2:E:227:ASN:ND2	2.27	0.49
2:F:153:ILE:HG23	2:F:199:SER:OG	2.12	0.49
2:F:153:ILE:HD11	2:F:207:ARG:HE	1.77	0.49
2:G:190:LYS:HB3	2:G:261:MET:SD	2.52	0.49
2:H:74:ILE:HG12	2:H:78:LYS:HE3	1.93	0.49
2:H:79:TYR:HB2	2:H:286:TRP:CZ2	2.46	0.49
2:H:161:ILE:O	2:H:165:SER:HB2	2.12	0.49
2:H:328:ARG:CZ	2:H:328:ARG:CB	2.90	0.49
1:A:109:MET:HE3	1:A:166:TYR:O	2.11	0.49
1:A:592:ASN:ND2	1:A:592:ASN:H	2.09	0.49
1:B:102:LEU:O	1:B:106:VAL:HG23	2.11	0.49
1:B:700:ASP:OD2	1:B:735:ARG:NH1	2.44	0.49
1:C:37:SER:CB	2:E:331:PRO:O	2.57	0.49
1:D:234:LEU:HA	1:D:237:ILE:CD1	2.42	0.49
2:E:74:ILE:HG12	2:E:78:LYS:HE3	1.94	0.49
2:F:74:ILE:HG12	2:F:78:LYS:HE3	1.94	0.49
2:F:161:ILE:O	2:F:165:SER:HB2	2.11	0.49
2:G:84:ASP:HA	2:G:87:GLN:HB2	1.94	0.49
2:G:204:GLU:HG3	5:G:601:HOH:O	2.12	0.49
2:H:19:PHE:CE2	2:H:190:LYS:HG2	2.47	0.49
1:B:29:ALA:HB1	1:B:80:LEU:HD12	1.93	0.49
1:C:670:TRP:CZ2	1:C:735:ARG:HA	2.47	0.49
1:D:319:LEU:O	1:D:329:ARG:HG2	2.12	0.49
2:E:326:GLN:HG3	2:E:327:THR:O	2.11	0.49
1:A:461:LEU:HD23	1:A:503:ALA:HB1	1.93	0.49
1:B:22:ILE:HD11	3:B:801:ATP:N3	2.27	0.49
1:D:640:GLY:HA2	1:D:668:LEU:HD13	1.95	0.49
2:F:190:LYS:HB3	2:F:261:MET:SD	2.52	0.49
2:G:319:VAL:HG23	2:G:321:LEU:H	1.76	0.49
2:H:96:LEU:HD12	2:H:108:VAL:HG11	1.95	0.49
1:B:278:CYS:HB3	1:B:282:TYR:HE1	1.77	0.49
1:C:414:ILE:HB	1:C:729:LEU:HD12	1.93	0.49
1:D:119:LEU:HD12	1:D:119:LEU:N	2.26	0.49
2:E:36:PHE:O	2:E:40:ILE:HG13	2.12	0.49
2:E:92:ASN:O	2:E:96:LEU:HB2	2.12	0.49

Continued on next page...

Continued from previous page...

Atom-1	Atom-2	Interatomic distance (Å)	Clash overlap (Å)
2:F:319:VAL:HG23	2:F:321:LEU:H	1.77	0.49
2:F:372:ASN:HD22	2:F:373:PHE:H	1.61	0.49
2:G:310:TYR:N	2:G:328:ARG:HD3	2.28	0.49
2:G:311:ILE:HG23	2:G:312:THR:H	1.78	0.49
1:B:19:LEU:HD13	2:H:295:SER:H	1.77	0.49
1:B:175:LEU:HD22	1:B:216:ARG:HD2	1.94	0.49
1:B:222:PHE:CE2	1:B:492:LEU:HD12	2.46	0.49
1:C:19:LEU:HD12	1:C:19:LEU:N	2.21	0.49
1:D:131:MET:HA	1:D:134:PHE:CE2	2.48	0.49
1:D:658:ASP:O	1:D:658:ASP:OD2	2.31	0.49
1:D:670:TRP:HB3	1:D:735:ARG:HH12	1.78	0.49
2:F:177:VAL:CB	2:F:180:LYS:O	2.61	0.49
2:H:238:GLU:O	2:H:242:LEU:HD23	2.13	0.49
1:A:291:SER:O	1:B:280:PRO:HB3	2.12	0.49
1:B:145:TYR:CZ	1:B:149:LYS:CG	2.94	0.49
1:B:242:SER:O	1:B:246:LYS:HG2	2.13	0.49
1:B:264:LEU:HD12	1:B:265:GLY:N	2.28	0.49
1:B:700:ASP:HA	1:B:735:ARG:HB3	1.95	0.49
1:C:641:TYR:O	1:C:656:VAL:HG13	2.13	0.49
2:E:161:ILE:O	2:E:165:SER:HB2	2.12	0.49
2:G:201:ASN:O	2:G:205:ALA:HB2	2.13	0.49
2:G:239:ALA:HA	2:G:242:LEU:HD21	1.94	0.49
2:G:277:VAL:HG22	2:G:324:PRO:HG2	1.94	0.49
2:H:33:TYR:OH	2:H:257:ASP:HB2	2.13	0.49
1:A:110:VAL:HG21	1:A:120:LEU:HD11	1.95	0.49
1:A:217:THR:HB	1:A:218:PRO:CD	2.42	0.49
1:A:240:THR:HG22	1:A:244:ILE:HD11	1.94	0.49
1:A:576:GLY:CA	1:A:607:LYS:HE2	2.42	0.49
1:B:10:ARG:HG3	1:B:56:SER:HB2	1.93	0.49
1:B:234:LEU:O	1:B:237:ILE:HD12	2.13	0.49
1:B:297:VAL:HG21	1:B:298:ARG:HH21	1.77	0.49
1:B:339:ILE:HD11	1:B:414:ILE:HD12	1.93	0.49
1:B:463:THR:HB	1:B:489:LEU:CD2	2.43	0.49
1:C:20:ASP:HA	1:C:23:HIS:CD2	2.48	0.49
1:C:119:LEU:N	1:C:119:LEU:HD12	2.28	0.49
1:C:131:MET:HA	1:C:134:PHE:CE2	2.47	0.49
1:C:285:PHE:O	1:C:289:VAL:HG13	2.12	0.49
1:C:426:PHE:HA	1:C:571:THR:HA	1.95	0.49
1:D:10:ARG:HG3	1:D:56:SER:HB2	1.93	0.49
1:D:19:LEU:HD12	1:D:19:LEU:N	2.26	0.49
1:D:260:ARG:O	1:D:358:PRO:HG2	2.12	0.49

Continued on next page...

Continued from previous page...

Atom-1	Atom-2	Interatomic distance (Å)	Clash overlap (Å)
1:D:441:GLU:CD	1:D:442:ILE:HG12	2.33	0.49
1:D:545:GLU:HG3	1:D:595:LEU:HD23	1.95	0.49
2:E:238:GLU:O	2:E:242:LEU:HD23	2.12	0.49
2:F:328:ARG:CZ	2:F:328:ARG:CB	2.90	0.49
2:G:122:TYR:O	2:G:126:ILE:HG13	2.12	0.49
2:G:339:LEU:O	2:G:339:LEU:CD1	2.61	0.49
1:A:5:LEU:HB2	1:A:17:ILE:HG12	1.94	0.49
1:A:37:SER:OG	2:F:331:PRO:O	2.27	0.49
1:A:264:LEU:HD12	1:A:265:GLY:N	2.28	0.49
1:B:479:GLU:HB3	1:B:550:TYR:CD1	2.48	0.49
1:C:276:THR:HG21	1:D:292:CYS:HA	1.93	0.49
1:C:394:LYS:HD3	1:C:394:LYS:H	1.78	0.49
1:D:26:LEU:HB2	1:D:38:ILE:HG23	1.94	0.49
1:D:109:MET:HB2	1:D:115:TYR:CD2	2.48	0.49
1:D:700:ASP:OD1	1:D:735:ARG:HD2	2.13	0.49
2:E:17:MET:HG2	2:E:257:ASP:OD2	2.13	0.49
2:E:177:VAL:HB	2:E:180:LYS:O	2.11	0.49
2:E:329:SER:O	2:E:330:ASN:C	2.48	0.49
2:F:191:LYS:HG2	2:F:264:ILE:CG2	2.42	0.49
2:G:207:ARG:HH22	2:G:282:GLN:NE2	2.11	0.49
1:B:22:ILE:H	1:B:22:ILE:CD1	2.26	0.49
1:B:222:PHE:CG	1:B:492:LEU:HD21	2.48	0.49
1:B:283:LYS:CG	1:B:330:VAL:HG22	2.43	0.49
1:B:297:VAL:HB	1:B:298:ARG:NE	2.16	0.49
1:B:530:ARG:HB2	1:B:533:ASP:OD2	2.13	0.49
1:C:254:ILE:O	1:C:438:LEU:CD1	2.61	0.49
1:D:86:ILE:HG22	1:D:90:ARG:HD2	1.93	0.49
2:E:186:LEU:HG	2:E:190:LYS:HE3	1.95	0.49
2:G:179:GLY:C	2:G:180:LYS:CG	2.81	0.49
2:G:238:GLU:O	2:G:242:LEU:HD23	2.13	0.49
1:A:369:PHE:CE2	1:A:434:ARG:CG	2.96	0.48
1:B:78:GLN:NE2	1:B:654:GLN:HA	2.28	0.48
1:B:119:LEU:HD12	1:B:119:LEU:N	2.27	0.48
1:B:215:VAL:HG22	1:B:222:PHE:CE1	2.47	0.48
1:C:109:MET:HB2	1:C:115:TYR:CD2	2.48	0.48
2:H:84:ASP:HA	2:H:87:GLN:HB2	1.94	0.48
2:H:99:ILE:CD1	2:H:108:VAL:HG21	2.43	0.48
2:H:140:ILE:O	2:H:146:ILE:HG21	2.12	0.48
2:H:176:THR:HG23	2:H:181:THR:HG23	1.95	0.48
1:A:154:LYS:HB3	1:A:155:TYR:CD2	2.48	0.48
1:A:246:LYS:HG3	1:A:500:ILE:HD11	1.95	0.48

Continued on next page...

Continued from previous page...

Atom-1	Atom-2	Interatomic distance (Å)	Clash overlap (Å)
1:B:109:MET:HB2	1:B:115:TYR:CD2	2.48	0.48
1:B:522:TYR:HB2	1:B:657:PRO:HG2	1.94	0.48
1:B:576:GLY:CA	1:B:607:LYS:HE2	2.44	0.48
1:C:232:ASP:OD2	1:C:262:ARG:CZ	2.61	0.48
1:D:39:SER:HB2	2:G:303:ILE:HG21	1.95	0.48
2:E:328:ARG:CZ	2:E:328:ARG:CB	2.90	0.48
2:F:36:PHE:O	2:F:40:ILE:HG13	2.12	0.48
2:G:195:LEU:HD11	2:G:275:LEU:HD11	1.94	0.48
1:A:6:LEU:HD22	1:A:14:THR:CG2	2.43	0.48
1:A:18:ASN:O	1:A:19:LEU:C	2.51	0.48
1:A:86:ILE:HG22	1:A:90:ARG:HD2	1.95	0.48
1:A:520:PHE:HB3	1:A:635:ILE:HA	1.94	0.48
1:A:692:SER:HB3	1:A:727:LYS:CD	2.43	0.48
1:C:151:LEU:O	1:C:156:LEU:HG	2.13	0.48
2:E:50:PRO:CG	2:E:121:SER:HB3	2.44	0.48
2:H:36:PHE:O	2:H:40:ILE:HG13	2.14	0.48
1:A:7:VAL:HG23	1:A:17:ILE:HG22	1.96	0.48
1:A:10:ARG:H	1:A:55:THR:HG21	1.78	0.48
1:A:207:LEU:HD23	1:A:465:SER:OG	2.14	0.48
1:A:220:ARG:O	1:A:496:GLN:HA	2.13	0.48
1:A:234:LEU:O	1:A:237:ILE:HD12	2.13	0.48
1:A:298:ARG:CZ	1:C:6:LEU:HD11	2.44	0.48
1:B:350:GLY:HA2	1:B:396:VAL:CG2	2.43	0.48
1:C:253:GLY:C	1:C:438:LEU:HD12	2.26	0.48
1:C:388:ILE:O	1:C:389:ARG:C	2.51	0.48
2:F:46:PHE:O	2:F:48:TRP:HD1	1.97	0.48
2:G:99:ILE:CD1	2:G:108:VAL:HG21	2.43	0.48
1:A:208:PRO:HD3	1:A:464:LEU:O	2.13	0.48
1:B:547:ILE:O	1:B:551:LEU:HG	2.12	0.48
1:C:264:LEU:HD12	1:C:265:GLY:N	2.28	0.48
1:D:47:ILE:C	1:D:47:ILE:HD13	2.33	0.48
1:D:339:ILE:HD11	1:D:414:ILE:HD12	1.94	0.48
2:E:156:TYR:HB3	2:E:196:CYS:SG	2.54	0.48
2:G:130:VAL:HG12	2:G:131:ASN:H	1.79	0.48
2:H:178:ASN:O	2:H:178:ASN:OD1	2.30	0.48
1:A:119:LEU:HD12	1:A:119:LEU:N	2.29	0.48
1:A:625:SER:C	1:A:628:ILE:HG22	2.34	0.48
1:B:406:ARG:HD3	1:B:732:GLN:NE2	2.28	0.48
1:B:466:ALA:CB	1:B:516:GLY:O	2.62	0.48
1:C:47:ILE:O	1:C:47:ILE:HG23	2.14	0.48
1:C:648:LYS:HE2	1:C:648:LYS:HB3	1.68	0.48

Continued on next page...

Continued from previous page...

Atom-1	Atom-2	Interatomic distance (Å)	Clash overlap (Å)
1:D:168:SER:OG	1:D:171:PHE:CB	2.52	0.48
1:D:222:PHE:CB	1:D:492:LEU:HD21	2.43	0.48
1:D:309:TRP:CH2	1:D:364:LEU:CD1	2.92	0.48
1:D:347:LEU:HD21	1:D:715:LEU:HD22	1.96	0.48
1:D:394:LYS:H	1:D:394:LYS:HD3	1.78	0.48
1:D:685:MET:CB	1:D:689:ILE:HD11	2.44	0.48
2:E:206:ILE:O	2:E:206:ILE:HG22	2.14	0.48
2:F:253:ARG:HG3	2:F:265:ALA:HB1	1.95	0.48
2:F:372:ASN:HD22	2:F:373:PHE:N	2.12	0.48
2:G:79:TYR:HB2	2:G:286:TRP:CH2	2.48	0.48
1:A:54:LYS:HD3	1:A:56:SER:HB3	1.95	0.48
1:A:479:GLU:HB2	1:A:550:TYR:CD1	2.48	0.48
1:B:54:LYS:HD3	1:B:56:SER:HB3	1.96	0.48
1:C:44:ARG:NE	1:C:44:ARG:CA	2.73	0.48
1:C:234:LEU:O	1:C:237:ILE:HD12	2.14	0.48
1:D:155:TYR:HE2	1:D:212:MET:HE1	1.79	0.48
1:D:293:SER:CB	1:D:298:ARG:O	2.61	0.48
1:D:441:GLU:OE1	1:D:442:ILE:HG12	2.13	0.48
2:E:311:ILE:HG23	2:E:312:THR:H	1.78	0.48
2:G:12:GLN:O	2:G:14:LYS:N	2.47	0.48
2:G:69:GLU:HG2	2:G:296:MET:HG3	1.96	0.48
2:G:74:ILE:HG12	2:G:78:LYS:HE3	1.95	0.48
2:G:79:TYR:HB2	2:G:286:TRP:CZ2	2.49	0.48
2:G:82:LEU:HD22	2:G:146:ILE:HG23	1.96	0.48
1:A:322:ASN:O	1:A:331:ARG:NH1	2.47	0.48
1:B:668:LEU:O	1:B:671:GLU:N	2.41	0.48
1:D:19:LEU:HB2	2:G:295:SER:HB3	1.96	0.48
2:G:288:ASP:O	2:G:292:ARG:HB2	2.13	0.48
2:H:239:ALA:HA	2:H:242:LEU:HD21	1.96	0.48
1:A:131:MET:HE3	1:A:193:VAL:HG11	1.96	0.48
1:A:247:TYR:CE1	1:A:499:PRO:HD2	2.48	0.48
1:A:496:GLN:O	1:A:496:GLN:HG3	2.14	0.48
1:B:153:GLY:HA2	1:B:158:GLN:HE22	1.78	0.48
1:C:19:LEU:HD22	2:E:295:SER:O	2.12	0.48
1:C:712:GLN:HE21	2:E:370:LEU:CG	2.26	0.48
1:D:33:LEU:HB2	1:D:36:VAL:HG21	1.96	0.48
1:D:37:SER:OG	2:G:331:PRO:O	2.31	0.48
1:D:388:ILE:O	1:D:389:ARG:C	2.50	0.48
1:D:406:ARG:NH1	1:D:697:THR:CG2	2.74	0.48
2:E:92:ASN:O	2:E:96:LEU:HD13	2.14	0.48
2:F:20:GLY:N	2:F:100:SER:HB3	2.29	0.48

Continued on next page...

Continued from previous page...

Atom-1	Atom-2	Interatomic distance (Å)	Clash overlap (Å)
2:G:5:PHE:CD1	2:G:24:ASN:O	2.67	0.48
2:G:20:GLY:N	2:G:100:SER:HB3	2.29	0.48
2:H:7:GLN:NE2	2:H:7:GLN:HA	2.29	0.48
1:A:311:LEU:HA	1:A:355:LEU:HB3	1.96	0.48
1:A:313:VAL:O	1:A:317:LEU:HG	2.14	0.48
1:A:464:LEU:HD22	1:A:514:GLY:O	2.14	0.48
1:A:615:THR:CG2	1:A:691:GLN:HE21	2.25	0.48
1:C:47:ILE:HD13	1:C:47:ILE:C	2.34	0.48
1:D:102:LEU:O	1:D:106:VAL:HG23	2.14	0.48
1:D:156:LEU:HD22	1:D:167:GLU:HG3	1.95	0.48
1:D:248:VAL:HG21	1:D:289:VAL:HA	1.96	0.48
1:D:294:GLN:HG2	1:D:298:ARG:HG3	1.96	0.48
1:D:323:ARG:HG3	2:F:292:ARG:CG	2.43	0.48
2:E:253:ARG:HG3	2:E:265:ALA:CB	2.44	0.48
2:H:50:PRO:CG	2:H:121:SER:HB3	2.44	0.48
2:H:322:ASP:O	2:H:324:PRO:HD3	2.14	0.48
1:A:5:LEU:CB	1:A:17:ILE:HG12	2.43	0.47
1:A:30:ALA:HA	1:A:33:LEU:HD12	1.96	0.47
1:A:86:ILE:O	1:A:90:ARG:HG3	2.14	0.47
1:A:306:TYR:CD2	1:A:316:LEU:HD13	2.49	0.47
1:A:325:VAL:HG13	1:A:328:ASN:HB3	1.94	0.47
1:A:350:GLY:HA2	1:A:396:VAL:CG2	2.44	0.47
1:A:692:SER:CB	1:A:727:LYS:HB3	2.41	0.47
1:B:145:TYR:OH	1:B:149:LYS:CG	2.62	0.47
1:B:316:LEU:O	1:B:319:LEU:CG	2.62	0.47
1:B:489:LEU:HD22	1:B:513:LEU:HD22	1.95	0.47
1:B:513:LEU:CG	1:B:613:ASN:ND2	2.76	0.47
1:D:560:LYS:CD	1:D:609:HIS:CE1	2.97	0.47
2:E:194:TYR:CE1	2:E:249:LEU:HD23	2.50	0.47
2:G:194:TYR:CE1	2:G:249:LEU:HD23	2.49	0.47
2:H:253:ARG:HG3	2:H:265:ALA:CB	2.44	0.47
1:A:26:LEU:HB2	1:A:38:ILE:HG23	1.94	0.47
1:A:697:THR:HG1	1:A:699:TYR:HE1	1.60	0.47
1:B:144:SER:O	1:B:145:TYR:C	2.52	0.47
1:B:510:ARG:HA	1:B:565:CYS:SG	2.53	0.47
1:B:696:ASN:HB2	1:B:731:TYR:O	2.14	0.47
1:C:320:LYS:NZ	1:C:331:ARG:O	2.45	0.47
1:C:618:ALA:O	1:C:619:LEU:HD23	2.14	0.47
1:D:264:LEU:HD12	1:D:265:GLY:N	2.28	0.47
1:D:479:GLU:HA	1:D:550:TYR:HB3	1.96	0.47
2:E:374:GLN:O	2:E:375:LEU:HD23	2.14	0.47

Continued on next page...

Continued from previous page...

Atom-1	Atom-2	Interatomic distance (Å)	Clash overlap (Å)
2:F:17:MET:HG2	2:F:257:ASP:OD2	2.14	0.47
2:F:374:GLN:O	2:F:375:LEU:OXT	2.31	0.47
2:H:191:LYS:HG2	2:H:264:ILE:CG2	2.43	0.47
1:A:6:LEU:HB2	1:A:51:ASP:OD1	2.15	0.47
1:A:47:ILE:HD13	1:A:47:ILE:C	2.34	0.47
1:A:339:ILE:HG22	1:A:340:ASN:N	2.29	0.47
1:A:441:GLU:OE1	1:A:442:ILE:HG12	2.13	0.47
2:E:190:LYS:HB3	2:E:261:MET:SD	2.54	0.47
2:F:310:TYR:CA	2:F:328:ARG:HD3	2.44	0.47
2:G:19:PHE:CE2	2:G:190:LYS:HG2	2.49	0.47
2:H:130:VAL:HG12	2:H:131:ASN:H	1.78	0.47
1:A:301:ALA:HB1	1:A:438:LEU:HD21	1.95	0.47
1:A:339:ILE:HD11	1:A:414:ILE:HD12	1.96	0.47
1:A:617:SER:HB2	1:A:690:ASP:N	2.21	0.47
1:A:617:SER:CB	1:A:689:ILE:HA	2.44	0.47
1:A:693:ILE:HD12	1:A:693:ILE:H	1.80	0.47
1:A:699:TYR:CZ	1:A:714:LEU:HD23	2.49	0.47
1:B:4:ASN:HD22	1:B:5:LEU:HD22	1.80	0.47
1:B:479:GLU:HA	1:B:550:TYR:HB3	1.96	0.47
1:C:303:THR:OG1	1:C:438:LEU:HA	2.15	0.47
1:C:316:LEU:CA	1:C:319:LEU:HD11	2.37	0.47
1:C:699:TYR:CZ	1:C:714:LEU:HD23	2.50	0.47
2:G:7:GLN:HA	2:G:7:GLN:NE2	2.30	0.47
1:A:374:GLU:HG3	1:A:378:LEU:HD11	1.96	0.47
1:A:516:GLY:HA3	1:A:620:MET:HE3	1.96	0.47
1:A:615:THR:HB	1:A:691:GLN:HE21	1.76	0.47
1:B:33:LEU:HB2	1:B:36:VAL:HG21	1.96	0.47
1:B:147:ALA:HB2	1:B:627:GLN:O	2.14	0.47
1:B:167:GLU:OE2	1:B:172:LEU:HB2	2.15	0.47
1:B:356:PHE:CE1	1:B:390:LYS:HB3	2.50	0.47
1:B:361:VAL:HG11	1:B:364:LEU:HB2	1.92	0.47
2:E:16:PRO:HA	2:E:257:ASP:OD1	2.15	0.47
2:E:84:ASP:OD1	2:E:208:PHE:CE2	2.67	0.47
2:E:309:GLU:HB3	2:E:328:ARG:HD2	1.97	0.47
2:F:58:ASP:O	2:F:61:ASP:HB2	2.15	0.47
2:H:69:GLU:HG2	2:H:296:MET:HG3	1.95	0.47
2:H:186:LEU:HG	2:H:190:LYS:HE3	1.96	0.47
1:A:660:GLU:H	1:A:660:GLU:HG2	1.49	0.47
1:B:47:ILE:HG23	1:B:47:ILE:O	2.14	0.47
1:C:172:LEU:HD23	1:C:212:MET:HE3	1.96	0.47
2:E:19:PHE:CE2	2:E:190:LYS:HG2	2.49	0.47

Continued on next page...

Continued from previous page...

Atom-1	Atom-2	Interatomic distance (Å)	Clash overlap (Å)
2:E:103:GLU:HG2	2:E:104:LEU:H	1.79	0.47
2:E:205:ALA:O	2:E:311:ILE:HD11	2.15	0.47
2:F:79:TYR:HB2	2:F:286:TRP:CH2	2.49	0.47
2:F:204:GLU:HG3	5:F:602:HOH:O	2.13	0.47
2:G:103:GLU:HG2	2:G:104:LEU:H	1.80	0.47
2:G:140:ILE:O	2:G:146:ILE:HG21	2.14	0.47
2:H:311:ILE:HG23	2:H:312:THR:H	1.79	0.47
1:A:67:ALA:HA	1:A:70:ILE:HD11	1.96	0.47
1:A:214:GLY:HA3	1:A:222:PHE:CE1	2.50	0.47
1:A:227:LEU:CD2	1:A:435:GLN:HG2	2.43	0.47
1:A:339:ILE:HG22	1:A:340:ASN:H	1.80	0.47
1:A:545:GLU:HG3	1:A:595:LEU:CD2	2.42	0.47
1:B:64:LYS:HG3	1:B:649:ASP:OD2	2.15	0.47
1:B:285:PHE:O	1:B:289:VAL:HG13	2.14	0.47
1:B:545:GLU:HG3	1:B:595:LEU:HD23	1.96	0.47
1:C:347:LEU:HD13	1:C:399:PHE:HB2	1.95	0.47
1:C:479:GLU:HA	1:C:550:TYR:HB3	1.96	0.47
1:D:53:ILE:HG12	1:D:58:ILE:HG12	1.97	0.47
1:D:152:GLU:O	1:D:158:GLN:NE2	2.48	0.47
1:D:560:LYS:CD	1:D:609:HIS:ND1	2.77	0.47
1:D:647:SER:HB2	1:D:652:LEU:CD1	2.45	0.47
2:E:82:LEU:HD22	2:E:146:ILE:HG23	1.96	0.47
2:E:206:ILE:HD13	2:E:312:THR:HG23	1.95	0.47
2:F:82:LEU:HD22	2:F:146:ILE:HG23	1.95	0.47
2:G:11:ASP:OD2	2:G:13:LEU:HB2	2.14	0.47
2:G:20:GLY:HA3	2:G:100:SER:HB3	1.96	0.47
2:G:186:LEU:HG	2:G:190:LYS:HE3	1.96	0.47
2:H:9:LYS:H	2:H:9:LYS:HG3	1.60	0.47
2:H:89:ARG:HE	2:H:89:ARG:HB3	1.50	0.47
2:H:116:THR:OG1	2:H:117:ILE:HD12	2.14	0.47
2:H:124:HIS:O	2:H:128:ASN:ND2	2.47	0.47
2:H:194:TYR:CE1	2:H:249:LEU:HD23	2.50	0.47
1:A:10:ARG:H	1:A:55:THR:HG22	1.79	0.47
1:A:102:LEU:O	1:A:106:VAL:HG23	2.15	0.47
1:A:234:LEU:HA	1:A:237:ILE:CD1	2.44	0.47
1:B:115:TYR:CE1	1:B:216:ARG:HG3	2.49	0.47
1:D:510:ARG:HB3	1:D:614:SER:OG	2.14	0.47
1:D:530:ARG:HB2	1:D:533:ASP:OD2	2.14	0.47
2:H:46:PHE:O	2:H:48:TRP:HD1	1.98	0.47
2:H:82:LEU:HD22	2:H:146:ILE:HG23	1.95	0.47
1:A:369:PHE:CD1	1:A:434:ARG:HA	2.48	0.47

Continued on next page...

Continued from previous page...

Atom-1	Atom-2	Interatomic distance (Å)	Clash overlap (Å)
1:A:529:LYS:N	1:A:529:LYS:HD2	2.30	0.47
1:C:222:PHE:CB	1:C:492:LEU:HD21	2.44	0.47
1:C:317:LEU:CD1	1:C:318:VAL:HG13	2.20	0.47
1:C:325:VAL:HG13	1:C:328:ASN:HB3	1.96	0.47
1:C:496:GLN:HG3	1:C:496:GLN:O	2.15	0.47
1:C:519:ASN:CG	1:C:631:ALA:HB1	2.35	0.47
1:C:520:PHE:CE2	1:C:524:LEU:HD11	2.49	0.47
1:D:114:LYS:O	1:D:217:THR:HG22	2.15	0.47
1:D:247:TYR:CZ	1:D:499:PRO:HD2	2.49	0.47
1:D:413:TYR:HB3	1:D:729:LEU:O	2.14	0.47
1:D:496:GLN:O	1:D:496:GLN:HG3	2.14	0.47
2:E:84:ASP:OD1	2:E:208:PHE:HE2	1.96	0.47
2:F:69:GLU:HG2	2:F:296:MET:HG3	1.97	0.47
2:H:6:SER:HB2	2:H:21:GLN:NE2	2.29	0.47
1:A:435:GLN:CG	1:A:436:SER:N	2.78	0.47
1:A:547:ILE:O	1:A:551:LEU:HG	2.15	0.47
1:B:114:LYS:HB3	1:B:157:VAL:HG11	1.96	0.47
1:B:228:ILE:C	1:B:435:GLN:HE22	2.18	0.47
1:B:369:PHE:O	1:B:421:ASN:ND2	2.48	0.47
1:C:114:LYS:O	1:C:217:THR:HG22	2.15	0.47
1:C:696:ASN:HB2	1:C:731:TYR:O	2.15	0.47
1:D:157:VAL:O	1:D:166:TYR:N	2.46	0.47
1:D:347:LEU:HD13	1:D:399:PHE:HB2	1.95	0.47
2:E:68:HIS:O	2:E:72:ILE:HG13	2.15	0.47
2:F:111:TRP:O	2:F:111:TRP:CD1	2.67	0.47
2:G:16:PRO:HA	2:G:257:ASP:OD1	2.15	0.47
2:G:58:ASP:O	2:G:61:ASP:HB2	2.15	0.47
2:H:68:HIS:O	2:H:72:ILE:HG13	2.15	0.47
1:A:413:TYR:HE1	1:A:731:TYR:CD2	2.33	0.46
1:A:437:ASN:ND2	1:A:439:CYS:HB2	2.26	0.46
1:B:19:LEU:HD12	1:B:19:LEU:N	2.27	0.46
1:B:311:LEU:HA	1:B:355:LEU:HB3	1.96	0.46
1:C:459:ILE:CD1	1:C:502:ALA:HB3	2.45	0.46
1:D:167:GLU:CD	1:D:216:ARG:HH21	2.19	0.46
1:D:223:SER:OG	1:D:496:GLN:OE1	2.27	0.46
1:D:225:CYS:O	1:D:462:CYS:HB2	2.15	0.46
2:H:153:ILE:HG23	2:H:199:SER:OG	2.15	0.46
1:A:648:LYS:HE2	1:A:648:LYS:HB3	1.76	0.46
1:C:403:MET:HG2	1:C:711:MET:HE1	1.97	0.46
1:D:185:PRO:O	1:D:189:ARG:HB2	2.16	0.46
1:D:483:ILE:HA	1:D:554:ALA:HB1	1.97	0.46

Continued on next page...

Continued from previous page...

Atom-1	Atom-2	Interatomic distance (Å)	Clash overlap (Å)
2:F:16:PRO:HA	2:F:257:ASP:OD1	2.15	0.46
2:G:253:ARG:HG3	2:G:265:ALA:CB	2.45	0.46
2:H:201:ASN:O	2:H:205:ALA:HB2	2.15	0.46
1:A:185:PRO:O	1:A:189:ARG:HB2	2.16	0.46
1:A:282:TYR:CE2	1:A:304:LEU:HD22	2.50	0.46
1:A:357:SER:O	1:A:359:SER:N	2.48	0.46
1:A:519:ASN:HA	1:A:632:THR:OG1	2.15	0.46
1:A:588:ASP:O	1:A:591:ALA:O	2.34	0.46
1:B:496:GLN:HG3	1:B:496:GLN:O	2.14	0.46
1:C:220:ARG:O	1:C:496:GLN:HA	2.15	0.46
1:C:282:TYR:HA	1:C:285:PHE:HD2	1.79	0.46
1:C:350:GLY:HA2	1:C:396:VAL:CG2	2.45	0.46
1:D:47:ILE:HG23	1:D:47:ILE:O	2.15	0.46
1:D:339:ILE:HG22	1:D:340:ASN:N	2.31	0.46
1:D:623:GLU:CG	1:D:633:ASN:ND2	2.64	0.46
2:G:242:LEU:HD23	2:G:242:LEU:H	1.80	0.46
2:H:90:SER:CB	2:H:91:PRO:HD3	2.46	0.46
1:A:260:ARG:HD3	1:A:365:TYR:CE2	2.50	0.46
1:A:483:ILE:HA	1:A:554:ALA:HB1	1.97	0.46
1:B:45:SER:HB2	1:B:61:THR:HG22	1.96	0.46
1:B:67:ALA:HA	1:B:70:ILE:HD11	1.97	0.46
1:B:207:LEU:HD12	1:B:211:ILE:CG2	2.46	0.46
1:B:226:VAL:CG1	1:B:461:LEU:CD2	2.90	0.46
1:B:388:ILE:O	1:B:389:ARG:C	2.51	0.46
1:B:515:ILE:HD13	1:B:551:LEU:HD22	1.97	0.46
1:C:339:ILE:HG22	1:C:340:ASN:N	2.31	0.46
1:C:339:ILE:HD11	1:C:414:ILE:HD12	1.96	0.46
1:C:530:ARG:HB2	1:C:533:ASP:OD2	2.16	0.46
1:D:443:ALA:H	1:D:691:GLN:HB3	1.80	0.46
2:E:166:TYR:HB3	2:E:184:VAL:HG21	1.97	0.46
2:E:311:ILE:HG23	2:E:312:THR:N	2.31	0.46
2:F:222:GLU:O	2:F:223:LEU:HD23	2.15	0.46
2:F:309:GLU:HA	2:F:325:PHE:CG	2.50	0.46
2:H:70:LYS:O	2:H:74:ILE:HG22	2.15	0.46
2:H:111:TRP:CD1	2:H:241:HIS:CD2	3.04	0.46
1:A:246:LYS:CG	1:A:500:ILE:HD11	2.45	0.46
1:A:297:VAL:CG1	1:C:4:ASN:HD21	2.26	0.46
1:A:309:TRP:CZ3	1:A:364:LEU:HD12	2.50	0.46
1:A:340:ASN:OD1	1:A:343:MET:HG2	2.16	0.46
1:A:620:MET:SD	1:A:620:MET:N	2.78	0.46
1:B:240:THR:HG22	1:B:244:ILE:HD11	1.98	0.46

Continued on next page...

Continued from previous page...

Atom-1	Atom-2	Interatomic distance (Å)	Clash overlap (Å)
1:B:306:TYR:CD2	1:B:316:LEU:HD13	2.50	0.46
1:B:641:TYR:O	1:B:656:VAL:HG13	2.15	0.46
1:C:302:ALA:CA	1:C:438:LEU:HD11	2.46	0.46
1:D:369:PHE:O	1:D:421:ASN:CG	2.54	0.46
1:D:594:PRO:O	1:D:596:HIS:CD2	2.69	0.46
2:E:58:ASP:O	2:E:61:ASP:HB2	2.15	0.46
2:E:130:VAL:HG12	2:E:131:ASN:H	1.79	0.46
2:F:372:ASN:ND2	2:F:372:ASN:N	2.58	0.46
2:G:25:VAL:HG22	2:G:26:ALA:N	2.30	0.46
1:A:617:SER:C	1:A:689:ILE:HG23	2.36	0.46
1:A:647:SER:OG	1:A:652:LEU:HD11	2.16	0.46
1:B:10:ARG:H	1:B:55:THR:HG21	1.78	0.46
1:C:30:ALA:HA	1:C:33:LEU:HD12	1.97	0.46
1:C:75:PRO:HB2	1:C:660:GLU:OE2	2.16	0.46
1:C:413:TYR:HB3	1:C:729:LEU:O	2.15	0.46
1:D:151:LEU:HA	1:D:155:TYR:HB2	1.97	0.46
2:E:11:ASP:OD2	2:E:13:LEU:HB2	2.16	0.46
2:E:247:HIS:O	2:E:251:LEU:HG	2.16	0.46
2:F:70:LYS:O	2:F:74:ILE:HG22	2.14	0.46
2:F:221:ARG:HG3	2:F:221:ARG:HH11	1.80	0.46
2:H:17:MET:HG2	2:H:257:ASP:OD2	2.14	0.46
2:H:277:VAL:CG2	2:H:324:PRO:HG3	2.44	0.46
1:A:361:VAL:CG1	1:A:364:LEU:CB	2.81	0.46
1:B:208:PRO:CD	1:B:464:LEU:O	2.62	0.46
1:B:457:GLY:C	1:B:502:ALA:HB1	2.36	0.46
1:B:483:ILE:HA	1:B:554:ALA:HB1	1.96	0.46
1:B:565:CYS:HA	1:B:566:PRO:HD3	1.83	0.46
1:C:54:LYS:HG2	1:C:56:SER:H	1.80	0.46
1:D:131:MET:HE1	1:D:178:ALA:HB2	1.98	0.46
1:D:329:ARG:HB2	1:D:331:ARG:HH21	1.79	0.46
2:E:69:GLU:HG2	2:E:296:MET:HG3	1.98	0.46
2:E:206:ILE:CD1	2:E:312:THR:HA	2.46	0.46
2:F:68:HIS:O	2:F:72:ILE:HG13	2.16	0.46
2:G:124:HIS:HA	2:G:127:ARG:HD3	1.98	0.46
2:G:261:MET:SD	2:G:264:ILE:HD12	2.55	0.46
2:H:103:GLU:HG2	2:H:104:LEU:H	1.80	0.46
1:A:47:ILE:HG23	1:A:47:ILE:O	2.15	0.46
1:A:103:TYR:O	1:A:107:VAL:HG23	2.16	0.46
1:A:204:LYS:HG2	1:A:481:LEU:HD11	1.96	0.46
1:B:145:TYR:OH	1:B:149:LYS:HG2	2.16	0.46
1:B:513:LEU:O	1:B:615:THR:O	2.34	0.46

Continued on next page...

Continued from previous page...

Atom-1	Atom-2	Interatomic distance (Å)	Clash overlap (Å)
1:B:587:LEU:O	1:B:588:ASP:C	2.51	0.46
1:D:260:ARG:HG3	1:D:365:TYR:CE2	2.50	0.46
1:D:647:SER:HB2	1:D:652:LEU:HD11	1.97	0.46
2:F:312:THR:HB	2:F:325:PHE:CE2	2.50	0.46
1:A:131:MET:HA	1:A:134:PHE:CE2	2.50	0.46
1:B:172:LEU:HD23	1:B:216:ARG:NH2	2.31	0.46
1:B:220:ARG:NH2	1:B:495:TYR:OH	2.48	0.46
1:B:339:ILE:HG22	1:B:340:ASN:N	2.31	0.46
1:B:646:ALA:HB1	1:B:650:GLY:HA2	1.98	0.46
1:B:679:LEU:HD22	1:B:720:THR:HB	1.98	0.46
1:C:19:LEU:HB2	2:E:295:SER:HB3	1.98	0.46
1:C:33:LEU:HB2	1:C:36:VAL:HG21	1.98	0.46
1:C:225:CYS:O	1:C:226:VAL:HG13	2.15	0.46
1:C:483:ILE:HA	1:C:554:ALA:HB1	1.98	0.46
1:D:350:GLY:HA2	1:D:396:VAL:CG2	2.45	0.46
1:D:374:GLU:OE2	1:D:377:ARG:HD3	2.16	0.46
2:E:310:TYR:CA	2:E:328:ARG:HD3	2.45	0.46
2:F:79:TYR:HB2	2:F:286:TRP:CZ2	2.50	0.46
2:F:242:LEU:HD23	2:F:242:LEU:H	1.81	0.46
2:H:16:PRO:HA	2:H:257:ASP:OD1	2.16	0.46
1:A:109:MET:HB2	1:A:115:TYR:CD2	2.51	0.46
1:A:315:SER:O	1:A:318:VAL:HG22	2.15	0.46
1:A:347:LEU:HD13	1:A:399:PHE:HB2	1.98	0.46
1:A:441:GLU:HG2	1:A:620:MET:HB3	1.98	0.46
1:B:72:ARG:HB3	1:B:642:VAL:HG13	1.98	0.46
1:B:711:MET:HB3	2:H:364:GLU:N	2.31	0.46
1:C:311:LEU:HA	1:C:355:LEU:HB3	1.97	0.46
1:C:374:GLU:HG3	1:C:378:LEU:HD11	1.98	0.46
1:C:480:GLU:OE2	1:C:484:LEU:HD11	2.16	0.46
1:C:685:MET:CB	1:C:689:ILE:HD11	2.45	0.46
1:D:425:PRO:HG2	1:D:690:ASP:HB3	1.97	0.46
2:E:46:PHE:O	2:E:48:TRP:HD1	1.98	0.46
2:F:130:VAL:HG12	2:F:131:ASN:H	1.80	0.46
2:G:205:ALA:O	2:G:209:TYR:HB2	2.16	0.46
2:G:311:ILE:HG23	2:G:312:THR:N	2.31	0.46
2:H:365:VAL:O	2:H:365:VAL:HG22	2.15	0.46
1:A:228:ILE:H	1:A:435:GLN:HE22	1.63	0.45
1:B:27:ASP:OD1	1:B:38:ILE:HD13	2.16	0.45
1:B:73:ASP:C	1:B:75:PRO:HD3	2.37	0.45
1:B:516:GLY:HA3	1:B:620:MET:SD	2.57	0.45
1:D:73:ASP:C	1:D:75:PRO:HD3	2.36	0.45

Continued on next page...

Continued from previous page...

Atom-1	Atom-2	Interatomic distance (Å)	Clash overlap (Å)
2:E:111:TRP:O	2:E:111:TRP:CD1	2.68	0.45
2:F:175:HIS:O	2:F:181:THR:HA	2.15	0.45
2:H:12:GLN:O	2:H:13:LEU:C	2.54	0.45
2:H:84:ASP:OD1	2:H:208:PHE:HE2	1.99	0.45
1:A:5:LEU:C	1:A:17:ILE:HG23	2.37	0.45
1:A:73:ASP:C	1:A:75:PRO:HD3	2.36	0.45
1:B:463:THR:HG21	1:B:492:LEU:HD23	1.98	0.45
1:C:234:LEU:HA	1:C:237:ILE:CD1	2.45	0.45
1:C:619:LEU:HD12	1:C:693:ILE:CG2	2.47	0.45
1:C:697:THR:HG1	1:C:699:TYR:HE1	1.63	0.45
1:D:699:TYR:CZ	1:D:714:LEU:HD23	2.51	0.45
2:E:140:ILE:O	2:E:146:ILE:HG21	2.16	0.45
2:E:264:ILE:HA	2:E:267:GLU:HG2	1.98	0.45
2:F:35:ILE:HG23	2:F:36:PHE:N	2.29	0.45
2:G:49:ARG:HB3	2:G:51:GLU:OE1	2.16	0.45
2:G:116:THR:OG1	2:G:117:ILE:HD12	2.15	0.45
2:G:203:LEU:HA	2:G:207:ARG:HD2	1.97	0.45
1:A:298:ARG:HE	1:C:6:LEU:CD2	2.11	0.45
1:A:513:LEU:HD12	1:A:613:ASN:ND2	2.31	0.45
1:B:701:PRO:HD3	1:B:734:THR:HG22	1.98	0.45
1:C:144:SER:O	1:C:145:TYR:C	2.54	0.45
1:C:447:LYS:HB2	1:C:458:GLU:N	2.17	0.45
2:F:340:VAL:CG1	2:F:341:SER:CB	2.93	0.45
2:G:127:ARG:H	2:G:127:ARG:HG2	1.60	0.45
2:H:176:THR:HG23	2:H:180:LYS:C	2.37	0.45
2:H:190:LYS:HB3	2:H:261:MET:SD	2.55	0.45
2:H:242:LEU:HD23	2:H:242:LEU:H	1.81	0.45
1:A:320:LYS:CE	1:A:331:ARG:O	2.65	0.45
1:A:600:GLU:HA	1:A:603:ARG:HB3	1.98	0.45
1:B:152:GLU:O	1:B:152:GLU:HG2	2.17	0.45
1:B:699:TYR:CZ	1:B:714:LEU:HD23	2.51	0.45
1:C:73:ASP:C	1:C:75:PRO:HD3	2.37	0.45
1:C:99:PRO:HA	1:C:100:PRO:HD3	1.73	0.45
1:C:204:LYS:HG2	1:C:481:LEU:HD11	1.99	0.45
1:C:519:ASN:HA	1:C:632:THR:OG1	2.15	0.45
1:C:696:ASN:ND2	1:C:696:ASN:N	2.63	0.45
1:D:9:LYS:HB3	3:D:801:ATP:PG	2.57	0.45
1:D:222:PHE:CD2	1:D:492:LEU:CD1	2.92	0.45
1:D:367:ALA:O	1:D:371:ASP:O	2.34	0.45
2:E:203:LEU:HA	2:E:207:ARG:HD2	1.98	0.45
2:H:9:LYS:HB2	2:H:9:LYS:NZ	2.31	0.45

Continued on next page...

Continued from previous page...

Atom-1	Atom-2	Interatomic distance (Å)	Clash overlap (Å)
2:H:24:ASN:ND2	2:H:25:VAL:HG12	2.32	0.45
2:H:84:ASP:OD1	2:H:208:PHE:CE2	2.69	0.45
2:H:136:VAL:O	2:H:140:ILE:HG13	2.17	0.45
1:A:5:LEU:CB	1:A:17:ILE:HG21	2.36	0.45
1:A:6:LEU:CD1	1:C:298:ARG:NH1	2.73	0.45
1:A:229:GLU:CD	1:A:434:ARG:HD2	2.36	0.45
1:A:519:ASN:CG	1:A:631:ALA:HB1	2.37	0.45
1:B:211:ILE:HA	1:B:222:PHE:CD1	2.52	0.45
1:B:275:HIS:HD2	1:B:277:GLY:N	2.10	0.45
1:B:313:VAL:HG13	1:B:314:GLU:N	2.31	0.45
1:B:524:LEU:HD22	1:B:536:ALA:HB1	1.98	0.45
1:C:55:THR:HA	1:C:58:ILE:CD1	2.46	0.45
1:C:221:GLN:HE21	1:C:221:GLN:HB2	1.58	0.45
1:C:254:ILE:O	1:C:302:ALA:HA	2.17	0.45
1:C:714:LEU:CD2	1:C:732:GLN:NE2	2.78	0.45
1:D:114:LYS:CE	1:D:166:TYR:OH	2.62	0.45
1:D:316:LEU:HA	1:D:319:LEU:CD1	2.41	0.45
2:E:90:SER:HB3	2:E:157:TYR:CE1	2.52	0.45
2:G:68:HIS:O	2:G:72:ILE:HG13	2.16	0.45
2:H:90:SER:HB3	2:H:157:TYR:CE1	2.51	0.45
1:A:282:TYR:HA	1:A:285:PHE:HD2	1.81	0.45
1:A:530:ARG:HB2	1:A:533:ASP:OD2	2.16	0.45
1:A:558:LEU:CD2	1:A:612:ARG:HG2	2.47	0.45
1:B:10:ARG:H	1:B:55:THR:HG22	1.80	0.45
1:B:592:ASN:ND2	1:B:592:ASN:N	2.64	0.45
1:B:697:THR:HG1	1:B:699:TYR:HE1	1.65	0.45
1:B:719:LEU:HD22	2:H:375:LEU:HD21	1.99	0.45
1:C:44:ARG:CD	1:C:69:LEU:HD21	2.47	0.45
2:E:242:LEU:HD23	2:E:242:LEU:H	1.82	0.45
2:G:46:PHE:O	2:G:48:TRP:HD1	1.99	0.45
2:H:58:ASP:O	2:H:61:ASP:HB2	2.16	0.45
2:H:278:GLN:NE2	2:H:279:ALA:N	2.65	0.45
2:H:311:ILE:HG23	2:H:312:THR:N	2.32	0.45
1:A:268:ILE:HD11	1:A:275:HIS:HA	1.99	0.45
1:A:640:GLY:HA2	1:A:668:LEU:HD13	1.98	0.45
1:B:515:ILE:HG21	1:B:551:LEU:HD11	1.98	0.45
1:C:290:LYS:HB3	1:C:296:GLY:HA3	1.99	0.45
1:C:342:LEU:HD11	1:C:346:ARG:HE	1.82	0.45
1:C:385:ASP:O	1:C:390:LYS:HE2	2.16	0.45
1:C:560:LYS:HD3	1:C:609:HIS:NE2	2.32	0.45
1:D:7:VAL:HG23	1:D:17:ILE:HG22	1.97	0.45

Continued on next page...

Continued from previous page...

Atom-1	Atom-2	Interatomic distance (Å)	Clash overlap (Å)
1:D:67:ALA:HA	1:D:70:ILE:CD1	2.47	0.45
1:D:99:PRO:HA	1:D:100:PRO:HD3	1.73	0.45
1:D:693:ILE:O	1:D:693:ILE:HD12	2.17	0.45
2:E:204:GLU:HG3	5:E:602:HOH:O	2.15	0.45
2:E:206:ILE:HD13	2:E:312:THR:HA	1.97	0.45
2:E:245:THR:O	2:E:249:LEU:HD12	2.16	0.45
2:G:17:MET:HG2	2:G:257:ASP:OD2	2.17	0.45
2:G:35:ILE:HG23	2:G:36:PHE:N	2.31	0.45
2:G:136:VAL:O	2:G:140:ILE:HG13	2.17	0.45
2:G:156:TYR:HB3	2:G:196:CYS:SG	2.57	0.45
2:H:203:LEU:O	2:H:203:LEU:HD23	2.16	0.45
1:A:298:ARG:NH2	1:C:6:LEU:CG	2.80	0.45
1:A:303:THR:OG1	1:A:438:LEU:HA	2.17	0.45
1:A:568:PHE:CE2	1:A:610:GLY:HA2	2.52	0.45
1:B:55:THR:HG21	3:B:801:ATP:PB	2.57	0.45
1:B:623:GLU:OE1	1:B:623:GLU:HA	2.17	0.45
1:C:207:LEU:HD12	1:C:211:ILE:CG2	2.46	0.45
1:C:268:ILE:HD11	1:C:275:HIS:HA	1.99	0.45
1:C:519:ASN:HA	1:C:519:ASN:HD22	1.58	0.45
1:C:578:LEU:HD12	1:C:580:ILE:HD11	1.99	0.45
1:D:247:TYR:CE1	1:D:499:PRO:HD2	2.52	0.45
1:D:316:LEU:C	1:D:319:LEU:HG	2.35	0.45
1:D:524:LEU:HD22	1:D:536:ALA:HB1	1.99	0.45
1:D:647:SER:O	1:D:650:GLY:N	2.50	0.45
2:E:153:ILE:HG23	2:E:199:SER:OG	2.17	0.45
2:F:140:ILE:O	2:F:146:ILE:HG21	2.16	0.45
2:G:153:ILE:HG23	2:G:199:SER:OG	2.16	0.45
1:A:730:TYR:O	1:A:731:TYR:C	2.54	0.45
1:B:394:LYS:H	1:B:394:LYS:HD3	1.82	0.45
1:B:516:GLY:HA3	1:B:620:MET:HE1	1.99	0.45
1:C:9:LYS:HE2	3:C:801:ATP:O3G	2.16	0.45
1:C:114:LYS:HE2	1:C:166:TYR:HE2	1.80	0.45
1:D:39:SER:OG	2:G:332:ILE:HG22	2.17	0.45
1:D:150:GLN:NE2	1:D:645:LYS:NZ	2.63	0.45
2:F:103:GLU:HG2	2:F:104:LEU:H	1.81	0.45
2:F:186:LEU:HG	2:F:190:LYS:HE3	1.99	0.45
2:F:261:MET:SD	2:F:264:ILE:HD12	2.57	0.45
2:G:84:ASP:OD1	2:G:208:PHE:HE2	2.00	0.45
2:H:49:ARG:HB3	2:H:51:GLU:OE1	2.17	0.45
2:H:310:TYR:CA	2:H:328:ARG:HD3	2.47	0.45
1:A:33:LEU:HB2	1:A:36:VAL:HG21	1.99	0.45

Continued on next page...

Continued from previous page...

Atom-1	Atom-2	Interatomic distance (Å)	Clash overlap (Å)
1:A:224:SER:O	1:A:252:ALA:HB1	2.16	0.45
1:A:689:ILE:HD13	1:A:693:ILE:HG23	1.99	0.45
1:B:44:ARG:HD3	1:B:44:ARG:HA	1.41	0.45
1:B:47:ILE:C	1:B:47:ILE:HD13	2.37	0.45
1:B:208:PRO:CG	1:B:211:ILE:HD13	2.46	0.45
1:B:600:GLU:HA	1:B:603:ARG:HB3	1.98	0.45
1:B:617:SER:CA	1:B:689:ILE:HD12	2.45	0.45
1:C:7:VAL:HG11	3:C:801:ATP:C6	2.52	0.45
1:C:27:ASP:OD1	1:C:38:ILE:HD13	2.17	0.45
1:C:149:LYS:HG2	1:C:652:LEU:HD21	1.99	0.45
1:C:254:ILE:H	1:C:438:LEU:HD11	1.73	0.45
1:D:156:LEU:HD22	1:D:167:GLU:O	2.16	0.45
1:D:425:PRO:HG3	1:D:690:ASP:OD1	2.17	0.45
1:D:545:GLU:OE2	1:D:597:TYR:CD2	2.69	0.45
2:F:20:GLY:HA3	2:F:100:SER:HB3	1.98	0.45
2:F:203:LEU:O	2:F:203:LEU:HD23	2.17	0.45
2:F:245:THR:O	2:F:249:LEU:HD12	2.17	0.45
2:F:311:ILE:HG23	2:F:312:THR:H	1.81	0.45
2:G:90:SER:CB	2:G:91:PRO:HD3	2.46	0.45
1:B:149:LYS:HD3	1:B:149:LYS:HA	1.87	0.44
1:B:268:ILE:HD11	1:B:275:HIS:HA	1.99	0.44
1:B:337:VAL:HB	1:B:414:ILE:HD13	1.99	0.44
1:B:626:SER:OG	1:B:633:ASN:HA	2.18	0.44
1:B:643:SER:HB3	1:B:654:GLN:HB3	1.99	0.44
1:B:712:GLN:CD	2:H:366:ASP:OD1	2.56	0.44
1:C:34:HIS:O	1:C:35:ASN:CB	2.65	0.44
1:C:275:HIS:HD2	1:C:277:GLY:N	2.10	0.44
1:C:600:GLU:HA	1:C:603:ARG:HB3	1.99	0.44
1:D:5:LEU:HD12	1:D:17:ILE:CD1	2.47	0.44
1:D:17:ILE:HA	3:D:801:ATP:N1	2.32	0.44
1:D:78:GLN:NE2	1:D:654:GLN:HA	2.32	0.44
1:D:229:GLU:CD	1:D:434:ARG:HD2	2.37	0.44
2:E:70:LYS:O	2:E:74:ILE:HG22	2.17	0.44
2:E:277:VAL:HG22	2:E:324:PRO:HB3	1.99	0.44
2:E:370:LEU:N	2:E:370:LEU:HD23	2.32	0.44
2:F:299:LEU:HD11	2:F:304:LEU:HD13	1.99	0.44
2:G:84:ASP:OD1	2:G:208:PHE:CE2	2.70	0.44
2:G:178:ASN:C	2:G:180:LYS:N	2.70	0.44
2:H:205:ALA:O	2:H:209:TYR:HB2	2.17	0.44
1:A:27:ASP:OD1	1:A:38:ILE:HD13	2.18	0.44
1:A:102:LEU:HG	1:A:135:ILE:CD1	2.47	0.44

Continued on next page...

Continued from previous page...

Atom-1	Atom-2	Interatomic distance (Å)	Clash overlap (Å)
1:A:232:ASP:OD2	1:A:262:ARG:CZ	2.64	0.44
1:B:249:SER:HA	1:B:292:CYS:SG	2.57	0.44
1:B:289:VAL:O	1:B:300:GLY:HA3	2.16	0.44
1:B:615:THR:HB	1:B:691:GLN:HE21	1.80	0.44
1:C:10:ARG:NH2	1:C:91:LYS:HG2	2.32	0.44
1:C:18:ASN:O	1:C:19:LEU:C	2.56	0.44
1:C:115:TYR:CD1	1:C:216:ARG:HG3	2.49	0.44
1:C:293:SER:HB2	1:C:296:GLY:CA	2.26	0.44
1:C:441:GLU:OE2	1:C:442:ILE:HG12	2.17	0.44
1:D:53:ILE:O	1:D:54:LYS:C	2.55	0.44
1:D:464:LEU:HD23	1:D:464:LEU:N	2.26	0.44
1:D:623:GLU:O	1:D:627:GLN:HG2	2.18	0.44
2:E:124:HIS:HA	2:E:127:ARG:HD3	2.00	0.44
1:A:298:ARG:HH21	1:C:6:LEU:CG	2.30	0.44
1:A:699:TYR:O	1:A:734:THR:HG22	2.17	0.44
1:B:328:ASN:O	1:B:329:ARG:HG3	2.17	0.44
1:B:441:GLU:HG2	1:B:620:MET:HB3	1.96	0.44
1:B:519:ASN:CG	1:B:631:ALA:HB1	2.38	0.44
1:B:556:ASN:O	1:B:559:ALA:HB3	2.17	0.44
1:C:222:PHE:HB3	1:C:492:LEU:HD21	1.99	0.44
1:C:294:GLN:C	1:C:296:GLY:N	2.71	0.44
1:C:679:LEU:HD22	1:C:720:THR:HB	1.99	0.44
1:D:22:ILE:H	1:D:22:ILE:CD1	2.27	0.44
1:D:44:ARG:HG3	1:D:69:LEU:HD11	1.99	0.44
1:D:204:LYS:HE3	1:D:481:LEU:HD21	1.98	0.44
1:D:207:LEU:HD12	1:D:211:ILE:CG2	2.47	0.44
1:D:260:ARG:O	1:D:261:ILE:C	2.55	0.44
1:D:319:LEU:HB3	1:D:330:VAL:H	1.83	0.44
1:D:578:LEU:HD12	1:D:580:ILE:HD11	1.99	0.44
2:F:277:VAL:HG22	2:F:324:PRO:CB	2.47	0.44
2:G:70:LYS:O	2:G:74:ILE:HG22	2.16	0.44
2:H:261:MET:SD	2:H:264:ILE:HD12	2.57	0.44
1:A:510:ARG:HG2	1:A:567:TRP:HB2	1.99	0.44
1:B:39:SER:CB	2:H:303:ILE:HG21	2.43	0.44
1:B:102:LEU:HG	1:B:135:ILE:CD1	2.48	0.44
1:C:320:LYS:CE	1:C:331:ARG:O	2.66	0.44
1:C:692:SER:HB2	1:C:727:LYS:CB	2.45	0.44
1:D:340:ASN:OD1	1:D:343:MET:HG2	2.18	0.44
1:D:361:VAL:HG11	1:D:364:LEU:HB2	1.99	0.44
2:F:49:ARG:HB3	2:F:51:GLU:OE1	2.18	0.44
2:G:25:VAL:CG2	2:G:26:ALA:N	2.81	0.44

Continued on next page...

Continued from previous page...

Atom-1	Atom-2	Interatomic distance (Å)	Clash overlap (Å)
2:H:339:LEU:CD1	2:H:339:LEU:N	2.77	0.44
1:A:262:ARG:CG	1:A:275:HIS:CE1	3.01	0.44
1:B:7:VAL:HG23	1:B:17:ILE:HG22	2.00	0.44
1:B:55:THR:HG21	3:B:801:ATP:O2B	2.18	0.44
1:B:367:ALA:O	1:B:371:ASP:O	2.36	0.44
1:B:711:MET:CB	2:H:364:GLU:N	2.80	0.44
1:C:378:LEU:HB3	1:C:382:TYR:CE2	2.52	0.44
1:C:532:SER:CB	1:C:673:PRO:HD2	2.48	0.44
1:D:207:LEU:CD1	1:D:212:MET:SD	3.05	0.44
1:D:248:VAL:HG21	1:D:254:ILE:HG13	1.95	0.44
1:D:308:MET:HB3	1:D:343:MET:HE2	1.99	0.44
1:D:310:HIS:ND1	1:D:311:LEU:N	2.66	0.44
1:D:319:LEU:HA	1:D:329:ARG:HG3	1.98	0.44
1:D:337:VAL:HB	1:D:414:ILE:HD13	1.99	0.44
1:D:442:ILE:CG2	1:D:444:LEU:HG	2.48	0.44
2:E:90:SER:HB3	2:E:157:TYR:CZ	2.52	0.44
2:F:62:TYR:HA	2:F:65:LEU:HD12	2.00	0.44
2:G:143:ASN:HB3	2:G:146:ILE:HB	2.00	0.44
2:H:176:THR:HA	2:H:180:LYS:O	2.17	0.44
1:A:74:ALA:N	1:A:75:PRO:HD3	2.33	0.44
1:A:176:VAL:HA	1:A:215:VAL:CG1	2.46	0.44
1:A:189:ARG:O	1:A:190:LEU:C	2.56	0.44
1:A:464:LEU:HD13	1:A:620:MET:HE2	1.98	0.44
1:C:19:LEU:HD22	2:E:295:SER:C	2.37	0.44
1:C:140:ASP:CG	1:C:169:ALA:HB3	2.38	0.44
1:D:9:LYS:HB3	3:D:801:ATP:O3G	2.17	0.44
2:F:15:GLU:HB2	2:F:101:ILE:HG23	1.99	0.44
2:F:205:ALA:O	2:F:209:TYR:HB2	2.17	0.44
2:H:177:VAL:O	2:H:177:VAL:HG22	2.18	0.44
1:A:22:ILE:HD12	1:A:22:ILE:N	2.33	0.44
1:A:297:VAL:O	1:A:297:VAL:HG13	2.17	0.44
1:A:337:VAL:HB	1:A:414:ILE:HD13	2.00	0.44
1:B:50:TYR:HE2	1:B:53:ILE:CG1	2.30	0.44
1:B:168:SER:HG	1:B:171:PHE:CB	2.29	0.44
1:B:257:ASN:HD22	1:B:435:GLN:HB3	1.81	0.44
1:C:185:PRO:O	1:C:189:ARG:HB3	2.18	0.44
1:C:208:PRO:CG	1:C:211:ILE:HD13	2.47	0.44
1:C:369:PHE:O	1:C:421:ASN:OD1	2.36	0.44
1:C:711:MET:HE2	1:C:711:MET:O	2.18	0.44
1:C:711:MET:CE	1:C:715:LEU:HG	2.48	0.44
1:D:148:VAL:HA	1:D:151:LEU:CD1	2.47	0.44

Continued on next page...

Continued from previous page...

Atom-1	Atom-2	Interatomic distance (Å)	Clash overlap (Å)
1:D:545:GLU:HG3	1:D:595:LEU:CD2	2.48	0.44
2:E:12:GLN:O	2:E:13:LEU:C	2.56	0.44
2:E:221:ARG:HH11	2:E:221:ARG:HG3	1.83	0.44
2:H:90:SER:HB3	2:H:157:TYR:CZ	2.52	0.44
1:A:293:SER:OG	1:A:296:GLY:HA2	2.17	0.44
1:B:205:ILE:HG12	1:B:467:PHE:CD1	2.53	0.44
1:B:263:ALA:HB3	1:B:357:SER:CB	2.48	0.44
1:B:441:GLU:OE1	1:B:442:ILE:HG12	2.17	0.44
1:B:689:ILE:CG2	1:B:689:ILE:O	2.64	0.44
1:C:45:SER:HB2	1:C:61:THR:HG22	1.99	0.44
1:C:302:ALA:HA	1:C:438:LEU:CD1	2.46	0.44
1:C:365:TYR:CE2	1:C:369:PHE:CE2	3.05	0.44
1:C:547:ILE:O	1:C:551:LEU:HG	2.17	0.44
1:D:54:LYS:HD3	1:D:56:SER:HB3	1.99	0.44
1:D:221:GLN:HE21	1:D:221:GLN:HB2	1.54	0.44
1:D:268:ILE:HD11	1:D:275:HIS:HA	1.99	0.44
1:D:275:HIS:HD2	1:D:277:GLY:N	2.10	0.44
1:D:461:LEU:HD23	1:D:503:ALA:HB1	1.99	0.44
2:E:203:LEU:HD23	2:E:203:LEU:O	2.18	0.44
2:F:98:LEU:CD1	2:F:193:LEU:HD13	2.48	0.44
2:F:177:VAL:HG21	2:F:182:VAL:HG23	2.00	0.44
2:F:253:ARG:HG3	2:F:265:ALA:CB	2.47	0.44
2:G:278:GLN:HE21	2:G:278:GLN:HB3	1.63	0.44
2:H:111:TRP:CD1	2:H:241:HIS:CE1	3.05	0.44
1:A:510:ARG:HG3	1:A:567:TRP:CE3	2.46	0.44
1:A:578:LEU:HD12	1:A:580:ILE:HD11	2.00	0.44
1:B:99:PRO:HA	1:B:100:PRO:HD3	1.73	0.44
1:B:711:MET:HE2	1:B:711:MET:O	2.17	0.44
1:C:102:LEU:HG	1:C:135:ILE:CD1	2.48	0.44
1:C:464:LEU:HD23	1:C:464:LEU:N	2.32	0.44
1:C:524:LEU:HB3	1:C:529:LYS:O	2.18	0.44
1:C:716:LYS:HG2	2:E:370:LEU:CD1	2.45	0.44
1:D:441:GLU:OE2	1:D:442:ILE:HG12	2.17	0.44
1:D:600:GLU:HA	1:D:603:ARG:HB3	1.99	0.44
2:E:35:ILE:HG23	2:E:36:PHE:N	2.31	0.44
2:E:90:SER:CB	2:E:91:PRO:HD3	2.46	0.44
2:F:8:THR:HB	2:F:21:GLN:NE2	2.32	0.44
2:F:90:SER:CB	2:F:91:PRO:HD3	2.45	0.44
2:F:203:LEU:HA	2:F:207:ARG:HD2	2.00	0.44
2:F:209:TYR:CE2	2:F:339:LEU:CD2	3.01	0.44
2:G:15:GLU:HB2	2:G:101:ILE:HG23	2.00	0.44

Continued on next page...

Continued from previous page...

Atom-1	Atom-2	Interatomic distance (Å)	Clash overlap (Å)
1:A:18:ASN:O	1:A:20:ASP:N	2.51	0.43
1:A:114:LYS:HB3	1:A:157:VAL:HG11	2.00	0.43
1:A:441:GLU:CD	1:A:442:ILE:HG12	2.38	0.43
1:A:592:ASN:ND2	1:A:592:ASN:N	2.66	0.43
1:A:617:SER:HB3	1:A:689:ILE:HA	2.00	0.43
1:B:144:SER:O	1:B:146:ALA:N	2.50	0.43
1:B:147:ALA:HB1	1:B:628:ILE:HA	2.00	0.43
1:B:250:GLN:NE2	1:B:499:PRO:HG3	2.31	0.43
1:B:330:VAL:HB	1:B:335:TYR:OH	2.18	0.43
1:C:10:ARG:H	1:C:55:THR:HG21	1.81	0.43
1:C:77:TYR:HA	1:C:80:LEU:HB3	2.00	0.43
1:C:309:TRP:CH2	1:C:364:LEU:HD12	2.52	0.43
1:D:50:TYR:CD2	1:D:53:ILE:HB	2.53	0.43
1:D:257:ASN:HD22	1:D:435:GLN:HB3	1.83	0.43
1:D:286:GLN:CD	1:D:332:HIS:HB2	2.32	0.43
2:F:164:THR:OG1	2:F:189:LEU:HD11	2.17	0.43
2:F:311:ILE:HG23	2:F:312:THR:N	2.33	0.43
2:G:90:SER:HB3	2:G:157:TYR:CZ	2.53	0.43
2:H:309:GLU:HG2	2:H:325:PHE:CG	2.53	0.43
1:A:5:LEU:HD12	1:A:17:ILE:HD13	1.90	0.43
1:A:134:PHE:CD1	1:A:134:PHE:N	2.86	0.43
1:A:227:LEU:HD23	1:A:435:GLN:CD	2.38	0.43
1:A:322:ASN:C	1:A:331:ARG:HH11	2.21	0.43
1:B:72:ARG:H	1:B:72:ARG:HG2	1.63	0.43
1:B:374:GLU:OE2	1:B:377:ARG:HD3	2.17	0.43
1:B:465:SER:O	1:B:515:ILE:HA	2.18	0.43
1:B:522:TYR:CE1	1:B:662:LEU:CD1	2.94	0.43
1:B:657:PRO:O	1:B:662:LEU:HD12	2.18	0.43
1:C:17:ILE:HD11	3:C:801:ATP:H2	1.77	0.43
1:C:67:ALA:HA	1:C:70:ILE:CD1	2.48	0.43
1:C:89:LEU:CD2	1:C:152:GLU:HG3	2.37	0.43
1:C:172:LEU:CD2	1:C:212:MET:CE	2.96	0.43
1:D:232:ASP:OD2	1:D:262:ARG:NH2	2.51	0.43
1:D:447:LYS:HB3	1:D:457:GLY:HA2	2.00	0.43
1:D:618:ALA:O	1:D:619:LEU:HD23	2.18	0.43
1:D:648:LYS:HB3	1:D:648:LYS:HE2	1.61	0.43
2:F:60:ILE:H	2:F:60:ILE:HG13	1.66	0.43
2:F:136:VAL:O	2:F:140:ILE:HG13	2.18	0.43
2:G:200:VAL:C	2:G:202:ALA:N	2.70	0.43
2:H:98:LEU:CD1	2:H:193:LEU:HD13	2.48	0.43
2:H:156:TYR:HB3	2:H:196:CYS:SG	2.58	0.43

Continued on next page...

Continued from previous page...

Atom-1	Atom-2	Interatomic distance (Å)	Clash overlap (Å)
1:A:93:ALA:HB1	1:A:165:ILE:O	2.18	0.43
1:A:178:ALA:O	1:A:182:SER:N	2.51	0.43
1:A:374:GLU:OE2	1:A:377:ARG:HD3	2.19	0.43
1:A:465:SER:O	1:A:515:ILE:HA	2.19	0.43
1:B:4:ASN:ND2	1:B:5:LEU:H	2.15	0.43
1:B:248:VAL:HG11	1:B:289:VAL:CA	2.41	0.43
1:B:342:LEU:HD11	1:B:346:ARG:HE	1.83	0.43
1:B:510:ARG:CG	1:B:567:TRP:HE3	2.27	0.43
1:C:172:LEU:CD2	1:C:212:MET:HE3	2.48	0.43
1:C:174:ILE:HG23	1:C:175:LEU:H	1.83	0.43
1:C:719:LEU:HB3	2:E:375:LEU:CD2	2.49	0.43
1:D:27:ASP:OD1	1:D:38:ILE:HD13	2.18	0.43
1:D:313:VAL:HG13	1:D:314:GLU:N	2.33	0.43
1:D:658:ASP:OD2	1:D:662:LEU:HD12	2.19	0.43
1:A:90:ARG:NH2	1:A:137:HIS:HB3	2.33	0.43
1:A:447:LYS:HB3	1:A:457:GLY:HA2	2.01	0.43
1:A:711:MET:CE	1:A:715:LEU:HG	2.49	0.43
1:B:107:VAL:O	1:B:110:VAL:HB	2.19	0.43
1:B:558:LEU:CD2	1:B:612:ARG:HG2	2.48	0.43
1:C:52:GLY:O	1:C:53:ILE:C	2.56	0.43
1:C:313:VAL:HG13	1:C:314:GLU:N	2.34	0.43
1:C:510:ARG:HB3	1:C:614:SER:OG	2.18	0.43
1:C:592:ASN:ND2	1:C:592:ASN:N	2.65	0.43
1:D:8:THR:O	1:D:54:LYS:HA	2.19	0.43
1:D:189:ARG:O	1:D:190:LEU:C	2.57	0.43
1:D:228:ILE:C	1:D:435:GLN:HE22	2.22	0.43
1:D:316:LEU:O	1:D:319:LEU:HD12	2.17	0.43
1:D:365:TYR:CE2	1:D:369:PHE:HE2	2.36	0.43
2:E:21:GLN:HA	2:E:22:PRO:HD3	1.85	0.43
2:E:116:THR:OG1	2:E:117:ILE:HD12	2.16	0.43
2:F:92:ASN:CA	2:F:96:LEU:HD13	2.35	0.43
1:A:519:ASN:HA	1:A:519:ASN:HD22	1.59	0.43
1:B:319:LEU:HG	1:B:319:LEU:H	1.46	0.43
1:B:500:ILE:HG23	1:B:501:PRO:HD2	2.01	0.43
1:B:513:LEU:HD11	1:B:613:ASN:ND2	2.34	0.43
1:B:719:LEU:HD22	2:H:375:LEU:HD22	2.01	0.43
1:C:498:TYR:HB2	1:C:504:LYS:HB2	2.01	0.43
1:D:18:ASN:O	1:D:19:LEU:C	2.56	0.43
1:D:185:PRO:HB2	1:D:188:THR:OG1	2.18	0.43
1:D:207:LEU:HD12	1:D:211:ILE:HG21	2.01	0.43
1:D:342:LEU:HD11	1:D:346:ARG:HE	1.83	0.43

Continued on next page...

Continued from previous page...

Atom-1	Atom-2	Interatomic distance (Å)	Clash overlap (Å)
1:D:595:LEU:HD13	1:D:599:TRP:CD1	2.54	0.43
1:D:620:MET:N	1:D:620:MET:SD	2.79	0.43
1:D:714:LEU:HD22	1:D:732:GLN:NE2	2.34	0.43
2:F:83:LEU:HD22	2:F:203:LEU:CG	2.47	0.43
2:G:164:THR:OG1	2:G:189:LEU:HD11	2.19	0.43
2:G:203:LEU:HD23	2:G:203:LEU:O	2.18	0.43
2:H:11:ASP:OD2	2:H:13:LEU:HB2	2.19	0.43
1:A:342:LEU:HD11	1:A:346:ARG:HE	1.82	0.43
1:A:388:ILE:O	1:A:389:ARG:C	2.57	0.43
1:B:54:LYS:CD	1:B:56:SER:HB3	2.49	0.43
1:B:150:GLN:NE2	1:B:645:LYS:NZ	2.67	0.43
1:B:190:LEU:HD22	1:B:190:LEU:N	2.33	0.43
1:B:510:ARG:HG2	1:B:567:TRP:HB2	2.00	0.43
1:B:532:SER:HA	1:B:677:GLY:HA3	2.01	0.43
1:C:74:ALA:N	1:C:75:PRO:HD3	2.33	0.43
1:C:394:LYS:HD3	1:C:394:LYS:N	2.33	0.43
1:C:545:GLU:HA	1:C:688:PHE:CD1	2.53	0.43
1:D:150:GLN:HE22	1:D:645:LYS:HZ2	1.65	0.43
1:A:101:ALA:HB3	1:A:104:ASP:OD2	2.19	0.43
1:C:122:ASP:O	1:C:189:ARG:NH2	2.50	0.43
1:C:361:VAL:HG11	1:C:364:LEU:HG	2.00	0.43
1:D:311:LEU:HA	1:D:355:LEU:HB3	1.99	0.43
1:D:361:VAL:HG12	1:D:364:LEU:HB2	2.00	0.43
1:D:403:MET:HG2	1:D:711:MET:HE1	2.01	0.43
1:D:527:HIS:O	1:D:529:LYS:HD2	2.19	0.43
1:D:714:LEU:HD22	1:D:732:GLN:HE22	1.83	0.43
2:F:84:ASP:OD1	2:F:208:PHE:CE2	2.71	0.43
2:H:85:SER:O	2:H:89:ARG:CZ	2.66	0.43
1:A:357:SER:O	1:A:358:PRO:C	2.57	0.43
1:A:532:SER:CB	1:A:673:PRO:HD2	2.48	0.43
1:A:583:TYR:CG	1:A:687:LYS:HG3	2.53	0.43
1:A:617:SER:O	1:A:691:GLN:CG	2.65	0.43
1:B:50:TYR:HE2	1:B:53:ILE:HD12	1.82	0.43
1:B:207:LEU:HD12	1:B:211:ILE:HG21	2.00	0.43
1:B:441:GLU:CD	1:B:442:ILE:HG12	2.39	0.43
1:B:568:PHE:CE2	1:B:610:GLY:HA2	2.54	0.43
1:C:321:ASN:O	1:C:329:ARG:HG2	2.19	0.43
1:C:519:ASN:HD21	1:C:657:PRO:HG2	1.83	0.43
1:C:670:TRP:CD2	1:C:735:ARG:HG3	2.54	0.43
1:D:34:HIS:O	1:D:35:ASN:CB	2.65	0.43
1:D:154:LYS:CE	1:D:624:THR:HG21	2.49	0.43

Continued on next page...

Continued from previous page...

Atom-1	Atom-2	Interatomic distance (Å)	Clash overlap (Å)
1:D:547:ILE:O	1:D:551:LEU:HG	2.19	0.43
1:D:641:TYR:O	1:D:656:VAL:HG13	2.18	0.43
2:E:136:VAL:O	2:E:140:ILE:HG13	2.19	0.43
2:E:191:LYS:HE2	2:E:267:GLU:OE2	2.19	0.43
2:F:295:SER:OG	2:F:296:MET:N	2.52	0.43
2:H:95:LEU:N	2:H:95:LEU:HD23	2.34	0.43
2:H:342:ASP:OD1	2:H:342:ASP:O	2.37	0.43
1:A:45:SER:HB2	1:A:61:THR:HG22	2.00	0.43
1:A:291:SER:O	1:B:280:PRO:CB	2.67	0.43
1:A:722:TYR:HD2	2:F:375:LEU:HD22	1.84	0.43
1:C:515:ILE:HD13	1:C:551:LEU:CD2	2.48	0.43
1:C:617:SER:CB	1:C:689:ILE:HA	2.49	0.43
1:C:685:MET:C	1:C:689:ILE:CG1	2.87	0.43
1:D:50:TYR:HD2	1:D:53:ILE:HB	1.83	0.43
1:D:385:ASP:OD1	1:D:387:SER:OG	2.31	0.43
2:E:98:LEU:CD1	2:E:193:LEU:HD13	2.49	0.43
2:F:116:THR:OG1	2:F:117:ILE:HD12	2.18	0.43
2:F:309:GLU:HB3	2:F:328:ARG:HD2	2.01	0.43
2:F:340:VAL:HG12	2:F:341:SER:HG	1.70	0.43
2:G:206:ILE:O	2:G:210:VAL:CG2	2.61	0.43
2:G:277:VAL:HG22	2:G:324:PRO:CB	2.49	0.43
2:H:20:GLY:N	2:H:100:SER:HB3	2.32	0.43
1:A:75:PRO:HB2	1:A:660:GLU:OE2	2.19	0.43
1:A:237:ILE:H	1:A:237:ILE:HG13	1.51	0.43
1:A:452:VAL:HG23	1:A:453:ASN:ND2	2.33	0.43
1:A:516:GLY:HA3	1:A:620:MET:CE	2.49	0.43
1:B:18:ASN:O	1:B:19:LEU:C	2.56	0.43
1:B:229:GLU:CD	1:B:434:ARG:HD2	2.40	0.43
1:B:578:LEU:HD12	1:B:580:ILE:HD11	2.01	0.43
1:B:734:THR:HG22	1:B:735:ARG:H	1.83	0.43
1:C:229:GLU:CD	1:C:434:ARG:HD2	2.39	0.43
1:C:686:GLN:CA	1:C:689:ILE:HG12	2.48	0.43
1:D:165:ILE:HD13	1:D:165:ILE:HA	1.78	0.43
1:D:237:ILE:H	1:D:237:ILE:HG13	1.51	0.43
2:E:94:ALA:O	2:E:97:PRO:HD2	2.19	0.43
2:E:369:ASP:OD2	2:E:370:LEU:HD23	2.19	0.43
2:G:91:PRO:HA	2:G:95:LEU:CD1	2.49	0.43
2:G:117:ILE:HD12	2:G:117:ILE:N	2.34	0.43
1:A:172:LEU:CD2	1:A:216:ARG:NH2	2.68	0.42
1:A:447:LYS:CB	1:A:457:GLY:HA2	2.49	0.42
1:B:114:LYS:O	1:B:217:THR:HG22	2.18	0.42

Continued on next page...

Continued from previous page...

Atom-1	Atom-2	Interatomic distance (Å)	Clash overlap (Å)
1:B:374:GLU:HG3	1:B:378:LEU:CD1	2.49	0.42
1:B:440:LEU:HB2	1:B:730:TYR:CD1	2.54	0.42
1:C:115:TYR:CD1	1:C:216:ARG:HG2	2.53	0.42
1:C:258:ALA:HB1	1:C:261:ILE:CD1	2.38	0.42
1:C:466:ALA:HA	1:C:516:GLY:O	2.19	0.42
1:D:150:GLN:CB	1:D:154:LYS:HD2	2.49	0.42
1:D:531:TYR:CE2	1:D:637:PRO:HD3	2.53	0.42
2:E:277:VAL:HG22	2:E:324:PRO:CG	2.49	0.42
2:G:332:ILE:HD12	2:G:332:ILE:O	2.18	0.42
2:H:117:ILE:HD12	2:H:117:ILE:N	2.34	0.42
1:A:114:LYS:O	1:A:217:THR:HG22	2.19	0.42
1:A:417:VAL:HG23	1:A:418:ASP:H	1.83	0.42
1:A:513:LEU:HD12	1:A:613:ASN:HD22	1.83	0.42
1:A:714:LEU:HD22	1:A:732:GLN:NE2	2.35	0.42
1:B:617:SER:HB2	1:B:690:ASP:N	2.20	0.42
1:C:276:THR:HG23	1:C:280:PRO:HG2	2.00	0.42
1:C:369:PHE:O	1:C:421:ASN:ND2	2.52	0.42
1:C:524:LEU:HD22	1:C:536:ALA:HB1	2.01	0.42
1:D:107:VAL:O	1:D:110:VAL:HB	2.19	0.42
1:D:134:PHE:N	1:D:134:PHE:CD1	2.86	0.42
1:D:700:ASP:CG	1:D:735:ARG:HD2	2.39	0.42
2:E:177:VAL:N	2:E:180:LYS:O	2.50	0.42
2:H:21:GLN:HA	2:H:22:PRO:HD3	1.85	0.42
2:H:309:GLU:HB3	2:H:328:ARG:HD2	2.00	0.42
1:A:215:VAL:N	1:A:222:PHE:CE1	2.86	0.42
1:A:320:LYS:HE2	1:A:331:ARG:O	2.19	0.42
1:A:524:LEU:HD22	1:A:536:ALA:HB1	2.00	0.42
1:B:34:HIS:ND1	1:B:34:HIS:N	2.65	0.42
1:B:147:ALA:O	1:B:151:LEU:HG	2.19	0.42
1:B:153:GLY:O	1:B:160:ARG:NH2	2.46	0.42
1:B:357:SER:O	1:B:358:PRO:C	2.57	0.42
1:C:500:ILE:HG23	1:C:501:PRO:HD2	2.00	0.42
1:D:74:ALA:N	1:D:75:PRO:HD3	2.35	0.42
2:F:264:ILE:HA	2:F:267:GLU:HG2	2.00	0.42
2:G:90:SER:HB3	2:G:157:TYR:CE1	2.54	0.42
2:H:9:LYS:NZ	2:H:9:LYS:CB	2.83	0.42
2:H:336:ASN:HA	2:H:339:LEU:HD21	2.00	0.42
1:A:204:LYS:HG2	1:A:481:LEU:CD1	2.49	0.42
1:A:288:ALA:HB2	1:B:284:HIS:CE1	2.55	0.42
1:A:548:GLN:HE21	1:A:548:GLN:CA	2.32	0.42
1:B:222:PHE:H	1:B:496:GLN:HB2	1.85	0.42

Continued on next page...

Continued from previous page...

Atom-1	Atom-2	Interatomic distance (Å)	Clash overlap (Å)
1:B:545:GLU:HG3	1:B:595:LEU:CD2	2.50	0.42
1:C:69:LEU:HB2	1:C:77:TYR:CD1	2.54	0.42
1:C:167:GLU:CG	1:C:168:SER:N	2.82	0.42
1:C:212:MET:O	1:C:216:ARG:NH2	2.52	0.42
1:C:220:ARG:NH2	1:C:495:TYR:OH	2.52	0.42
1:C:279:ILE:HD13	1:C:319:LEU:CD2	2.49	0.42
1:C:407:ALA:CA	1:C:732:GLN:OE1	2.67	0.42
1:D:90:ARG:NH2	1:D:137:HIS:HB3	2.34	0.42
1:D:113:GLY:C	1:D:114:LYS:HD3	2.38	0.42
2:E:143:ASN:HB3	2:E:146:ILE:HB	2.02	0.42
2:F:21:GLN:HA	2:F:22:PRO:HD3	1.85	0.42
2:G:113:PHE:HA	2:G:116:THR:HG23	2.02	0.42
2:G:310:TYR:HB2	2:G:328:ARG:HG3	2.01	0.42
2:H:247:HIS:O	2:H:251:LEU:HG	2.19	0.42
1:A:53:ILE:O	1:A:58:ILE:HD11	2.19	0.42
1:A:313:VAL:HG13	1:A:314:GLU:N	2.33	0.42
1:B:77:TYR:HA	1:B:80:LEU:HB3	2.00	0.42
1:B:462:CYS:O	1:B:462:CYS:SG	2.77	0.42
1:B:467:PHE:CE1	1:B:481:LEU:HB3	2.55	0.42
1:B:519:ASN:CB	1:B:631:ALA:HB1	2.50	0.42
1:B:583:TYR:CG	1:B:687:LYS:HG3	2.54	0.42
1:C:178:ALA:O	1:C:182:SER:N	2.52	0.42
1:C:357:SER:O	1:C:358:PRO:C	2.57	0.42
1:D:256:ILE:HB	1:D:304:LEU:HG	2.00	0.42
1:D:385:ASP:O	1:D:390:LYS:HE2	2.20	0.42
1:D:519:ASN:CB	1:D:631:ALA:HB1	2.49	0.42
2:E:261:MET:SD	2:E:264:ILE:HD12	2.59	0.42
2:G:62:TYR:HA	2:G:65:LEU:HD12	2.00	0.42
2:H:96:LEU:CB	2:H:97:PRO:HD3	2.50	0.42
2:H:217:ALA:HB1	2:H:296:MET:HE1	2.02	0.42
1:A:10:ARG:NH2	1:A:91:LYS:HG2	2.35	0.42
1:A:34:HIS:ND1	1:A:34:HIS:N	2.65	0.42
1:A:378:LEU:HB3	1:A:382:TYR:CE2	2.54	0.42
1:B:185:PRO:O	1:B:189:ARG:CB	2.67	0.42
1:B:385:ASP:OD1	1:B:387:SER:OG	2.31	0.42
1:C:347:LEU:HD22	1:C:399:PHE:CG	2.54	0.42
1:C:670:TRP:CE2	1:C:735:ARG:CG	3.02	0.42
1:C:685:MET:HB3	1:C:689:ILE:HD11	2.01	0.42
1:D:293:SER:OG	1:D:296:GLY:CA	2.65	0.42
1:D:347:LEU:HD22	1:D:399:PHE:CG	2.54	0.42
1:D:532:SER:CB	1:D:673:PRO:HD2	2.49	0.42

Continued on next page...

Continued from previous page...

Atom-1	Atom-2	Interatomic distance (Å)	Clash overlap (Å)
2:E:99:ILE:HG21	2:E:105:GLU:HB2	2.01	0.42
2:E:164:THR:OG1	2:E:189:LEU:HD11	2.19	0.42
2:F:84:ASP:OD1	2:F:208:PHE:HE2	2.02	0.42
2:F:96:LEU:CB	2:F:97:PRO:HD3	2.49	0.42
2:G:295:SER:OG	2:G:296:MET:N	2.53	0.42
2:G:334:TRP:C	2:G:336:ASN:N	2.71	0.42
2:G:366:ASP:OD1	2:G:369:ASP:HB3	2.19	0.42
2:H:222:GLU:O	2:H:223:LEU:HD23	2.20	0.42
2:H:264:ILE:HA	2:H:267:GLU:HG2	2.01	0.42
1:B:347:LEU:HD13	1:B:399:PHE:HB2	2.01	0.42
1:B:532:SER:CB	1:B:673:PRO:HD2	2.50	0.42
1:B:704:PHE:O	1:B:707:GLY:N	2.51	0.42
1:C:548:GLN:CA	1:C:548:GLN:HE21	2.33	0.42
1:D:394:LYS:HD3	1:D:394:LYS:N	2.35	0.42
1:D:519:ASN:CG	1:D:631:ALA:HB1	2.40	0.42
2:E:206:ILE:HD13	2:E:312:THR:CG2	2.50	0.42
2:E:295:SER:OG	2:E:296:MET:N	2.52	0.42
2:H:245:THR:O	2:H:249:LEU:HD12	2.19	0.42
1:A:52:GLY:O	1:A:53:ILE:CG2	2.68	0.42
1:A:199:ALA:HB2	1:A:484:LEU:HD13	2.01	0.42
1:A:298:ARG:NH2	1:C:6:LEU:HG	2.35	0.42
1:A:394:LYS:H	1:A:394:LYS:HD3	1.84	0.42
1:A:532:SER:HA	1:A:677:GLY:HA3	2.01	0.42
1:B:584:LYS:HG3	1:B:586:ASP:H	1.85	0.42
1:C:167:GLU:OE1	1:C:172:LEU:HA	2.20	0.42
1:C:184:TYR:HB3	1:C:189:ARG:HB2	2.02	0.42
1:C:301:ALA:C	1:C:438:LEU:CD1	2.78	0.42
1:C:369:PHE:CE2	1:C:434:ARG:CB	3.03	0.42
1:C:374:GLU:OE2	1:C:377:ARG:HD3	2.20	0.42
1:C:452:VAL:HG23	1:C:453:ASN:ND2	2.34	0.42
1:D:37:SER:OG	2:G:333:PRO:HD3	2.19	0.42
1:D:447:LYS:CB	1:D:457:GLY:HA2	2.50	0.42
1:D:621:PRO:HD3	1:D:694:SER:OG	2.20	0.42
2:G:98:LEU:CD1	2:G:193:LEU:HD13	2.49	0.42
2:H:143:ASN:HB3	2:H:146:ILE:HB	2.00	0.42
1:A:714:LEU:HD22	1:A:732:GLN:HE22	1.84	0.42
1:B:55:THR:HG21	3:B:801:ATP:O1B	2.20	0.42
1:B:282:TYR:O	1:B:285:PHE:HB2	2.20	0.42
1:B:441:GLU:HG2	1:B:620:MET:HB2	1.99	0.42
1:B:515:ILE:O	1:B:618:ALA:O	2.37	0.42
1:B:545:GLU:HA	1:B:688:PHE:CD1	2.54	0.42

Continued on next page...

Continued from previous page...

Atom-1	Atom-2	Interatomic distance (Å)	Clash overlap (Å)
1:B:696:ASN:ND2	1:B:696:ASN:N	2.63	0.42
1:C:22:ILE:H	1:C:22:ILE:CD1	2.29	0.42
1:C:207:LEU:HD12	1:C:211:ILE:HG21	2.01	0.42
1:C:319:LEU:HB3	1:C:330:VAL:H	1.85	0.42
1:C:450:ASN:N	1:C:450:ASN:ND2	2.67	0.42
1:D:52:GLY:O	1:D:53:ILE:CG2	2.68	0.42
1:D:500:ILE:HG23	1:D:501:PRO:HD2	2.01	0.42
2:G:73:PHE:CE2	2:G:224:MET:HE3	2.55	0.42
2:G:264:ILE:HA	2:G:267:GLU:HG2	2.01	0.42
2:H:295:SER:OG	2:H:296:MET:N	2.52	0.42
1:A:500:ILE:HG23	1:A:501:PRO:HD2	2.01	0.42
1:A:643:SER:HB3	1:A:654:GLN:HB3	2.02	0.42
1:B:50:TYR:HE2	1:B:53:ILE:CD1	2.33	0.42
1:B:50:TYR:HE2	1:B:53:ILE:HG13	1.84	0.42
1:B:134:PHE:HB3	1:B:194:LYS:HG3	2.02	0.42
1:B:369:PHE:CE1	1:B:434:ARG:O	2.72	0.42
1:B:621:PRO:CD	1:B:694:SER:OG	2.67	0.42
1:C:131:MET:HE3	1:C:193:VAL:CG1	2.50	0.42
1:C:479:GLU:HG3	1:C:550:TYR:CD1	2.54	0.42
1:C:519:ASN:HD22	1:C:632:THR:H	1.66	0.42
1:D:250:GLN:O	1:D:251:ARG:C	2.58	0.42
1:D:452:VAL:HG23	1:D:453:ASN:ND2	2.34	0.42
2:F:156:TYR:HB3	2:F:196:CYS:SG	2.60	0.42
2:G:36:PHE:CE1	2:G:104:LEU:HD13	2.55	0.42
2:G:83:LEU:HD22	2:G:203:LEU:CG	2.49	0.42
2:G:336:ASN:HA	2:G:339:LEU:HD11	2.01	0.42
1:A:69:LEU:HB2	1:A:77:TYR:CD1	2.55	0.41
1:A:320:LYS:NZ	1:A:331:ARG:O	2.53	0.41
1:A:413:TYR:HB3	1:A:729:LEU:O	2.19	0.41
1:B:583:TYR:HB3	1:B:687:LYS:HG3	2.02	0.41
1:C:131:MET:HA	1:C:134:PHE:CD2	2.55	0.41
1:D:45:SER:HB2	1:D:61:THR:HG22	2.01	0.41
1:D:77:TYR:HA	1:D:80:LEU:HB3	2.02	0.41
1:D:286:GLN:CD	1:D:332:HIS:CG	2.93	0.41
1:D:545:GLU:HA	1:D:688:PHE:CD1	2.55	0.41
2:F:124:HIS:HA	2:F:127:ARG:HD3	2.00	0.41
2:G:245:THR:O	2:G:249:LEU:HD12	2.20	0.41
2:H:203:LEU:HA	2:H:207:ARG:HD2	2.02	0.41
1:A:77:TYR:HA	1:A:80:LEU:HB3	2.02	0.41
1:A:426:PHE:HA	1:A:571:THR:HA	2.01	0.41
1:A:696:ASN:ND2	1:A:696:ASN:N	2.64	0.41

Continued on next page...

Continued from previous page...

Atom-1	Atom-2	Interatomic distance (Å)	Clash overlap (Å)
1:A:730:TYR:O	1:A:731:TYR:O	2.37	0.41
1:B:178:ALA:O	1:B:182:SER:N	2.53	0.41
1:B:463:THR:HB	1:B:489:LEU:HD21	2.02	0.41
1:B:686:GLN:OE1	1:B:727:LYS:HG3	2.19	0.41
1:D:55:THR:CG2	1:D:56:SER:N	2.84	0.41
1:D:545:GLU:OE2	1:D:597:TYR:HD2	2.03	0.41
2:E:49:ARG:HB3	2:E:51:GLU:OE1	2.20	0.41
2:E:132:ASP:HA	2:E:133:PRO:HD3	1.91	0.41
2:F:147:GLN:HA	2:F:150:ALA:HB3	2.02	0.41
2:G:92:ASN:CA	2:G:96:LEU:HD13	2.37	0.41
1:A:94:TYR:C	1:A:96:GLN:H	2.23	0.41
1:A:185:PRO:HB2	1:A:188:THR:OG1	2.21	0.41
1:A:220:ARG:NH2	1:A:495:TYR:OH	2.53	0.41
1:A:244:ILE:O	1:A:248:VAL:HG23	2.19	0.41
1:B:38:ILE:HB	2:H:303:ILE:HD11	2.02	0.41
1:B:101:ALA:HB3	1:B:104:ASP:OD2	2.20	0.41
1:C:134:PHE:CD1	1:C:134:PHE:N	2.86	0.41
1:C:254:ILE:CG2	1:C:256:ILE:CG1	2.95	0.41
1:D:3:GLN:N	1:D:5:LEU:HD21	2.35	0.41
1:D:69:LEU:HB2	1:D:77:TYR:CD1	2.55	0.41
1:D:101:ALA:HB3	1:D:104:ASP:OD2	2.19	0.41
1:D:463:THR:HB	1:D:489:LEU:CD2	2.51	0.41
1:D:505:ARG:HG2	1:D:505:ARG:HH11	1.86	0.41
2:E:12:GLN:C	2:E:14:LYS:N	2.73	0.41
2:E:216:PHE:HZ	2:E:232:ARG:HA	1.85	0.41
2:F:102:PRO:HG2	2:F:103:GLU:H	1.86	0.41
2:H:111:TRP:CD1	2:H:241:HIS:NE2	2.88	0.41
2:H:164:THR:OG1	2:H:189:LEU:HD11	2.20	0.41
2:H:200:VAL:C	2:H:202:ALA:N	2.72	0.41
1:A:67:ALA:HA	1:A:70:ILE:CD1	2.50	0.41
1:A:125:GLU:HG2	1:A:129:LYS:HD2	2.02	0.41
1:A:214:GLY:C	1:A:222:PHE:HE1	2.24	0.41
1:A:276:THR:HG21	1:B:291:SER:O	2.20	0.41
1:A:435:GLN:OE1	1:A:446:THR:HG21	2.20	0.41
1:A:440:LEU:HB2	1:A:730:TYR:CE1	2.55	0.41
1:B:131:MET:HA	1:B:134:PHE:CD2	2.56	0.41
1:B:134:PHE:CD1	1:B:134:PHE:N	2.86	0.41
1:B:220:ARG:CZ	1:B:495:TYR:CE1	3.03	0.41
1:B:569:ASN:ND2	1:B:570:GLU:N	2.65	0.41
1:B:595:LEU:HD13	1:B:599:TRP:CD1	2.55	0.41
1:C:94:TYR:C	1:C:96:GLN:H	2.24	0.41

Continued on next page...

Continued from previous page...

Atom-1	Atom-2	Interatomic distance (Å)	Clash overlap (Å)
1:C:519:ASN:CB	1:C:631:ALA:HB1	2.51	0.41
1:D:5:LEU:N	1:D:5:LEU:HD23	2.35	0.41
1:D:37:SER:OG	2:G:333:PRO:CD	2.68	0.41
1:D:532:SER:HA	1:D:677:GLY:HA3	2.01	0.41
1:D:685:MET:C	1:D:689:ILE:HG13	2.33	0.41
1:D:718:LEU:HD13	1:D:729:LEU:HD11	2.02	0.41
2:F:169:LEU:HB2	2:F:170:LEU:HG	2.02	0.41
1:A:4:ASN:CG	1:C:297:VAL:HG11	2.41	0.41
1:A:5:LEU:O	1:A:17:ILE:HG23	2.20	0.41
1:A:107:VAL:O	1:A:110:VAL:HB	2.19	0.41
1:B:74:ALA:N	1:B:75:PRO:HD3	2.34	0.41
1:B:122:ASP:O	1:B:189:ARG:NH2	2.50	0.41
1:B:245:VAL:HA	1:B:248:VAL:HG22	2.02	0.41
1:B:263:ALA:HB3	1:B:357:SER:HB2	2.02	0.41
1:B:263:ALA:CB	1:B:357:SER:OG	2.67	0.41
1:B:347:LEU:HD21	1:B:715:LEU:HD22	2.03	0.41
1:B:548:GLN:CA	1:B:548:GLN:HE21	2.34	0.41
1:B:617:SER:HB3	1:B:689:ILE:CD1	2.39	0.41
1:B:700:ASP:OD1	1:B:735:ARG:CG	2.68	0.41
1:B:722:TYR:HD2	2:H:375:LEU:HB3	1.85	0.41
1:C:107:VAL:O	1:C:110:VAL:HB	2.20	0.41
1:C:304:LEU:HD12	1:C:333:MET:SD	2.60	0.41
1:C:407:ALA:HB2	1:C:732:GLN:OE1	2.20	0.41
1:C:681:LEU:O	1:C:685:MET:HG3	2.21	0.41
1:D:94:TYR:C	1:D:96:GLN:H	2.23	0.41
1:D:178:ALA:O	1:D:182:SER:N	2.54	0.41
2:G:102:PRO:HG2	2:G:103:GLU:H	1.86	0.41
1:A:52:GLY:C	1:A:53:ILE:CG2	2.89	0.41
1:A:279:ILE:HD13	1:A:319:LEU:HD22	2.02	0.41
1:B:510:ARG:HB3	1:B:614:SER:OG	2.21	0.41
1:C:155:TYR:O	1:C:172:LEU:HD11	2.20	0.41
1:C:407:ALA:HA	1:C:732:GLN:OE1	2.20	0.41
1:C:532:SER:HA	1:C:677:GLY:HA3	2.01	0.41
1:C:625:SER:C	1:C:628:ILE:HG22	2.37	0.41
1:D:9:LYS:HE2	3:D:801:ATP:O1G	2.21	0.41
1:D:519:ASN:HD22	1:D:632:THR:H	1.66	0.41
1:D:679:LEU:HD22	1:D:720:THR:HB	2.02	0.41
2:F:278:GLN:NE2	2:F:279:ALA:N	2.69	0.41
2:G:96:LEU:CB	2:G:97:PRO:HD3	2.50	0.41
2:H:299:LEU:HD11	2:H:304:LEU:HD13	2.02	0.41
1:A:83:ARG:HG2	1:A:83:ARG:H	1.63	0.41

Continued on next page...

Continued from previous page...

Atom-1	Atom-2	Interatomic distance (Å)	Clash overlap (Å)
1:A:442:ILE:CG2	1:A:444:LEU:HG	2.50	0.41
1:B:62:ILE:CD1	1:B:84:LEU:HD22	2.48	0.41
1:B:712:GLN:OE1	2:H:366:ASP:OD1	2.38	0.41
1:D:131:MET:HA	1:D:134:PHE:CD2	2.56	0.41
1:D:286:GLN:OE1	1:D:332:HIS:CG	2.74	0.41
1:D:310:HIS:O	1:D:355:LEU:HD22	2.21	0.41
1:D:378:LEU:HB3	1:D:382:TYR:CE2	2.52	0.41
1:D:444:LEU:HD12	1:D:460:ALA:HB1	2.03	0.41
2:E:91:PRO:HA	2:E:95:LEU:CD1	2.50	0.41
2:E:191:LYS:C	2:E:193:LEU:H	2.24	0.41
2:G:12:GLN:O	2:G:13:LEU:C	2.57	0.41
2:G:99:ILE:HG21	2:G:105:GLU:HB2	2.03	0.41
2:H:236:ARG:HD3	2:H:342:ASP:CG	2.40	0.41
1:A:8:THR:O	1:A:54:LYS:HA	2.21	0.41
1:A:298:ARG:NH2	1:C:6:LEU:CD2	2.74	0.41
1:A:321:ASN:HB2	1:A:405:GLU:OE1	2.20	0.41
1:A:369:PHE:CD2	1:A:434:ARG:HG2	2.55	0.41
1:A:716:LYS:HG2	2:F:370:LEU:CD1	2.44	0.41
1:B:67:ALA:HA	1:B:70:ILE:CD1	2.51	0.41
1:B:220:ARG:CZ	1:B:495:TYR:HE1	2.34	0.41
1:B:365:TYR:O	1:B:366:ASP:C	2.57	0.41
1:B:450:ASN:ND2	1:B:450:ASN:N	2.66	0.41
1:B:689:ILE:HD12	1:B:689:ILE:HA	1.91	0.41
1:B:712:GLN:NE2	2:H:366:ASP:OD1	2.53	0.41
1:C:10:ARG:N	3:C:801:ATP:O2G	2.54	0.41
1:C:125:GLU:HG2	1:C:129:LYS:HD2	2.03	0.41
1:C:207:LEU:CG	1:C:212:MET:SD	3.09	0.41
1:C:578:LEU:HB2	1:C:580:ILE:HG12	2.02	0.41
1:C:640:GLY:HA2	1:C:668:LEU:HD13	2.03	0.41
1:D:4:ASN:HB3	1:D:16:ARG:NH1	2.35	0.41
1:D:172:LEU:HD11	1:D:212:MET:HG2	2.03	0.41
1:D:374:GLU:HG3	1:D:378:LEU:CD1	2.51	0.41
1:D:583:TYR:CG	1:D:687:LYS:HG3	2.55	0.41
2:E:83:LEU:HD22	2:E:203:LEU:CG	2.48	0.41
2:G:177:VAL:HG12	2:G:178:ASN:N	2.36	0.41
1:A:40:GLN:HE21	2:F:333:PRO:HG2	1.82	0.41
1:A:223:SER:OG	1:A:496:GLN:OE1	2.33	0.41
1:A:369:PHE:CZ	1:A:434:ARG:CA	3.04	0.41
1:A:431:ALA:HB1	1:A:445:PRO:CG	2.51	0.41
1:A:450:ASN:N	1:A:450:ASN:ND2	2.67	0.41
1:A:519:ASN:HD22	1:A:632:THR:H	1.69	0.41

Continued on next page...

Continued from previous page...

Atom-1	Atom-2	Interatomic distance (Å)	Clash overlap (Å)
1:A:545:GLU:HA	1:A:688:PHE:CD1	2.56	0.41
1:A:699:TYR:HB2	1:A:734:THR:HG22	2.03	0.41
1:B:90:ARG:NH2	1:B:137:HIS:HB3	2.36	0.41
1:B:131:MET:HE3	1:B:193:VAL:CG1	2.49	0.41
1:B:510:ARG:NH1	1:B:567:TRP:CZ3	2.89	0.41
1:B:617:SER:HB2	1:B:689:ILE:HD12	1.94	0.41
1:B:645:LYS:O	1:B:652:LEU:HB2	2.21	0.41
1:C:115:TYR:HE1	1:C:216:ARG:HH11	1.67	0.41
1:C:278:CYS:O	1:C:282:TYR:CD1	2.71	0.41
1:C:361:VAL:HG11	1:C:364:LEU:CG	2.50	0.41
1:D:148:VAL:HA	1:D:151:LEU:HD12	2.03	0.41
1:D:151:LEU:HG	1:D:151:LEU:H	1.63	0.41
1:D:417:VAL:HG23	1:D:418:ASP:H	1.86	0.41
1:D:450:ASN:N	1:D:450:ASN:ND2	2.66	0.41
1:D:617:SER:CB	1:D:689:ILE:HA	2.50	0.41
1:D:707:GLY:O	1:D:708:LYS:HD2	2.21	0.41
2:E:50:PRO:HB3	2:E:121:SER:HB3	2.02	0.41
2:E:96:LEU:CB	2:E:97:PRO:HD3	2.51	0.41
2:E:113:PHE:HA	2:E:116:THR:HG23	2.03	0.41
2:E:151:GLU:HA	2:E:154:SER:HG	1.85	0.41
2:F:73:PHE:CE2	2:F:224:MET:HE3	2.56	0.41
2:F:143:ASN:HB3	2:F:146:ILE:HB	2.03	0.41
2:G:65:LEU:CD2	2:G:223:LEU:HD13	2.47	0.41
2:G:179:GLY:O	2:G:180:LYS:HD2	2.17	0.41
2:G:231:ILE:O	2:G:234:ILE:HB	2.21	0.41
2:G:304:LEU:HD12	2:G:304:LEU:HA	1.93	0.41
2:H:147:GLN:HA	2:H:150:ALA:HB3	2.02	0.41
2:H:216:PHE:HZ	2:H:232:ARG:HA	1.86	0.41
2:H:278:GLN:HE21	2:H:278:GLN:HB3	1.64	0.41
1:A:465:SER:HB3	1:A:515:ILE:HG23	2.03	0.41
1:A:633:ASN:O	1:A:634:GLY:C	2.59	0.41
1:A:647:SER:C	1:A:649:ASP:N	2.72	0.41
1:B:68:ASP:OD2	1:B:651:ILE:HG21	2.21	0.41
1:B:333:MET:O	1:B:335:TYR:CE1	2.74	0.41
1:C:228:ILE:CD1	1:C:459:ILE:HG12	2.42	0.41
1:C:417:VAL:HG23	1:C:418:ASP:H	1.85	0.41
1:C:417:VAL:CG2	1:C:418:ASP:N	2.83	0.41
1:C:461:LEU:HD23	1:C:503:ALA:HB1	2.03	0.41
1:D:480:GLU:OE2	1:D:484:LEU:HD11	2.21	0.41
1:D:529:LYS:HD2	1:D:529:LYS:H	1.86	0.41
1:A:5:LEU:CD1	1:A:17:ILE:HD13	2.47	0.40

Continued on next page...

Continued from previous page...

Atom-1	Atom-2	Interatomic distance (Å)	Clash overlap (Å)
1:A:596:HIS:CB	1:A:597:TYR:CE2	3.04	0.40
1:B:340:ASN:OD1	1:B:343:MET:HG2	2.20	0.40
1:C:247:TYR:CZ	1:C:499:PRO:HD2	2.55	0.40
1:C:302:ALA:CA	1:C:438:LEU:HD21	2.51	0.40
1:C:305:PHE:CZ	1:C:436:SER:HB3	2.57	0.40
1:D:7:VAL:HG11	3:D:801:ATP:C6	2.56	0.40
1:D:226:VAL:HG12	1:D:461:LEU:HD22	2.03	0.40
1:D:583:TYR:HB3	1:D:687:LYS:HG3	2.03	0.40
2:E:273:TYR:HE2	2:E:324:PRO:HG3	1.85	0.40
2:F:127:ARG:H	2:F:127:ARG:HG2	1.59	0.40
2:H:113:PHE:HA	2:H:116:THR:HG23	2.03	0.40
2:H:191:LYS:HE2	2:H:267:GLU:OE2	2.22	0.40
1:A:369:PHE:CE1	1:A:434:ARG:CA	2.99	0.40
1:A:699:TYR:HB2	1:A:734:THR:CG2	2.51	0.40
1:B:321:ASN:HB2	1:B:405:GLU:OE1	2.20	0.40
1:B:487:ARG:HD3	1:B:558:LEU:HD22	2.03	0.40
1:C:19:LEU:H	1:C:19:LEU:CD1	2.16	0.40
1:C:199:ALA:HB2	1:C:484:LEU:HD13	2.04	0.40
1:C:254:ILE:CA	1:C:438:LEU:HD12	2.43	0.40
1:C:569:ASN:ND2	1:C:570:GLU:N	2.65	0.40
1:D:150:GLN:O	1:D:154:LYS:N	2.49	0.40
1:D:208:PRO:CG	1:D:211:ILE:HD13	2.47	0.40
1:D:253:GLY:CA	1:D:438:LEU:CD1	3.00	0.40
1:D:325:VAL:HG13	1:D:328:ASN:CB	2.51	0.40
1:D:403:MET:HG2	1:D:711:MET:CE	2.50	0.40
2:E:299:LEU:HD11	2:E:304:LEU:HD13	2.03	0.40
2:G:177:VAL:CB	2:G:180:LYS:O	2.59	0.40
2:H:99:ILE:HG21	2:H:105:GLU:HB2	2.03	0.40
1:A:517:VAL:HG22	1:A:518:ILE:N	2.36	0.40
1:A:569:ASN:ND2	1:A:570:GLU:N	2.65	0.40
1:B:208:PRO:HG2	1:B:211:ILE:CD1	2.49	0.40
1:B:286:GLN:HE22	1:B:332:HIS:CG	2.35	0.40
1:B:316:LEU:CA	1:B:319:LEU:HD11	2.48	0.40
1:C:131:MET:HE1	1:C:178:ALA:HB2	2.04	0.40
1:C:144:SER:O	1:C:146:ALA:N	2.55	0.40
1:C:431:ALA:HB1	1:C:445:PRO:CG	2.52	0.40
1:C:463:THR:HB	1:C:489:LEU:CD2	2.50	0.40
1:C:509:GLY:O	1:C:566:PRO:HD2	2.22	0.40
1:C:558:LEU:HD23	1:C:612:ARG:HG2	2.03	0.40
1:D:208:PRO:HG2	1:D:211:ILE:CD1	2.50	0.40
1:D:404:GLN:HE21	1:D:404:GLN:HB2	1.69	0.40

Continued on next page...

Continued from previous page...

Atom-1	Atom-2	Interatomic distance (Å)	Clash overlap (Å)
1:D:578:LEU:HB2	1:D:580:ILE:HG12	2.03	0.40
1:D:592:ASN:ND2	1:D:592:ASN:N	2.65	0.40
1:D:670:TRP:HB3	1:D:735:ARG:NH1	2.36	0.40
2:E:334:TRP:C	2:E:336:ASN:N	2.72	0.40
2:F:247:HIS:O	2:F:251:LEU:HG	2.21	0.40
2:F:277:VAL:CG2	2:F:324:PRO:HB3	2.50	0.40
2:G:147:GLN:HA	2:G:150:ALA:HB3	2.03	0.40
2:G:336:ASN:O	2:G:339:LEU:HD12	2.21	0.40
1:A:55:THR:HG21	3:A:801:ATP:O2B	2.22	0.40
1:A:155:TYR:CE1	1:A:212:MET:HG2	2.55	0.40
1:A:288:ALA:HB2	1:B:284:HIS:HE1	1.85	0.40
1:A:585:LYS:C	1:A:587:LEU:H	2.24	0.40
1:A:711:MET:HE1	1:A:715:LEU:HG	2.03	0.40
1:B:69:LEU:HB2	1:B:77:TYR:CD1	2.56	0.40
1:B:94:TYR:CD1	1:B:100:PRO:HD2	2.57	0.40
1:B:125:GLU:HG2	1:B:129:LYS:HD2	2.04	0.40
1:B:228:ILE:CD1	1:B:459:ILE:HG12	2.41	0.40
1:B:513:LEU:HD11	1:B:613:ASN:HD21	1.86	0.40
1:B:519:ASN:HD22	1:B:632:THR:H	1.69	0.40
1:C:185:PRO:O	1:C:189:ARG:HB2	2.22	0.40
1:C:204:LYS:HG2	1:C:481:LEU:CD1	2.52	0.40
1:D:361:VAL:HG13	1:D:382:TYR:CE2	2.57	0.40
1:D:378:LEU:O	1:D:381:LYS:HB3	2.22	0.40
1:D:507:ALA:O	1:D:508:MET:C	2.60	0.40
2:E:200:VAL:C	2:E:202:ALA:N	2.71	0.40
2:E:339:LEU:CD1	2:E:340:VAL:CG2	2.90	0.40
2:F:117:ILE:HD12	2:F:117:ILE:N	2.37	0.40
2:G:145:GLN:HG2	2:G:289:TYR:CG	2.57	0.40
2:H:65:LEU:HA	2:H:66:PRO:HD3	1.86	0.40
2:H:115:GLU:OE1	2:H:115:GLU:HA	2.22	0.40
2:H:279:ALA:HA	2:H:282:GLN:OE1	2.21	0.40
2:H:332:ILE:O	2:H:332:ILE:HG13	2.21	0.40
1:A:596:HIS:HB3	1:A:597:TYR:CD2	2.57	0.40
1:A:679:LEU:HD22	1:A:720:THR:HB	2.02	0.40
1:B:507:ALA:C	1:B:509:GLY:N	2.74	0.40
1:D:67:ALA:O	1:D:653:ARG:HG3	2.22	0.40
1:D:207:LEU:HD11	1:D:212:MET:SD	2.62	0.40
2:E:310:TYR:CZ	2:E:330:ASN:HB2	2.57	0.40
2:F:11:ASP:OD1	2:F:13:LEU:HD12	2.22	0.40
2:H:13:LEU:O	2:H:32:LYS:CD	2.66	0.40
2:H:370:LEU:O	2:H:372:ASN:N	2.55	0.40

There are no symmetry-related clashes.

5.3 Torsion angles (i)

5.3.1 Protein backbone (i)

In the following table, the Percentiles column shows the percent Ramachandran outliers of the chain as a percentile score with respect to all X-ray entries followed by that with respect to entries of similar resolution.

The Analysed column shows the number of residues for which the backbone conformation was analysed, and the total number of residues.

Mol	Chain	Analysed	Favoured	Allowed	Outliers	Percentiles	
1	A	732/761 (96%)	672 (92%)	57 (8%)	3 (0%)	34	72
1	B	733/761 (96%)	679 (93%)	50 (7%)	4 (0%)	29	68
1	C	731/761 (96%)	681 (93%)	48 (7%)	2 (0%)	41	76
1	D	734/761 (96%)	673 (92%)	59 (8%)	2 (0%)	41	76
2	E	350/375 (93%)	325 (93%)	25 (7%)	0	100	100
2	F	354/375 (94%)	326 (92%)	28 (8%)	0	100	100
2	G	353/375 (94%)	328 (93%)	25 (7%)	0	100	100
2	H	352/375 (94%)	327 (93%)	24 (7%)	1 (0%)	41	76
All	All	4339/4544 (96%)	4011 (92%)	316 (7%)	12 (0%)	41	76

All (12) Ramachandran outliers are listed below:

Mol	Chain	Res	Type
1	B	731	TYR
1	C	731	TYR
1	D	731	TYR
1	B	300	GLY
2	H	324	PRO
1	A	634	GLY
1	A	731	TYR
1	B	634	GLY
1	D	634	GLY
1	C	634	GLY
1	B	362	PRO
1	A	362	PRO

5.3.2 Protein sidechains (i)

In the following table, the Percentiles column shows the percent sidechain outliers of the chain as a percentile score with respect to all X-ray entries followed by that with respect to entries of similar resolution.

The Analysed column shows the number of residues for which the sidechain conformation was analysed, and the total number of residues.

Mol	Chain	Analysed	Rotameric	Outliers	Percentiles	
1	A	629/651 (97%)	532 (85%)	97 (15%)	2	16
1	B	629/651 (97%)	545 (87%)	84 (13%)	4	20
1	C	629/651 (97%)	542 (86%)	87 (14%)	3	19
1	D	630/651 (97%)	537 (85%)	93 (15%)	3	17
2	E	321/340 (94%)	292 (91%)	29 (9%)	9	32
2	F	325/340 (96%)	297 (91%)	28 (9%)	10	35
2	G	324/340 (95%)	295 (91%)	29 (9%)	9	32
2	H	323/340 (95%)	289 (90%)	34 (10%)	7	26
All	All	3810/3964 (96%)	3329 (87%)	481 (13%)	4	21

All (481) residues with a non-rotameric sidechain are listed below:

Mol	Chain	Res	Type
1	A	4	ASN
1	A	5	LEU
1	A	11	ASP
1	A	19	LEU
1	A	27	ASP
1	A	34	HIS
1	A	44	ARG
1	A	47	ILE
1	A	50	TYR
1	A	54	LYS
1	A	60	GLU
1	A	64	LYS
1	A	72	ARG
1	A	83	ARG
1	A	102	LEU
1	A	134	PHE
1	A	138	ASP
1	A	144	SER
1	A	154	LYS

Continued on next page...

Continued from previous page...

Mol	Chain	Res	Type
1	A	167	GLU
1	A	170	GLN
1	A	171	PHE
1	A	172	LEU
1	A	184	TYR
1	A	186	ARG
1	A	188	THR
1	A	212	MET
1	A	213	SER
1	A	220	ARG
1	A	224	SER
1	A	225	CYS
1	A	233	SER
1	A	234	LEU
1	A	235	ASP
1	A	237	ILE
1	A	260	ARG
1	A	269	ARG
1	A	276	THR
1	A	287	THR
1	A	294	GLN
1	A	304	LEU
1	A	318	VAL
1	A	319	LEU
1	A	322	ASN
1	A	329	ARG
1	A	340	ASN
1	A	352	ASP
1	A	354	THR
1	A	364	LEU
1	A	380	THR
1	A	386	ASP
1	A	389	ARG
1	A	390	LYS
1	A	394	LYS
1	A	402	MET
1	A	404	GLN
1	A	435	GLN
1	A	440	LEU
1	A	441	GLU
1	A	446	THR
1	A	461	LEU

Continued on next page...

Continued from previous page...

Mol	Chain	Res	Type
1	A	462	CYS
1	A	463	THR
1	A	465	SER
1	A	476	ASP
1	A	487	ARG
1	A	489	LEU
1	A	497	ASP
1	A	513	LEU
1	A	519	ASN
1	A	529	LYS
1	A	548	GLN
1	A	560	LYS
1	A	561	GLU
1	A	562	GLN
1	A	569	ASN
1	A	581	ASP
1	A	582	THR
1	A	589	THR
1	A	592	ASN
1	A	620	MET
1	A	623	GLU
1	A	624	THR
1	A	636	GLU
1	A	647	SER
1	A	649	ASP
1	A	660	GLU
1	A	661	HIS
1	A	663	HIS
1	A	691	GLN
1	A	693	ILE
1	A	696	ASN
1	A	697	THR
1	A	698	ASN
1	A	704	PHE
1	A	730	TYR
1	A	734	THR
1	B	4	ASN
1	B	5	LEU
1	B	11	ASP
1	B	19	LEU
1	B	27	ASP
1	B	34	HIS

Continued on next page...

Continued from previous page...

Mol	Chain	Res	Type
1	B	44	ARG
1	B	47	ILE
1	B	50	TYR
1	B	60	GLU
1	B	64	LYS
1	B	102	LEU
1	B	134	PHE
1	B	138	ASP
1	B	167	GLU
1	B	171	PHE
1	B	172	LEU
1	B	184	TYR
1	B	186	ARG
1	B	189	ARG
1	B	207	LEU
1	B	220	ARG
1	B	221	GLN
1	B	226	VAL
1	B	233	SER
1	B	234	LEU
1	B	237	ILE
1	B	249	SER
1	B	260	ARG
1	B	262	ARG
1	B	269	ARG
1	B	276	THR
1	B	283	LYS
1	B	286	GLN
1	B	287	THR
1	B	297	VAL
1	B	298	ARG
1	B	304	LEU
1	B	317	LEU
1	B	318	VAL
1	B	319	LEU
1	B	322	ASN
1	B	331	ARG
1	B	352	ASP
1	B	354	THR
1	B	380	THR
1	B	386	ASP
1	B	389	ARG

Continued on next page...

Continued from previous page...

Mol	Chain	Res	Type
1	B	394	LYS
1	B	402	MET
1	B	404	GLN
1	B	440	LEU
1	B	441	GLU
1	B	446	THR
1	B	461	LEU
1	B	463	THR
1	B	476	ASP
1	B	479	GLU
1	B	487	ARG
1	B	489	LEU
1	B	497	ASP
1	B	519	ASN
1	B	548	GLN
1	B	569	ASN
1	B	581	ASP
1	B	582	THR
1	B	592	ASN
1	B	620	MET
1	B	623	GLU
1	B	636	GLU
1	B	647	SER
1	B	649	ASP
1	B	660	GLU
1	B	661	HIS
1	B	663	HIS
1	B	693	ILE
1	B	696	ASN
1	B	697	THR
1	B	698	ASN
1	B	702	SER
1	B	732	GLN
1	B	733	ASN
1	B	735	ARG
1	B	736	ASP
1	C	4	ASN
1	C	5	LEU
1	C	6	LEU
1	C	11	ASP
1	C	19	LEU
1	C	27	ASP

Continued on next page...

Continued from previous page...

Mol	Chain	Res	Type
1	C	34	HIS
1	C	37	SER
1	C	44	ARG
1	C	47	ILE
1	C	50	TYR
1	C	53	ILE
1	C	60	GLU
1	C	64	LYS
1	C	83	ARG
1	C	102	LEU
1	C	114	LYS
1	C	134	PHE
1	C	138	ASP
1	C	171	PHE
1	C	184	TYR
1	C	186	ARG
1	C	189	ARG
1	C	207	LEU
1	C	213	SER
1	C	216	ARG
1	C	220	ARG
1	C	221	GLN
1	C	226	VAL
1	C	233	SER
1	C	234	LEU
1	C	237	ILE
1	C	246	LYS
1	C	260	ARG
1	C	269	ARG
1	C	276	THR
1	C	287	THR
1	C	304	LEU
1	C	317	LEU
1	C	319	LEU
1	C	322	ASN
1	C	329	ARG
1	C	331	ARG
1	C	352	ASP
1	C	354	THR
1	C	380	THR
1	C	386	ASP
1	C	389	ARG

Continued on next page...

Continued from previous page...

Mol	Chain	Res	Type
1	C	394	LYS
1	C	402	MET
1	C	404	GLN
1	C	420	CYS
1	C	438	LEU
1	C	440	LEU
1	C	441	GLU
1	C	446	THR
1	C	461	LEU
1	C	462	CYS
1	C	463	THR
1	C	464	LEU
1	C	476	ASP
1	C	487	ARG
1	C	489	LEU
1	C	497	ASP
1	C	515	ILE
1	C	519	ASN
1	C	548	GLN
1	C	569	ASN
1	C	581	ASP
1	C	582	THR
1	C	592	ASN
1	C	620	MET
1	C	623	GLU
1	C	636	GLU
1	C	647	SER
1	C	649	ASP
1	C	660	GLU
1	C	661	HIS
1	C	663	HIS
1	C	689	ILE
1	C	693	ILE
1	C	696	ASN
1	C	697	THR
1	C	698	ASN
1	C	704	PHE
1	C	735	ARG
1	C	736	ASP
1	D	5	LEU
1	D	11	ASP
1	D	19	LEU

Continued on next page...

Continued from previous page...

Mol	Chain	Res	Type
1	D	27	ASP
1	D	34	HIS
1	D	44	ARG
1	D	47	ILE
1	D	50	TYR
1	D	54	LYS
1	D	60	GLU
1	D	64	LYS
1	D	83	ARG
1	D	102	LEU
1	D	134	PHE
1	D	138	ASP
1	D	144	SER
1	D	151	LEU
1	D	165	ILE
1	D	171	PHE
1	D	172	LEU
1	D	184	TYR
1	D	186	ARG
1	D	188	THR
1	D	207	LEU
1	D	212	MET
1	D	213	SER
1	D	220	ARG
1	D	221	GLN
1	D	224	SER
1	D	226	VAL
1	D	233	SER
1	D	234	LEU
1	D	237	ILE
1	D	249	SER
1	D	251	ARG
1	D	269	ARG
1	D	276	THR
1	D	287	THR
1	D	294	GLN
1	D	298	ARG
1	D	304	LEU
1	D	322	ASN
1	D	329	ARG
1	D	331	ARG
1	D	352	ASP

Continued on next page...

Continued from previous page...

Mol	Chain	Res	Type
1	D	354	THR
1	D	380	THR
1	D	386	ASP
1	D	389	ARG
1	D	394	LYS
1	D	402	MET
1	D	404	GLN
1	D	406	ARG
1	D	420	CYS
1	D	438	LEU
1	D	440	LEU
1	D	441	GLU
1	D	446	THR
1	D	461	LEU
1	D	463	THR
1	D	465	SER
1	D	472	ILE
1	D	476	ASP
1	D	487	ARG
1	D	489	LEU
1	D	497	ASP
1	D	519	ASN
1	D	529	LYS
1	D	548	GLN
1	D	578	LEU
1	D	581	ASP
1	D	582	THR
1	D	592	ASN
1	D	620	MET
1	D	623	GLU
1	D	624	THR
1	D	636	GLU
1	D	649	ASP
1	D	660	GLU
1	D	661	HIS
1	D	663	HIS
1	D	664	ASP
1	D	693	ILE
1	D	696	ASN
1	D	697	THR
1	D	698	ASN
1	D	703	ARG

Continued on next page...

Continued from previous page...

Mol	Chain	Res	Type
1	D	704	PHE
1	D	708	LYS
1	D	733	ASN
1	D	734	THR
1	D	735	ARG
1	D	736	ASP
2	E	7	GLN
2	E	8	THR
2	E	9	LYS
2	E	54	ASP
2	E	57	ARG
2	E	63	GLN
2	E	87	GLN
2	E	89	ARG
2	E	100	SER
2	E	127	ARG
2	E	144	GLU
2	E	148	LYS
2	E	163	MET
2	E	176	THR
2	E	192	LYS
2	E	208	PHE
2	E	249	LEU
2	E	276	PHE
2	E	278	GLN
2	E	315	ARG
2	E	327	THR
2	E	328	ARG
2	E	329	SER
2	E	332	ILE
2	E	363	SER
2	E	368	ASP
2	E	370	LEU
2	E	373	PHE
2	E	374	GLN
2	F	13	LEU
2	F	42	LYS
2	F	54	ASP
2	F	57	ARG
2	F	63	GLN
2	F	100	SER
2	F	101	ILE

Continued on next page...

Continued from previous page...

Mol	Chain	Res	Type
2	F	127	ARG
2	F	144	GLU
2	F	148	LYS
2	F	163	MET
2	F	176	THR
2	F	181	THR
2	F	192	LYS
2	F	204	GLU
2	F	208	PHE
2	F	249	LEU
2	F	276	PHE
2	F	278	GLN
2	F	315	ARG
2	F	327	THR
2	F	328	ARG
2	F	329	SER
2	F	343	ASN
2	F	365	VAL
2	F	368	ASP
2	F	372	ASN
2	F	373	PHE
2	G	54	ASP
2	G	57	ARG
2	G	63	GLN
2	G	87	GLN
2	G	89	ARG
2	G	93	VAL
2	G	100	SER
2	G	101	ILE
2	G	127	ARG
2	G	148	LYS
2	G	163	MET
2	G	180	LYS
2	G	181	THR
2	G	192	LYS
2	G	204	GLU
2	G	208	PHE
2	G	249	LEU
2	G	276	PHE
2	G	278	GLN
2	G	315	ARG
2	G	329	SER

Continued on next page...

Continued from previous page...

Mol	Chain	Res	Type
2	G	339	LEU
2	G	340	VAL
2	G	342	ASP
2	G	361	ILE
2	G	363	SER
2	G	366	ASP
2	G	371	SER
2	G	372	ASN
2	H	8	THR
2	H	9	LYS
2	H	54	ASP
2	H	57	ARG
2	H	63	GLN
2	H	87	GLN
2	H	89	ARG
2	H	93	VAL
2	H	95	LEU
2	H	100	SER
2	H	101	ILE
2	H	127	ARG
2	H	144	GLU
2	H	148	LYS
2	H	163	MET
2	H	178	ASN
2	H	185	SER
2	H	192	LYS
2	H	208	PHE
2	H	249	LEU
2	H	276	PHE
2	H	278	GLN
2	H	315	ARG
2	H	322	ASP
2	H	323	LEU
2	H	325	PHE
2	H	327	THR
2	H	328	ARG
2	H	329	SER
2	H	339	LEU
2	H	364	GLU
2	H	366	ASP
2	H	373	PHE
2	H	375	LEU

Sometimes sidechains can be flipped to improve hydrogen bonding and reduce clashes. All (123) such sidechains are listed below:

Mol	Chain	Res	Type
1	A	46	HIS
1	A	78	GLN
1	A	130	GLN
1	A	150	GLN
1	A	158	GLN
1	A	221	GLN
1	A	250	GLN
1	A	275	HIS
1	A	321	ASN
1	A	328	ASN
1	A	338	GLN
1	A	404	GLN
1	A	415	GLN
1	A	435	GLN
1	A	450	ASN
1	A	519	ASN
1	A	569	ASN
1	A	592	ASN
1	A	613	ASN
1	A	630	ASN
1	A	686	GLN
1	A	691	GLN
1	A	696	ASN
1	A	698	ASN
1	A	712	GLN
1	A	713	GLN
1	B	4	ASN
1	B	78	GLN
1	B	130	GLN
1	B	150	GLN
1	B	158	GLN
1	B	221	GLN
1	B	250	GLN
1	B	257	ASN
1	B	275	HIS
1	B	286	GLN
1	B	328	ASN
1	B	338	GLN
1	B	404	GLN
1	B	415	GLN
1	B	450	ASN

Continued on next page...

Continued from previous page...

Mol	Chain	Res	Type
1	B	453	ASN
1	B	519	ASN
1	B	569	ASN
1	B	592	ASN
1	B	613	ASN
1	B	686	GLN
1	B	691	GLN
1	B	696	ASN
1	B	698	ASN
1	B	713	GLN
1	C	4	ASN
1	C	78	GLN
1	C	130	GLN
1	C	150	GLN
1	C	158	GLN
1	C	221	GLN
1	C	250	GLN
1	C	275	HIS
1	C	321	ASN
1	C	328	ASN
1	C	332	HIS
1	C	338	GLN
1	C	404	GLN
1	C	415	GLN
1	C	450	ASN
1	C	453	ASN
1	C	519	ASN
1	C	562	GLN
1	C	569	ASN
1	C	592	ASN
1	C	613	ASN
1	C	630	ASN
1	C	696	ASN
1	C	698	ASN
1	C	712	GLN
1	C	713	GLN
1	D	78	GLN
1	D	130	GLN
1	D	150	GLN
1	D	158	GLN
1	D	221	GLN
1	D	257	ASN

Continued on next page...

Continued from previous page...

Mol	Chain	Res	Type
1	D	275	HIS
1	D	321	ASN
1	D	328	ASN
1	D	338	GLN
1	D	404	GLN
1	D	415	GLN
1	D	450	ASN
1	D	519	ASN
1	D	562	GLN
1	D	592	ASN
1	D	613	ASN
1	D	627	GLN
1	D	630	ASN
1	D	696	ASN
1	D	713	GLN
2	E	7	GLN
2	E	76	ASN
2	E	227	ASN
2	E	246	GLN
2	E	278	GLN
2	E	336	ASN
2	F	7	GLN
2	F	21	GLN
2	F	76	ASN
2	F	227	ASN
2	F	246	GLN
2	F	278	GLN
2	F	372	ASN
2	G	7	GLN
2	G	76	ASN
2	G	227	ASN
2	G	246	GLN
2	G	278	GLN
2	G	336	ASN
2	H	7	GLN
2	H	76	ASN
2	H	128	ASN
2	H	227	ASN
2	H	246	GLN
2	H	278	GLN

5.3.3 RNA (i)

There are no RNA molecules in this entry.

5.4 Non-standard residues in protein, DNA, RNA chains (i)

There are no non-standard protein/DNA/RNA residues in this entry.

5.5 Carbohydrates (i)

There are no monosaccharides in this entry.

5.6 Ligand geometry (i)

8 ligands are modelled in this entry.

In the following table, the Counts columns list the number of bonds (or angles) for which Mogul statistics could be retrieved, the number of bonds (or angles) that are observed in the model and the number of bonds (or angles) that are defined in the Chemical Component Dictionary. The Link column lists molecule types, if any, to which the group is linked. The Z score for a bond length (or angle) is the number of standard deviations the observed value is removed from the expected value. A bond length (or angle) with $|Z| > 2$ is considered an outlier worth inspection. RMSZ is the root-mean-square of all Z scores of the bond lengths (or angles).

Mol	Type	Chain	Res	Link	Bond lengths			Bond angles		
					Counts	RMSZ	$\#\|Z\| > 2$	Counts	RMSZ	$\#\|Z\| > 2$
4	FEO	F	501	5,2	0,2,2	-	-	-		
3	ATP	C	801	-	26,33,33	2.02	6 (23%)	31,52,52	1.75	7 (22%)
4	FEO	H	501	5,2	0,2,2	-	-	-		
4	FEO	G	501	5,2	0,2,2	-	-	-		
3	ATP	D	801	-	26,33,33	2.06	6 (23%)	31,52,52	1.76	4 (12%)
4	FEO	E	501	5,2	0,2,2	-	-	-		
3	ATP	B	801	-	26,33,33	2.12	6 (23%)	31,52,52	1.72	7 (22%)
3	ATP	A	801	-	26,33,33	2.12	6 (23%)	31,52,52	1.72	7 (22%)

In the following table, the Chirals column lists the number of chiral outliers, the number of chiral centers analysed, the number of these observed in the model and the number defined in the Chemical Component Dictionary. Similar counts are reported in the Torsion and Rings columns. '-' means no outliers of that kind were identified.

Mol	Type	Chain	Res	Link	Chirals	Torsions	Rings
3	ATP	B	801	-	-	4/18/38/38	0/3/3/3

Continued on next page...

Continued from previous page...

Mol	Type	Chain	Res	Link	Chirals	Torsions	Rings
3	ATP	D	801	-	-	5/18/38/38	0/3/3/3
3	ATP	C	801	-	-	6/18/38/38	0/3/3/3
3	ATP	A	801	-	-	4/18/38/38	0/3/3/3

All (24) bond length outliers are listed below:

Mol	Chain	Res	Type	Atoms	Z	Observed(Å)	Ideal(Å)
3	C	801	ATP	O4'-C1'	5.55	1.48	1.41
3	D	801	ATP	O4'-C1'	5.47	1.48	1.41
3	B	801	ATP	O4'-C1'	5.43	1.48	1.41
3	A	801	ATP	O4'-C1'	5.40	1.48	1.41
3	D	801	ATP	C6-N6	4.40	1.50	1.34
3	C	801	ATP	C2'-C3'	-4.38	1.41	1.53
3	D	801	ATP	C2'-C3'	-4.38	1.41	1.53
3	A	801	ATP	C2'-C3'	-4.38	1.41	1.53
3	B	801	ATP	C6-N6	4.37	1.50	1.34
3	B	801	ATP	C2'-C3'	-4.37	1.41	1.53
3	A	801	ATP	C6-N6	4.36	1.50	1.34
3	C	801	ATP	C6-N6	4.34	1.49	1.34
3	A	801	ATP	C2'-C1'	-4.32	1.47	1.53
3	B	801	ATP	C2'-C1'	-4.29	1.47	1.53
3	D	801	ATP	C2'-C1'	-3.58	1.48	1.53
3	C	801	ATP	O4'-C4'	-2.83	1.38	1.45
3	B	801	ATP	O4'-C4'	-2.79	1.38	1.45
3	A	801	ATP	O4'-C4'	-2.75	1.38	1.45
3	D	801	ATP	O4'-C4'	-2.65	1.39	1.45
3	C	801	ATP	O3'-C3'	-2.64	1.36	1.43
3	D	801	ATP	O3'-C3'	-2.58	1.36	1.43
3	A	801	ATP	O3'-C3'	-2.54	1.37	1.43
3	B	801	ATP	O3'-C3'	-2.54	1.37	1.43
3	C	801	ATP	C2'-C1'	-2.35	1.50	1.53

All (25) bond angle outliers are listed below:

Mol	Chain	Res	Type	Atoms	Z	Observed(^{o})	Ideal(^{o})
3	C	801	ATP	N3-C2-N1	-4.75	121.25	128.68
3	B	801	ATP	N3-C2-N1	-4.64	121.43	128.68
3	A	801	ATP	N3-C2-N1	-4.63	121.44	128.68
3	D	801	ATP	N3-C2-N1	-4.63	121.44	128.68
3	D	801	ATP	PB-O3B-PG	-4.57	117.16	132.83
3	C	801	ATP	PA-O3A-PB	-4.20	118.40	132.83

Continued on next page...

Continued from previous page...

Mol	Chain	Res	Type	Atoms	Z	Observed(^{o})	Ideal(^{o})
3	D	801	ATP	PA-O3A-PB	-4.19	118.46	132.83
3	C	801	ATP	PB-O3B-PG	-3.63	120.37	132.83
3	A	801	ATP	C3'-C2'-C1'	3.55	106.32	100.98
3	B	801	ATP	C3'-C2'-C1'	3.54	106.30	100.98
3	B	801	ATP	PA-O3A-PB	-3.46	120.95	132.83
3	A	801	ATP	PA-O3A-PB	-3.45	120.97	132.83
3	B	801	ATP	PB-O3B-PG	-2.90	122.89	132.83
3	A	801	ATP	PB-O3B-PG	-2.89	122.90	132.83
3	C	801	ATP	C3'-C2'-C1'	2.80	105.19	100.98
3	B	801	ATP	O5'-C5'-C4'	2.63	118.03	108.99
3	A	801	ATP	O5'-C5'-C4'	2.62	118.00	108.99
3	D	801	ATP	O5'-C5'-C4'	2.42	117.32	108.99
3	B	801	ATP	O2'-C2'-C1'	-2.20	102.72	110.85
3	A	801	ATP	O2'-C2'-C1'	-2.19	102.77	110.85
3	A	801	ATP	C2'-C3'-C4'	2.19	106.89	102.64
3	B	801	ATP	C2'-C3'-C4'	2.18	106.88	102.64
3	C	801	ATP	C2'-C3'-C4'	2.13	106.78	102.64
3	C	801	ATP	O5'-C5'-C4'	2.08	116.16	108.99
3	C	801	ATP	O3'-C3'-C4'	-2.07	105.07	111.05

There are no chirality outliers.

All (19) torsion outliers are listed below:

Mol	Chain	Res	Type	Atoms
3	A	801	ATP	PB-O3A-PA-O5'
3	B	801	ATP	PB-O3A-PA-O5'
3	C	801	ATP	C5'-O5'-PA-O2A
3	C	801	ATP	C5'-O5'-PA-O3A
3	D	801	ATP	C5'-O5'-PA-O1A
3	D	801	ATP	C5'-O5'-PA-O2A
3	D	801	ATP	O4'-C4'-C5'-O5'
3	D	801	ATP	C3'-C4'-C5'-O5'
3	A	801	ATP	O4'-C4'-C5'-O5'
3	A	801	ATP	C3'-C4'-C5'-O5'
3	B	801	ATP	O4'-C4'-C5'-O5'
3	B	801	ATP	C3'-C4'-C5'-O5'
3	C	801	ATP	O4'-C4'-C5'-O5'
3	C	801	ATP	C3'-C4'-C5'-O5'
3	C	801	ATP	PB-O3A-PA-O5'
3	C	801	ATP	C5'-O5'-PA-O1A
3	D	801	ATP	C5'-O5'-PA-O3A
3	A	801	ATP	PG-O3B-PB-O2B

Continued on next page...

Continued from previous page...

Mol	Chain	Res	Type	Atoms
3	B	801	ATP	PG-O3B-PB-O2B

There are no ring outliers.

4 monomers are involved in 38 short contacts:

Mol	Chain	Res	Type	Clashes	Symm-Clashes
3	C	801	ATP	15	0
3	D	801	ATP	10	0
3	B	801	ATP	9	0
3	A	801	ATP	4	0

The following is a two-dimensional graphical depiction of Mogul quality analysis of bond lengths, bond angles, torsion angles, and ring geometry for all instances of the Ligand of Interest. In addition, ligands with molecular weight > 250 and outliers as shown on the validation Tables will also be included. For torsion angles, if less then 5% of the Mogul distribution of torsion angles is within 10 degrees of the torsion angle in question, then that torsion angle is considered an outlier. Any bond that is central to one or more torsion angles identified as an outlier by Mogul will be highlighted in the graph. For rings, the root-mean-square deviation (RMSD) between the ring in question and similar rings identified by Mogul is calculated over all ring torsion angles. If the average RMSD is greater than 60 degrees and the minimal RMSD between the ring in question and any Mogul-identified rings is also greater than 60 degrees, then that ring is considered an outlier. The outliers are highlighted in purple. The color gray indicates Mogul did not find sufficient equivalents in the CSD to analyse the geometry.

Ligand ATP C 801

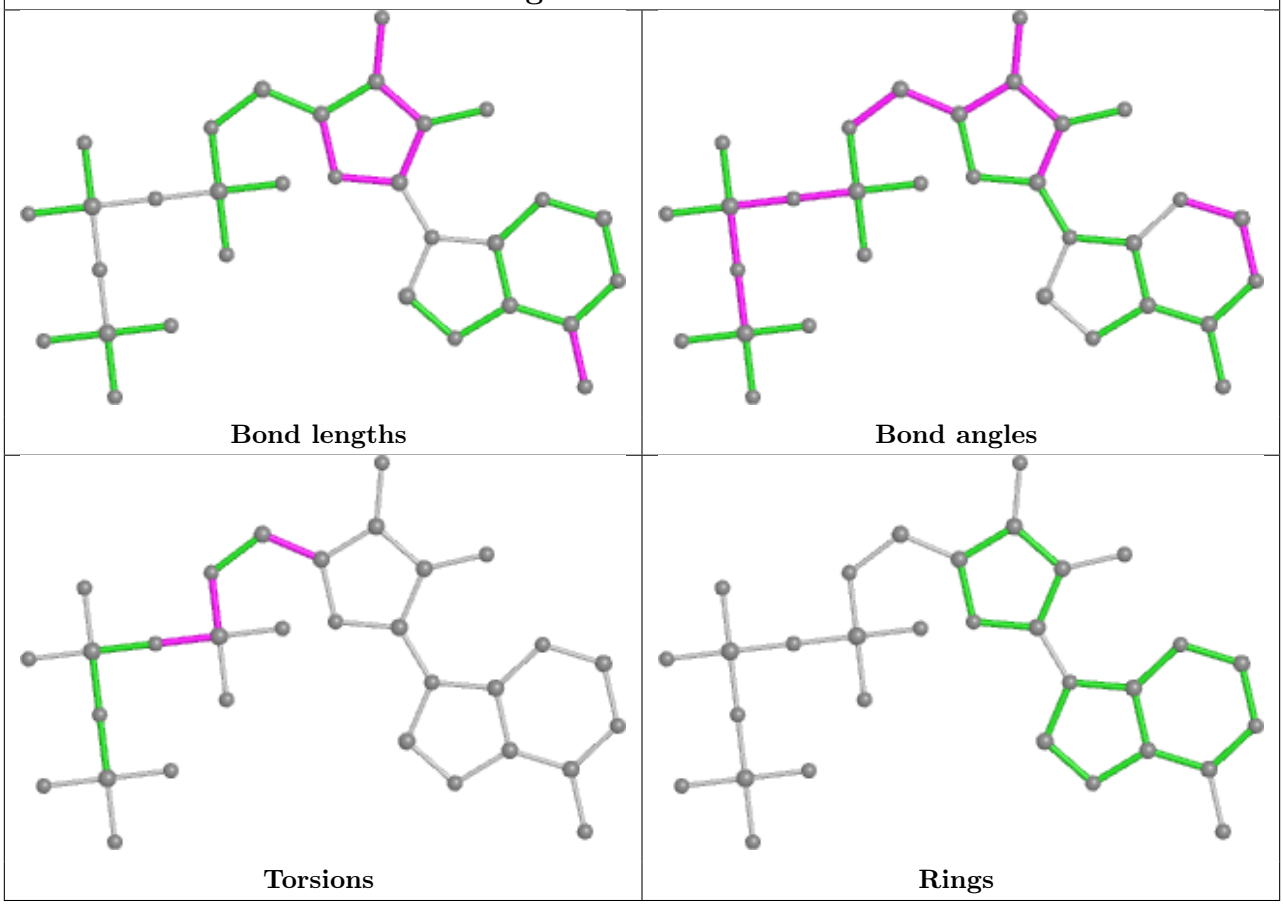

Ligand ATP D 801

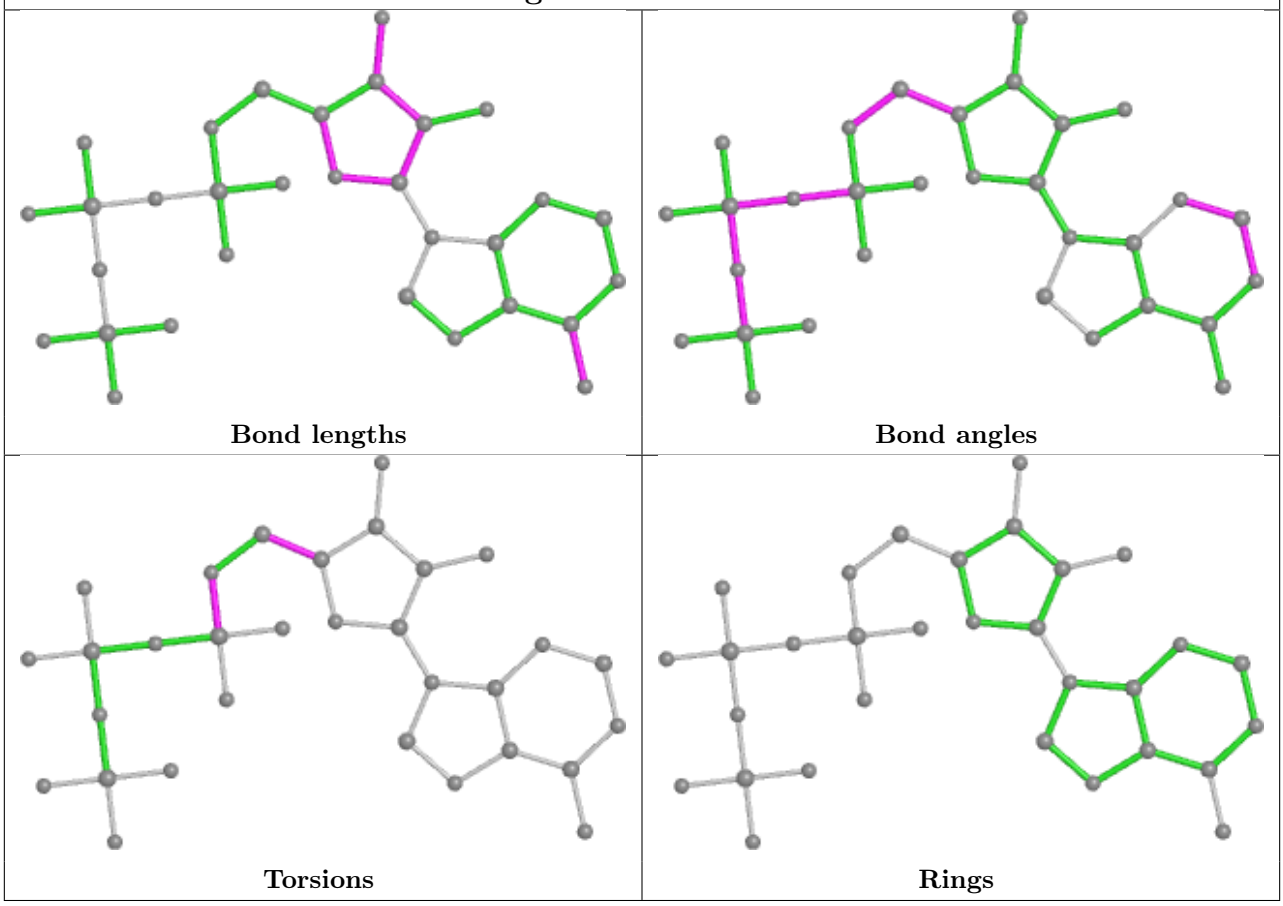

Ligand ATP B 801

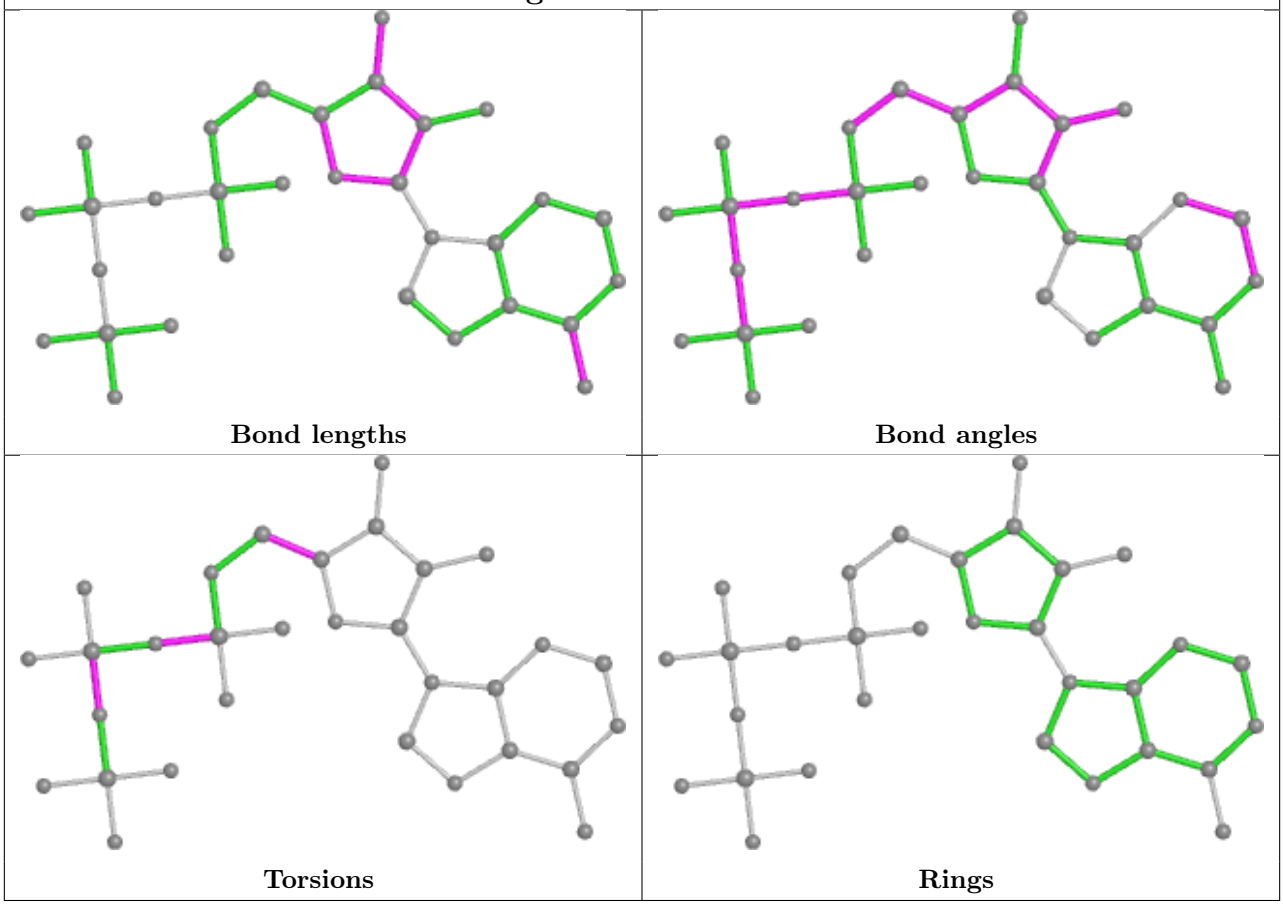

Ligand ATP A 801

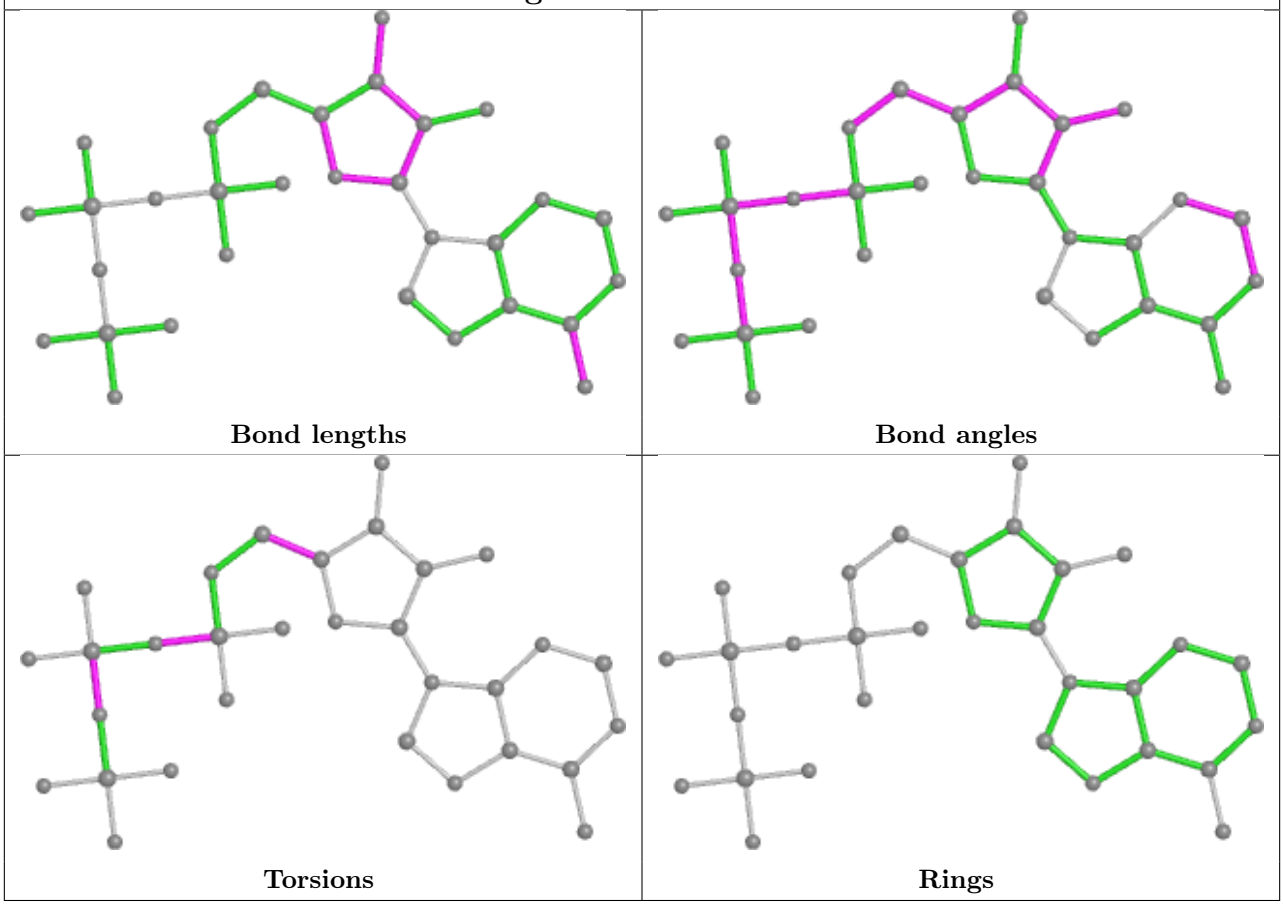

5.7 Other polymers (i)

There are no such residues in this entry.

5.8 Polymer linkage issues (i)

There are no chain breaks in this entry.

6 Fit of model and data (i)

6.1 Protein, DNA and RNA chains (i)

In the following table, the column labelled '#RSRZ> 2' contains the number (and percentage) of RSRZ outliers, followed by percent RSRZ outliers for the chain as percentile scores relative to all X-ray entries and entries of similar resolution. The OWAB column contains the minimum, median, 95th percentile and maximum values of the occupancy-weighted average B-factor per residue. The column labelled 'Q< 0.9' lists the number of (and percentage) of residues with an average occupancy less than 0.9.

Mol	Chain	Analysed	<RSRZ>	#RSRZ>2			OWAB(Å^2)	Q<0.9
1	A	734/761 (96%)	-0.29	0	100	100	62, 120, 165, 251	0
1	B	735/761 (96%)	-0.04	8 (1%)	80	72	76, 152, 200, 256	0
1	C	733/761 (96%)	-0.24	2 (0%)	94	90	63, 128, 171, 261	0
1	D	736/761 (96%)	-0.16	2 (0%)	94	90	68, 133, 187, 253	0
2	E	354/375 (94%)	-0.06	4 (1%)	80	72	77, 152, 210, 243	0
2	F	358/375 (95%)	-0.02	2 (0%)	89	84	74, 151, 209, 256	0
2	G	357/375 (95%)	-0.17	2 (0%)	89	84	96, 162, 207, 255	0
2	H	356/375 (94%)	-0.07	3 (0%)	86	79	117, 172, 208, 267	0
All	All	4363/4544 (96%)	-0.15	23 (0%)	91	85	62, 141, 198, 267	0

All (23) RSRZ outliers are listed below:

Mol	Chain	Res	Type	RSRZ
2	E	322	ASP	3.5
1	D	166	TYR	3.4
1	B	295	GLY	3.3
2	F	92	ASN	3.1
2	H	178	ASN	3.1
1	B	296	GLY	3.1
1	B	49	PHE	2.9
1	B	72	ARG	2.7
2	H	179	GLY	2.5
2	G	179	GLY	2.5
2	H	180	LYS	2.4
2	E	362	ASP	2.3
1	B	100	PRO	2.3
2	F	12	GLN	2.3
1	B	272	GLU	2.3
1	C	622	SER	2.2

Continued on next page...

Continued from previous page...

Mol	Chain	Res	Type	RSRZ
2	G	362	ASP	2.1
1	D	165	ILE	2.1
2	E	9	LYS	2.1
1	B	7	VAL	2.1
1	B	651	ILE	2.1
1	C	392	ARG	2.0
2	E	325	PHE	2.0

6.2 Non-standard residues in protein, DNA, RNA chains (i)

There are no non-standard protein/DNA/RNA residues in this entry.

6.3 Carbohydrates (i)

There are no monosaccharides in this entry.

6.4 Ligands (i)

In the following table, the Atoms column lists the number of modelled atoms in the group and the number defined in the chemical component dictionary. The B-factors column lists the minimum, median, 95th percentile and maximum values of B factors of atoms in the group. The column labelled 'Q< 0.9' lists the number of atoms with occupancy less than 0.9.

Mol	Type	Chain	Res	Atoms	RSCC	RSR	B-factors(Å^2)	Q<0.9
3	ATP	C	801	31/31	0.80	0.31	138,138,138,138	0
3	ATP	D	801	31/31	0.83	0.42	195,195,195,195	0
3	ATP	B	801	31/31	0.88	0.56	225,225,225,225	0
3	ATP	A	801	31/31	0.91	0.35	126,126,126,126	0
4	FEO	E	501	3/3	0.97	0.10	119,119,119,119	0
4	FEO	G	501	3/3	0.98	0.13	124,124,124,124	0
4	FEO	F	501	3/3	0.99	0.19	106,106,106,106	0
4	FEO	H	501	3/3	0.99	0.09	133,133,133,133	0

The following is a graphical depiction of the model fit to experimental electron density of all instances of the Ligand of Interest. In addition, ligands with molecular weight > 250 and outliers as shown on the geometry validation Tables will also be included. Each fit is shown from different orientation to approximate a three-dimensional view.

Electron density around ATP C 801:

$2mF_o$-DF_c (at 0.7 rmsd) in gray
mF_o-DF_c (at 3 rmsd) in purple (negative)
and green (positive)

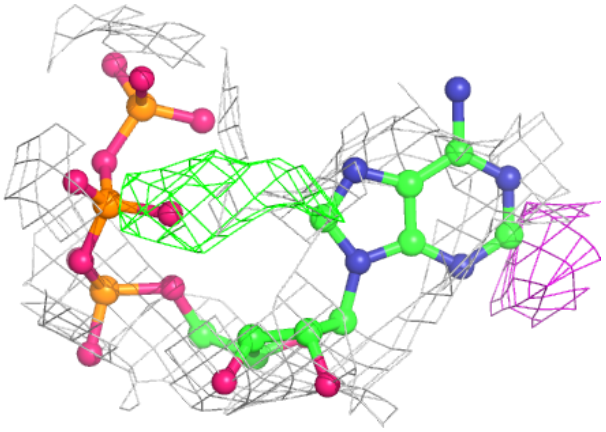

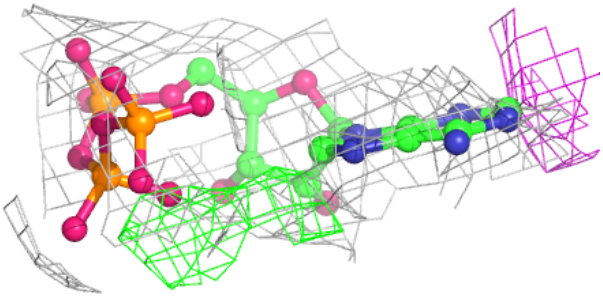

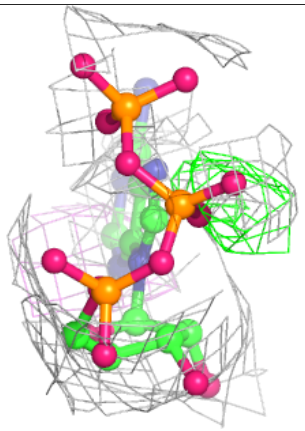

Electron density around ATP D 801:

$2mF_o$-DF_c (at 0.7 rmsd) in gray
mF_o-DF_c (at 3 rmsd) in purple (negative)
and green (positive)

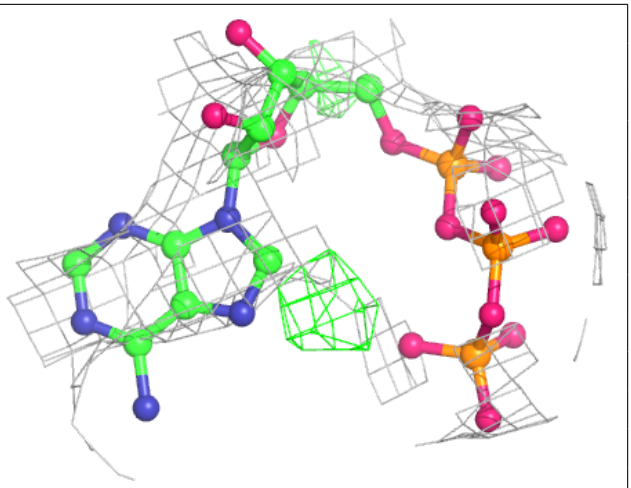

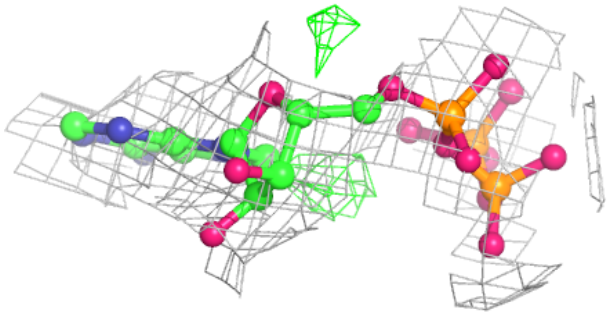

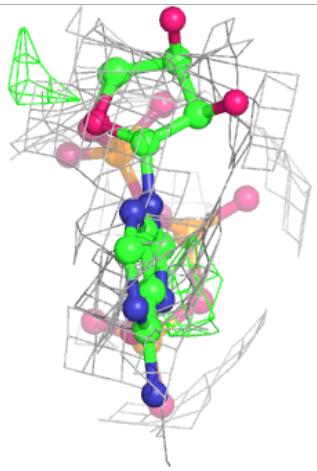

Electron density around ATP B 801:

$2mF_o$-DF_c (at 0.7 rmsd) in gray
mF_o-DF_c (at 3 rmsd) in purple (negative)
and green (positive)

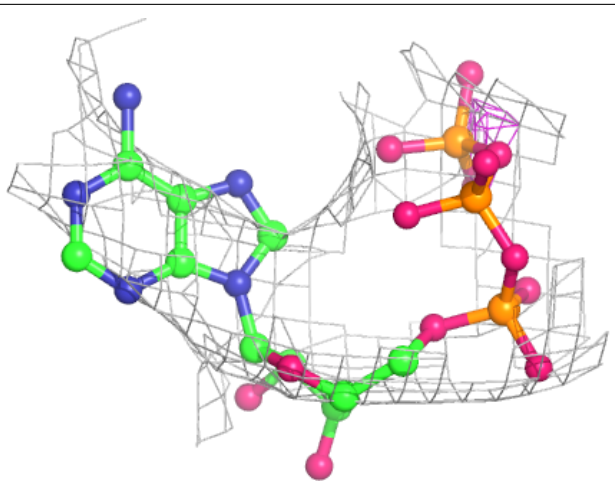

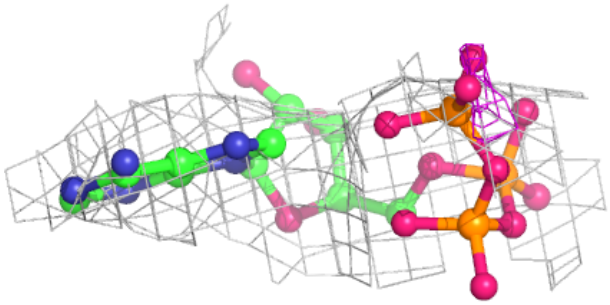

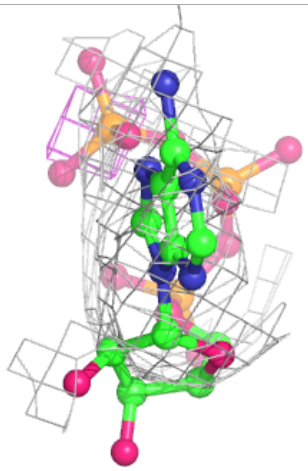

Electron density around ATP A 801:

$2mF_o$-DF_c (at 0.7 rmsd) in gray
mF_o-DF_c (at 3 rmsd) in purple (negative)
and green (positive)

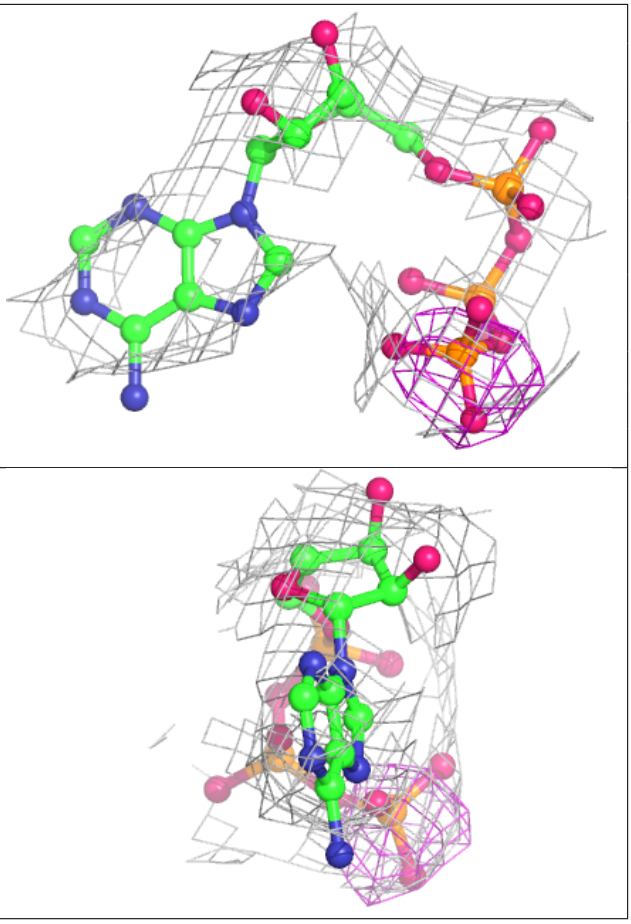

6.5 Other polymers (i)

There are no such residues in this entry.