Full wwPDB EM Validation Report (i)

Mar 4, 2024 – 01:57 PM EST

PDB ID	:	6DV3
EMDB ID	:	EMD-8914
Title	:	Structure of the Salmonella SPI-1 type III secretion injectisome secretin InvG in the open gate state
Authors	:	Hu, J.; Worrall, L.J.; Vuckovic, M.; Atkinson, C.E.; Strynadka, N.C.J.
Deposited on	:	2018-06-22
Resolution	:	4.10 Å(reported)

This is a Full wwPDB EM Validation Report for a publicly released PDB entry.

We welcome your comments at *validation@mail.wwpdb.org*
A user guide is available at
https://www.wwpdb.org/validation/2017/EMValidationReportHelp
with specific help available everywhere you see the (i) symbol.

The types of validation reports are described at
http://www.wwpdb.org/validation/2017/FAQs#types.

The following versions of software and data (see references (i)) were used in the production of this report:

EMDB validation analysis	:	0.0.1.dev70
MolProbity	:	4.02b-467
Percentile statistics	:	20191225.v01 (using entries in the PDB archive December 25th 2019)
MapQ	:	1.9.13
Ideal geometry (proteins)	:	Engh & Huber (2001)
Ideal geometry (DNA, RNA)	:	Parkinson et al. (1996)
Validation Pipeline (wwPDB-VP)	:	2.36

1 Overall quality at a glance (i)

The following experimental techniques were used to determine the structure:
ELECTRON MICROSCOPY

The reported resolution of this entry is 4.10 Å.

Percentile scores (ranging between 0-100) for global validation metrics of the entry are shown in the following graphic. The table shows the number of entries on which the scores are based.

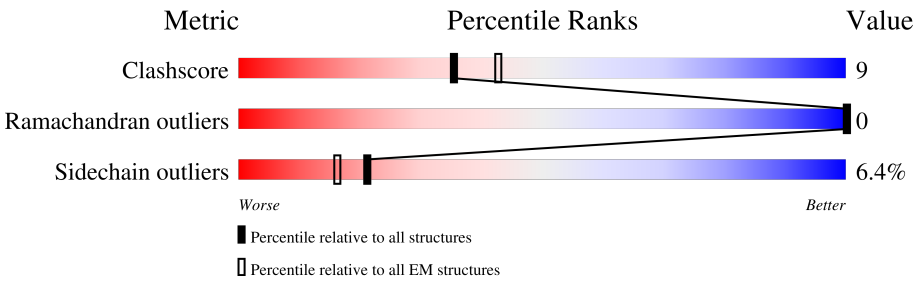

Metric	Whole archive (#Entries)	EM structures (#Entries)
Clashscore	158937	4297
Ramachandran outliers	154571	4023
Sidechain outliers	154315	3826

The table below summarises the geometric issues observed across the polymeric chains and their fit to the map. The red, orange, yellow and green segments of the bar indicate the fraction of residues that contain outliers for >=3, 2, 1 and 0 types of geometric quality criteria respectively. A grey segment represents the fraction of residues that are not modelled. The numeric value for each fraction is indicated below the corresponding segment, with a dot representing fractions <=5% The upper red bar (where present) indicates the fraction of residues that have poor fit to the EM map (all-atom inclusion < 40%). The numeric value is given above the bar.

Mol	Chain	Length	Quality of chain
1	A	562	32% 66% 22% • 11%
1	B	562	31% 69% 18% • 11%
1	C	562	31% 70% 17% • 11%
1	D	562	32% 69% 19% • 11%
1	E	562	31% 67% 20% • 11%
1	F	562	30% 67% 20% • 11%
1	G	562	29% 70% 17% • 11%
1	H	562	29% 71% 16% • 11%

Continued on next page...

Continued from previous page...

Mol	Chain	Length	Quality of chain
1	I	562	30% 69% 18% • 11%
1	J	562	29% 67% 21% • 11%
1	K	562	30% 65% 23% • 11%
1	L	562	31% 70% 18% • 11%
1	M	562	30% 70% 18% • 11%
1	N	562	29% 69% 18% • 11%
1	O	562	30% 68% 19% • 11%

2 Entry composition (i)

There is only 1 type of molecule in this entry. The entry contains 57975 atoms, of which 0 are hydrogens and 0 are deuteriums.

In the tables below, the AltConf column contains the number of residues with at least one atom in alternate conformation and the Trace column contains the number of residues modelled with at most 2 atoms.

- Molecule 1 is a protein called Protein InvG.

Mol	Chain	Residues	Atoms					AltConf	Trace
			Total	C	N	O	S		
1	A	500	3865	2446	667	739	13	0	0
1	B	500	3865	2446	667	739	13	0	0
1	C	500	3865	2446	667	739	13	0	0
1	D	500	3865	2446	667	739	13	0	0
1	E	500	3865	2446	667	739	13	0	0
1	F	500	3865	2446	667	739	13	0	0
1	G	500	3865	2446	667	739	13	0	0
1	H	500	3865	2446	667	739	13	0	0
1	I	500	3865	2446	667	739	13	0	0
1	J	500	3865	2446	667	739	13	0	0
1	K	500	3865	2446	667	739	13	0	0
1	L	500	3865	2446	667	739	13	0	0
1	M	500	3865	2446	667	739	13	0	0
1	N	500	3865	2446	667	739	13	0	0
1	O	500	3865	2446	667	739	13	0	0

3 Residue-property plots (i)

These plots are drawn for all protein, RNA, DNA and oligosaccharide chains in the entry. The first graphic for a chain summarises the proportions of the various outlier classes displayed in the second graphic. The second graphic shows the sequence view annotated by issues in geometry and atom inclusion in map density. Residues are color-coded according to the number of geometric quality criteria for which they contain at least one outlier: green = 0, yellow = 1, orange = 2 and red = 3 or more. A red diamond above a residue indicates a poor fit to the EM map for this residue (all-atom inclusion < 40%). Stretches of 2 or more consecutive residues without any outlier are shown as a green connector. Residues present in the sample, but not in the model, are shown in grey.

- Molecule 1: Protein InvG

Chain A:

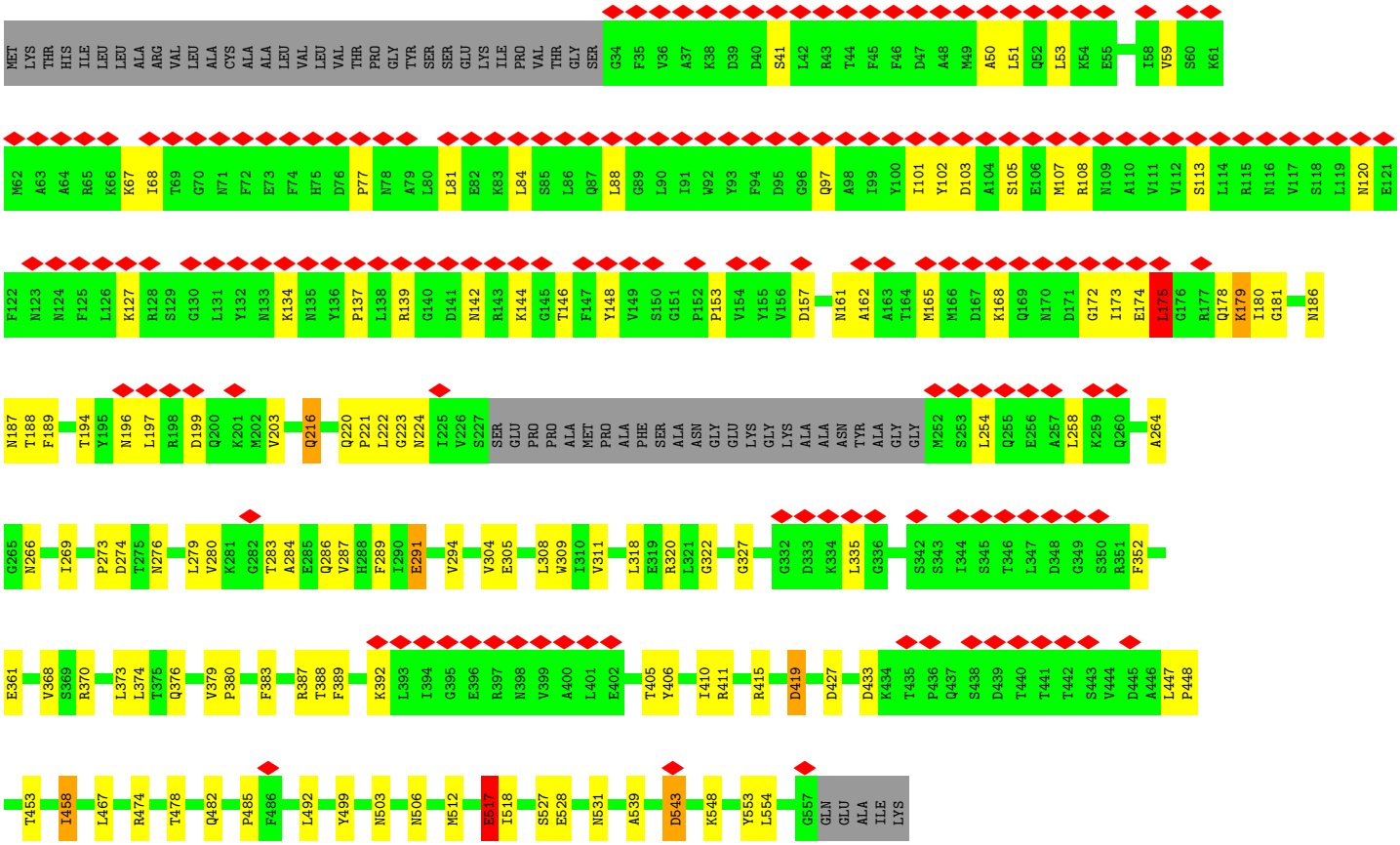

- Molecule 1: Protein InvG

Chain B:

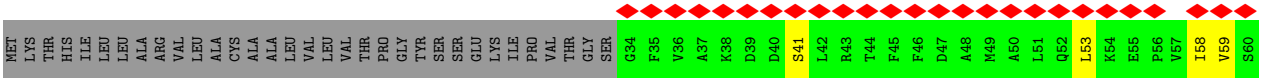

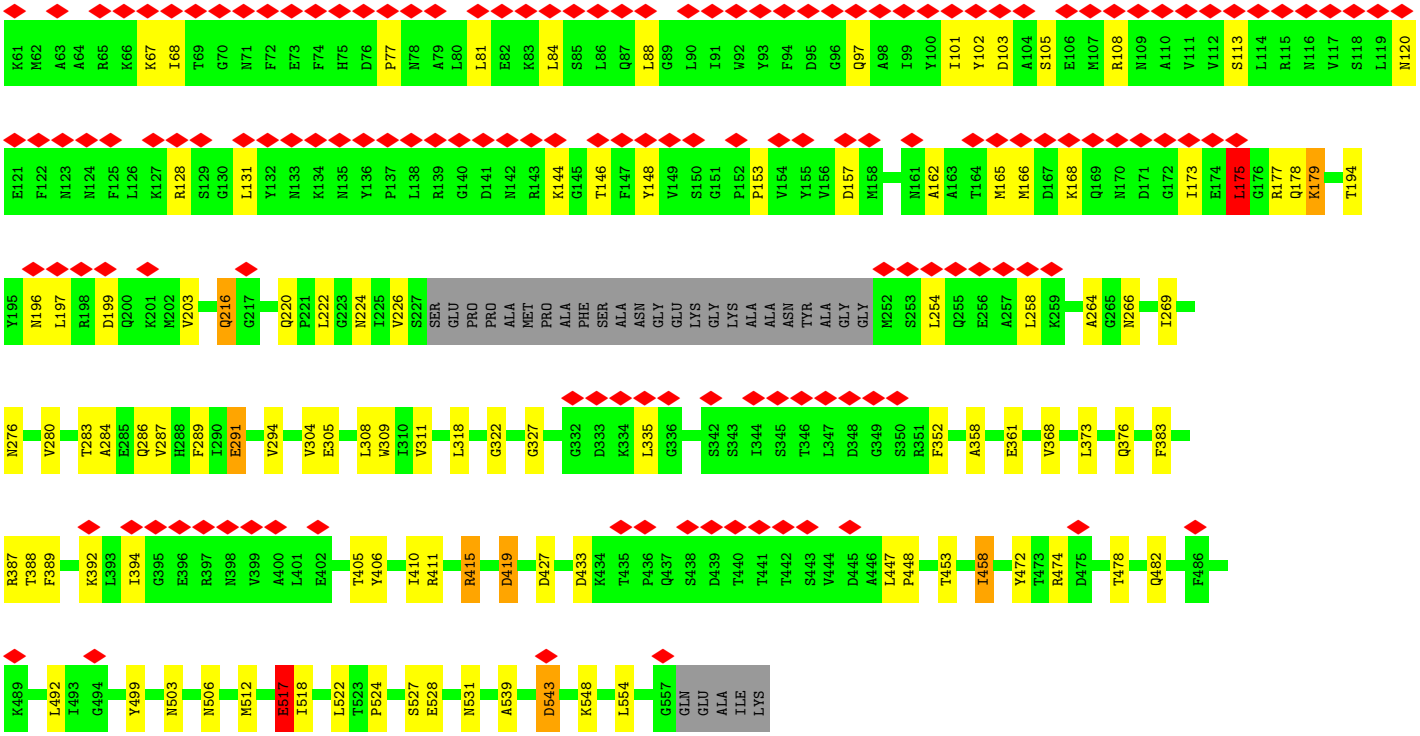

- Molecule 1: Protein InvG

Chain C: 31% 70% 17% 11%

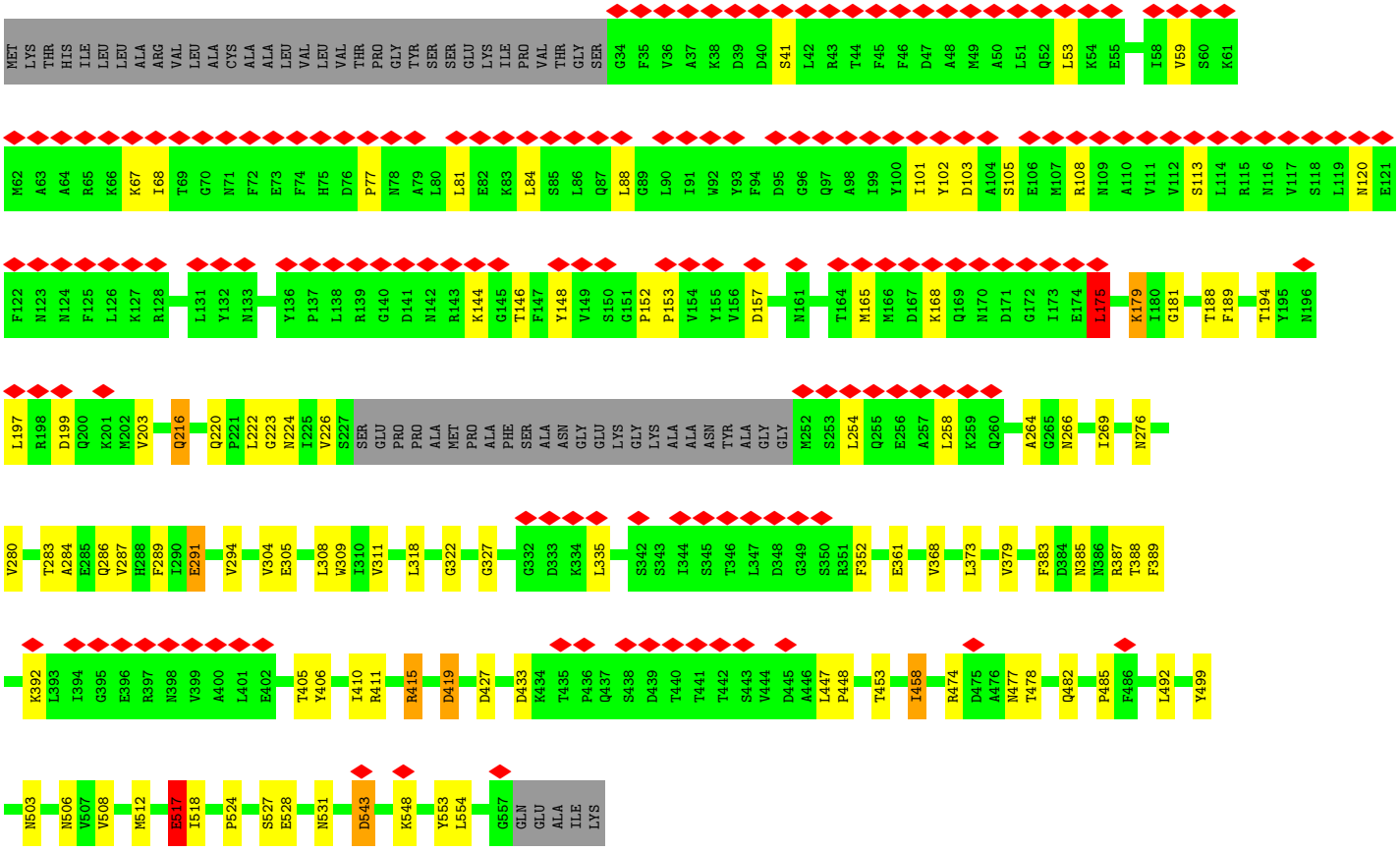

- Molecule 1: Protein InvG

Chain D:

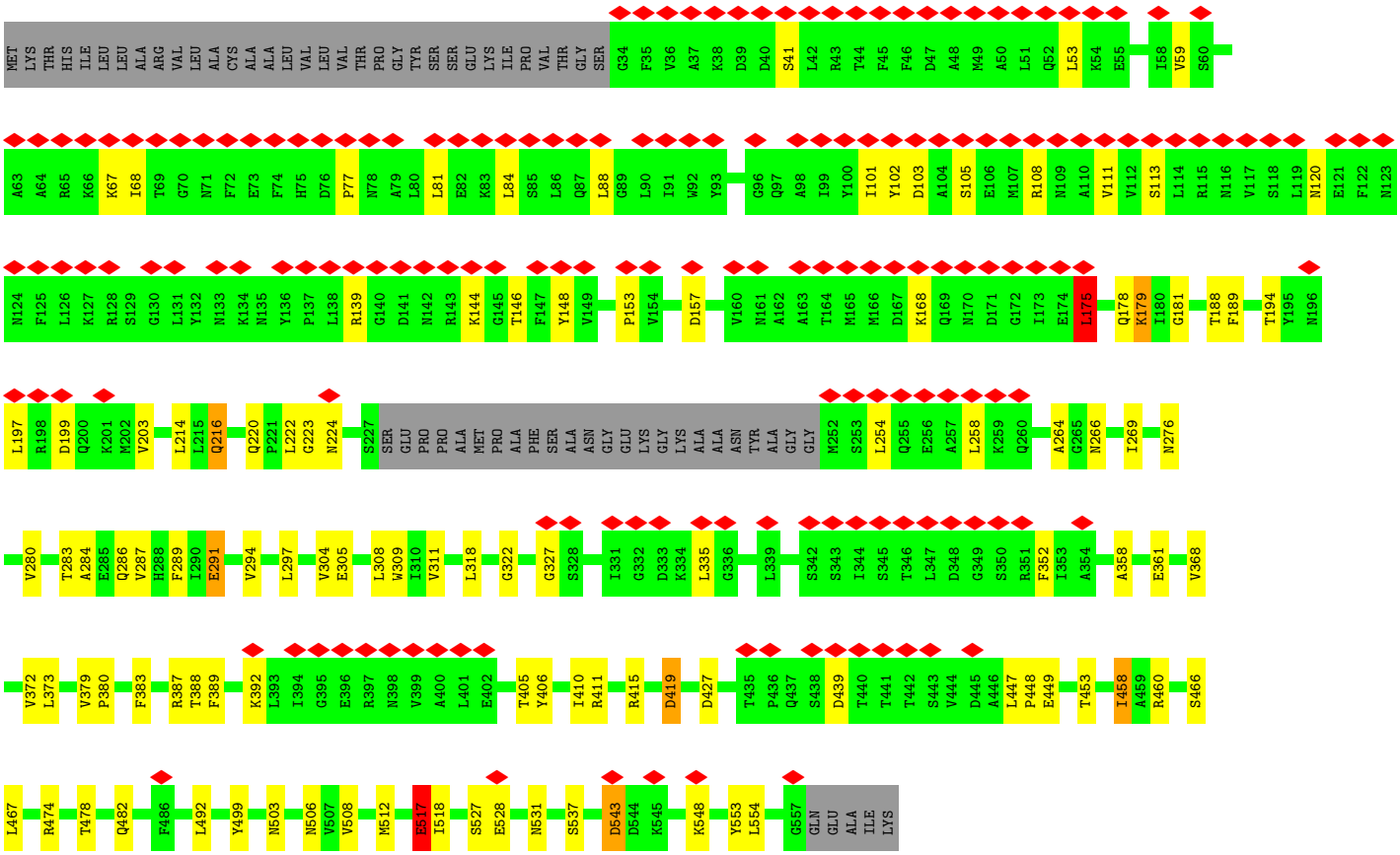

- Molecule 1: Protein InvG

Chain E:

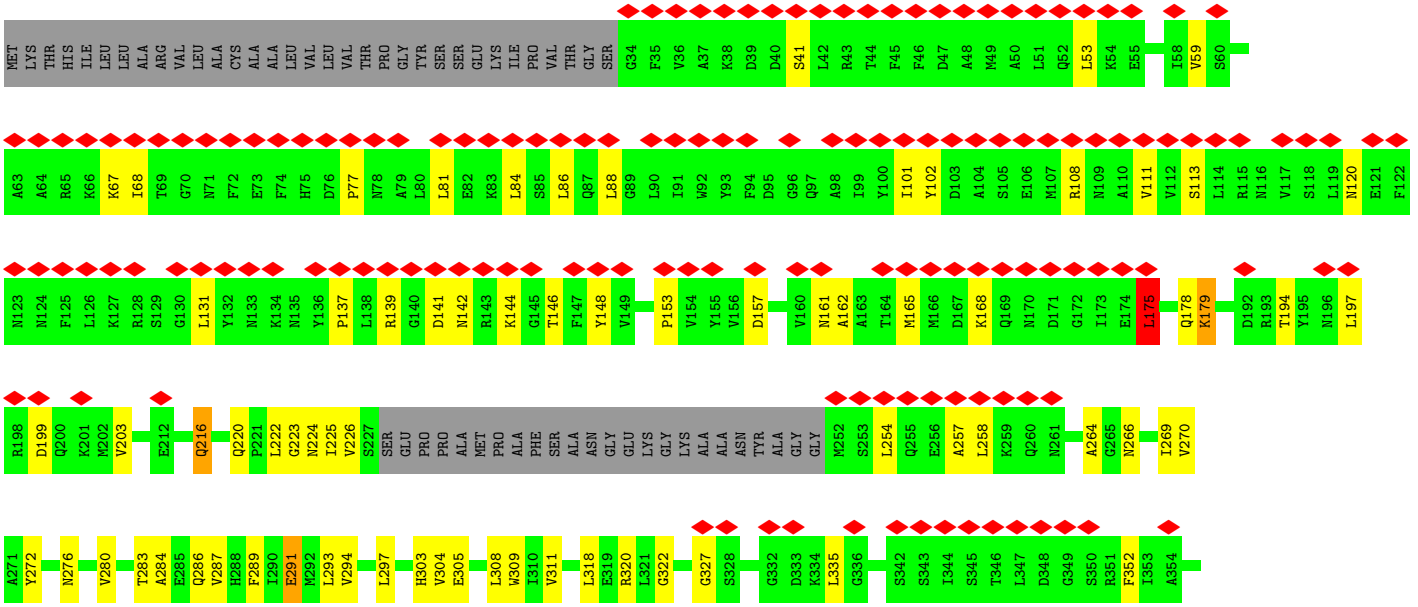

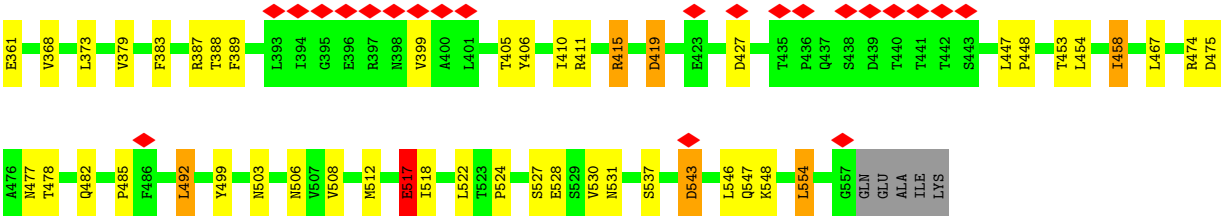

- Molecule 1: Protein InvG

Chain F:

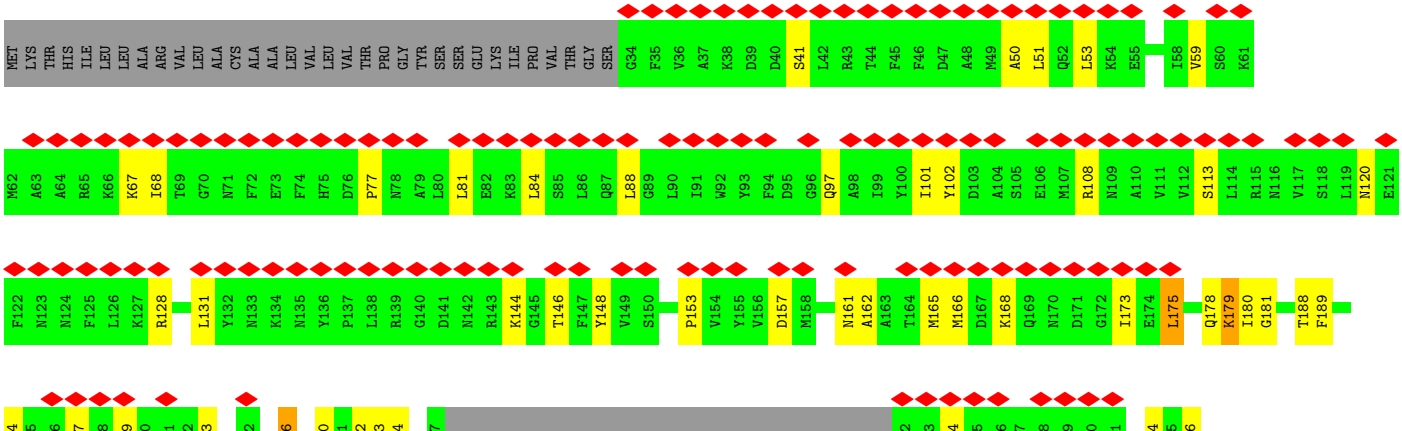

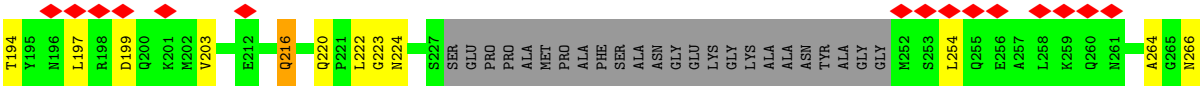

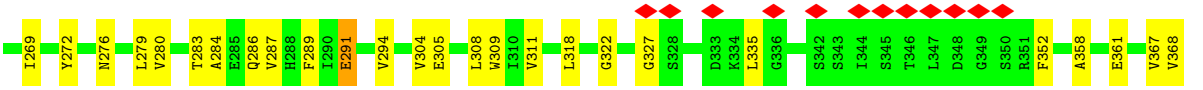

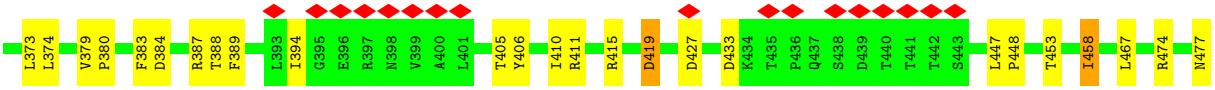

- Molecule 1: Protein InvG

Chain G:

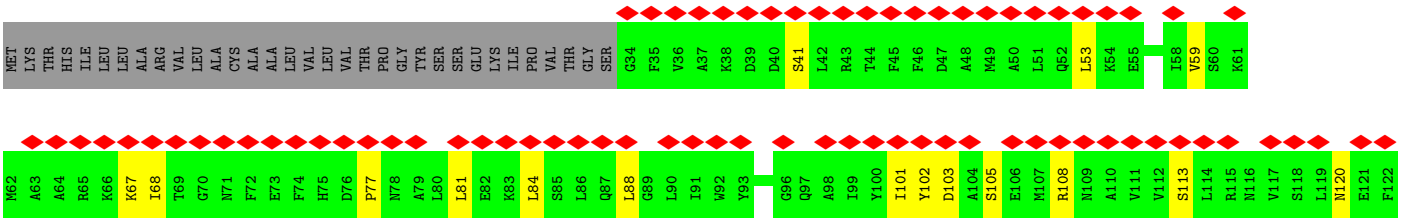

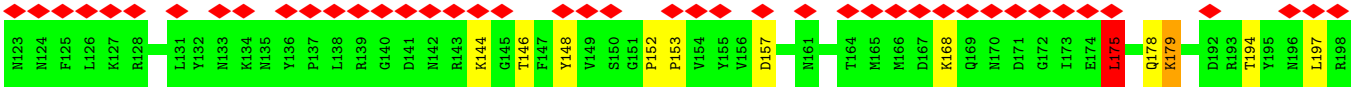

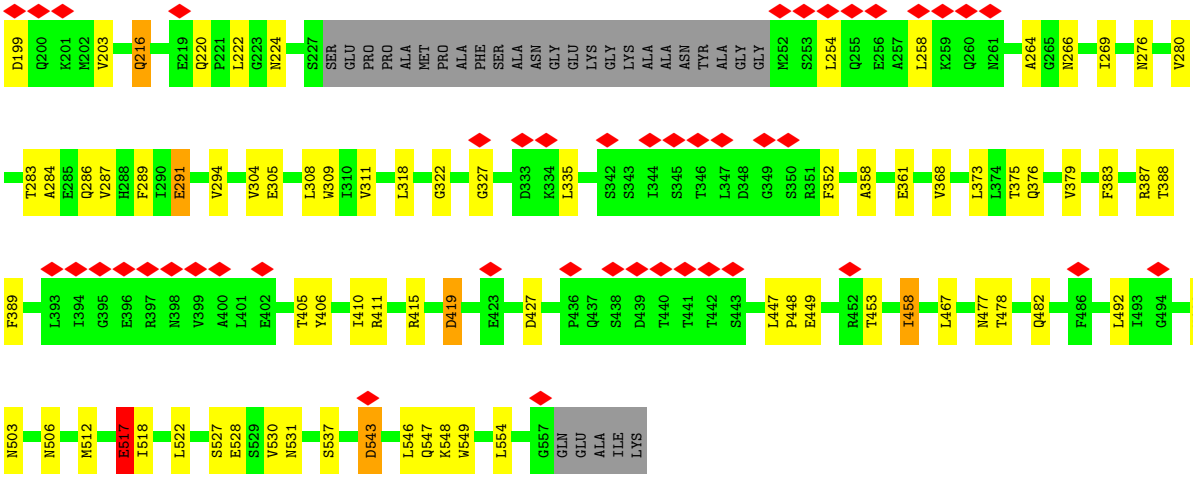

- Molecule 1: Protein InvG

Chain H:

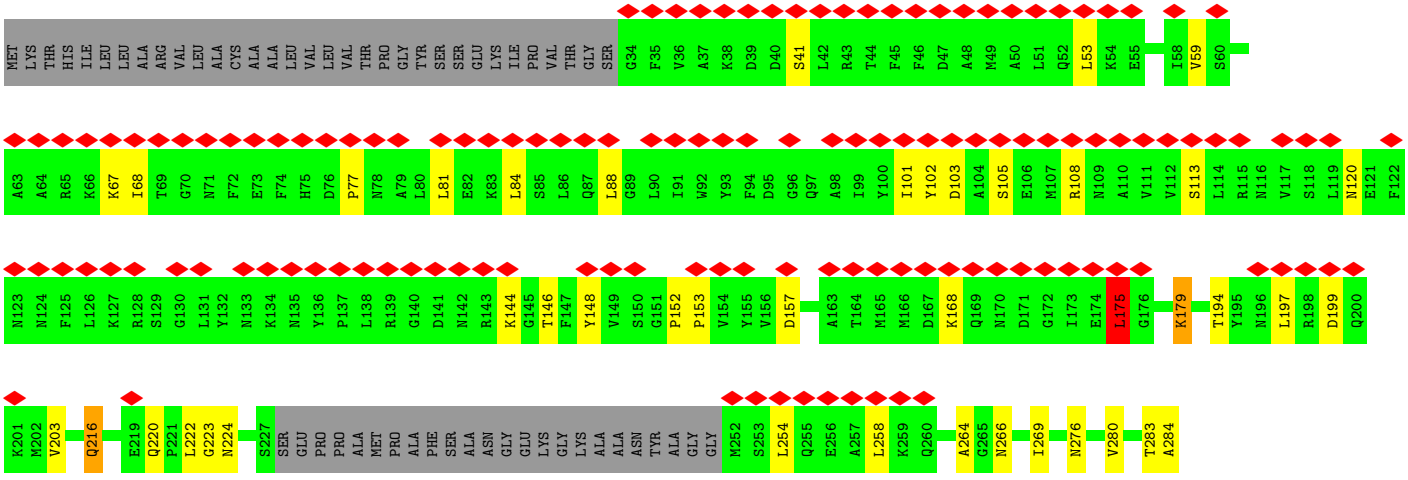

- Molecule 1: Protein InvG

Chain I:

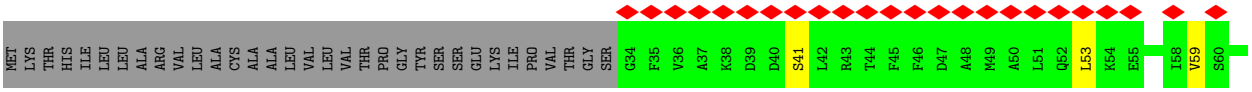

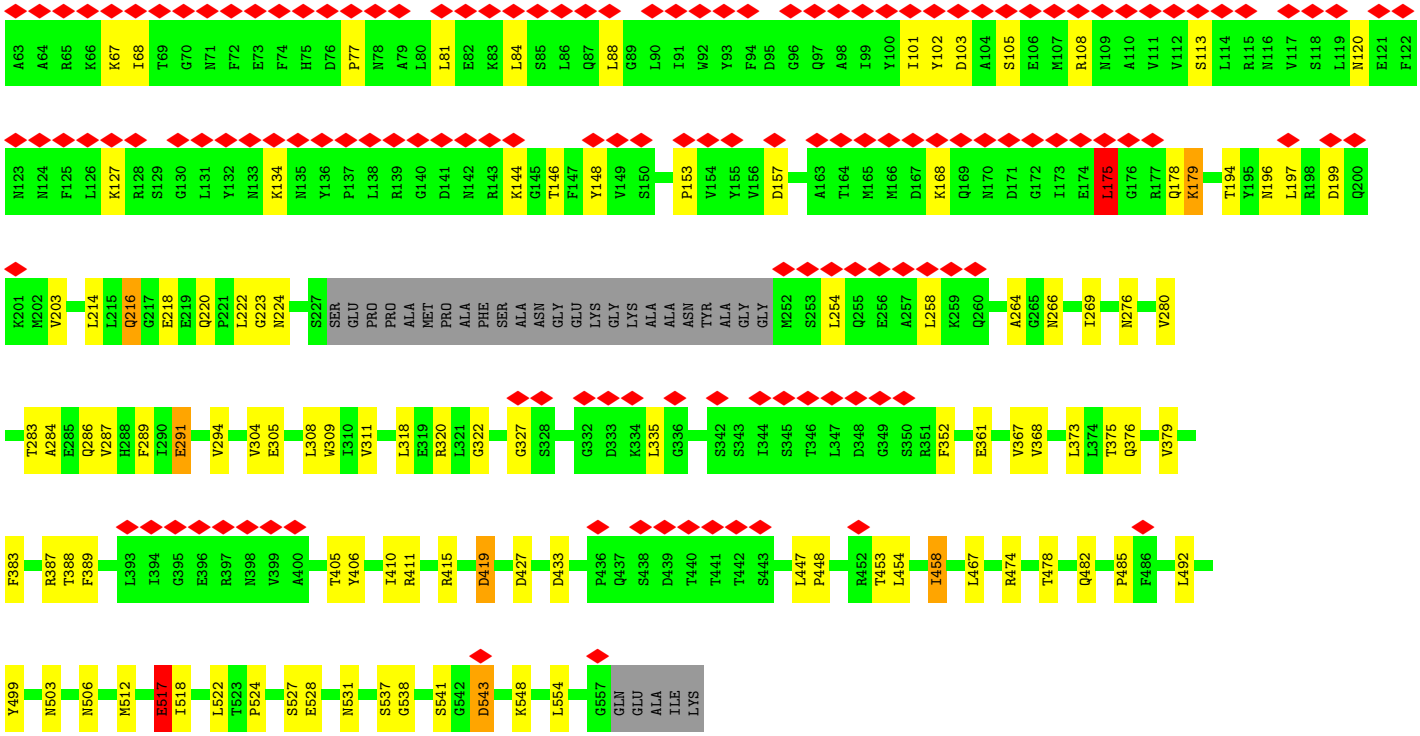

- Molecule 1: Protein InvG

Chain J:

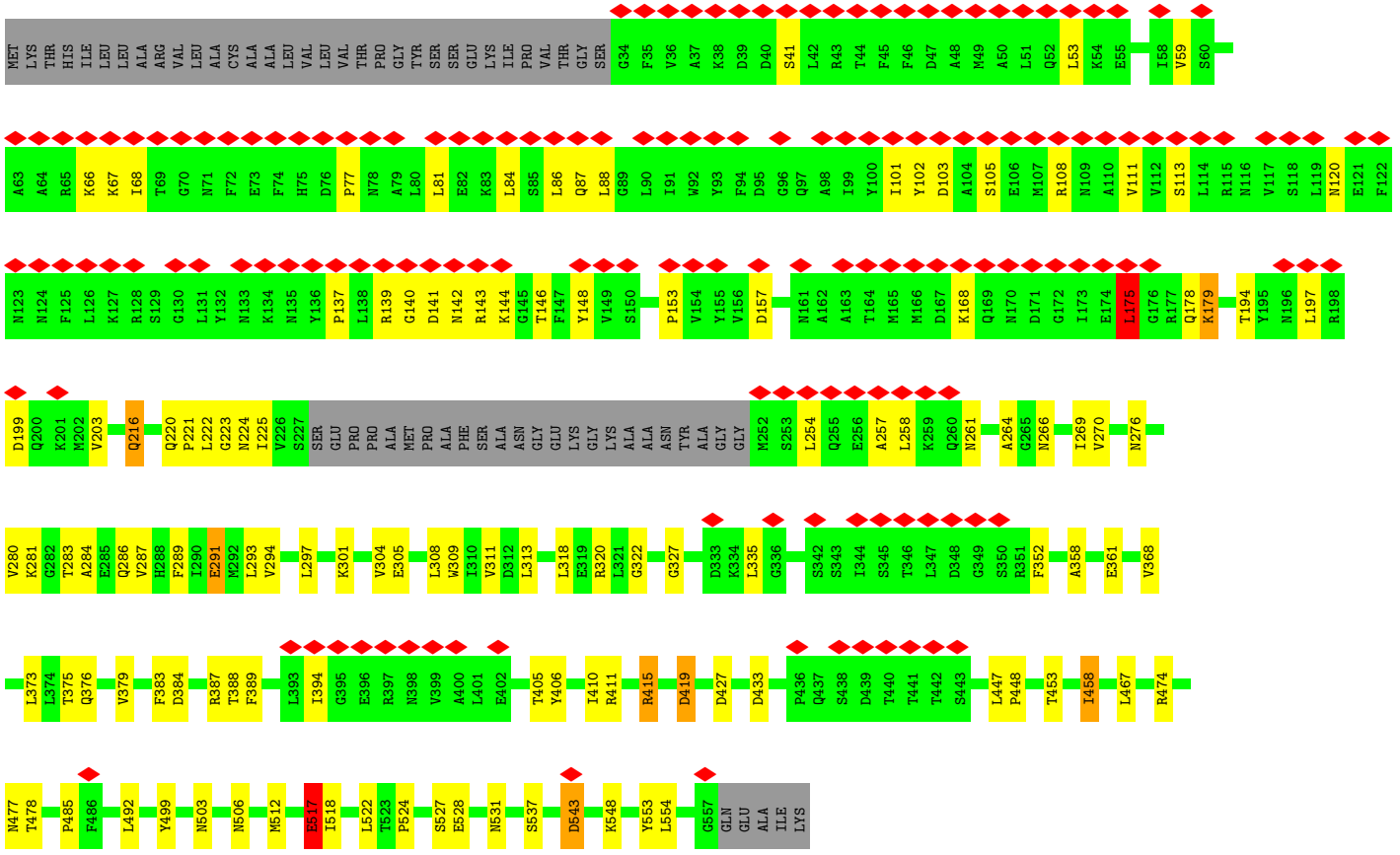

• Molecule 1: Protein InvG

Chain K:



• Molecule 1: Protein InvG

Chain L:

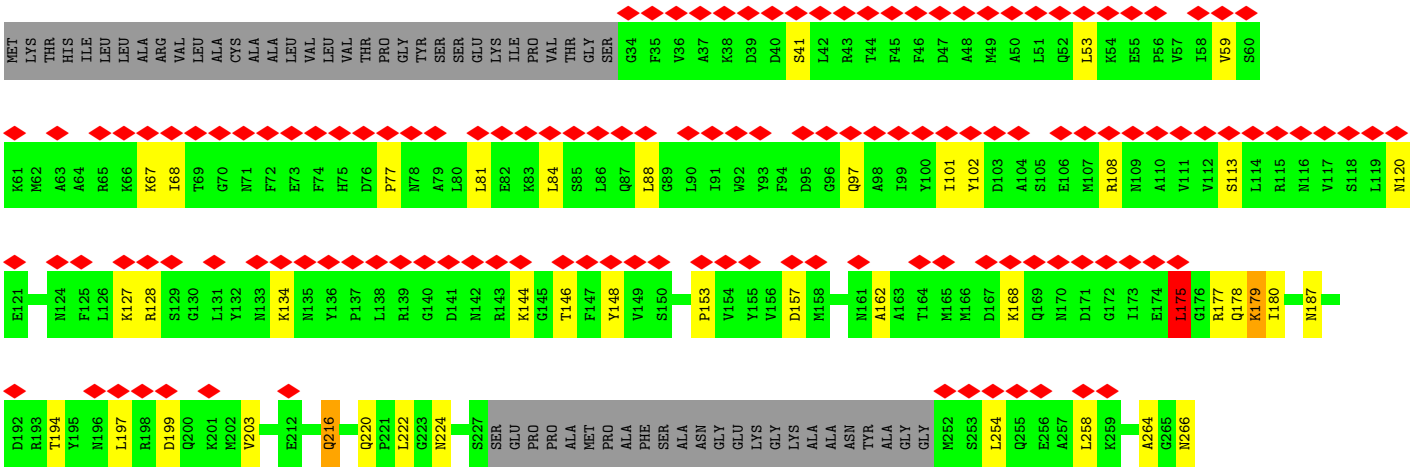

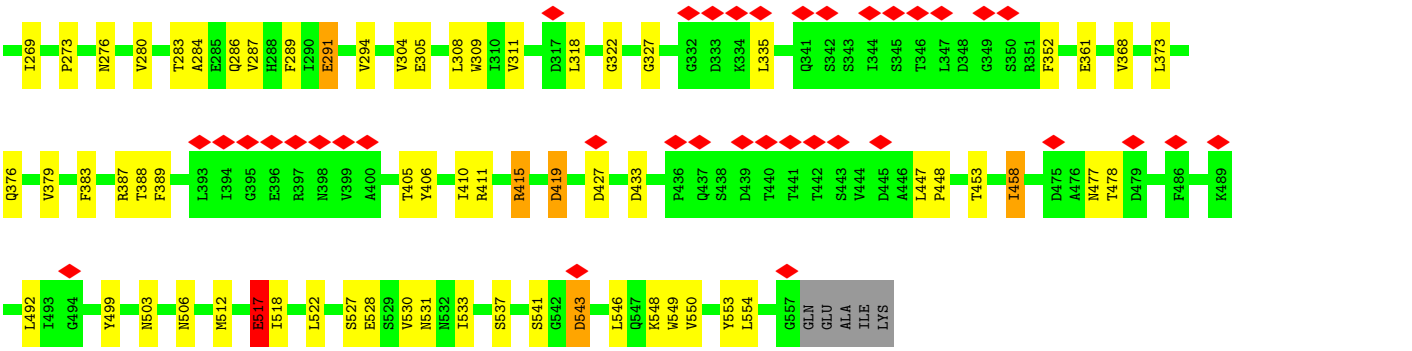

- Molecule 1: Protein InvG

Chain M:

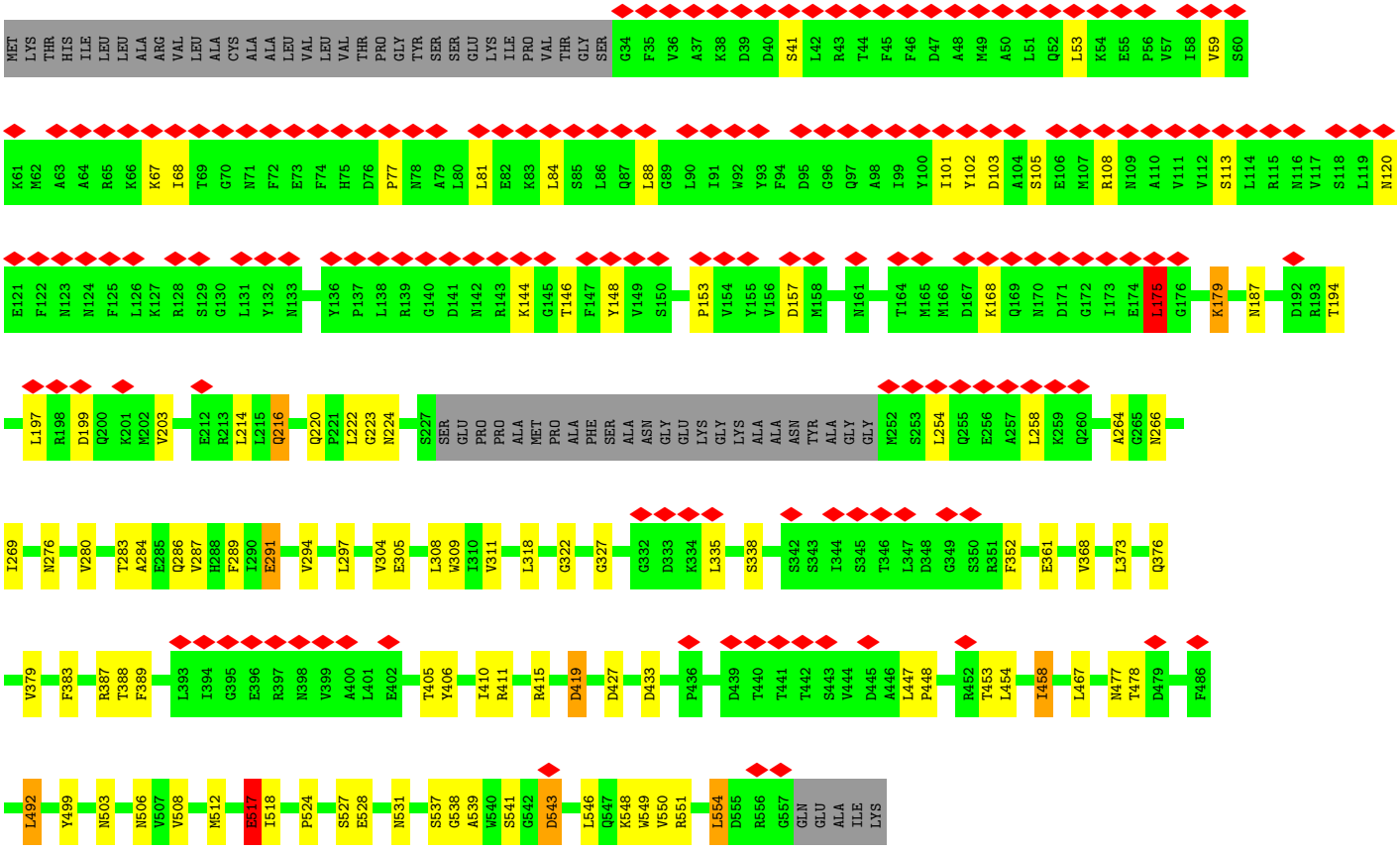

- Molecule 1: Protein InvG

Chain N:

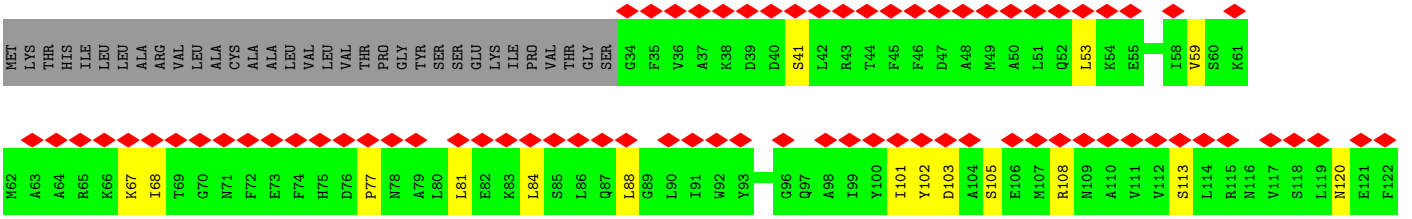

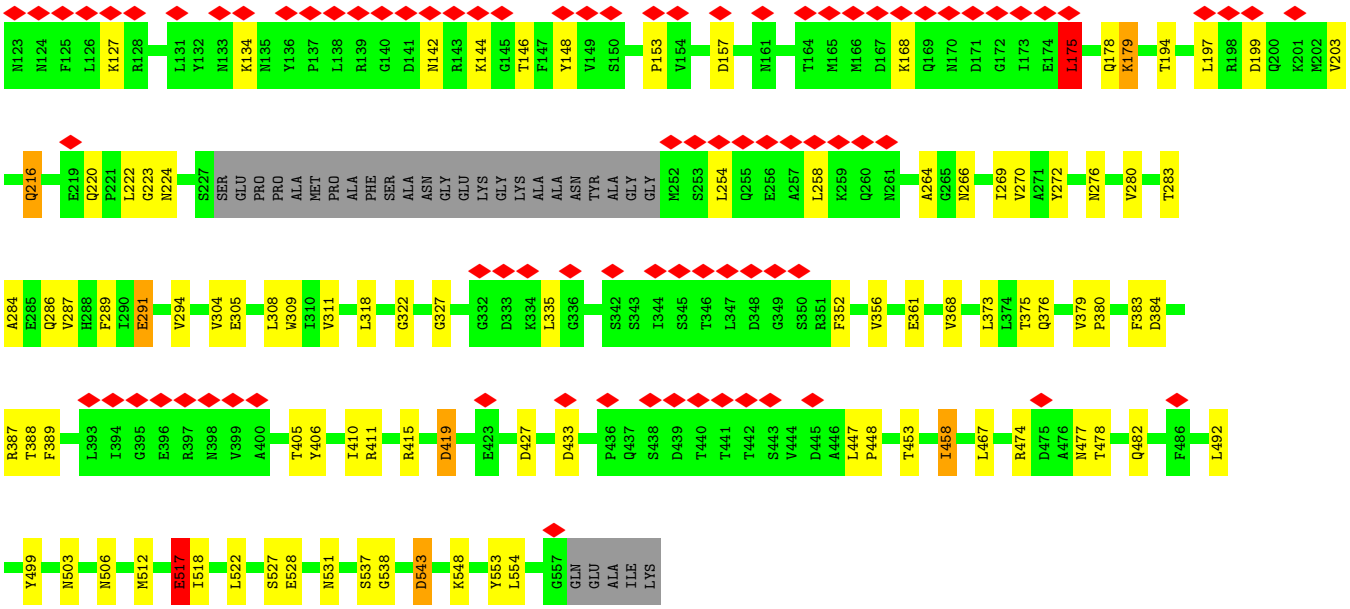

- Molecule 1: Protein InvG

Chain O:

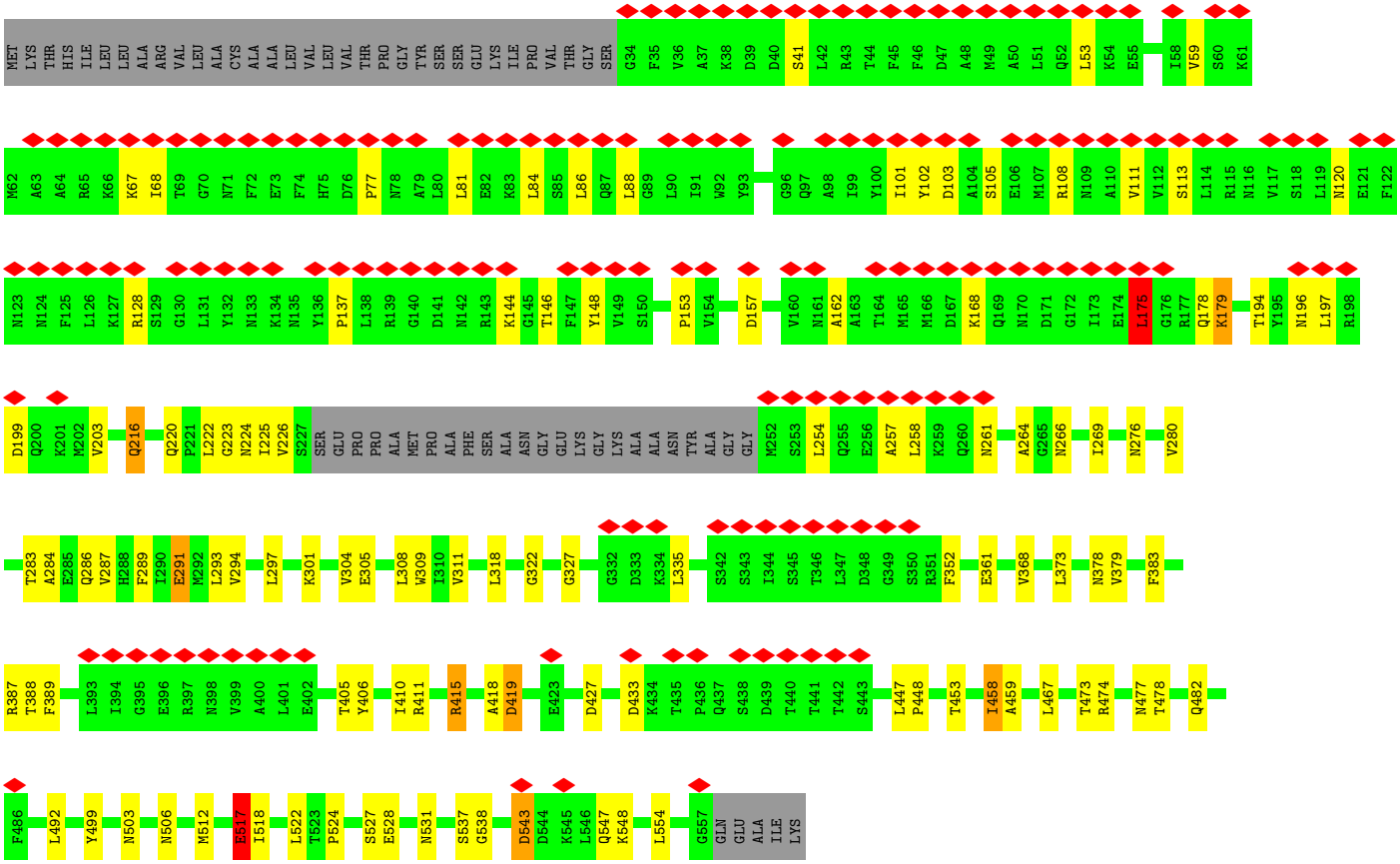

4 Experimental information (i)

Property	Value	Source
EM reconstruction method	SINGLE PARTICLE	Depositor
Imposed symmetry	POINT, C15	Depositor
Number of particles used	26000	Depositor
Resolution determination method	FSC 0.143 CUT-OFF	Depositor
CTF correction method	PHASE FLIPPING AND AMPLITUDE CORRECTION	Depositor
Microscope	FEI TITAN KRIOS	Depositor
Voltage (kV)	300	Depositor
Electron dose ($e^-/Å^2$)	40	Depositor
Minimum defocus (nm)	Not provided	
Maximum defocus (nm)	Not provided	
Magnification	Not provided	
Image detector	FEI FALCON III (4k x 4k)	Depositor
Maximum map value	0.938	Depositor
Minimum map value	-0.789	Depositor
Average map value	0.000	Depositor
Map value standard deviation	0.020	Depositor
Recommended contour level	0.15	Depositor
Map size (Å)	525.0, 525.0, 525.0	wwPDB
Map dimensions	300, 300, 300	wwPDB
Map angles (°)	90.0, 90.0, 90.0	wwPDB
Pixel spacing (Å)	1.75, 1.75, 1.75	Depositor

5 Model quality (i)

5.1 Standard geometry (i)

The Z score for a bond length (or angle) is the number of standard deviations the observed value is removed from the expected value. A bond length (or angle) with $|Z| > 5$ is considered an outlier worth inspection. RMSZ is the root-mean-square of all Z scores of the bond lengths (or angles).

Mol	Chain	Bond lengths		Bond angles	
		RMSZ	$\#\|Z\|>5$	RMSZ	$\#\|Z\|>5$
1	A	0.41	0/3929	0.66	3/5324 (0.1%)
1	B	0.41	0/3929	0.66	3/5324 (0.1%)
1	C	0.42	0/3929	0.66	3/5324 (0.1%)
1	D	0.42	0/3929	0.66	3/5324 (0.1%)
1	E	0.42	0/3929	0.66	3/5324 (0.1%)
1	F	0.42	0/3929	0.66	3/5324 (0.1%)
1	G	0.42	0/3929	0.66	3/5324 (0.1%)
1	H	0.42	0/3929	0.66	3/5324 (0.1%)
1	I	0.42	0/3929	0.66	3/5324 (0.1%)
1	J	0.42	0/3929	0.66	3/5324 (0.1%)
1	K	0.42	0/3929	0.66	3/5324 (0.1%)
1	L	0.42	0/3929	0.66	3/5324 (0.1%)
1	M	0.42	0/3929	0.66	3/5324 (0.1%)
1	N	0.42	0/3929	0.66	3/5324 (0.1%)
1	O	0.42	0/3929	0.66	3/5324 (0.1%)
All	All	0.42	0/58935	0.66	45/79860 (0.1%)

There are no bond length outliers.

All (45) bond angle outliers are listed below:

Mol	Chain	Res	Type	Atoms	Z	Observed(^{o})	Ideal(^{o})
1	I	554	LEU	CA-CB-CG	8.26	134.30	115.30
1	F	554	LEU	CA-CB-CG	8.25	134.27	115.30
1	B	554	LEU	CA-CB-CG	8.25	134.27	115.30
1	E	554	LEU	CA-CB-CG	8.25	134.27	115.30
1	N	554	LEU	CA-CB-CG	8.24	134.26	115.30
1	H	554	LEU	CA-CB-CG	8.24	134.26	115.30
1	A	554	LEU	CA-CB-CG	8.24	134.25	115.30
1	J	554	LEU	CA-CB-CG	8.24	134.25	115.30
1	L	554	LEU	CA-CB-CG	8.24	134.25	115.30
1	O	554	LEU	CA-CB-CG	8.24	134.25	115.30
1	M	554	LEU	CA-CB-CG	8.24	134.25	115.30
1	D	554	LEU	CA-CB-CG	8.23	134.24	115.30

Continued on next page...

Continued from previous page...

Mol	Chain	Res	Type	Atoms	Z	Observed(°)	Ideal(°)
1	G	554	LEU	CA-CB-CG	8.23	134.23	115.30
1	K	554	LEU	CA-CB-CG	8.23	134.22	115.30
1	C	554	LEU	CA-CB-CG	8.22	134.20	115.30
1	N	517	GLU	CA-CB-CG	7.39	129.67	113.40
1	M	517	GLU	CA-CB-CG	7.39	129.66	113.40
1	K	517	GLU	CA-CB-CG	7.38	129.64	113.40
1	D	517	GLU	CA-CB-CG	7.38	129.64	113.40
1	G	517	GLU	CA-CB-CG	7.38	129.64	113.40
1	A	517	GLU	CA-CB-CG	7.38	129.64	113.40
1	C	517	GLU	CA-CB-CG	7.38	129.64	113.40
1	O	517	GLU	CA-CB-CG	7.38	129.64	113.40
1	B	517	GLU	CA-CB-CG	7.38	129.63	113.40
1	E	517	GLU	CA-CB-CG	7.38	129.62	113.40
1	J	517	GLU	CA-CB-CG	7.37	129.62	113.40
1	H	517	GLU	CA-CB-CG	7.37	129.61	113.40
1	L	517	GLU	CA-CB-CG	7.37	129.61	113.40
1	F	517	GLU	CA-CB-CG	7.36	129.60	113.40
1	I	517	GLU	CA-CB-CG	7.35	129.57	113.40
1	D	175	LEU	CA-CB-CG	6.05	129.21	115.30
1	H	175	LEU	CA-CB-CG	6.05	129.21	115.30
1	B	175	LEU	CA-CB-CG	6.04	129.20	115.30
1	F	175	LEU	CA-CB-CG	6.04	129.20	115.30
1	M	175	LEU	CA-CB-CG	6.04	129.19	115.30
1	A	175	LEU	CA-CB-CG	6.04	129.18	115.30
1	E	175	LEU	CA-CB-CG	6.04	129.18	115.30
1	K	175	LEU	CA-CB-CG	6.04	129.18	115.30
1	O	175	LEU	CA-CB-CG	6.03	129.18	115.30
1	I	175	LEU	CA-CB-CG	6.03	129.17	115.30
1	N	175	LEU	CA-CB-CG	6.03	129.17	115.30
1	C	175	LEU	CA-CB-CG	6.03	129.16	115.30
1	L	175	LEU	CA-CB-CG	6.03	129.16	115.30
1	G	175	LEU	CA-CB-CG	6.02	129.15	115.30
1	J	175	LEU	CA-CB-CG	6.02	129.15	115.30

There are no chirality outliers.

There are no planarity outliers.

5.2 Too-close contacts (i)

In the following table, the Non-H and H(model) columns list the number of non-hydrogen atoms and hydrogen atoms in the chain respectively. The H(added) column lists the number of hydrogen

atoms added and optimized by MolProbity. The Clashes column lists the number of clashes within the asymmetric unit, whereas Symm-Clashes lists symmetry-related clashes.

Mol	Chain	Non-H	H(model)	H(added)	Clashes	Symm-Clashes
1	A	3865	0	3886	131	0
1	B	3865	0	3886	73	0
1	C	3865	0	3886	63	0
1	D	3865	0	3886	76	0
1	E	3865	0	3886	134	0
1	F	3865	0	3886	117	0
1	G	3865	0	3886	57	0
1	H	3865	0	3886	52	0
1	I	3865	0	3886	63	0
1	J	3865	0	3886	157	0
1	K	3865	0	3886	172	0
1	L	3865	0	3886	70	0
1	M	3865	0	3886	69	0
1	N	3865	0	3886	64	0
1	O	3865	0	3886	119	0
All	All	57975	0	58290	1000	0

The all-atom clashscore is defined as the number of clashes found per 1000 atoms (including hydrogen atoms). The all-atom clashscore for this structure is 9.

All (1000) close contacts within the same asymmetric unit are listed below, sorted by their clash magnitude.

Atom-1	Atom-2	Interatomic distance (Å)	Clash overlap (Å)
1:J:144:LYS:NZ	1:K:162:ALA:HA	1.40	1.30
1:E:144:LYS:NZ	1:F:162:ALA:HA	1.47	1.26
1:A:162:ALA:HA	1:O:144:LYS:NZ	1.49	1.26
1:J:144:LYS:NZ	1:K:162:ALA:CA	2.14	1.11
1:J:144:LYS:HZ1	1:K:162:ALA:CA	1.64	1.11
1:E:223:GLY:N	1:F:178:GLN:O	1.84	1.09
1:J:86:LEU:HD23	1:K:50:ALA:O	1.53	1.07
1:J:144:LYS:HZ2	1:K:162:ALA:CB	1.70	1.05
1:J:223:GLY:N	1:K:178:GLN:O	1.90	1.05
1:A:179:LYS:HE3	1:O:226:VAL:HG21	1.38	1.04
1:A:179:LYS:HB2	1:O:224:ASN:O	1.53	1.04
1:J:137:PRO:HD2	1:K:97:GLN:HG3	1.38	1.04
1:J:113:SER:HB3	1:K:165:MET:SD	1.97	1.04
1:J:142:ASN:ND2	1:K:128:ARG:HB3	1.74	1.02
1:J:142:ASN:HD22	1:K:128:ARG:HB3	1.26	0.99
1:A:173:ILE:HD12	1:O:257:ALA:HB1	1.45	0.98

Continued on next page...

Continued from previous page...

Atom-1	Atom-2	Interatomic distance (Å)	Clash overlap (Å)
1:A:188:THR:O	1:O:415:ARG:NH1	1.97	0.98
1:E:144:LYS:HZ1	1:F:162:ALA:HA	0.83	0.97
1:A:165:MET:HB2	1:O:144:LYS:CE	1.95	0.97
1:J:111:VAL:HG11	1:K:161:ASN:HB3	1.44	0.97
1:A:162:ALA:HA	1:O:144:LYS:HZ2	1.31	0.96
1:E:139:ARG:HD2	1:F:131:LEU:HD21	1.49	0.95
1:A:165:MET:HG3	1:O:146:THR:HG21	1.48	0.95
1:J:137:PRO:HD2	1:K:97:GLN:CG	1.98	0.94
1:K:506:ASN:ND2	1:M:541:SER:OG	2.00	0.93
1:J:139:ARG:HD2	1:K:131:LEU:HD21	1.48	0.93
1:A:165:MET:HB2	1:O:144:LYS:HE3	1.49	0.92
1:A:379:VAL:HG11	1:O:458:ILE:HD11	1.51	0.92
1:E:111:VAL:HG11	1:F:161:ASN:HB3	1.52	0.90
1:J:111:VAL:HG11	1:K:161:ASN:CB	2.01	0.90
1:A:188:THR:C	1:O:415:ARG:HH12	1.74	0.90
1:A:181:GLY:HA2	1:O:226:VAL:O	1.72	0.89
1:J:87:GLN:HA	1:K:51:LEU:HD22	1.53	0.89
1:J:144:LYS:HZ2	1:K:162:ALA:HB1	1.38	0.89
1:A:162:ALA:HA	1:O:144:LYS:HZ1	1.24	0.89
1:A:179:LYS:HE3	1:O:226:VAL:CG2	2.03	0.89
1:D:467:LEU:HA	1:E:522:LEU:HD13	1.56	0.88
1:J:86:LEU:O	1:K:51:LEU:CD2	2.21	0.87
1:E:474:ARG:NH1	1:F:406:TYR:CD2	2.41	0.87
1:E:144:LYS:HZ1	1:F:162:ALA:CA	1.80	0.87
1:J:144:LYS:HZ1	1:K:162:ALA:HA	0.75	0.87
1:D:197:LEU:O	1:D:411:ARG:NH1	2.08	0.86
1:E:144:LYS:NZ	1:F:162:ALA:CA	2.37	0.86
1:E:197:LEU:O	1:E:411:ARG:NH1	2.08	0.86
1:C:197:LEU:O	1:C:411:ARG:NH1	2.08	0.86
1:A:173:ILE:CD1	1:O:257:ALA:HB1	2.04	0.86
1:J:197:LEU:O	1:J:411:ARG:NH1	2.08	0.86
1:M:197:LEU:O	1:M:411:ARG:NH1	2.08	0.86
1:F:197:LEU:O	1:F:411:ARG:NH1	2.08	0.86
1:I:197:LEU:O	1:I:411:ARG:NH1	2.08	0.86
1:L:197:LEU:O	1:L:411:ARG:NH1	2.08	0.86
1:G:197:LEU:O	1:G:411:ARG:NH1	2.08	0.86
1:N:197:LEU:O	1:N:411:ARG:NH1	2.08	0.86
1:K:197:LEU:O	1:K:411:ARG:NH1	2.08	0.85
1:O:197:LEU:O	1:O:411:ARG:NH1	2.08	0.85
1:B:197:LEU:O	1:B:411:ARG:NH1	2.08	0.85
1:H:197:LEU:O	1:H:411:ARG:NH1	2.08	0.85

Continued on next page...

Continued from previous page...

Atom-1	Atom-2	Interatomic distance (Å)	Clash overlap (Å)
1:A:197:LEU:O	1:A:411:ARG:NH1	2.08	0.85
1:D:223:GLY:N	1:E:178:GLN:O	2.09	0.85
1:A:179:LYS:CB	1:O:224:ASN:O	2.23	0.85
1:J:144:LYS:NZ	1:K:162:ALA:CB	2.37	0.85
1:E:225:ILE:HD12	1:F:180:ILE:HB	1.57	0.85
1:E:86:LEU:HD23	1:F:50:ALA:O	1.77	0.82
1:F:144:LYS:NZ	1:F:148:TYR:OH	2.13	0.82
1:G:144:LYS:NZ	1:G:148:TYR:OH	2.13	0.82
1:O:144:LYS:NZ	1:O:148:TYR:OH	2.13	0.82
1:K:144:LYS:NZ	1:K:148:TYR:OH	2.13	0.82
1:N:144:LYS:NZ	1:N:148:TYR:OH	2.13	0.82
1:D:144:LYS:NZ	1:D:148:TYR:OH	2.13	0.82
1:J:139:ARG:HD2	1:K:131:LEU:CD2	2.10	0.82
1:H:144:LYS:NZ	1:H:148:TYR:OH	2.13	0.82
1:J:144:LYS:NZ	1:J:148:TYR:OH	2.13	0.82
1:C:144:LYS:NZ	1:C:148:TYR:OH	2.13	0.82
1:E:144:LYS:NZ	1:E:148:TYR:OH	2.13	0.82
1:A:144:LYS:NZ	1:A:148:TYR:OH	2.13	0.81
1:J:144:LYS:HE3	1:K:162:ALA:O	1.80	0.81
1:E:224:ASN:O	1:F:179:LYS:HB2	1.81	0.81
1:B:144:LYS:NZ	1:B:148:TYR:OH	2.13	0.81
1:L:144:LYS:NZ	1:L:148:TYR:OH	2.13	0.81
1:I:144:LYS:NZ	1:I:148:TYR:OH	2.13	0.81
1:M:144:LYS:NZ	1:M:148:TYR:OH	2.13	0.81
1:A:50:ALA:O	1:O:86:LEU:CD2	2.29	0.80
1:D:144:LYS:HZ1	1:E:162:ALA:HA	1.46	0.80
1:J:86:LEU:O	1:K:51:LEU:HD22	1.82	0.80
1:A:188:THR:CA	1:O:415:ARG:HH22	1.95	0.79
1:E:485:PRO:HD2	1:F:358:ALA:HB1	1.62	0.79
1:N:144:LYS:HZ1	1:O:162:ALA:HA	1.45	0.79
1:A:50:ALA:O	1:O:86:LEU:HD23	1.84	0.78
1:A:51:LEU:CD2	1:O:86:LEU:O	2.31	0.78
1:E:415:ARG:HG2	1:F:189:PHE:CE1	2.20	0.76
1:A:165:MET:HB2	1:O:144:LYS:HE2	1.67	0.75
1:J:86:LEU:O	1:K:51:LEU:HA	1.85	0.75
1:J:258:LEU:HD22	1:K:173:ILE:HD11	1.67	0.75
1:A:539:ALA:HB2	1:N:477:ASN:ND2	2.02	0.75
1:A:144:LYS:HZ1	1:B:162:ALA:HA	1.51	0.74
1:J:139:ARG:CD	1:K:131:LEU:HD21	2.17	0.73
1:J:140:GLY:O	1:K:129:SER:HB2	1.88	0.73
1:E:415:ARG:HH12	1:F:188:THR:C	1.91	0.73

Continued on next page...

Continued from previous page...

Atom-1	Atom-2	Interatomic distance (Å)	Clash overlap (Å)
1:A:179:LYS:CE	1:O:226:VAL:HG21	2.17	0.73
1:J:142:ASN:HD22	1:K:128:ARG:CB	2.02	0.72
1:J:293:LEU:HD11	1:K:180:ILE:HG21	1.69	0.72
1:A:180:ILE:HB	1:O:225:ILE:HD12	1.71	0.72
1:J:87:GLN:HA	1:K:51:LEU:CD2	2.19	0.72
1:K:142:ASN:HD22	1:L:128:ARG:HB3	1.55	0.72
1:E:226:VAL:O	1:F:181:GLY:HA2	1.91	0.71
1:I:467:LEU:HA	1:J:522:LEU:HD13	1.72	0.71
1:E:225:ILE:CD1	1:F:180:ILE:HB	2.21	0.70
1:D:139:ARG:HD2	1:E:131:LEU:HD21	1.72	0.70
1:F:537:SER:HB3	1:G:546:LEU:HD21	1.72	0.70
1:A:188:THR:HA	1:O:415:ARG:HH22	1.55	0.70
1:D:144:LYS:NZ	1:E:162:ALA:HA	2.06	0.70
1:K:458:ILE:HD12	1:L:376:GLN:HE21	1.56	0.70
1:E:257:ALA:HB1	1:F:173:ILE:HD12	1.73	0.69
1:A:188:THR:C	1:O:415:ARG:NH1	2.43	0.69
1:J:143:ARG:HG3	1:K:125:PHE:CE1	2.26	0.69
1:N:144:LYS:NZ	1:O:162:ALA:HA	2.07	0.69
1:A:188:THR:N	1:O:415:ARG:HH22	1.90	0.68
1:J:144:LYS:CE	1:K:162:ALA:HA	2.22	0.68
1:A:376:GLN:HE22	1:O:459:ALA:HA	1.58	0.68
1:A:179:LYS:HB2	1:O:224:ASN:C	2.13	0.68
1:B:539:ALA:HB2	1:O:477:ASN:ND2	2.10	0.67
1:J:485:PRO:HD2	1:K:358:ALA:HB1	1.74	0.67
1:K:533:ILE:HD11	1:L:549:TRP:HB2	1.75	0.67
1:E:137:PRO:HD2	1:F:97:GLN:HG3	1.75	0.67
1:A:178:GLN:O	1:O:223:GLY:N	2.25	0.67
1:A:162:ALA:CA	1:O:144:LYS:NZ	2.43	0.66
1:G:477:ASN:ND2	1:I:537:SER:O	2.28	0.66
1:A:51:LEU:HD23	1:O:86:LEU:O	1.95	0.66
1:K:537:SER:HB3	1:L:546:LEU:HD21	1.78	0.66
1:I:485:PRO:HD2	1:J:358:ALA:HB1	1.76	0.66
1:I:474:ARG:NH1	1:J:406:TYR:CD2	2.63	0.66
1:J:86:LEU:HD21	1:K:53:LEU:O	1.96	0.65
1:J:144:LYS:HG3	1:K:166:MET:HG2	1.78	0.65
1:E:113:SER:HB3	1:F:165:MET:SD	2.36	0.65
1:E:144:LYS:CE	1:F:165:MET:HB2	2.27	0.65
1:C:474:ARG:NH1	1:D:406:TYR:CD2	2.65	0.65
1:I:543:ASP:OD1	1:I:543:ASP:N	2.30	0.65
1:J:86:LEU:O	1:K:51:LEU:HD23	1.97	0.64
1:E:224:ASN:H	1:F:179:LYS:CB	2.10	0.64

Continued on next page...

Continued from previous page...

Atom-1	Atom-2	Interatomic distance (Å)	Clash overlap (Å)
1:L:543:ASP:OD1	1:L:543:ASP:N	2.30	0.64
1:N:543:ASP:OD1	1:N:543:ASP:N	2.30	0.64
1:A:162:ALA:HA	1:O:144:LYS:CE	2.28	0.64
1:A:543:ASP:OD1	1:A:543:ASP:N	2.30	0.64
1:J:458:ILE:HD11	1:K:379:VAL:HG21	1.80	0.64
1:A:51:LEU:HD22	1:O:86:LEU:O	1.96	0.64
1:J:144:LYS:HZ2	1:K:162:ALA:CA	1.97	0.64
1:K:313:LEU:HD23	1:M:550:VAL:HG11	1.78	0.64
1:E:86:LEU:O	1:F:51:LEU:CD2	2.46	0.63
1:J:86:LEU:C	1:K:51:LEU:HD23	2.18	0.63
1:J:137:PRO:HD2	1:K:97:GLN:CD	2.18	0.63
1:J:144:LYS:HG3	1:K:166:MET:CG	2.28	0.63
1:J:543:ASP:OD1	1:J:543:ASP:N	2.30	0.63
1:L:283:THR:H	1:L:286:GLN:HE21	1.47	0.63
1:A:162:ALA:CA	1:O:144:LYS:HZ2	2.10	0.63
1:M:467:LEU:HA	1:N:522:LEU:HD13	1.80	0.63
1:J:474:ARG:NH1	1:K:406:TYR:CD2	2.66	0.63
1:A:179:LYS:CE	1:O:226:VAL:CG2	2.77	0.63
1:M:283:THR:H	1:M:286:GLN:HE21	1.47	0.63
1:E:144:LYS:HE2	1:F:165:MET:HB2	1.79	0.63
1:K:283:THR:H	1:K:286:GLN:HE21	1.47	0.63
1:E:224:ASN:C	1:F:179:LYS:HB2	2.19	0.63
1:O:283:THR:H	1:O:286:GLN:HE21	1.47	0.63
1:I:283:THR:H	1:I:286:GLN:HE21	1.47	0.62
1:J:283:THR:H	1:J:286:GLN:HE21	1.47	0.62
1:K:477:ASN:HD21	1:M:538:GLY:C	2.03	0.62
1:N:283:THR:H	1:N:286:GLN:HE21	1.47	0.62
1:A:283:THR:H	1:A:286:GLN:HE21	1.47	0.62
1:E:144:LYS:HZ2	1:F:162:ALA:HA	1.58	0.62
1:J:458:ILE:HD11	1:K:379:VAL:HG11	1.79	0.62
1:E:320:ARG:HD3	1:F:394:ILE:HD11	1.81	0.62
1:I:223:GLY:N	1:J:178:GLN:O	2.32	0.62
1:B:283:THR:H	1:B:286:GLN:HE21	1.47	0.62
1:F:477:ASN:ND2	1:H:537:SER:O	2.33	0.62
1:H:283:THR:H	1:H:286:GLN:HE21	1.47	0.62
1:J:506:ASN:ND2	1:L:541:SER:OG	2.32	0.62
1:E:146:THR:HG21	1:F:165:MET:HG3	1.82	0.61
1:J:144:LYS:HB2	1:K:166:MET:HE2	1.81	0.61
1:C:283:THR:H	1:C:286:GLN:HE21	1.47	0.61
1:G:283:THR:H	1:G:286:GLN:HE21	1.47	0.61
1:A:161:ASN:HB3	1:O:111:VAL:HG11	1.80	0.61

Continued on next page...

Continued from previous page...

Atom-1	Atom-2	Interatomic distance (Å)	Clash overlap (Å)
1:J:297:LEU:HD11	1:K:279:LEU:HD21	1.81	0.61
1:M:543:ASP:OD1	1:M:543:ASP:N	2.30	0.61
1:J:86:LEU:HA	1:K:50:ALA:O	2.01	0.61
1:F:283:THR:H	1:F:286:GLN:HE21	1.47	0.61
1:O:543:ASP:OD1	1:O:543:ASP:N	2.30	0.61
1:E:86:LEU:O	1:F:51:LEU:HD23	2.01	0.61
1:N:223:GLY:N	1:O:178:GLN:O	2.31	0.61
1:E:283:THR:H	1:E:286:GLN:HE21	1.47	0.60
1:E:524:PRO:HD2	1:F:553:TYR:HE1	1.66	0.60
1:E:297:LEU:HD11	1:F:279:LEU:HD21	1.83	0.60
1:D:214:LEU:HD13	1:E:270:VAL:HG12	1.83	0.60
1:D:283:THR:H	1:D:286:GLN:HE21	1.47	0.60
1:B:543:ASP:N	1:B:543:ASP:OD1	2.30	0.60
1:J:225:ILE:HD12	1:K:180:ILE:HB	1.83	0.60
1:J:415:ARG:HH12	1:K:188:THR:C	2.05	0.60
1:K:543:ASP:OD1	1:K:543:ASP:N	2.30	0.60
1:D:406:TYR:OH	1:D:448:PRO:O	2.20	0.60
1:F:406:TYR:OH	1:F:448:PRO:O	2.20	0.60
1:J:199:ASP:OD1	1:K:196:ASN:ND2	2.35	0.60
1:D:309:TRP:CZ3	1:E:530:VAL:HG21	2.37	0.60
1:E:406:TYR:OH	1:E:448:PRO:O	2.20	0.60
1:G:406:TYR:OH	1:G:448:PRO:O	2.20	0.60
1:K:144:LYS:HZ1	1:L:162:ALA:HA	1.66	0.60
1:H:406:TYR:OH	1:H:448:PRO:O	2.20	0.60
1:C:406:TYR:OH	1:C:448:PRO:O	2.20	0.60
1:B:406:TYR:OH	1:B:448:PRO:O	2.20	0.59
1:J:86:LEU:CA	1:K:51:LEU:HA	2.32	0.59
1:A:406:TYR:OH	1:A:448:PRO:O	2.20	0.59
1:B:539:ALA:HB2	1:O:477:ASN:HD21	1.68	0.59
1:I:406:TYR:OH	1:I:448:PRO:O	2.20	0.59
1:O:406:TYR:OH	1:O:448:PRO:O	2.20	0.59
1:C:415:ARG:HG2	1:D:189:PHE:CE1	2.38	0.59
1:J:148:TYR:CE1	1:K:158:MET:HG2	2.37	0.59
1:K:406:TYR:OH	1:K:448:PRO:O	2.20	0.59
1:N:406:TYR:OH	1:N:448:PRO:O	2.20	0.59
1:L:406:TYR:OH	1:L:448:PRO:O	2.20	0.59
1:M:223:GLY:N	1:N:178:GLN:O	2.36	0.59
1:D:388:THR:HG22	1:D:405:THR:HG22	1.85	0.59
1:J:406:TYR:OH	1:J:448:PRO:O	2.20	0.59
1:M:406:TYR:OH	1:M:448:PRO:O	2.20	0.59
1:A:196:ASN:ND2	1:O:199:ASP:OD1	2.34	0.59

Continued on next page...

Continued from previous page...

Atom-1	Atom-2	Interatomic distance (Å)	Clash overlap (Å)
1:A:539:ALA:HB2	1:N:477:ASN:HD21	1.66	0.59
1:C:388:THR:HG22	1:C:405:THR:HG22	1.85	0.59
1:E:388:THR:HG22	1:E:405:THR:HG22	1.85	0.59
1:K:388:THR:HG22	1:K:405:THR:HG22	1.85	0.59
1:L:388:THR:HG22	1:L:405:THR:HG22	1.85	0.58
1:J:388:THR:HG22	1:J:405:THR:HG22	1.85	0.58
1:N:113:SER:HA	1:N:146:THR:HG22	1.85	0.58
1:O:113:SER:HA	1:O:146:THR:HG22	1.85	0.58
1:A:113:SER:HA	1:A:146:THR:HG22	1.86	0.58
1:B:388:THR:HG22	1:B:405:THR:HG22	1.85	0.58
1:I:388:THR:HG22	1:I:405:THR:HG22	1.85	0.58
1:M:103:ASP:OD2	1:M:105:SER:OG	2.15	0.58
1:M:113:SER:HA	1:M:146:THR:HG22	1.86	0.58
1:M:388:THR:HG22	1:M:405:THR:HG22	1.85	0.58
1:A:361:GLU:OE2	1:B:392:LYS:HD3	2.03	0.58
1:B:113:SER:HA	1:B:146:THR:HG22	1.86	0.58
1:A:174:GLU:HG2	1:O:220:GLN:OE1	2.03	0.58
1:K:415:ARG:HH22	1:L:187:ASN:C	2.06	0.58
1:K:473:THR:HG21	1:M:554:LEU:HD11	1.85	0.58
1:L:113:SER:HA	1:L:146:THR:HG22	1.86	0.58
1:A:189:PHE:CE1	1:O:415:ARG:HG2	2.39	0.58
1:F:388:THR:HG22	1:F:405:THR:HG22	1.85	0.58
1:E:144:LYS:HE3	1:F:162:ALA:O	2.04	0.58
1:E:86:LEU:HD21	1:F:53:LEU:O	2.03	0.58
1:A:142:ASN:HD22	1:B:128:ARG:HB3	1.69	0.57
1:G:388:THR:HG22	1:G:405:THR:HG22	1.85	0.57
1:N:388:THR:HG22	1:N:405:THR:HG22	1.85	0.57
1:H:388:THR:HG22	1:H:405:THR:HG22	1.85	0.57
1:O:388:THR:HG22	1:O:405:THR:HG22	1.85	0.57
1:A:388:THR:HG22	1:A:405:THR:HG22	1.85	0.57
1:C:113:SER:HA	1:C:146:THR:HG22	1.86	0.57
1:K:113:SER:HA	1:K:146:THR:HG22	1.85	0.57
1:J:111:VAL:HG11	1:K:161:ASN:HB2	1.85	0.57
1:A:474:ARG:NH1	1:B:406:TYR:CD2	2.70	0.57
1:B:474:ARG:NH1	1:C:406:TYR:CD2	2.72	0.57
1:H:113:SER:HA	1:H:146:THR:HG22	1.86	0.57
1:K:477:ASN:CG	1:M:539:ALA:HB2	2.25	0.57
1:D:113:SER:HA	1:D:146:THR:HG22	1.86	0.57
1:D:543:ASP:OD1	1:D:543:ASP:N	2.30	0.57
1:G:113:SER:HA	1:G:146:THR:HG22	1.86	0.57
1:J:224:ASN:H	1:K:179:LYS:HB3	1.68	0.57

Continued on next page...

Continued from previous page...

Atom-1	Atom-2	Interatomic distance (Å)	Clash overlap (Å)
1:E:113:SER:HA	1:E:146:THR:HG22	1.85	0.57
1:I:113:SER:HA	1:I:146:THR:HG22	1.85	0.57
1:F:113:SER:HA	1:F:146:THR:HG22	1.86	0.57
1:K:309:TRP:CZ3	1:L:530:VAL:HG21	2.40	0.57
1:K:477:ASN:ND2	1:M:539:ALA:HB2	2.20	0.57
1:F:179:LYS:NZ	1:F:284:ALA:O	2.39	0.56
1:L:179:LYS:NZ	1:L:284:ALA:O	2.39	0.56
1:M:179:LYS:NZ	1:M:284:ALA:O	2.38	0.56
1:E:224:ASN:O	1:F:179:LYS:CB	2.51	0.56
1:G:220:GLN:O	1:G:264:ALA:N	2.39	0.56
1:I:179:LYS:NZ	1:I:284:ALA:O	2.38	0.56
1:J:179:LYS:NZ	1:J:284:ALA:O	2.39	0.56
1:N:179:LYS:NZ	1:N:284:ALA:O	2.38	0.56
1:J:113:SER:HA	1:J:146:THR:HG22	1.86	0.56
1:A:186:ASN:CG	1:O:418:ALA:HB2	2.25	0.56
1:E:179:LYS:NZ	1:E:284:ALA:O	2.38	0.56
1:K:179:LYS:NZ	1:K:284:ALA:O	2.38	0.56
1:C:179:LYS:NZ	1:C:284:ALA:O	2.38	0.56
1:E:223:GLY:CA	1:F:178:GLN:O	2.53	0.56
1:O:179:LYS:NZ	1:O:284:ALA:O	2.38	0.56
1:C:220:GLN:O	1:C:264:ALA:N	2.39	0.56
1:D:220:GLN:O	1:D:264:ALA:N	2.38	0.56
1:G:179:LYS:NZ	1:G:284:ALA:O	2.39	0.56
1:A:162:ALA:CA	1:O:144:LYS:HZ1	2.07	0.56
1:K:220:GLN:O	1:K:264:ALA:N	2.39	0.56
1:B:179:LYS:NZ	1:B:284:ALA:O	2.39	0.56
1:E:86:LEU:CD2	1:F:50:ALA:O	2.50	0.56
1:H:59:VAL:HG12	1:H:101:ILE:HB	1.88	0.56
1:F:59:VAL:HG12	1:F:101:ILE:HB	1.88	0.56
1:H:179:LYS:NZ	1:H:284:ALA:O	2.39	0.56
1:I:59:VAL:HG12	1:I:101:ILE:HB	1.88	0.56
1:J:144:LYS:HD2	1:K:166:MET:HE3	1.87	0.56
1:O:103:ASP:OD2	1:O:105:SER:OG	2.15	0.56
1:A:97:GLN:HG3	1:O:137:PRO:HD2	1.87	0.55
1:A:103:ASP:OD2	1:A:105:SER:OG	2.15	0.55
1:A:179:LYS:NZ	1:A:284:ALA:O	2.39	0.55
1:D:179:LYS:NZ	1:D:284:ALA:O	2.39	0.55
1:E:59:VAL:HG12	1:E:101:ILE:HB	1.88	0.55
1:M:477:ASN:ND2	1:O:537:SER:O	2.40	0.55
1:A:322:GLY:HA3	1:A:499:TYR:HA	1.89	0.55
1:G:59:VAL:HG12	1:G:101:ILE:HB	1.88	0.55

Continued on next page...

Continued from previous page...

Atom-1	Atom-2	Interatomic distance (Å)	Clash overlap (Å)
1:H:199:ASP:OD1	1:I:196:ASN:ND2	2.39	0.55
1:H:322:GLY:HA3	1:H:499:TYR:HA	1.89	0.55
1:G:322:GLY:HA3	1:G:499:TYR:HA	1.89	0.55
1:H:220:GLN:O	1:H:264:ALA:N	2.39	0.55
1:J:59:VAL:HG12	1:J:101:ILE:HB	1.88	0.55
1:K:59:VAL:HG12	1:K:101:ILE:HB	1.88	0.55
1:K:142:ASN:ND2	1:L:128:ARG:HB3	2.20	0.55
1:N:322:GLY:HA3	1:N:499:TYR:HA	1.89	0.55
1:O:322:GLY:HA3	1:O:499:TYR:HA	1.89	0.55
1:H:543:ASP:OD1	1:H:543:ASP:N	2.30	0.55
1:I:322:GLY:HA3	1:I:499:TYR:HA	1.89	0.55
1:J:322:GLY:HA3	1:J:499:TYR:HA	1.89	0.55
1:K:204:ILE:HD12	1:L:273:PRO:HB2	1.87	0.55
1:M:322:GLY:HA3	1:M:499:TYR:HA	1.89	0.55
1:F:543:ASP:OD1	1:F:543:ASP:N	2.30	0.55
1:J:86:LEU:HB3	1:K:51:LEU:O	2.05	0.55
1:K:322:GLY:HA3	1:K:499:TYR:HA	1.89	0.55
1:B:322:GLY:HA3	1:B:499:TYR:HA	1.89	0.55
1:E:194:THR:HG22	1:E:203:VAL:HG12	1.89	0.55
1:E:474:ARG:NH2	1:F:406:TYR:CE2	2.74	0.55
1:F:322:GLY:HA3	1:F:499:TYR:HA	1.89	0.55
1:E:111:VAL:HG11	1:F:161:ASN:CB	2.31	0.55
1:L:220:GLN:O	1:L:264:ALA:N	2.39	0.55
1:A:485:PRO:HD2	1:B:358:ALA:HB1	1.87	0.55
1:C:322:GLY:HA3	1:C:499:TYR:HA	1.89	0.55
1:J:143:ARG:HB2	1:K:125:PHE:CE1	2.41	0.55
1:E:220:GLN:O	1:E:264:ALA:N	2.38	0.55
1:L:59:VAL:HG12	1:L:101:ILE:HB	1.88	0.55
1:L:322:GLY:HA3	1:L:499:TYR:HA	1.89	0.55
1:D:59:VAL:HG12	1:D:101:ILE:HB	1.88	0.54
1:C:524:PRO:HD2	1:D:553:TYR:HE1	1.72	0.54
1:D:194:THR:HG22	1:D:203:VAL:HG12	1.89	0.54
1:K:477:ASN:ND2	1:M:537:SER:O	2.41	0.54
1:A:165:MET:CB	1:O:144:LYS:HE2	2.37	0.54
1:A:180:ILE:HG21	1:O:293:LEU:HD11	1.88	0.54
1:E:293:LEU:HD11	1:F:180:ILE:HG21	1.89	0.54
1:E:322:GLY:HA3	1:E:499:TYR:HA	1.89	0.54
1:F:194:THR:HG22	1:F:203:VAL:HG12	1.89	0.54
1:C:59:VAL:HG12	1:C:101:ILE:HB	1.88	0.54
1:G:375:THR:OG1	1:G:376:GLN:O	2.25	0.54
1:G:467:LEU:HA	1:H:522:LEU:HD13	1.89	0.54

Continued on next page...

Continued from previous page...

Atom-1	Atom-2	Interatomic distance (Å)	Clash overlap (Å)
1:J:477:ASN:ND2	1:L:537:SER:O	2.40	0.54
1:M:59:VAL:HG12	1:M:101:ILE:HB	1.88	0.54
1:A:220:GLN:O	1:A:264:ALA:N	2.39	0.54
1:E:224:ASN:H	1:F:179:LYS:HB3	1.72	0.54
1:F:485:PRO:HD2	1:G:358:ALA:HB1	1.88	0.54
1:I:320:ARG:HD3	1:J:394:ILE:HD11	1.89	0.54
1:J:87:GLN:CA	1:K:51:LEU:CD2	2.86	0.54
1:A:59:VAL:HG12	1:A:101:ILE:HB	1.88	0.54
1:D:322:GLY:HA3	1:D:499:TYR:HA	1.89	0.54
1:H:269:ILE:HG12	1:H:280:VAL:HG12	1.90	0.54
1:B:59:VAL:HG12	1:B:101:ILE:HB	1.88	0.54
1:K:103:ASP:OD2	1:K:105:SER:OG	2.15	0.54
1:N:59:VAL:HG12	1:N:101:ILE:HB	1.88	0.54
1:O:59:VAL:HG12	1:O:101:ILE:HB	1.88	0.54
1:C:103:ASP:OD2	1:C:105:SER:OG	2.15	0.54
1:I:269:ILE:HG12	1:I:280:VAL:HG12	1.90	0.54
1:J:467:LEU:HA	1:K:522:LEU:HD13	1.90	0.54
1:M:194:THR:HG22	1:M:203:VAL:HG12	1.89	0.54
1:M:220:GLN:O	1:M:264:ALA:N	2.39	0.54
1:A:269:ILE:HG12	1:A:280:VAL:HG12	1.90	0.54
1:C:194:THR:HG22	1:C:203:VAL:HG12	1.89	0.54
1:G:269:ILE:HG12	1:G:280:VAL:HG12	1.90	0.54
1:J:86:LEU:HD22	1:K:51:LEU:C	2.28	0.54
1:L:194:THR:HG22	1:L:203:VAL:HG12	1.89	0.54
1:L:478:THR:HB	1:L:503:ASN:HB3	1.90	0.54
1:B:269:ILE:HG12	1:B:280:VAL:HG12	1.90	0.54
1:I:220:GLN:O	1:I:264:ALA:N	2.39	0.54
1:J:86:LEU:C	1:K:51:LEU:HA	2.27	0.54
1:K:194:THR:HG22	1:K:203:VAL:HG12	1.89	0.54
1:D:224:ASN:H	1:E:179:LYS:HB2	1.73	0.53
1:E:478:THR:HB	1:E:503:ASN:HB3	1.90	0.53
1:J:269:ILE:HG12	1:J:280:VAL:HG12	1.90	0.53
1:M:478:THR:HB	1:M:503:ASN:HB3	1.90	0.53
1:N:220:GLN:O	1:N:264:ALA:N	2.39	0.53
1:O:269:ILE:HG12	1:O:280:VAL:HG12	1.90	0.53
1:C:269:ILE:HG12	1:C:280:VAL:HG12	1.90	0.53
1:A:172:GLY:O	1:O:261:ASN:ND2	2.42	0.53
1:J:137:PRO:CD	1:K:97:GLN:HG3	2.26	0.53
1:E:543:ASP:OD1	1:E:543:ASP:N	2.30	0.53
1:G:194:THR:HG22	1:G:203:VAL:HG12	1.89	0.53
1:I:194:THR:HG22	1:I:203:VAL:HG12	1.89	0.53

Continued on next page...

Continued from previous page...

Atom-1	Atom-2	Interatomic distance (Å)	Clash overlap (Å)
1:K:269:ILE:HG12	1:K:280:VAL:HG12	1.90	0.53
1:F:478:THR:HB	1:F:503:ASN:HB3	1.90	0.53
1:H:194:THR:HG22	1:H:203:VAL:HG12	1.89	0.53
1:J:86:LEU:HA	1:K:51:LEU:HA	1.90	0.53
1:J:478:THR:HB	1:J:503:ASN:HB3	1.90	0.53
1:K:478:THR:HB	1:K:503:ASN:HB3	1.90	0.53
1:N:478:THR:HB	1:N:503:ASN:HB3	1.90	0.53
1:C:543:ASP:OD1	1:C:543:ASP:N	2.31	0.53
1:D:269:ILE:HG12	1:D:280:VAL:HG12	1.90	0.53
1:D:478:THR:HB	1:D:503:ASN:HB3	1.90	0.53
1:I:524:PRO:O	1:J:553:TYR:OH	2.26	0.53
1:J:194:THR:HG22	1:J:203:VAL:HG12	1.89	0.53
1:N:194:THR:HG22	1:N:203:VAL:HG12	1.89	0.53
1:O:194:THR:HG22	1:O:203:VAL:HG12	1.89	0.53
1:O:478:THR:HB	1:O:503:ASN:HB3	1.90	0.53
1:A:113:SER:HB3	1:B:165:MET:SD	2.49	0.53
1:L:269:ILE:HG12	1:L:280:VAL:HG12	1.90	0.53
1:N:269:ILE:HG12	1:N:280:VAL:HG12	1.90	0.53
1:A:194:THR:HG22	1:A:203:VAL:HG12	1.89	0.53
1:B:224:ASN:O	1:C:179:LYS:HB2	2.08	0.53
1:F:269:ILE:HG12	1:F:280:VAL:HG12	1.90	0.53
1:J:311:VAL:HG23	1:J:368:VAL:HG22	1.91	0.53
1:O:220:GLN:O	1:O:264:ALA:N	2.39	0.53
1:G:478:THR:HB	1:G:503:ASN:HB3	1.90	0.52
1:I:311:VAL:HG23	1:I:368:VAL:HG22	1.92	0.52
1:J:224:ASN:H	1:K:179:LYS:CB	2.21	0.52
1:K:458:ILE:O	1:L:376:GLN:NE2	2.42	0.52
1:B:311:VAL:HG23	1:B:368:VAL:HG22	1.91	0.52
1:D:458:ILE:HD11	1:E:379:VAL:HG21	1.91	0.52
1:I:218:GLU:OE2	1:J:281:LYS:NZ	2.36	0.52
1:I:478:THR:HB	1:I:503:ASN:HB3	1.90	0.52
1:A:379:VAL:CG1	1:O:458:ILE:HD11	2.30	0.52
1:A:478:THR:HB	1:A:503:ASN:HB3	1.90	0.52
1:B:194:THR:HG22	1:B:203:VAL:HG12	1.89	0.52
1:C:311:VAL:HG23	1:C:368:VAL:HG22	1.92	0.52
1:J:86:LEU:O	1:K:51:LEU:CA	2.55	0.52
1:E:269:ILE:HG12	1:E:280:VAL:HG12	1.90	0.52
1:H:311:VAL:HG23	1:H:368:VAL:HG22	1.91	0.52
1:D:311:VAL:HG23	1:D:368:VAL:HG22	1.92	0.52
1:F:220:GLN:O	1:F:264:ALA:N	2.39	0.52
1:K:311:VAL:HG23	1:K:368:VAL:HG22	1.92	0.52

Continued on next page...

Continued from previous page...

Atom-1	Atom-2	Interatomic distance (Å)	Clash overlap (Å)
1:M:269:ILE:HG12	1:M:280:VAL:HG12	1.90	0.52
1:A:311:VAL:HG23	1:A:368:VAL:HG22	1.92	0.52
1:B:478:THR:HB	1:B:503:ASN:HB3	1.90	0.52
1:F:533:ILE:HD11	1:G:549:TRP:HB2	1.91	0.52
1:J:261:ASN:ND2	1:K:172:GLY:O	2.42	0.52
1:K:137:PRO:HD2	1:L:97:GLN:CD	2.30	0.52
1:A:387:ARG:HE	1:A:389:PHE:HE1	1.58	0.52
1:H:387:ARG:HE	1:H:389:PHE:HE1	1.58	0.52
1:J:220:GLN:O	1:J:264:ALA:N	2.38	0.52
1:B:220:GLN:O	1:B:264:ALA:N	2.39	0.52
1:C:478:THR:HB	1:C:503:ASN:HB3	1.90	0.52
1:G:387:ARG:HE	1:G:389:PHE:HE1	1.58	0.52
1:I:387:ARG:HE	1:I:389:PHE:HE1	1.58	0.52
1:O:81:LEU:HD23	1:O:84:LEU:HD12	1.92	0.52
1:O:387:ARG:HE	1:O:389:PHE:HE1	1.58	0.52
1:B:387:ARG:HE	1:B:389:PHE:HE1	1.58	0.52
1:F:81:LEU:HD23	1:F:84:LEU:HD12	1.92	0.52
1:K:387:ARG:HE	1:K:389:PHE:HE1	1.58	0.52
1:A:553:TYR:HE1	1:O:524:PRO:HD2	1.74	0.51
1:C:102:TYR:HD2	1:C:153:PRO:HD2	1.76	0.51
1:E:311:VAL:HG23	1:E:368:VAL:HG22	1.92	0.51
1:F:387:ARG:HE	1:F:389:PHE:HE1	1.58	0.51
1:G:311:VAL:HG23	1:G:368:VAL:HG22	1.91	0.51
1:H:102:TYR:HD2	1:H:153:PRO:HD2	1.76	0.51
1:H:478:THR:HB	1:H:503:ASN:HB3	1.90	0.51
1:J:387:ARG:HE	1:J:389:PHE:HE1	1.58	0.51
1:K:458:ILE:C	1:L:376:GLN:HE22	2.14	0.51
1:L:387:ARG:HE	1:L:389:PHE:HE1	1.58	0.51
1:M:102:TYR:HD2	1:M:153:PRO:HD2	1.76	0.51
1:O:311:VAL:HG23	1:O:368:VAL:HG22	1.91	0.51
1:A:81:LEU:HD23	1:A:84:LEU:HD12	1.92	0.51
1:C:387:ARG:HE	1:C:389:PHE:HE1	1.58	0.51
1:E:458:ILE:HD11	1:F:379:VAL:HG11	1.92	0.51
1:F:474:ARG:NH1	1:G:406:TYR:CD2	2.78	0.51
1:G:81:LEU:HD23	1:G:84:LEU:HD12	1.92	0.51
1:L:311:VAL:HG23	1:L:368:VAL:HG22	1.92	0.51
1:N:81:LEU:HD23	1:N:84:LEU:HD12	1.92	0.51
1:N:102:TYR:HD2	1:N:153:PRO:HD2	1.76	0.51
1:N:387:ARG:HE	1:N:389:PHE:HE1	1.58	0.51
1:A:137:PRO:HD2	1:B:97:GLN:CD	2.31	0.51
1:A:142:ASN:ND2	1:B:128:ARG:HB3	2.25	0.51

Continued on next page...

Continued from previous page...

Atom-1	Atom-2	Interatomic distance (Å)	Clash overlap (Å)
1:E:387:ARG:HE	1:E:389:PHE:HE1	1.58	0.51
1:F:102:TYR:HD2	1:F:153:PRO:HD2	1.76	0.51
1:G:309:TRP:CZ3	1:H:530:VAL:HG21	2.46	0.51
1:D:387:ARG:HE	1:D:389:PHE:HE1	1.58	0.51
1:L:102:TYR:HD2	1:L:153:PRO:HD2	1.76	0.51
1:N:103:ASP:OD2	1:N:105:SER:OG	2.15	0.51
1:A:223:GLY:N	1:B:178:GLN:O	2.41	0.51
1:M:338:SER:O	1:N:356:VAL:HG12	2.10	0.51
1:M:387:ARG:HE	1:M:389:PHE:HE1	1.58	0.51
1:A:102:TYR:HD2	1:A:153:PRO:HD2	1.76	0.51
1:K:102:TYR:HD2	1:K:153:PRO:HD2	1.76	0.51
1:O:102:TYR:HD2	1:O:153:PRO:HD2	1.76	0.51
1:B:81:LEU:HD23	1:B:84:LEU:HD12	1.92	0.51
1:C:199:ASP:HB2	1:C:411:ARG:NH1	2.26	0.51
1:J:81:LEU:HD23	1:J:84:LEU:HD12	1.92	0.51
1:K:81:LEU:HD23	1:K:84:LEU:HD12	1.92	0.51
1:E:81:LEU:HD23	1:E:84:LEU:HD12	1.92	0.51
1:E:102:TYR:HD2	1:E:153:PRO:HD2	1.76	0.51
1:E:139:ARG:HD2	1:F:131:LEU:CD2	2.32	0.51
1:F:199:ASP:HB2	1:F:411:ARG:NH1	2.26	0.51
1:G:458:ILE:HD12	1:H:376:GLN:HE21	1.75	0.51
1:M:81:LEU:HD23	1:M:84:LEU:HD12	1.92	0.51
1:M:311:VAL:HG23	1:M:368:VAL:HG22	1.92	0.51
1:N:199:ASP:HB2	1:N:411:ARG:NH1	2.26	0.51
1:O:199:ASP:HB2	1:O:411:ARG:NH1	2.26	0.51
1:A:199:ASP:HB2	1:A:411:ARG:NH1	2.26	0.51
1:F:311:VAL:HG23	1:F:368:VAL:HG22	1.92	0.51
1:I:102:TYR:HD2	1:I:153:PRO:HD2	1.76	0.51
1:N:311:VAL:HG23	1:N:368:VAL:HG22	1.92	0.51
1:C:81:LEU:HD23	1:C:84:LEU:HD12	1.92	0.51
1:G:199:ASP:HB2	1:G:411:ARG:NH1	2.26	0.51
1:J:102:TYR:HD2	1:J:153:PRO:HD2	1.76	0.51
1:J:143:ARG:HG3	1:K:125:PHE:HE1	1.76	0.51
1:J:144:LYS:HD2	1:K:166:MET:CE	2.41	0.51
1:C:224:ASN:O	1:D:179:LYS:HB2	2.12	0.50
1:E:199:ASP:HB2	1:E:411:ARG:NH1	2.26	0.50
1:H:81:LEU:HD23	1:H:84:LEU:HD12	1.92	0.50
1:H:199:ASP:HB2	1:H:411:ARG:NH1	2.26	0.50
1:I:199:ASP:HB2	1:I:411:ARG:NH1	2.26	0.50
1:J:143:ARG:CG	1:K:125:PHE:CE1	2.94	0.50
1:M:199:ASP:HB2	1:M:411:ARG:NH1	2.26	0.50

Continued on next page...

Continued from previous page...

Atom-1	Atom-2	Interatomic distance (Å)	Clash overlap (Å)
1:D:102:TYR:HD2	1:D:153:PRO:HD2	1.76	0.50
1:E:141:ASP:OD2	1:F:166:MET:HE2	2.11	0.50
1:G:102:TYR:HD2	1:G:153:PRO:HD2	1.76	0.50
1:H:458:ILE:HD12	1:I:376:GLN:HE21	1.75	0.50
1:A:165:MET:HG3	1:O:146:THR:CG2	2.33	0.50
1:B:199:ASP:HB2	1:B:411:ARG:NH1	2.26	0.50
1:J:113:SER:CB	1:K:165:MET:SD	2.87	0.50
1:B:102:TYR:HD2	1:B:153:PRO:HD2	1.76	0.50
1:D:81:LEU:HD23	1:D:84:LEU:HD12	1.92	0.50
1:F:318:LEU:HD23	1:F:361:GLU:OE2	2.12	0.50
1:F:467:LEU:HA	1:G:522:LEU:HD13	1.93	0.50
1:B:103:ASP:OD2	1:B:105:SER:OG	2.15	0.50
1:E:318:LEU:HD23	1:E:361:GLU:OE2	2.12	0.50
1:L:199:ASP:HB2	1:L:411:ARG:NH1	2.26	0.50
1:L:458:ILE:HD12	1:M:376:GLN:HE21	1.76	0.50
1:B:318:LEU:HD23	1:B:361:GLU:OE2	2.11	0.50
1:C:318:LEU:HD23	1:C:361:GLU:OE2	2.11	0.50
1:L:81:LEU:HD23	1:L:84:LEU:HD12	1.92	0.50
1:N:375:THR:OG1	1:N:376:GLN:O	2.25	0.50
1:N:458:ILE:HD11	1:O:379:VAL:HG11	1.93	0.50
1:A:187:ASN:C	1:O:415:ARG:HH22	2.15	0.50
1:A:273:PRO:O	1:O:378:ASN:ND2	2.45	0.50
1:B:415:ARG:HG2	1:C:189:PHE:CE1	2.47	0.50
1:C:524:PRO:HD2	1:D:553:TYR:CE1	2.47	0.50
1:D:103:ASP:OD2	1:D:105:SER:OG	2.15	0.50
1:J:199:ASP:HB2	1:J:411:ARG:NH1	2.26	0.50
1:M:214:LEU:HD13	1:N:270:VAL:HG12	1.92	0.50
1:G:318:LEU:HD23	1:G:361:GLU:OE2	2.11	0.50
1:K:318:LEU:HD23	1:K:361:GLU:OE2	2.11	0.50
1:L:458:ILE:HD11	1:M:379:VAL:HG11	1.94	0.50
1:J:111:VAL:CG1	1:K:161:ASN:HB3	2.30	0.50
1:D:537:SER:HB3	1:E:546:LEU:HD21	1.93	0.49
1:I:81:LEU:HD23	1:I:84:LEU:HD12	1.92	0.49
1:L:318:LEU:HD23	1:L:361:GLU:OE2	2.12	0.49
1:D:439:ASP:OD1	1:E:399:VAL:HG22	2.11	0.49
1:F:527:SER:O	1:F:531:ASN:ND2	2.46	0.49
1:H:318:LEU:HD23	1:H:361:GLU:OE2	2.11	0.49
1:H:527:SER:O	1:H:531:ASN:ND2	2.46	0.49
1:N:527:SER:O	1:N:531:ASN:ND2	2.46	0.49
1:E:527:SER:O	1:E:531:ASN:ND2	2.46	0.49
1:G:527:SER:O	1:G:531:ASN:ND2	2.46	0.49

Continued on next page...

Continued from previous page...

Atom-1	Atom-2	Interatomic distance (Å)	Clash overlap (Å)
1:J:318:LEU:HD23	1:J:361:GLU:OE2	2.12	0.49
1:K:199:ASP:HB2	1:K:411:ARG:NH1	2.26	0.49
1:K:508:VAL:HG11	1:M:551:ARG:HG2	1.94	0.49
1:M:318:LEU:HD23	1:M:361:GLU:OE2	2.12	0.49
1:M:527:SER:O	1:M:531:ASN:ND2	2.46	0.49
1:B:458:ILE:HD11	1:C:379:VAL:HG11	1.93	0.49
1:D:199:ASP:HB2	1:D:411:ARG:NH1	2.26	0.49
1:D:527:SER:O	1:D:531:ASN:ND2	2.46	0.49
1:I:527:SER:O	1:I:531:ASN:ND2	2.46	0.49
1:O:527:SER:O	1:O:531:ASN:ND2	2.46	0.49
1:C:527:SER:O	1:C:531:ASN:ND2	2.46	0.49
1:D:318:LEU:HD23	1:D:361:GLU:OE2	2.11	0.49
1:D:466:SER:O	1:E:522:LEU:HB2	2.13	0.49
1:I:318:LEU:HD23	1:I:361:GLU:OE2	2.11	0.49
1:J:527:SER:O	1:J:531:ASN:ND2	2.46	0.49
1:L:527:SER:O	1:L:531:ASN:ND2	2.46	0.49
1:N:318:LEU:HD23	1:N:361:GLU:OE2	2.11	0.49
1:E:485:PRO:CD	1:F:358:ALA:HB1	2.38	0.49
1:F:309:TRP:CZ3	1:G:530:VAL:HG21	2.47	0.49
1:C:68:ILE:HD12	1:C:88:LEU:HD11	1.95	0.49
1:E:68:ILE:HD12	1:E:88:LEU:HD11	1.95	0.49
1:G:537:SER:HB3	1:H:546:LEU:HD21	1.95	0.49
1:K:205:PRO:HD2	1:L:273:PRO:HD2	1.94	0.49
1:M:454:LEU:HB3	1:N:384:ASP:OD1	2.13	0.49
1:M:477:ASN:HD21	1:O:538:GLY:C	2.16	0.49
1:B:527:SER:O	1:B:531:ASN:ND2	2.46	0.49
1:C:477:ASN:ND2	1:E:537:SER:O	2.45	0.49
1:D:508:VAL:HG13	1:F:547:GLN:HE21	1.78	0.49
1:K:467:LEU:HA	1:L:522:LEU:HD13	1.94	0.49
1:O:458:ILE:H	1:O:458:ILE:HG13	1.43	0.49
1:A:68:ILE:HD12	1:A:88:LEU:HD11	1.95	0.49
1:A:527:SER:O	1:A:531:ASN:ND2	2.46	0.49
1:J:66:LYS:HE2	1:K:43:ARG:HH22	1.76	0.49
1:A:318:LEU:HD23	1:A:361:GLU:OE2	2.12	0.48
1:J:415:ARG:NH1	1:K:188:THR:O	2.46	0.48
1:K:527:SER:O	1:K:531:ASN:ND2	2.46	0.48
1:L:537:SER:HB3	1:M:546:LEU:HD21	1.95	0.48
1:A:173:ILE:HD11	1:O:257:ALA:HB1	1.92	0.48
1:E:86:LEU:O	1:F:51:LEU:HD22	2.12	0.48
1:N:68:ILE:HD12	1:N:88:LEU:HD11	1.95	0.48
1:G:68:ILE:HD12	1:G:88:LEU:HD11	1.95	0.48

Continued on next page...

Continued from previous page...

Atom-1	Atom-2	Interatomic distance (Å)	Clash overlap (Å)
1:I:214:LEU:HD13	1:J:270:VAL:HG12	1.95	0.48
1:J:415:ARG:HH22	1:K:187:ASN:C	2.16	0.48
1:O:318:LEU:HD23	1:O:361:GLU:OE2	2.11	0.48
1:J:141:ASP:OD2	1:K:166:MET:CE	2.61	0.48
1:K:375:THR:OG1	1:K:376:GLN:O	2.25	0.48
1:M:41:SER:HA	1:M:67:LYS:HG2	1.96	0.48
1:D:68:ILE:HD12	1:D:88:LEU:HD11	1.95	0.48
1:G:477:ASN:HD21	1:I:538:GLY:C	2.18	0.48
1:J:458:ILE:CD1	1:K:379:VAL:HG21	2.43	0.48
1:A:50:ALA:O	1:O:86:LEU:HD22	2.10	0.48
1:H:458:ILE:HD11	1:I:379:VAL:HG11	1.95	0.48
1:A:41:SER:HA	1:A:67:LYS:HG2	1.96	0.48
1:A:144:LYS:HZ1	1:B:162:ALA:CA	2.25	0.48
1:E:141:ASP:OD2	1:F:166:MET:CE	2.62	0.48
1:J:86:LEU:C	1:K:51:LEU:CD2	2.78	0.48
1:J:86:LEU:CD2	1:K:53:LEU:O	2.62	0.48
1:N:41:SER:HA	1:N:67:LYS:HG2	1.96	0.48
1:N:458:ILE:H	1:N:458:ILE:HG13	1.43	0.48
1:O:41:SER:HA	1:O:67:LYS:HG2	1.96	0.48
1:J:143:ARG:CB	1:K:125:PHE:CE1	2.97	0.47
1:B:41:SER:HA	1:B:67:LYS:HG2	1.96	0.47
1:H:108:ARG:NH1	1:H:157:ASP:OD2	2.47	0.47
1:I:68:ILE:HD12	1:I:88:LEU:HD11	1.95	0.47
1:A:144:LYS:HD2	1:B:166:MET:CE	2.44	0.47
1:B:108:ARG:NH1	1:B:157:ASP:OD2	2.48	0.47
1:C:41:SER:HA	1:C:67:LYS:HG2	1.96	0.47
1:F:68:ILE:HD12	1:F:88:LEU:HD11	1.95	0.47
1:F:108:ARG:NH1	1:F:157:ASP:OD2	2.48	0.47
1:J:108:ARG:NH1	1:J:157:ASP:OD2	2.48	0.47
1:L:68:ILE:HD12	1:L:88:LEU:HD11	1.95	0.47
1:O:108:ARG:NH1	1:O:157:ASP:OD2	2.47	0.47
1:A:320:ARG:HD3	1:B:394:ILE:HD11	1.94	0.47
1:B:68:ILE:HD12	1:B:88:LEU:HD11	1.95	0.47
1:G:543:ASP:N	1:G:543:ASP:OD1	2.30	0.47
1:H:477:ASN:ND2	1:J:537:SER:O	2.47	0.47
1:J:86:LEU:CD2	1:K:50:ALA:O	2.44	0.47
1:K:41:SER:HA	1:K:67:LYS:HG2	1.96	0.47
1:K:108:ARG:NH1	1:K:157:ASP:OD2	2.48	0.47
1:M:108:ARG:NH1	1:M:157:ASP:OD2	2.47	0.47
1:D:108:ARG:NH1	1:D:157:ASP:OD2	2.48	0.47
1:E:415:ARG:HH22	1:F:188:THR:HA	1.80	0.47

Continued on next page...

Continued from previous page...

Atom-1	Atom-2	Interatomic distance (Å)	Clash overlap (Å)
1:K:68:ILE:HD12	1:K:88:LEU:HD11	1.95	0.47
1:L:41:SER:HA	1:L:67:LYS:HG2	1.96	0.47
1:N:108:ARG:NH1	1:N:157:ASP:OD2	2.48	0.47
1:A:173:ILE:CD1	1:O:257:ALA:CB	2.85	0.47
1:A:379:VAL:HG11	1:O:458:ILE:CD1	2.33	0.47
1:E:108:ARG:NH1	1:E:157:ASP:OD2	2.48	0.47
1:G:103:ASP:OD2	1:G:105:SER:OG	2.15	0.47
1:H:467:LEU:HA	1:I:522:LEU:HD13	1.97	0.47
1:N:199:ASP:OD1	1:O:196:ASN:ND2	2.46	0.47
1:A:108:ARG:NH1	1:A:157:ASP:OD2	2.48	0.47
1:F:41:SER:HA	1:F:67:LYS:HG2	1.96	0.47
1:G:41:SER:HA	1:G:67:LYS:HG2	1.96	0.47
1:H:41:SER:HA	1:H:67:LYS:HG2	1.96	0.47
1:I:41:SER:HA	1:I:67:LYS:HG2	1.96	0.47
1:J:68:ILE:HD12	1:J:88:LEU:HD11	1.95	0.47
1:L:108:ARG:NH1	1:L:157:ASP:OD2	2.48	0.47
1:O:68:ILE:HD12	1:O:88:LEU:HD11	1.95	0.47
1:A:107:MET:HB3	1:B:58:ILE:HD13	1.96	0.47
1:C:108:ARG:NH1	1:C:157:ASP:OD2	2.48	0.47
1:D:216:GLN:HA	1:D:216:GLN:HE21	1.80	0.47
1:E:41:SER:HA	1:E:67:LYS:HG2	1.96	0.47
1:J:221:PRO:HG2	1:K:176:GLY:O	2.15	0.47
1:K:419:ASP:OD1	1:K:419:ASP:N	2.48	0.47
1:K:458:ILE:H	1:K:458:ILE:HG13	1.43	0.47
1:I:108:ARG:NH1	1:I:157:ASP:OD2	2.48	0.47
1:A:216:GLN:HE21	1:A:216:GLN:HA	1.80	0.47
1:C:216:GLN:HA	1:C:216:GLN:HE21	1.80	0.47
1:E:144:LYS:HZ2	1:F:162:ALA:CA	2.20	0.47
1:H:68:ILE:HD12	1:H:88:LEU:HD11	1.95	0.47
1:J:458:ILE:H	1:J:458:ILE:HG13	1.43	0.47
1:J:41:SER:HA	1:J:67:LYS:HG2	1.96	0.46
1:K:216:GLN:HE21	1:K:216:GLN:HA	1.80	0.46
1:M:68:ILE:HD12	1:M:88:LEU:HD11	1.95	0.46
1:B:309:TRP:HB2	1:B:512:MET:HB2	1.98	0.46
1:B:419:ASP:OD1	1:B:419:ASP:N	2.48	0.46
1:D:41:SER:HA	1:D:67:LYS:HG2	1.96	0.46
1:G:108:ARG:NH1	1:G:157:ASP:OD2	2.48	0.46
1:I:309:TRP:HB2	1:I:512:MET:HB2	1.98	0.46
1:N:216:GLN:HE21	1:N:216:GLN:HA	1.80	0.46
1:A:274:ASP:HB2	1:O:301:LYS:NZ	2.30	0.46
1:A:392:LYS:HD3	1:O:361:GLU:OE2	2.15	0.46

Continued on next page...

Continued from previous page...

Atom-1	Atom-2	Interatomic distance (Å)	Clash overlap (Å)
1:E:467:LEU:HA	1:F:522:LEU:HD13	1.97	0.46
1:J:86:LEU:O	1:K:51:LEU:CB	2.64	0.46
1:J:216:GLN:HE21	1:J:216:GLN:HA	1.80	0.46
1:J:258:LEU:HD22	1:K:173:ILE:CD1	2.40	0.46
1:K:214:LEU:HD21	1:L:180:ILE:HD12	1.97	0.46
1:O:309:TRP:HB2	1:O:512:MET:HB2	1.98	0.46
1:A:374:LEU:HD11	1:O:467:LEU:HD21	1.97	0.46
1:D:111:VAL:HG11	1:E:161:ASN:HB3	1.98	0.46
1:D:309:TRP:HB2	1:D:512:MET:HB2	1.98	0.46
1:E:216:GLN:HE21	1:E:216:GLN:HA	1.80	0.46
1:E:224:ASN:H	1:F:179:LYS:HB2	1.80	0.46
1:K:309:TRP:HB2	1:K:512:MET:HB2	1.98	0.46
1:M:216:GLN:HE21	1:M:216:GLN:HA	1.80	0.46
1:B:216:GLN:HA	1:B:216:GLN:HE21	1.80	0.46
1:G:53:LEU:HD13	1:G:77:PRO:HG2	1.98	0.46
1:G:309:TRP:HB2	1:G:512:MET:HB2	1.98	0.46
1:J:301:LYS:HE2	1:K:274:ASP:O	2.16	0.46
1:K:517:GLU:OE1	1:K:518:ILE:N	2.49	0.46
1:M:297:LEU:HD21	1:N:272:TYR:CZ	2.50	0.46
1:M:458:ILE:H	1:M:458:ILE:HG13	1.44	0.46
1:A:419:ASP:N	1:A:419:ASP:OD1	2.48	0.46
1:D:224:ASN:H	1:E:179:LYS:CB	2.29	0.46
1:E:142:ASN:ND2	1:F:128:ARG:HB3	2.30	0.46
1:E:458:ILE:HD11	1:F:379:VAL:HG21	1.97	0.46
1:F:309:TRP:HB2	1:F:512:MET:HB2	1.98	0.46
1:G:517:GLU:OE1	1:G:518:ILE:N	2.49	0.46
1:H:517:GLU:OE1	1:H:518:ILE:N	2.49	0.46
1:I:53:LEU:HD13	1:I:77:PRO:HG2	1.98	0.46
1:I:103:ASP:OD2	1:I:105:SER:OG	2.15	0.46
1:J:224:ASN:O	1:K:179:LYS:HB2	2.16	0.46
1:A:517:GLU:OE1	1:A:518:ILE:N	2.49	0.46
1:J:144:LYS:HG3	1:K:166:MET:HG3	1.97	0.46
1:J:419:ASP:N	1:J:419:ASP:OD1	2.48	0.46
1:K:458:ILE:HD11	1:L:379:VAL:HG11	1.98	0.46
1:K:473:THR:CG2	1:M:554:LEU:HD11	2.46	0.46
1:L:216:GLN:HA	1:L:216:GLN:HE21	1.80	0.46
1:M:309:TRP:HB2	1:M:512:MET:HB2	1.98	0.46
1:M:524:PRO:O	1:N:553:TYR:OH	2.30	0.46
1:D:53:LEU:HD13	1:D:77:PRO:HG2	1.98	0.46
1:C:223:GLY:N	1:D:178:GLN:O	2.48	0.46
1:C:361:GLU:OE2	1:D:392:LYS:HD3	2.15	0.46

Continued on next page...

Continued from previous page...

Atom-1	Atom-2	Interatomic distance (Å)	Clash overlap (Å)
1:C:485:PRO:HD2	1:D:358:ALA:HB1	1.98	0.46
1:D:517:GLU:OE1	1:D:518:ILE:N	2.49	0.46
1:K:458:ILE:HD12	1:L:376:GLN:NE2	2.26	0.46
1:N:224:ASN:HA	1:N:289:PHE:HZ	1.81	0.46
1:O:517:GLU:OE1	1:O:518:ILE:N	2.49	0.46
1:A:148:TYR:CD2	1:B:131:LEU:HD11	2.50	0.46
1:C:517:GLU:OE1	1:C:518:ILE:N	2.49	0.46
1:E:53:LEU:HD13	1:E:77:PRO:HG2	1.98	0.46
1:I:216:GLN:HE21	1:I:216:GLN:HA	1.80	0.46
1:B:415:ARG:HH12	1:C:188:THR:C	2.18	0.45
1:B:517:GLU:OE1	1:B:518:ILE:N	2.49	0.45
1:E:144:LYS:HZ2	1:F:162:ALA:CB	2.29	0.45
1:E:517:GLU:OE1	1:E:518:ILE:N	2.49	0.45
1:I:506:ASN:N	1:I:506:ASN:OD1	2.50	0.45
1:J:517:GLU:OE1	1:J:518:ILE:N	2.49	0.45
1:K:224:ASN:HA	1:K:289:PHE:HZ	1.81	0.45
1:L:458:ILE:H	1:L:458:ILE:HG13	1.43	0.45
1:L:517:GLU:OE1	1:L:518:ILE:N	2.49	0.45
1:F:53:LEU:HD13	1:F:77:PRO:HG2	1.98	0.45
1:F:216:GLN:HE21	1:F:216:GLN:HA	1.80	0.45
1:J:53:LEU:HD13	1:J:77:PRO:HG2	1.98	0.45
1:J:313:LEU:HD23	1:L:550:VAL:HG11	1.98	0.45
1:K:53:LEU:HD13	1:K:77:PRO:HG2	1.98	0.45
1:L:53:LEU:HD13	1:L:77:PRO:HG2	1.98	0.45
1:M:224:ASN:HA	1:M:289:PHE:HZ	1.81	0.45
1:O:216:GLN:HE21	1:O:216:GLN:HA	1.80	0.45
1:B:224:ASN:HA	1:B:289:PHE:HZ	1.81	0.45
1:J:257:ALA:HB1	1:K:173:ILE:HD12	1.99	0.45
1:J:506:ASN:OD1	1:J:506:ASN:N	2.49	0.45
1:N:517:GLU:OE1	1:N:518:ILE:N	2.49	0.45
1:E:309:TRP:HB2	1:E:512:MET:HB2	1.98	0.45
1:F:517:GLU:OE1	1:F:518:ILE:N	2.49	0.45
1:G:419:ASP:OD1	1:G:419:ASP:N	2.48	0.45
1:H:216:GLN:HE21	1:H:216:GLN:HA	1.80	0.45
1:J:524:PRO:HD2	1:K:553:TYR:HE1	1.82	0.45
1:O:224:ASN:HA	1:O:289:PHE:HZ	1.81	0.45
1:A:127:LYS:HZ2	1:A:134:LYS:HE2	1.81	0.45
1:A:173:ILE:HD11	1:O:257:ALA:CB	2.45	0.45
1:A:309:TRP:HB2	1:A:512:MET:HB2	1.98	0.45
1:C:309:TRP:HB2	1:C:512:MET:HB2	1.98	0.45
1:C:327:GLY:HA3	1:C:352:PHE:HA	1.98	0.45

Continued on next page...

Continued from previous page...

Atom-1	Atom-2	Interatomic distance (Å)	Clash overlap (Å)
1:E:415:ARG:NH1	1:F:188:THR:O	2.47	0.45
1:E:467:LEU:HD21	1:F:374:LEU:HD11	1.97	0.45
1:F:419:ASP:OD1	1:F:419:ASP:N	2.48	0.45
1:H:419:ASP:N	1:H:419:ASP:OD1	2.48	0.45
1:H:506:ASN:OD1	1:H:506:ASN:N	2.49	0.45
1:I:220:GLN:HG2	1:J:178:GLN:HG2	1.97	0.45
1:I:517:GLU:OE1	1:I:518:ILE:N	2.49	0.45
1:J:224:ASN:HA	1:J:289:PHE:HZ	1.81	0.45
1:L:327:GLY:HA3	1:L:352:PHE:HA	1.98	0.45
1:M:458:ILE:HD11	1:N:379:VAL:HG21	1.99	0.45
1:A:165:MET:CG	1:O:146:THR:HG21	2.33	0.45
1:A:458:ILE:HD12	1:B:376:GLN:HE21	1.80	0.45
1:B:53:LEU:HD13	1:B:77:PRO:HG2	1.98	0.45
1:B:327:GLY:HA3	1:B:352:PHE:HA	1.98	0.45
1:D:327:GLY:HA3	1:D:352:PHE:HA	1.99	0.45
1:E:419:ASP:OD1	1:E:419:ASP:N	2.48	0.45
1:H:53:LEU:HD13	1:H:77:PRO:HG2	1.98	0.45
1:K:144:LYS:NZ	1:L:162:ALA:HA	2.32	0.45
1:L:477:ASN:ND2	1:N:537:SER:O	2.49	0.45
1:O:419:ASP:N	1:O:419:ASP:OD1	2.48	0.45
1:E:224:ASN:HA	1:E:289:PHE:HZ	1.81	0.45
1:E:383:PHE:HB3	1:E:410:ILE:HG23	1.99	0.45
1:H:309:TRP:HB2	1:H:512:MET:HB2	1.98	0.45
1:K:327:GLY:HA3	1:K:352:PHE:HA	1.98	0.45
1:K:364:GLN:HE21	1:M:546:LEU:HD12	1.82	0.45
1:L:127:LYS:HZ2	1:L:134:LYS:HE2	1.81	0.45
1:M:517:GLU:OE1	1:M:518:ILE:N	2.49	0.45
1:N:309:TRP:HB2	1:N:512:MET:HB2	1.98	0.45
1:N:419:ASP:OD1	1:N:419:ASP:N	2.48	0.45
1:C:53:LEU:HD13	1:C:77:PRO:HG2	1.98	0.45
1:C:506:ASN:OD1	1:C:506:ASN:N	2.49	0.45
1:F:383:PHE:HB3	1:F:410:ILE:HG23	1.99	0.45
1:G:224:ASN:HA	1:G:289:PHE:HZ	1.81	0.45
1:I:220:GLN:HG2	1:J:178:GLN:CG	2.47	0.45
1:J:309:TRP:HB2	1:J:512:MET:HB2	1.98	0.45
1:M:419:ASP:N	1:M:419:ASP:OD1	2.48	0.45
1:O:53:LEU:HD13	1:O:77:PRO:HG2	1.98	0.45
1:D:383:PHE:HB3	1:D:410:ILE:HG23	1.99	0.45
1:E:86:LEU:O	1:F:51:LEU:HA	2.17	0.45
1:E:327:GLY:HA3	1:E:352:PHE:HA	1.98	0.45
1:F:506:ASN:OD1	1:F:506:ASN:N	2.49	0.45

Continued on next page...

Continued from previous page...

Atom-1	Atom-2	Interatomic distance (Å)	Clash overlap (Å)
1:F:508:VAL:HG22	1:H:547:GLN:HE21	1.82	0.45
1:K:506:ASN:OD1	1:K:506:ASN:N	2.49	0.45
1:L:309:TRP:HB2	1:L:512:MET:HB2	1.98	0.45
1:L:506:ASN:N	1:L:506:ASN:OD1	2.49	0.45
1:M:327:GLY:HA3	1:M:352:PHE:HA	1.98	0.45
1:C:224:ASN:HA	1:C:289:PHE:HZ	1.81	0.45
1:A:53:LEU:HD13	1:A:77:PRO:HG2	1.98	0.44
1:C:415:ARG:HH12	1:D:188:THR:C	2.20	0.44
1:G:216:GLN:HE21	1:G:216:GLN:HA	1.80	0.44
1:G:383:PHE:HB3	1:G:410:ILE:HG23	1.99	0.44
1:H:224:ASN:HA	1:H:289:PHE:HZ	1.81	0.44
1:I:419:ASP:OD1	1:I:419:ASP:N	2.48	0.44
1:I:458:ILE:HD11	1:J:379:VAL:HG21	1.99	0.44
1:K:529:SER:HB3	1:L:553:TYR:OH	2.17	0.44
1:M:53:LEU:HD13	1:M:77:PRO:HG2	1.98	0.44
1:N:53:LEU:HD13	1:N:77:PRO:HG2	1.98	0.44
1:A:224:ASN:HA	1:A:289:PHE:HZ	1.81	0.44
1:D:224:ASN:HA	1:D:289:PHE:HZ	1.81	0.44
1:D:419:ASP:OD1	1:D:419:ASP:N	2.48	0.44
1:E:297:LEU:HD21	1:F:272:TYR:CZ	2.53	0.44
1:H:223:GLY:N	1:I:178:GLN:O	2.47	0.44
1:H:383:PHE:HB3	1:H:410:ILE:HG23	1.99	0.44
1:I:224:ASN:HA	1:I:289:PHE:HZ	1.81	0.44
1:K:508:VAL:HG11	1:M:551:ARG:CG	2.47	0.44
1:A:327:GLY:HA3	1:A:352:PHE:HA	1.98	0.44
1:C:383:PHE:HB3	1:C:410:ILE:HG23	1.99	0.44
1:E:146:THR:HG21	1:F:165:MET:CG	2.47	0.44
1:E:146:THR:CG2	1:F:165:MET:HB3	2.46	0.44
1:G:506:ASN:N	1:G:506:ASN:OD1	2.49	0.44
1:I:375:THR:OG1	1:I:376:GLN:O	2.25	0.44
1:I:383:PHE:HB3	1:I:410:ILE:HG23	1.99	0.44
1:J:225:ILE:CD1	1:K:180:ILE:HB	2.47	0.44
1:J:327:GLY:HA3	1:J:352:PHE:HA	1.99	0.44
1:M:508:VAL:HG13	1:O:547:GLN:HE21	1.83	0.44
1:C:458:ILE:HD11	1:D:379:VAL:HG11	1.99	0.44
1:D:474:ARG:NH1	1:E:406:TYR:CD2	2.81	0.44
1:K:218:GLU:OE2	1:L:178:GLN:HG3	2.17	0.44
1:K:221:PRO:HG2	1:L:177:ARG:HD2	1.98	0.44
1:F:224:ASN:HA	1:F:289:PHE:HZ	1.81	0.44
1:I:127:LYS:HZ2	1:I:134:LYS:HE2	1.82	0.44
1:A:279:LEU:HD21	1:O:297:LEU:HD11	2.00	0.44

Continued on next page...

Continued from previous page...

Atom-1	Atom-2	Interatomic distance (Å)	Clash overlap (Å)
1:A:506:ASN:OD1	1:A:506:ASN:N	2.49	0.44
1:D:291:GLU:HA	1:D:294:VAL:HG12	2.00	0.44
1:E:86:LEU:CD2	1:F:53:LEU:O	2.65	0.44
1:F:327:GLY:HA3	1:F:352:PHE:HA	1.98	0.44
1:G:291:GLU:HA	1:G:294:VAL:HG12	2.00	0.44
1:J:320:ARG:HD3	1:K:394:ILE:HD11	2.00	0.44
1:J:383:PHE:HB3	1:J:410:ILE:HG23	1.99	0.44
1:J:415:ARG:HG2	1:K:189:PHE:CE1	2.53	0.44
1:L:224:ASN:HA	1:L:289:PHE:HZ	1.81	0.44
1:E:142:ASN:HD22	1:F:128:ARG:HB3	1.82	0.44
1:G:327:GLY:HA3	1:G:352:PHE:HA	1.98	0.44
1:L:419:ASP:OD1	1:L:419:ASP:N	2.48	0.44
1:O:327:GLY:HA3	1:O:352:PHE:HA	1.99	0.44
1:C:419:ASP:N	1:C:419:ASP:OD1	2.48	0.44
1:E:291:GLU:HA	1:E:294:VAL:HG12	2.00	0.44
1:F:291:GLU:HA	1:F:294:VAL:HG12	2.00	0.44
1:N:327:GLY:HA3	1:N:352:PHE:HA	1.98	0.44
1:B:383:PHE:HB3	1:B:410:ILE:HG23	1.99	0.44
1:E:458:ILE:HD11	1:F:379:VAL:CB	2.48	0.44
1:B:361:GLU:OE2	1:C:392:LYS:HD3	2.18	0.43
1:D:139:ARG:CD	1:E:131:LEU:HD21	2.44	0.43
1:F:458:ILE:HD11	1:G:379:VAL:HG11	1.99	0.43
1:H:327:GLY:HA3	1:H:352:PHE:HA	1.98	0.43
1:I:291:GLU:HA	1:I:294:VAL:HG12	2.00	0.43
1:K:504:LYS:HD2	1:M:539:ALA:HA	1.99	0.43
1:B:291:GLU:HA	1:B:294:VAL:HG12	2.00	0.43
1:D:460:ARG:HG2	1:E:303:HIS:CE1	2.53	0.43
1:I:327:GLY:HA3	1:I:352:PHE:HA	1.98	0.43
1:A:188:THR:HA	1:O:415:ARG:NH2	2.28	0.43
1:A:383:PHE:HB3	1:A:410:ILE:HG23	1.99	0.43
1:D:506:ASN:N	1:D:506:ASN:OD1	2.49	0.43
1:J:258:LEU:CD2	1:K:173:ILE:HD11	2.43	0.43
1:K:383:PHE:HB3	1:K:410:ILE:HG23	1.99	0.43
1:L:383:PHE:HB3	1:L:410:ILE:HG23	1.99	0.43
1:O:383:PHE:HB3	1:O:410:ILE:HG23	1.99	0.43
1:A:161:ASN:HD22	1:O:111:VAL:HG21	1.83	0.43
1:J:146:THR:HG21	1:K:165:MET:HG3	2.00	0.43
1:N:127:LYS:HZ2	1:N:134:LYS:HE2	1.83	0.43
1:C:291:GLU:HA	1:C:294:VAL:HG12	2.00	0.43
1:J:415:ARG:HH12	1:K:188:THR:N	2.16	0.43
1:M:291:GLU:HA	1:M:294:VAL:HG12	2.00	0.43

Continued on next page...

Continued from previous page...

Atom-1	Atom-2	Interatomic distance (Å)	Clash overlap (Å)
1:C:508:VAL:HG13	1:E:547:GLN:HE21	1.83	0.43
1:H:291:GLU:HA	1:H:294:VAL:HG12	2.00	0.43
1:O:506:ASN:OD1	1:O:506:ASN:N	2.49	0.43
1:E:144:LYS:HE3	1:F:165:MET:HB2	1.99	0.43
1:N:383:PHE:HB3	1:N:410:ILE:HG23	1.99	0.43
1:N:506:ASN:N	1:N:506:ASN:OD1	2.49	0.43
1:B:506:ASN:N	1:B:506:ASN:OD1	2.49	0.43
1:H:375:THR:OG1	1:H:376:GLN:O	2.25	0.43
1:L:291:GLU:HA	1:L:294:VAL:HG12	2.00	0.43
1:A:144:LYS:HD2	1:B:166:MET:HE3	2.01	0.43
1:A:258:LEU:HD22	1:B:173:ILE:HD11	2.01	0.43
1:B:472:TYR:CG	1:C:385:ASN:ND2	2.87	0.43
1:E:146:THR:HG21	1:F:165:MET:CB	2.49	0.43
1:E:475:ASP:O	1:F:367:VAL:HA	2.18	0.43
1:J:361:GLU:OE2	1:K:392:LYS:HD3	2.19	0.43
1:M:383:PHE:HB3	1:M:410:ILE:HG23	1.99	0.43
1:J:224:ASN:C	1:K:179:LYS:HB2	2.38	0.43
1:J:375:THR:OG1	1:J:376:GLN:O	2.25	0.43
1:A:179:LYS:HE3	1:O:226:VAL:HG23	1.96	0.42
1:A:199:ASP:OD1	1:B:196:ASN:ND2	2.50	0.42
1:O:291:GLU:HA	1:O:294:VAL:HG12	2.00	0.42
1:E:506:ASN:OD1	1:E:506:ASN:N	2.49	0.42
1:E:508:VAL:HG22	1:G:547:GLN:HE21	1.84	0.42
1:L:533:ILE:HD11	1:M:549:TRP:HB2	2.01	0.42
1:N:291:GLU:HA	1:N:294:VAL:HG12	2.00	0.42
1:G:152:PRO:HA	1:G:153:PRO:HD3	1.94	0.42
1:E:524:PRO:HD2	1:F:553:TYR:CE1	2.52	0.42
1:H:458:ILE:HD11	1:I:379:VAL:HG21	2.01	0.42
1:I:522:LEU:HD23	1:J:553:TYR:CD2	2.55	0.42
1:J:103:ASP:OD2	1:J:105:SER:OG	2.15	0.42
1:J:111:VAL:HG21	1:K:161:ASN:HD22	1.83	0.42
1:L:477:ASN:HD21	1:N:538:GLY:C	2.22	0.42
1:A:291:GLU:HA	1:A:294:VAL:HG12	2.00	0.42
1:D:474:ARG:CZ	1:E:389:PHE:HE2	2.32	0.42
1:F:223:GLY:N	1:G:178:GLN:O	2.49	0.42
1:J:433:ASP:OD1	1:J:433:ASP:N	2.53	0.42
1:K:291:GLU:HA	1:K:294:VAL:HG12	2.00	0.42
1:L:458:ILE:O	1:M:376:GLN:NE2	2.52	0.42
1:B:433:ASP:OD1	1:B:433:ASP:N	2.53	0.42
1:E:415:ARG:NH1	1:F:188:THR:C	2.67	0.42
1:F:433:ASP:OD1	1:F:433:ASP:N	2.53	0.42

Continued on next page...

Continued from previous page...

Atom-1	Atom-2	Interatomic distance (Å)	Clash overlap (Å)
1:H:474:ARG:NH2	1:I:367:VAL:HG21	2.35	0.42
1:A:433:ASP:OD1	1:A:433:ASP:N	2.53	0.42
1:B:175:LEU:HD11	1:B:258:LEU:HB3	2.02	0.42
1:J:175:LEU:HD11	1:J:258:LEU:HB3	2.02	0.42
1:J:291:GLU:HA	1:J:294:VAL:HG12	2.00	0.42
1:N:467:LEU:HA	1:O:522:LEU:HD13	2.01	0.42
1:A:175:LEU:HD11	1:A:258:LEU:HB3	2.02	0.42
1:C:175:LEU:HD11	1:C:258:LEU:HB3	2.02	0.42
1:E:224:ASN:O	1:F:179:LYS:CG	2.67	0.42
1:A:274:ASP:O	1:O:301:LYS:HE2	2.19	0.42
1:A:406:TYR:CD2	1:O:474:ARG:NH1	2.88	0.42
1:D:175:LEU:HD11	1:D:258:LEU:HB3	2.02	0.42
1:E:454:LEU:HB3	1:F:384:ASP:OD1	2.20	0.42
1:I:175:LEU:HD11	1:I:258:LEU:HB3	2.02	0.42
1:J:137:PRO:CD	1:K:97:GLN:CD	2.88	0.42
1:K:175:LEU:HD11	1:K:258:LEU:HB3	2.02	0.42
1:M:433:ASP:N	1:M:433:ASP:OD1	2.53	0.42
1:O:433:ASP:OD1	1:O:433:ASP:N	2.53	0.42
1:I:433:ASP:OD1	1:I:433:ASP:N	2.53	0.41
1:M:492:LEU:HD22	1:M:492:LEU:HA	1.93	0.41
1:A:370:ARG:HG2	1:O:473:THR:OG1	2.20	0.41
1:C:152:PRO:HA	1:C:153:PRO:HD3	1.94	0.41
1:D:482:GLN:HB3	1:D:499:TYR:HB3	2.03	0.41
1:G:506:ASN:ND2	1:I:541:SER:OG	2.39	0.41
1:H:175:LEU:HD11	1:H:258:LEU:HB3	2.02	0.41
1:O:175:LEU:HD11	1:O:258:LEU:HB3	2.02	0.41
1:A:467:LEU:HA	1:B:522:LEU:HD13	2.02	0.41
1:B:482:GLN:HB3	1:B:499:TYR:HB3	2.02	0.41
1:L:433:ASP:N	1:L:433:ASP:OD1	2.53	0.41
1:N:474:ARG:NH1	1:O:406:TYR:CD2	2.88	0.41
1:F:482:GLN:HB3	1:F:499:TYR:HB3	2.03	0.41
1:N:142:ASN:HD22	1:O:128:ARG:HB3	1.85	0.41
1:N:433:ASP:OD1	1:N:433:ASP:N	2.53	0.41
1:A:221:PRO:HG2	1:B:177:ARG:HD2	2.03	0.41
1:D:220:GLN:HG2	1:E:178:GLN:CG	2.51	0.41
1:H:103:ASP:OD2	1:H:105:SER:OG	2.15	0.41
1:L:175:LEU:HD11	1:L:258:LEU:HB3	2.02	0.41
1:M:506:ASN:OD1	1:M:506:ASN:N	2.49	0.41
1:C:524:PRO:HG2	1:D:553:TYR:OH	2.20	0.41
1:G:482:GLN:HB3	1:G:499:TYR:HB3	2.03	0.41
1:J:141:ASP:OD2	1:K:166:MET:HE2	2.21	0.41

Continued on next page...

Continued from previous page...

Atom-1	Atom-2	Interatomic distance (Å)	Clash overlap (Å)
1:J:225:ILE:HD13	1:K:180:ILE:H	1.85	0.41
1:A:482:GLN:HB3	1:A:499:TYR:HB3	2.03	0.41
1:B:226:VAL:O	1:C:181:GLY:HA2	2.19	0.41
1:E:175:LEU:HD11	1:E:258:LEU:HB3	2.02	0.41
1:G:175:LEU:HD11	1:G:258:LEU:HB3	2.02	0.41
1:M:458:ILE:HD12	1:N:376:GLN:HE21	1.84	0.41
1:N:175:LEU:HD11	1:N:258:LEU:HB3	2.02	0.41
1:A:139:ARG:HE	1:B:131:LEU:HD21	1.86	0.41
1:A:144:LYS:NZ	1:B:162:ALA:CB	2.84	0.41
1:D:372:VAL:HG21	1:E:554:LEU:CD2	2.51	0.41
1:D:379:VAL:HA	1:D:380:PRO:HD3	1.96	0.41
1:J:458:ILE:HD11	1:K:379:VAL:CG2	2.49	0.41
1:N:482:GLN:HB3	1:N:499:TYR:HB3	2.02	0.41
1:O:482:GLN:HB3	1:O:499:TYR:HB3	2.03	0.41
1:A:379:VAL:HA	1:A:380:PRO:HD3	1.96	0.40
1:C:226:VAL:O	1:D:181:GLY:HA2	2.21	0.40
1:C:482:GLN:HB3	1:C:499:TYR:HB3	2.03	0.40
1:D:113:SER:HB3	1:E:165:MET:SD	2.61	0.40
1:E:139:ARG:CD	1:F:131:LEU:HD21	2.36	0.40
1:E:482:GLN:HB3	1:E:499:TYR:HB3	2.03	0.40
1:I:482:GLN:HB3	1:I:499:TYR:HB3	2.03	0.40
1:M:175:LEU:HD11	1:M:258:LEU:HB3	2.02	0.40
1:D:309:TRP:CH2	1:E:530:VAL:HG21	2.56	0.40
1:D:449:GLU:H	1:D:449:GLU:HG3	1.80	0.40
1:I:454:LEU:HB3	1:J:384:ASP:OD1	2.21	0.40
1:J:458:ILE:HD11	1:K:379:VAL:CB	2.51	0.40
1:L:415:ARG:HH22	1:M:187:ASN:C	2.24	0.40
1:A:137:PRO:HD2	1:B:97:GLN:NE2	2.37	0.40
1:B:524:PRO:HD2	1:C:553:TYR:HE1	1.86	0.40
1:C:433:ASP:N	1:C:433:ASP:OD1	2.53	0.40
1:D:297:LEU:HD21	1:E:272:TYR:CZ	2.57	0.40
1:F:379:VAL:HA	1:F:380:PRO:HD3	1.96	0.40
1:J:458:ILE:HD11	1:K:379:VAL:CG1	2.48	0.40
1:N:379:VAL:HA	1:N:380:PRO:HD3	1.96	0.40
1:N:458:ILE:HD11	1:O:379:VAL:HG21	2.03	0.40
1:E:492:LEU:HD22	1:E:492:LEU:HA	1.93	0.40
1:G:449:GLU:H	1:G:449:GLU:HG3	1.80	0.40
1:H:152:PRO:HA	1:H:153:PRO:HD3	1.94	0.40
1:B:144:LYS:HE3	1:C:165:MET:HB2	2.03	0.40
1:D:372:VAL:HG21	1:E:554:LEU:HD21	2.02	0.40
1:E:477:ASN:ND2	1:G:537:SER:O	2.54	0.40

There are no symmetry-related clashes.

5.3 Torsion angles (i)

5.3.1 Protein backbone (i)

In the following table, the Percentiles column shows the percent Ramachandran outliers of the chain as a percentile score with respect to all PDB entries followed by that with respect to all EM entries.

The Analysed column shows the number of residues for which the backbone conformation was analysed, and the total number of residues.

Mol	Chain	Analysed	Favoured	Allowed	Outliers	Percentiles	
1	A	496/562 (88%)	470 (95%)	26 (5%)	0	100	100
1	B	496/562 (88%)	470 (95%)	26 (5%)	0	100	100
1	C	496/562 (88%)	470 (95%)	26 (5%)	0	100	100
1	D	496/562 (88%)	470 (95%)	26 (5%)	0	100	100
1	E	496/562 (88%)	470 (95%)	26 (5%)	0	100	100
1	F	496/562 (88%)	470 (95%)	26 (5%)	0	100	100
1	G	496/562 (88%)	470 (95%)	26 (5%)	0	100	100
1	H	496/562 (88%)	470 (95%)	26 (5%)	0	100	100
1	I	496/562 (88%)	470 (95%)	26 (5%)	0	100	100
1	J	496/562 (88%)	470 (95%)	26 (5%)	0	100	100
1	K	496/562 (88%)	470 (95%)	26 (5%)	0	100	100
1	L	496/562 (88%)	470 (95%)	26 (5%)	0	100	100
1	M	496/562 (88%)	470 (95%)	26 (5%)	0	100	100
1	N	496/562 (88%)	470 (95%)	26 (5%)	0	100	100
1	O	496/562 (88%)	470 (95%)	26 (5%)	0	100	100
All	All	7440/8430 (88%)	7050 (95%)	390 (5%)	0	100	100

There are no Ramachandran outliers to report.

5.3.2 Protein sidechains (i)

In the following table, the Percentiles column shows the percent sidechain outliers of the chain as a percentile score with respect to all PDB entries followed by that with respect to all EM entries.

The Analysed column shows the number of residues for which the sidechain conformation was analysed, and the total number of residues.

Mol	Chain	Analysed	Rotameric	Outliers	Percentiles	
1	A	423/477 (89%)	396 (94%)	27 (6%)	17	45
1	B	423/477 (89%)	396 (94%)	27 (6%)	17	45
1	C	423/477 (89%)	396 (94%)	27 (6%)	17	45
1	D	423/477 (89%)	396 (94%)	27 (6%)	17	45
1	E	423/477 (89%)	396 (94%)	27 (6%)	17	45
1	F	423/477 (89%)	396 (94%)	27 (6%)	17	45
1	G	423/477 (89%)	396 (94%)	27 (6%)	17	45
1	H	423/477 (89%)	396 (94%)	27 (6%)	17	45
1	I	423/477 (89%)	396 (94%)	27 (6%)	17	45
1	J	423/477 (89%)	396 (94%)	27 (6%)	17	45
1	K	423/477 (89%)	396 (94%)	27 (6%)	17	45
1	L	423/477 (89%)	396 (94%)	27 (6%)	17	45
1	M	423/477 (89%)	396 (94%)	27 (6%)	17	45
1	N	423/477 (89%)	396 (94%)	27 (6%)	17	45
1	O	423/477 (89%)	396 (94%)	27 (6%)	17	45
All	All	6345/7155 (89%)	5940 (94%)	405 (6%)	21	45

All (405) residues with a non-rotameric sidechain are listed below:

Mol	Chain	Res	Type
1	A	120	ASN
1	A	168	LYS
1	A	175	LEU
1	A	179	LYS
1	A	216	GLN
1	A	222	LEU
1	A	254	LEU
1	A	266	ASN
1	A	276	ASN
1	A	287	VAL
1	A	291	GLU
1	A	304	VAL
1	A	305	GLU
1	A	308	LEU
1	A	335	LEU

Continued on next page...

Continued from previous page...

Mol	Chain	Res	Type
1	A	373	LEU
1	A	415	ARG
1	A	419	ASP
1	A	427	ASP
1	A	447	LEU
1	A	453	THR
1	A	458	ILE
1	A	492	LEU
1	A	517	GLU
1	A	528	GLU
1	A	543	ASP
1	A	548	LYS
1	B	120	ASN
1	B	168	LYS
1	B	175	LEU
1	B	179	LYS
1	B	216	GLN
1	B	222	LEU
1	B	254	LEU
1	B	266	ASN
1	B	276	ASN
1	B	287	VAL
1	B	291	GLU
1	B	304	VAL
1	B	305	GLU
1	B	308	LEU
1	B	335	LEU
1	B	373	LEU
1	B	415	ARG
1	B	419	ASP
1	B	427	ASP
1	B	447	LEU
1	B	453	THR
1	B	458	ILE
1	B	492	LEU
1	B	517	GLU
1	B	528	GLU
1	B	543	ASP
1	B	548	LYS
1	C	120	ASN
1	C	168	LYS
1	C	175	LEU

Continued on next page...

Continued from previous page...

Mol	Chain	Res	Type
1	C	179	LYS
1	C	216	GLN
1	C	222	LEU
1	C	254	LEU
1	C	266	ASN
1	C	276	ASN
1	C	287	VAL
1	C	291	GLU
1	C	304	VAL
1	C	305	GLU
1	C	308	LEU
1	C	335	LEU
1	C	373	LEU
1	C	415	ARG
1	C	419	ASP
1	C	427	ASP
1	C	447	LEU
1	C	453	THR
1	C	458	ILE
1	C	492	LEU
1	C	517	GLU
1	C	528	GLU
1	C	543	ASP
1	C	548	LYS
1	D	120	ASN
1	D	168	LYS
1	D	175	LEU
1	D	179	LYS
1	D	216	GLN
1	D	222	LEU
1	D	254	LEU
1	D	266	ASN
1	D	276	ASN
1	D	287	VAL
1	D	291	GLU
1	D	304	VAL
1	D	305	GLU
1	D	308	LEU
1	D	335	LEU
1	D	373	LEU
1	D	415	ARG
1	D	419	ASP

Continued on next page...

Continued from previous page...

Mol	Chain	Res	Type
1	D	427	ASP
1	D	447	LEU
1	D	453	THR
1	D	458	ILE
1	D	492	LEU
1	D	517	GLU
1	D	528	GLU
1	D	543	ASP
1	D	548	LYS
1	E	120	ASN
1	E	168	LYS
1	E	175	LEU
1	E	179	LYS
1	E	216	GLN
1	E	222	LEU
1	E	254	LEU
1	E	266	ASN
1	E	276	ASN
1	E	287	VAL
1	E	291	GLU
1	E	304	VAL
1	E	305	GLU
1	E	308	LEU
1	E	335	LEU
1	E	373	LEU
1	E	415	ARG
1	E	419	ASP
1	E	427	ASP
1	E	447	LEU
1	E	453	THR
1	E	458	ILE
1	E	492	LEU
1	E	517	GLU
1	E	528	GLU
1	E	543	ASP
1	E	548	LYS
1	F	120	ASN
1	F	168	LYS
1	F	175	LEU
1	F	179	LYS
1	F	216	GLN
1	F	222	LEU

Continued on next page...

Continued from previous page...

Mol	Chain	Res	Type
1	F	254	LEU
1	F	266	ASN
1	F	276	ASN
1	F	287	VAL
1	F	291	GLU
1	F	304	VAL
1	F	305	GLU
1	F	308	LEU
1	F	335	LEU
1	F	373	LEU
1	F	415	ARG
1	F	419	ASP
1	F	427	ASP
1	F	447	LEU
1	F	453	THR
1	F	458	ILE
1	F	492	LEU
1	F	517	GLU
1	F	528	GLU
1	F	543	ASP
1	F	548	LYS
1	G	120	ASN
1	G	168	LYS
1	G	175	LEU
1	G	179	LYS
1	G	216	GLN
1	G	222	LEU
1	G	254	LEU
1	G	266	ASN
1	G	276	ASN
1	G	287	VAL
1	G	291	GLU
1	G	304	VAL
1	G	305	GLU
1	G	308	LEU
1	G	335	LEU
1	G	373	LEU
1	G	415	ARG
1	G	419	ASP
1	G	427	ASP
1	G	447	LEU
1	G	453	THR

Continued on next page...

Continued from previous page...

Mol	Chain	Res	Type
1	G	458	ILE
1	G	492	LEU
1	G	517	GLU
1	G	528	GLU
1	G	543	ASP
1	G	548	LYS
1	H	120	ASN
1	H	168	LYS
1	H	175	LEU
1	H	179	LYS
1	H	216	GLN
1	H	222	LEU
1	H	254	LEU
1	H	266	ASN
1	H	276	ASN
1	H	287	VAL
1	H	291	GLU
1	H	304	VAL
1	H	305	GLU
1	H	308	LEU
1	H	335	LEU
1	H	373	LEU
1	H	415	ARG
1	H	419	ASP
1	H	427	ASP
1	H	447	LEU
1	H	453	THR
1	H	458	ILE
1	H	492	LEU
1	H	517	GLU
1	H	528	GLU
1	H	543	ASP
1	H	548	LYS
1	I	120	ASN
1	I	168	LYS
1	I	175	LEU
1	I	179	LYS
1	I	216	GLN
1	I	222	LEU
1	I	254	LEU
1	I	266	ASN
1	I	276	ASN

Continued on next page...

Continued from previous page...

Mol	Chain	Res	Type
1	I	287	VAL
1	I	291	GLU
1	I	304	VAL
1	I	305	GLU
1	I	308	LEU
1	I	335	LEU
1	I	373	LEU
1	I	415	ARG
1	I	419	ASP
1	I	427	ASP
1	I	447	LEU
1	I	453	THR
1	I	458	ILE
1	I	492	LEU
1	I	517	GLU
1	I	528	GLU
1	I	543	ASP
1	I	548	LYS
1	J	120	ASN
1	J	168	LYS
1	J	175	LEU
1	J	179	LYS
1	J	216	GLN
1	J	222	LEU
1	J	254	LEU
1	J	266	ASN
1	J	276	ASN
1	J	287	VAL
1	J	291	GLU
1	J	304	VAL
1	J	305	GLU
1	J	308	LEU
1	J	335	LEU
1	J	373	LEU
1	J	415	ARG
1	J	419	ASP
1	J	427	ASP
1	J	447	LEU
1	J	453	THR
1	J	458	ILE
1	J	492	LEU
1	J	517	GLU

Continued on next page...

Continued from previous page...

Mol	Chain	Res	Type
1	J	528	GLU
1	J	543	ASP
1	J	548	LYS
1	K	120	ASN
1	K	168	LYS
1	K	175	LEU
1	K	179	LYS
1	K	216	GLN
1	K	222	LEU
1	K	254	LEU
1	K	266	ASN
1	K	276	ASN
1	K	287	VAL
1	K	291	GLU
1	K	304	VAL
1	K	305	GLU
1	K	308	LEU
1	K	335	LEU
1	K	373	LEU
1	K	415	ARG
1	K	419	ASP
1	K	427	ASP
1	K	447	LEU
1	K	453	THR
1	K	458	ILE
1	K	492	LEU
1	K	517	GLU
1	K	528	GLU
1	K	543	ASP
1	K	548	LYS
1	L	120	ASN
1	L	168	LYS
1	L	175	LEU
1	L	179	LYS
1	L	216	GLN
1	L	222	LEU
1	L	254	LEU
1	L	266	ASN
1	L	276	ASN
1	L	287	VAL
1	L	291	GLU
1	L	304	VAL

Continued on next page...

Continued from previous page...

Mol	Chain	Res	Type
1	L	305	GLU
1	L	308	LEU
1	L	335	LEU
1	L	373	LEU
1	L	415	ARG
1	L	419	ASP
1	L	427	ASP
1	L	447	LEU
1	L	453	THR
1	L	458	ILE
1	L	492	LEU
1	L	517	GLU
1	L	528	GLU
1	L	543	ASP
1	L	548	LYS
1	M	120	ASN
1	M	168	LYS
1	M	175	LEU
1	M	179	LYS
1	M	216	GLN
1	M	222	LEU
1	M	254	LEU
1	M	266	ASN
1	M	276	ASN
1	M	287	VAL
1	M	291	GLU
1	M	304	VAL
1	M	305	GLU
1	M	308	LEU
1	M	335	LEU
1	M	373	LEU
1	M	415	ARG
1	M	419	ASP
1	M	427	ASP
1	M	447	LEU
1	M	453	THR
1	M	458	ILE
1	M	492	LEU
1	M	517	GLU
1	M	528	GLU
1	M	543	ASP
1	M	548	LYS

Continued on next page...

Continued from previous page...

Mol	Chain	Res	Type
1	N	120	ASN
1	N	168	LYS
1	N	175	LEU
1	N	179	LYS
1	N	216	GLN
1	N	222	LEU
1	N	254	LEU
1	N	266	ASN
1	N	276	ASN
1	N	287	VAL
1	N	291	GLU
1	N	304	VAL
1	N	305	GLU
1	N	308	LEU
1	N	335	LEU
1	N	373	LEU
1	N	415	ARG
1	N	419	ASP
1	N	427	ASP
1	N	447	LEU
1	N	453	THR
1	N	458	ILE
1	N	492	LEU
1	N	517	GLU
1	N	528	GLU
1	N	543	ASP
1	N	548	LYS
1	O	120	ASN
1	O	168	LYS
1	O	175	LEU
1	O	179	LYS
1	O	216	GLN
1	O	222	LEU
1	O	254	LEU
1	O	266	ASN
1	O	276	ASN
1	O	287	VAL
1	O	291	GLU
1	O	304	VAL
1	O	305	GLU
1	O	308	LEU
1	O	335	LEU

Continued on next page...

Continued from previous page...

Mol	Chain	Res	Type
1	O	373	LEU
1	O	415	ARG
1	O	419	ASP
1	O	427	ASP
1	O	447	LEU
1	O	453	THR
1	O	458	ILE
1	O	492	LEU
1	O	517	GLU
1	O	528	GLU
1	O	543	ASP
1	O	548	LYS

Sometimes sidechains can be flipped to improve hydrogen bonding and reduce clashes. All (109) such sidechains are listed below:

Mol	Chain	Res	Type
1	A	120	ASN
1	A	142	ASN
1	A	161	ASN
1	A	216	GLN
1	A	266	ASN
1	A	276	ASN
1	A	286	GLN
1	A	340	ASN
1	A	376	GLN
1	B	120	ASN
1	B	216	GLN
1	B	266	ASN
1	B	276	ASN
1	B	286	GLN
1	B	340	ASN
1	B	378	ASN
1	C	120	ASN
1	C	216	GLN
1	C	266	ASN
1	C	276	ASN
1	C	286	GLN
1	C	378	ASN
1	C	477	ASN
1	D	120	ASN
1	D	216	GLN
1	D	266	ASN

Continued on next page...

Continued from previous page...

Mol	Chain	Res	Type
1	D	276	ASN
1	D	286	GLN
1	E	120	ASN
1	E	216	GLN
1	E	266	ASN
1	E	276	ASN
1	E	286	GLN
1	E	547	GLN
1	F	120	ASN
1	F	161	ASN
1	F	216	GLN
1	F	266	ASN
1	F	276	ASN
1	F	286	GLN
1	F	477	ASN
1	F	532	ASN
1	F	547	GLN
1	G	120	ASN
1	G	216	GLN
1	G	266	ASN
1	G	276	ASN
1	G	286	GLN
1	G	378	ASN
1	G	477	ASN
1	H	120	ASN
1	H	216	GLN
1	H	266	ASN
1	H	276	ASN
1	H	286	GLN
1	H	477	ASN
1	H	547	GLN
1	I	120	ASN
1	I	216	GLN
1	I	266	ASN
1	I	276	ASN
1	I	286	GLN
1	I	357	ASN
1	I	376	GLN
1	J	120	ASN
1	J	142	ASN
1	J	216	GLN
1	J	266	ASN

Continued on next page...

Continued from previous page...

Mol	Chain	Res	Type
1	J	276	ASN
1	J	286	GLN
1	J	477	ASN
1	J	547	GLN
1	K	120	ASN
1	K	142	ASN
1	K	161	ASN
1	K	216	GLN
1	K	266	ASN
1	K	276	ASN
1	K	286	GLN
1	K	364	GLN
1	K	477	ASN
1	K	506	ASN
1	L	120	ASN
1	L	216	GLN
1	L	266	ASN
1	L	276	ASN
1	L	286	GLN
1	L	376	GLN
1	L	477	ASN
1	M	120	ASN
1	M	216	GLN
1	M	266	ASN
1	M	276	ASN
1	M	286	GLN
1	M	303	HIS
1	M	376	GLN
1	M	477	ASN
1	N	120	ASN
1	N	216	GLN
1	N	266	ASN
1	N	276	ASN
1	N	286	GLN
1	N	477	ASN
1	O	120	ASN
1	O	216	GLN
1	O	266	ASN
1	O	276	ASN
1	O	286	GLN
1	O	477	ASN

5.3.3 RNA (i)

There are no RNA molecules in this entry.

5.4 Non-standard residues in protein, DNA, RNA chains (i)

There are no non-standard protein/DNA/RNA residues in this entry.

5.5 Carbohydrates (i)

There are no monosaccharides in this entry.

5.6 Ligand geometry (i)

There are no ligands in this entry.

5.7 Other polymers (i)

There are no such residues in this entry.

5.8 Polymer linkage issues (i)

There are no chain breaks in this entry.

6 Map visualisation (i)

This section contains visualisations of the EMDB entry EMD-8914. These allow visual inspection of the internal detail of the map and identification of artifacts.

No raw map or half-maps were deposited for this entry and therefore no images, graphs, etc. pertaining to the raw map can be shown.

6.1 Orthogonal projections (i)

6.1.1 Primary map


X


Y


Z

The images above show the map projected in three orthogonal directions.

6.2 Central slices (i)

6.2.1 Primary map


X Index: 150


Y Index: 150


Z Index: 150

The images above show central slices of the map in three orthogonal directions.

6.3 Largest variance slices (i)

6.3.1 Primary map


X Index: 124

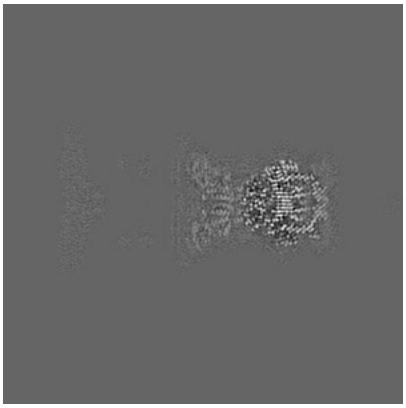
Y Index: 124


Z Index: 210

The images above show the largest variance slices of the map in three orthogonal directions.

6.4 Orthogonal standard-deviation projections (False-color) (i)

6.4.1 Primary map


X


Y


Z

The images above show the map standard deviation projections with false color in three orthogonal directions. Minimum values are shown in green, max in blue, and dark to light orange shades represent small to large values respectively.

6.5 Orthogonal surface views (i)

6.5.1 Primary map

X Y Z

The images above show the 3D surface view of the map at the recommended contour level 0.15. These images, in conjunction with the slice images, may facilitate assessment of whether an appropriate contour level has been provided.

6.6 Mask visualisation (i)

This section was not generated. No masks/segmentation were deposited.

7 Map analysis (i)

This section contains the results of statistical analysis of the map.

7.1 Map-value distribution (i)

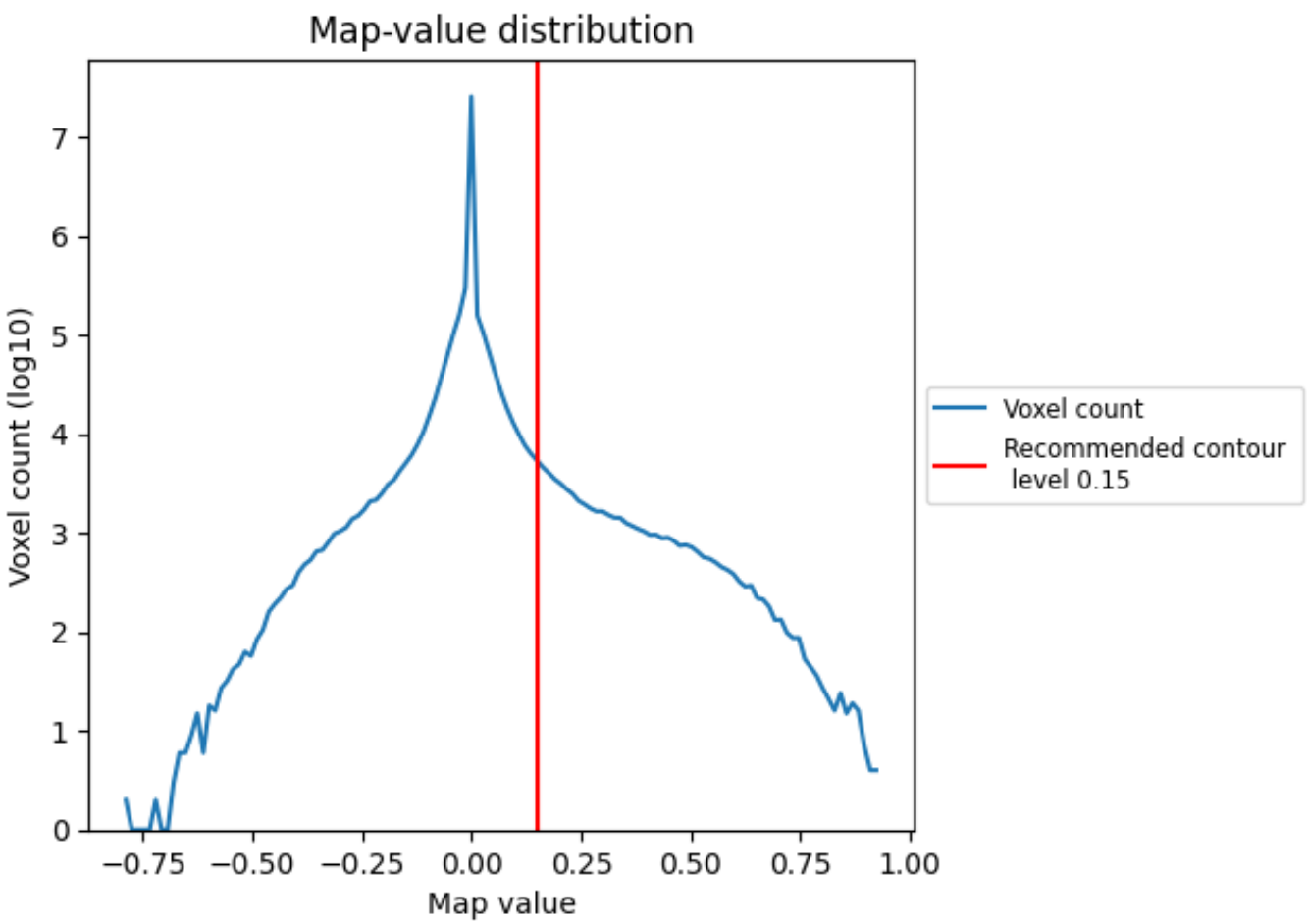

The map-value distribution is plotted in 128 intervals along the x-axis. The y-axis is logarithmic. A spike in this graph at zero usually indicates that the volume has been masked.

7.2 Volume estimate (i)

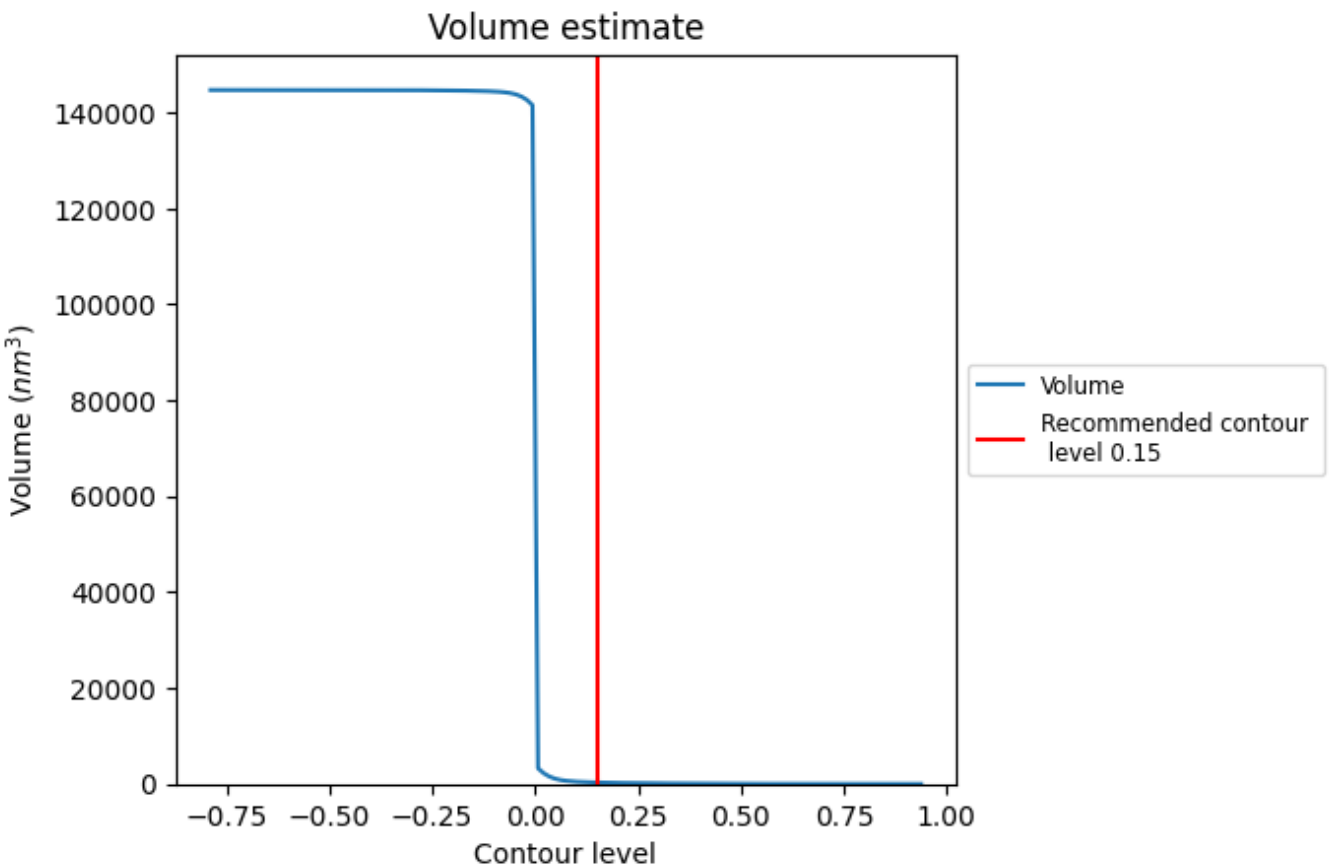

The volume at the recommended contour level is 303 nm^3; this corresponds to an approximate mass of 273 kDa.

The volume estimate graph shows how the enclosed volume varies with the contour level. The recommended contour level is shown as a vertical line and the intersection between the line and the curve gives the volume of the enclosed surface at the given level.

7.3 Rotationally averaged power spectrum (i)

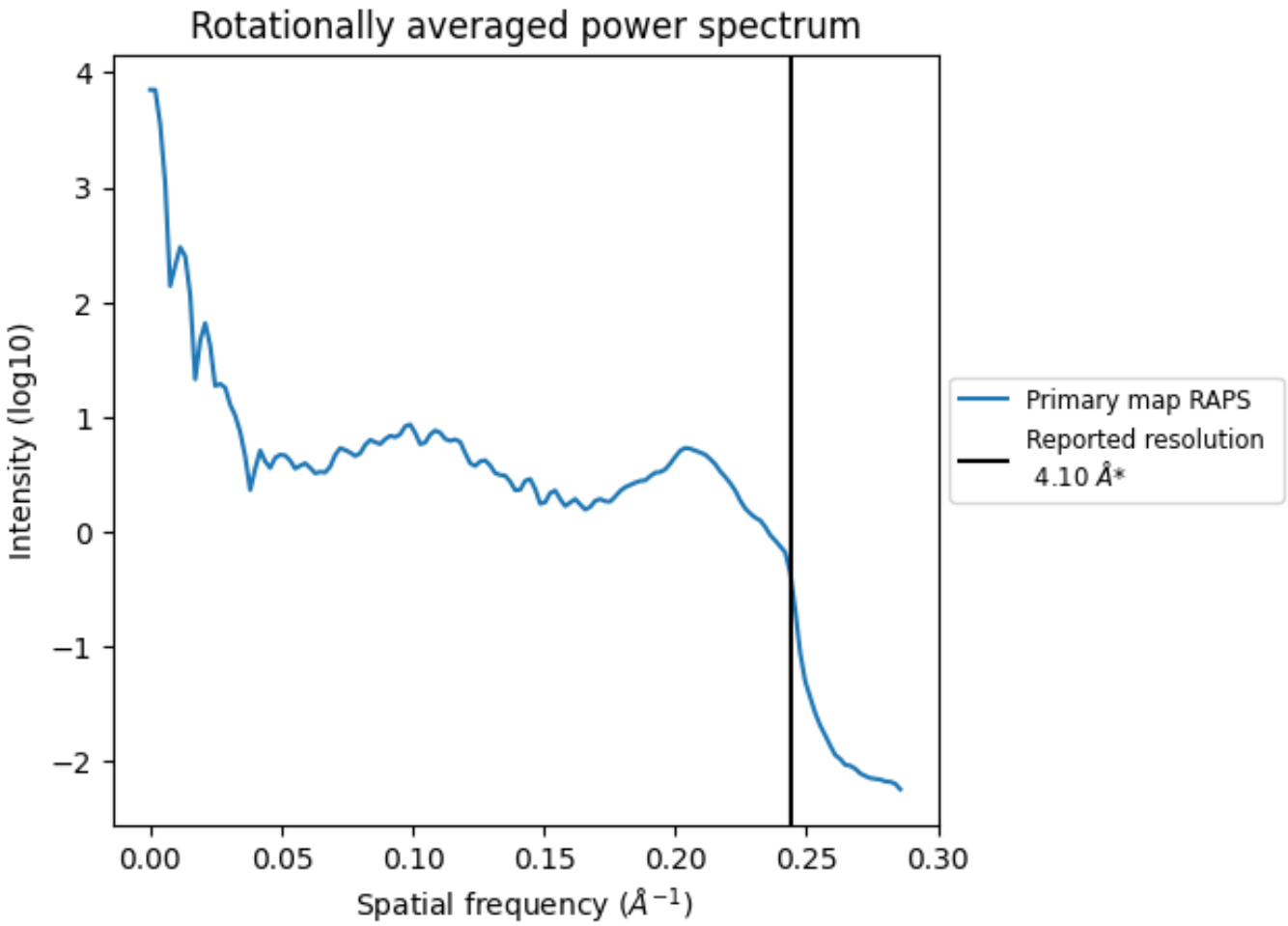

*Reported resolution corresponds to spatial frequency of 0.244 Å^{-1}

8 Fourier-Shell correlation (i)

This section was not generated. No FSC curve or half-maps provided.

9 Map-model fit (i)

This section contains information regarding the fit between EMDB map EMD-8914 and PDB model 6DV3. Per-residue inclusion information can be found in section 3 on page 5.

9.1 Map-model overlay (i)

X



Y

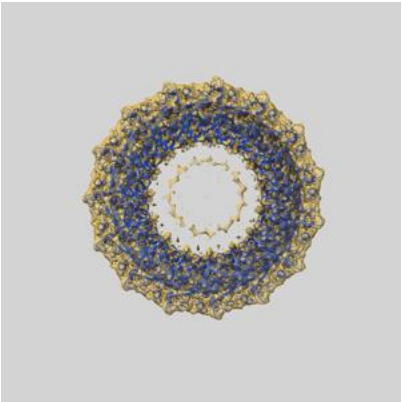

Z

The images above show the 3D surface view of the map at the recommended contour level 0.15 at 50% transparency in yellow overlaid with a ribbon representation of the model coloured in blue. These images allow for the visual assessment of the quality of fit between the atomic model and the map.

9.2 Q-score mapped to coordinate model (i)



X Y Z

The images above show the model with each residue coloured according its Q-score. This shows their resolvability in the map with higher Q-score values reflecting better resolvability. Please note: Q-score is calculating the resolvability of atoms, and thus high values are only expected at resolutions at which atoms can be resolved. Low Q-score values may therefore be expected for many entries.

9.3 Atom inclusion mapped to coordinate model (i)

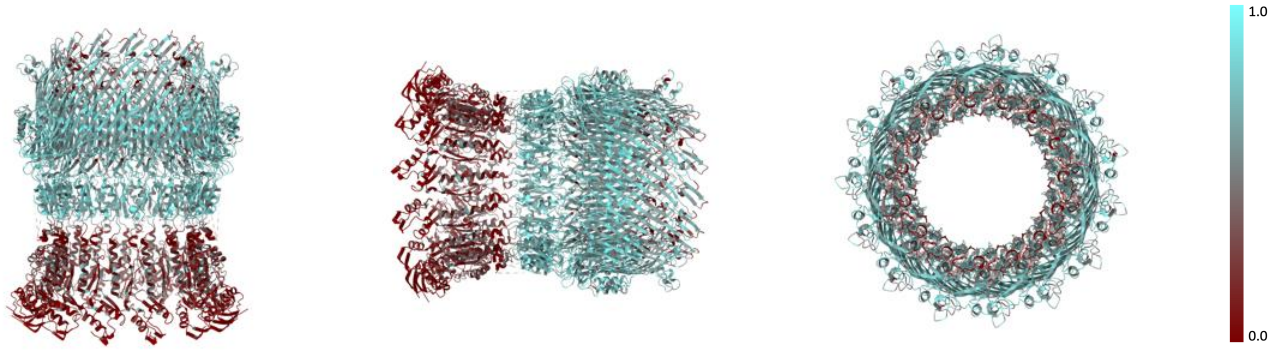

X Y Z

The images above show the model with each residue coloured according to its atom inclusion. This shows to what extent they are inside the map at the recommended contour level (0.15).

9.4 Atom inclusion (i)

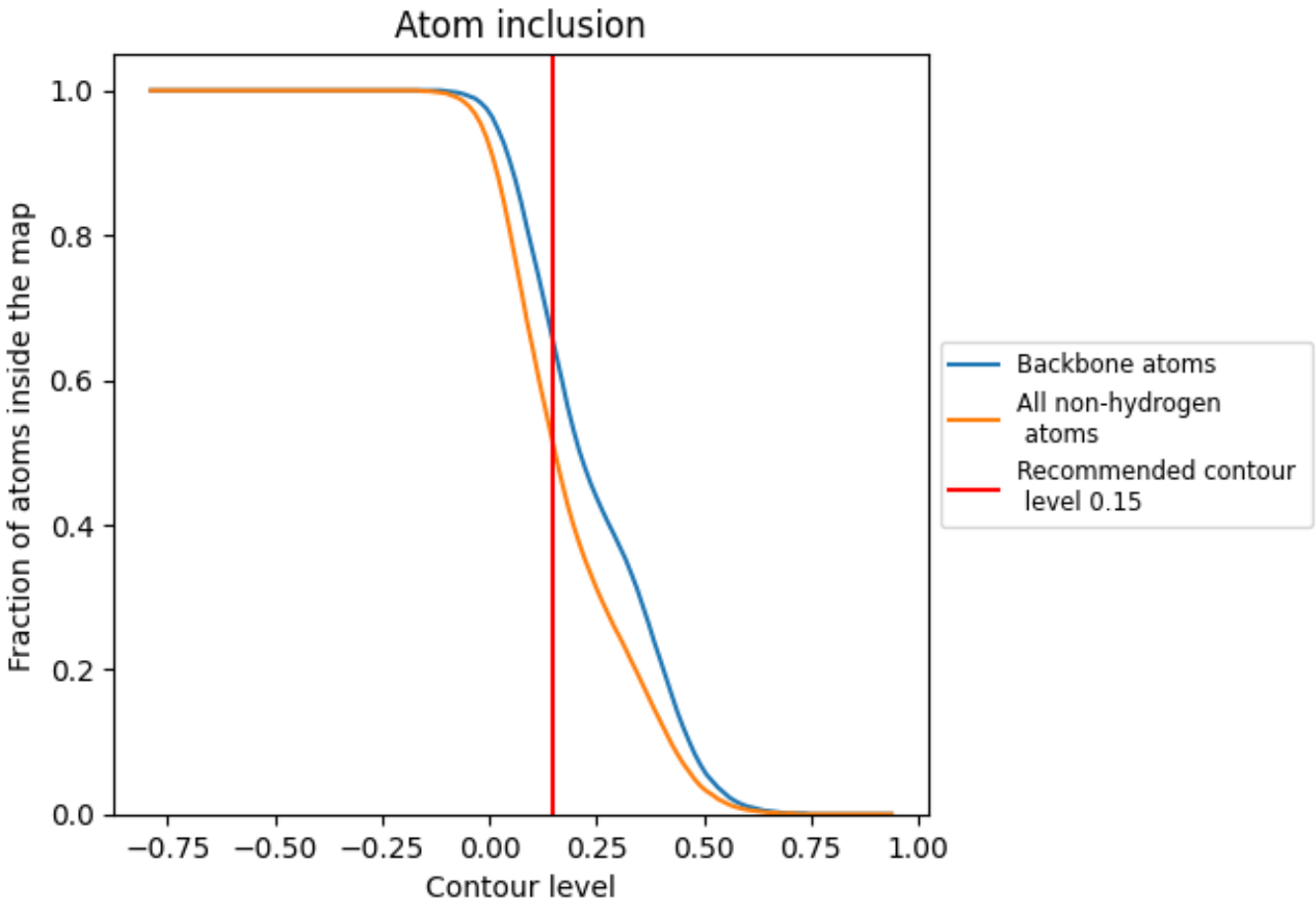

At the recommended contour level, 65% of all backbone atoms, 51% of all non-hydrogen atoms, are inside the map.

9.5 Map-model fit summary (i)

The table lists the average atom inclusion at the recommended contour level (0.15) and Q-score for the entire model and for each chain.

Chain	Atom inclusion	Q-score
All	0.5080	0.3390
A	0.4960	0.3180
B	0.4980	0.3180
C	0.5050	0.3390
D	0.5030	0.3330
E	0.5010	0.3390
F	0.5150	0.3450
G	0.5170	0.3490
H	0.5110	0.3440
I	0.5130	0.3400
J	0.5170	0.3510
K	0.5050	0.3360
L	0.4970	0.3270
M	0.5010	0.3360
N	0.5210	0.3520
O	0.5150	0.3540