



Full wwPDB EM Validation Report ⓘ

Mar 8, 2026 – 05:20 PM UTC

PDB ID : 9D4A / pdb_00009d4a
EMDB ID : EMD-46555
Title : Atomic model of Ketoacyl Reductase domain and 4 helical bundle of *S. cerevisiae* Fatty Acid Synthase (FAS) in complex with octanoyl-CoA (in vitro binding)
Authors : Hasan, N.S.M.; Keszei, F.A.A.; Mazhab-Jafari, M.T.
Deposited on : 2024-08-12
Resolution : 2.61 Å (reported)
Based on initial model : 6TA1

This is a Full wwPDB EM Validation Report for a publicly released PDB entry.

We welcome your comments at validation@mail.wwpdb.org

A user guide is available at

<https://www.wwpdb.org/validation/2017/EMValidationReportHelp>

with specific help available everywhere you see the ⓘ symbol.

The types of validation reports are described at

<http://www.wwpdb.org/validation/2017/FAQs#types>.

The following versions of software and data (see [references ⓘ](#)) were used in the production of this report:

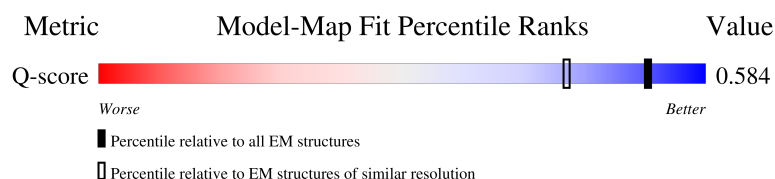
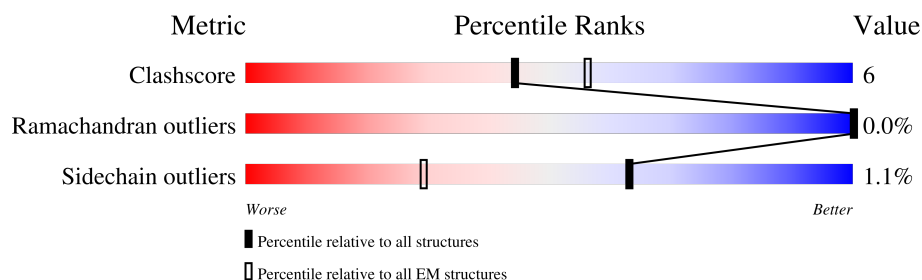
EMDB validation analysis : 0.0.1.dev132
Mogul : 2022.3.0, CSD as543be (2022)
MolProbity : 4-5-2 with Phenix2.0
Buster-report : wwPDB partial adaption of 1.1.7 (2018)
Percentile statistics : 20250101.v01 (using entries in the PDB archive January 1st 2025)
EM percentile statistics : 202505.v01 (Using data in the EMDB archive up until May 2025)
MapQ : 1.9.13
Ideal geometry (proteins) : Engh & Huber (2001)
Ideal geometry (DNA, RNA) : Parkinson et al. (1996)
Validation Pipeline (wwPDB-VP) : 2.49

1 Overall quality at a glance

The following experimental techniques were used to determine the structure:
ELECTRON MICROSCOPY

The reported resolution of this entry is 2.61 Å.

Percentile scores (ranging between 0-100) for global validation metrics of the entry are shown in the following graphic. The table shows the number of entries on which the scores are based.



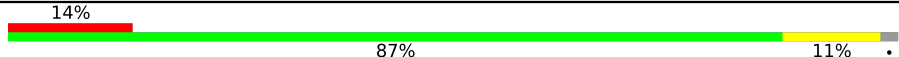
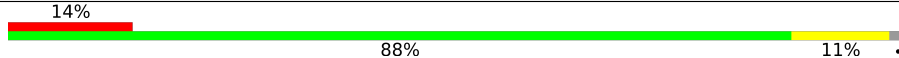







Metric	Whole archive (#Entries)	EM structures (#Entries)	Similar EM resolution (#Entries, resolution range(Å))
Clashscore	229148	23984	-
Ramachandran outliers	224038	23583	-
Sidechain outliers	223484	23102	-
Q-score	-	25397	8735 (2.11 - 3.11)

The table below summarises the geometric issues observed across the polymeric chains and their fit to the map. The red, orange, yellow and green segments of the bar indicate the fraction of residues that contain outliers for ≥ 3 , 2, 1 and 0 types of geometric quality criteria respectively. A grey segment represents the fraction of residues that are not modelled. The numeric value for each fraction is indicated below the corresponding segment, with a dot representing fractions $\leq 5\%$. The upper red bar (where present) indicates the fraction of residues that have poor fit to the EM map (all-atom inclusion $< 40\%$). The numeric value is given above the bar.

Mol	Chain	Length	Quality of chain
1	A	2051	<div> <div>14%</div> <div>88%</div> <div>10%</div> <div>.</div> </div>
1	E	2051	<div> <div>14%</div> <div>88%</div> <div>11%</div> <div>.</div> </div>
1	I	2051	<div> <div>14%</div> <div>87%</div> <div>11%</div> <div>.</div> </div>

Continued on next page...

Continued from previous page...

Mol	Chain	Length	Quality of chain
1	M	2051	
1	Q	2051	
1	U	2051	
2	B	1887	
2	F	1887	
2	J	1887	
2	N	1887	
2	R	1887	
2	V	1887	

2 Entry composition

There are 5 unique types of molecules in this entry. The entry contains 163458 atoms, of which 0 are hydrogens and 0 are deuteriums.

In the tables below, the AltConf column contains the number of residues with at least one atom in alternate conformation and the Trace column contains the number of residues modelled with at most 2 atoms.

- Molecule 1 is a protein called Fatty acid synthase subunit beta.

Mol	Chain	Residues	Atoms					AltConf	Trace
1	A	2019	Total	C	N	O	S	0	0
			15606	10032	2600	2918	56		
1	E	2019	Total	C	N	O	S	0	0
			15606	10032	2600	2918	56		
1	I	2019	Total	C	N	O	S	0	0
			15606	10032	2600	2918	56		
1	M	2019	Total	C	N	O	S	0	0
			15606	10032	2600	2918	56		
1	Q	2019	Total	C	N	O	S	0	0
			15606	10032	2600	2918	56		
1	U	2019	Total	C	N	O	S	0	0
			15606	10032	2600	2918	56		

There are 12 discrepancies between the modelled and reference sequences:

Chain	Residue	Modelled	Actual	Comment	Reference
A	274	ALA	SER	variant	UNP P07149
A	1834	ALA	ARG	variant	UNP P07149
E	274	ALA	SER	variant	UNP P07149
E	1834	ALA	ARG	variant	UNP P07149
I	274	ALA	SER	variant	UNP P07149
I	1834	ALA	ARG	variant	UNP P07149
M	274	ALA	SER	variant	UNP P07149
M	1834	ALA	ARG	variant	UNP P07149
Q	274	ALA	SER	variant	UNP P07149
Q	1834	ALA	ARG	variant	UNP P07149
U	274	ALA	SER	variant	UNP P07149
U	1834	ALA	ARG	variant	UNP P07149

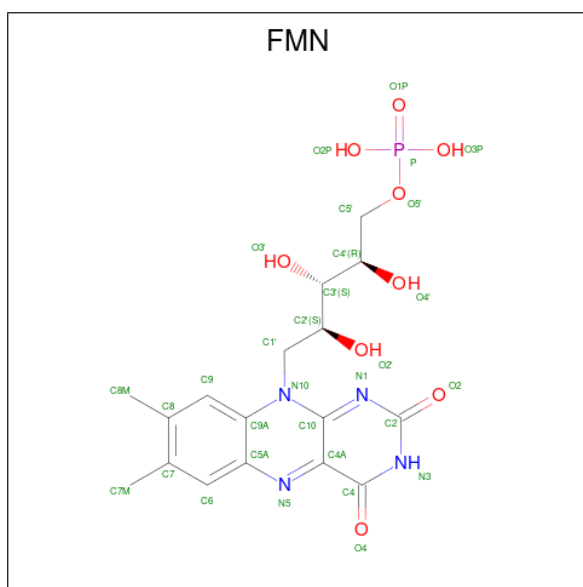
- Molecule 2 is a protein called Fatty acid synthase subunit alpha.

Mol	Chain	Residues	Atoms					AltConf	Trace
2	B	1415	Total	C	N	O	S	0	0
			11065	7028	1876	2118	43		
2	F	1415	Total	C	N	O	S	0	0
			11065	7028	1876	2118	43		
2	J	1415	Total	C	N	O	S	0	0
			11065	7028	1876	2118	43		
2	N	1415	Total	C	N	O	S	0	0
			11065	7028	1876	2118	43		
2	R	1415	Total	C	N	O	S	0	0
			11065	7028	1876	2118	43		
2	V	1415	Total	C	N	O	S	0	0
			11065	7028	1876	2118	43		

There are 6 discrepancies between the modelled and reference sequences:

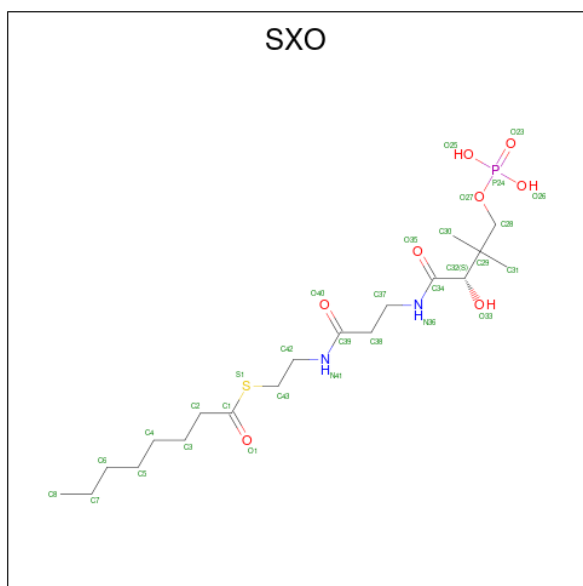
Chain	Residue	Modelled	Actual	Comment	Reference
B	1305	ALA	CYS	variant	UNP P19097
F	1305	ALA	CYS	variant	UNP P19097
J	1305	ALA	CYS	variant	UNP P19097
N	1305	ALA	CYS	variant	UNP P19097
R	1305	ALA	CYS	variant	UNP P19097
V	1305	ALA	CYS	variant	UNP P19097

- Molecule 3 is FLAVIN MONONUCLEOTIDE (CCD ID: FMN) (formula: $C_{17}H_{21}N_4O_9P$).



Mol	Chain	Residues	Atoms					AltConf
3	A	1	Total 31	C 17	N 4	O 9	P 1	0
3	E	1	Total 31	C 17	N 4	O 9	P 1	0
3	I	1	Total 31	C 17	N 4	O 9	P 1	0
3	M	1	Total 31	C 17	N 4	O 9	P 1	0
3	Q	1	Total 31	C 17	N 4	O 9	P 1	0
3	U	1	Total 31	C 17	N 4	O 9	P 1	0

- Molecule 4 is S-[2-($\{N-[(2S)-2\text{-hydroxy-}3,3\text{-dimethyl-}4\text{-(phosphonooxy)butanoyl}]\text{-beta-alanyl}\}$ amino)ethyl] octanethioate (CCD ID: SXO) (formula: $C_{19}H_{37}N_2O_8PS$) (labeled as "Ligand of Interest" by depositor).



Mol	Chain	Residues	Atoms						AltConf
4	B	1	Total 31	C 19	N 2	O 8	P 1	S 1	0
4	F	1	Total 31	C 19	N 2	O 8	P 1	S 1	0
4	J	1	Total 31	C 19	N 2	O 8	P 1	S 1	0
4	N	1	Total 31	C 19	N 2	O 8	P 1	S 1	0
4	R	1	Total 31	C 19	N 2	O 8	P 1	S 1	0

Continued on next page...

Continued from previous page...

Mol	Chain	Residues	Atoms						AltConf
4	V	1	Total	C	N	O	P	S	0
			31	19	2	8	1	1	

- Molecule 5 is water.

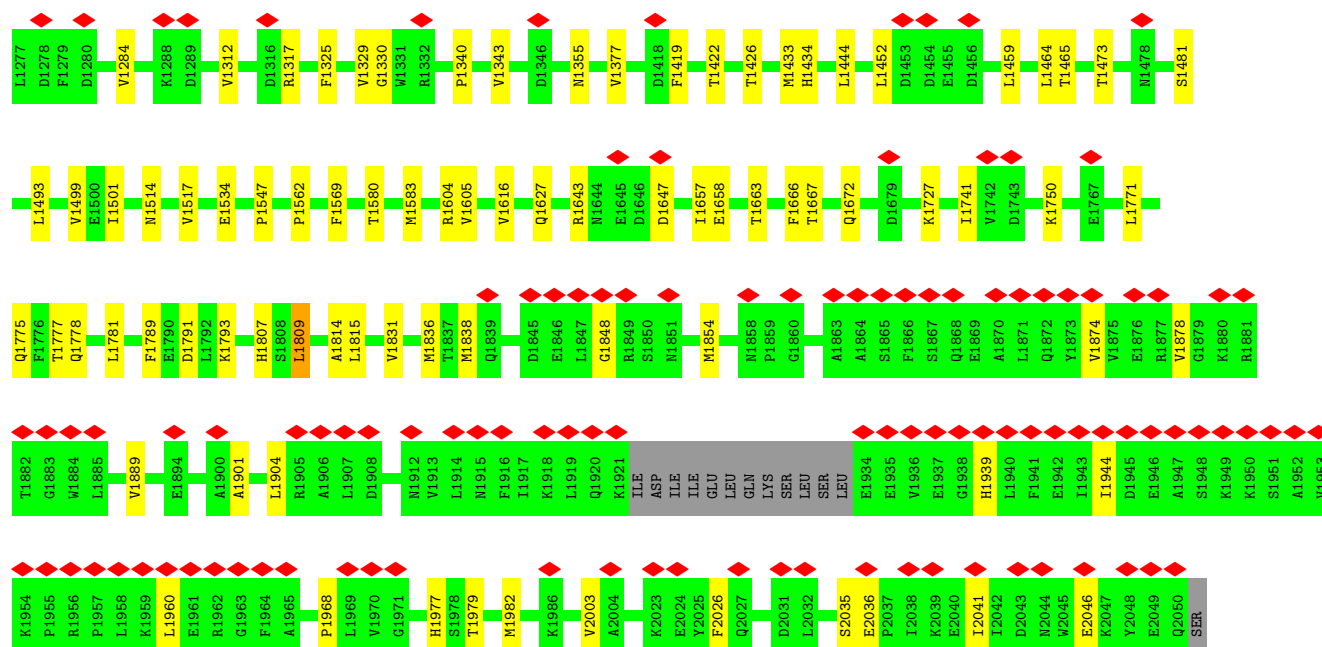
Mol	Chain	Residues	Atoms		AltConf
5	A	181	Total	O	0
			181	181	
5	B	325	Total	O	0
			325	325	
5	E	198	Total	O	0
			198	198	
5	F	301	Total	O	0
			301	301	
5	I	189	Total	O	0
			189	189	
5	J	330	Total	O	0
			330	330	
5	M	196	Total	O	0
			196	196	
5	N	304	Total	O	0
			304	304	
5	Q	190	Total	O	0
			190	190	
5	R	327	Total	O	0
			327	327	
5	U	188	Total	O	0
			188	188	
5	V	331	Total	O	0
			331	331	

3 Residue-property plots

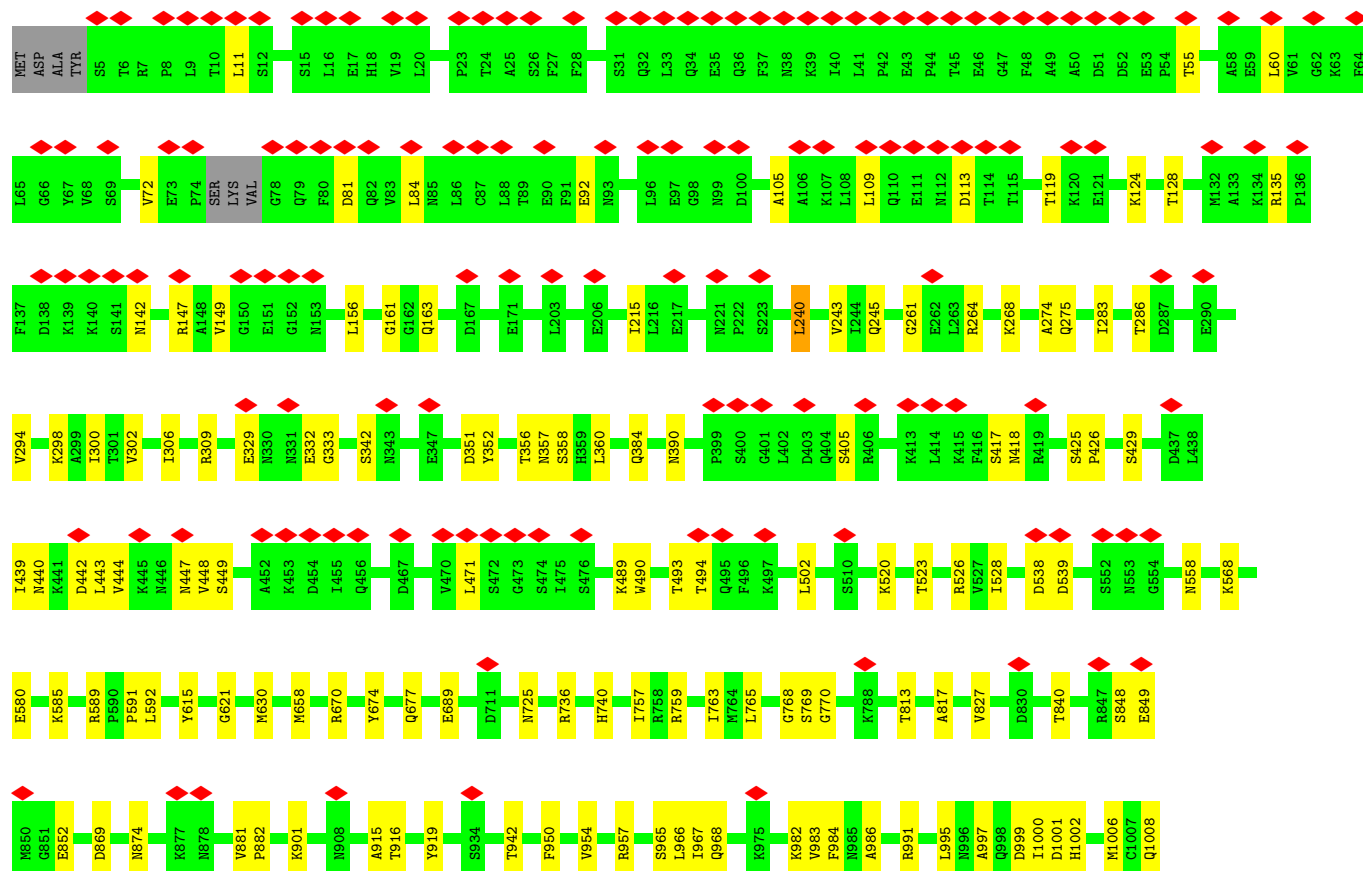
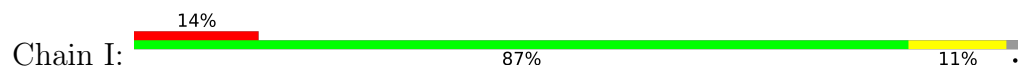
These plots are drawn for all protein, RNA, DNA and oligosaccharide chains in the entry. The first graphic for a chain summarises the proportions of the various outlier classes displayed in the second graphic. The second graphic shows the sequence view annotated by issues in geometry and atom inclusion in map density. Residues are color-coded according to the number of geometric quality criteria for which they contain at least one outlier: green = 0, yellow = 1, orange = 2 and red = 3 or more. A red diamond above a residue indicates a poor fit to the EM map for this residue (all-atom inclusion < 40%). Stretches of 2 or more consecutive residues without any outlier are shown as a green connector. Residues present in the sample, but not in the model, are shown in grey.


- Molecule 1: Fatty acid synthase subunit beta



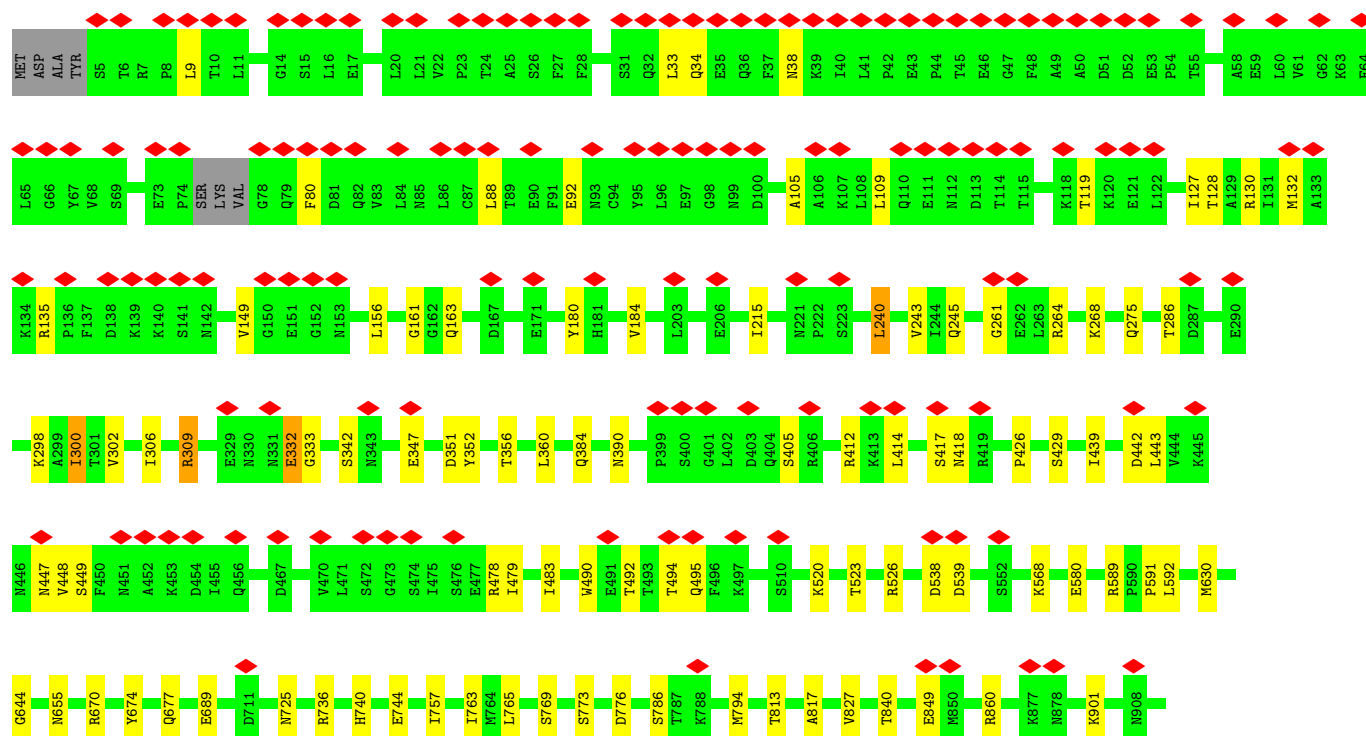
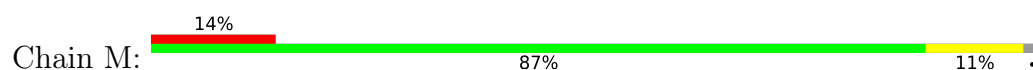



• Molecule 1: Fatty acid synthase subunit beta



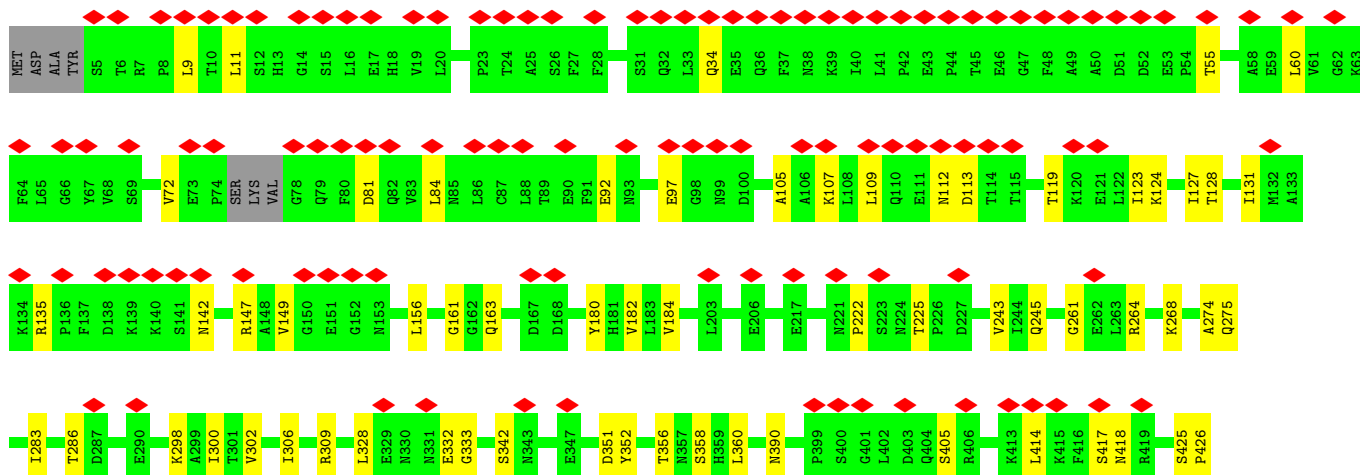
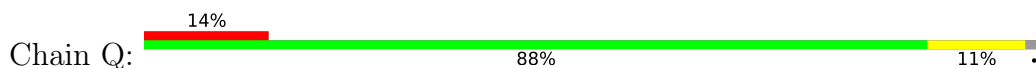



• Molecule 1: Fatty acid synthase subunit beta



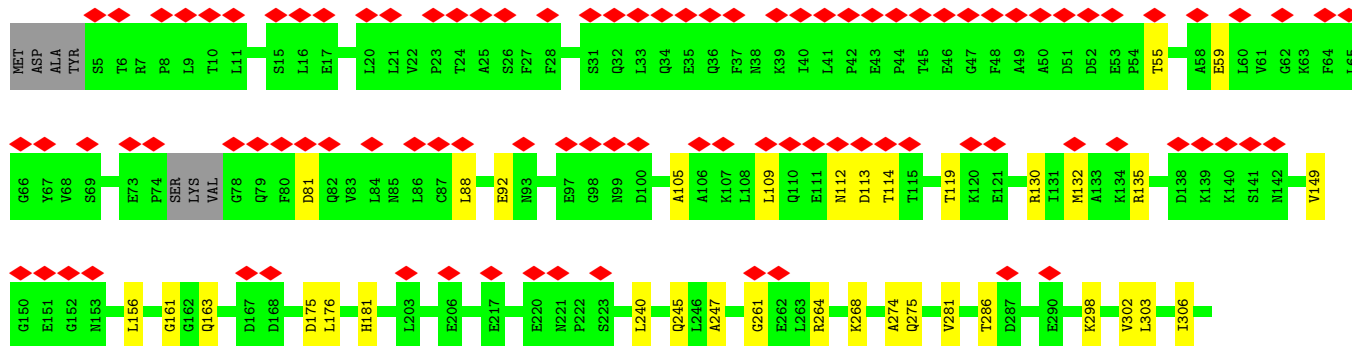
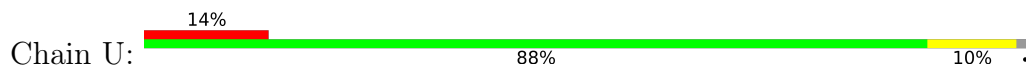



• Molecule 1: Fatty acid synthase subunit beta





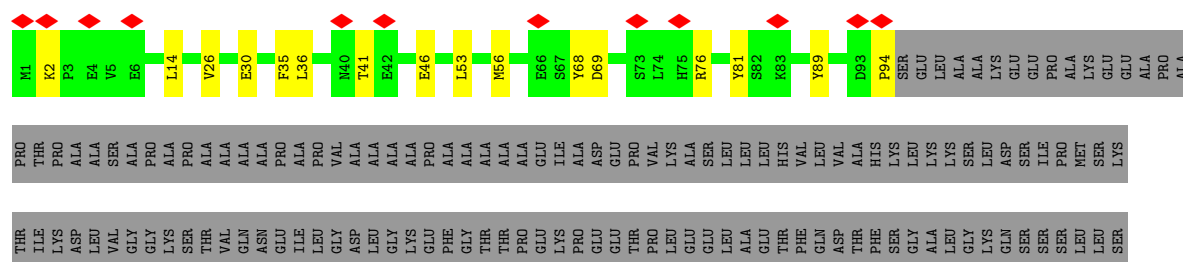
• Molecule 1: Fatty acid synthase subunit beta

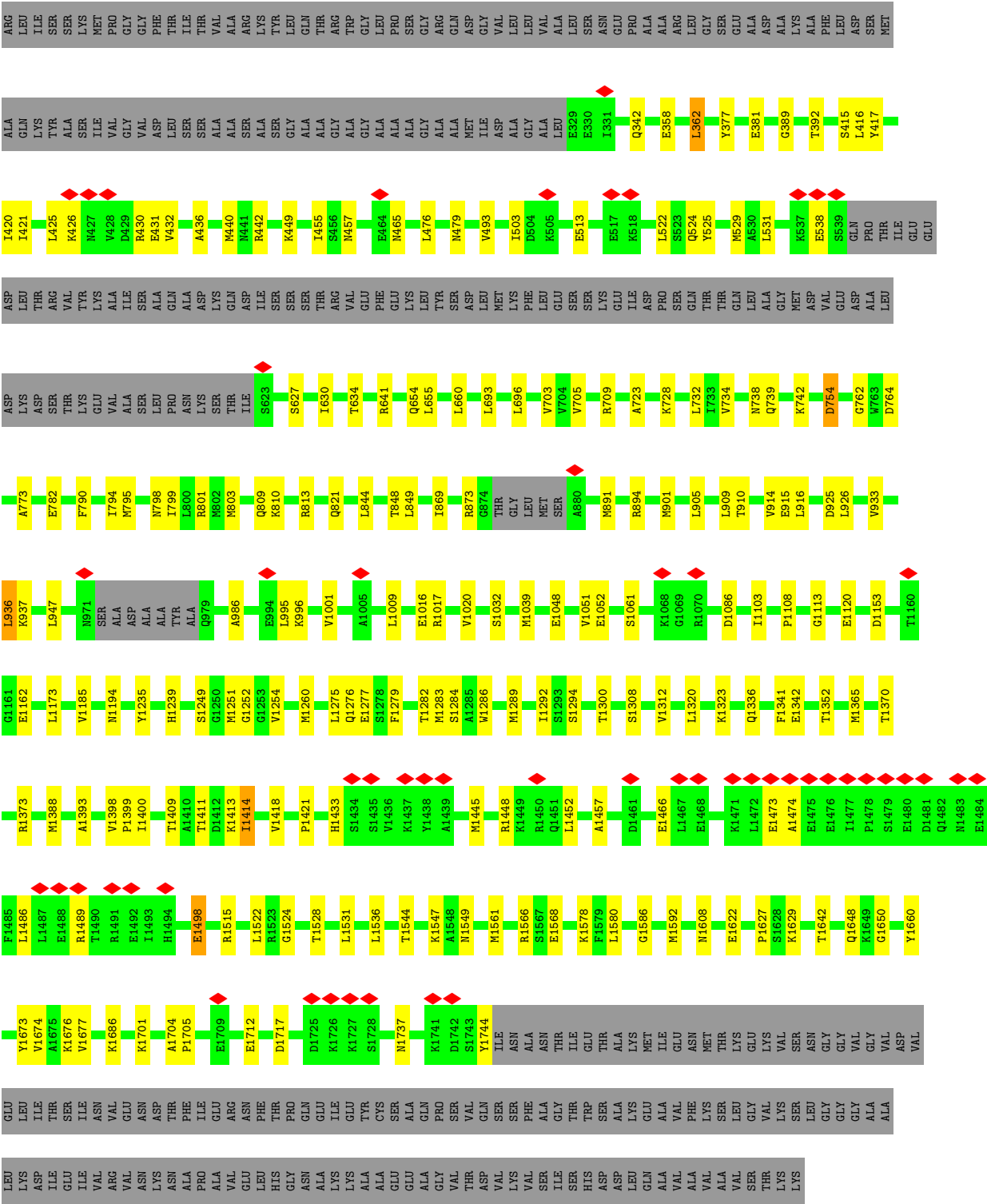


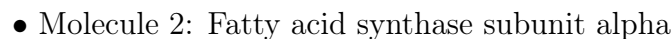


• Molecule 2: Fatty acid synthase subunit alpha

Chain B: 63% 11% 25%







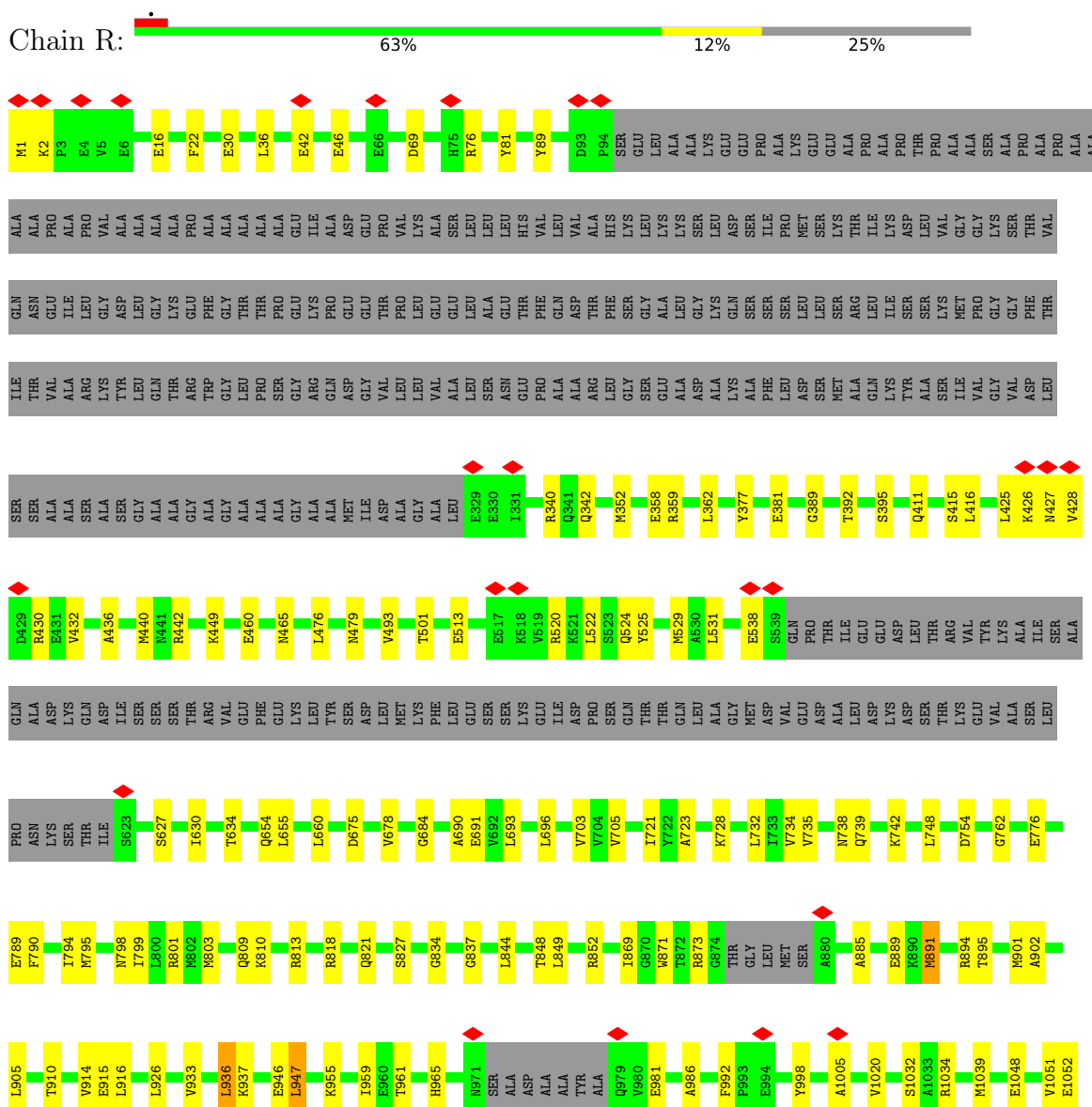


- Molecule 2: Fatty acid synthase subunit alpha

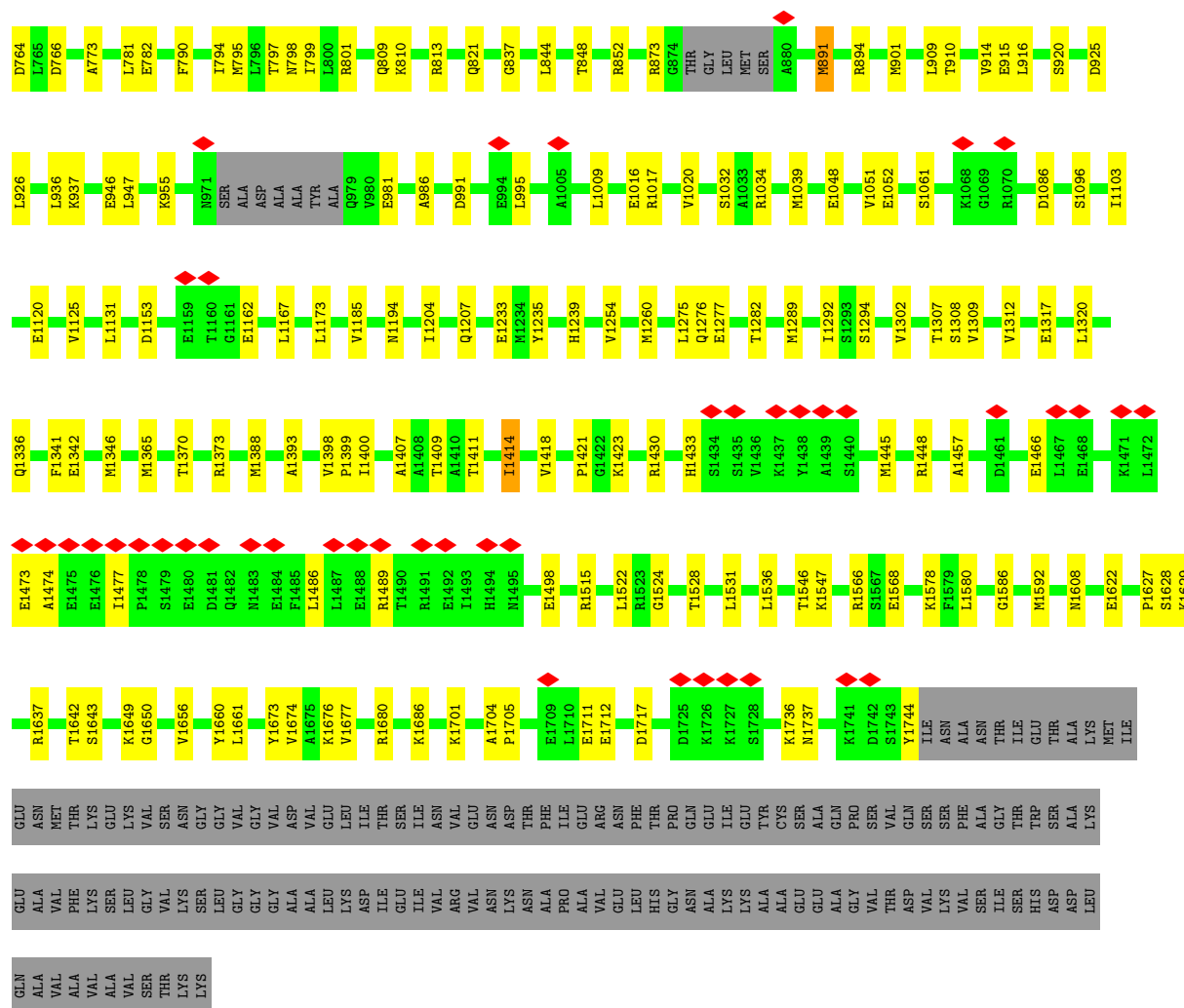
Frequency	Percentage
Daily	64%
Weekly	11%
Monthly	25%



- Molecule 2: Fatty acid synthase subunit alpha







4 Experimental information

Property	Value	Source
EM reconstruction method	SINGLE PARTICLE	Depositor
Imposed symmetry	POINT, D3	Depositor
Number of particles used	535715	Depositor
Resolution determination method	FSC 0.143 CUT-OFF	Depositor
CTF correction method	PHASE FLIPPING AND AMPLITUDE CORRECTION	Depositor
Microscope	TFS KRIOS	Depositor
Voltage (kV)	300	Depositor
Electron dose ($e^-/\text{\AA}^2$)	50.1	Depositor
Minimum defocus (nm)	600	Depositor
Maximum defocus (nm)	2500	Depositor
Magnification	Not provided	
Image detector	FEI FALCON IV (4k x 4k)	Depositor
Maximum map value	8.160	Depositor
Minimum map value	-5.579	Depositor
Average map value	0.005	Depositor
Map value standard deviation	0.379	Depositor
Recommended contour level	1	Depositor
Map size (Å)	333.72, 333.72, 333.72	wwPDB
Map dimensions	324, 324, 324	wwPDB
Map angles (°)	90.0, 90.0, 90.0	wwPDB
Pixel spacing (Å)	1.03, 1.03, 1.03	Depositor

5 Model quality

5.1 Standard geometry

Bond lengths and bond angles in the following residue types are not validated in this section: FMN, SXO

The Z score for a bond length (or angle) is the number of standard deviations the observed value is removed from the expected value. A bond length (or angle) with $|Z| > 5$ is considered an outlier worth inspection. RMSZ is the root-mean-square of all Z scores of the bond lengths (or angles).

Mol	Chain	Bond lengths		Bond angles	
		RMSZ	$\# Z > 5$	RMSZ	$\# Z > 5$
1	A	0.19	0/15969	0.39	0/21713
1	E	0.19	0/15969	0.41	2/21713 (0.0%)
1	I	0.19	0/15969	0.39	0/21713
1	M	0.19	0/15969	0.41	2/21713 (0.0%)
1	Q	0.19	0/15969	0.40	2/21713 (0.0%)
1	U	0.19	0/15969	0.40	2/21713 (0.0%)
2	B	0.23	0/11284	0.42	2/15253 (0.0%)
2	F	0.27	1/11284 (0.0%)	0.48	4/15253 (0.0%)
2	J	0.23	0/11284	0.41	0/15253
2	N	0.23	0/11284	0.42	2/15253 (0.0%)
2	R	0.23	0/11284	0.41	0/15253
2	V	0.27	3/11284 (0.0%)	0.49	4/15253 (0.0%)
All	All	0.21	4/163518 (0.0%)	0.42	20/221796 (0.0%)

All (4) bond length outliers are listed below:

Mol	Chain	Res	Type	Atoms	Z	Observed(Å)	Ideal(Å)
2	F	1421	PRO	CG-CD	-12.96	1.06	1.50
2	V	1421	PRO	CG-CD	-12.01	1.09	1.50
2	V	1421	PRO	CB-CG	-6.37	1.17	1.49
2	V	1421	PRO	N-CA	5.73	1.54	1.47

All (20) bond angle outliers are listed below:

Mol	Chain	Res	Type	Atoms	Z	Observed(°)	Ideal(°)
2	V	1421	PRO	N-CD-CG	-20.48	72.48	103.20
2	F	1421	PRO	N-CD-CG	-20.09	73.06	103.20
2	V	1421	PRO	CA-CB-CG	-16.75	72.68	104.50
2	V	1421	PRO	CB-CG-CD	15.97	157.20	106.10
2	F	1421	PRO	CA-CB-CG	-15.81	74.46	104.50

Continued on next page...

Continued from previous page...

Mol	Chain	Res	Type	Atoms	Z	Observed(°)	Ideal(°)
2	F	1421	PRO	CB-CG-CD	12.93	147.48	106.10
1	E	1968	PRO	N-CD-CG	-12.48	84.48	103.20
1	M	1968	PRO	N-CD-CG	-12.28	84.77	103.20
1	U	1968	PRO	N-CD-CG	-12.20	84.90	103.20
2	B	1421	PRO	N-CD-CG	-8.20	90.89	103.20
1	U	1968	PRO	CA-CB-CG	-7.88	89.52	104.50
1	E	1968	PRO	CA-CB-CG	-7.82	89.64	104.50
1	M	1968	PRO	CA-CB-CG	-7.78	89.73	104.50
2	N	1421	PRO	N-CD-CG	-7.28	92.28	103.20
2	B	1421	PRO	CA-CB-CG	-6.90	91.39	104.50
2	N	1421	PRO	CA-CB-CG	-6.27	92.59	104.50
1	Q	1968	PRO	N-CD-CG	-5.99	94.22	103.20
2	V	1421	PRO	N-CA-CB	-5.93	97.03	103.25
2	F	1421	PRO	N-CA-CB	-5.78	97.18	103.25
1	Q	1968	PRO	CA-N-CD	-5.40	104.44	112.00

There are no chirality outliers.

There are no planarity outliers.

5.2 Too-close contacts ⓘ

In the following table, the Non-H and H(model) columns list the number of non-hydrogen atoms and hydrogen atoms in the chain respectively. The H(added) column lists the number of hydrogen atoms added and optimized by MolProbity. The Clashes column lists the number of clashes within the asymmetric unit, whereas Symm-Clashes lists symmetry-related clashes.

Mol	Chain	Non-H	H(model)	H(added)	Clashes	Symm-Clashes
1	A	15606	0	15399	152	0
1	E	15606	0	15399	169	0
1	I	15606	0	15399	151	0
1	M	15606	0	15399	167	0
1	Q	15606	0	15399	150	0
1	U	15606	0	15399	154	0
2	B	11065	0	10983	208	0
2	F	11065	0	10983	200	0
2	J	11065	0	10983	205	0
2	N	11065	0	10983	195	0
2	R	11065	0	10983	215	0
2	V	11065	0	10983	216	0
3	A	31	0	19	1	0
3	E	31	0	19	0	0

Continued on next page...

Continued from previous page...

Mol	Chain	Non-H	H(model)	H(added)	Clashes	Symm-Clashes
3	I	31	0	19	1	0
3	M	31	0	19	0	0
3	Q	31	0	19	1	0
3	U	31	0	19	1	0
4	B	31	0	35	11	0
4	F	31	0	35	13	0
4	J	31	0	35	12	0
4	N	31	0	35	12	0
4	R	31	0	35	14	0
4	V	31	0	35	12	0
5	A	181	0	0	46	0
5	B	325	0	0	74	0
5	E	198	0	0	64	0
5	F	301	0	0	79	0
5	I	189	0	0	47	0
5	J	330	0	0	85	0
5	M	196	0	0	57	0
5	N	304	0	0	80	0
5	Q	190	0	0	48	0
5	R	327	0	0	88	0
5	U	188	0	0	52	0
5	V	331	0	0	74	0
All	All	163458	0	158616	2041	0

The all-atom clashscore is defined as the number of clashes found per 1000 atoms (including hydrogen atoms). The all-atom clashscore for this structure is 6.

All (2041) close contacts within the same asymmetric unit are listed below, sorted by their clash magnitude.

Atom-1	Atom-2	Interatomic distance (Å)	Clash overlap (Å)
1:A:1456:ASP:HB3	5:A:2305:HOH:O	1.34	1.20
2:F:891:MET:HB2	5:F:2121:HOH:O	1.43	1.18
1:I:425:SER:HB2	5:I:2219:HOH:O	1.41	1.17
1:U:181:HIS:HD2	5:U:2362:HOH:O	1.25	1.17
2:J:426:LYS:HE2	5:J:2216:HOH:O	1.45	1.16
2:J:742:LYS:HD3	5:R:2111:HOH:O	1.45	1.15
1:A:181:HIS:HD2	5:A:2359:HOH:O	1.30	1.15
2:B:1648:GLN:HG3	5:B:2304:HOH:O	1.46	1.15
2:R:981:GLU:HB2	5:R:2287:HOH:O	1.44	1.14
5:J:2111:HOH:O	2:R:742:LYS:HD3	1.45	1.14
2:N:891:MET:HB2	5:N:2128:HOH:O	1.44	1.14

Continued on next page...

Continued from previous page...

Atom-1	Atom-2	Interatomic distance (Å)	Clash overlap (Å)
1:Q:425:SER:HB2	5:Q:2217:HOH:O	1.44	1.14
2:R:426:LYS:HE2	5:R:2214:HOH:O	1.46	1.14
2:J:981:GLU:HB2	5:J:2287:HOH:O	1.45	1.14
1:U:1456:ASP:HB3	5:U:2306:HOH:O	1.45	1.14
2:R:891:MET:HE2	5:R:2326:HOH:O	1.49	1.13
1:Q:1259:ASN:HB2	5:Q:2333:HOH:O	1.50	1.12
1:U:1008:GLN:HG3	5:U:2254:HOH:O	1.49	1.11
2:J:891:MET:HE2	5:J:2329:HOH:O	1.50	1.11
2:J:440:MET:HE1	4:J:1901:SXO:H43	1.32	1.10
1:I:1259:ASN:HB2	5:I:2333:HOH:O	1.49	1.09
2:R:440:MET:HE1	4:R:1901:SXO:H43	1.33	1.09
1:I:967:ILE:HB	5:I:2314:HOH:O	1.54	1.07
1:I:1456:ASP:HB3	5:I:2348:HOH:O	1.54	1.07
1:U:710:ILE:CG2	5:U:2385:HOH:O	2.01	1.07
2:F:1305:ALA:HB2	5:F:2107:HOH:O	1.53	1.07
1:Q:967:ILE:HB	5:Q:2312:HOH:O	1.54	1.06
2:R:1648:GLN:HG3	5:R:2191:HOH:O	1.54	1.06
2:F:426:LYS:HE2	5:F:2263:HOH:O	1.55	1.06
1:E:1793:LYS:HD2	5:E:2350:HOH:O	1.55	1.06
2:J:1648:GLN:HG3	5:J:2190:HOH:O	1.55	1.05
1:Q:1456:ASP:HB3	5:Q:2344:HOH:O	1.55	1.05
2:N:426:LYS:HE2	5:N:2265:HOH:O	1.55	1.05
1:M:1793:LYS:HD2	5:M:2351:HOH:O	1.54	1.05
2:N:1305:ALA:HB2	5:N:2114:HOH:O	1.55	1.04
1:U:710:ILE:HG22	5:U:2385:HOH:O	1.54	1.03
2:N:1478:PRO:HB2	5:N:2038:HOH:O	1.58	1.03
1:I:471:LEU:HD12	5:I:2255:HOH:O	1.60	1.02
2:R:440:MET:HE1	4:R:1901:SXO:C43	1.90	1.01
2:J:440:MET:HE1	4:J:1901:SXO:C43	1.90	1.01
2:V:1399:PRO:HA	5:V:2082:HOH:O	1.60	1.01
2:B:1399:PRO:HA	5:B:2092:HOH:O	1.59	1.00
2:J:891:MET:HB2	5:J:2202:HOH:O	1.60	1.00
2:R:891:MET:HB2	5:R:2199:HOH:O	1.59	1.00
5:F:2194:HOH:O	2:V:742:LYS:HD3	1.61	0.99
1:E:1848:GLY:HA3	5:E:2252:HOH:O	1.61	0.99
1:M:1848:GLY:HA3	5:M:2253:HOH:O	1.61	0.98
2:V:1676:LYS:HD2	5:V:2225:HOH:O	1.63	0.98
2:N:11:HIS:CE1	5:N:2012:HOH:O	2.14	0.98
2:B:1676:LYS:HD2	5:B:2208:HOH:O	1.64	0.98
2:B:742:LYS:HD3	5:N:2180:HOH:O	1.64	0.97
2:R:965:HIS:HB2	5:R:2292:HOH:O	1.63	0.97

Continued on next page...

Continued from previous page...

Atom-1	Atom-2	Interatomic distance (Å)	Clash overlap (Å)
2:V:1120:GLU:HG2	5:V:2269:HOH:O	1.65	0.96
2:J:965:HIS:HB2	5:J:2294:HOH:O	1.65	0.96
2:V:1466:GLU:HG2	5:V:2132:HOH:O	1.65	0.96
2:F:531:LEU:HD23	5:F:2007:HOH:O	1.64	0.96
2:J:1005:ALA:HB2	5:J:2014:HOH:O	1.66	0.96
2:B:531:LEU:HD23	5:B:2033:HOH:O	1.63	0.96
1:U:1793:LYS:HD3	5:U:2374:HOH:O	1.64	0.95
2:N:531:LEU:HD23	5:N:2017:HOH:O	1.64	0.95
1:A:1244:PRO:HB2	5:A:2222:HOH:O	1.67	0.95
2:F:1584:PRO:HB2	5:F:2159:HOH:O	1.65	0.95
2:V:531:LEU:HD23	5:V:2042:HOH:O	1.65	0.95
1:M:1044:VAL:HG23	5:M:2244:HOH:O	1.66	0.95
1:M:655:ASN:HB2	5:M:2227:HOH:O	1.67	0.94
2:R:1005:ALA:HB2	5:R:2015:HOH:O	1.65	0.94
2:N:1584:PRO:HB2	5:N:2160:HOH:O	1.66	0.94
1:Q:1848:GLY:HA3	5:Q:2210:HOH:O	1.66	0.94
2:B:1120:GLU:HG2	5:B:2213:HOH:O	1.68	0.94
2:J:440:MET:CE	4:J:1901:SXO:H43	1.98	0.94
2:R:440:MET:CE	4:R:1901:SXO:H43	1.98	0.94
1:E:1044:VAL:HG23	5:E:2243:HOH:O	1.66	0.93
2:R:776:GLU:HG3	5:R:2235:HOH:O	1.67	0.93
1:I:942:THR:HG21	5:I:2323:HOH:O	1.68	0.92
1:Q:849:GLU:HG2	5:Q:2299:HOH:O	1.68	0.92
1:A:901:LYS:HE2	5:A:2295:HOH:O	1.68	0.92
1:Q:471:LEU:HD12	5:Q:2247:HOH:O	1.68	0.92
1:I:494:THR:HA	5:I:2218:HOH:O	1.70	0.91
1:E:655:ASN:HB2	5:E:2228:HOH:O	1.70	0.91
2:J:776:GLU:HG3	5:J:2231:HOH:O	1.67	0.91
1:Q:942:THR:HG21	5:Q:2324:HOH:O	1.68	0.91
1:U:1244:PRO:HB2	5:U:2237:HOH:O	1.70	0.91
1:M:1456:ASP:HB3	5:M:2332:HOH:O	1.71	0.91
2:B:465:ASN:HB2	5:B:2258:HOH:O	1.69	0.91
2:F:1409:THR:HG22	5:F:2182:HOH:O	1.70	0.91
1:I:849:GLU:HG2	5:I:2295:HOH:O	1.69	0.91
2:F:1478:PRO:HB2	5:F:2103:HOH:O	1.68	0.90
2:F:94:PRO:HA	5:F:2115:HOH:O	1.70	0.90
1:E:42:PRO:HB2	5:E:2387:HOH:O	1.70	0.90
2:F:11:HIS:CE1	5:F:2048:HOH:O	2.22	0.90
2:N:1284:SER:HB2	5:N:2019:HOH:O	1.71	0.90
1:I:1848:GLY:HA3	5:I:2209:HOH:O	1.69	0.90
1:A:942:THR:HG21	5:A:2349:HOH:O	1.72	0.89

Continued on next page...

Continued from previous page...

Atom-1	Atom-2	Interatomic distance (Å)	Clash overlap (Å)
2:N:1333:ASP:HB2	5:N:2160:HOH:O	1.71	0.89
2:F:1333:ASP:HB2	5:F:2159:HOH:O	1.73	0.89
2:R:531:LEU:HD23	5:R:2036:HOH:O	1.73	0.89
1:U:1008:GLN:CG	5:U:2254:HOH:O	2.08	0.89
1:U:593:LEU:HD22	5:U:2249:HOH:O	1.72	0.89
2:R:1293:SER:HB3	5:R:2041:HOH:O	1.72	0.89
1:M:347:GLU:HG3	5:M:2275:HOH:O	1.72	0.88
2:N:94:PRO:HA	5:N:2119:HOH:O	1.70	0.88
1:E:347:GLU:HG3	5:E:2268:HOH:O	1.72	0.88
2:F:1284:SER:HB2	5:F:2022:HOH:O	1.72	0.88
2:B:94:PRO:HA	5:B:2070:HOH:O	1.74	0.88
2:J:531:LEU:HD23	5:J:2035:HOH:O	1.73	0.88
2:V:94:PRO:HA	5:V:2109:HOH:O	1.71	0.88
1:U:901:LYS:HE2	5:U:2289:HOH:O	1.71	0.88
1:A:1789:PHE:HE2	5:A:2375:HOH:O	1.56	0.87
2:B:457:ASN:HB2	5:B:2159:HOH:O	1.73	0.87
2:J:1293:SER:HB3	5:J:2062:HOH:O	1.75	0.87
2:N:11:HIS:HE1	5:N:2012:HOH:O	1.54	0.87
1:E:1259:ASN:HB2	5:E:2366:HOH:O	1.74	0.87
1:A:494:THR:HA	5:A:2201:HOH:O	1.73	0.87
1:M:1259:ASN:HB2	5:M:2368:HOH:O	1.74	0.86
2:R:1556:THR:HG21	5:R:2308:HOH:O	1.76	0.86
2:J:1556:THR:HG21	5:J:2312:HOH:O	1.75	0.85
2:N:1648:GLN:CG	5:N:2188:HOH:O	2.25	0.85
2:V:465:ASN:HB2	5:V:2277:HOH:O	1.76	0.84
1:I:1727:LYS:NZ	2:R:915:GLU:OE1	2.09	0.84
2:J:425:LEU:HD13	2:J:432:VAL:HG22	1.60	0.84
2:B:524:GLN:HG2	5:B:2231:HOH:O	1.78	0.84
2:F:1120:GLU:HG3	5:R:2319:HOH:O	1.76	0.84
2:N:1462:TRP:CE3	5:N:2020:HOH:O	2.31	0.84
2:F:841:GLU:OE2	2:V:848:THR:OG1	1.96	0.84
2:V:425:LEU:HD13	2:V:432:VAL:HG22	1.60	0.84
2:R:776:GLU:CG	5:R:2235:HOH:O	2.24	0.83
2:N:1325:ARG:HD3	5:N:2072:HOH:O	1.78	0.83
2:B:425:LEU:HD13	2:B:432:VAL:HG22	1.61	0.83
1:A:581:THR:HG23	5:A:2362:HOH:O	1.78	0.83
5:E:2354:HOH:O	2:F:91:THR:HG22	1.78	0.83
2:F:1325:ARG:HD3	5:F:2068:HOH:O	1.78	0.83
2:V:457:ASN:HB2	5:V:2147:HOH:O	1.76	0.83
1:U:942:THR:HG21	5:U:2355:HOH:O	1.76	0.83
5:U:2239:HOH:O	2:V:1686:LYS:HG3	1.77	0.82

Continued on next page...

Continued from previous page...

Atom-1	Atom-2	Interatomic distance (Å)	Clash overlap (Å)
1:A:490:TRP:O	1:A:494:THR:OG1	1.98	0.82
2:B:1466:GLU:HG2	5:B:2167:HOH:O	1.77	0.82
2:F:915:GLU:OE2	1:U:1727:LYS:NZ	2.11	0.82
2:R:810:LYS:NZ	2:R:818:ARG:O	2.12	0.82
2:R:425:LEU:HD13	2:R:432:VAL:HG22	1.61	0.82
2:F:1462:TRP:CE3	5:F:2027:HOH:O	2.31	0.82
2:J:776:GLU:CG	5:J:2231:HOH:O	2.24	0.82
2:J:915:GLU:OE2	1:Q:1727:LYS:NZ	2.10	0.82
2:J:937:LYS:HB3	5:J:2085:HOH:O	1.80	0.82
1:Q:358:SER:HA	5:Q:2226:HOH:O	1.80	0.82
2:B:1120:GLU:HG3	5:B:2232:HOH:O	1.80	0.81
2:B:1676:LYS:HB2	5:B:2208:HOH:O	1.79	0.81
1:M:966:LEU:HD13	5:M:2245:HOH:O	1.79	0.81
1:Q:490:TRP:O	1:Q:494:THR:OG1	1.99	0.81
2:R:937:LYS:HB3	5:R:2082:HOH:O	1.79	0.81
2:B:848:THR:OG1	2:N:841:GLU:OE1	1.98	0.81
2:F:53:LEU:HD23	2:F:56:MET:HE3	1.62	0.81
2:F:11:HIS:HE1	5:F:2048:HOH:O	1.58	0.81
1:E:966:LEU:HD13	5:E:2244:HOH:O	1.79	0.81
5:F:2155:HOH:O	2:R:1477:ILE:HD13	1.81	0.81
1:A:982:LYS:HB2	5:A:2251:HOH:O	1.81	0.81
2:F:1648:GLN:CG	5:F:2188:HOH:O	2.26	0.81
1:I:358:SER:HA	5:I:2227:HOH:O	1.80	0.81
2:V:1120:GLU:HG3	5:V:2248:HOH:O	1.81	0.81
2:B:995:LEU:HD13	2:B:1674:VAL:HG22	1.62	0.81
2:F:1406:MET:HG3	5:F:2170:HOH:O	1.80	0.80
2:F:1409:THR:CG2	5:F:2182:HOH:O	2.27	0.80
5:A:2227:HOH:O	2:B:1686:LYS:HG3	1.79	0.80
2:R:1034:ARG:HD3	5:R:2010:HOH:O	1.80	0.80
1:A:1793:LYS:HD3	5:A:2375:HOH:O	1.80	0.80
1:E:42:PRO:CG	5:E:2387:HOH:O	2.30	0.80
2:V:633:GLU:HB3	5:V:2046:HOH:O	1.80	0.80
1:U:426:PRO:O	1:U:429:SER:OG	2.00	0.80
2:V:524:GLN:HG2	5:V:2209:HOH:O	1.79	0.80
2:J:1034:ARG:HD3	5:J:2009:HOH:O	1.81	0.79
1:I:1775:GLN:NE2	1:I:1836:MET:SD	2.55	0.79
2:J:1677:VAL:HG12	5:J:2162:HOH:O	1.81	0.79
1:Q:1775:GLN:NE2	1:Q:1836:MET:SD	2.55	0.79
2:N:664:GLU:HG3	5:N:2235:HOH:O	1.82	0.79
2:N:1406:MET:HG3	5:N:2167:HOH:O	1.82	0.79
2:V:1547:LYS:HG2	5:V:2169:HOH:O	1.82	0.79

Continued on next page...

Continued from previous page...

Atom-1	Atom-2	Interatomic distance (Å)	Clash overlap (Å)
2:B:476:LEU:HD22	4:B:1901:SXO:H6	1.65	0.79
1:A:1667:THR:OG1	2:B:46:GLU:OE2	2.00	0.79
2:F:449:LYS:HD3	5:F:2286:HOH:O	1.82	0.79
2:V:1309:VAL:CG1	5:V:2095:HOH:O	2.30	0.79
1:E:1727:LYS:NZ	2:V:915:GLU:OE1	2.16	0.79
1:E:42:PRO:HG2	5:E:2387:HOH:O	1.82	0.78
2:J:1477:ILE:HD13	5:N:2156:HOH:O	1.83	0.78
2:V:1676:LYS:HB2	5:V:2225:HOH:O	1.82	0.78
1:E:1133:THR:CB	5:E:2219:HOH:O	2.31	0.78
2:J:428:VAL:HG23	5:J:2002:HOH:O	1.82	0.78
1:Q:1954:LYS:CB	5:Q:2294:HOH:O	2.31	0.78
1:U:1667:THR:OG1	2:V:46:GLU:OE2	2.01	0.78
2:N:425:LEU:HD13	2:N:432:VAL:HG22	1.65	0.78
2:N:457:ASN:HB2	5:N:2133:HOH:O	1.83	0.78
2:N:449:LYS:HD3	5:N:2293:HOH:O	1.82	0.78
2:V:891:MET:HB2	5:V:2184:HOH:O	1.84	0.78
1:A:1727:LYS:NZ	2:N:915:GLU:OE2	2.15	0.78
1:U:581:THR:HG23	5:U:2365:HOH:O	1.82	0.78
2:F:425:LEU:HD13	2:F:432:VAL:HG22	1.65	0.78
1:M:1133:THR:CB	5:M:2232:HOH:O	2.32	0.78
1:A:494:THR:CA	5:A:2201:HOH:O	2.31	0.78
1:E:1244:PRO:HB2	5:E:2262:HOH:O	1.84	0.78
1:Q:740:HIS:HD2	5:Q:2351:HOH:O	1.67	0.78
1:Q:1672:GLN:CB	5:Q:2371:HOH:O	2.30	0.78
1:E:1789:PHE:HE1	5:E:2350:HOH:O	1.66	0.77
2:F:457:ASN:HB2	5:F:2130:HOH:O	1.83	0.77
2:N:81:TYR:OH	2:N:89:TYR:OH	2.02	0.77
2:N:1648:GLN:HG2	5:N:2188:HOH:O	1.84	0.77
1:A:358:SER:HA	5:A:2277:HOH:O	1.84	0.77
2:F:81:TYR:OH	2:F:89:TYR:OH	2.03	0.77
1:M:1789:PHE:HE1	5:M:2351:HOH:O	1.66	0.77
1:U:1044:VAL:HG23	5:U:2206:HOH:O	1.83	0.77
2:J:478:GLU:HG2	5:J:2208:HOH:O	1.83	0.77
2:B:36:LEU:O	2:B:76:ARG:NH2	2.18	0.77
2:R:428:VAL:HG23	5:R:2003:HOH:O	1.84	0.77
2:F:449:LYS:HD2	5:F:2127:HOH:O	1.84	0.77
2:V:1445:MET:HG3	5:V:2019:HOH:O	1.84	0.77
5:M:2363:HOH:O	2:N:91:THR:HG22	1.83	0.77
1:M:967:ILE:HB	5:M:2337:HOH:O	1.85	0.77
2:N:449:LYS:HD2	5:N:2131:HOH:O	1.84	0.77
1:E:490:TRP:O	1:E:494:THR:OG1	2.02	0.76

Continued on next page...

Continued from previous page...

Atom-1	Atom-2	Interatomic distance (Å)	Clash overlap (Å)
2:F:1568:GLU:OE1	2:F:1568:GLU:N	2.18	0.76
1:M:490:TRP:O	1:M:494:THR:OG1	2.03	0.76
2:N:1568:GLU:OE1	2:N:1568:GLU:N	2.18	0.76
2:J:1411:THR:OG1	2:N:1294:SER:O	2.03	0.76
2:F:1294:SER:O	2:R:1411:THR:OG1	2.03	0.76
1:I:1672:GLN:CB	5:I:2374:HOH:O	2.32	0.76
2:F:1411:THR:OG1	2:R:1294:SER:O	2.04	0.76
2:V:1477:ILE:HD13	5:V:2285:HOH:O	1.85	0.76
2:B:1294:SER:O	2:V:1411:THR:OG1	2.04	0.76
1:M:1244:PRO:HB2	5:M:2261:HOH:O	1.84	0.76
2:R:1556:THR:CG2	5:R:2308:HOH:O	2.32	0.76
2:V:937:LYS:HB3	5:V:2104:HOH:O	1.86	0.76
1:E:967:ILE:HB	5:E:2334:HOH:O	1.85	0.76
1:U:358:SER:HA	5:U:2284:HOH:O	1.86	0.76
2:F:476:LEU:HD22	4:F:1901:SXO:H6	1.67	0.75
2:F:1648:GLN:HG2	5:F:2188:HOH:O	1.84	0.75
1:I:740:HIS:HD2	5:I:2352:HOH:O	1.67	0.75
1:Q:1771:LEU:O	1:Q:1777:THR:OG1	2.04	0.75
2:V:36:LEU:O	2:V:76:ARG:NH2	2.19	0.75
1:I:1771:LEU:O	1:I:1777:THR:OG1	2.04	0.75
2:N:476:LEU:HD22	4:N:1901:SXO:H6	1.67	0.75
2:B:915:GLU:OE2	1:M:1727:LYS:NZ	2.15	0.75
1:M:1037:SER:HB3	5:M:2319:HOH:O	1.86	0.75
2:V:995:LEU:HD13	2:V:1674:VAL:HG22	1.67	0.75
2:B:937:LYS:HB3	5:B:2155:HOH:O	1.85	0.75
1:E:1037:SER:HB3	5:E:2320:HOH:O	1.86	0.75
1:M:849:GLU:HG2	5:M:2273:HOH:O	1.85	0.75
2:B:1642:THR:HG23	5:B:2028:HOH:O	1.87	0.75
1:E:849:GLU:HG2	5:E:2270:HOH:O	1.86	0.75
1:E:1663:THR:HG22	2:F:41:THR:HG21	1.69	0.75
2:F:803:MET:HE1	2:F:849:LEU:HD22	1.68	0.75
1:U:1008:GLN:CB	5:U:2254:HOH:O	2.33	0.75
1:U:1771:LEU:O	1:U:1777:THR:OG1	2.04	0.75
2:V:476:LEU:HD22	4:V:1901:SXO:H6	1.69	0.74
2:F:457:ASN:CA	5:F:2130:HOH:O	2.35	0.74
2:R:524:GLN:HG2	5:R:2232:HOH:O	1.87	0.74
2:F:1677:VAL:CG1	5:F:2180:HOH:O	2.35	0.74
2:N:457:ASN:CA	5:N:2133:HOH:O	2.35	0.74
2:B:1411:THR:OG1	2:V:1294:SER:O	2.05	0.74
2:N:1120:GLU:HB3	5:N:2105:HOH:O	1.87	0.74
2:R:1677:VAL:CG1	5:R:2161:HOH:O	2.35	0.74

Continued on next page...

Continued from previous page...

Atom-1	Atom-2	Interatomic distance (Å)	Clash overlap (Å)
2:F:1407:ALA:O	2:R:1323:LYS:NZ	2.20	0.74
2:B:1445:MET:HG3	5:B:2020:HOH:O	1.88	0.74
1:E:426:PRO:O	1:E:429:SER:OG	2.05	0.74
2:F:457:ASN:HA	5:F:2130:HOH:O	1.87	0.74
1:I:1954:LYS:CB	5:I:2288:HOH:O	2.35	0.74
2:J:476:LEU:HD22	4:J:1901:SXO:H6	1.69	0.74
2:J:1294:SER:O	2:N:1411:THR:OG1	2.05	0.74
2:R:1478:PRO:HB2	5:R:2065:HOH:O	1.87	0.74
1:M:1781:LEU:HD23	1:M:1809:LEU:HD11	1.68	0.73
2:R:36:LEU:O	2:R:76:ARG:NH2	2.21	0.73
2:B:430:ARG:NE	4:B:1901:SXO:H31B	2.02	0.73
2:N:1677:VAL:CG1	5:N:2179:HOH:O	2.35	0.73
2:J:1701:LYS:HB2	2:N:1414:ILE:HD13	1.70	0.73
2:V:1642:THR:HG23	5:V:2039:HOH:O	1.88	0.73
1:A:1044:VAL:HG23	5:A:2207:HOH:O	1.88	0.73
2:N:457:ASN:HA	5:N:2133:HOH:O	1.87	0.73
2:N:1409:THR:HG22	5:N:2223:HOH:O	1.89	0.73
5:Q:2375:HOH:O	2:V:68:TYR:CE1	2.41	0.73
2:R:476:LEU:HD22	4:R:1901:SXO:H6	1.69	0.73
1:I:982:LYS:HB2	5:I:2304:HOH:O	1.87	0.73
2:J:1677:VAL:CG1	5:J:2162:HOH:O	2.34	0.73
1:M:1426:THR:HG22	5:M:2386:HOH:O	1.88	0.73
1:M:1663:THR:HG22	2:N:41:THR:HG21	1.70	0.73
1:I:342:SER:OG	1:I:417:SER:OG	2.07	0.73
1:U:332:GLU:OE2	1:U:333:GLY:N	2.20	0.73
2:F:742:LYS:HD3	5:V:2244:HOH:O	1.88	0.73
2:J:1323:LYS:NZ	2:N:1407:ALA:O	2.20	0.73
1:M:1133:THR:HG21	5:M:2232:HOH:O	1.87	0.73
2:V:457:ASN:CB	5:V:2147:HOH:O	2.34	0.73
2:J:1478:PRO:HB2	5:J:2061:HOH:O	1.89	0.73
2:V:1673:TYR:O	2:V:1677:VAL:HG23	1.89	0.73
2:B:431:GLU:HB3	5:B:2190:HOH:O	1.87	0.72
2:J:1649:LYS:NZ	2:N:1300:THR:OG1	2.21	0.72
1:Q:261:GLY:O	1:Q:264:ARG:NH1	2.22	0.72
1:Q:982:LYS:HB2	5:Q:2302:HOH:O	1.87	0.72
1:U:982:LYS:HB2	5:U:2261:HOH:O	1.87	0.72
2:N:1456:GLU:HB2	5:N:2063:HOH:O	1.89	0.72
1:U:490:TRP:O	1:U:494:THR:OG1	2.05	0.72
1:E:42:PRO:CB	5:E:2387:HOH:O	2.32	0.72
1:E:1781:LEU:HD23	1:E:1809:LEU:HD11	1.71	0.72
2:J:1556:THR:CG2	5:J:2312:HOH:O	2.32	0.72

Continued on next page...

Continued from previous page...

Atom-1	Atom-2	Interatomic distance (Å)	Clash overlap (Å)
2:N:36:LEU:O	2:N:76:ARG:NH2	2.22	0.72
4:V:1901:SXO:H43A	5:V:2023:HOH:O	1.88	0.72
1:I:261:GLY:O	1:I:264:ARG:NH1	2.22	0.72
1:U:261:GLY:O	1:U:264:ARG:NH1	2.22	0.72
1:E:261:GLY:O	1:E:264:ARG:NH1	2.23	0.72
1:E:1771:LEU:O	1:E:1777:THR:OG1	2.05	0.72
2:F:36:LEU:O	2:F:76:ARG:NH2	2.21	0.72
2:F:1456:GLU:HB2	5:F:2061:HOH:O	1.90	0.72
2:J:1313:ASP:OD1	2:N:1323:LYS:NZ	2.23	0.72
1:M:261:GLY:O	1:M:264:ARG:NH1	2.22	0.72
1:I:426:PRO:O	1:I:429:SER:OG	2.07	0.72
1:E:1133:THR:HG21	5:E:2219:HOH:O	1.89	0.72
2:J:36:LEU:O	2:J:76:ARG:NH2	2.22	0.72
2:J:524:GLN:HG2	5:J:2236:HOH:O	1.87	0.72
1:M:1771:LEU:O	1:M:1777:THR:OG1	2.05	0.72
1:Q:342:SER:OG	1:Q:417:SER:OG	2.07	0.72
1:E:1426:THR:HG22	5:E:2388:HOH:O	1.88	0.71
2:J:1349:THR:HG21	5:J:2011:HOH:O	1.90	0.71
1:M:1750:LYS:HD3	5:M:2280:HOH:O	1.89	0.71
2:V:633:GLU:CG	5:V:2046:HOH:O	2.36	0.71
1:I:1781:LEU:HD23	1:I:1809:LEU:HD11	1.72	0.71
2:J:1336:GLN:HB3	5:J:2087:HOH:O	1.90	0.71
1:A:1244:PRO:C	5:A:2222:HOH:O	2.33	0.71
1:M:1793:LYS:CD	5:M:2351:HOH:O	2.24	0.71
2:R:1349:THR:HG21	5:R:2007:HOH:O	1.90	0.71
2:J:1032:SER:OG	2:J:1052:GLU:OE2	2.08	0.71
1:U:1793:LYS:CD	5:U:2374:HOH:O	2.29	0.71
1:A:1771:LEU:O	1:A:1777:THR:OG1	2.05	0.71
2:B:937:LYS:HG2	5:B:2110:HOH:O	1.90	0.71
2:B:1627:PRO:HB2	5:B:2031:HOH:O	1.91	0.71
1:E:342:SER:OG	1:E:417:SER:OG	2.09	0.71
2:N:826:MET:HB3	5:N:2095:HOH:O	1.90	0.71
2:V:1712:GLU:HG3	5:V:2075:HOH:O	1.91	0.71
2:J:1673:TYR:O	2:J:1677:VAL:HG23	1.90	0.71
1:Q:740:HIS:CD2	5:Q:2351:HOH:O	2.43	0.71
2:V:1309:VAL:HG12	5:V:2095:HOH:O	1.90	0.71
1:A:261:GLY:O	1:A:264:ARG:NH1	2.23	0.71
2:R:1677:VAL:HG12	5:R:2161:HOH:O	1.89	0.71
1:I:494:THR:CA	5:I:2218:HOH:O	2.31	0.71
1:U:342:SER:OG	1:U:417:SER:OG	2.07	0.71
2:B:1712:GLU:HG3	5:B:2115:HOH:O	1.91	0.70

Continued on next page...

Continued from previous page...

Atom-1	Atom-2	Interatomic distance (Å)	Clash overlap (Å)
1:I:740:HIS:CD2	5:I:2352:HOH:O	2.43	0.70
1:Q:1667:THR:OG1	2:R:46:GLU:OE2	2.07	0.70
2:V:1388:MET:HE2	2:V:1398:VAL:HG21	1.73	0.70
1:A:1425:LYS:HB2	5:A:2336:HOH:O	1.91	0.70
2:B:68:TYR:CE1	5:I:2375:HOH:O	2.44	0.70
2:F:1323:LYS:NZ	2:R:1313:ASP:OD1	2.24	0.70
1:M:342:SER:OG	1:M:417:SER:OG	2.08	0.70
2:F:826:MET:HB3	5:F:2085:HOH:O	1.90	0.70
2:J:1737:ASN:HA	5:J:2003:HOH:O	1.92	0.70
5:J:2321:HOH:O	2:N:1120:GLU:HG3	1.89	0.70
1:Q:426:PRO:O	1:Q:429:SER:OG	2.06	0.70
2:R:1673:TYR:O	2:R:1677:VAL:HG23	1.92	0.70
2:B:431:GLU:CB	5:B:2190:HOH:O	2.38	0.70
1:E:1750:LYS:HD3	5:E:2278:HOH:O	1.90	0.70
1:M:492:THR:O	1:M:495:GLN:NE2	2.25	0.70
2:R:1336:GLN:HB3	5:R:2087:HOH:O	1.90	0.70
2:V:1568:GLU:N	2:V:1568:GLU:OE2	2.25	0.70
2:B:415:SER:OG	2:B:1629:LYS:NZ	2.25	0.70
2:N:992:PHE:CE2	5:N:2179:HOH:O	2.45	0.70
2:F:992:PHE:CE2	5:F:2180:HOH:O	2.45	0.70
1:Q:1781:LEU:HD23	1:Q:1809:LEU:HD11	1.74	0.70
1:A:1793:LYS:CD	5:A:2375:HOH:O	2.37	0.70
2:B:1323:LYS:NZ	2:V:1317:GLU:OE2	2.14	0.70
1:E:492:THR:O	1:E:495:GLN:NE2	2.25	0.70
2:F:1701:LYS:HB2	2:R:1414:ILE:HD13	1.73	0.70
2:N:457:ASN:CB	5:N:2133:HOH:O	2.40	0.70
2:V:81:TYR:OH	2:V:89:TYR:OH	2.08	0.69
1:Q:942:THR:CG2	5:Q:2324:HOH:O	2.31	0.69
1:A:342:SER:OG	1:A:417:SER:OG	2.09	0.69
1:I:942:THR:CG2	5:I:2323:HOH:O	2.31	0.69
2:F:1648:GLN:HG3	5:F:2188:HOH:O	1.90	0.69
1:M:479:ILE:O	1:M:483:ILE:HD12	1.92	0.69
2:V:415:SER:OG	2:V:1629:LYS:NZ	2.25	0.69
1:A:520:LYS:O	1:A:523:THR:OG1	2.10	0.69
1:E:1037:SER:CB	5:E:2320:HOH:O	2.41	0.69
2:V:1341:PHE:HB2	5:V:2124:HOH:O	1.92	0.69
1:E:1265:MET:HB2	5:E:2325:HOH:O	1.92	0.69
2:F:1673:TYR:O	2:F:1677:VAL:HG23	1.92	0.69
2:N:1388:MET:HE2	2:N:1398:VAL:HG21	1.74	0.69
1:U:492:THR:O	1:U:495:GLN:NE2	2.25	0.69
1:E:901:LYS:HE2	5:E:2288:HOH:O	1.92	0.69

Continued on next page...

Continued from previous page...

Atom-1	Atom-2	Interatomic distance (Å)	Clash overlap (Å)
2:N:1276:GLN:O	2:N:1282:THR:OG1	2.06	0.69
2:B:457:ASN:CB	5:B:2159:HOH:O	2.33	0.69
2:F:1677:VAL:HG13	5:F:2180:HOH:O	1.94	0.68
1:A:298:LYS:NZ	1:A:449:SER:O	2.27	0.68
2:F:457:ASN:CB	5:F:2130:HOH:O	2.40	0.68
2:F:1300:THR:OG1	2:R:1649:LYS:NZ	2.27	0.68
2:R:1239:HIS:HA	5:R:2132:HOH:O	1.93	0.68
2:R:1568:GLU:N	2:R:1568:GLU:OE1	2.26	0.68
2:N:1673:TYR:O	2:N:1677:VAL:HG23	1.93	0.68
2:B:1341:PHE:HB2	5:B:2117:HOH:O	1.93	0.68
2:F:1388:MET:HE2	2:F:1398:VAL:HG21	1.76	0.68
2:V:1185:VAL:HG21	2:V:1365:MET:HE3	1.74	0.68
1:I:1667:THR:OG1	2:J:46:GLU:OE2	2.08	0.68
1:M:332:GLU:OE2	1:M:333:GLY:N	2.27	0.68
1:E:332:GLU:OE2	1:E:333:GLY:N	2.27	0.68
2:F:1276:GLN:O	2:F:1282:THR:OG1	2.08	0.68
2:N:1692:MET:SD	5:N:2203:HOH:O	2.51	0.68
1:U:1244:PRO:C	5:U:2237:HOH:O	2.36	0.68
1:E:1133:THR:HB	5:E:2219:HOH:O	1.92	0.68
1:M:1265:MET:HB2	5:M:2324:HOH:O	1.92	0.68
2:J:1406:MET:HG3	5:J:2101:HOH:O	1.94	0.68
2:J:1568:GLU:N	2:J:1568:GLU:OE1	2.26	0.67
1:U:1781:LEU:HD23	1:U:1809:LEU:HD11	1.76	0.67
2:B:1414:ILE:HD13	2:V:1701:LYS:HB2	1.76	0.67
2:J:1371:THR:HG22	5:J:2007:HOH:O	1.94	0.67
2:N:803:MET:HE1	2:N:849:LEU:HD22	1.75	0.67
2:J:1239:HIS:HA	5:J:2135:HOH:O	1.93	0.67
1:U:156:LEU:O	1:U:268:LYS:N	2.28	0.67
1:A:1781:LEU:HD23	1:A:1809:LEU:HD11	1.77	0.67
2:F:1692:MET:SD	5:F:2204:HOH:O	2.52	0.67
2:R:1737:ASN:HA	5:R:2006:HOH:O	1.92	0.67
1:U:520:LYS:O	1:U:523:THR:OG1	2.13	0.67
2:B:782:GLU:OE1	2:N:807:LYS:NZ	2.26	0.67
1:E:298:LYS:NZ	1:E:449:SER:O	2.27	0.67
1:I:156:LEU:O	1:I:268:LYS:N	2.28	0.67
2:R:1371:THR:HG22	5:R:2005:HOH:O	1.95	0.67
1:E:806:MET:HA	5:E:2365:HOH:O	1.94	0.67
1:I:1955:PRO:HD2	5:I:2288:HOH:O	1.95	0.67
2:N:654:GLN:OE1	2:N:654:GLN:N	2.28	0.67
2:R:1406:MET:HG3	5:R:2099:HOH:O	1.93	0.67
1:A:277:LEU:O	1:A:281:VAL:HG23	1.95	0.67

Continued on next page...

Continued from previous page...

Atom-1	Atom-2	Interatomic distance (Å)	Clash overlap (Å)
1:M:1133:THR:HB	5:M:2232:HOH:O	1.93	0.67
2:B:457:ASN:CA	5:B:2159:HOH:O	2.42	0.66
2:B:654:GLN:OE1	2:B:654:GLN:N	2.28	0.66
2:R:992:PHE:CE2	5:R:2161:HOH:O	2.47	0.66
2:V:1309:VAL:HG13	5:V:2095:HOH:O	1.94	0.66
1:A:1643:ARG:NH1	1:A:1647:ASP:O	2.28	0.66
2:V:1235:TYR:OH	2:V:1292:ILE:O	2.06	0.66
2:J:992:PHE:CE2	5:J:2162:HOH:O	2.47	0.66
1:M:901:LYS:HE2	5:M:2288:HOH:O	1.93	0.66
1:M:1133:THR:CG2	5:M:2232:HOH:O	2.43	0.66
2:N:937:LYS:HB3	5:N:2151:HOH:O	1.95	0.66
2:B:1275:LEU:HB3	2:V:1346:MET:HE1	1.77	0.66
2:B:1568:GLU:N	2:B:1568:GLU:OE1	2.28	0.66
2:J:478:GLU:HA	5:J:2208:HOH:O	1.94	0.66
2:J:1173:LEU:HD21	2:N:1173:LEU:HD11	1.77	0.66
1:U:298:LYS:NZ	1:U:449:SER:O	2.28	0.66
2:F:992:PHE:HE2	5:F:2180:HOH:O	1.79	0.66
2:N:529:MET:HE1	2:N:894:ARG:HG2	1.77	0.66
2:V:654:GLN:OE1	2:V:654:GLN:N	2.28	0.66
1:A:1006:MET:HB2	5:A:2327:HOH:O	1.95	0.66
1:I:490:TRP:O	1:I:494:THR:OG1	2.13	0.66
2:J:1414:ILE:HD13	2:N:1701:LYS:HB2	1.77	0.66
1:M:426:PRO:O	1:M:429:SER:OG	2.08	0.66
2:R:1032:SER:OG	2:R:1052:GLU:OE2	2.14	0.66
1:U:1028:PHE:HZ	5:U:2270:HOH:O	1.77	0.66
1:U:1643:ARG:NH1	1:U:1647:ASP:O	2.29	0.66
2:V:457:ASN:HA	5:V:2147:HOH:O	1.95	0.66
2:B:1235:TYR:OH	2:B:1292:ILE:O	2.06	0.66
2:B:1701:LYS:HB2	2:V:1414:ILE:HD13	1.78	0.66
1:A:332:GLU:OE1	1:A:333:GLY:N	2.28	0.66
1:E:156:LEU:O	1:E:268:LYS:N	2.28	0.66
2:F:654:GLN:OE1	2:F:654:GLN:N	2.28	0.66
1:I:882:PRO:HD3	5:I:2236:HOH:O	1.96	0.66
5:M:2363:HOH:O	2:N:91:THR:CG2	2.42	0.66
2:N:1677:VAL:HG13	5:N:2179:HOH:O	1.93	0.66
2:R:889:GLU:OE1	2:R:895:THR:HG22	1.96	0.66
2:F:937:LYS:HB3	5:F:2147:HOH:O	1.95	0.66
1:M:298:LYS:NZ	1:M:449:SER:O	2.28	0.66
2:J:1524:GLY:O	2:J:1528:THR:HG23	1.96	0.65
2:V:436:ALA:HB2	4:V:1901:SXO:H4	1.78	0.65
2:V:457:ASN:CA	5:V:2147:HOH:O	2.43	0.65

Continued on next page...

Continued from previous page...

Atom-1	Atom-2	Interatomic distance (Å)	Clash overlap (Å)
2:F:1032:SER:OG	2:F:1052:GLU:OE2	2.14	0.65
2:N:1524:GLY:O	2:N:1528:THR:HG23	1.97	0.65
1:Q:156:LEU:O	1:Q:268:LYS:N	2.28	0.65
1:Q:882:PRO:HD3	5:Q:2239:HOH:O	1.95	0.65
2:V:1627:PRO:HB2	5:V:2029:HOH:O	1.94	0.65
2:J:1323:LYS:NZ	2:N:1317:GLU:OE2	2.29	0.65
2:N:1032:SER:OG	2:N:1052:GLU:OE2	2.13	0.65
1:E:390:ASN:OD1	1:E:418:ASN:ND2	2.29	0.65
2:F:1524:GLY:O	2:F:1528:THR:HG23	1.97	0.65
2:J:1692:MET:SD	5:J:2175:HOH:O	2.55	0.65
1:M:156:LEU:O	1:M:268:LYS:N	2.29	0.65
2:R:430:ARG:NH2	2:R:520:ARG:O	2.30	0.65
1:A:342:SER:CA	5:A:2223:HOH:O	2.42	0.65
2:F:807:LYS:NZ	2:V:782:GLU:OE2	2.28	0.65
1:I:390:ASN:OD1	1:I:418:ASN:ND2	2.29	0.65
1:M:860:ARG:NH2	1:M:1047:ASP:OD2	2.30	0.65
2:N:1648:GLN:HG3	5:N:2188:HOH:O	1.89	0.65
2:R:1524:GLY:O	2:R:1528:THR:HG23	1.96	0.65
1:U:390:ASN:OD1	1:U:418:ASN:ND2	2.30	0.65
2:B:342:GLN:HG2	5:B:2079:HOH:O	1.95	0.65
2:B:1276:GLN:O	2:B:1282:THR:OG1	2.12	0.65
2:N:795:MET:O	2:N:799:ILE:HD12	1.97	0.65
2:B:773:ALA:HB1	2:B:795:MET:HE3	1.79	0.65
1:M:1037:SER:CB	5:M:2319:HOH:O	2.40	0.65
1:A:1028:PHE:HZ	5:A:2265:HOH:O	1.80	0.65
2:B:1524:GLY:O	2:B:1528:THR:HG23	1.97	0.65
2:B:1676:LYS:HG2	5:B:2084:HOH:O	1.97	0.65
2:N:531:LEU:CD2	5:N:2017:HOH:O	2.34	0.65
1:A:92:GLU:OE2	1:A:135:ARG:NH1	2.30	0.65
1:A:443:LEU:O	1:A:447:ASN:HA	1.96	0.65
2:F:415:SER:OG	2:F:1629:LYS:NZ	2.30	0.65
1:U:342:SER:CA	5:U:2224:HOH:O	2.45	0.65
1:A:105:ALA:HB1	1:A:119:THR:HG23	1.79	0.64
1:M:92:GLU:OE2	1:M:135:ARG:NH1	2.30	0.64
1:M:390:ASN:OD1	1:M:418:ASN:ND2	2.30	0.64
1:M:520:LYS:O	1:M:523:THR:OG1	2.14	0.64
1:Q:1955:PRO:HD2	5:Q:2294:HOH:O	1.96	0.64
2:V:1032:SER:OG	2:V:1052:GLU:OE2	2.14	0.64
1:A:156:LEU:O	1:A:268:LYS:N	2.29	0.64
1:E:479:ILE:O	1:E:483:ILE:HD12	1.98	0.64
1:E:1133:THR:CG2	5:E:2219:HOH:O	2.44	0.64

Continued on next page...

Continued from previous page...

Atom-1	Atom-2	Interatomic distance (Å)	Clash overlap (Å)
2:F:436:ALA:HB2	4:F:1901:SXO:H4	1.79	0.64
2:N:436:ALA:HB2	4:N:1901:SXO:H4	1.79	0.64
2:F:529:MET:HE1	2:F:894:ARG:HG2	1.77	0.64
2:J:1409:THR:CG2	5:J:2215:HOH:O	2.44	0.64
5:Q:2375:HOH:O	2:V:68:TYR:CD1	2.50	0.64
2:V:1524:GLY:O	2:V:1528:THR:HG23	1.98	0.64
2:B:457:ASN:HA	5:B:2159:HOH:O	1.96	0.64
1:E:520:LYS:O	1:E:523:THR:OG1	2.14	0.64
2:F:795:MET:O	2:F:799:ILE:HD12	1.98	0.64
2:R:430:ARG:CD	4:R:1901:SXO:H31B	2.27	0.64
2:F:1677:VAL:HG12	5:F:2180:HOH:O	1.98	0.64
1:Q:332:GLU:OE2	1:Q:333:GLY:N	2.30	0.64
1:E:1459:LEU:HD22	1:E:1464:LEU:HD11	1.79	0.64
1:M:965:SER:O	1:M:968:GLN:NE2	2.31	0.64
2:R:1692:MET:SD	5:R:2176:HOH:O	2.55	0.64
2:V:342:GLN:HG2	5:V:2089:HOH:O	1.98	0.64
2:B:531:LEU:CD2	5:B:2033:HOH:O	2.32	0.64
2:B:1032:SER:OG	2:B:1052:GLU:OE2	2.14	0.64
1:I:520:LYS:O	1:I:523:THR:OG1	2.16	0.64
1:I:1244:PRO:HB2	5:I:2286:HOH:O	1.97	0.64
2:J:352:MET:SD	2:R:340:ARG:NH1	2.70	0.64
2:J:465:ASN:HB2	5:J:2249:HOH:O	1.97	0.64
2:R:81:TYR:OH	2:R:89:TYR:OH	2.07	0.64
1:E:142:ASN:O	1:E:147:ARG:NH1	2.30	0.64
2:B:1283:MET:N	2:B:1283:MET:SD	2.70	0.64
1:E:860:ARG:NH2	1:E:1047:ASP:OD2	2.30	0.64
2:J:889:GLU:OE1	2:J:895:THR:HG22	1.96	0.64
2:V:1312:VAL:HG23	5:V:2088:HOH:O	1.96	0.64
2:B:436:ALA:HB2	4:B:1901:SXO:H4	1.80	0.64
1:E:105:ALA:HB1	1:E:119:THR:HG23	1.80	0.64
1:U:1012:GLN:CD	5:U:2215:HOH:O	2.39	0.64
2:R:1352:THR:HG23	2:R:1365:MET:HE1	1.79	0.63
1:A:342:SER:C	5:A:2223:HOH:O	2.41	0.63
2:B:1457:ALA:HB1	5:B:2230:HOH:O	1.98	0.63
2:N:992:PHE:HE2	5:N:2179:HOH:O	1.79	0.63
1:Q:390:ASN:OD1	1:Q:418:ASN:ND2	2.31	0.63
2:R:1409:THR:CG2	5:R:2213:HOH:O	2.46	0.63
2:R:1644:PHE:HZ	5:R:2308:HOH:O	1.80	0.63
1:E:919:TYR:HD2	1:E:954:VAL:HG22	1.64	0.63
2:F:664:GLU:HG3	5:F:2260:HOH:O	1.98	0.63
1:M:105:ALA:HB1	1:M:119:THR:HG23	1.80	0.63

Continued on next page...

Continued from previous page...

Atom-1	Atom-2	Interatomic distance (Å)	Clash overlap (Å)
1:Q:92:GLU:OE2	1:Q:135:ARG:NH1	2.31	0.63
1:U:1105:GLY:HA3	5:U:2351:HOH:O	1.99	0.63
1:A:390:ASN:OD1	1:A:418:ASN:ND2	2.31	0.63
1:E:92:GLU:OE2	1:E:135:ARG:NH1	2.31	0.63
1:E:965:SER:O	1:E:968:GLN:NE2	2.31	0.63
2:R:834:GLY:HA2	5:R:2031:HOH:O	1.98	0.63
2:V:1676:LYS:HG2	5:V:2099:HOH:O	1.97	0.63
2:F:531:LEU:CD2	5:F:2007:HOH:O	2.34	0.63
2:J:834:GLY:HA2	5:J:2032:HOH:O	1.97	0.63
1:M:1459:LEU:HD22	1:M:1464:LEU:HD11	1.79	0.63
1:E:1793:LYS:CD	5:E:2350:HOH:O	2.25	0.63
2:J:1409:THR:HG22	5:J:2215:HOH:O	1.97	0.63
1:Q:1643:ARG:NH1	1:Q:1647:ASP:O	2.31	0.63
2:B:479:ASN:HD22	4:B:1901:SXO:H43A	1.63	0.63
1:A:492:THR:O	1:A:495:GLN:NE2	2.31	0.63
2:B:529:MET:HE1	2:B:894:ARG:HG2	1.81	0.63
1:E:163:GLN:OE1	1:E:275:GLN:NE2	2.32	0.63
2:N:415:SER:OG	2:N:1629:LYS:NZ	2.30	0.63
2:N:894:ARG:HD3	5:N:2138:HOH:O	1.98	0.63
2:R:465:ASN:HB2	5:R:2253:HOH:O	1.97	0.63
2:N:1312:VAL:HG23	5:N:2002:HOH:O	1.97	0.62
1:I:332:GLU:OE1	1:I:333:GLY:N	2.31	0.62
1:M:1006:MET:HB2	5:M:2307:HOH:O	1.99	0.62
5:Q:2231:HOH:O	2:R:2:LYS:HE2	1.98	0.62
2:R:449:LYS:HD2	5:R:2091:HOH:O	1.98	0.62
2:V:795:MET:O	2:V:799:ILE:HD12	2.00	0.62
2:F:894:ARG:HD3	5:F:2134:HOH:O	1.98	0.62
1:I:1643:ARG:NH1	1:I:1647:ASP:O	2.32	0.62
2:J:440:MET:HE1	4:J:1901:SXO:C42	2.29	0.62
1:Q:520:LYS:O	1:Q:523:THR:OG1	2.16	0.62
2:J:654:GLN:OE1	2:J:654:GLN:N	2.31	0.62
1:Q:9:LEU:HD11	1:Q:34:GLN:HG3	1.82	0.62
1:U:1534:GLU:OE2	2:V:91:THR:OG1	2.17	0.62
2:V:440:MET:SD	4:V:1901:SXO:H43	2.40	0.62
2:B:1413:LYS:NZ	2:V:1711:GLU:OE1	2.32	0.62
1:U:1791:ASP:OD2	2:V:89:TYR:OH	2.10	0.62
2:J:803:MET:HE1	2:J:849:LEU:HD22	1.81	0.62
2:V:773:ALA:HB1	2:V:795:MET:HE3	1.81	0.62
2:B:430:ARG:HE	4:B:1901:SXO:H31B	1.64	0.62
2:B:795:MET:O	2:B:799:ILE:HD12	1.99	0.62
2:F:1312:VAL:HG23	5:F:2002:HOH:O	1.98	0.62

Continued on next page...

Continued from previous page...

Atom-1	Atom-2	Interatomic distance (Å)	Clash overlap (Å)
2:J:340:ARG:NH1	2:R:352:MET:SD	2.73	0.62
2:J:1352:THR:HG23	2:J:1365:MET:HE1	1.79	0.62
1:Q:1244:PRO:HB2	5:Q:2286:HOH:O	1.98	0.62
2:R:449:LYS:CD	5:R:2091:HOH:O	2.46	0.62
2:B:538:GLU:OE1	2:B:538:GLU:N	2.33	0.62
2:F:538:GLU:N	2:F:538:GLU:OE1	2.33	0.62
1:I:298:LYS:NZ	1:I:449:SER:O	2.33	0.62
2:N:538:GLU:N	2:N:538:GLU:OE1	2.33	0.62
2:J:415:SER:OG	2:J:1629:LYS:NZ	2.33	0.62
2:R:795:MET:O	2:R:799:ILE:HD12	2.00	0.62
1:A:1433:MET:HE1	1:A:1444:LEU:HD21	1.82	0.61
2:B:68:TYR:CD1	5:I:2375:HOH:O	2.53	0.61
2:N:389:GLY:O	2:N:738:ASN:ND2	2.33	0.61
1:U:1006:MET:HB2	5:U:2312:HOH:O	2.00	0.61
1:A:163:GLN:OE1	1:A:275:GLN:NE2	2.33	0.61
1:I:1438:SER:HB2	5:I:2205:HOH:O	1.99	0.61
2:J:795:MET:O	2:J:799:ILE:HD12	1.99	0.61
1:U:163:GLN:OE1	1:U:275:GLN:NE2	2.33	0.61
2:J:1644:PHE:HZ	5:J:2312:HOH:O	1.80	0.61
2:N:1677:VAL:HG12	5:N:2179:HOH:O	1.98	0.61
1:Q:1438:SER:HB2	5:Q:2205:HOH:O	2.00	0.61
2:R:869:ILE:HD11	2:R:905:LEU:HD21	1.83	0.61
2:B:1673:TYR:O	2:B:1677:VAL:HG23	2.00	0.61
1:M:993:GLN:HG3	5:M:2321:HOH:O	2.00	0.61
2:N:1637:ARG:HD2	5:N:2005:HOH:O	2.00	0.61
2:R:342:GLN:HG2	5:R:2092:HOH:O	2.00	0.61
2:R:440:MET:HE1	4:R:1901:SXO:C42	2.30	0.61
2:R:1276:GLN:O	2:R:1282:THR:OG1	2.10	0.61
1:E:982:LYS:HB2	5:E:2336:HOH:O	2.00	0.61
2:F:1235:TYR:OH	2:F:1292:ILE:O	2.11	0.61
5:I:2230:HOH:O	2:J:2:LYS:HE2	2.00	0.61
2:J:342:GLN:HG2	5:J:2078:HOH:O	2.00	0.61
2:N:1235:TYR:OH	2:N:1292:ILE:O	2.10	0.61
1:I:615:TYR:OH	1:I:1075:ASP:OD1	2.09	0.61
2:R:415:SER:OG	2:R:1629:LYS:NZ	2.33	0.61
2:B:1515:ARG:NH2	2:V:1498:GLU:OE1	2.33	0.61
2:F:389:GLY:O	2:F:738:ASN:ND2	2.33	0.61
2:V:1409:THR:HG22	5:V:2246:HOH:O	1.99	0.61
1:E:1672:GLN:CB	5:E:2305:HOH:O	2.49	0.61
1:E:1878:VAL:HG22	1:E:1944:ILE:HG12	1.83	0.61
1:M:163:GLN:OE1	1:M:275:GLN:NE2	2.33	0.61

Continued on next page...

Continued from previous page...

Atom-1	Atom-2	Interatomic distance (Å)	Clash overlap (Å)
1:M:264:ARG:NH2	1:M:286:THR:O	2.34	0.61
1:A:689:GLU:CB	5:A:2226:HOH:O	2.48	0.60
2:B:1433:HIS:HD2	5:B:2141:HOH:O	1.84	0.60
1:M:1878:VAL:HG22	1:M:1944:ILE:HG12	1.83	0.60
2:R:436:ALA:HB2	4:R:1901:SXO:H4	1.83	0.60
2:V:1204:ILE:HD11	5:V:2211:HOH:O	1.99	0.60
1:M:1643:ARG:NH1	1:M:1647:ASP:O	2.34	0.60
2:N:1057:MET:HE3	2:N:1190:PRO:HB3	1.84	0.60
1:A:302:VAL:HG23	1:A:448:VAL:HG11	1.83	0.60
2:F:1128:GLU:HG3	5:F:2055:HOH:O	2.01	0.60
2:F:1637:ARG:HD2	5:F:2005:HOH:O	2.00	0.60
1:M:1791:ASP:OD2	2:N:89:TYR:OH	2.12	0.60
2:V:1409:THR:CG2	5:V:2246:HOH:O	2.50	0.60
1:I:161:GLY:O	1:I:245:GLN:NE2	2.34	0.60
1:I:1006:MET:HB2	5:I:2337:HOH:O	2.01	0.60
2:J:479:ASN:HD22	4:J:1901:SXO:H43A	1.66	0.60
1:M:982:LYS:HB2	5:M:2338:HOH:O	2.00	0.60
1:U:59:GLU:OE2	1:U:114:THR:OG1	2.13	0.60
1:U:105:ALA:HB1	1:U:119:THR:HG23	1.81	0.60
1:E:1643:ARG:NH1	1:E:1647:ASP:O	2.35	0.60
1:U:1878:VAL:HG22	1:U:1944:ILE:HG12	1.84	0.60
1:A:1425:LYS:CB	5:A:2336:HOH:O	2.47	0.60
2:B:1388:MET:CE	2:B:1398:VAL:HG21	2.32	0.60
1:I:1134:ASP:OD1	1:I:1137:SER:OG	2.19	0.60
2:J:1336:GLN:CB	5:J:2087:HOH:O	2.49	0.60
1:M:2036:GLU:OE1	1:M:2036:GLU:N	2.35	0.60
2:R:654:GLN:OE1	2:R:654:GLN:N	2.35	0.60
2:B:1016:GLU:OE1	2:V:1515:ARG:NH2	2.35	0.60
1:E:264:ARG:NH2	1:E:286:THR:O	2.34	0.60
2:J:436:ALA:HB2	4:J:1901:SXO:H4	1.84	0.60
2:J:1235:TYR:OH	2:J:1292:ILE:O	2.15	0.60
1:Q:161:GLY:O	1:Q:245:GLN:NE2	2.34	0.60
1:U:1028:PHE:CZ	5:U:2270:HOH:O	2.52	0.60
1:E:2036:GLU:OE1	1:E:2036:GLU:N	2.35	0.60
2:F:655:LEU:HD22	2:F:916:LEU:HD11	1.84	0.60
2:J:81:TYR:OH	2:J:89:TYR:OH	2.07	0.60
1:Q:302:VAL:HG23	1:Q:448:VAL:HG11	1.84	0.60
2:V:633:GLU:CB	5:V:2046:HOH:O	2.42	0.60
2:B:1312:VAL:HG23	5:B:2073:HOH:O	2.02	0.60
2:R:389:GLY:O	2:R:738:ASN:ND2	2.33	0.60
1:U:161:GLY:O	1:U:245:GLN:NE2	2.35	0.60

Continued on next page...

Continued from previous page...

Atom-1	Atom-2	Interatomic distance (Å)	Clash overlap (Å)
1:U:725:ASN:HB2	5:U:2383:HOH:O	2.01	0.60
2:V:531:LEU:CD2	5:V:2042:HOH:O	2.36	0.60
2:R:655:LEU:HD22	2:R:916:LEU:HD11	1.84	0.59
1:U:443:LEU:O	1:U:447:ASN:HA	2.02	0.59
2:V:764:ASP:OD1	2:V:810:LYS:NZ	2.35	0.59
1:I:92:GLU:OE2	1:I:135:ARG:NH1	2.35	0.59
2:R:479:ASN:HD22	4:R:1901:SXO:H43A	1.66	0.59
2:R:529:MET:HE1	2:R:894:ARG:HG2	1.83	0.59
2:B:1153:ASP:OD1	2:F:359:ARG:NE	2.32	0.59
1:E:1006:MET:HB2	5:E:2304:HOH:O	2.01	0.59
1:I:302:VAL:HG23	1:I:448:VAL:HG11	1.83	0.59
2:J:869:ILE:HD11	2:J:905:LEU:HD21	1.84	0.59
2:N:460:GLU:OE1	2:N:460:GLU:N	2.35	0.59
2:N:1629:LYS:HA	5:N:2042:HOH:O	2.02	0.59
1:A:161:GLY:O	1:A:245:GLN:NE2	2.34	0.59
1:A:773:SER:OG	1:A:776:ASP:OD1	2.14	0.59
2:B:1388:MET:HE2	2:B:1398:VAL:HG21	1.84	0.59
1:I:1547:PRO:HG3	5:I:2274:HOH:O	2.03	0.59
1:M:1672:GLN:CB	5:M:2304:HOH:O	2.50	0.59
1:Q:919:TYR:HD2	1:Q:954:VAL:HG22	1.66	0.59
1:U:966:LEU:HD13	5:U:2260:HOH:O	2.03	0.59
2:V:1276:GLN:O	2:V:1282:THR:OG1	2.09	0.59
2:B:440:MET:SD	4:B:1901:SXO:H43	2.41	0.59
2:F:1321:SER:OG	2:R:1317:GLU:OE1	2.08	0.59
1:I:2036:GLU:OE1	1:I:2036:GLU:N	2.36	0.59
2:J:889:GLU:HB2	5:J:2281:HOH:O	2.02	0.59
1:U:2046:GLU:OE1	1:U:2046:GLU:N	2.35	0.59
1:A:264:ARG:NH2	1:A:286:THR:O	2.36	0.59
1:E:993:GLN:HG3	5:E:2322:HOH:O	2.02	0.59
1:I:1878:VAL:HG22	1:I:1944:ILE:HG12	1.85	0.59
1:I:1887:GLU:OE1	1:I:1979:THR:OG1	2.20	0.59
2:J:529:MET:HE1	2:J:894:ARG:HG2	1.83	0.59
1:Q:1547:PRO:HG3	5:Q:2274:HOH:O	2.02	0.59
2:V:538:GLU:OE1	2:V:538:GLU:N	2.35	0.59
1:I:306:ILE:HG22	1:I:439:ILE:HG21	1.83	0.59
2:J:1416:ARG:HD2	5:J:2010:HOH:O	2.02	0.59
1:Q:105:ALA:HB1	1:Q:119:THR:HG23	1.84	0.59
1:Q:1878:VAL:HG22	1:Q:1944:ILE:HG12	1.85	0.59
2:V:894:ARG:HD3	5:V:2215:HOH:O	2.03	0.59
1:A:2036:GLU:OE1	1:A:2036:GLU:N	2.35	0.59
2:B:479:ASN:HD22	4:B:1901:SXO:C43	2.16	0.59

Continued on next page...

Continued from previous page...

Atom-1	Atom-2	Interatomic distance (Å)	Clash overlap (Å)
2:R:889:GLU:HB2	5:R:2280:HOH:O	2.02	0.59
1:U:710:ILE:HG21	5:U:2385:HOH:O	1.87	0.59
2:B:1531:LEU:HD21	2:B:1660:TYR:CZ	2.38	0.59
2:J:389:GLY:O	2:J:738:ASN:ND2	2.34	0.59
1:U:942:THR:CG2	5:U:2355:HOH:O	2.45	0.59
2:B:803:MET:HE1	2:B:849:LEU:HD22	1.85	0.59
2:R:901:MET:HE1	2:R:926:LEU:HB2	1.85	0.59
2:R:992:PHE:CD2	5:R:2161:HOH:O	2.56	0.59
1:U:1284:VAL:HG22	1:U:1377:VAL:HG12	1.85	0.59
1:I:264:ARG:NH2	1:I:286:THR:O	2.36	0.58
2:J:1276:GLN:O	2:J:1282:THR:OG1	2.11	0.58
1:E:2046:GLU:OE1	1:E:2046:GLU:N	2.36	0.58
1:Q:852:GLU:HB3	5:Q:2309:HOH:O	2.03	0.58
1:Q:2046:GLU:OE1	1:Q:2046:GLU:N	2.36	0.58
2:R:501:THR:HG21	2:R:947:LEU:HD21	1.83	0.58
2:V:1388:MET:CE	2:V:1398:VAL:HG21	2.32	0.58
1:A:2046:GLU:OE1	1:A:2046:GLU:N	2.35	0.58
2:N:655:LEU:HD22	2:N:916:LEU:HD11	1.85	0.58
1:Q:264:ARG:NH2	1:Q:286:THR:O	2.36	0.58
2:R:531:LEU:CD2	5:R:2036:HOH:O	2.43	0.58
1:U:109:LEU:HD12	1:U:535:ILE:HG12	1.85	0.58
1:U:1511:SER:CB	5:U:2221:HOH:O	2.50	0.58
1:U:2036:GLU:OE1	1:U:2036:GLU:N	2.36	0.58
1:I:2046:GLU:OE1	1:I:2046:GLU:N	2.37	0.58
1:M:243:VAL:HG23	1:M:300:ILE:HD11	1.85	0.58
1:M:443:LEU:O	1:M:447:ASN:HA	2.04	0.58
1:Q:2036:GLU:OE1	1:Q:2036:GLU:N	2.36	0.58
1:U:568:LYS:O	1:U:580:GLU:N	2.36	0.58
5:U:2225:HOH:O	2:V:2:LYS:HE2	2.03	0.58
2:B:1009:LEU:HD13	2:B:1445:MET:HE1	1.86	0.58
1:M:302:VAL:HG23	1:M:448:VAL:HG11	1.85	0.58
1:M:1180:MET:HG2	1:M:1197:LEU:HD11	1.85	0.58
1:A:1105:GLY:HA3	5:A:2339:HOH:O	2.03	0.58
2:J:655:LEU:HD22	2:J:916:LEU:HD11	1.85	0.58
2:J:992:PHE:CD2	5:J:2162:HOH:O	2.56	0.58
1:M:919:TYR:HD2	1:M:954:VAL:HG22	1.67	0.58
1:U:181:HIS:CD2	5:U:2362:HOH:O	2.16	0.58
1:A:1284:VAL:HG22	1:A:1377:VAL:HG12	1.84	0.58
2:B:1547:LYS:CG	5:B:2174:HOH:O	2.51	0.58
1:E:59:GLU:OE2	1:E:114:THR:OG1	2.12	0.58
2:F:430:ARG:HD2	4:F:1901:SXO:H31B	1.86	0.58

Continued on next page...

Continued from previous page...

Atom-1	Atom-2	Interatomic distance (Å)	Clash overlap (Å)
2:J:1005:ALA:CB	5:J:2014:HOH:O	2.37	0.58
2:R:430:ARG:HD2	4:R:1901:SXO:H31B	1.86	0.58
2:B:764:ASP:OD1	2:B:810:LYS:NZ	2.35	0.58
2:B:1185:VAL:HG21	2:B:1365:MET:HE3	1.86	0.58
2:F:460:GLU:OE1	2:F:460:GLU:N	2.34	0.58
2:R:1416:ARG:HD2	5:R:2012:HOH:O	2.02	0.58
1:U:302:VAL:HG23	1:U:448:VAL:HG11	1.84	0.58
1:U:1256:GLU:N	1:U:1256:GLU:OE2	2.36	0.58
2:V:389:GLY:O	2:V:738:ASN:ND2	2.35	0.58
1:A:1186:ASN:O	1:A:1193:THR:OG1	2.22	0.58
1:A:1789:PHE:CE2	5:A:2375:HOH:O	2.41	0.58
2:F:1120:GLU:HB3	5:F:2092:HOH:O	2.03	0.58
1:Q:298:LYS:NZ	1:Q:449:SER:O	2.36	0.58
1:U:264:ARG:NH2	1:U:286:THR:O	2.36	0.58
1:A:919:TYR:HD2	1:A:954:VAL:HG22	1.68	0.58
2:B:1300:THR:OG1	2:V:1649:LYS:NZ	2.36	0.58
2:B:1592:MET:CE	5:B:2077:HOH:O	2.51	0.58
1:E:302:VAL:HG23	1:E:448:VAL:HG11	1.85	0.58
2:N:479:ASN:HD22	4:N:1901:SXO:H43A	1.69	0.58
1:Q:965:SER:O	1:Q:968:GLN:NE2	2.37	0.58
2:F:693:LEU:HD11	2:F:732:LEU:HD13	1.86	0.57
2:F:1341:PHE:HB2	5:F:2083:HOH:O	2.04	0.57
5:E:2354:HOH:O	2:F:91:THR:CG2	2.42	0.57
1:I:965:SER:O	1:I:968:GLN:NE2	2.37	0.57
2:J:538:GLU:OE1	2:J:538:GLU:N	2.38	0.57
1:Q:568:LYS:O	1:Q:580:GLU:N	2.37	0.57
2:F:1629:LYS:HA	5:F:2049:HOH:O	2.04	0.57
5:F:2183:HOH:O	2:R:1498:GLU:HG3	2.04	0.57
2:N:1239:HIS:NE2	2:N:1717:ASP:O	2.38	0.57
1:Q:1825:GLU:OE1	1:Q:1825:GLU:N	2.36	0.57
1:A:494:THR:CB	5:A:2201:HOH:O	2.52	0.57
1:I:1425:LYS:CB	5:I:2365:HOH:O	2.52	0.57
1:I:142:ASN:O	1:I:147:ARG:NH1	2.38	0.57
2:N:693:LEU:HD11	2:N:732:LEU:HD13	1.86	0.57
1:Q:1006:MET:HB2	5:Q:2334:HOH:O	2.05	0.57
1:A:965:SER:O	1:A:968:GLN:NE2	2.37	0.57
1:U:149:VAL:CG2	1:U:156:LEU:HD23	2.35	0.57
1:A:1265:MET:HB2	5:A:2341:HOH:O	2.05	0.57
1:A:1546:THR:CG2	1:A:1580:THR:HG21	2.34	0.57
1:E:309:ARG:NH1	1:E:442:ASP:OD2	2.37	0.57
5:F:2155:HOH:O	2:R:1477:ILE:CD1	2.46	0.57

Continued on next page...

Continued from previous page...

Atom-1	Atom-2	Interatomic distance (Å)	Clash overlap (Å)
2:N:348:ARG:HG3	5:N:2272:HOH:O	2.04	0.57
2:F:790:PHE:CE2	2:F:794:ILE:HD11	2.39	0.57
1:I:443:LEU:O	1:I:447:ASN:HA	2.05	0.57
1:Q:1425:LYS:CB	5:Q:2365:HOH:O	2.52	0.57
2:R:493:VAL:HA	5:R:2208:HOH:O	2.05	0.57
2:R:961:THR:HG22	5:R:2317:HOH:O	2.05	0.57
1:A:568:LYS:O	1:A:580:GLU:N	2.38	0.57
1:A:1452:LEU:HD22	1:A:1501:ILE:HD12	1.87	0.57
1:M:1982:MET:HE2	2:N:23:ALA:HB1	1.87	0.57
1:E:1982:MET:HE2	2:F:23:ALA:HB1	1.87	0.56
1:I:105:ALA:HB1	1:I:119:THR:HG23	1.86	0.56
2:J:961:THR:HG22	5:J:2320:HOH:O	2.05	0.56
2:J:1283:MET:N	2:J:1283:MET:SD	2.78	0.56
1:U:919:TYR:HD2	1:U:954:VAL:HG22	1.69	0.56
2:V:426:LYS:HD2	5:V:2050:HOH:O	2.05	0.56
2:V:1531:LEU:HD21	2:V:1660:TYR:CZ	2.40	0.56
2:B:389:GLY:O	2:B:738:ASN:ND2	2.34	0.56
2:B:1592:MET:HE1	5:B:2077:HOH:O	2.05	0.56
1:E:443:LEU:O	1:E:447:ASN:HA	2.04	0.56
1:I:163:GLN:OE1	1:I:275:GLN:NE2	2.38	0.56
2:V:790:PHE:CE2	2:V:794:ILE:HD11	2.40	0.56
1:A:1892:ASN:HB3	2:B:56:MET:HE3	1.86	0.56
1:E:149:VAL:CG2	1:E:156:LEU:HD23	2.35	0.56
1:E:773:SER:OG	1:E:776:ASP:OD1	2.14	0.56
2:F:1325:ARG:CD	5:F:2068:HOH:O	2.45	0.56
2:F:1637:ARG:CD	5:F:2005:HOH:O	2.52	0.56
2:J:430:ARG:HD2	4:J:1901:SXO:H31B	1.87	0.56
2:J:901:MET:HE1	2:J:926:LEU:HB2	1.85	0.56
2:J:1498:GLU:HG3	5:N:2190:HOH:O	2.04	0.56
2:N:430:ARG:HD2	4:N:1901:SXO:H31B	1.86	0.56
1:Q:163:GLN:OE1	1:Q:275:GLN:NE2	2.38	0.56
1:U:342:SER:C	5:U:2224:HOH:O	2.47	0.56
2:V:335:HIS:CE1	5:V:2161:HOH:O	2.58	0.56
2:F:513:GLU:OE1	2:F:873:ARG:NH1	2.38	0.56
2:F:1239:HIS:NE2	2:F:1717:ASP:O	2.38	0.56
2:F:1317:GLU:OE2	2:R:1323:LYS:NZ	2.28	0.56
1:I:149:VAL:CG2	1:I:156:LEU:HD23	2.35	0.56
1:M:9:LEU:HD11	1:M:34:GLN:HG3	1.86	0.56
1:M:2046:GLU:OE1	1:M:2046:GLU:N	2.38	0.56
1:Q:306:ILE:HG22	1:Q:439:ILE:HG21	1.87	0.56
1:Q:1425:LYS:HB2	5:Q:2365:HOH:O	2.05	0.56

Continued on next page...

Continued from previous page...

Atom-1	Atom-2	Interatomic distance (Å)	Clash overlap (Å)
2:V:479:ASN:HD22	4:V:1901:SXO:H43A	1.69	0.56
2:B:821:GLN:OE1	2:B:914:VAL:HG22	2.04	0.56
2:F:479:ASN:HD22	4:F:1901:SXO:H43A	1.70	0.56
2:J:501:THR:HG21	2:J:947:LEU:HD21	1.88	0.56
1:Q:149:VAL:CG2	1:Q:156:LEU:HD23	2.35	0.56
2:R:538:GLU:OE1	2:R:538:GLU:N	2.38	0.56
2:V:1433:HIS:HD2	5:V:2153:HOH:O	1.89	0.56
2:B:1239:HIS:NE2	2:B:1717:ASP:O	2.38	0.56
2:B:1547:LYS:HG2	5:B:2174:HOH:O	2.04	0.56
1:I:1825:GLU:OE1	1:I:1825:GLU:N	2.37	0.56
2:J:478:GLU:CA	5:J:2208:HOH:O	2.51	0.56
2:N:513:GLU:OE1	2:N:873:ARG:NH1	2.39	0.56
2:N:1341:PHE:HB2	5:N:2086:HOH:O	2.04	0.56
1:M:568:LYS:O	1:M:580:GLU:N	2.39	0.56
1:Q:966:LEU:HD21	1:Q:986:ALA:CB	2.36	0.56
1:Q:1189:THR:O	1:Q:1193:THR:OG1	2.24	0.56
1:U:1892:ASN:HB3	2:V:56:MET:HE3	1.87	0.56
2:V:1239:HIS:NE2	2:V:1717:ASP:O	2.39	0.56
1:I:852:GLU:HB3	5:I:2319:HOH:O	2.06	0.56
2:J:493:VAL:HA	5:J:2203:HOH:O	2.05	0.56
2:V:981:GLU:HB3	5:V:2085:HOH:O	2.06	0.56
2:V:1009:LEU:HD13	2:V:1445:MET:HE1	1.88	0.56
2:J:1300:THR:OG1	2:N:1649:LYS:NZ	2.39	0.56
1:M:1889:VAL:HG11	1:M:1901:ALA:HB3	1.88	0.56
1:U:176:LEU:HD13	1:U:247:ALA:HB3	1.87	0.56
1:U:1186:ASN:O	1:U:1193:THR:OG1	2.24	0.56
1:U:2003:VAL:HG22	2:V:10:ALA:CB	2.36	0.56
1:A:1889:VAL:HG11	1:A:1901:ALA:HB3	1.88	0.55
2:N:1325:ARG:CD	5:N:2072:HOH:O	2.46	0.55
1:Q:142:ASN:O	1:Q:147:ARG:NH1	2.39	0.55
2:R:1336:GLN:CB	5:R:2087:HOH:O	2.49	0.55
1:U:849:GLU:HG2	5:U:2340:HOH:O	2.05	0.55
1:E:161:GLY:O	1:E:245:GLN:NE2	2.38	0.55
1:I:1425:LYS:HB2	5:I:2365:HOH:O	2.05	0.55
1:I:1580:THR:HG22	1:I:1616:VAL:O	2.05	0.55
2:R:821:GLN:OE1	2:R:914:VAL:HG22	2.06	0.55
1:U:1889:VAL:HG11	1:U:1901:ALA:HB3	1.88	0.55
2:B:790:PHE:CE2	2:B:794:ILE:HD11	2.41	0.55
2:F:1302:VAL:HG12	5:F:2008:HOH:O	2.05	0.55
1:M:966:LEU:HD21	1:M:986:ALA:CB	2.36	0.55
2:N:1308:SER:OG	2:N:1586:GLY:O	2.23	0.55

Continued on next page...

Continued from previous page...

Atom-1	Atom-2	Interatomic distance (Å)	Clash overlap (Å)
1:Q:1580:THR:HG22	1:Q:1616:VAL:O	2.07	0.55
2:R:803:MET:HE1	2:R:849:LEU:HD22	1.88	0.55
1:U:1433:MET:HE1	1:U:1444:LEU:HD21	1.86	0.55
1:U:1904:LEU:O	1:U:1960:LEU:HD21	2.07	0.55
2:B:1289:MET:HE1	2:V:1418:VAL:HG22	1.87	0.55
1:M:309:ARG:NH1	1:M:442:ASP:OD2	2.39	0.55
2:N:790:PHE:CE2	2:N:794:ILE:HD11	2.40	0.55
1:U:309:ARG:NH1	1:U:442:ASP:OD2	2.39	0.55
1:A:1878:VAL:HG22	1:A:1944:ILE:HG12	1.88	0.55
5:A:2217:HOH:O	2:B:2:LYS:HE2	2.06	0.55
1:M:149:VAL:CG2	1:M:156:LEU:HD23	2.35	0.55
1:M:773:SER:OG	1:M:776:ASP:OD1	2.15	0.55
2:N:440:MET:HE1	4:N:1901:SXO:C42	2.37	0.55
1:A:142:ASN:O	1:A:147:ARG:NH1	2.38	0.55
1:A:2013:ASN:HB3	2:B:26:VAL:HG13	1.88	0.55
1:E:966:LEU:HD21	1:E:986:ALA:CB	2.37	0.55
2:F:440:MET:HE1	4:F:1901:SXO:C42	2.37	0.55
1:I:1189:THR:O	1:I:1193:THR:OG1	2.24	0.55
1:I:1889:VAL:HG11	1:I:1901:ALA:HB3	1.87	0.55
1:M:1186:ASN:O	1:M:1193:THR:OG1	2.25	0.55
2:R:693:LEU:HD11	2:R:732:LEU:HD13	1.89	0.55
2:V:1712:GLU:CG	5:V:2075:HOH:O	2.52	0.55
1:A:1438:SER:HB2	5:A:2278:HOH:O	2.06	0.55
2:N:1637:ARG:CD	5:N:2005:HOH:O	2.52	0.55
2:V:460:GLU:OE1	2:V:460:GLU:N	2.39	0.55
1:Q:1889:VAL:HG11	1:Q:1901:ALA:HB3	1.88	0.55
1:A:149:VAL:CG2	1:A:156:LEU:HD23	2.36	0.55
1:A:736:ARG:NE	1:A:769:SER:O	2.40	0.55
2:B:513:GLU:OE1	2:B:873:ARG:NH1	2.40	0.55
2:B:891:MET:HA	5:B:2262:HOH:O	2.06	0.55
2:F:1153:ASP:OD1	2:J:359:ARG:NE	2.34	0.55
1:I:919:TYR:HD2	1:I:954:VAL:HG22	1.71	0.55
2:J:428:VAL:N	5:J:2002:HOH:O	2.40	0.55
2:J:1701:LYS:CB	2:N:1414:ILE:HD13	2.37	0.55
2:N:764:ASP:OD1	2:N:810:LYS:NZ	2.32	0.55
2:N:1462:TRP:CD2	5:N:2020:HOH:O	2.56	0.55
2:J:1433:HIS:HD2	5:J:2150:HOH:O	1.90	0.54
1:M:984:PHE:O	1:M:991:ARG:NH1	2.40	0.54
2:N:1478:PRO:CB	5:N:2038:HOH:O	2.33	0.54
1:Q:901:LYS:HE2	5:Q:2283:HOH:O	2.07	0.54
2:R:1627:PRO:HB2	5:R:2056:HOH:O	2.06	0.54

Continued on next page...

Continued from previous page...

Atom-1	Atom-2	Interatomic distance (Å)	Clash overlap (Å)
1:U:966:LEU:HD21	1:U:986:ALA:CB	2.36	0.54
2:B:655:LEU:HD22	2:B:916:LEU:HD11	1.89	0.54
1:I:966:LEU:HD21	1:I:986:ALA:CB	2.36	0.54
2:J:1627:PRO:HB2	5:J:2060:HOH:O	2.06	0.54
1:M:644:GLY:N	5:M:2201:HOH:O	2.40	0.54
2:V:821:GLN:OE1	2:V:914:VAL:HG22	2.08	0.54
2:B:426:LYS:HD2	5:B:2178:HOH:O	2.06	0.54
1:E:644:GLY:N	5:E:2202:HOH:O	2.40	0.54
1:I:568:LYS:O	1:I:580:GLU:N	2.40	0.54
1:M:1265:MET:HE1	1:M:1562:PRO:HG2	1.88	0.54
1:U:1580:THR:HG22	1:U:1616:VAL:O	2.08	0.54
1:E:1265:MET:HE1	1:E:1562:PRO:HG2	1.87	0.54
1:I:984:PHE:O	1:I:991:ARG:NH1	2.41	0.54
2:N:359:ARG:NE	2:V:1153:ASP:OD1	2.32	0.54
2:N:1312:VAL:CG2	5:N:2002:HOH:O	2.55	0.54
1:Q:984:PHE:O	1:Q:991:ARG:NH1	2.41	0.54
1:A:942:THR:CG2	5:A:2349:HOH:O	2.40	0.54
1:M:1135:GLU:OE2	1:M:1175:LYS:NZ	2.35	0.54
2:R:1677:VAL:HG13	5:R:2161:HOH:O	2.02	0.54
1:E:1426:THR:CG2	5:E:2388:HOH:O	2.51	0.54
2:J:1477:ILE:CD1	5:N:2156:HOH:O	2.48	0.54
2:J:821:GLN:OE1	2:J:914:VAL:HG22	2.07	0.54
1:M:161:GLY:O	1:M:245:GLN:NE2	2.39	0.54
2:R:1005:ALA:CB	5:R:2015:HOH:O	2.37	0.54
1:U:1789:PHE:HE2	5:U:2374:HOH:O	1.89	0.54
1:I:1002:HIS:HD2	5:I:2364:HOH:O	1.90	0.54
2:N:1128:GLU:HG3	5:N:2099:HOH:O	2.07	0.54
1:E:1889:VAL:HG11	1:E:1901:ALA:HB3	1.89	0.54
2:N:1302:VAL:O	2:N:1649:LYS:NZ	2.37	0.54
1:U:1425:LYS:HB3	5:U:2350:HOH:O	2.07	0.54
1:A:860:ARG:NH2	1:A:1047:ASP:OD2	2.40	0.54
1:A:966:LEU:HD21	1:A:986:ALA:CB	2.38	0.54
1:E:568:LYS:O	1:E:580:GLU:N	2.39	0.54
2:N:1153:ASP:OD1	2:R:359:ARG:NE	2.34	0.54
1:Q:443:LEU:O	1:Q:447:ASN:HA	2.07	0.54
2:R:1239:HIS:NE2	2:R:1717:ASP:O	2.40	0.54
1:U:736:ARG:NE	1:U:769:SER:O	2.41	0.54
2:V:529:MET:HE1	2:V:894:ARG:HG2	1.89	0.54
1:A:181:HIS:CD2	5:A:2359:HOH:O	2.19	0.53
2:B:693:LEU:HD11	2:B:732:LEU:HD13	1.90	0.53
1:E:1180:MET:HG2	1:E:1197:LEU:HD11	1.90	0.53

Continued on next page...

Continued from previous page...

Atom-1	Atom-2	Interatomic distance (Å)	Clash overlap (Å)
2:R:428:VAL:N	5:R:2003:HOH:O	2.40	0.53
1:A:9:LEU:HD11	1:A:34:GLN:HG3	1.90	0.53
2:F:821:GLN:OE1	2:F:914:VAL:HG22	2.08	0.53
2:N:1051:VAL:HG21	2:N:1086:ASP:OD1	2.08	0.53
1:Q:1002:HIS:HD2	5:Q:2363:HOH:O	1.91	0.53
2:R:1433:HIS:HD2	5:R:2150:HOH:O	1.91	0.53
1:U:965:SER:O	1:U:968:GLN:NE2	2.40	0.53
2:V:655:LEU:HD22	2:V:916:LEU:HD11	1.91	0.53
2:V:1457:ALA:HB1	5:V:2250:HOH:O	2.08	0.53
2:R:416:LEU:HD23	4:R:1901:SXO:H7A	1.90	0.53
2:V:479:ASN:HD22	4:V:1901:SXO:C43	2.22	0.53
2:V:693:LEU:HD11	2:V:732:LEU:HD13	1.90	0.53
1:A:309:ARG:NH1	1:A:442:ASP:OD2	2.42	0.53
2:F:1312:VAL:CG2	5:F:2002:HOH:O	2.56	0.53
2:J:693:LEU:HD11	2:J:732:LEU:HD13	1.90	0.53
2:J:1239:HIS:NE2	2:J:1717:ASP:O	2.40	0.53
2:R:790:PHE:CE2	2:R:794:ILE:HD11	2.43	0.53
1:U:1452:LEU:HD22	1:U:1501:ILE:HD12	1.91	0.53
2:V:1627:PRO:CB	5:V:2029:HOH:O	2.55	0.53
2:B:68:TYR:HE1	5:I:2375:HOH:O	1.87	0.53
2:B:342:GLN:CG	5:B:2079:HOH:O	2.56	0.53
2:F:1649:LYS:NZ	2:R:1300:THR:OG1	2.41	0.53
1:A:351:ASP:OD1	1:A:352:TYR:N	2.42	0.53
2:B:479:ASN:ND2	4:B:1901:SXO:H43A	2.22	0.53
1:E:597:MET:HE1	5:E:2365:HOH:O	2.08	0.53
1:E:984:PHE:O	1:E:991:ARG:NH1	2.41	0.53
2:N:821:GLN:OE1	2:N:914:VAL:HG22	2.09	0.53
1:Q:950:PHE:O	1:Q:954:VAL:HG23	2.09	0.53
1:U:2026:PHE:CE2	1:U:2041:ILE:HG21	2.44	0.53
2:V:1547:LYS:CG	5:V:2169:HOH:O	2.48	0.53
2:B:869:ILE:HD11	2:B:905:LEU:HD21	1.91	0.53
2:B:1592:MET:SD	5:B:2077:HOH:O	2.59	0.53
1:I:901:LYS:HE2	5:I:2268:HOH:O	2.07	0.53
2:R:1283:MET:N	2:R:1283:MET:SD	2.82	0.53
1:E:414:LEU:HD12	1:E:414:LEU:O	2.08	0.53
2:J:522:LEU:HD23	5:J:2203:HOH:O	2.08	0.53
1:M:1939:HIS:CE1	5:M:2210:HOH:O	2.62	0.53
1:A:966:LEU:HD13	5:A:2249:HOH:O	2.09	0.53
2:B:1039:MET:HG3	2:B:1580:LEU:HD11	1.91	0.53
1:E:950:PHE:O	1:E:954:VAL:HG23	2.09	0.53
2:F:1308:SER:OG	2:F:1586:GLY:O	2.26	0.53

Continued on next page...

Continued from previous page...

Atom-1	Atom-2	Interatomic distance (Å)	Clash overlap (Å)
2:F:1414:ILE:HD13	2:R:1701:LYS:HB2	1.91	0.53
2:R:1531:LEU:HD21	2:R:1660:TYR:CZ	2.44	0.53
1:A:68:VAL:O	1:A:72:VAL:HG23	2.09	0.53
2:B:426:LYS:HA	5:B:2178:HOH:O	2.09	0.53
2:B:1627:PRO:CB	5:B:2031:HOH:O	2.51	0.53
2:J:790:PHE:CE2	2:J:794:ILE:HD11	2.44	0.53
1:E:1284:VAL:HG22	1:E:1377:VAL:HG12	1.90	0.52
1:E:1939:HIS:CE1	5:E:2208:HOH:O	2.62	0.52
2:F:1051:VAL:HG21	2:F:1086:ASP:OD1	2.09	0.52
5:J:2111:HOH:O	2:R:742:LYS:CD	2.24	0.52
2:B:1608:ASN:HB3	5:B:2148:HOH:O	2.09	0.52
1:E:1024:ARG:NH2	5:E:2206:HOH:O	2.42	0.52
1:I:950:PHE:O	1:I:954:VAL:HG23	2.09	0.52
1:M:655:ASN:CB	5:M:2227:HOH:O	2.41	0.52
2:V:1608:ASN:HB3	5:V:2162:HOH:O	2.09	0.52
1:E:243:VAL:HG23	1:E:300:ILE:HD11	1.92	0.52
2:B:503:ILE:HD11	2:B:947:LEU:HD22	1.92	0.52
2:B:1578:LYS:NZ	2:B:1592:MET:SD	2.82	0.52
1:E:351:ASP:OD1	1:E:352:TYR:N	2.43	0.52
1:M:351:ASP:OD1	1:M:352:TYR:N	2.43	0.52
1:Q:1870:ALA:O	1:Q:1874:VAL:HG23	2.10	0.52
2:R:1020:VAL:HB	2:R:1400:ILE:HG23	1.92	0.52
2:V:1642:THR:CG2	5:V:2039:HOH:O	2.53	0.52
1:A:950:PHE:O	1:A:954:VAL:HG23	2.10	0.52
1:E:1433:MET:CE	1:E:1444:LEU:HD21	2.40	0.52
2:F:1737:ASN:HA	5:F:2037:HOH:O	2.09	0.52
1:U:957:ARG:NH1	2:V:986:ALA:O	2.42	0.52
2:F:1462:TRP:CD2	5:F:2027:HOH:O	2.57	0.52
1:M:725:ASN:HB2	5:M:2382:HOH:O	2.10	0.52
1:M:736:ARG:NE	1:M:769:SER:O	2.43	0.52
1:M:1024:ARG:NH2	5:M:2205:HOH:O	2.41	0.52
2:R:728:LYS:HE3	5:R:2116:HOH:O	2.09	0.52
2:J:910:THR:O	2:J:914:VAL:HG23	2.10	0.52
1:M:414:LEU:HD12	1:M:414:LEU:O	2.08	0.52
1:M:1312:VAL:O	1:M:1317:ARG:NH2	2.43	0.52
1:Q:1950:LYS:CB	5:Q:2218:HOH:O	2.58	0.52
2:V:1477:ILE:CD1	5:V:2285:HOH:O	2.50	0.52
1:E:1312:VAL:O	1:E:1317:ARG:NH2	2.43	0.52
1:I:1452:LEU:HD22	1:I:1501:ILE:HD12	1.91	0.52
1:A:281:VAL:HG21	1:A:479:ILE:HD11	1.92	0.52
1:A:957:ARG:NH1	2:B:986:ALA:O	2.43	0.52

Continued on next page...

Continued from previous page...

Atom-1	Atom-2	Interatomic distance (Å)	Clash overlap (Å)
2:B:449:LYS:HD2	5:B:2246:HOH:O	2.09	0.52
2:B:1642:THR:CG2	5:B:2028:HOH:O	2.51	0.52
1:E:655:ASN:CB	5:E:2228:HOH:O	2.44	0.52
1:I:957:ARG:NH1	2:J:986:ALA:O	2.42	0.52
2:R:933:VAL:HG21	2:R:936:LEU:HD23	1.91	0.52
2:V:503:ILE:HD11	2:V:947:LEU:HD22	1.91	0.52
2:B:455:ILE:HG22	5:B:2248:HOH:O	2.09	0.52
2:J:742:LYS:CD	5:R:2111:HOH:O	2.24	0.52
2:N:1409:THR:CG2	5:N:2223:HOH:O	2.53	0.52
1:Q:848:SER:OG	1:Q:852:GLU:OE1	2.27	0.52
2:V:1546:THR:HB	5:V:2314:HOH:O	2.10	0.52
2:F:1413:LYS:NZ	2:R:1711:GLU:OE1	2.40	0.51
1:I:105:ALA:HB1	1:I:119:THR:CG2	2.40	0.51
2:J:513:GLU:OE1	2:J:873:ARG:NH1	2.43	0.51
2:J:901:MET:HE1	2:J:926:LEU:CB	2.41	0.51
2:R:522:LEU:HD23	5:R:2208:HOH:O	2.09	0.51
1:U:351:ASP:OD1	1:U:352:TYR:N	2.43	0.51
1:U:950:PHE:O	1:U:954:VAL:HG23	2.10	0.51
2:B:1744:TYR:C	5:B:2035:HOH:O	2.53	0.51
2:F:754:ASP:O	2:F:762:GLY:N	2.43	0.51
2:J:753:TYR:HH	2:J:810:LYS:HZ3	1.55	0.51
2:J:1705:PRO:CD	5:J:2062:HOH:O	2.58	0.51
2:N:1302:VAL:HG12	5:N:2014:HOH:O	2.09	0.51
1:U:1438:SER:HB2	5:U:2277:HOH:O	2.11	0.51
2:V:910:THR:O	2:V:914:VAL:HG23	2.10	0.51
2:V:1034:ARG:HG2	5:V:2309:HOH:O	2.10	0.51
2:B:1418:VAL:HG22	2:V:1289:MET:HE1	1.92	0.51
1:E:725:ASN:HB2	5:E:2381:HOH:O	2.10	0.51
1:E:736:ARG:NE	1:E:769:SER:O	2.43	0.51
1:E:1580:THR:HG22	1:E:1616:VAL:O	2.11	0.51
2:F:742:LYS:N	2:V:381:GLU:OE2	2.43	0.51
2:J:728:LYS:HE3	5:J:2121:HOH:O	2.10	0.51
2:J:1185:VAL:HG21	2:J:1365:MET:HE3	1.93	0.51
2:N:358:GLU:O	2:N:362:LEU:HD22	2.10	0.51
2:R:992:PHE:HE2	5:R:2161:HOH:O	1.89	0.51
2:R:1370:THR:O	2:R:1373:ARG:NH1	2.42	0.51
2:V:693:LEU:HD13	2:V:703:VAL:HG11	1.92	0.51
2:V:1578:LYS:NZ	2:V:1592:MET:SD	2.83	0.51
1:A:1658:GLU:HG2	5:A:2246:HOH:O	2.10	0.51
2:B:1433:HIS:CD2	5:B:2141:HOH:O	2.59	0.51
1:E:1663:THR:CG2	2:F:44:VAL:HG22	2.39	0.51

Continued on next page...

Continued from previous page...

Atom-1	Atom-2	Interatomic distance (Å)	Clash overlap (Å)
1:M:950:PHE:O	1:M:954:VAL:HG23	2.11	0.51
1:M:1874:VAL:O	1:M:1878:VAL:HG23	2.11	0.51
2:R:1409:THR:HG22	5:R:2213:HOH:O	2.07	0.51
2:V:416:LEU:HD23	4:V:1901:SXO:H7A	1.92	0.51
1:E:1186:ASN:O	1:E:1193:THR:OG1	2.25	0.51
1:E:1256:GLU:N	1:E:1256:GLU:OE1	2.43	0.51
1:E:1874:VAL:O	1:E:1878:VAL:HG23	2.10	0.51
2:N:754:ASP:O	2:N:762:GLY:N	2.42	0.51
2:R:1556:THR:CB	5:R:2308:HOH:O	2.57	0.51
2:V:449:LYS:HD2	5:V:2279:HOH:O	2.09	0.51
1:E:915:ALA:HA	1:E:1000:ILE:HD11	1.93	0.51
2:F:1302:VAL:O	2:F:1649:LYS:NZ	2.39	0.51
2:F:1309:VAL:CG1	5:F:2074:HOH:O	2.58	0.51
2:N:1433:HIS:HD2	5:N:2178:HOH:O	1.93	0.51
1:Q:957:ARG:NH1	2:R:986:ALA:O	2.42	0.51
2:V:1302:VAL:O	2:V:1649:LYS:NZ	2.44	0.51
1:A:494:THR:HG22	1:A:520:LYS:NZ	2.25	0.51
2:F:1388:MET:CE	2:F:1398:VAL:HG21	2.41	0.51
1:Q:553:ASN:C	5:Q:2204:HOH:O	2.54	0.51
1:Q:2038:ILE:HD11	2:R:16:GLU:HG3	1.92	0.51
1:U:92:GLU:OE2	1:U:135:ARG:NH1	2.44	0.51
2:F:358:GLU:O	2:F:362:LEU:HD22	2.11	0.51
2:F:1173:LEU:HD11	2:R:1173:LEU:HD21	1.93	0.51
1:I:852:GLU:CB	5:I:2319:HOH:O	2.58	0.51
2:R:411:GLN:OE1	2:R:1628:SER:N	2.40	0.51
2:R:513:GLU:OE1	2:R:873:ARG:NH1	2.44	0.51
2:R:910:THR:O	2:R:914:VAL:HG23	2.10	0.51
2:R:1235:TYR:OH	2:R:1292:ILE:O	2.23	0.51
1:A:849:GLU:HG2	5:A:2344:HOH:O	2.10	0.51
2:F:1711:GLU:OE1	2:R:1413:LYS:NZ	2.43	0.51
2:J:531:LEU:CD2	5:J:2035:HOH:O	2.43	0.51
1:M:940:ASP:OD1	1:M:942:THR:OG1	2.25	0.51
1:M:1775:GLN:NE2	1:M:1836:MET:SD	2.81	0.51
1:Q:852:GLU:CB	5:Q:2309:HOH:O	2.58	0.51
1:Q:1452:LEU:HD22	1:Q:1501:ILE:HD12	1.93	0.51
2:V:1433:HIS:CD2	5:V:2153:HOH:O	2.63	0.51
1:A:1312:VAL:O	1:A:1317:ARG:NH2	2.44	0.51
1:A:1546:THR:HG21	1:A:1580:THR:HG21	1.93	0.51
1:M:1330:GLY:HA2	5:M:2202:HOH:O	2.11	0.51
5:Q:2375:HOH:O	2:V:68:TYR:HE1	1.84	0.51
2:R:1705:PRO:CD	5:R:2041:HOH:O	2.59	0.51

Continued on next page...

Continued from previous page...

Atom-1	Atom-2	Interatomic distance (Å)	Clash overlap (Å)
1:U:1425:LYS:CB	5:U:2350:HOH:O	2.59	0.51
2:B:910:THR:O	2:B:914:VAL:HG23	2.11	0.50
2:B:1275:LEU:HD13	2:B:1279:PHE:CZ	2.46	0.50
2:J:1020:VAL:HB	2:J:1400:ILE:HG23	1.91	0.50
2:J:1556:THR:CB	5:J:2312:HOH:O	2.57	0.50
1:M:915:ALA:HA	1:M:1000:ILE:HD11	1.93	0.50
1:M:1580:THR:HG22	1:M:1616:VAL:O	2.11	0.50
1:E:38:ASN:CA	5:E:2236:HOH:O	2.59	0.50
2:F:728:LYS:HE3	5:F:2118:HOH:O	2.11	0.50
2:F:1371:THR:HG22	5:F:2036:HOH:O	2.10	0.50
2:F:1433:HIS:HD2	5:F:2181:HOH:O	1.94	0.50
1:I:1950:LYS:CB	5:I:2213:HOH:O	2.58	0.50
2:N:1371:THR:HG22	5:N:2029:HOH:O	2.11	0.50
1:Q:1661:VAL:N	2:R:42:GLU:OE2	2.42	0.50
1:E:1791:ASP:OD2	2:F:89:TYR:OH	2.15	0.50
2:J:1531:LEU:HD21	2:J:1660:TYR:CZ	2.46	0.50
1:M:1284:VAL:HG22	1:M:1377:VAL:HG12	1.91	0.50
1:Q:915:ALA:HA	1:Q:1000:ILE:HD11	1.93	0.50
2:R:901:MET:HE1	2:R:926:LEU:CB	2.40	0.50
2:V:513:GLU:OE1	2:V:873:ARG:NH1	2.44	0.50
2:J:992:PHE:HE2	5:J:2162:HOH:O	1.90	0.50
2:J:1370:THR:O	2:J:1373:ARG:NH1	2.42	0.50
1:M:38:ASN:HA	5:M:2218:HOH:O	2.11	0.50
1:Q:1473:THR:O	1:Q:1481:SER:N	2.45	0.50
1:A:1511:SER:CB	5:A:2230:HOH:O	2.59	0.50
2:B:416:LEU:HD23	4:B:1901:SXO:H7A	1.94	0.50
2:B:709:ARG:CZ	5:B:2021:HOH:O	2.60	0.50
2:B:1336:GLN:HB3	5:B:2053:HOH:O	2.12	0.50
2:F:1168:LEU:HD13	5:J:2209:HOH:O	2.12	0.50
1:I:1874:VAL:O	1:I:1878:VAL:HG23	2.12	0.50
2:B:442:ARG:NH1	2:B:723:ALA:O	2.45	0.50
1:E:1244:PRO:C	5:E:2262:HOH:O	2.53	0.50
2:F:764:ASP:OD1	2:F:810:LYS:NZ	2.35	0.50
1:I:440:ASN:O	1:I:444:VAL:HG23	2.10	0.50
1:I:1870:ALA:O	1:I:1874:VAL:HG23	2.11	0.50
1:M:306:ILE:HG22	1:M:439:ILE:HD13	1.94	0.50
1:M:1426:THR:CG2	5:M:2386:HOH:O	2.51	0.50
2:V:1051:VAL:HG21	2:V:1086:ASP:OD1	2.12	0.50
2:V:1336:GLN:HB3	5:V:2059:HOH:O	2.12	0.50
1:A:494:THR:HG23	5:A:2201:HOH:O	2.12	0.50
1:A:757:ILE:HG23	1:A:763:ILE:HG21	1.92	0.50

Continued on next page...

Continued from previous page...

Atom-1	Atom-2	Interatomic distance (Å)	Clash overlap (Å)
1:I:915:ALA:HA	1:I:1000:ILE:HD11	1.94	0.50
1:I:997:ALA:HB1	5:J:2151:HOH:O	2.12	0.50
1:M:1473:THR:O	1:M:1481:SER:N	2.44	0.50
2:N:1168:LEU:HD13	5:R:2209:HOH:O	2.12	0.50
2:N:1737:ASN:HA	5:N:2049:HOH:O	2.12	0.50
2:R:1185:VAL:HG21	2:R:1365:MET:HE3	1.93	0.50
2:B:809:GLN:OE1	2:B:813:ARG:NH1	2.44	0.50
2:F:402:PHE:HB3	5:F:2141:HOH:O	2.12	0.50
2:J:1711:GLU:OE1	2:N:1413:LYS:NZ	2.41	0.50
1:E:1340:PRO:HB3	5:E:2203:HOH:O	2.11	0.50
1:M:1244:PRO:C	5:M:2261:HOH:O	2.54	0.50
2:N:1358:HIS:HE1	5:N:2256:HOH:O	1.95	0.50
2:N:1370:THR:O	2:N:1373:ARG:NH1	2.42	0.50
1:Q:1020:VAL:HG11	5:Q:2390:HOH:O	2.12	0.50
1:Q:1874:VAL:O	1:Q:1878:VAL:HG23	2.12	0.50
1:U:1312:VAL:O	1:U:1317:ARG:NH2	2.45	0.50
1:U:1874:VAL:O	1:U:1878:VAL:HG23	2.11	0.50
2:V:633:GLU:HG2	5:V:2046:HOH:O	2.06	0.50
2:B:1409:THR:HG22	5:B:2225:HOH:O	2.12	0.49
1:E:38:ASN:HA	5:E:2236:HOH:O	2.12	0.49
1:E:1330:GLY:HA2	5:E:2201:HOH:O	2.11	0.49
1:I:1312:VAL:O	1:I:1317:ARG:NH2	2.45	0.49
2:N:1522:LEU:HD21	2:N:1654:ILE:HD11	1.93	0.49
1:Q:105:ALA:HB1	1:Q:119:THR:CG2	2.41	0.49
1:U:1807:HIS:ND1	2:V:53:LEU:HD21	2.27	0.49
2:V:1346:MET:HB3	5:V:2217:HOH:O	2.11	0.49
2:V:1744:TYR:C	5:V:2032:HOH:O	2.55	0.49
2:B:455:ILE:CG2	5:B:2248:HOH:O	2.59	0.49
1:E:38:ASN:HB3	5:E:2236:HOH:O	2.12	0.49
1:M:1836:MET:HA	1:M:1836:MET:HE3	1.95	0.49
2:N:1536:LEU:O	2:N:1566:ARG:NH1	2.39	0.49
2:R:981:GLU:HB3	5:R:2017:HOH:O	2.12	0.49
2:B:693:LEU:HD13	2:B:703:VAL:HG11	1.93	0.49
2:B:894:ARG:HD3	5:B:2278:HOH:O	2.12	0.49
1:E:1777:THR:HG23	5:E:2305:HOH:O	2.11	0.49
1:I:1020:VAL:HG11	5:I:2389:HOH:O	2.12	0.49
1:I:1357:TYR:OH	1:I:1583:MET:HE1	2.12	0.49
2:N:1048:GLU:N	2:N:1048:GLU:OE1	2.44	0.49
2:R:69:ASP:OD1	2:R:76:ARG:NH1	2.46	0.49
2:R:1556:THR:HB	5:R:2308:HOH:O	2.13	0.49
1:U:757:ILE:HG23	1:U:763:ILE:HG21	1.93	0.49

Continued on next page...

Continued from previous page...

Atom-1	Atom-2	Interatomic distance (Å)	Clash overlap (Å)
1:U:984:PHE:O	1:U:991:ARG:NH1	2.45	0.49
1:A:984:PHE:O	1:A:991:ARG:NH1	2.45	0.49
2:B:891:MET:HB2	5:B:2107:HOH:O	2.11	0.49
1:I:848:SER:OG	1:I:852:GLU:OE2	2.30	0.49
1:M:1627:GLN:HB2	5:M:2356:HOH:O	2.11	0.49
1:Q:351:ASP:OD1	1:Q:352:TYR:N	2.46	0.49
1:Q:1312:VAL:O	1:Q:1317:ARG:NH2	2.45	0.49
1:A:2004:ALA:O	1:A:2009:LYS:NZ	2.45	0.49
2:F:1048:GLU:OE1	2:F:1048:GLU:N	2.44	0.49
2:J:69:ASP:OD1	2:J:76:ARG:NH1	2.46	0.49
2:R:1308:SER:OG	2:R:1586:GLY:O	2.30	0.49
1:I:1434:HIS:HB3	5:I:2210:HOH:O	2.13	0.49
1:I:1473:THR:O	1:I:1481:SER:N	2.46	0.49
2:J:416:LEU:HD23	4:J:1901:SXO:H7A	1.94	0.49
2:J:479:ASN:HD22	4:J:1901:SXO:C43	2.26	0.49
2:J:981:GLU:HB3	5:J:2020:HOH:O	2.11	0.49
2:N:525:TYR:CE1	2:N:529:MET:HE3	2.48	0.49
2:N:728:LYS:HE3	5:N:2122:HOH:O	2.11	0.49
2:R:1694:TYR:HE2	5:R:2146:HOH:O	1.95	0.49
1:U:993:GLN:HG3	5:U:2304:HOH:O	2.13	0.49
1:A:283:ILE:O	1:A:286:THR:OG1	2.31	0.49
2:B:522:LEU:HD23	5:B:2282:HOH:O	2.13	0.49
2:F:440:MET:HE1	4:F:1901:SXO:H42	1.95	0.49
2:F:1342:GLU:HB2	2:R:1275:LEU:HD22	1.95	0.49
1:U:689:GLU:CB	5:U:2244:HOH:O	2.61	0.49
2:B:709:ARG:NH2	5:B:2021:HOH:O	2.46	0.49
2:B:754:ASP:O	2:B:762:GLY:N	2.43	0.49
1:E:1433:MET:HE2	1:E:1444:LEU:HD21	1.95	0.49
2:F:1309:VAL:HG13	5:F:2074:HOH:O	2.13	0.49
2:N:1107:GLU:OE2	2:N:1191:THR:OG1	2.24	0.49
1:U:1967:ILE:HD11	5:U:2258:HOH:O	2.12	0.49
2:V:1020:VAL:HB	2:V:1400:ILE:HG23	1.94	0.49
2:V:1039:MET:HG3	2:V:1580:LEU:HD11	1.94	0.49
2:B:1051:VAL:HG21	2:B:1086:ASP:OD1	2.11	0.49
1:E:670:ARG:NH1	1:E:674:TYR:O	2.46	0.49
2:F:844:LEU:HD23	2:V:848:THR:HG23	1.95	0.49
2:F:1358:HIS:HE1	5:F:2246:HOH:O	1.95	0.49
1:I:736:ARG:NE	1:I:769:SER:O	2.46	0.49
1:Q:997:ALA:HB1	5:R:2146:HOH:O	2.12	0.49
1:U:803:SER:OG	3:U:2101:FMN:O1P	2.18	0.49
1:A:670:ARG:NH1	1:A:674:TYR:O	2.46	0.49

Continued on next page...

Continued from previous page...

Atom-1	Atom-2	Interatomic distance (Å)	Clash overlap (Å)
1:A:915:ALA:HA	1:A:1000:ILE:HD11	1.95	0.49
2:B:739:GLN:O	2:B:798:ASN:ND2	2.46	0.49
2:R:479:ASN:HD22	4:R:1901:SXO:C43	2.26	0.49
2:R:1416:ARG:NE	5:R:2012:HOH:O	2.43	0.49
2:V:479:ASN:ND2	4:V:1901:SXO:H43A	2.28	0.49
1:A:1028:PHE:CZ	5:A:2265:HOH:O	2.55	0.48
2:B:901:MET:HE1	2:B:926:LEU:HB2	1.95	0.48
2:V:1103:ILE:HD13	5:V:2150:HOH:O	2.13	0.48
1:A:1967:ILE:HD11	5:A:2240:HOH:O	2.13	0.48
2:B:1017:ARG:NH1	2:B:1320:LEU:O	2.45	0.48
1:E:1473:THR:O	1:E:1481:SER:N	2.45	0.48
1:I:351:ASP:OD1	1:I:352:TYR:N	2.46	0.48
1:I:1433:MET:HE1	1:I:1444:LEU:HD21	1.95	0.48
1:M:1777:THR:HG23	5:M:2304:HOH:O	2.11	0.48
2:N:894:ARG:CD	5:N:2138:HOH:O	2.59	0.48
1:U:915:ALA:HA	1:U:1000:ILE:HD11	1.95	0.48
2:B:1020:VAL:HB	2:B:1400:ILE:HG23	1.94	0.48
2:N:1121:MET:N	2:N:1177:LYS:O	2.46	0.48
2:N:1309:VAL:CG1	5:N:2060:HOH:O	2.61	0.48
1:Q:1434:HIS:HB3	5:Q:2208:HOH:O	2.13	0.48
2:B:996:LYS:HE2	5:B:2251:HOH:O	2.12	0.48
2:F:525:TYR:CE1	2:F:529:MET:HE3	2.48	0.48
2:F:709:ARG:CZ	5:F:2035:HOH:O	2.61	0.48
2:F:1020:VAL:HB	2:F:1400:ILE:HG23	1.95	0.48
2:N:402:PHE:HB3	5:N:2143:HOH:O	2.12	0.48
2:N:693:LEU:HD13	2:N:703:VAL:HG11	1.95	0.48
2:N:709:ARG:CZ	5:N:2035:HOH:O	2.61	0.48
2:R:693:LEU:HD13	2:R:703:VAL:HG11	1.95	0.48
2:R:754:ASP:O	2:R:762:GLY:N	2.45	0.48
2:V:1103:ILE:CD1	5:V:2150:HOH:O	2.61	0.48
2:B:381:GLU:OE2	2:N:742:LYS:N	2.45	0.48
2:F:53:LEU:HD23	2:F:56:MET:CE	2.39	0.48
5:F:2237:HOH:O	2:V:801:ARG:HD3	2.12	0.48
2:J:1048:GLU:OE1	2:J:1048:GLU:N	2.46	0.48
1:M:655:ASN:CG	5:M:2227:HOH:O	2.55	0.48
2:B:430:ARG:NE	2:B:493:VAL:O	2.46	0.48
1:E:689:GLU:CB	5:E:2255:HOH:O	2.61	0.48
2:F:693:LEU:HD13	2:F:703:VAL:HG11	1.95	0.48
5:F:2194:HOH:O	2:V:742:LYS:CD	2.37	0.48
1:M:1663:THR:CG2	2:N:44:VAL:HG22	2.43	0.48
2:N:440:MET:HE1	4:N:1901:SXO:H42	1.94	0.48

Continued on next page...

Continued from previous page...

Atom-1	Atom-2	Interatomic distance (Å)	Clash overlap (Å)
2:V:1308:SER:OG	2:V:1586:GLY:O	2.31	0.48
1:E:1008:GLN:HG3	5:E:2206:HOH:O	2.13	0.48
1:E:1836:MET:HA	1:E:1836:MET:HE3	1.95	0.48
2:F:809:GLN:OE1	2:F:813:ARG:NH1	2.47	0.48
4:F:1901:SXO:C30	5:F:2245:HOH:O	2.61	0.48
1:M:1008:GLN:HG3	5:M:2205:HOH:O	2.13	0.48
2:N:1020:VAL:HB	2:N:1400:ILE:HG23	1.95	0.48
1:Q:725:ASN:HB2	5:Q:2379:HOH:O	2.14	0.48
2:F:1293:SER:OG	2:R:1414:ILE:HD12	2.14	0.48
2:V:809:GLN:OE1	2:V:813:ARG:NH1	2.47	0.48
2:B:1544:THR:HG22	2:B:1549:ASN:OD1	2.14	0.48
2:J:797:THR:HG21	2:R:789:GLU:HG3	1.96	0.48
2:B:81:TYR:OH	2:B:89:TYR:OH	2.26	0.48
1:M:1256:GLU:OE1	1:M:1256:GLU:N	2.45	0.48
1:Q:1186:ASN:O	1:Q:1193:THR:OG1	2.32	0.48
1:Q:1433:MET:HE1	1:Q:1444:LEU:HD21	1.95	0.48
2:V:1207:GLN:NE2	2:V:1277:GLU:OE2	2.47	0.48
1:I:725:ASN:HB2	5:I:2382:HOH:O	2.14	0.47
2:J:933:VAL:HG21	2:J:936:LEU:HD23	1.95	0.47
2:B:937:LYS:CG	5:B:2110:HOH:O	2.58	0.47
1:E:1008:GLN:CG	5:E:2206:HOH:O	2.62	0.47
1:I:309:ARG:NE	1:I:442:ASP:OD2	2.47	0.47
1:I:881:VAL:HB	5:I:2236:HOH:O	2.14	0.47
1:I:919:TYR:OH	1:I:999:ASP:OD2	2.25	0.47
2:J:801:ARG:HD3	5:J:2225:HOH:O	2.14	0.47
2:J:1275:LEU:HD22	2:N:1342:GLU:HB2	1.95	0.47
2:J:1416:ARG:NE	5:J:2010:HOH:O	2.42	0.47
1:M:670:ARG:NH1	1:M:674:TYR:O	2.47	0.47
2:N:1612:ASP:OD1	2:N:1613:ASN:N	2.47	0.47
2:V:1393:ALA:O	2:V:1398:VAL:HG22	2.14	0.47
1:A:1473:THR:O	1:A:1481:SER:N	2.46	0.47
2:J:1642:THR:HG23	5:J:2072:HOH:O	2.14	0.47
1:U:919:TYR:CD2	1:U:954:VAL:HG22	2.48	0.47
1:U:1511:SER:HB2	5:U:2221:HOH:O	2.12	0.47
1:A:757:ILE:HG21	1:A:765:LEU:HG	1.96	0.47
2:J:478:GLU:CB	5:J:2208:HOH:O	2.62	0.47
2:N:1388:MET:CE	2:N:1398:VAL:HG21	2.41	0.47
2:B:1342:GLU:HB2	2:V:1275:LEU:HD22	1.97	0.47
2:R:1048:GLU:OE1	2:R:1048:GLU:N	2.46	0.47
2:B:901:MET:HE1	2:B:926:LEU:CB	2.45	0.47
2:F:789:GLU:HG3	2:V:797:THR:HG21	1.96	0.47

Continued on next page...

Continued from previous page...

Atom-1	Atom-2	Interatomic distance (Å)	Clash overlap (Å)
2:F:1536:LEU:O	2:F:1566:ARG:NH1	2.39	0.47
2:J:693:LEU:HD13	2:J:703:VAL:HG11	1.96	0.47
1:M:689:GLU:CB	5:M:2258:HOH:O	2.62	0.47
2:N:503:ILE:HD11	2:N:947:LEU:HD22	1.96	0.47
2:V:627:SER:O	2:V:630:ILE:HG22	2.14	0.47
2:B:430:ARG:CD	4:B:1901:SXO:H31B	2.44	0.47
2:B:1103:ILE:HD13	5:B:2152:HOH:O	2.14	0.47
1:E:757:ILE:HG23	1:E:763:ILE:HG21	1.96	0.47
2:F:1121:MET:N	2:F:1177:LYS:O	2.44	0.47
1:I:621:GLY:C	1:I:658:MET:HE1	2.40	0.47
2:J:442:ARG:NH1	2:J:723:ALA:O	2.46	0.47
2:J:675:ASP:HB2	5:J:2053:HOH:O	2.15	0.47
2:J:837:GLY:O	2:R:852:ARG:NH1	2.47	0.47
2:J:1284:SER:CB	5:J:2059:HOH:O	2.63	0.47
2:J:1416:ARG:CD	5:J:2010:HOH:O	2.61	0.47
2:J:1627:PRO:CB	5:J:2060:HOH:O	2.62	0.47
1:M:757:ILE:HG23	1:M:763:ILE:HG21	1.96	0.47
1:M:952:ARG:HG2	5:M:2337:HOH:O	2.13	0.47
2:R:801:ARG:HD3	5:R:2221:HOH:O	2.15	0.47
2:V:1048:GLU:N	2:V:1048:GLU:OE1	2.48	0.47
2:V:1194:ASN:ND2	5:V:2020:HOH:O	2.46	0.47
1:A:803:SER:OG	3:A:2101:FMN:O1P	2.13	0.47
1:A:919:TYR:CD2	1:A:954:VAL:HG22	2.49	0.47
2:B:742:LYS:CD	5:N:2180:HOH:O	2.41	0.47
2:B:1473:GLU:OE1	2:B:1489:ARG:NH1	2.45	0.47
2:F:627:SER:O	2:F:630:ILE:HG22	2.15	0.47
2:J:1277:GLU:OE2	2:J:1286:TRP:NE1	2.44	0.47
1:Q:414:LEU:HD12	1:Q:414:LEU:O	2.15	0.47
1:Q:736:ARG:NE	1:Q:769:SER:O	2.47	0.47
2:R:627:SER:O	2:R:630:ILE:HG22	2.15	0.47
1:U:670:ARG:NH1	1:U:674:TYR:O	2.48	0.47
2:V:442:ARG:NH1	2:V:723:ALA:O	2.46	0.47
2:B:803:MET:HE2	2:N:781:LEU:HD21	1.97	0.47
1:E:38:ASN:CB	5:E:2236:HOH:O	2.62	0.47
1:E:538:ASP:N	1:E:538:ASP:OD1	2.48	0.47
1:E:952:ARG:HG2	5:E:2334:HOH:O	2.13	0.47
2:J:1556:THR:HB	5:J:2312:HOH:O	2.13	0.47
1:M:1008:GLN:CG	5:M:2205:HOH:O	2.62	0.47
2:N:809:GLN:OE1	2:N:813:ARG:NH1	2.47	0.47
4:N:1901:SXO:C30	5:N:2250:HOH:O	2.61	0.47
2:R:809:GLN:OE1	2:R:813:ARG:NH1	2.47	0.47

Continued on next page...

Continued from previous page...

Atom-1	Atom-2	Interatomic distance (Å)	Clash overlap (Å)
1:U:1134:ASP:OD1	1:U:1137:SER:OG	2.23	0.47
1:U:2013:ASN:HB3	2:V:26:VAL:HG13	1.95	0.47
1:A:993:GLN:HG3	5:A:2300:HOH:O	2.15	0.47
1:I:1284:VAL:HG22	1:I:1377:VAL:HG12	1.98	0.47
2:J:1308:SER:OG	2:J:1586:GLY:O	2.33	0.47
1:Q:621:GLY:C	1:Q:658:MET:HE1	2.39	0.47
1:Q:773:SER:OG	1:Q:776:ASP:OD1	2.31	0.47
1:U:55:THR:HG21	1:U:113:ASP:O	2.15	0.47
1:U:1473:THR:O	1:U:1481:SER:N	2.48	0.47
2:V:426:LYS:HG2	5:V:2033:HOH:O	2.15	0.47
2:V:1737:ASN:HA	5:V:2134:HOH:O	2.14	0.47
1:A:827:VAL:HG11	1:A:840:THR:HG22	1.98	0.46
2:B:1275:LEU:HB2	2:V:1342:GLU:HB3	1.97	0.46
2:B:1370:THR:O	2:B:1373:ARG:NH1	2.44	0.46
2:B:1409:THR:CG2	5:B:2225:HOH:O	2.62	0.46
1:I:1186:ASN:O	1:I:1193:THR:OG1	2.32	0.46
1:M:1134:ASP:OD1	1:M:1137:SER:OG	2.21	0.46
2:B:1448:ARG:NH2	5:B:2005:HOH:O	2.45	0.46
1:E:655:ASN:CG	5:E:2228:HOH:O	2.58	0.46
1:M:1020:VAL:HG11	5:M:2396:HOH:O	2.15	0.46
2:N:883:ILE:HG13	2:N:884:ILE:HG23	1.97	0.46
2:R:1700:SER:HB2	5:R:2143:HOH:O	2.15	0.46
1:U:109:LEU:HD12	1:U:535:ILE:CG1	2.45	0.46
1:U:757:ILE:HG21	1:U:765:LEU:HG	1.97	0.46
1:I:72:VAL:HG11	1:I:84:LEU:HD22	1.97	0.46
1:I:759:ARG:HD3	5:I:2313:HOH:O	2.14	0.46
2:J:627:SER:O	2:J:630:ILE:HG22	2.14	0.46
1:M:538:ASP:N	1:M:538:ASP:OD1	2.48	0.46
1:M:919:TYR:CD2	1:M:954:VAL:HG22	2.49	0.46
2:N:910:THR:O	2:N:914:VAL:HG23	2.15	0.46
1:Q:492:THR:O	1:Q:495:GLN:NE2	2.44	0.46
2:R:1416:ARG:CD	5:R:2012:HOH:O	2.61	0.46
1:U:813:THR:HG22	1:U:817:ALA:HB3	1.97	0.46
2:B:844:LEU:HD23	2:N:848:THR:HG23	1.97	0.46
2:B:933:VAL:HG21	2:B:936:LEU:HD23	1.96	0.46
2:B:1712:GLU:CG	5:B:2115:HOH:O	2.58	0.46
1:E:901:LYS:NZ	5:E:2213:HOH:O	2.47	0.46
2:J:478:GLU:CG	5:J:2208:HOH:O	2.56	0.46
2:J:742:LYS:N	2:R:381:GLU:OE2	2.49	0.46
1:M:1452:LEU:HD22	1:M:1501:ILE:HD12	1.97	0.46
2:R:1627:PRO:CB	5:R:2056:HOH:O	2.62	0.46

Continued on next page...

Continued from previous page...

Atom-1	Atom-2	Interatomic distance (Å)	Clash overlap (Å)
1:A:303:LEU:HD23	1:A:306:ILE:HD11	1.98	0.46
2:B:1194:ASN:ND2	5:B:2027:HOH:O	2.47	0.46
2:F:442:ARG:NH1	2:F:723:ALA:O	2.48	0.46
1:I:757:ILE:HG23	1:I:763:ILE:HG21	1.97	0.46
1:Q:757:ILE:HG23	1:Q:763:ILE:HG21	1.97	0.46
1:A:1904:LEU:O	1:A:1960:LEU:HD21	2.16	0.46
2:B:1103:ILE:CD1	5:B:2152:HOH:O	2.63	0.46
2:B:1260:MET:HE1	2:B:1275:LEU:CD2	2.45	0.46
2:R:675:ASP:HB2	5:R:2045:HOH:O	2.15	0.46
2:J:1173:LEU:CD2	2:N:1173:LEU:HD11	2.46	0.46
2:N:416:LEU:HD23	4:N:1901:SXO:H7A	1.98	0.46
1:U:175:ASP:OD1	1:U:176:LEU:N	2.49	0.46
1:U:2003:VAL:HG21	2:V:6:GLU:HG2	1.97	0.46
2:V:739:GLN:O	2:V:798:ASN:ND2	2.46	0.46
1:E:960:LYS:HG2	5:E:2295:HOH:O	2.16	0.46
2:J:411:GLN:OE1	2:J:1628:SER:N	2.39	0.46
2:J:1433:HIS:CD2	5:J:2150:HOH:O	2.68	0.46
1:M:757:ILE:HG21	1:M:765:LEU:HG	1.98	0.46
2:B:848:THR:HG23	2:N:844:LEU:HD23	1.98	0.46
2:B:1277:GLU:OE2	2:B:1286:TRP:NE1	2.46	0.46
2:B:1393:ALA:O	2:B:1398:VAL:HG22	2.15	0.46
1:I:757:ILE:HG21	1:I:765:LEU:HG	1.98	0.46
2:J:809:GLN:OE1	2:J:813:ARG:NH1	2.47	0.46
2:J:852:ARG:NH1	2:R:837:GLY:O	2.47	0.46
2:J:1153:ASP:OD2	2:J:1168:LEU:HD21	2.16	0.46
1:M:38:ASN:CA	5:M:2218:HOH:O	2.64	0.46
1:M:1793:LYS:HG3	5:M:2351:HOH:O	2.15	0.46
1:M:1904:LEU:O	1:M:1960:LEU:HD21	2.16	0.46
2:N:627:SER:O	2:N:630:ILE:HG22	2.16	0.46
1:Q:494:THR:HG23	5:Q:2263:HOH:O	2.15	0.46
1:Q:1977:HIS:N	2:R:22:PHE:O	2.44	0.46
1:U:1836:MET:HA	1:U:1836:MET:HE3	1.97	0.46
2:V:1260:MET:HE1	2:V:1275:LEU:HD13	1.97	0.46
1:A:1789:PHE:CZ	1:A:1818:LEU:HD13	2.51	0.46
2:B:801:ARG:HD3	5:N:2226:HOH:O	2.16	0.46
1:M:957:ARG:NH1	2:N:986:ALA:O	2.48	0.46
1:M:960:LYS:HG2	5:M:2296:HOH:O	2.16	0.46
1:M:1547:PRO:HG3	5:M:2271:HOH:O	2.16	0.46
2:N:1500:GLN:NE2	5:N:2020:HOH:O	2.49	0.46
2:R:1700:SER:CB	5:R:2143:HOH:O	2.64	0.46
2:B:392:THR:HG22	5:B:2186:HOH:O	2.16	0.45

Continued on next page...

Continued from previous page...

Atom-1	Atom-2	Interatomic distance (Å)	Clash overlap (Å)
1:E:757:ILE:HG21	1:E:765:LEU:HG	1.98	0.45
1:E:1547:PRO:HG3	5:E:2273:HOH:O	2.17	0.45
2:F:1020:VAL:HG11	2:F:1661:LEU:HD22	1.98	0.45
2:J:1413:LYS:NZ	2:N:1711:GLU:OE1	2.43	0.45
2:J:1518:ARG:HD3	5:J:2026:HOH:O	2.16	0.45
1:U:1080:GLY:O	1:U:1084:LYS:HG3	2.16	0.45
2:V:342:GLN:CG	5:V:2089:HOH:O	2.58	0.45
2:V:991:ASP:HB2	5:V:2309:HOH:O	2.15	0.45
1:A:1936:VAL:HG13	5:A:2221:HOH:O	2.16	0.45
2:B:627:SER:O	2:B:630:ILE:HG22	2.17	0.45
2:B:1547:LYS:HG3	5:B:2174:HOH:O	2.13	0.45
1:E:1020:VAL:HG11	5:E:2398:HOH:O	2.15	0.45
2:F:705:VAL:CG1	2:F:734:VAL:HG22	2.47	0.45
2:F:1371:THR:CG2	5:F:2036:HOH:O	2.63	0.45
2:F:1612:ASP:OD1	2:F:1613:ASN:N	2.49	0.45
1:I:538:ASP:OD1	1:I:538:ASP:N	2.49	0.45
2:J:1334:ASP:OD2	2:J:1336:GLN:NE2	2.49	0.45
2:N:1435:SER:O	2:N:1518:ARG:NH1	2.49	0.45
1:Q:757:ILE:HG21	1:Q:765:LEU:HG	1.98	0.45
1:Q:966:LEU:HD23	1:Q:983:VAL:HA	1.99	0.45
2:R:342:GLN:CG	5:R:2092:HOH:O	2.61	0.45
2:R:1518:ARG:HD3	5:R:2026:HOH:O	2.16	0.45
2:B:728:LYS:HE3	5:B:2140:HOH:O	2.16	0.45
2:B:1536:LEU:O	2:B:1566:ARG:NH1	2.42	0.45
1:E:966:LEU:HD23	1:E:983:VAL:HA	1.99	0.45
2:F:1017:ARG:NH1	2:F:1320:LEU:O	2.50	0.45
2:J:1677:VAL:HG13	5:J:2162:HOH:O	2.10	0.45
2:N:1260:MET:HE1	2:N:1275:LEU:HD22	1.97	0.45
2:N:1309:VAL:HG13	5:N:2060:HOH:O	2.15	0.45
2:N:1712:GLU:HB3	5:N:2110:HOH:O	2.16	0.45
2:R:442:ARG:NH1	2:R:723:ALA:O	2.46	0.45
2:R:1334:ASP:OD2	2:R:1336:GLN:NE2	2.49	0.45
2:B:1173:LEU:HD21	2:V:1173:LEU:HD11	1.99	0.45
1:E:1452:LEU:HD22	1:E:1501:ILE:HD12	1.97	0.45
1:E:1793:LYS:HG3	5:E:2350:HOH:O	2.16	0.45
2:F:1712:GLU:HB3	5:F:2108:HOH:O	2.16	0.45
1:I:1272:ASP:OD1	1:I:1272:ASP:N	2.49	0.45
2:N:1020:VAL:HG11	2:N:1661:LEU:HD22	1.99	0.45
2:V:901:MET:HE1	2:V:926:LEU:HB2	1.97	0.45
1:A:1807:HIS:ND1	2:B:53:LEU:HD21	2.32	0.45
2:B:1608:ASN:CB	5:B:2148:HOH:O	2.63	0.45

Continued on next page...

Continued from previous page...

Atom-1	Atom-2	Interatomic distance (Å)	Clash overlap (Å)
1:E:1134:ASP:OD1	1:E:1137:SER:OG	2.17	0.45
2:F:910:THR:O	2:F:914:VAL:HG23	2.16	0.45
2:J:381:GLU:OE2	2:R:742:LYS:N	2.50	0.45
2:J:1112:ASN:HA	5:J:2105:HOH:O	2.17	0.45
2:N:1371:THR:CG2	5:N:2029:HOH:O	2.63	0.45
2:V:430:ARG:NE	4:V:1901:SXO:H31B	2.32	0.45
2:B:525:TYR:CE1	2:B:529:MET:HE3	2.51	0.45
2:F:416:LEU:HD23	4:F:1901:SXO:H7A	1.98	0.45
2:F:894:ARG:CD	5:F:2134:HOH:O	2.59	0.45
2:F:992:PHE:CD2	5:F:2180:HOH:O	2.68	0.45
2:J:1342:GLU:HB3	2:N:1275:LEU:HB2	1.98	0.45
1:Q:670:ARG:NH1	1:Q:674:TYR:O	2.49	0.45
1:Q:1357:TYR:OH	1:Q:1583:MET:HE1	2.17	0.45
2:V:1650:GLY:HA3	5:V:2148:HOH:O	2.16	0.45
2:B:431:GLU:HB2	5:B:2190:HOH:O	2.10	0.45
1:E:1004:LEU:HD21	1:E:1020:VAL:HG13	1.99	0.45
2:F:30:GLU:OE1	2:F:30:GLU:N	2.50	0.45
2:F:883:ILE:HG13	2:F:884:ILE:HG23	1.99	0.45
2:F:1500:GLN:NE2	5:F:2027:HOH:O	2.50	0.45
1:Q:494:THR:HA	5:Q:2263:HOH:O	2.16	0.45
1:U:1604:ARG:O	1:U:1658:GLU:N	2.46	0.45
1:A:1604:ARG:O	1:A:1658:GLU:N	2.45	0.45
2:B:1352:THR:HG23	2:B:1365:MET:HE1	1.98	0.45
2:F:678:VAL:HG21	2:F:696:LEU:HD22	1.98	0.45
2:F:1275:LEU:HB2	2:R:1342:GLU:HB3	1.99	0.45
1:I:827:VAL:HG11	1:I:840:THR:HG22	1.98	0.45
1:I:916:THR:O	1:I:916:THR:HG22	2.17	0.45
1:M:33:LEU:HD21	1:M:80:PHE:CD2	2.52	0.45
1:Q:81:ASP:OD1	1:Q:81:ASP:N	2.50	0.45
1:Q:813:THR:HG22	1:Q:817:ALA:HB3	1.98	0.45
1:Q:827:VAL:HG11	1:Q:840:THR:HG22	1.99	0.45
2:R:1204:ILE:CD1	5:R:2143:HOH:O	2.64	0.45
1:U:1658:GLU:HG2	5:U:2248:HOH:O	2.17	0.45
2:V:1388:MET:HE3	2:V:1393:ALA:HA	1.99	0.45
1:I:689:GLU:CB	5:I:2245:HOH:O	2.64	0.45
1:I:1604:ARG:O	1:I:1658:GLU:N	2.48	0.45
2:N:53:LEU:HD23	2:N:56:MET:HE3	1.98	0.45
2:N:705:VAL:CG1	2:N:734:VAL:HG22	2.47	0.45
2:R:885:ALA:HB1	2:R:895:THR:HG21	1.99	0.45
2:R:1112:ASN:HA	5:R:2104:HOH:O	2.17	0.45
2:R:1284:SER:CB	5:R:2058:HOH:O	2.64	0.45

Continued on next page...

Continued from previous page...

Atom-1	Atom-2	Interatomic distance (Å)	Clash overlap (Å)
2:R:1433:HIS:CD2	5:R:2150:HOH:O	2.68	0.45
1:U:1012:GLN:NE2	5:U:2215:HOH:O	2.48	0.45
2:B:1048:GLU:OE1	2:B:1048:GLU:N	2.48	0.45
2:F:662:GLY:HA3	5:F:2218:HOH:O	2.16	0.45
2:F:852:ARG:NH1	2:V:837:GLY:O	2.48	0.45
1:I:2038:ILE:HD11	2:J:16:GLU:HG2	1.99	0.45
2:J:1204:ILE:CD1	5:J:2169:HOH:O	2.64	0.45
1:M:105:ALA:HB1	1:M:119:THR:CG2	2.47	0.45
2:N:30:GLU:OE1	2:N:30:GLU:N	2.49	0.45
2:N:662:GLY:HA3	5:N:2221:HOH:O	2.17	0.45
2:R:1705:PRO:CG	5:R:2041:HOH:O	2.65	0.45
1:U:1903:ASP:OD1	1:U:1903:ASP:N	2.49	0.45
2:V:641:ARG:NH2	2:V:925:ASP:OD2	2.50	0.45
2:V:1307:THR:HG22	2:V:1586:GLY:HA2	1.99	0.45
2:B:1737:ASN:HA	5:B:2104:HOH:O	2.17	0.44
1:I:1214:LEU:HD21	1:I:1220:GLN:NE2	2.32	0.44
2:N:395:SER:HA	5:N:2172:HOH:O	2.18	0.44
2:N:677:TYR:O	2:N:766:ASP:N	2.47	0.44
1:Q:770:GLY:N	3:Q:2101:FMN:O2P	2.50	0.44
2:V:1704:ALA:HB1	2:V:1705:PRO:HD2	1.98	0.44
1:A:916:THR:O	1:A:916:THR:HG22	2.18	0.44
2:B:377:TYR:OH	2:N:392:THR:N	2.50	0.44
2:F:848:THR:HG23	2:V:844:LEU:HD23	1.99	0.44
1:I:1134:ASP:OD1	1:I:1134:ASP:N	2.51	0.44
2:J:1705:PRO:CG	5:J:2062:HOH:O	2.65	0.44
1:M:997:ALA:HA	1:M:1000:ILE:HD12	2.00	0.44
1:Q:1284:VAL:HG22	1:Q:1377:VAL:HG12	1.99	0.44
1:U:414:LEU:HD13	1:U:416:PHE:HE2	1.83	0.44
2:V:69:ASP:OD1	2:V:76:ARG:NH1	2.50	0.44
2:V:773:ALA:HB1	2:V:795:MET:CE	2.47	0.44
1:A:461:ASP:O	1:A:493:THR:HG22	2.17	0.44
1:E:589:ARG:NH2	1:E:677:GLN:OE1	2.50	0.44
1:I:966:LEU:HD23	1:I:983:VAL:HA	1.99	0.44
2:J:1418:VAL:CG2	2:N:1289:MET:HE1	2.48	0.44
1:Q:585:LYS:NZ	1:Q:1106:GLU:OE1	2.50	0.44
1:Q:916:THR:O	1:Q:916:THR:HG22	2.17	0.44
2:R:1277:GLU:OE2	2:R:1286:TRP:NE1	2.44	0.44
1:M:1265:MET:HE3	1:M:1569:PHE:CZ	2.53	0.44
1:U:916:THR:O	1:U:916:THR:HG22	2.18	0.44
2:V:392:THR:HG22	5:V:2197:HOH:O	2.17	0.44
2:V:901:MET:HE1	2:V:926:LEU:CB	2.48	0.44

Continued on next page...

Continued from previous page...

Atom-1	Atom-2	Interatomic distance (Å)	Clash overlap (Å)
1:E:1904:LEU:O	1:E:1960:LEU:HD21	2.17	0.44
2:F:392:THR:N	2:V:377:TYR:OH	2.51	0.44
1:I:670:ARG:NH1	1:I:674:TYR:O	2.51	0.44
2:J:1175:ILE:HG12	2:N:1167:LEU:HD11	1.99	0.44
2:N:678:VAL:HG21	2:N:696:LEU:HD22	1.98	0.44
1:Q:526:ARG:NH1	1:Q:539:ASP:O	2.48	0.44
1:Q:768:GLY:O	1:Q:769:SER:OG	2.31	0.44
1:Q:881:VAL:HB	5:Q:2239:HOH:O	2.16	0.44
1:A:1122:GLU:N	5:A:2219:HOH:O	2.50	0.44
2:F:1522:LEU:HD21	2:F:1654:ILE:HD11	1.98	0.44
1:M:922:VAL:HG21	1:M:995:LEU:HD11	1.98	0.44
1:M:1604:ARG:O	1:M:1658:GLU:N	2.48	0.44
1:Q:689:GLU:CB	5:Q:2250:HOH:O	2.65	0.44
2:V:525:TYR:CE1	2:V:529:MET:HE3	2.52	0.44
2:V:728:LYS:HE3	5:V:2129:HOH:O	2.17	0.44
2:V:1233:GLU:OE1	2:V:1680:ARG:NH2	2.50	0.44
1:A:1854:MET:HG2	1:A:1901:ALA:HB2	2.00	0.44
2:B:1308:SER:OG	2:B:1586:GLY:O	2.35	0.44
2:F:479:ASN:HD22	4:F:1901:SXO:C43	2.31	0.44
2:J:844:LEU:HD23	2:R:848:THR:HG23	2.00	0.44
2:J:1700:SER:HB2	5:J:2169:HOH:O	2.17	0.44
2:N:420:ILE:CD1	4:N:1901:SXO:H7	2.48	0.44
2:R:427:ASN:HA	5:R:2003:HOH:O	2.17	0.44
2:V:420:ILE:CD1	4:V:1901:SXO:H7	2.48	0.44
2:V:479:ASN:ND2	5:V:2023:HOH:O	2.48	0.44
2:V:705:VAL:CG1	2:V:734:VAL:HG22	2.48	0.44
2:V:754:ASP:O	2:V:762:GLY:N	2.49	0.44
1:A:414:LEU:HD13	1:A:416:PHE:HE2	1.83	0.44
1:A:1277:LEU:HD22	1:A:1339:PHE:O	2.18	0.44
2:F:1370:THR:O	2:F:1373:ARG:NH1	2.43	0.44
2:J:848:THR:HG23	2:R:844:LEU:HD23	1.99	0.44
2:N:1366:SER:O	2:N:1610:ASN:ND2	2.46	0.44
2:V:1017:ARG:NH1	2:V:1320:LEU:O	2.50	0.44
2:V:1676:LYS:CB	5:V:2225:HOH:O	2.53	0.44
1:A:1807:HIS:CD2	2:B:26:VAL:HG11	2.53	0.44
1:A:2026:PHE:CE2	1:A:2041:ILE:HG21	2.53	0.44
1:E:1605:VAL:HG13	1:E:1657:ILE:CD1	2.48	0.44
1:I:1977:HIS:N	2:J:22:PHE:O	2.44	0.44
2:N:1057:MET:HE3	2:N:1190:PRO:CB	2.47	0.44
1:Q:243:VAL:HG23	1:Q:300:ILE:HD11	2.00	0.44
1:Q:1214:LEU:HD21	1:Q:1220:GLN:NE2	2.33	0.44

Continued on next page...

Continued from previous page...

Atom-1	Atom-2	Interatomic distance (Å)	Clash overlap (Å)
2:R:525:TYR:CE1	2:R:529:MET:HE3	2.53	0.44
1:U:741:HIS:HA	5:U:2242:HOH:O	2.18	0.44
1:U:1807:HIS:CD2	2:V:26:VAL:HG11	2.52	0.44
2:V:1292:ILE:HG22	2:V:1294:SER:HB3	1.99	0.44
2:V:1370:THR:O	2:V:1373:ARG:NH1	2.42	0.44
2:V:1676:LYS:CD	5:V:2225:HOH:O	2.43	0.44
1:A:175:ASP:OD1	1:A:176:LEU:N	2.51	0.43
1:A:1265:MET:HE2	1:A:1269:LEU:HD12	1.99	0.43
1:A:1808:SER:C	1:A:1810:GLY:N	2.75	0.43
1:E:997:ALA:HA	1:E:1000:ILE:HD12	1.99	0.43
2:F:503:ILE:HD11	2:F:947:LEU:HD12	2.00	0.43
2:F:1233:GLU:OE1	2:F:1680:ARG:NH2	2.51	0.43
1:I:1939:HIS:CE1	5:I:2216:HOH:O	2.71	0.43
1:M:1605:VAL:HG13	1:M:1657:ILE:CD1	2.47	0.43
2:N:442:ARG:NH1	2:N:723:ALA:O	2.49	0.43
2:N:479:ASN:HD22	4:N:1901:SXO:C43	2.31	0.43
5:Q:2234:HOH:O	2:R:1:MET:HA	2.16	0.43
2:R:1642:THR:HG23	5:R:2075:HOH:O	2.17	0.43
1:U:967:ILE:O	1:U:967:ILE:HG22	2.17	0.43
1:A:1493:LEU:HD11	1:A:1499:VAL:HG11	1.99	0.43
1:A:1836:MET:HA	1:A:1836:MET:HE3	1.99	0.43
1:E:105:ALA:HB1	1:E:119:THR:CG2	2.47	0.43
1:E:412:ARG:NH2	1:E:744:GLU:OE1	2.50	0.43
1:E:957:ARG:NH1	2:F:986:ALA:O	2.47	0.43
2:F:377:TYR:OH	2:V:392:THR:N	2.52	0.43
2:F:420:ILE:CD1	4:F:1901:SXO:H7	2.48	0.43
1:I:585:LYS:NZ	1:I:1106:GLU:OE1	2.51	0.43
1:I:1977:HIS:ND1	2:J:21:GLN:O	2.48	0.43
1:M:589:ARG:NH2	1:M:677:GLN:OE1	2.51	0.43
1:M:919:TYR:OH	1:M:999:ASP:OD2	2.28	0.43
2:V:1608:ASN:CB	5:V:2162:HOH:O	2.64	0.43
1:A:81:ASP:N	1:A:81:ASP:OD1	2.51	0.43
2:B:1323:LYS:NZ	2:V:1407:ALA:O	2.48	0.43
2:J:342:GLN:CG	5:J:2078:HOH:O	2.61	0.43
2:J:1369:ALA:HB3	5:J:2318:HOH:O	2.18	0.43
1:M:966:LEU:HD23	1:M:983:VAL:HA	1.99	0.43
2:R:460:GLU:N	2:R:460:GLU:OE2	2.51	0.43
2:R:705:VAL:CG1	2:R:734:VAL:HG22	2.48	0.43
1:U:1265:MET:HB2	5:U:2333:HOH:O	2.17	0.43
2:B:696:LEU:HD21	2:B:909:LEU:HD13	2.00	0.43
2:B:1676:LYS:CB	5:B:2208:HOH:O	2.51	0.43

Continued on next page...

Continued from previous page...

Atom-1	Atom-2	Interatomic distance (Å)	Clash overlap (Å)
1:E:88:LEU:HD21	1:E:130:ARG:HD2	2.00	0.43
2:F:395:SER:HA	5:F:2173:HOH:O	2.18	0.43
1:I:997:ALA:HA	1:I:1000:ILE:HD12	2.01	0.43
2:J:460:GLU:N	2:J:460:GLU:OE2	2.51	0.43
2:J:871:TRP:CG	2:J:895:THR:HG1	2.37	0.43
2:J:885:ALA:HB1	2:J:895:THR:HG21	1.99	0.43
1:M:1493:LEU:HD11	1:M:1499:VAL:HG11	2.01	0.43
1:Q:123:ILE:HG22	1:Q:127:ILE:HD12	2.00	0.43
1:Q:997:ALA:HA	1:Q:1000:ILE:HD12	2.00	0.43
2:V:1637:ARG:NH2	5:V:2038:HOH:O	2.52	0.43
1:E:1265:MET:HE3	1:E:1569:PHE:CZ	2.53	0.43
1:I:770:GLY:N	3:I:2101:FMN:O2P	2.51	0.43
1:I:1988:PHE:CE2	1:I:1992:LEU:HD11	2.54	0.43
2:J:426:LYS:HA	5:J:2124:HOH:O	2.18	0.43
2:J:1051:VAL:HG21	2:J:1086:ASP:OD1	2.18	0.43
1:M:591:PRO:O	1:M:592:LEU:HD23	2.17	0.43
1:M:655:ASN:ND2	5:M:2227:HOH:O	2.52	0.43
1:M:901:LYS:NZ	5:M:2213:HOH:O	2.46	0.43
2:N:739:GLN:O	2:N:798:ASN:ND2	2.48	0.43
1:U:88:LEU:HD21	1:U:130:ARG:HD2	2.00	0.43
1:U:303:LEU:HD23	1:U:306:ILE:HD11	2.00	0.43
1:U:340:SER:HB2	1:U:421:LEU:HD21	2.01	0.43
1:A:1011:MET:N	1:A:1011:MET:SD	2.92	0.43
2:B:1251:MET:HE3	2:V:1275:LEU:HD11	1.99	0.43
2:B:1452:LEU:HD21	5:B:2009:HOH:O	2.18	0.43
2:B:1474:ALA:CB	2:B:1486:LEU:HD21	2.48	0.43
2:F:881:ASN:ND2	5:F:2031:HOH:O	2.52	0.43
2:F:1366:SER:O	2:F:1610:ASN:ND2	2.46	0.43
1:I:81:ASP:OD1	1:I:81:ASP:N	2.50	0.43
1:I:919:TYR:CD2	1:I:954:VAL:HG22	2.52	0.43
2:J:525:TYR:CE1	2:J:529:MET:HE3	2.53	0.43
1:Q:124:LYS:O	1:Q:128:THR:OG1	2.30	0.43
1:Q:591:PRO:O	1:Q:592:LEU:HD23	2.17	0.43
2:B:641:ARG:NH2	2:B:925:ASP:OD2	2.51	0.43
1:E:303:LEU:HD23	1:E:306:ILE:HD11	2.00	0.43
1:E:967:ILE:O	1:E:967:ILE:HG22	2.18	0.43
2:J:427:ASN:HA	5:J:2002:HOH:O	2.19	0.43
2:J:1414:ILE:HD12	2:N:1293:SER:OG	2.18	0.43
1:U:341:ILE:C	5:U:2224:HOH:O	2.61	0.43
2:V:436:ALA:CB	4:V:1901:SXO:H4	2.48	0.43
2:V:717:TYR:CZ	2:V:721:ILE:HD11	2.54	0.43

Continued on next page...

Continued from previous page...

Atom-1	Atom-2	Interatomic distance (Å)	Clash overlap (Å)
2:V:1473:GLU:OE1	2:V:1489:ARG:NH1	2.46	0.43
1:A:1265:MET:HE1	1:A:1562:PRO:HG2	2.00	0.43
1:I:1419:PHE:O	1:I:1422:THR:OG1	2.36	0.43
5:I:2232:HOH:O	2:J:1:MET:HA	2.19	0.43
2:J:705:VAL:CG1	2:J:734:VAL:HG22	2.48	0.43
2:J:739:GLN:O	2:J:798:ASN:ND2	2.49	0.43
2:R:1522:LEU:HD21	2:R:1654:ILE:HD11	2.00	0.43
1:A:586:LEU:HD21	1:A:701:LYS:HD2	2.01	0.43
1:A:813:THR:HG22	1:A:817:ALA:HB3	2.01	0.43
2:F:803:MET:HB3	2:V:781:LEU:HD21	2.00	0.43
2:F:1289:MET:HE1	2:R:1418:VAL:CG2	2.48	0.43
1:I:1001:ASP:OD2	2:J:1694:TYR:OH	2.26	0.43
2:J:754:ASP:O	2:J:762:GLY:N	2.45	0.43
2:J:1343:PHE:HB3	2:J:1349:THR:HG23	2.01	0.43
1:M:1004:LEU:HD21	1:M:1020:VAL:HG13	2.00	0.43
2:R:869:ILE:CD1	2:R:905:LEU:HD21	2.47	0.43
2:R:1369:ALA:HB3	5:R:2315:HOH:O	2.19	0.43
2:R:1648:GLN:CG	5:R:2191:HOH:O	2.36	0.43
1:U:877:LYS:NZ	1:U:880:LEU:HD23	2.34	0.43
1:U:1272:ASP:OD1	1:U:1272:ASP:N	2.47	0.43
2:V:1474:ALA:CB	2:V:1486:LEU:HD21	2.49	0.43
2:B:705:VAL:CG1	2:B:734:VAL:HG22	2.49	0.43
2:F:739:GLN:O	2:F:798:ASN:ND2	2.48	0.43
1:I:215:ILE:CD1	1:I:240:LEU:HD21	2.49	0.43
2:J:1474:ALA:CB	2:J:1486:LEU:HD21	2.49	0.43
1:M:916:THR:O	1:M:916:THR:HG22	2.18	0.43
1:M:2003:VAL:HG21	2:N:6:GLU:HG2	1.99	0.43
2:R:479:ASN:ND2	4:R:1901:SXO:H43A	2.32	0.43
1:U:81:ASP:OD1	1:U:81:ASP:N	2.52	0.43
1:E:1977:HIS:N	2:F:22:PHE:O	2.44	0.42
1:E:2026:PHE:CE2	1:E:2041:ILE:HG21	2.54	0.42
2:J:1522:LEU:HD21	2:J:1654:ILE:HD11	2.00	0.42
1:M:109:LEU:O	1:M:109:LEU:HD13	2.19	0.42
1:M:412:ARG:NH2	1:M:744:GLU:OE1	2.50	0.42
2:N:1003:GLN:HG2	2:N:1004:ILE:HG23	2.00	0.42
2:R:426:LYS:HA	5:R:2129:HOH:O	2.18	0.42
1:U:1493:LEU:HD11	1:U:1499:VAL:HG11	2.00	0.42
1:U:1977:HIS:N	2:V:22:PHE:O	2.46	0.42
2:B:1249:SER:OG	2:B:1252:GLY:N	2.45	0.42
1:I:966:LEU:HD13	5:I:2266:HOH:O	2.19	0.42
2:N:1305:ALA:CB	5:N:2114:HOH:O	2.37	0.42

Continued on next page...

Continued from previous page...

Atom-1	Atom-2	Interatomic distance (Å)	Clash overlap (Å)
2:F:1575:VAL:HA	5:F:2143:HOH:O	2.19	0.42
2:J:377:TYR:OH	2:R:392:THR:N	2.52	0.42
2:J:1608:ASN:HB3	5:J:2049:HOH:O	2.18	0.42
1:Q:358:SER:CA	5:Q:2226:HOH:O	2.55	0.42
2:R:1057:MET:HE1	2:R:1100:HIS:HB2	1.99	0.42
2:R:1343:PHE:HB3	2:R:1349:THR:HG23	2.01	0.42
2:R:1474:ALA:CB	2:R:1486:LEU:HD21	2.49	0.42
2:R:1705:PRO:HD2	5:R:2041:HOH:O	2.18	0.42
2:V:91:THR:O	2:V:91:THR:HG22	2.20	0.42
1:A:341:ILE:C	5:A:2223:HOH:O	2.62	0.42
1:E:356:THR:HG22	1:E:360:LEU:HD12	2.01	0.42
1:E:1534:GLU:HG3	5:E:2354:HOH:O	2.19	0.42
1:I:813:THR:HG22	1:I:817:ALA:HB3	2.01	0.42
1:I:1384:GLN:OE1	1:I:1389:ILE:HD12	2.19	0.42
1:M:1838:MET:HE2	1:M:1838:MET:N	2.35	0.42
2:R:1051:VAL:HG21	2:R:1086:ASP:OD1	2.19	0.42
2:R:1608:ASN:HB3	5:R:2050:HOH:O	2.18	0.42
2:B:392:THR:N	2:N:377:TYR:OH	2.53	0.42
2:B:1284:SER:CB	5:B:2063:HOH:O	2.67	0.42
1:E:109:LEU:O	1:E:109:LEU:HD13	2.19	0.42
2:F:1120:GLU:OE1	2:R:1147:GLN:NE2	2.49	0.42
1:I:526:ARG:NH1	1:I:539:ASP:O	2.48	0.42
1:I:1142:LEU:HD22	1:I:1182:VAL:HG11	2.02	0.42
1:I:1244:PRO:C	5:I:2286:HOH:O	2.62	0.42
2:J:30:GLU:OE1	2:J:30:GLU:N	2.51	0.42
1:M:1534:GLU:HG3	5:M:2363:HOH:O	2.19	0.42
2:N:742:LYS:CD	5:N:2237:HOH:O	2.66	0.42
2:N:1090:LYS:HB2	5:N:2016:HOH:O	2.20	0.42
1:Q:11:LEU:HD12	1:Q:60:LEU:CD2	2.50	0.42
2:R:395:SER:HA	5:R:2156:HOH:O	2.20	0.42
2:R:691:GLU:HB2	2:R:902:ALA:HB2	2.01	0.42
1:A:1663:THR:HG22	2:B:41:THR:HG21	2.01	0.42
1:E:916:THR:O	1:E:916:THR:HG22	2.18	0.42
1:E:919:TYR:CD2	1:E:954:VAL:HG22	2.50	0.42
1:I:11:LEU:HD12	1:I:60:LEU:CD2	2.50	0.42
1:M:967:ILE:O	1:M:967:ILE:HG22	2.19	0.42
1:M:1325:PHE:O	1:M:1329:VAL:HG23	2.20	0.42
1:M:1355:ASN:ND2	1:M:1583:MET:HE1	2.34	0.42
1:Q:966:LEU:HD13	5:Q:2266:HOH:O	2.19	0.42
1:Q:1838:MET:N	1:Q:1838:MET:HE2	2.34	0.42
2:R:1020:VAL:HG11	2:R:1661:LEU:HD22	2.02	0.42

Continued on next page...

Continued from previous page...

Atom-1	Atom-2	Interatomic distance (Å)	Clash overlap (Å)
1:U:342:SER:N	5:U:2224:HOH:O	2.52	0.42
1:U:1663:THR:HG22	2:V:41:THR:HG21	2.01	0.42
2:V:411:GLN:OE1	2:V:1628:SER:N	2.43	0.42
2:B:1650:GLY:HA3	5:B:2118:HOH:O	2.20	0.42
1:E:215:ILE:HD11	1:E:240:LEU:HD21	2.02	0.42
2:F:1260:MET:HE1	2:F:1275:LEU:HD22	2.02	0.42
2:J:392:THR:N	2:R:377:TYR:OH	2.53	0.42
2:J:1039:MET:HG3	2:J:1580:LEU:HD11	2.02	0.42
2:J:1466:GLU:HB2	2:J:1493:ILE:HD11	2.02	0.42
1:M:180:TYR:O	1:M:184:VAL:HG22	2.20	0.42
1:M:215:ILE:HD11	1:M:240:LEU:HD21	2.02	0.42
1:M:356:THR:HG22	1:M:360:LEU:HD12	2.02	0.42
2:R:871:TRP:CG	2:R:895:THR:HG1	2.38	0.42
2:R:1039:MET:HG3	2:R:1580:LEU:HD11	2.02	0.42
1:A:1789:PHE:HZ	1:A:1818:LEU:HD13	1.84	0.42
1:A:1808:SER:O	1:A:1809:LEU:C	2.63	0.42
1:A:1903:ASP:OD1	1:A:1903:ASP:N	2.53	0.42
1:E:1419:PHE:O	1:E:1422:THR:OG1	2.38	0.42
1:E:2003:VAL:HG21	2:F:6:GLU:HG2	2.02	0.42
1:I:589:ARG:NH2	1:I:677:GLN:OE1	2.53	0.42
1:Q:589:ARG:NH2	1:Q:677:GLN:OE1	2.52	0.42
1:Q:1854:MET:HG2	1:Q:1901:ALA:HB2	2.01	0.42
2:B:1515:ARG:NH2	2:V:1016:GLU:OE1	2.52	0.42
1:I:768:GLY:O	1:I:769:SER:OG	2.31	0.42
2:J:678:VAL:HG21	2:J:696:LEU:HD22	2.02	0.42
2:N:1474:ALA:CB	2:N:1486:LEU:HD21	2.50	0.42
2:R:392:THR:HG22	5:R:2255:HOH:O	2.20	0.42
2:R:449:LYS:HD3	5:R:2091:HOH:O	2.13	0.42
2:R:739:GLN:O	2:R:798:ASN:ND2	2.50	0.42
2:R:1273:ASP:OD1	2:R:1273:ASP:N	2.46	0.42
1:U:112:ASN:OD1	1:U:112:ASN:N	2.53	0.42
1:U:1008:GLN:HB2	5:U:2254:HOH:O	2.10	0.42
2:B:1704:ALA:HB1	2:B:1705:PRO:HD2	2.02	0.42
1:E:180:TYR:O	1:E:184:VAL:HG22	2.19	0.42
1:E:1666:PHE:CD1	1:E:1814:ALA:HB2	2.55	0.42
2:J:869:ILE:CD1	2:J:905:LEU:HD21	2.47	0.42
4:J:1901:SXO:H43A	5:J:2046:HOH:O	2.20	0.42
2:N:992:PHE:CD2	5:N:2179:HOH:O	2.68	0.42
2:N:1575:VAL:HA	5:N:2144:HOH:O	2.19	0.42
2:R:955:LYS:HE3	2:R:959:ILE:HD12	2.02	0.42
1:U:298:LYS:HB3	1:U:448:VAL:HG13	2.02	0.42

Continued on next page...

Continued from previous page...

Atom-1	Atom-2	Interatomic distance (Å)	Clash overlap (Å)
1:U:1859:PRO:HG3	1:U:1871:LEU:HD22	2.02	0.42
1:A:1815:LEU:CD1	2:B:14:LEU:HD11	2.50	0.41
2:B:1108:PRO:O	2:B:1113:GLY:N	2.45	0.41
2:F:1003:GLN:HG2	2:F:1004:ILE:HG23	2.00	0.41
2:F:1090:LYS:HB2	5:F:2016:HOH:O	2.18	0.41
2:F:1473:GLU:OE1	2:F:1489:ARG:NH1	2.46	0.41
2:N:440:MET:CE	4:N:1901:SXO:H43	2.50	0.41
1:Q:309:ARG:NE	1:Q:442:ASP:OD2	2.52	0.41
2:R:358:GLU:O	2:R:362:LEU:HD22	2.20	0.41
2:R:430:ARG:NE	4:R:1901:SXO:H31B	2.35	0.41
4:R:1901:SXO:H43A	5:R:2046:HOH:O	2.19	0.41
1:E:112:ASN:OD1	1:E:112:ASN:N	2.53	0.41
1:E:597:MET:O	1:E:600:CYS:N	2.53	0.41
1:E:1775:GLN:NE2	1:E:1836:MET:SD	2.82	0.41
2:F:35:PHE:O	2:F:41:THR:OG1	2.31	0.41
1:I:1493:LEU:HD11	1:I:1499:VAL:HG11	2.01	0.41
2:N:426:LYS:HA	5:N:2139:HOH:O	2.20	0.41
1:Q:97:GLU:OE2	1:Q:107:LYS:NZ	2.30	0.41
1:Q:501:ILE:HD11	1:Q:520:LYS:HE3	2.00	0.41
1:Q:1288:LYS:N	5:Q:2202:HOH:O	2.41	0.41
1:Q:1419:PHE:O	1:Q:1422:THR:OG1	2.36	0.41
2:V:1736:LYS:H	2:V:1736:LYS:HD2	1.85	0.41
1:A:356:THR:HG22	1:A:360:LEU:HD12	2.02	0.41
2:B:1254:VAL:HG23	2:B:1336:GLN:HG3	2.03	0.41
1:E:298:LYS:HB3	1:E:448:VAL:HG13	2.02	0.41
2:F:1712:GLU:HG3	5:F:2025:HOH:O	2.19	0.41
1:I:1008:GLN:CG	5:I:2240:HOH:O	2.67	0.41
2:J:894:ARG:NH1	2:J:895:THR:O	2.54	0.41
1:M:88:LEU:HD21	1:M:130:ARG:HD2	2.00	0.41
1:Q:222:PRO:O	1:Q:225:THR:HG22	2.20	0.41
2:R:735:VAL:HG21	2:R:748:LEU:HD13	2.02	0.41
2:R:998:TYR:OH	2:R:1665:ILE:O	2.38	0.41
1:U:1808:SER:O	1:U:1809:LEU:C	2.63	0.41
2:V:677:TYR:O	2:V:766:ASP:N	2.47	0.41
2:V:1131:LEU:HD12	2:V:1167:LEU:HD12	2.00	0.41
1:A:180:TYR:O	1:A:184:VAL:HG22	2.21	0.41
1:A:607:VAL:HA	1:A:617:ILE:HD13	2.02	0.41
1:A:1514:ASN:OD1	1:A:1517:VAL:HG23	2.21	0.41
1:A:1704:PHE:HB2	1:A:1717:LEU:HD21	2.02	0.41
2:B:358:GLU:O	2:B:362:LEU:HD22	2.20	0.41
2:F:440:MET:CE	4:F:1901:SXO:H43	2.50	0.41

Continued on next page...

Continued from previous page...

Atom-1	Atom-2	Interatomic distance (Å)	Clash overlap (Å)
2:F:709:ARG:NH2	5:F:2035:HOH:O	2.53	0.41
2:F:1175:ILE:HG12	2:R:1167:LEU:HD11	2.02	0.41
1:I:55:THR:HG21	1:I:113:ASP:O	2.20	0.41
1:I:124:LYS:O	1:I:128:THR:OG1	2.28	0.41
1:I:869:ASP:O	1:I:874:ASN:ND2	2.54	0.41
2:N:1473:GLU:OE1	2:N:1489:ARG:NH1	2.46	0.41
2:N:1712:GLU:HG3	5:N:2024:HOH:O	2.19	0.41
1:U:1936:VAL:HG13	5:U:2232:HOH:O	2.19	0.41
2:V:1277:GLU:OE1	2:V:1277:GLU:HA	2.20	0.41
1:E:1355:ASN:ND2	1:E:1583:MET:HE1	2.35	0.41
1:E:1838:MET:HE2	1:E:1838:MET:N	2.35	0.41
2:F:409:ALA:HB2	2:F:442:ARG:CB	2.50	0.41
1:I:502:LEU:HD23	1:I:528:ILE:HB	2.02	0.41
2:J:1020:VAL:HG11	2:J:1661:LEU:HD22	2.02	0.41
1:M:298:LYS:HB3	1:M:448:VAL:HG13	2.02	0.41
1:M:526:ARG:NH1	1:M:539:ASP:O	2.48	0.41
1:M:1434:HIS:HB3	5:M:2228:HOH:O	2.19	0.41
1:M:1808:SER:C	1:M:1810:GLY:N	2.78	0.41
2:N:1474:ALA:HB2	2:N:1486:LEU:HD21	2.03	0.41
1:Q:55:THR:HG21	1:Q:113:ASP:O	2.19	0.41
1:Q:1848:GLY:CA	5:Q:2210:HOH:O	2.45	0.41
2:R:1466:GLU:CB	2:R:1493:ILE:HD11	2.50	0.41
1:U:526:ARG:NH1	1:U:539:ASP:O	2.47	0.41
1:A:88:LEU:HD21	1:A:130:ARG:HD2	2.02	0.41
2:B:30:GLU:OE1	2:B:30:GLU:N	2.52	0.41
1:E:1493:LEU:HD11	1:E:1499:VAL:HG11	2.01	0.41
2:F:476:LEU:HB2	4:F:1901:SXO:H4A	2.02	0.41
1:I:1256:GLU:OE2	1:I:1256:GLU:N	2.53	0.41
1:I:1854:MET:HG2	1:I:1901:ALA:HB2	2.01	0.41
2:J:735:VAL:HG21	2:J:748:LEU:HD13	2.03	0.41
1:M:1223:MET:HE1	1:M:1572:TYR:CB	2.51	0.41
1:Q:180:TYR:O	1:Q:184:VAL:HG22	2.21	0.41
1:Q:1008:GLN:CG	5:Q:2236:HOH:O	2.68	0.41
1:Q:1244:PRO:C	5:Q:2286:HOH:O	2.63	0.41
1:Q:1493:LEU:HD11	1:Q:1499:VAL:HG11	2.01	0.41
1:Q:1904:LEU:O	1:Q:1960:LEU:HD21	2.19	0.41
1:Q:1939:HIS:CE1	5:Q:2222:HOH:O	2.72	0.41
1:Q:1988:PHE:CE2	1:Q:1992:LEU:HD11	2.56	0.41
2:R:1473:GLU:OE1	2:R:1489:ARG:NH1	2.46	0.41
2:V:1673:TYR:CZ	2:V:1677:VAL:HG21	2.56	0.41
1:A:1245:ASP:N	5:A:2222:HOH:O	2.51	0.41

Continued on next page...

Continued from previous page...

Atom-1	Atom-2	Interatomic distance (Å)	Clash overlap (Å)
1:A:1791:ASP:OD2	2:B:89:TYR:OH	2.21	0.41
2:B:1474:ALA:HB2	2:B:1486:LEU:HD21	2.03	0.41
1:E:1789:PHE:CE1	5:E:2350:HOH:O	2.53	0.41
2:F:1167:LEU:HD11	2:R:1175:ILE:HG12	2.02	0.41
2:J:395:SER:HA	5:J:2160:HOH:O	2.20	0.41
2:J:479:ASN:ND2	4:J:1901:SXO:H43A	2.32	0.41
2:J:1014:ASP:OD1	2:J:1502:ARG:HD3	2.20	0.41
2:N:476:LEU:HB2	4:N:1901:SXO:H4A	2.02	0.41
2:N:709:ARG:NH2	5:N:2035:HOH:O	2.53	0.41
2:N:1017:ARG:NH1	2:N:1320:LEU:O	2.54	0.41
1:Q:356:THR:HG22	1:Q:360:LEU:HD12	2.03	0.41
2:V:1254:VAL:HG23	2:V:1336:GLN:HG3	2.02	0.41
1:A:215:ILE:HD11	1:A:240:LEU:HD21	2.01	0.41
1:A:1874:VAL:O	1:A:1878:VAL:HG23	2.21	0.41
2:B:69:ASP:OD1	2:B:76:ARG:NH1	2.53	0.41
1:E:655:ASN:ND2	5:E:2228:HOH:O	2.53	0.41
1:E:1434:HIS:HB3	5:E:2227:HOH:O	2.20	0.41
1:E:1514:ASN:OD1	1:E:1517:VAL:HG23	2.20	0.41
1:E:1604:ARG:O	1:E:1658:GLU:N	2.47	0.41
2:F:1107:GLU:OE2	2:F:1191:THR:OG1	2.31	0.41
1:I:298:LYS:HB3	1:I:448:VAL:HG13	2.03	0.41
1:I:1808:SER:O	1:I:1809:LEU:C	2.64	0.41
1:M:306:ILE:HG22	1:M:439:ILE:HG21	2.01	0.41
1:M:1666:PHE:CD1	1:M:1814:ALA:HB2	2.56	0.41
1:Q:967:ILE:O	1:Q:967:ILE:HG22	2.21	0.41
2:R:678:VAL:HG21	2:R:696:LEU:HD22	2.02	0.41
1:A:298:LYS:HB3	1:A:448:VAL:HG13	2.02	0.41
1:A:342:SER:N	5:A:2223:HOH:O	2.53	0.41
1:A:478:ARG:O	1:A:478:ARG:HD3	2.19	0.41
1:A:1793:LYS:HD2	5:A:2375:HOH:O	2.13	0.41
2:B:773:ALA:HB1	2:B:795:MET:CE	2.48	0.41
2:B:1676:LYS:CD	5:B:2208:HOH:O	2.43	0.41
5:B:2115:HOH:O	2:V:1423:LYS:HG3	2.21	0.41
2:F:626:VAL:HG21	5:F:2260:HOH:O	2.20	0.41
2:F:677:TYR:O	2:F:766:ASP:N	2.47	0.41
2:F:1474:ALA:CB	2:F:1486:LEU:HD21	2.50	0.41
1:I:1704:PHE:HB2	1:I:1717:LEU:HD21	2.03	0.41
1:I:1808:SER:C	1:I:1810:GLY:N	2.75	0.41
1:I:2014:LEU:HD22	2:J:20:TYR:HB2	2.02	0.41
2:J:358:GLU:O	2:J:362:LEU:HD22	2.21	0.41
2:J:392:THR:HG22	5:J:2257:HOH:O	2.20	0.41

Continued on next page...

Continued from previous page...

Atom-1	Atom-2	Interatomic distance (Å)	Clash overlap (Å)
1:M:478:ARG:O	1:M:478:ARG:HD3	2.21	0.41
1:M:740:HIS:HD2	5:M:2326:HOH:O	2.03	0.41
1:M:813:THR:HG22	1:M:817:ALA:HB3	2.02	0.41
1:M:917:MET:HE2	1:M:922:VAL:HG22	2.01	0.41
1:M:1419:PHE:O	1:M:1422:THR:OG1	2.39	0.41
1:M:1789:PHE:CE1	5:M:2351:HOH:O	2.53	0.41
2:N:1704:ALA:HB1	2:N:1705:PRO:HD2	2.02	0.41
1:Q:298:LYS:HB3	1:Q:448:VAL:HG13	2.03	0.41
1:Q:591:PRO:C	1:Q:592:LEU:HD23	2.46	0.41
1:Q:1808:SER:O	1:Q:1809:LEU:C	2.64	0.41
2:R:894:ARG:NH1	2:R:895:THR:O	2.54	0.41
2:R:1466:GLU:HB2	2:R:1493:ILE:HD11	2.01	0.41
1:U:827:VAL:HG11	1:U:840:THR:HG22	2.01	0.41
1:U:1220:GLN:NE2	1:U:1222:GLU:OE2	2.53	0.41
1:U:1337:ALA:HB1	1:U:1378:ILE:HD13	2.03	0.41
1:U:1514:ASN:OD1	1:U:1517:VAL:HG23	2.20	0.41
1:U:1547:PRO:HG3	5:U:2309:HOH:O	2.20	0.41
2:V:358:GLU:O	2:V:362:LEU:HD22	2.20	0.41
2:V:1020:VAL:HG11	2:V:1661:LEU:HD22	2.03	0.41
2:V:1448:ARG:NH2	5:V:2008:HOH:O	2.49	0.41
2:V:1531:LEU:HD11	2:V:1656:VAL:HG13	2.03	0.41
1:A:112:ASN:OD1	1:A:112:ASN:N	2.54	0.41
1:E:222:PRO:O	1:E:225:THR:HG22	2.21	0.41
2:F:426:LYS:HA	5:F:2136:HOH:O	2.20	0.41
1:I:591:PRO:O	1:I:592:LEU:HD23	2.21	0.41
1:M:786:SER:OG	1:M:794:MET:SD	2.70	0.41
2:N:1533:ILE:HD11	2:N:1561:MET:HE1	2.04	0.41
1:Q:1142:LEU:HD22	1:Q:1182:VAL:HG11	2.02	0.41
2:R:728:LYS:CE	5:R:2116:HOH:O	2.68	0.41
1:E:1778:GLN:HB3	1:E:1831:VAL:HG13	2.04	0.40
1:I:356:THR:HG22	1:I:360:LEU:HD12	2.03	0.40
1:I:357:ASN:C	5:I:2227:HOH:O	2.63	0.40
1:I:489:LYS:O	1:I:493:THR:HG23	2.21	0.40
1:I:494:THR:N	5:I:2218:HOH:O	2.51	0.40
2:N:409:ALA:HB2	2:N:442:ARG:CB	2.50	0.40
2:N:696:LEU:HD21	2:N:909:LEU:HD13	2.03	0.40
2:R:684:GLY:O	2:R:690:ALA:HB2	2.21	0.40
1:U:281:VAL:HG21	1:U:479:ILE:HD11	2.03	0.40
1:A:1859:PRO:HG3	1:A:1871:LEU:HD22	2.02	0.40
1:E:1325:PHE:O	1:E:1329:VAL:HG23	2.21	0.40
1:E:1854:MET:HG2	1:E:1901:ALA:HB2	2.04	0.40

Continued on next page...

Continued from previous page...

Atom-1	Atom-2	Interatomic distance (Å)	Clash overlap (Å)
2:F:1673:TYR:CZ	2:F:1677:VAL:HG21	2.56	0.40
1:I:967:ILE:O	1:I:967:ILE:HG22	2.20	0.40
1:M:827:VAL:HG11	1:M:840:THR:HG22	2.03	0.40
1:M:1777:THR:CG2	5:M:2304:HOH:O	2.67	0.40
1:M:1859:PRO:HG3	1:M:1871:LEU:HD22	2.03	0.40
1:Q:112:ASN:OD1	1:Q:112:ASN:N	2.55	0.40
1:Q:1704:PHE:HB2	1:Q:1717:LEU:HD21	2.03	0.40
1:Q:1808:SER:C	1:Q:1810:GLY:N	2.75	0.40
2:R:30:GLU:OE1	2:R:30:GLU:N	2.51	0.40
1:U:502:LEU:HD23	1:U:528:ILE:HB	2.04	0.40
1:U:1122:GLU:N	5:U:2235:HOH:O	2.54	0.40
2:V:696:LEU:HD21	2:V:909:LEU:HD13	2.03	0.40
2:V:1474:ALA:HA	2:V:1477:ILE:HG22	2.03	0.40
2:V:1536:LEU:O	2:V:1566:ARG:NH1	2.43	0.40
1:A:217:GLU:OE2	1:A:224:ASN:ND2	2.54	0.40
1:A:896:ASN:O	1:A:1050:ARG:NH2	2.47	0.40
2:B:1260:MET:HE1	2:B:1275:LEU:HD23	2.03	0.40
2:B:1561:MET:N	2:B:1561:MET:SD	2.95	0.40
1:E:1627:GLN:HB2	5:E:2377:HOH:O	2.21	0.40
2:F:440:MET:HE1	4:F:1901:SXO:H43	2.04	0.40
2:F:1305:ALA:CB	5:F:2107:HOH:O	2.35	0.40
2:F:1533:ILE:HD11	2:F:1561:MET:HE1	2.03	0.40
2:F:1704:ALA:HB1	2:F:1705:PRO:HD2	2.03	0.40
1:I:243:VAL:HG23	1:I:300:ILE:HD11	2.02	0.40
1:M:128:THR:O	1:M:132:MET:HG2	2.21	0.40
2:N:1466:GLU:HB2	2:N:1493:ILE:HD11	2.04	0.40
2:N:1673:TYR:CZ	2:N:1677:VAL:HG21	2.56	0.40
1:U:105:ALA:HB1	1:U:119:THR:CG2	2.49	0.40
1:U:356:THR:HG22	1:U:360:LEU:HD12	2.04	0.40
2:V:476:LEU:HB2	4:V:1901:SXO:H4A	2.03	0.40
2:V:529:MET:HE1	2:V:894:ARG:CG	2.51	0.40
1:A:966:LEU:HD23	1:A:983:VAL:HA	2.03	0.40
1:A:1967:ILE:CG1	5:A:2240:HOH:O	2.69	0.40
2:B:35:PHE:O	2:B:41:THR:OG1	2.37	0.40
2:B:1498:GLU:OE1	2:V:1515:ARG:NH2	2.55	0.40
1:E:128:THR:O	1:E:132:MET:HG2	2.21	0.40
1:E:281:VAL:HG21	1:E:479:ILE:HD11	2.02	0.40
1:E:1815:LEU:CD1	2:F:14:LEU:HD11	2.52	0.40
2:F:1474:ALA:HB2	2:F:1486:LEU:HD21	2.03	0.40
2:J:1466:GLU:CB	2:J:1493:ILE:HD11	2.51	0.40
1:M:1514:ASN:OD1	1:M:1517:VAL:HG23	2.20	0.40

Continued on next page...

Continued from previous page...

Atom-1	Atom-2	Interatomic distance (Å)	Clash overlap (Å)
1:M:2003:VAL:HG22	2:N:10:ALA:HB2	2.04	0.40
1:Q:131:ILE:HG21	1:Q:182:VAL:CG2	2.52	0.40
1:Q:655:ASN:OD1	1:Q:655:ASN:N	2.54	0.40
2:R:1457:ALA:HB1	5:R:2149:HOH:O	2.22	0.40
1:U:966:LEU:HD23	1:U:983:VAL:HA	2.04	0.40
1:U:1146:GLU:OE1	1:U:1147:ILE:N	2.55	0.40
1:A:864:LEU:HD11	1:A:868:PHE:CZ	2.57	0.40
1:A:1534:GLU:OE1	1:A:1534:GLU:N	2.52	0.40
2:B:417:TYR:O	2:B:421:ILE:HG23	2.21	0.40
2:B:420:ILE:CD1	4:B:1901:SXO:H7	2.51	0.40
1:E:478:ARG:HD3	1:E:478:ARG:O	2.21	0.40
1:E:1122:GLU:N	5:E:2230:HOH:O	2.55	0.40
2:F:837:GLY:O	2:V:852:ARG:NH1	2.50	0.40
2:F:1182:ASP:OD1	2:F:1183:ARG:NH1	2.44	0.40
2:J:728:LYS:CE	5:J:2121:HOH:O	2.68	0.40
1:M:1778:GLN:HB3	1:M:1831:VAL:HG13	2.04	0.40
1:Q:72:VAL:HG11	1:Q:84:LEU:HD22	2.04	0.40
1:Q:919:TYR:CD2	1:Q:954:VAL:HG22	2.51	0.40
1:U:414:LEU:O	1:U:414:LEU:HD12	2.22	0.40
1:U:607:VAL:HA	1:U:617:ILE:HD13	2.04	0.40
1:U:997:ALA:HA	1:U:1000:ILE:HD12	2.03	0.40

There are no symmetry-related clashes.

5.3 Torsion angles [i](#)

5.3.1 Protein backbone [i](#)

In the following table, the Percentiles column shows the percent Ramachandran outliers of the chain as a percentile score with respect to all PDB entries followed by that with respect to all EM entries.

The Analysed column shows the number of residues for which the backbone conformation was analysed, and the total number of residues.

Mol	Chain	Analysed	Favoured	Allowed	Outliers	Percentiles	
1	A	2011/2051 (98%)	1951 (97%)	60 (3%)	0	100	100
1	E	2011/2051 (98%)	1950 (97%)	61 (3%)	0	100	100
1	I	2011/2051 (98%)	1955 (97%)	55 (3%)	1 (0%)	100	100
1	M	2011/2051 (98%)	1952 (97%)	59 (3%)	0	100	100

Continued on next page...

Continued from previous page...

Mol	Chain	Analysed	Favoured	Allowed	Outliers	Percentiles	
1	Q	2011/2051 (98%)	1952 (97%)	58 (3%)	1 (0%)	100	100
1	U	2011/2051 (98%)	1952 (97%)	58 (3%)	1 (0%)	100	100
2	B	1405/1887 (74%)	1377 (98%)	28 (2%)	0	100	100
2	F	1405/1887 (74%)	1373 (98%)	32 (2%)	0	100	100
2	J	1405/1887 (74%)	1375 (98%)	30 (2%)	0	100	100
2	N	1405/1887 (74%)	1376 (98%)	29 (2%)	0	100	100
2	R	1405/1887 (74%)	1374 (98%)	31 (2%)	0	100	100
2	V	1405/1887 (74%)	1381 (98%)	24 (2%)	0	100	100
All	All	20496/23628 (87%)	19968 (97%)	525 (3%)	3 (0%)	100	100

All (3) Ramachandran outliers are listed below:

Mol	Chain	Res	Type
1	I	274	ALA
1	Q	274	ALA
1	U	274	ALA

5.3.2 Protein sidechains ⓘ

In the following table, the Percentiles column shows the percent sidechain outliers of the chain as a percentile score with respect to all PDB entries followed by that with respect to all EM entries.

The Analysed column shows the number of residues for which the sidechain conformation was analysed, and the total number of residues.

Mol	Chain	Analysed	Rotameric	Outliers	Percentiles	
1	A	1682/1787 (94%)	1663 (99%)	19 (1%)	65	83
1	E	1682/1787 (94%)	1662 (99%)	20 (1%)	63	82
1	I	1682/1787 (94%)	1662 (99%)	20 (1%)	63	82
1	M	1682/1787 (94%)	1666 (99%)	16 (1%)	68	85
1	Q	1682/1787 (94%)	1666 (99%)	16 (1%)	68	85
1	U	1682/1787 (94%)	1665 (99%)	17 (1%)	68	85
2	B	1185/1565 (76%)	1173 (99%)	12 (1%)	68	85
2	F	1185/1565 (76%)	1174 (99%)	11 (1%)	70	86
2	J	1185/1565 (76%)	1171 (99%)	14 (1%)	63	82

Continued on next page...

Continued from previous page...

Mol	Chain	Analysed	Rotameric	Outliers	Percentiles	
2	N	1185/1565 (76%)	1170 (99%)	15 (1%)	61	81
2	R	1185/1565 (76%)	1171 (99%)	14 (1%)	63	82
2	V	1185/1565 (76%)	1170 (99%)	15 (1%)	61	81
All	All	17202/20112 (86%)	17013 (99%)	189 (1%)	63	83

All (189) residues with a non-rotameric sidechain are listed below:

Mol	Chain	Res	Type
1	A	240	LEU
1	A	294	VAL
1	A	405	SER
1	A	451	ASN
1	A	558	ASN
1	A	700	LEU
1	A	764	MET
1	A	1158	PHE
1	A	1177	SER
1	A	1211	LEU
1	A	1265	MET
1	A	1343	VAL
1	A	1407	THR
1	A	1482	SER
1	A	1544	SER
1	A	1699	LYS
1	A	1784	MET
1	A	1807	HIS
1	A	1919	LEU
2	B	362	LEU
2	B	634	THR
2	B	660	LEU
2	B	754	ASP
2	B	936	LEU
2	B	1001	VAL
2	B	1061	SER
2	B	1162	GLU
2	B	1414	ILE
2	B	1498	GLU
2	B	1522	LEU
2	B	1622	GLU
1	E	127	ILE
1	E	240	LEU

Continued on next page...

Continued from previous page...

Mol	Chain	Res	Type
1	E	309	ARG
1	E	332	GLU
1	E	405	SER
1	E	483	ILE
1	E	586	LEU
1	E	630	MET
1	E	993	GLN
1	E	1092	ASP
1	E	1177	SER
1	E	1211	LEU
1	E	1343	VAL
1	E	1465	THR
1	E	1667	THR
1	E	1741	ILE
1	E	1807	HIS
1	E	1809	LEU
1	E	1979	THR
1	E	2035	SER
2	F	393	SER
2	F	634	THR
2	F	660	LEU
2	F	884	ILE
2	F	920	SER
2	F	947	LEU
2	F	1001	VAL
2	F	1120	GLU
2	F	1540	SER
2	F	1622	GLU
2	F	1643	SER
1	I	109	LEU
1	I	240	LEU
1	I	283	ILE
1	I	294	VAL
1	I	329	GLU
1	I	384	GLN
1	I	405	SER
1	I	558	ASN
1	I	630	MET
1	I	995	LEU
1	I	1092	ASP
1	I	1140	LYS
1	I	1177	SER

Continued on next page...

Continued from previous page...

Mol	Chain	Res	Type
1	I	1378	ILE
1	I	1384	GLN
1	I	1482	SER
1	I	1507	GLU
1	I	1599	ASP
1	I	1784	MET
1	I	1807	HIS
2	J	42	GLU
2	J	634	THR
2	J	660	LEU
2	J	827	SER
2	J	891	MET
2	J	936	LEU
2	J	946	GLU
2	J	1125	VAL
2	J	1293	SER
2	J	1414	ILE
2	J	1540	SER
2	J	1622	GLU
2	J	1643	SER
2	J	1678	SER
1	M	127	ILE
1	M	240	LEU
1	M	300	ILE
1	M	309	ARG
1	M	332	GLU
1	M	384	GLN
1	M	405	SER
1	M	630	MET
1	M	1092	ASP
1	M	1177	SER
1	M	1343	VAL
1	M	1465	THR
1	M	1667	THR
1	M	1807	HIS
1	M	1979	THR
1	M	2035	SER
2	N	362	LEU
2	N	393	SER
2	N	634	THR
2	N	660	LEU
2	N	674	LYS

Continued on next page...

Continued from previous page...

Mol	Chain	Res	Type
2	N	884	ILE
2	N	920	SER
2	N	936	LEU
2	N	1001	VAL
2	N	1260	MET
2	N	1421	PRO
2	N	1445	MET
2	N	1540	SER
2	N	1622	GLU
2	N	1643	SER
1	Q	109	LEU
1	Q	283	ILE
1	Q	328	LEU
1	Q	405	SER
1	Q	510	SER
1	Q	558	ASN
1	Q	568	LYS
1	Q	1092	ASP
1	Q	1378	ILE
1	Q	1409	SER
1	Q	1482	SER
1	Q	1507	GLU
1	Q	1599	ASP
1	Q	1784	MET
1	Q	1807	HIS
1	Q	1808	SER
2	R	634	THR
2	R	660	LEU
2	R	721	ILE
2	R	827	SER
2	R	891	MET
2	R	936	LEU
2	R	946	GLU
2	R	947	LEU
2	R	1125	VAL
2	R	1293	SER
2	R	1414	ILE
2	R	1540	SER
2	R	1622	GLU
2	R	1643	SER
1	U	132	MET
1	U	240	LEU

Continued on next page...

Continued from previous page...

Mol	Chain	Res	Type
1	U	309	ARG
1	U	329	GLU
1	U	332	GLU
1	U	405	SER
1	U	558	ASN
1	U	586	LEU
1	U	1177	SER
1	U	1191	SER
1	U	1211	LEU
1	U	1482	SER
1	U	1609	THR
1	U	1784	MET
1	U	1807	HIS
1	U	1919	LEU
1	U	2001	VAL
2	V	634	THR
2	V	891	MET
2	V	920	SER
2	V	936	LEU
2	V	946	GLU
2	V	955	LYS
2	V	1061	SER
2	V	1096	SER
2	V	1125	VAL
2	V	1162	GLU
2	V	1414	ILE
2	V	1430	ARG
2	V	1522	LEU
2	V	1622	GLU
2	V	1643	SER

Sometimes sidechains can be flipped to improve hydrogen bonding and reduce clashes. All (150) such sidechains are listed below:

Mol	Chain	Res	Type
1	A	38	ASN
1	A	153	ASN
1	A	181	HIS
1	A	221	ASN
1	A	558	ASN
1	A	731	GLN
1	A	834	GLN
1	A	908	ASN

Continued on next page...

Continued from previous page...

Mol	Chain	Res	Type
1	A	993	GLN
1	A	1186	ASN
1	A	2000	ASN
1	A	2013	ASN
2	B	21	GLN
2	B	75	HIS
2	B	335	HIS
2	B	379	ASN
2	B	457	ASN
2	B	467	GLN
2	B	479	ASN
2	B	830	HIS
2	B	989	GLN
2	B	1194	ASN
2	B	1433	HIS
2	B	1494	HIS
2	B	1542	HIS
2	B	1552	ASN
2	B	1690	ASN
1	E	390	ASN
1	E	418	ASN
1	E	451	ASN
1	E	731	GLN
1	E	740	HIS
1	E	747	HIS
1	E	834	GLN
1	E	908	ASN
1	E	993	GLN
1	E	1002	HIS
1	E	1226	ASN
1	E	1384	GLN
1	E	1807	HIS
1	E	2044	ASN
2	F	11	HIS
2	F	21	GLN
2	F	75	HIS
2	F	341	GLN
2	F	374	GLN
2	F	830	HIS
2	F	881	ASN
2	F	989	GLN
2	F	1100	HIS

Continued on next page...

Continued from previous page...

Mol	Chain	Res	Type
2	F	1500	GLN
2	F	1601	ASN
2	F	1620	GLN
2	F	1690	ASN
1	I	110	GLN
1	I	221	ASN
1	I	384	GLN
1	I	731	GLN
1	I	740	HIS
1	I	747	HIS
1	I	993	GLN
1	I	1002	HIS
1	I	1151	HIS
1	I	1186	ASN
1	I	1341	ASN
1	I	1581	HIS
1	I	1775	GLN
1	I	1872	GLN
2	J	374	GLN
2	J	479	ASN
2	J	719	GLN
2	J	989	GLN
2	J	1433	HIS
2	J	1542	HIS
2	J	1549	ASN
2	J	1601	ASN
2	J	1695	ASN
1	M	273	HIS
1	M	451	ASN
1	M	740	HIS
1	M	908	ASN
1	M	993	GLN
1	M	1002	HIS
1	M	1226	ASN
1	M	1868	GLN
1	M	1872	GLN
2	N	11	HIS
2	N	21	GLN
2	N	75	HIS
2	N	341	GLN
2	N	989	GLN
2	N	1433	HIS

Continued on next page...

Continued from previous page...

Mol	Chain	Res	Type
2	N	1500	GLN
2	N	1601	ASN
2	N	1620	GLN
2	N	1690	ASN
1	Q	390	ASN
1	Q	418	ASN
1	Q	558	ASN
1	Q	731	GLN
1	Q	740	HIS
1	Q	747	HIS
1	Q	834	GLN
1	Q	993	GLN
1	Q	1002	HIS
1	Q	1341	ASN
1	Q	1581	HIS
1	Q	1775	GLN
1	Q	1872	GLN
2	R	374	GLN
2	R	479	ASN
2	R	694	GLN
2	R	719	GLN
2	R	989	GLN
2	R	1433	HIS
2	R	1542	HIS
2	R	1549	ASN
2	R	1601	ASN
2	R	1695	ASN
1	U	178	GLN
1	U	181	HIS
1	U	221	ASN
1	U	248	HIS
1	U	390	ASN
1	U	418	ASN
1	U	558	ASN
1	U	731	GLN
1	U	740	HIS
1	U	747	HIS
1	U	834	GLN
1	U	908	ASN
1	U	993	GLN
1	U	1178	GLN
1	U	1186	ASN

Continued on next page...

Continued from previous page...

Mol	Chain	Res	Type
1	U	1341	ASN
1	U	1421	ASN
1	U	1778	GLN
2	V	21	GLN
2	V	342	GLN
2	V	457	ASN
2	V	467	GLN
2	V	479	ASN
2	V	830	HIS
2	V	979	GLN
2	V	989	GLN
2	V	1194	ASN
2	V	1433	HIS
2	V	1494	HIS
2	V	1601	ASN
2	V	1690	ASN

5.3.3 RNA [i](#)

There are no RNA molecules in this entry.

5.4 Non-standard residues in protein, DNA, RNA chains [i](#)

There are no non-standard protein/DNA/RNA residues in this entry.

5.5 Carbohydrates [i](#)

There are no oligosaccharides in this entry.

5.6 Ligand geometry [i](#)

12 ligands are modelled in this entry.

In the following table, the Counts columns list the number of bonds (or angles) for which Mogul statistics could be retrieved, the number of bonds (or angles) that are observed in the model and the number of bonds (or angles) that are defined in the Chemical Component Dictionary. The Link column lists molecule types, if any, to which the group is linked. The Z score for a bond length (or angle) is the number of standard deviations the observed value is removed from the expected value. A bond length (or angle) with $|Z| > 2$ is considered an outlier worth inspection. RMSZ is the root-mean-square of all Z scores of the bond lengths (or angles).

Mol	Type	Chain	Res	Link	Bond lengths			Bond angles		
					Counts	RMSZ	# Z > 2	Counts	RMSZ	# Z > 2
3	FMN	A	2101	-	33,33,33	1.04	2 (6%)	48,50,50	1.37	9 (18%)
3	FMN	M	2101	-	33,33,33	1.05	2 (6%)	48,50,50	1.35	8 (16%)
4	SXO	R	1901	-	28,30,30	2.01	7 (25%)	35,39,39	2.65	13 (37%)
4	SXO	V	1901	-	28,30,30	2.02	7 (25%)	35,39,39	2.65	13 (37%)
3	FMN	E	2101	-	33,33,33	1.05	2 (6%)	48,50,50	1.35	8 (16%)
3	FMN	Q	2101	-	33,33,33	1.07	2 (6%)	48,50,50	1.38	9 (18%)
4	SXO	F	1901	-	28,30,30	1.86	7 (25%)	35,39,39	2.65	14 (40%)
3	FMN	U	2101	-	33,33,33	1.08	2 (6%)	48,50,50	1.43	10 (20%)
4	SXO	B	1901	-	28,30,30	1.86	7 (25%)	35,39,39	2.65	13 (37%)
3	FMN	I	2101	-	33,33,33	1.07	2 (6%)	48,50,50	1.39	9 (18%)
4	SXO	N	1901	-	28,30,30	2.02	7 (25%)	35,39,39	2.65	13 (37%)
4	SXO	J	1901	-	28,30,30	1.86	7 (25%)	35,39,39	2.65	13 (37%)

In the following table, the Chirals column lists the number of chiral outliers, the number of chiral centers analysed, the number of these observed in the model and the number defined in the Chemical Component Dictionary. Similar counts are reported in the Torsion and Rings columns. '-' means no outliers of that kind were identified.

Mol	Type	Chain	Res	Link	Chirals	Torsions	Rings
3	FMN	A	2101	-	-	1/18/18/18	0/3/3/3
3	FMN	M	2101	-	-	0/18/18/18	0/3/3/3
4	SXO	R	1901	-	-	18/37/37/37	-
4	SXO	V	1901	-	-	18/37/37/37	-
3	FMN	E	2101	-	-	1/18/18/18	0/3/3/3
3	FMN	Q	2101	-	-	1/18/18/18	0/3/3/3
4	SXO	F	1901	-	-	18/37/37/37	-
3	FMN	U	2101	-	-	1/18/18/18	0/3/3/3
4	SXO	B	1901	-	-	18/37/37/37	-
3	FMN	I	2101	-	-	1/18/18/18	0/3/3/3
4	SXO	N	1901	-	-	18/37/37/37	-
4	SXO	J	1901	-	-	18/37/37/37	-

All (54) bond length outliers are listed below:

Mol	Chain	Res	Type	Atoms	Z	Observed(Å)	Ideal(Å)
4	V	1901	SXO	P24-O23	4.81	1.65	1.50
4	N	1901	SXO	P24-O23	4.80	1.65	1.50
4	R	1901	SXO	P24-O23	4.79	1.65	1.50

Continued on next page...

Continued from previous page...

Mol	Chain	Res	Type	Atoms	Z	Observed(Å)	Ideal(Å)
4	J	1901	SXO	C34-N36	4.65	1.44	1.33
4	V	1901	SXO	C34-N36	4.64	1.44	1.33
4	R	1901	SXO	C34-N36	4.62	1.44	1.33
4	B	1901	SXO	C34-N36	4.62	1.44	1.33
4	N	1901	SXO	C34-N36	4.61	1.44	1.33
4	F	1901	SXO	C34-N36	4.59	1.44	1.33
4	J	1901	SXO	O40-C39	-3.50	1.16	1.23
4	B	1901	SXO	O40-C39	-3.48	1.16	1.23
4	F	1901	SXO	O40-C39	-3.48	1.16	1.23
4	N	1901	SXO	O40-C39	-3.48	1.16	1.23
4	V	1901	SXO	O40-C39	-3.48	1.16	1.23
4	R	1901	SXO	C39-N41	3.47	1.41	1.33
4	N	1901	SXO	C39-N41	3.45	1.41	1.33
4	R	1901	SXO	O40-C39	-3.45	1.16	1.23
4	J	1901	SXO	C39-N41	3.45	1.41	1.33
4	F	1901	SXO	C39-N41	3.45	1.41	1.33
4	B	1901	SXO	C39-N41	3.44	1.41	1.33
4	V	1901	SXO	C39-N41	3.43	1.41	1.33
3	A	2101	FMN	C4A-N5	3.07	1.37	1.30
4	N	1901	SXO	O35-C34	-3.03	1.17	1.23
3	E	2101	FMN	C4A-N5	3.02	1.37	1.30
3	M	2101	FMN	C4A-N5	3.02	1.37	1.30
4	J	1901	SXO	O35-C34	-3.01	1.17	1.23
4	B	1901	SXO	O35-C34	-2.99	1.17	1.23
4	V	1901	SXO	O35-C34	-2.99	1.17	1.23
4	F	1901	SXO	O35-C34	-2.99	1.17	1.23
4	R	1901	SXO	O35-C34	-2.96	1.17	1.23
4	B	1901	SXO	O1-C1	-2.95	1.16	1.21
4	V	1901	SXO	O1-C1	-2.95	1.16	1.21
4	R	1901	SXO	O1-C1	-2.94	1.16	1.21
4	F	1901	SXO	O1-C1	-2.93	1.16	1.21
4	N	1901	SXO	O1-C1	-2.93	1.16	1.21
4	J	1901	SXO	O1-C1	-2.93	1.16	1.21
3	I	2101	FMN	C4A-N5	2.86	1.36	1.30
3	Q	2101	FMN	C4A-N5	2.86	1.36	1.30
4	F	1901	SXO	P24-O25	2.85	1.65	1.54
4	J	1901	SXO	P24-O25	2.85	1.65	1.54
4	B	1901	SXO	P24-O25	2.85	1.65	1.54
4	F	1901	SXO	C1-S1	2.81	1.82	1.76
4	N	1901	SXO	C1-S1	2.81	1.82	1.76
4	B	1901	SXO	C1-S1	2.81	1.82	1.76
4	J	1901	SXO	C1-S1	2.79	1.82	1.76

Continued on next page...

Continued from previous page...

Mol	Chain	Res	Type	Atoms	Z	Observed(Å)	Ideal(Å)
4	R	1901	SXO	C1-S1	2.79	1.82	1.76
4	V	1901	SXO	C1-S1	2.79	1.82	1.76
3	U	2101	FMN	C4A-N5	2.70	1.36	1.30
3	A	2101	FMN	C10-N1	2.44	1.38	1.33
3	E	2101	FMN	C10-N1	2.42	1.38	1.33
3	M	2101	FMN	C10-N1	2.40	1.38	1.33
3	U	2101	FMN	C10-N1	2.37	1.38	1.33
3	Q	2101	FMN	C10-N1	2.36	1.38	1.33
3	I	2101	FMN	C10-N1	2.33	1.37	1.33

All (132) bond angle outliers are listed below:

Mol	Chain	Res	Type	Atoms	Z	Observed(°)	Ideal(°)
4	V	1901	SXO	C2-C1-S1	6.42	121.06	113.40
4	F	1901	SXO	C2-C1-S1	6.42	121.05	113.40
4	N	1901	SXO	C2-C1-S1	6.42	121.05	113.40
4	B	1901	SXO	C2-C1-S1	6.41	121.04	113.40
4	J	1901	SXO	C2-C1-S1	6.41	121.04	113.40
4	R	1901	SXO	C2-C1-S1	6.41	121.04	113.40
4	R	1901	SXO	O1-C1-C2	-6.19	116.83	123.98
4	J	1901	SXO	O1-C1-C2	-6.19	116.84	123.98
4	V	1901	SXO	O1-C1-C2	-6.17	116.86	123.98
4	B	1901	SXO	O1-C1-C2	-6.16	116.87	123.98
4	F	1901	SXO	O1-C1-C2	-6.16	116.88	123.98
4	N	1901	SXO	O1-C1-C2	-6.16	116.88	123.98
4	J	1901	SXO	C42-N41-C39	-4.75	113.98	122.82
4	N	1901	SXO	C42-N41-C39	-4.74	114.01	122.82
4	V	1901	SXO	C42-N41-C39	-4.72	114.03	122.82
4	B	1901	SXO	C42-N41-C39	-4.72	114.03	122.82
4	F	1901	SXO	C42-N41-C39	-4.72	114.03	122.82
4	R	1901	SXO	C42-N41-C39	-4.72	114.04	122.82
4	V	1901	SXO	C32-C34-N36	4.70	125.40	116.48
4	R	1901	SXO	C32-C34-N36	4.70	125.39	116.48
4	F	1901	SXO	C32-C34-N36	4.69	125.39	116.48
4	B	1901	SXO	C32-C34-N36	4.68	125.36	116.48
4	N	1901	SXO	C32-C34-N36	4.68	125.36	116.48
4	J	1901	SXO	C32-C34-N36	4.67	125.34	116.48
4	R	1901	SXO	O27-C28-C29	-4.35	103.56	110.55
4	V	1901	SXO	O27-C28-C29	-4.34	103.57	110.55
4	J	1901	SXO	O27-C28-C29	-4.33	103.58	110.55
4	B	1901	SXO	O27-C28-C29	-4.33	103.59	110.55
4	N	1901	SXO	O27-C28-C29	-4.32	103.61	110.55

Continued on next page...

Continued from previous page...

Mol	Chain	Res	Type	Atoms	Z	Observed(°)	Ideal(°)
4	F	1901	SXO	O27-C28-C29	-4.30	103.63	110.55
3	U	2101	FMN	C4-N3-C2	-3.92	118.67	125.64
3	I	2101	FMN	C4-N3-C2	-3.84	118.83	125.64
3	M	2101	FMN	C4-N3-C2	-3.84	118.83	125.64
3	A	2101	FMN	C4-N3-C2	-3.79	118.91	125.64
3	Q	2101	FMN	C4-N3-C2	-3.79	118.91	125.64
3	E	2101	FMN	C4-N3-C2	-3.78	118.92	125.64
4	F	1901	SXO	C31-C29-C28	3.47	113.95	108.22
4	N	1901	SXO	C31-C29-C28	3.45	113.92	108.22
4	R	1901	SXO	C31-C29-C28	3.45	113.91	108.22
4	B	1901	SXO	C31-C29-C28	3.44	113.90	108.22
4	J	1901	SXO	C31-C29-C28	3.42	113.87	108.22
4	V	1901	SXO	C31-C29-C28	3.41	113.85	108.22
4	R	1901	SXO	C38-C37-N36	-3.30	104.97	112.00
4	V	1901	SXO	C38-C37-N36	-3.28	105.02	112.00
4	B	1901	SXO	C38-C37-N36	-3.28	105.03	112.00
4	F	1901	SXO	C38-C37-N36	-3.27	105.03	112.00
4	N	1901	SXO	C38-C37-N36	-3.27	105.03	112.00
4	J	1901	SXO	C38-C37-N36	-3.27	105.03	112.00
4	V	1901	SXO	C43-S1-C1	3.26	111.49	101.84
4	R	1901	SXO	C43-S1-C1	3.25	111.46	101.84
4	B	1901	SXO	C43-S1-C1	3.25	111.44	101.84
4	F	1901	SXO	C43-S1-C1	3.25	111.44	101.84
4	N	1901	SXO	C43-S1-C1	3.25	111.44	101.84
4	J	1901	SXO	C43-S1-C1	3.24	111.42	101.84
4	V	1901	SXO	C30-C29-C32	3.11	114.06	108.77
4	J	1901	SXO	C30-C29-C32	3.09	114.04	108.77
4	B	1901	SXO	C30-C29-C32	3.09	114.03	108.77
4	N	1901	SXO	C30-C29-C32	3.08	114.02	108.77
4	J	1901	SXO	C37-C38-C39	-3.08	107.26	112.39
4	R	1901	SXO	C30-C29-C32	3.08	114.02	108.77
4	N	1901	SXO	C37-C38-C39	-3.08	107.27	112.39
4	F	1901	SXO	C30-C29-C32	3.07	114.01	108.77
4	R	1901	SXO	C37-C38-C39	-3.07	107.28	112.39
4	B	1901	SXO	C37-C38-C39	-3.06	107.30	112.39
4	F	1901	SXO	C37-C38-C39	-3.06	107.30	112.39
4	V	1901	SXO	C37-C38-C39	-3.05	107.31	112.39
3	U	2101	FMN	C4A-C10-N10	3.04	120.83	116.48
3	Q	2101	FMN	C4A-C10-N10	2.95	120.70	116.48
4	J	1901	SXO	C31-C29-C32	-2.95	103.74	108.77
3	I	2101	FMN	C4A-C10-N10	2.94	120.69	116.48
4	B	1901	SXO	C31-C29-C32	-2.94	103.75	108.77

Continued on next page...

Continued from previous page...

Mol	Chain	Res	Type	Atoms	Z	Observed(°)	Ideal(°)
4	N	1901	SXO	C31-C29-C32	-2.94	103.76	108.77
4	F	1901	SXO	C31-C29-C32	-2.94	103.76	108.77
4	V	1901	SXO	C31-C29-C32	-2.94	103.76	108.77
4	R	1901	SXO	C31-C29-C32	-2.92	103.79	108.77
4	R	1901	SXO	C38-C39-N41	2.90	121.64	116.34
4	V	1901	SXO	C38-C39-N41	2.90	121.63	116.34
3	A	2101	FMN	C4A-C4-N3	2.90	120.63	113.25
3	E	2101	FMN	C4A-C10-N10	2.90	120.63	116.48
4	F	1901	SXO	C38-C39-N41	2.89	121.61	116.34
4	B	1901	SXO	C38-C39-N41	2.88	121.60	116.34
3	M	2101	FMN	C4A-C4-N3	2.88	120.59	113.25
4	N	1901	SXO	C38-C39-N41	2.87	121.58	116.34
4	J	1901	SXO	C38-C39-N41	2.87	121.57	116.34
3	E	2101	FMN	C4A-C4-N3	2.87	120.55	113.25
3	A	2101	FMN	C4A-C10-N10	2.85	120.56	116.48
3	U	2101	FMN	C4A-C10-N1	-2.85	117.61	124.59
3	M	2101	FMN	C4A-C10-N10	2.81	120.51	116.48
3	U	2101	FMN	C4A-C4-N3	2.78	120.32	113.25
3	Q	2101	FMN	C4A-C4-N3	2.77	120.32	113.25
3	I	2101	FMN	C4A-C4-N3	2.77	120.31	113.25
3	U	2101	FMN	O4-C4-C4A	-2.76	119.25	126.53
3	I	2101	FMN	C4A-C10-N1	-2.74	117.87	124.59
3	M	2101	FMN	O4-C4-C4A	-2.73	119.32	126.53
3	E	2101	FMN	O4-C4-C4A	-2.73	119.34	126.53
3	Q	2101	FMN	O4-C4-C4A	-2.72	119.35	126.53
3	Q	2101	FMN	C4A-C10-N1	-2.72	117.92	124.59
3	I	2101	FMN	O4-C4-C4A	-2.70	119.42	126.53
3	A	2101	FMN	O4-C4-C4A	-2.69	119.42	126.53
3	A	2101	FMN	C4A-C10-N1	-2.65	118.09	124.59
3	E	2101	FMN	C4A-C10-N1	-2.61	118.19	124.59
3	M	2101	FMN	C4A-C10-N1	-2.59	118.24	124.59
3	U	2101	FMN	C4-C4A-C10	2.57	121.34	116.93
4	R	1901	SXO	O40-C39-N41	-2.53	118.07	123.03
4	B	1901	SXO	O40-C39-N41	-2.50	118.12	123.03
4	F	1901	SXO	O40-C39-N41	-2.50	118.12	123.03
4	V	1901	SXO	O40-C39-N41	-2.49	118.15	123.03
4	N	1901	SXO	O40-C39-N41	-2.49	118.15	123.03
4	J	1901	SXO	O40-C39-N41	-2.48	118.17	123.03
3	U	2101	FMN	C7M-C7-C6	-2.41	115.33	119.57
3	I	2101	FMN	C4-C4A-C10	2.40	121.05	116.93
3	Q	2101	FMN	C4-C4A-C10	2.37	121.00	116.93
3	E	2101	FMN	C10-C4A-N5	-2.30	120.11	124.81

Continued on next page...

Continued from previous page...

Mol	Chain	Res	Type	Atoms	Z	Observed(°)	Ideal(°)
3	I	2101	FMN	C10-C4A-N5	-2.29	120.14	124.81
3	Q	2101	FMN	C10-C4A-N5	-2.27	120.18	124.81
3	A	2101	FMN	C10-C4A-N5	-2.26	120.20	124.81
3	M	2101	FMN	C10-C4A-N5	-2.25	120.21	124.81
3	U	2101	FMN	C10-C4A-N5	-2.24	120.24	124.81
3	Q	2101	FMN	C7M-C7-C6	-2.16	115.77	119.57
3	I	2101	FMN	C7M-C7-C6	-2.14	115.79	119.57
3	A	2101	FMN	C10-N1-C2	2.12	121.45	116.85
3	A	2101	FMN	C4-C4A-C10	2.11	120.55	116.93
3	E	2101	FMN	C4-C4A-C10	2.10	120.53	116.93
3	A	2101	FMN	C5A-C9A-N10	2.09	119.85	117.97
3	M	2101	FMN	C4-C4A-C10	2.09	120.51	116.93
3	I	2101	FMN	C10-N1-C2	2.07	121.34	116.85
3	U	2101	FMN	C10-N1-C2	2.07	121.32	116.85
3	Q	2101	FMN	C10-N1-C2	2.06	121.30	116.85
3	E	2101	FMN	C10-N1-C2	2.06	121.30	116.85
3	M	2101	FMN	C10-N1-C2	2.06	121.30	116.85
3	U	2101	FMN	C7M-C7-C8	2.02	124.89	120.76
4	F	1901	SXO	O35-C34-C32	-2.00	115.30	120.89

There are no chirality outliers.

All (113) torsion outliers are listed below:

Mol	Chain	Res	Type	Atoms
4	B	1901	SXO	O27-C28-C29-C30
4	B	1901	SXO	O27-C28-C29-C31
4	B	1901	SXO	O27-C28-C29-C32
4	B	1901	SXO	C28-C29-C32-O33
4	B	1901	SXO	C28-C29-C32-C34
4	B	1901	SXO	C30-C29-C32-O33
4	B	1901	SXO	C30-C29-C32-C34
4	B	1901	SXO	C31-C29-C32-O33
4	B	1901	SXO	C31-C29-C32-C34
4	B	1901	SXO	C32-C34-N36-C37
4	B	1901	SXO	N36-C37-C38-C39
4	B	1901	SXO	C42-C43-S1-C1
4	F	1901	SXO	O27-C28-C29-C30
4	F	1901	SXO	O27-C28-C29-C31
4	F	1901	SXO	O27-C28-C29-C32
4	F	1901	SXO	C28-C29-C32-O33
4	F	1901	SXO	C28-C29-C32-C34
4	F	1901	SXO	C30-C29-C32-O33

Continued on next page...

Continued from previous page...

Mol	Chain	Res	Type	Atoms
4	F	1901	SXO	C30-C29-C32-C34
4	F	1901	SXO	C31-C29-C32-O33
4	F	1901	SXO	C31-C29-C32-C34
4	F	1901	SXO	C32-C34-N36-C37
4	F	1901	SXO	N36-C37-C38-C39
4	F	1901	SXO	C42-C43-S1-C1
4	J	1901	SXO	O27-C28-C29-C30
4	J	1901	SXO	O27-C28-C29-C31
4	J	1901	SXO	O27-C28-C29-C32
4	J	1901	SXO	C28-C29-C32-O33
4	J	1901	SXO	C28-C29-C32-C34
4	J	1901	SXO	C30-C29-C32-O33
4	J	1901	SXO	C30-C29-C32-C34
4	J	1901	SXO	C31-C29-C32-O33
4	J	1901	SXO	C31-C29-C32-C34
4	J	1901	SXO	C32-C34-N36-C37
4	J	1901	SXO	N36-C37-C38-C39
4	J	1901	SXO	C42-C43-S1-C1
4	N	1901	SXO	O27-C28-C29-C30
4	N	1901	SXO	O27-C28-C29-C31
4	N	1901	SXO	O27-C28-C29-C32
4	N	1901	SXO	C28-C29-C32-O33
4	N	1901	SXO	C28-C29-C32-C34
4	N	1901	SXO	C30-C29-C32-O33
4	N	1901	SXO	C30-C29-C32-C34
4	N	1901	SXO	C31-C29-C32-O33
4	N	1901	SXO	C31-C29-C32-C34
4	N	1901	SXO	C32-C34-N36-C37
4	N	1901	SXO	N36-C37-C38-C39
4	N	1901	SXO	C42-C43-S1-C1
4	R	1901	SXO	O27-C28-C29-C30
4	R	1901	SXO	O27-C28-C29-C31
4	R	1901	SXO	O27-C28-C29-C32
4	R	1901	SXO	C28-C29-C32-O33
4	R	1901	SXO	C28-C29-C32-C34
4	R	1901	SXO	C30-C29-C32-O33
4	R	1901	SXO	C30-C29-C32-C34
4	R	1901	SXO	C31-C29-C32-O33
4	R	1901	SXO	C31-C29-C32-C34
4	R	1901	SXO	C32-C34-N36-C37
4	R	1901	SXO	N36-C37-C38-C39
4	R	1901	SXO	C42-C43-S1-C1

Continued on next page...

Continued from previous page...

Mol	Chain	Res	Type	Atoms
4	V	1901	SXO	O27-C28-C29-C30
4	V	1901	SXO	O27-C28-C29-C31
4	V	1901	SXO	O27-C28-C29-C32
4	V	1901	SXO	C28-C29-C32-O33
4	V	1901	SXO	C28-C29-C32-C34
4	V	1901	SXO	C30-C29-C32-O33
4	V	1901	SXO	C30-C29-C32-C34
4	V	1901	SXO	C31-C29-C32-O33
4	V	1901	SXO	C31-C29-C32-C34
4	V	1901	SXO	C32-C34-N36-C37
4	V	1901	SXO	N36-C37-C38-C39
4	V	1901	SXO	C42-C43-S1-C1
4	B	1901	SXO	O35-C34-N36-C37
4	F	1901	SXO	O35-C34-N36-C37
4	J	1901	SXO	O35-C34-N36-C37
4	N	1901	SXO	O35-C34-N36-C37
4	R	1901	SXO	O35-C34-N36-C37
4	V	1901	SXO	O35-C34-N36-C37
4	J	1901	SXO	C2-C3-C4-C5
4	N	1901	SXO	C2-C3-C4-C5
4	R	1901	SXO	C2-C3-C4-C5
4	B	1901	SXO	C2-C3-C4-C5
4	F	1901	SXO	C2-C3-C4-C5
4	V	1901	SXO	C2-C3-C4-C5
4	B	1901	SXO	O1-C1-S1-C43
4	F	1901	SXO	O1-C1-S1-C43
4	J	1901	SXO	O1-C1-S1-C43
4	N	1901	SXO	O1-C1-S1-C43
4	R	1901	SXO	O1-C1-S1-C43
4	V	1901	SXO	O1-C1-S1-C43
4	J	1901	SXO	C3-C4-C5-C6
4	B	1901	SXO	C3-C4-C5-C6
4	F	1901	SXO	C3-C4-C5-C6
4	N	1901	SXO	C3-C4-C5-C6
4	R	1901	SXO	C3-C4-C5-C6
4	V	1901	SXO	C3-C4-C5-C6
4	B	1901	SXO	C2-C1-S1-C43
4	F	1901	SXO	C2-C1-S1-C43
4	J	1901	SXO	C2-C1-S1-C43
4	N	1901	SXO	C2-C1-S1-C43
4	R	1901	SXO	C2-C1-S1-C43
4	V	1901	SXO	C2-C1-S1-C43

Continued on next page...

Continued from previous page...

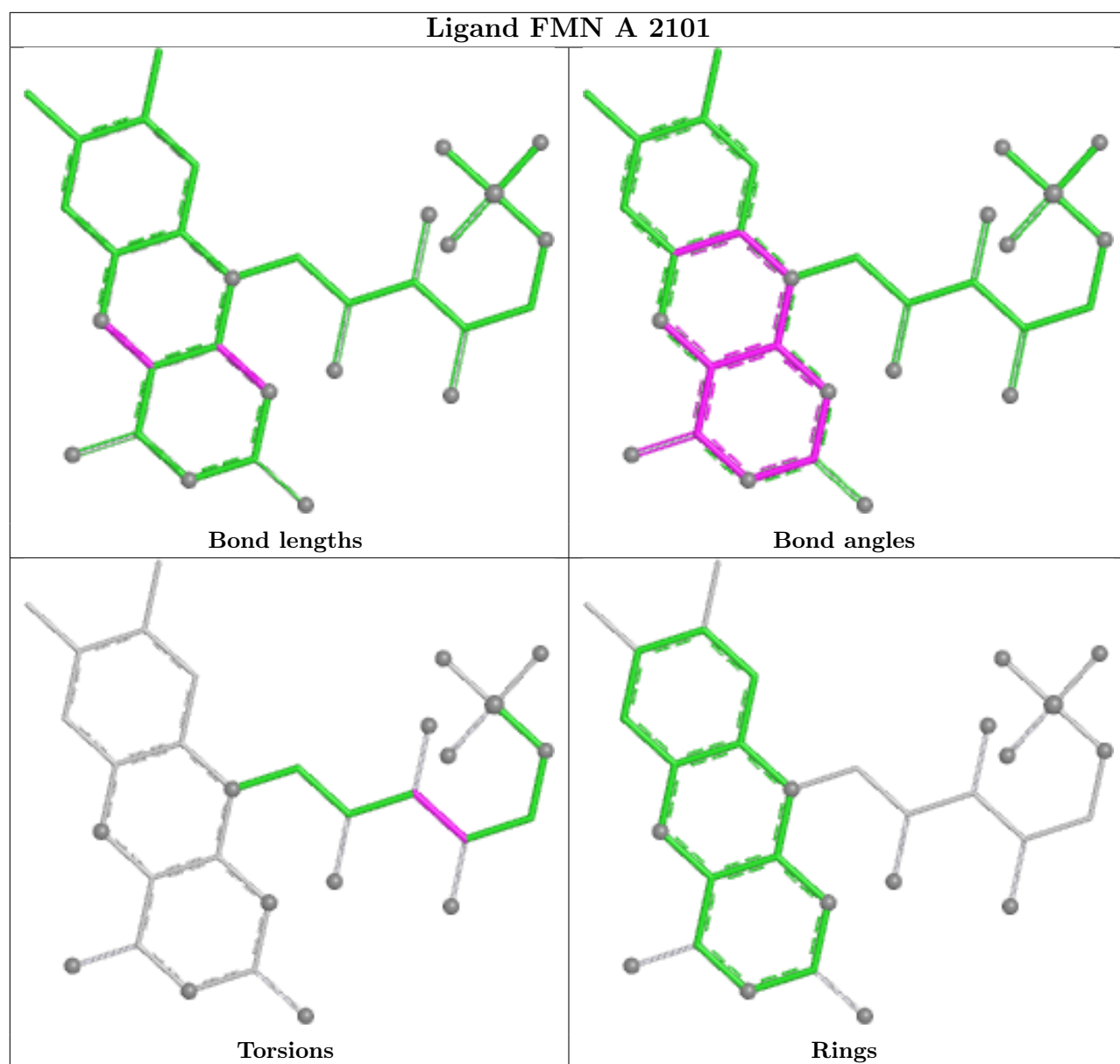
Mol	Chain	Res	Type	Atoms
3	I	2101	FMN	O3'-C3'-C4'-C5'
3	U	2101	FMN	O3'-C3'-C4'-C5'
4	J	1901	SXO	C5-C6-C7-C8
4	R	1901	SXO	C5-C6-C7-C8
4	B	1901	SXO	C5-C6-C7-C8
4	F	1901	SXO	C5-C6-C7-C8
4	N	1901	SXO	C5-C6-C7-C8
4	V	1901	SXO	C5-C6-C7-C8
3	A	2101	FMN	O3'-C3'-C4'-C5'
3	E	2101	FMN	O3'-C3'-C4'-C5'
3	Q	2101	FMN	O3'-C3'-C4'-C5'

There are no ring outliers.

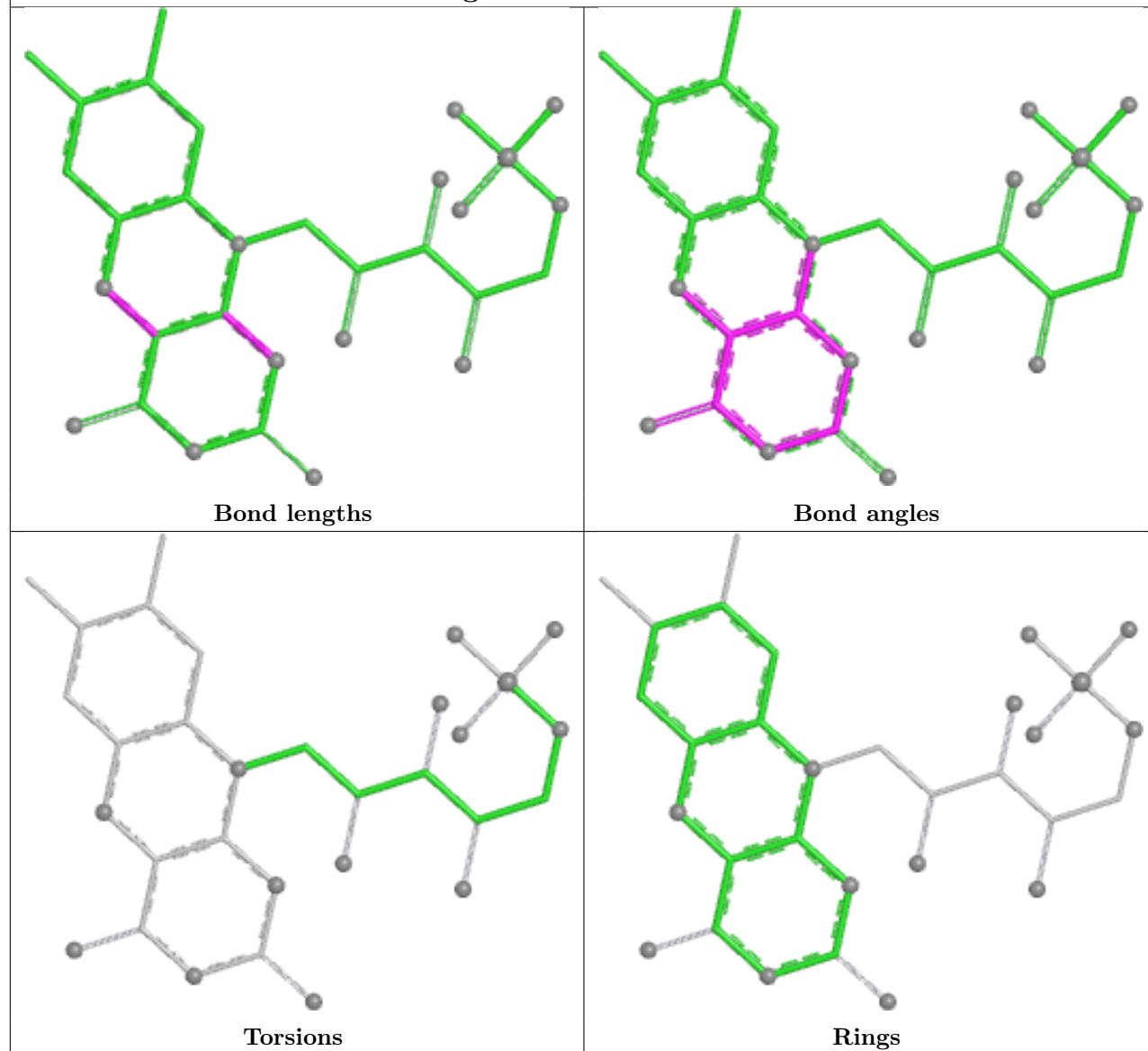
10 monomers are involved in 78 short contacts:

Mol	Chain	Res	Type	Clashes	Symm-Clashes
3	A	2101	FMN	1	0
4	R	1901	SXO	14	0
4	V	1901	SXO	12	0
3	Q	2101	FMN	1	0
4	F	1901	SXO	13	0
3	U	2101	FMN	1	0
4	B	1901	SXO	11	0
3	I	2101	FMN	1	0
4	N	1901	SXO	12	0
4	J	1901	SXO	12	0

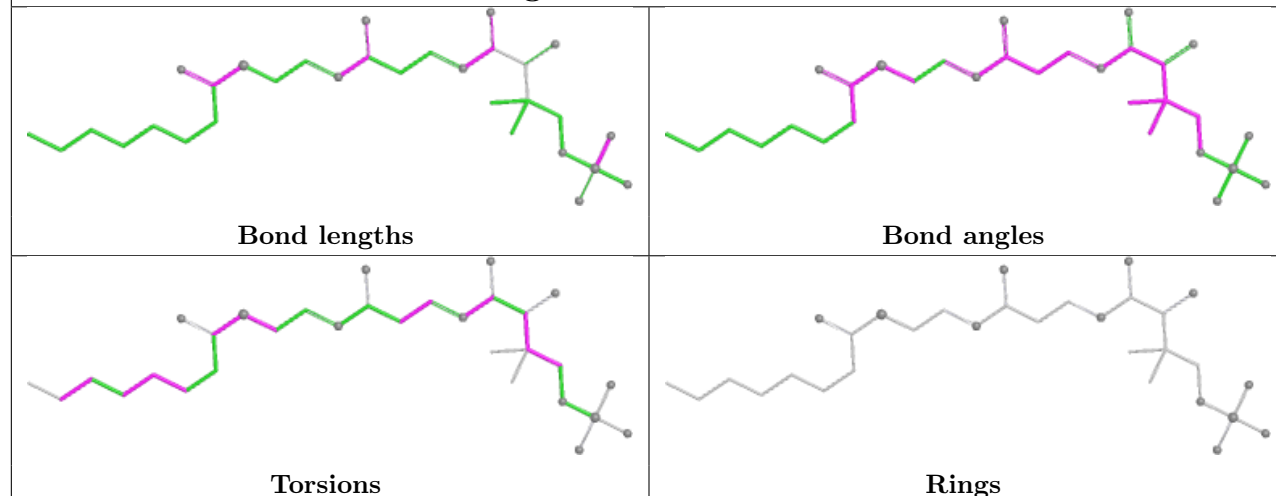
The following is a two-dimensional graphical depiction of Mogul quality analysis of bond lengths, bond angles, torsion angles, and ring geometry for all instances of the Ligand of Interest. In addition, ligands with molecular weight > 250 and outliers as shown on the validation Tables will also be included. For torsion angles, if less than 5% of the Mogul distribution of torsion angles is within 10 degrees of the torsion angle in question, then that torsion angle is considered an outlier. Any bond that is central to one or more torsion angles identified as an outlier by Mogul will be highlighted in the graph. For rings, the root-mean-square deviation (RMSD) between the ring in question and similar rings identified by Mogul is calculated over all ring torsion angles. If the average RMSD is greater than 60 degrees and the minimal RMSD between the ring in question and any Mogul-identified rings is also greater than 60 degrees, then that ring is considered an outlier. The outliers are highlighted in purple. The color gray indicates Mogul did not find sufficient equivalents in the CSD to analyse the geometry.

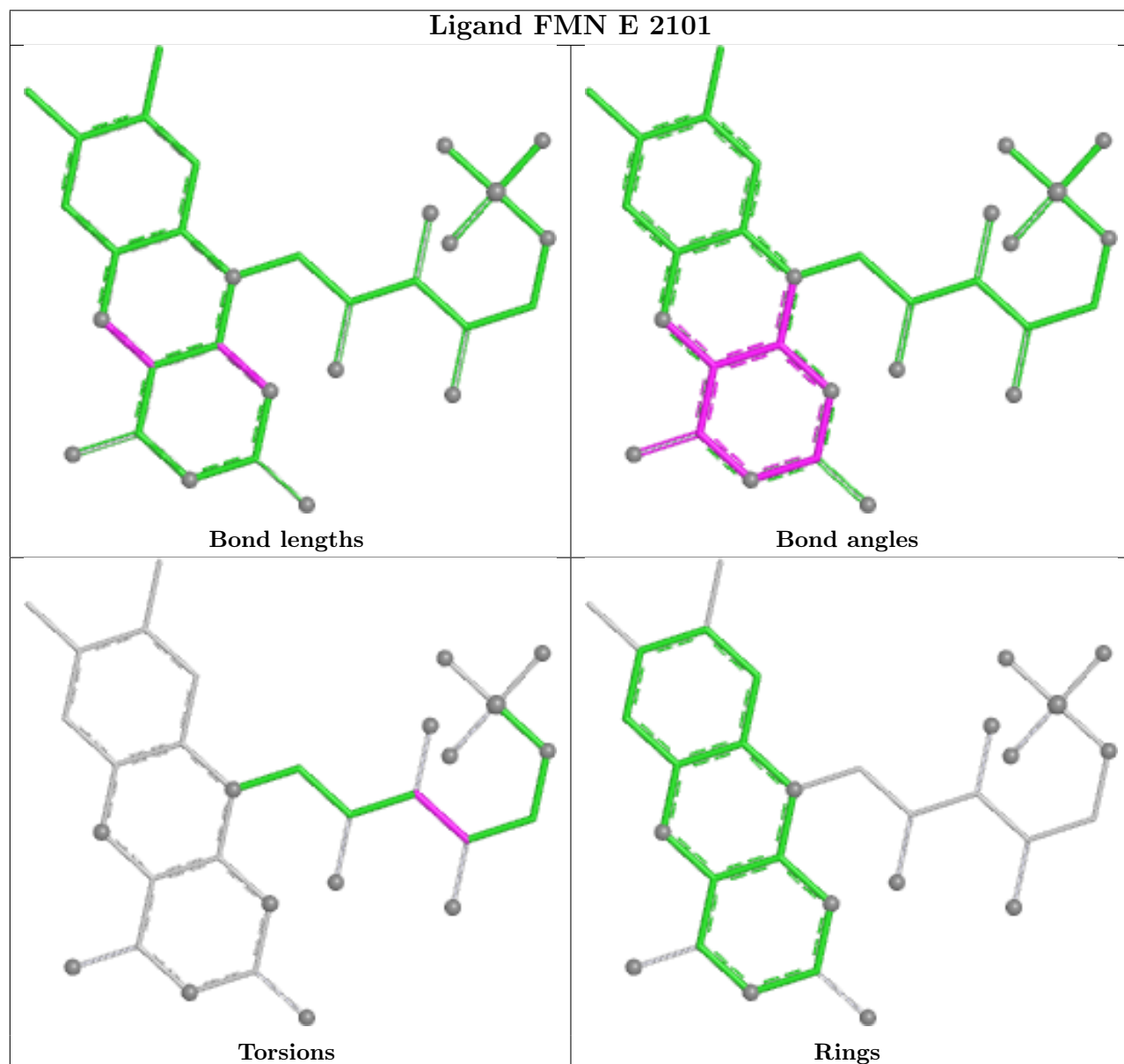
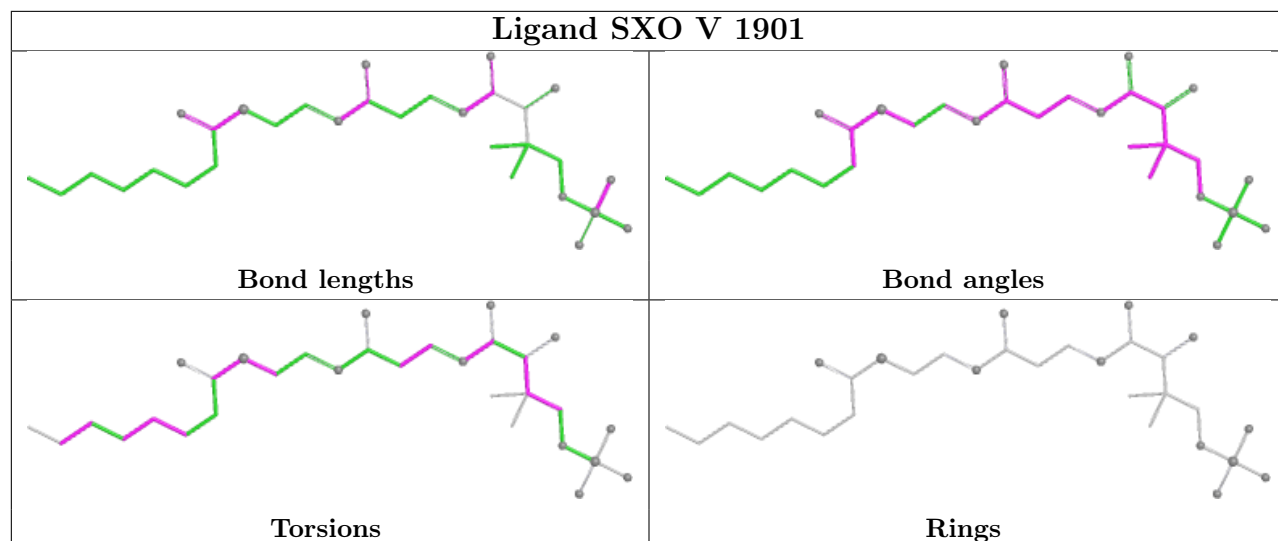


Ligand FMN M 2101

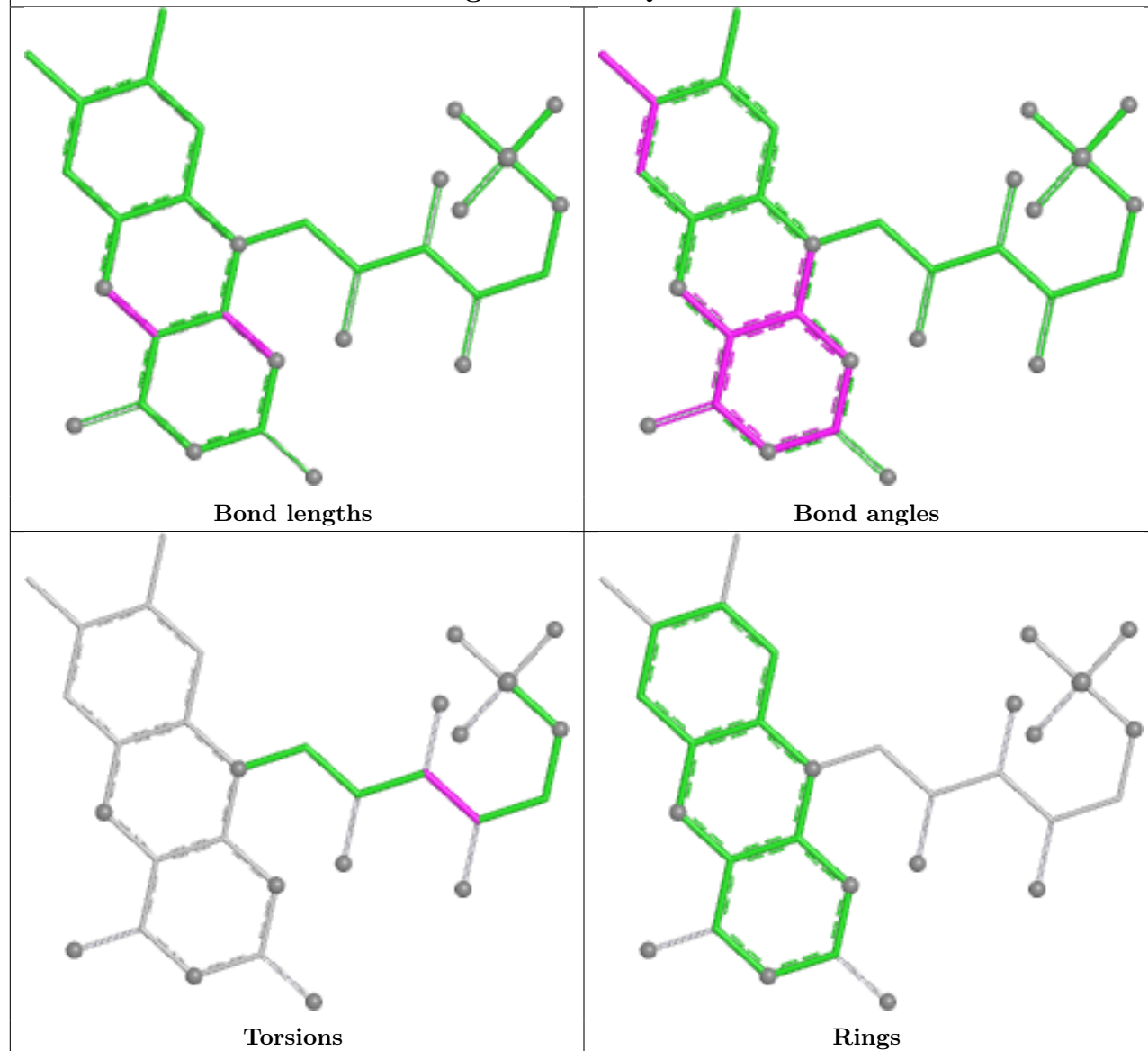


Ligand SXO R 1901

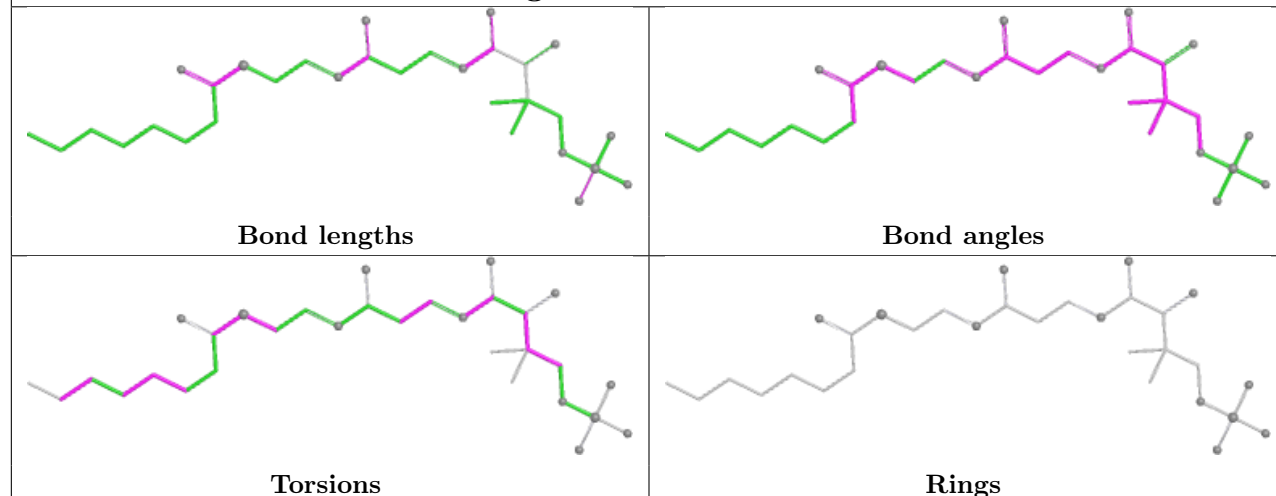




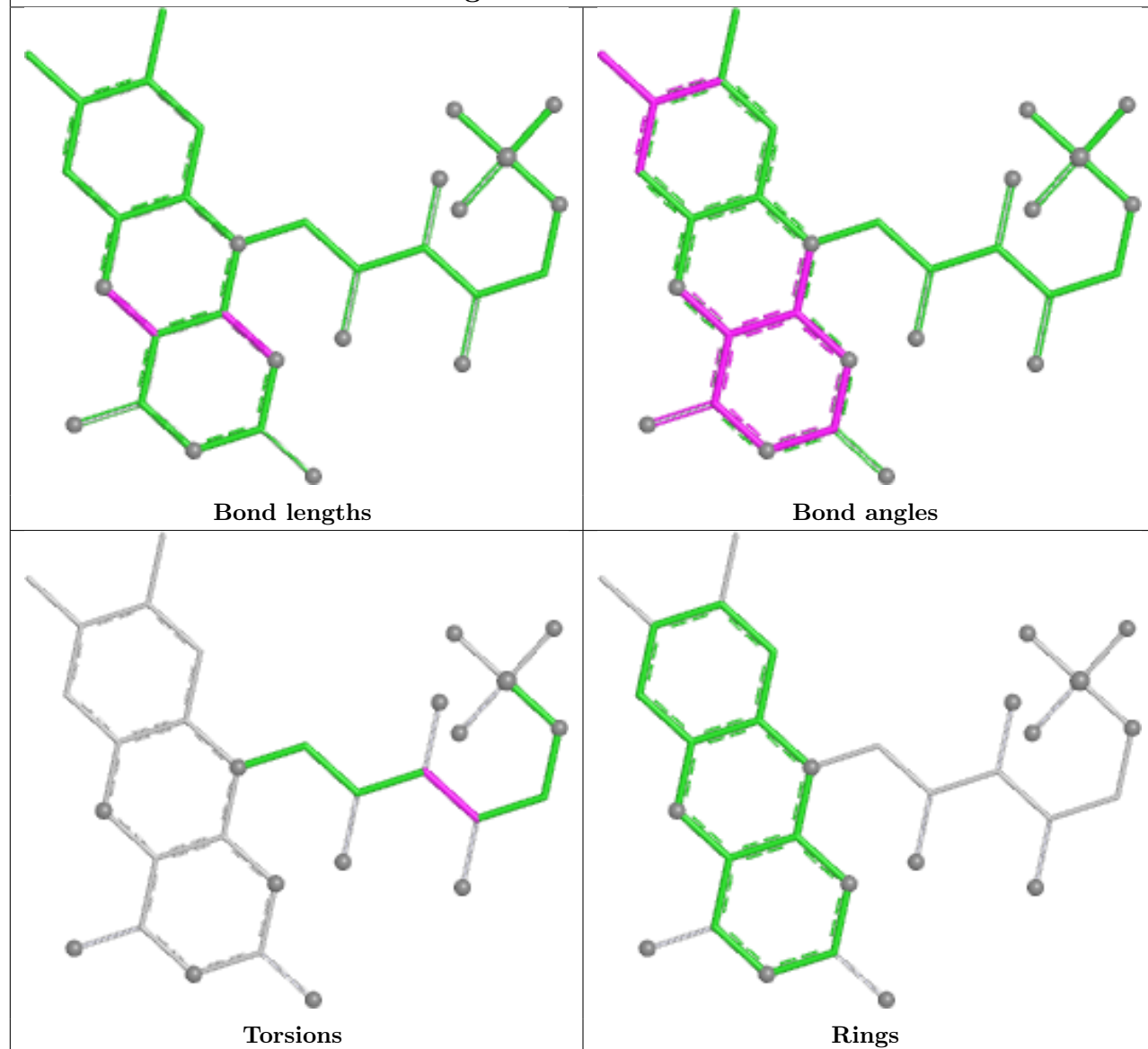
Ligand FMN Q 2101



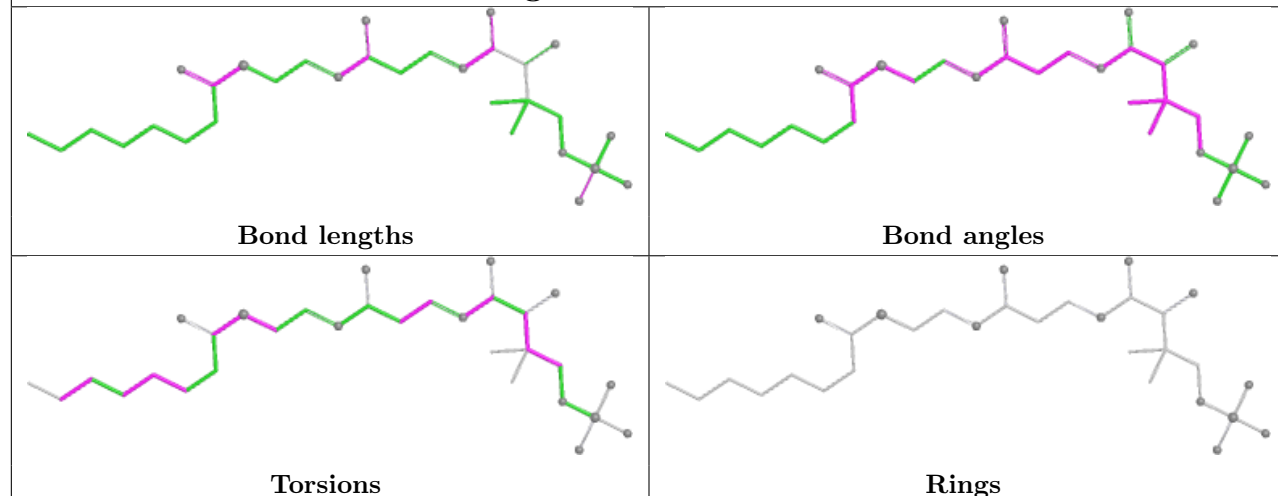
Ligand SXO F 1901

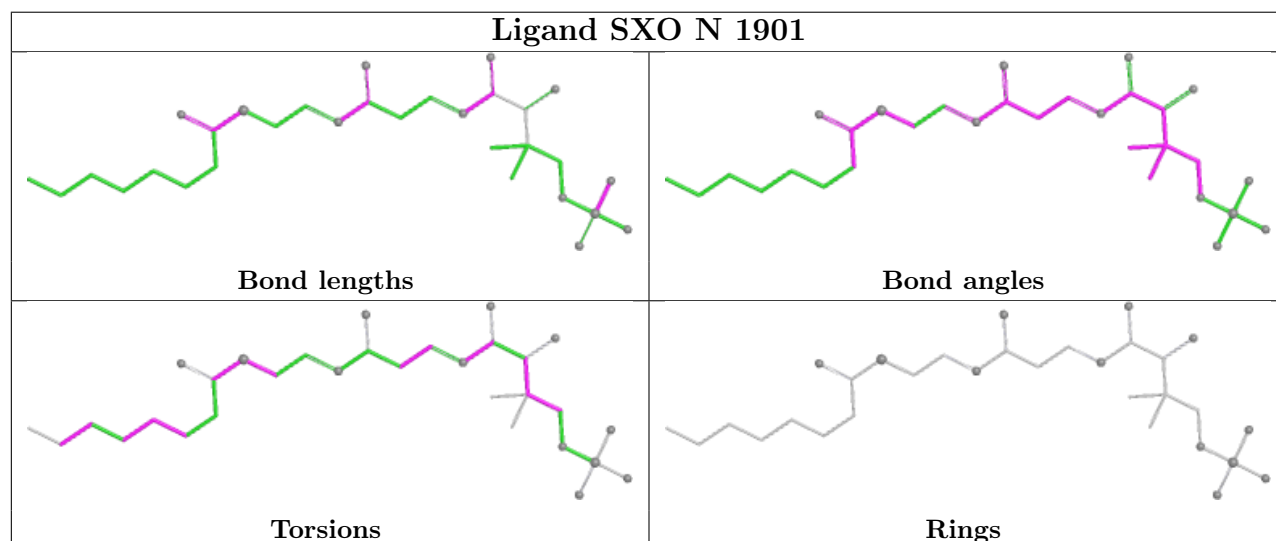
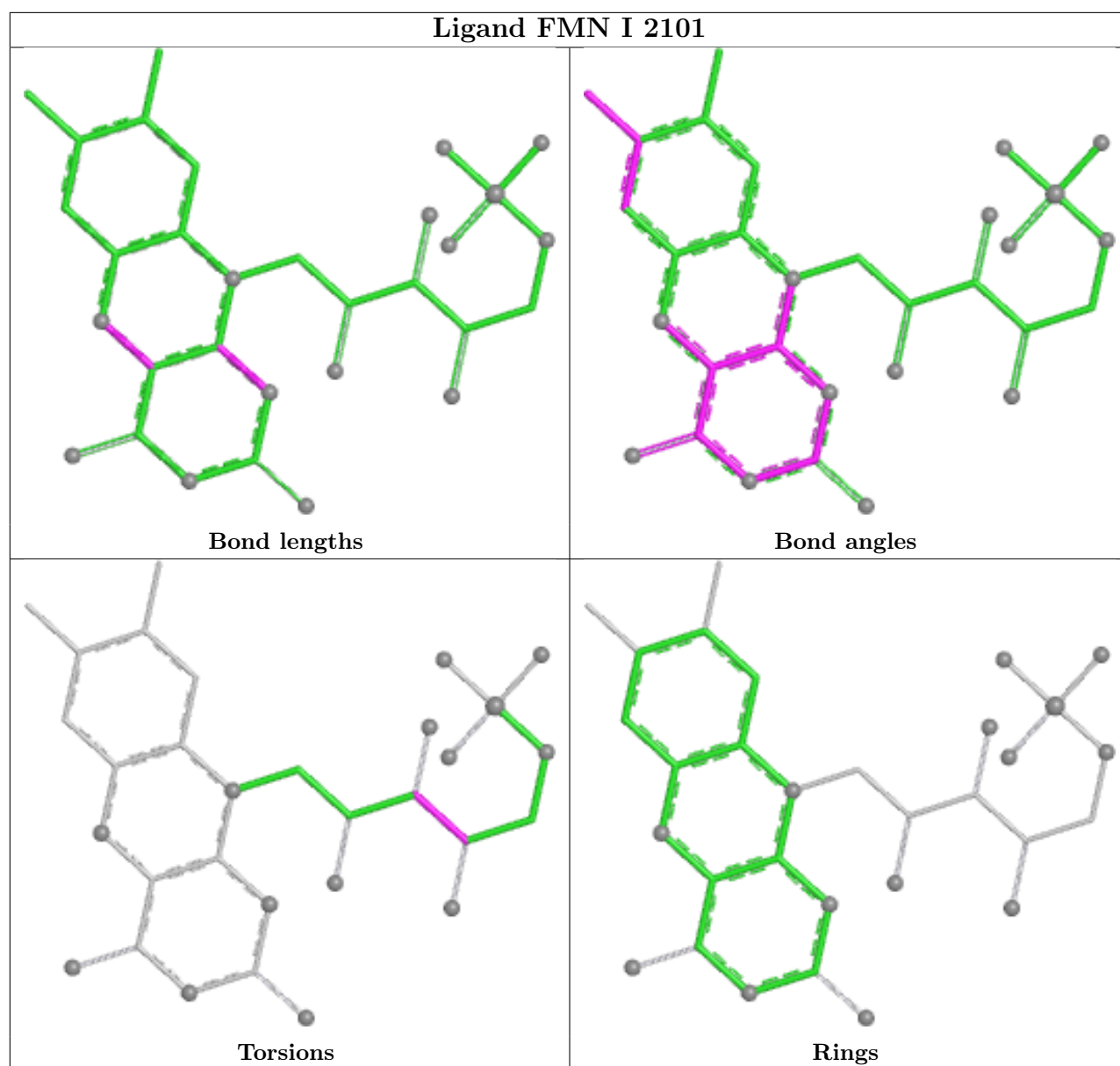


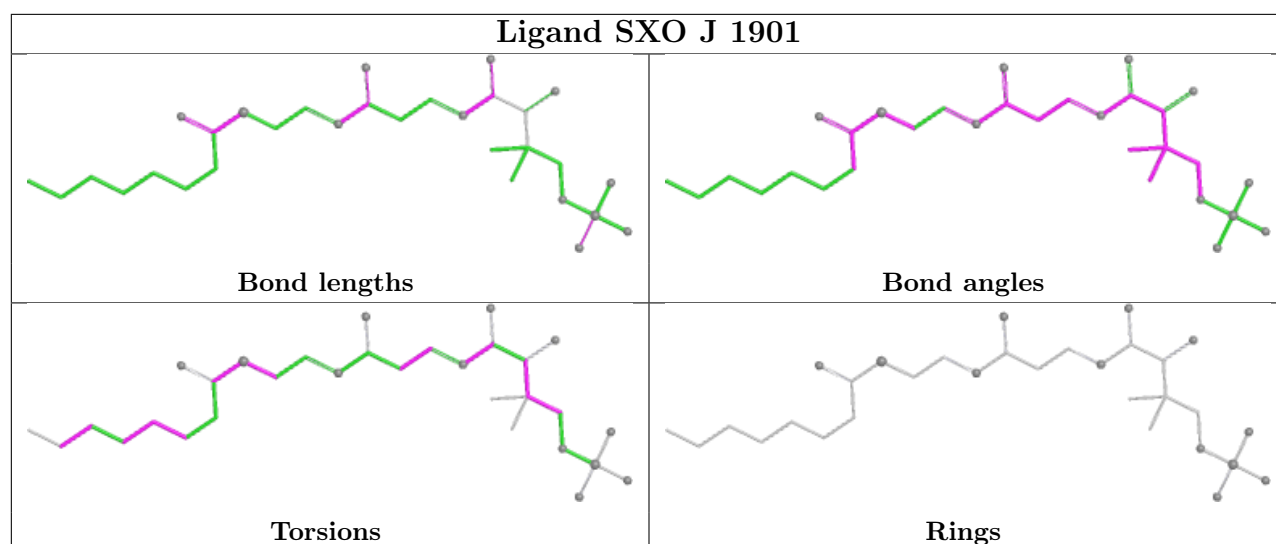
Ligand FMN U 2101



Ligand SXO B 1901







5.7 Other polymers [i](#)

There are no such residues in this entry.

5.8 Polymer linkage issues [i](#)

There are no chain breaks in this entry.

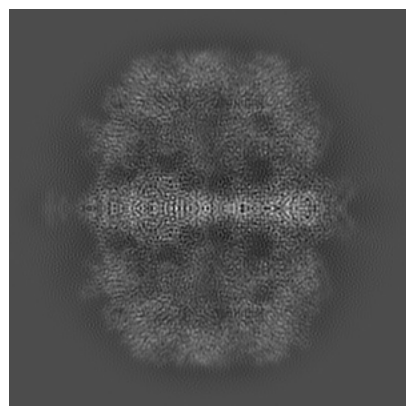
6 Map visualisation [i](#)

This section contains visualisations of the EMDB entry EMD-46555. These allow visual inspection of the internal detail of the map and identification of artifacts.


Images derived from a raw map, generated by summing the deposited half-maps, are presented below the corresponding image components of the primary map to allow further visual inspection and comparison with those of the primary map.

6.1 Orthogonal projections [i](#)


6.1.1 Primary map



X

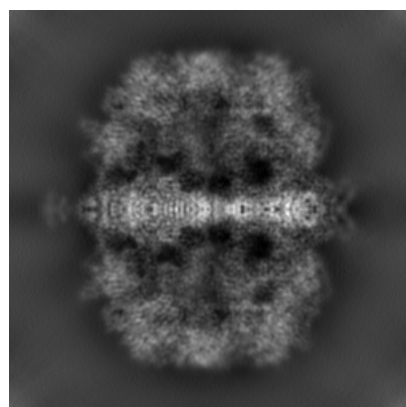


Y

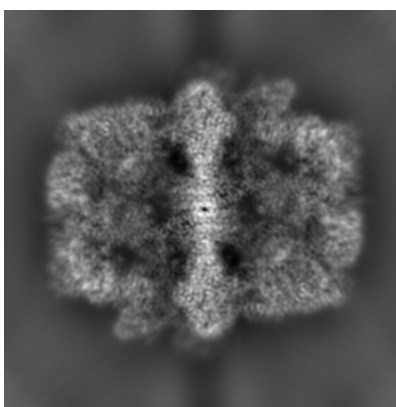


Z

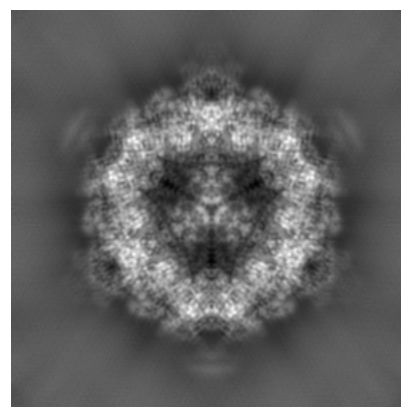
6.1.2 Raw map



X



Y

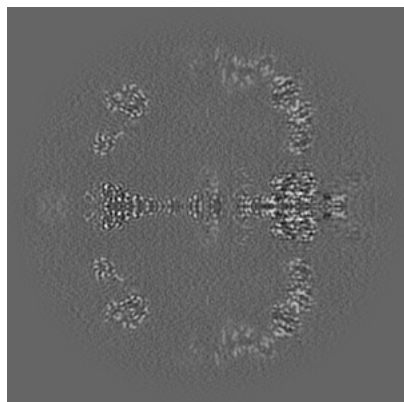


Z

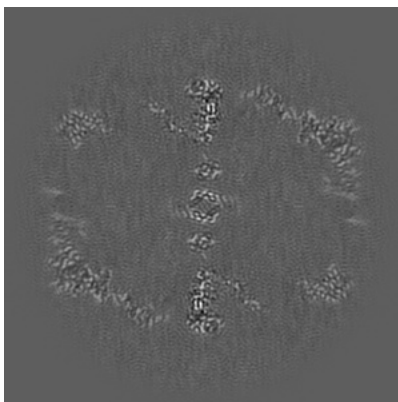
The images above show the map projected in three orthogonal directions.

6.2 Central slices [i](#)

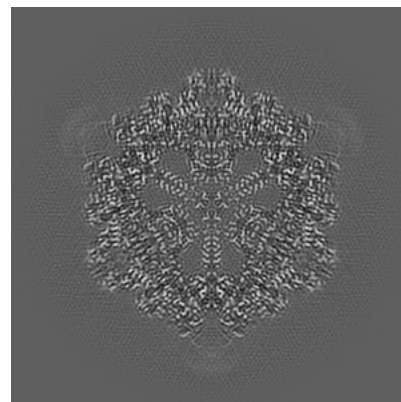
6.2.1 Primary map



X Index: 162

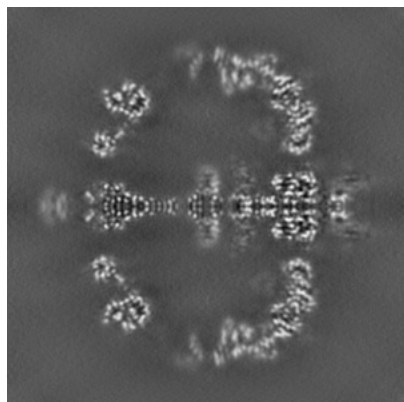


Y Index: 162

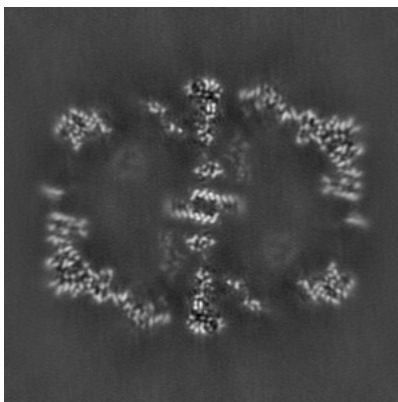


Z Index: 162

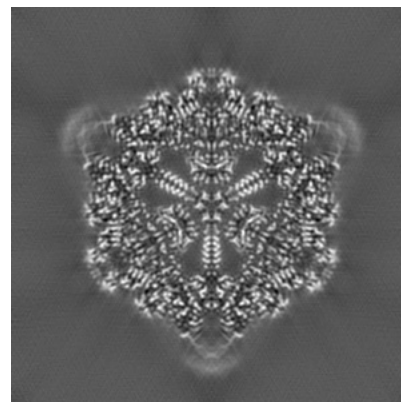
6.2.2 Raw map



X Index: 162



Y Index: 162

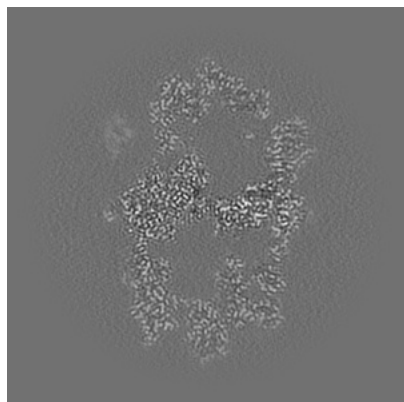


Z Index: 162

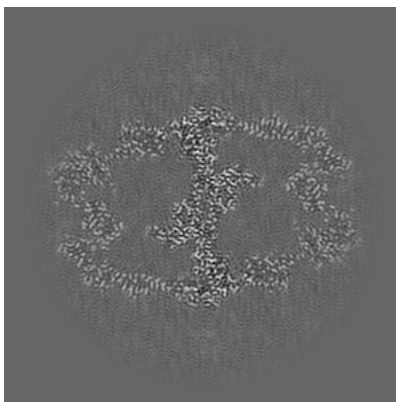
The images above show central slices of the map in three orthogonal directions.

6.3 Largest variance slices [i](#)


6.3.1 Primary map



X Index: 99

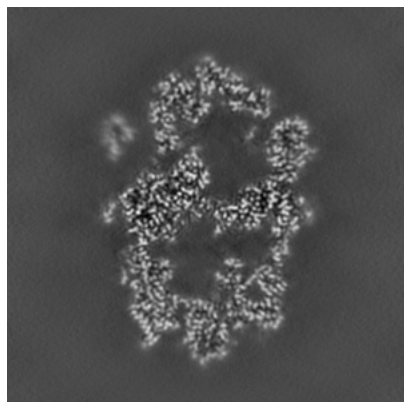


Y Index: 218

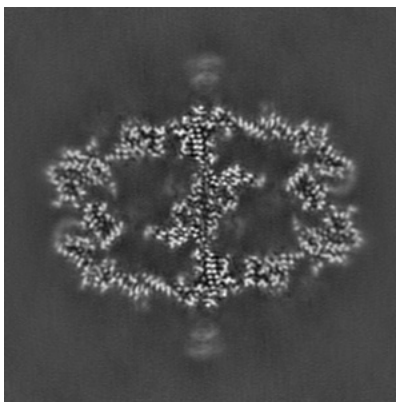


Z Index: 165

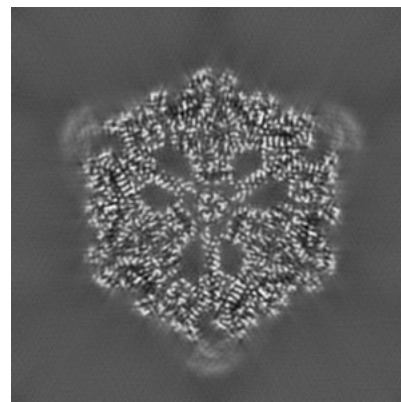
6.3.2 Raw map



X Index: 100



Y Index: 217

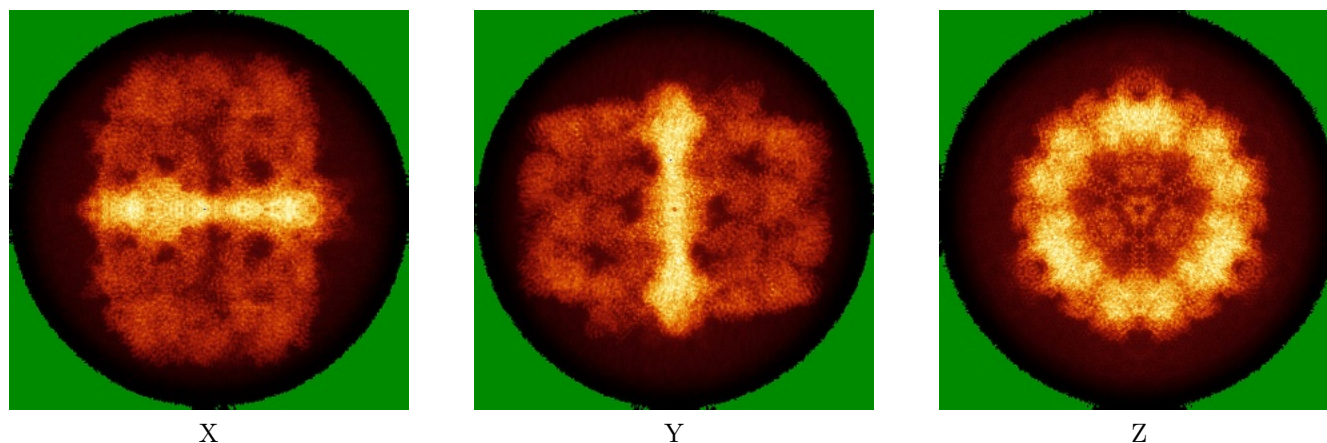


Z Index: 159

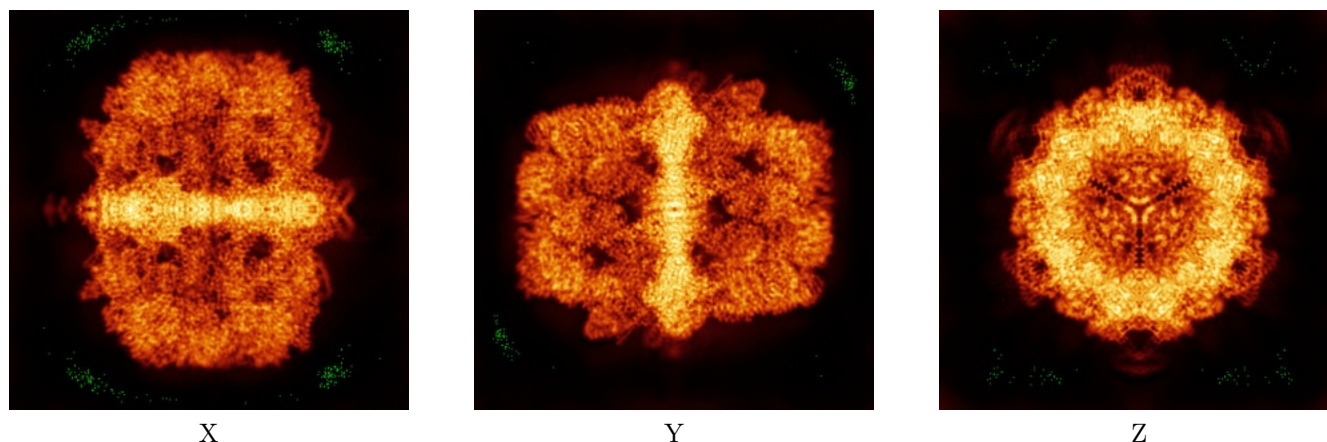
The images above show the largest variance slices of the map in three orthogonal directions.

6.4 Orthogonal standard-deviation projections (False-color) [i](#)

6.4.1 Primary map



6.4.2 Raw map



The images above show the map standard deviation projections with false color in three orthogonal directions. Minimum values are shown in green, max in blue, and dark to light orange shades represent small to large values respectively.

6.5 Orthogonal surface views [i](#)

This section was not generated.

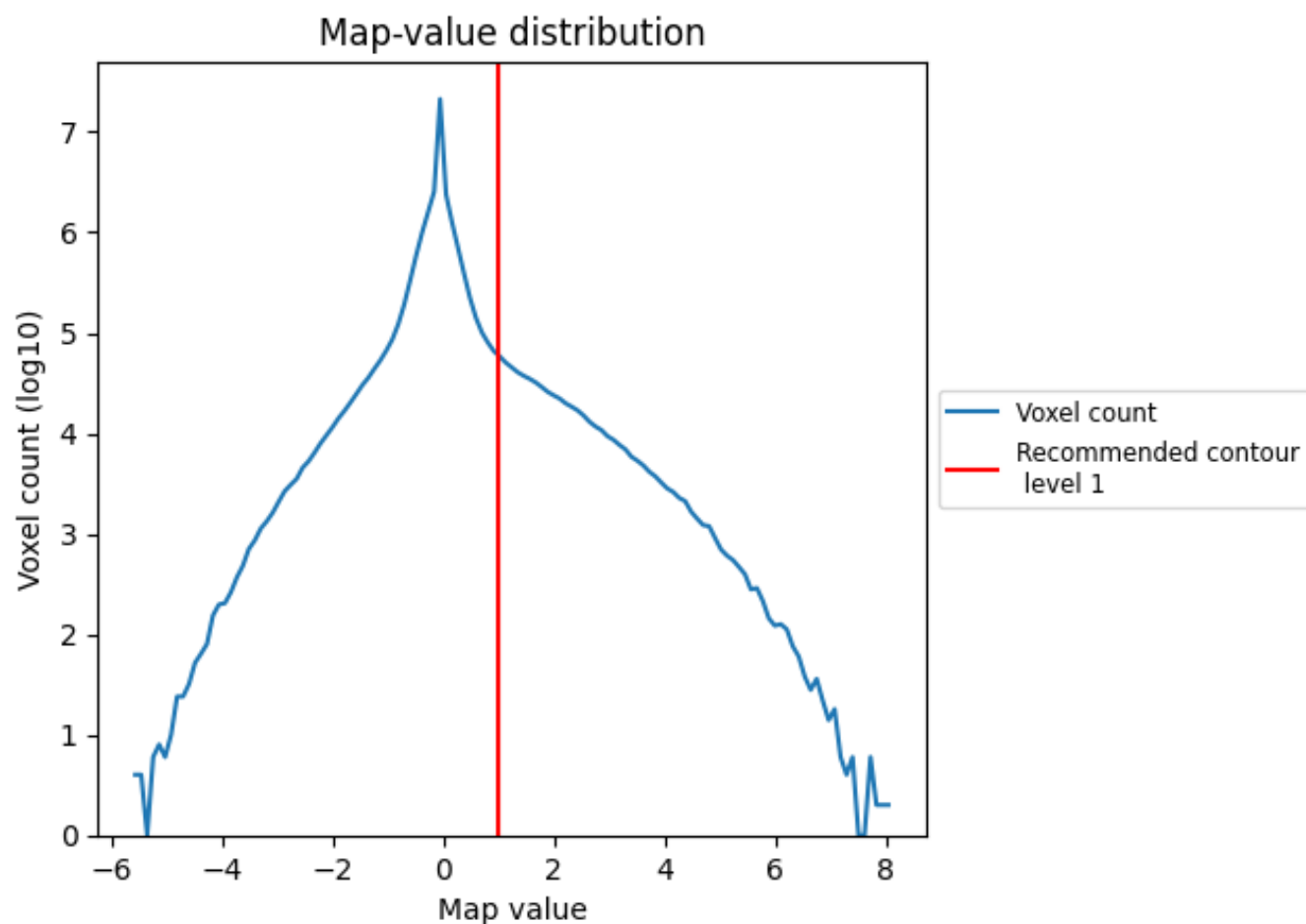
6.6 Mask visualisation [i](#)

This section was not generated. No masks/segmentation were deposited.

7 Map analysis [i](#)

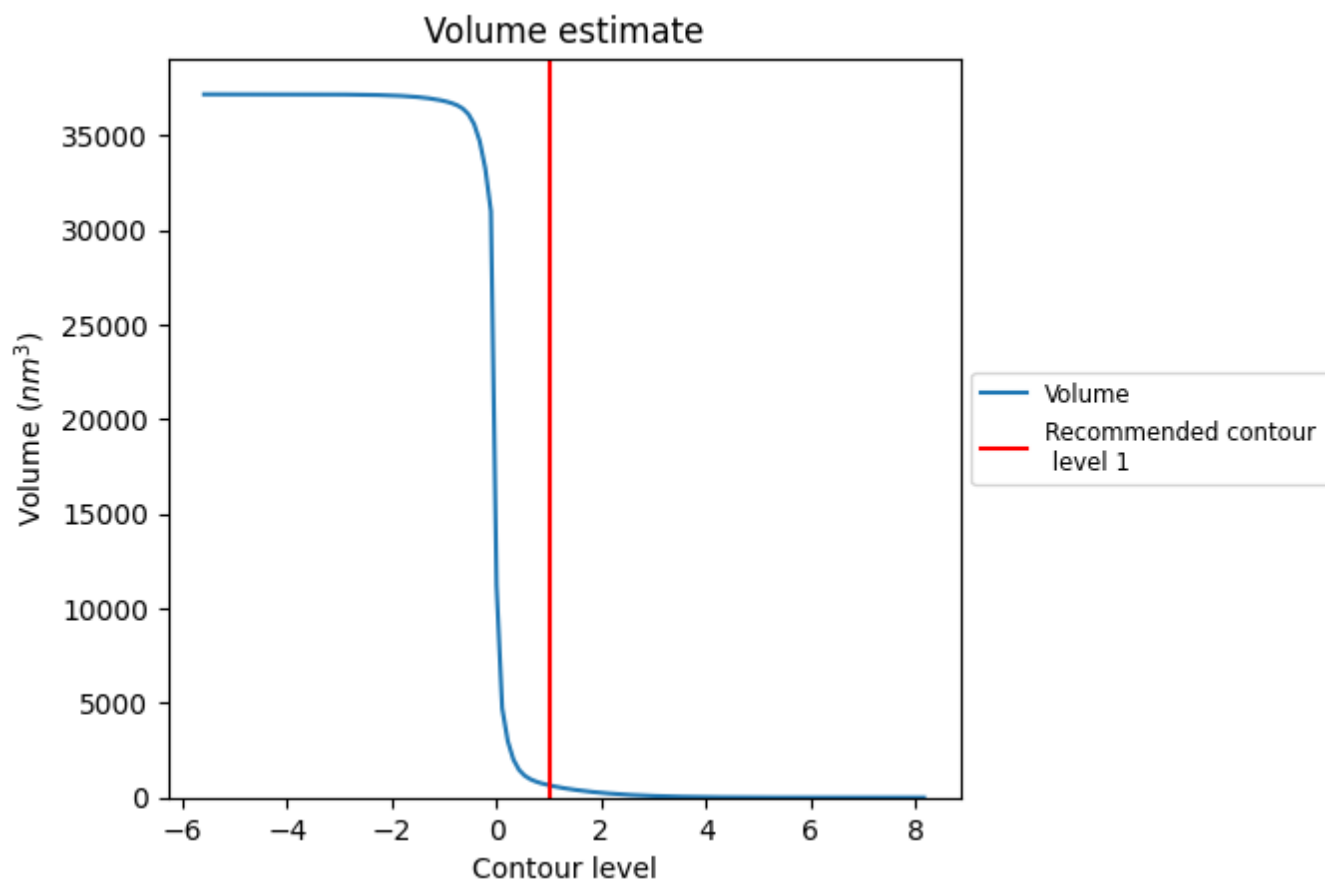
This section contains the results of statistical analysis of the map.

7.1 Map-value distribution [i](#)



The map-value distribution is plotted in 128 intervals along the x-axis. The y-axis is logarithmic. A spike in this graph at zero usually indicates that the volume has been masked.

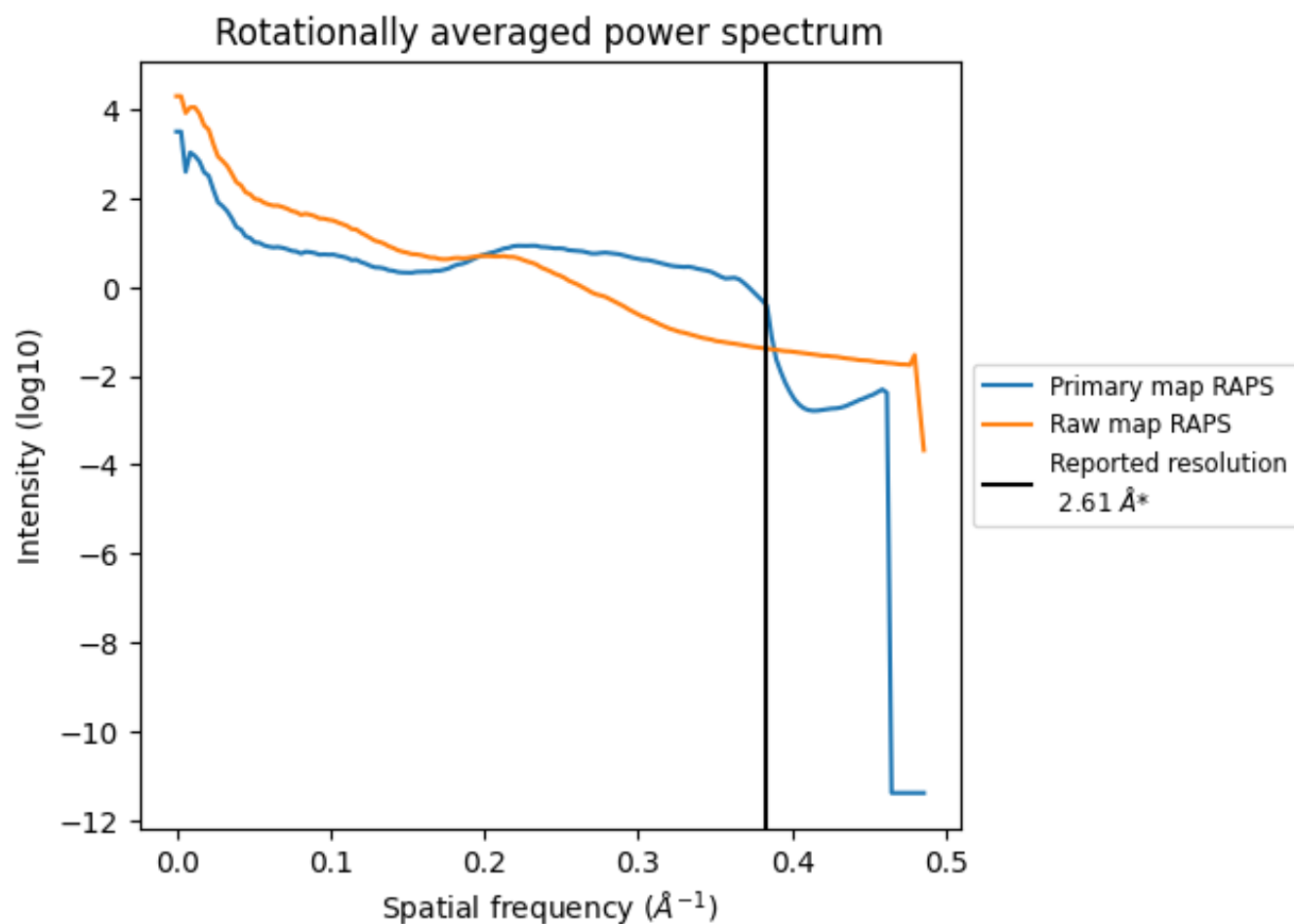
7.2 Volume estimate [i](#)



The volume at the recommended contour level is 653 nm^3 ; this corresponds to an approximate mass of 590 kDa.

The volume estimate graph shows how the enclosed volume varies with the contour level. The recommended contour level is shown as a vertical line and the intersection between the line and the curve gives the volume of the enclosed surface at the given level.

7.3 Rotationally averaged power spectrum ⓘ

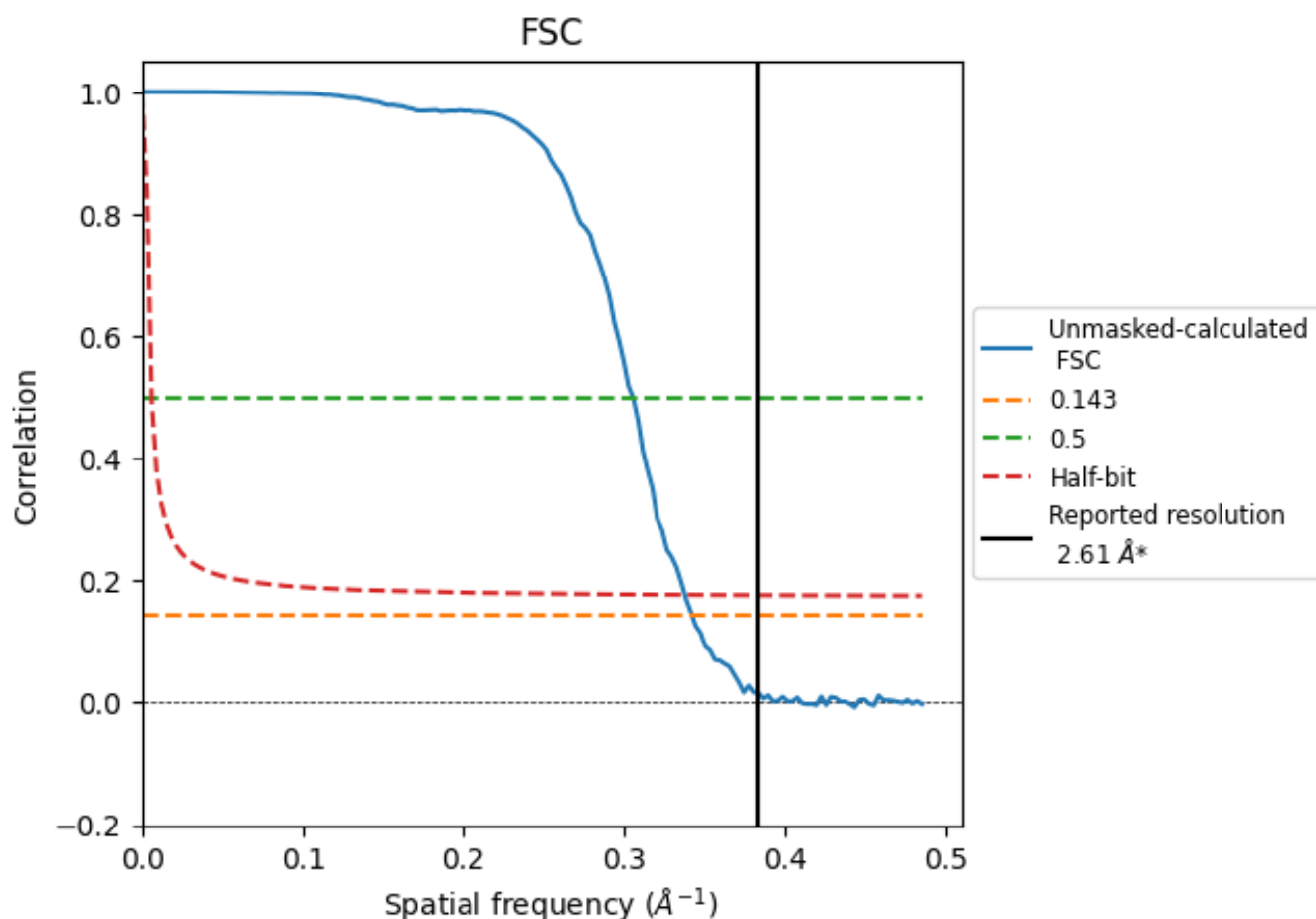


*Reported resolution corresponds to spatial frequency of 0.383 Å⁻¹

8 Fourier-Shell correlation [i](#)

Fourier-Shell Correlation (FSC) is the most commonly used method to estimate the resolution of single-particle and subtomogram-averaged maps. The shape of the curve depends on the imposed symmetry, mask and whether or not the two 3D reconstructions used were processed from a common reference. The reported resolution is shown as a black line. A curve is displayed for the half-bit criterion in addition to lines showing the 0.143 gold standard cut-off and 0.5 cut-off.

8.1 FSC [i](#)



*Reported resolution corresponds to spatial frequency of 0.383 \AA^{-1}

8.2 Resolution estimates [i](#)

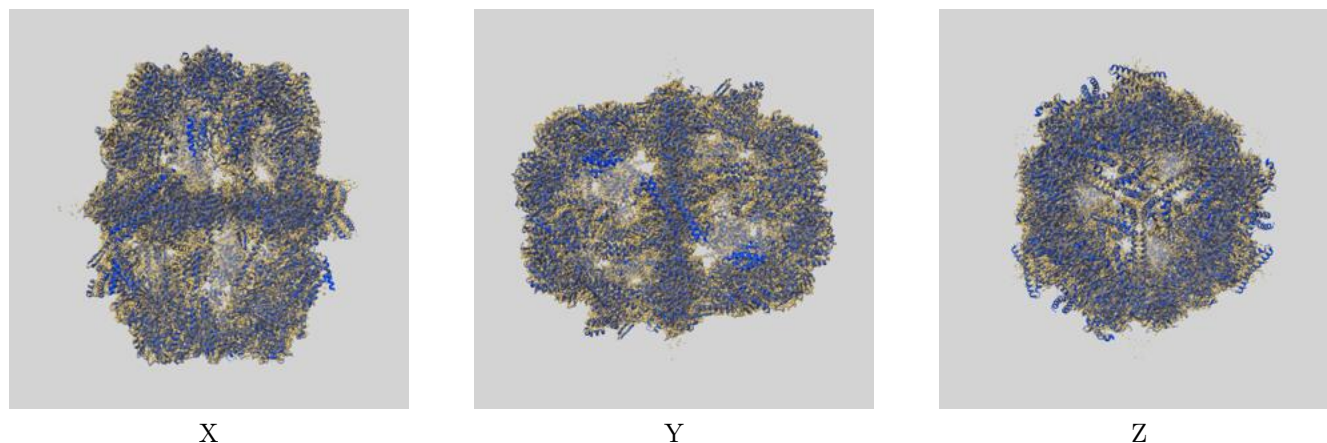
Resolution estimate (Å)	Estimation criterion (FSC cut-off)		
	0.143	0.5	Half-bit
Reported by author	2.61	-	-
Author-provided FSC curve	-	-	-
Unmasked-calculated*	2.92	3.27	2.96

*Resolution estimate based on FSC curve calculated by comparison of deposited half-maps. The value from deposited half-maps intersecting FSC 0.143 CUT-OFF 2.92 differs from the reported value 2.61 by more than 10 %

9 Map-model fit [i](#)

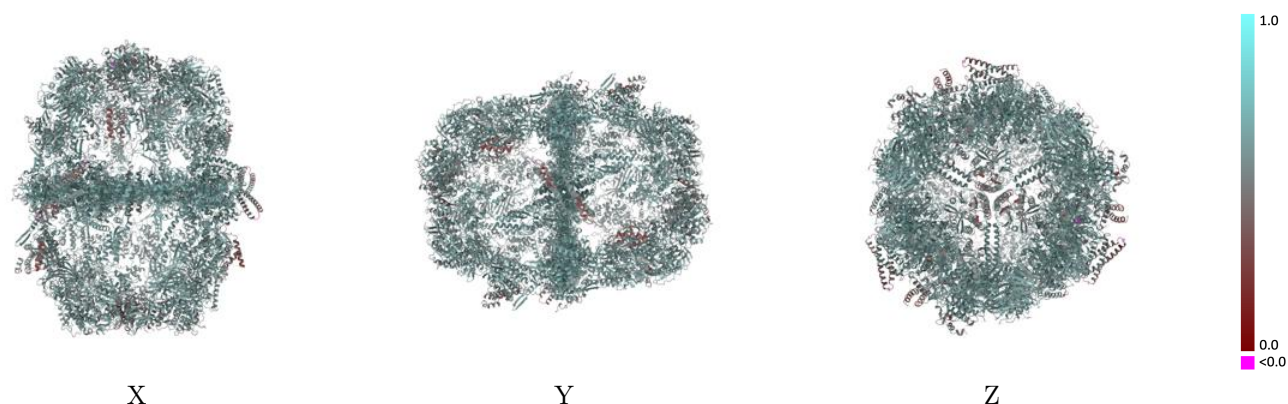
This section contains information regarding the fit between EMDB map EMD-46555 and PDB model 9D4A. Per-residue inclusion information can be found in section [3](#) on page [8](#).

9.1 Map-model overlay [i](#)



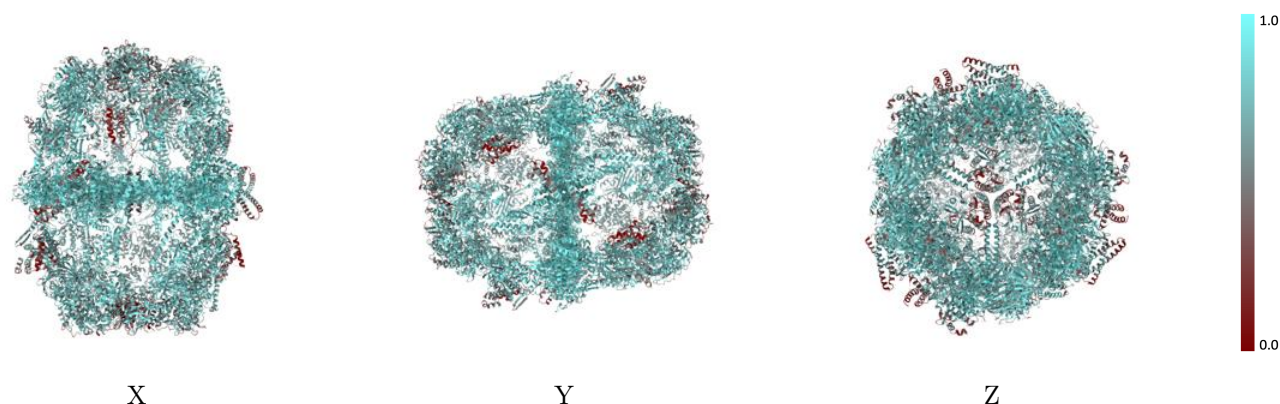
The images above show the 3D surface view of the map at the recommended contour level 1.0 at 50% transparency in yellow overlaid with a ribbon representation of the model coloured in blue. These images allow for the visual assessment of the quality of fit between the atomic model and the map.

9.2 Q-score mapped to coordinate model [i](#)



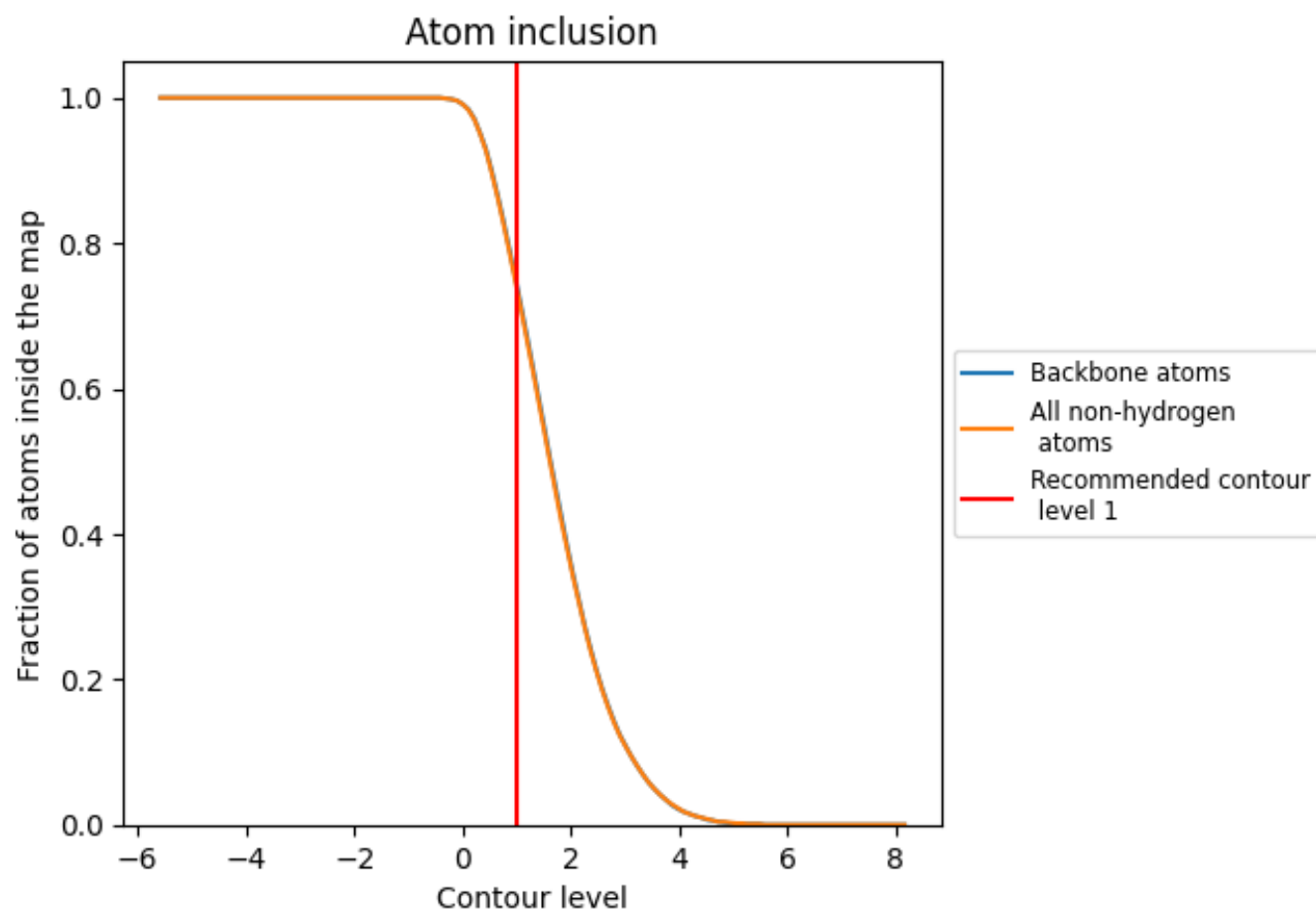
The images above show the model with each residue coloured according its Q-score. This shows their resolvability in the map with higher Q-score values reflecting better resolvability. Please note: Q-score is calculating the resolvability of atoms, and thus high values are only expected at resolutions at which atoms can be resolved. Low Q-score values may therefore be expected for many entries.

9.3 Atom inclusion mapped to coordinate model [i](#)



The images above show the model with each residue coloured according to its atom inclusion. This shows to what extent they are inside the map at the recommended contour level (1).

9.4 Atom inclusion [i](#)



At the recommended contour level, 74% of all backbone atoms, 74% of all non-hydrogen atoms, are inside the map.

9.5 Map-model fit summary ⓘ

The table lists the average atom inclusion at the recommended contour level (1) and Q-score for the entire model and for each chain.

Chain	Atom inclusion	Q-score
All	<div></div> 0.7380	<div></div> 0.5840
A	<div></div> 0.6830	<div></div> 0.5670
B	<div></div> 0.8240	<div></div> 0.6040
E	<div></div> 0.6830	<div></div> 0.5690
F	<div></div> 0.8220	<div></div> 0.6060
I	<div></div> 0.6830	<div></div> 0.5690
J	<div></div> 0.8240	<div></div> 0.6070
M	<div></div> 0.6820	<div></div> 0.5700
N	<div></div> 0.8220	<div></div> 0.6060
Q	<div></div> 0.6830	<div></div> 0.5680
R	<div></div> 0.8250	<div></div> 0.6060
U	<div></div> 0.6840	<div></div> 0.5690
V	<div></div> 0.8230	<div></div> 0.6060

