Full wwPDB X-ray Structure Validation Report (i)

Oct 30, 2023 – 03:24 PM JST

PDB ID	:	5B5M
Title	:	Crystal structure of the Sr-substituted LH1-RC complex from Tch. tepidum
Authors	:	Wang-Otomo, Z.-Y.; Yu, L.-J.
Deposited on	:	2016-05-12
Resolution	:	3.30 Å(reported)

This is a Full wwPDB X-ray Structure Validation Report for a publicly released PDB entry.

We welcome your comments at *validation@mail.wwpdb.org*
A user guide is available at
https://www.wwpdb.org/validation/2017/XrayValidationReportHelp
with specific help available everywhere you see the (i) symbol.

The types of validation reports are described at
http://www.wwpdb.org/validation/2017/FAQs#types.

The following versions of software and data (see references (i)) were used in the production of this report:

MolProbity	:	4.02b-467
Mogul	:	1.8.5 (274361), CSD as541be (2020)
Xtriage (Phenix)	:	1.13
EDS	:	2.36
buster-report	:	1.1.7 (2018)
Percentile statistics	:	20191225.v01 (using entries in the PDB archive December 25th 2019)
Refmac	:	5.8.0158
CCP4	:	7.0.044 (Gargrove)
Ideal geometry (proteins)	:	Engh & Huber (2001)
Ideal geometry (DNA, RNA)	:	Parkinson et al. (1996)
Validation Pipeline (wwPDB-VP)	:	2.36

1 Overall quality at a glance (i)

The following experimental techniques were used to determine the structure:
X-RAY DIFFRACTION

The reported resolution of this entry is 3.30 Å.

Percentile scores (ranging between 0-100) for global validation metrics of the entry are shown in the following graphic. The table shows the number of entries on which the scores are based.

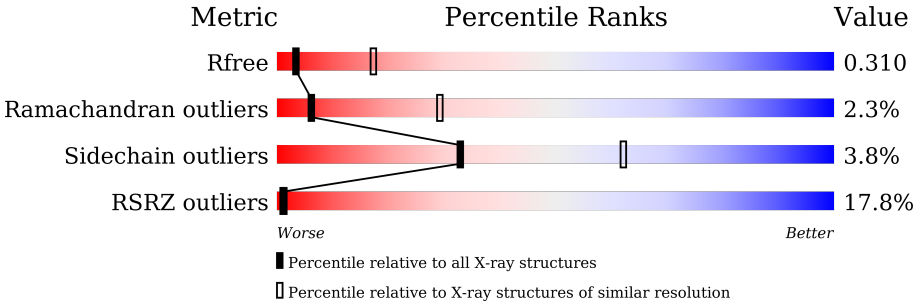

Metric	Whole archive (#Entries)	Similar resolution (#Entries, resolution range(Å))
R_{free}	130704	1149 (3.34-3.26)
Ramachandran outliers	138981	1183 (3.34-3.26)
Sidechain outliers	138945	1182 (3.34-3.26)
RSRZ outliers	127900	1115 (3.34-3.26)

The table below summarises the geometric issues observed across the polymeric chains and their fit to the electron density. The red, orange, yellow and green segments of the lower bar indicate the fraction of residues that contain outliers for >=3, 2, 1 and 0 types of geometric quality criteria respectively. A grey segment represents the fraction of residues that are not modelled. The numeric value for each fraction is indicated below the corresponding segment, with a dot representing fractions <=5% The upper red bar (where present) indicates the fraction of residues that have poor fit to the electron density. The numeric value is given above the bar.

Mol	Chain	Length	Quality of chain
1	C	333	12% 84% 11% • 5%
1	o	333	13% 85% 9% • 5%
2	L	281	6% 91% 8% •
2	x	281	6% 90% 10%
3	M	319	4% 90% 10%
3	y	319	5% 89% 11%
4	H	259	11% 88% 9% •

Continued on next page...

Continued from previous page...

Mol	Chain	Length	Quality of chain
4	t	259	12% 86% 11%
5	1	61	21% 92%
5	3	61	25% 89% 10%
5	5	61	16% 93% 5%
5	7	61	34% 93% 5%
5	9	61	26% 90% 8%
5	A	61	43% 95%
5	AA	61	38% 90% 8%
5	AC	61	34% 92% 7%
5	AE	61	39% 92% 7%
5	AG	61	23% 93% 5%
5	AI	61	28% 95%
5	AK	61	20% 95%
5	D	61	44% 93% 5%
5	F	61	36% 93% 5%
5	I	61	31% 90% 8%
5	K	61	31% 97%
5	O	61	28% 93% 5%
5	Q	61	23% 84% 15%
5	S	61	28% 89% 10%
5	U	61	16% 93% 5%
5	W	61	23% 92% 7%
5	Y	61	33% 93% 5%
5	d	61	21% 93% 5%
5	f	61	23% 93% 5%

Continued on next page...

Continued from previous page...

Mol	Chain	Length	Quality of chain
5	h	61	26% 92% 5%
5	j	61	21% 93% 5%
5	l	61	34% 92% 7%
5	m	61	36% 95%
5	p	61	30% 89% 10%
5	r	61	25% 90% 8%
5	u	61	28% 95%
5	w	61	39% 95%
6	0	47	19% 83% 15%
6	2	47	13% 85% 15%
6	4	47	2% 85% 15%
6	6	47	13% 85% 15%
6	8	47	23% 85% 15%
6	AB	47	13% 85% 15%
6	AD	47	9% 85% 15%
6	AF	47	19% 85% 15%
6	AH	47	17% 85% 15%
6	AJ	47	17% 81% 15%
6	AL	47	19% 85% 15%
6	B	47	23% 79% 6% 15%
6	E	47	13% 85% 15%
6	G	47	11% 85% 15%
6	J	47	26% 83% 15%
6	N	47	17% 83% 15%
6	P	47	17% 81% 15%

Continued on next page...

Continued from previous page...

Mol	Chain	Length	Quality of chain
6	R	47	15% 85% 15%
6	T	47	13% 79% 6% 15%
6	V	47	9% 85% 15%
6	X	47	2% 79% 6% 15%
6	Z	47	2% 85% 15%
6	c	47	19% 85% 15%
6	e	47	9% 85% 15%
6	g	47	13% 83% 15%
6	i	47	17% 85% 15%
6	k	47	26% 83% 15%
6	n	47	21% 85% 15%
6	q	47	9% 83% 15%
6	s	47	11% 85% 15%
6	v	47	17% 85% 15%
6	z	47	19% 85% 15%

The following table lists non-polymeric compounds, carbohydrate monomers and non-standard residues in protein, DNA, RNA chains that are outliers for geometric or electron-density-fit criteria:

Mol	Type	Chain	Res	Chirality	Geometry	Clashes	Electron density
11	UQ8	L	304	-	-	-	X
11	UQ8	x	304	-	-	-	X
12	PEF	A	101	-	-	-	X
14	MQ8	M	403	-	-	-	X
14	MQ8	y	403	-	-	-	X
15	CRT	2	101	-	-	-	X
15	CRT	4	101	-	-	-	X
15	CRT	6	101	-	-	-	X
15	CRT	8	101	-	-	-	X
15	CRT	9	102	-	-	-	X
15	CRT	A	103	-	-	-	X
15	CRT	AC	101	-	-	-	X

Continued on next page...

Continued from previous page...

Mol	Type	Chain	Res	Chirality	Geometry	Clashes	Electron density
15	CRT	AD	102	-	-	-	X
15	CRT	AE	103	-	-	-	X
15	CRT	AH	102	-	-	-	X
15	CRT	AJ	101	-	-	-	X
15	CRT	AL	101	-	-	-	X
15	CRT	E	101	-	-	-	X
15	CRT	G	101	-	-	-	X
15	CRT	J	101	-	-	-	X
15	CRT	M	404	-	-	-	X
15	CRT	N	101	-	-	-	X
15	CRT	P	102	-	-	-	X
15	CRT	R	101	-	-	-	X
15	CRT	T	101	-	-	-	X
15	CRT	U	102	-	-	-	X
15	CRT	X	101	-	-	-	X
15	CRT	c	101	-	-	-	X
15	CRT	e	101	-	-	-	X
15	CRT	f	102	-	-	-	X
15	CRT	i	101	-	-	-	X
15	CRT	k	101	-	-	-	X
15	CRT	n	101	-	-	-	X
15	CRT	p	103	-	-	-	X
15	CRT	s	101	-	-	-	X
15	CRT	v	101	-	-	-	X
15	CRT	y	404	-	-	-	X
15	CRT	z	101	-	-	-	X
16	PO4	H	302	-	-	-	X
9	BCL	AC	102	-	-	-	X

2 Entry composition (i)

There are 18 unique types of molecules in this entry. The entry contains 51893 atoms, of which 0 are hydrogens and 0 are deuteriums.

In the tables below, the ZeroOcc column contains the number of atoms modelled with zero occupancy, the AltConf column contains the number of residues with at least one atom in alternate conformation and the Trace column contains the number of residues modelled with at most 2 atoms.

- Molecule 1 is a protein called Photosynthetic reaction center cytochrome c subunit.

Mol	Chain	Residues	Atoms					ZeroOcc	AltConf	Trace
			Total	C	N	O	S			
1	C	317	2458	1551	430	460	17	0	0	0
1	o	317	2458	1551	430	460	17	0	0	0

- Molecule 2 is a protein called Photosynthetic reaction center L subunit.

Mol	Chain	Residues	Atoms					ZeroOcc	AltConf	Trace
			Total	C	N	O	S			
2	L	280	2231	1501	359	361	10	0	0	0
2	x	280	2231	1501	359	361	10	0	0	0

- Molecule 3 is a protein called Photosynthetic reaction center M subunit.

Mol	Chain	Residues	Atoms					ZeroOcc	AltConf	Trace
			Total	C	N	O	S			
3	M	318	2546	1710	416	409	11	0	0	0
3	y	318	2546	1710	416	409	11	0	0	0

- Molecule 4 is a protein called Photosynthetic reaction center H subunit.

Mol	Chain	Residues	Atoms					ZeroOcc	AltConf	Trace
			Total	C	N	O	S			
4	H	258	1982	1275	339	363	5	0	0	0
4	t	258	1982	1275	339	363	5	0	0	0

- Molecule 5 is a protein called LH1 alpha polypeptide.

Mol	Chain	Residues	Atoms					ZeroOcc	AltConf	Trace
			Total	C	N	O	S			
5	A	60	475	315	77	81	2	0	0	0
5	D	60	475	315	77	81	2	0	0	0
5	F	60	475	315	77	81	2	0	0	0
5	I	60	475	315	77	81	2	0	0	0
5	K	60	475	315	77	81	2	0	0	0
5	O	60	475	315	77	81	2	0	0	0
5	Q	60	475	315	77	81	2	0	0	0
5	S	60	481	318	78	83	2	0	1	0
5	U	60	475	315	77	81	2	0	0	0
5	W	60	475	315	77	81	2	0	0	0
5	Y	60	475	315	77	81	2	0	0	0
5	1	60	475	315	77	81	2	0	0	0
5	3	60	475	315	77	81	2	0	0	0
5	5	60	475	315	77	81	2	0	0	0
5	7	60	475	315	77	81	2	0	0	0
5	9	60	475	315	77	81	2	0	0	0
5	m	60	475	315	77	81	2	0	0	0
5	p	60	475	315	77	81	2	0	0	0
5	r	60	475	315	77	81	2	0	0	0
5	u	60	475	315	77	81	2	0	0	0
5	w	60	475	315	77	81	2	0	0	0
5	AA	60	475	315	77	81	2	0	0	0

Continued on next page...

Continued from previous page...

Mol	Chain	Residues	Atoms					ZeroOcc	AltConf	Trace
			Total	C	N	O	S			
5	AC	60	475	315	77	81	2	0	0	0
			Total	C	N	O	S			
5	AE	60	481	318	78	83	2	0	1	0
			Total	C	N	O	S			
5	AG	60	475	315	77	81	2	0	0	0
			Total	C	N	O	S			
5	AI	60	475	315	77	81	2	0	0	0
			Total	C	N	O	S			
5	AK	60	475	315	77	81	2	0	0	0
			Total	C	N	O	S			
5	d	60	475	315	77	81	2	0	0	0
			Total	C	N	O	S			
5	f	60	475	315	77	81	2	0	0	0
			Total	C	N	O	S			
5	h	60	475	315	77	81	2	0	0	0
			Total	C	N	O	S			
5	j	60	475	315	77	81	2	0	0	0
			Total	C	N	O	S			
5	l	60	475	315	77	81	2	0	0	0

- Molecule 6 is a protein called LH1 beta polypeptide.

Mol	Chain	Residues	Atoms					ZeroOcc	AltConf	Trace
			Total	C	N	O	S			
6	B	40	337	228	52	55	2	0	0	0
			Total	C	N	O	S			
6	E	40	337	228	52	55	2	0	0	0
			Total	C	N	O	S			
6	G	40	337	228	52	55	2	0	0	0
			Total	C	N	O	S			
6	J	40	337	228	52	55	2	0	0	0
			Total	C	N	O	S			
6	N	40	337	228	52	55	2	0	0	0
			Total	C	N	O	S			
6	P	40	337	228	52	55	2	0	0	0
			Total	C	N	O	S			
6	R	40	337	228	52	55	2	0	0	0
			Total	C	N	O	S			
6	T	40	337	228	52	55	2	0	0	0
			Total	C	N	O	S			
6	V	40	337	228	52	55	2	0	0	0

Continued on next page...

Continued from previous page...

Mol	Chain	Residues	Atoms					ZeroOcc	AltConf	Trace
			Total	C	N	O	S			
6	X	40	337	228	52	55	2	0	0	0
			Total	C	N	O	S			
6	Z	40	337	228	52	55	2	0	0	0
			Total	C	N	O	S			
6	2	40	337	228	52	55	2	0	0	0
			Total	C	N	O	S			
6	4	40	337	228	52	55	2	0	0	0
			Total	C	N	O	S			
6	6	40	337	228	52	55	2	0	0	0
			Total	C	N	O	S			
6	8	40	337	228	52	55	2	0	0	0
			Total	C	N	O	S			
6	0	40	337	228	52	55	2	0	0	0
			Total	C	N	O	S			
6	n	40	337	228	52	55	2	0	0	0
			Total	C	N	O	S			
6	q	40	337	228	52	55	2	0	0	0
			Total	C	N	O	S			
6	s	40	337	228	52	55	2	0	0	0
			Total	C	N	O	S			
6	v	40	337	228	52	55	2	0	0	0
			Total	C	N	O	S			
6	z	40	337	228	52	55	2	0	0	0
			Total	C	N	O	S			
6	AB	40	337	228	52	55	2	0	0	0
			Total	C	N	O	S			
6	AD	40	337	228	52	55	2	0	0	0
			Total	C	N	O	S			
6	AF	40	337	228	52	55	2	0	0	0
			Total	C	N	O	S			
6	AH	40	337	228	52	55	2	0	0	0
			Total	C	N	O	S			
6	AJ	40	337	228	52	55	2	0	0	0
			Total	C	N	O	S			
6	AL	40	337	228	52	55	2	0	0	0
			Total	C	N	O	S			
6	e	40	337	228	52	55	2	0	0	0
			Total	C	N	O	S			
6	g	40	337	228	52	55	2	0	0	0
			Total	C	N	O	S			
6	i	40	337	228	52	55	2	0	0	0

Continued on next page...

Continued from previous page...

Mol	Chain	Residues	Atoms					ZeroOcc	AltConf	Trace
			Total	C	N	O	S			
6	k	40	337	228	52	55	2	0	0	0
			Total	C	N	O	S			
6	c	40	337	228	52	55	2	0	0	0

- Molecule 7 is PROTOPORPHYRIN IX CONTAINING FE (three-letter code: HEM) (formula: $C_{34}H_{32}FeN_4O_4$).

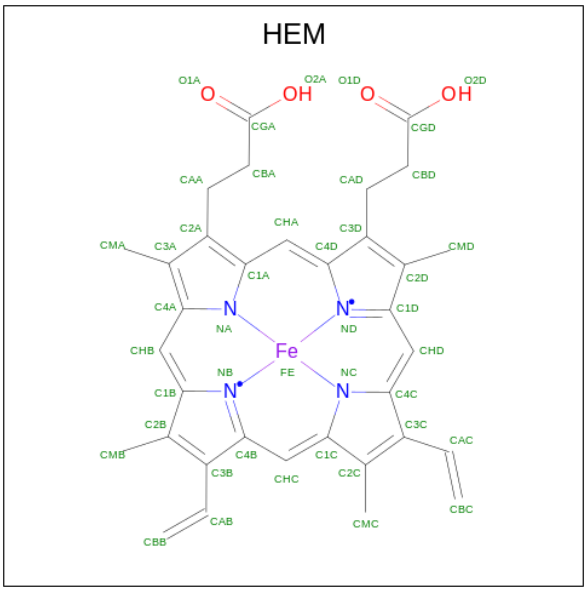

Mol	Chain	Residues	Atoms					ZeroOcc	AltConf
			Total	C	Fe	N	O		
7	C	1	43	34	1	4	4	0	0
			Total	C	Fe	N	O		
7	C	1	43	34	1	4	4	0	0
			Total	C	Fe	N	O		
7	C	1	43	34	1	4	4	0	0
			Total	C	Fe	N	O		
7	C	1	43	34	1	4	4	0	0
			Total	C	Fe	N	O		
7	o	1	43	34	1	4	4	0	0
			Total	C	Fe	N	O		
7	o	1	43	34	1	4	4	0	0
			Total	C	Fe	N	O		
7	o	1	43	34	1	4	4	0	0
			Total	C	Fe	N	O		
7	o	1	43	34	1	4	4	0	0

- Molecule 8 is STRONTIUM ION (three-letter code: SR) (formula: Sr).

Mol	Chain	Residues	Atoms		ZeroOcc	AltConf
			Total	Sr		
8	C	1	1	1	0	0
8	L	2	2	2	0	0
8	A	1	1	1	0	0
8	D	1	1	1	0	0
8	F	1	1	1	0	0
8	I	1	1	1	0	0
8	K	1	1	1	0	0
8	O	1	1	1	0	0
8	Q	1	1	1	0	0
8	S	1	1	1	0	0
8	U	1	1	1	0	0
8	W	1	1	1	0	0
8	Y	1	1	1	0	0
8	1	1	1	1	0	0
8	5	2	2	2	0	0
8	7	1	1	1	0	0
8	9	1	1	1	0	0
8	o	1	1	1	0	0
8	x	2	2	2	0	0
8	m	1	1	1	0	0
8	p	1	1	1	0	0
8	r	1	1	1	0	0

Continued on next page...

Continued from previous page...

Mol	Chain	Residues	Atoms		ZeroOcc	AltConf
			Total	Sr		
8	w	2	2	2	0	0
8	AA	1	1	1	0	0
8	AC	1	1	1	0	0
8	AE	1	1	1	0	0
8	AI	2	2	2	0	0
8	AK	1	1	1	0	0
8	d	1	1	1	0	0
8	f	1	1	1	0	0
8	h	1	1	1	0	0
8	j	1	1	1	0	0
8	l	1	1	1	0	0

- Molecule 9 is BACTERIOCHLOROPHYLL A (three-letter code: BCL) (formula: $C_{55}H_{74}MgN_4O_6$).

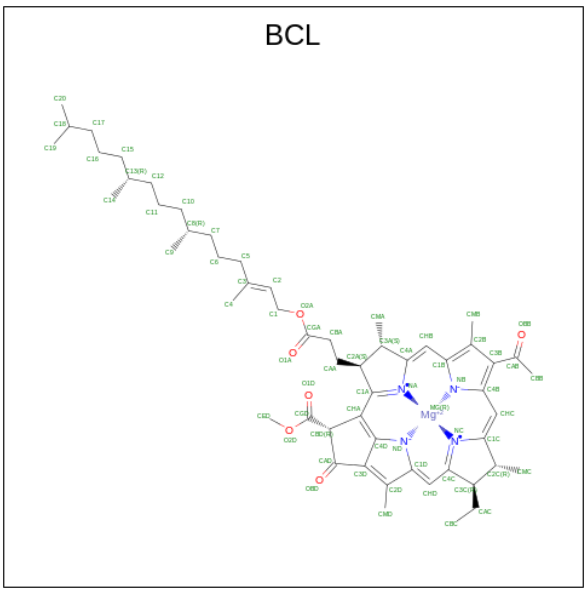

Mol	Chain	Residues	Atoms					ZeroOcc	AltConf
			Total	C	Mg	N	O		
9	L	1	66	55	1	4	6	0	0
			Total	C	Mg	N	O		
9	L	1	66	55	1	4	6	0	0
			Total	C	Mg	N	O		
9	L	1	66	55	1	4	6	0	0
			Total	C	Mg	N	O		
9	M	1	66	55	1	4	6	0	0
			Total	C	Mg	N	O		
9	A	1	66	55	1	4	6	0	0
			Total	C	Mg	N	O		
9	B	1	66	55	1	4	6	0	0
			Total	C	Mg	N	O		
9	D	1	66	55	1	4	6	0	0
			Total	C	Mg	N	O		
9	D	1	66	55	1	4	6	0	0
			Total	C	Mg	N	O		
9	F	1	66	55	1	4	6	0	0
			Total	C	Mg	N	O		
9	G	1	66	55	1	4	6	0	0
			Total	C	Mg	N	O		
9	I	1	66	55	1	4	6	0	0
			Total	C	Mg	N	O		
9	J	1	66	55	1	4	6	0	0
			Total	C	Mg	N	O		
9	K	1	66	55	1	4	6	0	0
			Total	C	Mg	N	O		
9	N	1	66	55	1	4	6	0	0
			Total	C	Mg	N	O		
9	O	1	66	55	1	4	6	0	0
			Total	C	Mg	N	O		
9	P	1	66	55	1	4	6	0	0
			Total	C	Mg	N	O		
9	Q	1	66	55	1	4	6	0	0
			Total	C	Mg	N	O		
9	R	1	66	55	1	4	6	0	0
			Total	C	Mg	N	O		
9	S	1	66	55	1	4	6	0	0
			Total	C	Mg	N	O		
9	T	1	66	55	1	4	6	0	0
			Total	C	Mg	N	O		
9	U	1	66	55	1	4	6	0	0
			Total	C	Mg	N	O		
9	V	1	66	55	1	4	6	0	0

Continued on next page...

Continued from previous page...

Mol	Chain	Residues	Atoms					ZeroOcc	AltConf
			Total	C	Mg	N	O		
9	W	1	66	55	1	4	6	0	0
			Total	C	Mg	N	O		
9	X	1	66	55	1	4	6	0	0
			Total	C	Mg	N	O		
9	Y	1	66	55	1	4	6	0	0
			Total	C	Mg	N	O		
9	Z	1	66	55	1	4	6	0	0
			Total	C	Mg	N	O		
9	1	1	66	55	1	4	6	0	0
			Total	C	Mg	N	O		
9	1	1	66	55	1	4	6	0	0
			Total	C	Mg	N	O		
9	3	1	66	55	1	4	6	0	0
			Total	C	Mg	N	O		
9	4	1	66	55	1	4	6	0	0
			Total	C	Mg	N	O		
9	5	1	66	55	1	4	6	0	0
			Total	C	Mg	N	O		
9	5	1	66	55	1	4	6	0	0
			Total	C	Mg	N	O		
9	7	1	66	55	1	4	6	0	0
			Total	C	Mg	N	O		
9	8	1	66	55	1	4	6	0	0
			Total	C	Mg	N	O		
9	9	1	66	55	1	4	6	0	0
			Total	C	Mg	N	O		
9	0	1	66	55	1	4	6	0	0
			Total	C	Mg	N	O		
9	x	1	66	55	1	4	6	0	0
			Total	C	Mg	N	O		
9	x	1	66	55	1	4	6	0	0
			Total	C	Mg	N	O		
9	x	1	66	55	1	4	6	0	0
			Total	C	Mg	N	O		
9	y	1	66	55	1	4	6	0	0
			Total	C	Mg	N	O		
9	m	1	66	55	1	4	6	0	0
			Total	C	Mg	N	O		
9	m	1	66	55	1	4	6	0	0
			Total	C	Mg	N	O		
9	p	1	66	55	1	4	6	0	0

Continued on next page...

Continued from previous page...

Mol	Chain	Residues	Atoms					ZeroOcc	AltConf
			Total	C	Mg	N	O		
9	p	1	66	55	1	4	6	0	0
9	r	1	66	55	1	4	6	0	0
9	s	1	66	55	1	4	6	0	0
9	u	1	66	55	1	4	6	0	0
9	v	1	66	55	1	4	6	0	0
9	w	1	66	55	1	4	6	0	0
9	z	1	66	55	1	4	6	0	0
9	AA	1	66	55	1	4	6	0	0
9	AB	1	66	55	1	4	6	0	0
9	AC	1	66	55	1	4	6	0	0
9	AD	1	66	55	1	4	6	0	0
9	AE	1	66	55	1	4	6	0	0
9	AE	1	66	55	1	4	6	0	0
9	AH	1	66	55	1	4	6	0	0
9	AH	1	66	55	1	4	6	0	0
9	AI	1	66	55	1	4	6	0	0
9	AJ	1	66	55	1	4	6	0	0
9	AK	1	66	55	1	4	6	0	0
9	AL	1	66	55	1	4	6	0	0
9	d	1	66	55	1	4	6	0	0
9	e	1	66	55	1	4	6	0	0

Continued on next page...

Continued from previous page...

Mol	Chain	Residues	Atoms					ZeroOcc	AltConf
			Total	C	Mg	N	O		
9	f	1	66	55	1	4	6	0	0
9	g	1	66	55	1	4	6	0	0
9	h	1	66	55	1	4	6	0	0
9	i	1	66	55	1	4	6	0	0
9	j	1	66	55	1	4	6	0	0
9	k	1	66	55	1	4	6	0	0
9	l	1	66	55	1	4	6	0	0
9	c	1	66	55	1	4	6	0	0

- Molecule 10 is BACTERIOPHEOPHYTIN A (three-letter code: BPH) (formula: $C_{55}H_{76}N_4O_6$).

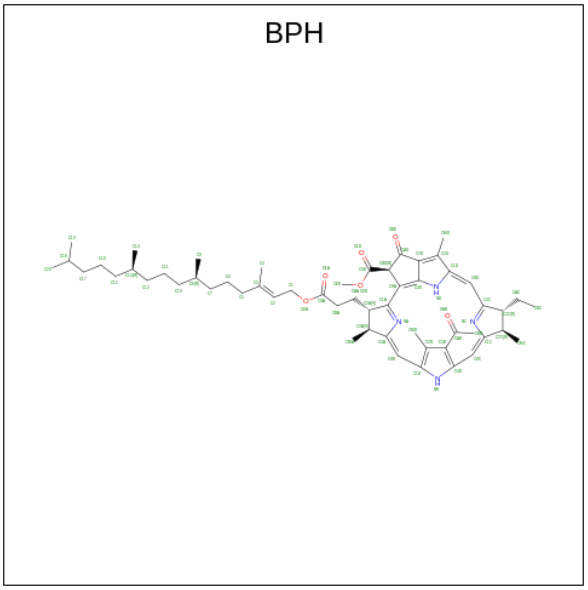

Mol	Chain	Residues	Atoms				ZeroOcc	AltConf
			Total	C	N	O		
10	L	1	65	55	4	6	0	0
10	M	1	65	55	4	6	0	0
10	x	1	65	55	4	6	0	0

Continued on next page...

Continued from previous page...

Mol	Chain	Residues	Atoms				ZeroOcc	AltConf
			Total	C	N	O		
10	y	1	65	55	4	6	0	0

- Molecule 11 is Ubiquinone-8 (three-letter code: UQ8) (formula: $C_{49}H_{74}O_4$).

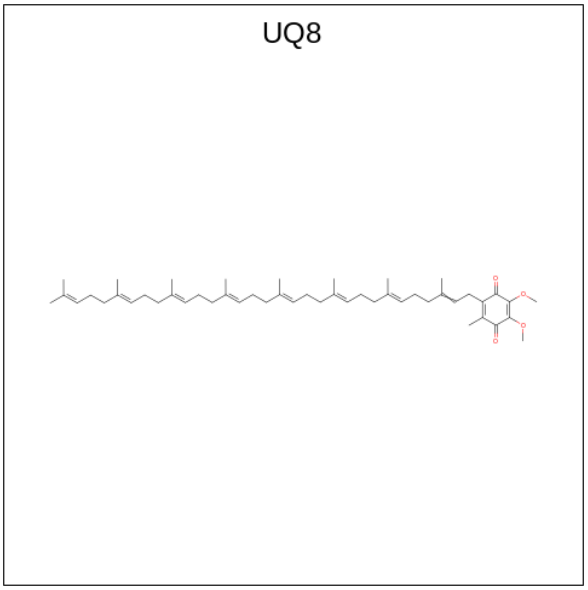

Mol	Chain	Residues	Atoms			ZeroOcc	AltConf
			Total	C	O		
11	L	1	53	49	4	0	0
			Total	C	O		
11	x	1	53	49	4	0	0

- Molecule 12 is DI-PALMITOYL-3-SN-PHOSPHATIDYLETHANOLAMINE (three-letter code: PEF) (formula: $C_{37}H_{74}NO_8P$).

PEF

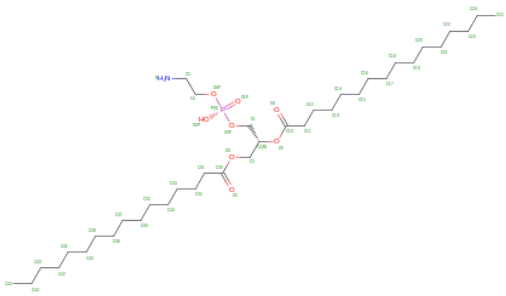

Mol	Chain	Residues	Atoms					ZeroOcc	AltConf
			Total	C	N	O	P		
12	L	1	12	5	1	5	1	0	0
12	M	1	19	9	1	8	1	0	0
12	M	1	16	7	1	7	1	0	0
12	M	1	19	9	1	8	1	0	0
12	H	1	19	9	1	8	1	0	0
12	H	1	19	9	1	8	1	0	0
12	H	1	19	9	1	8	1	0	0
12	A	1	19	9	1	8	1	0	0
12	x	1	19	9	1	8	1	0	0
12	y	1	19	9	1	8	1	0	0
12	y	1	19	9	1	8	1	0	0
12	y	1	19	9	1	8	1	0	0
12	t	1	19	9	1	8	1	0	0
12	t	1	19	9	1	8	1	0	0

Continued on next page...

Continued from previous page...

Mol	Chain	Residues	Atoms					ZeroOcc	AltConf
			Total	C	N	O	P		
12	m	1	19	9	1	8	1	0	0
12	p	1	16	7	1	7	1	0	0

- Molecule 13 is FE (III) ION (three-letter code: FE) (formula: Fe).

Mol	Chain	Residues	Atoms		ZeroOcc	AltConf
			Total	Fe		
13	L	1	1	1	0	0
13	x	1	1	1	0	0

- Molecule 14 is MENAQUINONE 8 (three-letter code: MQ8) (formula: $C_{51}H_{72}O_2$).

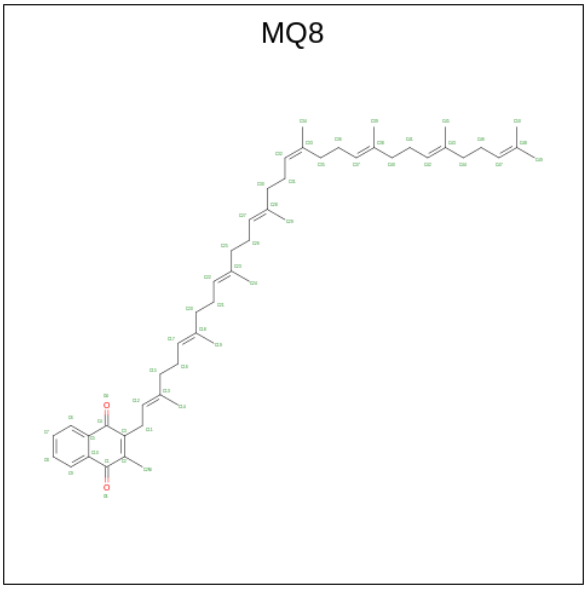

Mol	Chain	Residues	Atoms			ZeroOcc	AltConf
			Total	C	O		
14	M	1	53	51	2	0	0
14	y	1	53	51	2	0	0

- Molecule 15 is SPIRILLOXANTHIN (three-letter code: CRT) (formula: $C_{42}H_{60}O_2$).

CRT

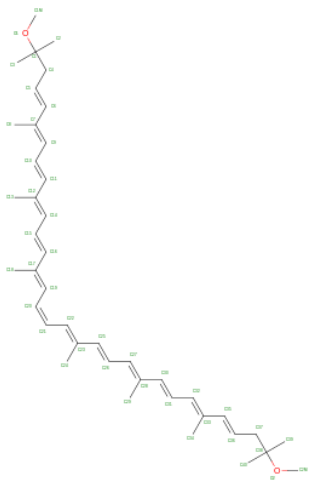

Mol	Chain	Residues	Atoms			ZeroOcc	AltConf
			Total	C	O		
15	M	1	44	42	2	0	0
15	A	1	44	42	2	0	0
15	E	1	44	42	2	0	0
15	G	1	44	42	2	0	0
15	J	1	44	42	2	0	0
15	N	1	44	42	2	0	0
15	P	1	44	42	2	0	0
15	R	1	44	42	2	0	0
15	T	1	44	42	2	0	0
15	U	1	44	42	2	0	0
15	X	1	44	42	2	0	0
15	Z	1	44	42	2	0	0
15	2	1	44	42	2	0	0
15	4	1	44	42	2	0	0

Continued on next page...

Continued from previous page...

Mol	Chain	Residues	Atoms			ZeroOcc	AltConf
			Total	C	O		
15	6	1	44	42	2	0	0
			Total	C	O		
15	8	1	44	42	2	0	0
			Total	C	O		
15	9	1	44	42	2	0	0
			Total	C	O		
15	y	1	44	42	2	0	0
			Total	C	O		
15	n	1	44	42	2	0	0
			Total	C	O		
15	p	1	44	42	2	0	0
			Total	C	O		
15	s	1	44	42	2	0	0
			Total	C	O		
15	v	1	44	42	2	0	0
			Total	C	O		
15	z	1	44	42	2	0	0
			Total	C	O		
15	AC	1	44	42	2	0	0
			Total	C	O		
15	AD	1	44	42	2	0	0
			Total	C	O		
15	AE	1	44	42	2	0	0
			Total	C	O		
15	AH	1	44	42	2	0	0
			Total	C	O		
15	AJ	1	44	42	2	0	0
			Total	C	O		
15	AL	1	44	42	2	0	0
			Total	C	O		
15	e	1	44	42	2	0	0
			Total	C	O		
15	f	1	44	42	2	0	0
			Total	C	O		
15	i	1	44	42	2	0	0
			Total	C	O		
15	k	1	44	42	2	0	0
			Total	C	O		
15	c	1	44	42	2	0	0

- Molecule 16 is PHOSPHATE ION (three-letter code: PO4) (formula: O_4P).

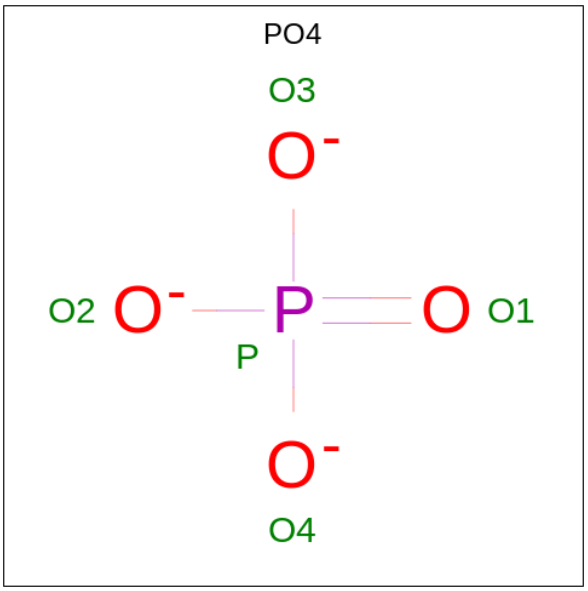

Mol	Chain	Residues	Atoms			ZeroOcc	AltConf
			Total	O	P		
16	M	1	5	4	1	0	0
			Total	O	P		
16	H	1	5	4	1	0	0
			Total	O	P		
16	y	1	5	4	1	0	0
			Total	O	P		
16	t	1	5	4	1	0	0

- Molecule 17 is (1R)-2-{[(S)-{[(2S)-2,3-dihydroxypropyl]oxy}(hydroxy)phosphoryl]oxy}-1-[(hexadecanoyloxy)methyl]ethyl (9Z)-octadec-9-enoate (three-letter code: PGW) (formula: $C_{40}H_{77}O_{10}P$).

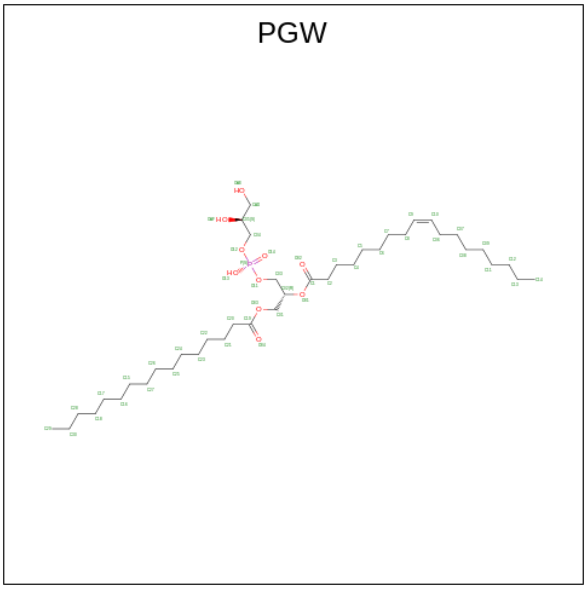

Mol	Chain	Residues	Atoms				ZeroOcc	AltConf
			Total	C	O	P		
17	S	1	21	10	10	1	0	0
			Total	C	O	P		
17	AE	1	21	10	10	1	0	0

- Molecule 18 is water.

Mol	Chain	Residues	Atoms		ZeroOcc	AltConf
			Total	O		
18	C	1	1	1	0	0
			Total	O		
18	L	1	1	1	0	0
			Total	O		
18	W	1	1	1	0	0
			Total	O		
18	o	1	1	1	0	0
			Total	O		
18	x	1	1	1	0	0
			Total	O		
18	AI	1	1	1	0	0

3 Residue-property plots (i)

These plots are drawn for all protein, RNA, DNA and oligosaccharide chains in the entry. The first graphic for a chain summarises the proportions of the various outlier classes displayed in the second graphic. The second graphic shows the sequence view annotated by issues in geometry and electron density. Residues are color-coded according to the number of geometric quality criteria for which they contain at least one outlier: green = 0, yellow = 1, orange = 2 and red = 3 or more. A red dot above a residue indicates a poor fit to the electron density (RSRZ > 2). Stretches of 2 or more consecutive residues without any outlier are shown as a green connector. Residues present in the sample, but not in the model, are shown in grey.

• Molecule 1: Photosynthetic reaction center cytochrome c subunit

Chain C:

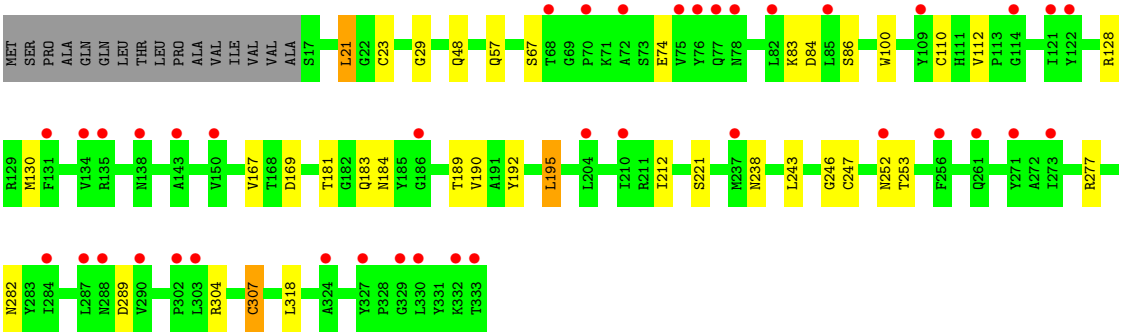

• Molecule 1: Photosynthetic reaction center cytochrome c subunit

Chain o:

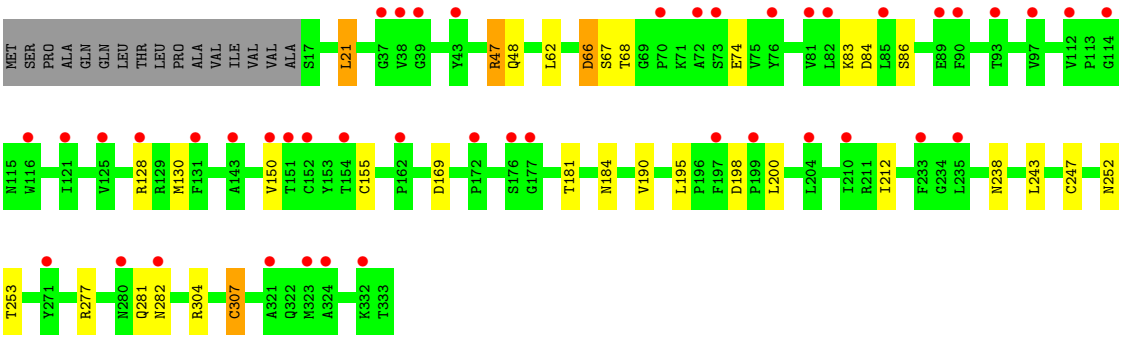

• Molecule 2: Photosynthetic reaction center L subunit

Chain L:

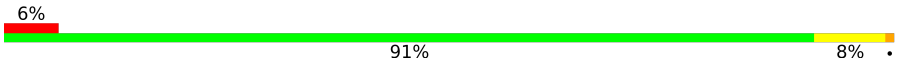

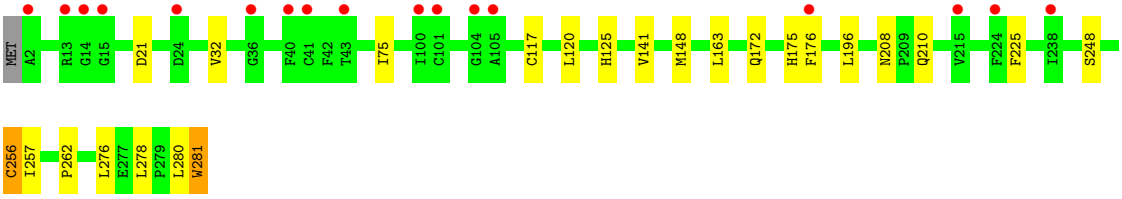

• Molecule 2: Photosynthetic reaction center L subunit

Chain x:

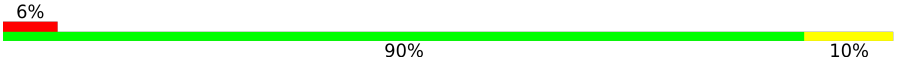

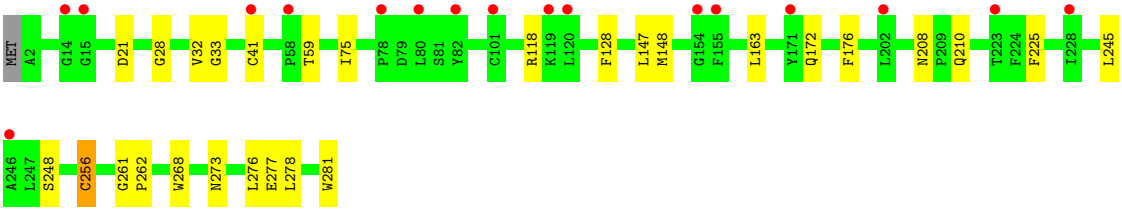

• Molecule 3: Photosynthetic reaction center M subunit

Chain M:

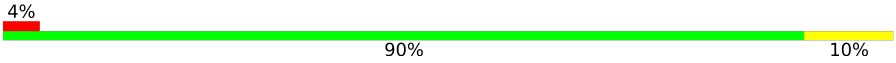

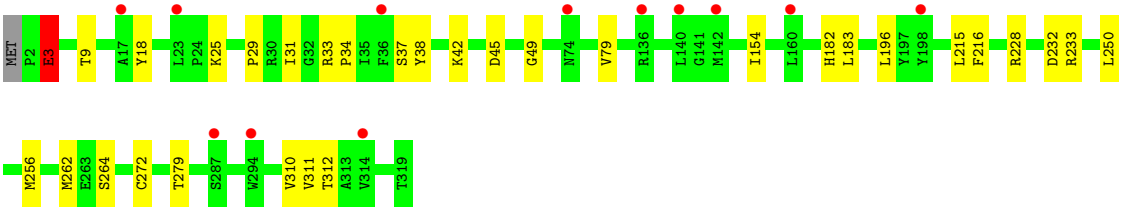

• Molecule 3: Photosynthetic reaction center M subunit

Chain y:

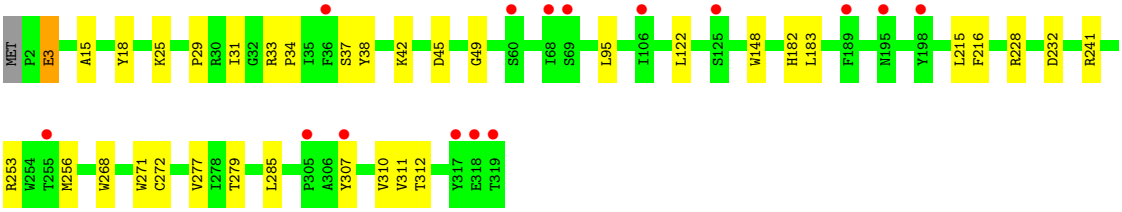

• Molecule 4: Photosynthetic reaction center H subunit

Chain H:

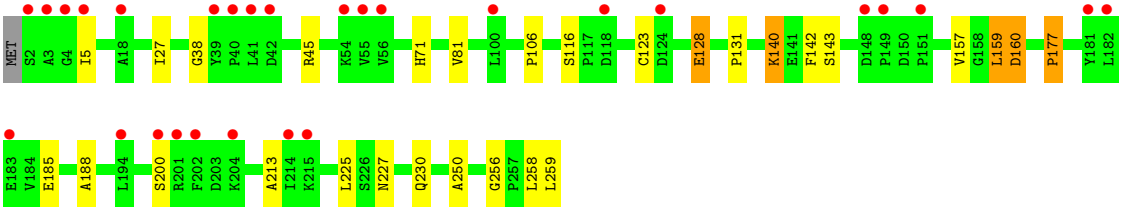

• Molecule 4: Photosynthetic reaction center H subunit

Chain t:

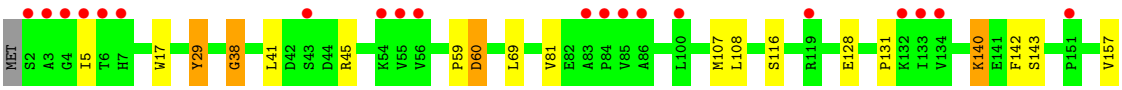

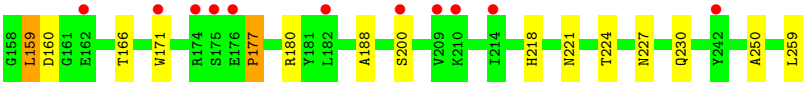

• Molecule 5: LH1 alpha polypeptide

Chain A:

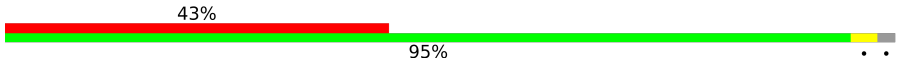

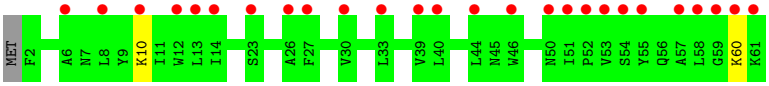

• Molecule 5: LH1 alpha polypeptide

Chain D:

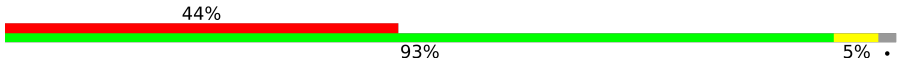

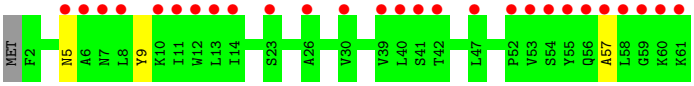

• Molecule 5: LH1 alpha polypeptide

Chain F:

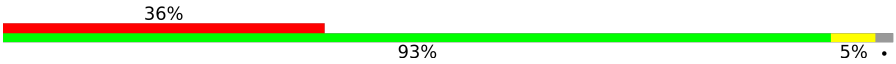

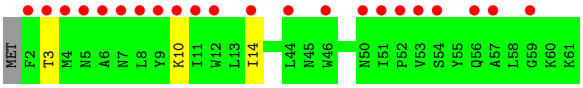

• Molecule 5: LH1 alpha polypeptide

Chain I:

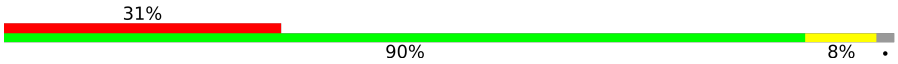

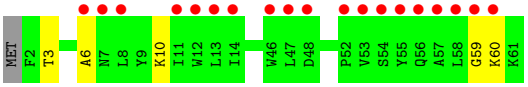

• Molecule 5: LH1 alpha polypeptide

Chain K:

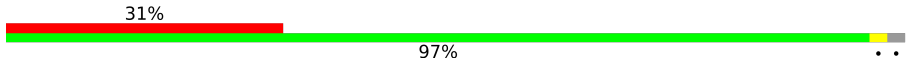

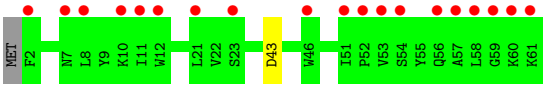

• Molecule 5: LH1 alpha polypeptide

Chain O:

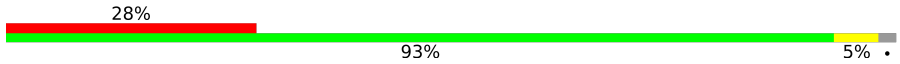

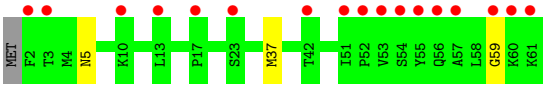

• Molecule 5: LH1 alpha polypeptide

Chain Q:

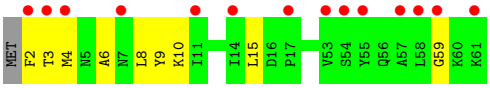

• Molecule 5: LH1 alpha polypeptide

Chain S:

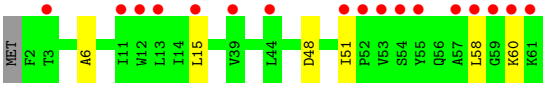

• Molecule 5: LH1 alpha polypeptide

Chain U:

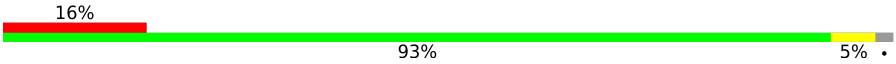

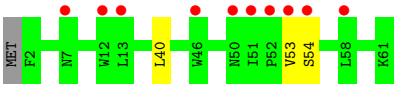

• Molecule 5: LH1 alpha polypeptide

Chain W:

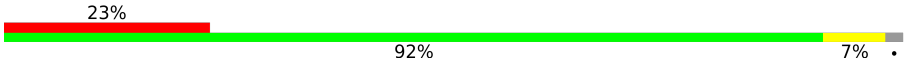

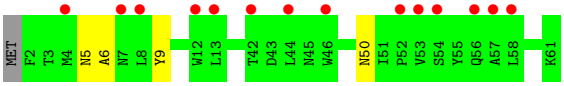

• Molecule 5: LH1 alpha polypeptide

Chain Y:

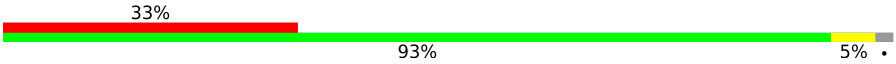

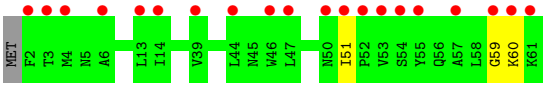

• Molecule 5: LH1 alpha polypeptide

Chain 1:

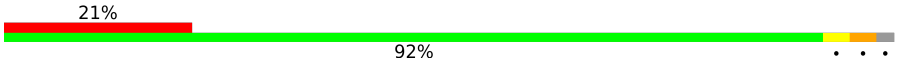

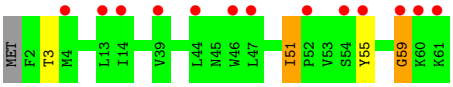

• Molecule 5: LH1 alpha polypeptide

Chain 3:

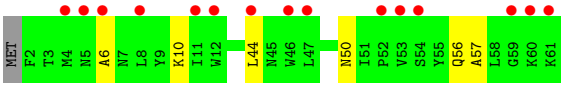

• Molecule 5: LH1 alpha polypeptide

Chain 5:

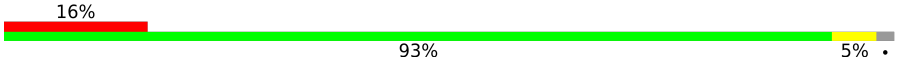

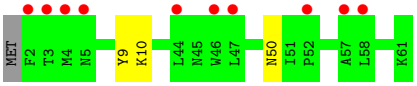

• Molecule 5: LH1 alpha polypeptide

Chain 7:

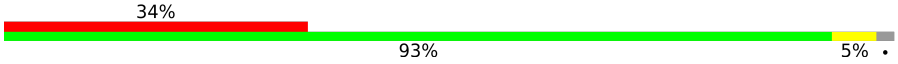

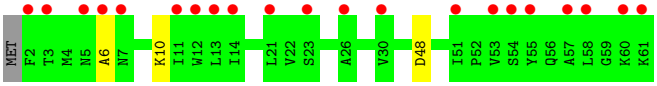

• Molecule 5: LH1 alpha polypeptide

Chain 9:

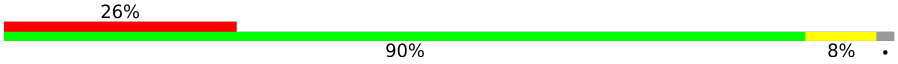

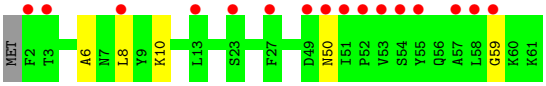

• Molecule 5: LH1 alpha polypeptide

Chain m:

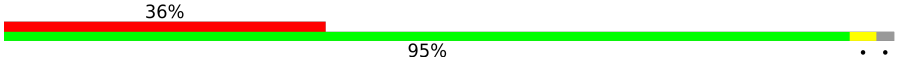

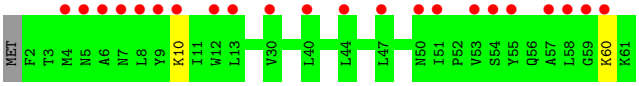

• Molecule 5: LH1 alpha polypeptide

Chain p:

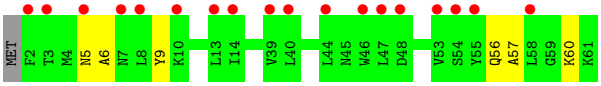

• Molecule 5: LH1 alpha polypeptide

Chain r:

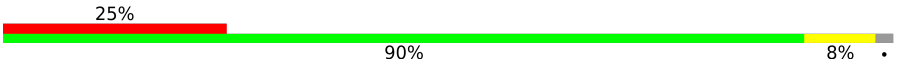

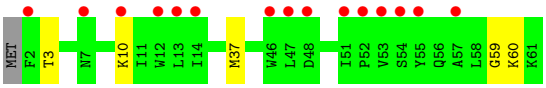

• Molecule 5: LH1 alpha polypeptide

Chain u:

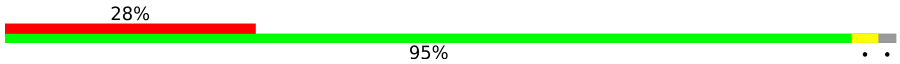

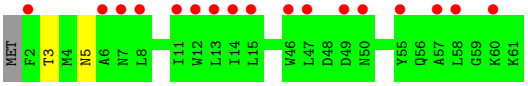

• Molecule 5: LH1 alpha polypeptide

Chain w:

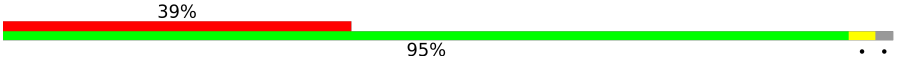

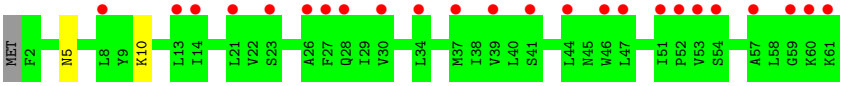

• Molecule 5: LH1 alpha polypeptide

Chain AA:

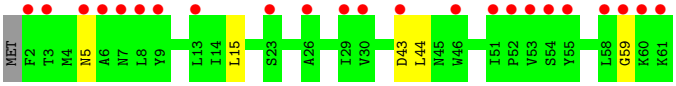

• Molecule 5: LH1 alpha polypeptide

Chain AC:

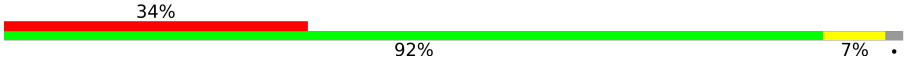

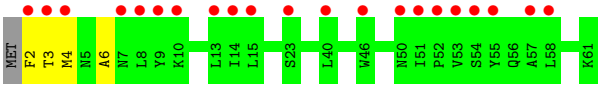

• Molecule 5: LH1 alpha polypeptide

Chain AE:

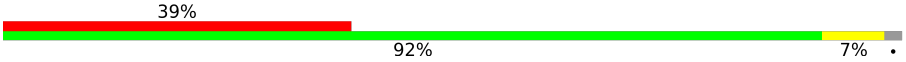

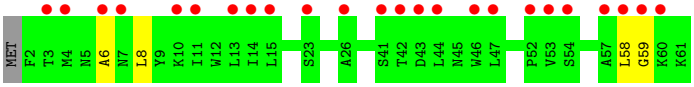

• Molecule 5: LH1 alpha polypeptide

Chain AG:

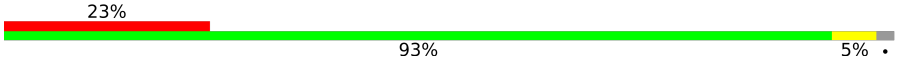

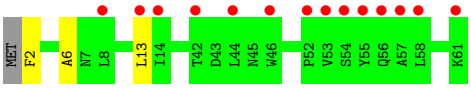

• Molecule 5: LH1 alpha polypeptide

Chain AI:

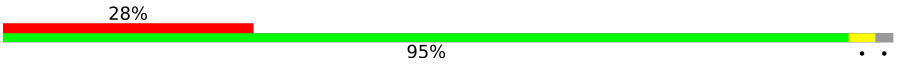

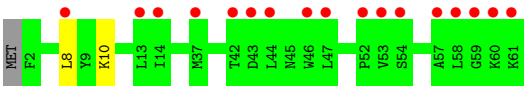

• Molecule 5: LH1 alpha polypeptide

Chain AK:

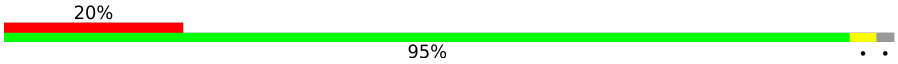

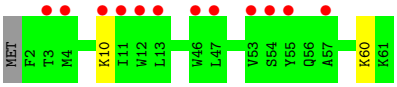

• Molecule 5: LH1 alpha polypeptide

Chain d:

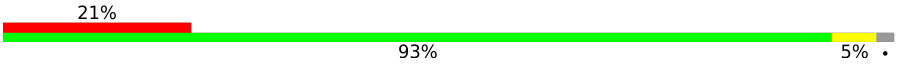

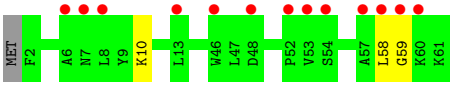

• Molecule 5: LH1 alpha polypeptide

Chain f:

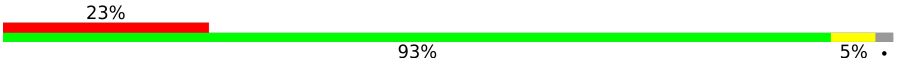

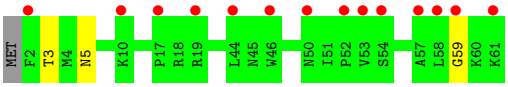

• Molecule 5: LH1 alpha polypeptide

Chain h:

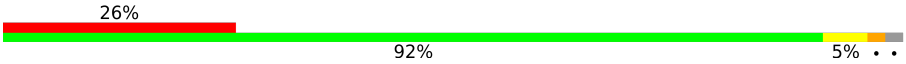

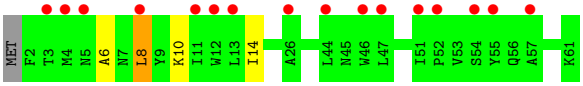

• Molecule 5: LH1 alpha polypeptide

Chain j:

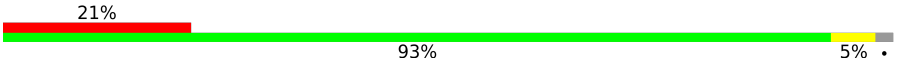

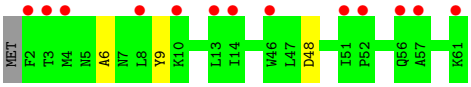

• Molecule 5: LH1 alpha polypeptide

Chain l:

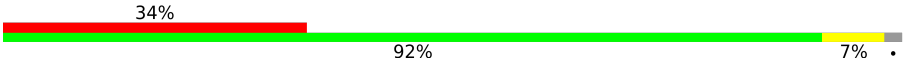

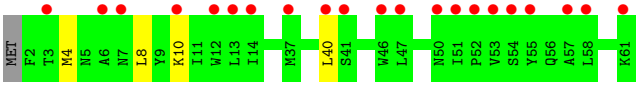

• Molecule 6: LH1 beta polypeptide

Chain B:

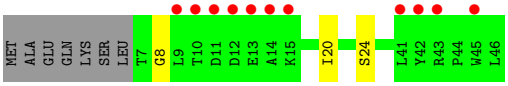

• Molecule 6: LH1 beta polypeptide

Chain E:

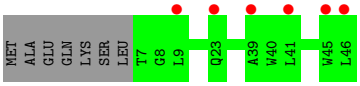

• Molecule 6: LH1 beta polypeptide

Chain G:

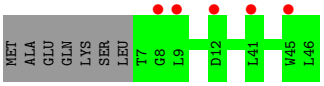

• Molecule 6: LH1 beta polypeptide

Chain J:

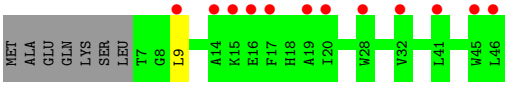

• Molecule 6: LH1 beta polypeptide

Chain N:

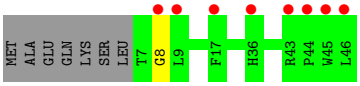

• Molecule 6: LH1 beta polypeptide

Chain P:

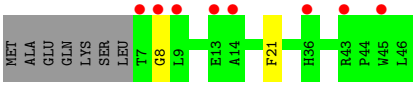

• Molecule 6: LH1 beta polypeptide

Chain R:

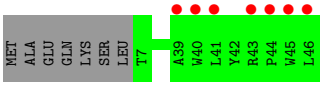

• Molecule 6: LH1 beta polypeptide

Chain T:

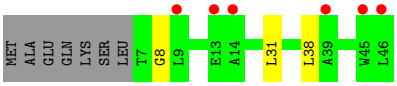

• Molecule 6: LH1 beta polypeptide

Chain V:

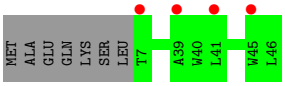

• Molecule 6: LH1 beta polypeptide

Chain X:

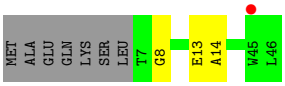

• Molecule 6: LH1 beta polypeptide

Chain Z:



• Molecule 6: LH1 beta polypeptide

Chain 2:

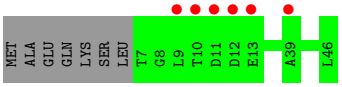

• Molecule 6: LH1 beta polypeptide

Chain 4:



• Molecule 6: LH1 beta polypeptide

Chain 6:

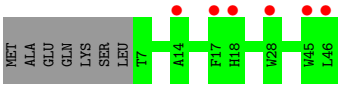

• Molecule 6: LH1 beta polypeptide

Chain 8:

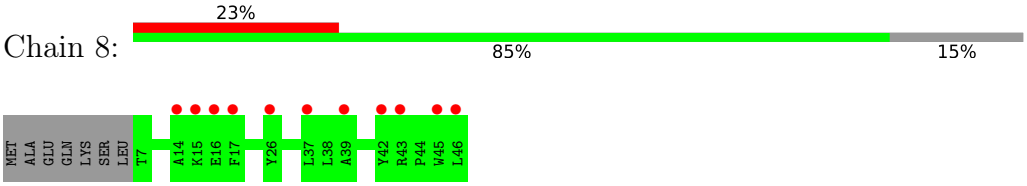

• Molecule 6: LH1 beta polypeptide

Chain 0:

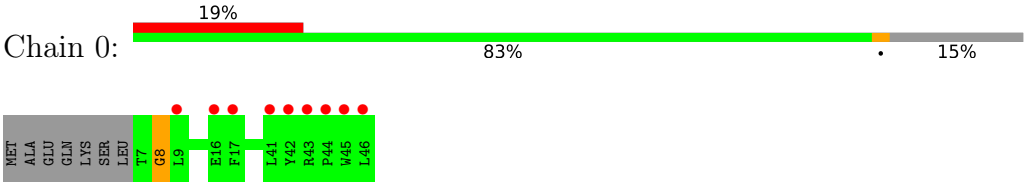

• Molecule 6: LH1 beta polypeptide

Chain n:

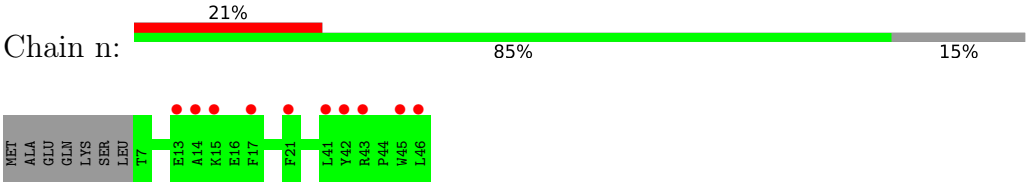

• Molecule 6: LH1 beta polypeptide

Chain q:

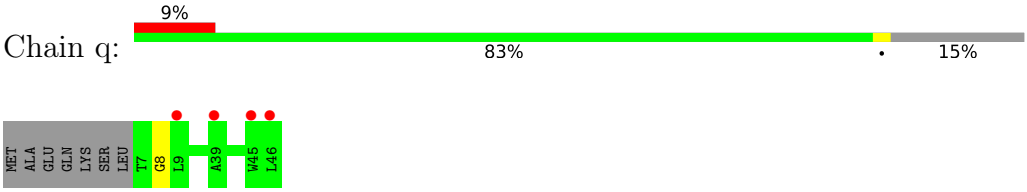

• Molecule 6: LH1 beta polypeptide

Chain s:

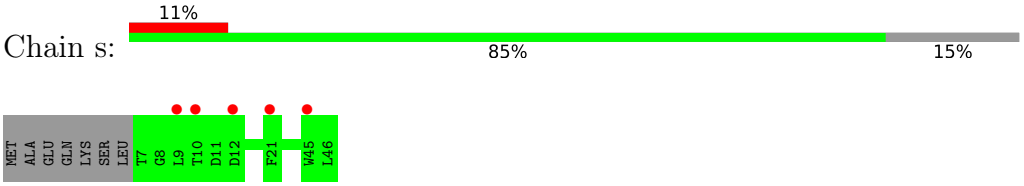

• Molecule 6: LH1 beta polypeptide

Chain v:

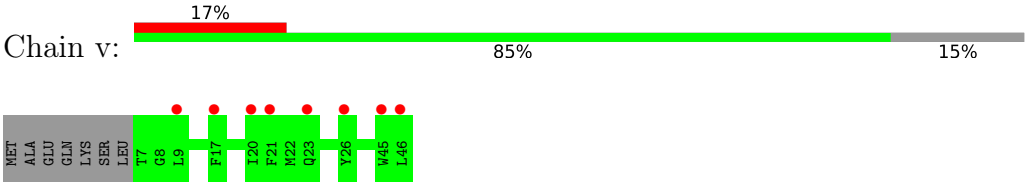

• Molecule 6: LH1 beta polypeptide

Chain z:

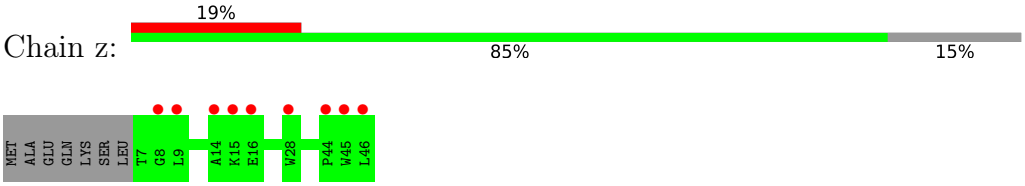

• Molecule 6: LH1 beta polypeptide

Chain AB:

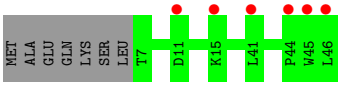

• Molecule 6: LH1 beta polypeptide

Chain AD:

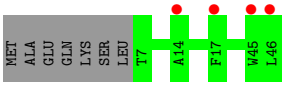

• Molecule 6: LH1 beta polypeptide

Chain AF:

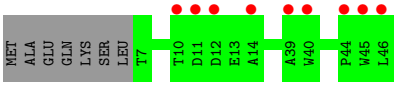

• Molecule 6: LH1 beta polypeptide

Chain AH:

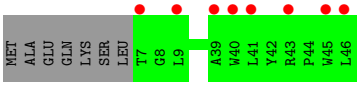

• Molecule 6: LH1 beta polypeptide

Chain AJ:

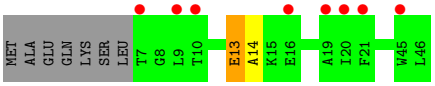

• Molecule 6: LH1 beta polypeptide

Chain AL:

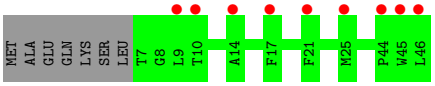

• Molecule 6: LH1 beta polypeptide

Chain e:

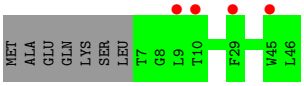

• Molecule 6: LH1 beta polypeptide

Chain g:

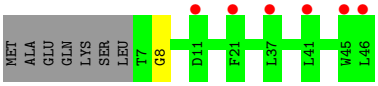

• Molecule 6: LH1 beta polypeptide

Chain i:

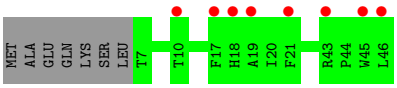

• Molecule 6: LH1 beta polypeptide

Chain k:

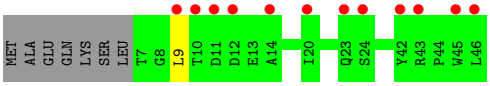

• Molecule 6: LH1 beta polypeptide

Chain c:

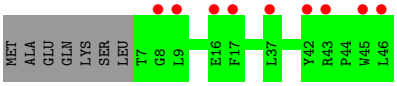

4 Data and refinement statistics (i)

Property	Value	Source
Space group	P 1 21 1	Depositor
Cell constants a, b, c, α, β, γ	164.89Å 148.95Å 210.23Å 90.00° 108.18° 90.00°	Depositor
Resolution (Å)	48.18 – 3.30 48.18 – 3.30	Depositor EDS
% Data completeness (in resolution range)	98.2 (48.18-3.30) 98.3 (48.18-3.30)	Depositor EDS
R_{merge}	(Not available)	Depositor
R_{sym}	(Not available)	Depositor
$< I/\sigma(I) >$ [1]	2.26 (at 3.33Å)	Xtriage
Refinement program	PHENIX 1.9_1692	Depositor
R, R_{free}	0.271 , 0.309 0.272 , 0.310	Depositor DCC
R_{free} test set	7034 reflections (4.92%)	wwPDB-VP
Wilson B-factor (Å^2)	107.8	Xtriage
Anisotropy	0.339	Xtriage
Bulk solvent k_{sol}(e/Å^3), B_{sol}(Å^2)	0.19 , 56.3	EDS
L-test for twinning[2]	$< \|L\| > = 0.39$, $< L^2 > = 0.22$	Xtriage
Estimated twinning fraction	No twinning to report.	Xtriage
F_o,F_c correlation	0.88	EDS
Total number of atoms	51893	wwPDB-VP
Average B, all atoms (Å^2)	168.0	wwPDB-VP

Xtriage's analysis on translational NCS is as follows: *The largest off-origin peak in the Patterson function is 6.38% of the height of the origin peak. No significant pseudotranslation is detected.*

[1]Intensities estimated from amplitudes.

[2]Theoretical values of $< |L| >$, $< L^2 >$ for acentric reflections are 0.5, 0.333 respectively for untwinned datasets, and 0.375, 0.2 for perfectly twinned datasets.

5 Model quality (i)

5.1 Standard geometry (i)

Bond lengths and bond angles in the following residue types are not validated in this section: PO4, MQ8, CRT, UQ8, HEM, PGW, PEF, SR, BPH, BCL, FE

The Z score for a bond length (or angle) is the number of standard deviations the observed value is removed from the expected value. A bond length (or angle) with $|Z| > 5$ is considered an outlier worth inspection. RMSZ is the root-mean-square of all Z scores of the bond lengths (or angles).

Mol	Chain	Bond lengths		Bond angles	
		RMSZ	$\#\|Z\|>5$	RMSZ	$\#\|Z\|>5$
1	C	0.86	2/2528 (0.1%)	1.17	10/3451 (0.3%)
1	o	0.83	2/2528 (0.1%)	1.14	10/3451 (0.3%)
2	L	0.90	3/2318 (0.1%)	1.16	7/3167 (0.2%)
2	x	0.89	4/2318 (0.2%)	1.13	8/3167 (0.3%)
3	M	0.83	1/2646 (0.0%)	1.11	10/3621 (0.3%)
3	y	0.83	1/2646 (0.0%)	1.08	10/3621 (0.3%)
4	H	0.83	2/2037 (0.1%)	1.13	7/2776 (0.3%)
4	t	0.91	2/2037 (0.1%)	1.22	10/2776 (0.4%)
5	1	0.58	0/485	0.91	0/664
5	3	0.53	0/485	0.82	0/664
5	5	0.53	0/485	0.77	0/664
5	7	0.47	0/485	0.69	0/664
5	9	0.46	0/485	0.76	0/664
5	A	0.45	0/485	0.76	0/664
5	AA	0.43	0/485	0.75	1/664 (0.2%)
5	AC	0.43	0/485	0.68	0/664
5	AE	0.38	0/491	0.65	0/672
5	AG	0.43	0/485	0.71	1/664 (0.2%)
5	AI	0.49	0/485	0.81	1/664 (0.2%)
5	AK	0.53	0/485	0.80	0/664
5	D	0.46	0/485	0.79	0/664
5	F	0.46	0/485	0.74	0/664
5	I	0.48	0/485	0.73	0/664
5	K	0.42	0/485	0.72	0/664
5	O	0.47	0/485	0.77	0/664
5	Q	0.49	0/485	0.81	1/664 (0.2%)
5	S	0.50	0/491	0.74	1/672 (0.1%)
5	U	0.53	0/485	0.84	1/664 (0.2%)
5	W	0.56	0/485	0.84	0/664
5	Y	0.68	0/485	0.84	1/664 (0.2%)
5	d	0.47	0/485	0.81	1/664 (0.2%)
5	f	0.52	0/485	0.77	0/664

Mol	Chain	Bond lengths		Bond angles	
		RMSZ	#|Z| >5	RMSZ	#|Z| >5
5	h	0.51	0/485	0.76	1/664 (0.2%)
5	j	0.46	0/485	0.68	0/664
5	l	0.48	0/485	0.75	0/664
5	m	0.46	0/485	0.77	0/664
5	p	0.51	0/485	0.81	1/664 (0.2%)
5	r	0.57	0/485	0.75	0/664
5	u	0.49	0/485	0.80	0/664
5	w	0.43	0/485	0.76	0/664
6	0	0.41	0/350	0.70	1/476 (0.2%)
6	2	0.56	0/350	0.70	0/476
6	4	0.53	0/350	0.73	0/476
6	6	0.45	0/350	0.65	0/476
6	8	0.43	0/350	0.68	0/476
6	AB	0.39	0/350	0.67	0/476
6	AD	0.42	0/350	0.60	0/476
6	AF	0.42	0/350	0.62	0/476
6	AH	0.43	0/350	0.64	0/476
6	AJ	0.50	0/350	0.67	0/476
6	AL	0.47	0/350	0.68	0/476
6	B	0.43	0/350	0.65	0/476
6	E	0.47	0/350	0.75	0/476
6	G	0.48	0/350	0.67	0/476
6	J	0.48	0/350	0.71	1/476 (0.2%)
6	N	0.44	0/350	0.73	0/476
6	P	0.45	0/350	0.71	0/476
6	R	0.43	0/350	0.73	0/476
6	T	0.48	0/350	0.73	2/476 (0.4%)
6	V	0.43	0/350	0.64	0/476
6	X	0.56	0/350	0.81	0/476
6	Z	0.51	0/350	0.74	0/476
6	c	0.36	0/350	0.61	0/476
6	e	0.45	0/350	0.66	0/476
6	g	0.44	0/350	0.62	1/476 (0.2%)
6	i	0.50	0/350	0.70	0/476
6	k	0.38	0/350	0.63	1/476 (0.2%)
6	n	0.43	0/350	0.60	0/476
6	q	0.46	0/350	0.75	1/476 (0.2%)
6	s	0.51	0/350	0.79	0/476
6	v	0.46	0/350	0.75	0/476
6	z	0.41	0/350	0.67	0/476
All	All	0.66	17/45790 (0.0%)	0.93	89/62526 (0.1%)

Chiral center outliers are detected by calculating the chiral volume of a chiral center and verifying if

the center is modelled as a planar moiety or with the opposite hand.A planarity outlier is detected by checking planarity of atoms in a peptide group, atoms in a mainchain group or atoms of a sidechain that are expected to be planar.

Mol	Chain	#Chirality outliers	#Planarity outliers
1	C	0	3
2	x	0	1
3	M	0	2
3	y	0	3
4	t	0	1
5	1	0	2
6	AJ	0	2
6	X	0	1
All	All	0	15

All (17) bond length outliers are listed below:

Mol	Chain	Res	Type	Atoms	Z	Observed(Å)	Ideal(Å)
1	C	110	CYS	CB-SG	-7.73	1.69	1.82
2	L	256	CYS	CB-SG	-7.49	1.69	1.82
3	y	268	TRP	CB-CG	-7.36	1.36	1.50
2	x	41	CYS	CB-SG	-7.27	1.69	1.82
1	C	100	TRP	CB-CG	-6.91	1.37	1.50
2	x	256	CYS	CB-SG	-6.50	1.71	1.82
1	o	155	CYS	CB-SG	-6.37	1.71	1.82
4	H	123	CYS	CB-SG	-6.13	1.71	1.82
4	H	128	GLU	CG-CD	6.00	1.60	1.51
1	o	247	CYS	CB-SG	-5.99	1.72	1.81
3	M	3	GLU	CB-CG	5.99	1.63	1.52
4	t	171	TRP	CB-CG	5.73	1.60	1.50
4	t	60	ASP	CB-CG	5.51	1.63	1.51
2	L	117	CYS	CB-SG	-5.33	1.73	1.81
2	x	273	ASN	CB-CG	5.33	1.63	1.51
2	L	281	TRP	C-O	5.28	1.33	1.23
2	x	277	GLU	CG-CD	5.06	1.59	1.51

All (89) bond angle outliers are listed below:

Mol	Chain	Res	Type	Atoms	Z	Observed(^{o})	Ideal(^{o})
1	o	247	CYS	CA-CB-SG	-10.24	95.56	114.00
1	C	247	CYS	CA-CB-SG	-8.96	97.86	114.00
1	C	195	LEU	CB-CG-CD2	-8.93	95.81	111.00
4	t	29	TYR	CA-CB-CG	8.57	129.69	113.40
1	o	47	ARG	NE-CZ-NH1	8.44	124.52	120.30

Continued on next page...

Continued from previous page...

Mol	Chain	Res	Type	Atoms	Z	Observed(^{o})	Ideal(^{o})
3	M	183	LEU	CB-CG-CD2	-8.42	96.68	111.00
3	y	253	ARG	NE-CZ-NH2	-8.12	116.24	120.30
4	t	29	TYR	CB-CG-CD2	-7.93	116.24	121.00
4	t	159	LEU	CB-CG-CD1	7.90	124.43	111.00
2	L	276	LEU	CB-CG-CD2	-7.53	98.20	111.00
2	L	75	ILE	CG1-CB-CG2	-7.53	94.84	111.40
1	o	252	ASN	N-CA-C	-7.18	91.62	111.00
2	x	75	ILE	CG1-CB-CG2	-7.16	95.64	111.40
1	o	200	LEU	CB-CG-CD2	-7.09	98.95	111.00
2	x	276	LEU	CB-CG-CD2	-6.95	99.19	111.00
5	h	8	LEU	CA-CB-CG	6.82	130.99	115.30
1	o	307	CYS	CA-CB-SG	-6.72	101.90	114.00
1	o	243	LEU	CA-CB-CG	6.62	130.52	115.30
6	0	8	GLY	N-CA-C	6.52	129.41	113.10
3	y	183	LEU	CB-CG-CD2	-6.26	100.36	111.00
3	M	49	GLY	C-N-CD	-6.24	106.86	120.60
4	t	180	ARG	NE-CZ-NH2	-6.24	117.18	120.30
4	H	71	HIS	N-CA-C	6.20	127.75	111.00
3	y	49	GLY	C-N-CD	-5.96	107.48	120.60
1	C	252	ASN	N-CA-C	-5.95	94.94	111.00
4	t	108	LEU	CA-CB-CG	-5.95	101.62	115.30
4	t	41	LEU	CB-CG-CD1	-5.94	100.90	111.00
5	p	9	TYR	N-CA-C	-5.94	94.97	111.00
2	L	196	LEU	CB-CG-CD1	-5.91	100.96	111.00
3	y	122	LEU	CB-CG-CD2	5.85	120.95	111.00
4	H	225	LEU	CA-CB-CG	5.84	128.73	115.30
1	C	307	CYS	CA-CB-SG	-5.84	103.49	114.00
3	y	95	LEU	CA-CB-CG	5.82	128.69	115.30
5	AI	8	LEU	CA-CB-CG	5.82	128.69	115.30
1	o	155	CYS	CA-CB-SG	-5.80	103.56	114.00
6	q	8	GLY	N-CA-C	-5.79	98.62	113.10
3	M	18	TYR	CB-CG-CD2	-5.78	117.53	121.00
1	C	29	GLY	N-CA-C	-5.78	98.65	113.10
1	C	192	TYR	CB-CG-CD1	-5.73	117.56	121.00
5	Q	15	LEU	CA-CB-CG	5.69	128.40	115.30
4	H	160	ASP	CB-CG-OD2	5.68	123.41	118.30
2	x	261	GLY	N-CA-C	-5.66	98.96	113.10
1	o	62	LEU	CA-CB-CG	5.64	128.27	115.30
2	L	280	LEU	CA-CB-CG	5.63	128.26	115.30
4	H	159	LEU	CB-CG-CD1	5.62	120.56	111.00
4	H	256	GLY	N-CA-C	-5.62	99.05	113.10
1	C	192	TYR	CB-CG-CD2	5.61	124.37	121.00

Continued on next page...

Continued from previous page...

Mol	Chain	Res	Type	Atoms	Z	Observed(^{o})	Ideal(^{o})
1	o	198	ASP	CB-CG-OD1	5.61	123.35	118.30
3	M	18	TYR	CB-CG-CD1	5.58	124.35	121.00
6	T	31	LEU	CA-CB-CG	5.55	128.06	115.30
6	k	9	LEU	CA-CB-CG	5.45	127.84	115.30
6	T	38	LEU	CA-CB-CG	5.43	127.79	115.30
5	d	59	GLY	N-CA-C	-5.43	99.53	113.10
3	M	154	ILE	CG1-CB-CG2	-5.41	99.50	111.40
3	M	262	MET	CG-SD-CE	5.41	108.85	100.20
6	J	9	LEU	CA-CB-CG	5.40	127.72	115.30
2	x	28	GLY	N-CA-C	-5.34	99.75	113.10
1	C	243	LEU	CA-CB-CG	5.33	127.56	115.30
6	g	8	GLY	N-CA-C	5.33	126.42	113.10
2	x	118	ARG	CG-CD-NE	5.33	122.98	111.80
1	C	318	LEU	CA-CB-CG	5.32	127.53	115.30
2	L	257	ILE	CG1-CB-CG2	-5.28	99.78	111.40
4	t	38	GLY	N-CA-C	5.27	126.28	113.10
4	H	185	GLU	N-CA-C	-5.26	96.79	111.00
2	x	245	LEU	CB-CG-CD2	5.25	119.92	111.00
5	Y	51	ILE	CG1-CB-CG2	-5.23	99.89	111.40
4	t	69	LEU	CB-CG-CD2	5.19	119.82	111.00
5	S	15	LEU	CA-CB-CG	5.16	127.16	115.30
3	y	148	TRP	CA-CB-CG	5.14	123.48	113.70
3	y	18	TYR	CB-CG-CD2	-5.13	117.92	121.00
1	C	112	VAL	N-CA-C	-5.12	97.19	111.00
3	M	250	LEU	CB-CG-CD1	-5.11	102.32	111.00
5	AA	15	LEU	CA-CB-CG	5.10	127.03	115.30
1	o	150	VAL	CG1-CB-CG2	-5.08	102.77	110.90
3	y	15	ALA	N-CA-C	-5.07	97.30	111.00
3	y	241	ARG	NE-CZ-NH1	-5.06	117.77	120.30
3	M	196	LEU	CB-CG-CD2	-5.05	102.42	111.00
3	M	215	LEU	CA-CB-CG	-5.05	103.69	115.30
3	M	233	ARG	NE-CZ-NH2	-5.05	117.78	120.30
5	U	40	LEU	CA-CB-CG	5.05	126.91	115.30
4	H	27	ILE	CG1-CB-CG2	-5.04	100.31	111.40
2	L	280	LEU	CB-CG-CD2	-5.03	102.45	111.00
2	x	278	LEU	CB-CG-CD1	-5.03	102.45	111.00
3	y	307	TYR	CA-CB-CG	5.03	122.95	113.40
4	t	107	MET	CB-CG-SD	-5.02	97.33	112.40
4	t	17	TRP	CA-CB-CG	5.02	123.23	113.70
5	AG	13	LEU	CA-CB-CG	5.01	126.83	115.30
2	L	278	LEU	CA-CB-CG	5.01	126.81	115.30
2	x	33	GLY	N-CA-C	-5.00	100.59	113.10

There are no chirality outliers.

All (15) planarity outliers are listed below:

Mol	Chain	Res	Type	Group
5	1	51	ILE	Peptide
5	1	59	GLY	Peptide
6	AJ	13	GLU	Peptide
6	AJ	14	ALA	Peptide
1	C	189	THR	Mainchain
1	C	246	GLY	Mainchain
1	C	57	GLN	Sidechain
3	M	272	CYS	Mainchain
3	M	9	THR	Mainchain
6	X	14	ALA	Peptide
4	t	29	TYR	Sidechain
2	x	268	TRP	Mainchain
3	y	215	LEU	Mainchain
3	y	271	TRP	Mainchain
3	y	272	CYS	Mainchain

5.2 Too-close contacts (i)

Due to software issues we are unable to calculate clashes - this section is therefore empty.

5.3 Torsion angles (i)

5.3.1 Protein backbone (i)

In the following table, the Percentiles column shows the percent Ramachandran outliers of the chain as a percentile score with respect to all X-ray entries followed by that with respect to entries of similar resolution.

The Analysed column shows the number of residues for which the backbone conformation was analysed, and the total number of residues.

Mol	Chain	Analysed	Favoured	Allowed	Outliers	Percentiles
1	C	315/333 (95%)	276 (88%)	32 (10%)	7 (2%)	6 30
1	o	315/333 (95%)	277 (88%)	30 (10%)	8 (2%)	5 27
2	L	278/281 (99%)	247 (89%)	27 (10%)	4 (1%)	11 38
2	x	278/281 (99%)	248 (89%)	27 (10%)	3 (1%)	14 45
3	M	316/319 (99%)	282 (89%)	30 (10%)	4 (1%)	12 40

Continued on next page...

Continued from previous page...

Mol	Chain	Analysed	Favoured	Allowed	Outliers	Percentiles	
3	y	316/319 (99%)	284 (90%)	28 (9%)	4 (1%)	12	40
4	H	256/259 (99%)	213 (83%)	34 (13%)	9 (4%)	3	21
4	t	256/259 (99%)	214 (84%)	33 (13%)	9 (4%)	3	21
5	1	58/61 (95%)	47 (81%)	9 (16%)	2 (3%)	3	22
5	3	58/61 (95%)	44 (76%)	10 (17%)	4 (7%)	1	8
5	5	58/61 (95%)	47 (81%)	9 (16%)	2 (3%)	3	22
5	7	58/61 (95%)	46 (79%)	10 (17%)	2 (3%)	3	22
5	9	58/61 (95%)	49 (84%)	5 (9%)	4 (7%)	1	8
5	A	58/61 (95%)	49 (84%)	7 (12%)	2 (3%)	3	22
5	AA	58/61 (95%)	46 (79%)	11 (19%)	1 (2%)	9	35
5	AC	58/61 (95%)	47 (81%)	9 (16%)	2 (3%)	3	22
5	AE	59/61 (97%)	50 (85%)	6 (10%)	3 (5%)	2	13
5	AG	58/61 (95%)	49 (84%)	8 (14%)	1 (2%)	9	35
5	AI	58/61 (95%)	46 (79%)	11 (19%)	1 (2%)	9	35
5	AK	58/61 (95%)	50 (86%)	6 (10%)	2 (3%)	3	22
5	D	58/61 (95%)	50 (86%)	6 (10%)	2 (3%)	3	22
5	F	58/61 (95%)	46 (79%)	10 (17%)	2 (3%)	3	22
5	I	58/61 (95%)	47 (81%)	7 (12%)	4 (7%)	1	8
5	K	58/61 (95%)	53 (91%)	5 (9%)	0	100	100
5	O	58/61 (95%)	46 (79%)	11 (19%)	1 (2%)	9	35
5	Q	58/61 (95%)	47 (81%)	6 (10%)	5 (9%)	1	5
5	S	59/61 (97%)	48 (81%)	8 (14%)	3 (5%)	2	13
5	U	58/61 (95%)	48 (83%)	9 (16%)	1 (2%)	9	35
5	W	58/61 (95%)	47 (81%)	9 (16%)	2 (3%)	3	22
5	Y	58/61 (95%)	46 (79%)	10 (17%)	2 (3%)	3	22
5	d	58/61 (95%)	49 (84%)	7 (12%)	2 (3%)	3	22
5	f	58/61 (95%)	48 (83%)	8 (14%)	2 (3%)	3	22
5	h	58/61 (95%)	48 (83%)	7 (12%)	3 (5%)	2	13
5	j	58/61 (95%)	48 (83%)	9 (16%)	1 (2%)	9	35
5	l	58/61 (95%)	48 (83%)	8 (14%)	2 (3%)	3	22
5	m	58/61 (95%)	51 (88%)	5 (9%)	2 (3%)	3	22

Continued on next page...

Continued from previous page...

Mol	Chain	Analysed	Favoured	Allowed	Outliers	Percentiles	
5	p	58/61 (95%)	43 (74%)	10 (17%)	5 (9%)	1	5
5	r	58/61 (95%)	45 (78%)	9 (16%)	4 (7%)	1	8
5	u	58/61 (95%)	47 (81%)	10 (17%)	1 (2%)	9	35
5	w	58/61 (95%)	46 (79%)	11 (19%)	1 (2%)	9	35
6	0	38/47 (81%)	36 (95%)	1 (3%)	1 (3%)	5	27
6	2	38/47 (81%)	37 (97%)	1 (3%)	0	100	100
6	4	38/47 (81%)	37 (97%)	1 (3%)	0	100	100
6	6	38/47 (81%)	36 (95%)	2 (5%)	0	100	100
6	8	38/47 (81%)	37 (97%)	1 (3%)	0	100	100
6	AB	38/47 (81%)	38 (100%)	0	0	100	100
6	AD	38/47 (81%)	37 (97%)	1 (3%)	0	100	100
6	AF	38/47 (81%)	37 (97%)	1 (3%)	0	100	100
6	AH	38/47 (81%)	36 (95%)	2 (5%)	0	100	100
6	AJ	38/47 (81%)	36 (95%)	2 (5%)	0	100	100
6	AL	38/47 (81%)	36 (95%)	2 (5%)	0	100	100
6	B	38/47 (81%)	36 (95%)	1 (3%)	1 (3%)	5	27
6	E	38/47 (81%)	38 (100%)	0	0	100	100
6	G	38/47 (81%)	38 (100%)	0	0	100	100
6	J	38/47 (81%)	37 (97%)	1 (3%)	0	100	100
6	N	38/47 (81%)	36 (95%)	1 (3%)	1 (3%)	5	27
6	P	38/47 (81%)	37 (97%)	0	1 (3%)	5	27
6	R	38/47 (81%)	37 (97%)	1 (3%)	0	100	100
6	T	38/47 (81%)	37 (97%)	0	1 (3%)	5	27
6	V	38/47 (81%)	37 (97%)	1 (3%)	0	100	100
6	X	38/47 (81%)	36 (95%)	1 (3%)	1 (3%)	5	27
6	Z	38/47 (81%)	36 (95%)	2 (5%)	0	100	100
6	c	38/47 (81%)	36 (95%)	2 (5%)	0	100	100
6	e	38/47 (81%)	37 (97%)	1 (3%)	0	100	100
6	g	38/47 (81%)	37 (97%)	1 (3%)	0	100	100
6	i	38/47 (81%)	36 (95%)	2 (5%)	0	100	100
6	k	38/47 (81%)	37 (97%)	1 (3%)	0	100	100

Continued on next page...

Continued from previous page...

Mol	Chain	Analysed	Favoured	Allowed	Outliers	Percentiles	
6	n	38/47 (81%)	36 (95%)	2 (5%)	0	100	100
6	q	38/47 (81%)	38 (100%)	0	0	100	100
6	s	38/47 (81%)	36 (95%)	2 (5%)	0	100	100
6	v	38/47 (81%)	36 (95%)	2 (5%)	0	100	100
6	z	38/47 (81%)	37 (97%)	1 (3%)	0	100	100
All	All	5404/5840 (92%)	4736 (88%)	543 (10%)	125 (2%)	6	29

All (125) Ramachandran outliers are listed below:

Mol	Chain	Res	Type
1	C	67	SER
1	C	84	ASP
1	C	195	LEU
4	H	38	GLY
4	H	142	PHE
4	H	250	ALA
5	A	60	LYS
5	F	3	THR
5	O	59	GLY
5	Y	60	LYS
5	3	6	ALA
6	0	8	GLY
1	o	21	LEU
1	o	66	ASP
1	o	195	LEU
2	x	262	PRO
4	t	5	ILE
4	t	38	GLY
4	t	142	PHE
4	t	250	ALA
5	m	60	LYS
5	p	57	ALA
5	r	3	THR
5	AC	4	MET
5	AE	6	ALA
5	AG	6	ALA
5	AK	60	LYS
5	d	58	LEU
5	f	5	ASN
1	C	21	LEU

Continued on next page...

Continued from previous page...

Mol	Chain	Res	Type
2	L	21	ASP
2	L	262	PRO
4	H	5	ILE
4	H	140	LYS
4	H	188	ALA
5	F	10	LYS
5	I	59	GLY
5	Q	6	ALA
5	S	6	ALA
5	S	58	LEU
5	U	54	SER
5	W	5	ASN
6	X	8	GLY
5	Y	59	GLY
5	1	3	THR
5	3	56	GLN
1	o	83	LYS
1	o	84	ASP
2	x	21	ASP
4	t	140	LYS
4	t	188	ALA
5	m	10	LYS
5	p	6	ALA
5	p	56	GLN
5	p	60	LYS
5	r	59	GLY
5	AE	59	GLY
5	l	4	MET
1	C	83	LYS
1	C	184	ASN
3	M	3	GLU
3	M	29	PRO
3	M	34	PRO
4	H	177	PRO
5	A	10	LYS
5	D	5	ASN
5	Q	10	LYS
5	S	60	LYS
5	3	57	ALA
5	5	10	LYS
5	7	6	ALA
5	7	10	LYS

Continued on next page...

Continued from previous page...

Mol	Chain	Res	Type
5	9	6	ALA
5	9	59	GLY
1	o	67	SER
3	y	3	GLU
3	y	29	PRO
3	y	34	PRO
4	t	177	PRO
5	AC	6	ALA
5	AE	58	LEU
5	AI	10	LYS
5	f	59	GLY
5	h	6	ALA
5	j	6	ALA
5	l	10	LYS
1	C	253	THR
5	I	10	LYS
5	I	60	LYS
6	N	8	GLY
6	P	8	GLY
5	W	6	ALA
5	3	10	LYS
5	5	50	ASN
1	o	253	THR
5	p	5	ASN
5	w	10	LYS
5	d	10	LYS
5	h	8	LEU
3	M	38	TYR
5	D	57	ALA
5	I	6	ALA
5	Q	8	LEU
1	o	184	ASN
3	y	38	TYR
5	r	60	LYS
5	u	5	ASN
5	AK	10	LYS
5	h	10	LYS
4	H	213	ALA
5	Q	4	MET
5	Q	59	GLY
5	9	10	LYS
5	9	50	ASN

Continued on next page...

Continued from previous page...

Mol	Chain	Res	Type
5	r	10	LYS
2	L	32	VAL
6	B	8	GLY
2	x	32	VAL
6	T	8	GLY
5	1	59	GLY
4	t	227	ASN
5	AA	59	GLY
2	L	141	VAL
4	H	227	ASN
4	t	59	PRO

5.3.2 Protein sidechains (i)

In the following table, the Percentiles column shows the percent sidechain outliers of the chain as a percentile score with respect to all X-ray entries followed by that with respect to entries of similar resolution.

The Analysed column shows the number of residues for which the sidechain conformation was analysed, and the total number of residues.

Mol	Chain	Analysed	Rotameric	Outliers	Percentiles	
1	C	265/278 (95%)	245 (92%)	20 (8%)	13	39
1	o	265/278 (95%)	246 (93%)	19 (7%)	14	41
2	L	228/229 (100%)	215 (94%)	13 (6%)	20	51
2	x	228/229 (100%)	215 (94%)	13 (6%)	20	51
3	M	256/257 (100%)	238 (93%)	18 (7%)	15	43
3	y	256/257 (100%)	238 (93%)	18 (7%)	15	43
4	H	210/211 (100%)	194 (92%)	16 (8%)	13	39
4	t	210/211 (100%)	191 (91%)	19 (9%)	9	32
5	1	52/56 (93%)	50 (96%)	2 (4%)	33	62
5	3	52/56 (93%)	50 (96%)	2 (4%)	33	62
5	5	52/56 (93%)	51 (98%)	1 (2%)	57	77
5	7	52/56 (93%)	51 (98%)	1 (2%)	57	77
5	9	52/56 (93%)	51 (98%)	1 (2%)	57	77
5	A	52/56 (93%)	52 (100%)	0	100	100
5	AA	52/56 (93%)	49 (94%)	3 (6%)	20	50

Continued on next page...

Continued from previous page...

Mol	Chain	Analysed	Rotameric	Outliers	Percentiles	
5	AC	52/56 (93%)	50 (96%)	2 (4%)	33	62
5	AE	53/56 (95%)	52 (98%)	1 (2%)	57	77
5	AG	52/56 (93%)	51 (98%)	1 (2%)	57	77
5	AI	52/56 (93%)	52 (100%)	0	100	100
5	AK	52/56 (93%)	52 (100%)	0	100	100
5	D	52/56 (93%)	51 (98%)	1 (2%)	57	77
5	F	52/56 (93%)	51 (98%)	1 (2%)	57	77
5	I	52/56 (93%)	51 (98%)	1 (2%)	57	77
5	K	52/56 (93%)	51 (98%)	1 (2%)	57	77
5	O	52/56 (93%)	50 (96%)	2 (4%)	33	62
5	Q	52/56 (93%)	49 (94%)	3 (6%)	20	50
5	S	53/56 (95%)	51 (96%)	2 (4%)	33	62
5	U	52/56 (93%)	51 (98%)	1 (2%)	57	77
5	W	52/56 (93%)	50 (96%)	2 (4%)	33	62
5	Y	52/56 (93%)	52 (100%)	0	100	100
5	d	52/56 (93%)	52 (100%)	0	100	100
5	f	52/56 (93%)	51 (98%)	1 (2%)	57	77
5	h	52/56 (93%)	51 (98%)	1 (2%)	57	77
5	j	52/56 (93%)	50 (96%)	2 (4%)	33	62
5	l	52/56 (93%)	50 (96%)	2 (4%)	33	62
5	m	52/56 (93%)	52 (100%)	0	100	100
5	p	52/56 (93%)	52 (100%)	0	100	100
5	r	52/56 (93%)	51 (98%)	1 (2%)	57	77
5	u	52/56 (93%)	51 (98%)	1 (2%)	57	77
5	w	52/56 (93%)	51 (98%)	1 (2%)	57	77
6	0	33/39 (85%)	33 (100%)	0	100	100
6	2	33/39 (85%)	33 (100%)	0	100	100
6	4	33/39 (85%)	33 (100%)	0	100	100
6	6	33/39 (85%)	33 (100%)	0	100	100
6	8	33/39 (85%)	33 (100%)	0	100	100
6	AB	33/39 (85%)	33 (100%)	0	100	100

Continued on next page...

Continued from previous page...

Mol	Chain	Analysed	Rotameric	Outliers	Percentiles	
6	AD	33/39 (85%)	33 (100%)	0	100	100
6	AF	33/39 (85%)	33 (100%)	0	100	100
6	AH	33/39 (85%)	33 (100%)	0	100	100
6	AJ	33/39 (85%)	32 (97%)	1 (3%)	41	68
6	AL	33/39 (85%)	33 (100%)	0	100	100
6	B	33/39 (85%)	31 (94%)	2 (6%)	18	48
6	E	33/39 (85%)	33 (100%)	0	100	100
6	G	33/39 (85%)	33 (100%)	0	100	100
6	J	33/39 (85%)	33 (100%)	0	100	100
6	N	33/39 (85%)	33 (100%)	0	100	100
6	P	33/39 (85%)	32 (97%)	1 (3%)	41	68
6	R	33/39 (85%)	33 (100%)	0	100	100
6	T	33/39 (85%)	33 (100%)	0	100	100
6	V	33/39 (85%)	33 (100%)	0	100	100
6	X	33/39 (85%)	32 (97%)	1 (3%)	41	68
6	Z	33/39 (85%)	33 (100%)	0	100	100
6	c	33/39 (85%)	33 (100%)	0	100	100
6	e	33/39 (85%)	33 (100%)	0	100	100
6	g	33/39 (85%)	33 (100%)	0	100	100
6	i	33/39 (85%)	33 (100%)	0	100	100
6	k	33/39 (85%)	33 (100%)	0	100	100
6	n	33/39 (85%)	33 (100%)	0	100	100
6	q	33/39 (85%)	33 (100%)	0	100	100
6	s	33/39 (85%)	33 (100%)	0	100	100
6	v	33/39 (85%)	33 (100%)	0	100	100
6	z	33/39 (85%)	33 (100%)	0	100	100
All	All	4640/4990 (93%)	4462 (96%)	178 (4%)	33	62

All (178) residues with a non-rotameric sidechain are listed below:

Mol	Chain	Res	Type
1	C	21	LEU
1	C	23	CYS

Continued on next page...

Continued from previous page...

Mol	Chain	Res	Type
1	C	48	GLN
1	C	74	GLU
1	C	86	SER
1	C	128	ARG
1	C	130	MET
1	C	167	VAL
1	C	169	ASP
1	C	181	THR
1	C	183	GLN
1	C	190	VAL
1	C	212	ILE
1	C	221	SER
1	C	238	ASN
1	C	277	ARG
1	C	282	ASN
1	C	289	ASP
1	C	304	ARG
1	C	307	CYS
2	L	120	LEU
2	L	125	HIS
2	L	148	MET
2	L	163	LEU
2	L	172	GLN
2	L	175	HIS
2	L	176	PHE
2	L	208	ASN
2	L	210	GLN
2	L	225	PHE
2	L	248	SER
2	L	256	CYS
2	L	281	TRP
3	M	3	GLU
3	M	25	LYS
3	M	31	ILE
3	M	33	ARG
3	M	37	SER
3	M	42	LYS
3	M	45	ASP
3	M	79	VAL
3	M	182	HIS
3	M	216	PHE
3	M	228	ARG

Continued on next page...

Continued from previous page...

Mol	Chain	Res	Type
3	M	232	ASP
3	M	256	MET
3	M	264	SER
3	M	279	THR
3	M	310	VAL
3	M	311	VAL
3	M	312	THR
4	H	45	ARG
4	H	81	VAL
4	H	106	PRO
4	H	116	SER
4	H	128	GLU
4	H	131	PRO
4	H	140	LYS
4	H	143	SER
4	H	157	VAL
4	H	159	LEU
4	H	160	ASP
4	H	177	PRO
4	H	200	SER
4	H	230	GLN
4	H	258	LEU
4	H	259	LEU
6	B	20	ILE
6	B	24	SER
5	D	9	TYR
5	F	14	ILE
5	I	3	THR
5	K	43	ASP
5	O	5	ASN
5	O	37	MET
6	P	21	PHE
5	Q	2	PHE
5	Q	3	THR
5	Q	9	TYR
5	S	48	ASP
5	S	51	ILE
5	U	53	VAL
5	W	9	TYR
5	W	50	ASN
6	X	13	GLU
5	1	51	ILE

Continued on next page...

Continued from previous page...

Mol	Chain	Res	Type
5	1	55	TYR
5	3	44	LEU
5	3	50	ASN
5	5	9	TYR
5	7	48	ASP
5	9	8	LEU
1	o	21	LEU
1	o	47	ARG
1	o	48	GLN
1	o	66	ASP
1	o	68	THR
1	o	74	GLU
1	o	86	SER
1	o	128	ARG
1	o	130	MET
1	o	169	ASP
1	o	181	THR
1	o	190	VAL
1	o	212	ILE
1	o	238	ASN
1	o	277	ARG
1	o	281	GLN
1	o	282	ASN
1	o	304	ARG
1	o	307	CYS
2	x	59	THR
2	x	128	PHE
2	x	147	LEU
2	x	148	MET
2	x	163	LEU
2	x	172	GLN
2	x	176	PHE
2	x	208	ASN
2	x	210	GLN
2	x	225	PHE
2	x	248	SER
2	x	256	CYS
2	x	281	TRP
3	y	3	GLU
3	y	25	LYS
3	y	31	ILE
3	y	33	ARG

Continued on next page...

Continued from previous page...

Mol	Chain	Res	Type
3	y	37	SER
3	y	42	LYS
3	y	45	ASP
3	y	182	HIS
3	y	216	PHE
3	y	228	ARG
3	y	232	ASP
3	y	256	MET
3	y	277	VAL
3	y	279	THR
3	y	285	LEU
3	y	310	VAL
3	y	311	VAL
3	y	312	THR
4	t	45	ARG
4	t	60	ASP
4	t	81	VAL
4	t	116	SER
4	t	128	GLU
4	t	131	PRO
4	t	140	LYS
4	t	143	SER
4	t	157	VAL
4	t	159	LEU
4	t	160	ASP
4	t	166	THR
4	t	177	PRO
4	t	200	SER
4	t	218	HIS
4	t	221	ASN
4	t	224	THR
4	t	230	GLN
4	t	259	LEU
5	r	37	MET
5	u	3	THR
5	w	5	ASN
5	AA	5	ASN
5	AA	43	ASP
5	AA	44	LEU
5	AC	2	PHE
5	AC	3	THR
5	AE	8	LEU

Continued on next page...

Continued from previous page...

Mol	Chain	Res	Type
5	AG	2	PHE
6	AJ	13	GLU
5	f	3	THR
5	h	14	ILE
5	j	9	TYR
5	j	48	ASP
5	l	8	LEU
5	l	40	LEU

Sometimes sidechains can be flipped to improve hydrogen bonding and reduce clashes. All (22) such sidechains are listed below:

Mol	Chain	Res	Type
1	C	238	ASN
2	L	125	HIS
3	M	6	ASN
3	M	27	ASN
4	H	122	HIS
4	H	189	ASN
6	X	36	HIS
5	Y	5	ASN
5	Y	36	HIS
5	Y	56	GLN
6	Z	23	GLN
6	2	23	GLN
2	x	182	HIS
2	x	192	ASN
2	x	273	ASN
3	y	240	HIS
3	y	301	HIS
5	m	7	ASN
5	w	50	ASN
5	w	56	GLN
6	e	23	GLN
5	l	56	GLN

5.3.3 RNA (i)

There are no RNA molecules in this entry.

5.4 Non-standard residues in protein, DNA, RNA chains (i)

There are no non-standard protein/DNA/RNA residues in this entry.

5.5 Carbohydrates (i)

There are no monosaccharides in this entry.

5.6 Ligand geometry (i)

Of 184 ligands modelled in this entry, 40 are monoatomic - leaving 144 for Mogul analysis.

In the following table, the Counts columns list the number of bonds (or angles) for which Mogul statistics could be retrieved, the number of bonds (or angles) that are observed in the model and the number of bonds (or angles) that are defined in the Chemical Component Dictionary. The Link column lists molecule types, if any, to which the group is linked. The Z score for a bond length (or angle) is the number of standard deviations the observed value is removed from the expected value. A bond length (or angle) with $|Z| > 2$ is considered an outlier worth inspection. RMSZ is the root-mean-square of all Z scores of the bond lengths (or angles).

Mol	Type	Chain	Res	Link	Bond lengths			Bond angles		
					Counts	RMSZ	$\#\|Z\| > 2$	Counts	RMSZ	$\#\|Z\| > 2$
12	PEF	H	301	-	18,18,46	1.57	2 (11%)	21,23,51	1.74	3 (14%)
16	PO4	H	302	-	4,4,4	0.75	0	6,6,6	0.54	0
12	PEF	A	101	-	18,18,46	1.54	2 (11%)	21,23,51	1.74	3 (14%)
9	BCL	R	102	-	64,74,74	1.64	11 (17%)	78,115,115	2.35	27 (34%)
9	BCL	1	101	-	64,74,74	1.66	12 (18%)	78,115,115	2.27	23 (29%)
9	BCL	f	101	-	64,74,74	1.75	14 (21%)	78,115,115	2.30	24 (30%)
15	CRT	J	101	-	41,43,43	0.76	0	50,54,54	3.78	19 (38%)
16	PO4	y	405	-	4,4,4	0.81	0	6,6,6	0.52	0
15	CRT	N	101	-	41,43,43	0.81	0	50,54,54	4.01	19 (38%)
12	PEF	t	301	-	18,18,46	1.50	2 (11%)	21,23,51	1.32	4 (19%)
15	CRT	AJ	101	-	41,43,43	0.75	0	50,54,54	1.94	15 (30%)
15	CRT	6	101	-	41,43,43	0.81	0	50,54,54	3.60	18 (36%)
7	HEM	C	504	1	41,50,50	1.99	8 (19%)	45,82,82	1.87	10 (22%)
7	HEM	o	503	1	41,50,50	2.00	8 (19%)	45,82,82	2.09	17 (37%)
12	PEF	y	407	-	18,18,46	1.82	2 (11%)	21,23,51	1.58	3 (14%)
15	CRT	f	102	-	41,43,43	0.89	0	50,54,54	3.95	21 (42%)
7	HEM	o	504	1	41,50,50	1.98	9 (21%)	45,82,82	1.72	11 (24%)
9	BCL	z	102	-	64,74,74	1.69	12 (18%)	78,115,115	2.35	32 (41%)

Mol	Type	Chain	Res	Link	Bond lengths			Bond angles		
					Counts	RMSZ	$\#\|Z\| > 2$	Counts	RMSZ	$\#\|Z\| > 2$
9	BCL	L	303	-	64,74,74	1.76	13 (20%)	78,115,115	2.55	29 (37%)
17	PGW	S	101	-	20,20,50	1.06	1 (5%)	23,26,56	1.24	3 (13%)
9	BCL	L	301	-	64,74,74	1.83	15 (23%)	78,115,115	2.46	28 (35%)
15	CRT	R	101	-	41,43,43	0.75	0	50,54,54	3.43	19 (38%)
9	BCL	s	102	-	64,74,74	1.74	12 (18%)	78,115,115	2.39	26 (33%)
7	HEM	o	502	1	41,50,50	1.91	8 (19%)	45,82,82	2.21	14 (31%)
9	BCL	B	101	-	64,74,74	1.64	10 (15%)	78,115,115	2.22	27 (34%)
9	BCL	AK	101	-	64,74,74	1.73	9 (14%)	78,115,115	2.33	29 (37%)
9	BCL	W	101	-	64,74,74	1.71	13 (20%)	78,115,115	2.20	25 (32%)
15	CRT	k	101	-	41,43,43	0.79	1 (2%)	50,54,54	3.63	15 (30%)
9	BCL	AH	101	-	64,74,74	1.72	11 (17%)	78,115,115	2.31	27 (34%)
9	BCL	d	101	-	64,74,74	1.75	13 (20%)	78,115,115	2.32	30 (38%)
9	BCL	9	103	-	64,74,74	1.73	14 (21%)	78,115,115	2.30	29 (37%)
9	BCL	4	102	-	64,74,74	1.76	14 (21%)	78,115,115	2.43	31 (39%)
9	BCL	v	102	-	64,74,74	1.76	13 (20%)	78,115,115	2.39	29 (37%)
9	BCL	5	101	-	64,74,74	1.72	11 (17%)	78,115,115	2.37	28 (35%)
12	PEF	y	408	-	18,18,46	1.75	3 (16%)	21,23,51	2.02	5 (23%)
9	BCL	P	101	-	64,74,74	1.73	12 (18%)	78,115,115	2.37	32 (41%)
7	HEM	C	503	1	41,50,50	1.97	7 (17%)	45,82,82	2.15	14 (31%)
14	MQ8	M	403	-	54,54,54	1.10	5 (9%)	66,69,69	1.61	14 (21%)
15	CRT	AH	102	-	41,43,43	0.75	0	50,54,54	3.44	16 (32%)
15	CRT	M	404	-	41,43,43	0.85	0	50,54,54	3.73	13 (26%)
15	CRT	z	101	-	41,43,43	0.72	0	50,54,54	3.71	15 (30%)
15	CRT	i	101	-	41,43,43	0.81	0	50,54,54	3.50	14 (28%)
9	BCL	x	305	-	64,74,74	1.87	13 (20%)	78,115,115	2.50	31 (39%)
17	PGW	AE	101	-	20,20,50	1.04	1 (5%)	23,26,56	1.36	2 (8%)
9	BCL	U	101	-	64,74,74	1.76	12 (18%)	78,115,115	2.24	23 (29%)
9	BCL	AJ	102	-	64,74,74	1.67	11 (17%)	78,115,115	2.29	23 (29%)
9	BCL	M	401	-	64,74,74	1.85	17 (26%)	78,115,115	2.55	32 (41%)
9	BCL	Z	102	-	64,74,74	1.73	11 (17%)	78,115,115	2.37	27 (34%)
9	BCL	AA	101	-	64,74,74	1.74	11 (17%)	78,115,115	2.24	25 (32%)
9	BCL	x	301	-	64,74,74	1.82	16 (25%)	78,115,115	2.64	27 (34%)
14	MQ8	y	403	-	54,54,54	1.20	6 (11%)	66,69,69	1.67	16 (24%)
12	PEF	t	303	-	18,18,46	1.49	2 (11%)	21,23,51	2.40	8 (38%)
15	CRT	A	103	-	41,43,43	0.80	0	50,54,54	3.51	17 (34%)

Mol	Type	Chain	Res	Link	Bond lengths			Bond angles		
					Counts	RMSZ	#|Z| > 2	Counts	RMSZ	#|Z| > 2
9	BCL	e	102	-	64,74,74	1.66	10 (15%)	78,115,115	2.24	29 (37%)
15	CRT	9	102	-	41,43,43	0.77	0	50,54,54	3.68	17 (34%)
7	HEM	o	501	1	41,50,50	1.95	8 (19%)	45,82,82	2.11	11 (24%)
9	BCL	y	401	-	64,74,74	1.78	13 (20%)	78,115,115	2.47	35 (44%)
9	BCL	O	101	-	64,74,74	1.70	10 (15%)	78,115,115	2.45	32 (41%)
10	BPH	x	302	-	51,70,70	0.81	1 (1%)	52,101,101	1.75	8 (15%)
15	CRT	e	101	-	41,43,43	0.78	0	50,54,54	1.78	12 (24%)
12	PEF	M	406	-	18,18,46	1.44	2 (11%)	21,23,51	2.24	4 (19%)
15	CRT	n	101	-	41,43,43	0.80	0	50,54,54	3.87	15 (30%)
16	PO4	M	405	-	4,4,4	0.60	0	6,6,6	1.05	0
9	BCL	S	102	-	64,74,74	1.76	13 (20%)	78,115,115	2.33	30 (38%)
9	BCL	X	102	-	64,74,74	1.72	12 (18%)	78,115,115	2.21	31 (39%)
15	CRT	c	101	-	41,43,43	0.78	0	50,54,54	3.47	18 (36%)
9	BCL	AI	101	-	64,74,74	1.71	12 (18%)	78,115,115	2.24	27 (34%)
7	HEM	C	502	1	41,50,50	1.91	7 (17%)	45,82,82	2.39	13 (28%)
15	CRT	s	101	-	41,43,43	0.71	0	50,54,54	3.49	16 (32%)
12	PEF	y	406	-	18,18,46	1.56	2 (11%)	21,23,51	1.73	3 (14%)
9	BCL	r	101	-	64,74,74	1.73	12 (18%)	78,115,115	2.22	26 (33%)
9	BCL	T	102	-	64,74,74	1.75	13 (20%)	78,115,115	2.35	27 (34%)
9	BCL	D	102	-	64,74,74	1.66	9 (14%)	78,115,115	2.39	32 (41%)
9	BCL	x	303	-	64,74,74	1.96	12 (18%)	78,115,115	2.42	28 (35%)
10	BPH	y	402	-	51,70,70	0.83	3 (5%)	52,101,101	1.27	6 (11%)
11	UQ8	x	304	-	53,53,53	1.52	3 (5%)	64,67,67	2.29	27 (42%)
9	BCL	g	101	-	64,74,74	1.69	11 (17%)	78,115,115	2.29	30 (38%)
9	BCL	h	101	-	64,74,74	1.81	14 (21%)	78,115,115	2.25	28 (35%)
9	BCL	3	101	-	64,74,74	1.73	13 (20%)	78,115,115	2.37	29 (37%)
10	BPH	M	402	-	51,70,70	0.84	3 (5%)	52,101,101	1.69	9 (17%)
9	BCL	m	102	-	64,74,74	1.74	13 (20%)	78,115,115	2.31	22 (28%)
15	CRT	y	404	-	41,43,43	0.94	1 (2%)	50,54,54	3.64	17 (34%)
15	CRT	Z	101	-	41,43,43	0.87	0	50,54,54	1.80	12 (24%)
16	PO4	t	302	-	4,4,4	0.52	0	6,6,6	1.95	2 (33%)
9	BCL	AE	102	-	64,74,74	1.66	10 (15%)	78,115,115	2.25	28 (35%)
9	BCL	p	104	-	64,74,74	1.71	12 (18%)	78,115,115	2.39	31 (39%)
9	BCL	i	102	-	64,74,74	1.69	11 (17%)	78,115,115	2.26	25 (32%)
9	BCL	K	101	-	64,74,74	1.73	15 (23%)	78,115,115	2.30	30 (38%)

Mol	Type	Chain	Res	Link	Bond lengths			Bond angles		
					Counts	RMSZ	$\#\|Z\| > 2$	Counts	RMSZ	$\#\|Z\| > 2$
9	BCL	8	102	-	64,74,74	1.66	10 (15%)	78,115,115	2.26	27 (34%)
10	BPH	L	302	-	51,70,70	0.66	1 (1%)	52,101,101	1.53	11 (21%)
15	CRT	G	101	-	41,43,43	0.73	0	50,54,54	3.74	17 (34%)
15	CRT	p	103	-	41,43,43	0.71	0	50,54,54	3.75	16 (32%)
9	BCL	Q	101	-	64,74,74	1.74	12 (18%)	78,115,115	2.33	29 (37%)
15	CRT	T	101	-	41,43,43	0.83	0	50,54,54	4.20	23 (46%)
11	UQ8	L	304	-	53,53,53	1.50	6 (11%)	64,67,67	1.81	19 (29%)
9	BCL	1	102	-	64,74,74	1.72	12 (18%)	78,115,115	2.20	21 (26%)
9	BCL	AE	104	-	64,74,74	1.68	11 (17%)	78,115,115	2.37	28 (35%)
9	BCL	N	102	-	64,74,74	1.72	13 (20%)	78,115,115	2.32	27 (34%)
9	BCL	V	101	-	64,74,74	1.76	14 (21%)	78,115,115	2.29	25 (32%)
15	CRT	X	101	-	41,43,43	0.87	0	50,54,54	1.89	11 (22%)
12	PEF	H	304	-	18,18,46	1.59	2 (11%)	21,23,51	1.80	5 (23%)
15	CRT	AE	103	-	41,43,43	0.75	0	50,54,54	3.69	15 (30%)
9	BCL	l	101	-	64,74,74	1.69	13 (20%)	78,115,115	2.39	32 (41%)
15	CRT	AC	101	-	41,43,43	0.74	0	50,54,54	1.78	11 (22%)
12	PEF	M	408	-	18,18,46	1.65	2 (11%)	21,23,51	1.95	3 (14%)
9	BCL	7	101	-	64,74,74	1.67	11 (17%)	78,115,115	2.21	28 (35%)
9	BCL	k	102	-	64,74,74	1.72	11 (17%)	78,115,115	2.44	30 (38%)
15	CRT	2	101	-	41,43,43	0.75	0	50,54,54	1.81	16 (32%)
15	CRT	v	101	-	41,43,43	0.77	0	50,54,54	3.93	18 (36%)
9	BCL	Y	101	-	64,74,74	1.77	12 (18%)	78,115,115	2.43	25 (32%)
15	CRT	E	101	-	41,43,43	0.80	0	50,54,54	3.46	16 (32%)
9	BCL	5	102	-	64,74,74	1.76	13 (20%)	78,115,115	2.44	33 (42%)
9	BCL	w	101	-	64,74,74	1.80	14 (21%)	78,115,115	2.35	28 (35%)
9	BCL	AD	101	-	64,74,74	1.72	10 (15%)	78,115,115	2.21	28 (35%)
15	CRT	AL	101	-	41,43,43	0.76	0	50,54,54	1.55	13 (26%)
9	BCL	p	102	-	64,74,74	1.68	10 (15%)	78,115,115	2.31	26 (33%)
12	PEF	m	101	-	18,18,46	1.64	2 (11%)	21,23,51	1.56	3 (14%)
15	CRT	U	102	-	41,43,43	0.73	0	50,54,54	3.26	19 (38%)
9	BCL	A	102	-	64,74,74	1.71	9 (14%)	78,115,115	2.32	28 (35%)
12	PEF	p	101	-	15,15,46	0.93	1 (6%)	17,19,51	0.84	1 (5%)
15	CRT	P	102	-	41,43,43	0.78	0	50,54,54	1.88	15 (30%)
15	CRT	AD	102	-	41,43,43	0.78	0	50,54,54	3.55	15 (30%)
9	BCL	I	101	-	64,74,74	1.80	12 (18%)	78,115,115	2.32	27 (34%)

Mol	Type	Chain	Res	Link	Bond lengths			Bond angles		
					Counts	RMSZ	#|Z| > 2	Counts	RMSZ	#|Z| > 2
12	PEF	x	306	-	18,18,46	1.72	2 (11%)	21,23,51	1.41	3 (14%)
15	CRT	8	101	-	41,43,43	0.85	0	50,54,54	3.56	9 (18%)
9	BCL	j	101	-	64,74,74	1.67	9 (14%)	78,115,115	2.29	27 (34%)
9	BCL	L	305	-	64,74,74	1.71	11 (17%)	78,115,115	2.31	30 (38%)
9	BCL	c	102	-	64,74,74	1.67	9 (14%)	78,115,115	2.36	29 (37%)
7	HEM	C	501	1	41,50,50	2.11	8 (19%)	45,82,82	2.60	16 (35%)
9	BCL	u	101	-	64,74,74	1.71	12 (18%)	78,115,115	2.21	26 (33%)
9	BCL	AB	101	-	64,74,74	1.78	13 (20%)	78,115,115	2.31	29 (37%)
9	BCL	J	102	-	64,74,74	1.69	14 (21%)	78,115,115	2.33	31 (39%)
9	BCL	m	103	-	64,74,74	1.67	12 (18%)	78,115,115	2.33	27 (34%)
12	PEF	H	303	-	18,18,46	1.51	2 (11%)	21,23,51	1.34	2 (9%)
12	PEF	M	407	-	15,15,46	1.05	1 (6%)	17,19,51	1.31	2 (11%)
9	BCL	AC	102	-	64,74,74	1.67	12 (18%)	78,115,115	2.27	27 (34%)
15	CRT	4	101	-	41,43,43	0.73	0	50,54,54	4.06	21 (42%)
9	BCL	G	102	-	64,74,74	1.70	10 (15%)	78,115,115	2.35	33 (42%)
9	BCL	0	101	-	64,74,74	1.72	11 (17%)	78,115,115	2.24	28 (35%)
9	BCL	F	101	-	64,74,74	1.66	13 (20%)	78,115,115	2.27	32 (41%)
9	BCL	AH	103	-	64,74,74	1.71	13 (20%)	78,115,115	2.35	30 (38%)
9	BCL	AL	102	-	64,74,74	1.75	13 (20%)	78,115,115	2.35	26 (33%)
12	PEF	L	306	-	10,11,46	0.73	0	11,14,51	1.46	1 (9%)
9	BCL	D	101	-	64,74,74	1.74	10 (15%)	78,115,115	2.35	24 (30%)

In the following table, the Chirals column lists the number of chiral outliers, the number of chiral centers analysed, the number of these observed in the model and the number defined in the Chemical Component Dictionary. Similar counts are reported in the Torsion and Rings columns. '-' means no outliers of that kind were identified.

Mol	Type	Chain	Res	Link	Chirals	Torsions	Rings
12	PEF	H	301	-	-	7/20/20/50	-
12	PEF	A	101	-	-	9/20/20/50	-
9	BCL	R	102	-	-	15/37/137/137	-
9	BCL	1	101	-	-	19/37/137/137	-
9	BCL	f	101	-	-	19/37/137/137	-
15	CRT	J	101	-	-	10/51/51/51	-
15	CRT	N	101	-	-	10/51/51/51	-
12	PEF	t	301	-	-	7/20/20/50	-

Continued on next page...

Continued from previous page...

Mol	Type	Chain	Res	Link	Chirals	Torsions	Rings
15	CRT	AJ	101	-	-	7/51/51/51	-
15	CRT	6	101	-	-	8/51/51/51	-
7	HEM	C	504	1	-	5/12/54/54	-
7	HEM	o	503	1	-	4/12/54/54	-
12	PEF	y	407	-	-	7/20/20/50	-
15	CRT	f	102	-	-	9/51/51/51	-
7	HEM	o	504	1	-	2/12/54/54	-
9	BCL	z	102	-	-	17/37/137/137	-
9	BCL	L	303	-	-	18/37/137/137	-
17	PGW	S	101	-	-	13/23/23/55	-
9	BCL	L	301	-	-	12/37/137/137	-
15	CRT	R	101	-	-	12/51/51/51	-
9	BCL	s	102	-	-	17/37/137/137	-
7	HEM	o	502	1	-	5/12/54/54	-
9	BCL	B	101	-	-	13/37/137/137	-
9	BCL	AK	101	-	-	15/37/137/137	-
9	BCL	W	101	-	-	19/37/137/137	-
15	CRT	k	101	-	-	6/51/51/51	-
9	BCL	AH	101	-	-	21/37/137/137	-
9	BCL	d	101	-	-	16/37/137/137	-
9	BCL	9	103	-	-	14/37/137/137	-
9	BCL	4	102	-	-	17/37/137/137	-
9	BCL	v	102	-	-	13/37/137/137	-
9	BCL	5	101	-	-	16/37/137/137	-
12	PEF	y	408	-	-	9/20/20/50	-
9	BCL	P	101	-	-	17/37/137/137	-
7	HEM	C	503	1	-	4/12/54/54	-
14	MQ8	M	403	-	-	21/47/67/67	0/2/2/2
15	CRT	AH	102	-	-	14/51/51/51	-
15	CRT	M	404	-	-	11/51/51/51	-
15	CRT	z	101	-	-	3/51/51/51	-
15	CRT	i	101	-	-	11/51/51/51	-
9	BCL	x	305	-	-	17/37/137/137	-
17	PGW	AE	101	-	-	12/23/23/55	-

Continued on next page...

Continued from previous page...

Mol	Type	Chain	Res	Link	Chirals	Torsions	Rings
9	BCL	U	101	-	-	15/37/137/137	-
9	BCL	AJ	102	-	-	17/37/137/137	-
9	BCL	M	401	-	-	10/37/137/137	-
9	BCL	Z	102	-	-	16/37/137/137	-
9	BCL	AA	101	-	-	17/37/137/137	-
9	BCL	x	301	-	-	10/37/137/137	-
14	MQ8	y	403	-	-	26/47/67/67	0/2/2/2
12	PEF	t	303	-	-	7/20/20/50	-
15	CRT	A	103	-	-	6/51/51/51	-
9	BCL	e	102	-	-	18/37/137/137	-
15	CRT	9	102	-	-	9/51/51/51	-
7	HEM	o	501	1	-	6/12/54/54	-
9	BCL	y	401	-	-	13/37/137/137	-
9	BCL	O	101	-	-	18/37/137/137	-
10	BPH	x	302	-	-	16/37/105/105	0/5/6/6
15	CRT	e	101	-	-	8/51/51/51	-
12	PEF	M	406	-	-	11/20/20/50	-
15	CRT	n	101	-	-	19/51/51/51	-
9	BCL	S	102	-	-	14/37/137/137	-
9	BCL	X	102	-	-	23/37/137/137	-
15	CRT	c	101	-	-	8/51/51/51	-
9	BCL	AI	101	-	-	19/37/137/137	-
7	HEM	C	502	1	-	5/12/54/54	-
15	CRT	s	101	-	-	8/51/51/51	-
12	PEF	y	406	-	-	2/20/20/50	-
9	BCL	r	101	-	-	18/37/137/137	-
9	BCL	T	102	-	-	17/37/137/137	-
9	BCL	D	102	-	-	12/37/137/137	-
9	BCL	x	303	-	-	15/37/137/137	-
10	BPH	y	402	-	-	15/37/105/105	0/5/6/6
11	UQ8	x	304	-	-	7/51/75/75	0/1/1/1
9	BCL	g	101	-	-	19/37/137/137	-
9	BCL	h	101	-	-	9/37/137/137	-
9	BCL	3	101	-	-	13/37/137/137	-

Continued on next page...

Continued from previous page...

Mol	Type	Chain	Res	Link	Chirals	Torsions	Rings
10	BPH	M	402	-	-	22/37/105/105	0/5/6/6
9	BCL	m	102	-	-	16/37/137/137	-
15	CRT	y	404	-	-	9/51/51/51	-
15	CRT	Z	101	-	-	11/51/51/51	-
9	BCL	AE	102	-	-	13/37/137/137	-
9	BCL	p	104	-	-	16/37/137/137	-
9	BCL	i	102	-	-	19/37/137/137	-
9	BCL	K	101	-	-	13/37/137/137	-
9	BCL	8	102	-	-	26/37/137/137	-
10	BPH	L	302	-	-	16/37/105/105	0/5/6/6
15	CRT	G	101	-	-	6/51/51/51	-
15	CRT	p	103	-	-	9/51/51/51	-
9	BCL	Q	101	-	-	22/37/137/137	-
15	CRT	T	101	-	-	7/51/51/51	-
11	UQ8	L	304	-	-	9/51/75/75	0/1/1/1
9	BCL	1	102	-	-	13/37/137/137	-
9	BCL	AE	104	-	-	11/37/137/137	-
9	BCL	N	102	-	-	18/37/137/137	-
9	BCL	V	101	-	-	15/37/137/137	-
15	CRT	X	101	-	-	13/51/51/51	-
12	PEF	H	304	-	-	11/20/20/50	-
15	CRT	AE	103	-	-	5/51/51/51	-
9	BCL	l	101	-	-	15/37/137/137	-
15	CRT	AC	101	-	-	5/51/51/51	-
12	PEF	M	408	-	-	12/20/20/50	-
9	BCL	7	101	-	-	17/37/137/137	-
9	BCL	k	102	-	-	21/37/137/137	-
15	CRT	2	101	-	-	7/51/51/51	-
15	CRT	v	101	-	-	9/51/51/51	-
9	BCL	Y	101	-	-	20/37/137/137	-
15	CRT	E	101	-	-	8/51/51/51	-
9	BCL	5	102	-	-	17/37/137/137	-
9	BCL	w	101	-	-	15/37/137/137	-
9	BCL	AD	101	-	-	21/37/137/137	-

Continued on next page...

Continued from previous page...

Mol	Type	Chain	Res	Link	Chirals	Torsions	Rings
15	CRT	AL	101	-	-	9/51/51/51	-
9	BCL	p	102	-	-	17/37/137/137	-
12	PEF	m	101	-	-	7/20/20/50	-
15	CRT	U	102	-	-	10/51/51/51	-
9	BCL	A	102	-	-	12/37/137/137	-
12	PEF	p	101	-	-	6/16/16/50	-
15	CRT	P	102	-	-	7/51/51/51	-
15	CRT	AD	102	-	-	11/51/51/51	-
9	BCL	I	101	-	-	10/37/137/137	-
12	PEF	x	306	-	-	15/20/20/50	-
15	CRT	8	101	-	-	6/51/51/51	-
9	BCL	j	101	-	-	21/37/137/137	-
9	BCL	L	305	-	-	14/37/137/137	-
9	BCL	c	102	-	-	18/37/137/137	-
7	HEM	C	501	1	-	6/12/54/54	-
9	BCL	u	101	-	-	17/37/137/137	-
9	BCL	AB	101	-	-	19/37/137/137	-
9	BCL	J	102	-	-	14/37/137/137	-
9	BCL	m	103	-	-	19/37/137/137	-
12	PEF	H	303	-	-	13/20/20/50	-
12	PEF	M	407	-	-	8/16/16/50	-
9	BCL	AC	102	-	-	15/37/137/137	-
15	CRT	4	101	-	-	13/51/51/51	-
9	BCL	G	102	-	-	16/37/137/137	-
9	BCL	0	101	-	-	12/37/137/137	-
9	BCL	F	101	-	-	20/37/137/137	-
9	BCL	AH	103	-	-	24/37/137/137	-
9	BCL	AL	102	-	-	15/37/137/137	-
12	PEF	L	306	-	-	8/11/11/50	-
9	BCL	D	101	-	-	11/37/137/137	-

All (988) bond length outliers are listed below:

Mol	Chain	Res	Type	Atoms	Z	Observed(Å)	Ideal(Å)
7	o	504	HEM	FE-NB	8.64	2.39	1.96

Continued on next page...

Continued from previous page...

Mol	Chain	Res	Type	Atoms	Z	Observed(Å)	Ideal(Å)
7	o	503	HEM	FE-NB	8.54	2.39	1.96
7	C	503	HEM	FE-NB	8.46	2.38	1.96
7	C	504	HEM	FE-NB	8.21	2.37	1.96
7	o	502	HEM	FE-NB	8.06	2.36	1.96
7	o	501	HEM	FE-NB	8.04	2.36	1.96
11	x	304	UQ8	C6-C1	7.92	1.49	1.35
7	C	501	HEM	FE-NB	7.90	2.35	1.96
9	x	303	BCL	MG-ND	-7.89	1.90	2.05
11	L	304	UQ8	C6-C1	7.84	1.49	1.35
7	C	502	HEM	FE-NB	7.61	2.34	1.96
9	L	305	BCL	MG-ND	-6.44	1.93	2.05
9	f	101	BCL	MG-ND	-6.41	1.93	2.05
9	v	102	BCL	MG-ND	-6.32	1.93	2.05
9	I	101	BCL	MG-ND	-6.29	1.93	2.05
9	5	102	BCL	MG-ND	-6.28	1.93	2.05
9	AJ	102	BCL	MG-ND	-6.24	1.93	2.05
9	s	102	BCL	MG-ND	-6.23	1.93	2.05
9	L	301	BCL	OBD-CAD	6.22	1.33	1.22
9	AL	102	BCL	MG-ND	-6.22	1.93	2.05
9	S	102	BCL	MG-ND	-6.22	1.93	2.05
9	y	401	BCL	MG-ND	-6.21	1.93	2.05
9	AB	101	BCL	MG-ND	-6.14	1.93	2.05
9	9	103	BCL	MG-ND	-6.13	1.93	2.05
9	K	101	BCL	MG-ND	-6.11	1.93	2.05
9	Y	101	BCL	MG-ND	-6.09	1.93	2.05
9	Q	101	BCL	MG-ND	-6.09	1.93	2.05
9	1	102	BCL	MG-ND	-6.09	1.93	2.05
9	w	101	BCL	MG-ND	-6.06	1.93	2.05
9	e	102	BCL	MG-ND	-6.06	1.93	2.05
9	5	101	BCL	MG-ND	-6.06	1.93	2.05
9	D	101	BCL	MG-ND	-6.05	1.93	2.05
9	O	101	BCL	MG-ND	-6.05	1.93	2.05
9	4	102	BCL	MG-ND	-6.05	1.93	2.05
9	0	101	BCL	MG-ND	-6.03	1.93	2.05
9	A	102	BCL	MG-ND	-6.01	1.93	2.05
9	P	101	BCL	MG-ND	-5.99	1.93	2.05
9	AK	101	BCL	MG-ND	-5.98	1.93	2.05
9	3	101	BCL	MG-ND	-5.98	1.93	2.05
9	d	101	BCL	MG-ND	-5.97	1.93	2.05
9	AA	101	BCL	MG-ND	-5.97	1.94	2.05
9	AH	101	BCL	MG-ND	-5.96	1.94	2.05
9	h	101	BCL	MG-ND	-5.94	1.94	2.05

Continued on next page...

Continued from previous page...

Mol	Chain	Res	Type	Atoms	Z	Observed(Å)	Ideal(Å)
9	AI	101	BCL	MG-ND	-5.93	1.94	2.05
9	L	301	BCL	MG-ND	-5.93	1.94	2.05
9	G	102	BCL	MG-ND	-5.92	1.94	2.05
9	r	101	BCL	MG-ND	-5.92	1.94	2.05
9	p	102	BCL	MG-ND	-5.90	1.94	2.05
9	J	102	BCL	MG-ND	-5.89	1.94	2.05
9	z	102	BCL	MG-ND	-5.86	1.94	2.05
9	AD	101	BCL	MG-ND	-5.85	1.94	2.05
9	F	101	BCL	MG-ND	-5.84	1.94	2.05
9	p	104	BCL	MG-ND	-5.82	1.94	2.05
9	M	401	BCL	MG-ND	-5.82	1.94	2.05
12	x	306	PEF	O2-C10	5.82	1.48	1.35
9	k	102	BCL	MG-ND	-5.79	1.94	2.05
9	X	102	BCL	MG-ND	-5.79	1.94	2.05
12	H	301	PEF	O2-C10	5.75	1.48	1.35
9	x	301	BCL	MG-ND	-5.75	1.94	2.05
9	7	101	BCL	MG-ND	-5.74	1.94	2.05
9	g	101	BCL	MG-ND	-5.72	1.94	2.05
9	i	102	BCL	MG-ND	-5.72	1.94	2.05
9	N	102	BCL	MG-ND	-5.71	1.94	2.05
12	y	407	PEF	O2-C10	5.70	1.48	1.35
9	u	101	BCL	MG-ND	-5.68	1.94	2.05
9	x	305	BCL	MG-ND	-5.68	1.94	2.05
9	B	101	BCL	MG-ND	-5.67	1.94	2.05
9	AE	104	BCL	MG-ND	-5.65	1.94	2.05
9	W	101	BCL	MG-ND	-5.65	1.94	2.05
9	V	101	BCL	MG-ND	-5.65	1.94	2.05
9	T	102	BCL	MG-ND	-5.62	1.94	2.05
9	U	101	BCL	MG-ND	-5.62	1.94	2.05
9	Z	102	BCL	MG-ND	-5.58	1.94	2.05
9	x	305	BCL	C4D-ND	-5.56	1.30	1.37
9	j	101	BCL	MG-ND	-5.54	1.94	2.05
9	l	101	BCL	MG-ND	-5.52	1.94	2.05
12	M	408	PEF	O2-C10	5.50	1.47	1.35
9	x	303	BCL	C4D-ND	-5.46	1.30	1.37
9	L	303	BCL	MG-ND	-5.43	1.95	2.05
7	C	501	HEM	C4D-ND	-5.41	1.31	1.40
9	AH	103	BCL	MG-ND	-5.41	1.95	2.05
9	c	102	BCL	MG-ND	-5.38	1.95	2.05
12	y	408	PEF	O2-C10	5.38	1.47	1.35
9	D	102	BCL	MG-ND	-5.37	1.95	2.05
9	AE	102	BCL	MG-ND	-5.36	1.95	2.05

Continued on next page...

Continued from previous page...

Mol	Chain	Res	Type	Atoms	Z	Observed(Å)	Ideal(Å)
9	T	102	BCL	OBD-CAD	5.35	1.31	1.22
9	8	102	BCL	MG-ND	-5.35	1.95	2.05
9	m	102	BCL	MG-ND	-5.34	1.95	2.05
9	AC	102	BCL	MG-ND	-5.32	1.95	2.05
12	m	101	PEF	O2-C10	5.32	1.47	1.35
9	M	401	BCL	OBD-CAD	5.32	1.31	1.22
9	AB	101	BCL	OBD-CAD	5.18	1.31	1.22
9	R	102	BCL	MG-ND	-5.18	1.95	2.05
9	AH	103	BCL	OBD-CAD	5.17	1.31	1.22
12	H	303	PEF	O2-C10	5.14	1.46	1.35
12	H	304	PEF	O2-C10	5.11	1.46	1.35
9	Q	101	BCL	OBD-CAD	5.07	1.31	1.22
9	p	104	BCL	OBD-CAD	5.06	1.31	1.22
9	w	101	BCL	OBD-CAD	5.06	1.31	1.22
9	Y	101	BCL	OBD-CAD	5.05	1.31	1.22
9	m	103	BCL	MG-ND	-5.03	1.95	2.05
9	W	101	BCL	OBD-CAD	5.03	1.31	1.22
9	x	305	BCL	OBD-CAD	5.01	1.31	1.22
9	m	103	BCL	OBD-CAD	4.98	1.31	1.22
9	5	102	BCL	OBD-CAD	4.96	1.31	1.22
9	N	102	BCL	OBD-CAD	4.96	1.31	1.22
9	AH	101	BCL	OBD-CAD	4.95	1.31	1.22
9	D	101	BCL	OBD-CAD	4.93	1.31	1.22
9	I	101	BCL	C4D-ND	-4.93	1.30	1.37
9	r	101	BCL	OBD-CAD	4.93	1.31	1.22
9	AD	101	BCL	OBD-CAD	4.93	1.31	1.22
9	1	101	BCL	MG-ND	-4.92	1.96	2.05
9	V	101	BCL	OBD-CAD	4.91	1.30	1.22
9	i	102	BCL	OBD-CAD	4.90	1.30	1.22
7	C	501	HEM	C1B-NB	-4.90	1.31	1.40
9	R	102	BCL	OBD-CAD	4.89	1.30	1.22
9	AE	104	BCL	OBD-CAD	4.89	1.30	1.22
9	1	101	BCL	OBD-CAD	4.88	1.30	1.22
9	AA	101	BCL	OBD-CAD	4.85	1.30	1.22
9	c	102	BCL	OBD-CAD	4.85	1.30	1.22
12	y	406	PEF	O2-C10	4.84	1.46	1.35
9	k	102	BCL	OBD-CAD	4.84	1.30	1.22
9	5	101	BCL	OBD-CAD	4.83	1.30	1.22
9	l	101	BCL	OBD-CAD	4.83	1.30	1.22
9	AE	102	BCL	OBD-CAD	4.83	1.30	1.22
9	AK	101	BCL	OBD-CAD	4.80	1.30	1.22
12	t	303	PEF	O2-C10	4.79	1.46	1.35

Continued on next page...

Continued from previous page...

Mol	Chain	Res	Type	Atoms	Z	Observed(Å)	Ideal(Å)
9	d	101	BCL	OBD-CAD	4.79	1.30	1.22
9	L	303	BCL	C4D-ND	-4.79	1.31	1.37
9	7	101	BCL	OBD-CAD	4.78	1.30	1.22
9	U	101	BCL	OBD-CAD	4.78	1.30	1.22
9	m	102	BCL	OBD-CAD	4.77	1.30	1.22
9	j	101	BCL	OBD-CAD	4.77	1.30	1.22
9	X	102	BCL	OBD-CAD	4.75	1.30	1.22
9	O	101	BCL	OBD-CAD	4.75	1.30	1.22
9	D	102	BCL	OBD-CAD	4.74	1.30	1.22
9	G	102	BCL	OBD-CAD	4.74	1.30	1.22
12	t	301	PEF	O2-C10	4.73	1.45	1.35
9	Z	102	BCL	OBD-CAD	4.73	1.30	1.22
9	g	101	BCL	OBD-CAD	4.72	1.30	1.22
9	A	102	BCL	OBD-CAD	4.72	1.30	1.22
9	u	101	BCL	OBD-CAD	4.72	1.30	1.22
7	C	503	HEM	C3B-C4B	4.72	1.54	1.44
9	L	305	BCL	OBD-CAD	4.71	1.30	1.22
9	h	101	BCL	OBD-CAD	4.71	1.30	1.22
9	AI	101	BCL	OBD-CAD	4.71	1.30	1.22
9	P	101	BCL	OBD-CAD	4.69	1.30	1.22
9	I	101	BCL	OBD-CAD	4.68	1.30	1.22
9	S	102	BCL	OBD-CAD	4.66	1.30	1.22
9	J	102	BCL	OBD-CAD	4.66	1.30	1.22
9	x	301	BCL	C3C-C4C	4.64	1.57	1.51
7	C	502	HEM	C1B-NB	-4.64	1.32	1.40
12	A	101	PEF	O2-C10	4.64	1.45	1.35
9	w	101	BCL	C4D-ND	-4.63	1.31	1.37
9	3	101	BCL	OBD-CAD	4.61	1.30	1.22
9	K	101	BCL	OBD-CAD	4.60	1.30	1.22
9	B	101	BCL	OBD-CAD	4.60	1.30	1.22
9	AJ	102	BCL	OBD-CAD	4.60	1.30	1.22
9	y	401	BCL	OBD-CAD	4.59	1.30	1.22
9	v	102	BCL	C4D-ND	-4.59	1.31	1.37
12	M	406	PEF	O2-C10	4.59	1.45	1.35
9	v	102	BCL	OBD-CAD	4.57	1.30	1.22
9	F	101	BCL	OBD-CAD	4.56	1.30	1.22
9	AC	102	BCL	OBD-CAD	4.56	1.30	1.22
9	0	101	BCL	OBD-CAD	4.53	1.30	1.22
9	z	102	BCL	OBD-CAD	4.52	1.30	1.22
9	4	102	BCL	OBD-CAD	4.51	1.30	1.22
9	8	102	BCL	OBD-CAD	4.50	1.30	1.22
9	1	102	BCL	OBD-CAD	4.49	1.30	1.22

Continued on next page...

Continued from previous page...

Mol	Chain	Res	Type	Atoms	Z	Observed(Å)	Ideal(Å)
9	s	102	BCL	OBD-CAD	4.49	1.30	1.22
9	x	303	BCL	OBD-CAD	4.48	1.30	1.22
9	AL	102	BCL	OBD-CAD	4.47	1.30	1.22
9	x	301	BCL	OBD-CAD	4.46	1.30	1.22
7	o	503	HEM	C3B-C4B	4.43	1.53	1.44
9	e	102	BCL	OBD-CAD	4.41	1.30	1.22
9	x	305	BCL	O1D-CGD	-4.41	1.10	1.21
9	L	303	BCL	OBD-CAD	4.39	1.30	1.22
9	f	101	BCL	OBD-CAD	4.38	1.30	1.22
9	L	303	BCL	O1D-CGD	-4.34	1.10	1.21
9	9	103	BCL	OBD-CAD	4.33	1.29	1.22
7	o	501	HEM	C1B-NB	-4.30	1.32	1.40
9	4	102	BCL	O1D-CGD	-4.30	1.10	1.21
9	s	102	BCL	O1D-CGD	-4.26	1.10	1.21
9	N	102	BCL	C4D-ND	-4.26	1.31	1.37
9	p	104	BCL	O1D-CGD	-4.23	1.10	1.21
9	O	101	BCL	C4D-ND	-4.22	1.31	1.37
9	g	101	BCL	O1D-CGD	-4.21	1.10	1.21
7	o	504	HEM	C1B-NB	-4.20	1.33	1.40
9	h	101	BCL	O1D-CGD	-4.20	1.10	1.21
9	AA	101	BCL	C4D-ND	-4.19	1.31	1.37
7	C	504	HEM	C1B-NB	-4.19	1.33	1.40
9	D	101	BCL	O1D-CGD	-4.19	1.10	1.21
9	AD	101	BCL	C4D-ND	-4.18	1.32	1.37
9	G	102	BCL	O1D-CGD	-4.17	1.10	1.21
9	AK	101	BCL	O1D-CGD	-4.17	1.10	1.21
9	m	102	BCL	O1D-CGD	-4.16	1.10	1.21
9	V	101	BCL	O1D-CGD	-4.15	1.10	1.21
9	AK	101	BCL	C4D-ND	-4.14	1.32	1.37
10	x	302	BPH	C2C-C3C	-4.13	1.50	1.54
9	k	102	BCL	C4D-ND	-4.12	1.32	1.37
9	9	103	BCL	C4D-ND	-4.12	1.32	1.37
9	Y	101	BCL	O1D-CGD	-4.10	1.10	1.21
9	AI	101	BCL	O1D-CGD	-4.10	1.10	1.21
9	Y	101	BCL	C3C-C4C	4.10	1.56	1.51
9	AL	102	BCL	O1D-CGD	-4.09	1.11	1.21
9	x	301	BCL	O1D-CGD	-4.07	1.11	1.21
9	5	101	BCL	O1D-CGD	-4.06	1.11	1.21
9	M	401	BCL	O2A-CGA	-4.06	1.21	1.33
9	f	101	BCL	O1D-CGD	-4.05	1.11	1.21
9	K	101	BCL	C4D-ND	-4.04	1.32	1.37
9	z	102	BCL	C4D-ND	-4.04	1.32	1.37

Continued on next page...

Continued from previous page...

Mol	Chain	Res	Type	Atoms	Z	Observed(Å)	Ideal(Å)
9	P	101	BCL	C4D-ND	-4.04	1.32	1.37
9	M	401	BCL	C3C-C4C	4.04	1.56	1.51
9	p	102	BCL	OBD-CAD	4.03	1.29	1.22
9	U	101	BCL	O1D-CGD	-4.03	1.11	1.21
9	P	101	BCL	O1D-CGD	-4.03	1.11	1.21
9	u	101	BCL	O1D-CGD	-4.02	1.11	1.21
9	J	102	BCL	C4D-ND	-4.02	1.32	1.37
9	p	102	BCL	C4D-ND	-4.02	1.32	1.37
9	r	101	BCL	C4D-ND	-4.01	1.32	1.37
9	B	101	BCL	C4D-ND	-4.01	1.32	1.37
9	9	103	BCL	O1D-CGD	-4.00	1.11	1.21
9	c	102	BCL	O1D-CGD	-3.99	1.11	1.21
9	L	305	BCL	C4D-ND	-3.99	1.32	1.37
9	T	102	BCL	O1D-CGD	-3.99	1.11	1.21
9	D	102	BCL	O1D-CGD	-3.99	1.11	1.21
9	k	102	BCL	O1D-CGD	-3.98	1.11	1.21
9	S	102	BCL	C4D-ND	-3.98	1.32	1.37
9	G	102	BCL	C4D-ND	-3.98	1.32	1.37
9	1	102	BCL	O1D-CGD	-3.98	1.11	1.21
9	v	102	BCL	O1D-CGD	-3.97	1.11	1.21
9	M	401	BCL	O1D-CGD	-3.97	1.11	1.21
9	AB	101	BCL	O1D-CGD	-3.96	1.11	1.21
9	AH	101	BCL	C4D-ND	-3.95	1.32	1.37
9	m	103	BCL	O1D-CGD	-3.95	1.11	1.21
9	AH	103	BCL	O1D-CGD	-3.94	1.11	1.21
9	AH	101	BCL	O1D-CGD	-3.92	1.11	1.21
9	AB	101	BCL	C4D-ND	-3.92	1.32	1.37
9	AE	104	BCL	C4D-ND	-3.92	1.32	1.37
9	Q	101	BCL	C4D-ND	-3.92	1.32	1.37
9	y	401	BCL	O1D-CGD	-3.91	1.11	1.21
9	AA	101	BCL	O1D-CGD	-3.91	1.11	1.21
9	3	101	BCL	C4D-ND	-3.90	1.32	1.37
9	T	102	BCL	C4D-ND	-3.90	1.32	1.37
9	U	101	BCL	C4D-ND	-3.90	1.32	1.37
9	W	101	BCL	O1D-CGD	-3.90	1.11	1.21
9	j	101	BCL	O1D-CGD	-3.90	1.11	1.21
9	4	102	BCL	C4D-ND	-3.89	1.32	1.37
9	l	101	BCL	C4D-ND	-3.89	1.32	1.37
9	5	102	BCL	O1D-CGD	-3.88	1.11	1.21
9	I	101	BCL	O1D-CGD	-3.88	1.11	1.21
9	AE	102	BCL	O1D-CGD	-3.88	1.11	1.21
9	Z	102	BCL	O1D-CGD	-3.88	1.11	1.21

Continued on next page...

Continued from previous page...

Mol	Chain	Res	Type	Atoms	Z	Observed(Å)	Ideal(Å)
9	y	401	BCL	O2D-CED	3.87	1.54	1.45
7	o	501	HEM	C4D-ND	-3.86	1.33	1.40
9	D	101	BCL	C4D-ND	-3.86	1.32	1.37
9	8	102	BCL	O1D-CGD	-3.85	1.11	1.21
9	A	102	BCL	O1D-CGD	-3.85	1.11	1.21
9	p	102	BCL	O1D-CGD	-3.85	1.11	1.21
9	l	101	BCL	O1D-CGD	-3.85	1.11	1.21
9	Q	101	BCL	O1D-CGD	-3.84	1.11	1.21
9	AL	102	BCL	C4D-ND	-3.83	1.32	1.37
9	K	101	BCL	O1D-CGD	-3.82	1.11	1.21
9	e	102	BCL	O1D-CGD	-3.82	1.11	1.21
7	o	501	HEM	C4B-NB	-3.82	1.30	1.38
9	i	102	BCL	O1D-CGD	-3.82	1.11	1.21
9	U	101	BCL	O2D-CGD	-3.82	1.23	1.33
9	x	301	BCL	O2D-CED	3.81	1.54	1.45
9	R	102	BCL	C4D-ND	-3.81	1.32	1.37
9	x	303	BCL	O1D-CGD	-3.81	1.11	1.21
9	A	102	BCL	C4D-ND	-3.81	1.32	1.37
9	z	102	BCL	O1D-CGD	-3.80	1.11	1.21
9	w	101	BCL	O1D-CGD	-3.80	1.11	1.21
9	S	102	BCL	O1D-CGD	-3.79	1.11	1.21
9	AC	102	BCL	O1D-CGD	-3.79	1.11	1.21
9	B	101	BCL	O1D-CGD	-3.79	1.11	1.21
9	3	101	BCL	O1D-CGD	-3.78	1.11	1.21
9	h	101	BCL	C4D-ND	-3.78	1.32	1.37
9	AD	101	BCL	O1D-CGD	-3.77	1.11	1.21
9	AI	101	BCL	C4D-ND	-3.75	1.32	1.37
9	5	101	BCL	C4D-ND	-3.75	1.32	1.37
9	F	101	BCL	O1D-CGD	-3.75	1.11	1.21
9	0	101	BCL	O1D-CGD	-3.74	1.11	1.21
9	8	102	BCL	C4D-ND	-3.74	1.32	1.37
7	o	502	HEM	C1B-NB	-3.73	1.33	1.40
9	x	305	BCL	C1D-C2D	-3.73	1.38	1.45
9	O	101	BCL	O2D-CED	3.73	1.54	1.45
9	1	101	BCL	O2D-CED	3.72	1.54	1.45
9	8	102	BCL	O2D-CED	3.72	1.54	1.45
9	y	401	BCL	C3C-C4C	3.72	1.56	1.51
9	x	305	BCL	O2D-CED	3.71	1.54	1.45
9	1	101	BCL	O1D-CGD	-3.70	1.11	1.21
9	AJ	102	BCL	O1D-CGD	-3.70	1.11	1.21
9	5	102	BCL	C4D-ND	-3.70	1.32	1.37
9	Y	101	BCL	O2D-CED	3.69	1.54	1.45

Continued on next page...

Continued from previous page...

Mol	Chain	Res	Type	Atoms	Z	Observed(Å)	Ideal(Å)
9	V	101	BCL	C4D-ND	-3.68	1.32	1.37
9	f	101	BCL	C4D-ND	-3.68	1.32	1.37
9	AE	104	BCL	O1D-CGD	-3.68	1.12	1.21
7	C	502	HEM	C4B-NB	-3.67	1.31	1.38
9	X	102	BCL	O1D-CGD	-3.67	1.12	1.21
9	3	101	BCL	O2D-CED	3.67	1.53	1.45
9	N	102	BCL	O1D-CGD	-3.66	1.12	1.21
9	7	101	BCL	O1D-CGD	-3.66	1.12	1.21
7	C	504	HEM	C4D-ND	-3.66	1.34	1.40
9	s	102	BCL	C4D-ND	-3.65	1.32	1.37
9	D	102	BCL	C4D-ND	-3.64	1.32	1.37
12	y	407	PEF	O3-C30	3.64	1.51	1.33
7	C	501	HEM	C4B-NB	-3.62	1.31	1.38
9	L	305	BCL	O1D-CGD	-3.61	1.12	1.21
9	U	101	BCL	O2A-CGA	-3.61	1.22	1.33
9	0	101	BCL	C4D-ND	-3.61	1.32	1.37
9	c	102	BCL	O2D-CED	3.60	1.53	1.45
9	x	303	BCL	O2D-CGD	-3.59	1.24	1.33
9	W	101	BCL	O2D-CED	3.59	1.53	1.45
9	m	103	BCL	O2D-CED	3.59	1.53	1.45
9	i	102	BCL	C4D-ND	-3.58	1.32	1.37
9	m	102	BCL	O2D-CED	3.58	1.53	1.45
9	9	103	BCL	O2D-CED	3.56	1.53	1.45
7	o	502	HEM	C4D-ND	-3.56	1.34	1.40
9	M	401	BCL	O2D-CED	3.55	1.53	1.45
9	J	102	BCL	O1D-CGD	-3.53	1.12	1.21
9	N	102	BCL	O2D-CED	3.53	1.53	1.45
9	O	101	BCL	O1D-CGD	-3.53	1.12	1.21
9	d	101	BCL	O1D-CGD	-3.53	1.12	1.21
9	AE	102	BCL	C4D-ND	-3.53	1.32	1.37
9	0	101	BCL	O2D-CED	3.53	1.53	1.45
9	f	101	BCL	O2D-CED	3.52	1.53	1.45
9	j	101	BCL	C4D-ND	-3.51	1.32	1.37
9	r	101	BCL	O1D-CGD	-3.51	1.12	1.21
9	4	102	BCL	C3C-C4C	3.51	1.56	1.51
9	R	102	BCL	O2D-CED	3.50	1.53	1.45
9	R	102	BCL	O1D-CGD	-3.50	1.12	1.21
7	o	504	HEM	C3B-C4B	3.50	1.51	1.44
9	AE	102	BCL	O2D-CED	3.50	1.53	1.45
9	F	101	BCL	O2D-CED	3.49	1.53	1.45
9	r	101	BCL	O2D-CED	3.49	1.53	1.45
9	7	101	BCL	C4D-ND	-3.49	1.32	1.37

Continued on next page...

Continued from previous page...

Mol	Chain	Res	Type	Atoms	Z	Observed(Å)	Ideal(Å)
9	7	101	BCL	O2D-CED	3.48	1.53	1.45
9	u	101	BCL	O2D-CED	3.48	1.53	1.45
9	AJ	102	BCL	O2D-CED	3.48	1.53	1.45
9	l	101	BCL	O2D-CED	3.47	1.53	1.45
9	AE	104	BCL	O2D-CED	3.47	1.53	1.45
9	5	101	BCL	O2D-CED	3.46	1.53	1.45
9	L	301	BCL	O1D-CGD	-3.46	1.12	1.21
9	i	102	BCL	O2D-CED	3.45	1.53	1.45
9	g	101	BCL	C4D-ND	-3.45	1.33	1.37
9	5	102	BCL	O2D-CED	3.45	1.53	1.45
9	u	101	BCL	C5-C3	3.44	1.58	1.51
9	S	102	BCL	O2D-CED	3.43	1.53	1.45
9	AC	102	BCL	C4D-ND	-3.42	1.33	1.37
7	o	504	HEM	C4D-ND	-3.42	1.34	1.40
9	p	102	BCL	O2D-CED	3.42	1.53	1.45
9	AH	101	BCL	O2D-CGD	-3.42	1.24	1.33
9	p	104	BCL	O2D-CED	3.40	1.53	1.45
9	x	305	BCL	O1A-CGA	-3.40	1.12	1.22
9	J	102	BCL	O2D-CED	3.39	1.53	1.45
9	V	101	BCL	O2D-CED	3.39	1.53	1.45
9	d	101	BCL	O2D-CED	3.39	1.53	1.45
9	L	301	BCL	C3C-C4C	3.39	1.55	1.51
9	e	102	BCL	O2D-CED	3.39	1.53	1.45
9	j	101	BCL	O2D-CED	3.39	1.53	1.45
9	u	101	BCL	C4D-ND	-3.38	1.33	1.37
9	AL	102	BCL	O2D-CED	3.38	1.53	1.45
9	h	101	BCL	O2D-CGD	-3.38	1.25	1.33
9	h	101	BCL	O2D-CED	3.38	1.53	1.45
9	m	102	BCL	C4D-ND	-3.38	1.33	1.37
9	D	101	BCL	O2D-CGD	-3.38	1.25	1.33
9	c	102	BCL	C4D-ND	-3.37	1.33	1.37
9	1	102	BCL	O2D-CED	3.37	1.53	1.45
9	5	102	BCL	C1D-C2D	-3.37	1.38	1.45
9	w	101	BCL	O2D-CGD	-3.37	1.25	1.33
9	I	101	BCL	O2D-CED	3.36	1.53	1.45
9	G	102	BCL	O2D-CED	3.36	1.53	1.45
9	F	101	BCL	C4D-ND	-3.35	1.33	1.37
9	L	301	BCL	C4D-ND	-3.35	1.33	1.37
9	X	102	BCL	C4D-ND	-3.35	1.33	1.37
9	Y	101	BCL	C4D-ND	-3.34	1.33	1.37
9	z	102	BCL	O2D-CED	3.34	1.53	1.45
9	p	104	BCL	C4D-ND	-3.34	1.33	1.37

Continued on next page...

Continued from previous page...

Mol	Chain	Res	Type	Atoms	Z	Observed(Å)	Ideal(Å)
9	AA	101	BCL	O2D-CED	3.33	1.53	1.45
9	AK	101	BCL	O2D-CGD	-3.33	1.25	1.33
9	A	102	BCL	O2D-CED	3.32	1.53	1.45
9	Q	101	BCL	O2D-CGD	-3.31	1.25	1.33
9	x	303	BCL	C1D-C2D	-3.31	1.38	1.45
7	C	503	HEM	C4D-ND	-3.30	1.34	1.40
9	v	102	BCL	O2D-CGD	-3.30	1.25	1.33
9	g	101	BCL	O2D-CED	3.30	1.53	1.45
9	X	102	BCL	O2D-CED	3.29	1.53	1.45
9	y	401	BCL	C4D-ND	-3.28	1.33	1.37
9	AL	102	BCL	O2A-CGA	-3.28	1.23	1.33
9	D	102	BCL	O2D-CED	3.28	1.53	1.45
7	C	502	HEM	C4D-ND	-3.27	1.34	1.40
9	4	102	BCL	O2D-CED	3.27	1.53	1.45
9	m	102	BCL	O2D-CGD	-3.27	1.25	1.33
9	B	101	BCL	O2D-CED	3.26	1.53	1.45
9	V	101	BCL	O2A-CGA	-3.26	1.23	1.33
9	P	101	BCL	C3C-C4C	3.26	1.55	1.51
9	AB	101	BCL	O2D-CED	3.25	1.53	1.45
9	L	301	BCL	O2D-CED	3.25	1.53	1.45
9	L	305	BCL	O2D-CED	3.25	1.53	1.45
9	v	102	BCL	O2D-CED	3.25	1.52	1.45
9	L	303	BCL	O2D-CED	3.24	1.52	1.45
9	AH	103	BCL	O2D-CGD	-3.23	1.25	1.33
9	p	104	BCL	O2D-CGD	-3.23	1.25	1.33
9	x	301	BCL	C4D-ND	-3.23	1.33	1.37
9	AI	101	BCL	O2D-CED	3.22	1.52	1.45
9	AD	101	BCL	O2D-CED	3.22	1.52	1.45
7	C	504	HEM	C3B-C4B	3.21	1.51	1.44
9	Z	102	BCL	O2D-CED	3.21	1.52	1.45
9	1	102	BCL	C4D-ND	-3.20	1.33	1.37
9	I	101	BCL	O2D-CGD	-3.20	1.25	1.33
9	s	102	BCL	C5-C3	3.20	1.57	1.51
9	T	102	BCL	O2D-CGD	-3.19	1.25	1.33
9	L	303	BCL	O2D-CGD	-3.19	1.25	1.33
9	AH	103	BCL	O2D-CED	3.18	1.52	1.45
9	D	101	BCL	O2A-CGA	-3.18	1.24	1.33
9	T	102	BCL	O2D-CED	3.18	1.52	1.45
7	o	503	HEM	C4D-ND	-3.18	1.34	1.40
9	M	401	BCL	O1A-CGA	-3.18	1.13	1.22
9	AJ	102	BCL	C4D-ND	-3.17	1.33	1.37
9	AA	101	BCL	O2D-CGD	-3.16	1.25	1.33

Continued on next page...

Continued from previous page...

Mol	Chain	Res	Type	Atoms	Z	Observed(Å)	Ideal(Å)
9	p	104	BCL	O1A-CGA	-3.16	1.13	1.22
9	V	101	BCL	O2D-CGD	-3.16	1.25	1.33
9	d	101	BCL	C4D-ND	-3.15	1.33	1.37
9	k	102	BCL	O2D-CGD	-3.15	1.25	1.33
7	C	501	HEM	FE-ND	-3.15	1.81	1.96
9	G	102	BCL	O2D-CGD	-3.15	1.25	1.33
9	r	101	BCL	C3C-C4C	3.15	1.55	1.51
9	y	401	BCL	O1A-CGA	-3.15	1.13	1.22
9	x	301	BCL	C5-C3	3.14	1.57	1.51
9	AD	101	BCL	O2D-CGD	-3.13	1.25	1.33
9	W	101	BCL	C4D-ND	-3.13	1.33	1.37
9	Q	101	BCL	O2D-CED	3.13	1.52	1.45
9	P	101	BCL	O2D-CED	3.12	1.52	1.45
9	AC	102	BCL	O2D-CED	3.12	1.52	1.45
9	h	101	BCL	C3C-C4C	3.11	1.55	1.51
9	D	102	BCL	O2A-CGA	-3.11	1.24	1.33
9	Z	102	BCL	C1D-C2D	-3.10	1.39	1.45
9	M	401	BCL	C4D-ND	-3.09	1.33	1.37
9	P	101	BCL	O2D-CGD	-3.08	1.25	1.33
9	Z	102	BCL	O1A-CGA	-3.08	1.13	1.22
9	U	101	BCL	O1A-CGA	-3.07	1.13	1.22
9	AK	101	BCL	O2D-CED	3.07	1.52	1.45
9	AB	101	BCL	O2D-CGD	-3.07	1.25	1.33
9	u	101	BCL	O2D-CGD	-3.07	1.25	1.33
7	o	502	HEM	C4B-NB	-3.06	1.32	1.38
12	A	101	PEF	O3-C30	3.06	1.48	1.33
9	G	102	BCL	O2A-CGA	-3.06	1.24	1.33
7	C	504	HEM	C1D-ND	-3.06	1.32	1.38
9	AJ	102	BCL	O2A-CGA	-3.06	1.24	1.33
9	K	101	BCL	O2D-CED	3.05	1.52	1.45
9	AH	101	BCL	O2D-CED	3.05	1.52	1.45
9	y	401	BCL	O2D-CGD	-3.05	1.25	1.33
9	s	102	BCL	O2D-CGD	-3.05	1.25	1.33
9	j	101	BCL	O2D-CGD	-3.04	1.25	1.33
9	AI	101	BCL	O2D-CGD	-3.04	1.25	1.33
9	L	301	BCL	O1A-CGA	-3.04	1.13	1.22
17	AE	101	PGW	O01-C1	3.04	1.42	1.35
12	H	304	PEF	O3-C30	3.04	1.48	1.33
9	d	101	BCL	C5-C3	3.04	1.57	1.51
9	8	102	BCL	O2A-CGA	-3.03	1.24	1.33
9	x	303	BCL	O2D-CED	3.03	1.52	1.45
9	x	303	BCL	O2A-CGA	-3.02	1.24	1.33

Continued on next page...

Continued from previous page...

Mol	Chain	Res	Type	Atoms	Z	Observed(Å)	Ideal(Å)
9	D	101	BCL	O2D-CED	3.02	1.52	1.45
9	3	101	BCL	O1A-CGA	-3.02	1.13	1.22
9	Z	102	BCL	C4D-ND	-3.01	1.33	1.37
9	k	102	BCL	O2D-CED	3.01	1.52	1.45
9	w	101	BCL	O2D-CED	3.01	1.52	1.45
9	e	102	BCL	C4D-ND	-3.00	1.33	1.37
9	N	102	BCL	O2A-CGA	-3.00	1.24	1.33
9	p	104	BCL	O2A-CGA	-2.99	1.24	1.33
9	f	101	BCL	O2D-CGD	-2.98	1.25	1.33
9	Z	102	BCL	O2A-CGA	-2.98	1.24	1.33
9	X	102	BCL	O2A-CGA	-2.98	1.24	1.33
9	O	101	BCL	O2A-CGA	-2.97	1.24	1.33
9	S	102	BCL	O1A-CGA	-2.97	1.13	1.22
9	X	102	BCL	O1A-CGA	-2.97	1.13	1.22
14	y	403	MQ8	C37-C38	2.97	1.40	1.33
7	o	503	HEM	C1B-NB	-2.96	1.35	1.40
9	1	102	BCL	C1D-C2D	-2.96	1.39	1.45
9	M	401	BCL	C1B-NB	2.96	1.37	1.35
11	x	304	UQ8	C4-C3	2.96	1.48	1.36
9	K	101	BCL	O2D-CGD	-2.96	1.26	1.33
9	w	101	BCL	O1A-CGA	-2.96	1.13	1.22
9	AH	103	BCL	O2A-CGA	-2.95	1.24	1.33
9	L	303	BCL	C5-C3	2.95	1.57	1.51
9	A	102	BCL	O2D-CGD	-2.95	1.26	1.33
9	L	303	BCL	C3B-C2B	-2.95	1.34	1.39
9	m	103	BCL	O2A-CGA	-2.95	1.24	1.33
7	C	503	HEM	C1B-NB	-2.95	1.35	1.40
9	4	102	BCL	O1A-CGA	-2.94	1.13	1.22
9	g	101	BCL	O2D-CGD	-2.94	1.26	1.33
9	W	101	BCL	C3C-C4C	2.93	1.55	1.51
12	M	407	PEF	O3-C30	2.93	1.47	1.33
9	AC	102	BCL	O2A-CGA	-2.93	1.24	1.33
9	p	102	BCL	O2A-CGA	-2.93	1.24	1.33
9	d	101	BCL	C4B-NB	2.93	1.37	1.35
9	x	301	BCL	C3B-CAB	2.93	1.56	1.49
9	Z	102	BCL	O2D-CGD	-2.92	1.26	1.33
9	L	305	BCL	O2D-CGD	-2.92	1.26	1.33
12	M	406	PEF	O3-C30	2.92	1.47	1.33
9	T	102	BCL	O2A-CGA	-2.92	1.24	1.33
9	g	101	BCL	O1A-CGA	-2.92	1.13	1.22
9	f	101	BCL	C5-C3	2.92	1.57	1.51
9	p	102	BCL	O2D-CGD	-2.92	1.26	1.33

Continued on next page...

Continued from previous page...

Mol	Chain	Res	Type	Atoms	Z	Observed(Å)	Ideal(Å)
9	T	102	BCL	O1A-CGA	-2.91	1.13	1.22
9	s	102	BCL	O2A-CGA	-2.91	1.24	1.33
12	t	301	PEF	O3-C30	2.91	1.47	1.33
9	l	101	BCL	O2A-CGA	-2.91	1.24	1.33
9	s	102	BCL	C1D-C2D	-2.91	1.39	1.45
9	m	103	BCL	O1A-CGA	-2.90	1.13	1.22
9	x	303	BCL	O1A-CGA	-2.90	1.13	1.22
9	r	101	BCL	O1A-CGA	-2.90	1.13	1.22
9	y	401	BCL	O2A-CGA	-2.90	1.24	1.33
9	AC	102	BCL	O2D-CGD	-2.90	1.26	1.33
12	y	408	PEF	O3-C30	2.89	1.47	1.33
9	AA	101	BCL	O2A-CGA	-2.89	1.24	1.33
7	o	501	HEM	C1D-ND	-2.89	1.32	1.38
9	8	102	BCL	O1A-CGA	-2.87	1.14	1.22
9	g	101	BCL	O2A-CGA	-2.87	1.24	1.33
9	5	102	BCL	C3C-C4C	2.87	1.55	1.51
9	AK	101	BCL	C1D-C2D	-2.87	1.39	1.45
9	Z	102	BCL	C3B-C2B	-2.87	1.34	1.39
9	1	101	BCL	C5-C3	2.87	1.57	1.51
9	x	303	BCL	C3D-C2D	-2.87	1.31	1.39
9	X	102	BCL	O2D-CGD	-2.87	1.26	1.33
9	X	102	BCL	C3C-C4C	2.86	1.55	1.51
12	M	408	PEF	O3-C30	2.86	1.47	1.33
9	1	101	BCL	C4D-ND	-2.86	1.33	1.37
9	5	101	BCL	O2D-CGD	-2.86	1.26	1.33
9	J	102	BCL	O2A-CGA	-2.86	1.25	1.33
9	AH	103	BCL	O1A-CGA	-2.85	1.14	1.22
9	AH	101	BCL	O2A-CGA	-2.85	1.25	1.33
9	AJ	102	BCL	O1A-CGA	-2.85	1.14	1.22
9	A	102	BCL	O2A-CGA	-2.85	1.25	1.33
9	W	101	BCL	O2D-CGD	-2.85	1.26	1.33
12	t	303	PEF	O3-C30	2.85	1.47	1.33
9	x	303	BCL	C3D-C4D	-2.84	1.37	1.44
9	3	101	BCL	O2A-CGA	-2.84	1.25	1.33
9	c	102	BCL	O2D-CGD	-2.84	1.26	1.33
9	I	101	BCL	O1A-CGA	-2.83	1.14	1.22
9	v	102	BCL	C1D-C2D	-2.83	1.39	1.45
9	L	303	BCL	C3D-C2D	-2.83	1.31	1.39
9	L	301	BCL	O2D-CGD	-2.83	1.26	1.33
9	5	101	BCL	O1A-CGA	-2.82	1.14	1.22
9	s	102	BCL	O1A-CGA	-2.82	1.14	1.22
9	AI	101	BCL	O1A-CGA	-2.82	1.14	1.22

Continued on next page...

Continued from previous page...

Mol	Chain	Res	Type	Atoms	Z	Observed(Å)	Ideal(Å)
9	d	101	BCL	O2D-CGD	-2.82	1.26	1.33
9	O	101	BCL	O1A-CGA	-2.82	1.14	1.22
9	AB	101	BCL	O2A-CGA	-2.82	1.25	1.33
9	m	103	BCL	O2D-CGD	-2.82	1.26	1.33
9	e	102	BCL	O2A-CGA	-2.82	1.25	1.33
9	m	102	BCL	O2A-CGA	-2.81	1.25	1.33
10	L	302	BPH	CBD-CGD	-2.81	1.48	1.52
9	L	305	BCL	O2A-CGA	-2.81	1.25	1.33
9	AD	101	BCL	O2A-CGA	-2.81	1.25	1.33
9	U	101	BCL	O2D-CED	2.81	1.51	1.45
9	S	102	BCL	O2A-CGA	-2.81	1.25	1.33
9	0	101	BCL	C1D-C2D	-2.80	1.39	1.45
9	K	101	BCL	O1A-CGA	-2.80	1.14	1.22
9	c	102	BCL	O2A-CGA	-2.80	1.25	1.33
9	r	101	BCL	O2A-CGA	-2.80	1.25	1.33
9	AD	101	BCL	O1A-CGA	-2.80	1.14	1.22
9	G	102	BCL	O1A-CGA	-2.80	1.14	1.22
9	D	101	BCL	O1A-CGA	-2.79	1.14	1.22
9	1	101	BCL	O2D-CGD	-2.79	1.26	1.33
9	z	102	BCL	O2A-CGA	-2.79	1.25	1.33
9	AE	102	BCL	O1A-CGA	-2.79	1.14	1.22
9	0	101	BCL	O1A-CGA	-2.79	1.14	1.22
9	B	101	BCL	C1D-C2D	-2.79	1.39	1.45
9	AA	101	BCL	O1A-CGA	-2.78	1.14	1.22
9	S	102	BCL	O2D-CGD	-2.78	1.26	1.33
9	0	101	BCL	O2A-CGA	-2.78	1.25	1.33
9	I	101	BCL	C4B-NB	2.78	1.37	1.35
9	e	102	BCL	C1D-C2D	-2.77	1.39	1.45
9	AL	102	BCL	O2D-CGD	-2.77	1.26	1.33
9	AB	101	BCL	C1D-C2D	-2.77	1.39	1.45
9	v	102	BCL	O2A-CGA	-2.77	1.25	1.33
9	Y	101	BCL	O2D-CGD	-2.76	1.26	1.33
9	AB	101	BCL	O1A-CGA	-2.76	1.14	1.22
9	5	101	BCL	O2A-CGA	-2.76	1.25	1.33
9	AC	102	BCL	O1A-CGA	-2.76	1.14	1.22
9	AE	102	BCL	O2D-CGD	-2.75	1.26	1.33
9	4	102	BCL	O2A-CGA	-2.75	1.25	1.33
9	Y	101	BCL	O1A-CGA	-2.75	1.14	1.22
9	5	102	BCL	O2A-CGA	-2.75	1.25	1.33
9	4	102	BCL	O2D-CGD	-2.75	1.26	1.33
9	N	102	BCL	O1A-CGA	-2.75	1.14	1.22
12	m	101	PEF	O3-C30	2.74	1.46	1.33

Continued on next page...

Continued from previous page...

Mol	Chain	Res	Type	Atoms	Z	Observed(Å)	Ideal(Å)
17	S	101	PGW	O01-C1	2.74	1.41	1.35
9	L	305	BCL	O1A-CGA	-2.74	1.14	1.22
9	I	101	BCL	C1D-C2D	-2.74	1.39	1.45
9	P	101	BCL	O1A-CGA	-2.74	1.14	1.22
9	D	102	BCL	O2D-CGD	-2.73	1.26	1.33
9	AE	102	BCL	O2A-CGA	-2.73	1.25	1.33
9	Y	101	BCL	O2A-CGA	-2.73	1.25	1.33
9	P	101	BCL	O2A-CGA	-2.73	1.25	1.33
9	m	102	BCL	C5-C3	2.73	1.57	1.51
9	L	301	BCL	C1D-C2D	-2.72	1.40	1.45
9	e	102	BCL	O2D-CGD	-2.72	1.26	1.33
9	AE	104	BCL	O1A-CGA	-2.72	1.14	1.22
9	1	101	BCL	O2A-CGA	-2.72	1.25	1.33
9	J	102	BCL	C3D-C2D	-2.72	1.31	1.39
9	D	102	BCL	O1A-CGA	-2.72	1.14	1.22
9	0	101	BCL	O2D-CGD	-2.72	1.26	1.33
9	J	102	BCL	O1A-CGA	-2.71	1.14	1.22
9	I	101	BCL	O2A-CGA	-2.71	1.25	1.33
9	s	102	BCL	O2D-CED	2.71	1.51	1.45
9	R	102	BCL	O2A-CGA	-2.71	1.25	1.33
9	V	101	BCL	O1A-CGA	-2.70	1.14	1.22
12	y	406	PEF	O3-C30	2.70	1.46	1.33
9	e	102	BCL	O1A-CGA	-2.70	1.14	1.22
14	y	403	MQ8	C9-C10	2.69	1.44	1.39
9	i	102	BCL	O2A-CGA	-2.69	1.25	1.33
9	AK	101	BCL	O2A-CGA	-2.69	1.25	1.33
9	1	101	BCL	O1A-CGA	-2.69	1.14	1.22
9	w	101	BCL	C5-C3	2.68	1.56	1.51
9	m	102	BCL	C3B-CAB	2.68	1.56	1.49
9	j	101	BCL	O2A-CGA	-2.68	1.25	1.33
9	x	305	BCL	C1B-NB	2.68	1.37	1.35
7	o	503	HEM	C1D-ND	-2.68	1.33	1.38
9	K	101	BCL	C1D-C2D	-2.67	1.40	1.45
9	l	101	BCL	O1A-CGA	-2.67	1.14	1.22
9	m	103	BCL	C3C-C4C	2.67	1.55	1.51
9	i	102	BCL	O2D-CGD	-2.67	1.26	1.33
9	AC	102	BCL	C4B-NB	2.67	1.37	1.35
9	p	102	BCL	O1A-CGA	-2.67	1.14	1.22
9	i	102	BCL	C1D-C2D	-2.67	1.40	1.45
9	l	101	BCL	O2D-CGD	-2.66	1.26	1.33
9	AB	101	BCL	C4B-NB	2.66	1.37	1.35
9	R	102	BCL	O1A-CGA	-2.65	1.14	1.22

Continued on next page...

Continued from previous page...

Mol	Chain	Res	Type	Atoms	Z	Observed(Å)	Ideal(Å)
9	L	301	BCL	C5-C3	2.65	1.56	1.51
9	F	101	BCL	O1A-CGA	-2.65	1.14	1.22
9	J	102	BCL	C1D-C2D	-2.65	1.40	1.45
9	F	101	BCL	C3C-C4C	2.65	1.54	1.51
9	j	101	BCL	C4B-NB	2.65	1.37	1.35
7	o	501	HEM	FE-ND	-2.65	1.83	1.96
12	x	306	PEF	O3-C30	2.64	1.46	1.33
9	AE	104	BCL	O2A-CGA	-2.64	1.25	1.33
9	k	102	BCL	O1A-CGA	-2.64	1.14	1.22
9	A	102	BCL	O1A-CGA	-2.64	1.14	1.22
9	A	102	BCL	C1D-C2D	-2.64	1.40	1.45
9	B	101	BCL	O1A-CGA	-2.63	1.14	1.22
9	F	101	BCL	O2D-CGD	-2.63	1.26	1.33
9	c	102	BCL	O1A-CGA	-2.63	1.14	1.22
9	5	102	BCL	O1A-CGA	-2.63	1.14	1.22
9	j	101	BCL	O1A-CGA	-2.62	1.14	1.22
9	k	102	BCL	O2A-CGA	-2.62	1.25	1.33
9	9	103	BCL	O1A-CGA	-2.62	1.14	1.22
9	AL	102	BCL	C1D-C2D	-2.62	1.40	1.45
9	X	102	BCL	C1D-C2D	-2.62	1.40	1.45
9	M	401	BCL	C1D-ND	2.62	1.41	1.37
9	AI	101	BCL	C1D-C2D	-2.62	1.40	1.45
9	9	103	BCL	O2D-CGD	-2.62	1.26	1.33
9	N	102	BCL	O2D-CGD	-2.62	1.26	1.33
9	h	101	BCL	O2A-CGA	-2.62	1.25	1.33
9	1	102	BCL	O1A-CGA	-2.61	1.14	1.22
9	h	101	BCL	C1B-NB	2.61	1.37	1.35
9	W	101	BCL	O1A-CGA	-2.61	1.14	1.22
9	g	101	BCL	C1D-C2D	-2.61	1.40	1.45
9	f	101	BCL	O1A-CGA	-2.61	1.14	1.22
9	AH	103	BCL	C4D-ND	-2.61	1.34	1.37
9	T	102	BCL	C1B-NB	2.60	1.37	1.35
9	R	102	BCL	O2D-CGD	-2.60	1.26	1.33
9	r	101	BCL	O2D-CGD	-2.60	1.26	1.33
9	K	101	BCL	O2A-CGA	-2.60	1.25	1.33
9	z	102	BCL	O1A-CGA	-2.60	1.14	1.22
9	z	102	BCL	O2D-CGD	-2.60	1.26	1.33
9	U	101	BCL	C5-C3	2.59	1.56	1.51
9	m	102	BCL	O1A-CGA	-2.59	1.14	1.22
9	x	305	BCL	C3B-C2B	-2.59	1.34	1.39
9	7	101	BCL	O2A-CGA	-2.59	1.25	1.33
9	AH	101	BCL	O1A-CGA	-2.59	1.14	1.22

Continued on next page...

Continued from previous page...

Mol	Chain	Res	Type	Atoms	Z	Observed(Å)	Ideal(Å)
9	9	103	BCL	C3C-C4C	2.58	1.54	1.51
9	d	101	BCL	C3C-C4C	2.58	1.54	1.51
10	y	402	BPH	OBD-CAD	-2.58	1.18	1.22
14	y	403	MQ8	C32-C33	2.58	1.39	1.33
9	h	101	BCL	C5-C3	2.57	1.56	1.51
9	AL	102	BCL	C3D-C2D	-2.57	1.32	1.39
9	8	102	BCL	O2D-CGD	-2.57	1.26	1.33
9	i	102	BCL	O1A-CGA	-2.57	1.14	1.22
9	M	401	BCL	O2D-CGD	-2.57	1.26	1.33
9	1	102	BCL	O2A-CGA	-2.57	1.25	1.33
9	u	101	BCL	C3C-C4C	2.57	1.54	1.51
9	AK	101	BCL	O1A-CGA	-2.56	1.14	1.22
9	9	103	BCL	O2A-CGA	-2.56	1.25	1.33
9	T	102	BCL	C4B-NB	2.56	1.37	1.35
9	m	103	BCL	C3D-CAD	2.56	1.53	1.45
9	R	102	BCL	C1B-NB	2.55	1.37	1.35
9	D	101	BCL	C3B-C2B	-2.55	1.34	1.39
9	h	101	BCL	O1A-CGA	-2.55	1.15	1.22
9	L	301	BCL	O2A-CGA	-2.55	1.25	1.33
9	x	301	BCL	C3B-C2B	-2.55	1.34	1.39
9	V	101	BCL	C4B-NB	2.54	1.37	1.35
9	B	101	BCL	O2D-CGD	-2.54	1.27	1.33
9	3	101	BCL	C5-C3	2.54	1.56	1.51
12	p	101	PEF	O3-C30	2.53	1.45	1.33
9	7	101	BCL	O1A-CGA	-2.53	1.15	1.22
9	AH	101	BCL	C4B-NB	2.53	1.37	1.35
9	z	102	BCL	C1D-C2D	-2.53	1.40	1.45
9	D	102	BCL	C1D-C2D	-2.53	1.40	1.45
9	m	102	BCL	C4B-NB	2.53	1.37	1.35
9	p	104	BCL	C1D-C2D	-2.53	1.40	1.45
9	AL	102	BCL	C3B-C2B	-2.52	1.34	1.39
9	u	101	BCL	C3B-C2B	-2.52	1.34	1.39
9	O	101	BCL	C1D-C2D	-2.52	1.40	1.45
9	B	101	BCL	O2A-CGA	-2.52	1.25	1.33
9	AJ	102	BCL	C1D-C2D	-2.52	1.40	1.45
9	l	101	BCL	C3B-CAB	2.51	1.55	1.49
9	7	101	BCL	C3B-C2B	-2.51	1.34	1.39
9	Q	101	BCL	O1A-CGA	-2.51	1.15	1.22
7	o	503	HEM	CHB-C1B	2.51	1.41	1.35
9	m	102	BCL	C3C-C4C	2.51	1.54	1.51
9	W	101	BCL	O2A-CGA	-2.50	1.26	1.33
9	Q	101	BCL	C3C-C4C	2.50	1.54	1.51

Continued on next page...

Continued from previous page...

Mol	Chain	Res	Type	Atoms	Z	Observed(Å)	Ideal(Å)
9	AL	102	BCL	O1A-CGA	-2.50	1.15	1.22
9	v	102	BCL	O1A-CGA	-2.50	1.15	1.22
9	L	305	BCL	C3B-CAB	2.50	1.55	1.49
10	y	402	BPH	CBD-CGD	-2.50	1.49	1.52
11	L	304	UQ8	C4-C3	2.49	1.46	1.36
9	w	101	BCL	O2A-CGA	-2.49	1.26	1.33
7	o	504	HEM	CHA-C4D	2.49	1.41	1.35
9	1	102	BCL	C3B-C2B	-2.49	1.35	1.39
9	1	102	BCL	O2D-CGD	-2.48	1.27	1.33
9	AA	101	BCL	C4B-NB	2.48	1.37	1.35
9	W	101	BCL	C1D-C2D	-2.48	1.40	1.45
7	o	502	HEM	CHB-C1B	2.48	1.41	1.35
9	1	102	BCL	C3C-C4C	2.48	1.54	1.51
9	x	305	BCL	C3D-C4D	-2.47	1.38	1.44
9	Q	101	BCL	C1D-C2D	-2.46	1.40	1.45
10	M	402	BPH	C2C-C3C	2.46	1.56	1.54
14	M	403	MQ8	C42-C43	2.46	1.38	1.33
7	o	501	HEM	CHB-C1B	2.46	1.41	1.35
9	l	101	BCL	C4B-NB	2.46	1.37	1.35
9	G	102	BCL	C1D-C2D	-2.46	1.40	1.45
9	7	101	BCL	C1D-C2D	-2.46	1.40	1.45
7	C	501	HEM	CAA-C2A	-2.45	1.48	1.52
12	H	303	PEF	O3-C30	2.45	1.45	1.33
9	h	101	BCL	C3B-C2B	-2.45	1.35	1.39
9	u	101	BCL	O2A-CGA	-2.45	1.26	1.33
9	AE	104	BCL	O2D-CGD	-2.44	1.27	1.33
9	s	102	BCL	C3C-C4C	2.44	1.54	1.51
7	C	504	HEM	FE-ND	-2.44	1.84	1.96
9	x	305	BCL	O2D-CGD	-2.44	1.27	1.33
9	d	101	BCL	C1B-NB	2.43	1.37	1.35
9	D	101	BCL	C1D-C2D	-2.43	1.40	1.45
9	AI	101	BCL	O2A-CGA	-2.43	1.26	1.33
9	8	102	BCL	C3B-C2B	-2.43	1.35	1.39
9	S	102	BCL	C3C-C4C	2.42	1.54	1.51
9	d	101	BCL	O1A-CGA	-2.42	1.15	1.22
9	y	401	BCL	C1B-NB	2.42	1.37	1.35
9	x	305	BCL	O2A-CGA	-2.42	1.26	1.33
9	AH	103	BCL	C1B-NB	2.41	1.37	1.35
9	7	101	BCL	C3C-C4C	2.41	1.54	1.51
9	f	101	BCL	C3C-C4C	2.41	1.54	1.51
10	y	402	BPH	CHA-CBD	-2.41	1.49	1.52
9	c	102	BCL	C1D-C2D	-2.40	1.40	1.45

Continued on next page...

Continued from previous page...

Mol	Chain	Res	Type	Atoms	Z	Observed(Å)	Ideal(Å)
9	J	102	BCL	C3B-CAB	2.40	1.55	1.49
9	AH	103	BCL	C3C-C4C	2.40	1.54	1.51
9	f	101	BCL	O2A-CGA	-2.39	1.26	1.33
9	m	103	BCL	C4D-ND	-2.39	1.34	1.37
9	Q	101	BCL	O2A-CGA	-2.39	1.26	1.33
7	C	504	HEM	C4B-NB	-2.39	1.33	1.38
9	V	101	BCL	C1B-NB	2.39	1.37	1.35
9	J	102	BCL	C3D-C4D	-2.38	1.38	1.44
9	AL	102	BCL	C5-C3	2.38	1.56	1.51
9	N	102	BCL	C3D-C2D	-2.38	1.32	1.39
9	u	101	BCL	O1A-CGA	-2.38	1.15	1.22
9	AB	101	BCL	C1B-NB	2.38	1.37	1.35
9	5	102	BCL	C3B-CAB	2.37	1.55	1.49
9	p	104	BCL	C3B-C2B	-2.37	1.35	1.39
9	i	102	BCL	C5-C3	2.37	1.56	1.51
10	M	402	BPH	O2D-CGD	2.37	1.39	1.33
9	O	101	BCL	O2D-CGD	-2.36	1.27	1.33
9	v	102	BCL	C4B-NB	2.36	1.37	1.35
9	0	101	BCL	C5-C3	2.35	1.56	1.51
9	P	101	BCL	C1D-C2D	-2.35	1.40	1.45
9	AH	103	BCL	C4B-NB	2.35	1.37	1.35
9	h	101	BCL	C4B-NB	2.35	1.37	1.35
9	x	303	BCL	C2C-C3C	-2.35	1.47	1.54
10	M	402	BPH	C4A-C3A	2.35	1.56	1.51
9	3	101	BCL	O2D-CGD	-2.35	1.27	1.33
9	V	101	BCL	C1D-C2D	-2.34	1.40	1.45
9	F	101	BCL	O2A-CGA	-2.34	1.26	1.33
9	AH	103	BCL	C3B-CAB	2.34	1.55	1.49
9	x	301	BCL	C3D-C2D	-2.34	1.32	1.39
9	5	101	BCL	C1D-C2D	-2.33	1.40	1.45
9	7	101	BCL	O2D-CGD	-2.33	1.27	1.33
9	AE	104	BCL	C1D-C2D	-2.33	1.40	1.45
9	Z	102	BCL	C5-C3	2.32	1.56	1.51
11	L	304	UQ8	C23-C24	2.32	1.38	1.33
9	w	101	BCL	C1D-C2D	-2.32	1.40	1.45
9	p	104	BCL	C3C-C4C	2.31	1.54	1.51
9	x	301	BCL	O2A-CGA	-2.31	1.26	1.33
9	m	102	BCL	C1D-C2D	-2.31	1.40	1.45
9	I	101	BCL	C5-C3	2.31	1.56	1.51
9	y	401	BCL	C3B-C2B	-2.31	1.35	1.39
9	AD	101	BCL	C1D-C2D	-2.31	1.40	1.45
9	5	102	BCL	C3B-C2B	-2.31	1.35	1.39

Continued on next page...

Continued from previous page...

Mol	Chain	Res	Type	Atoms	Z	Observed(Å)	Ideal(Å)
9	4	102	BCL	C3B-C2B	-2.30	1.35	1.39
9	L	301	BCL	C3B-CAB	2.30	1.55	1.49
7	C	501	HEM	CHB-C1B	2.30	1.40	1.35
9	V	101	BCL	C5-C3	2.30	1.56	1.51
9	AJ	102	BCL	O2D-CGD	-2.30	1.27	1.33
9	4	102	BCL	C1D-C2D	-2.30	1.40	1.45
9	T	102	BCL	C1D-C2D	-2.29	1.40	1.45
9	x	301	BCL	O1A-CGA	-2.29	1.15	1.22
9	AH	103	BCL	C1D-C2D	-2.29	1.40	1.45
9	0	101	BCL	C3C-C4C	2.29	1.54	1.51
9	d	101	BCL	C1D-C2D	-2.29	1.40	1.45
9	J	102	BCL	C3C-C4C	2.29	1.54	1.51
9	W	101	BCL	C3B-C2B	-2.29	1.35	1.39
9	K	101	BCL	C1B-NB	2.28	1.37	1.35
9	9	103	BCL	C1B-NB	2.28	1.37	1.35
9	m	103	BCL	C5-C3	2.28	1.56	1.51
7	o	503	HEM	CHA-C4D	2.28	1.40	1.35
9	L	305	BCL	C1D-C2D	-2.28	1.40	1.45
9	F	101	BCL	C1D-C2D	-2.28	1.40	1.45
7	o	504	HEM	C1D-ND	-2.28	1.34	1.38
7	o	503	HEM	FE-ND	-2.28	1.85	1.96
9	S	102	BCL	C4B-NB	2.28	1.37	1.35
9	M	401	BCL	C2A-C1A	2.28	1.57	1.52
9	AC	102	BCL	C5-C3	2.28	1.56	1.51
9	w	101	BCL	C3C-C4C	2.28	1.54	1.51
9	1	101	BCL	C3B-C2B	-2.27	1.35	1.39
9	S	102	BCL	C1D-C2D	-2.27	1.40	1.45
9	3	101	BCL	C2C-C3C	-2.27	1.48	1.54
9	M	401	BCL	C5-C3	2.27	1.56	1.51
9	w	101	BCL	C1B-NB	2.27	1.37	1.35
9	4	102	BCL	C4B-CHC	-2.26	1.34	1.41
9	N	102	BCL	C1D-C2D	-2.26	1.40	1.45
7	o	502	HEM	FE-ND	-2.25	1.85	1.96
9	K	101	BCL	C5-C3	2.25	1.56	1.51
9	9	103	BCL	C3D-C2D	-2.25	1.33	1.39
9	L	303	BCL	C3D-C4D	-2.25	1.39	1.44
9	AA	101	BCL	C5-C3	2.24	1.55	1.51
9	4	102	BCL	C1B-NB	2.24	1.37	1.35
9	r	101	BCL	C3B-C2B	-2.24	1.35	1.39
9	AL	102	BCL	C3D-C4D	-2.24	1.39	1.44
9	N	102	BCL	C4B-NB	2.24	1.37	1.35
9	z	102	BCL	C3D-C2D	-2.23	1.33	1.39

Continued on next page...

Continued from previous page...

Mol	Chain	Res	Type	Atoms	Z	Observed(Å)	Ideal(Å)
9	f	101	BCL	C3D-C4D	-2.23	1.39	1.44
9	Y	101	BCL	C3B-CAB	2.23	1.55	1.49
7	C	504	HEM	CHB-C1B	2.23	1.40	1.35
9	z	102	BCL	C3B-CAB	2.23	1.55	1.49
9	L	301	BCL	C3B-C2B	-2.23	1.35	1.39
9	1	102	BCL	C5-C3	2.22	1.55	1.51
9	r	101	BCL	C5-C3	2.22	1.55	1.51
9	k	102	BCL	C1D-C2D	-2.22	1.40	1.45
9	O	101	BCL	C4B-NB	2.22	1.37	1.35
9	x	301	BCL	C4B-NB	2.22	1.37	1.35
7	o	504	HEM	CHB-C1B	2.21	1.40	1.35
9	e	102	BCL	C5-C3	2.21	1.55	1.51
9	M	401	BCL	OBB-CAB	-2.21	1.15	1.22
9	5	102	BCL	C2A-C1A	2.21	1.57	1.52
9	AJ	102	BCL	C5-C3	2.21	1.55	1.51
9	AC	102	BCL	C1D-C2D	-2.21	1.41	1.45
9	u	101	BCL	C1D-C2D	-2.21	1.41	1.45
7	C	501	HEM	C1D-ND	-2.21	1.34	1.38
9	9	103	BCL	C3B-C2B	-2.21	1.35	1.39
9	3	101	BCL	C3C-C4C	2.21	1.54	1.51
9	U	101	BCL	C1D-C2D	-2.21	1.41	1.45
7	C	502	HEM	C3C-C2C	2.20	1.43	1.40
9	p	102	BCL	C3D-C4D	-2.20	1.39	1.44
9	V	101	BCL	C3C-C4C	2.20	1.54	1.51
9	AA	101	BCL	C1D-C2D	-2.20	1.41	1.45
9	AE	104	BCL	C4B-NB	2.20	1.37	1.35
9	3	101	BCL	C3B-C2B	-2.20	1.35	1.39
9	F	101	BCL	C3B-C2B	-2.19	1.35	1.39
11	L	304	UQ8	O5-C5	2.19	1.28	1.23
9	AI	101	BCL	C4B-NB	2.19	1.37	1.35
9	AE	102	BCL	C3B-CAB	2.19	1.55	1.49
9	k	102	BCL	C4B-NB	2.19	1.37	1.35
15	k	101	CRT	C4-C5	2.19	1.53	1.50
9	x	305	BCL	C2C-C3C	-2.19	1.48	1.54
9	L	301	BCL	C3A-C2A	2.19	1.60	1.54
9	M	401	BCL	C3B-C2B	-2.18	1.35	1.39
9	z	102	BCL	C3D-C4D	-2.18	1.39	1.44
9	AE	102	BCL	C1D-C2D	-2.18	1.41	1.45
9	5	101	BCL	C2C-C3C	-2.18	1.48	1.54
9	Y	101	BCL	C3B-C2B	-2.18	1.35	1.39
9	s	102	BCL	C3B-CAB	2.17	1.54	1.49
14	y	403	MQ8	C42-C43	2.17	1.38	1.33

Continued on next page...

Continued from previous page...

Mol	Chain	Res	Type	Atoms	Z	Observed(Å)	Ideal(Å)
9	x	301	BCL	C3D-C4D	-2.17	1.39	1.44
9	AI	101	BCL	C5-C3	2.17	1.55	1.51
9	P	101	BCL	C5-C3	2.16	1.55	1.51
9	AH	101	BCL	C3B-CAB	2.16	1.54	1.49
11	L	304	UQ8	C43-C44	2.15	1.38	1.32
9	x	301	BCL	C1D-C2D	-2.15	1.41	1.45
7	o	501	HEM	CHA-C4D	2.15	1.40	1.35
9	AD	101	BCL	C1B-NB	2.15	1.37	1.35
9	N	102	BCL	C3D-C4D	-2.15	1.39	1.44
7	o	502	HEM	C3C-C2C	2.15	1.43	1.40
9	8	102	BCL	C1D-C2D	-2.15	1.41	1.45
9	P	101	BCL	C3D-C4D	-2.15	1.39	1.44
7	o	504	HEM	C4B-NB	-2.14	1.34	1.38
9	9	103	BCL	C3D-C4D	-2.14	1.39	1.44
9	g	101	BCL	C5-C3	2.14	1.55	1.51
9	S	102	BCL	C3D-C4D	-2.14	1.39	1.44
9	h	101	BCL	C1D-C2D	-2.14	1.41	1.45
9	L	301	BCL	C3D-C2D	-2.13	1.33	1.39
9	K	101	BCL	C3B-CAB	2.13	1.54	1.49
11	x	304	UQ8	C43-C44	2.13	1.38	1.32
9	V	101	BCL	C3B-CAB	2.13	1.54	1.49
14	y	403	MQ8	C17-C18	2.13	1.38	1.33
9	w	101	BCL	C3D-C2D	-2.13	1.33	1.39
9	3	101	BCL	C3D-C4D	-2.13	1.39	1.44
9	AJ	102	BCL	C3D-C4D	-2.13	1.39	1.44
9	X	102	BCL	C4B-NB	2.13	1.37	1.35
9	Q	101	BCL	C3B-CAB	2.13	1.54	1.49
9	L	303	BCL	C1D-C2D	-2.13	1.41	1.45
7	C	502	HEM	CHA-C4D	2.12	1.40	1.35
9	i	102	BCL	C3B-CAB	2.12	1.54	1.49
12	y	408	PEF	C1-C2	2.12	1.57	1.50
9	T	102	BCL	C5-C3	2.12	1.55	1.51
9	4	102	BCL	C3D-C4D	-2.12	1.39	1.44
9	m	103	BCL	C1D-C2D	-2.12	1.41	1.45
7	C	503	HEM	FE-ND	-2.12	1.86	1.96
7	C	502	HEM	CHB-C1B	2.12	1.40	1.35
14	M	403	MQ8	C17-C18	2.11	1.38	1.33
9	W	101	BCL	C3B-CAB	2.11	1.54	1.49
9	1	101	BCL	OBB-CAB	-2.11	1.16	1.22
12	H	301	PEF	O3-C30	2.11	1.43	1.33
9	L	303	BCL	O1A-CGA	-2.10	1.16	1.22
9	AE	104	BCL	C2C-C3C	-2.10	1.48	1.54

Continued on next page...

Continued from previous page...

Mol	Chain	Res	Type	Atoms	Z	Observed(Å)	Ideal(Å)
9	F	101	BCL	C3D-C4D	-2.10	1.39	1.44
9	k	102	BCL	C5-C3	2.10	1.55	1.51
9	U	101	BCL	C4B-NB	2.10	1.37	1.35
9	S	102	BCL	C3B-CAB	2.10	1.54	1.49
9	l	101	BCL	C3D-C2D	-2.09	1.33	1.39
9	Q	101	BCL	C4B-NB	2.09	1.37	1.35
11	L	304	UQ8	C42-C43	2.09	1.57	1.50
9	AB	101	BCL	C5-C3	2.08	1.55	1.51
9	N	102	BCL	C3B-CAB	2.08	1.54	1.49
9	AC	102	BCL	C1B-NB	2.08	1.37	1.35
14	M	403	MQ8	C27-C28	2.08	1.38	1.33
9	w	101	BCL	C4B-NB	2.07	1.37	1.35
9	U	101	BCL	C3B-C2B	-2.07	1.35	1.39
14	M	403	MQ8	C37-C38	2.07	1.37	1.33
15	y	404	CRT	C25-C23	2.07	1.50	1.45
9	v	102	BCL	C3C-C4C	2.07	1.54	1.51
9	l	101	BCL	C1D-C2D	-2.07	1.41	1.45
9	M	401	BCL	C4B-CHC	-2.07	1.35	1.41
9	I	101	BCL	C3D-C4D	-2.07	1.39	1.44
9	9	103	BCL	C1D-C2D	-2.06	1.41	1.45
9	J	102	BCL	C5-C3	2.06	1.55	1.51
9	F	101	BCL	C5-C3	2.06	1.55	1.51
9	B	101	BCL	C3D-C2D	-2.06	1.33	1.39
9	R	102	BCL	C3B-CAB	2.06	1.54	1.49
9	y	401	BCL	C2C-C3C	-2.06	1.48	1.54
9	K	101	BCL	C3D-C2D	-2.05	1.33	1.39
9	v	102	BCL	C5-C3	2.05	1.55	1.51
14	M	403	MQ8	C32-C33	2.05	1.37	1.33
9	1	101	BCL	C1B-NB	2.05	1.37	1.35
9	p	102	BCL	C3D-C2D	-2.05	1.33	1.39
9	x	301	BCL	C3A-C2A	2.05	1.60	1.54
9	L	303	BCL	C6-C5	2.05	1.59	1.52
14	y	403	MQ8	C47-C48	2.05	1.38	1.32
9	L	305	BCL	C3B-C2B	-2.05	1.35	1.39
9	AI	101	BCL	C3B-C2B	-2.05	1.35	1.39
9	J	102	BCL	O2D-CGD	-2.05	1.28	1.33
9	d	101	BCL	C3D-C4D	-2.05	1.39	1.44
9	r	101	BCL	C3D-C4D	-2.04	1.39	1.44
9	M	401	BCL	C3D-CAD	2.04	1.52	1.45
9	K	101	BCL	C3D-C4D	-2.04	1.39	1.44
9	v	102	BCL	C3B-CAB	2.04	1.54	1.49
7	o	504	HEM	C4D-C3D	2.04	1.48	1.45

Continued on next page...

Continued from previous page...

Mol	Chain	Res	Type	Atoms	Z	Observed(Å)	Ideal(Å)
7	o	502	HEM	C4D-C3D	2.04	1.48	1.45
9	5	102	BCL	O2D-CGD	-2.04	1.28	1.33
9	AB	101	BCL	C3C-C4C	2.03	1.54	1.51
9	AH	101	BCL	C3D-CAD	2.03	1.52	1.45
9	f	101	BCL	C1A-CHA	-2.03	1.34	1.43
9	Y	101	BCL	C3D-CAD	2.03	1.52	1.45
9	l	101	BCL	C2C-C3C	-2.02	1.48	1.54
9	K	101	BCL	C3C-C4C	2.02	1.54	1.51
9	p	104	BCL	C3D-CAD	2.01	1.52	1.45
9	f	101	BCL	C1B-NB	2.01	1.37	1.35
9	W	101	BCL	C3D-CAD	2.01	1.52	1.45
9	y	401	BCL	C2A-C1A	2.01	1.56	1.52
9	G	102	BCL	C5-C3	2.01	1.55	1.51
9	5	101	BCL	OBB-CAB	-2.01	1.16	1.22
9	g	101	BCL	C1B-NB	2.01	1.37	1.35
9	R	102	BCL	C4B-NB	2.01	1.37	1.35
9	T	102	BCL	C2C-C3C	-2.01	1.48	1.54
7	C	503	HEM	CHA-C4D	2.01	1.40	1.35
7	C	503	HEM	C1D-ND	-2.00	1.34	1.38
9	f	101	BCL	C1-C2	2.00	1.55	1.49
9	X	102	BCL	C3B-C2B	-2.00	1.35	1.39

All (2844) bond angle outliers are listed below:

Mol	Chain	Res	Type	Atoms	Z	Observed(^{o})	Ideal(^{o})
15	M	404	CRT	C2-C1-C4	-19.43	81.03	110.86
15	T	101	CRT	C3-C1-C4	-19.16	81.43	110.86
15	4	101	CRT	C3-C1-C4	-18.20	82.92	110.86
15	s	101	CRT	C2-C1-C4	-18.08	83.10	110.86
15	A	103	CRT	C2-C1-C4	-17.08	84.63	110.86
15	N	101	CRT	C3-C1-C4	-16.99	84.77	110.86
15	G	101	CRT	C2-C1-C4	-16.97	84.81	110.86
15	p	103	CRT	C2-C1-C4	-16.92	84.89	110.86
15	z	101	CRT	C2-C1-C4	-16.84	85.00	110.86
15	J	101	CRT	C3-C1-C4	-16.78	85.10	110.86
15	y	404	CRT	C3-C1-C4	-16.64	85.31	110.86
15	n	101	CRT	C3-C1-C4	-16.46	85.59	110.86
15	8	101	CRT	C2-C1-C4	-16.45	85.60	110.86
15	f	102	CRT	C3-C1-C4	-16.34	85.77	110.86
15	AH	102	CRT	C2-C1-C4	-16.33	85.79	110.86
15	v	101	CRT	C3-C1-C4	-16.31	85.82	110.86
15	AE	103	CRT	C3-C1-C4	-16.26	85.90	110.86

Continued on next page...

Continued from previous page...

Mol	Chain	Res	Type	Atoms	Z	Observed(^{o})	Ideal(^{o})
15	n	101	CRT	C2-C1-C4	-16.23	85.94	110.86
15	U	102	CRT	C2-C1-C4	-16.19	86.00	110.86
15	N	101	CRT	C2-C1-C4	-16.16	86.05	110.86
15	6	101	CRT	C2-C1-C4	-16.05	86.22	110.86
15	E	101	CRT	C2-C1-C4	-15.99	86.31	110.86
15	T	101	CRT	C2-C1-C4	-15.92	86.41	110.86
15	4	101	CRT	C2-C1-C4	-15.92	86.42	110.86
15	9	102	CRT	C2-C1-C4	-15.87	86.49	110.86
15	8	101	CRT	C3-C1-C4	-15.86	86.50	110.86
15	f	102	CRT	C2-C1-C4	-15.86	86.51	110.86
15	i	101	CRT	C2-C1-C4	-15.80	86.60	110.86
15	k	101	CRT	C2-C1-C4	-15.47	87.11	110.86
15	AE	103	CRT	C2-C1-C4	-15.36	87.27	110.86
15	c	101	CRT	C2-C1-C4	-15.32	87.34	110.86
15	k	101	CRT	C3-C1-C4	-15.30	87.37	110.86
15	p	103	CRT	C3-C1-C4	-14.97	87.88	110.86
15	z	101	CRT	C3-C1-C4	-14.96	87.88	110.86
15	G	101	CRT	C3-C1-C4	-14.56	88.50	110.86
15	AD	102	CRT	C2-C1-C4	-14.55	88.52	110.86
15	i	101	CRT	C3-C1-C4	-14.53	88.55	110.86
15	9	102	CRT	C3-C1-C4	-14.42	88.72	110.86
15	AD	102	CRT	C3-C1-C4	-14.23	89.01	110.86
15	y	404	CRT	C2-C1-C4	-14.08	89.24	110.86
15	R	101	CRT	C2-C1-C4	-13.60	89.97	110.86
15	c	101	CRT	C3-C1-C4	-13.58	90.00	110.86
15	R	101	CRT	C3-C1-C4	-13.46	90.19	110.86
15	6	101	CRT	C3-C1-C4	-13.08	90.77	110.86
15	J	101	CRT	C2-C1-C4	-13.06	90.80	110.86
15	E	101	CRT	C3-C1-C4	-12.96	90.96	110.86
15	v	101	CRT	C2-C1-C4	-12.88	91.08	110.86
15	M	404	CRT	C3-C1-C4	-12.63	91.46	110.86
15	AH	102	CRT	C3-C1-C4	-12.02	92.40	110.86
15	A	103	CRT	C3-C1-C4	-11.96	92.49	110.86
15	s	101	CRT	C3-C1-C4	-11.02	93.93	110.86
9	x	301	BCL	C4A-NA-C1A	10.85	111.58	106.71
15	f	102	CRT	C31-C32-C33	-9.01	114.45	127.31
15	U	102	CRT	C3-C1-C4	-8.82	97.31	110.86
9	L	301	BCL	CAC-C3C-C2C	-8.64	92.68	114.26
9	O	101	BCL	CMB-C2B-C1B	-7.70	116.62	128.46
15	T	101	CRT	C3-C1-C2	7.66	124.78	110.37
9	AH	101	BCL	CMB-C2B-C1B	-7.63	116.74	128.46
9	j	101	BCL	CMB-C2B-C1B	-7.48	116.96	128.46

Continued on next page...

Continued from previous page...

Mol	Chain	Res	Type	Atoms	Z	Observed(^{o})	Ideal(^{o})
7	C	502	HEM	C1B-NB-C4B	7.48	112.80	105.07
7	C	502	HEM	CHC-C4B-NB	7.37	132.43	124.43
9	AB	101	BCL	CMB-C2B-C1B	-7.36	117.15	128.46
9	D	102	BCL	CMB-C2B-C1B	-7.33	117.20	128.46
9	5	102	BCL	O2D-CGD-CBD	7.32	124.27	111.27
15	v	101	CRT	C21-C22-C23	-7.26	116.95	127.31
9	1	101	BCL	CMB-C2B-C1B	-7.19	117.42	128.46
9	P	101	BCL	CMB-C2B-C1B	-7.08	117.58	128.46
9	f	101	BCL	CMB-C2B-C1B	-7.01	117.69	128.46
9	AE	104	BCL	CMB-C2B-C1B	-6.91	117.85	128.46
9	p	104	BCL	CMB-C2B-C1B	-6.89	117.88	128.46
15	N	101	CRT	C21-C22-C23	-6.86	117.52	127.31
9	N	102	BCL	CMB-C2B-C1B	-6.84	117.94	128.46
9	3	101	BCL	CMB-C2B-C1B	-6.84	117.95	128.46
9	5	101	BCL	CMB-C2B-C1B	-6.75	118.09	128.46
9	L	303	BCL	CHD-C1D-ND	-6.69	118.31	124.45
9	m	102	BCL	CMB-C2B-C1B	-6.68	118.19	128.46
15	J	101	CRT	C21-C22-C23	-6.68	117.78	127.31
10	x	302	BPH	O2D-CGD-CBD	6.65	119.42	111.00
9	e	102	BCL	CMB-C2B-C1B	-6.65	118.25	128.46
7	o	502	HEM	C1B-NB-C4B	6.62	111.91	105.07
9	S	102	BCL	CMB-C2B-C1B	-6.56	118.38	128.46
9	s	102	BCL	CMB-C2B-C1B	-6.56	118.38	128.46
9	4	102	BCL	O2D-CGD-CBD	6.55	122.91	111.27
9	Z	102	BCL	C2D-C1D-ND	6.55	114.93	110.10
9	I	101	BCL	CMB-C2B-C1B	-6.54	118.41	128.46
9	Y	101	BCL	CAC-C3C-C2C	-6.54	97.92	114.26
9	AJ	102	BCL	O2D-CGD-CBD	6.53	122.87	111.27
9	R	102	BCL	CMB-C2B-C1B	-6.49	118.50	128.46
9	M	401	BCL	CAC-C3C-C2C	-6.49	98.05	114.26
9	B	101	BCL	CMB-C2B-C1B	-6.47	118.52	128.46
9	AI	101	BCL	CMB-C2B-C1B	-6.46	118.54	128.46
9	x	305	BCL	C4D-CHA-C1A	6.45	129.10	121.25
9	V	101	BCL	CMB-C2B-C1B	-6.44	118.56	128.46
9	v	102	BCL	C1C-NC-C4C	-6.42	103.82	106.71
9	s	102	BCL	O2D-CGD-CBD	6.39	122.63	111.27
7	o	502	HEM	CHC-C4B-NB	6.38	131.36	124.43
9	0	101	BCL	CMB-C2B-C1B	-6.35	118.70	128.46
9	AJ	102	BCL	CMB-C2B-C1B	-6.35	118.71	128.46
15	N	101	CRT	C3-C1-C2	6.35	122.31	110.37
9	G	102	BCL	CMB-C2B-C1B	-6.34	118.72	128.46
15	J	101	CRT	C3-C1-C2	6.33	122.27	110.37

Continued on next page...

Continued from previous page...

Mol	Chain	Res	Type	Atoms	Z	Observed(^{o})	Ideal(^{o})
9	m	103	BCL	CMB-C2B-C1B	-6.31	118.76	128.46
15	9	102	CRT	C21-C22-C23	-6.31	118.31	127.31
9	l	101	BCL	CMB-C2B-C1B	-6.30	118.78	128.46
15	AH	102	CRT	C3-C1-C2	6.29	122.20	110.37
9	F	101	BCL	CMB-C2B-C1B	-6.28	118.81	128.46
15	v	101	CRT	C3-C1-C2	6.28	122.18	110.37
15	v	101	CRT	C5-C6-C7	6.26	135.36	125.89
9	x	303	BCL	CMB-C2B-C1B	-6.26	118.84	128.46
15	X	101	CRT	C10-C9-C7	-6.26	118.38	127.31
15	AD	102	CRT	C3-C1-C2	6.25	122.14	110.37
9	R	102	BCL	C1D-ND-C4D	-6.24	101.90	106.33
9	v	102	BCL	C4A-NA-C1A	6.24	109.51	106.71
9	AE	102	BCL	C1D-ND-C4D	-6.21	101.92	106.33
9	w	101	BCL	CMB-C2B-C1B	-6.20	118.93	128.46
12	M	406	PEF	O2-C10-C11	6.20	122.50	111.09
9	r	101	BCL	CMB-C2B-C1B	-6.20	118.94	128.46
9	L	303	BCL	C1-O2A-CGA	6.19	132.70	116.44
9	AL	102	BCL	C1D-ND-C4D	-6.18	101.94	106.33
9	M	401	BCL	O2D-CGD-CBD	6.17	122.23	111.27
9	AH	103	BCL	C1D-ND-C4D	-6.16	101.96	106.33
9	v	102	BCL	CMB-C2B-C1B	-6.14	119.02	128.46
12	M	408	PEF	C2-O2-C10	-6.14	106.46	117.90
9	x	305	BCL	C2D-C1D-ND	6.14	114.63	110.10
9	8	102	BCL	CMB-C2B-C1B	-6.13	119.04	128.46
9	x	303	BCL	C2C-C3C-C4C	-6.12	92.17	101.34
9	x	303	BCL	CAC-C3C-C2C	-6.12	98.97	114.26
9	Y	101	BCL	CHD-C4C-NC	-6.12	118.28	125.08
9	Z	102	BCL	O2D-CGD-O1D	-6.11	111.89	123.84
15	AE	103	CRT	C21-C22-C23	-6.11	118.59	127.31
9	AK	101	BCL	CMB-C2B-C1B	-6.08	119.11	128.46
9	A	102	BCL	C2D-C1D-ND	6.08	114.59	110.10
7	C	501	HEM	CBA-CAA-C2A	-6.08	102.25	112.62
9	J	102	BCL	C1D-ND-C4D	-6.07	102.02	106.33
9	Q	101	BCL	C1C-NC-C4C	-6.07	103.98	106.71
9	AC	102	BCL	CMB-C2B-C1B	-6.06	119.15	128.46
9	g	101	BCL	CMB-C2B-C1B	-6.06	119.15	128.46
15	f	102	CRT	C3-C1-C2	6.05	121.76	110.37
7	C	501	HEM	CHC-C4B-NB	6.05	131.01	124.43
9	AH	103	BCL	C2D-C1D-ND	6.05	114.56	110.10
9	B	101	BCL	C1D-ND-C4D	-6.04	102.04	106.33
9	x	301	BCL	O2D-CGD-CBD	6.04	122.00	111.27
9	AE	102	BCL	CMB-C2B-C1B	-6.04	119.18	128.46

Continued on next page...

Continued from previous page...

Mol	Chain	Res	Type	Atoms	Z	Observed(^{o})	Ideal(^{o})
9	Y	101	BCL	CMB-C2B-C1B	-6.02	119.21	128.46
9	f	101	BCL	O2D-CGD-CBD	6.02	121.97	111.27
9	i	102	BCL	C1D-ND-C4D	-6.02	102.06	106.33
9	g	101	BCL	O2D-CGD-CBD	6.02	121.96	111.27
7	C	501	HEM	C4D-ND-C1D	6.02	111.29	105.07
9	L	303	BCL	CMA-C3A-C4A	-6.01	95.62	111.77
9	D	101	BCL	C2D-C1D-ND	5.99	114.52	110.10
9	r	101	BCL	CHD-C1D-ND	-5.99	118.95	124.45
9	B	101	BCL	C2D-C1D-ND	5.98	114.51	110.10
9	p	102	BCL	CMB-C2B-C1B	-5.98	119.27	128.46
9	3	101	BCL	CHD-C1D-ND	-5.97	118.97	124.45
9	T	102	BCL	C1D-ND-C4D	-5.96	102.10	106.33
9	AE	102	BCL	C2D-C1D-ND	5.96	114.50	110.10
15	G	101	CRT	C21-C22-C23	-5.96	118.80	127.31
9	c	102	BCL	C2D-C1D-ND	5.96	114.49	110.10
9	c	102	BCL	CMB-C2B-C1B	-5.96	119.31	128.46
15	p	103	CRT	C3-C1-C2	5.95	121.57	110.37
9	A	102	BCL	CMB-C2B-C1B	-5.95	119.31	128.46
7	C	504	HEM	C1B-NB-C4B	5.95	111.22	105.07
15	4	101	CRT	C3-C1-C2	5.95	121.56	110.37
9	AL	102	BCL	O2D-CGD-CBD	5.94	121.82	111.27
9	x	305	BCL	O2D-CGD-CBD	5.93	121.81	111.27
9	y	401	BCL	CAC-C3C-C2C	-5.93	99.43	114.26
9	s	102	BCL	C2D-C1D-ND	5.93	114.47	110.10
9	T	102	BCL	C2D-C1D-ND	5.92	114.47	110.10
9	1	101	BCL	O2D-CGD-CBD	5.90	121.75	111.27
15	A	103	CRT	C3-C1-C2	5.89	121.46	110.37
9	AA	101	BCL	CMB-C2B-C1B	-5.89	119.41	128.46
9	m	102	BCL	C1D-ND-C4D	-5.88	102.16	106.33
9	L	303	BCL	C1D-ND-C4D	-5.86	102.17	106.33
9	4	102	BCL	CHD-C1D-ND	-5.86	119.07	124.45
9	i	102	BCL	C2D-C1D-ND	5.86	114.42	110.10
15	4	101	CRT	C36-C35-C33	-5.85	117.06	125.89
15	n	101	CRT	C3-C1-C2	5.84	121.36	110.37
9	K	101	BCL	CMB-C2B-C1B	-5.84	119.48	128.46
9	M	401	BCL	CMB-C2B-C1B	-5.84	119.48	128.46
9	AC	102	BCL	C1D-ND-C4D	-5.83	102.19	106.33
9	D	102	BCL	C2D-C1D-ND	5.83	114.40	110.10
9	AE	104	BCL	O2D-CGD-CBD	5.83	121.62	111.27
9	R	102	BCL	C2D-C1D-ND	5.82	114.39	110.10
7	C	501	HEM	CHD-C1D-ND	5.82	130.75	124.43
9	L	301	BCL	C4A-NA-C1A	5.81	109.32	106.71

Continued on next page...

Continued from previous page...

Mol	Chain	Res	Type	Atoms	Z	Observed(^{o})	Ideal(^{o})
9	d	101	BCL	CMB-C2B-C1B	-5.81	119.53	128.46
9	Z	102	BCL	O2D-CGD-CBD	5.81	121.59	111.27
9	AJ	102	BCL	O2D-CGD-O1D	-5.81	112.48	123.84
15	M	404	CRT	C10-C9-C7	-5.81	119.02	127.31
9	A	102	BCL	C1D-ND-C4D	-5.80	102.21	106.33
9	G	102	BCL	C4A-NA-C1A	5.79	109.31	106.71
9	m	102	BCL	C2D-C1D-ND	5.79	114.37	110.10
9	D	102	BCL	O2D-CGD-CBD	5.78	121.55	111.27
9	Y	101	BCL	CHD-C1D-ND	-5.78	119.14	124.45
9	L	305	BCL	O2D-CGD-CBD	5.77	121.52	111.27
9	h	101	BCL	CHD-C1D-ND	-5.77	119.15	124.45
9	z	102	BCL	O2D-CGD-CBD	5.77	121.52	111.27
9	7	101	BCL	C1D-ND-C4D	-5.77	102.24	106.33
9	5	102	BCL	O2D-CGD-O1D	-5.76	112.57	123.84
15	8	101	CRT	C3-C1-C2	5.73	121.15	110.37
9	U	101	BCL	CMB-C2B-C1B	-5.73	119.66	128.46
9	AL	102	BCL	CMB-C2B-C1B	-5.72	119.67	128.46
9	9	103	BCL	O2D-CGD-CBD	5.72	121.43	111.27
9	M	401	BCL	O2D-CGD-O1D	-5.72	112.66	123.84
10	M	402	BPH	O2D-CGD-CBD	5.71	118.23	111.00
9	d	101	BCL	O2D-CGD-CBD	5.70	121.40	111.27
9	z	102	BCL	CMB-C2B-C1B	-5.69	119.71	128.46
9	J	102	BCL	CMB-C2B-C1B	-5.69	119.72	128.46
12	y	406	PEF	O2-C10-C11	5.69	121.56	111.09
15	y	404	CRT	C3-C1-C2	5.69	121.07	110.37
9	A	102	BCL	O2D-CGD-CBD	5.69	121.37	111.27
9	S	102	BCL	O2D-CGD-CBD	5.68	121.37	111.27
9	h	101	BCL	O2D-CGD-CBD	5.68	121.36	111.27
9	O	101	BCL	C2D-C1D-ND	5.68	114.29	110.10
9	D	101	BCL	CMB-C2B-C1B	-5.67	119.75	128.46
9	i	102	BCL	O2D-CGD-CBD	5.66	121.33	111.27
9	u	101	BCL	CMB-C2B-C1B	-5.66	119.76	128.46
7	C	503	HEM	C1B-NB-C4B	5.65	110.91	105.07
9	J	102	BCL	O2D-CGD-CBD	5.65	121.31	111.27
9	Y	101	BCL	O2D-CGD-CBD	5.65	121.31	111.27
9	N	102	BCL	C1D-ND-C4D	-5.62	102.34	106.33
9	j	101	BCL	C1D-ND-C4D	-5.61	102.35	106.33
9	8	102	BCL	O2D-CGD-CBD	5.61	121.23	111.27
9	l	101	BCL	C1D-ND-C4D	-5.61	102.35	106.33
9	1	102	BCL	O2D-CGD-CBD	5.60	121.22	111.27
9	c	102	BCL	C1D-ND-C4D	-5.60	102.36	106.33
9	I	101	BCL	C4D-CHA-C1A	5.59	128.05	121.25

Continued on next page...

Continued from previous page...

Mol	Chain	Res	Type	Atoms	Z	Observed(^{o})	Ideal(^{o})
9	u	101	BCL	C1D-ND-C4D	-5.58	102.37	106.33
12	t	303	PEF	O2-C10-C11	5.58	121.35	111.09
9	1	101	BCL	C1D-ND-C4D	-5.57	102.38	106.33
15	k	101	CRT	C3-C1-C2	5.57	120.85	110.37
9	p	104	BCL	C2D-C1D-ND	5.57	114.21	110.10
9	k	102	BCL	C4A-NA-C1A	5.57	109.21	106.71
9	5	102	BCL	CMB-C2B-C1B	-5.56	119.91	128.46
9	AE	104	BCL	C2D-C1D-ND	5.56	114.20	110.10
12	H	304	PEF	O2-C10-C11	5.56	121.32	111.09
9	5	101	BCL	C1C-NC-C4C	-5.56	104.21	106.71
9	f	101	BCL	CHD-C1D-ND	-5.55	119.35	124.45
7	o	501	HEM	C1B-NB-C4B	5.55	110.80	105.07
9	d	101	BCL	O2D-CGD-O1D	-5.54	113.01	123.84
15	6	101	CRT	C26-C27-C28	-5.53	119.41	127.31
9	L	305	BCL	CMB-C2B-C1B	-5.52	119.99	128.46
9	D	101	BCL	C1D-ND-C4D	-5.51	102.42	106.33
9	X	102	BCL	CMB-C2B-C1B	-5.51	119.99	128.46
9	k	102	BCL	CMB-C2B-C1B	-5.51	120.00	128.46
9	4	102	BCL	CMB-C2B-C1B	-5.50	120.01	128.46
9	Z	102	BCL	CMB-C2B-C1B	-5.50	120.01	128.46
9	k	102	BCL	C2D-C1D-ND	5.50	114.15	110.10
9	x	301	BCL	CAC-C3C-C2C	-5.49	100.55	114.26
9	z	102	BCL	C1D-ND-C4D	-5.49	102.44	106.33
9	D	101	BCL	CHD-C1D-ND	-5.49	119.41	124.45
9	p	104	BCL	C1D-ND-C4D	-5.48	102.44	106.33
9	d	101	BCL	C1C-NC-C4C	-5.48	104.24	106.71
9	s	102	BCL	O2D-CGD-O1D	-5.48	113.12	123.84
7	C	503	HEM	CHC-C4B-C3B	5.48	132.96	124.57
9	5	102	BCL	C2D-C1D-ND	5.48	114.14	110.10
15	AD	102	CRT	C5-C6-C7	-5.47	117.62	125.89
9	3	101	BCL	CAC-C3C-C2C	-5.47	100.59	114.26
9	AC	102	BCL	C2D-C1D-ND	5.46	114.13	110.10
12	y	408	PEF	C3-O3-C30	5.46	130.82	117.10
9	D	101	BCL	O2D-CGD-O1D	-5.45	113.17	123.84
9	y	401	BCL	CMB-C2B-C1B	-5.45	120.08	128.46
9	y	401	BCL	O2D-CGD-CBD	5.44	120.94	111.27
15	M	404	CRT	C3-C1-C2	5.44	120.60	110.37
7	o	501	HEM	CHC-C4B-NB	5.44	130.34	124.43
9	1	102	BCL	O2D-CGD-O1D	-5.44	113.21	123.84
9	AE	104	BCL	C1D-ND-C4D	-5.44	102.47	106.33
9	Z	102	BCL	C1D-ND-C4D	-5.42	102.49	106.33
9	x	301	BCL	O2D-CGD-O1D	-5.41	113.26	123.84

Continued on next page...

Continued from previous page...

Mol	Chain	Res	Type	Atoms	Z	Observed(^{o})	Ideal(^{o})
9	1	102	BCL	CMB-C2B-C1B	-5.41	120.15	128.46
9	p	104	BCL	CAC-C3C-C2C	-5.40	100.76	114.26
9	7	101	BCL	C2D-C1D-ND	5.40	114.08	110.10
9	9	103	BCL	CMB-C2B-C1B	-5.39	120.18	128.46
9	V	101	BCL	O2D-CGD-CBD	5.38	120.84	111.27
9	k	102	BCL	C1D-ND-C4D	-5.38	102.51	106.33
15	AJ	101	CRT	C5-C6-C7	-5.38	117.76	125.89
15	AJ	101	CRT	C10-C9-C7	-5.38	119.64	127.31
15	z	101	CRT	C3-C1-C2	5.38	120.48	110.37
9	X	102	BCL	C1D-ND-C4D	-5.37	102.52	106.33
7	o	504	HEM	C1B-NB-C4B	5.36	110.61	105.07
9	5	101	BCL	O2D-CGD-CBD	5.36	120.79	111.27
9	S	102	BCL	O2D-CGD-O1D	-5.36	113.37	123.84
9	R	102	BCL	CHD-C1D-ND	-5.35	119.53	124.45
12	H	301	PEF	O2-C10-C11	5.35	120.94	111.09
15	G	101	CRT	C3-C1-C2	5.35	120.43	110.37
9	V	101	BCL	O2D-CGD-O1D	-5.35	113.39	123.84
9	AH	103	BCL	O2D-CGD-O1D	-5.33	113.41	123.84
9	AD	101	BCL	CMB-C2B-C1B	-5.33	120.27	128.46
9	Q	101	BCL	CMB-C2B-C1B	-5.33	120.27	128.46
9	8	102	BCL	C1D-ND-C4D	-5.33	102.55	106.33
9	T	102	BCL	CMB-C2B-C1B	-5.33	120.28	128.46
15	6	101	CRT	C3-C1-C2	5.32	120.38	110.37
9	w	101	BCL	C2D-C1D-ND	5.32	114.03	110.10
9	AL	102	BCL	C2D-C1D-ND	5.32	114.02	110.10
9	x	301	BCL	CHB-C4A-NA	-5.32	117.16	124.51
9	y	401	BCL	CHD-C4C-NC	-5.32	119.17	125.08
9	m	103	BCL	O2D-CGD-CBD	5.31	120.71	111.27
9	l	101	BCL	O2D-CGD-CBD	5.31	120.70	111.27
15	E	101	CRT	C3-C1-C2	5.30	120.34	110.37
9	c	102	BCL	O2D-CGD-CBD	5.29	120.67	111.27
9	x	305	BCL	C4A-NA-C1A	5.28	109.08	106.71
9	P	101	BCL	O2D-CGD-CBD	5.28	120.65	111.27
9	x	301	BCL	CHD-C1D-ND	-5.28	119.60	124.45
9	i	102	BCL	CMB-C2B-C1B	-5.28	120.35	128.46
9	AK	101	BCL	C2D-C1D-ND	5.28	114.00	110.10
9	s	102	BCL	C1D-ND-C4D	-5.28	102.58	106.33
9	4	102	BCL	O2D-CGD-O1D	-5.28	113.52	123.84
9	K	101	BCL	C2D-C1D-ND	5.27	113.99	110.10
9	1	102	BCL	CAC-C3C-C2C	-5.27	101.09	114.26
9	z	102	BCL	C2D-C1D-ND	5.27	113.98	110.10
9	e	102	BCL	O2D-CGD-CBD	5.26	120.61	111.27

Continued on next page...

Continued from previous page...

Mol	Chain	Res	Type	Atoms	Z	Observed(^{o})	Ideal(^{o})
9	p	102	BCL	C4D-CHA-C1A	5.26	127.64	121.25
9	J	102	BCL	C2D-C1D-ND	5.25	113.98	110.10
9	j	101	BCL	O2D-CGD-CBD	5.25	120.60	111.27
9	D	101	BCL	O2D-CGD-CBD	5.25	120.59	111.27
9	p	102	BCL	C1D-ND-C4D	-5.25	102.61	106.33
9	G	102	BCL	C1D-ND-C4D	-5.24	102.61	106.33
9	w	101	BCL	C1D-ND-C4D	-5.24	102.61	106.33
9	U	101	BCL	C4D-CHA-C1A	5.23	127.62	121.25
9	O	101	BCL	CMB-C2B-C3B	5.23	134.47	124.68
9	T	102	BCL	O2D-CGD-O1D	-5.23	113.62	123.84
9	AJ	102	BCL	C4A-NA-C1A	5.22	109.05	106.71
11	x	304	UQ8	C6-C1-C2	5.22	123.31	119.18
9	x	303	BCL	O2D-CGD-O1D	-5.21	113.64	123.84
15	AE	103	CRT	C3-C1-C2	5.21	120.17	110.37
9	4	102	BCL	CAC-C3C-C2C	-5.20	101.27	114.26
9	AD	101	BCL	C1D-ND-C4D	-5.20	102.64	106.33
9	F	101	BCL	O2D-CGD-CBD	5.19	120.50	111.27
9	7	101	BCL	O2D-CGD-CBD	5.18	120.48	111.27
9	3	101	BCL	O2D-CGD-CBD	5.18	120.48	111.27
9	5	102	BCL	CAC-C3C-C2C	-5.18	101.33	114.26
9	W	101	BCL	O2D-CGD-CBD	5.18	120.46	111.27
7	C	501	HEM	CBD-CAD-C3D	-5.18	98.25	112.63
9	m	103	BCL	C2D-C1D-ND	5.17	113.91	110.10
9	4	102	BCL	C2D-C1D-ND	5.17	113.91	110.10
9	i	102	BCL	O2D-CGD-O1D	-5.17	113.74	123.84
9	e	102	BCL	O2D-CGD-O1D	-5.16	113.74	123.84
9	x	303	BCL	C2D-C1D-ND	5.16	113.91	110.10
9	1	101	BCL	O2D-CGD-O1D	-5.16	113.75	123.84
15	R	101	CRT	C3-C1-C2	5.14	120.05	110.37
9	m	103	BCL	C1D-ND-C4D	-5.14	102.68	106.33
9	g	101	BCL	C2D-C1D-ND	5.14	113.89	110.10
9	m	103	BCL	CHD-C1D-ND	-5.13	119.74	124.45
9	7	101	BCL	CMB-C2B-C1B	-5.12	120.59	128.46
9	p	102	BCL	CHD-C1D-ND	-5.12	119.75	124.45
9	AL	102	BCL	C4A-NA-C1A	5.12	109.01	106.71
9	AI	101	BCL	C2D-C1D-ND	5.11	113.87	110.10
9	U	101	BCL	C2D-C1D-ND	5.11	113.87	110.10
9	V	101	BCL	C1D-ND-C4D	-5.11	102.70	106.33
9	g	101	BCL	C1D-ND-C4D	-5.11	102.70	106.33
15	P	102	CRT	C21-C22-C23	-5.11	120.02	127.31
9	N	102	BCL	O2D-CGD-CBD	5.10	120.34	111.27
9	I	101	BCL	C1D-ND-C4D	-5.10	102.71	106.33

Continued on next page...

Continued from previous page...

Mol	Chain	Res	Type	Atoms	Z	Observed(^{o})	Ideal(^{o})
12	t	303	PEF	C2-O2-C10	-5.10	108.39	117.90
9	A	102	BCL	O2D-CGD-O1D	-5.10	113.87	123.84
9	L	303	BCL	C4A-NA-C1A	5.10	109.00	106.71
11	x	304	UQ8	C27-C28-C29	-5.10	115.39	127.66
9	AH	103	BCL	CMB-C2B-C1B	-5.10	120.63	128.46
15	G	101	CRT	C31-C32-C33	-5.10	120.04	127.31
9	AH	103	BCL	O2D-CGD-CBD	5.09	120.32	111.27
15	9	102	CRT	C5-C6-C7	-5.09	118.20	125.89
12	y	407	PEF	O2-C10-C11	5.08	120.44	111.09
9	f	101	BCL	O2D-CGD-O1D	-5.07	113.92	123.84
9	N	102	BCL	O2D-CGD-O1D	-5.07	113.93	123.84
15	R	101	CRT	C15-C14-C12	-5.07	120.08	127.31
9	D	102	BCL	C1D-ND-C4D	-5.06	102.74	106.33
9	x	301	BCL	C1D-ND-C4D	-5.06	102.74	106.33
9	1	102	BCL	C1C-NC-C4C	-5.06	104.43	106.71
9	O	101	BCL	C1D-ND-C4D	-5.05	102.75	106.33
9	1	101	BCL	CAC-C3C-C2C	-5.05	101.65	114.26
9	AJ	102	BCL	CHD-C4C-NC	-5.04	119.47	125.08
9	B	101	BCL	O2D-CGD-CBD	5.04	120.22	111.27
9	r	101	BCL	O2D-CGD-CBD	5.04	120.22	111.27
9	u	101	BCL	CHD-C1D-ND	-5.04	119.83	124.45
9	AA	101	BCL	C4D-CHA-C1A	5.04	127.38	121.25
9	AC	102	BCL	O2D-CGD-O1D	-5.03	114.00	123.84
9	Y	101	BCL	O2D-CGD-O1D	-5.03	114.00	123.84
9	8	102	BCL	C2D-C1D-ND	5.03	113.81	110.10
9	h	101	BCL	CAC-C3C-C2C	-5.03	101.69	114.26
9	v	102	BCL	O2D-CGD-O1D	-5.03	114.00	123.84
12	M	406	PEF	C2-O2-C10	-5.03	108.52	117.90
9	Q	101	BCL	C2D-C1D-ND	5.03	113.81	110.10
9	K	101	BCL	C1D-ND-C4D	-5.02	102.77	106.33
9	Q	101	BCL	C1D-ND-C4D	-5.02	102.77	106.33
9	I	101	BCL	C2D-C1D-ND	5.02	113.80	110.10
10	M	402	BPH	O1D-CGD-CBD	-5.01	116.40	124.74
9	AD	101	BCL	C2D-C1D-ND	5.01	113.79	110.10
9	j	101	BCL	O2D-CGD-O1D	-5.00	114.06	123.84
9	1	101	BCL	CMB-C2B-C3B	5.00	134.04	124.68
9	AH	101	BCL	O2D-CGD-O1D	-5.00	114.06	123.84
15	v	101	CRT	C6-C7-C9	-5.00	111.27	118.94
9	v	102	BCL	C2D-C1D-ND	5.00	113.79	110.10
9	1	102	BCL	C2D-C1D-ND	4.99	113.78	110.10
9	u	101	BCL	O2D-CGD-CBD	4.99	120.14	111.27
9	AK	101	BCL	O2D-CGD-CBD	4.99	120.13	111.27

Continued on next page...

Continued from previous page...

Mol	Chain	Res	Type	Atoms	Z	Observed(^{o})	Ideal(^{o})
9	4	102	BCL	C1D-ND-C4D	-4.99	102.79	106.33
9	h	101	BCL	C1D-ND-C4D	-4.99	102.79	106.33
9	p	102	BCL	O2D-CGD-CBD	4.98	120.12	111.27
9	1	101	BCL	CHD-C1D-ND	-4.98	119.88	124.45
9	D	102	BCL	O2D-CGD-O1D	-4.98	114.10	123.84
9	w	101	BCL	CHD-C1D-ND	-4.98	119.88	124.45
9	h	101	BCL	O2D-CGD-O1D	-4.98	114.11	123.84
15	v	101	CRT	C8-C7-C6	4.98	125.92	118.08
9	U	101	BCL	C1D-ND-C4D	-4.97	102.80	106.33
9	l	101	BCL	C2D-C1D-ND	4.97	113.77	110.10
9	P	101	BCL	CMB-C2B-C3B	4.97	133.97	124.68
9	p	104	BCL	O2D-CGD-CBD	4.96	120.08	111.27
9	Q	101	BCL	C4D-CHA-C1A	4.96	127.28	121.25
9	x	305	BCL	C1D-ND-C4D	-4.95	102.82	106.33
9	L	301	BCL	OBB-CAB-CBB	-4.95	109.03	120.17
9	9	103	BCL	C1D-ND-C4D	-4.95	102.82	106.33
9	y	401	BCL	O2D-CGD-O1D	-4.94	114.18	123.84
9	M	401	BCL	CMB-C2B-C3B	4.94	133.91	124.68
9	AA	101	BCL	O2D-CGD-CBD	4.93	120.03	111.27
9	AE	104	BCL	O2D-CGD-O1D	-4.93	114.20	123.84
10	x	302	BPH	CMC-C2C-C1C	-4.93	103.58	114.38
9	AC	102	BCL	O2D-CGD-CBD	4.93	120.03	111.27
9	4	102	BCL	CMA-C3A-C4A	-4.93	98.53	111.77
9	D	102	BCL	CMB-C2B-C3B	4.92	133.89	124.68
9	e	102	BCL	C2D-C1D-ND	4.92	113.73	110.10
15	AH	102	CRT	C26-C27-C28	-4.92	120.29	127.31
9	m	102	BCL	O2D-CGD-CBD	4.92	120.01	111.27
9	Q	101	BCL	C7-C6-C5	-4.91	100.01	113.36
9	Q	101	BCL	O2D-CGD-O1D	-4.91	114.23	123.84
15	R	101	CRT	C21-C22-C23	-4.91	120.31	127.31
9	R	102	BCL	O2D-CGD-CBD	4.91	119.99	111.27
15	9	102	CRT	C3-C1-C2	4.90	119.59	110.37
9	M	401	BCL	CMA-C3A-C4A	-4.90	98.60	111.77
9	L	305	BCL	O2D-CGD-O1D	-4.90	114.27	123.84
9	AB	101	BCL	CMB-C2B-C3B	4.89	133.83	124.68
9	AK	101	BCL	O2D-CGD-O1D	-4.89	114.28	123.84
9	T	102	BCL	O2D-CGD-CBD	4.89	119.95	111.27
9	0	101	BCL	O2D-CGD-CBD	4.88	119.94	111.27
9	G	102	BCL	C2D-C1D-ND	4.88	113.70	110.10
9	p	102	BCL	CAC-C3C-C2C	-4.88	102.06	114.26
9	AI	101	BCL	O2D-CGD-CBD	4.88	119.94	111.27
9	9	103	BCL	CAC-C3C-C2C	-4.87	102.08	114.26

Continued on next page...

Continued from previous page...

Mol	Chain	Res	Type	Atoms	Z	Observed(^{o})	Ideal(^{o})
9	h	101	BCL	C2D-C1D-ND	4.87	113.69	110.10
9	O	101	BCL	CHD-C1D-ND	-4.87	119.98	124.45
15	i	101	CRT	C3-C1-C2	4.87	119.53	110.37
9	j	101	BCL	CMB-C2B-C3B	4.87	133.79	124.68
9	w	101	BCL	O2D-CGD-O1D	-4.87	114.33	123.84
9	9	103	BCL	CHD-C1D-ND	-4.86	119.98	124.45
9	p	104	BCL	O2D-CGD-O1D	-4.86	114.33	123.84
9	W	101	BCL	C2D-C1D-ND	4.85	113.68	110.10
15	s	101	CRT	C3-C1-C2	4.84	119.48	110.37
9	AD	101	BCL	O2D-CGD-O1D	-4.84	114.37	123.84
9	u	101	BCL	C2D-C1D-ND	4.84	113.67	110.10
9	X	102	BCL	O2D-CGD-O1D	-4.83	114.39	123.84
9	AH	103	BCL	CAC-C3C-C2C	-4.83	102.19	114.26
9	z	102	BCL	O2D-CGD-O1D	-4.83	114.40	123.84
9	3	101	BCL	O2D-CGD-O1D	-4.83	114.40	123.84
11	x	304	UQ8	C15-C14-C16	4.82	123.38	115.27
9	z	102	BCL	CAC-C3C-C2C	-4.81	102.23	114.26
9	AK	101	BCL	C1D-ND-C4D	-4.81	102.92	106.33
9	U	101	BCL	O2D-CGD-O1D	-4.80	114.45	123.84
9	AH	101	BCL	C4D-CHA-C1A	4.80	127.09	121.25
9	AB	101	BCL	CAC-C3C-C2C	-4.80	102.27	114.26
9	3	101	BCL	C4B-CHC-C1C	-4.79	120.63	130.12
9	AB	101	BCL	O2D-CGD-CBD	4.78	119.76	111.27
9	0	101	BCL	C2D-C1D-ND	4.78	113.63	110.10
9	N	102	BCL	C2D-C1D-ND	4.77	113.62	110.10
9	i	102	BCL	CAC-C3C-C2C	-4.77	102.34	114.26
7	o	501	HEM	C4D-ND-C1D	4.77	110.00	105.07
9	m	103	BCL	O2D-CGD-O1D	-4.77	114.52	123.84
9	w	101	BCL	CMA-C3A-C4A	-4.77	98.96	111.77
9	AB	101	BCL	O2D-CGD-O1D	-4.76	114.53	123.84
15	n	101	CRT	C10-C9-C7	4.76	134.10	127.31
9	f	101	BCL	CAC-C3C-C2C	-4.76	102.37	114.26
9	U	101	BCL	CHD-C1D-ND	-4.75	120.08	124.45
9	L	305	BCL	C4A-NA-C1A	4.75	108.84	106.71
9	x	305	BCL	CAC-C3C-C2C	-4.75	102.39	114.26
15	c	101	CRT	C3-C1-C2	4.75	119.30	110.37
9	x	303	BCL	C1D-ND-C4D	-4.75	102.96	106.33
9	S	102	BCL	C4D-CHA-C1A	4.74	127.02	121.25
9	AC	102	BCL	CAC-C3C-C2C	-4.74	102.42	114.26
9	T	102	BCL	CHD-C1D-ND	-4.74	120.10	124.45
9	AA	101	BCL	C2D-C1D-ND	4.74	113.60	110.10
9	W	101	BCL	CMB-C2B-C1B	-4.74	121.18	128.46

Continued on next page...

Continued from previous page...

Mol	Chain	Res	Type	Atoms	Z	Observed(^{o})	Ideal(^{o})
9	V	101	BCL	C1C-NC-C4C	-4.73	104.58	106.71
9	9	103	BCL	C2D-C1D-ND	4.73	113.59	110.10
9	L	301	BCL	CMB-C2B-C1B	-4.72	121.22	128.46
15	U	102	CRT	C3-C1-C2	4.72	119.24	110.37
9	X	102	BCL	CAC-C3C-C2C	-4.71	102.48	114.26
9	O	101	BCL	O2D-CGD-CBD	4.71	119.63	111.27
9	X	102	BCL	C2D-C1D-ND	4.70	113.57	110.10
15	P	102	CRT	C20-C19-C17	-4.70	120.60	127.31
9	G	102	BCL	O2D-CGD-CBD	4.70	119.63	111.27
9	AA	101	BCL	C1D-ND-C4D	-4.70	103.00	106.33
9	f	101	BCL	CMB-C2B-C3B	4.70	133.47	124.68
9	p	104	BCL	CMB-C2B-C3B	4.69	133.46	124.68
9	1	101	BCL	C2D-C1D-ND	4.69	113.56	110.10
9	x	303	BCL	CMB-C2B-C3B	4.69	133.45	124.68
9	AD	101	BCL	CAC-C3C-C2C	-4.69	102.54	114.26
9	AE	104	BCL	CAC-C3C-C2C	-4.68	102.56	114.26
9	5	101	BCL	O2D-CGD-O1D	-4.68	114.69	123.84
9	s	102	BCL	CAC-C3C-C2C	-4.67	102.58	114.26
9	U	101	BCL	CAC-C3C-C2C	-4.67	102.58	114.26
9	AA	101	BCL	C1C-NC-C4C	-4.67	104.61	106.71
11	x	304	UQ8	C30-C29-C31	4.67	123.13	115.27
9	3	101	BCL	CMB-C2B-C3B	4.66	133.41	124.68
15	X	101	CRT	C5-C6-C7	-4.66	118.85	125.89
9	x	301	BCL	OBB-CAB-CBB	-4.66	109.69	120.17
9	5	101	BCL	C1D-ND-C4D	-4.66	103.03	106.33
9	L	305	BCL	C1D-ND-C4D	-4.65	103.03	106.33
9	I	101	BCL	O2D-CGD-CBD	4.65	119.53	111.27
9	V	101	BCL	C2D-C1D-ND	4.65	113.53	110.10
9	f	101	BCL	CHD-C4C-NC	-4.64	119.92	125.08
9	5	101	BCL	CAC-C3C-C2C	-4.64	102.68	114.26
9	f	101	BCL	C4B-CHC-C1C	-4.63	120.94	130.12
12	M	408	PEF	O2-C10-C11	4.63	119.61	111.09
9	AE	102	BCL	O2D-CGD-CBD	4.63	119.49	111.27
9	c	102	BCL	CHD-C1D-ND	-4.63	120.20	124.45
9	m	102	BCL	CAC-C3C-C2C	-4.62	102.72	114.26
9	L	303	BCL	C2D-C1D-ND	4.62	113.51	110.10
9	k	102	BCL	O2D-CGD-CBD	4.62	119.47	111.27
9	AI	101	BCL	O2D-CGD-O1D	-4.62	114.81	123.84
9	L	303	BCL	CMB-C2B-C1B	-4.61	121.38	128.46
9	L	305	BCL	C2D-C1D-ND	4.61	113.50	110.10
9	B	101	BCL	CMB-C2B-C3B	4.61	133.30	124.68
7	o	503	HEM	C1B-NB-C4B	4.60	109.83	105.07

Continued on next page...

Continued from previous page...

Mol	Chain	Res	Type	Atoms	Z	Observed(^{o})	Ideal(^{o})
9	u	101	BCL	O2D-CGD-O1D	-4.60	114.85	123.84
15	c	101	CRT	C31-C32-C33	-4.60	120.75	127.31
9	AI	101	BCL	C1D-ND-C4D	-4.60	103.07	106.33
9	5	101	BCL	C2D-C1D-ND	4.59	113.49	110.10
9	d	101	BCL	CHD-C1D-ND	-4.59	120.23	124.45
9	l	101	BCL	CAC-C3C-C2C	-4.59	102.79	114.26
9	AB	101	BCL	C2D-C1D-ND	4.59	113.48	110.10
9	v	102	BCL	C1D-ND-C4D	-4.58	103.08	106.33
15	T	101	CRT	C26-C27-C28	-4.58	120.78	127.31
9	F	101	BCL	O2D-CGD-O1D	-4.58	114.89	123.84
9	AH	101	BCL	CMB-C2B-C3B	4.57	133.24	124.68
9	AH	101	BCL	CHD-C1D-ND	-4.57	120.26	124.45
9	K	101	BCL	O2D-CGD-CBD	4.56	119.38	111.27
9	AE	104	BCL	CMB-C2B-C3B	4.55	133.20	124.68
9	c	102	BCL	O2A-C1-C2	4.55	120.60	108.64
9	AL	102	BCL	CAC-C3C-C2C	-4.55	102.89	114.26
9	AH	101	BCL	CAC-C3C-C2C	-4.55	102.90	114.26
9	F	101	BCL	C1D-ND-C4D	-4.55	103.11	106.33
9	8	102	BCL	O2D-CGD-O1D	-4.54	114.95	123.84
15	X	101	CRT	C21-C20-C19	4.54	132.78	123.47
9	P	101	BCL	O2D-CGD-O1D	-4.54	114.96	123.84
9	v	102	BCL	O2D-CGD-CBD	4.53	119.33	111.27
9	e	102	BCL	C1D-ND-C4D	-4.53	103.12	106.33
7	C	501	HEM	C1B-NB-C4B	4.53	109.75	105.07
15	k	101	CRT	C25-C23-C22	4.53	125.89	118.94
9	AL	102	BCL	O2D-CGD-O1D	-4.52	114.99	123.84
9	m	102	BCL	O2D-CGD-O1D	-4.52	115.00	123.84
15	J	101	CRT	C5-C6-C7	4.52	132.72	125.89
9	AH	101	BCL	CHA-C1A-NA	-4.52	116.06	126.40
12	m	101	PEF	O2-C10-C11	4.51	119.39	111.09
9	p	102	BCL	O2D-CGD-O1D	-4.51	115.02	123.84
9	m	102	BCL	C4D-CHA-C1A	4.51	126.74	121.25
9	D	101	BCL	C4D-CHA-C1A	4.51	126.74	121.25
9	V	101	BCL	CAC-C3C-C2C	-4.51	102.99	114.26
9	5	102	BCL	CHD-C4C-NC	-4.51	120.07	125.08
9	5	102	BCL	CHA-C1A-NA	-4.51	116.08	126.40
9	e	102	BCL	C1C-NC-C4C	-4.49	104.69	106.71
9	S	102	BCL	CHD-C1D-ND	-4.49	120.33	124.45
9	B	101	BCL	C4D-CHA-C1A	4.48	126.71	121.25
11	x	304	UQ8	C25-C24-C26	4.48	122.81	115.27
9	AJ	102	BCL	C4B-CHC-C1C	-4.48	121.25	130.12
9	r	101	BCL	C4B-CHC-C1C	-4.48	121.25	130.12

Continued on next page...

Continued from previous page...

Mol	Chain	Res	Type	Atoms	Z	Observed(^{o})	Ideal(^{o})
9	m	102	BCL	CHD-C1D-ND	-4.48	120.34	124.45
9	d	101	BCL	CAC-C3C-C2C	-4.48	103.08	114.26
9	AK	101	BCL	CHB-C4A-NA	-4.47	118.33	124.51
14	y	403	MQ8	C11-C3-C4	-4.47	113.72	118.50
9	p	102	BCL	C2D-C1D-ND	4.47	113.40	110.10
9	9	103	BCL	O2D-CGD-O1D	-4.46	115.11	123.84
9	I	101	BCL	CAC-C3C-C2C	-4.46	103.12	114.26
9	y	401	BCL	CMB-C2B-C3B	4.46	133.02	124.68
9	K	101	BCL	O2D-CGD-O1D	-4.46	115.13	123.84
9	p	104	BCL	CHD-C1D-ND	-4.45	120.36	124.45
9	j	101	BCL	C2D-C1D-ND	4.45	113.39	110.10
9	L	303	BCL	O2D-CGD-CBD	4.45	119.18	111.27
9	L	303	BCL	CAC-C3C-C4C	-4.45	102.71	112.58
9	M	401	BCL	O2A-CGA-O1A	-4.44	112.38	123.59
9	S	102	BCL	C2D-C1D-ND	4.44	113.37	110.10
9	AE	104	BCL	C4D-CHA-C1A	4.44	126.65	121.25
9	l	101	BCL	CHD-C1D-ND	-4.43	120.38	124.45
9	N	102	BCL	CMB-C2B-C3B	4.43	132.97	124.68
9	z	102	BCL	CHD-C1D-ND	-4.43	120.39	124.45
7	C	502	HEM	CHD-C1D-ND	4.43	129.24	124.43
9	i	102	BCL	C1C-NC-C4C	-4.42	104.72	106.71
15	e	101	CRT	C32-C31-C30	-4.41	109.44	123.22
9	0	101	BCL	CMB-C2B-C3B	4.41	132.93	124.68
9	x	305	BCL	C1C-NC-C4C	-4.41	104.72	106.71
9	W	101	BCL	C1D-ND-C4D	-4.41	103.20	106.33
9	AH	101	BCL	C1D-ND-C4D	-4.40	103.21	106.33
9	g	101	BCL	O2D-CGD-O1D	-4.40	115.23	123.84
9	AC	102	BCL	CHD-C1D-ND	-4.40	120.41	124.45
15	Z	101	CRT	C21-C20-C19	-4.40	114.46	123.47
9	AH	101	BCL	O2D-CGD-CBD	4.40	119.09	111.27
9	L	301	BCL	C1D-ND-C4D	-4.40	103.21	106.33
9	V	101	BCL	C4D-CHA-C1A	4.40	126.60	121.25
9	AA	101	BCL	O2D-CGD-O1D	-4.39	115.25	123.84
15	AD	102	CRT	C15-C14-C12	-4.39	121.05	127.31
9	Y	101	BCL	C4B-CHC-C1C	-4.39	121.43	130.12
9	P	101	BCL	C1D-ND-C4D	-4.37	103.23	106.33
9	J	102	BCL	C1C-NC-C4C	-4.36	104.74	106.71
9	M	401	BCL	C1D-ND-C4D	-4.36	103.24	106.33
9	g	101	BCL	C4D-CHA-C1A	4.36	126.55	121.25
9	AE	102	BCL	CAC-C3C-C2C	-4.36	103.37	114.26
9	W	101	BCL	C1C-NC-C4C	-4.36	104.75	106.71
9	5	101	BCL	CMB-C2B-C3B	4.36	132.83	124.68

Continued on next page...

Continued from previous page...

Mol	Chain	Res	Type	Atoms	Z	Observed(^{o})	Ideal(^{o})
9	0	101	BCL	CAC-C3C-C2C	-4.36	103.37	114.26
15	z	101	CRT	C21-C22-C23	-4.35	121.10	127.31
9	e	102	BCL	CMB-C2B-C3B	4.35	132.82	124.68
9	G	102	BCL	CMB-C2B-C3B	4.35	132.82	124.68
9	AD	101	BCL	O2D-CGD-CBD	4.35	119.00	111.27
9	8	102	BCL	CAC-C3C-C2C	-4.35	103.40	114.26
9	R	102	BCL	C4D-CHA-C1A	4.34	126.53	121.25
9	0	101	BCL	O2D-CGD-O1D	-4.34	115.36	123.84
9	y	401	BCL	C1D-ND-C4D	-4.33	103.26	106.33
9	h	101	BCL	CHA-C1A-NA	-4.33	116.48	126.40
9	AJ	102	BCL	CMB-C2B-C3B	4.33	132.78	124.68
9	X	102	BCL	O2D-CGD-CBD	4.33	118.96	111.27
9	r	101	BCL	C1D-ND-C4D	-4.32	103.27	106.33
15	n	101	CRT	C5-C6-C7	-4.32	119.37	125.89
9	w	101	BCL	CAC-C3C-C2C	-4.31	103.48	114.26
11	L	304	UQ8	C40-C39-C41	4.31	122.52	115.27
15	p	103	CRT	C21-C22-C23	-4.31	121.16	127.31
9	h	101	BCL	CMB-C2B-C1B	-4.31	121.84	128.46
12	A	101	PEF	O2-C10-C11	4.30	119.01	111.09
9	d	101	BCL	C2D-C1D-ND	4.30	113.27	110.10
15	AC	101	CRT	C31-C32-C33	-4.30	121.18	127.31
9	AD	101	BCL	C4D-CHA-C1A	4.30	126.48	121.25
9	AA	101	BCL	C4B-CHC-C1C	-4.29	121.62	130.12
15	N	101	CRT	C26-C27-C28	-4.29	121.18	127.31
15	9	102	CRT	C15-C14-C12	-4.29	121.18	127.31
15	R	101	CRT	C18-C17-C16	4.29	124.84	118.08
9	r	101	BCL	O2D-CGD-O1D	-4.29	115.45	123.84
9	d	101	BCL	C1D-ND-C4D	-4.28	103.29	106.33
15	T	101	CRT	C31-C32-C33	-4.28	121.20	127.31
7	C	501	HEM	CHB-C1B-NB	4.28	129.67	124.38
9	c	102	BCL	O2D-CGD-O1D	-4.27	115.48	123.84
9	O	101	BCL	O2D-CGD-O1D	-4.27	115.49	123.84
15	p	103	CRT	C5-C6-C7	-4.26	119.45	125.89
9	L	305	BCL	CMA-C3A-C4A	-4.26	100.33	111.77
9	d	101	BCL	C1-O2A-CGA	4.25	127.61	116.44
9	F	101	BCL	C2D-C1D-ND	4.25	113.24	110.10
9	P	101	BCL	C2D-C1D-ND	4.25	113.24	110.10
9	r	101	BCL	CAC-C3C-C2C	-4.25	103.65	114.26
9	AE	104	BCL	CHD-C1D-ND	-4.25	120.55	124.45
15	k	101	CRT	C20-C19-C17	-4.24	121.25	127.31
7	C	502	HEM	C4A-C3A-C2A	4.24	109.95	107.00
7	C	503	HEM	CHB-C1B-NB	4.24	129.62	124.38

Continued on next page...

Continued from previous page...

Mol	Chain	Res	Type	Atoms	Z	Observed(^{o})	Ideal(^{o})
9	Q	101	BCL	CHA-C1A-NA	-4.24	116.70	126.40
9	k	102	BCL	CGD-CBD-CAD	-4.23	97.04	110.73
11	x	304	UQ8	O5-C5-C6	-4.23	114.14	121.55
9	Z	102	BCL	CHB-C4A-NA	-4.23	118.67	124.51
9	r	101	BCL	C4D-CHA-C1A	4.22	126.38	121.25
9	L	303	BCL	C4D-CHA-C1A	4.22	126.38	121.25
9	O	101	BCL	C4D-CHA-C1A	4.21	126.38	121.25
9	m	103	BCL	C4D-CHA-C1A	4.21	126.37	121.25
9	T	102	BCL	C4D-CHA-C1A	4.21	126.37	121.25
9	F	101	BCL	CMB-C2B-C3B	4.20	132.54	124.68
9	1	102	BCL	C1D-ND-C4D	-4.19	103.36	106.33
9	P	101	BCL	CHA-C1A-NA	-4.19	116.80	126.40
9	y	401	BCL	CHD-C1D-ND	-4.19	120.60	124.45
9	L	301	BCL	C12-C11-C10	-4.19	93.99	113.24
9	Q	101	BCL	O2D-CGD-CBD	4.19	118.71	111.27
15	v	101	CRT	C21-C20-C19	-4.18	114.90	123.47
9	L	305	BCL	CAC-C3C-C2C	-4.18	103.82	114.26
9	0	101	BCL	C1D-ND-C4D	-4.18	103.37	106.33
9	V	101	BCL	CMB-C2B-C3B	4.17	132.48	124.68
9	R	102	BCL	O2D-CGD-O1D	-4.17	115.68	123.84
9	s	102	BCL	CMB-C2B-C3B	4.17	132.48	124.68
9	w	101	BCL	C4D-CHA-C1A	4.17	126.32	121.25
9	J	102	BCL	O2D-CGD-O1D	-4.16	115.69	123.84
9	k	102	BCL	O2A-C1-C2	4.16	119.58	108.64
9	S	102	BCL	C1D-ND-C4D	-4.15	103.39	106.33
9	w	101	BCL	CMB-C2B-C3B	4.15	132.45	124.68
9	8	102	BCL	CHD-C1D-ND	-4.15	120.64	124.45
9	v	102	BCL	CMB-C2B-C3B	4.15	132.44	124.68
9	S	102	BCL	CAC-C3C-C2C	-4.15	103.89	114.26
9	AL	102	BCL	CHA-C1A-NA	-4.14	116.92	126.40
9	Y	101	BCL	C4D-CHA-C1A	4.13	126.27	121.25
9	AK	101	BCL	CMB-C2B-C3B	4.13	132.40	124.68
9	P	101	BCL	C1C-NC-C4C	-4.13	104.85	106.71
15	E	101	CRT	C21-C22-C23	-4.12	121.42	127.31
9	w	101	BCL	O2D-CGD-CBD	4.12	118.59	111.27
12	M	406	PEF	O2-C10-O4	-4.11	114.79	122.96
9	l	101	BCL	OBB-CAB-CBB	-4.11	110.92	120.17
9	R	102	BCL	CMB-C2B-C3B	4.11	132.37	124.68
9	D	102	BCL	C4D-CHA-C1A	4.11	126.25	121.25
9	AK	101	BCL	C4D-CHA-C1A	4.11	126.25	121.25
9	I	101	BCL	CMB-C2B-C3B	4.11	132.37	124.68
9	l	101	BCL	O2D-CGD-O1D	-4.11	115.81	123.84

Continued on next page...

Continued from previous page...

Mol	Chain	Res	Type	Atoms	Z	Observed(^{o})	Ideal(^{o})
9	W	101	BCL	O2D-CGD-O1D	-4.10	115.81	123.84
9	G	102	BCL	C1C-NC-C4C	-4.10	104.86	106.71
15	v	101	CRT	C29-C28-C30	4.09	124.53	118.08
9	T	102	BCL	CAC-C3C-C2C	-4.09	104.03	114.26
9	W	101	BCL	C4A-NA-C1A	4.09	108.54	106.71
9	k	102	BCL	CHD-C1D-ND	-4.09	120.70	124.45
9	p	102	BCL	CHA-C1A-NA	-4.08	117.05	126.40
15	s	101	CRT	C20-C19-C17	-4.08	121.49	127.31
9	L	301	BCL	C2D-C1D-ND	4.08	113.11	110.10
9	s	102	BCL	OBB-CAB-CBB	-4.07	111.00	120.17
9	S	102	BCL	CHA-C1A-NA	-4.07	117.08	126.40
9	M	401	BCL	CHA-C1A-NA	-4.06	117.10	126.40
9	x	303	BCL	CAC-C3C-C4C	4.06	121.59	112.58
15	z	101	CRT	C31-C32-C33	-4.06	121.52	127.31
9	L	301	BCL	CMA-C3A-C4A	-4.06	100.87	111.77
9	AH	103	BCL	OBB-CAB-CBB	-4.06	111.04	120.17
9	L	301	BCL	O2A-CGA-O1A	-4.05	113.37	123.59
9	AH	101	BCL	OBB-CAB-CBB	-4.05	111.06	120.17
12	y	408	PEF	O2-C10-C11	4.05	118.54	111.09
15	v	101	CRT	C31-C32-C33	-4.05	121.53	127.31
9	5	102	BCL	C2A-C1A-CHA	4.05	130.94	123.86
9	y	401	BCL	C1C-NC-C4C	-4.05	104.89	106.71
9	AH	103	BCL	C1C-NC-C4C	-4.05	104.89	106.71
7	o	502	HEM	CHD-C1D-ND	4.04	128.82	124.43
9	k	102	BCL	O2D-CGD-O1D	-4.04	115.94	123.84
9	k	102	BCL	C2A-C1A-CHA	4.04	130.92	123.86
12	H	303	PEF	O2-C10-C11	4.04	118.52	111.09
9	B	101	BCL	CAC-C3C-C2C	-4.04	104.17	114.26
7	o	501	HEM	CBD-CAD-C3D	-4.03	101.42	112.63
9	AE	102	BCL	O2D-CGD-O1D	-4.03	115.95	123.84
9	G	102	BCL	O2D-CGD-O1D	-4.03	115.95	123.84
15	J	101	CRT	C26-C27-C28	-4.03	121.56	127.31
9	U	101	BCL	CHA-C1A-NA	-4.03	117.17	126.40
9	x	303	BCL	O2A-CGA-O1A	-4.03	113.42	123.59
9	k	102	BCL	CAC-C3C-C2C	-4.03	104.19	114.26
15	p	103	CRT	C9-C10-C11	-4.03	110.65	123.22
11	x	304	UQ8	C40-C39-C41	4.02	122.04	115.27
9	S	102	BCL	C1C-NC-C4C	-4.02	104.90	106.71
9	F	101	BCL	CAC-C3C-C2C	-4.02	104.22	114.26
17	AE	101	PGW	O01-C1-C2	4.02	118.48	111.09
9	c	102	BCL	C4D-CHA-C1A	4.02	126.14	121.25
11	L	304	UQ8	C30-C29-C31	4.02	122.03	115.27

Continued on next page...

Continued from previous page...

Mol	Chain	Res	Type	Atoms	Z	Observed(^{o})	Ideal(^{o})
15	2	101	CRT	C21-C22-C23	-4.01	121.58	127.31
9	S	102	BCL	CMB-C2B-C3B	4.01	132.18	124.68
9	R	102	BCL	CAC-C3C-C2C	-4.01	104.24	114.26
9	Y	101	BCL	CAC-C3C-C4C	4.01	121.48	112.58
7	C	503	HEM	CAB-C3B-C2B	-4.01	115.40	128.60
9	D	101	BCL	CAC-C3C-C2C	-4.01	104.24	114.26
9	h	101	BCL	CHD-C4C-NC	-4.01	120.62	125.08
9	N	102	BCL	CAC-C3C-C2C	-4.01	104.25	114.26
9	8	102	BCL	CMB-C2B-C3B	4.01	132.17	124.68
9	L	303	BCL	CHA-C1A-NA	-4.00	117.23	126.40
15	e	101	CRT	C20-C19-C17	-4.00	121.60	127.31
7	o	503	HEM	CHC-C4B-C3B	4.00	130.69	124.57
9	AI	101	BCL	C4D-CHA-C1A	4.00	126.11	121.25
9	Y	101	BCL	CBC-CAC-C3C	4.00	122.37	113.47
9	1	102	BCL	C2A-C1A-CHA	3.99	130.84	123.86
7	o	501	HEM	CHD-C1D-ND	3.99	128.77	124.43
9	m	102	BCL	OBB-CAB-CBB	-3.99	111.19	120.17
9	D	102	BCL	CAC-C3C-C2C	-3.99	104.30	114.26
9	K	101	BCL	CAC-C3C-C2C	-3.98	104.31	114.26
9	AB	101	BCL	C1D-ND-C4D	-3.98	103.51	106.33
9	m	103	BCL	CMB-C2B-C3B	3.98	132.12	124.68
9	P	101	BCL	CHD-C1D-ND	-3.98	120.80	124.45
9	m	103	BCL	CAC-C3C-C2C	-3.97	104.33	114.26
9	x	303	BCL	CMA-C3A-C4A	-3.97	101.09	111.77
9	s	102	BCL	C1C-NC-C4C	-3.97	104.92	106.71
9	A	102	BCL	CHD-C1D-ND	-3.97	120.80	124.45
9	l	101	BCL	CMB-C2B-C3B	3.97	132.11	124.68
9	L	305	BCL	CMC-C2C-C1C	-3.97	101.11	111.77
15	AC	101	CRT	C21-C22-C23	-3.97	121.65	127.31
9	AB	101	BCL	C4D-CHA-C1A	3.97	126.08	121.25
9	L	301	BCL	C2A-C1A-CHA	3.96	130.79	123.86
9	L	301	BCL	O2D-CGD-CBD	3.96	118.31	111.27
9	AA	101	BCL	CHA-C1A-NA	-3.96	117.33	126.40
7	C	504	HEM	CHB-C1B-NB	3.96	129.27	124.38
9	K	101	BCL	CED-O2D-CGD	-3.95	107.00	115.94
9	5	102	BCL	C1D-ND-C4D	-3.95	103.53	106.33
9	W	101	BCL	C7-C6-C5	-3.95	102.64	113.36
9	AH	101	BCL	C2D-C1D-ND	3.94	113.01	110.10
9	5	101	BCL	C4D-CHA-C1A	3.94	126.05	121.25
15	U	102	CRT	C26-C27-C28	-3.94	121.68	127.31
15	n	101	CRT	C15-C14-C12	-3.94	121.68	127.31
15	A	103	CRT	C21-C22-C23	-3.94	121.68	127.31

Continued on next page...

Continued from previous page...

Mol	Chain	Res	Type	Atoms	Z	Observed(^{o})	Ideal(^{o})
15	6	101	CRT	C32-C31-C30	-3.94	110.92	123.22
14	M	403	MQ8	C14-C13-C15	3.94	121.89	115.27
9	z	102	BCL	OBB-CAB-CBB	-3.94	111.31	120.17
9	x	303	BCL	O2D-CGD-CBD	3.94	118.26	111.27
9	AJ	102	BCL	CAC-C3C-C2C	-3.94	104.43	114.26
15	R	101	CRT	C10-C9-C7	-3.93	121.70	127.31
9	l	101	BCL	C4D-CHA-C1A	3.93	126.03	121.25
15	G	101	CRT	C20-C19-C17	-3.93	121.71	127.31
15	6	101	CRT	C34-C33-C35	3.93	124.26	118.08
9	K	101	BCL	C4D-CHA-C1A	3.93	126.03	121.25
15	R	101	CRT	C5-C6-C7	-3.92	119.96	125.89
9	y	401	BCL	C2D-C1D-ND	3.92	113.00	110.10
9	I	101	BCL	C4B-CHC-C1C	-3.92	122.35	130.12
12	x	306	PEF	O2-C10-C11	3.92	118.30	111.09
9	F	101	BCL	C4D-CHA-C1A	3.92	126.02	121.25
9	c	102	BCL	CAC-C3C-C2C	-3.91	104.48	114.26
9	AC	102	BCL	CMB-C2B-C3B	3.91	132.00	124.68
9	O	101	BCL	CAC-C3C-C2C	-3.91	104.49	114.26
15	4	101	CRT	C31-C32-C33	-3.91	121.73	127.31
9	AB	101	BCL	C4B-CHC-C1C	-3.90	122.39	130.12
9	p	102	BCL	CMB-C2B-C3B	3.90	131.98	124.68
9	m	102	BCL	CMB-C2B-C3B	3.90	131.98	124.68
9	I	101	BCL	C1C-NC-C4C	-3.90	104.95	106.71
7	o	503	HEM	CBA-CAA-C2A	3.90	119.27	112.62
9	5	102	BCL	OBB-CAB-CBB	-3.89	111.42	120.17
9	A	102	BCL	CAC-C3C-C2C	-3.89	104.55	114.26
9	x	305	BCL	CMB-C2B-C1B	-3.88	122.50	128.46
12	L	306	PEF	O3P-C1-C2	3.88	119.83	108.51
9	x	301	BCL	C2D-C1D-ND	3.88	112.97	110.10
9	A	102	BCL	C4D-CHA-C1A	3.88	125.97	121.25
9	u	101	BCL	CMB-C2B-C3B	3.88	131.93	124.68
9	d	101	BCL	C4B-CHC-C1C	-3.88	122.44	130.12
9	j	101	BCL	C1C-NC-C4C	-3.87	104.96	106.71
9	Z	102	BCL	CAC-C3C-C2C	-3.87	104.58	114.26
15	N	101	CRT	C20-C19-C17	-3.87	121.78	127.31
9	P	101	BCL	C4D-CHA-C1A	3.87	125.96	121.25
9	N	102	BCL	CHD-C1D-ND	-3.87	120.90	124.45
9	AE	102	BCL	C4D-CHA-C1A	3.86	125.95	121.25
9	f	101	BCL	C4D-CHA-C1A	3.86	125.95	121.25
9	AH	103	BCL	CHD-C1D-ND	-3.86	120.91	124.45
9	r	101	BCL	CMB-C2B-C3B	3.86	131.90	124.68
9	AI	101	BCL	C4B-CHC-C1C	-3.86	122.47	130.12

Continued on next page...

Continued from previous page...

Mol	Chain	Res	Type	Atoms	Z	Observed(^{o})	Ideal(^{o})
15	p	103	CRT	C26-C27-C28	-3.86	121.81	127.31
9	R	102	BCL	OBB-CAB-CBB	-3.86	111.49	120.17
9	U	101	BCL	O2D-CGD-CBD	3.85	118.11	111.27
9	i	102	BCL	C4D-CHA-C1A	3.85	125.94	121.25
9	7	101	BCL	O2D-CGD-O1D	-3.85	116.31	123.84
9	x	301	BCL	C1B-CHB-C4A	-3.85	122.50	130.12
9	D	101	BCL	C16-C15-C13	-3.84	103.49	115.92
10	y	402	BPH	CGD-CBD-CAD	-3.84	98.28	110.73
9	r	101	BCL	CHA-C1A-NA	-3.84	117.60	126.40
9	AK	101	BCL	C4A-NA-C1A	3.84	108.43	106.71
9	A	102	BCL	C4B-CHC-C1C	-3.84	122.52	130.12
9	1	102	BCL	CHA-C1A-NA	-3.83	117.62	126.40
15	4	101	CRT	C16-C17-C19	-3.83	113.06	118.94
15	AC	101	CRT	C20-C19-C17	-3.83	121.84	127.31
9	AJ	102	BCL	CHD-C1D-ND	-3.83	120.94	124.45
9	L	301	BCL	CHA-C1A-NA	-3.82	117.66	126.40
9	s	102	BCL	CHA-C1A-NA	-3.82	117.66	126.40
9	AE	104	BCL	CHA-C1A-NA	-3.81	117.66	126.40
15	c	101	CRT	C10-C9-C7	-3.81	121.87	127.31
9	k	102	BCL	C7-C6-C5	-3.81	103.02	113.36
9	I	101	BCL	CHA-C1A-NA	-3.80	117.69	126.40
9	c	102	BCL	CMB-C2B-C3B	3.80	131.79	124.68
9	L	303	BCL	CMD-C2D-C1D	3.80	131.41	124.71
9	0	101	BCL	C4B-CHC-C1C	-3.80	122.59	130.12
9	P	101	BCL	C4A-NA-C1A	3.80	108.42	106.71
9	AE	102	BCL	OBB-CAB-CBB	-3.79	111.63	120.17
9	9	103	BCL	C4B-CHC-C1C	-3.79	122.60	130.12
9	A	102	BCL	CMB-C2B-C3B	3.79	131.78	124.68
9	v	102	BCL	C2A-C1A-CHA	3.79	130.49	123.86
9	J	102	BCL	CAC-C3C-C2C	-3.79	104.80	114.26
9	Z	102	BCL	CHD-C1D-ND	-3.79	120.97	124.45
9	N	102	BCL	OBB-CAB-CBB	-3.79	111.65	120.17
9	W	101	BCL	CHB-C4A-NA	-3.78	119.28	124.51
9	Q	101	BCL	OBB-CAB-CBB	-3.78	111.66	120.17
9	4	102	BCL	C4B-CHC-C1C	-3.78	122.63	130.12
9	U	101	BCL	O2A-CGA-O1A	-3.78	114.06	123.59
9	Z	102	BCL	CHA-C1A-NA	-3.77	117.76	126.40
15	e	101	CRT	C21-C22-C23	-3.77	121.93	127.31
10	L	302	BPH	CMC-C2C-C1C	-3.77	106.13	114.38
9	x	301	BCL	CMB-C2B-C1B	-3.77	122.68	128.46
15	y	404	CRT	C13-C12-C14	-3.77	117.65	122.92
9	V	101	BCL	CHD-C1D-ND	-3.76	121.00	124.45

Continued on next page...

Continued from previous page...

Mol	Chain	Res	Type	Atoms	Z	Observed(^{o})	Ideal(^{o})
15	AD	102	CRT	C21-C22-C23	-3.76	121.94	127.31
15	U	102	CRT	C21-C22-C23	-3.76	121.94	127.31
15	N	101	CRT	C29-C28-C30	3.76	124.00	118.08
9	F	101	BCL	CHD-C1D-ND	-3.76	121.00	124.45
9	O	101	BCL	C4B-CHC-C1C	-3.76	122.67	130.12
9	L	303	BCL	C4B-CHC-C1C	-3.76	122.68	130.12
11	L	304	UQ8	C10-C9-C11	3.76	121.59	115.27
15	J	101	CRT	C15-C14-C12	-3.75	121.96	127.31
15	9	102	CRT	C21-C20-C19	-3.75	115.79	123.47
9	g	101	BCL	CMB-C2B-C3B	3.75	131.69	124.68
9	3	101	BCL	C1D-ND-C4D	-3.75	103.67	106.33
15	E	101	CRT	C21-C20-C19	-3.74	115.81	123.47
7	o	503	HEM	CAB-C3B-C2B	-3.74	116.28	128.60
9	AL	102	BCL	CHD-C1D-ND	-3.74	121.02	124.45
9	0	101	BCL	OBB-CAB-CBB	-3.74	111.76	120.17
9	AI	101	BCL	CMB-C2B-C3B	3.73	131.66	124.68
9	0	101	BCL	CHA-C1A-NA	-3.73	117.85	126.40
9	7	101	BCL	C4D-CHA-C1A	3.73	125.79	121.25
7	C	503	HEM	C4B-CHC-C1C	3.72	127.46	122.56
9	T	102	BCL	C4B-CHC-C1C	-3.72	122.76	130.12
9	g	101	BCL	CHA-C1A-NA	-3.71	117.90	126.40
7	C	502	HEM	CMC-C2C-C3C	3.71	131.62	124.68
9	j	101	BCL	OBB-CAB-CBB	-3.70	111.83	120.17
10	L	302	BPH	O2D-CGD-CBD	3.70	115.69	111.00
12	M	406	PEF	C3-O3-C30	3.70	126.40	117.10
9	x	305	BCL	O2D-CGD-O1D	-3.70	116.60	123.84
9	e	102	BCL	CHA-C1A-NA	-3.70	117.93	126.40
9	1	102	BCL	C4D-CHA-C1A	3.70	125.75	121.25
9	z	102	BCL	CMB-C2B-C3B	3.69	131.59	124.68
9	r	101	BCL	C2D-C1D-ND	3.69	112.83	110.10
9	M	401	BCL	CHD-C1D-ND	-3.69	121.06	124.45
9	Z	102	BCL	C1C-NC-C4C	-3.69	105.05	106.71
9	9	103	BCL	C4D-CHA-C1A	3.69	125.74	121.25
15	n	101	CRT	C10-C11-C12	-3.69	116.06	126.42
9	B	101	BCL	CHA-C1A-NA	-3.69	117.96	126.40
9	L	305	BCL	C4D-CHA-C1A	3.68	125.73	121.25
9	l	101	BCL	C11-C10-C8	-3.68	104.01	115.92
9	AK	101	BCL	CED-O2D-CGD	-3.68	107.61	115.94
9	W	101	BCL	CHA-C1A-NA	-3.68	117.97	126.40
9	3	101	BCL	CMC-C2C-C3C	-3.68	98.99	113.83
9	L	305	BCL	C4B-CHC-C1C	-3.68	122.83	130.12
9	AD	101	BCL	C16-C15-C13	-3.68	104.03	115.92

Continued on next page...

Continued from previous page...

Mol	Chain	Res	Type	Atoms	Z	Observed(^{o})	Ideal(^{o})
9	Z	102	BCL	OBB-CAB-CBB	-3.68	111.90	120.17
9	X	102	BCL	CHD-C1D-ND	-3.68	121.08	124.45
9	4	102	BCL	C4D-CHA-C1A	3.67	125.72	121.25
9	AL	102	BCL	CMB-C2B-C3B	3.67	131.55	124.68
15	E	101	CRT	C10-C9-C7	-3.67	122.07	127.31
9	T	102	BCL	CMB-C2B-C3B	3.67	131.54	124.68
9	X	102	BCL	C4D-CHA-C1A	3.67	125.71	121.25
9	V	101	BCL	C16-C15-C13	-3.67	104.07	115.92
9	P	101	BCL	C2A-C1A-CHA	3.67	130.27	123.86
9	L	305	BCL	C7-C6-C5	-3.67	103.40	113.36
12	A	101	PEF	C2-O2-C10	-3.67	111.06	117.90
9	J	102	BCL	OBB-CAB-CBB	-3.66	111.93	120.17
9	s	102	BCL	C4D-CHA-C1A	3.66	125.71	121.25
15	v	101	CRT	C9-C10-C11	-3.66	111.79	123.22
9	5	101	BCL	CHD-C1D-ND	-3.66	121.09	124.45
9	x	301	BCL	CMD-C2D-C1D	3.66	131.16	124.71
9	F	101	BCL	OBB-CAB-CBB	-3.66	111.94	120.17
7	o	504	HEM	C4A-C3A-C2A	3.66	109.54	107.00
9	W	101	BCL	CAC-C3C-C2C	-3.66	105.12	114.26
12	A	101	PEF	C3-O3-C30	3.66	126.29	117.10
9	AE	102	BCL	CHD-C1D-ND	-3.66	121.09	124.45
9	Y	101	BCL	OBB-CAB-CBB	-3.66	111.94	120.17
9	L	303	BCL	O2D-CGD-O1D	-3.65	116.69	123.84
9	7	101	BCL	OBB-CAB-CBB	-3.65	111.95	120.17
9	AD	101	BCL	CHA-C1A-NA	-3.65	118.03	126.40
9	J	102	BCL	CMA-C3A-C4A	-3.65	101.96	111.77
9	x	301	BCL	CHA-C1A-NA	-3.65	118.04	126.40
7	o	502	HEM	C4A-C3A-C2A	3.65	109.53	107.00
9	N	102	BCL	C7-C6-C5	-3.65	103.45	113.36
9	G	102	BCL	CAC-C3C-C2C	-3.65	105.15	114.26
9	h	101	BCL	C4D-CHA-C1A	3.64	125.68	121.25
9	8	102	BCL	C4D-CHA-C1A	3.64	125.68	121.25
7	C	503	HEM	CBD-CAD-C3D	-3.64	102.52	112.63
9	3	101	BCL	CHD-C4C-NC	-3.64	121.03	125.08
9	AA	101	BCL	CAC-C3C-C2C	-3.64	105.17	114.26
9	D	101	BCL	C4B-CHC-C1C	-3.64	122.92	130.12
9	F	101	BCL	CMA-C3A-C4A	-3.64	102.00	111.77
9	d	101	BCL	C4A-NA-C1A	3.63	108.34	106.71
9	p	104	BCL	CHA-C1A-NA	-3.63	118.09	126.40
9	5	101	BCL	CHA-C1A-NA	-3.63	118.09	126.40
9	L	301	BCL	O2A-CGA-CBA	3.62	123.28	111.91
9	W	101	BCL	OBB-CAB-CBB	-3.62	112.02	120.17

Continued on next page...

Continued from previous page...

Mol	Chain	Res	Type	Atoms	Z	Observed(^{o})	Ideal(^{o})
9	K	101	BCL	C16-C15-C13	-3.62	104.21	115.92
9	0	101	BCL	C4D-CHA-C1A	3.62	125.66	121.25
9	L	305	BCL	OBB-CAB-CBB	-3.62	112.02	120.17
9	U	101	BCL	OBB-CAB-CBB	-3.62	112.02	120.17
9	3	101	BCL	C4D-CHA-C1A	3.62	125.66	121.25
15	i	101	CRT	C10-C9-C7	-3.62	122.14	127.31
15	Z	101	CRT	C18-C17-C16	3.62	123.77	118.08
9	AI	101	BCL	OBB-CAB-CBB	-3.61	112.03	120.17
15	f	102	CRT	C32-C31-C30	3.61	134.49	123.22
9	5	101	BCL	OBB-CAB-CBB	-3.61	112.04	120.17
9	j	101	BCL	CHD-C1D-ND	-3.60	121.14	124.45
9	9	103	BCL	CMB-C2B-C3B	3.60	131.42	124.68
9	AE	102	BCL	C7-C6-C5	-3.60	103.58	113.36
15	e	101	CRT	C34-C33-C35	3.60	123.75	118.08
15	AH	102	CRT	C21-C22-C23	-3.60	122.18	127.31
9	x	301	BCL	C12-C11-C10	-3.60	96.72	113.24
9	z	102	BCL	C4B-CHC-C1C	-3.60	123.00	130.12
9	AJ	102	BCL	C2D-C1D-ND	3.59	112.75	110.10
11	L	304	UQ8	C27-C28-C29	-3.59	119.01	127.66
9	5	102	BCL	C16-C15-C13	-3.59	104.31	115.92
9	u	101	BCL	CAC-C3C-C2C	-3.59	105.28	114.26
9	9	103	BCL	C11-C10-C8	-3.59	104.31	115.92
9	D	101	BCL	CMB-C2B-C3B	3.59	131.40	124.68
9	AE	102	BCL	CMB-C2B-C3B	3.59	131.40	124.68
9	N	102	BCL	C4D-CHA-C1A	3.59	125.62	121.25
9	z	102	BCL	C4D-CHA-C1A	3.59	125.62	121.25
9	m	102	BCL	C1C-NC-C4C	-3.59	105.09	106.71
9	AI	101	BCL	CAC-C3C-C2C	-3.58	105.31	114.26
9	7	101	BCL	CHD-C1D-ND	-3.58	121.16	124.45
9	O	101	BCL	C11-C10-C8	-3.58	104.35	115.92
9	v	102	BCL	C11-C10-C8	-3.58	104.36	115.92
15	T	101	CRT	C21-C22-C23	-3.57	122.21	127.31
12	t	303	PEF	O2-C10-O4	-3.57	115.86	122.96
9	K	101	BCL	CHD-C1D-ND	-3.57	121.17	124.45
9	L	305	BCL	CHD-C1D-ND	-3.57	121.18	124.45
9	AI	101	BCL	O2A-CGA-O1A	-3.57	114.59	123.59
9	p	104	BCL	CGD-CBD-CAD	-3.56	99.19	110.73
9	u	101	BCL	CMC-C2C-C3C	-3.56	99.45	113.83
9	v	102	BCL	OBB-CAB-CBB	-3.56	112.16	120.17
9	4	102	BCL	CHA-C1A-NA	-3.56	118.25	126.40
9	4	102	BCL	CMB-C2B-C3B	3.56	131.34	124.68
9	g	101	BCL	C4B-CHC-C1C	-3.56	123.07	130.12

Continued on next page...

Continued from previous page...

Mol	Chain	Res	Type	Atoms	Z	Observed(^{o})	Ideal(^{o})
9	e	102	BCL	OBB-CAB-CBB	-3.56	112.16	120.17
9	k	102	BCL	CHA-C1A-NA	-3.56	118.25	126.40
9	AB	101	BCL	CHA-C1A-NA	-3.56	118.25	126.40
9	AL	102	BCL	C1-C2-C3	-3.56	119.89	126.04
9	g	101	BCL	CHD-C1D-ND	-3.55	121.19	124.45
15	AD	102	CRT	C10-C9-C7	-3.55	122.24	127.31
9	x	305	BCL	C3D-C2D-C1D	-3.55	100.99	105.83
9	j	101	BCL	C4D-CHA-C1A	3.55	125.56	121.25
9	S	102	BCL	C4B-CHC-C1C	-3.54	123.10	130.12
9	s	102	BCL	C2A-C1A-CHA	3.54	130.05	123.86
9	J	102	BCL	CMB-C2B-C3B	3.54	131.30	124.68
9	u	101	BCL	C4D-CHA-C1A	3.54	125.56	121.25
9	A	102	BCL	OBB-CAB-CBB	-3.54	112.21	120.17
9	d	101	BCL	CMB-C2B-C3B	3.54	131.29	124.68
9	9	103	BCL	CMD-C2D-C1D	3.54	130.94	124.71
9	h	101	BCL	C4B-CHC-C1C	-3.53	123.12	130.12
9	D	101	BCL	CED-O2D-CGD	-3.53	107.94	115.94
9	AA	101	BCL	CMB-C2B-C3B	3.53	131.28	124.68
9	AL	102	BCL	C16-C15-C13	-3.53	104.51	115.92
9	x	305	BCL	O2A-C1-C2	3.53	117.91	108.64
9	m	103	BCL	OBB-CAB-CBB	-3.53	112.23	120.17
15	8	101	CRT	C25-C23-C22	3.53	124.35	118.94
9	K	101	BCL	CMB-C2B-C3B	3.53	131.28	124.68
9	AJ	102	BCL	C1D-ND-C4D	-3.53	103.83	106.33
11	L	304	UQ8	C15-C14-C16	3.52	121.20	115.27
15	4	101	CRT	C25-C23-C22	-3.52	113.54	118.94
9	M	401	BCL	C12-C11-C10	-3.52	97.07	113.24
9	X	102	BCL	CMB-C2B-C3B	3.52	131.26	124.68
15	AL	101	CRT	C21-C20-C19	-3.52	116.27	123.47
9	G	102	BCL	C4B-CHC-C1C	-3.52	123.15	130.12
9	AL	102	BCL	CHB-C4A-NA	-3.52	119.65	124.51
14	y	403	MQ8	C26-C27-C28	-3.52	119.19	127.66
9	r	101	BCL	CHD-C4C-NC	-3.51	121.17	125.08
9	I	101	BCL	O2D-CGD-O1D	-3.51	116.97	123.84
9	W	101	BCL	CHD-C1D-ND	-3.51	121.23	124.45
9	x	301	BCL	O2A-C1-C2	3.51	117.86	108.64
9	K	101	BCL	CMA-C3A-C4A	-3.51	102.34	111.77
9	D	101	BCL	CHA-C1A-NA	-3.51	118.37	126.40
9	R	102	BCL	C4B-CHC-C1C	-3.51	123.17	130.12
9	x	305	BCL	CHA-C1A-NA	-3.50	118.38	126.40
9	M	401	BCL	C4B-CHC-C1C	-3.50	123.18	130.12
9	M	401	BCL	C4A-NA-C1A	3.50	108.28	106.71

Continued on next page...

Continued from previous page...

Mol	Chain	Res	Type	Atoms	Z	Observed(^{o})	Ideal(^{o})
15	J	101	CRT	C9-C10-C11	-3.50	112.30	123.22
7	C	502	HEM	C4D-ND-C1D	3.50	108.69	105.07
15	y	404	CRT	C20-C19-C17	-3.50	122.32	127.31
9	p	102	BCL	C4B-CHC-C1C	-3.49	123.20	130.12
9	i	102	BCL	CHA-C1A-NA	-3.49	118.40	126.40
9	K	101	BCL	C1C-NC-C4C	-3.49	105.14	106.71
9	y	401	BCL	O2A-CGA-O1A	-3.49	114.78	123.59
9	8	102	BCL	OBB-CAB-CBB	-3.49	112.32	120.17
9	k	102	BCL	OBB-CAB-CBB	-3.49	112.32	120.17
9	7	101	BCL	C1C-NC-C4C	-3.49	105.14	106.71
9	1	102	BCL	CMB-C2B-C3B	3.48	131.20	124.68
15	n	101	CRT	C13-C12-C14	-3.48	118.05	122.92
9	U	101	BCL	CMB-C2B-C3B	3.48	131.19	124.68
9	x	305	BCL	C1-O2A-CGA	3.48	125.57	116.44
15	T	101	CRT	C10-C9-C7	-3.48	122.35	127.31
9	AK	101	BCL	CMC-C2C-C3C	-3.48	99.80	113.83
9	w	101	BCL	CHA-C1A-NA	-3.48	118.44	126.40
9	Q	101	BCL	C1-O2A-CGA	3.47	125.56	116.44
9	x	303	BCL	CHA-C1A-NA	-3.47	118.45	126.40
9	K	101	BCL	OBB-CAB-CBB	-3.47	112.36	120.17
9	L	305	BCL	C11-C10-C8	-3.47	104.70	115.92
9	u	101	BCL	CMA-C3A-C4A	-3.47	102.45	111.77
9	AK	101	BCL	CHA-C1A-NA	-3.47	118.46	126.40
9	AD	101	BCL	CHD-C1D-ND	-3.47	121.27	124.45
9	AC	102	BCL	C4D-CHA-C1A	3.46	125.47	121.25
9	AL	102	BCL	OBB-CAB-CBB	-3.46	112.38	120.17
9	v	102	BCL	CAC-C3C-C2C	-3.46	105.61	114.26
9	AB	101	BCL	CHD-C1D-ND	-3.46	121.28	124.45
9	y	401	BCL	O2A-C1-C2	3.46	117.73	108.64
9	AI	101	BCL	C1C-NC-C4C	-3.46	105.15	106.71
9	c	102	BCL	C16-C15-C13	-3.46	104.74	115.92
9	D	102	BCL	CHA-C1A-NA	-3.45	118.49	126.40
15	Z	101	CRT	C24-C23-C25	3.45	123.52	118.08
9	y	401	BCL	C1-O2A-CGA	3.45	125.50	116.44
9	7	101	BCL	C4B-CHC-C1C	-3.45	123.28	130.12
15	6	101	CRT	C35-C33-C32	-3.45	113.65	118.94
9	Y	101	BCL	CHA-C1A-NA	-3.45	118.50	126.40
9	m	103	BCL	CHA-C1A-NA	-3.45	118.50	126.40
7	o	502	HEM	C4D-ND-C1D	3.45	108.63	105.07
15	X	101	CRT	C9-C10-C11	3.44	133.97	123.22
9	m	103	BCL	C1-C2-C3	3.44	132.00	126.04
15	6	101	CRT	C21-C20-C19	-3.44	116.42	123.47

Continued on next page...

Continued from previous page...

Mol	Chain	Res	Type	Atoms	Z	Observed(^{o})	Ideal(^{o})
9	N	102	BCL	C16-C15-C13	-3.44	104.79	115.92
9	k	102	BCL	C4B-CHC-C1C	-3.44	123.30	130.12
9	L	303	BCL	CMB-C2B-C3B	3.44	131.12	124.68
9	e	102	BCL	C11-C12-C13	-3.44	104.79	115.92
9	J	102	BCL	CMD-C2D-C1D	3.44	130.77	124.71
9	O	101	BCL	CHA-C1A-NA	-3.44	118.53	126.40
9	Y	101	BCL	CMB-C2B-C3B	3.44	131.11	124.68
15	J	101	CRT	C20-C19-C17	-3.44	122.41	127.31
9	N	102	BCL	C4A-NA-C1A	3.43	108.25	106.71
9	M	401	BCL	C16-C15-C13	-3.43	104.83	115.92
9	K	101	BCL	CHA-C1A-NA	-3.43	118.55	126.40
9	4	102	BCL	CHD-C4C-NC	-3.43	121.27	125.08
9	V	101	BCL	CHA-C1A-NA	-3.42	118.56	126.40
14	M	403	MQ8	C35-C33-C32	-3.42	114.19	121.12
15	6	101	CRT	C21-C22-C23	-3.42	122.42	127.31
15	T	101	CRT	C13-C12-C11	3.42	123.47	118.08
9	AE	104	BCL	C1C-NC-C4C	-3.42	105.17	106.71
9	8	102	BCL	O2A-C1-C2	3.42	117.63	108.64
9	A	102	BCL	C1C-NC-C4C	-3.42	105.17	106.71
9	z	102	BCL	C16-C15-C13	-3.42	104.87	115.92
9	AC	102	BCL	C4B-CHC-C1C	-3.42	123.35	130.12
9	AA	101	BCL	CHD-C1D-ND	-3.42	121.31	124.45
9	B	101	BCL	O2D-CGD-O1D	-3.41	117.16	123.84
9	y	401	BCL	CHA-C1A-NA	-3.41	118.58	126.40
14	y	403	MQ8	O4-C4-C3	-3.41	115.07	120.56
9	L	301	BCL	CHD-C1D-ND	-3.41	121.32	124.45
12	y	408	PEF	C3-C2-C1	3.41	119.86	111.79
9	J	102	BCL	CHD-C1D-ND	-3.41	121.32	124.45
9	J	102	BCL	C4A-NA-C1A	3.41	108.24	106.71
9	e	102	BCL	CAC-C3C-C2C	-3.41	105.75	114.26
9	j	101	BCL	CAC-C3C-C2C	-3.40	105.75	114.26
15	AD	102	CRT	C10-C11-C12	-3.40	116.86	126.42
9	g	101	BCL	CAC-C3C-C2C	-3.40	105.76	114.26
9	y	401	BCL	C3C-C4C-CHD	-3.40	116.13	123.39
9	9	103	BCL	C1-O2A-CGA	3.40	125.36	116.44
15	U	102	CRT	C9-C10-C11	-3.40	112.62	123.22
9	X	102	BCL	CMA-C3A-C4A	-3.40	102.65	111.77
15	AJ	101	CRT	C21-C20-C19	3.39	130.42	123.47
9	AJ	102	BCL	C3C-C4C-CHD	-3.39	116.15	123.39
9	A	102	BCL	O2A-C1-C2	3.39	117.54	108.64
15	AJ	101	CRT	C20-C21-C22	-3.39	116.54	123.47
9	5	102	BCL	CMB-C2B-C3B	3.38	131.00	124.68

Continued on next page...

Continued from previous page...

Mol	Chain	Res	Type	Atoms	Z	Observed(^{o})	Ideal(^{o})
9	d	101	BCL	CHA-C1A-NA	-3.38	118.66	126.40
9	L	303	BCL	CHD-C4C-NC	-3.38	121.32	125.08
15	2	101	CRT	C13-C12-C11	3.38	123.40	118.08
11	x	304	UQ8	C32-C33-C34	-3.38	119.53	127.66
9	c	102	BCL	OBB-CAB-CBB	-3.38	112.57	120.17
9	k	102	BCL	CMB-C2B-C3B	3.37	130.99	124.68
9	P	101	BCL	CHB-C4A-NA	-3.37	119.85	124.51
9	i	102	BCL	CMB-C2B-C3B	3.37	130.99	124.68
15	2	101	CRT	C14-C15-C16	-3.37	112.70	123.22
9	G	102	BCL	CHA-C1A-NA	-3.37	118.68	126.40
14	M	403	MQ8	C26-C27-C28	-3.37	119.55	127.66
9	X	102	BCL	CHA-C1A-NA	-3.37	118.69	126.40
15	U	102	CRT	C35-C33-C32	-3.37	113.78	118.94
9	K	101	BCL	C4A-NA-C1A	3.37	108.22	106.71
9	R	102	BCL	C11-C10-C8	-3.36	105.05	115.92
9	l	101	BCL	C4B-CHC-C1C	-3.36	123.46	130.12
9	x	303	BCL	C2A-C1A-CHA	3.36	129.74	123.86
9	L	303	BCL	CGD-CBD-CAD	-3.36	99.85	110.73
9	c	102	BCL	C4B-CHC-C1C	-3.36	123.47	130.12
9	y	401	BCL	C11-C10-C8	-3.36	105.07	115.92
9	T	102	BCL	C7-C6-C5	-3.35	104.26	113.36
9	m	102	BCL	CHA-C1A-NA	-3.35	118.72	126.40
9	G	102	BCL	OBB-CAB-CBB	-3.34	112.65	120.17
10	y	402	BPH	O2D-CGD-CBD	3.34	115.22	111.00
7	o	503	HEM	CHB-C1B-NB	3.34	128.50	124.38
9	8	102	BCL	C16-C15-C13	-3.34	105.13	115.92
14	y	403	MQ8	C14-C13-C15	3.33	120.88	115.27
15	A	103	CRT	C21-C20-C19	-3.33	116.65	123.47
9	V	101	BCL	OBB-CAB-CBB	-3.33	112.68	120.17
15	2	101	CRT	C20-C19-C17	-3.33	122.56	127.31
15	k	101	CRT	C26-C25-C23	-3.33	117.07	126.42
11	x	304	UQ8	C40-C39-C38	-3.33	115.14	123.68
9	P	101	BCL	C4B-CHC-C1C	-3.33	123.53	130.12
15	AJ	101	CRT	C36-C35-C33	3.32	130.92	125.89
9	c	102	BCL	CHA-C1A-NA	-3.32	118.79	126.40
9	y	401	BCL	CMC-C2C-C3C	-3.32	100.42	113.83
15	z	101	CRT	C21-C20-C19	-3.32	116.67	123.47
9	G	102	BCL	C2C-C3C-C4C	-3.32	96.37	101.34
15	4	101	CRT	C18-C17-C16	3.32	123.31	118.08
9	D	102	BCL	C2A-C1A-CHA	3.32	129.66	123.86
15	N	101	CRT	C1-C4-C5	3.32	121.84	113.06
9	i	102	BCL	OBB-CAB-CBB	-3.32	112.71	120.17

Continued on next page...

Continued from previous page...

Mol	Chain	Res	Type	Atoms	Z	Observed(^{o})	Ideal(^{o})
9	j	101	BCL	CHA-C1A-NA	-3.31	118.81	126.40
9	AB	101	BCL	C1-C2-C3	-3.31	120.32	126.04
9	x	305	BCL	C7-C6-C5	-3.31	104.37	113.36
9	x	305	BCL	C2A-C1A-CHA	3.31	129.65	123.86
9	f	101	BCL	C1D-ND-C4D	-3.31	103.98	106.33
9	1	101	BCL	OBB-CAB-CBB	-3.30	112.74	120.17
9	1	101	BCL	C4B-CHC-C1C	-3.30	123.58	130.12
9	p	104	BCL	C4D-CHA-C1A	3.30	125.27	121.25
9	9	103	BCL	CHA-C1A-NA	-3.30	118.84	126.40
9	AK	101	BCL	C1C-NC-C4C	-3.30	105.22	106.71
15	J	101	CRT	C21-C20-C19	-3.30	116.72	123.47
9	v	102	BCL	CHA-C1A-NA	-3.30	118.85	126.40
9	x	303	BCL	CMD-C2D-C1D	3.30	130.52	124.71
9	AI	101	BCL	O2A-CGA-CBA	3.29	122.23	111.91
9	AK	101	BCL	C2A-C1A-CHA	3.28	129.60	123.86
9	f	101	BCL	C2D-C1D-ND	3.28	112.52	110.10
9	AD	101	BCL	C4B-CHC-C1C	-3.28	123.62	130.12
15	n	101	CRT	C20-C19-C17	-3.28	122.63	127.31
9	AH	103	BCL	C4D-CHA-C1A	3.28	125.24	121.25
9	w	101	BCL	C4B-CHC-C1C	-3.28	123.62	130.12
9	M	401	BCL	C2D-C1D-ND	3.28	112.52	110.10
15	9	102	CRT	C10-C11-C12	-3.27	117.22	126.42
9	D	102	BCL	OBB-CAB-CBB	-3.27	112.81	120.17
9	L	303	BCL	C6-C5-C3	3.27	122.03	113.45
9	R	102	BCL	O2A-C1-C2	3.27	117.23	108.64
9	T	102	BCL	CHA-C1A-NA	-3.27	118.91	126.40
9	AI	101	BCL	CHA-C1A-NA	-3.27	118.91	126.40
9	0	101	BCL	O2A-C1-C2	3.27	117.22	108.64
9	9	103	BCL	C7-C6-C5	-3.27	104.49	113.36
9	P	101	BCL	OBB-CAB-CBB	-3.26	112.82	120.17
9	p	102	BCL	CMD-C2D-C1D	3.26	130.47	124.71
9	m	103	BCL	O2A-C1-C2	3.26	117.21	108.64
9	AE	102	BCL	CHA-C1A-NA	-3.26	118.93	126.40
9	m	102	BCL	C4B-CHC-C1C	-3.26	123.66	130.12
9	f	101	BCL	CHA-C1A-NA	-3.26	118.94	126.40
9	z	102	BCL	CHA-C1A-NA	-3.26	118.94	126.40
9	N	102	BCL	C1C-NC-C4C	-3.26	105.24	106.71
9	Q	101	BCL	C16-C15-C13	-3.25	105.40	115.92
9	3	101	BCL	C2D-C1D-ND	3.25	112.50	110.10
14	M	403	MQ8	C20-C18-C17	-3.25	114.54	121.12
15	Z	101	CRT	C16-C17-C19	-3.25	113.95	118.94
17	S	101	PGW	O01-C1-C2	3.25	117.07	111.09

Continued on next page...

Continued from previous page...

Mol	Chain	Res	Type	Atoms	Z	Observed(^{o})	Ideal(^{o})
9	AD	101	BCL	CMB-C2B-C3B	3.25	130.75	124.68
15	s	101	CRT	C21-C22-C23	-3.25	122.67	127.31
9	Q	101	BCL	CED-O2D-CGD	-3.25	108.59	115.94
9	M	401	BCL	OBD-CAD-C3D	3.25	136.33	128.52
9	p	104	BCL	CMA-C3A-C4A	-3.25	103.05	111.77
9	AK	101	BCL	CHD-C1D-ND	-3.24	121.47	124.45
9	D	101	BCL	O2A-CGA-O1A	-3.24	115.41	123.59
9	N	102	BCL	CHA-C1A-NA	-3.24	118.98	126.40
15	c	101	CRT	C27-C26-C25	-3.24	113.11	123.22
9	K	101	BCL	C11-C10-C8	-3.24	105.45	115.92
9	3	101	BCL	CHA-C1A-NA	-3.24	118.98	126.40
9	K	101	BCL	O2A-CGA-O1A	-3.24	115.43	123.59
9	8	102	BCL	CMA-C3A-C4A	-3.24	103.08	111.77
15	AJ	101	CRT	C34-C33-C35	3.23	123.17	118.08
15	AL	101	CRT	C32-C31-C30	-3.23	113.13	123.22
15	AC	101	CRT	C18-C17-C16	3.23	123.17	118.08
9	c	102	BCL	C7-C6-C5	-3.23	104.58	113.36
9	AH	103	BCL	CHA-C1A-NA	-3.23	119.00	126.40
7	o	501	HEM	CAA-CBA-CGA	-3.23	104.70	113.76
9	AE	104	BCL	C4B-CHC-C1C	-3.23	123.72	130.12
15	T	101	CRT	C34-C33-C35	3.23	123.16	118.08
9	A	102	BCL	CHA-C1A-NA	-3.23	119.01	126.40
9	e	102	BCL	C16-C15-C13	-3.23	105.49	115.92
9	x	305	BCL	C3C-C2C-C1C	3.23	107.08	101.87
9	AJ	102	BCL	CHA-C1A-NA	-3.23	119.01	126.40
9	5	101	BCL	O2A-CGA-O1A	-3.22	115.46	123.59
9	O	101	BCL	C3C-C4C-CHD	-3.22	116.51	123.39
9	8	102	BCL	CGD-CBD-CAD	-3.22	100.30	110.73
9	Z	102	BCL	C2A-C1A-CHA	3.22	129.49	123.86
9	7	101	BCL	C1-O2A-CGA	3.22	124.89	116.44
9	V	101	BCL	C2C-C3C-C4C	-3.22	96.52	101.34
17	AE	101	PGW	C02-O01-C1	3.22	123.89	117.90
9	AB	101	BCL	CMC-C2C-C3C	-3.22	100.86	113.83
9	W	101	BCL	C1-O2A-CGA	3.21	124.88	116.44
15	c	101	CRT	C14-C15-C16	-3.21	113.19	123.22
9	AD	101	BCL	C4A-NA-C1A	3.21	108.15	106.71
9	1	101	BCL	CAA-CBA-CGA	-3.21	103.86	113.25
9	x	301	BCL	CAA-CBA-CGA	-3.21	103.87	113.25
9	x	305	BCL	C12-C11-C10	-3.21	98.49	113.24
9	k	102	BCL	CHB-C4A-NA	-3.21	120.08	124.51
9	D	102	BCL	C16-C15-C13	-3.20	105.56	115.92
7	o	502	HEM	CMC-C2C-C3C	3.20	130.67	124.68

Continued on next page...

Continued from previous page...

Mol	Chain	Res	Type	Atoms	Z	Observed(^{o})	Ideal(^{o})
9	M	401	BCL	CMD-C2D-C1D	3.20	130.36	124.71
9	5	101	BCL	CHB-C4A-NA	-3.20	120.08	124.51
9	X	102	BCL	OBB-CAB-CBB	-3.20	112.97	120.17
9	d	101	BCL	OBB-CAB-CBB	-3.20	112.97	120.17
9	O	101	BCL	C3D-C2D-C1D	-3.20	101.47	105.83
9	I	101	BCL	CHD-C1D-ND	-3.20	121.52	124.45
7	o	503	HEM	C4D-ND-C1D	3.20	108.38	105.07
9	w	101	BCL	CED-O2D-CGD	-3.19	108.71	115.94
9	1	102	BCL	C11-C12-C13	-3.19	105.60	115.92
9	X	102	BCL	C4B-CHC-C1C	-3.19	123.79	130.12
16	t	302	PO4	O4-P-O2	3.19	118.22	107.97
9	AE	102	BCL	C4A-NA-C1A	3.19	108.14	106.71
9	y	401	BCL	C4D-CHA-C1A	3.19	125.13	121.25
9	Q	101	BCL	CMB-C2B-C3B	3.19	130.64	124.68
9	T	102	BCL	C1-O2A-CGA	3.19	124.81	116.44
9	m	103	BCL	CHB-C4A-NA	-3.19	120.10	124.51
9	x	303	BCL	C3D-C2D-C1D	-3.19	101.48	105.83
9	u	101	BCL	C4B-CHC-C1C	-3.19	123.81	130.12
9	AE	104	BCL	CMC-C2C-C3C	-3.18	101.00	113.83
12	t	303	PEF	O3-C30-C31	3.18	126.24	112.38
9	S	102	BCL	CMA-C3A-C4A	-3.18	103.24	111.77
9	P	101	BCL	C2C-C3C-C4C	-3.17	96.58	101.34
9	z	102	BCL	C4A-NA-C1A	3.17	108.13	106.71
9	N	102	BCL	CMD-C2D-C1D	3.17	130.31	124.71
9	r	101	BCL	OBB-CAB-CBB	-3.17	113.03	120.17
9	AH	103	BCL	CED-O2D-CGD	-3.17	108.76	115.94
15	E	101	CRT	C18-C17-C16	3.17	123.07	118.08
9	AJ	102	BCL	OBB-CAB-CBB	-3.17	113.03	120.17
9	l	101	BCL	C16-C15-C13	-3.17	105.68	115.92
9	U	101	BCL	CHC-C1C-NC	3.17	128.89	124.51
9	p	102	BCL	C16-C15-C13	-3.17	105.68	115.92
9	AK	101	BCL	CGD-CBD-CAD	-3.17	100.47	110.73
14	y	403	MQ8	C15-C13-C12	-3.17	114.71	121.12
9	u	101	BCL	OBB-CAB-CBB	-3.17	113.05	120.17
9	k	102	BCL	C3D-C2D-C1D	-3.16	101.52	105.83
9	M	401	BCL	C1-C2-C3	-3.16	120.57	126.04
9	AE	104	BCL	C7-C6-C5	-3.16	104.77	113.36
9	T	102	BCL	C2C-C3C-C4C	-3.16	96.60	101.34
9	s	102	BCL	CHD-C1D-ND	-3.16	121.55	124.45
9	4	102	BCL	C16-C15-C13	-3.16	105.70	115.92
9	B	101	BCL	C1C-NC-C4C	-3.16	105.29	106.71
9	7	101	BCL	CAC-C3C-C2C	-3.16	106.37	114.26

Continued on next page...

Continued from previous page...

Mol	Chain	Res	Type	Atoms	Z	Observed(^{o})	Ideal(^{o})
12	t	301	PEF	O4P-C4-C5	-3.16	97.28	109.10
9	AA	101	BCL	OBB-CAB-CBB	-3.16	113.06	120.17
9	AE	104	BCL	OBB-CAB-CBB	-3.16	113.07	120.17
15	A	103	CRT	C10-C9-C7	-3.15	122.81	127.31
9	p	102	BCL	O2A-CGA-O1A	-3.15	115.64	123.59
9	AI	101	BCL	O2A-C1-C2	3.14	116.90	108.64
9	AH	103	BCL	C16-C15-C13	-3.14	105.77	115.92
9	U	101	BCL	C4B-CHC-C1C	-3.14	123.90	130.12
9	7	101	BCL	CMB-C2B-C3B	3.13	130.54	124.68
9	T	102	BCL	C1C-NC-C4C	-3.13	105.30	106.71
9	Q	101	BCL	CAC-C3C-C2C	-3.13	106.43	114.26
9	w	101	BCL	OBB-CAB-CBB	-3.13	113.12	120.17
9	P	101	BCL	O2A-CGA-O1A	-3.13	115.69	123.59
15	2	101	CRT	C26-C27-C28	-3.13	122.84	127.31
15	4	101	CRT	C24-C23-C25	3.13	123.01	118.08
9	Z	102	BCL	C4D-CHA-C1A	3.13	125.06	121.25
9	AE	102	BCL	C4B-CHC-C1C	-3.13	123.92	130.12
9	r	101	BCL	O2A-CGA-O1A	-3.13	115.70	123.59
9	G	102	BCL	C2A-C1A-CHA	3.13	129.33	123.86
9	p	104	BCL	O2A-CGA-O1A	-3.13	115.70	123.59
15	k	101	CRT	C15-C14-C12	-3.13	122.85	127.31
7	C	504	HEM	C2C-C3C-C4C	3.13	109.08	106.90
9	AD	101	BCL	OBB-CAB-CBB	-3.12	113.14	120.17
9	AI	101	BCL	C2A-C1A-CHA	3.12	129.32	123.86
9	l	101	BCL	CMC-C2C-C3C	-3.12	101.23	113.83
9	L	303	BCL	C3C-C4C-CHD	-3.12	116.72	123.39
9	T	102	BCL	CMC-C2C-C3C	-3.12	101.24	113.83
12	M	407	PEF	O2P-P-O1P	3.12	127.66	112.24
9	N	102	BCL	C4B-CHC-C1C	-3.12	123.94	130.12
15	AD	102	CRT	C21-C20-C19	-3.12	117.09	123.47
7	o	502	HEM	CAD-CBD-CGD	-3.11	106.90	113.60
9	O	101	BCL	CHD-C4C-NC	-3.11	121.62	125.08
7	C	501	HEM	CMC-C2C-C3C	3.11	130.50	124.68
9	p	102	BCL	C7-C6-C5	-3.11	104.90	113.36
15	AL	101	CRT	C26-C27-C28	-3.11	122.87	127.31
15	i	101	CRT	C21-C22-C23	-3.11	122.87	127.31
9	D	101	BCL	C7-C6-C5	-3.11	104.91	113.36
9	S	102	BCL	CHC-C1C-NC	3.11	128.81	124.51
9	J	102	BCL	CHA-C1A-NA	-3.11	119.29	126.40
9	Q	101	BCL	CHD-C1D-ND	-3.10	121.60	124.45
9	M	401	BCL	C2A-C1A-CHA	3.10	129.28	123.86
15	Z	101	CRT	C25-C23-C22	-3.10	114.18	118.94

Continued on next page...

Continued from previous page...

Mol	Chain	Res	Type	Atoms	Z	Observed(^{o})	Ideal(^{o})
9	A	102	BCL	CMC-C2C-C3C	-3.10	101.31	113.83
9	D	101	BCL	C3C-C4C-CHD	-3.10	116.77	123.39
15	s	101	CRT	C34-C33-C35	3.10	122.96	118.08
9	z	102	BCL	C11-C10-C8	-3.10	105.90	115.92
15	P	102	CRT	C32-C31-C30	-3.10	113.55	123.22
9	O	101	BCL	C7-C6-C5	-3.10	104.95	113.36
15	A	103	CRT	C31-C32-C33	-3.09	122.89	127.31
9	v	102	BCL	C7-C6-C5	-3.09	104.96	113.36
11	x	304	UQ8	C26-C24-C23	-3.09	114.87	121.12
9	B	101	BCL	C3D-C2D-C1D	-3.08	101.62	105.83
14	M	403	MQ8	C34-C33-C35	3.08	120.46	115.27
15	U	102	CRT	C24-C23-C22	-3.08	118.61	122.92
10	x	302	BPH	O1D-CGD-CBD	-3.07	119.62	124.74
9	p	104	BCL	C2A-C1A-CHA	3.07	129.23	123.86
9	9	103	BCL	CMC-C2C-C3C	-3.07	101.43	113.83
11	x	304	UQ8	C37-C38-C39	-3.07	120.26	127.66
9	w	101	BCL	C3D-C2D-C1D	-3.07	101.64	105.83
15	AD	102	CRT	C18-C17-C16	3.07	122.92	118.08
9	y	401	BCL	CMA-C3A-C4A	-3.07	103.52	111.77
15	J	101	CRT	C8-C7-C6	3.07	122.91	118.08
15	p	103	CRT	C20-C19-C17	-3.07	122.93	127.31
9	4	102	BCL	OBB-CAB-CBB	-3.07	113.26	120.17
9	X	102	BCL	O2A-C1-C2	3.07	116.70	108.64
9	S	102	BCL	OBB-CAB-CBB	-3.07	113.27	120.17
15	f	102	CRT	C14-C15-C16	-3.07	113.65	123.22
9	e	102	BCL	C4D-CHA-C1A	3.06	124.98	121.25
9	l	101	BCL	CHA-C1A-NA	-3.06	119.38	126.40
9	m	103	BCL	C11-C10-C8	-3.06	106.02	115.92
9	Y	101	BCL	C1D-ND-C4D	-3.06	104.16	106.33
9	L	301	BCL	O2D-CGD-O1D	-3.06	117.85	123.84
15	v	101	CRT	C13-C12-C11	3.06	122.90	118.08
9	D	102	BCL	CMC-C2C-C3C	-3.06	101.48	113.83
9	AK	101	BCL	OBB-CAB-CBB	-3.06	113.28	120.17
9	8	102	BCL	C4B-CHC-C1C	-3.06	124.06	130.12
9	AB	101	BCL	OBB-CAB-CBB	-3.06	113.29	120.17
15	P	102	CRT	C31-C32-C33	-3.06	122.95	127.31
9	v	102	BCL	CHB-C4A-NA	-3.06	120.28	124.51
9	l	101	BCL	O2A-CGA-O1A	-3.06	115.88	123.59
15	AJ	101	CRT	C26-C27-C28	-3.06	122.95	127.31
9	1	102	BCL	C16-C15-C13	-3.06	106.04	115.92
9	u	101	BCL	CHD-C4C-NC	-3.05	121.68	125.08
9	G	102	BCL	C4D-CHA-C1A	3.05	124.97	121.25

Continued on next page...

Continued from previous page...

Mol	Chain	Res	Type	Atoms	Z	Observed(^{o})	Ideal(^{o})
9	D	102	BCL	C3D-C2D-C1D	-3.05	101.67	105.83
9	f	101	BCL	O2A-C1-C2	3.05	116.64	108.64
9	AH	101	BCL	CHC-C1C-NC	3.05	128.72	124.51
9	u	101	BCL	CHA-C1A-NA	-3.04	119.43	126.40
9	F	101	BCL	C1-O2A-CGA	3.04	124.43	116.44
9	U	101	BCL	C7-C6-C5	-3.04	105.09	113.36
9	0	101	BCL	CMC-C2C-C3C	-3.04	101.55	113.83
9	0	101	BCL	C5-C3-C2	3.04	127.27	121.12
9	h	101	BCL	O2A-CGA-O1A	-3.04	115.92	123.59
9	5	101	BCL	O2A-C1-C2	3.04	116.63	108.64
9	O	101	BCL	CMA-C3A-C4A	-3.04	103.61	111.77
9	AH	101	BCL	C4B-CHC-C1C	-3.04	124.10	130.12
9	AA	101	BCL	O2A-CGA-O1A	-3.04	115.93	123.59
9	1	102	BCL	C4B-CHC-C1C	-3.04	124.10	130.12
9	4	102	BCL	C7-C6-C5	-3.04	105.11	113.36
9	x	305	BCL	C16-C15-C13	-3.03	106.11	115.92
9	k	102	BCL	CMD-C2D-C1D	3.03	130.06	124.71
9	AC	102	BCL	C16-C15-C13	-3.03	106.12	115.92
9	x	303	BCL	CGD-CBD-CAD	-3.03	100.91	110.73
9	W	101	BCL	CGD-CBD-CAD	-3.03	100.92	110.73
7	o	504	HEM	C4D-ND-C1D	3.03	108.20	105.07
9	AH	101	BCL	O2A-CGA-O1A	-3.03	115.94	123.59
15	A	103	CRT	C34-C33-C35	3.03	122.85	118.08
7	o	503	HEM	CMA-C3A-C4A	-3.03	123.81	128.46
9	F	101	BCL	C4B-CHC-C1C	-3.03	124.12	130.12
15	M	404	CRT	C15-C14-C12	-3.03	122.99	127.31
15	4	101	CRT	C21-C20-C19	-3.03	117.27	123.47
9	M	401	BCL	C6-C5-C3	-3.03	105.52	113.45
7	o	503	HEM	CBD-CAD-C3D	-3.03	104.22	112.63
9	5	102	BCL	C1C-NC-C4C	-3.03	105.35	106.71
9	L	301	BCL	CMD-C2D-C1D	3.02	130.04	124.71
9	1	102	BCL	CHD-C1D-ND	-3.02	121.68	124.45
15	y	404	CRT	C36-C35-C33	3.02	130.46	125.89
9	g	101	BCL	C2A-C1A-CHA	3.02	129.14	123.86
9	V	101	BCL	C4B-CHC-C1C	-3.02	124.14	130.12
7	C	501	HEM	CAD-CBD-CGD	3.02	120.10	113.60
9	G	102	BCL	CGD-CBD-CAD	-3.02	100.96	110.73
9	AA	101	BCL	C7-C6-C5	-3.02	105.17	113.36
9	g	101	BCL	CGD-CBD-CAD	-3.01	100.97	110.73
9	AC	102	BCL	CHA-C1A-NA	-3.01	119.50	126.40
15	c	101	CRT	C18-C17-C16	3.01	122.82	118.08
7	C	501	HEM	CAA-CBA-CGA	-3.01	105.32	113.76

Continued on next page...

Continued from previous page...

Mol	Chain	Res	Type	Atoms	Z	Observed(^{o})	Ideal(^{o})
15	X	101	CRT	C20-C21-C22	-3.01	117.31	123.47
9	0	101	BCL	C1C-NC-C4C	-3.01	105.35	106.71
15	U	102	CRT	C6-C7-C9	-3.01	114.32	118.94
9	J	102	BCL	C11-C10-C8	-3.01	106.19	115.92
9	8	102	BCL	C7-C6-C5	-3.01	105.19	113.36
9	P	101	BCL	CMA-C3A-C4A	-3.01	103.69	111.77
9	Y	101	BCL	CHB-C4A-NA	-3.00	120.36	124.51
9	R	102	BCL	C3D-C2D-C1D	-3.00	101.73	105.83
9	Q	101	BCL	C4B-CHC-C1C	-3.00	124.17	130.12
9	w	101	BCL	CMD-C2D-C1D	3.00	130.01	124.71
9	k	102	BCL	C16-C15-C13	-3.00	106.21	115.92
9	AE	102	BCL	C2A-C1A-CHA	3.00	129.11	123.86
9	W	101	BCL	O2A-CGA-O1A	-3.00	116.02	123.59
9	9	103	BCL	OBB-CAB-CBB	-3.00	113.42	120.17
9	U	101	BCL	C16-C15-C13	-3.00	106.23	115.92
9	G	102	BCL	CHD-C1D-ND	-3.00	121.70	124.45
9	I	101	BCL	C11-C10-C8	-3.00	106.24	115.92
15	4	101	CRT	C35-C33-C32	2.99	123.54	118.94
9	B	101	BCL	OBB-CAB-CBB	-2.99	113.43	120.17
9	3	101	BCL	CMD-C2D-C1D	2.99	129.99	124.71
9	L	305	BCL	CMB-C2B-C3B	2.99	130.28	124.68
9	O	101	BCL	O2A-CGA-O1A	-2.99	116.04	123.59
9	3	101	BCL	O2A-C1-C2	2.99	116.50	108.64
15	X	101	CRT	C15-C14-C12	-2.99	123.04	127.31
9	L	301	BCL	CBB-CAB-C3B	2.99	129.22	120.34
9	X	102	BCL	C16-C15-C13	-2.99	106.25	115.92
9	L	305	BCL	O2A-CGA-O1A	-2.99	116.05	123.59
9	X	102	BCL	O2A-CGA-O1A	-2.99	116.05	123.59
10	L	302	BPH	O1D-CGD-CBD	-2.99	119.76	124.74
9	5	101	BCL	C11-C12-C13	-2.99	106.27	115.92
10	L	302	BPH	O2A-CGA-CBA	2.98	121.26	111.91
9	O	101	BCL	OBB-CAB-CBB	-2.98	113.47	120.17
9	AH	103	BCL	CMC-C2C-C3C	-2.98	101.82	113.83
9	AH	101	BCL	CED-O2D-CGD	-2.97	109.21	115.94
9	h	101	BCL	OBB-CAB-CBB	-2.97	113.48	120.17
9	p	102	BCL	OBB-CAB-CBB	-2.97	113.48	120.17
15	z	101	CRT	C9-C10-C11	-2.97	113.95	123.22
9	x	305	BCL	OBB-CAB-CBB	-2.97	113.49	120.17
10	M	402	BPH	OBB-CAB-CBB	-2.97	113.49	120.17
9	d	101	BCL	C2A-C1A-CHA	2.97	129.04	123.86
9	I	101	BCL	O2A-CGA-O1A	-2.96	116.11	123.59
9	M	401	BCL	CGD-CBD-CAD	-2.96	101.13	110.73

Continued on next page...

Continued from previous page...

Mol	Chain	Res	Type	Atoms	Z	Observed(^{o})	Ideal(^{o})
9	9	103	BCL	C3D-C2D-C1D	-2.96	101.79	105.83
10	M	402	BPH	O2A-CGA-CBA	2.96	121.21	111.91
9	I	101	BCL	CMC-C2C-C3C	-2.96	101.88	113.83
9	M	401	BCL	CBB-CAB-C3B	2.96	129.14	120.34
9	m	103	BCL	OBD-CAD-C3D	2.96	135.64	128.52
9	h	101	BCL	CHB-C4A-NA	-2.96	120.42	124.51
15	J	101	CRT	C34-C33-C35	2.96	122.74	118.08
9	I	101	BCL	CMA-C3A-C4A	-2.96	103.83	111.77
10	M	402	BPH	CED-O2D-CGD	2.96	122.62	115.94
9	3	101	BCL	CHB-C4A-NA	-2.96	120.42	124.51
9	l	101	BCL	C4A-NA-C1A	2.96	108.03	106.71
15	8	101	CRT	C24-C23-C22	-2.96	118.78	122.92
9	F	101	BCL	CHA-C1A-NA	-2.96	119.63	126.40
9	5	101	BCL	CMC-C2C-C3C	-2.95	101.92	113.83
7	C	504	HEM	C4D-ND-C1D	2.95	108.12	105.07
9	O	101	BCL	CMC-C2C-C3C	-2.95	101.92	113.83
9	AE	102	BCL	C3C-C2C-C1C	2.95	106.63	101.87
9	l	101	BCL	C7-C6-C5	-2.95	105.35	113.36
15	n	101	CRT	C9-C10-C11	2.95	132.42	123.22
9	P	101	BCL	CAC-C3C-C2C	-2.95	106.89	114.26
9	7	101	BCL	CHA-C1A-NA	-2.95	119.64	126.40
12	H	304	PEF	O3-C3-C2	2.95	117.01	108.43
9	j	101	BCL	C7-C6-C5	-2.95	105.35	113.36
9	c	102	BCL	C1-O2A-CGA	2.95	124.18	116.44
9	Z	102	BCL	C16-C15-C13	-2.95	106.40	115.92
9	Z	102	BCL	CMB-C2B-C3B	2.95	130.19	124.68
9	Z	102	BCL	CMC-C2C-C3C	-2.94	101.95	113.83
9	AH	103	BCL	O2A-C1-C2	2.94	116.37	108.64
9	P	101	BCL	O2A-C1-C2	2.94	116.37	108.64
15	6	101	CRT	C10-C9-C7	-2.94	123.11	127.31
15	AE	103	CRT	C20-C19-C17	-2.94	123.11	127.31
9	Z	102	BCL	CBB-CAB-C3B	2.94	129.07	120.34
9	x	305	BCL	CMC-C2C-C1C	-2.94	103.88	111.77
9	AE	104	BCL	C3D-C2D-C1D	-2.94	101.82	105.83
15	N	101	CRT	C15-C14-C12	-2.93	123.12	127.31
9	K	101	BCL	C4B-CHC-C1C	-2.93	124.31	130.12
9	v	102	BCL	C1B-CHB-C4A	-2.93	124.31	130.12
9	z	102	BCL	C3D-C2D-C1D	-2.93	101.83	105.83
15	P	102	CRT	C14-C15-C16	-2.93	114.08	123.22
9	AC	102	BCL	C1C-NC-C4C	-2.93	105.39	106.71
9	Z	102	BCL	C4A-NA-C1A	2.93	108.02	106.71
11	x	304	UQ8	C36-C37-C38	2.93	121.50	111.88

Continued on next page...

Continued from previous page...

Mol	Chain	Res	Type	Atoms	Z	Observed(^{o})	Ideal(^{o})
15	T	101	CRT	C21-C20-C19	-2.92	117.49	123.47
15	6	101	CRT	C14-C15-C16	-2.92	114.10	123.22
9	m	102	BCL	CMC-C2C-C3C	-2.92	102.04	113.83
9	J	102	BCL	C2A-C1A-CHA	2.92	128.97	123.86
9	B	101	BCL	C1-O2A-CGA	2.92	124.10	116.44
9	0	101	BCL	C7-C6-C5	-2.92	105.44	113.36
9	M	401	BCL	OBB-CAB-CBB	-2.92	113.61	120.17
9	AH	103	BCL	C4B-CHC-C1C	-2.92	124.34	130.12
9	K	101	BCL	C3D-C2D-C1D	-2.92	101.85	105.83
9	AD	101	BCL	C3D-C2D-C1D	-2.92	101.85	105.83
15	P	102	CRT	C34-C33-C35	2.91	122.67	118.08
9	w	101	BCL	CMC-C2C-C3C	-2.91	102.08	113.83
15	J	101	CRT	C29-C28-C30	2.91	122.67	118.08
9	D	102	BCL	C11-C12-C13	-2.91	106.52	115.92
15	4	101	CRT	C27-C26-C25	-2.91	114.14	123.22
15	k	101	CRT	C32-C31-C30	-2.91	114.14	123.22
9	I	101	BCL	OBB-CAB-CBB	-2.91	113.63	120.17
9	AJ	102	BCL	CMC-C2C-C3C	-2.91	102.11	113.83
7	C	503	HEM	CAB-C3B-C4B	2.90	138.00	124.47
9	Z	102	BCL	C4B-CHC-C1C	-2.90	124.37	130.12
12	H	301	PEF	C3-C2-C1	-2.90	104.92	111.79
15	9	102	CRT	C20-C19-C17	-2.90	123.17	127.31
11	x	304	UQ8	O4-C4-C5	2.90	126.37	116.56
15	y	404	CRT	C15-C14-C12	-2.90	123.17	127.31
9	p	104	BCL	C4B-CHC-C1C	-2.90	124.38	130.12
9	A	102	BCL	C3D-C2D-C1D	-2.89	101.88	105.83
9	AC	102	BCL	C1-C2-C3	-2.89	121.04	126.04
11	L	304	UQ8	C35-C34-C36	2.89	120.14	115.27
9	D	101	BCL	CHD-C4C-NC	-2.89	121.86	125.08
9	L	301	BCL	O2A-C1-C2	2.89	116.24	108.64
9	j	101	BCL	C4B-CHC-C1C	-2.89	124.39	130.12
15	f	102	CRT	C8-C7-C9	-2.89	118.87	122.92
9	l	101	BCL	CMA-C3A-C4A	-2.89	104.00	111.77
15	y	404	CRT	C21-C22-C23	-2.89	123.19	127.31
15	N	101	CRT	C32-C31-C30	-2.89	114.20	123.22
9	8	102	BCL	CMC-C2C-C3C	-2.89	102.18	113.83
7	o	501	HEM	CHB-C1B-NB	2.89	127.95	124.38
9	AC	102	BCL	CMC-C2C-C3C	-2.89	102.18	113.83
15	9	102	CRT	C29-C28-C30	2.89	122.62	118.08
9	G	102	BCL	C16-C15-C13	-2.89	106.59	115.92
9	AC	102	BCL	OBB-CAB-CBB	-2.88	113.68	120.17
9	i	102	BCL	C16-C15-C13	-2.88	106.60	115.92

Continued on next page...

Continued from previous page...

Mol	Chain	Res	Type	Atoms	Z	Observed(^{o})	Ideal(^{o})
9	R	102	BCL	CHA-C1A-NA	-2.88	119.80	126.40
9	AA	101	BCL	C16-C15-C13	-2.88	106.61	115.92
9	L	305	BCL	C6-C5-C3	-2.88	105.91	113.45
9	W	101	BCL	CMB-C2B-C3B	2.88	130.06	124.68
9	l	101	BCL	C1C-NC-C4C	-2.88	105.41	106.71
15	c	101	CRT	C21-C20-C19	-2.88	117.58	123.47
9	m	102	BCL	O2A-CGA-O1A	-2.88	116.33	123.59
15	E	101	CRT	C34-C33-C35	2.87	122.61	118.08
15	i	101	CRT	C14-C15-C16	-2.87	114.25	123.22
15	s	101	CRT	C31-C32-C33	-2.87	123.21	127.31
9	L	301	BCL	CGD-CBD-CAD	-2.87	101.44	110.73
9	s	102	BCL	C16-C15-C13	-2.87	106.64	115.92
15	f	102	CRT	C13-C12-C11	2.87	122.60	118.08
9	g	101	BCL	C3C-C4C-CHD	-2.87	117.27	123.39
9	AE	104	BCL	C3C-C4C-CHD	-2.87	117.27	123.39
11	L	304	UQ8	C6-C1-C2	2.87	121.45	119.18
15	v	101	CRT	C20-C19-C17	-2.86	123.22	127.31
9	z	102	BCL	C7-C6-C5	-2.86	105.58	113.36
9	AK	101	BCL	O2A-CGA-O1A	-2.86	116.37	123.59
9	x	301	BCL	C11-C10-C8	-2.86	106.67	115.92
7	o	501	HEM	CMC-C2C-C3C	2.86	130.03	124.68
9	G	102	BCL	C7-C6-C5	-2.86	105.60	113.36
9	V	101	BCL	CMC-C2C-C3C	-2.86	102.31	113.83
9	0	101	BCL	CHD-C1D-ND	-2.85	121.83	124.45
15	AC	101	CRT	C21-C20-C19	-2.85	117.63	123.47
15	6	101	CRT	C8-C7-C6	2.85	122.57	118.08
15	Z	101	CRT	C13-C12-C11	2.85	122.57	118.08
15	Z	101	CRT	C34-C33-C35	2.85	122.57	118.08
9	T	102	BCL	C16-C15-C13	-2.85	106.71	115.92
9	0	101	BCL	CMA-C3A-C4A	-2.85	104.12	111.77
9	3	101	BCL	OBB-CAB-CBB	-2.85	113.76	120.17
7	C	501	HEM	O2D-CGD-CBD	2.85	123.17	114.03
9	9	103	BCL	O2A-C1-C2	2.85	116.11	108.64
9	p	104	BCL	OBB-CAB-CBB	-2.84	113.77	120.17
9	v	102	BCL	C4D-CHA-C1A	2.84	124.71	121.25
9	L	301	BCL	CBC-CAC-C3C	2.84	119.80	113.47
9	4	102	BCL	O2A-CGA-O1A	-2.84	116.42	123.59
9	c	102	BCL	C3D-C2D-C1D	-2.84	101.95	105.83
9	5	102	BCL	C3D-C2D-C1D	-2.84	101.95	105.83
9	z	102	BCL	C3C-C4C-CHD	-2.84	117.33	123.39
15	i	101	CRT	C34-C33-C35	2.84	122.55	118.08
9	5	101	BCL	C3C-C4C-CHD	-2.84	117.33	123.39

Continued on next page...

Continued from previous page...

Mol	Chain	Res	Type	Atoms	Z	Observed(^{o})	Ideal(^{o})
15	e	101	CRT	C8-C7-C6	2.84	122.54	118.08
15	v	101	CRT	C15-C14-C12	-2.83	123.26	127.31
9	h	101	BCL	CMC-C2C-C3C	-2.83	102.39	113.83
9	Y	101	BCL	C2D-C1D-ND	2.83	112.19	110.10
11	x	304	UQ8	C30-C29-C28	-2.83	116.41	123.68
15	R	101	CRT	C21-C20-C19	-2.83	117.67	123.47
9	T	102	BCL	C11-C10-C8	-2.83	106.76	115.92
9	T	102	BCL	C1-C2-C3	-2.83	121.14	126.04
9	p	104	BCL	CHB-C4A-NA	-2.83	120.60	124.51
9	x	303	BCL	CBC-CAC-C3C	2.83	119.77	113.47
9	7	101	BCL	C4A-NA-C1A	2.83	107.98	106.71
15	AH	102	CRT	C24-C23-C25	2.83	122.53	118.08
15	2	101	CRT	C10-C9-C7	-2.83	123.27	127.31
9	J	102	BCL	C3D-C2D-C1D	-2.83	101.97	105.83
9	F	101	BCL	C16-C15-C13	-2.83	106.78	115.92
9	AB	101	BCL	C11-C10-C8	-2.83	106.78	115.92
16	t	302	PO4	O4-P-O1	-2.83	100.55	110.89
9	AH	103	BCL	C7-C6-C5	-2.82	105.69	113.36
9	e	102	BCL	CBB-CAB-C3B	2.82	128.72	120.34
9	u	101	BCL	CGD-CBD-CAD	-2.82	101.59	110.73
9	p	104	BCL	C16-C15-C13	-2.82	106.80	115.92
9	p	104	BCL	C11-C12-C13	-2.82	106.81	115.92
9	0	101	BCL	C2C-C3C-C4C	-2.82	97.12	101.34
15	AL	101	CRT	C14-C15-C16	-2.82	114.42	123.22
9	AH	103	BCL	CMB-C2B-C3B	2.81	129.94	124.68
15	M	404	CRT	C36-C35-C33	-2.81	121.64	125.89
9	I	101	BCL	C3D-C2D-C1D	-2.81	101.99	105.83
15	A	103	CRT	C1-C4-C5	2.81	120.51	113.06
15	z	101	CRT	C27-C26-C25	-2.81	114.44	123.22
15	y	404	CRT	C13-C12-C11	2.81	122.51	118.08
9	F	101	BCL	C4A-NA-C1A	2.81	107.97	106.71
9	4	102	BCL	C1-O2A-CGA	2.81	123.82	116.44
15	y	404	CRT	C29-C28-C27	-2.81	118.99	122.92
9	Y	101	BCL	O2A-CGA-O1A	-2.81	116.51	123.59
9	i	102	BCL	C3D-C2D-C1D	-2.81	102.00	105.83
9	r	101	BCL	C7-C6-C5	-2.81	105.73	113.36
15	P	102	CRT	C26-C25-C23	-2.81	118.53	126.42
9	g	101	BCL	OBB-CAB-CBB	-2.80	113.86	120.17
15	A	103	CRT	C26-C27-C28	-2.80	123.31	127.31
9	D	102	BCL	CHD-C1D-ND	-2.80	121.88	124.45
9	O	101	BCL	C16-C15-C13	-2.80	106.87	115.92
7	C	504	HEM	C3B-C2B-C1B	2.80	108.56	106.49

Continued on next page...

Continued from previous page...

Mol	Chain	Res	Type	Atoms	Z	Observed(^{o})	Ideal(^{o})
7	o	503	HEM	CAD-C3D-C4D	2.80	129.55	124.66
9	m	103	BCL	C4B-CHC-C1C	-2.80	124.58	130.12
9	r	101	BCL	CHB-C4A-NA	-2.80	120.64	124.51
9	V	101	BCL	CHD-C4C-NC	-2.80	121.97	125.08
9	J	102	BCL	C4B-CHC-C1C	-2.80	124.58	130.12
9	O	101	BCL	C2A-C1A-CHA	2.80	128.75	123.86
12	t	303	PEF	C3-O3-C30	2.79	124.12	117.10
9	w	101	BCL	O2A-C1-C2	2.79	115.97	108.64
15	M	404	CRT	C20-C19-C17	-2.79	123.33	127.31
9	e	102	BCL	CMC-C2C-C3C	-2.79	102.57	113.83
9	S	102	BCL	O2A-CGA-O1A	-2.79	116.55	123.59
9	z	102	BCL	CMD-C2D-C1D	2.79	129.63	124.71
7	o	502	HEM	CAA-CBA-CGA	-2.79	105.94	113.76
9	N	102	BCL	CMA-C3A-C4A	-2.79	104.28	111.77
9	4	102	BCL	C3D-C2D-C1D	-2.79	102.03	105.83
9	y	401	BCL	C7-C6-C5	-2.79	105.78	113.36
9	s	102	BCL	C3D-C2D-C1D	-2.79	102.03	105.83
14	y	403	MQ8	C24-C23-C25	2.79	119.96	115.27
9	L	305	BCL	CHA-C1A-NA	-2.79	120.02	126.40
9	U	101	BCL	C3D-C2D-C1D	-2.78	102.03	105.83
9	AK	101	BCL	C11-C10-C8	-2.78	106.92	115.92
9	D	102	BCL	C4A-NA-C1A	2.78	107.96	106.71
9	N	102	BCL	C3D-C2D-C1D	-2.78	102.03	105.83
9	M	401	BCL	CAA-CBA-CGA	-2.78	105.12	113.25
9	v	102	BCL	C4B-CHC-C1C	-2.78	124.61	130.12
9	AE	102	BCL	C3D-C2D-C1D	-2.78	102.04	105.83
9	s	102	BCL	CMA-C3A-C4A	-2.78	104.30	111.77
9	s	102	BCL	O2A-C1-C2	2.78	115.94	108.64
9	p	102	BCL	C3D-C2D-C1D	-2.78	102.04	105.83
9	x	305	BCL	C11-C10-C8	-2.78	106.94	115.92
9	y	401	BCL	OBD-CAD-C3D	2.78	135.20	128.52
9	F	101	BCL	C11-C12-C13	-2.77	106.95	115.92
9	AA	101	BCL	C3D-C2D-C1D	-2.77	102.05	105.83
15	AC	101	CRT	C27-C26-C25	-2.77	114.56	123.22
9	3	101	BCL	C1-C2-C3	2.77	130.84	126.04
9	f	101	BCL	C16-C15-C13	-2.77	106.96	115.92
9	x	303	BCL	C4B-CHC-C1C	-2.77	124.63	130.12
9	AB	101	BCL	CHD-C4C-NC	-2.77	122.00	125.08
9	3	101	BCL	C7-C6-C5	-2.77	105.84	113.36
15	c	101	CRT	C21-C22-C23	-2.77	123.36	127.31
9	z	102	BCL	CMC-C2C-C3C	-2.77	102.66	113.83
15	y	404	CRT	C14-C15-C16	-2.77	114.58	123.22

Continued on next page...

Continued from previous page...

Mol	Chain	Res	Type	Atoms	Z	Observed(^{o})	Ideal(^{o})
9	v	102	BCL	CHD-C1D-ND	-2.77	121.91	124.45
9	AB	101	BCL	C1-O2A-CGA	2.77	123.70	116.44
15	8	101	CRT	C5-C6-C7	-2.76	121.72	125.89
15	9	102	CRT	C10-C9-C7	2.76	131.25	127.31
9	d	101	BCL	C2A-C3A-C4A	-2.76	97.40	101.87
9	AK	101	BCL	C3D-C2D-C1D	-2.76	102.06	105.83
9	l	101	BCL	CGD-CBD-CAD	-2.76	101.79	110.73
15	AE	103	CRT	C14-C15-C16	-2.76	114.60	123.22
15	E	101	CRT	C35-C33-C32	-2.76	114.70	118.94
9	j	101	BCL	CED-O2D-CGD	-2.76	109.69	115.94
9	l	101	BCL	C3D-C2D-C1D	-2.76	102.06	105.83
11	x	304	UQ8	C12-C13-C14	-2.76	121.02	127.66
9	X	102	BCL	CHD-C4C-NC	-2.76	122.01	125.08
9	G	102	BCL	C11-C10-C8	-2.75	107.02	115.92
9	AC	102	BCL	C4A-NA-C1A	2.75	107.94	106.71
15	2	101	CRT	C31-C32-C33	-2.75	123.38	127.31
9	v	102	BCL	C3D-C2D-C1D	-2.75	102.08	105.83
15	N	101	CRT	C13-C12-C11	2.75	122.41	118.08
9	s	102	BCL	C11-C12-C13	-2.75	107.03	115.92
9	D	101	BCL	C3D-C2D-C1D	-2.75	102.08	105.83
9	0	101	BCL	C3D-C2D-C1D	-2.75	102.08	105.83
15	AL	101	CRT	C34-C33-C35	2.75	122.41	118.08
9	B	101	BCL	CMC-C2C-C3C	-2.75	102.73	113.83
15	s	101	CRT	C35-C33-C32	-2.75	114.72	118.94
9	R	102	BCL	CMC-C2C-C3C	-2.75	102.74	113.83
15	AE	103	CRT	C13-C12-C11	2.75	122.41	118.08
12	y	406	PEF	C2-O2-C10	-2.75	112.78	117.90
9	f	101	BCL	OBB-CAB-CBB	-2.75	113.99	120.17
15	Z	101	CRT	C32-C31-C30	-2.74	114.65	123.22
15	e	101	CRT	C15-C14-C12	-2.74	123.40	127.31
9	8	102	BCL	CHA-C1A-NA	-2.74	120.12	126.40
9	F	101	BCL	CMC-C2C-C3C	-2.74	102.77	113.83
9	S	102	BCL	C3D-C2D-C1D	-2.74	102.09	105.83
15	AJ	101	CRT	C13-C12-C11	2.74	122.39	118.08
9	j	101	BCL	CMC-C2C-C3C	-2.74	102.78	113.83
9	AC	102	BCL	C11-C10-C8	-2.74	107.06	115.92
15	s	101	CRT	C26-C25-C23	-2.74	118.73	126.42
9	AC	102	BCL	C3D-C2D-C1D	-2.74	102.10	105.83
9	AH	103	BCL	C4A-NA-C1A	2.74	107.94	106.71
9	K	101	BCL	C11-C12-C13	-2.74	107.08	115.92
9	3	101	BCL	CAA-CBA-CGA	-2.73	105.26	113.25
9	X	102	BCL	C1C-NC-C4C	-2.73	105.48	106.71

Continued on next page...

Continued from previous page...

Mol	Chain	Res	Type	Atoms	Z	Observed(^{o})	Ideal(^{o})
15	T	101	CRT	C29-C28-C30	2.73	122.38	118.08
15	z	101	CRT	C24-C23-C25	2.73	122.38	118.08
9	y	401	BCL	OBB-CAB-CBB	-2.73	114.02	120.17
7	o	503	HEM	C4B-CHC-C1C	2.73	126.16	122.56
7	o	503	HEM	CAB-C3B-C4B	2.73	137.19	124.47
9	R	102	BCL	C16-C15-C13	-2.73	107.09	115.92
9	AL	102	BCL	CBC-CAC-C3C	2.73	119.54	113.47
9	l	101	BCL	C2A-C1A-CHA	2.73	128.63	123.86
9	AH	101	BCL	C7-C6-C5	-2.73	105.95	113.36
9	5	102	BCL	CMC-C2C-C3C	-2.73	102.82	113.83
9	AL	102	BCL	C4B-CHC-C1C	-2.73	124.72	130.12
9	L	303	BCL	CAA-CBA-CGA	2.73	121.22	113.25
9	J	102	BCL	C16-C15-C13	-2.73	107.11	115.92
9	w	101	BCL	C2A-C1A-CHA	2.73	128.62	123.86
11	x	304	UQ8	O4-C4-C3	-2.72	113.37	123.64
9	x	301	BCL	CMC-C2C-C3C	-2.72	102.84	113.83
15	AC	101	CRT	C26-C27-C28	-2.72	123.42	127.31
9	x	305	BCL	CMA-C3A-C4A	-2.72	104.46	111.77
9	5	101	BCL	C4B-CHC-C1C	-2.72	124.73	130.12
15	v	101	CRT	C27-C26-C25	-2.72	114.73	123.22
15	T	101	CRT	C27-C26-C25	-2.72	114.73	123.22
9	e	102	BCL	O2A-CGA-O1A	-2.72	116.73	123.59
9	A	102	BCL	C7-C6-C5	-2.72	105.98	113.36
9	AI	101	BCL	CMD-C2D-C3D	2.72	133.86	127.61
15	6	101	CRT	C8-C7-C9	-2.72	119.12	122.92
9	c	102	BCL	C11-C12-C13	-2.72	107.14	115.92
9	P	101	BCL	CBC-CAC-C3C	2.72	119.51	113.47
9	g	101	BCL	C16-C15-C13	-2.71	107.15	115.92
9	5	101	BCL	C6-C5-C3	-2.71	106.34	113.45
15	U	102	CRT	C15-C14-C12	-2.71	123.44	127.31
9	J	102	BCL	C3C-C4C-CHD	-2.71	117.60	123.39
15	U	102	CRT	C32-C31-C30	-2.71	114.76	123.22
9	R	102	BCL	CMD-C2D-C1D	2.71	129.49	124.71
9	g	101	BCL	C1C-NC-C4C	-2.71	105.49	106.71
15	2	101	CRT	C11-C12-C14	-2.71	114.78	118.94
12	t	303	PEF	O5-C30-C31	-2.71	114.95	124.81
15	k	101	CRT	C24-C23-C22	-2.71	119.13	122.92
9	AL	102	BCL	CAA-CBA-CGA	-2.71	105.34	113.25
9	I	101	BCL	C4A-NA-C1A	2.71	107.92	106.71
9	Z	102	BCL	C3D-C2D-C1D	-2.71	102.14	105.83
9	N	102	BCL	CMC-C2C-C3C	-2.71	102.91	113.83
9	w	101	BCL	C16-C15-C13	-2.71	107.17	115.92

Continued on next page...

Continued from previous page...

Mol	Chain	Res	Type	Atoms	Z	Observed(^{o})	Ideal(^{o})
15	T	101	CRT	C34-C33-C32	-2.71	119.13	122.92
11	L	304	UQ8	C45-C44-C43	-2.70	114.83	122.65
9	5	102	BCL	CAA-CBA-CGA	-2.70	105.35	113.25
9	A	102	BCL	CHD-C4C-NC	-2.70	122.07	125.08
15	R	101	CRT	C13-C12-C14	-2.70	119.14	122.92
9	D	101	BCL	C11-C12-C13	-2.70	107.18	115.92
9	AA	101	BCL	C2C-C3C-C4C	-2.70	97.29	101.34
7	o	503	HEM	CMD-C2D-C1D	2.70	129.15	125.04
9	j	101	BCL	O2A-CGA-O1A	-2.70	116.78	123.59
15	G	101	CRT	C21-C20-C19	-2.70	117.94	123.47
15	4	101	CRT	C10-C9-C7	-2.70	123.46	127.31
9	k	102	BCL	CMC-C2C-C3C	-2.70	102.94	113.83
15	i	101	CRT	C21-C20-C19	-2.70	117.95	123.47
9	j	101	BCL	CMA-C3A-C4A	-2.70	104.52	111.77
9	Z	102	BCL	C11-C10-C8	-2.70	107.20	115.92
9	k	102	BCL	C1C-NC-C4C	-2.70	105.49	106.71
9	d	101	BCL	CHC-C1C-NC	2.70	128.24	124.51
7	o	503	HEM	O2D-CGD-CBD	2.70	122.69	114.03
9	D	102	BCL	CMA-C3A-C4A	-2.69	104.53	111.77
15	f	102	CRT	C6-C7-C9	2.69	123.07	118.94
9	m	103	BCL	O2A-CGA-O1A	-2.69	116.80	123.59
9	AL	102	BCL	CMD-C2D-C1D	2.69	129.46	124.71
14	y	403	MQ8	C21-C22-C23	-2.69	121.18	127.66
9	J	102	BCL	C7-C6-C5	-2.69	106.05	113.36
9	S	102	BCL	C7-C6-C5	-2.69	106.06	113.36
9	P	101	BCL	C3D-C2D-C1D	-2.69	102.16	105.83
9	w	101	BCL	C1-O2A-CGA	2.69	123.50	116.44
12	m	101	PEF	O3-C3-C2	2.69	116.25	108.43
9	O	101	BCL	C11-C12-C13	-2.68	107.24	115.92
9	x	301	BCL	CBB-CAB-C3B	2.68	128.31	120.34
9	7	101	BCL	CMA-C3A-C4A	-2.68	104.56	111.77
15	Z	101	CRT	C26-C27-C28	-2.68	123.48	127.31
9	O	101	BCL	C3C-C2C-C1C	2.68	106.20	101.87
9	z	102	BCL	C3C-C2C-C1C	2.68	106.20	101.87
15	N	101	CRT	C21-C20-C19	-2.68	117.98	123.47
9	F	101	BCL	CBC-CAC-C3C	2.68	119.44	113.47
9	1	101	BCL	C11-C10-C8	-2.68	107.25	115.92
7	o	504	HEM	C4B-C3B-C2B	-2.68	104.99	107.11
15	T	101	CRT	C9-C10-C11	-2.68	114.85	123.22
15	n	101	CRT	C26-C27-C28	-2.68	123.49	127.31
15	AH	102	CRT	C5-C6-C7	-2.68	121.84	125.89
9	X	102	BCL	C7-C6-C5	-2.68	106.09	113.36

Continued on next page...

Continued from previous page...

Mol	Chain	Res	Type	Atoms	Z	Observed(^{o})	Ideal(^{o})
7	C	504	HEM	CHD-C1D-ND	2.68	127.34	124.43
9	Z	102	BCL	C7-C6-C5	-2.68	106.09	113.36
9	AI	101	BCL	C4A-NA-C1A	2.67	107.91	106.71
9	f	101	BCL	C1-O2A-CGA	2.67	123.46	116.44
9	s	102	BCL	C4B-CHC-C1C	-2.67	124.82	130.12
9	h	101	BCL	C11-C10-C8	-2.67	107.28	115.92
9	T	102	BCL	C3D-C2D-C1D	-2.67	102.18	105.83
9	i	102	BCL	C4B-CHC-C1C	-2.67	124.83	130.12
9	L	303	BCL	C1C-NC-C4C	2.67	107.91	106.71
9	x	305	BCL	C6-C5-C3	-2.67	106.46	113.45
9	L	301	BCL	CMB-C2B-C3B	2.67	129.67	124.68
9	R	102	BCL	C2C-C3C-C4C	-2.67	97.35	101.34
9	I	101	BCL	CGD-CBD-CAD	-2.67	102.10	110.73
9	8	102	BCL	C3D-C2D-C1D	-2.67	102.19	105.83
9	R	102	BCL	CBB-CAB-C3B	2.66	128.25	120.34
9	0	101	BCL	C1-C2-C3	-2.66	121.44	126.04
9	7	101	BCL	CMC-C2C-C3C	-2.66	103.09	113.83
9	l	101	BCL	CMD-C2D-C1D	2.66	129.41	124.71
9	p	104	BCL	CHC-C1C-NC	2.66	128.19	124.51
9	1	102	BCL	O2A-C1-C2	2.66	115.63	108.64
9	y	401	BCL	CAA-CBA-CGA	-2.66	105.48	113.25
9	G	102	BCL	C12-C11-C10	-2.66	101.02	113.24
7	C	504	HEM	CAA-CBA-CGA	-2.66	106.31	113.76
9	5	102	BCL	C4B-CHC-C1C	-2.65	124.86	130.12
15	9	102	CRT	C27-C26-C25	-2.65	114.94	123.22
14	M	403	MQ8	C24-C23-C25	2.65	119.73	115.27
9	D	101	BCL	OBB-CAB-CBB	-2.65	114.20	120.17
15	G	101	CRT	C31-C30-C28	-2.65	118.97	126.42
9	L	301	BCL	C11-C10-C8	-2.65	107.36	115.92
9	p	104	BCL	C7-C6-C5	-2.65	106.17	113.36
9	L	305	BCL	C1D-CHD-C4C	-2.65	120.24	126.62
9	g	101	BCL	C12-C11-C10	-2.64	101.09	113.24
15	k	101	CRT	C10-C9-C7	-2.64	123.54	127.31
9	P	101	BCL	C16-C15-C13	-2.64	107.38	115.92
12	H	304	PEF	O2-C10-O4	-2.64	117.72	122.96
9	AK	101	BCL	C4B-CHC-C1C	-2.64	124.89	130.12
9	Q	101	BCL	C2C-C3C-C4C	-2.64	97.38	101.34
15	AL	101	CRT	C24-C23-C25	2.64	122.24	118.08
12	y	408	PEF	C2-O2-C10	-2.64	112.98	117.90
9	L	301	BCL	C5-C3-C2	2.64	126.45	121.12
9	B	101	BCL	CHD-C1D-ND	-2.64	122.03	124.45
9	AI	101	BCL	CMC-C2C-C3C	-2.64	103.19	113.83

Continued on next page...

Continued from previous page...

Mol	Chain	Res	Type	Atoms	Z	Observed(^{o})	Ideal(^{o})
9	x	305	BCL	O2A-CGA-CBA	2.64	120.19	111.91
7	o	504	HEM	CHB-C1B-NB	2.64	127.64	124.38
9	AL	102	BCL	CMC-C2C-C3C	-2.64	103.20	113.83
15	c	101	CRT	C24-C23-C25	2.63	122.23	118.08
9	3	101	BCL	C3D-C2D-C1D	-2.63	102.24	105.83
15	2	101	CRT	C18-C17-C16	2.63	122.23	118.08
15	U	102	CRT	C20-C19-C17	-2.63	123.55	127.31
15	z	101	CRT	C18-C17-C16	2.63	122.22	118.08
9	J	102	BCL	C11-C12-C13	-2.63	107.41	115.92
9	R	102	BCL	CMA-C3A-C4A	-2.63	104.70	111.77
9	p	104	BCL	C3C-C2C-C1C	2.63	106.12	101.87
9	W	101	BCL	C4B-CHC-C1C	-2.63	124.91	130.12
9	1	102	BCL	CMC-C2C-C3C	-2.63	103.22	113.83
9	x	303	BCL	C1B-CHB-C4A	-2.63	124.91	130.12
9	D	102	BCL	CHC-C1C-NC	2.63	128.15	124.51
15	U	102	CRT	C13-C12-C11	2.63	122.22	118.08
9	1	101	BCL	CHA-C1A-NA	-2.63	120.38	126.40
9	x	305	BCL	CBB-CAB-C3B	2.63	128.14	120.34
15	E	101	CRT	C8-C7-C6	2.63	122.21	118.08
9	u	101	BCL	C3C-C4C-CHD	-2.63	117.78	123.39
9	x	303	BCL	C1C-NC-C4C	-2.62	105.53	106.71
17	S	101	PGW	O03-C01-C02	2.62	116.07	108.43
9	K	101	BCL	C2A-C1A-CHA	2.62	128.44	123.86
9	D	101	BCL	CMC-C2C-C3C	-2.62	103.25	113.83
9	L	303	BCL	C3D-C2D-C1D	-2.62	102.25	105.83
9	3	101	BCL	CMA-C3A-C4A	-2.62	104.73	111.77
15	4	101	CRT	C29-C28-C30	2.62	122.20	118.08
15	AH	102	CRT	C9-C10-C11	-2.62	115.05	123.22
9	z	102	BCL	O2A-C1-C2	2.62	115.51	108.64
9	B	101	BCL	C1D-CHD-C4C	-2.62	120.31	126.62
9	i	102	BCL	CHC-C1C-NC	2.61	128.13	124.51
15	U	102	CRT	C20-C21-C22	-2.61	118.12	123.47
11	L	304	UQ8	C40-C39-C38	-2.61	116.97	123.68
7	o	503	HEM	C4A-C3A-C2A	2.61	108.81	107.00
9	m	103	BCL	C2A-C1A-CHA	2.61	128.43	123.86
9	w	101	BCL	CHD-C4C-NC	-2.61	122.17	125.08
9	A	102	BCL	C16-C15-C13	-2.61	107.48	115.92
15	AJ	101	CRT	C20-C19-C17	2.61	131.04	127.31
9	5	102	BCL	CHD-C1D-ND	-2.61	122.06	124.45
9	AK	101	BCL	C3C-C4C-CHD	-2.61	117.82	123.39
9	AJ	102	BCL	CMA-C3A-C4A	-2.61	104.76	111.77
9	r	101	BCL	C1C-NC-C4C	-2.61	105.53	106.71

Continued on next page...

Continued from previous page...

Mol	Chain	Res	Type	Atoms	Z	Observed(^{o})	Ideal(^{o})
9	F	101	BCL	C11-C10-C8	-2.61	107.50	115.92
15	s	101	CRT	C36-C35-C33	2.61	129.83	125.89
10	y	402	BPH	O2A-CGA-CBA	2.61	120.08	111.91
15	N	101	CRT	C24-C23-C22	-2.61	119.27	122.92
9	1	101	BCL	CBB-CAB-C3B	2.60	128.07	120.34
15	G	101	CRT	C9-C10-C11	-2.60	115.09	123.22
15	p	103	CRT	C24-C23-C25	2.60	122.18	118.08
15	f	102	CRT	C31-C30-C28	2.60	133.73	126.42
11	x	304	UQ8	O3-C3-C2	2.60	125.36	116.56
9	I	101	BCL	CHC-C1C-NC	2.60	128.11	124.51
15	y	404	CRT	C26-C27-C28	-2.60	123.60	127.31
9	y	401	BCL	C2A-C1A-CHA	2.60	128.40	123.86
9	w	101	BCL	C3C-C4C-CHD	-2.60	117.84	123.39
9	4	102	BCL	C12-C11-C10	-2.60	101.30	113.24
9	7	101	BCL	C11-C12-C13	-2.60	107.53	115.92
9	x	303	BCL	OBB-CAB-CBB	-2.59	114.33	120.17
10	M	402	BPH	CBA-CAA-C2A	-2.59	106.23	113.81
9	Y	101	BCL	C7-C6-C5	-2.59	106.31	113.36
10	x	302	BPH	CBA-CAA-C2A	-2.59	106.23	113.81
9	x	303	BCL	CHD-C1D-ND	-2.59	122.07	124.45
9	Q	101	BCL	O2A-C1-C2	2.59	115.45	108.64
9	5	102	BCL	C4D-CHA-C1A	2.59	124.40	121.25
10	x	302	BPH	CMA-C3A-C4A	-2.59	108.70	114.38
9	p	102	BCL	C1-O2A-CGA	2.59	123.24	116.44
15	6	101	CRT	C20-C19-C17	-2.59	123.61	127.31
9	c	102	BCL	C2A-C1A-CHA	2.59	128.39	123.86
15	AE	103	CRT	C29-C28-C30	2.59	122.16	118.08
9	K	101	BCL	C3C-C2C-C1C	2.59	106.05	101.87
15	P	102	CRT	C13-C12-C11	2.59	122.15	118.08
7	C	502	HEM	C2C-C3C-C4C	-2.59	105.09	106.90
9	AH	101	BCL	C1C-NC-C4C	-2.59	105.54	106.71
9	A	102	BCL	C3C-C4C-CHD	-2.59	117.87	123.39
9	k	102	BCL	CAA-CBA-CGA	-2.59	105.70	113.25
9	W	101	BCL	C4D-CHA-C1A	2.59	124.39	121.25
9	R	102	BCL	C7-C6-C5	-2.58	106.34	113.36
9	7	101	BCL	C11-C10-C8	-2.58	107.57	115.92
9	M	401	BCL	CHD-C4C-NC	-2.58	122.21	125.08
9	m	102	BCL	C3D-C2D-C1D	-2.58	102.31	105.83
9	x	303	BCL	C16-C15-C13	-2.58	107.58	115.92
15	J	101	CRT	C32-C31-C30	-2.58	115.17	123.22
9	AD	101	BCL	C11-C12-C13	-2.58	107.58	115.92
9	Q	101	BCL	CBC-CAC-C3C	2.58	119.21	113.47

Continued on next page...

Continued from previous page...

Mol	Chain	Res	Type	Atoms	Z	Observed(^{o})	Ideal(^{o})
9	1	101	BCL	C4D-CHA-C1A	2.58	124.39	121.25
14	y	403	MQ8	C2M-C2-C3	-2.58	120.20	124.40
15	v	101	CRT	C26-C25-C23	-2.58	119.18	126.42
9	S	102	BCL	O2A-C1-C2	2.58	115.40	108.64
9	4	102	BCL	CED-O2D-CGD	-2.57	110.11	115.94
15	f	102	CRT	C5-C6-C7	-2.57	122.00	125.89
15	J	101	CRT	C6-C7-C9	-2.57	114.99	118.94
9	1	101	BCL	CMC-C2C-C3C	-2.57	103.45	113.83
12	t	301	PEF	C3-O3-C30	2.57	123.57	117.10
15	4	101	CRT	C20-C21-C22	-2.57	118.20	123.47
11	x	304	UQ8	C7-C6-C5	-2.57	115.38	118.48
9	e	102	BCL	C4B-CHC-C1C	-2.57	125.02	130.12
7	o	504	HEM	CHD-C1D-ND	2.57	127.22	124.43
15	AC	101	CRT	C14-C15-C16	-2.57	115.19	123.22
9	F	101	BCL	CHD-C4C-NC	-2.57	122.22	125.08
15	v	101	CRT	C30-C28-C27	-2.57	115.00	118.94
9	AE	104	BCL	C1-O2A-CGA	2.57	123.19	116.44
9	AJ	102	BCL	C4D-CHA-C1A	2.57	124.38	121.25
9	v	102	BCL	CED-O2D-CGD	-2.57	110.13	115.94
15	f	102	CRT	C18-C17-C16	2.57	122.12	118.08
9	5	102	BCL	CBC-CAC-C3C	2.57	119.19	113.47
9	P	101	BCL	CED-O2D-CGD	-2.57	110.13	115.94
9	L	303	BCL	CBB-CAB-C3B	2.57	127.96	120.34
7	C	503	HEM	C4D-ND-C1D	2.57	107.72	105.07
9	g	101	BCL	O2A-CGA-O1A	-2.57	117.12	123.59
15	k	101	CRT	C8-C7-C9	-2.57	119.33	122.92
9	AJ	102	BCL	C11-C10-C8	-2.57	107.63	115.92
9	Q	101	BCL	C3D-C2D-C1D	-2.56	102.33	105.83
15	AD	102	CRT	C15-C16-C17	2.56	133.62	126.42
14	M	403	MQ8	C21-C22-C23	-2.56	121.49	127.66
9	7	101	BCL	C16-C15-C13	-2.56	107.63	115.92
9	U	101	BCL	C11-C12-C13	-2.56	107.64	115.92
9	z	102	BCL	CMA-C3A-C4A	-2.56	104.89	111.77
15	AJ	101	CRT	C35-C33-C32	-2.56	115.02	118.94
9	p	102	BCL	CHC-C1C-NC	2.56	128.05	124.51
9	AL	102	BCL	C3C-C2C-C1C	2.56	106.00	101.87
9	L	303	BCL	C1D-CHD-C4C	-2.55	120.46	126.62
9	i	102	BCL	C1-O2A-CGA	2.55	123.15	116.44
9	T	102	BCL	C11-C12-C13	-2.55	107.66	115.92
9	j	101	BCL	CMD-C2D-C1D	2.55	129.22	124.71
9	AD	101	BCL	C3C-C4C-CHD	-2.55	117.94	123.39
9	G	102	BCL	CMC-C2C-C3C	-2.55	103.53	113.83

Continued on next page...

Continued from previous page...

Mol	Chain	Res	Type	Atoms	Z	Observed(^{o})	Ideal(^{o})
15	A	103	CRT	C18-C17-C16	2.55	122.10	118.08
9	W	101	BCL	CMC-C2C-C3C	-2.55	103.54	113.83
15	AE	103	CRT	C5-C6-C7	-2.55	122.04	125.89
15	AE	103	CRT	C9-C10-C11	-2.55	115.26	123.22
9	AI	101	BCL	CHD-C1D-ND	-2.55	122.11	124.45
9	v	102	BCL	CMA-C3A-C4A	-2.55	104.93	111.77
9	F	101	BCL	C1C-NC-C4C	-2.55	105.56	106.71
15	AH	102	CRT	C29-C28-C27	-2.55	119.36	122.92
15	AD	102	CRT	C11-C12-C14	2.54	122.85	118.94
15	Z	101	CRT	C21-C22-C23	-2.54	123.68	127.31
7	C	503	HEM	CAA-CBA-CGA	-2.54	106.63	113.76
15	s	101	CRT	C26-C27-C28	-2.54	123.68	127.31
9	7	101	BCL	C3D-C2D-C1D	-2.54	102.36	105.83
9	l	101	BCL	C11-C12-C13	-2.54	107.71	115.92
9	Y	101	BCL	CMD-C2D-C1D	2.54	129.19	124.71
9	r	101	BCL	CMC-C2C-C3C	-2.54	103.60	113.83
9	h	101	BCL	C7-C6-C5	-2.54	106.47	113.36
9	c	102	BCL	C4A-NA-C1A	2.54	107.85	106.71
9	L	305	BCL	CED-O2D-CGD	-2.54	110.20	115.94
9	AI	101	BCL	C3D-C2D-C1D	-2.54	102.37	105.83
9	X	102	BCL	C2A-C1A-CHA	2.53	128.29	123.86
15	f	102	CRT	C10-C9-C7	-2.53	123.70	127.31
9	m	103	BCL	C3C-C4C-CHD	-2.53	117.98	123.39
9	AH	103	BCL	C2A-C1A-CHA	2.53	128.28	123.86
15	p	103	CRT	C35-C33-C32	-2.53	115.06	118.94
15	k	101	CRT	C21-C22-C23	-2.53	123.70	127.31
9	0	101	BCL	O2A-CGA-O1A	-2.53	117.21	123.59
9	f	101	BCL	CMA-C3A-C4A	-2.53	104.98	111.77
12	y	407	PEF	O3-C3-C2	2.53	115.79	108.43
9	N	102	BCL	O2A-C1-C2	2.53	115.28	108.64
9	AH	103	BCL	C11-C10-C8	-2.53	107.75	115.92
15	e	101	CRT	C26-C25-C23	-2.53	119.32	126.42
9	x	303	BCL	CED-O2D-CGD	-2.53	110.22	115.94
9	D	102	BCL	O2A-C1-C2	2.52	115.27	108.64
9	u	101	BCL	C1C-NC-C4C	-2.52	105.57	106.71
9	x	305	BCL	O2A-CGA-O1A	-2.52	117.22	123.59
9	K	101	BCL	C3C-C4C-CHD	-2.52	118.00	123.39
7	o	501	HEM	CAD-C3D-C4D	2.52	129.06	124.66
9	A	102	BCL	CHB-C4A-NA	-2.52	121.03	124.51
15	z	101	CRT	C30-C28-C27	-2.52	115.07	118.94
15	G	101	CRT	C26-C25-C23	-2.52	119.34	126.42
9	AB	101	BCL	CGD-CBD-CAD	-2.52	102.58	110.73

Continued on next page...

Continued from previous page...

Mol	Chain	Res	Type	Atoms	Z	Observed(^{o})	Ideal(^{o})
9	h	101	BCL	CMB-C2B-C3B	2.52	129.39	124.68
9	I	101	BCL	C7-C6-C5	-2.52	106.52	113.36
15	AD	102	CRT	C14-C15-C16	2.52	131.07	123.22
15	c	101	CRT	C34-C33-C32	-2.51	119.40	122.92
9	AE	104	BCL	CHC-C1C-NC	2.51	127.99	124.51
15	T	101	CRT	C18-C17-C16	2.51	122.04	118.08
15	2	101	CRT	C21-C20-C19	-2.51	118.33	123.47
15	f	102	CRT	C1-C4-C5	2.51	119.72	113.06
9	R	102	BCL	C1-O2A-CGA	2.51	123.03	116.44
10	y	402	BPH	CMC-C2C-C1C	-2.51	108.88	114.38
15	AE	103	CRT	C36-C35-C33	-2.51	122.10	125.89
15	R	101	CRT	C32-C31-C30	-2.51	115.39	123.22
9	g	101	BCL	CMC-C2C-C3C	-2.51	103.71	113.83
9	T	102	BCL	CED-O2D-CGD	-2.51	110.26	115.94
15	k	101	CRT	C13-C12-C14	-2.51	119.41	122.92
15	AL	101	CRT	C10-C9-C7	-2.51	123.73	127.31
9	e	102	BCL	CMA-C3A-C4A	-2.51	105.03	111.77
9	AE	104	BCL	C11-C12-C13	-2.51	107.81	115.92
9	J	102	BCL	CHD-C4C-NC	-2.51	122.29	125.08
9	AJ	102	BCL	C1D-CHD-C4C	-2.51	120.58	126.62
9	s	102	BCL	CMC-C2C-C3C	-2.50	103.73	113.83
9	L	305	BCL	C3D-C2D-C1D	-2.50	102.41	105.83
15	Z	101	CRT	C29-C28-C27	-2.50	119.42	122.92
9	k	102	BCL	CHC-C1C-NC	2.50	127.97	124.51
15	i	101	CRT	C32-C31-C30	-2.50	115.41	123.22
9	i	102	BCL	C1D-CHD-C4C	-2.50	120.58	126.62
15	N	101	CRT	C29-C28-C27	-2.50	119.42	122.92
7	C	503	HEM	CHB-C1B-C2B	-2.50	119.80	126.72
9	X	102	BCL	CBB-CAB-C3B	2.50	127.77	120.34
15	y	404	CRT	C34-C33-C35	2.50	122.02	118.08
9	8	102	BCL	OBD-CAD-C3D	2.50	134.54	128.52
15	f	102	CRT	C30-C28-C27	-2.50	115.11	118.94
9	m	103	BCL	CHC-C1C-NC	2.50	127.97	124.51
15	AH	102	CRT	C35-C33-C32	-2.50	115.11	118.94
9	e	102	BCL	C3D-C2D-C1D	-2.49	102.43	105.83
15	6	101	CRT	C18-C17-C16	2.49	122.00	118.08
15	v	101	CRT	C15-C16-C17	-2.49	119.42	126.42
15	p	103	CRT	C6-C7-C9	-2.49	115.12	118.94
9	l	101	BCL	CBB-CAB-C3B	2.49	127.72	120.34
9	AE	102	BCL	CMC-C2C-C3C	-2.49	103.80	113.83
9	x	301	BCL	CMA-C3A-C4A	-2.49	105.09	111.77
9	AH	103	BCL	CBB-CAB-C3B	2.48	127.72	120.34

Continued on next page...

Continued from previous page...

Mol	Chain	Res	Type	Atoms	Z	Observed(^{o})	Ideal(^{o})
9	J	102	BCL	CBA-CAA-C2A	2.48	121.19	113.86
9	s	102	BCL	CBB-CAB-C3B	2.48	127.71	120.34
15	e	101	CRT	C35-C33-C32	-2.48	115.13	118.94
15	AJ	101	CRT	C9-C10-C11	2.48	130.95	123.22
15	AJ	101	CRT	C15-C14-C12	-2.48	123.77	127.31
14	y	403	MQ8	C15-C16-C17	2.48	120.03	111.88
11	x	304	UQ8	O5-C5-C4	2.48	126.19	120.93
9	X	102	BCL	CMC-C2C-C3C	-2.48	103.84	113.83
9	g	101	BCL	CAA-CBA-CGA	-2.48	106.02	113.25
9	B	101	BCL	O2A-CGA-O1A	-2.48	117.34	123.59
9	AE	104	BCL	O2A-C1-C2	2.47	115.14	108.64
9	5	102	BCL	C7-C6-C5	-2.47	106.64	113.36
9	4	102	BCL	C1C-NC-C4C	-2.47	105.59	106.71
7	C	503	HEM	O2A-CGA-CBA	2.47	121.97	114.03
9	r	101	BCL	C11-C12-C13	-2.47	107.93	115.92
15	p	103	CRT	C14-C15-C16	-2.47	115.50	123.22
9	D	102	BCL	C11-C10-C8	-2.47	107.93	115.92
7	C	504	HEM	C4B-C3B-C2B	-2.47	105.15	107.11
9	AH	101	BCL	C16-C15-C13	-2.47	107.94	115.92
15	2	101	CRT	C34-C33-C35	2.47	121.97	118.08
7	C	502	HEM	C2B-C1B-NB	-2.47	106.91	109.84
15	P	102	CRT	C8-C7-C6	2.47	121.97	118.08
9	p	104	BCL	C11-C10-C8	-2.47	107.94	115.92
9	y	401	BCL	C3D-C2D-C1D	-2.47	102.46	105.83
9	AD	101	BCL	C1C-NC-C4C	-2.47	105.60	106.71
9	AC	102	BCL	C3C-C4C-CHD	-2.47	118.12	123.39
9	AH	101	BCL	CMD-C2D-C1D	2.47	129.06	124.71
15	AC	101	CRT	C29-C28-C30	2.47	121.96	118.08
10	x	302	BPH	C1-C2-C3	-2.46	121.78	126.04
9	AH	101	BCL	CBB-CAB-C3B	2.46	127.66	120.34
9	3	101	BCL	C11-C12-C13	-2.46	107.95	115.92
9	AD	101	BCL	CMC-C2C-C3C	-2.46	103.89	113.83
9	c	102	BCL	CGD-CBD-CAD	-2.46	102.76	110.73
9	i	102	BCL	O2A-C1-C2	2.46	115.11	108.64
9	g	101	BCL	C7-C6-C5	-2.46	106.67	113.36
9	g	101	BCL	C3D-C2D-C1D	-2.46	102.47	105.83
9	j	101	BCL	C3D-C2D-C1D	-2.46	102.47	105.83
11	x	304	UQ8	C32-C31-C29	2.46	121.08	112.98
9	5	101	BCL	C3D-C2D-C1D	-2.46	102.47	105.83
9	w	101	BCL	C7-C6-C5	-2.46	106.67	113.36
15	AC	101	CRT	C9-C10-C11	-2.46	115.54	123.22
9	p	104	BCL	CMC-C2C-C3C	-2.46	103.91	113.83

Continued on next page...

Continued from previous page...

Mol	Chain	Res	Type	Atoms	Z	Observed(^{o})	Ideal(^{o})
9	AL	102	BCL	C11-C12-C13	-2.46	107.97	115.92
9	c	102	BCL	C3C-C4C-CHD	-2.46	118.14	123.39
9	AD	101	BCL	C11-C10-C8	-2.46	107.98	115.92
15	p	103	CRT	C24-C23-C22	-2.46	119.48	122.92
9	AC	102	BCL	C7-C6-C5	-2.46	106.69	113.36
15	R	101	CRT	C16-C17-C19	-2.46	115.17	118.94
15	z	101	CRT	C29-C28-C30	2.46	121.95	118.08
11	L	304	UQ8	C20-C19-C21	2.46	119.40	115.27
9	7	101	BCL	C2C-C3C-C4C	-2.46	97.66	101.34
15	P	102	CRT	C9-C10-C11	-2.45	115.56	123.22
9	z	102	BCL	C1D-CHD-C4C	-2.45	120.70	126.62
9	AL	102	BCL	CHC-C1C-NC	2.45	127.90	124.51
7	C	501	HEM	CHB-C1B-C2B	-2.45	119.94	126.72
9	AE	104	BCL	C11-C10-C8	-2.45	108.00	115.92
9	J	102	BCL	O2A-C1-C2	2.45	115.08	108.64
9	Y	101	BCL	C2A-C1A-CHA	2.45	128.14	123.86
9	AI	101	BCL	C3C-C4C-CHD	-2.45	118.16	123.39
9	AH	101	BCL	C11-C10-C8	-2.45	108.00	115.92
9	AB	101	BCL	C16-C15-C13	-2.45	108.00	115.92
9	3	101	BCL	C4A-NA-C1A	2.45	107.81	106.71
9	f	101	BCL	CMC-C2C-C3C	-2.45	103.96	113.83
9	T	102	BCL	OBB-CAB-CBB	-2.45	114.67	120.17
10	L	302	BPH	C1-O2A-CGA	2.45	122.86	116.44
9	Z	102	BCL	C2C-C3C-C4C	-2.44	97.68	101.34
9	L	303	BCL	OBB-CAB-CBB	-2.44	114.67	120.17
9	B	101	BCL	C3C-C2C-C1C	2.44	105.81	101.87
9	h	101	BCL	C3D-C2D-C1D	-2.44	102.50	105.83
9	x	305	BCL	C1D-CHD-C4C	-2.44	120.73	126.62
9	AL	102	BCL	CBB-CAB-C3B	2.44	127.58	120.34
9	D	101	BCL	C3C-C2C-C1C	2.44	105.81	101.87
9	z	102	BCL	CHD-C4C-NC	-2.44	122.37	125.08
9	L	301	BCL	C2A-C3A-C4A	-2.44	97.93	101.87
7	o	502	HEM	C2B-C1B-NB	-2.44	106.95	109.84
9	I	101	BCL	C1D-CHD-C4C	-2.44	120.75	126.62
7	C	502	HEM	CBA-CAA-C2A	-2.44	108.46	112.62
9	G	102	BCL	C3D-C2D-C1D	-2.43	102.51	105.83
9	G	102	BCL	O2A-CGA-O1A	-2.43	117.45	123.59
9	X	102	BCL	C1-O2A-CGA	2.43	122.83	116.44
9	9	103	BCL	C2A-C1A-CHA	2.43	128.11	123.86
10	M	402	BPH	C6-C7-C8	-2.43	108.06	115.92
9	3	101	BCL	C1-O2A-CGA	2.43	122.82	116.44
9	5	102	BCL	C6-C5-C3	-2.43	107.08	113.45

Continued on next page...

Continued from previous page...

Mol	Chain	Res	Type	Atoms	Z	Observed(^{o})	Ideal(^{o})
9	5	102	BCL	CMD-C2D-C3D	2.43	133.20	127.61
9	u	101	BCL	C2A-C1A-CHA	2.43	128.11	123.86
9	AD	101	BCL	C12-C11-C10	-2.43	102.08	113.24
15	P	102	CRT	C10-C9-C7	-2.43	123.84	127.31
9	AH	103	BCL	C1-C2-C3	2.43	130.24	126.04
9	v	102	BCL	CHD-C4C-NC	-2.43	122.38	125.08
9	B	101	BCL	C4A-NA-C1A	2.42	107.80	106.71
15	n	101	CRT	C18-C17-C19	-2.42	119.53	122.92
9	y	401	BCL	O2A-CGA-CBA	2.42	119.52	111.91
9	AI	101	BCL	C7-C6-C5	-2.42	106.78	113.36
9	F	101	BCL	C3D-C2D-C1D	-2.42	102.53	105.83
9	9	103	BCL	C16-C15-C13	-2.42	108.09	115.92
15	4	101	CRT	C14-C15-C16	-2.42	115.67	123.22
9	U	101	BCL	CMC-C2C-C3C	-2.42	104.07	113.83
15	T	101	CRT	C16-C17-C19	-2.42	115.23	118.94
9	d	101	BCL	CMC-C2C-C3C	-2.42	104.08	113.83
15	6	101	CRT	C9-C10-C11	-2.42	115.67	123.22
9	x	305	BCL	C4B-CHC-C1C	-2.42	125.33	130.12
9	Z	102	BCL	O2A-CGA-O1A	-2.42	117.49	123.59
9	i	102	BCL	O2A-CGA-O1A	-2.42	117.50	123.59
9	AK	101	BCL	C7-C6-C5	-2.42	106.80	113.36
15	U	102	CRT	C8-C7-C6	2.42	121.88	118.08
9	N	102	BCL	CHC-C1C-NC	2.41	127.85	124.51
9	B	101	BCL	C2A-C1A-CHA	2.41	128.08	123.86
9	5	102	BCL	C12-C11-C10	-2.41	102.15	113.24
7	o	502	HEM	C2C-C3C-C4C	-2.41	105.21	106.90
9	L	305	BCL	C16-C15-C13	-2.41	108.12	115.92
15	y	404	CRT	C1-C4-C5	2.41	119.45	113.06
9	k	102	BCL	C1-O2A-CGA	2.41	122.77	116.44
9	AH	101	BCL	C3D-C2D-C1D	-2.41	102.54	105.83
9	AH	103	BCL	C12-C11-C10	-2.41	102.17	113.24
9	x	301	BCL	C16-C15-C13	-2.41	108.14	115.92
15	e	101	CRT	C26-C27-C28	-2.41	123.88	127.31
9	Y	101	BCL	CMC-C2C-C1C	-2.41	105.31	111.77
9	d	101	BCL	CMC-C2C-C1C	-2.41	105.31	111.77
9	y	401	BCL	CMD-C2D-C1D	2.41	128.95	124.71
9	M	401	BCL	C3D-C2D-C1D	-2.40	102.55	105.83
9	R	102	BCL	C4A-NA-C1A	2.40	107.79	106.71
9	AJ	102	BCL	C16-C15-C13	-2.40	108.15	115.92
15	z	101	CRT	C14-C15-C16	-2.40	115.72	123.22
9	S	102	BCL	CMA-C3A-C2A	-2.40	104.13	113.83
9	P	101	BCL	C1B-CHB-C4A	-2.40	125.36	130.12

Continued on next page...

Continued from previous page...

Mol	Chain	Res	Type	Atoms	Z	Observed(^{o})	Ideal(^{o})
9	T	102	BCL	C3C-C4C-CHD	-2.40	118.26	123.39
9	w	101	BCL	C11-C10-C8	-2.40	108.16	115.92
15	T	101	CRT	C29-C28-C27	-2.40	119.56	122.92
9	G	102	BCL	CMA-C3A-C4A	-2.40	105.32	111.77
15	AD	102	CRT	C26-C25-C23	-2.40	119.67	126.42
12	t	303	PEF	O3P-P-O1P	-2.40	99.69	109.07
10	x	302	BPH	C1-O2A-CGA	2.40	122.74	116.44
9	AI	101	BCL	CMA-C3A-C4A	-2.40	105.33	111.77
7	C	502	HEM	CAA-CBA-CGA	-2.40	107.04	113.76
9	y	401	BCL	CBB-CAB-C3B	2.40	127.46	120.34
9	I	101	BCL	C2A-C1A-CHA	2.40	128.05	123.86
9	x	303	BCL	C1D-CHD-C4C	-2.40	120.84	126.62
9	F	101	BCL	CHC-C1C-NC	2.40	127.83	124.51
9	F	101	BCL	CAA-CBA-CGA	-2.40	106.25	113.25
9	8	102	BCL	C1D-CHD-C4C	-2.40	120.84	126.62
11	L	304	UQ8	C7-C6-C5	2.40	121.36	118.48
9	B	101	BCL	CMA-C3A-C4A	-2.39	105.34	111.77
9	L	301	BCL	C1B-CHB-C4A	-2.39	125.38	130.12
9	U	101	BCL	CBB-CAB-C3B	2.39	127.45	120.34
9	D	102	BCL	C1C-NC-C4C	-2.39	105.63	106.71
9	AD	101	BCL	C3C-C2C-C1C	2.39	105.73	101.87
9	A	102	BCL	O2A-CGA-O1A	-2.39	117.56	123.59
9	AL	102	BCL	C3D-C2D-C1D	-2.39	102.57	105.83
9	p	102	BCL	CHB-C4A-NA	-2.39	121.21	124.51
15	s	101	CRT	C6-C7-C9	-2.39	115.28	118.94
10	L	302	BPH	C11-C10-C8	-2.39	108.20	115.92
15	U	102	CRT	C24-C23-C25	2.39	121.84	118.08
9	h	101	BCL	C16-C15-C13	-2.39	108.20	115.92
11	x	304	UQ8	O3-C3-C4	-2.39	114.64	123.64
9	z	102	BCL	C11-C12-C13	-2.39	108.21	115.92
15	A	103	CRT	C16-C17-C19	-2.39	115.28	118.94
9	p	104	BCL	C1B-CHB-C4A	-2.38	125.39	130.12
9	p	102	BCL	C11-C12-C13	-2.38	108.22	115.92
9	r	101	BCL	C5-C3-C2	2.38	125.94	121.12
9	L	303	BCL	CAC-C3C-C2C	-2.38	108.31	114.26
9	K	101	BCL	C7-C6-C5	-2.38	106.89	113.36
9	e	102	BCL	CHD-C1D-ND	-2.38	122.27	124.45
12	t	301	PEF	O2P-P-O1P	2.38	124.00	112.24
10	L	302	BPH	CBA-CAA-C2A	-2.38	106.86	113.81
9	m	102	BCL	C2A-C1A-CHA	2.38	128.02	123.86
15	f	102	CRT	C11-C12-C14	-2.38	115.29	118.94
9	0	101	BCL	C16-C15-C13	-2.38	108.23	115.92

Continued on next page...

Continued from previous page...

Mol	Chain	Res	Type	Atoms	Z	Observed(^{o})	Ideal(^{o})
11	x	304	UQ8	C41-C42-C43	2.38	119.69	111.88
15	AE	103	CRT	C32-C31-C30	-2.38	115.81	123.22
9	i	102	BCL	C2A-C1A-CHA	2.37	128.01	123.86
9	9	103	BCL	C1C-NC-C4C	-2.37	105.64	106.71
9	AB	101	BCL	C1C-NC-C4C	-2.37	105.64	106.71
9	0	101	BCL	C4A-NA-C1A	2.37	107.77	106.71
9	AH	101	BCL	CHB-C4A-NA	-2.37	121.23	124.51
9	D	101	BCL	CMA-C3A-C4A	-2.37	105.40	111.77
11	L	304	UQ8	O5-C5-C6	2.37	125.72	121.55
9	N	102	BCL	C3C-C4C-CHD	-2.37	118.33	123.39
9	U	101	BCL	CED-O2D-CGD	-2.37	110.58	115.94
9	W	101	BCL	C3D-C2D-C1D	-2.37	102.60	105.83
9	AH	101	BCL	CMC-C2C-C3C	-2.37	104.28	113.83
11	x	304	UQ8	C35-C34-C36	2.37	119.25	115.27
9	D	102	BCL	C12-C11-C10	-2.36	102.38	113.24
9	c	102	BCL	C12-C11-C10	-2.36	102.39	113.24
9	M	401	BCL	C10-C8-C7	-2.36	99.72	112.13
9	h	101	BCL	C3C-C4C-CHD	-2.36	118.35	123.39
9	r	101	BCL	CMD-C2D-C1D	2.36	128.87	124.71
9	Q	101	BCL	CHD-C4C-NC	-2.36	122.45	125.08
15	n	101	CRT	C18-C17-C16	2.36	121.79	118.08
9	c	102	BCL	C11-C10-C8	-2.36	108.30	115.92
9	s	102	BCL	C4A-NA-C1A	2.36	107.77	106.71
9	l	101	BCL	C6-C5-C3	-2.35	107.28	113.45
15	n	101	CRT	C24-C23-C25	2.35	121.78	118.08
9	5	101	BCL	CBB-CAB-C3B	2.35	127.32	120.34
9	m	103	BCL	CMC-C2C-C3C	-2.35	104.34	113.83
15	U	102	CRT	C34-C33-C35	2.35	121.78	118.08
9	1	102	BCL	C3D-C2D-C1D	-2.35	102.62	105.83
9	3	101	BCL	C11-C10-C8	-2.35	108.32	115.92
9	AE	104	BCL	CMA-C3A-C4A	-2.35	105.46	111.77
15	i	101	CRT	C26-C27-C28	-2.35	123.96	127.31
9	k	102	BCL	C11-C10-C8	-2.35	108.33	115.92
9	A	102	BCL	C2A-C1A-CHA	2.34	127.96	123.86
9	D	102	BCL	C1D-CHD-C4C	-2.34	120.97	126.62
12	t	303	PEF	O2P-P-O1P	2.34	123.82	112.24
15	4	101	CRT	C34-C33-C32	-2.34	119.64	122.92
9	9	103	BCL	C3C-C4C-CHD	-2.34	118.39	123.39
9	1	101	BCL	C3D-C2D-C1D	-2.34	102.64	105.83
9	w	101	BCL	C2A-C3A-C4A	-2.34	98.09	101.87
9	S	102	BCL	CMD-C2D-C1D	2.34	128.84	124.71
9	u	101	BCL	C11-C12-C13	-2.34	108.35	115.92

Continued on next page...

Continued from previous page...

Mol	Chain	Res	Type	Atoms	Z	Observed(^{o})	Ideal(^{o})
9	T	102	BCL	O2A-CGA-O1A	-2.34	117.69	123.59
15	U	102	CRT	C14-C15-C16	-2.34	115.92	123.22
9	Y	101	BCL	C11-C10-C8	-2.34	108.36	115.92
9	e	102	BCL	C11-C10-C8	-2.34	108.36	115.92
9	x	301	BCL	CAC-C3C-C4C	2.34	117.77	112.58
9	m	103	BCL	CBC-CAC-C3C	2.34	118.67	113.47
9	p	102	BCL	C1C-NC-C4C	-2.34	105.66	106.71
9	X	102	BCL	CAA-C2A-C3A	2.34	119.17	112.78
15	R	101	CRT	C34-C33-C35	2.34	121.76	118.08
9	d	101	BCL	O2A-C1-C2	2.34	114.77	108.64
9	J	102	BCL	CMC-C2C-C3C	-2.34	104.41	113.83
9	D	102	BCL	C4B-CHC-C1C	-2.33	125.49	130.12
9	5	102	BCL	C11-C12-C13	-2.33	108.38	115.92
15	A	103	CRT	C14-C15-C16	-2.33	115.94	123.22
7	C	503	HEM	C2C-C3C-C4C	-2.33	105.27	106.90
9	K	101	BCL	CMC-C2C-C3C	-2.33	104.42	113.83
12	H	301	PEF	O3-C3-C2	-2.33	101.65	108.43
15	y	404	CRT	C40-C38-C39	2.33	114.75	110.37
9	G	102	BCL	CHD-C4C-NC	-2.33	122.49	125.08
9	p	104	BCL	C3D-C2D-C1D	-2.33	102.65	105.83
9	h	101	BCL	CMA-C3A-C2A	-2.33	104.44	113.83
9	AC	102	BCL	CMA-C3A-C4A	-2.33	105.52	111.77
7	o	501	HEM	CHA-C4D-ND	2.33	127.25	124.38
9	AA	101	BCL	CGD-CBD-CAD	-2.33	103.20	110.73
9	d	101	BCL	C3D-C2D-C1D	-2.33	102.66	105.83
10	x	302	BPH	O2A-CGA-CBA	2.32	119.20	111.91
9	AB	101	BCL	C11-C12-C13	-2.32	108.41	115.92
9	1	102	BCL	CHB-C4A-NA	-2.32	121.30	124.51
7	C	504	HEM	O2D-CGD-CBD	2.32	121.50	114.03
9	D	102	BCL	C7-C6-C5	-2.32	107.05	113.36
9	0	101	BCL	CBB-CAB-C3B	2.32	127.23	120.34
15	Z	101	CRT	C35-C33-C32	-2.32	115.38	118.94
15	2	101	CRT	C32-C31-C30	-2.32	115.98	123.22
15	E	101	CRT	C32-C31-C30	-2.32	115.98	123.22
15	R	101	CRT	C26-C27-C28	-2.32	124.00	127.31
10	L	302	BPH	C11-C12-C13	-2.32	108.42	115.92
9	AH	103	BCL	C3D-C2D-C1D	-2.32	102.67	105.83
9	AA	101	BCL	CMA-C3A-C4A	-2.32	105.55	111.77
9	AK	101	BCL	CMA-C3A-C4A	-2.32	105.55	111.77
9	x	301	BCL	CMB-C2B-C3B	2.32	129.01	124.68
9	V	101	BCL	CAA-CBA-CGA	-2.32	106.49	113.25
15	G	101	CRT	C18-C17-C19	-2.32	119.68	122.92

Continued on next page...

Continued from previous page...

Mol	Chain	Res	Type	Atoms	Z	Observed(^{o})	Ideal(^{o})
9	y	401	BCL	C16-C15-C13	-2.32	108.44	115.92
9	AH	101	BCL	CMA-C3A-C4A	-2.31	105.55	111.77
9	f	101	BCL	C3D-C2D-C1D	-2.31	102.67	105.83
9	5	101	BCL	C3C-C2C-C1C	2.31	105.61	101.87
9	R	102	BCL	C3C-C4C-CHD	-2.31	118.45	123.39
9	m	102	BCL	C11-C10-C8	-2.31	108.45	115.92
9	AK	101	BCL	C6-C5-C3	-2.31	107.40	113.45
9	N	102	BCL	CBB-CAB-C3B	2.31	127.20	120.34
9	7	101	BCL	CMC-C2C-C1C	-2.31	105.56	111.77
9	O	101	BCL	O2A-C1-C2	2.31	114.70	108.64
9	p	102	BCL	CMC-C2C-C3C	-2.31	104.52	113.83
15	2	101	CRT	C5-C6-C7	-2.31	122.41	125.89
9	D	102	BCL	CMD-C2D-C3D	2.31	132.92	127.61
9	d	101	BCL	CAA-CBA-CGA	-2.31	106.51	113.25
9	G	102	BCL	O2A-C1-C2	2.30	114.69	108.64
9	e	102	BCL	C7-C6-C5	-2.30	107.10	113.36
9	N	102	BCL	C12-C11-C10	-2.30	102.66	113.24
9	Z	102	BCL	CMA-C3A-C4A	-2.30	105.58	111.77
9	AE	102	BCL	C1C-NC-C4C	-2.30	105.67	106.71
15	E	101	CRT	C26-C27-C28	-2.30	124.03	127.31
9	F	101	BCL	CBB-CAB-C3B	2.30	127.17	120.34
9	G	102	BCL	C11-C12-C13	-2.30	108.49	115.92
15	J	101	CRT	C35-C33-C32	-2.30	115.42	118.94
15	e	101	CRT	C10-C11-C12	-2.30	119.97	126.42
9	AH	101	BCL	C11-C12-C13	-2.29	108.50	115.92
10	y	402	BPH	O2A-CGA-O1A	-2.29	117.80	123.59
9	1	101	BCL	C2A-C1A-CHA	2.29	127.87	123.86
15	c	101	CRT	C34-C33-C35	2.29	121.69	118.08
9	X	102	BCL	CHC-C1C-NC	2.29	127.68	124.51
9	AD	101	BCL	C1-O2A-CGA	2.29	122.46	116.44
9	s	102	BCL	C1D-CHD-C4C	-2.29	121.09	126.62
7	o	504	HEM	C3B-C2B-C1B	2.29	108.19	106.49
9	AL	102	BCL	C11-C10-C8	-2.29	108.52	115.92
7	o	504	HEM	CHC-C4B-C3B	2.29	128.07	124.57
9	4	102	BCL	CMD-C2D-C1D	2.29	128.75	124.71
15	G	101	CRT	C27-C26-C25	-2.29	116.07	123.22
9	l	101	BCL	O2A-C1-C2	2.29	114.65	108.64
7	o	503	HEM	CHA-C4D-ND	2.29	127.21	124.38
9	z	102	BCL	O2A-CGA-O1A	-2.29	117.82	123.59
9	I	101	BCL	CED-O2D-CGD	-2.29	110.77	115.94
9	O	101	BCL	C1-O2A-CGA	2.29	122.44	116.44
7	o	502	HEM	C3B-C2B-C1B	2.28	108.18	106.49

Continued on next page...

Continued from previous page...

Mol	Chain	Res	Type	Atoms	Z	Observed(^{o})	Ideal(^{o})
9	R	102	BCL	C11-C12-C13	-2.28	108.54	115.92
9	AE	102	BCL	CMC-C2C-C1C	-2.28	105.64	111.77
15	AL	101	CRT	C8-C7-C6	2.28	121.67	118.08
9	5	102	BCL	CAC-C3C-C4C	2.28	117.64	112.58
9	J	102	BCL	C1-O2A-CGA	2.28	122.42	116.44
9	u	101	BCL	C11-C10-C8	-2.28	108.55	115.92
9	A	102	BCL	C1D-CHD-C4C	-2.28	121.12	126.62
7	o	502	HEM	CMB-C2B-C1B	2.28	128.51	125.04
9	V	101	BCL	C3D-C2D-C1D	-2.28	102.72	105.83
9	D	102	BCL	C3C-C4C-CHD	-2.28	118.53	123.39
9	D	102	BCL	C2C-C3C-C4C	-2.28	97.93	101.34
9	5	101	BCL	C4B-C3B-CAB	-2.27	122.73	127.13
15	c	101	CRT	C13-C12-C11	2.27	121.66	118.08
15	s	101	CRT	C9-C10-C11	-2.27	116.12	123.22
9	J	102	BCL	CAA-C2A-C3A	2.27	119.00	112.78
9	AE	102	BCL	C1-O2A-CGA	2.27	122.41	116.44
9	9	103	BCL	C3C-C2C-C1C	2.27	105.54	101.87
9	p	104	BCL	CBB-CAB-C3B	2.27	127.09	120.34
9	AD	101	BCL	O2A-CGA-O1A	-2.27	117.86	123.59
9	s	102	BCL	CHD-C4C-NC	-2.27	122.55	125.08
15	AL	101	CRT	C18-C17-C16	2.27	121.66	118.08
9	S	102	BCL	CHB-C4A-NA	-2.27	121.37	124.51
9	4	102	BCL	CHC-C1C-NC	2.27	127.65	124.51
9	p	104	BCL	OBD-CAD-C3D	2.27	133.98	128.52
9	i	102	BCL	CMA-C3A-C4A	-2.27	105.67	111.77
9	p	102	BCL	C4B-C3B-CAB	-2.27	122.75	127.13
14	y	403	MQ8	C41-C42-C43	-2.27	122.20	127.66
15	M	404	CRT	C29-C28-C27	-2.27	119.75	122.92
9	AE	102	BCL	CBB-CAB-C3B	2.26	127.06	120.34
15	z	101	CRT	C36-C35-C33	-2.26	122.47	125.89
15	G	101	CRT	C34-C33-C35	2.26	121.64	118.08
9	5	101	BCL	O2A-CGA-CBA	2.26	119.00	111.91
9	P	101	BCL	C11-C10-C8	-2.26	108.61	115.92
9	8	102	BCL	CBB-CAB-C3B	2.26	127.05	120.34
9	7	101	BCL	CBB-CAB-C3B	2.26	127.05	120.34
9	AE	102	BCL	C12-C11-C10	-2.26	102.85	113.24
9	z	102	BCL	CBB-CAB-C3B	2.26	127.05	120.34
9	R	102	BCL	CMA-C3A-C2A	-2.26	104.72	113.83
9	AH	103	BCL	O2A-CGA-O1A	-2.26	117.89	123.59
9	AK	101	BCL	C1D-CHD-C4C	-2.26	121.18	126.62
9	AB	101	BCL	C6-C5-C3	-2.26	107.54	113.45
14	y	403	MQ8	C7-C8-C9	-2.26	116.75	120.19

Continued on next page...

Continued from previous page...

Mol	Chain	Res	Type	Atoms	Z	Observed(^{o})	Ideal(^{o})
9	7	101	BCL	CAA-CBA-CGA	-2.26	106.66	113.25
9	9	103	BCL	C4A-NA-C1A	2.26	107.72	106.71
9	v	102	BCL	CMC-C2C-C3C	-2.26	104.73	113.83
9	O	101	BCL	C12-C11-C10	-2.25	102.88	113.24
9	x	305	BCL	CGD-CBD-CAD	-2.25	103.43	110.73
9	B	101	BCL	C11-C10-C8	-2.25	108.64	115.92
15	4	101	CRT	C30-C28-C27	-2.25	115.48	118.94
15	y	404	CRT	C6-C7-C9	2.25	122.40	118.94
14	M	403	MQ8	C15-C13-C12	-2.25	116.56	121.12
14	M	403	MQ8	C11-C3-C4	2.25	120.91	118.50
9	4	102	BCL	CMC-C2C-C3C	-2.25	104.75	113.83
9	v	102	BCL	C2C-C3C-C4C	-2.25	97.97	101.34
9	c	102	BCL	CMC-C2C-C3C	-2.25	104.75	113.83
9	AL	102	BCL	C3C-C4C-CHD	-2.25	118.58	123.39
15	P	102	CRT	C8-C7-C9	-2.25	119.77	122.92
14	M	403	MQ8	C2M-C2-C3	-2.25	120.73	124.40
9	AB	101	BCL	C3D-C2D-C1D	-2.25	102.76	105.83
9	D	102	BCL	C1-O2A-CGA	2.25	122.35	116.44
12	m	101	PEF	C3-C2-C1	-2.25	106.47	111.79
9	L	303	BCL	OBD-CAD-C3D	2.25	133.93	128.52
9	T	102	BCL	C12-C11-C10	-2.25	102.91	113.24
9	AE	102	BCL	O2A-CGA-O1A	-2.25	117.92	123.59
9	AC	102	BCL	C12-C11-C10	-2.25	102.92	113.24
9	V	101	BCL	C3C-C4C-CHD	-2.25	118.59	123.39
9	U	101	BCL	C1D-CHD-C4C	-2.25	121.20	126.62
9	u	101	BCL	C3D-C2D-C1D	-2.24	102.77	105.83
9	AE	104	BCL	CHD-C4C-NC	-2.24	122.58	125.08
9	m	102	BCL	CHB-C4A-NA	-2.24	121.41	124.51
14	y	403	MQ8	C45-C43-C44	2.24	119.04	115.27
9	W	101	BCL	C11-C10-C8	-2.24	108.67	115.92
9	w	101	BCL	O2A-CGA-O1A	-2.24	117.94	123.59
9	X	102	BCL	C1D-CHD-C4C	-2.24	121.22	126.62
15	R	101	CRT	C15-C16-C17	2.24	132.71	126.42
15	AJ	101	CRT	C24-C23-C25	2.24	121.61	118.08
7	C	501	HEM	CHD-C1D-C2D	-2.24	121.48	124.98
15	2	101	CRT	C20-C21-C22	-2.24	118.89	123.47
9	r	101	BCL	O2A-CGA-CBA	2.24	118.93	111.91
9	k	102	BCL	CED-O2D-CGD	-2.24	110.87	115.94
15	c	101	CRT	C8-C7-C9	-2.24	119.79	122.92
9	y	401	BCL	CBA-CAA-C2A	2.24	120.47	113.86
9	j	101	BCL	C1-O2A-CGA	2.24	122.31	116.44
15	X	101	CRT	C10-C11-C12	2.24	132.70	126.42

Continued on next page...

Continued from previous page...

Mol	Chain	Res	Type	Atoms	Z	Observed(^{o})	Ideal(^{o})
9	e	102	BCL	C3C-C2C-C1C	2.24	105.48	101.87
15	i	101	CRT	C9-C10-C11	-2.24	116.24	123.22
9	i	102	BCL	CHD-C1D-ND	-2.24	122.40	124.45
9	L	305	BCL	C2A-C1A-CHA	2.23	127.77	123.86
9	p	102	BCL	C3C-C2C-C1C	2.23	105.48	101.87
15	E	101	CRT	C24-C23-C25	2.23	121.60	118.08
15	T	101	CRT	C36-C35-C33	2.23	129.27	125.89
15	G	101	CRT	C18-C17-C16	2.23	121.59	118.08
9	u	101	BCL	C14-C13-C12	-2.23	103.21	111.29
9	h	101	BCL	C3C-C2C-C1C	2.23	105.47	101.87
9	5	101	BCL	C5-C3-C2	2.23	125.63	121.12
7	o	503	HEM	CHB-C1B-C2B	-2.23	120.55	126.72
15	P	102	CRT	C18-C17-C16	2.23	121.59	118.08
9	F	101	BCL	C7-C6-C5	-2.23	107.31	113.36
9	4	102	BCL	C6-C5-C3	-2.23	107.61	113.45
9	AA	101	BCL	CMC-C2C-C3C	-2.23	104.84	113.83
9	w	101	BCL	C11-C12-C13	-2.23	108.72	115.92
9	f	101	BCL	O2A-CGA-O1A	-2.23	117.97	123.59
9	0	101	BCL	C11-C12-C13	-2.23	108.72	115.92
9	B	101	BCL	C3C-C4C-CHD	-2.23	118.64	123.39
9	Q	101	BCL	CHC-C1C-NC	2.23	127.59	124.51
15	8	101	CRT	C20-C19-C17	-2.22	124.14	127.31
11	L	304	UQ8	C41-C42-C43	2.22	119.19	111.88
9	c	102	BCL	C1-C2-C3	-2.22	122.20	126.04
9	j	101	BCL	C16-C15-C13	-2.22	108.74	115.92
9	AI	101	BCL	C1D-CHD-C4C	-2.22	121.26	126.62
12	y	406	PEF	O2-C10-O4	-2.22	118.55	122.96
9	AA	101	BCL	CED-O2D-CGD	-2.22	110.91	115.94
15	M	404	CRT	C8-C7-C9	-2.22	119.81	122.92
9	1	101	BCL	C3C-C2C-C1C	2.22	105.46	101.87
11	L	304	UQ8	C21-C22-C23	-2.22	104.58	111.88
12	H	304	PEF	C2-O2-C10	-2.22	113.76	117.90
9	f	101	BCL	CBB-CAB-C3B	2.22	126.93	120.34
9	Q	101	BCL	CMC-C2C-C3C	-2.22	104.88	113.83
7	o	501	HEM	O2D-CGD-CBD	2.22	121.15	114.03
9	AE	102	BCL	CMA-C3A-C4A	-2.22	105.81	111.77
15	J	101	CRT	C13-C12-C11	2.22	121.57	118.08
9	L	303	BCL	C4D-C3D-CAD	2.22	110.71	108.10
9	AK	101	BCL	CAC-C3C-C2C	-2.22	108.72	114.26
9	F	101	BCL	C2A-C1A-CHA	2.22	127.73	123.86
9	h	101	BCL	C1C-NC-C4C	-2.22	105.71	106.71
9	j	101	BCL	CBB-CAB-C3B	2.21	126.92	120.34

Continued on next page...

Continued from previous page...

Mol	Chain	Res	Type	Atoms	Z	Observed(^{o})	Ideal(^{o})
15	A	103	CRT	C10-C11-C12	-2.21	120.19	126.42
9	M	401	BCL	C7-C6-C5	-2.21	107.34	113.36
9	5	101	BCL	CMA-C3A-C2A	-2.21	104.90	113.83
15	e	101	CRT	C9-C10-C11	-2.21	116.31	123.22
9	L	305	BCL	CBB-CAB-C3B	2.21	126.91	120.34
15	T	101	CRT	C11-C12-C14	-2.21	115.55	118.94
9	S	102	BCL	CHD-C4C-NC	-2.21	122.62	125.08
15	AL	101	CRT	C9-C10-C11	-2.21	116.32	123.22
15	T	101	CRT	C14-C15-C16	-2.21	116.32	123.22
15	AL	101	CRT	C21-C22-C23	-2.21	124.16	127.31
11	L	304	UQ8	C37-C38-C39	-2.21	122.34	127.66
9	1	101	BCL	CGD-CBD-CAD	-2.21	103.58	110.73
9	L	305	BCL	CAA-C2A-C3A	2.21	118.82	112.78
15	f	102	CRT	C24-C23-C25	2.21	121.56	118.08
9	P	101	BCL	CHC-C1C-NC	2.21	127.56	124.51
9	S	102	BCL	C16-C15-C13	-2.21	108.78	115.92
9	G	102	BCL	C3C-C4C-CHD	-2.21	118.68	123.39
9	AD	101	BCL	CED-O2D-CGD	-2.21	110.94	115.94
9	Q	101	BCL	C12-C11-C10	-2.21	103.10	113.24
9	K	101	BCL	C1-O2A-CGA	2.21	122.23	116.44
9	g	101	BCL	C3C-C2C-C1C	2.21	105.43	101.87
15	f	102	CRT	C29-C28-C30	2.20	121.55	118.08
9	1	101	BCL	C1-O2A-CGA	2.20	122.22	116.44
9	9	103	BCL	C4B-C3B-CAB	-2.20	122.88	127.13
15	9	102	CRT	C24-C23-C22	-2.20	119.84	122.92
15	p	103	CRT	C20-C21-C22	-2.20	118.97	123.47
9	u	101	BCL	O2A-CGA-O1A	-2.20	118.04	123.59
11	L	304	UQ8	C46-C44-C45	2.20	119.46	114.60
10	M	402	BPH	C5-C3-C2	-2.20	116.67	121.12
9	AI	101	BCL	CHB-C4A-NA	-2.20	121.47	124.51
9	P	101	BCL	C11-C12-C13	-2.20	108.81	115.92
9	x	305	BCL	CMD-C2D-C3D	2.20	132.67	127.61
9	U	101	BCL	C3C-C4C-CHD	-2.20	118.70	123.39
9	r	101	BCL	O2A-C1-C2	2.20	114.41	108.64
15	p	103	CRT	C21-C20-C19	-2.20	118.98	123.47
9	V	101	BCL	O2A-CGA-O1A	-2.19	118.05	123.59
9	1	102	BCL	CMA-C3A-C4A	-2.19	105.88	111.77
15	n	101	CRT	C21-C20-C19	-2.19	118.98	123.47
9	y	401	BCL	C11-C12-C13	-2.19	108.83	115.92
9	AA	101	BCL	C1D-CHD-C4C	-2.19	121.33	126.62
11	x	304	UQ8	C42-C41-C39	2.19	120.19	112.98
15	4	101	CRT	C31-C30-C28	2.19	132.57	126.42

Continued on next page...

Continued from previous page...

Mol	Chain	Res	Type	Atoms	Z	Observed(^{o})	Ideal(^{o})
15	AH	102	CRT	C24-C23-C22	-2.19	119.85	122.92
9	J	102	BCL	C4D-C3D-CAD	2.19	110.68	108.10
9	x	303	BCL	C4D-CHA-C1A	2.19	123.92	121.25
15	k	101	CRT	C13-C12-C11	2.19	121.53	118.08
9	m	102	BCL	C12-C11-C10	-2.19	103.17	113.24
15	T	101	CRT	C8-C7-C9	-2.19	119.86	122.92
9	3	101	BCL	O2A-CGA-O1A	-2.19	118.07	123.59
15	s	101	CRT	C5-C6-C7	-2.19	122.58	125.89
7	o	503	HEM	O2A-CGA-CBA	2.19	121.06	114.03
15	J	101	CRT	C14-C15-C16	-2.19	116.39	123.22
17	S	101	PGW	O01-C02-C03	2.19	116.32	108.40
9	5	102	BCL	CHB-C4A-NA	-2.19	121.49	124.51
14	M	403	MQ8	C34-C33-C32	-2.19	118.07	123.68
9	8	102	BCL	C1-C2-C3	2.19	129.82	126.04
15	4	101	CRT	C8-C7-C9	-2.19	119.86	122.92
15	z	101	CRT	C34-C33-C32	-2.19	119.86	122.92
9	V	101	BCL	CBB-CAB-C3B	2.18	126.83	120.34
9	P	101	BCL	CBB-CAB-C3B	2.18	126.82	120.34
9	e	102	BCL	C1D-CHD-C4C	-2.18	121.35	126.62
9	5	102	BCL	CBB-CAB-C3B	2.18	126.82	120.34
15	6	101	CRT	C20-C21-C22	-2.18	119.00	123.47
9	V	101	BCL	C2A-C1A-CHA	2.18	127.67	123.86
9	A	102	BCL	CED-O2D-CGD	-2.18	111.00	115.94
9	AI	101	BCL	CBB-CAB-C3B	2.18	126.82	120.34
9	e	102	BCL	CGD-CBD-CAD	-2.18	103.67	110.73
14	y	403	MQ8	C29-C28-C27	-2.18	118.09	123.68
9	f	101	BCL	CHB-C4A-NA	-2.18	121.50	124.51
15	c	101	CRT	C16-C17-C19	-2.18	115.60	118.94
9	AC	102	BCL	CGD-CBD-CAD	-2.18	103.68	110.73
9	g	101	BCL	C1-C2-C3	-2.18	122.28	126.04
9	AD	101	BCL	C1D-CHD-C4C	-2.18	121.37	126.62
9	c	102	BCL	CBB-CAB-C3B	2.18	126.81	120.34
9	AD	101	BCL	CAA-CBA-CGA	-2.18	106.89	113.25
12	x	306	PEF	O2P-P-O3P	-2.18	97.63	107.75
9	4	102	BCL	O2A-C1-C2	2.18	114.36	108.64
12	x	306	PEF	O3-C30-C31	2.18	121.87	112.38
15	N	101	CRT	C8-C7-C9	-2.17	119.88	122.92
15	X	101	CRT	C32-C31-C30	-2.17	116.44	123.22
15	R	101	CRT	C24-C23-C22	-2.17	119.88	122.92
9	i	102	BCL	CMC-C2C-C3C	-2.17	105.07	113.83
15	J	101	CRT	C29-C28-C27	-2.17	119.88	122.92
9	Z	102	BCL	C11-C12-C13	-2.17	108.90	115.92

Continued on next page...

Continued from previous page...

Mol	Chain	Res	Type	Atoms	Z	Observed(^{o})	Ideal(^{o})
9	i	102	BCL	C12-C11-C10	-2.17	103.26	113.24
12	y	408	PEF	O5-C30-C31	-2.17	116.90	124.81
9	r	101	BCL	C16-C15-C13	-2.17	108.91	115.92
9	B	101	BCL	CHC-C1C-NC	2.17	127.51	124.51
9	y	401	BCL	C4B-C3B-CAB	-2.17	122.94	127.13
15	G	101	CRT	C13-C12-C11	2.17	121.49	118.08
9	v	102	BCL	CGD-CBD-CAD	-2.17	103.72	110.73
9	s	102	BCL	CHB-C4A-NA	-2.17	121.52	124.51
15	e	101	CRT	C6-C7-C9	-2.17	115.62	118.94
9	z	102	BCL	C4B-C3B-CAB	-2.17	122.94	127.13
10	L	302	BPH	C6-C7-C8	-2.16	108.92	115.92
9	j	101	BCL	CHC-C1C-NC	2.16	127.50	124.51
15	P	102	CRT	C27-C26-C25	-2.16	116.47	123.22
15	AJ	101	CRT	C32-C31-C30	-2.16	116.47	123.22
9	m	103	BCL	C3C-C2C-C1C	2.16	105.36	101.87
15	T	101	CRT	C40-C38-C39	-2.16	106.31	110.37
9	x	303	BCL	CBB-CAB-C3B	2.16	126.75	120.34
7	o	502	HEM	CHB-C1B-NB	2.16	127.05	124.38
9	x	303	BCL	O2A-CGA-CBA	2.16	118.69	111.91
9	v	102	BCL	C11-C12-C13	-2.16	108.94	115.92
9	A	102	BCL	C4A-NA-C1A	2.16	107.68	106.71
15	AH	102	CRT	C27-C26-C25	-2.16	116.48	123.22
9	AE	104	BCL	C2C-C3C-C4C	-2.16	98.11	101.34
9	Z	102	BCL	CHC-C1C-NC	2.15	127.49	124.51
7	C	501	HEM	O2D-CGD-O1D	-2.15	117.94	123.30
15	9	102	CRT	C18-C17-C16	2.15	121.47	118.08
15	N	101	CRT	C18-C17-C16	2.15	121.47	118.08
9	u	101	BCL	CED-O2D-CGD	-2.15	111.07	115.94
9	M	401	BCL	CAC-C3C-C4C	2.15	117.36	112.58
15	9	102	CRT	C18-C17-C19	-2.15	119.91	122.92
9	5	102	BCL	C1D-CHD-C4C	-2.15	121.44	126.62
12	M	408	PEF	O2P-P-O1P	2.15	122.86	112.24
9	d	101	BCL	CHB-C4A-NA	-2.15	121.54	124.51
9	V	101	BCL	C7-C6-C5	-2.15	107.53	113.36
7	C	501	HEM	CMA-C3A-C4A	-2.14	125.17	128.46
11	L	304	UQ8	C12-C13-C14	-2.14	122.50	127.66
9	p	104	BCL	CHD-C4C-NC	-2.14	122.69	125.08
9	G	102	BCL	CBB-CAB-C3B	2.14	126.70	120.34
9	7	101	BCL	C6-C5-C3	-2.14	107.84	113.45
15	N	101	CRT	C14-C15-C16	-2.14	116.53	123.22
9	S	102	BCL	O2A-CGA-CBA	2.14	118.63	111.91
9	z	102	BCL	C2A-C1A-CHA	2.14	127.60	123.86

Continued on next page...

Continued from previous page...

Mol	Chain	Res	Type	Atoms	Z	Observed(^{o})	Ideal(^{o})
9	F	101	BCL	O2A-CGA-O1A	-2.14	118.19	123.59
9	Q	101	BCL	CMA-C3A-C4A	-2.14	106.02	111.77
7	C	502	HEM	CAD-C3D-C4D	2.14	128.40	124.66
14	M	403	MQ8	C9-C10-C1	2.14	123.24	120.10
9	h	101	BCL	C12-C11-C10	-2.14	103.40	113.24
9	D	102	BCL	CBB-CAB-C3B	2.14	126.69	120.34
15	AH	102	CRT	C14-C15-C16	-2.14	116.54	123.22
12	H	304	PEF	O2-C2-C3	2.14	116.14	108.40
15	U	102	CRT	O1-C1-C2	2.14	123.67	108.97
9	W	101	BCL	CBB-CAB-C3B	2.14	126.68	120.34
9	B	101	BCL	CGD-CBD-CAD	-2.14	103.81	110.73
9	AH	101	BCL	OBD-CAD-C3D	2.14	133.66	128.52
9	Y	101	BCL	CBB-CAB-C3B	2.14	126.68	120.34
15	A	103	CRT	C32-C31-C30	-2.14	116.55	123.22
9	AA	101	BCL	CHB-C4A-NA	-2.13	121.56	124.51
9	P	101	BCL	C12-C11-C10	-2.13	103.43	113.24
9	B	101	BCL	C4B-CHC-C1C	-2.13	125.89	130.12
9	L	305	BCL	C1B-CHB-C4A	-2.13	125.89	130.12
9	O	101	BCL	CBB-CAB-C3B	2.13	126.67	120.34
9	3	101	BCL	CBB-CAB-C3B	2.13	126.67	120.34
9	j	101	BCL	C2A-C1A-CHA	2.13	127.59	123.86
9	4	102	BCL	C11-C10-C8	-2.13	109.03	115.92
7	C	502	HEM	CBB-CAB-C3B	-2.13	117.02	127.62
9	r	101	BCL	C3D-C2D-C1D	-2.13	102.92	105.83
9	9	103	BCL	CBB-CAB-C3B	2.13	126.66	120.34
9	m	103	BCL	C11-C12-C13	-2.13	109.04	115.92
9	p	104	BCL	CBC-CAC-C3C	2.13	118.21	113.47
9	S	102	BCL	CMC-C2C-C3C	-2.12	105.26	113.83
9	x	301	BCL	CHD-C4C-NC	-2.12	122.72	125.08
15	s	101	CRT	C29-C28-C30	2.12	121.42	118.08
15	T	101	CRT	C32-C31-C30	-2.12	116.59	123.22
15	M	404	CRT	C9-C10-C11	-2.12	116.59	123.22
9	O	101	BCL	C6-C5-C3	-2.12	107.89	113.45
9	g	101	BCL	C1D-CHD-C4C	-2.12	121.50	126.62
9	l	101	BCL	CHB-C4A-NA	-2.12	121.58	124.51
9	O	101	BCL	CMD-C2D-C1D	2.12	128.45	124.71
9	F	101	BCL	C1D-CHD-C4C	-2.12	121.51	126.62
9	e	102	BCL	O2A-C1-C2	2.12	114.20	108.64
7	o	504	HEM	CAD-C3D-C4D	2.12	128.36	124.66
15	AH	102	CRT	C13-C12-C11	2.12	121.41	118.08
9	AB	101	BCL	C2A-C1A-CHA	2.12	127.56	123.86
9	y	401	BCL	CAA-C2A-C3A	2.12	118.57	112.78

Continued on next page...

Continued from previous page...

Mol	Chain	Res	Type	Atoms	Z	Observed(^{o})	Ideal(^{o})
9	e	102	BCL	C12-C11-C10	-2.12	103.52	113.24
9	h	101	BCL	CBB-CAB-C3B	2.11	126.62	120.34
9	L	303	BCL	C6-C7-C8	2.11	122.75	115.92
15	8	101	CRT	C1-C4-C5	2.11	118.66	113.06
9	x	305	BCL	C4-C3-C5	-2.11	111.72	115.27
9	3	101	BCL	C12-C11-C10	-2.11	103.53	113.24
9	v	102	BCL	CBB-CAB-C3B	2.11	126.61	120.34
9	Q	101	BCL	CAA-CBA-CGA	-2.11	107.08	113.25
9	i	102	BCL	C11-C12-C13	-2.11	109.10	115.92
9	k	102	BCL	C4D-CHA-C1A	2.11	123.82	121.25
11	L	304	UQ8	C17-C18-C19	-2.11	122.58	127.66
15	6	101	CRT	C24-C23-C25	2.11	121.40	118.08
15	G	101	CRT	C29-C28-C30	2.11	121.40	118.08
9	M	401	BCL	CMC-C2C-C3C	-2.11	105.32	113.83
15	i	101	CRT	C27-C26-C25	-2.11	116.64	123.22
7	C	501	HEM	CHA-C4D-ND	2.11	126.98	124.38
9	AE	102	BCL	OBD-CAD-C3D	2.11	133.59	128.52
11	x	304	UQ8	C15-C14-C13	-2.11	118.27	123.68
7	o	504	HEM	CMA-C3A-C4A	-2.11	125.23	128.46
15	y	404	CRT	C31-C30-C28	-2.11	120.50	126.42
9	V	101	BCL	C11-C10-C8	-2.11	109.11	115.92
9	AC	102	BCL	C1-O2A-CGA	2.11	121.97	116.44
15	R	101	CRT	C18-C17-C19	-2.11	119.97	122.92
9	x	301	BCL	C4B-CHC-C1C	-2.10	125.95	130.12
9	r	101	BCL	CMA-C3A-C4A	-2.10	106.12	111.77
9	X	102	BCL	C12-C11-C10	-2.10	103.57	113.24
15	E	101	CRT	C14-C15-C16	-2.10	116.65	123.22
14	M	403	MQ8	O4-C4-C5	-2.10	118.16	121.56
9	x	301	BCL	C2A-C1A-CHA	2.10	127.54	123.86
15	M	404	CRT	C21-C20-C19	-2.10	119.17	123.47
9	K	101	BCL	CHB-C4A-NA	-2.10	121.61	124.51
9	S	102	BCL	CED-O2D-CGD	-2.10	111.18	115.94
9	m	102	BCL	C3C-C4C-CHD	-2.10	118.91	123.39
9	AB	101	BCL	C7-C6-C5	-2.10	107.66	113.36
15	R	101	CRT	C8-C7-C9	-2.10	119.98	122.92
9	4	102	BCL	CGD-CBD-CAD	-2.10	103.94	110.73
9	AE	102	BCL	C11-C10-C8	-2.10	109.14	115.92
15	2	101	CRT	C24-C23-C25	2.10	121.38	118.08
9	AC	102	BCL	CHD-C4C-NC	-2.10	122.75	125.08
15	AL	101	CRT	C31-C32-C33	-2.10	124.32	127.31
9	Y	101	BCL	C3C-C2C-C1C	2.10	105.25	101.87
9	k	102	BCL	CBB-CAB-C3B	2.10	126.56	120.34

Continued on next page...

Continued from previous page...

Mol	Chain	Res	Type	Atoms	Z	Observed(^{o})	Ideal(^{o})
7	o	504	HEM	CAA-CBA-CGA	-2.10	107.88	113.76
9	J	102	BCL	O2A-CGA-O1A	-2.10	118.30	123.59
9	S	102	BCL	C6-C5-C3	-2.10	107.96	113.45
9	A	102	BCL	C11-C12-C13	-2.10	109.15	115.92
9	p	102	BCL	C1D-CHD-C4C	-2.09	121.57	126.62
9	9	103	BCL	CED-O2D-CGD	-2.09	111.20	115.94
15	A	103	CRT	C8-C7-C9	-2.09	119.99	122.92
9	7	101	BCL	CGD-CBD-CAD	-2.09	103.95	110.73
9	AE	104	BCL	CBB-CAB-C3B	2.09	126.56	120.34
14	y	403	MQ8	C20-C18-C17	-2.09	116.88	121.12
9	d	101	BCL	C5-C3-C2	2.09	125.35	121.12
15	AE	103	CRT	C31-C32-C33	-2.09	124.32	127.31
9	T	102	BCL	CMA-C3A-C4A	-2.09	106.15	111.77
9	J	102	BCL	C4D-CHA-C1A	2.09	123.80	121.25
9	AB	101	BCL	C5-C3-C2	2.09	125.35	121.12
9	7	101	BCL	O2A-C1-C2	2.09	114.13	108.64
9	AB	101	BCL	C12-C11-C10	-2.09	103.63	113.24
9	AB	101	BCL	CBB-CAB-C3B	2.09	126.55	120.34
9	1	101	BCL	CMA-C3A-C4A	-2.09	106.16	111.77
15	AE	103	CRT	C8-C7-C6	2.09	121.37	118.08
9	h	101	BCL	CHC-C1C-NC	2.09	127.40	124.51
9	5	101	BCL	CGD-CBD-CAD	-2.09	103.97	110.73
9	d	101	BCL	CBB-CAB-C3B	2.09	126.53	120.34
12	t	301	PEF	O2-C10-C11	2.09	114.93	111.09
12	p	101	PEF	O3-C30-C31	2.08	121.47	112.38
9	5	102	BCL	C2C-C3C-C4C	-2.08	98.22	101.34
9	F	101	BCL	C3C-C4C-CHD	-2.08	118.94	123.39
12	H	303	PEF	C2-O2-C10	-2.08	114.01	117.90
9	L	301	BCL	C4D-CHA-C1A	2.08	123.78	121.25
9	A	102	BCL	CMA-C3A-C4A	-2.08	106.17	111.77
15	i	101	CRT	C18-C17-C16	2.08	121.36	118.08
9	AC	102	BCL	C11-C12-C13	-2.08	109.19	115.92
9	Q	101	BCL	CBB-CAB-C3B	2.08	126.52	120.34
15	R	101	CRT	C11-C12-C14	2.08	122.13	118.94
7	C	503	HEM	O2D-CGD-CBD	2.08	120.71	114.03
10	y	402	BPH	C6-C5-C3	-2.08	108.00	113.45
9	AE	104	BCL	C16-C15-C13	-2.08	109.20	115.92
9	l	101	BCL	C3C-C2C-C1C	2.08	105.23	101.87
9	8	102	BCL	C11-C10-C8	-2.08	109.20	115.92
9	y	401	BCL	C5-C3-C2	2.08	125.32	121.12
9	f	101	BCL	CED-O2D-CGD	-2.08	111.24	115.94
9	Y	101	BCL	C3D-C2D-C1D	-2.08	103.00	105.83

Continued on next page...

Continued from previous page...

Mol	Chain	Res	Type	Atoms	Z	Observed(^{o})	Ideal(^{o})
9	z	102	BCL	C1-O2A-CGA	2.07	121.89	116.44
11	L	304	UQ8	C3M-O3-C3	2.07	123.82	116.47
15	E	101	CRT	C9-C10-C11	-2.07	116.75	123.22
9	s	102	BCL	O2A-CGA-O1A	-2.07	118.36	123.59
9	AJ	102	BCL	C1-O2A-CGA	2.07	121.88	116.44
9	D	102	BCL	C1B-CHB-C4A	-2.07	126.01	130.12
9	c	102	BCL	C3C-C2C-C1C	2.07	105.22	101.87
15	N	101	CRT	C27-C26-C25	-2.07	116.75	123.22
9	g	101	BCL	C2A-C3A-C4A	-2.07	98.52	101.87
15	G	101	CRT	C26-C27-C28	-2.07	124.35	127.31
15	f	102	CRT	C24-C23-C22	-2.07	120.02	122.92
9	0	101	BCL	C12-C11-C10	-2.07	103.72	113.24
9	z	102	BCL	C12-C11-C10	-2.07	103.72	113.24
9	0	101	BCL	C1D-CHD-C4C	-2.07	121.63	126.62
9	y	401	BCL	C6-C5-C3	-2.07	108.03	113.45
14	y	403	MQ8	C26-C25-C23	-2.07	106.18	112.98
9	K	101	BCL	CHC-C1C-NC	2.07	127.37	124.51
15	AE	103	CRT	C26-C25-C23	-2.06	120.62	126.42
9	8	102	BCL	C4A-NA-C1A	2.06	107.63	106.71
9	L	301	BCL	CAC-C3C-C4C	2.06	117.16	112.58
9	d	101	BCL	CHD-C4C-NC	-2.06	122.78	125.08
9	u	101	BCL	CMD-C2D-C1D	2.06	128.35	124.71
9	P	101	BCL	C7-C6-C5	-2.06	107.76	113.36
9	M	401	BCL	C11-C10-C8	-2.06	109.25	115.92
9	8	102	BCL	CHC-C1C-NC	2.06	127.36	124.51
9	AE	102	BCL	CHB-C4A-NA	-2.06	121.66	124.51
9	k	102	BCL	C1D-CHD-C4C	-2.06	121.65	126.62
15	AJ	101	CRT	C6-C7-C9	2.06	122.10	118.94
15	k	101	CRT	C1-C4-C5	2.06	118.51	113.06
9	K	101	BCL	O2A-CGA-CBA	2.06	118.37	111.91
9	AK	101	BCL	C1B-CHB-C4A	-2.06	126.04	130.12
15	s	101	CRT	O1-C1-C2	2.06	123.12	108.97
9	m	103	BCL	CBB-CAB-C3B	2.06	126.45	120.34
9	m	103	BCL	CHD-C4C-NC	-2.06	122.79	125.08
15	AL	101	CRT	C8-C7-C9	-2.06	120.04	122.92
15	N	101	CRT	C24-C23-C25	2.05	121.31	118.08
9	d	101	BCL	C14-C13-C12	-2.05	103.86	111.29
9	g	101	BCL	C11-C10-C8	-2.05	109.29	115.92
9	P	101	BCL	CMD-C2D-C1D	2.05	128.33	124.71
12	M	407	PEF	C3-O3-C30	2.05	122.25	117.10
9	1	101	BCL	O2A-C1-C2	2.05	114.02	108.64
7	C	503	HEM	CMD-C2D-C1D	2.05	128.16	125.04

Continued on next page...

Continued from previous page...

Mol	Chain	Res	Type	Atoms	Z	Observed(^{o})	Ideal(^{o})
10	L	302	BPH	C1-C2-C3	-2.05	122.50	126.04
9	AJ	102	BCL	C3D-C2D-C1D	-2.05	103.04	105.83
9	j	101	BCL	C6-C5-C3	-2.05	108.08	113.45
9	L	305	BCL	C3C-C2C-C1C	2.05	105.17	101.87
9	N	102	BCL	C11-C10-C8	-2.05	109.31	115.92
10	L	302	BPH	C7-C6-C5	-2.05	107.80	113.36
9	W	101	BCL	OBD-CAD-C3D	2.05	133.44	128.52
15	9	102	CRT	C30-C28-C27	-2.04	115.80	118.94
9	5	102	BCL	O2A-CGA-O1A	-2.04	118.43	123.59
9	O	101	BCL	CBA-CAA-C2A	2.04	119.90	113.86
9	B	101	BCL	CBB-CAB-C3B	2.04	126.41	120.34
9	AE	104	BCL	C3C-C2C-C1C	2.04	105.17	101.87
9	L	301	BCL	CHD-C4C-NC	-2.04	122.81	125.08
9	AH	103	BCL	C3C-C2C-C1C	2.04	105.17	101.87
9	e	102	BCL	CAC-C3C-C4C	-2.04	108.05	112.58
15	c	101	CRT	C36-C35-C33	-2.04	122.81	125.89
9	S	102	BCL	CMC-C2C-C1C	-2.04	106.28	111.77
9	4	102	BCL	C4A-NA-C1A	2.04	107.62	106.71
7	o	502	HEM	CMB-C2B-C3B	-2.04	123.30	128.30
9	g	101	BCL	O2A-CGA-CBA	2.04	118.31	111.91
9	l	101	BCL	C12-C11-C10	-2.04	103.86	113.24
9	AH	103	BCL	C1D-CHD-C4C	-2.04	121.70	126.62
9	d	101	BCL	C4B-C3B-CAB	-2.04	123.19	127.13
14	M	403	MQ8	C11-C12-C13	-2.04	123.40	126.79
9	F	101	BCL	O2A-CGA-CBA	2.04	118.31	111.91
9	G	102	BCL	C1B-CHB-C4A	-2.04	126.08	130.12
7	C	504	HEM	CHC-C4B-C3B	2.04	127.69	124.57
9	AK	101	BCL	CHC-C1C-NC	2.04	127.33	124.51
9	g	101	BCL	C2C-C3C-C4C	-2.04	98.29	101.34
9	4	102	BCL	CBB-CAB-C3B	2.04	126.39	120.34
9	AD	101	BCL	CMD-C2D-C1D	2.04	128.31	124.71
15	4	101	CRT	C1-C4-C5	2.04	118.46	113.06
9	AB	101	BCL	C3C-C4C-CHD	-2.04	119.04	123.39
11	x	304	UQ8	C35-C34-C33	-2.04	118.45	123.68
7	C	502	HEM	C1D-C2D-C3D	2.04	109.10	106.96
9	x	301	BCL	C10-C8-C7	-2.04	101.42	112.13
9	1	102	BCL	CMD-C2D-C3D	2.04	132.30	127.61
9	L	305	BCL	CHC-C1C-NC	2.03	127.32	124.51
9	c	102	BCL	CHD-C4C-NC	-2.03	122.82	125.08
15	AH	102	CRT	C8-C7-C6	2.03	121.28	118.08
15	X	101	CRT	C2-C1-C4	-2.03	107.74	110.86
15	AD	102	CRT	C16-C17-C19	-2.03	115.83	118.94

Continued on next page...

Continued from previous page...

Mol	Chain	Res	Type	Atoms	Z	Observed(^{o})	Ideal(^{o})
9	N	102	BCL	O2A-CGA-O1A	-2.03	118.47	123.59
9	8	102	BCL	C3C-C2C-C1C	2.03	105.14	101.87
9	X	102	BCL	CED-O2D-CGD	-2.03	111.35	115.94
9	9	103	BCL	O2A-CGA-O1A	-2.03	118.47	123.59
14	y	403	MQ8	C50-C48-C49	2.03	119.08	114.60
9	e	102	BCL	CHB-C4A-NA	-2.03	121.71	124.51
15	E	101	CRT	C16-C17-C19	-2.03	115.83	118.94
9	X	102	BCL	C11-C12-C13	-2.03	109.37	115.92
9	m	102	BCL	CHD-C4C-NC	-2.03	122.83	125.08
9	l	101	BCL	C3C-C4C-CHD	-2.02	119.07	123.39
15	M	404	CRT	C21-C22-C23	-2.02	124.42	127.31
9	5	102	BCL	C1-O2A-CGA	2.02	121.75	116.44
15	AC	101	CRT	C32-C31-C30	-2.02	116.91	123.22
9	p	104	BCL	O2A-CGA-CBA	2.02	118.25	111.91
9	G	102	BCL	C1D-CHD-C4C	-2.02	121.75	126.62
11	x	304	UQ8	O2-C2-C3	2.02	125.22	120.93
15	M	404	CRT	C13-C12-C11	2.02	121.26	118.08
15	A	103	CRT	C29-C28-C30	2.02	121.26	118.08
9	j	101	BCL	C1D-CHD-C4C	-2.02	121.75	126.62
15	AH	102	CRT	C21-C20-C19	-2.02	119.34	123.47
15	f	102	CRT	C21-C20-C19	-2.02	119.34	123.47
9	I	101	BCL	C16-C15-C13	-2.01	109.41	115.92
15	9	102	CRT	C9-C10-C11	2.01	129.50	123.22
9	f	101	BCL	C1D-CHD-C4C	-2.01	121.76	126.62
10	M	402	BPH	CMA-C3A-C4A	2.01	118.78	114.38
9	X	102	BCL	C11-C10-C8	-2.01	109.41	115.92
15	X	101	CRT	C34-C33-C35	2.01	121.25	118.08
9	D	101	BCL	C1-O2A-CGA	2.01	121.72	116.44
15	2	101	CRT	C27-C26-C25	-2.01	116.94	123.22
15	P	102	CRT	C30-C28-C27	-2.01	115.86	118.94
12	y	407	PEF	C3-O3-C30	2.01	122.16	117.10
9	G	102	BCL	CHB-C4A-NA	-2.01	121.73	124.51
9	v	102	BCL	C3C-C4C-CHD	-2.01	119.10	123.39
9	W	101	BCL	CBA-CAA-C2A	2.01	119.79	113.86
9	d	101	BCL	CMA-C3A-C4A	-2.01	106.37	111.77
9	Q	101	BCL	C3C-C4C-CHD	-2.01	119.10	123.39
9	d	101	BCL	CMD-C2D-C1D	2.01	128.25	124.71
9	h	101	BCL	CMD-C2D-C1D	2.01	128.25	124.71
15	f	102	CRT	C16-C17-C19	-2.01	115.86	118.94
15	c	101	CRT	C31-C30-C28	-2.01	120.78	126.42
9	AJ	102	BCL	C11-C12-C13	-2.01	109.44	115.92
9	I	101	BCL	C4B-C3B-CAB	-2.01	123.25	127.13

Continued on next page...

Continued from previous page...

Mol	Chain	Res	Type	Atoms	Z	Observed(^{o})	Ideal(^{o})
9	X	102	BCL	C2C-C3C-C4C	-2.01	98.34	101.34
9	M	401	BCL	C1B-CHB-C4A	-2.00	126.15	130.12
9	L	305	BCL	CMD-C2D-C1D	2.00	128.25	124.71
15	X	101	CRT	C13-C12-C14	-2.00	120.11	122.92
9	S	102	BCL	C1D-CHD-C4C	-2.00	121.79	126.62
9	5	102	BCL	CHC-C1C-NC	2.00	127.28	124.51
9	AH	103	BCL	CHB-C4A-NA	-2.00	121.74	124.51
15	i	101	CRT	C29-C28-C30	2.00	121.23	118.08
9	AH	103	BCL	C1-O2A-CGA	2.00	121.69	116.44
15	8	101	CRT	C21-C20-C19	2.00	127.57	123.47
9	O	101	BCL	C4B-C3B-CAB	-2.00	123.26	127.13
15	p	103	CRT	C32-C31-C30	-2.00	116.97	123.22
9	AA	101	BCL	O2A-CGA-CBA	2.00	118.18	111.91

There are no chirality outliers.

All (1807) torsion outliers are listed below:

Mol	Chain	Res	Type	Atoms
7	C	503	HEM	C2B-C3B-CAB-CBB
7	C	503	HEM	C4B-C3B-CAB-CBB
7	o	501	HEM	C2B-C3B-CAB-CBB
7	o	502	HEM	C2B-C3B-CAB-CBB
7	o	502	HEM	C4B-C3B-CAB-CBB
7	o	503	HEM	C2B-C3B-CAB-CBB
7	o	503	HEM	C4B-C3B-CAB-CBB
9	L	301	BCL	C4C-C3C-CAC-CBC
9	L	303	BCL	C1A-C2A-CAA-CBA
9	L	303	BCL	C3A-C2A-CAA-CBA
9	L	303	BCL	C2C-C3C-CAC-CBC
9	L	303	BCL	C4C-C3C-CAC-CBC
9	L	303	BCL	CBD-CGD-O2D-CED
9	L	305	BCL	C4C-C3C-CAC-CBC
9	M	401	BCL	C2C-C3C-CAC-CBC
9	M	401	BCL	C4C-C3C-CAC-CBC
9	A	102	BCL	C1A-C2A-CAA-CBA
9	A	102	BCL	C3A-C2A-CAA-CBA
9	A	102	BCL	CBA-CGA-O2A-C1
9	A	102	BCL	O1A-CGA-O2A-C1
9	A	102	BCL	C4C-C3C-CAC-CBC
9	A	102	BCL	O2A-C1-C2-C3
9	B	101	BCL	C1A-C2A-CAA-CBA
9	B	101	BCL	C3A-C2A-CAA-CBA

Continued on next page...

Continued from previous page...

Mol	Chain	Res	Type	Atoms
9	B	101	BCL	C2C-C3C-CAC-CBC
9	D	102	BCL	C3A-C2A-CAA-CBA
9	D	102	BCL	C4C-C3C-CAC-CBC
9	D	102	BCL	CBD-CGD-O2D-CED
9	F	101	BCL	C4C-C3C-CAC-CBC
9	F	101	BCL	CHA-CBD-CGD-O2D
9	G	102	BCL	C3A-C2A-CAA-CBA
9	G	102	BCL	C4C-C3C-CAC-CBC
9	G	102	BCL	CBD-CGD-O2D-CED
9	I	101	BCL	C2C-C3C-CAC-CBC
9	I	101	BCL	C4C-C3C-CAC-CBC
9	I	101	BCL	CBD-CGD-O2D-CED
9	J	102	BCL	C1A-C2A-CAA-CBA
9	J	102	BCL	C3A-C2A-CAA-CBA
9	J	102	BCL	C4C-C3C-CAC-CBC
9	J	102	BCL	CBD-CGD-O2D-CED
9	K	101	BCL	CBD-CGD-O2D-CED
9	N	102	BCL	C3A-C2A-CAA-CBA
9	N	102	BCL	C2C-C3C-CAC-CBC
9	N	102	BCL	C4C-C3C-CAC-CBC
9	N	102	BCL	CBD-CGD-O2D-CED
9	N	102	BCL	O1D-CGD-O2D-CED
9	O	101	BCL	C3A-C2A-CAA-CBA
9	O	101	BCL	C2C-C3C-CAC-CBC
9	O	101	BCL	C4C-C3C-CAC-CBC
9	O	101	BCL	CBD-CGD-O2D-CED
9	P	101	BCL	C2C-C3C-CAC-CBC
9	P	101	BCL	CBD-CGD-O2D-CED
9	P	101	BCL	C2-C3-C5-C6
9	P	101	BCL	C4-C3-C5-C6
9	Q	101	BCL	C2-C1-O2A-CGA
9	Q	101	BCL	C2C-C3C-CAC-CBC
9	Q	101	BCL	C2-C3-C5-C6
9	Q	101	BCL	C4-C3-C5-C6
9	R	102	BCL	C4C-C3C-CAC-CBC
9	R	102	BCL	CBD-CGD-O2D-CED
9	T	102	BCL	C1A-C2A-CAA-CBA
9	T	102	BCL	C3A-C2A-CAA-CBA
9	T	102	BCL	CBD-CGD-O2D-CED
9	T	102	BCL	C2-C3-C5-C6
9	T	102	BCL	C4-C3-C5-C6
9	U	101	BCL	C4C-C3C-CAC-CBC

Continued on next page...

Continued from previous page...

Mol	Chain	Res	Type	Atoms
9	U	101	BCL	CBD-CGD-O2D-CED
9	V	101	BCL	C1A-C2A-CAA-CBA
9	V	101	BCL	C3A-C2A-CAA-CBA
9	V	101	BCL	CBD-CGD-O2D-CED
9	W	101	BCL	CHA-CBD-CGD-O1D
9	W	101	BCL	CHA-CBD-CGD-O2D
9	W	101	BCL	C2-C3-C5-C6
9	W	101	BCL	C4-C3-C5-C6
9	X	102	BCL	C3A-C2A-CAA-CBA
9	X	102	BCL	C2-C1-O2A-CGA
9	X	102	BCL	C2C-C3C-CAC-CBC
9	X	102	BCL	C4C-C3C-CAC-CBC
9	X	102	BCL	CBD-CGD-O2D-CED
9	Y	101	BCL	C3A-C2A-CAA-CBA
9	Y	101	BCL	C2C-C3C-CAC-CBC
9	Y	101	BCL	C4C-C3C-CAC-CBC
9	Z	102	BCL	C1A-C2A-CAA-CBA
9	Z	102	BCL	C3A-C2A-CAA-CBA
9	Z	102	BCL	CBD-CGD-O2D-CED
9	Z	102	BCL	C4-C3-C5-C6
9	1	101	BCL	C2C-C3C-CAC-CBC
9	1	102	BCL	C3A-C2A-CAA-CBA
9	1	102	BCL	CBD-CGD-O2D-CED
9	1	102	BCL	C2-C3-C5-C6
9	1	102	BCL	C4-C3-C5-C6
9	3	101	BCL	C2A-CAA-CBA-CGA
9	3	101	BCL	CHA-CBD-CGD-O1D
9	3	101	BCL	CHA-CBD-CGD-O2D
9	3	101	BCL	CBD-CGD-O2D-CED
9	4	102	BCL	C3A-C2A-CAA-CBA
9	4	102	BCL	C2C-C3C-CAC-CBC
9	4	102	BCL	CBD-CGD-O2D-CED
9	5	101	BCL	C2C-C3C-CAC-CBC
9	5	101	BCL	C4C-C3C-CAC-CBC
9	5	102	BCL	C3A-C2A-CAA-CBA
9	5	102	BCL	C2C-C3C-CAC-CBC
9	5	102	BCL	C4C-C3C-CAC-CBC
9	5	102	BCL	CBD-CGD-O2D-CED
9	7	101	BCL	C2C-C3C-CAC-CBC
9	8	102	BCL	C1A-C2A-CAA-CBA
9	8	102	BCL	C3A-C2A-CAA-CBA
9	8	102	BCL	CBA-CGA-O2A-C1

Continued on next page...

Continued from previous page...

Mol	Chain	Res	Type	Atoms
9	8	102	BCL	O1A-CGA-O2A-C1
9	8	102	BCL	C2C-C3C-CAC-CBC
9	8	102	BCL	C4C-C3C-CAC-CBC
9	8	102	BCL	CHA-CBD-CGD-O1D
9	8	102	BCL	CHA-CBD-CGD-O2D
9	8	102	BCL	O2A-C1-C2-C3
9	9	103	BCL	C4C-C3C-CAC-CBC
9	0	101	BCL	C3A-C2A-CAA-CBA
9	x	301	BCL	C2C-C3C-CAC-CBC
9	x	301	BCL	C4C-C3C-CAC-CBC
9	x	303	BCL	C3A-C2A-CAA-CBA
9	x	303	BCL	C2C-C3C-CAC-CBC
9	x	303	BCL	C4C-C3C-CAC-CBC
9	x	305	BCL	C4C-C3C-CAC-CBC
9	x	305	BCL	CHA-CBD-CGD-O1D
9	x	305	BCL	CHA-CBD-CGD-O2D
9	y	401	BCL	C3A-C2A-CAA-CBA
9	y	401	BCL	C4C-C3C-CAC-CBC
9	y	401	BCL	O2A-C1-C2-C3
9	m	102	BCL	C4C-C3C-CAC-CBC
9	m	102	BCL	C14-C13-C15-C16
9	m	103	BCL	C3A-C2A-CAA-CBA
9	m	103	BCL	CBA-CGA-O2A-C1
9	m	103	BCL	O1A-CGA-O2A-C1
9	m	103	BCL	C2C-C3C-CAC-CBC
9	m	103	BCL	C4C-C3C-CAC-CBC
9	m	103	BCL	O2A-C1-C2-C3
9	p	102	BCL	C3A-C2A-CAA-CBA
9	p	102	BCL	CBD-CGD-O2D-CED
9	p	104	BCL	C1A-C2A-CAA-CBA
9	p	104	BCL	C2A-CAA-CBA-CGA
9	p	104	BCL	C2C-C3C-CAC-CBC
9	r	101	BCL	C1A-C2A-CAA-CBA
9	r	101	BCL	C3A-C2A-CAA-CBA
9	s	102	BCL	C1A-C2A-CAA-CBA
9	s	102	BCL	C3A-C2A-CAA-CBA
9	s	102	BCL	C2C-C3C-CAC-CBC
9	s	102	BCL	C4C-C3C-CAC-CBC
9	s	102	BCL	CBD-CGD-O2D-CED
9	s	102	BCL	C2-C3-C5-C6
9	s	102	BCL	C4-C3-C5-C6
9	u	101	BCL	C1A-C2A-CAA-CBA

Continued on next page...

Continued from previous page...

Mol	Chain	Res	Type	Atoms
9	u	101	BCL	CBD-CGD-O2D-CED
9	v	102	BCL	C3A-C2A-CAA-CBA
9	v	102	BCL	C2C-C3C-CAC-CBC
9	v	102	BCL	CBD-CGD-O2D-CED
9	w	101	BCL	C1A-C2A-CAA-CBA
9	w	101	BCL	C4C-C3C-CAC-CBC
9	w	101	BCL	CBD-CGD-O2D-CED
9	w	101	BCL	C4-C3-C5-C6
9	z	102	BCL	C3A-C2A-CAA-CBA
9	z	102	BCL	C2C-C3C-CAC-CBC
9	z	102	BCL	CBD-CGD-O2D-CED
9	AA	101	BCL	C2C-C3C-CAC-CBC
9	AB	101	BCL	C1A-C2A-CAA-CBA
9	AB	101	BCL	C3A-C2A-CAA-CBA
9	AB	101	BCL	C4C-C3C-CAC-CBC
9	AB	101	BCL	CBD-CGD-O2D-CED
9	AC	102	BCL	C3A-C2A-CAA-CBA
9	AC	102	BCL	C4C-C3C-CAC-CBC
9	AC	102	BCL	CBD-CGD-O2D-CED
9	AD	101	BCL	C1A-C2A-CAA-CBA
9	AD	101	BCL	C3A-C2A-CAA-CBA
9	AD	101	BCL	C2A-CAA-CBA-CGA
9	AD	101	BCL	C4C-C3C-CAC-CBC
9	AD	101	BCL	CBD-CGD-O2D-CED
9	AE	102	BCL	C2-C3-C5-C6
9	AE	102	BCL	C4-C3-C5-C6
9	AE	104	BCL	C3A-C2A-CAA-CBA
9	AE	104	BCL	C4C-C3C-CAC-CBC
9	AE	104	BCL	CBD-CGD-O2D-CED
9	AH	101	BCL	C1A-C2A-CAA-CBA
9	AH	103	BCL	O2A-C1-C2-C3
9	AI	101	BCL	C1A-C2A-CAA-CBA
9	AJ	102	BCL	C1A-C2A-CAA-CBA
9	AJ	102	BCL	C3A-C2A-CAA-CBA
9	AJ	102	BCL	C4C-C3C-CAC-CBC
9	AJ	102	BCL	CBD-CGD-O2D-CED
9	AK	101	BCL	C2C-C3C-CAC-CBC
9	AK	101	BCL	C4C-C3C-CAC-CBC
9	AK	101	BCL	CBD-CGD-O2D-CED
9	AL	102	BCL	C1A-C2A-CAA-CBA
9	AL	102	BCL	C3A-C2A-CAA-CBA
9	AL	102	BCL	C2C-C3C-CAC-CBC

Continued on next page...

Continued from previous page...

Mol	Chain	Res	Type	Atoms
9	AL	102	BCL	C4C-C3C-CAC-CBC
9	AL	102	BCL	CBD-CGD-O2D-CED
9	d	101	BCL	C1A-C2A-CAA-CBA
9	d	101	BCL	C2C-C3C-CAC-CBC
9	d	101	BCL	CBD-CGD-O2D-CED
9	d	101	BCL	C4-C3-C5-C6
9	e	102	BCL	C3A-C2A-CAA-CBA
9	e	102	BCL	CBA-CGA-O2A-C1
9	e	102	BCL	C2C-C3C-CAC-CBC
9	e	102	BCL	C4C-C3C-CAC-CBC
9	e	102	BCL	CBD-CGD-O2D-CED
9	e	102	BCL	C2-C3-C5-C6
9	e	102	BCL	C4-C3-C5-C6
9	f	101	BCL	CBD-CGD-O2D-CED
9	g	101	BCL	C3A-C2A-CAA-CBA
9	g	101	BCL	CBA-CGA-O2A-C1
9	g	101	BCL	O1A-CGA-O2A-C1
9	g	101	BCL	CBD-CGD-O2D-CED
9	h	101	BCL	C2C-C3C-CAC-CBC
9	h	101	BCL	C4C-C3C-CAC-CBC
9	i	102	BCL	C3A-C2A-CAA-CBA
9	i	102	BCL	CHA-CBD-CGD-O1D
9	i	102	BCL	CHA-CBD-CGD-O2D
9	i	102	BCL	CBD-CGD-O2D-CED
9	i	102	BCL	O2A-C1-C2-C3
9	i	102	BCL	C2-C3-C5-C6
9	i	102	BCL	C4-C3-C5-C6
9	j	101	BCL	C2C-C3C-CAC-CBC
9	j	101	BCL	C4C-C3C-CAC-CBC
9	k	102	BCL	C1A-C2A-CAA-CBA
9	k	102	BCL	C3A-C2A-CAA-CBA
9	k	102	BCL	C2C-C3C-CAC-CBC
9	k	102	BCL	C4C-C3C-CAC-CBC
9	k	102	BCL	O2A-C1-C2-C3
9	l	101	BCL	CBD-CGD-O2D-CED
9	c	102	BCL	C1A-C2A-CAA-CBA
9	c	102	BCL	C3A-C2A-CAA-CBA
9	c	102	BCL	C4C-C3C-CAC-CBC
10	M	402	BPH	C4C-C3C-CAC-CBC
10	M	402	BPH	C2C-C3C-CAC-CBC
10	M	402	BPH	O2A-C1-C2-C3
10	x	302	BPH	CBD-CGD-O2D-CED

Continued on next page...

Continued from previous page...

Mol	Chain	Res	Type	Atoms
10	x	302	BPH	C4C-C3C-CAC-CBC
10	x	302	BPH	C2C-C3C-CAC-CBC
10	y	402	BPH	C4C-C3C-CAC-CBC
10	y	402	BPH	O2A-C1-C2-C3
10	y	402	BPH	C2-C3-C5-C6
10	y	402	BPH	C4-C3-C5-C6
11	L	304	UQ8	C29-C31-C32-C33
11	x	304	UQ8	C29-C31-C32-C33
12	L	306	PEF	O3P-C1-C2-C3
12	L	306	PEF	O3P-C1-C2-O2
12	L	306	PEF	C4-O4P-P-O2P
12	L	306	PEF	C4-O4P-P-O3P
12	M	406	PEF	C1-O3P-P-O1P
12	M	406	PEF	C4-O4P-P-O1P
12	M	406	PEF	C4-O4P-P-O2P
12	M	407	PEF	O4P-C4-C5-N
12	M	407	PEF	C1-O3P-P-O2P
12	M	408	PEF	O4P-C4-C5-N
12	M	408	PEF	C1-O3P-P-O1P
12	M	408	PEF	C1-O3P-P-O2P
12	M	408	PEF	C1-O3P-P-O4P
12	H	301	PEF	O4P-C4-C5-N
12	H	301	PEF	C1-O3P-P-O1P
12	H	303	PEF	C1-O3P-P-O1P
12	H	303	PEF	C4-O4P-P-O1P
12	H	303	PEF	C4-O4P-P-O3P
12	H	304	PEF	O4P-C4-C5-N
12	H	304	PEF	C1-O3P-P-O1P
12	H	304	PEF	C1-O3P-P-O2P
12	A	101	PEF	O4P-C4-C5-N
12	A	101	PEF	C1-O3P-P-O1P
12	x	306	PEF	O4P-C4-C5-N
12	x	306	PEF	C1-O3P-P-O2P
12	y	408	PEF	O4P-C4-C5-N
12	y	408	PEF	C1-O3P-P-O2P
12	t	301	PEF	O4P-C4-C5-N
12	t	301	PEF	C1-O3P-P-O2P
12	t	303	PEF	C11-C10-O2-C2
12	t	303	PEF	C1-O3P-P-O2P
12	t	303	PEF	C4-O4P-P-O1P
12	m	101	PEF	C5-C4-O4P-P
12	m	101	PEF	C4-O4P-P-O1P

Continued on next page...

Continued from previous page...

Mol	Chain	Res	Type	Atoms
12	p	101	PEF	C1-C2-C3-O3
12	p	101	PEF	C1-O3P-P-O2P
14	M	403	MQ8	C14-C13-C15-C16
14	M	403	MQ8	C15-C16-C17-C18
14	M	403	MQ8	C18-C20-C21-C22
14	M	403	MQ8	C26-C27-C28-C30
14	M	403	MQ8	C31-C32-C33-C34
14	M	403	MQ8	C31-C32-C33-C35
14	M	403	MQ8	C32-C33-C35-C36
14	M	403	MQ8	C46-C47-C48-C49
14	y	403	MQ8	C11-C12-C13-C15
14	y	403	MQ8	C14-C13-C15-C16
14	y	403	MQ8	C16-C17-C18-C19
14	y	403	MQ8	C16-C17-C18-C20
14	y	403	MQ8	C34-C33-C35-C36
14	y	403	MQ8	C33-C35-C36-C37
14	y	403	MQ8	C36-C37-C38-C40
14	y	403	MQ8	C38-C40-C41-C42
15	M	404	CRT	C1-C4-C5-C6
15	M	404	CRT	C32-C33-C35-C36
15	M	404	CRT	C34-C33-C35-C36
15	M	404	CRT	C35-C36-C37-C38
15	A	103	CRT	C2-C1-O1-C1M
15	E	101	CRT	C22-C23-C25-C26
15	E	101	CRT	C24-C23-C25-C26
15	E	101	CRT	C36-C37-C38-C39
15	E	101	CRT	C36-C37-C38-C40
15	E	101	CRT	C36-C37-C38-O2
15	G	101	CRT	O1-C1-C4-C5
15	G	101	CRT	C2-C1-C4-C5
15	G	101	CRT	C3-C1-C4-C5
15	G	101	CRT	C27-C28-C30-C31
15	G	101	CRT	C29-C28-C30-C31
15	J	101	CRT	C5-C6-C7-C8
15	J	101	CRT	C5-C6-C7-C9
15	J	101	CRT	C36-C37-C38-C39
15	J	101	CRT	C36-C37-C38-C40
15	J	101	CRT	C36-C37-C38-O2
15	J	101	CRT	C40-C38-O2-C2M
15	N	101	CRT	C2-C1-C4-C5
15	N	101	CRT	C3-C1-C4-C5
15	N	101	CRT	C5-C6-C7-C8

Continued on next page...

Continued from previous page...

Mol	Chain	Res	Type	Atoms
15	P	102	CRT	O1-C1-C4-C5
15	P	102	CRT	C22-C23-C25-C26
15	P	102	CRT	C24-C23-C25-C26
15	P	102	CRT	C27-C28-C30-C31
15	P	102	CRT	C29-C28-C30-C31
15	R	101	CRT	C3-C1-O1-C1M
15	R	101	CRT	C5-C6-C7-C8
15	R	101	CRT	C5-C6-C7-C9
15	R	101	CRT	C15-C16-C17-C18
15	T	101	CRT	C2-C1-O1-C1M
15	T	101	CRT	C5-C6-C7-C8
15	T	101	CRT	C5-C6-C7-C9
15	T	101	CRT	C15-C16-C17-C18
15	T	101	CRT	C15-C16-C17-C19
15	U	102	CRT	O1-C1-C4-C5
15	U	102	CRT	C2-C1-C4-C5
15	U	102	CRT	C3-C1-C4-C5
15	U	102	CRT	C10-C11-C12-C13
15	U	102	CRT	C10-C11-C12-C14
15	U	102	CRT	C15-C16-C17-C18
15	U	102	CRT	C15-C16-C17-C19
15	X	101	CRT	O1-C1-C4-C5
15	X	101	CRT	C2-C1-C4-C5
15	X	101	CRT	C3-C1-C4-C5
15	X	101	CRT	C1-C4-C5-C6
15	X	101	CRT	C17-C19-C20-C21
15	Z	101	CRT	C5-C6-C7-C8
15	Z	101	CRT	C5-C6-C7-C9
15	Z	101	CRT	C10-C11-C12-C13
15	Z	101	CRT	C10-C11-C12-C14
15	Z	101	CRT	C15-C16-C17-C18
15	Z	101	CRT	C15-C16-C17-C19
15	Z	101	CRT	C36-C37-C38-C39
15	Z	101	CRT	C36-C37-C38-C40
15	2	101	CRT	C15-C16-C17-C18
15	2	101	CRT	C15-C16-C17-C19
15	2	101	CRT	C36-C37-C38-C39
15	2	101	CRT	C36-C37-C38-C40
15	4	101	CRT	C5-C6-C7-C8
15	4	101	CRT	C15-C16-C17-C18
15	4	101	CRT	C15-C16-C17-C19
15	4	101	CRT	C27-C28-C30-C31

Continued on next page...

Continued from previous page...

Mol	Chain	Res	Type	Atoms
15	4	101	CRT	C29-C28-C30-C31
15	6	101	CRT	C5-C6-C7-C8
15	6	101	CRT	C5-C6-C7-C9
15	6	101	CRT	C24-C23-C25-C26
15	8	101	CRT	C2-C1-C4-C5
15	8	101	CRT	C3-C1-C4-C5
15	9	102	CRT	C3-C1-O1-C1M
15	9	102	CRT	C1-C4-C5-C6
15	9	102	CRT	C15-C16-C17-C18
15	9	102	CRT	C15-C16-C17-C19
15	y	404	CRT	C32-C33-C35-C36
15	y	404	CRT	C34-C33-C35-C36
15	y	404	CRT	C35-C36-C37-C38
15	n	101	CRT	C2-C1-C4-C5
15	n	101	CRT	C1-C4-C5-C6
15	n	101	CRT	C15-C16-C17-C18
15	n	101	CRT	C15-C16-C17-C19
15	n	101	CRT	C36-C37-C38-C39
15	n	101	CRT	C36-C37-C38-C40
15	n	101	CRT	C36-C37-C38-O2
15	n	101	CRT	C40-C38-O2-C2M
15	p	103	CRT	C36-C37-C38-C39
15	s	101	CRT	C2-C1-O1-C1M
15	s	101	CRT	C5-C6-C7-C8
15	s	101	CRT	C5-C6-C7-C9
15	s	101	CRT	C15-C16-C17-C18
15	s	101	CRT	C15-C16-C17-C19
15	v	101	CRT	C1-C4-C5-C6
15	v	101	CRT	C22-C23-C25-C26
15	v	101	CRT	C24-C23-C25-C26
15	v	101	CRT	C27-C28-C30-C31
15	v	101	CRT	C29-C28-C30-C31
15	AC	101	CRT	C3-C1-O1-C1M
15	AC	101	CRT	C2-C1-C4-C5
15	AC	101	CRT	C3-C1-C4-C5
15	AD	102	CRT	C3-C1-O1-C1M
15	AD	102	CRT	C36-C37-C38-C40
15	AE	103	CRT	C5-C6-C7-C8
15	AE	103	CRT	C5-C6-C7-C9
15	AH	102	CRT	C3-C1-O1-C1M
15	AH	102	CRT	O1-C1-C4-C5
15	AH	102	CRT	C15-C16-C17-C18

Continued on next page...

Continued from previous page...

Mol	Chain	Res	Type	Atoms
15	AH	102	CRT	C15-C16-C17-C19
15	AH	102	CRT	C22-C23-C25-C26
15	AH	102	CRT	C24-C23-C25-C26
15	AH	102	CRT	C36-C37-C38-C39
15	AH	102	CRT	C36-C37-C38-C40
15	AH	102	CRT	C36-C37-C38-O2
15	AJ	101	CRT	C17-C19-C20-C21
15	AJ	101	CRT	C27-C28-C30-C31
15	AJ	101	CRT	C29-C28-C30-C31
15	AL	101	CRT	C15-C16-C17-C18
15	AL	101	CRT	C15-C16-C17-C19
15	AL	101	CRT	C22-C23-C25-C26
15	AL	101	CRT	C24-C23-C25-C26
15	AL	101	CRT	C35-C36-C37-C38
15	e	101	CRT	C2-C1-C4-C5
15	e	101	CRT	C3-C1-C4-C5
15	e	101	CRT	C10-C11-C12-C13
15	e	101	CRT	C10-C11-C12-C14
15	e	101	CRT	C22-C23-C25-C26
15	e	101	CRT	C24-C23-C25-C26
15	f	102	CRT	C2-C1-O1-C1M
15	i	101	CRT	C3-C1-O1-C1M
15	i	101	CRT	C10-C11-C12-C13
15	i	101	CRT	C10-C11-C12-C14
15	i	101	CRT	C22-C23-C25-C26
15	i	101	CRT	C24-C23-C25-C26
15	k	101	CRT	C2-C1-C4-C5
15	k	101	CRT	C3-C1-C4-C5
15	c	101	CRT	C5-C6-C7-C8
17	S	101	PGW	C04-C05-CAD-OAE
17	S	101	PGW	C04-O12-P-O11
17	AE	101	PGW	OAF-C05-CAD-OAE
17	AE	101	PGW	C04-C05-CAD-OAE
12	H	303	PEF	C11-C10-O2-C2
12	H	304	PEF	C11-C10-O2-C2
12	x	306	PEF	C11-C10-O2-C2
17	S	101	PGW	C2-C1-O01-C02
17	S	101	PGW	O02-C1-O01-C02
17	AE	101	PGW	C2-C1-O01-C02
9	D	101	BCL	O1D-CGD-O2D-CED
9	G	102	BCL	O1D-CGD-O2D-CED
9	Q	101	BCL	O1D-CGD-O2D-CED

Continued on next page...

Continued from previous page...

Mol	Chain	Res	Type	Atoms
9	R	102	BCL	O1D-CGD-O2D-CED
9	U	101	BCL	O1D-CGD-O2D-CED
9	V	101	BCL	O1D-CGD-O2D-CED
9	Z	102	BCL	O1D-CGD-O2D-CED
9	4	102	BCL	O1D-CGD-O2D-CED
9	5	102	BCL	O1D-CGD-O2D-CED
9	m	102	BCL	O1D-CGD-O2D-CED
9	s	102	BCL	O1D-CGD-O2D-CED
9	u	101	BCL	O1D-CGD-O2D-CED
9	AB	101	BCL	O1D-CGD-O2D-CED
9	AC	102	BCL	O1D-CGD-O2D-CED
9	AE	102	BCL	O1D-CGD-O2D-CED
9	k	102	BCL	O1D-CGD-O2D-CED
9	l	101	BCL	O1D-CGD-O2D-CED
17	AE	101	PGW	O02-C1-O01-C02
9	J	102	BCL	O1D-CGD-O2D-CED
9	K	101	BCL	O1D-CGD-O2D-CED
9	P	101	BCL	O1D-CGD-O2D-CED
9	S	102	BCL	O1D-CGD-O2D-CED
9	T	102	BCL	O1D-CGD-O2D-CED
9	3	101	BCL	O1D-CGD-O2D-CED
9	x	303	BCL	O1D-CGD-O2D-CED
9	p	102	BCL	O1D-CGD-O2D-CED
9	v	102	BCL	O1D-CGD-O2D-CED
9	z	102	BCL	O1D-CGD-O2D-CED
9	AH	101	BCL	O1D-CGD-O2D-CED
9	AH	103	BCL	O1D-CGD-O2D-CED
9	AI	101	BCL	O1D-CGD-O2D-CED
9	AL	102	BCL	O1D-CGD-O2D-CED
9	e	102	BCL	O1D-CGD-O2D-CED
9	i	102	BCL	O1D-CGD-O2D-CED
9	L	301	BCL	CBD-CGD-O2D-CED
9	L	305	BCL	CBD-CGD-O2D-CED
9	A	102	BCL	CBD-CGD-O2D-CED
9	D	101	BCL	CBD-CGD-O2D-CED
9	F	101	BCL	CBD-CGD-O2D-CED
9	Q	101	BCL	CBD-CGD-O2D-CED
9	S	102	BCL	CBD-CGD-O2D-CED
9	7	101	BCL	CBD-CGD-O2D-CED
9	x	303	BCL	CBD-CGD-O2D-CED
9	x	305	BCL	CBD-CGD-O2D-CED
9	m	102	BCL	CBD-CGD-O2D-CED

Continued on next page...

Continued from previous page...

Mol	Chain	Res	Type	Atoms
9	m	103	BCL	CBD-CGD-O2D-CED
9	p	104	BCL	CBD-CGD-O2D-CED
9	r	101	BCL	CBD-CGD-O2D-CED
9	AE	102	BCL	CBD-CGD-O2D-CED
9	AH	101	BCL	CBD-CGD-O2D-CED
9	AH	103	BCL	CBD-CGD-O2D-CED
9	AI	101	BCL	CBD-CGD-O2D-CED
9	h	101	BCL	CBD-CGD-O2D-CED
9	j	101	BCL	CBD-CGD-O2D-CED
9	k	102	BCL	CBD-CGD-O2D-CED
10	L	302	BPH	CBD-CGD-O2D-CED
9	G	102	BCL	O1A-CGA-O2A-C1
9	J	102	BCL	O1A-CGA-O2A-C1
9	W	101	BCL	O1A-CGA-O2A-C1
9	1	102	BCL	O1A-CGA-O2A-C1
9	s	102	BCL	O1A-CGA-O2A-C1
9	e	102	BCL	O1A-CGA-O2A-C1
9	k	102	BCL	O1A-CGA-O2A-C1
12	y	407	PEF	C11-C10-O2-C2
9	L	301	BCL	O1D-CGD-O2D-CED
9	L	303	BCL	O1D-CGD-O2D-CED
9	O	101	BCL	O1D-CGD-O2D-CED
9	X	102	BCL	O1D-CGD-O2D-CED
9	7	101	BCL	O1D-CGD-O2D-CED
9	r	101	BCL	O1D-CGD-O2D-CED
9	AE	104	BCL	O1D-CGD-O2D-CED
9	AJ	102	BCL	O1D-CGD-O2D-CED
9	f	101	BCL	O1D-CGD-O2D-CED
9	j	101	BCL	O1D-CGD-O2D-CED
10	L	302	BPH	O1D-CGD-O2D-CED
9	D	102	BCL	O1D-CGD-O2D-CED
9	I	101	BCL	O1D-CGD-O2D-CED
9	1	102	BCL	O1D-CGD-O2D-CED
9	m	103	BCL	O1D-CGD-O2D-CED
9	p	104	BCL	O1D-CGD-O2D-CED
9	w	101	BCL	O1D-CGD-O2D-CED
9	AD	101	BCL	O1D-CGD-O2D-CED
9	AK	101	BCL	O1D-CGD-O2D-CED
9	g	101	BCL	O1D-CGD-O2D-CED
9	G	102	BCL	CBA-CGA-O2A-C1
9	1	102	BCL	CBA-CGA-O2A-C1
9	s	102	BCL	CBA-CGA-O2A-C1

Continued on next page...

Continued from previous page...

Mol	Chain	Res	Type	Atoms
9	k	102	BCL	CBA-CGA-O2A-C1
9	B	101	BCL	CBD-CGD-O2D-CED
9	5	101	BCL	CBD-CGD-O2D-CED
9	8	102	BCL	CBD-CGD-O2D-CED
9	AA	101	BCL	CBD-CGD-O2D-CED
9	c	102	BCL	CBD-CGD-O2D-CED
12	x	306	PEF	O4-C10-O2-C2
9	O	101	BCL	O1A-CGA-O2A-C1
9	R	102	BCL	O1A-CGA-O2A-C1
9	X	102	BCL	O1A-CGA-O2A-C1
9	4	102	BCL	O1A-CGA-O2A-C1
9	v	102	BCL	O1A-CGA-O2A-C1
9	z	102	BCL	O1A-CGA-O2A-C1
9	AE	104	BCL	O1A-CGA-O2A-C1
9	d	101	BCL	O1D-CGD-O2D-CED
10	x	302	BPH	O1D-CGD-O2D-CED
12	H	303	PEF	O4-C10-O2-C2
12	H	304	PEF	O4-C10-O2-C2
12	M	408	PEF	C11-C10-O2-C2
9	9	103	BCL	CBD-CGD-O2D-CED
9	d	101	BCL	O1A-CGA-O2A-C1
9	J	102	BCL	C3-C5-C6-C7
9	K	101	BCL	C3-C5-C6-C7
9	N	102	BCL	C3-C5-C6-C7
9	W	101	BCL	C3-C5-C6-C7
9	X	102	BCL	C3-C5-C6-C7
9	8	102	BCL	C3-C5-C6-C7
9	9	103	BCL	C3-C5-C6-C7
9	w	101	BCL	C3-C5-C6-C7
9	z	102	BCL	C3-C5-C6-C7
9	AH	103	BCL	C3-C5-C6-C7
9	k	102	BCL	C3-C5-C6-C7
9	J	102	BCL	CBA-CGA-O2A-C1
9	O	101	BCL	CBA-CGA-O2A-C1
9	T	102	BCL	CBA-CGA-O2A-C1
9	W	101	BCL	CBA-CGA-O2A-C1
9	Z	102	BCL	CBA-CGA-O2A-C1
9	4	102	BCL	CBA-CGA-O2A-C1
9	v	102	BCL	CBA-CGA-O2A-C1
9	AH	103	BCL	CBA-CGA-O2A-C1
9	i	102	BCL	CBA-CGA-O2A-C1
12	y	408	PEF	C11-C10-O2-C2

Continued on next page...

Continued from previous page...

Mol	Chain	Res	Type	Atoms
9	L	303	BCL	C13-C15-C16-C17
14	M	403	MQ8	C46-C47-C48-C50
12	t	303	PEF	O4-C10-O2-C2
12	H	304	PEF	C31-C30-O3-C3
9	X	102	BCL	C4-C3-C5-C6
9	Z	102	BCL	C2-C3-C5-C6
9	w	101	BCL	C2-C3-C5-C6
14	y	403	MQ8	C42-C43-C44-C46
9	L	303	BCL	C2A-CAA-CBA-CGA
9	x	301	BCL	C2A-CAA-CBA-CGA
9	x	303	BCL	C2A-CAA-CBA-CGA
9	r	101	BCL	C2A-CAA-CBA-CGA
9	w	101	BCL	C2A-CAA-CBA-CGA
9	AI	101	BCL	C2A-CAA-CBA-CGA
9	0	101	BCL	O1A-CGA-O2A-C1
9	F	101	BCL	O1D-CGD-O2D-CED
9	h	101	BCL	O1D-CGD-O2D-CED
9	D	102	BCL	C3-C5-C6-C7
9	U	101	BCL	C3-C5-C6-C7
9	x	303	BCL	C3-C5-C6-C7
9	p	104	BCL	C3-C5-C6-C7
9	AJ	102	BCL	C3-C5-C6-C7
9	g	101	BCL	C3-C5-C6-C7
9	i	102	BCL	C3-C5-C6-C7
10	M	402	BPH	C3-C5-C6-C7
9	K	101	BCL	CBA-CGA-O2A-C1
9	R	102	BCL	CBA-CGA-O2A-C1
9	X	102	BCL	CBA-CGA-O2A-C1
9	5	102	BCL	CBA-CGA-O2A-C1
9	z	102	BCL	CBA-CGA-O2A-C1
9	AB	101	BCL	CBA-CGA-O2A-C1
9	AC	102	BCL	CBA-CGA-O2A-C1
9	AE	104	BCL	CBA-CGA-O2A-C1
9	c	102	BCL	CBA-CGA-O2A-C1
14	M	403	MQ8	C16-C17-C18-C19
14	y	403	MQ8	C11-C12-C13-C14
14	y	403	MQ8	C36-C37-C38-C39
14	y	403	MQ8	C41-C42-C43-C45
9	x	305	BCL	O1D-CGD-O2D-CED
14	y	403	MQ8	C41-C42-C43-C44
9	K	101	BCL	O1A-CGA-O2A-C1
9	T	102	BCL	O1A-CGA-O2A-C1

Continued on next page...

Continued from previous page...

Mol	Chain	Res	Type	Atoms
9	V	101	BCL	O1A-CGA-O2A-C1
9	Z	102	BCL	O1A-CGA-O2A-C1
9	AB	101	BCL	O1A-CGA-O2A-C1
9	AC	102	BCL	O1A-CGA-O2A-C1
9	AH	103	BCL	O1A-CGA-O2A-C1
9	i	102	BCL	O1A-CGA-O2A-C1
9	c	102	BCL	O1A-CGA-O2A-C1
12	M	408	PEF	O5-C30-O3-C3
15	9	102	CRT	C11-C10-C9-C7
15	AH	102	CRT	C25-C26-C27-C28
9	AD	101	BCL	C3-C5-C6-C7
10	x	302	BPH	C3-C5-C6-C7
9	F	101	BCL	CBA-CGA-O2A-C1
9	1	101	BCL	CBA-CGA-O2A-C1
9	j	101	BCL	CBA-CGA-O2A-C1
12	t	301	PEF	C11-C10-O2-C2
12	y	407	PEF	O5-C30-O3-C3
12	M	408	PEF	C31-C30-O3-C3
12	H	303	PEF	C31-C30-O3-C3
9	A	102	BCL	O1D-CGD-O2D-CED
9	x	305	BCL	C15-C16-C17-C18
12	p	101	PEF	O2-C2-C3-O3
9	Y	101	BCL	CBD-CGD-O2D-CED
10	M	402	BPH	CBD-CGD-O2D-CED
9	F	101	BCL	O1A-CGA-O2A-C1
9	L	305	BCL	O1D-CGD-O2D-CED
9	R	102	BCL	C15-C16-C17-C18
9	V	101	BCL	CBA-CGA-O2A-C1
9	0	101	BCL	CBA-CGA-O2A-C1
9	d	101	BCL	CBA-CGA-O2A-C1
12	y	408	PEF	O5-C30-O3-C3
9	1	101	BCL	O1A-CGA-O2A-C1
9	5	102	BCL	O1A-CGA-O2A-C1
7	o	502	HEM	C3D-CAD-CBD-CGD
9	G	102	BCL	C4-C3-C5-C6
9	AA	101	BCL	C4-C3-C5-C6
9	AD	101	BCL	C4-C3-C5-C6
14	y	403	MQ8	C45-C43-C44-C46
9	G	102	BCL	C2-C3-C5-C6
9	AA	101	BCL	C2-C3-C5-C6
9	AD	101	BCL	C2-C3-C5-C6
9	d	101	BCL	C2-C3-C5-C6

Continued on next page...

Continued from previous page...

Mol	Chain	Res	Type	Atoms
14	M	403	MQ8	C12-C13-C15-C16
14	y	403	MQ8	C12-C13-C15-C16
14	y	403	MQ8	C32-C33-C35-C36
9	L	301	BCL	C2A-CAA-CBA-CGA
9	Q	101	BCL	C2A-CAA-CBA-CGA
9	s	102	BCL	C2A-CAA-CBA-CGA
9	g	101	BCL	C2A-CAA-CBA-CGA
9	j	101	BCL	O1A-CGA-O2A-C1
11	x	304	UQ8	C19-C21-C22-C23
14	M	403	MQ8	C33-C35-C36-C37
14	M	403	MQ8	C43-C44-C46-C47
14	y	403	MQ8	C28-C30-C31-C32
14	y	403	MQ8	C43-C44-C46-C47
9	N	102	BCL	CBA-CGA-O2A-C1
9	AA	101	BCL	CBA-CGA-O2A-C1
9	AJ	102	BCL	CBA-CGA-O2A-C1
12	A	101	PEF	C11-C10-O2-C2
12	y	407	PEF	C31-C30-O3-C3
12	y	408	PEF	C31-C30-O3-C3
9	8	102	BCL	O1D-CGD-O2D-CED
9	AA	101	BCL	O1D-CGD-O2D-CED
12	y	407	PEF	O4-C10-O2-C2
14	M	403	MQ8	C36-C37-C38-C39
9	c	102	BCL	O1D-CGD-O2D-CED
17	S	101	PGW	O12-C04-C05-CAD
9	N	102	BCL	O1A-CGA-O2A-C1
9	x	305	BCL	C3-C5-C6-C7
9	u	101	BCL	C3-C5-C6-C7
9	B	101	BCL	O1D-CGD-O2D-CED
9	D	102	BCL	CBA-CGA-O2A-C1
9	U	101	BCL	CBA-CGA-O2A-C1
9	7	101	BCL	CBA-CGA-O2A-C1
9	x	303	BCL	CBA-CGA-O2A-C1
9	m	102	BCL	CBA-CGA-O2A-C1
9	AL	102	BCL	CBA-CGA-O2A-C1
9	h	101	BCL	CBA-CGA-O2A-C1
15	n	101	CRT	C11-C10-C9-C7
9	AJ	102	BCL	O1A-CGA-O2A-C1
9	A	102	BCL	C8-C10-C11-C12
9	G	102	BCL	C15-C16-C17-C18
9	P	101	BCL	C5-C6-C7-C8
9	X	102	BCL	C8-C10-C11-C12

Continued on next page...

Continued from previous page...

Mol	Chain	Res	Type	Atoms
9	AC	102	BCL	C13-C15-C16-C17
9	AK	101	BCL	C13-C15-C16-C17
9	h	101	BCL	C15-C16-C17-C18
9	i	102	BCL	C8-C10-C11-C12
12	M	407	PEF	O3P-C1-C2-O2
17	S	101	PGW	O12-C04-C05-OAF
9	p	104	BCL	C4-C3-C5-C6
9	B	101	BCL	C11-C12-C13-C14
9	N	102	BCL	C6-C7-C8-C9
9	Q	101	BCL	C11-C12-C13-C14
9	S	102	BCL	C6-C7-C8-C9
9	T	102	BCL	C6-C7-C8-C9
9	W	101	BCL	C11-C10-C8-C9
9	Y	101	BCL	C14-C13-C15-C16
9	1	101	BCL	C11-C12-C13-C14
9	5	101	BCL	C14-C13-C15-C16
9	5	102	BCL	C6-C7-C8-C9
9	0	101	BCL	C14-C13-C15-C16
9	m	103	BCL	C6-C7-C8-C9
9	m	103	BCL	C14-C13-C15-C16
9	p	102	BCL	C11-C10-C8-C9
9	w	101	BCL	C6-C7-C8-C9
9	AI	101	BCL	C11-C12-C13-C14
9	AJ	102	BCL	C6-C7-C8-C9
9	g	101	BCL	C14-C13-C15-C16
9	5	101	BCL	O1D-CGD-O2D-CED
9	F	101	BCL	C5-C6-C7-C8
9	c	102	BCL	C2A-CAA-CBA-CGA
15	A	103	CRT	C5-C6-C7-C8
15	X	101	CRT	C10-C11-C12-C13
15	X	101	CRT	C24-C23-C25-C26
15	n	101	CRT	C5-C6-C7-C8
15	n	101	CRT	C24-C23-C25-C26
15	p	103	CRT	C5-C6-C7-C8
15	v	101	CRT	C15-C16-C17-C18
15	AD	102	CRT	C29-C28-C30-C31
15	AL	101	CRT	C5-C6-C7-C8
15	i	101	CRT	C34-C33-C35-C36
15	A	103	CRT	C5-C6-C7-C9
15	9	102	CRT	C5-C6-C7-C9
15	n	101	CRT	C5-C6-C7-C9
14	y	403	MQ8	C46-C47-C48-C50

Continued on next page...

Continued from previous page...

Mol	Chain	Res	Type	Atoms
9	D	102	BCL	O1A-CGA-O2A-C1
9	x	303	BCL	O1A-CGA-O2A-C1
9	3	101	BCL	C5-C6-C7-C8
9	z	102	BCL	C5-C6-C7-C8
9	y	401	BCL	CBA-CGA-O2A-C1
9	p	104	BCL	CBA-CGA-O2A-C1
9	AD	101	BCL	CBA-CGA-O2A-C1
7	o	501	HEM	C2A-CAA-CBA-CGA
9	5	101	BCL	C8-C10-C11-C12
9	8	102	BCL	C15-C16-C17-C18
9	m	102	BCL	C15-C16-C17-C18
9	AA	101	BCL	C8-C10-C11-C12
9	AD	101	BCL	C8-C10-C11-C12
9	AE	104	BCL	C5-C6-C7-C8
9	L	301	BCL	C13-C15-C16-C17
9	M	401	BCL	C5-C6-C7-C8
9	F	101	BCL	C10-C11-C12-C13
9	N	102	BCL	C13-C15-C16-C17
9	N	102	BCL	C15-C16-C17-C18
9	R	102	BCL	C13-C15-C16-C17
9	T	102	BCL	C5-C6-C7-C8
9	T	102	BCL	C13-C15-C16-C17
9	U	101	BCL	C15-C16-C17-C18
9	X	102	BCL	C10-C11-C12-C13
9	Z	102	BCL	C8-C10-C11-C12
9	8	102	BCL	C10-C11-C12-C13
9	AD	101	BCL	C5-C6-C7-C8
9	AH	103	BCL	C8-C10-C11-C12
9	AJ	102	BCL	C8-C10-C11-C12
9	e	102	BCL	C5-C6-C7-C8
9	k	102	BCL	C10-C11-C12-C13
9	k	102	BCL	C15-C16-C17-C18
12	H	303	PEF	O5-C30-O3-C3
12	H	304	PEF	O5-C30-O3-C3
14	y	403	MQ8	C46-C47-C48-C49
17	S	101	PGW	OAF-C05-CAD-OAE
9	F	101	BCL	C13-C15-C16-C17
9	G	102	BCL	C8-C10-C11-C12
9	W	101	BCL	C13-C15-C16-C17
9	X	102	BCL	C13-C15-C16-C17
9	Z	102	BCL	C13-C15-C16-C17
9	4	102	BCL	C5-C6-C7-C8

Continued on next page...

Continued from previous page...

Mol	Chain	Res	Type	Atoms
9	x	301	BCL	C13-C15-C16-C17
9	r	101	BCL	C8-C10-C11-C12
12	M	408	PEF	O4-C10-O2-C2
9	x	305	BCL	C2-C1-O2A-CGA
9	Q	101	BCL	C8-C10-C11-C12
9	m	103	BCL	C5-C6-C7-C8
9	AE	104	BCL	C8-C10-C11-C12
9	i	102	BCL	C13-C15-C16-C17
9	j	101	BCL	C10-C11-C12-C13
9	l	101	BCL	C8-C10-C11-C12
10	L	302	BPH	C5-C6-C7-C8
7	C	502	HEM	C3D-CAD-CBD-CGD
9	1	102	BCL	C8-C10-C11-C12
9	v	102	BCL	C5-C6-C7-C8
9	AH	101	BCL	C5-C6-C7-C8
9	F	101	BCL	C11-C12-C13-C15
9	N	102	BCL	C11-C12-C13-C15
9	O	101	BCL	C11-C10-C8-C7
9	Y	101	BCL	C11-C12-C13-C15
9	8	102	BCL	C11-C12-C13-C15
9	r	101	BCL	C11-C10-C8-C7
9	AI	101	BCL	C12-C13-C15-C16
9	g	101	BCL	C11-C12-C13-C15
9	c	102	BCL	C11-C12-C13-C15
9	F	101	BCL	C3-C5-C6-C7
9	U	101	BCL	O1A-CGA-O2A-C1
9	y	401	BCL	O1A-CGA-O2A-C1
9	m	102	BCL	O1A-CGA-O2A-C1
9	AD	101	BCL	O1A-CGA-O2A-C1
9	h	101	BCL	O1A-CGA-O2A-C1
9	AH	101	BCL	C2A-CAA-CBA-CGA
9	L	303	BCL	C5-C6-C7-C8
9	W	101	BCL	C10-C11-C12-C13
9	4	102	BCL	C8-C10-C11-C12
9	x	305	BCL	C13-C15-C16-C17
9	z	102	BCL	C10-C11-C12-C13
9	AA	101	BCL	C5-C6-C7-C8
9	0	101	BCL	C8-C10-C11-C12
9	AH	103	BCL	C13-C15-C16-C17
9	AI	101	BCL	C13-C15-C16-C17
11	L	304	UQ8	C39-C41-C42-C43
11	L	304	UQ8	C14-C16-C17-C18

Continued on next page...

Continued from previous page...

Mol	Chain	Res	Type	Atoms
11	x	304	UQ8	C24-C26-C27-C28
9	B	101	BCL	C13-C15-C16-C17
9	R	102	BCL	C10-C11-C12-C13
9	s	102	BCL	C5-C6-C7-C8
9	9	103	BCL	O1D-CGD-O2D-CED
9	7	101	BCL	O1A-CGA-O2A-C1
9	AA	101	BCL	O1A-CGA-O2A-C1
9	AL	102	BCL	O1A-CGA-O2A-C1
9	D	102	BCL	C15-C16-C17-C18
9	S	102	BCL	C8-C10-C11-C12
9	x	301	BCL	C5-C6-C7-C8
9	p	102	BCL	C15-C16-C17-C18
9	r	101	BCL	C13-C15-C16-C17
9	AK	101	BCL	C8-C10-C11-C12
9	f	101	BCL	C5-C6-C7-C8
9	g	101	BCL	C15-C16-C17-C18
9	k	102	BCL	C8-C10-C11-C12
9	c	102	BCL	C13-C15-C16-C17
9	p	104	BCL	O1A-CGA-O2A-C1
9	3	101	BCL	C15-C16-C17-C18
9	x	301	BCL	C15-C16-C17-C18
9	AB	101	BCL	C15-C16-C17-C18
9	AE	104	BCL	C13-C15-C16-C17
12	M	406	PEF	C1-O3P-P-O4P
12	M	406	PEF	C4-O4P-P-O3P
12	M	407	PEF	C1-O3P-P-O4P
12	H	304	PEF	C1-O3P-P-O4P
12	A	101	PEF	C1-O3P-P-O4P
12	A	101	PEF	C4-O4P-P-O3P
12	y	408	PEF	C1-O3P-P-O4P
12	t	303	PEF	C1-O3P-P-O4P
12	p	101	PEF	C1-O3P-P-O4P
12	y	408	PEF	O4-C10-O2-C2
9	Q	101	BCL	C5-C6-C7-C8
9	AI	101	BCL	C4-C3-C5-C6
9	X	102	BCL	C2-C3-C5-C6
9	Y	101	BCL	C8-C10-C11-C12
9	7	101	BCL	C8-C10-C11-C12
9	z	102	BCL	C13-C15-C16-C17
9	L	303	BCL	C16-C17-C18-C20
9	M	401	BCL	C16-C17-C18-C19
9	AC	102	BCL	C16-C17-C18-C19

Continued on next page...

Continued from previous page...

Mol	Chain	Res	Type	Atoms
9	AI	101	BCL	C16-C17-C18-C19
9	P	101	BCL	CBA-CGA-O2A-C1
9	AK	101	BCL	CBA-CGA-O2A-C1
9	f	101	BCL	CBA-CGA-O2A-C1
9	l	101	BCL	CBA-CGA-O2A-C1
9	e	102	BCL	C15-C16-C17-C18
15	AL	101	CRT	C30-C31-C32-C33
9	z	102	BCL	C16-C17-C18-C19
9	d	101	BCL	C16-C17-C18-C19
12	x	306	PEF	C1-C2-O2-C10
9	g	101	BCL	C8-C10-C11-C12
12	t	301	PEF	O4-C10-O2-C2
9	p	102	BCL	CBA-CGA-O2A-C1
9	u	101	BCL	CBA-CGA-O2A-C1
9	AI	101	BCL	C5-C6-C7-C8
9	L	305	BCL	C16-C17-C18-C19
9	Q	101	BCL	C16-C17-C18-C19
9	Z	102	BCL	C16-C17-C18-C20
9	5	102	BCL	C16-C17-C18-C20
9	AK	101	BCL	C16-C17-C18-C20
11	x	304	UQ8	C20-C19-C21-C22
14	M	403	MQ8	C41-C42-C43-C45
11	x	304	UQ8	C18-C19-C21-C22
9	D	101	BCL	C11-C10-C8-C9
9	Q	101	BCL	C11-C10-C8-C9
9	T	102	BCL	C11-C12-C13-C14
9	X	102	BCL	C11-C12-C13-C14
9	7	101	BCL	C11-C10-C8-C9
9	r	101	BCL	C11-C12-C13-C14
9	u	101	BCL	C11-C10-C8-C9
9	g	101	BCL	C11-C12-C13-C14
9	c	102	BCL	C11-C12-C13-C14
9	7	101	BCL	C10-C11-C12-C13
9	j	101	BCL	C15-C16-C17-C18
9	k	102	BCL	C2A-CAA-CBA-CGA
15	9	102	CRT	C5-C6-C7-C8
15	s	101	CRT	C10-C11-C12-C13
15	6	101	CRT	C22-C23-C25-C26
9	L	301	BCL	C15-C16-C17-C18
9	M	401	BCL	C15-C16-C17-C18
9	D	102	BCL	C13-C15-C16-C17
9	L	301	BCL	C16-C17-C18-C19

Continued on next page...

Continued from previous page...

Mol	Chain	Res	Type	Atoms
9	L	301	BCL	C16-C17-C18-C20
9	M	401	BCL	C16-C17-C18-C20
9	Q	101	BCL	C16-C17-C18-C20
9	Z	102	BCL	C16-C17-C18-C19
9	m	103	BCL	C16-C17-C18-C19
9	m	103	BCL	C16-C17-C18-C20
9	u	101	BCL	C16-C17-C18-C19
9	AK	101	BCL	C16-C17-C18-C19
9	d	101	BCL	C16-C17-C18-C20
9	f	101	BCL	C16-C17-C18-C20
9	AB	101	BCL	C8-C10-C11-C12
12	L	306	PEF	O4P-C4-C5-N
12	M	406	PEF	O4P-C4-C5-N
9	f	101	BCL	O1A-CGA-O2A-C1
9	I	101	BCL	CBA-CGA-O2A-C1
9	p	104	BCL	C3A-C2A-CAA-CBA
9	u	101	BCL	C3A-C2A-CAA-CBA
9	AH	101	BCL	C3A-C2A-CAA-CBA
9	AH	103	BCL	C3A-C2A-CAA-CBA
9	d	101	BCL	C3A-C2A-CAA-CBA
10	M	402	BPH	C15-C16-C17-C18
9	L	303	BCL	C16-C17-C18-C19
9	L	305	BCL	C16-C17-C18-C20
9	5	102	BCL	C16-C17-C18-C19
9	z	102	BCL	C16-C17-C18-C20
9	AC	102	BCL	C16-C17-C18-C20
9	AI	101	BCL	C16-C17-C18-C20
9	I	101	BCL	C4-C3-C5-C6
9	1	101	BCL	C4-C3-C5-C6
14	M	403	MQ8	C29-C28-C30-C31
9	Q	101	BCL	CBA-CGA-O2A-C1
9	p	104	BCL	C2-C3-C5-C6
10	M	402	BPH	O1D-CGD-O2D-CED
9	P	101	BCL	O1A-CGA-O2A-C1
9	AK	101	BCL	O1A-CGA-O2A-C1
9	u	101	BCL	C16-C17-C18-C20
9	g	101	BCL	C16-C17-C18-C19
9	j	101	BCL	C16-C17-C18-C20
9	l	101	BCL	C16-C17-C18-C19
9	S	102	BCL	C13-C15-C16-C17
9	u	101	BCL	C13-C15-C16-C17
9	f	101	BCL	C15-C16-C17-C18

Continued on next page...

Continued from previous page...

Mol	Chain	Res	Type	Atoms
12	M	407	PEF	C31-C30-O3-C3
9	l	101	BCL	O1A-CGA-O2A-C1
9	y	401	BCL	C2-C1-O2A-CGA
12	x	306	PEF	C31-C30-O3-C3
9	w	101	BCL	C5-C6-C7-C8
9	I	101	BCL	O1A-CGA-O2A-C1
9	Q	101	BCL	O1A-CGA-O2A-C1
9	L	305	BCL	C3-C5-C6-C7
9	Y	101	BCL	O1D-CGD-O2D-CED
9	AE	102	BCL	CBA-CGA-O2A-C1
9	G	102	BCL	C5-C6-C7-C8
9	J	102	BCL	C5-C6-C7-C8
9	V	101	BCL	C8-C10-C11-C12
9	5	102	BCL	C10-C11-C12-C13
9	u	101	BCL	C8-C10-C11-C12
9	AI	101	BCL	C15-C16-C17-C18
9	l	101	BCL	C10-C11-C12-C13
9	p	102	BCL	O1A-CGA-O2A-C1
9	u	101	BCL	O1A-CGA-O2A-C1
9	g	101	BCL	C4-C3-C5-C6
9	M	401	BCL	C6-C7-C8-C10
9	D	101	BCL	C11-C10-C8-C7
9	N	102	BCL	C6-C7-C8-C10
9	Q	101	BCL	C11-C10-C8-C7
9	T	102	BCL	C11-C12-C13-C15
9	X	102	BCL	C11-C12-C13-C15
9	4	102	BCL	C6-C7-C8-C10
9	5	101	BCL	C11-C10-C8-C7
9	7	101	BCL	C11-C10-C8-C7
9	9	103	BCL	C11-C12-C13-C15
9	m	102	BCL	C12-C13-C15-C16
9	m	103	BCL	C6-C7-C8-C10
9	p	102	BCL	C11-C10-C8-C7
9	r	101	BCL	C11-C12-C13-C15
9	u	101	BCL	C11-C10-C8-C7
9	w	101	BCL	C6-C7-C8-C10
9	AE	102	BCL	C6-C7-C8-C10
9	AI	101	BCL	C11-C12-C13-C15
9	AJ	102	BCL	C6-C7-C8-C10
14	M	403	MQ8	C22-C23-C25-C26
9	I	101	BCL	C3-C5-C6-C7
9	8	102	BCL	C8-C10-C11-C12

Continued on next page...

Continued from previous page...

Mol	Chain	Res	Type	Atoms
9	c	102	BCL	C10-C11-C12-C13
12	M	407	PEF	C2-C3-O3-C30
9	Y	101	BCL	C16-C17-C18-C19
9	g	101	BCL	C16-C17-C18-C20
9	l	101	BCL	C16-C17-C18-C20
9	D	101	BCL	CBA-CGA-O2A-C1
9	5	101	BCL	CBA-CGA-O2A-C1
9	x	305	BCL	C5-C6-C7-C8
9	y	401	BCL	C13-C15-C16-C17
9	AI	101	BCL	C10-C11-C12-C13
9	h	101	BCL	C10-C11-C12-C13
10	M	402	BPH	C8-C10-C11-C12
9	L	301	BCL	C5-C6-C7-C8
9	AE	102	BCL	O1A-CGA-O2A-C1
9	j	101	BCL	C16-C17-C18-C19
9	O	101	BCL	C8-C10-C11-C12
11	x	304	UQ8	C39-C41-C42-C43
12	A	101	PEF	O4-C10-O2-C2
7	C	502	HEM	C4B-C3B-CAB-CBB
7	o	501	HEM	C4B-C3B-CAB-CBB
9	AB	101	BCL	C10-C11-C12-C13
9	e	102	BCL	C10-C11-C12-C13
9	r	101	BCL	C15-C16-C17-C18
9	AJ	102	BCL	C15-C16-C17-C18
12	H	304	PEF	O2-C2-C3-O3
9	AH	103	BCL	C16-C17-C18-C19
9	I	101	BCL	C2-C3-C5-C6
9	R	102	BCL	C2-C3-C5-C6
9	U	101	BCL	C2-C3-C5-C6
9	1	101	BCL	C2-C3-C5-C6
9	AI	101	BCL	C2-C3-C5-C6
9	g	101	BCL	C2-C3-C5-C6
9	M	401	BCL	C6-C7-C8-C9
9	F	101	BCL	C11-C12-C13-C14
9	O	101	BCL	C11-C10-C8-C9
9	Y	101	BCL	C11-C12-C13-C14
9	4	102	BCL	C6-C7-C8-C9
9	8	102	BCL	C6-C7-C8-C9
9	0	101	BCL	C11-C12-C13-C14
9	v	102	BCL	C11-C12-C13-C14
9	AE	102	BCL	C6-C7-C8-C9
9	AH	103	BCL	C11-C12-C13-C14

Continued on next page...

Continued from previous page...

Mol	Chain	Res	Type	Atoms
9	AI	101	BCL	C14-C13-C15-C16
17	AE	101	PGW	C20-C19-O03-C01
9	z	102	BCL	C2A-CAA-CBA-CGA
9	e	102	BCL	C2A-CAA-CBA-CGA
9	i	102	BCL	C2A-CAA-CBA-CGA
7	o	504	HEM	C4D-C3D-CAD-CBD
10	y	402	BPH	C2C-C3C-CAC-CBC
15	4	101	CRT	C5-C6-C7-C9
9	D	102	BCL	C1A-C2A-CAA-CBA
9	G	102	BCL	C1A-C2A-CAA-CBA
9	N	102	BCL	C1A-C2A-CAA-CBA
9	O	101	BCL	C1A-C2A-CAA-CBA
9	X	102	BCL	C1A-C2A-CAA-CBA
9	Y	101	BCL	C1A-C2A-CAA-CBA
9	1	102	BCL	C1A-C2A-CAA-CBA
9	4	102	BCL	C1A-C2A-CAA-CBA
9	5	102	BCL	C1A-C2A-CAA-CBA
9	0	101	BCL	C1A-C2A-CAA-CBA
9	x	303	BCL	C1A-C2A-CAA-CBA
9	y	401	BCL	C1A-C2A-CAA-CBA
9	m	103	BCL	C1A-C2A-CAA-CBA
9	p	102	BCL	C1A-C2A-CAA-CBA
9	v	102	BCL	C1A-C2A-CAA-CBA
9	z	102	BCL	C1A-C2A-CAA-CBA
9	AC	102	BCL	C1A-C2A-CAA-CBA
9	AE	104	BCL	C1A-C2A-CAA-CBA
9	e	102	BCL	C1A-C2A-CAA-CBA
9	g	101	BCL	C1A-C2A-CAA-CBA
9	i	102	BCL	C1A-C2A-CAA-CBA
9	P	101	BCL	C16-C17-C18-C19
9	AH	103	BCL	C16-C17-C18-C20
15	J	101	CRT	C11-C10-C9-C7
15	c	101	CRT	C25-C26-C27-C28
9	R	102	BCL	C5-C6-C7-C8
9	S	102	BCL	C5-C6-C7-C8
9	AH	101	BCL	C10-C11-C12-C13
12	H	303	PEF	C1-O3P-P-O4P
12	x	306	PEF	C1-O3P-P-O4P
12	t	301	PEF	C1-O3P-P-O4P
9	AL	102	BCL	C3-C5-C6-C7
9	l	101	BCL	C13-C15-C16-C17
10	y	402	BPH	CBA-CGA-O2A-C1

Continued on next page...

Continued from previous page...

Mol	Chain	Res	Type	Atoms
17	S	101	PGW	C01-C02-C03-O11
9	1	101	BCL	C13-C15-C16-C17
9	3	101	BCL	C10-C11-C12-C13
9	R	102	BCL	C4-C3-C5-C6
9	L	301	BCL	C2C-C3C-CAC-CBC
9	y	401	BCL	C2C-C3C-CAC-CBC
9	m	102	BCL	C2C-C3C-CAC-CBC
9	AJ	102	BCL	C2C-C3C-CAC-CBC
9	D	101	BCL	C8-C10-C11-C12
9	W	101	BCL	C8-C10-C11-C12
9	p	102	BCL	C8-C10-C11-C12
9	z	102	BCL	C15-C16-C17-C18
9	D	101	BCL	O1A-CGA-O2A-C1
9	5	101	BCL	O1A-CGA-O2A-C1
9	Y	101	BCL	C16-C17-C18-C20
12	M	408	PEF	C1-C2-C3-O3
12	H	304	PEF	C1-C2-C3-O3
9	I	101	BCL	C10-C11-C12-C13
9	j	101	BCL	C5-C6-C7-C8
9	AL	102	BCL	C8-C10-C11-C12
9	B	101	BCL	C8-C10-C11-C12
9	AC	102	BCL	C15-C16-C17-C18
9	U	101	BCL	C4-C3-C5-C6
14	M	403	MQ8	C24-C23-C25-C26
9	F	101	BCL	C16-C17-C18-C20
9	AD	101	BCL	C16-C17-C18-C20
9	7	101	BCL	C5-C6-C7-C8
9	AH	101	BCL	C13-C15-C16-C17
9	AL	102	BCL	C15-C16-C17-C18
10	x	302	BPH	C10-C11-C12-C13
17	AE	101	PGW	C03-C02-O01-C1
9	O	101	BCL	C15-C16-C17-C18
9	9	103	BCL	C2-C1-O2A-CGA
9	A	102	BCL	C15-C16-C17-C18
9	5	101	BCL	C15-C16-C17-C18
9	d	101	BCL	C15-C16-C17-C18
9	D	101	BCL	C15-C16-C17-C18
10	y	402	BPH	O1A-CGA-O2A-C1
9	W	101	BCL	C5-C6-C7-C8
9	1	101	BCL	C5-C6-C7-C8
15	M	404	CRT	C2-C1-O1-C1M
15	A	103	CRT	C3-C1-O1-C1M

Continued on next page...

Continued from previous page...

Mol	Chain	Res	Type	Atoms
15	E	101	CRT	C2-C1-O1-C1M
15	G	101	CRT	C2-C1-O1-C1M
15	J	101	CRT	C3-C1-O1-C1M
15	J	101	CRT	C39-C38-O2-C2M
15	N	101	CRT	C2-C1-O1-C1M
15	R	101	CRT	C2-C1-O1-C1M
15	T	101	CRT	C3-C1-O1-C1M
15	U	102	CRT	C2-C1-O1-C1M
15	4	101	CRT	C2-C1-O1-C1M
15	6	101	CRT	C2-C1-O1-C1M
15	8	101	CRT	C2-C1-O1-C1M
15	9	102	CRT	C2-C1-O1-C1M
15	y	404	CRT	C3-C1-O1-C1M
15	y	404	CRT	C39-C38-O2-C2M
15	y	404	CRT	C40-C38-O2-C2M
15	n	101	CRT	C3-C1-O1-C1M
15	n	101	CRT	C39-C38-O2-C2M
15	p	103	CRT	C3-C1-O1-C1M
15	v	101	CRT	C3-C1-O1-C1M
15	z	101	CRT	C2-C1-O1-C1M
15	AC	101	CRT	C2-C1-O1-C1M
15	AE	103	CRT	C2-C1-O1-C1M
15	AH	102	CRT	C2-C1-O1-C1M
15	i	101	CRT	C2-C1-O1-C1M
15	k	101	CRT	C2-C1-O1-C1M
15	c	101	CRT	C2-C1-O1-C1M
9	U	101	BCL	C10-C11-C12-C13
9	W	101	BCL	C15-C16-C17-C18
15	M	404	CRT	C2-C1-C4-C5
15	M	404	CRT	C3-C1-C4-C5
15	A	103	CRT	C2-C1-C4-C5
15	A	103	CRT	C3-C1-C4-C5
15	N	101	CRT	C36-C37-C38-C39
15	P	102	CRT	C2-C1-C4-C5
15	U	102	CRT	C36-C37-C38-C39
15	X	101	CRT	C36-C37-C38-C39
15	2	101	CRT	C2-C1-C4-C5
15	2	101	CRT	C3-C1-C4-C5
15	4	101	CRT	C3-C1-C4-C5
15	n	101	CRT	C3-C1-C4-C5
15	p	103	CRT	C2-C1-C4-C5
15	p	103	CRT	C36-C37-C38-C40

Continued on next page...

Continued from previous page...

Mol	Chain	Res	Type	Atoms
15	z	101	CRT	C36-C37-C38-C39
15	AD	102	CRT	C36-C37-C38-C39
15	f	102	CRT	C3-C1-C4-C5
15	i	101	CRT	C36-C37-C38-C39
15	i	101	CRT	C36-C37-C38-C40
9	AH	101	BCL	C4-C3-C5-C6
10	L	302	BPH	C4-C3-C5-C6
9	p	102	BCL	C5-C6-C7-C8
9	L	303	BCL	C11-C12-C13-C15
9	B	101	BCL	C11-C12-C13-C15
9	D	101	BCL	C6-C7-C8-C10
9	G	102	BCL	C11-C12-C13-C15
9	K	101	BCL	C11-C10-C8-C7
9	X	102	BCL	C11-C10-C8-C7
9	Y	101	BCL	C12-C13-C15-C16
9	5	101	BCL	C12-C13-C15-C16
9	5	102	BCL	C6-C7-C8-C10
9	8	102	BCL	C6-C7-C8-C10
9	0	101	BCL	C11-C12-C13-C15
9	m	103	BCL	C12-C13-C15-C16
9	v	102	BCL	C11-C12-C13-C15
9	w	101	BCL	C11-C10-C8-C7
9	AC	102	BCL	C11-C12-C13-C15
9	AD	101	BCL	C11-C10-C8-C7
9	AH	101	BCL	C2-C3-C5-C6
9	AH	101	BCL	C11-C12-C13-C15
9	AH	103	BCL	C11-C12-C13-C15
9	AL	102	BCL	C6-C7-C8-C10
9	f	101	BCL	C11-C12-C13-C15
10	L	302	BPH	C11-C10-C8-C7
10	M	402	BPH	C11-C10-C8-C7
14	y	403	MQ8	C22-C23-C25-C26
12	M	407	PEF	O5-C30-O3-C3
9	L	303	BCL	C11-C12-C13-C14
9	D	101	BCL	C6-C7-C8-C9
9	D	102	BCL	C14-C13-C15-C16
9	V	101	BCL	C6-C7-C8-C9
9	9	103	BCL	C14-C13-C15-C16
9	p	102	BCL	C6-C7-C8-C9
9	p	104	BCL	C14-C13-C15-C16
9	r	101	BCL	C6-C7-C8-C9
9	w	101	BCL	C11-C10-C8-C9

Continued on next page...

Continued from previous page...

Mol	Chain	Res	Type	Atoms
9	AB	101	BCL	C11-C10-C8-C9
9	AC	102	BCL	C11-C12-C13-C14
9	AD	101	BCL	C11-C10-C8-C9
9	AE	102	BCL	C14-C13-C15-C16
9	AH	101	BCL	C11-C12-C13-C14
9	AL	102	BCL	C6-C7-C8-C9
9	f	101	BCL	C11-C12-C13-C14
9	j	101	BCL	C11-C10-C8-C9
10	L	302	BPH	C11-C10-C8-C9
10	y	402	BPH	C11-C10-C8-C9
15	M	404	CRT	O1-C1-C4-C5
15	M	404	CRT	C36-C37-C38-O2
15	8	101	CRT	O1-C1-C4-C5
15	y	404	CRT	C36-C37-C38-O2
15	n	101	CRT	O1-C1-C4-C5
15	p	103	CRT	C36-C37-C38-O2
15	AC	101	CRT	O1-C1-C4-C5
15	6	101	CRT	C34-C33-C35-C36
9	S	102	BCL	C16-C17-C18-C19
15	v	101	CRT	C15-C16-C17-C19
12	M	407	PEF	O3P-C1-C2-C3
9	S	102	BCL	CBA-CGA-O2A-C1
9	1	102	BCL	C5-C6-C7-C8
12	M	408	PEF	O3P-C1-C2-C3
12	H	303	PEF	O3P-C1-C2-C3
12	y	408	PEF	O3P-C1-C2-C3
17	AE	101	PGW	C01-C02-C03-O11
12	m	101	PEF	O4P-C4-C5-N
9	c	102	BCL	C8-C10-C11-C12
7	o	504	HEM	C2D-C3D-CAD-CBD
10	L	302	BPH	C2-C3-C5-C6
12	x	306	PEF	O5-C30-O3-C3
12	H	301	PEF	C31-C30-O3-C3
9	R	102	BCL	C3A-C2A-CAA-CBA
9	1	101	BCL	C3A-C2A-CAA-CBA
9	w	101	BCL	C3A-C2A-CAA-CBA
9	AI	101	BCL	C3A-C2A-CAA-CBA
10	y	402	BPH	C3A-C2A-CAA-CBA
15	p	103	CRT	C11-C10-C9-C7
10	L	302	BPH	C3-C5-C6-C7
9	B	101	BCL	C5-C6-C7-C8
10	M	402	BPH	CBA-CGA-O2A-C1

Continued on next page...

Continued from previous page...

Mol	Chain	Res	Type	Atoms
9	Y	101	BCL	C10-C11-C12-C13
12	x	306	PEF	C1-C2-C3-O3
14	M	403	MQ8	C41-C42-C43-C44
9	l	101	BCL	C15-C16-C17-C18
12	H	303	PEF	O3P-C1-C2-O2
9	P	101	BCL	C16-C17-C18-C20
9	9	103	BCL	C16-C17-C18-C20
12	M	408	PEF	O2-C2-C3-O3
12	t	303	PEF	O2-C2-C3-O3
9	L	305	BCL	CBA-CGA-O2A-C1
9	f	101	BCL	C16-C17-C18-C19
9	AH	101	BCL	C2-C1-O2A-CGA
9	d	101	BCL	C2-C1-O2A-CGA
9	e	102	BCL	C2-C1-O2A-CGA
9	g	101	BCL	C2-C1-O2A-CGA
9	F	101	BCL	C15-C16-C17-C18
9	L	305	BCL	C11-C10-C8-C9
9	G	102	BCL	C11-C12-C13-C14
9	x	305	BCL	C11-C10-C8-C9
9	m	102	BCL	C11-C10-C8-C9
9	AB	101	BCL	C6-C7-C8-C9
9	f	101	BCL	C14-C13-C15-C16
10	L	302	BPH	C6-C7-C8-C9
9	9	103	BCL	C5-C6-C7-C8
9	AH	103	BCL	C15-C16-C17-C18
10	M	402	BPH	C13-C15-C16-C17
9	l	101	BCL	C2A-CAA-CBA-CGA
9	F	101	BCL	C16-C17-C18-C19
9	j	101	BCL	C3-C5-C6-C7
9	y	401	BCL	C15-C16-C17-C18
9	AA	101	BCL	C13-C15-C16-C17
9	P	101	BCL	C4C-C3C-CAC-CBC
9	Q	101	BCL	C4C-C3C-CAC-CBC
9	3	101	BCL	C4C-C3C-CAC-CBC
9	4	102	BCL	C4C-C3C-CAC-CBC
9	7	101	BCL	C4C-C3C-CAC-CBC
9	d	101	BCL	C4C-C3C-CAC-CBC
15	R	101	CRT	C15-C16-C17-C19
15	n	101	CRT	C22-C23-C25-C26
15	p	103	CRT	C5-C6-C7-C9
15	c	101	CRT	C5-C6-C7-C9
12	M	406	PEF	C31-C30-O3-C3

Continued on next page...

Continued from previous page...

Mol	Chain	Res	Type	Atoms
9	O	101	BCL	C5-C6-C7-C8
9	0	101	BCL	C15-C16-C17-C18
9	AK	101	BCL	C15-C16-C17-C18
12	x	306	PEF	O3P-C1-C2-C3
9	L	305	BCL	C11-C10-C8-C7
9	A	102	BCL	C11-C10-C8-C7
9	D	102	BCL	C12-C13-C15-C16
9	Q	101	BCL	C11-C12-C13-C15
9	S	102	BCL	C12-C13-C15-C16
9	1	101	BCL	C11-C10-C8-C7
9	9	103	BCL	C12-C13-C15-C16
9	x	301	BCL	C12-C13-C15-C16
9	x	305	BCL	C11-C10-C8-C7
9	m	102	BCL	C11-C10-C8-C7
9	p	102	BCL	C6-C7-C8-C10
9	p	104	BCL	C12-C13-C15-C16
9	r	101	BCL	C6-C7-C8-C10
9	AB	101	BCL	C11-C10-C8-C7
9	AE	102	BCL	C12-C13-C15-C16
9	AJ	102	BCL	C11-C10-C8-C7
9	f	101	BCL	C11-C10-C8-C7
9	j	101	BCL	C11-C10-C8-C7
9	k	102	BCL	C6-C7-C8-C10
10	M	402	BPH	C6-C7-C8-C10
10	y	402	BPH	C11-C10-C8-C7
9	p	104	BCL	C13-C15-C16-C17
15	c	101	CRT	C11-C10-C9-C7
9	AH	101	BCL	C3-C5-C6-C7
9	x	305	BCL	CBA-CGA-O2A-C1
9	L	305	BCL	C5-C6-C7-C8
9	X	102	BCL	C5-C6-C7-C8
9	1	102	BCL	C13-C15-C16-C17
7	C	502	HEM	C2B-C3B-CAB-CBB
9	5	101	BCL	CAD-CBD-CGD-O2D
9	m	103	BCL	CAD-CBD-CGD-O2D
9	v	102	BCL	CAD-CBD-CGD-O2D
9	AH	103	BCL	CAD-CBD-CGD-O2D
9	e	102	BCL	CAD-CBD-CGD-O2D
17	S	101	PGW	C03-C02-O01-C1
9	f	101	BCL	C10-C11-C12-C13
9	AK	101	BCL	C4-C3-C5-C6
14	M	403	MQ8	C27-C28-C30-C31

Continued on next page...

Continued from previous page...

Mol	Chain	Res	Type	Atoms
12	H	303	PEF	C1-C2-C3-O3
9	x	305	BCL	O1A-CGA-O2A-C1
12	x	306	PEF	O3P-C1-C2-O2
17	S	101	PGW	O01-C02-C03-O11
17	AE	101	PGW	O01-C02-C03-O11
9	K	101	BCL	C16-C17-C18-C19
9	AH	101	BCL	C16-C17-C18-C20
9	L	303	BCL	CHA-CBD-CGD-O1D
9	L	303	BCL	CHA-CBD-CGD-O2D
9	F	101	BCL	CHA-CBD-CGD-O1D
9	S	102	BCL	CHA-CBD-CGD-O1D
9	S	102	BCL	CHA-CBD-CGD-O2D
9	5	102	BCL	C3-C5-C6-C7
9	L	305	BCL	O1A-CGA-O2A-C1
9	S	102	BCL	O1A-CGA-O2A-C1
10	M	402	BPH	O1A-CGA-O2A-C1
9	9	103	BCL	C10-C11-C12-C13
9	f	101	BCL	C8-C10-C11-C12
12	H	303	PEF	O2-C2-C3-O3
12	x	306	PEF	O2-C2-C3-O3
9	S	102	BCL	C16-C17-C18-C20
14	y	403	MQ8	C24-C23-C25-C26
9	L	301	BCL	C11-C12-C13-C14
9	S	102	BCL	C14-C13-C15-C16
9	5	102	BCL	C11-C12-C13-C14
9	f	101	BCL	C11-C10-C8-C9
9	k	102	BCL	C6-C7-C8-C9
10	M	402	BPH	C11-C12-C13-C14
9	m	102	BCL	C5-C6-C7-C8
15	R	101	CRT	C29-C28-C30-C31
15	N	101	CRT	C5-C6-C7-C9
9	R	102	BCL	C1A-C2A-CAA-CBA
9	1	101	BCL	C1A-C2A-CAA-CBA
9	7	101	BCL	C1A-C2A-CAA-CBA
9	AA	101	BCL	C1A-C2A-CAA-CBA
9	AH	103	BCL	C1A-C2A-CAA-CBA
17	AE	101	PGW	O04-C19-O03-C01
12	H	301	PEF	C1-O3P-P-O4P
12	y	406	PEF	C4-O4P-P-O3P
9	R	102	BCL	C3-C5-C6-C7
9	5	101	BCL	C3-C5-C6-C7
12	H	304	PEF	C2-C1-O3P-P

Continued on next page...

Continued from previous page...

Mol	Chain	Res	Type	Atoms
12	L	306	PEF	C4-O4P-P-O1P
12	M	406	PEF	C1-O3P-P-O2P
12	A	101	PEF	C1-O3P-P-O2P
12	A	101	PEF	C4-O4P-P-O1P
12	A	101	PEF	C4-O4P-P-O2P
12	x	306	PEF	C1-O3P-P-O1P
17	S	101	PGW	C03-O11-P-O13
17	S	101	PGW	C04-O12-P-O13
9	y	401	BCL	C5-C6-C7-C8
9	Y	101	BCL	CBA-CGA-O2A-C1
9	AD	101	BCL	C16-C17-C18-C19
9	AH	101	BCL	C16-C17-C18-C19
9	y	401	BCL	CAD-CBD-CGD-O1D
7	C	504	HEM	C4D-C3D-CAD-CBD
9	AA	101	BCL	C10-C11-C12-C13
10	L	302	BPH	C13-C15-C16-C17
15	N	101	CRT	C1-C4-C5-C6
15	R	101	CRT	C1-C4-C5-C6
15	AJ	101	CRT	C35-C36-C37-C38
15	f	102	CRT	C1-C4-C5-C6
15	f	102	CRT	C35-C36-C37-C38
9	K	101	BCL	C16-C17-C18-C20
9	B	101	BCL	C11-C10-C8-C7
9	N	102	BCL	C11-C10-C8-C7
9	T	102	BCL	C11-C10-C8-C7
9	U	101	BCL	C11-C12-C13-C15
9	V	101	BCL	C2C-C3C-CAC-CBC
9	Z	102	BCL	C6-C7-C8-C10
9	1	101	BCL	C11-C12-C13-C15
9	5	102	BCL	C11-C12-C13-C15
9	7	101	BCL	C11-C12-C13-C15
9	0	101	BCL	C12-C13-C15-C16
9	s	102	BCL	C11-C12-C13-C15
9	z	102	BCL	C12-C13-C15-C16
9	AA	101	BCL	C11-C12-C13-C15
9	AH	103	BCL	C12-C13-C15-C16
9	g	101	BCL	C12-C13-C15-C16
9	i	102	BCL	C11-C12-C13-C15
9	k	102	BCL	C11-C12-C13-C15
9	c	102	BCL	C2C-C3C-CAC-CBC
10	L	302	BPH	C6-C7-C8-C10
10	M	402	BPH	C11-C12-C13-C15

Continued on next page...

Continued from previous page...

Mol	Chain	Res	Type	Atoms
12	y	407	PEF	O3P-C1-C2-O2
12	y	408	PEF	O3P-C1-C2-O2
9	k	102	BCL	C5-C6-C7-C8
9	8	102	BCL	C2A-CAA-CBA-CGA
9	U	101	BCL	C13-C15-C16-C17
9	AH	101	BCL	C15-C16-C17-C18
10	x	302	BPH	O1A-CGA-O2A-C1
9	Q	101	BCL	C10-C11-C12-C13
9	7	101	BCL	C13-C15-C16-C17
9	M	401	BCL	C11-C10-C8-C9
9	O	101	BCL	C6-C7-C8-C9
9	1	101	BCL	C11-C10-C8-C9
9	x	301	BCL	C14-C13-C15-C16
9	AH	103	BCL	C14-C13-C15-C16
9	e	102	BCL	C6-C7-C8-C9
10	M	402	BPH	C6-C7-C8-C9
10	M	402	BPH	C11-C10-C8-C9
10	M	402	BPH	C14-C13-C15-C16
12	m	101	PEF	C11-C10-O2-C2
15	R	101	CRT	C14-C15-C16-C17
15	X	101	CRT	C9-C10-C11-C12
15	4	101	CRT	C28-C30-C31-C32
15	AD	102	CRT	C14-C15-C16-C17
15	AJ	101	CRT	C9-C10-C11-C12
15	f	102	CRT	C28-C30-C31-C32
15	N	101	CRT	C15-C16-C17-C18
9	L	305	BCL	C13-C15-C16-C17
9	r	101	BCL	C16-C17-C18-C19
15	AD	102	CRT	C27-C28-C30-C31
9	F	101	BCL	C4-C3-C5-C6
14	y	403	MQ8	C39-C38-C40-C41
14	y	403	MQ8	C37-C38-C40-C41
9	O	101	BCL	C16-C17-C18-C20
10	M	402	BPH	C16-C17-C18-C19
9	8	102	BCL	C5-C6-C7-C8
9	Y	101	BCL	O1A-CGA-O2A-C1
9	AB	101	BCL	C2A-CAA-CBA-CGA
9	G	102	BCL	C2-C1-O2A-CGA
9	R	102	BCL	C2-C1-O2A-CGA
9	Y	101	BCL	C2-C1-O2A-CGA
9	1	101	BCL	C2-C1-O2A-CGA
9	s	102	BCL	C2-C1-O2A-CGA

Continued on next page...

Continued from previous page...

Mol	Chain	Res	Type	Atoms
9	4	102	BCL	C3-C5-C6-C7
12	M	408	PEF	O3P-C1-C2-O2
9	8	102	BCL	C16-C17-C18-C20
9	x	303	BCL	C13-C15-C16-C17
9	W	101	BCL	C16-C17-C18-C20
9	9	103	BCL	C16-C17-C18-C19
10	M	402	BPH	C16-C17-C18-C20
15	c	101	CRT	C3-C1-O1-C1M
10	x	302	BPH	C8-C10-C11-C12
12	L	306	PEF	C1-O3P-P-O4P
12	x	306	PEF	C4-O4P-P-O3P
12	y	407	PEF	C1-O3P-P-O4P
12	m	101	PEF	C4-O4P-P-O3P
17	AE	101	PGW	C03-O11-P-O12
17	AE	101	PGW	C04-O12-P-O11
12	m	101	PEF	O4-C10-O2-C2
15	M	404	CRT	C36-C37-C38-C39
15	M	404	CRT	C36-C37-C38-C40
15	P	102	CRT	C3-C1-C4-C5
15	s	101	CRT	C36-C37-C38-C39
15	AH	102	CRT	C3-C1-C4-C5
15	c	101	CRT	C36-C37-C38-C39
15	c	101	CRT	C36-C37-C38-C40
9	p	102	BCL	C10-C11-C12-C13
9	AC	102	BCL	C4-C3-C5-C6
9	L	301	BCL	C11-C12-C13-C15
9	Q	101	BCL	C12-C13-C15-C16
9	3	101	BCL	C12-C13-C15-C16
9	4	102	BCL	C11-C12-C13-C15
9	m	102	BCL	C6-C7-C8-C10
9	AH	103	BCL	C11-C10-C8-C7
9	j	101	BCL	C6-C7-C8-C10
10	L	302	BPH	C11-C12-C13-C15
9	K	101	BCL	C11-C10-C8-C9
9	N	102	BCL	C11-C10-C8-C9
9	N	102	BCL	C11-C12-C13-C14
9	X	102	BCL	C11-C10-C8-C9
9	5	101	BCL	C11-C10-C8-C9
9	8	102	BCL	C11-C12-C13-C14
9	r	101	BCL	C11-C10-C8-C9
9	AA	101	BCL	C11-C12-C13-C14
9	i	102	BCL	C11-C12-C13-C14

Continued on next page...

Continued from previous page...

Mol	Chain	Res	Type	Atoms
10	y	402	BPH	C11-C12-C13-C14
15	Z	101	CRT	C11-C10-C9-C7
15	Z	101	CRT	C12-C14-C15-C16
9	p	104	BCL	CAA-CBA-CGA-O2A
9	d	101	BCL	C3-C5-C6-C7
15	Z	101	CRT	C36-C37-C38-O2
15	e	101	CRT	O1-C1-C4-C5
15	AD	102	CRT	C34-C33-C35-C36
9	AH	101	BCL	CBA-CGA-O2A-C1
9	J	102	BCL	C15-C16-C17-C18
9	V	101	BCL	C13-C15-C16-C17
7	C	501	HEM	CAA-CBA-CGA-O2A
10	x	302	BPH	CBA-CGA-O2A-C1
12	H	301	PEF	C11-C10-O2-C2
7	C	504	HEM	C2D-C3D-CAD-CBD
9	Z	102	BCL	C2-C1-O2A-CGA
9	1	102	BCL	C2-C1-O2A-CGA
9	x	303	BCL	C2-C1-O2A-CGA
9	AE	102	BCL	C2-C1-O2A-CGA
12	M	406	PEF	C11-C10-O2-C2
9	w	101	BCL	C10-C11-C12-C13
9	1	102	BCL	C2A-CAA-CBA-CGA
12	H	301	PEF	O4-C10-O2-C2
9	7	101	BCL	C3A-C2A-CAA-CBA
9	9	103	BCL	C3A-C2A-CAA-CBA
7	o	502	HEM	CAA-CBA-CGA-O1A
11	L	304	UQ8	C2-C3-O3-C3M
9	B	101	BCL	C11-C10-C8-C9
9	V	101	BCL	C11-C12-C13-C14
9	4	102	BCL	C11-C12-C13-C14
9	7	101	BCL	C11-C12-C13-C14
9	m	103	BCL	C11-C12-C13-C14
9	z	102	BCL	C14-C13-C15-C16
9	AA	101	BCL	C6-C7-C8-C9
9	AH	103	BCL	C11-C10-C8-C9
9	AL	102	BCL	C11-C10-C8-C9
9	h	101	BCL	C14-C13-C15-C16
9	j	101	BCL	C6-C7-C8-C9
9	c	102	BCL	C6-C7-C8-C9
10	x	302	BPH	C6-C7-C8-C9
10	y	402	BPH	C14-C13-C15-C16
7	C	504	HEM	CAA-CBA-CGA-O1A

Continued on next page...

Continued from previous page...

Mol	Chain	Res	Type	Atoms
9	AL	102	BCL	C5-C6-C7-C8
12	M	406	PEF	O5-C30-O3-C3
12	t	303	PEF	C1-C2-C3-O3
15	R	101	CRT	C13-C12-C14-C15
15	4	101	CRT	C31-C32-C33-C34
15	8	101	CRT	C21-C22-C23-C24
15	AD	102	CRT	C13-C12-C14-C15
15	f	102	CRT	C31-C32-C33-C34
15	k	101	CRT	C21-C22-C23-C24
7	C	501	HEM	CAA-CBA-CGA-O1A
9	5	101	BCL	C2A-CAA-CBA-CGA
9	x	303	BCL	C16-C17-C18-C20
9	AJ	102	BCL	C16-C17-C18-C20
9	AJ	102	BCL	O2A-C1-C2-C3
10	L	302	BPH	O2A-C1-C2-C3
10	x	302	BPH	O2A-C1-C2-C3
15	y	404	CRT	C5-C6-C7-C8
15	n	101	CRT	C10-C11-C12-C13
9	L	303	BCL	C15-C16-C17-C18
9	F	101	BCL	C8-C10-C11-C12
9	AB	101	BCL	C4-C3-C5-C6
9	W	101	BCL	C1A-C2A-CAA-CBA
9	L	303	BCL	C12-C13-C15-C16
9	P	101	BCL	C11-C10-C8-C7
9	P	101	BCL	C11-C12-C13-C15
9	W	101	BCL	C12-C13-C15-C16
9	AH	101	BCL	C6-C7-C8-C10
10	x	302	BPH	C6-C7-C8-C10
9	1	101	BCL	C15-C16-C17-C18
17	S	101	PGW	C20-C19-O03-C01
9	AB	101	BCL	C5-C6-C7-C8
9	x	303	BCL	C16-C17-C18-C19
9	p	102	BCL	C3-C5-C6-C7
9	F	101	BCL	C2A-CAA-CBA-CGA
9	U	101	BCL	C2A-CAA-CBA-CGA
9	X	102	BCL	C2A-CAA-CBA-CGA
12	H	301	PEF	O5-C30-O3-C3
9	L	305	BCL	C8-C10-C11-C12
9	m	102	BCL	C8-C10-C11-C12
9	AC	102	BCL	C2-C3-C5-C6
9	AH	101	BCL	O1A-CGA-O2A-C1
9	r	101	BCL	C16-C17-C18-C20

Continued on next page...

Continued from previous page...

Mol	Chain	Res	Type	Atoms
15	R	101	CRT	C11-C12-C14-C15
15	4	101	CRT	C31-C32-C33-C35
15	8	101	CRT	C21-C22-C23-C25
15	AD	102	CRT	C11-C12-C14-C15
15	f	102	CRT	C31-C32-C33-C35
15	k	101	CRT	C21-C22-C23-C25
15	T	101	CRT	C25-C26-C27-C28
15	X	101	CRT	C25-C26-C27-C28
15	J	101	CRT	C1-C4-C5-C6
15	U	102	CRT	C35-C36-C37-C38
15	6	101	CRT	C35-C36-C37-C38
15	9	102	CRT	C35-C36-C37-C38
7	C	502	HEM	CAA-CBA-CGA-O2A
9	AH	103	BCL	C4-C3-C5-C6
9	p	102	BCL	C2C-C3C-CAC-CBC
9	L	303	BCL	C14-C13-C15-C16
9	A	102	BCL	C11-C10-C8-C9
9	c	102	BCL	C3-C5-C6-C7
7	C	501	HEM	CAD-CBD-CGD-O2D
7	C	502	HEM	CAA-CBA-CGA-O1A
9	AI	101	BCL	CAA-CBA-CGA-O2A
15	y	404	CRT	C20-C21-C22-C23
15	AL	101	CRT	C25-C26-C27-C28
9	8	102	BCL	C4-C3-C5-C6
9	r	101	BCL	C4-C3-C5-C6
11	L	304	UQ8	C25-C24-C26-C27
14	y	403	MQ8	C29-C28-C30-C31
9	v	102	BCL	C4C-C3C-CAC-CBC
15	N	101	CRT	C15-C16-C17-C19
15	i	101	CRT	C32-C33-C35-C36
9	G	102	BCL	C10-C11-C12-C13
9	F	101	BCL	C2-C3-C5-C6
9	7	101	BCL	C16-C17-C18-C20
9	AB	101	BCL	C16-C17-C18-C20
9	j	101	BCL	C8-C10-C11-C12
9	AH	103	BCL	C2A-CAA-CBA-CGA
9	AK	101	BCL	C2A-CAA-CBA-CGA
7	o	502	HEM	CAA-CBA-CGA-O2A
12	y	407	PEF	O3P-C1-C2-C3
9	j	101	BCL	C4-C3-C5-C6
9	k	102	BCL	C4-C3-C5-C6
10	M	402	BPH	C4-C3-C5-C6

Continued on next page...

Continued from previous page...

Mol	Chain	Res	Type	Atoms
9	X	102	BCL	C12-C13-C15-C16
9	m	102	BCL	C11-C12-C13-C15
11	L	304	UQ8	C23-C24-C26-C27
9	J	102	BCL	C10-C11-C12-C13
10	L	302	BPH	C8-C10-C11-C12
15	i	101	CRT	C11-C10-C9-C7
9	W	101	BCL	C16-C17-C18-C19
7	C	501	HEM	CAD-CBD-CGD-O1D
9	U	101	BCL	C8-C10-C11-C12
9	K	101	BCL	C4-C3-C5-C6
9	l	101	BCL	C4-C3-C5-C6
11	L	304	UQ8	C30-C29-C31-C32
14	M	403	MQ8	C39-C38-C40-C41
9	AK	101	BCL	C2-C3-C5-C6
10	y	402	BPH	C16-C17-C18-C19
9	AD	101	BCL	CAA-CBA-CGA-O2A
9	B	101	BCL	C14-C13-C15-C16
9	P	101	BCL	C11-C10-C8-C9
9	T	102	BCL	C11-C10-C8-C9
9	U	101	BCL	C11-C12-C13-C14
9	Z	102	BCL	C6-C7-C8-C9
9	3	101	BCL	C11-C10-C8-C9
9	5	102	BCL	C11-C10-C8-C9
9	x	305	BCL	C6-C7-C8-C9
9	s	102	BCL	C11-C12-C13-C14
9	u	101	BCL	C14-C13-C15-C16
9	AH	101	BCL	C6-C7-C8-C9
9	AJ	102	BCL	C11-C10-C8-C9
10	x	302	BPH	C11-C12-C13-C14
9	3	101	BCL	C8-C10-C11-C12
9	1	101	BCL	CAA-CBA-CGA-O2A
7	C	501	HEM	C2B-C3B-CAB-CBB
9	x	301	BCL	CAD-CBD-CGD-O2D
9	x	303	BCL	CAD-CBD-CGD-O2D
9	u	101	BCL	CAD-CBD-CGD-O2D
9	AE	102	BCL	CAD-CBD-CGD-O2D
9	c	102	BCL	CAD-CBD-CGD-O2D
10	L	302	BPH	CAD-CBD-CGD-O2D
10	x	302	BPH	CAD-CBD-CGD-O2D
7	o	503	HEM	CAA-CBA-CGA-O2A
9	Y	101	BCL	CAA-CBA-CGA-O2A
9	y	401	BCL	C4-C3-C5-C6

Continued on next page...

Continued from previous page...

Mol	Chain	Res	Type	Atoms
7	C	503	HEM	CAA-CBA-CGA-O2A
7	C	504	HEM	CAA-CBA-CGA-O2A
9	r	101	BCL	C2-C3-C5-C6
9	P	101	BCL	CAA-CBA-CGA-O2A
15	R	101	CRT	C27-C28-C30-C31
15	X	101	CRT	C22-C23-C25-C26
15	6	101	CRT	C32-C33-C35-C36
15	n	101	CRT	C10-C11-C12-C14
15	p	103	CRT	C27-C28-C30-C31
15	s	101	CRT	C10-C11-C12-C14
15	AL	101	CRT	C5-C6-C7-C9
14	y	403	MQ8	C15-C16-C17-C18
9	0	101	BCL	C10-C11-C12-C13
9	N	102	BCL	O2A-C1-C2-C3
9	p	104	BCL	O2A-C1-C2-C3
9	u	101	BCL	O2A-C1-C2-C3
9	AD	101	BCL	O2A-C1-C2-C3
7	C	501	HEM	C4B-C3B-CAB-CBB
9	L	305	BCL	CHA-CBD-CGD-O2D
9	J	102	BCL	CHA-CBD-CGD-O1D
9	J	102	BCL	CHA-CBD-CGD-O2D
9	K	101	BCL	CHA-CBD-CGD-O1D
9	K	101	BCL	CHA-CBD-CGD-O2D
9	V	101	BCL	CHA-CBD-CGD-O1D
9	V	101	BCL	CHA-CBD-CGD-O2D
9	1	101	BCL	CHA-CBD-CGD-O1D
9	1	101	BCL	CHA-CBD-CGD-O2D
9	4	102	BCL	CHA-CBD-CGD-O1D
9	4	102	BCL	CHA-CBD-CGD-O2D
9	d	101	BCL	CHA-CBD-CGD-O2D
9	k	102	BCL	CHA-CBD-CGD-O1D
9	k	102	BCL	CHA-CBD-CGD-O2D
15	E	101	CRT	C11-C10-C9-C7
7	C	503	HEM	CAA-CBA-CGA-O1A
7	o	503	HEM	CAA-CBA-CGA-O1A
9	x	305	BCL	C4-C3-C5-C6
9	c	102	BCL	C4-C3-C5-C6
11	x	304	UQ8	C12-C11-C9-C10
9	K	101	BCL	C2-C3-C5-C6
11	L	304	UQ8	C28-C29-C31-C32
9	m	102	BCL	C3-C5-C6-C7
15	2	101	CRT	C3-C1-O1-C1M

Continued on next page...

Continued from previous page...

Mol	Chain	Res	Type	Atoms
15	v	101	CRT	C2-C1-O1-C1M
15	AE	103	CRT	C39-C38-O2-C2M
15	AH	102	CRT	C39-C38-O2-C2M
15	AJ	101	CRT	C39-C38-O2-C2M
15	AJ	101	CRT	C40-C38-O2-C2M
9	Y	101	BCL	C13-C15-C16-C17
9	i	102	BCL	CAA-CBA-CGA-O2A
7	o	501	HEM	CAA-CBA-CGA-O1A
10	y	402	BPH	CHA-CBD-CGD-O1D
15	X	101	CRT	C36-C37-C38-C40
15	4	101	CRT	C2-C1-C4-C5
15	e	101	CRT	C36-C37-C38-C39
15	f	102	CRT	C2-C1-C4-C5
9	f	101	BCL	CAA-CBA-CGA-O2A
9	V	101	BCL	C4-C3-C5-C6
9	3	101	BCL	C11-C10-C8-C7
9	5	101	BCL	C11-C12-C13-C15
9	j	101	BCL	C2-C3-C5-C6
9	l	101	BCL	C2-C3-C5-C6
10	y	402	BPH	C11-C12-C13-C15
9	8	102	BCL	C16-C17-C18-C19
9	P	101	BCL	C11-C12-C13-C14
9	Q	101	BCL	C14-C13-C15-C16
9	x	301	BCL	C11-C12-C13-C14
9	AA	101	BCL	C11-C10-C8-C9
9	AB	101	BCL	C11-C12-C13-C14
9	l	101	BCL	C11-C10-C8-C9
10	L	302	BPH	C11-C12-C13-C14
9	D	101	BCL	C5-C6-C7-C8
9	0	101	BCL	C16-C17-C18-C20
11	L	304	UQ8	C41-C42-C43-C44
15	N	101	CRT	C36-C37-C38-O2
15	4	101	CRT	O1-C1-C4-C5
9	P	101	BCL	CAA-CBA-CGA-O1A
15	X	101	CRT	C10-C11-C12-C14
15	AD	102	CRT	C32-C33-C35-C36
15	f	102	CRT	C15-C16-C17-C19
9	9	103	BCL	C1A-C2A-CAA-CBA
17	AE	101	PGW	O12-C04-C05-CAD
9	s	102	BCL	C13-C15-C16-C17
9	X	102	BCL	C16-C17-C18-C20
9	AE	104	BCL	C16-C17-C18-C20

Continued on next page...

Continued from previous page...

Mol	Chain	Res	Type	Atoms
12	m	101	PEF	C31-C30-O3-C3
9	AD	101	BCL	C15-C16-C17-C18
9	i	102	BCL	CAA-CBA-CGA-O1A
9	p	102	BCL	C13-C15-C16-C17
10	x	302	BPH	C13-C15-C16-C17
12	L	306	PEF	C1-O3P-P-O1P
12	y	406	PEF	C4-O4P-P-O1P
12	t	301	PEF	C1-O3P-P-O1P
9	1	101	BCL	CAA-CBA-CGA-O1A
9	8	102	BCL	C13-C15-C16-C17
12	H	303	PEF	O4P-C4-C5-N
12	p	101	PEF	O4P-C4-C5-N
9	Y	101	BCL	CAA-CBA-CGA-O1A
9	AD	101	BCL	CAA-CBA-CGA-O1A
12	M	406	PEF	O4-C10-O2-C2
9	e	102	BCL	C13-C15-C16-C17
9	AE	102	BCL	C16-C17-C18-C19
9	8	102	BCL	C2-C3-C5-C6
9	M	401	BCL	CAD-CBD-CGD-O1D
9	O	101	BCL	CAD-CBD-CGD-O1D
9	T	102	BCL	CAD-CBD-CGD-O1D
9	s	102	BCL	CAD-CBD-CGD-O1D
9	AK	101	BCL	CAD-CBD-CGD-O1D
9	f	101	BCL	CAD-CBD-CGD-O1D
12	x	306	PEF	C5-C4-O4P-P
12	t	301	PEF	C5-C4-O4P-P
12	p	101	PEF	C5-C4-O4P-P
9	f	101	BCL	CAA-CBA-CGA-O1A
9	J	102	BCL	C11-C10-C8-C9
9	O	101	BCL	C11-C12-C13-C14
9	x	305	BCL	C11-C12-C13-C14
9	AI	101	BCL	C6-C7-C8-C9
9	Q	101	BCL	C15-C16-C17-C18
9	Z	102	BCL	C5-C6-C7-C8
7	C	504	HEM	CAD-CBD-CGD-O2D
9	O	101	BCL	C11-C12-C13-C15
9	T	102	BCL	C6-C7-C8-C10
9	W	101	BCL	C3A-C2A-CAA-CBA
9	W	101	BCL	C2C-C3C-CAC-CBC
9	m	103	BCL	C11-C12-C13-C15
9	u	101	BCL	C12-C13-C15-C16
9	v	102	BCL	C12-C13-C15-C16

Continued on next page...

Continued from previous page...

Mol	Chain	Res	Type	Atoms
9	AA	101	BCL	C11-C10-C8-C7
9	AB	101	BCL	C11-C12-C13-C15
9	f	101	BCL	C12-C13-C15-C16
9	l	101	BCL	C11-C10-C8-C7
10	M	402	BPH	C12-C13-C15-C16
10	x	302	BPH	C11-C12-C13-C15
9	j	101	BCL	CAA-CBA-CGA-O1A
7	o	501	HEM	CAD-CBD-CGD-O2D
9	AH	103	BCL	CAA-CBA-CGA-O2A
9	j	101	BCL	CAA-CBA-CGA-O2A
15	E	101	CRT	C5-C6-C7-C9
15	z	101	CRT	C22-C23-C25-C26
15	AD	102	CRT	C5-C6-C7-C9
15	AE	103	CRT	C15-C16-C17-C19
15	AH	102	CRT	C5-C6-C7-C9
15	k	101	CRT	C15-C16-C17-C19
9	AH	103	BCL	CAA-CBA-CGA-O1A
7	o	501	HEM	CAA-CBA-CGA-O2A
9	V	101	BCL	C15-C16-C17-C18

There are no ring outliers.

No monomer is involved in short contacts.

The following is a two-dimensional graphical depiction of Mogul quality analysis of bond lengths, bond angles, torsion angles, and ring geometry for all instances of the Ligand of Interest. In addition, ligands with molecular weight > 250 and outliers as shown on the validation Tables will also be included. For torsion angles, if less then 5% of the Mogul distribution of torsion angles is within 10 degrees of the torsion angle in question, then that torsion angle is considered an outlier. Any bond that is central to one or more torsion angles identified as an outlier by Mogul will be highlighted in the graph. For rings, the root-mean-square deviation (RMSD) between the ring in question and similar rings identified by Mogul is calculated over all ring torsion angles. If the average RMSD is greater than 60 degrees and the minimal RMSD between the ring in question and any Mogul-identified rings is also greater than 60 degrees, then that ring is considered an outlier. The outliers are highlighted in purple. The color gray indicates Mogul did not find sufficient equivalents in the CSD to analyse the geometry.

Ligand PEF H 301

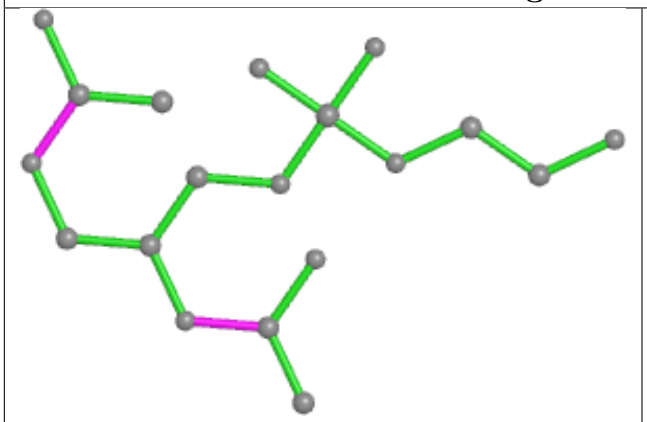

Bond lengths

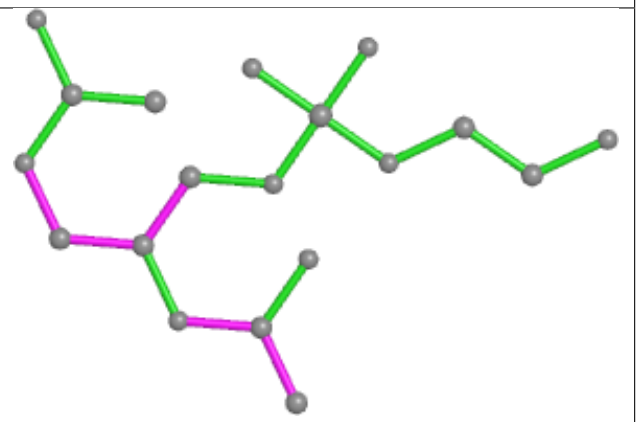

Bond angles

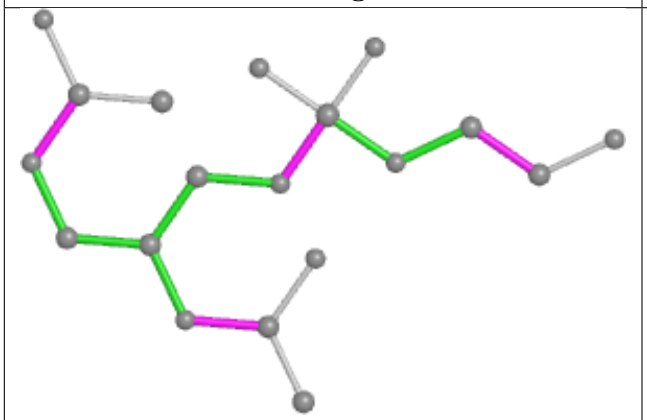

Torsions

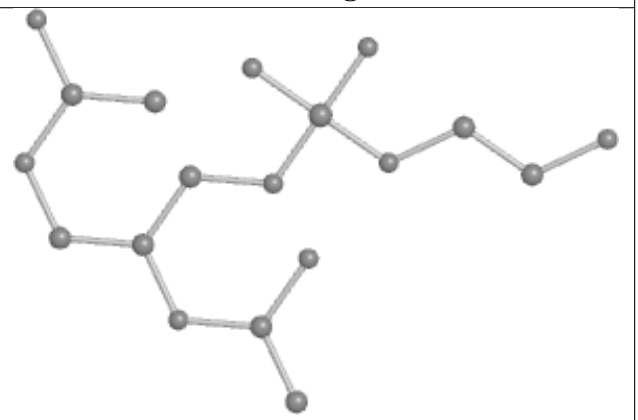

Rings

Ligand PEF A 101

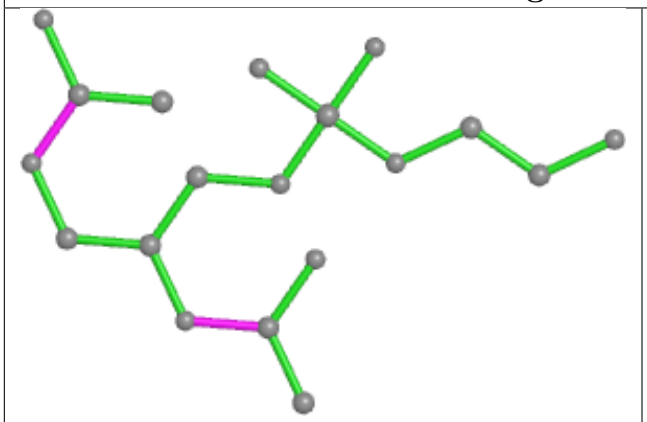

Bond lengths

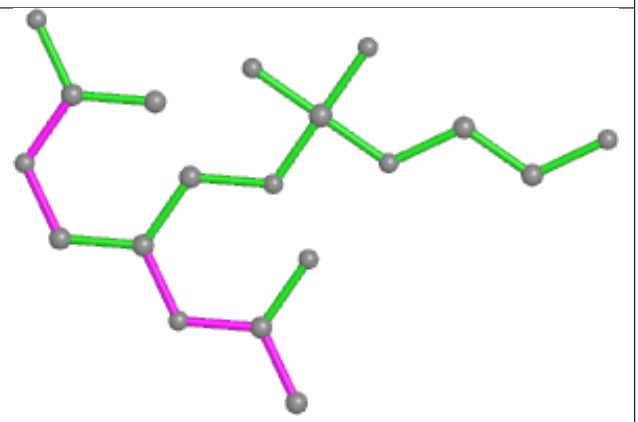

Bond angles

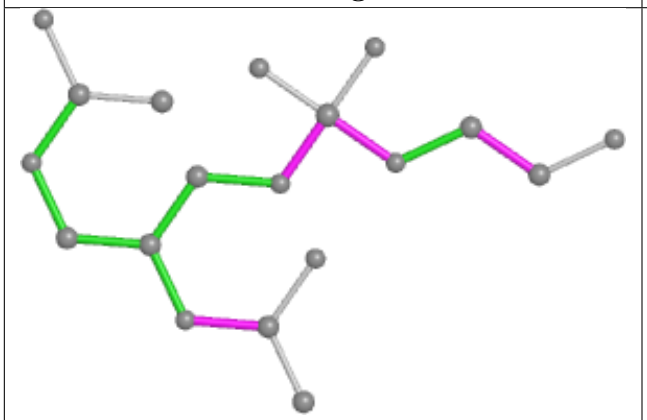

Torsions

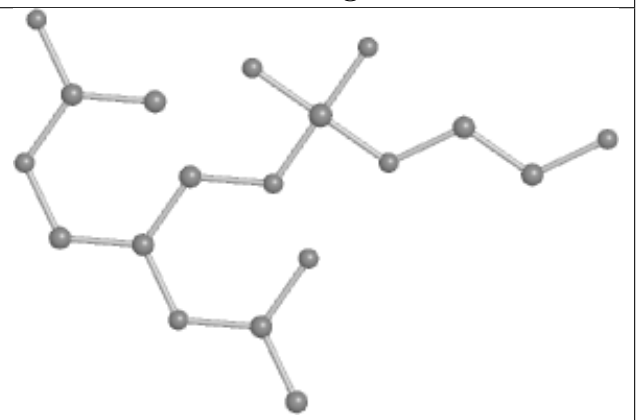

Rings

Ligand BCL R 102

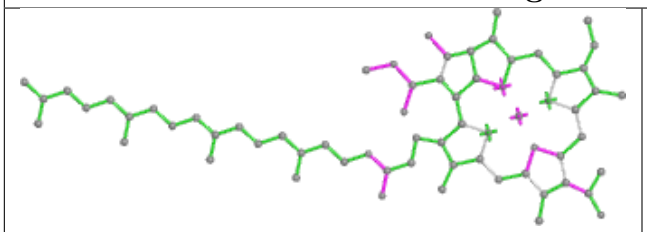

Bond lengths

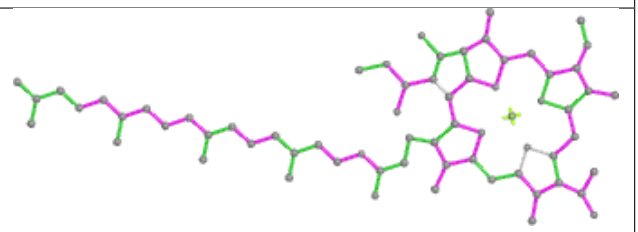

Bond angles

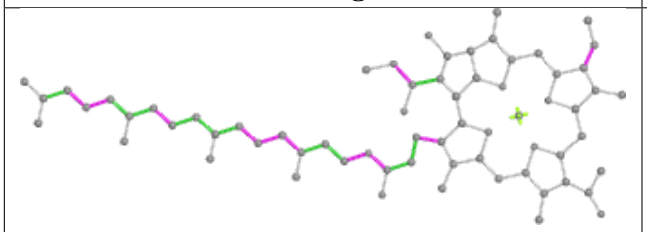

Torsions

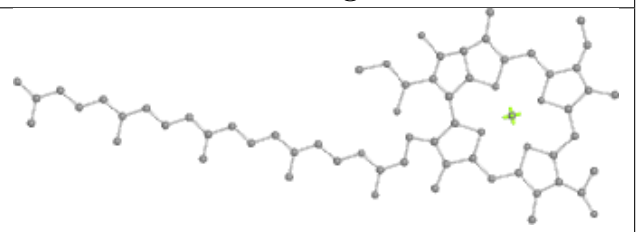

Rings

Ligand BCL 1 101

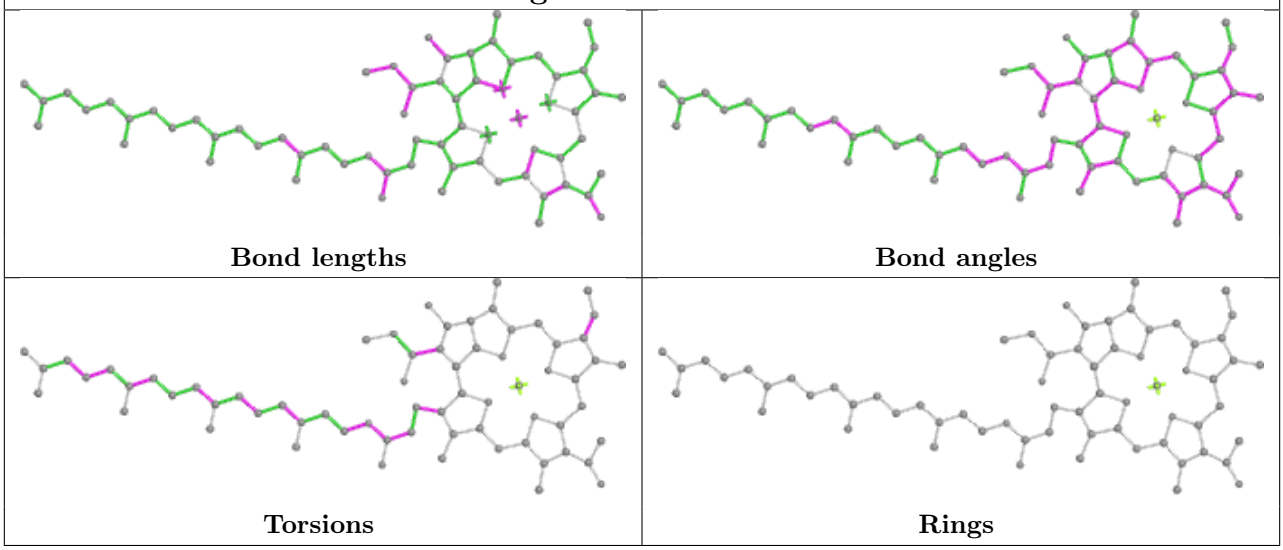

Ligand BCL f 101

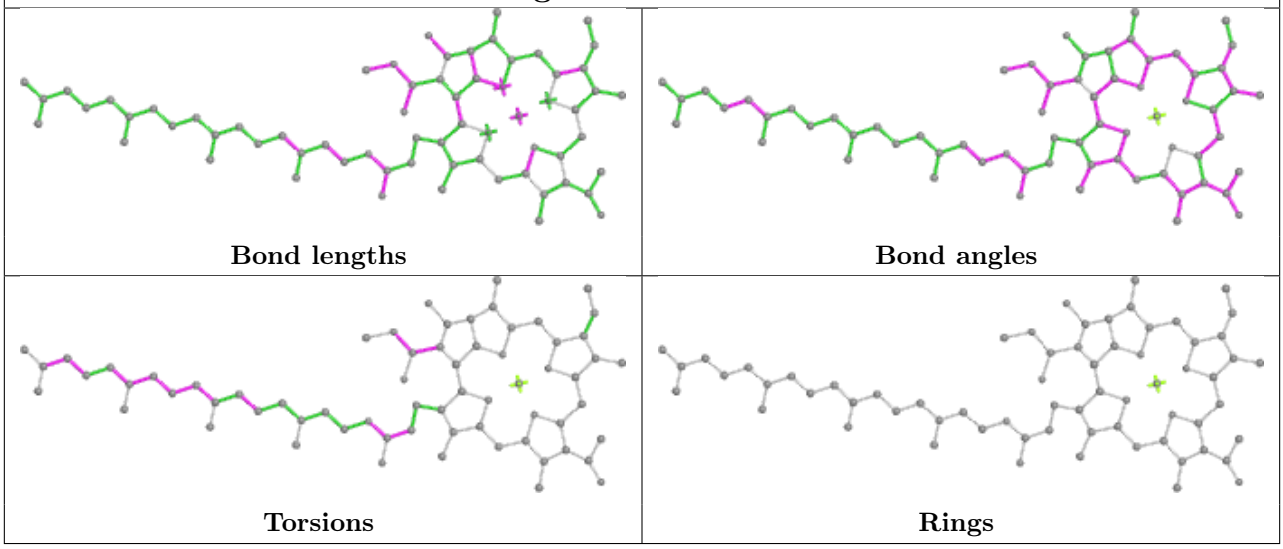

Ligand CRT J 101

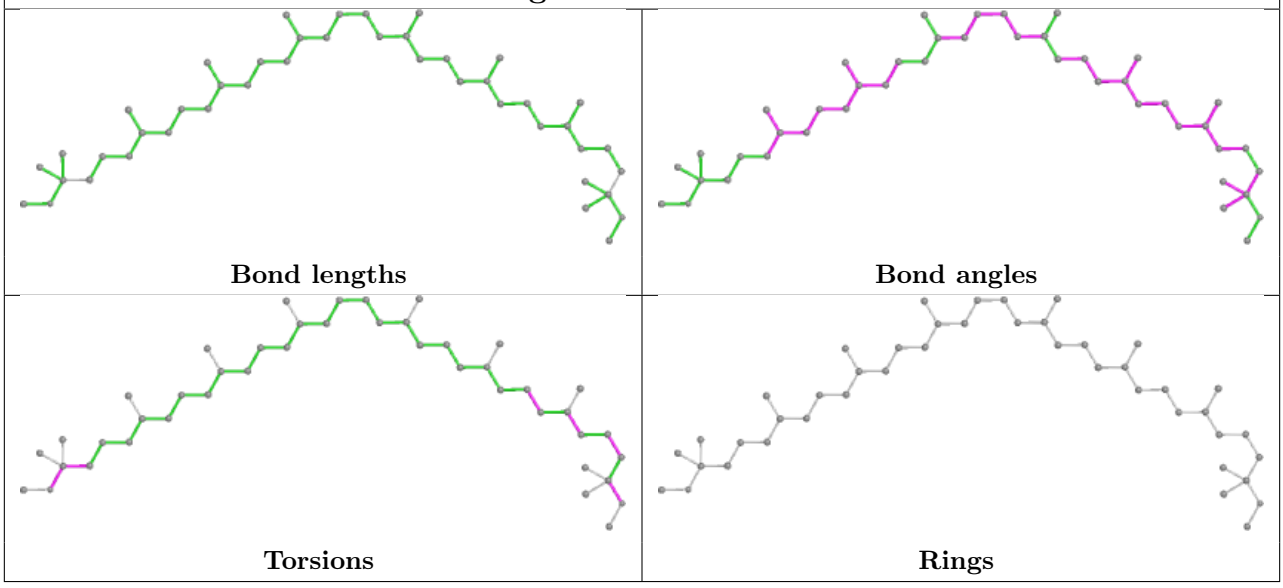

Ligand CRT N 101

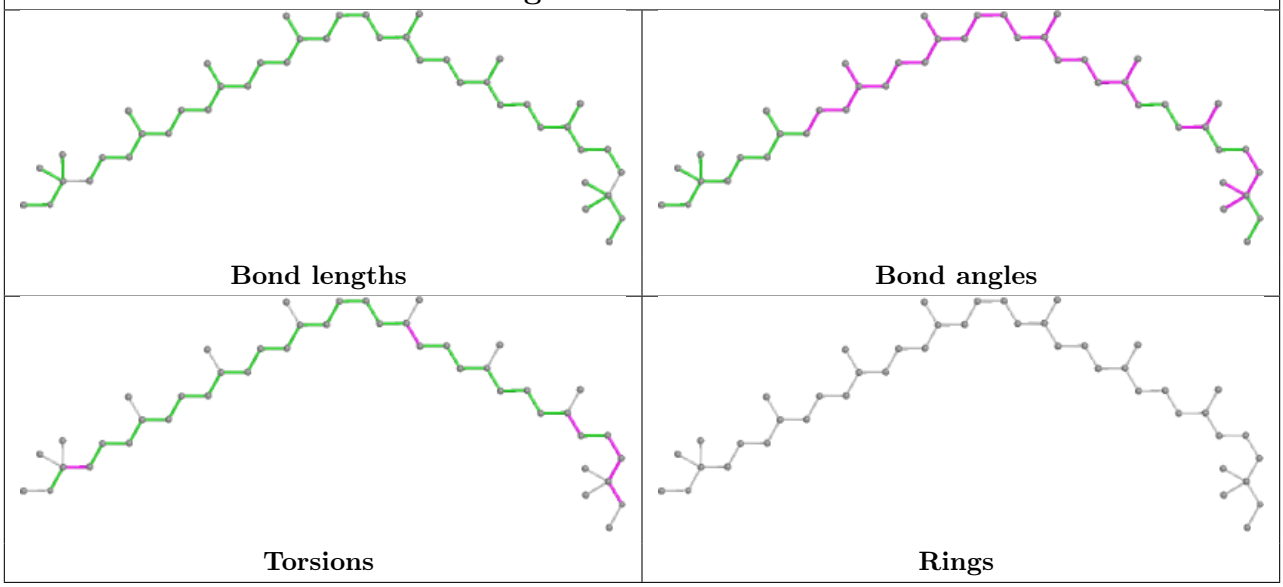

Ligand PEF t 301

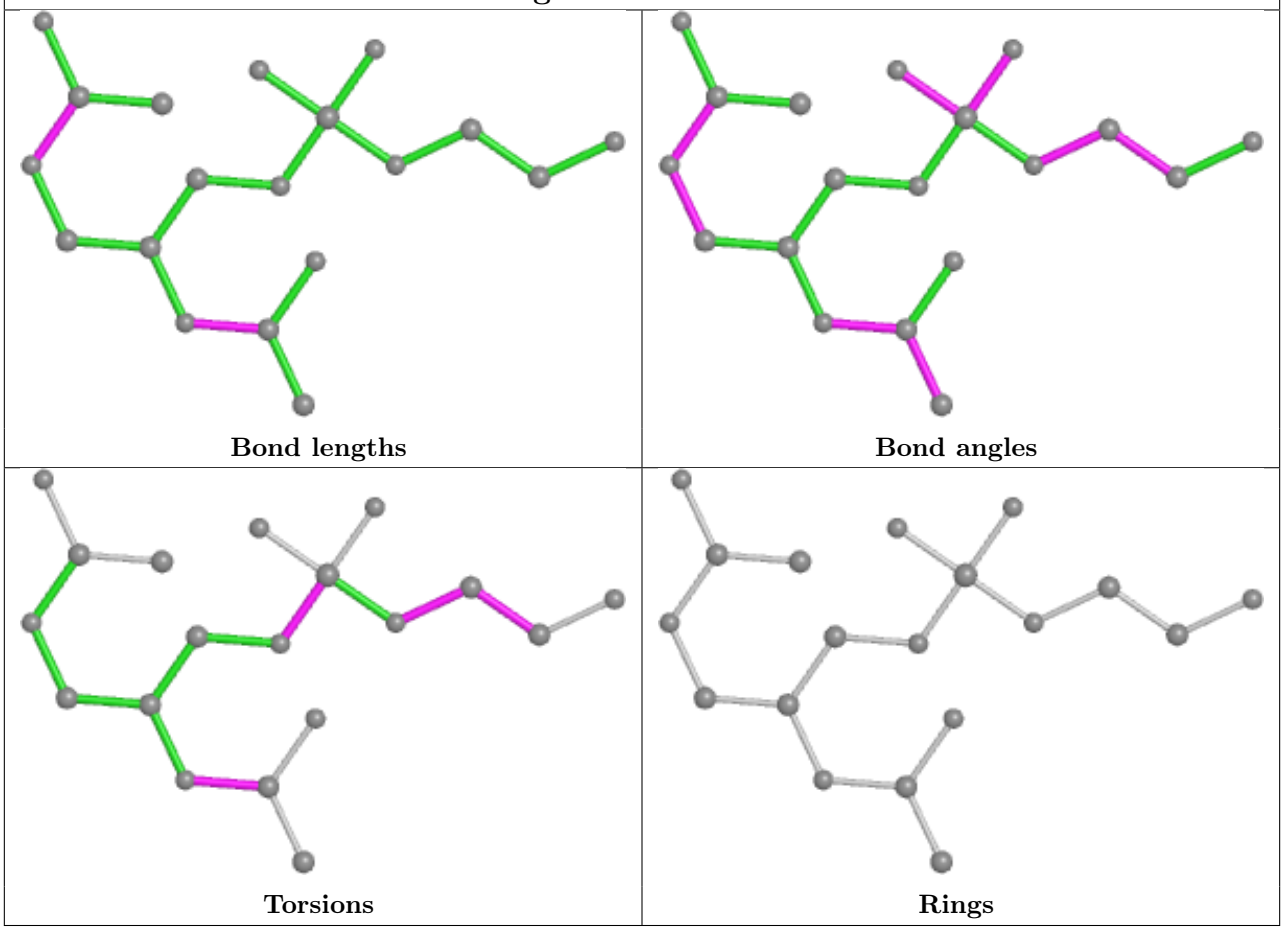

Ligand CRT AJ 101

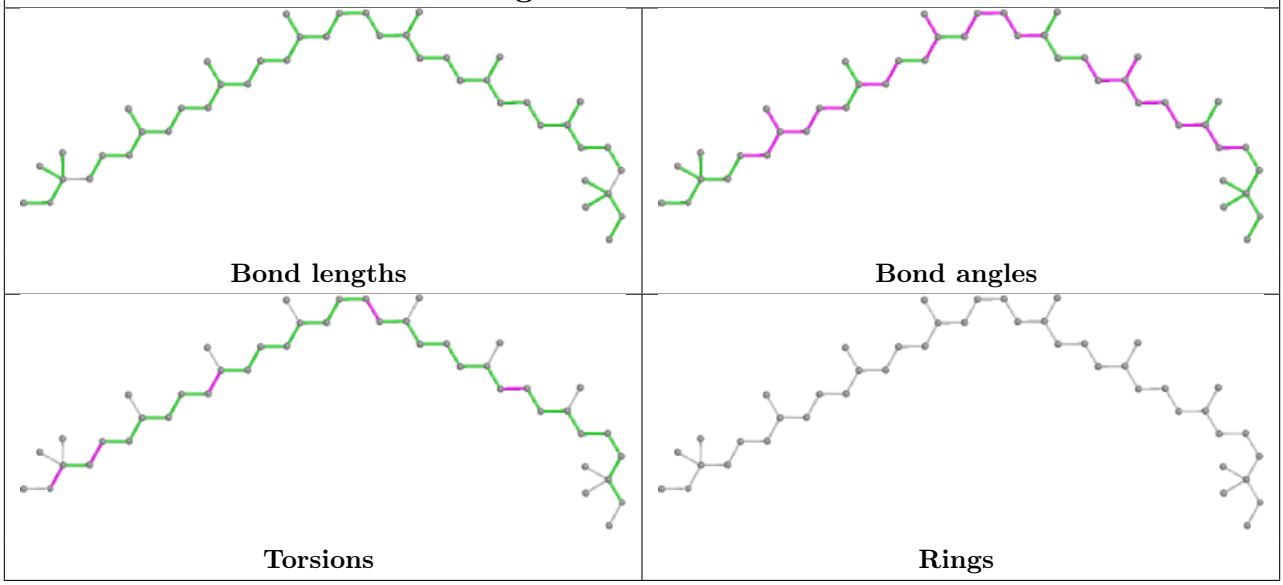

Ligand CRT 6 101

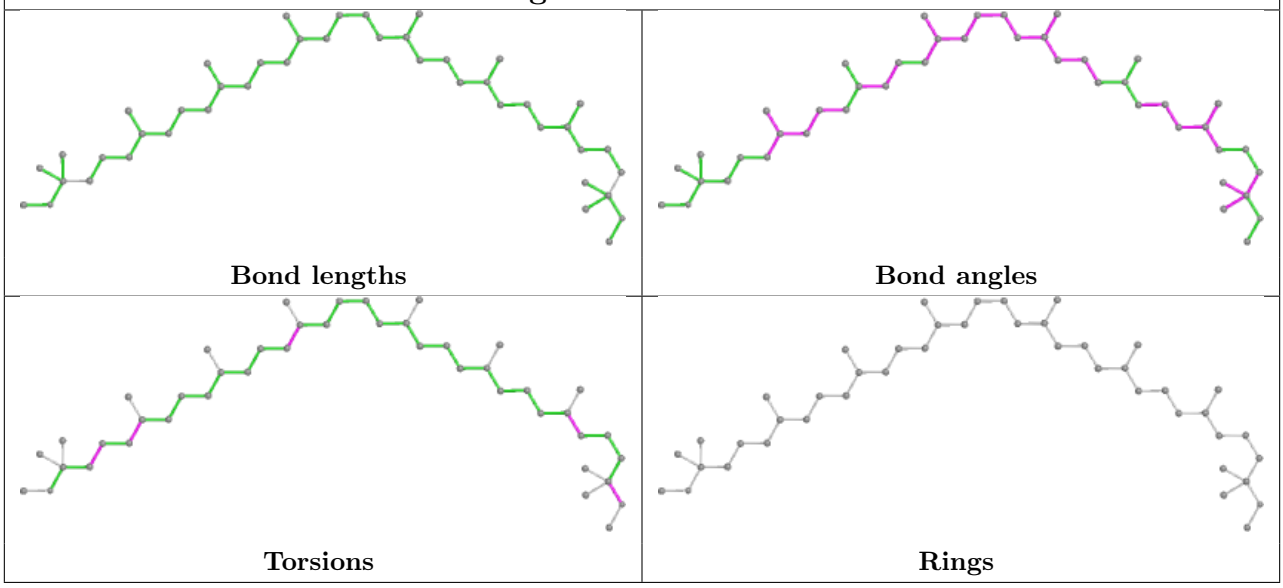

Ligand HEM C 504

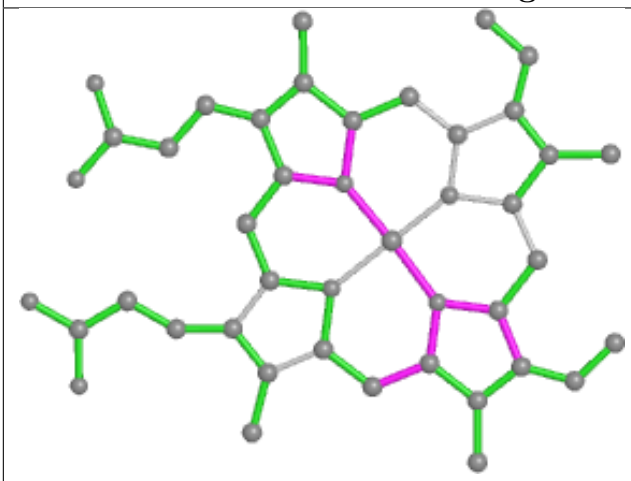

Bond lengths

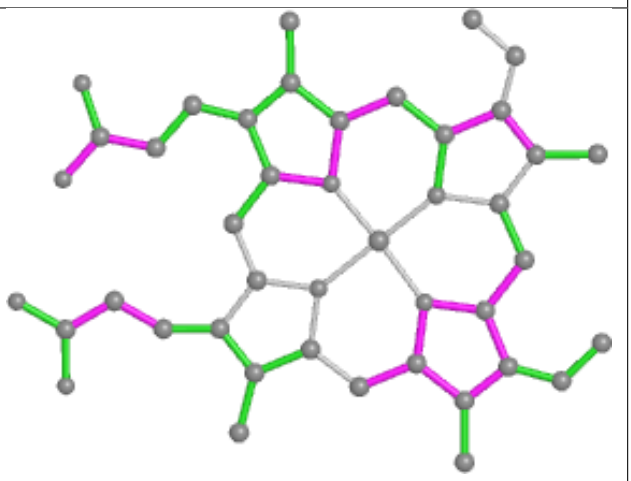

Bond angles

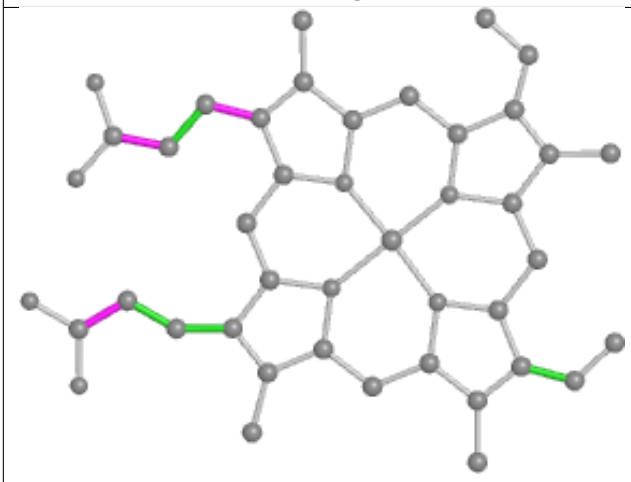

Torsions

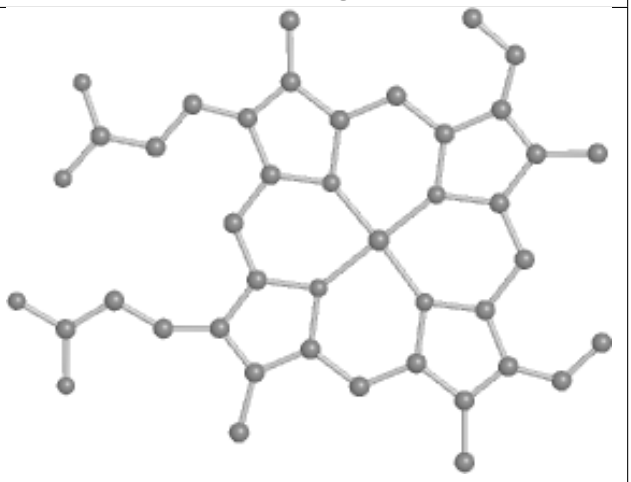

Rings

Ligand HEM o 503

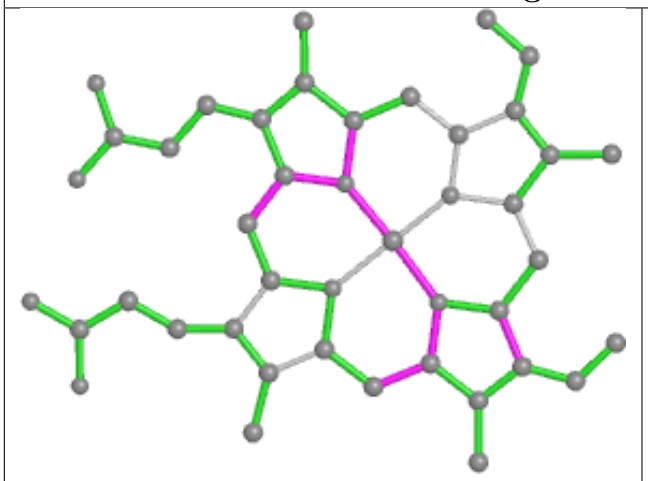

Bond lengths

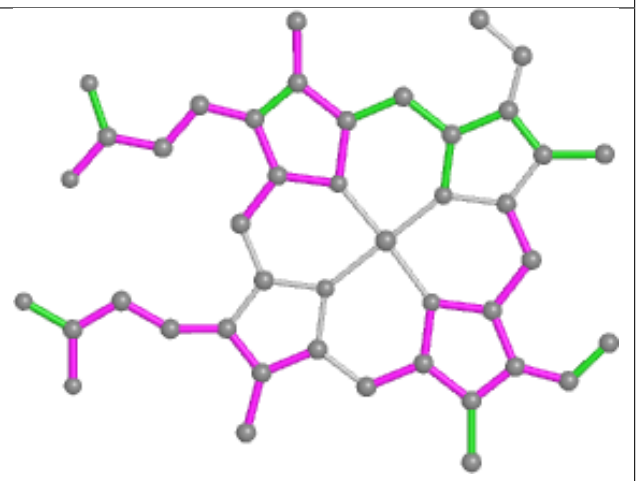

Bond angles

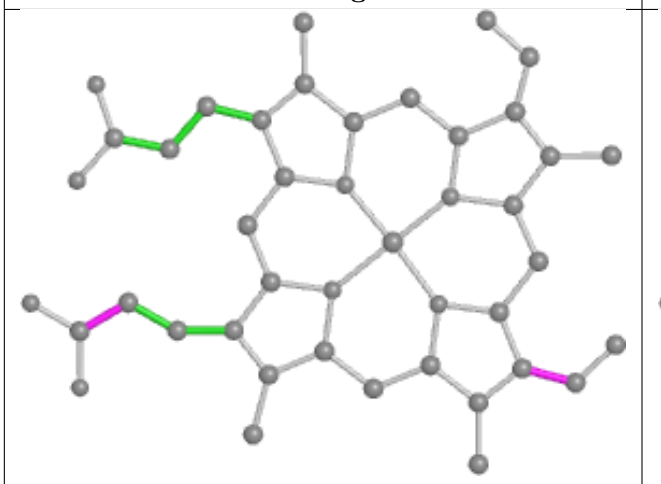

Torsions

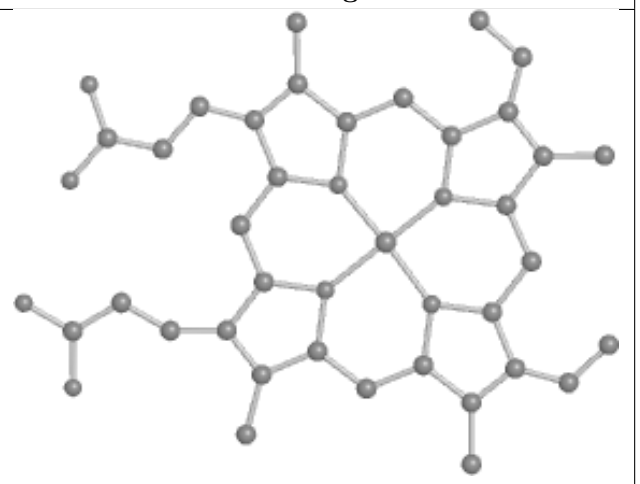

Rings

Ligand PEF y 407

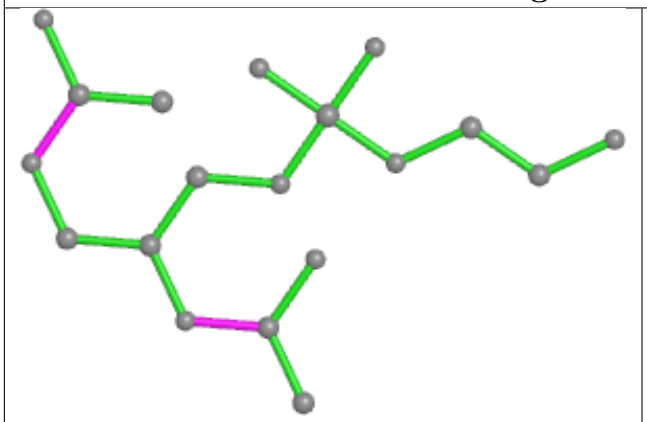

Bond lengths

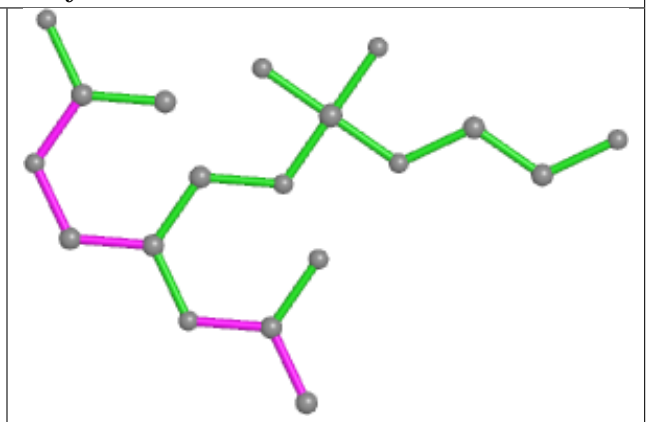

Bond angles

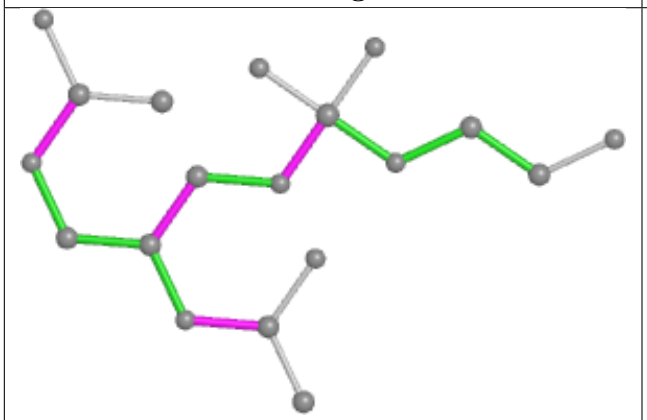

Torsions

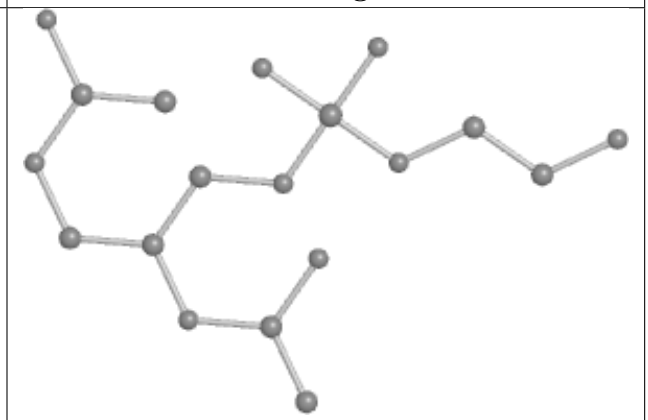

Rings

Ligand CRT f 102

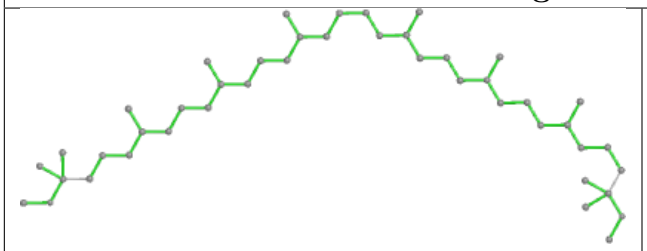

Bond lengths

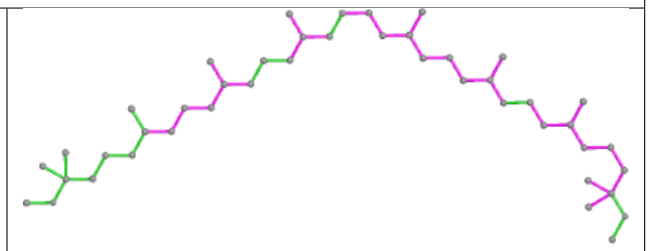

Bond angles

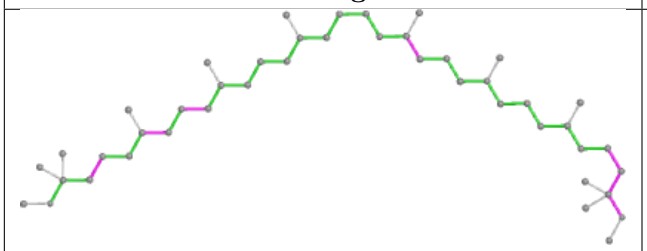

Torsions

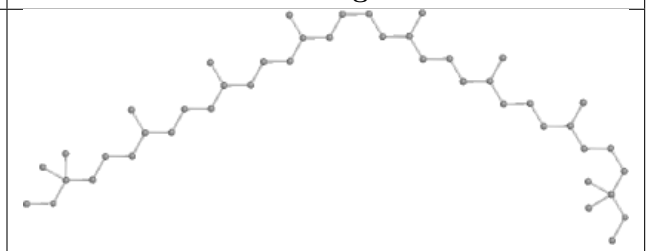

Rings

Ligand HEM o 504

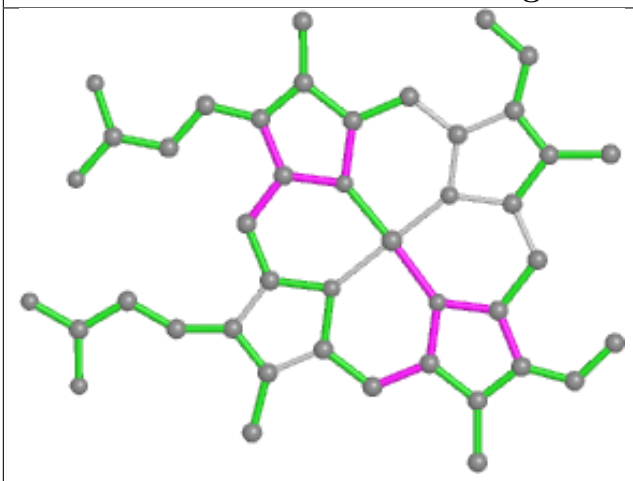

Bond lengths

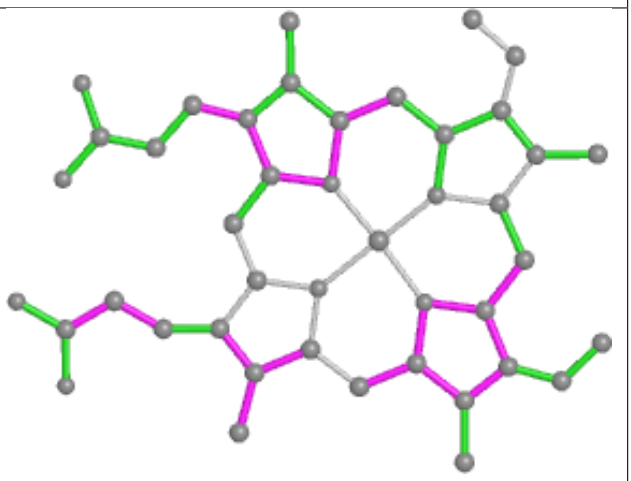

Bond angles

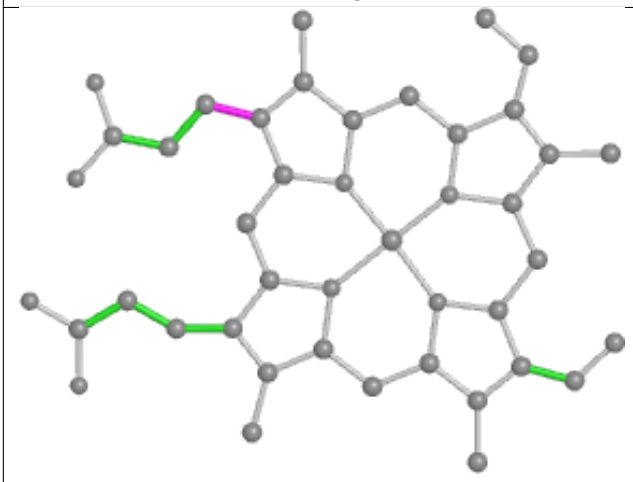

Torsions

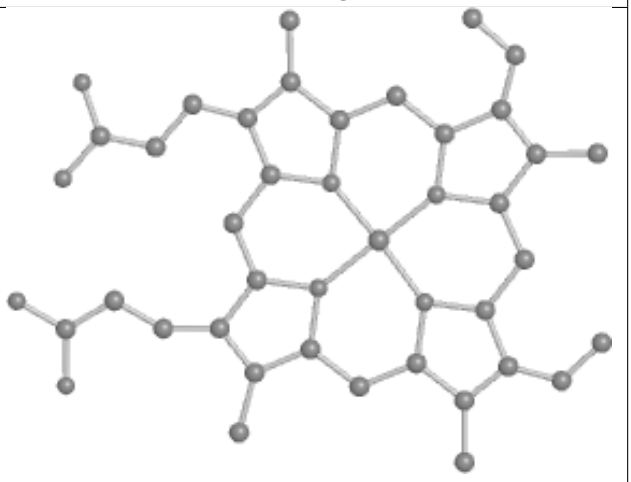

Rings

Ligand BCL z 102

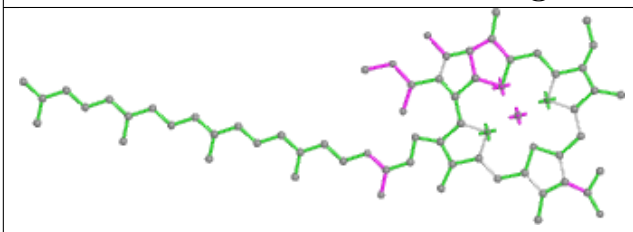

Bond lengths

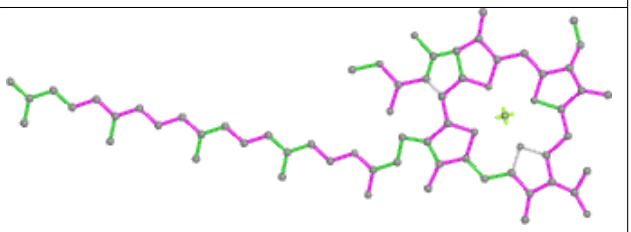

Bond angles

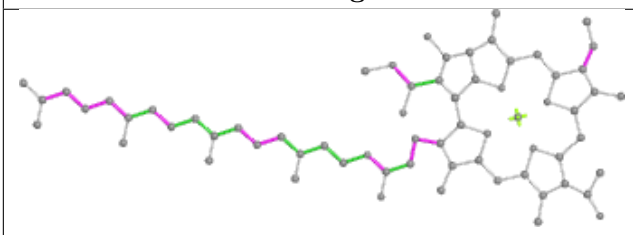

Torsions

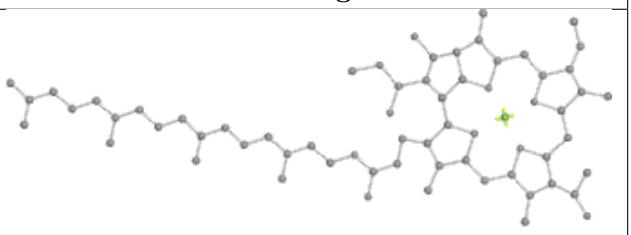

Rings

Ligand BCL L 303

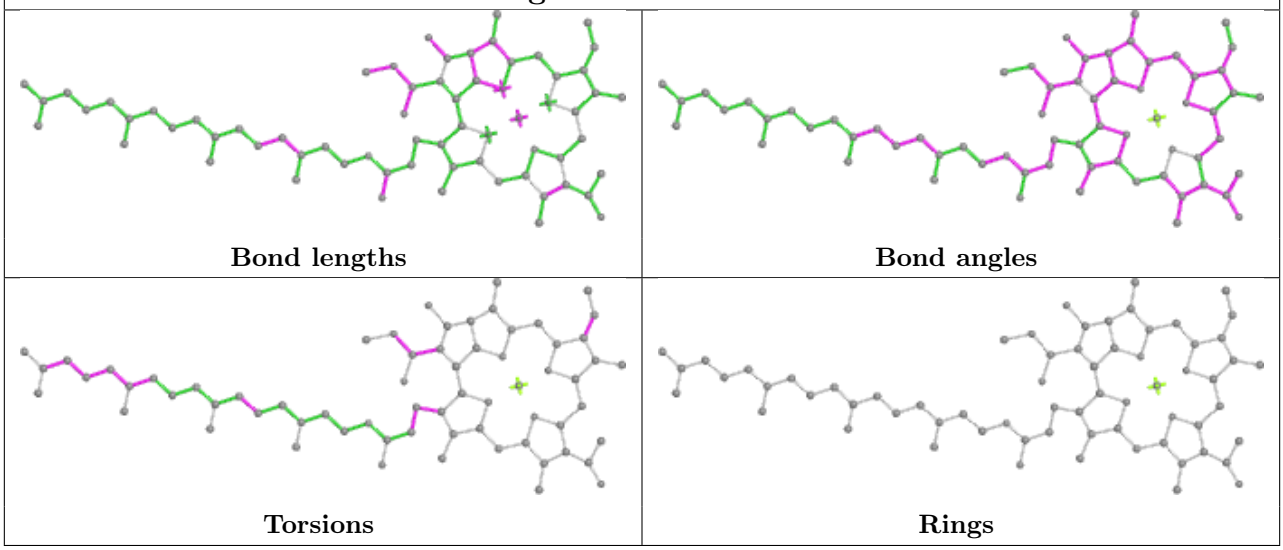

Ligand PGW S 101

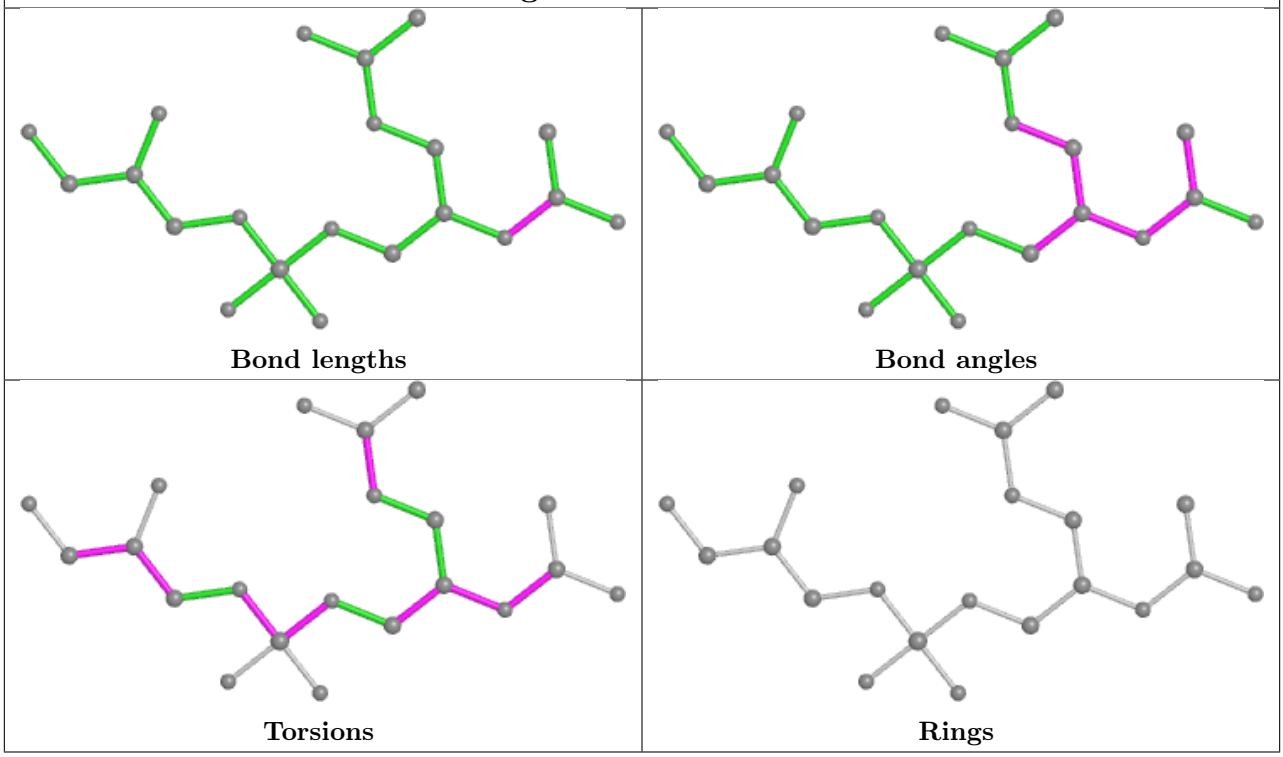

Ligand BCL L 301

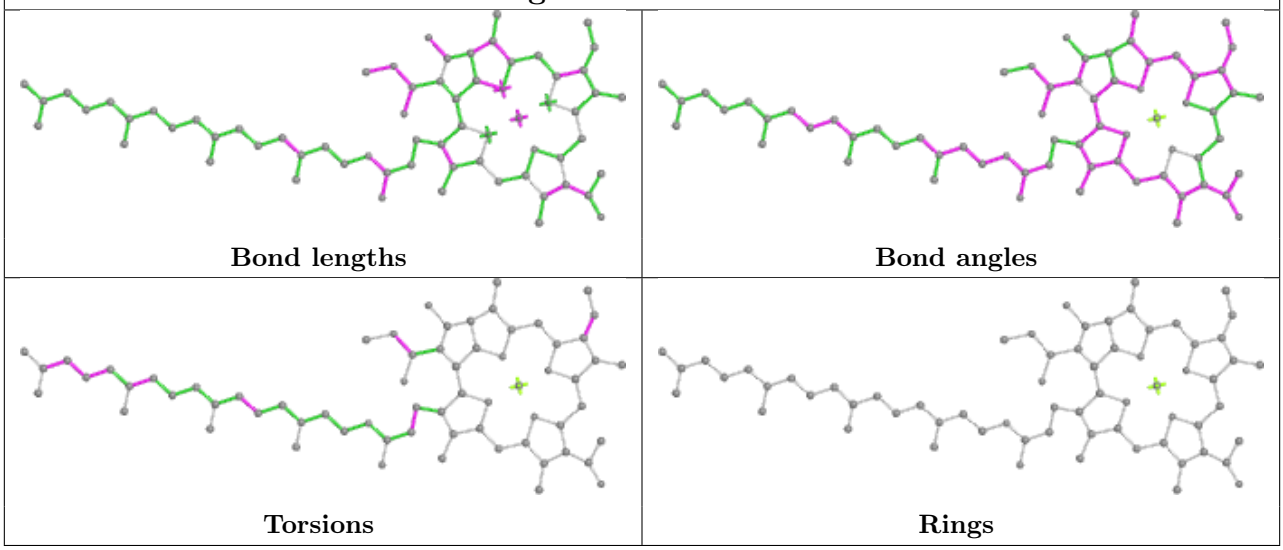

Ligand CRT R 101

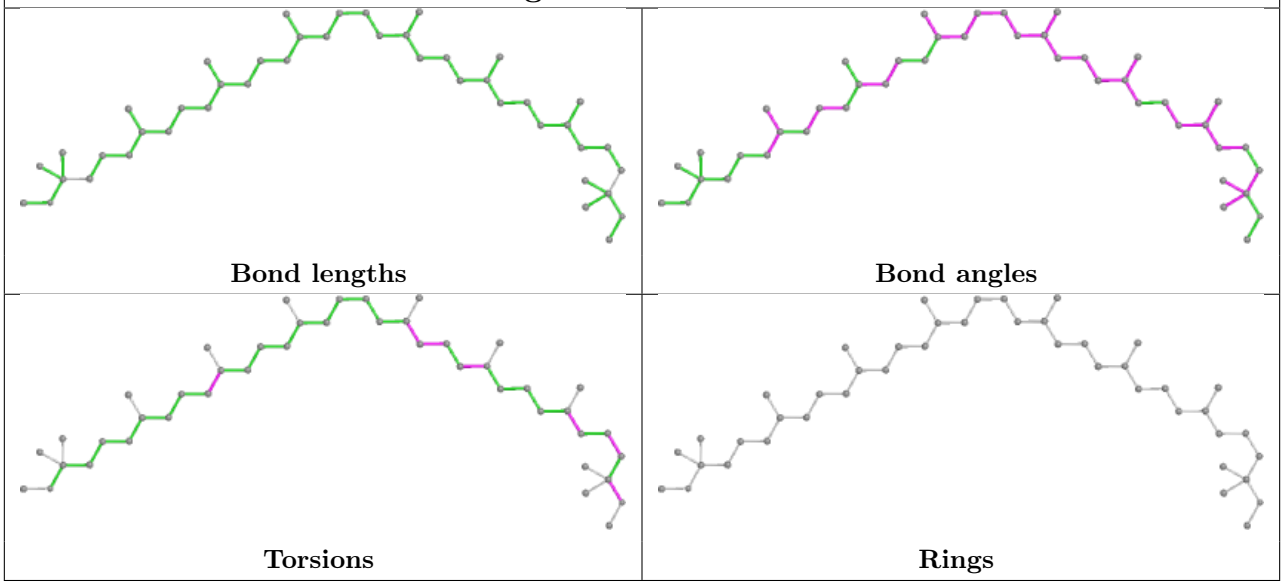

Ligand BCL s 102

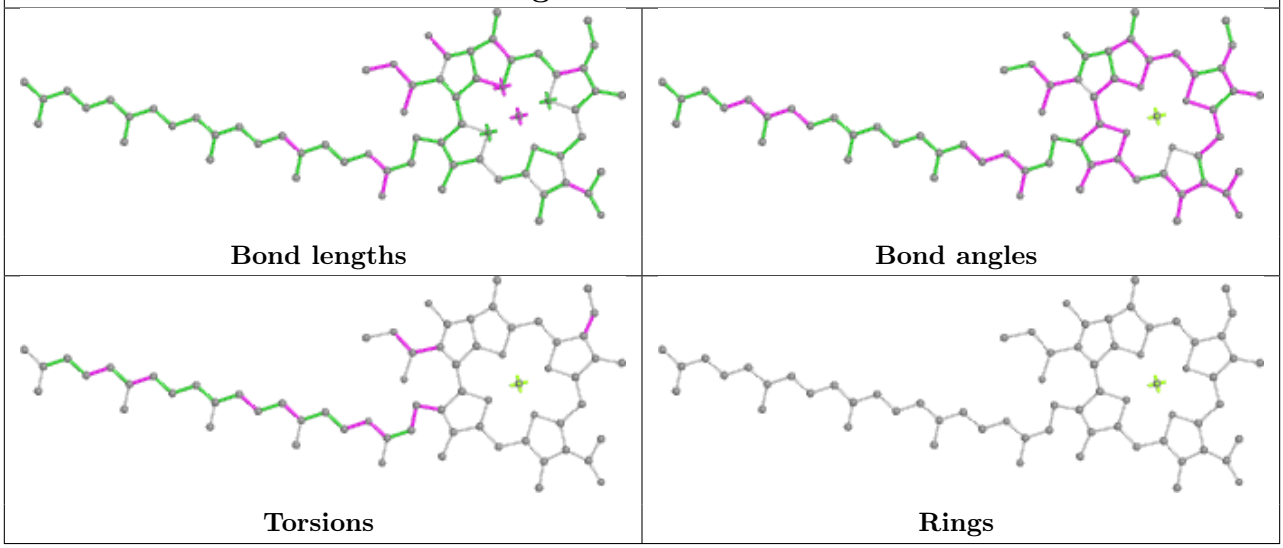

Ligand HEM o 502

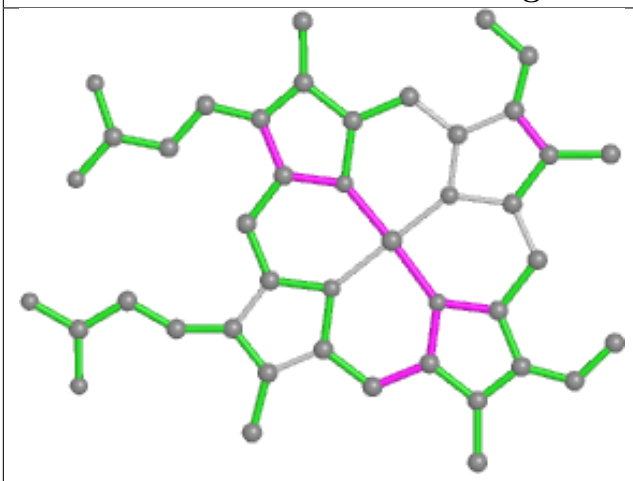

Bond lengths

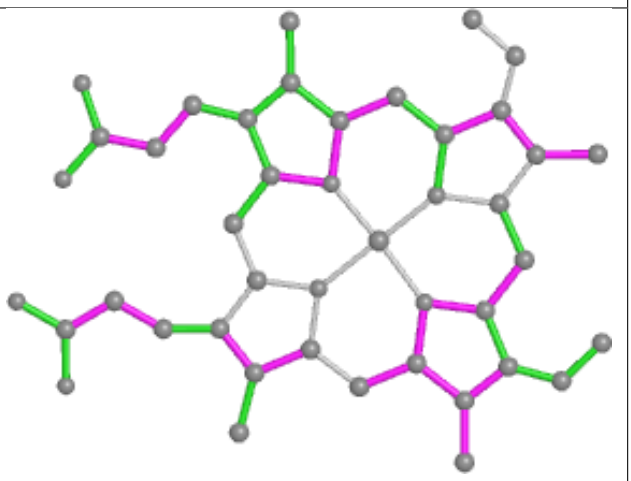

Bond angles

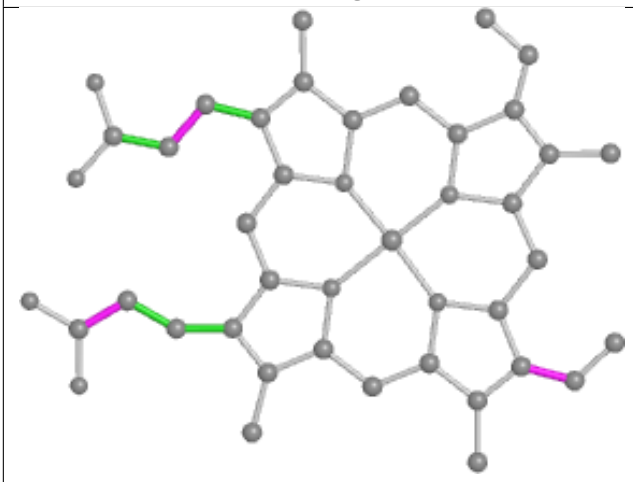

Torsions

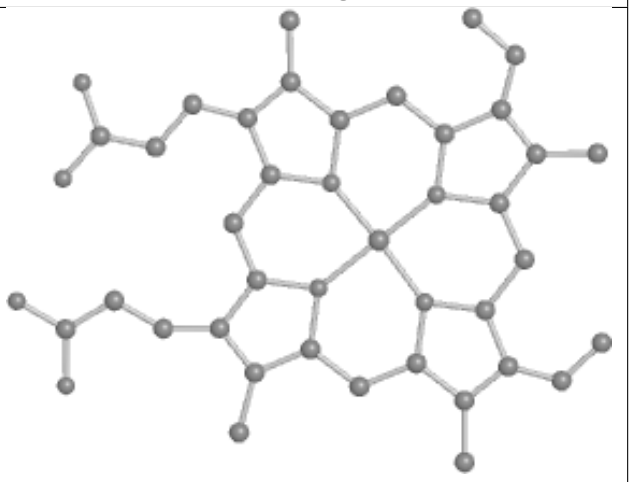

Rings

Ligand BCL B 101

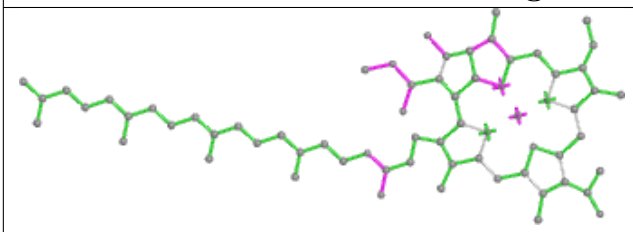

Bond lengths

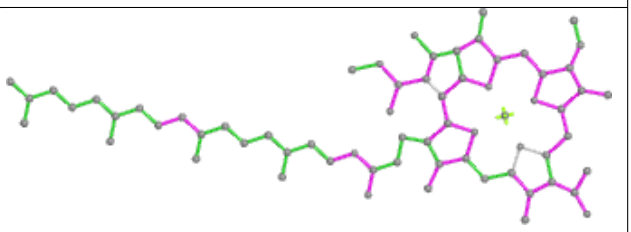

Bond angles

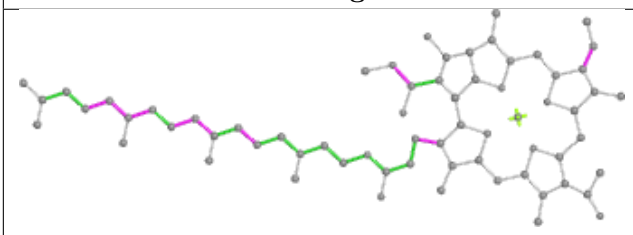

Torsions

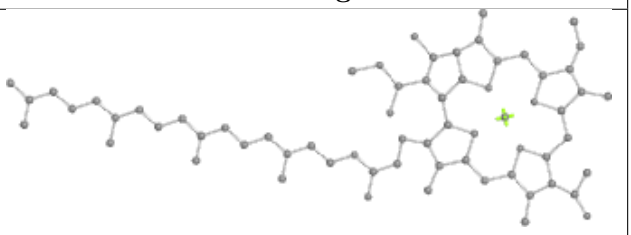

Rings

Ligand BCL AK 101

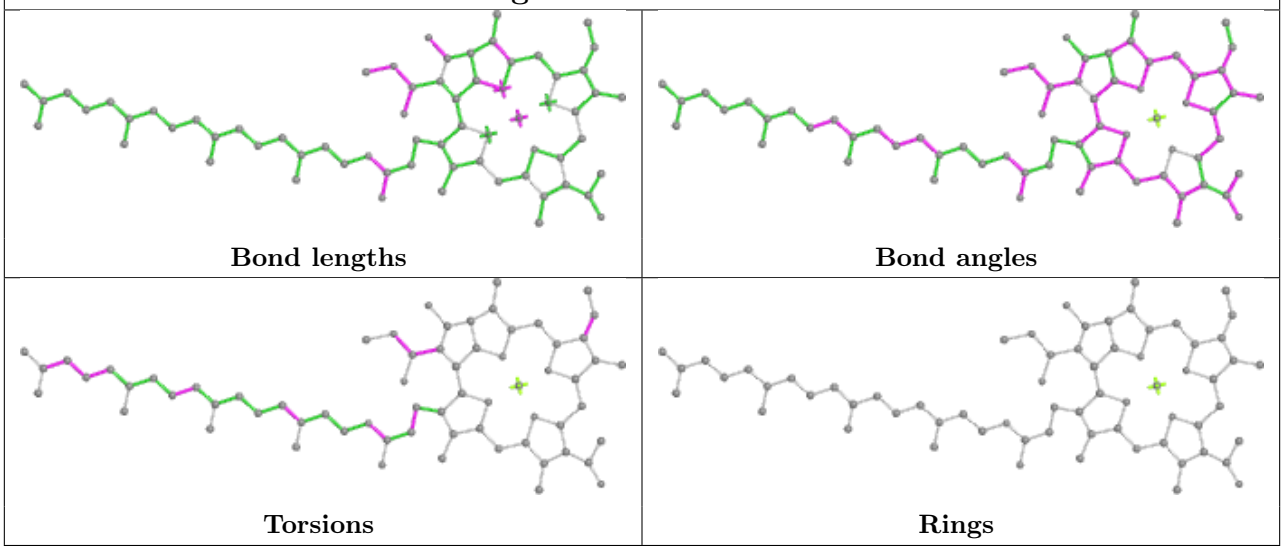

Ligand BCL W 101

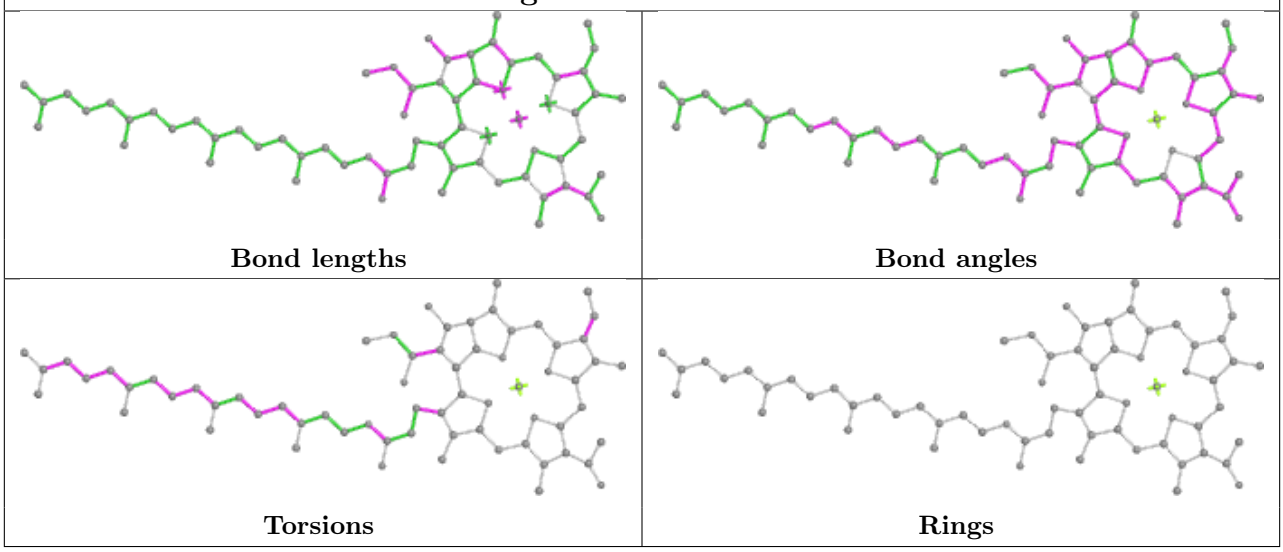

Ligand CRT k 101

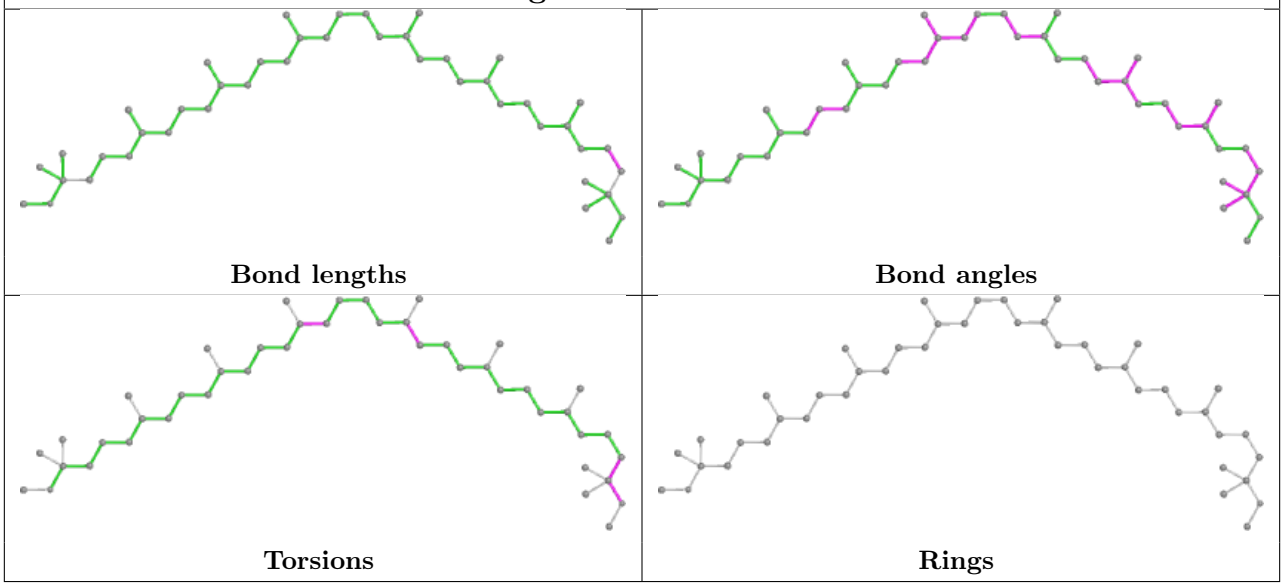

Ligand BCL AH 101

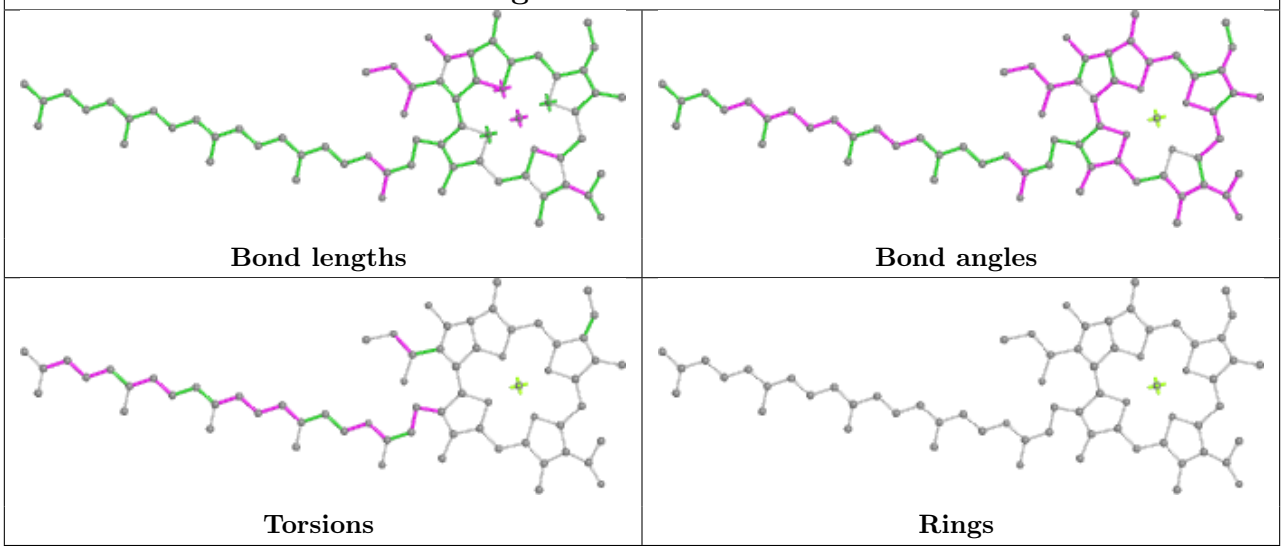

Ligand BCL d 101

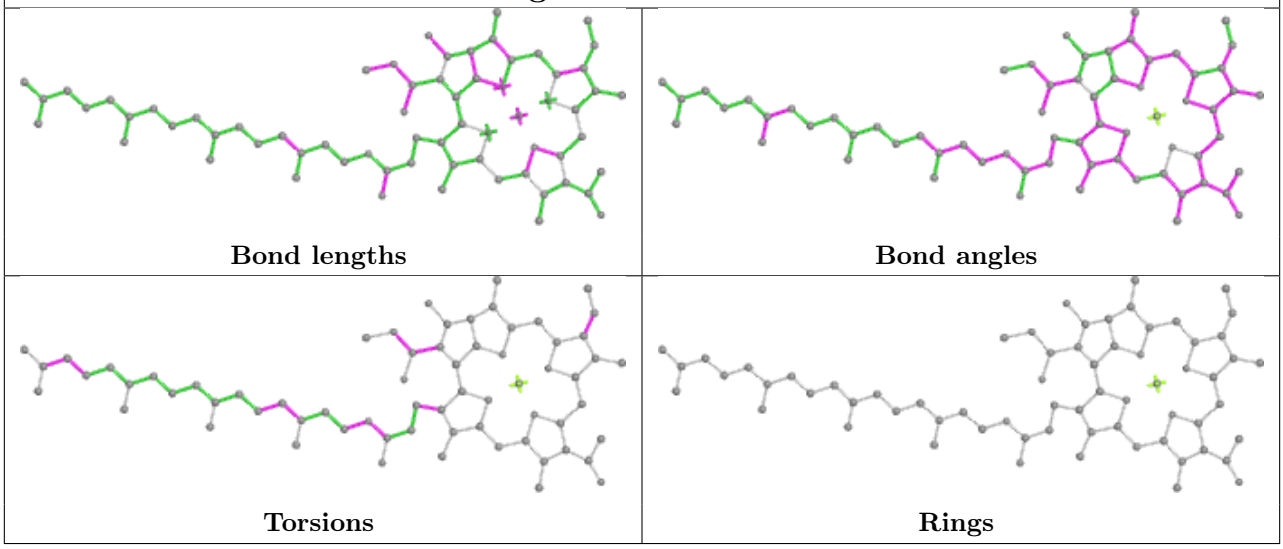

Ligand BCL 9 103

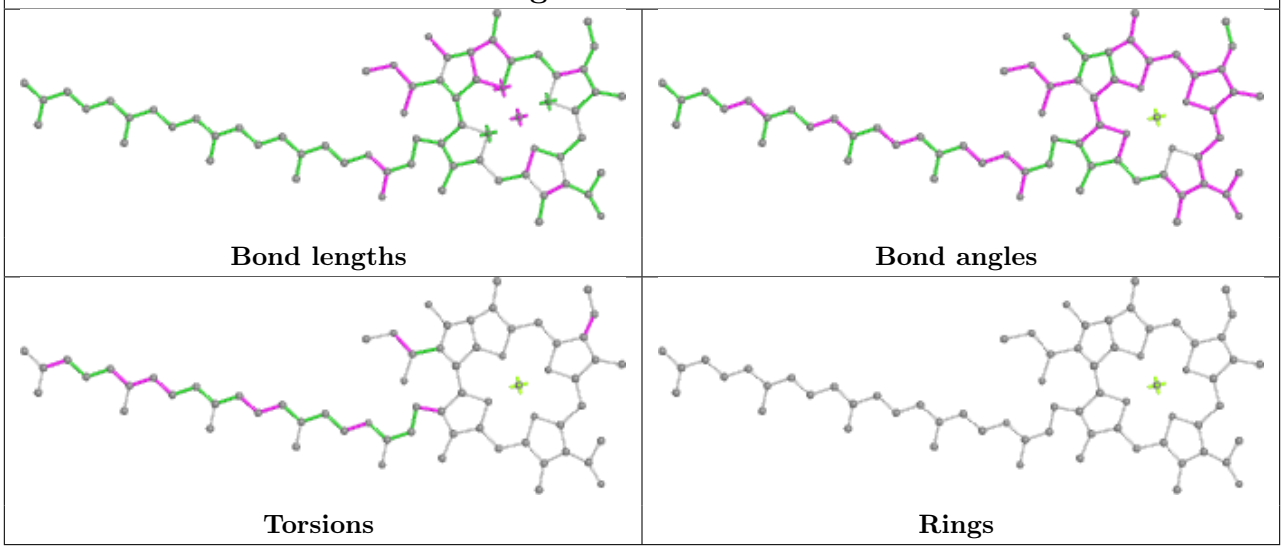

Ligand BCL 4 102

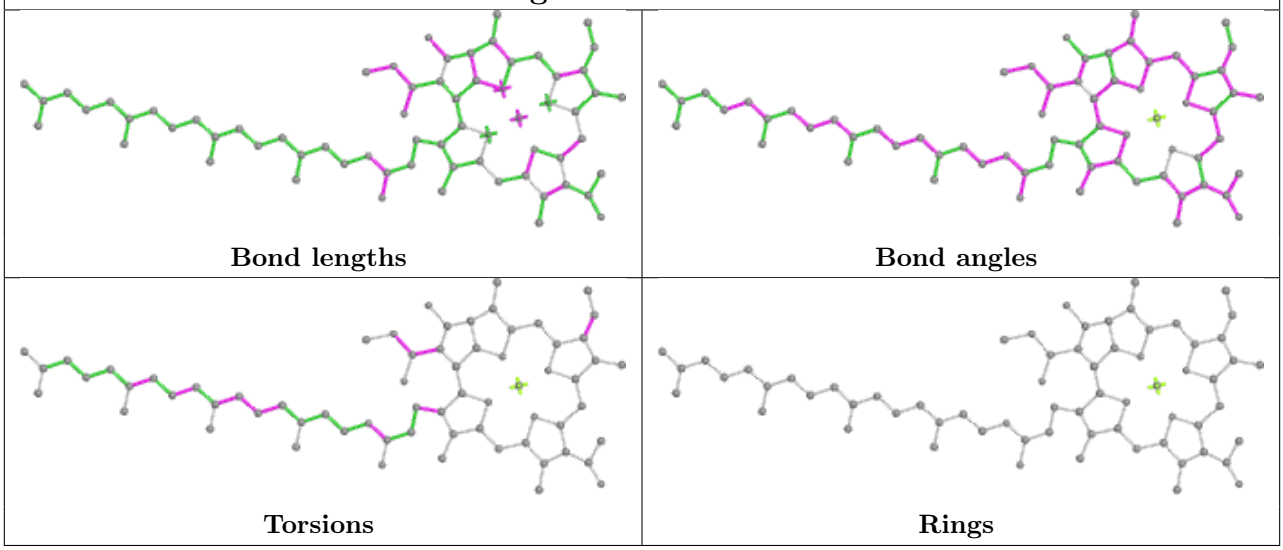

Ligand BCL v 102

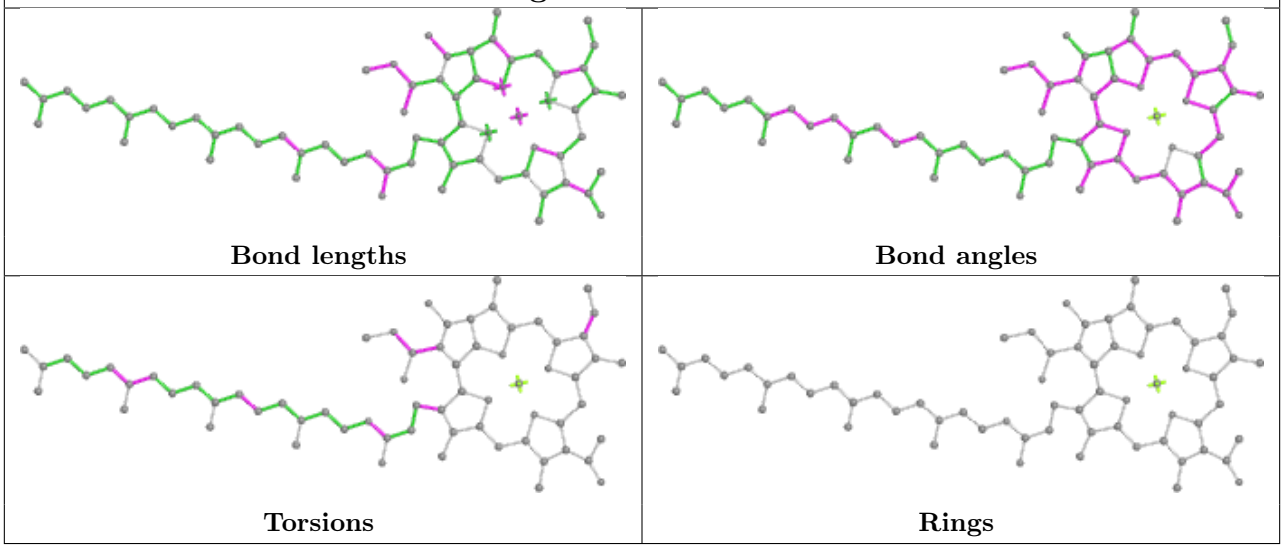

Ligand BCL 5 101

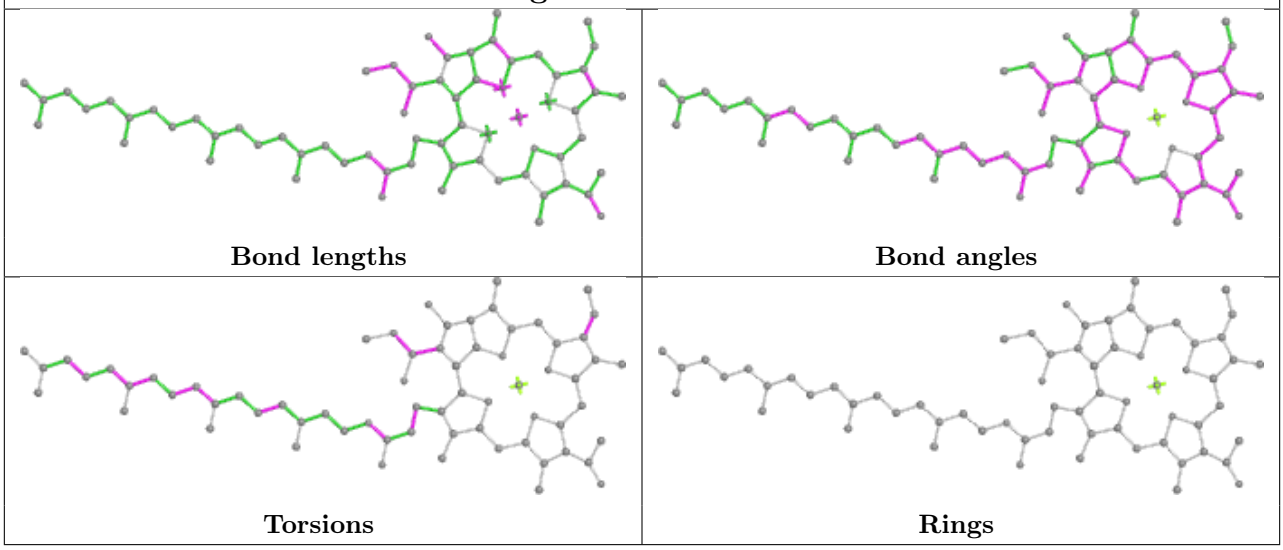

Ligand PEF y 408

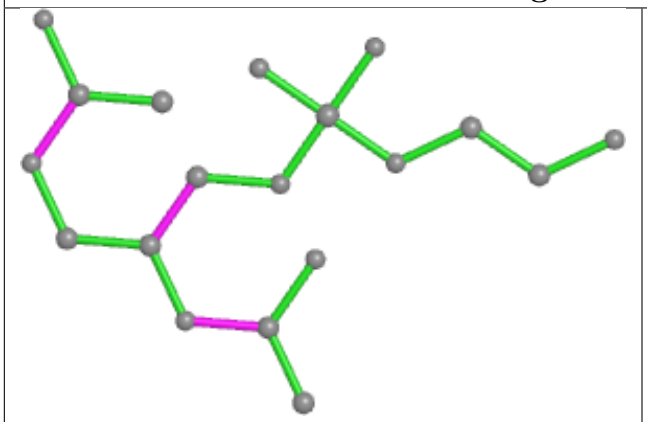

Bond lengths

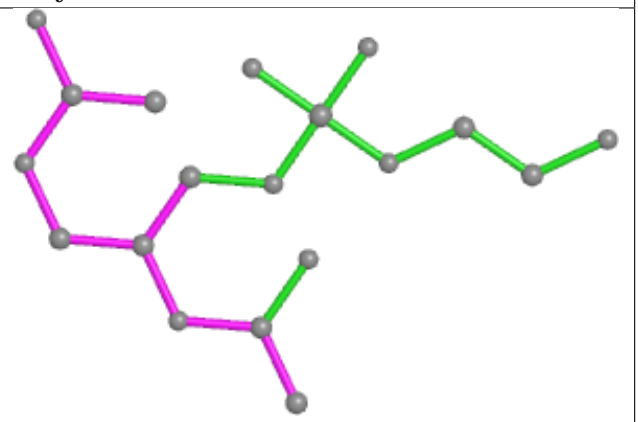

Bond angles

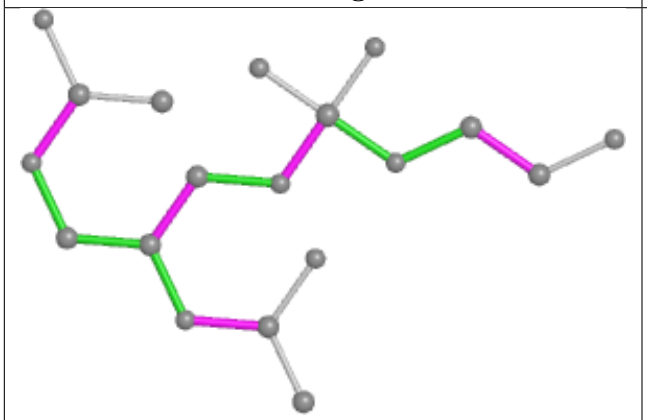

Torsions

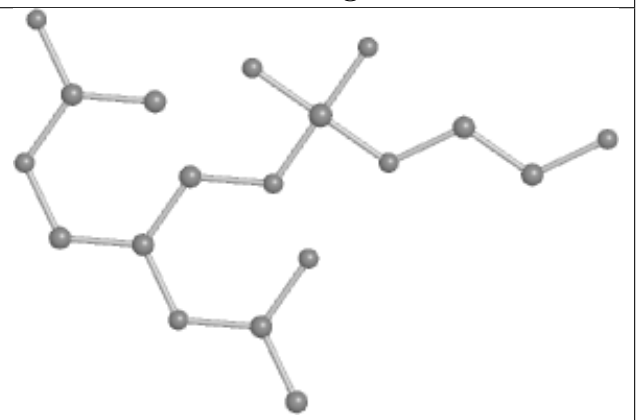

Rings

Ligand BCL P 101

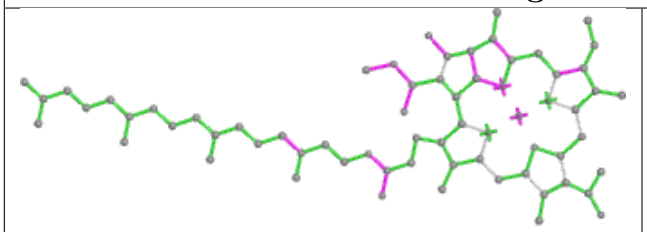

Bond lengths

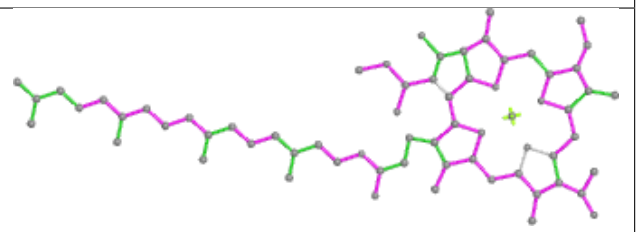

Bond angles

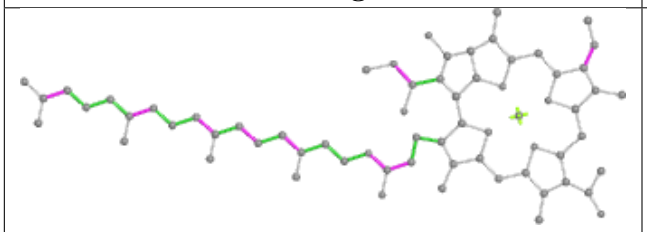

Torsions

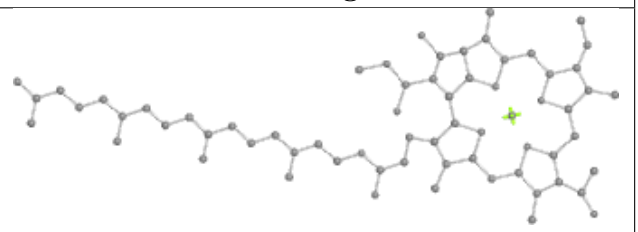

Rings

Ligand HEM C 503

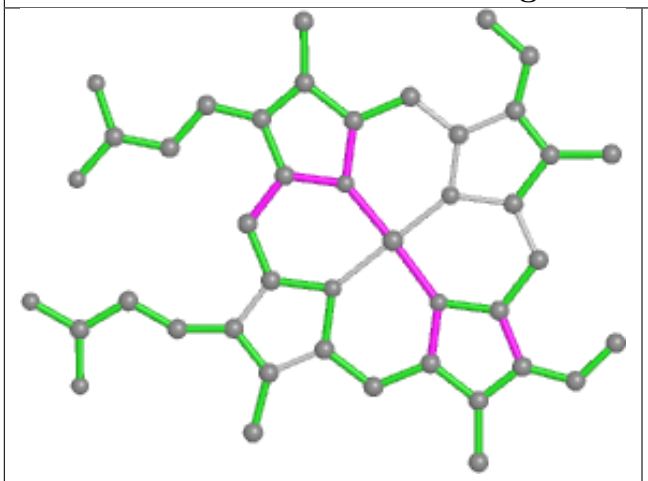

Bond lengths

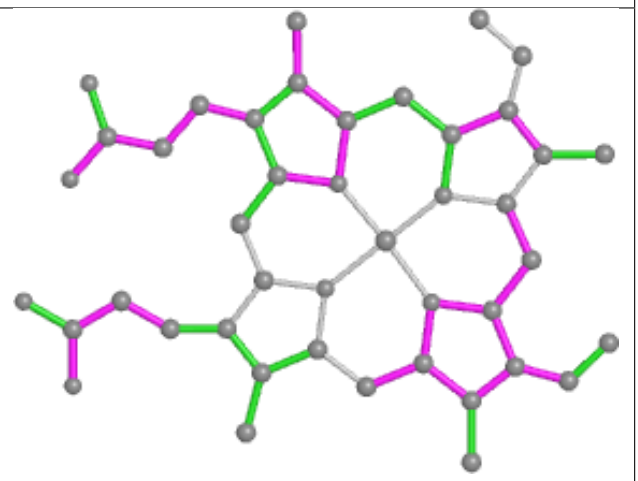

Bond angles

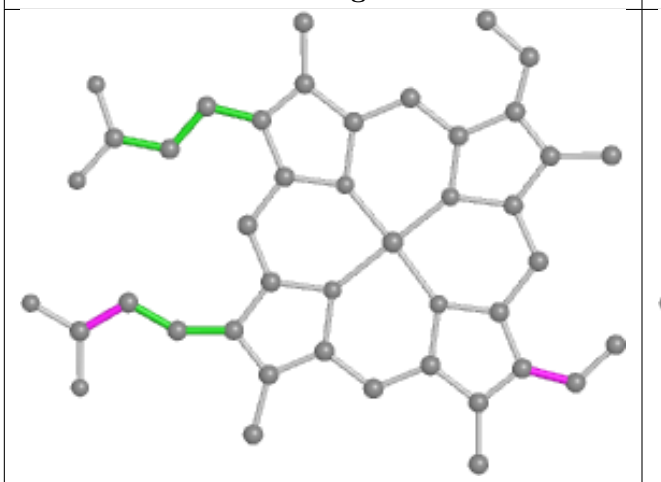

Torsions

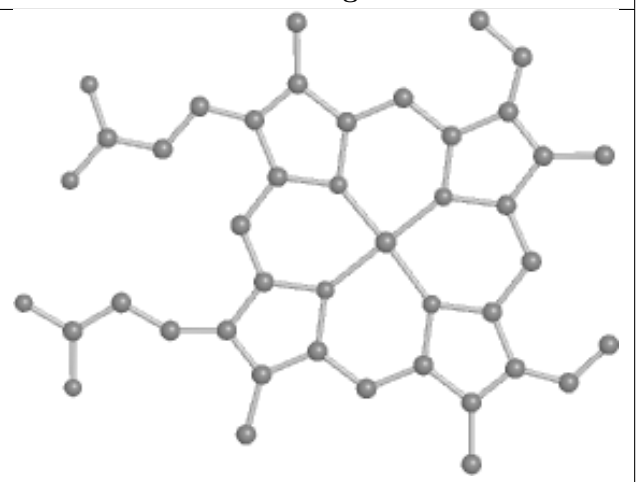

Rings

Ligand MQ8 M 403

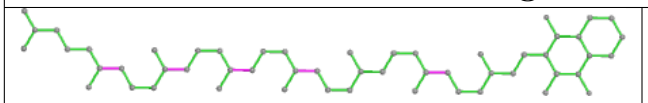

Bond lengths

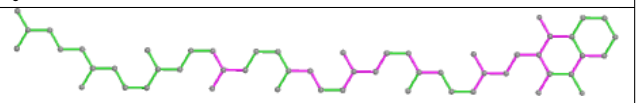

Bond angles

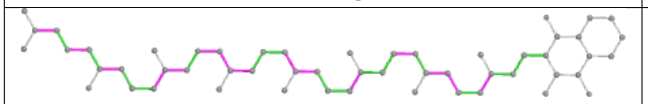

Torsions

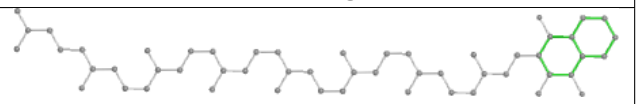

Rings

Ligand CRT AH 102

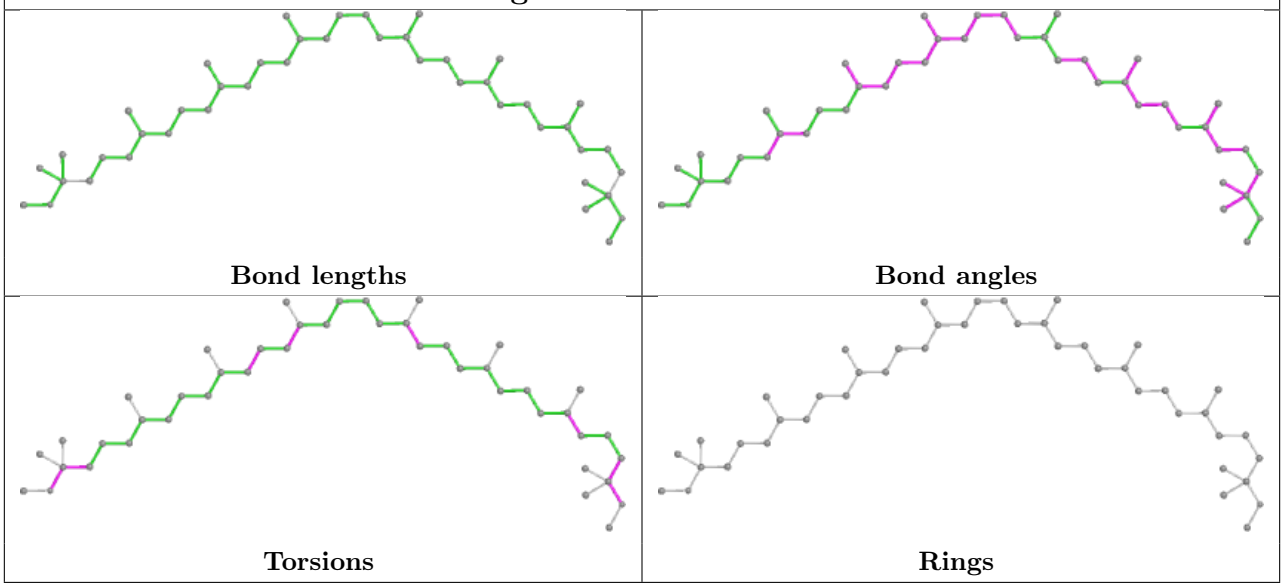

Ligand CRT M 404

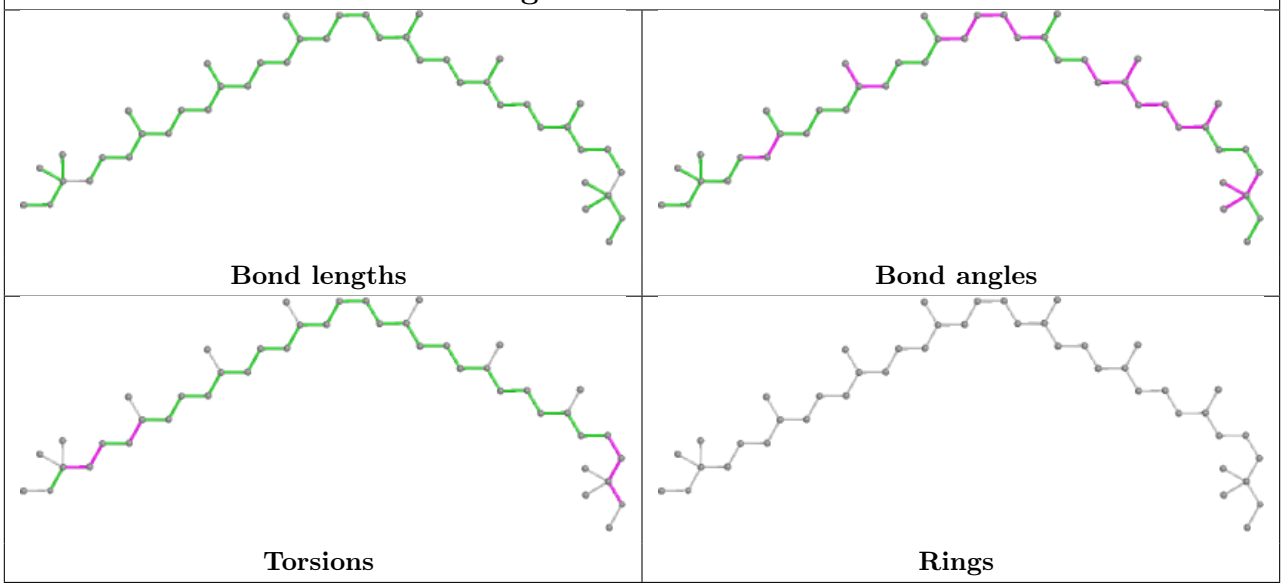

Ligand CRT z 101

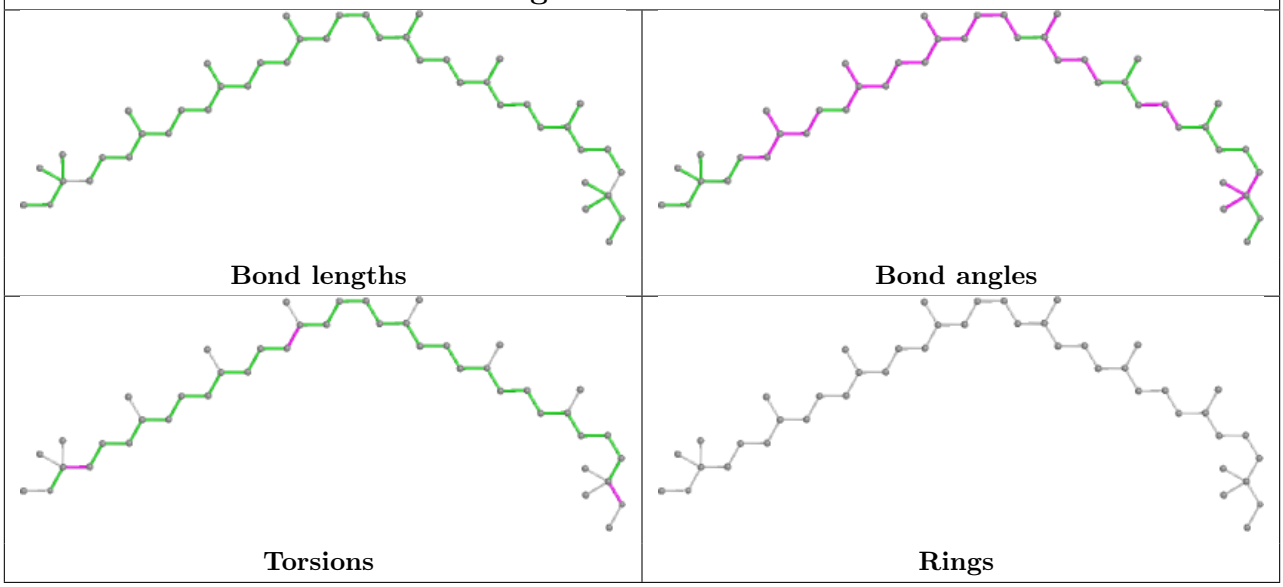

Ligand CRT i 101

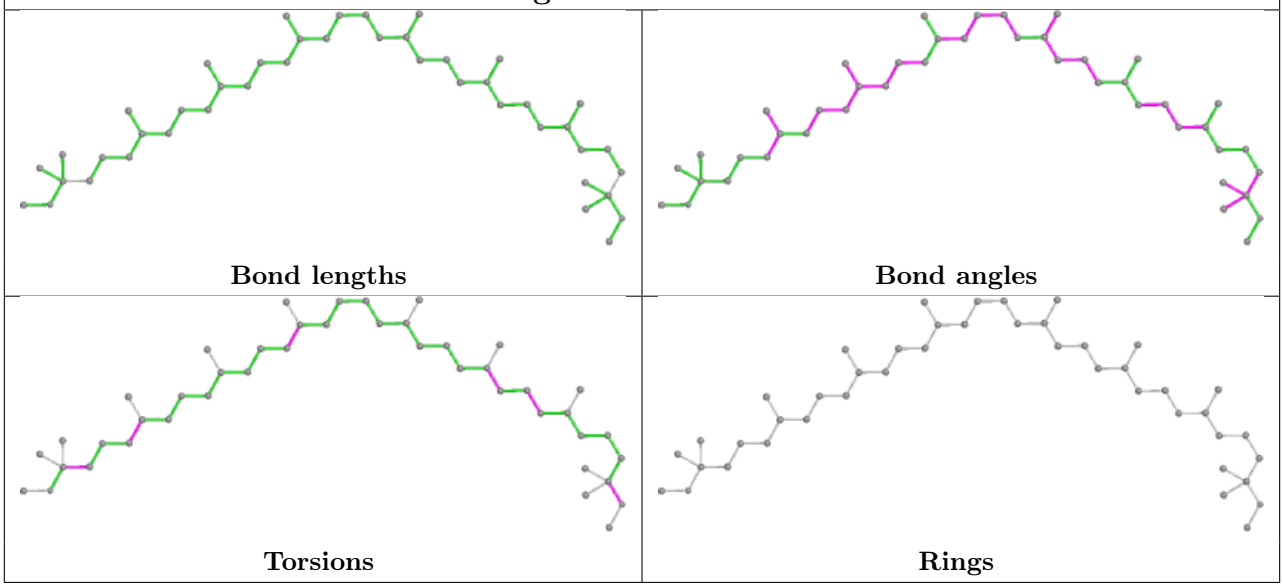

Ligand BCL x 305

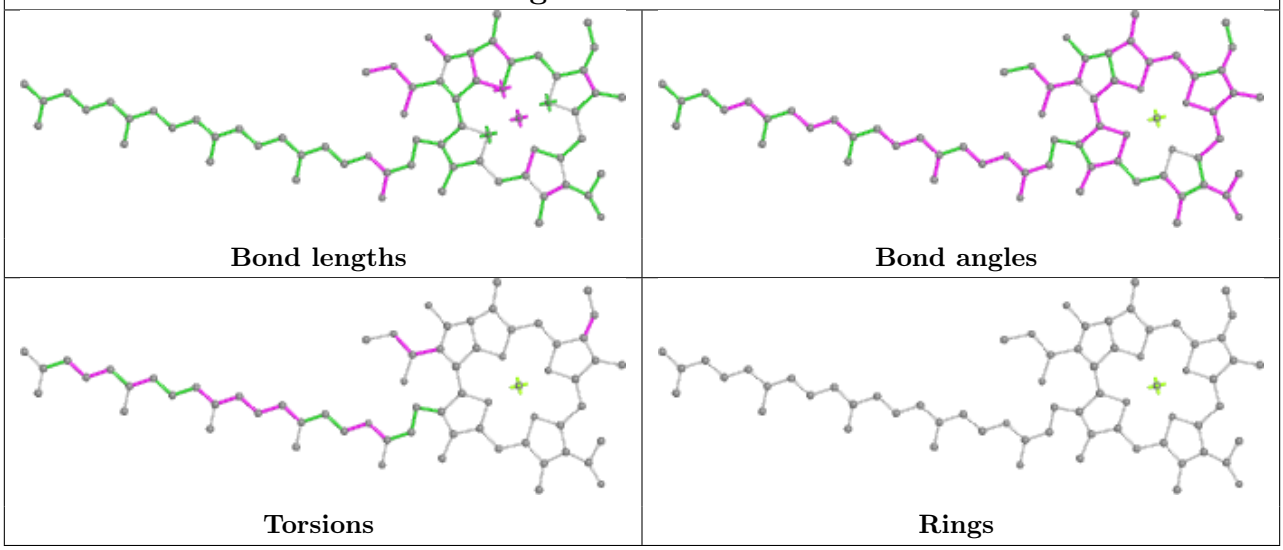

Ligand PGW AE 101

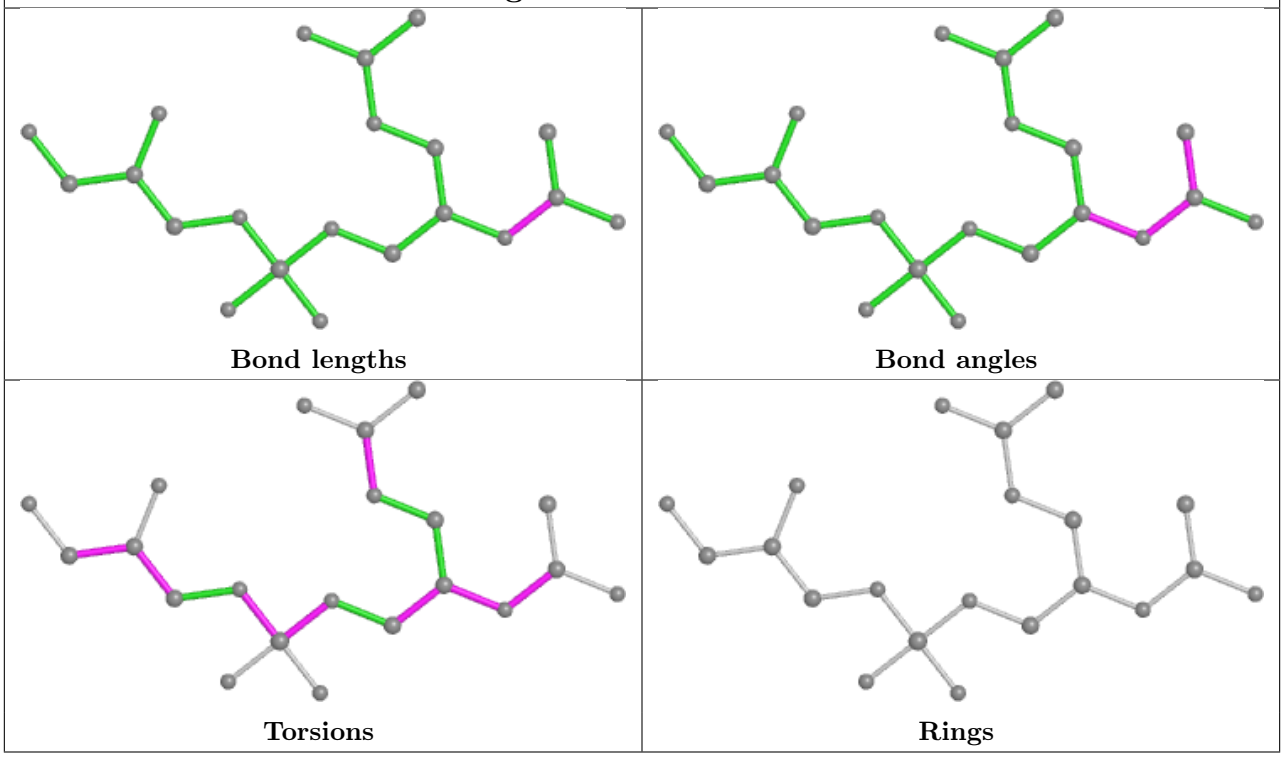

Ligand BCL U 101

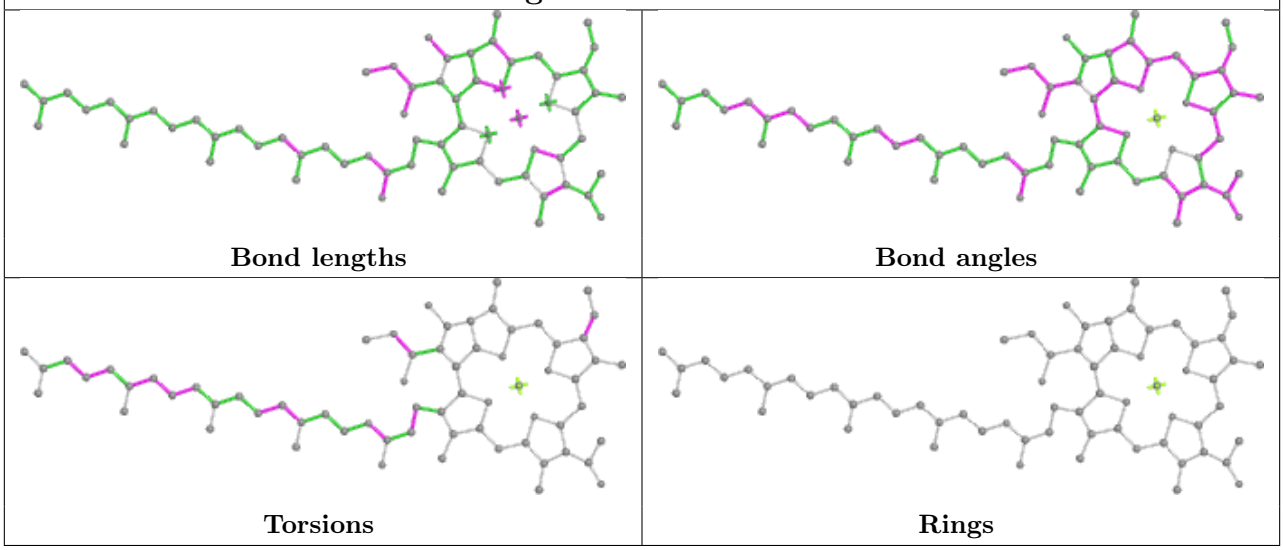

Ligand BCL AJ 102

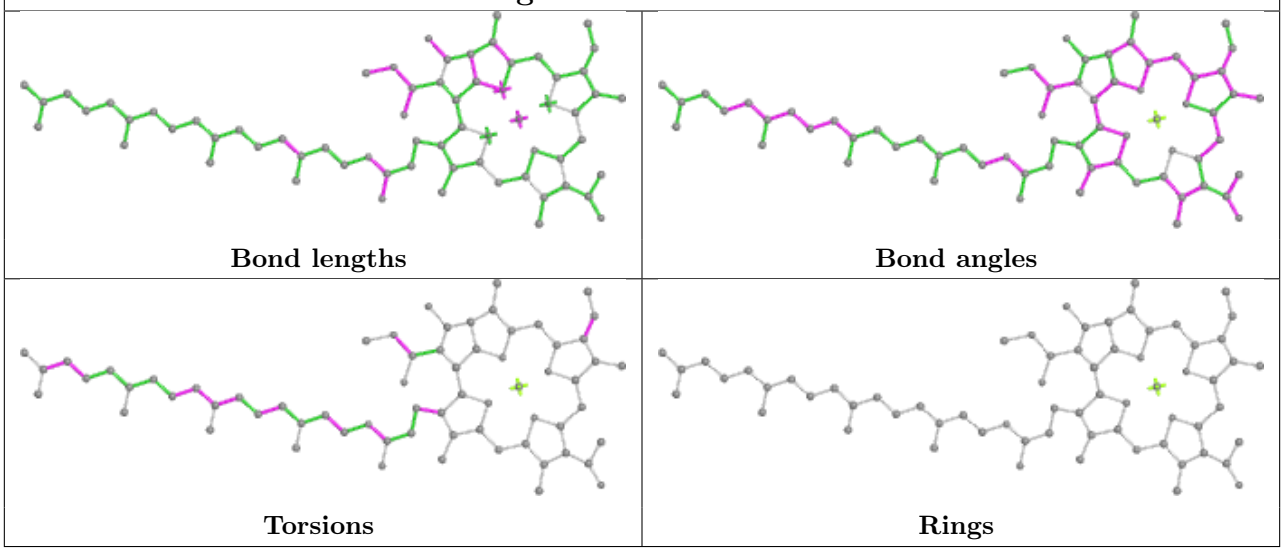

Ligand BCL M 401

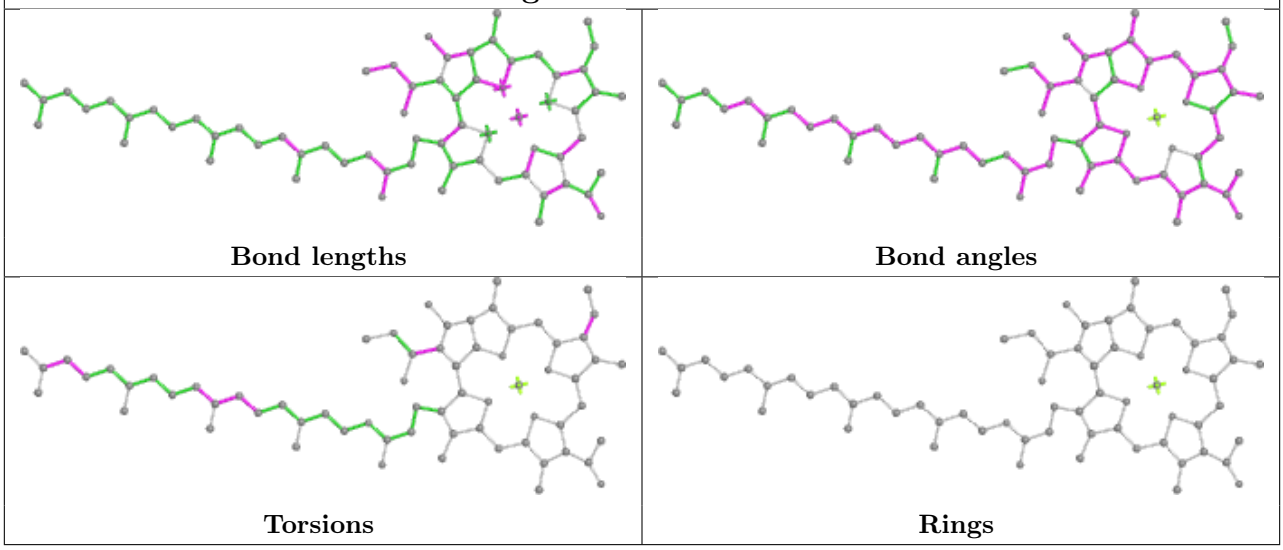

Ligand BCL Z 102

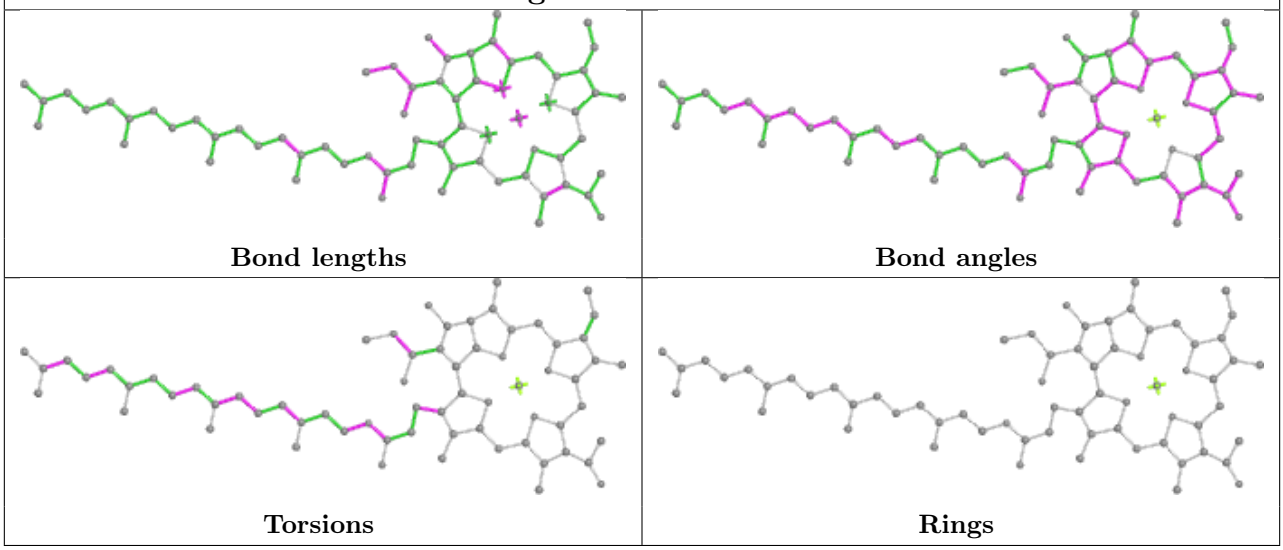

Ligand BCL AA 101

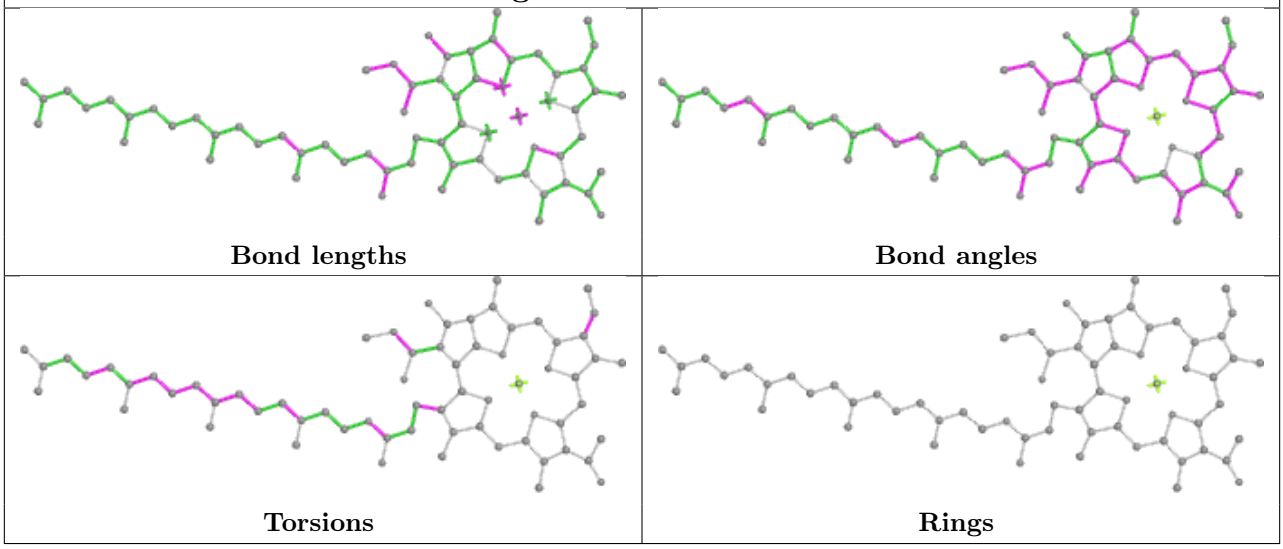

Ligand BCL x 301

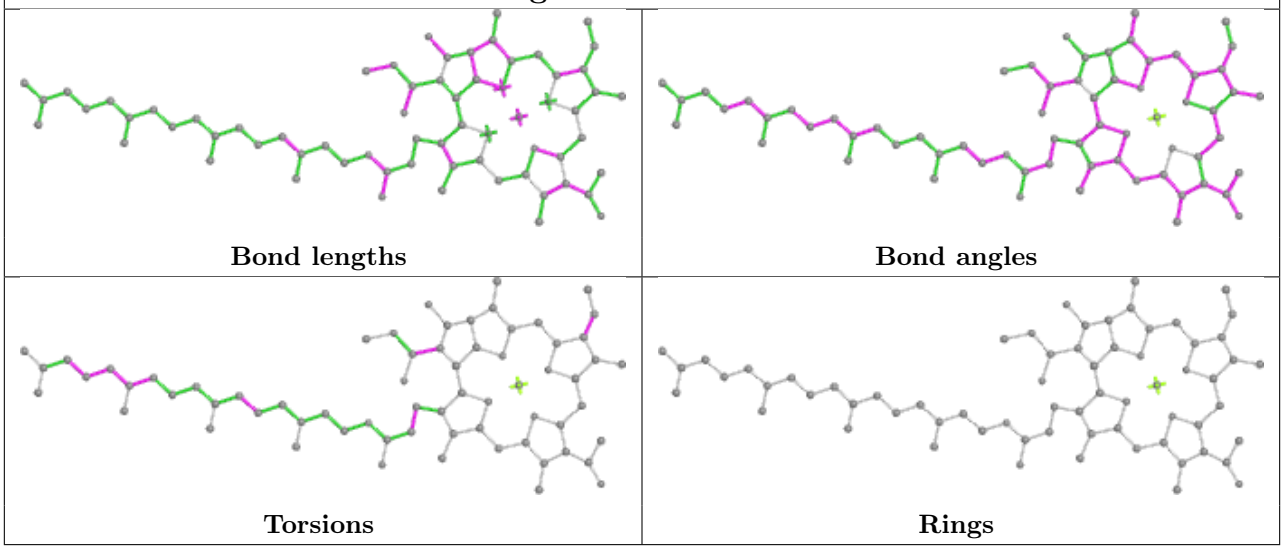

Ligand MQ8 y 403

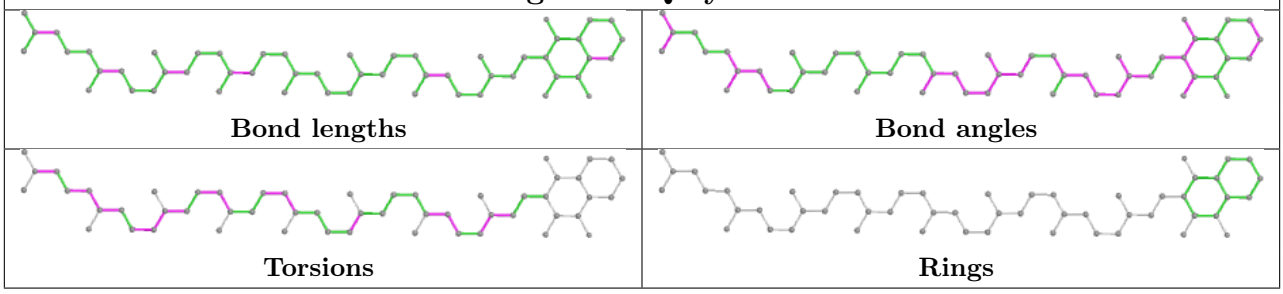

Ligand PEF t 303

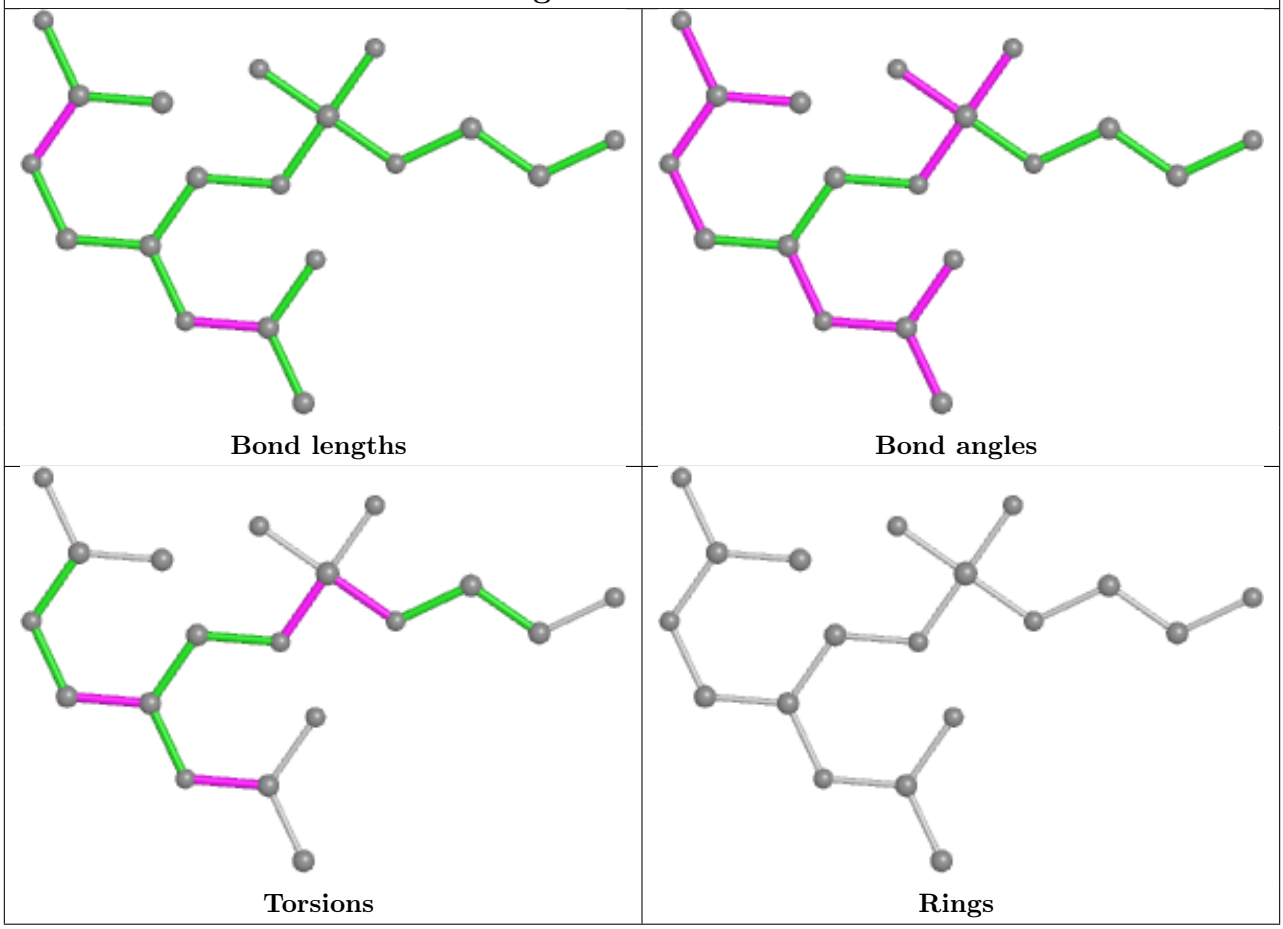

Ligand CRT A 103

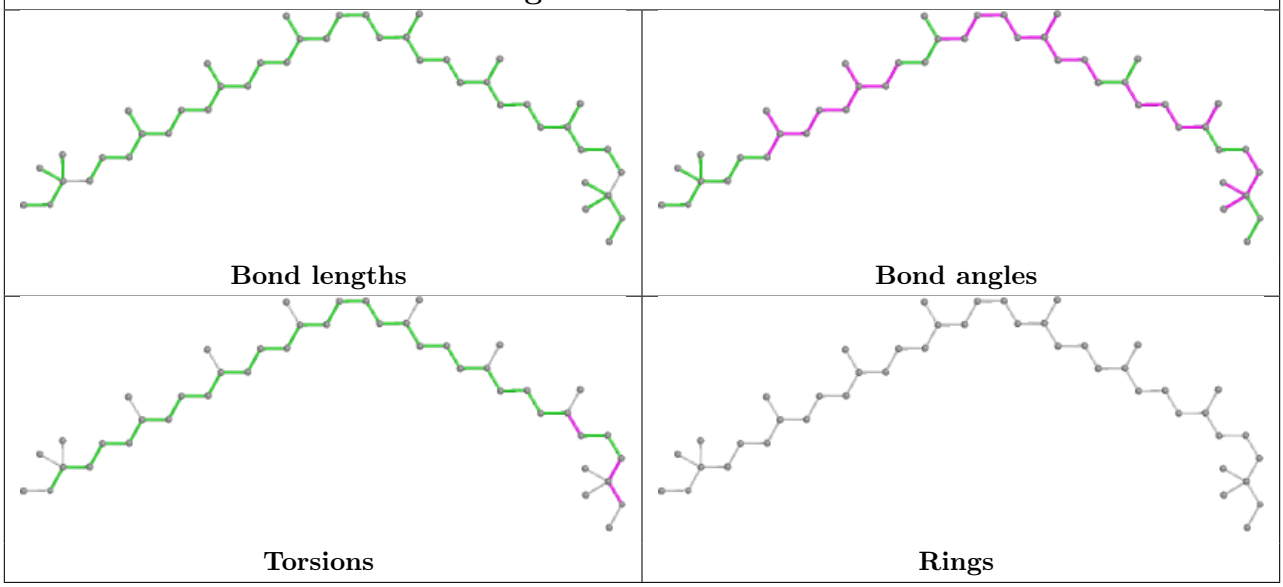

Ligand BCL e 102

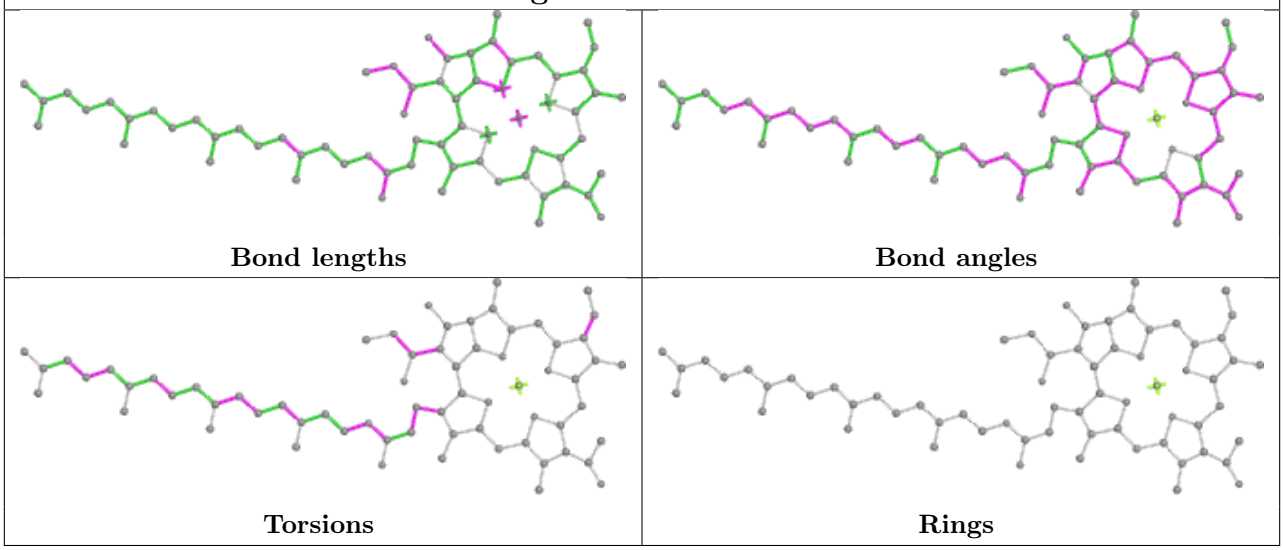

Ligand CRT 9 102

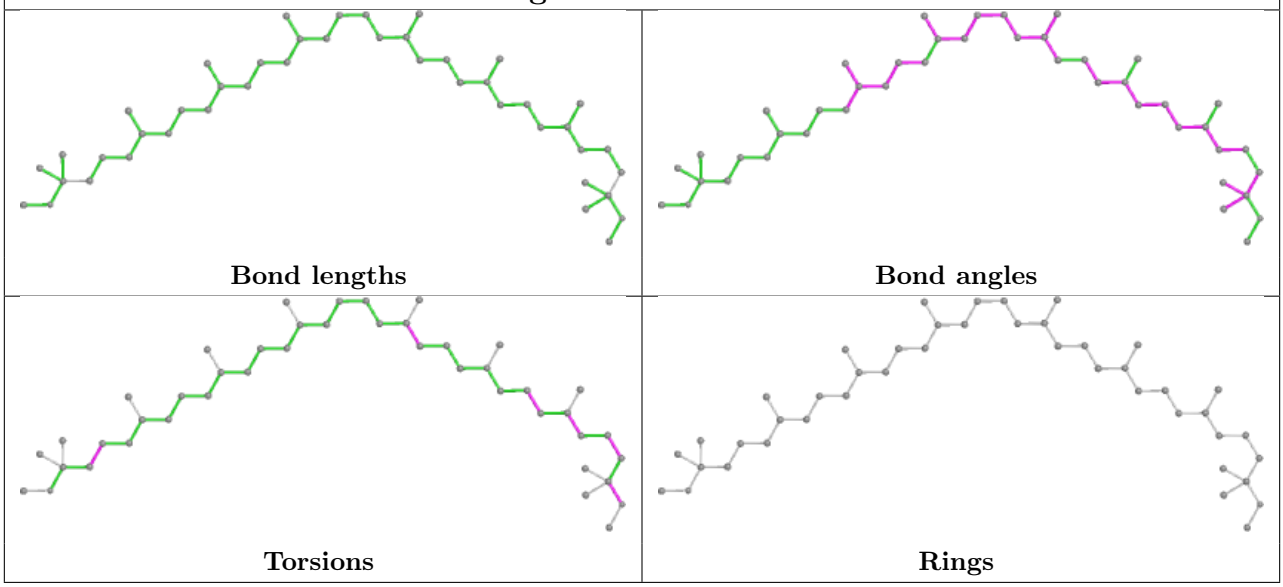

Ligand HEM o 501

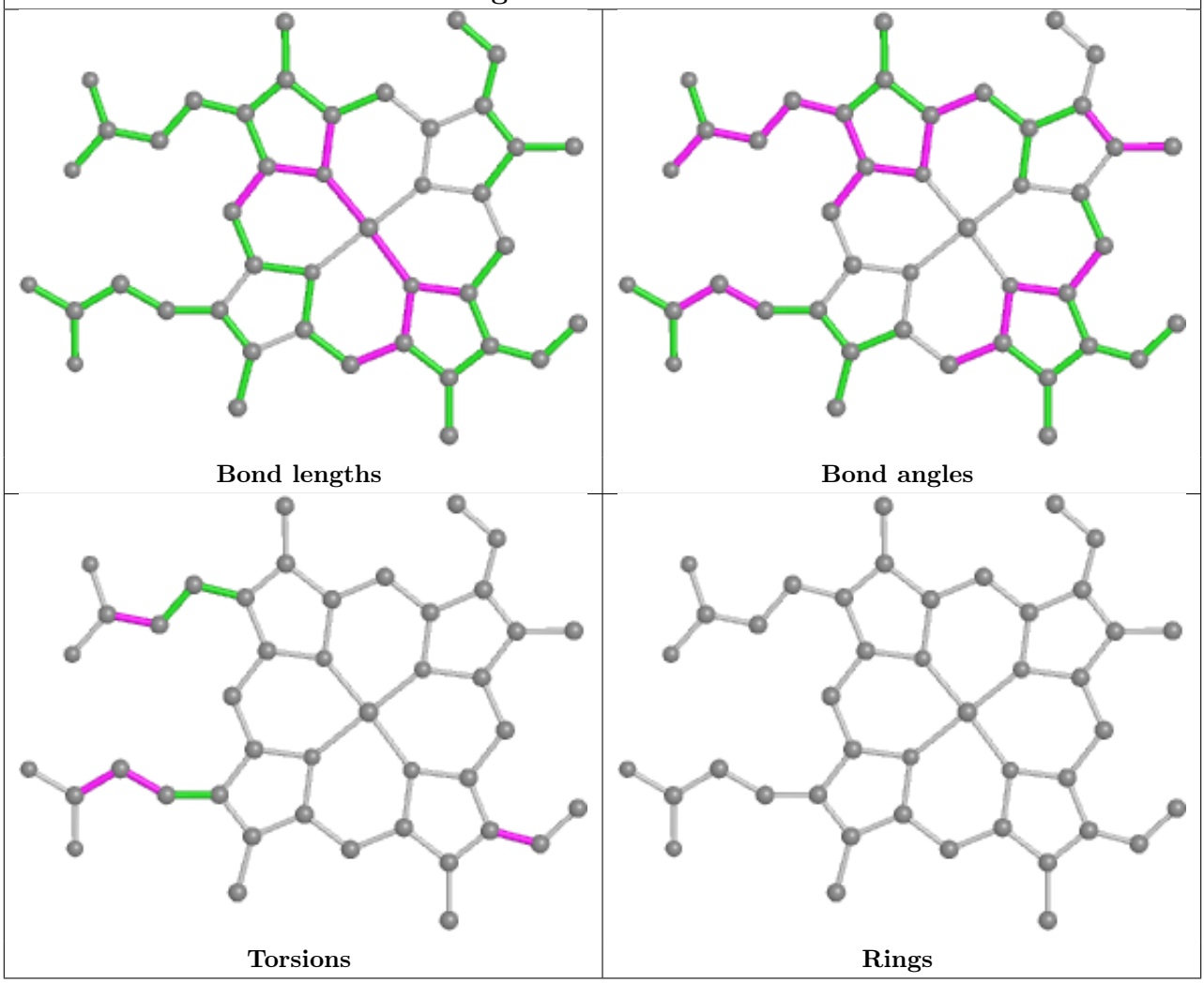

Ligand BCL y 401	
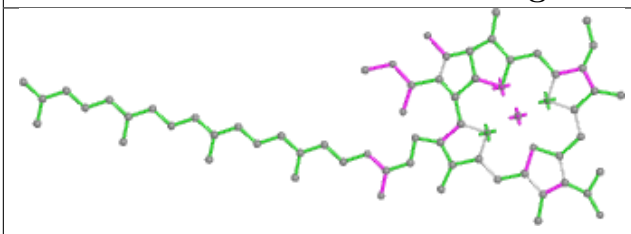 Bond lengths	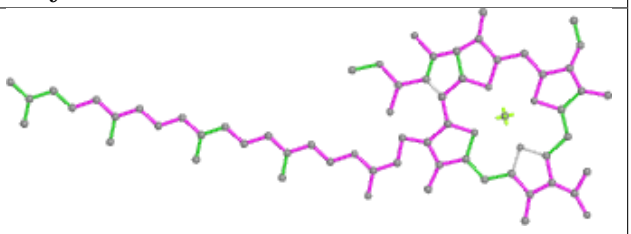 Bond angles
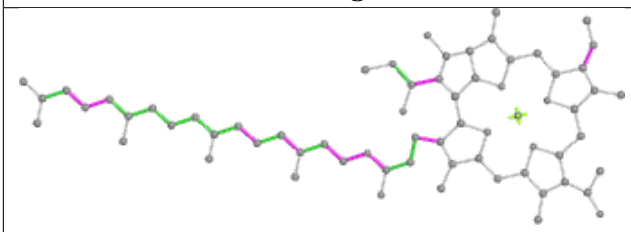 Torsions	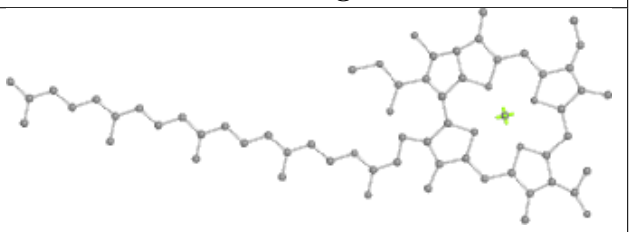 Rings

Ligand BCL O 101	
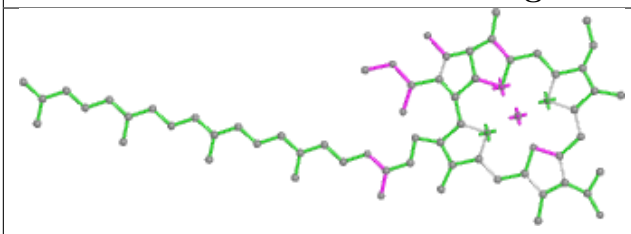 Bond lengths	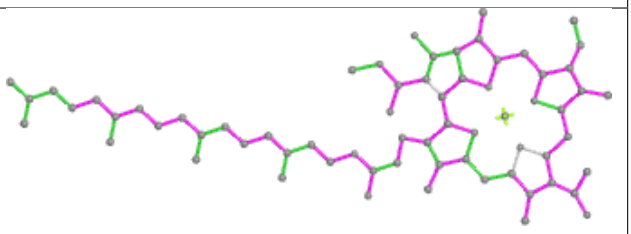 Bond angles
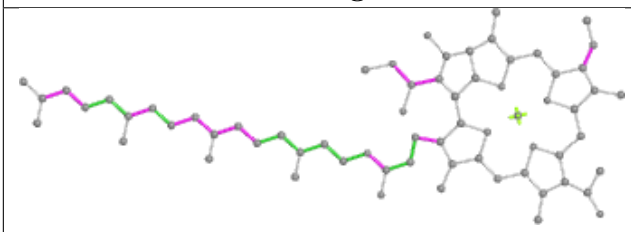 Torsions	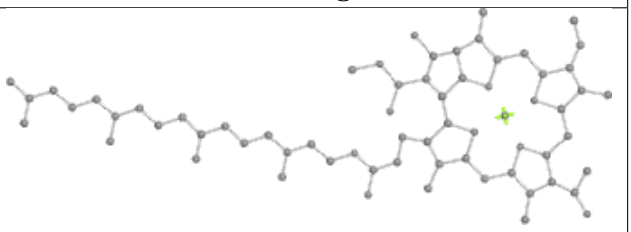 Rings

Ligand BPH x 302

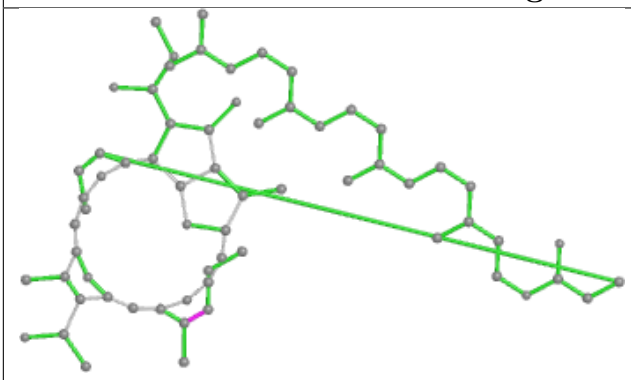

Bond lengths

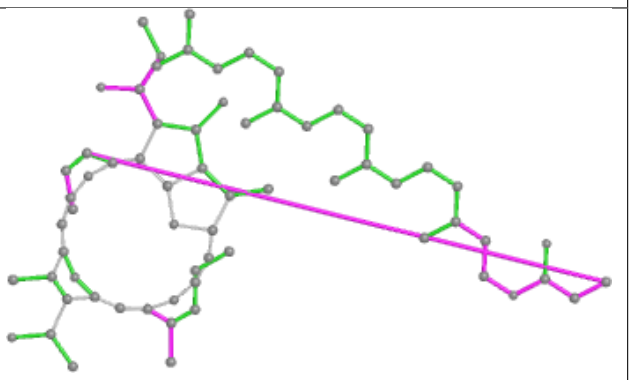

Bond angles

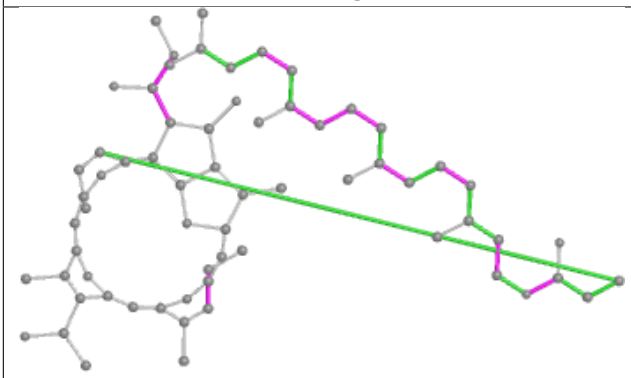

Torsions

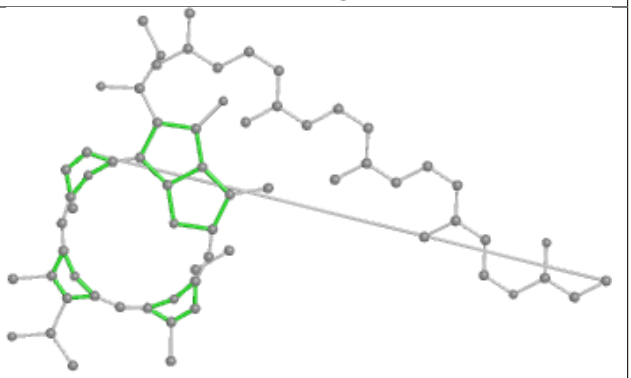

Rings

Ligand CRT e 101

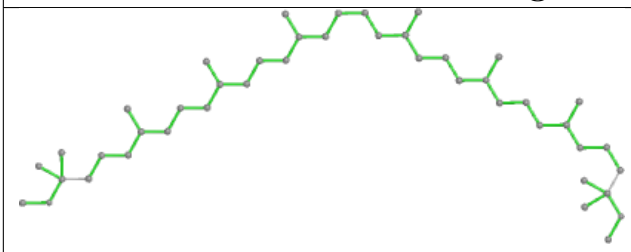

Bond lengths

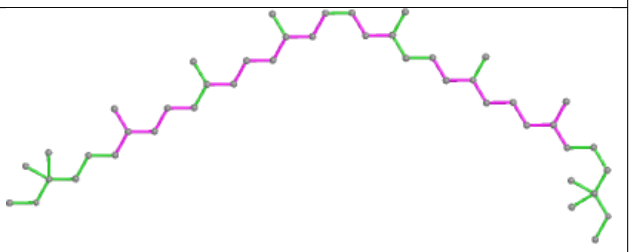

Bond angles

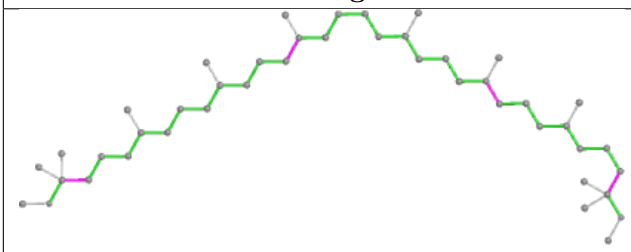

Torsions

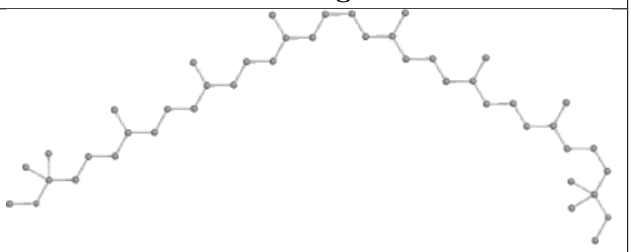

Rings

Ligand PEF M 406

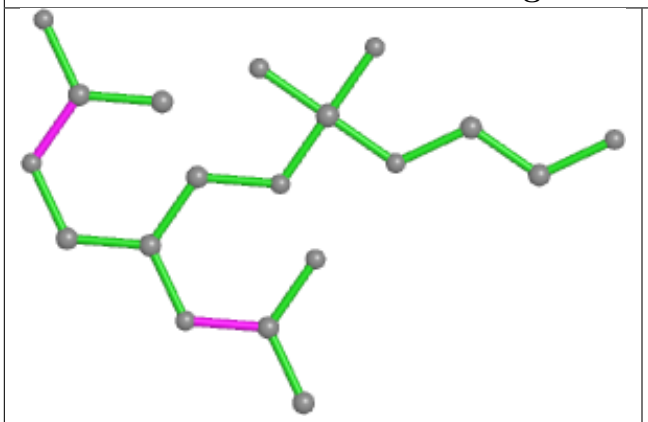

Bond lengths

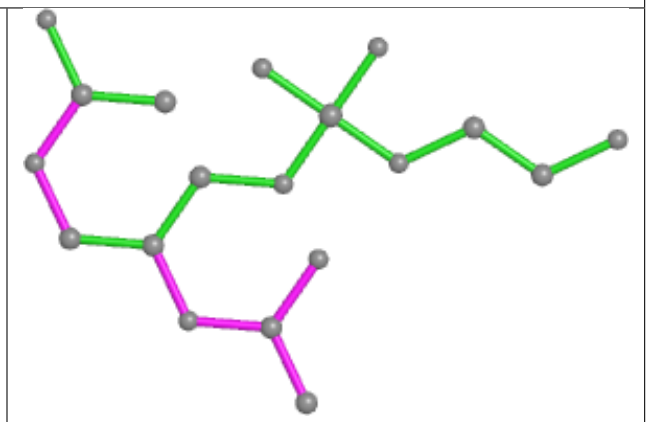

Bond angles

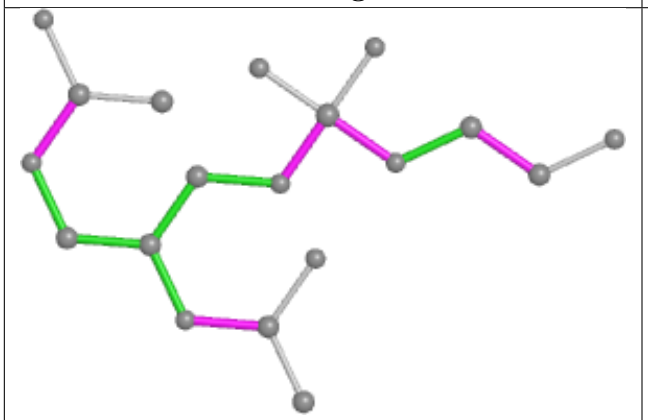

Torsions

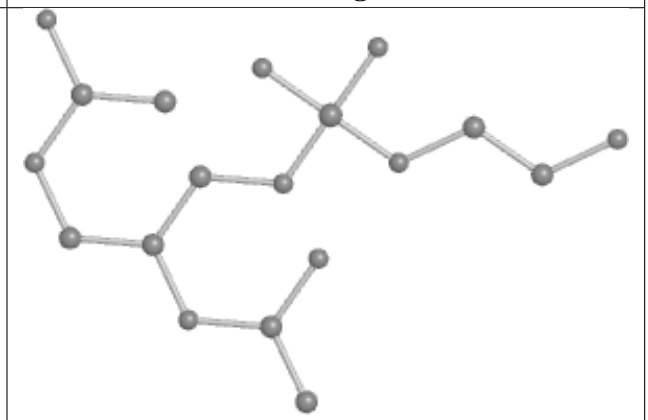

Rings

Ligand CRT n 101

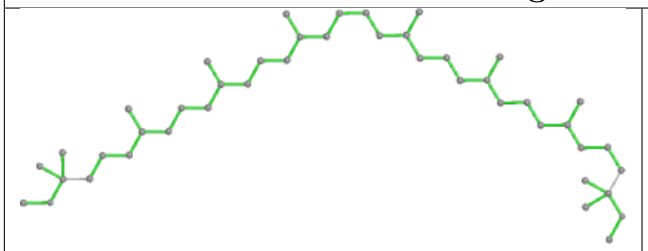

Bond lengths

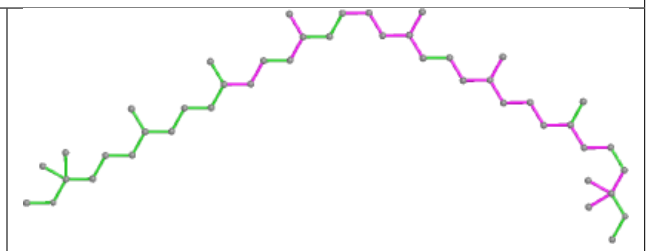

Bond angles

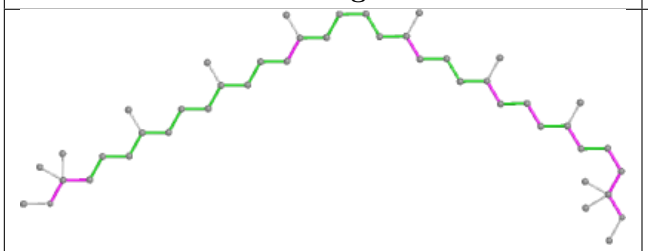

Torsions

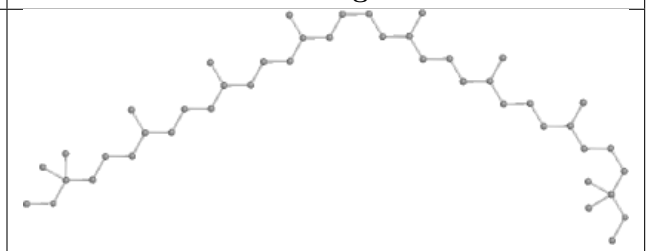

Rings

Ligand BCL S 102

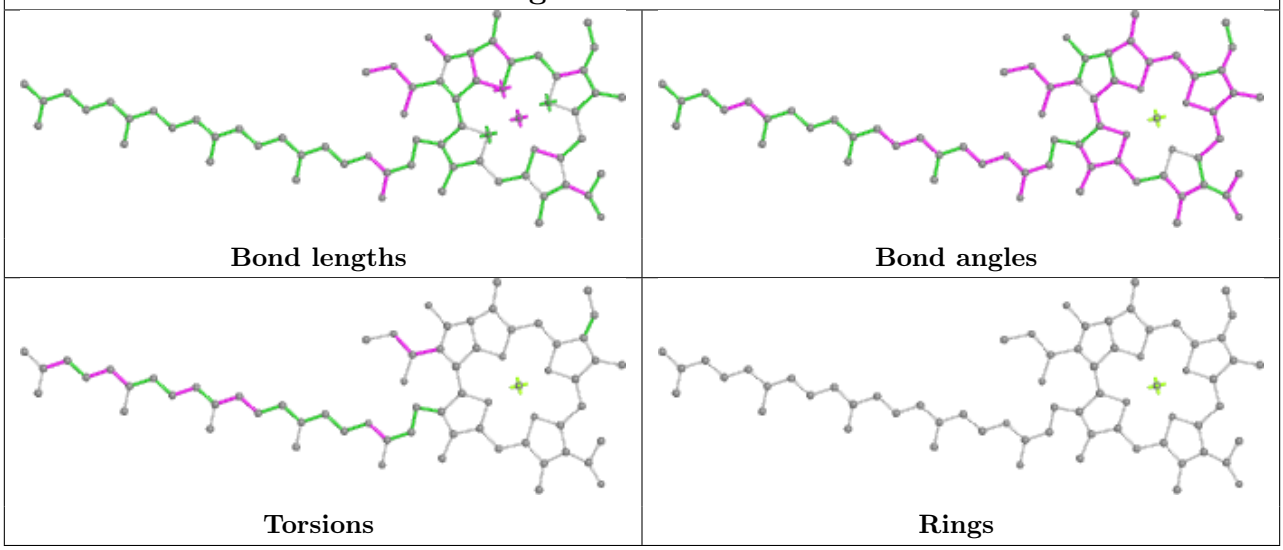

Ligand BCL X 102

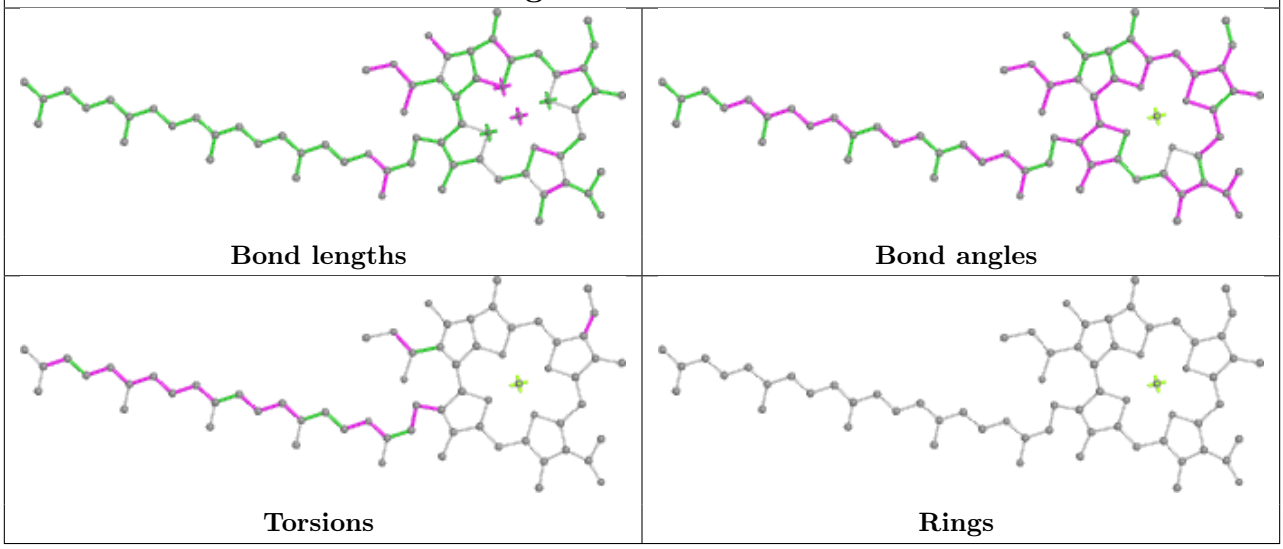

Ligand CRT c 101

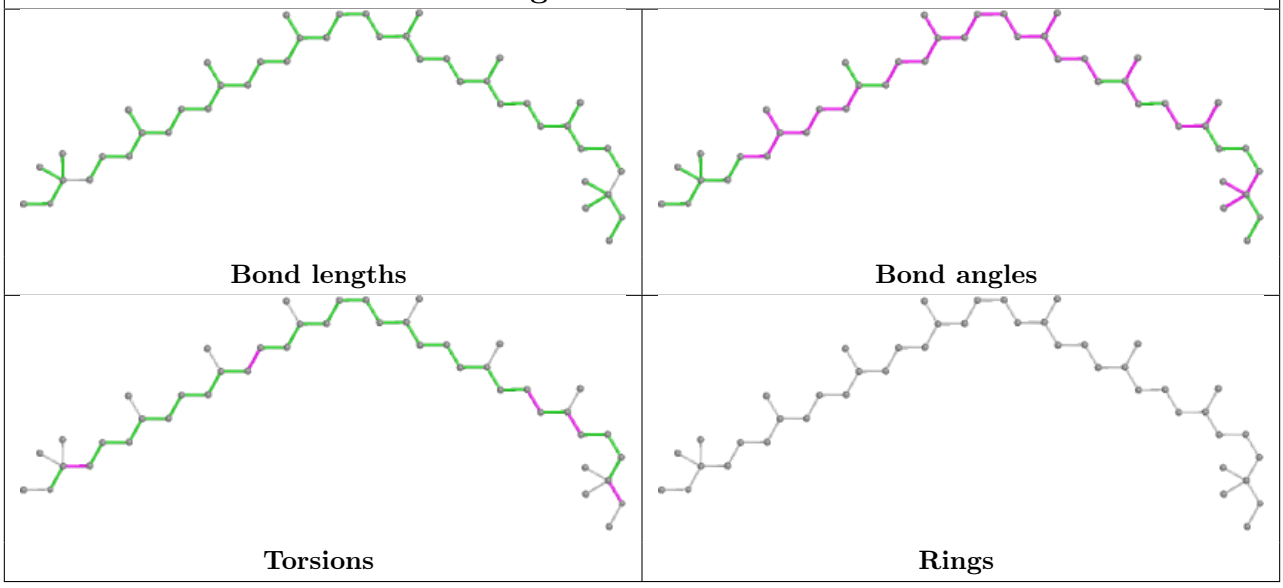

Ligand BCL AI 101

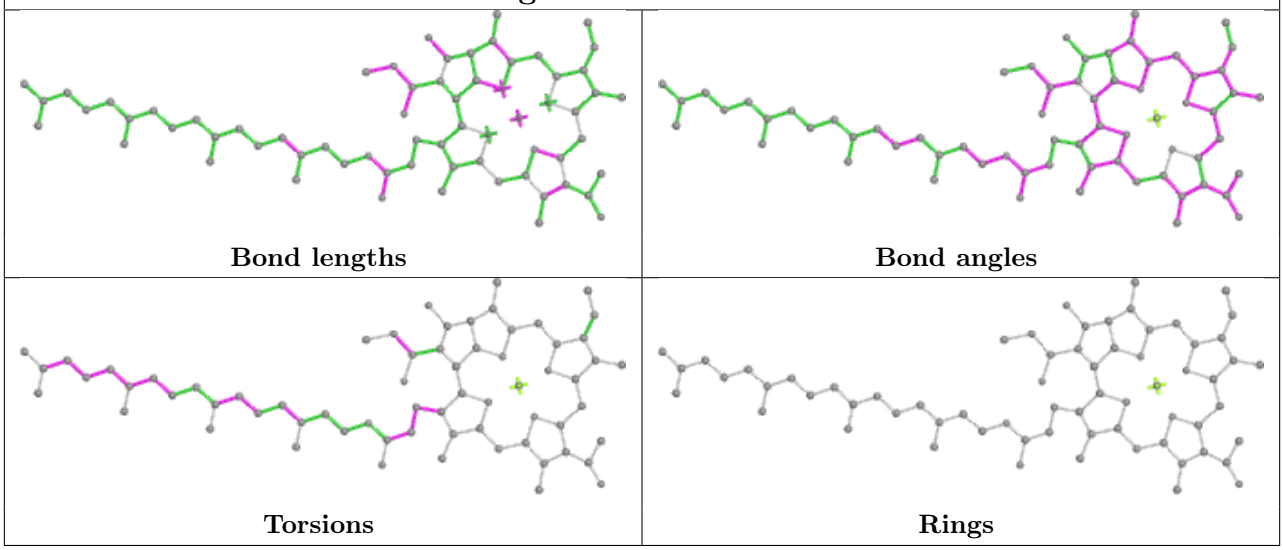

Ligand HEM C 502

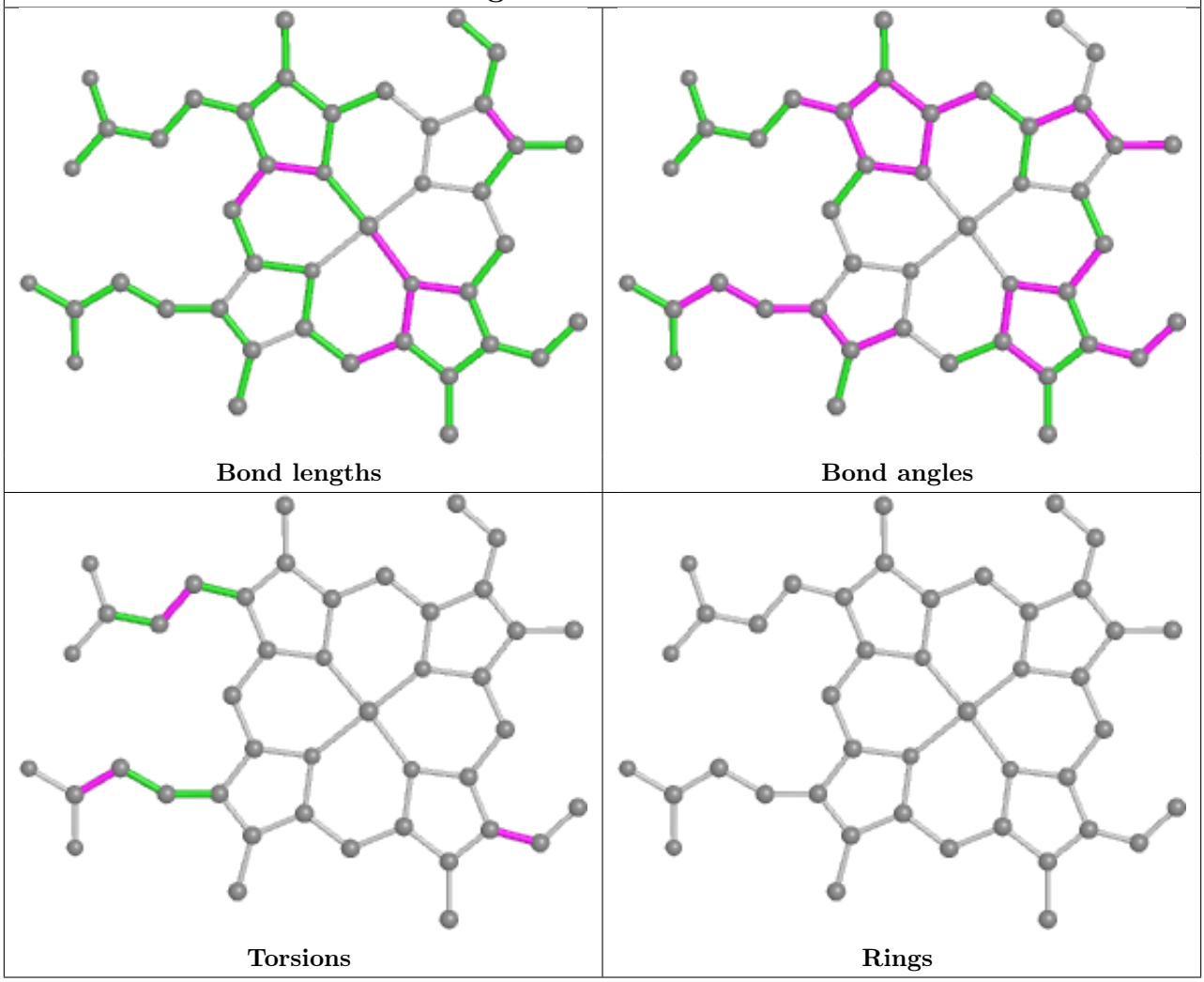

Ligand CRT s 101

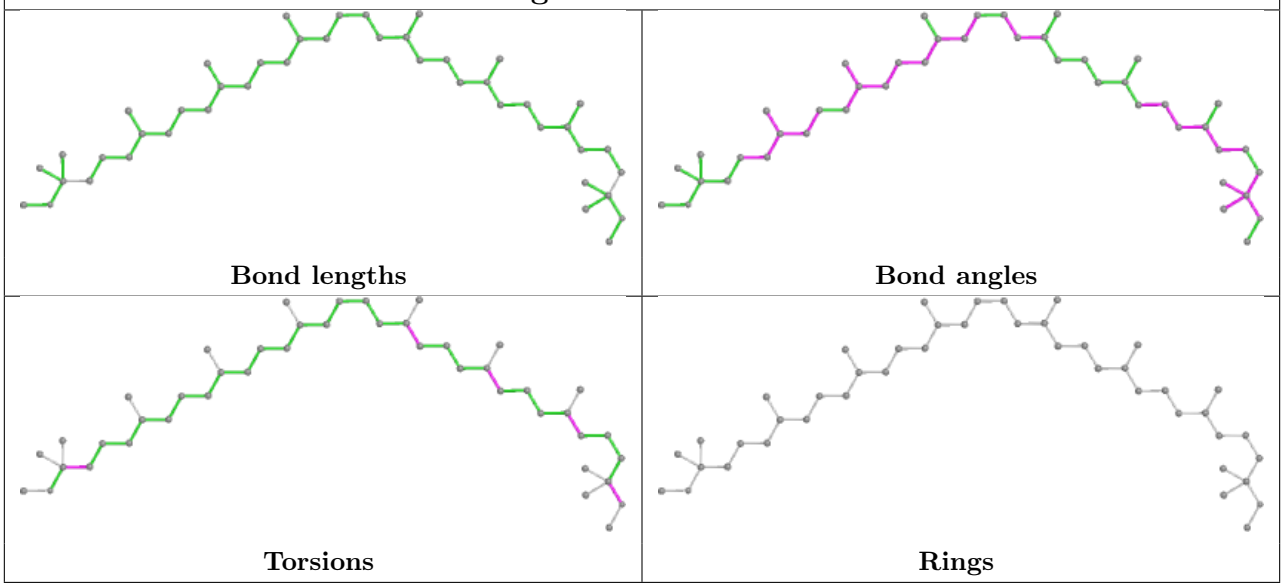

Ligand PEF y 406

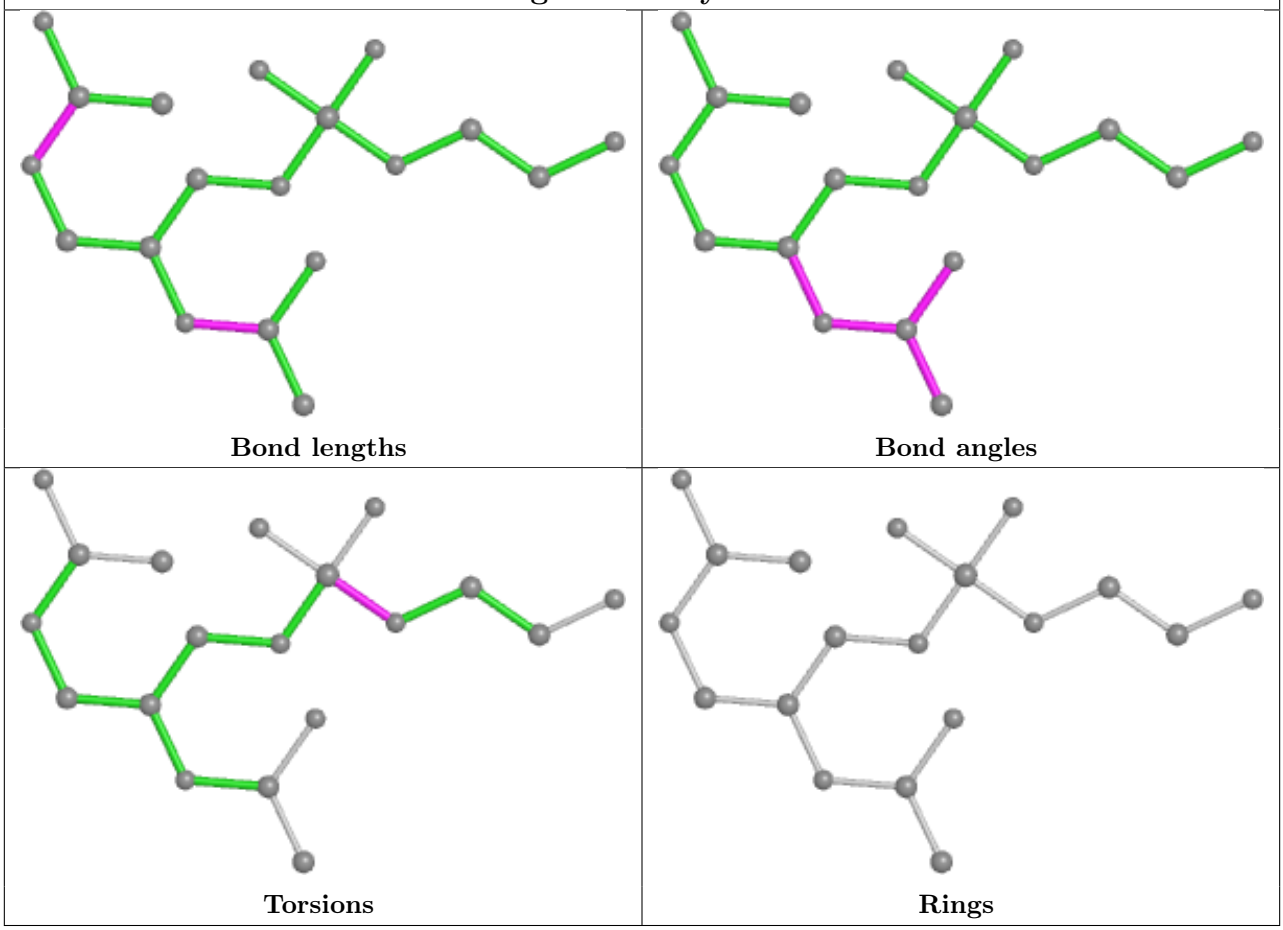

Ligand BCL r 101

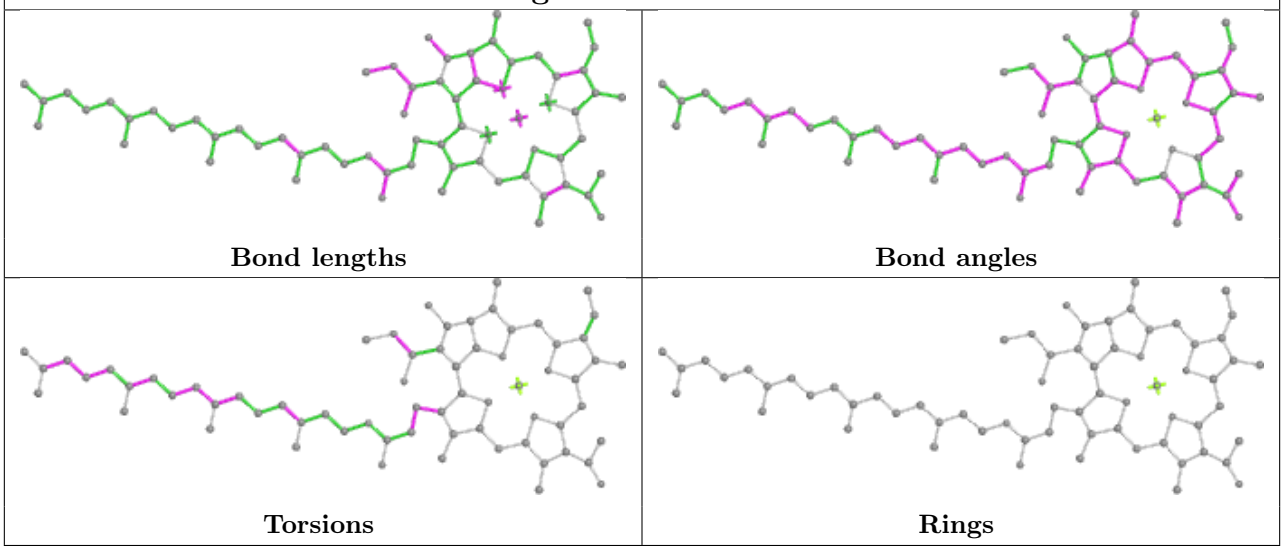

Ligand BCL T 102

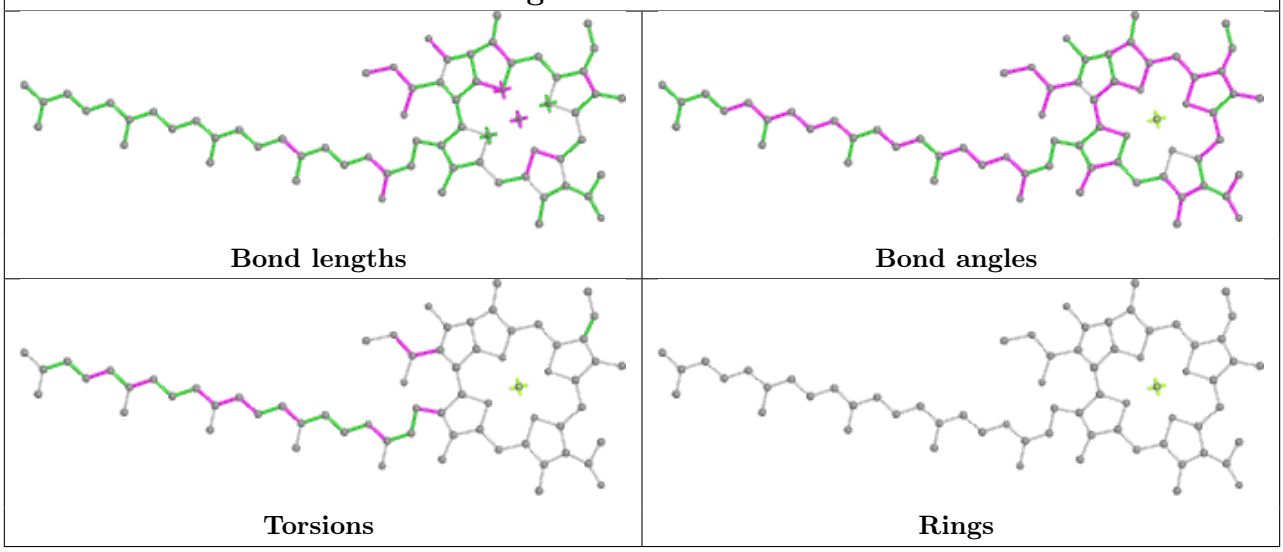

Ligand BCL D 102

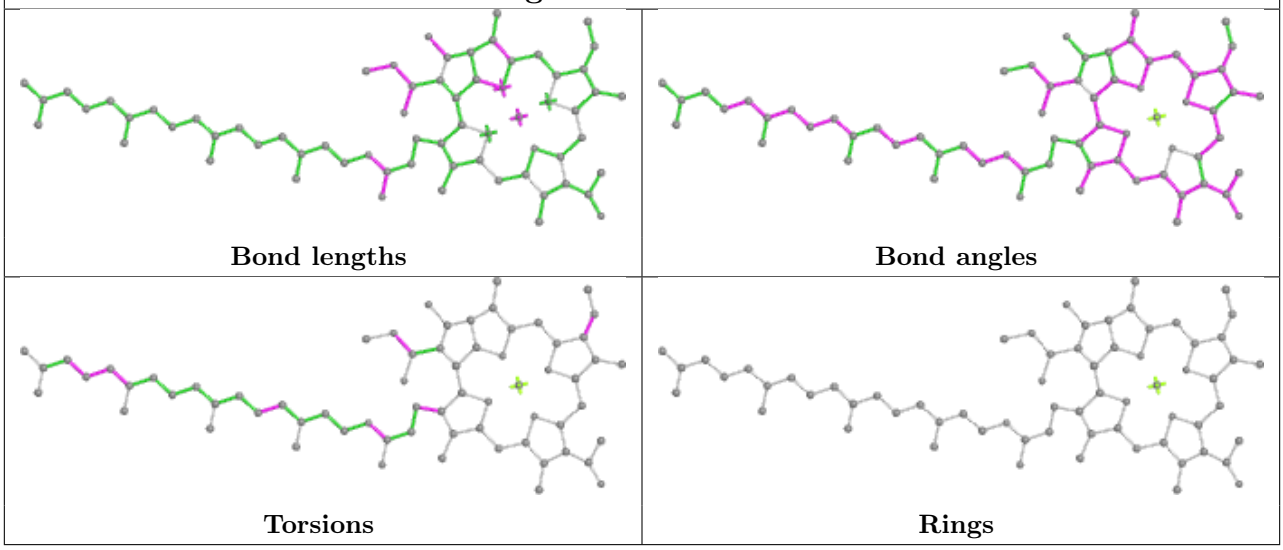

Ligand BCL x 303

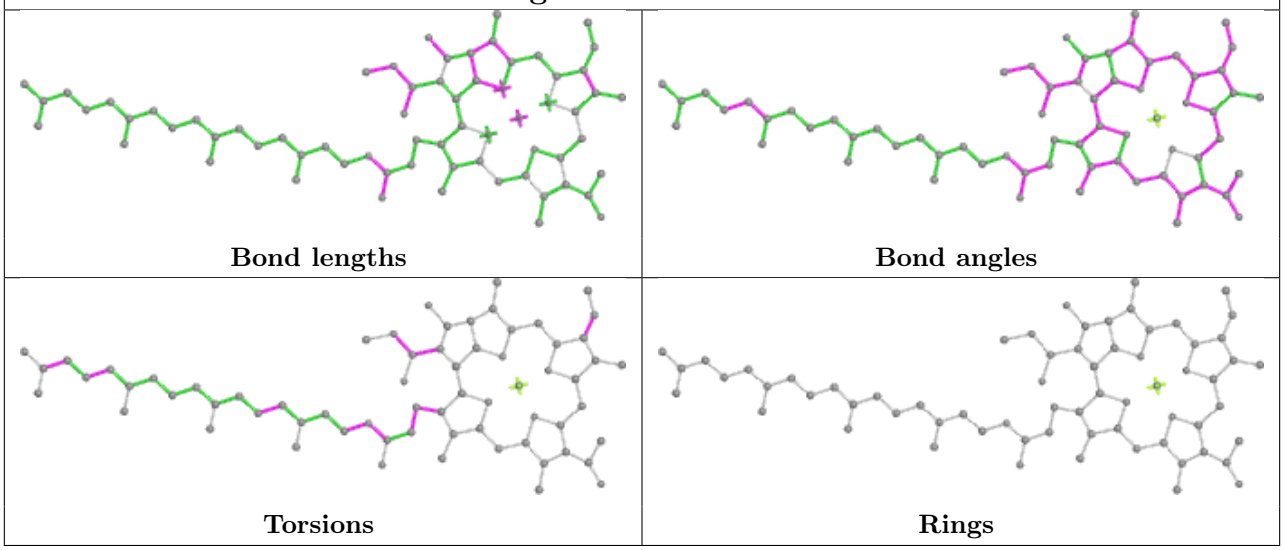

Ligand BPH y 402

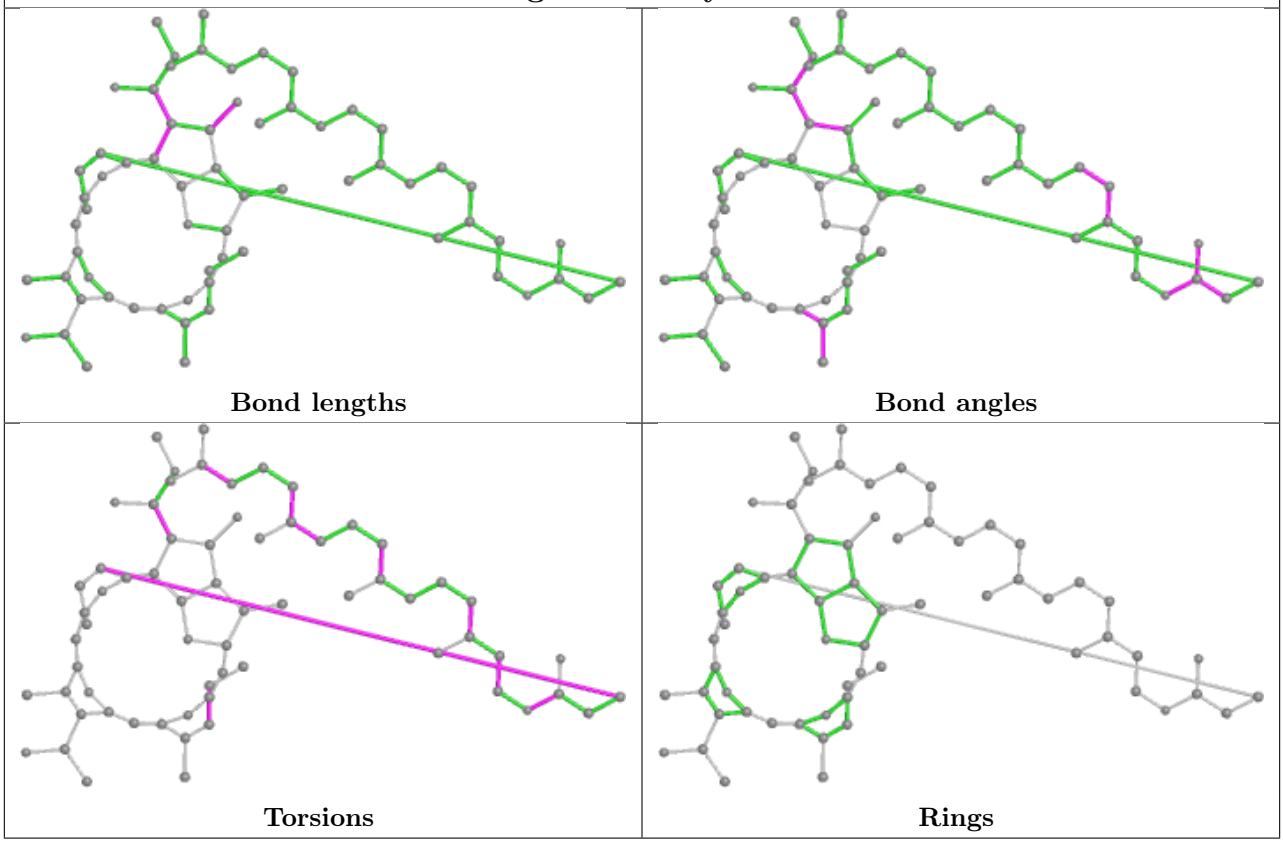

Ligand UQ8 x 304

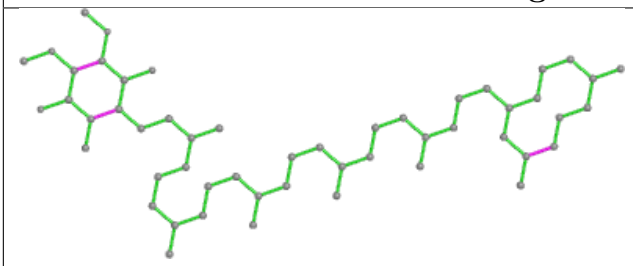

Bond lengths



Bond angles

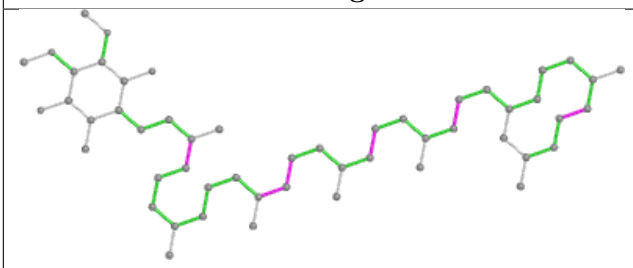

Torsions

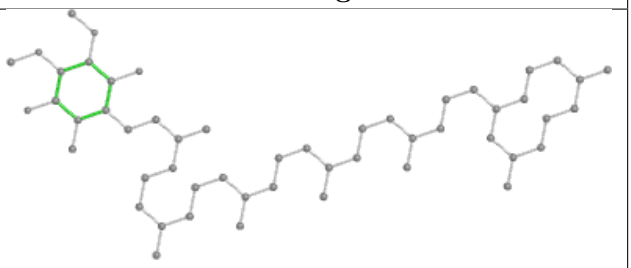

Rings

Ligand BCL g 101



Bond lengths

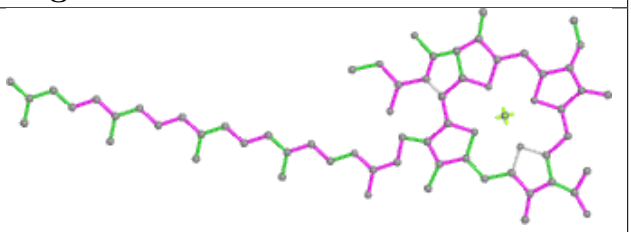

Bond angles

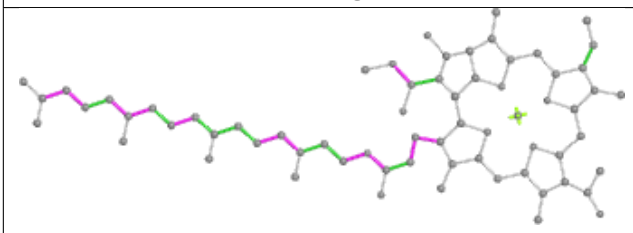

Torsions

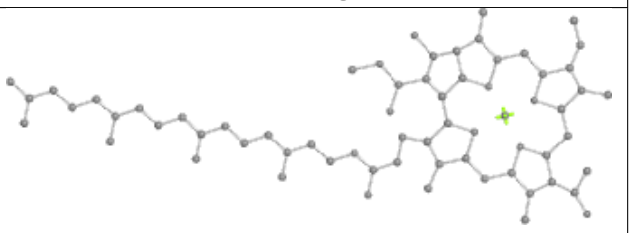

Rings

Ligand BCL h 101	
 Bond lengths	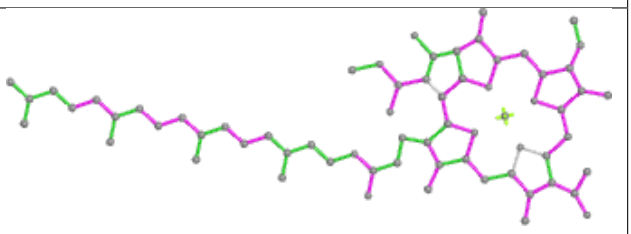 Bond angles
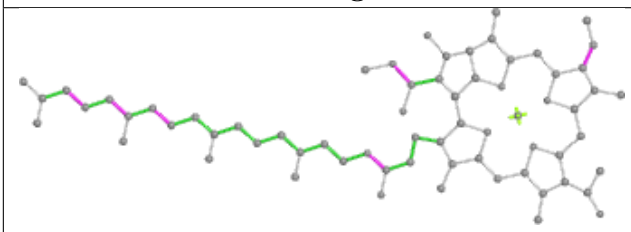 Torsions	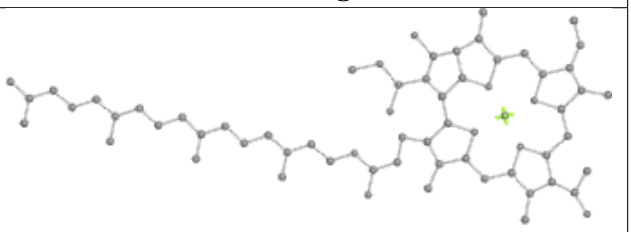 Rings

Ligand BCL 3 101	
 Bond lengths	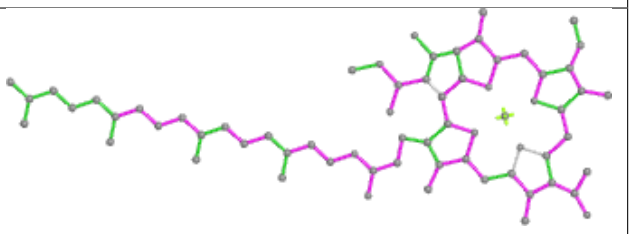 Bond angles
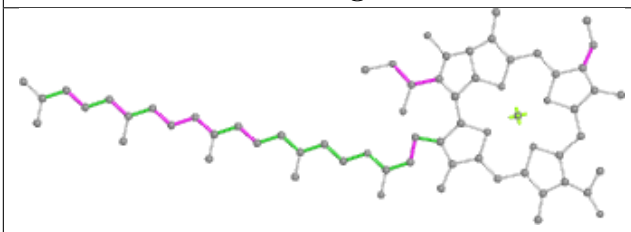 Torsions	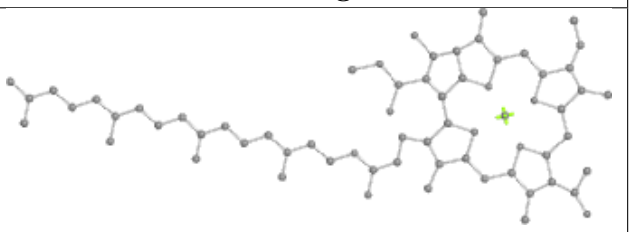 Rings

Ligand BPH M 402

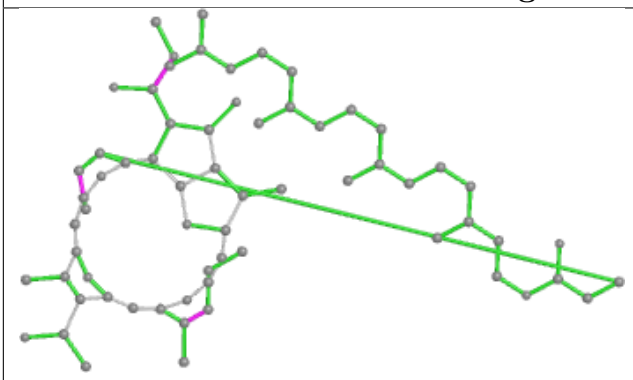

Bond lengths

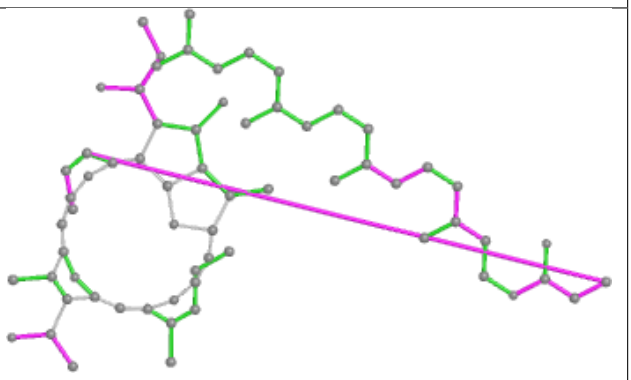

Bond angles

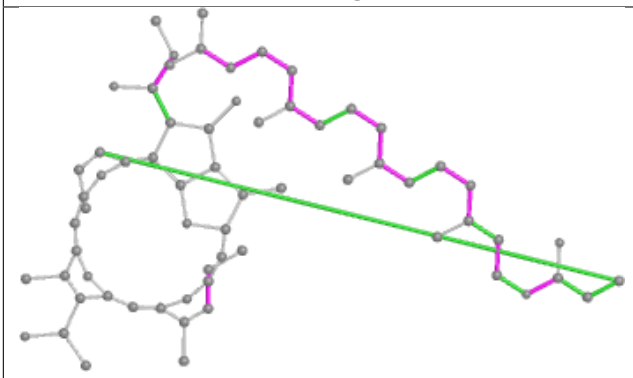

Torsions

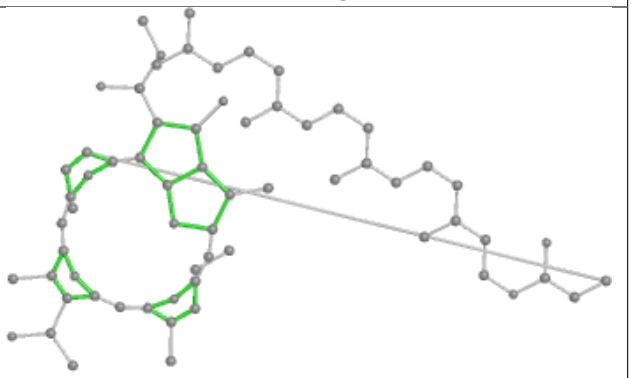

Rings

Ligand BCL m 102

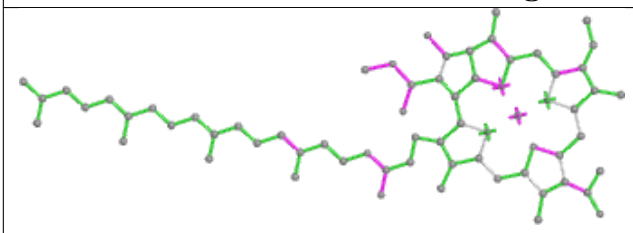

Bond lengths

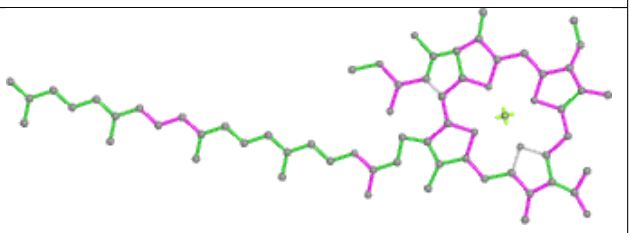

Bond angles

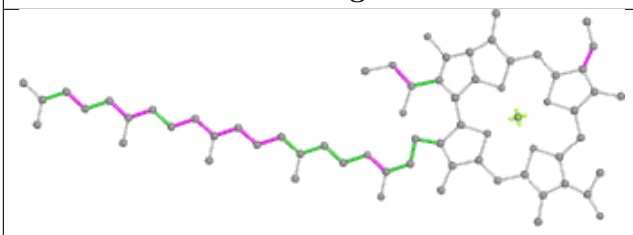

Torsions

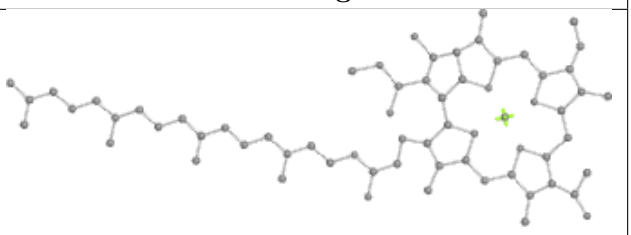

Rings

Ligand CRT y 404

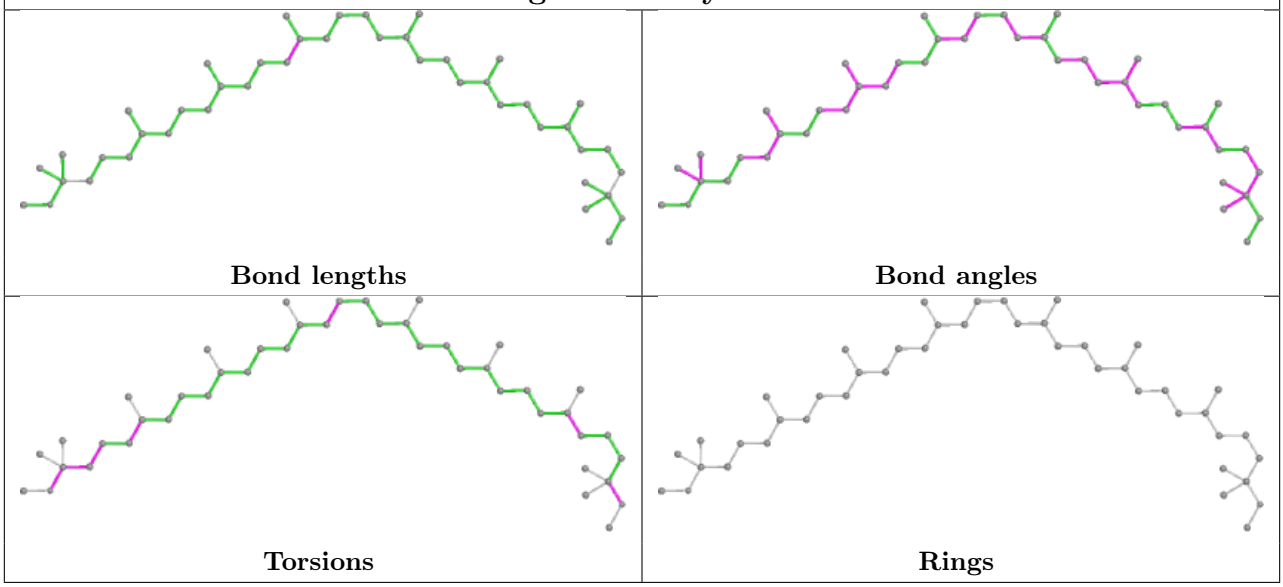

Ligand CRT Z 101

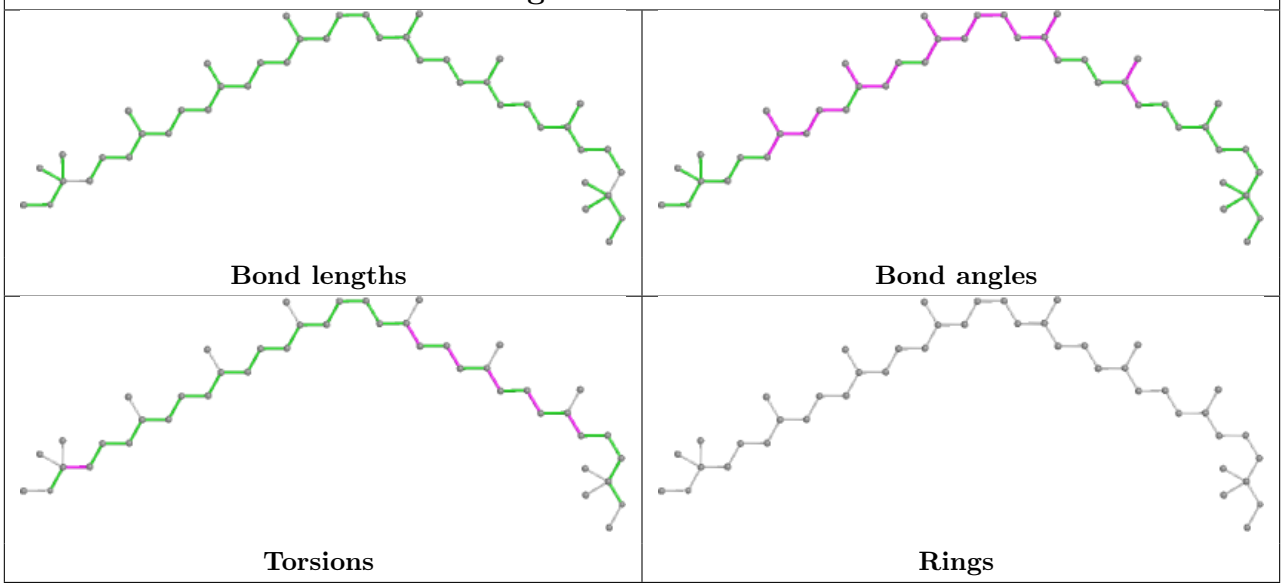

Ligand BCL AE 102

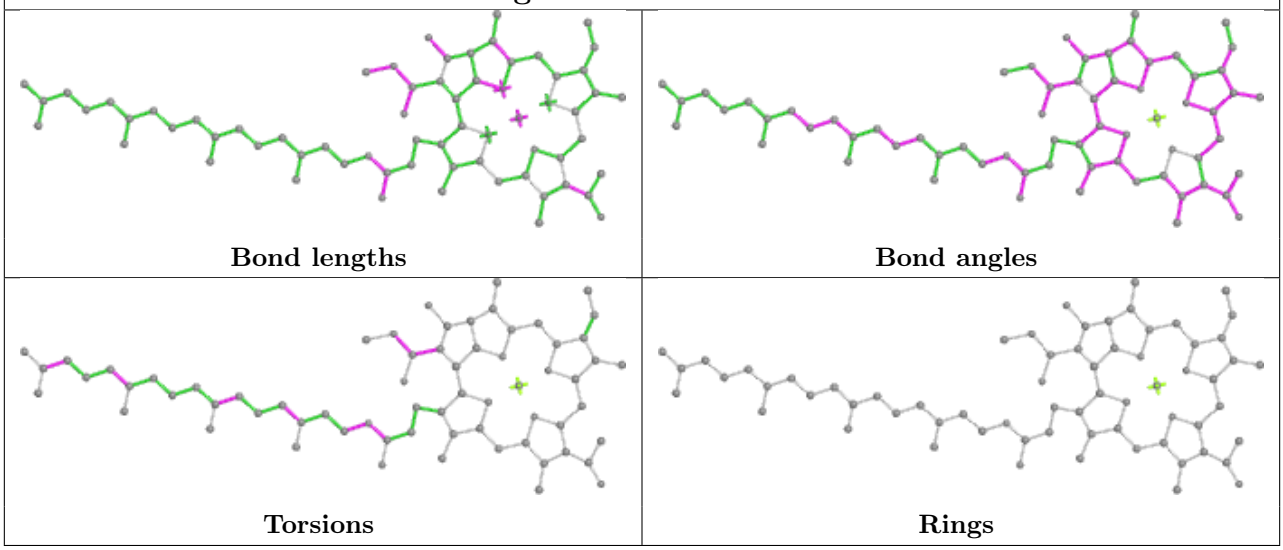

Ligand BCL p 104

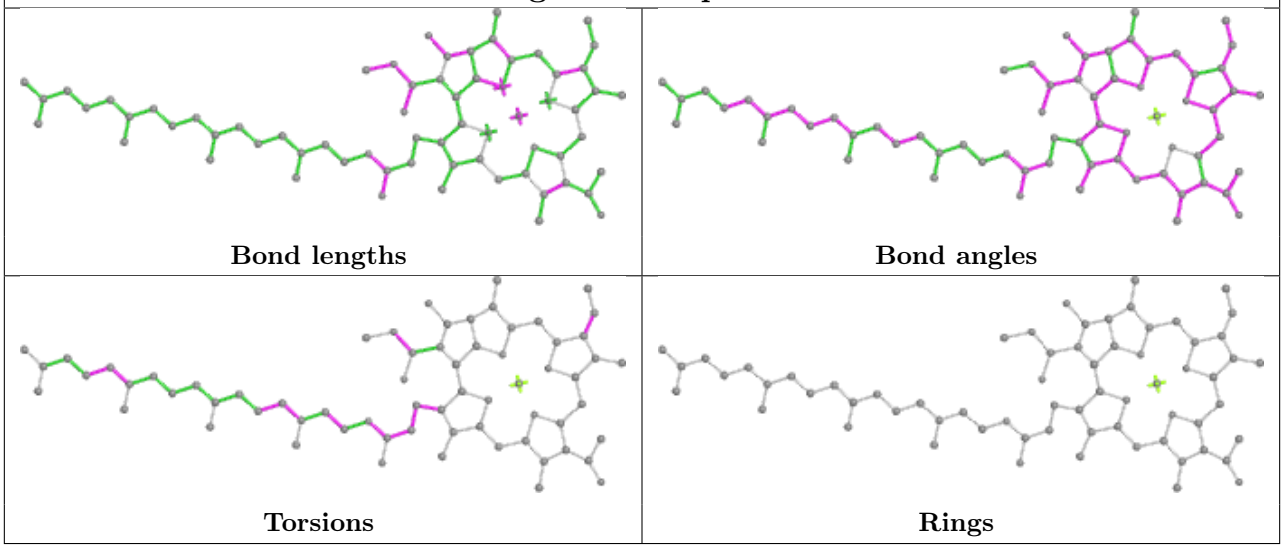

Ligand BCL i 102

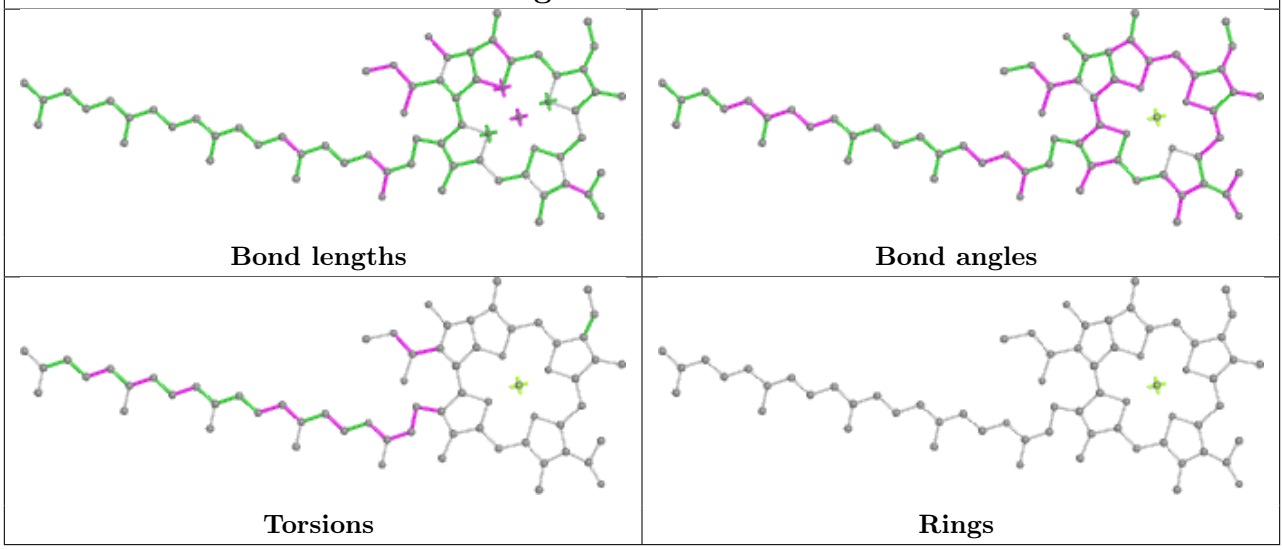

Ligand BCL K 101	
 Bond lengths	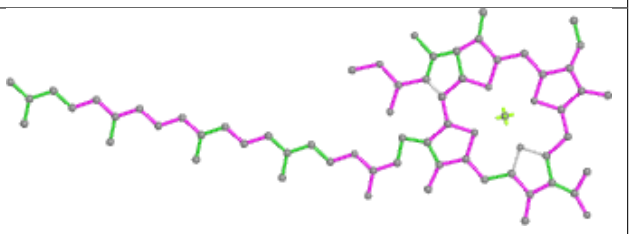 Bond angles
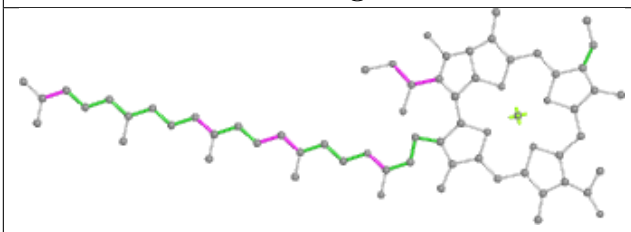 Torsions	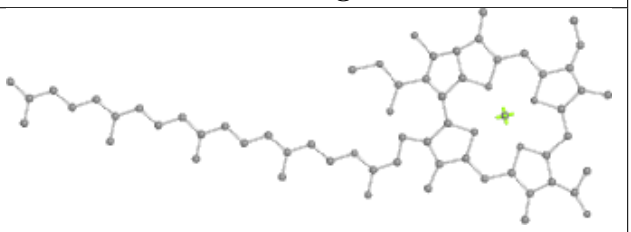 Rings

Ligand BCL 8 102	
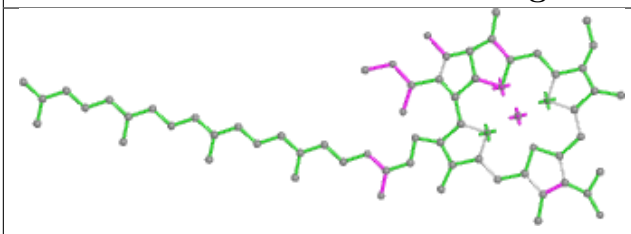 Bond lengths	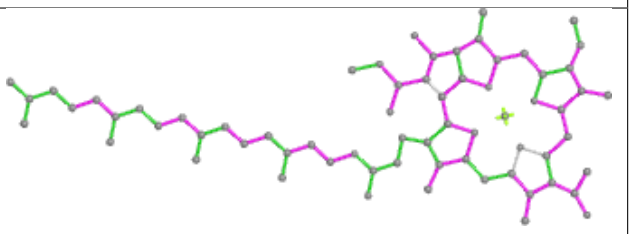 Bond angles
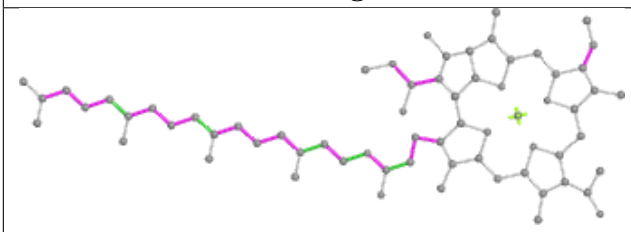 Torsions	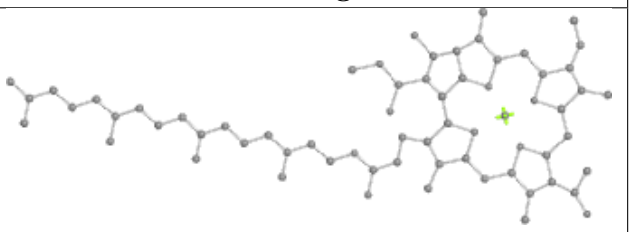 Rings

Ligand BPH L 302

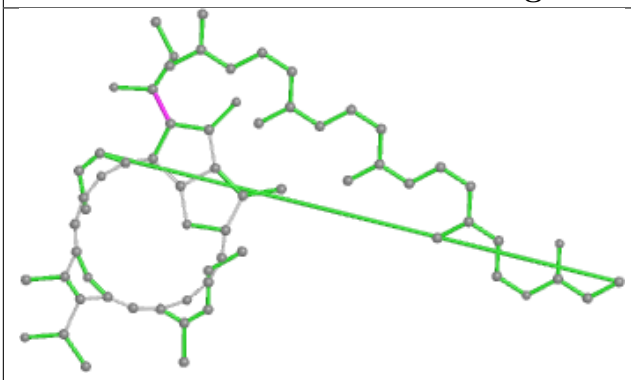

Bond lengths

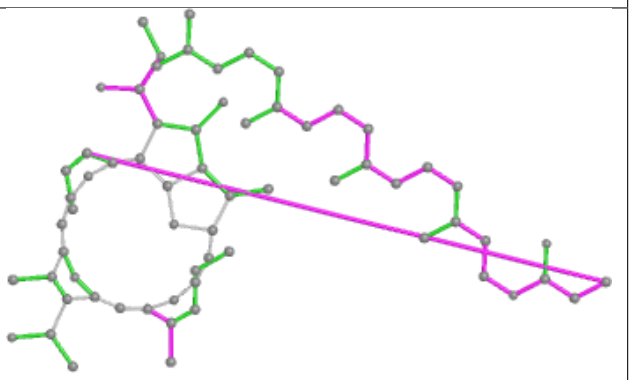

Bond angles

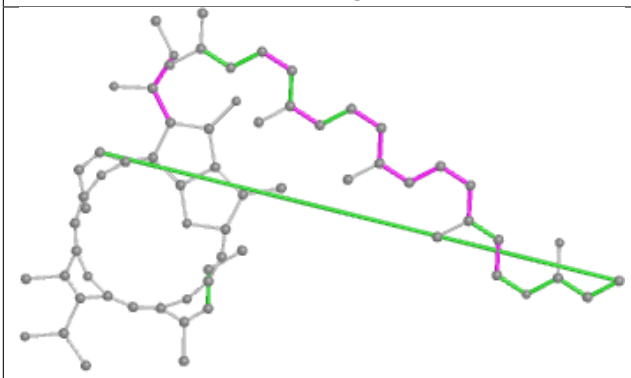

Torsions

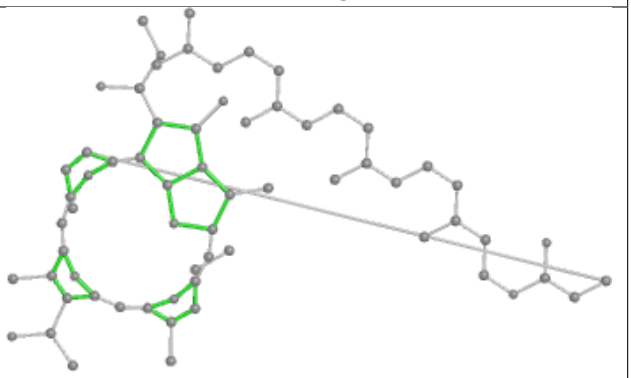

Rings

Ligand CRT G 101

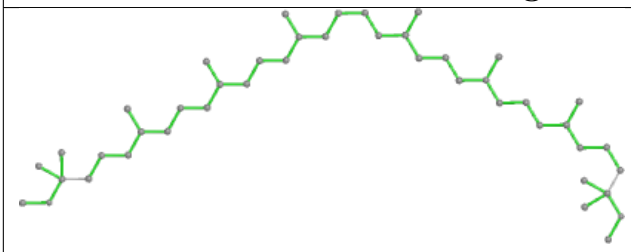

Bond lengths

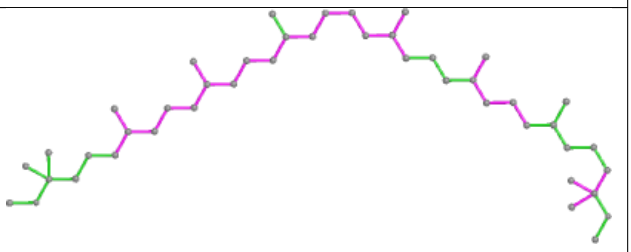

Bond angles

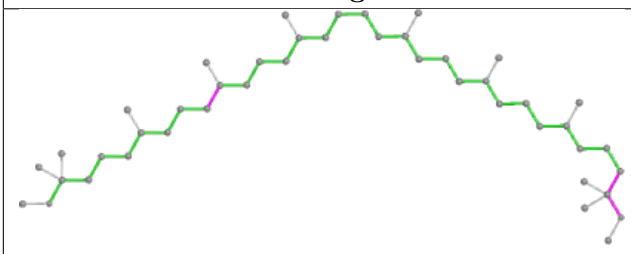

Torsions

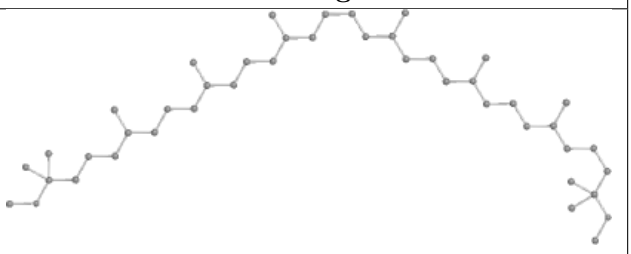

Rings

Ligand CRT p 103

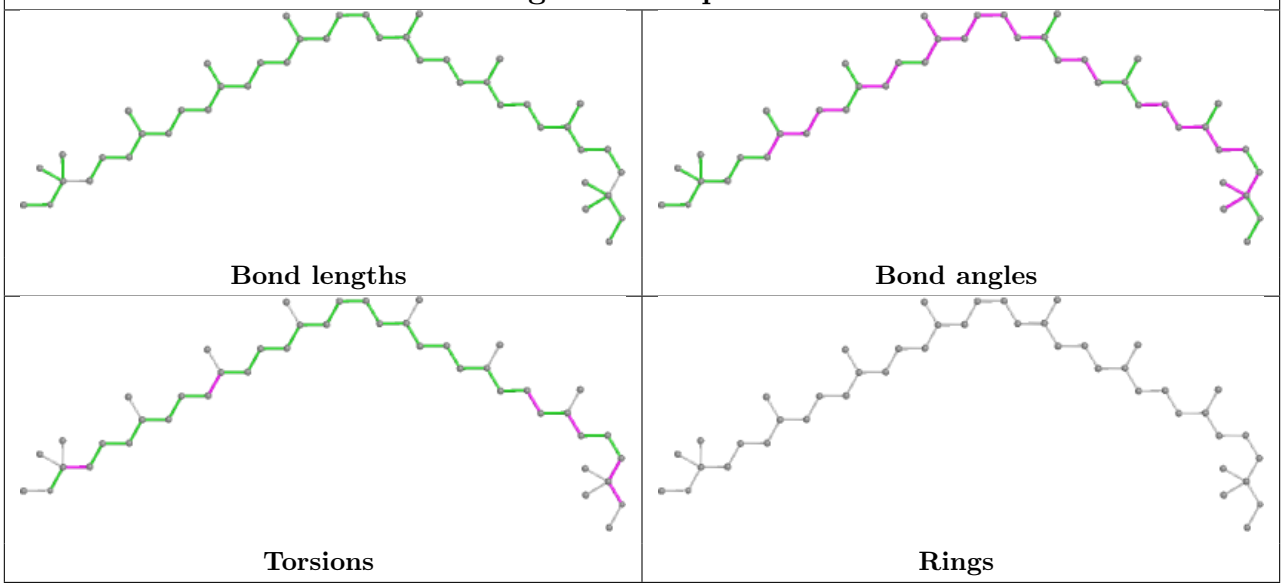

Ligand BCL Q 101

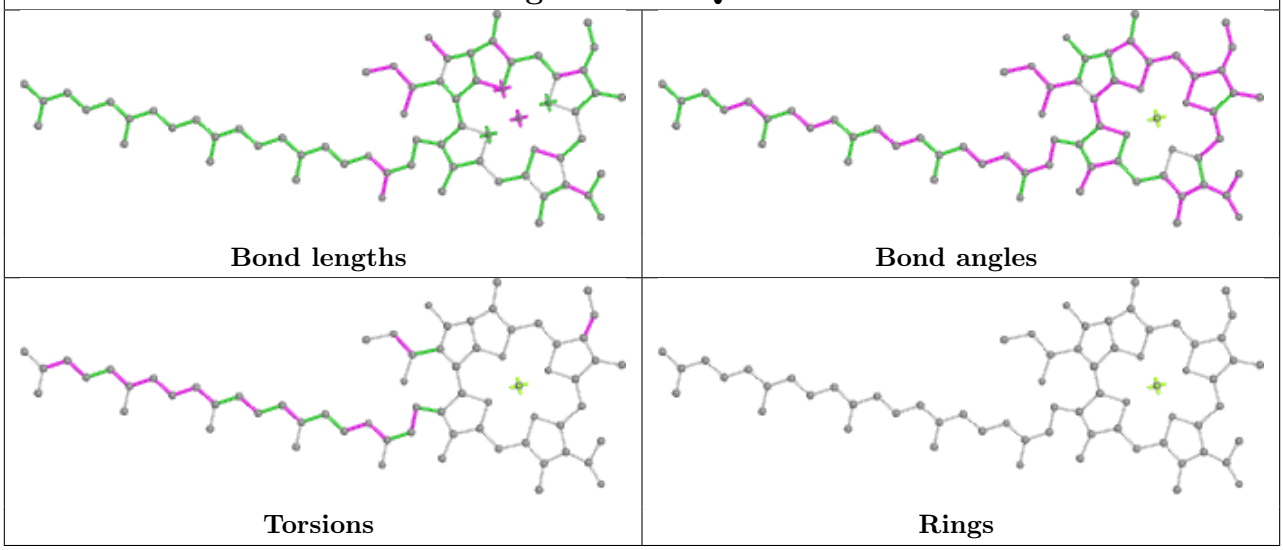

Ligand CRT T 101

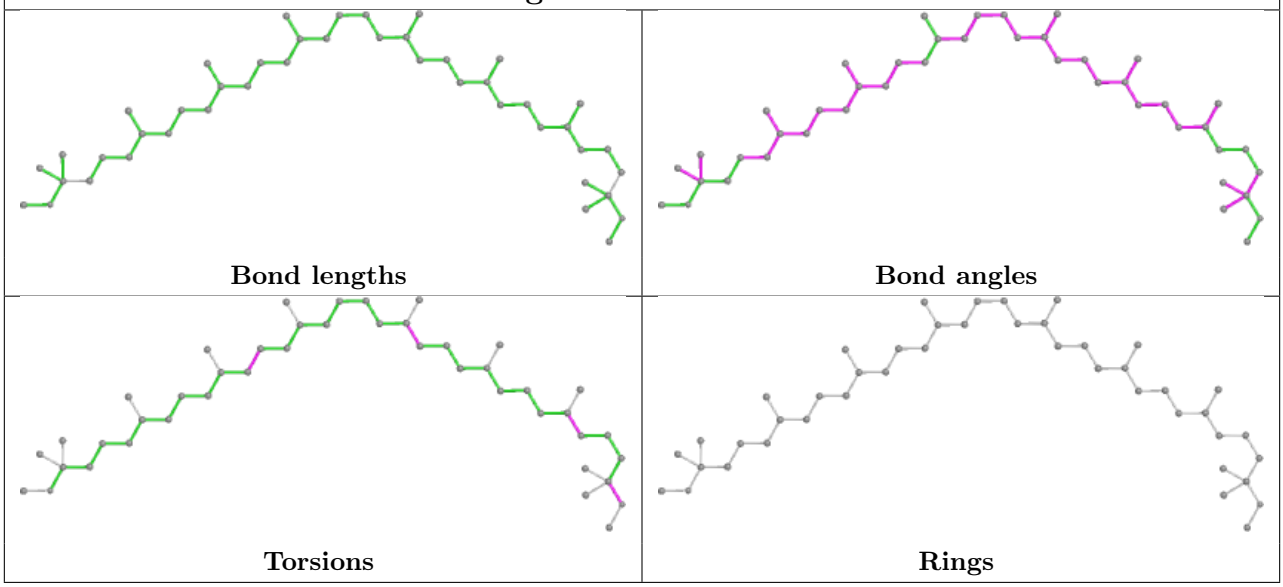

Ligand UQ8 L 304

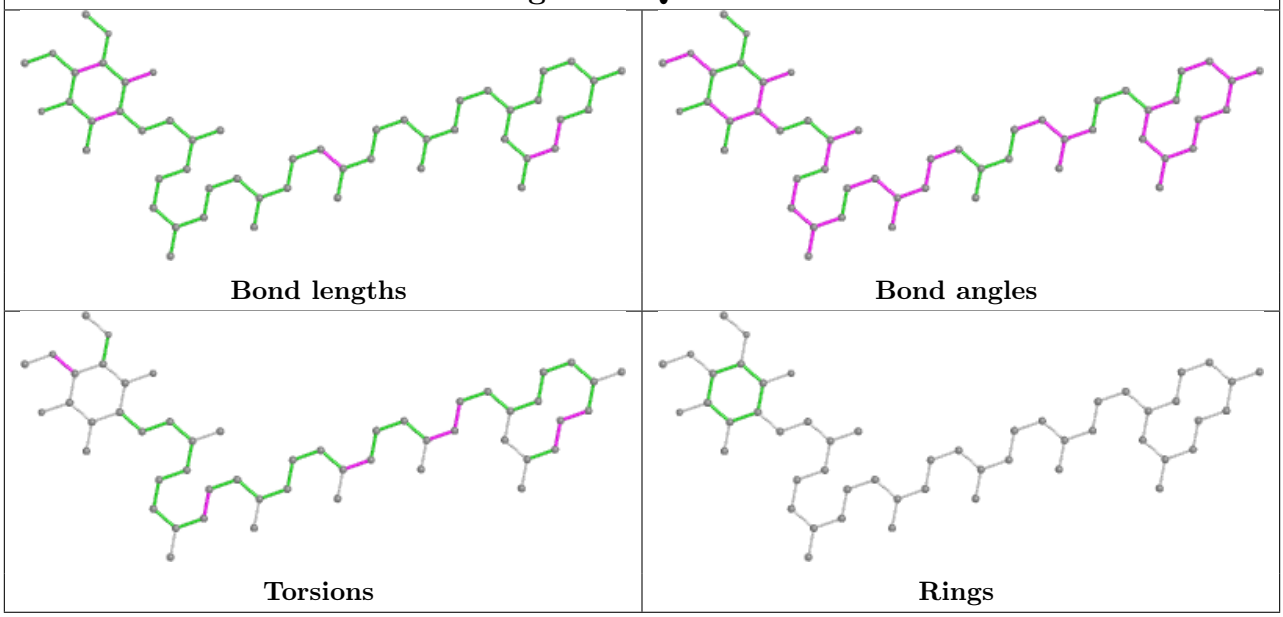

Ligand BCL 1 102

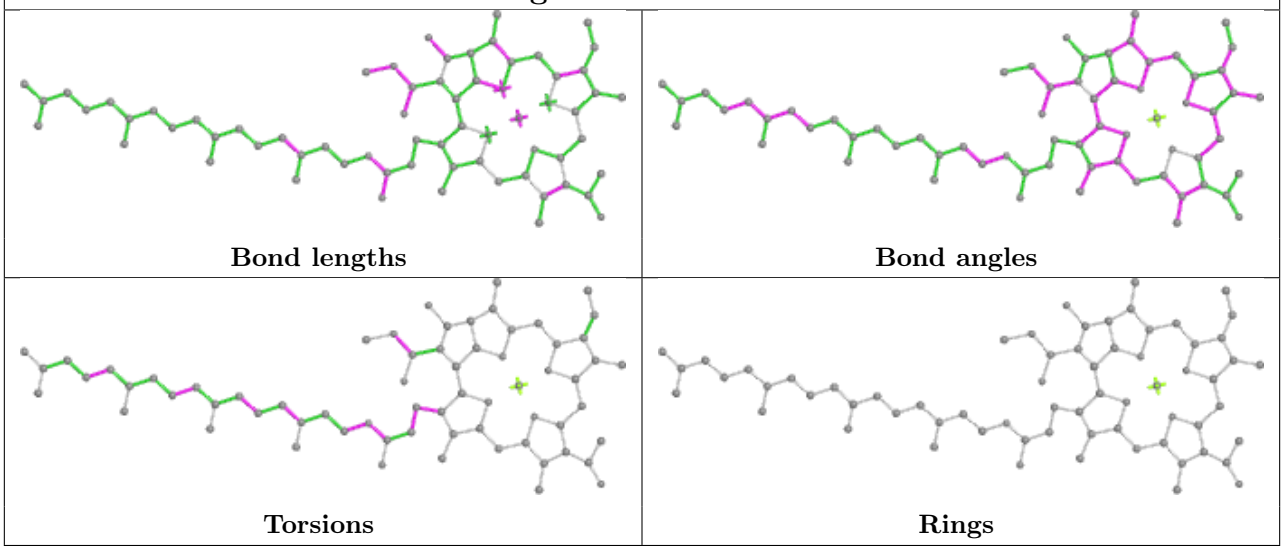

Ligand BCL AE 104

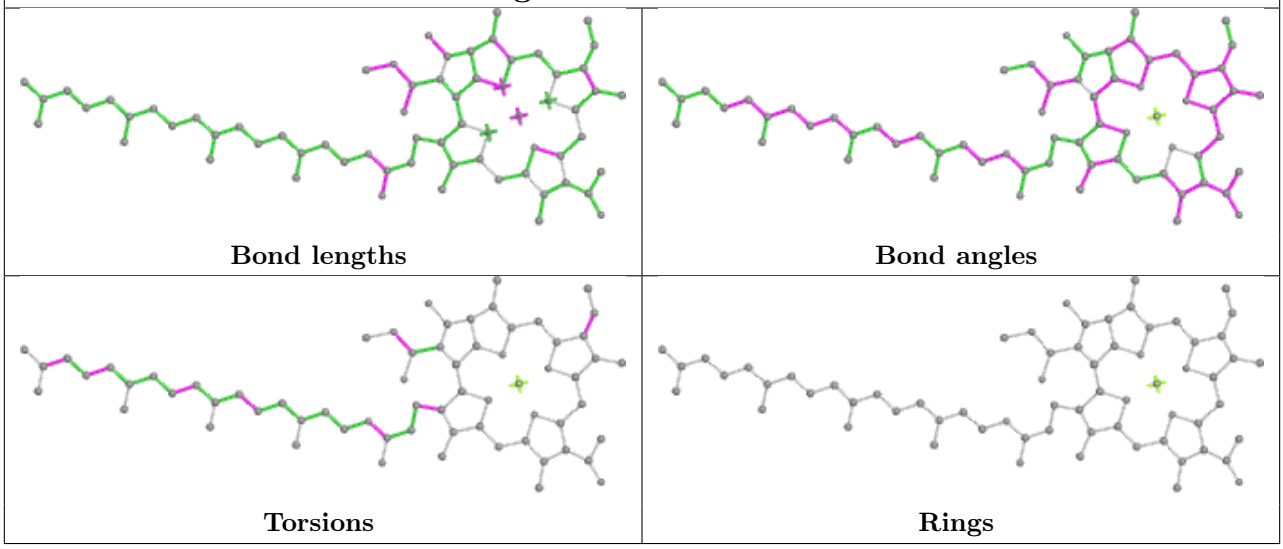

Ligand BCL N 102

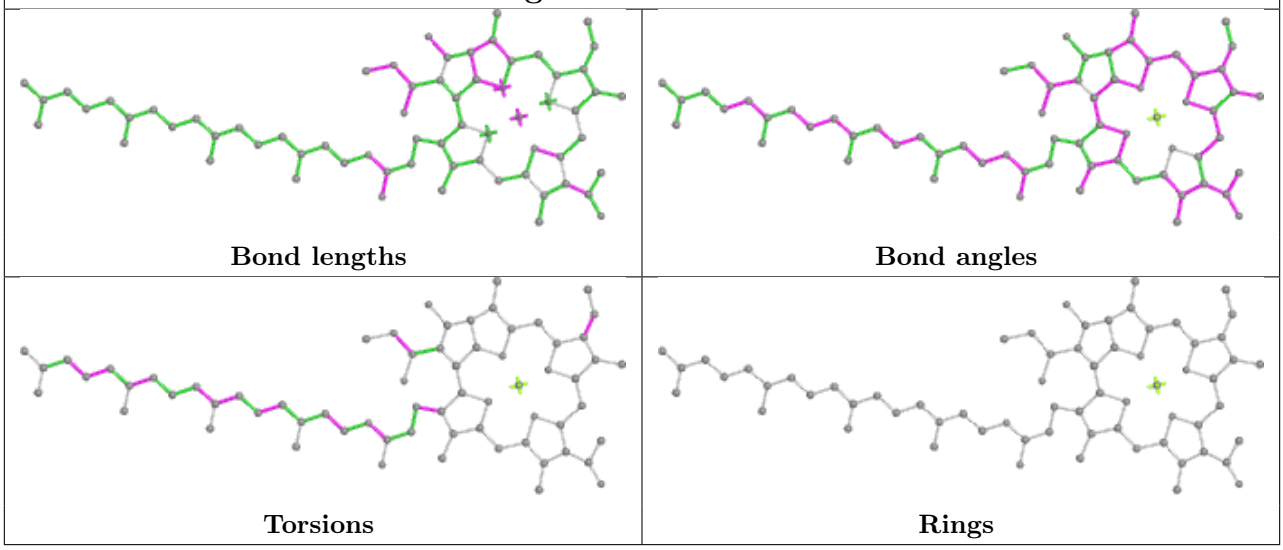

Ligand BCL V 101

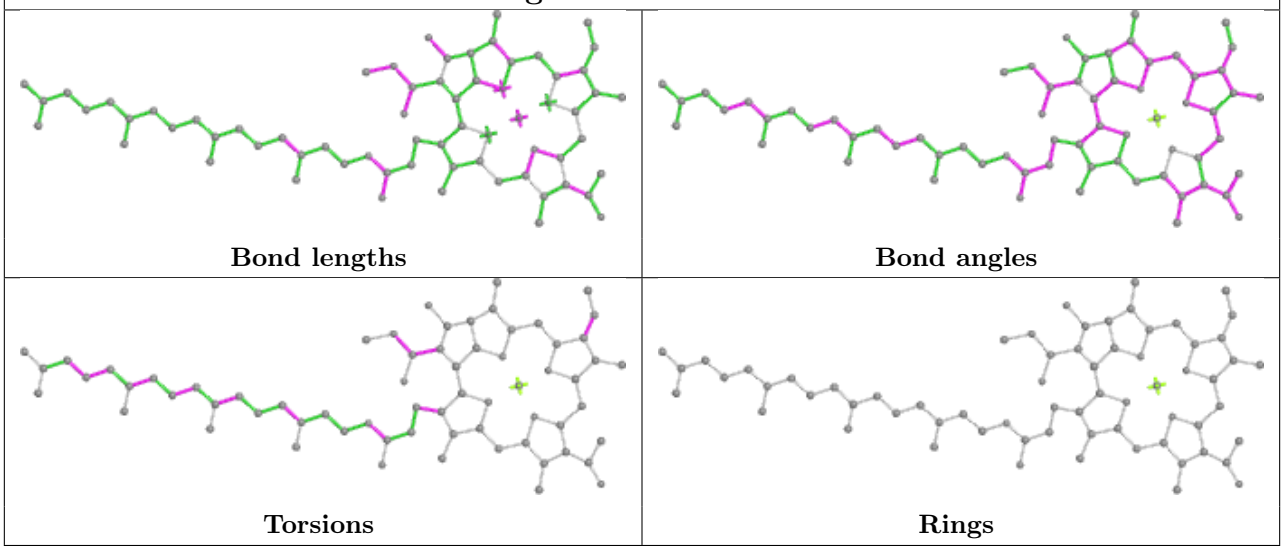

Ligand CRT X 101

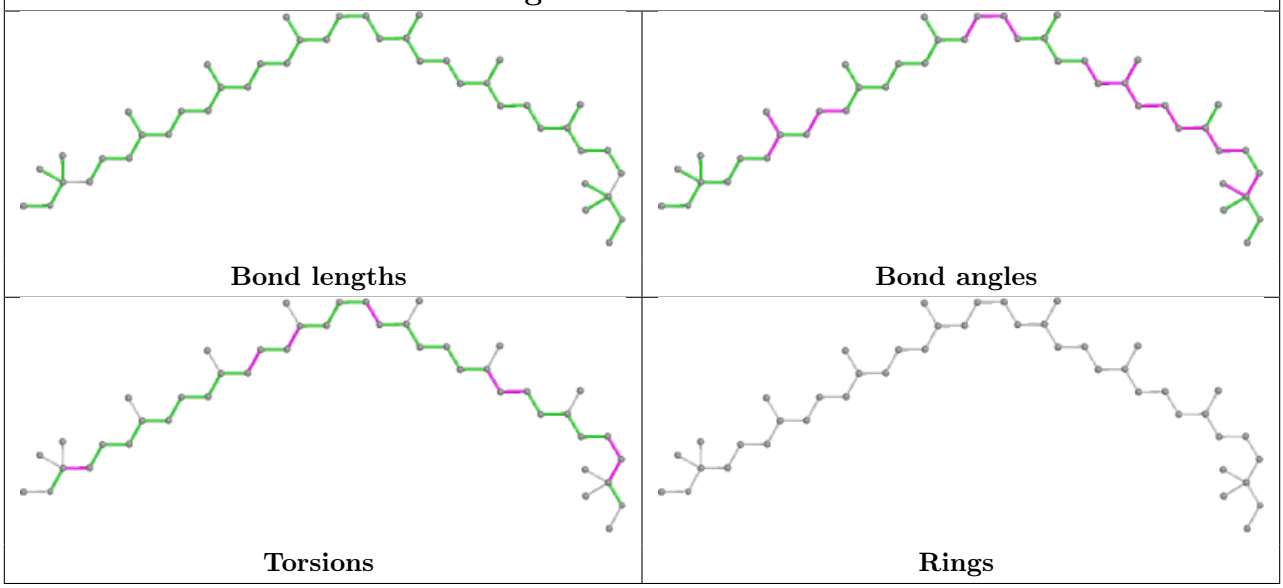

Ligand PEF H 304

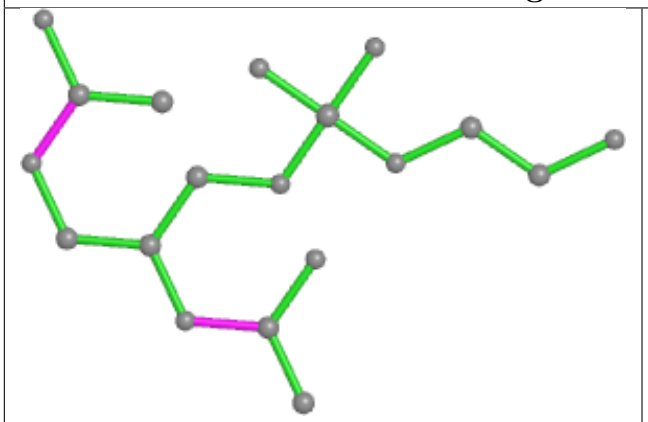

Bond lengths

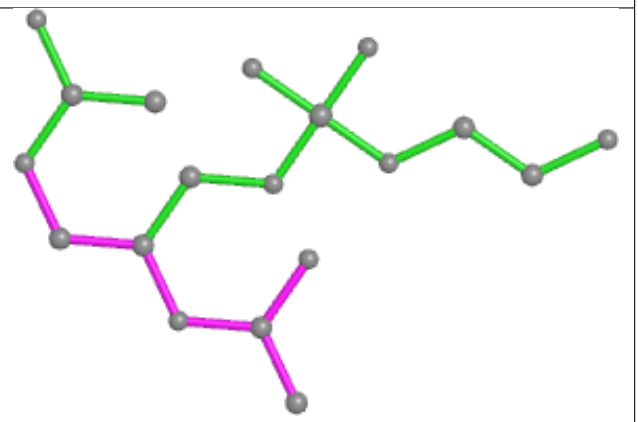

Bond angles

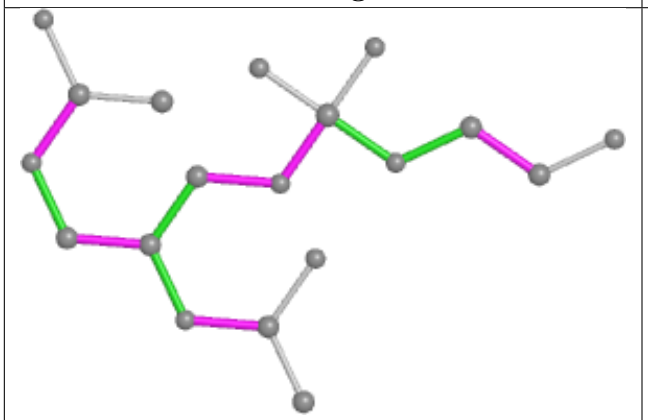

Torsions

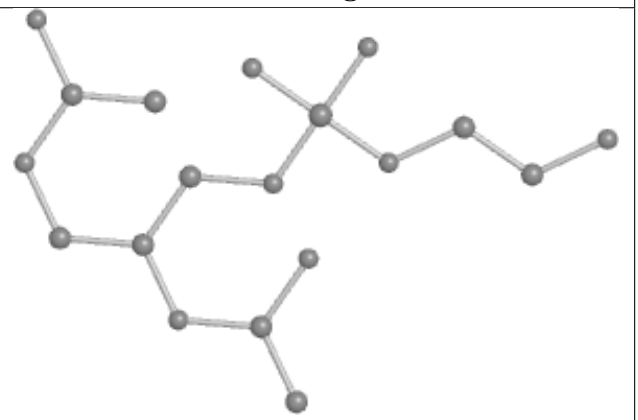

Rings

Ligand CRT AE 103

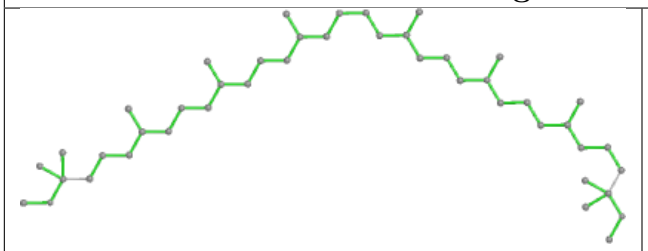

Bond lengths

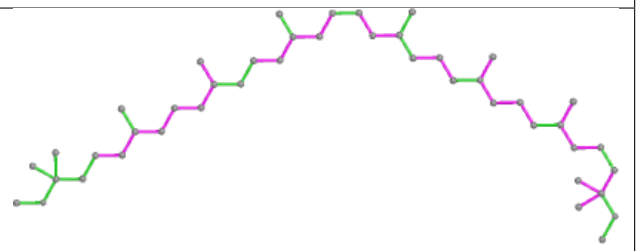

Bond angles

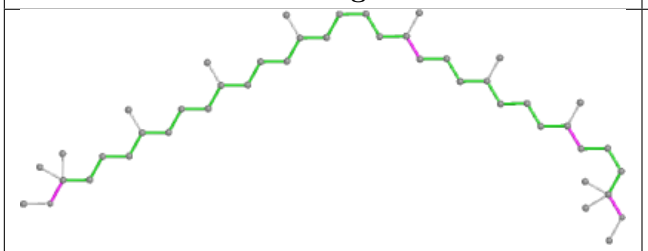

Torsions

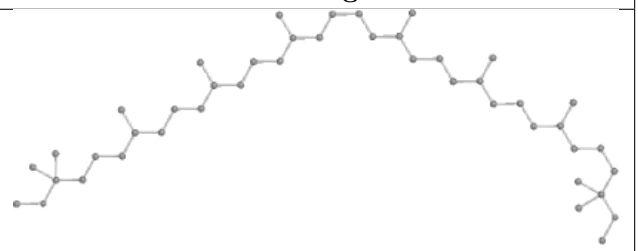

Rings

Ligand BCL l 101	
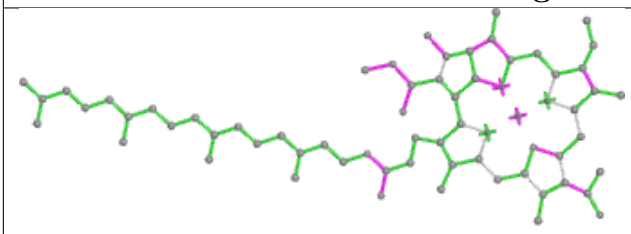 Bond lengths	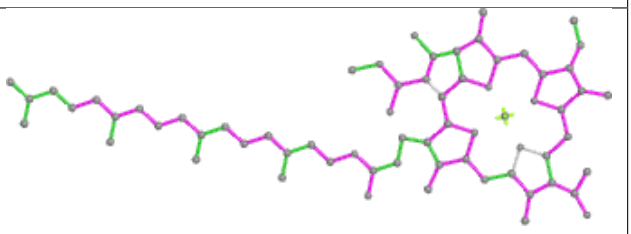 Bond angles
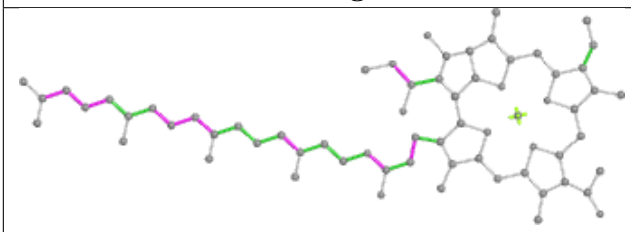 Torsions	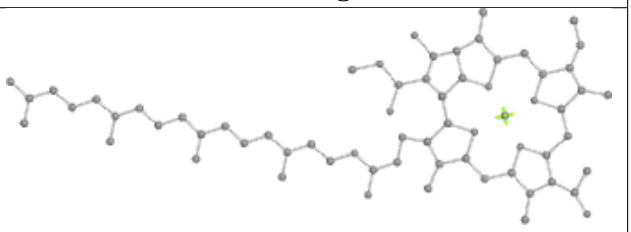 Rings

Ligand CRT AC 101	
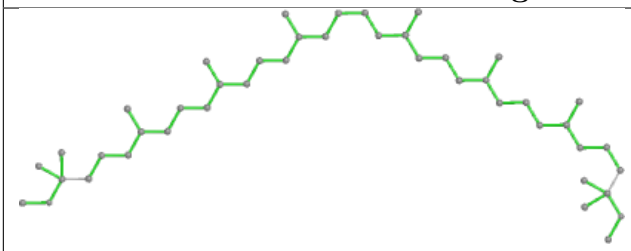 Bond lengths	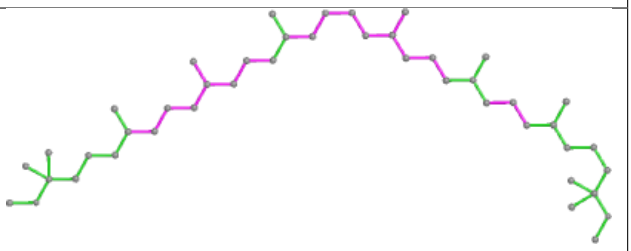 Bond angles
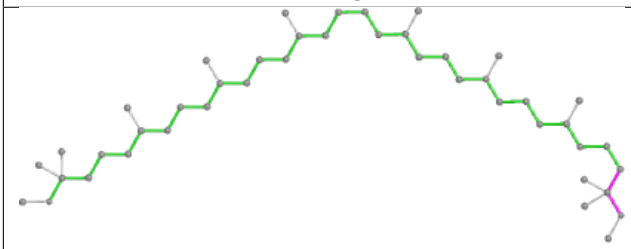 Torsions	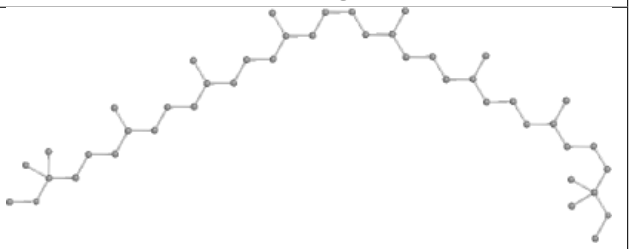 Rings

Ligand PEF M 408

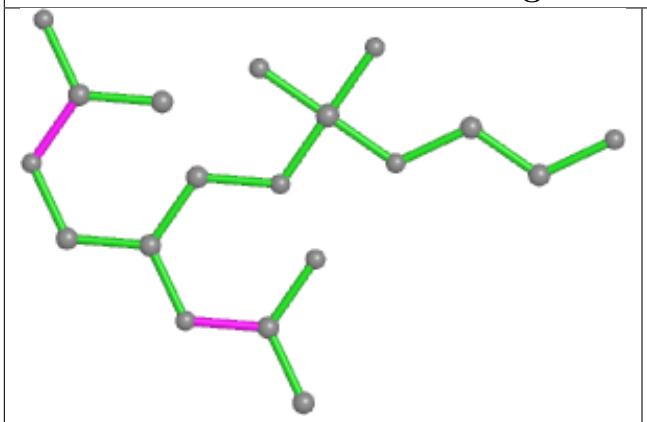

Bond lengths

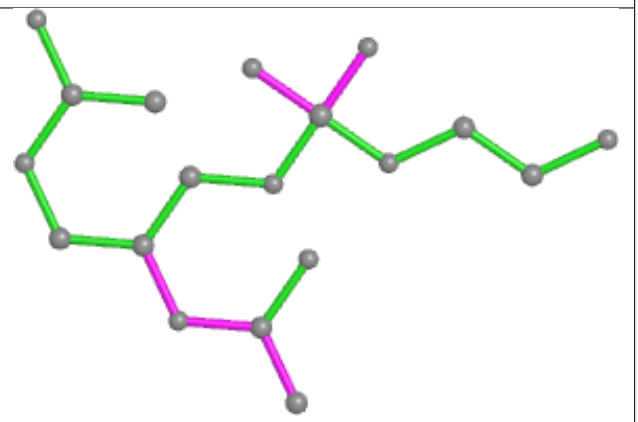

Bond angles

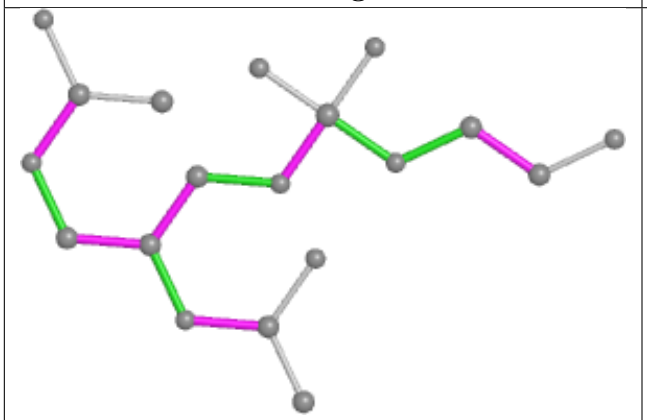

Torsions

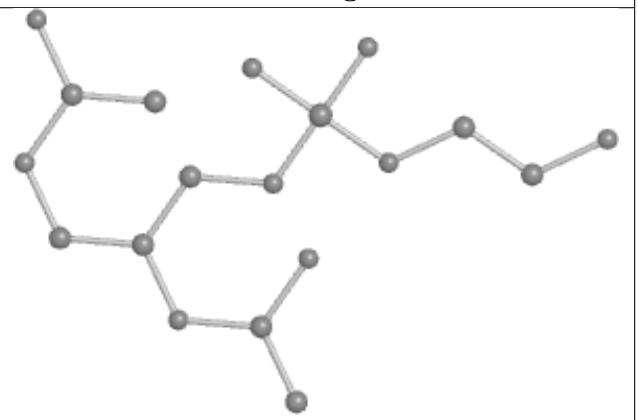

Rings

Ligand BCL 7 101

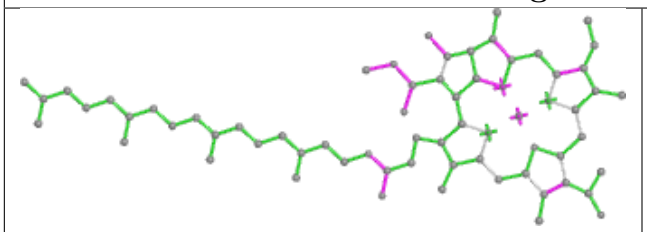

Bond lengths

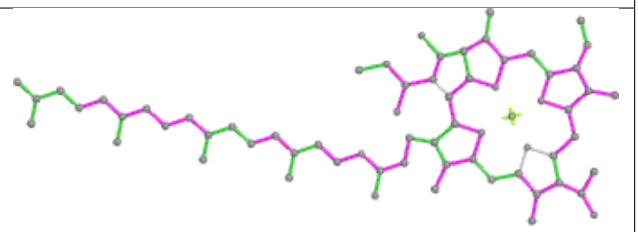

Bond angles

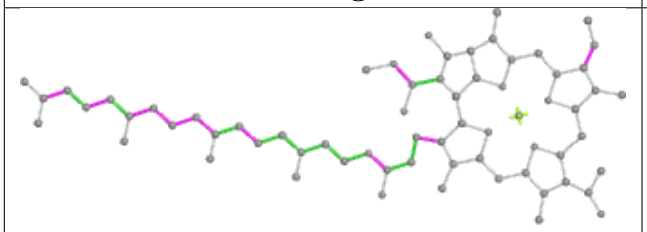

Torsions

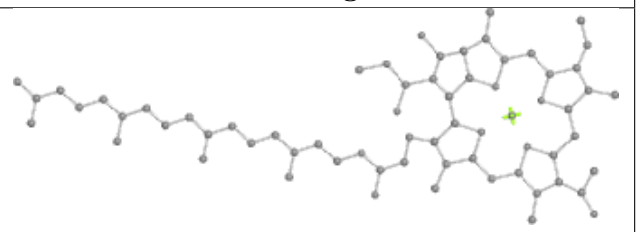

Rings

Ligand BCL k 102	
 Bond lengths	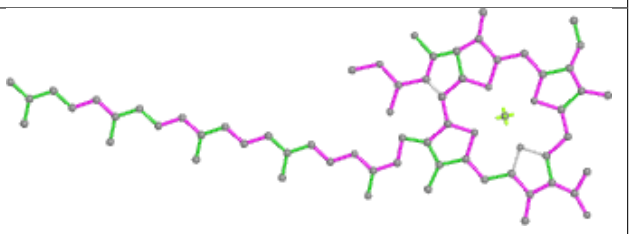 Bond angles
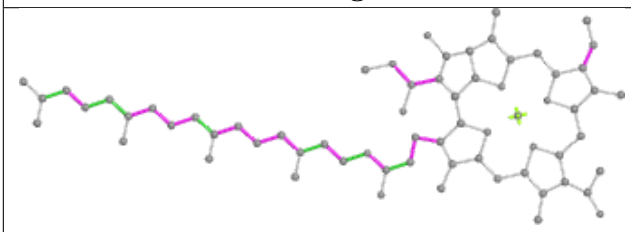 Torsions	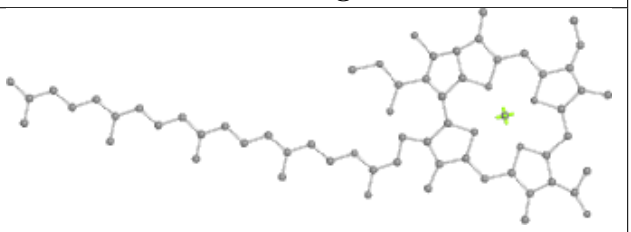 Rings

Ligand CRT 2 101	
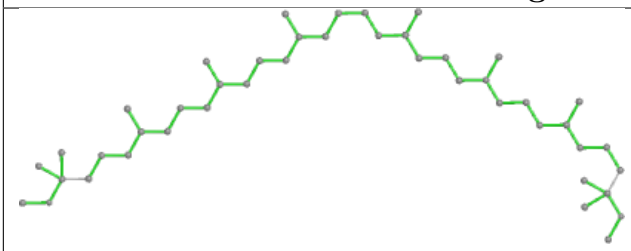 Bond lengths	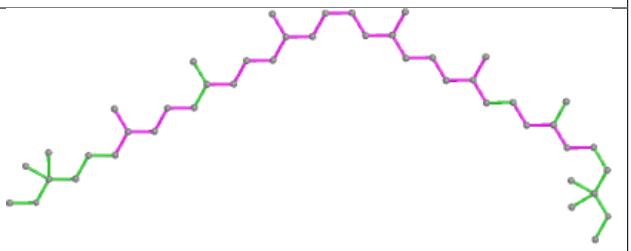 Bond angles
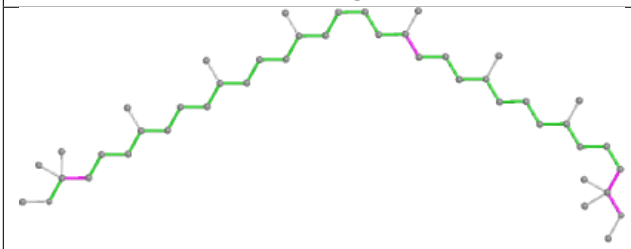 Torsions	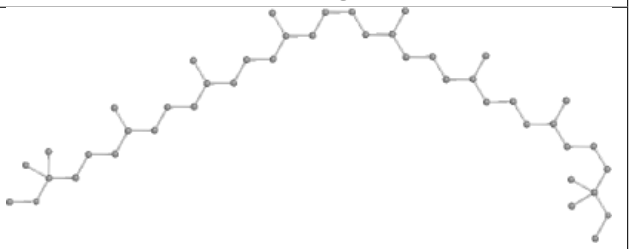 Rings

Ligand CRT v 101

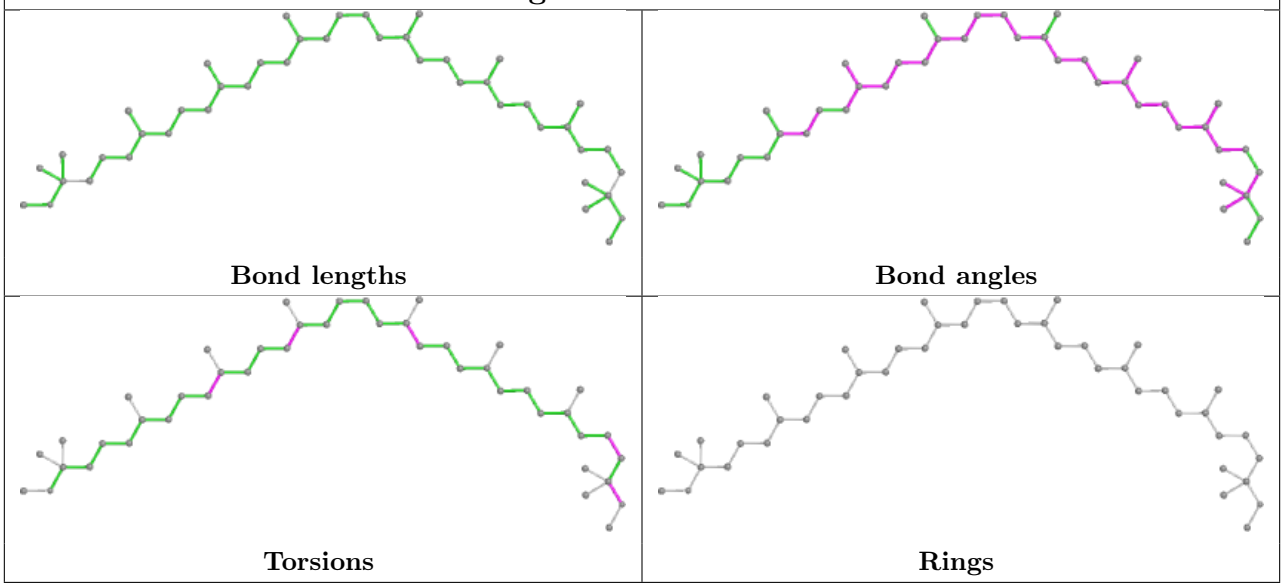

Ligand BCL Y 101

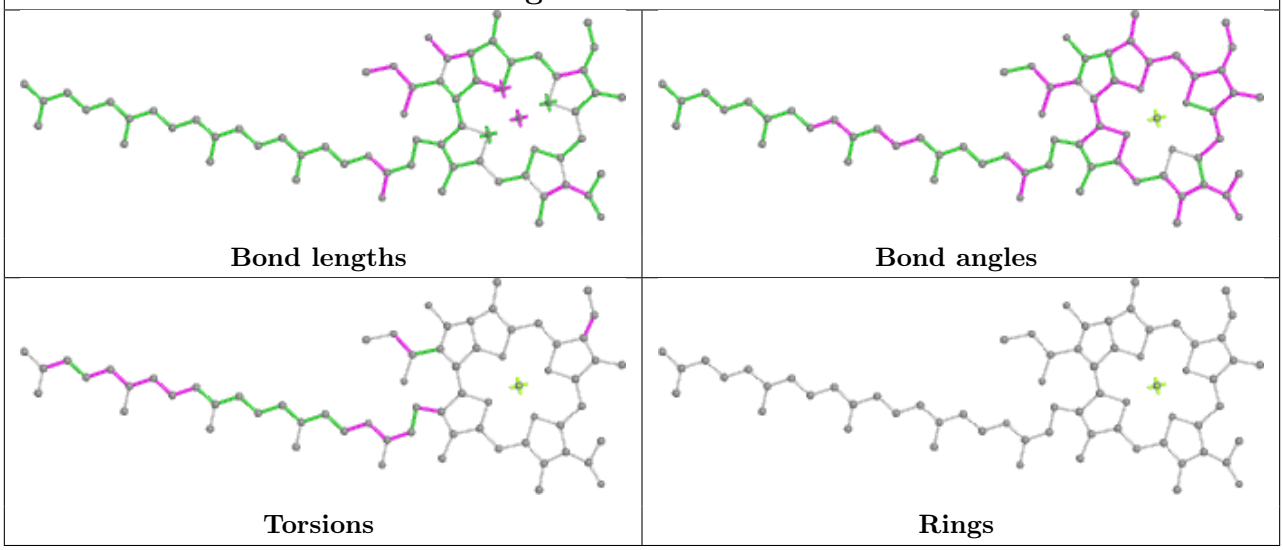

Ligand CRT E 101

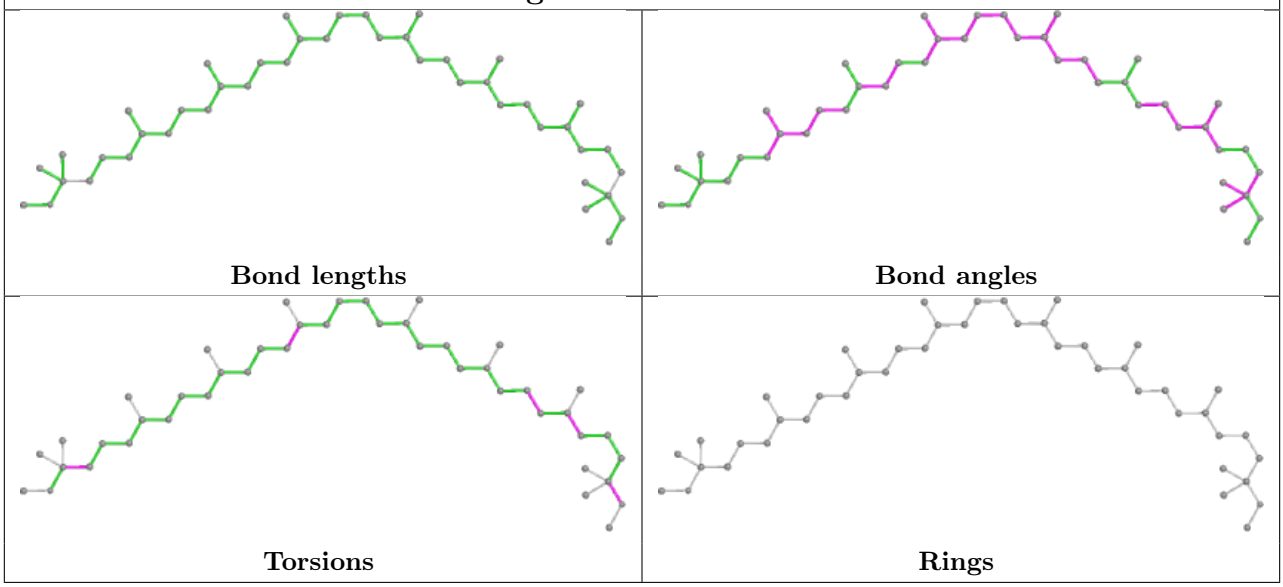

Ligand BCL 5 102

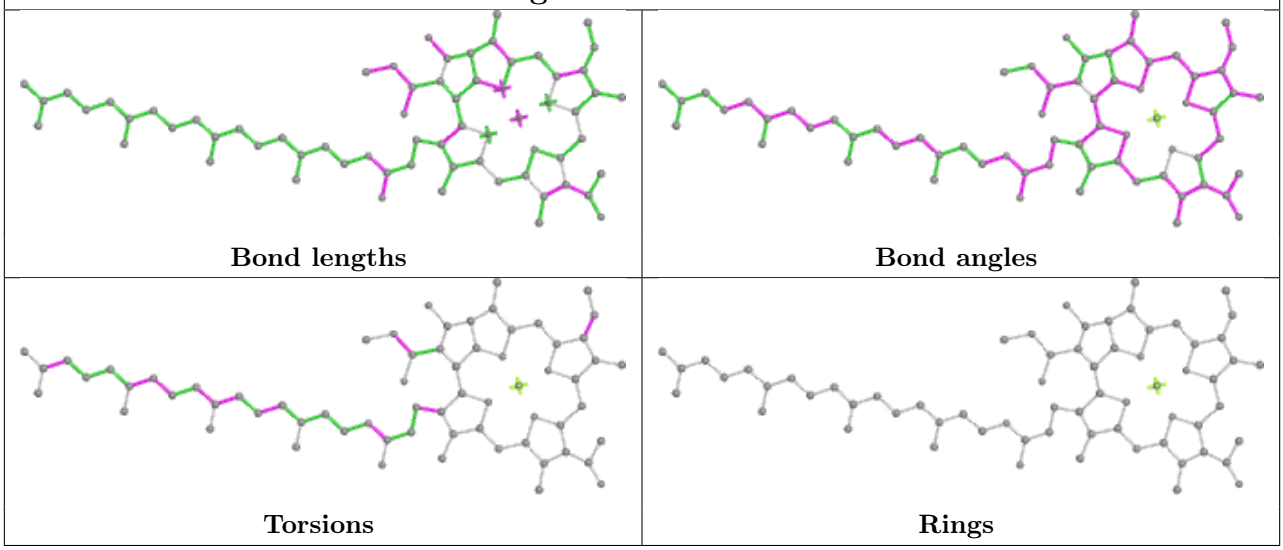

Ligand BCL w 101

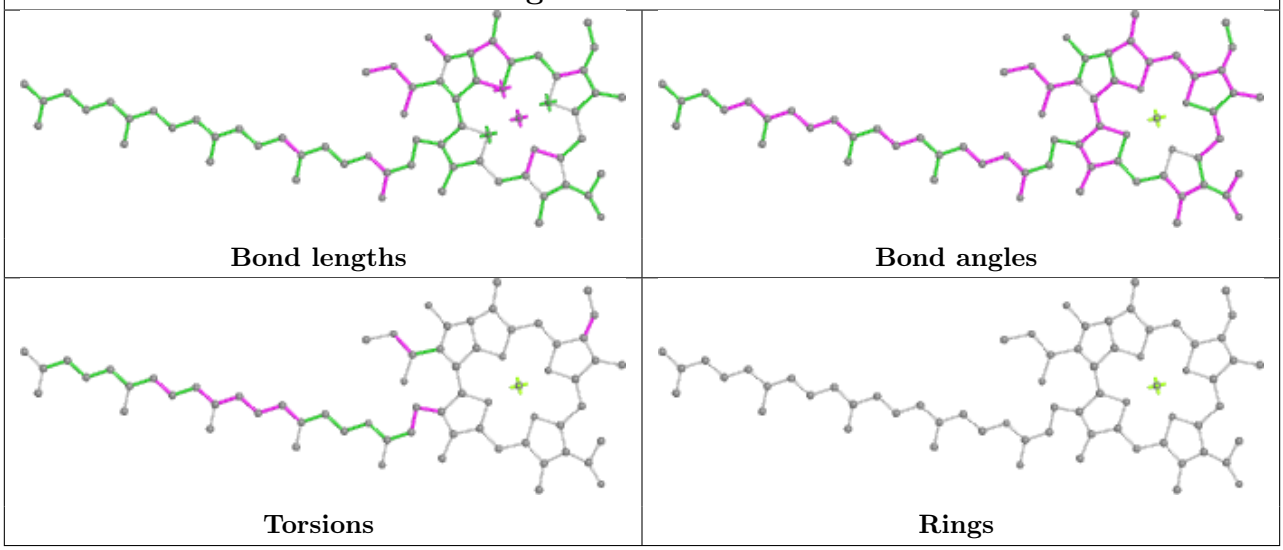

Ligand BCL AD 101

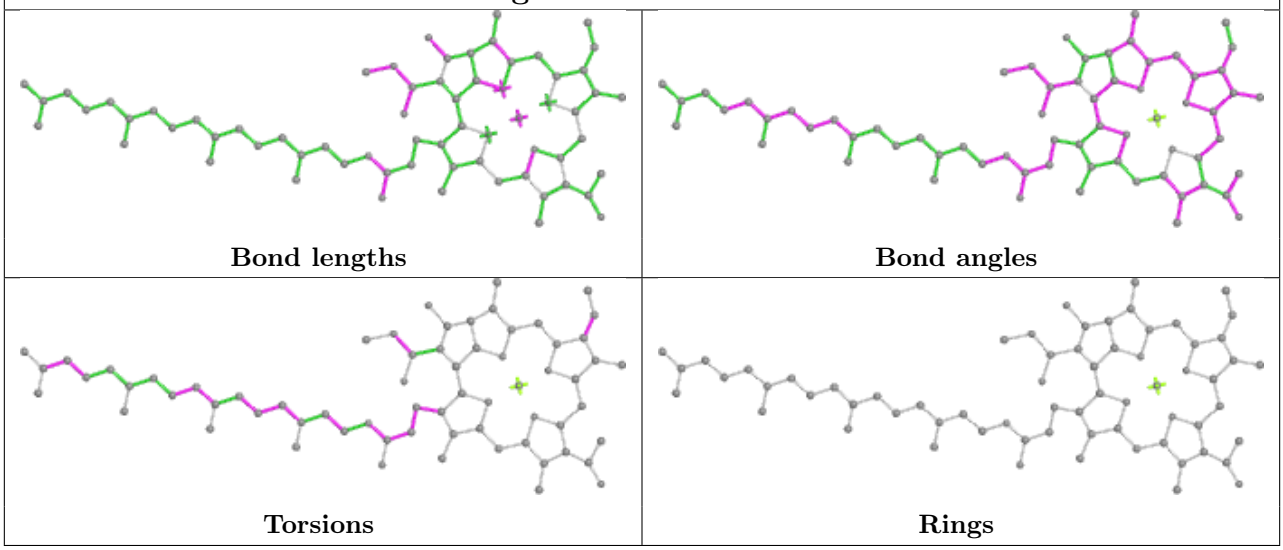

Ligand CRT AL 101

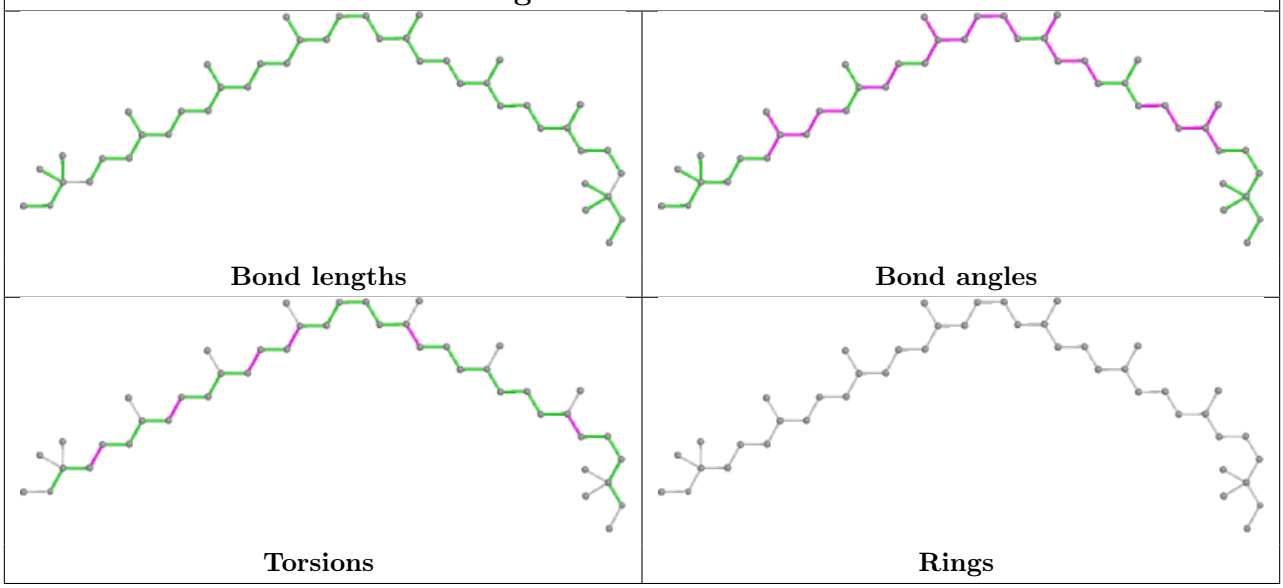

Ligand BCL p 102

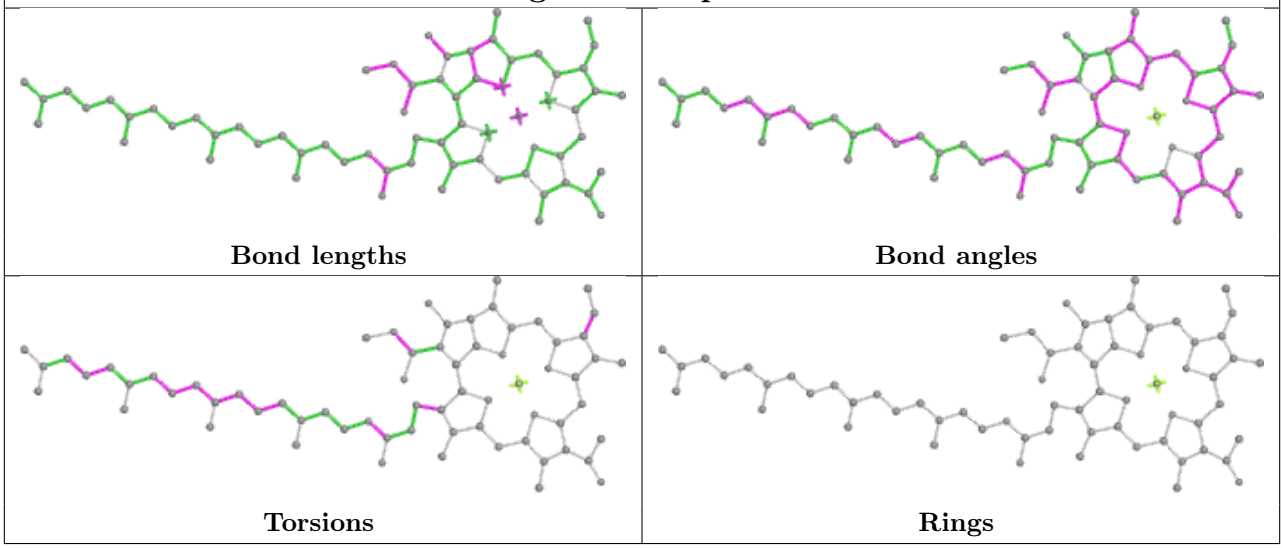

Ligand PEF m 101

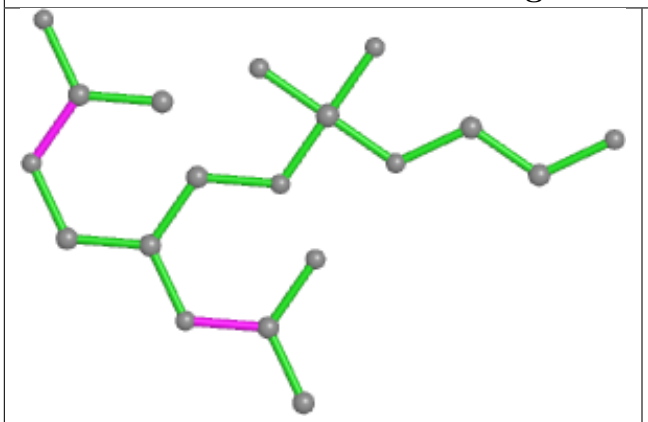

Bond lengths

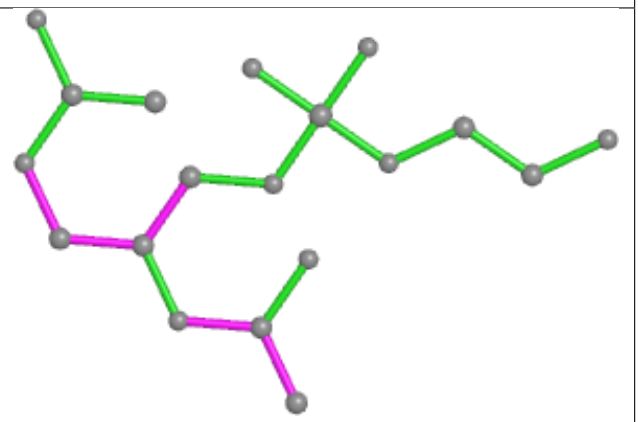

Bond angles

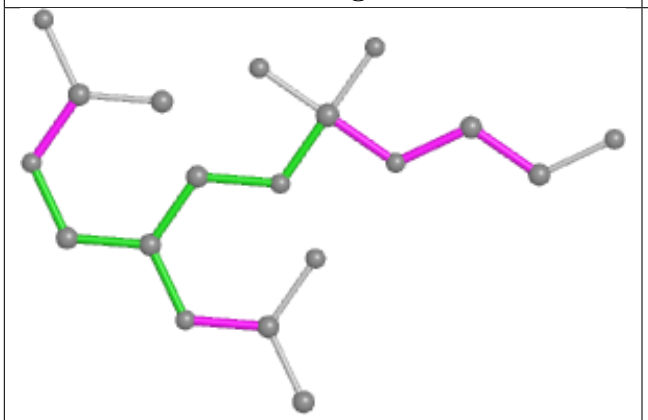

Torsions

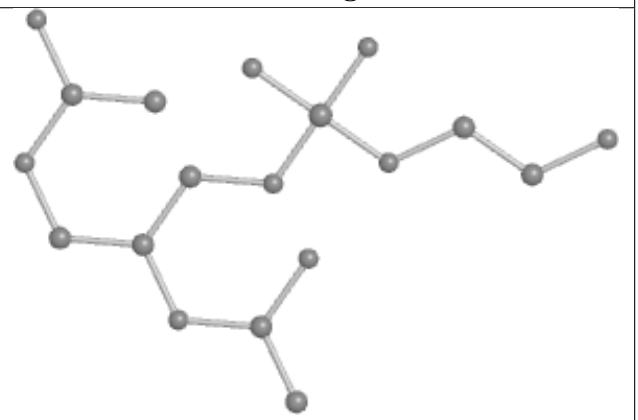

Rings

Ligand CRT U 102

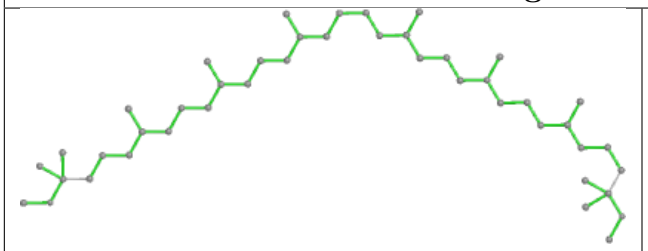

Bond lengths

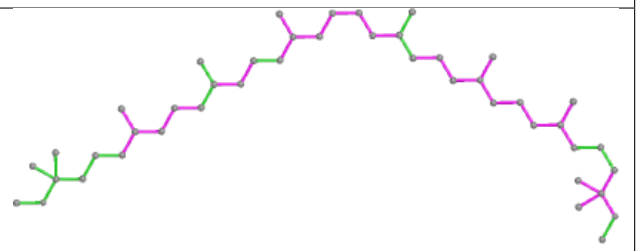

Bond angles

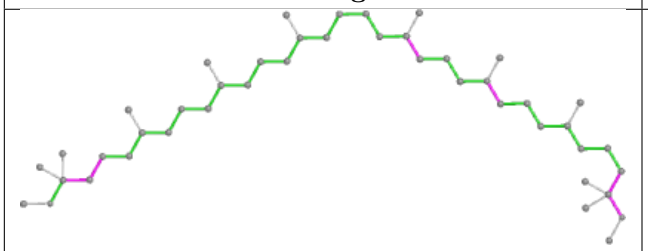

Torsions

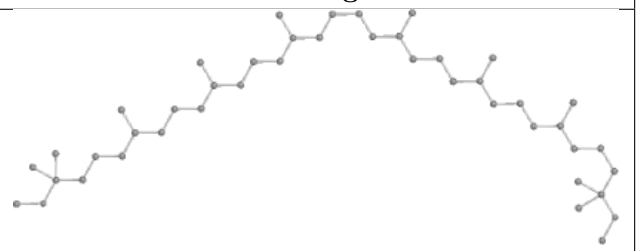

Rings

Ligand BCL A 102

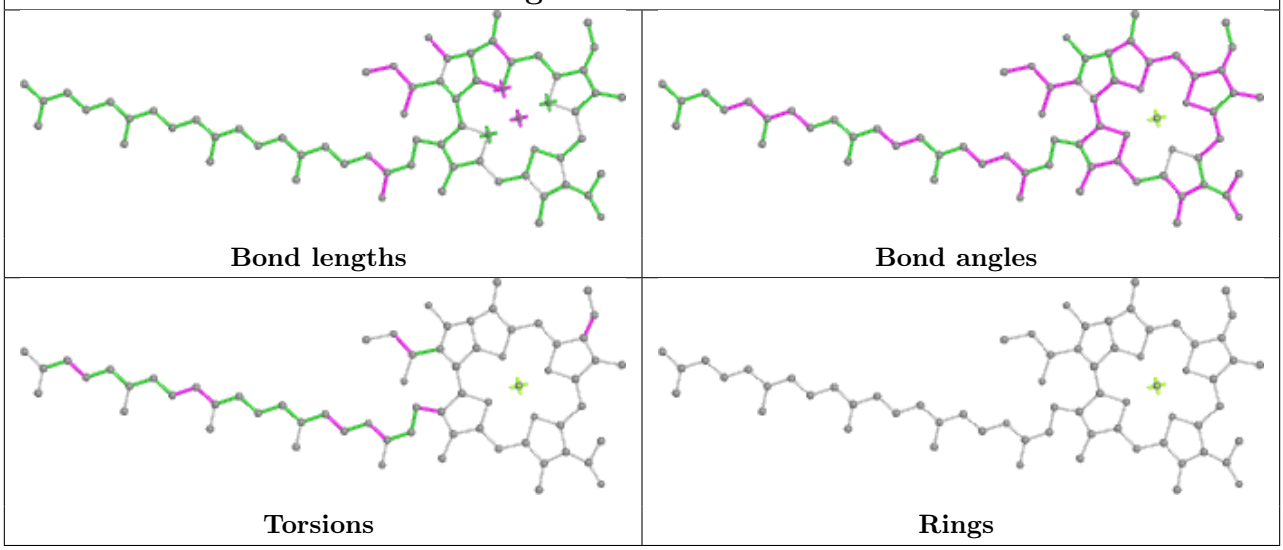

Ligand PEF p 101

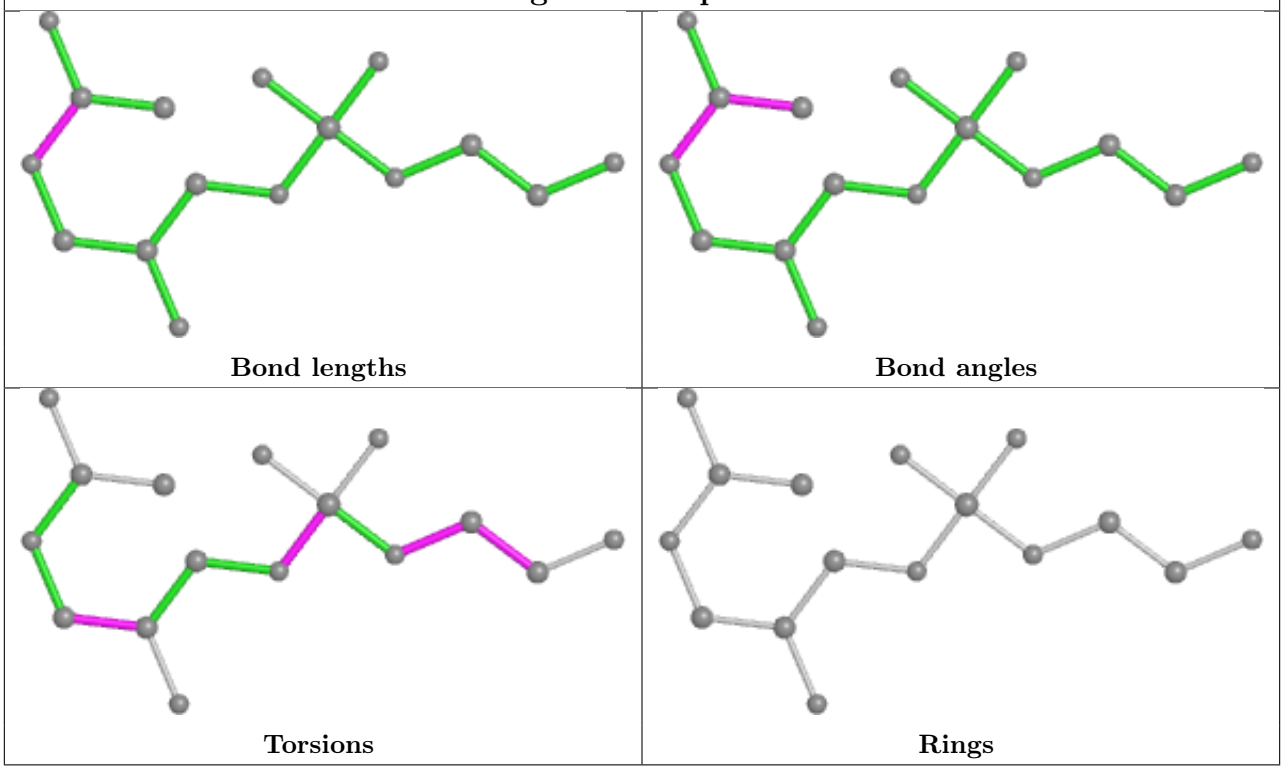

Ligand CRT P 102

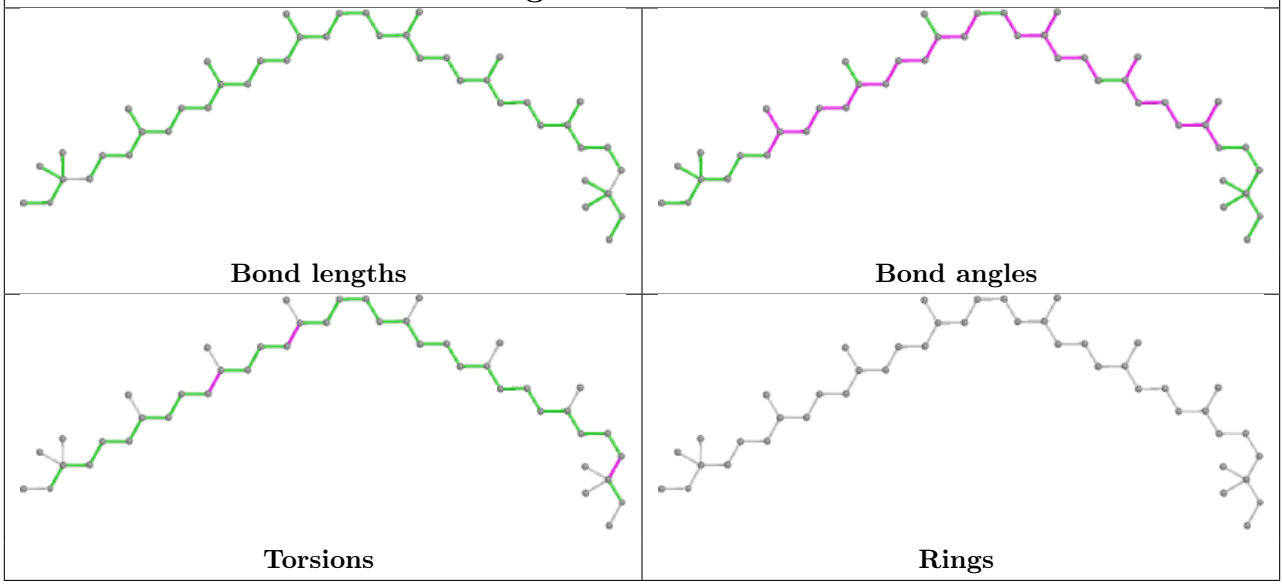

Ligand CRT AD 102

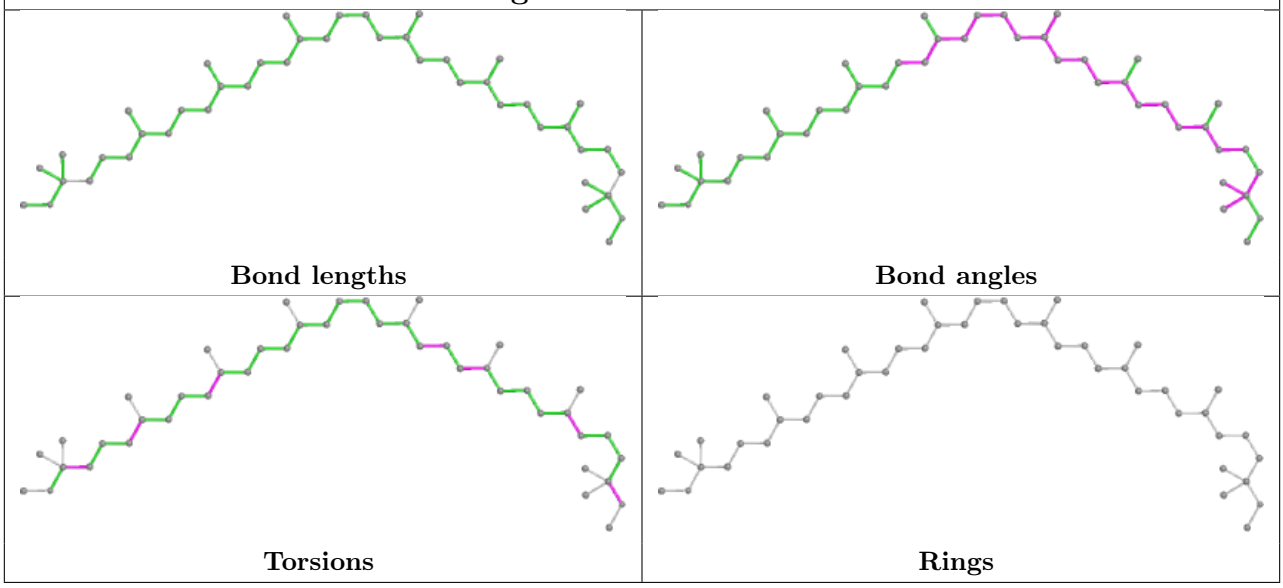

Ligand BCL I 101

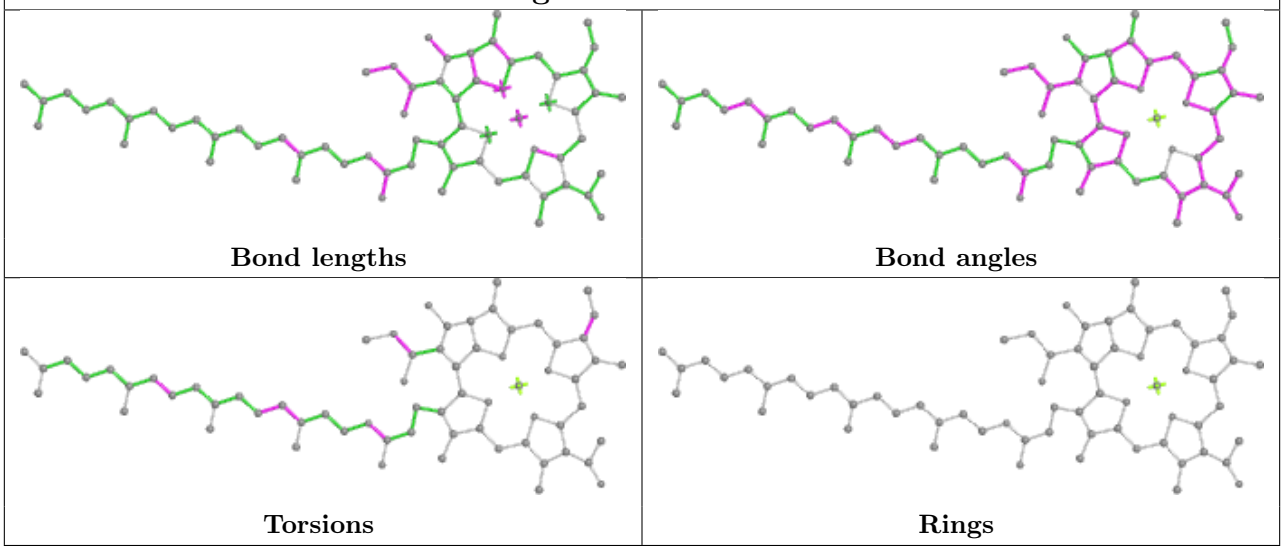

Ligand PEF x 306

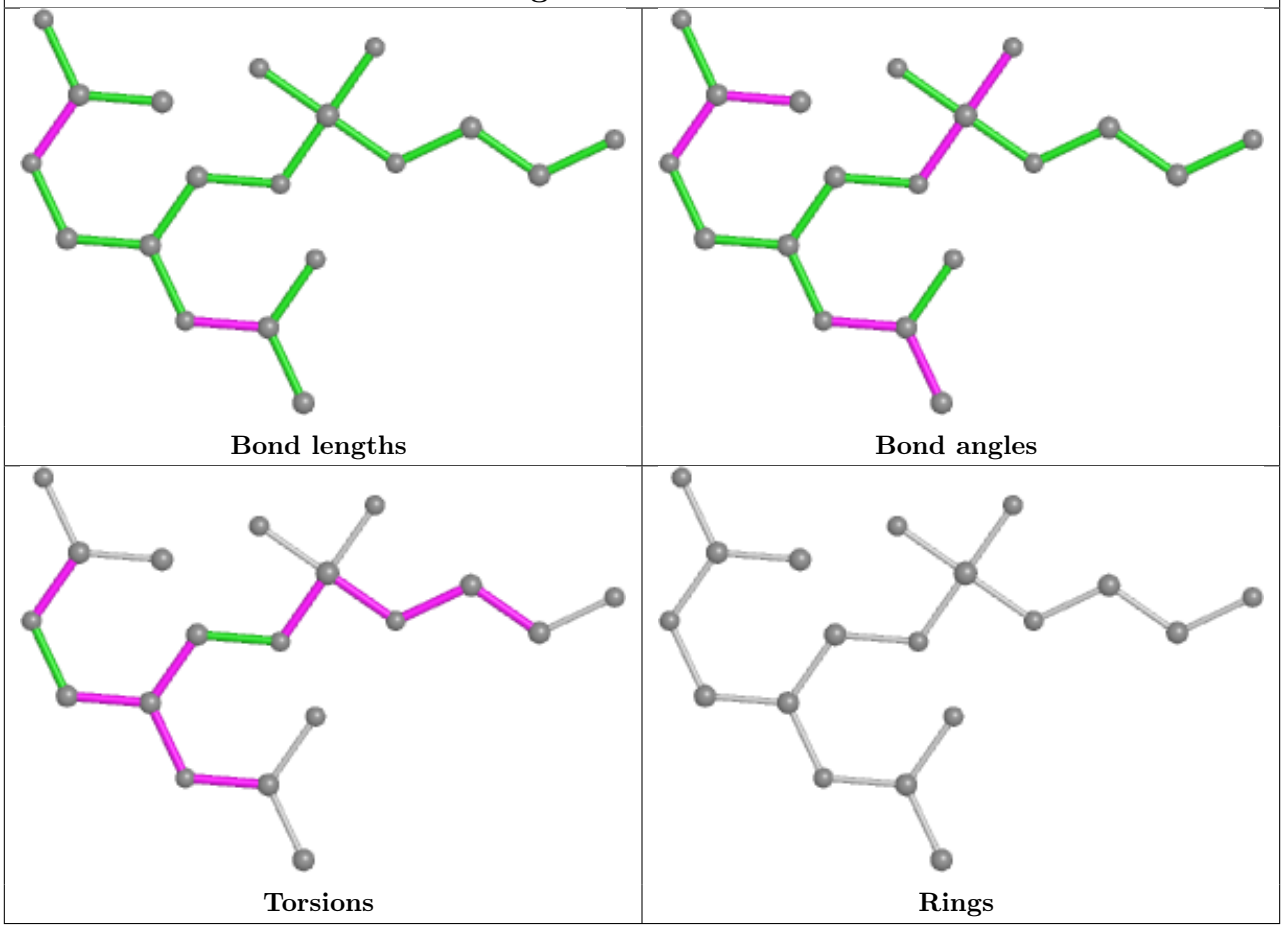

Ligand CRT 8 101

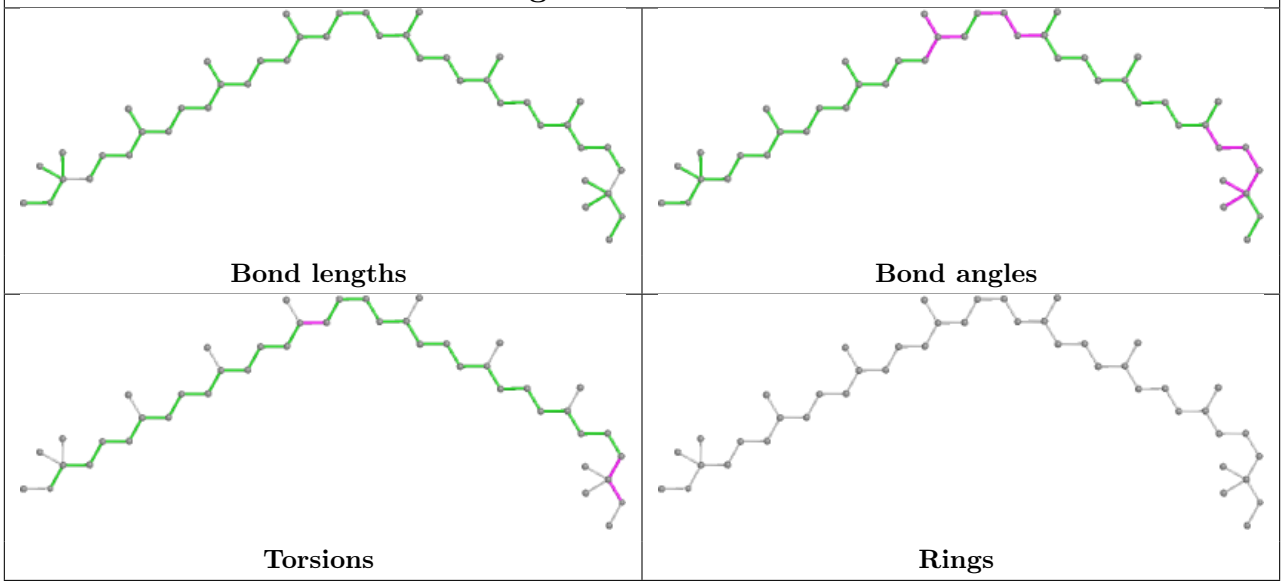

Ligand BCL j 101

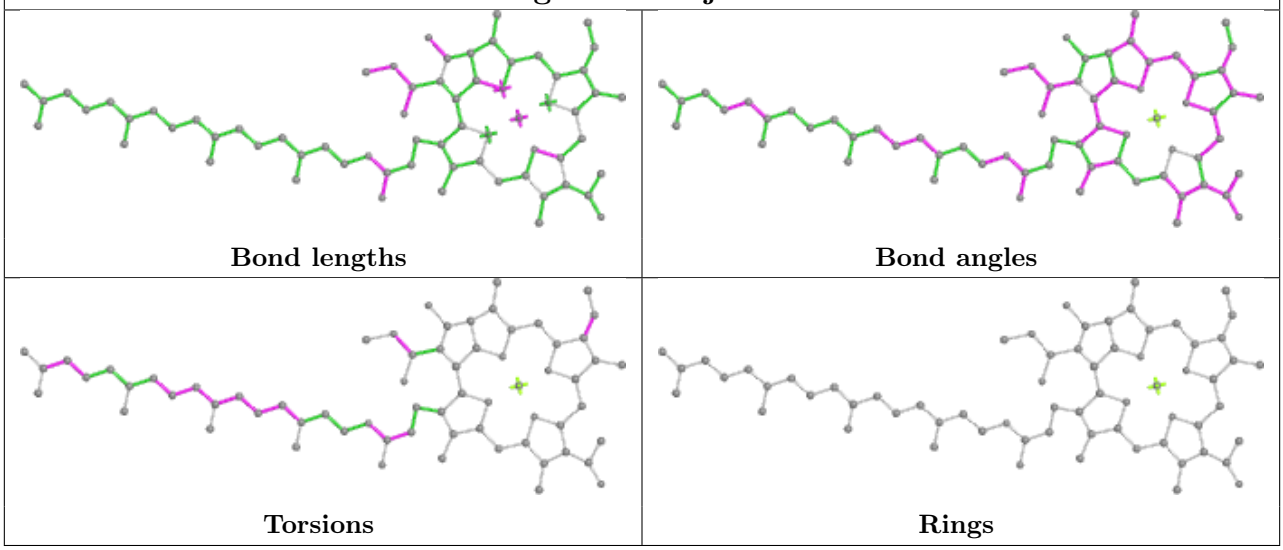

Ligand BCL L 305

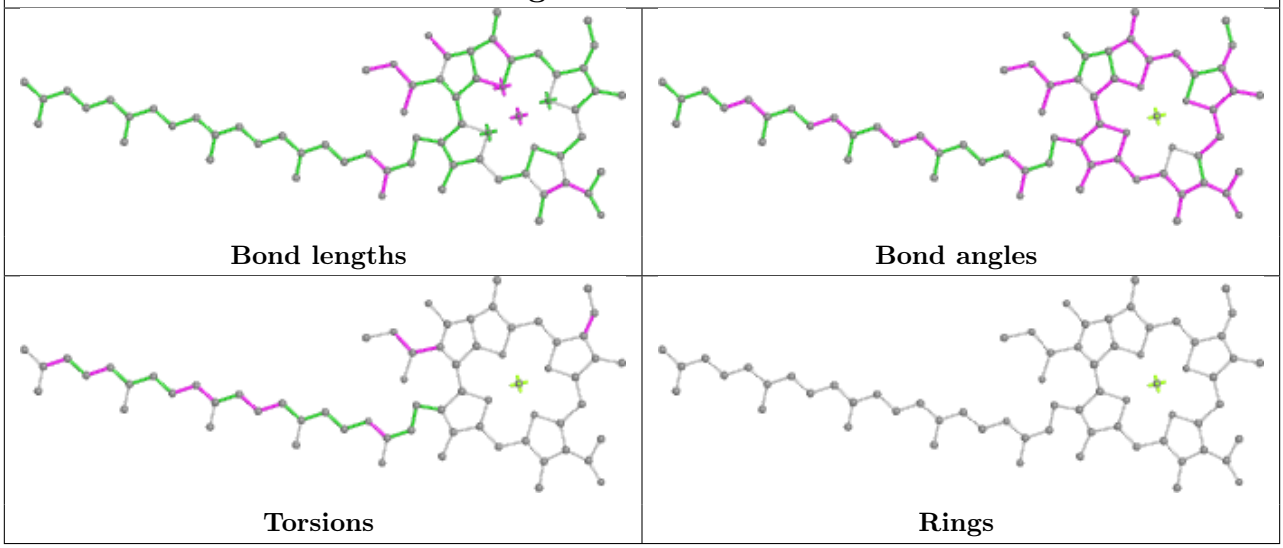

Ligand BCL c 102

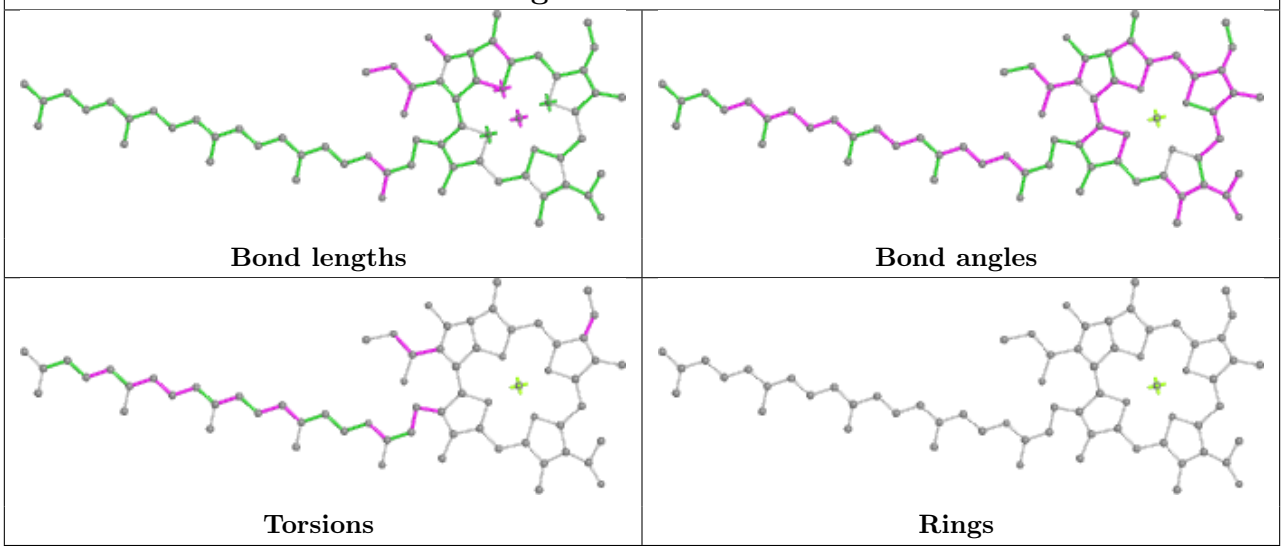

Ligand HEM C 501

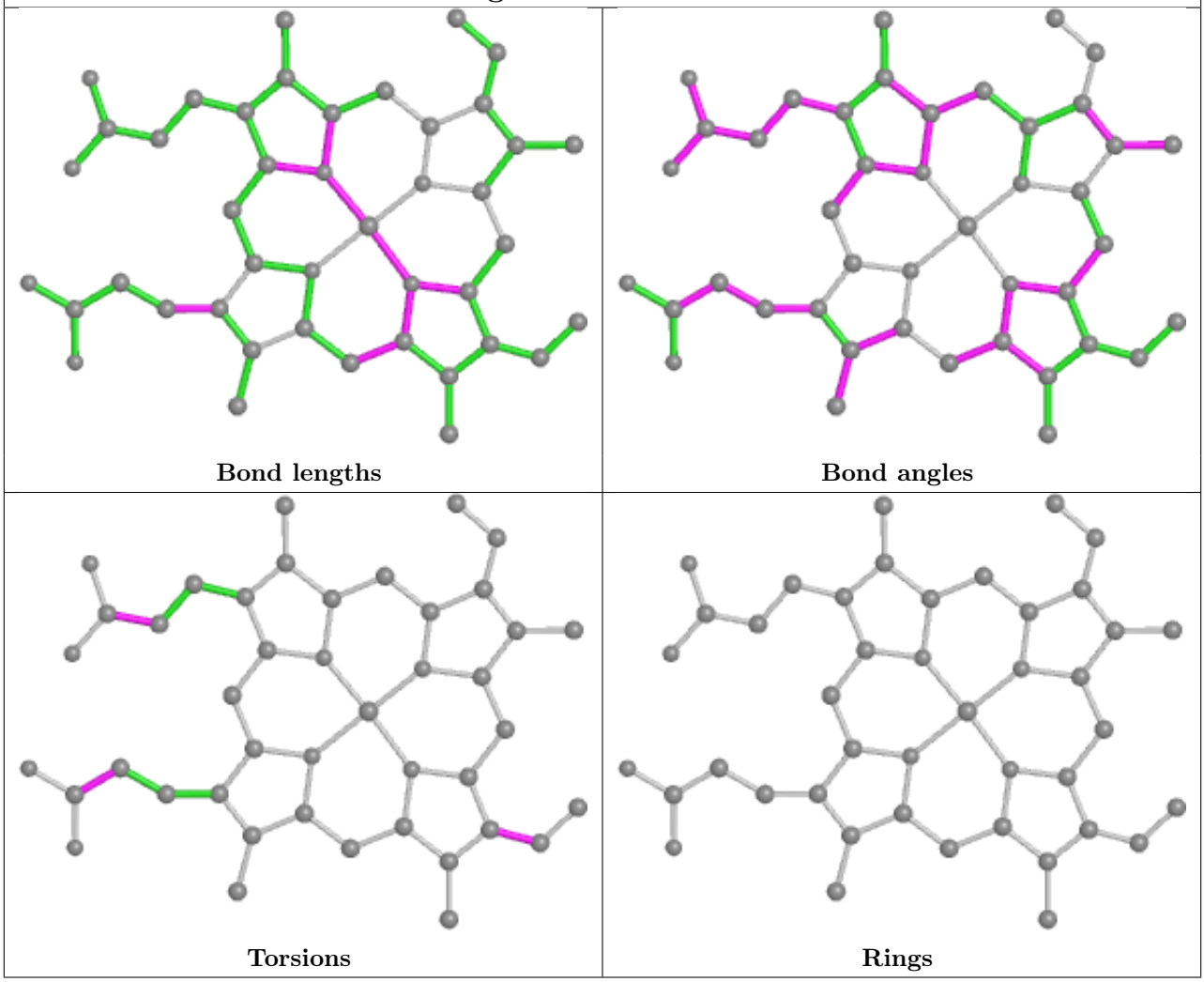

Ligand BCL u 101

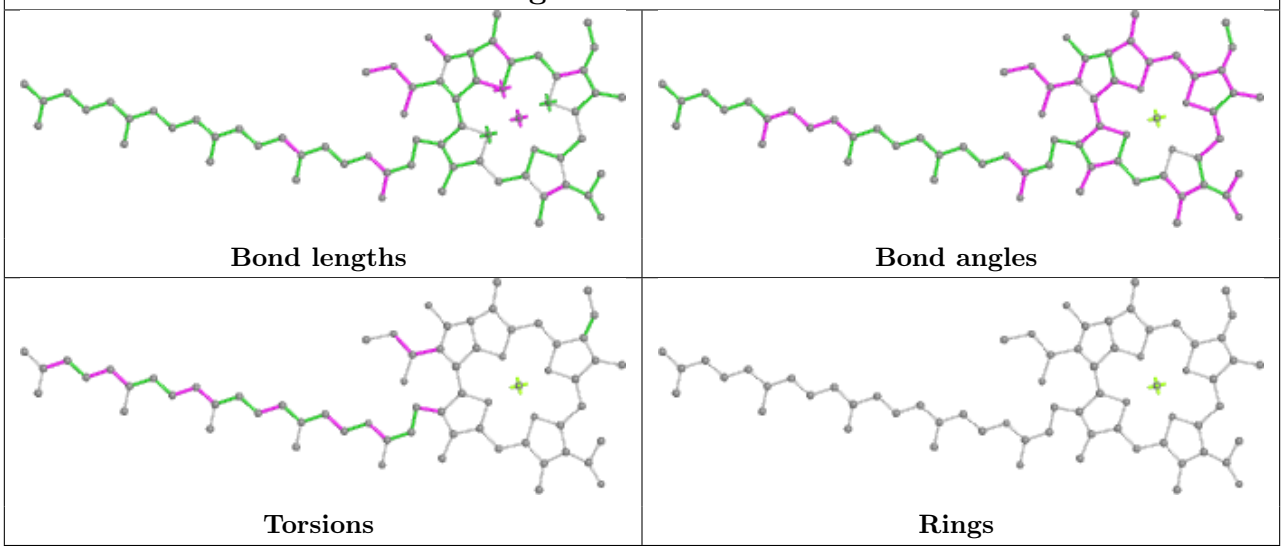

Ligand BCL AB 101

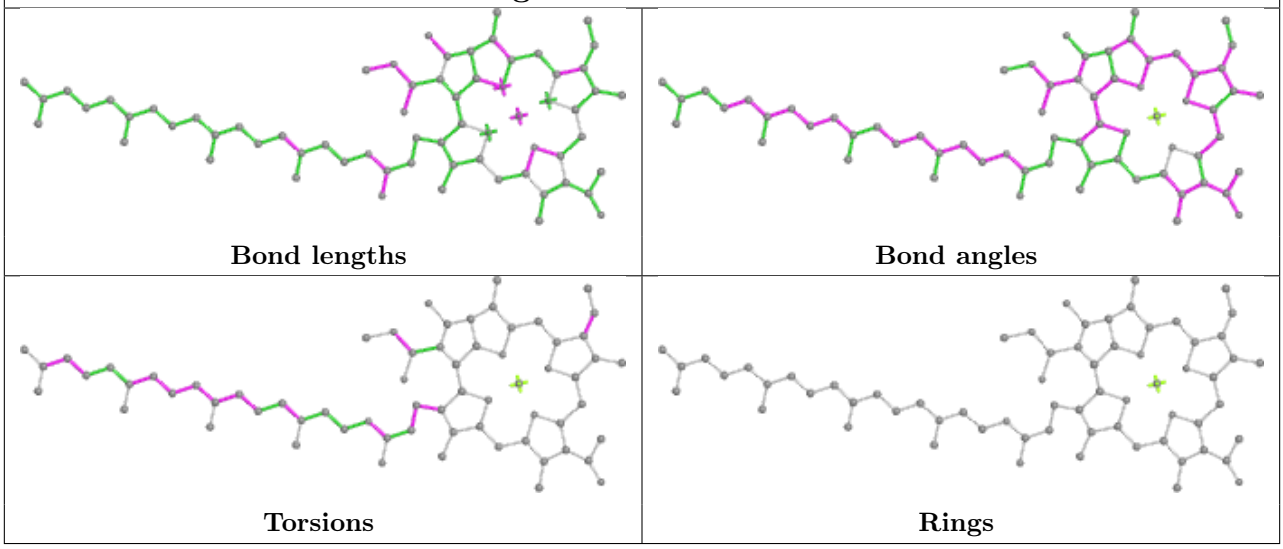

Ligand BCL J 102

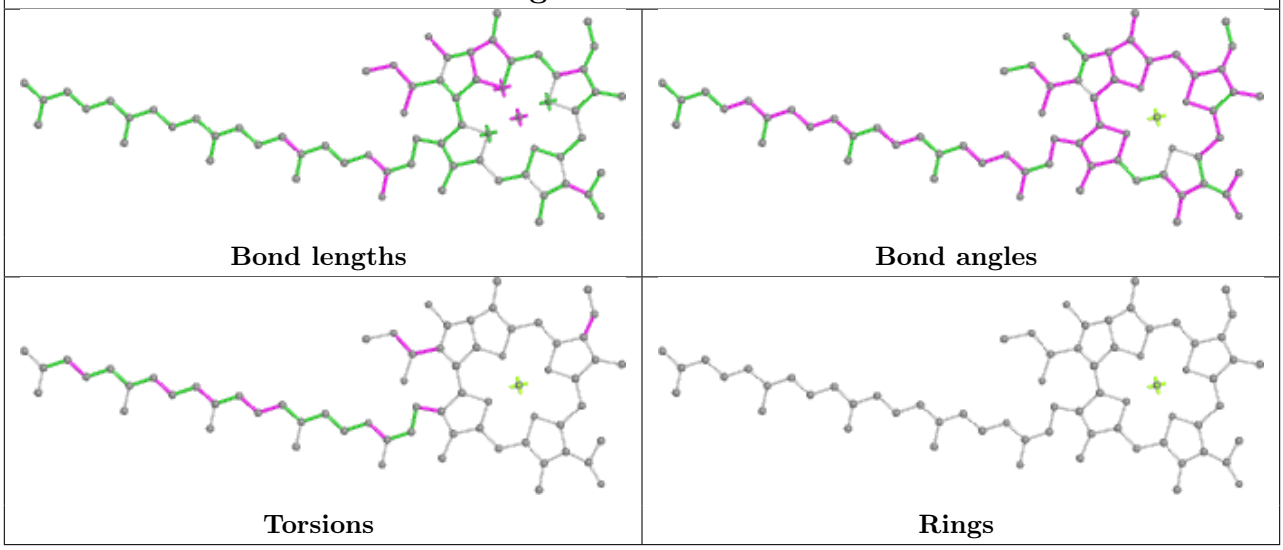

Ligand BCL m 103

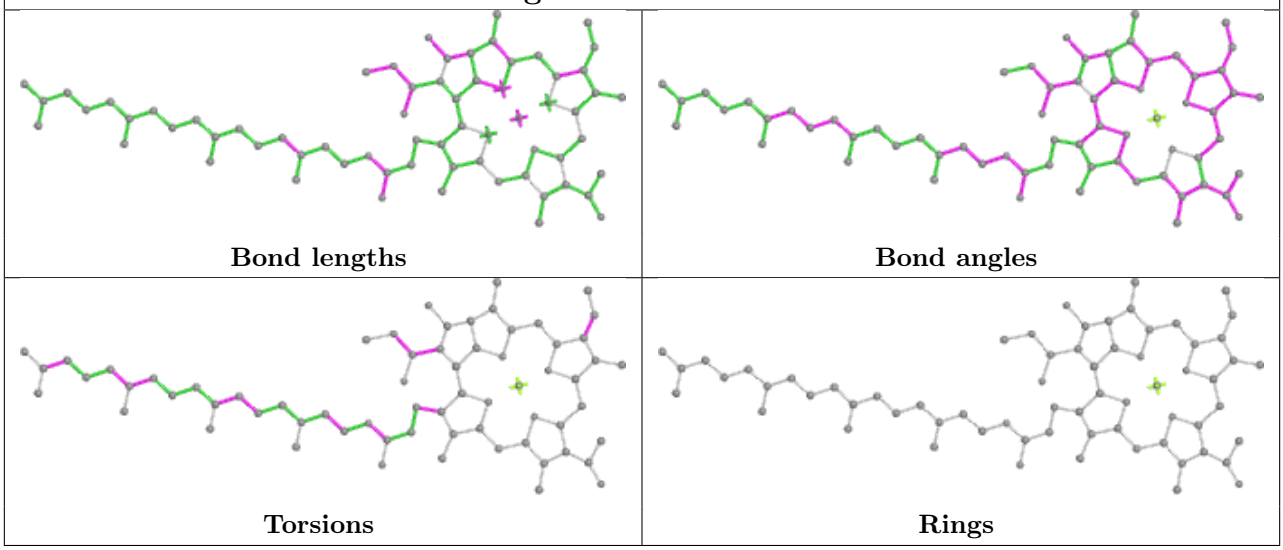

Ligand PEF H 303

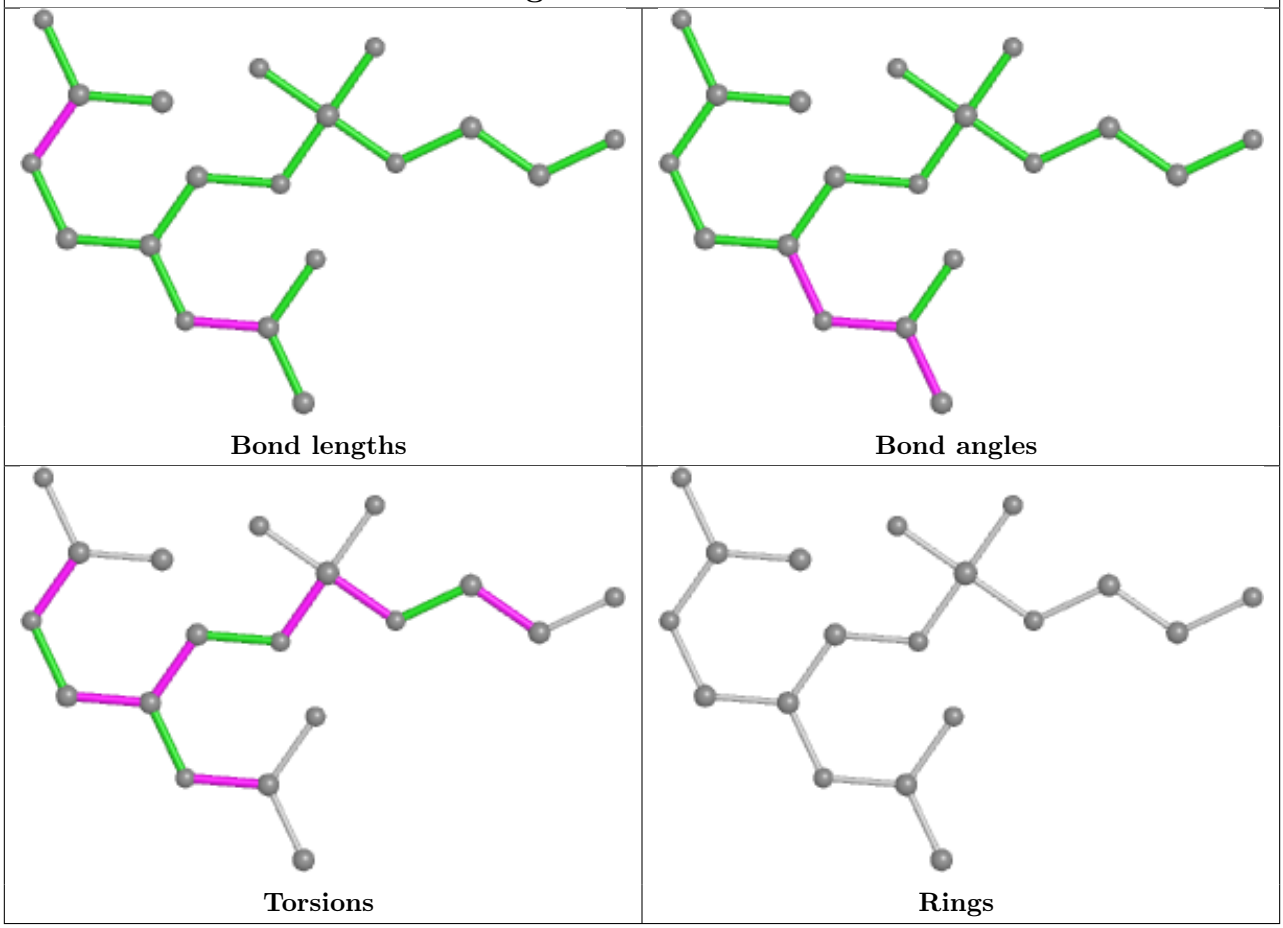

Ligand PEF M 407

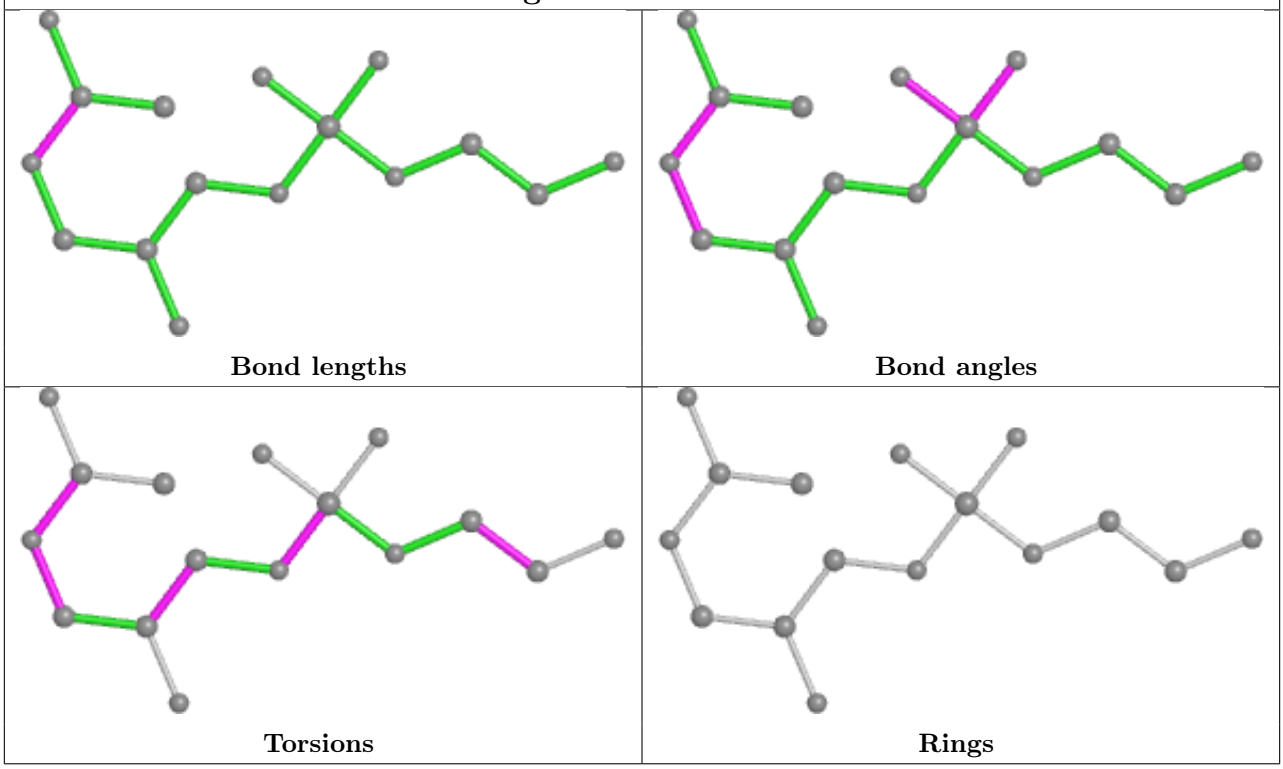

Ligand BCL AC 102

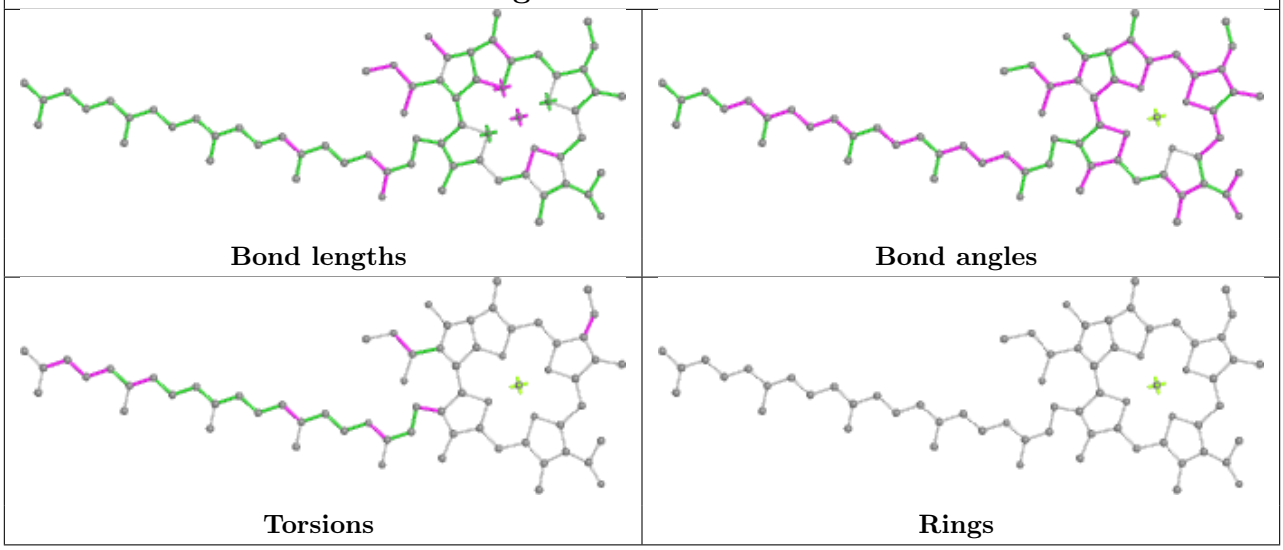

Ligand CRT 4 101

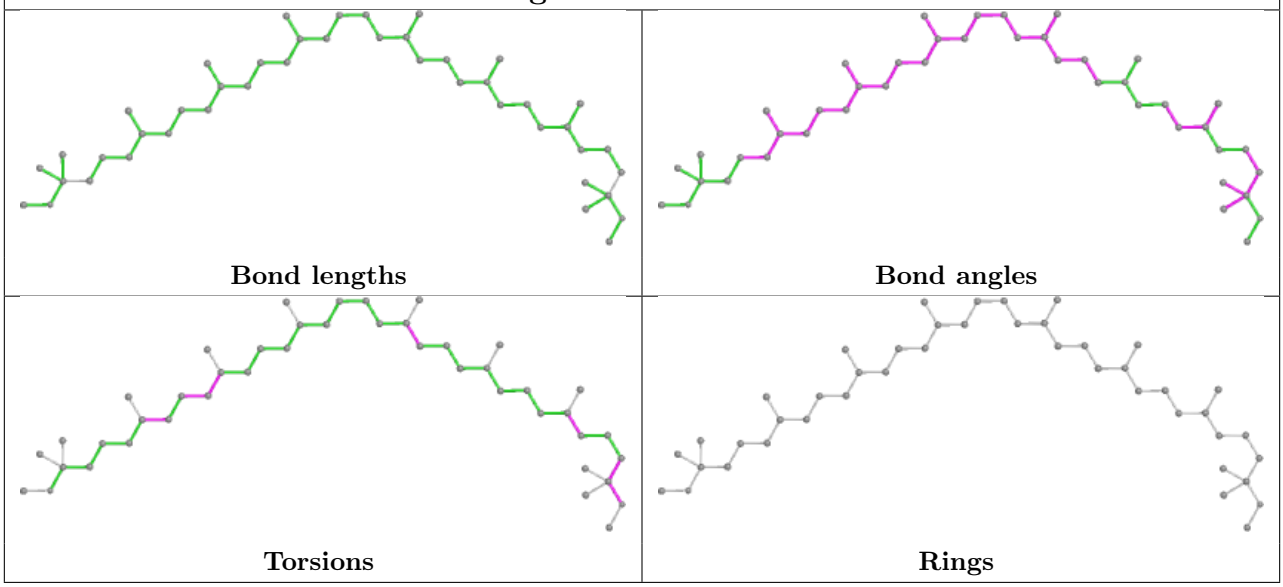

Ligand BCL G 102

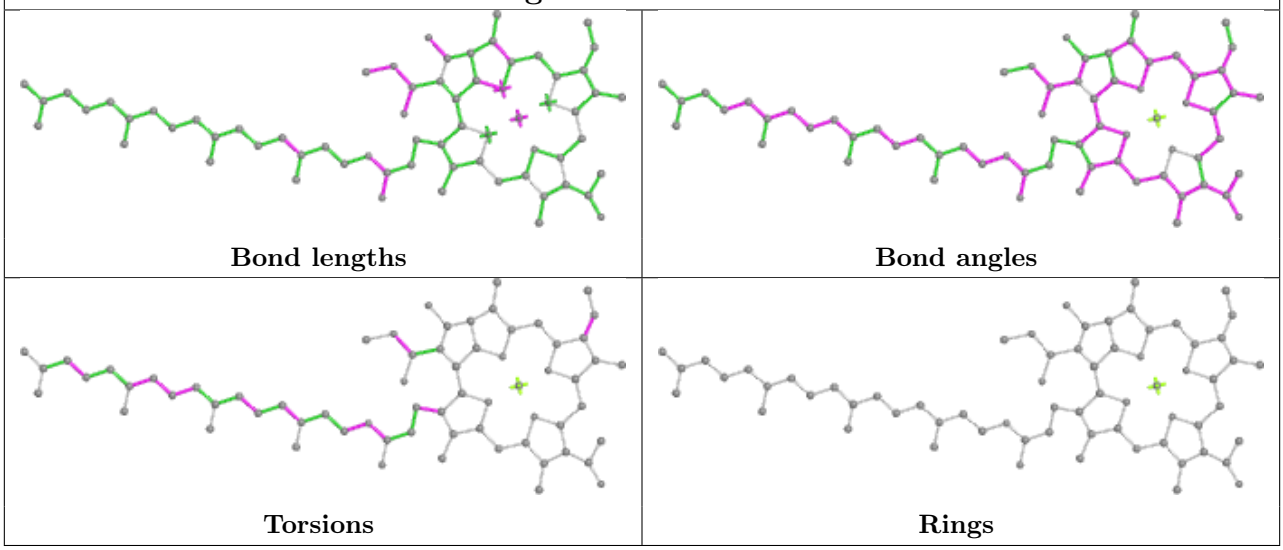

Ligand BCL 0 101

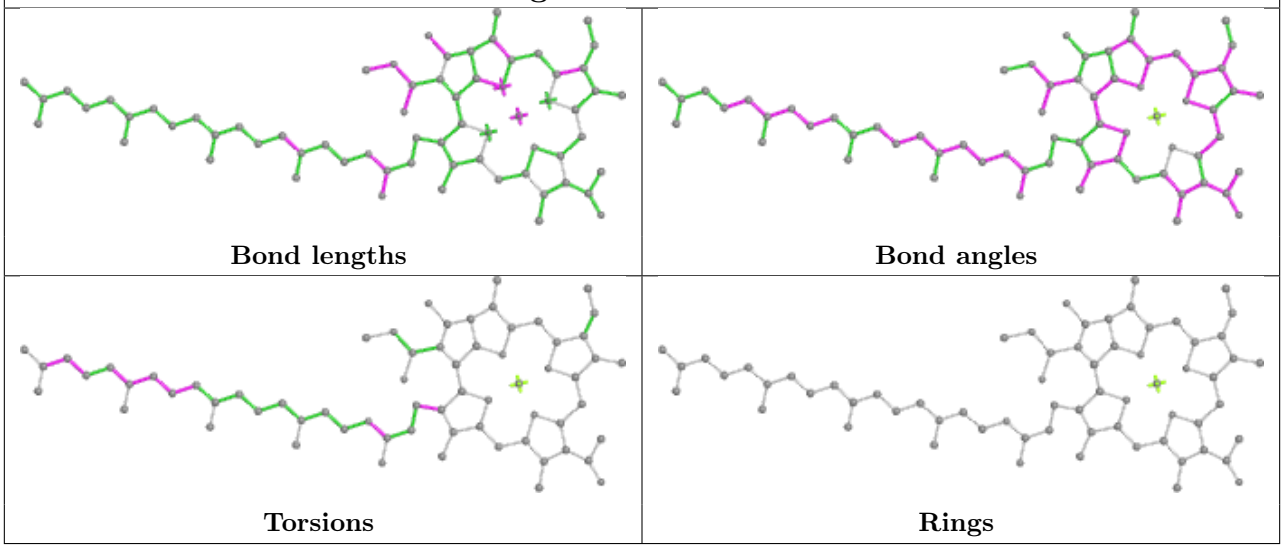

Ligand BCL F 101

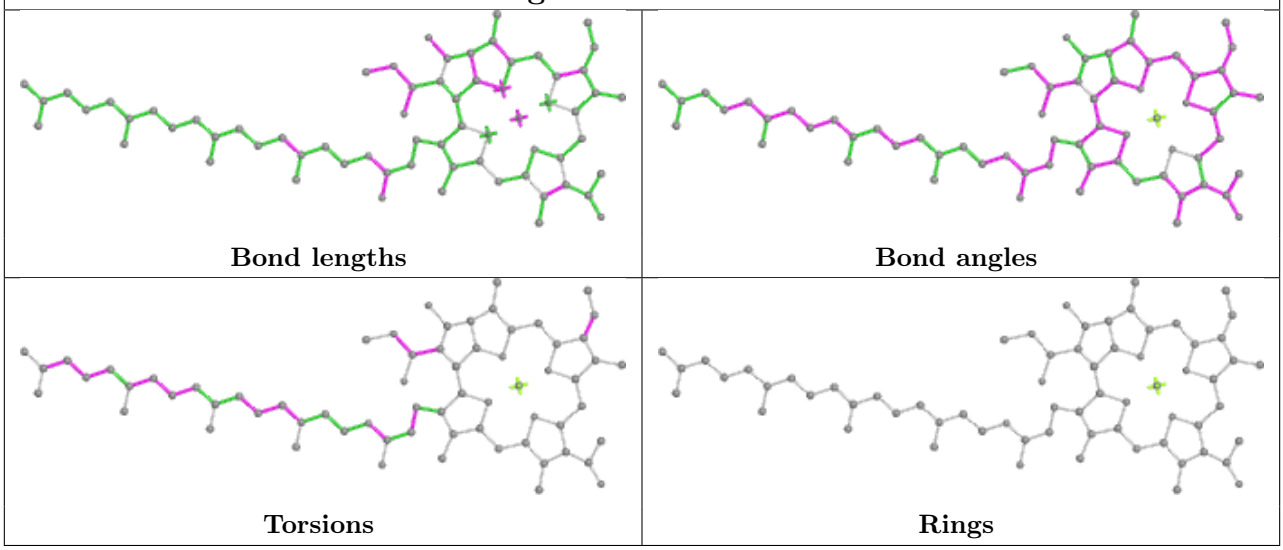

Ligand BCL AH 103

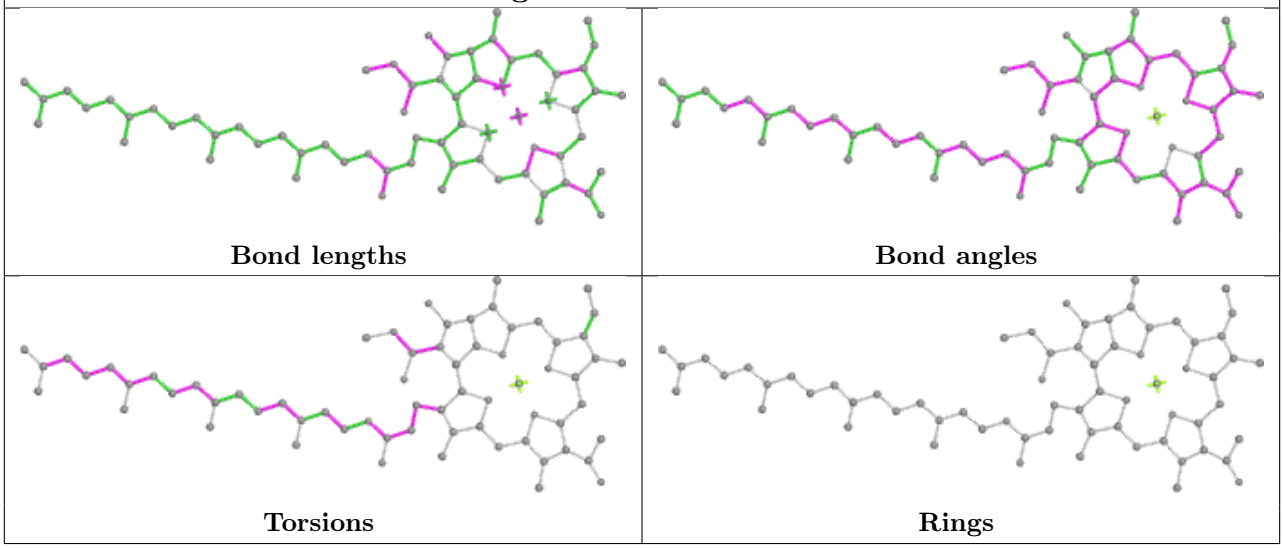

Ligand BCL AL 102

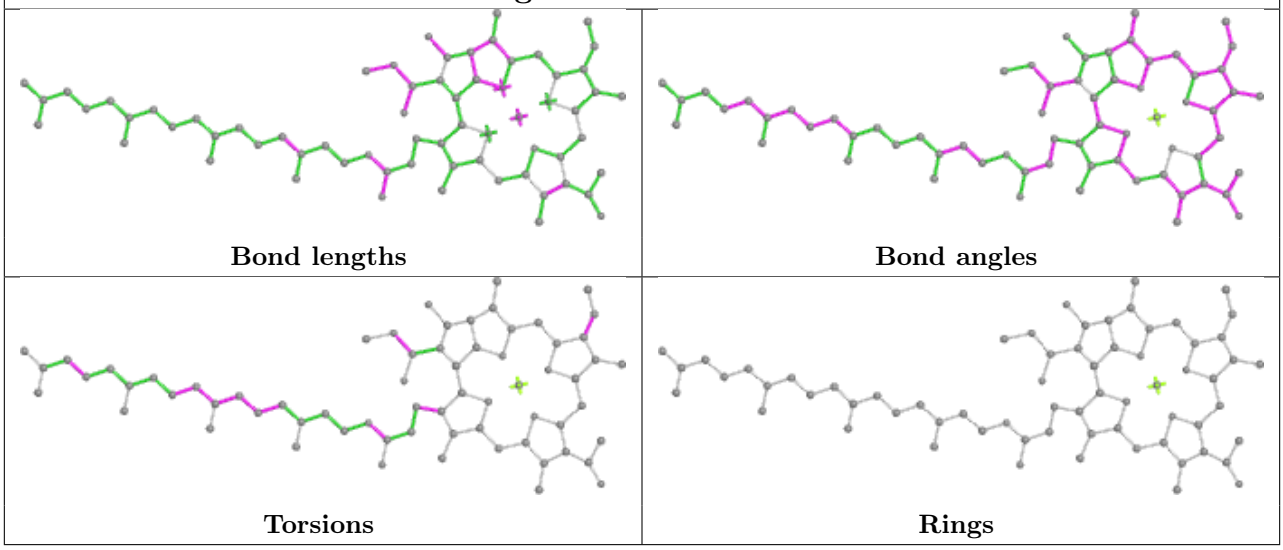

Ligand PEF L 306

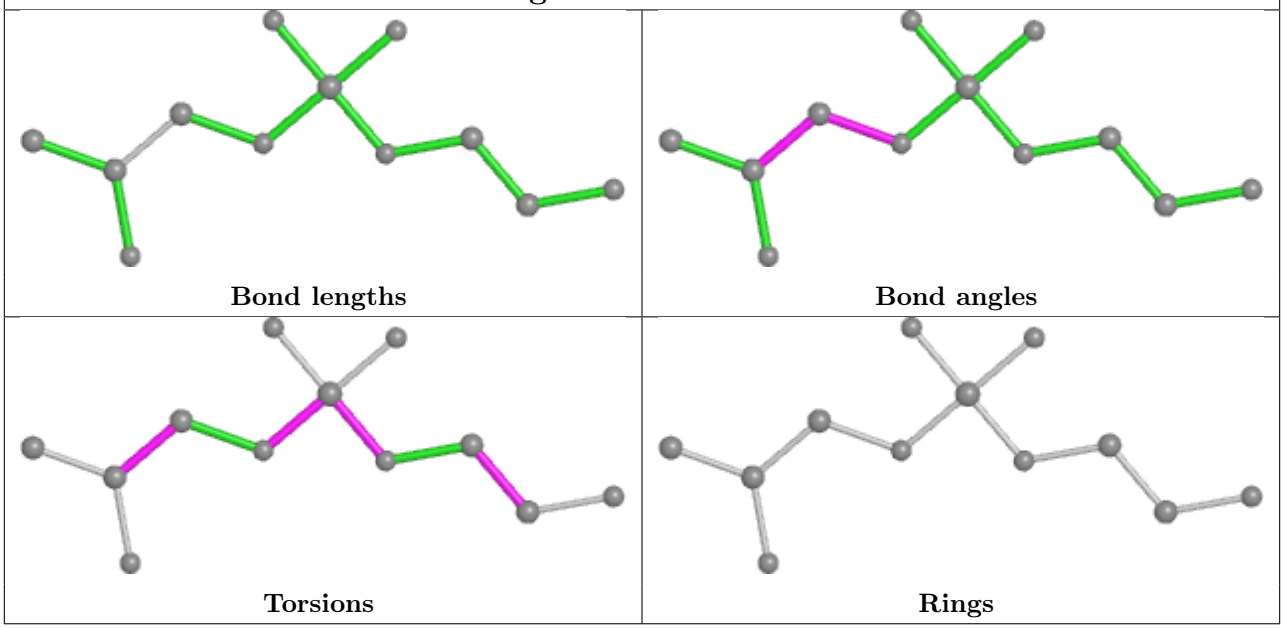

Ligand BCL D 101

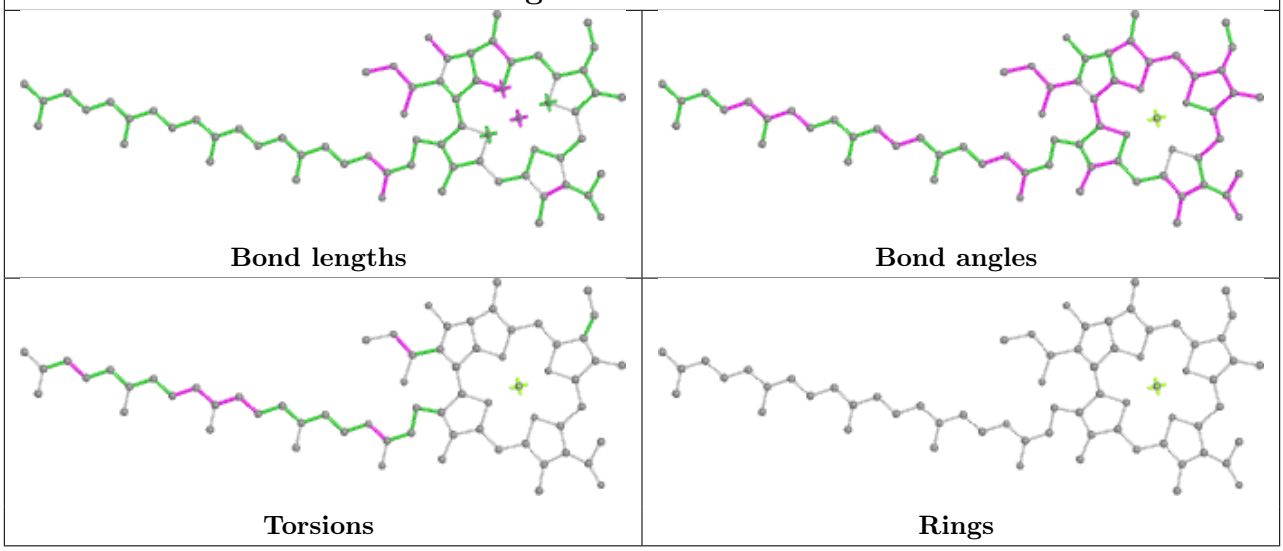

5.7 Other polymers (i)

There are no such residues in this entry.

5.8 Polymer linkage issues (i)

There are no chain breaks in this entry.

6 Fit of model and data (i)

6.1 Protein, DNA and RNA chains (i)

In the following table, the column labelled '#RSRZ> 2' contains the number (and percentage) of RSRZ outliers, followed by percent RSRZ outliers for the chain as percentile scores relative to all X-ray entries and entries of similar resolution. The OWAB column contains the minimum, median, 95th percentile and maximum values of the occupancy-weighted average B-factor per residue. The column labelled 'Q< 0.9' lists the number of (and percentage) of residues with an average occupancy less than 0.9.

Mol	Chain	Analysed	<RSRZ>	#RSRZ>2			OWAB(Å^2)	Q<0.9
1	C	317/333 (95%)	0.53	40 (12%)	3	3	79, 112, 143, 161	0
1	o	317/333 (95%)	0.64	44 (13%)	2	2	96, 133, 172, 190	0
2	L	280/281 (99%)	0.36	17 (6%)	21	20	60, 95, 154, 189	0
2	x	280/281 (99%)	0.36	17 (6%)	21	20	63, 97, 147, 181	0
3	M	318/319 (99%)	0.29	12 (3%)	40	37	65, 100, 140, 160	0
3	y	318/319 (99%)	0.30	15 (4%)	31	29	61, 111, 158, 187	0
4	H	258/259 (99%)	0.41	28 (10%)	5	5	77, 105, 171, 274	0
4	t	258/259 (99%)	0.54	31 (12%)	4	3	77, 106, 143, 251	0
5	1	60/61 (98%)	0.89	13 (21%)	0	1	130, 158, 212, 237	0
5	3	60/61 (98%)	1.31	15 (25%)	0	0	129, 157, 225, 232	0
5	5	60/61 (98%)	0.98	10 (16%)	1	1	137, 174, 239, 244	0
5	7	60/61 (98%)	1.98	21 (35%)	0	0	159, 188, 259, 272	0
5	9	60/61 (98%)	1.80	16 (26%)	0	0	163, 204, 239, 243	0
5	A	60/61 (98%)	2.56	26 (43%)	0	0	170, 210, 257, 260	0
5	AA	60/61 (98%)	2.13	23 (38%)	0	0	165, 216, 280, 292	0
5	AC	60/61 (98%)	2.00	21 (35%)	0	0	176, 225, 276, 279	0
5	AE	60/61 (98%)	2.00	24 (40%)	0	0	191, 230, 263, 270	0
5	AG	60/61 (98%)	1.15	14 (23%)	0	1	177, 216, 274, 278	0
5	AI	60/61 (98%)	1.45	17 (28%)	0	0	159, 194, 255, 261	0
5	AK	60/61 (98%)	0.87	12 (20%)	1	1	151, 180, 247, 264	0
5	D	60/61 (98%)	2.21	27 (45%)	0	0	170, 217, 266, 269	0
5	F	60/61 (98%)	1.92	22 (36%)	0	0	174, 215, 261, 264	0
5	I	60/61 (98%)	1.77	19 (31%)	0	0	179, 222, 268, 269	0
5	K	60/61 (98%)	2.40	19 (31%)	0	0	164, 214, 288, 303	0

Continued on next page...

Continued from previous page...

Mol	Chain	Analysed	<RSRZ>	#RSRZ>2			OWAB(Å^2)	Q<0.9
5	O	60/61 (98%)	1.75	17 (28%)	0	0	143, 195, 279, 284	0
5	Q	60/61 (98%)	1.26	14 (23%)	0	1	139, 185, 264, 270	0
5	S	60/61 (98%)	2.25	17 (28%)	0	0	153, 193, 256, 260	0
5	U	60/61 (98%)	1.08	10 (16%)	1	1	138, 179, 250, 256	0
5	W	60/61 (98%)	1.11	14 (23%)	0	1	126, 164, 228, 235	0
5	Y	60/61 (98%)	2.00	20 (33%)	0	0	123, 153, 233, 264	0
5	d	60/61 (98%)	1.17	13 (21%)	0	1	147, 181, 240, 252	0
5	f	60/61 (98%)	1.25	14 (23%)	0	1	157, 180, 247, 253	0
5	h	60/61 (98%)	1.56	16 (26%)	0	0	154, 189, 257, 267	0
5	j	60/61 (98%)	1.34	13 (21%)	0	1	157, 191, 243, 257	0
5	l	60/61 (98%)	1.82	21 (35%)	0	0	147, 187, 241, 251	0
5	m	60/61 (98%)	1.98	22 (36%)	0	0	146, 186, 255, 259	0
5	p	60/61 (98%)	1.58	18 (30%)	0	0	135, 189, 258, 262	0
5	r	60/61 (98%)	1.47	15 (25%)	0	0	139, 186, 274, 280	0
5	u	60/61 (98%)	1.69	17 (28%)	0	0	156, 202, 257, 263	0
5	w	60/61 (98%)	1.62	24 (40%)	0	0	168, 218, 271, 277	0
6	0	40/47 (85%)	0.75	9 (22%)	0	1	178, 236, 246, 250	0
6	2	40/47 (85%)	0.54	6 (15%)	2	2	164, 177, 210, 219	0
6	4	40/47 (85%)	-0.14	1 (2%)	57	54	166, 181, 200, 210	0
6	6	40/47 (85%)	0.48	6 (15%)	2	2	178, 203, 222, 224	0
6	8	40/47 (85%)	0.99	11 (27%)	0	0	194, 230, 240, 241	0
6	AB	40/47 (85%)	0.56	6 (15%)	2	2	198, 237, 255, 258	0
6	AD	40/47 (85%)	0.51	4 (10%)	7	7	210, 245, 256, 257	0
6	AF	40/47 (85%)	0.71	9 (22%)	0	1	230, 249, 257, 257	0
6	AH	40/47 (85%)	0.72	8 (20%)	1	1	224, 241, 251, 254	0
6	AJ	40/47 (85%)	0.53	8 (20%)	1	1	199, 230, 241, 243	0
6	AL	40/47 (85%)	0.77	9 (22%)	0	1	190, 211, 236, 238	0
6	B	40/47 (85%)	0.81	11 (27%)	0	0	188, 239, 250, 254	0
6	E	40/47 (85%)	0.35	6 (15%)	2	2	193, 239, 251, 252	0
6	G	40/47 (85%)	0.49	5 (12%)	3	3	187, 239, 252, 255	0
6	J	40/47 (85%)	0.82	12 (30%)	0	0	191, 243, 258, 262	0

Continued on next page...

Continued from previous page...

Mol	Chain	Analysed	<RSRZ>	#RSRZ>2			OWAB(Å^2)	Q<0.9
6	N	40/47 (85%)	0.92	8 (20%)	1	1	175, 225, 247, 254	0
6	P	40/47 (85%)	0.81	8 (20%)	1	1	170, 220, 241, 245	0
6	R	40/47 (85%)	0.58	7 (17%)	1	1	170, 223, 236, 236	0
6	T	40/47 (85%)	0.55	6 (15%)	2	2	184, 218, 236, 237	0
6	V	40/47 (85%)	0.18	4 (10%)	7	7	171, 205, 226, 234	0
6	X	40/47 (85%)	-0.38	1 (2%)	57	54	160, 186, 205, 209	0
6	Z	40/47 (85%)	-0.01	1 (2%)	57	54	159, 173, 197, 202	0
6	c	40/47 (85%)	0.79	9 (22%)	0	1	160, 217, 245, 247	0
6	e	40/47 (85%)	0.55	4 (10%)	7	7	189, 204, 236, 240	0
6	g	40/47 (85%)	0.26	6 (15%)	2	2	195, 213, 235, 239	0
6	i	40/47 (85%)	0.73	8 (20%)	1	1	199, 223, 240, 241	0
6	k	40/47 (85%)	0.91	12 (30%)	0	0	195, 233, 251, 255	0
6	n	40/47 (85%)	1.02	10 (25%)	0	0	153, 214, 249, 253	0
6	q	40/47 (85%)	0.28	4 (10%)	7	7	156, 199, 239, 246	0
6	s	40/47 (85%)	0.47	5 (12%)	3	3	151, 198, 236, 238	0
6	v	40/47 (85%)	0.81	8 (20%)	1	1	182, 205, 244, 247	0
6	z	40/47 (85%)	1.04	9 (22%)	0	1	184, 224, 266, 271	0
All	All	5546/5840 (94%)	0.88	989 (17%)	1	1	60, 169, 252, 303	0

All (989) RSRZ outliers are listed below:

Mol	Chain	Res	Type	RSRZ
5	S	59	GLY	25.9
5	AC	54	SER	20.4
5	7	2	PHE	18.2
5	AA	52	PRO	17.6
5	S	60	LYS	15.3
5	A	53	VAL	15.0
5	Y	3	THR	14.8
5	A	52	PRO	13.5
6	v	45	TRP	13.4
5	AE	54	SER	12.9
5	O	52	PRO	12.9
5	K	57	ALA	12.3
5	u	13	LEU	12.2
5	A	59	GLY	12.2

Continued on next page...

Continued from previous page...

Mol	Chain	Res	Type	RSRZ
5	Y	61	LYS	11.8
5	7	3	THR	11.3
5	p	46	TRP	11.3
5	m	55	TYR	10.6
5	S	58	LEU	10.6
4	t	3	ALA	10.5
5	Q	54	SER	10.4
5	p	54	SER	10.4
5	K	58	LEU	10.4
5	K	52	PRO	10.2
5	7	13	LEU	10.2
6	s	45	TRP	10.1
5	K	60	LYS	10.1
6	AF	11	ASP	10.0
5	AA	60	LYS	10.0
6	N	45	TRP	9.9
5	r	13	LEU	9.8
5	D	13	LEU	9.8
5	F	53	VAL	9.5
5	K	59	GLY	9.5
5	K	56	GLN	9.4
6	e	45	TRP	9.3
5	3	61	LYS	9.2
5	m	54	SER	9.2
5	w	52	PRO	9.2
5	Y	2	PHE	8.9
5	I	59	GLY	8.9
5	O	53	VAL	8.8
5	AK	13	LEU	8.7
5	l	54	SER	8.7
5	K	61	LYS	8.7
5	h	12	TRP	8.6
5	3	52	PRO	8.6
5	AC	50	ASN	8.6
5	p	47	LEU	8.5
6	AH	45	TRP	8.4
5	AA	8	LEU	8.4
5	j	3	THR	8.3
5	f	54	SER	8.3
5	S	55	TYR	8.2
6	AD	45	TRP	8.2
5	A	13	LEU	8.2

Continued on next page...

Continued from previous page...

Mol	Chain	Res	Type	RSRZ
5	I	58	LEU	8.2
5	O	56	GLN	8.1
5	d	13	LEU	8.1
5	F	50	ASN	8.1
5	9	2	PHE	8.1
6	q	45	TRP	8.0
5	Y	52	PRO	8.0
5	AA	53	VAL	8.0
6	AL	45	TRP	7.9
5	AK	54	SER	7.9
5	F	2	PHE	7.9
5	3	46	TRP	7.8
5	S	57	ALA	7.8
5	Y	51	ILE	7.8
6	z	45	TRP	7.7
5	U	51	ILE	7.7
5	A	54	SER	7.7
5	9	54	SER	7.7
5	3	59	GLY	7.7
6	z	9	LEU	7.6
5	W	57	ALA	7.6
5	Y	4	MET	7.4
5	AE	42	THR	7.3
5	O	57	ALA	7.3
6	R	45	TRP	7.3
6	g	45	TRP	7.2
5	AC	53	VAL	7.2
5	d	6	ALA	7.2
6	P	45	TRP	7.2
4	H	55	VAL	7.2
5	A	58	LEU	7.1
6	AH	46	LEU	7.1
5	D	7	ASN	7.1
5	9	50	ASN	7.1
5	h	5	ASN	7.0
5	9	3	THR	7.0
5	u	14	ILE	7.0
6	n	17	PHE	6.9
5	D	6	ALA	6.9
5	K	8	LEU	6.8
6	AL	9	LEU	6.7
5	A	60	LYS	6.6

Continued on next page...

Continued from previous page...

Mol	Chain	Res	Type	RSRZ
6	c	17	PHE	6.6
5	D	57	ALA	6.6
5	AE	41[A]	SER	6.6
5	h	57	ALA	6.5
5	F	7	ASN	6.5
5	AA	59	GLY	6.5
4	H	56	VAL	6.5
4	t	2	SER	6.5
5	m	6	ALA	6.5
5	u	46	TRP	6.5
5	AG	55	TYR	6.5
5	f	53	VAL	6.5
5	3	44	LEU	6.5
5	7	61	LYS	6.4
5	9	55	TYR	6.4
5	AK	12	TRP	6.4
5	AC	51	ILE	6.4
5	F	8	LEU	6.4
5	AA	3	THR	6.3
5	S	52	PRO	6.3
5	AC	52	PRO	6.3
5	F	4	MET	6.3
5	l	10	LYS	6.3
1	o	121	ILE	6.3
5	U	52	PRO	6.3
5	O	54	SER	6.3
5	O	55	TYR	6.3
5	m	10	LYS	6.3
5	Y	13	LEU	6.3
5	A	39	VAL	6.3
5	Q	57	ALA	6.2
5	Y	53	VAL	6.2
5	U	13	LEU	6.2
5	r	51	ILE	6.2
5	r	54	SER	6.2
5	AI	46	TRP	6.2
5	h	51	ILE	6.1
5	K	46	TRP	6.1
5	l	61	LYS	6.1
5	AI	58	LEU	6.1
5	O	60	LYS	6.1
5	f	58	LEU	6.0

Continued on next page...

Continued from previous page...

Mol	Chain	Res	Type	RSRZ
6	J	45	TRP	6.0
5	AI	8	LEU	6.0
5	d	46	TRP	6.0
6	s	9	LEU	6.0
4	t	7	HIS	5.9
6	k	45	TRP	5.9
5	AE	58	LEU	5.9
5	D	10	LYS	5.9
6	N	8	GLY	5.9
1	o	150	VAL	5.9
5	5	3	THR	5.9
5	l	53	VAL	5.8
5	I	7	ASN	5.8
5	W	13	LEU	5.8
5	p	5	ASN	5.8
1	o	82	LEU	5.8
4	t	56	VAL	5.8
6	Z	45	TRP	5.8
5	j	2	PHE	5.8
5	D	5	ASN	5.8
5	S	51	ILE	5.8
5	p	10	LYS	5.7
4	t	55	VAL	5.7
5	AK	53	VAL	5.7
5	K	2	PHE	5.7
5	m	13	LEU	5.7
5	j	51	ILE	5.7
5	9	58	LEU	5.7
6	i	46	LEU	5.7
5	l	52	PRO	5.7
5	A	51	ILE	5.6
2	x	120	LEU	5.6
6	n	42	TYR	5.6
4	H	2	SER	5.6
6	z	46	LEU	5.6
5	d	54	SER	5.6
5	AG	52	PRO	5.5
1	o	154	THR	5.5
3	y	198	TYR	5.5
6	6	45	TRP	5.5
5	u	6	ALA	5.5
5	f	59	GLY	5.5

Continued on next page...

Continued from previous page...

Mol	Chain	Res	Type	RSRZ
2	L	14	GLY	5.5
5	AI	42	THR	5.4
4	t	182	LEU	5.4
5	F	59	GLY	5.4
6	0	17	PHE	5.4
5	K	53	VAL	5.4
5	AI	53	VAL	5.4
5	l	55	TYR	5.4
6	8	42	TYR	5.4
5	S	53	VAL	5.4
5	3	53	VAL	5.4
5	9	53	VAL	5.4
1	o	204	LEU	5.3
5	I	53	VAL	5.3
6	i	45	TRP	5.3
5	f	52	PRO	5.3
4	H	202	PHE	5.3
5	AC	2	PHE	5.3
5	F	3	THR	5.3
5	U	58	LEU	5.3
5	5	46	TRP	5.3
5	j	8	LEU	5.3
5	AG	54	SER	5.3
1	C	82	LEU	5.2
5	AG	53	VAL	5.2
6	n	21	PHE	5.2
5	Q	58	LEU	5.2
5	m	58	LEU	5.2
5	K	54	SER	5.2
5	U	53	VAL	5.2
6	B	9	LEU	5.1
5	1	54	SER	5.1
6	B	11	ASP	5.1
5	m	8	LEU	5.1
6	c	46	LEU	5.1
1	C	210	ILE	5.1
5	1	46	TRP	5.1
5	w	37	MET	5.1
5	7	6	ALA	5.1
5	m	57	ALA	5.0
5	7	54	SER	5.0
6	z	44	PRO	5.0

Continued on next page...

Continued from previous page...

Mol	Chain	Res	Type	RSRZ
6	AL	46	LEU	5.0
5	O	42	THR	5.0
5	AC	3	THR	5.0
1	o	324	ALA	5.0
1	o	323	MET	4.9
5	7	57	ALA	4.9
5	d	7	ASN	4.9
5	h	46	TRP	4.9
5	5	57	ALA	4.9
5	d	58	LEU	4.9
5	l	7	ASN	4.9
2	L	2	ALA	4.9
6	n	43	ARG	4.9
5	w	46	TRP	4.9
5	AA	13	LEU	4.9
5	l	58	LEU	4.9
1	o	72	ALA	4.9
5	9	57	ALA	4.9
4	t	4	GLY	4.8
6	AD	46	LEU	4.8
6	v	46	LEU	4.8
5	AI	52	PRO	4.8
5	I	57	ALA	4.8
2	x	14	GLY	4.8
5	r	47	LEU	4.8
6	T	45	TRP	4.8
5	O	13	LEU	4.8
5	Y	54	SER	4.8
5	AI	57	ALA	4.8
6	0	41	LEU	4.8
5	1	60	LYS	4.8
6	J	9	LEU	4.8
5	h	54	SER	4.7
6	AL	21	PHE	4.7
5	AC	14	ILE	4.7
6	2	13	GLU	4.7
1	C	329	GLY	4.7
5	AK	46	TRP	4.7
6	8	45	TRP	4.7
5	D	55	TYR	4.7
5	Q	55	TYR	4.7
6	e	10	THR	4.7

Continued on next page...

Continued from previous page...

Mol	Chain	Res	Type	RSRZ
6	R	44	PRO	4.7
5	S	54	SER	4.7
6	V	45	TRP	4.7
5	I	14	ILE	4.7
5	I	11	ILE	4.7
6	J	28	TRP	4.7
4	t	214	ILE	4.7
4	H	41	LEU	4.7
5	I	48	ASP	4.6
6	T	13	GLU	4.6
5	u	47	LEU	4.6
5	W	54	SER	4.6
5	D	8	LEU	4.6
6	B	10	THR	4.6
5	D	52	PRO	4.6
6	R	46	LEU	4.6
5	h	13	LEU	4.6
6	i	10	THR	4.6
5	AA	2	PHE	4.6
5	AC	4	MET	4.6
6	8	17	PHE	4.5
5	AE	59	GLY	4.5
5	Y	46	TRP	4.5
5	w	8	LEU	4.5
5	AG	57	ALA	4.5
6	P	14	ALA	4.5
5	O	2	PHE	4.5
5	AE	14	ILE	4.5
5	f	2	PHE	4.5
5	W	52	PRO	4.5
5	3	60	LYS	4.5
5	1	44	LEU	4.5
5	F	51	ILE	4.5
1	C	330	LEU	4.5
5	h	8	LEU	4.5
5	p	13	LEU	4.5
5	d	8	LEU	4.5
5	9	49	ASP	4.4
5	p	8	LEU	4.4
5	p	55	TYR	4.4
6	P	7	THR	4.4
6	AJ	7	THR	4.4

Continued on next page...

Continued from previous page...

Mol	Chain	Res	Type	RSRZ
5	I	52	PRO	4.4
5	1	13	LEU	4.4
6	6	14	ALA	4.4
6	AJ	9	LEU	4.4
2	x	155	PHE	4.4
5	1	59	GLY	4.4
6	AF	45	TRP	4.4
5	5	52	PRO	4.4
5	d	52	PRO	4.4
5	9	51	ILE	4.4
5	7	53	VAL	4.4
2	x	58	PRO	4.4
6	2	9	LEU	4.4
6	0	46	LEU	4.4
5	AI	61	LYS	4.3
5	W	4	MET	4.3
1	o	321	ALA	4.3
1	o	233	PHE	4.3
5	r	52	PRO	4.3
1	C	332	LYS	4.3
4	H	39	TYR	4.3
5	9	13	LEU	4.3
5	A	50	ASN	4.3
5	W	12	TRP	4.3
5	1	52	PRO	4.3
4	H	3	ALA	4.3
5	D	61	LYS	4.2
5	S	12	TRP	4.2
5	m	44	LEU	4.2
3	y	195	ASN	4.2
5	AK	10	LYS	4.2
1	C	303	LEU	4.2
5	j	52	PRO	4.2
5	j	57	ALA	4.2
5	u	60	LYS	4.2
5	AI	54	SER	4.2
5	AA	7	ASN	4.2
1	o	210	ILE	4.2
5	f	10	LYS	4.2
5	r	48	ASP	4.2
5	AK	11	ILE	4.2
5	u	12	TRP	4.2

Continued on next page...

Continued from previous page...

Mol	Chain	Res	Type	RSRZ
5	I	46	TRP	4.2
6	k	14	ALA	4.2
6	c	45	TRP	4.2
5	F	54	SER	4.2
5	j	13	LEU	4.1
5	r	55	TYR	4.1
6	B	43	ARG	4.1
6	0	9	LEU	4.1
6	G	9	LEU	4.1
5	r	14	ILE	4.1
6	q	46	LEU	4.1
5	r	53	VAL	4.1
6	G	12	ASP	4.1
5	A	14	ILE	4.1
5	w	53	VAL	4.1
5	AG	44	LEU	4.1
6	N	9	LEU	4.1
5	7	58	LEU	4.1
6	N	46	LEU	4.1
4	t	242	TYR	4.1
6	c	9	LEU	4.1
5	m	50	ASN	4.0
5	AI	47	LEU	4.0
6	AB	45	TRP	4.0
6	R	43	ARG	4.0
5	l	57	ALA	4.0
5	AE	7	ASN	4.0
6	P	9	LEU	4.0
6	E	45	TRP	4.0
1	C	68	THR	4.0
5	D	11	ILE	4.0
5	K	11	ILE	4.0
5	Q	3	THR	4.0
5	Q	2	PHE	4.0
4	H	149	PRO	4.0
5	AK	3	THR	4.0
5	AI	60	LYS	4.0
5	S	13	LEU	4.0
6	AF	10	THR	4.0
6	R	39	ALA	3.9
5	l	3	THR	3.9
5	U	54	SER	3.9

Continued on next page...

Continued from previous page...

Mol	Chain	Res	Type	RSRZ
6	G	45	TRP	3.9
5	p	44	LEU	3.9
5	AC	58	LEU	3.9
5	r	46	TRP	3.9
4	t	176	GLU	3.9
5	AE	13	LEU	3.9
5	AE	44	LEU	3.9
6	J	41	LEU	3.9
6	AB	11	ASP	3.9
5	l	13	LEU	3.9
5	p	7	ASN	3.9
5	AA	51	ILE	3.9
5	AA	61	LYS	3.9
5	p	39	VAL	3.8
5	w	41	SER	3.8
6	8	16	GLU	3.8
1	C	121	ILE	3.8
5	S	3	THR	3.8
5	9	52	PRO	3.8
5	u	57	ALA	3.8
5	AG	14	ILE	3.8
5	l	50	ASN	3.8
6	AF	46	LEU	3.8
1	C	122	TYR	3.8
1	o	177	GLY	3.7
6	AB	41	LEU	3.7
6	N	17	PHE	3.7
5	AC	55	TYR	3.7
5	AE	60	LYS	3.7
5	1	55	TYR	3.7
6	n	45	TRP	3.7
5	m	4	MET	3.7
5	p	58	LEU	3.7
5	A	44	LEU	3.7
1	C	284	ILE	3.7
5	AG	46	TRP	3.7
6	2	10	THR	3.7
5	AI	59	GLY	3.7
6	P	13	GLU	3.7
4	H	5	ILE	3.7
5	l	51	ILE	3.7
5	u	55	TYR	3.7

Continued on next page...

Continued from previous page...

Mol	Chain	Res	Type	RSRZ
5	m	53	VAL	3.7
5	I	47	LEU	3.6
4	t	200	SER	3.6
6	n	14	ALA	3.6
5	W	46	TRP	3.6
6	8	39	ALA	3.6
1	C	114	GLY	3.6
2	x	78	PRO	3.6
5	l	14	ILE	3.6
5	9	8	LEU	3.6
6	T	14	ALA	3.6
2	L	13	ARG	3.6
5	r	7	ASN	3.6
5	A	10	LYS	3.6
5	Q	61	LYS	3.6
5	U	7	ASN	3.6
2	x	246	ALA	3.6
5	p	2	PHE	3.6
5	AC	57	ALA	3.6
6	s	10	THR	3.6
5	AE	53	VAL	3.6
5	AE	57	ALA	3.6
5	AE	43	ASP	3.5
6	AH	43	ARG	3.5
5	AI	44	LEU	3.5
3	M	36	PHE	3.5
1	C	290	VAL	3.5
5	5	4	MET	3.5
5	AA	54	SER	3.5
4	t	134	VAL	3.5
5	l	47	LEU	3.5
6	k	9	LEU	3.5
6	0	42	TYR	3.5
6	B	13	GLU	3.5
5	AG	58	LEU	3.5
5	AC	7	ASN	3.5
5	S	44	LEU	3.5
5	D	59	GLY	3.5
5	AA	9	TYR	3.5
5	U	50	ASN	3.5
5	5	58	LEU	3.5
6	B	15	LYS	3.5

Continued on next page...

Continued from previous page...

Mol	Chain	Res	Type	RSRZ
1	o	116	TRP	3.5
6	k	46	LEU	3.5
1	C	77	GLN	3.5
1	C	70	PRO	3.5
1	C	150	VAL	3.5
5	I	12	TRP	3.5
1	o	97	VAL	3.4
5	I	13	LEU	3.4
5	AG	42	THR	3.4
4	H	182	LEU	3.4
4	H	214	ILE	3.4
5	AK	47	LEU	3.4
1	C	135	ARG	3.4
5	1	61	LYS	3.4
5	d	59	GLY	3.4
1	C	72	ALA	3.4
5	m	47	LEU	3.4
5	w	30	VAL	3.4
6	g	46	LEU	3.4
3	y	189	PHE	3.4
5	Y	59	GLY	3.4
5	F	52	PRO	3.4
5	AE	15	LEU	3.4
5	D	41	SER	3.4
5	S	61	LYS	3.4
5	3	47	LEU	3.3
3	M	198	TYR	3.3
6	0	45	TRP	3.3
5	Q	53	VAL	3.3
6	N	43	ARG	3.3
6	N	44	PRO	3.3
5	D	12	TRP	3.3
6	AF	44	PRO	3.3
6	AF	12	ASP	3.3
2	L	215	VAL	3.3
6	k	10	THR	3.3
6	i	21	PHE	3.3
1	o	125	VAL	3.3
6	c	8	GLY	3.3
5	A	12	TRP	3.3
5	D	14	ILE	3.3
5	D	53	VAL	3.3

Continued on next page...

Continued from previous page...

Mol	Chain	Res	Type	RSRZ
5	O	10	LYS	3.3
5	AA	23	SER	3.3
6	AH	7	THR	3.3
6	g	41	LEU	3.3
5	5	2	PHE	3.3
5	m	5	ASN	3.2
1	o	73	SER	3.2
1	o	176	SER	3.2
5	1	4	MET	3.2
5	u	15	LEU	3.2
6	6	17	PHE	3.2
5	AE	23	SER	3.2
2	L	176	PHE	3.2
1	C	76	TYR	3.2
5	AC	15	LEU	3.2
4	H	201	ARG	3.2
5	D	54	SER	3.2
5	u	49	ASP	3.2
6	z	15	LYS	3.2
6	v	17	PHE	3.2
5	A	61	LYS	3.2
5	m	12	TRP	3.2
5	AC	46	TRP	3.2
5	j	10	LYS	3.2
5	F	6	ALA	3.2
6	c	42	TYR	3.2
1	o	85	LEU	3.2
5	l	41	SER	3.2
6	c	43	ARG	3.2
2	L	238	ILE	3.2
5	w	44	LEU	3.2
6	P	8	GLY	3.2
6	2	39	ALA	3.1
6	AL	17	PHE	3.1
5	D	60	LYS	3.1
5	d	57	ALA	3.1
5	Y	39	VAL	3.1
5	W	7	ASN	3.1
5	h	11	ILE	3.1
3	M	294	TRP	3.1
6	e	9	LEU	3.1
5	d	60	LYS	3.1

Continued on next page...

Continued from previous page...

Mol	Chain	Res	Type	RSRZ
5	7	21	LEU	3.1
1	C	252	ASN	3.1
6	J	14	ALA	3.1
6	8	15	LYS	3.1
3	y	317	TYR	3.1
5	O	59	GLY	3.1
6	n	13	GLU	3.1
2	x	101	CYS	3.1
5	w	60	LYS	3.1
5	A	26	ALA	3.1
5	p	40	LEU	3.1
6	8	26	TYR	3.1
6	g	11	ASP	3.1
4	t	209	VAL	3.0
5	Y	14	ILE	3.0
1	C	261	GLN	3.0
3	y	125	SER	3.0
5	w	23	SER	3.0
6	k	24	SER	3.0
6	N	36	HIS	3.0
5	w	28	GLN	3.0
6	AH	41	LEU	3.0
1	o	197	PHE	3.0
6	AJ	10	THR	3.0
4	H	215	LYS	3.0
1	o	76	TYR	3.0
5	AE	3	THR	3.0
1	C	287	LEU	3.0
6	B	41	LEU	3.0
6	AH	40	TRP	3.0
5	j	14	ILE	3.0
5	A	40	LEU	3.0
5	Y	47	LEU	3.0
5	AE	52	PRO	3.0
5	I	55	TYR	3.0
5	AC	13	LEU	3.0
5	r	2	PHE	3.0
3	y	307	TYR	3.0
6	B	42	TYR	3.0
5	Y	55	TYR	3.0
5	K	12	TRP	2.9
6	q	9	LEU	2.9

Continued on next page...

Continued from previous page...

Mol	Chain	Res	Type	RSRZ
5	9	23	SER	2.9
5	A	55	TYR	2.9
5	D	58	LEU	2.9
5	f	44	LEU	2.9
6	z	8	GLY	2.9
2	x	80	LEU	2.9
5	D	39	VAL	2.9
6	i	18	HIS	2.9
1	o	151	THR	2.9
5	AA	26	ALA	2.9
6	T	39	ALA	2.9
6	AF	40	TRP	2.9
1	o	112	VAL	2.9
5	AC	8	LEU	2.9
4	H	204	LYS	2.9
5	j	56	GLN	2.9
6	E	39	ALA	2.9
4	H	151	PRO	2.9
5	O	3	THR	2.9
5	3	4	MET	2.9
5	F	12	TRP	2.9
5	r	12	TRP	2.9
5	7	14	ILE	2.9
6	8	14	ALA	2.9
6	8	43	ARG	2.9
5	AE	10	LYS	2.9
5	AA	29	ILE	2.8
5	Y	6	ALA	2.8
5	AA	43	ASP	2.8
5	u	58	LEU	2.8
6	8	46	LEU	2.8
5	w	54	SER	2.8
6	AJ	19	ALA	2.8
5	AA	6	ALA	2.8
1	C	333	THR	2.8
6	2	12	ASP	2.8
5	l	6	ALA	2.8
5	K	7	ASN	2.8
4	H	54	LYS	2.8
1	o	162	PRO	2.8
6	k	12	ASP	2.8
6	AH	39	ALA	2.8

Continued on next page...

Continued from previous page...

Mol	Chain	Res	Type	RSRZ
6	k	42	TYR	2.8
5	r	10	LYS	2.8
1	C	302	PRO	2.8
4	t	84	PRO	2.8
6	k	43	ARG	2.8
6	n	46	LEU	2.8
2	L	43	THR	2.8
5	h	3	THR	2.8
4	t	54	LYS	2.8
5	U	12	TRP	2.8
5	AE	4	MET	2.8
4	H	100	LEU	2.8
5	f	57	ALA	2.8
6	P	36	HIS	2.8
6	AD	17	PHE	2.8
6	V	7	THR	2.8
5	Y	60	LYS	2.8
6	0	16	GLU	2.8
5	AC	23	SER	2.8
1	o	93	THR	2.8
4	H	194	LEU	2.8
5	W	58	LEU	2.8
5	m	40	LEU	2.8
6	k	23	GLN	2.8
5	5	5	ASN	2.8
5	5	47	LEU	2.8
1	C	271	TYR	2.7
5	AA	58	LEU	2.7
6	g	21	PHE	2.7
5	D	42	THR	2.7
6	z	16	GLU	2.7
6	G	41	LEU	2.7
6	n	41	LEU	2.7
5	AE	26	ALA	2.7
6	AL	44	PRO	2.7
6	B	12	ASP	2.7
5	Y	44	LEU	2.7
5	f	50	ASN	2.7
5	h	44	LEU	2.7
5	F	9	TYR	2.7
5	1	47	LEU	2.7
6	v	23	GLN	2.7

Continued on next page...

Continued from previous page...

Mol	Chain	Res	Type	RSRZ
1	o	143	ALA	2.7
5	AA	30	VAL	2.7
1	o	332	LYS	2.7
5	u	7	ASN	2.7
5	w	39	VAL	2.7
5	m	9	TYR	2.7
5	D	40	LEU	2.7
4	t	43	SER	2.7
5	3	5	ASN	2.7
5	7	7	ASN	2.7
5	7	51	ILE	2.7
5	AC	9	TYR	2.7
5	I	8	LEU	2.7
5	AG	13	LEU	2.7
6	6	46	LEU	2.7
6	AJ	21	PHE	2.7
1	o	152	CYS	2.7
5	l	46	TRP	2.7
5	7	12	TRP	2.7
5	AA	46	TRP	2.7
6	z	28	TRP	2.7
5	p	53	VAL	2.7
3	M	287	SER	2.6
5	5	44	LEU	2.6
6	E	41	LEU	2.6
5	h	52	PRO	2.6
1	o	43	TYR	2.6
4	H	18	ALA	2.6
6	V	39	ALA	2.6
6	q	39	ALA	2.6
1	o	38	VAL	2.6
5	7	11	ILE	2.6
2	L	105	ALA	2.6
2	x	171	TYR	2.6
5	AK	57	ALA	2.6
4	H	4	GLY	2.6
5	3	6	ALA	2.6
5	7	23	SER	2.6
1	C	256	PHE	2.6
2	L	224	PHE	2.6
5	AA	55	TYR	2.6
1	o	90	PHE	2.6

Continued on next page...

Continued from previous page...

Mol	Chain	Res	Type	RSRZ
5	K	10	LYS	2.6
6	n	15	LYS	2.6
6	R	41	LEU	2.6
1	C	131	PHE	2.6
6	J	17	PHE	2.6
1	C	204	LEU	2.6
6	0	43	ARG	2.6
5	3	12	TRP	2.6
5	A	57	ALA	2.5
5	h	4	MET	2.5
4	t	6	THR	2.5
5	S	15	LEU	2.5
5	AI	13	LEU	2.5
2	L	41	CYS	2.5
2	x	223	THR	2.5
5	F	56	GLN	2.5
5	AE	6	ALA	2.5
6	AD	14	ALA	2.5
5	m	59	GLY	2.5
4	t	133	ILE	2.5
1	o	172	PRO	2.5
3	M	142	MET	2.5
3	M	314	VAL	2.5
5	w	57	ALA	2.5
6	G	8	GLY	2.5
5	Q	14	ILE	2.5
5	p	48	ASP	2.5
1	o	114	GLY	2.5
5	D	30	VAL	2.5
5	U	46	TRP	2.5
5	h	47	LEU	2.5
5	w	14	ILE	2.5
1	o	70	PRO	2.5
6	i	19	ALA	2.5
2	x	202	LEU	2.5
5	I	6	ALA	2.5
5	w	34	LEU	2.5
5	l	40	LEU	2.5
6	z	14	ALA	2.5
5	u	50	ASN	2.5
5	Q	4	MET	2.5
5	9	59	GLY	2.5

Continued on next page...

Continued from previous page...

Mol	Chain	Res	Type	RSRZ
6	T	9	LEU	2.5
5	F	46	TRP	2.5
6	B	45	TRP	2.5
3	y	106	ILE	2.5
4	t	175	SER	2.5
4	t	162	GLU	2.5
5	1	14	ILE	2.5
4	t	171	TRP	2.4
5	F	5	ASN	2.4
6	AB	46	LEU	2.4
5	A	8	LEU	2.4
6	E	46	LEU	2.4
1	o	271	TYR	2.4
6	AL	14	ALA	2.4
6	AJ	16	GLU	2.4
1	C	134	VAL	2.4
1	C	138	ASN	2.4
1	C	327	TYR	2.4
5	AI	14	ILE	2.4
6	AB	15	LYS	2.4
5	f	19	ARG	2.4
6	8	37	LEU	2.4
6	AF	39	ALA	2.4
4	t	5	ILE	2.4
1	C	78	ASN	2.4
5	w	59	GLY	2.4
5	w	13	LEU	2.4
5	AE	47	LEU	2.4
2	x	15	GLY	2.4
5	j	4	MET	2.4
5	D	26	ALA	2.4
2	L	101	CYS	2.4
5	AE	46	TRP	2.4
6	AJ	45	TRP	2.4
6	c	16	GLU	2.4
5	O	23	SER	2.4
5	h	26	ALA	2.4
2	x	41	CYS	2.4
2	x	154	GLY	2.4
5	W	42	THR	2.4
5	7	26	ALA	2.4
5	A	46	TRP	2.4

Continued on next page...

Continued from previous page...

Mol	Chain	Res	Type	RSRZ
5	S	11	ILE	2.4
2	x	119	LYS	2.4
5	I	60	LYS	2.4
4	H	42	ASP	2.4
5	Q	59	GLY	2.4
3	y	305	PRO	2.4
5	Q	17	PRO	2.4
1	o	282	ASN	2.4
5	u	11	ILE	2.4
4	t	174	ARG	2.3
5	S	39	VAL	2.3
5	F	10	LYS	2.3
5	7	60	LYS	2.3
5	f	46	TRP	2.3
5	j	61	LYS	2.3
3	M	160	LEU	2.3
4	H	40	PRO	2.3
4	t	86	ALA	2.3
5	F	57	ALA	2.3
5	3	54	SER	2.3
6	c	37	LEU	2.3
4	t	210	LYS	2.3
6	v	21	PHE	2.3
5	D	23	SER	2.3
6	4	9	LEU	2.3
1	C	237	MET	2.3
5	AA	5	ASN	2.3
1	C	75	VAL	2.3
1	o	199	PRO	2.3
3	y	60	SER	2.3
6	v	9	LEU	2.3
2	L	15	GLY	2.3
3	y	36	PHE	2.3
5	F	11	ILE	2.3
6	J	46	LEU	2.3
5	K	21	LEU	2.3
5	p	14	ILE	2.3
5	AG	56	GLN	2.3
5	m	51	ILE	2.3
5	r	57	ALA	2.3
5	p	3	THR	2.3
5	W	44	LEU	2.3

Continued on next page...

Continued from previous page...

Mol	Chain	Res	Type	RSRZ
3	y	68	ILE	2.3
5	AE	11	ILE	2.3
5	7	55	TYR	2.3
5	u	2	PHE	2.3
6	6	18	HIS	2.3
6	J	16	GLU	2.3
5	d	53	VAL	2.3
6	J	19	ALA	2.3
3	M	74	ASN	2.2
4	H	118	ASP	2.2
6	J	15	LYS	2.2
5	W	53	VAL	2.2
3	M	23	LEU	2.2
6	s	21	PHE	2.2
6	i	17	PHE	2.2
5	w	21	LEU	2.2
1	o	131	PHE	2.2
3	y	319	THR	2.2
6	e	29	PHE	2.2
5	h	55	TYR	2.2
5	9	27	PHE	2.2
5	AC	10	LYS	2.2
6	AF	14	ALA	2.2
5	j	46	TRP	2.2
1	o	89	GLU	2.2
6	AL	10	THR	2.2
5	u	8	LEU	2.2
4	H	200	SER	2.2
6	AL	25	MET	2.2
5	O	61	LYS	2.2
5	AG	61	LYS	2.2
6	V	41	LEU	2.2
5	w	61	LYS	2.2
6	X	45	TRP	2.2
6	i	43	ARG	2.2
6	k	11	ASP	2.2
1	o	128	ARG	2.2
6	k	20	ILE	2.2
5	w	51	ILE	2.2
1	o	37	GLY	2.2
1	o	235	LEU	2.2
4	H	181	TYR	2.2

Continued on next page...

Continued from previous page...

Mol	Chain	Res	Type	RSRZ
5	I	54	SER	2.2
6	AB	44	PRO	2.2
1	o	280	ASN	2.2
5	K	51	ILE	2.2
5	l	12	TRP	2.2
5	m	60	LYS	2.2
5	AG	8	LEU	2.2
5	m	30	VAL	2.2
5	A	6	ALA	2.1
5	Y	57	ALA	2.1
6	B	14	ALA	2.1
5	D	56	GLN	2.1
5	AI	43	ASP	2.1
6	P	43	ARG	2.1
6	6	28	TRP	2.1
3	y	318	GLU	2.1
5	7	30	VAL	2.1
6	v	26	TYR	2.1
5	f	61	LYS	2.1
5	1	39	VAL	2.1
2	L	104	GLY	2.1
5	f	17	PRO	2.1
6	0	44	PRO	2.1
5	F	44	LEU	2.1
5	3	8	LEU	2.1
3	y	255	THR	2.1
2	L	36	GLY	2.1
5	D	47	LEU	2.1
6	2	11	ASP	2.1
5	Q	7	ASN	2.1
5	Y	50	ASN	2.1
2	x	82	TYR	2.1
5	W	56	GLN	2.1
1	C	85	LEU	2.1
5	AK	4	MET	2.1
5	l	37	MET	2.1
6	T	46	LEU	2.1
5	O	17	PRO	2.1
5	K	23	SER	2.1
4	H	183	GLU	2.1
5	A	30	VAL	2.1
1	C	186	GLY	2.1

Continued on next page...

Continued from previous page...

Mol	Chain	Res	Type	RSRZ
5	AI	37	MET	2.1
6	g	37	LEU	2.1
4	t	151	PRO	2.1
5	AK	55	TYR	2.1
4	H	124	ASP	2.1
6	s	12	ASP	2.1
3	M	136	ARG	2.1
4	t	119	ARG	2.1
6	E	23	GLN	2.1
5	A	27	PHE	2.1
3	M	17	ALA	2.1
3	y	69	SER	2.1
5	d	48	ASP	2.1
1	C	143	ALA	2.1
5	A	23	SER	2.1
6	R	40	TRP	2.1
5	w	27	PHE	2.1
5	m	7	ASN	2.1
4	t	83	ALA	2.1
5	w	26	ALA	2.1
2	x	228	ILE	2.1
3	M	140	LEU	2.1
5	A	33	LEU	2.1
5	O	51	ILE	2.1
4	t	132	LYS	2.0
2	L	100	ILE	2.0
5	AC	40	LEU	2.0
2	L	40	PHE	2.0
4	H	148	ASP	2.0
4	t	85	VAL	2.0
1	C	288	ASN	2.0
4	t	100	LEU	2.0
5	3	11	ILE	2.0
2	L	24	ASP	2.0
5	I	56	GLN	2.0
5	F	14	ILE	2.0
6	v	20	ILE	2.0
6	J	32	VAL	2.0
5	Q	11	ILE	2.0
5	w	47	LEU	2.0
6	AJ	20	ILE	2.0
1	o	39	GLY	2.0

Continued on next page...

Continued from previous page...

Mol	Chain	Res	Type	RSRZ
5	7	5	ASN	2.0
1	C	273	ILE	2.0
1	C	324	ALA	2.0
5	W	8	LEU	2.0
6	E	9	LEU	2.0
6	J	20	ILE	2.0
6	AH	9	LEU	2.0
1	C	109	TYR	2.0
1	o	81	VAL	2.0

6.2 Non-standard residues in protein, DNA, RNA chains (i)

There are no non-standard protein/DNA/RNA residues in this entry.

6.3 Carbohydrates (i)

There are no monosaccharides in this entry.

6.4 Ligands (i)

In the following table, the Atoms column lists the number of modelled atoms in the group and the number defined in the chemical component dictionary. The B-factors column lists the minimum, median, 95th percentile and maximum values of B factors of atoms in the group. The column labelled 'Q< 0.9' lists the number of atoms with occupancy less than 0.9.

Mol	Type	Chain	Res	Atoms	RSCC	RSR	B-factors(Å^2)	Q<0.9
15	CRT	J	101	44/44	0.08	1.33	196,214,220,222	0
15	CRT	c	101	44/44	0.12	1.10	179,196,203,207	0
15	CRT	N	101	44/44	0.27	1.01	179,199,209,214	0
15	CRT	8	101	44/44	0.29	0.86	174,203,220,223	0
15	CRT	n	101	44/44	0.37	1.15	173,188,197,201	0
15	CRT	A	103	44/44	0.38	0.89	186,214,224,225	0
15	CRT	v	101	44/44	0.39	1.01	165,192,198,200	0
8	SR	AI	102	1/1	0.40	0.07	245,245,245,245	0
15	CRT	p	103	44/44	0.40	1.11	158,177,182,187	0
15	CRT	AC	101	44/44	0.44	0.80	195,211,216,218	0
15	CRT	k	101	44/44	0.45	0.77	172,200,217,220	0
15	CRT	R	101	44/44	0.46	0.89	157,189,197,198	0
8	SR	w	103	1/1	0.46	0.26	260,260,260,260	0
8	SR	S	103	1/1	0.49	0.12	235,235,235,235	0

Continued on next page...

Continued from previous page...

Mol	Type	Chain	Res	Atoms	RSCC	RSR	B-factors(Å^2)	Q<0.9
15	CRT	z	101	44/44	0.51	0.81	179,205,209,210	0
14	MQ8	M	403	53/53	0.52	0.65	75,98,159,170	0
15	CRT	i	101	44/44	0.56	0.78	163,197,220,226	0
15	CRT	M	404	44/44	0.58	0.61	75,96,139,150	0
15	CRT	E	101	44/44	0.58	0.76	182,217,225,226	0
12	PEF	H	301	19/47	0.63	0.26	140,163,175,180	0
8	SR	p	105	1/1	0.64	0.19	265,265,265,265	0
8	SR	I	102	1/1	0.64	0.14	284,284,284,284	0
15	CRT	G	101	44/44	0.65	0.95	187,217,225,228	0
15	CRT	AH	102	44/44	0.66	1.14	163,220,243,244	0
15	CRT	6	101	44/44	0.66	0.95	153,180,198,203	0
8	SR	d	102	1/1	0.66	0.06	198,198,198,198	0
15	CRT	s	101	44/44	0.66	1.01	155,177,181,183	0
15	CRT	f	102	44/44	0.67	0.95	152,190,223,230	0
15	CRT	AE	103	44/44	0.68	0.93	182,236,248,249	0
12	PEF	A	101	19/47	0.68	0.46	141,149,161,165	0
15	CRT	P	102	44/44	0.69	0.57	169,193,199,202	0
15	CRT	e	101	44/44	0.69	1.24	149,194,237,241	0
15	CRT	T	101	44/44	0.70	0.93	145,187,206,207	0
15	CRT	y	404	44/44	0.70	0.49	96,117,155,166	0
15	CRT	AJ	101	44/44	0.70	1.24	147,203,240,241	0
15	CRT	AD	102	44/44	0.70	0.49	192,225,232,234	0
17	PGW	AE	101	21/51	0.70	0.34	149,167,181,187	0
16	PO4	t	302	5/5	0.71	0.40	138,140,144,147	0
8	SR	K	102	1/1	0.73	0.29	270,270,270,270	0
12	PEF	p	101	16/47	0.73	0.24	132,144,152,156	0
9	BCL	AC	102	66/66	0.73	0.48	205,236,259,261	0
8	SR	w	102	1/1	0.73	0.07	263,263,263,263	0
16	PO4	H	302	5/5	0.74	0.62	170,172,178,179	0
8	SR	5	103	1/1	0.74	0.13	197,197,197,197	0
15	CRT	U	102	44/44	0.74	1.16	132,179,205,208	0
12	PEF	m	101	19/47	0.75	0.32	124,130,143,146	0
14	MQ8	y	403	53/53	0.75	0.40	71,88,135,144	0
10	BPH	y	402	65/65	0.75	0.37	80,90,143,155	0
11	UQ8	L	304	53/53	0.76	0.57	75,80,82,83	0
15	CRT	AL	101	44/44	0.77	1.22	140,190,233,236	0
8	SR	m	104	1/1	0.78	0.19	253,253,253,253	0
15	CRT	2	101	44/44	0.78	0.98	128,165,195,200	0
17	PGW	S	101	21/51	0.78	0.23	118,132,142,148	0
8	SR	O	102	1/1	0.78	0.14	254,254,254,254	0
10	BPH	x	302	65/65	0.79	0.39	71,78,102,105	0

Continued on next page...

Continued from previous page...

Mol	Type	Chain	Res	Atoms	RSCC	RSR	B-factors(Å^2)	Q<0.9
8	SR	AI	103	1/1	0.79	0.23	228,228,228,228	0
15	CRT	9	102	44/44	0.79	0.87	188,217,226,230	0
15	CRT	4	101	44/44	0.79	0.74	136,169,192,198	0
12	PEF	L	306	12/47	0.80	0.32	113,119,126,127	0
8	SR	9	101	1/1	0.80	0.15	236,236,236,236	0
15	CRT	X	101	44/44	0.80	0.86	118,164,193,198	0
15	CRT	Z	101	44/44	0.80	1.20	114,157,190,195	0
11	UQ8	x	304	53/53	0.80	0.57	73,85,92,93	0
7	HEM	o	501	43/43	0.81	0.46	142,155,165,169	0
8	SR	l	102	1/1	0.81	0.14	245,245,245,245	0
12	PEF	y	406	19/47	0.81	0.23	124,132,141,146	0
8	SR	x	307	1/1	0.82	0.25	168,168,168,168	0
9	BCL	j	101	66/66	0.82	0.34	177,199,217,223	0
9	BCL	0	101	66/66	0.82	0.45	190,224,244,245	0
9	BCL	AB	101	66/66	0.82	0.55	197,232,260,262	0
8	SR	AK	102	1/1	0.83	0.04	203,203,203,203	0
8	SR	5	104	1/1	0.83	0.16	206,206,206,206	0
9	BCL	AD	101	66/66	0.83	0.34	193,224,242,252	0
9	BCL	O	101	66/66	0.84	0.43	179,211,234,235	0
10	BPH	M	402	65/65	0.84	0.30	72,77,113,123	0
8	SR	AA	102	1/1	0.84	0.14	273,273,273,273	0
9	BCL	m	102	66/66	0.84	0.39	160,202,221,229	0
9	BCL	K	101	66/66	0.85	0.45	181,215,235,242	0
9	BCL	l	101	66/66	0.85	0.27	161,201,221,228	0
10	BPH	L	302	65/65	0.85	0.33	68,81,108,115	0
9	BCL	AE	104	66/66	0.85	0.46	208,235,262,264	0
9	BCL	AH	103	66/66	0.85	0.29	195,211,245,252	0
9	BCL	d	101	66/66	0.85	0.36	138,175,187,197	0
12	PEF	t	303	19/47	0.85	0.22	83,87,94,95	0
8	SR	F	102	1/1	0.86	0.20	262,262,262,262	0
12	PEF	y	407	19/47	0.86	0.20	91,96,102,105	0
8	SR	r	102	1/1	0.86	0.09	252,252,252,252	0
9	BCL	z	102	66/66	0.86	0.45	193,228,269,271	0
9	BCL	V	101	66/66	0.86	0.36	159,175,219,232	0
12	PEF	M	408	19/47	0.87	0.28	87,92,97,100	0
9	BCL	c	102	66/66	0.87	0.38	177,211,249,251	0
9	BCL	9	103	66/66	0.87	0.35	169,202,226,235	0
9	BCL	5	102	66/66	0.87	0.44	150,176,224,240	0
9	BCL	8	102	66/66	0.87	0.32	177,207,239,244	0
12	PEF	y	408	19/47	0.87	0.46	93,103,113,116	0
12	PEF	M	407	16/47	0.87	0.19	79,83,87,89	0
9	BCL	7	101	66/66	0.88	0.36	162,184,202,209	0

Continued on next page...

Continued from previous page...

Mol	Type	Chain	Res	Atoms	RSCC	RSR	B-factors(Å^2)	Q<0.9
9	BCL	N	102	66/66	0.88	0.49	187,219,242,244	0
12	PEF	H	304	19/47	0.88	0.17	92,98,106,108	0
7	HEM	C	501	43/43	0.88	0.33	110,120,129,134	0
9	BCL	T	102	66/66	0.88	0.36	164,188,236,238	0
9	BCL	D	102	66/66	0.88	0.46	202,232,246,247	0
9	BCL	m	103	66/66	0.88	0.37	178,209,237,245	0
9	BCL	u	101	66/66	0.88	0.37	120,199,218,223	0
9	BCL	k	102	66/66	0.88	0.35	181,211,246,260	0
8	SR	x	308	1/1	0.88	0.15	196,196,196,196	0
9	BCL	AH	101	66/66	0.89	0.39	199,218,233,243	0
9	BCL	p	102	66/66	0.89	0.36	124,199,217,224	0
8	SR	Q	102	1/1	0.89	0.19	256,256,256,256	0
8	SR	AE	105	1/1	0.89	0.15	257,257,257,257	0
9	BCL	I	101	66/66	0.89	0.38	141,226,243,247	0
9	BCL	x	301	66/66	0.89	0.35	75,81,87,90	0
12	PEF	t	301	19/47	0.89	0.22	94,98,103,104	0
12	PEF	M	406	19/47	0.89	0.29	107,115,119,124	0
8	SR	D	103	1/1	0.89	0.19	269,269,269,269	0
8	SR	f	103	1/1	0.89	0.07	208,208,208,208	0
9	BCL	y	401	66/66	0.90	0.42	78,88,101,108	0
12	PEF	H	303	19/47	0.90	0.35	164,173,184,191	0
9	BCL	AE	102	66/66	0.90	0.35	169,228,244,254	0
9	BCL	1	101	66/66	0.90	0.32	115,148,161,169	0
12	PEF	x	306	19/47	0.90	0.18	96,102,108,108	0
8	SR	L	308	1/1	0.90	0.27	145,145,145,145	0
9	BCL	P	101	66/66	0.90	0.37	171,205,223,228	0
9	BCL	R	102	66/66	0.90	0.34	174,203,233,235	0
9	BCL	f	101	66/66	0.90	0.35	157,181,196,203	0
9	BCL	g	101	66/66	0.90	0.41	169,190,234,245	0
9	BCL	S	102	66/66	0.90	0.32	129,190,203,213	0
9	BCL	B	101	66/66	0.90	0.34	187,218,239,241	0
8	SR	h	102	1/1	0.90	0.14	220,220,220,220	0
8	SR	W	102	1/1	0.91	0.25	205,205,205,205	0
9	BCL	J	102	66/66	0.91	0.41	202,233,255,257	0
9	BCL	L	303	66/66	0.91	0.29	62,70,78,83	0
9	BCL	L	305	66/66	0.91	0.28	76,88,106,115	0
8	SR	7	102	1/1	0.91	0.32	221,221,221,221	0
9	BCL	D	101	66/66	0.91	0.33	149,221,243,245	0
9	BCL	AI	101	66/66	0.91	0.39	177,195,210,216	0
9	BCL	AK	101	66/66	0.91	0.40	168,180,199,220	0
9	BCL	AL	102	66/66	0.91	0.37	167,178,209,221	0
16	PO4	M	405	5/5	0.91	0.15	120,126,128,129	0

Continued on next page...

Continued from previous page...

Mol	Type	Chain	Res	Atoms	RSCC	RSR	B-factors(Å^2)	Q<0.9
9	BCL	v	102	66/66	0.91	0.36	182,211,260,262	0
9	BCL	w	101	66/66	0.91	0.40	174,206,228,234	0
8	SR	U	103	1/1	0.91	0.35	233,233,233,233	0
9	BCL	F	101	66/66	0.91	0.42	184,220,238,242	0
9	BCL	e	102	66/66	0.92	0.45	166,180,213,225	0
9	BCL	L	301	66/66	0.92	0.31	67,74,92,98	0
9	BCL	3	101	66/66	0.92	0.39	134,153,169,173	0
16	PO4	y	405	5/5	0.92	0.16	138,141,147,148	0
9	BCL	h	101	66/66	0.92	0.32	168,188,207,212	0
9	BCL	i	102	66/66	0.92	0.38	173,197,242,261	0
9	BCL	AJ	102	66/66	0.92	0.29	177,189,226,232	0
7	HEM	o	504	43/43	0.93	0.41	112,116,123,124	0
9	BCL	W	101	66/66	0.93	0.34	146,162,172,181	0
9	BCL	x	303	66/66	0.93	0.35	73,82,94,98	0
9	BCL	Y	101	66/66	0.93	0.36	139,149,163,175	0
9	BCL	Z	102	66/66	0.93	0.46	141,150,181,191	0
7	HEM	C	504	43/43	0.93	0.39	97,99,104,107	0
9	BCL	1	102	66/66	0.93	0.35	140,153,192,205	0
9	BCL	r	101	66/66	0.93	0.41	154,192,211,214	0
9	BCL	s	102	66/66	0.93	0.46	171,202,247,248	0
9	BCL	G	102	66/66	0.93	0.40	203,233,249,251	0
9	BCL	A	102	66/66	0.93	0.38	202,230,242,244	0
8	SR	1	103	1/1	0.93	0.06	176,176,176,176	0
7	HEM	o	503	43/43	0.93	0.42	94,106,122,126	0
9	BCL	U	101	66/66	0.93	0.31	151,179,188,195	0
8	SR	AC	103	1/1	0.94	0.21	265,265,265,265	0
7	HEM	C	503	43/43	0.94	0.39	85,100,116,119	0
9	BCL	x	305	66/66	0.94	0.23	72,82,91,99	0
9	BCL	4	102	66/66	0.94	0.41	138,159,198,209	0
9	BCL	AA	101	66/66	0.94	0.31	177,212,237,244	0
9	BCL	Q	101	66/66	0.94	0.30	165,201,216,224	0
9	BCL	X	102	66/66	0.94	0.29	142,155,182,199	0
8	SR	Y	102	1/1	0.94	0.35	191,191,191,191	0
7	HEM	C	502	43/43	0.94	0.41	97,104,111,113	0
9	BCL	M	401	66/66	0.94	0.35	74,82,88,94	0
9	BCL	p	104	66/66	0.95	0.34	170,202,241,242	0
8	SR	o	505	1/1	0.95	0.16	111,111,111,111	0
9	BCL	5	101	66/66	0.95	0.31	141,165,182,188	0
7	HEM	o	502	43/43	0.96	0.46	125,134,142,145	0
8	SR	A	104	1/1	0.96	0.29	256,256,256,256	0
8	SR	C	505	1/1	0.96	0.12	113,113,113,113	0
8	SR	L	307	1/1	0.97	0.06	205,205,205,205	0

Continued on next page...

Continued from previous page...

Mol	Type	Chain	Res	Atoms	RSCC	RSR	B-factors(Å^2)	Q<0.9
8	SR	j	102	1/1	0.98	0.17	233,233,233,233	0
13	FE	L	309	1/1	0.99	0.13	65,65,65,65	0
13	FE	x	309	1/1	0.99	0.14	65,65,65,65	0

The following is a graphical depiction of the model fit to experimental electron density of all instances of the Ligand of Interest. In addition, ligands with molecular weight > 250 and outliers as shown on the geometry validation Tables will also be included. Each fit is shown from different orientation to approximate a three-dimensional view.

Electron density around CRT J 101:

2mF$_o$-DF$_c$ (at 0.7 rmsd) in gray
mF$_o$-DF$_c$ (at 3 rmsd) in purple (negative) and green (positive)

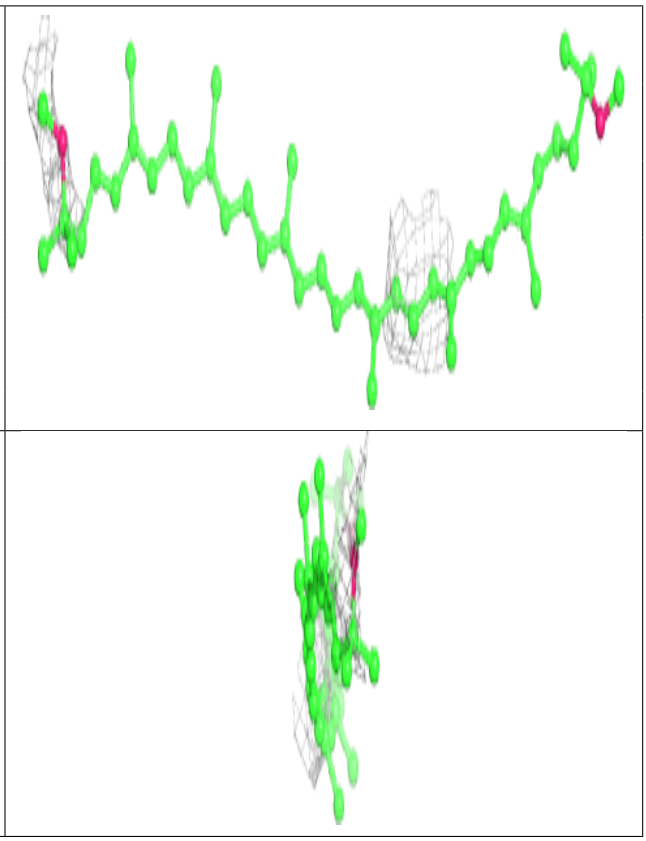

Electron density around CRT c 101:

$2mF_o$-DF_c (at 0.7 rmsd) in gray
mF_o-DF_c (at 3 rmsd) in purple (negative)
and green (positive)

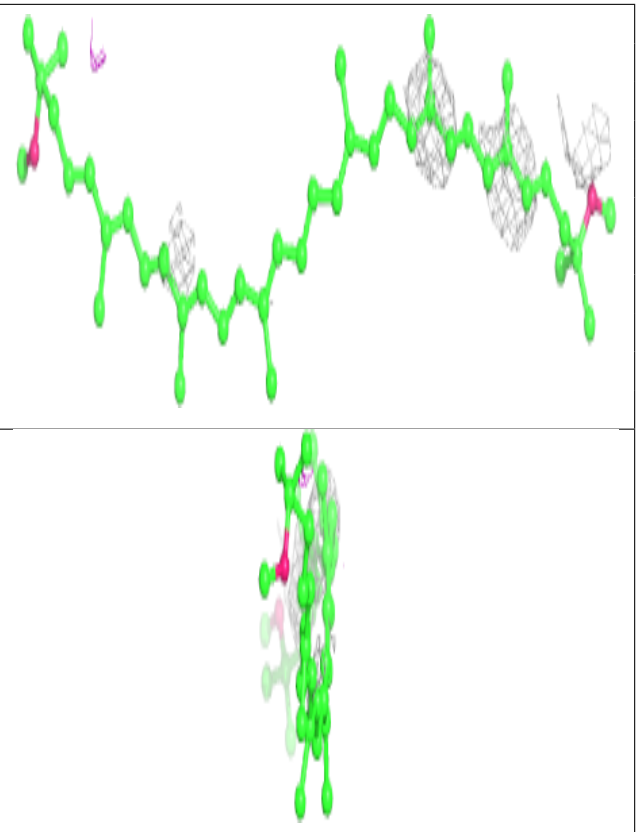

Electron density around CRT N 101:

$2mF_o$-DF_c (at 0.7 rmsd) in gray
mF_o-DF_c (at 3 rmsd) in purple (negative)
and green (positive)

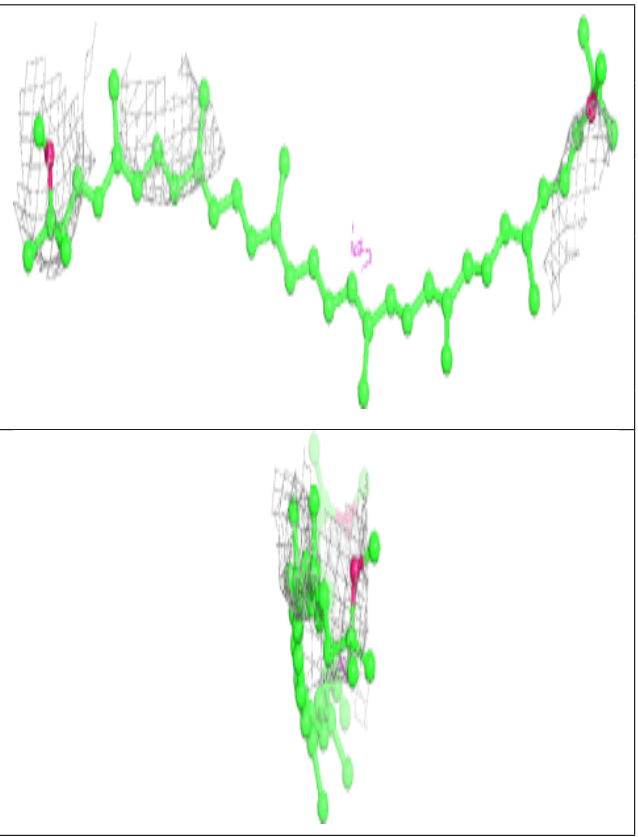

Electron density around CRT 8 101:

$2mF_o$-DF_c (at 0.7 rmsd) in gray
mF_o-DF_c (at 3 rmsd) in purple (negative)
and green (positive)

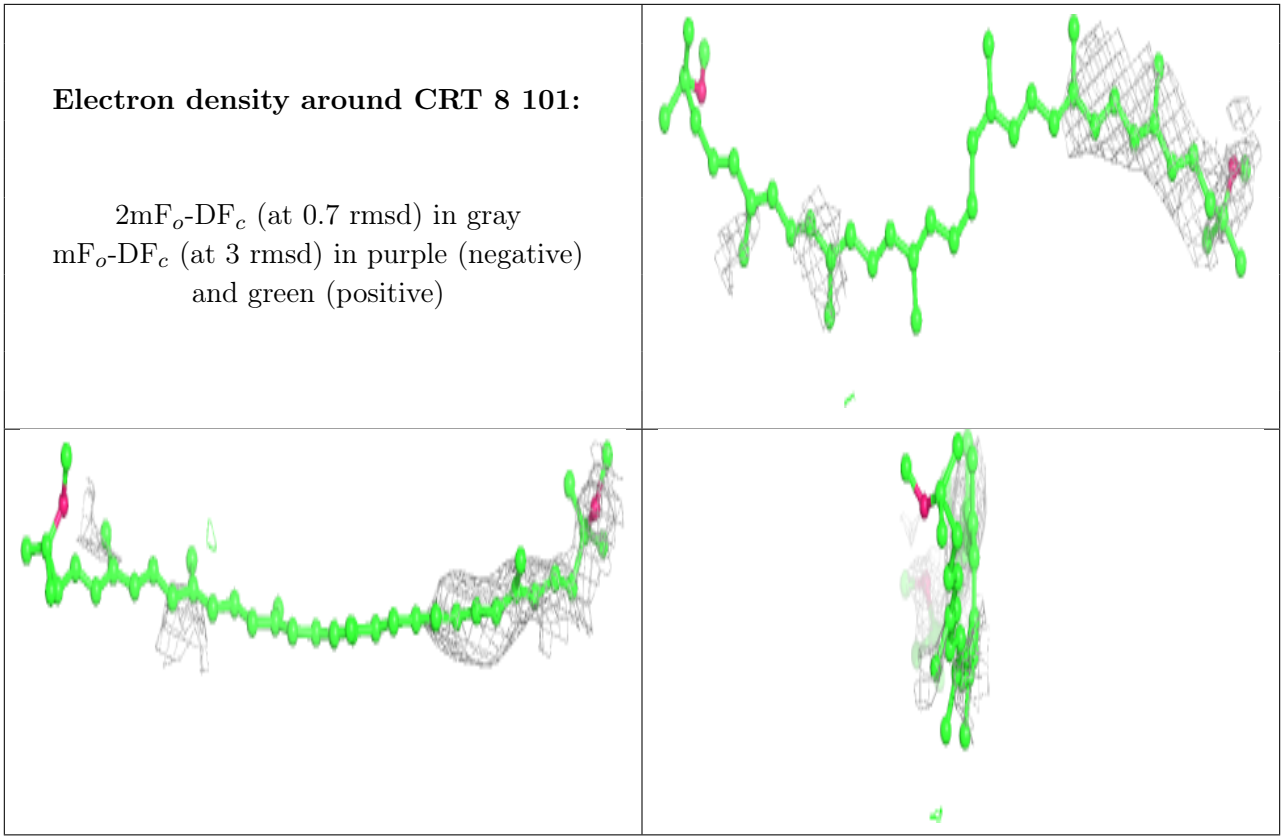

Electron density around CRT n 101:

$2mF_o$-DF_c (at 0.7 rmsd) in gray
mF_o-DF_c (at 3 rmsd) in purple (negative)
and green (positive)

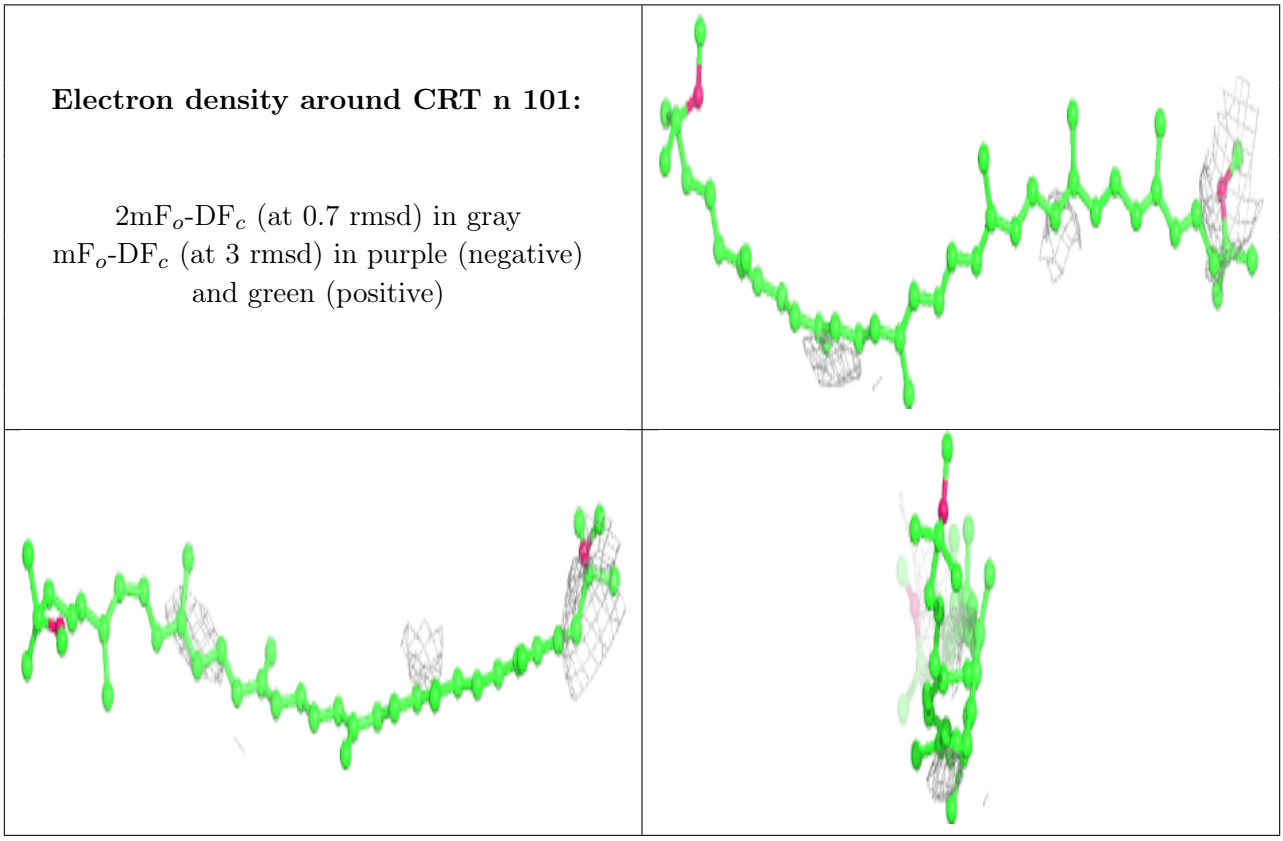

Electron density around CRT A 103:

$2mF_o$-DF_c (at 0.7 rmsd) in gray
mF_o-DF_c (at 3 rmsd) in purple (negative)
and green (positive)

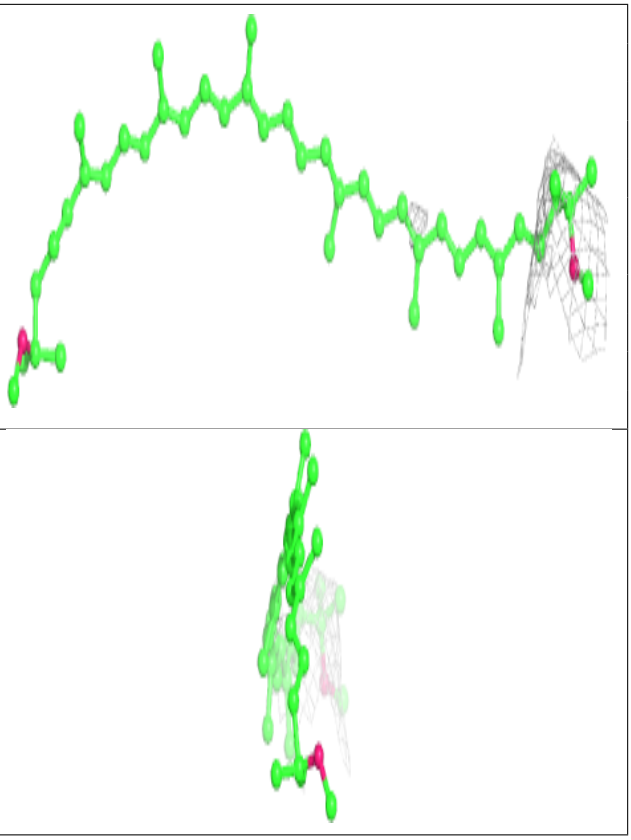

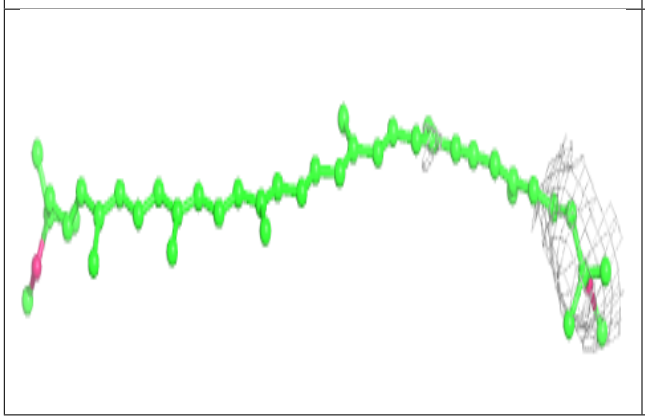

Electron density around CRT v 101:

$2mF_o$-DF_c (at 0.7 rmsd) in gray
mF_o-DF_c (at 3 rmsd) in purple (negative)
and green (positive)

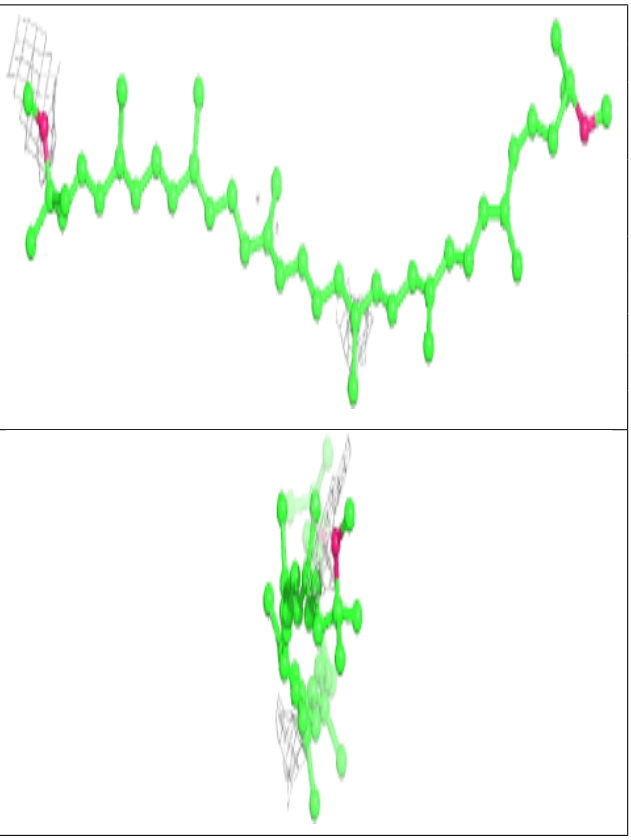

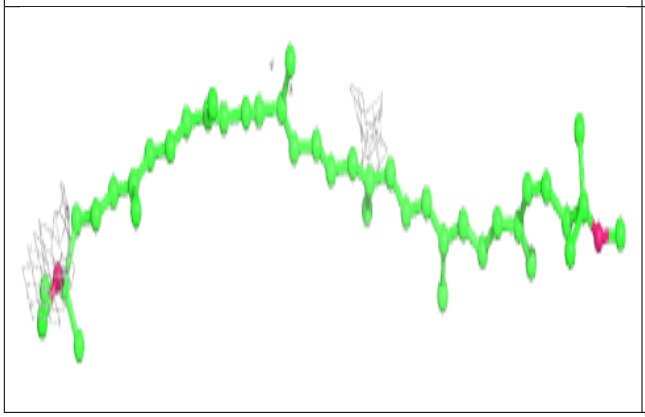

Electron density around CRT p 103:

$2mF_o$-DF_c (at 0.7 rmsd) in gray
mF_o-DF_c (at 3 rmsd) in purple (negative)
and green (positive)

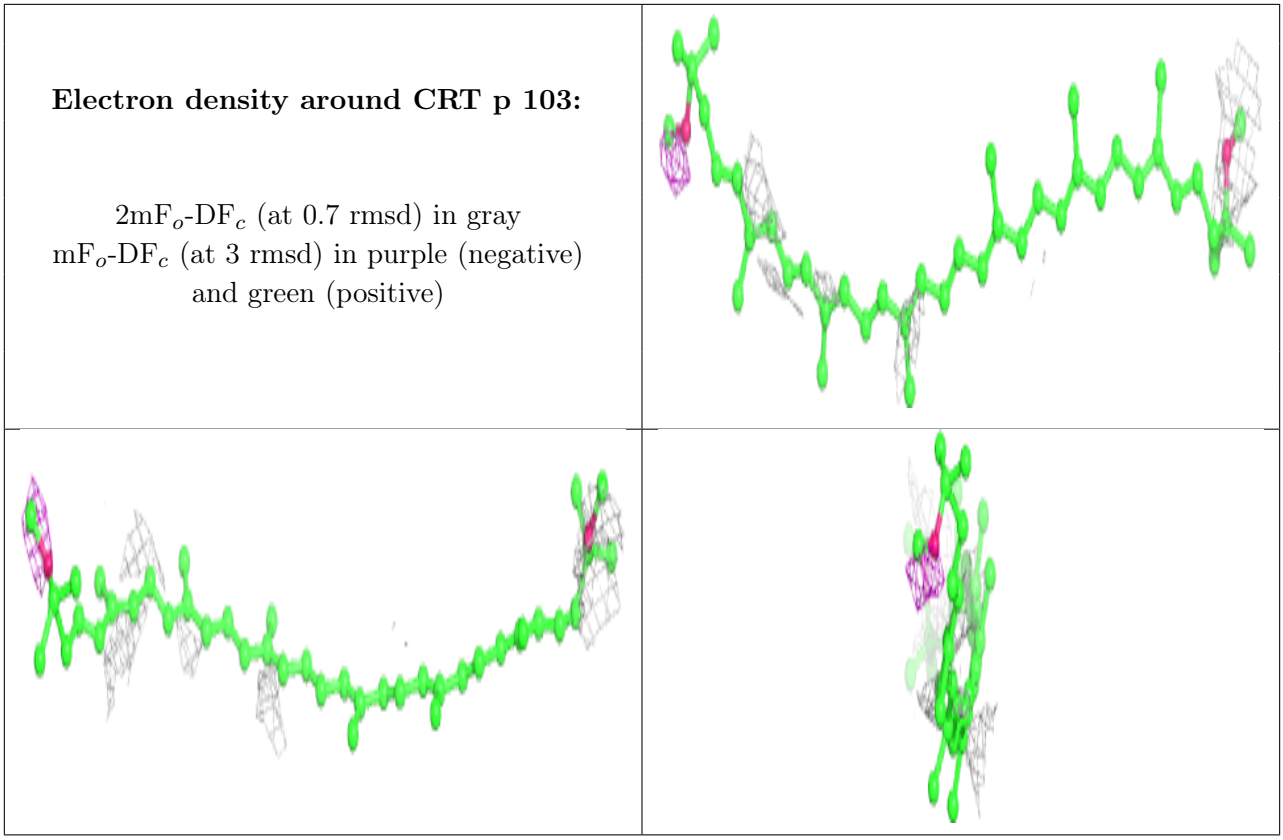

Electron density around CRT AC 101:

$2mF_o$-DF_c (at 0.7 rmsd) in gray
mF_o-DF_c (at 3 rmsd) in purple (negative)
and green (positive)

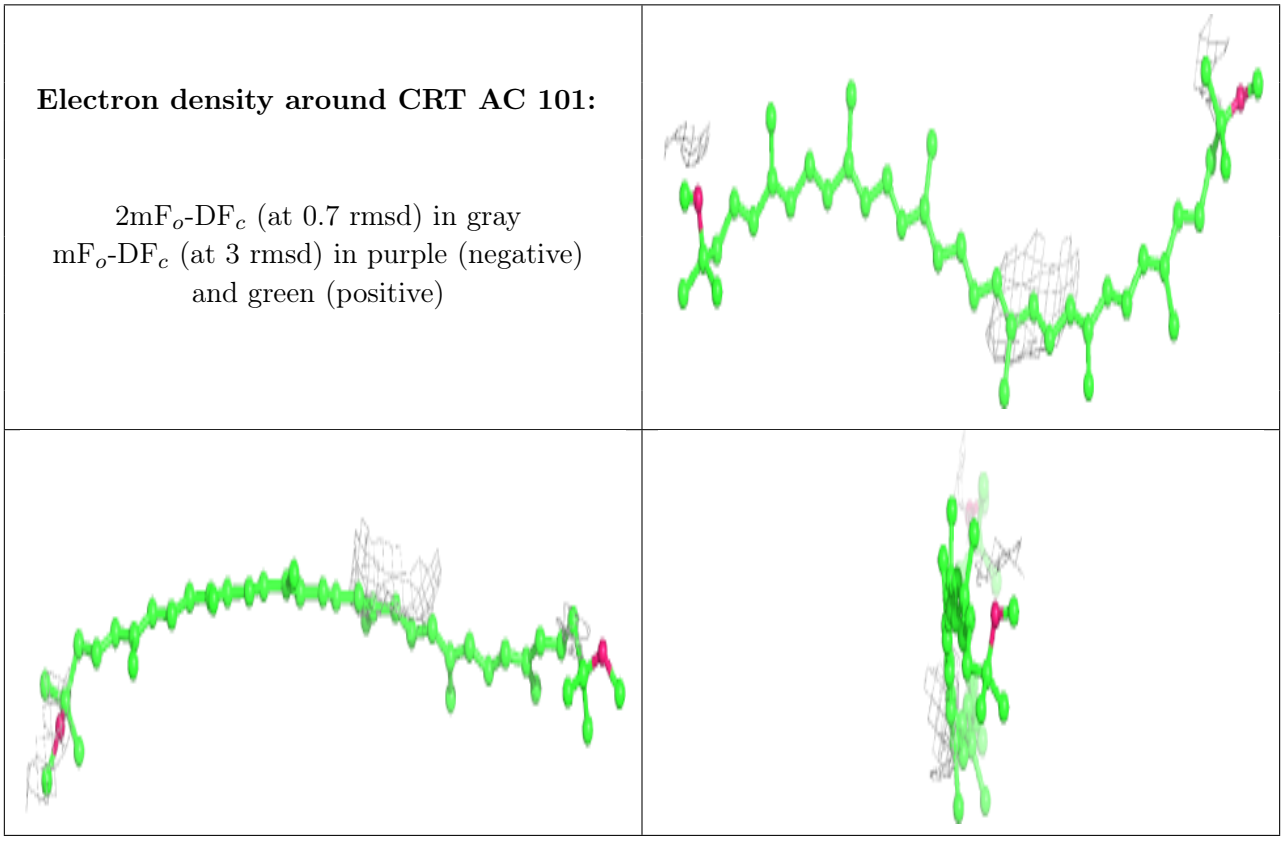

Electron density around CRT k 101:

$2mF_o$-DF_c (at 0.7 rmsd) in gray
mF_o-DF_c (at 3 rmsd) in purple (negative)
and green (positive)

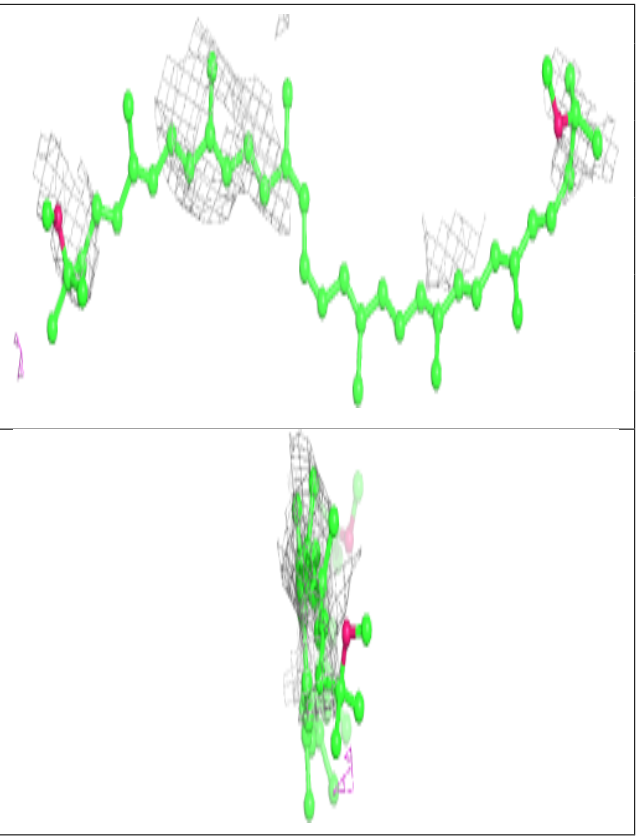

Electron density around CRT R 101:

$2mF_o$-DF_c (at 0.7 rmsd) in gray
mF_o-DF_c (at 3 rmsd) in purple (negative)
and green (positive)

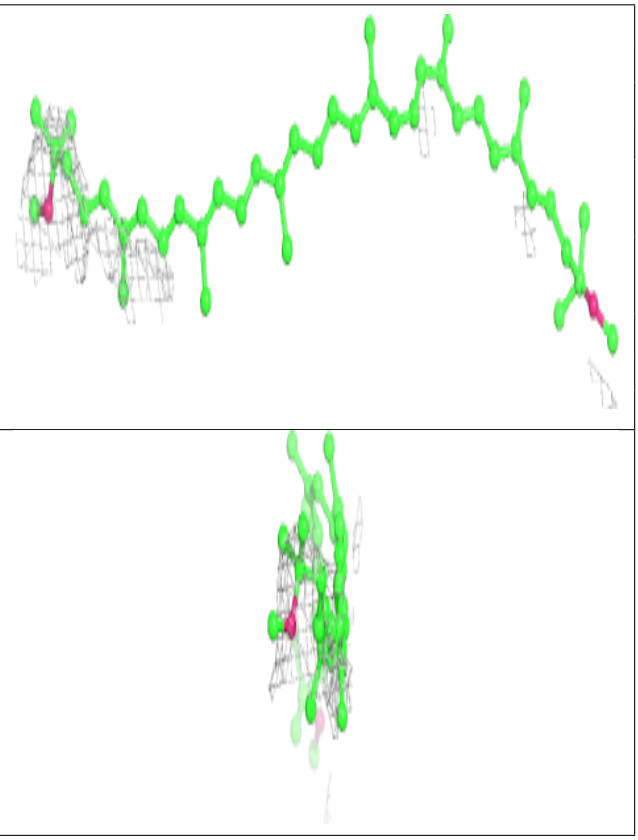

Electron density around CRT z 101:

$2mF_o$-DF_c (at 0.7 rmsd) in gray
mF_o-DF_c (at 3 rmsd) in purple (negative)
and green (positive)

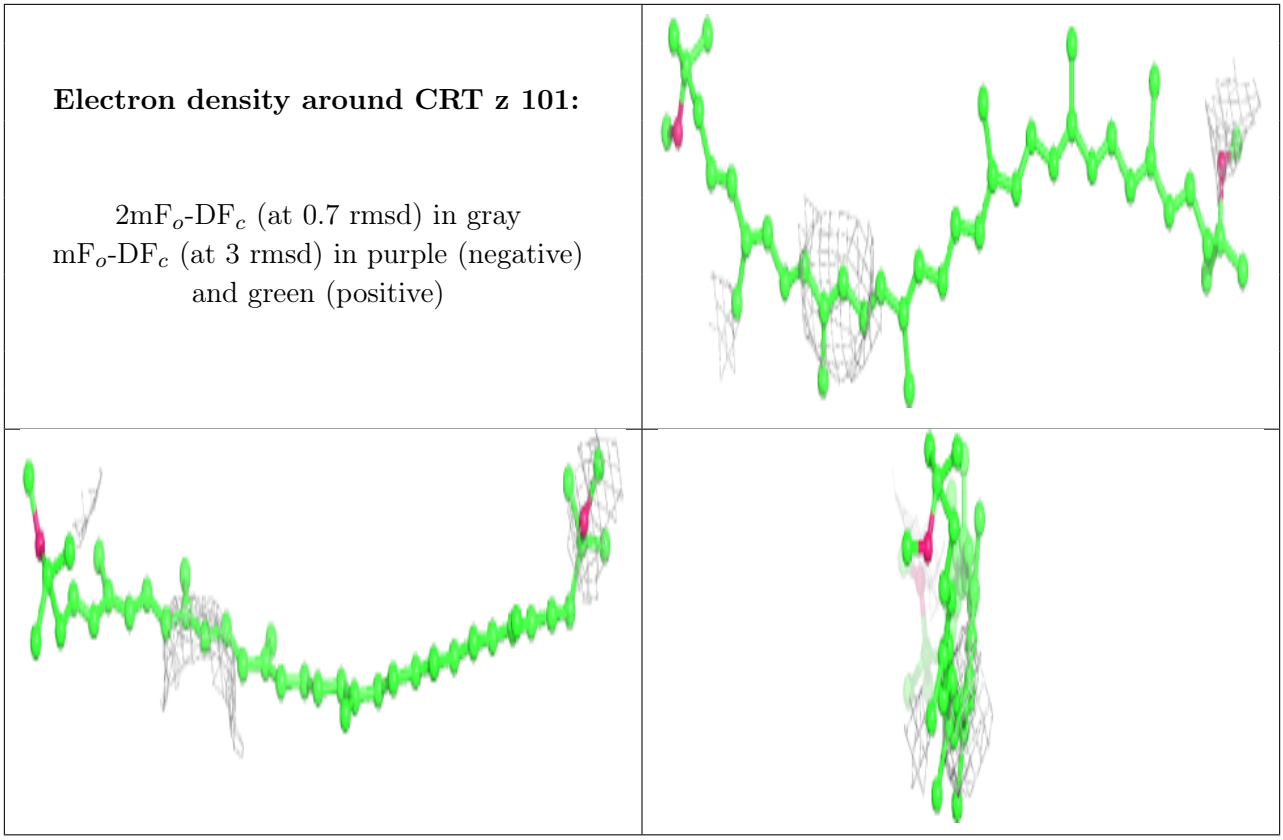

Electron density around MQ8 M 403:

$2mF_o$-DF_c (at 0.7 rmsd) in gray
mF_o-DF_c (at 3 rmsd) in purple (negative)
and green (positive)

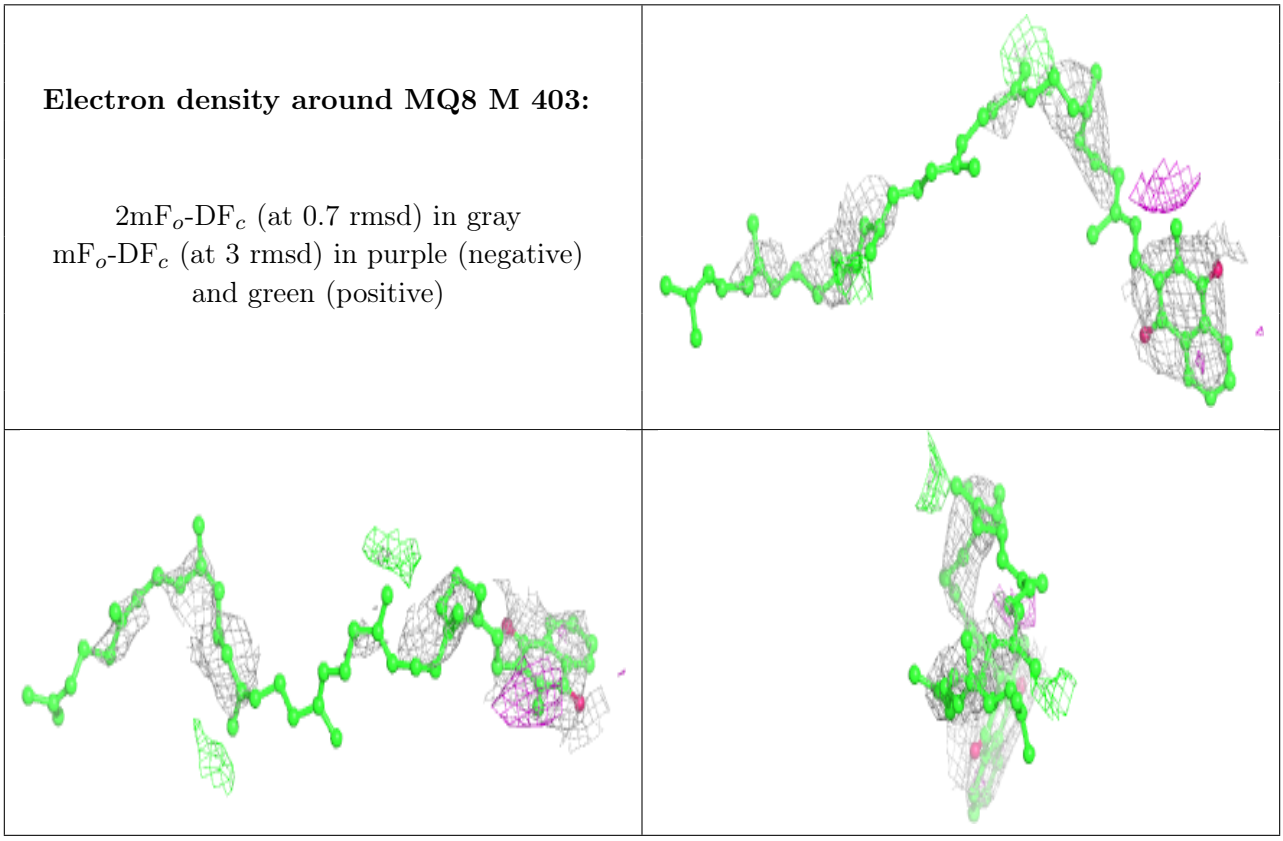

Electron density around CRT i 101:

$2mF_o$-DF_c (at 0.7 rmsd) in gray
mF_o-DF_c (at 3 rmsd) in purple (negative)
and green (positive)

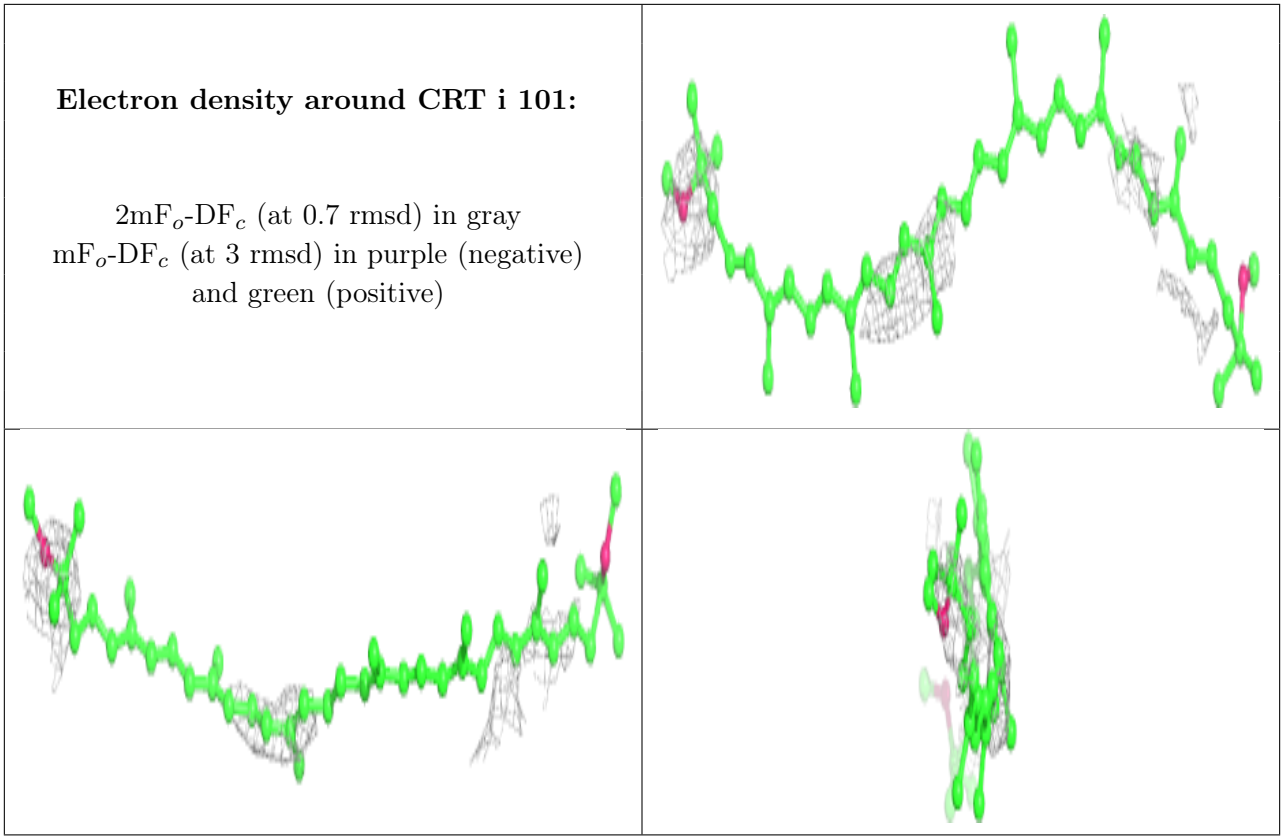

Electron density around CRT M 404:

$2mF_o$-DF_c (at 0.7 rmsd) in gray
mF_o-DF_c (at 3 rmsd) in purple (negative)
and green (positive)

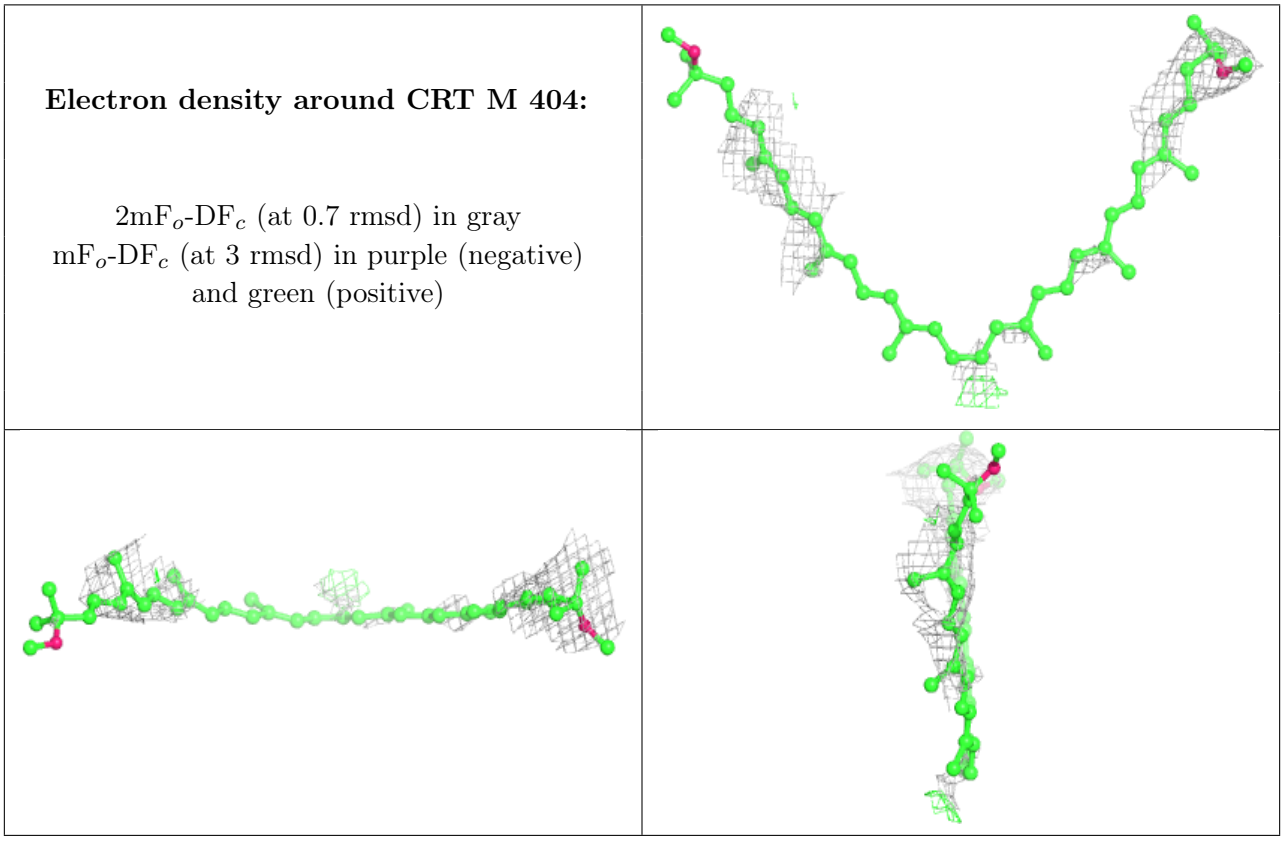

Electron density around CRT E 101:

$2mF_o$-DF_c (at 0.7 rmsd) in gray
mF_o-DF_c (at 3 rmsd) in purple (negative)
and green (positive)

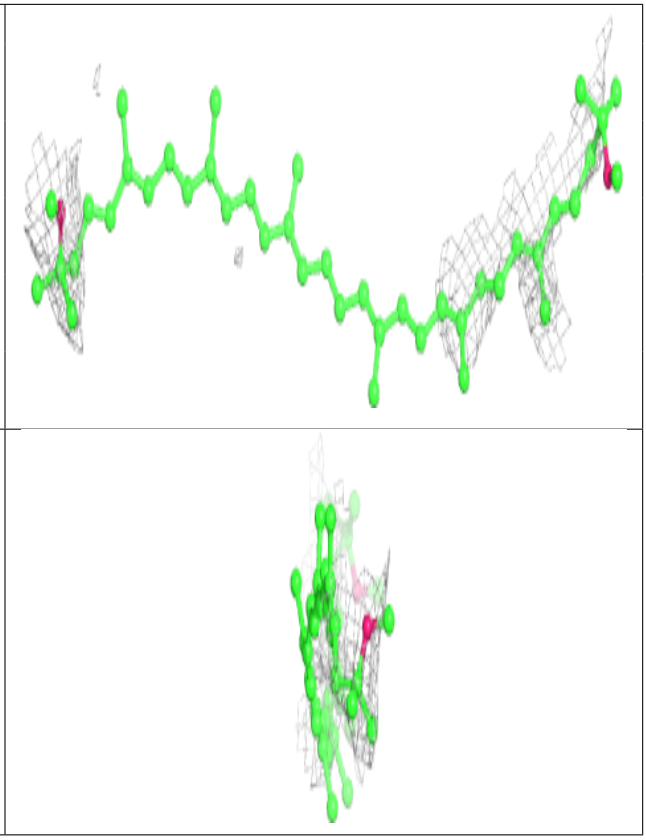

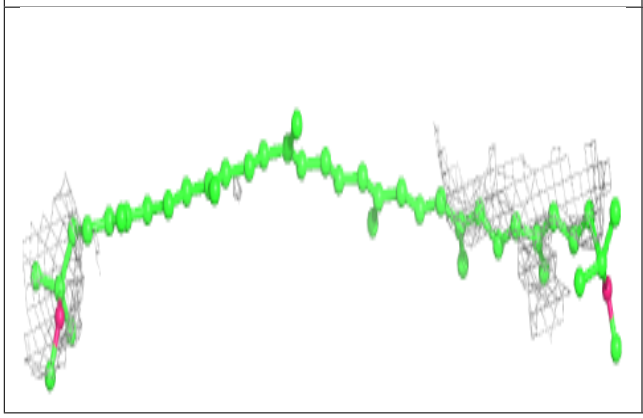

Electron density around PEF H 301:

$2mF_o$-DF_c (at 0.7 rmsd) in gray
mF_o-DF_c (at 3 rmsd) in purple (negative)
and green (positive)

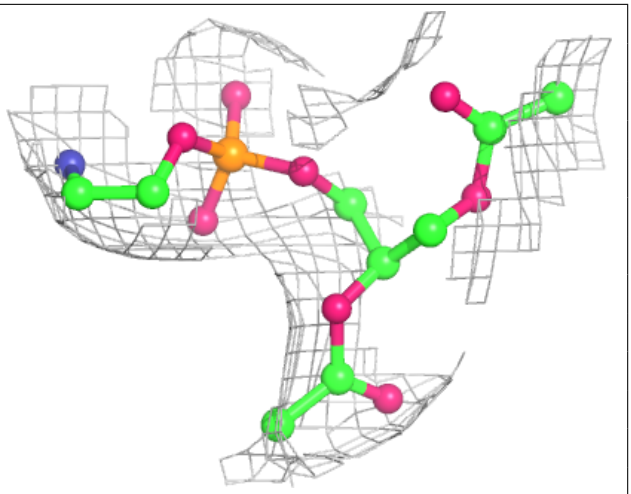

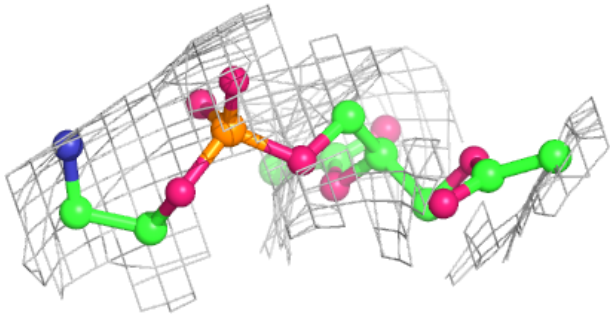

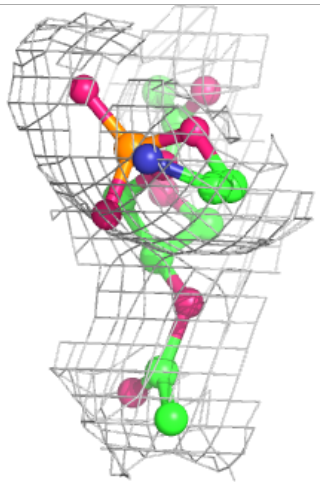

Electron density around CRT G 101:

$2mF_o$-DF_c (at 0.7 rmsd) in gray
mF_o-DF_c (at 3 rmsd) in purple (negative)
and green (positive)

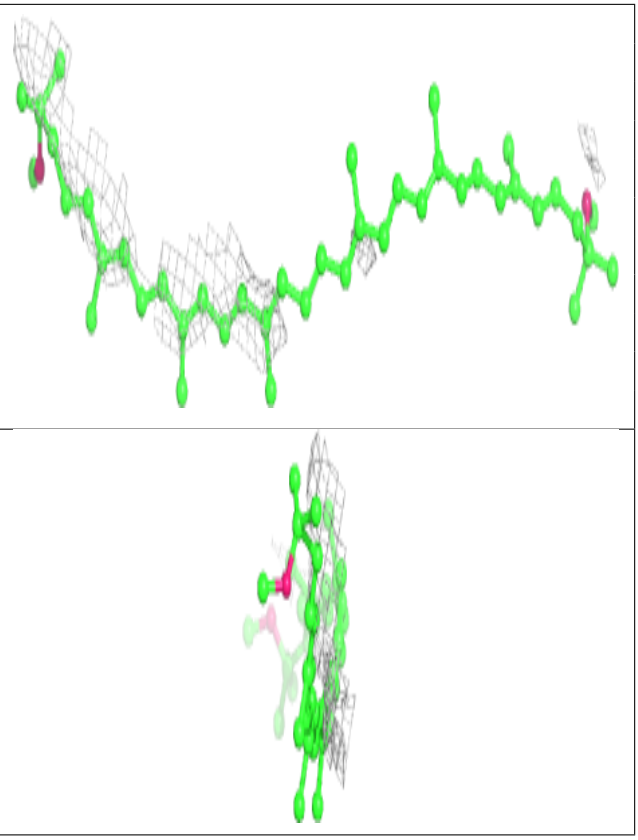

Electron density around CRT AH 102:

$2mF_o$-DF_c (at 0.7 rmsd) in gray
mF_o-DF_c (at 3 rmsd) in purple (negative)
and green (positive)

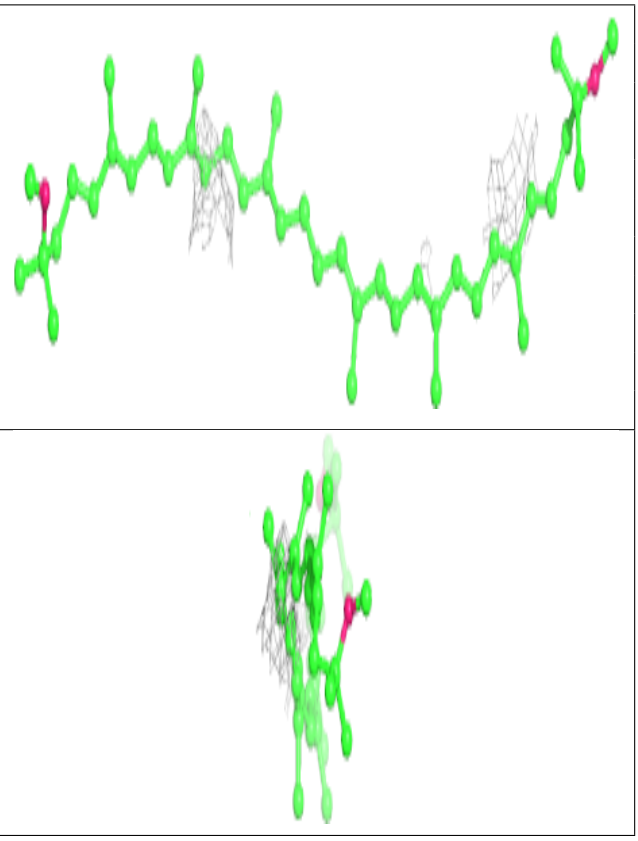

Electron density around CRT 6 101:

$2mF_o$-DF_c (at 0.7 rmsd) in gray
mF_o-DF_c (at 3 rmsd) in purple (negative)
and green (positive)

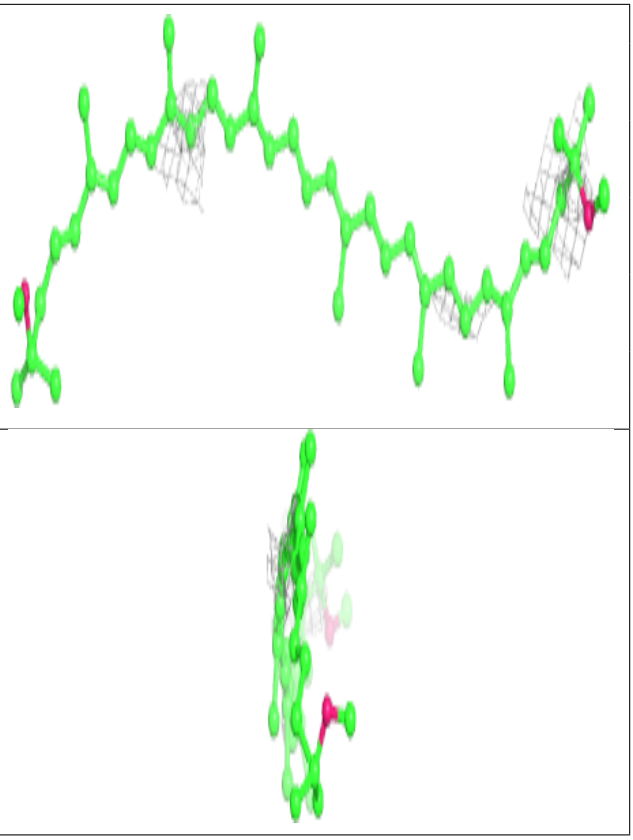

Electron density around CRT s 101:

$2mF_o$-DF_c (at 0.7 rmsd) in gray
mF_o-DF_c (at 3 rmsd) in purple (negative)
and green (positive)

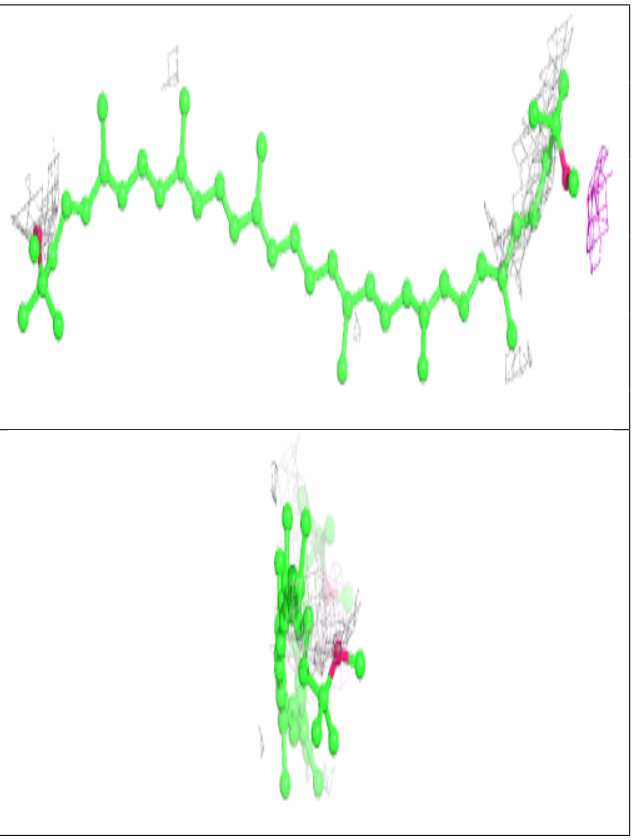

Electron density around CRT f 102:

$2mF_o$-DF_c (at 0.7 rmsd) in gray
mF_o-DF_c (at 3 rmsd) in purple (negative)
and green (positive)

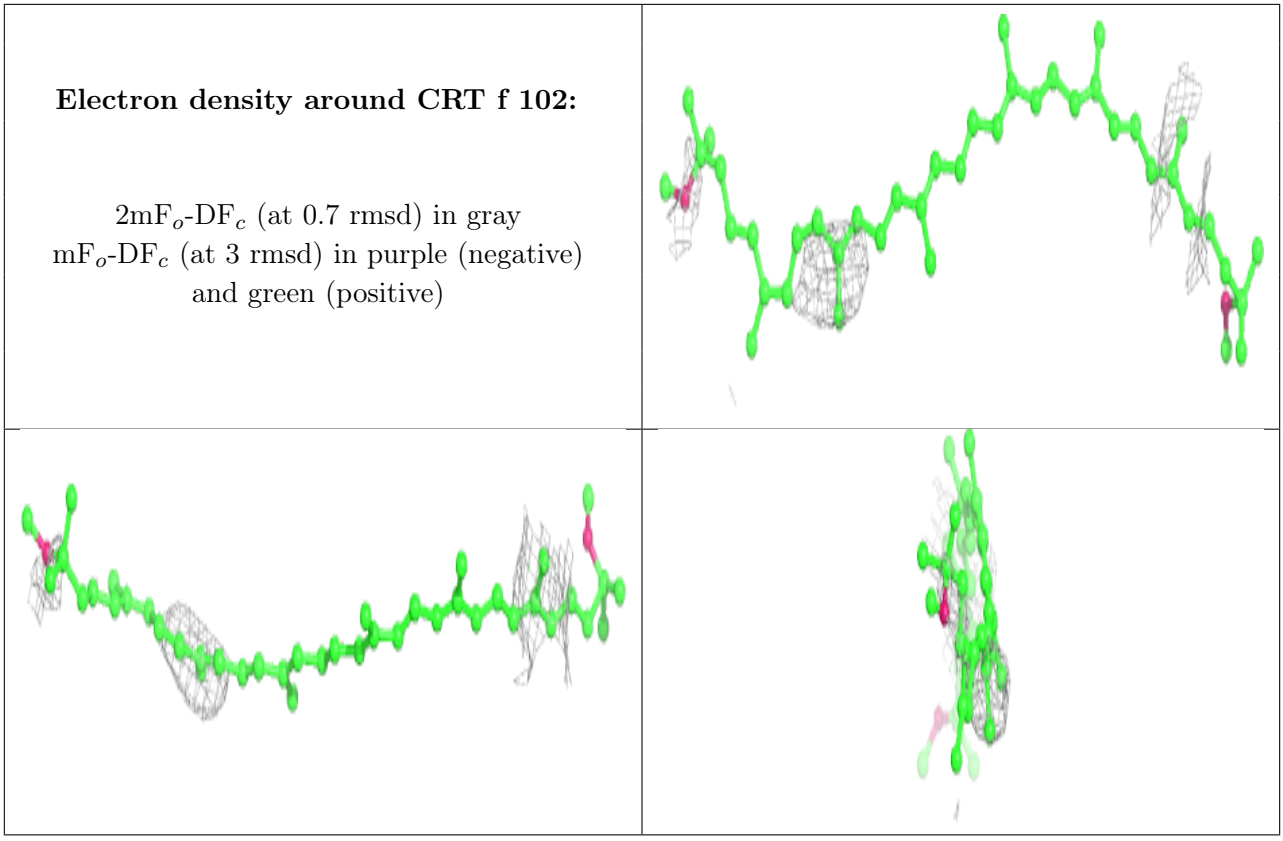

Electron density around CRT AE 103:

$2mF_o$-DF_c (at 0.7 rmsd) in gray
mF_o-DF_c (at 3 rmsd) in purple (negative)
and green (positive)

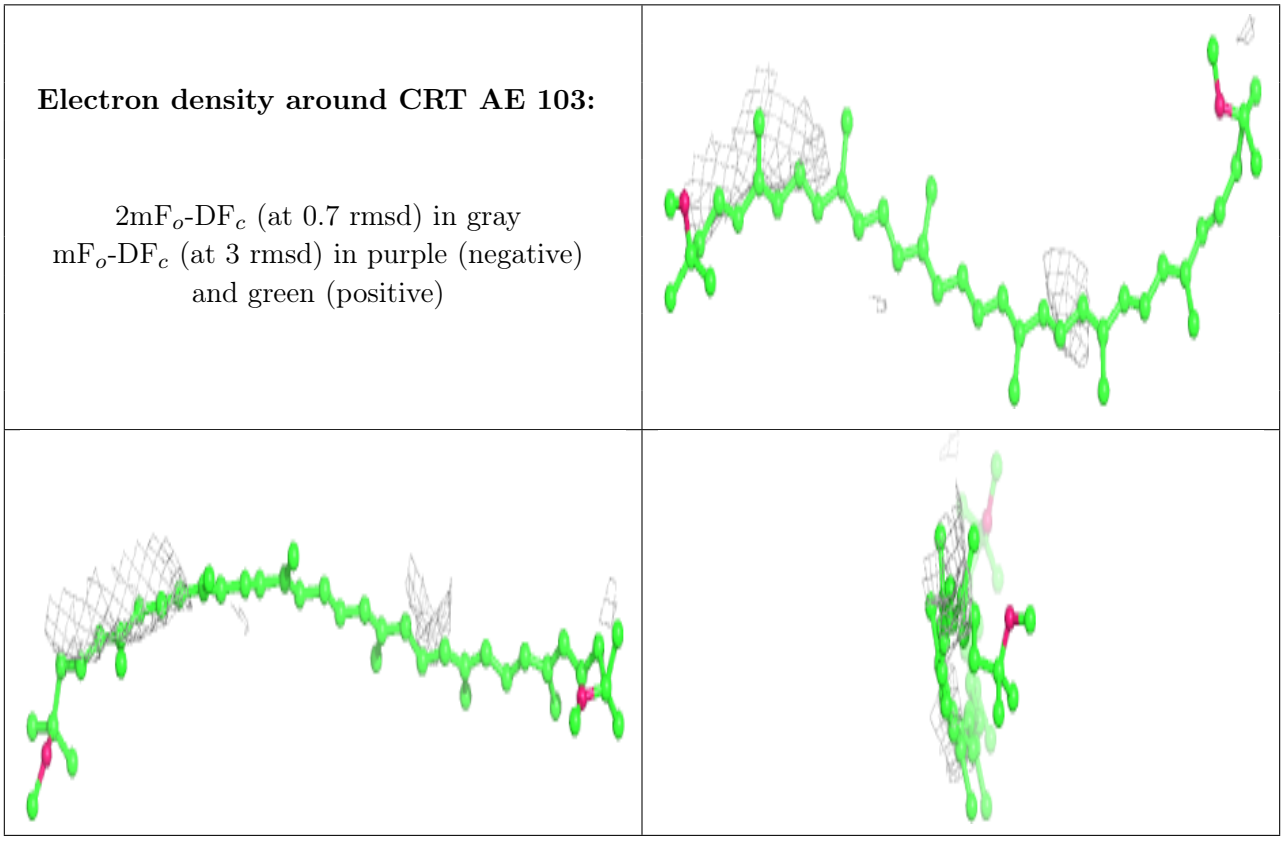

Electron density around PEF A 101:

$2mF_o$-DF_c (at 0.7 rmsd) in gray
mF_o-DF_c (at 3 rmsd) in purple (negative)
and green (positive)

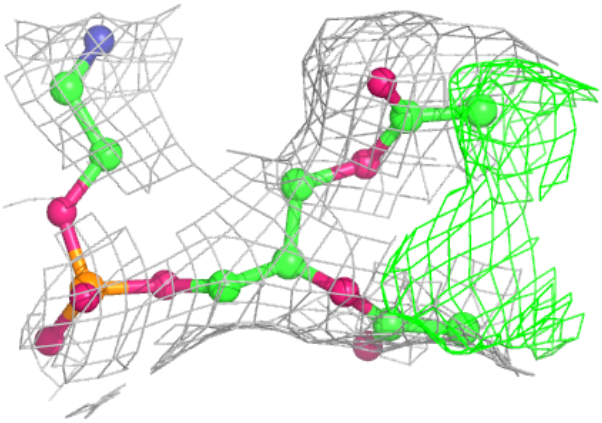

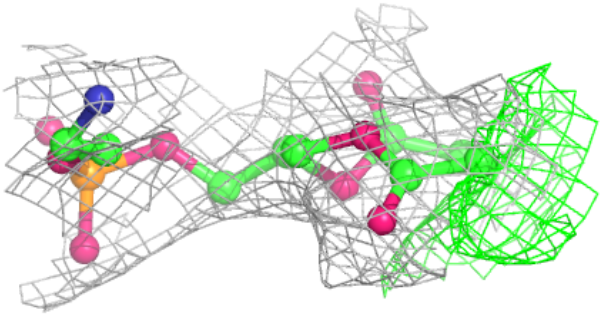

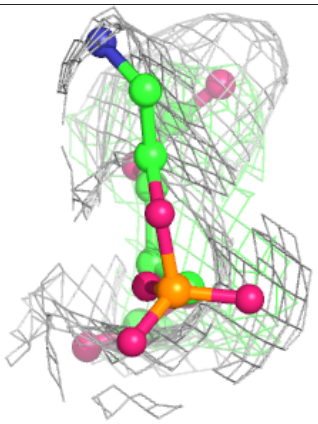

Electron density around CRT P 102:

$2mF_o$-DF_c (at 0.7 rmsd) in gray
mF_o-DF_c (at 3 rmsd) in purple (negative)
and green (positive)

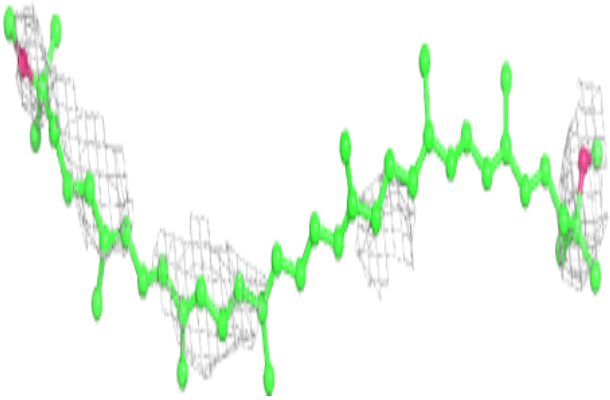

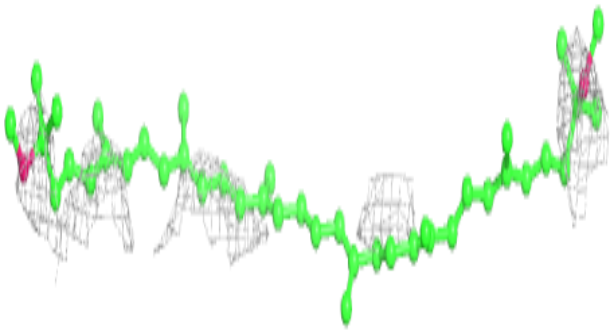



Electron density around CRT e 101:

$2mF_o$-DF_c (at 0.7 rmsd) in gray
mF_o-DF_c (at 3 rmsd) in purple (negative)
and green (positive)

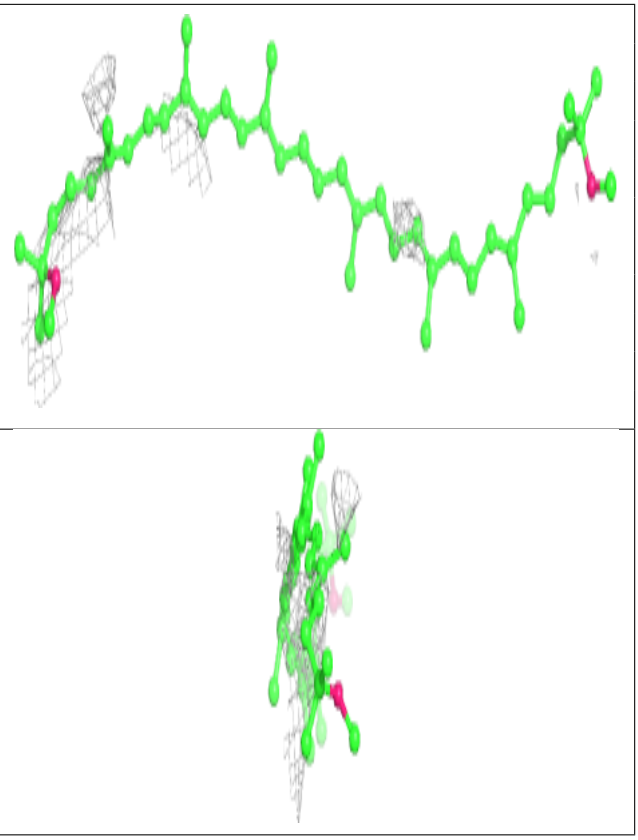

Electron density around CRT T 101:

$2mF_o$-DF_c (at 0.7 rmsd) in gray
mF_o-DF_c (at 3 rmsd) in purple (negative)
and green (positive)

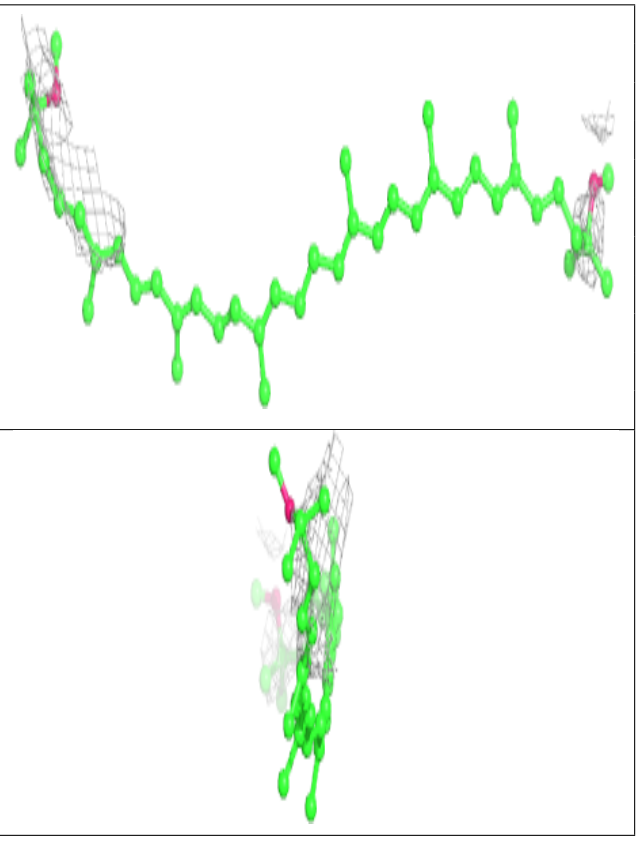

Electron density around CRT y 404:

$2mF_o$-DF_c (at 0.7 rmsd) in gray
mF_o-DF_c (at 3 rmsd) in purple (negative)
and green (positive)

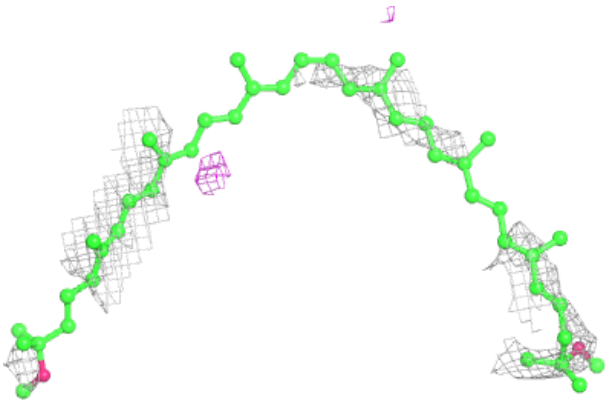

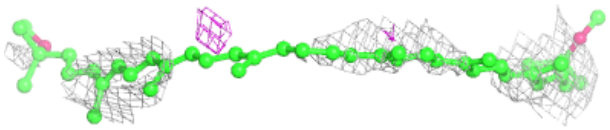

Electron density around CRT AJ 101:

$2mF_o$-DF_c (at 0.7 rmsd) in gray
mF_o-DF_c (at 3 rmsd) in purple (negative)
and green (positive)

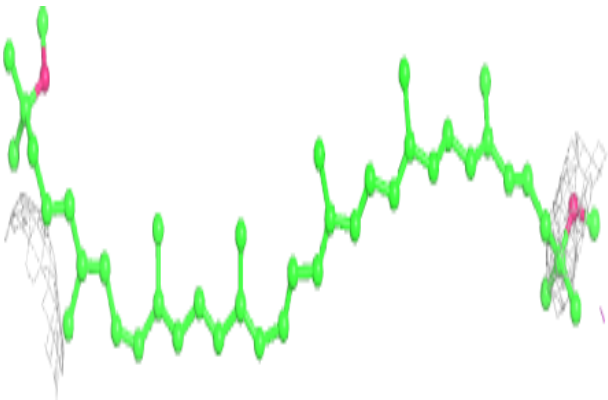

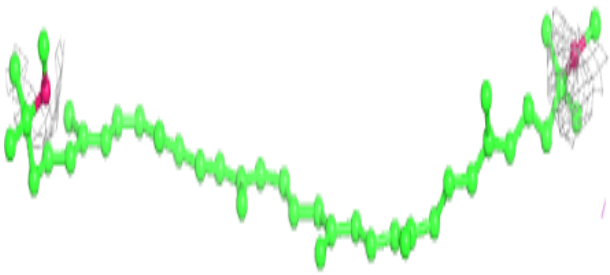

Electron density around CRT AD 102:

$2mF_o$-DF_c (at 0.7 rmsd) in gray
mF_o-DF_c (at 3 rmsd) in purple (negative)
and green (positive)

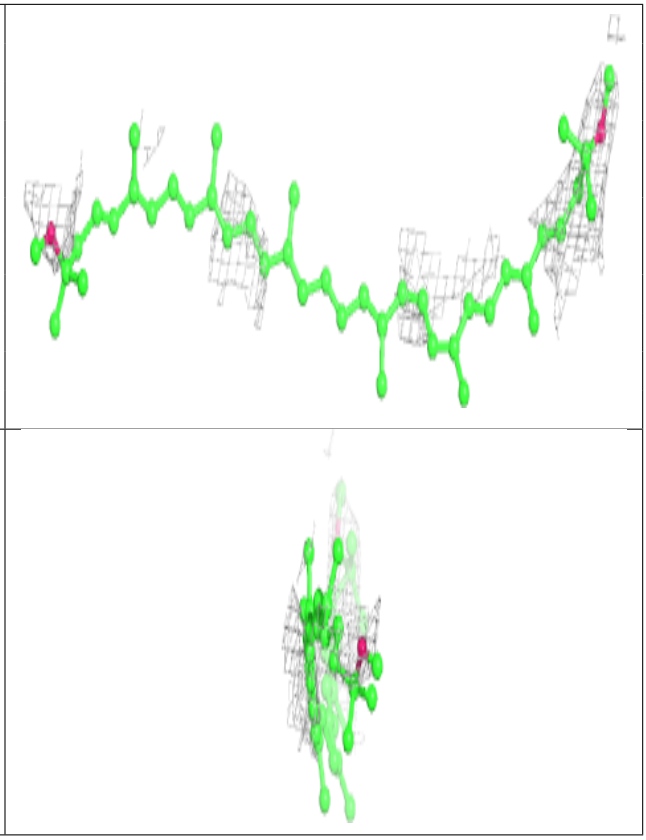

Electron density around PGW AE 101:

$2mF_o$-DF_c (at 0.7 rmsd) in gray
mF_o-DF_c (at 3 rmsd) in purple (negative)
and green (positive)

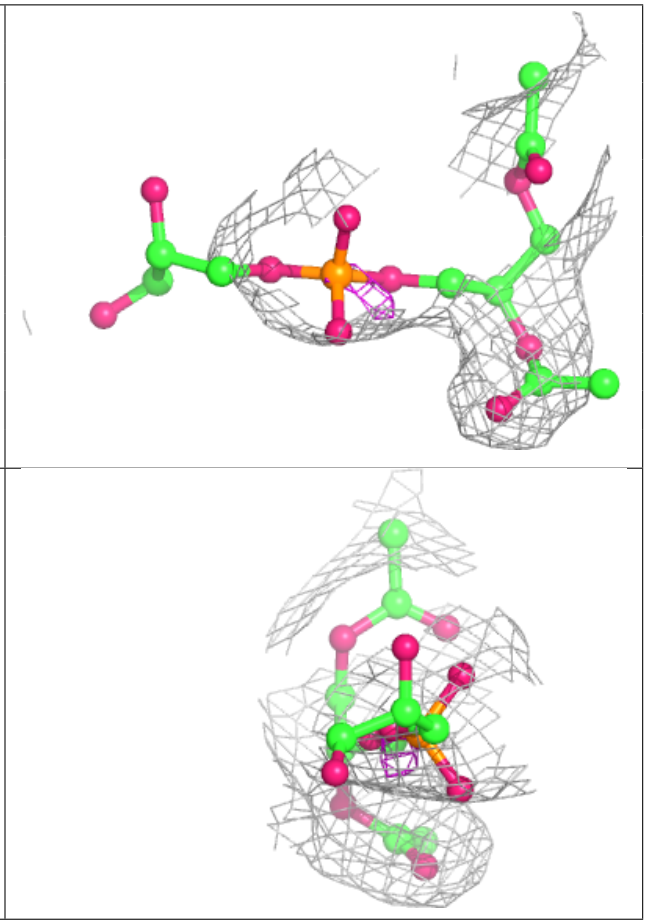

Electron density around PEF p 101:

$2mF_o$-DF_c (at 0.7 rmsd) in gray
mF_o-DF_c (at 3 rmsd) in purple (negative)
and green (positive)

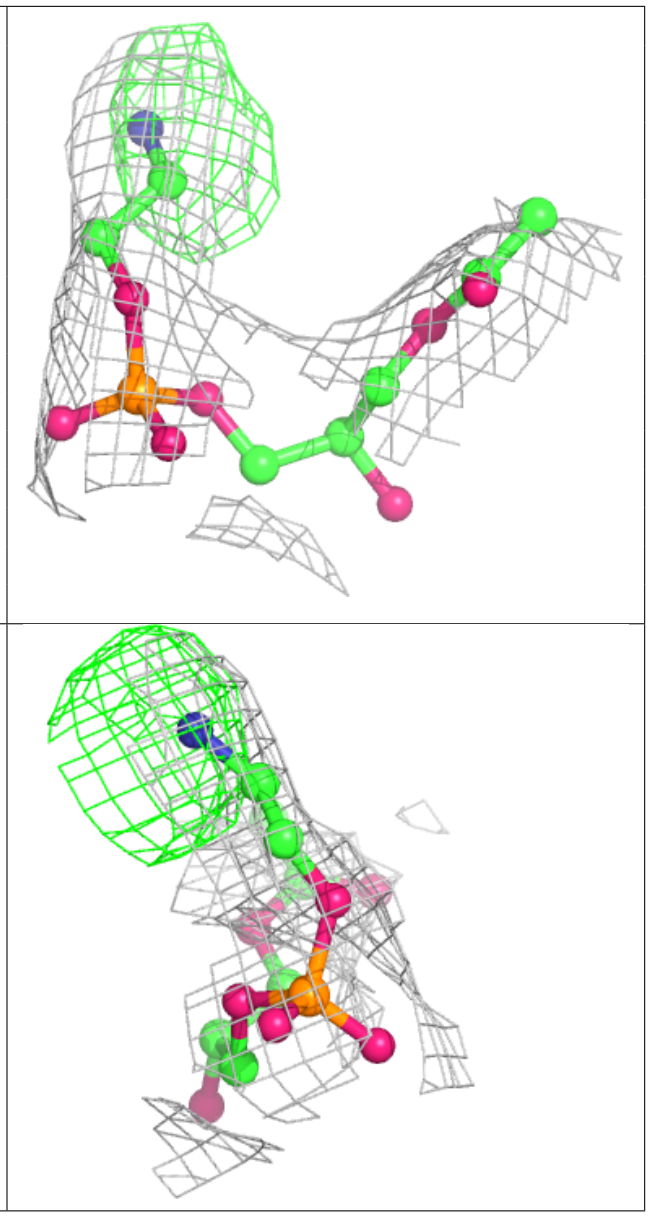

Electron density around BCL AC 102:

$2mF_o$-DF_c (at 0.7 rmsd) in gray
mF_o-DF_c (at 3 rmsd) in purple (negative)
and green (positive)

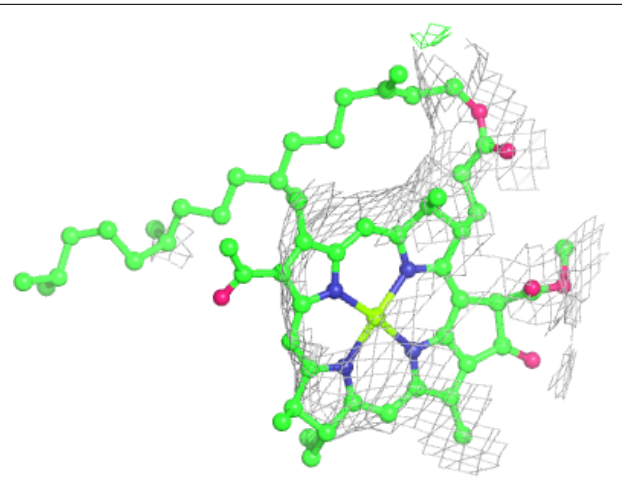

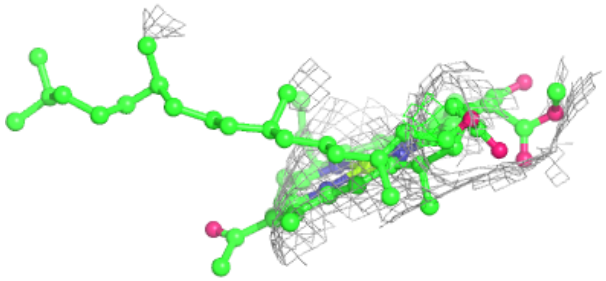

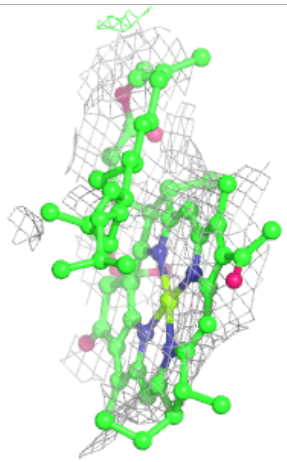

Electron density around CRT U 102:

$2mF_o$-DF_c (at 0.7 rmsd) in gray
mF_o-DF_c (at 3 rmsd) in purple (negative)
and green (positive)

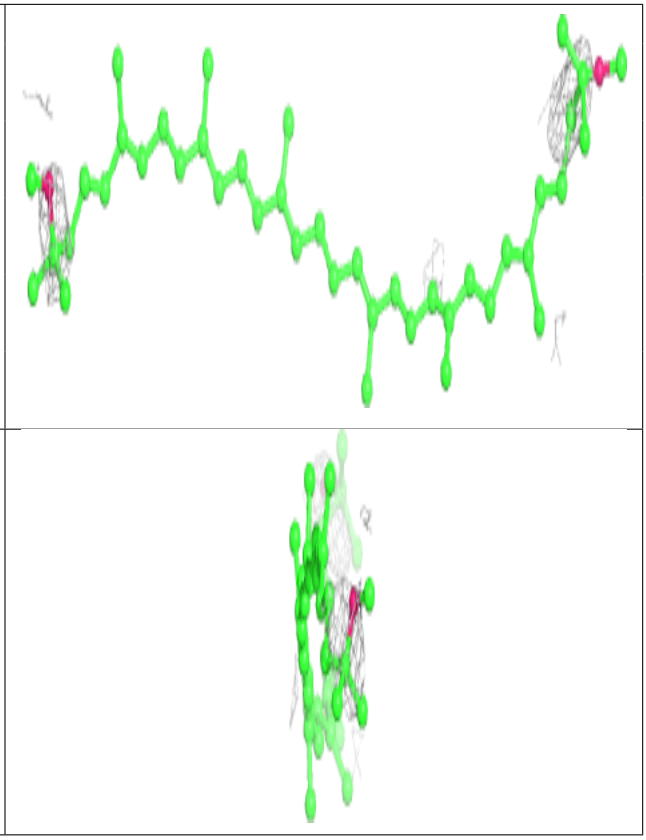

Electron density around PEF m 101:

$2mF_o$-DF_c (at 0.7 rmsd) in gray
mF_o-DF_c (at 3 rmsd) in purple (negative)
and green (positive)

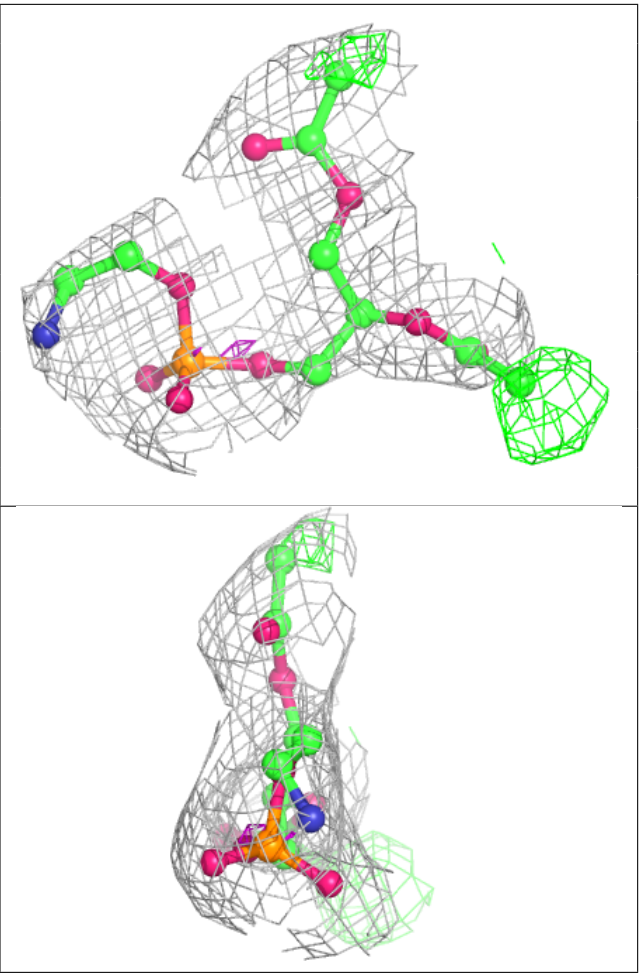

Electron density around MQ8 y 403:

$2mF_o$-DF_c (at 0.7 rmsd) in gray
mF_o-DF_c (at 3 rmsd) in purple (negative)
and green (positive)

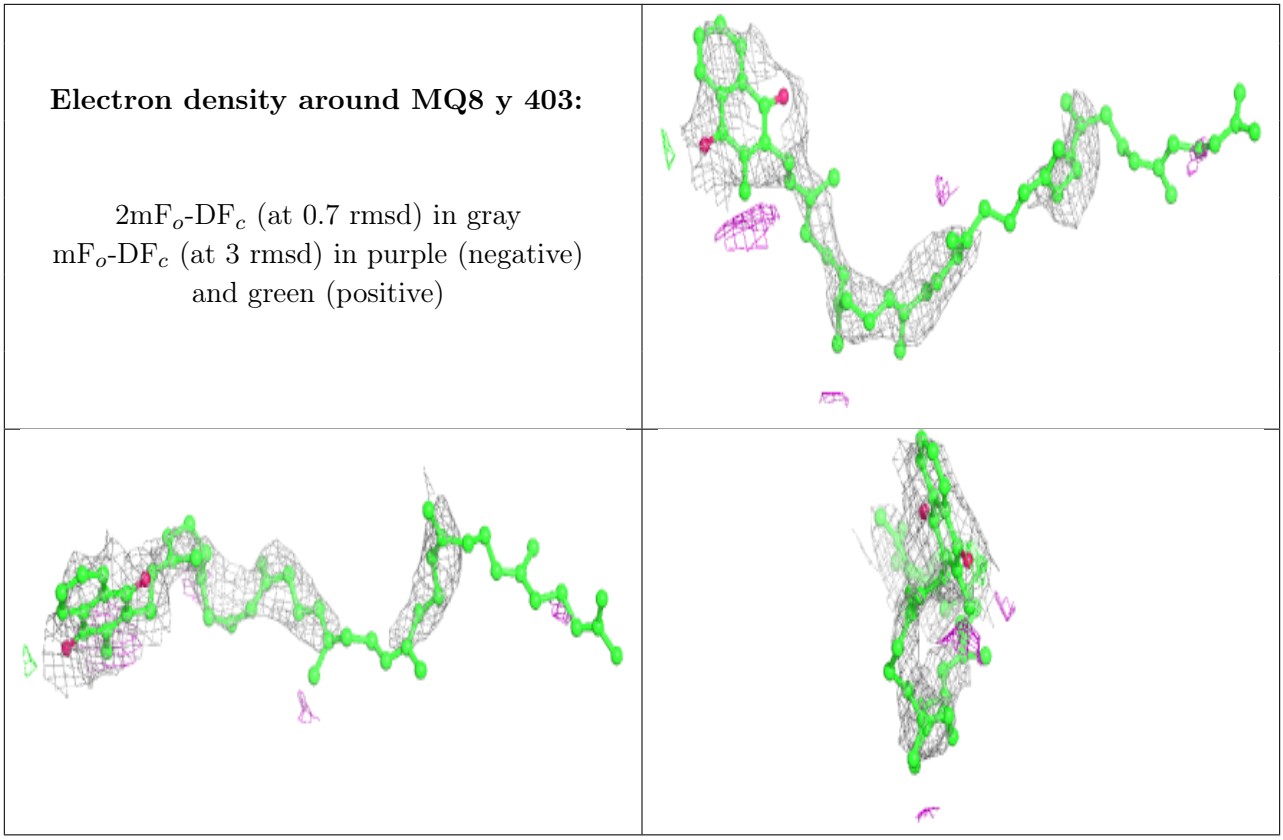

Electron density around BPH y 402:

$2mF_o$-DF_c (at 0.7 rmsd) in gray
mF_o-DF_c (at 3 rmsd) in purple (negative)
and green (positive)

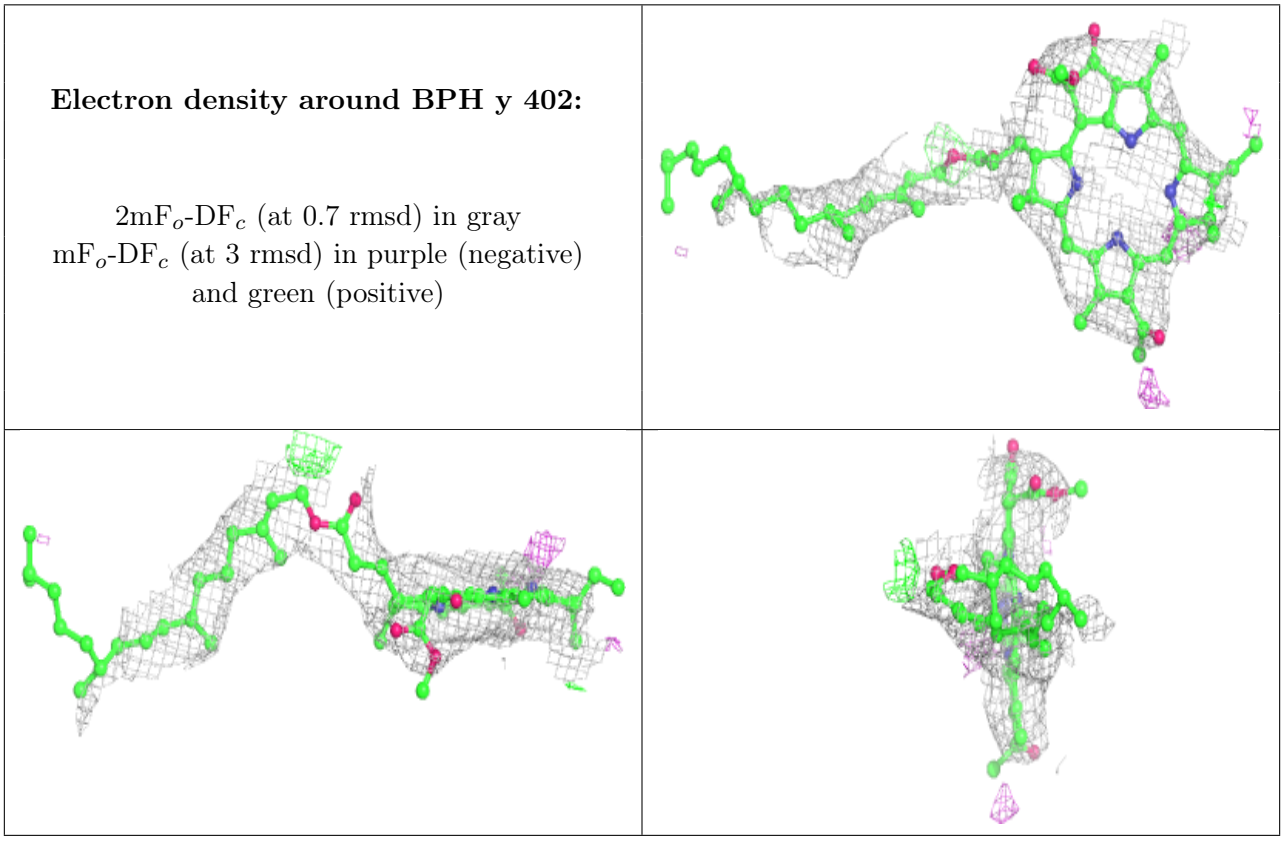

Electron density around UQ8 L 304:

$2mF_o$-DF_c (at 0.7 rmsd) in gray
mF_o-DF_c (at 3 rmsd) in purple (negative)
and green (positive)

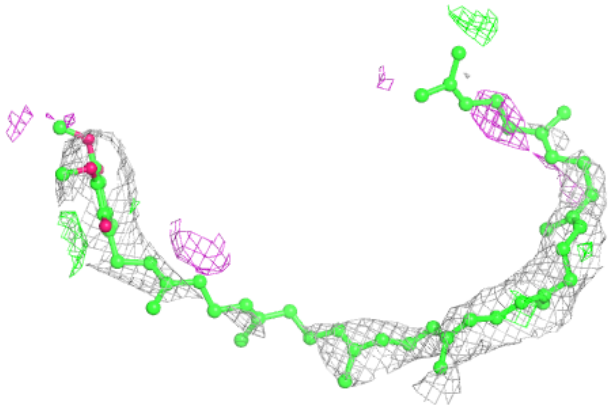

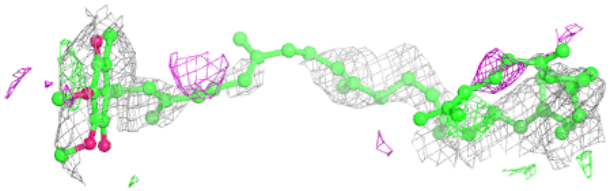

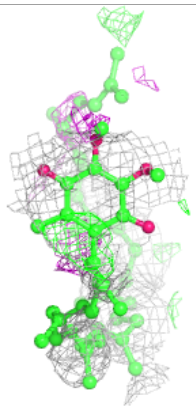

Electron density around CRT AL 101:

$2mF_o$-DF_c (at 0.7 rmsd) in gray
mF_o-DF_c (at 3 rmsd) in purple (negative)
and green (positive)

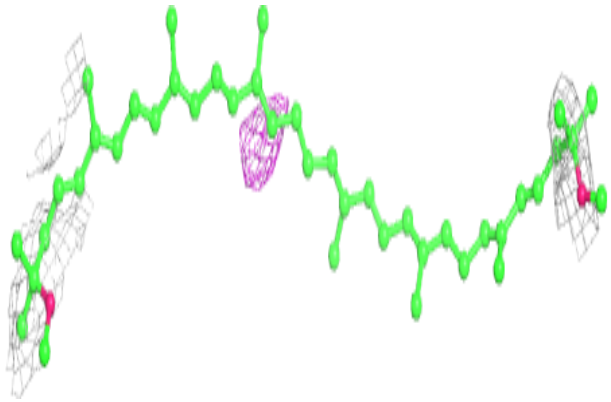

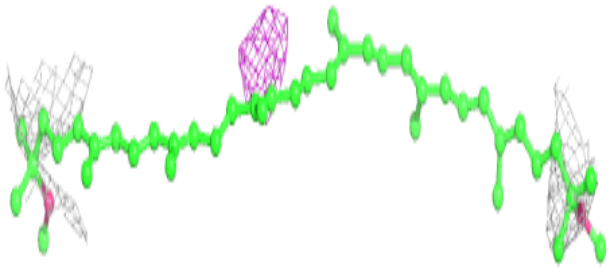

Electron density around CRT 2 101:

$2mF_o$-DF_c (at 0.7 rmsd) in gray
mF_o-DF_c (at 3 rmsd) in purple (negative)
and green (positive)

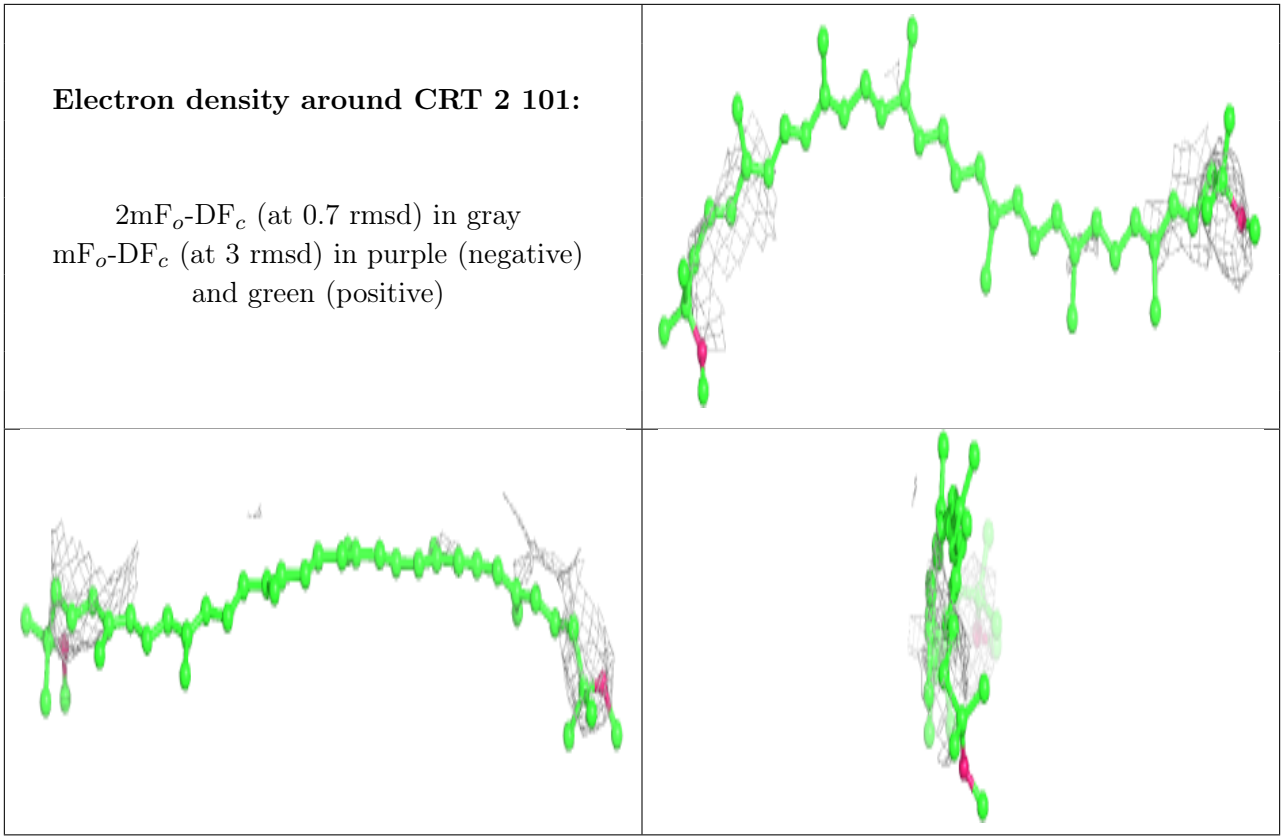

Electron density around PGW S 101:

$2mF_o$-DF_c (at 0.7 rmsd) in gray
mF_o-DF_c (at 3 rmsd) in purple (negative)
and green (positive)

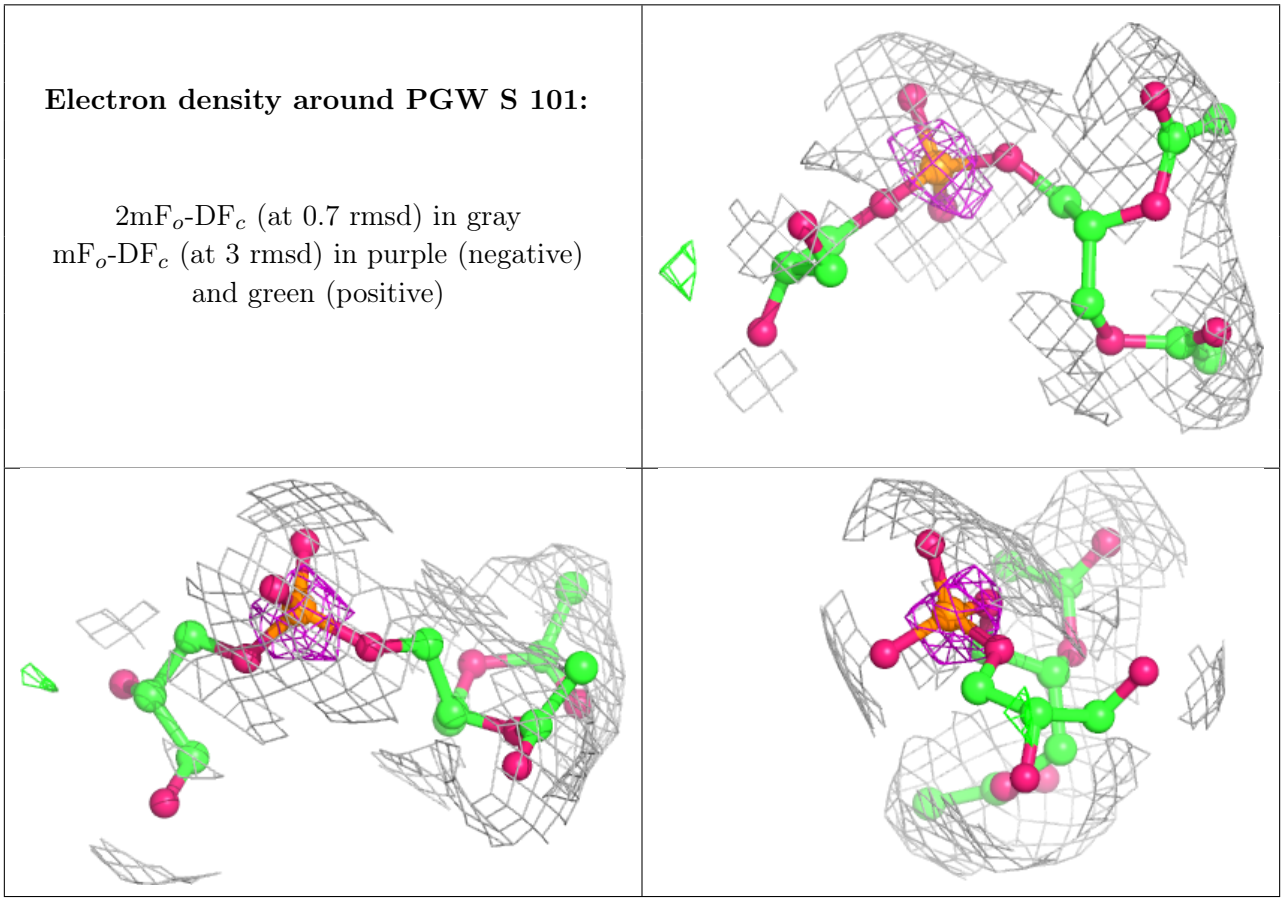

Electron density around BPH x 302:

$2mF_o$-DF_c (at 0.7 rmsd) in gray
mF_o-DF_c (at 3 rmsd) in purple (negative)
and green (positive)

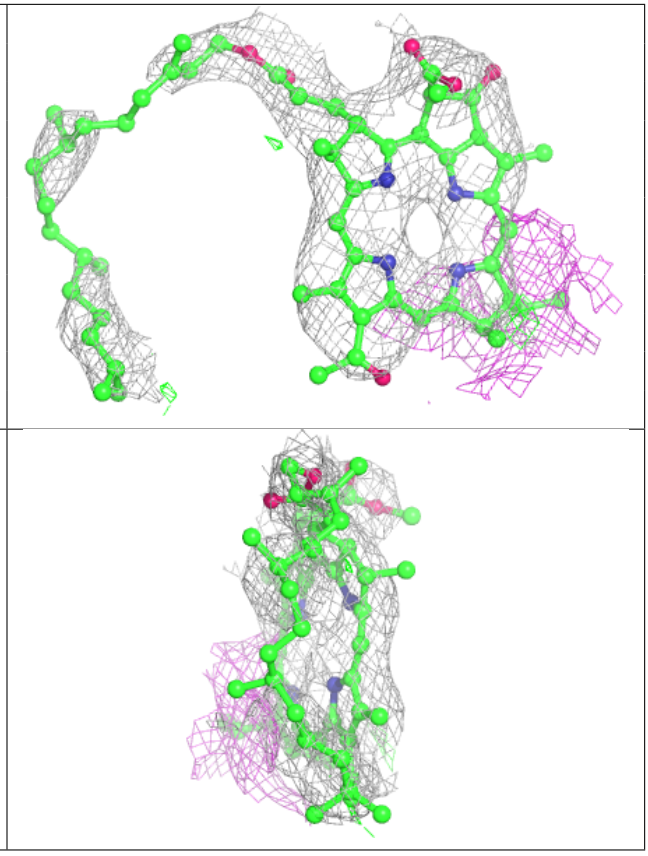

Electron density around CRT 9 102:

$2mF_o$-DF_c (at 0.7 rmsd) in gray
mF_o-DF_c (at 3 rmsd) in purple (negative)
and green (positive)

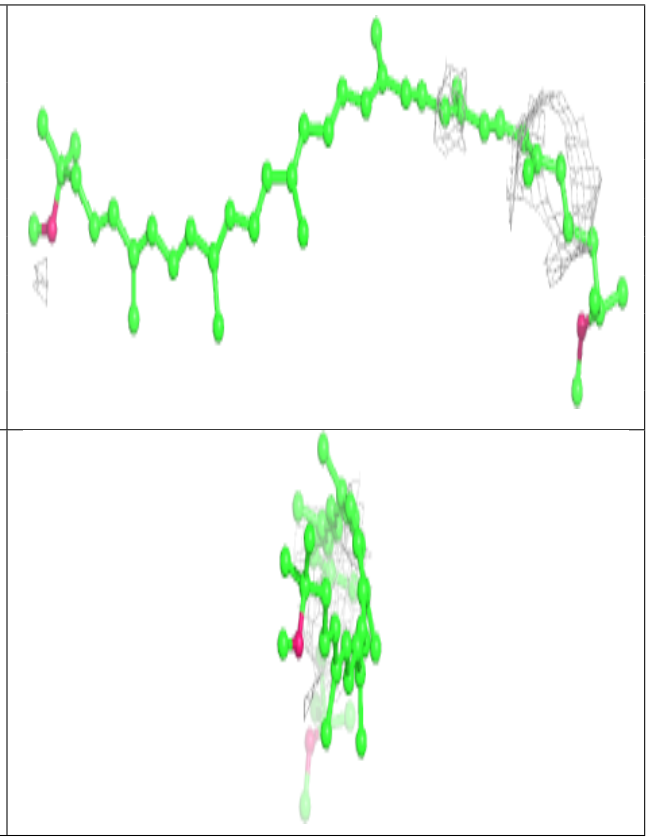

Electron density around CRT 4 101:

$2mF_o$-DF_c (at 0.7 rmsd) in gray
mF_o-DF_c (at 3 rmsd) in purple (negative)
and green (positive)

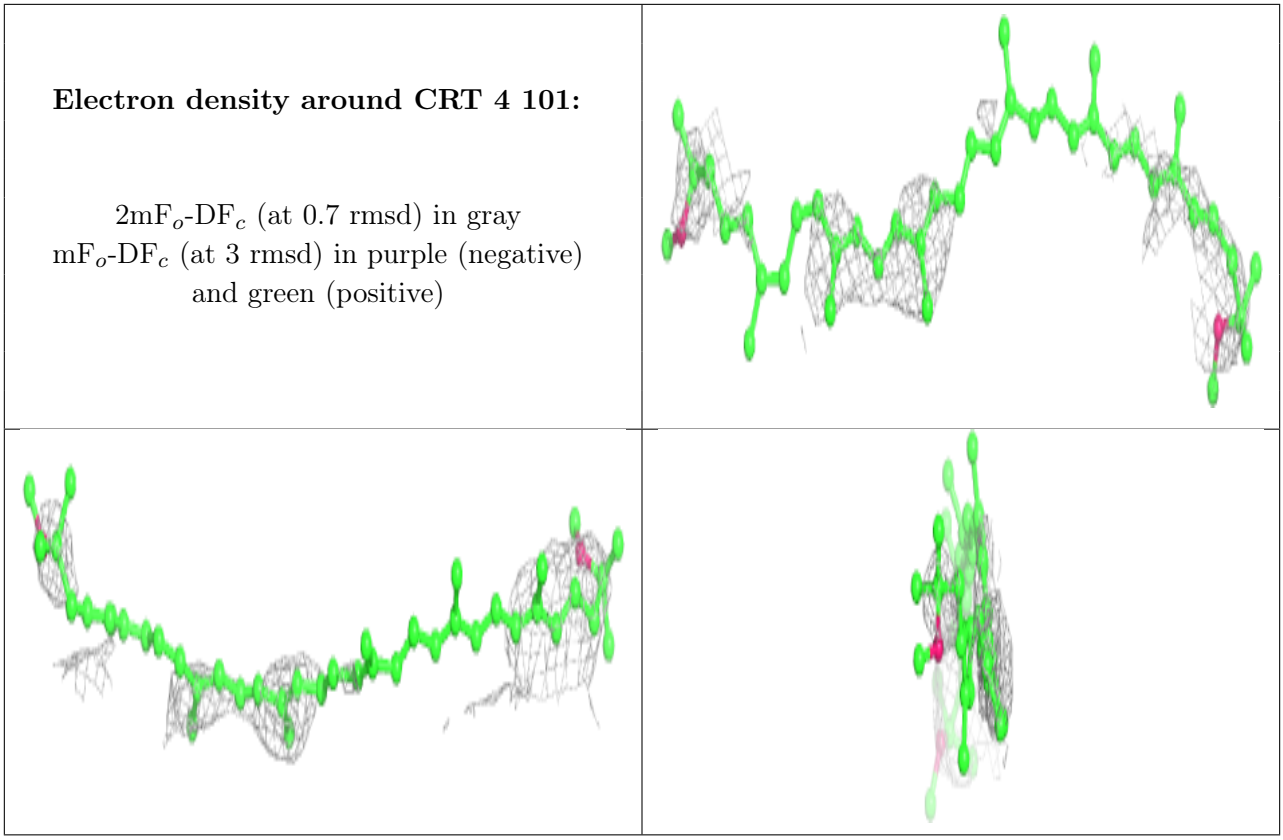

Electron density around PEF L 306:

$2mF_o$-DF_c (at 0.7 rmsd) in gray
mF_o-DF_c (at 3 rmsd) in purple (negative)
and green (positive)

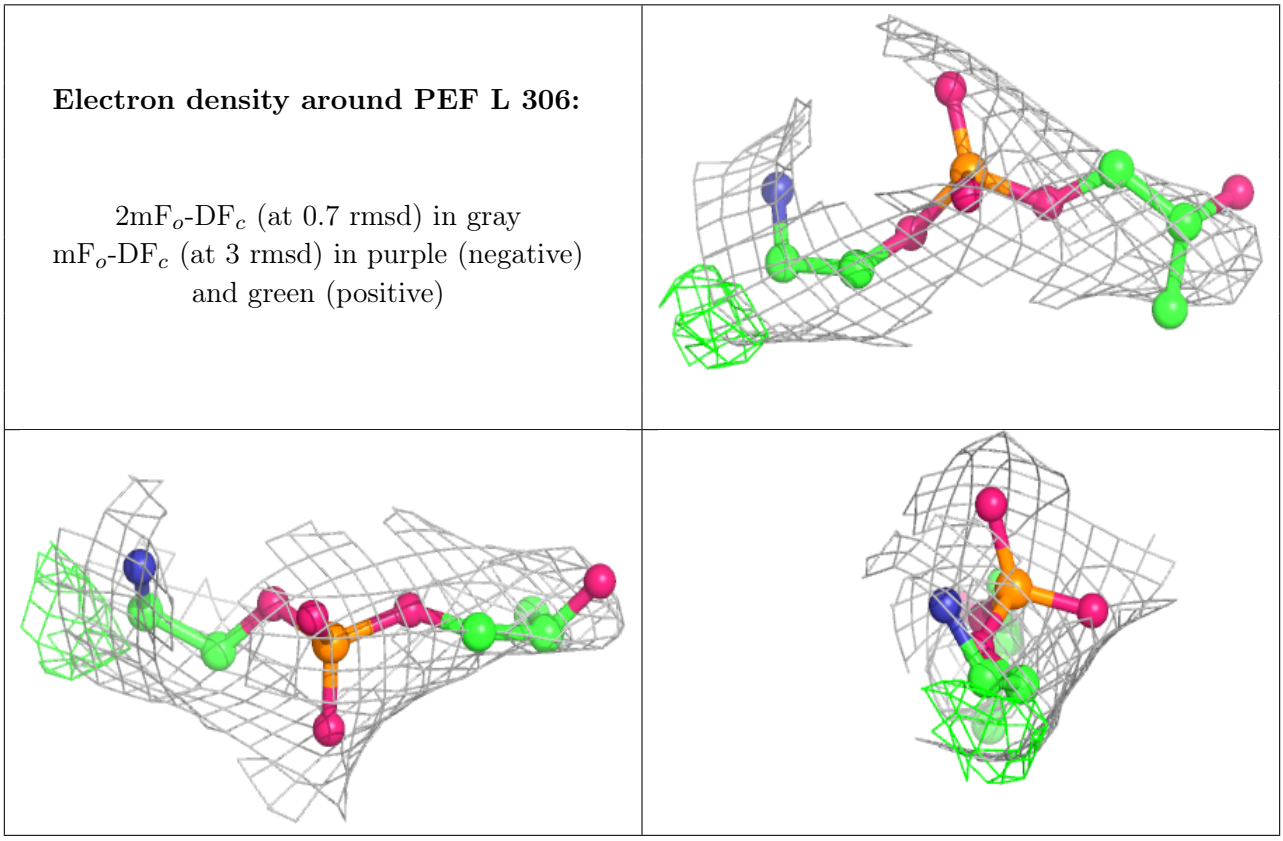

Electron density around CRT X 101:

$2mF_o$-DF_c (at 0.7 rmsd) in gray
mF_o-DF_c (at 3 rmsd) in purple (negative)
and green (positive)

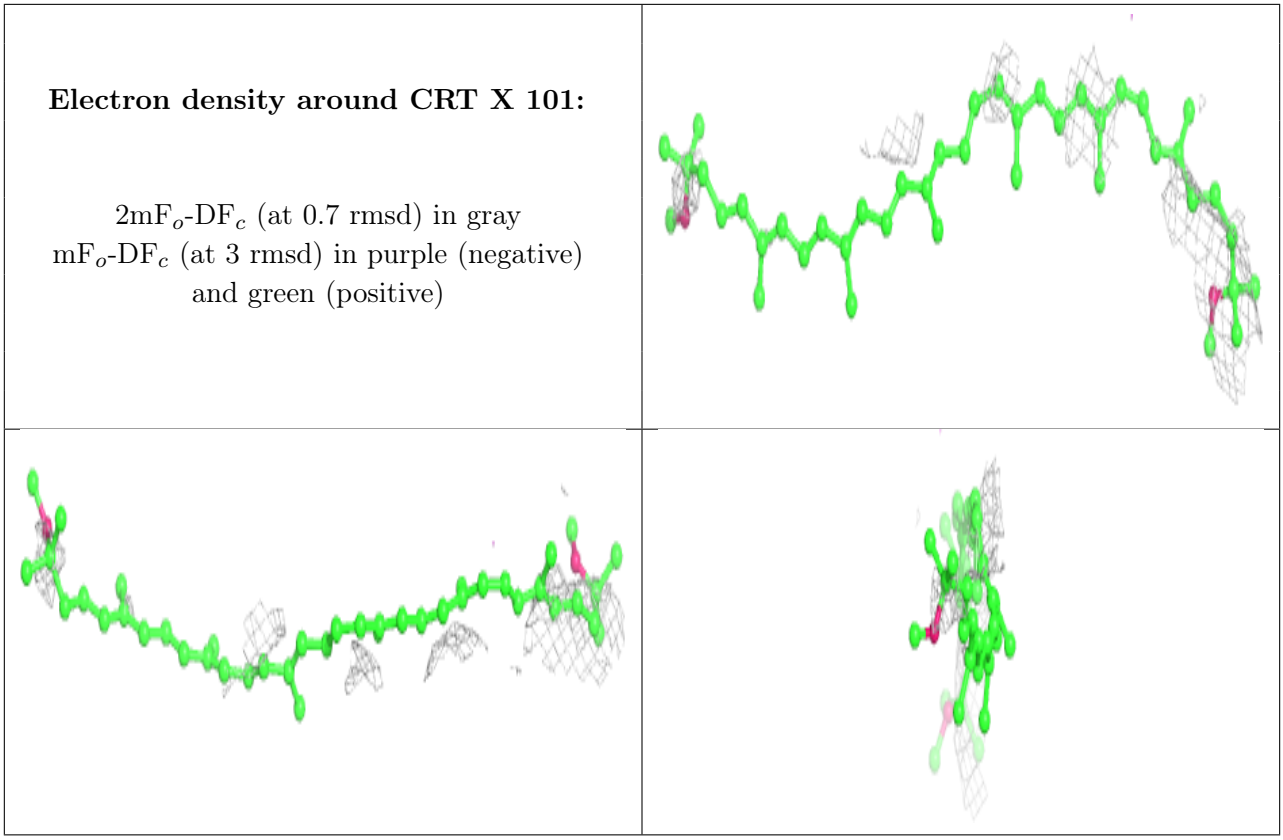

Electron density around CRT Z 101:

$2mF_o$-DF_c (at 0.7 rmsd) in gray
mF_o-DF_c (at 3 rmsd) in purple (negative)
and green (positive)

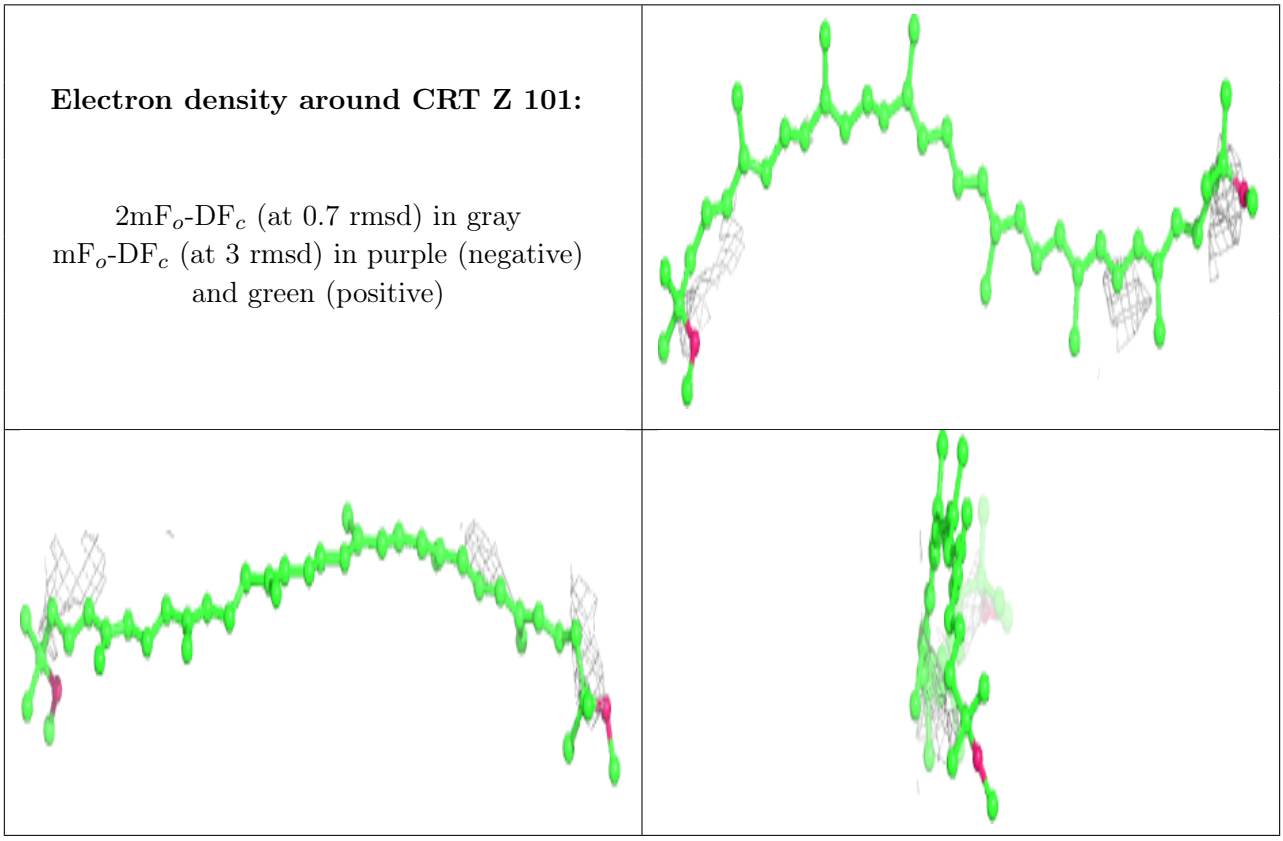

Electron density around UQ8 x 304:

$2mF_o$-DF_c (at 0.7 rmsd) in gray
mF_o-DF_c (at 3 rmsd) in purple (negative)
and green (positive)

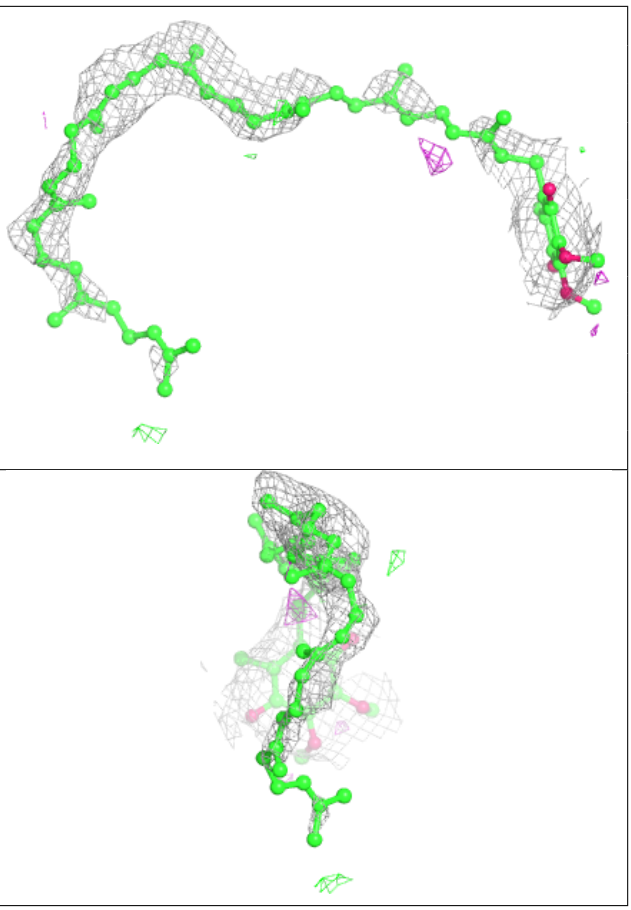

Electron density around HEM o 501:

$2mF_o$-DF_c (at 0.7 rmsd) in gray
mF_o-DF_c (at 3 rmsd) in purple (negative)
and green (positive)

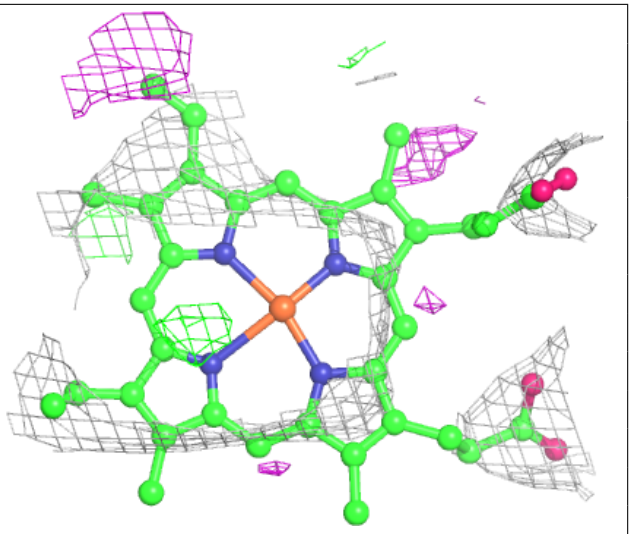

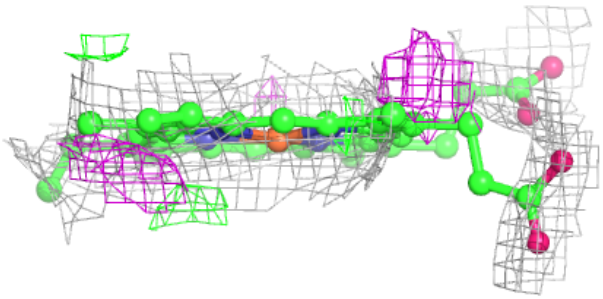

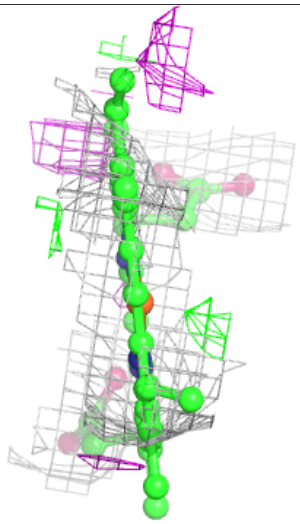

Electron density around PEF y 406:

$2mF_o$-DF_c (at 0.7 rmsd) in gray
mF_o-DF_c (at 3 rmsd) in purple (negative)
and green (positive)

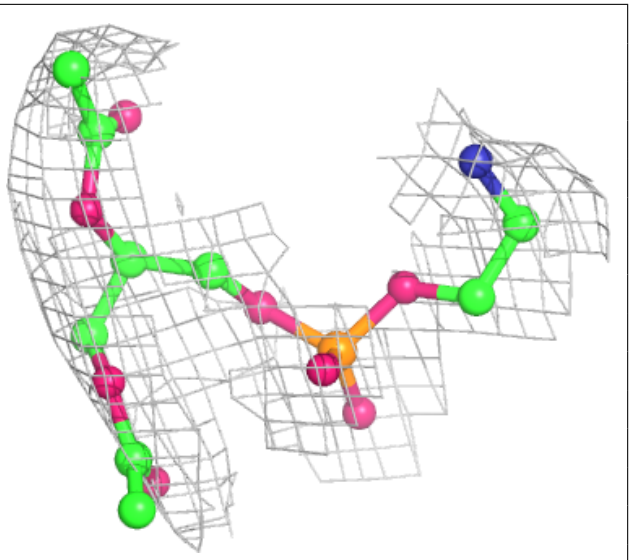

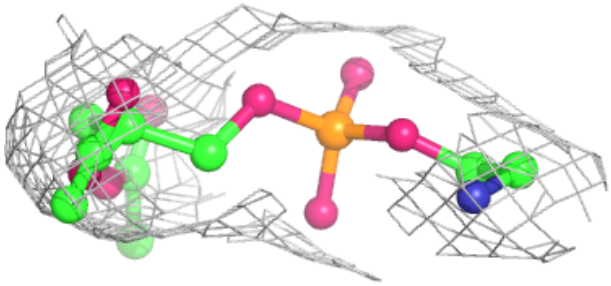

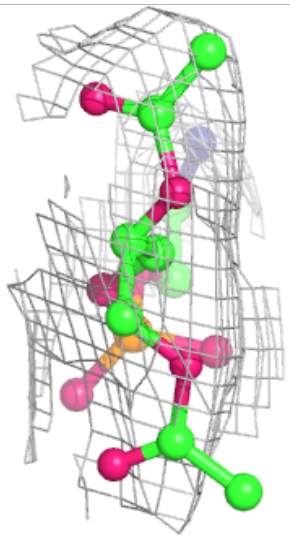

Electron density around BCL j 101:

$2mF_o$-DF_c (at 0.7 rmsd) in gray
mF_o-DF_c (at 3 rmsd) in purple (negative)
and green (positive)

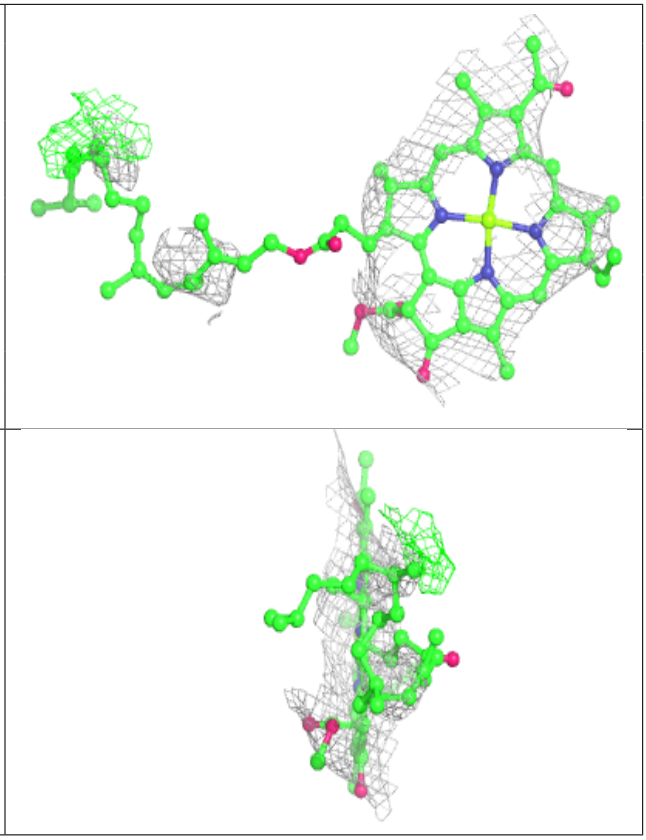

Electron density around BCL 0 101:

$2mF_o$-DF_c (at 0.7 rmsd) in gray
mF_o-DF_c (at 3 rmsd) in purple (negative)
and green (positive)

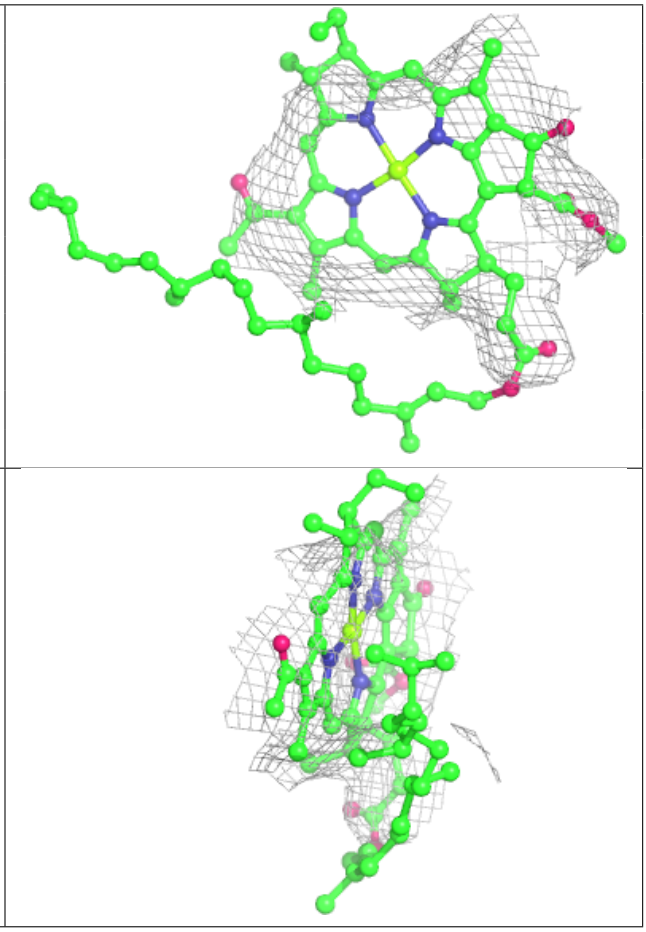

Electron density around BCL AB 101:

$2mF_o$-DF_c (at 0.7 rmsd) in gray
mF_o-DF_c (at 3 rmsd) in purple (negative)
and green (positive)

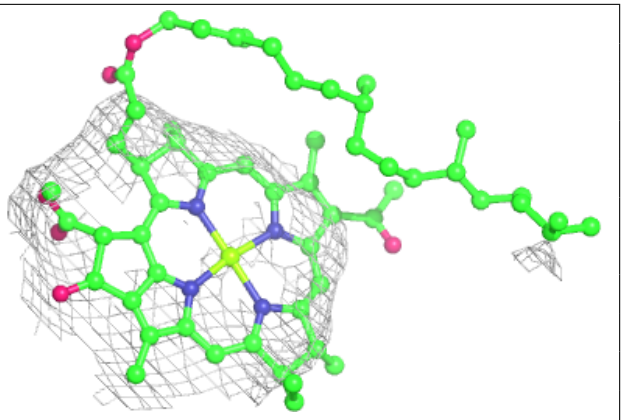

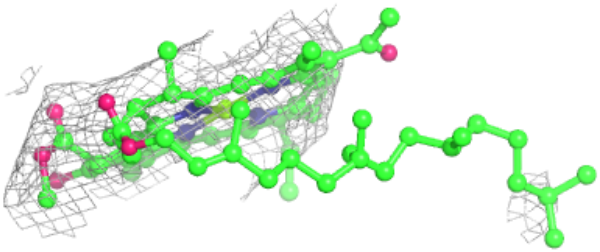

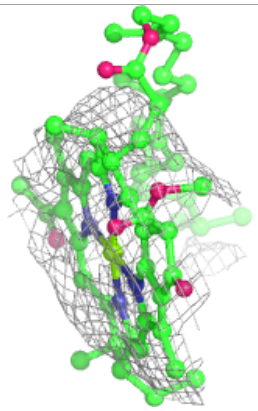

Electron density around BCL AD 101:

$2mF_o$-DF_c (at 0.7 rmsd) in gray
mF_o-DF_c (at 3 rmsd) in purple (negative)
and green (positive)

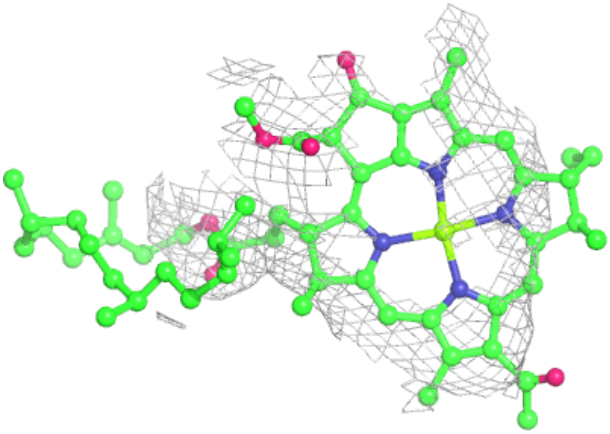

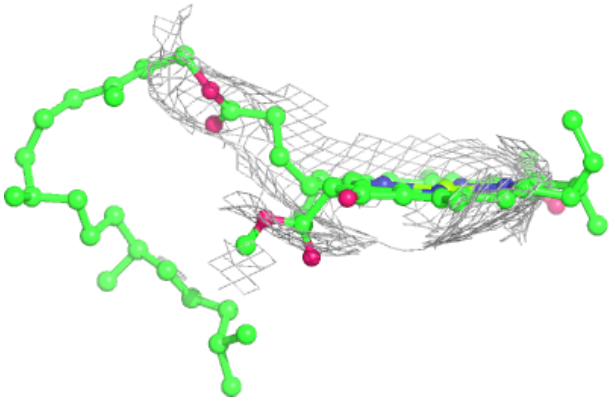

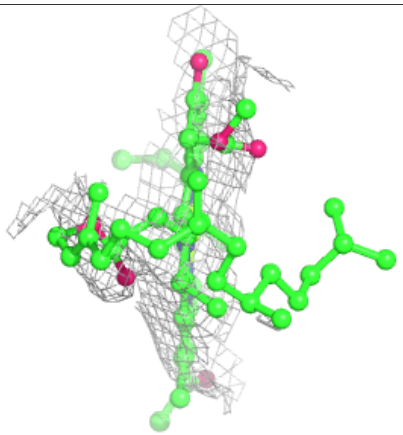

Electron density around BCL O 101:

$2mF_o$-DF_c (at 0.7 rmsd) in gray
mF_o-DF_c (at 3 rmsd) in purple (negative)
and green (positive)

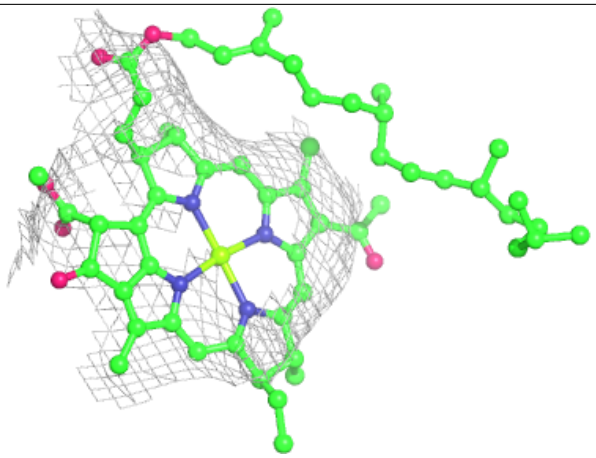

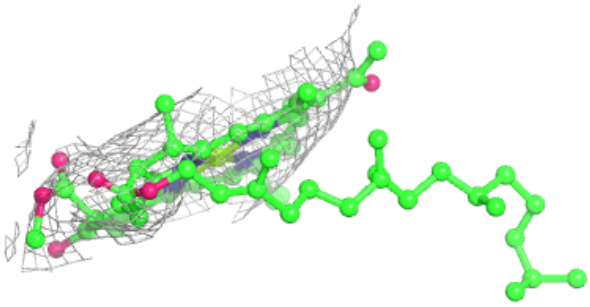

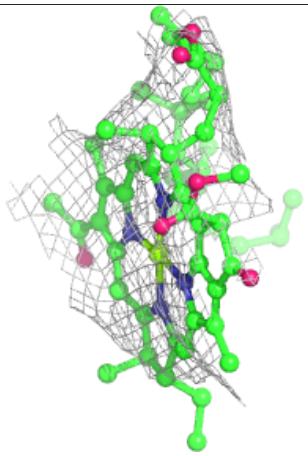

Electron density around BPH M 402:

$2mF_o$-DF_c (at 0.7 rmsd) in gray
mF_o-DF_c (at 3 rmsd) in purple (negative)
and green (positive)

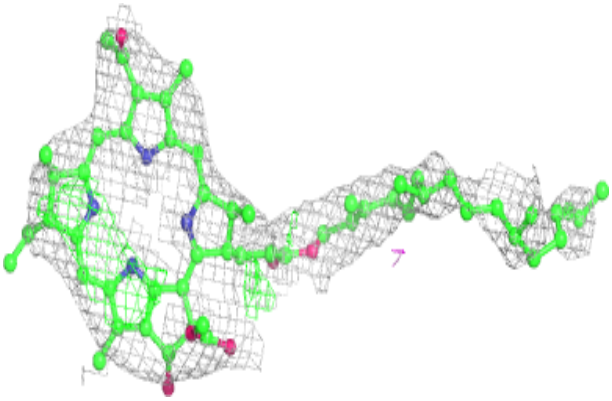

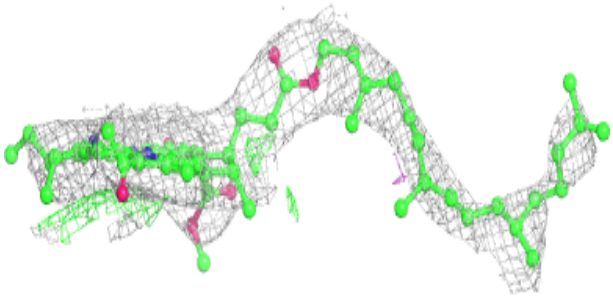

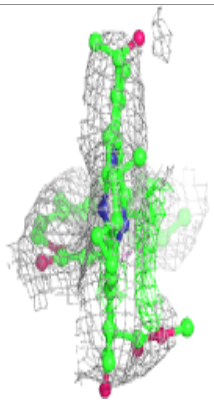

Electron density around BCL m 102:

$2mF_o$-DF_c (at 0.7 rmsd) in gray
mF_o-DF_c (at 3 rmsd) in purple (negative)
and green (positive)

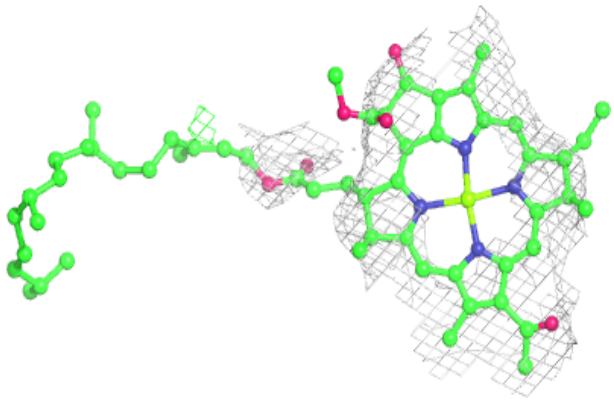

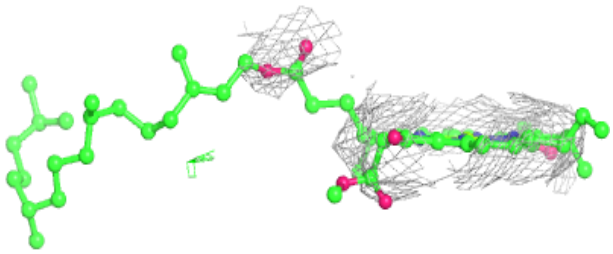

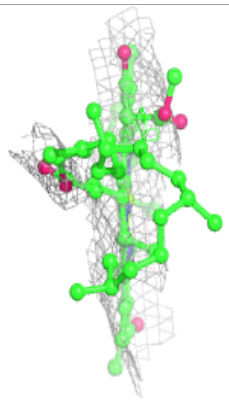

Electron density around BCL K 101:

$2mF_o$-DF_c (at 0.7 rmsd) in gray
mF_o-DF_c (at 3 rmsd) in purple (negative)
and green (positive)

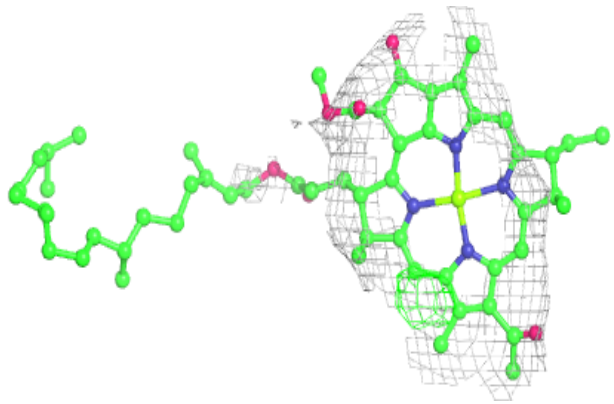

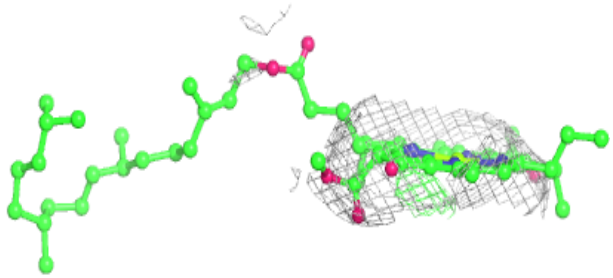

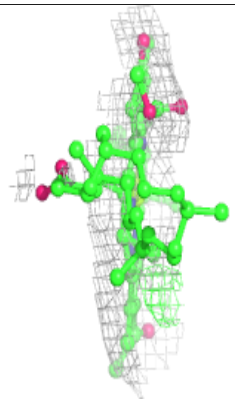

Electron density around BCL l 101:

$2mF_o$-DF_c (at 0.7 rmsd) in gray
mF_o-DF_c (at 3 rmsd) in purple (negative)
and green (positive)

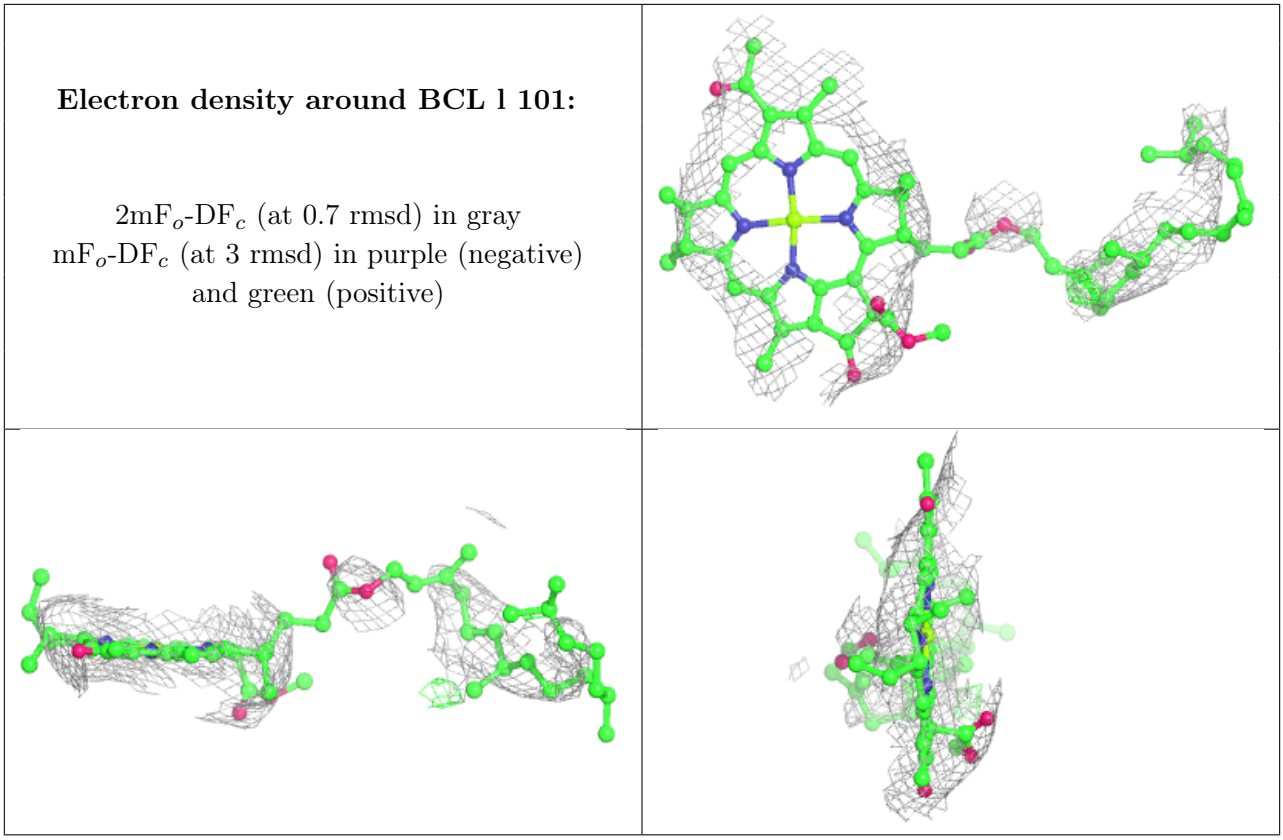

Electron density around BPH L 302:

$2mF_o$-DF_c (at 0.7 rmsd) in gray
mF_o-DF_c (at 3 rmsd) in purple (negative)
and green (positive)

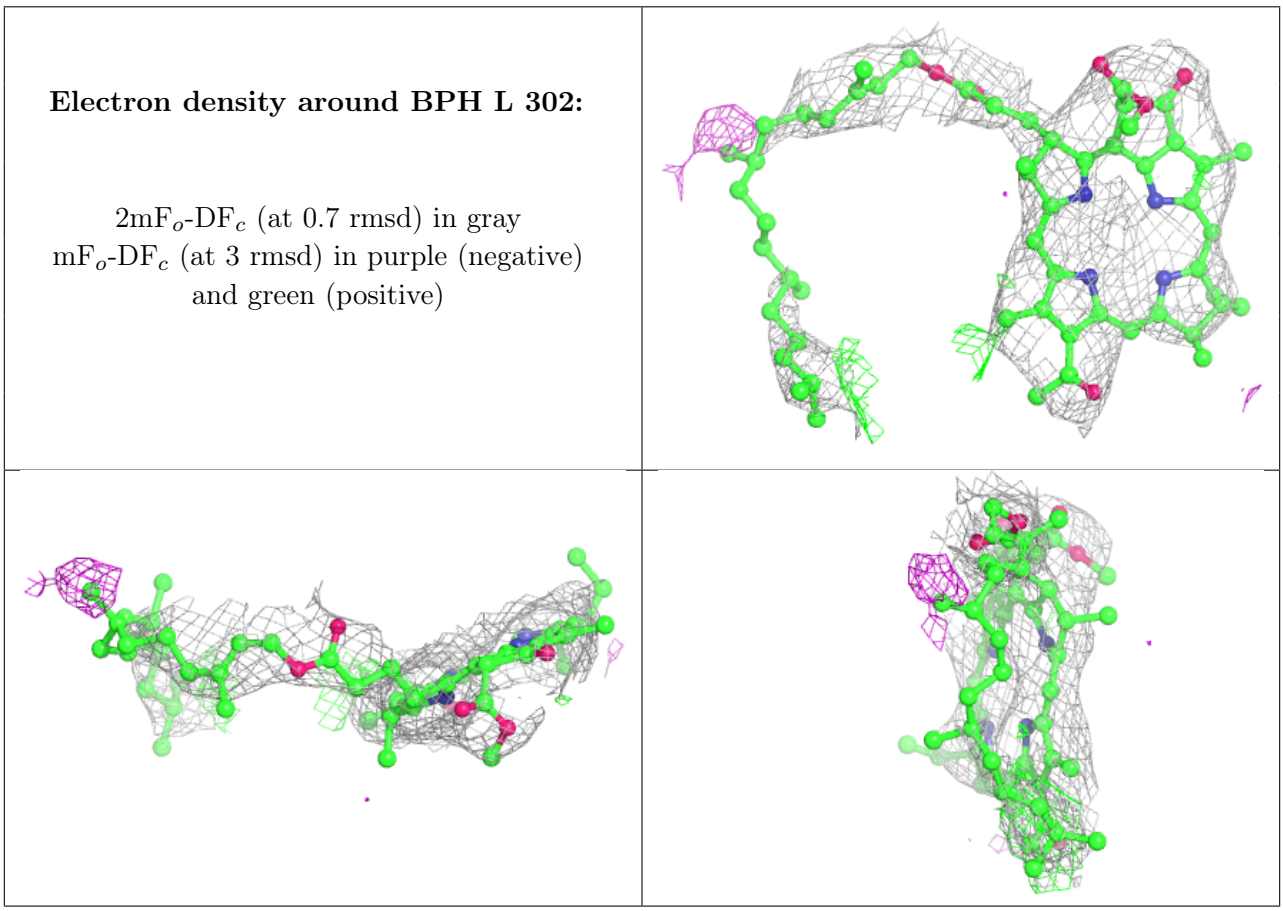

Electron density around BCL AE 104:

$2mF_o$-DF_c (at 0.7 rmsd) in gray
mF_o-DF_c (at 3 rmsd) in purple (negative)
and green (positive)

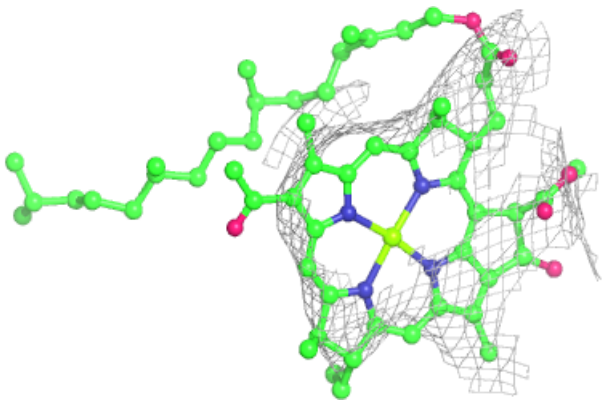

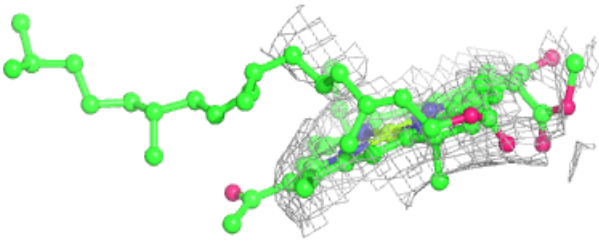

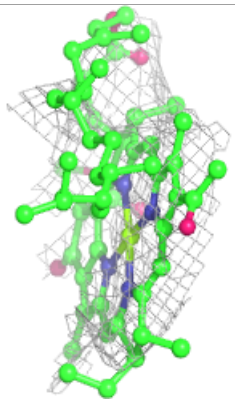

Electron density around BCL AH 103:

$2mF_o$-DF_c (at 0.7 rmsd) in gray
mF_o-DF_c (at 3 rmsd) in purple (negative)
and green (positive)

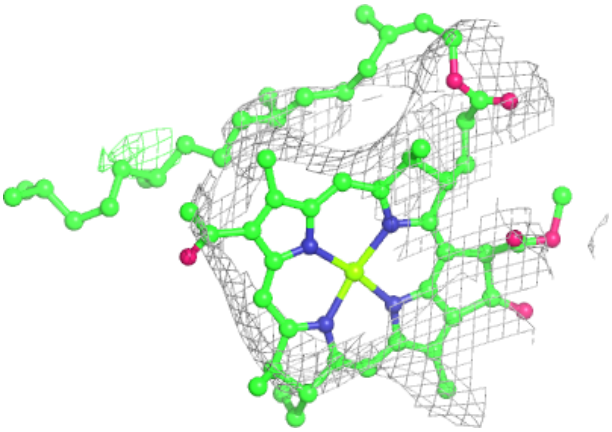

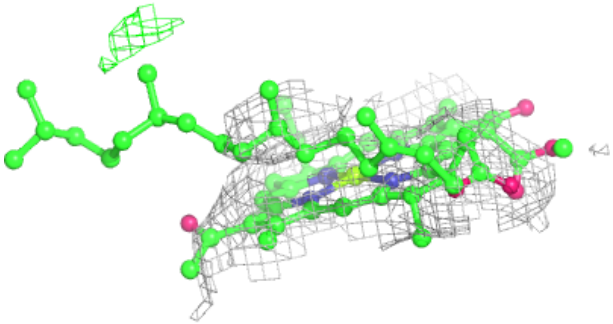

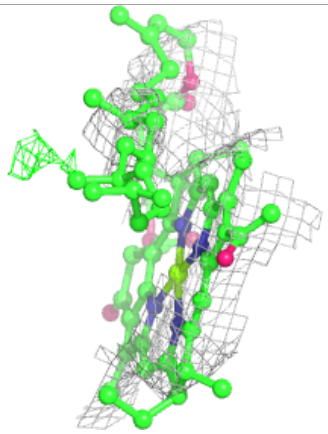

Electron density around BCL d 101:

$2mF_o$-DF_c (at 0.7 rmsd) in gray
mF_o-DF_c (at 3 rmsd) in purple (negative)
and green (positive)

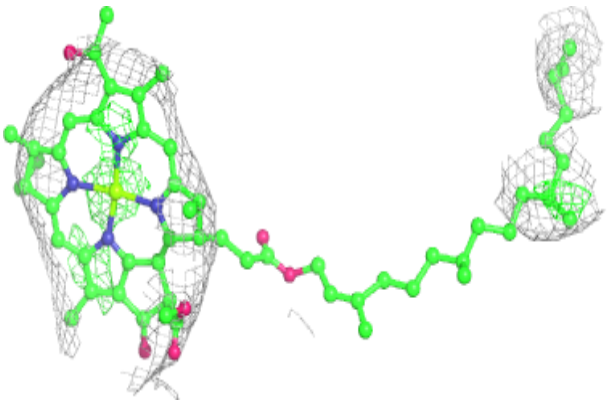

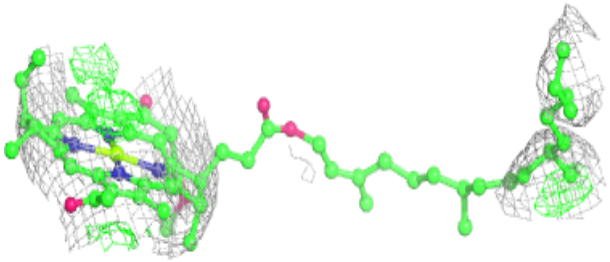

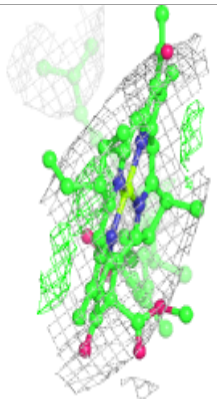

Electron density around PEF t 303:

$2mF_o$-DF_c (at 0.7 rmsd) in gray
mF_o-DF_c (at 3 rmsd) in purple (negative)
and green (positive)

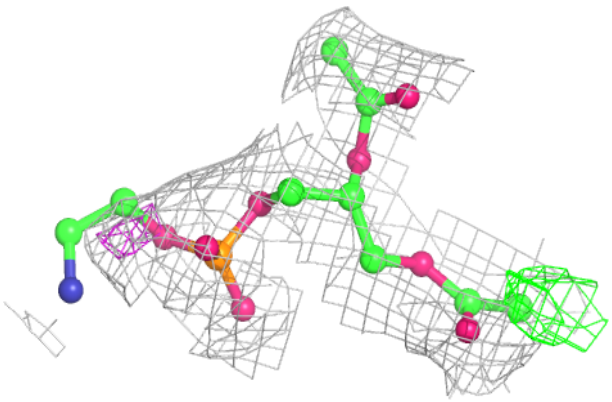

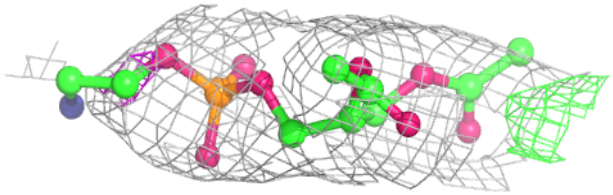

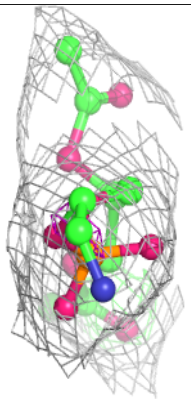

Electron density around PEF y 407:

$2mF_o$-DF_c (at 0.7 rmsd) in gray
mF_o-DF_c (at 3 rmsd) in purple (negative)
and green (positive)

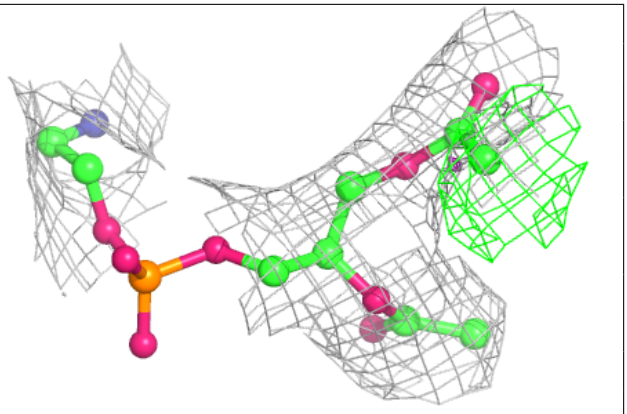

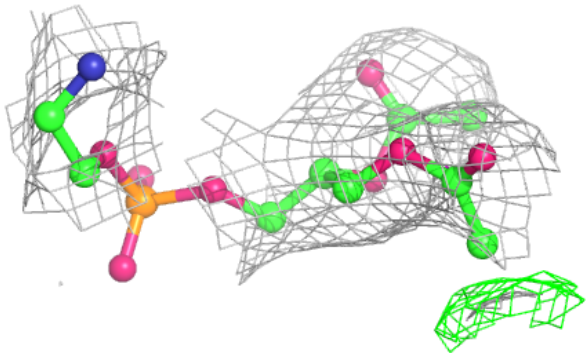

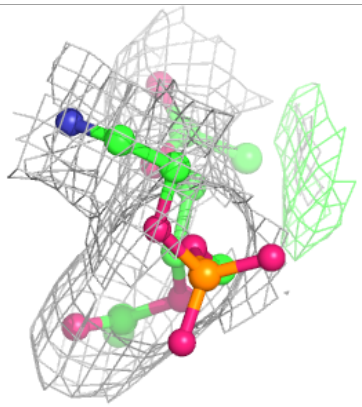

Electron density around BCL z 102:

$2mF_o$-DF_c (at 0.7 rmsd) in gray
mF_o-DF_c (at 3 rmsd) in purple (negative)
and green (positive)

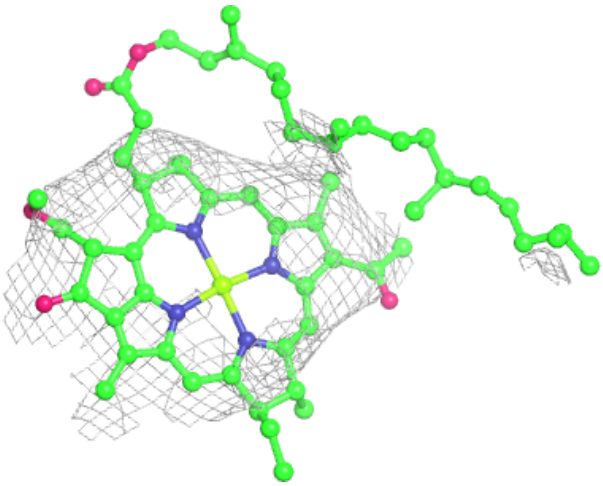

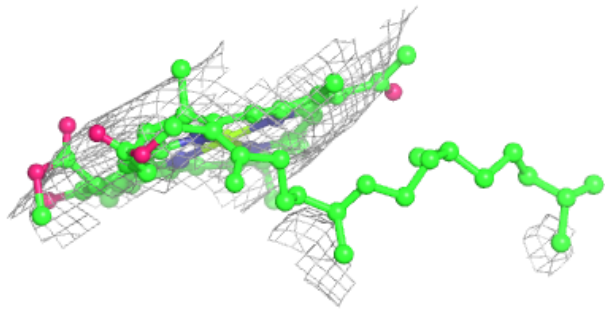

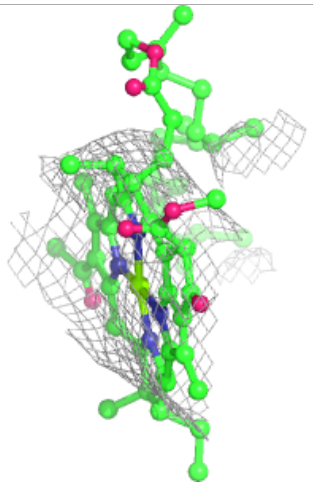

Electron density around BCL V 101:

$2mF_o$-DF_c (at 0.7 rmsd) in gray
mF_o-DF_c (at 3 rmsd) in purple (negative)
and green (positive)

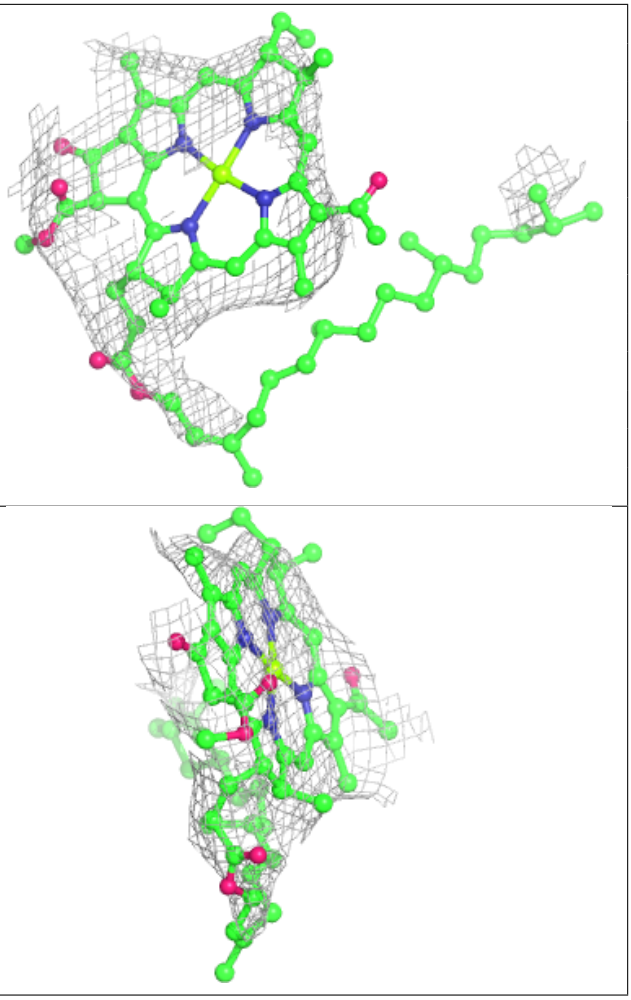

Electron density around PEF M 408:

$2mF_o$-DF_c (at 0.7 rmsd) in gray
mF_o-DF_c (at 3 rmsd) in purple (negative)
and green (positive)

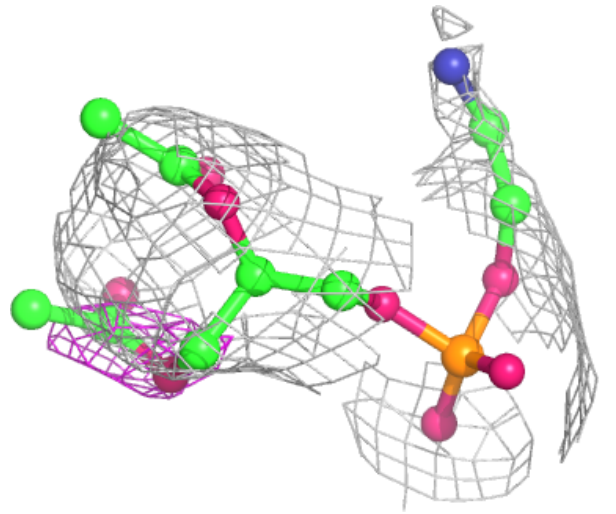

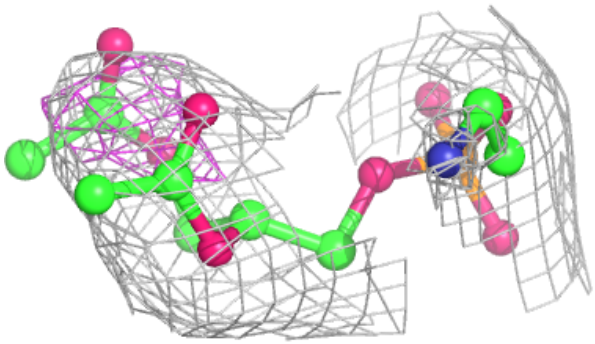

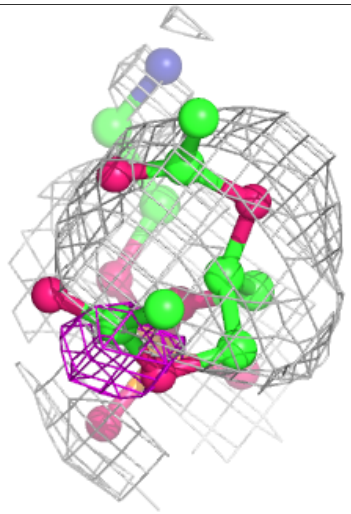

Electron density around BCL c 102:

$2mF_o$-DF_c (at 0.7 rmsd) in gray
mF_o-DF_c (at 3 rmsd) in purple (negative)
and green (positive)

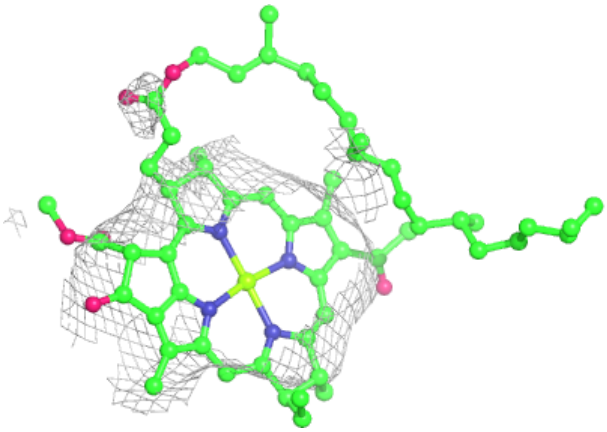

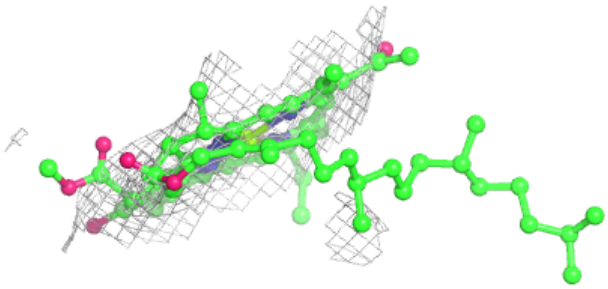

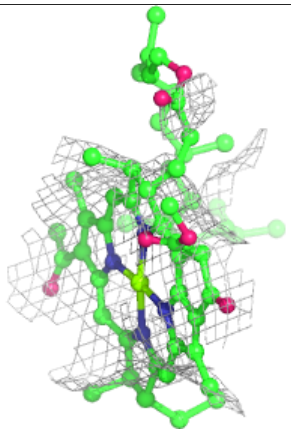

Electron density around BCL 9 103:

$2mF_o$-DF_c (at 0.7 rmsd) in gray
mF_o-DF_c (at 3 rmsd) in purple (negative)
and green (positive)

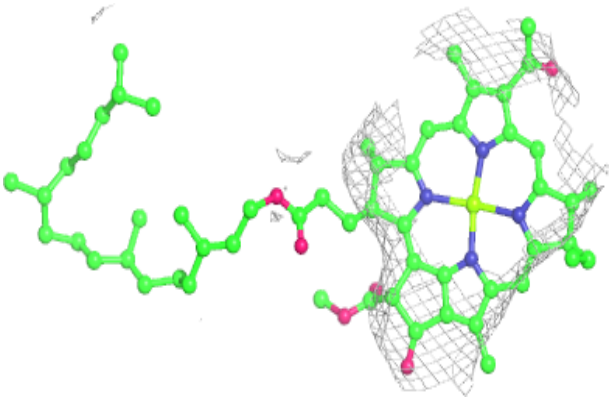

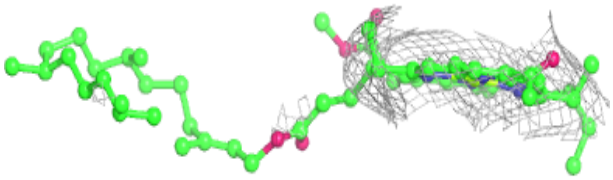

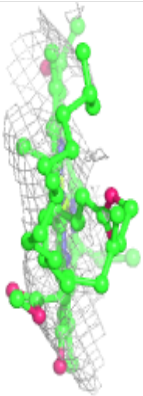

Electron density around BCL 5 102:

$2mF_o$-DF_c (at 0.7 rmsd) in gray
mF_o-DF_c (at 3 rmsd) in purple (negative)
and green (positive)

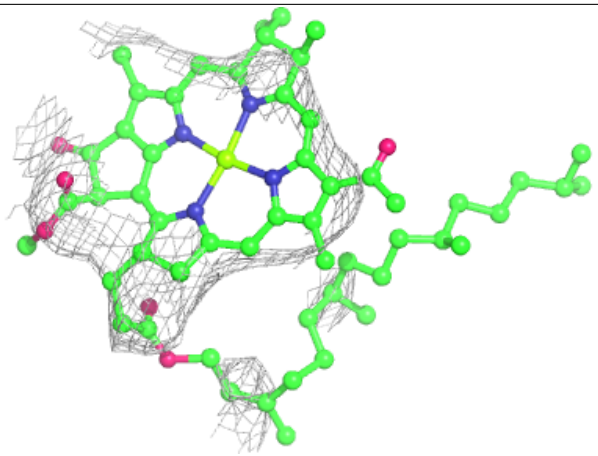

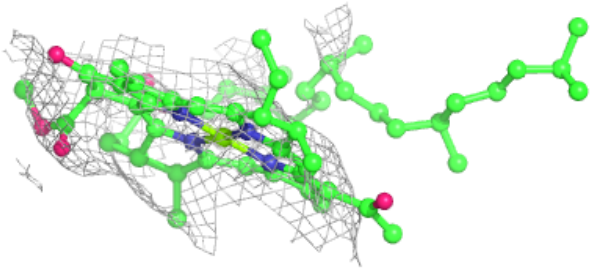

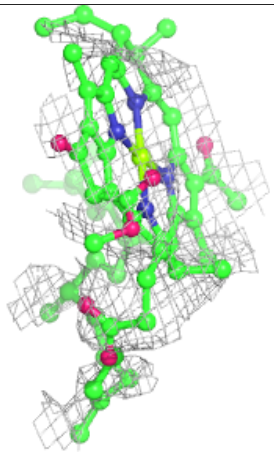

Electron density around BCL 8 102:

$2mF_o$-DF_c (at 0.7 rmsd) in gray
mF_o-DF_c (at 3 rmsd) in purple (negative)
and green (positive)

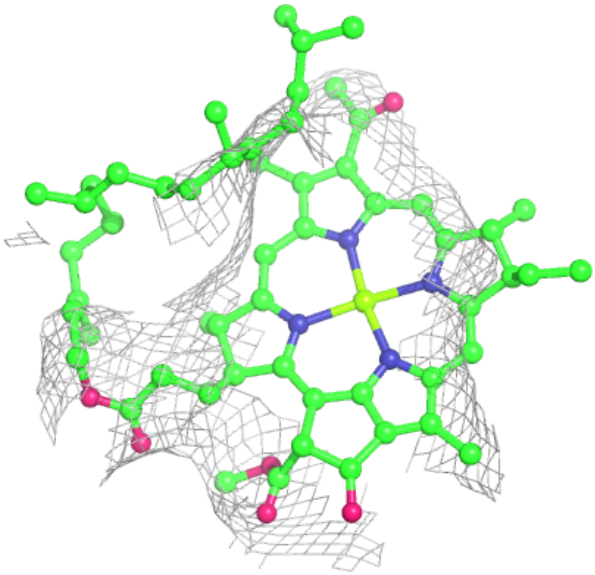

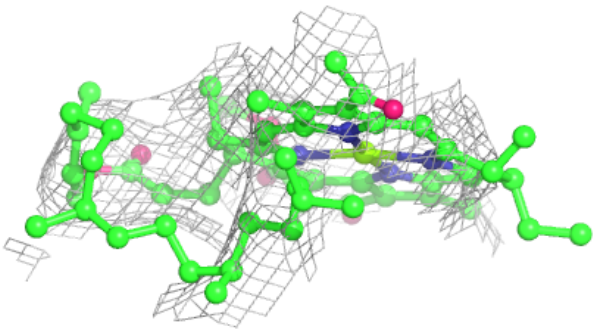

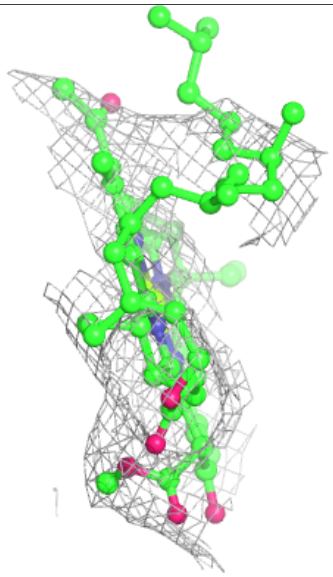

Electron density around PEF y 408:

$2mF_o$-DF_c (at 0.7 rmsd) in gray
mF_o-DF_c (at 3 rmsd) in purple (negative)
and green (positive)

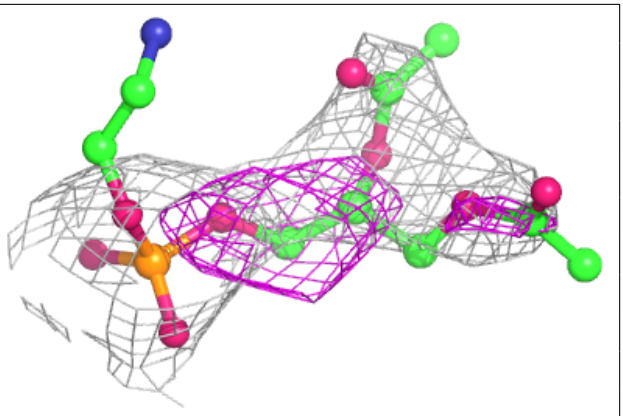

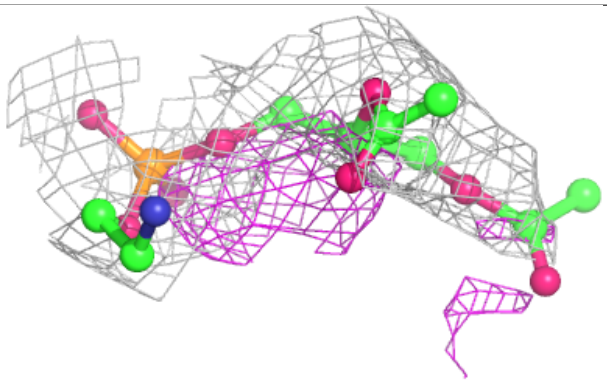

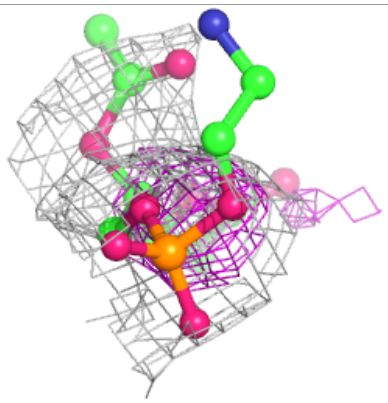

Electron density around PEF M 407:

$2mF_o$-DF_c (at 0.7 rmsd) in gray
mF_o-DF_c (at 3 rmsd) in purple (negative)
and green (positive)

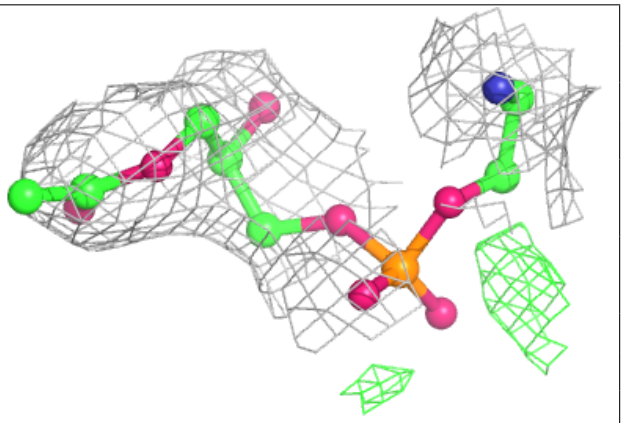

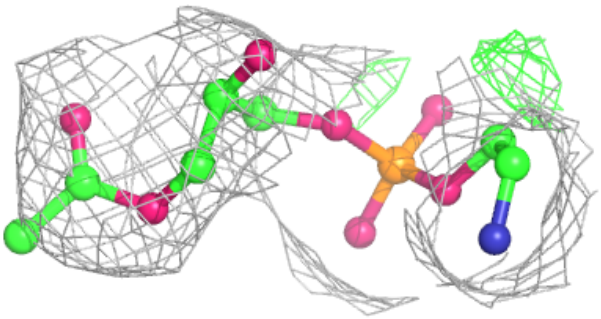

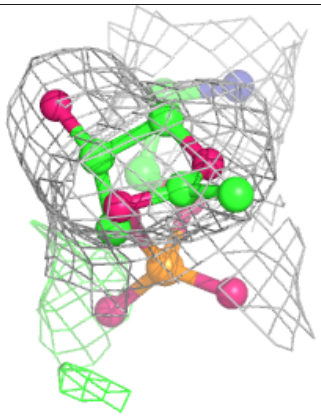

Electron density around BCL 7 101:

$2mF_o$-DF_c (at 0.7 rmsd) in gray
mF_o-DF_c (at 3 rmsd) in purple (negative)
and green (positive)

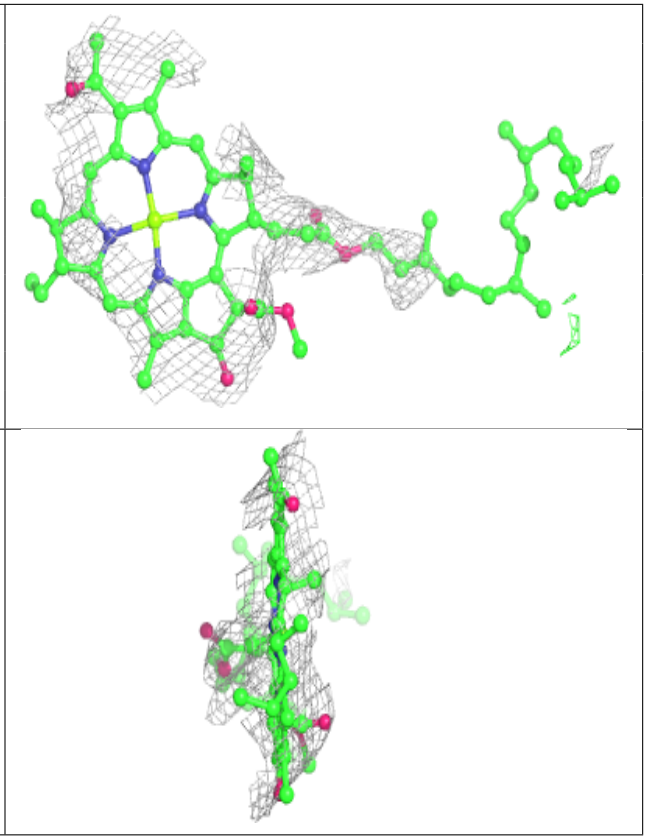



Electron density around BCL N 102:

$2mF_o$-DF_c (at 0.7 rmsd) in gray
mF_o-DF_c (at 3 rmsd) in purple (negative)
and green (positive)

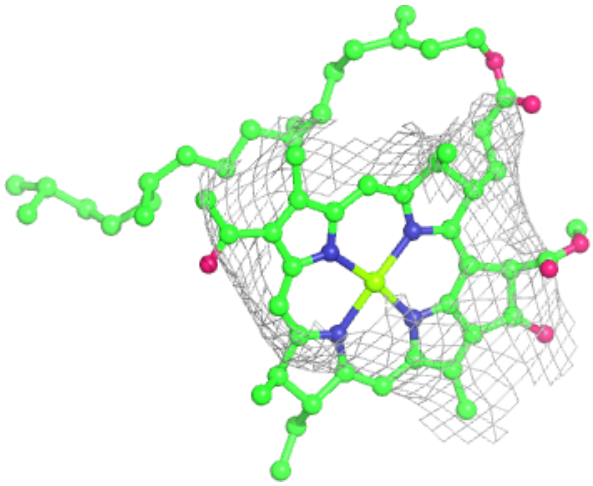

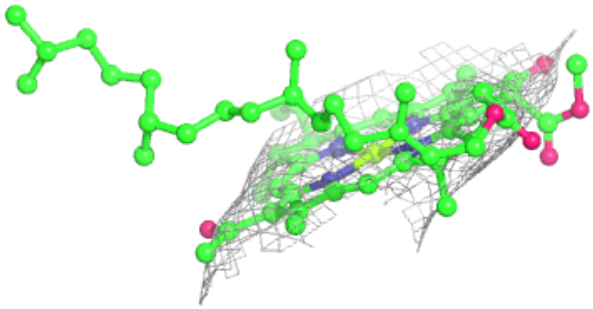

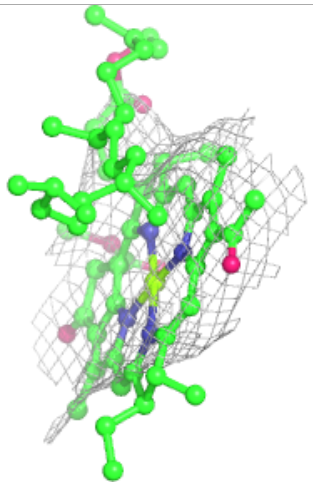

Electron density around PEF H 304:

$2mF_o$-DF_c (at 0.7 rmsd) in gray
mF_o-DF_c (at 3 rmsd) in purple (negative)
and green (positive)

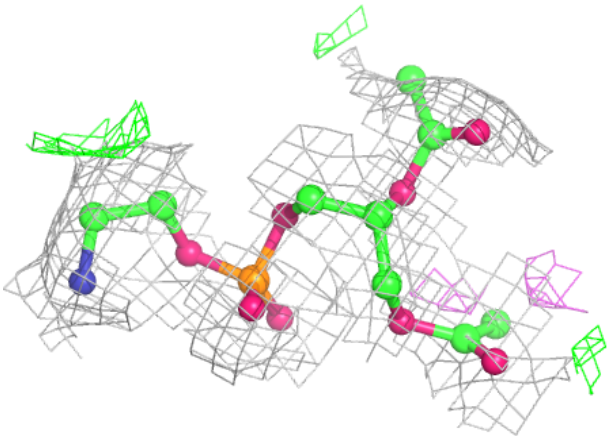

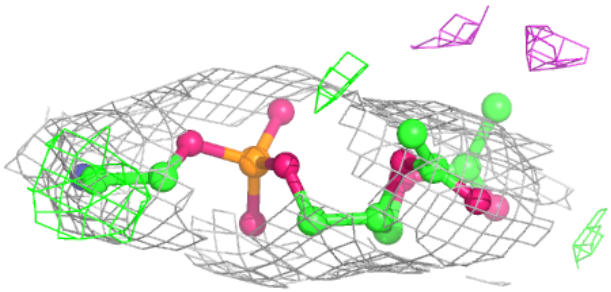

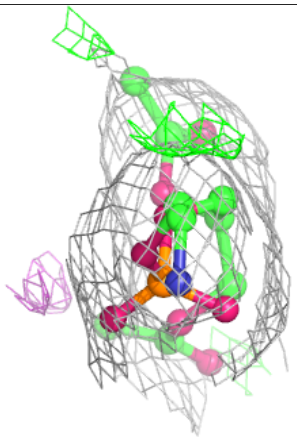

Electron density around HEM C 501:

$2mF_o$-DF_c (at 0.7 rmsd) in gray
mF_o-DF_c (at 3 rmsd) in purple (negative)
and green (positive)

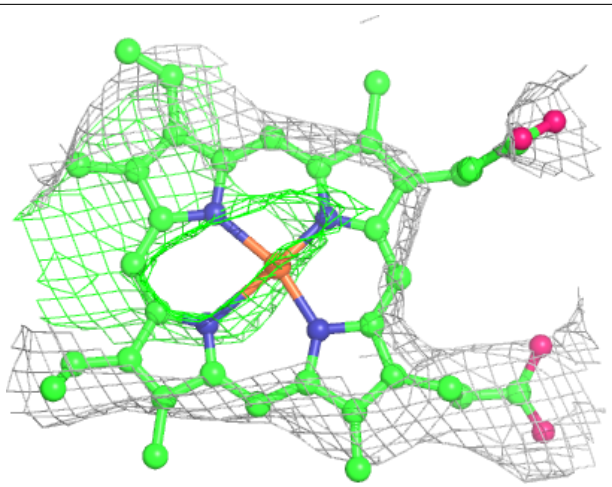

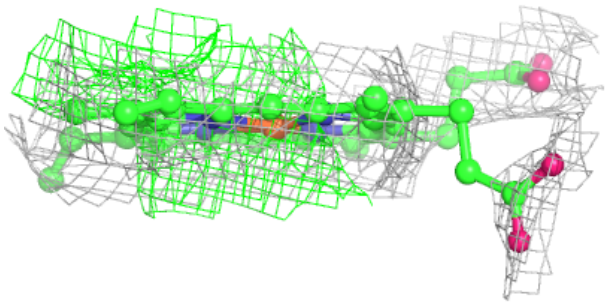

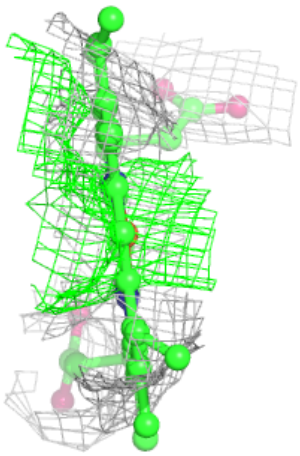

Electron density around BCL T 102:

$2mF_o$-DF_c (at 0.7 rmsd) in gray
mF_o-DF_c (at 3 rmsd) in purple (negative)
and green (positive)

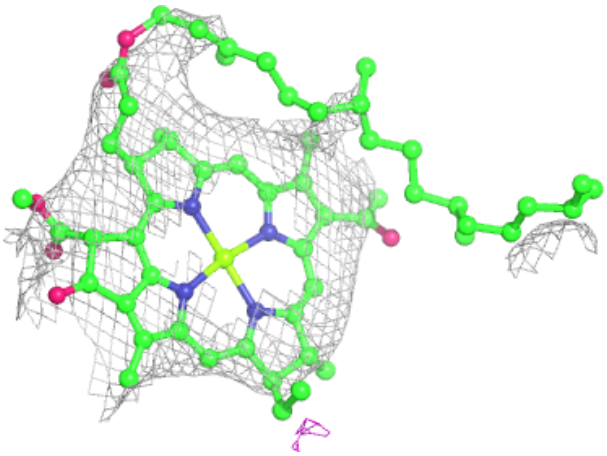

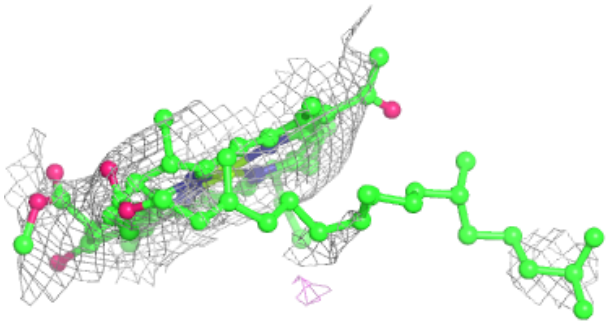

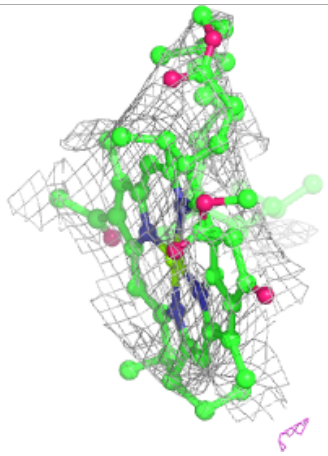

Electron density around BCL D 102:

$2mF_o$-DF_c (at 0.7 rmsd) in gray
mF_o-DF_c (at 3 rmsd) in purple (negative)
and green (positive)

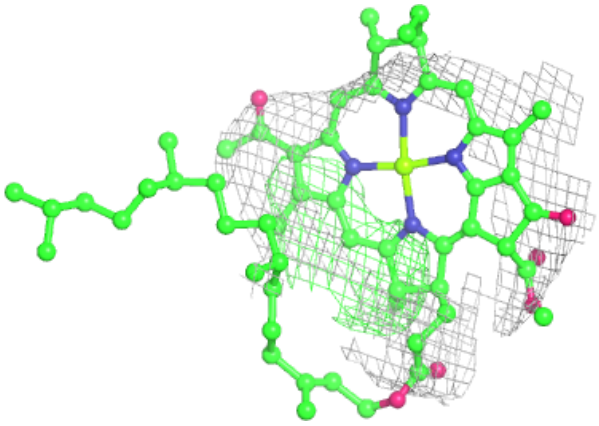

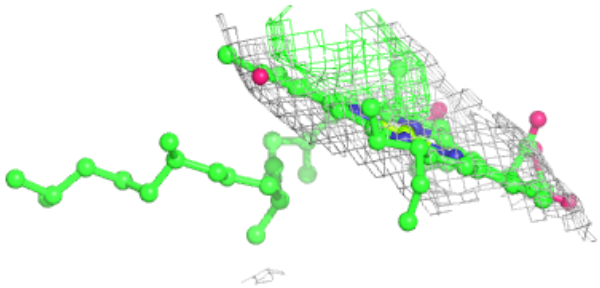

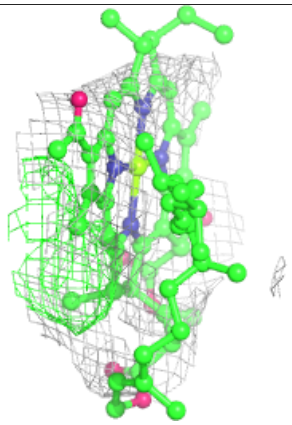

Electron density around BCL m 103:

$2mF_o$-DF_c (at 0.7 rmsd) in gray
mF_o-DF_c (at 3 rmsd) in purple (negative)
and green (positive)

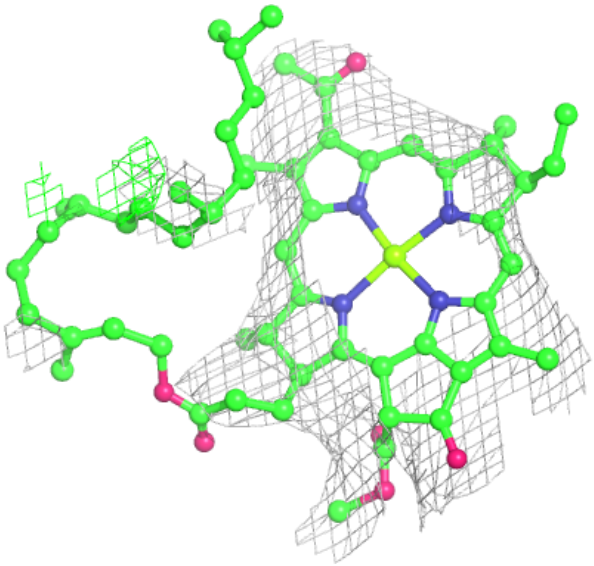

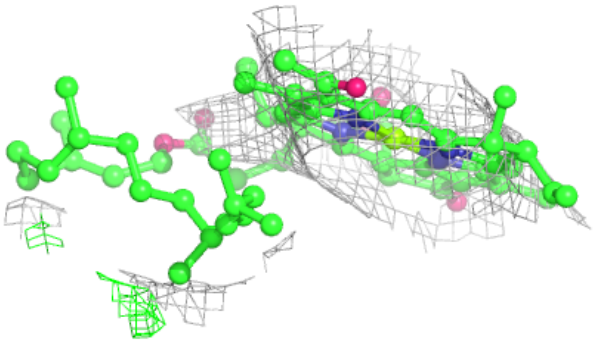

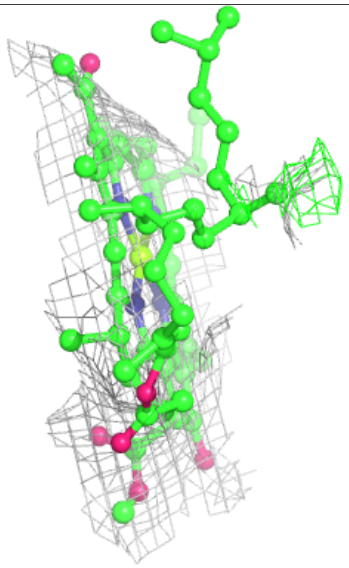

Electron density around BCL u 101:

$2mF_o$-DF_c (at 0.7 rmsd) in gray
mF_o-DF_c (at 3 rmsd) in purple (negative)
and green (positive)

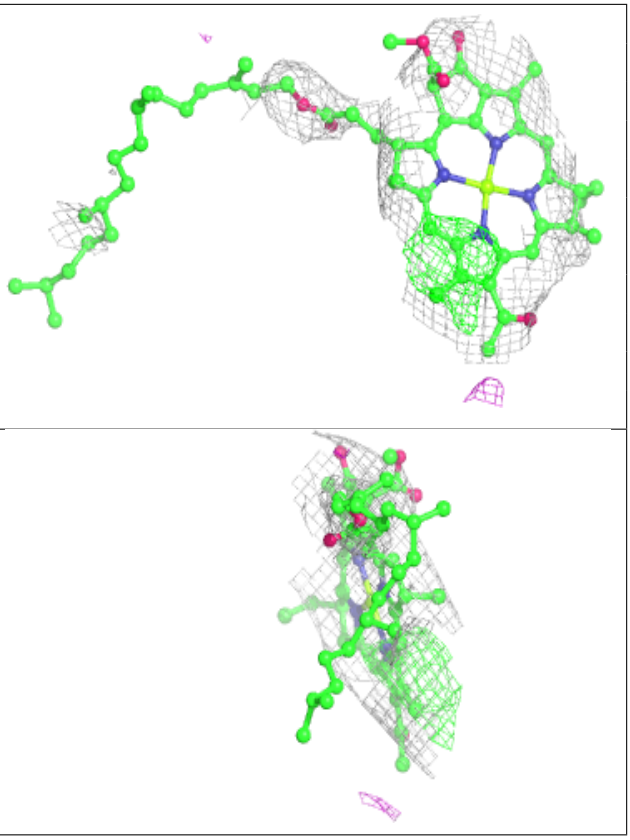

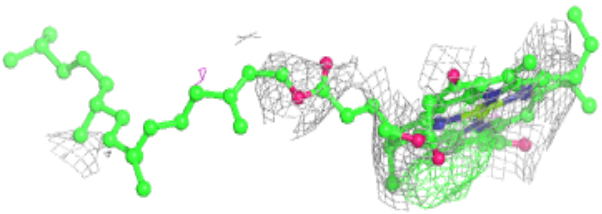

Electron density around BCL k 102:

$2mF_o$-DF_c (at 0.7 rmsd) in gray
mF_o-DF_c (at 3 rmsd) in purple (negative)
and green (positive)

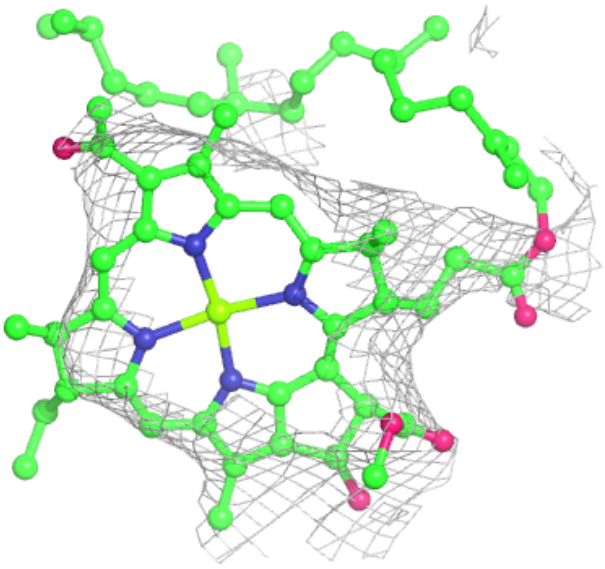

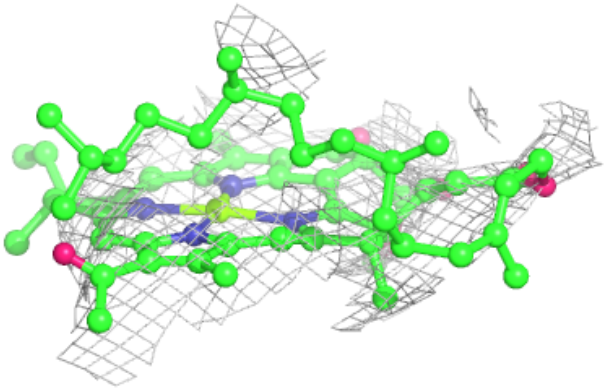

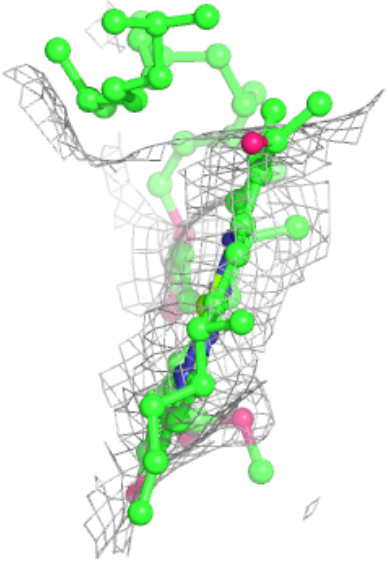

Electron density around BCL AH 101:

$2mF_o$-DF_c (at 0.7 rmsd) in gray
mF_o-DF_c (at 3 rmsd) in purple (negative)
and green (positive)

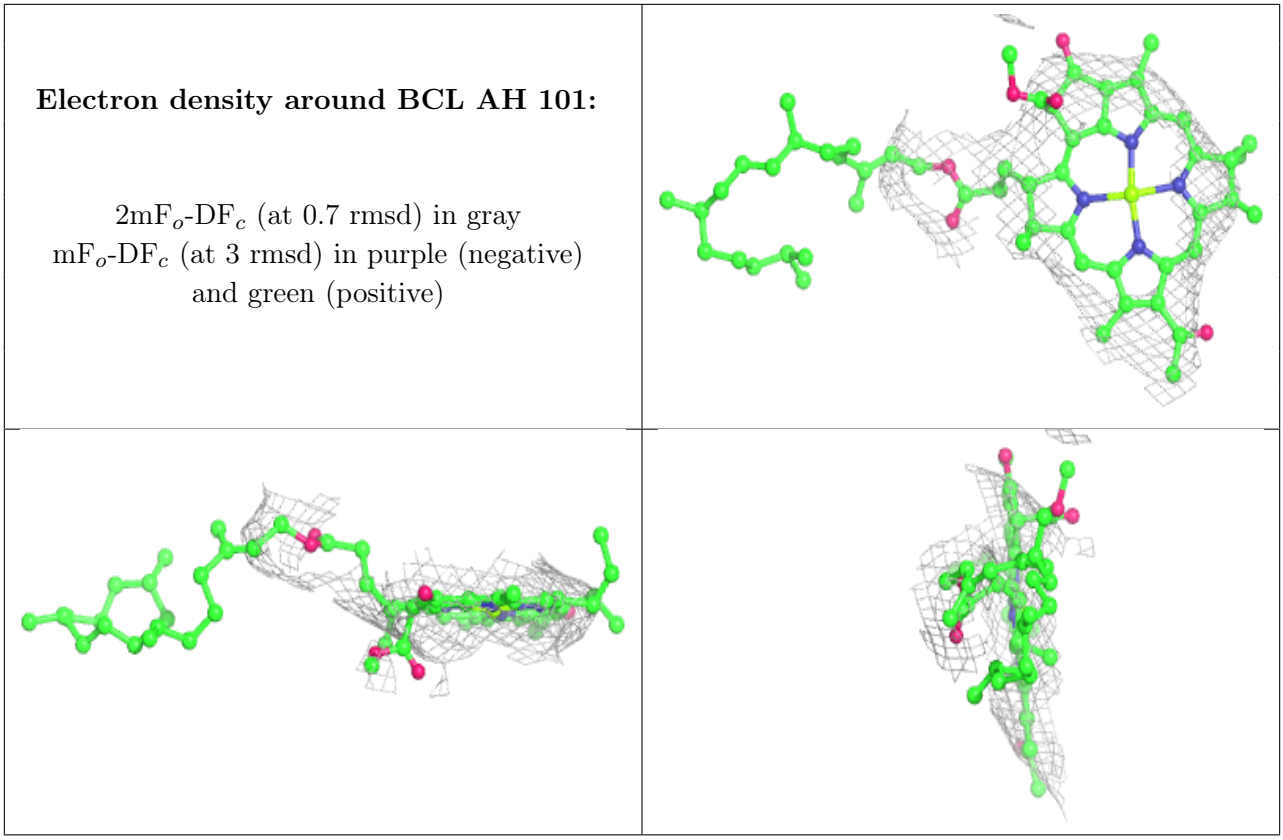

Electron density around BCL p 102:

$2mF_o$-DF_c (at 0.7 rmsd) in gray
mF_o-DF_c (at 3 rmsd) in purple (negative)
and green (positive)

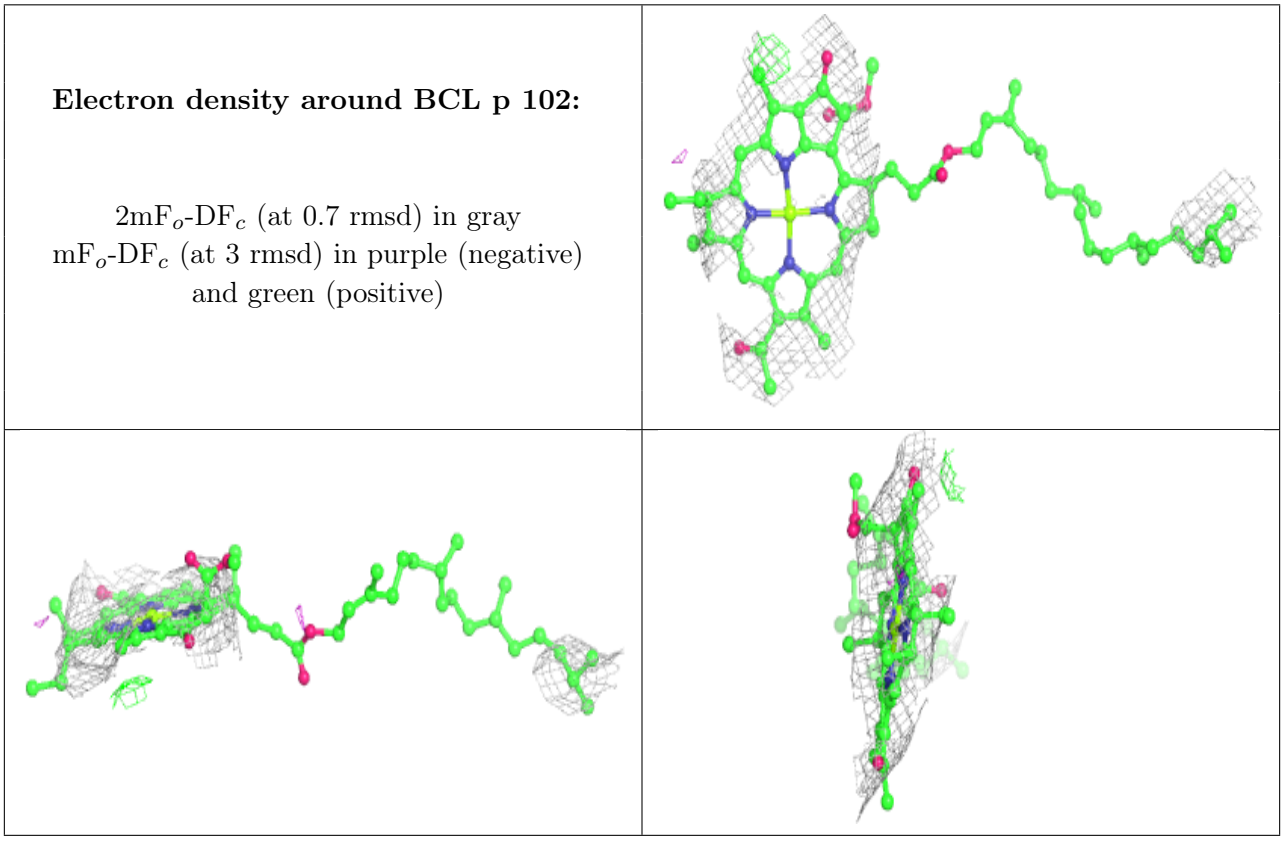

Electron density around BCL I 101:

$2mF_o$-DF_c (at 0.7 rmsd) in gray
mF_o-DF_c (at 3 rmsd) in purple (negative)
and green (positive)

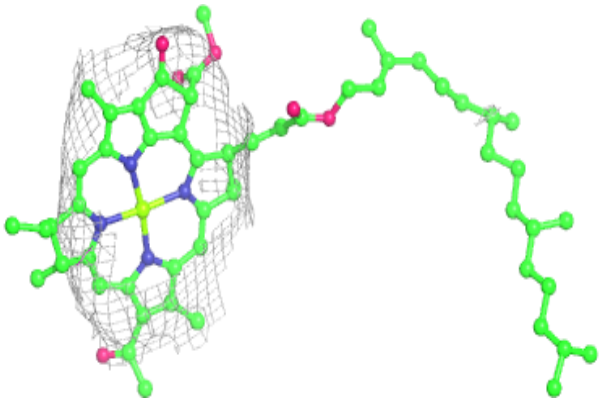

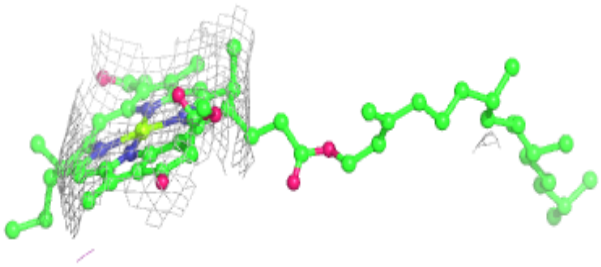

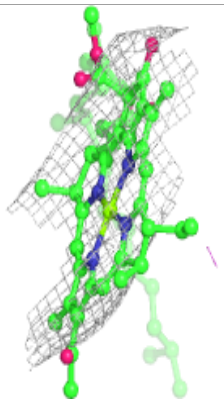

Electron density around BCL x 301:

$2mF_o$-DF_c (at 0.7 rmsd) in gray
mF_o-DF_c (at 3 rmsd) in purple (negative)
and green (positive)

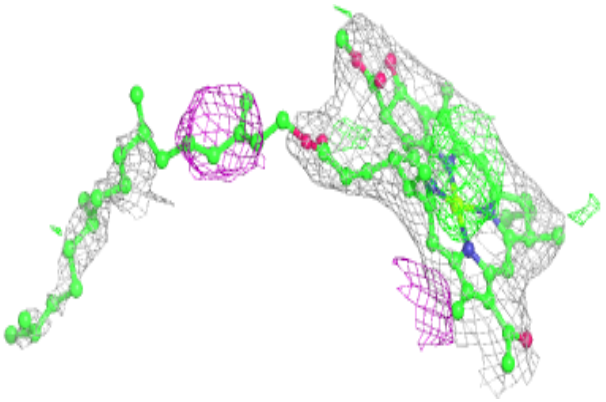

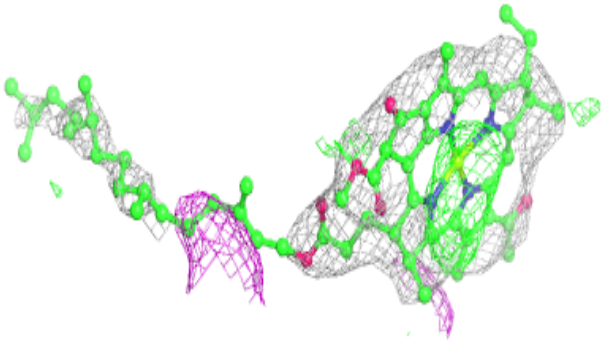

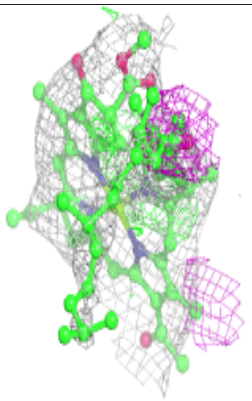

Electron density around PEF t 301:

$2mF_o$-DF_c (at 0.7 rmsd) in gray
mF_o-DF_c (at 3 rmsd) in purple (negative)
and green (positive)

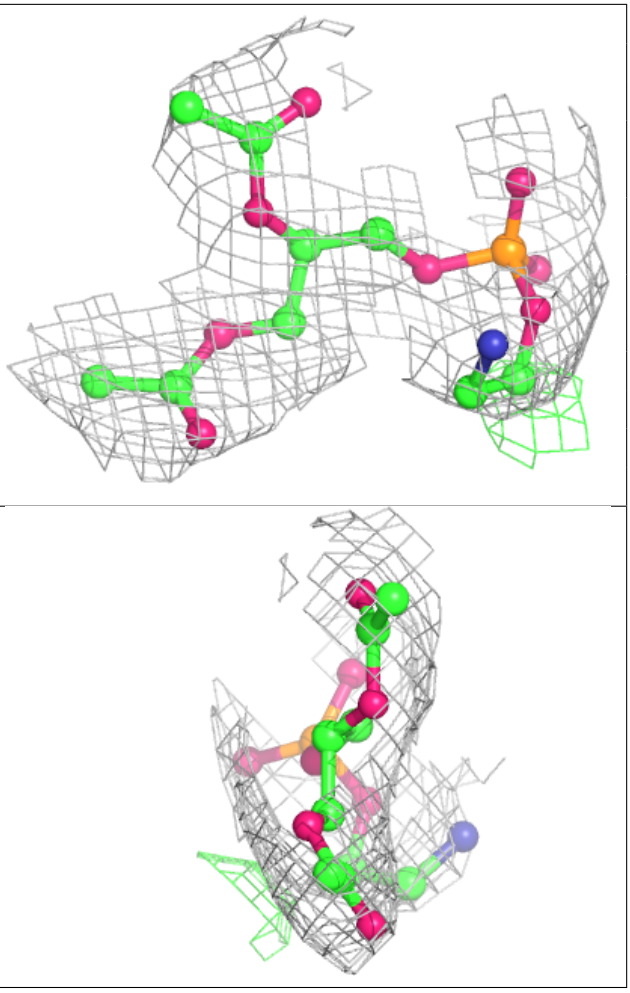

Electron density around PEF M 406:

$2mF_o$-DF_c (at 0.7 rmsd) in gray
mF_o-DF_c (at 3 rmsd) in purple (negative)
and green (positive)

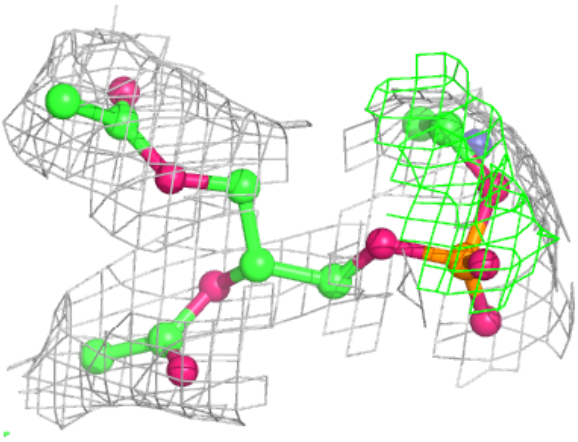

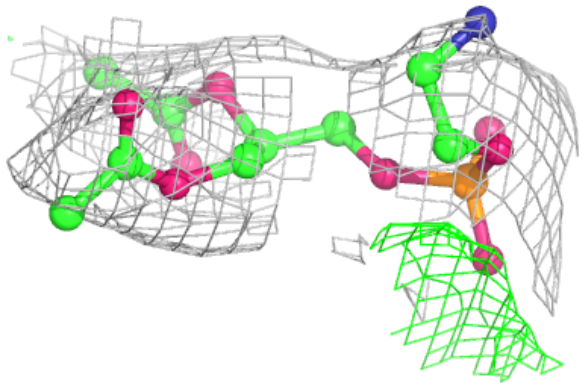

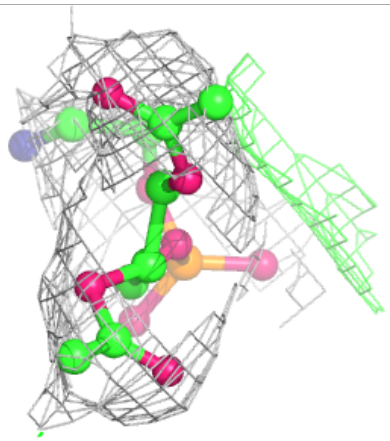

Electron density around BCL y 401:

$2mF_o$-DF_c (at 0.7 rmsd) in gray
mF_o-DF_c (at 3 rmsd) in purple (negative)
and green (positive)

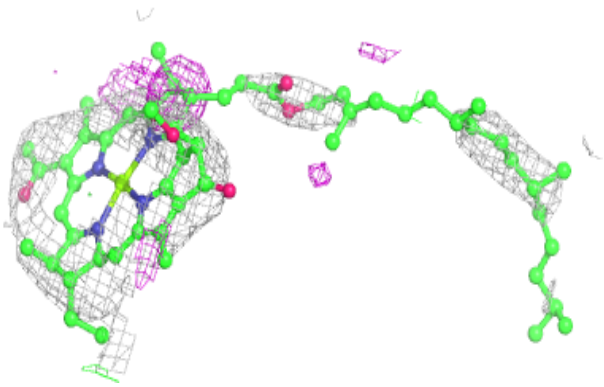

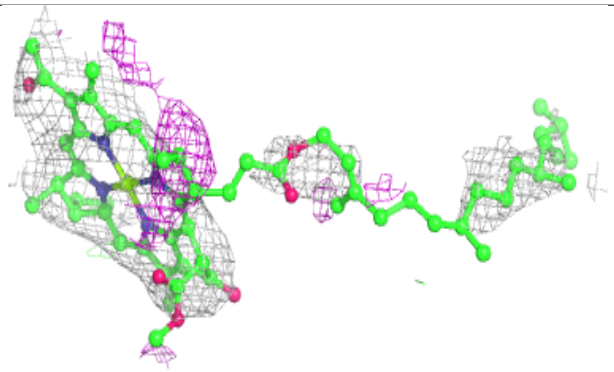

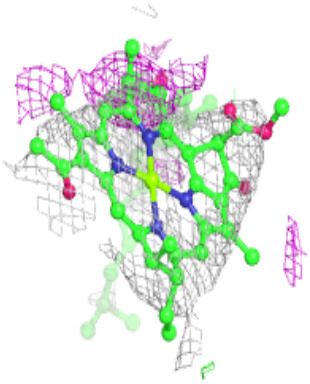

Electron density around PEF H 303:

$2mF_o$-DF_c (at 0.7 rmsd) in gray
mF_o-DF_c (at 3 rmsd) in purple (negative)
and green (positive)

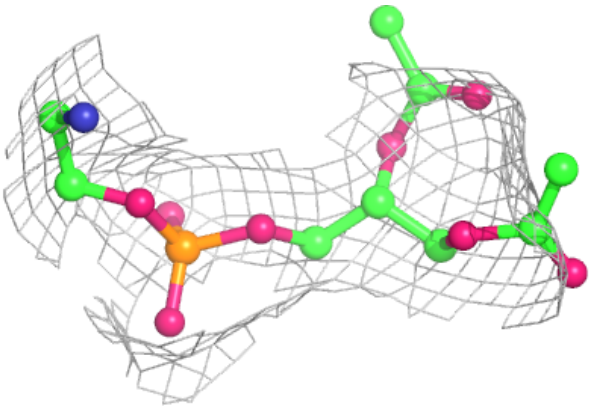

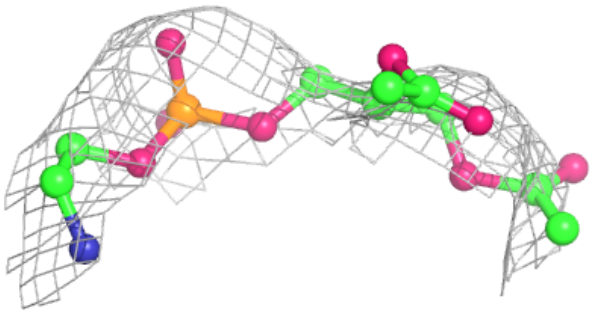

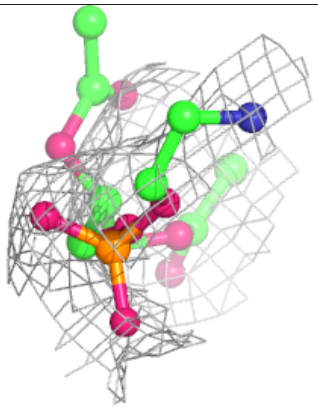

Electron density around BCL AE 102:

$2mF_o$-DF_c (at 0.7 rmsd) in gray
mF_o-DF_c (at 3 rmsd) in purple (negative)
and green (positive)

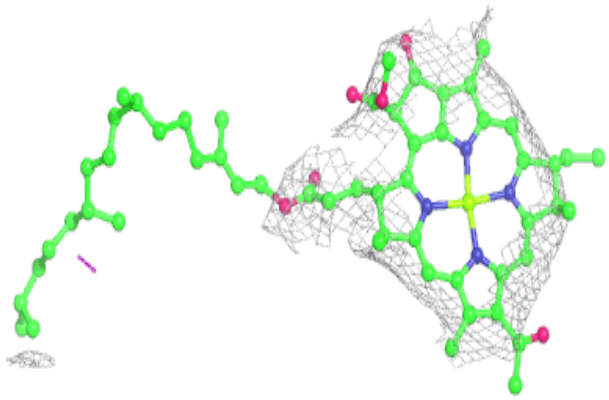

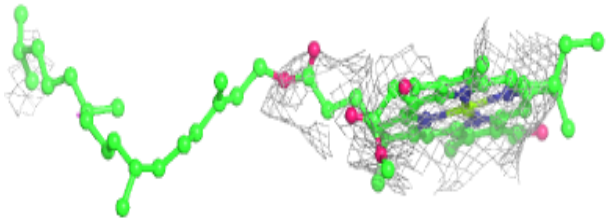

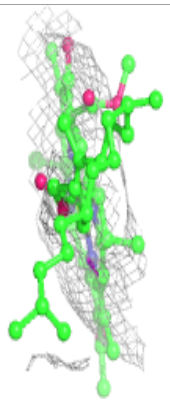

Electron density around BCL 1 101:

$2mF_o$-DF_c (at 0.7 rmsd) in gray
mF_o-DF_c (at 3 rmsd) in purple (negative)
and green (positive)

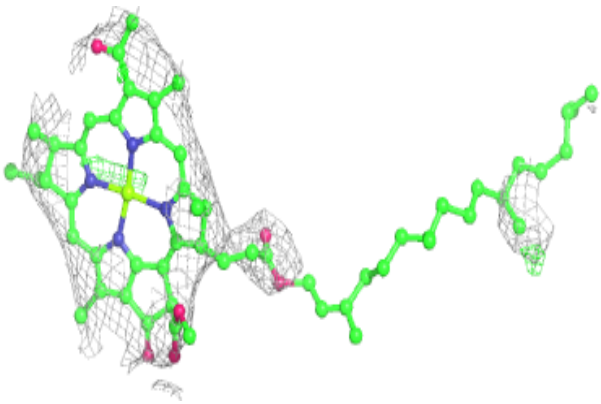

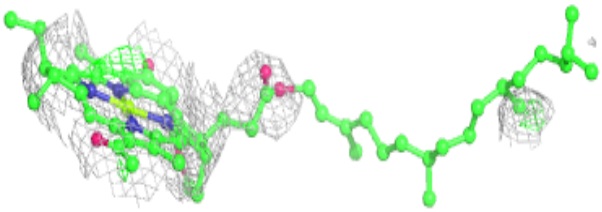

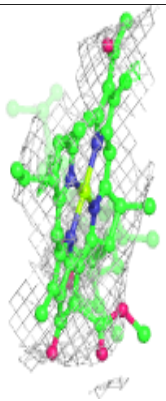

Electron density around PEF x 306:

$2mF_o$-DF_c (at 0.7 rmsd) in gray
mF_o-DF_c (at 3 rmsd) in purple (negative)
and green (positive)

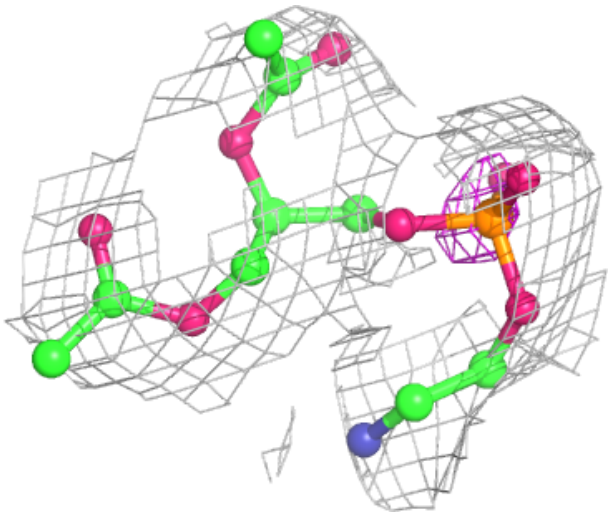

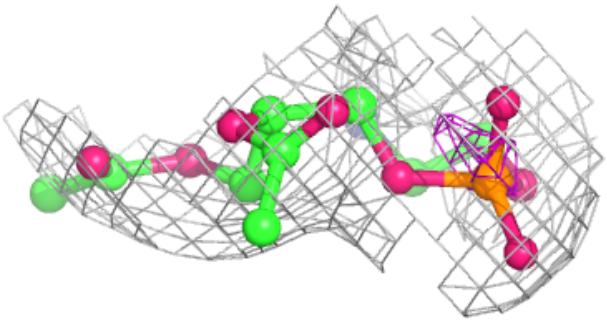

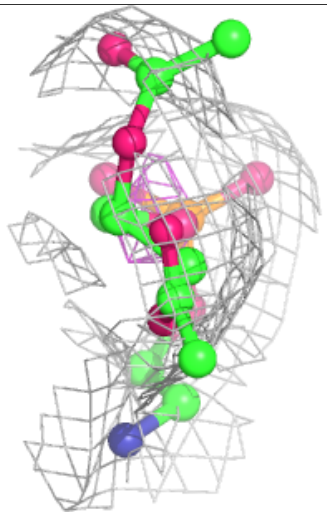

Electron density around BCL P 101:

$2mF_o$-DF_c (at 0.7 rmsd) in gray
mF_o-DF_c (at 3 rmsd) in purple (negative)
and green (positive)

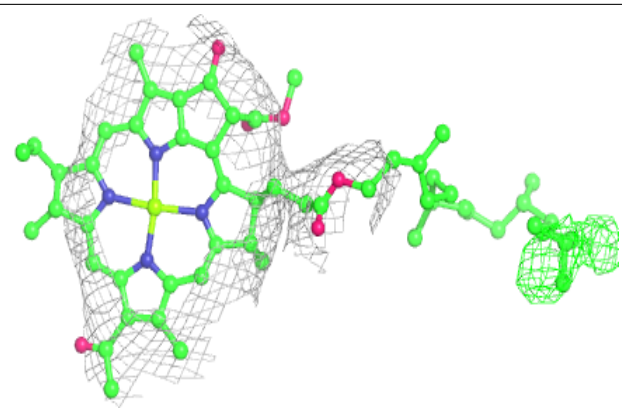

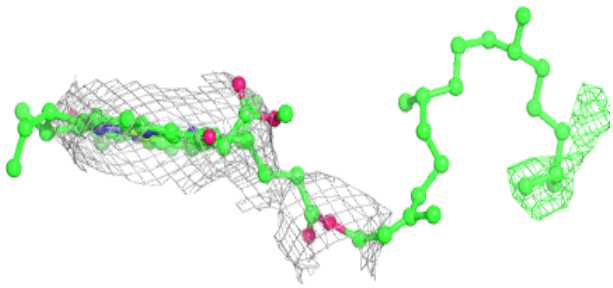

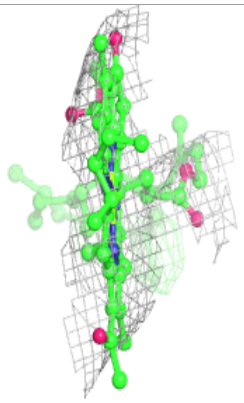

Electron density around BCL R 102:

$2mF_o$-DF_c (at 0.7 rmsd) in gray
mF_o-DF_c (at 3 rmsd) in purple (negative)
and green (positive)

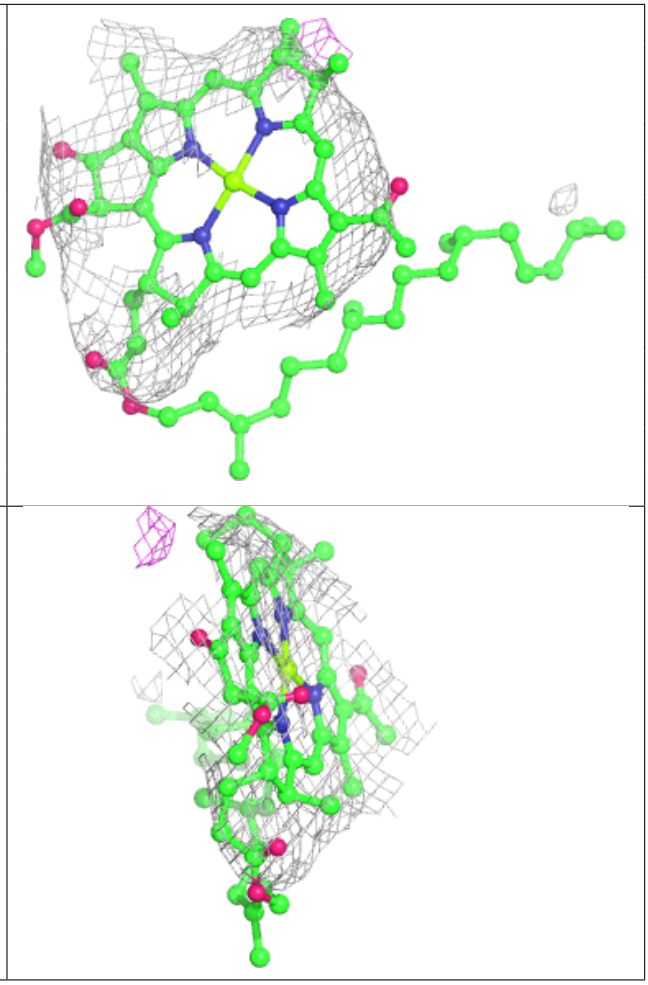

Electron density around BCL f 101:

$2mF_o$-DF_c (at 0.7 rmsd) in gray
mF_o-DF_c (at 3 rmsd) in purple (negative)
and green (positive)

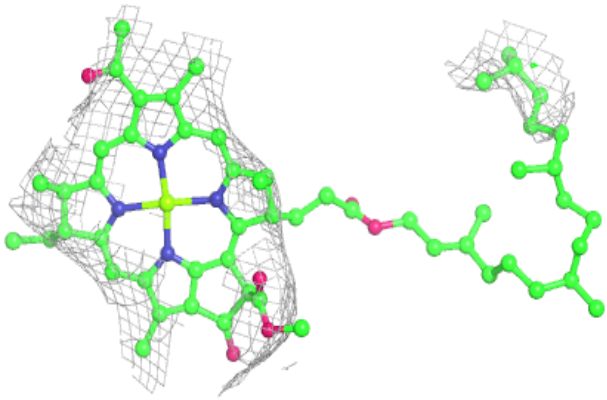

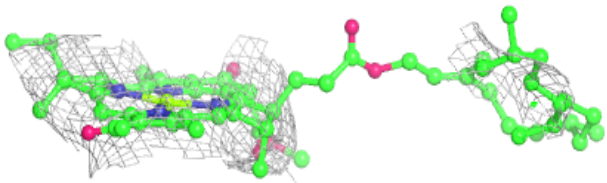

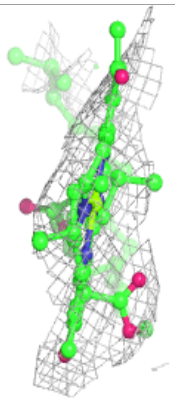

Electron density around BCL g 101:

$2mF_o$-DF_c (at 0.7 rmsd) in gray
mF_o-DF_c (at 3 rmsd) in purple (negative)
and green (positive)

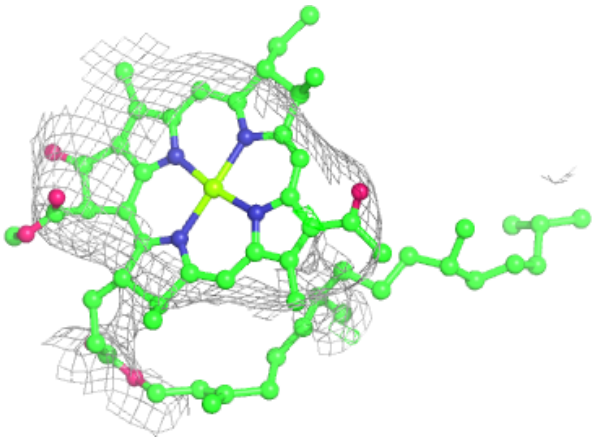

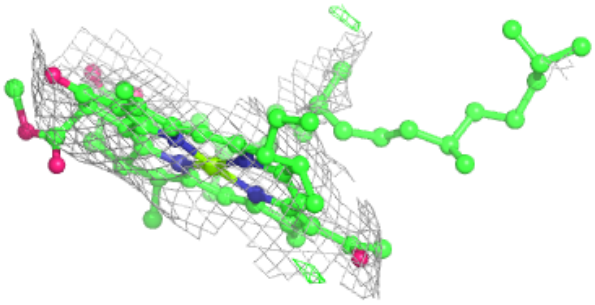

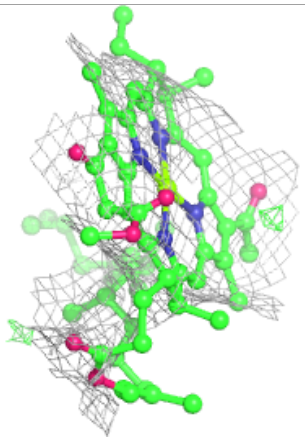

Electron density around BCL S 102:

$2mF_o$-DF_c (at 0.7 rmsd) in gray
mF_o-DF_c (at 3 rmsd) in purple (negative)
and green (positive)

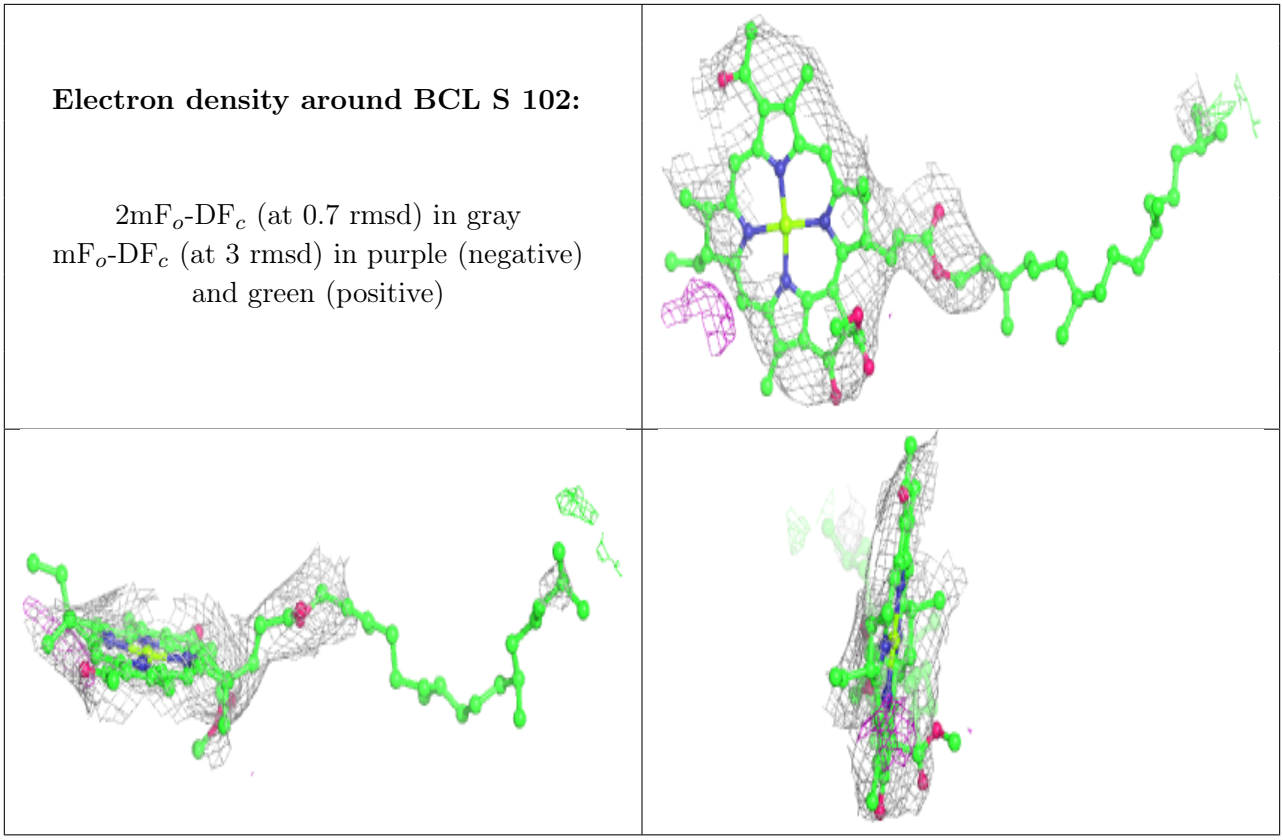

Electron density around BCL B 101:

$2mF_o$-DF_c (at 0.7 rmsd) in gray
mF_o-DF_c (at 3 rmsd) in purple (negative)
and green (positive)

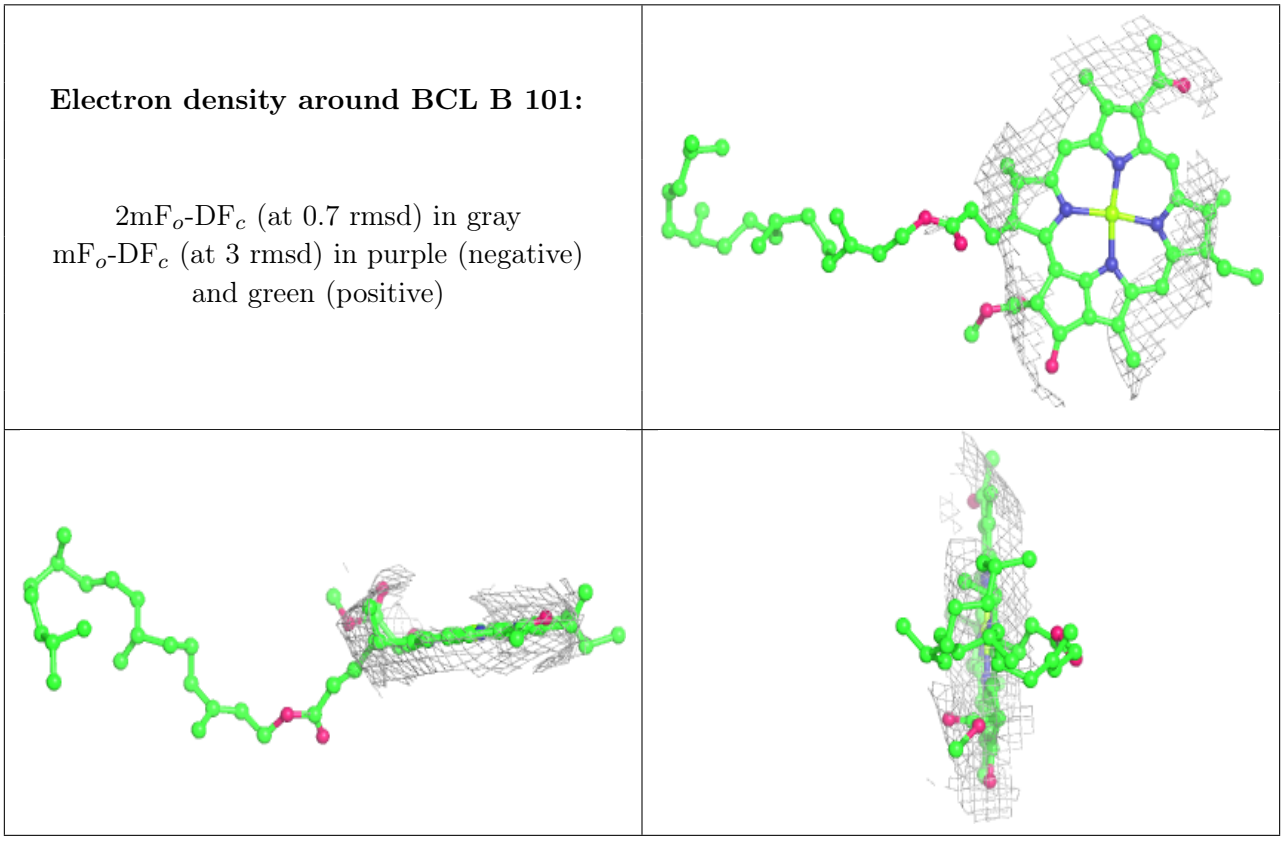

Electron density around BCL J 102:

$2mF_o$-DF_c (at 0.7 rmsd) in gray
mF_o-DF_c (at 3 rmsd) in purple (negative)
and green (positive)

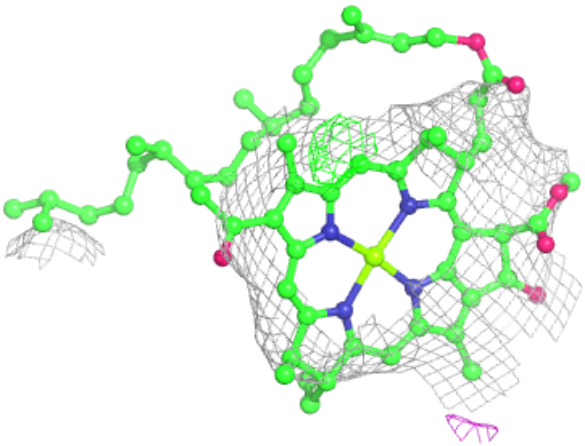

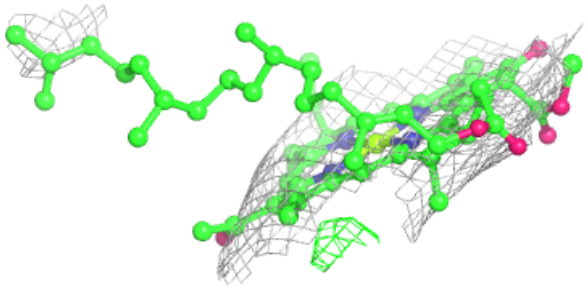

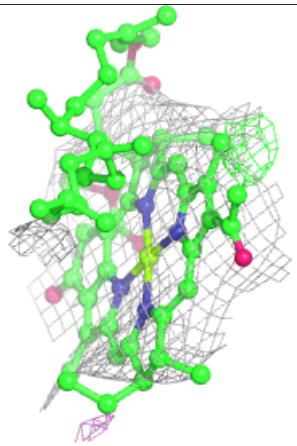

Electron density around BCL L 303:

$2mF_o$-DF_c (at 0.7 rmsd) in gray
mF_o-DF_c (at 3 rmsd) in purple (negative)
and green (positive)

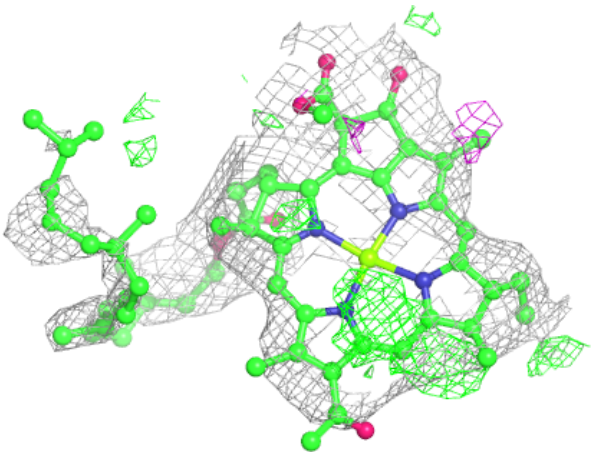

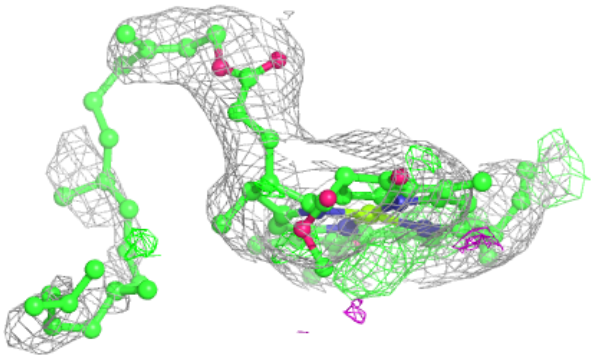

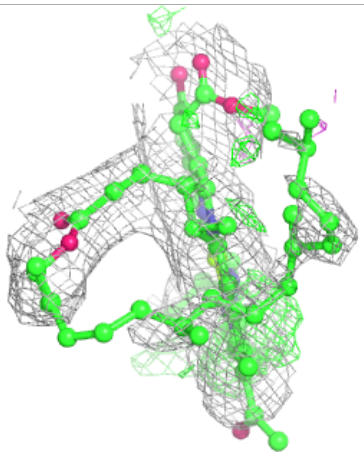

Electron density around BCL L 305:

$2mF_o$-DF_c (at 0.7 rmsd) in gray
mF_o-DF_c (at 3 rmsd) in purple (negative)
and green (positive)

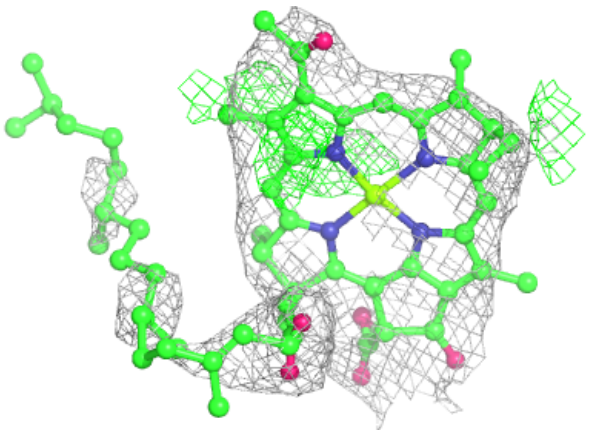

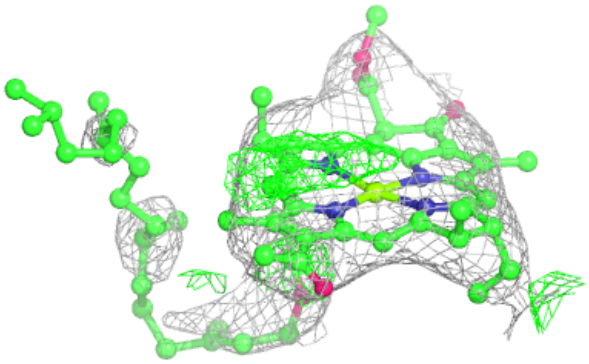

Electron density around BCL D 101:

$2mF_o$-DF_c (at 0.7 rmsd) in gray
mF_o-DF_c (at 3 rmsd) in purple (negative)
and green (positive)

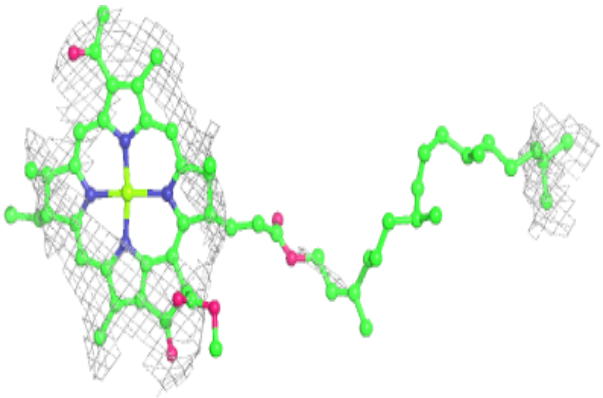

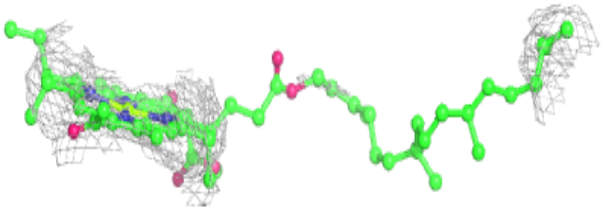

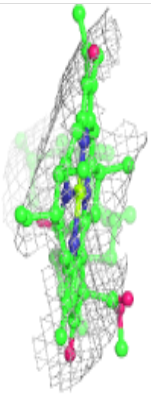

Electron density around BCL AI 101:

$2mF_o$-DF_c (at 0.7 rmsd) in gray
mF_o-DF_c (at 3 rmsd) in purple (negative)
and green (positive)

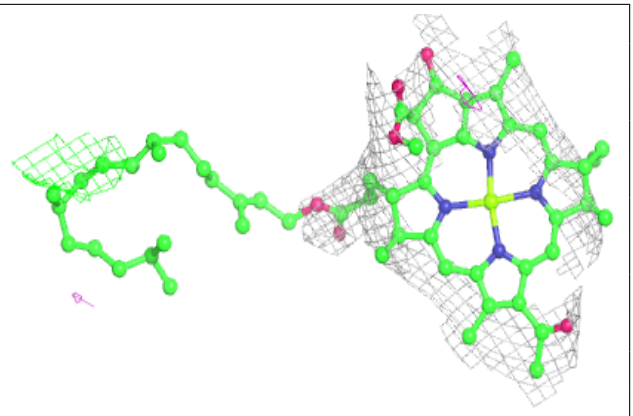

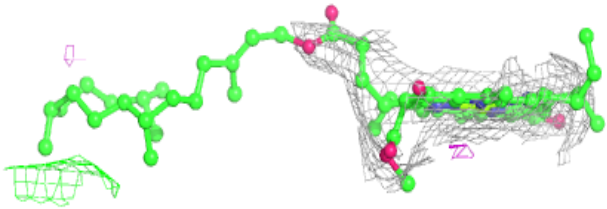

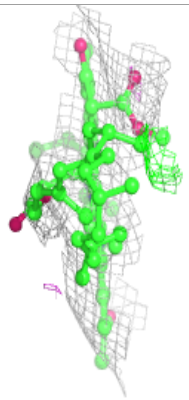

Electron density around BCL AK 101:

$2mF_o$-DF_c (at 0.7 rmsd) in gray
mF_o-DF_c (at 3 rmsd) in purple (negative)
and green (positive)

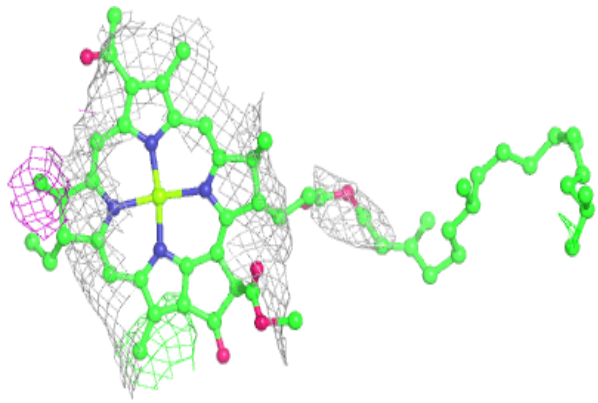

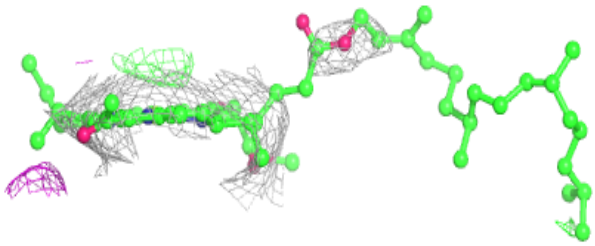

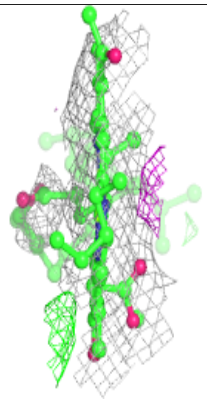

Electron density around BCL AL 102:

$2mF_o$-DF_c (at 0.7 rmsd) in gray
mF_o-DF_c (at 3 rmsd) in purple (negative)
and green (positive)

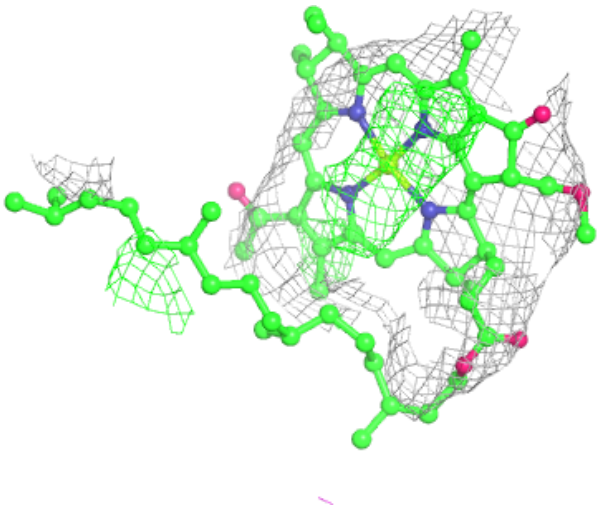

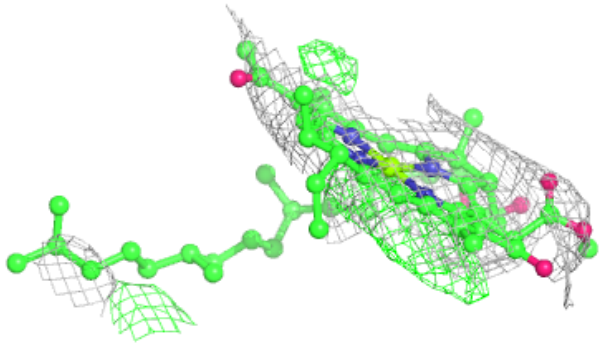

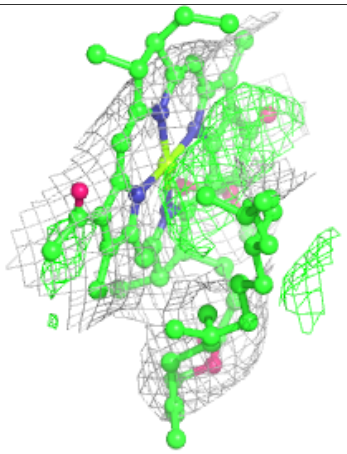

Electron density around BCL v 102:

$2mF_o$-DF_c (at 0.7 rmsd) in gray
mF_o-DF_c (at 3 rmsd) in purple (negative)
and green (positive)

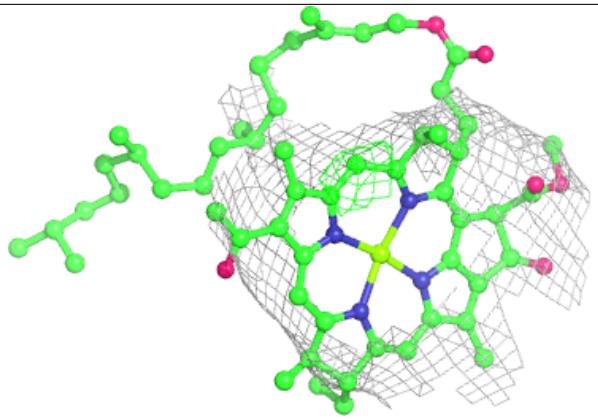

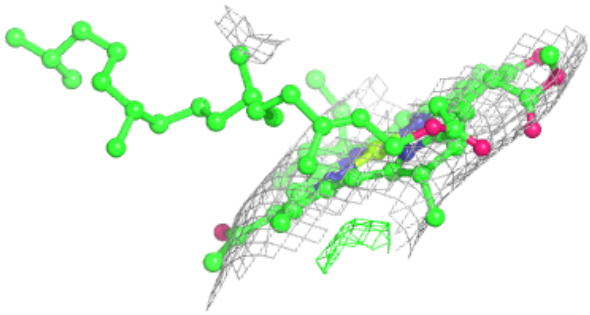

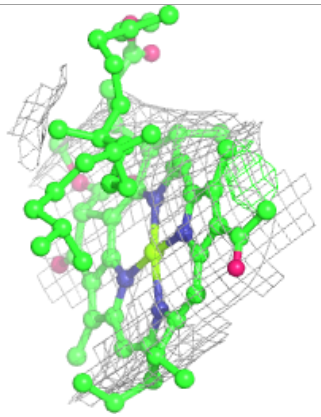

Electron density around BCL w 101:

$2mF_o$-DF_c (at 0.7 rmsd) in gray
mF_o-DF_c (at 3 rmsd) in purple (negative)
and green (positive)

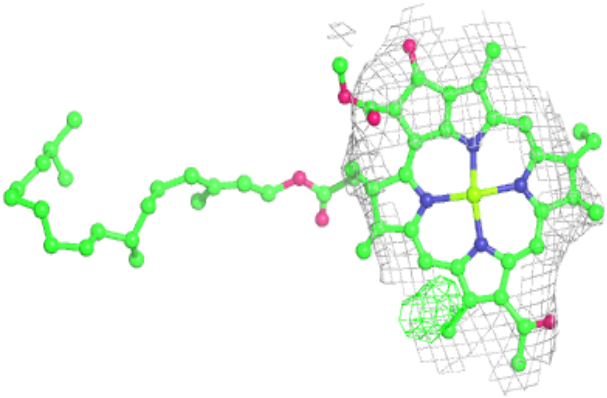

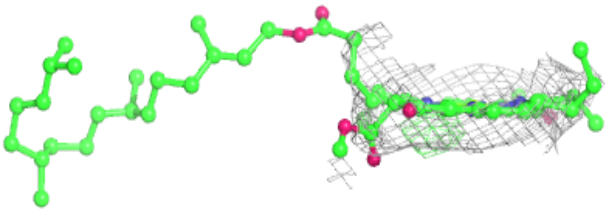

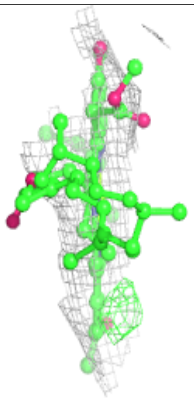

Electron density around BCL F 101:

$2mF_o$-DF_c (at 0.7 rmsd) in gray
mF_o-DF_c (at 3 rmsd) in purple (negative)
and green (positive)

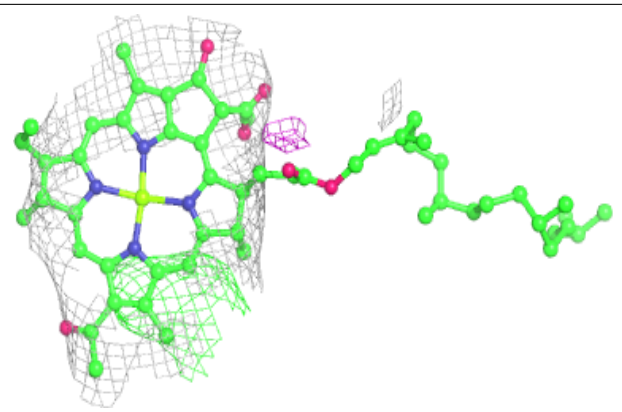

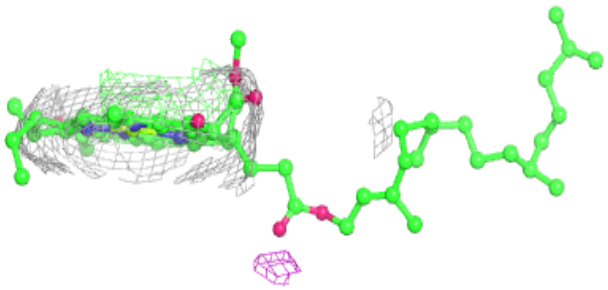

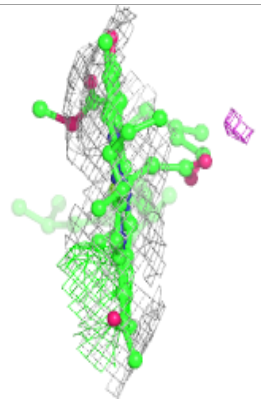

Electron density around BCL e 102:

$2mF_o$-DF_c (at 0.7 rmsd) in gray
mF_o-DF_c (at 3 rmsd) in purple (negative)
and green (positive)

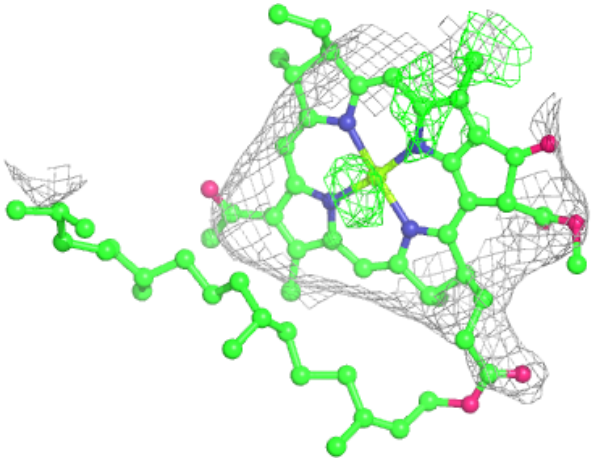

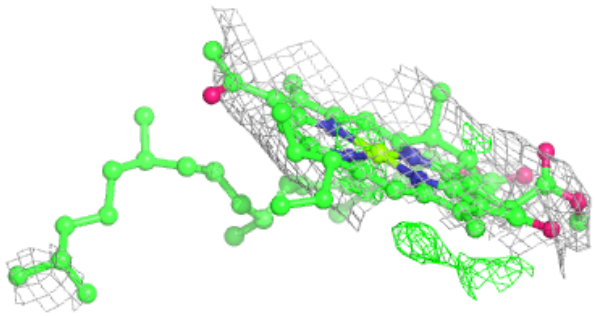

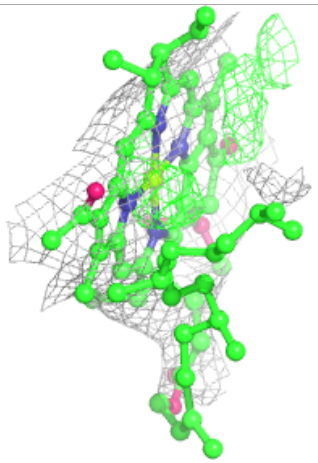

Electron density around BCL L 301:

$2mF_o$-DF_c (at 0.7 rmsd) in gray
mF_o-DF_c (at 3 rmsd) in purple (negative)
and green (positive)

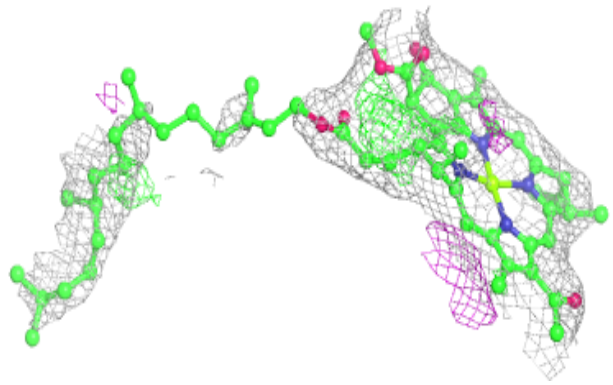

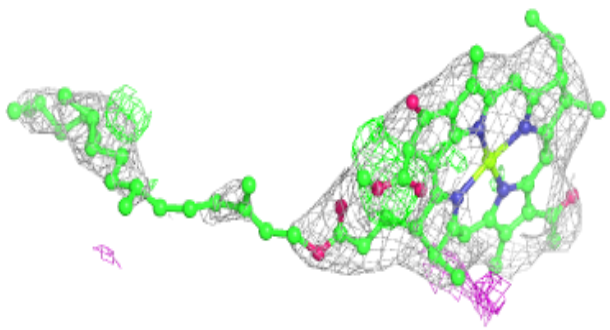

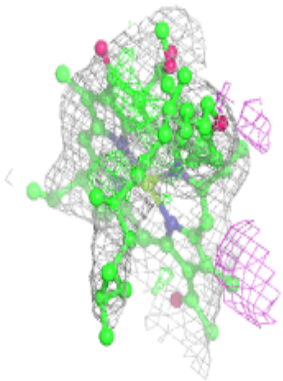

Electron density around BCL 3 101:

$2mF_o$-DF_c (at 0.7 rmsd) in gray
mF_o-DF_c (at 3 rmsd) in purple (negative)
and green (positive)

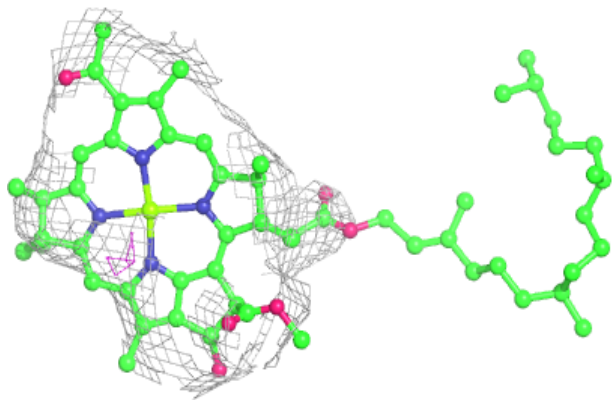

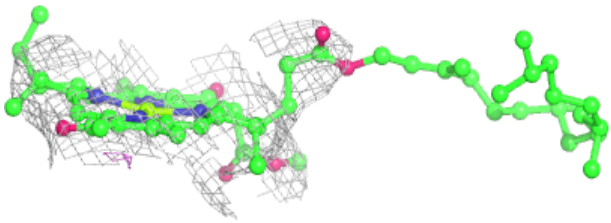

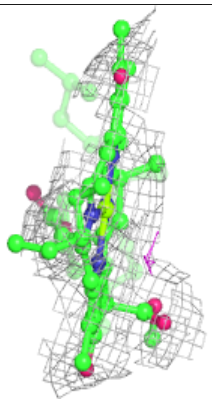

Electron density around BCL h 101:

$2mF_o$-DF_c (at 0.7 rmsd) in gray
mF_o-DF_c (at 3 rmsd) in purple (negative)
and green (positive)

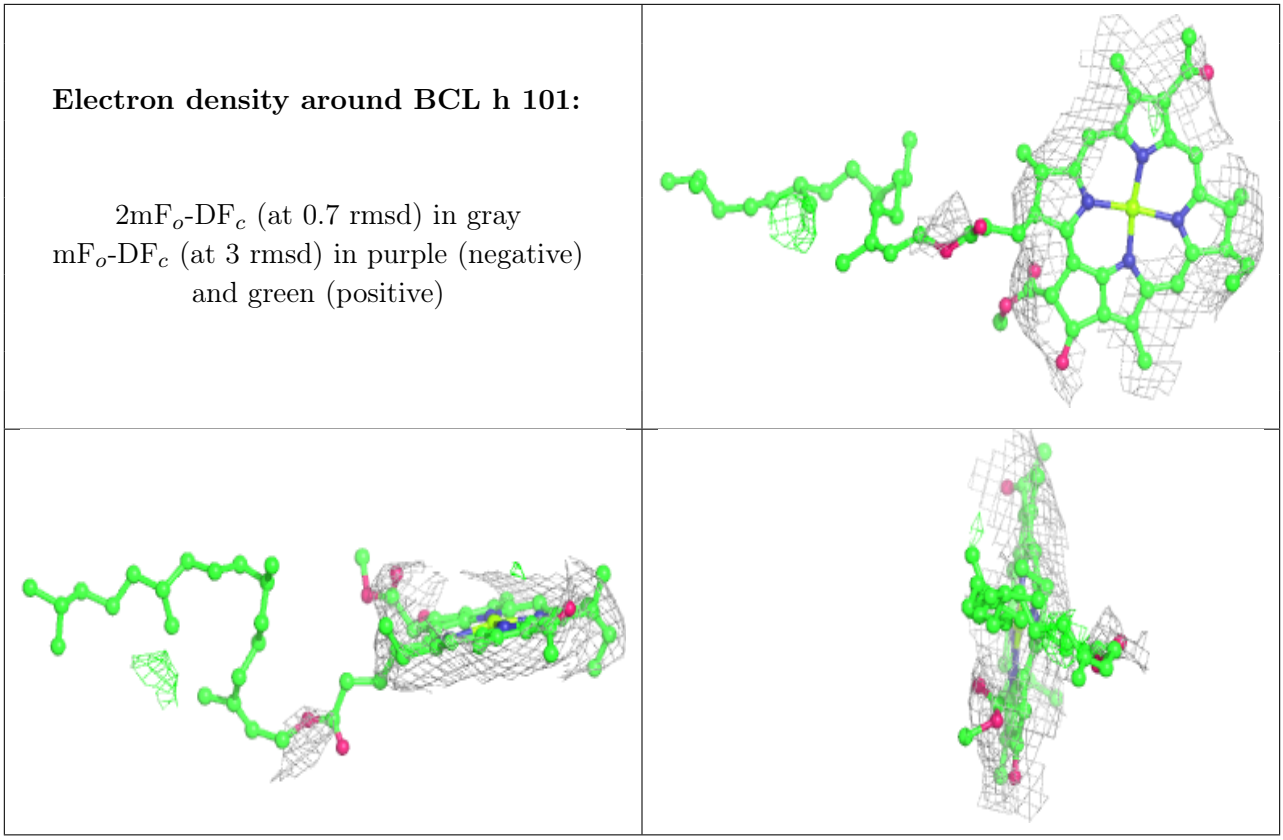

Electron density around BCL i 102:

$2mF_o$-DF_c (at 0.7 rmsd) in gray
mF_o-DF_c (at 3 rmsd) in purple (negative)
and green (positive)

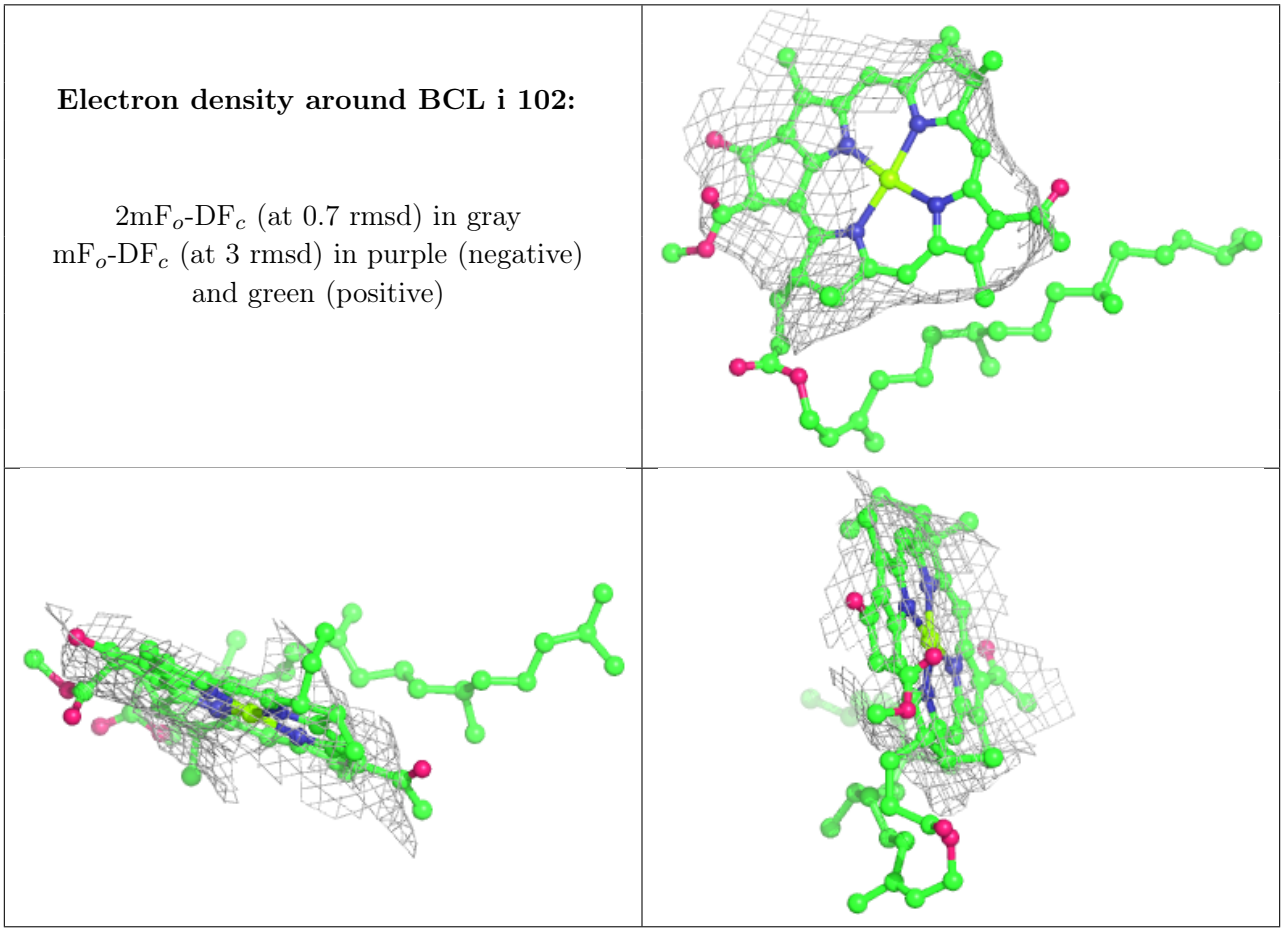

Electron density around BCL AJ 102:

$2mF_o$-DF_c (at 0.7 rmsd) in gray
mF_o-DF_c (at 3 rmsd) in purple (negative)
and green (positive)

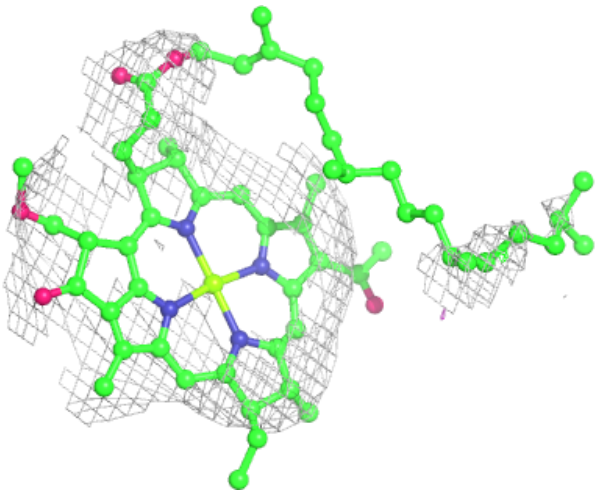

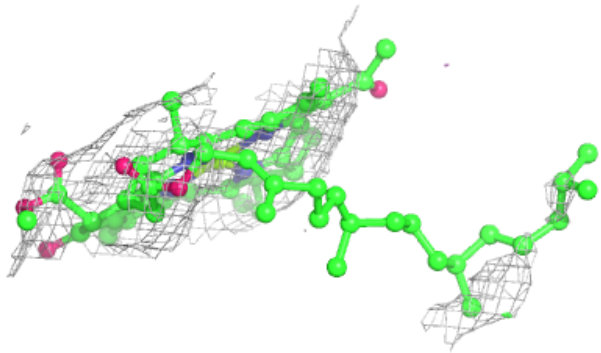

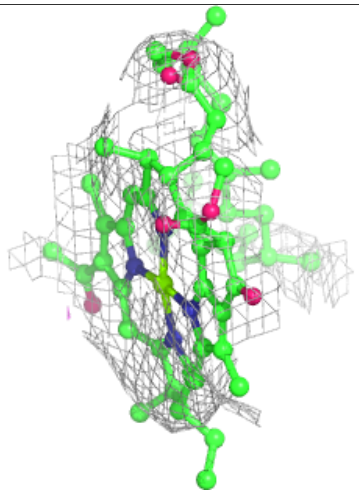

Electron density around HEM o 504:

$2mF_o$-DF_c (at 0.7 rmsd) in gray
mF_o-DF_c (at 3 rmsd) in purple (negative)
and green (positive)

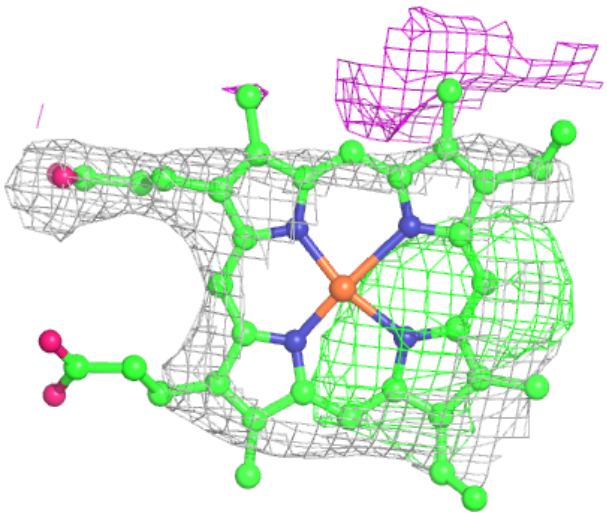

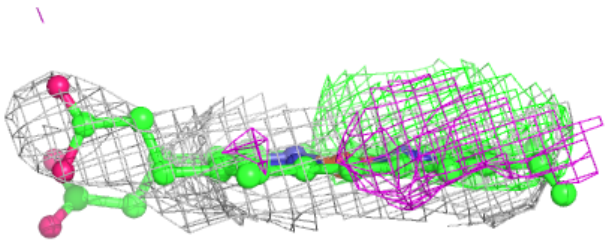

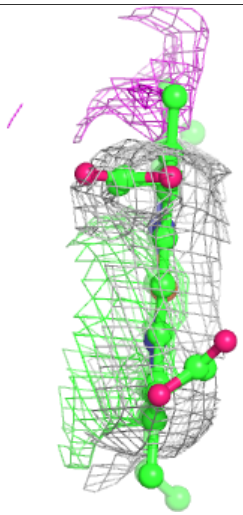

Electron density around BCL W 101:

$2mF_o$-DF_c (at 0.7 rmsd) in gray
mF_o-DF_c (at 3 rmsd) in purple (negative)
and green (positive)

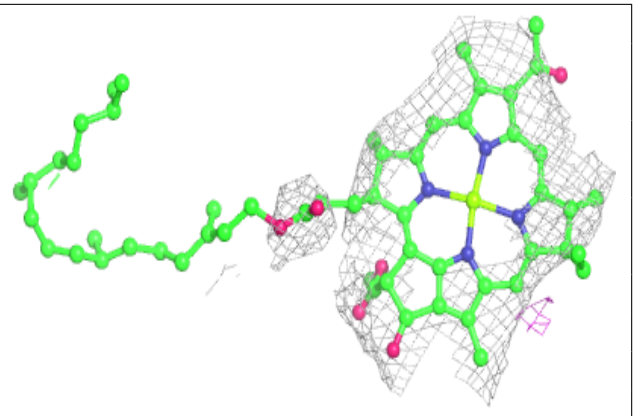

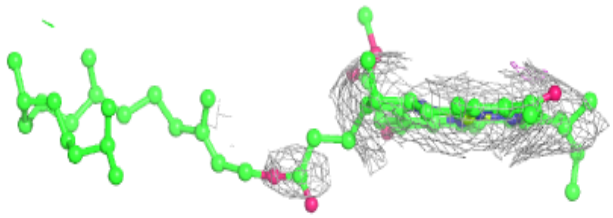

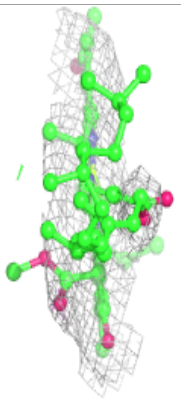

Electron density around BCL x 303:

$2mF_o$-DF_c (at 0.7 rmsd) in gray
mF_o-DF_c (at 3 rmsd) in purple (negative)
and green (positive)

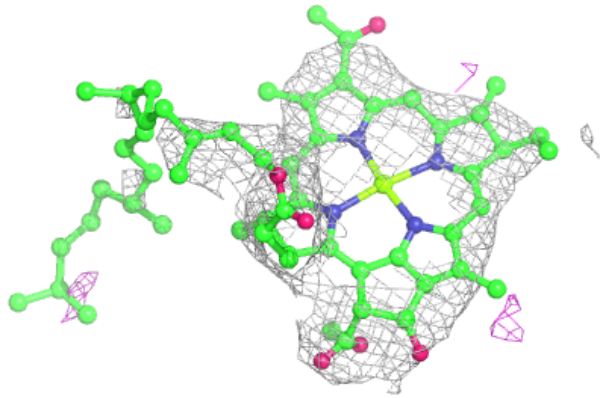

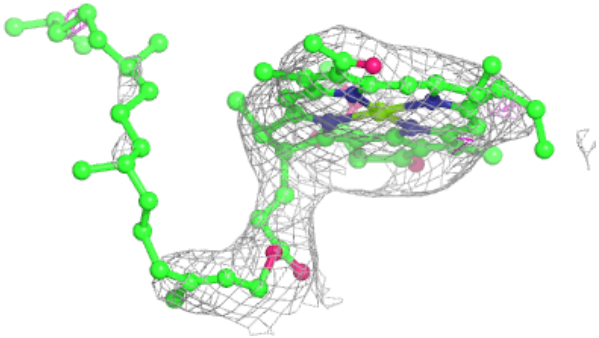

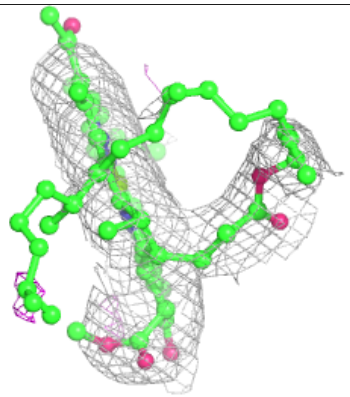

Electron density around BCL Y 101:

$2mF_o$-DF_c (at 0.7 rmsd) in gray
mF_o-DF_c (at 3 rmsd) in purple (negative)
and green (positive)

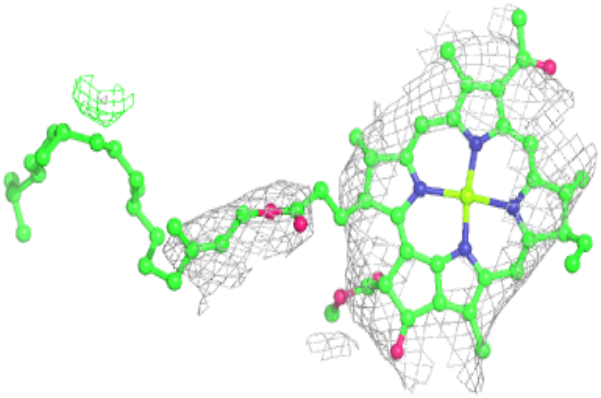

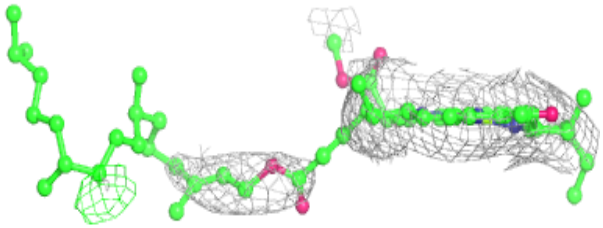

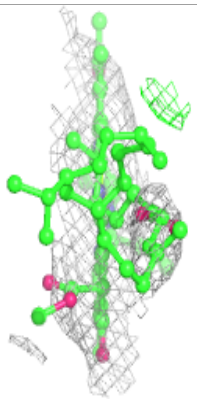

Electron density around BCL Z 102:

$2mF_o$-DF_c (at 0.7 rmsd) in gray
mF_o-DF_c (at 3 rmsd) in purple (negative)
and green (positive)

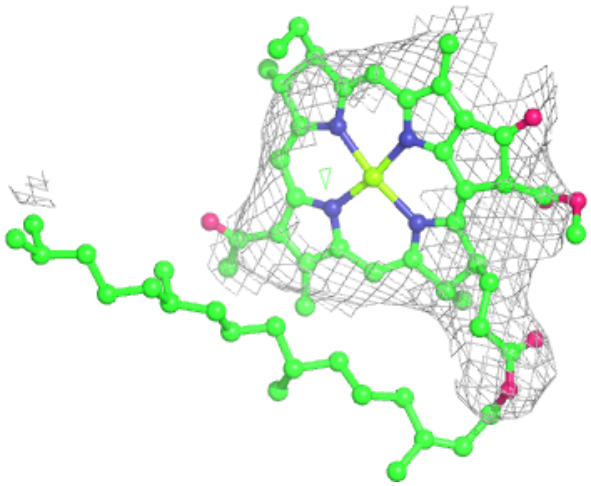

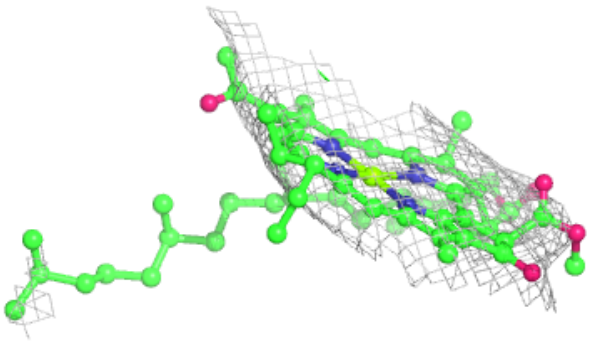

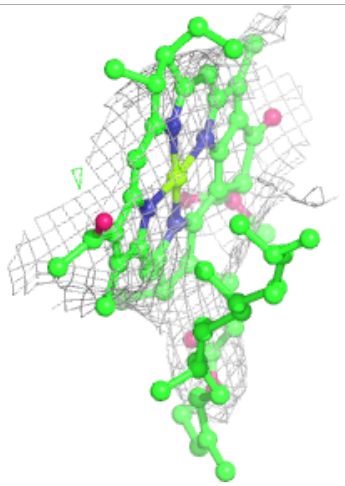

Electron density around HEM C 504:

2mF$_o$-DF$_c$ (at 0.7 rmsd) in gray
mF$_o$-DF$_c$ (at 3 rmsd) in purple (negative)
and green (positive)

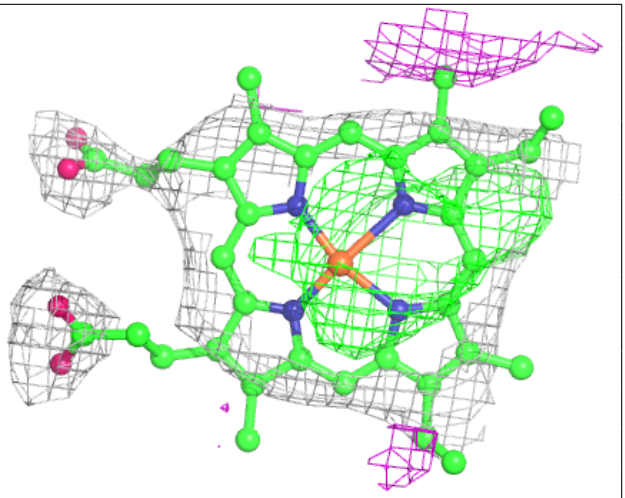

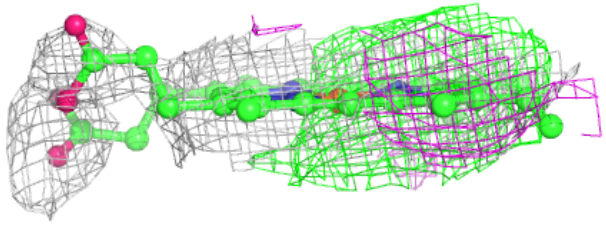

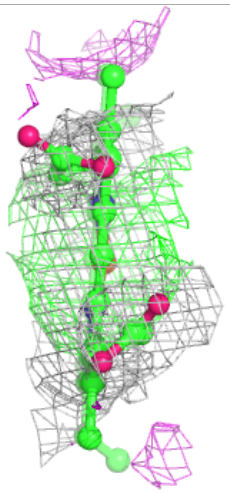

Electron density around BCL 1 102:

$2mF_o$-DF_c (at 0.7 rmsd) in gray
mF_o-DF_c (at 3 rmsd) in purple (negative)
and green (positive)

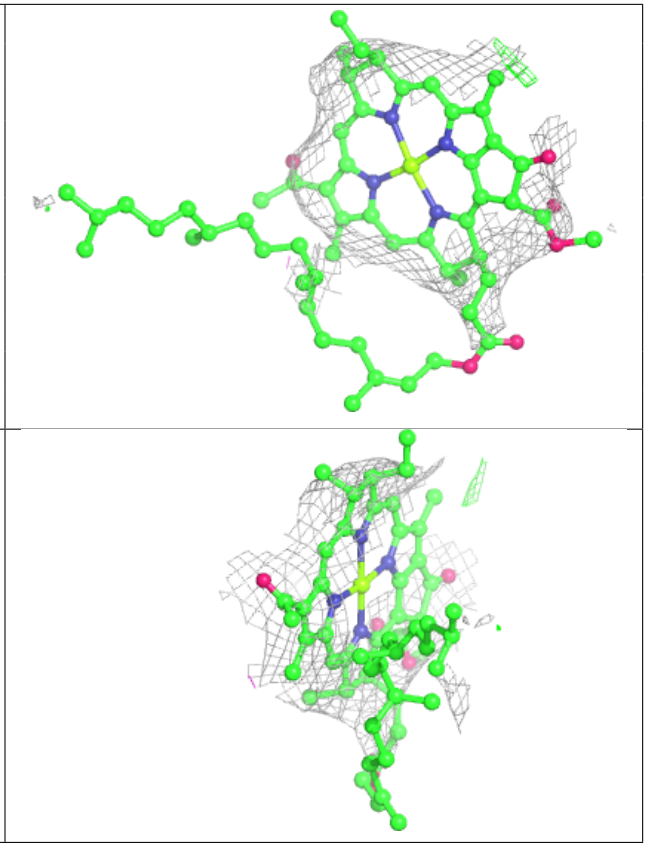

Electron density around BCL r 101:

$2mF_o$-DF_c (at 0.7 rmsd) in gray
mF_o-DF_c (at 3 rmsd) in purple (negative)
and green (positive)

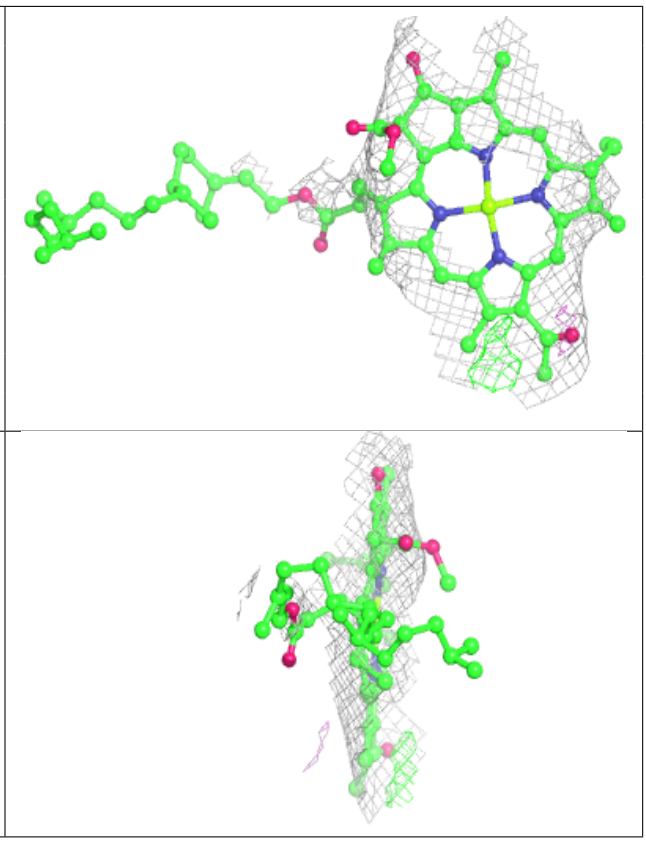

Electron density around BCL s 102:

$2mF_o$-DF_c (at 0.7 rmsd) in gray
mF_o-DF_c (at 3 rmsd) in purple (negative)
and green (positive)

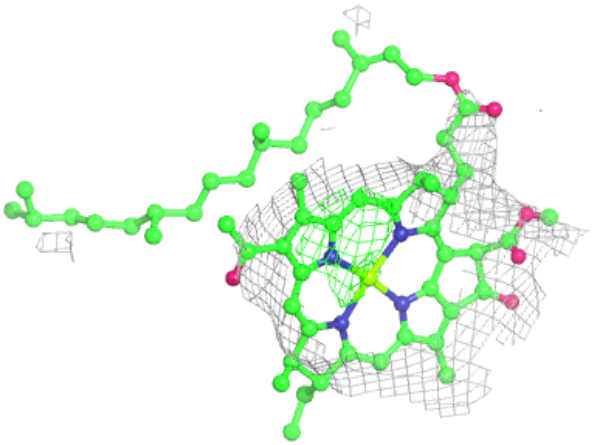

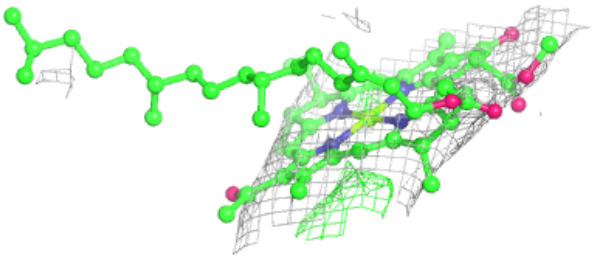

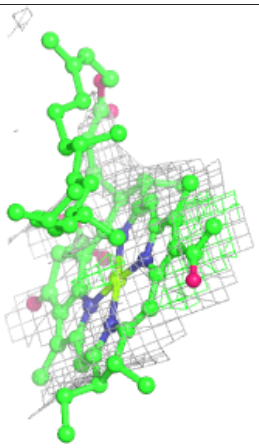

Electron density around BCL G 102:

$2mF_o$-DF_c (at 0.7 rmsd) in gray
mF_o-DF_c (at 3 rmsd) in purple (negative)
and green (positive)

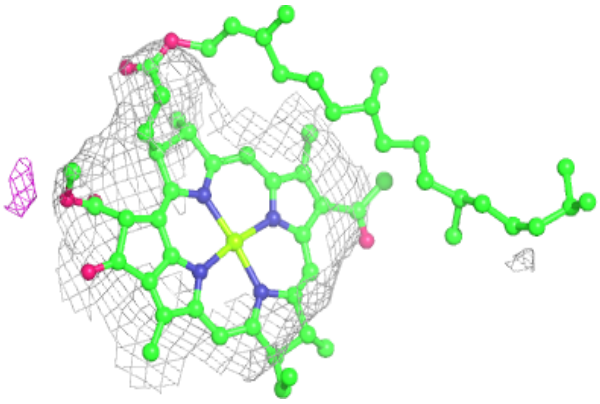

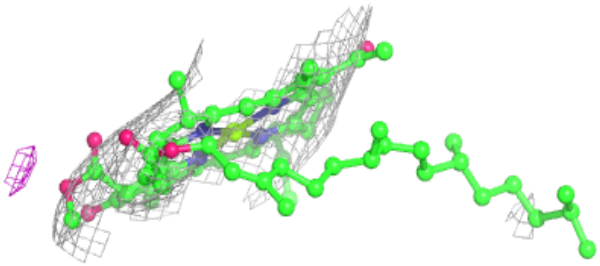

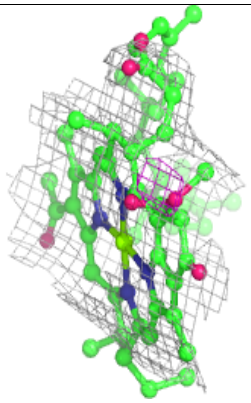

Electron density around BCL A 102:

$2mF_o$-DF_c (at 0.7 rmsd) in gray
mF_o-DF_c (at 3 rmsd) in purple (negative)
and green (positive)

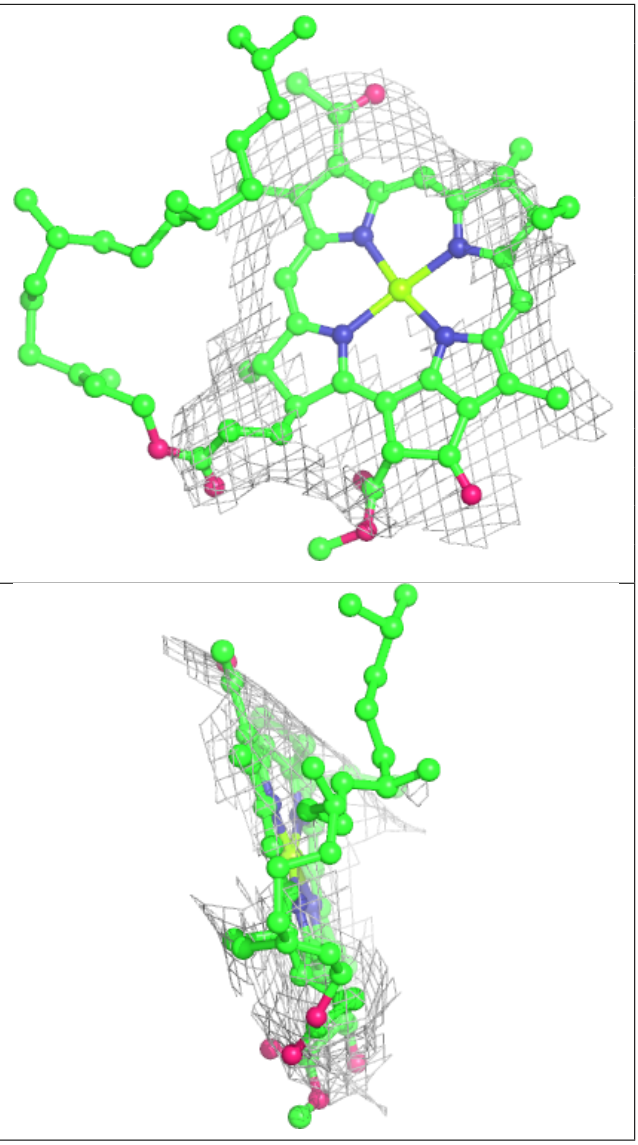

Electron density around HEM o 503:

$2mF_o$-DF_c (at 0.7 rmsd) in gray
mF_o-DF_c (at 3 rmsd) in purple (negative)
and green (positive)

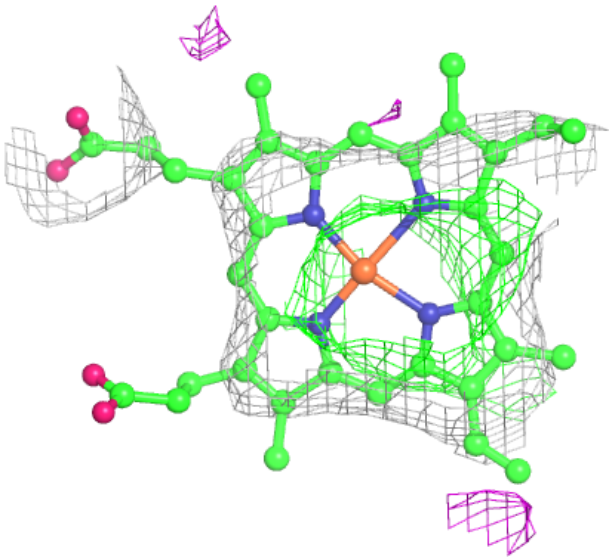

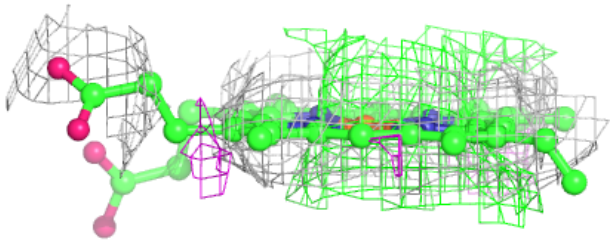

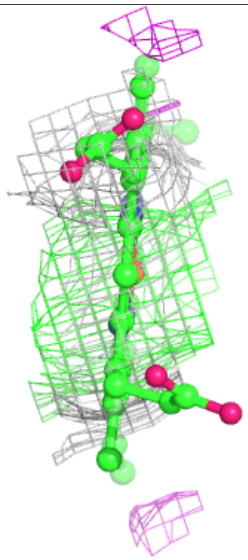

Electron density around BCL U 101:

$2mF_o$-DF_c (at 0.7 rmsd) in gray
mF_o-DF_c (at 3 rmsd) in purple (negative)
and green (positive)

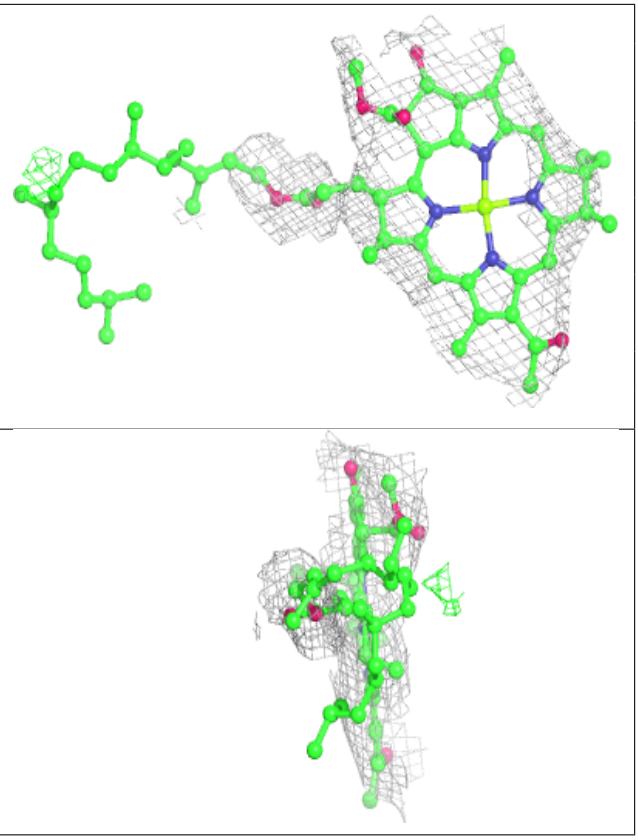

Electron density around HEM C 503:

2mF$_o$-DF$_c$ (at 0.7 rmsd) in gray
mF$_o$-DF$_c$ (at 3 rmsd) in purple (negative)
and green (positive)

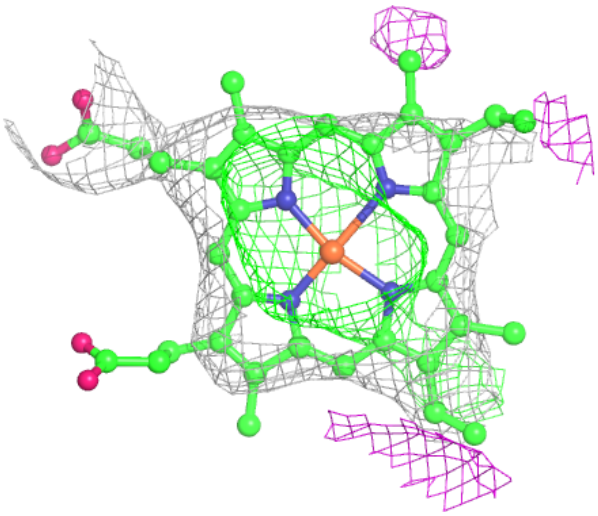

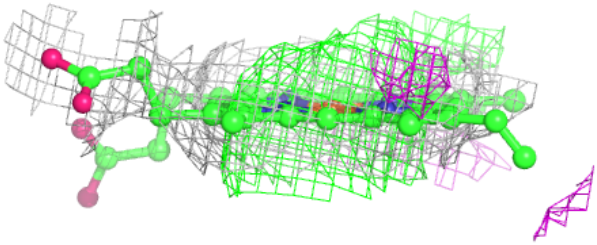

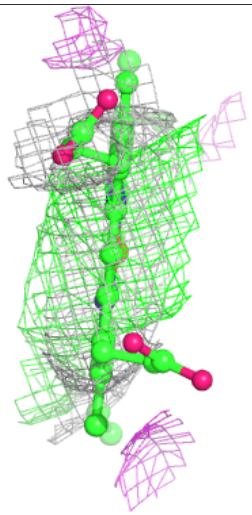

Electron density around BCL x 305:

$2mF_o$-DF_c (at 0.7 rmsd) in gray
mF_o-DF_c (at 3 rmsd) in purple (negative)
and green (positive)

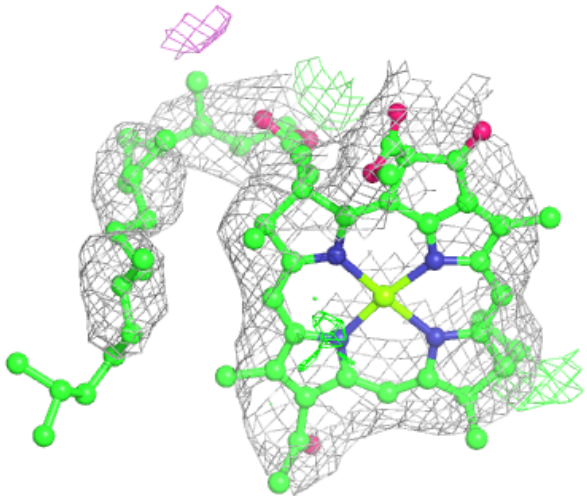

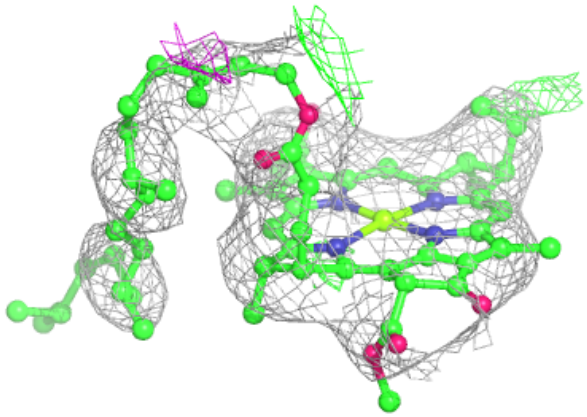

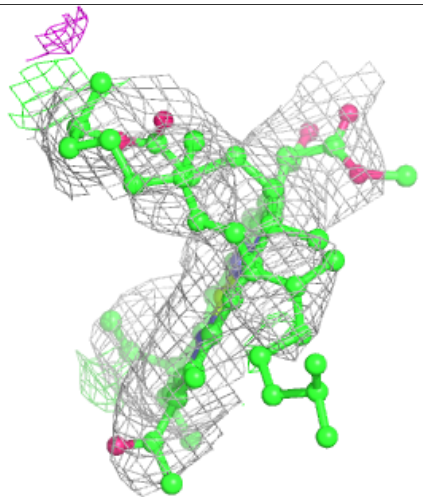

Electron density around BCL 4 102:

$2mF_o$-DF_c (at 0.7 rmsd) in gray
mF_o-DF_c (at 3 rmsd) in purple (negative)
and green (positive)

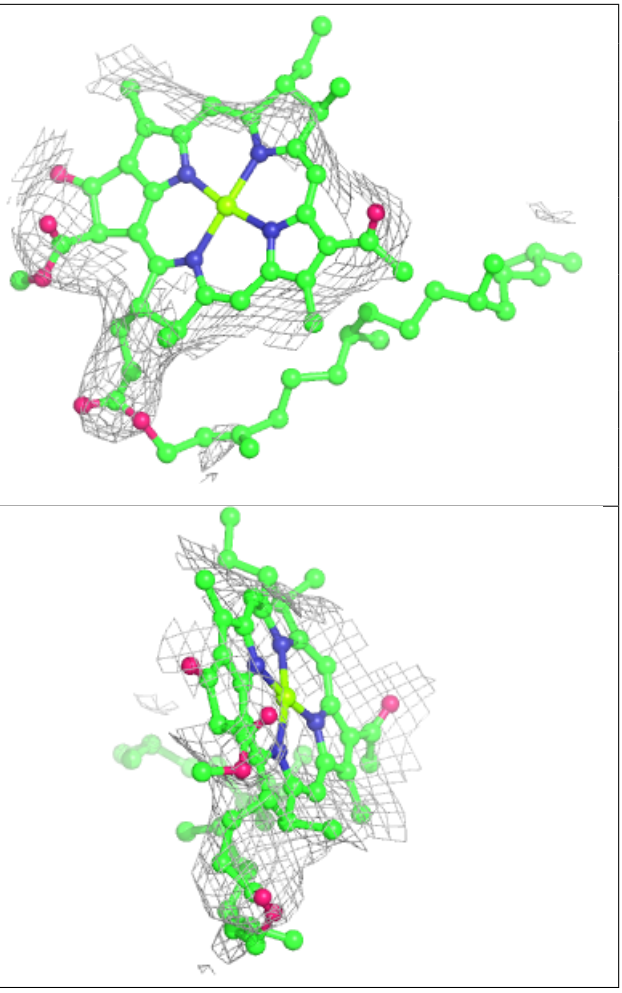

Electron density around BCL AA 101:

$2mF_o$-DF_c (at 0.7 rmsd) in gray
mF_o-DF_c (at 3 rmsd) in purple (negative)
and green (positive)

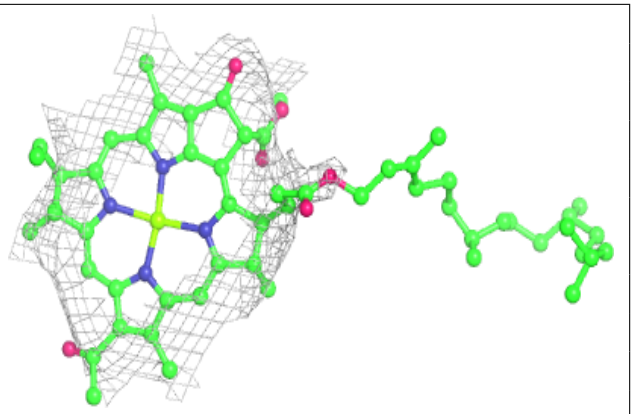

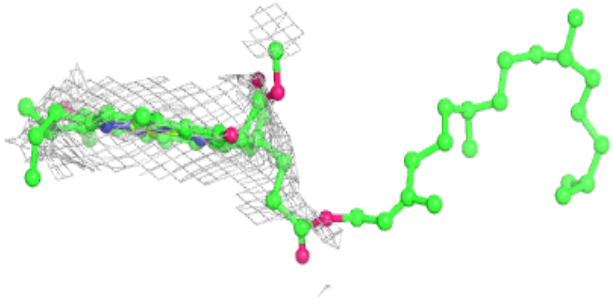

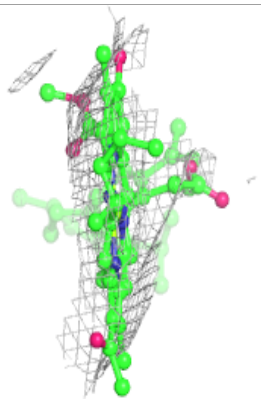

Electron density around BCL Q 101:

$2mF_o$-DF_c (at 0.7 rmsd) in gray
mF_o-DF_c (at 3 rmsd) in purple (negative)
and green (positive)

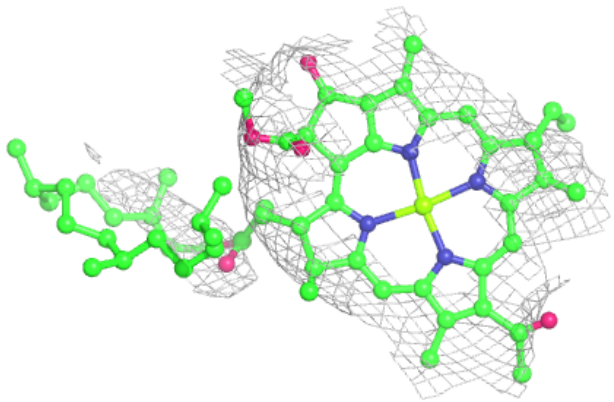

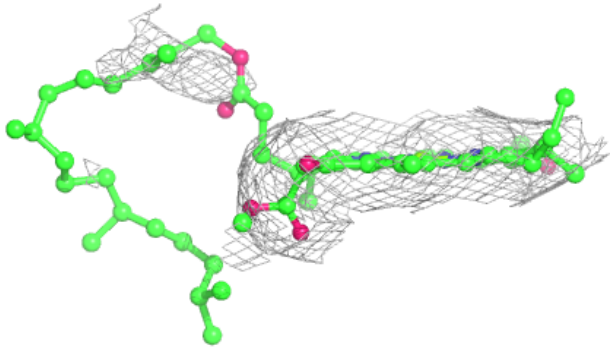

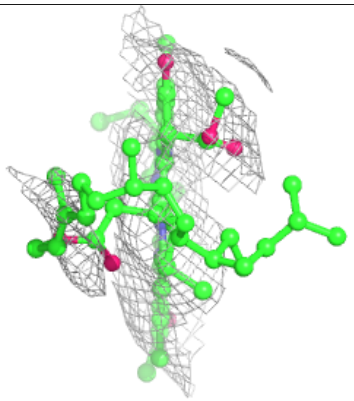

Electron density around BCL X 102:

$2mF_o$-DF_c (at 0.7 rmsd) in gray
mF_o-DF_c (at 3 rmsd) in purple (negative)
and green (positive)

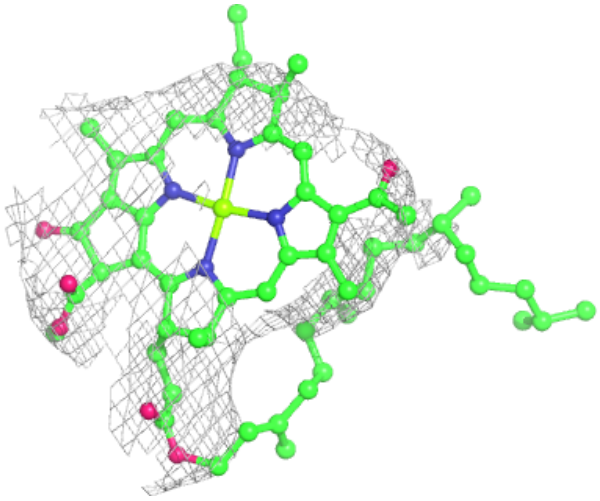

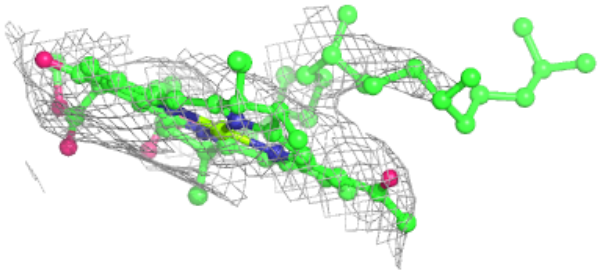

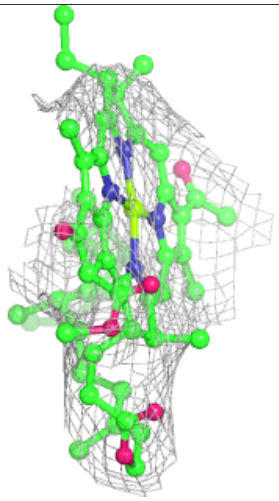

Electron density around HEM C 502:

2mF$_o$-DF$_c$ (at 0.7 rmsd) in gray
mF$_o$-DF$_c$ (at 3 rmsd) in purple (negative)
and green (positive)

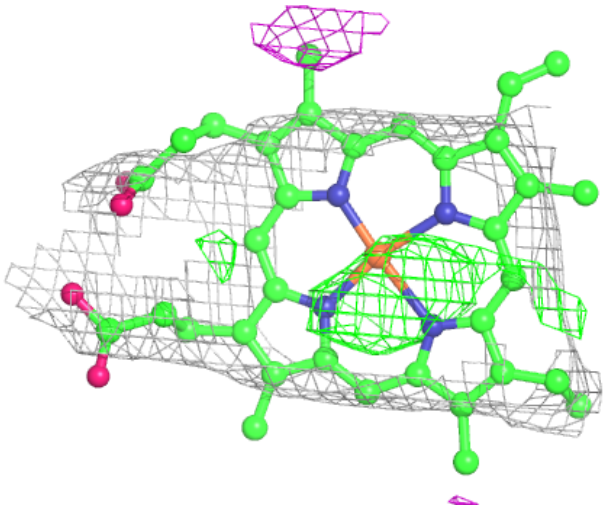

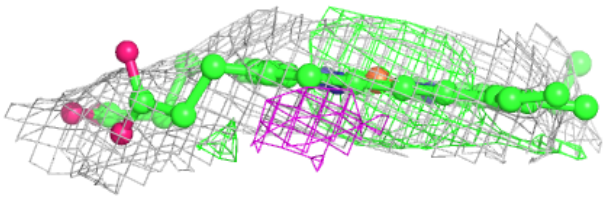

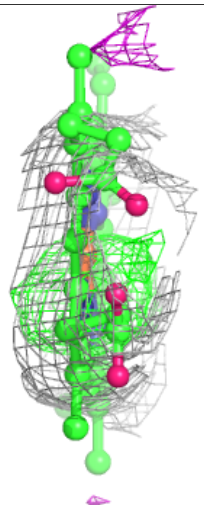

Electron density around BCL M 401:

$2mF_o$-DF_c (at 0.7 rmsd) in gray
mF_o-DF_c (at 3 rmsd) in purple (negative)
and green (positive)

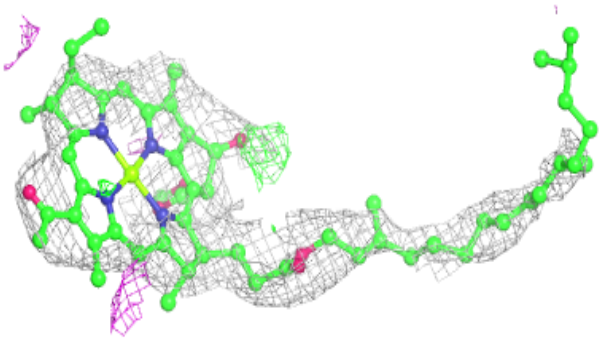

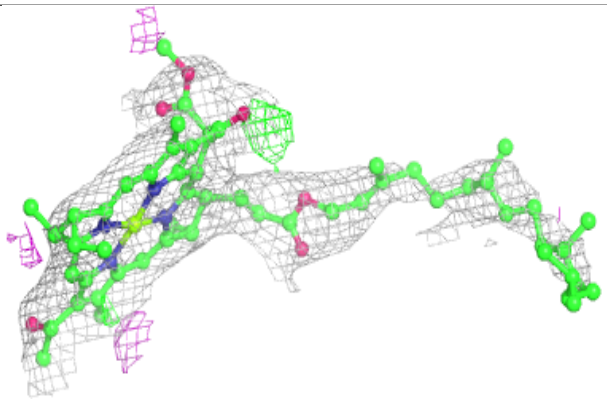

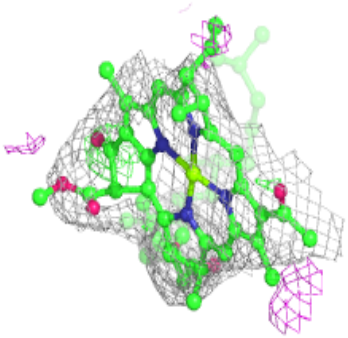

Electron density around BCL p 104:

2mF$_o$-DF$_c$ (at 0.7 rmsd) in gray
mF$_o$-DF$_c$ (at 3 rmsd) in purple (negative)
and green (positive)

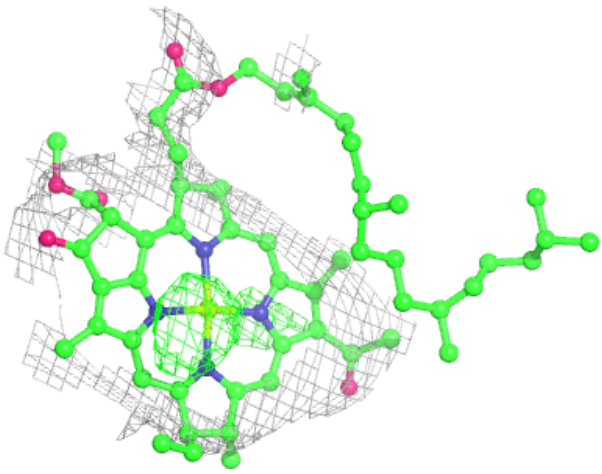

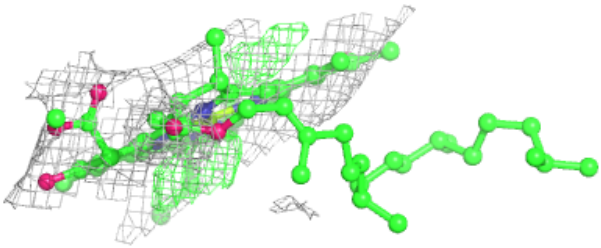

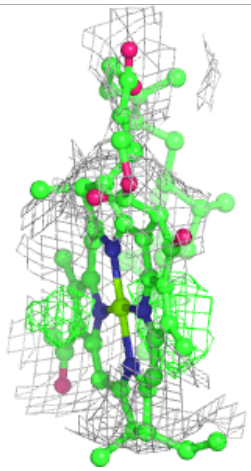

Electron density around BCL 5 101:

$2mF_o$-DF_c (at 0.7 rmsd) in gray
mF_o-DF_c (at 3 rmsd) in purple (negative)
and green (positive)

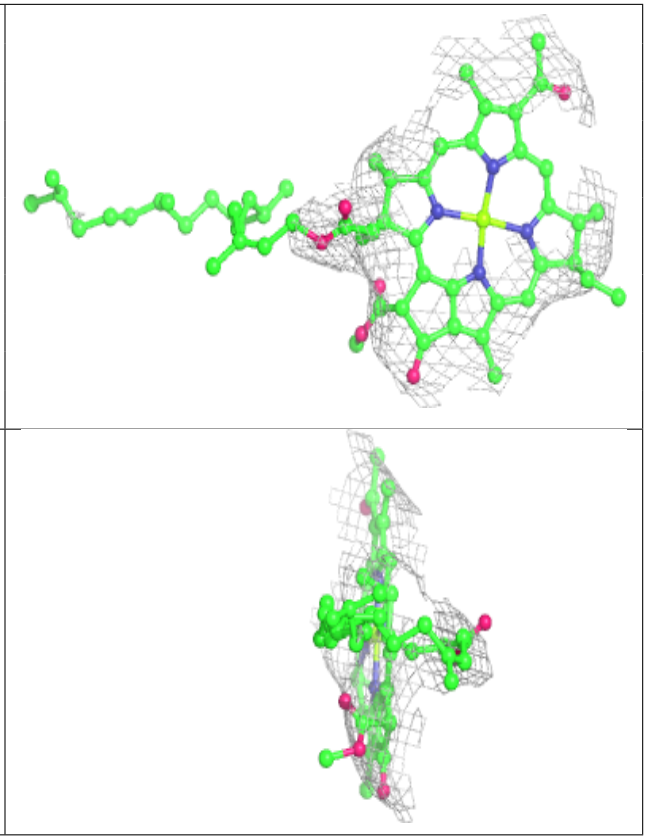

Electron density around HEM o 502:

$2mF_o$-DF_c (at 0.7 rmsd) in gray
mF_o-DF_c (at 3 rmsd) in purple (negative)
and green (positive)

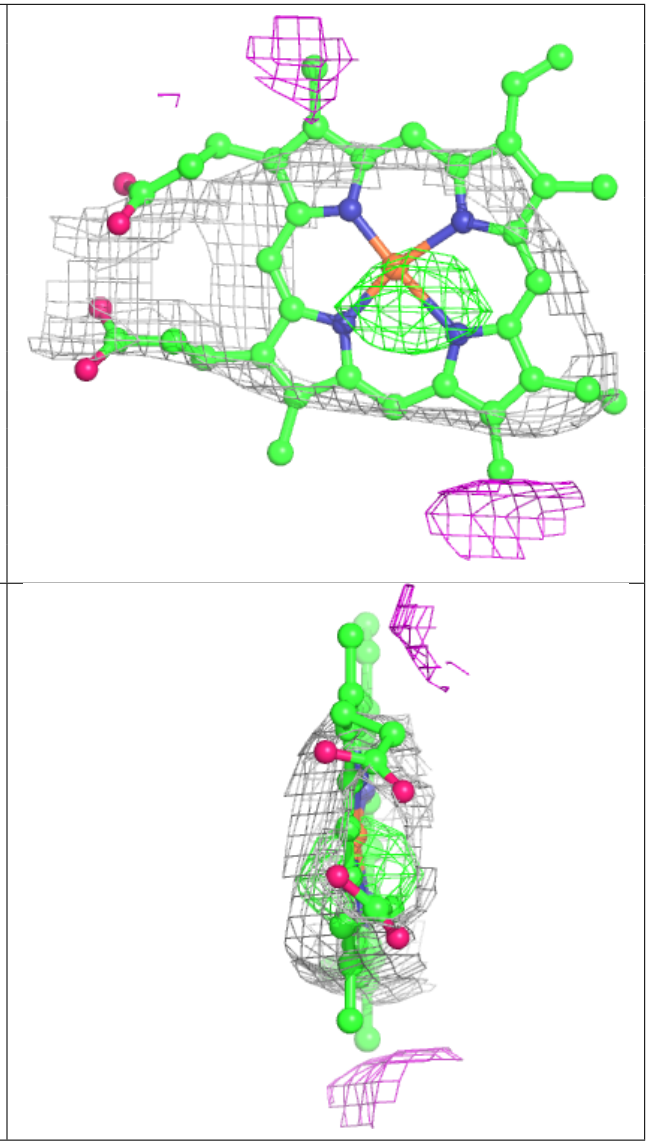

6.5 Other polymers (i)

There are no such residues in this entry.