

# Insolvency data

November 22, 2012

```
> library(EffectStars)
> data(insolvency)
```

Effect Stars for the sequential logit model for insolvency data including p-values "p-global" and the additional circles referring to the global effects. To save computational time, only some preselected variables are used.

```
> star.sequential(Insolvency ~ Sector + Legal + Pecuniary_Reward + Seed_Capital
+ + Debt_Capital + Employees, insolvency, cex.cat = 1, cex.labels = 1.2, dist.y
+ = 1.1, lwd.circle = 2, test.glob = TRUE, globcircle = TRUE, dist.x = 1.2)
```

```
$odds
      (Intercept) Sectorcommerce Sectorservice industry
odds(P[Y=1|Y>=1]) 0.17561738      1.015447      1.041395
odds(P[Y=2|Y>=2]) 0.07943945      1.955999      1.482950
odds(P[Y=3|Y>=3]) 0.02300911      4.323460      4.290193
odds(P[Y=4|Y>=4]) 0.03750044      2.700746      1.956079
odds(P[Y=5|Y>=5]) 0.02061177      3.118456      3.356045
odds(P[Y=6|Y>=6]) 0.04247058      1.783488      2.347249
      Legalone man business      LegalGmbH LegalGbR, KG, OHG
odds(P[Y=1|Y>=1])      0.6858798 3.081381e-06      0.6758912
odds(P[Y=2|Y>=2])      0.5486068 3.269772e-01      0.6376350
odds(P[Y=3|Y>=3])      1.2333083 1.476791e-01      1.1227249
odds(P[Y=4|Y>=4])      0.5667274 1.421075e-01      0.7920397
odds(P[Y=5|Y>=5])      2.0601617 5.252218e-01      4.1345631
odds(P[Y=6|Y>=6])      0.2312470 1.851771e-01      0.6078331
      Pecuniary_Rewardadditional Seed_Capital> 25000
odds(P[Y=1|Y>=1])      0.4567339      0.09335455
odds(P[Y=2|Y>=2])      1.2195652      0.42016714
odds(P[Y=3|Y>=3])      1.0122849      1.11137649
odds(P[Y=4|Y>=4])      2.0509194      0.63073375
odds(P[Y=5|Y>=5])      0.6304500      0.38991900
odds(P[Y=6|Y>=6])      3.3073341      1.86400642
      Debt_Capitalyes Employees> 2
odds(P[Y=1|Y>=1])      2.2249313      0.6174437
odds(P[Y=2|Y>=2])      1.4734342      1.2884936
odds(P[Y=3|Y>=3])      0.8978703      0.6413286
odds(P[Y=4|Y>=4])      1.6049822      0.9782275
odds(P[Y=5|Y>=5])      1.0245101      0.6955203
odds(P[Y=6|Y>=6])      0.3905674      0.3997563
```

\$coefficients

	(Intercept)	Sectorcommerce	Sectorservice	industry
logit(P[Y=1 Y>=1])	-1.739448	0.0153293		0.04056132
logit(P[Y=2 Y>=2])	-2.532760	0.6709010		0.39403306
logit(P[Y=3 Y>=3])	-3.771865	1.4640559		1.45633167
logit(P[Y=4 Y>=4])	-3.283403	0.9935282		0.67094173
logit(P[Y=5 Y>=5])	-3.881893	1.1373381		1.21076315
logit(P[Y=6 Y>=6])	-3.158944	0.5785709		0.85324400
	Legalone man business	LegalGmbH	LegalGmbH	LegalGmbH, KG, OHG
logit(P[Y=1 Y>=1])	-0.3770528	-12.6901326		-0.3917232
logit(P[Y=2 Y>=2])	-0.6003733	-1.1178648		-0.4499892
logit(P[Y=3 Y>=3])	0.2097002	-1.9127136		0.1157586
logit(P[Y=4 Y>=4])	-0.5678769	-1.9511713		-0.2331438
logit(P[Y=5 Y>=5])	0.7227845	-0.6439345		1.4193817
logit(P[Y=6 Y>=6])	-1.4642688	-1.6864426		-0.4978549
	Pecuniary_Rewardadditional	Seed_Capital> 25000		
logit(P[Y=1 Y>=1])	-0.78365443			-2.3713506
logit(P[Y=2 Y>=2])	0.19849439			-0.8671027
logit(P[Y=3 Y>=3])	0.01221002			0.1055993
logit(P[Y=4 Y>=4])	0.71828819			-0.4608715
logit(P[Y=5 Y>=5])	-0.46132136			-0.9418163
logit(P[Y=6 Y>=6])	1.19614246			0.6227282
	Debt_Capitalyes	Employees> 2		
logit(P[Y=1 Y>=1])	0.79972604	-0.48216735		
logit(P[Y=2 Y>=2])	0.38759583	0.25347376		
logit(P[Y=3 Y>=3])	-0.10772968	-0.44421325		
logit(P[Y=4 Y>=4])	0.47311267	-0.02201299		
logit(P[Y=5 Y>=5])	0.02421459	-0.36309510		
logit(P[Y=6 Y>=6])	-0.94015485	-0.91690024		

\$se

	(Intercept)	Sectorcommerce	Sectorservice	industry
logit(P[Y=1 Y>=1])	0.5881318	0.5823058		0.5754190
logit(P[Y=2 Y>=2])	0.5074392	0.4556767		0.4635765
logit(P[Y=3 Y>=3])	0.7876534	0.7404356		0.7413618
logit(P[Y=4 Y>=4])	0.6662614	0.6096970		0.6215566
logit(P[Y=5 Y>=5])	0.8671284	0.7719187		0.7665086
logit(P[Y=6 Y>=6])	0.6821515	0.6217999		0.6125099
	Legalone man business	LegalGmbH	LegalGmbH	LegalGmbH, KG, OHG
logit(P[Y=1 Y>=1])	0.3491397	104.8401495		0.4460096
logit(P[Y=2 Y>=2])	0.3137769	0.4115745		0.3615460
logit(P[Y=3 Y>=3])	0.3447993	0.6049861		0.4083810
logit(P[Y=4 Y>=4])	0.3658928	0.6029518		0.4068952
logit(P[Y=5 Y>=5])	0.5063849	0.7129934		0.5171544
logit(P[Y=6 Y>=6])	0.5254381	0.5706510		0.4805166
	Pecuniary_Rewardadditional	Seed_Capital> 25000		
logit(P[Y=1 Y>=1])		0.3497730		0.5249035
logit(P[Y=2 Y>=2])		0.2852715		0.3202548
logit(P[Y=3 Y>=3])		0.3231631		0.3416503

```

logit(P[Y=4|Y>=4])          0.3358002          0.3788952
logit(P[Y=5|Y>=5])          0.4062108          0.4206556
logit(P[Y=6|Y>=6])          0.3959170          0.4450993
      Debt_Capitalyes Employees> 2
logit(P[Y=1|Y>=1])          0.3489160          0.3663869
logit(P[Y=2|Y>=2])          0.2808159          0.2830114
logit(P[Y=3|Y>=3])          0.3302155          0.3180963
logit(P[Y=4|Y>=4])          0.3442941          0.3404903
logit(P[Y=5|Y>=5])          0.4102248          0.3791932
logit(P[Y=6|Y>=6])          0.4981974          0.4234093

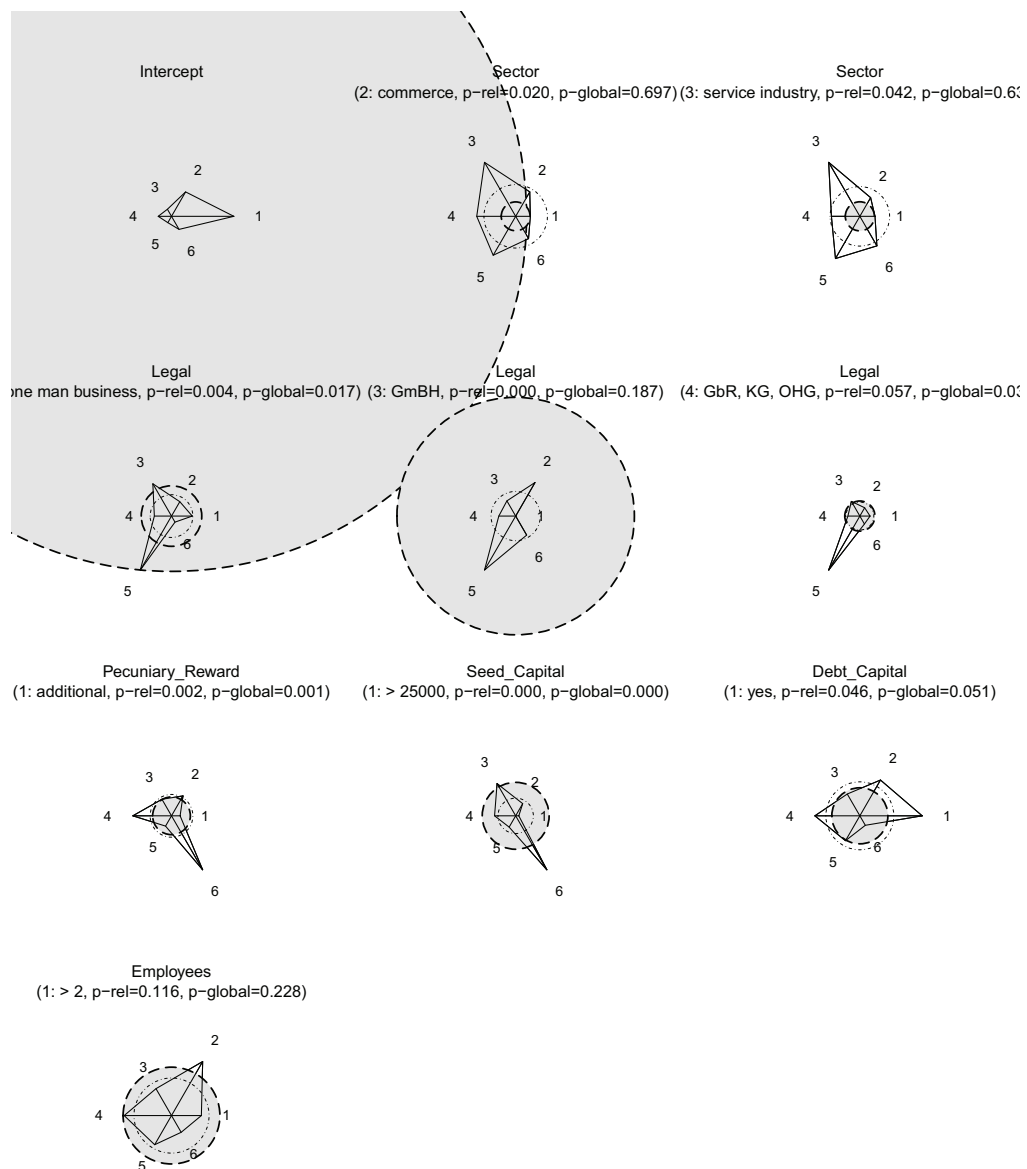
$p_rel
Sectorcommerce Sectorservice industry Legalone man business LegalGmbH
[1,] 0.02019306          0.04156506          0.003709243 2.694435e-10
LegalGbR, KG, OHG Pecuniary_Rewardadditional Seed_Capital> 25000
[1,] 0.05743264          0.002143241          5.05263e-08
      Debt_Capitalyes Employees> 2
[1,] 0.04626058          0.1160858

$p_global
Sectorcommerce Sectorservice industry Legalone man business LegalGmbH
[1,] 0.6969632          0.6386987          0.01651334 0.1865577
LegalGbR, KG, OHG Pecuniary_Rewardadditional Seed_Capital> 25000
[1,] 0.03477966          0.001364875          4.33702e-05
      Debt_Capitalyes Employees> 2
[1,] 0.05118903          0.2280346

$xlim
[1] 16.94796 78.51403

$ylim
[1] 14.29768 91.77840

```



Now we can look at the p-global values and decide which covariates will be modelled globally the next time. These covariates are defined by the argument "global". The intercept is not plotted anymore because 1 is not element of "select".

```
> star.sequential(Insolvency ~ Sector + Legal + Pecuniary_Reward + Seed_Capital
+ + Debt_Capital + Employees, insolvency, cex.cat = 1, cex.labels = 1.2, dist.y
+ = 1.1, lwd.circle = 2, test.glob = TRUE, globcircle = TRUE, dist.x = 1.2
+ , global = c(2,3,5,10), select = c(4,6:9), lwd.global = 1.8)
```

\$odds

	(Intercept)	Sectorcommerce	Sectorservice	industry
odds(P[Y=1 Y>=1])	0.07704397	2.214263		2.054398
odds(P[Y=2 Y>=2])	0.08511118	2.214263		2.054398
odds(P[Y=3 Y>=3])	0.03947246	2.214263		2.054398
odds(P[Y=4 Y>=4])	0.03991490	2.214263		2.054398
odds(P[Y=5 Y>=5])	0.03911502	2.214263		2.054398
odds(P[Y=6 Y>=6])	0.03343760	2.214263		2.054398
	Legalone	man	business	LegalGmbH LegalGbR, KG, OHG
odds(P[Y=1 Y>=1])	0.7457167	0.2122583		0.7021536
odds(P[Y=2 Y>=2])	0.4993672	0.2122583		0.6130590
odds(P[Y=3 Y>=3])	1.3369729	0.2122583		1.1914106
odds(P[Y=4 Y>=4])	0.6256610	0.2122583		0.8898744
odds(P[Y=5 Y>=5])	1.5494934	0.2122583		3.0465073
odds(P[Y=6 Y>=6])	0.2365681	0.2122583		0.6009052
	Pecuniary_Reward	additional	Seed_Capital> 25000	
odds(P[Y=1 Y>=1])	0.4946951		0.07343149	
odds(P[Y=2 Y>=2])	1.0704665		0.56491000	
odds(P[Y=3 Y>=3])	1.0721721		0.97011246	
odds(P[Y=4 Y>=4])	2.0661950		0.63576844	
odds(P[Y=5 Y>=5])	0.6028070		0.42391034	
odds(P[Y=6 Y>=6])	3.6943414		1.44289021	
	Debt_Capital	yes	Employees> 2	
odds(P[Y=1 Y>=1])	2.1840268	0.775933		
odds(P[Y=2 Y>=2])	1.4366827	0.775933		
odds(P[Y=3 Y>=3])	0.9247805	0.775933		
odds(P[Y=4 Y>=4])	1.6644481	0.775933		
odds(P[Y=5 Y>=5])	0.9531648	0.775933		
odds(P[Y=6 Y>=6])	0.4005213	0.775933		

# \$coefficients

	(Intercept)	Sectorcommerce	Sectorservice	industry
logit(P[Y=1 Y>=1])	-2.563379	0.7949194		0.7199827
logit(P[Y=2 Y>=2])	-2.463797	0.7949194		0.7199827
logit(P[Y=3 Y>=3])	-3.232152	0.7949194		0.7199827
logit(P[Y=4 Y>=4])	-3.221006	0.7949194		0.7199827
logit(P[Y=5 Y>=5])	-3.241249	0.7949194		0.7199827
logit(P[Y=6 Y>=6])	-3.398074	0.7949194		0.7199827
	Legalone	man	business	LegalGmbH LegalGbR, KG, OHG
logit(P[Y=1 Y>=1])	-0.2934095	-1.549951		-0.3536030
logit(P[Y=2 Y>=2])	-0.6944136	-1.549951		-0.4892942
logit(P[Y=3 Y>=3])	0.2904080	-1.549951		0.1751380
logit(P[Y=4 Y>=4])	-0.4689466	-1.549951		-0.1166750
logit(P[Y=5 Y>=5])	0.4379280	-1.549951		1.1139958
logit(P[Y=6 Y>=6])	-1.4415190	-1.549951		-0.5093182
	Pecuniary_Reward	additional	Seed_Capital> 25000	
logit(P[Y=1 Y>=1])	-0.70381364		-2.61140237	
logit(P[Y=2 Y>=2])	0.06809453		-0.57108886	
logit(P[Y=3 Y>=3])	0.06968659		-0.03034328	
logit(P[Y=4 Y>=4])	0.72570877		-0.45292086	
logit(P[Y=5 Y>=5])	-0.50615821		-0.85823330	

```

logit(P[Y=6|Y>=6])          1.30680229          0.36664819
Debt_Capitalyes Employees> 2
logit(P[Y=1|Y>=1])          0.78117033         -0.2536891
logit(P[Y=2|Y>=2])          0.36233681         -0.2536891
logit(P[Y=3|Y>=3])         -0.07819887         -0.2536891
logit(P[Y=4|Y>=4])          0.50949358         -0.2536891
logit(P[Y=5|Y>=5])         -0.04796742         -0.2536891
logit(P[Y=6|Y>=6])         -0.91498844         -0.2536891

$se
(Intercept) Sectorcommerce Sectorservice industry
logit(P[Y=1|Y>=1])          0.3656835          0.2418765          0.2427355
logit(P[Y=2|Y>=2])          0.3432714          0.2418765          0.2427355
logit(P[Y=3|Y>=3])          0.3995180          0.2418765          0.2427355
logit(P[Y=4|Y>=4])          0.4068283          0.2418765          0.2427355
logit(P[Y=5|Y>=5])          0.4554504          0.2418765          0.2427355
logit(P[Y=6|Y>=6])          0.4633427          0.2418765          0.2427355
Legalone man business LegalGmbH LegalGbR, KG, OHG
logit(P[Y=1|Y>=1])          0.3464605          0.2375718          0.4357008
logit(P[Y=2|Y>=2])          0.2953137          0.2375718          0.3407132
logit(P[Y=3|Y>=3])          0.3256827          0.2375718          0.3865082
logit(P[Y=4|Y>=4])          0.3529541          0.2375718          0.3888449
logit(P[Y=5|Y>=5])          0.4313220          0.2375718          0.4336284
logit(P[Y=6|Y>=6])          0.5077752          0.2375718          0.4535456
Pecuniary_Rewardadditional Seed_Capital> 25000
logit(P[Y=1|Y>=1])          0.3377323          0.5095141
logit(P[Y=2|Y>=2])          0.2754836          0.2957371
logit(P[Y=3|Y>=3])          0.3164285          0.3251825
logit(P[Y=4|Y>=4])          0.3246048          0.3554026
logit(P[Y=5|Y>=5])          0.3939447          0.3928564
logit(P[Y=6|Y>=6])          0.3871134          0.4022872
Debt_Capitalyes Employees> 2
logit(P[Y=1|Y>=1])          0.3402915          0.138308
logit(P[Y=2|Y>=2])          0.2805316          0.138308
logit(P[Y=3|Y>=3])          0.3251493          0.138308
logit(P[Y=4|Y>=4])          0.3395848          0.138308
logit(P[Y=5|Y>=5])          0.4073462          0.138308
logit(P[Y=6|Y>=6])          0.4845924          0.138308

$p_rel
Sectorcommerce Sectorservice industry Legalone man business LegalGmbH
[1,] 0.0004630788          0.001700325          0.002630372 5.538014e-12
LegalGbR, KG, OHG Pecuniary_Rewardadditional Seed_Capital> 25000
[1,] 0.07651028          0.0007306213          6.823243e-09
Debt_Capitalyes Employees> 2
[1,] 0.04320919          0.0682878

$p_global
Legalone man business LegalGbR, KG, OHG Pecuniary_Rewardadditional
[1,] 0.01144885          0.04793595          0.0004478503

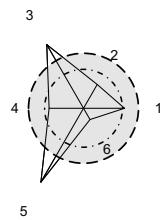
```

```
Seed_Capital> 25000 Debt_Capitalyes
[1,]          6.23062e-06          0.04627003
```

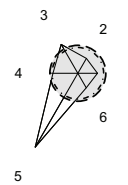
```
$xlim
[1] 14.48182 46.69647
```

```
$ylim
[1] 12.21719 60.66478
```

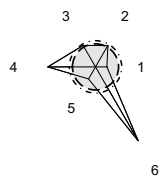
Legal  
(2: one man business, p-rel=0.003, p-global=0.011)



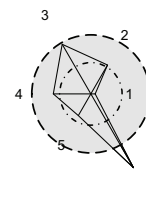
Legal  
(4: GbR, KG, OHG, p-rel=0.077, p-global=0.048)



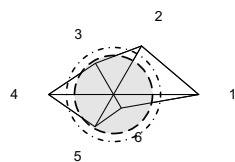
Pecuniary\_Reward  
(1: additional, p-rel=0.001, p-global=0.000)



Seed\_Capital  
(1: > 25000, p-rel=0.000, p-global=0.000)



Debt\_Capital  
(1: yes, p-rel=0.043, p-global=0.046)



Effect Stars for the cumulative logit model for some covariates of the insol-

vency data.

```
> m2 <- star.cumulative(Insolvency ~ Sector + Clientele + Employees, insolvency,
+ globcircle = TRUE, test.glob = TRUE, cex.cat = 1, cex.labels = 1.2,
+ lwd.circle = 2, lwd.global = 1.8)
```

