Full wwPDB EM Validation Report (i)

Apr 27, 2024 – 11:26 pm BST

PDB ID	:	3ZQ1
EMDB ID	:	EMD-2327
Title	:	Visualizing GroEL-ES in the Act of Encapsulating a Non-Native Substrate Protein
Authors	:	Chen, D.-H.; Madan, D.; Weaver, J.; Lin, Z.; Schroder, G.F.; Chiu, W.; Rye, H.S.
Deposited on	:	2013-03-04
Resolution	:	15.90 Å(reported)
Based on initial model	:	1AON

This is a Full wwPDB EM Validation Report for a publicly released PDB entry.

We welcome your comments at *validation@mail.wwpdb.org*
A user guide is available at
https://www.wwpdb.org/validation/2017/EMValidationReportHelp
with specific help available everywhere you see the (i) symbol.

The types of validation reports are described at
http://www.wwpdb.org/validation/2017/FAQs#types.

The following versions of software and data (see references (1)) were used in the production of this report:

EMDB validation analysis	:	0.0.1.dev92
Mogul	:	1.8.4, CSD as541be (2020)
MolProbity	:	4.02b-467
buster-report	:	1.1.7 (2018)
Percentile statistics	:	20191225.v01 (using entries in the PDB archive December 25th 2019)
MapQ	:	1.9.13
Ideal geometry (proteins)	:	Engh & Huber (2001)
Ideal geometry (DNA, RNA)	:	Parkinson et al. (1996)
Validation Pipeline (wwPDB-VP)	:	2.36.2

1 Overall quality at a glance (i)

The following experimental techniques were used to determine the structure:
ELECTRON MICROSCOPY

The reported resolution of this entry is 15.90 Å.

Percentile scores (ranging between 0-100) for global validation metrics of the entry are shown in the following graphic. The table shows the number of entries on which the scores are based.

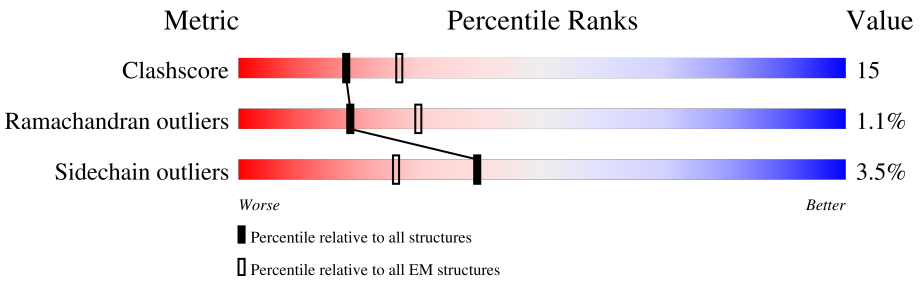

Metric	Whole archive (#Entries)	EM structures (#Entries)
Clashscore	158937	4297
Ramachandran outliers	154571	4023
Sidechain outliers	154315	3826

The table below summarises the geometric issues observed across the polymeric chains and their fit to the map. The red, orange, yellow and green segments of the bar indicate the fraction of residues that contain outliers for >=3, 2, 1 and 0 types of geometric quality criteria respectively. A grey segment represents the fraction of residues that are not modelled. The numeric value for each fraction is indicated below the corresponding segment, with a dot representing fractions <=5% The upper red bar (where present) indicates the fraction of residues that have poor fit to the EM map (all-atom inclusion < 40%). The numeric value is given above the bar.

Mol	Chain	Length	Quality of chain
1	A	526	5% 71% 26% •
1	B	526	5% 71% 27% •
1	C	526	5% 68% 29% •
1	D	526	6% 68% 29% •
1	E	526	6% 68% 30% •
1	F	526	8% 69% 29% •
1	G	526	• 70% 28% •
1	H	526	34% 70% 29% •

Continued on next page...

Continued from previous page...

Mol	Chain	Length	Quality of chain
1	I	526	33% 69% 29% •
1	J	526	27% 67% 31% •
1	K	526	35% 67% 32% •
1	L	526	30% 69% 29% •
1	M	526	29% 66% 33% •
1	N	526	29% 68% 30% •
2	O	97	64% 64% 29% 7%
2	P	97	74% 63% 28% 9%
2	Q	97	69% 71% 27% •
2	R	97	55% 66% 28% 6%
2	S	97	64% 67% 29% •
2	T	97	71% 69% 25% 6%
2	U	97	63% 71% 26% •

2 Entry composition (i)

There are 4 unique types of molecules in this entry. The entry contains 59276 atoms, of which 0 are hydrogens and 0 are deuteriums.

In the tables below, the AltConf column contains the number of residues with at least one atom in alternate conformation and the Trace column contains the number of residues modelled with at most 2 atoms.

- Molecule 1 is a protein called 60 KDA CHAPERONIN.

Mol	Chain	Residues	Atoms					AltConf	Trace
			Total	C	N	O	S		
1	A	525	3856	2397	666	773	20	0	1
1	B	525	3856	2397	666	773	20	0	1
1	C	525	3856	2397	666	773	20	0	1
1	D	525	3856	2397	666	773	20	0	1
1	E	525	3856	2397	666	773	20	0	1
1	F	525	3856	2397	666	773	20	0	1
1	G	525	3856	2397	666	773	20	0	1
1	H	525	3856	2397	666	773	20	0	1
1	I	525	3856	2397	666	773	20	0	1
1	J	525	3856	2397	666	773	20	0	1
1	K	525	3856	2397	666	773	20	0	1
1	L	525	3856	2397	666	773	20	0	1
1	M	525	3856	2397	666	773	20	0	1
1	N	525	3856	2397	666	773	20	0	1

- Molecule 2 is a protein called 10 KDA CHAPERONIN.

Mol	Chain	Residues	Atoms					AltConf	Trace
			Total	C	N	O	S		
2	O	97	728	454	127	145	2	0	0

Continued on next page...

Continued from previous page...

Mol	Chain	Residues	Atoms					AltConf	Trace
			Total	C	N	O	S		
2	P	97	728	454	127	145	2	0	0
2	Q	97	728	454	127	145	2	0	0
2	R	97	728	454	127	145	2	0	0
2	S	97	728	454	127	145	2	0	0
2	T	97	728	454	127	145	2	0	0
2	U	97	728	454	127	145	2	0	0

- Molecule 3 is MAGNESIUM ION (three-letter code: MG) (formula: Mg).

Mol	Chain	Residues	Atoms		AltConf
			Total	Mg	
3	A	1	1	1	0
3	B	1	1	1	0
3	C	1	1	1	0
3	D	1	1	1	0
3	E	1	1	1	0
3	F	1	1	1	0
3	G	1	1	1	0

- Molecule 4 is ADENOSINE-5'-DIPHOSPHATE (three-letter code: ADP) (formula: $C_{10}H_{15}N_5O_{10}P_2$).

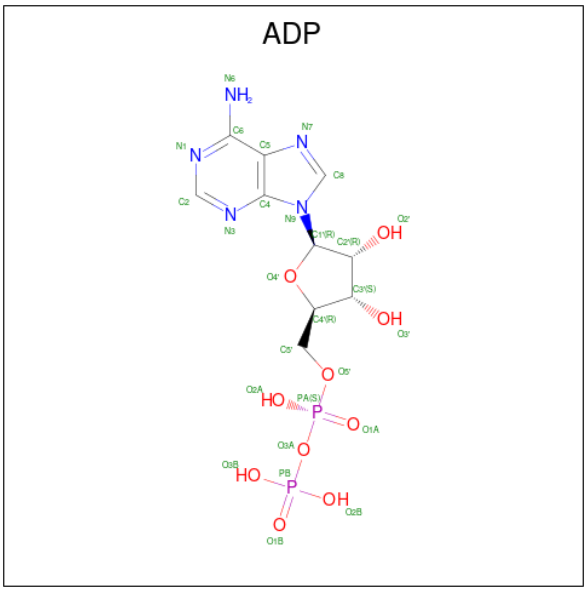

Mol	Chain	Residues	Atoms					AltConf
4	A	1	Total	C	N	O	P	0
			27	10	5	10	2	
4	B	1	Total	C	N	O	P	0
			27	10	5	10	2	
4	C	1	Total	C	N	O	P	0
			27	10	5	10	2	
4	D	1	Total	C	N	O	P	0
			27	10	5	10	2	
4	E	1	Total	C	N	O	P	0
			27	10	5	10	2	
4	F	1	Total	C	N	O	P	0
			27	10	5	10	2	
4	G	1	Total	C	N	O	P	0
			27	10	5	10	2	

3 Residue-property plots (i)

These plots are drawn for all protein, RNA, DNA and oligosaccharide chains in the entry. The first graphic for a chain summarises the proportions of the various outlier classes displayed in the second graphic. The second graphic shows the sequence view annotated by issues in geometry and atom inclusion in map density. Residues are color-coded according to the number of geometric quality criteria for which they contain at least one outlier: green = 0, yellow = 1, orange = 2 and red = 3 or more. A red diamond above a residue indicates a poor fit to the EM map for this residue (all-atom inclusion < 40%). Stretches of 2 or more consecutive residues without any outlier are shown as a green connector. Residues present in the sample, but not in the model, are shown in grey.

- Molecule 1: 60 KDA CHAPERONIN

Chain A:

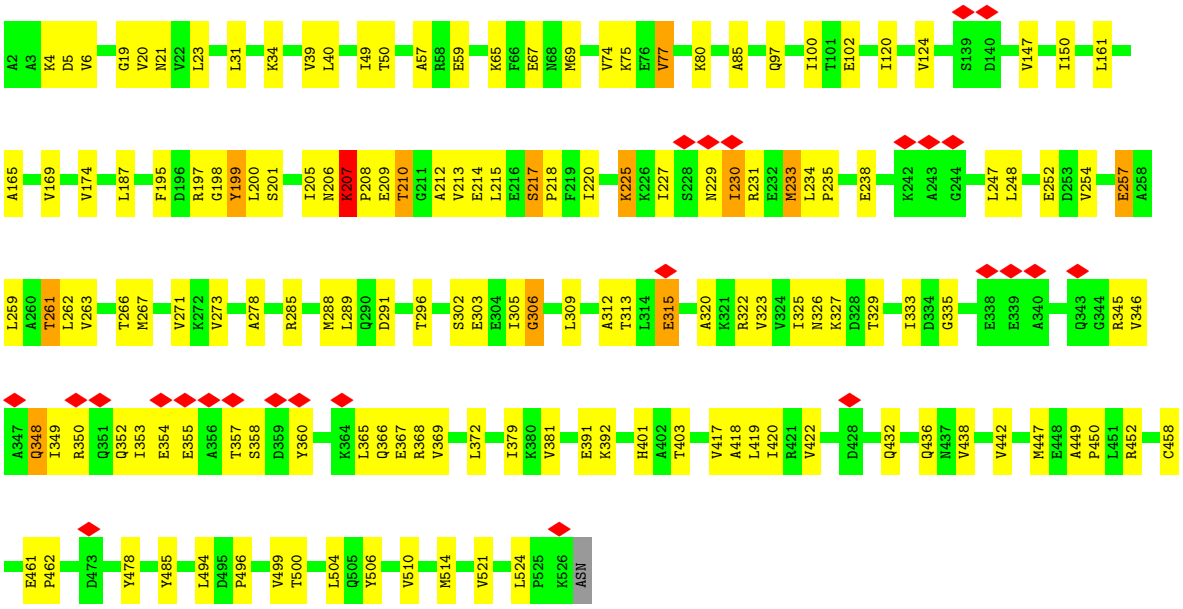

- Molecule 1: 60 KDA CHAPERONIN

Chain B:

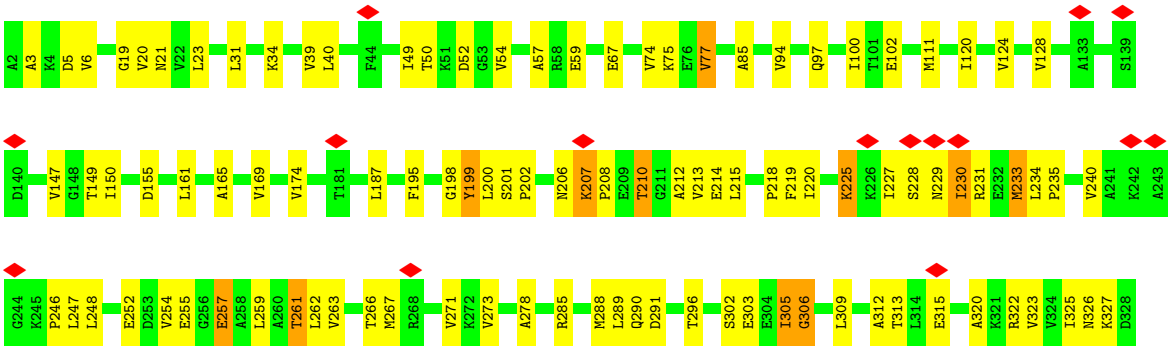

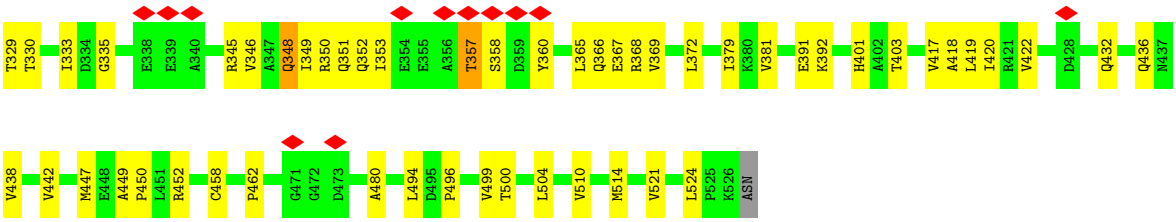

• Molecule 1: 60 KDA CHAPERONIN

Chain C:

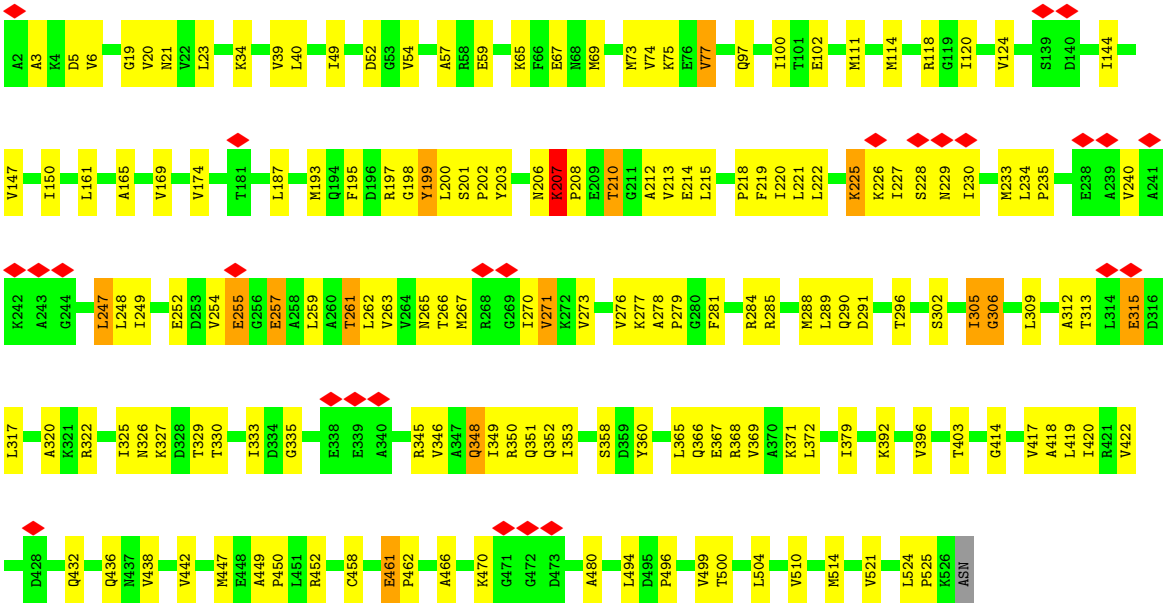

• Molecule 1: 60 KDA CHAPERONIN

Chain D:

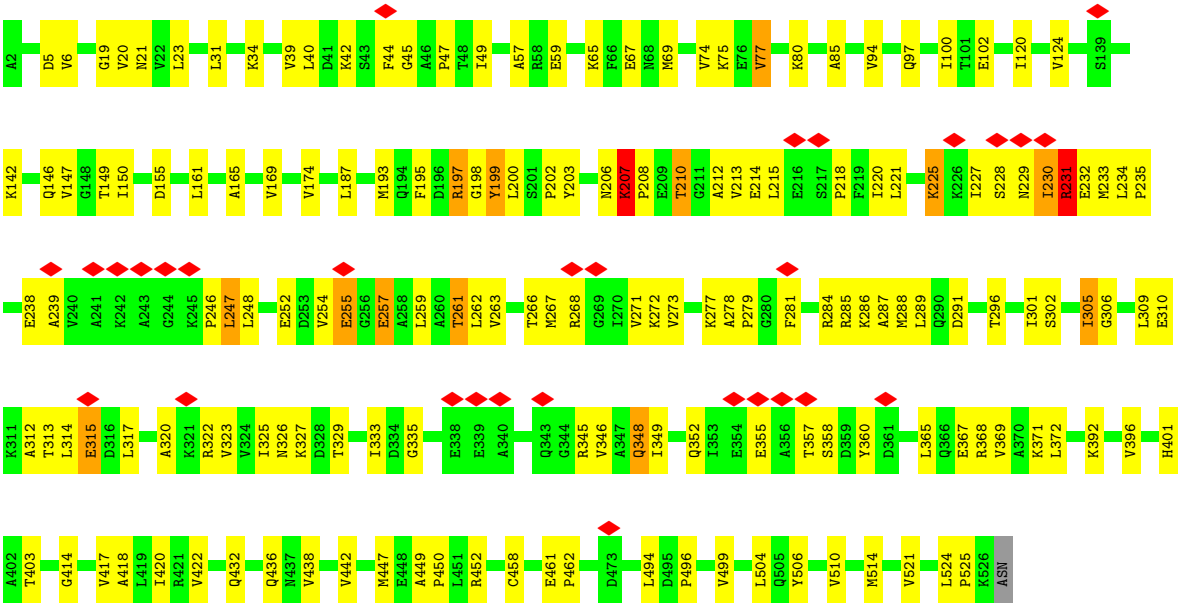

- Molecule 1: 60 KDA CHAPERONIN

Chain E:

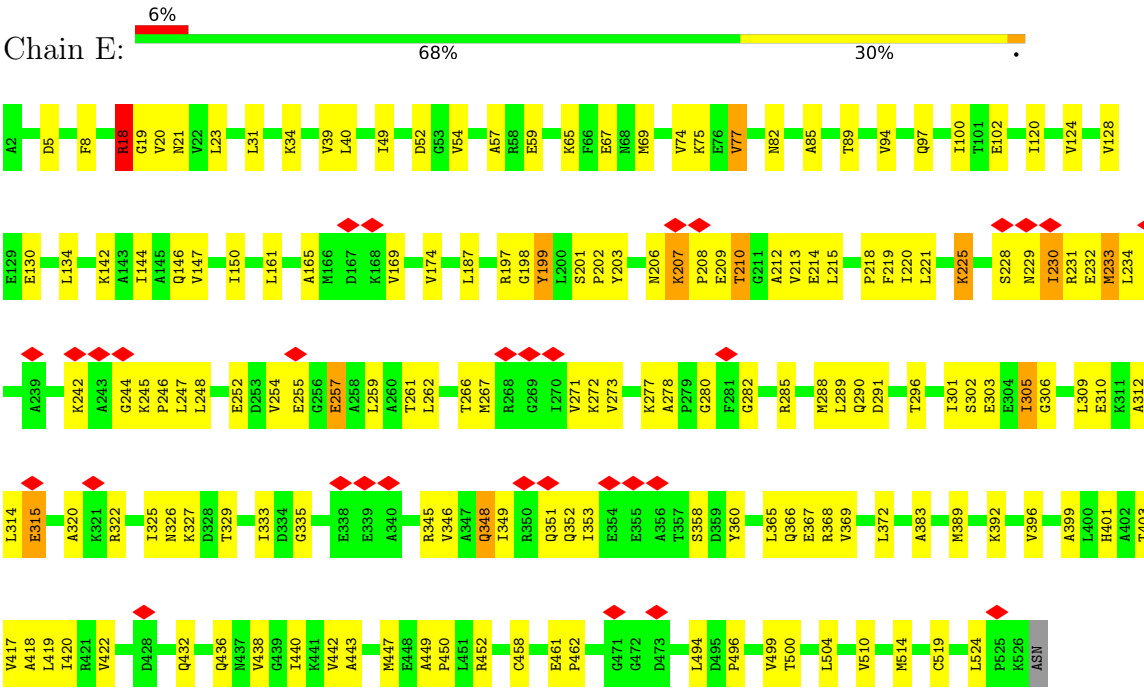

- Molecule 1: 60 KDA CHAPERONIN

Chain F:

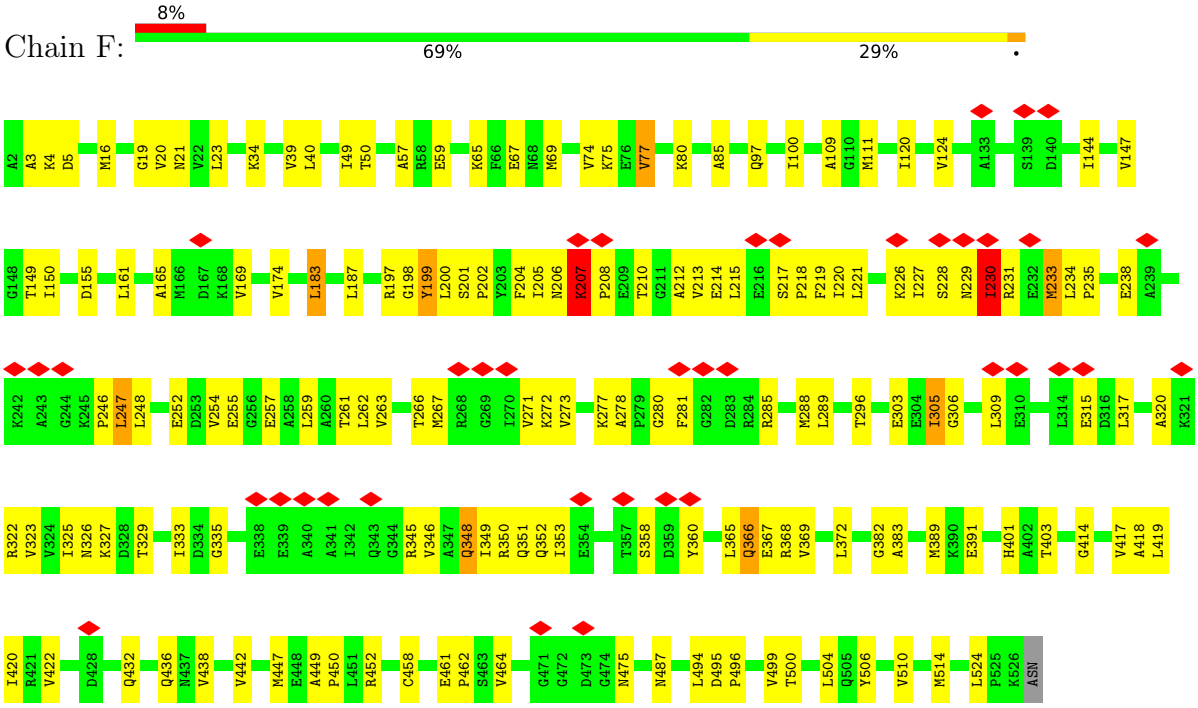

- Molecule 1: 60 KDA CHAPERONIN

Chain G:

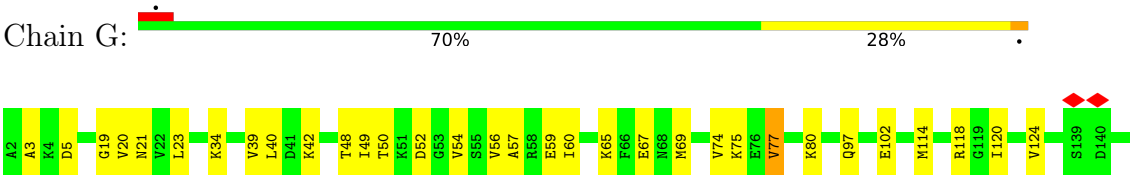

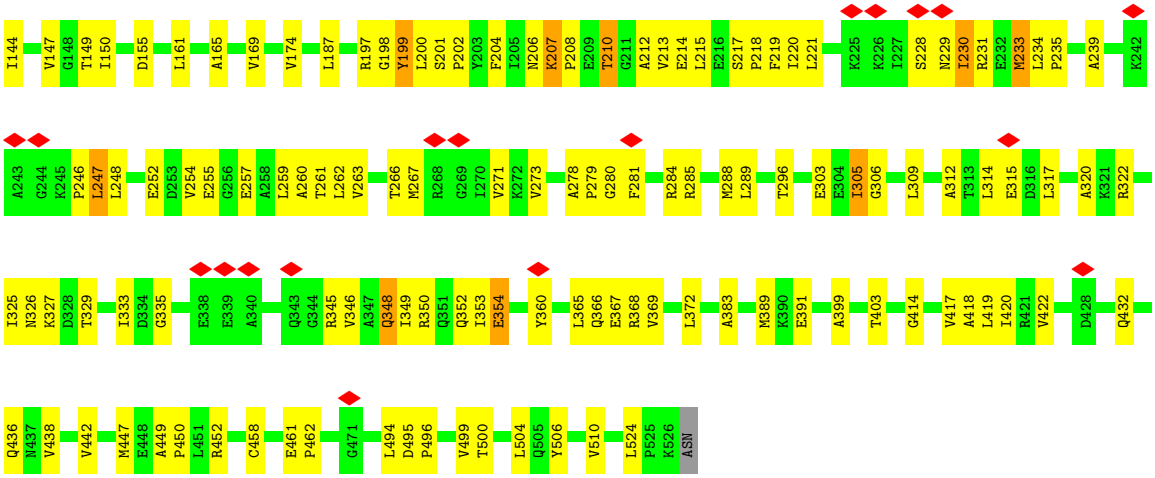

- Molecule 1: 60 KDA CHAPERONIN

Chain H:

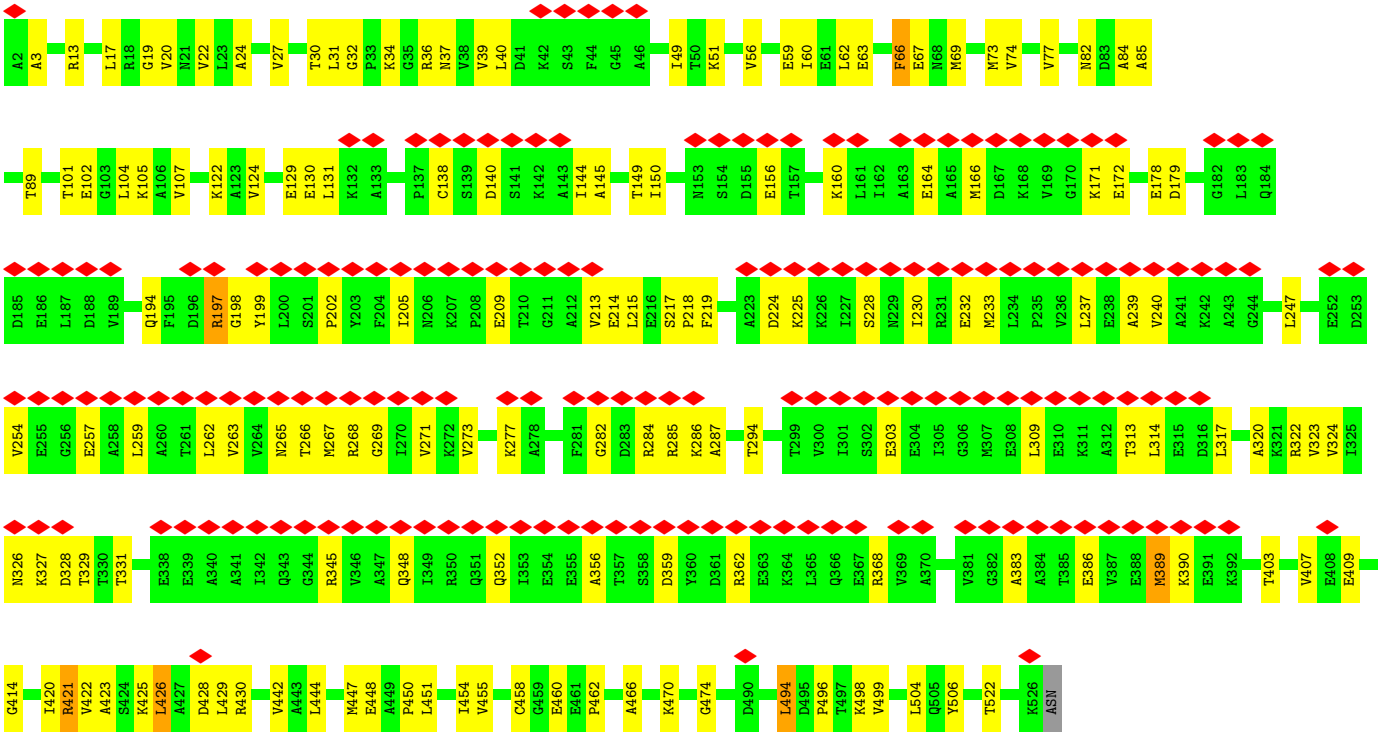

- Molecule 1: 60 KDA CHAPERONIN

Chain I:

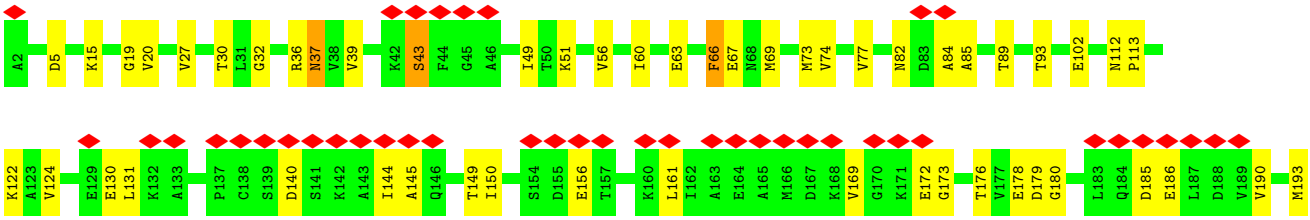

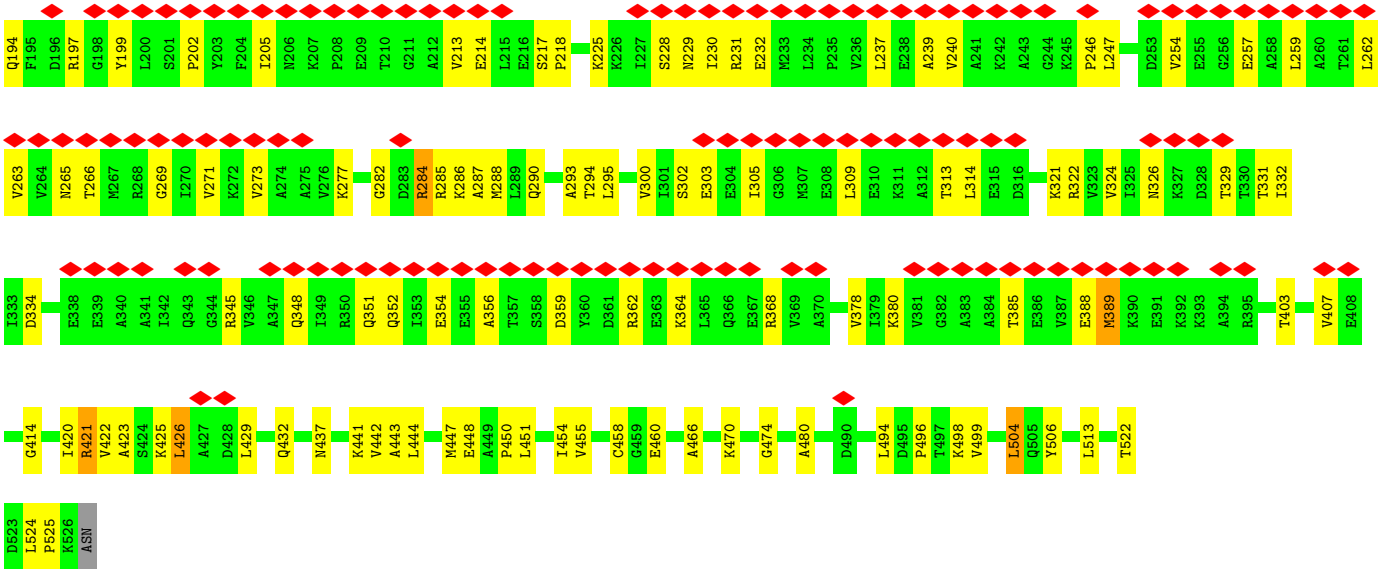

- Molecule 1: 60 KDA CHAPERONIN

Chain J:

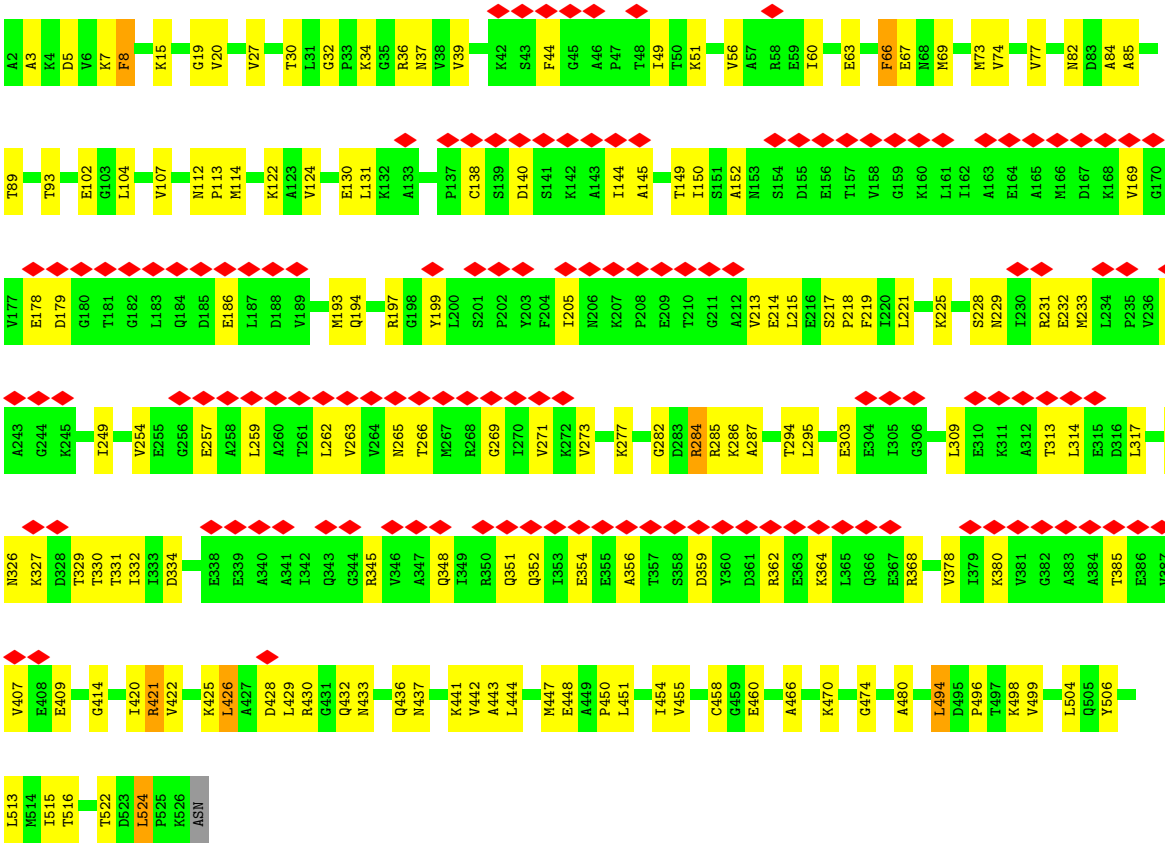

- Molecule 1: 60 KDA CHAPERONIN

Chain K:

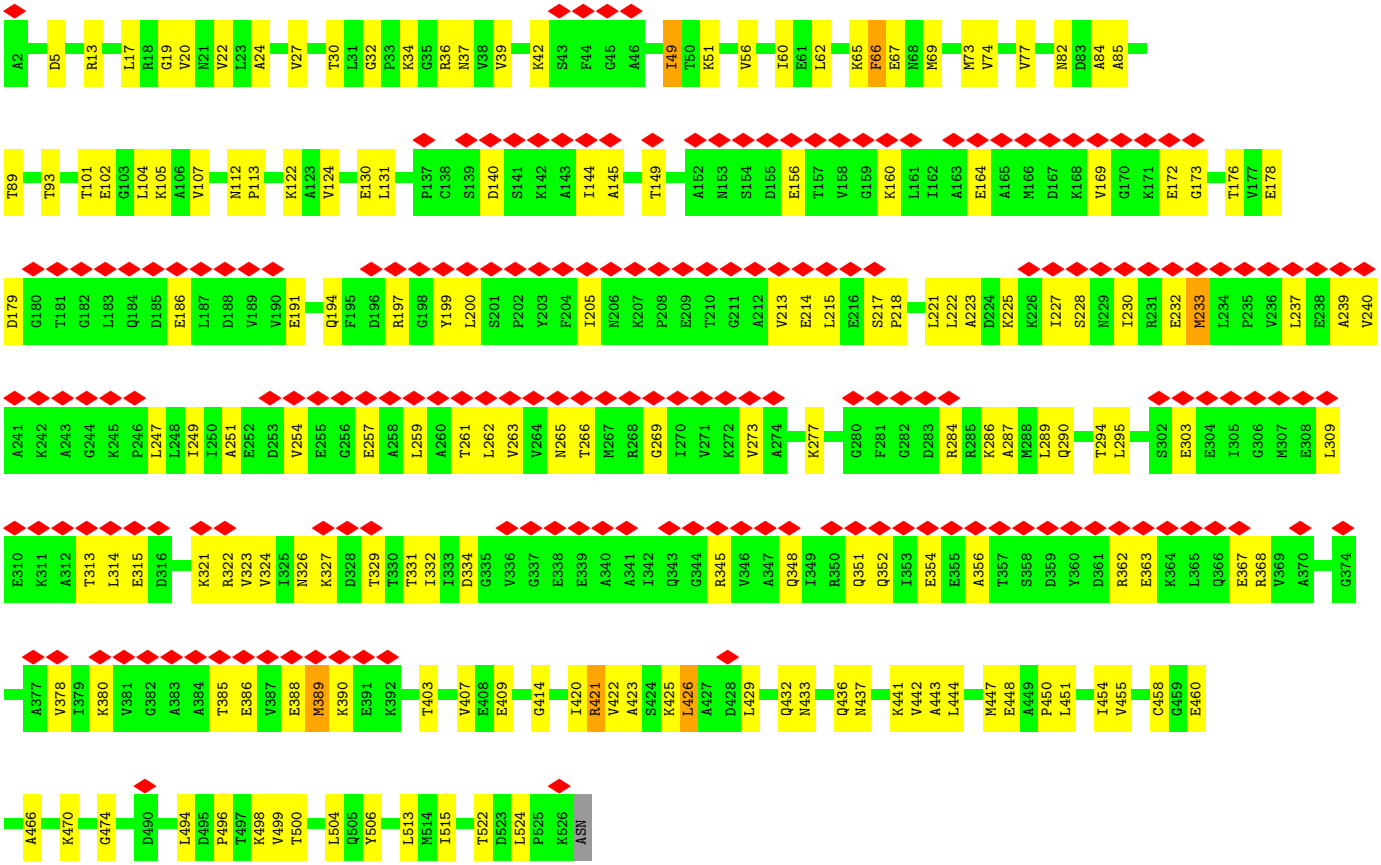

- Molecule 1: 60 KDA CHAPERONIN

Chain L:

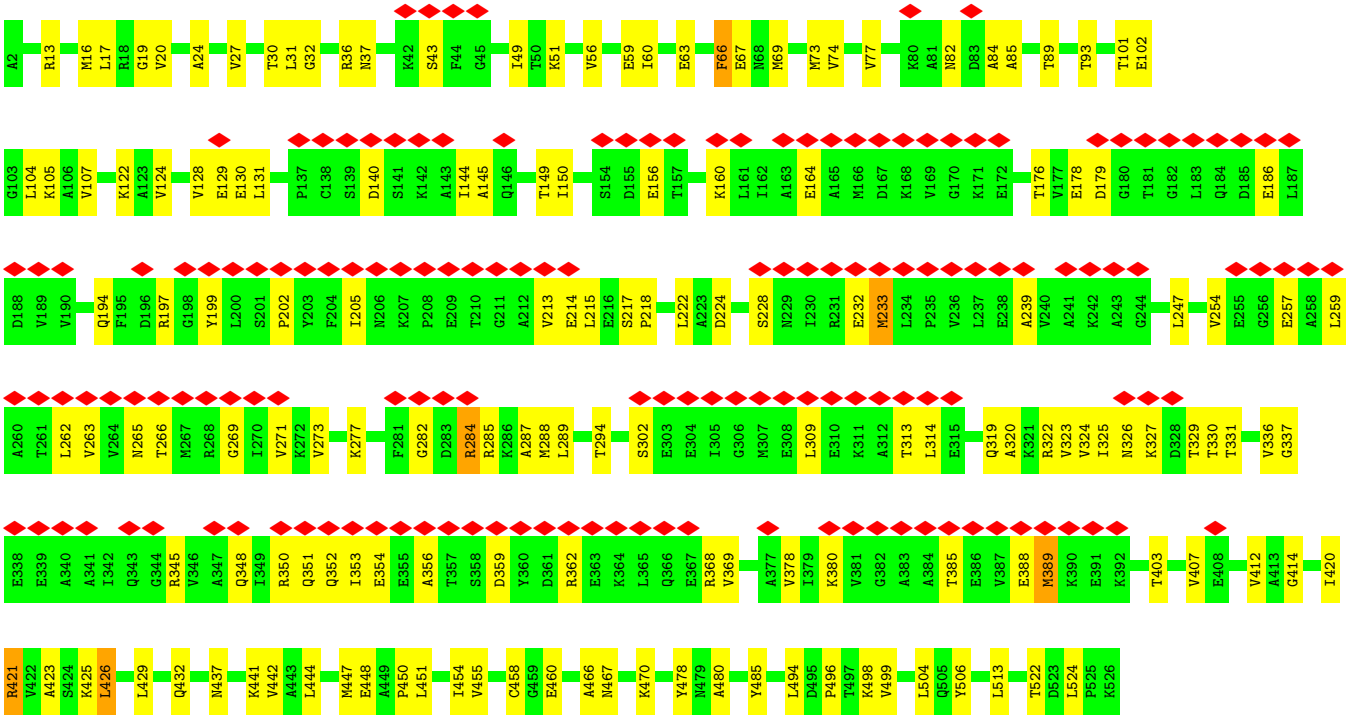

ASN

• Molecule 1: 60 KDA CHAPERONIN

Chain M:

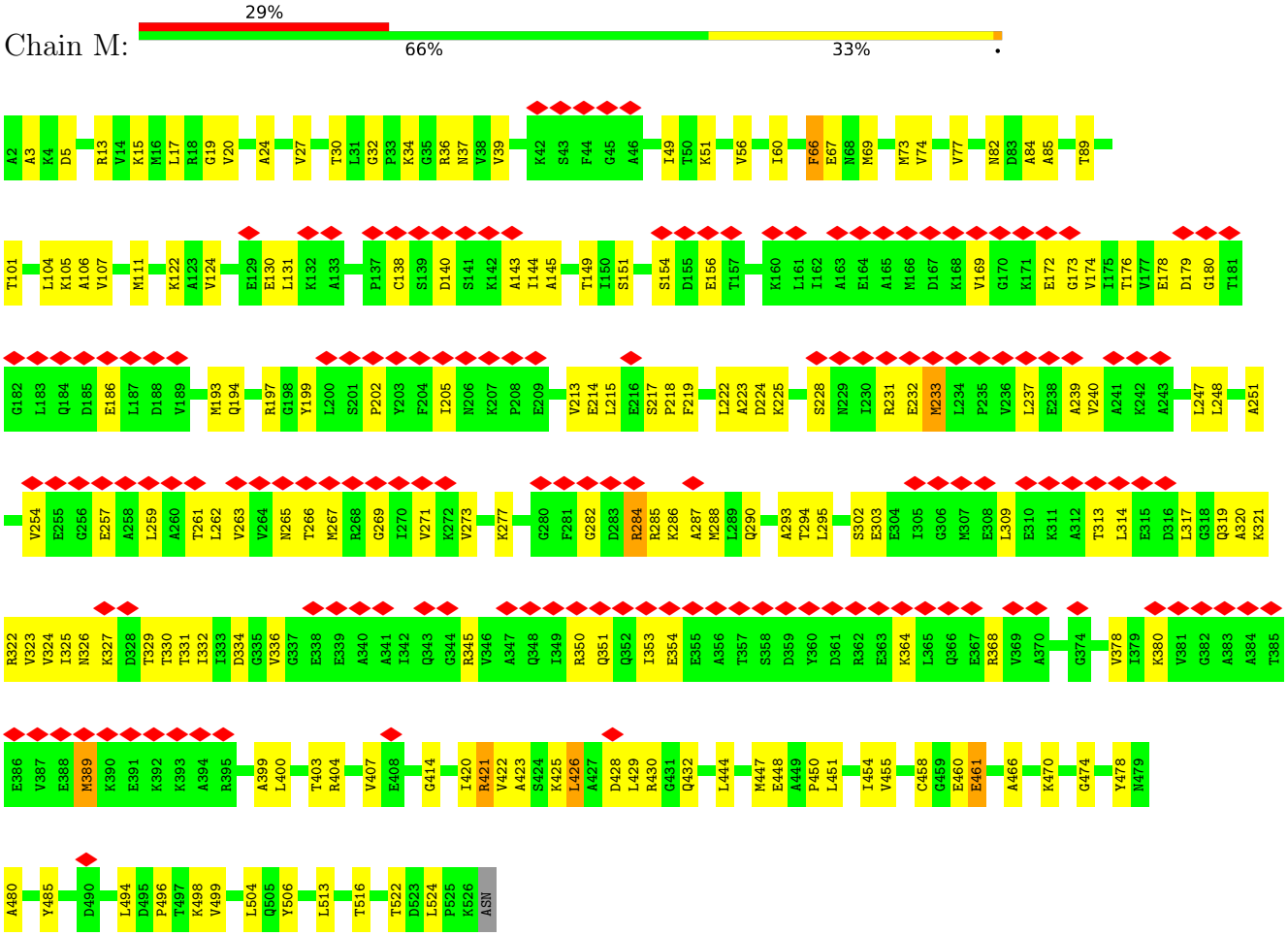

• Molecule 1: 60 KDA CHAPERONIN

Chain N:

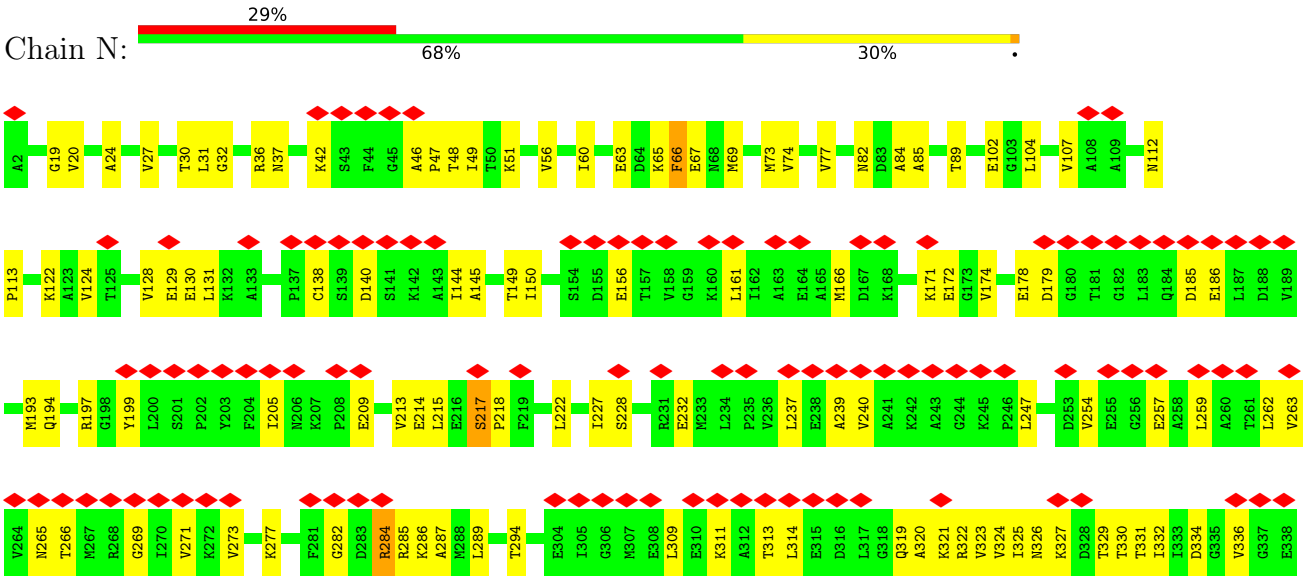

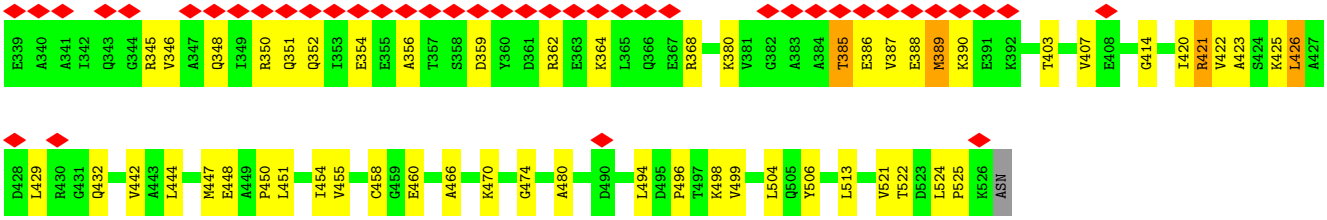

• Molecule 2: 10 KDA CHAPERONIN

Chain O:

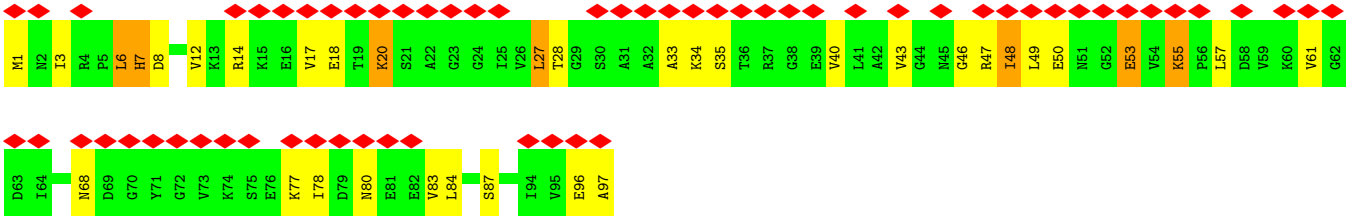

• Molecule 2: 10 KDA CHAPERONIN

Chain P:

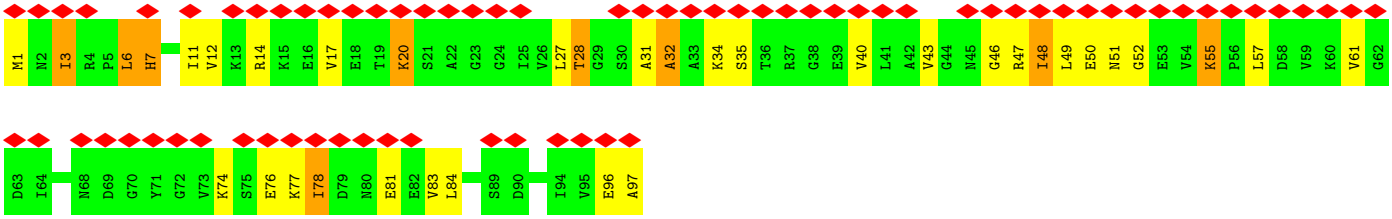

• Molecule 2: 10 KDA CHAPERONIN

Chain Q:

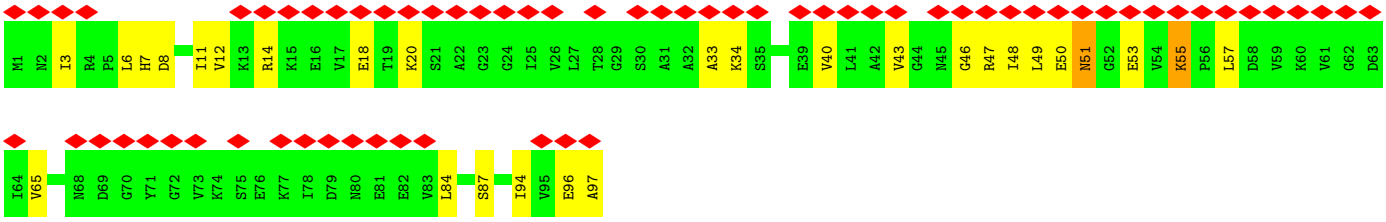

• Molecule 2: 10 KDA CHAPERONIN

Chain R:

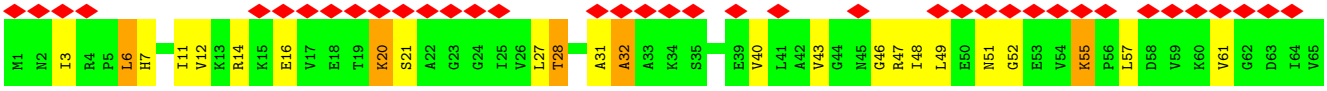

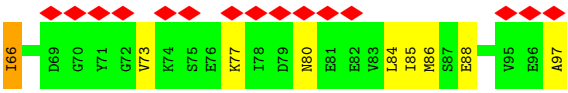

- Molecule 2: 10 KDA CHAPERONIN

Chain S:

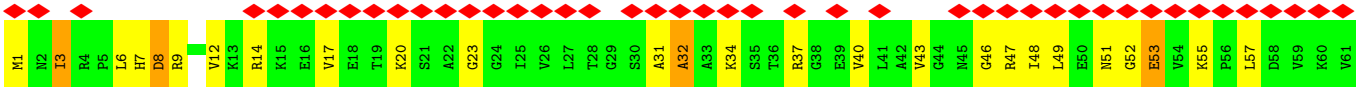

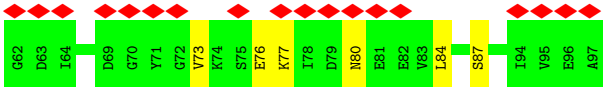

- Molecule 2: 10 KDA CHAPERONIN

Chain T:

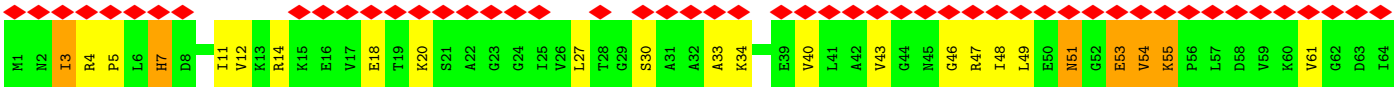

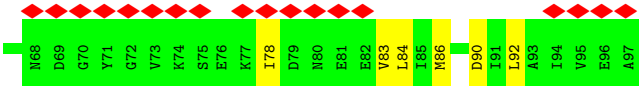

- Molecule 2: 10 KDA CHAPERONIN

Chain U:

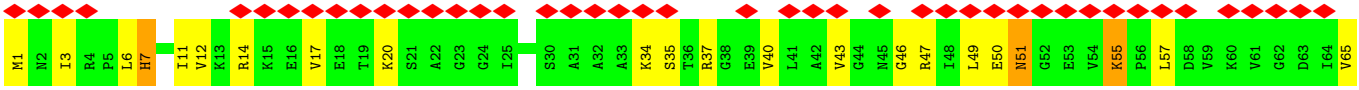

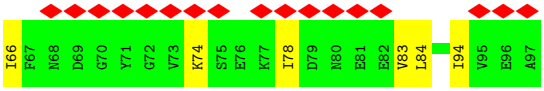

4 Experimental information (i)

Property	Value	Source
EM reconstruction method	SINGLE PARTICLE	Depositor
Imposed symmetry	POINT, C1	Depositor
Number of particles used	8189	Depositor
Resolution determination method	Not provided	
CTF correction method	EACH FRAME	Depositor
Microscope	JEOL 3200FSC	Depositor
Voltage (kV)	300	Depositor
Electron dose ($e^-/Å^2$)	20	Depositor
Minimum defocus (nm)	1500	Depositor
Maximum defocus (nm)	5000	Depositor
Magnification	70760	Depositor
Image detector	GENERIC GATAN	Depositor
Maximum map value	1.793	Depositor
Minimum map value	-0.078	Depositor
Average map value	0.049	Depositor
Map value standard deviation	0.214	Depositor
Recommended contour level	1.0	Depositor
Map size (Å)	381.59998, 381.59998, 381.59998	wwPDB
Map dimensions	180, 180, 180	wwPDB
Map angles (°)	90.0, 90.0, 90.0	wwPDB
Pixel spacing (Å)	2.12, 2.12, 2.12	Depositor

5 Model quality (i)

5.1 Standard geometry (i)

Bond lengths and bond angles in the following residue types are not validated in this section: ADP, MG

The Z score for a bond length (or angle) is the number of standard deviations the observed value is removed from the expected value. A bond length (or angle) with $|Z| > 5$ is considered an outlier worth inspection. RMSZ is the root-mean-square of all Z scores of the bond lengths (or angles).

Mol	Chain	Bond lengths		Bond angles	
		RMSZ	$\#\|Z\|>5$	RMSZ	$\#\|Z\|>5$
1	A	0.35	0/3884	0.55	0/5245
1	B	0.35	0/3884	0.57	0/5245
1	C	0.35	0/3884	0.57	0/5245
1	D	0.36	0/3884	0.56	0/5245
1	E	0.36	0/3884	0.57	1/5245 (0.0%)
1	F	0.35	0/3884	0.56	0/5245
1	G	0.35	0/3884	0.56	0/5245
1	H	0.35	0/3884	0.55	0/5245
1	I	0.35	0/3884	0.56	0/5245
1	J	0.35	0/3884	0.55	0/5245
1	K	0.35	0/3884	0.55	0/5245
1	L	0.34	0/3884	0.55	0/5245
1	M	0.35	0/3884	0.56	0/5245
1	N	0.35	0/3884	0.55	0/5245
2	O	0.40	0/732	0.62	0/983
2	P	0.39	0/732	0.63	0/983
2	Q	0.39	0/732	0.63	0/983
2	R	0.37	0/732	0.63	0/983
2	S	0.41	0/732	0.63	0/983
2	T	0.43	0/732	0.67	0/983
2	U	0.40	0/732	0.63	0/983
All	All	0.36	0/59500	0.57	1/80311 (0.0%)

There are no bond length outliers.

All (1) bond angle outliers are listed below:

Mol	Chain	Res	Type	Atoms	Z	Observed(^{o})	Ideal(^{o})
1	E	18	ARG	NE-CZ-NH1	5.12	122.86	120.30

There are no chirality outliers.

There are no planarity outliers.

5.2 Too-close contacts (i)

In the following table, the Non-H and H(model) columns list the number of non-hydrogen atoms and hydrogen atoms in the chain respectively. The H(added) column lists the number of hydrogen atoms added and optimized by MolProbity. The Clashes column lists the number of clashes within the asymmetric unit, whereas Symm-Clashes lists symmetry-related clashes.

Mol	Chain	Non-H	H(model)	H(added)	Clashes	Symm-Clashes
1	A	3856	0	3976	118	0
1	B	3856	0	3976	125	0
1	C	3856	0	3976	134	0
1	D	3856	0	3976	124	0
1	E	3856	0	3976	133	0
1	F	3856	0	3976	124	0
1	G	3856	0	3976	131	0
1	H	3856	0	3976	106	0
1	I	3856	0	3976	113	0
1	J	3856	0	3976	117	0
1	K	3856	0	3976	116	0
1	L	3856	0	3976	110	0
1	M	3856	0	3976	128	0
1	N	3856	0	3976	114	0
2	O	728	0	762	25	0
2	P	728	0	762	25	0
2	Q	728	0	762	17	0
2	R	728	0	762	23	0
2	S	728	0	762	18	0
2	T	728	0	762	23	0
2	U	728	0	762	19	0
3	A	1	0	0	0	0
3	B	1	0	0	0	0
3	C	1	0	0	0	0
3	D	1	0	0	0	0
3	E	1	0	0	0	0
3	F	1	0	0	0	0
3	G	1	0	0	0	0
4	A	27	0	12	1	0
4	B	27	0	12	2	0
4	C	27	0	12	0	0
4	D	27	0	12	0	0
4	E	27	0	12	2	0
4	F	27	0	12	0	0

Continued on next page...

Continued from previous page...

Mol	Chain	Non-H	H(model)	H(added)	Clashes	Symm-Clashes
4	G	27	0	12	0	0
All	All	59276	0	61082	1800	0

The all-atom clashscore is defined as the number of clashes found per 1000 atoms (including hydrogen atoms). The all-atom clashscore for this structure is 15.

All (1800) close contacts within the same asymmetric unit are listed below, sorted by their clash magnitude.

Atom-1	Atom-2	Interatomic distance (Å)	Clash overlap (Å)
1:E:352:GLN:HB3	1:E:365:LEU:HD11	1.33	1.02
1:E:161:LEU:HD11	1:E:187:LEU:HB2	1.40	1.02
1:D:161:LEU:HD11	1:D:187:LEU:HB2	1.42	1.01
1:F:161:LEU:HD11	1:F:187:LEU:HB2	1.44	1.00
1:D:352:GLN:HB3	1:D:365:LEU:HD11	1.41	0.99
1:C:352:GLN:HB3	1:C:365:LEU:HD11	1.43	0.98
1:F:352:GLN:HB3	1:F:365:LEU:HD11	1.40	0.97
1:G:161:LEU:HD11	1:G:187:LEU:HB2	1.42	0.96
1:A:161:LEU:HD11	1:A:187:LEU:HB2	1.47	0.96
1:A:352:GLN:HB3	1:A:365:LEU:HD11	1.49	0.95
1:L:205:ILE:HA	1:L:213:VAL:HG22	1.47	0.95
1:K:205:ILE:HA	1:K:213:VAL:HG22	1.48	0.93
1:B:161:LEU:HD11	1:B:187:LEU:HB2	1.46	0.93
1:B:352:GLN:HB3	1:B:365:LEU:HD11	1.52	0.92
1:H:205:ILE:HA	1:H:213:VAL:HG22	1.49	0.91
1:G:352:GLN:HB3	1:G:365:LEU:HD11	1.51	0.91
1:A:322:ARG:HB3	1:A:333:ILE:HD12	1.53	0.90
1:G:262:LEU:HD11	1:G:273:VAL:HB	1.54	0.90
1:C:262:LEU:HD11	1:C:273:VAL:HB	1.55	0.89
1:I:205:ILE:HA	1:I:213:VAL:HG22	1.52	0.88
1:C:161:LEU:HD11	1:C:187:LEU:HB2	1.54	0.88
1:B:262:LEU:HD11	1:B:273:VAL:HB	1.56	0.87
1:F:262:LEU:HD11	1:F:273:VAL:HB	1.56	0.87
1:J:205:ILE:HA	1:J:213:VAL:HG22	1.56	0.87
1:D:322:ARG:HB3	1:D:333:ILE:HD12	1.56	0.86
1:N:524:LEU:HD22	1:N:525:PRO:HD2	1.57	0.86
1:J:85:ALA:HB1	1:J:499:VAL:HG12	1.57	0.86
1:M:39:VAL:HG22	1:M:49:ILE:HG12	1.55	0.86
1:M:205:ILE:HA	1:M:213:VAL:HG22	1.55	0.86
1:K:85:ALA:HB1	1:K:499:VAL:HG12	1.56	0.86
1:L:85:ALA:HB1	1:L:499:VAL:HG12	1.58	0.86
1:C:322:ARG:HB3	1:C:333:ILE:HD12	1.58	0.85

Continued on next page...

Continued from previous page...

Atom-1	Atom-2	Interatomic distance (Å)	Clash overlap (Å)
1:M:85:ALA:HB1	1:M:499:VAL:HG12	1.59	0.85
1:B:322:ARG:HB3	1:B:333:ILE:HD12	1.58	0.84
1:E:322:ARG:HB3	1:E:333:ILE:HD12	1.58	0.84
1:N:205:ILE:HA	1:N:213:VAL:HG22	1.59	0.84
1:H:131:LEU:HD12	1:H:422:VAL:HG11	1.59	0.84
1:I:131:LEU:HD12	1:I:422:VAL:HG11	1.58	0.84
1:N:85:ALA:HB1	1:N:499:VAL:HG12	1.60	0.83
1:M:49:ILE:HD13	1:N:513:LEU:HD21	1.60	0.83
1:E:262:LEU:HD11	1:E:273:VAL:HB	1.59	0.83
1:F:322:ARG:HB3	1:F:333:ILE:HD12	1.60	0.82
2:U:47:ARG:HD3	2:U:49:LEU:HD12	1.60	0.82
1:K:49:ILE:HG21	1:L:513:LEU:HD11	1.62	0.81
1:D:262:LEU:HD11	1:D:273:VAL:HB	1.61	0.81
1:D:305:ILE:HG22	1:D:306:GLY:H	1.44	0.81
1:A:305:ILE:HG22	1:A:306:GLY:H	1.46	0.80
1:C:305:ILE:HG22	1:C:306:GLY:H	1.46	0.80
1:H:85:ALA:HB1	1:H:499:VAL:HG12	1.63	0.80
1:I:85:ALA:HB1	1:I:499:VAL:HG12	1.61	0.80
1:G:305:ILE:HG22	1:G:306:GLY:H	1.45	0.80
1:A:262:LEU:HD11	1:A:273:VAL:HB	1.64	0.80
1:G:322:ARG:HB3	1:G:333:ILE:HD12	1.63	0.79
1:C:40:LEU:HD13	1:C:59:GLU:HG3	1.65	0.79
2:S:3:ILE:H	2:S:3:ILE:HD12	1.45	0.79
1:H:49:ILE:HD13	1:I:513:LEU:HD21	1.63	0.79
1:I:36:ARG:HD2	1:J:516:THR:O	1.82	0.79
1:B:39:VAL:HG22	1:B:49:ILE:HG12	1.65	0.78
1:D:266:THR:HA	1:D:271:VAL:O	1.83	0.78
2:O:47:ARG:HD3	2:O:49:LEU:HD12	1.66	0.78
1:A:40:LEU:HD13	1:A:59:GLU:HG3	1.66	0.78
1:A:230:ILE:HG23	1:A:309:LEU:HD21	1.66	0.77
1:K:39:VAL:HG22	1:K:49:ILE:HG23	1.68	0.76
1:C:263:VAL:O	1:C:267:MET:HG2	1.86	0.75
1:M:49:ILE:CD1	1:N:513:LEU:HD21	2.15	0.75
1:B:302:SER:HB3	1:B:305:ILE:HD12	1.68	0.75
1:A:212:ALA:HA	1:A:325:ILE:O	1.87	0.75
1:E:39:VAL:HG22	1:E:49:ILE:HG12	1.68	0.75
1:H:82:ASN:HB2	1:H:89:THR:OG1	1.87	0.75
1:B:40:LEU:HD13	1:B:59:GLU:HG3	1.67	0.74
1:F:212:ALA:HA	1:F:325:ILE:O	1.87	0.74
1:F:266:THR:HA	1:F:271:VAL:O	1.86	0.74
1:K:131:LEU:HD12	1:K:422:VAL:HG11	1.66	0.74

Continued on next page...

Continued from previous page...

Atom-1	Atom-2	Interatomic distance (Å)	Clash overlap (Å)
1:M:131:LEU:HD12	1:M:422:VAL:HG11	1.70	0.74
1:H:13:ARG:HB3	1:H:104:LEU:HD11	1.70	0.73
1:K:239:ALA:HB1	1:K:314:LEU:HD11	1.70	0.73
1:D:212:ALA:HA	1:D:325:ILE:O	1.89	0.73
1:B:305:ILE:HG22	1:B:306:GLY:H	1.52	0.73
1:I:266:THR:HG22	1:I:273:VAL:H	1.54	0.73
2:R:7:HIS:HB2	2:R:46:GLY:O	1.88	0.73
1:G:346:VAL:HA	1:G:349:ILE:HD12	1.69	0.73
1:K:82:ASN:HB2	1:K:89:THR:OG1	1.89	0.73
1:D:34:LYS:HD2	1:D:458:CYS:SG	2.29	0.72
1:L:239:ALA:HB1	1:L:314:LEU:HD11	1.70	0.72
1:N:82:ASN:HB2	1:N:89:THR:OG1	1.89	0.72
1:A:34:LYS:HD2	1:A:458:CYS:SG	2.30	0.72
1:I:239:ALA:HB1	1:I:314:LEU:HD11	1.69	0.72
1:E:266:THR:HA	1:E:271:VAL:O	1.89	0.72
1:G:34:LYS:HD2	1:G:458:CYS:SG	2.30	0.72
1:G:212:ALA:HA	1:G:325:ILE:O	1.89	0.72
1:M:82:ASN:HB2	1:M:89:THR:OG1	1.90	0.72
1:G:252:GLU:HA	1:G:285:ARG:NH1	2.05	0.72
1:E:34:LYS:HD2	1:E:458:CYS:SG	2.30	0.72
1:G:230:ILE:HG23	1:G:309:LEU:HD21	1.71	0.72
1:J:239:ALA:HB1	1:J:314:LEU:HD11	1.72	0.72
2:O:20:LYS:HG3	2:O:28:THR:O	1.90	0.72
1:A:39:VAL:HG22	1:A:49:ILE:HG12	1.72	0.71
1:B:34:LYS:HD2	1:B:458:CYS:SG	2.29	0.71
1:A:207:LYS:HB3	1:A:208:PRO:HD3	1.72	0.71
1:A:266:THR:HA	1:A:271:VAL:O	1.91	0.71
1:F:200:LEU:HD22	1:F:254:VAL:HB	1.73	0.71
1:C:34:LYS:HD2	1:C:458:CYS:SG	2.31	0.71
1:E:207:LYS:HB3	1:E:208:PRO:HD3	1.72	0.71
1:L:82:ASN:HB2	1:L:89:THR:OG1	1.91	0.71
2:T:18:GLU:OE1	2:T:30:SER:HA	1.90	0.71
1:F:34:LYS:HD2	1:F:458:CYS:SG	2.31	0.70
1:A:346:VAL:HA	1:A:349:ILE:HD12	1.72	0.70
1:F:39:VAL:HG22	1:F:49:ILE:HG12	1.74	0.70
1:G:207:LYS:HB3	1:G:208:PRO:HD3	1.73	0.70
1:D:39:VAL:HG22	1:D:49:ILE:HG12	1.73	0.70
1:M:266:THR:HG22	1:M:273:VAL:H	1.57	0.70
1:D:198:GLY:HA3	1:D:327:LYS:O	1.92	0.70
1:F:77:VAL:HG12	1:F:510:VAL:HG21	1.72	0.70
1:M:239:ALA:HB1	1:M:314:LEU:HD11	1.74	0.70

Continued on next page...

Continued from previous page...

Atom-1	Atom-2	Interatomic distance (Å)	Clash overlap (Å)
1:I:82:ASN:HB2	1:I:89:THR:OG1	1.92	0.70
1:K:230:ILE:HD11	1:K:261:THR:HG21	1.72	0.70
1:L:63:GLU:HB2	1:M:3:ALA:HB1	1.73	0.70
1:M:426:LEU:HD12	1:M:444:LEU:HD21	1.73	0.70
1:F:208:PRO:HB2	1:F:212:ALA:HB3	1.73	0.69
1:C:77:VAL:HG12	1:C:510:VAL:HG21	1.74	0.69
1:E:232:GLU:HB3	1:E:310:GLU:OE2	1.91	0.69
1:J:266:THR:HG22	1:J:273:VAL:H	1.56	0.69
1:D:252:GLU:HA	1:D:285:ARG:NH1	2.07	0.69
1:K:266:THR:HG22	1:K:273:VAL:H	1.57	0.69
2:P:20:LYS:HG3	2:P:28:THR:O	1.93	0.69
1:G:39:VAL:HG22	1:G:49:ILE:HG12	1.73	0.69
1:J:356:ALA:HB1	1:J:362:ARG:NH2	2.07	0.69
1:N:20:VAL:HG23	1:N:74:VAL:HG21	1.75	0.69
1:E:40:LEU:HD13	1:E:59:GLU:HG3	1.74	0.69
1:F:346:VAL:HA	1:F:349:ILE:HD12	1.74	0.68
1:J:131:LEU:HD12	1:J:422:VAL:HG11	1.75	0.68
1:C:302:SER:HB2	1:C:305:ILE:HD12	1.75	0.68
1:D:207:LYS:HB3	1:D:208:PRO:HD3	1.75	0.68
1:H:420:ILE:HG13	1:H:451:LEU:HD22	1.75	0.68
1:I:39:VAL:HG22	1:I:49:ILE:HG12	1.76	0.68
2:Q:3:ILE:HD13	2:Q:11:ILE:HD13	1.74	0.68
1:N:420:ILE:HG13	1:N:451:LEU:HD22	1.75	0.68
1:G:40:LEU:HD13	1:G:59:GLU:HG3	1.76	0.68
1:J:82:ASN:HB2	1:J:89:THR:OG1	1.94	0.68
2:U:7:HIS:HB2	2:U:46:GLY:O	1.94	0.68
1:H:239:ALA:HB1	1:H:314:LEU:HD11	1.75	0.68
1:D:77:VAL:HG12	1:D:510:VAL:HG21	1.75	0.67
1:E:252:GLU:HA	1:E:285:ARG:NH1	2.09	0.67
1:G:285:ARG:O	1:G:289:LEU:HG	1.94	0.67
1:J:420:ILE:HG13	1:J:451:LEU:HD22	1.76	0.67
1:A:206:ASN:HB3	1:A:214:GLU:H	1.58	0.67
1:F:77:VAL:CG1	1:F:510:VAL:HG21	2.24	0.67
1:M:197:ARG:HG2	1:M:277:LYS:O	1.95	0.67
1:C:346:VAL:HA	1:C:349:ILE:HD12	1.76	0.67
1:K:420:ILE:HG13	1:K:451:LEU:HD22	1.77	0.67
1:G:266:THR:HA	1:G:271:VAL:O	1.94	0.67
1:A:174:VAL:HG21	1:A:367:GLU:HA	1.75	0.67
1:N:239:ALA:HB1	1:N:314:LEU:HD11	1.77	0.67
1:C:39:VAL:HG22	1:C:49:ILE:HG12	1.77	0.67
1:B:201:SER:HB3	1:B:259:LEU:HD22	1.77	0.66

Continued on next page...

Continued from previous page...

Atom-1	Atom-2	Interatomic distance (Å)	Clash overlap (Å)
1:I:228:SER:O	1:I:257:GLU:HB3	1.96	0.66
1:M:450:PRO:O	1:M:454:ILE:HG12	1.95	0.66
1:G:5:ASP:HB2	1:G:524:LEU:HD23	1.77	0.66
1:I:450:PRO:O	1:I:454:ILE:HG12	1.96	0.66
1:C:262:LEU:O	1:C:266:THR:HG23	1.95	0.66
2:R:47:ARG:HD3	2:R:49:LEU:HD12	1.78	0.66
1:G:174:VAL:HG21	1:G:367:GLU:HA	1.77	0.66
1:I:420:ILE:HG13	1:I:451:LEU:HD22	1.77	0.66
1:D:77:VAL:CG1	1:D:510:VAL:HG21	2.26	0.66
1:E:225:LYS:NZ	1:E:309:LEU:HG	2.11	0.66
1:J:450:PRO:O	1:J:454:ILE:HG12	1.95	0.66
1:K:254:VAL:HG12	1:K:259:LEU:HB2	1.78	0.66
1:L:36:ARG:HD2	1:M:516:THR:O	1.96	0.66
1:L:420:ILE:HG13	1:L:451:LEU:HD22	1.77	0.66
1:N:84:ALA:O	1:N:498:LYS:HE2	1.96	0.66
1:M:84:ALA:O	1:M:498:LYS:HE2	1.96	0.66
1:I:77:VAL:HG22	1:I:506:TYR:HB3	1.77	0.65
1:L:197:ARG:HG2	1:L:277:LYS:O	1.96	0.65
1:C:266:THR:HA	1:C:271:VAL:O	1.95	0.65
1:J:20:VAL:HG23	1:J:74:VAL:HG21	1.77	0.65
1:A:198:GLY:HA3	1:A:327:LYS:O	1.95	0.65
1:G:77:VAL:HG12	1:G:510:VAL:HG21	1.77	0.65
1:I:20:VAL:HG23	1:I:74:VAL:HG21	1.79	0.65
1:K:450:PRO:O	1:K:454:ILE:HG12	1.96	0.65
1:M:326:ASN:OD1	1:M:329:THR:HB	1.96	0.65
2:S:7:HIS:HB2	2:S:46:GLY:O	1.97	0.65
1:E:218:PRO:HD2	1:E:320:ALA:O	1.96	0.65
1:G:77:VAL:CG1	1:G:510:VAL:HG21	2.27	0.65
1:H:450:PRO:O	1:H:454:ILE:HG12	1.96	0.65
1:J:228:SER:O	1:J:257:GLU:HB3	1.96	0.65
1:B:346:VAL:HA	1:B:349:ILE:HD12	1.78	0.65
1:J:84:ALA:O	1:J:498:LYS:HE2	1.97	0.65
1:M:20:VAL:HG23	1:M:74:VAL:HG21	1.77	0.65
1:N:450:PRO:O	1:N:454:ILE:HG12	1.96	0.65
1:C:212:ALA:HA	1:C:325:ILE:O	1.96	0.65
1:D:302:SER:HB2	1:D:305:ILE:HD12	1.77	0.65
1:H:84:ALA:O	1:H:498:LYS:HE2	1.97	0.65
1:A:77:VAL:HG12	1:A:510:VAL:HG21	1.78	0.65
1:C:77:VAL:CG1	1:C:510:VAL:HG21	2.27	0.65
1:E:346:VAL:HA	1:E:349:ILE:HD12	1.79	0.65
1:H:20:VAL:HG23	1:H:74:VAL:HG21	1.78	0.65

Continued on next page...

Continued from previous page...

Atom-1	Atom-2	Interatomic distance (Å)	Clash overlap (Å)
1:E:77:VAL:CG1	1:E:510:VAL:HG21	2.27	0.64
1:J:313:THR:HG22	1:J:314:LEU:H	1.61	0.64
1:L:450:PRO:O	1:L:454:ILE:HG12	1.97	0.64
1:F:40:LEU:HD13	1:F:59:GLU:HG3	1.79	0.64
1:F:206:ASN:HB3	1:F:214:GLU:H	1.62	0.64
1:L:13:ARG:HB3	1:L:104:LEU:HD11	1.78	0.64
1:E:368:ARG:O	1:E:372:LEU:HG	1.97	0.64
1:I:265:ASN:O	1:I:269:GLY:HA3	1.98	0.64
1:J:39:VAL:HG22	1:J:49:ILE:HG12	1.77	0.64
1:M:420:ILE:HG13	1:M:451:LEU:HD22	1.79	0.64
1:B:77:VAL:CG1	1:B:510:VAL:HG21	2.28	0.64
1:B:206:ASN:HB3	1:B:214:GLU:H	1.63	0.64
1:L:326:ASN:OD1	1:L:329:THR:HB	1.98	0.64
1:N:414:GLY:N	1:N:494:LEU:HA	2.13	0.64
2:T:18:GLU:OE2	2:T:33:ALA:HB3	1.98	0.64
1:A:252:GLU:HA	1:A:285:ARG:NH1	2.13	0.64
1:J:326:ASN:OD1	1:J:329:THR:HB	1.98	0.64
1:M:130:GLU:HG3	1:M:426:LEU:HD21	1.79	0.64
1:C:228:SER:HA	1:C:255:GLU:HB2	1.81	0.63
1:D:74:VAL:O	1:D:77:VAL:HG13	1.98	0.63
1:K:13:ARG:HB3	1:K:104:LEU:HD11	1.79	0.63
1:D:346:VAL:HA	1:D:349:ILE:HD12	1.79	0.63
1:H:287:ALA:HB1	1:H:368:ARG:CZ	2.29	0.63
1:L:77:VAL:HG22	1:L:506:TYR:HB3	1.80	0.63
1:B:207:LYS:HB3	1:B:208:PRO:HD3	1.79	0.63
1:B:225:LYS:HB3	1:B:303:GLU:OE2	1.99	0.63
1:E:230:ILE:HG23	1:E:309:LEU:HD21	1.79	0.63
1:H:254:VAL:HG12	1:H:259:LEU:HB2	1.79	0.63
1:J:437:ASN:O	1:J:441:LYS:HD2	1.99	0.63
1:C:368:ARG:O	1:C:372:LEU:HG	1.99	0.63
1:E:74:VAL:O	1:E:77:VAL:HG13	1.99	0.63
1:B:452:ARG:HB2	1:B:462:PRO:HB3	1.79	0.63
1:C:5:ASP:HB2	1:C:524:LEU:HD23	1.80	0.63
1:D:285:ARG:O	1:D:289:LEU:HG	1.99	0.63
1:C:452:ARG:HB2	1:C:462:PRO:HB3	1.81	0.63
1:C:252:GLU:HA	1:C:285:ARG:NH1	2.14	0.63
1:K:262:LEU:O	1:K:266:THR:HG23	1.99	0.63
1:M:313:THR:HG22	1:M:314:LEU:H	1.63	0.63
1:A:77:VAL:CG1	1:A:510:VAL:HG21	2.29	0.63
1:A:352:GLN:HB3	1:A:365:LEU:CD1	2.27	0.63
1:B:77:VAL:HG12	1:B:510:VAL:HG21	1.80	0.63

Continued on next page...

Continued from previous page...

Atom-1	Atom-2	Interatomic distance (Å)	Clash overlap (Å)
1:G:206:ASN:HB3	1:G:214:GLU:H	1.64	0.63
1:K:414:GLY:N	1:K:494:LEU:HA	2.14	0.63
1:G:198:GLY:HA3	1:G:327:LYS:O	1.99	0.63
1:K:20:VAL:HG23	1:K:74:VAL:HG21	1.79	0.63
1:L:265:ASN:O	1:L:269:GLY:HA3	1.99	0.63
1:E:57:ALA:O	1:E:75:LYS:HE2	1.99	0.62
1:G:74:VAL:O	1:G:77:VAL:HG13	1.99	0.62
1:H:228:SER:O	1:H:257:GLU:HB3	1.99	0.62
1:I:437:ASN:O	1:I:441:LYS:HD2	1.99	0.62
1:L:313:THR:HG22	1:L:314:LEU:H	1.63	0.62
1:N:197:ARG:HG2	1:N:277:LYS:O	1.98	0.62
1:N:326:ASN:OD1	1:N:329:THR:HB	1.98	0.62
1:B:212:ALA:HA	1:B:325:ILE:O	1.98	0.62
1:G:345:ARG:O	1:G:349:ILE:HG13	1.99	0.62
1:K:313:THR:HG22	1:K:314:LEU:H	1.64	0.62
1:E:212:ALA:HA	1:E:325:ILE:O	1.99	0.62
1:E:452:ARG:HB2	1:E:462:PRO:HB3	1.79	0.62
1:K:176:THR:OG1	1:K:378:VAL:HG12	1.99	0.62
2:O:18:GLU:OE1	2:O:33:ALA:HB3	1.99	0.62
1:E:198:GLY:HA3	1:E:327:LYS:O	1.99	0.62
1:F:57:ALA:O	1:F:75:LYS:HE2	1.99	0.62
1:G:352:GLN:HB3	1:G:365:LEU:CD1	2.27	0.62
1:G:452:ARG:HB2	1:G:462:PRO:HB3	1.80	0.62
1:H:39:VAL:HG22	1:H:49:ILE:HG12	1.81	0.62
1:H:49:ILE:HG21	1:I:513:LEU:HD11	1.81	0.62
1:F:305:ILE:HG22	1:F:306:GLY:H	1.64	0.62
1:H:122:LYS:HE2	1:H:429:LEU:HD11	1.80	0.62
1:K:437:ASN:O	1:K:441:LYS:HD2	1.98	0.62
1:N:313:THR:HG22	1:N:314:LEU:H	1.65	0.62
1:A:368:ARG:O	1:A:372:LEU:HG	1.99	0.62
1:I:262:LEU:O	1:I:266:THR:HG23	1.99	0.62
1:I:313:THR:HG22	1:I:314:LEU:H	1.64	0.62
1:J:77:VAL:HG22	1:J:506:TYR:HB3	1.81	0.62
1:B:74:VAL:O	1:B:77:VAL:HG13	1.99	0.62
1:C:207:LYS:HB3	1:C:208:PRO:HD3	1.82	0.62
1:G:266:THR:HG22	1:G:273:VAL:H	1.65	0.62
1:I:84:ALA:O	1:I:498:LYS:HE2	1.99	0.62
1:D:452:ARG:HB2	1:D:462:PRO:HB3	1.81	0.62
1:K:326:ASN:OD1	1:K:329:THR:HB	1.99	0.62
2:Q:7:HIS:HB2	2:Q:46:GLY:O	1.99	0.62
2:R:12:VAL:HG12	2:R:40:VAL:HA	1.82	0.62

Continued on next page...

Continued from previous page...

Atom-1	Atom-2	Interatomic distance (Å)	Clash overlap (Å)
1:A:449:ALA:HA	1:A:452:ARG:HG2	1.82	0.61
1:F:74:VAL:O	1:F:77:VAL:HG13	1.99	0.61
1:K:197:ARG:HG2	1:K:277:LYS:O	1.99	0.61
1:L:414:GLY:N	1:L:494:LEU:HA	2.14	0.61
1:F:368:ARG:O	1:F:372:LEU:HG	2.00	0.61
1:H:77:VAL:HG22	1:H:506:TYR:HB3	1.81	0.61
1:A:285:ARG:O	1:A:289:LEU:HG	2.01	0.61
1:C:74:VAL:O	1:C:77:VAL:HG13	2.00	0.61
1:D:326:ASN:OD1	1:D:329:THR:HB	2.01	0.61
1:G:200:LEU:HD22	1:G:254:VAL:HB	1.82	0.61
1:H:313:THR:HG22	1:H:314:LEU:H	1.65	0.61
1:J:262:LEU:O	1:J:266:THR:HG23	2.00	0.61
2:O:68:ASN:ND2	2:P:74:LYS:HE3	2.13	0.61
1:C:352:GLN:HB3	1:C:365:LEU:CD1	2.27	0.61
1:D:6:VAL:HG12	1:D:521:VAL:HG22	1.83	0.61
1:C:198:GLY:HA3	1:C:327:LYS:O	2.00	0.61
1:D:218:PRO:HD2	1:D:320:ALA:O	2.00	0.61
1:E:77:VAL:HG12	1:E:510:VAL:HG21	1.81	0.61
1:G:57:ALA:O	1:G:75:LYS:HE2	2.00	0.61
1:L:84:ALA:O	1:L:498:LYS:HE2	2.01	0.61
1:M:217:SER:N	1:M:218:PRO:HD3	2.15	0.61
1:D:345:ARG:O	1:D:349:ILE:HG13	2.00	0.61
1:D:449:ALA:HA	1:D:452:ARG:HG2	1.83	0.61
1:H:266:THR:HG22	1:H:273:VAL:H	1.66	0.61
1:J:37:ASN:HD21	1:K:513:LEU:HD11	1.64	0.61
1:A:452:ARG:HB2	1:A:462:PRO:HB3	1.81	0.61
2:U:12:VAL:HG12	2:U:40:VAL:HA	1.83	0.61
1:B:368:ARG:O	1:B:372:LEU:HG	2.01	0.61
1:C:197:ARG:HE	1:C:277:LYS:HB3	1.66	0.61
1:F:352:GLN:HB3	1:F:365:LEU:CD1	2.25	0.61
1:K:77:VAL:HG22	1:K:506:TYR:HB3	1.83	0.61
1:N:214:GLU:HG2	1:N:324:VAL:HG12	1.83	0.61
1:G:201:SER:HB3	1:G:259:LEU:HD22	1.83	0.60
1:M:262:LEU:O	1:M:266:THR:HG23	2.00	0.60
1:M:265:ASN:O	1:M:269:GLY:HA3	2.01	0.60
2:R:6:LEU:HD13	2:R:7:HIS:CD2	2.36	0.60
1:E:305:ILE:HG22	1:E:306:GLY:N	2.16	0.60
1:E:449:ALA:HA	1:E:452:ARG:HG2	1.83	0.60
1:F:266:THR:HG22	1:F:273:VAL:H	1.66	0.60
1:K:84:ALA:O	1:K:498:LYS:HE2	2.01	0.60
1:C:352:GLN:CB	1:C:365:LEU:HD11	2.27	0.60

Continued on next page...

Continued from previous page...

Atom-1	Atom-2	Interatomic distance (Å)	Clash overlap (Å)
1:I:176:THR:OG1	1:I:378:VAL:HG12	2.01	0.60
1:L:20:VAL:HG23	1:L:74:VAL:HG21	1.82	0.60
1:N:262:LEU:O	1:N:266:THR:HG23	2.01	0.60
1:D:206:ASN:HB3	1:D:214:GLU:H	1.65	0.60
1:H:217:SER:N	1:H:218:PRO:HD3	2.15	0.60
1:M:13:ARG:HB3	1:M:104:LEU:HD11	1.82	0.60
1:I:197:ARG:HG2	1:I:277:LYS:O	2.01	0.60
2:P:20:LYS:HB3	2:P:27:LEU:HG	1.82	0.60
1:A:57:ALA:O	1:A:75:LYS:HE2	2.01	0.60
1:A:74:VAL:O	1:A:77:VAL:HG13	2.00	0.60
1:F:227:ILE:HA	1:F:230:ILE:HG22	1.82	0.60
1:H:150:ILE:HG21	1:H:494:LEU:HD21	1.83	0.60
1:L:437:ASN:O	1:L:441:LYS:HD2	2.02	0.60
1:L:455:VAL:HG13	1:L:460:GLU:HB2	1.84	0.60
1:B:449:ALA:HA	1:B:452:ARG:HG2	1.84	0.60
1:F:207:LYS:HB3	1:F:208:PRO:HD3	1.82	0.60
1:F:352:GLN:CB	1:F:365:LEU:HD11	2.24	0.60
1:J:414:GLY:N	1:J:494:LEU:HA	2.16	0.60
1:K:217:SER:N	1:K:218:PRO:HD3	2.16	0.60
1:E:18:ARG:HB3	1:E:18:ARG:HH11	1.67	0.60
1:H:49:ILE:CD1	1:I:513:LEU:HD21	2.32	0.60
1:J:217:SER:N	1:J:218:PRO:HD3	2.16	0.60
1:N:131:LEU:HD12	1:N:422:VAL:HG11	1.84	0.60
2:Q:12:VAL:HG12	2:Q:40:VAL:HA	1.84	0.60
1:D:165:ALA:O	1:D:169:VAL:HG22	2.02	0.60
2:U:3:ILE:HD13	2:U:11:ILE:HD13	1.83	0.60
1:E:206:ASN:HB3	1:E:214:GLU:H	1.67	0.60
1:J:199:TYR:CE2	1:J:327:LYS:HA	2.37	0.60
1:L:217:SER:N	1:L:218:PRO:HD3	2.17	0.60
1:L:232:GLU:HB3	1:L:309:LEU:HB2	1.84	0.60
2:S:14:ARG:CD	2:S:34:LYS:HE2	2.31	0.60
1:C:6:VAL:HG12	1:C:521:VAL:HG22	1.83	0.59
1:C:266:THR:HG22	1:C:273:VAL:H	1.67	0.59
2:P:50:GLU:O	2:P:50:GLU:HG2	2.02	0.59
2:T:12:VAL:HG12	2:T:40:VAL:HA	1.84	0.59
1:G:231:ARG:HB2	1:G:257:GLU:OE1	2.02	0.59
1:C:351:GLN:HG2	1:D:210:THR:OG1	2.02	0.59
1:F:252:GLU:HA	1:F:285:ARG:NH1	2.16	0.59
1:C:345:ARG:O	1:C:349:ILE:HG13	2.03	0.59
1:F:305:ILE:HG22	1:F:306:GLY:N	2.17	0.59
1:G:449:ALA:HA	1:G:452:ARG:HG2	1.83	0.59

Continued on next page...

Continued from previous page...

Atom-1	Atom-2	Interatomic distance (Å)	Clash overlap (Å)
1:M:176:THR:OG1	1:M:378:VAL:HG12	2.02	0.59
1:A:252:GLU:HG3	1:A:285:ARG:HH11	1.68	0.59
1:G:326:ASN:OD1	1:G:329:THR:HB	2.02	0.59
1:N:32:GLY:HA2	1:N:454:ILE:HD12	1.84	0.59
1:N:217:SER:N	1:N:218:PRO:HD3	2.16	0.59
1:B:57:ALA:O	1:B:75:LYS:HE2	2.03	0.59
1:L:32:GLY:HA2	1:L:454:ILE:HD12	1.85	0.59
1:L:176:THR:OG1	1:L:378:VAL:HG12	2.03	0.59
1:I:287:ALA:HB1	1:I:368:ARG:CZ	2.33	0.59
1:A:165:ALA:O	1:A:169:VAL:HG22	2.02	0.59
1:E:165:ALA:O	1:E:169:VAL:HG22	2.03	0.59
1:F:198:GLY:HA3	1:F:327:LYS:O	2.02	0.59
1:I:326:ASN:OD1	1:I:329:THR:HB	2.02	0.59
1:J:455:VAL:HG13	1:J:460:GLU:HB2	1.83	0.59
1:H:30:THR:HB	1:H:51:LYS:O	2.02	0.58
1:H:326:ASN:OD1	1:H:329:THR:HB	2.03	0.58
1:L:30:THR:HB	1:L:51:LYS:O	2.02	0.58
2:Q:47:ARG:HD3	2:Q:49:LEU:HD12	1.85	0.58
1:I:458:CYS:SG	1:I:480:ALA:HB1	2.43	0.58
1:K:287:ALA:HB1	1:K:368:ARG:CZ	2.33	0.58
1:C:201:SER:HB3	1:C:259:LEU:HD22	1.85	0.58
1:C:449:ALA:HA	1:C:452:ARG:HG2	1.86	0.58
1:F:50:THR:HA	1:F:391:GLU:OE1	2.03	0.58
1:F:452:ARG:HB2	1:F:462:PRO:HB3	1.86	0.58
1:M:49:ILE:HG21	1:N:513:LEU:HD11	1.83	0.58
1:D:266:THR:HG22	1:D:273:VAL:H	1.68	0.58
1:D:345:ARG:O	1:D:348:GLN:HG3	2.03	0.58
1:E:174:VAL:HG21	1:E:367:GLU:HA	1.85	0.58
1:F:449:ALA:HA	1:F:452:ARG:HG2	1.84	0.58
1:G:252:GLU:HG3	1:G:285:ARG:HH11	1.68	0.58
1:L:262:LEU:O	1:L:266:THR:HG23	2.04	0.58
1:A:352:GLN:CB	1:A:365:LEU:HD11	2.30	0.58
1:C:252:GLU:HG3	1:C:285:ARG:HH11	1.68	0.58
1:H:232:GLU:HB3	1:H:309:LEU:HB2	1.85	0.58
1:M:423:ALA:HA	1:M:444:LEU:HD22	1.84	0.58
1:B:305:ILE:HD11	1:C:203:TYR:CZ	2.38	0.58
1:D:302:SER:HB2	1:D:305:ILE:CD1	2.33	0.58
1:I:36:ARG:CD	1:J:516:THR:HB	2.34	0.58
2:O:14:ARG:CD	2:O:34:LYS:HE2	2.33	0.58
2:T:14:ARG:CD	2:T:34:LYS:HE2	2.34	0.58
2:T:53:GLU:O	2:T:54:VAL:HG22	2.04	0.58

Continued on next page...

Continued from previous page...

Atom-1	Atom-2	Interatomic distance (Å)	Clash overlap (Å)
1:G:305:ILE:HG22	1:G:306:GLY:N	2.18	0.58
2:O:77:LYS:HE3	2:O:80:ASN:C	2.24	0.58
2:P:7:HIS:HB2	2:P:46:GLY:O	2.04	0.58
2:Q:47:ARG:HB3	2:Q:55:LYS:CG	2.33	0.58
1:C:57:ALA:O	1:C:75:LYS:HE2	2.04	0.58
1:G:352:GLN:CB	1:G:365:LEU:HD11	2.30	0.58
1:H:197:ARG:HG2	1:H:277:LYS:O	2.02	0.58
1:H:262:LEU:O	1:H:266:THR:HG23	2.04	0.58
1:J:197:ARG:HG2	1:J:277:LYS:O	2.02	0.58
1:G:368:ARG:O	1:G:372:LEU:HG	2.04	0.57
1:H:19:GLY:HA3	1:H:67:GLU:O	2.05	0.57
2:P:12:VAL:HG12	2:P:40:VAL:HA	1.86	0.57
1:B:225:LYS:HE2	1:B:309:LEU:HG	1.85	0.57
1:F:20:VAL:HG13	1:F:74:VAL:HG11	1.86	0.57
1:H:56:VAL:O	1:H:60:ILE:HG12	2.04	0.57
1:I:414:GLY:N	1:I:494:LEU:HA	2.19	0.57
1:B:50:THR:HA	1:B:391:GLU:OE1	2.05	0.57
1:B:218:PRO:HD2	1:B:320:ALA:O	2.05	0.57
1:C:225:LYS:HE3	1:C:309:LEU:HG	1.86	0.57
1:C:345:ARG:O	1:C:348:GLN:HG3	2.03	0.57
1:D:432:GLN:HE21	1:D:436:GLN:HE22	1.52	0.57
1:J:122:LYS:HE2	1:J:429:LEU:HD11	1.87	0.57
1:J:403:THR:O	1:J:407:VAL:HG23	2.05	0.57
1:N:266:THR:HG22	1:N:273:VAL:H	1.69	0.57
1:D:57:ALA:O	1:D:75:LYS:HE2	2.05	0.57
1:D:228:SER:HA	1:D:255:GLU:HB2	1.87	0.57
1:D:305:ILE:HD11	1:E:203:TYR:CE1	2.39	0.57
1:K:420:ILE:HD13	1:K:448:GLU:HA	1.86	0.57
1:M:263:VAL:O	1:M:267:MET:HG2	2.04	0.57
2:S:12:VAL:HG12	2:S:40:VAL:HA	1.87	0.57
1:G:215:LEU:O	1:G:322:ARG:HA	2.05	0.57
1:J:176:THR:OG1	1:J:378:VAL:HG12	2.04	0.57
1:B:231:ARG:HB2	1:B:257:GLU:OE1	2.05	0.57
1:G:165:ALA:O	1:G:169:VAL:HG22	2.05	0.57
1:H:34:LYS:HB2	1:H:458:CYS:SG	2.44	0.57
1:J:69:MET:O	1:J:73:MET:HG3	2.05	0.57
1:N:455:VAL:HG13	1:N:460:GLU:HB2	1.86	0.57
1:N:458:CYS:SG	1:N:480:ALA:HB1	2.45	0.57
1:E:20:VAL:HG13	1:E:74:VAL:HG11	1.86	0.56
1:H:265:ASN:O	1:H:269:GLY:HA3	2.04	0.56
1:K:423:ALA:HA	1:K:444:LEU:HD22	1.86	0.56

Continued on next page...

Continued from previous page...

Atom-1	Atom-2	Interatomic distance (Å)	Clash overlap (Å)
1:L:266:THR:HG22	1:L:273:VAL:H	1.69	0.56
2:O:12:VAL:HG12	2:O:40:VAL:HA	1.87	0.56
2:T:3:ILE:HD13	2:T:11:ILE:HD13	1.87	0.56
2:T:20:LYS:HB3	2:T:27:LEU:HD12	1.87	0.56
1:L:31:LEU:HG	1:L:454:ILE:HD11	1.86	0.56
1:N:287:ALA:HB1	1:N:368:ARG:CZ	2.35	0.56
1:B:345:ARG:O	1:B:348:GLN:HG3	2.05	0.56
1:B:352:GLN:HB3	1:B:365:LEU:CD1	2.31	0.56
1:D:19:GLY:HA3	1:D:67:GLU:O	2.06	0.56
1:D:368:ARG:O	1:D:372:LEU:HG	2.04	0.56
1:L:287:ALA:HB1	1:L:368:ARG:CZ	2.36	0.56
1:B:200:LEU:HD22	1:B:254:VAL:HB	1.87	0.56
1:B:252:GLU:HG3	1:B:285:ARG:HH11	1.70	0.56
1:E:349:ILE:O	1:E:352:GLN:HB2	2.06	0.56
1:G:50:THR:HA	1:G:391:GLU:OE1	2.05	0.56
1:H:214:GLU:HG2	1:H:324:VAL:HG12	1.87	0.56
1:C:218:PRO:HD2	1:C:320:ALA:O	2.06	0.56
1:F:345:ARG:O	1:F:349:ILE:HG13	2.05	0.56
1:I:420:ILE:HD13	1:I:448:GLU:HA	1.88	0.56
1:N:351:GLN:O	1:N:354:GLU:HG2	2.05	0.56
1:C:240:VAL:HG21	1:C:247:LEU:HD23	1.87	0.56
1:C:285:ARG:O	1:C:289:LEU:HG	2.06	0.56
1:D:20:VAL:HG13	1:D:74:VAL:HG11	1.88	0.56
1:E:345:ARG:O	1:E:349:ILE:HG13	2.06	0.56
1:E:352:GLN:HB3	1:E:365:LEU:CD1	2.23	0.56
1:I:455:VAL:HG13	1:I:460:GLU:HB2	1.88	0.56
1:J:232:GLU:HB3	1:J:309:LEU:HB2	1.88	0.56
1:M:69:MET:O	1:M:73:MET:HG3	2.06	0.56
1:E:230:ILE:HG23	1:E:309:LEU:CD2	2.36	0.56
1:E:231:ARG:O	1:E:233:MET:HG2	2.05	0.56
1:J:214:GLU:HG2	1:J:324:VAL:HG12	1.88	0.56
1:M:414:GLY:N	1:M:494:LEU:HA	2.21	0.56
1:A:302:SER:HB2	1:A:305:ILE:HD12	1.88	0.56
1:A:345:ARG:O	1:A:349:ILE:HG13	2.06	0.56
1:E:252:GLU:HG3	1:E:285:ARG:HH11	1.71	0.56
1:K:403:THR:O	1:K:407:VAL:HG23	2.06	0.56
1:A:263:VAL:O	1:A:267:MET:HG2	2.05	0.55
1:N:265:ASN:O	1:N:269:GLY:HA3	2.06	0.55
1:D:232:GLU:HB3	1:D:310:GLU:OE2	2.06	0.55
1:F:150:ILE:HG21	1:F:494:LEU:O	2.07	0.55
1:H:145:ALA:O	1:H:149:THR:HG23	2.06	0.55

Continued on next page...

Continued from previous page...

Atom-1	Atom-2	Interatomic distance (Å)	Clash overlap (Å)
1:L:30:THR:HG22	1:L:36:ARG:O	2.07	0.55
1:B:198:GLY:HA3	1:B:327:LYS:O	2.06	0.55
1:F:165:ALA:O	1:F:169:VAL:HG22	2.06	0.55
1:H:414:GLY:N	1:H:494:LEU:HA	2.21	0.55
1:I:466:ALA:O	1:I:470:LYS:HG2	2.05	0.55
1:N:30:THR:HB	1:N:51:LYS:O	2.06	0.55
1:N:56:VAL:O	1:N:60:ILE:HG12	2.06	0.55
1:D:252:GLU:HG3	1:D:285:ARG:HH11	1.71	0.55
1:F:383:ALA:HB3	1:F:389:MET:HE2	1.89	0.55
1:A:266:THR:HG22	1:A:273:VAL:H	1.72	0.55
1:F:345:ARG:O	1:F:348:GLN:HG3	2.07	0.55
1:H:31:LEU:HG	1:H:454:ILE:HD11	1.89	0.55
1:I:69:MET:O	1:I:73:MET:HG3	2.06	0.55
1:B:231:ARG:O	1:B:233:MET:HG2	2.07	0.55
1:B:345:ARG:O	1:B:349:ILE:HG13	2.06	0.55
1:F:183:LEU:O	1:F:382:GLY:HA3	2.07	0.55
1:H:30:THR:HG22	1:H:36:ARG:O	2.07	0.55
1:H:215:LEU:HB3	1:H:218:PRO:HG3	1.88	0.55
1:K:414:GLY:H	1:K:494:LEU:HA	1.71	0.55
1:M:287:ALA:HB1	1:M:368:ARG:CZ	2.36	0.55
1:E:345:ARG:O	1:E:348:GLN:HG3	2.07	0.55
1:J:494:LEU:HD23	1:J:494:LEU:N	2.22	0.55
1:B:252:GLU:HA	1:B:285:ARG:NH1	2.21	0.55
1:G:281:PHE:O	1:G:284:ARG:HB3	2.07	0.55
1:M:104:LEU:O	1:M:107:VAL:HG22	2.07	0.55
1:B:352:GLN:CB	1:B:365:LEU:HD11	2.32	0.55
1:E:197:ARG:HG2	1:E:277:LYS:O	2.07	0.55
1:L:414:GLY:H	1:L:494:LEU:HA	1.71	0.55
1:B:165:ALA:O	1:B:169:VAL:HG22	2.07	0.54
1:C:20:VAL:HG13	1:C:74:VAL:HG11	1.89	0.54
1:C:230:ILE:HD12	1:C:309:LEU:HD21	1.89	0.54
1:F:215:LEU:O	1:F:322:ARG:HA	2.07	0.54
1:J:30:THR:HB	1:J:51:LYS:O	2.07	0.54
1:J:150:ILE:HD13	1:J:494:LEU:HD21	1.89	0.54
1:L:217:SER:HA	1:L:320:ALA:O	2.05	0.54
1:M:30:THR:HG22	1:M:36:ARG:O	2.07	0.54
1:A:345:ARG:O	1:A:348:GLN:HG3	2.07	0.54
1:B:266:THR:HA	1:B:271:VAL:O	2.06	0.54
1:E:285:ARG:O	1:E:289:LEU:HG	2.06	0.54
1:F:305:ILE:HA	1:G:260:ALA:CB	2.37	0.54
1:H:421:ARG:O	1:H:425:LYS:HG2	2.08	0.54

Continued on next page...

Continued from previous page...

Atom-1	Atom-2	Interatomic distance (Å)	Clash overlap (Å)
2:O:78:ILE:HD13	2:O:83:VAL:HG21	1.88	0.54
1:D:262:LEU:O	1:D:266:THR:HG23	2.08	0.54
1:F:262:LEU:O	1:F:266:THR:HG23	2.08	0.54
1:N:232:GLU:HB3	1:N:309:LEU:HB2	1.90	0.54
1:A:213:VAL:HB	1:A:325:ILE:HB	1.89	0.54
1:H:32:GLY:HA2	1:H:454:ILE:HD12	1.90	0.54
1:M:56:VAL:O	1:M:60:ILE:HG12	2.07	0.54
1:C:165:ALA:O	1:C:169:VAL:HG22	2.08	0.54
1:I:30:THR:HG22	1:I:36:ARG:O	2.07	0.54
1:M:19:GLY:HA3	1:M:67:GLU:O	2.06	0.54
1:M:228:SER:O	1:M:257:GLU:HB3	2.08	0.54
2:S:48:ILE:O	2:S:48:ILE:HG22	2.08	0.54
1:E:296:THR:HG22	1:E:335:GLY:HA3	1.90	0.54
1:K:30:THR:HG22	1:K:36:ARG:O	2.08	0.54
1:N:31:LEU:HG	1:N:454:ILE:HD11	1.89	0.54
1:N:403:THR:O	1:N:407:VAL:HG23	2.07	0.54
1:N:414:GLY:H	1:N:494:LEU:HA	1.73	0.54
1:C:213:VAL:HB	1:C:325:ILE:HB	1.89	0.54
1:F:262:LEU:HD11	1:F:273:VAL:CB	2.35	0.54
1:K:17:LEU:HB2	1:K:104:LEU:CD2	2.38	0.54
1:N:69:MET:O	1:N:73:MET:HG3	2.08	0.54
1:C:349:ILE:O	1:C:352:GLN:HB2	2.08	0.54
1:G:19:GLY:HA3	1:G:67:GLU:O	2.08	0.54
1:N:215:LEU:HB3	1:N:218:PRO:HG3	1.90	0.54
1:H:282:GLY:O	1:H:285:ARG:HG2	2.08	0.54
1:H:494:LEU:N	1:H:494:LEU:HD23	2.23	0.54
1:K:69:MET:O	1:K:73:MET:HG3	2.08	0.54
1:K:104:LEU:O	1:K:107:VAL:HG22	2.08	0.54
1:L:140:ASP:O	1:L:144:ILE:HG12	2.07	0.54
1:B:20:VAL:HG13	1:B:74:VAL:HG11	1.89	0.54
1:F:252:GLU:HG3	1:F:285:ARG:HH11	1.73	0.54
1:G:280:GLY:H	1:G:285:ARG:HE	1.55	0.54
1:I:140:ASP:O	1:I:144:ILE:HG12	2.08	0.54
1:F:230:ILE:HG23	1:F:230:ILE:O	2.06	0.53
1:H:420:ILE:CD1	1:H:448:GLU:HA	2.38	0.53
1:I:19:GLY:HA3	1:I:67:GLU:O	2.08	0.53
1:L:19:GLY:HA3	1:L:67:GLU:O	2.08	0.53
1:G:147:VAL:HG23	1:G:403:THR:HG22	1.91	0.53
1:K:223:ALA:HB3	1:K:251:ALA:HB2	1.90	0.53
1:M:215:LEU:HB3	1:M:218:PRO:HG3	1.90	0.53
1:N:122:LYS:HE2	1:N:429:LEU:HD11	1.90	0.53

Continued on next page...

Continued from previous page...

Atom-1	Atom-2	Interatomic distance (Å)	Clash overlap (Å)
1:A:262:LEU:O	1:A:266:THR:HG23	2.08	0.53
1:B:220:ILE:HD12	1:B:296:THR:HG21	1.90	0.53
1:E:221:LEU:HD11	1:E:301:ILE:HD11	1.90	0.53
1:F:220:ILE:HD12	1:F:296:THR:HG21	1.90	0.53
1:H:17:LEU:HB2	1:H:104:LEU:CD2	2.39	0.53
1:H:104:LEU:O	1:H:107:VAL:HG22	2.08	0.53
1:N:140:ASP:O	1:N:144:ILE:HG12	2.09	0.53
2:Q:14:ARG:CD	2:Q:34:LYS:HE2	2.38	0.53
2:T:48:ILE:HG22	2:T:48:ILE:O	2.09	0.53
1:B:266:THR:HG22	1:B:273:VAL:H	1.73	0.53
1:E:199:TYR:CZ	1:E:202:PRO:HA	2.43	0.53
1:E:262:LEU:O	1:E:266:THR:HG23	2.07	0.53
1:I:359:ASP:HA	1:I:362:ARG:NH1	2.24	0.53
1:F:218:PRO:HD2	1:F:320:ALA:O	2.08	0.53
1:G:231:ARG:O	1:G:233:MET:HG2	2.09	0.53
1:I:145:ALA:O	1:I:149:THR:HG23	2.09	0.53
1:I:199:TYR:CE1	1:I:202:PRO:HA	2.43	0.53
1:K:34:LYS:HB2	1:K:458:CYS:SG	2.49	0.53
1:K:232:GLU:HB3	1:K:309:LEU:HB2	1.89	0.53
2:O:7:HIS:HB2	2:O:46:GLY:O	2.09	0.53
1:A:19:GLY:HA3	1:A:67:GLU:O	2.09	0.53
1:D:278:ALA:HB1	1:D:285:ARG:HB2	1.89	0.53
1:N:30:THR:HG22	1:N:36:ARG:O	2.08	0.53
1:B:174:VAL:HG21	1:B:367:GLU:HA	1.91	0.53
1:D:305:ILE:HG22	1:D:306:GLY:N	2.19	0.53
1:H:63:GLU:OE2	1:I:524:LEU:HD11	2.08	0.53
1:I:63:GLU:HB2	1:J:3:ALA:HB1	1.89	0.53
1:K:199:TYR:CE2	1:K:327:LYS:HA	2.42	0.53
1:K:455:VAL:HG13	1:K:460:GLU:HB2	1.90	0.53
1:A:235:PRO:HA	1:A:238:GLU:HG2	1.91	0.53
1:H:69:MET:O	1:H:73:MET:HG3	2.09	0.53
1:H:420:ILE:HD13	1:H:448:GLU:HA	1.90	0.53
2:T:7:HIS:HB2	2:T:46:GLY:O	2.08	0.53
1:J:215:LEU:HB3	1:J:218:PRO:HG3	1.90	0.53
1:C:432:GLN:HE21	1:C:436:GLN:HE22	1.57	0.52
1:J:8:PHE:N	1:J:8:PHE:CD1	2.77	0.52
1:J:56:VAL:O	1:J:60:ILE:HG12	2.09	0.52
1:L:228:SER:O	1:L:257:GLU:HB3	2.09	0.52
1:C:208:PRO:HB2	1:C:212:ALA:HB3	1.91	0.52
1:F:285:ARG:O	1:F:289:LEU:HG	2.09	0.52
1:M:466:ALA:O	1:M:470:LYS:HG2	2.10	0.52

Continued on next page...

Continued from previous page...

Atom-1	Atom-2	Interatomic distance (Å)	Clash overlap (Å)
1:J:420:ILE:HD13	1:J:448:GLU:HA	1.91	0.52
1:J:458:CYS:SG	1:J:480:ALA:HB1	2.49	0.52
1:L:356:ALA:HB1	1:L:362:ARG:HH21	1.74	0.52
1:A:432:GLN:HE21	1:A:436:GLN:HE22	1.57	0.52
1:B:259:LEU:O	1:B:263:VAL:HG23	2.09	0.52
1:I:36:ARG:HD2	1:J:516:THR:HB	1.91	0.52
1:K:19:GLY:HA3	1:K:67:GLU:O	2.09	0.52
1:M:214:GLU:HG2	1:M:324:VAL:HG12	1.91	0.52
1:B:213:VAL:HB	1:B:325:ILE:HB	1.90	0.52
1:C:288:MET:HG2	1:C:368:ARG:HE	1.75	0.52
1:D:215:LEU:O	1:D:322:ARG:HG3	2.09	0.52
1:E:229:ASN:C	1:E:231:ARG:H	2.13	0.52
1:L:214:GLU:HG2	1:L:324:VAL:HG12	1.91	0.52
1:A:20:VAL:HG13	1:A:74:VAL:HG11	1.90	0.52
1:F:147:VAL:HG23	1:F:403:THR:HG22	1.92	0.52
1:M:420:ILE:HD13	1:M:448:GLU:HA	1.92	0.52
1:C:19:GLY:HA3	1:C:67:GLU:O	2.10	0.52
1:L:69:MET:O	1:L:73:MET:HG3	2.09	0.52
1:M:232:GLU:HB3	1:M:309:LEU:HB2	1.91	0.52
1:A:231:ARG:HB2	1:A:257:GLU:OE1	2.10	0.52
1:B:207:LYS:CB	1:B:208:PRO:HD3	2.39	0.52
1:F:214:GLU:HA	1:F:323:VAL:O	2.09	0.52
1:J:496:PRO:HD2	1:J:499:VAL:HG21	1.91	0.52
1:K:5:ASP:HB2	1:K:524:LEU:HD23	1.91	0.52
1:L:145:ALA:O	1:L:149:THR:HG23	2.08	0.52
1:M:5:ASP:HB2	1:M:524:LEU:HD23	1.92	0.52
1:M:254:VAL:HG12	1:M:259:LEU:HB2	1.92	0.52
2:Q:18:GLU:CD	2:Q:33:ALA:HB3	2.30	0.52
1:E:19:GLY:HA3	1:E:67:GLU:O	2.10	0.52
1:I:30:THR:HB	1:I:51:LYS:O	2.10	0.52
1:J:254:VAL:HG12	1:J:259:LEU:HB2	1.90	0.52
1:J:351:GLN:O	1:J:354:GLU:HG2	2.10	0.52
1:A:220:ILE:HD12	1:A:296:THR:HG21	1.92	0.51
1:C:207:LYS:CB	1:C:208:PRO:HD3	2.39	0.51
1:C:305:ILE:HD11	1:D:203:TYR:CZ	2.44	0.51
1:H:24:ALA:HA	1:H:27:VAL:HG12	1.92	0.51
1:H:348:GLN:O	1:H:352:GLN:HG3	2.10	0.51
1:K:130:GLU:HG3	1:K:426:LEU:CD2	2.40	0.51
1:L:104:LEU:O	1:L:107:VAL:HG22	2.10	0.51
1:L:178:GLU:OE2	1:L:322:ARG:HD3	2.09	0.51
1:N:19:GLY:HA3	1:N:67:GLU:O	2.09	0.51

Continued on next page...

Continued from previous page...

Atom-1	Atom-2	Interatomic distance (Å)	Clash overlap (Å)
1:A:230:ILE:HG22	1:A:230:ILE:O	2.10	0.51
1:B:19:GLY:HA3	1:B:67:GLU:O	2.10	0.51
1:C:124:VAL:HG13	1:C:504:LEU:CD1	2.40	0.51
1:D:213:VAL:HB	1:D:325:ILE:HB	1.91	0.51
1:E:199:TYR:HB3	1:E:325:ILE:CG2	2.41	0.51
1:G:218:PRO:HD2	1:G:320:ALA:O	2.10	0.51
1:G:230:ILE:O	1:G:230:ILE:HG22	2.10	0.51
1:J:414:GLY:H	1:J:494:LEU:HA	1.74	0.51
1:K:213:VAL:O	1:K:324:VAL:HA	2.11	0.51
1:K:215:LEU:HB3	1:K:218:PRO:HG3	1.90	0.51
1:L:130:GLU:HG3	1:L:426:LEU:CD2	2.40	0.51
1:M:231:ARG:HH11	1:M:231:ARG:HG3	1.75	0.51
1:M:496:PRO:HD2	1:M:499:VAL:HG21	1.92	0.51
1:B:313:THR:HB	1:B:315:GLU:HG3	1.93	0.51
1:C:228:SER:HA	1:C:255:GLU:HG2	1.92	0.51
1:H:403:THR:O	1:H:407:VAL:HG23	2.11	0.51
1:K:194:GLN:HG3	1:K:331:THR:HB	1.92	0.51
1:C:215:LEU:O	1:C:322:ARG:HG3	2.10	0.51
1:E:18:ARG:HH11	1:E:18:ARG:CB	2.23	0.51
1:H:140:ASP:O	1:H:144:ILE:HG12	2.11	0.51
1:J:186:GLU:HB2	1:J:380:LYS:HB2	1.93	0.51
1:K:145:ALA:O	1:K:149:THR:HG23	2.10	0.51
1:L:466:ALA:O	1:L:470:LYS:HG2	2.10	0.51
1:M:140:ASP:O	1:M:144:ILE:HG12	2.10	0.51
1:B:285:ARG:O	1:B:289:LEU:HG	2.10	0.51
1:G:262:LEU:O	1:G:266:THR:HG23	2.10	0.51
1:J:287:ALA:HB1	1:J:368:ARG:CZ	2.40	0.51
1:M:145:ALA:O	1:M:149:THR:HG23	2.11	0.51
1:N:124:VAL:HG13	1:N:504:LEU:CD1	2.41	0.51
1:A:350:ARG:HD3	1:A:353:ILE:HD12	1.93	0.51
1:D:221:LEU:HD11	1:D:301:ILE:HD11	1.92	0.51
1:E:228:SER:HA	1:E:255:GLU:HB2	1.93	0.51
1:M:217:SER:HA	1:M:320:ALA:O	2.11	0.51
2:U:47:ARG:HB3	2:U:55:LYS:CG	2.41	0.51
1:A:326:ASN:OD1	1:A:329:THR:HB	2.11	0.51
1:F:213:VAL:HB	1:F:325:ILE:HB	1.91	0.51
1:F:326:ASN:OD1	1:F:329:THR:HB	2.10	0.51
1:K:140:ASP:O	1:K:144:ILE:HG12	2.11	0.51
1:K:420:ILE:CD1	1:K:448:GLU:HA	2.41	0.51
1:L:284:ARG:HD3	1:L:284:ARG:N	2.26	0.51
1:L:458:CYS:SG	1:L:480:ALA:HB1	2.50	0.51

Continued on next page...

Continued from previous page...

Atom-1	Atom-2	Interatomic distance (Å)	Clash overlap (Å)
1:M:199:TYR:CE1	1:M:202:PRO:HA	2.45	0.51
1:A:150:ILE:HG21	1:A:494:LEU:O	2.10	0.51
1:B:432:GLN:HE21	1:B:436:GLN:HE22	1.56	0.51
1:F:5:ASP:HB2	1:F:524:LEU:HD23	1.93	0.51
1:N:150:ILE:HG21	1:N:494:LEU:CD2	2.40	0.51
1:N:496:PRO:HD2	1:N:499:VAL:HG21	1.93	0.51
2:P:3:ILE:HD13	2:P:11:ILE:HD13	1.92	0.51
1:B:150:ILE:HG21	1:B:494:LEU:O	2.10	0.51
1:C:195:PHE:CE1	1:C:330:THR:HB	2.45	0.51
1:E:305:ILE:HD13	1:F:263:VAL:HG11	1.93	0.51
1:G:348:GLN:HE22	1:G:352:GLN:HE21	1.57	0.51
1:I:178:GLU:OE2	1:I:322:ARG:HD3	2.10	0.51
1:J:130:GLU:HG3	1:J:426:LEU:CD2	2.41	0.51
1:J:150:ILE:HG21	1:J:494:LEU:HD21	1.92	0.51
1:N:218:PRO:HG2	1:N:323:VAL:HG12	1.91	0.51
1:A:349:ILE:HD13	1:A:369:VAL:HG22	1.92	0.50
1:C:302:SER:HB2	1:C:305:ILE:CD1	2.40	0.50
1:J:5:ASP:HB2	1:J:524:LEU:HD22	1.92	0.50
1:L:215:LEU:HB3	1:L:218:PRO:HG3	1.93	0.50
1:K:30:THR:HB	1:K:51:LYS:O	2.11	0.50
1:M:414:GLY:H	1:M:494:LEU:HA	1.74	0.50
1:E:266:THR:HG22	1:E:273:VAL:H	1.77	0.50
1:I:259:LEU:O	1:I:263:VAL:HG23	2.12	0.50
1:N:259:LEU:O	1:N:263:VAL:HG23	2.11	0.50
1:D:207:LYS:CB	1:D:208:PRO:HD3	2.42	0.50
1:E:199:TYR:HB3	1:E:325:ILE:HG21	1.94	0.50
1:G:229:ASN:HA	1:G:257:GLU:OE2	2.10	0.50
1:I:447:MET:O	1:I:450:PRO:HD2	2.11	0.50
1:J:19:GLY:HA3	1:J:67:GLU:O	2.10	0.50
1:K:214:GLU:HG2	1:K:324:VAL:HG12	1.94	0.50
1:K:286:LYS:HE2	1:K:286:LYS:HA	1.94	0.50
1:L:403:THR:O	1:L:407:VAL:HG23	2.11	0.50
2:O:50:GLU:HG2	2:O:50:GLU:O	2.12	0.50
1:E:147:VAL:HG23	1:E:403:THR:HG22	1.92	0.50
1:E:349:ILE:HD13	1:E:369:VAL:HG22	1.94	0.50
1:F:174:VAL:HG21	1:F:367:GLU:HA	1.94	0.50
1:H:101:THR:O	1:H:105:LYS:HG3	2.12	0.50
1:I:232:GLU:HB3	1:I:309:LEU:HB2	1.94	0.50
1:J:428:ASP:O	1:J:430:ARG:HG2	2.11	0.50
1:M:447:MET:O	1:M:450:PRO:HD2	2.12	0.50
1:N:420:ILE:CD1	1:N:448:GLU:HA	2.42	0.50

Continued on next page...

Continued from previous page...

Atom-1	Atom-2	Interatomic distance (Å)	Clash overlap (Å)
1:B:195:PHE:O	1:B:329:THR:HG23	2.11	0.50
1:B:257:GLU:O	1:B:261:THR:HG22	2.12	0.50
1:E:124:VAL:HG13	1:E:504:LEU:CD1	2.42	0.50
1:G:124:VAL:HG13	1:G:504:LEU:CD1	2.41	0.50
1:I:266:THR:HG21	1:I:273:VAL:O	2.10	0.50
1:L:199:TYR:CE2	1:L:327:LYS:HA	2.47	0.50
2:R:3:ILE:HD13	2:R:11:ILE:HD13	1.93	0.50
1:A:438:VAL:O	1:A:442:VAL:HG23	2.12	0.50
1:B:100:ILE:HD13	1:B:514:MET:SD	2.52	0.50
1:B:120:ILE:O	1:B:124:VAL:HG23	2.12	0.50
1:C:220:ILE:HD12	1:C:296:THR:HG21	1.93	0.50
1:F:296:THR:HG22	1:F:335:GLY:HA3	1.93	0.50
1:H:455:VAL:HG13	1:H:460:GLU:HB2	1.93	0.50
1:L:213:VAL:O	1:L:324:VAL:HA	2.11	0.50
1:M:77:VAL:HG22	1:M:506:TYR:HB3	1.94	0.50
1:N:254:VAL:HG12	1:N:259:LEU:HB2	1.93	0.50
1:C:349:ILE:HD13	1:C:369:VAL:HG22	1.94	0.50
1:E:213:VAL:HB	1:E:325:ILE:HB	1.93	0.50
1:F:3:ALA:HB3	1:F:524:LEU:HD12	1.94	0.50
1:J:265:ASN:O	1:J:269:GLY:HA3	2.11	0.50
1:L:496:PRO:HD2	1:L:499:VAL:HG21	1.93	0.50
1:M:266:THR:HG21	1:M:273:VAL:O	2.11	0.50
1:N:420:ILE:HD13	1:N:448:GLU:HA	1.93	0.50
2:P:17:VAL:HA	2:P:35:SER:HB2	1.93	0.50
2:Q:47:ARG:HB3	2:Q:55:LYS:HG2	1.93	0.50
1:A:288:MET:HG2	1:A:368:ARG:HE	1.77	0.50
1:B:124:VAL:HG13	1:B:504:LEU:CD1	2.42	0.50
1:E:201:SER:HB3	1:E:259:LEU:HD22	1.94	0.50
1:G:279:PRO:HD2	1:G:285:ARG:HB2	1.94	0.50
1:I:254:VAL:HG12	1:I:259:LEU:HB2	1.94	0.50
1:K:466:ALA:O	1:K:470:LYS:HG2	2.11	0.50
2:P:20:LYS:CB	2:P:27:LEU:HG	2.42	0.50
1:G:228:SER:HA	1:G:255:GLU:HB2	1.93	0.49
1:G:259:LEU:O	1:G:263:VAL:HG23	2.12	0.49
1:I:496:PRO:HD2	1:I:499:VAL:HG21	1.93	0.49
1:J:30:THR:HG22	1:J:36:ARG:O	2.11	0.49
1:J:221:LEU:HD12	1:J:249:ILE:HG23	1.93	0.49
1:K:20:VAL:CG2	1:K:74:VAL:HG21	2.42	0.49
1:K:101:THR:O	1:K:105:LYS:HG3	2.12	0.49
1:N:145:ALA:O	1:N:149:THR:HG23	2.11	0.49
1:N:282:GLY:O	1:N:285:ARG:HG2	2.11	0.49

Continued on next page...

Continued from previous page...

Atom-1	Atom-2	Interatomic distance (Å)	Clash overlap (Å)
1:B:262:LEU:O	1:B:266:THR:HG23	2.11	0.49
1:C:197:ARG:NE	1:C:277:LYS:HB3	2.27	0.49
1:D:124:VAL:HG13	1:D:504:LEU:CD1	2.42	0.49
1:I:403:THR:O	1:I:407:VAL:HG23	2.11	0.49
1:J:421:ARG:O	1:J:425:LYS:HG2	2.11	0.49
1:N:217:SER:HA	1:N:320:ALA:O	2.12	0.49
1:A:124:VAL:HG13	1:A:504:LEU:CD1	2.42	0.49
1:B:215:LEU:O	1:B:322:ARG:HG3	2.12	0.49
1:D:199:TYR:O	1:D:199:TYR:HD1	1.95	0.49
1:E:383:ALA:HB3	1:E:389:MET:HE2	1.92	0.49
1:H:466:ALA:O	1:H:470:LYS:HG2	2.11	0.49
1:K:124:VAL:HG13	1:K:504:LEU:CD1	2.41	0.49
1:L:420:ILE:HD13	1:L:448:GLU:HA	1.94	0.49
1:B:215:LEU:O	1:B:322:ARG:HA	2.12	0.49
1:B:349:ILE:O	1:B:352:GLN:HB2	2.11	0.49
1:D:349:ILE:O	1:D:352:GLN:HB2	2.12	0.49
1:E:120:ILE:O	1:E:124:VAL:HG23	2.12	0.49
1:E:288:MET:HG2	1:E:368:ARG:HE	1.76	0.49
1:E:432:GLN:HE21	1:E:436:GLN:HE22	1.60	0.49
1:I:130:GLU:HG3	1:I:426:LEU:CD2	2.42	0.49
1:L:420:ILE:CD1	1:L:448:GLU:HA	2.42	0.49
1:N:385:THR:HG22	1:N:388:GLU:H	1.77	0.49
1:C:247:LEU:HD13	1:C:248:LEU:N	2.27	0.49
1:D:352:GLN:HB3	1:D:365:LEU:CD1	2.27	0.49
1:E:438:VAL:O	1:E:442:VAL:HG23	2.12	0.49
1:F:349:ILE:HD13	1:F:369:VAL:HG22	1.94	0.49
1:G:350:ARG:HD3	1:G:353:ILE:HD12	1.95	0.49
1:H:199:TYR:CE2	1:H:327:LYS:HA	2.47	0.49
1:L:66:PHE:CZ	1:L:522:THR:HG22	2.48	0.49
1:A:215:LEU:O	1:A:322:ARG:HG3	2.13	0.49
1:B:5:ASP:HB2	1:B:524:LEU:HD23	1.94	0.49
1:C:305:ILE:HG22	1:C:306:GLY:N	2.23	0.49
1:C:353:ILE:HG12	1:C:366:GLN:HE22	1.76	0.49
1:D:281:PHE:O	1:D:284:ARG:HB3	2.13	0.49
1:D:352:GLN:CB	1:D:365:LEU:HD11	2.27	0.49
1:E:225:LYS:HZ2	1:E:309:LEU:HG	1.76	0.49
1:G:213:VAL:HB	1:G:325:ILE:HB	1.94	0.49
1:H:213:VAL:O	1:H:324:VAL:HA	2.12	0.49
1:I:122:LYS:HE2	1:I:429:LEU:HD11	1.93	0.49
2:O:20:LYS:HG2	2:O:27:LEU:HG	1.94	0.49
1:G:3:ALA:HB3	1:G:524:LEU:HD12	1.95	0.49

Continued on next page...

Continued from previous page...

Atom-1	Atom-2	Interatomic distance (Å)	Clash overlap (Å)
1:I:217:SER:N	1:I:218:PRO:HD3	2.27	0.49
1:J:194:GLN:HG3	1:J:331:THR:HB	1.94	0.49
1:K:447:MET:O	1:K:450:PRO:HD2	2.12	0.49
1:N:77:VAL:HG22	1:N:506:TYR:HB3	1.93	0.49
1:N:102:GLU:HB2	1:N:442:VAL:HG13	1.94	0.49
1:N:447:MET:O	1:N:450:PRO:HD2	2.12	0.49
2:R:3:ILE:HD13	2:R:11:ILE:CD1	2.42	0.49
1:A:210:THR:O	1:A:210:THR:HG22	2.13	0.49
1:H:199:TYR:CE1	1:H:202:PRO:HA	2.48	0.49
1:I:225:LYS:HD3	1:I:303:GLU:CG	2.43	0.49
1:I:420:ILE:CD1	1:I:448:GLU:HA	2.42	0.49
1:J:466:ALA:O	1:J:470:LYS:HG2	2.12	0.49
1:N:421:ARG:HD2	1:N:474:GLY:O	2.12	0.49
1:A:447:MET:O	1:A:450:PRO:HD2	2.13	0.49
1:C:447:MET:O	1:C:450:PRO:HD2	2.11	0.49
1:I:421:ARG:O	1:I:425:LYS:HG2	2.13	0.49
1:M:420:ILE:CD1	1:M:448:GLU:HA	2.43	0.49
2:P:78:ILE:HD11	2:P:83:VAL:HG21	1.95	0.49
1:B:247:LEU:HB3	1:B:273:VAL:HG22	1.95	0.49
1:C:419:LEU:HD11	1:C:500:THR:HG23	1.95	0.49
1:D:349:ILE:HG21	1:D:369:VAL:CG2	2.43	0.49
1:E:349:ILE:HG21	1:E:369:VAL:CG2	2.43	0.49
1:K:421:ARG:HD2	1:K:474:GLY:O	2.13	0.49
1:N:286:LYS:HA	1:N:286:LYS:HE2	1.95	0.49
1:B:161:LEU:HD21	1:B:379:ILE:HG23	1.94	0.48
1:C:3:ALA:HB3	1:C:524:LEU:HD12	1.94	0.48
1:D:120:ILE:O	1:D:124:VAL:HG23	2.12	0.48
1:D:296:THR:HG22	1:D:335:GLY:HA3	1.94	0.48
1:G:383:ALA:HB3	1:G:389:MET:HE2	1.94	0.48
1:G:438:VAL:O	1:G:442:VAL:HG23	2.13	0.48
1:J:313:THR:HG22	1:J:314:LEU:N	2.27	0.48
1:M:30:THR:HB	1:M:51:LYS:O	2.12	0.48
2:U:14:ARG:CD	2:U:34:LYS:HE2	2.43	0.48
2:U:17:VAL:HA	2:U:35:SER:HB2	1.95	0.48
1:A:50:THR:HA	1:A:391:GLU:OE1	2.14	0.48
1:D:447:MET:O	1:D:450:PRO:HD2	2.13	0.48
1:E:18:ARG:HH11	1:E:18:ARG:CG	2.25	0.48
1:I:313:THR:HG22	1:I:314:LEU:N	2.28	0.48
1:D:234:LEU:N	1:D:235:PRO:HD2	2.28	0.48
1:F:447:MET:O	1:F:450:PRO:HD2	2.12	0.48
1:C:100:ILE:HD13	1:C:514:MET:SD	2.54	0.48

Continued on next page...

Continued from previous page...

Atom-1	Atom-2	Interatomic distance (Å)	Clash overlap (Å)
1:C:120:ILE:O	1:C:124:VAL:HG23	2.12	0.48
1:J:282:GLY:O	1:J:285:ARG:HG2	2.12	0.48
1:L:17:LEU:HB2	1:L:104:LEU:CD2	2.44	0.48
1:A:6:VAL:HG12	1:A:521:VAL:HG22	1.95	0.48
1:A:229:ASN:C	1:A:231:ARG:H	2.17	0.48
1:B:262:LEU:HD11	1:B:273:VAL:CB	2.37	0.48
1:F:65:LYS:O	1:F:69:MET:HG3	2.14	0.48
1:F:438:VAL:O	1:F:442:VAL:HG23	2.13	0.48
1:G:399:ALA:O	1:G:403:THR:HG23	2.12	0.48
1:H:386:GLU:HG2	1:H:390:LYS:HE2	1.96	0.48
1:I:150:ILE:HG21	1:I:494:LEU:CD2	2.43	0.48
1:I:421:ARG:HD2	1:I:474:GLY:O	2.14	0.48
1:K:348:GLN:O	1:K:352:GLN:HG3	2.12	0.48
2:U:50:GLU:O	2:U:51:ASN:CB	2.62	0.48
1:E:447:MET:O	1:E:450:PRO:HD2	2.13	0.48
1:K:265:ASN:O	1:K:269:GLY:HA3	2.14	0.48
1:L:447:MET:O	1:L:450:PRO:HD2	2.13	0.48
1:A:100:ILE:HD13	1:A:514:MET:SD	2.54	0.48
1:B:147:VAL:HG23	1:B:403:THR:HG22	1.96	0.48
1:C:234:LEU:N	1:C:235:PRO:HD2	2.29	0.48
1:C:326:ASN:OD1	1:C:329:THR:HB	2.13	0.48
1:G:220:ILE:HD12	1:G:296:THR:HG21	1.96	0.48
1:K:24:ALA:HA	1:K:27:VAL:HG12	1.96	0.48
1:M:101:THR:O	1:M:105:LYS:HG3	2.13	0.48
1:M:403:THR:O	1:M:407:VAL:HG23	2.13	0.48
1:D:227:ILE:HG23	1:D:230:ILE:HG22	1.95	0.48
1:E:5:ASP:HB2	1:E:524:LEU:HD23	1.95	0.48
1:E:215:LEU:O	1:E:322:ARG:HA	2.14	0.48
1:F:120:ILE:O	1:F:124:VAL:HG23	2.13	0.48
1:F:349:ILE:O	1:F:352:GLN:HB2	2.14	0.48
1:G:447:MET:O	1:G:450:PRO:HD2	2.13	0.48
1:H:194:GLN:HG3	1:H:331:THR:HB	1.96	0.48
1:K:266:THR:HG21	1:K:273:VAL:O	2.14	0.48
1:K:421:ARG:O	1:K:425:LYS:HG2	2.13	0.48
1:M:24:ALA:HA	1:M:27:VAL:HG12	1.94	0.48
1:M:131:LEU:CD1	1:M:422:VAL:HG11	2.41	0.48
2:P:47:ARG:HB3	2:P:55:LYS:CG	2.43	0.48
2:Q:3:ILE:HD13	2:Q:11:ILE:CD1	2.40	0.48
2:T:14:ARG:NE	2:T:34:LYS:HE2	2.28	0.48
1:C:193:MET:SD	1:C:371:LYS:HB3	2.54	0.48
1:E:220:ILE:HD12	1:E:296:THR:HG21	1.94	0.48

Continued on next page...

Continued from previous page...

Atom-1	Atom-2	Interatomic distance (Å)	Clash overlap (Å)
1:F:252:GLU:HA	1:F:285:ARG:HH11	1.78	0.48
1:I:169:VAL:HG22	1:I:173:GLY:HA3	1.96	0.48
1:J:124:VAL:HG13	1:J:504:LEU:CD1	2.43	0.48
1:M:17:LEU:HB2	1:M:104:LEU:CD2	2.44	0.48
1:M:259:LEU:O	1:M:263:VAL:HG23	2.13	0.48
1:A:120:ILE:O	1:A:124:VAL:HG23	2.13	0.48
1:A:225:LYS:HD2	1:A:303:GLU:OE2	2.14	0.48
1:B:228:SER:HA	1:B:255:GLU:HB2	1.96	0.48
1:B:438:VAL:O	1:B:442:VAL:HG23	2.14	0.48
1:B:447:MET:O	1:B:450:PRO:HD2	2.13	0.48
1:C:111:MET:HE1	1:C:438:VAL:HG21	1.94	0.48
1:G:252:GLU:HA	1:G:285:ARG:HH11	1.77	0.48
1:J:356:ALA:HB1	1:J:362:ARG:HH21	1.77	0.48
1:J:420:ILE:CD1	1:J:448:GLU:HA	2.44	0.48
1:K:496:PRO:HD2	1:K:499:VAL:HG21	1.95	0.48
1:C:147:VAL:HG23	1:C:403:THR:HG22	1.96	0.47
1:C:226:LYS:O	1:C:230:ILE:HD11	2.14	0.47
1:C:438:VAL:O	1:C:442:VAL:HG23	2.14	0.47
1:D:349:ILE:HG21	1:D:369:VAL:HG22	1.96	0.47
1:F:229:ASN:C	1:F:231:ARG:H	2.16	0.47
1:H:428:ASP:O	1:H:430:ARG:HG2	2.14	0.47
1:H:447:MET:O	1:H:450:PRO:HD2	2.13	0.47
1:I:282:GLY:O	1:I:285:ARG:HG2	2.13	0.47
1:N:20:VAL:CG2	1:N:74:VAL:HG21	2.42	0.47
1:A:349:ILE:HG21	1:A:369:VAL:HG22	1.96	0.47
1:B:6:VAL:HG12	1:B:521:VAL:HG22	1.95	0.47
1:C:353:ILE:HG12	1:C:366:GLN:NE2	2.29	0.47
1:F:228:SER:HA	1:F:255:GLU:HB2	1.96	0.47
1:F:235:PRO:HA	1:F:238:GLU:HG2	1.95	0.47
1:F:305:ILE:HA	1:G:260:ALA:HB1	1.96	0.47
1:L:194:GLN:HG3	1:L:331:THR:HB	1.96	0.47
1:M:277:LYS:HB2	1:M:277:LYS:HZ2	1.79	0.47
1:D:278:ALA:HB1	1:D:279:PRO:HD2	1.95	0.47
1:G:199:TYR:HD1	1:G:199:TYR:O	1.97	0.47
1:G:349:ILE:O	1:G:352:GLN:HB2	2.13	0.47
1:H:178:GLU:OE2	1:H:322:ARG:HD3	2.14	0.47
1:J:169:VAL:HG13	1:J:173:GLY:HA3	1.96	0.47
2:P:43:VAL:HG13	2:P:57:LEU:HD12	1.96	0.47
2:R:66:ILE:HG21	2:S:76:GLU:HG3	1.96	0.47
2:U:47:ARG:O	2:U:55:LYS:HE3	2.15	0.47
1:B:234:LEU:N	1:B:235:PRO:HD2	2.29	0.47

Continued on next page...

Continued from previous page...

Atom-1	Atom-2	Interatomic distance (Å)	Clash overlap (Å)
1:D:142:LYS:O	1:D:146:GLN:HG3	2.14	0.47
1:D:355:GLU:HG3	1:D:357:THR:H	1.79	0.47
1:F:109:ALA:HA	1:M:111:MET:CE	2.45	0.47
1:F:349:ILE:HG21	1:F:369:VAL:CG2	2.44	0.47
1:G:207:LYS:CB	1:G:208:PRO:HD3	2.41	0.47
1:J:225:LYS:HD3	1:J:303:GLU:CG	2.45	0.47
1:K:313:THR:HG22	1:K:314:LEU:N	2.28	0.47
2:Q:43:VAL:HG13	2:Q:57:LEU:HD12	1.96	0.47
2:S:47:ARG:HG2	2:S:49:LEU:H	1.79	0.47
1:E:207:LYS:CB	1:E:208:PRO:HD3	2.43	0.47
1:J:145:ALA:O	1:J:149:THR:HG23	2.14	0.47
1:M:122:LYS:HE2	1:M:429:LEU:HD11	1.95	0.47
1:M:179:ASP:HA	1:M:389:MET:CE	2.45	0.47
2:P:76:GLU:O	2:P:83:VAL:HG22	2.14	0.47
2:R:31:ALA:O	2:R:32:ALA:HB2	2.14	0.47
1:A:349:ILE:HG21	1:A:369:VAL:CG2	2.45	0.47
1:F:419:LEU:HD11	1:F:500:THR:HG23	1.95	0.47
1:I:271:VAL:HG12	1:I:273:VAL:HG13	1.96	0.47
1:J:421:ARG:HD2	1:J:474:GLY:O	2.14	0.47
1:K:56:VAL:O	1:K:60:ILE:HG12	2.14	0.47
1:L:348:GLN:O	1:L:352:GLN:HG3	2.15	0.47
1:A:147:VAL:HG23	1:A:403:THR:HG22	1.96	0.47
1:B:230:ILE:HD12	1:B:309:LEU:HD21	1.97	0.47
1:C:199:TYR:O	1:C:199:TYR:HD1	1.98	0.47
1:D:100:ILE:HD13	1:D:514:MET:SD	2.54	0.47
1:D:174:VAL:HG21	1:D:367:GLU:HA	1.96	0.47
1:F:353:ILE:HG12	1:F:366:GLN:HE22	1.80	0.47
1:G:234:LEU:N	1:G:235:PRO:HD2	2.30	0.47
1:I:20:VAL:CG2	1:I:74:VAL:HG21	2.45	0.47
1:J:219:PHE:HB3	1:J:317:LEU:HD23	1.95	0.47
1:J:266:THR:HG21	1:J:273:VAL:O	2.14	0.47
1:L:101:THR:O	1:L:105:LYS:HG3	2.14	0.47
1:M:151:SER:OG	1:M:399:ALA:HA	2.15	0.47
1:M:233:MET:SD	1:M:233:MET:N	2.88	0.47
1:N:194:GLN:HG3	1:N:331:THR:HB	1.97	0.47
2:Q:14:ARG:NH2	2:Q:84:LEU:HD21	2.30	0.47
2:R:20:LYS:HB3	2:R:27:LEU:HA	1.96	0.47
2:T:78:ILE:HD13	2:T:83:VAL:HG21	1.96	0.47
1:B:349:ILE:HG21	1:B:369:VAL:CG2	2.44	0.47
1:B:419:LEU:HD11	1:B:500:THR:HG23	1.96	0.47
1:C:147:VAL:HG12	1:C:494:LEU:HB2	1.96	0.47

Continued on next page...

Continued from previous page...

Atom-1	Atom-2	Interatomic distance (Å)	Clash overlap (Å)
1:D:247:LEU:HD21	1:D:317:LEU:HD13	1.97	0.47
1:D:291:ASP:HB2	1:D:372:LEU:HD21	1.96	0.47
1:D:438:VAL:O	1:D:442:VAL:HG23	2.14	0.47
1:I:295:LEU:HD23	1:I:332:ILE:HD11	1.97	0.47
1:J:259:LEU:O	1:J:263:VAL:HG23	2.15	0.47
1:M:194:GLN:HG3	1:M:331:THR:HB	1.97	0.47
1:M:421:ARG:HD2	1:M:474:GLY:O	2.15	0.47
1:D:215:LEU:O	1:D:322:ARG:HA	2.14	0.47
1:D:259:LEU:O	1:D:263:VAL:HG23	2.15	0.47
1:H:149:THR:CG2	1:H:156:GLU:HA	2.45	0.47
1:I:414:GLY:H	1:I:494:LEU:HA	1.79	0.47
1:J:20:VAL:CG2	1:J:74:VAL:HG21	2.44	0.47
1:L:254:VAL:HG12	1:L:259:LEU:HB2	1.95	0.47
1:A:215:LEU:O	1:A:322:ARG:HA	2.15	0.47
1:A:419:LEU:HD11	1:A:500:THR:HG23	1.96	0.47
1:B:278:ALA:HB1	1:B:285:ARG:HB2	1.96	0.47
1:E:220:ILE:CD1	1:E:296:THR:HG21	2.44	0.47
1:E:326:ASN:OD1	1:E:329:THR:HB	2.14	0.47
1:F:217:SER:N	1:F:218:PRO:HD3	2.30	0.47
1:G:208:PRO:HB2	1:G:212:ALA:HB3	1.97	0.47
1:J:229:ASN:HD21	1:J:231:ARG:HH12	1.63	0.47
1:J:385:THR:HG23	1:J:388:GLU:H	1.79	0.47
1:L:350:ARG:HE	1:L:369:VAL:HG11	1.79	0.47
1:L:359:ASP:HA	1:L:362:ARG:NH1	2.30	0.47
1:L:421:ARG:O	1:L:425:LYS:HG2	2.15	0.47
1:M:178:GLU:OE2	1:M:322:ARG:HD3	2.16	0.47
1:N:356:ALA:HB1	1:N:362:ARG:HH21	1.80	0.47
1:B:21:ASN:HD22	1:B:97:GLN:HE22	1.64	0.46
1:C:227:ILE:HA	1:C:230:ILE:CG1	2.45	0.46
1:D:40:LEU:HD13	1:D:59:GLU:HG3	1.96	0.46
1:E:247:LEU:HB3	1:E:273:VAL:HG22	1.96	0.46
1:F:124:VAL:HG13	1:F:504:LEU:CD1	2.45	0.46
1:H:130:GLU:HG3	1:H:426:LEU:CD2	2.45	0.46
1:K:160:LYS:O	1:K:164:GLU:HG3	2.15	0.46
1:K:228:SER:O	1:K:257:GLU:HB3	2.16	0.46
1:M:421:ARG:O	1:M:425:LYS:HG2	2.15	0.46
2:S:17:VAL:HG13	2:S:34:LYS:HA	1.96	0.46
1:B:353:ILE:HG12	1:B:366:GLN:HE22	1.81	0.46
1:C:215:LEU:O	1:C:322:ARG:HA	2.16	0.46
1:F:432:GLN:HB2	1:F:436:GLN:NE2	2.31	0.46
1:G:280:GLY:HA2	1:G:285:ARG:HH21	1.80	0.46

Continued on next page...

Continued from previous page...

Atom-1	Atom-2	Interatomic distance (Å)	Clash overlap (Å)
1:K:233:MET:N	1:K:233:MET:SD	2.88	0.46
1:L:282:GLY:O	1:L:285:ARG:HG2	2.15	0.46
2:Q:50:GLU:O	2:Q:50:GLU:HG2	2.14	0.46
2:R:47:ARG:HB3	2:R:55:LYS:CG	2.45	0.46
1:A:231:ARG:O	1:A:233:MET:HG2	2.16	0.46
1:D:150:ILE:HG21	1:D:494:LEU:O	2.15	0.46
1:D:220:ILE:HD12	1:D:296:THR:HG21	1.97	0.46
1:E:100:ILE:HD13	1:E:514:MET:SD	2.55	0.46
1:G:120:ILE:O	1:G:124:VAL:HG23	2.15	0.46
1:G:496:PRO:HG2	1:G:499:VAL:HG22	1.98	0.46
1:H:102:GLU:HB2	1:H:442:VAL:HG13	1.98	0.46
1:H:179:ASP:HA	1:H:389:MET:CE	2.46	0.46
1:I:5:ASP:HB2	1:I:524:LEU:HD23	1.96	0.46
1:A:259:LEU:O	1:A:263:VAL:HG23	2.15	0.46
1:C:195:PHE:O	1:C:329:THR:HG23	2.15	0.46
1:C:259:LEU:O	1:C:263:VAL:HG23	2.16	0.46
1:E:234:LEU:N	1:E:235:PRO:HD2	2.31	0.46
1:E:309:LEU:HD12	1:E:309:LEU:H	1.81	0.46
1:H:40:LEU:HD12	1:H:59:GLU:HG2	1.98	0.46
1:M:20:VAL:CG2	1:M:74:VAL:HG21	2.43	0.46
1:N:130:GLU:HG3	1:N:426:LEU:CD2	2.45	0.46
2:P:31:ALA:O	2:P:32:ALA:HB2	2.16	0.46
1:D:197:ARG:HG2	1:D:277:LYS:O	2.16	0.46
1:G:417:VAL:HA	1:G:420:ILE:HG22	1.97	0.46
1:A:195:PHE:CE1	1:A:197:ARG:HB2	2.51	0.46
1:B:31:LEU:CD1	4:B:1526:ADP:H5'1	2.46	0.46
1:C:21:ASN:HA	1:C:97:GLN:HE22	1.80	0.46
1:D:208:PRO:HB2	1:D:212:ALA:HB3	1.98	0.46
1:J:447:MET:O	1:J:450:PRO:HD2	2.15	0.46
1:N:179:ASP:HA	1:N:389:MET:CE	2.45	0.46
1:N:466:ALA:O	1:N:470:LYS:HG2	2.15	0.46
2:O:43:VAL:HG13	2:O:57:LEU:HD12	1.96	0.46
1:A:147:VAL:O	1:A:150:ILE:HG22	2.16	0.46
1:B:199:TYR:HD1	1:B:199:TYR:O	1.98	0.46
1:F:197:ARG:HG2	1:F:277:LYS:O	2.16	0.46
1:G:230:ILE:HG23	1:G:309:LEU:CD2	2.45	0.46
1:G:432:GLN:HE21	1:G:436:GLN:HE22	1.63	0.46
1:J:213:VAL:O	1:J:324:VAL:HA	2.15	0.46
1:J:218:PRO:HG2	1:J:323:VAL:HG12	1.96	0.46
1:K:179:ASP:HA	1:K:389:MET:CE	2.46	0.46
1:K:186:GLU:HB2	1:K:380:LYS:HB2	1.98	0.46

Continued on next page...

Continued from previous page...

Atom-1	Atom-2	Interatomic distance (Å)	Clash overlap (Å)
1:K:221:LEU:HD12	1:K:249:ILE:HG23	1.98	0.46
1:L:27:VAL:HG11	1:L:93:THR:HG21	1.98	0.46
1:L:313:THR:HG22	1:L:314:LEU:N	2.30	0.46
1:N:294:THR:HG21	1:N:345:ARG:HB2	1.97	0.46
2:O:47:ARG:HB3	2:O:55:LYS:HG2	1.97	0.46
2:U:3:ILE:HD13	2:U:11:ILE:CD1	2.45	0.46
1:B:305:ILE:HG22	1:B:306:GLY:N	2.26	0.46
1:H:20:VAL:CG2	1:H:74:VAL:HG21	2.46	0.46
1:J:32:GLY:HA2	1:J:454:ILE:HD12	1.97	0.46
1:J:217:SER:HA	1:J:320:ALA:O	2.15	0.46
1:L:224:ASP:HB3	1:L:302:SER:HA	1.96	0.46
1:N:24:ALA:HA	1:N:27:VAL:HG12	1.98	0.46
2:P:14:ARG:NH2	2:P:84:LEU:HD21	2.31	0.46
2:U:14:ARG:NH2	2:U:84:LEU:HD21	2.30	0.46
1:C:150:ILE:HG21	1:C:494:LEU:O	2.16	0.46
1:G:21:ASN:HA	1:G:97:GLN:HE22	1.81	0.46
1:N:284:ARG:HG2	1:N:364:LYS:NZ	2.31	0.46
2:O:17:VAL:HG22	2:O:35:SER:H	1.81	0.46
1:A:234:LEU:N	1:A:235:PRO:HD2	2.31	0.46
1:B:296:THR:HG22	1:B:335:GLY:HA3	1.97	0.46
1:C:221:LEU:HD13	1:C:317:LEU:HD21	1.98	0.46
1:D:147:VAL:HG23	1:D:403:THR:HG22	1.97	0.46
1:D:200:LEU:HD22	1:D:254:VAL:HB	1.98	0.46
1:E:291:ASP:HB2	1:E:372:LEU:HD21	1.98	0.46
1:F:247:LEU:HD21	1:F:317:LEU:HD13	1.98	0.46
1:L:24:ALA:HA	1:L:27:VAL:HG12	1.97	0.46
1:M:286:LYS:HE2	1:M:286:LYS:HA	1.98	0.46
1:N:213:VAL:O	1:N:324:VAL:HA	2.16	0.46
1:N:247:LEU:HB3	1:N:273:VAL:HG11	1.98	0.46
1:N:247:LEU:H	1:N:273:VAL:HG12	1.79	0.46
2:T:20:LYS:HD2	2:T:27:LEU:HG	1.98	0.46
1:A:349:ILE:O	1:A:352:GLN:HB2	2.15	0.45
1:B:208:PRO:HB2	1:B:212:ALA:HB3	1.97	0.45
1:B:227:ILE:HG23	1:B:230:ILE:HG13	1.97	0.45
1:C:225:LYS:HD3	1:C:225:LYS:N	2.31	0.45
1:C:247:LEU:HD12	1:C:249:ILE:HG13	1.97	0.45
1:F:272:LYS:HB2	1:F:272:LYS:NZ	2.30	0.45
1:H:414:GLY:H	1:H:494:LEU:HA	1.80	0.45
1:I:225:LYS:HD3	1:I:303:GLU:CD	2.37	0.45
1:I:286:LYS:HA	1:I:286:LYS:HE2	1.96	0.45
1:I:423:ALA:HA	1:I:444:LEU:HD22	1.98	0.45

Continued on next page...

Continued from previous page...

Atom-1	Atom-2	Interatomic distance (Å)	Clash overlap (Å)
1:J:215:LEU:HB2	1:J:323:VAL:CG1	2.46	0.45
1:M:169:VAL:HG22	1:M:173:GLY:HA3	1.98	0.45
1:M:222:LEU:HD13	1:M:293:ALA:HB2	1.98	0.45
1:A:254:VAL:HG12	1:A:259:LEU:HG	1.98	0.45
1:C:265:ASN:HA	1:C:270:ILE:HD12	1.97	0.45
1:F:231:ARG:O	1:F:233:MET:HG2	2.17	0.45
1:F:496:PRO:HG2	1:F:499:VAL:HG22	1.98	0.45
1:G:349:ILE:HG21	1:G:369:VAL:CG2	2.46	0.45
1:H:124:VAL:HG13	1:H:504:LEU:CD1	2.46	0.45
1:H:356:ALA:HB1	1:H:362:ARG:HH21	1.81	0.45
1:J:348:GLN:O	1:J:352:GLN:HG3	2.16	0.45
1:M:237:LEU:O	1:M:240:VAL:HG22	2.16	0.45
1:M:319:GLN:O	1:M:336:VAL:HG23	2.16	0.45
1:N:150:ILE:HG21	1:N:494:LEU:HD21	1.98	0.45
1:N:199:TYR:CE2	1:N:327:LYS:HA	2.51	0.45
2:S:77:LYS:HE3	2:S:80:ASN:C	2.36	0.45
1:A:199:TYR:O	1:A:199:TYR:HD1	2.00	0.45
1:A:218:PRO:HD2	1:A:320:ALA:O	2.17	0.45
1:D:225:LYS:HD3	1:D:225:LYS:N	2.31	0.45
1:D:225:LYS:NZ	1:D:309:LEU:HG	2.31	0.45
1:F:147:VAL:O	1:F:150:ILE:HG22	2.16	0.45
1:J:321:LYS:HD2	1:J:334:ASP:OD2	2.15	0.45
2:O:6:LEU:HD13	2:O:7:HIS:CD2	2.51	0.45
2:T:92:LEU:HD13	2:U:74:LYS:HG3	1.98	0.45
1:D:231:ARG:HB2	1:D:257:GLU:OE1	2.15	0.45
1:D:418:ALA:O	1:D:422:VAL:HG13	2.17	0.45
1:E:399:ALA:O	1:E:403:THR:HG23	2.16	0.45
1:I:218:PRO:HB3	1:I:246:PRO:HB2	1.97	0.45
1:K:178:GLU:OE2	1:K:322:ARG:HD3	2.15	0.45
1:K:179:ASP:HA	1:K:389:MET:HE3	1.98	0.45
1:M:294:THR:HG21	1:M:345:ARG:HB2	1.97	0.45
1:C:349:ILE:HG21	1:C:369:VAL:CG2	2.46	0.45
1:D:21:ASN:HD22	1:D:97:GLN:HE22	1.65	0.45
1:H:219:PHE:HB3	1:H:317:LEU:HD23	1.98	0.45
1:I:229:ASN:HD21	1:I:231:ARG:HH12	1.65	0.45
1:K:200:LEU:HB3	1:K:259:LEU:HD11	1.98	0.45
1:L:233:MET:N	1:L:233:MET:SD	2.89	0.45
1:A:102:GLU:CB	1:A:442:VAL:HG13	2.46	0.45
1:F:111:MET:HE1	1:F:438:VAL:HG21	1.98	0.45
1:F:281:PHE:O	1:F:285:ARG:HG2	2.17	0.45
1:G:353:ILE:HG12	1:G:366:GLN:HE22	1.80	0.45

Continued on next page...

Continued from previous page...

Atom-1	Atom-2	Interatomic distance (Å)	Clash overlap (Å)
1:L:160:LYS:O	1:L:164:GLU:HG3	2.17	0.45
1:M:66:PHE:CZ	1:M:522:THR:HG22	2.51	0.45
1:A:85:ALA:O	1:A:401:HIS:HB3	2.17	0.45
1:E:229:ASN:HA	1:E:257:GLU:OE2	2.17	0.45
1:E:419:LEU:HD11	1:E:500:THR:HG23	1.97	0.45
1:F:278:ALA:HB1	1:F:285:ARG:HB2	1.99	0.45
1:J:102:GLU:HB2	1:J:442:VAL:HG13	1.97	0.45
1:L:122:LYS:HE2	1:L:429:LEU:HD11	1.98	0.45
1:L:199:TYR:CE1	1:L:202:PRO:HA	2.52	0.45
1:L:215:LEU:HB2	1:L:323:VAL:CG1	2.46	0.45
1:L:266:THR:HG21	1:L:273:VAL:O	2.17	0.45
2:R:77:LYS:HE3	2:R:80:ASN:C	2.37	0.45
1:B:21:ASN:HA	1:B:97:GLN:HE22	1.82	0.45
1:B:418:ALA:O	1:B:422:VAL:HG13	2.17	0.45
1:C:161:LEU:HD21	1:C:379:ILE:HG23	1.98	0.45
1:E:23:LEU:C	1:E:23:LEU:HD13	2.37	0.45
1:F:23:LEU:HD13	1:F:23:LEU:C	2.37	0.45
1:F:305:ILE:HG23	1:G:260:ALA:HA	1.98	0.45
1:G:349:ILE:HG21	1:G:369:VAL:HG22	1.99	0.45
1:H:138:CYS:SG	1:H:144:ILE:HD13	2.56	0.45
1:L:385:THR:HG23	1:L:388:GLU:H	1.82	0.45
1:N:237:LEU:O	1:N:240:VAL:HG22	2.16	0.45
2:P:47:ARG:HD3	2:P:49:LEU:HD12	1.99	0.45
2:T:86:MET:HB2	2:T:90:ASP:OD2	2.16	0.45
1:B:220:ILE:CD1	1:B:296:THR:HG21	2.46	0.45
1:C:23:LEU:C	1:C:23:LEU:HD13	2.38	0.45
1:C:350:ARG:HA	1:C:353:ILE:HD12	1.98	0.45
1:D:247:LEU:HD13	1:D:248:LEU:N	2.32	0.45
1:F:100:ILE:HD13	1:F:514:MET:SD	2.56	0.45
1:I:348:GLN:O	1:I:352:GLN:HG3	2.17	0.45
1:K:247:LEU:H	1:K:273:VAL:HG12	1.81	0.45
1:N:149:THR:CG2	1:N:156:GLU:HA	2.47	0.45
2:O:17:VAL:HA	2:O:35:SER:HB2	1.97	0.45
2:U:65:VAL:HG12	2:U:94:ILE:HG12	1.99	0.45
1:A:200:LEU:HD22	1:A:254:VAL:HB	1.99	0.45
1:E:82:ASN:HB2	1:E:89:THR:HG21	1.98	0.45
1:F:205:ILE:HA	1:F:213:VAL:HG22	1.99	0.45
1:F:309:LEU:H	1:F:309:LEU:HD12	1.82	0.45
1:G:221:LEU:HD13	1:G:317:LEU:HD21	1.98	0.45
1:H:359:ASP:HA	1:H:362:ARG:NH1	2.31	0.45
1:J:178:GLU:OE2	1:J:322:ARG:HD3	2.17	0.45

Continued on next page...

Continued from previous page...

Atom-1	Atom-2	Interatomic distance (Å)	Clash overlap (Å)
1:M:186:GLU:HB2	1:M:380:LYS:HB2	1.98	0.45
1:A:227:ILE:HA	1:A:230:ILE:HB	1.99	0.44
1:B:291:ASP:HB2	1:B:372:LEU:HD21	2.00	0.44
1:B:353:ILE:HG12	1:B:366:GLN:NE2	2.33	0.44
1:H:259:LEU:O	1:H:263:VAL:HG23	2.17	0.44
1:I:214:GLU:HG2	1:I:324:VAL:HG12	1.99	0.44
1:K:149:THR:CG2	1:K:156:GLU:HA	2.47	0.44
1:K:259:LEU:O	1:K:263:VAL:HG23	2.17	0.44
1:M:215:LEU:HB2	1:M:323:VAL:CG1	2.47	0.44
1:D:23:LEU:HD13	1:D:23:LEU:C	2.37	0.44
1:D:230:ILE:HG23	1:D:309:LEU:HD23	1.99	0.44
1:E:65:LYS:O	1:E:69:MET:HG3	2.17	0.44
1:E:351:GLN:HG2	1:F:210:THR:OG1	2.17	0.44
1:G:147:VAL:HG12	1:G:494:LEU:HB2	1.99	0.44
1:G:215:LEU:O	1:G:322:ARG:HG3	2.17	0.44
1:G:247:LEU:HD21	1:G:317:LEU:HD13	1.99	0.44
1:L:259:LEU:O	1:L:263:VAL:HG23	2.17	0.44
1:M:197:ARG:HE	1:M:277:LYS:HB2	1.81	0.44
1:M:284:ARG:HG2	1:M:364:LYS:NZ	2.32	0.44
1:M:350:ARG:HA	1:M:353:ILE:HD12	2.00	0.44
1:N:421:ARG:O	1:N:425:LYS:HG2	2.17	0.44
2:T:54:VAL:HG23	2:T:54:VAL:O	2.18	0.44
1:B:195:PHE:CE1	1:B:330:THR:HB	2.52	0.44
1:B:214:GLU:HA	1:B:323:VAL:O	2.17	0.44
1:C:257:GLU:O	1:C:261:THR:HG22	2.17	0.44
1:F:85:ALA:O	1:F:401:HIS:HB3	2.17	0.44
1:F:220:ILE:CD1	1:F:296:THR:HG21	2.47	0.44
1:J:426:LEU:HD12	1:J:444:LEU:HD21	2.00	0.44
1:K:225:LYS:HD3	1:K:303:GLU:CD	2.37	0.44
1:M:174:VAL:HG21	1:M:194:GLN:HB3	1.98	0.44
1:M:428:ASP:O	1:M:430:ARG:HG2	2.17	0.44
1:N:69:MET:HE3	1:N:522:THR:HB	1.99	0.44
1:A:201:SER:HB3	1:A:259:LEU:HD22	1.99	0.44
1:A:305:ILE:HG22	1:A:306:GLY:N	2.25	0.44
1:C:199:TYR:HA	1:C:276:VAL:HG12	2.00	0.44
1:D:279:PRO:HD2	1:D:285:ARG:HB2	2.00	0.44
1:G:65:LYS:O	1:G:69:MET:HG3	2.18	0.44
1:G:278:ALA:HB1	1:G:279:PRO:HD2	1.99	0.44
1:G:418:ALA:O	1:G:422:VAL:HG13	2.17	0.44
1:H:31:LEU:HG	1:H:454:ILE:CD1	2.46	0.44
1:H:421:ARG:HD2	1:H:474:GLY:O	2.18	0.44

Continued on next page...

Continued from previous page...

Atom-1	Atom-2	Interatomic distance (Å)	Clash overlap (Å)
1:M:34:LYS:HB2	1:M:458:CYS:SG	2.57	0.44
2:O:14:ARG:NH2	2:O:84:LEU:HD21	2.32	0.44
2:T:4:ARG:HD2	2:T:5:PRO:HD2	1.99	0.44
2:T:14:ARG:NH2	2:T:84:LEU:HD21	2.32	0.44
1:B:229:ASN:C	1:B:231:ARG:H	2.19	0.44
1:D:147:VAL:O	1:D:150:ILE:HG22	2.17	0.44
1:E:417:VAL:HA	1:E:420:ILE:HG22	1.98	0.44
1:F:19:GLY:HA3	1:F:67:GLU:O	2.18	0.44
1:F:201:SER:HB3	1:F:259:LEU:HD22	2.00	0.44
1:F:207:LYS:CB	1:F:208:PRO:HD3	2.48	0.44
1:G:219:PHE:HB2	1:G:247:LEU:CD2	2.47	0.44
1:I:102:GLU:HB2	1:I:442:VAL:HG13	2.00	0.44
1:I:321:LYS:HD2	1:I:334:ASP:OD2	2.17	0.44
1:I:385:THR:HG23	1:I:388:GLU:H	1.82	0.44
1:A:313:THR:HB	1:A:315:GLU:HG3	1.99	0.44
1:D:417:VAL:HA	1:D:420:ILE:HG22	1.98	0.44
1:G:23:LEU:HD13	1:G:23:LEU:C	2.38	0.44
1:G:80:LYS:HD2	1:G:506:TYR:CE1	2.53	0.44
1:G:349:ILE:HD13	1:G:369:VAL:HG22	1.98	0.44
1:I:294:THR:HG21	1:I:345:ARG:HB2	1.99	0.44
1:M:351:GLN:O	1:M:354:GLU:HG2	2.18	0.44
2:Q:47:ARG:HG2	2:Q:49:LEU:H	1.83	0.44
2:S:43:VAL:HG13	2:S:57:LEU:HD12	1.99	0.44
1:B:349:ILE:HD13	1:B:369:VAL:HG22	1.99	0.44
1:C:222:LEU:HD23	1:C:289:LEU:HD22	1.99	0.44
1:E:305:ILE:HG23	1:F:263:VAL:HB	1.99	0.44
1:M:455:VAL:HG13	1:M:460:GLU:HB2	1.99	0.44
1:N:161:LEU:HD21	1:N:185:ASP:HB3	1.98	0.44
1:A:296:THR:HG22	1:A:335:GLY:HA3	1.99	0.44
1:C:102:GLU:CB	1:C:442:VAL:HG13	2.48	0.44
1:E:21:ASN:HA	1:E:97:GLN:HE22	1.83	0.44
1:H:160:LYS:O	1:H:164:GLU:HG3	2.18	0.44
1:I:179:ASP:HA	1:I:389:MET:CE	2.48	0.44
1:K:169:VAL:HG22	1:K:173:GLY:HA3	1.99	0.44
1:L:186:GLU:HB2	1:L:380:LYS:HB2	1.99	0.44
1:M:321:LYS:HD2	1:M:334:ASP:OD2	2.17	0.44
2:R:20:LYS:HA	2:R:28:THR:HG22	2.00	0.44
2:T:47:ARG:HG2	2:T:49:LEU:H	1.83	0.44
1:A:302:SER:CB	1:A:305:ILE:HD12	2.48	0.44
1:A:496:PRO:HG2	1:A:499:VAL:HG22	2.00	0.44
1:B:215:LEU:HB3	1:B:246:PRO:HB2	2.00	0.44

Continued on next page...

Continued from previous page...

Atom-1	Atom-2	Interatomic distance (Å)	Clash overlap (Å)
1:B:325:ILE:HG12	1:B:330:THR:HG23	2.00	0.44
1:E:21:ASN:HD22	1:E:97:GLN:HE22	1.66	0.44
1:G:281:PHE:HB3	1:G:284:ARG:HB2	1.99	0.44
1:H:266:THR:HG21	1:H:273:VAL:O	2.18	0.44
1:J:443:ALA:O	1:J:447:MET:HG3	2.18	0.44
1:M:199:TYR:CE2	1:M:327:LYS:HA	2.52	0.44
1:M:282:GLY:O	1:M:285:ARG:HG2	2.18	0.44
1:N:166:MET:HE2	1:N:171:LYS:HA	2.00	0.44
2:O:7:HIS:O	2:O:8:ASP:HB3	2.18	0.44
2:P:47:ARG:HB3	2:P:55:LYS:HG2	2.00	0.44
2:R:47:ARG:HB3	2:R:55:LYS:HG3	1.99	0.44
1:A:102:GLU:HB3	1:A:442:VAL:HG13	2.00	0.43
1:B:31:LEU:HD12	4:B:1526:ADP:H5'1	2.00	0.43
1:C:466:ALA:O	1:C:470:LYS:HG3	2.17	0.43
1:D:239:ALA:HB1	1:D:314:LEU:HD23	1.99	0.43
1:D:305:ILE:HD11	1:E:203:TYR:CZ	2.53	0.43
1:D:313:THR:HB	1:D:315:GLU:HG3	2.00	0.43
1:D:496:PRO:HG2	1:D:499:VAL:HG22	1.99	0.43
1:E:225:LYS:HD3	1:E:225:LYS:H	1.83	0.43
1:L:423:ALA:HA	1:L:444:LEU:HD22	1.98	0.43
1:N:277:LYS:HB2	1:N:277:LYS:NZ	2.33	0.43
1:B:199:TYR:CZ	1:B:202:PRO:HA	2.54	0.43
1:C:247:LEU:HB3	1:C:273:VAL:HG22	2.00	0.43
1:D:199:TYR:CZ	1:D:202:PRO:HA	2.53	0.43
1:D:229:ASN:HA	1:D:257:GLU:OE2	2.18	0.43
1:E:225:LYS:HZ3	1:E:309:LEU:HG	1.79	0.43
1:F:221:LEU:HD13	1:F:317:LEU:HD21	2.00	0.43
1:H:247:LEU:H	1:H:273:VAL:HG12	1.83	0.43
1:L:478:TYR:HB2	1:L:485:TYR:CE2	2.53	0.43
1:M:124:VAL:HG13	1:M:504:LEU:CD1	2.48	0.43
1:M:295:LEU:HD23	1:M:332:ILE:HD11	2.01	0.43
1:N:386:GLU:HG2	1:N:390:LYS:HE2	2.00	0.43
1:C:496:PRO:HG2	1:C:499:VAL:HG22	1.99	0.43
1:D:257:GLU:O	1:D:261:THR:HG22	2.18	0.43
1:E:147:VAL:O	1:E:150:ILE:HG22	2.18	0.43
1:E:244:GLY:C	1:E:245:LYS:HD2	2.38	0.43
1:E:496:PRO:HG2	1:E:499:VAL:HG22	2.00	0.43
1:F:247:LEU:HB3	1:F:273:VAL:HG13	2.01	0.43
1:H:3:ALA:HB1	1:N:63:GLU:HA	1.99	0.43
1:I:124:VAL:HG13	1:I:504:LEU:CD1	2.46	0.43
1:J:104:LEU:O	1:J:107:VAL:HG22	2.19	0.43

Continued on next page...

Continued from previous page...

Atom-1	Atom-2	Interatomic distance (Å)	Clash overlap (Å)
1:J:286:LYS:HE2	1:J:286:LYS:HA	2.01	0.43
1:L:124:VAL:HG13	1:L:504:LEU:CD1	2.48	0.43
1:M:130:GLU:OE1	1:M:130:GLU:HA	2.18	0.43
1:N:186:GLU:HB2	1:N:380:LYS:HB2	2.00	0.43
1:N:271:VAL:HG12	1:N:273:VAL:HG13	1.99	0.43
1:N:496:PRO:O	1:N:499:VAL:HG22	2.18	0.43
1:A:23:LEU:HD13	1:A:23:LEU:C	2.38	0.43
1:B:23:LEU:C	1:B:23:LEU:HD13	2.38	0.43
1:C:350:ARG:HD3	1:C:353:ILE:HD12	1.99	0.43
1:E:349:ILE:HG21	1:E:369:VAL:HG22	1.99	0.43
1:I:130:GLU:OE1	1:I:130:GLU:HA	2.19	0.43
1:K:218:PRO:HG2	1:K:323:VAL:HG12	1.99	0.43
1:M:197:ARG:HE	1:M:277:LYS:HZ3	1.66	0.43
1:M:223:ALA:HB3	1:M:251:ALA:HB2	1.99	0.43
1:M:478:TYR:HB2	1:M:485:TYR:CE2	2.54	0.43
2:S:7:HIS:O	2:S:8:ASP:HB3	2.19	0.43
1:C:174:VAL:HG21	1:C:367:GLU:HA	1.98	0.43
1:F:234:LEU:N	1:F:235:PRO:HD2	2.34	0.43
1:G:150:ILE:HG21	1:G:494:LEU:O	2.18	0.43
1:G:239:ALA:HB1	1:G:314:LEU:HD23	2.00	0.43
1:H:66:PHE:CZ	1:H:522:THR:HG22	2.54	0.43
1:K:222:LEU:HB3	1:K:289:LEU:HD11	2.00	0.43
1:L:56:VAL:O	1:L:60:ILE:HG12	2.18	0.43
1:N:112:ASN:HA	1:N:113:PRO:HD3	1.92	0.43
1:N:385:THR:HG23	1:N:387:VAL:H	1.82	0.43
2:P:77:LYS:HG3	2:P:81:GLU:O	2.19	0.43
1:A:5:ASP:HB2	1:A:524:LEU:HD23	1.99	0.43
1:A:65:LYS:O	1:A:69:MET:HG3	2.19	0.43
1:C:144:ILE:O	1:C:147:VAL:HG22	2.19	0.43
1:D:65:LYS:O	1:D:69:MET:HG3	2.18	0.43
1:E:247:LEU:HD13	1:E:248:LEU:N	2.33	0.43
1:H:271:VAL:HG12	1:H:273:VAL:HG13	1.99	0.43
1:I:32:GLY:HA2	1:I:454:ILE:HD12	2.00	0.43
2:U:43:VAL:HG13	2:U:57:LEU:HD12	2.01	0.43
1:B:52:ASP:OD1	1:B:54:VAL:HG12	2.19	0.43
1:D:496:PRO:HG2	1:D:499:VAL:CG2	2.49	0.43
1:E:215:LEU:O	1:E:322:ARG:HG3	2.18	0.43
1:E:418:ALA:O	1:E:422:VAL:HG13	2.18	0.43
1:F:199:TYR:O	1:F:199:TYR:HD1	2.02	0.43
1:G:230:ILE:CG2	1:G:309:LEU:HD21	2.43	0.43
1:H:277:LYS:NZ	1:H:277:LYS:HB2	2.33	0.43

Continued on next page...

Continued from previous page...

Atom-1	Atom-2	Interatomic distance (Å)	Clash overlap (Å)
1:H:423:ALA:HA	1:H:444:LEU:HD22	2.00	0.43
1:H:496:PRO:HD2	1:H:499:VAL:HG21	1.99	0.43
1:I:186:GLU:HB2	1:I:380:LYS:HB2	1.99	0.43
1:I:356:ALA:HB1	1:I:362:ARG:HH21	1.84	0.43
1:I:359:ASP:HA	1:I:362:ARG:HH12	1.81	0.43
1:I:504:LEU:O	1:I:504:LEU:HD22	2.19	0.43
1:K:496:PRO:O	1:K:499:VAL:HG22	2.18	0.43
1:L:102:GLU:HB2	1:L:442:VAL:HG13	2.00	0.43
1:M:277:LYS:HB2	1:M:277:LYS:NZ	2.33	0.43
2:P:14:ARG:NE	2:P:34:LYS:HE2	2.33	0.43
1:A:21:ASN:HA	1:A:97:GLN:HE22	1.83	0.43
1:A:214:GLU:HA	1:A:323:VAL:O	2.19	0.43
1:C:220:ILE:CD1	1:C:296:THR:HG21	2.49	0.43
1:D:272:LYS:HB2	1:D:272:LYS:NZ	2.34	0.43
1:E:246:PRO:HA	1:E:272:LYS:O	2.19	0.43
1:G:80:LYS:HD2	1:G:506:TYR:CZ	2.53	0.43
1:G:247:LEU:HB3	1:G:273:VAL:HG13	2.01	0.43
1:H:150:ILE:HD13	1:H:494:LEU:HD21	2.01	0.43
1:H:224:ASP:CG	1:H:286:LYS:HZ1	2.22	0.43
1:J:294:THR:HG21	1:J:345:ARG:HB2	2.00	0.43
1:J:359:ASP:HA	1:J:362:ARG:NH1	2.33	0.43
1:M:247:LEU:H	1:M:273:VAL:HG12	1.83	0.43
1:N:104:LEU:O	1:N:107:VAL:HG22	2.19	0.43
1:N:247:LEU:HB3	1:N:273:VAL:CG1	2.49	0.43
1:N:266:THR:HG21	1:N:273:VAL:O	2.19	0.43
1:B:417:VAL:HA	1:B:420:ILE:HG22	1.99	0.43
1:C:281:PHE:O	1:C:284:ARG:HB3	2.19	0.43
1:C:461:GLU:H	1:C:461:GLU:HG2	1.64	0.43
1:G:42:LYS:HE2	1:G:48:THR:OG1	2.18	0.43
1:G:239:ALA:HB1	1:G:314:LEU:CD2	2.49	0.43
1:I:27:VAL:HG11	1:I:93:THR:HG21	2.01	0.43
1:J:433:ASN:HB3	1:J:436:GLN:HG3	1.99	0.43
1:K:112:ASN:HA	1:K:113:PRO:HD3	1.92	0.43
1:L:149:THR:CG2	1:L:156:GLU:HA	2.49	0.43
1:M:247:LEU:HB3	1:M:273:VAL:HG11	2.01	0.43
1:N:138:CYS:SG	1:N:144:ILE:HD13	2.59	0.43
1:B:3:ALA:HB3	1:B:524:LEU:HD12	2.00	0.43
1:B:247:LEU:HD13	1:B:248:LEU:N	2.34	0.43
1:C:206:ASN:HB3	1:C:214:GLU:H	1.83	0.43
1:G:52:ASP:OD1	1:G:54:VAL:HG12	2.19	0.43
1:G:114:MET:HG3	1:G:118:ARG:NH1	2.34	0.43

Continued on next page...

Continued from previous page...

Atom-1	Atom-2	Interatomic distance (Å)	Clash overlap (Å)
1:H:263:VAL:O	1:H:267:MET:HG2	2.18	0.43
1:I:37:ASN:OD1	1:J:513:LEU:HD11	2.19	0.43
1:I:213:VAL:O	1:I:324:VAL:HA	2.18	0.43
1:I:237:LEU:O	1:I:240:VAL:HG22	2.19	0.43
1:I:277:LYS:HB2	1:I:277:LYS:NZ	2.33	0.43
1:K:290:GLN:OE1	1:K:290:GLN:HA	2.19	0.43
1:K:443:ALA:O	1:K:447:MET:HG3	2.19	0.43
1:M:400:LEU:HD21	1:M:404:ARG:HE	1.84	0.43
1:N:321:LYS:HD2	1:N:334:ASP:OD2	2.19	0.43
1:A:278:ALA:HB1	1:A:285:ARG:HB2	2.00	0.42
1:C:3:ALA:CB	1:C:524:LEU:HD12	2.49	0.42
1:G:199:TYR:CZ	1:G:202:PRO:HA	2.54	0.42
1:G:288:MET:HG2	1:G:368:ARG:HE	1.84	0.42
1:K:66:PHE:CZ	1:K:522:THR:HG22	2.54	0.42
1:L:294:THR:HG21	1:L:345:ARG:HB2	1.99	0.42
1:L:325:ILE:HG12	1:L:330:THR:HG23	2.01	0.42
1:M:290:GLN:OE1	1:M:290:GLN:HA	2.18	0.42
1:A:381:VAL:CG1	1:A:392:LYS:HG3	2.49	0.42
1:B:496:PRO:HG2	1:B:499:VAL:HG22	2.00	0.42
1:C:201:SER:HA	1:C:202:PRO:HD2	1.92	0.42
1:D:392:LYS:O	1:D:396:VAL:HG23	2.20	0.42
1:F:16:MET:O	1:F:20:VAL:HG23	2.19	0.42
1:F:80:LYS:HD2	1:F:506:TYR:CE1	2.54	0.42
1:I:112:ASN:HA	1:I:113:PRO:HD3	1.92	0.42
1:I:190:VAL:HG21	1:I:334:ASP:CG	2.39	0.42
1:J:7:LYS:HE3	1:J:15:LYS:NZ	2.34	0.42
1:J:271:VAL:HG12	1:J:273:VAL:HG13	2.01	0.42
1:J:287:ALA:HB1	1:J:368:ARG:NH2	2.35	0.42
1:K:205:ILE:CA	1:K:213:VAL:HG22	2.35	0.42
1:M:213:VAL:O	1:M:324:VAL:HA	2.19	0.42
1:A:80:LYS:HD2	1:A:506:TYR:CZ	2.54	0.42
1:A:291:ASP:HB2	1:A:372:LEU:HD21	2.01	0.42
1:B:309:LEU:H	1:B:309:LEU:HD12	1.84	0.42
1:E:313:THR:HB	1:E:315:GLU:HG3	2.01	0.42
1:G:496:PRO:HG2	1:G:499:VAL:CG2	2.49	0.42
1:K:227:ILE:HD11	1:K:309:LEU:HD11	2.00	0.42
1:M:325:ILE:HG12	1:M:330:THR:HG23	2.00	0.42
1:N:174:VAL:HG21	1:N:194:GLN:HB3	2.01	0.42
1:A:205:ILE:HA	1:A:213:VAL:HG22	2.01	0.42
1:A:348:GLN:HE21	1:A:348:GLN:HB2	1.74	0.42
1:B:210:THR:HG22	1:B:210:THR:O	2.20	0.42

Continued on next page...

Continued from previous page...

Atom-1	Atom-2	Interatomic distance (Å)	Clash overlap (Å)
1:B:247:LEU:CB	1:B:273:VAL:HG22	2.49	0.42
1:E:230:ILE:O	1:E:230:ILE:HG22	2.20	0.42
1:E:254:VAL:HG12	1:E:259:LEU:HG	2.01	0.42
1:E:353:ILE:HG12	1:E:366:GLN:NE2	2.34	0.42
1:F:149:THR:HG23	1:F:155:ASP:C	2.40	0.42
1:F:219:PHE:HB2	1:F:247:LEU:CD2	2.49	0.42
1:H:383:ALA:HB3	1:H:389:MET:HB2	2.01	0.42
1:J:237:LEU:O	1:J:240:VAL:HG22	2.19	0.42
1:K:102:GLU:HB2	1:K:442:VAL:HG13	2.02	0.42
1:N:222:LEU:HD22	1:N:289:LEU:HD11	2.01	0.42
2:Q:65:VAL:HG12	2:Q:94:ILE:HG12	2.01	0.42
2:T:20:LYS:HB3	2:T:27:LEU:CD1	2.49	0.42
1:B:288:MET:HG2	1:B:368:ARG:HE	1.84	0.42
1:B:326:ASN:OD1	1:B:329:THR:HB	2.20	0.42
1:B:351:GLN:HG2	1:C:210:THR:OG1	2.19	0.42
1:D:85:ALA:O	1:D:401:HIS:HB3	2.19	0.42
1:E:210:THR:HG22	1:E:210:THR:O	2.20	0.42
1:H:198:GLY:HA3	1:H:328:ASP:HA	2.01	0.42
1:J:69:MET:HE1	1:J:522:THR:HB	2.00	0.42
1:J:496:PRO:O	1:J:499:VAL:HG22	2.19	0.42
1:K:313:THR:HB	1:K:315:GLU:HG2	2.01	0.42
1:K:494:LEU:N	1:K:494:LEU:HD23	2.35	0.42
2:O:96:GLU:O	2:O:97:ALA:HB3	2.19	0.42
2:P:48:ILE:O	2:P:48:ILE:HG22	2.19	0.42
1:A:31:LEU:HD12	4:A:1526:ADP:H5'1	2.02	0.42
1:A:418:ALA:O	1:A:422:VAL:HG13	2.19	0.42
1:B:111:MET:CE	1:B:438:VAL:HG21	2.50	0.42
1:B:149:THR:HG23	1:B:155:ASP:C	2.40	0.42
1:B:219:PHE:O	1:B:247:LEU:HD22	2.20	0.42
1:C:278:ALA:HB1	1:C:279:PRO:HD2	2.01	0.42
1:D:80:LYS:HD2	1:D:506:TYR:CZ	2.54	0.42
1:D:102:GLU:CB	1:D:442:VAL:HG13	2.50	0.42
1:E:8:PHE:CD2	1:E:519:CYS:SG	3.12	0.42
1:E:31:LEU:HD22	1:E:94:VAL:HG21	2.02	0.42
1:F:111:MET:CE	1:F:438:VAL:HG21	2.49	0.42
1:F:254:VAL:HG12	1:F:259:LEU:HG	2.02	0.42
1:I:66:PHE:CZ	1:I:522:THR:HG22	2.54	0.42
1:I:179:ASP:HA	1:I:389:MET:HE3	2.01	0.42
1:I:194:GLN:HG3	1:I:331:THR:HB	2.01	0.42
1:M:149:THR:CG2	1:M:156:GLU:HA	2.50	0.42
1:M:197:ARG:NE	1:M:277:LYS:HZ3	2.18	0.42

Continued on next page...

Continued from previous page...

Atom-1	Atom-2	Interatomic distance (Å)	Clash overlap (Å)
1:M:224:ASP:HB3	1:M:302:SER:HA	2.02	0.42
2:O:20:LYS:HB3	2:O:27:LEU:HG	2.00	0.42
1:A:496:PRO:HG2	1:A:499:VAL:CG2	2.49	0.42
1:B:357:THR:HG23	1:B:357:THR:O	2.19	0.42
1:C:147:VAL:O	1:C:150:ILE:HG22	2.19	0.42
1:E:31:LEU:CD1	4:E:1526:ADP:H5'1	2.50	0.42
1:E:209:GLU:O	1:E:210:THR:CB	2.68	0.42
1:F:21:ASN:HD22	1:F:97:GLN:HE22	1.67	0.42
1:F:350:ARG:HD3	1:F:353:ILE:HD12	2.01	0.42
1:G:199:TYR:O	1:G:199:TYR:CD1	2.73	0.42
1:I:56:VAL:O	1:I:60:ILE:HG12	2.20	0.42
1:I:284:ARG:HG2	1:I:364:LYS:HZ1	1.85	0.42
1:J:138:CYS:SG	1:J:144:ILE:HD13	2.59	0.42
1:K:130:GLU:OE1	1:K:130:GLU:HA	2.19	0.42
1:K:363:GLU:O	1:K:367:GLU:HG3	2.19	0.42
1:L:124:VAL:O	1:L:128:VAL:HG23	2.19	0.42
1:L:179:ASP:HA	1:L:389:MET:CE	2.49	0.42
1:L:494:LEU:N	1:L:494:LEU:HD23	2.35	0.42
1:M:225:LYS:HD3	1:M:303:GLU:CG	2.49	0.42
1:N:131:LEU:CD1	1:N:422:VAL:HG11	2.49	0.42
1:N:215:LEU:HB2	1:N:323:VAL:CG1	2.50	0.42
2:R:11:ILE:HG12	2:R:85:ILE:HG12	2.02	0.42
2:S:8:ASP:O	2:S:87:SER:HA	2.19	0.42
1:C:227:ILE:HA	1:C:230:ILE:HG12	2.01	0.42
1:C:418:ALA:O	1:C:422:VAL:HG13	2.19	0.42
1:D:266:THR:CG2	1:D:273:VAL:H	2.32	0.42
1:E:230:ILE:O	1:E:230:ILE:CG2	2.68	0.42
1:F:351:GLN:HG2	1:G:210:THR:OG1	2.19	0.42
1:G:220:ILE:CD1	1:G:296:THR:HG21	2.50	0.42
1:H:217:SER:HA	1:H:320:ALA:O	2.18	0.42
1:I:293:ALA:HB2	1:I:300:VAL:HG13	2.02	0.42
1:K:191:GLU:HB3	1:K:295:LEU:HD11	2.01	0.42
1:K:409:GLU:OE1	1:K:498:LYS:HA	2.20	0.42
1:L:247:LEU:HB3	1:L:273:VAL:CG1	2.50	0.42
1:A:208:PRO:HB2	1:A:212:ALA:HB3	2.02	0.42
1:A:220:ILE:CD1	1:A:296:THR:HG21	2.49	0.42
1:B:147:VAL:O	1:B:150:ILE:HG22	2.20	0.42
1:C:114:MET:HG3	1:C:118:ARG:NH1	2.35	0.42
1:D:5:ASP:HB2	1:D:524:LEU:HD23	2.01	0.42
1:D:21:ASN:HA	1:D:97:GLN:HE22	1.85	0.42
1:D:149:THR:HG23	1:D:155:ASP:C	2.40	0.42

Continued on next page...

Continued from previous page...

Atom-1	Atom-2	Interatomic distance (Å)	Clash overlap (Å)
1:D:220:ILE:CD1	1:D:296:THR:HG21	2.50	0.42
1:E:52:ASP:OD1	1:E:54:VAL:HG12	2.19	0.42
1:E:219:PHE:HB2	1:E:247:LEU:CD2	2.50	0.42
1:E:219:PHE:O	1:E:247:LEU:HD22	2.20	0.42
1:F:266:THR:CG2	1:F:273:VAL:H	2.31	0.42
1:G:149:THR:HG23	1:G:155:ASP:C	2.40	0.42
1:G:214:GLU:HB3	1:G:322:ARG:HD3	2.02	0.42
1:G:247:LEU:HD13	1:G:248:LEU:N	2.34	0.42
1:I:458:CYS:O	1:J:114:MET:HG2	2.19	0.42
1:J:66:PHE:CZ	1:J:522:THR:HG22	2.54	0.42
1:L:351:GLN:O	1:L:354:GLU:HG2	2.19	0.42
1:L:356:ALA:HB1	1:L:362:ARG:NH2	2.35	0.42
1:N:42:LYS:HE2	1:N:48:THR:OG1	2.19	0.42
2:O:47:ARG:HB3	2:O:55:LYS:CG	2.49	0.42
2:O:48:ILE:HG22	2:O:48:ILE:O	2.20	0.42
2:Q:8:ASP:O	2:Q:87:SER:HA	2.19	0.42
2:U:17:VAL:HG22	2:U:35:SER:H	1.85	0.42
1:A:257:GLU:O	1:A:261:THR:HG22	2.20	0.42
1:A:417:VAL:HA	1:A:420:ILE:HG22	2.00	0.42
1:C:199:TYR:O	1:C:199:TYR:CD1	2.73	0.42
1:C:309:LEU:H	1:C:309:LEU:HD12	1.85	0.42
1:C:458:CYS:SG	1:C:480:ALA:HB1	2.60	0.42
1:D:199:TYR:O	1:D:199:TYR:CD1	2.72	0.42
1:D:349:ILE:HD13	1:D:369:VAL:HG22	2.02	0.42
1:G:419:LEU:HD11	1:G:500:THR:HG23	2.01	0.42
1:I:15:LYS:O	1:I:67:GLU:HG2	2.20	0.42
1:J:27:VAL:HG11	1:J:93:THR:HG21	2.02	0.42
1:K:200:LEU:HD12	1:K:200:LEU:N	2.35	0.42
1:L:31:LEU:HG	1:L:454:ILE:CD1	2.49	0.42
1:L:232:GLU:HB3	1:L:309:LEU:CB	2.49	0.42
1:N:359:ASP:HA	1:N:362:ARG:NH1	2.35	0.42
2:R:97:ALA:HB3	2:S:1:MET:HG3	2.02	0.42
2:T:55:LYS:H	2:T:55:LYS:HE2	1.84	0.42
1:A:355:GLU:HG3	1:A:357:THR:H	1.84	0.41
1:C:199:TYR:HB3	1:C:325:ILE:HG21	2.01	0.41
1:C:417:VAL:HA	1:C:420:ILE:HG22	2.00	0.41
1:E:150:ILE:HG21	1:E:494:LEU:O	2.18	0.41
1:E:262:LEU:HD11	1:E:273:VAL:CB	2.41	0.41
1:E:496:PRO:HG2	1:E:499:VAL:CG2	2.50	0.41
1:E:496:PRO:O	1:E:499:VAL:HG22	2.20	0.41
1:H:225:LYS:HD3	1:H:303:GLU:CG	2.50	0.41

Continued on next page...

Continued from previous page...

Atom-1	Atom-2	Interatomic distance (Å)	Clash overlap (Å)
1:I:290:GLN:OE1	1:I:290:GLN:HA	2.19	0.41
1:K:22:VAL:HG11	1:K:62:LEU:HD21	2.01	0.41
1:K:351:GLN:O	1:K:354:GLU:HG2	2.20	0.41
1:M:32:GLY:HA2	1:M:454:ILE:HD12	2.02	0.41
2:O:43:VAL:HG23	2:O:61:VAL:HG22	2.02	0.41
2:P:50:GLU:OE1	2:Q:51:ASN:HB2	2.19	0.41
2:P:96:GLU:O	2:P:97:ALA:HB2	2.19	0.41
2:R:43:VAL:HG23	2:R:61:VAL:HG22	2.02	0.41
2:R:57:LEU:HD22	2:R:88:GLU:HB2	2.02	0.41
2:T:43:VAL:HG23	2:T:61:VAL:HG22	2.01	0.41
1:D:215:LEU:HB3	1:D:246:PRO:HB2	2.02	0.41
1:E:225:LYS:HD3	1:E:225:LYS:N	2.35	0.41
1:F:246:PRO:HA	1:F:272:LYS:O	2.19	0.41
1:F:247:LEU:HD13	1:F:248:LEU:N	2.35	0.41
1:G:21:ASN:HD22	1:G:97:GLN:HE22	1.68	0.41
1:I:302:SER:HB2	1:I:305:ILE:HD12	2.01	0.41
1:I:494:LEU:N	1:I:494:LEU:HD23	2.35	0.41
1:J:277:LYS:HB2	1:J:277:LYS:NZ	2.35	0.41
1:K:386:GLU:HG2	1:K:390:LYS:HE2	2.02	0.41
1:L:247:LEU:H	1:L:273:VAL:HG12	1.85	0.41
1:L:478:TYR:CE2	1:L:480:ALA:HA	2.55	0.41
1:M:219:PHE:HB3	1:M:317:LEU:HD23	2.02	0.41
1:N:227:ILE:HD11	1:N:309:LEU:HD11	2.02	0.41
2:R:6:LEU:HD22	2:R:6:LEU:HA	1.72	0.41
1:A:247:LEU:HD13	1:A:248:LEU:N	2.34	0.41
1:A:353:ILE:HG12	1:A:366:GLN:HE22	1.85	0.41
1:B:381:VAL:CG1	1:B:392:LYS:HG3	2.50	0.41
1:D:31:LEU:HD22	1:D:94:VAL:HG21	2.02	0.41
1:F:21:ASN:HA	1:F:97:GLN:HE22	1.85	0.41
1:F:496:PRO:HG2	1:F:499:VAL:CG2	2.49	0.41
1:G:414:GLY:O	1:G:417:VAL:HG12	2.21	0.41
1:H:209:GLU:HA	1:H:209:GLU:OE1	2.21	0.41
1:H:218:PRO:HG2	1:H:323:VAL:HG12	2.01	0.41
1:H:237:LEU:O	1:H:240:VAL:HG22	2.19	0.41
1:I:74:VAL:O	1:I:77:VAL:HG12	2.20	0.41
1:L:36:ARG:CD	1:M:516:THR:HB	2.50	0.41
1:L:49:ILE:HD13	1:M:513:LEU:HD21	2.02	0.41
1:L:131:LEU:CD1	1:L:412:VAL:HG11	2.50	0.41
1:M:193:MET:H	1:M:332:ILE:HG13	1.85	0.41
1:M:496:PRO:HD2	1:M:499:VAL:CG2	2.50	0.41
2:R:73:VAL:HG11	2:R:84:LEU:HD23	2.01	0.41

Continued on next page...

Continued from previous page...

Atom-1	Atom-2	Interatomic distance (Å)	Clash overlap (Å)
1:A:449:ALA:HA	1:A:452:ARG:CG	2.51	0.41
1:B:214:GLU:HB3	1:B:322:ARG:HD3	2.02	0.41
1:C:195:PHE:CE1	1:C:197:ARG:HB2	2.55	0.41
1:C:199:TYR:CZ	1:C:202:PRO:HA	2.55	0.41
1:D:309:LEU:H	1:D:309:LEU:HD12	1.85	0.41
1:F:204:PHE:CE1	1:F:266:THR:HB	2.54	0.41
1:F:417:VAL:HA	1:F:420:ILE:HG22	2.02	0.41
1:G:352:GLN:C	1:G:365:LEU:HD11	2.40	0.41
1:I:351:GLN:O	1:I:354:GLU:HG2	2.20	0.41
2:O:8:ASP:O	2:O:87:SER:HA	2.21	0.41
2:R:14:ARG:NH2	2:R:84:LEU:HD21	2.35	0.41
2:S:47:ARG:HD3	2:S:49:LEU:HD12	2.01	0.41
2:T:47:ARG:HB3	2:T:55:LYS:HG2	2.03	0.41
2:T:55:LYS:H	2:T:55:LYS:CE	2.33	0.41
1:A:496:PRO:O	1:A:499:VAL:HG22	2.20	0.41
1:B:85:ALA:O	1:B:401:HIS:HB3	2.19	0.41
1:C:219:PHE:HB2	1:C:247:LEU:HD22	2.02	0.41
1:E:208:PRO:HB2	1:E:212:ALA:HB3	2.01	0.41
1:E:215:LEU:HB3	1:E:246:PRO:HB2	2.01	0.41
1:G:217:SER:N	1:G:218:PRO:HD3	2.35	0.41
1:H:215:LEU:HB2	1:H:323:VAL:CG1	2.50	0.41
1:I:193:MET:H	1:I:332:ILE:HG13	1.86	0.41
1:J:179:ASP:HA	1:J:389:MET:HE3	2.03	0.41
1:J:496:PRO:HD2	1:J:499:VAL:CG2	2.50	0.41
1:K:321:LYS:HD2	1:K:334:ASP:OD2	2.20	0.41
1:L:271:VAL:HG12	1:L:273:VAL:HG13	2.02	0.41
1:M:138:CYS:SG	1:M:143:ALA:HB1	2.60	0.41
1:M:504:LEU:O	1:M:504:LEU:HD22	2.20	0.41
1:N:65:LYS:O	1:N:66:PHE:HB2	2.21	0.41
1:N:69:MET:HE1	1:N:521:VAL:O	2.21	0.41
1:N:124:VAL:O	1:N:128:VAL:HG23	2.19	0.41
1:N:130:GLU:OE1	1:N:130:GLU:HA	2.20	0.41
1:N:346:VAL:O	1:N:350:ARG:HG2	2.20	0.41
2:R:3:ILE:O	2:R:3:ILE:HD12	2.21	0.41
2:S:31:ALA:O	2:S:32:ALA:HB2	2.21	0.41
2:U:78:ILE:CD1	2:U:83:VAL:HG21	2.50	0.41
1:B:496:PRO:HG2	1:B:499:VAL:CG2	2.51	0.41
1:C:52:ASP:OD1	1:C:54:VAL:HG12	2.20	0.41
1:C:200:LEU:HD22	1:C:254:VAL:HB	2.02	0.41
1:C:296:THR:HG22	1:C:335:GLY:HA3	2.02	0.41
1:D:214:GLU:HA	1:D:323:VAL:O	2.21	0.41

Continued on next page...

Continued from previous page...

Atom-1	Atom-2	Interatomic distance (Å)	Clash overlap (Å)
1:D:286:LYS:HA	1:D:289:LEU:HD12	2.01	0.41
1:F:144:ILE:O	1:F:147:VAL:HG22	2.21	0.41
1:G:144:ILE:O	1:G:147:VAL:HG22	2.21	0.41
1:H:22:VAL:HG11	1:H:62:LEU:HD21	2.01	0.41
1:H:166:MET:HE2	1:H:171:LYS:HG2	2.03	0.41
1:I:149:THR:CG2	1:I:156:GLU:HA	2.51	0.41
1:I:284:ARG:HG2	1:I:364:LYS:NZ	2.35	0.41
1:K:385:THR:HG23	1:K:388:GLU:H	1.86	0.41
1:L:284:ARG:HD3	1:L:284:ARG:H	1.84	0.41
1:L:426:LEU:HD12	1:L:444:LEU:HD21	2.02	0.41
1:M:247:LEU:HD13	1:M:247:LEU:C	2.41	0.41
1:M:284:ARG:HG2	1:M:364:LYS:HZ1	1.86	0.41
1:M:494:LEU:HD23	1:M:494:LEU:N	2.36	0.41
2:U:47:ARG:CD	2:U:49:LEU:HD12	2.40	0.41
1:A:161:LEU:HD21	1:A:379:ILE:HG23	2.02	0.41
1:A:217:SER:N	1:A:218:PRO:HD3	2.35	0.41
1:A:346:VAL:O	1:A:349:ILE:HB	2.20	0.41
1:C:291:ASP:HB2	1:C:372:LEU:HD21	2.02	0.41
1:D:287:ALA:HB1	1:D:368:ARG:HH22	1.86	0.41
1:E:102:GLU:CB	1:E:442:VAL:HG13	2.51	0.41
1:E:245:LYS:HD2	1:E:245:LYS:N	2.36	0.41
1:I:180:GLY:H	1:I:389:MET:HE3	1.86	0.41
1:K:107:VAL:HG11	1:K:515:ILE:HG23	2.03	0.41
1:K:277:LYS:HB2	1:K:277:LYS:NZ	2.35	0.41
1:K:295:LEU:HD23	1:K:332:ILE:HD11	2.03	0.41
1:M:106:ALA:HB1	1:M:111:MET:SD	2.61	0.41
1:M:180:GLY:H	1:M:389:MET:HE3	1.85	0.41
1:N:193:MET:H	1:N:332:ILE:HG13	1.86	0.41
2:P:6:LEU:HD13	2:P:7:HIS:CD2	2.56	0.41
2:R:20:LYS:HG2	2:R:27:LEU:HG	2.02	0.41
1:A:230:ILE:HG23	1:A:309:LEU:CD2	2.45	0.41
1:A:478:TYR:HB2	1:A:485:TYR:CE2	2.56	0.41
1:B:229:ASN:HA	1:B:257:GLU:OE2	2.20	0.41
1:B:349:ILE:HG21	1:B:369:VAL:HG22	2.03	0.41
1:C:496:PRO:HG2	1:C:499:VAL:CG2	2.51	0.41
1:E:252:GLU:HA	1:E:285:ARG:HH11	1.86	0.41
1:F:414:GLY:HA2	1:F:495:ASP:OD2	2.21	0.41
1:G:201:SER:HA	1:G:202:PRO:HD2	1.91	0.41
1:H:247:LEU:HB3	1:H:273:VAL:CG1	2.51	0.41
1:J:140:ASP:O	1:J:144:ILE:HG12	2.21	0.41
1:K:65:LYS:HB3	1:K:522:THR:HG21	2.02	0.41

Continued on next page...

Continued from previous page...

Atom-1	Atom-2	Interatomic distance (Å)	Clash overlap (Å)
1:K:122:LYS:HE2	1:K:429:LEU:HD11	2.03	0.41
1:K:433:ASN:HB3	1:K:436:GLN:HG3	2.02	0.41
1:L:150:ILE:HG21	1:L:494:LEU:CD2	2.51	0.41
1:L:350:ARG:HA	1:L:353:ILE:HD12	2.02	0.41
1:L:496:PRO:O	1:L:499:VAL:HG22	2.21	0.41
1:M:496:PRO:O	1:M:499:VAL:HG22	2.20	0.41
1:N:228:SER:O	1:N:257:GLU:HB3	2.21	0.41
1:A:21:ASN:HD22	1:A:97:GLN:HE22	1.67	0.41
1:A:200:LEU:N	1:A:200:LEU:HD12	2.36	0.41
1:A:354:GLU:HG3	1:A:354:GLU:O	2.20	0.41
1:C:265:ASN:O	1:C:270:ILE:HB	2.21	0.41
1:C:392:LYS:O	1:C:396:VAL:HG23	2.20	0.41
1:D:247:LEU:HB3	1:D:273:VAL:HG22	2.03	0.41
1:E:85:ALA:O	1:E:401:HIS:HB3	2.21	0.41
1:E:130:GLU:O	1:E:134:LEU:HD13	2.21	0.41
1:E:392:LYS:O	1:E:396:VAL:HG23	2.20	0.41
1:F:199:TYR:CZ	1:F:202:PRO:HA	2.56	0.41
1:F:288:MET:HG2	1:F:368:ARG:HE	1.85	0.41
1:F:349:ILE:HG22	1:F:353:ILE:HG13	2.02	0.41
1:G:102:GLU:CB	1:G:442:VAL:HG13	2.51	0.41
1:G:215:LEU:HB3	1:G:246:PRO:HB2	2.03	0.41
1:G:354:GLU:O	1:G:354:GLU:CG	2.69	0.41
1:H:130:GLU:HA	1:H:130:GLU:OE1	2.20	0.41
1:I:496:PRO:O	1:I:499:VAL:HG22	2.21	0.41
1:J:63:GLU:OE1	1:K:524:LEU:HD11	2.21	0.41
1:J:107:VAL:HG11	1:J:515:ILE:HG23	2.03	0.41
1:J:193:MET:H	1:J:332:ILE:HG13	1.85	0.41
1:K:131:LEU:CD1	1:K:422:VAL:HG11	2.44	0.41
1:L:13:ARG:HA	1:L:16:MET:CE	2.50	0.41
1:L:20:VAL:CG2	1:L:74:VAL:HG21	2.49	0.41
1:L:222:LEU:HD22	1:L:289:LEU:HD11	2.02	0.41
1:L:287:ALA:HB1	1:L:368:ARG:NH2	2.36	0.41
1:M:17:LEU:HD22	1:M:104:LEU:HD23	2.03	0.41
1:N:31:LEU:HG	1:N:454:ILE:CD1	2.49	0.41
1:N:66:PHE:CZ	1:N:522:THR:HG22	2.56	0.41
1:N:178:GLU:OE2	1:N:322:ARG:HD3	2.20	0.41
1:N:209:GLU:OE1	1:N:209:GLU:HA	2.21	0.41
1:N:319:GLN:HB2	1:N:336:VAL:HG21	2.03	0.41
1:N:494:LEU:N	1:N:494:LEU:HD23	2.35	0.41
2:Q:96:GLU:O	2:Q:97:ALA:HB3	2.19	0.41
2:S:6:LEU:O	2:S:9:ARG:HB2	2.20	0.41

Continued on next page...

Continued from previous page...

Atom-1	Atom-2	Interatomic distance (Å)	Clash overlap (Å)
2:S:73:VAL:HG11	2:S:84:LEU:HD23	2.03	0.41
1:B:124:VAL:O	1:B:128:VAL:HG23	2.21	0.41
1:D:221:LEU:HD13	1:D:317:LEU:HD21	2.02	0.41
1:D:288:MET:HG2	1:D:368:ARG:HE	1.85	0.41
1:E:144:ILE:O	1:E:147:VAL:HG22	2.21	0.41
1:F:418:ALA:O	1:F:422:VAL:HG13	2.21	0.41
1:G:348:GLN:HE22	1:G:352:GLN:NE2	2.18	0.41
1:K:32:GLY:HA2	1:K:454:ILE:HD12	2.03	0.41
1:K:215:LEU:HB2	1:K:323:VAL:CG1	2.51	0.41
1:K:294:THR:HG21	1:K:345:ARG:HB2	2.02	0.41
1:L:319:GLN:HB2	1:L:336:VAL:HG21	2.03	0.41
1:M:271:VAL:HG12	1:M:273:VAL:HG13	2.03	0.41
2:O:3:ILE:CG2	2:U:66:ILE:HD12	2.51	0.41
1:E:142:LYS:O	1:E:146:GLN:HG3	2.21	0.40
1:E:278:ALA:HB1	1:E:285:ARG:HB2	2.03	0.40
1:F:217:SER:N	1:F:218:PRO:CD	2.84	0.40
1:F:464:VAL:HG22	1:L:467:ASN:ND2	2.37	0.40
1:G:56:VAL:O	1:G:60:ILE:HG12	2.21	0.40
1:G:288:MET:HG3	1:G:368:ARG:HH21	1.87	0.40
1:G:414:GLY:HA2	1:G:495:ASP:OD2	2.21	0.40
1:H:294:THR:HG21	1:H:345:ARG:HB2	2.03	0.40
1:I:161:LEU:HD21	1:I:185:ASP:HB3	2.03	0.40
1:I:443:ALA:O	1:I:447:MET:HG3	2.21	0.40
1:J:34:LYS:HB2	1:J:458:CYS:SG	2.61	0.40
1:J:325:ILE:HG12	1:J:330:THR:HG23	2.03	0.40
1:K:131:LEU:HD21	1:K:500:THR:HG22	2.03	0.40
1:L:277:LYS:HB2	1:L:277:LYS:NZ	2.35	0.40
1:N:348:GLN:O	1:N:352:GLN:HG3	2.21	0.40
1:N:423:ALA:HA	1:N:444:LEU:HD22	2.03	0.40
1:A:230:ILE:CG2	1:A:309:LEU:HD21	2.44	0.40
1:B:458:CYS:SG	1:B:480:ALA:HB1	2.61	0.40
1:B:496:PRO:O	1:B:499:VAL:HG22	2.20	0.40
1:C:65:LYS:O	1:C:69:MET:HG3	2.21	0.40
1:C:73:MET:HG2	1:D:47:PRO:HG2	2.02	0.40
1:C:266:THR:CG2	1:C:273:VAL:H	2.33	0.40
1:C:414:GLY:O	1:C:417:VAL:HG12	2.21	0.40
1:D:193:MET:SD	1:D:371:LYS:HB3	2.60	0.40
1:E:443:ALA:O	1:E:447:MET:HG3	2.21	0.40
1:G:204:PHE:CD1	1:G:266:THR:HB	2.56	0.40
1:G:296:THR:HG22	1:G:335:GLY:HA3	2.03	0.40
1:H:313:THR:HG22	1:H:314:LEU:N	2.31	0.40

Continued on next page...

Continued from previous page...

Atom-1	Atom-2	Interatomic distance (Å)	Clash overlap (Å)
1:I:247:LEU:H	1:I:273:VAL:HG12	1.86	0.40
1:J:112:ASN:HA	1:J:113:PRO:HD3	1.93	0.40
1:J:225:LYS:HD3	1:J:303:GLU:HG3	2.03	0.40
2:R:16:GLU:HA	2:R:16:GLU:OE1	2.22	0.40
1:A:217:SER:N	1:A:218:PRO:CD	2.84	0.40
1:B:102:GLU:CB	1:B:442:VAL:HG13	2.51	0.40
1:B:240:VAL:HG21	1:B:247:LEU:HD23	2.04	0.40
1:C:313:THR:HB	1:C:315:GLU:HG3	2.03	0.40
1:D:42:LYS:HB3	1:D:44:PHE:CD2	2.56	0.40
1:D:195:PHE:O	1:D:329:THR:HG23	2.20	0.40
1:E:31:LEU:HD12	4:E:1526:ADP:H5'1	2.02	0.40
1:E:313:THR:HG22	1:E:314:LEU:N	2.36	0.40
1:F:346:VAL:O	1:F:349:ILE:HB	2.21	0.40
1:F:475:ASN:HB2	1:F:487:ASN:ND2	2.36	0.40
1:G:20:VAL:HG13	1:G:74:VAL:HG11	2.04	0.40
1:K:237:LEU:O	1:K:240:VAL:HG22	2.21	0.40
1:M:15:LYS:O	1:M:67:GLU:HA	2.22	0.40
1:M:248:LEU:HD13	1:M:248:LEU:C	2.42	0.40
1:N:74:VAL:O	1:N:77:VAL:HG12	2.21	0.40
2:P:14:ARG:CD	2:P:34:LYS:HE2	2.51	0.40
2:P:43:VAL:HG23	2:P:61:VAL:HG22	2.03	0.40
2:U:37:ARG:HG3	2:U:66:ILE:HG12	2.03	0.40
1:A:209:GLU:O	1:A:210:THR:CB	2.69	0.40
1:B:31:LEU:HD22	1:B:94:VAL:HG21	2.03	0.40
1:B:231:ARG:HE	1:B:261:THR:HG21	1.86	0.40
1:G:217:SER:N	1:G:218:PRO:CD	2.84	0.40
1:G:266:THR:CG2	1:G:273:VAL:H	2.33	0.40
1:G:345:ARG:O	1:G:348:GLN:HG3	2.22	0.40
1:G:449:ALA:HA	1:G:452:ARG:CG	2.51	0.40
1:H:409:GLU:OE1	1:H:498:LYS:HA	2.20	0.40
1:J:284:ARG:HG2	1:J:364:LYS:NZ	2.37	0.40
1:J:295:LEU:HD23	1:J:332:ILE:HD11	2.03	0.40
1:J:409:GLU:OE1	1:J:498:LYS:HA	2.22	0.40
1:K:27:VAL:HG11	1:K:93:THR:HG21	2.03	0.40
1:N:46:ALA:HB1	1:N:47:PRO:HD2	2.04	0.40
1:N:325:ILE:HG12	1:N:330:THR:HG23	2.03	0.40
1:B:350:ARG:HA	1:B:353:ILE:HD12	2.04	0.40
1:D:230:ILE:HG12	1:D:309:LEU:HD21	2.03	0.40
1:D:414:GLY:O	1:D:417:VAL:HG12	2.21	0.40
1:E:124:VAL:O	1:E:128:VAL:HG23	2.22	0.40
1:E:309:LEU:HD12	1:E:309:LEU:N	2.37	0.40

Continued on next page...

Continued from previous page...

Atom-1	Atom-2	Interatomic distance (Å)	Clash overlap (Å)
1:H:130:GLU:HB3	1:H:422:VAL:HG12	2.03	0.40
1:J:74:VAL:O	1:J:77:VAL:HG12	2.22	0.40
1:K:356:ALA:CB	1:K:362:ARG:HH21	2.35	0.40
1:M:478:TYR:CE2	1:M:480:ALA:HA	2.57	0.40
2:S:52:GLY:O	2:S:53:GLU:HG2	2.22	0.40

There are no symmetry-related clashes.

5.3 Torsion angles (i)

5.3.1 Protein backbone (i)

In the following table, the Percentiles column shows the percent Ramachandran outliers of the chain as a percentile score with respect to all PDB entries followed by that with respect to all EM entries.

The Analysed column shows the number of residues for which the backbone conformation was analysed, and the total number of residues.

Mol	Chain	Analysed	Favoured	Allowed	Outliers	Percentiles	
1	A	523/526 (99%)	504 (96%)	12 (2%)	7 (1%)	12	48
1	B	523/526 (99%)	505 (97%)	10 (2%)	8 (2%)	10	46
1	C	523/526 (99%)	502 (96%)	14 (3%)	7 (1%)	12	48
1	D	523/526 (99%)	502 (96%)	12 (2%)	9 (2%)	9	42
1	E	523/526 (99%)	507 (97%)	7 (1%)	9 (2%)	9	42
1	F	523/526 (99%)	504 (96%)	13 (2%)	6 (1%)	14	52
1	G	523/526 (99%)	505 (97%)	12 (2%)	6 (1%)	14	52
1	H	523/526 (99%)	514 (98%)	7 (1%)	2 (0%)	34	72
1	I	523/526 (99%)	511 (98%)	9 (2%)	3 (1%)	25	66
1	J	523/526 (99%)	514 (98%)	7 (1%)	2 (0%)	34	72
1	K	523/526 (99%)	516 (99%)	6 (1%)	1 (0%)	47	81
1	L	523/526 (99%)	512 (98%)	8 (2%)	3 (1%)	25	66
1	M	523/526 (99%)	512 (98%)	9 (2%)	2 (0%)	34	72
1	N	523/526 (99%)	513 (98%)	9 (2%)	1 (0%)	47	81
2	O	95/97 (98%)	89 (94%)	4 (4%)	2 (2%)	7	36
2	P	95/97 (98%)	88 (93%)	3 (3%)	4 (4%)	3	22

Continued on next page...

Continued from previous page...

Mol	Chain	Analysed	Favoured	Allowed	Outliers	Percentiles	
2	Q	95/97 (98%)	91 (96%)	1 (1%)	3 (3%)	4	26
2	R	95/97 (98%)	87 (92%)	4 (4%)	4 (4%)	3	22
2	S	95/97 (98%)	89 (94%)	2 (2%)	4 (4%)	3	22
2	T	95/97 (98%)	90 (95%)	1 (1%)	4 (4%)	3	22
2	U	95/97 (98%)	86 (90%)	7 (7%)	2 (2%)	7	36
All	All	7987/8043 (99%)	7741 (97%)	157 (2%)	89 (1%)	18	52

All (89) Ramachandran outliers are listed below:

Mol	Chain	Res	Type
1	A	210	THR
1	A	233	MET
1	B	233	MET
1	B	312	ALA
1	B	358	SER
1	C	233	MET
1	C	312	ALA
1	D	233	MET
1	D	358	SER
1	E	233	MET
1	F	207	LYS
1	F	233	MET
1	G	233	MET
1	H	66	PHE
1	I	43	SER
1	J	66	PHE
1	K	66	PHE
1	L	66	PHE
1	M	66	PHE
2	O	7	HIS
2	O	53	GLU
2	P	32	ALA
2	Q	51	ASN
2	R	21	SER
2	R	32	ALA
2	S	32	ALA
2	S	53	GLU
2	T	7	HIS
2	T	51	ASN
2	T	53	GLU

Continued on next page...

Continued from previous page...

Mol	Chain	Res	Type
2	U	51	ASN
1	A	207	LYS
1	A	306	GLY
1	A	358	SER
1	B	207	LYS
1	D	207	LYS
1	D	231	ARG
1	E	207	LYS
1	E	210	THR
1	E	230	ILE
1	F	305	ILE
1	G	207	LYS
1	I	66	PHE
1	I	525	PRO
1	N	66	PHE
2	P	7	HIS
2	Q	53	GLU
2	R	52	GLY
2	S	23	GLY
2	U	7	HIS
1	A	230	ILE
1	A	312	ALA
1	B	210	THR
1	C	207	LYS
1	C	358	SER
1	D	312	ALA
1	E	312	ALA
1	E	358	SER
1	F	358	SER
1	G	312	ALA
1	L	43	SER
1	D	210	THR
1	F	230	ILE
1	G	210	THR
1	G	230	ILE
2	P	51	ASN
2	P	52	GLY
2	S	51	ASN
1	B	230	ILE
1	B	306	GLY
1	C	306	GLY
1	D	305	ILE

Continued on next page...

Continued from previous page...

Mol	Chain	Res	Type
1	G	305	ILE
2	Q	20	LYS
2	R	51	ASN
1	C	525	PRO
1	J	152	ALA
1	M	461	GLU
2	T	54	VAL
1	B	305	ILE
1	D	525	PRO
1	C	305	ILE
1	D	45	GLY
1	E	282	GLY
1	E	305	ILE
1	E	280	GLY
1	F	280	GLY
1	H	462	PRO
1	L	337	GLY

5.3.2 Protein sidechains (i)

In the following table, the Percentiles column shows the percent sidechain outliers of the chain as a percentile score with respect to all PDB entries followed by that with respect to all EM entries.

The Analysed column shows the number of residues for which the sidechain conformation was analysed, and the total number of residues.

Mol	Chain	Analysed	Rotameric	Outliers	Percentiles	
1	A	404/406 (100%)	392 (97%)	12 (3%)	41	63
1	B	404/406 (100%)	394 (98%)	10 (2%)	47	68
1	C	404/406 (100%)	388 (96%)	16 (4%)	31	55
1	D	404/406 (100%)	386 (96%)	18 (4%)	27	52
1	E	404/406 (100%)	388 (96%)	16 (4%)	31	55
1	F	404/406 (100%)	387 (96%)	17 (4%)	30	54
1	G	404/406 (100%)	392 (97%)	12 (3%)	41	63
1	H	404/406 (100%)	392 (97%)	12 (3%)	41	63
1	I	404/406 (100%)	393 (97%)	11 (3%)	44	65
1	J	404/406 (100%)	394 (98%)	10 (2%)	47	68
1	K	404/406 (100%)	394 (98%)	10 (2%)	47	68

Continued on next page...

Continued from previous page...

Mol	Chain	Analysed	Rotameric	Outliers	Percentiles	
1	L	404/406 (100%)	393 (97%)	11 (3%)	44	65
1	M	404/406 (100%)	392 (97%)	12 (3%)	41	63
1	N	404/406 (100%)	392 (97%)	12 (3%)	41	63
2	O	80/80 (100%)	73 (91%)	7 (9%)	10	31
2	P	80/80 (100%)	72 (90%)	8 (10%)	7	26
2	Q	80/80 (100%)	77 (96%)	3 (4%)	33	57
2	R	80/80 (100%)	73 (91%)	7 (9%)	10	31
2	S	80/80 (100%)	75 (94%)	5 (6%)	18	43
2	T	80/80 (100%)	77 (96%)	3 (4%)	33	57
2	U	80/80 (100%)	76 (95%)	4 (5%)	24	49
All	All	6216/6244 (100%)	6000 (96%)	216 (4%)	39	59

All (216) residues with a non-rotameric sidechain are listed below:

Mol	Chain	Res	Type
1	A	4	LYS
1	A	77	VAL
1	A	199	TYR
1	A	207	LYS
1	A	217	SER
1	A	225	LYS
1	A	257	GLU
1	A	261	THR
1	A	315	GLU
1	A	348	GLN
1	A	360	TYR
1	A	461	GLU
1	B	77	VAL
1	B	199	TYR
1	B	225	LYS
1	B	257	GLU
1	B	261	THR
1	B	267	MET
1	B	290	GLN
1	B	348	GLN
1	B	357	THR
1	B	360	TYR
1	C	77	VAL

Continued on next page...

Continued from previous page...

Mol	Chain	Res	Type
1	C	199	TYR
1	C	207	LYS
1	C	210	THR
1	C	225	LYS
1	C	229	ASN
1	C	247	LEU
1	C	255	GLU
1	C	257	GLU
1	C	261	THR
1	C	271	VAL
1	C	290	GLN
1	C	315	GLU
1	C	348	GLN
1	C	360	TYR
1	C	461	GLU
1	D	77	VAL
1	D	197	ARG
1	D	199	TYR
1	D	207	LYS
1	D	225	LYS
1	D	230	ILE
1	D	231	ARG
1	D	238	GLU
1	D	247	LEU
1	D	255	GLU
1	D	257	GLU
1	D	261	THR
1	D	267	MET
1	D	268	ARG
1	D	315	GLU
1	D	348	GLN
1	D	360	TYR
1	D	461	GLU
1	E	18	ARG
1	E	77	VAL
1	E	199	TYR
1	E	225	LYS
1	E	242	LYS
1	E	257	GLU
1	E	261	THR
1	E	267	MET
1	E	290	GLN

Continued on next page...

Continued from previous page...

Mol	Chain	Res	Type
1	E	302	SER
1	E	303	GLU
1	E	315	GLU
1	E	348	GLN
1	E	360	TYR
1	E	440	ILE
1	E	461	GLU
1	F	4	LYS
1	F	77	VAL
1	F	183	LEU
1	F	199	TYR
1	F	207	LYS
1	F	226	LYS
1	F	230	ILE
1	F	247	LEU
1	F	257	GLU
1	F	261	THR
1	F	267	MET
1	F	303	GLU
1	F	315	GLU
1	F	348	GLN
1	F	360	TYR
1	F	366	GLN
1	F	461	GLU
1	G	77	VAL
1	G	197	ARG
1	G	199	TYR
1	G	247	LEU
1	G	261	THR
1	G	267	MET
1	G	303	GLU
1	G	315	GLU
1	G	348	GLN
1	G	354	GLU
1	G	360	TYR
1	G	461	GLU
1	H	37	ASN
1	H	129	GLU
1	H	172	GLU
1	H	197	ARG
1	H	230	ILE
1	H	233	MET

Continued on next page...

Continued from previous page...

Mol	Chain	Res	Type
1	H	268	ARG
1	H	284	ARG
1	H	389	MET
1	H	421	ARG
1	H	426	LEU
1	H	494	LEU
1	I	37	ASN
1	I	43	SER
1	I	172	GLU
1	I	230	ILE
1	I	284	ARG
1	I	288	MET
1	I	389	MET
1	I	421	ARG
1	I	426	LEU
1	I	432	GLN
1	I	504	LEU
1	J	8	PHE
1	J	44	PHE
1	J	233	MET
1	J	284	ARG
1	J	389	MET
1	J	421	ARG
1	J	426	LEU
1	J	432	GLN
1	J	494	LEU
1	J	524	LEU
1	K	37	ASN
1	K	42	LYS
1	K	49	ILE
1	K	172	GLU
1	K	233	MET
1	K	284	ARG
1	K	389	MET
1	K	421	ARG
1	K	426	LEU
1	K	432	GLN
1	L	37	ASN
1	L	59	GLU
1	L	129	GLU
1	L	233	MET
1	L	284	ARG

Continued on next page...

Continued from previous page...

Mol	Chain	Res	Type
1	L	288	MET
1	L	389	MET
1	L	421	ARG
1	L	426	LEU
1	L	432	GLN
1	L	524	LEU
1	M	37	ASN
1	M	154	SER
1	M	172	GLU
1	M	233	MET
1	M	261	THR
1	M	284	ARG
1	M	288	MET
1	M	389	MET
1	M	421	ARG
1	M	426	LEU
1	M	432	GLN
1	M	461	GLU
1	N	37	ASN
1	N	49	ILE
1	N	129	GLU
1	N	172	GLU
1	N	217	SER
1	N	284	ARG
1	N	311	LYS
1	N	385	THR
1	N	389	MET
1	N	421	ARG
1	N	426	LEU
1	N	432	GLN
2	O	1	MET
2	O	6	LEU
2	O	20	LYS
2	O	27	LEU
2	O	48	ILE
2	O	53	GLU
2	O	55	LYS
2	P	1	MET
2	P	3	ILE
2	P	6	LEU
2	P	20	LYS
2	P	28	THR

Continued on next page...

Continued from previous page...

Mol	Chain	Res	Type
2	P	48	ILE
2	P	55	LYS
2	P	78	ILE
2	Q	6	LEU
2	Q	48	ILE
2	Q	55	LYS
2	R	6	LEU
2	R	20	LYS
2	R	28	THR
2	R	48	ILE
2	R	55	LYS
2	R	66	ILE
2	R	86	MET
2	S	3	ILE
2	S	8	ASP
2	S	20	LYS
2	S	37	ARG
2	S	55	LYS
2	T	3	ILE
2	T	51	ASN
2	T	55	LYS
2	U	1	MET
2	U	6	LEU
2	U	20	LYS
2	U	55	LYS

Sometimes sidechains can be flipped to improve hydrogen bonding and reduce clashes. All (121) such sidechains are listed below:

Mol	Chain	Res	Type
1	A	21	ASN
1	A	82	ASN
1	A	97	GLN
1	A	112	ASN
1	A	146	GLN
1	A	153	ASN
1	A	348	GLN
1	A	366	GLN
1	A	432	GLN
1	A	457	ASN
1	A	475	ASN
1	B	21	ASN
1	B	82	ASN

Continued on next page...

Continued from previous page...

Mol	Chain	Res	Type
1	B	97	GLN
1	B	112	ASN
1	B	146	GLN
1	B	153	ASN
1	B	348	GLN
1	B	366	GLN
1	B	432	GLN
1	B	457	ASN
1	B	475	ASN
1	C	21	ASN
1	C	82	ASN
1	C	97	GLN
1	C	146	GLN
1	C	153	ASN
1	C	348	GLN
1	C	366	GLN
1	C	432	GLN
1	C	457	ASN
1	C	475	ASN
1	D	21	ASN
1	D	82	ASN
1	D	97	GLN
1	D	112	ASN
1	D	146	GLN
1	D	153	ASN
1	D	348	GLN
1	D	432	GLN
1	D	436	GLN
1	D	457	ASN
1	D	475	ASN
1	E	21	ASN
1	E	82	ASN
1	E	97	GLN
1	E	146	GLN
1	E	153	ASN
1	E	432	GLN
1	E	457	ASN
1	E	475	ASN
1	F	21	ASN
1	F	82	ASN
1	F	97	GLN
1	F	112	ASN

Continued on next page...

Continued from previous page...

Mol	Chain	Res	Type
1	F	146	GLN
1	F	153	ASN
1	F	348	GLN
1	F	432	GLN
1	F	457	ASN
1	F	475	ASN
1	G	21	ASN
1	G	82	ASN
1	G	97	GLN
1	G	146	GLN
1	G	153	ASN
1	G	348	GLN
1	G	352	GLN
1	G	366	GLN
1	G	432	GLN
1	G	457	ASN
1	G	475	ASN
1	H	37	ASN
1	H	72	GLN
1	H	153	ASN
1	H	319	GLN
1	H	436	GLN
1	I	21	ASN
1	I	72	GLN
1	I	97	GLN
1	I	153	ASN
1	I	319	GLN
1	I	436	GLN
1	I	467	ASN
1	J	21	ASN
1	J	97	GLN
1	J	153	ASN
1	J	319	GLN
1	J	348	GLN
1	J	436	GLN
1	K	21	ASN
1	K	37	ASN
1	K	72	GLN
1	K	97	GLN
1	K	153	ASN
1	K	319	GLN
1	K	436	GLN

Continued on next page...

Continued from previous page...

Mol	Chain	Res	Type
1	K	467	ASN
1	L	21	ASN
1	L	72	GLN
1	L	97	GLN
1	L	153	ASN
1	L	319	GLN
1	L	467	ASN
1	M	21	ASN
1	M	72	GLN
1	M	97	GLN
1	M	146	GLN
1	M	319	GLN
1	M	433	ASN
1	M	436	GLN
1	N	21	ASN
1	N	97	GLN
1	N	319	GLN
1	N	433	ASN
1	N	436	GLN
2	O	68	ASN
2	P	68	ASN
2	R	68	ASN
2	S	68	ASN
2	T	68	ASN

5.3.3 RNA (i)

There are no RNA molecules in this entry.

5.4 Non-standard residues in protein, DNA, RNA chains (i)

There are no non-standard protein/DNA/RNA residues in this entry.

5.5 Carbohydrates (i)

There are no monosaccharides in this entry.

5.6 Ligand geometry (i)

Of 14 ligands modelled in this entry, 7 are monoatomic - leaving 7 for Mogul analysis.

In the following table, the Counts columns list the number of bonds (or angles) for which Mogul statistics could be retrieved, the number of bonds (or angles) that are observed in the model and the number of bonds (or angles) that are defined in the Chemical Component Dictionary. The Link column lists molecule types, if any, to which the group is linked. The Z score for a bond length (or angle) is the number of standard deviations the observed value is removed from the expected value. A bond length (or angle) with $|Z| > 2$ is considered an outlier worth inspection. RMSZ is the root-mean-square of all Z scores of the bond lengths (or angles).

Mol	Type	Chain	Res	Link	Bond lengths			Bond angles		
					Counts	RMSZ	$\#\|Z\| > 2$	Counts	RMSZ	$\#\|Z\| > 2$
4	ADP	A	1526	3	24,29,29	1.32	3 (12%)	29,45,45	2.50	7 (24%)
4	ADP	G	1526	3	24,29,29	1.32	3 (12%)	29,45,45	2.49	7 (24%)
4	ADP	B	1526	3	24,29,29	1.32	3 (12%)	29,45,45	2.51	8 (27%)
4	ADP	E	1526	3	24,29,29	1.31	3 (12%)	29,45,45	2.51	8 (27%)
4	ADP	D	1526	3	24,29,29	1.32	3 (12%)	29,45,45	2.49	7 (24%)
4	ADP	C	1526	3	24,29,29	1.32	3 (12%)	29,45,45	2.50	8 (27%)
4	ADP	F	1526	3	24,29,29	1.32	3 (12%)	29,45,45	2.51	8 (27%)

In the following table, the Chirals column lists the number of chiral outliers, the number of chiral centers analysed, the number of these observed in the model and the number defined in the Chemical Component Dictionary. Similar counts are reported in the Torsion and Rings columns. '-' means no outliers of that kind were identified.

Mol	Type	Chain	Res	Link	Chirals	Torsions	Rings
4	ADP	A	1526	3	-	5/12/32/32	0/3/3/3
4	ADP	G	1526	3	-	4/12/32/32	0/3/3/3
4	ADP	B	1526	3	-	4/12/32/32	0/3/3/3
4	ADP	E	1526	3	-	5/12/32/32	0/3/3/3
4	ADP	D	1526	3	-	5/12/32/32	0/3/3/3
4	ADP	C	1526	3	-	5/12/32/32	0/3/3/3
4	ADP	F	1526	3	-	5/12/32/32	0/3/3/3

All (21) bond length outliers are listed below:

Mol	Chain	Res	Type	Atoms	Z	Observed(Å)	Ideal(Å)
4	D	1526	ADP	O4'-C1'	3.83	1.46	1.41
4	A	1526	ADP	O4'-C1'	3.82	1.46	1.41
4	B	1526	ADP	O4'-C1'	3.79	1.46	1.41
4	G	1526	ADP	O4'-C1'	3.78	1.46	1.41
4	F	1526	ADP	O4'-C1'	3.78	1.46	1.41
4	C	1526	ADP	O4'-C1'	3.76	1.46	1.41

Continued on next page...

Continued from previous page...

Mol	Chain	Res	Type	Atoms	Z	Observed(Å)	Ideal(Å)
4	E	1526	ADP	O4'-C1'	3.75	1.46	1.41
4	D	1526	ADP	C5-N7	-2.23	1.31	1.39
4	C	1526	ADP	C5-N7	-2.23	1.31	1.39
4	F	1526	ADP	C5-N7	-2.22	1.31	1.39
4	B	1526	ADP	C5-N7	-2.22	1.31	1.39
4	E	1526	ADP	C5-N7	-2.22	1.31	1.39
4	A	1526	ADP	C5-N7	-2.20	1.31	1.39
4	G	1526	ADP	C5-N7	-2.20	1.31	1.39
4	B	1526	ADP	C2-N3	2.16	1.35	1.32
4	D	1526	ADP	C2-N3	2.15	1.35	1.32
4	A	1526	ADP	C2-N3	2.15	1.35	1.32
4	F	1526	ADP	C2-N3	2.14	1.35	1.32
4	E	1526	ADP	C2-N3	2.14	1.35	1.32
4	G	1526	ADP	C2-N3	2.12	1.35	1.32
4	C	1526	ADP	C2-N3	2.12	1.35	1.32

All (53) bond angle outliers are listed below:

Mol	Chain	Res	Type	Atoms	Z	Observed(^{o})	Ideal(^{o})
4	E	1526	ADP	N3-C2-N1	-6.47	118.57	128.68
4	A	1526	ADP	N3-C2-N1	-6.47	118.57	128.68
4	B	1526	ADP	N3-C2-N1	-6.46	118.58	128.68
4	G	1526	ADP	N3-C2-N1	-6.46	118.58	128.68
4	C	1526	ADP	N3-C2-N1	-6.45	118.59	128.68
4	D	1526	ADP	N3-C2-N1	-6.43	118.62	128.68
4	F	1526	ADP	N3-C2-N1	-6.43	118.63	128.68
4	D	1526	ADP	O3B-PB-O3A	-6.11	84.14	104.64
4	D	1526	ADP	O2B-PB-O3A	-6.11	84.14	104.64
4	E	1526	ADP	O2B-PB-O3A	-6.09	84.22	104.64
4	C	1526	ADP	O2B-PB-O3A	-6.08	84.24	104.64
4	B	1526	ADP	O2B-PB-O3A	-6.08	84.24	104.64
4	F	1526	ADP	O2B-PB-O3A	-6.08	84.25	104.64
4	A	1526	ADP	O2B-PB-O3A	-6.07	84.28	104.64
4	B	1526	ADP	O3B-PB-O3A	-6.07	84.29	104.64
4	A	1526	ADP	O3B-PB-O3A	-6.06	84.31	104.64
4	G	1526	ADP	O2B-PB-O3A	-6.06	84.31	104.64
4	E	1526	ADP	O3B-PB-O3A	-6.03	84.40	104.64
4	G	1526	ADP	O3B-PB-O3A	-6.02	84.43	104.64
4	C	1526	ADP	O3B-PB-O3A	-6.01	84.48	104.64
4	F	1526	ADP	O3B-PB-O3A	-6.01	84.48	104.64
4	F	1526	ADP	O3A-PB-O1B	-4.82	84.48	111.19
4	C	1526	ADP	O3A-PB-O1B	-4.80	84.56	111.19

Continued on next page...

Continued from previous page...

Mol	Chain	Res	Type	Atoms	Z	Observed(^{o})	Ideal(^{o})
4	E	1526	ADP	O3A-PB-O1B	-4.79	84.63	111.19
4	G	1526	ADP	O3A-PB-O1B	-4.79	84.63	111.19
4	B	1526	ADP	O3A-PB-O1B	-4.77	84.73	111.19
4	A	1526	ADP	O3A-PB-O1B	-4.77	84.75	111.19
4	D	1526	ADP	O3A-PB-O1B	-4.69	85.16	111.19
4	F	1526	ADP	O2B-PB-O1B	2.96	122.27	110.68
4	E	1526	ADP	O2B-PB-O1B	2.95	122.24	110.68
4	C	1526	ADP	O2B-PB-O1B	2.95	122.24	110.68
4	G	1526	ADP	O2B-PB-O1B	2.94	122.20	110.68
4	B	1526	ADP	O2B-PB-O1B	2.94	122.18	110.68
4	A	1526	ADP	O2B-PB-O1B	2.92	122.11	110.68
4	D	1526	ADP	O2B-PB-O1B	2.88	121.97	110.68
4	D	1526	ADP	O3B-PB-O2B	2.64	117.71	107.64
4	A	1526	ADP	O3B-PB-O2B	2.60	117.59	107.64
4	G	1526	ADP	O3B-PB-O2B	2.59	117.55	107.64
4	B	1526	ADP	O3B-PB-O2B	2.58	117.49	107.64
4	C	1526	ADP	O3B-PB-O2B	2.57	117.46	107.64
4	E	1526	ADP	O3B-PB-O2B	2.57	117.45	107.64
4	F	1526	ADP	O3B-PB-O2B	2.56	117.42	107.64
4	A	1526	ADP	C4-C5-N7	-2.25	107.06	109.40
4	C	1526	ADP	C4-C5-N7	-2.21	107.10	109.40
4	F	1526	ADP	C2'-C3'-C4'	2.20	106.92	102.64
4	F	1526	ADP	C4-C5-N7	-2.19	107.12	109.40
4	B	1526	ADP	C4-C5-N7	-2.18	107.12	109.40
4	G	1526	ADP	C4-C5-N7	-2.18	107.12	109.40
4	E	1526	ADP	C4-C5-N7	-2.17	107.14	109.40
4	E	1526	ADP	C2'-C3'-C4'	2.14	106.80	102.64
4	D	1526	ADP	C4-C5-N7	-2.12	107.19	109.40
4	C	1526	ADP	C2'-C3'-C4'	2.10	106.73	102.64
4	B	1526	ADP	C2'-C3'-C4'	2.02	106.56	102.64

There are no chirality outliers.

All (33) torsion outliers are listed below:

Mol	Chain	Res	Type	Atoms
4	A	1526	ADP	C5'-O5'-PA-O1A
4	A	1526	ADP	C5'-O5'-PA-O2A
4	A	1526	ADP	C5'-O5'-PA-O3A
4	B	1526	ADP	C5'-O5'-PA-O1A
4	B	1526	ADP	C5'-O5'-PA-O2A
4	B	1526	ADP	C5'-O5'-PA-O3A
4	C	1526	ADP	C5'-O5'-PA-O1A

Continued on next page...

Continued from previous page...

Mol	Chain	Res	Type	Atoms
4	C	1526	ADP	C5'-O5'-PA-O2A
4	C	1526	ADP	C5'-O5'-PA-O3A
4	D	1526	ADP	C5'-O5'-PA-O1A
4	D	1526	ADP	C5'-O5'-PA-O2A
4	D	1526	ADP	C5'-O5'-PA-O3A
4	E	1526	ADP	C5'-O5'-PA-O1A
4	E	1526	ADP	C5'-O5'-PA-O2A
4	E	1526	ADP	C5'-O5'-PA-O3A
4	F	1526	ADP	C5'-O5'-PA-O1A
4	F	1526	ADP	C5'-O5'-PA-O2A
4	F	1526	ADP	C5'-O5'-PA-O3A
4	G	1526	ADP	C5'-O5'-PA-O1A
4	G	1526	ADP	C5'-O5'-PA-O2A
4	G	1526	ADP	C5'-O5'-PA-O3A
4	G	1526	ADP	PB-O3A-PA-O2A
4	A	1526	ADP	PB-O3A-PA-O2A
4	D	1526	ADP	PB-O3A-PA-O2A
4	F	1526	ADP	PB-O3A-PA-O2A
4	A	1526	ADP	PB-O3A-PA-O1A
4	C	1526	ADP	PB-O3A-PA-O2A
4	E	1526	ADP	PB-O3A-PA-O2A
4	B	1526	ADP	PB-O3A-PA-O2A
4	C	1526	ADP	PB-O3A-PA-O1A
4	D	1526	ADP	PB-O3A-PA-O1A
4	E	1526	ADP	PB-O3A-PA-O1A
4	F	1526	ADP	PB-O3A-PA-O1A

There are no ring outliers.

3 monomers are involved in 5 short contacts:

Mol	Chain	Res	Type	Clashes	Symm-Clashes
4	A	1526	ADP	1	0
4	B	1526	ADP	2	0
4	E	1526	ADP	2	0

The following is a two-dimensional graphical depiction of Mogul quality analysis of bond lengths, bond angles, torsion angles, and ring geometry for all instances of the Ligand of Interest. In addition, ligands with molecular weight > 250 and outliers as shown on the validation Tables will also be included. For torsion angles, if less then 5% of the Mogul distribution of torsion angles is within 10 degrees of the torsion angle in question, then that torsion angle is considered an outlier. Any bond that is central to one or more torsion angles identified as an outlier by Mogul will be highlighted in the graph. For rings, the root-mean-square deviation (RMSD) between the ring

in question and similar rings identified by Mogul is calculated over all ring torsion angles. If the average RMSD is greater than 60 degrees and the minimal RMSD between the ring in question and any Mogul-identified rings is also greater than 60 degrees, then that ring is considered an outlier. The outliers are highlighted in purple. The color gray indicates Mogul did not find sufficient equivalents in the CSD to analyse the geometry.

Ligand ADP A 1526

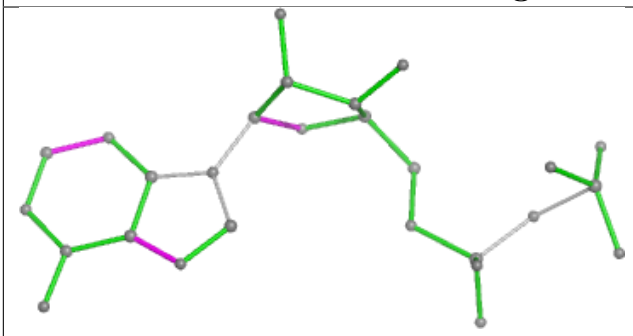

Bond lengths

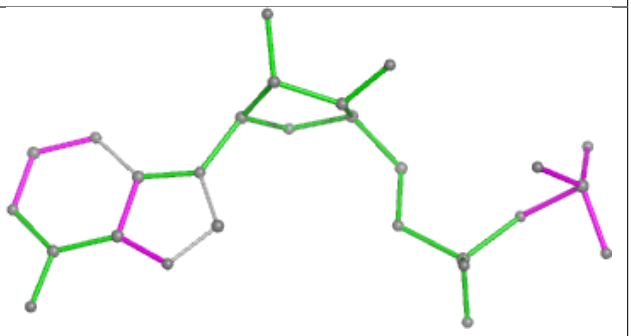

Bond angles

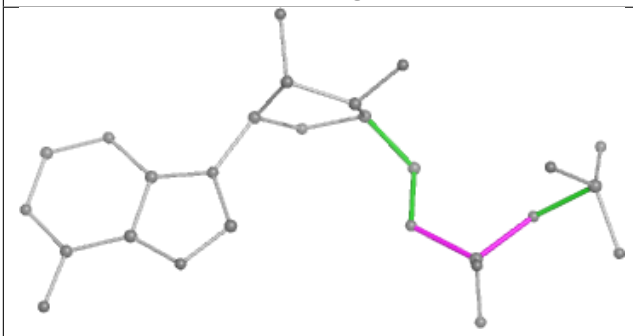

Torsions

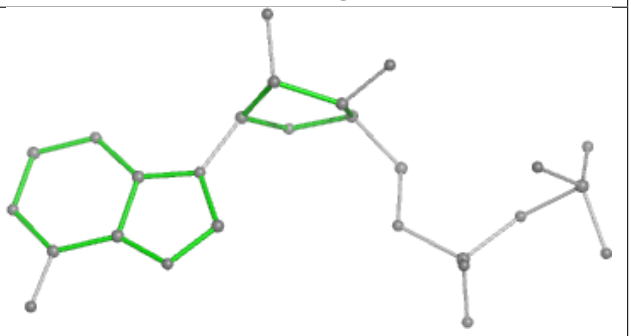

Rings

Ligand ADP G 1526

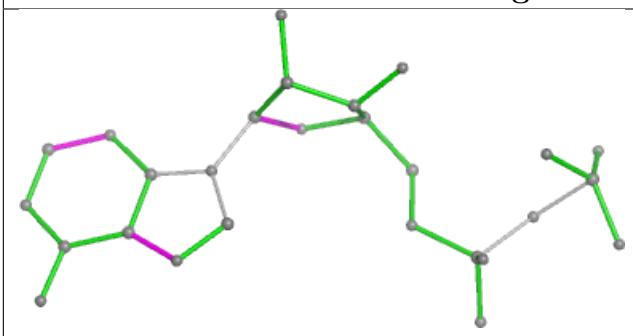

Bond lengths

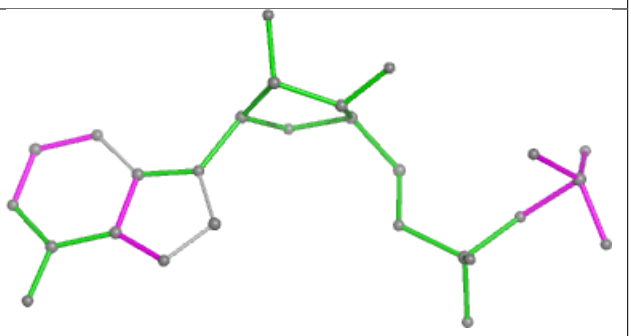

Bond angles

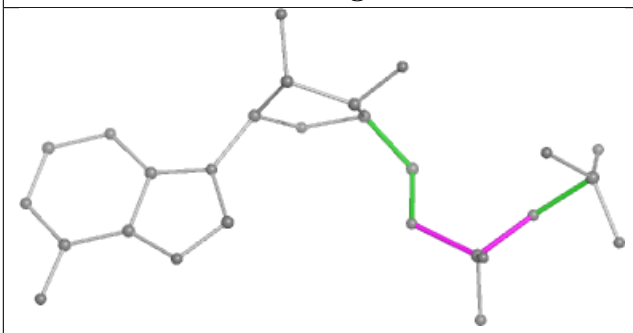

Torsions

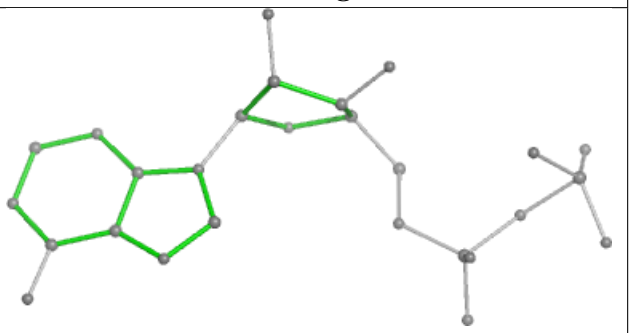

Rings

Ligand ADP B 1526

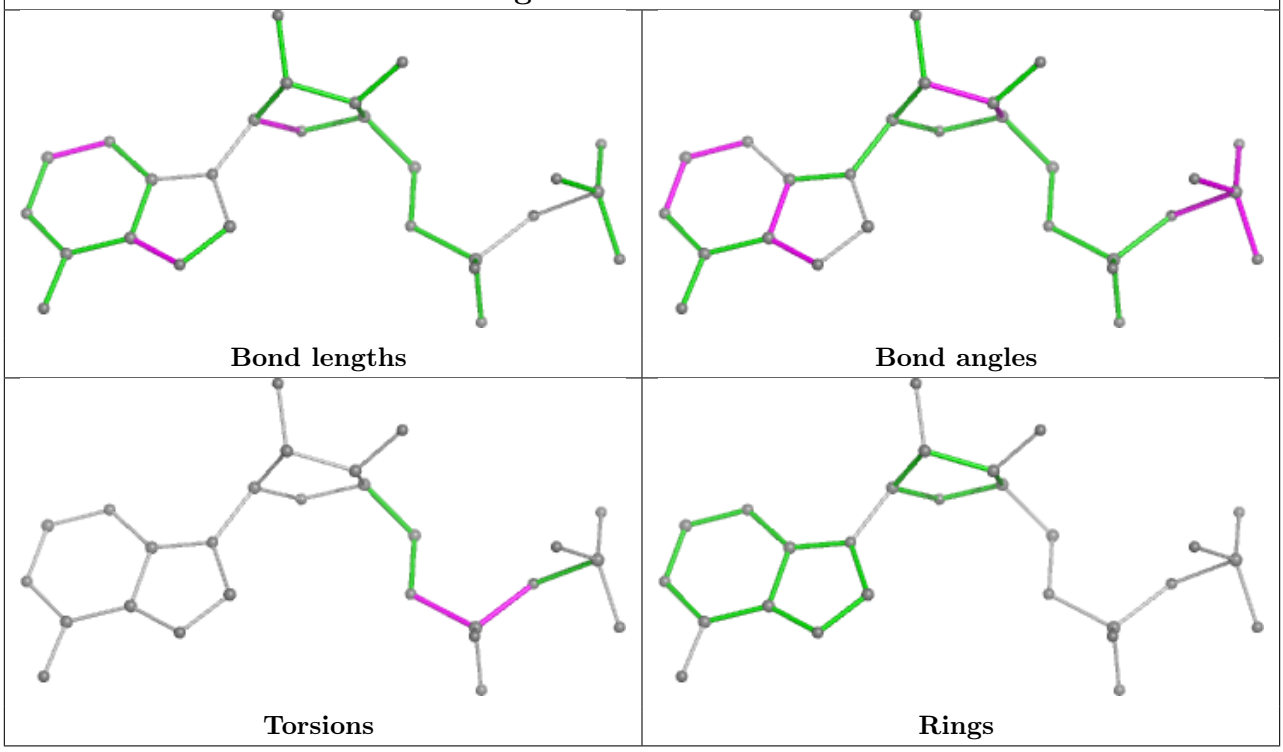

Ligand ADP E 1526

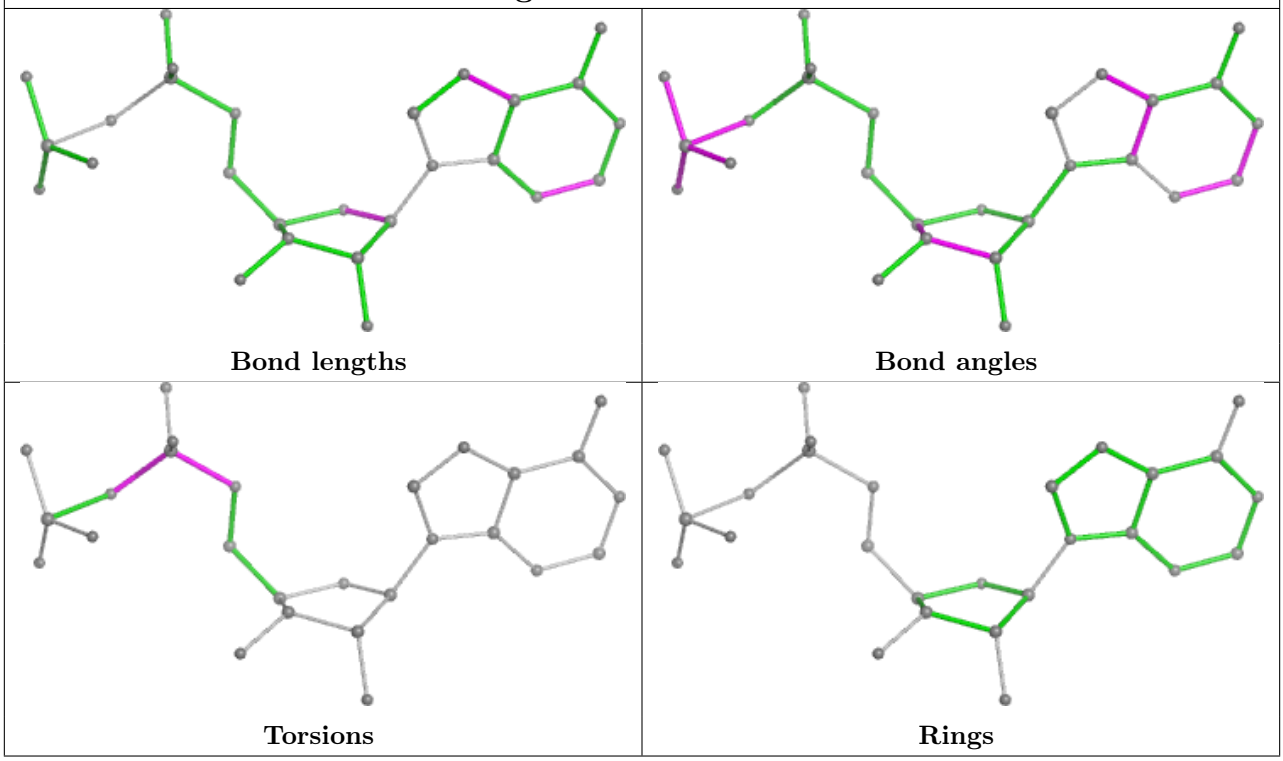

Ligand ADP D 1526

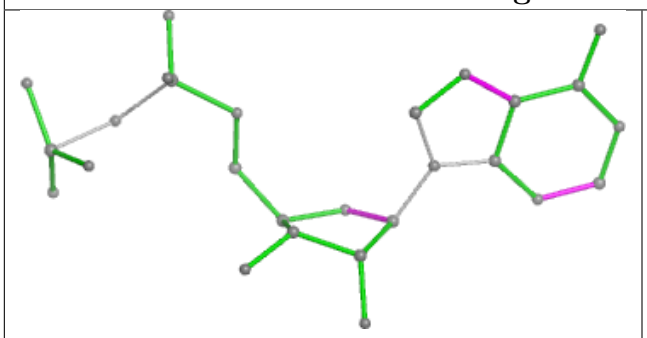

Bond lengths

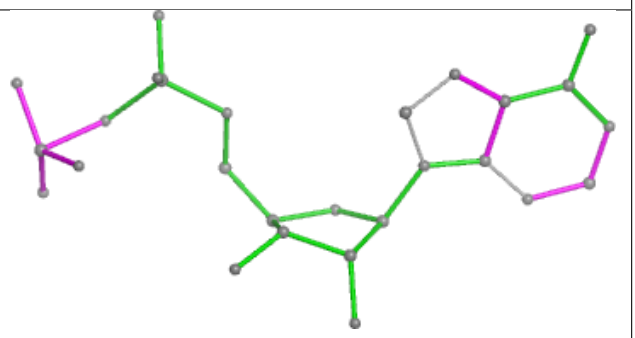

Bond angles

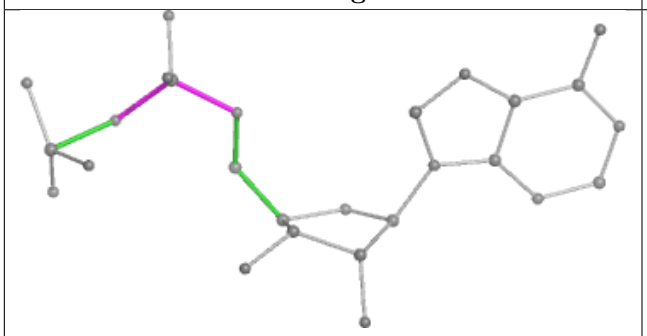

Torsions

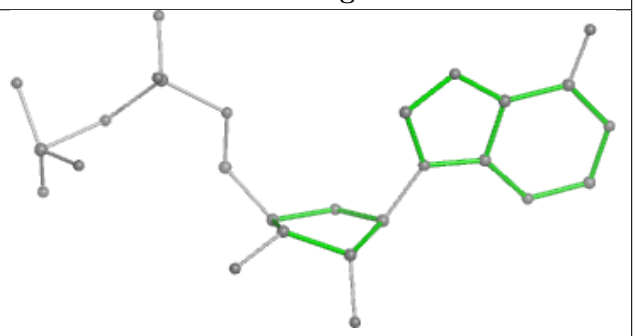

Rings

Ligand ADP C 1526

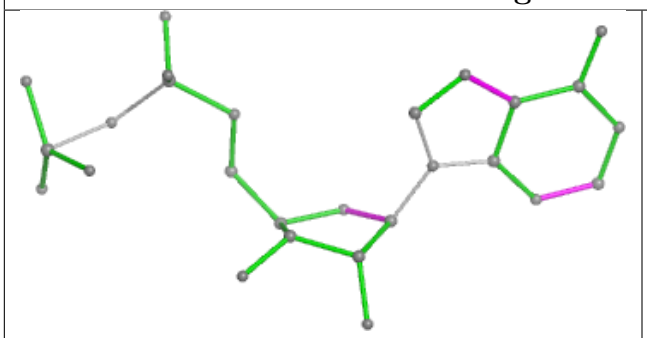

Bond lengths

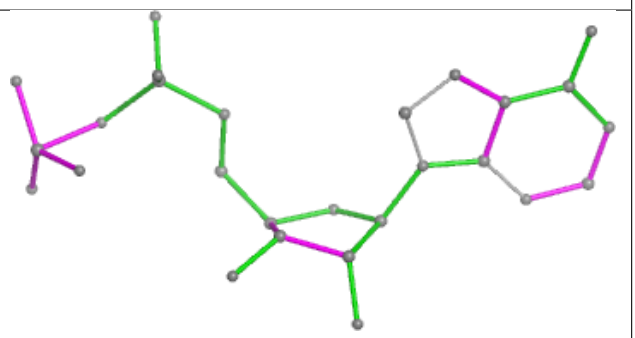

Bond angles

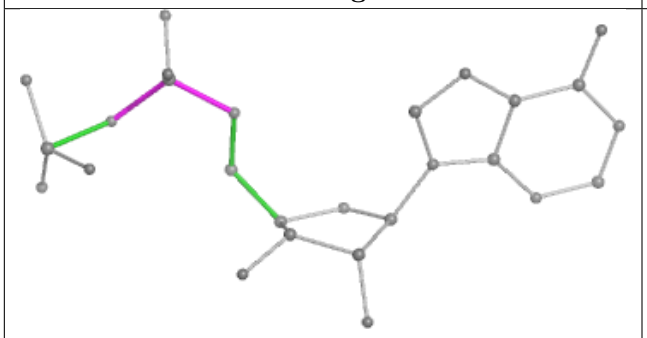

Torsions

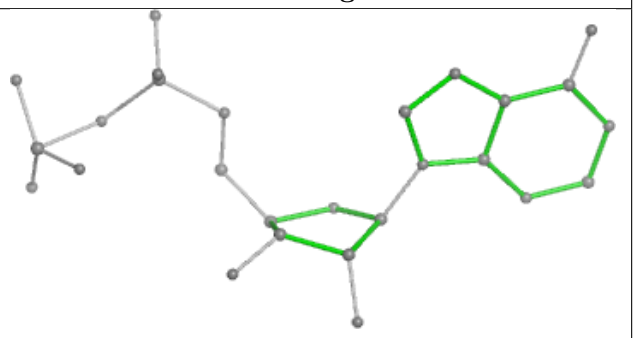

Rings

Ligand ADP F 1526	
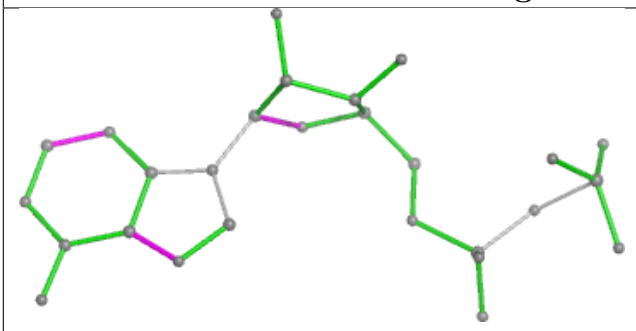 Bond lengths	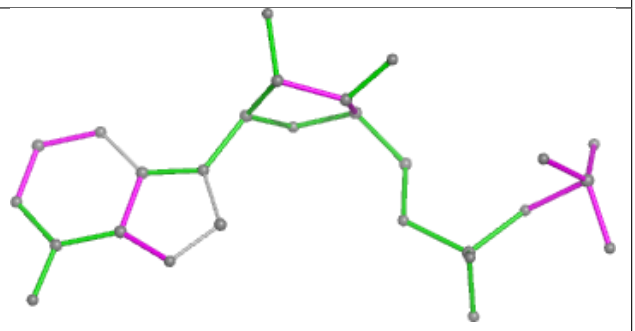 Bond angles
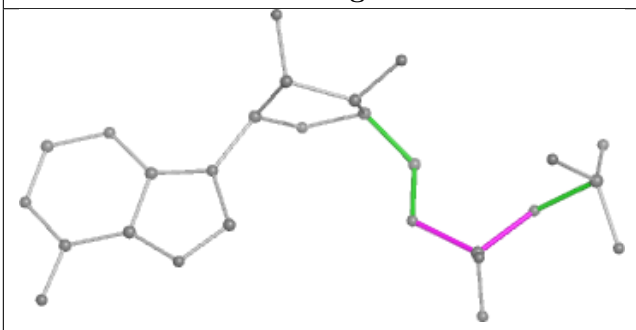 Torsions	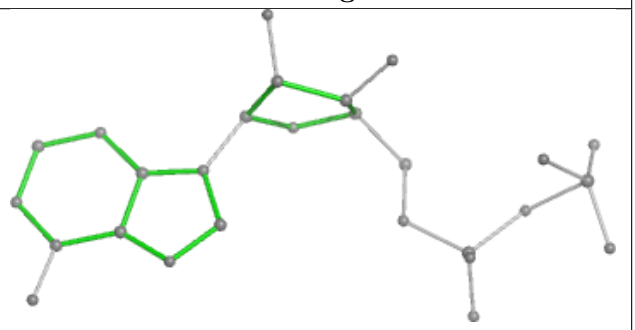 Rings

5.7 Other polymers (i)

There are no such residues in this entry.

5.8 Polymer linkage issues (i)

There are no chain breaks in this entry.

6 Map visualisation (i)

This section contains visualisations of the EMDB entry EMD-2327. These allow visual inspection of the internal detail of the map and identification of artifacts.

No raw map or half-maps were deposited for this entry and therefore no images, graphs, etc. pertaining to the raw map can be shown.

6.1 Orthogonal projections (i)

6.1.1 Primary map



X

Y



Z

The images above show the map projected in three orthogonal directions.

6.2 Central slices (i)

6.2.1 Primary map

X Index: 90

Y Index: 90



Z Index: 90

The images above show central slices of the map in three orthogonal directions.

6.3 Largest variance slices (i)

6.3.1 Primary map

X Index: 76


Y Index: 106


Z Index: 91

The images above show the largest variance slices of the map in three orthogonal directions.

6.4 Orthogonal standard-deviation projections (False-color) (i)

6.4.1 Primary map


X


Y


Z

The images above show the map standard deviation projections with false color in three orthogonal directions. Minimum values are shown in green, max in blue, and dark to light orange shades represent small to large values respectively.

6.5 Orthogonal surface views (i)

6.5.1 Primary map

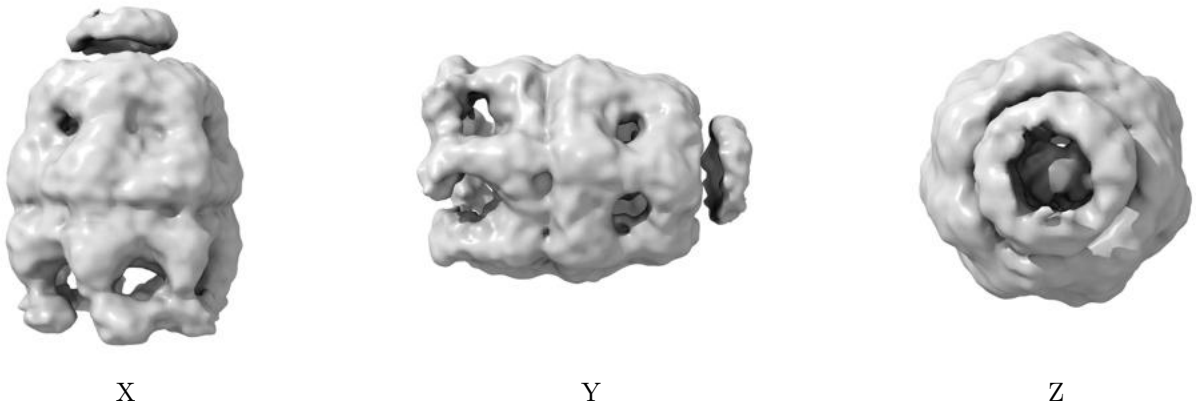

The images above show the 3D surface view of the map at the recommended contour level 1.0. These images, in conjunction with the slice images, may facilitate assessment of whether an appropriate contour level has been provided.

6.6 Mask visualisation (i)

This section was not generated. No masks/segmentation were deposited.

7 Map analysis (i)

This section contains the results of statistical analysis of the map.

7.1 Map-value distribution (i)

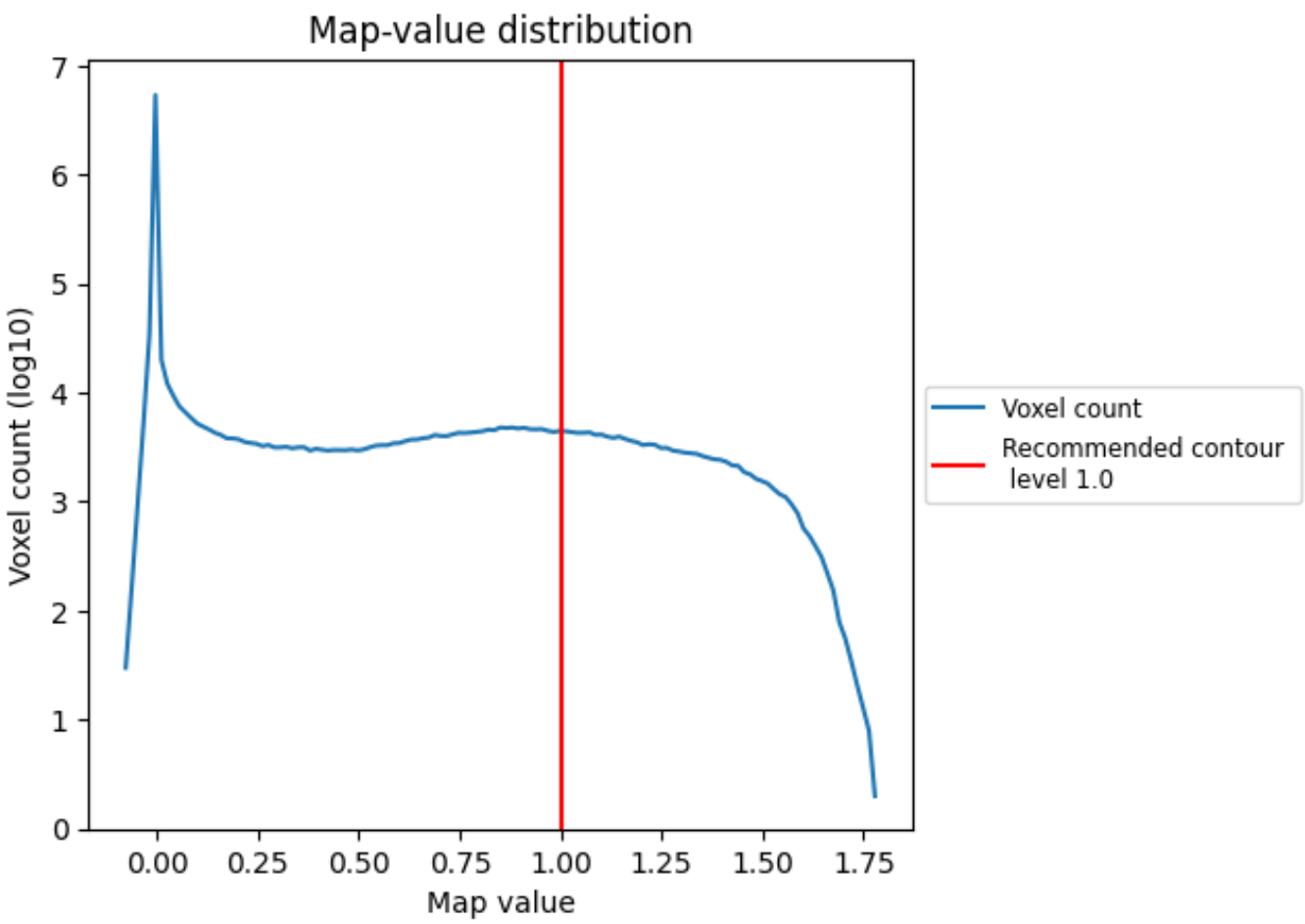

The map-value distribution is plotted in 128 intervals along the x-axis. The y-axis is logarithmic. A spike in this graph at zero usually indicates that the volume has been masked.

7.2 Volume estimate (i)

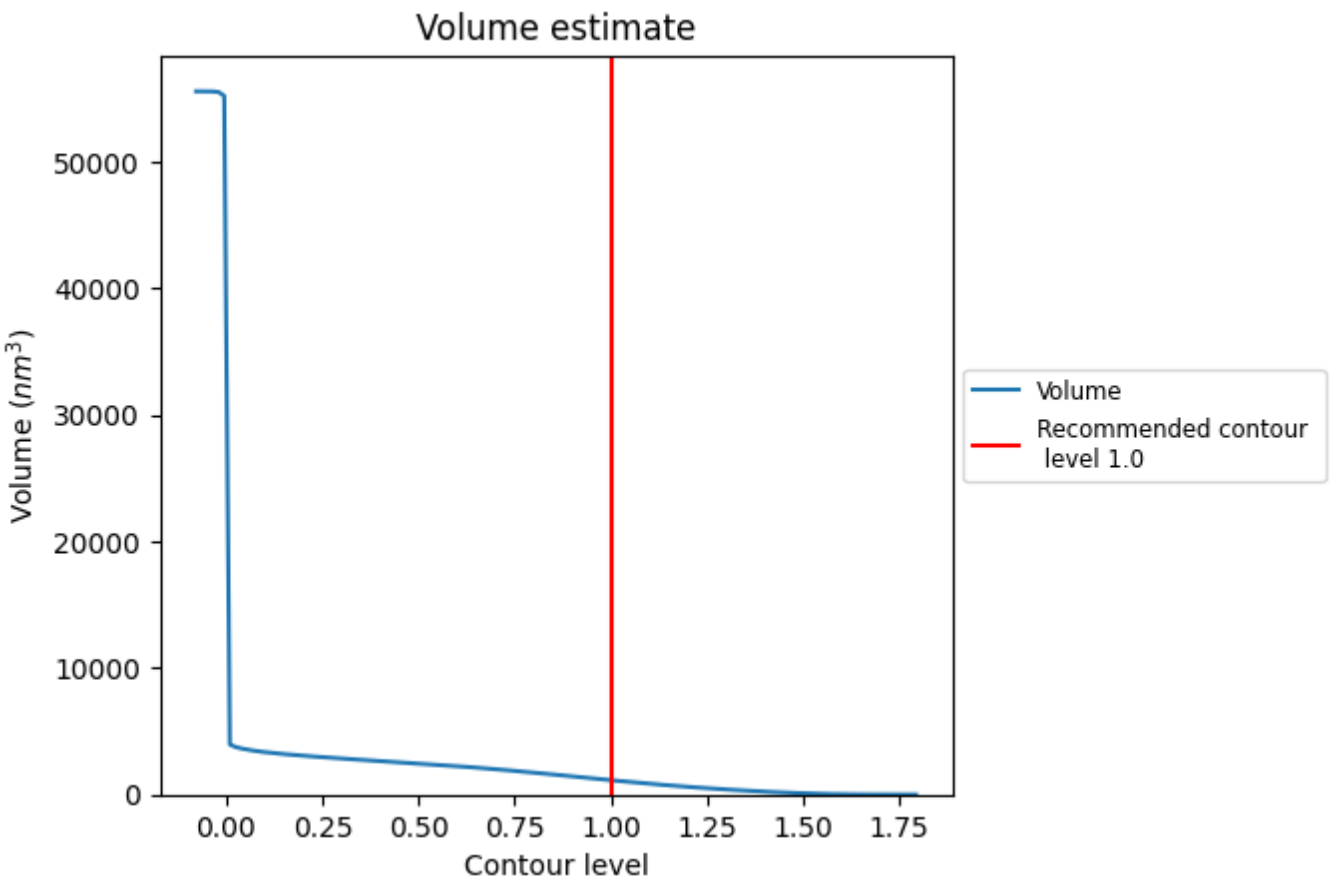

The volume at the recommended contour level is 1137 nm^3; this corresponds to an approximate mass of 1027 kDa.

The volume estimate graph shows how the enclosed volume varies with the contour level. The recommended contour level is shown as a vertical line and the intersection between the line and the curve gives the volume of the enclosed surface at the given level.

7.3 Rotationally averaged power spectrum (i)

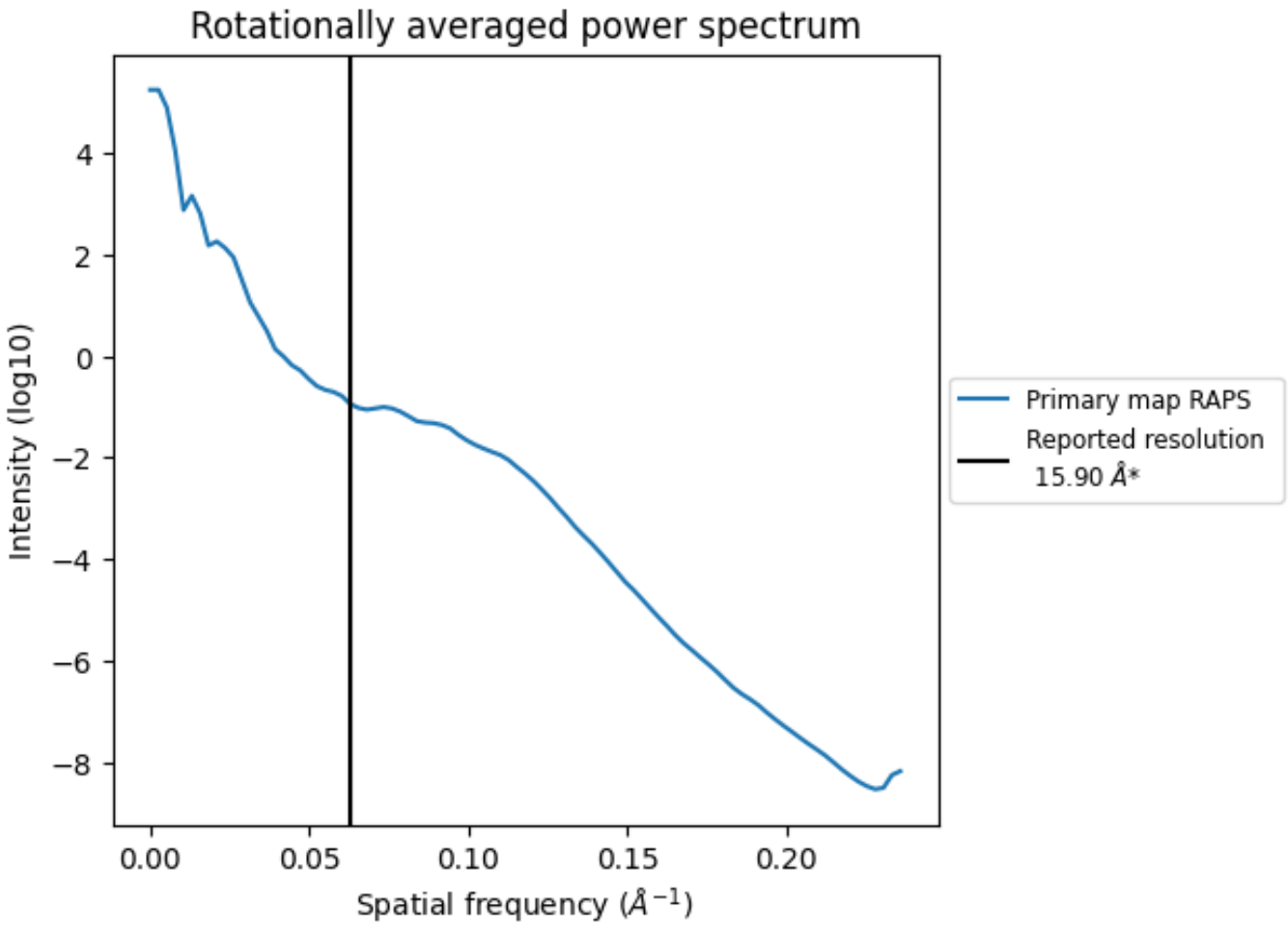

*Reported resolution corresponds to spatial frequency of 0.063 Å^{-1}

8 Fourier-Shell correlation (i)

This section was not generated. No FSC curve or half-maps provided.

9 Map-model fit (i)

This section contains information regarding the fit between EMDB map EMD-2327 and PDB model 3ZQ1. Per-residue inclusion information can be found in section 3 on page 7.

9.1 Map-model overlay (i)

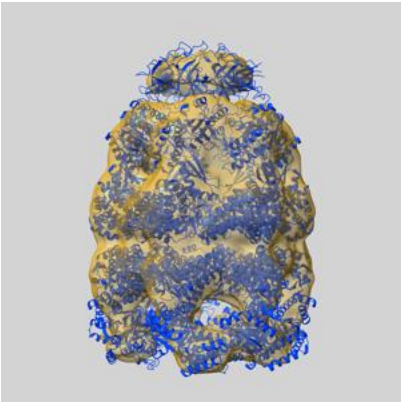

X



Y



Z

The images above show the 3D surface view of the map at the recommended contour level 1.0 at 50% transparency in yellow overlaid with a ribbon representation of the model coloured in blue. These images allow for the visual assessment of the quality of fit between the atomic model and the map.

9.2 Q-score mapped to coordinate model (i)



X Y Z

The images above show the model with each residue coloured according its Q-score. This shows their resolvability in the map with higher Q-score values reflecting better resolvability. Please note: Q-score is calculating the resolvability of atoms, and thus high values are only expected at resolutions at which atoms can be resolved. Low Q-score values may therefore be expected for many entries.

9.3 Atom inclusion mapped to coordinate model (i)

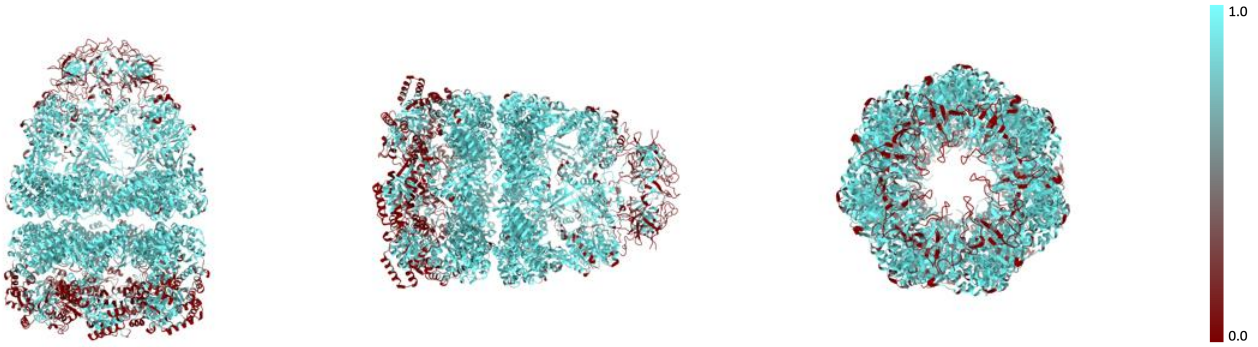

X Y Z

The images above show the model with each residue coloured according to its atom inclusion. This shows to what extent they are inside the map at the recommended contour level (1.0).

9.4 Atom inclusion (i)

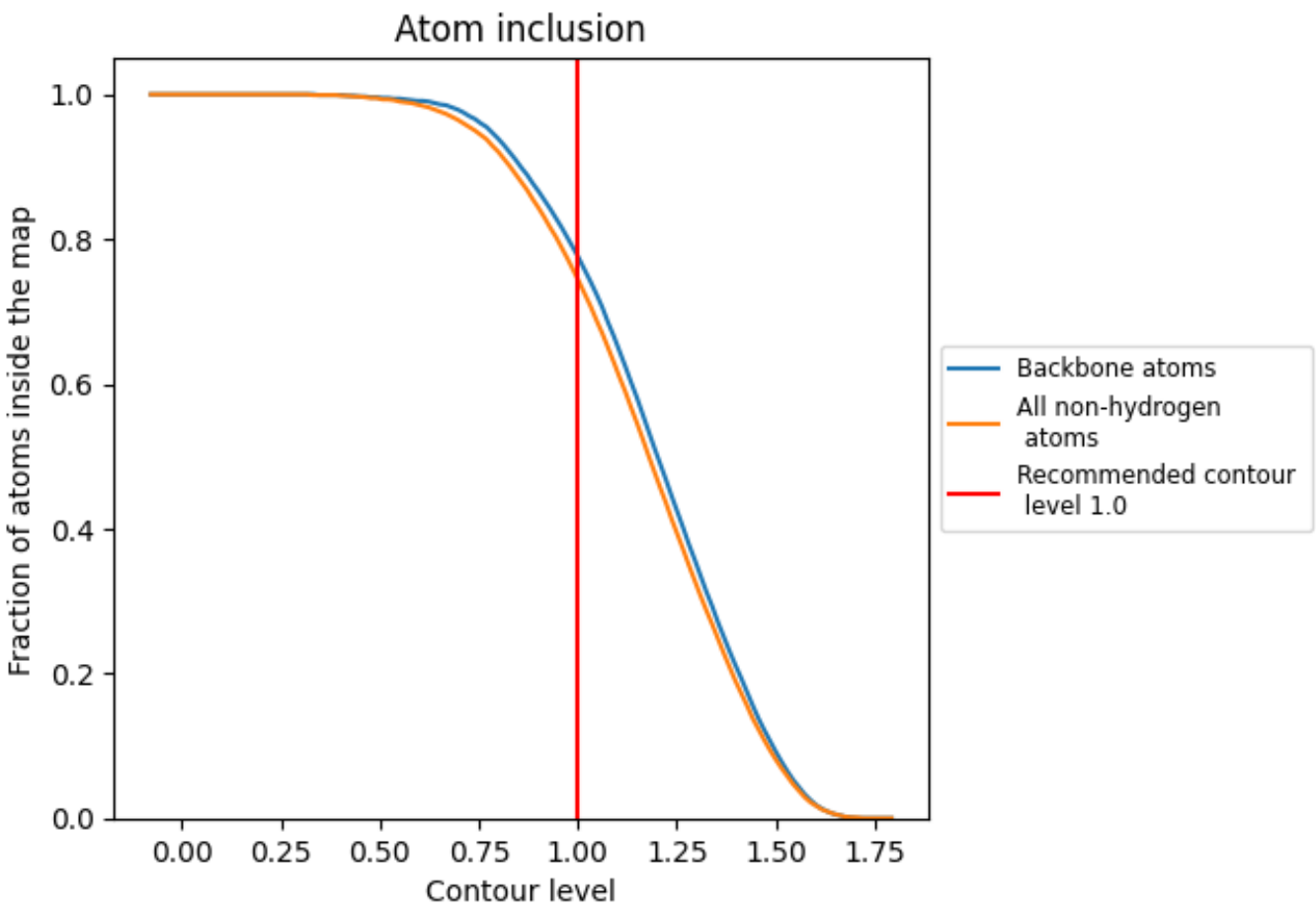

At the recommended contour level, 78% of all backbone atoms, 74% of all non-hydrogen atoms, are inside the map.

9.5 Map-model fit summary (i)

The table lists the average atom inclusion at the recommended contour level (1.0) and Q-score for the entire model and for each chain.

Chain	Atom inclusion	Q-score
All	0.7450	0.0670
A	0.9130	0.0760
B	0.9130	0.0760
C	0.9180	0.0750
D	0.9020	0.0670
E	0.9040	0.0710
F	0.8910	0.0730
G	0.9270	0.0780
H	0.6360	0.0630
I	0.6420	0.0610
J	0.6850	0.0550
K	0.6220	0.0550
L	0.6730	0.0630
M	0.6740	0.0600
N	0.6770	0.0680
O	0.3490	0.0760
P	0.2230	0.0460
Q	0.2970	0.0730
R	0.4300	0.0730
S	0.3440	0.0660
T	0.2840	0.0730
U	0.3430	0.0770