Full wwPDB X-ray Structure Validation Report (i)

Jun 24, 2024 – 08:03 AM EDT

PDB ID	:	6ZGP
Title	:	Crystal structure of the quaternary ammonium Rieske monooxygenase CntA in complex with inhibitor MMV12 (MMV020670)
Authors	:	Quareshy, M.; Shanmugam, M.; Bugg, T.D.H.; Cameron, A.; Chen, Y.
Deposited on	:	2020-06-19
Resolution	:	2.01 Å(reported)

This is a Full wwPDB X-ray Structure Validation Report for a publicly released PDB entry.

We welcome your comments at *validation@mail.wwpdb.org*
A user guide is available at
https://www.wwpdb.org/validation/2017/XrayValidationReportHelp
with specific help available everywhere you see the (i) symbol.

The types of validation reports are described at
http://www.wwpdb.org/validation/2017/FAQs#types.

The following versions of software and data (see references (i)) were used in the production of this report:

MolProbity	:	4.02b-467
Mogul	:	2022.3.0, CSD as543be (2022)
Xtriage (Phenix)	:	1.20.1
EDS	:	2.37.1
buster-report	:	1.1.7 (2018)
Percentile statistics	:	20191225.v01 (using entries in the PDB archive December 25th 2019)
Refmac	:	5.8.0158
CCP4	:	7.0.044 (Gargrove)
Ideal geometry (proteins)	:	Engh & Huber (2001)
Ideal geometry (DNA, RNA)	:	Parkinson et al. (1996)
Validation Pipeline (wwPDB-VP)	:	2.37.1

1 Overall quality at a glance (i)

The following experimental techniques were used to determine the structure:
X-RAY DIFFRACTION

The reported resolution of this entry is 2.01 Å.

Percentile scores (ranging between 0-100) for global validation metrics of the entry are shown in the following graphic. The table shows the number of entries on which the scores are based.

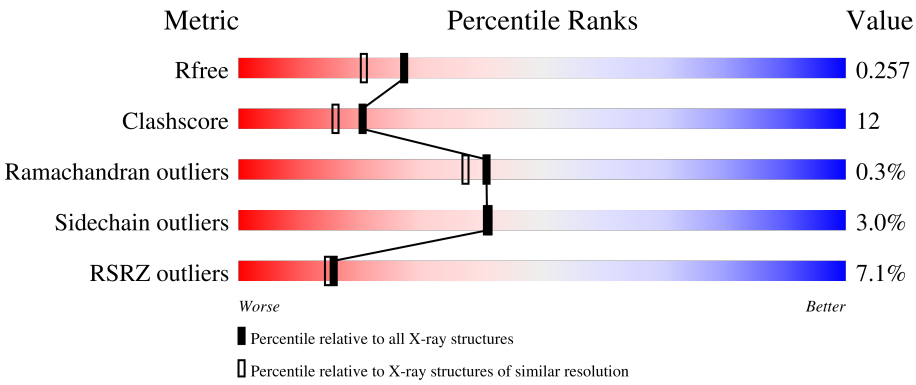

Metric	Whole archive (#Entries)	Similar resolution (#Entries, resolution range(Å))
R_{free}	130704	8085 (2.00-2.00)
Clashscore	141614	9178 (2.00-2.00)
Ramachandran outliers	138981	9054 (2.00-2.00)
Sidechain outliers	138945	9053 (2.00-2.00)
RSRZ outliers	127900	7900 (2.00-2.00)

The table below summarises the geometric issues observed across the polymeric chains and their fit to the electron density. The red, orange, yellow and green segments of the lower bar indicate the fraction of residues that contain outliers for >=3, 2, 1 and 0 types of geometric quality criteria respectively. A grey segment represents the fraction of residues that are not modelled. The numeric value for each fraction is indicated below the corresponding segment, with a dot representing fractions <=5% The upper red bar (where present) indicates the fraction of residues that have poor fit to the electron density. The numeric value is given above the bar.

Mol	Chain	Length	Quality of chain
1	A	391	8%, 70%, 22%, • 8%
1	B	391	7%, 65%, 25%, • 9%
1	C	391	6%, 68%, 23%, •• 9%
1	D	391	6%, 71%, 19%, • 8%
1	E	391	5%, 69%, 21%, • 8%

Continued on next page...

Continued from previous page...

Mol	Chain	Length	Quality of chain
1	F	391	4% 70% 21% 8%
1	G	391	5% 72% 21% 7%
1	H	391	4% 73% 18% 8%
1	I	391	7% 71% 19% 8%
1	J	391	7% 72% 18% 9%
1	K	391	11% 65% 25% 8%
1	L	391	7% 69% 21% 8%

The following table lists non-polymeric compounds, carbohydrate monomers and non-standard residues in protein, DNA, RNA chains that are outliers for geometric or electron-density-fit criteria:

Mol	Type	Chain	Res	Chirality	Geometry	Clashes	Electron density
3	FES	L	402	-	-	X	-
4	QKQ	A	403	-	-	X	X
4	QKQ	B	403	-	-	X	-
4	QKQ	I	403	-	-	-	X
4	QKQ	K	403	-	-	X	-
4	QKQ	L	403	-	-	-	X
5	EPE	B	404	-	-	-	X
5	EPE	D	404	-	-	-	X
5	EPE	F	404	-	-	-	X
5	EPE	H	404	-	-	-	X
5	EPE	J	404	-	-	-	X
5	EPE	L	404	-	-	-	X

2 Entry composition (i)

There are 6 unique types of molecules in this entry. The entry contains 36907 atoms, of which 204 are hydrogens and 0 are deuteriums.

In the tables below, the ZeroOcc column contains the number of atoms modelled with zero occupancy, the AltConf column contains the number of residues with at least one atom in alternate conformation and the Trace column contains the number of residues modelled with at most 2 atoms.

- Molecule 1 is a protein called Carnitine monooxygenase oxygenase subunit.

Mol	Chain	Residues	Atoms					ZeroOcc	AltConf	Trace
			Total	C	N	O	S			
1	A	360	2917	1863	496	542	16	0	0	0
1	B	357	2895	1850	493	536	16	0	0	0
1	C	357	2897	1851	493	537	16	0	0	0
1	D	360	2917	1863	496	542	16	0	0	0
1	E	360	2917	1863	496	542	16	0	0	0
1	F	359	2911	1860	495	540	16	0	0	0
1	G	363	2945	1881	500	548	16	0	0	0
1	H	358	2904	1855	494	539	16	0	0	0
1	I	358	2903	1854	494	539	16	0	0	0
1	J	356	2887	1846	489	536	16	0	0	0
1	K	359	2910	1858	495	541	16	0	0	0
1	L	358	2904	1855	494	539	16	0	0	0

There are 240 discrepancies between the modelled and reference sequences:

Chain	Residue	Modelled	Actual	Comment	Reference
A	-19	MET	-	initiating methionine	UNP A0A059ZPP5
A	-18	GLY	-	expression tag	UNP A0A059ZPP5
A	-17	SER	-	expression tag	UNP A0A059ZPP5
A	-16	SER	-	expression tag	UNP A0A059ZPP5
A	-15	HIS	-	expression tag	UNP A0A059ZPP5

Continued on next page...

Continued from previous page...

Chain	Residue	Modelled	Actual	Comment	Reference
A	-14	HIS	-	expression tag	UNP A0A059ZPP5
A	-13	HIS	-	expression tag	UNP A0A059ZPP5
A	-12	HIS	-	expression tag	UNP A0A059ZPP5
A	-11	HIS	-	expression tag	UNP A0A059ZPP5
A	-10	HIS	-	expression tag	UNP A0A059ZPP5
A	-9	SER	-	expression tag	UNP A0A059ZPP5
A	-8	SER	-	expression tag	UNP A0A059ZPP5
A	-7	GLY	-	expression tag	UNP A0A059ZPP5
A	-6	LEU	-	expression tag	UNP A0A059ZPP5
A	-5	VAL	-	expression tag	UNP A0A059ZPP5
A	-4	PRO	-	expression tag	UNP A0A059ZPP5
A	-3	ARG	-	expression tag	UNP A0A059ZPP5
A	-2	GLY	-	expression tag	UNP A0A059ZPP5
A	-1	SER	-	expression tag	UNP A0A059ZPP5
A	0	HIS	-	expression tag	UNP A0A059ZPP5
B	-19	MET	-	initiating methionine	UNP A0A059ZPP5
B	-18	GLY	-	expression tag	UNP A0A059ZPP5
B	-17	SER	-	expression tag	UNP A0A059ZPP5
B	-16	SER	-	expression tag	UNP A0A059ZPP5
B	-15	HIS	-	expression tag	UNP A0A059ZPP5
B	-14	HIS	-	expression tag	UNP A0A059ZPP5
B	-13	HIS	-	expression tag	UNP A0A059ZPP5
B	-12	HIS	-	expression tag	UNP A0A059ZPP5
B	-11	HIS	-	expression tag	UNP A0A059ZPP5
B	-10	HIS	-	expression tag	UNP A0A059ZPP5
B	-9	SER	-	expression tag	UNP A0A059ZPP5
B	-8	SER	-	expression tag	UNP A0A059ZPP5
B	-7	GLY	-	expression tag	UNP A0A059ZPP5
B	-6	LEU	-	expression tag	UNP A0A059ZPP5
B	-5	VAL	-	expression tag	UNP A0A059ZPP5
B	-4	PRO	-	expression tag	UNP A0A059ZPP5
B	-3	ARG	-	expression tag	UNP A0A059ZPP5
B	-2	GLY	-	expression tag	UNP A0A059ZPP5
B	-1	SER	-	expression tag	UNP A0A059ZPP5
B	0	HIS	-	expression tag	UNP A0A059ZPP5
C	-19	MET	-	initiating methionine	UNP A0A059ZPP5
C	-18	GLY	-	expression tag	UNP A0A059ZPP5
C	-17	SER	-	expression tag	UNP A0A059ZPP5
C	-16	SER	-	expression tag	UNP A0A059ZPP5
C	-15	HIS	-	expression tag	UNP A0A059ZPP5
C	-14	HIS	-	expression tag	UNP A0A059ZPP5
C	-13	HIS	-	expression tag	UNP A0A059ZPP5

Continued on next page...

Continued from previous page...

Chain	Residue	Modelled	Actual	Comment	Reference
C	-12	HIS	-	expression tag	UNP A0A059ZPP5
C	-11	HIS	-	expression tag	UNP A0A059ZPP5
C	-10	HIS	-	expression tag	UNP A0A059ZPP5
C	-9	SER	-	expression tag	UNP A0A059ZPP5
C	-8	SER	-	expression tag	UNP A0A059ZPP5
C	-7	GLY	-	expression tag	UNP A0A059ZPP5
C	-6	LEU	-	expression tag	UNP A0A059ZPP5
C	-5	VAL	-	expression tag	UNP A0A059ZPP5
C	-4	PRO	-	expression tag	UNP A0A059ZPP5
C	-3	ARG	-	expression tag	UNP A0A059ZPP5
C	-2	GLY	-	expression tag	UNP A0A059ZPP5
C	-1	SER	-	expression tag	UNP A0A059ZPP5
C	0	HIS	-	expression tag	UNP A0A059ZPP5
D	-19	MET	-	initiating methionine	UNP A0A059ZPP5
D	-18	GLY	-	expression tag	UNP A0A059ZPP5
D	-17	SER	-	expression tag	UNP A0A059ZPP5
D	-16	SER	-	expression tag	UNP A0A059ZPP5
D	-15	HIS	-	expression tag	UNP A0A059ZPP5
D	-14	HIS	-	expression tag	UNP A0A059ZPP5
D	-13	HIS	-	expression tag	UNP A0A059ZPP5
D	-12	HIS	-	expression tag	UNP A0A059ZPP5
D	-11	HIS	-	expression tag	UNP A0A059ZPP5
D	-10	HIS	-	expression tag	UNP A0A059ZPP5
D	-9	SER	-	expression tag	UNP A0A059ZPP5
D	-8	SER	-	expression tag	UNP A0A059ZPP5
D	-7	GLY	-	expression tag	UNP A0A059ZPP5
D	-6	LEU	-	expression tag	UNP A0A059ZPP5
D	-5	VAL	-	expression tag	UNP A0A059ZPP5
D	-4	PRO	-	expression tag	UNP A0A059ZPP5
D	-3	ARG	-	expression tag	UNP A0A059ZPP5
D	-2	GLY	-	expression tag	UNP A0A059ZPP5
D	-1	SER	-	expression tag	UNP A0A059ZPP5
D	0	HIS	-	expression tag	UNP A0A059ZPP5
E	-19	MET	-	initiating methionine	UNP A0A059ZPP5
E	-18	GLY	-	expression tag	UNP A0A059ZPP5
E	-17	SER	-	expression tag	UNP A0A059ZPP5
E	-16	SER	-	expression tag	UNP A0A059ZPP5
E	-15	HIS	-	expression tag	UNP A0A059ZPP5
E	-14	HIS	-	expression tag	UNP A0A059ZPP5
E	-13	HIS	-	expression tag	UNP A0A059ZPP5
E	-12	HIS	-	expression tag	UNP A0A059ZPP5
E	-11	HIS	-	expression tag	UNP A0A059ZPP5

Continued on next page...

Continued from previous page...

Chain	Residue	Modelled	Actual	Comment	Reference
E	-10	HIS	-	expression tag	UNP A0A059ZPP5
E	-9	SER	-	expression tag	UNP A0A059ZPP5
E	-8	SER	-	expression tag	UNP A0A059ZPP5
E	-7	GLY	-	expression tag	UNP A0A059ZPP5
E	-6	LEU	-	expression tag	UNP A0A059ZPP5
E	-5	VAL	-	expression tag	UNP A0A059ZPP5
E	-4	PRO	-	expression tag	UNP A0A059ZPP5
E	-3	ARG	-	expression tag	UNP A0A059ZPP5
E	-2	GLY	-	expression tag	UNP A0A059ZPP5
E	-1	SER	-	expression tag	UNP A0A059ZPP5
E	0	HIS	-	expression tag	UNP A0A059ZPP5
F	-19	MET	-	initiating methionine	UNP A0A059ZPP5
F	-18	GLY	-	expression tag	UNP A0A059ZPP5
F	-17	SER	-	expression tag	UNP A0A059ZPP5
F	-16	SER	-	expression tag	UNP A0A059ZPP5
F	-15	HIS	-	expression tag	UNP A0A059ZPP5
F	-14	HIS	-	expression tag	UNP A0A059ZPP5
F	-13	HIS	-	expression tag	UNP A0A059ZPP5
F	-12	HIS	-	expression tag	UNP A0A059ZPP5
F	-11	HIS	-	expression tag	UNP A0A059ZPP5
F	-10	HIS	-	expression tag	UNP A0A059ZPP5
F	-9	SER	-	expression tag	UNP A0A059ZPP5
F	-8	SER	-	expression tag	UNP A0A059ZPP5
F	-7	GLY	-	expression tag	UNP A0A059ZPP5
F	-6	LEU	-	expression tag	UNP A0A059ZPP5
F	-5	VAL	-	expression tag	UNP A0A059ZPP5
F	-4	PRO	-	expression tag	UNP A0A059ZPP5
F	-3	ARG	-	expression tag	UNP A0A059ZPP5
F	-2	GLY	-	expression tag	UNP A0A059ZPP5
F	-1	SER	-	expression tag	UNP A0A059ZPP5
F	0	HIS	-	expression tag	UNP A0A059ZPP5
G	-19	MET	-	initiating methionine	UNP A0A059ZPP5
G	-18	GLY	-	expression tag	UNP A0A059ZPP5
G	-17	SER	-	expression tag	UNP A0A059ZPP5
G	-16	SER	-	expression tag	UNP A0A059ZPP5
G	-15	HIS	-	expression tag	UNP A0A059ZPP5
G	-14	HIS	-	expression tag	UNP A0A059ZPP5
G	-13	HIS	-	expression tag	UNP A0A059ZPP5
G	-12	HIS	-	expression tag	UNP A0A059ZPP5
G	-11	HIS	-	expression tag	UNP A0A059ZPP5
G	-10	HIS	-	expression tag	UNP A0A059ZPP5
G	-9	SER	-	expression tag	UNP A0A059ZPP5

Continued on next page...

Continued from previous page...

Chain	Residue	Modelled	Actual	Comment	Reference
G	-8	SER	-	expression tag	UNP A0A059ZPP5
G	-7	GLY	-	expression tag	UNP A0A059ZPP5
G	-6	LEU	-	expression tag	UNP A0A059ZPP5
G	-5	VAL	-	expression tag	UNP A0A059ZPP5
G	-4	PRO	-	expression tag	UNP A0A059ZPP5
G	-3	ARG	-	expression tag	UNP A0A059ZPP5
G	-2	GLY	-	expression tag	UNP A0A059ZPP5
G	-1	SER	-	expression tag	UNP A0A059ZPP5
G	0	HIS	-	expression tag	UNP A0A059ZPP5
H	-19	MET	-	initiating methionine	UNP A0A059ZPP5
H	-18	GLY	-	expression tag	UNP A0A059ZPP5
H	-17	SER	-	expression tag	UNP A0A059ZPP5
H	-16	SER	-	expression tag	UNP A0A059ZPP5
H	-15	HIS	-	expression tag	UNP A0A059ZPP5
H	-14	HIS	-	expression tag	UNP A0A059ZPP5
H	-13	HIS	-	expression tag	UNP A0A059ZPP5
H	-12	HIS	-	expression tag	UNP A0A059ZPP5
H	-11	HIS	-	expression tag	UNP A0A059ZPP5
H	-10	HIS	-	expression tag	UNP A0A059ZPP5
H	-9	SER	-	expression tag	UNP A0A059ZPP5
H	-8	SER	-	expression tag	UNP A0A059ZPP5
H	-7	GLY	-	expression tag	UNP A0A059ZPP5
H	-6	LEU	-	expression tag	UNP A0A059ZPP5
H	-5	VAL	-	expression tag	UNP A0A059ZPP5
H	-4	PRO	-	expression tag	UNP A0A059ZPP5
H	-3	ARG	-	expression tag	UNP A0A059ZPP5
H	-2	GLY	-	expression tag	UNP A0A059ZPP5
H	-1	SER	-	expression tag	UNP A0A059ZPP5
H	0	HIS	-	expression tag	UNP A0A059ZPP5
I	-19	MET	-	initiating methionine	UNP A0A059ZPP5
I	-18	GLY	-	expression tag	UNP A0A059ZPP5
I	-17	SER	-	expression tag	UNP A0A059ZPP5
I	-16	SER	-	expression tag	UNP A0A059ZPP5
I	-15	HIS	-	expression tag	UNP A0A059ZPP5
I	-14	HIS	-	expression tag	UNP A0A059ZPP5
I	-13	HIS	-	expression tag	UNP A0A059ZPP5
I	-12	HIS	-	expression tag	UNP A0A059ZPP5
I	-11	HIS	-	expression tag	UNP A0A059ZPP5
I	-10	HIS	-	expression tag	UNP A0A059ZPP5
I	-9	SER	-	expression tag	UNP A0A059ZPP5
I	-8	SER	-	expression tag	UNP A0A059ZPP5
I	-7	GLY	-	expression tag	UNP A0A059ZPP5

Continued on next page...

Continued from previous page...

Chain	Residue	Modelled	Actual	Comment	Reference
I	-6	LEU	-	expression tag	UNP A0A059ZPP5
I	-5	VAL	-	expression tag	UNP A0A059ZPP5
I	-4	PRO	-	expression tag	UNP A0A059ZPP5
I	-3	ARG	-	expression tag	UNP A0A059ZPP5
I	-2	GLY	-	expression tag	UNP A0A059ZPP5
I	-1	SER	-	expression tag	UNP A0A059ZPP5
I	0	HIS	-	expression tag	UNP A0A059ZPP5
J	-19	MET	-	initiating methionine	UNP A0A059ZPP5
J	-18	GLY	-	expression tag	UNP A0A059ZPP5
J	-17	SER	-	expression tag	UNP A0A059ZPP5
J	-16	SER	-	expression tag	UNP A0A059ZPP5
J	-15	HIS	-	expression tag	UNP A0A059ZPP5
J	-14	HIS	-	expression tag	UNP A0A059ZPP5
J	-13	HIS	-	expression tag	UNP A0A059ZPP5
J	-12	HIS	-	expression tag	UNP A0A059ZPP5
J	-11	HIS	-	expression tag	UNP A0A059ZPP5
J	-10	HIS	-	expression tag	UNP A0A059ZPP5
J	-9	SER	-	expression tag	UNP A0A059ZPP5
J	-8	SER	-	expression tag	UNP A0A059ZPP5
J	-7	GLY	-	expression tag	UNP A0A059ZPP5
J	-6	LEU	-	expression tag	UNP A0A059ZPP5
J	-5	VAL	-	expression tag	UNP A0A059ZPP5
J	-4	PRO	-	expression tag	UNP A0A059ZPP5
J	-3	ARG	-	expression tag	UNP A0A059ZPP5
J	-2	GLY	-	expression tag	UNP A0A059ZPP5
J	-1	SER	-	expression tag	UNP A0A059ZPP5
J	0	HIS	-	expression tag	UNP A0A059ZPP5
K	-19	MET	-	initiating methionine	UNP A0A059ZPP5
K	-18	GLY	-	expression tag	UNP A0A059ZPP5
K	-17	SER	-	expression tag	UNP A0A059ZPP5
K	-16	SER	-	expression tag	UNP A0A059ZPP5
K	-15	HIS	-	expression tag	UNP A0A059ZPP5
K	-14	HIS	-	expression tag	UNP A0A059ZPP5
K	-13	HIS	-	expression tag	UNP A0A059ZPP5
K	-12	HIS	-	expression tag	UNP A0A059ZPP5
K	-11	HIS	-	expression tag	UNP A0A059ZPP5
K	-10	HIS	-	expression tag	UNP A0A059ZPP5
K	-9	SER	-	expression tag	UNP A0A059ZPP5
K	-8	SER	-	expression tag	UNP A0A059ZPP5
K	-7	GLY	-	expression tag	UNP A0A059ZPP5
K	-6	LEU	-	expression tag	UNP A0A059ZPP5
K	-5	VAL	-	expression tag	UNP A0A059ZPP5

Continued on next page...

Continued from previous page...

Chain	Residue	Modelled	Actual	Comment	Reference
K	-4	PRO	-	expression tag	UNP A0A059ZPP5
K	-3	ARG	-	expression tag	UNP A0A059ZPP5
K	-2	GLY	-	expression tag	UNP A0A059ZPP5
K	-1	SER	-	expression tag	UNP A0A059ZPP5
K	0	HIS	-	expression tag	UNP A0A059ZPP5
L	-19	MET	-	initiating methionine	UNP A0A059ZPP5
L	-18	GLY	-	expression tag	UNP A0A059ZPP5
L	-17	SER	-	expression tag	UNP A0A059ZPP5
L	-16	SER	-	expression tag	UNP A0A059ZPP5
L	-15	HIS	-	expression tag	UNP A0A059ZPP5
L	-14	HIS	-	expression tag	UNP A0A059ZPP5
L	-13	HIS	-	expression tag	UNP A0A059ZPP5
L	-12	HIS	-	expression tag	UNP A0A059ZPP5
L	-11	HIS	-	expression tag	UNP A0A059ZPP5
L	-10	HIS	-	expression tag	UNP A0A059ZPP5
L	-9	SER	-	expression tag	UNP A0A059ZPP5
L	-8	SER	-	expression tag	UNP A0A059ZPP5
L	-7	GLY	-	expression tag	UNP A0A059ZPP5
L	-6	LEU	-	expression tag	UNP A0A059ZPP5
L	-5	VAL	-	expression tag	UNP A0A059ZPP5
L	-4	PRO	-	expression tag	UNP A0A059ZPP5
L	-3	ARG	-	expression tag	UNP A0A059ZPP5
L	-2	GLY	-	expression tag	UNP A0A059ZPP5
L	-1	SER	-	expression tag	UNP A0A059ZPP5
L	0	HIS	-	expression tag	UNP A0A059ZPP5

- Molecule 2 is FE (III) ION (three-letter code: FE) (formula: Fe) (labeled as "Ligand of Interest" by depositor).

Mol	Chain	Residues	Atoms		ZeroOcc	AltConf
			Total	Fe		
2	A	1	1	1	0	0
2	B	1	1	1	0	0
2	C	1	1	1	0	0
2	D	1	1	1	0	0
2	E	1	1	1	0	0
2	F	1	1	1	0	0

Continued on next page...

Continued from previous page...

Mol	Chain	Residues	Atoms		ZeroOcc	AltConf
			Total	Fe		
2	G	1	1	1	0	0
			Total	Fe		
2	H	1	1	1	0	0
			Total	Fe		
2	I	1	1	1	0	0
			Total	Fe		
2	J	1	1	1	0	0
			Total	Fe		
2	K	1	1	1	0	0
			Total	Fe		
2	L	1	1	1	0	0

- Molecule 3 is FE2/S2 (INORGANIC) CLUSTER (three-letter code: FES) (formula: Fe_2S_2) (labeled as "Ligand of Interest" by depositor).

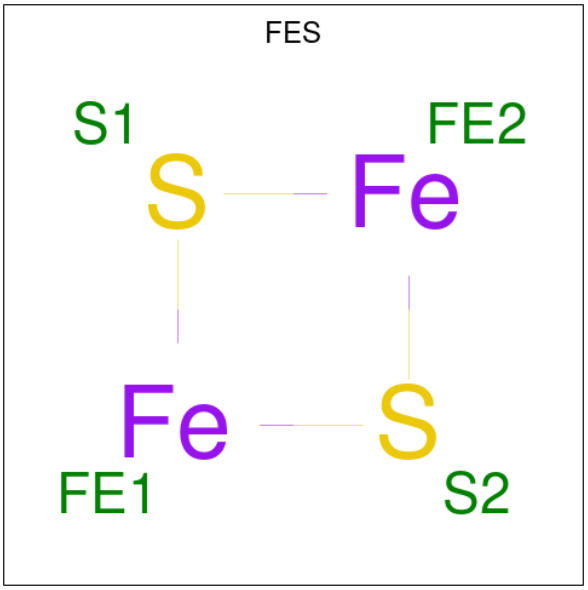

Mol	Chain	Residues	Atoms			ZeroOcc	AltConf
			Total	Fe	S		
3	A	1	4	2	2	0	0
			Total	Fe	S		
3	B	1	4	2	2	0	0
			Total	Fe	S		
3	C	1	4	2	2	0	0
			Total	Fe	S		
3	D	1	4	2	2	0	0
			Total	Fe	S		
3	E	1	4	2	2	0	0

Continued on next page...

Continued from previous page...

Mol	Chain	Residues	Atoms				ZeroOcc	AltConf
			Total	Fe	S			
3	F	1	4	2	2		0	0
			Total	Fe	S			
3	G	1	4	2	2		0	0
			Total	Fe	S			
3	H	1	4	2	2		0	0
			Total	Fe	S			
3	I	1	4	2	2		0	0
			Total	Fe	S			
3	J	1	4	2	2		0	0
			Total	Fe	S			
3	K	1	4	2	2		0	0
			Total	Fe	S			
3	L	1	4	2	2		0	0

- Molecule 4 is {N}-(3-imidazol-1-ylpropyl)-8-(4-methoxyphenyl)-1,6-naphthyridine-2-carbox amide (three-letter code: QKQ) (formula: $C_{22}H_{21}N_5O_2$) (labeled as "Ligand of Interest" by depositor).

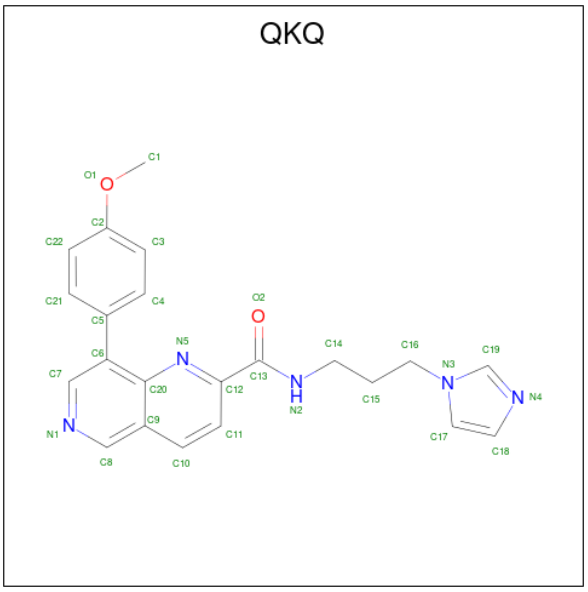

Mol	Chain	Residues	Atoms				ZeroOcc	AltConf
			Total	C	N	O		
4	A	1	29	22	5	2	0	0
			Total	C	N	O		
4	B	1	29	22	5	2	0	0
			Total	C	N	O		
4	C	1	29	22	5	2	0	0

Continued on next page...

Continued from previous page...

Mol	Chain	Residues	Atoms				ZeroOcc	AltConf
			Total	C	N	O		
4	D	1	29	22	5	2	0	0
4	E	1	29	22	5	2	0	0
4	F	1	29	22	5	2	0	0
4	G	1	29	22	5	2	0	0
4	H	1	29	22	5	2	0	0
4	I	1	29	22	5	2	0	0
4	J	1	29	22	5	2	0	0
4	K	1	29	22	5	2	0	0
4	L	1	29	22	5	2	0	0

- Molecule 5 is 4-(2-HYDROXYETHYL)-1-PIPERAZINE ETHANESULFONIC ACID (three-letter code: EPE) (formula: $C_8H_{18}N_2O_4S$).

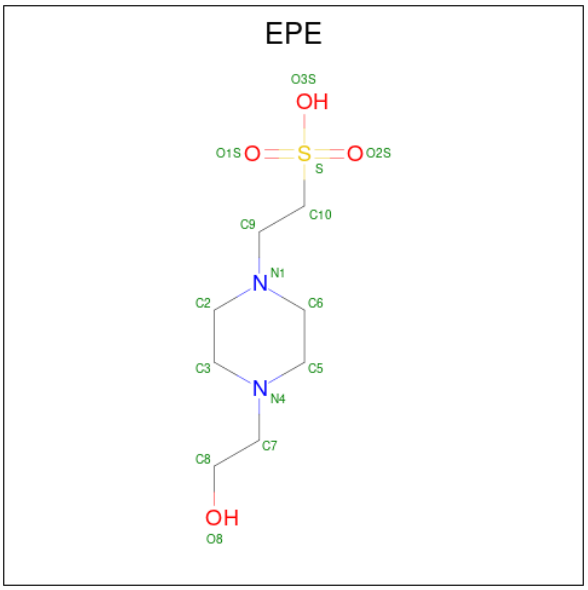

Mol	Chain	Residues	Atoms						ZeroOcc	AltConf
			Total	C	H	N	O	S		
5	A	1	32	8	17	2	4	1	0	0
5	B	1	32	8	17	2	4	1	0	0

Continued on next page...

Continued from previous page...

Mol	Chain	Residues	Atoms						ZeroOcc	AltConf
			Total	C	H	N	O	S		
5	C	1	32	8	17	2	4	1	0	0
			Total	C	H	N	O	S		
5	D	1	32	8	17	2	4	1	0	0
			Total	C	H	N	O	S		
5	E	1	32	8	17	2	4	1	0	0
			Total	C	H	N	O	S		
5	F	1	32	8	17	2	4	1	0	0
			Total	C	H	N	O	S		
5	G	1	32	8	17	2	4	1	0	0
			Total	C	H	N	O	S		
5	H	1	32	8	17	2	4	1	0	0
			Total	C	H	N	O	S		
5	I	1	32	8	17	2	4	1	0	0
			Total	C	H	N	O	S		
5	J	1	32	8	17	2	4	1	0	0
			Total	C	H	N	O	S		
5	K	1	32	8	17	2	4	1	0	0
			Total	C	H	N	O	S		
5	L	1	32	8	17	2	4	1	0	0

- Molecule 6 is water.

Mol	Chain	Residues	Atoms		ZeroOcc	AltConf
			Total	O		
6	A	75	75	75	0	0
			Total	O		
6	B	87	87	87	0	0
			Total	O		
6	C	51	51	51	0	0
			Total	O		
6	D	99	99	99	0	0
			Total	O		
6	E	103	103	103	0	0
			Total	O		
6	F	122	122	122	0	0
			Total	O		
6	G	147	147	147	0	0
			Total	O		
6	H	135	135	135	0	0
			Total	O		
6	I	113	113	113	0	0

Continued on next page...

Continued from previous page...

Mol	Chain	Residues	Atoms		ZeroOcc	AltConf
			Total	O		
6	J	105	105	105	0	0
			Total	O		
6	K	79	79	79	0	0
			Total	O		
6	L	92	92	92	0	0

3 Residue-property plots (i)

These plots are drawn for all protein, RNA, DNA and oligosaccharide chains in the entry. The first graphic for a chain summarises the proportions of the various outlier classes displayed in the second graphic. The second graphic shows the sequence view annotated by issues in geometry and electron density. Residues are color-coded according to the number of geometric quality criteria for which they contain at least one outlier: green = 0, yellow = 1, orange = 2 and red = 3 or more. A red dot above a residue indicates a poor fit to the electron density (RSRZ > 2). Stretches of 2 or more consecutive residues without any outlier are shown as a green connector. Residues present in the sample, but not in the model, are shown in grey.

• Molecule 1: Carnitine monooxygenase oxygenase subunit

Chain A:

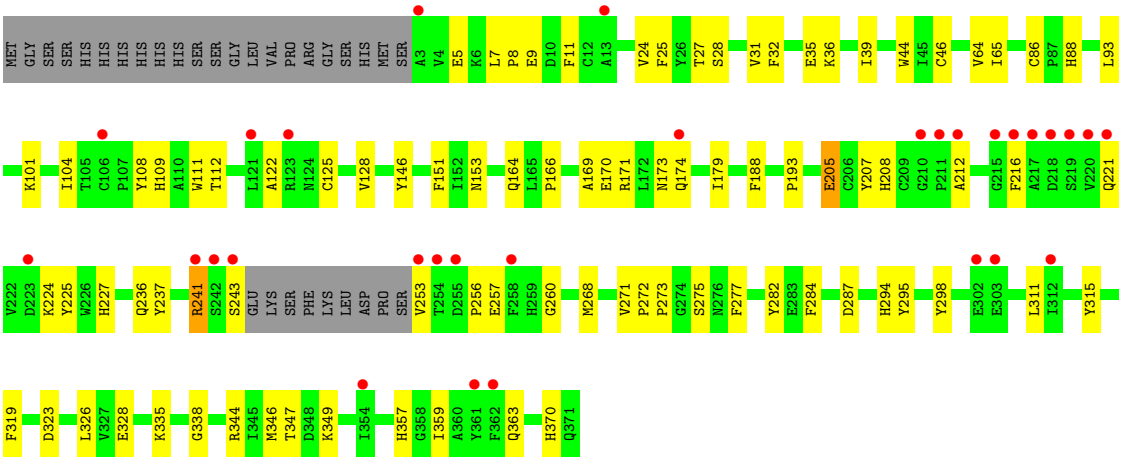

• Molecule 1: Carnitine monooxygenase oxygenase subunit

Chain B:

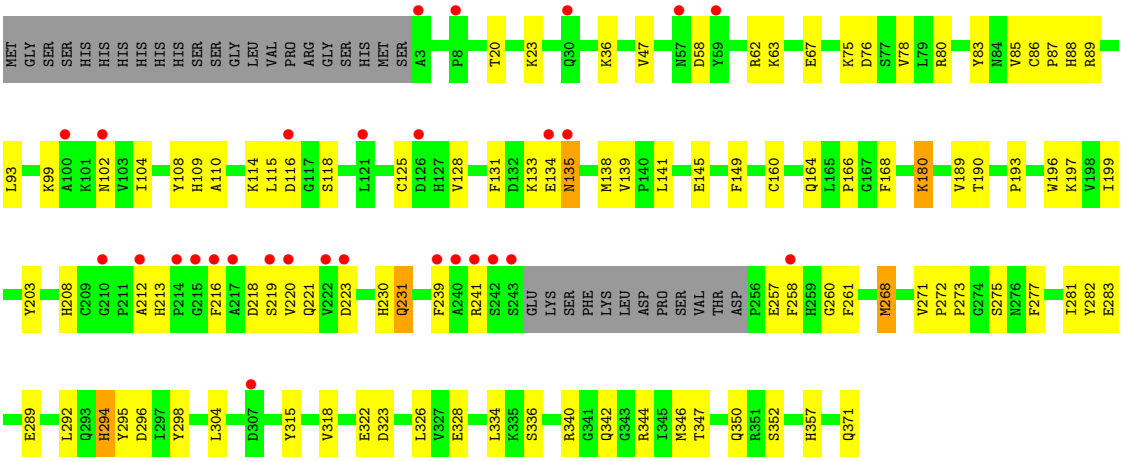

• Molecule 1: Carnitine monooxygenase oxygenase subunit

Chain C:

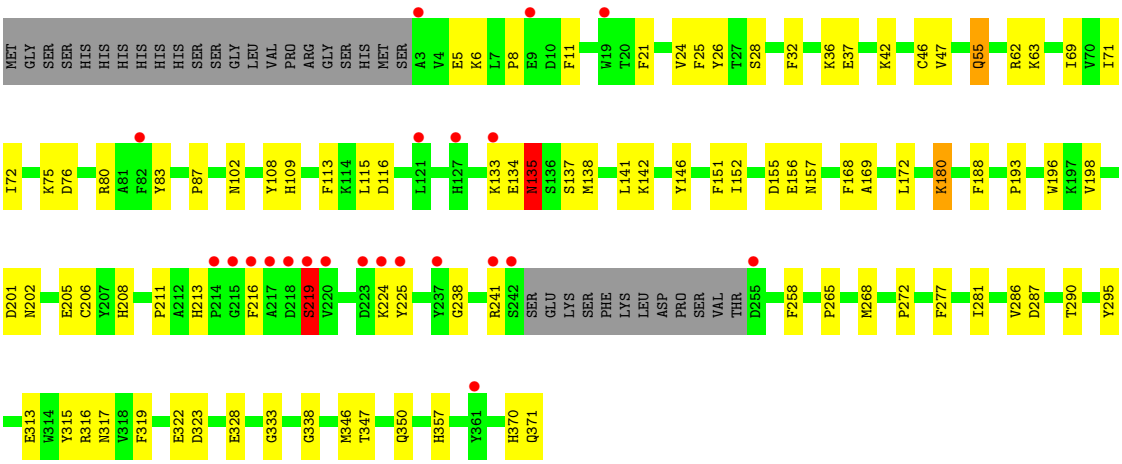

- Molecule 1: Carnitine monooxygenase oxygenase subunit

Chain D:

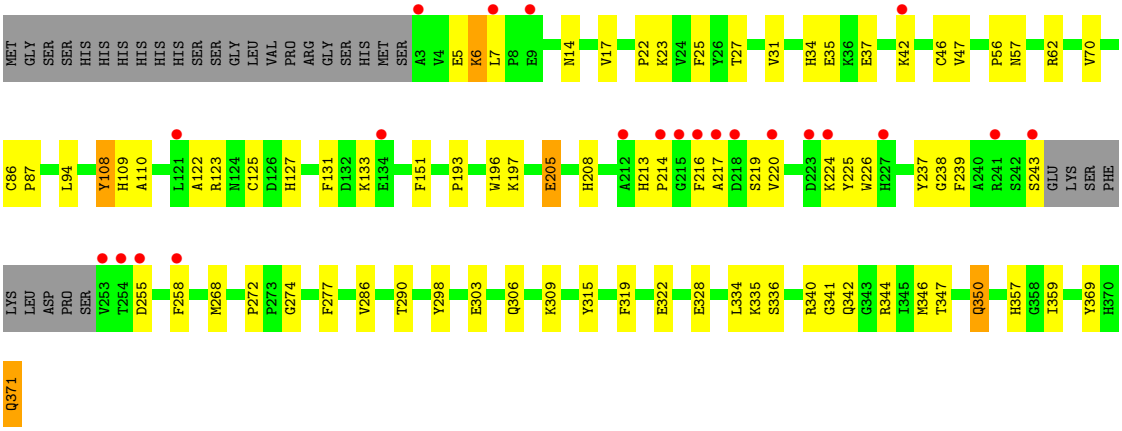

- Molecule 1: Carnitine monooxygenase oxygenase subunit

Chain E:

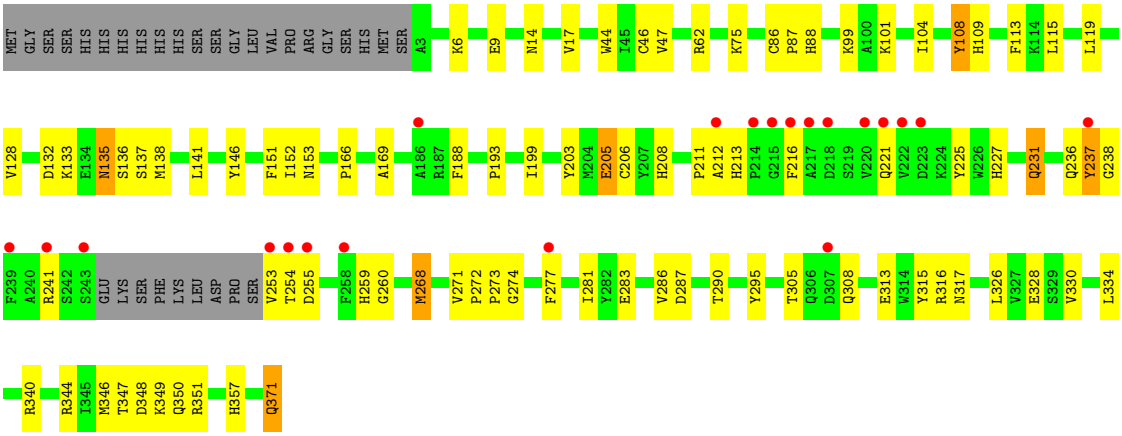

• Molecule 1: Carnitine monooxygenase oxygenase subunit

Chain F:

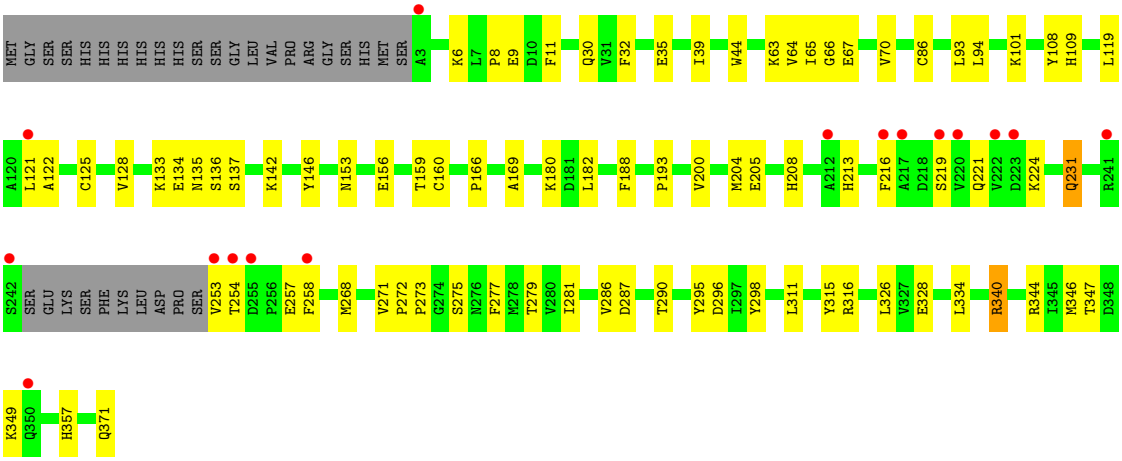

• Molecule 1: Carnitine monooxygenase oxygenase subunit

Chain G:

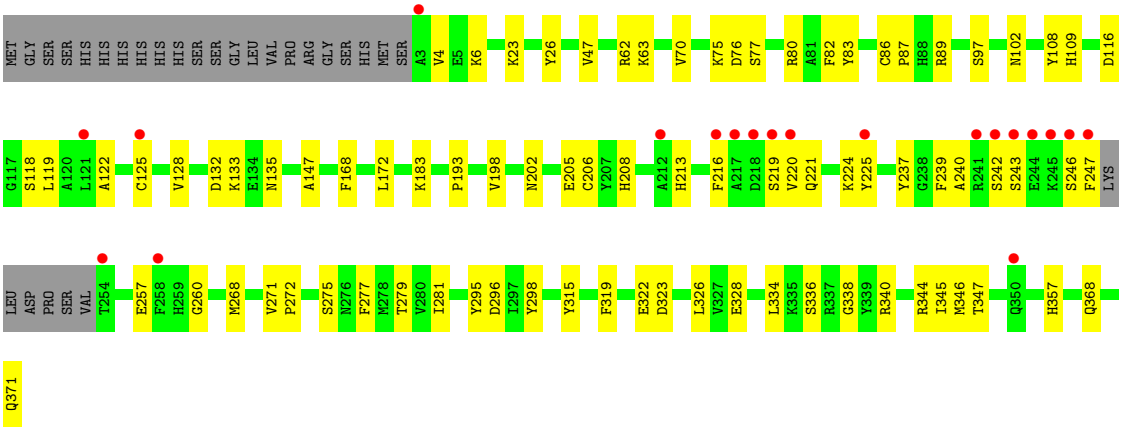

• Molecule 1: Carnitine monooxygenase oxygenase subunit

Chain H:

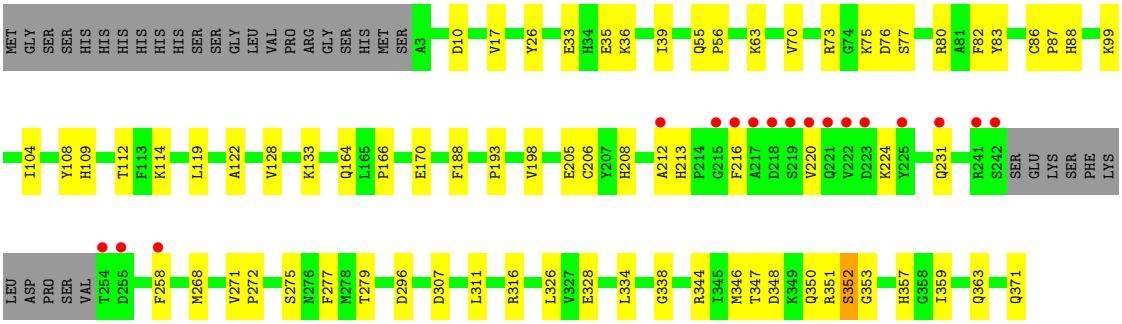

• Molecule 1: Carnitine monooxygenase oxygenase subunit

Chain I:

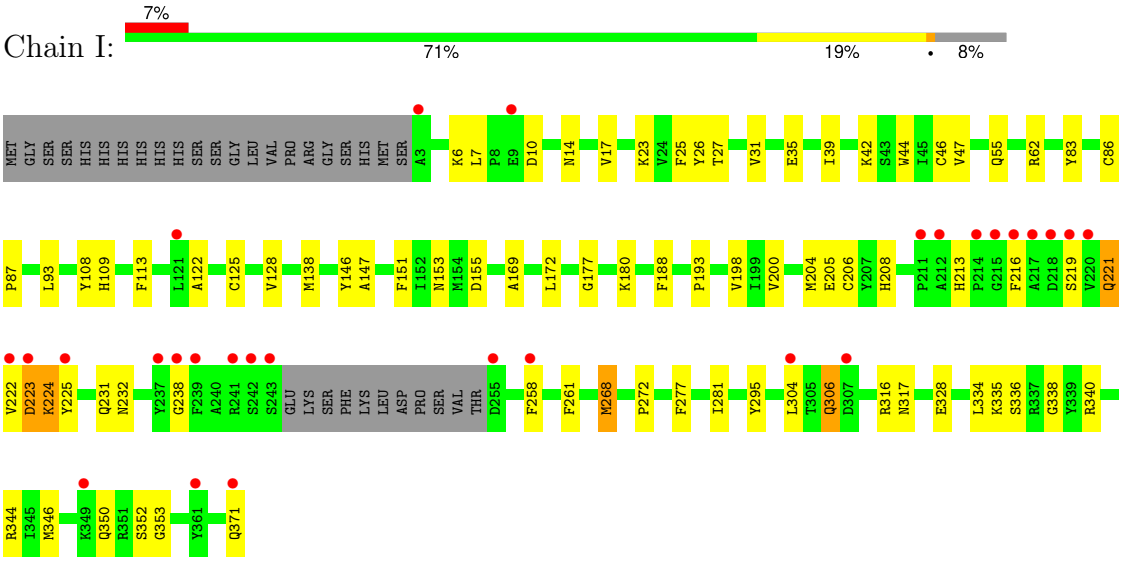

• Molecule 1: Carnitine monooxygenase oxygenase subunit

Chain J:

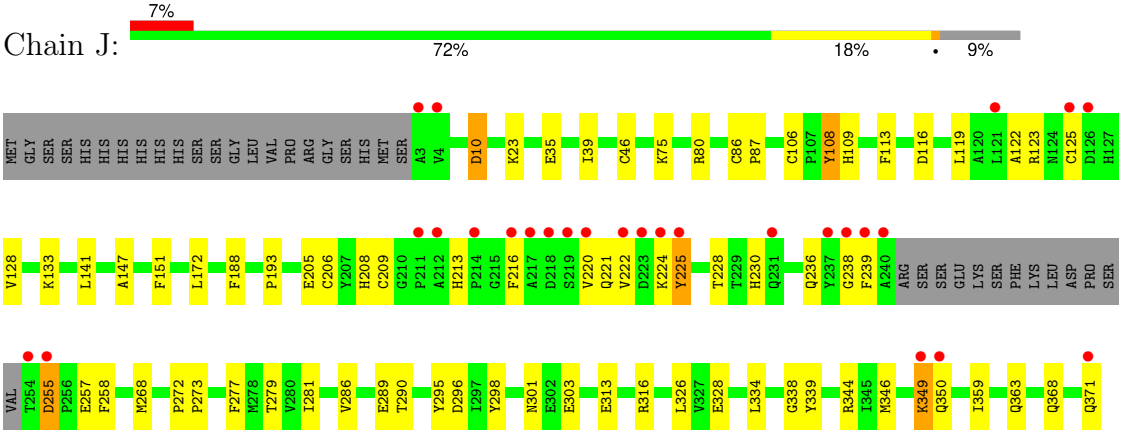

• Molecule 1: Carnitine monooxygenase oxygenase subunit

Chain K:

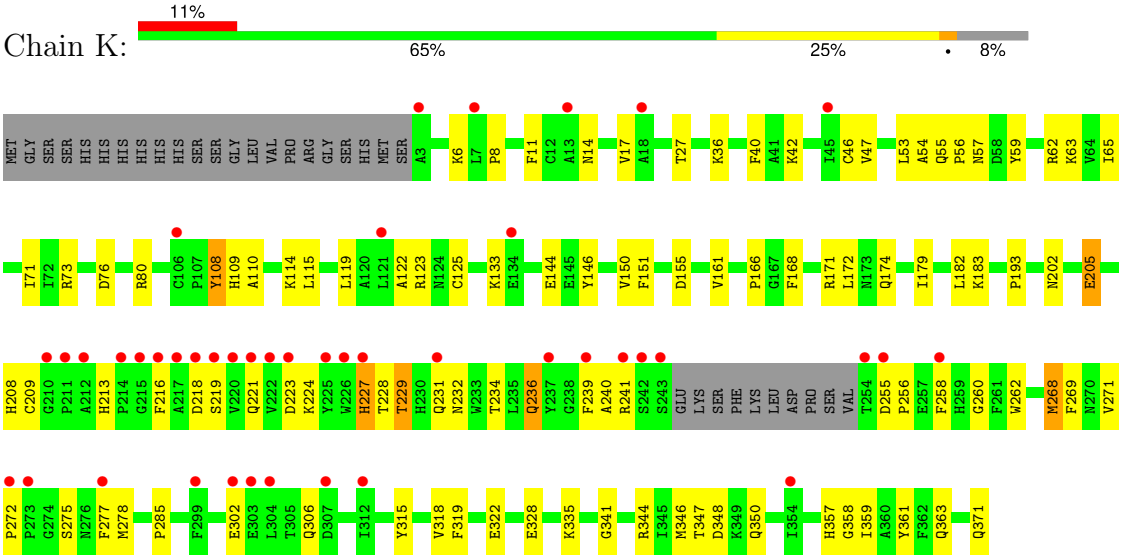

• Molecule 1: Carnitine monooxygenase oxygenase subunit

Chain L:

7%
69%
21%
8%

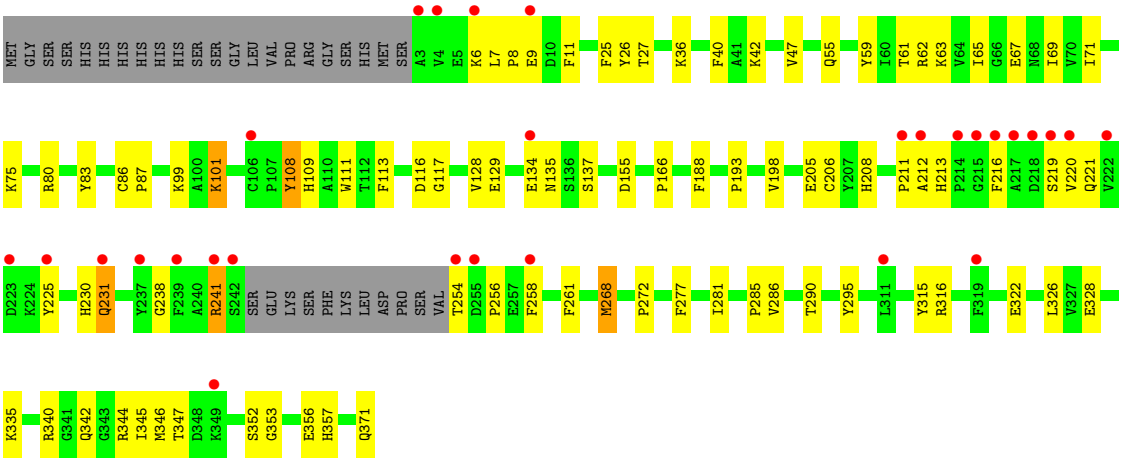
MET GLY SER SER HIS HIS HIS HIS HIS HIS SER SER GLY LEU VAL PRO ARG GLY SER HIS MET SER A3 V4 E5 K6 L7 P8 E9 D10 F11 F25 Y26 T27 K36 F40 A41 K42 V47 Q55 Y59 I60 T61 R62 K63 V64 I65 G66 E67 N68 I69 V70 I71
K75 R80 Y83 C86 P87 K99 A100 K101 C106 P107 Y108 H109 A110 W111 T112 F113 D116 G117 V128 E129 E134 N135 S136 S137 D155 P166 F188 P193 V198 E205 C206 Y207 H208 P211 A212 H213 P214 G215 F216 A217 D218 S219 V220 Q221 V222
D223 K224 Y225 H230 Q231 Y237 G238 F239 A240 R241 S242 SER GLU LYS SER PHE LYS LEU ASP PRO SER VAL T254 D255 P256 E257 F258 F261 M268 P272 F277 I281 P285 V286 T290 Y295 L311 Y315 R316 F319 E322 L326 V327 E328
K335 R340 G341 Q342 G343 R344 I345 M346 T347 D348 K349 S352 G353 E356 H357 Q371

4 Data and refinement statistics (i)

Property	Value	Source
Space group	P 1 21 1	Depositor
Cell constants a, b, c, α, β, γ	91.07Å 173.77Å 157.29Å 90.00° 90.15° 90.00°	Depositor
Resolution (Å)	80.66 – 2.01 80.66 – 2.01	Depositor EDS
% Data completeness (in resolution range)	99.4 (80.66-2.01) 99.7 (80.66-2.01)	Depositor EDS
R_{merge}	0.17	Depositor
R_{sym}	(Not available)	Depositor
$< I/\sigma(I) >$ [1]	1.84 (at 2.02Å)	Xtriage
Refinement program	PHENIX 1.14_3260	Depositor
R, R_{free}	0.214 , 0.255 0.220 , 0.257	Depositor DCC
R_{free} test set	16283 reflections (5.04%)	wwPDB-VP
Wilson B-factor (Å^2)	30.1	Xtriage
Anisotropy	0.794	Xtriage
Bulk solvent k_{sol}(e/Å^3), B_{sol}(Å^2)	0.34 , 44.0	EDS
L-test for twinning[2]	$< \|L\| > = 0.49$, $< L^2 > = 0.32$	Xtriage
Estimated twinning fraction	0.058 for h,-k,-l	Xtriage
F_o,F_c correlation	0.95	EDS
Total number of atoms	36907	wwPDB-VP
Average B, all atoms (Å^2)	51.0	wwPDB-VP

Xtriage's analysis on translational NCS is as follows: *The analyses of the Patterson function reveals a significant off-origin peak that is 58.28 % of the origin peak, indicating pseudo-translational symmetry. The chance of finding a peak of this or larger height randomly in a structure without pseudo-translational symmetry is equal to 2.0924e-05. The detected translational NCS is most likely also responsible for the elevated intensity ratio.*

[1]Intensities estimated from amplitudes.

[2]Theoretical values of $< |L| >$, $< L^2 >$ for acentric reflections are 0.5, 0.333 respectively for untwinned datasets, and 0.375, 0.2 for perfectly twinned datasets.

5 Model quality (i)

5.1 Standard geometry (i)

Bond lengths and bond angles in the following residue types are not validated in this section: QKQ, EPE, FE, FES

The Z score for a bond length (or angle) is the number of standard deviations the observed value is removed from the expected value. A bond length (or angle) with $|Z| > 5$ is considered an outlier worth inspection. RMSZ is the root-mean-square of all Z scores of the bond lengths (or angles).

Mol	Chain	Bond lengths		Bond angles	
		RMSZ	$\#\|Z\| >5$	RMSZ	$\#\|Z\| >5$
1	A	0.46	0/3003	0.60	0/4080
1	B	0.45	0/2981	0.61	0/4048
1	C	0.43	0/2983	0.61	0/4052
1	D	0.46	0/3003	0.62	0/4080
1	E	0.44	0/3003	0.60	0/4080
1	F	0.47	0/2997	0.62	0/4072
1	G	0.47	0/3032	0.61	0/4117
1	H	0.48	0/2990	0.62	0/4062
1	I	0.50	0/2989	0.63	0/4060
1	J	0.47	0/2973	0.61	0/4040
1	K	0.44	0/2996	0.61	1/4070 (0.0%)
1	L	0.45	0/2990	0.60	0/4062
All	All	0.46	0/35940	0.61	1/48823 (0.0%)

There are no bond length outliers.

All (1) bond angle outliers are listed below:

Mol	Chain	Res	Type	Atoms	Z	Observed(^{o})	Ideal(^{o})
1	K	236	GLN	CB-CA-C	5.83	122.06	110.40

There are no chirality outliers.

There are no planarity outliers.

5.2 Too-close contacts (i)

In the following table, the Non-H and H(model) columns list the number of non-hydrogen atoms and hydrogen atoms in the chain respectively. The H(added) column lists the number of hydrogen atoms added and optimized by MolProbity. The Clashes column lists the number of clashes within the asymmetric unit, whereas Symm-Clashes lists symmetry-related clashes.

Mol	Chain	Non-H	H(model)	H(added)	Clashes	Symm-Clashes
1	A	2917	0	2759	74	0
1	B	2895	0	2740	91	0
1	C	2897	0	2738	79	0
1	D	2917	0	2759	64	0
1	E	2917	0	2759	89	0
1	F	2911	0	2754	76	0
1	G	2945	0	2783	68	0
1	H	2904	0	2745	52	0
1	I	2903	0	2743	62	0
1	J	2887	0	2727	64	0
1	K	2910	0	2750	98	0
1	L	2904	0	2745	75	0
2	A	1	0	0	0	0
2	B	1	0	0	0	0
2	C	1	0	0	0	0
2	D	1	0	0	0	0
2	E	1	0	0	0	0
2	F	1	0	0	0	0
2	G	1	0	0	0	0
2	H	1	0	0	0	0
2	I	1	0	0	0	0
2	J	1	0	0	0	0
2	K	1	0	0	0	0
2	L	1	0	0	0	0
3	A	4	0	0	1	0
3	B	4	0	0	0	0
3	C	4	0	0	0	0
3	D	4	0	0	0	0
3	E	4	0	0	0	0
3	F	4	0	0	0	0
3	G	4	0	0	0	0
3	H	4	0	0	0	0
3	I	4	0	0	0	0
3	J	4	0	0	0	0
3	K	4	0	0	0	0
3	L	4	0	0	2	0
4	A	29	0	0	15	0
4	B	29	0	0	13	0
4	C	29	0	0	6	0
4	D	29	0	0	6	0
4	E	29	0	0	7	0
4	F	29	0	0	8	0
4	G	29	0	0	6	0

Continued on next page...

Continued from previous page...

Mol	Chain	Non-H	H(model)	H(added)	Clashes	Symm-Clashes
4	H	29	0	0	3	0
4	I	29	0	0	2	0
4	J	29	0	0	3	0
4	K	29	0	0	16	0
4	L	29	0	0	5	0
5	A	15	17	18	0	0
5	B	15	17	18	1	0
5	C	15	17	17	0	0
5	D	15	17	18	0	0
5	E	15	17	17	1	0
5	F	15	17	17	2	0
5	G	15	17	18	1	0
5	H	15	17	18	0	0
5	I	15	17	18	1	0
5	J	15	17	18	0	0
5	K	15	17	17	0	0
5	L	15	17	18	2	0
6	A	75	0	0	3	0
6	B	87	0	0	3	0
6	C	51	0	0	4	0
6	D	99	0	0	2	0
6	E	103	0	0	3	0
6	F	122	0	0	7	0
6	G	147	0	0	6	0
6	H	135	0	0	6	0
6	I	113	0	0	1	0
6	J	105	0	0	0	0
6	K	79	0	0	4	0
6	L	92	0	0	0	0
All	All	36703	204	33214	851	0

The all-atom clashscore is defined as the number of clashes found per 1000 atoms (including hydrogen atoms). The all-atom clashscore for this structure is 12.

All (851) close contacts within the same asymmetric unit are listed below, sorted by their clash magnitude.

Atom-1	Atom-2	Interatomic distance (Å)	Clash overlap (Å)
1:A:315:TYR:HE1	4:A:403:QKQ:C1	1.44	1.28
1:A:315:TYR:CE1	4:A:403:QKQ:C1	2.21	1.21
1:A:216:PHE:CZ	4:A:403:QKQ:C16	2.34	1.10
1:L:6:LYS:HE2	1:L:371:GLN:OXT	1.51	1.09

Continued on next page...

Continued from previous page...

Atom-1	Atom-2	Interatomic distance (Å)	Clash overlap (Å)
1:J:109:HIS:CD2	1:K:208:HIS:HB3	1.97	0.99
1:C:134:GLU:O	1:C:135:ASN:HB2	1.61	0.98
1:K:240:ALA:HB3	1:K:256:PRO:HG2	1.43	0.98
1:K:183:LYS:HD3	1:K:302:GLU:HG3	1.43	0.98
1:K:258:PHE:CD1	4:K:403:QKQ:C17	2.53	0.91
1:K:315:TYR:CE1	4:K:403:QKQ:C1	2.53	0.91
1:A:193:PRO:HG2	1:A:328:GLU:HG2	1.50	0.91
1:K:119:LEU:HD23	1:K:133:LYS:HG3	1.51	0.89
1:D:109:HIS:CD2	1:E:208:HIS:HB3	2.08	0.89
1:K:218:ASP:O	1:K:241:ARG:HB2	1.75	0.87
1:A:237:TYR:HE1	1:A:257:GLU:HB2	1.38	0.87
1:A:311:LEU:HG	1:A:315:TYR:HE2	1.37	0.87
1:C:5:GLU:HG2	1:C:24:VAL:HG11	1.56	0.86
1:D:208:HIS:HB3	1:F:109:HIS:CD2	2.10	0.86
1:G:208:HIS:HB3	1:I:109:HIS:CD2	2.10	0.86
1:K:315:TYR:OH	4:K:403:QKQ:C1	2.24	0.85
1:K:260:GLY:HA3	4:K:403:QKQ:C14	2.06	0.85
1:E:254:THR:HG22	1:E:255:ASP:H	1.40	0.85
1:E:221:GLN:NE2	1:E:241:ARG:HG3	1.92	0.85
1:H:119:LEU:HD23	1:H:133:LYS:HG3	1.59	0.84
1:E:119:LEU:HD23	1:E:133:LYS:HG3	1.58	0.84
1:C:69:ILE:HD13	1:C:141:LEU:HD11	1.59	0.84
1:F:340:ARG:HG3	1:F:340:ARG:HH11	1.41	0.83
1:G:224:LYS:HE2	1:G:239:PHE:HB2	1.59	0.83
1:I:306:GLN:NE2	1:I:306:GLN:HA	1.90	0.83
1:L:213:HIS:HB3	1:L:216:PHE:HB3	1.59	0.82
1:I:221:GLN:HB3	1:I:224:LYS:HB2	1.62	0.82
1:B:221:GLN:NE2	1:B:241:ARG:HB2	1.95	0.82
1:E:221:GLN:HE22	1:E:241:ARG:CB	1.92	0.82
1:J:349:LYS:HE3	1:L:129:GLU:HB2	1.62	0.82
1:H:166:PRO:HB2	1:H:231:GLN:HG3	1.60	0.81
1:B:213:HIS:HB3	1:B:216:PHE:HB3	1.59	0.81
1:K:315:TYR:HE1	4:K:403:QKQ:C1	1.92	0.81
1:C:180:LYS:HE2	1:C:180:LYS:H	1.42	0.81
1:D:315:TYR:OH	4:D:403:QKQ:C1	2.29	0.80
1:K:183:LYS:HD3	1:K:302:GLU:CG	2.12	0.80
1:B:216:PHE:CZ	4:B:403:QKQ:C17	2.65	0.80
1:F:166:PRO:HB2	1:F:231:GLN:HG3	1.62	0.79
1:F:315:TYR:OH	4:F:403:QKQ:C1	2.31	0.79
1:A:216:PHE:HZ	4:A:403:QKQ:C16	1.94	0.79
1:F:119:LEU:HD23	1:F:133:LYS:HG3	1.65	0.79

Continued on next page...

Continued from previous page...

Atom-1	Atom-2	Interatomic distance (Å)	Clash overlap (Å)
1:K:183:LYS:CD	1:K:302:GLU:HG3	2.11	0.79
1:I:113:PHE:HB2	1:I:138:MET:HE3	1.65	0.78
1:L:340:ARG:HB3	5:L:404:EPE:O2S	1.82	0.78
1:F:213:HIS:HB3	1:F:216:PHE:HB3	1.64	0.78
1:K:109:HIS:CD2	1:L:208:HIS:HB3	2.20	0.77
1:C:134:GLU:O	1:C:135:ASN:CB	2.31	0.77
1:I:223:ASP:N	1:I:223:ASP:OD1	2.17	0.77
1:J:313:GLU:OE2	1:J:316:ARG:HD2	1.85	0.77
1:B:104:ILE:HD13	1:B:138:MET:HE1	1.67	0.76
1:E:113:PHE:HB2	1:E:138:MET:HE3	1.66	0.76
1:L:6:LYS:HD2	1:L:371:GLN:C	2.06	0.76
1:L:220:VAL:CG1	1:L:225:TYR:HE1	1.98	0.76
1:C:193:PRO:HG2	1:C:328:GLU:HG2	1.68	0.75
1:J:272:PRO:HG2	1:J:277:PHE:CZ	2.20	0.75
1:H:109:HIS:CD2	1:I:208:HIS:HB3	2.22	0.75
1:E:305:THR:HG22	1:E:308:GLN:HG3	1.68	0.74
1:G:193:PRO:HG2	1:G:328:GLU:HG2	1.70	0.74
1:K:146:TYR:CB	1:K:161:VAL:HG11	2.18	0.73
1:E:315:TYR:OH	4:E:403:QKQ:C1	2.37	0.73
1:L:6:LYS:CE	1:L:371:GLN:OXT	2.34	0.73
1:D:122:ALA:O	1:D:125:CYS:HB2	1.88	0.73
1:L:272:PRO:HG2	1:L:277:PHE:CZ	2.25	0.72
1:K:236:GLN:NE2	4:K:403:QKQ:O2	2.22	0.72
1:D:217:ALA:O	1:D:220:VAL:HG12	1.89	0.72
1:E:272:PRO:HG2	1:E:277:PHE:CZ	2.24	0.72
1:K:146:TYR:HB2	1:K:161:VAL:HG11	1.71	0.72
1:G:323:ASP:OD2	4:G:403:QKQ:N1	2.23	0.71
1:C:71:ILE:HD11	1:C:152:ILE:HG21	1.73	0.71
1:F:134:GLU:O	1:F:135:ASN:HB2	1.89	0.71
1:A:347:THR:HG23	1:A:357:HIS:HB3	1.71	0.71
1:B:216:PHE:CE1	4:B:403:QKQ:C17	2.73	0.71
1:K:258:PHE:CG	4:K:403:QKQ:C17	2.72	0.71
1:A:128:VAL:HG11	1:B:346:MET:HE1	1.71	0.71
1:J:221:GLN:HG2	1:J:224:LYS:HB2	1.73	0.71
1:L:9:GLU:OE2	1:L:371:GLN:NE2	2.23	0.71
1:A:236:GLN:CD	4:A:403:QKQ:O2	2.29	0.71
1:K:315:TYR:CZ	4:K:403:QKQ:C1	2.73	0.71
1:G:183:LYS:NZ	6:G:503:HOH:O	2.24	0.70
1:C:6:LYS:HE2	1:C:371:GLN:OXT	1.90	0.70
1:B:104:ILE:HD13	1:B:138:MET:CE	2.22	0.70
1:A:237:TYR:CE1	1:A:257:GLU:HB2	2.25	0.70

Continued on next page...

Continued from previous page...

Atom-1	Atom-2	Interatomic distance (Å)	Clash overlap (Å)
1:E:305:THR:HG23	1:E:308:GLN:H	1.55	0.70
1:K:258:PHE:HB2	4:K:403:QKQ:C18	2.21	0.70
1:F:258:PHE:HB3	1:F:273:PRO:HD3	1.74	0.70
1:J:206:CYS:SG	4:J:403:QKQ:C11	2.80	0.70
1:J:109:HIS:NE2	1:K:208:HIS:HB3	2.06	0.69
1:L:315:TYR:OH	4:L:403:QKQ:C1	2.40	0.69
1:C:55:GLN:HA	1:C:55:GLN:OE1	1.92	0.69
1:E:221:GLN:NE2	1:E:241:ARG:CG	2.55	0.69
1:I:213:HIS:HB3	1:I:216:PHE:HB3	1.73	0.69
1:B:216:PHE:HZ	4:B:403:QKQ:C17	2.06	0.69
1:C:5:GLU:O	1:C:6:LYS:HG2	1.92	0.69
1:J:208:HIS:HB3	1:L:109:HIS:CD2	2.28	0.69
1:F:30:GLN:OE1	1:F:30:GLN:HA	1.92	0.69
1:H:213:HIS:HB3	1:H:216:PHE:HB3	1.73	0.69
1:J:228:THR:HG22	1:J:230:HIS:NE2	2.07	0.69
1:G:109:HIS:CD2	1:H:208:HIS:HB3	2.28	0.69
1:F:347:THR:HG23	1:F:357:HIS:HB3	1.75	0.69
1:J:86:CYS:SG	1:J:87:PRO:HD2	2.33	0.68
1:A:311:LEU:HG	1:A:315:TYR:CE2	2.25	0.68
1:K:218:ASP:O	1:K:241:ARG:CB	2.42	0.68
1:F:216:PHE:HZ	4:F:403:QKQ:C16	2.07	0.68
1:H:36:LYS:NZ	6:H:502:HOH:O	2.26	0.68
1:B:166:PRO:HB2	1:B:231:GLN:HG3	1.75	0.68
1:L:221:GLN:HE21	1:L:241:ARG:HB2	1.59	0.68
1:C:5:GLU:HG2	1:C:24:VAL:CG1	2.24	0.67
1:E:113:PHE:CG	1:E:138:MET:HE2	2.30	0.67
1:B:272:PRO:HB3	4:B:403:QKQ:N4	2.09	0.67
1:A:146:TYR:CZ	1:A:169:ALA:HB2	2.29	0.67
1:A:109:HIS:CD2	1:B:208:HIS:HB3	2.30	0.67
1:D:17:VAL:HG23	1:D:17:VAL:O	1.95	0.66
1:K:227:HIS:NE2	1:K:358:GLY:HA3	2.11	0.66
1:E:47:VAL:HB	1:E:62:ARG:HG3	1.77	0.66
1:L:86:CYS:SG	1:L:87:PRO:HD2	2.36	0.66
1:A:171:ARG:HD2	1:A:174:GLN:OE1	1.96	0.66
1:A:311:LEU:O	1:A:315:TYR:HD2	1.78	0.66
1:B:304:LEU:N	1:B:304:LEU:HD22	2.10	0.66
1:H:193:PRO:HG2	1:H:328:GLU:HG2	1.77	0.66
1:B:221:GLN:HE22	1:B:241:ARG:HB2	1.60	0.66
1:A:315:TYR:CZ	4:A:403:QKQ:C1	2.77	0.65
1:C:180:LYS:NZ	6:C:502:HOH:O	2.28	0.65
1:I:122:ALA:HB3	1:I:125:CYS:HB2	1.78	0.65

Continued on next page...

Continued from previous page...

Atom-1	Atom-2	Interatomic distance (Å)	Clash overlap (Å)
1:J:346:MET:HE1	1:L:128:VAL:HG11	1.78	0.65
1:H:272:PRO:HG2	1:H:277:PHE:CZ	2.32	0.65
1:I:272:PRO:HG2	1:I:277:PHE:CZ	2.31	0.65
1:K:17:VAL:O	1:K:17:VAL:HG13	1.97	0.65
1:L:220:VAL:CG1	1:L:225:TYR:CE1	2.79	0.65
1:D:347:THR:HG23	1:D:357:HIS:HB3	1.78	0.64
1:E:17:VAL:HG23	1:E:17:VAL:O	1.97	0.64
1:E:46:CYS:HB2	1:E:151:PHE:CE2	2.31	0.64
1:C:347:THR:HG23	1:C:357:HIS:HB3	1.78	0.64
1:G:347:THR:HG23	1:G:357:HIS:HB3	1.80	0.64
1:G:281:ILE:HG12	1:G:295:TYR:CD1	2.33	0.64
1:E:221:GLN:HE22	1:E:241:ARG:HB2	1.62	0.64
1:E:166:PRO:HB2	1:E:231:GLN:HG3	1.80	0.64
1:D:193:PRO:HG2	1:D:328:GLU:HG2	1.80	0.64
1:L:134:GLU:O	1:L:135:ASN:HB2	1.98	0.63
1:B:76:ASP:OD1	1:B:76:ASP:N	2.30	0.63
1:E:221:GLN:NE2	1:E:241:ARG:CB	2.61	0.63
1:B:193:PRO:HG2	1:B:328:GLU:HG2	1.80	0.63
1:E:347:THR:HG23	1:E:357:HIS:HB3	1.80	0.63
1:C:206:CYS:SG	1:C:225:TYR:OH	2.52	0.63
1:G:202:ASN:ND2	1:G:323:ASP:OD1	2.24	0.63
1:K:47:VAL:HG21	1:K:71:ILE:CD1	2.29	0.63
1:E:305:THR:CG2	1:E:308:GLN:HG3	2.28	0.63
1:J:109:HIS:CD2	1:K:208:HIS:CB	2.78	0.63
1:F:340:ARG:HG3	1:F:340:ARG:NH1	2.10	0.62
1:B:230:HIS:HB3	1:B:231:GLN:NE2	2.14	0.62
1:D:205:GLU:HG2	1:D:359:ILE:HD11	1.81	0.62
1:G:70:VAL:HG12	1:G:82:PHE:O	1.99	0.62
1:K:205:GLU:CD	1:K:208:HIS:HD1	2.00	0.62
1:K:193:PRO:HG2	1:K:328:GLU:HG2	1.80	0.62
1:L:206:CYS:HG	1:L:225:TYR:HH	1.46	0.62
1:B:258:PHE:CD1	4:B:403:QKQ:C16	2.82	0.62
1:B:334:LEU:HD12	1:B:334:LEU:C	2.20	0.62
1:E:113:PHE:CD1	1:E:138:MET:HE2	2.35	0.62
1:K:202:ASN:O	1:K:208:HIS:HE1	1.83	0.62
1:A:216:PHE:HZ	4:A:403:QKQ:C15	2.13	0.62
1:D:37:GLU:O	1:D:42:LYS:HG3	2.00	0.62
1:F:193:PRO:HG2	1:F:328:GLU:HG2	1.80	0.62
1:G:75:LYS:HE2	1:G:102:ASN:CG	2.20	0.62
1:J:193:PRO:HG2	1:J:328:GLU:HG2	1.81	0.62
1:A:173:ASN:OD1	1:A:179:ILE:HD12	2.00	0.61

Continued on next page...

Continued from previous page...

Atom-1	Atom-2	Interatomic distance (Å)	Clash overlap (Å)
1:C:313:GLU:OE2	1:C:317:ASN:ND2	2.32	0.61
1:I:306:GLN:HA	1:I:306:GLN:HE21	1.60	0.61
1:E:206:CYS:HG	1:E:225:TYR:HH	1.48	0.61
1:E:305:THR:HG22	1:E:308:GLN:CG	2.30	0.61
1:D:213:HIS:HB3	1:D:216:PHE:HB3	1.80	0.61
1:E:206:CYS:SG	1:E:225:TYR:OH	2.55	0.61
1:A:227:HIS:CG	1:A:236:GLN:HG2	2.36	0.61
1:B:216:PHE:O	1:B:220:VAL:HG23	2.00	0.61
1:E:254:THR:HG22	1:E:255:ASP:N	2.15	0.61
1:L:221:GLN:NE2	1:L:241:ARG:HB2	2.15	0.61
1:A:260:GLY:HA3	4:A:403:QKQ:N2	2.15	0.61
1:E:128:VAL:HG11	1:F:346:MET:HE1	1.81	0.61
1:G:220:VAL:HG13	1:G:225:TYR:CD2	2.35	0.61
1:B:128:VAL:HG11	1:C:346:MET:HE1	1.83	0.61
1:D:306:GLN:OE1	1:D:309:LYS:HE3	2.01	0.61
1:D:109:HIS:NE2	1:E:208:HIS:HB3	2.15	0.60
1:E:193:PRO:HG2	1:E:328:GLU:HG2	1.82	0.60
1:F:344:ARG:CG	1:F:346:MET:HE3	2.31	0.60
1:L:55:GLN:OE1	1:L:55:GLN:HA	2.00	0.60
1:D:224:LYS:HD3	1:D:226:TRP:HH2	1.66	0.60
1:C:72:ILE:HD11	1:C:115:LEU:HD22	1.83	0.60
1:I:6:LYS:HE3	1:I:371:GLN:C	2.21	0.60
1:E:109:HIS:CD2	1:F:208:HIS:HB3	2.36	0.60
1:K:14:ASN:ND2	1:K:17:VAL:HG12	2.17	0.60
1:K:258:PHE:CB	4:K:403:QKQ:C18	2.80	0.60
1:C:350:GLN:OE1	1:C:350:GLN:N	2.27	0.60
1:E:260:GLY:HA3	4:E:403:QKQ:C14	2.32	0.60
1:L:166:PRO:HB2	1:L:231:GLN:HG3	1.82	0.60
1:C:219:SER:O	1:C:241:ARG:N	2.35	0.59
1:H:63:LYS:HE3	6:H:553:HOH:O	2.01	0.59
1:E:221:GLN:HE21	1:E:241:ARG:HE	1.50	0.59
1:F:219:SER:HB2	4:F:403:QKQ:C18	2.31	0.59
1:K:166:PRO:HD2	1:K:231:GLN:HG2	1.85	0.59
1:F:219:SER:CB	4:F:403:QKQ:C18	2.80	0.59
1:C:315:TYR:OH	4:C:403:QKQ:C1	2.51	0.59
1:G:119:LEU:HD23	1:G:133:LYS:HG3	1.84	0.59
1:B:216:PHE:HE1	4:B:403:QKQ:C18	2.16	0.59
1:C:350:GLN:H	1:C:350:GLN:CD	2.04	0.59
1:J:128:VAL:HG11	1:K:346:MET:HE1	1.84	0.59
1:G:213:HIS:HB3	1:G:216:PHE:HB3	1.84	0.59
1:B:260:GLY:HA3	4:B:403:QKQ:C14	2.32	0.58

Continued on next page...

Continued from previous page...

Atom-1	Atom-2	Interatomic distance (Å)	Clash overlap (Å)
1:C:113:PHE:HB2	1:C:138:MET:HE3	1.85	0.58
1:G:272:PRO:HG2	1:G:277:PHE:CE2	2.38	0.58
1:K:46:CYS:HB2	1:K:151:PHE:CE2	2.38	0.58
1:K:216:PHE:CD1	1:K:219:SER:HB2	2.39	0.58
1:C:32:PHE:CE2	1:C:287:ASP:HA	2.38	0.58
1:D:46:CYS:HB2	1:D:151:PHE:CE2	2.39	0.58
1:J:10:ASP:OD1	1:J:10:ASP:N	2.36	0.58
1:E:86:CYS:SG	1:E:87:PRO:HD2	2.43	0.58
1:K:272:PRO:HG2	1:K:277:PHE:CZ	2.39	0.58
1:D:340:ARG:NH2	1:F:137:SER:O	2.37	0.58
1:E:146:TYR:CZ	1:E:169:ALA:HB2	2.38	0.58
1:L:220:VAL:HG13	1:L:225:TYR:HE1	1.68	0.58
1:C:26:TYR:CD1	1:C:198:VAL:HG23	2.38	0.58
1:I:26:TYR:CD1	1:I:198:VAL:HG23	2.38	0.58
1:B:125:CYS:HB2	1:B:131:PHE:CD2	2.39	0.58
1:C:69:ILE:HD13	1:C:141:LEU:CD1	2.31	0.58
1:G:281:ILE:HG12	1:G:295:TYR:HD1	1.69	0.58
1:G:206:CYS:SG	1:G:225:TYR:OH	2.57	0.58
1:H:17:VAL:HG23	1:H:17:VAL:O	2.04	0.58
1:J:188:PHE:CZ	1:J:316:ARG:HB2	2.39	0.58
1:L:238:GLY:HA3	1:L:258:PHE:CZ	2.38	0.58
1:A:311:LEU:O	1:A:315:TYR:CD2	2.57	0.57
1:E:272:PRO:HG2	1:E:277:PHE:CE2	2.39	0.57
1:I:86:CYS:SG	1:I:87:PRO:HD2	2.44	0.57
1:F:30:GLN:NE2	6:F:502:HOH:O	2.36	0.57
1:A:122:ALA:HB3	1:A:125:CYS:HB2	1.86	0.57
1:G:224:LYS:HE2	1:G:239:PHE:CB	2.31	0.57
1:C:6:LYS:HB3	1:C:370:HIS:O	2.04	0.57
1:K:47:VAL:HG21	1:K:71:ILE:HD13	1.85	0.57
1:B:318:VAL:O	1:B:322:GLU:HG3	2.04	0.57
1:G:295:TYR:OH	4:G:403:QKQ:C3	2.52	0.57
1:K:122:ALA:O	1:K:125:CYS:HB2	2.04	0.57
1:L:254:THR:O	1:L:256:PRO:HD3	2.04	0.57
1:A:272:PRO:HA	4:A:403:QKQ:N4	2.19	0.57
1:C:42:LYS:HA	1:C:155:ASP:HB2	1.86	0.57
1:F:216:PHE:CZ	4:F:403:QKQ:C16	2.87	0.57
1:B:304:LEU:HD22	1:B:304:LEU:H	1.70	0.56
1:D:371:GLN:NE2	1:D:371:GLN:N	2.52	0.56
1:A:359:ILE:O	1:A:363:GLN:HG3	2.05	0.56
1:B:75:LYS:HD2	1:B:102:ASN:OD1	2.05	0.56
1:A:205:GLU:HG2	1:A:359:ILE:HD11	1.87	0.56

Continued on next page...

Continued from previous page...

Atom-1	Atom-2	Interatomic distance (Å)	Clash overlap (Å)
1:J:344:ARG:CG	1:J:346:MET:HE3	2.35	0.56
1:B:86:CYS:HB2	1:B:93:LEU:HD21	1.86	0.56
1:B:212:ALA:HB1	1:B:326:LEU:HD11	1.86	0.56
1:D:214:PRO:HD2	1:D:322:GLU:OE2	2.06	0.56
1:A:207:TYR:CE2	1:A:346:MET:HG3	2.40	0.56
1:C:142:LYS:NZ	1:C:156:GLU:O	2.36	0.56
1:F:188:PHE:CZ	1:F:316:ARG:HB2	2.41	0.56
4:A:403:QKQ:C19	4:A:403:QKQ:C14	2.84	0.56
1:A:216:PHE:CE1	4:A:403:QKQ:C17	2.88	0.56
1:C:202:ASN:ND2	1:C:323:ASP:OD1	2.28	0.56
1:J:368:GLN:O	1:J:371:GLN:OE1	2.23	0.56
1:K:179:ILE:HA	1:K:182:LEU:HD12	1.87	0.56
1:K:144:GLU:OE1	1:K:161:VAL:HG12	2.06	0.55
1:K:347:THR:HG23	1:K:357:HIS:HB3	1.88	0.55
1:D:225:TYR:OH	4:D:403:QKQ:O2	2.23	0.55
1:E:221:GLN:HE22	1:E:241:ARG:CA	2.18	0.55
1:E:236:GLN:OE1	4:E:403:QKQ:O2	2.23	0.55
1:I:213:HIS:CB	1:I:216:PHE:HB3	2.37	0.55
1:L:206:CYS:SG	1:L:225:TYR:OH	2.57	0.55
1:E:237:TYR:HD1	1:E:238:GLY:N	2.05	0.55
1:C:46:CYS:HB2	1:C:151:PHE:CE2	2.42	0.55
1:K:8:PRO:HG2	1:K:11:PHE:HB2	1.88	0.55
1:E:340:ARG:HB3	5:E:404:EPE:O2S	2.06	0.55
1:F:344:ARG:HG2	1:F:346:MET:HE3	1.88	0.55
1:A:347:THR:CG2	1:A:357:HIS:HB3	2.37	0.55
1:C:134:GLU:HG2	1:C:137:SER:HB2	1.89	0.55
1:A:253:VAL:CG2	1:A:256:PRO:HG3	2.37	0.55
1:J:281:ILE:HG12	1:J:295:TYR:CD1	2.41	0.55
1:D:344:ARG:HG3	1:D:346:MET:HE2	1.89	0.54
4:D:403:QKQ:C22	4:D:403:QKQ:C19	2.86	0.54
1:E:113:PHE:HB2	1:E:138:MET:CE	2.37	0.54
4:D:403:QKQ:C1	4:D:403:QKQ:C19	2.86	0.54
1:G:208:HIS:HB3	1:I:109:HIS:NE2	2.22	0.54
1:A:208:HIS:HB3	1:C:109:HIS:CD2	2.42	0.54
1:E:221:GLN:NE2	1:E:241:ARG:HB2	2.21	0.54
1:I:6:LYS:HE3	1:I:371:GLN:OXT	2.08	0.54
1:K:348:ASP:HB2	1:K:350:GLN:OE1	2.08	0.54
1:L:344:ARG:CG	1:L:346:MET:CE	2.86	0.54
1:H:206:CYS:SG	4:H:403:QKQ:C11	2.96	0.54
1:J:346:MET:HE2	1:J:346:MET:HA	1.88	0.54
4:L:403:QKQ:C19	4:L:403:QKQ:C22	2.85	0.54

Continued on next page...

Continued from previous page...

Atom-1	Atom-2	Interatomic distance (Å)	Clash overlap (Å)
1:D:42:LYS:HD2	6:D:573:HOH:O	2.08	0.54
1:D:350:GLN:CD	1:D:350:GLN:H	2.11	0.54
1:E:212:ALA:HB1	1:E:326:LEU:HD11	1.90	0.54
1:C:238:GLY:HA3	1:C:258:PHE:CE2	2.43	0.53
1:C:272:PRO:HG2	1:C:277:PHE:CZ	2.43	0.53
1:E:119:LEU:HD22	1:E:136:SER:HB2	1.89	0.53
1:E:313:GLU:HG3	1:E:317:ASN:ND2	2.22	0.53
1:E:334:LEU:C	1:E:334:LEU:HD12	2.29	0.53
1:I:193:PRO:HG2	1:I:328:GLU:HG2	1.88	0.53
1:L:344:ARG:HG3	1:L:346:MET:HE2	1.90	0.53
1:E:259:HIS:HB2	1:E:271:VAL:HB	1.90	0.53
1:C:213:HIS:ND1	1:C:322:GLU:OE2	2.35	0.53
1:H:347:THR:HG23	1:H:357:HIS:HB3	1.91	0.53
1:K:344:ARG:CG	1:K:346:MET:HE3	2.39	0.53
1:C:24:VAL:HG22	1:C:28:SER:HB2	1.89	0.53
1:J:301:ASN:ND2	1:J:303:GLU:O	2.38	0.53
1:B:216:PHE:HE1	4:B:403:QKQ:C17	2.22	0.53
1:F:344:ARG:HG3	1:F:346:MET:CE	2.39	0.53
1:I:46:CYS:HB2	1:I:151:PHE:CE2	2.43	0.53
1:I:47:VAL:HB	1:I:62:ARG:HG3	1.90	0.53
1:A:188:PHE:HB2	1:A:295:TYR:HB3	1.91	0.53
1:D:14:ASN:ND2	1:D:17:VAL:HG22	2.23	0.53
1:E:14:ASN:ND2	1:E:17:VAL:HG22	2.24	0.53
1:C:180:LYS:H	1:C:180:LYS:CE	2.16	0.53
1:K:344:ARG:HG3	1:K:346:MET:CE	2.39	0.53
1:D:27:THR:HG21	1:D:335:LYS:HG2	1.90	0.52
1:E:6:LYS:HD3	1:E:371:GLN:C	2.29	0.52
1:E:205:GLU:CD	1:E:208:HIS:HD1	2.12	0.52
1:A:271:VAL:HG12	1:A:275:SER:HA	1.92	0.52
1:C:146:TYR:CZ	1:C:169:ALA:HB2	2.44	0.52
4:I:403:QKQ:C21	4:I:403:QKQ:N5	2.69	0.52
1:E:236:GLN:CD	4:E:403:QKQ:O2	2.48	0.52
1:F:86:CYS:HB2	1:F:93:LEU:HD21	1.91	0.52
1:A:32:PHE:CE2	1:A:287:ASP:HA	2.44	0.52
1:E:188:PHE:CZ	1:E:316:ARG:HB2	2.44	0.52
1:F:101:LYS:NZ	6:F:510:HOH:O	2.42	0.52
1:L:47:VAL:HB	1:L:62:ARG:HG3	1.90	0.52
1:F:281:ILE:HG12	1:F:295:TYR:HD1	1.75	0.52
1:K:269:PHE:HB3	1:K:278:MET:CE	2.39	0.52
1:A:221:GLN:O	1:A:225:TYR:HB2	2.10	0.52
1:B:80:ARG:HD2	1:B:116:ASP:HA	1.92	0.52

Continued on next page...

Continued from previous page...

Atom-1	Atom-2	Interatomic distance (Å)	Clash overlap (Å)
1:D:272:PRO:HG2	1:D:277:PHE:CZ	2.44	0.52
1:H:258:PHE:CD1	4:H:403:QKQ:C15	2.92	0.52
4:L:403:QKQ:N5	4:L:403:QKQ:C21	2.72	0.52
1:A:193:PRO:CG	1:A:328:GLU:HG2	2.30	0.52
1:C:76:ASP:OD2	1:C:80:ARG:NH2	2.29	0.52
1:E:227:HIS:ND1	6:E:505:HOH:O	2.34	0.52
1:G:86:CYS:SG	1:G:87:PRO:HD2	2.50	0.52
1:H:170:GLU:HG3	6:H:561:HOH:O	2.09	0.52
1:F:219:SER:HB3	4:F:403:QKQ:C18	2.40	0.52
1:J:216:PHE:CG	1:J:216:PHE:O	2.62	0.52
1:L:212:ALA:HB1	1:L:326:LEU:HD11	1.91	0.52
1:L:27:THR:HG21	1:L:335:LYS:HG2	1.92	0.51
1:C:75:LYS:HD3	1:C:102:ASN:OD1	2.10	0.51
1:C:313:GLU:OE1	1:C:313:GLU:HA	2.11	0.51
1:I:213:HIS:HB3	1:I:216:PHE:CB	2.37	0.51
1:H:86:CYS:SG	1:H:87:PRO:HD2	2.50	0.51
1:D:208:HIS:HB3	1:F:109:HIS:HD2	1.69	0.51
1:E:115:LEU:N	1:E:115:LEU:HD23	2.25	0.51
1:E:132:ASP:CG	1:E:135:ASN:HB2	2.31	0.51
1:J:344:ARG:HG3	1:J:346:MET:CE	2.40	0.51
1:J:122:ALA:O	1:J:125:CYS:HB2	2.11	0.51
1:L:230:HIS:HB3	1:L:231:GLN:NE2	2.24	0.51
1:D:213:HIS:ND1	1:D:322:GLU:OE1	2.42	0.51
4:E:403:QKQ:C22	4:E:403:QKQ:C19	2.88	0.51
1:F:159:THR:OG1	1:F:160:CYS:N	2.43	0.51
1:F:344:ARG:CG	1:F:346:MET:CE	2.88	0.51
4:F:403:QKQ:C21	4:F:403:QKQ:N5	2.71	0.51
1:K:229:THR:OG1	1:K:361:TYR:CG	2.64	0.51
1:I:344:ARG:HG3	1:I:346:MET:HE2	1.93	0.51
1:A:8:PRO:HD2	1:A:11:PHE:HB2	1.92	0.51
1:A:227:HIS:ND1	6:A:504:HOH:O	2.34	0.51
4:B:403:QKQ:N5	4:B:403:QKQ:C21	2.73	0.51
1:E:286:VAL:HB	1:E:290:THR:HB	1.91	0.51
1:F:134:GLU:O	1:F:135:ASN:CB	2.59	0.51
4:K:403:QKQ:C22	4:K:403:QKQ:C19	2.88	0.51
1:D:224:LYS:HD2	1:D:239:PHE:CD2	2.45	0.51
1:I:113:PHE:CD1	1:I:138:MET:HE2	2.46	0.51
1:F:281:ILE:HG12	1:F:295:TYR:CD1	2.46	0.51
1:I:316:ARG:HG2	1:I:317:ASN:OD1	2.10	0.51
1:K:47:VAL:HB	1:K:62:ARG:HG3	1.91	0.51
1:D:5:GLU:O	1:D:6:LYS:HD2	2.10	0.50

Continued on next page...

Continued from previous page...

Atom-1	Atom-2	Interatomic distance (Å)	Clash overlap (Å)
1:D:208:HIS:CB	1:F:109:HIS:CD2	2.90	0.50
1:D:334:LEU:HD12	1:D:334:LEU:C	2.31	0.50
1:G:336:SER:CB	6:G:504:HOH:O	2.58	0.50
4:C:403:QKQ:N5	4:C:403:QKQ:C21	2.71	0.50
1:G:63:LYS:HE3	6:G:629:HOH:O	2.10	0.50
1:K:6:LYS:HD2	1:K:371:GLN:C	2.31	0.50
1:I:238:GLY:HA3	1:I:258:PHE:CZ	2.46	0.50
1:B:282:TYR:HB2	1:B:294:HIS:HB2	1.94	0.50
1:H:88:HIS:CE1	1:H:109:HIS:ND1	2.80	0.50
1:J:281:ILE:HG12	1:J:295:TYR:HD1	1.75	0.50
1:K:227:HIS:HE1	1:K:234:THR:CB	2.24	0.50
1:L:352:SER:OG	1:L:353:GLY:N	2.44	0.50
1:G:340:ARG:HB3	5:G:404:EPE:O2S	2.12	0.50
1:G:344:ARG:HG3	1:G:346:MET:HE2	1.94	0.50
1:J:213:HIS:HB3	1:J:216:PHE:HB3	1.94	0.50
1:A:253:VAL:HG22	1:A:253:VAL:O	2.11	0.50
1:B:89:ARG:NH1	1:B:109:HIS:CE1	2.79	0.50
1:B:304:LEU:H	1:B:304:LEU:CD2	2.25	0.50
1:D:47:VAL:HB	1:D:62:ARG:HG3	1.94	0.50
1:D:224:LYS:HD2	1:D:239:PHE:HD2	1.76	0.50
1:D:340:ARG:O	1:D:342:GLN:N	2.45	0.50
1:K:227:HIS:HD2	6:K:522:HOH:O	1.93	0.50
1:E:348:ASP:O	1:E:351:ARG:NH1	2.45	0.50
5:F:404:EPE:C8	6:F:513:HOH:O	2.58	0.50
1:D:34:HIS:NE2	1:D:369:TYR:O	2.41	0.49
1:L:261:PHE:O	1:L:268:MET:HA	2.12	0.49
1:A:212:ALA:HB1	1:A:326:LEU:HD11	1.94	0.49
1:D:274:GLY:N	6:D:501:HOH:O	2.22	0.49
1:L:188:PHE:CZ	1:L:316:ARG:HB2	2.47	0.49
1:B:272:PRO:HG2	1:B:277:PHE:CZ	2.48	0.49
1:G:47:VAL:HB	1:G:62:ARG:HG3	1.93	0.49
1:F:70:VAL:HG21	1:F:94:LEU:HD12	1.95	0.49
1:D:109:HIS:CD2	1:E:208:HIS:CB	2.90	0.49
1:G:260:GLY:HA3	4:G:403:QKQ:C14	2.42	0.49
1:L:213:HIS:CB	1:L:216:PHE:HB3	2.37	0.49
1:L:344:ARG:HG3	1:L:346:MET:CE	2.43	0.49
1:C:180:LYS:HE2	1:C:180:LYS:N	2.19	0.49
1:D:344:ARG:HG3	1:D:346:MET:CE	2.42	0.49
1:E:254:THR:CG2	1:E:255:ASP:H	2.18	0.49
1:F:6:LYS:HD3	1:F:371:GLN:O	2.11	0.49
1:G:344:ARG:CG	1:G:346:MET:CE	2.91	0.49

Continued on next page...

Continued from previous page...

Atom-1	Atom-2	Interatomic distance (Å)	Clash overlap (Å)
1:B:196:TRP:CE2	1:B:197:LYS:HG3	2.47	0.49
1:E:221:GLN:HE22	1:E:241:ARG:N	2.10	0.49
1:G:279:THR:HA	1:G:296:ASP:O	2.12	0.49
1:K:319:PHE:HZ	4:K:403:QKQ:C7	2.26	0.49
1:C:36:LYS:HE2	1:C:37:GLU:OE2	2.12	0.49
1:A:221:GLN:HB2	1:A:224:LYS:HB2	1.95	0.49
1:B:296:ASP:HB3	1:B:298:TYR:CE2	2.48	0.49
1:F:142:LYS:HG3	1:F:156:GLU:HA	1.95	0.49
1:J:334:LEU:HD23	1:J:339:TYR:CE2	2.48	0.49
1:C:47:VAL:HG21	1:C:71:ILE:HD13	1.95	0.48
1:G:338:GLY:HA3	1:I:83:TYR:CG	2.48	0.48
1:H:55:GLN:O	1:H:73:ARG:HG2	2.12	0.48
1:I:93:LEU:HD13	1:I:138:MET:CE	2.43	0.48
1:B:347:THR:HG23	1:B:357:HIS:HB3	1.94	0.48
1:F:272:PRO:HG2	1:F:277:PHE:CZ	2.48	0.48
1:F:311:LEU:HG	1:F:315:TYR:CE2	2.48	0.48
1:F:346:MET:HE2	1:F:346:MET:HA	1.95	0.48
1:J:239:PHE:HB3	1:J:255:ASP:OD1	2.13	0.48
1:L:75:LYS:CE	1:L:75:LYS:HA	2.43	0.48
1:B:258:PHE:HB3	1:B:273:PRO:HD3	1.94	0.48
1:B:350:GLN:HG3	1:B:352:SER:HB3	1.94	0.48
1:F:253:VAL:HG12	1:F:254:THR:H	1.77	0.48
1:G:221:GLN:HB2	1:G:224:LYS:HB2	1.95	0.48
1:G:368:GLN:HA	1:G:371:GLN:NE2	2.27	0.48
1:C:286:VAL:HB	1:C:290:THR:HB	1.95	0.48
1:E:287:ASP:OD2	6:E:501:HOH:O	2.20	0.48
1:G:336:SER:HB2	6:G:504:HOH:O	2.13	0.48
1:L:193:PRO:HG2	1:L:328:GLU:HG2	1.94	0.48
1:A:46:CYS:HB2	1:A:151:PHE:CE2	2.48	0.48
1:A:64:VAL:HG23	1:A:284:PHE:HB3	1.95	0.48
1:A:104:ILE:O	1:A:112:THR:HA	2.13	0.48
1:K:371:GLN:NE2	1:K:371:GLN:N	2.62	0.48
1:B:218:ASP:OD1	1:B:219:SER:N	2.46	0.48
1:F:35:GLU:O	1:F:39:ILE:HB	2.14	0.48
5:F:404:EPE:H81	6:F:513:HOH:O	2.14	0.48
1:I:31:VAL:O	1:I:35:GLU:HG3	2.13	0.48
1:L:7:LEU:HG	1:L:25:PHE:CZ	2.48	0.48
1:L:206:CYS:SG	4:L:403:QKQ:C11	3.02	0.48
1:E:199:ILE:HG22	1:E:283:GLU:OE2	2.14	0.48
1:H:26:TYR:CD1	1:H:198:VAL:HG23	2.49	0.48
1:B:189:VAL:HG13	1:B:292:LEU:HD11	1.95	0.47

Continued on next page...

Continued from previous page...

Atom-1	Atom-2	Interatomic distance (Å)	Clash overlap (Å)
1:E:272:PRO:HB3	4:E:403:QKQ:N4	2.29	0.47
1:E:326:LEU:O	1:E:330:VAL:HG23	2.14	0.47
1:F:334:LEU:C	1:F:334:LEU:HD12	2.35	0.47
1:G:272:PRO:HG2	1:G:277:PHE:CZ	2.49	0.47
1:A:370:HIS:ND1	6:A:505:HOH:O	2.35	0.47
1:H:212:ALA:HB1	1:H:326:LEU:HD11	1.95	0.47
1:H:348:ASP:OD1	1:H:350:GLN:HG2	2.14	0.47
1:K:344:ARG:CG	1:K:346:MET:CE	2.92	0.47
1:A:88:HIS:HB2	1:A:111:TRP:CH2	2.50	0.47
1:B:315:TYR:OH	4:B:403:QKQ:C1	2.61	0.47
1:C:196:TRP:N	6:C:507:HOH:O	2.42	0.47
1:I:352:SER:OG	1:I:353:GLY:N	2.45	0.47
1:K:319:PHE:CZ	4:K:403:QKQ:C7	2.97	0.47
1:C:87:PRO:HD2	1:C:113:PHE:CZ	2.49	0.47
1:E:295:TYR:OH	4:E:403:QKQ:C3	2.62	0.47
1:K:231:GLN:O	1:K:232:ASN:HB2	2.14	0.47
1:A:170:GLU:O	1:A:174:GLN:HG3	2.14	0.47
1:B:20:THR:O	1:B:342:GLN:HB3	2.14	0.47
1:B:23:LYS:NZ	1:B:336:SER:O	2.48	0.47
1:A:253:VAL:HG22	1:A:256:PRO:HG3	1.96	0.47
1:C:5:GLU:HB3	1:C:25:PHE:CZ	2.49	0.47
1:D:238:GLY:HA3	1:D:258:PHE:CZ	2.49	0.47
1:E:87:PRO:HB3	1:F:340:ARG:HH12	1.80	0.47
1:K:209:CYS:O	1:K:213:HIS:HB2	2.14	0.47
1:L:86:CYS:SG	1:L:87:PRO:CD	3.02	0.47
1:A:257:GLU:O	1:A:273:PRO:HA	2.14	0.47
1:B:216:PHE:CE1	4:B:403:QKQ:C18	2.96	0.47
1:D:7:LEU:HG	1:D:25:PHE:CZ	2.50	0.47
1:F:271:VAL:HG12	1:F:275:SER:HA	1.97	0.47
1:G:338:GLY:HA3	1:I:83:TYR:CB	2.45	0.47
1:K:227:HIS:CD2	1:K:358:GLY:HA3	2.49	0.47
1:B:346:MET:HE2	1:B:346:MET:HA	1.95	0.47
1:B:145:GLU:HG3	1:B:149:PHE:O	2.14	0.47
1:H:10:ASP:OD1	1:H:10:ASP:N	2.42	0.47
1:K:55:GLN:HA	1:K:55:GLN:NE2	2.30	0.47
1:L:9:GLU:CD	1:L:371:GLN:NE2	2.69	0.47
1:A:27:THR:HG21	1:A:335:LYS:HG2	1.97	0.47
1:B:58:ASP:OD1	1:B:99:LYS:HE2	2.15	0.47
1:B:344:ARG:CG	1:B:346:MET:HE3	2.44	0.47
1:F:286:VAL:HB	1:F:290:THR:HB	1.97	0.47
1:L:221:GLN:HE21	1:L:241:ARG:CB	2.25	0.47

Continued on next page...

Continued from previous page...

Atom-1	Atom-2	Interatomic distance (Å)	Clash overlap (Å)
1:B:93:LEU:HD13	1:B:138:MET:CE	2.45	0.46
1:C:47:VAL:HB	1:C:62:ARG:HG3	1.96	0.46
1:E:213:HIS:HB3	1:E:216:PHE:HB3	1.97	0.46
1:I:23:LYS:NZ	1:I:336:SER:O	2.48	0.46
1:J:225:TYR:CD1	1:J:225:TYR:C	2.89	0.46
1:A:236:GLN:OE1	4:A:403:QKQ:O2	2.33	0.46
1:H:344:ARG:CG	1:H:346:MET:CE	2.94	0.46
1:I:306:GLN:NE2	1:I:306:GLN:CA	2.72	0.46
1:L:281:ILE:HG12	1:L:295:TYR:CD1	2.50	0.46
1:A:282:TYR:HB2	1:A:294:HIS:HB2	1.97	0.46
1:B:304:LEU:N	1:B:304:LEU:CD2	2.77	0.46
1:E:44:TRP:CE3	1:E:153:ASN:HB2	2.51	0.46
1:J:344:ARG:CG	1:J:346:MET:CE	2.93	0.46
1:B:75:LYS:NZ	1:B:75:LYS:HB3	2.29	0.46
1:C:238:GLY:HA3	1:C:258:PHE:CZ	2.50	0.46
1:H:346:MET:O	6:H:501:HOH:O	2.20	0.46
1:J:228:THR:CG2	1:J:230:HIS:NE2	2.76	0.46
1:J:238:GLY:HA3	1:J:258:PHE:CZ	2.50	0.46
1:E:104:ILE:HG21	1:E:138:MET:HE1	1.97	0.46
1:I:334:LEU:HD12	1:I:334:LEU:C	2.36	0.46
1:K:110:ALA:HB3	1:K:123:ARG:HD3	1.97	0.46
1:K:258:PHE:CG	4:K:403:QKQ:C18	2.99	0.46
1:K:344:ARG:HG2	1:K:346:MET:HE3	1.98	0.46
1:A:86:CYS:HB2	1:A:93:LEU:HD21	1.97	0.46
1:B:296:ASP:OD2	1:B:298:TYR:OH	2.26	0.46
1:F:180:LYS:HG2	6:F:575:HOH:O	2.16	0.46
1:F:273:PRO:HD2	4:F:403:QKQ:C19	2.46	0.46
1:I:344:ARG:CG	1:I:346:MET:CE	2.93	0.46
1:K:344:ARG:HG3	1:K:346:MET:HE2	1.96	0.46
1:J:109:HIS:O	1:J:123:ARG:HD3	2.16	0.46
1:B:76:ASP:O	1:B:78:VAL:HG23	2.16	0.46
1:C:6:LYS:CD	1:C:371:GLN:C	2.83	0.46
1:A:311:LEU:CG	1:A:315:TYR:HE2	2.20	0.45
1:B:109:HIS:CD2	1:C:208:HIS:HB3	2.51	0.45
1:D:125:CYS:SG	1:D:133:LYS:HE3	2.56	0.45
1:H:166:PRO:CB	1:H:231:GLN:HG3	2.39	0.45
1:J:87:PRO:HD2	1:J:113:PHE:CZ	2.51	0.45
1:K:42:LYS:HA	1:K:155:ASP:HB2	1.98	0.45
1:K:172:LEU:HG	1:K:179:ILE:HD11	1.98	0.45
1:K:258:PHE:HB2	4:K:403:QKQ:C17	2.46	0.45
1:B:199:ILE:HG22	1:B:283:GLU:OE2	2.16	0.45

Continued on next page...

Continued from previous page...

Atom-1	Atom-2	Interatomic distance (Å)	Clash overlap (Å)
1:G:237:TYR:OH	1:G:257:GLU:OE1	2.30	0.45
1:J:286:VAL:HB	1:J:290:THR:HB	1.98	0.45
1:J:296:ASP:HB3	1:J:298:TYR:CE2	2.51	0.45
1:D:346:MET:HE1	1:F:128:VAL:HG11	1.98	0.45
1:K:221:GLN:HE21	1:K:221:GLN:HB3	1.61	0.45
1:A:35:GLU:O	1:A:39:ILE:HB	2.17	0.45
1:A:315:TYR:HA	1:A:319:PHE:HB3	1.98	0.45
1:D:31:VAL:O	1:D:35:GLU:HG3	2.16	0.45
1:D:306:GLN:CD	1:D:309:LYS:HE3	2.36	0.45
1:E:212:ALA:CB	1:E:326:LEU:HD11	2.47	0.45
1:G:70:VAL:CG1	1:G:82:PHE:HB2	2.47	0.45
1:H:128:VAL:HG11	1:I:346:MET:HE1	1.99	0.45
1:J:122:ALA:HB3	1:J:125:CYS:HB2	1.99	0.45
1:K:216:PHE:CE1	1:K:219:SER:HB2	2.51	0.45
1:B:180:LYS:HE3	1:B:180:LYS:HB3	1.88	0.45
1:B:221:GLN:OE1	1:B:239:PHE:O	2.34	0.45
1:E:9:GLU:O	1:E:9:GLU:HG2	2.16	0.45
1:G:89:ARG:NH1	1:G:109:HIS:CE1	2.84	0.45
1:G:128:VAL:HG11	1:H:346:MET:HE1	1.99	0.45
1:K:76:ASP:C	6:K:516:HOH:O	2.54	0.45
1:A:171:ARG:O	1:A:174:GLN:HB2	2.17	0.45
1:D:220:VAL:O	1:D:220:VAL:HG13	2.17	0.45
1:E:86:CYS:SG	1:E:87:PRO:CD	3.04	0.45
1:F:340:ARG:HG3	6:F:534:HOH:O	2.17	0.45
1:H:344:ARG:HG3	1:H:346:MET:CE	2.47	0.45
1:I:146:TYR:CZ	1:I:169:ALA:HB2	2.52	0.45
1:D:258:PHE:CD1	4:D:403:QKQ:C15	3.00	0.45
1:E:75:LYS:HB3	1:E:75:LYS:HE2	1.80	0.45
1:L:101:LYS:N	1:L:101:LYS:HD2	2.29	0.45
1:F:279:THR:HA	1:F:296:ASP:O	2.17	0.45
1:K:56:PRO:HA	1:K:73:ARG:HG3	1.99	0.45
1:D:56:PRO:O	1:D:57:ASN:HB2	2.16	0.45
1:E:137:SER:O	1:F:340:ARG:NH2	2.44	0.45
1:F:349:LYS:HD2	1:F:349:LYS:HA	1.77	0.45
1:K:108:TYR:O	1:L:208:HIS:HB2	2.17	0.45
1:D:319:PHE:CZ	4:D:403:QKQ:C7	3.00	0.45
1:F:63:LYS:NZ	1:F:66:GLY:HA2	2.32	0.45
1:F:67:GLU:OE2	1:F:67:GLU:HA	2.17	0.45
1:F:182:LEU:HB3	1:F:298:TYR:HB3	1.97	0.45
1:H:352:SER:OG	1:H:353:GLY:N	2.49	0.45
1:I:42:LYS:HA	1:I:155:ASP:HB2	1.99	0.45

Continued on next page...

Continued from previous page...

Atom-1	Atom-2	Interatomic distance (Å)	Clash overlap (Å)
1:L:208:HIS:O	1:L:211:PRO:HD2	2.17	0.45
1:B:89:ARG:NH1	1:B:109:HIS:HE1	2.15	0.44
1:D:344:ARG:CG	1:D:346:MET:CE	2.95	0.44
1:I:27:THR:HG21	1:I:335:LYS:HG2	1.99	0.44
1:K:53:LEU:HD12	1:K:150:VAL:HG21	1.99	0.44
1:A:24:VAL:CG2	1:A:28:SER:HB2	2.47	0.44
1:B:110:ALA:HB2	1:C:211:PRO:HB3	1.99	0.44
1:F:32:PHE:CE2	1:F:287:ASP:HA	2.53	0.44
1:B:203:TYR:CG	1:B:268:MET:HG2	2.53	0.44
1:E:88:HIS:CE1	1:E:109:HIS:ND1	2.85	0.44
1:F:142:LYS:HE3	1:F:156:GLU:O	2.17	0.44
1:J:220:VAL:HG11	1:J:225:TYR:HD2	1.82	0.44
1:B:344:ARG:CG	1:B:346:MET:CE	2.95	0.44
1:E:108:TYR:CD1	1:F:326:LEU:HD22	2.53	0.44
1:G:83:TYR:CB	1:H:338:GLY:HA3	2.48	0.44
1:G:219:SER:O	1:G:240:ALA:HA	2.18	0.44
1:G:334:LEU:HD12	1:G:334:LEU:C	2.38	0.44
1:H:164:GLN:C	1:H:166:PRO:HD3	2.37	0.44
1:I:35:GLU:O	1:I:39:ILE:HB	2.18	0.44
1:J:80:ARG:HD2	1:J:116:ASP:HA	2.00	0.44
1:K:229:THR:OG1	1:K:361:TYR:CD1	2.70	0.44
1:C:168:PHE:CZ	1:C:172:LEU:HD22	2.52	0.44
1:F:146:TYR:CZ	1:F:169:ALA:HB2	2.53	0.44
1:G:272:PRO:HG3	4:G:403:QKQ:C1	2.48	0.44
1:H:344:ARG:HG3	1:H:346:MET:HE2	1.99	0.44
1:I:10:ASP:OD1	1:I:10:ASP:N	2.48	0.44
1:I:206:CYS:SG	1:I:225:TYR:OH	2.72	0.44
1:B:212:ALA:CB	1:B:326:LEU:HD11	2.47	0.44
1:B:295:TYR:OH	4:B:403:QKQ:C3	2.66	0.44
1:D:110:ALA:HB2	1:E:211:PRO:HB3	1.98	0.44
1:F:180:LYS:NZ	6:F:514:HOH:O	2.51	0.44
1:G:122:ALA:O	1:G:125:CYS:HB2	2.18	0.44
1:G:147:ALA:HB1	1:G:172:LEU:HD23	1.99	0.44
1:G:277:PHE:HB2	1:G:298:TYR:O	2.18	0.44
1:B:88:HIS:CE1	1:B:109:HIS:ND1	2.85	0.44
1:B:104:ILE:CD1	1:B:138:MET:HE1	2.42	0.44
1:C:216:PHE:HZ	4:C:403:QKQ:N3	2.15	0.44
1:C:265:PRO:HD2	6:C:527:HOH:O	2.16	0.44
1:F:253:VAL:HG12	1:F:254:THR:N	2.33	0.44
1:H:35:GLU:O	1:H:39:ILE:HB	2.17	0.44
1:H:87:PRO:HB3	1:I:340:ARG:HH12	1.82	0.44

Continued on next page...

Continued from previous page...

Atom-1	Atom-2	Interatomic distance (Å)	Clash overlap (Å)
1:H:334:LEU:C	1:H:334:LEU:HD12	2.38	0.44
1:J:122:ALA:O	1:J:125:CYS:CB	2.66	0.44
1:K:122:ALA:O	1:K:125:CYS:CB	2.65	0.44
1:A:109:HIS:HB2	3:A:402:FES:S2	2.58	0.44
1:B:47:VAL:HB	1:B:62:ARG:HG3	2.00	0.44
1:I:281:ILE:HG12	1:I:295:TYR:CD1	2.53	0.44
1:I:344:ARG:HG3	1:I:346:MET:CE	2.47	0.44
5:I:404:EPE:H21	5:I:404:EPE:H102	1.93	0.44
1:J:109:HIS:HD2	1:K:208:HIS:CA	2.30	0.44
1:L:281:ILE:HG12	1:L:295:TYR:HD1	1.83	0.44
1:L:342:GLN:OE1	5:L:404:EPE:H51	2.18	0.44
1:C:213:HIS:HB3	1:C:216:PHE:HB3	2.00	0.43
1:G:208:HIS:CB	1:I:109:HIS:CD2	2.94	0.43
1:I:14:ASN:ND2	1:I:17:VAL:HG12	2.33	0.43
1:I:147:ALA:HB1	1:I:172:LEU:HD23	2.00	0.43
1:C:295:TYR:OH	4:C:403:QKQ:C3	2.66	0.43
1:I:27:THR:HG23	1:I:334:LEU:HD11	2.00	0.43
1:K:168:PHE:CZ	1:K:172:LEU:HD22	2.53	0.43
1:K:208:HIS:CD2	1:K:208:HIS:C	2.92	0.43
1:B:139:VAL:HG21	1:C:338:GLY:O	2.17	0.43
1:C:347:THR:CG2	1:C:357:HIS:HB3	2.47	0.43
1:E:203:TYR:CG	1:E:268:MET:HG2	2.53	0.43
1:I:200:VAL:O	1:I:204:MET:HG2	2.19	0.43
1:K:179:ILE:HA	1:K:182:LEU:CD1	2.48	0.43
1:K:227:HIS:HE1	1:K:234:THR:HB	1.84	0.43
1:G:23:LYS:HD3	1:G:334:LEU:O	2.19	0.43
1:H:188:PHE:CZ	1:H:316:ARG:HB2	2.54	0.43
1:A:207:TYR:HE2	1:A:346:MET:HG3	1.83	0.43
1:C:24:VAL:CG2	1:C:28:SER:HB2	2.49	0.43
1:F:8:PRO:HD2	1:F:11:PHE:HB2	2.00	0.43
1:G:344:ARG:HG3	1:G:346:MET:CE	2.49	0.43
1:K:171:ARG:HA	1:K:174:GLN:OE1	2.19	0.43
1:L:36:LYS:HG3	1:L:65:ILE:HB	2.01	0.43
1:F:221:GLN:HB2	1:F:224:LYS:HB2	2.00	0.43
1:H:359:ILE:O	1:H:363:GLN:HG3	2.18	0.43
1:I:7:LEU:HG	1:I:25:PHE:CZ	2.54	0.43
1:J:258:PHE:HB3	1:J:273:PRO:HD3	1.99	0.43
1:K:40:PHE:CZ	1:K:285:PRO:HG2	2.54	0.43
1:L:63:LYS:HA	1:L:67:GLU:O	2.19	0.43
1:L:86:CYS:SG	1:L:87:PRO:N	2.91	0.43
1:L:87:PRO:HD2	1:L:113:PHE:CZ	2.54	0.43

Continued on next page...

Continued from previous page...

Atom-1	Atom-2	Interatomic distance (Å)	Clash overlap (Å)
1:B:86:CYS:SG	1:B:87:PRO:HD2	2.59	0.43
1:D:86:CYS:SG	1:D:87:PRO:HD2	2.59	0.43
1:D:277:PHE:HB2	1:D:298:TYR:O	2.18	0.43
1:H:56:PRO:HA	1:H:73:ARG:HG3	2.01	0.43
1:H:70:VAL:HG12	1:H:82:PHE:O	2.19	0.43
1:D:108:TYR:CD1	1:E:326:LEU:HD22	2.54	0.43
1:G:168:PHE:CZ	1:G:172:LEU:HD22	2.53	0.43
1:I:231:GLN:O	1:I:232:ASN:HB2	2.19	0.43
1:K:115:LEU:HD23	1:K:115:LEU:N	2.34	0.43
1:J:75:LYS:HE2	1:J:75:LYS:HB3	1.71	0.43
1:A:344:ARG:HG3	1:A:346:MET:HE2	2.00	0.43
1:F:344:ARG:HG3	1:F:346:MET:HE2	2.00	0.43
1:K:209:CYS:SG	1:K:213:HIS:HD2	2.42	0.43
1:D:220:VAL:O	1:D:220:VAL:CG1	2.67	0.42
1:J:108:TYR:O	1:K:208:HIS:HB2	2.19	0.42
1:B:218:ASP:HB2	1:B:241:ARG:NH1	2.34	0.42
1:I:216:PHE:HE1	4:I:403:QKQ:C17	2.32	0.42
1:J:338:GLY:HA3	1:L:83:TYR:CB	2.49	0.42
1:D:224:LYS:HA	1:D:226:TRP:CH2	2.54	0.42
1:G:220:VAL:HG13	1:G:225:TYR:HD2	1.83	0.42
1:H:33:GLU:HB3	6:H:504:HOH:O	2.19	0.42
1:J:23:LYS:HD3	1:J:334:LEU:O	2.19	0.42
1:J:46:CYS:HB2	1:J:151:PHE:CE2	2.54	0.42
1:K:54:ALA:HA	6:K:506:HOH:O	2.19	0.42
1:L:254:THR:HG23	1:L:256:PRO:HD3	2.01	0.42
1:A:31:VAL:O	1:A:35:GLU:HG3	2.20	0.42
1:B:133:LYS:HB2	1:B:133:LYS:HE2	1.88	0.42
1:B:193:PRO:HA	1:B:289:GLU:O	2.20	0.42
1:E:216:PHE:O	1:E:216:PHE:CG	2.71	0.42
1:E:344:ARG:HG3	1:E:346:MET:HE2	2.01	0.42
1:G:76:ASP:O	1:G:77:SER:HB2	2.19	0.42
1:G:345:ILE:O	6:G:501:HOH:O	2.21	0.42
1:B:190:THR:HG23	6:B:556:HOH:O	2.19	0.42
1:E:313:GLU:OE2	1:E:316:ARG:HD2	2.18	0.42
1:G:4:VAL:HG23	1:G:4:VAL:O	2.20	0.42
1:L:75:LYS:HA	1:L:75:LYS:HE2	2.01	0.42
1:B:281:ILE:HG12	1:B:295:TYR:CD1	2.54	0.42
1:C:8:PRO:HD2	1:C:11:PHE:HB2	2.01	0.42
1:F:257:GLU:O	1:F:273:PRO:HA	2.18	0.42
1:H:80:ARG:HD2	6:H:517:HOH:O	2.18	0.42
1:H:344:ARG:CG	1:H:346:MET:HE3	2.50	0.42

Continued on next page...

Continued from previous page...

Atom-1	Atom-2	Interatomic distance (Å)	Clash overlap (Å)
1:K:36:LYS:HG3	1:K:65:ILE:HB	2.00	0.42
1:A:323:ASP:OD2	4:A:403:QKQ:N1	2.53	0.42
1:C:281:ILE:HG12	1:C:295:TYR:CD1	2.55	0.42
1:D:196:TRP:CE2	1:D:197:LYS:HG3	2.55	0.42
1:F:44:TRP:CE3	1:F:153:ASN:HB2	2.54	0.42
1:H:104:ILE:O	1:H:112:THR:HA	2.19	0.42
1:I:44:TRP:CE3	1:I:153:ASN:HB2	2.54	0.42
1:B:36:LYS:NZ	6:B:506:HOH:O	2.53	0.42
1:B:85:VAL:HG21	1:C:333:GLY:O	2.19	0.42
1:C:6:LYS:HD2	1:C:371:GLN:O	2.19	0.42
1:D:17:VAL:O	1:D:17:VAL:CG2	2.67	0.42
1:E:253:VAL:HG12	1:E:254:THR:N	2.34	0.42
1:G:4:VAL:HG23	1:G:6:LYS:HD2	2.01	0.42
1:I:261:PHE:O	1:I:268:MET:HA	2.20	0.42
1:J:208:HIS:HB3	1:L:109:HIS:NE2	2.35	0.42
1:J:220:VAL:CG1	1:J:225:TYR:HD2	2.33	0.42
1:A:5:GLU:HG2	1:A:24:VAL:HG11	2.01	0.42
1:A:216:PHE:CZ	4:A:403:QKQ:C15	2.93	0.42
1:B:134:GLU:O	1:B:135:ASN:HB2	2.20	0.42
1:C:319:PHE:HE2	4:C:403:QKQ:C4	2.33	0.42
1:D:70:VAL:HG21	1:D:94:LEU:HD12	2.01	0.42
1:I:55:GLN:OE1	1:I:55:GLN:HA	2.19	0.42
1:J:359:ILE:O	1:J:363:GLN:HG3	2.20	0.42
1:K:271:VAL:CG1	1:K:275:SER:HA	2.49	0.42
1:C:113:PHE:CG	1:C:138:MET:HE2	2.55	0.42
1:L:117:GLY:O	1:L:137:SER:HB2	2.20	0.42
1:A:7:LEU:HG	1:A:25:PHE:CZ	2.55	0.41
1:A:277:PHE:HB2	1:A:298:TYR:O	2.20	0.41
1:B:257:GLU:O	1:B:273:PRO:HA	2.20	0.41
1:D:131:PHE:HD1	1:E:346:MET:HE1	1.85	0.41
1:D:286:VAL:HB	1:D:290:THR:HB	2.02	0.41
1:F:311:LEU:HG	1:F:315:TYR:HE2	1.84	0.41
1:H:83:TYR:CB	1:I:338:GLY:HA3	2.50	0.41
1:J:279:THR:HA	1:J:296:ASP:O	2.20	0.41
1:L:42:LYS:HA	1:L:155:ASP:HB2	2.01	0.41
1:L:67:GLU:OE2	1:L:67:GLU:HA	2.20	0.41
1:A:36:LYS:HG3	1:A:65:ILE:HB	2.02	0.41
1:B:114:LYS:HE2	1:B:118:SER:OG	2.20	0.41
1:B:344:ARG:HG3	1:B:346:MET:CE	2.50	0.41
1:H:109:HIS:NE2	1:I:208:HIS:HB3	2.35	0.41
1:K:224:LYS:HB3	1:K:239:PHE:HD2	1.85	0.41

Continued on next page...

Continued from previous page...

Atom-1	Atom-2	Interatomic distance (Å)	Clash overlap (Å)
1:L:8:PRO:HD2	1:L:11:PHE:HB2	2.03	0.41
1:L:80:ARG:HD2	1:L:116:ASP:HA	2.02	0.41
1:L:109:HIS:HB2	3:L:402:FES:S2	2.60	0.41
4:L:403:QKQ:C1	4:L:403:QKQ:N4	2.83	0.41
1:A:44:TRP:CE3	1:A:153:ASN:HB2	2.55	0.41
1:A:338:GLY:HA3	1:C:83:TYR:CB	2.49	0.41
1:B:83:TYR:CB	1:C:338:GLY:HA3	2.50	0.41
1:D:22:PRO:HA	1:D:342:GLN:HG2	2.02	0.41
1:J:221:GLN:CG	1:J:224:LYS:HB2	2.45	0.41
1:K:80:ARG:HD2	6:K:510:HOH:O	2.19	0.41
1:L:111:TRP:CG	3:L:402:FES:S2	3.13	0.41
1:L:347:THR:HG23	1:L:357:HIS:HB3	2.02	0.41
1:B:160:CYS:HB2	6:B:528:HOH:O	2.20	0.41
1:E:152:ILE:C	1:E:152:ILE:HD12	2.40	0.41
1:G:97:SER:OG	6:G:502:HOH:O	2.22	0.41
1:G:216:PHE:O	1:G:216:PHE:CG	2.74	0.41
1:J:133:LYS:HB3	1:J:133:LYS:HE3	1.78	0.41
1:A:24:VAL:HG23	1:A:28:SER:HB2	2.03	0.41
1:C:26:TYR:OH	1:C:201:ASP:OD2	2.32	0.41
1:G:75:LYS:HE2	1:G:102:ASN:ND2	2.35	0.41
1:G:80:ARG:HD2	1:G:116:ASP:HA	2.03	0.41
1:G:315:TYR:OH	4:G:403:QKQ:C1	2.68	0.41
1:J:236:GLN:OE1	4:J:403:QKQ:C11	2.69	0.41
1:J:257:GLU:O	1:J:273:PRO:HA	2.20	0.41
1:L:286:VAL:HB	1:L:290:THR:HB	2.03	0.41
1:B:261:PHE:O	1:B:268:MET:HA	2.19	0.41
1:B:340:ARG:HB3	5:B:404:EPE:O2S	2.21	0.41
1:C:346:MET:HA	1:C:346:MET:HE2	2.02	0.41
1:F:119:LEU:HD22	1:F:136:SER:HB2	2.03	0.41
1:F:122:ALA:O	1:F:125:CYS:HB2	2.20	0.41
1:G:271:VAL:HG12	1:G:275:SER:HA	2.01	0.41
4:H:403:QKQ:C21	4:H:403:QKQ:N5	2.82	0.41
1:J:147:ALA:HB1	1:J:172:LEU:HD23	2.03	0.41
1:K:205:GLU:HG2	1:K:359:ILE:HD11	2.02	0.41
1:B:164:GLN:C	1:B:166:PRO:HD3	2.40	0.41
1:D:109:HIS:HD2	1:E:208:HIS:N	2.18	0.41
1:E:17:VAL:O	1:E:17:VAL:CG2	2.67	0.41
1:G:26:TYR:CD1	1:G:198:VAL:HG23	2.56	0.41
1:K:57:ASN:N	1:K:73:ARG:O	2.40	0.41
1:C:80:ARG:HD2	1:C:116:ASP:HA	2.02	0.41
1:C:135:ASN:N	1:C:135:ASN:HD22	2.18	0.41

Continued on next page...

Continued from previous page...

Atom-1	Atom-2	Interatomic distance (Å)	Clash overlap (Å)
1:F:200:VAL:O	1:F:204:MET:HG2	2.20	0.41
1:H:311:LEU:HD12	1:H:311:LEU:HA	1.87	0.41
4:J:403:QKQ:N5	4:J:403:QKQ:C21	2.84	0.41
1:K:359:ILE:O	1:K:363:GLN:HG3	2.20	0.41
1:L:59:TYR:HA	1:L:71:ILE:O	2.21	0.41
1:L:61:THR:HA	1:L:69:ILE:O	2.20	0.41
1:B:115:LEU:N	1:B:115:LEU:HD23	2.35	0.41
1:B:213:HIS:CB	1:B:216:PHE:HB3	2.42	0.41
1:C:21:PHE:HB3	1:C:25:PHE:HB2	2.02	0.41
1:F:6:LYS:HE3	1:F:371:GLN:OXT	2.21	0.41
1:G:322:GLU:O	1:G:326:LEU:HG	2.21	0.41
1:H:279:THR:HA	1:H:296:ASP:O	2.20	0.41
1:I:122:ALA:O	1:I:125:CYS:CB	2.69	0.41
1:I:177:GLY:C	6:I:523:HOH:O	2.58	0.41
1:J:35:GLU:O	1:J:39:ILE:HB	2.21	0.41
1:J:206:CYS:HA	1:J:209:CYS:SG	2.61	0.41
1:J:338:GLY:HA3	1:L:83:TYR:CG	2.55	0.41
1:K:59:TYR:HA	1:K:71:ILE:O	2.21	0.41
1:K:262:TRP:HD1	1:K:268:MET:CE	2.33	0.41
1:L:26:TYR:CD1	1:L:198:VAL:HG23	2.56	0.41
1:L:322:GLU:O	1:L:326:LEU:HG	2.20	0.41
1:B:63:LYS:HA	1:B:67:GLU:O	2.21	0.41
1:E:274:GLY:N	6:E:523:HOH:O	2.52	0.41
1:I:224:LYS:HD2	1:I:224:LYS:HA	1.76	0.41
1:I:281:ILE:HG12	1:I:295:TYR:HD1	1.86	0.41
1:C:134:GLU:HG2	1:C:137:SER:CB	2.50	0.40
1:D:23:LYS:NZ	1:D:336:SER:O	2.54	0.40
1:E:281:ILE:HG12	1:E:295:TYR:CD1	2.56	0.40
1:F:121:LEU:HD22	1:F:122:ALA:N	2.36	0.40
1:G:132:ASP:CG	1:G:135:ASN:HB2	2.42	0.40
1:G:319:PHE:HE2	4:G:403:QKQ:C4	2.33	0.40
1:H:212:ALA:CB	1:H:326:LEU:HD11	2.51	0.40
1:H:348:ASP:OD1	1:H:351:ARG:N	2.54	0.40
1:J:123:ARG:HD3	1:J:123:ARG:HH11	1.76	0.40
1:C:206:CYS:SG	1:C:225:TYR:CZ	3.07	0.40
1:C:216:PHE:HE1	4:C:403:QKQ:C18	2.34	0.40
1:F:344:ARG:HG2	1:F:346:MET:CE	2.49	0.40
1:H:76:ASP:O	1:H:77:SER:HB2	2.22	0.40
1:I:188:PHE:CZ	1:I:316:ARG:HB2	2.56	0.40
1:J:119:LEU:HD21	1:J:122:ALA:HB2	2.04	0.40
1:K:27:THR:HG21	1:K:335:LYS:HG2	2.02	0.40

Continued on next page...

Continued from previous page...

Atom-1	Atom-2	Interatomic distance (Å)	Clash overlap (Å)
1:K:318:VAL:O	1:K:322:GLU:HG3	2.21	0.40
1:L:40:PHE:CZ	1:L:285:PRO:HG2	2.56	0.40
1:B:272:PRO:HG3	4:B:403:QKQ:C1	2.51	0.40
1:E:272:PRO:CB	1:E:273:PRO:HD2	2.52	0.40
1:F:64:VAL:O	1:F:65:ILE:HG13	2.21	0.40
1:G:109:HIS:NE2	1:H:208:HIS:HB3	2.36	0.40
1:G:368:GLN:HA	1:G:371:GLN:HE22	1.85	0.40
1:J:193:PRO:HA	1:J:289:GLU:O	2.21	0.40
1:K:260:GLY:HA3	4:K:403:QKQ:C15	2.52	0.40
1:A:216:PHE:CE1	4:A:403:QKQ:C16	3.00	0.40
1:B:168:PHE:HE1	1:B:261:PHE:CD2	2.40	0.40
1:B:271:VAL:HG12	1:B:275:SER:HA	2.04	0.40
1:C:63:LYS:N	6:C:504:HOH:O	2.31	0.40
1:C:188:PHE:CZ	1:C:316:ARG:HB2	2.56	0.40
1:H:119:LEU:HD21	1:H:122:ALA:HB2	2.03	0.40
1:J:326:LEU:HD22	1:L:108:TYR:CD1	2.57	0.40
1:K:271:VAL:HG22	1:K:278:MET:HG2	2.03	0.40
1:K:306:GLN:OE1	1:K:306:GLN:HA	2.20	0.40
1:A:164:GLN:C	1:A:166:PRO:HD3	2.42	0.40
1:A:287:ASP:HB2	6:A:538:HOH:O	2.20	0.40
1:D:127:HIS:CG	1:E:350:GLN:HE22	2.39	0.40
1:F:180:LYS:HA	1:F:180:LYS:HD3	1.84	0.40
1:G:346:MET:HE1	1:I:128:VAL:HG11	2.03	0.40
1:H:271:VAL:HG12	1:H:275:SER:HA	2.03	0.40
1:J:220:VAL:HG11	1:J:225:TYR:CD2	2.56	0.40
1:L:134:GLU:H	1:L:134:GLU:CD	2.24	0.40
1:L:345:ILE:HG23	1:L:356:GLU:HB3	2.02	0.40

There are no symmetry-related clashes.

5.3 Torsion angles (i)

5.3.1 Protein backbone (i)

In the following table, the Percentiles column shows the percent Ramachandran outliers of the chain as a percentile score with respect to all X-ray entries followed by that with respect to entries of similar resolution.

The Analysed column shows the number of residues for which the backbone conformation was analysed, and the total number of residues.

Mol	Chain	Analysed	Favoured	Allowed	Outliers	Percentiles	
1	A	356/391 (91%)	336 (94%)	19 (5%)	1 (0%)	41	37
1	B	353/391 (90%)	333 (94%)	19 (5%)	1 (0%)	41	37
1	C	353/391 (90%)	334 (95%)	16 (4%)	3 (1%)	19	13
1	D	356/391 (91%)	335 (94%)	18 (5%)	3 (1%)	19	13
1	E	356/391 (91%)	337 (95%)	19 (5%)	0	100	100
1	F	355/391 (91%)	336 (95%)	19 (5%)	0	100	100
1	G	359/391 (92%)	345 (96%)	13 (4%)	1 (0%)	41	37
1	H	354/391 (90%)	337 (95%)	17 (5%)	0	100	100
1	I	354/391 (90%)	339 (96%)	15 (4%)	0	100	100
1	J	352/391 (90%)	335 (95%)	17 (5%)	0	100	100
1	K	355/391 (91%)	335 (94%)	18 (5%)	2 (1%)	25	19
1	L	354/391 (90%)	334 (94%)	20 (6%)	0	100	100
All	All	4257/4692 (91%)	4036 (95%)	210 (5%)	11 (0%)	41	37

All (11) Ramachandran outliers are listed below:

Mol	Chain	Res	Type
1	A	241	ARG
1	B	135	ASN
1	D	341	GLY
1	K	341	GLY
1	C	133	LYS
1	D	219	SER
1	G	243	SER
1	C	135	ASN
1	C	219	SER
1	D	123	ARG
1	K	255	ASP

5.3.2 Protein sidechains (i)

In the following table, the Percentiles column shows the percent sidechain outliers of the chain as a percentile score with respect to all X-ray entries followed by that with respect to entries of similar resolution.

The Analysed column shows the number of residues for which the sidechain conformation was analysed, and the total number of residues.

Mol	Chain	Analysed	Rotameric	Outliers	Percentiles	
1	A	314/342 (92%)	306 (98%)	8 (2%)	47	49
1	B	311/342 (91%)	302 (97%)	9 (3%)	42	43
1	C	311/342 (91%)	302 (97%)	9 (3%)	42	43
1	D	314/342 (92%)	304 (97%)	10 (3%)	39	38
1	E	314/342 (92%)	303 (96%)	11 (4%)	36	35
1	F	313/342 (92%)	307 (98%)	6 (2%)	57	61
1	G	317/342 (93%)	310 (98%)	7 (2%)	52	55
1	H	312/342 (91%)	301 (96%)	11 (4%)	36	35
1	I	312/342 (91%)	300 (96%)	12 (4%)	33	31
1	J	310/342 (91%)	299 (96%)	11 (4%)	36	35
1	K	313/342 (92%)	304 (97%)	9 (3%)	42	43
1	L	312/342 (91%)	304 (97%)	8 (3%)	46	48
All	All	3753/4104 (91%)	3642 (97%)	111 (3%)	41	41

All (111) residues with a non-rotameric sidechain are listed below:

Mol	Chain	Res	Type
1	A	9	GLU
1	A	101	LYS
1	A	108	TYR
1	A	205	GLU
1	A	241	ARG
1	A	243	SER
1	A	268	MET
1	A	349	LYS
1	B	108	TYR
1	B	141	LEU
1	B	180	LYS
1	B	223	ASP
1	B	231	GLN
1	B	268	MET
1	B	294	HIS
1	B	323	ASP
1	B	371	GLN
1	C	55	GLN
1	C	108	TYR
1	C	135	ASN
1	C	157	ASN
1	C	180	LYS

Continued on next page...

Continued from previous page...

Mol	Chain	Res	Type
1	C	205	GLU
1	C	219	SER
1	C	224	LYS
1	C	268	MET
1	D	6	LYS
1	D	108	TYR
1	D	205	GLU
1	D	237	TYR
1	D	243	SER
1	D	255	ASP
1	D	268	MET
1	D	303	GLU
1	D	350	GLN
1	D	371	GLN
1	E	99	LYS
1	E	101	LYS
1	E	108	TYR
1	E	135	ASN
1	E	141	LEU
1	E	205	GLU
1	E	231	GLN
1	E	237	TYR
1	E	268	MET
1	E	349	LYS
1	E	371	GLN
1	F	9	GLU
1	F	108	TYR
1	F	205	GLU
1	F	231	GLN
1	F	268	MET
1	F	340	ARG
1	G	108	TYR
1	G	118	SER
1	G	205	GLU
1	G	242	SER
1	G	246	SER
1	G	247	PHE
1	G	268	MET
1	H	75	LYS
1	H	99	LYS
1	H	108	TYR
1	H	114	LYS

Continued on next page...

Continued from previous page...

Mol	Chain	Res	Type
1	H	205	GLU
1	H	220	VAL
1	H	224	LYS
1	H	268	MET
1	H	307	ASP
1	H	352	SER
1	H	371	GLN
1	I	108	TYR
1	I	180	LYS
1	I	205	GLU
1	I	219	SER
1	I	221	GLN
1	I	222	VAL
1	I	223	ASP
1	I	224	LYS
1	I	268	MET
1	I	304	LEU
1	I	306	GLN
1	I	350	GLN
1	J	10	ASP
1	J	106	CYS
1	J	108	TYR
1	J	141	LEU
1	J	205	GLU
1	J	222	VAL
1	J	225	TYR
1	J	255	ASP
1	J	268	MET
1	J	349	LYS
1	J	350	GLN
1	K	63	LYS
1	K	108	TYR
1	K	114	LYS
1	K	205	GLU
1	K	223	ASP
1	K	227	HIS
1	K	228	THR
1	K	229	THR
1	K	268	MET
1	L	99	LYS
1	L	101	LYS
1	L	108	TYR

Continued on next page...

Continued from previous page...

Mol	Chain	Res	Type
1	L	205	GLU
1	L	219	SER
1	L	231	GLN
1	L	241	ARG
1	L	268	MET

Sometimes sidechains can be flipped to improve hydrogen bonding and reduce clashes. All (25) such sidechains are listed below:

Mol	Chain	Res	Type
1	B	57	ASN
1	B	135	ASN
1	B	221	GLN
1	B	231	GLN
1	B	236	GLN
1	C	135	ASN
1	C	221	GLN
1	D	157	ASN
1	D	371	GLN
1	E	221	GLN
1	F	157	ASN
1	G	306	GLN
1	H	157	ASN
1	I	306	GLN
1	J	221	GLN
1	K	55	GLN
1	K	221	GLN
1	K	227	HIS
1	K	236	GLN
1	K	371	GLN
1	L	135	ASN
1	L	157	ASN
1	L	221	GLN
1	L	231	GLN
1	L	371	GLN

5.3.3 RNA (i)

There are no RNA molecules in this entry.

5.4 Non-standard residues in protein, DNA, RNA chains (i)

There are no non-standard protein/DNA/RNA residues in this entry.

5.5 Carbohydrates (i)

There are no monosaccharides in this entry.

5.6 Ligand geometry (i)

Of 48 ligands modelled in this entry, 12 are monoatomic - leaving 36 for Mogul analysis.

In the following table, the Counts columns list the number of bonds (or angles) for which Mogul statistics could be retrieved, the number of bonds (or angles) that are observed in the model and the number of bonds (or angles) that are defined in the Chemical Component Dictionary. The Link column lists molecule types, if any, to which the group is linked. The Z score for a bond length (or angle) is the number of standard deviations the observed value is removed from the expected value. A bond length (or angle) with $|Z| > 2$ is considered an outlier worth inspection. RMSZ is the root-mean-square of all Z scores of the bond lengths (or angles).

Mol	Type	Chain	Res	Link	Bond lengths			Bond angles		
					Counts	RMSZ	$\#\|Z\| > 2$	Counts	RMSZ	$\#\|Z\| > 2$
3	FES	C	402	1	0,4,4	-	-	-		
5	EPE	F	404	-	15,15,15	1.23	1 (6%)	19,20,20	1.91	6 (31%)
4	QKQ	K	403	2	31,32,32	0.84	2 (6%)	40,43,43	1.40	4 (10%)
3	FES	H	402	1	0,4,4	-	-	-		
3	FES	L	402	1	0,4,4	-	-	-		
3	FES	B	402	1	0,4,4	-	-	-		
3	FES	G	402	1	0,4,4	-	-	-		
5	EPE	I	404	-	15,15,15	1.03	1 (6%)	19,20,20	1.63	5 (26%)
4	QKQ	G	403	2	31,32,32	0.91	2 (6%)	40,43,43	0.94	1 (2%)
3	FES	J	402	1	0,4,4	-	-	-		
5	EPE	G	404	-	15,15,15	1.28	1 (6%)	19,20,20	1.79	5 (26%)
3	FES	K	402	1	0,4,4	-	-	-		
4	QKQ	D	403	2	31,32,32	0.72	1 (3%)	40,43,43	0.78	1 (2%)
5	EPE	K	404	-	15,15,15	1.30	1 (6%)	19,20,20	1.48	3 (15%)
4	QKQ	I	403	2	31,32,32	0.79	1 (3%)	40,43,43	1.29	3 (7%)
3	FES	I	402	1	0,4,4	-	-	-		
5	EPE	E	404	-	15,15,15	1.22	1 (6%)	19,20,20	1.88	5 (26%)
5	EPE	B	404	-	15,15,15	1.18	1 (6%)	19,20,20	1.54	6 (31%)
5	EPE	A	404	-	15,15,15	1.01	1 (6%)	19,20,20	1.66	5 (26%)
4	QKQ	C	403	2	31,32,32	0.83	1 (3%)	40,43,43	0.95	3 (7%)

Mol	Type	Chain	Res	Link	Bond lengths			Bond angles		
					Counts	RMSZ	$\#\|Z\| > 2$	Counts	RMSZ	$\#\|Z\| > 2$
4	QKQ	E	403	2	31,32,32	0.65	0	40,43,43	0.93	1 (2%)
3	FES	D	402	1	0,4,4	-	-	-		
3	FES	E	402	1	0,4,4	-	-	-		
4	QKQ	H	403	2	31,32,32	0.84	1 (3%)	40,43,43	0.93	3 (7%)
4	QKQ	L	403	2	31,32,32	0.76	1 (3%)	40,43,43	1.07	4 (10%)
4	QKQ	B	403	2	31,32,32	0.86	2 (6%)	40,43,43	0.97	3 (7%)
5	EPE	C	404	-	15,15,15	1.36	1 (6%)	19,20,20	1.61	2 (10%)
4	QKQ	J	403	2	31,32,32	0.67	1 (3%)	40,43,43	0.70	0
4	QKQ	A	403	2	31,32,32	1.10	1 (3%)	40,43,43	1.37	6 (15%)
3	FES	A	402	1	0,4,4	-	-	-		
3	FES	F	402	1	0,4,4	-	-	-		
5	EPE	L	404	-	15,15,15	1.06	1 (6%)	19,20,20	1.65	4 (21%)
5	EPE	D	404	-	15,15,15	1.20	1 (6%)	19,20,20	1.41	4 (21%)
5	EPE	J	404	-	15,15,15	1.25	1 (6%)	19,20,20	1.65	5 (26%)
5	EPE	H	404	-	15,15,15	1.40	1 (6%)	19,20,20	1.79	3 (15%)
4	QKQ	F	403	2	31,32,32	0.84	2 (6%)	40,43,43	1.47	3 (7%)

In the following table, the Chirals column lists the number of chiral outliers, the number of chiral centers analysed, the number of these observed in the model and the number defined in the Chemical Component Dictionary. Similar counts are reported in the Torsion and Rings columns. '-' means no outliers of that kind were identified.

Mol	Type	Chain	Res	Link	Chirals	Torsions	Rings
3	FES	C	402	1	-	-	0/1/1/1
5	EPE	F	404	-	-	2/9/19/19	0/1/1/1
4	QKQ	K	403	2	-	5/17/17/17	0/4/4/4
3	FES	H	402	1	-	-	0/1/1/1
3	FES	L	402	1	-	-	0/1/1/1
3	FES	B	402	1	-	-	0/1/1/1
3	FES	G	402	1	-	-	0/1/1/1
5	EPE	I	404	-	-	2/9/19/19	0/1/1/1
4	QKQ	G	403	2	-	3/17/17/17	0/4/4/4
3	FES	J	402	1	-	-	0/1/1/1
5	EPE	G	404	-	-	3/9/19/19	0/1/1/1
4	QKQ	D	403	2	-	4/17/17/17	0/4/4/4
3	FES	K	402	1	-	-	0/1/1/1
5	EPE	K	404	-	-	3/9/19/19	0/1/1/1
4	QKQ	I	403	2	-	4/17/17/17	0/4/4/4

Continued on next page...

Continued from previous page...

Mol	Type	Chain	Res	Link	Chirals	Torsions	Rings
3	FES	I	402	1	-	-	0/1/1/1
5	EPE	E	404	-	-	3/9/19/19	0/1/1/1
5	EPE	B	404	-	-	2/9/19/19	0/1/1/1
5	EPE	A	404	-	-	2/9/19/19	0/1/1/1
4	QKQ	C	403	2	-	4/17/17/17	0/4/4/4
4	QKQ	E	403	2	-	5/17/17/17	0/4/4/4
3	FES	D	402	1	-	-	0/1/1/1
3	FES	E	402	1	-	-	0/1/1/1
4	QKQ	H	403	2	-	1/17/17/17	0/4/4/4
4	QKQ	L	403	2	-	0/17/17/17	0/4/4/4
4	QKQ	B	403	2	-	5/17/17/17	0/4/4/4
5	EPE	C	404	-	-	1/9/19/19	0/1/1/1
4	QKQ	J	403	2	-	0/17/17/17	0/4/4/4
4	QKQ	A	403	2	-	8/17/17/17	0/4/4/4
3	FES	A	402	1	-	-	0/1/1/1
5	EPE	L	404	-	-	2/9/19/19	0/1/1/1
3	FES	F	402	1	-	-	0/1/1/1
5	EPE	D	404	-	-	2/9/19/19	0/1/1/1
5	EPE	J	404	-	-	2/9/19/19	0/1/1/1
5	EPE	H	404	-	-	1/9/19/19	0/1/1/1
4	QKQ	F	403	2	-	3/17/17/17	0/4/4/4

All (27) bond length outliers are listed below:

Mol	Chain	Res	Type	Atoms	Z	Observed(Å)	Ideal(Å)
5	H	404	EPE	C10-S	5.07	1.84	1.77
5	C	404	EPE	C10-S	4.80	1.84	1.77
5	K	404	EPE	C10-S	4.66	1.84	1.77
5	F	404	EPE	C10-S	4.44	1.83	1.77
5	G	404	EPE	C10-S	4.43	1.83	1.77
4	A	403	QKQ	C8-C9	-4.38	1.33	1.42
5	J	404	EPE	C10-S	4.29	1.83	1.77
5	E	404	EPE	C10-S	4.15	1.83	1.77
5	D	404	EPE	C10-S	4.14	1.83	1.77
5	B	404	EPE	C10-S	4.10	1.83	1.77
4	H	403	QKQ	C7-C6	4.09	1.39	1.37
5	L	404	EPE	C10-S	3.57	1.82	1.77
5	I	404	EPE	C10-S	3.51	1.82	1.77
5	A	404	EPE	C10-S	3.30	1.82	1.77
4	G	403	QKQ	C8-C9	-3.22	1.35	1.42

Continued on next page...

Continued from previous page...

Mol	Chain	Res	Type	Atoms	Z	Observed(Å)	Ideal(Å)
4	C	403	QKQ	C7-C6	3.05	1.38	1.37
4	B	403	QKQ	C7-C6	3.04	1.38	1.37
4	I	403	QKQ	C7-C6	2.98	1.38	1.37
4	D	403	QKQ	C7-C6	2.97	1.38	1.37
4	F	403	QKQ	C7-C6	2.66	1.38	1.37
4	K	403	QKQ	C8-C9	-2.59	1.37	1.42
4	L	403	QKQ	C20-N5	-2.33	1.32	1.37
4	G	403	QKQ	C20-N5	-2.30	1.32	1.37
4	B	403	QKQ	C20-N5	-2.24	1.32	1.37
4	J	403	QKQ	C20-N5	-2.23	1.32	1.37
4	F	403	QKQ	C20-N5	-2.23	1.32	1.37
4	K	403	QKQ	C7-C6	2.10	1.38	1.37

All (85) bond angle outliers are listed below:

Mol	Chain	Res	Type	Atoms	Z	Observed(^{o})	Ideal(^{o})
4	F	403	QKQ	C5-C6-C20	-5.79	114.92	122.19
5	H	404	EPE	O2S-S-C10	5.44	114.95	106.73
5	E	404	EPE	O1S-S-C10	5.31	114.75	106.73
5	G	404	EPE	O1S-S-C10	4.92	114.17	106.73
4	F	403	QKQ	C7-C6-C5	4.72	126.19	119.60
5	F	404	EPE	O2S-S-C10	4.34	113.28	106.73
4	I	403	QKQ	C5-C6-C20	-4.15	116.98	122.19
5	C	404	EPE	O1S-S-C10	4.05	112.84	106.73
4	K	403	QKQ	C5-C6-C20	4.00	127.22	122.19
5	L	404	EPE	O3S-S-C10	3.97	113.78	106.00
5	J	404	EPE	O3S-S-C10	3.75	113.33	106.00
4	K	403	QKQ	C6-C20-N5	3.70	122.81	118.96
5	A	404	EPE	O2S-S-C10	3.66	112.26	106.73
5	F	404	EPE	O1S-S-C10	3.46	111.96	106.73
4	I	403	QKQ	C7-C6-C5	3.42	124.39	119.60
4	A	403	QKQ	C6-C20-N5	3.42	122.53	118.96
5	I	404	EPE	O3S-S-C10	3.40	112.65	106.00
5	K	404	EPE	O2S-S-C10	3.36	111.80	106.73
4	K	403	QKQ	C7-C6-C5	-3.30	114.99	119.60
5	D	404	EPE	O3S-S-C10	3.25	112.36	106.00
4	E	403	QKQ	C8-N1-C7	3.23	120.09	117.03
4	I	403	QKQ	C8-N1-C7	3.22	120.08	117.03
5	B	404	EPE	O3S-S-C10	3.20	112.26	106.00
5	F	404	EPE	C5-C6-N1	-3.13	104.33	110.65
4	K	403	QKQ	C6-C20-C9	-3.11	116.81	119.31
5	I	404	EPE	C5-C6-N1	-3.08	104.43	110.65

Continued on next page...

Continued from previous page...

Mol	Chain	Res	Type	Atoms	Z	Observed(^{o})	Ideal(^{o})
5	L	404	EPE	C7-N4-C3	3.05	119.36	111.24
5	A	404	EPE	C5-C6-N1	-3.04	104.53	110.65
5	C	404	EPE	C7-N4-C5	2.99	119.22	111.24
4	L	403	QKQ	C7-C6-C5	2.98	123.76	119.60
4	A	403	QKQ	C6-C20-C9	-2.96	116.93	119.31
5	A	404	EPE	C5-N4-C3	2.88	115.04	108.84
4	L	403	QKQ	C5-C6-C20	-2.87	118.58	122.19
5	I	404	EPE	C5-N4-C3	2.85	114.97	108.84
5	G	404	EPE	C5-C6-N1	-2.81	104.97	110.65
4	L	403	QKQ	C8-N1-C7	2.80	119.68	117.03
4	A	403	QKQ	C11-C12-C13	-2.77	115.08	119.57
4	C	403	QKQ	C8-N1-C7	2.76	119.65	117.03
4	H	403	QKQ	C5-C6-C20	-2.73	118.76	122.19
5	D	404	EPE	C5-C6-N1	-2.71	105.18	110.65
4	B	403	QKQ	C5-C6-C20	-2.70	118.79	122.19
4	C	403	QKQ	C5-C6-C20	-2.61	118.91	122.19
4	A	403	QKQ	C5-C6-C20	2.61	125.48	122.19
5	J	404	EPE	C5-N4-C3	2.61	114.46	108.84
4	G	403	QKQ	C8-N1-C7	2.59	119.49	117.03
5	G	404	EPE	C5-N4-C3	2.59	114.41	108.84
5	E	404	EPE	C5-C6-N1	-2.58	105.44	110.65
5	K	404	EPE	C5-N4-C3	2.58	114.39	108.84
4	B	403	QKQ	C8-N1-C7	2.58	119.47	117.03
4	H	403	QKQ	C8-N1-C7	2.53	119.43	117.03
5	E	404	EPE	O2S-S-C10	2.52	110.54	106.73
4	F	403	QKQ	C8-N1-C7	2.51	119.41	117.03
4	A	403	QKQ	C11-C12-N5	2.51	126.51	123.38
5	D	404	EPE	C7-N4-C5	2.49	117.87	111.24
5	J	404	EPE	C7-N4-C5	2.48	117.84	111.24
5	B	404	EPE	C5-N4-C3	2.46	114.14	108.84
5	L	404	EPE	C5-N4-C3	2.46	114.13	108.84
5	F	404	EPE	C3-C2-N1	-2.44	105.73	110.65
4	C	403	QKQ	C7-C6-C5	2.41	122.97	119.60
5	E	404	EPE	C5-N4-C3	2.40	114.02	108.84
5	B	404	EPE	C7-N4-C3	2.37	117.57	111.24
5	F	404	EPE	C7-N4-C5	2.37	117.55	111.24
5	F	404	EPE	C5-N4-C3	2.36	113.93	108.84
5	B	404	EPE	C5-C6-N1	-2.36	105.88	110.65
5	J	404	EPE	C3-C2-N1	-2.36	105.89	110.65
4	D	403	QKQ	C8-N1-C7	2.30	119.21	117.03
5	G	404	EPE	C7-N4-C5	2.29	117.35	111.24
5	J	404	EPE	C5-C6-N1	-2.29	106.03	110.65

Continued on next page...

Continued from previous page...

Mol	Chain	Res	Type	Atoms	Z	Observed(^{o})	Ideal(^{o})
5	D	404	EPE	C5-N4-C3	2.28	113.76	108.84
5	H	404	EPE	C5-N4-C3	2.27	113.72	108.84
5	A	404	EPE	C3-C2-N1	-2.25	106.12	110.65
4	A	403	QKQ	C7-C6-C5	-2.21	116.51	119.60
5	I	404	EPE	C7-N4-C5	2.19	117.08	111.24
4	L	403	QKQ	C11-C10-C9	-2.19	117.57	120.84
5	K	404	EPE	C7-N4-C5	2.15	116.97	111.24
5	G	404	EPE	O2S-S-O1S	-2.11	106.94	113.82
5	I	404	EPE	C7-N4-C3	2.11	116.86	111.24
5	B	404	EPE	C7-N4-C5	2.11	116.85	111.24
5	A	404	EPE	C7-N4-C5	2.10	116.82	111.24
4	B	403	QKQ	C7-C6-C5	2.07	122.49	119.60
4	H	403	QKQ	C7-C6-C5	2.05	122.47	119.60
5	B	404	EPE	O1S-S-C10	2.05	109.83	106.73
5	L	404	EPE	C5-C6-N1	-2.04	106.53	110.65
5	E	404	EPE	C7-N4-C5	2.01	116.59	111.24
5	H	404	EPE	C7-N4-C5	2.01	116.59	111.24

There are no chirality outliers.

All (67) torsion outliers are listed below:

Mol	Chain	Res	Type	Atoms
4	A	403	QKQ	C12-C13-N2-C14
4	D	403	QKQ	C14-C15-C16-N3
4	F	403	QKQ	C14-C15-C16-N3
4	G	403	QKQ	C14-C15-C16-N3
4	K	403	QKQ	C12-C13-N2-C14
5	A	404	EPE	S-C10-C9-N1
5	B	404	EPE	S-C10-C9-N1
5	C	404	EPE	S-C10-C9-N1
5	E	404	EPE	S-C10-C9-N1
5	F	404	EPE	S-C10-C9-N1
5	G	404	EPE	S-C10-C9-N1
5	H	404	EPE	S-C10-C9-N1
5	I	404	EPE	S-C10-C9-N1
5	J	404	EPE	S-C10-C9-N1
5	K	404	EPE	S-C10-C9-N1
5	L	404	EPE	S-C10-C9-N1
4	A	403	QKQ	O2-C13-N2-C14
4	K	403	QKQ	C22-C2-O1-C1
4	K	403	QKQ	C3-C2-O1-C1
4	K	403	QKQ	O2-C13-N2-C14

Continued on next page...

Continued from previous page...

Mol	Chain	Res	Type	Atoms
4	A	403	QKQ	C22-C2-O1-C1
4	A	403	QKQ	C15-C14-N2-C13
4	A	403	QKQ	C3-C2-O1-C1
4	I	403	QKQ	C3-C2-O1-C1
4	I	403	QKQ	C22-C2-O1-C1
5	I	404	EPE	C8-C7-N4-C5
4	A	403	QKQ	N2-C14-C15-C16
4	D	403	QKQ	N2-C14-C15-C16
4	E	403	QKQ	C12-C13-N2-C14
5	B	404	EPE	C8-C7-N4-C5
5	L	404	EPE	C8-C7-N4-C5
4	G	403	QKQ	C12-C13-N2-C14
4	G	403	QKQ	O2-C13-N2-C14
5	J	404	EPE	C8-C7-N4-C5
4	E	403	QKQ	O2-C13-N2-C14
4	H	403	QKQ	N2-C14-C15-C16
5	K	404	EPE	C8-C7-N4-C5
5	A	404	EPE	C8-C7-N4-C5
4	D	403	QKQ	C15-C16-N3-C19
4	B	403	QKQ	C3-C2-O1-C1
4	B	403	QKQ	C22-C2-O1-C1
4	C	403	QKQ	N2-C14-C15-C16
5	D	404	EPE	S-C10-C9-N1
5	G	404	EPE	C8-C7-N4-C5
4	C	403	QKQ	C3-C2-O1-C1
4	E	403	QKQ	N2-C14-C15-C16
4	C	403	QKQ	C21-C5-C6-C7
4	C	403	QKQ	C22-C2-O1-C1
4	B	403	QKQ	C15-C16-N3-C19
4	I	403	QKQ	C15-C16-N3-C19
4	D	403	QKQ	C15-C16-N3-C17
4	F	403	QKQ	C15-C16-N3-C17
5	F	404	EPE	C8-C7-N4-C5
4	A	403	QKQ	C21-C5-C6-C20
4	K	403	QKQ	C14-C15-C16-N3
4	E	403	QKQ	C22-C2-O1-C1
4	B	403	QKQ	N5-C12-C13-O2
4	F	403	QKQ	C15-C16-N3-C19
4	A	403	QKQ	C15-C16-N3-C17
4	I	403	QKQ	C15-C16-N3-C17
5	D	404	EPE	C8-C7-N4-C5
5	E	404	EPE	C8-C7-N4-C5

Continued on next page...

Continued from previous page...

Mol	Chain	Res	Type	Atoms
5	E	404	EPE	N4-C7-C8-O8
5	G	404	EPE	N4-C7-C8-O8
4	E	403	QKQ	C3-C2-O1-C1
4	B	403	QKQ	N5-C12-C13-N2
5	K	404	EPE	N4-C7-C8-O8

There are no ring outliers.

20 monomers are involved in 101 short contacts:

Mol	Chain	Res	Type	Clashes	Symm-Clashes
5	F	404	EPE	2	0
4	K	403	QKQ	16	0
3	L	402	FES	2	0
5	I	404	EPE	1	0
4	G	403	QKQ	6	0
5	G	404	EPE	1	0
4	D	403	QKQ	6	0
4	I	403	QKQ	2	0
5	E	404	EPE	1	0
5	B	404	EPE	1	0
4	C	403	QKQ	6	0
4	E	403	QKQ	7	0
4	H	403	QKQ	3	0
4	L	403	QKQ	5	0
4	B	403	QKQ	13	0
4	J	403	QKQ	3	0
4	A	403	QKQ	15	0
3	A	402	FES	1	0
5	L	404	EPE	2	0
4	F	403	QKQ	8	0

The following is a two-dimensional graphical depiction of Mogul quality analysis of bond lengths, bond angles, torsion angles, and ring geometry for all instances of the Ligand of Interest. In addition, ligands with molecular weight > 250 and outliers as shown on the validation Tables will also be included. For torsion angles, if less then 5% of the Mogul distribution of torsion angles is within 10 degrees of the torsion angle in question, then that torsion angle is considered an outlier. Any bond that is central to one or more torsion angles identified as an outlier by Mogul will be highlighted in the graph. For rings, the root-mean-square deviation (RMSD) between the ring in question and similar rings identified by Mogul is calculated over all ring torsion angles. If the average RMSD is greater than 60 degrees and the minimal RMSD between the ring in question and any Mogul-identified rings is also greater than 60 degrees, then that ring is considered an outlier. The outliers are highlighted in purple. The color gray indicates Mogul did not find sufficient

equivalents in the CSD to analyse the geometry.

Ligand FES C 402	
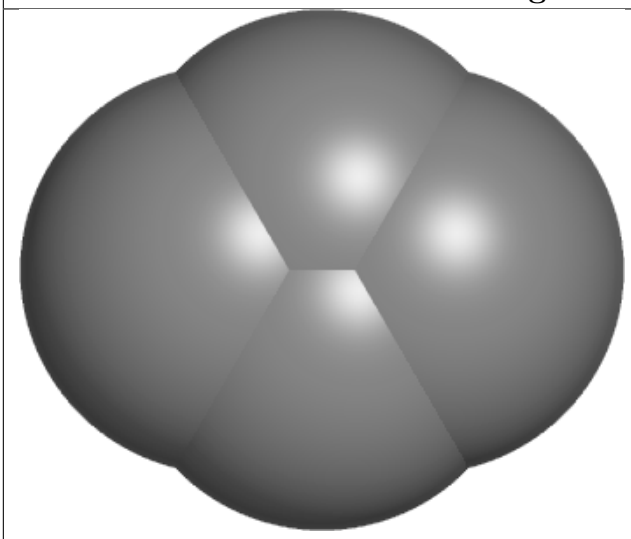	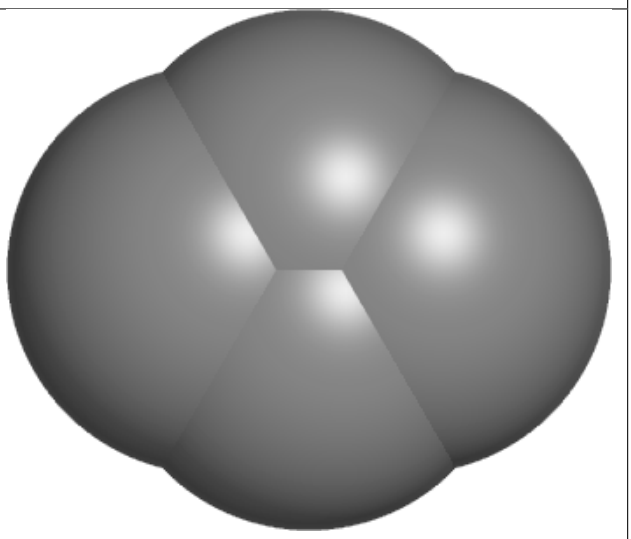
Bond lengths	**Bond angles**
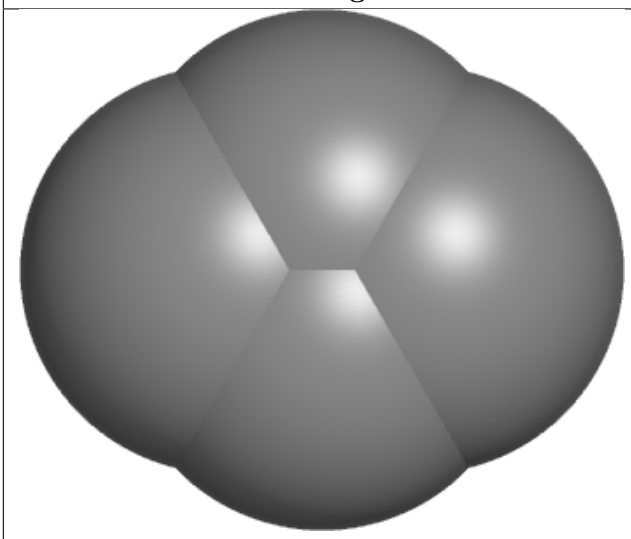	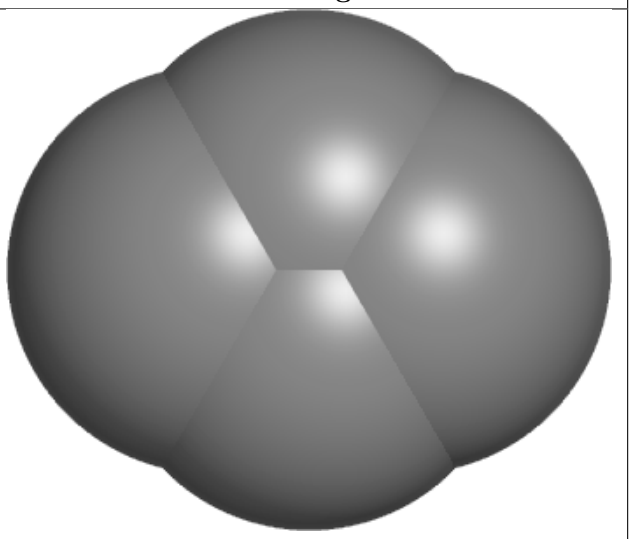
Torsions	**Rings**

Ligand QKQ K 403

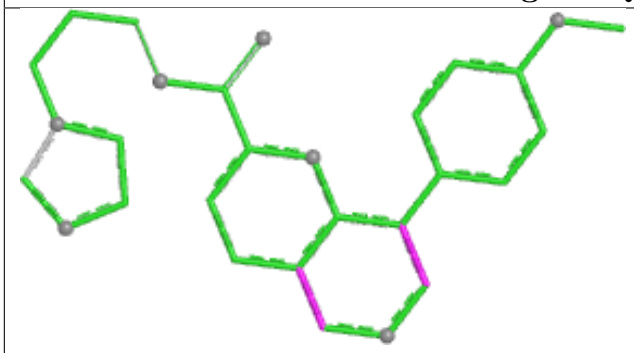

Bond lengths

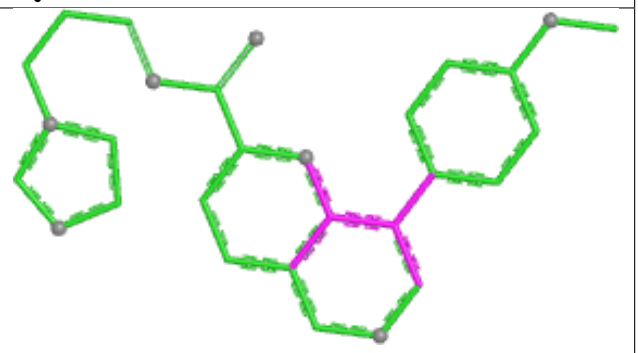

Bond angles

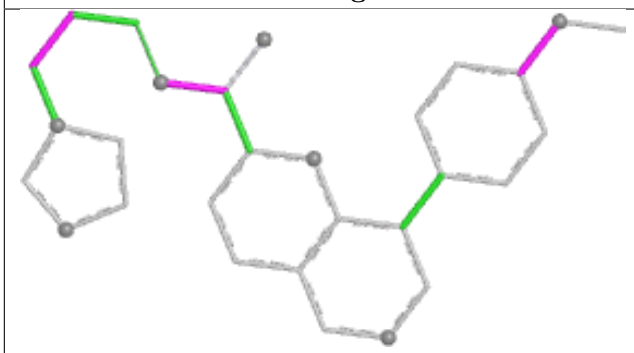

Torsions

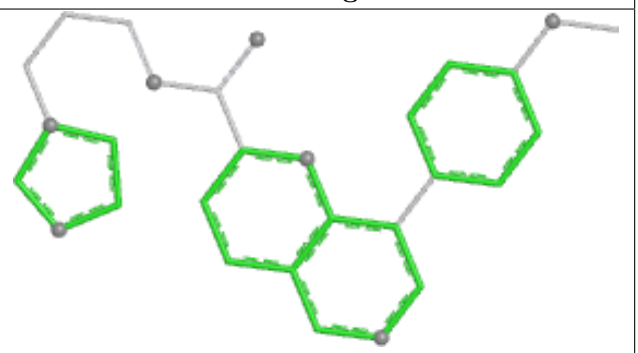

Rings

Ligand FES H 402	
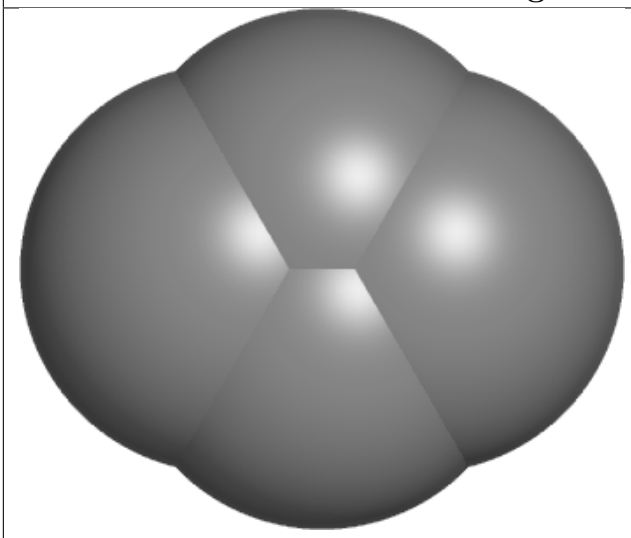	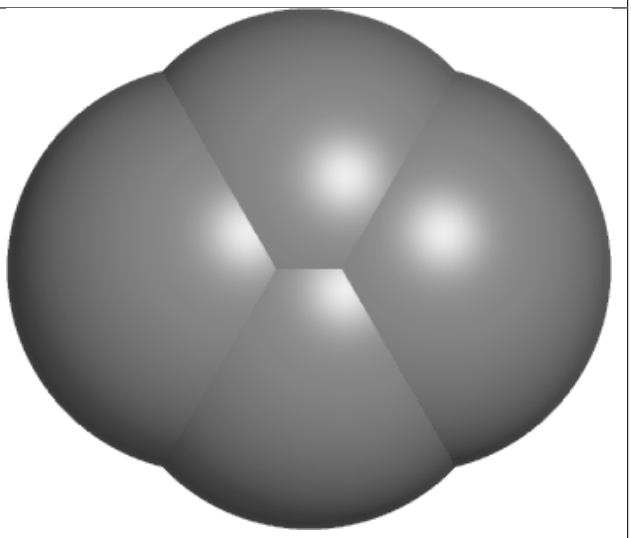
Bond lengths	**Bond angles**
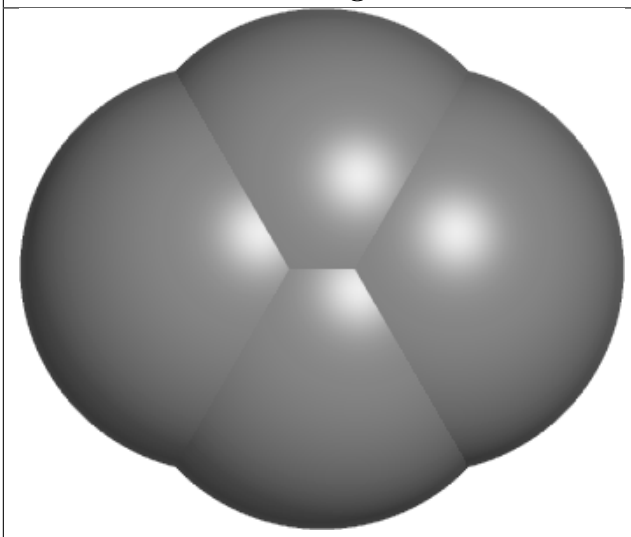	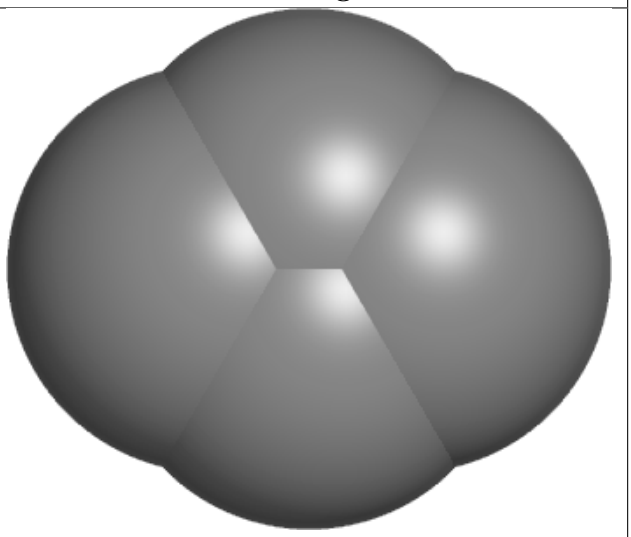
Torsions	**Rings**

Ligand FES L 402	
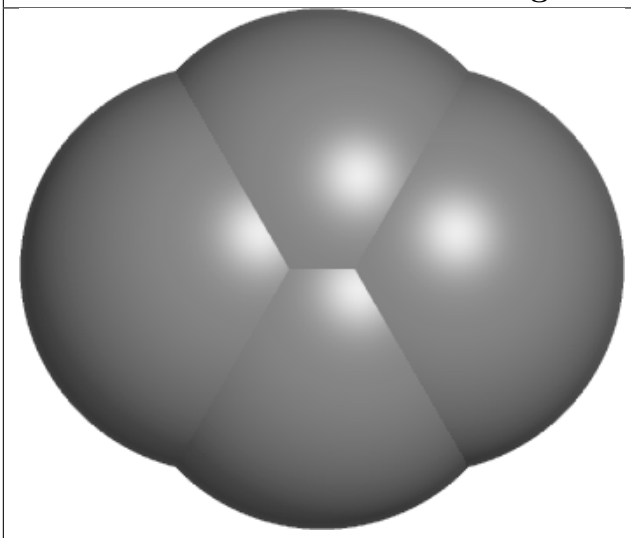	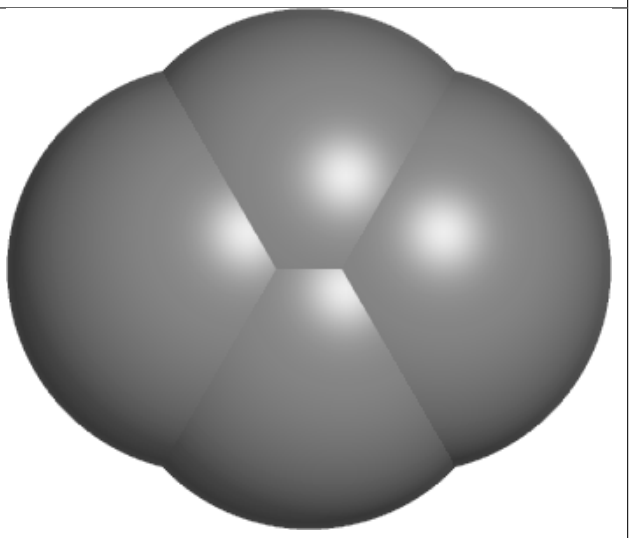
Bond lengths	**Bond angles**
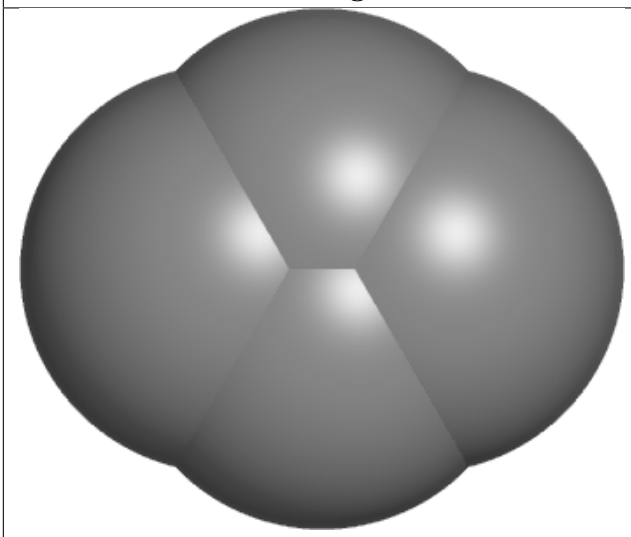	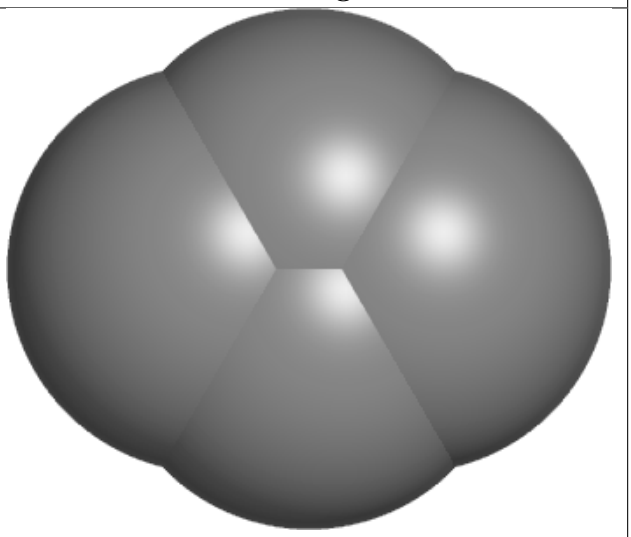
Torsions	**Rings**

Ligand FES B 402	
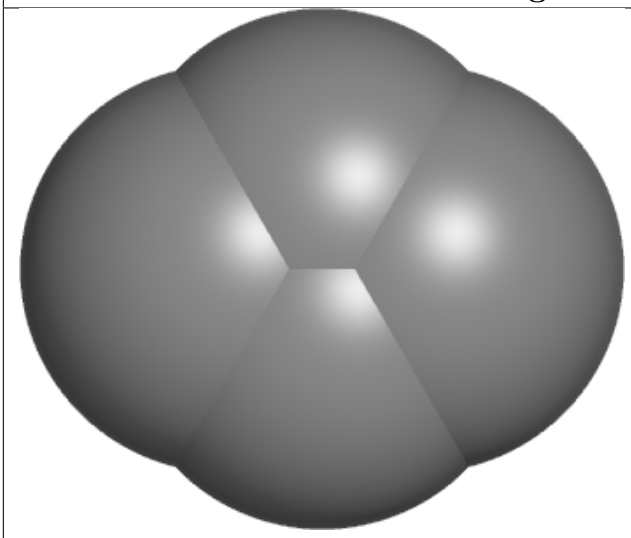	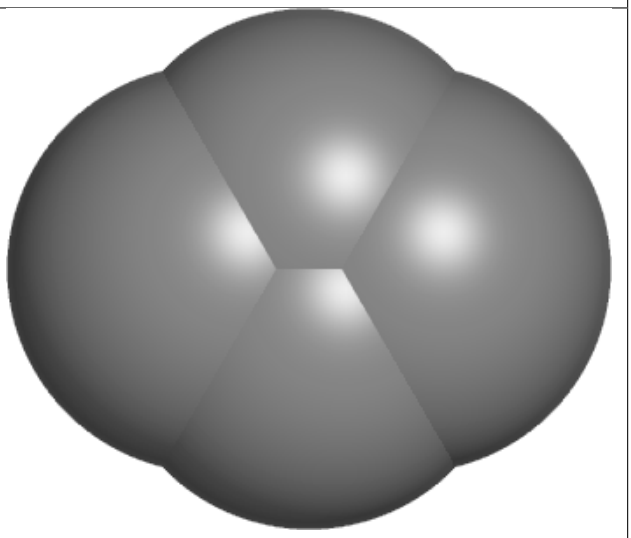
Bond lengths	**Bond angles**
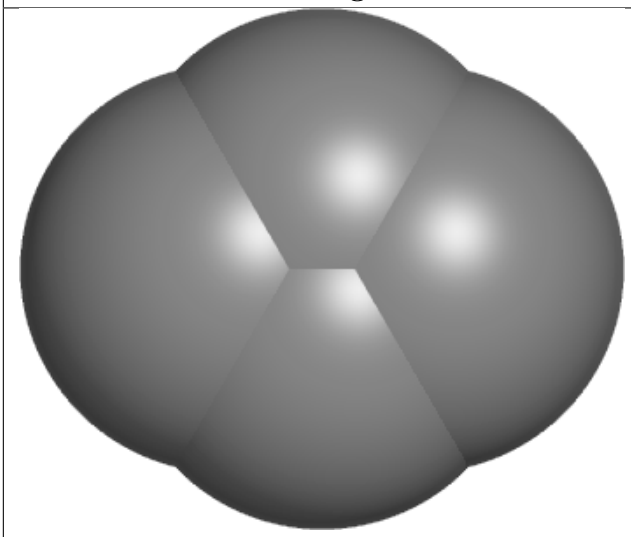	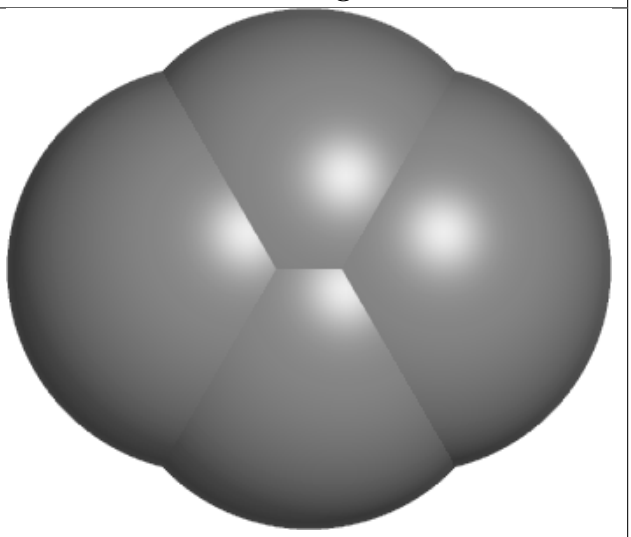
Torsions	**Rings**

Ligand FES G 402	
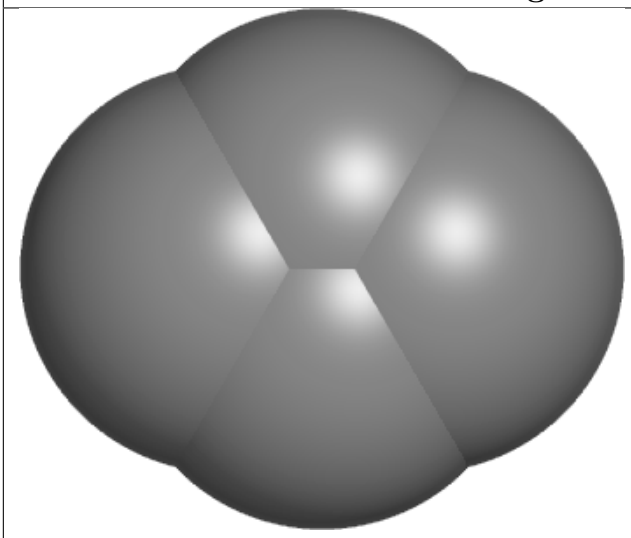	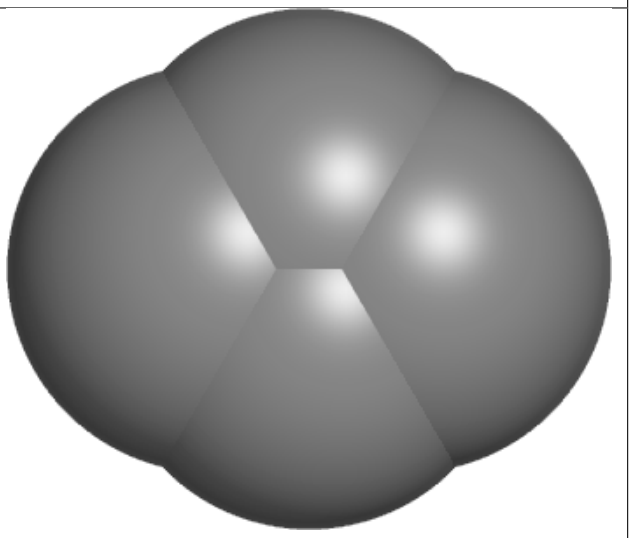
Bond lengths	**Bond angles**
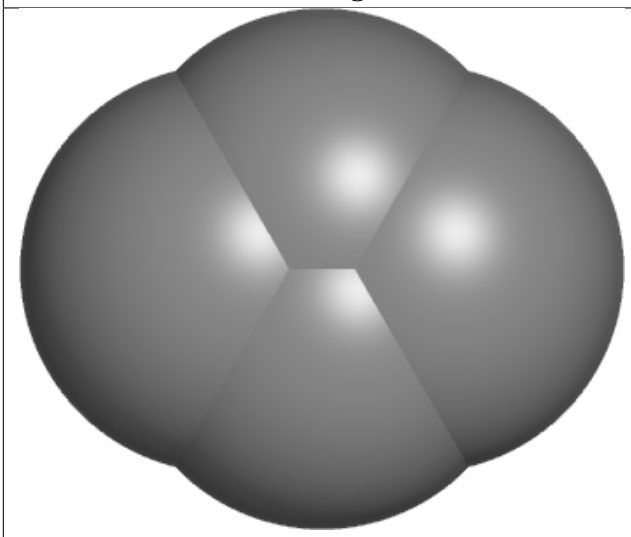	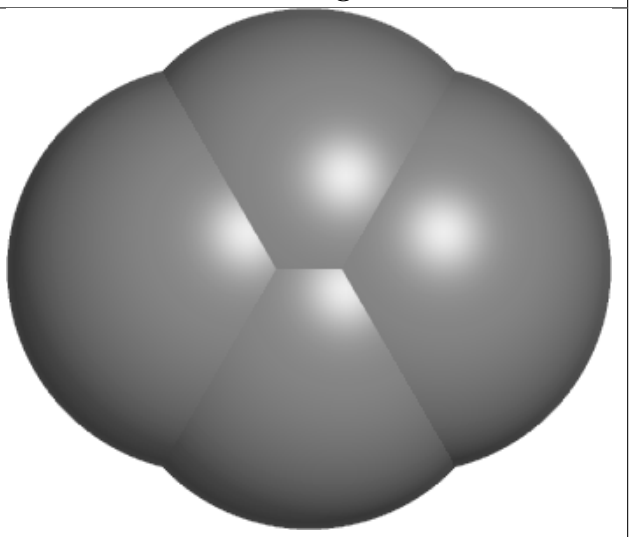
Torsions	**Rings**

Ligand QKQ G 403

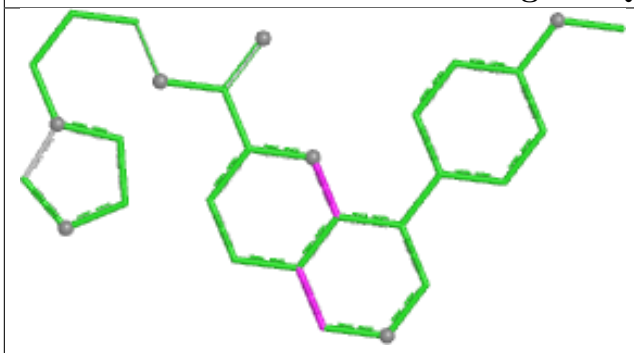

Bond lengths

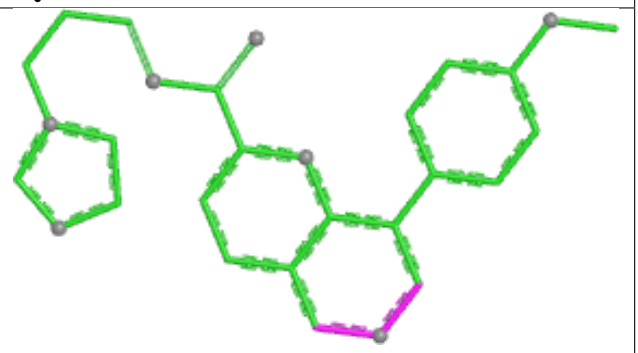

Bond angles

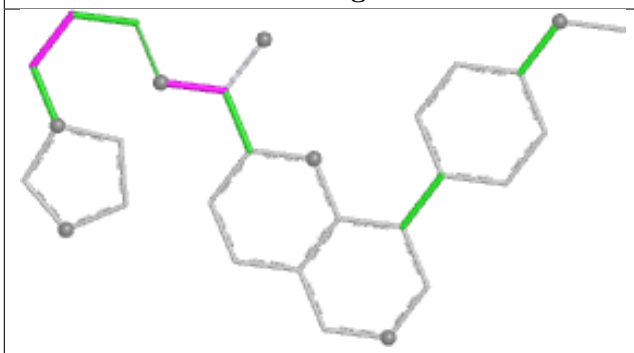

Torsions

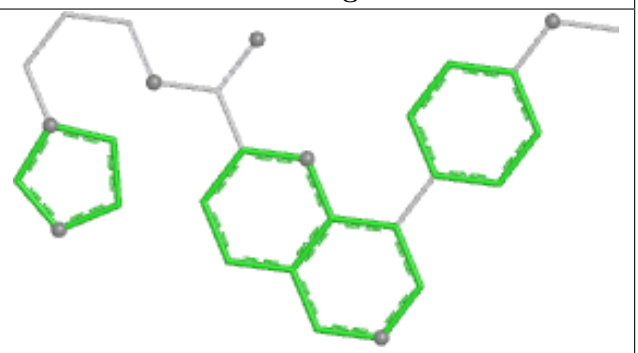

Rings

Ligand FES J 402	
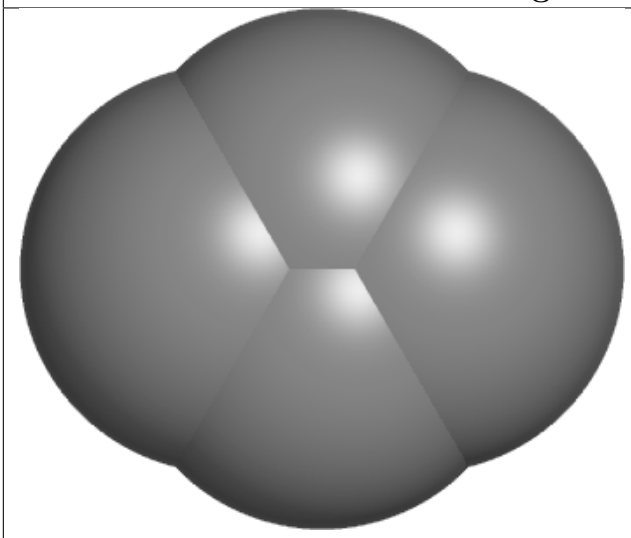	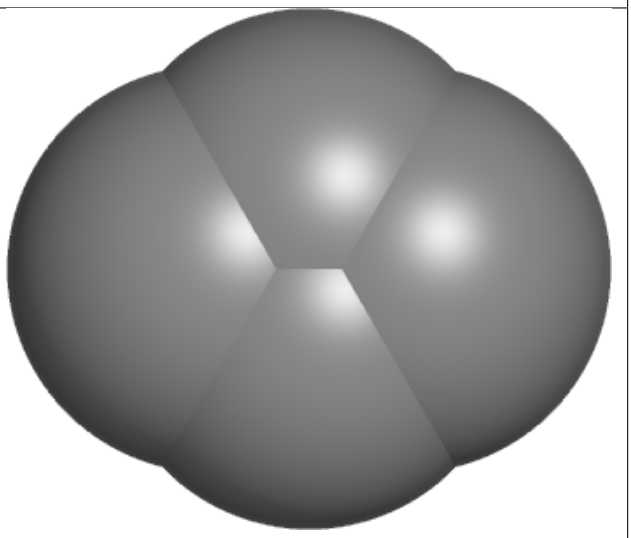
Bond lengths	**Bond angles**
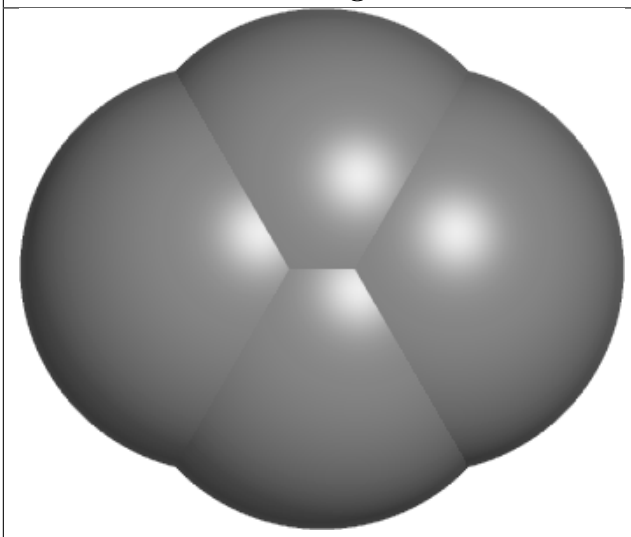	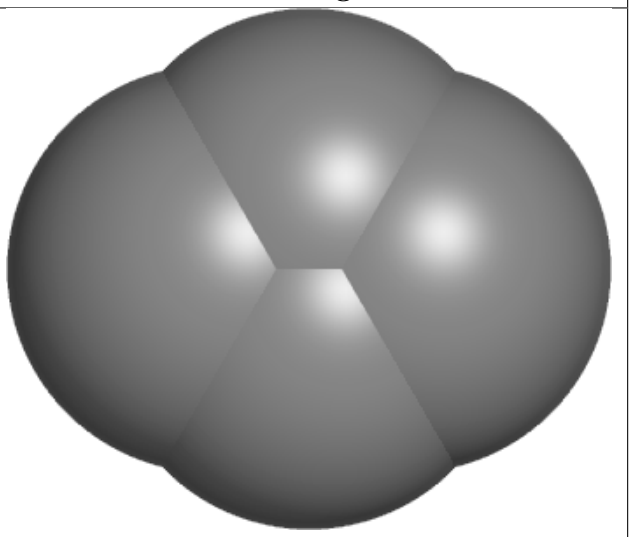
Torsions	**Rings**

Ligand FES K 402	
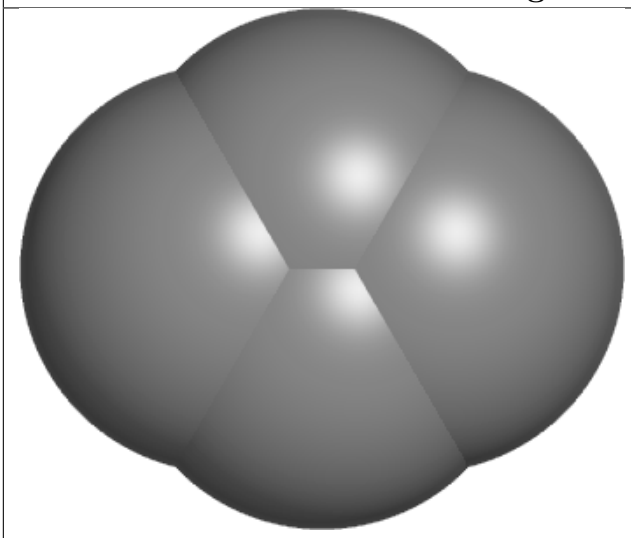	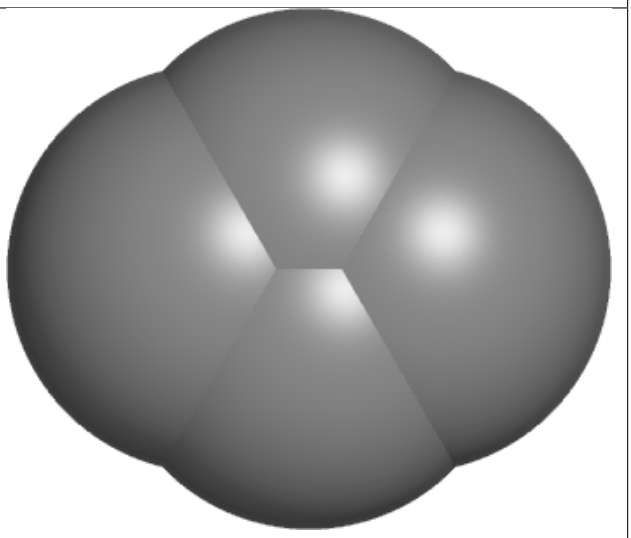
Bond lengths	**Bond angles**
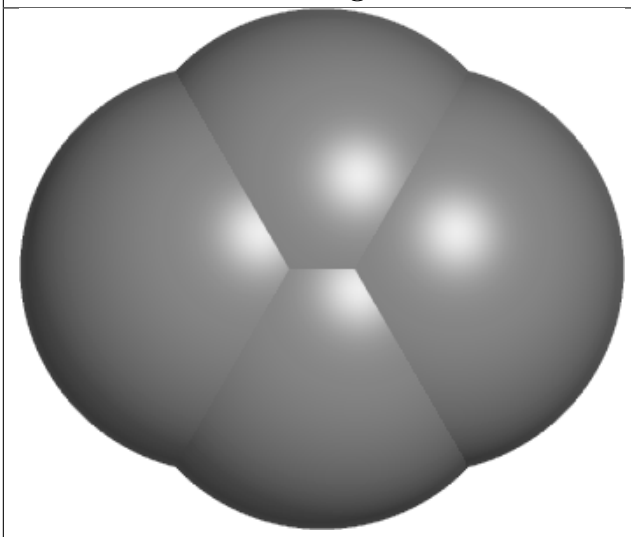	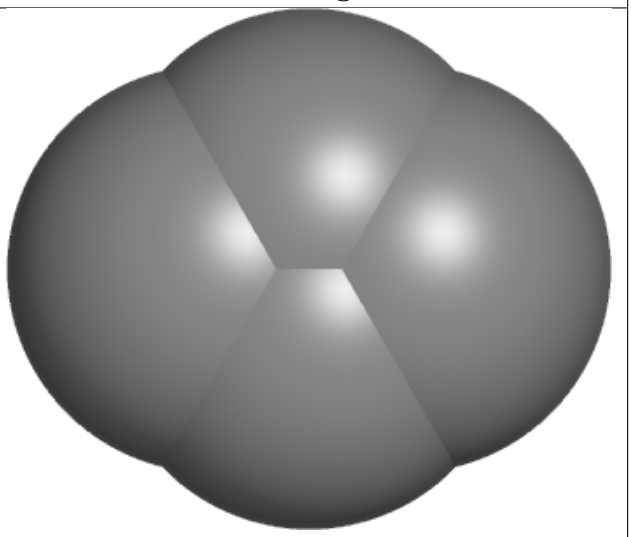
Torsions	**Rings**

Ligand QKQ D 403

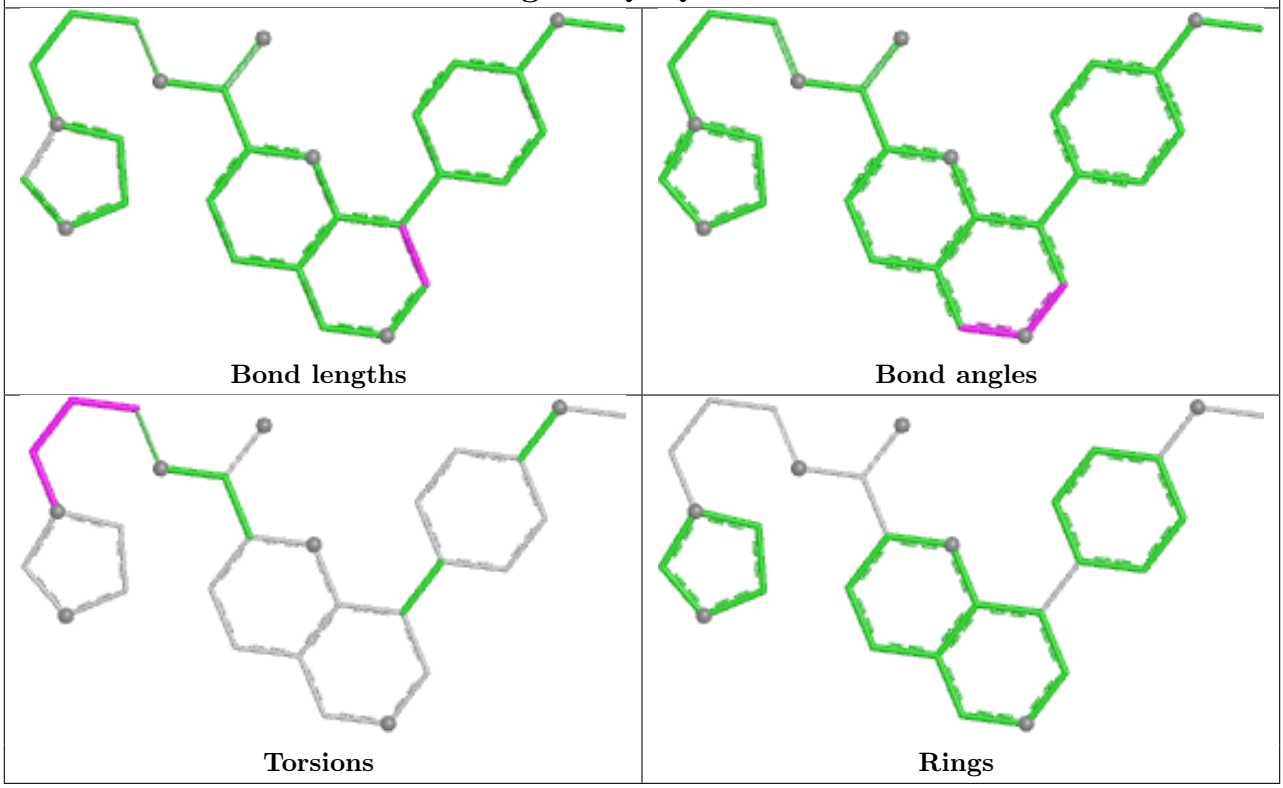

Ligand QKQ I 403

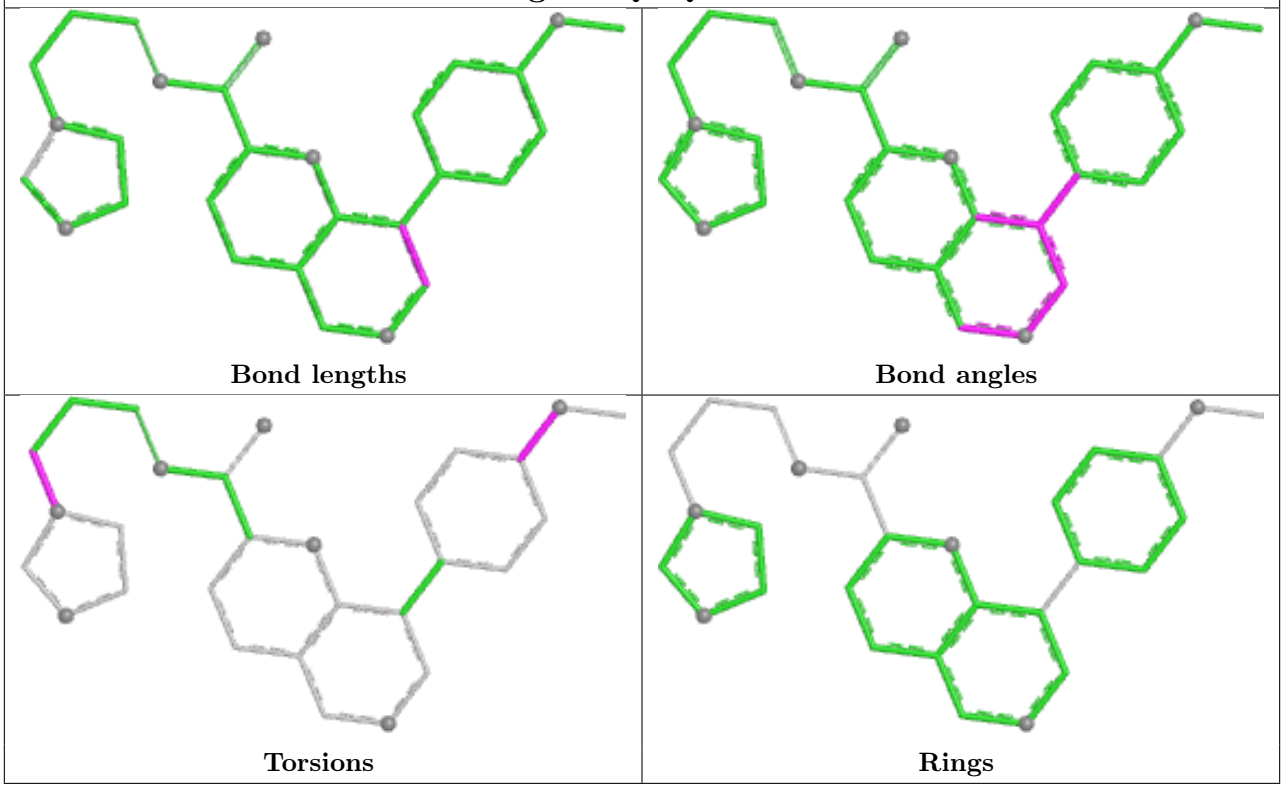

Ligand FES I 402	
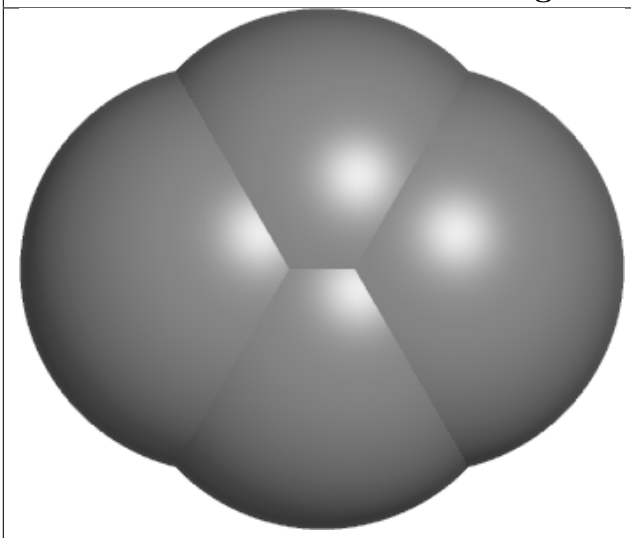	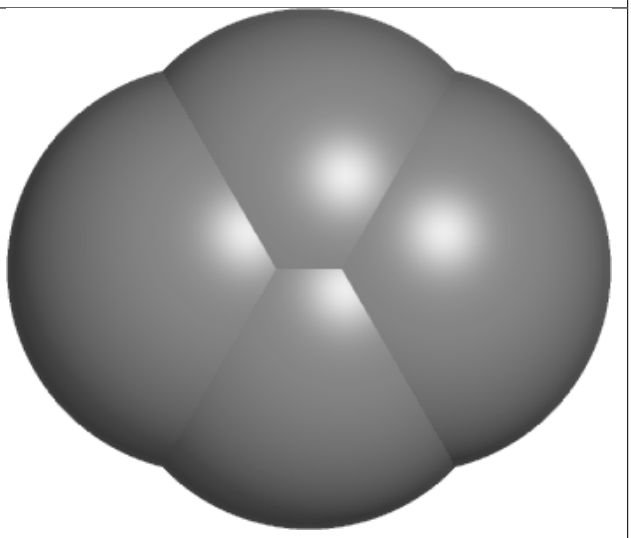
Bond lengths	**Bond angles**
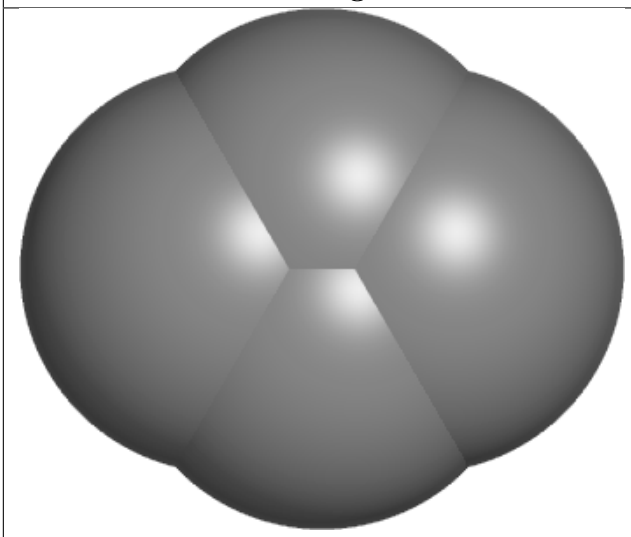	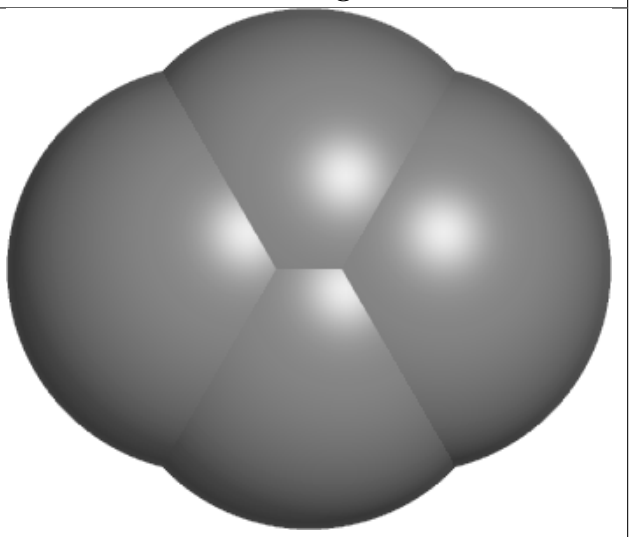
Torsions	**Rings**

Ligand QKQ C 403

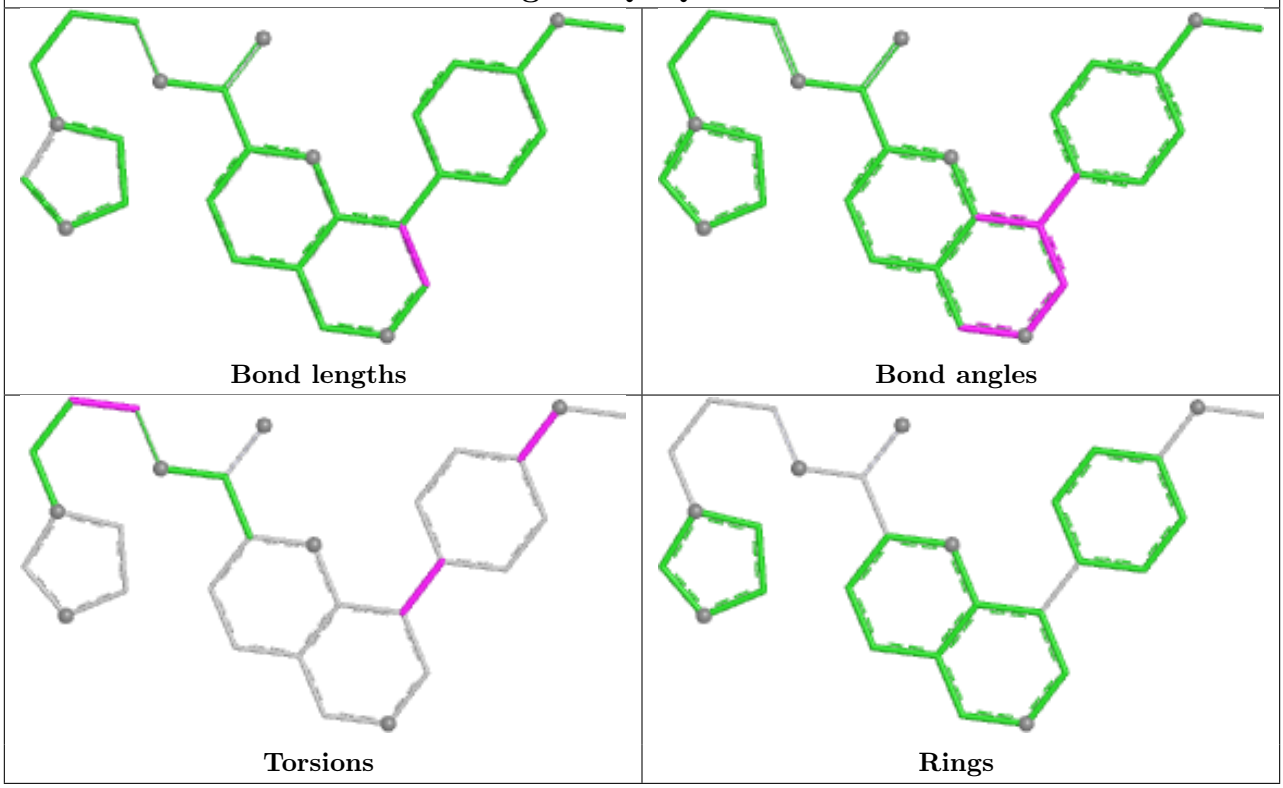

Ligand QKQ E 403

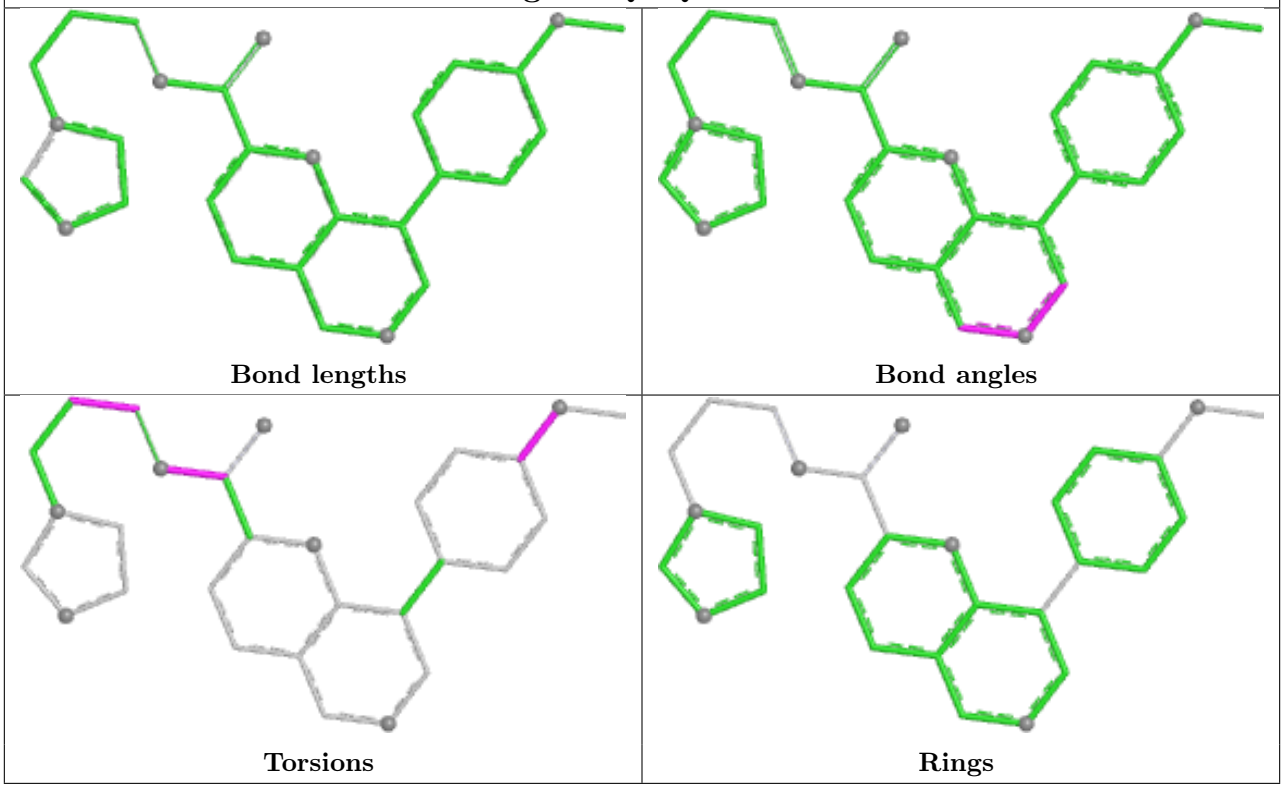

Ligand FES D 402	
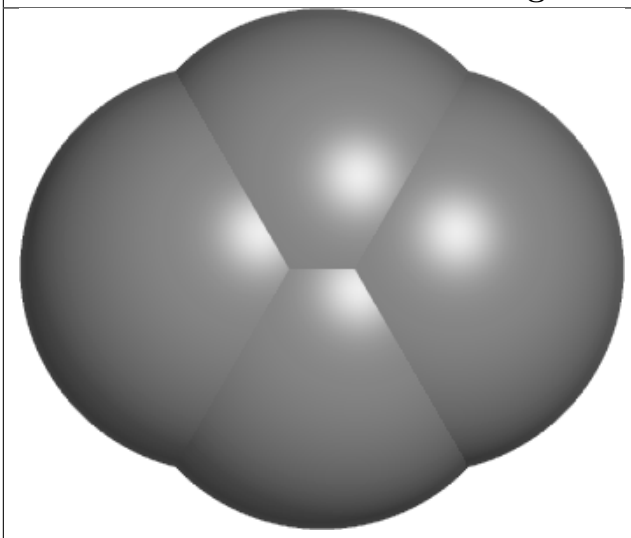	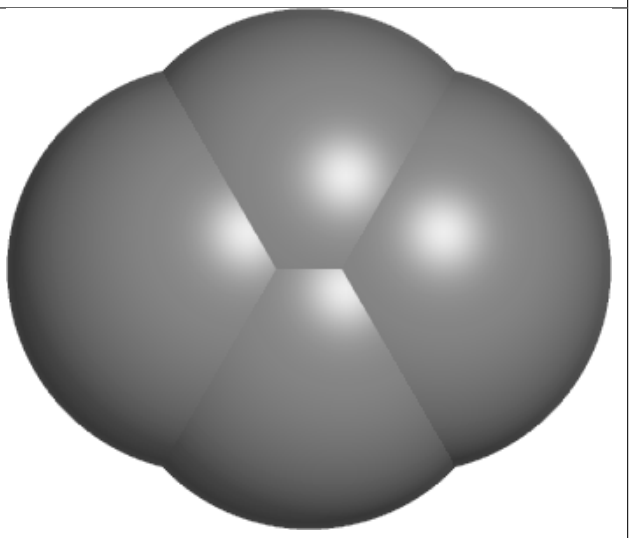
Bond lengths	**Bond angles**
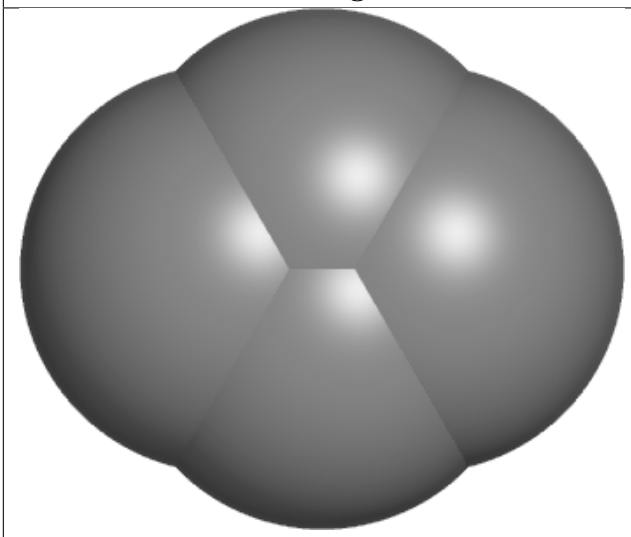	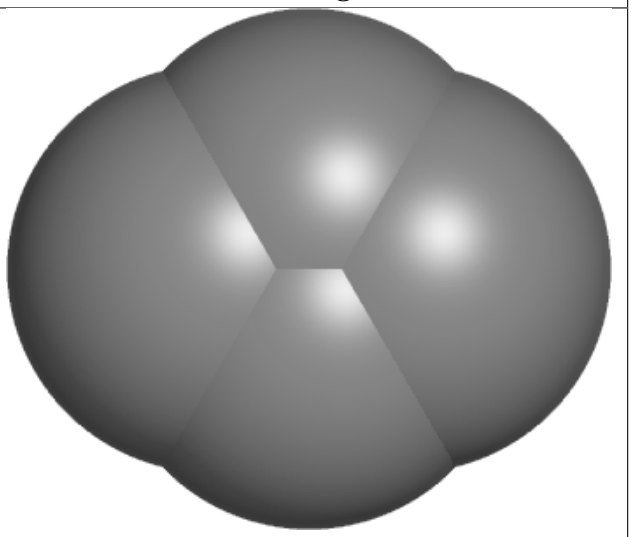
Torsions	**Rings**

Ligand FES E 402	
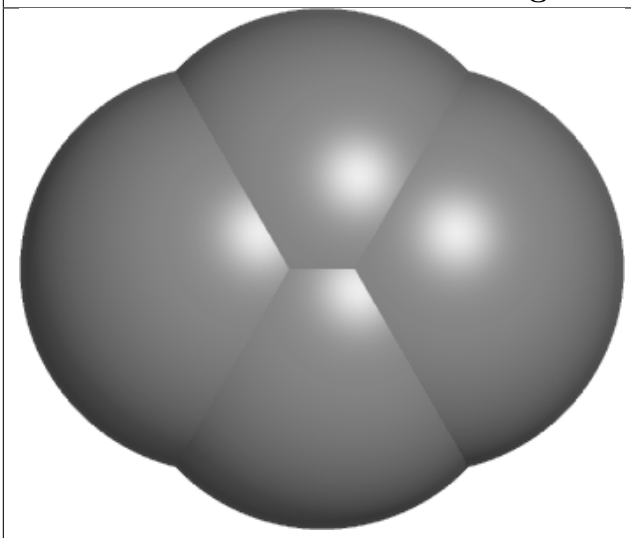	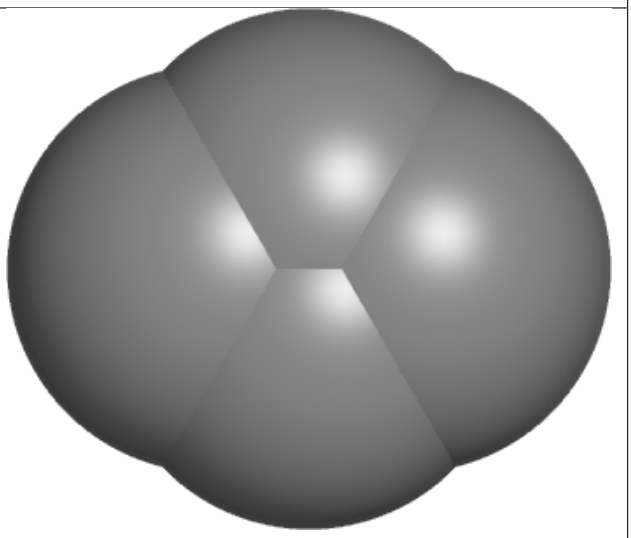
Bond lengths	**Bond angles**
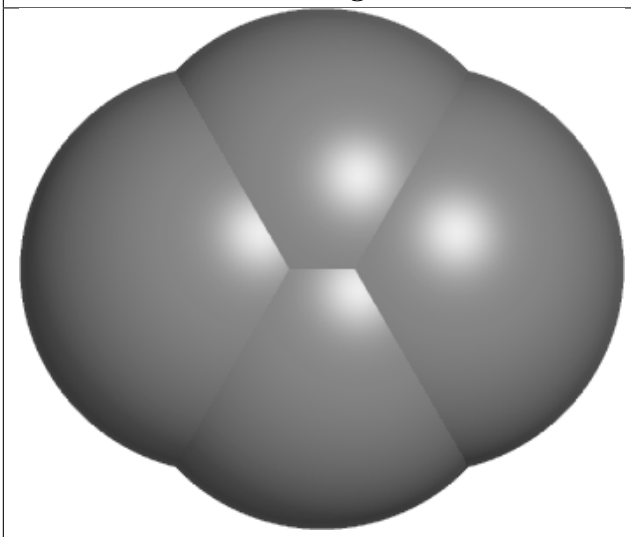	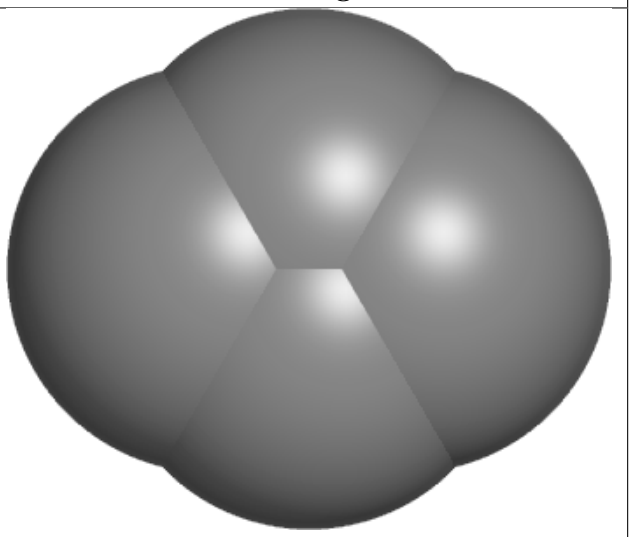
Torsions	**Rings**

Ligand QKQ H 403

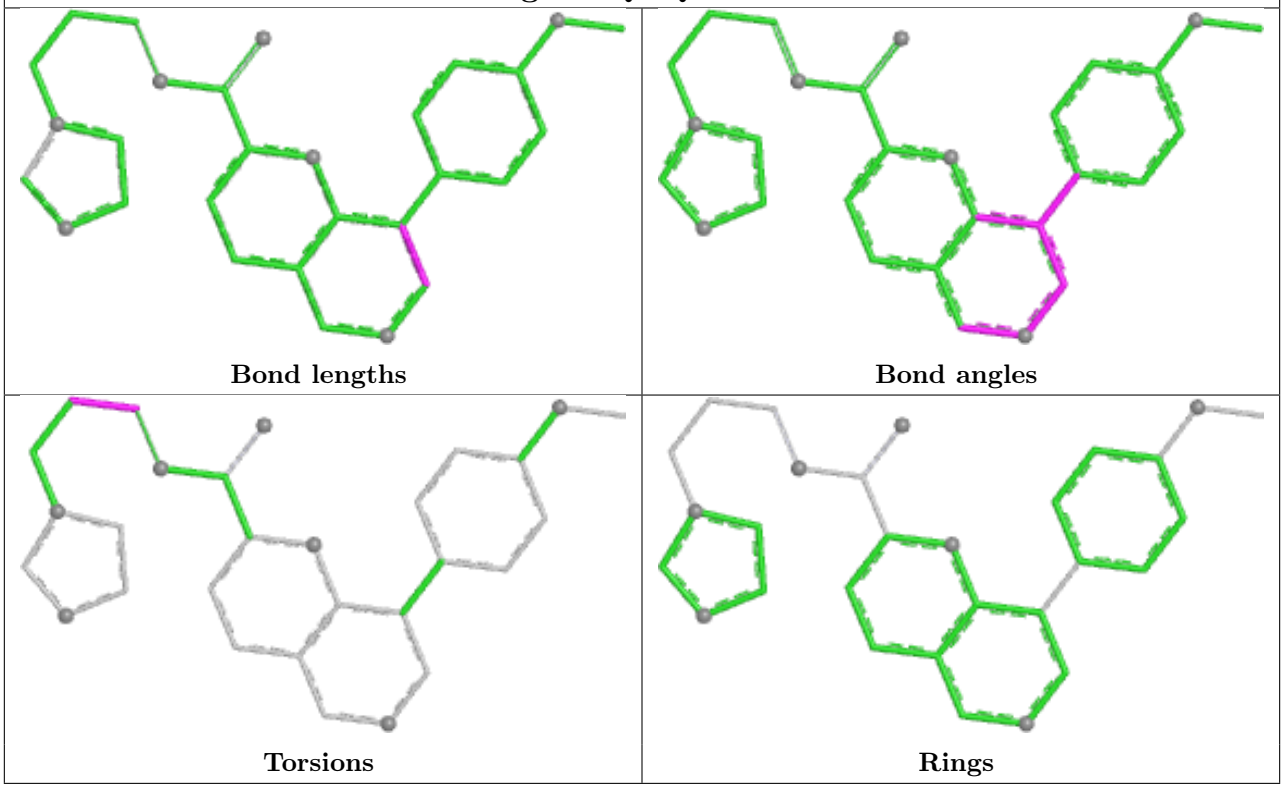

Ligand QKQ L 403

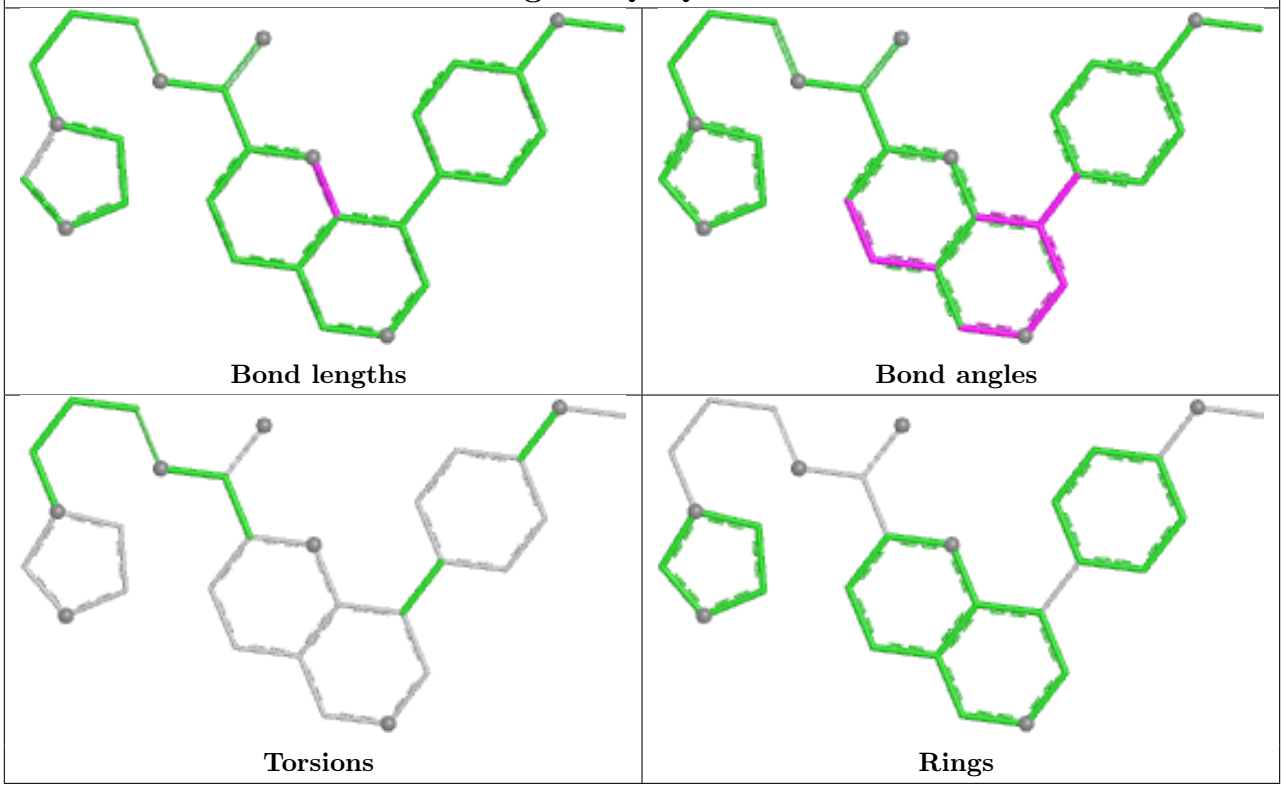

Ligand QKQ B 403

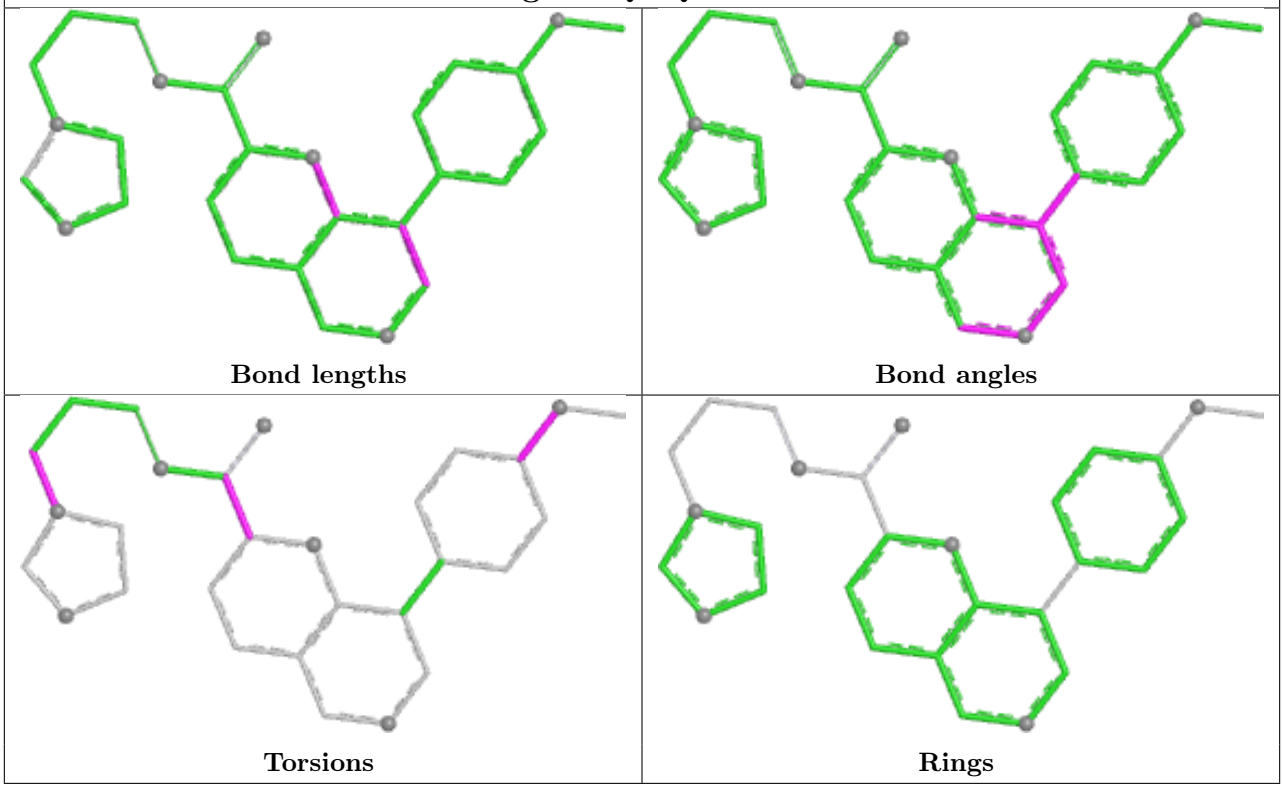

Ligand QKQ J 403

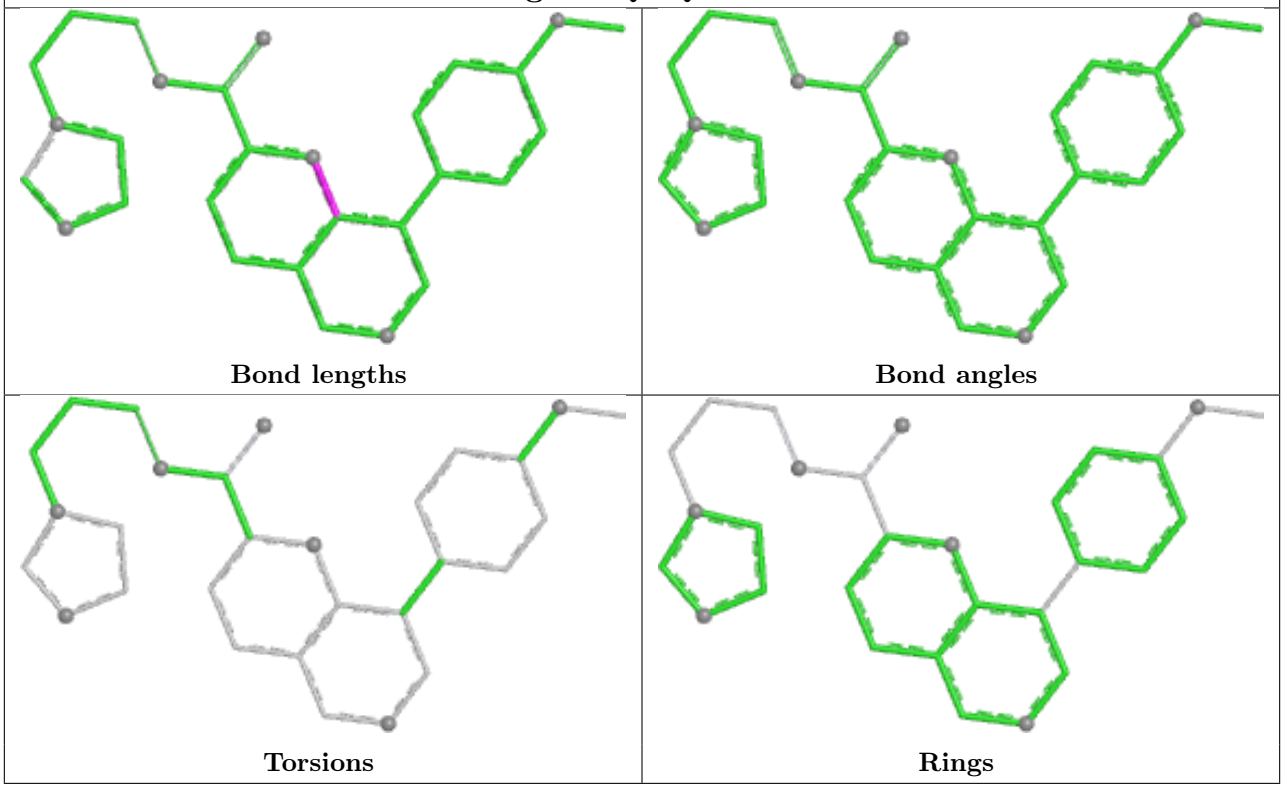

Ligand QKQ A 403

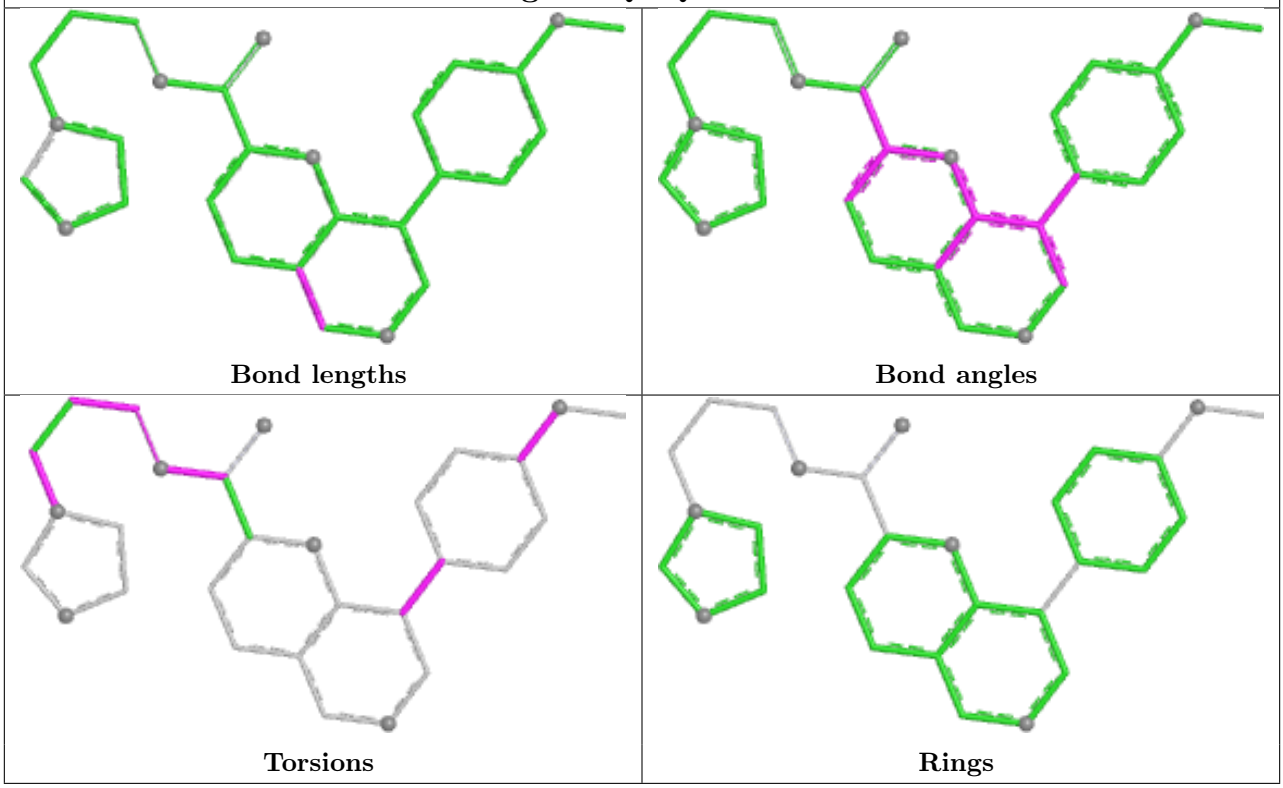

Ligand FES A 402	
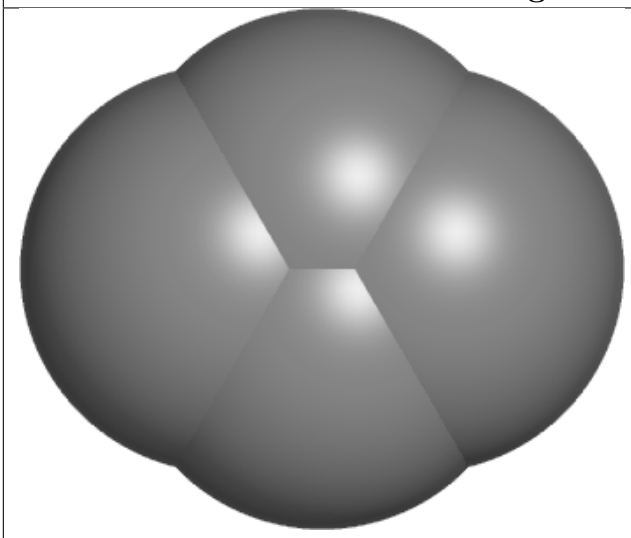	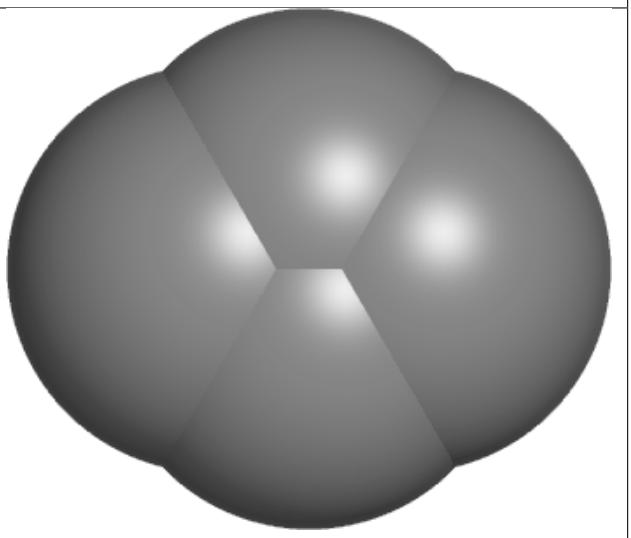
Bond lengths	**Bond angles**
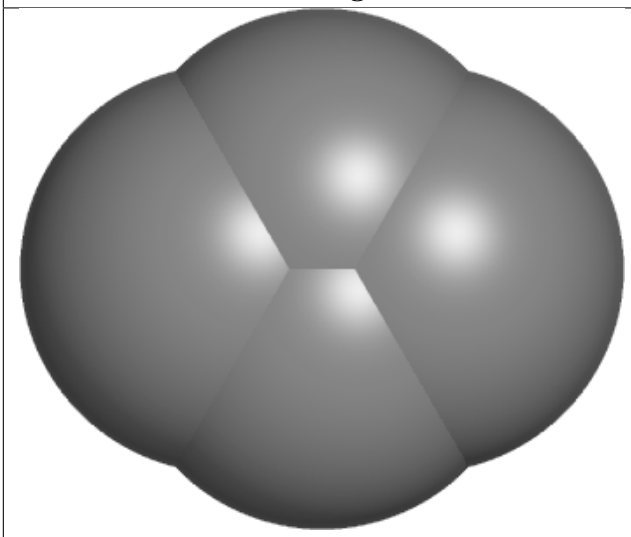	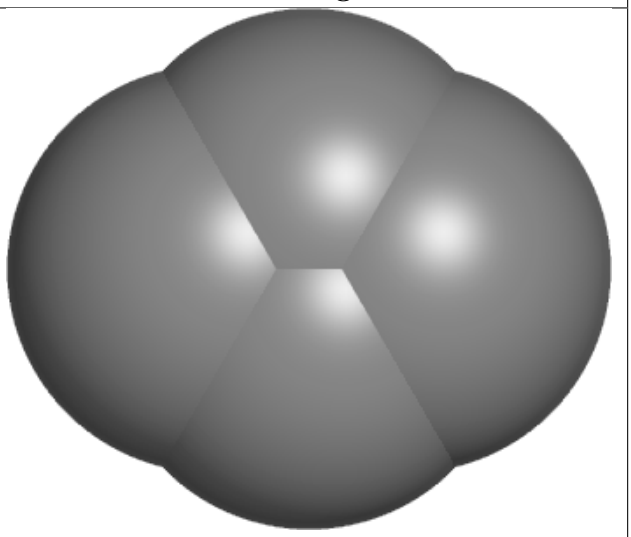
Torsions	**Rings**

Ligand FES F 402	
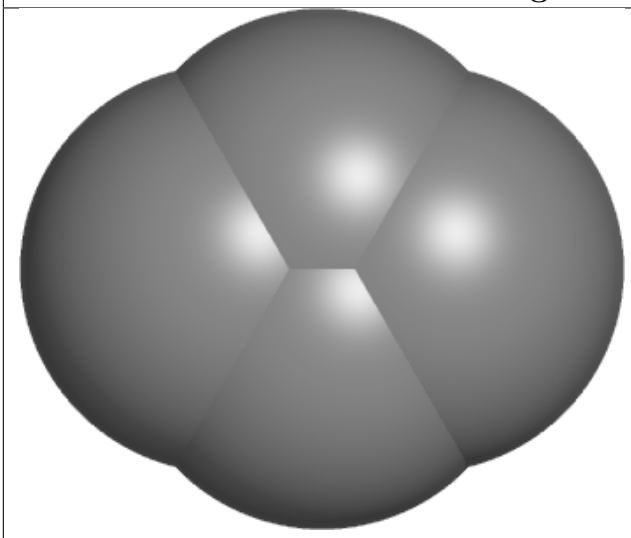	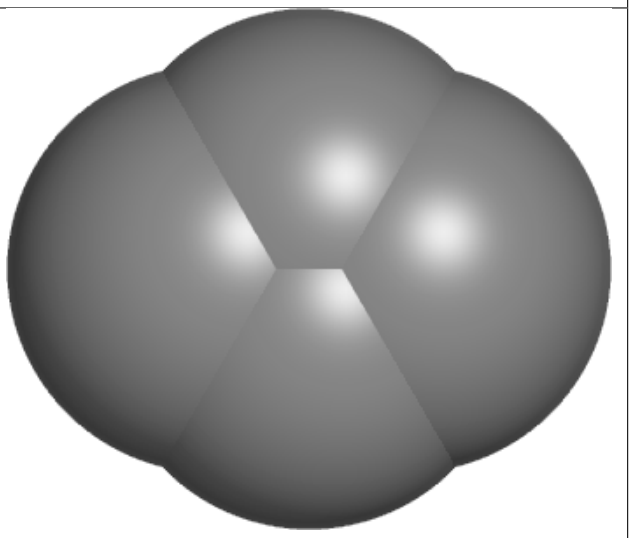
Bond lengths	**Bond angles**
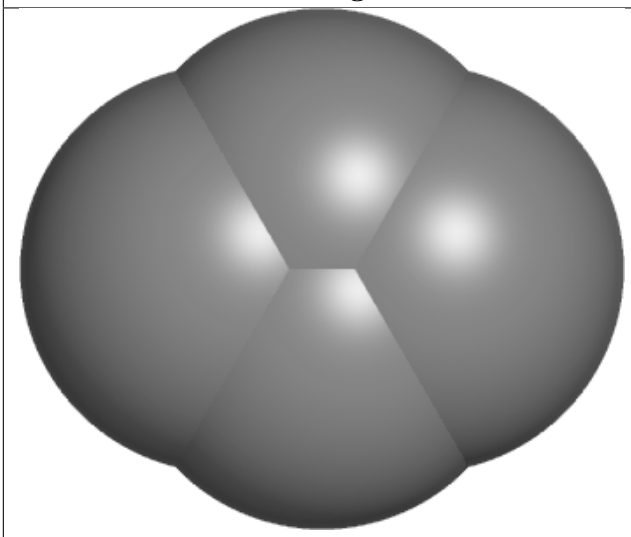	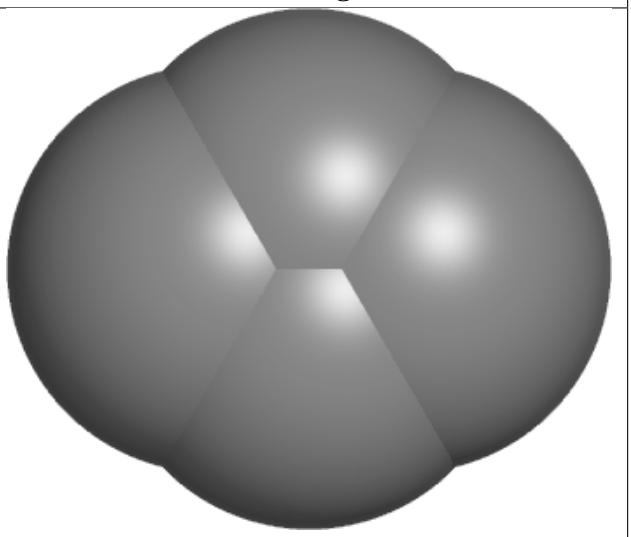
Torsions	**Rings**

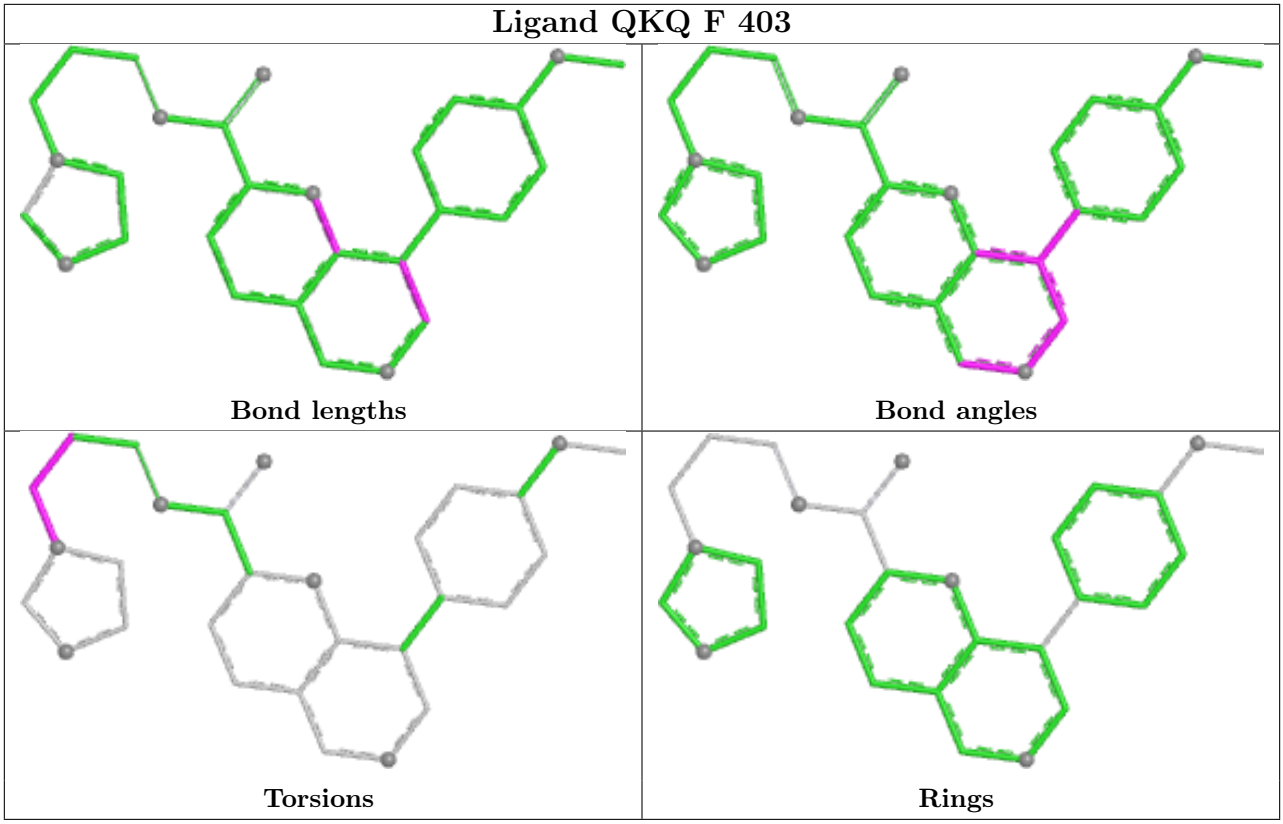

5.7 Other polymers (i)

There are no such residues in this entry.

5.8 Polymer linkage issues (i)

There are no chain breaks in this entry.

6 Fit of model and data (i)

6.1 Protein, DNA and RNA chains (i)

In the following table, the column labelled '#RSRZ> 2' contains the number (and percentage) of RSRZ outliers, followed by percent RSRZ outliers for the chain as percentile scores relative to all X-ray entries and entries of similar resolution. The OWAB column contains the minimum, median, 95th percentile and maximum values of the occupancy-weighted average B-factor per residue. The column labelled 'Q< 0.9' lists the number of (and percentage) of residues with an average occupancy less than 0.9.

Mol	Chain	Analysed	<RSRZ>	#RSRZ>2			OWAB(Å^2)	Q<0.9
1	A	360/391 (92%)	0.71	30 (8%)	11	10	29, 52, 103, 176	0
1	B	357/391 (91%)	0.58	29 (8%)	12	11	29, 48, 93, 153	0
1	C	357/391 (91%)	0.61	22 (6%)	20	19	34, 52, 94, 150	0
1	D	360/391 (92%)	0.51	22 (6%)	21	20	27, 45, 99, 154	0
1	E	360/391 (92%)	0.49	21 (5%)	23	22	31, 46, 102, 158	0
1	F	359/391 (91%)	0.47	16 (4%)	33	32	25, 39, 83, 138	0
1	G	363/391 (92%)	0.46	20 (5%)	25	24	24, 39, 81, 156	0
1	H	358/391 (91%)	0.42	17 (4%)	31	30	24, 39, 88, 142	0
1	I	358/391 (91%)	0.55	28 (7%)	13	12	23, 41, 85, 156	0
1	J	356/391 (91%)	0.51	27 (7%)	13	13	25, 42, 84, 130	0
1	K	359/391 (91%)	0.86	43 (11%)	4	3	31, 55, 108, 164	0
1	L	358/391 (91%)	0.52	29 (8%)	12	11	29, 45, 90, 150	0
All	All	4305/4692 (91%)	0.56	304 (7%)	16	15	23, 45, 95, 176	0

All (304) RSRZ outliers are listed below:

Mol	Chain	Res	Type	RSRZ
1	D	253	VAL	16.9
1	A	253	VAL	15.0
1	E	254	THR	12.5
1	A	215	GLY	11.1
1	C	242	SER	10.9
1	K	217	ALA	10.3
1	K	242	SER	10.3
1	A	219	SER	9.4
1	G	244	GLU	9.2
1	B	220	VAL	9.1
1	K	254	THR	9.1

Continued on next page...

Continued from previous page...

Mol	Chain	Res	Type	RSRZ
1	F	253	VAL	8.7
1	K	215	GLY	8.3
1	D	3	ALA	8.3
1	G	219	SER	8.2
1	I	216	PHE	8.0
1	G	243	SER	7.9
1	B	217	ALA	7.8
1	J	217	ALA	7.7
1	B	243	SER	7.7
1	D	217	ALA	7.6
1	E	253	VAL	7.5
1	A	254	THR	7.3
1	L	3	ALA	7.3
1	A	216	PHE	7.3
1	I	220	VAL	7.2
1	J	223	ASP	7.2
1	K	220	VAL	7.1
1	I	217	ALA	7.1
1	F	241	ARG	7.1
1	E	218	ASP	7.1
1	K	243	SER	7.0
1	F	254	THR	6.9
1	A	255	ASP	6.8
1	J	218	ASP	6.7
1	D	255	ASP	6.7
1	G	247	PHE	6.6
1	L	216	PHE	6.5
1	C	3	ALA	6.5
1	E	255	ASP	6.5
1	K	258	PHE	6.4
1	K	255	ASP	6.4
1	G	246	SER	6.4
1	F	3	ALA	6.4
1	G	245	LYS	6.3
1	K	241	ARG	6.2
1	C	215	GLY	6.2
1	E	214	PRO	6.1
1	D	220	VAL	6.1
1	H	216	PHE	6.0
1	F	219	SER	5.9
1	F	223	ASP	5.7
1	F	220	VAL	5.7

Continued on next page...

Continued from previous page...

Mol	Chain	Res	Type	RSRZ
1	J	254	THR	5.6
1	A	212	ALA	5.6
1	B	219	SER	5.5
1	K	222	VAL	5.4
1	J	225	TYR	5.4
1	C	121	LEU	5.4
1	L	217	ALA	5.3
1	J	216	PHE	5.2
1	K	277	PHE	5.2
1	E	223	ASP	5.2
1	F	216	PHE	5.2
1	D	216	PHE	5.1
1	K	216	PHE	5.1
1	C	223	ASP	5.1
1	I	243	SER	5.0
1	D	254	THR	5.0
1	K	212	ALA	4.9
1	I	214	PRO	4.9
1	D	215	GLY	4.9
1	I	218	ASP	4.8
1	L	254	THR	4.8
1	A	242	SER	4.8
1	H	219	SER	4.8
1	J	255	ASP	4.8
1	C	216	PHE	4.7
1	K	211	PRO	4.7
1	K	223	ASP	4.7
1	L	255	ASP	4.6
1	C	241	ARG	4.6
1	A	258	PHE	4.6
1	E	258	PHE	4.6
1	G	217	ALA	4.6
1	E	222	VAL	4.6
1	H	222	VAL	4.5
1	F	242	SER	4.5
1	G	258	PHE	4.5
1	A	223	ASP	4.4
1	H	217	ALA	4.4
1	L	215	GLY	4.4
1	B	216	PHE	4.4
1	I	121	LEU	4.3
1	L	219	SER	4.3

Continued on next page...

Continued from previous page...

Mol	Chain	Res	Type	RSRZ
1	G	220	VAL	4.2
1	L	241	ARG	4.2
1	A	210	GLY	4.1
1	I	219	SER	4.1
1	I	242	SER	4.1
1	K	214	PRO	4.1
1	L	220	VAL	4.0
1	E	243	SER	4.0
1	B	240	ALA	4.0
1	H	242	SER	4.0
1	F	217	ALA	4.0
1	E	215	GLY	4.0
1	C	217	ALA	4.0
1	I	222	VAL	4.0
1	E	307	ASP	3.9
1	I	255	ASP	3.9
1	A	241	ARG	3.9
1	J	212	ALA	3.9
1	L	218	ASP	3.9
1	I	223	ASP	3.9
1	G	242	SER	3.8
1	A	220	VAL	3.8
1	B	242	SER	3.8
1	I	3	ALA	3.7
1	B	134	GLU	3.7
1	I	225	TYR	3.7
1	C	218	ASP	3.6
1	F	258	PHE	3.6
1	B	215	GLY	3.6
1	H	225	TYR	3.6
1	A	106	CYS	3.6
1	K	225	TYR	3.6
1	F	255	ASP	3.6
1	L	214	PRO	3.6
1	H	220	VAL	3.5
1	F	222	VAL	3.5
1	J	220	VAL	3.5
1	I	239	PHE	3.5
1	H	255	ASP	3.5
1	D	258	PHE	3.5
1	G	241	ARG	3.5
1	J	222	VAL	3.5

Continued on next page...

Continued from previous page...

Mol	Chain	Res	Type	RSRZ
1	D	218	ASP	3.4
1	H	258	PHE	3.4
1	G	216	PHE	3.4
1	L	258	PHE	3.4
1	K	219	SER	3.4
1	J	4	VAL	3.4
1	L	239	PHE	3.4
1	A	221	GLN	3.4
1	E	212	ALA	3.4
1	B	57	ASN	3.3
1	L	134	GLU	3.3
1	J	219	SER	3.3
1	J	237	TYR	3.3
1	C	19	TRP	3.2
1	E	216	PHE	3.2
1	K	227	HIS	3.2
1	D	243	SER	3.2
1	K	239	PHE	3.2
1	E	241	ARG	3.2
1	L	222	VAL	3.2
1	K	302	GLU	3.2
1	B	214	PRO	3.1
1	F	212	ALA	3.1
1	G	350	GLN	3.1
1	C	133	LYS	3.1
1	C	224	LYS	3.1
1	I	241	ARG	3.1
1	C	237	TYR	3.1
1	B	212	ALA	3.1
1	B	121	LEU	3.1
1	J	240	ALA	3.0
1	J	231	GLN	3.0
1	K	307	ASP	3.0
1	L	225	TYR	3.0
1	I	211	PRO	3.0
1	K	7	LEU	3.0
1	G	254	THR	2.9
1	J	239	PHE	2.9
1	C	255	ASP	2.9
1	C	225	TYR	2.9
1	E	221	GLN	2.9
1	B	258	PHE	2.9

Continued on next page...

Continued from previous page...

Mol	Chain	Res	Type	RSRZ
1	K	354	ILE	2.9
1	K	218	ASP	2.9
1	C	219	SER	2.9
1	A	361	TYR	2.9
1	K	3	ALA	2.8
1	K	237	TYR	2.8
1	L	242	SER	2.8
1	E	217	ALA	2.8
1	G	121	LEU	2.8
1	H	223	ASP	2.8
1	C	9	GLU	2.8
1	K	121	LEU	2.8
1	A	243	SER	2.8
1	K	226	TRP	2.7
1	A	303	GLU	2.7
1	J	371	GLN	2.7
1	I	307	ASP	2.7
1	L	6	LYS	2.7
1	D	121	LEU	2.7
1	J	214	PRO	2.7
1	K	304	LEU	2.7
1	H	254	THR	2.7
1	B	307	ASP	2.7
1	J	350	GLN	2.7
1	L	349	LYS	2.7
1	A	218	ASP	2.7
1	A	174	GLN	2.7
1	K	231	GLN	2.7
1	H	231	GLN	2.6
1	C	127	HIS	2.6
1	I	212	ALA	2.6
1	D	223	ASP	2.6
1	D	134	GLU	2.6
1	K	18	ALA	2.6
1	A	362	PHE	2.6
1	A	123	ARG	2.6
1	A	302	GLU	2.6
1	D	42	LYS	2.6
1	E	237	TYR	2.6
1	A	217	ALA	2.6
1	H	221	GLN	2.6
1	K	312	ILE	2.6

Continued on next page...

Continued from previous page...

Mol	Chain	Res	Type	RSRZ
1	K	273	PRO	2.6
1	B	239	PHE	2.6
1	K	299	PHE	2.6
1	A	13	ALA	2.5
1	L	223	ASP	2.5
1	G	225	TYR	2.5
1	L	237	TYR	2.5
1	B	223	ASP	2.5
1	D	212	ALA	2.5
1	B	59	TYR	2.5
1	B	210	GLY	2.5
1	B	222	VAL	2.4
1	L	9	GLU	2.4
1	K	45	ILE	2.4
1	G	3	ALA	2.4
1	A	312	ILE	2.4
1	L	106	CYS	2.4
1	H	212	ALA	2.4
1	J	3	ALA	2.4
1	C	82	PHE	2.4
1	K	210	GLY	2.4
1	K	221	GLN	2.4
1	B	3	ALA	2.4
1	K	13	ALA	2.4
1	A	121	LEU	2.3
1	D	7	LEU	2.3
1	B	8	PRO	2.3
1	I	371	GLN	2.3
1	E	239	PHE	2.3
1	C	214	PRO	2.3
1	A	3	ALA	2.3
1	G	212	ALA	2.3
1	I	238	GLY	2.3
1	I	9	GLU	2.3
1	J	349	LYS	2.3
1	B	100	ALA	2.3
1	A	211	PRO	2.3
1	F	350	GLN	2.2
1	G	218	ASP	2.2
1	D	227	HIS	2.2
1	H	241	ARG	2.2
1	J	125	CYS	2.2

Continued on next page...

Continued from previous page...

Mol	Chain	Res	Type	RSRZ
1	L	231	GLN	2.2
1	F	121	LEU	2.2
1	B	135	ASN	2.2
1	C	361	TYR	2.2
1	I	258	PHE	2.2
1	L	212	ALA	2.2
1	I	304	LEU	2.2
1	D	9	GLU	2.2
1	I	349	LYS	2.2
1	K	134	GLU	2.2
1	B	126	ASP	2.2
1	J	211	PRO	2.2
1	L	311	LEU	2.2
1	K	106	CYS	2.2
1	L	211	PRO	2.1
1	L	4	VAL	2.1
1	I	215	GLY	2.1
1	K	272	PRO	2.1
1	J	224	LYS	2.1
1	B	241	ARG	2.1
1	D	224	LYS	2.1
1	H	218	ASP	2.1
1	E	220	VAL	2.1
1	D	241	ARG	2.1
1	J	126	ASP	2.1
1	H	215	GLY	2.1
1	B	116	ASP	2.1
1	B	102	ASN	2.0
1	E	277	PHE	2.0
1	I	237	TYR	2.0
1	K	303	GLU	2.0
1	D	214	PRO	2.0
1	J	121	LEU	2.0
1	J	238	GLY	2.0
1	L	319	PHE	2.0
1	I	361	TYR	2.0
1	A	354	ILE	2.0
1	E	186	ALA	2.0
1	G	125	CYS	2.0
1	B	30	GLN	2.0
1	C	220	VAL	2.0

6.2 Non-standard residues in protein, DNA, RNA chains (i)

There are no non-standard protein/DNA/RNA residues in this entry.

6.3 Carbohydrates (i)

There are no monosaccharides in this entry.

6.4 Ligands (i)

In the following table, the Atoms column lists the number of modelled atoms in the group and the number defined in the chemical component dictionary. The B-factors column lists the minimum, median, 95th percentile and maximum values of B factors of atoms in the group. The column labelled 'Q< 0.9' lists the number of atoms with occupancy less than 0.9.

Mol	Type	Chain	Res	Atoms	RSCC	RSR	B-factors(Å^2)	Q<0.9
4	QKQ	A	403	29/29	0.55	0.41	70,78,91,91	0
4	QKQ	I	403	29/29	0.56	0.47	56,69,83,85	0
4	QKQ	D	403	29/29	0.57	0.39	64,70,87,88	0
4	QKQ	B	403	29/29	0.57	0.39	68,71,87,88	0
4	QKQ	L	403	29/29	0.61	0.50	60,67,83,84	0
5	EPE	G	404	15/15	0.63	0.39	43,59,76,79	0
4	QKQ	H	403	29/29	0.64	0.30	57,65,85,86	0
4	QKQ	F	403	29/29	0.64	0.37	57,64,84,86	0
5	EPE	D	404	15/15	0.65	0.47	48,60,77,79	0
4	QKQ	K	403	29/29	0.66	0.36	57,69,85,86	0
4	QKQ	C	403	29/29	0.67	0.32	66,74,90,91	0
5	EPE	J	404	15/15	0.69	0.46	47,59,74,78	0
4	QKQ	E	403	29/29	0.71	0.40	63,70,84,84	0
5	EPE	F	404	15/15	0.71	0.45	49,59,76,77	0
5	EPE	B	404	15/15	0.72	0.43	46,61,75,78	0
5	EPE	K	404	15/15	0.72	0.35	47,60,74,78	0
4	QKQ	J	403	29/29	0.73	0.32	61,67,86,87	0
5	EPE	L	404	15/15	0.73	0.47	46,59,80,82	0
4	QKQ	G	403	29/29	0.76	0.32	55,63,82,83	0
5	EPE	H	404	15/15	0.76	0.43	48,59,75,79	0
5	EPE	I	404	15/15	0.76	0.37	45,61,77,81	0
3	FES	H	402	4/4	0.77	0.33	45,76,79,124	0
5	EPE	C	404	15/15	0.77	0.38	47,58,73,79	0
5	EPE	E	404	15/15	0.79	0.25	47,58,73,78	0
5	EPE	A	404	15/15	0.79	0.29	48,59,73,75	0
3	FES	L	402	4/4	0.80	0.28	39,81,83,137	0
2	FE	F	401	1/1	0.83	0.07	49,49,49,49	0

Continued on next page...

Continued from previous page...

Mol	Type	Chain	Res	Atoms	RSCC	RSR	B-factors(Å^2)	Q<0.9
3	FES	F	402	4/4	0.83	0.16	34,35,36,37	0
3	FES	D	402	4/4	0.85	0.14	33,38,40,60	0
3	FES	J	402	4/4	0.87	0.17	42,53,57,73	0
2	FE	I	401	1/1	0.88	0.09	61,61,61,61	0
3	FES	A	402	4/4	0.89	0.22	33,52,80,81	0
2	FE	K	401	1/1	0.89	0.06	63,63,63,63	0
2	FE	B	401	1/1	0.90	0.15	63,63,63,63	0
2	FE	D	401	1/1	0.90	0.10	63,63,63,63	0
3	FES	G	402	4/4	0.90	0.15	34,43,44,63	0
2	FE	E	401	1/1	0.91	0.07	55,55,55,55	0
3	FES	E	402	4/4	0.92	0.14	33,34,36,39	0
3	FES	K	402	4/4	0.92	0.17	37,43,45,54	0
2	FE	H	401	1/1	0.92	0.07	56,56,56,56	0
3	FES	I	402	4/4	0.93	0.15	36,37,37,54	0
3	FES	C	402	4/4	0.93	0.12	48,49,53,61	0
2	FE	C	401	1/1	0.93	0.05	64,64,64,64	0
2	FE	A	401	1/1	0.93	0.07	81,81,81,81	0
2	FE	L	401	1/1	0.94	0.09	56,56,56,56	0
3	FES	B	402	4/4	0.95	0.09	38,43,44,47	0
2	FE	J	401	1/1	0.96	0.08	72,72,72,72	0
2	FE	G	401	1/1	0.97	0.04	55,55,55,55	0

The following is a graphical depiction of the model fit to experimental electron density of all instances of the Ligand of Interest. In addition, ligands with molecular weight > 250 and outliers as shown on the geometry validation Tables will also be included. Each fit is shown from different orientation to approximate a three-dimensional view.

Electron density around QKQ A 403:

$2mF_o$-DF_c (at 0.7 rmsd) in gray
mF_o-DF_c (at 3 rmsd) in purple (negative)
and green (positive)

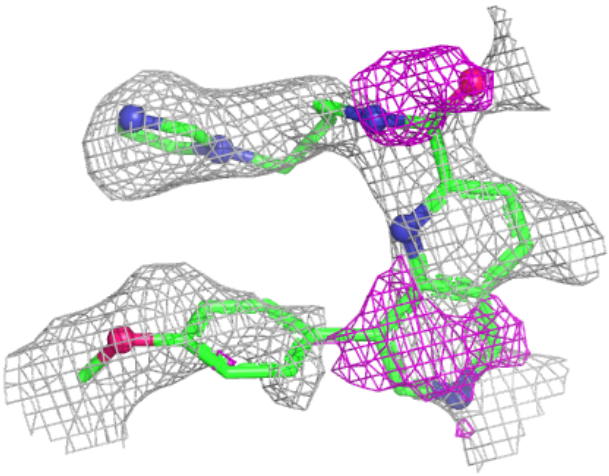

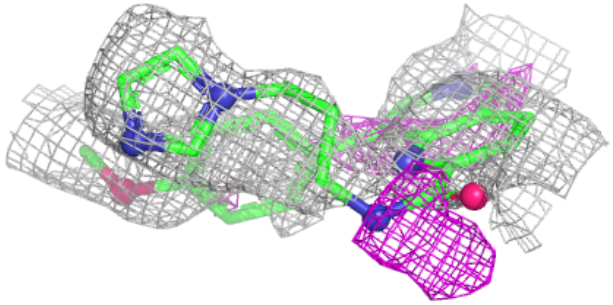

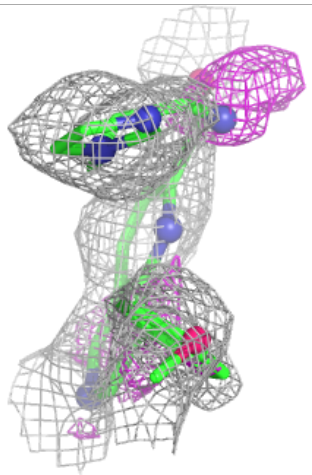

Electron density around QKQ I 403:

$2mF_o$-DF_c (at 0.7 rmsd) in gray
mF_o-DF_c (at 3 rmsd) in purple (negative)
and green (positive)

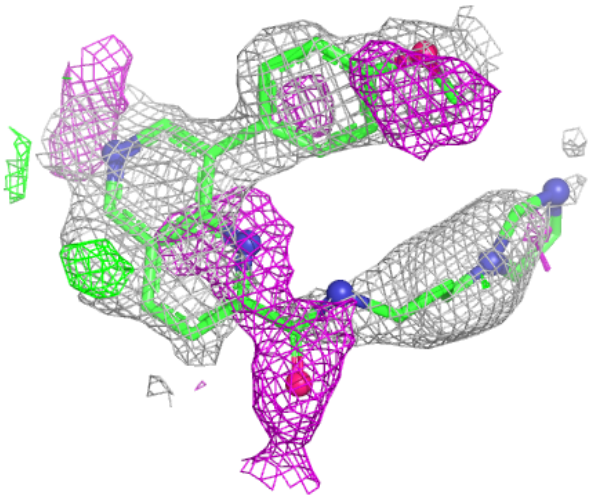

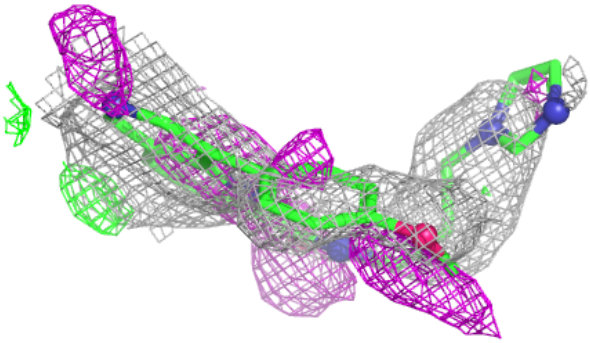

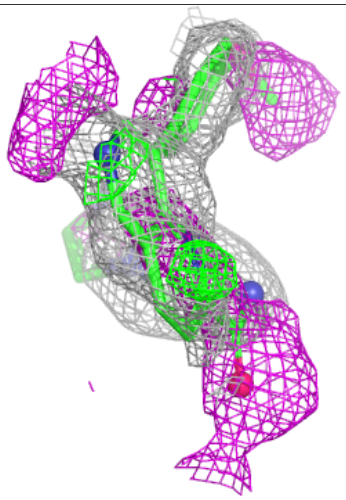

Electron density around QKQ D 403:

$2mF_o$-DF_c (at 0.7 rmsd) in gray
mF_o-DF_c (at 3 rmsd) in purple (negative)
and green (positive)

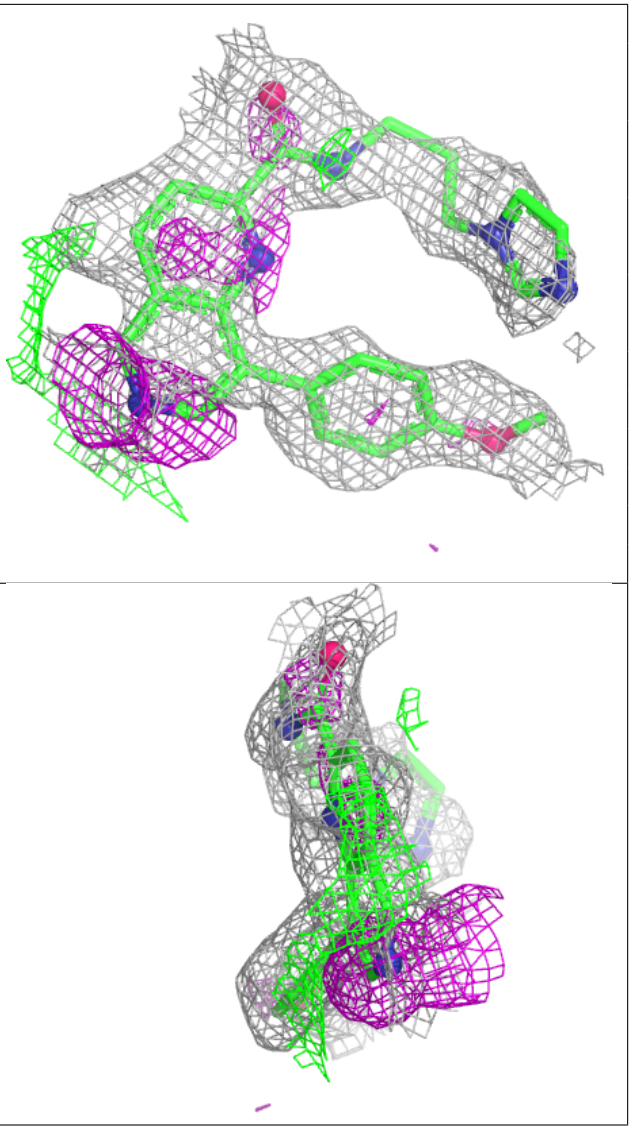

Electron density around QKQ B 403:

$2mF_o$-DF_c (at 0.7 rmsd) in gray
mF_o-DF_c (at 3 rmsd) in purple (negative)
and green (positive)

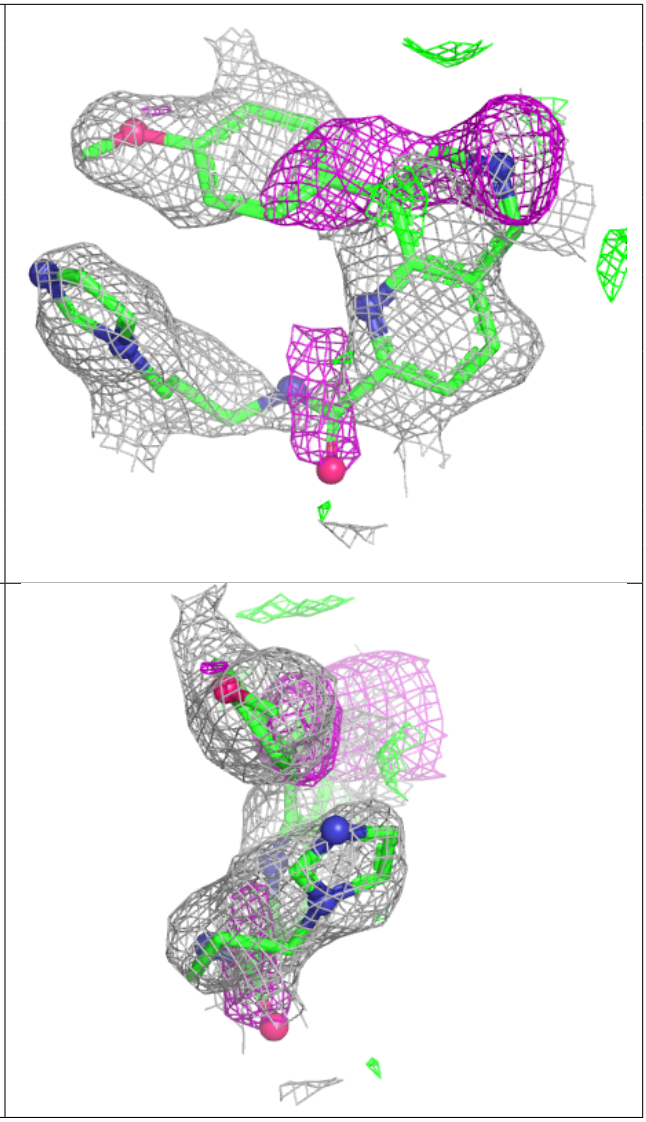

Electron density around QKQ L 403:

$2mF_o$-DF_c (at 0.7 rmsd) in gray
mF_o-DF_c (at 3 rmsd) in purple (negative)
and green (positive)

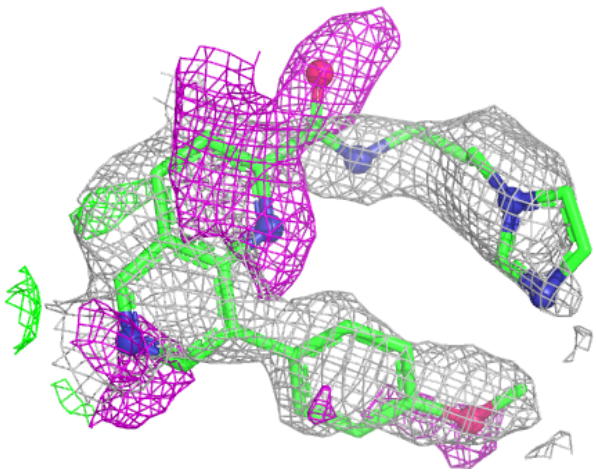

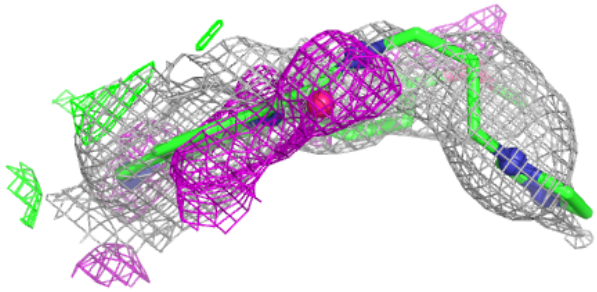

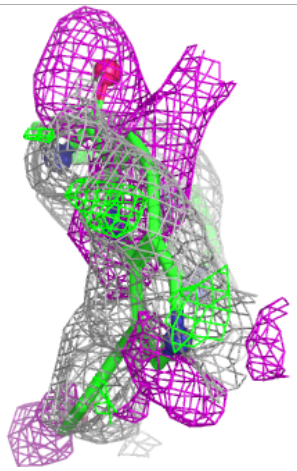

Electron density around QKQ H 403:

$2mF_o$-DF_c (at 0.7 rmsd) in gray
mF_o-DF_c (at 3 rmsd) in purple (negative)
and green (positive)

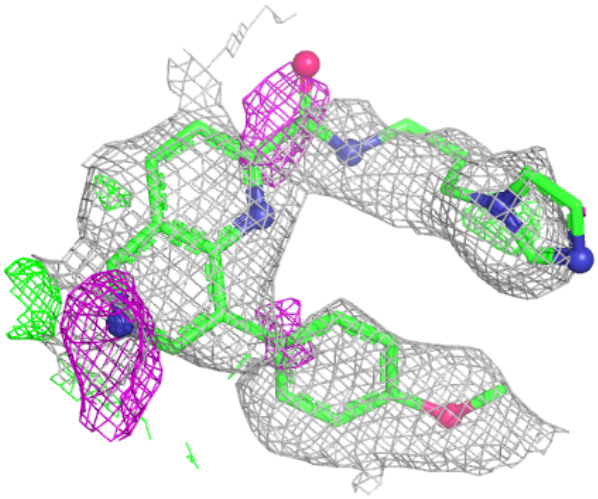

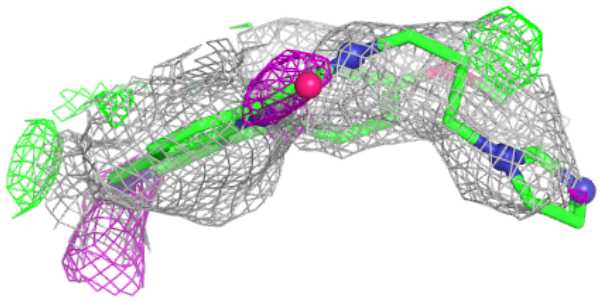

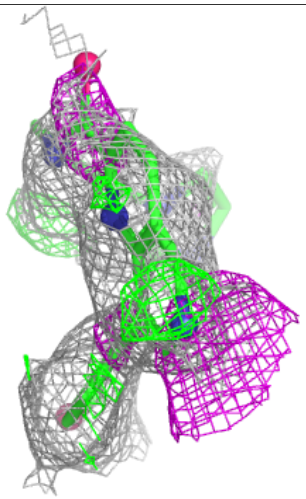

Electron density around QKQ F 403:

$2mF_o$-DF_c (at 0.7 rmsd) in gray
mF_o-DF_c (at 3 rmsd) in purple (negative)
and green (positive)

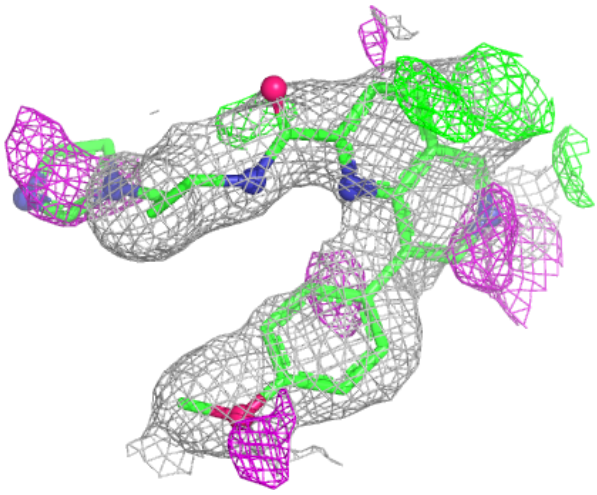

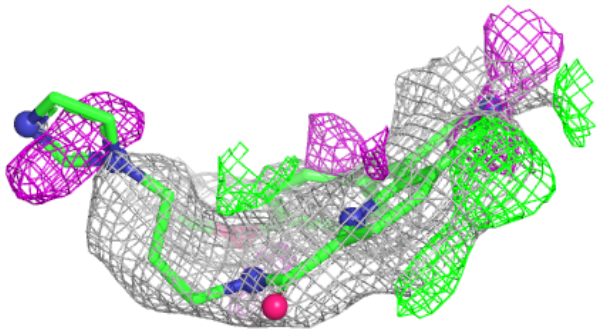

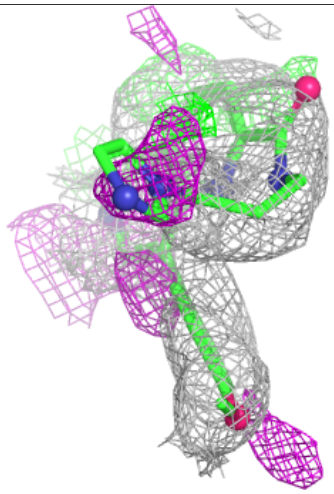

Electron density around QKQ K 403:

$2mF_o$-DF_c (at 0.7 rmsd) in gray
mF_o-DF_c (at 3 rmsd) in purple (negative)
and green (positive)

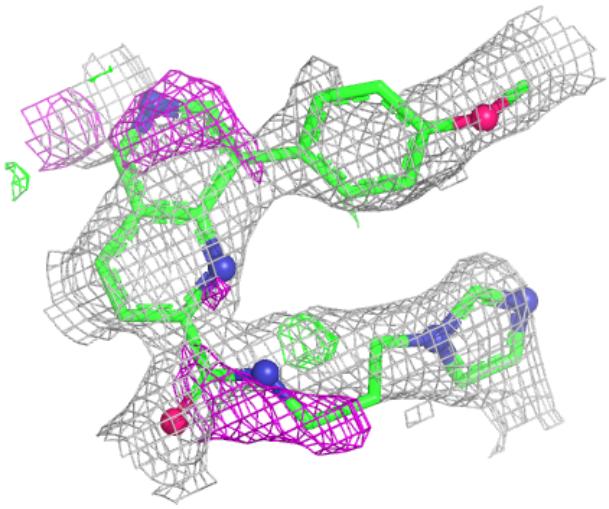

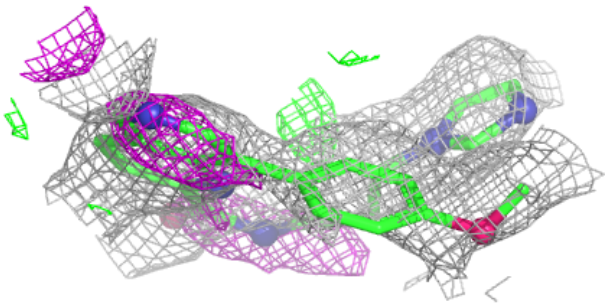

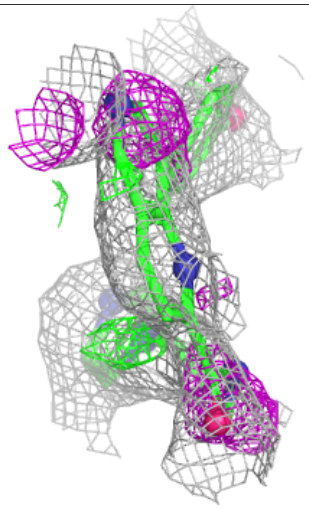

Electron density around QKQ C 403:

$2mF_o$-DF_c (at 0.7 rmsd) in gray
mF_o-DF_c (at 3 rmsd) in purple (negative)
and green (positive)

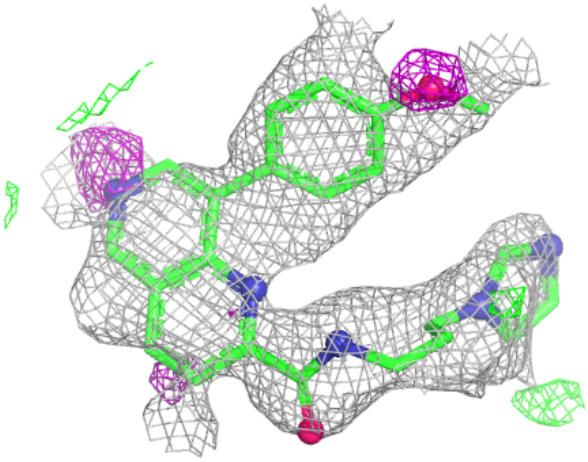

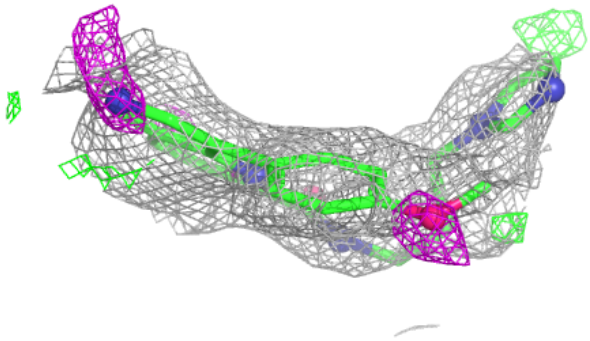

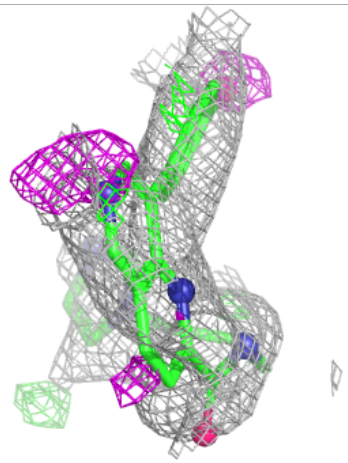

Electron density around QKQ E 403:

$2mF_o$-DF_c (at 0.7 rmsd) in gray
mF_o-DF_c (at 3 rmsd) in purple (negative)
and green (positive)

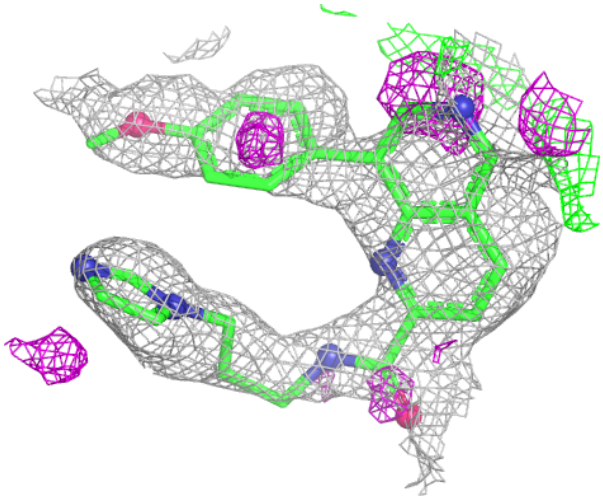

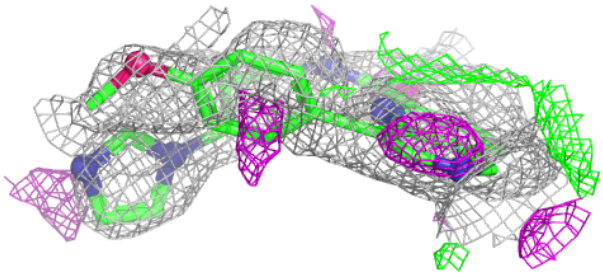

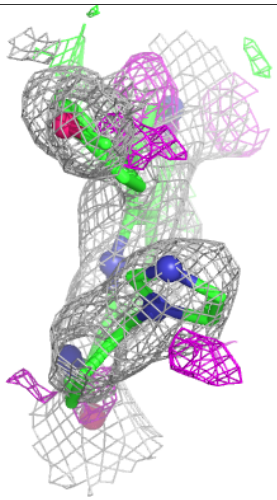

Electron density around QKQ J 403:

$2mF_o$-DF_c (at 0.7 rmsd) in gray
mF_o-DF_c (at 3 rmsd) in purple (negative)
and green (positive)

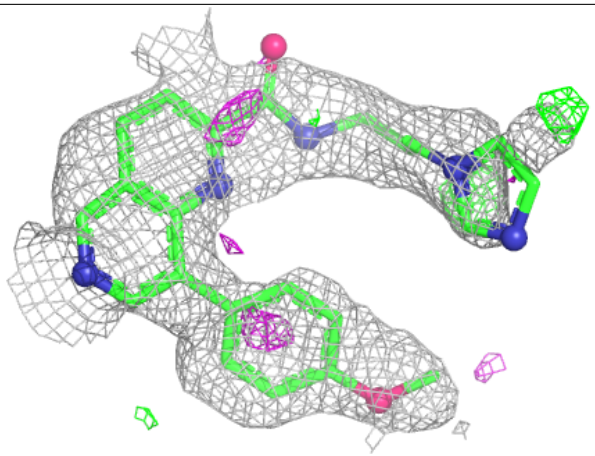

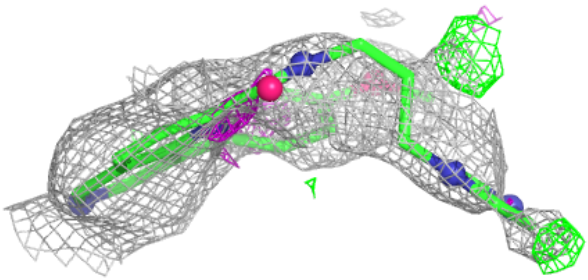

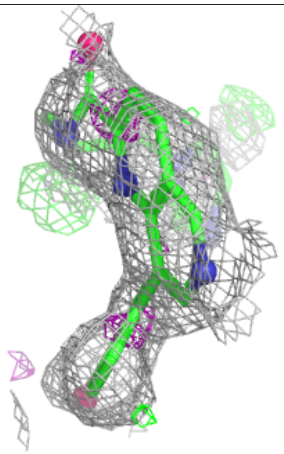

Electron density around QKQ G 403:

$2mF_o$-DF_c (at 0.7 rmsd) in gray
mF_o-DF_c (at 3 rmsd) in purple (negative)
and green (positive)

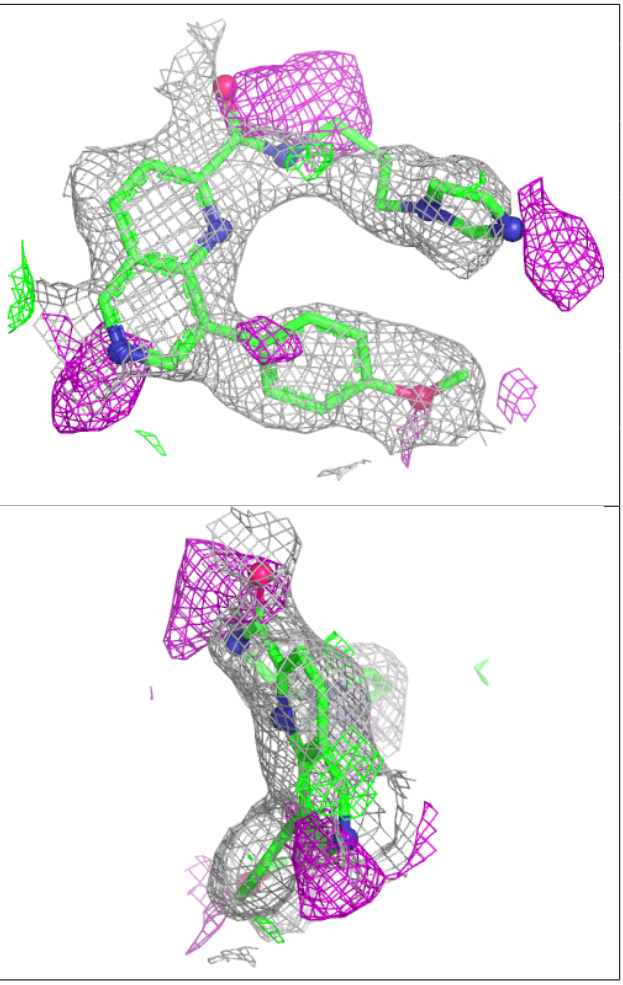

Electron density around FES H 402:

$2mF_o$-DF_c (at 0.7 rmsd) in gray
mF_o-DF_c (at 3 rmsd) in purple (negative)
and green (positive)

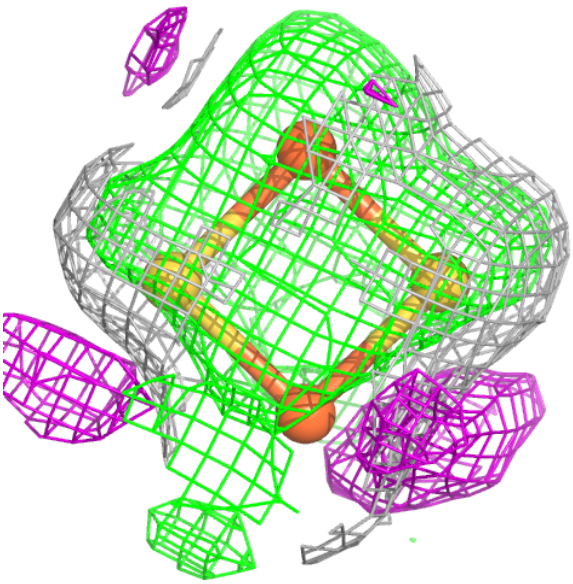

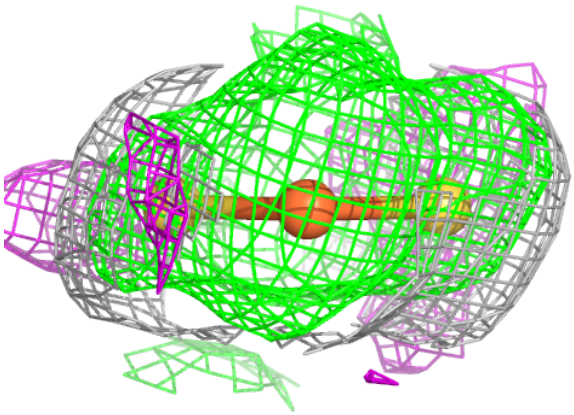

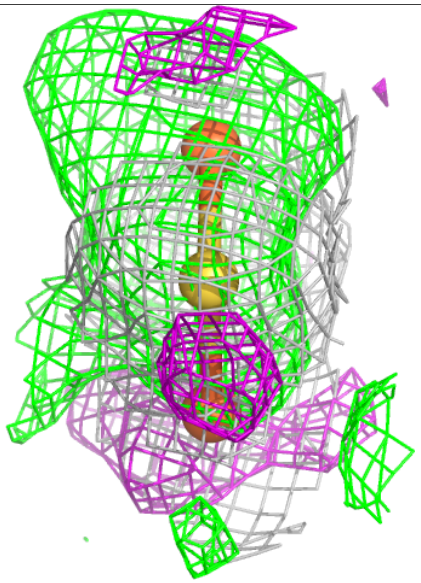

Electron density around FES L 402:

$2mF_o$-DF_c (at 0.7 rmsd) in gray
mF_o-DF_c (at 3 rmsd) in purple (negative)
and green (positive)

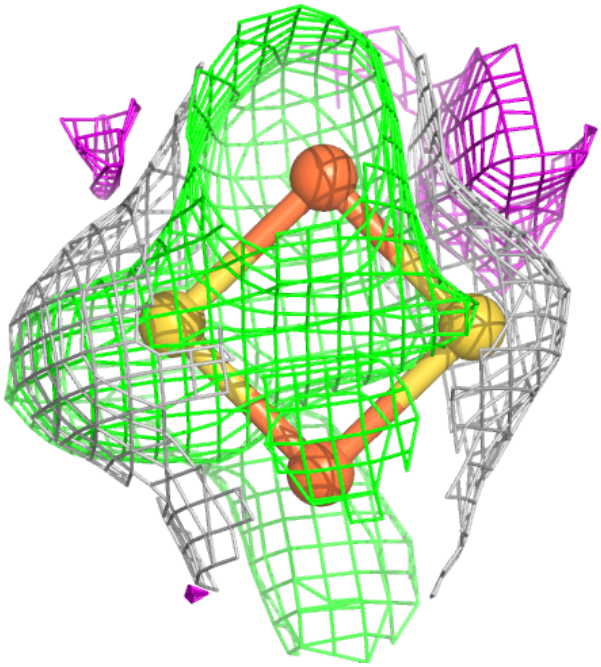

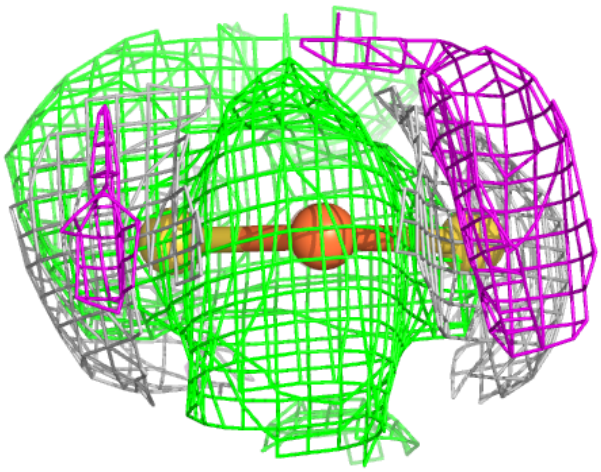

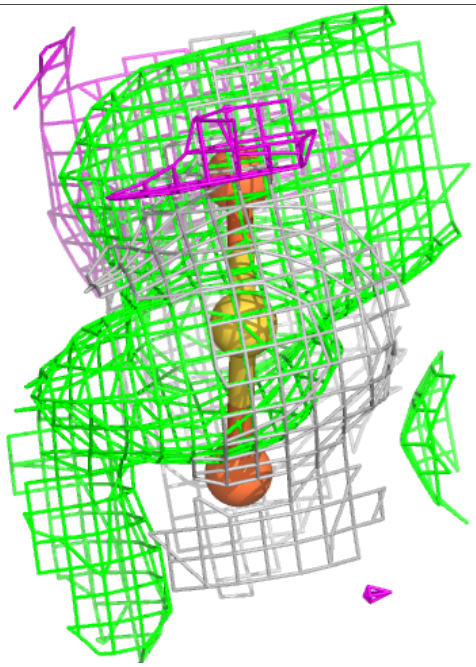

Electron density around FE F 401:

$2mF_o$-DF_c (at 0.7 rmsd) in gray
mF_o-DF_c (at 3 rmsd) in purple (negative)
and green (positive)

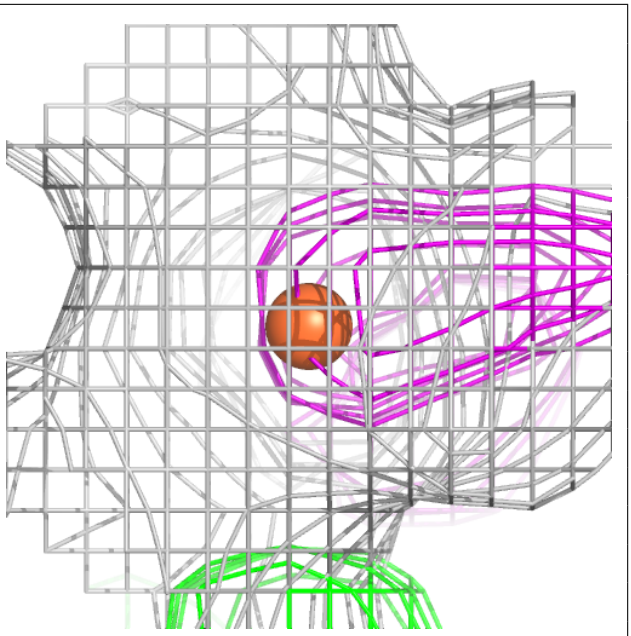

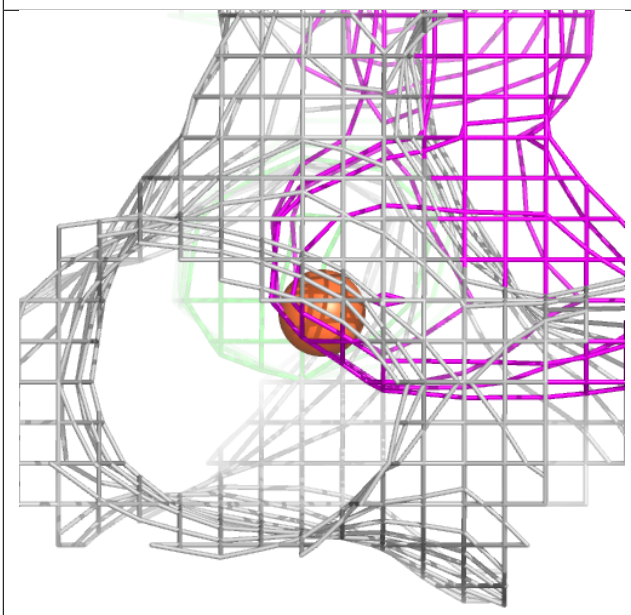

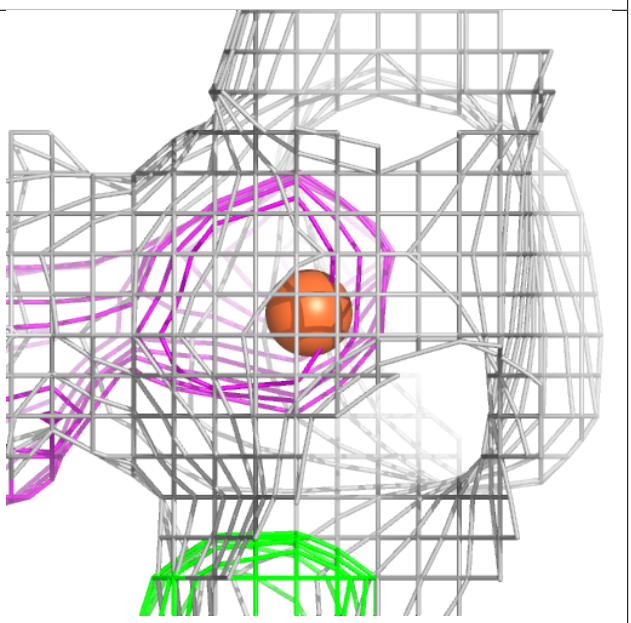

Electron density around FES F 402:

$2mF_o$-DF_c (at 0.7 rmsd) in gray
mF_o-DF_c (at 3 rmsd) in purple (negative)
and green (positive)

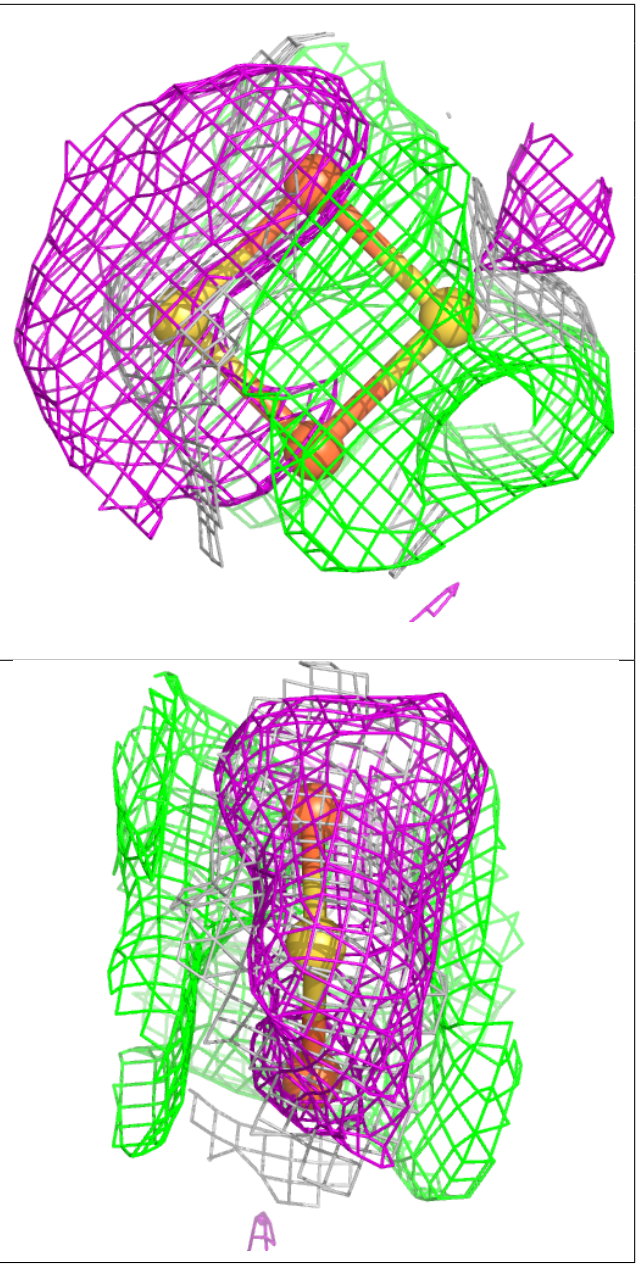

Electron density around FES D 402:

$2mF_o$-DF_c (at 0.7 rmsd) in gray
mF_o-DF_c (at 3 rmsd) in purple (negative)
and green (positive)

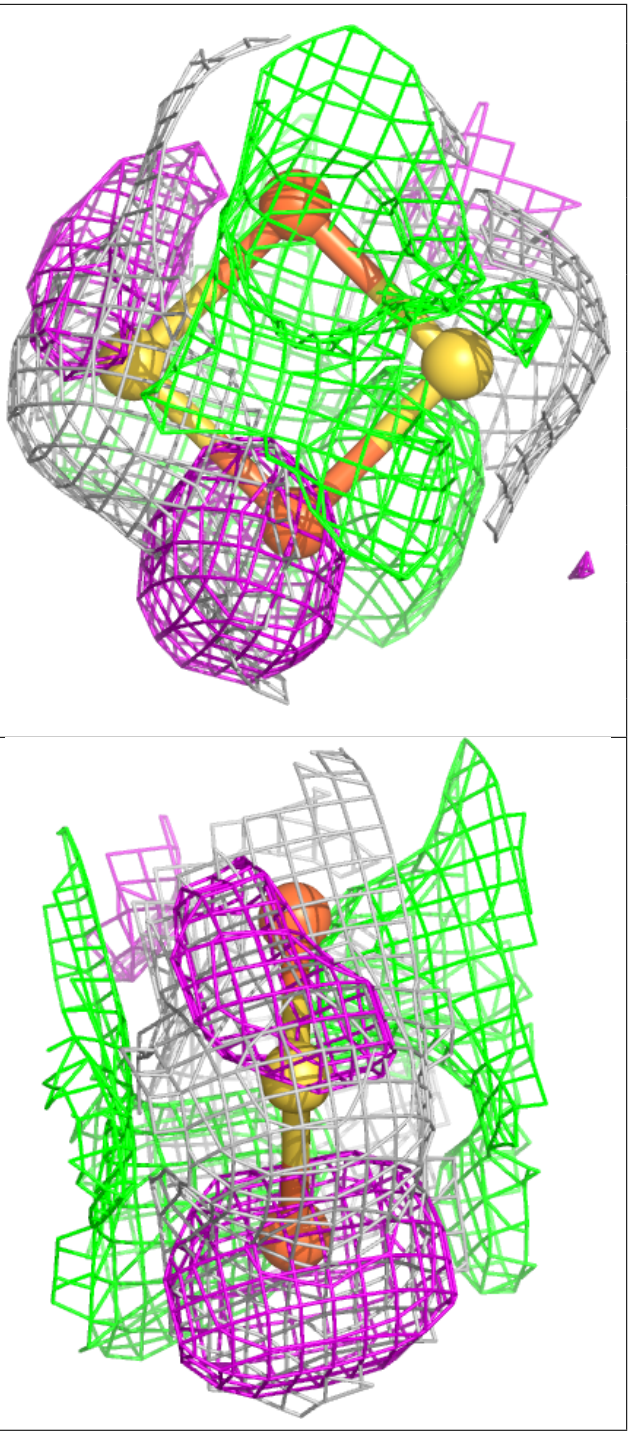

Electron density around FES J 402:

$2mF_o$-DF_c (at 0.7 rmsd) in gray
mF_o-DF_c (at 3 rmsd) in purple (negative)
and green (positive)

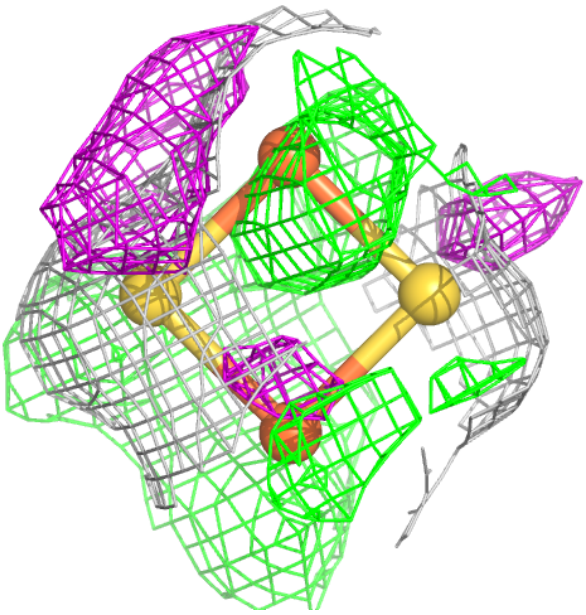

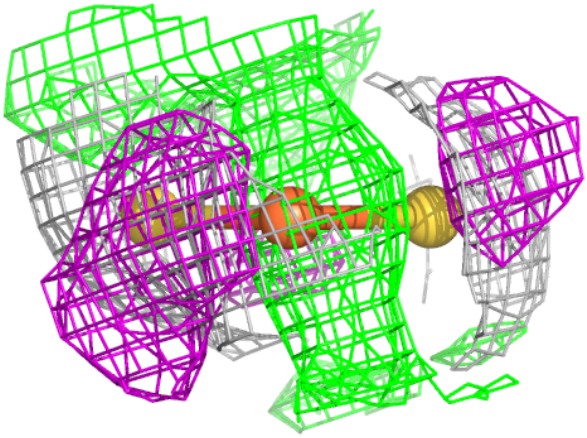

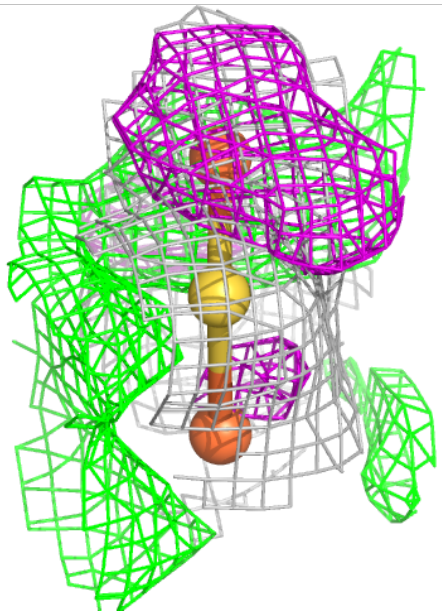

Electron density around FE I 401:

$2mF_o$-DF_c (at 0.7 rmsd) in gray
mF_o-DF_c (at 3 rmsd) in purple (negative)
and green (positive)

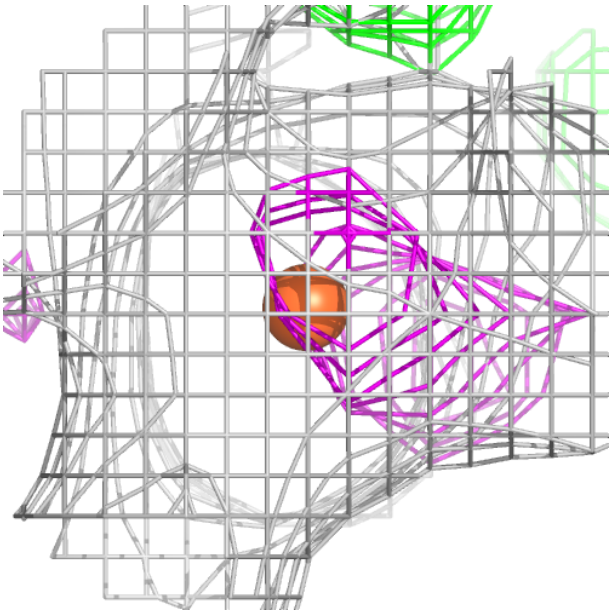

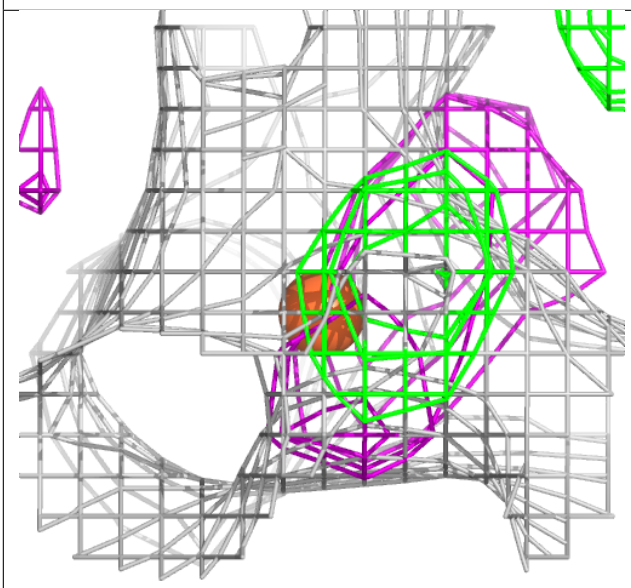

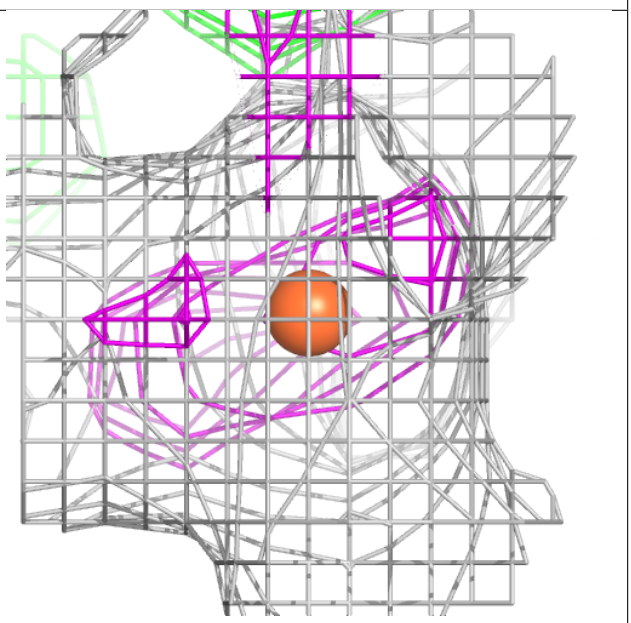

Electron density around FES A 402:

$2mF_o$-DF_c (at 0.7 rmsd) in gray
mF_o-DF_c (at 3 rmsd) in purple (negative)
and green (positive)

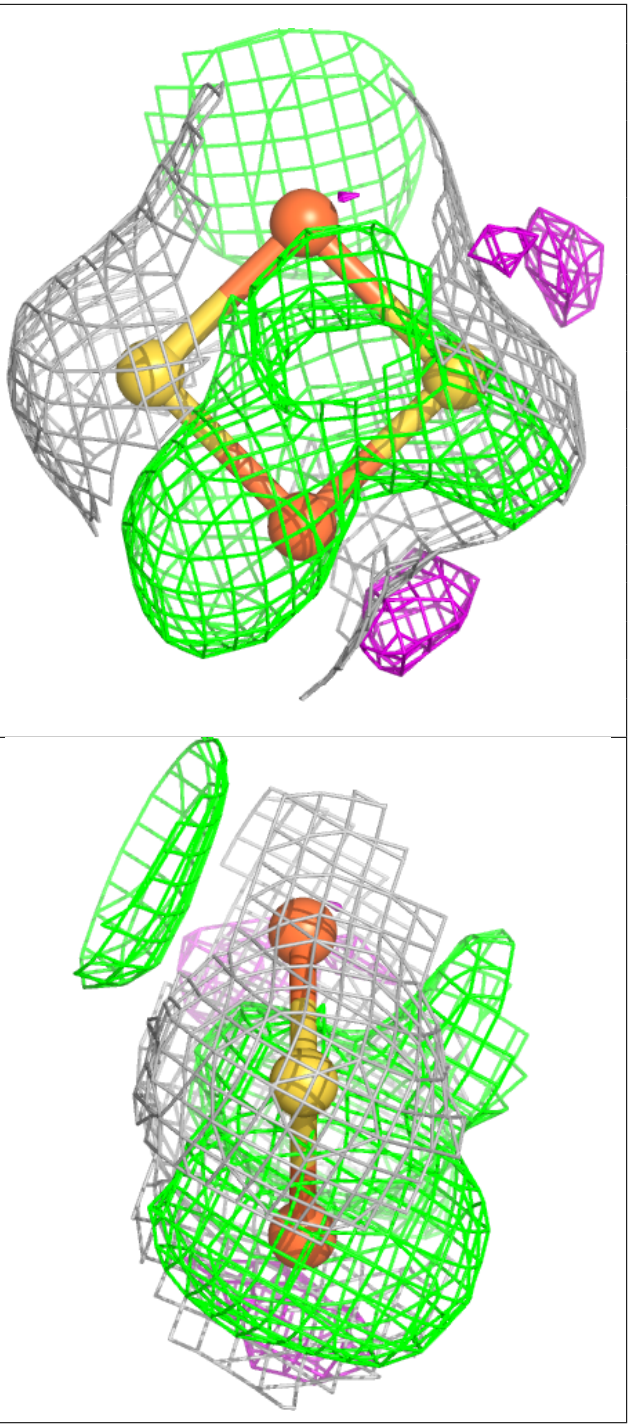

Electron density around FE K 401:

$2mF_o$-DF_c (at 0.7 rmsd) in gray
mF_o-DF_c (at 3 rmsd) in purple (negative)
and green (positive)

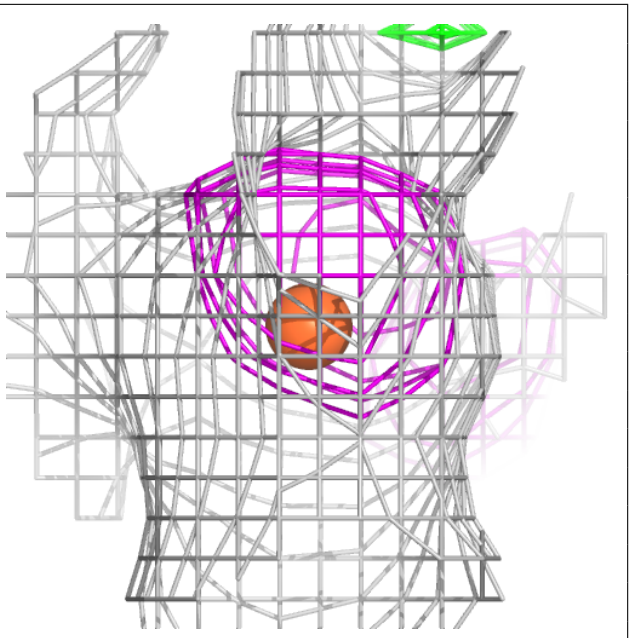

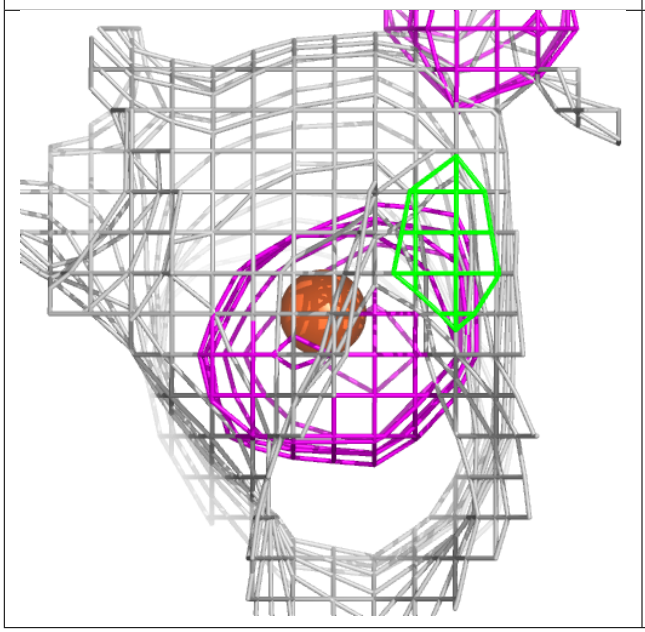

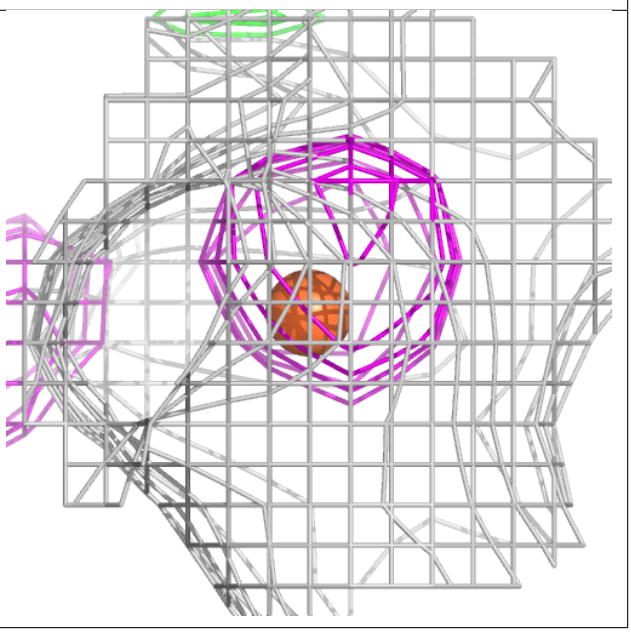

Electron density around FE B 401:

$2mF_o$-DF_c (at 0.7 rmsd) in gray
mF_o-DF_c (at 3 rmsd) in purple (negative)
and green (positive)

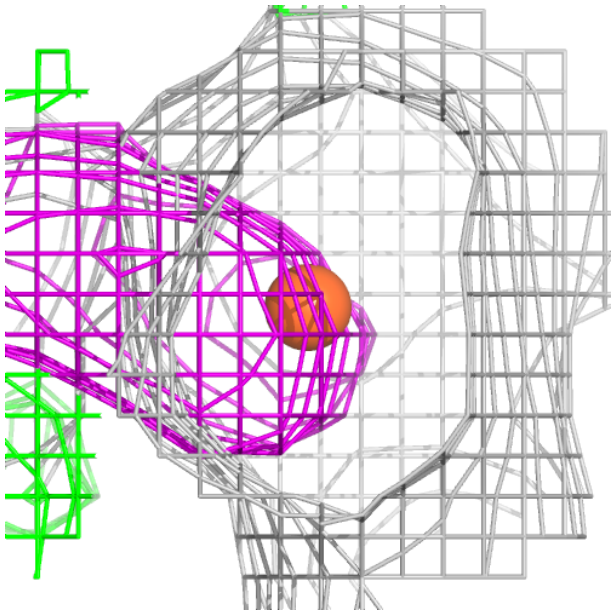

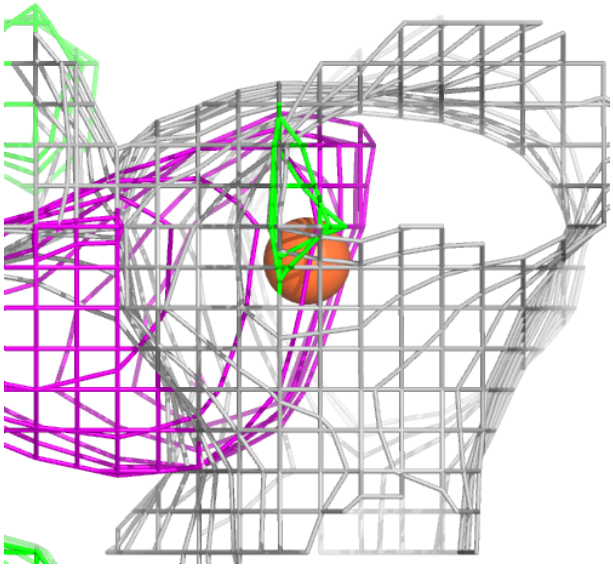

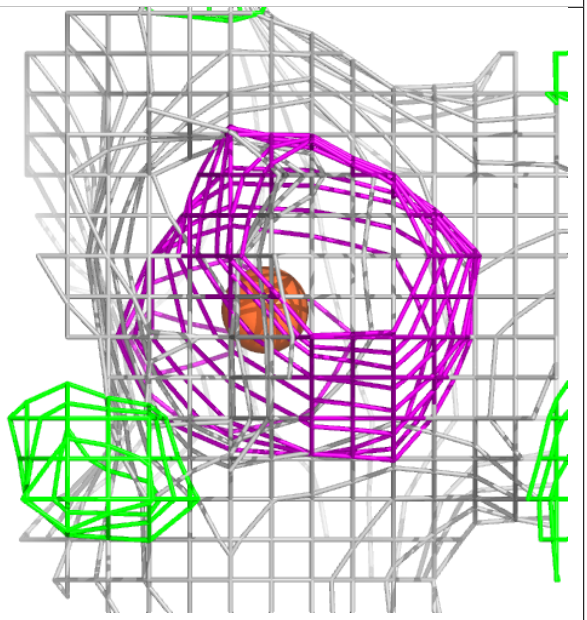

Electron density around FE D 401:

$2mF_o$-DF_c (at 0.7 rmsd) in gray
mF_o-DF_c (at 3 rmsd) in purple (negative)
and green (positive)

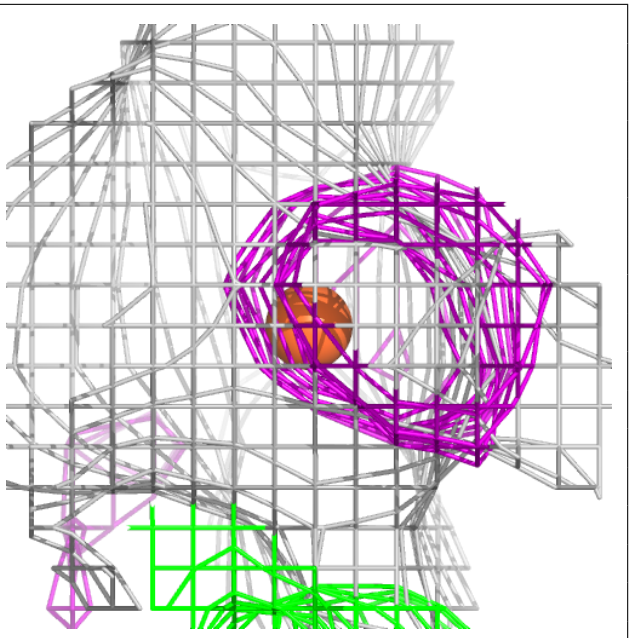

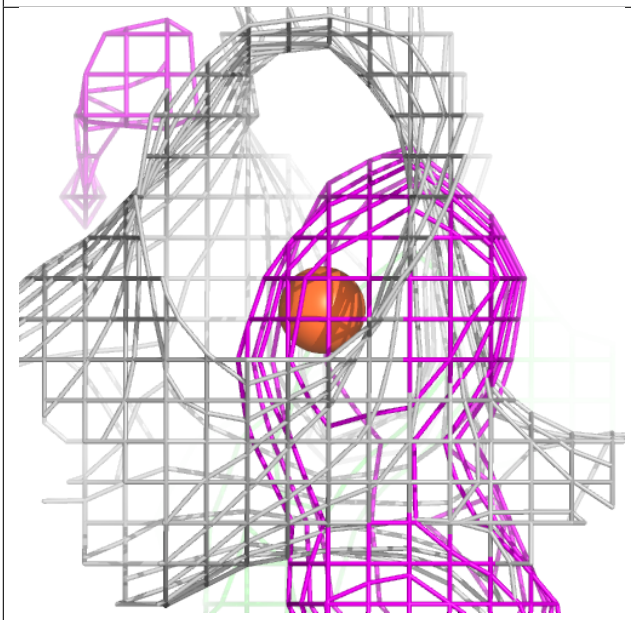

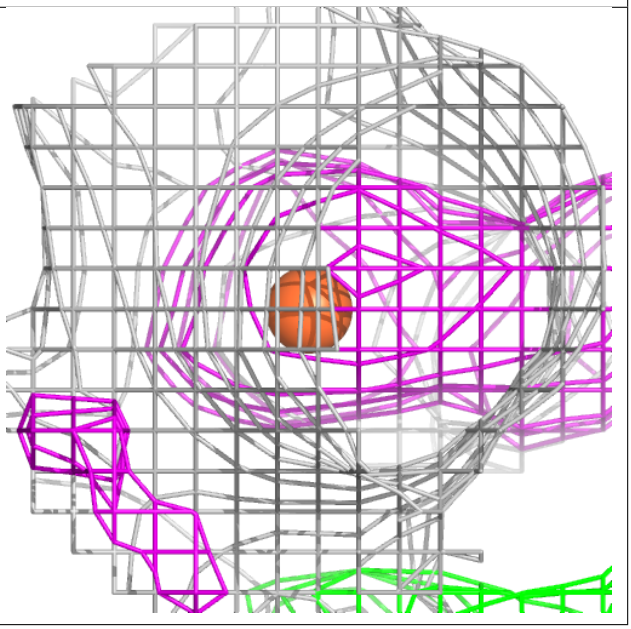

Electron density around FES G 402:

$2mF_o$-DF_c (at 0.7 rmsd) in gray
mF_o-DF_c (at 3 rmsd) in purple (negative)
and green (positive)

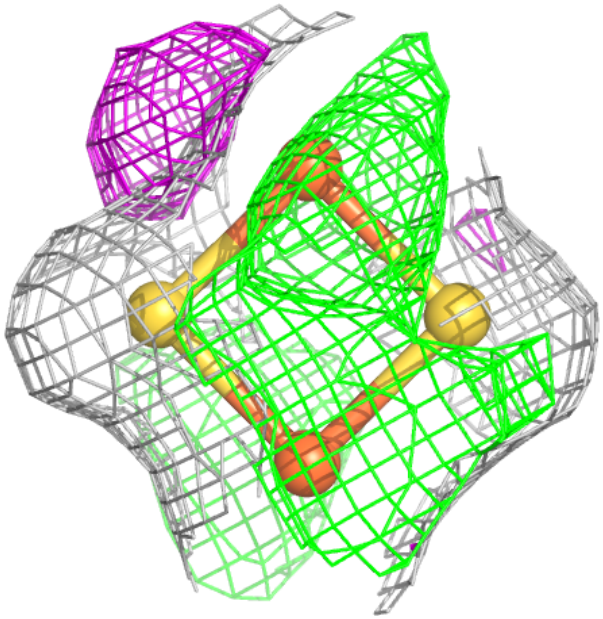

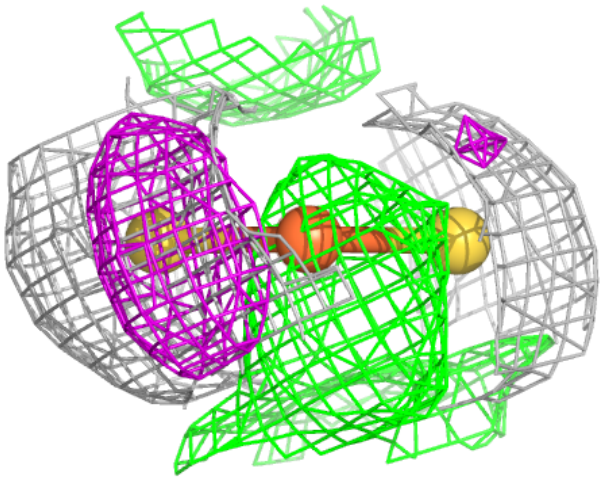

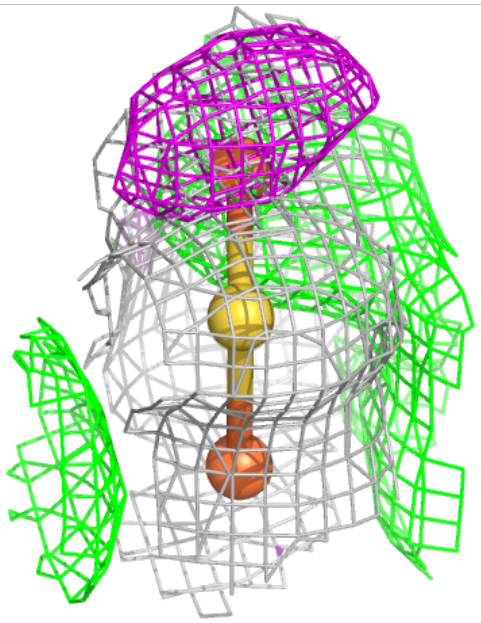

Electron density around FE E 401:

$2mF_o$-DF_c (at 0.7 rmsd) in gray
mF_o-DF_c (at 3 rmsd) in purple (negative)
and green (positive)

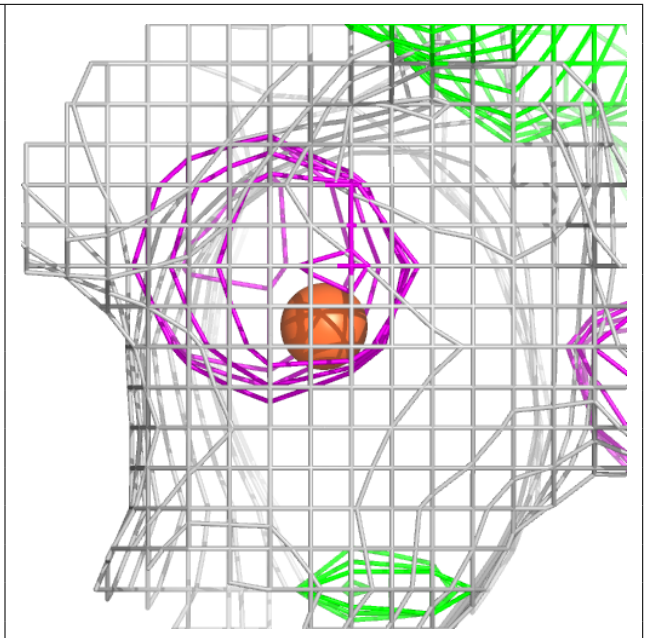

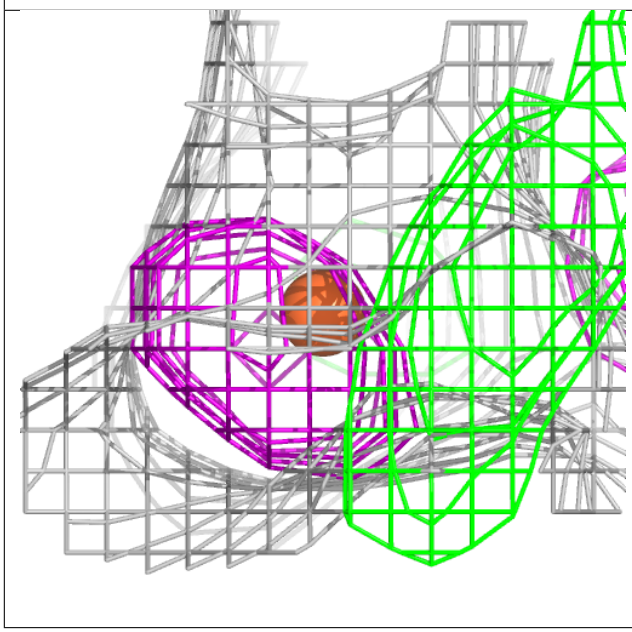

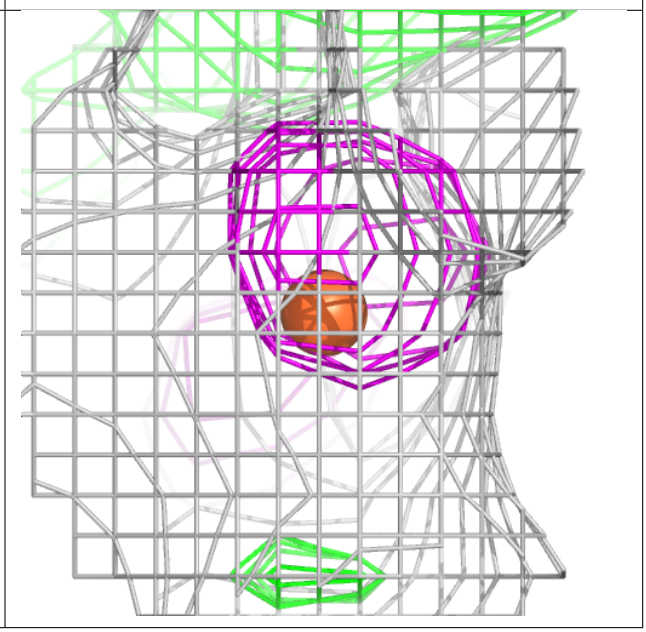

Electron density around FES E 402:

$2mF_o$-DF_c (at 0.7 rmsd) in gray
mF_o-DF_c (at 3 rmsd) in purple (negative)
and green (positive)

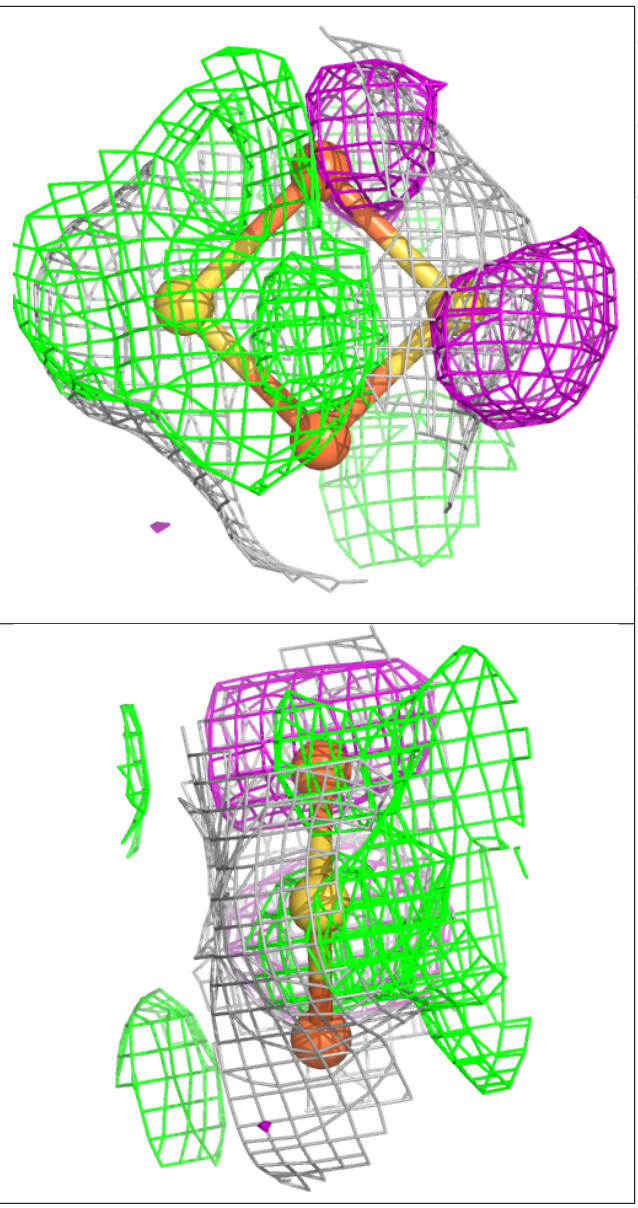

Electron density around FES K 402:

$2mF_o$-DF_c (at 0.7 rmsd) in gray
mF_o-DF_c (at 3 rmsd) in purple (negative)
and green (positive)

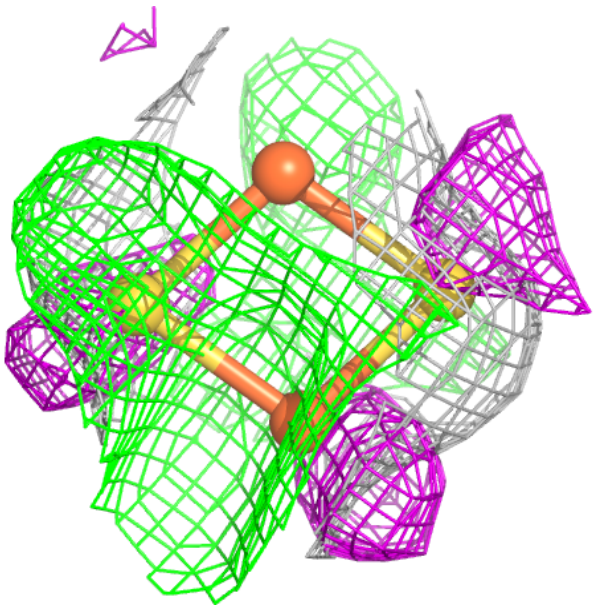

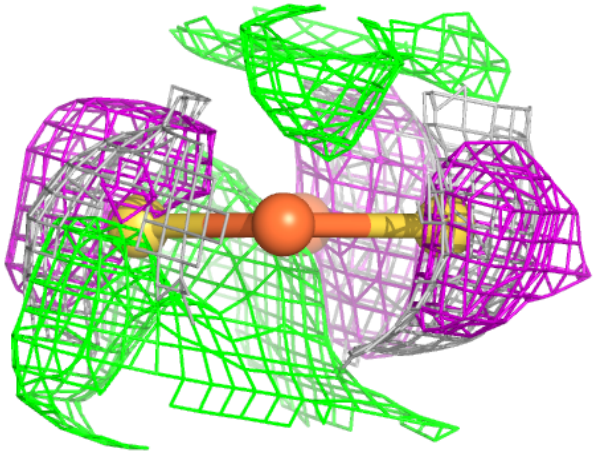

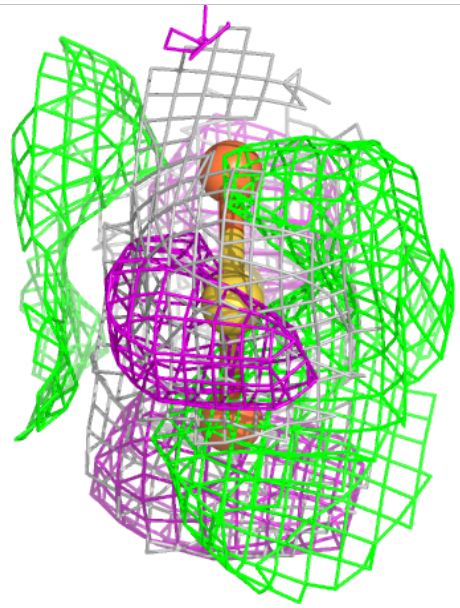

Electron density around FE H 401:

$2mF_o$-DF_c (at 0.7 rmsd) in gray
mF_o-DF_c (at 3 rmsd) in purple (negative)
and green (positive)

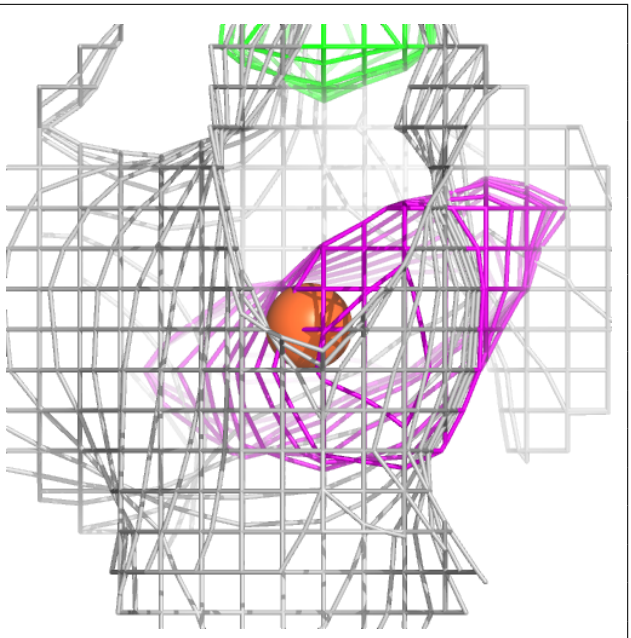

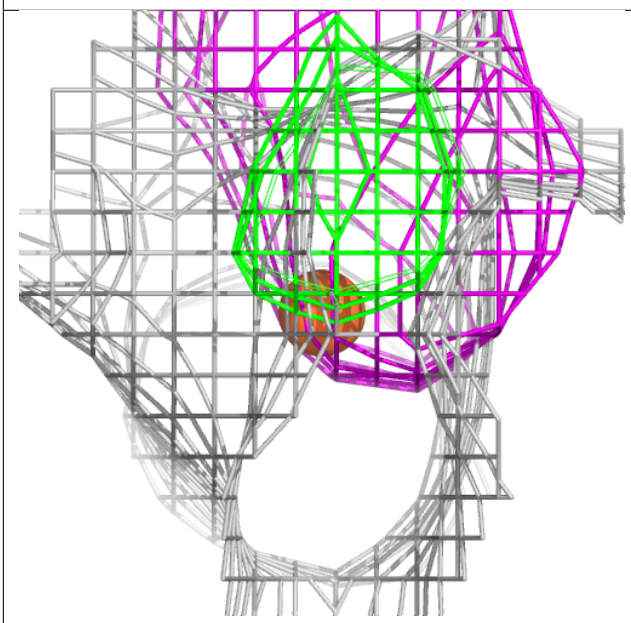

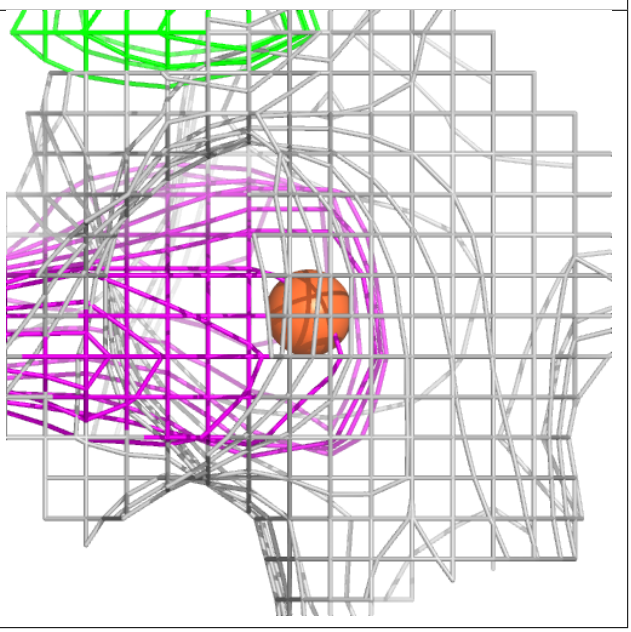

Electron density around FES I 402:

$2mF_o$-DF_c (at 0.7 rmsd) in gray
mF_o-DF_c (at 3 rmsd) in purple (negative)
and green (positive)

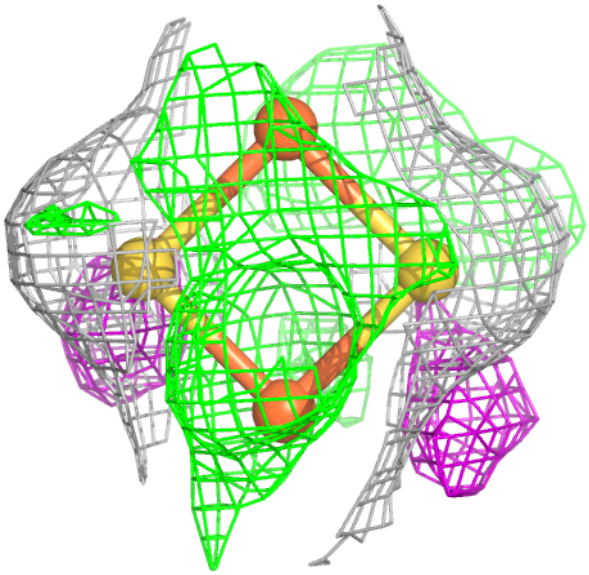

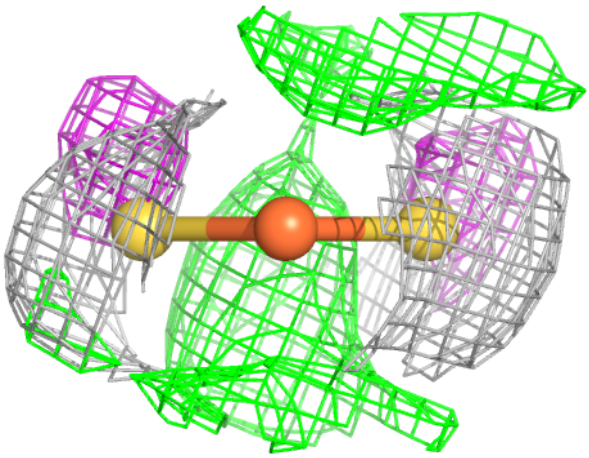

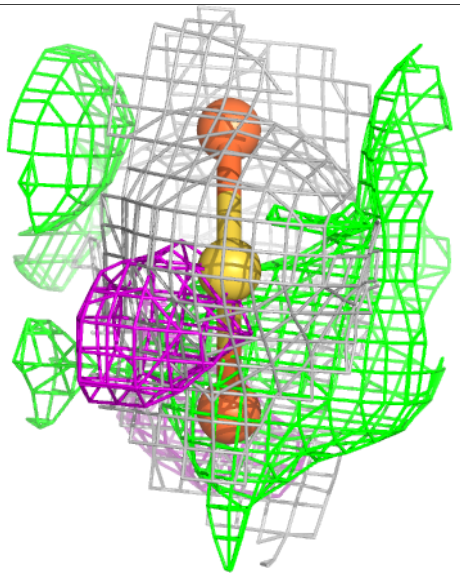

Electron density around FES C 402:

$2mF_o$-DF_c (at 0.7 rmsd) in gray
mF_o-DF_c (at 3 rmsd) in purple (negative)
and green (positive)

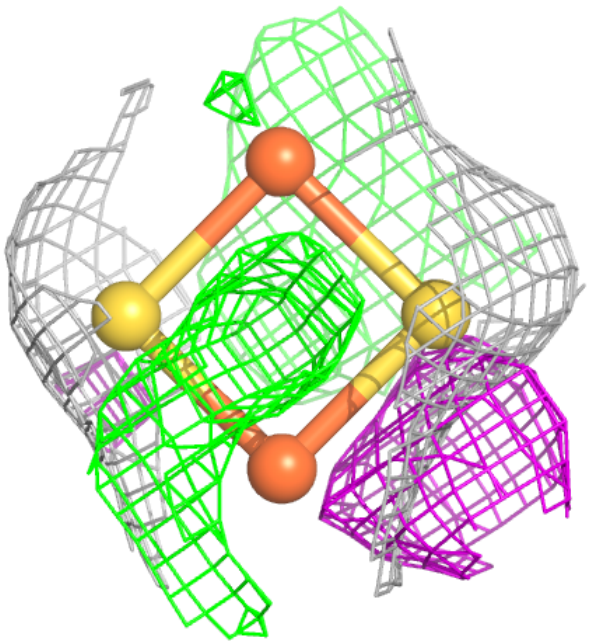

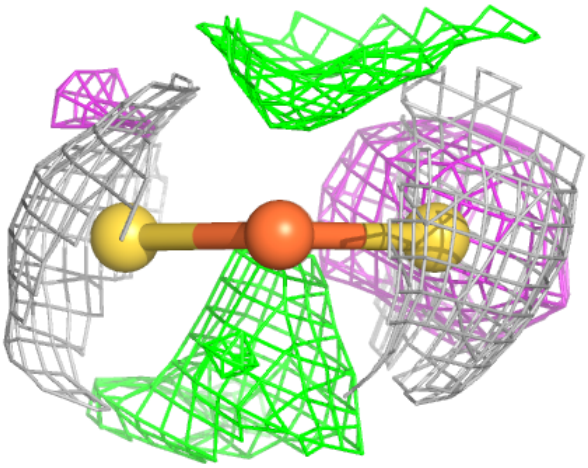

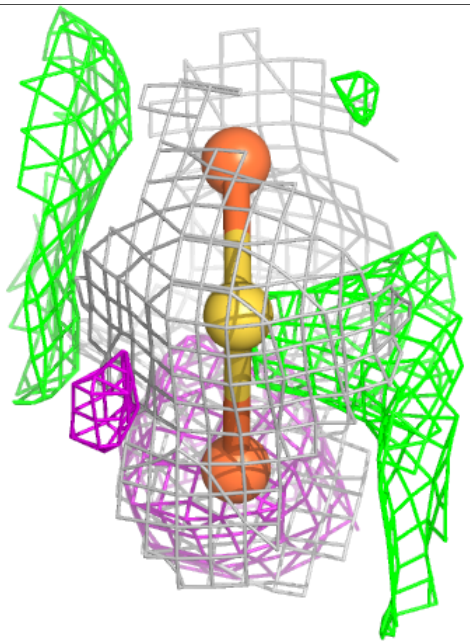

Electron density around FE C 401:

$2mF_o$-DF_c (at 0.7 rmsd) in gray
mF_o-DF_c (at 3 rmsd) in purple (negative)
and green (positive)

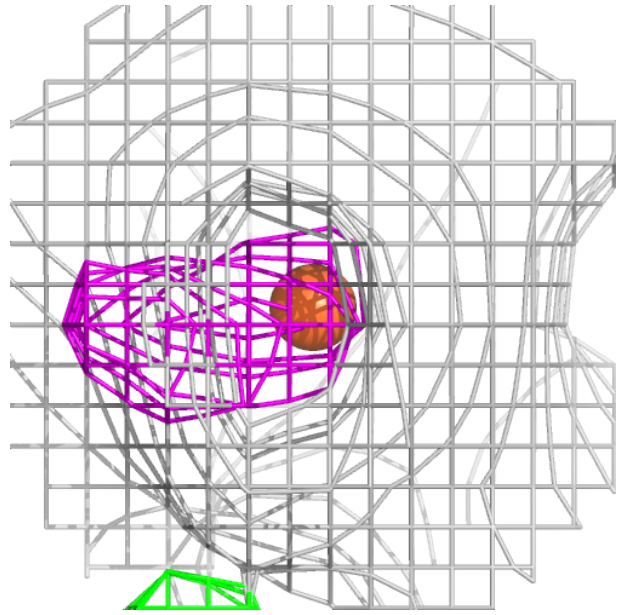

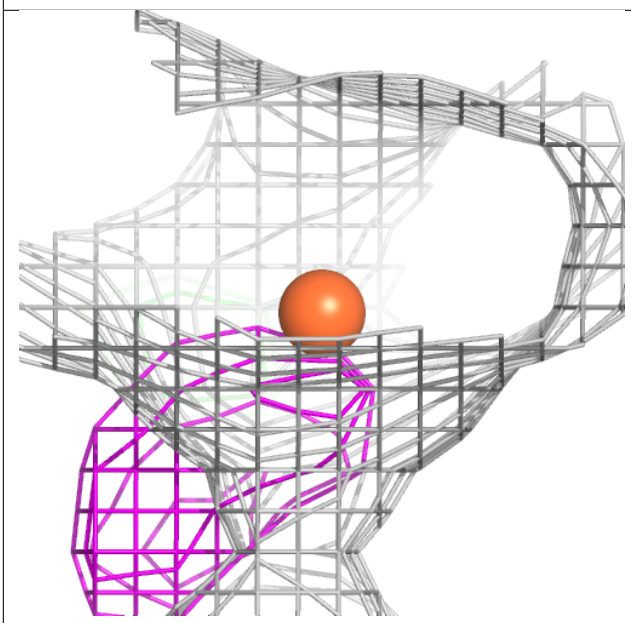

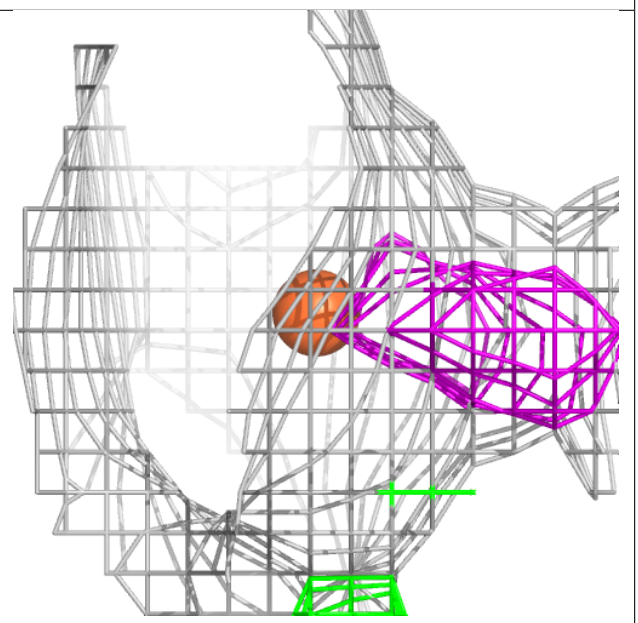

Electron density around FE A 401:

$2mF_o$-DF_c (at 0.7 rmsd) in gray
mF_o-DF_c (at 3 rmsd) in purple (negative)
and green (positive)

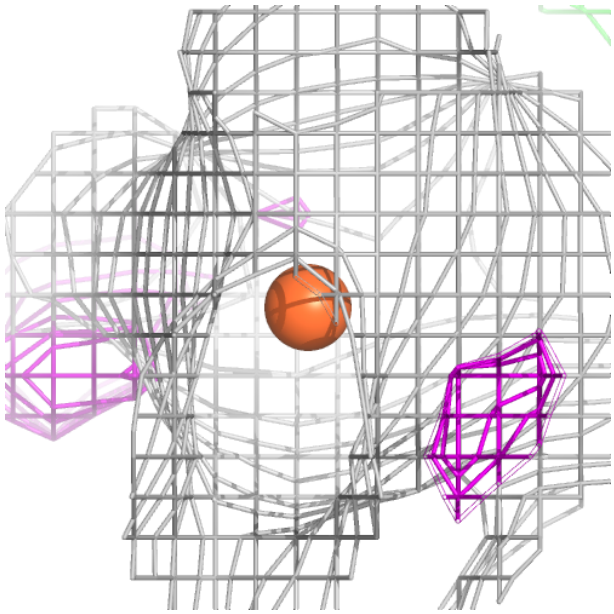

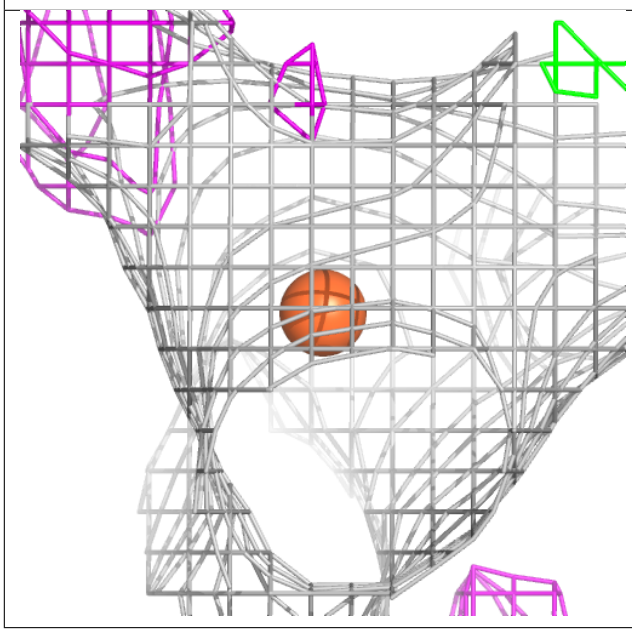

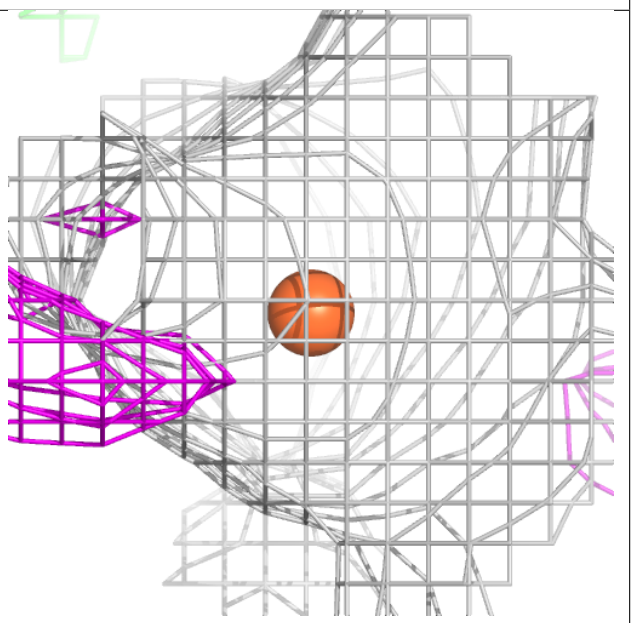

Electron density around FE L 401:

$2mF_o$-DF_c (at 0.7 rmsd) in gray
mF_o-DF_c (at 3 rmsd) in purple (negative)
and green (positive)

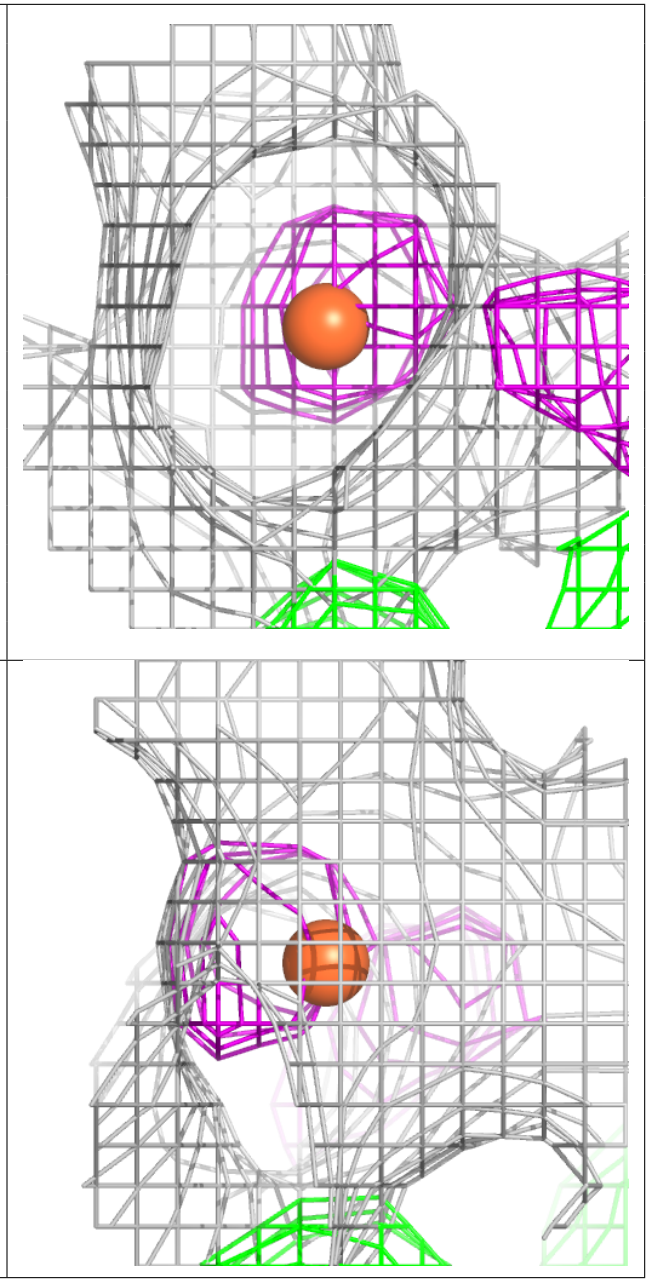

Electron density around FES B 402:

$2mF_o$-DF_c (at 0.7 rmsd) in gray
mF_o-DF_c (at 3 rmsd) in purple (negative)
and green (positive)

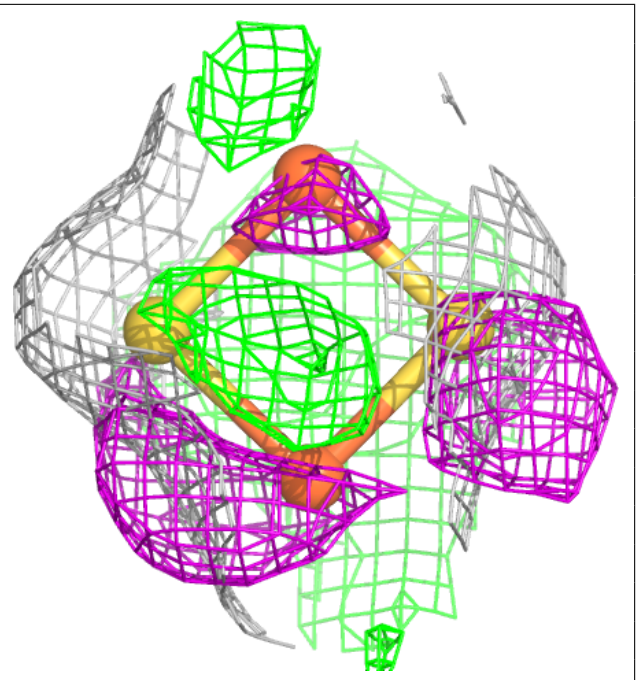

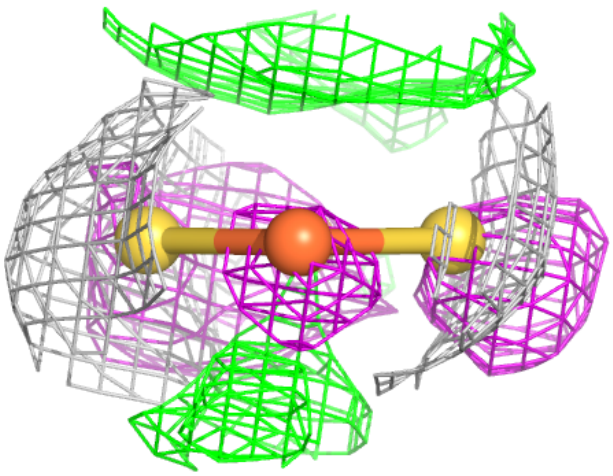

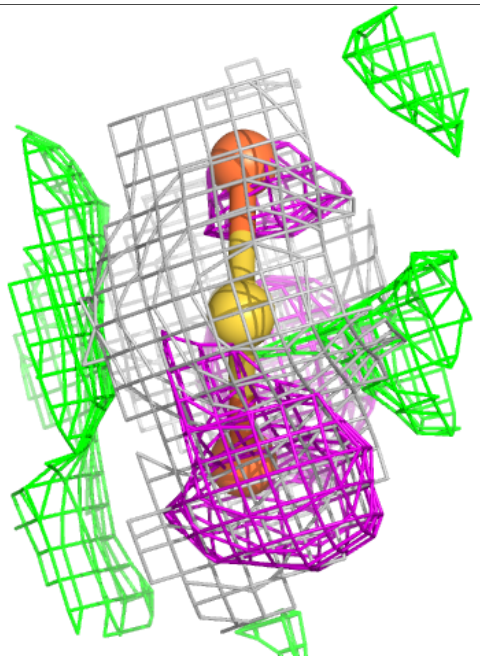

Electron density around FE J 401:

$2mF_o$-DF_c (at 0.7 rmsd) in gray
mF_o-DF_c (at 3 rmsd) in purple (negative)
and green (positive)

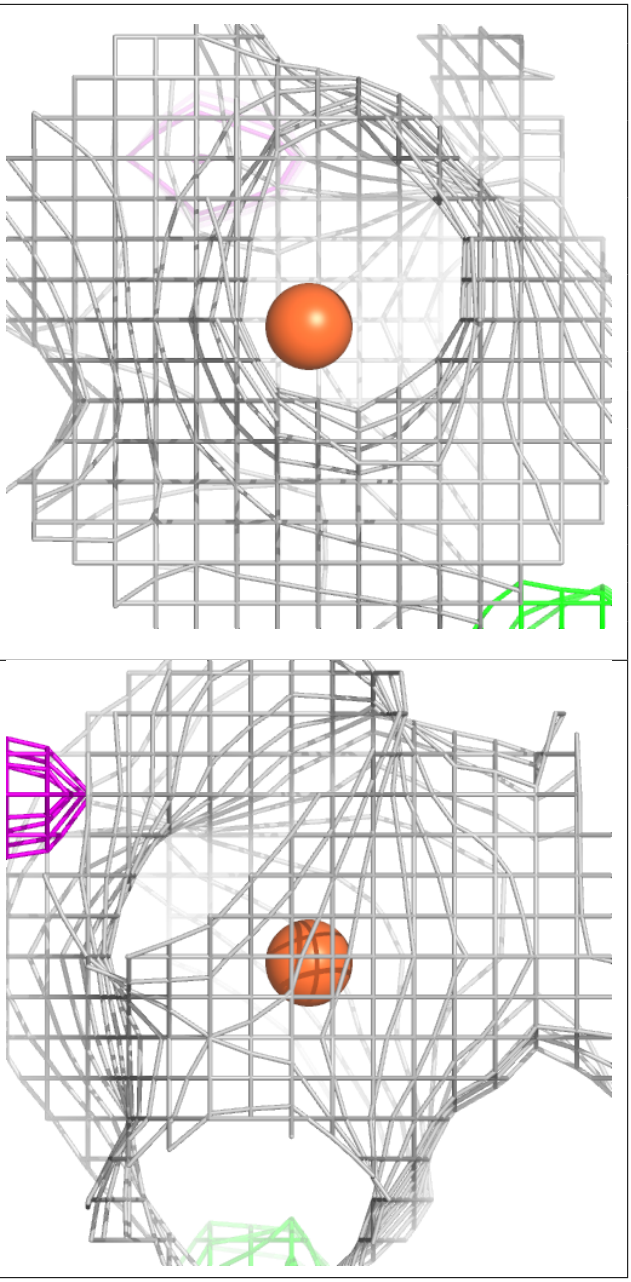

Electron density around FE G 401:

$2mF_o$-DF_c (at 0.7 rmsd) in gray
mF_o-DF_c (at 3 rmsd) in purple (negative)
and green (positive)

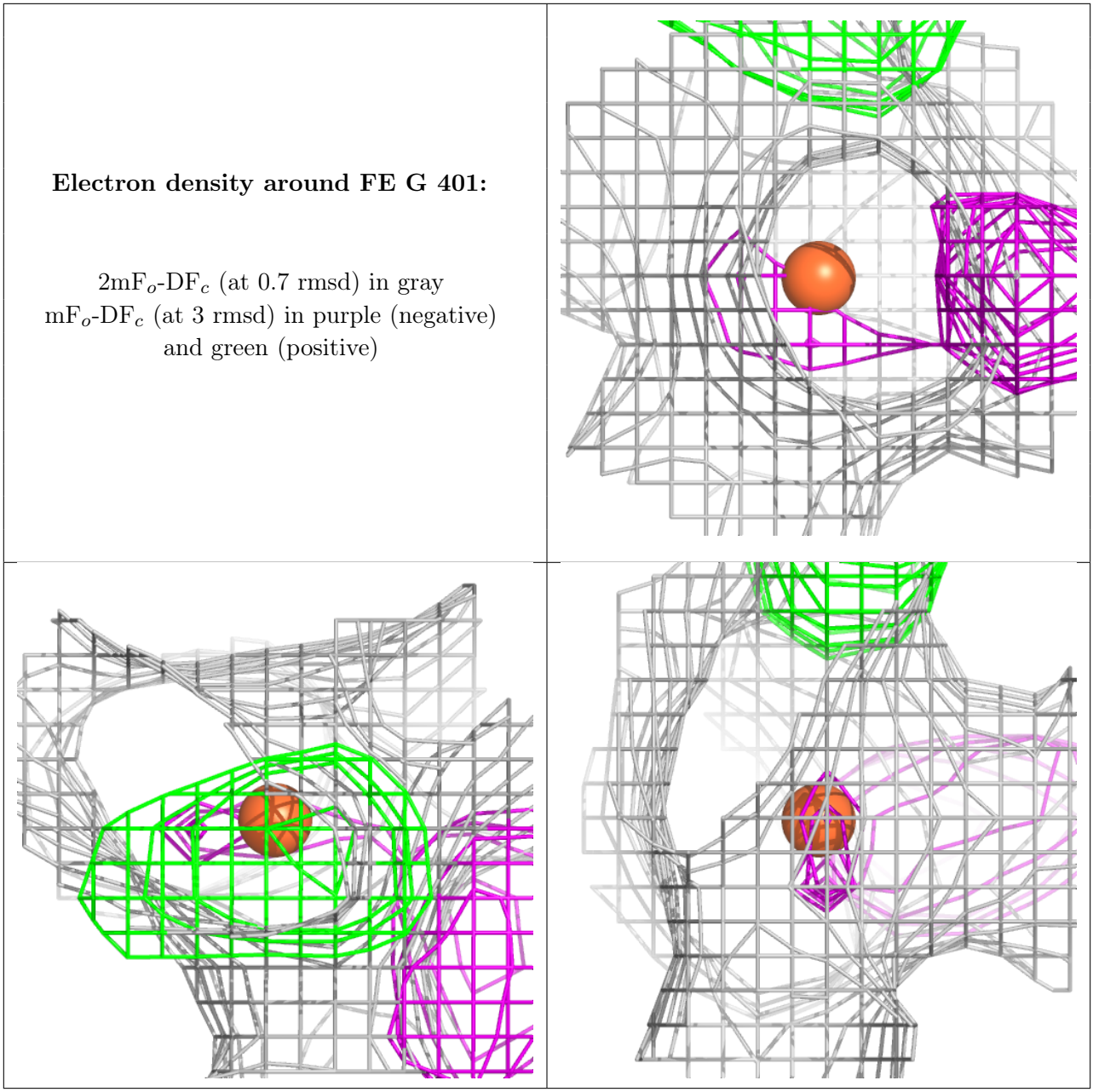

6.5 Other polymers (i)

There are no such residues in this entry.