Full wwPDB EM Validation Report (i)

Dec 17, 2022 – 04:28 pm GMT

PDB ID	:	6ZFX
EMDB ID	:	EMD-11187
Title	:	hSARM1 GraFix-ed
Authors	:	Sporny, M.; Guez-Haddad, J.; Khazma, T.; Yaron, A.; Dessau, M.; Mim, C.; Isupov, M.N.; Zalk, R.; Hons, M.; Opatowsky, Y.
Deposited on	:	2020-06-18
Resolution	:	2.88 Å(reported)

This is a Full wwPDB EM Validation Report for a publicly released PDB entry.

We welcome your comments at *validation@mail.wwpdb.org*
A user guide is available at
https://www.wwpdb.org/validation/2017/EMValidationReportHelp
with specific help available everywhere you see the (i) symbol.

The types of validation reports are described at
http://www.wwpdb.org/validation/2017/FAQs#types.

The following versions of software and data (see references (i)) were used in the production of this report:

EMDB validation analysis	:	0.0.1.dev43
Mogul	:	1.8.4, CSD as541be (2020)
MolProbity	:	4.02b-467
Percentile statistics	:	20191225.v01 (using entries in the PDB archive December 25th 2019)
MapQ	:	1.9.9
Ideal geometry (proteins)	:	Engh & Huber (2001)
Ideal geometry (DNA, RNA)	:	Parkinson et al. (1996)
Validation Pipeline (wwPDB-VP)	:	2.31.3

1 Overall quality at a glance (i)

The following experimental techniques were used to determine the structure:
ELECTRON MICROSCOPY

The reported resolution of this entry is 2.88 Å.

Percentile scores (ranging between 0-100) for global validation metrics of the entry are shown in the following graphic. The table shows the number of entries on which the scores are based.

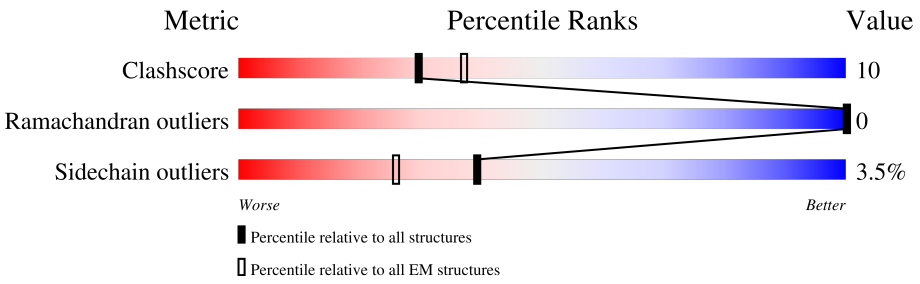

Metric	Whole archive (#Entries)	EM structures (#Entries)
Clashscore	158937	4297
Ramachandran outliers	154571	4023
Sidechain outliers	154315	3826

The table below summarises the geometric issues observed across the polymeric chains and their fit to the map. The red, orange, yellow and green segments of the bar indicate the fraction of residues that contain outliers for >=3, 2, 1 and 0 types of geometric quality criteria respectively. A grey segment represents the fraction of residues that are not modelled. The numeric value for each fraction is indicated below the corresponding segment, with a dot representing fractions <=5% The upper red bar (where present) indicates the fraction of residues that have poor fit to the EM map (all-atom inclusion < 40%). The numeric value is given above the bar.

Mol	Chain	Length	Quality of chain
1	A	726	24% 65% 22% • 13%
1	B	726	24% 64% 22% • 13%
1	C	726	24% 65% 22% • 13%
1	D	726	24% 64% 23% 13%
1	E	726	24% 65% 22% • 13%
1	F	726	24% 65% 22% • 13%
1	G	726	24% 65% 22% • 13%
1	H	726	24% 65% 21% • 13%

2 Entry composition (i)

There are 2 unique types of molecules in this entry. The entry contains 39856 atoms, of which 0 are hydrogens and 0 are deuteriums.

In the tables below, the AltConf column contains the number of residues with at least one atom in alternate conformation and the Trace column contains the number of residues modelled with at most 2 atoms.

- Molecule 1 is a protein called NAD(+) hydrolase SARM1.

Mol	Chain	Residues	Atoms					AltConf	Trace
			Total	C	N	O	S		
1	A	635	4959	3128	890	918	23	0	0
1	B	635	4959	3128	890	918	23	0	0
1	C	635	4959	3128	890	918	23	0	0
1	D	635	4959	3128	890	918	23	0	0
1	E	635	4959	3128	890	918	23	0	0
1	F	635	4959	3128	890	918	23	0	0
1	G	635	4959	3128	890	918	23	0	0
1	H	635	4959	3128	890	918	23	0	0

There are 224 discrepancies between the modelled and reference sequences:

Chain	Residue	Modelled	Actual	Comment	Reference
A	-1	MET	-	initiating methionine	UNP Q6SZW1
A	0	SER	-	expression tag	UNP Q6SZW1
A	1	TYR	-	expression tag	UNP Q6SZW1
A	2	HIS	-	expression tag	UNP Q6SZW1
A	3	HIS	-	expression tag	UNP Q6SZW1
A	4	HIS	-	expression tag	UNP Q6SZW1
A	5	HIS	-	expression tag	UNP Q6SZW1
A	6	HIS	-	expression tag	UNP Q6SZW1
A	7	HIS	-	expression tag	UNP Q6SZW1
A	8	ASP	-	expression tag	UNP Q6SZW1
A	9	TYR	-	expression tag	UNP Q6SZW1
A	10	ASP	-	expression tag	UNP Q6SZW1
A	11	ILE	-	expression tag	UNP Q6SZW1
A	12	PRO	-	expression tag	UNP Q6SZW1

Continued on next page...

Continued from previous page...

Chain	Residue	Modelled	Actual	Comment	Reference
A	13	THR	-	expression tag	UNP Q6SZW1
A	14	THR	-	expression tag	UNP Q6SZW1
A	15	GLU	-	expression tag	UNP Q6SZW1
A	16	ASN	-	expression tag	UNP Q6SZW1
A	17	LEU	-	expression tag	UNP Q6SZW1
A	18	TYR	-	expression tag	UNP Q6SZW1
A	19	PHE	-	expression tag	UNP Q6SZW1
A	20	GLN	-	expression tag	UNP Q6SZW1
A	21	GLY	-	expression tag	UNP Q6SZW1
A	22	ALA	-	expression tag	UNP Q6SZW1
A	23	MET	-	expression tag	UNP Q6SZW1
A	24	GLY	-	expression tag	UNP Q6SZW1
A	25	SER	-	expression tag	UNP Q6SZW1
A	642	GLN	GLU	engineered mutation	UNP Q6SZW1
B	-1	MET	-	initiating methionine	UNP Q6SZW1
B	0	SER	-	expression tag	UNP Q6SZW1
B	1	TYR	-	expression tag	UNP Q6SZW1
B	2	HIS	-	expression tag	UNP Q6SZW1
B	3	HIS	-	expression tag	UNP Q6SZW1
B	4	HIS	-	expression tag	UNP Q6SZW1
B	5	HIS	-	expression tag	UNP Q6SZW1
B	6	HIS	-	expression tag	UNP Q6SZW1
B	7	HIS	-	expression tag	UNP Q6SZW1
B	8	ASP	-	expression tag	UNP Q6SZW1
B	9	TYR	-	expression tag	UNP Q6SZW1
B	10	ASP	-	expression tag	UNP Q6SZW1
B	11	ILE	-	expression tag	UNP Q6SZW1
B	12	PRO	-	expression tag	UNP Q6SZW1
B	13	THR	-	expression tag	UNP Q6SZW1
B	14	THR	-	expression tag	UNP Q6SZW1
B	15	GLU	-	expression tag	UNP Q6SZW1
B	16	ASN	-	expression tag	UNP Q6SZW1
B	17	LEU	-	expression tag	UNP Q6SZW1
B	18	TYR	-	expression tag	UNP Q6SZW1
B	19	PHE	-	expression tag	UNP Q6SZW1
B	20	GLN	-	expression tag	UNP Q6SZW1
B	21	GLY	-	expression tag	UNP Q6SZW1
B	22	ALA	-	expression tag	UNP Q6SZW1
B	23	MET	-	expression tag	UNP Q6SZW1
B	24	GLY	-	expression tag	UNP Q6SZW1
B	25	SER	-	expression tag	UNP Q6SZW1
B	642	GLN	GLU	engineered mutation	UNP Q6SZW1

Continued on next page...

Continued from previous page...

Chain	Residue	Modelled	Actual	Comment	Reference
C	-1	MET	-	initiating methionine	UNP Q6SZW1
C	0	SER	-	expression tag	UNP Q6SZW1
C	1	TYR	-	expression tag	UNP Q6SZW1
C	2	HIS	-	expression tag	UNP Q6SZW1
C	3	HIS	-	expression tag	UNP Q6SZW1
C	4	HIS	-	expression tag	UNP Q6SZW1
C	5	HIS	-	expression tag	UNP Q6SZW1
C	6	HIS	-	expression tag	UNP Q6SZW1
C	7	HIS	-	expression tag	UNP Q6SZW1
C	8	ASP	-	expression tag	UNP Q6SZW1
C	9	TYR	-	expression tag	UNP Q6SZW1
C	10	ASP	-	expression tag	UNP Q6SZW1
C	11	ILE	-	expression tag	UNP Q6SZW1
C	12	PRO	-	expression tag	UNP Q6SZW1
C	13	THR	-	expression tag	UNP Q6SZW1
C	14	THR	-	expression tag	UNP Q6SZW1
C	15	GLU	-	expression tag	UNP Q6SZW1
C	16	ASN	-	expression tag	UNP Q6SZW1
C	17	LEU	-	expression tag	UNP Q6SZW1
C	18	TYR	-	expression tag	UNP Q6SZW1
C	19	PHE	-	expression tag	UNP Q6SZW1
C	20	GLN	-	expression tag	UNP Q6SZW1
C	21	GLY	-	expression tag	UNP Q6SZW1
C	22	ALA	-	expression tag	UNP Q6SZW1
C	23	MET	-	expression tag	UNP Q6SZW1
C	24	GLY	-	expression tag	UNP Q6SZW1
C	25	SER	-	expression tag	UNP Q6SZW1
C	642	GLN	GLU	engineered mutation	UNP Q6SZW1
D	-1	MET	-	initiating methionine	UNP Q6SZW1
D	0	SER	-	expression tag	UNP Q6SZW1
D	1	TYR	-	expression tag	UNP Q6SZW1
D	2	HIS	-	expression tag	UNP Q6SZW1
D	3	HIS	-	expression tag	UNP Q6SZW1
D	4	HIS	-	expression tag	UNP Q6SZW1
D	5	HIS	-	expression tag	UNP Q6SZW1
D	6	HIS	-	expression tag	UNP Q6SZW1
D	7	HIS	-	expression tag	UNP Q6SZW1
D	8	ASP	-	expression tag	UNP Q6SZW1
D	9	TYR	-	expression tag	UNP Q6SZW1
D	10	ASP	-	expression tag	UNP Q6SZW1
D	11	ILE	-	expression tag	UNP Q6SZW1
D	12	PRO	-	expression tag	UNP Q6SZW1

Continued on next page...

Continued from previous page...

Chain	Residue	Modelled	Actual	Comment	Reference
D	13	THR	-	expression tag	UNP Q6SZW1
D	14	THR	-	expression tag	UNP Q6SZW1
D	15	GLU	-	expression tag	UNP Q6SZW1
D	16	ASN	-	expression tag	UNP Q6SZW1
D	17	LEU	-	expression tag	UNP Q6SZW1
D	18	TYR	-	expression tag	UNP Q6SZW1
D	19	PHE	-	expression tag	UNP Q6SZW1
D	20	GLN	-	expression tag	UNP Q6SZW1
D	21	GLY	-	expression tag	UNP Q6SZW1
D	22	ALA	-	expression tag	UNP Q6SZW1
D	23	MET	-	expression tag	UNP Q6SZW1
D	24	GLY	-	expression tag	UNP Q6SZW1
D	25	SER	-	expression tag	UNP Q6SZW1
D	642	GLN	GLU	engineered mutation	UNP Q6SZW1
E	-1	MET	-	initiating methionine	UNP Q6SZW1
E	0	SER	-	expression tag	UNP Q6SZW1
E	1	TYR	-	expression tag	UNP Q6SZW1
E	2	HIS	-	expression tag	UNP Q6SZW1
E	3	HIS	-	expression tag	UNP Q6SZW1
E	4	HIS	-	expression tag	UNP Q6SZW1
E	5	HIS	-	expression tag	UNP Q6SZW1
E	6	HIS	-	expression tag	UNP Q6SZW1
E	7	HIS	-	expression tag	UNP Q6SZW1
E	8	ASP	-	expression tag	UNP Q6SZW1
E	9	TYR	-	expression tag	UNP Q6SZW1
E	10	ASP	-	expression tag	UNP Q6SZW1
E	11	ILE	-	expression tag	UNP Q6SZW1
E	12	PRO	-	expression tag	UNP Q6SZW1
E	13	THR	-	expression tag	UNP Q6SZW1
E	14	THR	-	expression tag	UNP Q6SZW1
E	15	GLU	-	expression tag	UNP Q6SZW1
E	16	ASN	-	expression tag	UNP Q6SZW1
E	17	LEU	-	expression tag	UNP Q6SZW1
E	18	TYR	-	expression tag	UNP Q6SZW1
E	19	PHE	-	expression tag	UNP Q6SZW1
E	20	GLN	-	expression tag	UNP Q6SZW1
E	21	GLY	-	expression tag	UNP Q6SZW1
E	22	ALA	-	expression tag	UNP Q6SZW1
E	23	MET	-	expression tag	UNP Q6SZW1
E	24	GLY	-	expression tag	UNP Q6SZW1
E	25	SER	-	expression tag	UNP Q6SZW1
E	642	GLN	GLU	engineered mutation	UNP Q6SZW1

Continued on next page...

Continued from previous page...

Chain	Residue	Modelled	Actual	Comment	Reference
F	-1	MET	-	initiating methionine	UNP Q6SZW1
F	0	SER	-	expression tag	UNP Q6SZW1
F	1	TYR	-	expression tag	UNP Q6SZW1
F	2	HIS	-	expression tag	UNP Q6SZW1
F	3	HIS	-	expression tag	UNP Q6SZW1
F	4	HIS	-	expression tag	UNP Q6SZW1
F	5	HIS	-	expression tag	UNP Q6SZW1
F	6	HIS	-	expression tag	UNP Q6SZW1
F	7	HIS	-	expression tag	UNP Q6SZW1
F	8	ASP	-	expression tag	UNP Q6SZW1
F	9	TYR	-	expression tag	UNP Q6SZW1
F	10	ASP	-	expression tag	UNP Q6SZW1
F	11	ILE	-	expression tag	UNP Q6SZW1
F	12	PRO	-	expression tag	UNP Q6SZW1
F	13	THR	-	expression tag	UNP Q6SZW1
F	14	THR	-	expression tag	UNP Q6SZW1
F	15	GLU	-	expression tag	UNP Q6SZW1
F	16	ASN	-	expression tag	UNP Q6SZW1
F	17	LEU	-	expression tag	UNP Q6SZW1
F	18	TYR	-	expression tag	UNP Q6SZW1
F	19	PHE	-	expression tag	UNP Q6SZW1
F	20	GLN	-	expression tag	UNP Q6SZW1
F	21	GLY	-	expression tag	UNP Q6SZW1
F	22	ALA	-	expression tag	UNP Q6SZW1
F	23	MET	-	expression tag	UNP Q6SZW1
F	24	GLY	-	expression tag	UNP Q6SZW1
F	25	SER	-	expression tag	UNP Q6SZW1
F	642	GLN	GLU	engineered mutation	UNP Q6SZW1
G	-1	MET	-	initiating methionine	UNP Q6SZW1
G	0	SER	-	expression tag	UNP Q6SZW1
G	1	TYR	-	expression tag	UNP Q6SZW1
G	2	HIS	-	expression tag	UNP Q6SZW1
G	3	HIS	-	expression tag	UNP Q6SZW1
G	4	HIS	-	expression tag	UNP Q6SZW1
G	5	HIS	-	expression tag	UNP Q6SZW1
G	6	HIS	-	expression tag	UNP Q6SZW1
G	7	HIS	-	expression tag	UNP Q6SZW1
G	8	ASP	-	expression tag	UNP Q6SZW1
G	9	TYR	-	expression tag	UNP Q6SZW1
G	10	ASP	-	expression tag	UNP Q6SZW1
G	11	ILE	-	expression tag	UNP Q6SZW1
G	12	PRO	-	expression tag	UNP Q6SZW1

Continued on next page...

Continued from previous page...

Chain	Residue	Modelled	Actual	Comment	Reference
G	13	THR	-	expression tag	UNP Q6SZW1
G	14	THR	-	expression tag	UNP Q6SZW1
G	15	GLU	-	expression tag	UNP Q6SZW1
G	16	ASN	-	expression tag	UNP Q6SZW1
G	17	LEU	-	expression tag	UNP Q6SZW1
G	18	TYR	-	expression tag	UNP Q6SZW1
G	19	PHE	-	expression tag	UNP Q6SZW1
G	20	GLN	-	expression tag	UNP Q6SZW1
G	21	GLY	-	expression tag	UNP Q6SZW1
G	22	ALA	-	expression tag	UNP Q6SZW1
G	23	MET	-	expression tag	UNP Q6SZW1
G	24	GLY	-	expression tag	UNP Q6SZW1
G	25	SER	-	expression tag	UNP Q6SZW1
G	642	GLN	GLU	engineered mutation	UNP Q6SZW1
H	-1	MET	-	initiating methionine	UNP Q6SZW1
H	0	SER	-	expression tag	UNP Q6SZW1
H	1	TYR	-	expression tag	UNP Q6SZW1
H	2	HIS	-	expression tag	UNP Q6SZW1
H	3	HIS	-	expression tag	UNP Q6SZW1
H	4	HIS	-	expression tag	UNP Q6SZW1
H	5	HIS	-	expression tag	UNP Q6SZW1
H	6	HIS	-	expression tag	UNP Q6SZW1
H	7	HIS	-	expression tag	UNP Q6SZW1
H	8	ASP	-	expression tag	UNP Q6SZW1
H	9	TYR	-	expression tag	UNP Q6SZW1
H	10	ASP	-	expression tag	UNP Q6SZW1
H	11	ILE	-	expression tag	UNP Q6SZW1
H	12	PRO	-	expression tag	UNP Q6SZW1
H	13	THR	-	expression tag	UNP Q6SZW1
H	14	THR	-	expression tag	UNP Q6SZW1
H	15	GLU	-	expression tag	UNP Q6SZW1
H	16	ASN	-	expression tag	UNP Q6SZW1
H	17	LEU	-	expression tag	UNP Q6SZW1
H	18	TYR	-	expression tag	UNP Q6SZW1
H	19	PHE	-	expression tag	UNP Q6SZW1
H	20	GLN	-	expression tag	UNP Q6SZW1
H	21	GLY	-	expression tag	UNP Q6SZW1
H	22	ALA	-	expression tag	UNP Q6SZW1
H	23	MET	-	expression tag	UNP Q6SZW1
H	24	GLY	-	expression tag	UNP Q6SZW1
H	25	SER	-	expression tag	UNP Q6SZW1
H	642	GLN	GLU	engineered mutation	UNP Q6SZW1

- Molecule 2 is ({E})-4-methylnon-4-enedial (three-letter code: S1N) (formula: $C_{10}H_{16}O_2$).

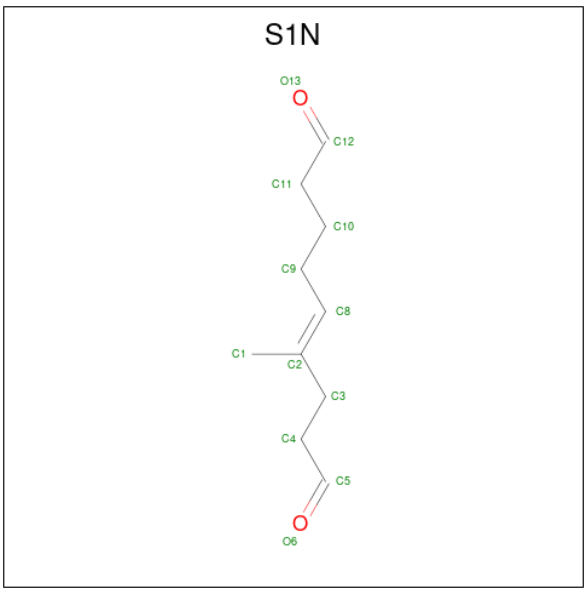

Mol	Chain	Residues	Atoms			AltConf
			Total	C	O	
2	A	1	23	20	3	0
			Total	C	O	
2	A	1	23	20	3	0
			Total	C	O	
2	B	1	23	20	3	0
			Total	C	O	
2	B	1	23	20	3	0
			Total	C	O	
2	C	1	23	20	3	0
			Total	C	O	
2	C	1	23	20	3	0
			Total	C	O	
2	D	1	23	20	3	0
			Total	C	O	
2	D	1	23	20	3	0
			Total	C	O	
2	E	1	23	20	3	0
			Total	C	O	
2	E	1	23	20	3	0
			Total	C	O	
2	F	1	23	20	3	0
			Total	C	O	
2	F	1	23	20	3	0
			Total	C	O	
2	G	1	23	20	3	0

Continued on next page...

Continued from previous page...

Mol	Chain	Residues	Atoms			AltConf
			Total	C	O	
2	G	1	23	20	3	0
			Total	C	O	
2	H	1	23	20	3	0
			Total	C	O	
2	H	1	23	20	3	0

3 Residue-property plots (i)

These plots are drawn for all protein, RNA, DNA and oligosaccharide chains in the entry. The first graphic for a chain summarises the proportions of the various outlier classes displayed in the second graphic. The second graphic shows the sequence view annotated by issues in geometry and atom inclusion in map density. Residues are color-coded according to the number of geometric quality criteria for which they contain at least one outlier: green = 0, yellow = 1, orange = 2 and red = 3 or more. A red diamond above a residue indicates a poor fit to the EM map for this residue (all-atom inclusion < 40%). Stretches of 2 or more consecutive residues without any outlier are shown as a green connector. Residues present in the sample, but not in the model, are shown in grey.

• Molecule 1: NAD(+) hydrolase SARM1

Chain A:

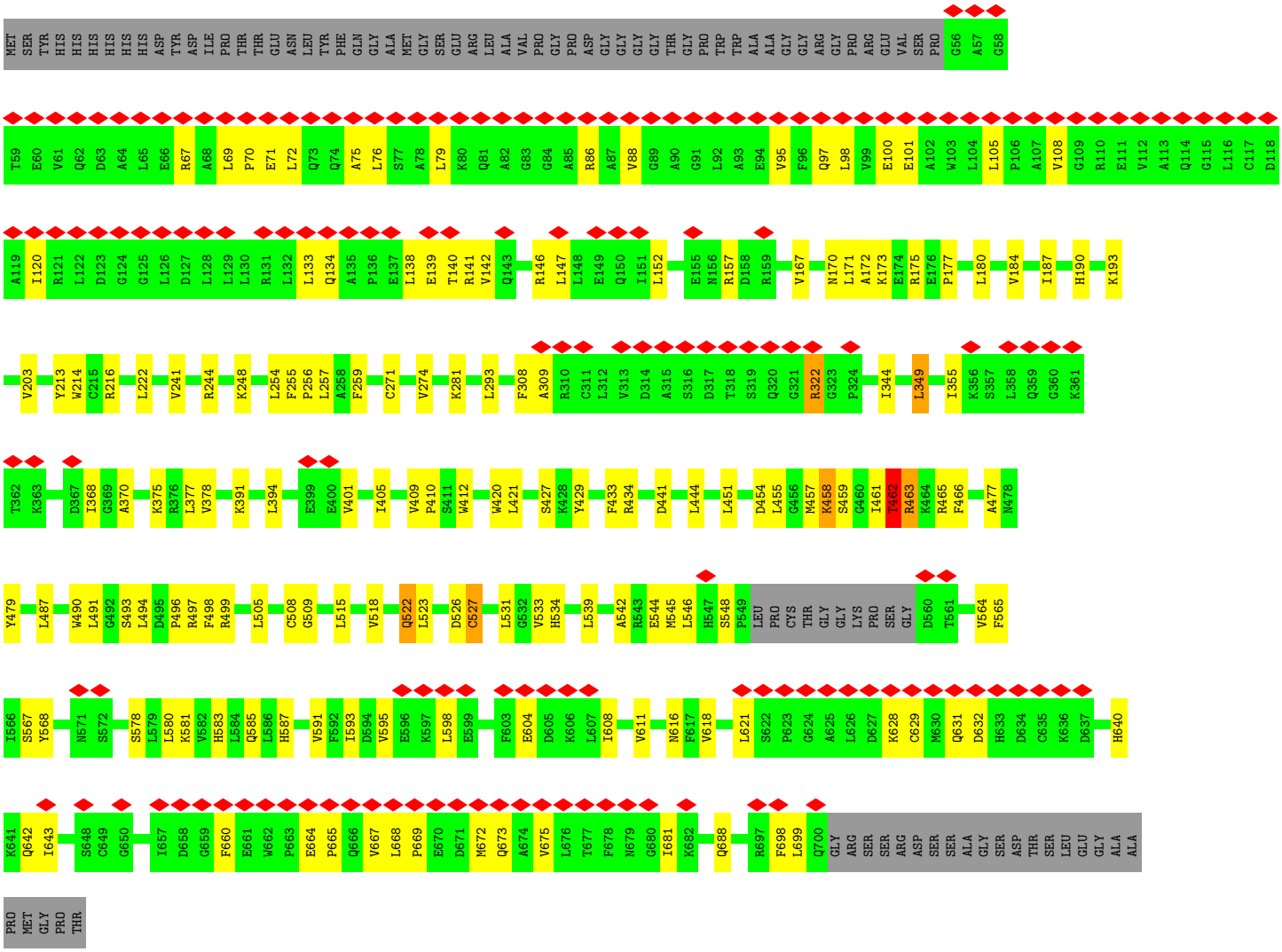

• Molecule 1: NAD(+) hydrolase SARM1

Chain B: 24% 64% 22% • 13%

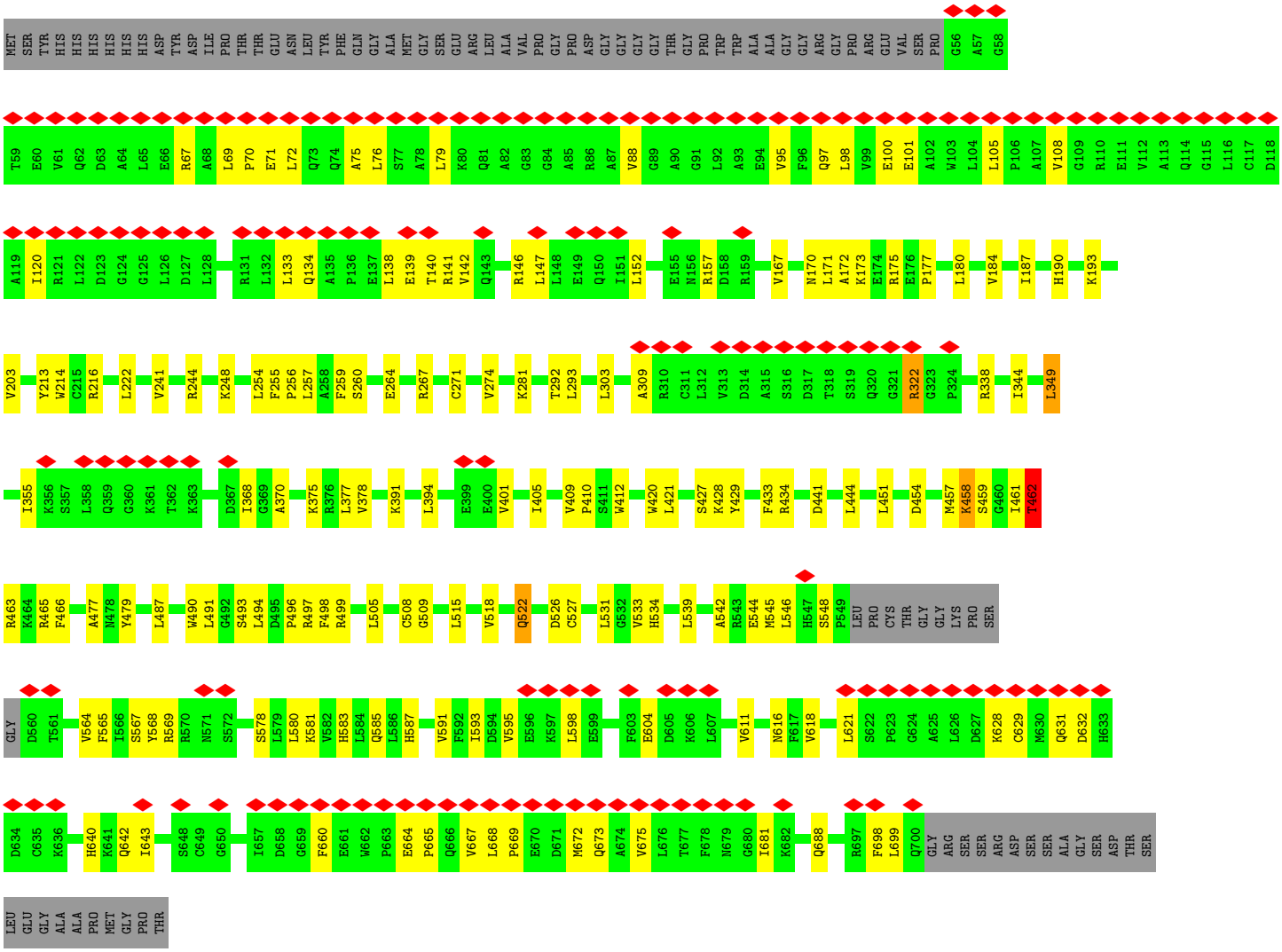

• Molecule 1: NAD(+) hydrolase SARM1

Chain C: 24% 65% 22% • 13%

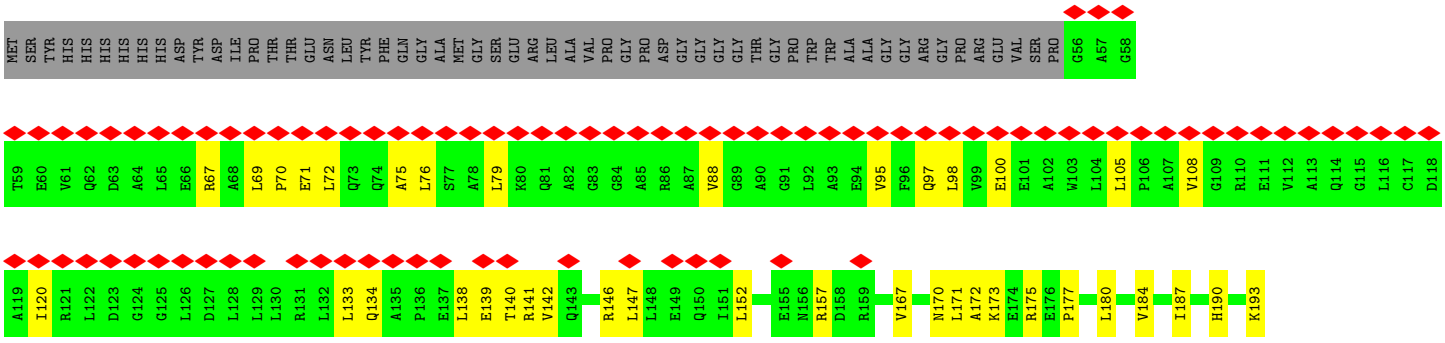

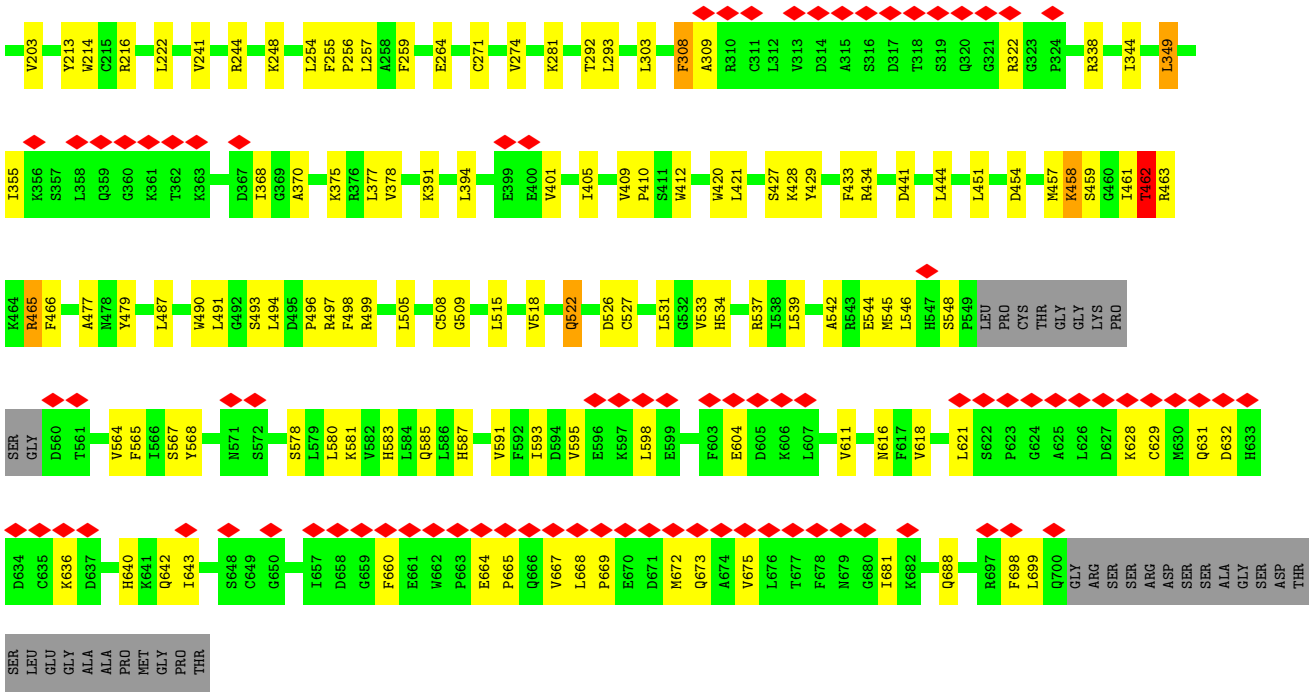

- Molecule 1: NAD(+) hydrolase SARM1

Chain D:

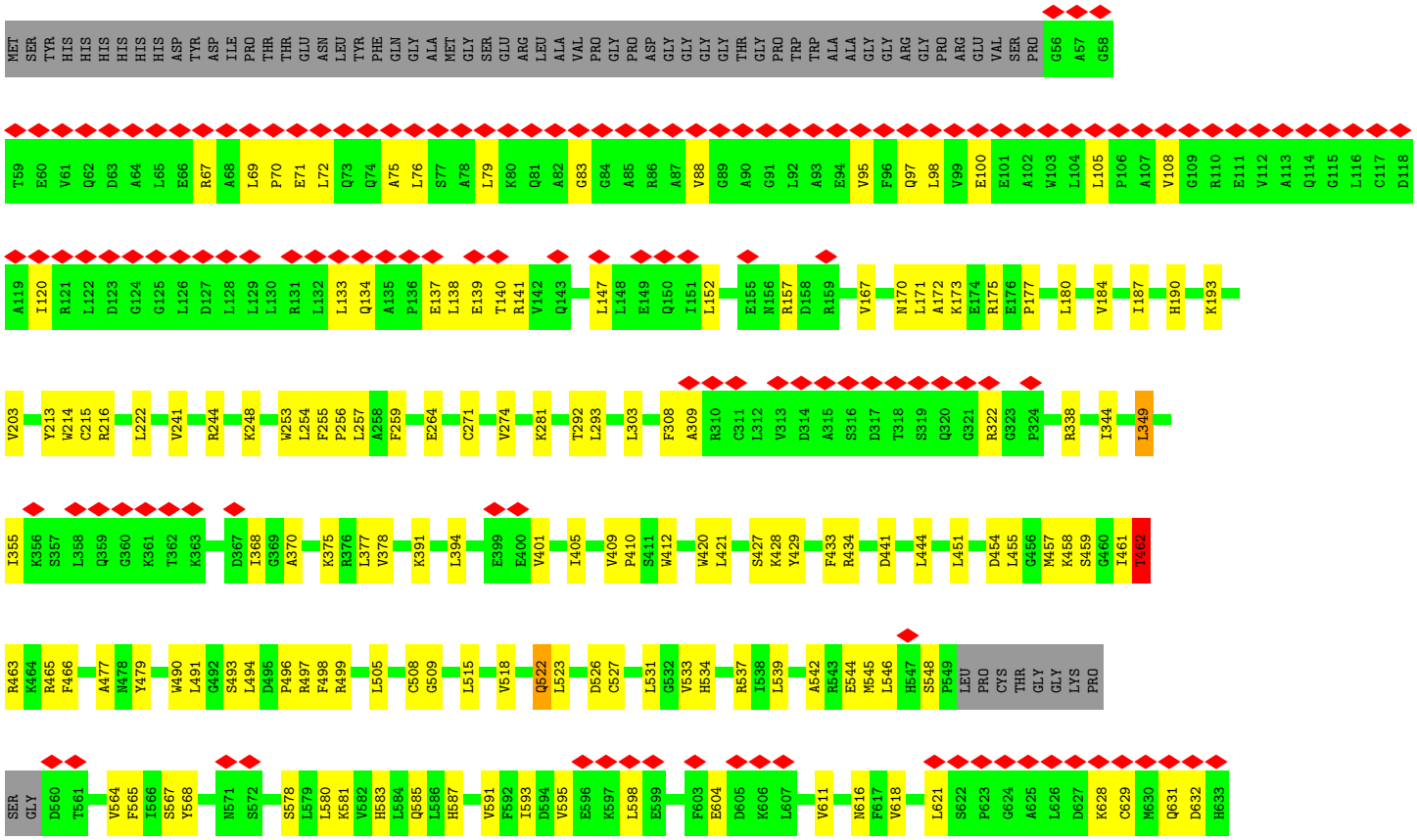

• Molecule 1: NAD(+) hydrolase SARM1

Chain E:

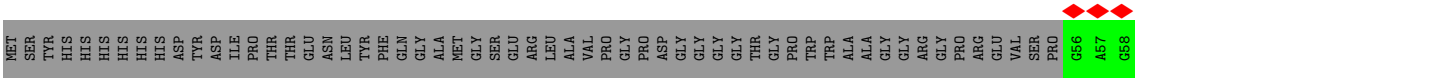

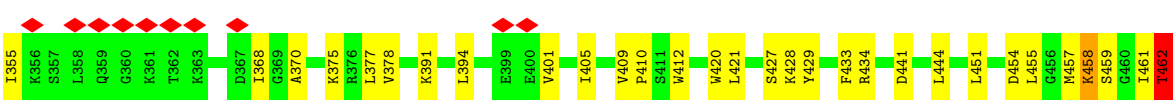

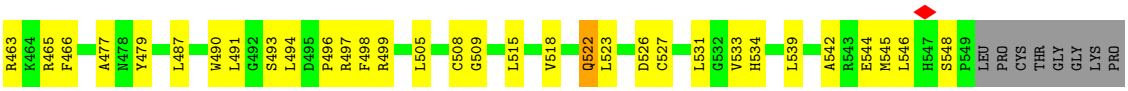

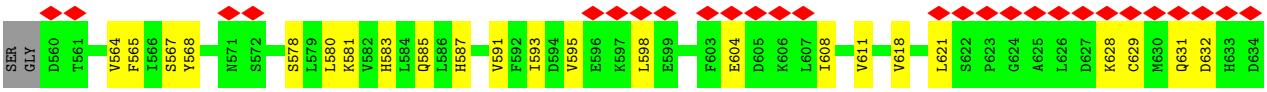

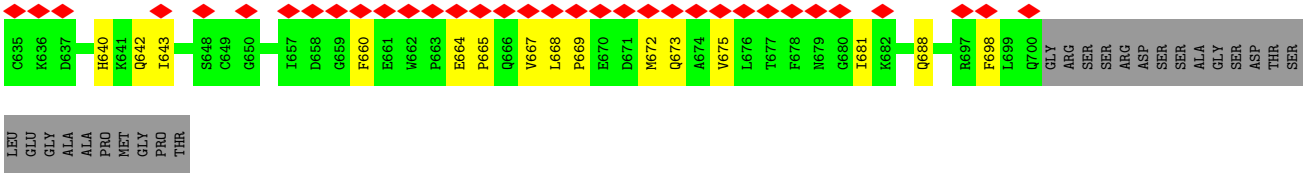

• Molecule 1: NAD(+) hydrolase SARM1

Chain F:

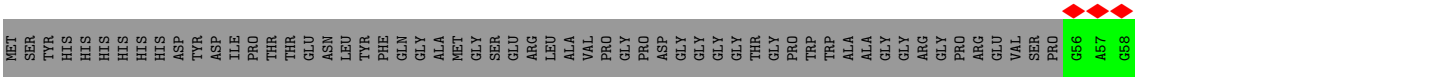

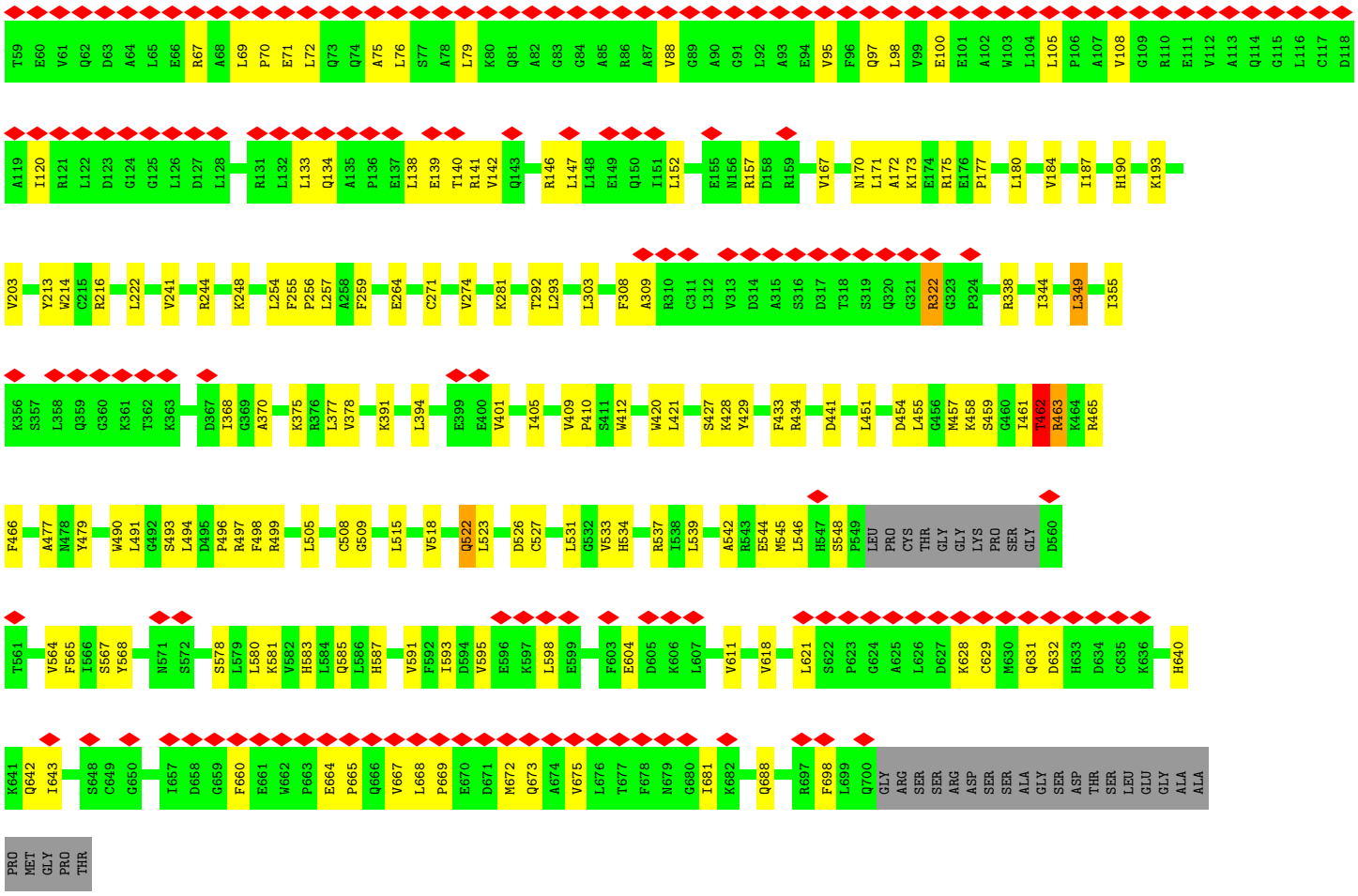

- Molecule 1: NAD(+) hydrolase SARM1

Chain G:

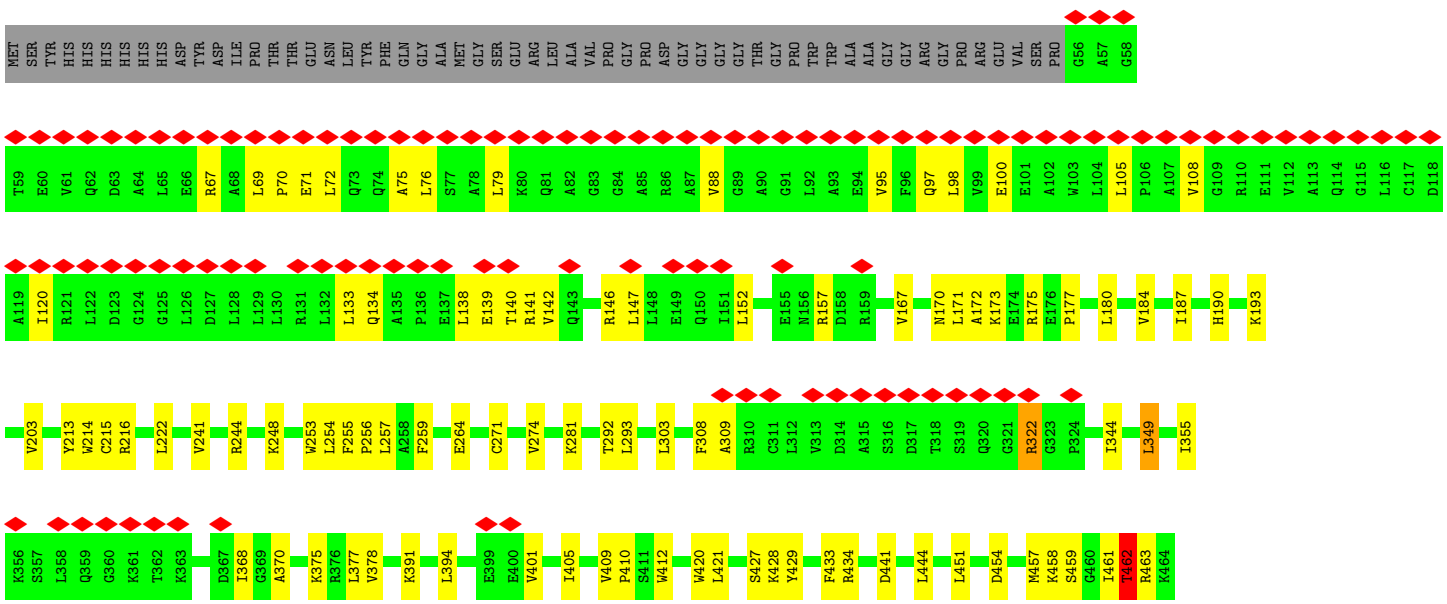

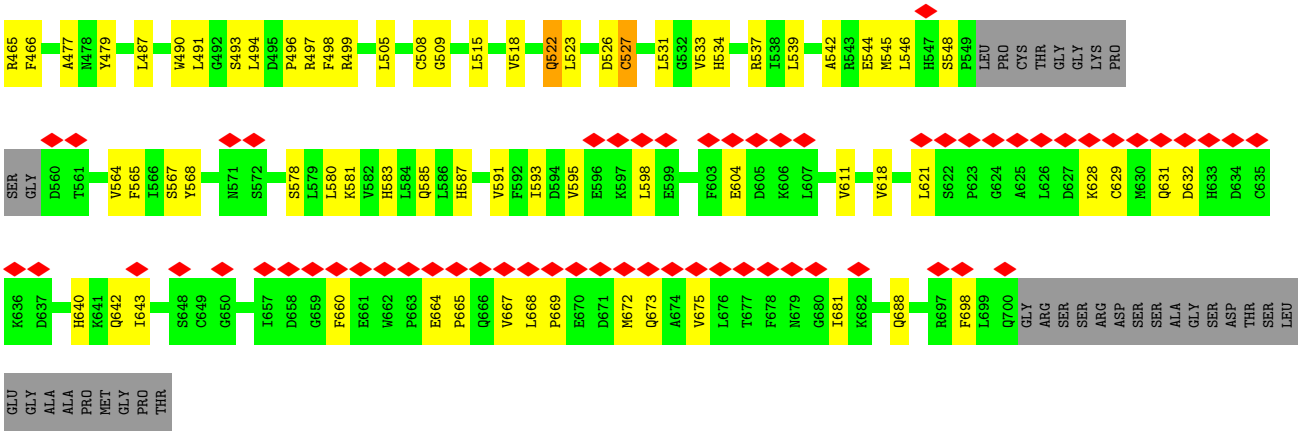

- Molecule 1: NAD(+) hydrolase SARM1

Chain H:

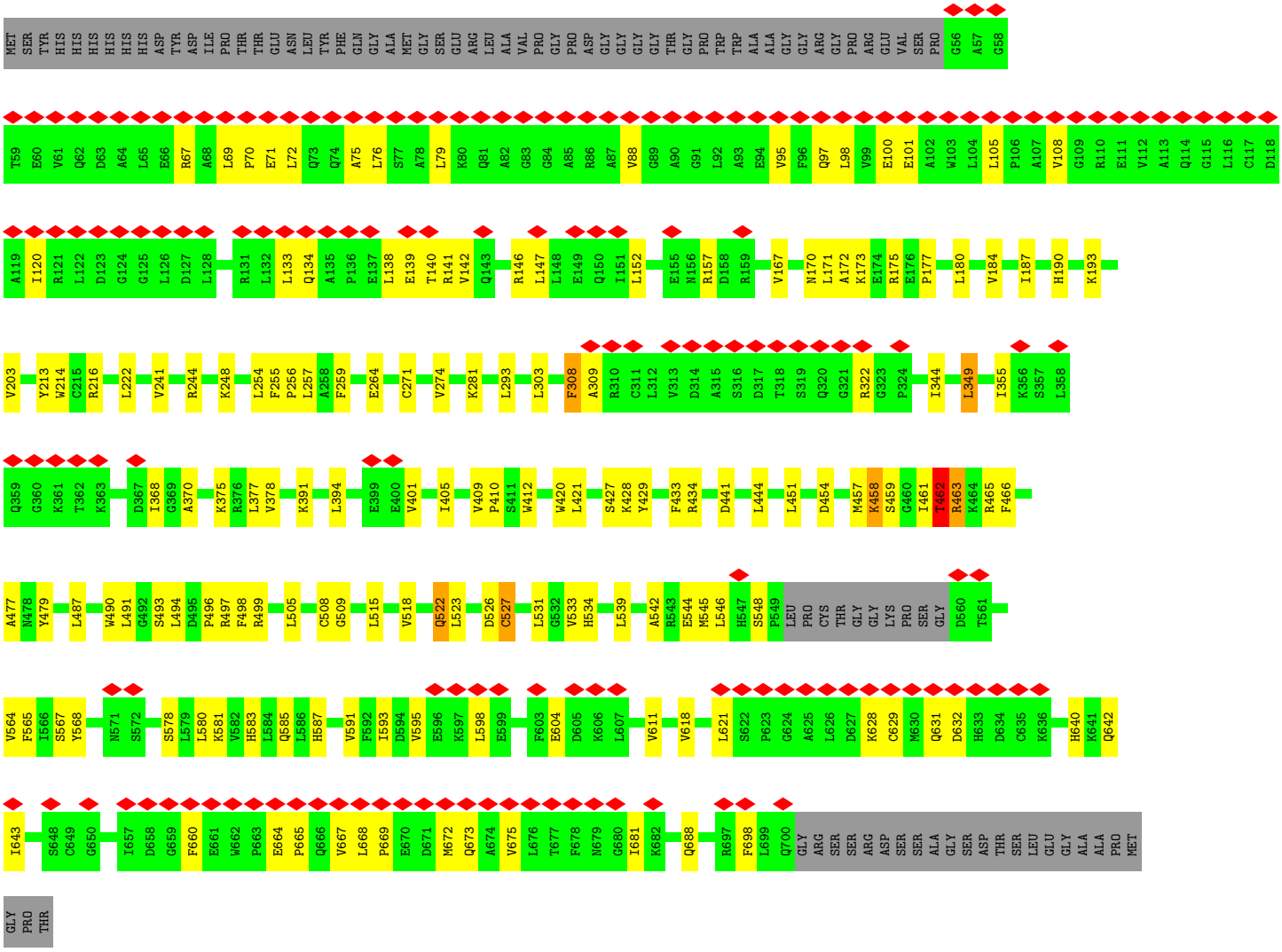

4 Experimental information (i)

Property	Value	Source
EM reconstruction method	SINGLE PARTICLE	Depositor
Imposed symmetry	POINT, Not provided	
Number of particles used	145000	Depositor
Resolution determination method	FSC 0.143 CUT-OFF	Depositor
CTF correction method	PHASE FLIPPING AND AMPLITUDE CORRECTION	Depositor
Microscope	FEI TITAN KRIOS	Depositor
Voltage (kV)	300	Depositor
Electron dose ($e^-/Å^2$)	50, 50	Depositor
Minimum defocus (nm)	Not provided	
Maximum defocus (nm)	Not provided	
Magnification	Not provided	
Image detector	GATAN K2 SUMMIT (4k x 4k), GATAN K2 SUMMIT (4k x 4k)	Depositor
Maximum map value	0.645	Depositor
Minimum map value	-0.213	Depositor
Average map value	0.002	Depositor
Map value standard deviation	0.024	Depositor
Recommended contour level	0.1	Depositor
Map size (Å)	289.45, 289.45, 289.45	wwPDB
Map dimensions	350, 350, 350	wwPDB
Map angles (°)	90.0, 90.0, 90.0	wwPDB
Pixel spacing (Å)	0.827, 0.827, 0.827	Depositor

5 Model quality (i)

5.1 Standard geometry (i)

Bond lengths and bond angles in the following residue types are not validated in this section: S1N

The Z score for a bond length (or angle) is the number of standard deviations the observed value is removed from the expected value. A bond length (or angle) with $|Z| > 5$ is considered an outlier worth inspection. RMSZ is the root-mean-square of all Z scores of the bond lengths (or angles).

Mol	Chain	Bond lengths		Bond angles	
		RMSZ	#$\|Z\|$ >5	RMSZ	#$\|Z\|$ >5
1	A	0.40	1/5041 (0.0%)	0.87	8/6816 (0.1%)
1	B	0.39	0/5041	0.86	7/6816 (0.1%)
1	C	0.38	0/5041	0.86	7/6816 (0.1%)
1	D	0.38	0/5041	0.86	7/6816 (0.1%)
1	E	0.39	0/5041	0.87	7/6816 (0.1%)
1	F	0.39	0/5041	0.86	7/6816 (0.1%)
1	G	0.39	0/5041	0.87	7/6816 (0.1%)
1	H	0.38	0/5041	0.86	7/6816 (0.1%)
All	All	0.39	1/40328 (0.0%)	0.87	57/54528 (0.1%)

All (1) bond length outliers are listed below:

Mol	Chain	Res	Type	Atoms	Z	Observed(Å)	Ideal(Å)
1	A	86	ARG	CG-CD	5.15	1.64	1.51

All (57) bond angle outliers are listed below:

Mol	Chain	Res	Type	Atoms	Z	Observed(^{o})	Ideal(^{o})
1	A	86	ARG	CG-CD-NE	9.22	131.17	111.80
1	A	462	THR	CA-CB-OG1	-8.79	90.54	109.00
1	B	462	THR	CA-CB-OG1	-8.78	90.56	109.00
1	E	462	THR	CA-CB-OG1	-8.77	90.58	109.00
1	H	462	THR	CA-CB-OG1	-8.77	90.58	109.00
1	F	462	THR	CA-CB-OG1	-8.77	90.59	109.00
1	D	462	THR	CA-CB-OG1	-8.76	90.60	109.00
1	C	462	THR	CA-CB-OG1	-8.75	90.63	109.00
1	G	462	THR	CA-CB-OG1	-8.74	90.64	109.00
1	H	465	ARG	CB-CA-C	-7.03	96.34	110.40
1	A	465	ARG	CB-CA-C	-7.02	96.36	110.40
1	G	465	ARG	CB-CA-C	-7.01	96.39	110.40

Continued on next page...

Continued from previous page...

Mol	Chain	Res	Type	Atoms	Z	Observed(^{o})	Ideal(^{o})
1	C	465	ARG	CB-CA-C	-7.00	96.40	110.40
1	E	465	ARG	CB-CA-C	-7.00	96.40	110.40
1	D	465	ARG	CB-CA-C	-6.99	96.42	110.40
1	F	465	ARG	CB-CA-C	-6.99	96.42	110.40
1	B	465	ARG	CB-CA-C	-6.98	96.44	110.40
1	E	496	PRO	N-CD-CG	-5.98	94.23	103.20
1	D	496	PRO	N-CD-CG	-5.97	94.25	103.20
1	B	496	PRO	N-CD-CG	-5.96	94.26	103.20
1	A	496	PRO	N-CD-CG	-5.95	94.27	103.20
1	H	496	PRO	N-CD-CG	-5.95	94.27	103.20
1	F	496	PRO	N-CD-CG	-5.95	94.28	103.20
1	C	496	PRO	N-CD-CG	-5.93	94.30	103.20
1	G	496	PRO	N-CD-CG	-5.93	94.30	103.20
1	B	499	ARG	CG-CD-NE	-5.89	99.44	111.80
1	A	499	ARG	CG-CD-NE	-5.88	99.46	111.80
1	C	499	ARG	CG-CD-NE	-5.88	99.46	111.80
1	D	499	ARG	CG-CD-NE	-5.87	99.47	111.80
1	G	499	ARG	CG-CD-NE	-5.87	99.48	111.80
1	F	499	ARG	CG-CD-NE	-5.86	99.50	111.80
1	H	499	ARG	CG-CD-NE	-5.86	99.50	111.80
1	E	499	ARG	CG-CD-NE	-5.85	99.51	111.80
1	A	499	ARG	CB-CG-CD	-5.49	97.33	111.60
1	C	499	ARG	CB-CG-CD	-5.48	97.34	111.60
1	B	499	ARG	CB-CG-CD	-5.48	97.36	111.60
1	F	499	ARG	CB-CG-CD	-5.47	97.38	111.60
1	G	499	ARG	CB-CG-CD	-5.47	97.38	111.60
1	E	499	ARG	CB-CG-CD	-5.47	97.38	111.60
1	D	499	ARG	CB-CG-CD	-5.46	97.40	111.60
1	H	499	ARG	CB-CG-CD	-5.46	97.41	111.60
1	D	463	ARG	CG-CD-NE	-5.23	100.81	111.80
1	B	463	ARG	CG-CD-NE	-5.22	100.83	111.80
1	H	463	ARG	CG-CD-NE	-5.22	100.83	111.80
1	E	463	ARG	CG-CD-NE	-5.22	100.83	111.80
1	C	463	ARG	CG-CD-NE	-5.21	100.86	111.80
1	G	463	ARG	CG-CD-NE	-5.21	100.86	111.80
1	F	463	ARG	CG-CD-NE	-5.20	100.87	111.80
1	A	463	ARG	CG-CD-NE	-5.20	100.88	111.80
1	D	465	ARG	N-CA-CB	5.17	119.90	110.60
1	H	465	ARG	N-CA-CB	5.15	119.88	110.60
1	A	465	ARG	N-CA-CB	5.15	119.87	110.60
1	C	465	ARG	N-CA-CB	5.15	119.87	110.60
1	E	465	ARG	N-CA-CB	5.15	119.87	110.60

Continued on next page...

Continued from previous page...

Mol	Chain	Res	Type	Atoms	Z	Observed(^{o})	Ideal(^{o})
1	G	465	ARG	N-CA-CB	5.15	119.87	110.60
1	B	465	ARG	N-CA-CB	5.14	119.85	110.60
1	F	465	ARG	N-CA-CB	5.13	119.83	110.60

There are no chirality outliers.

There are no planarity outliers.

5.2 Too-close contacts (i)

In the following table, the Non-H and H(model) columns list the number of non-hydrogen atoms and hydrogen atoms in the chain respectively. The H(added) column lists the number of hydrogen atoms added and optimized by MolProbity. The Clashes column lists the number of clashes within the asymmetric unit, whereas Symm-Clashes lists symmetry-related clashes.

Mol	Chain	Non-H	H(model)	H(added)	Clashes	Symm-Clashes
1	A	4959	0	5024	109	0
1	B	4959	0	5024	110	0
1	C	4959	0	5024	109	0
1	D	4959	0	5024	110	0
1	E	4959	0	5024	110	0
1	F	4959	0	5024	109	0
1	G	4959	0	5024	107	0
1	H	4959	0	5024	106	0
2	A	23	0	0	0	0
2	B	23	0	0	0	0
2	C	23	0	0	0	0
2	D	23	0	0	0	0
2	E	23	0	0	0	0
2	F	23	0	0	0	0
2	G	23	0	0	0	0
2	H	23	0	0	0	0
All	All	39856	0	40192	806	0

The all-atom clashscore is defined as the number of clashes found per 1000 atoms (including hydrogen atoms). The all-atom clashscore for this structure is 10.

All (806) close contacts within the same asymmetric unit are listed below, sorted by their clash magnitude.

Atom-1	Atom-2	Interatomic distance (Å)	Clash overlap (Å)
1:H:213:TYR:HE1	1:H:216:ARG:HH21	1.21	0.88

Continued on next page...

Continued from previous page...

Atom-1	Atom-2	Interatomic distance (Å)	Clash overlap (Å)
1:G:213:TYR:HE1	1:G:216:ARG:HH21	1.21	0.88
1:B:213:TYR:HE1	1:B:216:ARG:HH21	1.21	0.88
1:A:213:TYR:HE1	1:A:216:ARG:HH21	1.22	0.88
1:C:213:TYR:HE1	1:C:216:ARG:HH21	1.21	0.88
1:E:213:TYR:HE1	1:E:216:ARG:HH21	1.22	0.88
1:D:213:TYR:HE1	1:D:216:ARG:HH21	1.22	0.88
1:F:213:TYR:HE1	1:F:216:ARG:HH21	1.22	0.87
1:E:170:ASN:OD1	1:E:173:LYS:HE3	1.79	0.83
1:G:170:ASN:OD1	1:G:173:LYS:HE3	1.79	0.82
1:A:170:ASN:OD1	1:A:173:LYS:HE3	1.79	0.82
1:B:170:ASN:OD1	1:B:173:LYS:HE3	1.79	0.82
1:C:170:ASN:OD1	1:C:173:LYS:HE3	1.79	0.82
1:C:203:VAL:HG21	1:C:241:VAL:HG13	1.63	0.81
1:H:170:ASN:OD1	1:H:173:LYS:HE3	1.79	0.81
1:E:203:VAL:HG21	1:E:241:VAL:HG13	1.63	0.81
1:A:203:VAL:HG21	1:A:241:VAL:HG13	1.63	0.81
1:B:203:VAL:HG21	1:B:241:VAL:HG13	1.63	0.81
1:D:170:ASN:OD1	1:D:173:LYS:HE3	1.79	0.81
1:H:203:VAL:HG21	1:H:241:VAL:HG13	1.63	0.81
1:F:203:VAL:HG21	1:F:241:VAL:HG13	1.63	0.81
1:G:203:VAL:HG21	1:G:241:VAL:HG13	1.63	0.81
1:D:203:VAL:HG21	1:D:241:VAL:HG13	1.63	0.81
1:F:170:ASN:OD1	1:F:173:LYS:HE3	1.79	0.80
1:A:522:GLN:HG2	1:H:533:VAL:CG2	2.15	0.77
1:C:533:VAL:CG2	1:D:522:GLN:HG2	2.15	0.77
1:G:533:VAL:CG2	1:H:522:GLN:HG2	2.15	0.77
1:D:533:VAL:CG2	1:E:522:GLN:HG2	2.15	0.77
1:A:533:VAL:CG2	1:B:522:GLN:HG2	2.14	0.77
1:E:533:VAL:CG2	1:F:522:GLN:HG2	2.14	0.76
1:B:533:VAL:CG2	1:C:522:GLN:HG2	2.15	0.76
1:F:533:VAL:CG2	1:G:522:GLN:HG2	2.15	0.76
1:B:76:LEU:HA	1:B:79:LEU:HD12	1.69	0.75
1:C:76:LEU:HA	1:C:79:LEU:HD12	1.69	0.74
1:G:76:LEU:HA	1:G:79:LEU:HD12	1.68	0.74
1:D:76:LEU:HA	1:D:79:LEU:HD12	1.69	0.74
1:B:72:LEU:HD13	1:B:120:ILE:HG12	1.70	0.74
1:C:72:LEU:HD13	1:C:120:ILE:HG12	1.70	0.74
1:D:533:VAL:HG22	1:E:522:GLN:HG2	1.70	0.73
1:D:72:LEU:HD13	1:D:120:ILE:HG12	1.70	0.73
1:F:76:LEU:HA	1:F:79:LEU:HD12	1.69	0.73
1:H:76:LEU:HA	1:H:79:LEU:HD12	1.69	0.73

Continued on next page...

Continued from previous page...

Atom-1	Atom-2	Interatomic distance (Å)	Clash overlap (Å)
1:A:522:GLN:HG2	1:H:533:VAL:HG22	1.70	0.73
1:A:76:LEU:HA	1:A:79:LEU:HD12	1.69	0.72
1:A:72:LEU:HD13	1:A:120:ILE:HG12	1.70	0.72
1:E:76:LEU:HA	1:E:79:LEU:HD12	1.69	0.72
1:G:533:VAL:HG22	1:H:522:GLN:HG2	1.70	0.72
1:G:72:LEU:HD13	1:G:120:ILE:HG12	1.70	0.72
1:E:72:LEU:HD13	1:E:120:ILE:HG12	1.70	0.72
1:E:533:VAL:HG22	1:F:522:GLN:HG2	1.70	0.72
1:F:72:LEU:HD13	1:F:120:ILE:HG12	1.70	0.72
1:B:533:VAL:HG22	1:C:522:GLN:HG2	1.70	0.72
1:A:533:VAL:HG22	1:B:522:GLN:HG2	1.70	0.71
1:F:533:VAL:HG22	1:G:522:GLN:HG2	1.70	0.71
1:C:533:VAL:HG22	1:D:522:GLN:HG2	1.70	0.71
1:H:72:LEU:HD13	1:H:120:ILE:HG12	1.70	0.71
1:G:213:TYR:HE1	1:G:216:ARG:NH2	1.90	0.70
1:F:213:TYR:HE1	1:F:216:ARG:NH2	1.90	0.69
1:H:213:TYR:HE1	1:H:216:ARG:NH2	1.89	0.69
1:B:213:TYR:HE1	1:B:216:ARG:NH2	1.89	0.69
1:D:213:TYR:HE1	1:D:216:ARG:NH2	1.90	0.69
1:C:213:TYR:HE1	1:C:216:ARG:NH2	1.90	0.69
1:E:213:TYR:HE1	1:E:216:ARG:NH2	1.90	0.68
1:A:213:TYR:HE1	1:A:216:ARG:NH2	1.90	0.68
1:C:665:PRO:O	1:C:673:GLN:HG2	1.94	0.68
1:E:665:PRO:O	1:E:673:GLN:HG2	1.94	0.68
1:D:665:PRO:O	1:D:673:GLN:HG2	1.94	0.68
1:F:665:PRO:O	1:F:673:GLN:HG2	1.94	0.68
1:B:665:PRO:O	1:B:673:GLN:HG2	1.94	0.67
1:G:665:PRO:O	1:G:673:GLN:HG2	1.94	0.67
1:A:665:PRO:O	1:A:673:GLN:HG2	1.94	0.67
1:E:611:VAL:HG21	1:E:642:GLN:HG2	1.78	0.66
1:H:665:PRO:O	1:H:673:GLN:HG2	1.94	0.66
1:A:611:VAL:HG21	1:A:642:GLN:HG2	1.78	0.65
1:B:611:VAL:HG21	1:B:642:GLN:HG2	1.78	0.65
1:H:611:VAL:HG21	1:H:642:GLN:HG2	1.78	0.65
1:D:611:VAL:HG21	1:D:642:GLN:HG2	1.78	0.65
1:F:611:VAL:HG21	1:F:642:GLN:HG2	1.78	0.65
1:C:611:VAL:HG21	1:C:642:GLN:HG2	1.78	0.65
1:G:611:VAL:HG21	1:G:642:GLN:HG2	1.78	0.65
1:A:688:GLN:HE22	1:H:216:ARG:HB2	1.63	0.63
1:D:429:TYR:CE1	1:D:457:MET:HG3	2.34	0.63
1:B:497:ARG:HH22	1:C:509:GLY:HA2	1.64	0.63

Continued on next page...

Continued from previous page...

Atom-1	Atom-2	Interatomic distance (Å)	Clash overlap (Å)
1:F:429:TYR:CE1	1:F:457:MET:HG3	2.34	0.63
1:H:429:TYR:CE1	1:H:457:MET:HG3	2.34	0.63
1:C:216:ARG:HB2	1:D:688:GLN:HE22	1.63	0.63
1:A:216:ARG:HB2	1:B:688:GLN:HE22	1.63	0.63
1:D:216:ARG:HB2	1:E:688:GLN:HE22	1.63	0.63
1:E:429:TYR:CE1	1:E:457:MET:HG3	2.34	0.63
1:C:429:TYR:CE1	1:C:457:MET:HG3	2.34	0.63
1:B:429:TYR:CE1	1:B:457:MET:HG3	2.34	0.63
1:C:497:ARG:HH22	1:D:509:GLY:HA2	1.64	0.63
1:D:497:ARG:HH22	1:E:509:GLY:HA2	1.64	0.63
1:G:429:TYR:CE1	1:G:457:MET:HG3	2.34	0.63
1:G:497:ARG:HH22	1:H:509:GLY:HA2	1.64	0.63
1:E:497:ARG:HH22	1:F:509:GLY:HA2	1.64	0.63
1:A:629:CYS:HA	1:A:640:HIS:HB2	1.81	0.62
1:B:216:ARG:HB2	1:C:688:GLN:HE22	1.64	0.62
1:G:216:ARG:HB2	1:H:688:GLN:HE22	1.64	0.62
1:H:629:CYS:HA	1:H:640:HIS:HB2	1.81	0.62
1:F:497:ARG:HH22	1:G:509:GLY:HA2	1.64	0.62
1:A:509:GLY:HA2	1:H:497:ARG:HH22	1.64	0.62
1:A:429:TYR:CE1	1:A:457:MET:HG3	2.34	0.62
1:B:629:CYS:HA	1:B:640:HIS:HB2	1.81	0.62
1:A:497:ARG:HH22	1:B:509:GLY:HA2	1.64	0.62
1:E:491:LEU:HD11	1:E:505:LEU:HD12	1.82	0.62
1:F:216:ARG:HB2	1:G:688:GLN:HE22	1.64	0.62
1:A:491:LEU:HD11	1:A:505:LEU:HD12	1.82	0.62
1:F:629:CYS:HA	1:F:640:HIS:HB2	1.81	0.62
1:G:629:CYS:HA	1:G:640:HIS:HB2	1.81	0.62
1:C:629:CYS:HA	1:C:640:HIS:HB2	1.81	0.61
1:D:491:LEU:HD11	1:D:505:LEU:HD12	1.82	0.61
1:C:491:LEU:HD11	1:C:505:LEU:HD12	1.82	0.61
1:F:491:LEU:HD11	1:F:505:LEU:HD12	1.82	0.61
1:H:491:LEU:HD11	1:H:505:LEU:HD12	1.82	0.61
1:B:491:LEU:HD11	1:B:505:LEU:HD12	1.82	0.61
1:E:216:ARG:HB2	1:F:688:GLN:HE22	1.63	0.61
1:G:491:LEU:HD11	1:G:505:LEU:HD12	1.82	0.61
1:D:629:CYS:HA	1:D:640:HIS:HB2	1.81	0.61
1:E:629:CYS:HA	1:E:640:HIS:HB2	1.81	0.61
1:C:391:LYS:HG2	1:C:401:VAL:HG21	1.84	0.60
1:G:391:LYS:HG2	1:G:401:VAL:HG21	1.84	0.60
1:E:581:LYS:HB2	1:E:593:ILE:HD11	1.84	0.60
1:F:391:LYS:HG2	1:F:401:VAL:HG21	1.84	0.60

Continued on next page...

Continued from previous page...

Atom-1	Atom-2	Interatomic distance (Å)	Clash overlap (Å)
1:F:581:LYS:HB2	1:F:593:ILE:HD11	1.84	0.60
1:A:533:VAL:HG23	1:B:522:GLN:HG2	1.84	0.60
1:B:391:LYS:HG2	1:B:401:VAL:HG21	1.84	0.60
1:A:391:LYS:HG2	1:A:401:VAL:HG21	1.84	0.59
1:D:391:LYS:HG2	1:D:401:VAL:HG21	1.84	0.59
1:H:391:LYS:HG2	1:H:401:VAL:HG21	1.84	0.59
1:E:391:LYS:HG2	1:E:401:VAL:HG21	1.84	0.59
1:G:581:LYS:HB2	1:G:593:ILE:HD11	1.84	0.59
1:B:533:VAL:HG23	1:C:522:GLN:HG2	1.84	0.59
1:A:190:HIS:HA	1:A:193:LYS:HE2	1.85	0.59
1:D:138:LEU:HA	1:D:141:ARG:HD3	1.85	0.59
1:E:138:LEU:HA	1:E:141:ARG:HD3	1.85	0.59
1:H:581:LYS:HB2	1:H:593:ILE:HD11	1.84	0.59
1:B:190:HIS:HA	1:B:193:LYS:HE2	1.85	0.59
1:C:581:LYS:HB2	1:C:593:ILE:HD11	1.84	0.59
1:D:581:LYS:HB2	1:D:593:ILE:HD11	1.84	0.59
1:H:244:ARG:O	1:H:248:LYS:HG2	2.03	0.59
1:C:138:LEU:HA	1:C:141:ARG:HD3	1.85	0.59
1:F:244:ARG:O	1:F:248:LYS:HG2	2.03	0.59
1:A:522:GLN:HG2	1:H:533:VAL:HG23	1.85	0.58
1:E:533:VAL:HG23	1:F:522:GLN:HG2	1.84	0.58
1:F:138:LEU:HA	1:F:141:ARG:HD3	1.85	0.58
1:H:190:HIS:HA	1:H:193:LYS:HE2	1.85	0.58
1:A:581:LYS:HB2	1:A:593:ILE:HD11	1.84	0.58
1:D:409:VAL:N	1:D:410:PRO:CD	2.67	0.58
1:F:533:VAL:HG23	1:G:522:GLN:HG2	1.84	0.58
1:B:244:ARG:O	1:B:248:LYS:HG2	2.03	0.58
1:B:409:VAL:N	1:B:410:PRO:CD	2.67	0.58
1:C:190:HIS:HA	1:C:193:LYS:HE2	1.85	0.58
1:B:138:LEU:HA	1:B:141:ARG:HD3	1.85	0.58
1:C:533:VAL:HG23	1:D:522:GLN:HG2	1.85	0.58
1:G:138:LEU:HA	1:G:141:ARG:HD3	1.85	0.58
1:A:409:VAL:N	1:A:410:PRO:CD	2.67	0.58
1:D:244:ARG:O	1:D:248:LYS:HG2	2.04	0.58
1:E:190:HIS:HA	1:E:193:LYS:HE2	1.85	0.58
1:F:409:VAL:N	1:F:410:PRO:CD	2.67	0.58
1:A:138:LEU:HA	1:A:141:ARG:HD3	1.85	0.58
1:E:244:ARG:O	1:E:248:LYS:HG2	2.03	0.58
1:G:533:VAL:HG23	1:H:522:GLN:HG2	1.84	0.58
1:H:409:VAL:N	1:H:410:PRO:CD	2.67	0.58
1:B:581:LYS:HB2	1:B:593:ILE:HD11	1.84	0.58

Continued on next page...

Continued from previous page...

Atom-1	Atom-2	Interatomic distance (Å)	Clash overlap (Å)
1:H:138:LEU:HA	1:H:141:ARG:HD3	1.85	0.58
1:D:533:VAL:HG23	1:E:522:GLN:HG2	1.85	0.58
1:G:409:VAL:N	1:G:410:PRO:CD	2.67	0.58
1:D:190:HIS:HA	1:D:193:LYS:HE2	1.85	0.57
1:G:244:ARG:O	1:G:248:LYS:HG2	2.03	0.57
1:C:409:VAL:N	1:C:410:PRO:CD	2.67	0.57
1:F:190:HIS:HA	1:F:193:LYS:HE2	1.85	0.57
1:E:409:VAL:N	1:E:410:PRO:CD	2.67	0.57
1:A:244:ARG:O	1:A:248:LYS:HG2	2.03	0.57
1:C:244:ARG:O	1:C:248:LYS:HG2	2.03	0.57
1:G:190:HIS:HA	1:G:193:LYS:HE2	1.85	0.57
1:C:134:GLN:NE2	1:C:167:VAL:HG21	2.20	0.56
1:B:421:LEU:HD11	1:B:433:PHE:CG	2.41	0.56
1:E:421:LEU:HD11	1:E:433:PHE:CG	2.41	0.56
1:G:421:LEU:HD11	1:G:433:PHE:CG	2.41	0.56
1:B:134:GLN:NE2	1:B:167:VAL:HG21	2.20	0.56
1:F:134:GLN:NE2	1:F:167:VAL:HG21	2.20	0.56
1:G:134:GLN:NE2	1:G:167:VAL:HG21	2.20	0.56
1:G:451:LEU:HD21	1:G:466:PHE:CD2	2.41	0.56
1:H:421:LEU:HD11	1:H:433:PHE:CG	2.41	0.56
1:B:451:LEU:HD21	1:B:466:PHE:CD2	2.41	0.56
1:E:134:GLN:NE2	1:E:167:VAL:HG21	2.20	0.56
1:F:75:ALA:O	1:F:79:LEU:HG	2.06	0.56
1:H:451:LEU:HD21	1:H:466:PHE:CD2	2.41	0.56
1:A:461:ILE:HD12	1:B:454:ASP:HB2	1.88	0.56
1:C:461:ILE:HD12	1:D:454:ASP:HB2	1.88	0.56
1:E:461:ILE:HD12	1:F:454:ASP:HB2	1.88	0.56
1:F:421:LEU:HD11	1:F:433:PHE:CG	2.41	0.56
1:H:134:GLN:NE2	1:H:167:VAL:HG21	2.20	0.56
1:D:421:LEU:HD11	1:D:433:PHE:CG	2.41	0.56
1:G:461:ILE:HD12	1:H:454:ASP:HB2	1.88	0.56
1:H:75:ALA:O	1:H:79:LEU:HG	2.06	0.56
1:A:421:LEU:HD11	1:A:433:PHE:CG	2.41	0.55
1:A:451:LEU:HD21	1:A:466:PHE:CD2	2.41	0.55
1:C:664:GLU:O	1:C:667:VAL:HG22	2.07	0.55
1:D:451:LEU:HD21	1:D:466:PHE:CD2	2.41	0.55
1:E:451:LEU:HD21	1:E:466:PHE:CD2	2.41	0.55
1:D:134:GLN:NE2	1:D:167:VAL:HG21	2.20	0.55
1:A:134:GLN:NE2	1:A:167:VAL:HG21	2.20	0.55
1:C:75:ALA:O	1:C:79:LEU:HG	2.06	0.55
1:C:421:LEU:HD11	1:C:433:PHE:CG	2.41	0.55

Continued on next page...

Continued from previous page...

Atom-1	Atom-2	Interatomic distance (Å)	Clash overlap (Å)
1:C:214:TRP:HB3	1:C:222:LEU:HD11	1.88	0.55
1:D:75:ALA:O	1:D:79:LEU:HG	2.06	0.55
1:D:214:TRP:HB3	1:D:222:LEU:HD11	1.88	0.55
1:D:664:GLU:O	1:D:667:VAL:HG22	2.07	0.55
1:G:214:TRP:HB3	1:G:222:LEU:HD11	1.88	0.55
1:B:75:ALA:O	1:B:79:LEU:HG	2.06	0.55
1:B:664:GLU:O	1:B:667:VAL:HG22	2.07	0.55
1:A:75:ALA:O	1:A:79:LEU:HG	2.06	0.55
1:F:451:LEU:HD21	1:F:466:PHE:CD2	2.41	0.55
1:H:214:TRP:HB3	1:H:222:LEU:HD11	1.88	0.55
1:C:451:LEU:HD21	1:C:466:PHE:CD2	2.41	0.55
1:F:461:ILE:HD12	1:G:454:ASP:HB2	1.88	0.55
1:G:75:ALA:O	1:G:79:LEU:HG	2.06	0.54
1:E:664:GLU:O	1:E:667:VAL:HG22	2.07	0.54
1:F:214:TRP:HB3	1:F:222:LEU:HD11	1.88	0.54
1:G:213:TYR:CE1	1:G:216:ARG:NH2	2.72	0.54
1:E:75:ALA:O	1:E:79:LEU:HG	2.06	0.54
1:G:664:GLU:O	1:G:667:VAL:HG22	2.07	0.54
1:A:214:TRP:HB3	1:A:222:LEU:HD11	1.88	0.54
1:B:461:ILE:HD12	1:C:454:ASP:HB2	1.88	0.54
1:D:461:ILE:HD12	1:E:454:ASP:HB2	1.88	0.54
1:B:214:TRP:HB3	1:B:222:LEU:HD11	1.88	0.54
1:A:454:ASP:HB2	1:H:461:ILE:HD12	1.88	0.54
1:B:515:LEU:O	1:B:518:VAL:HG12	2.08	0.54
1:E:214:TRP:HB3	1:E:222:LEU:HD11	1.88	0.54
1:G:515:LEU:O	1:G:518:VAL:HG12	2.08	0.54
1:H:664:GLU:O	1:H:667:VAL:HG22	2.07	0.54
1:A:213:TYR:CE1	1:A:216:ARG:NH2	2.72	0.53
1:A:259:PHE:HZ	1:B:568:TYR:HH	1.56	0.53
1:A:664:GLU:O	1:A:667:VAL:HG22	2.07	0.53
1:F:515:LEU:O	1:F:518:VAL:HG12	2.08	0.53
1:F:664:GLU:O	1:F:667:VAL:HG22	2.07	0.53
1:E:515:LEU:O	1:E:518:VAL:HG12	2.08	0.53
1:C:515:LEU:O	1:C:518:VAL:HG12	2.09	0.53
1:E:259:PHE:HZ	1:F:568:TYR:HH	1.57	0.53
1:F:67:ARG:O	1:F:71:GLU:HG2	2.09	0.53
1:A:175:ARG:HD3	1:A:213:TYR:CD2	2.44	0.53
1:E:175:ARG:HD3	1:E:213:TYR:CD2	2.44	0.53
1:A:515:LEU:O	1:A:518:VAL:HG12	2.08	0.53
1:C:67:ARG:O	1:C:71:GLU:HG2	2.09	0.53
1:D:67:ARG:O	1:D:71:GLU:HG2	2.09	0.53

Continued on next page...

Continued from previous page...

Atom-1	Atom-2	Interatomic distance (Å)	Clash overlap (Å)
1:D:175:ARG:HD3	1:D:213:TYR:CD2	2.44	0.53
1:A:67:ARG:O	1:A:71:GLU:HG2	2.09	0.53
1:B:259:PHE:HZ	1:C:568:TYR:HH	1.56	0.53
1:C:175:ARG:HD3	1:C:213:TYR:CD2	2.44	0.53
1:E:67:ARG:O	1:E:71:GLU:HG2	2.09	0.53
1:E:72:LEU:CD1	1:E:120:ILE:HG12	2.39	0.53
1:F:175:ARG:HD3	1:F:213:TYR:CD2	2.44	0.53
1:H:515:LEU:O	1:H:518:VAL:HG12	2.09	0.53
1:B:67:ARG:O	1:B:71:GLU:HG2	2.09	0.52
1:G:175:ARG:HD3	1:G:213:TYR:CD2	2.44	0.52
1:H:175:ARG:HD3	1:H:213:TYR:CD2	2.44	0.52
1:C:72:LEU:CD1	1:C:120:ILE:HG12	2.39	0.52
1:D:515:LEU:O	1:D:518:VAL:HG12	2.09	0.52
1:G:508:CYS:SG	1:G:526:ASP:HB3	2.50	0.52
1:H:67:ARG:O	1:H:71:GLU:HG2	2.09	0.52
1:H:72:LEU:CD1	1:H:120:ILE:HG12	2.39	0.52
1:A:568:TYR:HH	1:H:259:PHE:HZ	1.57	0.52
1:B:175:ARG:HD3	1:B:213:TYR:CD2	2.44	0.52
1:B:213:TYR:CE1	1:B:216:ARG:NH2	2.72	0.52
1:B:508:CYS:SG	1:B:526:ASP:HB3	2.50	0.52
1:C:254:LEU:HD23	1:C:257:LEU:HD12	1.92	0.52
1:F:213:TYR:CE1	1:F:216:ARG:NH2	2.72	0.52
1:F:508:CYS:SG	1:F:526:ASP:HB3	2.50	0.52
1:H:508:CYS:SG	1:H:526:ASP:HB3	2.50	0.52
1:A:508:CYS:SG	1:A:526:ASP:HB3	2.50	0.52
1:E:254:LEU:HD23	1:E:257:LEU:HD12	1.92	0.52
1:G:67:ARG:O	1:G:71:GLU:HG2	2.09	0.52
1:B:254:LEU:HD23	1:B:257:LEU:HD12	1.92	0.52
1:C:508:CYS:SG	1:C:526:ASP:HB3	2.50	0.52
1:D:254:LEU:HD23	1:D:257:LEU:HD12	1.92	0.52
1:F:254:LEU:HD23	1:F:257:LEU:HD12	1.92	0.52
1:D:539:LEU:O	1:D:542:ALA:HB3	2.10	0.52
1:E:539:LEU:O	1:E:542:ALA:HB3	2.10	0.52
1:G:539:LEU:O	1:G:542:ALA:HB3	2.10	0.52
1:B:539:LEU:O	1:B:542:ALA:HB3	2.10	0.51
1:H:539:LEU:O	1:H:542:ALA:HB3	2.10	0.51
1:A:254:LEU:HD23	1:A:257:LEU:HD12	1.92	0.51
1:B:668:LEU:HD13	1:B:672:MET:HE2	1.93	0.51
1:C:539:LEU:O	1:C:542:ALA:HB3	2.10	0.51
1:F:72:LEU:CD1	1:F:120:ILE:HG12	2.39	0.51
1:F:349:LEU:HD21	1:F:370:ALA:HB1	1.93	0.51

Continued on next page...

Continued from previous page...

Atom-1	Atom-2	Interatomic distance (Å)	Clash overlap (Å)
1:G:349:LEU:HD21	1:G:370:ALA:HB1	1.93	0.51
1:G:668:LEU:HD13	1:G:672:MET:HE2	1.93	0.51
1:C:668:LEU:HD13	1:C:672:MET:HE2	1.93	0.51
1:E:508:CYS:SG	1:E:526:ASP:HB3	2.50	0.51
1:G:259:PHE:HZ	1:H:568:TYR:HH	1.59	0.51
1:H:668:LEU:HD13	1:H:672:MET:HE2	1.93	0.51
1:B:349:LEU:HD21	1:B:370:ALA:HB1	1.93	0.51
1:C:349:LEU:HD21	1:C:370:ALA:HB1	1.93	0.51
1:C:493:SER:O	1:C:494:LEU:C	2.49	0.51
1:D:508:CYS:SG	1:D:526:ASP:HB3	2.50	0.51
1:E:213:TYR:CE1	1:E:216:ARG:NH2	2.72	0.51
1:G:254:LEU:HD23	1:G:257:LEU:HD12	1.92	0.51
1:A:72:LEU:CD1	1:A:120:ILE:HG12	2.39	0.51
1:A:668:LEU:HD13	1:A:672:MET:HE2	1.93	0.51
1:H:213:TYR:CE1	1:H:216:ARG:NH2	2.72	0.51
1:H:349:LEU:HD21	1:H:370:ALA:HB1	1.93	0.51
1:F:539:LEU:O	1:F:542:ALA:HB3	2.10	0.51
1:A:349:LEU:HD21	1:A:370:ALA:HB1	1.93	0.51
1:D:349:LEU:HD21	1:D:370:ALA:HB1	1.93	0.51
1:F:668:LEU:HD13	1:F:672:MET:HE2	1.93	0.51
1:A:170:ASN:O	1:A:173:LYS:HG2	2.11	0.51
1:B:170:ASN:O	1:B:173:LYS:HG2	2.11	0.51
1:D:259:PHE:HZ	1:E:568:TYR:HH	1.58	0.51
1:D:493:SER:O	1:D:494:LEU:C	2.49	0.51
1:H:254:LEU:HD23	1:H:257:LEU:HD12	1.92	0.51
1:D:668:LEU:HD13	1:D:672:MET:HE2	1.93	0.50
1:B:180:LEU:O	1:B:184:VAL:HG23	2.12	0.50
1:C:180:LEU:O	1:C:184:VAL:HG23	2.11	0.50
1:E:349:LEU:HD21	1:E:370:ALA:HB1	1.93	0.50
1:A:180:LEU:O	1:A:184:VAL:HG23	2.12	0.50
1:A:539:LEU:O	1:A:542:ALA:HB3	2.10	0.50
1:E:493:SER:O	1:E:494:LEU:C	2.49	0.50
1:G:180:LEU:O	1:G:184:VAL:HG23	2.12	0.50
1:A:95:VAL:HA	1:A:98:LEU:HB2	1.94	0.50
1:E:170:ASN:O	1:E:173:LYS:HG2	2.11	0.50
1:D:170:ASN:O	1:D:173:LYS:HG2	2.11	0.50
1:D:213:TYR:CE1	1:D:216:ARG:NH2	2.72	0.50
1:D:271:CYS:HA	1:D:274:VAL:HG12	1.94	0.50
1:E:668:LEU:HD13	1:E:672:MET:HE2	1.93	0.50
1:B:95:VAL:HA	1:B:98:LEU:HB2	1.94	0.50
1:D:180:LEU:O	1:D:184:VAL:HG23	2.12	0.50

Continued on next page...

Continued from previous page...

Atom-1	Atom-2	Interatomic distance (Å)	Clash overlap (Å)
1:F:180:LEU:O	1:F:184:VAL:HG23	2.11	0.50
1:G:170:ASN:O	1:G:173:LYS:HG2	2.11	0.50
1:H:170:ASN:O	1:H:173:LYS:HG2	2.11	0.50
1:H:180:LEU:O	1:H:184:VAL:HG23	2.11	0.50
1:C:95:VAL:HA	1:C:98:LEU:HB2	1.94	0.50
1:C:170:ASN:O	1:C:173:LYS:HG2	2.11	0.50
1:E:271:CYS:HA	1:E:274:VAL:HG12	1.94	0.50
1:F:493:SER:O	1:F:494:LEU:C	2.49	0.50
1:E:180:LEU:O	1:E:184:VAL:HG23	2.12	0.49
1:D:72:LEU:CD1	1:D:120:ILE:HG12	2.39	0.49
1:H:95:VAL:HA	1:H:98:LEU:HB2	1.94	0.49
1:E:95:VAL:HA	1:E:98:LEU:HB2	1.94	0.49
1:F:170:ASN:O	1:F:173:LYS:HG2	2.11	0.49
1:F:259:PHE:HZ	1:G:568:TYR:HH	1.61	0.49
1:G:493:SER:O	1:G:494:LEU:C	2.49	0.49
1:H:271:CYS:HA	1:H:274:VAL:HG12	1.94	0.49
1:B:271:CYS:HA	1:B:274:VAL:HG12	1.94	0.49
1:B:498:PHE:HE1	1:B:534:HIS:CD2	2.31	0.49
1:A:498:PHE:HE1	1:A:534:HIS:CD2	2.31	0.49
1:D:95:VAL:HA	1:D:98:LEU:HB2	1.94	0.49
1:G:498:PHE:HE1	1:G:534:HIS:CD2	2.31	0.49
1:F:95:VAL:HA	1:F:98:LEU:HB2	1.94	0.48
1:H:498:PHE:HE1	1:H:534:HIS:CD2	2.31	0.48
1:A:271:CYS:HA	1:A:274:VAL:HG12	1.94	0.48
1:A:309:ALA:O	1:A:355:ILE:HD11	2.13	0.48
1:B:72:LEU:CD1	1:B:120:ILE:HG12	2.39	0.48
1:G:95:VAL:HA	1:G:98:LEU:HB2	1.93	0.48
1:A:578:SER:HB3	1:H:259:PHE:HD2	1.79	0.48
1:C:259:PHE:HD2	1:D:578:SER:HB3	1.79	0.48
1:C:271:CYS:HA	1:C:274:VAL:HG12	1.94	0.48
1:C:69:LEU:HB3	1:C:70:PRO:HD3	1.96	0.48
1:C:498:PHE:HE1	1:C:534:HIS:CD2	2.31	0.48
1:G:72:LEU:CD1	1:G:120:ILE:HG12	2.39	0.48
1:H:493:SER:O	1:H:494:LEU:C	2.49	0.48
1:A:493:SER:O	1:A:494:LEU:C	2.49	0.48
1:B:322:ARG:H	1:B:322:ARG:HG3	1.41	0.48
1:C:477:ALA:HB3	1:C:479:TYR:CE2	2.49	0.48
1:D:170:ASN:OD1	1:D:173:LYS:CE	2.58	0.48
1:H:477:ALA:HB3	1:H:479:TYR:CE2	2.48	0.48
1:D:477:ALA:HB3	1:D:479:TYR:CE2	2.48	0.48
1:G:309:ALA:O	1:G:355:ILE:HD11	2.14	0.48

Continued on next page...

Continued from previous page...

Atom-1	Atom-2	Interatomic distance (Å)	Clash overlap (Å)
1:C:213:TYR:CE1	1:C:216:ARG:NH2	2.72	0.48
1:F:170:ASN:OD1	1:F:173:LYS:CE	2.58	0.48
1:F:498:PHE:HE1	1:F:534:HIS:CD2	2.31	0.48
1:G:271:CYS:HA	1:G:274:VAL:HG12	1.94	0.48
1:B:477:ALA:HB3	1:B:479:TYR:CE2	2.48	0.48
1:G:69:LEU:HB3	1:G:70:PRO:HD3	1.96	0.48
1:F:271:CYS:HA	1:F:274:VAL:HG12	1.94	0.48
1:D:498:PHE:HE1	1:D:534:HIS:CD2	2.31	0.48
1:H:672:MET:O	1:H:675:VAL:HG12	2.14	0.48
1:A:672:MET:O	1:A:675:VAL:HG12	2.14	0.47
1:C:309:ALA:O	1:C:355:ILE:HD11	2.13	0.47
1:C:498:PHE:CE1	1:C:534:HIS:CD2	3.02	0.47
1:C:672:MET:O	1:C:675:VAL:HG12	2.14	0.47
1:E:477:ALA:HB3	1:E:479:TYR:CE2	2.49	0.47
1:E:498:PHE:HE1	1:E:534:HIS:CD2	2.31	0.47
1:F:498:PHE:CE1	1:F:534:HIS:CD2	3.02	0.47
1:F:672:MET:O	1:F:675:VAL:HG12	2.14	0.47
1:A:259:PHE:HD2	1:B:578:SER:HB3	1.79	0.47
1:B:672:MET:O	1:B:675:VAL:HG12	2.14	0.47
1:D:498:PHE:CE1	1:D:534:HIS:CD2	3.02	0.47
1:D:672:MET:O	1:D:675:VAL:HG12	2.14	0.47
1:E:498:PHE:CE1	1:E:534:HIS:CD2	3.02	0.47
1:G:498:PHE:CE1	1:G:534:HIS:CD2	3.02	0.47
1:B:259:PHE:HD2	1:C:578:SER:HB3	1.79	0.47
1:E:69:LEU:HB3	1:E:70:PRO:HD3	1.97	0.47
1:F:259:PHE:HD2	1:G:578:SER:HB3	1.78	0.47
1:F:477:ALA:HB3	1:F:479:TYR:CE2	2.48	0.47
1:A:69:LEU:HB3	1:A:70:PRO:HD3	1.97	0.47
1:D:309:ALA:O	1:D:355:ILE:HD11	2.13	0.47
1:E:309:ALA:O	1:E:355:ILE:HD11	2.13	0.47
1:G:477:ALA:HB3	1:G:479:TYR:CE2	2.49	0.47
1:H:309:ALA:O	1:H:355:ILE:HD11	2.13	0.47
1:B:498:PHE:CE1	1:B:534:HIS:CD2	3.02	0.47
1:D:259:PHE:HD2	1:E:578:SER:HB3	1.79	0.47
1:E:170:ASN:OD1	1:E:173:LYS:CE	2.58	0.47
1:B:493:SER:O	1:B:494:LEU:C	2.49	0.47
1:E:259:PHE:HD2	1:F:578:SER:HB3	1.79	0.47
1:A:477:ALA:HB3	1:A:479:TYR:CE2	2.49	0.47
1:A:498:PHE:CE1	1:A:534:HIS:CD2	3.02	0.47
1:D:69:LEU:HB3	1:D:70:PRO:HD3	1.96	0.47
1:E:672:MET:O	1:E:675:VAL:HG12	2.14	0.47

Continued on next page...

Continued from previous page...

Atom-1	Atom-2	Interatomic distance (Å)	Clash overlap (Å)
1:H:498:PHE:CE1	1:H:534:HIS:CD2	3.03	0.47
1:A:405:ILE:HD13	1:A:420:TRP:HD1	1.80	0.47
1:B:309:ALA:O	1:B:355:ILE:HD11	2.13	0.47
1:B:170:ASN:OD1	1:B:173:LYS:CE	2.58	0.47
1:B:405:ILE:HD13	1:B:420:TRP:HD1	1.80	0.47
1:F:309:ALA:O	1:F:355:ILE:HD11	2.13	0.47
1:G:170:ASN:OD1	1:G:173:LYS:CE	2.58	0.47
1:G:672:MET:O	1:G:675:VAL:HG12	2.14	0.47
1:H:405:ILE:HD13	1:H:420:TRP:HD1	1.80	0.47
1:C:170:ASN:OD1	1:C:173:LYS:CE	2.58	0.47
1:C:405:ILE:HD13	1:C:420:TRP:HD1	1.80	0.47
1:H:69:LEU:HB3	1:H:70:PRO:HD3	1.96	0.47
1:C:259:PHE:HZ	1:D:568:TYR:HH	1.60	0.46
1:G:259:PHE:HD2	1:H:578:SER:HB3	1.79	0.46
1:G:405:ILE:HD13	1:G:420:TRP:HD1	1.80	0.46
1:B:69:LEU:HB3	1:B:70:PRO:HD3	1.96	0.46
1:A:565:PHE:HE1	1:A:567:SER:HB2	1.80	0.46
1:E:405:ILE:HD13	1:E:420:TRP:HD1	1.80	0.46
1:F:69:LEU:HB3	1:F:70:PRO:HD3	1.96	0.46
1:D:405:ILE:HD13	1:D:420:TRP:HD1	1.80	0.46
1:D:581:LYS:O	1:D:585:GLN:HG3	2.16	0.46
1:F:405:ILE:HD13	1:F:420:TRP:HD1	1.80	0.46
1:G:565:PHE:HE1	1:G:567:SER:HB2	1.80	0.46
1:C:581:LYS:O	1:C:585:GLN:HG3	2.16	0.46
1:H:565:PHE:HE1	1:H:567:SER:HB2	1.80	0.46
1:C:95:VAL:HG13	1:C:147:LEU:HD22	1.98	0.46
1:D:565:PHE:HE1	1:D:567:SER:HB2	1.80	0.46
1:B:581:LYS:O	1:B:585:GLN:HG3	2.16	0.46
1:E:133:LEU:O	1:E:141:ARG:HD2	2.16	0.46
1:E:565:PHE:HE1	1:E:567:SER:HB2	1.80	0.46
1:E:581:LYS:O	1:E:585:GLN:HG3	2.16	0.46
1:F:133:LEU:O	1:F:141:ARG:HD2	2.16	0.46
1:F:581:LYS:O	1:F:585:GLN:HG3	2.16	0.46
1:H:505:LEU:HD23	1:H:527:CYS:HB3	1.98	0.46
1:A:505:LEU:HD23	1:A:527:CYS:HB3	1.98	0.46
1:G:505:LEU:HD23	1:G:527:CYS:HB3	1.98	0.46
1:G:581:LYS:O	1:G:585:GLN:HG3	2.16	0.46
1:C:152:LEU:HD21	1:C:187:ILE:HG13	1.99	0.45
1:D:133:LEU:O	1:D:141:ARG:HD2	2.16	0.45
1:F:308:PHE:HD1	1:F:308:PHE:HA	1.61	0.45
1:E:643:ILE:HG21	1:E:672:MET:HB2	1.99	0.45

Continued on next page...

Continued from previous page...

Atom-1	Atom-2	Interatomic distance (Å)	Clash overlap (Å)
1:F:565:PHE:HE1	1:F:567:SER:HB2	1.80	0.45
1:B:531:LEU:HD12	1:B:534:HIS:CE1	2.51	0.45
1:G:157:ARG:NH2	1:G:193:LYS:HE3	2.32	0.45
1:G:531:LEU:HD12	1:G:534:HIS:CE1	2.51	0.45
1:H:531:LEU:HD12	1:H:534:HIS:CE1	2.51	0.45
1:A:458:LYS:H	1:A:458:LYS:HG2	1.52	0.45
1:A:581:LYS:O	1:A:585:GLN:HG3	2.16	0.45
1:B:505:LEU:HD23	1:B:527:CYS:HB3	1.98	0.45
1:C:133:LEU:O	1:C:141:ARG:HD2	2.16	0.45
1:F:505:LEU:HD23	1:F:527:CYS:HB3	1.98	0.45
1:A:531:LEU:HD12	1:A:534:HIS:CE1	2.51	0.45
1:D:139:GLU:HG3	1:D:140:THR:HG23	1.98	0.45
1:F:643:ILE:HG21	1:F:672:MET:HB2	1.99	0.45
1:G:133:LEU:O	1:G:141:ARG:HD2	2.16	0.45
1:H:157:ARG:NH2	1:H:193:LYS:HE3	2.32	0.45
1:C:565:PHE:HE1	1:C:567:SER:HB2	1.80	0.45
1:A:95:VAL:HG13	1:A:147:LEU:HD22	1.98	0.45
1:B:133:LEU:O	1:B:141:ARG:HD2	2.16	0.45
1:D:95:VAL:HG13	1:D:147:LEU:HD22	1.98	0.45
1:D:537:ARG:HE	1:D:537:ARG:HB3	1.52	0.45
1:E:139:GLU:HG3	1:E:140:THR:HG23	1.99	0.45
1:E:152:LEU:HD21	1:E:187:ILE:HG13	1.99	0.45
1:E:487:LEU:HD12	1:E:487:LEU:HA	1.71	0.45
1:A:152:LEU:HD21	1:A:187:ILE:HG13	1.99	0.45
1:B:95:VAL:HG13	1:B:147:LEU:HD22	1.98	0.45
1:B:565:PHE:HE1	1:B:567:SER:HB2	1.80	0.45
1:C:531:LEU:HD12	1:C:534:HIS:CE1	2.51	0.45
1:D:157:ARG:NH2	1:D:193:LYS:HE3	2.32	0.45
1:G:487:LEU:HD12	1:G:487:LEU:HA	1.71	0.45
1:B:487:LEU:HD12	1:B:487:LEU:HA	1.71	0.45
1:C:157:ARG:NH2	1:C:193:LYS:HE3	2.32	0.45
1:D:152:LEU:HD21	1:D:187:ILE:HG13	1.99	0.45
1:H:643:ILE:HG21	1:H:672:MET:HB2	1.99	0.45
1:A:583:HIS:O	1:A:587:HIS:HD2	2.00	0.45
1:A:643:ILE:HG21	1:A:672:MET:HB2	1.99	0.45
1:C:583:HIS:O	1:C:587:HIS:HD2	2.00	0.45
1:D:583:HIS:O	1:D:587:HIS:HD2	2.00	0.45
1:D:643:ILE:HG21	1:D:672:MET:HB2	1.99	0.45
1:F:152:LEU:HD21	1:F:187:ILE:HG13	1.99	0.45
1:G:139:GLU:HG3	1:G:140:THR:HG23	1.98	0.45
1:G:643:ILE:HG21	1:G:672:MET:HB2	1.99	0.45

Continued on next page...

Continued from previous page...

Atom-1	Atom-2	Interatomic distance (Å)	Clash overlap (Å)
1:H:95:VAL:HG13	1:H:147:LEU:HD22	1.98	0.45
1:H:487:LEU:HD12	1:H:487:LEU:HA	1.71	0.45
1:A:157:ARG:NH2	1:A:193:LYS:HE3	2.32	0.44
1:F:583:HIS:O	1:F:587:HIS:HD2	2.00	0.44
1:E:95:VAL:HG13	1:E:147:LEU:HD22	1.98	0.44
1:F:531:LEU:HD12	1:F:534:HIS:CE1	2.51	0.44
1:H:170:ASN:OD1	1:H:173:LYS:CE	2.58	0.44
1:H:293:LEU:HD12	1:H:293:LEU:HA	1.87	0.44
1:H:429:TYR:CZ	1:H:457:MET:HG3	2.53	0.44
1:H:581:LYS:O	1:H:585:GLN:HG3	2.16	0.44
1:A:293:LEU:HD12	1:A:293:LEU:HA	1.88	0.44
1:B:139:GLU:HG3	1:B:140:THR:HG23	1.99	0.44
1:B:429:TYR:CZ	1:B:457:MET:HG3	2.53	0.44
1:B:490:TRP:CZ3	1:B:515:LEU:HD21	2.53	0.44
1:C:505:LEU:HD23	1:C:527:CYS:HB3	1.98	0.44
1:E:505:LEU:HD23	1:E:527:CYS:HB3	1.98	0.44
1:F:157:ARG:NH2	1:F:193:LYS:HE3	2.32	0.44
1:F:429:TYR:CZ	1:F:457:MET:HG3	2.52	0.44
1:G:152:LEU:HD21	1:G:187:ILE:HG13	1.99	0.44
1:G:427:SER:C	1:G:429:TYR:N	2.70	0.44
1:H:133:LEU:O	1:H:141:ARG:HD2	2.16	0.44
1:A:133:LEU:O	1:A:141:ARG:HD2	2.16	0.44
1:A:139:GLU:HG3	1:A:140:THR:HG23	1.99	0.44
1:B:583:HIS:O	1:B:587:HIS:HD2	2.00	0.44
1:D:490:TRP:CZ3	1:D:515:LEU:HD21	2.53	0.44
1:D:531:LEU:HD12	1:D:534:HIS:CE1	2.51	0.44
1:F:95:VAL:HG13	1:F:147:LEU:HD22	1.98	0.44
1:H:308:PHE:HD1	1:H:308:PHE:HA	1.61	0.44
1:H:458:LYS:H	1:H:458:LYS:HG2	1.52	0.44
1:H:583:HIS:O	1:H:587:HIS:HD2	2.00	0.44
1:A:643:ILE:CG2	1:A:672:MET:HB2	2.48	0.44
1:B:157:ARG:NH2	1:B:193:LYS:HE3	2.32	0.44
1:B:375:LYS:O	1:B:378:VAL:HG12	2.18	0.44
1:C:375:LYS:O	1:C:378:VAL:HG12	2.18	0.44
1:D:505:LEU:HD23	1:D:527:CYS:HB3	1.98	0.44
1:D:643:ILE:CG2	1:D:672:MET:HB2	2.48	0.44
1:E:157:ARG:NH2	1:E:193:LYS:HE3	2.32	0.44
1:E:490:TRP:CZ3	1:E:515:LEU:HD21	2.53	0.44
1:E:531:LEU:HD12	1:E:534:HIS:CE1	2.51	0.44
1:G:95:VAL:HG13	1:G:147:LEU:HD22	1.98	0.44
1:A:427:SER:C	1:A:429:TYR:N	2.70	0.44

Continued on next page...

Continued from previous page...

Atom-1	Atom-2	Interatomic distance (Å)	Clash overlap (Å)
1:B:643:ILE:HG21	1:B:672:MET:HB2	1.99	0.44
1:C:643:ILE:HG21	1:C:672:MET:HB2	1.99	0.44
1:D:429:TYR:CZ	1:D:457:MET:HG3	2.53	0.44
1:E:429:TYR:CZ	1:E:457:MET:HG3	2.53	0.44
1:E:643:ILE:CG2	1:E:672:MET:HB2	2.48	0.44
1:G:375:LYS:O	1:G:378:VAL:HG12	2.18	0.44
1:H:139:GLU:HG3	1:H:140:THR:HG23	1.98	0.44
1:C:427:SER:C	1:C:429:TYR:N	2.70	0.44
1:D:293:LEU:HD12	1:D:293:LEU:HA	1.87	0.44
1:E:427:SER:C	1:E:429:TYR:N	2.70	0.44
1:F:375:LYS:O	1:F:378:VAL:HG12	2.18	0.44
1:C:444:LEU:HD23	1:C:444:LEU:HA	1.81	0.44
1:F:564:VAL:HB	1:F:591:VAL:HG13	2.00	0.44
1:G:429:TYR:CZ	1:G:457:MET:HG3	2.52	0.44
1:A:429:TYR:CZ	1:A:457:MET:HG3	2.53	0.44
1:A:490:TRP:CZ3	1:A:515:LEU:HD21	2.53	0.44
1:A:564:VAL:HB	1:A:591:VAL:HG13	2.00	0.44
1:B:152:LEU:HD21	1:B:187:ILE:HG13	1.99	0.44
1:B:293:LEU:HD12	1:B:293:LEU:HA	1.88	0.44
1:C:490:TRP:CZ3	1:C:515:LEU:HD21	2.53	0.44
1:C:643:ILE:CG2	1:C:672:MET:HB2	2.48	0.44
1:E:564:VAL:HB	1:E:591:VAL:HG13	2.00	0.44
1:F:139:GLU:HG3	1:F:140:THR:HG23	1.99	0.44
1:F:490:TRP:CZ3	1:F:515:LEU:HD21	2.53	0.44
1:G:643:ILE:CG2	1:G:672:MET:HB2	2.48	0.44
1:H:490:TRP:CZ3	1:H:515:LEU:HD21	2.53	0.44
1:A:322:ARG:H	1:A:322:ARG:HG3	1.41	0.43
1:C:409:VAL:N	1:C:410:PRO:HD2	2.33	0.43
1:F:427:SER:C	1:F:429:TYR:N	2.70	0.43
1:H:628:LYS:O	1:H:632:ASP:HB2	2.18	0.43
1:B:643:ILE:CG2	1:B:672:MET:HB2	2.48	0.43
1:C:139:GLU:HG3	1:C:140:THR:HG23	1.99	0.43
1:E:583:HIS:O	1:E:587:HIS:HD2	2.00	0.43
1:F:628:LYS:O	1:F:632:ASP:HB2	2.18	0.43
1:F:643:ILE:CG2	1:F:672:MET:HB2	2.48	0.43
1:G:490:TRP:CZ3	1:G:515:LEU:HD21	2.53	0.43
1:B:564:VAL:HB	1:B:591:VAL:HG13	2.00	0.43
1:C:308:PHE:HD1	1:C:308:PHE:HA	1.61	0.43
1:C:564:VAL:HB	1:C:591:VAL:HG13	2.00	0.43
1:D:375:LYS:O	1:D:378:VAL:HG12	2.18	0.43
1:H:133:LEU:HD22	1:H:171:LEU:HD22	2.00	0.43

Continued on next page...

Continued from previous page...

Atom-1	Atom-2	Interatomic distance (Å)	Clash overlap (Å)
1:C:293:LEU:HD12	1:C:293:LEU:HA	1.88	0.43
1:D:628:LYS:O	1:D:632:ASP:HB2	2.18	0.43
1:E:375:LYS:O	1:E:378:VAL:HG12	2.18	0.43
1:G:133:LEU:HD22	1:G:171:LEU:HD22	2.01	0.43
1:G:583:HIS:O	1:G:587:HIS:HD2	2.00	0.43
1:G:628:LYS:O	1:G:632:ASP:HB2	2.19	0.43
1:H:375:LYS:O	1:H:378:VAL:HG12	2.18	0.43
1:H:427:SER:C	1:H:429:TYR:N	2.70	0.43
1:A:375:LYS:O	1:A:378:VAL:HG12	2.18	0.43
1:B:409:VAL:N	1:B:410:PRO:HD2	2.34	0.43
1:F:133:LEU:HD22	1:F:171:LEU:HD22	2.01	0.43
1:G:564:VAL:HB	1:G:591:VAL:HG13	2.00	0.43
1:A:628:LYS:O	1:A:632:ASP:HB2	2.18	0.43
1:C:628:LYS:O	1:C:632:ASP:HB2	2.18	0.43
1:H:643:ILE:CG2	1:H:672:MET:HB2	2.48	0.43
1:D:255:PHE:HB3	1:D:256:PRO:HD3	2.00	0.43
1:D:523:LEU:HD23	1:D:523:LEU:HA	1.75	0.43
1:E:177:PRO:HG2	1:E:180:LEU:HD23	2.01	0.43
1:E:338:ARG:HA	1:E:338:ARG:HD2	1.80	0.43
1:F:322:ARG:H	1:F:322:ARG:HG3	1.41	0.43
1:F:338:ARG:HA	1:F:338:ARG:HD2	1.80	0.43
1:H:152:LEU:HD21	1:H:187:ILE:HG13	1.99	0.43
1:A:133:LEU:HD22	1:A:171:LEU:HD22	2.01	0.43
1:C:338:ARG:HA	1:C:338:ARG:HD2	1.80	0.43
1:D:564:VAL:HB	1:D:591:VAL:HG13	2.00	0.43
1:E:458:LYS:H	1:E:458:LYS:HG2	1.52	0.43
1:F:177:PRO:HG2	1:F:180:LEU:HD23	2.01	0.43
1:A:105:LEU:HA	1:A:108:VAL:HB	2.01	0.43
1:A:405:ILE:CG2	1:A:412:TRP:HZ2	2.32	0.43
1:A:459:SER:HB3	1:A:462:THR:HB	2.01	0.43
1:C:255:PHE:HB3	1:C:256:PRO:HD3	2.01	0.43
1:D:409:VAL:N	1:D:410:PRO:HD2	2.33	0.43
1:E:105:LEU:HA	1:E:108:VAL:HB	2.01	0.43
1:A:170:ASN:OD1	1:A:173:LYS:CE	2.58	0.43
1:B:105:LEU:HA	1:B:108:VAL:HB	2.01	0.43
1:B:405:ILE:CG2	1:B:412:TRP:HZ2	2.32	0.43
1:C:429:TYR:CZ	1:C:457:MET:HG3	2.53	0.43
1:C:621:LEU:HB3	1:C:660:PHE:CG	2.54	0.43
1:D:405:ILE:CG2	1:D:412:TRP:HZ2	2.32	0.43
1:E:133:LEU:HD22	1:E:171:LEU:HD22	2.01	0.43
1:G:255:PHE:HB3	1:G:256:PRO:HD3	2.01	0.43

Continued on next page...

Continued from previous page...

Atom-1	Atom-2	Interatomic distance (Å)	Clash overlap (Å)
1:G:459:SER:HB3	1:G:462:THR:HB	2.01	0.43
1:H:255:PHE:HB3	1:H:256:PRO:HD3	2.00	0.43
1:H:564:VAL:HB	1:H:591:VAL:HG13	2.00	0.43
1:A:444:LEU:HD23	1:A:444:LEU:HA	1.81	0.42
1:B:133:LEU:HD22	1:B:171:LEU:HD22	2.01	0.42
1:B:628:LYS:O	1:B:632:ASP:HB2	2.18	0.42
1:C:405:ILE:CG2	1:C:412:TRP:HZ2	2.32	0.42
1:D:177:PRO:HG2	1:D:180:LEU:HD23	2.01	0.42
1:E:405:ILE:CG2	1:E:412:TRP:HZ2	2.32	0.42
1:F:523:LEU:HD23	1:F:523:LEU:HA	1.75	0.42
1:F:621:LEU:HB3	1:F:660:PHE:CG	2.54	0.42
1:A:621:LEU:HB3	1:A:660:PHE:CG	2.54	0.42
1:E:427:SER:O	1:E:428:LYS:C	2.58	0.42
1:H:427:SER:O	1:H:428:LYS:C	2.58	0.42
1:C:105:LEU:HA	1:C:108:VAL:HB	2.00	0.42
1:C:459:SER:HB3	1:C:462:THR:HB	2.01	0.42
1:D:427:SER:O	1:D:428:LYS:C	2.58	0.42
1:D:427:SER:C	1:D:429:TYR:N	2.70	0.42
1:E:621:LEU:HB3	1:E:660:PHE:CG	2.54	0.42
1:F:409:VAL:N	1:F:410:PRO:HD2	2.34	0.42
1:H:405:ILE:CG2	1:H:412:TRP:HZ2	2.32	0.42
1:H:621:LEU:HB3	1:H:660:PHE:CG	2.54	0.42
1:D:133:LEU:HD22	1:D:171:LEU:HD22	2.00	0.42
1:D:455:LEU:HD23	1:D:455:LEU:HA	1.92	0.42
1:D:621:LEU:HB3	1:D:660:PHE:CG	2.54	0.42
1:E:444:LEU:HD23	1:E:444:LEU:HA	1.81	0.42
1:G:105:LEU:HA	1:G:108:VAL:HB	2.00	0.42
1:G:293:LEU:HD12	1:G:293:LEU:HA	1.88	0.42
1:G:409:VAL:N	1:G:410:PRO:HD2	2.33	0.42
1:B:255:PHE:HB3	1:B:256:PRO:HD3	2.01	0.42
1:B:427:SER:C	1:B:429:TYR:N	2.70	0.42
1:A:598:LEU:O	1:A:604:GLU:HG3	2.20	0.42
1:D:105:LEU:HA	1:D:108:VAL:HB	2.00	0.42
1:E:459:SER:HB3	1:E:462:THR:HB	2.01	0.42
1:E:628:LYS:O	1:E:632:ASP:HB2	2.18	0.42
1:F:255:PHE:HB3	1:F:256:PRO:HD3	2.01	0.42
1:C:427:SER:O	1:C:428:LYS:C	2.58	0.42
1:H:459:SER:HB3	1:H:462:THR:HB	2.01	0.42
1:B:621:LEU:HB3	1:B:660:PHE:CG	2.54	0.42
1:C:133:LEU:HD22	1:C:171:LEU:HD22	2.01	0.42
1:F:405:ILE:CG2	1:F:412:TRP:HZ2	2.32	0.42

Continued on next page...

Continued from previous page...

Atom-1	Atom-2	Interatomic distance (Å)	Clash overlap (Å)
1:F:459:SER:HB3	1:F:462:THR:HB	2.01	0.42
1:F:598:LEU:O	1:F:604:GLU:HG3	2.20	0.42
1:G:427:SER:O	1:G:428:LYS:C	2.58	0.42
1:H:105:LEU:HA	1:H:108:VAL:HB	2.00	0.42
1:A:255:PHE:HB3	1:A:256:PRO:HD3	2.01	0.42
1:B:177:PRO:HG2	1:B:180:LEU:HD23	2.01	0.42
1:E:97:GLN:HA	1:E:100:GLU:HB3	2.02	0.42
1:F:451:LEU:HD12	1:F:451:LEU:HA	1.90	0.42
1:G:621:LEU:HB3	1:G:660:PHE:CG	2.54	0.42
1:A:142:VAL:HG22	1:A:146:ARG:HE	1.85	0.42
1:C:636:LYS:HD3	1:C:636:LYS:HA	1.92	0.42
1:D:631:GLN:H	1:D:669:PRO:HD3	1.85	0.42
1:E:523:LEU:HD23	1:E:523:LEU:HA	1.75	0.42
1:F:105:LEU:HA	1:F:108:VAL:HB	2.01	0.42
1:F:264:GLU:HB3	1:F:303:LEU:HD21	2.02	0.42
1:H:444:LEU:HA	1:H:444:LEU:HD23	1.81	0.42
1:A:177:PRO:HG2	1:A:180:LEU:HD23	2.01	0.41
1:C:177:PRO:HG2	1:C:180:LEU:HD23	2.01	0.41
1:D:444:LEU:HA	1:D:444:LEU:HD23	1.81	0.41
1:E:598:LEU:O	1:E:604:GLU:HG3	2.20	0.41
1:G:97:GLN:HA	1:G:100:GLU:HB3	2.02	0.41
1:G:405:ILE:CG2	1:G:412:TRP:HZ2	2.32	0.41
1:H:142:VAL:HG22	1:H:146:ARG:HE	1.85	0.41
1:H:409:VAL:N	1:H:410:PRO:HD2	2.33	0.41
1:H:631:GLN:H	1:H:669:PRO:HD3	1.85	0.41
1:A:455:LEU:HD23	1:A:455:LEU:HA	1.92	0.41
1:B:172:ALA:HA	1:B:184:VAL:HG11	2.02	0.41
1:C:631:GLN:H	1:C:669:PRO:HD3	1.85	0.41
1:D:338:ARG:HA	1:D:338:ARG:HD2	1.80	0.41
1:E:255:PHE:HB3	1:E:256:PRO:HD3	2.01	0.41
1:E:631:GLN:H	1:E:669:PRO:HD3	1.85	0.41
1:F:580:LEU:HD13	1:F:618:VAL:HG11	2.02	0.41
1:F:681:ILE:HD11	1:F:698:PHE:CG	2.55	0.41
1:G:177:PRO:HG2	1:G:180:LEU:HD23	2.01	0.41
1:G:598:LEU:O	1:G:604:GLU:HG3	2.20	0.41
1:H:264:GLU:HB3	1:H:303:LEU:HD21	2.02	0.41
1:H:598:LEU:O	1:H:604:GLU:HG3	2.20	0.41
1:A:375:LYS:HG3	1:A:394:LEU:HD21	2.03	0.41
1:A:409:VAL:N	1:A:410:PRO:HD2	2.34	0.41
1:B:459:SER:HB3	1:B:462:THR:HB	2.01	0.41
1:E:308:PHE:HD1	1:E:308:PHE:HA	1.61	0.41

Continued on next page...

Continued from previous page...

Atom-1	Atom-2	Interatomic distance (Å)	Clash overlap (Å)
1:F:455:LEU:HD23	1:F:455:LEU:HA	1.92	0.41
1:F:631:GLN:H	1:F:669:PRO:HD3	1.85	0.41
1:A:487:LEU:HD12	1:A:487:LEU:HA	1.71	0.41
1:A:631:GLN:H	1:A:669:PRO:HD3	1.85	0.41
1:D:598:LEU:O	1:D:604:GLU:HG3	2.20	0.41
1:E:375:LYS:HG3	1:E:394:LEU:HD21	2.03	0.41
1:G:523:LEU:HA	1:G:523:LEU:HD23	1.75	0.41
1:H:97:GLN:HA	1:H:100:GLU:HB3	2.02	0.41
1:H:523:LEU:HA	1:H:523:LEU:HD23	1.75	0.41
1:A:451:LEU:HD12	1:A:451:LEU:HA	1.90	0.41
1:B:421:LEU:HD23	1:B:421:LEU:HA	1.93	0.41
1:C:375:LYS:HG3	1:C:394:LEU:HD21	2.03	0.41
1:E:264:GLU:HB3	1:E:303:LEU:HD21	2.02	0.41
1:E:409:VAL:N	1:E:410:PRO:HD2	2.34	0.41
1:E:681:ILE:HD11	1:E:698:PHE:CG	2.56	0.41
1:G:322:ARG:H	1:G:322:ARG:HG3	1.41	0.41
1:G:631:GLN:H	1:G:669:PRO:HD3	1.85	0.41
1:A:97:GLN:HA	1:A:100:GLU:HB3	2.02	0.41
1:B:142:VAL:HG22	1:B:146:ARG:HE	1.85	0.41
1:B:681:ILE:HD11	1:B:698:PHE:CG	2.55	0.41
1:C:598:LEU:O	1:C:604:GLU:HG3	2.20	0.41
1:D:459:SER:HB3	1:D:462:THR:HB	2.01	0.41
1:D:681:ILE:HD11	1:D:698:PHE:CG	2.56	0.41
1:E:142:VAL:HG22	1:E:146:ARG:HE	1.85	0.41
1:G:580:LEU:HD13	1:G:618:VAL:HG11	2.02	0.41
1:G:681:ILE:HD11	1:G:698:PHE:CG	2.56	0.41
1:H:172:ALA:HA	1:H:184:VAL:HG11	2.02	0.41
1:A:681:ILE:HD11	1:A:698:PHE:CG	2.56	0.41
1:B:444:LEU:HD23	1:B:444:LEU:HA	1.81	0.41
1:B:569:ARG:HD3	1:B:569:ARG:HA	1.95	0.41
1:C:97:GLN:HA	1:C:100:GLU:HB3	2.02	0.41
1:C:465:ARG:HH21	1:C:465:ARG:HD3	1.69	0.41
1:C:681:ILE:HD11	1:C:698:PHE:CG	2.56	0.41
1:G:264:GLU:HB3	1:G:303:LEU:HD21	2.02	0.41
1:G:375:LYS:HG3	1:G:394:LEU:HD21	2.03	0.41
1:H:177:PRO:HG2	1:H:180:LEU:HD23	2.01	0.41
1:A:172:ALA:HA	1:A:184:VAL:HG11	2.02	0.41
1:B:427:SER:O	1:B:428:LYS:C	2.58	0.41
1:B:580:LEU:HD13	1:B:618:VAL:HG11	2.02	0.41
1:B:598:LEU:O	1:B:604:GLU:HG3	2.20	0.41
1:C:537:ARG:HE	1:C:537:ARG:HB3	1.52	0.41

Continued on next page...

Continued from previous page...

Atom-1	Atom-2	Interatomic distance (Å)	Clash overlap (Å)
1:C:580:LEU:HD13	1:C:618:VAL:HG11	2.02	0.41
1:D:274:VAL:HG11	1:D:292:THR:HG22	2.03	0.41
1:D:375:LYS:HG3	1:D:394:LEU:HD21	2.02	0.41
1:E:172:ALA:HA	1:E:184:VAL:HG11	2.02	0.41
1:E:322:ARG:H	1:E:322:ARG:HG3	1.41	0.41
1:F:97:GLN:HA	1:F:100:GLU:HB3	2.02	0.41
1:F:375:LYS:HG3	1:F:394:LEU:HD21	2.02	0.41
1:G:172:ALA:HA	1:G:184:VAL:HG11	2.02	0.41
1:G:444:LEU:HD23	1:G:444:LEU:HA	1.81	0.41
1:A:523:LEU:HA	1:A:523:LEU:HD23	1.75	0.41
1:B:631:GLN:H	1:B:669:PRO:HD3	1.86	0.41
1:C:142:VAL:HG22	1:C:146:ARG:HE	1.85	0.41
1:D:172:ALA:HA	1:D:184:VAL:HG11	2.02	0.41
1:E:580:LEU:HD13	1:E:618:VAL:HG11	2.02	0.41
1:B:458:LYS:H	1:B:458:LYS:HG2	1.52	0.41
1:C:487:LEU:HD12	1:C:487:LEU:HA	1.71	0.41
1:D:616:ASN:HB3	1:D:699:LEU:HD22	2.03	0.41
1:F:152:LEU:HD12	1:F:152:LEU:HA	1.93	0.41
1:F:172:ALA:HA	1:F:184:VAL:HG11	2.02	0.41
1:F:274:VAL:HG11	1:F:292:THR:HG22	2.03	0.41
1:F:427:SER:O	1:F:428:LYS:C	2.58	0.41
1:G:537:ARG:HE	1:G:537:ARG:HB3	1.53	0.41
1:B:264:GLU:HB3	1:B:303:LEU:HD21	2.02	0.40
1:B:375:LYS:HG3	1:B:394:LEU:HD21	2.02	0.40
1:C:274:VAL:HG11	1:C:292:THR:HG22	2.03	0.40
1:C:458:LYS:H	1:C:458:LYS:HG2	1.52	0.40
1:C:616:ASN:HB3	1:C:699:LEU:HD22	2.03	0.40
1:D:97:GLN:HA	1:D:100:GLU:HB3	2.02	0.40
1:D:433:PHE:CZ	1:D:455:LEU:HD13	2.56	0.40
1:D:494:LEU:N	1:D:494:LEU:HD12	2.36	0.40
1:E:433:PHE:CZ	1:E:455:LEU:HD13	2.56	0.40
1:H:681:ILE:HD11	1:H:698:PHE:CG	2.56	0.40
1:A:580:LEU:HD13	1:A:618:VAL:HG11	2.02	0.40
1:D:264:GLU:HB3	1:D:303:LEU:HD21	2.02	0.40
1:E:215:CYS:SG	1:E:253:TRP:O	2.80	0.40
1:E:274:VAL:HG11	1:E:292:THR:HG22	2.03	0.40
1:H:462:THR:O	1:H:463:ARG:C	2.59	0.40
1:A:421:LEU:HD23	1:A:421:LEU:HA	1.93	0.40
1:B:260:SER:H	1:B:267:ARG:HE	1.69	0.40
1:C:264:GLU:HB3	1:C:303:LEU:HD21	2.02	0.40
1:D:580:LEU:HD13	1:D:618:VAL:HG11	2.02	0.40

Continued on next page...

Continued from previous page...

Atom-1	Atom-2	Interatomic distance (Å)	Clash overlap (Å)
1:F:142:VAL:HG22	1:F:146:ARG:HE	1.85	0.40
1:F:462:THR:O	1:F:463:ARG:C	2.59	0.40
1:G:494:LEU:N	1:G:494:LEU:HD12	2.36	0.40
1:A:462:THR:O	1:A:463:ARG:C	2.59	0.40
1:B:97:GLN:HA	1:B:100:GLU:HB3	2.02	0.40
1:B:274:VAL:HG11	1:B:292:THR:HG22	2.03	0.40
1:B:338:ARG:HA	1:B:338:ARG:HD2	1.80	0.40
1:B:616:ASN:HB3	1:B:699:LEU:HD22	2.03	0.40
1:D:420:TRP:O	1:D:421:LEU:C	2.59	0.40
1:E:421:LEU:HD23	1:E:421:LEU:HA	1.93	0.40
1:E:494:LEU:N	1:E:494:LEU:HD12	2.36	0.40
1:G:142:VAL:HG22	1:G:146:ARG:HE	1.85	0.40
1:H:375:LYS:HG3	1:H:394:LEU:HD21	2.02	0.40
1:A:71:GLU:HB3	1:A:98:LEU:HD13	2.04	0.40
1:A:97:GLN:O	1:A:101:GLU:HG3	2.22	0.40
1:A:616:ASN:HB3	1:A:699:LEU:HD22	2.03	0.40
1:B:97:GLN:O	1:B:101:GLU:HG3	2.22	0.40
1:C:172:ALA:HA	1:C:184:VAL:HG11	2.02	0.40
1:D:83:GLY:H	1:D:137:GLU:HG3	1.87	0.40
1:D:215:CYS:SG	1:D:253:TRP:O	2.80	0.40
1:F:293:LEU:HD12	1:F:293:LEU:HA	1.88	0.40
1:F:537:ARG:HE	1:F:537:ARG:HB3	1.53	0.40
1:G:215:CYS:SG	1:G:253:TRP:O	2.80	0.40
1:G:274:VAL:HG11	1:G:292:THR:HG22	2.03	0.40
1:H:97:GLN:O	1:H:101:GLU:HG3	2.22	0.40
1:H:580:LEU:HD13	1:H:618:VAL:HG11	2.02	0.40

There are no symmetry-related clashes.

5.3 Torsion angles (i)

5.3.1 Protein backbone (i)

In the following table, the Percentiles column shows the percent Ramachandran outliers of the chain as a percentile score with respect to all PDB entries followed by that with respect to all EM entries.

The Analysed column shows the number of residues for which the backbone conformation was analysed, and the total number of residues.

Mol	Chain	Analysed	Favoured	Allowed	Outliers	Percentiles	
1	A	631/726 (87%)	562 (89%)	69 (11%)	0	100	100
1	B	631/726 (87%)	563 (89%)	68 (11%)	0	100	100
1	C	631/726 (87%)	561 (89%)	70 (11%)	0	100	100
1	D	631/726 (87%)	562 (89%)	69 (11%)	0	100	100
1	E	631/726 (87%)	562 (89%)	69 (11%)	0	100	100
1	F	631/726 (87%)	562 (89%)	69 (11%)	0	100	100
1	G	631/726 (87%)	561 (89%)	70 (11%)	0	100	100
1	H	631/726 (87%)	562 (89%)	69 (11%)	0	100	100
All	All	5048/5808 (87%)	4495 (89%)	553 (11%)	0	100	100

There are no Ramachandran outliers to report.

5.3.2 Protein sidechains (i)

In the following table, the Percentiles column shows the percent sidechain outliers of the chain as a percentile score with respect to all PDB entries followed by that with respect to all EM entries.

The Analysed column shows the number of residues for which the sidechain conformation was analysed, and the total number of residues.

Mol	Chain	Analysed	Rotameric	Outliers	Percentiles	
1	A	528/594 (89%)	508 (96%)	20 (4%)	33	65
1	B	528/594 (89%)	511 (97%)	17 (3%)	39	71
1	C	528/594 (89%)	510 (97%)	18 (3%)	37	69
1	D	528/594 (89%)	510 (97%)	18 (3%)	37	69
1	E	528/594 (89%)	509 (96%)	19 (4%)	35	67
1	F	528/594 (89%)	511 (97%)	17 (3%)	39	71
1	G	528/594 (89%)	509 (96%)	19 (4%)	35	67
1	H	528/594 (89%)	509 (96%)	19 (4%)	35	67
All	All	4224/4752 (89%)	4077 (96%)	147 (4%)	39	68

All (147) residues with a non-rotameric sidechain are listed below:

Mol	Chain	Res	Type
1	A	88	VAL
1	A	281	LYS

Continued on next page...

Continued from previous page...

Mol	Chain	Res	Type
1	A	308	PHE
1	A	322	ARG
1	A	344	ILE
1	A	349	LEU
1	A	368	ILE
1	A	377	LEU
1	A	434	ARG
1	A	441	ASP
1	A	458	LYS
1	A	462	THR
1	A	522	GLN
1	A	527	CYS
1	A	544	GLU
1	A	545	MET
1	A	546	LEU
1	A	548	SER
1	A	595	VAL
1	A	608	ILE
1	B	88	VAL
1	B	281	LYS
1	B	322	ARG
1	B	344	ILE
1	B	349	LEU
1	B	368	ILE
1	B	377	LEU
1	B	434	ARG
1	B	441	ASP
1	B	458	LYS
1	B	462	THR
1	B	522	GLN
1	B	544	GLU
1	B	545	MET
1	B	546	LEU
1	B	548	SER
1	B	595	VAL
1	C	88	VAL
1	C	281	LYS
1	C	308	PHE
1	C	322	ARG
1	C	344	ILE
1	C	349	LEU
1	C	368	ILE

Continued on next page...

Continued from previous page...

Mol	Chain	Res	Type
1	C	377	LEU
1	C	434	ARG
1	C	441	ASP
1	C	458	LYS
1	C	462	THR
1	C	522	GLN
1	C	544	GLU
1	C	545	MET
1	C	546	LEU
1	C	548	SER
1	C	595	VAL
1	D	88	VAL
1	D	281	LYS
1	D	308	PHE
1	D	322	ARG
1	D	344	ILE
1	D	349	LEU
1	D	368	ILE
1	D	377	LEU
1	D	434	ARG
1	D	441	ASP
1	D	458	LYS
1	D	462	THR
1	D	522	GLN
1	D	544	GLU
1	D	545	MET
1	D	546	LEU
1	D	548	SER
1	D	595	VAL
1	E	88	VAL
1	E	281	LYS
1	E	308	PHE
1	E	322	ARG
1	E	344	ILE
1	E	349	LEU
1	E	368	ILE
1	E	377	LEU
1	E	434	ARG
1	E	441	ASP
1	E	458	LYS
1	E	462	THR
1	E	522	GLN

Continued on next page...

Continued from previous page...

Mol	Chain	Res	Type
1	E	544	GLU
1	E	545	MET
1	E	546	LEU
1	E	548	SER
1	E	595	VAL
1	E	608	ILE
1	F	88	VAL
1	F	281	LYS
1	F	322	ARG
1	F	344	ILE
1	F	349	LEU
1	F	368	ILE
1	F	377	LEU
1	F	434	ARG
1	F	441	ASP
1	F	458	LYS
1	F	462	THR
1	F	522	GLN
1	F	544	GLU
1	F	545	MET
1	F	546	LEU
1	F	548	SER
1	F	595	VAL
1	G	88	VAL
1	G	281	LYS
1	G	308	PHE
1	G	322	ARG
1	G	344	ILE
1	G	349	LEU
1	G	368	ILE
1	G	377	LEU
1	G	434	ARG
1	G	441	ASP
1	G	458	LYS
1	G	462	THR
1	G	522	GLN
1	G	527	CYS
1	G	544	GLU
1	G	545	MET
1	G	546	LEU
1	G	548	SER
1	G	595	VAL

Continued on next page...

Continued from previous page...

Mol	Chain	Res	Type
1	H	88	VAL
1	H	281	LYS
1	H	308	PHE
1	H	322	ARG
1	H	344	ILE
1	H	349	LEU
1	H	368	ILE
1	H	377	LEU
1	H	434	ARG
1	H	441	ASP
1	H	458	LYS
1	H	462	THR
1	H	522	GLN
1	H	527	CYS
1	H	544	GLU
1	H	545	MET
1	H	546	LEU
1	H	548	SER
1	H	595	VAL

Sometimes sidechains can be flipped to improve hydrogen bonding and reduce clashes. All (52) such sidechains are listed below:

Mol	Chain	Res	Type
1	A	74	GLN
1	A	134	GLN
1	A	156	ASN
1	A	337	ASN
1	A	522	GLN
1	A	587	HIS
1	A	688	GLN
1	B	74	GLN
1	B	134	GLN
1	B	156	ASN
1	B	337	ASN
1	B	522	GLN
1	B	587	HIS
1	B	688	GLN
1	C	74	GLN
1	C	134	GLN
1	C	156	ASN
1	C	337	ASN
1	C	522	GLN

Continued on next page...

Continued from previous page...

Mol	Chain	Res	Type
1	C	587	HIS
1	C	688	GLN
1	D	74	GLN
1	D	134	GLN
1	D	337	ASN
1	D	522	GLN
1	D	587	HIS
1	D	688	GLN
1	E	74	GLN
1	E	134	GLN
1	E	337	ASN
1	E	522	GLN
1	E	587	HIS
1	E	688	GLN
1	F	74	GLN
1	F	134	GLN
1	F	337	ASN
1	F	522	GLN
1	F	587	HIS
1	F	688	GLN
1	G	74	GLN
1	G	134	GLN
1	G	337	ASN
1	G	522	GLN
1	G	587	HIS
1	G	688	GLN
1	H	74	GLN
1	H	134	GLN
1	H	156	ASN
1	H	337	ASN
1	H	522	GLN
1	H	587	HIS
1	H	688	GLN

5.3.3 RNA (i)

There are no RNA molecules in this entry.

5.4 Non-standard residues in protein, DNA, RNA chains (i)

There are no non-standard protein/DNA/RNA residues in this entry.

5.5 Carbohydrates (i)

There are no monosaccharides in this entry.

5.6 Ligand geometry (i)

16 ligands are modelled in this entry.

In the following table, the Counts columns list the number of bonds (or angles) for which Mogul statistics could be retrieved, the number of bonds (or angles) that are observed in the model and the number of bonds (or angles) that are defined in the Chemical Component Dictionary. The Link column lists molecule types, if any, to which the group is linked. The Z score for a bond length (or angle) is the number of standard deviations the observed value is removed from the expected value. A bond length (or angle) with $|Z| > 2$ is considered an outlier worth inspection. RMSZ is the root-mean-square of all Z scores of the bond lengths (or angles).

Mol	Type	Chain	Res	Link	Bond lengths			Bond angles		
					Counts	RMSZ	$\#\|Z\| > 2$	Counts	RMSZ	$\#\|Z\| > 2$
2	S1N	E	801	1	11,11,11	0.63	0	11,11,11	1.86	2 (18%)
2	S1N	F	801	1	11,11,11	0.64	0	11,11,11	1.85	2 (18%)
2	S1N	E	802	1	10,10,11	0.65	0	10,10,11	1.19	1 (10%)
2	S1N	G	802	1	10,10,11	0.64	0	10,10,11	1.17	1 (10%)
2	S1N	H	802	1	10,10,11	0.64	0	10,10,11	1.16	1 (10%)
2	S1N	A	802	1	10,10,11	0.63	0	10,10,11	1.17	1 (10%)
2	S1N	H	801	1	11,11,11	0.63	0	11,11,11	1.85	2 (18%)
2	S1N	F	802	1	10,10,11	0.64	0	10,10,11	1.16	1 (10%)
2	S1N	C	802	1	10,10,11	0.65	0	10,10,11	1.19	1 (10%)
2	S1N	B	802	1	10,10,11	0.64	0	10,10,11	1.16	1 (10%)
2	S1N	B	801	1	11,11,11	0.64	0	11,11,11	1.85	2 (18%)
2	S1N	C	801	1	11,11,11	0.64	0	11,11,11	1.86	2 (18%)
2	S1N	G	801	1	11,11,11	0.63	0	11,11,11	1.86	2 (18%)
2	S1N	A	801	1	11,11,11	0.63	0	11,11,11	1.85	2 (18%)
2	S1N	D	801	1	11,11,11	0.64	0	11,11,11	1.86	2 (18%)
2	S1N	D	802	1	10,10,11	0.64	0	10,10,11	1.17	1 (10%)

In the following table, the Chirals column lists the number of chiral outliers, the number of chiral centers analysed, the number of these observed in the model and the number defined in the Chemical Component Dictionary. Similar counts are reported in the Torsion and Rings columns. '-' means no outliers of that kind were identified.

Mol	Type	Chain	Res	Link	Chirals	Torsions	Rings
2	S1N	E	801	1	-	4/8/10/10	-
2	S1N	F	801	1	-	4/8/10/10	-
2	S1N	E	802	1	-	1/8/9/10	-
2	S1N	G	802	1	-	1/8/9/10	-
2	S1N	H	802	1	-	1/8/9/10	-
2	S1N	A	802	1	-	1/8/9/10	-
2	S1N	H	801	1	-	4/8/10/10	-
2	S1N	F	802	1	-	1/8/9/10	-
2	S1N	C	802	1	-	1/8/9/10	-
2	S1N	B	802	1	-	1/8/9/10	-
2	S1N	B	801	1	-	4/8/10/10	-
2	S1N	C	801	1	-	4/8/10/10	-
2	S1N	G	801	1	-	4/8/10/10	-
2	S1N	A	801	1	-	4/8/10/10	-
2	S1N	D	801	1	-	4/8/10/10	-
2	S1N	D	802	1	-	1/8/9/10	-

There are no bond length outliers.

All (24) bond angle outliers are listed below:

Mol	Chain	Res	Type	Atoms	Z	Observed(^{o})	Ideal(^{o})
2	D	801	S1N	C1-C2-C3	4.79	123.33	115.27
2	G	801	S1N	C1-C2-C3	4.79	123.33	115.27
2	B	801	S1N	C1-C2-C3	4.77	123.30	115.27
2	F	801	S1N	C1-C2-C3	4.77	123.30	115.27
2	C	801	S1N	C1-C2-C3	4.77	123.30	115.27
2	A	801	S1N	C1-C2-C3	4.77	123.30	115.27
2	E	801	S1N	C1-C2-C3	4.77	123.30	115.27
2	H	801	S1N	C1-C2-C3	4.76	123.28	115.27
2	C	802	S1N	C1-C2-C3	2.58	119.60	115.27
2	E	802	S1N	C1-C2-C3	2.57	119.59	115.27
2	E	801	S1N	C3-C2-C8	-2.57	115.93	121.12
2	C	801	S1N	C3-C2-C8	-2.56	115.93	121.12
2	B	801	S1N	C3-C2-C8	-2.56	115.93	121.12
2	F	801	S1N	C3-C2-C8	-2.56	115.93	121.12
2	G	801	S1N	C3-C2-C8	-2.56	115.94	121.12
2	D	801	S1N	C3-C2-C8	-2.56	115.94	121.12
2	A	801	S1N	C3-C2-C8	-2.54	115.97	121.12
2	H	801	S1N	C3-C2-C8	-2.54	115.97	121.12
2	A	802	S1N	C1-C2-C3	2.51	119.50	115.27
2	G	802	S1N	C1-C2-C3	2.51	119.50	115.27

Continued on next page...

Continued from previous page...

Mol	Chain	Res	Type	Atoms	Z	Observed(^{o})	Ideal(^{o})
2	D	802	S1N	C1-C2-C3	2.51	119.49	115.27
2	B	802	S1N	C1-C2-C3	2.49	119.46	115.27
2	F	802	S1N	C1-C2-C3	2.49	119.45	115.27
2	H	802	S1N	C1-C2-C3	2.49	119.45	115.27

There are no chirality outliers.

All (40) torsion outliers are listed below:

Mol	Chain	Res	Type	Atoms
2	A	801	S1N	C2-C3-C4-C5
2	B	801	S1N	C2-C3-C4-C5
2	C	801	S1N	C2-C3-C4-C5
2	D	801	S1N	C2-C3-C4-C5
2	E	801	S1N	C2-C3-C4-C5
2	F	801	S1N	C2-C3-C4-C5
2	G	801	S1N	C2-C3-C4-C5
2	H	801	S1N	C2-C3-C4-C5
2	B	801	S1N	C1-C2-C3-C4
2	D	801	S1N	C1-C2-C3-C4
2	F	801	S1N	C1-C2-C3-C4
2	H	801	S1N	C1-C2-C3-C4
2	A	801	S1N	C1-C2-C3-C4
2	E	801	S1N	C1-C2-C3-C4
2	G	801	S1N	C1-C2-C3-C4
2	A	802	S1N	C11-C10-C9-C8
2	B	802	S1N	C11-C10-C9-C8
2	C	802	S1N	C11-C10-C9-C8
2	D	802	S1N	C11-C10-C9-C8
2	E	802	S1N	C11-C10-C9-C8
2	F	802	S1N	C11-C10-C9-C8
2	G	802	S1N	C11-C10-C9-C8
2	H	802	S1N	C11-C10-C9-C8
2	C	801	S1N	C1-C2-C3-C4
2	B	801	S1N	C8-C2-C3-C4
2	C	801	S1N	C8-C2-C3-C4
2	D	801	S1N	C8-C2-C3-C4
2	F	801	S1N	C8-C2-C3-C4
2	G	801	S1N	C8-C2-C3-C4
2	H	801	S1N	C8-C2-C3-C4
2	A	801	S1N	C8-C2-C3-C4
2	E	801	S1N	C8-C2-C3-C4
2	C	801	S1N	C11-C10-C9-C8

Continued on next page...

Continued from previous page...

Mol	Chain	Res	Type	Atoms
2	E	801	S1N	C11-C10-C9-C8
2	G	801	S1N	C11-C10-C9-C8
2	A	801	S1N	C11-C10-C9-C8
2	B	801	S1N	C11-C10-C9-C8
2	D	801	S1N	C11-C10-C9-C8
2	F	801	S1N	C11-C10-C9-C8
2	H	801	S1N	C11-C10-C9-C8

There are no ring outliers.

No monomer is involved in short contacts.

5.7 Other polymers (i)

There are no such residues in this entry.

5.8 Polymer linkage issues (i)

There are no chain breaks in this entry.

6 Map visualisation (i)

This section contains visualisations of the EMDB entry EMD-11187. These allow visual inspection of the internal detail of the map and identification of artifacts.

No raw map or half-maps were deposited for this entry and therefore no images, graphs, etc. pertaining to the raw map can be shown.

6.1 Orthogonal projections (i)

6.1.1 Primary map

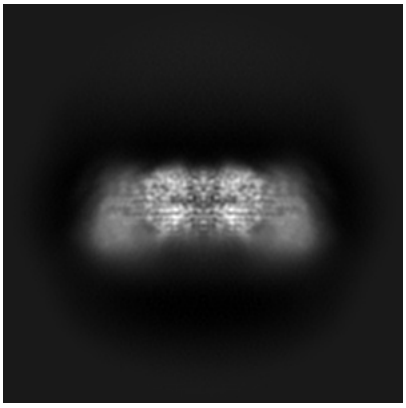

X

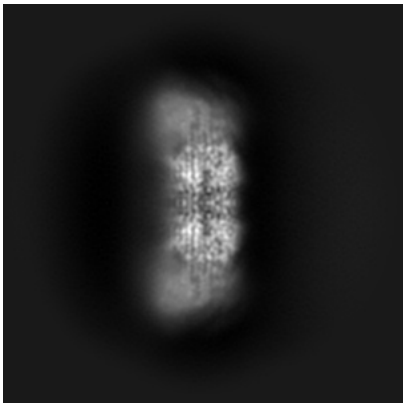

Y

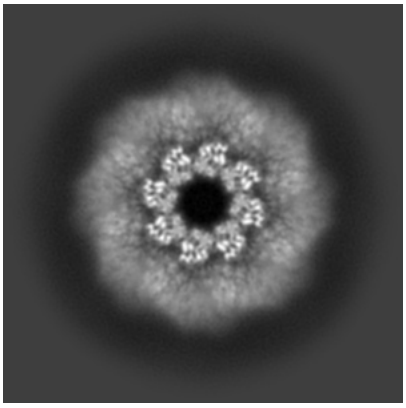

Z

The images above show the map projected in three orthogonal directions.

6.2 Central slices (i)

6.2.1 Primary map

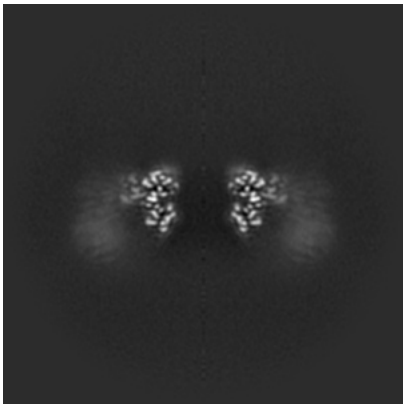

X Index: 175

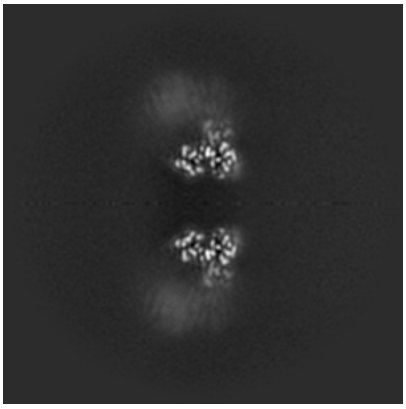

Y Index: 175



Z Index: 175

The images above show central slices of the map in three orthogonal directions.

6.3 Largest variance slices (i)

6.3.1 Primary map

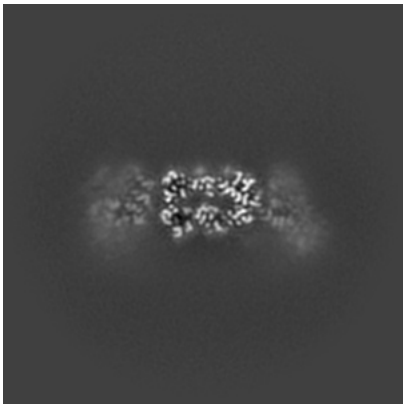

X Index: 145

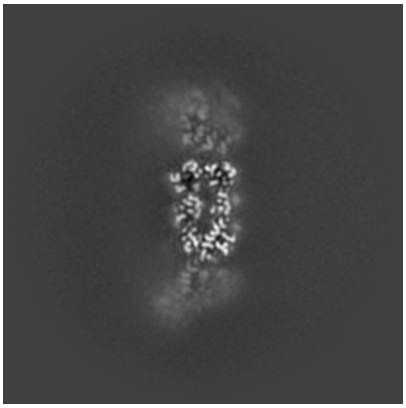

Y Index: 145



Z Index: 169

The images above show the largest variance slices of the map in three orthogonal directions.

6.4 Orthogonal surface views (i)

6.4.1 Primary map



X

Y



Z

The images above show the 3D surface view of the map at the recommended contour level 0.1. These images, in conjunction with the slice images, may facilitate assessment of whether an appropriate contour level has been provided.

6.5 Mask visualisation (i)

This section was not generated. No masks/segmentation were deposited.

7 Map analysis (i)

This section contains the results of statistical analysis of the map.

7.1 Map-value distribution (i)

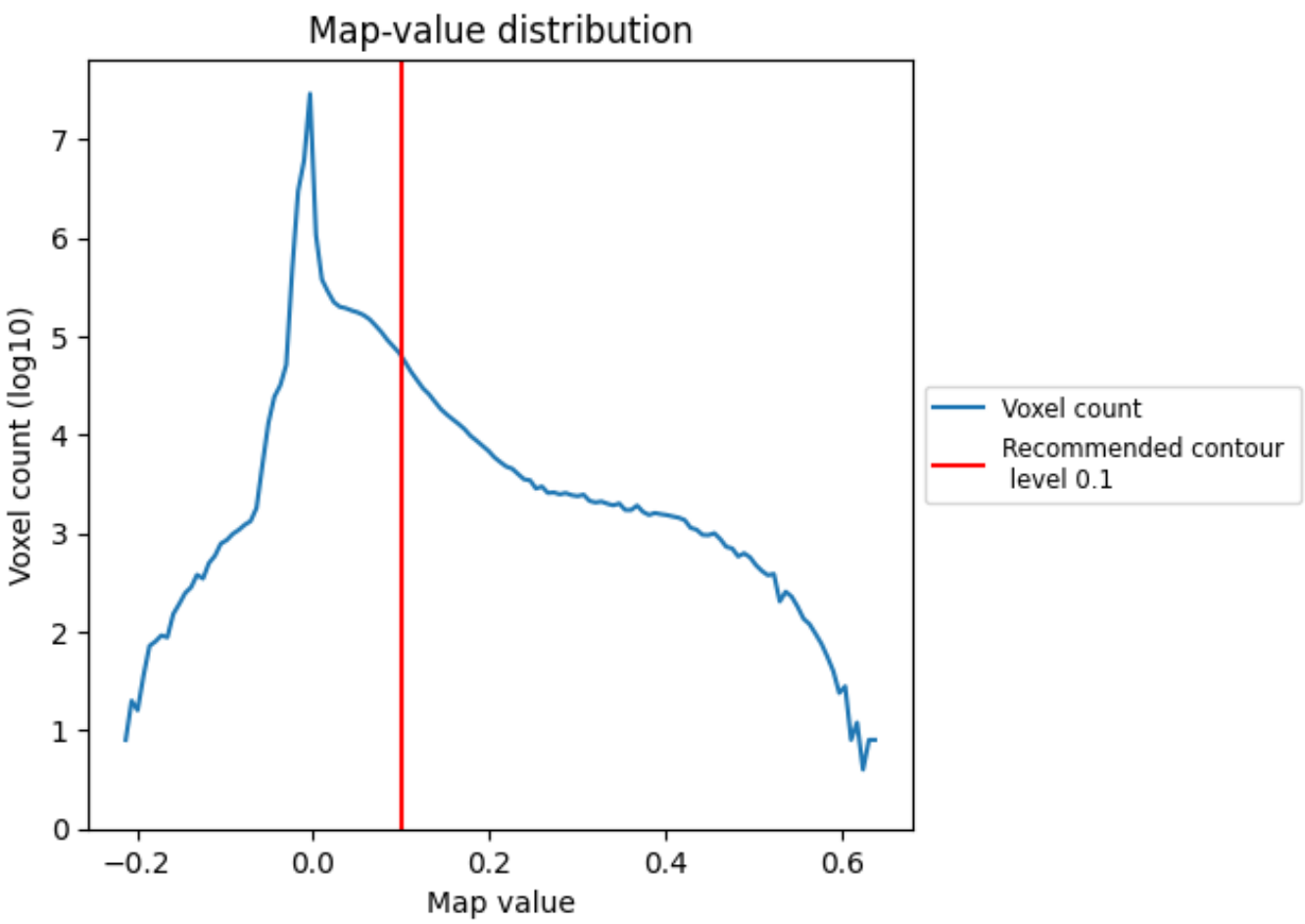

The map-value distribution is plotted in 128 intervals along the x-axis. The y-axis is logarithmic. A spike in this graph at zero usually indicates that the volume has been masked.

7.2 Volume estimate (i)

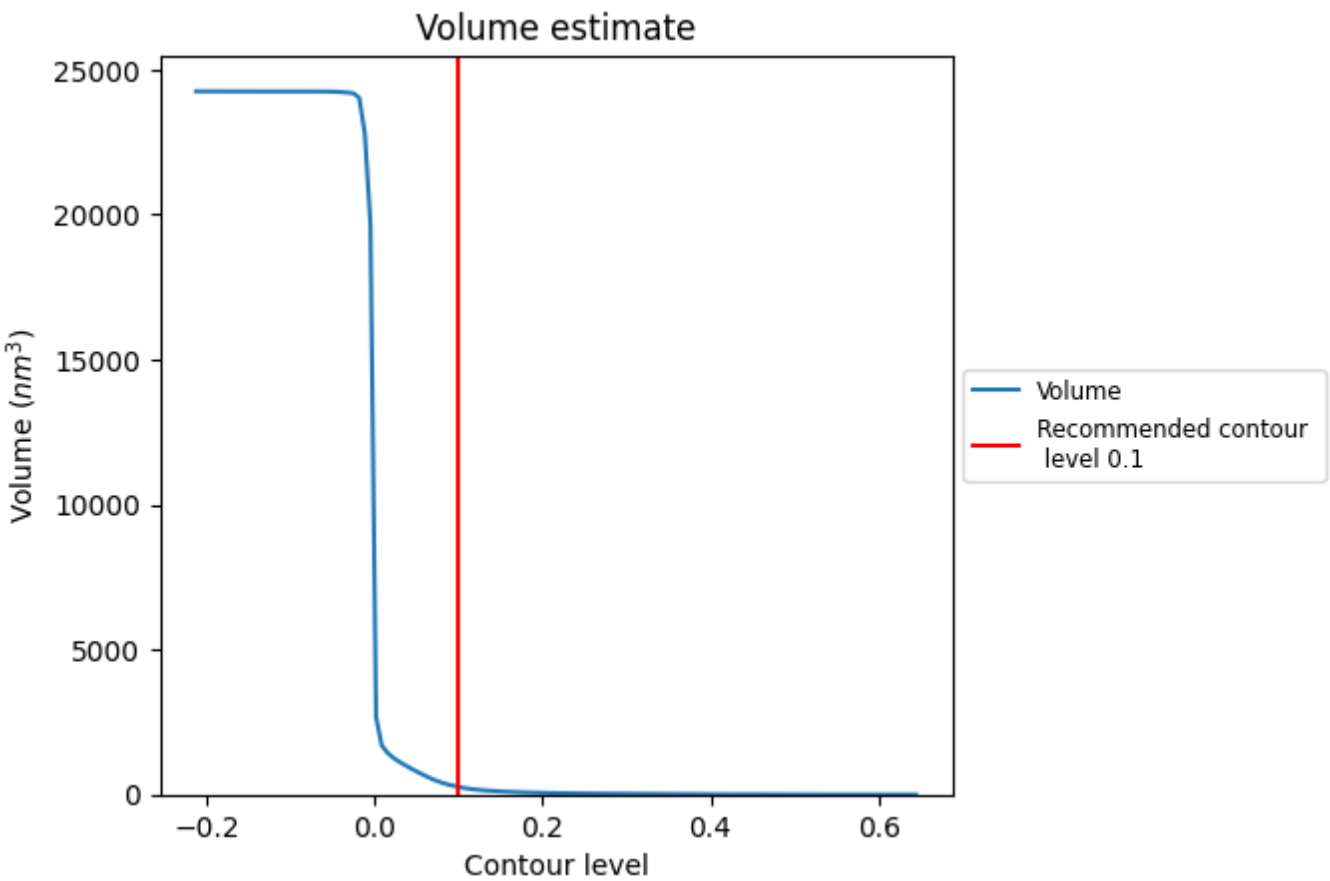

The volume at the recommended contour level is 261 nm^3; this corresponds to an approximate mass of 235 kDa.

The volume estimate graph shows how the enclosed volume varies with the contour level. The recommended contour level is shown as a vertical line and the intersection between the line and the curve gives the volume of the enclosed surface at the given level.

7.3 Rotationally averaged power spectrum (i)

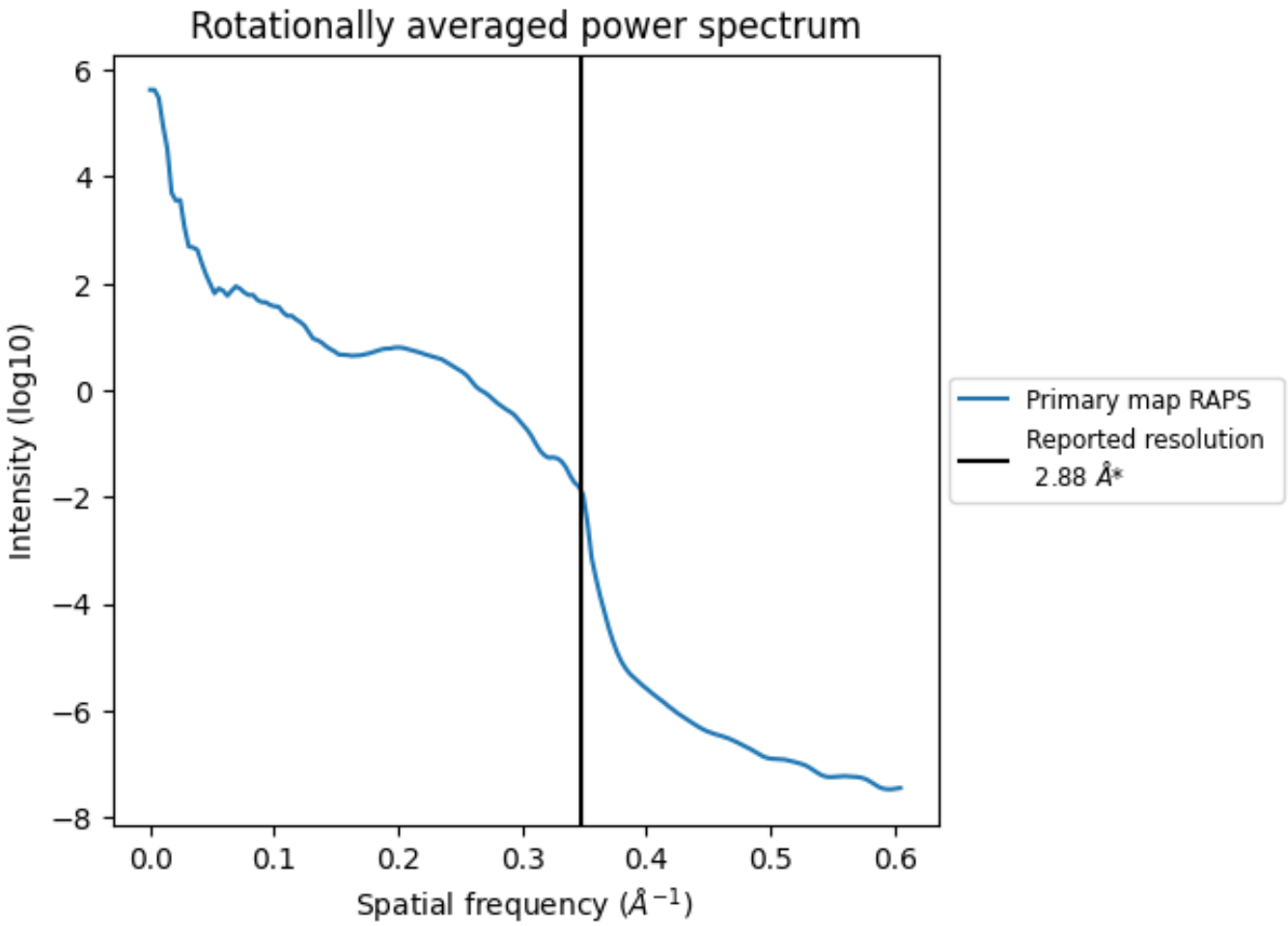

*Reported resolution corresponds to spatial frequency of 0.347 Å^{-1}

8 Fourier-Shell correlation (i)

This section was not generated. No FSC curve or half-maps provided.

9 Map-model fit (i)

This section contains information regarding the fit between EMDB map EMD-11187 and PDB model 6ZFX. Per-residue inclusion information can be found in section 3 on page 11.

9.1 Map-model overlay (i)

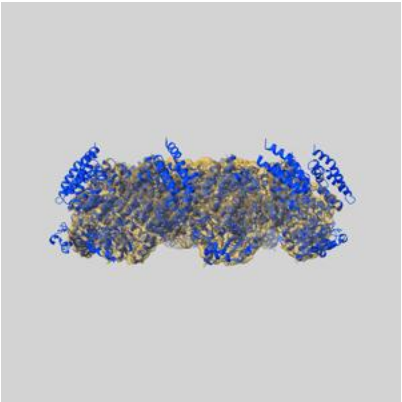

X

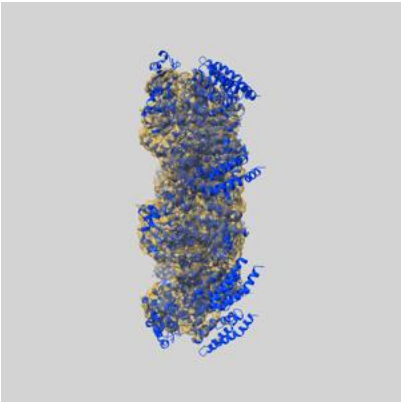

Y



Z

The images above show the 3D surface view of the map at the recommended contour level 0.1 at 50% transparency in yellow overlaid with a ribbon representation of the model coloured in blue. These images allow for the visual assessment of the quality of fit between the atomic model and the map.

9.2 Q-score mapped to coordinate model (i)

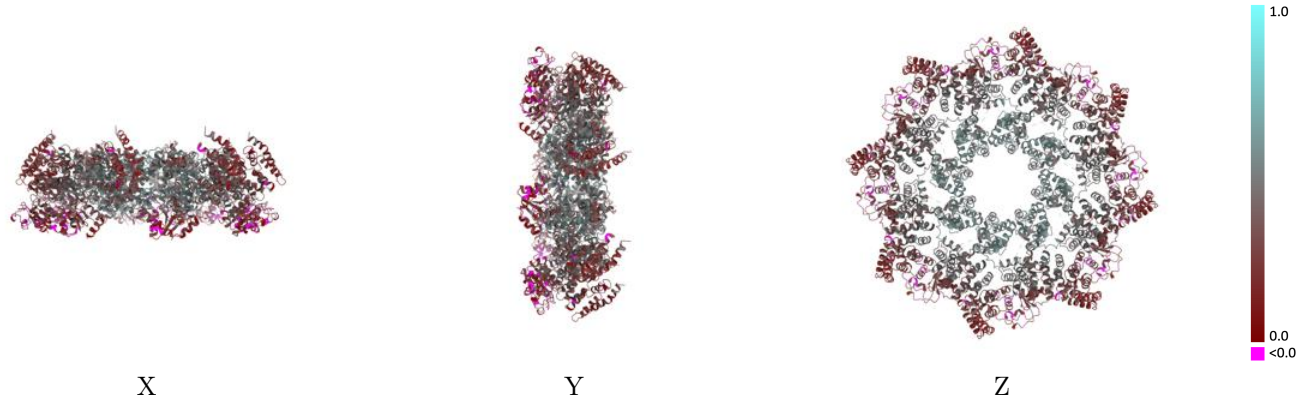

The images above show the model with each residue coloured according its Q-score. This shows their resolvability in the map with higher Q-score values reflecting better resolvability. Please note: Q-score is calculating the resolvability of atoms, and thus high values are only expected at resolutions at which atoms can be resolved. Low Q-score values may therefore be expected for many entries.

9.3 Atom inclusion mapped to coordinate model (i)

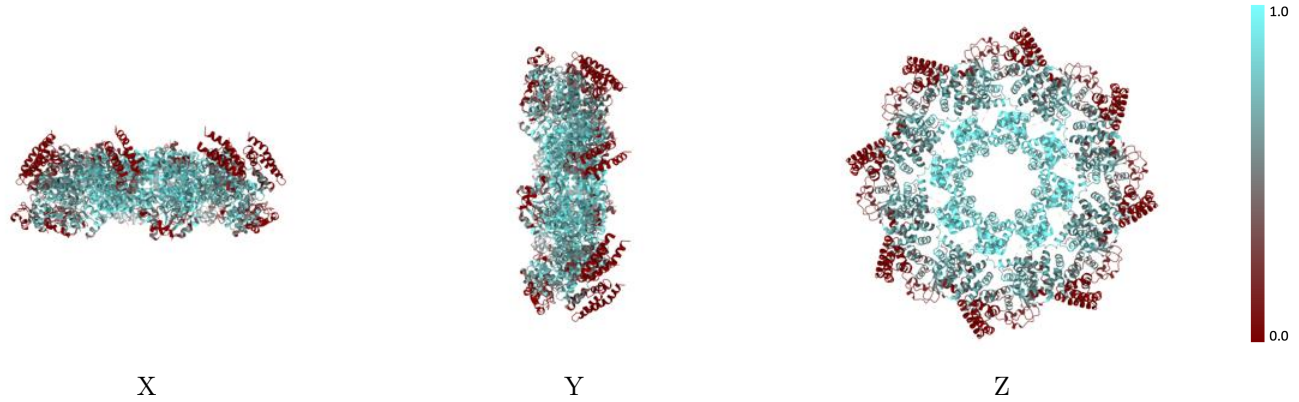

The images above show the model with each residue coloured according to its atom inclusion. This shows to what extent they are inside the map at the recommended contour level (0.1).

9.4 Atom inclusion (i)

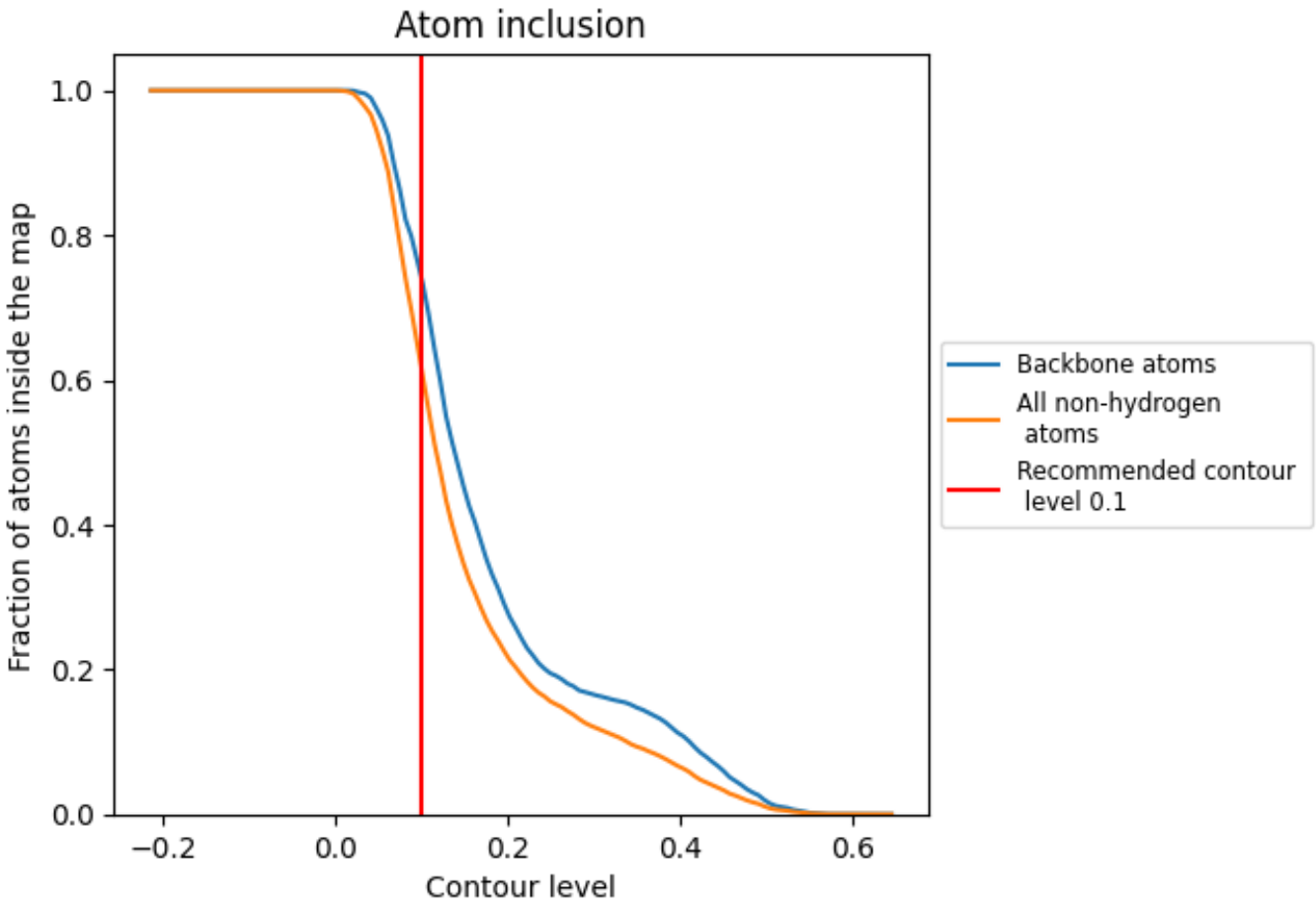

At the recommended contour level, 74% of all backbone atoms, 62% of all non-hydrogen atoms, are inside the map.

9.5 Map-model fit summary (i)

The table lists the average atom inclusion at the recommended contour level (0.1) and Q-score for the entire model and for each chain.

Chain	Atom inclusion	Q-score
All	0.6175	0.3680
A	0.6161	0.3680
B	0.6189	0.3680
C	0.6163	0.3680
D	0.6187	0.3680
E	0.6161	0.3670
F	0.6189	0.3690
G	0.6159	0.3680
H	0.6189	0.3690