Full wwPDB X-ray Structure Validation Report (i)

Feb 6, 2024 – 02:24 AM EST

PDB ID	:	1YCF
Title	:	Oxidized (di-ferric) FprA from Moorella thermoacetica
Authors	:	Silaghi-Dumitrescu, R.; Kurtz, D.M.; Lanzilotta, W.N.
Deposited on	:	2004-12-22
Resolution	:	3.00 Å(reported)

This is a Full wwPDB X-ray Structure Validation Report for a publicly released PDB entry.

We welcome your comments at *validation@mail.wwpdb.org*
A user guide is available at
https://www.wwpdb.org/validation/2017/XrayValidationReportHelp
with specific help available everywhere you see the (i) symbol.

The types of validation reports are described at
http://www.wwpdb.org/validation/2017/FAQs#types.

The following versions of software and data (see references (i)) were used in the production of this report:

MolProbity	:	4.02b-467
Mogul	:	1.8.5 (274361), CSD as541be (2020)
Xtriage (Phenix)	:	1.13
EDS	:	2.36
buster-report	:	1.1.7 (2018)
Percentile statistics	:	20191225.v01 (using entries in the PDB archive December 25th 2019)
Refmac	:	5.8.0158
CCP4	:	7.0.044 (Gargrove)
Ideal geometry (proteins)	:	Engh & Huber (2001)
Ideal geometry (DNA, RNA)	:	Parkinson et al. (1996)
Validation Pipeline (wwPDB-VP)	:	2.36

1 Overall quality at a glance (i)

The following experimental techniques were used to determine the structure:
X-RAY DIFFRACTION

The reported resolution of this entry is 3.00 Å.

Percentile scores (ranging between 0-100) for global validation metrics of the entry are shown in the following graphic. The table shows the number of entries on which the scores are based.

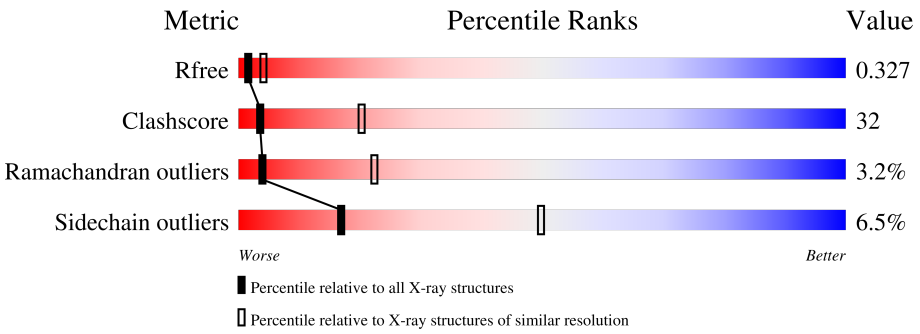

Metric	Whole archive (#Entries)	Similar resolution (#Entries, resolution range(Å))
R_{free}	130704	2092 (3.00-3.00)
Clashscore	141614	2416 (3.00-3.00)
Ramachandran outliers	138981	2333 (3.00-3.00)
Sidechain outliers	138945	2336 (3.00-3.00)

The table below summarises the geometric issues observed across the polymeric chains and their fit to the electron density. The red, orange, yellow and green segments of the lower bar indicate the fraction of residues that contain outliers for >=3, 2, 1 and 0 types of geometric quality criteria respectively. A grey segment represents the fraction of residues that are not modelled. The numeric value for each fraction is indicated below the corresponding segment, with a dot representing fractions <=5%

Mol	Chain	Length	Quality of chain
1	A	398	49% 46% • •
1	B	398	46% 47% 6% •
1	C	398	58% 37% 5%
1	D	398	50% 44% 7%

2 Entry composition (i)

There are 6 unique types of molecules in this entry. The entry contains 12668 atoms, of which 0 are hydrogens and 0 are deuteriums.

In the tables below, the ZeroOcc column contains the number of atoms modelled with zero occupancy, the AltConf column contains the number of residues with at least one atom in alternate conformation and the Trace column contains the number of residues modelled with at most 2 atoms.

- Molecule 1 is a protein called Nitric oxide reductase.

Mol	Chain	Residues	Atoms					ZeroOcc	AltConf	Trace
			Total	C	N	O	S			
1	A	398	3115	2006	525	572	12	0	0	0
1	B	398	3115	2006	525	572	12	0	0	0
1	C	398	3115	2006	525	572	12	0	0	0
1	D	398	3115	2006	525	572	12	0	0	0

- Molecule 2 is ZINC ION (three-letter code: ZN) (formula: Zn).

Mol	Chain	Residues	Atoms		ZeroOcc	AltConf
			Total	Zn		
2	A	2	2	2	0	0
2	B	1	1	1	0	0

- Molecule 3 is MU-OXO-DIIRON (three-letter code: FEO) (formula: Fe_2O).

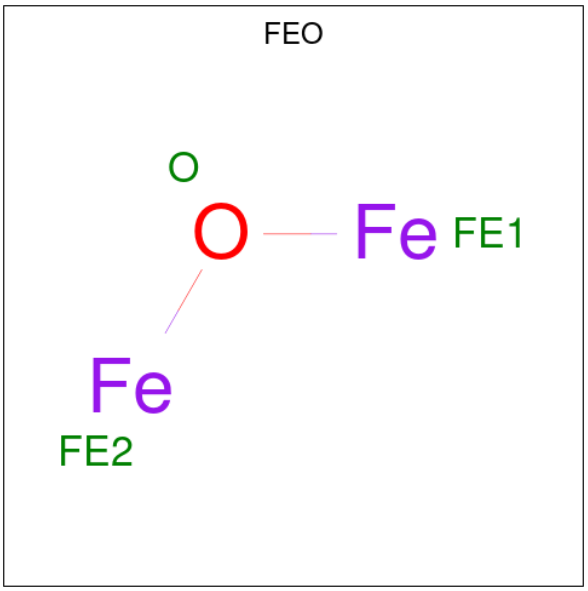

Mol	Chain	Residues	Atoms			ZeroOcc	AltConf
			Total	Fe	O		
3	A	1	3	2	1	0	0
3	B	1	3	2	1	0	0
3	C	1	3	2	1	0	0
3	D	1	3	2	1	0	0

- Molecule 4 is OXYGEN MOLECULE (three-letter code: OXY) (formula: O_2).

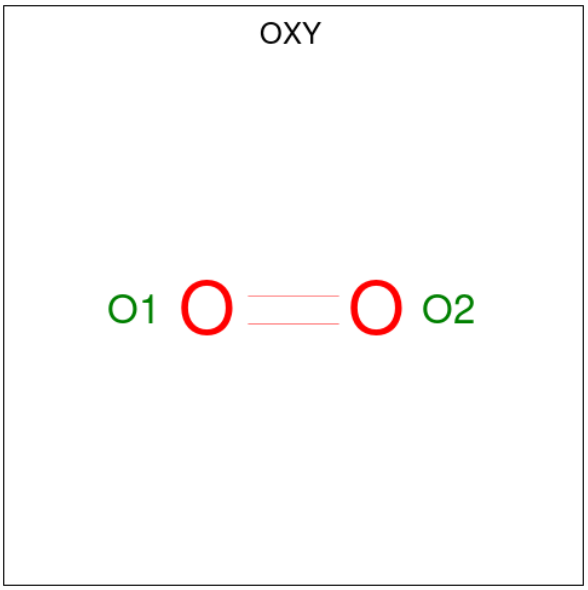

Mol	Chain	Residues	Atoms	ZeroOcc	AltConf
4	A	1	Total O 2 2	0	0
4	B	1	Total O 2 2	0	0
4	C	1	Total O 2 2	0	0
4	D	1	Total O 2 2	0	0

- Molecule 5 is FLAVIN MONONUCLEOTIDE (three-letter code: FMN) (formula: $C_{17}H_{21}N_4O_9P$).

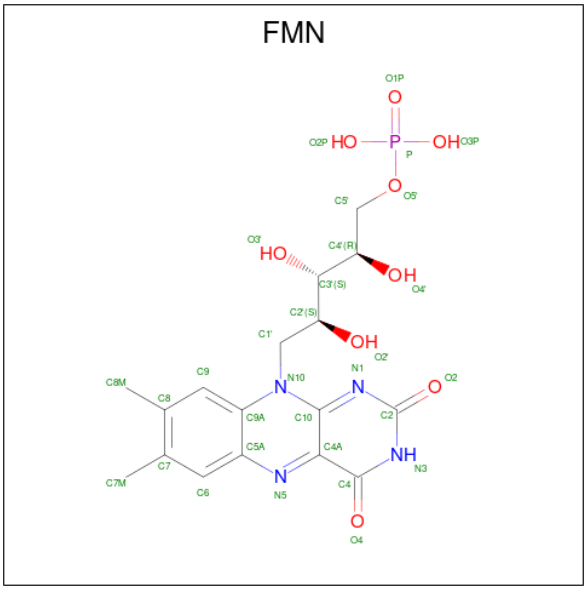

Mol	Chain	Residues	Atoms	ZeroOcc	AltConf
5	A	1	Total C N O P 31 17 4 9 1	0	0
5	B	1	Total C N O P 31 17 4 9 1	0	0
5	C	1	Total C N O P 31 17 4 9 1	0	0
5	D	1	Total C N O P 31 17 4 9 1	0	0

- Molecule 6 is water.

Mol	Chain	Residues	Atoms	ZeroOcc	AltConf
6	A	15	Total O 15 15	0	0
6	B	14	Total O 14 14	0	0

Continued on next page...

Continued from previous page...

Mol	Chain	Residues	Atoms		ZeroOcc	AltConf
			Total	O		
6	C	16	16	16	0	0
			Total	O		
6	D	16	16	16	0	0

3 Residue-property plots (i)

These plots are drawn for all protein, RNA, DNA and oligosaccharide chains in the entry. The first graphic for a chain summarises the proportions of the various outlier classes displayed in the second graphic. The second graphic shows the sequence view annotated by issues in geometry. Residues are color-coded according to the number of geometric quality criteria for which they contain at least one outlier: green = 0, yellow = 1, orange = 2 and red = 3 or more. Stretches of 2 or more consecutive residues without any outlier are shown as a green connector. Residues present in the sample, but not in the model, are shown in grey.

- Molecule 1: Nitric oxide reductase

Chain A:

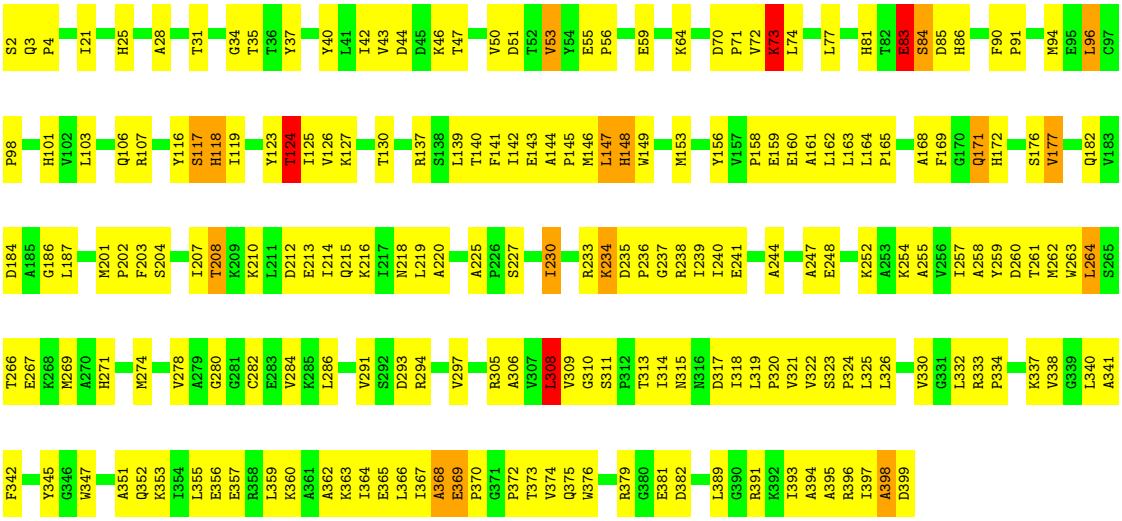

- Molecule 1: Nitric oxide reductase

Chain B:

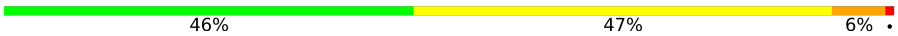

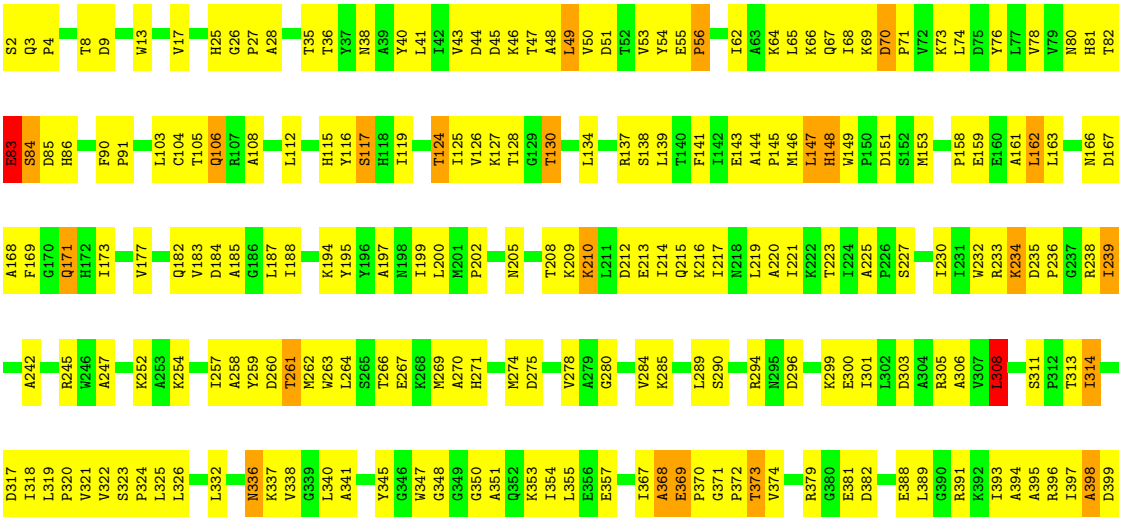

- Molecule 1: Nitric oxide reductase

Chain C: 58% 37% 5%

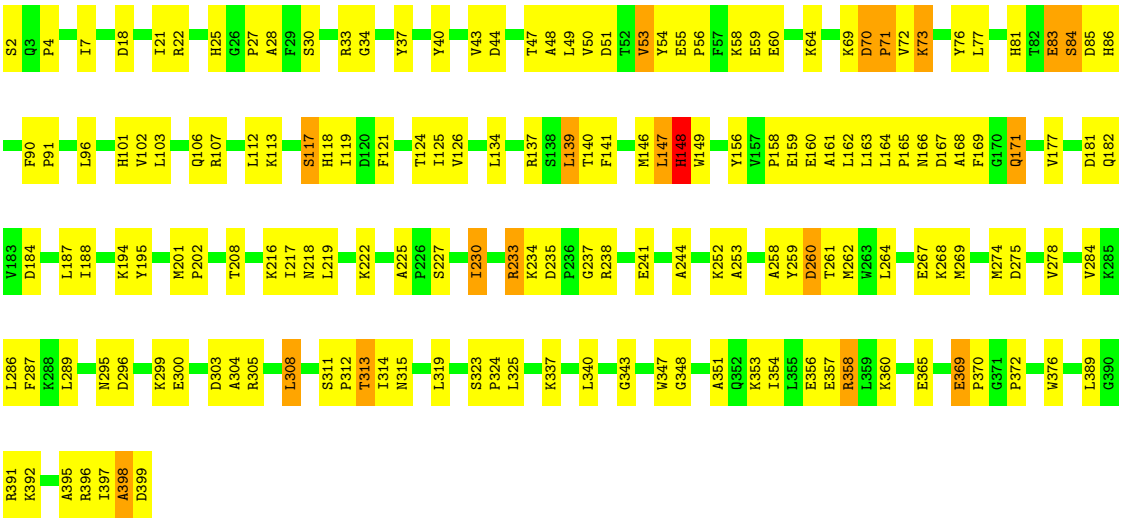

- Molecule 1: Nitric oxide reductase

Chain D: 50% 44% 7%

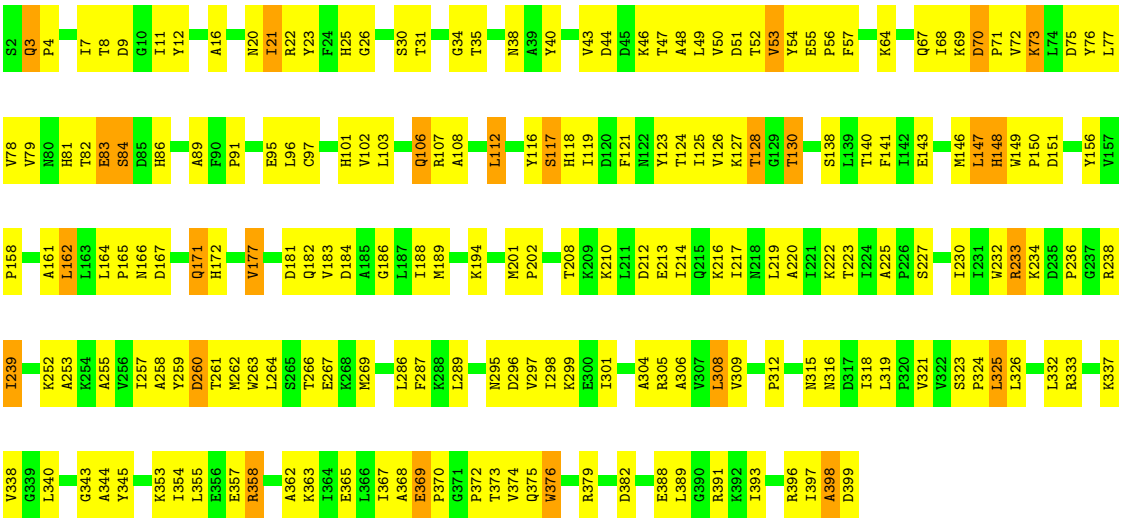

4 Data and refinement statistics (i)

Property	Value	Source
Space group	P 43 21 2	Depositor
Cell constants a, b, c, α, β, γ	159.67Å 159.67Å 276.80Å 90.00° 90.00° 90.00°	Depositor
Resolution (Å)	49.71 – 3.00 24.94 – 3.01	Depositor EDS
% Data completeness (in resolution range)	99.7 (49.71-3.00) 99.5 (24.94-3.01)	Depositor EDS
R_{merge}	0.05	Depositor
R_{sym}	0.05	Depositor
$< I/\sigma(I) >$ [1]	2.95 (at 2.99Å)	Xtriage
Refinement program	CNS 1.0	Depositor
R, R_{free}	0.217 , 0.260 0.309 , 0.327	Depositor DCC
R_{free} test set	3604 reflections (5.07%)	wwPDB-VP
Wilson B-factor (Å^2)	81.2	Xtriage
Anisotropy	0.290	Xtriage
Bulk solvent k_{sol}(e/Å^3), B_{sol}(Å^2)	0.32 , 68.4	EDS
L-test for twinning[2]	$< \|L\| > = 0.50$, $< L^2 > = 0.33$	Xtriage
Estimated twinning fraction	No twinning to report.	Xtriage
F_o,F_c correlation	0.87	EDS
Total number of atoms	12668	wwPDB-VP
Average B, all atoms (Å^2)	55.0	wwPDB-VP

Xtriage's analysis on translational NCS is as follows: *The largest off-origin peak in the Patterson function is 2.36% of the height of the origin peak. No significant pseudotranslation is detected.*

[1] Intensities estimated from amplitudes.

[2] Theoretical values of $< |L| >$, $< L^2 >$ for acentric reflections are 0.5, 0.333 respectively for untwinned datasets, and 0.375, 0.2 for perfectly twinned datasets.

5 Model quality (i)

5.1 Standard geometry (i)

Bond lengths and bond angles in the following residue types are not validated in this section: ZN, OXY, FMN, FEO

The Z score for a bond length (or angle) is the number of standard deviations the observed value is removed from the expected value. A bond length (or angle) with $|Z| > 5$ is considered an outlier worth inspection. RMSZ is the root-mean-square of all Z scores of the bond lengths (or angles).

Mol	Chain	Bond lengths		Bond angles	
		RMSZ	$\#\|Z\|>5$	RMSZ	$\#\|Z\|>5$
1	A	0.36	0/3189	0.65	1/4335 (0.0%)
1	B	0.34	0/3189	0.64	1/4335 (0.0%)
1	C	0.37	0/3189	0.68	1/4335 (0.0%)
1	D	0.37	0/3189	0.69	2/4335 (0.0%)
All	All	0.36	0/12756	0.67	5/17340 (0.0%)

There are no bond length outliers.

All (5) bond angle outliers are listed below:

Mol	Chain	Res	Type	Atoms	Z	Observed(^{o})	Ideal(^{o})
1	D	162	LEU	CA-CB-CG	6.07	129.27	115.30
1	D	3	GLN	N-CA-C	5.68	126.34	111.00
1	C	147	LEU	N-CA-C	-5.52	96.09	111.00
1	B	308	LEU	CA-CB-CG	5.17	127.19	115.30
1	A	308	LEU	CA-CB-CG	5.15	127.15	115.30

There are no chirality outliers.

There are no planarity outliers.

5.2 Too-close contacts (i)

In the following table, the Non-H and H(model) columns list the number of non-hydrogen atoms and hydrogen atoms in the chain respectively. The H(added) column lists the number of hydrogen atoms added and optimized by MolProbity. The Clashes column lists the number of clashes within the asymmetric unit, whereas Symm-Clashes lists symmetry-related clashes.

Mol	Chain	Non-H	H(model)	H(added)	Clashes	Symm-Clashes
1	A	3115	0	3130	219	1
1	B	3115	0	3131	226	0

Continued on next page...

Continued from previous page...

Mol	Chain	Non-H	H(model)	H(added)	Clashes	Symm-Clashes
1	C	3115	0	3131	158	1
1	D	3115	0	3131	220	0
2	A	2	0	0	0	0
2	B	1	0	0	0	0
3	A	3	0	0	0	0
3	B	3	0	0	1	0
3	C	3	0	0	0	0
3	D	3	0	0	0	0
4	A	2	0	0	0	0
4	B	2	0	0	1	0
4	C	2	0	0	0	0
4	D	2	0	0	0	0
5	A	31	0	19	2	0
5	B	31	0	19	1	0
5	C	31	0	19	0	0
5	D	31	0	19	1	0
6	A	15	0	0	0	0
6	B	14	0	0	3	1
6	C	16	0	0	2	0
6	D	16	0	0	3	1
All	All	12668	0	12599	803	2

The all-atom clashscore is defined as the number of clashes found per 1000 atoms (including hydrogen atoms). The all-atom clashscore for this structure is 32.

All (803) close contacts within the same asymmetric unit are listed below, sorted by their clash magnitude.

Atom-1	Atom-2	Interatomic distance (Å)	Clash overlap (Å)
1:D:306:ALA:HB2	1:D:397:ILE:HD11	1.23	1.16
1:B:314:ILE:HD11	1:B:319:LEU:HA	1.15	1.09
1:D:261:THR:HG22	1:D:266:THR:HB	1.38	1.03
1:D:70:ASP:HB3	1:D:71:PRO:HD3	1.39	1.00
1:A:305:ARG:HH12	1:A:399:ASP:HB2	1.25	0.98
1:B:234:LYS:HE3	1:B:234:LYS:HA	1.43	0.98
1:D:127:LYS:O	1:D:130:THR:HG23	1.67	0.95
1:D:81:HIS:NE2	1:D:83:GLU:HG3	1.81	0.95
1:A:369:GLU:HB3	1:A:370:PRO:HD3	1.48	0.92
1:A:314:ILE:HD13	1:A:319:LEU:HD12	1.48	0.92
1:A:261:THR:HG22	1:A:266:THR:HB	1.52	0.90
1:C:305:ARG:HH12	1:C:399:ASP:HB2	1.33	0.90
1:C:70:ASP:HB3	1:C:71:PRO:HD3	1.50	0.90

Continued on next page...

Continued from previous page...

Atom-1	Atom-2	Interatomic distance (Å)	Clash overlap (Å)
1:A:314:ILE:HD11	1:A:320:PRO:HD3	1.53	0.89
1:B:381:GLU:CD	1:B:381:GLU:H	1.76	0.89
1:B:70:ASP:HB3	1:B:71:PRO:HD3	1.54	0.88
1:A:171:GLN:HE22	1:A:230:ILE:H	1.14	0.87
1:C:369:GLU:HB3	1:C:370:PRO:HD3	1.54	0.87
1:B:47:THR:HG21	1:B:69:LYS:NZ	1.90	0.85
1:D:369:GLU:HB3	1:D:370:PRO:HD3	1.56	0.85
1:B:171:GLN:HE22	1:B:230:ILE:H	1.25	0.84
1:D:35:THR:HG21	1:D:172:HIS:ND1	1.92	0.83
1:A:338:VAL:HG11	1:A:367:ILE:HD13	1.61	0.81
1:C:47:THR:HG21	1:C:73:LYS:HD3	1.59	0.81
1:D:55:GLU:HB3	1:D:56:PRO:HD3	1.62	0.81
1:A:81:HIS:NE2	1:A:83:GLU:HG3	1.95	0.81
1:A:70:ASP:HB3	1:A:71:PRO:HD3	1.62	0.81
1:B:305:ARG:HB2	1:B:397:ILE:HG23	1.64	0.80
1:B:55:GLU:HB3	1:B:56:PRO:HD3	1.64	0.80
1:B:314:ILE:HD11	1:B:319:LEU:CA	2.08	0.80
1:C:4:PRO:HB3	1:C:64:LYS:HG2	1.64	0.79
1:D:306:ALA:CB	1:D:397:ILE:HD11	2.09	0.79
1:A:261:THR:CG2	1:A:266:THR:HB	2.13	0.79
1:C:69:LYS:HG2	1:C:73:LYS:HE3	1.65	0.79
1:A:274:MET:HG3	1:A:284:VAL:HG11	1.64	0.79
1:A:333:ARG:HD2	1:A:363:LYS:HD2	1.65	0.78
1:B:81:HIS:HE1	1:B:149:TRP:HB2	1.49	0.78
1:B:372:PRO:HG3	1:B:389:LEU:CD1	2.13	0.78
1:B:274:MET:O	1:B:278:VAL:HG23	1.83	0.77
1:B:274:MET:HG3	1:B:284:VAL:HG11	1.65	0.77
1:C:107:ARG:HG3	1:C:107:ARG:HH11	1.49	0.76
1:D:305:ARG:HD2	1:D:397:ILE:HG23	1.67	0.76
1:A:314:ILE:HD11	1:A:319:LEU:HA	1.66	0.76
1:D:128:THR:HB	1:D:143:GLU:H	1.51	0.76
1:B:369:GLU:HB3	1:B:370:PRO:HD3	1.67	0.75
1:C:177:VAL:HG11	1:C:182:GLN:HB2	1.68	0.75
1:C:356:GLU:O	1:C:360:LYS:HD3	1.86	0.75
1:D:305:ARG:HH12	1:D:399:ASP:HB2	1.51	0.75
1:B:194:LYS:HB2	1:B:299:LYS:HD3	1.69	0.75
1:A:81:HIS:HE1	1:A:149:TRP:HB2	1.53	0.74
1:A:237:GLY:O	1:A:241:GLU:HG3	1.88	0.74
1:B:47:THR:HG21	1:B:69:LYS:HZ3	1.49	0.74
1:D:91:PRO:HB3	1:D:119:ILE:HD11	1.69	0.74
1:A:313:THR:HG22	1:A:351:ALA:CB	2.18	0.73

Continued on next page...

Continued from previous page...

Atom-1	Atom-2	Interatomic distance (Å)	Clash overlap (Å)
1:D:181:ASP:OD1	1:D:233:ARG:HD2	1.88	0.73
1:D:171:GLN:HE22	1:D:230:ILE:H	1.36	0.73
1:C:86:HIS:CE1	1:C:227:SER:HB2	2.23	0.73
1:A:305:ARG:NH1	1:A:399:ASP:HB2	2.02	0.72
1:C:305:ARG:NH1	1:C:399:ASP:HB2	2.04	0.72
1:B:70:ASP:CB	1:B:71:PRO:HD3	2.18	0.72
1:D:372:PRO:HG3	1:D:389:LEU:CD1	2.19	0.72
1:A:81:HIS:CE1	1:A:149:TRP:HB2	2.24	0.72
1:C:274:MET:O	1:C:278:VAL:HG23	1.90	0.72
1:A:323:SER:HB2	1:A:324:PRO:HD3	1.72	0.71
1:B:43:VAL:HA	1:B:47:THR:HG22	1.72	0.71
1:D:261:THR:CG2	1:D:266:THR:HB	2.18	0.71
1:D:369:GLU:HB3	1:D:370:PRO:CD	2.20	0.71
1:D:162:LEU:CD1	1:D:164:LEU:HD21	2.20	0.71
1:A:369:GLU:HB3	1:A:370:PRO:CD	2.20	0.71
1:C:369:GLU:HB3	1:C:370:PRO:CD	2.20	0.71
1:C:391:ARG:HG3	1:C:391:ARG:HH11	1.56	0.71
1:D:70:ASP:HB3	1:D:71:PRO:CD	2.18	0.70
1:B:2:SER:HB2	6:B:628:HOH:O	1.91	0.70
1:B:239:ILE:H	1:B:239:ILE:HD12	1.57	0.70
1:A:313:THR:HG22	1:A:351:ALA:HB3	1.74	0.69
1:B:232:TRP:CE2	1:B:239:ILE:HG12	2.27	0.69
1:D:162:LEU:HD11	1:D:164:LEU:HD21	1.73	0.69
1:A:367:ILE:HD11	1:A:396:ARG:HD3	1.74	0.69
1:B:128:THR:HB	1:B:143:GLU:H	1.57	0.69
1:C:21:ILE:HG23	1:C:34:GLY:HA2	1.74	0.69
1:D:70:ASP:CB	1:D:71:PRO:HD3	2.18	0.69
1:A:234:LYS:HE3	1:A:234:LYS:HA	1.73	0.69
1:A:294:ARG:HH11	1:A:294:ARG:HB3	1.56	0.69
1:D:257:ILE:HG12	1:D:308:LEU:HG	1.74	0.69
1:A:294:ARG:HB3	1:A:294:ARG:NH1	2.07	0.69
1:A:118:HIS:ND1	6:D:670:HOH:O	2.25	0.69
1:A:214:ILE:HG23	1:A:219:LEU:HD12	1.73	0.69
1:A:117:SER:O	1:A:119:ILE:N	2.26	0.68
1:C:25:HIS:HB3	1:D:262:MET:HE2	1.75	0.68
1:C:398:ALA:O	1:C:399:ASP:HB3	1.93	0.68
1:D:171:GLN:HE22	1:D:230:ILE:N	1.92	0.68
1:C:177:VAL:CG1	1:C:182:GLN:HB2	2.23	0.68
1:A:340:LEU:HD11	1:A:372:PRO:HD3	1.75	0.68
1:D:369:GLU:CB	1:D:370:PRO:HD3	2.24	0.68
1:C:25:HIS:HB3	1:D:262:MET:CE	2.24	0.68

Continued on next page...

Continued from previous page...

Atom-1	Atom-2	Interatomic distance (Å)	Clash overlap (Å)
1:C:70:ASP:O	1:C:72:VAL:N	2.26	0.68
1:C:296:ASP:OD2	6:C:655:HOH:O	2.12	0.68
1:B:126:VAL:HG13	1:B:130:THR:OG1	1.94	0.68
1:B:4:PRO:HG2	1:B:67:GLN:HB3	1.76	0.67
1:A:262:MET:HE3	1:B:25:HIS:HB3	1.75	0.67
1:C:124:THR:HG23	1:C:124:THR:O	1.92	0.67
1:B:294:ARG:NH1	1:B:294:ARG:HB3	2.09	0.67
1:C:357:GLU:HG3	1:C:358:ARG:N	2.08	0.67
1:D:312:PRO:HD2	1:D:319:LEU:HD22	1.76	0.67
1:B:81:HIS:NE2	1:B:83:GLU:HG3	2.08	0.67
1:C:323:SER:HB2	1:C:324:PRO:HD3	1.75	0.67
1:C:70:ASP:HB3	1:C:71:PRO:CD	2.20	0.66
1:A:369:GLU:CB	1:A:370:PRO:HD3	2.23	0.66
1:A:21:ILE:HG23	1:A:34:GLY:HA2	1.77	0.66
1:A:55:GLU:HB3	1:A:56:PRO:HD3	1.78	0.66
1:C:43:VAL:HA	1:C:47:THR:HG22	1.78	0.66
1:A:306:ALA:HB2	1:A:397:ILE:HD11	1.78	0.66
1:A:333:ARG:HD2	1:A:363:LYS:CD	2.26	0.66
1:A:333:ARG:NH1	1:A:363:LYS:HE3	2.11	0.66
1:D:252:LYS:O	1:D:305:ARG:HG3	1.96	0.66
1:C:70:ASP:O	1:C:71:PRO:C	2.34	0.65
1:D:81:HIS:HE1	1:D:149:TRP:HB2	1.61	0.65
1:A:313:THR:HG22	1:A:351:ALA:H	1.62	0.65
1:A:338:VAL:CG1	1:A:367:ILE:HD13	2.27	0.65
1:B:369:GLU:CB	1:B:370:PRO:HD3	2.25	0.65
1:D:318:ILE:HG22	1:D:319:LEU:N	2.12	0.65
1:D:333:ARG:HD2	1:D:363:LYS:HD3	1.77	0.65
1:B:40:TYR:CZ	1:B:225:ALA:HB1	2.32	0.65
1:A:117:SER:C	1:A:119:ILE:H	2.00	0.64
1:B:296:ASP:OD2	6:B:629:HOH:O	2.13	0.64
1:D:83:GLU:O	1:D:84:SER:CB	2.45	0.64
1:A:43:VAL:HA	1:A:47:THR:HG22	1.79	0.64
1:A:294:ARG:NH1	1:A:294:ARG:CB	2.60	0.64
1:A:398:ALA:O	1:A:399:ASP:HB3	1.98	0.64
1:B:258:ALA:HB1	1:B:289:LEU:HD21	1.80	0.64
1:C:369:GLU:CB	1:C:370:PRO:HD3	2.26	0.64
1:A:25:HIS:HB3	1:B:262:MET:CE	2.27	0.64
1:A:35:THR:HG21	1:A:172:HIS:ND1	2.12	0.64
1:D:30:SER:H	1:D:295:ASN:ND2	1.96	0.63
1:C:40:TYR:CZ	1:C:225:ALA:HB1	2.34	0.63
1:B:8:THR:HG22	1:B:9:ASP:N	2.13	0.63

Continued on next page...

Continued from previous page...

Atom-1	Atom-2	Interatomic distance (Å)	Clash overlap (Å)
1:C:181:ASP:OD1	1:C:233:ARG:HD2	1.98	0.63
1:B:177:VAL:HG11	1:B:182:GLN:HB2	1.79	0.63
1:C:117:SER:C	1:C:119:ILE:H	2.02	0.63
1:D:128:THR:HG22	1:D:143:GLU:OE1	1.98	0.63
1:A:35:THR:HG22	1:A:172:HIS:HB3	1.80	0.63
1:C:171:GLN:HE22	1:C:230:ILE:N	1.97	0.63
1:A:25:HIS:HB3	1:B:262:MET:HE3	1.81	0.62
1:A:162:LEU:HD21	1:A:164:LEU:HD21	1.81	0.62
1:B:242:ALA:HA	1:B:245:ARG:NH1	2.14	0.62
1:A:126:VAL:HG11	1:A:141:PHE:CD1	2.34	0.62
1:A:274:MET:O	1:A:278:VAL:HG23	1.98	0.62
1:B:313:THR:HG22	1:B:351:ALA:HB3	1.80	0.62
1:B:372:PRO:HG3	1:B:389:LEU:HD13	1.81	0.62
1:B:306:ALA:HA	1:B:338:VAL:O	1.99	0.62
1:D:47:THR:HG21	1:D:73:LYS:HD3	1.82	0.62
1:B:173:ILE:CD1	1:B:188:ILE:HD12	2.29	0.62
1:B:261:THR:HG21	1:B:267:GLU:HB2	1.80	0.62
1:B:2:SER:N	6:B:628:HOH:O	2.32	0.61
1:C:171:GLN:HE22	1:C:230:ILE:H	1.46	0.61
1:C:252:LYS:O	1:C:305:ARG:HG3	2.00	0.61
1:C:47:THR:CG2	1:C:73:LYS:HD3	2.28	0.61
1:C:103:LEU:HD22	1:C:124:THR:CG2	2.29	0.61
1:D:127:LYS:H	1:D:130:THR:HG21	1.65	0.61
1:D:397:ILE:O	1:D:397:ILE:HG22	2.00	0.61
1:A:326:LEU:HD11	1:A:355:LEU:HD23	1.82	0.61
1:B:369:GLU:HB3	1:B:370:PRO:CD	2.30	0.61
1:D:318:ILE:HD11	1:D:354:ILE:HB	1.82	0.61
1:A:72:VAL:HG21	1:A:96:LEU:HD11	1.81	0.61
1:A:140:THR:HG23	1:A:156:TYR:HB3	1.83	0.61
1:B:313:THR:HG22	1:B:351:ALA:CB	2.31	0.61
1:B:354:ILE:O	1:B:357:GLU:HG2	1.99	0.61
1:C:262:MET:HE2	1:D:25:HIS:HB3	1.82	0.61
1:D:127:LYS:H	1:D:130:THR:CG2	2.14	0.61
1:A:291:VAL:HG12	1:A:291:VAL:O	2.00	0.60
1:C:258:ALA:HB1	1:C:289:LEU:HD21	1.83	0.60
1:B:294:ARG:HB3	1:B:294:ARG:HH11	1.65	0.60
1:B:369:GLU:CG	1:B:370:PRO:HD3	2.31	0.60
1:D:166:ASN:ND2	1:D:167:ASP:H	1.99	0.60
1:B:285:LYS:HE3	1:B:300:GLU:OE1	2.01	0.60
1:A:40:TYR:CZ	1:A:225:ALA:HB1	2.36	0.60
1:B:318:ILE:CG2	1:B:319:LEU:N	2.64	0.60

Continued on next page...

Continued from previous page...

Atom-1	Atom-2	Interatomic distance (Å)	Clash overlap (Å)
1:C:305:ARG:HD2	1:C:397:ILE:HG23	1.83	0.60
1:C:83:GLU:O	1:C:84:SER:HB2	2.01	0.60
1:D:269:MET:HE1	1:D:343:GLY:O	2.02	0.60
1:B:353:LYS:HG3	1:B:354:ILE:N	2.16	0.60
1:D:7:ILE:HD11	1:D:40:TYR:CE1	2.37	0.60
1:C:106:GLN:NE2	1:C:125:ILE:HG12	2.16	0.60
1:C:259:TYR:CD1	1:C:260:ASP:N	2.70	0.60
1:B:379:ARG:HB3	1:B:381:GLU:OE1	2.01	0.59
1:B:83:GLU:O	1:B:84:SER:HB2	2.02	0.59
1:C:83:GLU:O	1:C:84:SER:CB	2.49	0.59
1:D:140:THR:HG23	1:D:156:TYR:HB3	1.84	0.59
1:A:2:SER:O	1:A:64:LYS:HE3	2.02	0.59
1:A:117:SER:C	1:A:119:ILE:N	2.56	0.59
1:C:264:LEU:O	1:C:268:LYS:HG2	2.03	0.59
1:A:381:GLU:OE1	1:A:381:GLU:N	2.31	0.59
1:D:72:VAL:HB	1:D:96:LEU:HD11	1.83	0.59
1:D:357:GLU:HG3	1:D:358:ARG:N	2.18	0.59
1:C:353:LYS:HG3	1:C:354:ILE:N	2.17	0.59
1:B:2:SER:O	1:B:64:LYS:HG2	2.03	0.59
1:C:262:MET:CE	1:D:25:HIS:HB3	2.33	0.59
1:A:81:HIS:HE1	1:A:149:TRP:CB	2.15	0.59
1:C:126:VAL:HG21	1:C:141:PHE:CE2	2.37	0.59
1:D:81:HIS:CE1	1:D:149:TRP:HB2	2.36	0.59
1:B:171:GLN:HE22	1:B:230:ILE:N	1.95	0.59
1:A:163:LEU:HG	1:A:165:PRO:HD3	1.83	0.58
1:B:128:THR:H	1:B:143:GLU:HG3	1.68	0.58
1:B:13:TRP:CZ3	1:B:64:LYS:HE2	2.39	0.58
1:A:372:PRO:HG3	1:A:389:LEU:CD1	2.33	0.58
1:A:291:VAL:O	1:A:291:VAL:CG1	2.50	0.58
1:A:73:LYS:HE2	1:A:73:LYS:HA	1.85	0.58
1:A:90:PHE:CE1	1:A:94:MET:HE2	2.38	0.58
1:D:298:ILE:HD13	1:D:332:LEU:CD1	2.33	0.58
1:A:313:THR:CG2	1:A:351:ALA:H	2.16	0.58
1:B:314:ILE:CD1	1:B:319:LEU:HD12	2.34	0.58
1:B:177:VAL:CG1	1:B:182:GLN:HB2	2.33	0.58
1:B:367:ILE:HG21	1:B:393:ILE:HG12	1.85	0.58
1:C:323:SER:HB3	1:D:323:SER:HB3	1.86	0.58
1:C:55:GLU:HB3	1:C:56:PRO:HD3	1.84	0.58
1:D:86:HIS:CE1	1:D:227:SER:HB2	2.39	0.58
1:A:177:VAL:HG21	1:A:182:GLN:HB3	1.85	0.58
1:D:308:LEU:N	1:D:308:LEU:HD23	2.18	0.58

Continued on next page...

Continued from previous page...

Atom-1	Atom-2	Interatomic distance (Å)	Clash overlap (Å)
1:C:37:TYR:HB2	1:C:53:VAL:HG22	1.85	0.58
1:D:345:TYR:HE2	1:D:373:THR:HG22	1.68	0.58
1:B:232:TRP:CD2	1:B:239:ILE:HG12	2.39	0.57
1:D:107:ARG:HD2	1:D:150:PRO:HB3	1.85	0.57
1:A:72:VAL:CG1	1:A:74:LEU:HD13	2.35	0.57
1:A:365:GLU:OE1	1:A:396:ARG:NH2	2.37	0.57
1:B:350:GLY:O	1:B:353:LYS:HG2	2.04	0.57
1:D:372:PRO:HG3	1:D:389:LEU:HD12	1.85	0.57
1:A:126:VAL:HG13	1:A:130:THR:OG1	2.05	0.57
1:B:81:HIS:CE1	1:B:149:TRP:HB2	2.36	0.57
1:B:105:THR:N	1:B:153:MET:HE1	2.19	0.57
1:B:372:PRO:CG	1:B:389:LEU:HD13	2.34	0.57
1:B:393:ILE:HG22	1:B:397:ILE:HD11	1.87	0.57
1:B:70:ASP:HB3	1:B:71:PRO:CD	2.30	0.57
1:C:27:PRO:HB2	1:D:321:VAL:HG21	1.87	0.57
1:C:102:VAL:HG21	1:C:121:PHE:CD2	2.40	0.57
1:D:261:THR:HG21	1:D:267:GLU:N	2.19	0.57
1:A:25:HIS:HE1	1:A:83:GLU:OE2	1.88	0.57
1:B:86:HIS:CE1	1:B:227:SER:HB2	2.40	0.57
1:B:144:ALA:N	1:B:145:PRO:HD3	2.19	0.57
1:B:314:ILE:CD1	1:B:319:LEU:HA	2.10	0.57
1:C:252:LYS:HG3	1:C:303:ASP:OD1	2.05	0.57
1:D:345:TYR:HA	5:D:704:FMN:O2'	2.05	0.57
3:B:510:FEO:O	4:B:511:OXY:O1	2.23	0.56
1:B:82:THR:HG22	1:B:112:LEU:HD13	1.87	0.56
1:D:259:TYR:CD1	1:D:260:ASP:N	2.73	0.56
1:A:98:PRO:HB3	1:D:391:ARG:NH2	2.19	0.56
1:A:103:LEU:HD23	1:A:124:THR:HG23	1.87	0.56
1:A:139:LEU:HD13	1:A:141:PHE:CZ	2.40	0.56
1:A:254:LYS:HG2	1:A:255:ALA:N	2.18	0.56
1:B:234:LYS:HE3	1:B:234:LYS:CA	2.27	0.56
1:C:305:ARG:HH12	1:C:399:ASP:CB	2.11	0.56
1:D:213:GLU:HA	1:D:216:LYS:HD2	1.87	0.56
1:B:128:THR:N	1:B:143:GLU:HG3	2.20	0.56
1:B:305:ARG:HB2	1:B:397:ILE:CG2	2.35	0.56
1:A:391:ARG:HG3	1:A:391:ARG:HH11	1.71	0.56
1:D:388:GLU:O	1:D:391:ARG:HB3	2.06	0.56
1:A:184:ASP:CG	1:A:187:LEU:HD13	2.26	0.56
1:B:234:LYS:HA	1:B:234:LYS:CE	2.27	0.56
1:B:350:GLY:O	1:B:354:ILE:HG13	2.06	0.56
1:D:398:ALA:O	1:D:399:ASP:HB3	2.06	0.56

Continued on next page...

Continued from previous page...

Atom-1	Atom-2	Interatomic distance (Å)	Clash overlap (Å)
1:D:367:ILE:HG21	1:D:393:ILE:HG12	1.87	0.56
1:A:393:ILE:HG22	1:A:397:ILE:HD11	1.88	0.56
1:C:181:ASP:HB3	1:C:234:LYS:HE3	1.89	0.56
1:C:107:ARG:HG3	1:C:107:ARG:NH1	2.21	0.55
1:A:359:LEU:HD23	1:A:364:ILE:HD12	1.88	0.55
1:B:126:VAL:HG11	1:B:141:PHE:CG	2.41	0.55
1:B:294:ARG:NH1	1:B:294:ARG:CB	2.69	0.55
1:C:313:THR:HB	1:C:351:ALA:HB2	1.88	0.55
1:A:158:PRO:HG2	1:A:159:GLU:OE2	2.06	0.55
1:A:144:ALA:N	1:A:145:PRO:HD3	2.22	0.55
1:B:105:THR:H	1:B:153:MET:HE1	1.71	0.55
1:C:126:VAL:HG21	1:C:141:PHE:CD2	2.41	0.55
1:A:261:THR:HG21	1:A:267:GLU:N	2.21	0.55
1:D:340:LEU:HD11	1:D:372:PRO:HD3	1.89	0.55
1:D:261:THR:HG21	1:D:267:GLU:H	1.70	0.55
1:B:137:ARG:HA	1:B:159:GLU:HG2	1.89	0.54
1:A:83:GLU:O	1:A:84:SER:HB2	2.07	0.54
1:B:117:SER:C	1:B:119:ILE:H	2.10	0.54
1:B:379:ARG:HB2	1:B:382:ASP:OD2	2.07	0.54
1:D:47:THR:OG1	1:D:73:LYS:HD3	2.07	0.54
1:A:305:ARG:HD2	1:A:397:ILE:HG23	1.89	0.54
1:D:323:SER:HB2	1:D:324:PRO:HD3	1.88	0.54
1:B:314:ILE:HD12	1:B:320:PRO:HD3	1.89	0.54
1:C:148:HIS:HD2	1:C:167:ASP:OD2	1.90	0.54
1:D:126:VAL:HG11	1:D:141:PHE:CD2	2.42	0.54
1:D:391:ARG:HG3	1:D:391:ARG:HH11	1.72	0.54
1:B:389:LEU:O	1:B:393:ILE:HG13	2.08	0.54
1:D:3:GLN:OE1	1:D:67:GLN:HG2	2.08	0.54
1:D:50:VAL:HG21	1:D:164:LEU:HD12	1.90	0.54
1:D:83:GLU:O	1:D:84:SER:HB2	2.08	0.54
1:A:314:ILE:HD11	1:A:320:PRO:CD	2.34	0.54
1:A:375:GLN:O	1:A:376:TRP:HB2	2.08	0.54
1:B:162:LEU:HD23	1:B:163:LEU:N	2.22	0.54
1:B:166:ASN:ND2	1:B:167:ASP:H	2.06	0.54
1:B:213:GLU:HA	1:B:216:LYS:HD2	1.90	0.54
1:A:210:LYS:HE3	1:A:210:LYS:HA	1.90	0.54
1:B:212:ASP:O	1:B:216:LYS:HG3	2.08	0.54
1:B:367:ILE:HD13	1:B:396:ARG:HD2	1.89	0.54
1:D:166:ASN:HD22	1:D:167:ASP:H	1.55	0.54
1:A:70:ASP:O	1:A:72:VAL:N	2.41	0.54
1:B:236:PRO:O	1:B:239:ILE:HD12	2.07	0.54

Continued on next page...

Continued from previous page...

Atom-1	Atom-2	Interatomic distance (Å)	Clash overlap (Å)
1:C:372:PRO:HG3	1:C:389:LEU:HD12	1.89	0.54
1:D:326:LEU:HD11	1:D:355:LEU:HD23	1.90	0.54
1:A:305:ARG:HB2	1:A:397:ILE:HG23	1.89	0.53
1:A:257:ILE:HG12	1:A:308:LEU:HG	1.89	0.53
1:B:323:SER:HB2	1:B:324:PRO:HD3	1.90	0.53
1:D:183:VAL:HG12	1:D:184:ASP:N	2.24	0.53
1:D:287:PHE:CG	1:D:297:VAL:HG22	2.43	0.53
1:A:244:ALA:O	1:A:248:GLU:HG3	2.09	0.53
1:C:194:LYS:HB2	1:C:299:LYS:HD3	1.90	0.53
1:D:117:SER:O	1:D:119:ILE:N	2.42	0.53
1:D:212:ASP:O	1:D:216:LYS:HG3	2.08	0.53
1:A:77:LEU:HD13	1:A:94:MET:HE1	1.90	0.53
1:A:271:HIS:HD1	1:A:274:MET:CE	2.21	0.53
1:B:139:LEU:HD12	1:B:139:LEU:O	2.09	0.53
1:C:158:PRO:HG2	1:C:159:GLU:OE2	2.08	0.53
1:D:233:ARG:HG2	1:D:234:LYS:N	2.23	0.53
1:C:18:ASP:O	1:C:21:ILE:HG22	2.08	0.53
1:C:216:LYS:C	1:C:218:ASN:H	2.10	0.53
1:B:173:ILE:HD12	1:B:188:ILE:CD1	2.38	0.53
1:D:345:TYR:HE2	1:D:373:THR:CG2	2.22	0.53
1:A:83:GLU:O	1:A:84:SER:CB	2.56	0.53
1:C:237:GLY:O	1:C:241:GLU:HG3	2.09	0.53
1:A:321:VAL:HG21	1:B:27:PRO:HG2	1.89	0.53
1:D:369:GLU:CB	1:D:370:PRO:CD	2.86	0.53
1:A:35:THR:HG22	1:A:172:HIS:CB	2.38	0.52
1:A:37:TYR:HB2	1:A:53:VAL:HG22	1.91	0.52
1:B:105:THR:HG23	1:B:153:MET:CE	2.39	0.52
1:B:269:MET:HE1	1:B:374:VAL:HB	1.91	0.52
1:B:305:ARG:CB	1:B:397:ILE:HG23	2.36	0.52
1:B:367:ILE:O	1:B:367:ILE:HG13	2.09	0.52
1:C:117:SER:C	1:C:119:ILE:N	2.62	0.52
1:B:242:ALA:HA	1:B:245:ARG:HH12	1.74	0.52
1:B:269:MET:CE	1:B:374:VAL:HB	2.39	0.52
1:C:166:ASN:ND2	1:C:167:ASP:H	2.08	0.52
1:B:17:VAL:HG13	1:B:36:THR:HG22	1.90	0.52
1:C:391:ARG:HG3	1:C:391:ARG:NH1	2.24	0.52
1:D:263:TRP:O	1:D:264:LEU:HB2	2.10	0.52
1:A:305:ARG:HD2	1:A:397:ILE:CG2	2.39	0.52
1:C:369:GLU:CB	1:C:370:PRO:CD	2.87	0.52
1:B:326:LEU:HD11	1:B:355:LEU:HD23	1.90	0.52
1:A:21:ILE:CG2	1:A:34:GLY:HA2	2.40	0.52

Continued on next page...

Continued from previous page...

Atom-1	Atom-2	Interatomic distance (Å)	Clash overlap (Å)
1:A:77:LEU:HD13	1:A:94:MET:CE	2.40	0.52
1:B:263:TRP:O	1:B:264:LEU:HB2	2.09	0.52
1:D:108:ALA:HB2	1:D:151:ASP:HB2	1.91	0.52
1:D:43:VAL:HA	1:D:47:THR:HG22	1.92	0.52
1:D:362:ALA:O	1:D:363:LYS:HB2	2.09	0.52
1:A:213:GLU:HA	1:A:216:LYS:HD2	1.92	0.52
1:A:368:ALA:O	1:A:369:GLU:C	2.46	0.52
1:C:395:ALA:O	1:C:398:ALA:HB2	2.10	0.52
1:D:217:ILE:HG13	1:D:219:LEU:HG	1.92	0.52
1:A:314:ILE:CD1	1:A:319:LEU:HD12	2.31	0.52
1:B:46:LYS:O	1:B:134:LEU:HB3	2.08	0.52
1:B:53:VAL:CG1	1:B:54:TYR:N	2.73	0.52
1:C:140:THR:HG23	1:C:156:TYR:HB3	1.92	0.52
1:D:69:LYS:HG2	1:D:73:LYS:HE3	1.91	0.52
1:D:396:ARG:C	1:D:398:ALA:H	2.13	0.52
1:B:173:ILE:HD12	1:B:188:ILE:HD12	1.91	0.51
1:C:30:SER:H	1:C:295:ASN:ND2	2.08	0.51
1:D:4:PRO:HG3	1:D:64:LYS:HB3	1.92	0.51
1:D:103:LEU:HD23	1:D:124:THR:CG2	2.40	0.51
1:D:162:LEU:HD13	1:D:164:LEU:HD21	1.92	0.51
1:A:161:ALA:HB1	1:A:220:ALA:O	2.10	0.51
1:B:314:ILE:CD1	1:B:320:PRO:HD3	2.40	0.51
1:D:47:THR:HG21	1:D:73:LYS:NZ	2.26	0.51
1:D:161:ALA:HB1	1:D:220:ALA:O	2.11	0.51
1:D:379:ARG:HG3	1:D:382:ASP:OD2	2.10	0.51
1:A:72:VAL:HG12	1:A:74:LEU:HD13	1.93	0.51
1:D:253:ALA:HA	1:D:397:ILE:HG22	1.93	0.51
1:C:372:PRO:HG3	1:C:389:LEU:CD1	2.41	0.51
1:D:21:ILE:HG23	1:D:34:GLY:HA2	1.91	0.51
1:D:255:ALA:HB2	1:D:306:ALA:HB3	1.92	0.51
1:A:162:LEU:HD21	1:A:164:LEU:CD2	2.40	0.51
1:B:82:THR:O	1:B:84:SER:N	2.44	0.51
1:C:81:HIS:CE1	1:C:149:TRP:HB2	2.45	0.51
1:D:127:LYS:O	1:D:130:THR:CG2	2.49	0.51
1:A:31:THR:HG22	1:A:172:HIS:HB3	1.92	0.51
1:D:35:THR:HG22	1:D:172:HIS:HB3	1.92	0.51
1:D:43:VAL:HG13	1:D:47:THR:CG2	2.41	0.51
1:D:117:SER:C	1:D:119:ILE:N	2.63	0.51
1:D:345:TYR:CE2	1:D:373:THR:CG2	2.94	0.51
1:A:236:PRO:O	1:A:240:ILE:HG13	2.11	0.51
1:B:83:GLU:HA	1:B:149:TRP:CZ3	2.46	0.51

Continued on next page...

Continued from previous page...

Atom-1	Atom-2	Interatomic distance (Å)	Clash overlap (Å)
1:B:161:ALA:HB1	1:B:220:ALA:O	2.11	0.51
1:B:271:HIS:NE2	1:B:275:ASP:OD2	2.44	0.51
1:C:163:LEU:HG	1:C:165:PRO:HG3	1.92	0.51
1:A:356:GLU:O	1:A:360:LYS:HD3	2.11	0.50
1:D:123:TYR:CE1	1:D:125:ILE:HD13	2.46	0.50
1:B:138:SER:H	1:B:159:GLU:CD	2.15	0.50
1:D:38:ASN:HB2	1:D:227:SER:HA	1.92	0.50
1:D:47:THR:CG2	1:D:73:LYS:HD3	2.42	0.50
1:A:294:ARG:CZ	1:A:294:ARG:HB2	2.41	0.50
1:A:362:ALA:O	1:A:363:LYS:HB2	2.11	0.50
1:B:391:ARG:HG3	1:B:391:ARG:HH11	1.76	0.50
1:B:393:ILE:O	1:B:397:ILE:HG13	2.12	0.50
1:D:214:ILE:HG23	1:D:219:LEU:HD12	1.91	0.50
1:B:214:ILE:HG21	1:B:221:ILE:HD11	1.92	0.50
1:C:76:TYR:CD1	1:C:101:HIS:HB3	2.47	0.50
1:C:81:HIS:HE1	1:C:149:TRP:HB2	1.76	0.50
1:D:117:SER:C	1:D:119:ILE:H	2.13	0.50
1:A:31:THR:HG21	1:A:35:THR:CG2	2.42	0.50
1:A:118:HIS:ND1	1:D:388:GLU:OE2	2.45	0.50
1:C:117:SER:O	1:C:119:ILE:N	2.44	0.50
1:D:177:VAL:CG1	1:D:182:GLN:HB2	2.42	0.50
1:A:147:LEU:O	1:A:148:HIS:HB3	2.11	0.50
1:B:83:GLU:O	1:B:84:SER:CB	2.59	0.50
1:C:168:ALA:O	1:C:169:PHE:HB2	2.12	0.50
1:D:16:ALA:HB1	1:D:57:PHE:CD1	2.47	0.50
1:B:50:VAL:HA	1:B:78:VAL:HB	1.94	0.50
1:B:126:VAL:HG13	1:B:130:THR:HG1	1.77	0.50
1:C:124:THR:O	1:C:124:THR:CG2	2.60	0.50
1:C:156:TYR:CZ	1:C:219:LEU:HD22	2.47	0.50
1:B:168:ALA:O	1:B:169:PHE:HB2	2.10	0.50
1:B:197:ALA:CB	1:B:299:LYS:HA	2.42	0.50
1:D:148:HIS:HD2	1:D:167:ASP:OD2	1.94	0.50
1:D:162:LEU:HD23	1:D:223:THR:OG1	2.12	0.50
1:D:171:GLN:NE2	1:D:230:ILE:H	2.09	0.50
1:A:139:LEU:O	1:A:139:LEU:HD12	2.12	0.50
1:B:235:ASP:OD1	1:B:238:ARG:HB2	2.12	0.50
1:B:369:GLU:HG3	1:B:370:PRO:HD3	1.94	0.50
1:C:314:ILE:HG12	1:C:315:ASN:ND2	2.27	0.49
1:D:107:ARG:HD2	1:D:150:PRO:CB	2.42	0.49
1:A:263:TRP:O	1:A:264:LEU:HB2	2.11	0.49
1:B:158:PRO:HG2	1:B:159:GLU:OE2	2.10	0.49

Continued on next page...

Continued from previous page...

Atom-1	Atom-2	Interatomic distance (Å)	Clash overlap (Å)
1:C:163:LEU:O	1:C:165:PRO:HD3	2.12	0.49
1:A:314:ILE:CD1	1:A:319:LEU:HA	2.40	0.49
1:B:83:GLU:HA	1:B:149:TRP:CH2	2.48	0.49
1:B:257:ILE:HG12	1:B:308:LEU:HG	1.94	0.49
1:A:308:LEU:HD23	1:A:308:LEU:N	2.28	0.49
1:B:368:ALA:O	1:B:369:GLU:C	2.50	0.49
1:D:177:VAL:HG11	1:D:182:GLN:HB2	1.94	0.49
1:B:318:ILE:HG23	1:B:319:LEU:N	2.27	0.49
1:B:369:GLU:CB	1:B:370:PRO:CD	2.87	0.49
1:D:20:ASN:HA	1:D:22:ARG:HH12	1.77	0.49
1:A:235:ASP:OD1	1:A:238:ARG:HG2	2.12	0.49
1:C:81:HIS:CD2	1:C:83:GLU:HB2	2.48	0.49
1:D:91:PRO:HB3	1:D:119:ILE:CD1	2.40	0.49
1:B:49:LEU:HD12	1:B:74:LEU:HD21	1.94	0.49
1:D:23:TYR:HB3	1:D:26:GLY:O	2.13	0.49
1:D:325:LEU:HD22	1:D:325:LEU:O	2.13	0.49
1:C:83:GLU:HB3	1:C:85:ASP:OD1	2.12	0.48
1:D:318:ILE:CG2	1:D:319:LEU:N	2.76	0.48
1:D:372:PRO:CG	1:D:389:LEU:CD1	2.91	0.48
1:A:162:LEU:HD23	1:A:163:LEU:N	2.27	0.48
1:B:396:ARG:HG2	1:B:396:ARG:HH11	1.78	0.48
1:C:253:ALA:HA	1:C:397:ILE:HG22	1.95	0.48
1:C:312:PRO:HD2	1:C:319:LEU:HD22	1.94	0.48
1:A:118:HIS:HD1	1:D:388:GLU:CD	2.17	0.48
1:B:177:VAL:HG13	1:B:182:GLN:OE1	2.13	0.48
1:B:217:ILE:HG22	1:B:217:ILE:O	2.12	0.48
1:A:123:TYR:C	1:A:124:THR:HG22	2.34	0.48
1:D:253:ALA:HA	1:D:397:ILE:CG2	2.43	0.48
1:D:305:ARG:CD	1:D:397:ILE:HG23	2.39	0.48
1:A:106:GLN:OE1	1:A:125:ILE:HG12	2.13	0.48
1:A:212:ASP:O	1:A:215:GLN:HB3	2.13	0.48
1:A:372:PRO:HG3	1:A:389:LEU:HD12	1.95	0.48
1:C:90:PHE:HB3	1:C:91:PRO:CD	2.44	0.48
1:B:379:ARG:O	1:B:382:ASP:HB2	2.13	0.48
1:D:50:VAL:HA	1:D:78:VAL:HB	1.96	0.48
1:A:86:HIS:CE1	1:A:227:SER:HB2	2.48	0.48
1:B:4:PRO:HD3	1:B:67:GLN:HG2	1.94	0.48
1:B:194:LYS:CB	1:B:299:LYS:HD3	2.39	0.48
1:B:395:ALA:O	1:B:398:ALA:HB2	2.13	0.48
1:D:101:HIS:HE2	1:D:123:TYR:C	2.17	0.48
1:B:314:ILE:HD13	1:B:319:LEU:HD12	1.95	0.48

Continued on next page...

Continued from previous page...

Atom-1	Atom-2	Interatomic distance (Å)	Clash overlap (Å)
1:D:156:TYR:CE2	1:D:219:LEU:HD22	2.49	0.48
1:A:294:ARG:HD2	1:A:324:PRO:HB2	1.96	0.48
1:A:171:GLN:HE22	1:A:230:ILE:N	1.97	0.47
1:B:127:LYS:O	1:B:130:THR:HG23	2.14	0.47
1:B:147:LEU:O	1:B:148:HIS:HB3	2.13	0.47
1:C:177:VAL:HG11	1:C:182:GLN:CB	2.39	0.47
1:D:305:ARG:NH1	1:D:399:ASP:HB2	2.22	0.47
1:C:216:LYS:C	1:C:218:ASN:N	2.67	0.47
1:D:236:PRO:O	1:D:239:ILE:HD12	2.13	0.47
1:A:238:ARG:HD3	1:A:241:GLU:OE1	2.14	0.47
1:A:353:LYS:O	1:A:357:GLU:HB2	2.15	0.47
1:A:83:GLU:HA	1:A:149:TRP:CZ3	2.50	0.47
1:A:379:ARG:H	1:A:382:ASP:HB2	1.80	0.47
1:C:81:HIS:HE1	1:C:149:TRP:CG	2.33	0.47
1:C:304:ALA:O	1:C:337:LYS:HE3	2.15	0.47
1:D:50:VAL:HG21	1:D:164:LEU:CD1	2.44	0.47
1:D:81:HIS:HE1	1:D:149:TRP:CB	2.27	0.47
1:A:118:HIS:CE1	6:D:670:HOH:O	2.66	0.47
1:A:321:VAL:HG21	1:B:27:PRO:CG	2.44	0.47
1:A:393:ILE:HG22	1:A:397:ILE:CD1	2.45	0.47
1:D:333:ARG:NH1	1:D:333:ARG:HG3	2.29	0.47
1:A:252:LYS:O	1:A:305:ARG:HG3	2.15	0.47
1:A:314:ILE:O	1:A:315:ASN:C	2.52	0.47
1:C:134:LEU:HD11	1:C:139:LEU:HD23	1.96	0.47
1:B:8:THR:HG22	1:B:9:ASP:H	1.77	0.47
1:B:54:TYR:CD2	1:B:56:PRO:HD2	2.50	0.47
1:B:167:ASP:O	1:B:195:TYR:HE2	1.97	0.47
1:B:185:ALA:C	1:B:238:ARG:HH22	2.17	0.47
1:C:156:TYR:CE2	1:C:158:PRO:HA	2.49	0.47
1:C:171:GLN:NE2	1:C:230:ILE:H	2.12	0.47
1:D:44:ASP:C	1:D:46:LYS:N	2.64	0.47
1:C:217:ILE:HG22	1:C:217:ILE:O	2.15	0.47
1:D:40:TYR:CZ	1:D:225:ALA:HB1	2.50	0.47
1:A:234:LYS:HA	1:A:234:LYS:CE	2.44	0.47
1:B:83:GLU:HB3	1:B:85:ASP:OD1	2.15	0.47
1:B:116:TYR:O	1:B:117:SER:O	2.31	0.47
1:A:70:ASP:HB3	1:A:71:PRO:CD	2.37	0.46
1:C:365:GLU:OE1	1:C:396:ARG:NH2	2.47	0.46
1:A:165:PRO:HG3	1:A:169:PHE:HD2	1.80	0.46
1:A:262:MET:CE	1:B:25:HIS:HB3	2.42	0.46
1:A:294:ARG:CB	1:A:294:ARG:CZ	2.93	0.46

Continued on next page...

Continued from previous page...

Atom-1	Atom-2	Interatomic distance (Å)	Clash overlap (Å)
1:C:365:GLU:CD	1:C:396:ARG:HH22	2.19	0.46
1:D:106:GLN:NE2	1:D:125:ILE:HG12	2.29	0.46
1:A:168:ALA:O	1:A:169:PHE:HB2	2.16	0.46
1:B:267:GLU:O	1:B:270:ALA:HB3	2.16	0.46
1:B:381:GLU:CD	1:B:381:GLU:N	2.54	0.46
1:D:124:THR:HG23	1:D:124:THR:O	2.15	0.46
1:D:369:GLU:CG	1:D:370:PRO:HD3	2.45	0.46
1:A:356:GLU:HG2	1:A:366:LEU:HD13	1.98	0.46
1:C:171:GLN:NE2	1:C:188:ILE:HD11	2.30	0.46
1:A:73:LYS:HE2	1:A:73:LYS:CA	2.45	0.46
1:B:104:CYS:HA	1:B:153:MET:CE	2.45	0.46
1:C:253:ALA:HA	1:C:397:ILE:CG2	2.45	0.46
1:D:46:LYS:HA	1:D:75:ASP:OD2	2.15	0.46
1:A:42:ILE:O	1:A:47:THR:HA	2.15	0.46
1:A:148:HIS:O	1:A:149:TRP:HD1	1.99	0.46
1:C:156:TYR:CE2	1:C:219:LEU:HD22	2.50	0.46
1:D:184:ASP:O	1:D:188:ILE:HG22	2.15	0.46
1:D:76:TYR:CD1	1:D:101:HIS:HB3	2.50	0.46
1:B:117:SER:C	1:B:119:ILE:N	2.69	0.45
1:B:280:GLY:HA3	1:B:394:ALA:CB	2.46	0.45
1:C:84:SER:C	1:C:86:HIS:H	2.18	0.45
1:A:235:ASP:CG	1:A:238:ARG:HG2	2.36	0.45
1:B:80:ASN:HA	1:B:153:MET:HG2	1.98	0.45
1:B:90:PHE:N	1:B:91:PRO:HD2	2.31	0.45
1:C:58:LYS:HE3	1:C:59:GLU:OE2	2.16	0.45
1:D:318:ILE:HG22	1:D:319:LEU:H	1.81	0.45
1:A:91:PRO:HB3	1:A:119:ILE:HD11	1.97	0.45
1:A:147:LEU:HA	1:A:147:LEU:HD12	1.45	0.45
1:A:204:SER:O	1:A:207:ILE:HB	2.16	0.45
1:A:294:ARG:HH11	1:A:294:ARG:CB	2.25	0.45
1:D:82:THR:CG2	1:D:112:LEU:HD13	2.46	0.45
1:D:376:TRP:HA	1:D:376:TRP:CE3	2.51	0.45
1:A:305:ARG:CB	1:A:397:ILE:HG23	2.46	0.45
1:B:68:ILE:O	1:B:69:LYS:HG3	2.15	0.45
1:B:294:ARG:HD2	1:B:324:PRO:HB2	1.98	0.45
1:B:127:LYS:H	1:B:130:THR:HG21	1.80	0.45
1:C:44:ASP:H	1:C:47:THR:HG22	1.81	0.45
1:C:69:LYS:CG	1:C:73:LYS:HE3	2.42	0.45
1:C:372:PRO:CG	1:C:389:LEU:HD12	2.46	0.45
1:D:8:THR:CG2	1:D:11:ILE:HD12	2.47	0.45
1:D:79:VAL:HG12	1:D:79:VAL:O	2.15	0.45

Continued on next page...

Continued from previous page...

Atom-1	Atom-2	Interatomic distance (Å)	Clash overlap (Å)
1:D:210:LYS:HE3	1:D:210:LYS:HA	1.98	0.45
1:A:116:TYR:C	1:A:117:SER:O	2.52	0.45
1:A:261:THR:HG21	1:A:267:GLU:H	1.82	0.45
1:A:395:ALA:O	1:A:398:ALA:HB2	2.17	0.45
1:B:4:PRO:CD	1:B:67:GLN:HG2	2.47	0.45
1:D:140:THR:HG22	1:D:158:PRO:HD3	1.99	0.45
1:A:201:MET:N	1:A:202:PRO:HD2	2.32	0.45
1:A:333:ARG:HH11	1:A:363:LYS:NZ	2.14	0.45
1:A:391:ARG:HG3	1:A:391:ARG:NH1	2.30	0.45
1:B:62:ILE:CG2	1:B:66:LYS:HE3	2.47	0.45
1:C:166:ASN:HA	1:C:227:SER:HB3	1.98	0.45
1:C:235:ASP:CG	1:C:238:ARG:HG2	2.37	0.45
1:A:98:PRO:HB3	1:D:391:ARG:CZ	2.47	0.45
1:B:8:THR:CG2	1:B:9:ASP:N	2.78	0.45
1:B:41:LEU:HD22	1:B:65:LEU:CD2	2.47	0.45
1:C:347:TRP:CD1	1:C:348:GLY:N	2.83	0.45
1:D:147:LEU:HA	1:D:147:LEU:HD12	1.42	0.45
1:D:367:ILE:HG21	1:D:393:ILE:CG1	2.47	0.45
1:B:127:LYS:H	1:B:130:THR:CG2	2.30	0.45
1:B:159:GLU:CD	1:B:159:GLU:H	2.21	0.45
1:D:95:GLU:OE1	1:D:95:GLU:HA	2.17	0.45
1:D:102:VAL:HG21	1:D:121:PHE:CD2	2.52	0.45
1:A:310:GLY:HA2	1:A:342:PHE:O	2.17	0.45
1:B:38:ASN:HB2	1:B:227:SER:HA	1.99	0.45
1:B:261:THR:HB	1:B:266:THR:HB	1.98	0.45
1:B:318:ILE:HG23	1:B:319:LEU:H	1.81	0.45
1:B:353:LYS:CG	1:B:354:ILE:N	2.79	0.45
1:C:165:PRO:O	1:C:166:ASN:HB3	2.17	0.45
1:D:48:ALA:HB2	1:D:76:TYR:HB2	1.99	0.45
1:D:53:VAL:CG1	1:D:54:TYR:N	2.79	0.45
1:B:208:THR:HG23	1:B:247:ALA:HB1	1.99	0.44
1:B:290:SER:HB3	1:B:321:VAL:HG11	1.99	0.44
1:B:347:TRP:CD1	1:B:348:GLY:N	2.85	0.44
1:C:48:ALA:HB2	1:C:76:TYR:HB2	1.99	0.44
1:C:308:LEU:N	1:C:308:LEU:HD23	2.32	0.44
1:D:258:ALA:HB1	1:D:289:LEU:HD21	1.98	0.44
1:A:293:ASP:O	1:A:297:VAL:HG23	2.18	0.44
1:D:12:TYR:CE2	1:D:68:ILE:HD12	2.52	0.44
1:D:69:LYS:O	1:D:70:ASP:C	2.56	0.44
1:A:208:THR:HG23	1:A:247:ALA:HB3	1.98	0.44
1:C:69:LYS:HG2	1:C:73:LYS:CE	2.43	0.44

Continued on next page...

Continued from previous page...

Atom-1	Atom-2	Interatomic distance (Å)	Clash overlap (Å)
1:D:236:PRO:HA	1:D:239:ILE:HD11	2.00	0.44
1:D:353:LYS:HG3	1:D:354:ILE:N	2.32	0.44
1:B:41:LEU:HD22	1:B:65:LEU:HD23	1.99	0.44
1:C:161:ALA:HB3	1:C:222:LYS:HB2	1.99	0.44
1:C:287:PHE:HZ	1:C:300:GLU:HG3	1.83	0.44
1:D:35:THR:CG2	1:D:172:HIS:HB3	2.46	0.44
1:A:333:ARG:NH1	1:A:363:LYS:CE	2.81	0.44
1:A:374:VAL:CG1	1:A:375:GLN:N	2.80	0.44
1:B:35:THR:OG1	1:B:36:THR:N	2.51	0.44
1:B:205:ASN:O	1:B:209:LYS:HG3	2.18	0.44
1:B:369:GLU:HG3	1:B:370:PRO:CD	2.47	0.44
1:D:201:MET:N	1:D:202:PRO:HD2	2.33	0.44
1:A:126:VAL:CG1	1:A:127:LYS:N	2.81	0.44
1:A:184:ASP:OD1	1:A:186:GLY:N	2.51	0.44
1:A:305:ARG:HB2	1:A:397:ILE:CG2	2.48	0.44
1:A:341:ALA:C	1:A:352:GLN:HE22	2.19	0.44
1:B:139:LEU:HD13	1:B:141:PHE:CZ	2.52	0.44
1:B:210:LYS:HB2	1:B:210:LYS:NZ	2.33	0.44
1:D:52:THR:HB	1:D:89:ALA:HB3	2.00	0.44
1:D:146:MET:C	1:D:148:HIS:N	2.69	0.44
1:D:255:ALA:CB	1:D:306:ALA:HB3	2.47	0.44
1:A:116:TYR:O	1:A:117:SER:O	2.35	0.44
1:A:234:LYS:HE3	1:A:234:LYS:CA	2.45	0.44
1:B:294:ARG:CB	1:B:294:ARG:CZ	2.95	0.44
1:C:103:LEU:CD2	1:C:124:THR:HG22	2.47	0.44
1:C:398:ALA:O	1:C:399:ASP:CB	2.62	0.44
1:A:81:HIS:NE2	1:A:83:GLU:CG	2.74	0.44
1:B:212:ASP:HB3	1:B:216:LYS:HE3	2.00	0.44
1:B:260:ASP:HB3	1:B:319:LEU:HD23	2.00	0.44
1:B:301:ILE:O	1:B:337:LYS:HE3	2.18	0.44
1:B:318:ILE:HD11	1:B:355:LEU:HG	2.00	0.44
1:D:333:ARG:HG3	1:D:333:ARG:HH11	1.82	0.44
1:B:104:CYS:HA	1:B:153:MET:HE1	1.99	0.44
1:B:106:GLN:HG2	1:B:125:ILE:HG21	1.99	0.44
1:B:127:LYS:HG2	1:B:143:GLU:OE1	2.18	0.44
1:B:336:ASN:O	1:B:337:LYS:HG2	2.18	0.44
1:C:107:ARG:NH1	1:C:107:ARG:CG	2.80	0.44
1:D:146:MET:C	1:D:148:HIS:H	2.21	0.44
1:A:280:GLY:HA3	1:A:394:ALA:HB1	1.99	0.43
1:B:184:ASP:HB3	1:B:187:LEU:HB2	2.01	0.43
1:B:199:ILE:HG22	1:B:200:LEU:HD23	2.00	0.43

Continued on next page...

Continued from previous page...

Atom-1	Atom-2	Interatomic distance (Å)	Clash overlap (Å)
1:B:311:SER:HB2	1:B:322:VAL:HG21	2.00	0.43
1:C:2:SER:N	1:C:60:GLU:OE2	2.51	0.43
1:C:274:MET:HG3	1:C:284:VAL:HG11	1.99	0.43
1:D:269:MET:CE	1:D:374:VAL:HB	2.47	0.43
1:D:315:ASN:O	1:D:316:ASN:HB2	2.17	0.43
1:A:203:PHE:O	1:A:207:ILE:HG12	2.17	0.43
1:A:280:GLY:HA3	1:A:394:ALA:CB	2.48	0.43
1:A:323:SER:HB3	1:B:323:SER:HB3	1.99	0.43
1:C:113:LYS:HE2	1:C:113:LYS:HB3	1.85	0.43
1:D:16:ALA:HB1	1:D:57:PHE:HD1	1.83	0.43
1:D:35:THR:HG22	1:D:172:HIS:CB	2.48	0.43
1:D:50:VAL:O	1:D:51:ASP:HB2	2.18	0.43
1:D:81:HIS:HE1	1:D:149:TRP:CG	2.35	0.43
1:D:389:LEU:O	1:D:393:ILE:HG13	2.18	0.43
1:A:126:VAL:HG11	1:A:141:PHE:CG	2.54	0.43
1:A:141:PHE:CD2	1:A:153:MET:HE1	2.53	0.43
1:A:333:ARG:CZ	1:A:363:LYS:HE3	2.49	0.43
1:C:181:ASP:CB	1:C:234:LYS:HE3	2.49	0.43
1:D:106:GLN:HE21	1:D:125:ILE:HG12	1.83	0.43
1:D:194:LYS:HB2	1:D:299:LYS:HD3	2.01	0.43
1:B:280:GLY:HA3	1:B:394:ALA:HB1	1.99	0.43
1:C:7:ILE:HD11	1:C:40:TYR:CE1	2.54	0.43
1:C:261:THR:HG21	1:C:267:GLU:HB2	2.01	0.43
1:C:308:LEU:HD13	1:C:340:LEU:HD23	2.00	0.43
1:A:90:PHE:HB3	1:A:91:PRO:CD	2.48	0.43
1:A:137:ARG:HA	1:A:159:GLU:HG2	2.00	0.43
1:A:326:LEU:O	1:A:330:VAL:HG23	2.18	0.43
1:C:50:VAL:HG21	1:C:164:LEU:CD1	2.49	0.43
1:C:84:SER:C	1:C:86:HIS:N	2.71	0.43
1:C:126:VAL:HG11	1:C:141:PHE:CD2	2.54	0.43
1:C:171:GLN:HE21	1:C:188:ILE:HD11	1.84	0.43
1:D:375:GLN:O	1:D:376:TRP:HB2	2.18	0.43
1:B:70:ASP:CG	1:B:71:PRO:HD3	2.38	0.43
1:C:147:LEU:HD12	1:C:147:LEU:HA	1.52	0.43
1:A:116:TYR:O	1:A:117:SER:C	2.56	0.43
1:A:311:SER:HB2	1:A:322:VAL:HG21	2.01	0.43
1:D:318:ILE:HD13	1:D:355:LEU:HD23	2.00	0.43
1:A:50:VAL:O	1:A:51:ASP:HB2	2.19	0.43
1:B:49:LEU:HD22	1:B:51:ASP:O	2.18	0.43
1:B:306:ALA:HB2	1:B:397:ILE:HD11	2.01	0.43
1:B:367:ILE:CD1	1:B:396:ARG:HD2	2.49	0.43

Continued on next page...

Continued from previous page...

Atom-1	Atom-2	Interatomic distance (Å)	Clash overlap (Å)
1:C:53:VAL:HG13	1:C:54:TYR:N	2.34	0.43
1:C:389:LEU:HD23	1:C:389:LEU:HA	1.86	0.43
1:D:138:SER:O	1:D:158:PRO:HD2	2.19	0.43
1:D:354:ILE:HA	1:D:357:GLU:HG2	2.01	0.43
1:D:43:VAL:HG13	1:D:47:THR:HG22	2.00	0.42
1:D:116:TYR:O	1:D:117:SER:C	2.58	0.42
1:A:202:PRO:HB3	1:A:332:LEU:O	2.19	0.42
1:B:105:THR:HG23	1:B:153:MET:HE1	2.01	0.42
1:C:146:MET:C	1:C:148:HIS:N	2.73	0.42
1:D:398:ALA:O	1:D:399:ASP:CB	2.67	0.42
1:A:305:ARG:HH12	1:A:399:ASP:CB	2.13	0.42
1:D:53:VAL:HG13	1:D:54:TYR:N	2.34	0.42
1:A:317:ASP:OD1	1:A:318:ILE:N	2.46	0.42
1:B:274:MET:HG3	1:B:284:VAL:CG1	2.43	0.42
1:C:91:PRO:HB3	1:C:119:ILE:HD11	2.00	0.42
1:D:184:ASP:OD1	1:D:186:GLY:N	2.53	0.42
1:B:70:ASP:CB	1:B:71:PRO:CD	2.86	0.42
1:C:47:THR:HG21	1:C:73:LYS:CD	2.40	0.42
1:C:312:PRO:CD	1:C:319:LEU:HD22	2.49	0.42
1:D:31:THR:HG23	1:D:31:THR:O	2.19	0.42
1:A:208:THR:HG23	1:A:247:ALA:CB	2.50	0.42
1:A:351:ALA:O	1:A:355:LEU:HG	2.20	0.42
1:A:367:ILE:O	1:A:367:ILE:HG23	2.19	0.42
1:B:317:ASP:HA	1:B:354:ILE:CD1	2.49	0.42
1:A:90:PHE:CZ	1:A:94:MET:HE2	2.55	0.42
1:A:258:ALA:O	1:A:309:VAL:HA	2.20	0.42
1:A:259:TYR:CD1	1:A:260:ASP:N	2.88	0.42
1:B:147:LEU:O	1:B:148:HIS:CB	2.67	0.42
1:B:345:TYR:HE2	1:B:373:THR:OG1	2.03	0.42
1:C:391:ARG:NH1	1:C:391:ARG:CG	2.82	0.42
1:A:44:ASP:C	1:A:46:LYS:N	2.70	0.42
1:A:345:TYR:CD1	1:A:345:TYR:C	2.93	0.42
1:B:305:ARG:HD2	1:B:397:ILE:CG2	2.50	0.42
1:D:189:MET:HB2	1:D:238:ARG:NH2	2.34	0.42
1:D:258:ALA:O	1:D:309:VAL:HA	2.20	0.42
1:D:260:ASP:O	1:D:312:PRO:HD3	2.19	0.42
1:A:159:GLU:CD	1:A:159:GLU:H	2.24	0.42
1:A:269:MET:HE1	1:A:374:VAL:HB	2.02	0.42
1:A:376:TRP:CD2	1:B:115:HIS:HE1	2.38	0.42
1:D:96:LEU:HD13	1:D:97:CYS:SG	2.60	0.42
1:A:70:ASP:O	1:A:71:PRO:C	2.57	0.41

Continued on next page...

Continued from previous page...

Atom-1	Atom-2	Interatomic distance (Å)	Clash overlap (Å)
1:B:294:ARG:CZ	1:B:294:ARG:HB2	2.50	0.41
1:B:317:ASP:HA	1:B:354:ILE:HD11	2.02	0.41
1:B:398:ALA:O	1:B:399:ASP:CB	2.67	0.41
1:C:201:MET:N	1:C:202:PRO:HD2	2.35	0.41
1:D:35:THR:HG22	1:D:172:HIS:CA	2.50	0.41
1:B:202:PRO:HB3	1:B:332:LEU:O	2.20	0.41
1:C:103:LEU:CD2	1:C:124:THR:CG2	2.97	0.41
1:C:195:TYR:CE2	6:C:640:HOH:O	2.74	0.41
1:D:53:VAL:CG1	1:D:57:PHE:HB2	2.50	0.41
1:D:301:ILE:O	1:D:337:LYS:HE3	2.19	0.41
1:A:59:GLU:H	1:A:59:GLU:CD	2.23	0.41
1:A:81:HIS:HE1	1:A:149:TRP:CG	2.38	0.41
1:A:262:MET:CE	5:A:701:FMN:HM83	2.51	0.41
1:A:306:ALA:HA	1:A:338:VAL:O	2.20	0.41
1:B:259:TYR:CD1	1:B:260:ASP:N	2.89	0.41
1:B:308:LEU:N	1:B:308:LEU:HD23	2.35	0.41
1:B:345:TYR:HA	5:B:702:FMN:O2'	2.20	0.41
1:B:369:GLU:O	1:B:371:GLY:N	2.53	0.41
1:C:357:GLU:CG	1:C:358:ARG:N	2.80	0.41
1:D:69:LYS:HZ3	1:D:71:PRO:HD2	1.85	0.41
1:D:232:TRP:CE2	1:D:239:ILE:HG12	2.55	0.41
1:D:344:ALA:HA	1:D:374:VAL:O	2.19	0.41
1:A:81:HIS:NE2	1:A:148:HIS:CD2	2.89	0.41
1:A:171:GLN:NE2	1:A:230:ILE:H	1.96	0.41
1:B:76:TYR:CD1	1:B:103:LEU:HD21	2.56	0.41
1:B:117:SER:O	1:B:119:ILE:N	2.53	0.41
1:B:236:PRO:HA	1:B:239:ILE:HD11	2.03	0.41
1:C:125:ILE:HD12	1:C:125:ILE:N	2.35	0.41
1:D:7:ILE:HD11	1:D:40:TYR:HE1	1.83	0.41
1:D:35:THR:HG21	1:D:172:HIS:CG	2.53	0.41
1:D:84:SER:C	1:D:86:HIS:H	2.21	0.41
1:D:161:ALA:HB3	1:D:222:LYS:HB2	2.03	0.41
1:D:296:ASP:OD2	6:D:672:HOH:O	2.21	0.41
1:D:357:GLU:CG	1:D:358:ARG:N	2.83	0.41
1:B:212:ASP:O	1:B:215:GLN:HB3	2.20	0.41
1:C:54:TYR:CG	1:C:56:PRO:HD2	2.55	0.41
1:C:73:LYS:H	1:C:73:LYS:HG2	1.47	0.41
1:D:84:SER:C	1:D:86:HIS:N	2.74	0.41
1:D:338:VAL:HG11	1:D:367:ILE:HD13	2.03	0.41
1:A:3:GLN:HA	1:A:4:PRO:HD3	1.84	0.41
1:A:334:PRO:HB2	1:A:337:LYS:HG3	2.03	0.41

Continued on next page...

Continued from previous page...

Atom-1	Atom-2	Interatomic distance (Å)	Clash overlap (Å)
1:B:3:GLN:HA	1:B:4:PRO:HD3	1.92	0.41
1:B:44:ASP:O	1:B:45:ASP:C	2.59	0.41
1:B:144:ALA:N	1:B:145:PRO:CD	2.83	0.41
1:C:323:SER:HB3	1:D:323:SER:CB	2.49	0.41
1:D:70:ASP:CB	1:D:71:PRO:CD	2.88	0.41
1:D:103:LEU:CD2	1:D:124:THR:HG21	2.51	0.41
1:D:304:ALA:O	1:D:337:LYS:HE3	2.20	0.41
1:A:91:PRO:HB3	1:A:119:ILE:CD1	2.51	0.41
1:A:262:MET:HA	1:B:26:GLY:HA3	2.03	0.41
1:A:263:TRP:O	1:A:264:LEU:CB	2.69	0.41
1:C:372:PRO:CG	1:C:389:LEU:CD1	2.98	0.41
1:D:263:TRP:O	1:D:264:LEU:CB	2.69	0.41
1:A:369:GLU:CB	1:A:370:PRO:CD	2.88	0.41
1:A:398:ALA:O	1:A:399:ASP:CB	2.69	0.41
1:D:305:ARG:HD2	1:D:397:ILE:CG2	2.43	0.41
1:A:90:PHE:N	1:A:91:PRO:HD2	2.36	0.41
1:B:41:LEU:HD12	1:B:48:ALA:O	2.21	0.41
1:B:252:LYS:O	1:B:254:LYS:N	2.49	0.41
1:B:340:LEU:HG	1:B:341:ALA:N	2.35	0.41
1:B:388:GLU:O	1:B:391:ARG:HB3	2.21	0.41
1:C:134:LEU:HB2	1:C:137:ARG:O	2.21	0.41
1:D:165:PRO:O	1:D:166:ASN:HB3	2.21	0.41
1:D:116:TYR:C	1:D:117:SER:O	2.57	0.41
1:A:84:SER:C	1:A:86:HIS:H	2.25	0.40
1:B:210:LYS:O	1:B:214:ILE:HG13	2.20	0.40
1:C:126:VAL:HG11	1:C:141:PHE:CG	2.56	0.40
1:C:184:ASP:HB3	1:C:187:LEU:HB2	2.03	0.40
1:C:241:GLU:O	1:C:244:ALA:HB3	2.20	0.40
1:A:142:ILE:HD11	1:A:219:LEU:HD11	2.03	0.40
1:B:108:ALA:CA	1:B:151:ASP:HB2	2.52	0.40
1:C:22:ARG:HD3	1:C:22:ARG:HA	1.83	0.40
1:C:311:SER:O	1:C:343:GLY:HA3	2.22	0.40
1:D:147:LEU:O	1:D:148:HIS:HB3	2.22	0.40
1:A:160:GLU:O	1:A:161:ALA:HB3	2.22	0.40
1:A:318:ILE:HD11	1:A:355:LEU:HD21	2.04	0.40
1:B:53:VAL:HG12	1:B:54:TYR:O	2.22	0.40
1:C:4:PRO:CB	1:C:64:LYS:HG2	2.42	0.40
1:C:47:THR:OG1	1:C:73:LYS:HD3	2.21	0.40
1:C:324:PRO:HD3	1:D:324:PRO:HG3	2.02	0.40
1:D:269:MET:HE1	1:D:374:VAL:HB	2.03	0.40
1:A:143:GLU:C	1:A:145:PRO:HD3	2.41	0.40

Continued on next page...

Continued from previous page...

Atom-1	Atom-2	Interatomic distance (Å)	Clash overlap (Å)
1:B:80:ASN:HB3	1:B:153:MET:O	2.21	0.40
1:C:140:THR:HG22	1:C:158:PRO:HD3	2.02	0.40
1:C:392:LYS:O	1:C:395:ALA:HB3	2.21	0.40
1:D:8:THR:HG22	1:D:11:ILE:HB	2.02	0.40
1:A:40:TYR:CD2	1:A:164:LEU:HD22	2.56	0.40
1:A:261:THR:HB	5:A:701:FMN:O1P	2.21	0.40
1:B:183:VAL:HG12	1:B:184:ASP:N	2.36	0.40
1:C:269:MET:HE1	1:C:343:GLY:C	2.42	0.40
1:D:181:ASP:HB3	1:D:234:LYS:CG	2.51	0.40
1:D:298:ILE:HD13	1:D:332:LEU:HD11	2.04	0.40
1:D:365:GLU:CD	1:D:396:ARG:HH12	2.20	0.40

All (2) symmetry-related close contacts are listed below. The label for Atom-2 includes the symmetry operator and encoded unit-cell translations to be applied.

Atom-1	Atom-2	Interatomic distance (Å)	Clash overlap (Å)
1:A:2:SER:OG	1:C:275:ASP:OD2[5_653]	1.73	0.47
6:B:628:HOH:O	6:D:675:HOH:O[5_653]	1.92	0.28

5.3 Torsion angles (i)

5.3.1 Protein backbone (i)

In the following table, the Percentiles column shows the percent Ramachandran outliers of the chain as a percentile score with respect to all X-ray entries followed by that with respect to entries of similar resolution.

The Analysed column shows the number of residues for which the backbone conformation was analysed, and the total number of residues.

Mol	Chain	Analysed	Favoured	Allowed	Outliers	Percentiles
1	A	396/398 (100%)	347 (88%)	36 (9%)	13 (3%)	4 21
1	B	396/398 (100%)	337 (85%)	44 (11%)	15 (4%)	3 18
1	C	396/398 (100%)	348 (88%)	36 (9%)	12 (3%)	4 24
1	D	396/398 (100%)	350 (88%)	36 (9%)	10 (2%)	5 28
All	All	1584/1592 (100%)	1382 (87%)	152 (10%)	50 (3%)	4 22

All (50) Ramachandran outliers are listed below:

Mol	Chain	Res	Type
1	A	28	ALA
1	A	118	HIS
1	A	124	THR
1	A	148	HIS
1	A	369	GLU
1	A	398	ALA
1	B	70	ASP
1	B	83	GLU
1	B	148	HIS
1	B	369	GLU
1	B	398	ALA
1	C	70	ASP
1	C	73	LYS
1	C	148	HIS
1	C	369	GLU
1	C	398	ALA
1	D	73	LYS
1	D	148	HIS
1	D	369	GLU
1	D	398	ALA
1	A	83	GLU
1	A	84	SER
1	B	84	SER
1	B	117	SER
1	B	124	THR
1	C	84	SER
1	D	70	ASP
1	D	84	SER
1	A	117	SER
1	A	368	ALA
1	B	146	MET
1	B	336	ASN
1	B	368	ALA
1	C	28	ALA
1	D	117	SER
1	D	368	ALA
1	A	73	LYS
1	A	347	TRP
1	B	28	ALA
1	B	130	THR
1	C	117	SER
1	C	376	TRP
1	D	118	HIS

Continued on next page...

Continued from previous page...

Mol	Chain	Res	Type
1	A	264	LEU
1	C	51	ASP
1	C	118	HIS
1	D	376	TRP
1	B	73	LYS
1	B	56	PRO
1	C	71	PRO

5.3.2 Protein sidechains (i)

In the following table, the Percentiles column shows the percent sidechain outliers of the chain as a percentile score with respect to all X-ray entries followed by that with respect to entries of similar resolution.

The Analysed column shows the number of residues for which the sidechain conformation was analysed, and the total number of residues.

Mol	Chain	Analysed	Rotameric	Outliers	Percentiles	
1	A	329/329 (100%)	305 (93%)	24 (7%)	14	44
1	B	329/329 (100%)	310 (94%)	19 (6%)	20	55
1	C	329/329 (100%)	308 (94%)	21 (6%)	17	51
1	D	329/329 (100%)	308 (94%)	21 (6%)	17	51
All	All	1316/1316 (100%)	1231 (94%)	85 (6%)	17	50

All (85) residues with a non-rotameric sidechain are listed below:

Mol	Chain	Res	Type
1	A	53	VAL
1	A	73	LYS
1	A	83	GLU
1	A	85	ASP
1	A	96	LEU
1	A	101	HIS
1	A	107	ARG
1	A	124	THR
1	A	146	MET
1	A	147	LEU
1	A	171	GLN
1	A	176	SER
1	A	177	VAL
1	A	208	THR

Continued on next page...

Continued from previous page...

Mol	Chain	Res	Type
1	A	218	ASN
1	A	230	ILE
1	A	233	ARG
1	A	234	LYS
1	A	239	ILE
1	A	282	CYS
1	A	286	LEU
1	A	308	LEU
1	A	325	LEU
1	A	373	THR
1	B	49	LEU
1	B	83	GLU
1	B	106	GLN
1	B	124	THR
1	B	147	LEU
1	B	162	LEU
1	B	171	GLN
1	B	210	LYS
1	B	219	LEU
1	B	223	THR
1	B	233	ARG
1	B	234	LYS
1	B	239	ILE
1	B	261	THR
1	B	303	ASP
1	B	308	LEU
1	B	314	ILE
1	B	325	LEU
1	B	373	THR
1	C	33	ARG
1	C	49	LEU
1	C	53	VAL
1	C	77	LEU
1	C	83	GLU
1	C	96	LEU
1	C	112	LEU
1	C	139	LEU
1	C	148	HIS
1	C	160	GLU
1	C	162	LEU
1	C	171	GLN
1	C	208	THR

Continued on next page...

Continued from previous page...

Mol	Chain	Res	Type
1	C	230	ILE
1	C	233	ARG
1	C	260	ASP
1	C	286	LEU
1	C	308	LEU
1	C	313	THR
1	C	325	LEU
1	C	358	ARG
1	D	9	ASP
1	D	21	ILE
1	D	49	LEU
1	D	53	VAL
1	D	77	LEU
1	D	83	GLU
1	D	106	GLN
1	D	112	LEU
1	D	128	THR
1	D	130	THR
1	D	147	LEU
1	D	171	GLN
1	D	177	VAL
1	D	208	THR
1	D	233	ARG
1	D	239	ILE
1	D	260	ASP
1	D	286	LEU
1	D	308	LEU
1	D	325	LEU
1	D	358	ARG

Sometimes sidechains can be flipped to improve hydrogen bonding and reduce clashes. All (34) such sidechains are listed below:

Mol	Chain	Res	Type
1	A	3	GLN
1	A	25	HIS
1	A	67	GLN
1	A	80	ASN
1	A	101	HIS
1	A	122	ASN
1	A	166	ASN
1	A	171	GLN
1	A	218	ASN

Continued on next page...

Continued from previous page...

Mol	Chain	Res	Type
1	A	352	GLN
1	A	375	GLN
1	B	166	ASN
1	B	171	GLN
1	B	384	GLN
1	C	3	GLN
1	C	81	HIS
1	C	106	GLN
1	C	115	HIS
1	C	166	ASN
1	C	171	GLN
1	C	218	ASN
1	C	295	ASN
1	C	315	ASN
1	C	375	GLN
1	C	384	GLN
1	D	25	HIS
1	D	81	HIS
1	D	106	GLN
1	D	122	ASN
1	D	166	ASN
1	D	171	GLN
1	D	271	HIS
1	D	295	ASN
1	D	375	GLN

5.3.3 RNA (i)

There are no RNA molecules in this entry.

5.4 Non-standard residues in protein, DNA, RNA chains (i)

There are no non-standard protein/DNA/RNA residues in this entry.

5.5 Carbohydrates (i)

There are no monosaccharides in this entry.

5.6 Ligand geometry (i)

Of 15 ligands modelled in this entry, 3 are monoatomic - leaving 12 for Mogul analysis.

In the following table, the Counts columns list the number of bonds (or angles) for which Mogul statistics could be retrieved, the number of bonds (or angles) that are observed in the model and the number of bonds (or angles) that are defined in the Chemical Component Dictionary. The Link column lists molecule types, if any, to which the group is linked. The Z score for a bond length (or angle) is the number of standard deviations the observed value is removed from the expected value. A bond length (or angle) with $|Z| > 2$ is considered an outlier worth inspection. RMSZ is the root-mean-square of all Z scores of the bond lengths (or angles).

Mol	Type	Chain	Res	Link	Bond lengths			Bond angles		
					Counts	RMSZ	$\#\|Z\| > 2$	Counts	RMSZ	$\#\|Z\| > 2$
3	FEO	C	520	4,1	0,2,2	-	-	-		
3	FEO	A	500	4,1	0,2,2	-	-	-		
4	OXY	D	531	3	1,1,1	0.19	0	-		
4	OXY	B	511	3	1,1,1	0.35	0	-		
5	FMN	A	701	-	33,33,33	2.90	11 (33%)	48,50,50	2.40	17 (35%)
5	FMN	B	702	-	33,33,33	3.00	11 (33%)	48,50,50	2.38	16 (33%)
3	FEO	B	510	4,1	0,2,2	-	-	-		
4	OXY	A	501	3	1,1,1	0.34	0	-		
5	FMN	C	703	-	33,33,33	2.92	11 (33%)	48,50,50	2.37	15 (31%)
5	FMN	D	704	-	33,33,33	2.91	12 (36%)	48,50,50	2.39	17 (35%)
3	FEO	D	530	4,1	0,2,2	-	-	-		
4	OXY	C	521	3	1,1,1	0.37	0	-		

In the following table, the Chirals column lists the number of chiral outliers, the number of chiral centers analysed, the number of these observed in the model and the number defined in the Chemical Component Dictionary. Similar counts are reported in the Torsion and Rings columns. '-' means no outliers of that kind were identified.

Mol	Type	Chain	Res	Link	Chirals	Torsions	Rings
5	FMN	C	703	-	-	0/18/18/18	0/3/3/3
5	FMN	B	702	-	-	0/18/18/18	0/3/3/3
5	FMN	A	701	-	-	2/18/18/18	0/3/3/3
5	FMN	D	704	-	-	0/18/18/18	0/3/3/3

All (45) bond length outliers are listed below:

Mol	Chain	Res	Type	Atoms	Z	Observed(Å)	Ideal(Å)
5	C	703	FMN	C9-C9A	7.68	1.52	1.39
5	B	702	FMN	C9-C9A	7.64	1.52	1.39
5	A	701	FMN	C9-C9A	7.55	1.51	1.39

Continued on next page...

Continued from previous page...

Mol	Chain	Res	Type	Atoms	Z	Observed(Å)	Ideal(Å)
5	B	702	FMN	C9A-C5A	7.49	1.53	1.41
5	D	704	FMN	C9-C9A	7.33	1.51	1.39
5	C	703	FMN	C9A-C5A	7.19	1.53	1.41
5	D	704	FMN	C9A-C5A	6.96	1.52	1.41
5	A	701	FMN	C9A-C5A	6.90	1.52	1.41
5	B	702	FMN	C6-C7	6.38	1.48	1.39
5	D	704	FMN	C6-C7	6.23	1.48	1.39
5	C	703	FMN	C6-C7	5.91	1.48	1.39
5	A	701	FMN	C6-C7	5.82	1.48	1.39
5	B	702	FMN	C2-N3	5.05	1.50	1.39
5	D	704	FMN	C2-N3	5.02	1.50	1.39
5	C	703	FMN	C2-N3	4.94	1.50	1.39
5	A	701	FMN	C2-N3	4.85	1.50	1.39
5	B	702	FMN	C4A-C10	4.68	1.58	1.44
5	D	704	FMN	C4A-C10	4.51	1.57	1.44
5	A	701	FMN	C4A-C10	4.47	1.57	1.44
5	C	703	FMN	C4A-C10	4.43	1.57	1.44
5	D	704	FMN	C4-N3	4.17	1.46	1.38
5	C	703	FMN	C4-N3	4.10	1.46	1.38
5	A	701	FMN	C5'-C4'	4.10	1.57	1.51
5	B	702	FMN	C4-N3	4.05	1.46	1.38
5	A	701	FMN	C4-N3	3.97	1.46	1.38
5	C	703	FMN	C8-C7	3.57	1.49	1.40
5	D	704	FMN	C6-C5A	3.56	1.45	1.40
5	D	704	FMN	C5'-C4'	3.54	1.56	1.51
5	B	702	FMN	C6-C5A	3.52	1.45	1.40
5	B	702	FMN	C8-C7	3.47	1.49	1.40
5	A	701	FMN	C8-C7	3.37	1.49	1.40
5	D	704	FMN	C8-C7	3.31	1.49	1.40
5	A	701	FMN	C6-C5A	3.30	1.45	1.40
5	B	702	FMN	C5A-N5	3.29	1.45	1.39
5	C	703	FMN	C6-C5A	3.20	1.45	1.40
5	C	703	FMN	C5A-N5	3.15	1.45	1.39
5	B	702	FMN	C5'-C4'	2.99	1.56	1.51
5	D	704	FMN	C5A-N5	2.90	1.45	1.39
5	A	701	FMN	C5A-N5	2.78	1.44	1.39
5	C	703	FMN	C5'-C4'	2.72	1.55	1.51
5	B	702	FMN	O3'-C3'	2.35	1.48	1.43
5	C	703	FMN	O3'-C3'	2.32	1.48	1.43
5	D	704	FMN	O3'-C3'	2.14	1.48	1.43
5	D	704	FMN	C8M-C8	-2.06	1.46	1.51
5	A	701	FMN	C10-N10	2.04	1.41	1.37

All (65) bond angle outliers are listed below:

Mol	Chain	Res	Type	Atoms	Z	Observed(^{o})	Ideal(^{o})
5	D	704	FMN	C5A-C9A-N10	6.20	124.36	117.95
5	B	702	FMN	C5A-C9A-N10	6.00	124.15	117.95
5	A	701	FMN	C5A-C9A-N10	5.97	124.12	117.95
5	C	703	FMN	C7M-C7-C6	-5.94	108.52	119.49
5	A	701	FMN	C7M-C7-C6	-5.89	108.60	119.49
5	B	702	FMN	C7M-C7-C6	-5.83	108.71	119.49
5	D	704	FMN	C7M-C7-C6	-5.77	108.81	119.49
5	C	703	FMN	C5A-C9A-N10	5.75	123.89	117.95
5	C	703	FMN	C9A-C5A-N5	-5.33	116.64	122.43
5	D	704	FMN	C9A-C5A-N5	-5.25	116.73	122.43
5	B	702	FMN	C9A-C5A-N5	-5.24	116.74	122.43
5	A	701	FMN	C7M-C7-C8	5.20	131.39	120.74
5	A	701	FMN	C9A-C5A-N5	-5.18	116.80	122.43
5	C	703	FMN	C7M-C7-C8	5.16	131.31	120.74
5	B	702	FMN	C7M-C7-C8	5.03	131.04	120.74
5	D	704	FMN	C7M-C7-C8	5.02	131.02	120.74
5	D	704	FMN	C10-N1-C2	4.28	125.45	116.90
5	C	703	FMN	C10-N1-C2	4.26	125.43	116.90
5	B	702	FMN	C10-N1-C2	4.22	125.35	116.90
5	A	701	FMN	O2-C2-N1	4.22	128.83	121.83
5	A	701	FMN	C10-N1-C2	4.17	125.25	116.90
5	B	702	FMN	O2-C2-N1	4.13	128.68	121.83
5	C	703	FMN	O2-C2-N1	3.96	128.39	121.83
5	D	704	FMN	O2-C2-N1	3.92	128.33	121.83
5	C	703	FMN	C1'-N10-C9A	3.91	127.03	120.51
5	B	702	FMN	C1'-N10-C9A	3.72	126.71	120.51
5	D	704	FMN	C1'-N10-C9A	3.71	126.69	120.51
5	A	701	FMN	C1'-N10-C9A	3.49	126.34	120.51
5	D	704	FMN	C9A-N10-C10	-3.23	115.74	120.77
5	D	704	FMN	C4A-C10-N10	3.22	121.20	116.48
5	A	701	FMN	C9A-N10-C10	-3.14	115.87	120.77
5	B	702	FMN	C4A-C10-N10	3.12	121.05	116.48
5	B	702	FMN	O4-C4-N3	-3.12	114.14	120.12
5	C	703	FMN	C4A-C10-N10	3.11	121.03	116.48
5	D	704	FMN	O4-C4-N3	-3.10	114.17	120.12
5	B	702	FMN	C9A-N10-C10	-3.08	115.97	120.77
5	A	701	FMN	C4A-C10-N1	-3.07	117.61	124.73
5	A	701	FMN	O4-C4-N3	-3.04	114.29	120.12
5	C	703	FMN	O4-C4-N3	-3.02	114.33	120.12
5	D	704	FMN	C4A-C10-N1	-2.98	117.81	124.73
5	B	702	FMN	C4A-C10-N1	-2.96	117.86	124.73
5	C	703	FMN	C9A-N10-C10	-2.95	116.16	120.77

Continued on next page...

Continued from previous page...

Mol	Chain	Res	Type	Atoms	Z	Observed(^{o})	Ideal(^{o})
5	C	703	FMN	C4A-C10-N1	-2.93	117.93	124.73
5	A	701	FMN	C4A-C10-N10	2.91	120.73	116.48
5	B	702	FMN	C6-C5A-N5	2.84	123.47	118.51
5	D	704	FMN	C6-C5A-N5	2.82	123.44	118.51
5	C	703	FMN	C6-C5A-N5	2.76	123.34	118.51
5	A	701	FMN	O3'-C3'-C4'	-2.66	102.39	108.81
5	A	701	FMN	C6-C5A-N5	2.64	123.13	118.51
5	B	702	FMN	O3'-C3'-C4'	-2.59	102.56	108.81
5	A	701	FMN	O2-C2-N3	-2.58	113.64	118.65
5	A	701	FMN	C4'-C3'-C2'	2.46	118.48	113.36
5	B	702	FMN	O2-C2-N3	-2.39	113.99	118.65
5	C	703	FMN	O3'-C3'-C4'	-2.37	103.09	108.81
5	D	704	FMN	O3'-C3'-C4'	-2.33	103.18	108.81
5	D	704	FMN	O2-C2-N3	-2.29	114.19	118.65
5	D	704	FMN	C9-C9A-N10	-2.29	118.75	121.84
5	C	703	FMN	O2-C2-N3	-2.28	114.22	118.65
5	A	701	FMN	C5A-N5-C4A	2.15	121.65	118.07
5	C	703	FMN	C5A-N5-C4A	2.15	121.64	118.07
5	A	701	FMN	C4-C4A-C10	2.14	120.39	116.79
5	B	702	FMN	C9-C9A-N10	-2.09	119.02	121.84
5	D	704	FMN	C4-C4A-C10	2.06	120.25	116.79
5	B	702	FMN	C4'-C3'-C2'	2.05	117.63	113.36
5	D	704	FMN	C10-C4A-N5	-2.01	120.58	124.86

There are no chirality outliers.

All (2) torsion outliers are listed below:

Mol	Chain	Res	Type	Atoms
5	A	701	FMN	O4'-C4'-C5'-O5'
5	A	701	FMN	C3'-C4'-C5'-O5'

There are no ring outliers.

5 monomers are involved in 5 short contacts:

Mol	Chain	Res	Type	Clashes	Symm-Clashes
4	B	511	OXY	1	0
5	A	701	FMN	2	0
5	B	702	FMN	1	0
3	B	510	FEO	1	0
5	D	704	FMN	1	0

The following is a two-dimensional graphical depiction of Mogul quality analysis of bond lengths, bond angles, torsion angles, and ring geometry for all instances of the Ligand of Interest. In addition, ligands with molecular weight > 250 and outliers as shown on the validation Tables will also be included. For torsion angles, if less then 5% of the Mogul distribution of torsion angles is within 10 degrees of the torsion angle in question, then that torsion angle is considered an outlier. Any bond that is central to one or more torsion angles identified as an outlier by Mogul will be highlighted in the graph. For rings, the root-mean-square deviation (RMSD) between the ring in question and similar rings identified by Mogul is calculated over all ring torsion angles. If the average RMSD is greater than 60 degrees and the minimal RMSD between the ring in question and any Mogul-identified rings is also greater than 60 degrees, then that ring is considered an outlier. The outliers are highlighted in purple. The color gray indicates Mogul did not find sufficient equivalents in the CSD to analyse the geometry.

Ligand FMN A 701

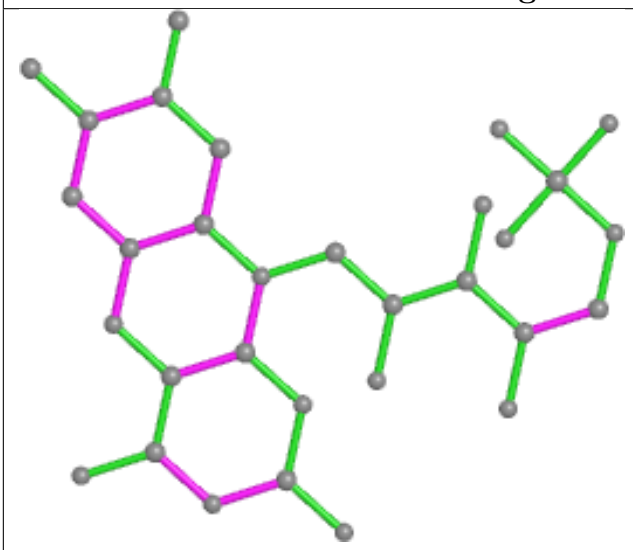

Bond lengths

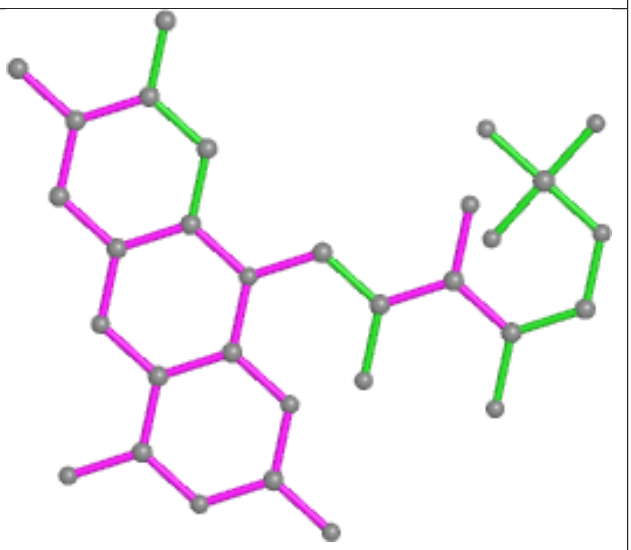

Bond angles

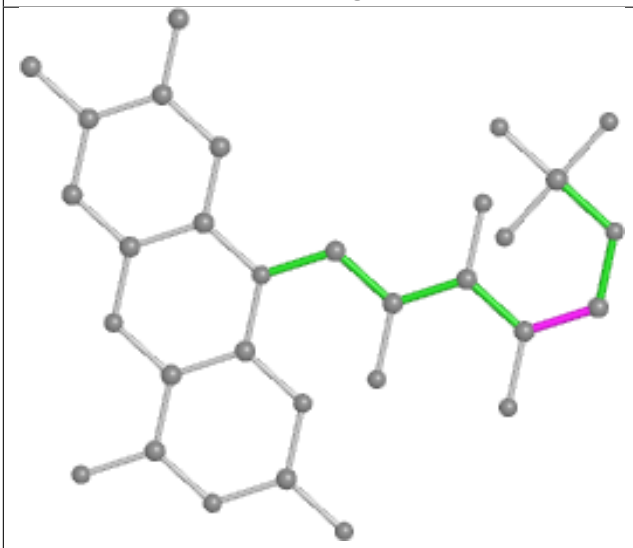

Torsions

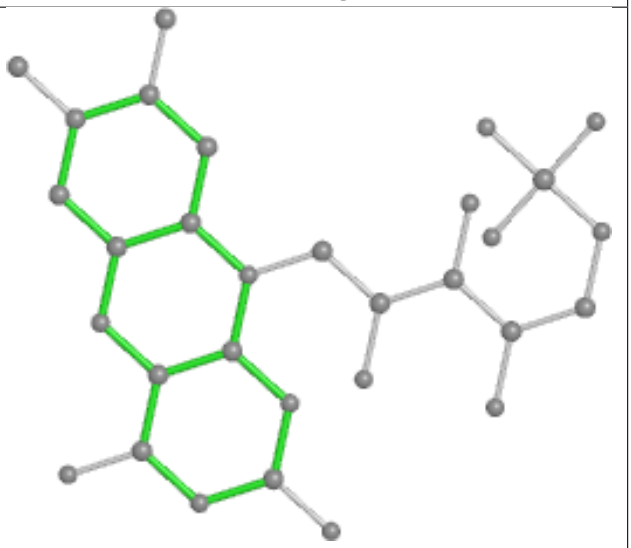

Rings

Ligand FMN B 702

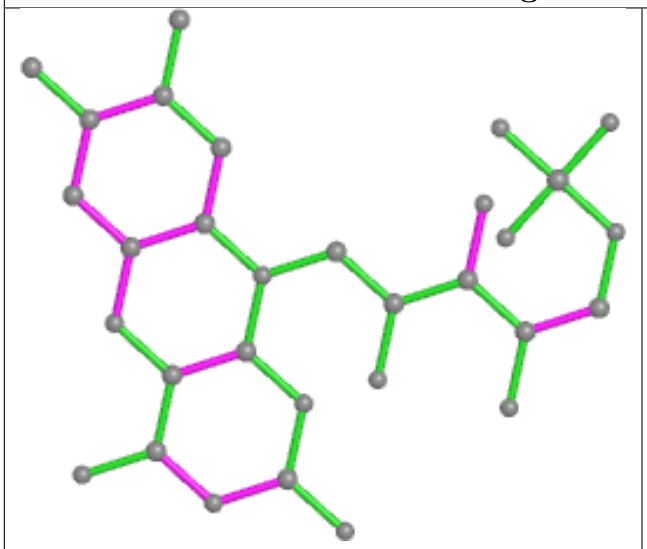

Bond lengths

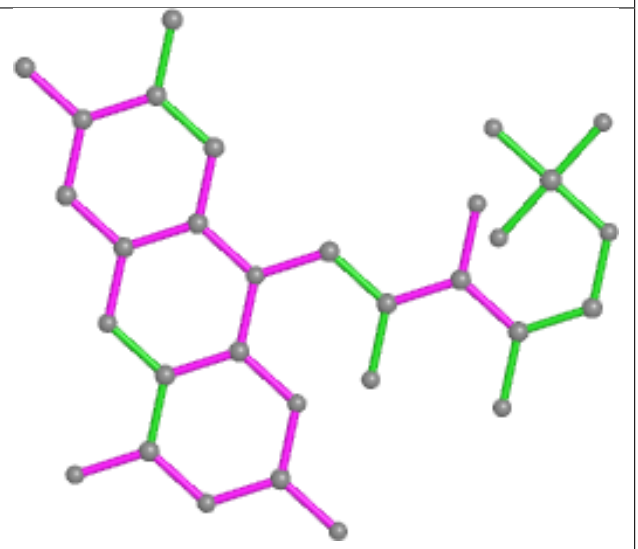

Bond angles

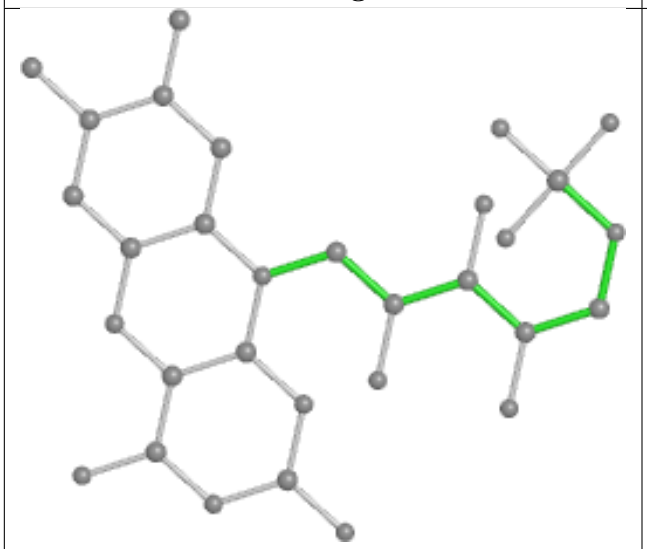

Torsions

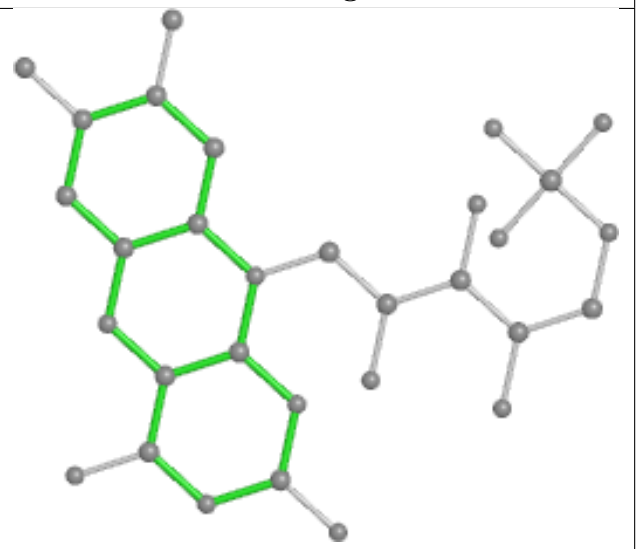

Rings

Ligand FMN C 703

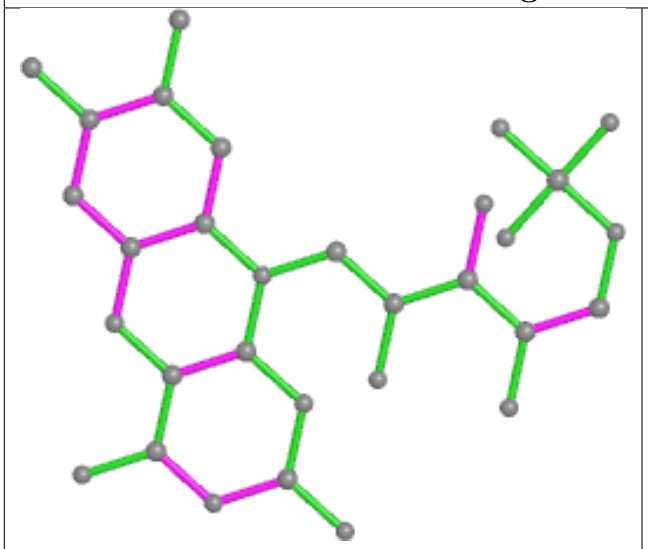

Bond lengths

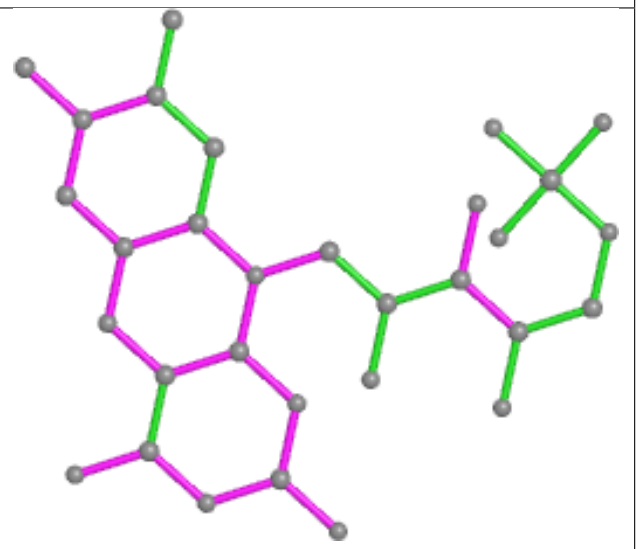

Bond angles

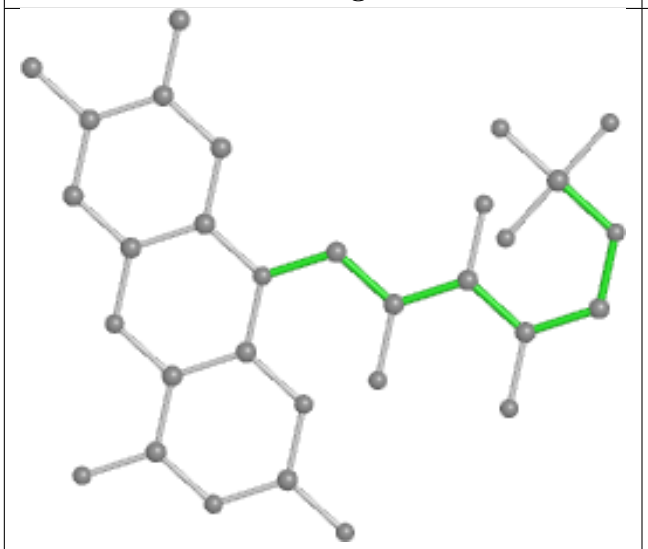

Torsions

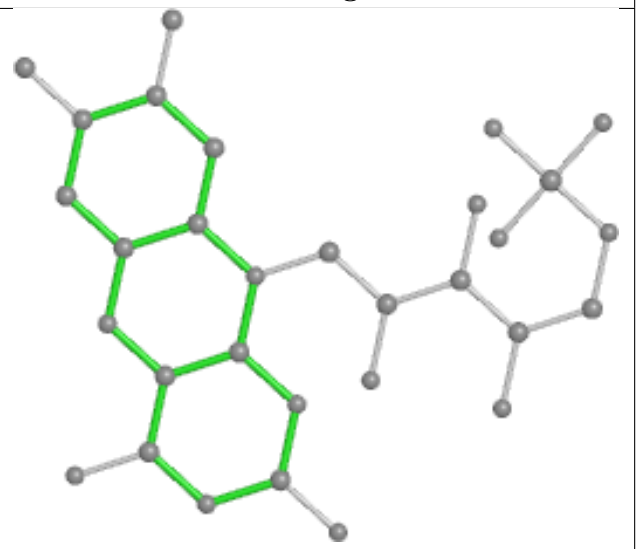

Rings

Ligand FMN D 704

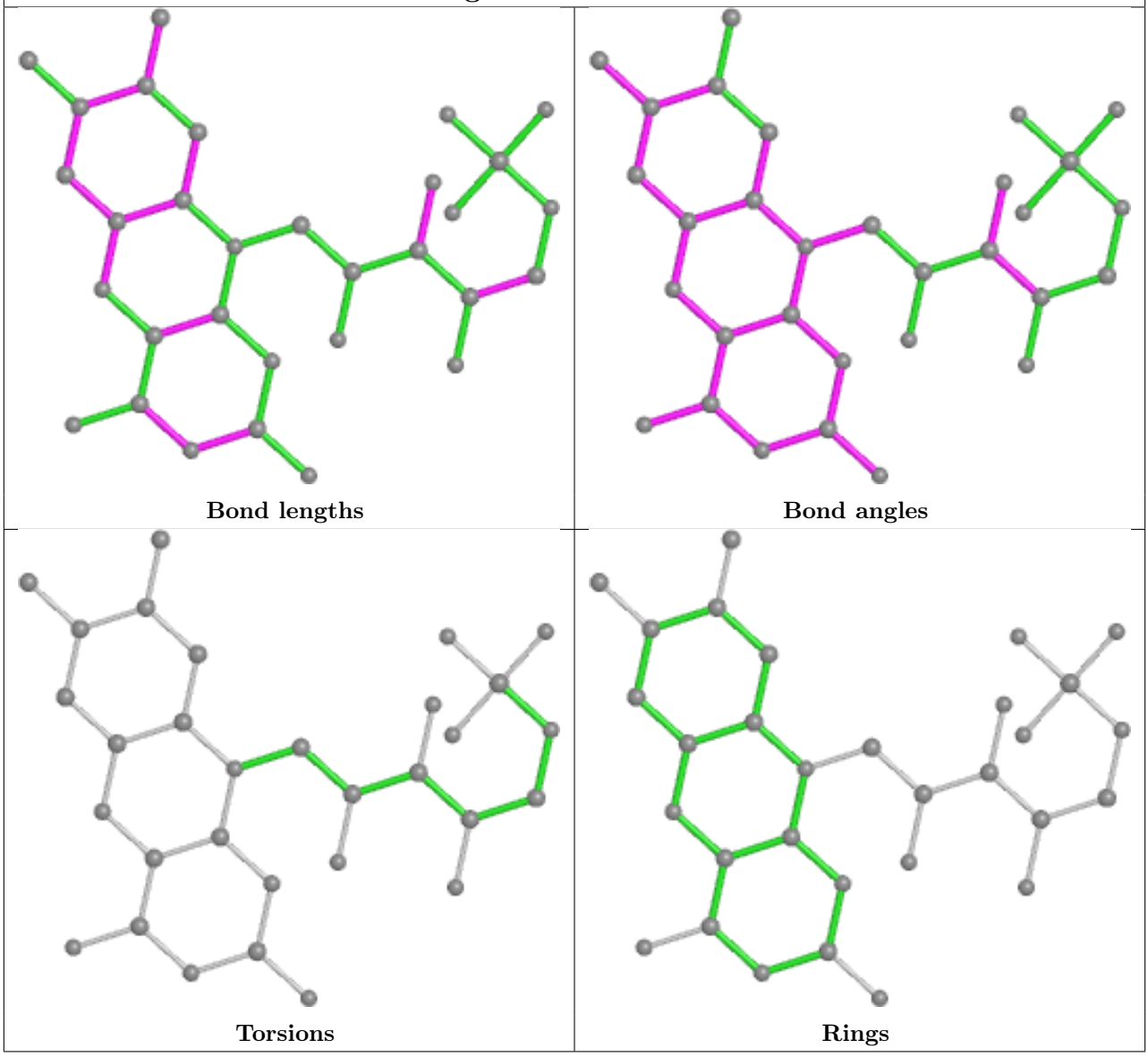

5.7 Other polymers (i)

There are no such residues in this entry.

5.8 Polymer linkage issues (i)

There are no chain breaks in this entry.

6 Fit of model and data (i)

6.1 Protein, DNA and RNA chains (i)

Unable to reproduce the depositors R factor - this section is therefore empty.

6.2 Non-standard residues in protein, DNA, RNA chains (i)

Unable to reproduce the depositors R factor - this section is therefore empty.

6.3 Carbohydrates (i)

Unable to reproduce the depositors R factor - this section is therefore empty.

6.4 Ligands (i)

Unable to reproduce the depositors R factor - this section is therefore empty.

The following is a graphical depiction of the model fit to experimental electron density of all instances of the Ligand of Interest. In addition, ligands with molecular weight > 250 and outliers as shown on the geometry validation Tables will also be included. Each fit is shown from different orientation to approximate a three-dimensional view.

Electron density around FMN A 701:

$2mF_o$-DF_c (at 0.7 rmsd) in gray
mF_o-DF_c (at 3 rmsd) in purple (negative)
and green (positive)

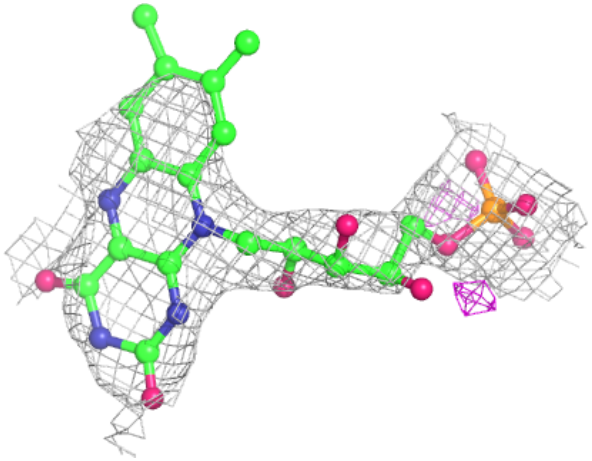

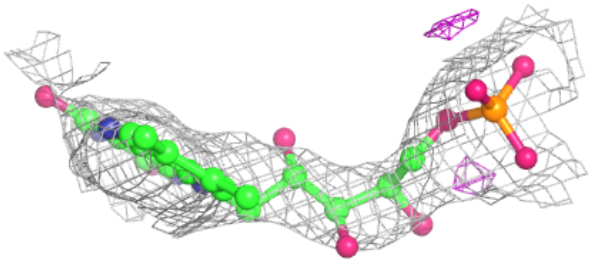

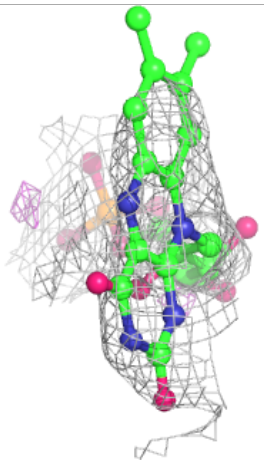

Electron density around FMN B 702:

$2mF_o$-DF_c (at 0.7 rmsd) in gray
mF_o-DF_c (at 3 rmsd) in purple (negative)
and green (positive)

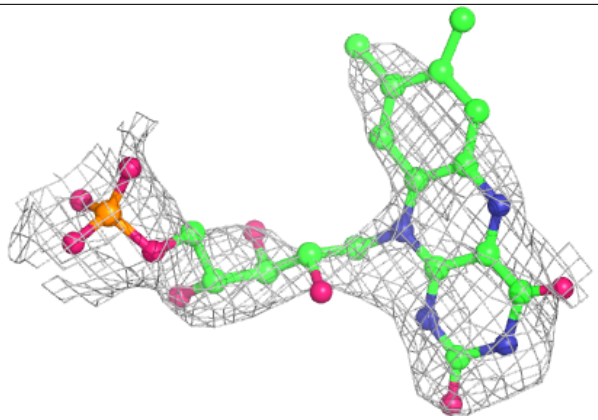

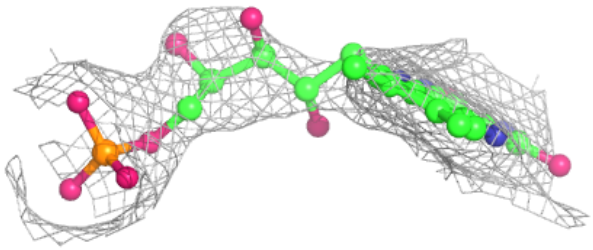

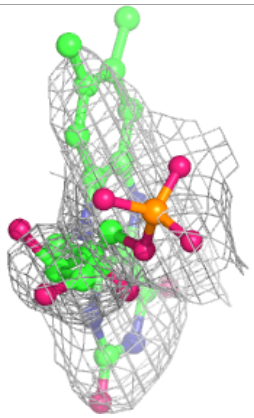

Electron density around FMN C 703:

$2mF_o$-DF_c (at 0.7 rmsd) in gray
mF_o-DF_c (at 3 rmsd) in purple (negative)
and green (positive)

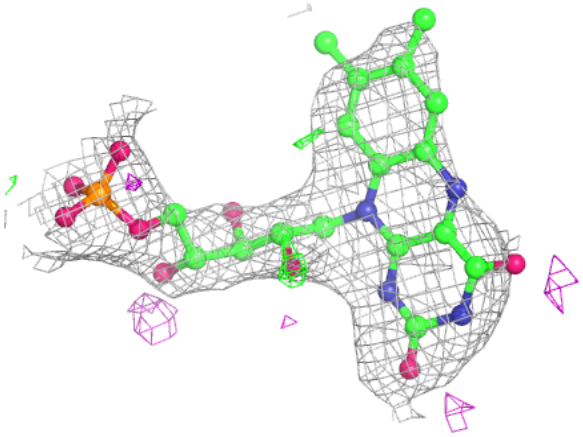

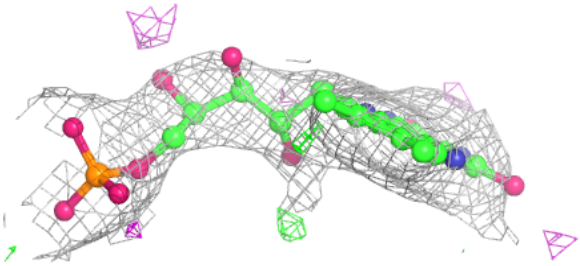

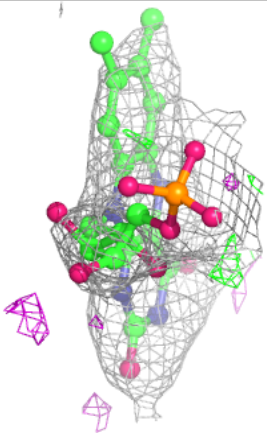

Electron density around FMN D 704:

$2mF_o$-DF_c (at 0.7 rmsd) in gray
mF_o-DF_c (at 3 rmsd) in purple (negative)
and green (positive)

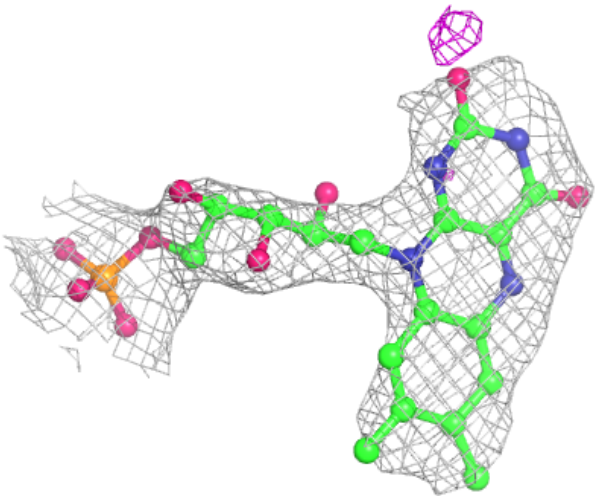

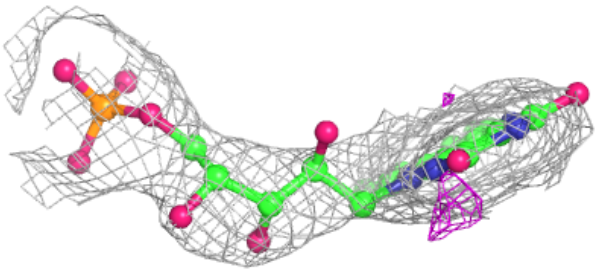

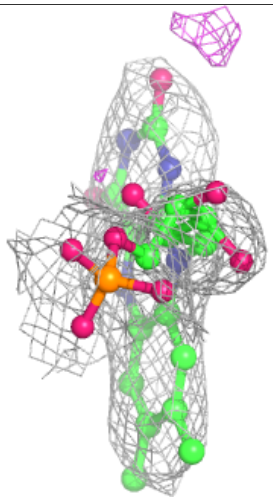

6.5 Other polymers (i)

Unable to reproduce the depositors R factor - this section is therefore empty.