Full wwPDB EM Validation Report (i)

Dec 12, 2022 – 06:36 am GMT

PDB ID	:	6Y1Z
EMDB ID	:	EMD-10673
Title	:	Mouse serotonin 5HT3 receptor in complex with palonosetron
Authors	:	Zarkadas, E.; Perot, J.; Nury, H.
Deposited on	:	2020-02-14
Resolution	:	2.82 Å(reported)

This is a Full wwPDB EM Validation Report for a publicly released PDB entry.

We welcome your comments at *validation@mail.wwpdb.org*
A user guide is available at
https://www.wwpdb.org/validation/2017/EMValidationReportHelp
with specific help available everywhere you see the (i) symbol.

The types of validation reports are described at
http://www.wwpdb.org/validation/2017/FAQs#types.

The following versions of software and data (see references (1)) were used in the production of this report:

EMDB validation analysis	:	0.0.1.dev43
Mogul	:	1.8.4, CSD as541be (2020)
MolProbity	:	4.02b-467
buster-report	:	1.1.7 (2018)
Percentile statistics	:	20191225.v01 (using entries in the PDB archive December 25th 2019)
MapQ	:	1.9.9
Ideal geometry (proteins)	:	Engh & Huber (2001)
Ideal geometry (DNA, RNA)	:	Parkinson et al. (1996)
Validation Pipeline (wwPDB-VP)	:	2.31.3

1 Overall quality at a glance (i)

The following experimental techniques were used to determine the structure:
ELECTRON MICROSCOPY

The reported resolution of this entry is 2.82 Å.

Percentile scores (ranging between 0-100) for global validation metrics of the entry are shown in the following graphic. The table shows the number of entries on which the scores are based.

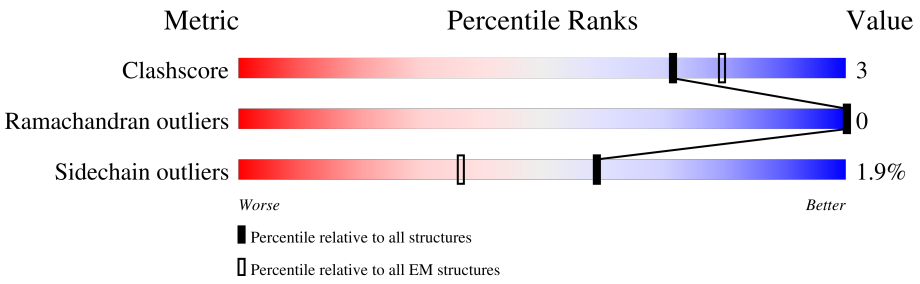

Metric	Whole archive (#Entries)	EM structures (#Entries)
Clashscore	158937	4297
Ramachandran outliers	154571	4023
Sidechain outliers	154315	3826

The table below summarises the geometric issues observed across the polymeric chains and their fit to the map. The red, orange, yellow and green segments of the bar indicate the fraction of residues that contain outliers for >=3, 2, 1 and 0 types of geometric quality criteria respectively. A grey segment represents the fraction of residues that are not modelled. The numeric value for each fraction is indicated below the corresponding segment, with a dot representing fractions <=5% The upper red bar (where present) indicates the fraction of residues that have poor fit to the EM map (all-atom inclusion < 40%). The numeric value is given above the bar.

Mol	Chain	Length	Quality of chain
1	A	566	7% 60% 8% 32%
1	B	566	6% 60% 8% 32%
1	C	566	7% 60% 8% 32%
1	D	566	6% 61% 7% 32%
1	E	566	6% 60% 8% 32%
2	F	3	33% 67% 33%
2	H	3	33% 67% 33%
2	J	3	33% 67% 33%

Continued on next page...

Continued from previous page...

Mol	Chain	Length	Quality of chain
2	L	3	33% 67% 33%
2	N	3	33% 67% 33%
3	G	2	50% 100%
3	I	2	50% 100%
3	K	2	50% 100%
3	M	2	50% 100%
3	O	2	50% 100%

2 Entry composition (i)

There are 7 unique types of molecules in this entry. The entry contains 16610 atoms, of which 0 are hydrogens and 0 are deuteriums.

In the tables below, the AltConf column contains the number of residues with at least one atom in alternate conformation and the Trace column contains the number of residues modelled with at most 2 atoms.

- Molecule 1 is a protein called 5-hydroxytryptamine receptor 3A.

Mol	Chain	Residues	Atoms					AltConf	Trace
			Total	C	N	O	S		
1	A	384	3195	2105	522	559	9	2	0
1	D	384	3195	2105	522	559	9	2	0
1	B	384	3195	2105	522	559	9	2	0
1	C	384	3195	2105	522	559	9	2	0
1	E	384	3195	2105	522	559	9	2	0

There are 560 discrepancies between the modelled and reference sequences:

Chain	Residue	Modelled	Actual	Comment	Reference
A	-103	MET	-	initiating methionine	UNP P23979
A	-102	ARG	-	expression tag	UNP P23979
A	-101	LEU	-	expression tag	UNP P23979
A	-100	CYS	-	expression tag	UNP P23979
A	-99	ILE	-	expression tag	UNP P23979
A	-98	PRO	-	expression tag	UNP P23979
A	-97	GLN	-	expression tag	UNP P23979
A	-96	VAL	-	expression tag	UNP P23979
A	-95	LEU	-	expression tag	UNP P23979
A	-94	LEU	-	expression tag	UNP P23979
A	-93	ALA	-	expression tag	UNP P23979
A	-92	LEU	-	expression tag	UNP P23979
A	-91	PHE	-	expression tag	UNP P23979
A	-90	LEU	-	expression tag	UNP P23979
A	-89	SER	-	expression tag	UNP P23979
A	-88	MET	-	expression tag	UNP P23979
A	-87	LEU	-	expression tag	UNP P23979
A	-86	THR	-	expression tag	UNP P23979
A	-85	GLY	-	expression tag	UNP P23979
A	-84	PRO	-	expression tag	UNP P23979

Continued on next page...

Continued from previous page...

Chain	Residue	Modelled	Actual	Comment	Reference
A	-83	GLY	-	expression tag	UNP P23979
A	-82	GLU	-	expression tag	UNP P23979
A	-81	GLY	-	expression tag	UNP P23979
A	-80	SER	-	expression tag	UNP P23979
A	-79	ARG	-	expression tag	UNP P23979
A	-78	ARG	-	expression tag	UNP P23979
A	-77	ARG	-	expression tag	UNP P23979
A	-76	TRP	-	expression tag	UNP P23979
A	-75	SER	-	expression tag	UNP P23979
A	-74	HIS	-	expression tag	UNP P23979
A	-73	PRO	-	expression tag	UNP P23979
A	-72	GLN	-	expression tag	UNP P23979
A	-71	PHE	-	expression tag	UNP P23979
A	-70	GLU	-	expression tag	UNP P23979
A	-69	LYS	-	expression tag	UNP P23979
A	-68	GLY	-	expression tag	UNP P23979
A	-67	GLY	-	expression tag	UNP P23979
A	-66	GLY	-	expression tag	UNP P23979
A	-65	SER	-	expression tag	UNP P23979
A	-64	GLY	-	expression tag	UNP P23979
A	-63	GLY	-	expression tag	UNP P23979
A	-62	GLY	-	expression tag	UNP P23979
A	-61	SER	-	expression tag	UNP P23979
A	-60	GLY	-	expression tag	UNP P23979
A	-59	GLY	-	expression tag	UNP P23979
A	-58	GLY	-	expression tag	UNP P23979
A	-57	SER	-	expression tag	UNP P23979
A	-56	TRP	-	expression tag	UNP P23979
A	-55	SER	-	expression tag	UNP P23979
A	-54	HIS	-	expression tag	UNP P23979
A	-53	PRO	-	expression tag	UNP P23979
A	-52	GLN	-	expression tag	UNP P23979
A	-51	PHE	-	expression tag	UNP P23979
A	-50	GLU	-	expression tag	UNP P23979
A	-49	LYS	-	expression tag	UNP P23979
A	-48	GLY	-	expression tag	UNP P23979
A	-47	GLY	-	expression tag	UNP P23979
A	-46	GLY	-	expression tag	UNP P23979
A	-45	SER	-	expression tag	UNP P23979
A	-44	GLY	-	expression tag	UNP P23979
A	-43	GLY	-	expression tag	UNP P23979
A	-42	GLY	-	expression tag	UNP P23979

Continued on next page...

Continued from previous page...

Chain	Residue	Modelled	Actual	Comment	Reference
A	-41	SER	-	expression tag	UNP P23979
A	-40	GLY	-	expression tag	UNP P23979
A	-39	GLY	-	expression tag	UNP P23979
A	-38	GLY	-	expression tag	UNP P23979
A	-37	SER	-	expression tag	UNP P23979
A	-36	TRP	-	expression tag	UNP P23979
A	-35	SER	-	expression tag	UNP P23979
A	-34	HIS	-	expression tag	UNP P23979
A	-33	PRO	-	expression tag	UNP P23979
A	-32	GLN	-	expression tag	UNP P23979
A	-31	PHE	-	expression tag	UNP P23979
A	-30	GLU	-	expression tag	UNP P23979
A	-29	LYS	-	expression tag	UNP P23979
A	-28	GLY	-	expression tag	UNP P23979
A	-27	GLY	-	expression tag	UNP P23979
A	-26	GLY	-	expression tag	UNP P23979
A	-25	SER	-	expression tag	UNP P23979
A	-24	GLY	-	expression tag	UNP P23979
A	-23	GLY	-	expression tag	UNP P23979
A	-22	GLY	-	expression tag	UNP P23979
A	-21	SER	-	expression tag	UNP P23979
A	-20	GLY	-	expression tag	UNP P23979
A	-19	GLY	-	expression tag	UNP P23979
A	-18	GLY	-	expression tag	UNP P23979
A	-17	SER	-	expression tag	UNP P23979
A	-16	TRP	-	expression tag	UNP P23979
A	-15	SER	-	expression tag	UNP P23979
A	-14	HIS	-	expression tag	UNP P23979
A	-13	PRO	-	expression tag	UNP P23979
A	-12	GLN	-	expression tag	UNP P23979
A	-11	PHE	-	expression tag	UNP P23979
A	-10	GLU	-	expression tag	UNP P23979
A	-9	LYS	-	expression tag	UNP P23979
A	-8	GLU	-	expression tag	UNP P23979
A	-7	ASN	-	expression tag	UNP P23979
A	-6	LEU	-	expression tag	UNP P23979
A	-5	TYR	-	expression tag	UNP P23979
A	-4	PHE	-	expression tag	UNP P23979
A	-3	GLN	-	expression tag	UNP P23979
A	-2	GLY	-	expression tag	UNP P23979
A	-1	SER	-	expression tag	UNP P23979
A	0	GLY	-	expression tag	UNP P23979

Continued on next page...

Continued from previous page...

Chain	Residue	Modelled	Actual	Comment	Reference
A	1	ALA	-	expression tag	UNP P23979
A	2	THR	-	expression tag	UNP P23979
A	3	GLN	-	expression tag	UNP P23979
A	4	ALA	-	expression tag	UNP P23979
A	5	ARG	-	expression tag	UNP P23979
A	277	ALA	-	insertion	UNP P23979
A	461	SER	-	expression tag	UNP P23979
A	462	SER	-	expression tag	UNP P23979
D	-103	MET	-	initiating methionine	UNP P23979
D	-102	ARG	-	expression tag	UNP P23979
D	-101	LEU	-	expression tag	UNP P23979
D	-100	CYS	-	expression tag	UNP P23979
D	-99	ILE	-	expression tag	UNP P23979
D	-98	PRO	-	expression tag	UNP P23979
D	-97	GLN	-	expression tag	UNP P23979
D	-96	VAL	-	expression tag	UNP P23979
D	-95	LEU	-	expression tag	UNP P23979
D	-94	LEU	-	expression tag	UNP P23979
D	-93	ALA	-	expression tag	UNP P23979
D	-92	LEU	-	expression tag	UNP P23979
D	-91	PHE	-	expression tag	UNP P23979
D	-90	LEU	-	expression tag	UNP P23979
D	-89	SER	-	expression tag	UNP P23979
D	-88	MET	-	expression tag	UNP P23979
D	-87	LEU	-	expression tag	UNP P23979
D	-86	THR	-	expression tag	UNP P23979
D	-85	GLY	-	expression tag	UNP P23979
D	-84	PRO	-	expression tag	UNP P23979
D	-83	GLY	-	expression tag	UNP P23979
D	-82	GLU	-	expression tag	UNP P23979
D	-81	GLY	-	expression tag	UNP P23979
D	-80	SER	-	expression tag	UNP P23979
D	-79	ARG	-	expression tag	UNP P23979
D	-78	ARG	-	expression tag	UNP P23979
D	-77	ARG	-	expression tag	UNP P23979
D	-76	TRP	-	expression tag	UNP P23979
D	-75	SER	-	expression tag	UNP P23979
D	-74	HIS	-	expression tag	UNP P23979
D	-73	PRO	-	expression tag	UNP P23979
D	-72	GLN	-	expression tag	UNP P23979
D	-71	PHE	-	expression tag	UNP P23979
D	-70	GLU	-	expression tag	UNP P23979

Continued on next page...

Continued from previous page...

Chain	Residue	Modelled	Actual	Comment	Reference
D	-69	LYS	-	expression tag	UNP P23979
D	-68	GLY	-	expression tag	UNP P23979
D	-67	GLY	-	expression tag	UNP P23979
D	-66	GLY	-	expression tag	UNP P23979
D	-65	SER	-	expression tag	UNP P23979
D	-64	GLY	-	expression tag	UNP P23979
D	-63	GLY	-	expression tag	UNP P23979
D	-62	GLY	-	expression tag	UNP P23979
D	-61	SER	-	expression tag	UNP P23979
D	-60	GLY	-	expression tag	UNP P23979
D	-59	GLY	-	expression tag	UNP P23979
D	-58	GLY	-	expression tag	UNP P23979
D	-57	SER	-	expression tag	UNP P23979
D	-56	TRP	-	expression tag	UNP P23979
D	-55	SER	-	expression tag	UNP P23979
D	-54	HIS	-	expression tag	UNP P23979
D	-53	PRO	-	expression tag	UNP P23979
D	-52	GLN	-	expression tag	UNP P23979
D	-51	PHE	-	expression tag	UNP P23979
D	-50	GLU	-	expression tag	UNP P23979
D	-49	LYS	-	expression tag	UNP P23979
D	-48	GLY	-	expression tag	UNP P23979
D	-47	GLY	-	expression tag	UNP P23979
D	-46	GLY	-	expression tag	UNP P23979
D	-45	SER	-	expression tag	UNP P23979
D	-44	GLY	-	expression tag	UNP P23979
D	-43	GLY	-	expression tag	UNP P23979
D	-42	GLY	-	expression tag	UNP P23979
D	-41	SER	-	expression tag	UNP P23979
D	-40	GLY	-	expression tag	UNP P23979
D	-39	GLY	-	expression tag	UNP P23979
D	-38	GLY	-	expression tag	UNP P23979
D	-37	SER	-	expression tag	UNP P23979
D	-36	TRP	-	expression tag	UNP P23979
D	-35	SER	-	expression tag	UNP P23979
D	-34	HIS	-	expression tag	UNP P23979
D	-33	PRO	-	expression tag	UNP P23979
D	-32	GLN	-	expression tag	UNP P23979
D	-31	PHE	-	expression tag	UNP P23979
D	-30	GLU	-	expression tag	UNP P23979
D	-29	LYS	-	expression tag	UNP P23979
D	-28	GLY	-	expression tag	UNP P23979

Continued on next page...

Continued from previous page...

Chain	Residue	Modelled	Actual	Comment	Reference
D	-27	GLY	-	expression tag	UNP P23979
D	-26	GLY	-	expression tag	UNP P23979
D	-25	SER	-	expression tag	UNP P23979
D	-24	GLY	-	expression tag	UNP P23979
D	-23	GLY	-	expression tag	UNP P23979
D	-22	GLY	-	expression tag	UNP P23979
D	-21	SER	-	expression tag	UNP P23979
D	-20	GLY	-	expression tag	UNP P23979
D	-19	GLY	-	expression tag	UNP P23979
D	-18	GLY	-	expression tag	UNP P23979
D	-17	SER	-	expression tag	UNP P23979
D	-16	TRP	-	expression tag	UNP P23979
D	-15	SER	-	expression tag	UNP P23979
D	-14	HIS	-	expression tag	UNP P23979
D	-13	PRO	-	expression tag	UNP P23979
D	-12	GLN	-	expression tag	UNP P23979
D	-11	PHE	-	expression tag	UNP P23979
D	-10	GLU	-	expression tag	UNP P23979
D	-9	LYS	-	expression tag	UNP P23979
D	-8	GLU	-	expression tag	UNP P23979
D	-7	ASN	-	expression tag	UNP P23979
D	-6	LEU	-	expression tag	UNP P23979
D	-5	TYR	-	expression tag	UNP P23979
D	-4	PHE	-	expression tag	UNP P23979
D	-3	GLN	-	expression tag	UNP P23979
D	-2	GLY	-	expression tag	UNP P23979
D	-1	SER	-	expression tag	UNP P23979
D	0	GLY	-	expression tag	UNP P23979
D	1	ALA	-	expression tag	UNP P23979
D	2	THR	-	expression tag	UNP P23979
D	3	GLN	-	expression tag	UNP P23979
D	4	ALA	-	expression tag	UNP P23979
D	5	ARG	-	expression tag	UNP P23979
D	277	ALA	-	insertion	UNP P23979
D	461	SER	-	expression tag	UNP P23979
D	462	SER	-	expression tag	UNP P23979
B	-103	MET	-	initiating methionine	UNP P23979
B	-102	ARG	-	expression tag	UNP P23979
B	-101	LEU	-	expression tag	UNP P23979
B	-100	CYS	-	expression tag	UNP P23979
B	-99	ILE	-	expression tag	UNP P23979
B	-98	PRO	-	expression tag	UNP P23979

Continued on next page...

Continued from previous page...

Chain	Residue	Modelled	Actual	Comment	Reference
B	-97	GLN	-	expression tag	UNP P23979
B	-96	VAL	-	expression tag	UNP P23979
B	-95	LEU	-	expression tag	UNP P23979
B	-94	LEU	-	expression tag	UNP P23979
B	-93	ALA	-	expression tag	UNP P23979
B	-92	LEU	-	expression tag	UNP P23979
B	-91	PHE	-	expression tag	UNP P23979
B	-90	LEU	-	expression tag	UNP P23979
B	-89	SER	-	expression tag	UNP P23979
B	-88	MET	-	expression tag	UNP P23979
B	-87	LEU	-	expression tag	UNP P23979
B	-86	THR	-	expression tag	UNP P23979
B	-85	GLY	-	expression tag	UNP P23979
B	-84	PRO	-	expression tag	UNP P23979
B	-83	GLY	-	expression tag	UNP P23979
B	-82	GLU	-	expression tag	UNP P23979
B	-81	GLY	-	expression tag	UNP P23979
B	-80	SER	-	expression tag	UNP P23979
B	-79	ARG	-	expression tag	UNP P23979
B	-78	ARG	-	expression tag	UNP P23979
B	-77	ARG	-	expression tag	UNP P23979
B	-76	TRP	-	expression tag	UNP P23979
B	-75	SER	-	expression tag	UNP P23979
B	-74	HIS	-	expression tag	UNP P23979
B	-73	PRO	-	expression tag	UNP P23979
B	-72	GLN	-	expression tag	UNP P23979
B	-71	PHE	-	expression tag	UNP P23979
B	-70	GLU	-	expression tag	UNP P23979
B	-69	LYS	-	expression tag	UNP P23979
B	-68	GLY	-	expression tag	UNP P23979
B	-67	GLY	-	expression tag	UNP P23979
B	-66	GLY	-	expression tag	UNP P23979
B	-65	SER	-	expression tag	UNP P23979
B	-64	GLY	-	expression tag	UNP P23979
B	-63	GLY	-	expression tag	UNP P23979
B	-62	GLY	-	expression tag	UNP P23979
B	-61	SER	-	expression tag	UNP P23979
B	-60	GLY	-	expression tag	UNP P23979
B	-59	GLY	-	expression tag	UNP P23979
B	-58	GLY	-	expression tag	UNP P23979
B	-57	SER	-	expression tag	UNP P23979
B	-56	TRP	-	expression tag	UNP P23979

Continued on next page...

Continued from previous page...

Chain	Residue	Modelled	Actual	Comment	Reference
B	-55	SER	-	expression tag	UNP P23979
B	-54	HIS	-	expression tag	UNP P23979
B	-53	PRO	-	expression tag	UNP P23979
B	-52	GLN	-	expression tag	UNP P23979
B	-51	PHE	-	expression tag	UNP P23979
B	-50	GLU	-	expression tag	UNP P23979
B	-49	LYS	-	expression tag	UNP P23979
B	-48	GLY	-	expression tag	UNP P23979
B	-47	GLY	-	expression tag	UNP P23979
B	-46	GLY	-	expression tag	UNP P23979
B	-45	SER	-	expression tag	UNP P23979
B	-44	GLY	-	expression tag	UNP P23979
B	-43	GLY	-	expression tag	UNP P23979
B	-42	GLY	-	expression tag	UNP P23979
B	-41	SER	-	expression tag	UNP P23979
B	-40	GLY	-	expression tag	UNP P23979
B	-39	GLY	-	expression tag	UNP P23979
B	-38	GLY	-	expression tag	UNP P23979
B	-37	SER	-	expression tag	UNP P23979
B	-36	TRP	-	expression tag	UNP P23979
B	-35	SER	-	expression tag	UNP P23979
B	-34	HIS	-	expression tag	UNP P23979
B	-33	PRO	-	expression tag	UNP P23979
B	-32	GLN	-	expression tag	UNP P23979
B	-31	PHE	-	expression tag	UNP P23979
B	-30	GLU	-	expression tag	UNP P23979
B	-29	LYS	-	expression tag	UNP P23979
B	-28	GLY	-	expression tag	UNP P23979
B	-27	GLY	-	expression tag	UNP P23979
B	-26	GLY	-	expression tag	UNP P23979
B	-25	SER	-	expression tag	UNP P23979
B	-24	GLY	-	expression tag	UNP P23979
B	-23	GLY	-	expression tag	UNP P23979
B	-22	GLY	-	expression tag	UNP P23979
B	-21	SER	-	expression tag	UNP P23979
B	-20	GLY	-	expression tag	UNP P23979
B	-19	GLY	-	expression tag	UNP P23979
B	-18	GLY	-	expression tag	UNP P23979
B	-17	SER	-	expression tag	UNP P23979
B	-16	TRP	-	expression tag	UNP P23979
B	-15	SER	-	expression tag	UNP P23979
B	-14	HIS	-	expression tag	UNP P23979

Continued on next page...

Continued from previous page...

Chain	Residue	Modelled	Actual	Comment	Reference
B	-13	PRO	-	expression tag	UNP P23979
B	-12	GLN	-	expression tag	UNP P23979
B	-11	PHE	-	expression tag	UNP P23979
B	-10	GLU	-	expression tag	UNP P23979
B	-9	LYS	-	expression tag	UNP P23979
B	-8	GLU	-	expression tag	UNP P23979
B	-7	ASN	-	expression tag	UNP P23979
B	-6	LEU	-	expression tag	UNP P23979
B	-5	TYR	-	expression tag	UNP P23979
B	-4	PHE	-	expression tag	UNP P23979
B	-3	GLN	-	expression tag	UNP P23979
B	-2	GLY	-	expression tag	UNP P23979
B	-1	SER	-	expression tag	UNP P23979
B	0	GLY	-	expression tag	UNP P23979
B	1	ALA	-	expression tag	UNP P23979
B	2	THR	-	expression tag	UNP P23979
B	3	GLN	-	expression tag	UNP P23979
B	4	ALA	-	expression tag	UNP P23979
B	5	ARG	-	expression tag	UNP P23979
B	277	ALA	-	insertion	UNP P23979
B	461	SER	-	expression tag	UNP P23979
B	462	SER	-	expression tag	UNP P23979
C	-103	MET	-	initiating methionine	UNP P23979
C	-102	ARG	-	expression tag	UNP P23979
C	-101	LEU	-	expression tag	UNP P23979
C	-100	CYS	-	expression tag	UNP P23979
C	-99	ILE	-	expression tag	UNP P23979
C	-98	PRO	-	expression tag	UNP P23979
C	-97	GLN	-	expression tag	UNP P23979
C	-96	VAL	-	expression tag	UNP P23979
C	-95	LEU	-	expression tag	UNP P23979
C	-94	LEU	-	expression tag	UNP P23979
C	-93	ALA	-	expression tag	UNP P23979
C	-92	LEU	-	expression tag	UNP P23979
C	-91	PHE	-	expression tag	UNP P23979
C	-90	LEU	-	expression tag	UNP P23979
C	-89	SER	-	expression tag	UNP P23979
C	-88	MET	-	expression tag	UNP P23979
C	-87	LEU	-	expression tag	UNP P23979
C	-86	THR	-	expression tag	UNP P23979
C	-85	GLY	-	expression tag	UNP P23979
C	-84	PRO	-	expression tag	UNP P23979

Continued on next page...

Continued from previous page...

Chain	Residue	Modelled	Actual	Comment	Reference
C	-83	GLY	-	expression tag	UNP P23979
C	-82	GLU	-	expression tag	UNP P23979
C	-81	GLY	-	expression tag	UNP P23979
C	-80	SER	-	expression tag	UNP P23979
C	-79	ARG	-	expression tag	UNP P23979
C	-78	ARG	-	expression tag	UNP P23979
C	-77	ARG	-	expression tag	UNP P23979
C	-76	TRP	-	expression tag	UNP P23979
C	-75	SER	-	expression tag	UNP P23979
C	-74	HIS	-	expression tag	UNP P23979
C	-73	PRO	-	expression tag	UNP P23979
C	-72	GLN	-	expression tag	UNP P23979
C	-71	PHE	-	expression tag	UNP P23979
C	-70	GLU	-	expression tag	UNP P23979
C	-69	LYS	-	expression tag	UNP P23979
C	-68	GLY	-	expression tag	UNP P23979
C	-67	GLY	-	expression tag	UNP P23979
C	-66	GLY	-	expression tag	UNP P23979
C	-65	SER	-	expression tag	UNP P23979
C	-64	GLY	-	expression tag	UNP P23979
C	-63	GLY	-	expression tag	UNP P23979
C	-62	GLY	-	expression tag	UNP P23979
C	-61	SER	-	expression tag	UNP P23979
C	-60	GLY	-	expression tag	UNP P23979
C	-59	GLY	-	expression tag	UNP P23979
C	-58	GLY	-	expression tag	UNP P23979
C	-57	SER	-	expression tag	UNP P23979
C	-56	TRP	-	expression tag	UNP P23979
C	-55	SER	-	expression tag	UNP P23979
C	-54	HIS	-	expression tag	UNP P23979
C	-53	PRO	-	expression tag	UNP P23979
C	-52	GLN	-	expression tag	UNP P23979
C	-51	PHE	-	expression tag	UNP P23979
C	-50	GLU	-	expression tag	UNP P23979
C	-49	LYS	-	expression tag	UNP P23979
C	-48	GLY	-	expression tag	UNP P23979
C	-47	GLY	-	expression tag	UNP P23979
C	-46	GLY	-	expression tag	UNP P23979
C	-45	SER	-	expression tag	UNP P23979
C	-44	GLY	-	expression tag	UNP P23979
C	-43	GLY	-	expression tag	UNP P23979
C	-42	GLY	-	expression tag	UNP P23979

Continued on next page...

Continued from previous page...

Chain	Residue	Modelled	Actual	Comment	Reference
C	-41	SER	-	expression tag	UNP P23979
C	-40	GLY	-	expression tag	UNP P23979
C	-39	GLY	-	expression tag	UNP P23979
C	-38	GLY	-	expression tag	UNP P23979
C	-37	SER	-	expression tag	UNP P23979
C	-36	TRP	-	expression tag	UNP P23979
C	-35	SER	-	expression tag	UNP P23979
C	-34	HIS	-	expression tag	UNP P23979
C	-33	PRO	-	expression tag	UNP P23979
C	-32	GLN	-	expression tag	UNP P23979
C	-31	PHE	-	expression tag	UNP P23979
C	-30	GLU	-	expression tag	UNP P23979
C	-29	LYS	-	expression tag	UNP P23979
C	-28	GLY	-	expression tag	UNP P23979
C	-27	GLY	-	expression tag	UNP P23979
C	-26	GLY	-	expression tag	UNP P23979
C	-25	SER	-	expression tag	UNP P23979
C	-24	GLY	-	expression tag	UNP P23979
C	-23	GLY	-	expression tag	UNP P23979
C	-22	GLY	-	expression tag	UNP P23979
C	-21	SER	-	expression tag	UNP P23979
C	-20	GLY	-	expression tag	UNP P23979
C	-19	GLY	-	expression tag	UNP P23979
C	-18	GLY	-	expression tag	UNP P23979
C	-17	SER	-	expression tag	UNP P23979
C	-16	TRP	-	expression tag	UNP P23979
C	-15	SER	-	expression tag	UNP P23979
C	-14	HIS	-	expression tag	UNP P23979
C	-13	PRO	-	expression tag	UNP P23979
C	-12	GLN	-	expression tag	UNP P23979
C	-11	PHE	-	expression tag	UNP P23979
C	-10	GLU	-	expression tag	UNP P23979
C	-9	LYS	-	expression tag	UNP P23979
C	-8	GLU	-	expression tag	UNP P23979
C	-7	ASN	-	expression tag	UNP P23979
C	-6	LEU	-	expression tag	UNP P23979
C	-5	TYR	-	expression tag	UNP P23979
C	-4	PHE	-	expression tag	UNP P23979
C	-3	GLN	-	expression tag	UNP P23979
C	-2	GLY	-	expression tag	UNP P23979
C	-1	SER	-	expression tag	UNP P23979
C	0	GLY	-	expression tag	UNP P23979

Continued on next page...

Continued from previous page...

Chain	Residue	Modelled	Actual	Comment	Reference
C	1	ALA	-	expression tag	UNP P23979
C	2	THR	-	expression tag	UNP P23979
C	3	GLN	-	expression tag	UNP P23979
C	4	ALA	-	expression tag	UNP P23979
C	5	ARG	-	expression tag	UNP P23979
C	277	ALA	-	insertion	UNP P23979
C	461	SER	-	expression tag	UNP P23979
C	462	SER	-	expression tag	UNP P23979
E	-103	MET	-	initiating methionine	UNP P23979
E	-102	ARG	-	expression tag	UNP P23979
E	-101	LEU	-	expression tag	UNP P23979
E	-100	CYS	-	expression tag	UNP P23979
E	-99	ILE	-	expression tag	UNP P23979
E	-98	PRO	-	expression tag	UNP P23979
E	-97	GLN	-	expression tag	UNP P23979
E	-96	VAL	-	expression tag	UNP P23979
E	-95	LEU	-	expression tag	UNP P23979
E	-94	LEU	-	expression tag	UNP P23979
E	-93	ALA	-	expression tag	UNP P23979
E	-92	LEU	-	expression tag	UNP P23979
E	-91	PHE	-	expression tag	UNP P23979
E	-90	LEU	-	expression tag	UNP P23979
E	-89	SER	-	expression tag	UNP P23979
E	-88	MET	-	expression tag	UNP P23979
E	-87	LEU	-	expression tag	UNP P23979
E	-86	THR	-	expression tag	UNP P23979
E	-85	GLY	-	expression tag	UNP P23979
E	-84	PRO	-	expression tag	UNP P23979
E	-83	GLY	-	expression tag	UNP P23979
E	-82	GLU	-	expression tag	UNP P23979
E	-81	GLY	-	expression tag	UNP P23979
E	-80	SER	-	expression tag	UNP P23979
E	-79	ARG	-	expression tag	UNP P23979
E	-78	ARG	-	expression tag	UNP P23979
E	-77	ARG	-	expression tag	UNP P23979
E	-76	TRP	-	expression tag	UNP P23979
E	-75	SER	-	expression tag	UNP P23979
E	-74	HIS	-	expression tag	UNP P23979
E	-73	PRO	-	expression tag	UNP P23979
E	-72	GLN	-	expression tag	UNP P23979
E	-71	PHE	-	expression tag	UNP P23979
E	-70	GLU	-	expression tag	UNP P23979

Continued on next page...

Continued from previous page...

Chain	Residue	Modelled	Actual	Comment	Reference
E	-69	LYS	-	expression tag	UNP P23979
E	-68	GLY	-	expression tag	UNP P23979
E	-67	GLY	-	expression tag	UNP P23979
E	-66	GLY	-	expression tag	UNP P23979
E	-65	SER	-	expression tag	UNP P23979
E	-64	GLY	-	expression tag	UNP P23979
E	-63	GLY	-	expression tag	UNP P23979
E	-62	GLY	-	expression tag	UNP P23979
E	-61	SER	-	expression tag	UNP P23979
E	-60	GLY	-	expression tag	UNP P23979
E	-59	GLY	-	expression tag	UNP P23979
E	-58	GLY	-	expression tag	UNP P23979
E	-57	SER	-	expression tag	UNP P23979
E	-56	TRP	-	expression tag	UNP P23979
E	-55	SER	-	expression tag	UNP P23979
E	-54	HIS	-	expression tag	UNP P23979
E	-53	PRO	-	expression tag	UNP P23979
E	-52	GLN	-	expression tag	UNP P23979
E	-51	PHE	-	expression tag	UNP P23979
E	-50	GLU	-	expression tag	UNP P23979
E	-49	LYS	-	expression tag	UNP P23979
E	-48	GLY	-	expression tag	UNP P23979
E	-47	GLY	-	expression tag	UNP P23979
E	-46	GLY	-	expression tag	UNP P23979
E	-45	SER	-	expression tag	UNP P23979
E	-44	GLY	-	expression tag	UNP P23979
E	-43	GLY	-	expression tag	UNP P23979
E	-42	GLY	-	expression tag	UNP P23979
E	-41	SER	-	expression tag	UNP P23979
E	-40	GLY	-	expression tag	UNP P23979
E	-39	GLY	-	expression tag	UNP P23979
E	-38	GLY	-	expression tag	UNP P23979
E	-37	SER	-	expression tag	UNP P23979
E	-36	TRP	-	expression tag	UNP P23979
E	-35	SER	-	expression tag	UNP P23979
E	-34	HIS	-	expression tag	UNP P23979
E	-33	PRO	-	expression tag	UNP P23979
E	-32	GLN	-	expression tag	UNP P23979
E	-31	PHE	-	expression tag	UNP P23979
E	-30	GLU	-	expression tag	UNP P23979
E	-29	LYS	-	expression tag	UNP P23979
E	-28	GLY	-	expression tag	UNP P23979

Continued on next page...

Continued from previous page...

Chain	Residue	Modelled	Actual	Comment	Reference
E	-27	GLY	-	expression tag	UNP P23979
E	-26	GLY	-	expression tag	UNP P23979
E	-25	SER	-	expression tag	UNP P23979
E	-24	GLY	-	expression tag	UNP P23979
E	-23	GLY	-	expression tag	UNP P23979
E	-22	GLY	-	expression tag	UNP P23979
E	-21	SER	-	expression tag	UNP P23979
E	-20	GLY	-	expression tag	UNP P23979
E	-19	GLY	-	expression tag	UNP P23979
E	-18	GLY	-	expression tag	UNP P23979
E	-17	SER	-	expression tag	UNP P23979
E	-16	TRP	-	expression tag	UNP P23979
E	-15	SER	-	expression tag	UNP P23979
E	-14	HIS	-	expression tag	UNP P23979
E	-13	PRO	-	expression tag	UNP P23979
E	-12	GLN	-	expression tag	UNP P23979
E	-11	PHE	-	expression tag	UNP P23979
E	-10	GLU	-	expression tag	UNP P23979
E	-9	LYS	-	expression tag	UNP P23979
E	-8	GLU	-	expression tag	UNP P23979
E	-7	ASN	-	expression tag	UNP P23979
E	-6	LEU	-	expression tag	UNP P23979
E	-5	TYR	-	expression tag	UNP P23979
E	-4	PHE	-	expression tag	UNP P23979
E	-3	GLN	-	expression tag	UNP P23979
E	-2	GLY	-	expression tag	UNP P23979
E	-1	SER	-	expression tag	UNP P23979
E	0	GLY	-	expression tag	UNP P23979
E	1	ALA	-	expression tag	UNP P23979
E	2	THR	-	expression tag	UNP P23979
E	3	GLN	-	expression tag	UNP P23979
E	4	ALA	-	expression tag	UNP P23979
E	5	ARG	-	expression tag	UNP P23979
E	277	ALA	-	insertion	UNP P23979
E	461	SER	-	expression tag	UNP P23979
E	462	SER	-	expression tag	UNP P23979

- Molecule 2 is an oligosaccharide called beta-D-mannopyranose-(1-4)-2-acetamido-2-deoxy-beta-D-glucopyranose-(1-4)-2-acetamido-2-deoxy-beta-D-glucopyranose.

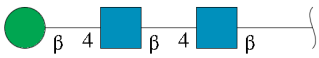

Mol	Chain	Residues	Atoms				AltConf	Trace
			Total	C	N	O		
2	F	3	39	22	2	15	0	0
2	H	3	39	22	2	15	0	0
2	J	3	39	22	2	15	0	0
2	L	3	39	22	2	15	0	0
2	N	3	39	22	2	15	0	0

- Molecule 3 is an oligosaccharide called 2-acetamido-2-deoxy-beta-D-glucopyranose-(1-4)-2-acetamido-2-deoxy-beta-D-glucopyranose.

Mol	Chain	Residues	Atoms				AltConf	Trace
			Total	C	N	O		
3	G	2	28	16	2	10	0	0
3	I	2	28	16	2	10	0	0
3	K	2	28	16	2	10	0	0
3	M	2	28	16	2	10	0	0
3	O	2	28	16	2	10	0	0

- Molecule 4 is TRYPTOPHAN (three-letter code: TRP) (formula: $C_{11}H_{12}N_2O_2$).

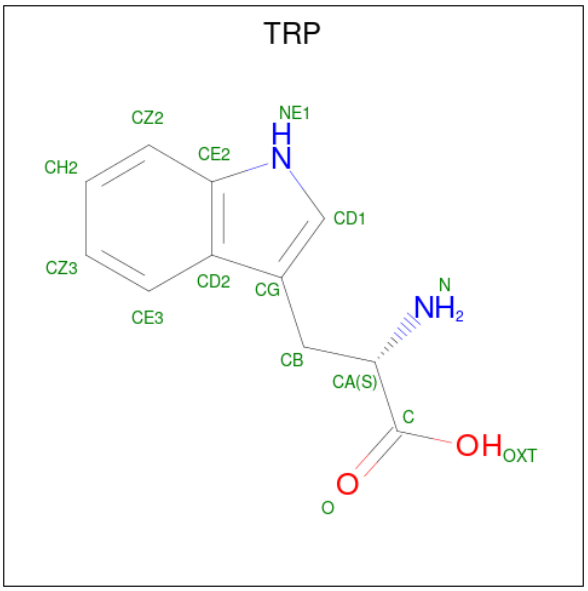

Mol	Chain	Residues	Atoms				AltConf
4	A	1	Total	C	N	O	0
			14	11	2	1	
4	D	1	Total	C	N	O	0
			14	11	2	1	
4	B	1	Total	C	N	O	0
			14	11	2	1	
4	C	1	Total	C	N	O	0
			14	11	2	1	
4	E	1	Total	C	N	O	0
			14	11	2	1	

- Molecule 5 is HISTIDINE (three-letter code: HIS) (formula: $C_6H_{10}N_3O_2$).

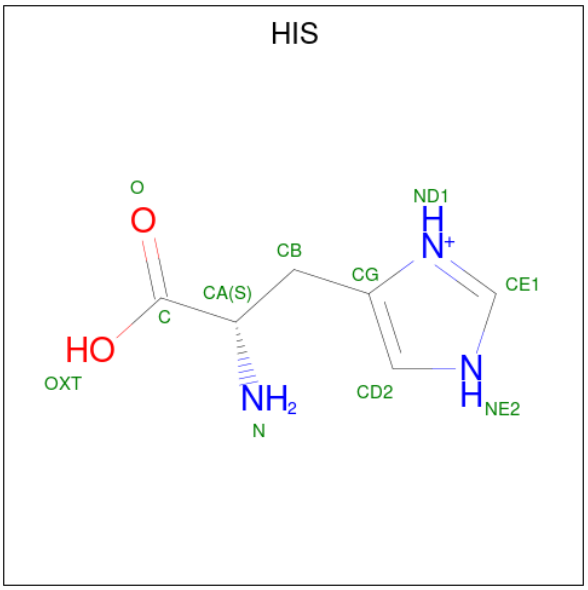

Mol	Chain	Residues	Atoms				AltConf
5	A	1	Total	C	N	O	0
			10	6	3	1	
5	D	1	Total	C	N	O	0
			10	6	3	1	
5	B	1	Total	C	N	O	0
			10	6	3	1	
5	C	1	Total	C	N	O	0
			10	6	3	1	
5	E	1	Total	C	N	O	0
			10	6	3	1	

- Molecule 6 is 2-acetamido-2-deoxy-beta-D-glucopyranose (three-letter code: NAG) (formula: $C_8H_{15}NO_6$).

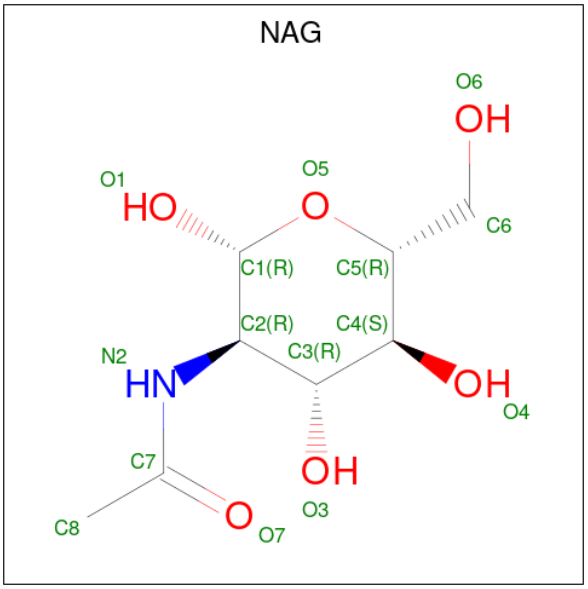

Mol	Chain	Residues	Atoms				AltConf
6	A	1	Total	C	N	O	0
			14	8	1	5	
6	D	1	Total	C	N	O	0
			14	8	1	5	
6	B	1	Total	C	N	O	0
			14	8	1	5	
6	C	1	Total	C	N	O	0
			14	8	1	5	
6	E	1	Total	C	N	O	0
			14	8	1	5	

- Molecule 7 is (3 {a} {S})-2-[(3 {S})-1-azabicyclo[2.2.2]octan-3-yl]-3 {a},4,5,6-tetrahydro-3 {H}-benzo[de]isoquinolin-1-one (three-letter code: O7B) (formula: $C_{19}H_{24}N_2O$) (labeled as

"Ligand of Interest" by depositor).

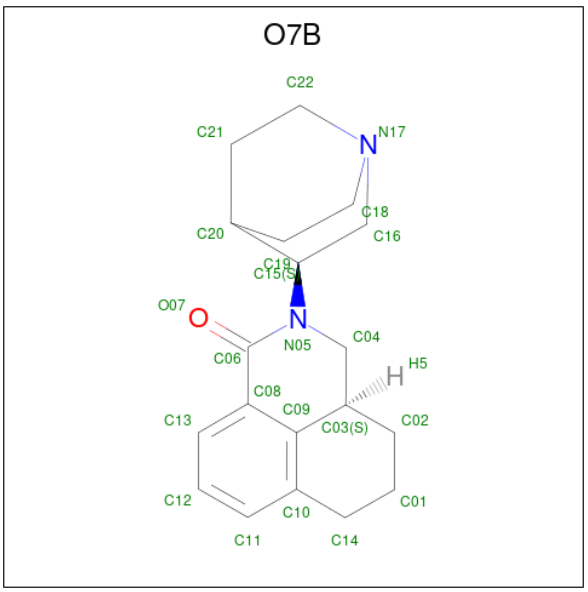

Mol	Chain	Residues	Atoms				AltConf
			Total	C	N	O	
7	A	1	22	19	2	1	0
7	D	1	22	19	2	1	0
7	B	1	22	19	2	1	0
7	C	1	22	19	2	1	0
7	E	1	22	19	2	1	0

3 Residue-property plots (i)

These plots are drawn for all protein, RNA, DNA and oligosaccharide chains in the entry. The first graphic for a chain summarises the proportions of the various outlier classes displayed in the second graphic. The second graphic shows the sequence view annotated by issues in geometry and atom inclusion in map density. Residues are color-coded according to the number of geometric quality criteria for which they contain at least one outlier: green = 0, yellow = 1, orange = 2 and red = 3 or more. A red diamond above a residue indicates a poor fit to the EM map for this residue (all-atom inclusion < 40%). Stretches of 2 or more consecutive residues without any outlier are shown as a green connector. Residues present in the sample, but not in the model, are shown in grey.

• Molecule 1: 5-hydroxytryptamine receptor 3A

Chain A: 7% 60% 8% 32%



• Molecule 1: 5-hydroxytryptamine receptor 3A

Chain D: 6% 61% 7% 32%

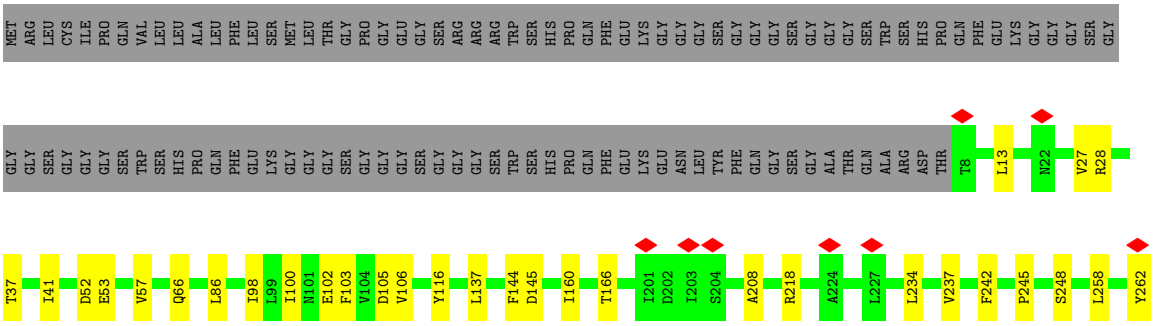

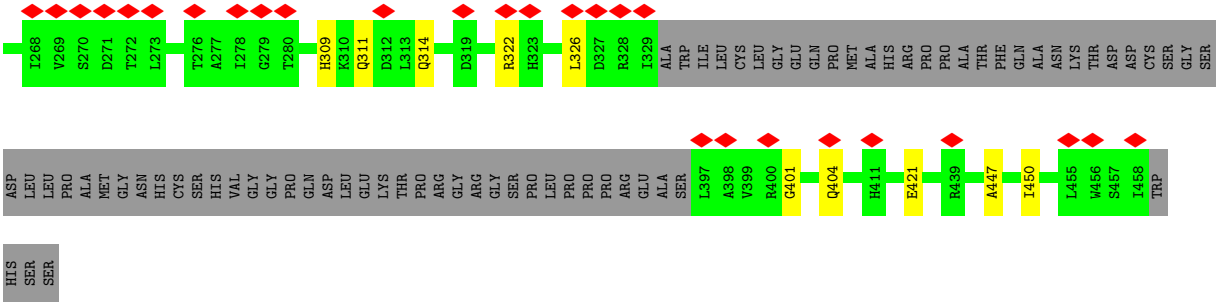

- Molecule 1: 5-hydroxytryptamine receptor 3A

Chain B:

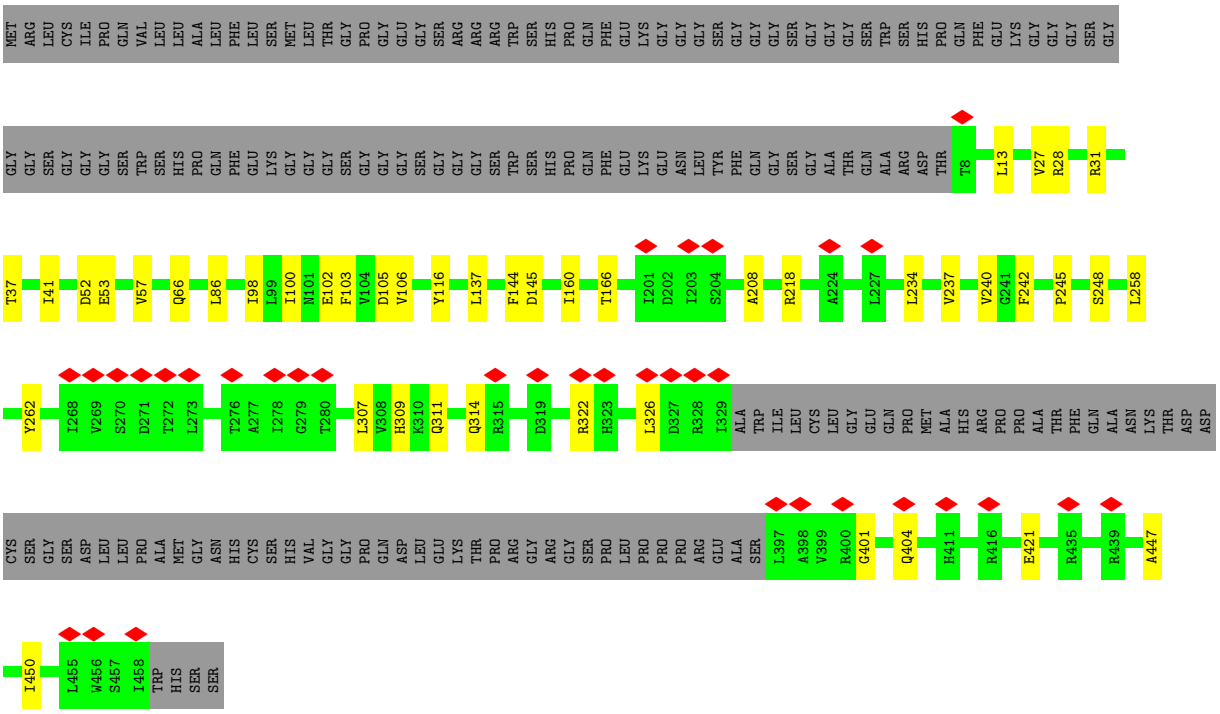

- Molecule 1: 5-hydroxytryptamine receptor 3A

Chain C:

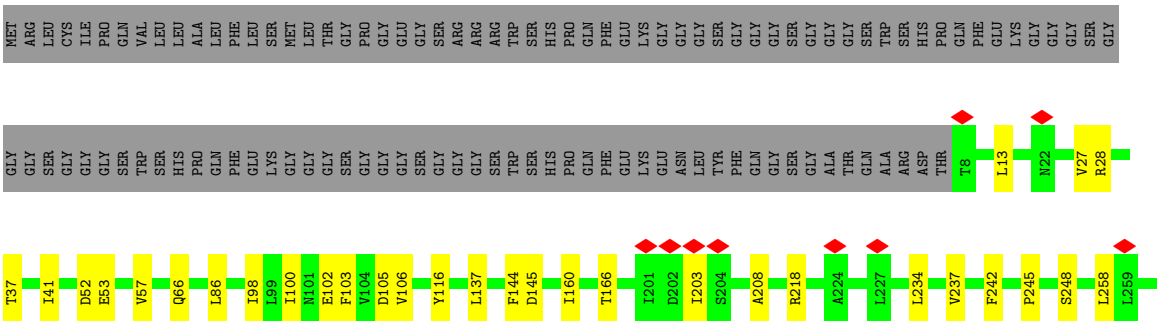

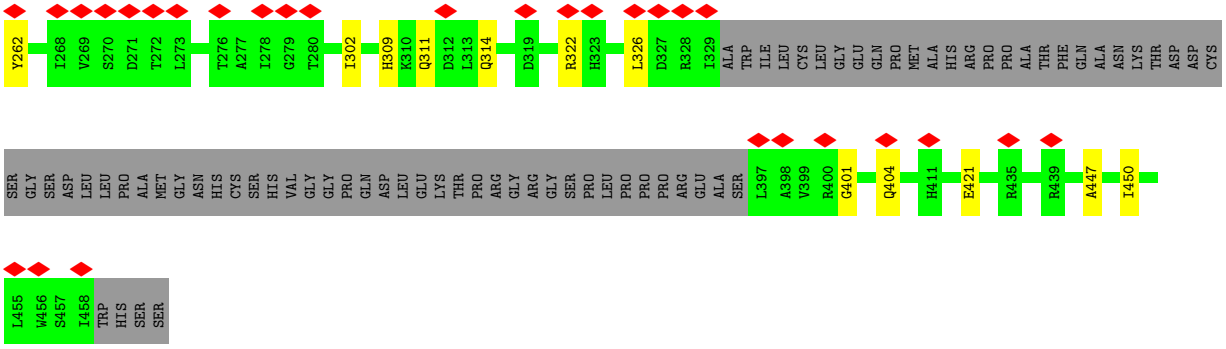

• Molecule 1: 5-hydroxytryptamine receptor 3A

Chain E:

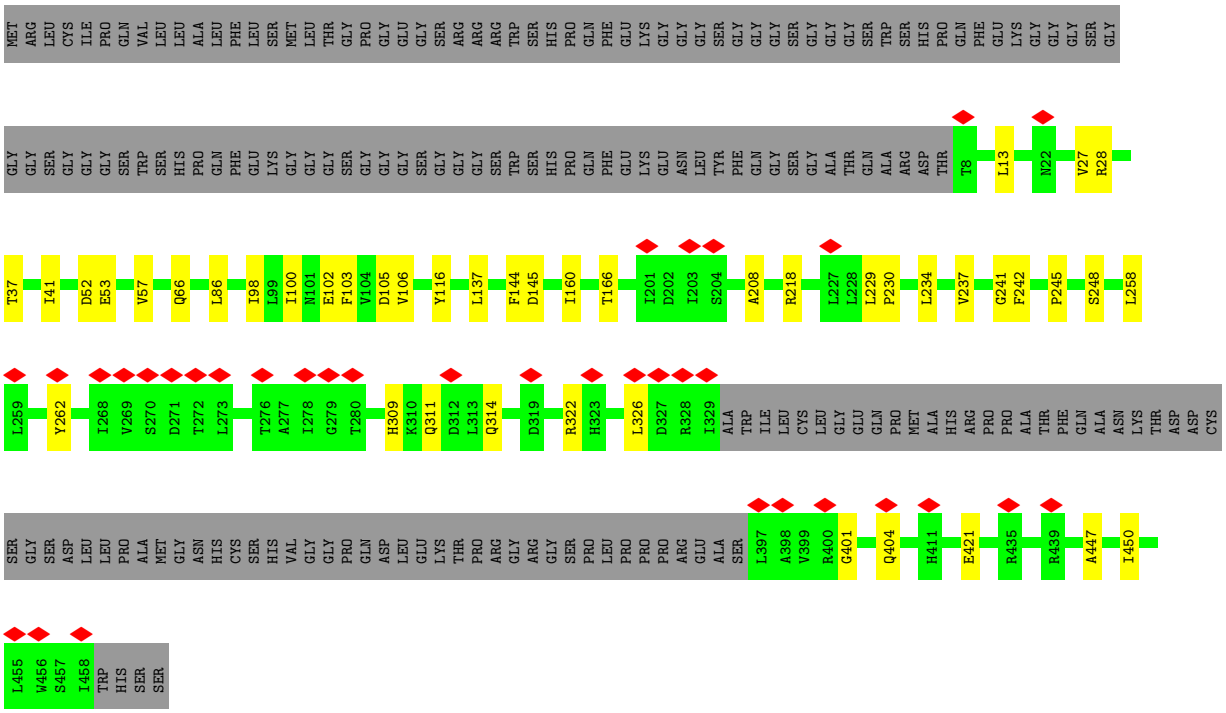

• Molecule 2: beta-D-mannopyranose-(1-4)-2-acetamido-2-deoxy-beta-D-glucopyranose-(1-4)-2-acetamido-2-deoxy-beta-D-glucopyranose

Chain F:

• Molecule 2: beta-D-mannopyranose-(1-4)-2-acetamido-2-deoxy-beta-D-glucopyranose-(1-4)-2-acetamido-2-deoxy-beta-D-glucopyranose

Chain H:

• Molecule 2: beta-D-mannopyranose-(1-4)-2-acetamido-2-deoxy-beta-D-glucopyranose-(1-4)-2-acetamido-2-deoxy-beta-D-glucopyranose

Chain J:

• Molecule 2: beta-D-mannopyranose-(1-4)-2-acetamido-2-deoxy-beta-D-glucopyranose-(1-4)-2-acetamido-2-deoxy-beta-D-glucopyranose

Chain L:

• Molecule 2: beta-D-mannopyranose-(1-4)-2-acetamido-2-deoxy-beta-D-glucopyranose-(1-4)-2-acetamido-2-deoxy-beta-D-glucopyranose

Chain N:

• Molecule 3: 2-acetamido-2-deoxy-beta-D-glucopyranose-(1-4)-2-acetamido-2-deoxy-beta-D-glucopyranose

Chain G: 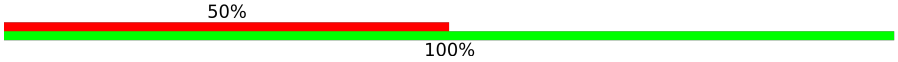

• Molecule 3: 2-acetamido-2-deoxy-beta-D-glucopyranose-(1-4)-2-acetamido-2-deoxy-beta-D-glucopyranose

Chain I: 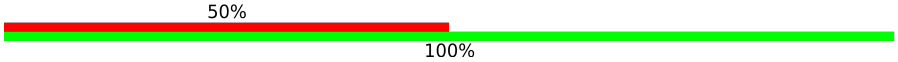

• Molecule 3: 2-acetamido-2-deoxy-beta-D-glucopyranose-(1-4)-2-acetamido-2-deoxy-beta-D-glucopyranose

Chain K: 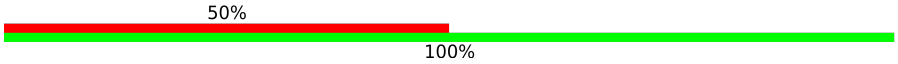

• Molecule 3: 2-acetamido-2-deoxy-beta-D-glucopyranose-(1-4)-2-acetamido-2-deoxy-beta-D-glucopyranose

Chain M: 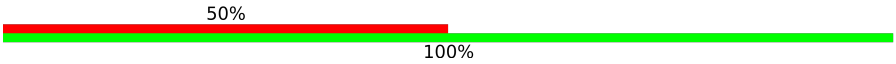

• Molecule 3: 2-acetamido-2-deoxy-beta-D-glucopyranose-(1-4)-2-acetamido-2-deoxy-beta-D-glucopyranose

Chain O: 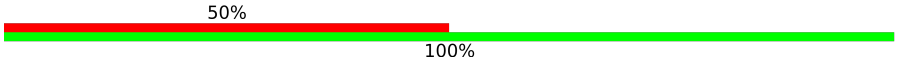

4 Experimental information (i)

Property	Value	Source
EM reconstruction method	SINGLE PARTICLE	Depositor
Imposed symmetry	POINT, C5	Depositor
Number of particles used	127971	Depositor
Resolution determination method	FSC 0.143 CUT-OFF	Depositor
CTF correction method	PHASE FLIPPING AND AMPLITUDE CORRECTION	Depositor
Microscope	FEI TITAN KRIOS	Depositor
Voltage (kV)	300	Depositor
Electron dose ($e^-/Å^2$)	53	Depositor
Minimum defocus (nm)	Not provided	
Maximum defocus (nm)	Not provided	
Magnification	Not provided	
Image detector	GATAN K2 SUMMIT (4k x 4k)	Depositor
Maximum map value	4.149	Depositor
Minimum map value	-2.440	Depositor
Average map value	0.012	Depositor
Map value standard deviation	0.113	Depositor
Recommended contour level	0.697	Depositor
Map size (Å)	256.08002, 256.08002, 256.08002	wwPDB
Map dimensions	240, 240, 240	wwPDB
Map angles (°)	90.0, 90.0, 90.0	wwPDB
Pixel spacing (Å)	1.067, 1.067, 1.067	Depositor

5 Model quality (i)

5.1 Standard geometry (i)

Bond lengths and bond angles in the following residue types are not validated in this section: NAG, BMA, O7B

The Z score for a bond length (or angle) is the number of standard deviations the observed value is removed from the expected value. A bond length (or angle) with $|Z| > 5$ is considered an outlier worth inspection. RMSZ is the root-mean-square of all Z scores of the bond lengths (or angles).

Mol	Chain	Bond lengths		Bond angles	
		RMSZ	$\#\|Z\|>5$	RMSZ	$\#\|Z\|>5$
1	A	0.24	0/3282	0.40	0/4483
1	B	0.24	0/3282	0.40	0/4483
1	C	0.24	0/3282	0.40	0/4483
1	D	0.24	0/3282	0.40	0/4483
1	E	0.24	0/3282	0.40	0/4483
All	All	0.24	0/16410	0.40	0/22415

There are no bond length outliers.

There are no bond angle outliers.

There are no chirality outliers.

There are no planarity outliers.

5.2 Too-close contacts (i)

In the following table, the Non-H and H(model) columns list the number of non-hydrogen atoms and hydrogen atoms in the chain respectively. The H(added) column lists the number of hydrogen atoms added and optimized by MolProbity. The Clashes column lists the number of clashes within the asymmetric unit, whereas Symm-Clashes lists symmetry-related clashes.

Mol	Chain	Non-H	H(model)	H(added)	Clashes	Symm-Clashes
1	A	3195	0	3231	27	0
1	B	3195	0	3231	25	0
1	C	3195	0	3231	25	0
1	D	3195	0	3231	22	0
1	E	3195	0	3231	24	0
2	F	39	0	34	1	0
2	H	39	0	34	1	0
2	J	39	0	34	1	0

Continued on next page...

Continued from previous page...

Mol	Chain	Non-H	H(model)	H(added)	Clashes	Symm-Clashes
2	L	39	0	34	1	0
2	N	39	0	34	1	0
3	G	28	0	25	0	0
3	I	28	0	25	0	0
3	K	28	0	25	0	0
3	M	28	0	25	0	0
3	O	28	0	25	0	0
4	A	14	0	9	0	0
4	B	14	0	9	0	0
4	C	14	0	9	0	0
4	D	14	0	9	0	0
4	E	14	0	9	0	0
5	A	10	0	7	0	0
5	B	10	0	7	0	0
5	C	10	0	7	0	0
5	D	10	0	7	0	0
5	E	10	0	7	0	0
6	A	14	0	13	0	0
6	B	14	0	13	0	0
6	C	14	0	13	0	0
6	D	14	0	13	0	0
6	E	14	0	13	0	0
7	A	22	0	0	0	0
7	B	22	0	0	0	0
7	C	22	0	0	0	0
7	D	22	0	0	0	0
7	E	22	0	0	0	0
All	All	16610	0	16595	115	0

The all-atom clashscore is defined as the number of clashes found per 1000 atoms (including hydrogen atoms). The all-atom clashscore for this structure is 3.

All (115) close contacts within the same asymmetric unit are listed below, sorted by their clash magnitude.

Atom-1	Atom-2	Interatomic distance (Å)	Clash overlap (Å)
1:A:245:PRO:HG2	1:A:248:SER:HB2	1.74	0.69
1:B:245:PRO:HG2	1:B:248:SER:HB2	1.75	0.68
1:D:245:PRO:HG2	1:D:248:SER:HB2	1.75	0.68
1:C:245:PRO:HG2	1:C:248:SER:HB2	1.75	0.68
1:E:245:PRO:HG2	1:E:248:SER:HB2	1.75	0.68
1:E:309:HIS:O	1:E:314:GLN:NE2	2.33	0.62

Continued on next page...

Continued from previous page...

Atom-1	Atom-2	Interatomic distance (Å)	Clash overlap (Å)
1:A:309:HIS:O	1:A:314:GLN:NE2	2.33	0.62
1:D:309:HIS:O	1:D:314:GLN:NE2	2.33	0.62
1:C:309:HIS:O	1:C:314:GLN:NE2	2.33	0.62
1:B:309:HIS:O	1:B:314:GLN:NE2	2.33	0.61
1:A:105:ASP:OD1	1:A:106:VAL:N	2.33	0.60
1:B:105:ASP:OD1	1:B:106:VAL:N	2.33	0.58
1:C:105:ASP:OD1	1:C:106:VAL:N	2.33	0.55
1:C:322:ARG:HG3	1:C:326:LEU:HD12	1.90	0.54
1:B:322:ARG:HG3	1:B:326:LEU:HD12	1.90	0.54
1:D:13:LEU:HD23	1:E:27:VAL:HG21	1.89	0.54
1:D:322:ARG:HG3	1:D:326:LEU:HD12	1.90	0.54
1:D:27:VAL:HG21	1:C:13:LEU:HD23	1.90	0.53
1:A:322:ARG:HG3	1:A:326:LEU:HD12	1.90	0.53
1:B:13:LEU:HD23	1:C:27:VAL:HG21	1.91	0.53
1:B:100:ILE:HG22	1:B:102:GLU:H	1.74	0.53
1:A:100:ILE:HG22	1:A:102:GLU:H	1.74	0.53
1:D:100:ILE:HG22	1:D:102:GLU:H	1.74	0.53
1:D:105:ASP:OD1	1:D:106:VAL:N	2.33	0.53
1:E:100:ILE:HG22	1:E:102:GLU:H	1.74	0.53
1:E:322:ARG:HG3	1:E:326:LEU:HD12	1.90	0.53
1:A:27:VAL:HG21	1:E:13:LEU:HD23	1.90	0.52
1:D:309:HIS:O	1:D:311:GLN:NE2	2.44	0.51
1:E:105:ASP:OD1	1:E:106:VAL:N	2.33	0.51
1:A:309:HIS:O	1:A:311:GLN:NE2	2.44	0.51
1:E:309:HIS:O	1:E:311:GLN:NE2	2.44	0.51
1:C:100:ILE:HG22	1:C:102:GLU:H	1.74	0.51
1:C:309:HIS:O	1:C:311:GLN:NE2	2.44	0.51
1:B:309:HIS:O	1:B:311:GLN:NE2	2.44	0.50
1:E:234:LEU:HD13	1:E:262:TYR:HD1	1.78	0.48
1:A:234:LEU:HD13	1:A:262:TYR:HD1	1.78	0.48
1:B:234:LEU:HD13	1:B:262:TYR:HD1	1.78	0.48
1:A:52:ASP:HB3	1:A:57:VAL:HG22	1.96	0.47
1:E:52:ASP:HB3	1:E:57:VAL:HG22	1.96	0.47
1:D:234:LEU:HD13	1:D:262:TYR:HD1	1.78	0.47
1:B:52:ASP:HB3	1:B:57:VAL:HG22	1.96	0.47
1:C:234:LEU:HD13	1:C:262:TYR:HD1	1.78	0.47
1:C:52:ASP:HB3	1:C:57:VAL:HG22	1.96	0.47
1:B:237:VAL:HG23	1:B:258:LEU:HD21	1.96	0.47
1:D:41:ILE:HD11	1:D:98:ILE:HG21	1.97	0.47
1:D:237:VAL:HG23	1:D:258:LEU:HD21	1.97	0.47
1:D:309:HIS:HB3	1:D:311:GLN:HE21	1.80	0.47

Continued on next page...

Continued from previous page...

Atom-1	Atom-2	Interatomic distance (Å)	Clash overlap (Å)
1:A:309:HIS:HB3	1:A:311:GLN:HE21	1.80	0.47
1:C:237:VAL:HG23	1:C:258:LEU:HD21	1.97	0.47
1:C:309:HIS:HB3	1:C:311:GLN:HE21	1.80	0.47
1:A:401:GLY:O	1:A:404:GLN:HG3	2.15	0.46
1:B:309:HIS:HB3	1:B:311:GLN:HE21	1.80	0.46
1:E:309:HIS:HB3	1:E:311:GLN:HE21	1.80	0.46
1:E:401:GLY:O	1:E:404:GLN:HG3	2.15	0.46
1:C:41:ILE:HD11	1:C:98:ILE:HG21	1.97	0.46
1:E:53:GLU:HA	1:E:137:LEU:HD12	1.98	0.46
1:E:237:VAL:HG23	1:E:258:LEU:HD21	1.97	0.46
1:D:52:ASP:HB3	1:D:57:VAL:HG22	1.96	0.46
1:D:53:GLU:HA	1:D:137:LEU:HD12	1.98	0.46
1:A:237:VAL:HG23	1:A:258:LEU:HD21	1.97	0.46
1:E:41:ILE:HD11	1:E:98:ILE:HG21	1.97	0.46
1:D:401:GLY:O	1:D:404:GLN:HG3	2.15	0.46
1:B:234:LEU:HA	1:B:237:VAL:HG22	1.98	0.46
1:A:41:ILE:HD11	1:A:98:ILE:HG21	1.97	0.46
1:D:234:LEU:HA	1:D:237:VAL:HG22	1.98	0.46
1:B:41:ILE:HD11	1:B:98:ILE:HG21	1.97	0.45
1:B:401:GLY:O	1:B:404:GLN:HG3	2.15	0.45
1:B:53:GLU:HA	1:B:137:LEU:HD12	1.98	0.45
1:C:234:LEU:HA	1:C:237:VAL:HG22	1.98	0.45
1:A:10:PRO:HB3	1:B:31:ARG:HA	1.97	0.45
1:C:53:GLU:HA	1:C:137:LEU:HD12	1.98	0.45
1:C:401:GLY:O	1:C:404:GLN:HG3	2.15	0.45
1:A:234:LEU:HA	1:A:237:VAL:HG22	1.98	0.45
1:B:240:VAL:HG12	1:C:302:ILE:HD12	1.99	0.45
1:D:28:ARG:HH11	1:D:37:THR:HG23	1.83	0.45
1:A:28:ARG:HH11	1:A:37:THR:HG23	1.83	0.44
1:A:53:GLU:HA	1:A:137:LEU:HD12	1.98	0.44
1:C:28:ARG:HH11	1:C:37:THR:HG23	1.83	0.44
1:C:447:ALA:O	1:C:450:ILE:HG13	2.18	0.44
1:E:28:ARG:HH11	1:E:37:THR:HG23	1.83	0.44
1:E:234:LEU:HA	1:E:237:VAL:HG22	1.98	0.44
1:B:28:ARG:HH11	1:B:37:THR:HG23	1.83	0.44
1:D:447:ALA:O	1:D:450:ILE:HG13	2.18	0.44
1:A:160:ILE:HG13	1:A:208:ALA:HB2	2.00	0.43
1:C:160:ILE:HG13	1:C:208:ALA:HB2	2.00	0.43
1:E:160:ILE:HG13	1:E:208:ALA:HB2	2.00	0.43
1:A:145:ASP:N	1:A:145:ASP:OD1	2.52	0.43
1:A:166:THR:HG22	2:F:1:NAG:H62	2.01	0.43

Continued on next page...

Continued from previous page...

Atom-1	Atom-2	Interatomic distance (Å)	Clash overlap (Å)
1:D:160:ILE:HG13	1:D:208:ALA:HB2	2.00	0.43
1:D:166:THR:HG22	2:H:1:NAG:H62	2.01	0.43
1:C:145:ASP:OD1	1:C:145:ASP:N	2.52	0.43
1:B:160:ILE:HG13	1:B:208:ALA:HB2	2.00	0.43
1:E:447:ALA:O	1:E:450:ILE:HG13	2.18	0.42
1:A:447:ALA:O	1:A:450:ILE:HG13	2.18	0.42
1:C:258:LEU:HD12	1:C:258:LEU:HA	1.91	0.42
1:E:145:ASP:N	1:E:145:ASP:OD1	2.52	0.42
1:B:447:ALA:O	1:B:450:ILE:HG13	2.18	0.42
1:B:145:ASP:OD1	1:B:145:ASP:N	2.52	0.42
1:D:145:ASP:N	1:D:145:ASP:OD1	2.52	0.42
1:B:166:THR:HG22	2:J:1:NAG:H62	2.01	0.42
1:C:166:THR:HG22	2:L:1:NAG:H62	2.01	0.42
1:A:13:LEU:HD23	1:B:27:VAL:HG21	2.02	0.41
1:E:166:THR:HG22	2:N:1:NAG:H62	2.01	0.41
1:D:145:ASP:OD2	1:D:218:ARG:NH1	2.54	0.41
1:A:145:ASP:OD2	1:A:218:ARG:NH1	2.54	0.41
1:A:268:ILE:HD13	1:A:268:ILE:HA	1.96	0.41
1:E:145:ASP:OD2	1:E:218:ARG:NH1	2.54	0.41
1:A:228:LEU:HD23	1:A:228:LEU:HA	1.95	0.40
1:A:127:LYS:HE2	1:A:129:LEU:HD21	2.03	0.40
1:B:145:ASP:OD2	1:B:218:ARG:NH1	2.54	0.40
1:E:229:LEU:HB3	1:E:230:PRO:HD3	2.04	0.40
1:A:302:ILE:HD13	1:E:241:GLY:HA2	2.03	0.40
1:B:307:LEU:HD23	1:B:307:LEU:HA	1.92	0.40
1:C:145:ASP:OD2	1:C:218:ARG:NH1	2.54	0.40
1:C:203:ILE:H	1:C:203:ILE:HG13	1.71	0.40

There are no symmetry-related clashes.

5.3 Torsion angles (i)

5.3.1 Protein backbone (i)

In the following table, the Percentiles column shows the percent Ramachandran outliers of the chain as a percentile score with respect to all PDB entries followed by that with respect to all EM entries.

The Analysed column shows the number of residues for which the backbone conformation was analysed, and the total number of residues.

Mol	Chain	Analysed	Favoured	Allowed	Outliers	Percentiles	
1	A	382/566 (68%)	373 (98%)	9 (2%)	0	100	100
1	B	382/566 (68%)	373 (98%)	9 (2%)	0	100	100
1	C	382/566 (68%)	373 (98%)	9 (2%)	0	100	100
1	D	382/566 (68%)	373 (98%)	9 (2%)	0	100	100
1	E	382/566 (68%)	373 (98%)	9 (2%)	0	100	100
All	All	1910/2830 (68%)	1865 (98%)	45 (2%)	0	100	100

There are no Ramachandran outliers to report.

5.3.2 Protein sidechains (i)

In the following table, the Percentiles column shows the percent sidechain outliers of the chain as a percentile score with respect to all PDB entries followed by that with respect to all EM entries.

The Analysed column shows the number of residues for which the sidechain conformation was analysed, and the total number of residues.

Mol	Chain	Analysed	Rotameric	Outliers	Percentiles	
1	A	360/493 (73%)	353 (98%)	7 (2%)	57	84
1	B	360/493 (73%)	353 (98%)	7 (2%)	57	84
1	C	360/493 (73%)	353 (98%)	7 (2%)	57	84
1	D	360/493 (73%)	353 (98%)	7 (2%)	57	84
1	E	360/493 (73%)	353 (98%)	7 (2%)	57	84
All	All	1800/2465 (73%)	1765 (98%)	35 (2%)	59	84

All (35) residues with a non-rotameric sidechain are listed below:

Mol	Chain	Res	Type
1	A	66	GLN
1	A	86	LEU
1	A	103	PHE
1	A	116	TYR
1	A	144	PHE
1	A	242	PHE
1	A	421	GLU
1	D	66	GLN
1	D	86	LEU
1	D	103	PHE

Continued on next page...

Continued from previous page...

Mol	Chain	Res	Type
1	D	116	TYR
1	D	144	PHE
1	D	242	PHE
1	D	421	GLU
1	B	66	GLN
1	B	86	LEU
1	B	103	PHE
1	B	116	TYR
1	B	144	PHE
1	B	242	PHE
1	B	421	GLU
1	C	66	GLN
1	C	86	LEU
1	C	103	PHE
1	C	116	TYR
1	C	144	PHE
1	C	242	PHE
1	C	421	GLU
1	E	66	GLN
1	E	86	LEU
1	E	103	PHE
1	E	116	TYR
1	E	144	PHE
1	E	242	PHE
1	E	421	GLU

Sometimes sidechains can be flipped to improve hydrogen bonding and reduce clashes. All (25) such sidechains are listed below:

Mol	Chain	Res	Type
1	A	55	ASN
1	A	66	GLN
1	A	125	ASN
1	A	311	GLN
1	A	314	GLN
1	D	55	ASN
1	D	66	GLN
1	D	125	ASN
1	D	311	GLN
1	D	314	GLN
1	B	55	ASN
1	B	66	GLN
1	B	125	ASN

Continued on next page...

Continued from previous page...

Mol	Chain	Res	Type
1	B	311	GLN
1	B	314	GLN
1	C	55	ASN
1	C	66	GLN
1	C	125	ASN
1	C	311	GLN
1	C	314	GLN
1	E	55	ASN
1	E	66	GLN
1	E	125	ASN
1	E	311	GLN
1	E	314	GLN

5.3.3 RNA (i)

There are no RNA molecules in this entry.

5.4 Non-standard residues in protein, DNA, RNA chains (i)

There are no non-standard protein/DNA/RNA residues in this entry.

5.5 Carbohydrates (i)

25 monosaccharides are modelled in this entry.

In the following table, the Counts columns list the number of bonds (or angles) for which Mogul statistics could be retrieved, the number of bonds (or angles) that are observed in the model and the number of bonds (or angles) that are defined in the Chemical Component Dictionary. The Link column lists molecule types, if any, to which the group is linked. The Z score for a bond length (or angle) is the number of standard deviations the observed value is removed from the expected value. A bond length (or angle) with $|Z| > 2$ is considered an outlier worth inspection. RMSZ is the root-mean-square of all Z scores of the bond lengths (or angles).

Mol	Type	Chain	Res	Link	Bond lengths			Bond angles		
					Counts	RMSZ	$\#\|Z\| > 2$	Counts	RMSZ	$\#\|Z\| > 2$
2	NAG	F	1	2,1	14,14,15	0.27	0	17,19,21	0.44	0
2	NAG	F	2	2	14,14,15	0.25	0	17,19,21	0.40	0
2	BMA	F	3	2	11,11,12	0.84	0	15,15,17	0.87	0
3	NAG	G	1	3,1	14,14,15	0.20	0	17,19,21	0.43	0
3	NAG	G	2	3	14,14,15	0.42	0	17,19,21	0.42	0
2	NAG	H	1	2,1	14,14,15	0.26	0	17,19,21	0.44	0
2	NAG	H	2	2	14,14,15	0.26	0	17,19,21	0.40	0

Mol	Type	Chain	Res	Link	Bond lengths			Bond angles		
					Counts	RMSZ	$\#\|Z\| > 2$	Counts	RMSZ	$\#\|Z\| > 2$
2	BMA	H	3	2	11,11,12	0.85	0	15,15,17	0.87	0
3	NAG	I	1	3,1	14,14,15	0.21	0	17,19,21	0.43	0
3	NAG	I	2	3	14,14,15	0.43	0	17,19,21	0.43	0
2	NAG	J	1	2,1	14,14,15	0.26	0	17,19,21	0.44	0
2	NAG	J	2	2	14,14,15	0.26	0	17,19,21	0.41	0
2	BMA	J	3	2	11,11,12	0.84	0	15,15,17	0.87	0
3	NAG	K	1	3,1	14,14,15	0.22	0	17,19,21	0.43	0
3	NAG	K	2	3	14,14,15	0.44	0	17,19,21	0.42	0
2	NAG	L	1	2,1	14,14,15	0.26	0	17,19,21	0.44	0
2	NAG	L	2	2	14,14,15	0.25	0	17,19,21	0.40	0
2	BMA	L	3	2	11,11,12	0.85	0	15,15,17	0.87	0
3	NAG	M	1	3,1	14,14,15	0.22	0	17,19,21	0.43	0
3	NAG	M	2	3	14,14,15	0.42	0	17,19,21	0.42	0
2	NAG	N	1	2,1	14,14,15	0.28	0	17,19,21	0.44	0
2	NAG	N	2	2	14,14,15	0.25	0	17,19,21	0.40	0
2	BMA	N	3	2	11,11,12	0.84	0	15,15,17	0.87	0
3	NAG	O	1	3,1	14,14,15	0.21	0	17,19,21	0.44	0
3	NAG	O	2	3	14,14,15	0.44	0	17,19,21	0.43	0

In the following table, the Chirals column lists the number of chiral outliers, the number of chiral centers analysed, the number of these observed in the model and the number defined in the Chemical Component Dictionary. Similar counts are reported in the Torsion and Rings columns. '-' means no outliers of that kind were identified.

Mol	Type	Chain	Res	Link	Chirals	Torsions	Rings
2	NAG	F	1	2,1	-	0/6/23/26	0/1/1/1
2	NAG	F	2	2	-	0/6/23/26	0/1/1/1
2	BMA	F	3	2	-	0/2/19/22	0/1/1/1
3	NAG	G	1	3,1	-	2/6/23/26	0/1/1/1
3	NAG	G	2	3	-	2/6/23/26	0/1/1/1
2	NAG	H	1	2,1	-	0/6/23/26	0/1/1/1
2	NAG	H	2	2	-	0/6/23/26	0/1/1/1
2	BMA	H	3	2	-	0/2/19/22	0/1/1/1
3	NAG	I	1	3,1	-	2/6/23/26	0/1/1/1
3	NAG	I	2	3	-	2/6/23/26	0/1/1/1
2	NAG	J	1	2,1	-	0/6/23/26	0/1/1/1
2	NAG	J	2	2	-	0/6/23/26	0/1/1/1
2	BMA	J	3	2	-	0/2/19/22	0/1/1/1
3	NAG	K	1	3,1	-	2/6/23/26	0/1/1/1
3	NAG	K	2	3	-	2/6/23/26	0/1/1/1
2	NAG	L	1	2,1	-	0/6/23/26	0/1/1/1

Continued on next page...

Continued from previous page...

Mol	Type	Chain	Res	Link	Chirals	Torsions	Rings
2	NAG	L	2	2	-	0/6/23/26	0/1/1/1
2	BMA	L	3	2	-	0/2/19/22	0/1/1/1
3	NAG	M	1	3,1	-	2/6/23/26	0/1/1/1
3	NAG	M	2	3	-	2/6/23/26	0/1/1/1
2	NAG	N	1	2,1	-	0/6/23/26	0/1/1/1
2	NAG	N	2	2	-	0/6/23/26	0/1/1/1
2	BMA	N	3	2	-	0/2/19/22	0/1/1/1
3	NAG	O	1	3,1	-	2/6/23/26	0/1/1/1
3	NAG	O	2	3	-	2/6/23/26	0/1/1/1

There are no bond length outliers.

There are no bond angle outliers.

There are no chirality outliers.

All (20) torsion outliers are listed below:

Mol	Chain	Res	Type	Atoms
3	G	1	NAG	O5-C5-C6-O6
3	I	1	NAG	O5-C5-C6-O6
3	K	1	NAG	O5-C5-C6-O6
3	M	1	NAG	O5-C5-C6-O6
3	O	1	NAG	O5-C5-C6-O6
3	G	2	NAG	O5-C5-C6-O6
3	I	2	NAG	O5-C5-C6-O6
3	K	2	NAG	O5-C5-C6-O6
3	M	2	NAG	O5-C5-C6-O6
3	O	2	NAG	O5-C5-C6-O6
3	G	1	NAG	C4-C5-C6-O6
3	I	1	NAG	C4-C5-C6-O6
3	K	1	NAG	C4-C5-C6-O6
3	M	1	NAG	C4-C5-C6-O6
3	O	1	NAG	C4-C5-C6-O6
3	G	2	NAG	C4-C5-C6-O6
3	I	2	NAG	C4-C5-C6-O6
3	K	2	NAG	C4-C5-C6-O6
3	M	2	NAG	C4-C5-C6-O6
3	O	2	NAG	C4-C5-C6-O6

There are no ring outliers.

5 monomers are involved in 5 short contacts:

Mol	Chain	Res	Type	Clashes	Symm-Clashes
2	N	1	NAG	1	0
2	H	1	NAG	1	0
2	J	1	NAG	1	0
2	F	1	NAG	1	0
2	L	1	NAG	1	0

The following is a two-dimensional graphical depiction of Mogul quality analysis of bond lengths, bond angles, torsion angles, and ring geometry for oligosaccharide.

Oligosaccharide Chain F

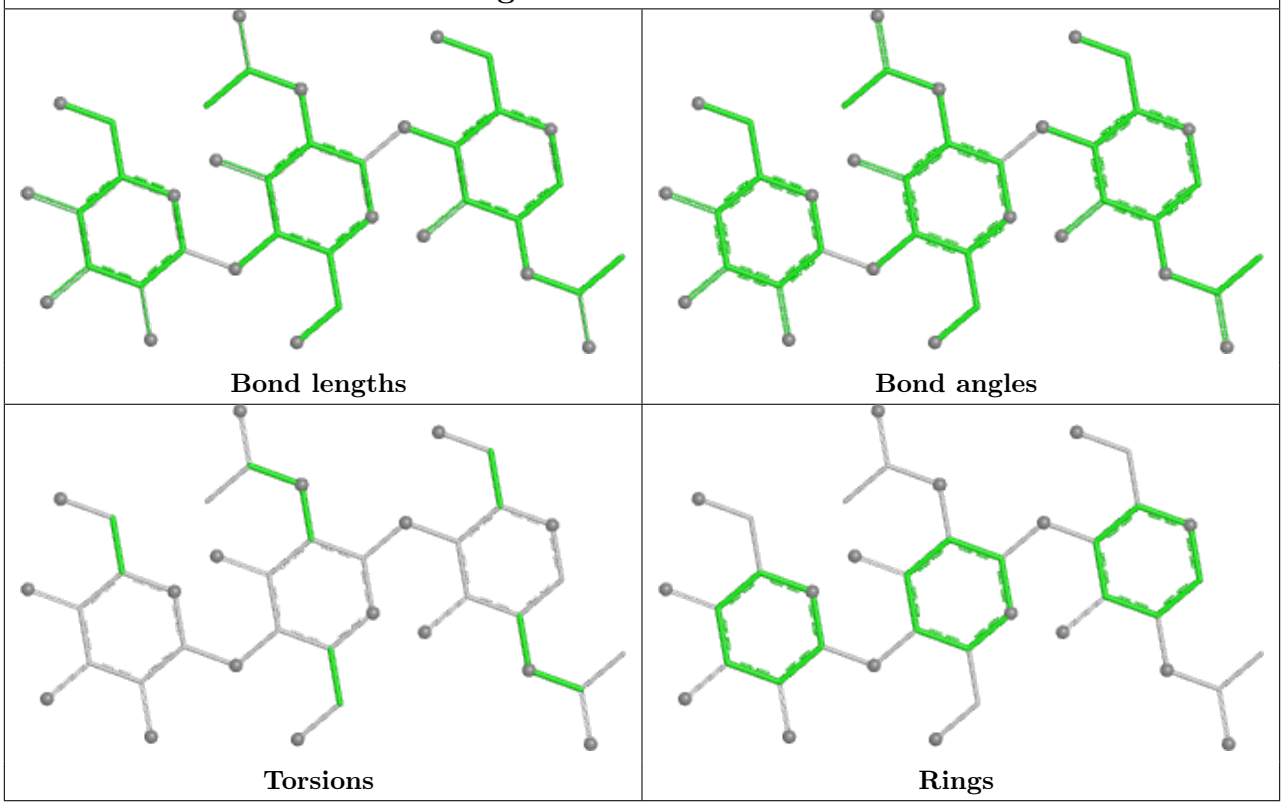

Oligosaccharide Chain H	
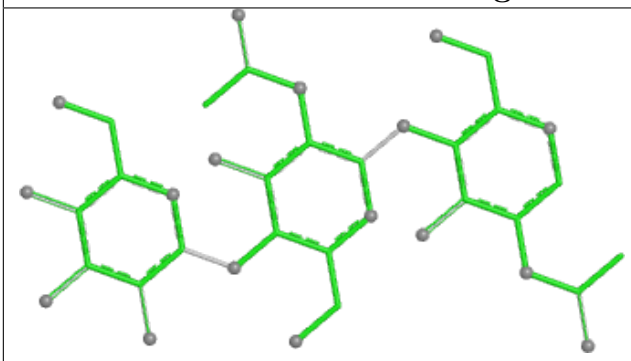 Bond lengths	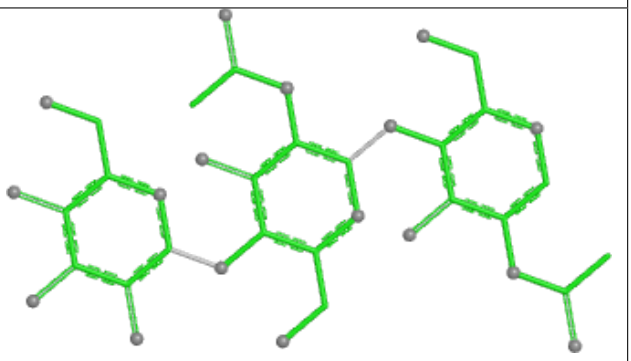 Bond angles
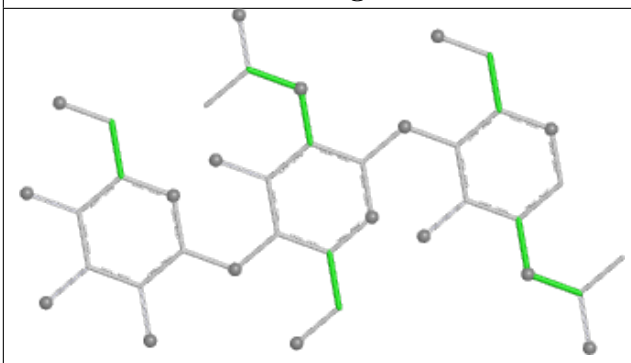 Torsions	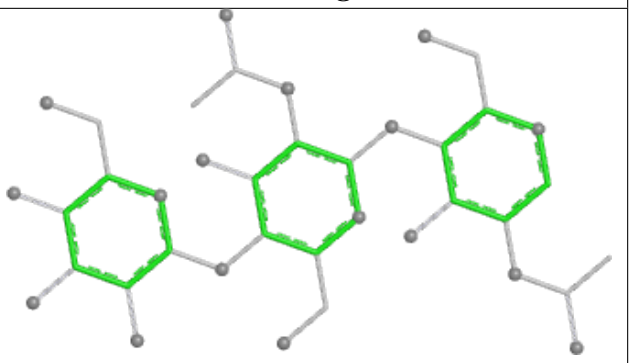 Rings

Oligosaccharide Chain J	
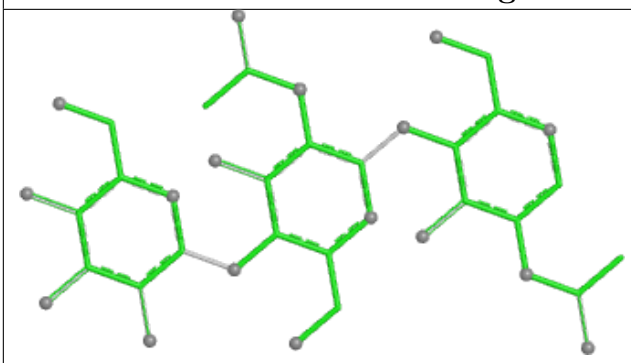 Bond lengths	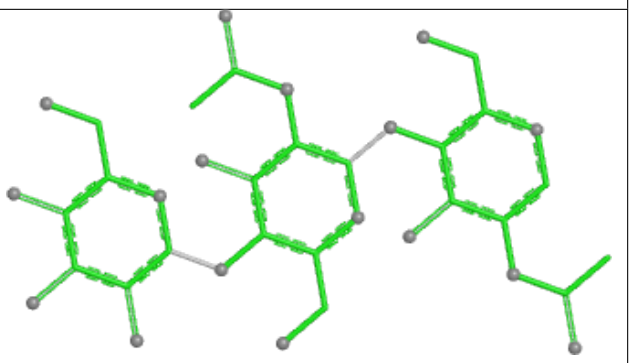 Bond angles
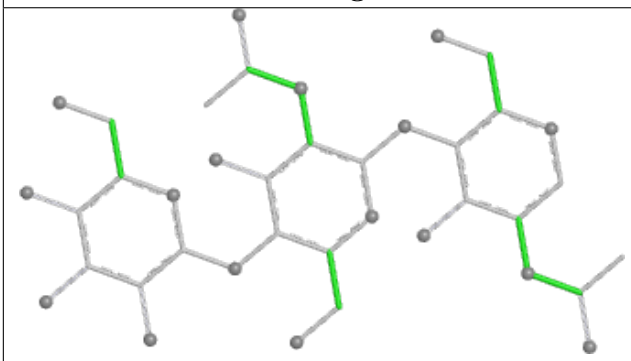 Torsions	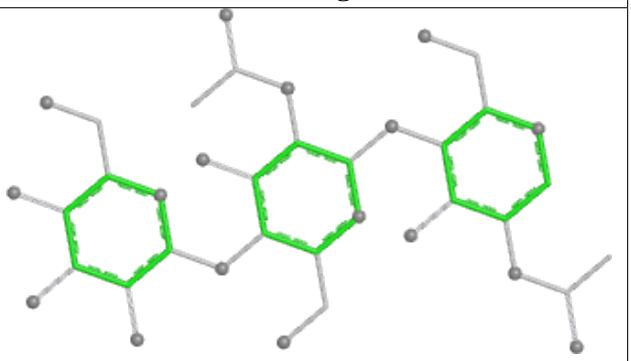 Rings

Oligosaccharide Chain L

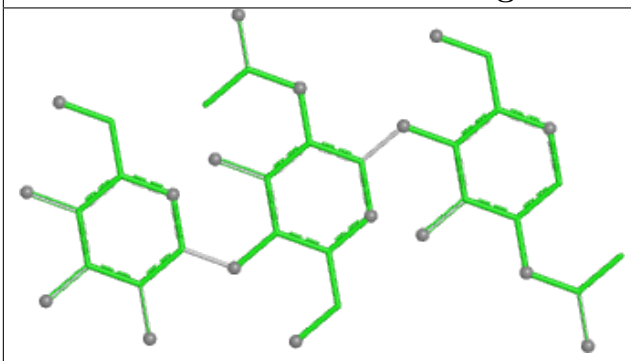

Bond lengths

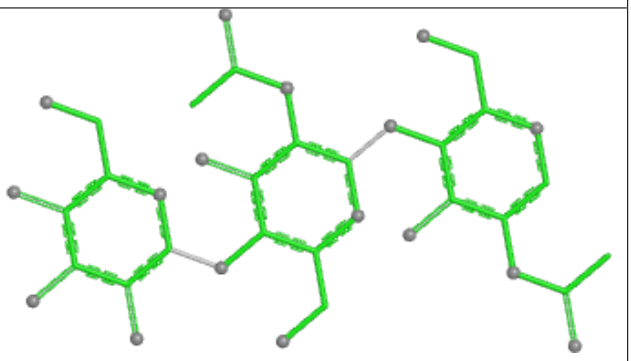

Bond angles

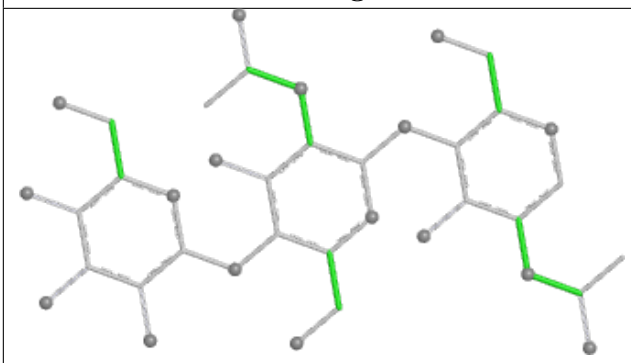

Torsions

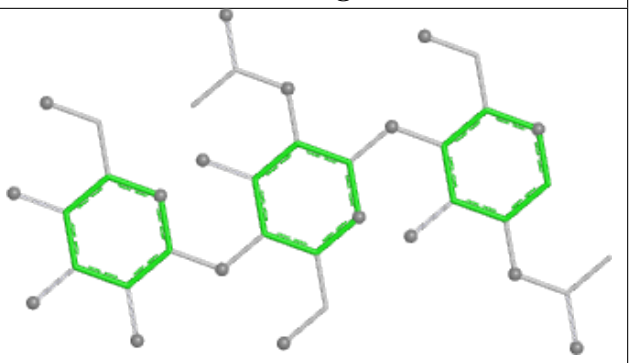

Rings

Oligosaccharide Chain N

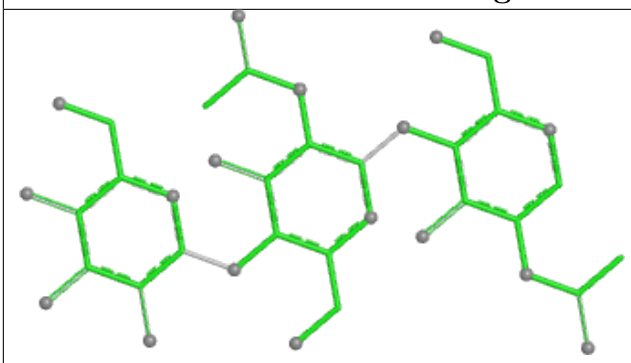

Bond lengths

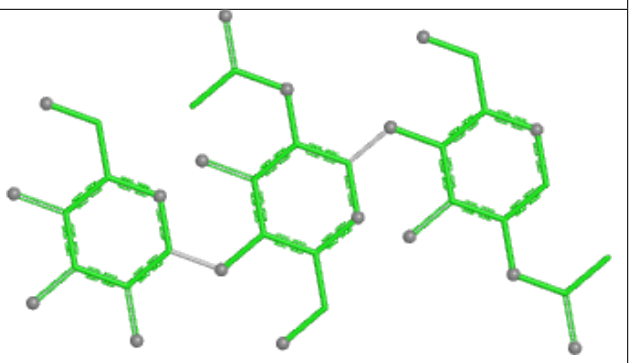

Bond angles

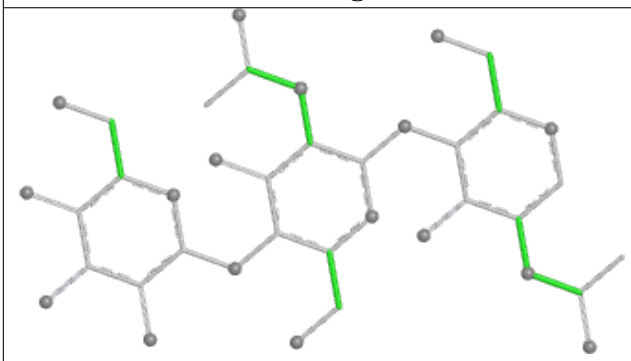

Torsions

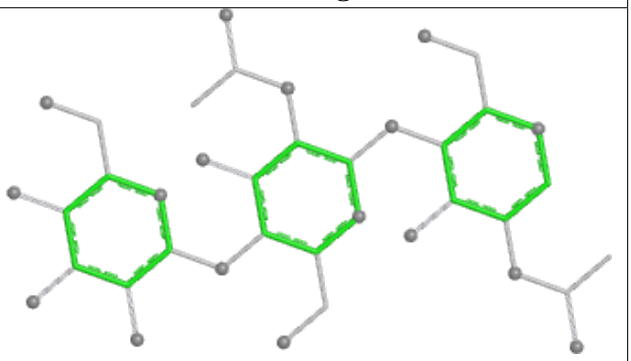

Rings

Oligosaccharide Chain G	
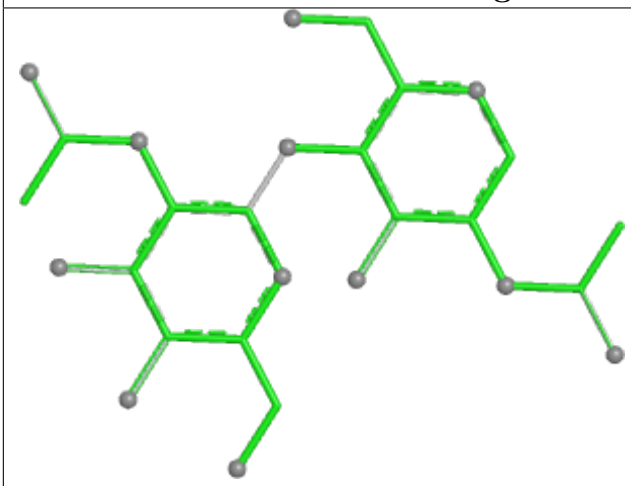 Bond lengths	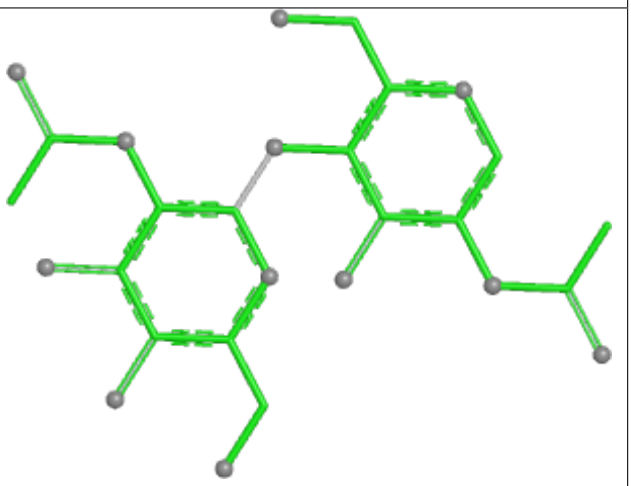 Bond angles
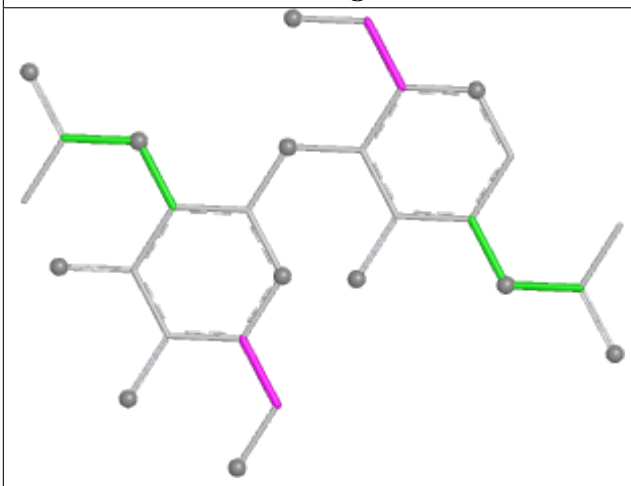 Torsions	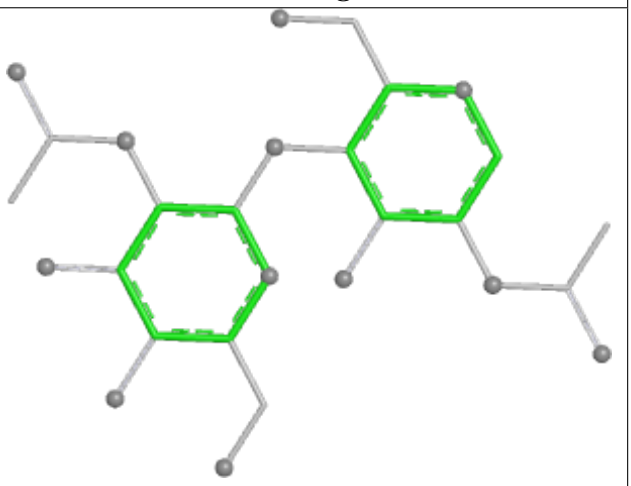 Rings

Oligosaccharide Chain I

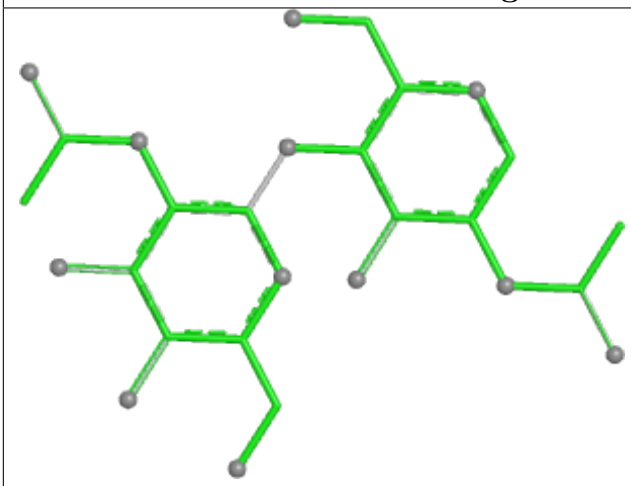

Bond lengths

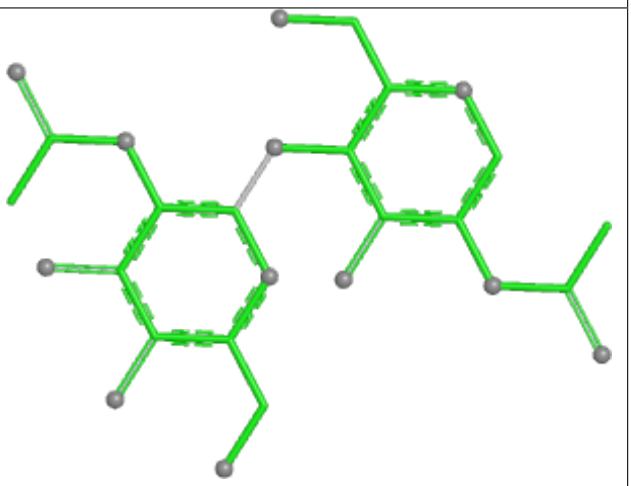

Bond angles

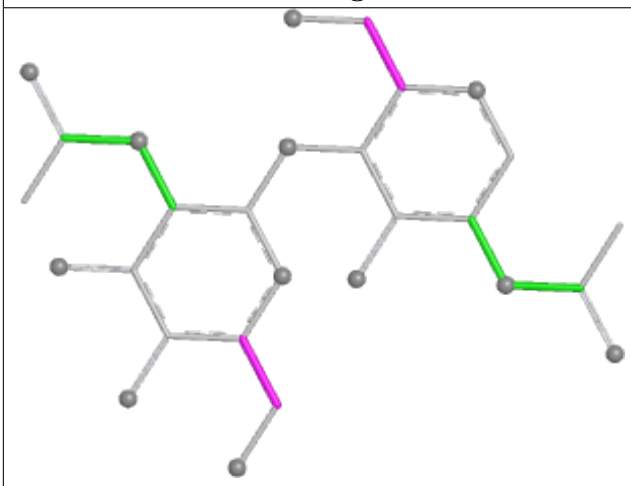

Torsions

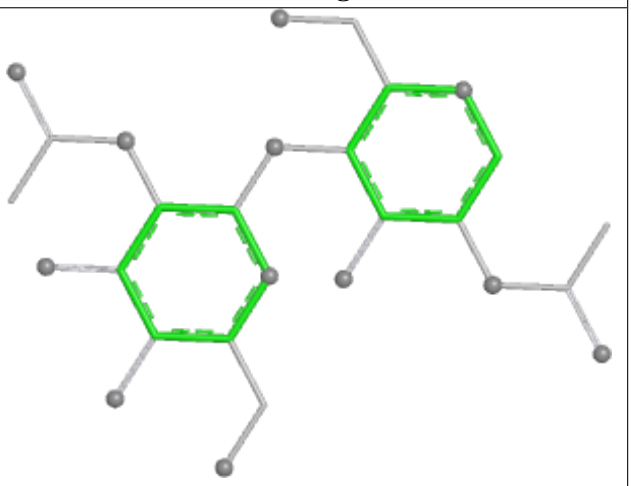

Rings

Oligosaccharide Chain K	
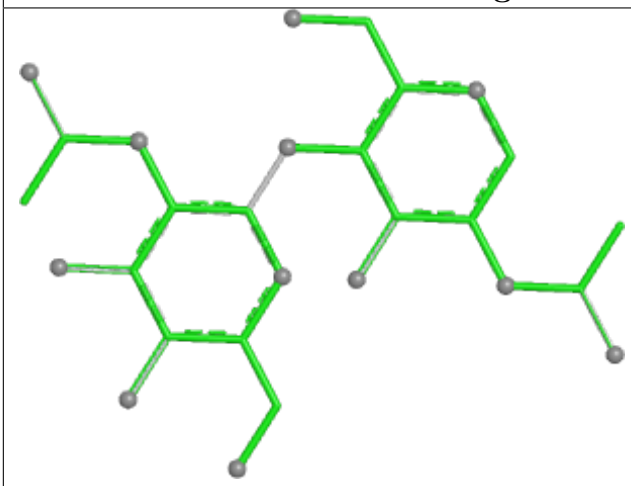 Bond lengths	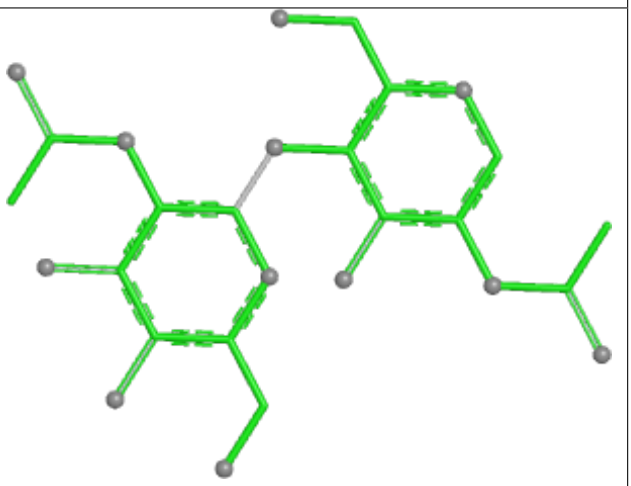 Bond angles
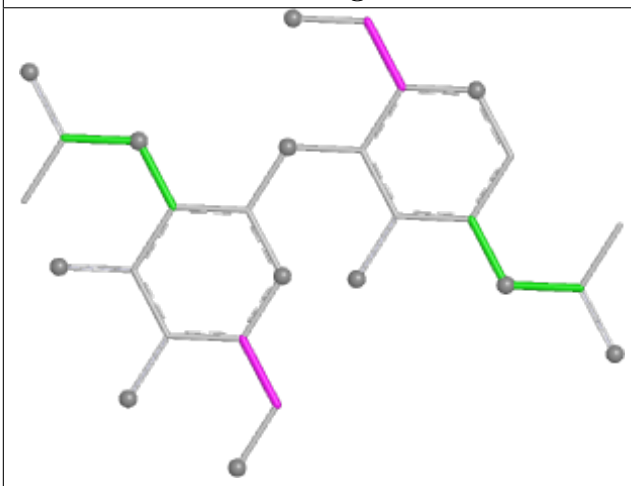 Torsions	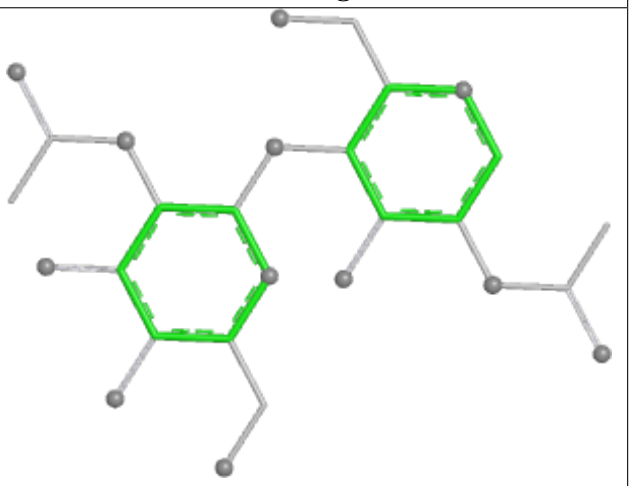 Rings

Oligosaccharide Chain M	
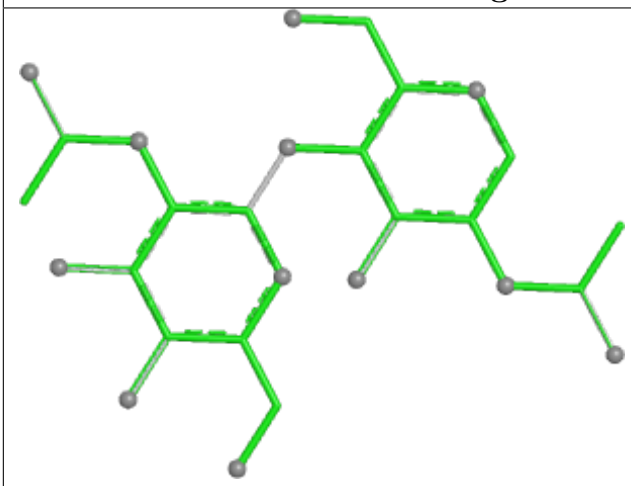 Bond lengths	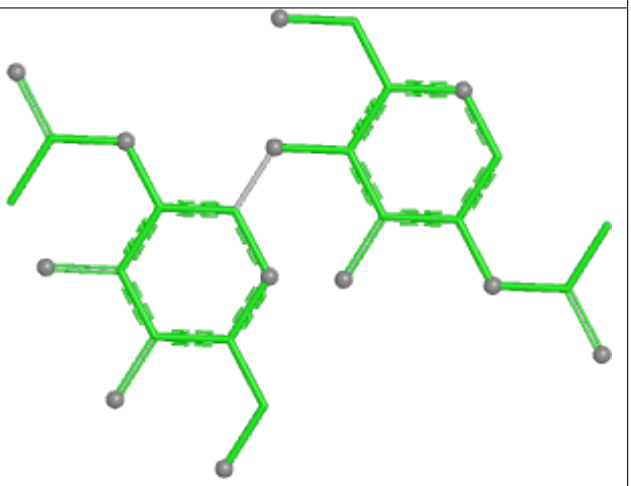 Bond angles
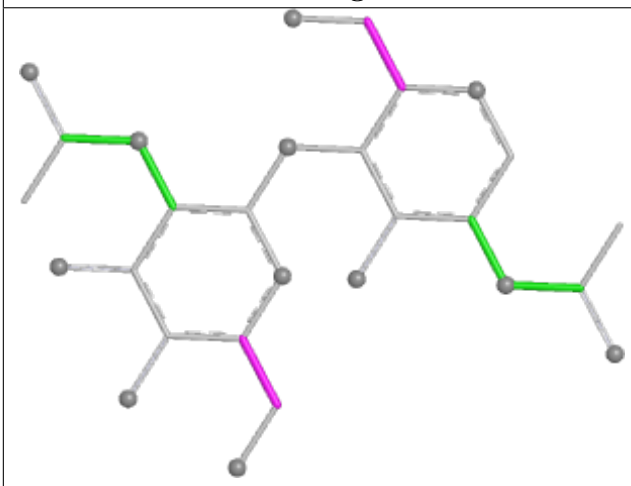 Torsions	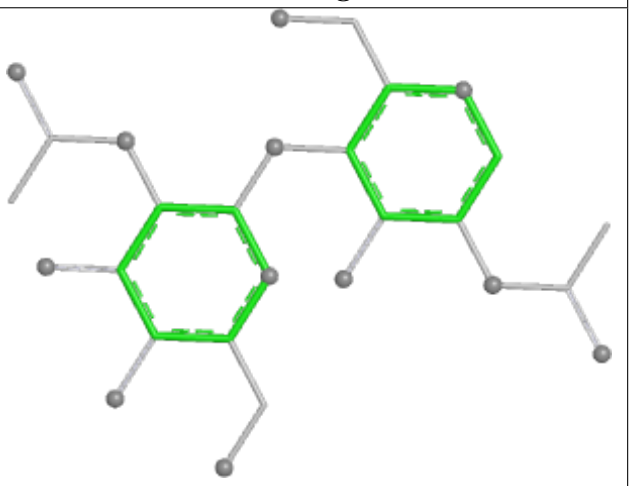 Rings

Oligosaccharide Chain O

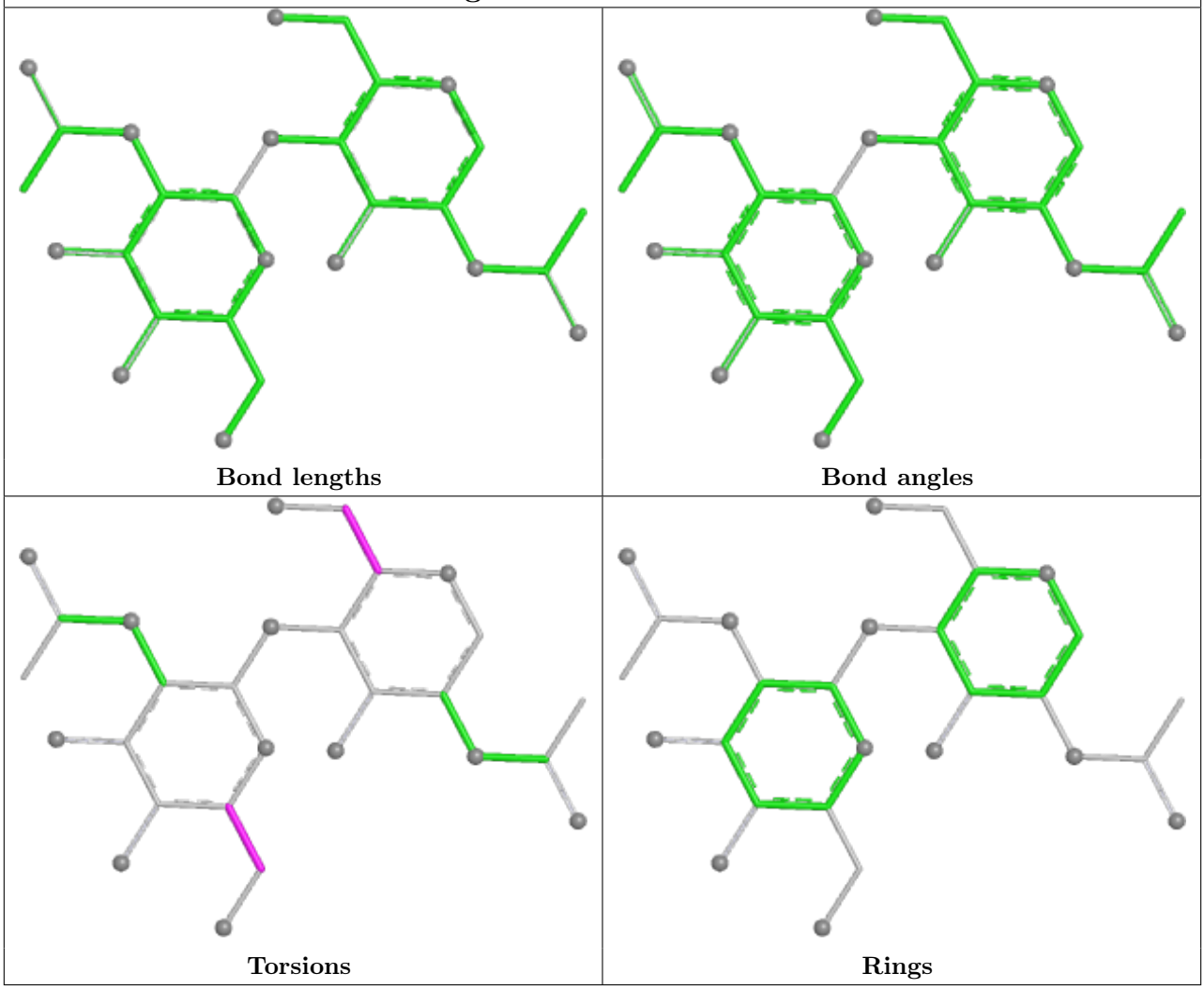

5.6 Ligand geometry (i)

20 ligands are modelled in this entry.

In the following table, the Counts columns list the number of bonds (or angles) for which Mogul statistics could be retrieved, the number of bonds (or angles) that are observed in the model and the number of bonds (or angles) that are defined in the Chemical Component Dictionary. The Link column lists molecule types, if any, to which the group is linked. The Z score for a bond length (or angle) is the number of standard deviations the observed value is removed from the expected value. A bond length (or angle) with $|Z| > 2$ is considered an outlier worth inspection. RMSZ is the root-mean-square of all Z scores of the bond lengths (or angles).

Mol	Type	Chain	Res	Link	Bond lengths			Bond angles		
					Counts	RMSZ	$\#\|Z\| > 2$	Counts	RMSZ	$\#\|Z\| > 2$
7	O7B	D	504	-	26,26,26	0.55	1 (3%)	33,39,39	0.50	0
7	O7B	B	504	-	26,26,26	0.55	1 (3%)	33,39,39	0.50	0
4	TRP	C	502	-	13,15,16	0.70	0	13,20,22	0.86	0

Mol	Type	Chain	Res	Link	Bond lengths			Bond angles		
					Counts	RMSZ	$\#\|Z\| > 2$	Counts	RMSZ	$\#\|Z\| > 2$
6	NAG	C	504	1	14,14,15	0.21	0	17,19,21	0.42	0
5	HIS	A	502	-	5,10,11	0.61	0	3,12,14	1.33	1 (33%)
6	NAG	D	503	1	14,14,15	0.21	0	17,19,21	0.43	0
6	NAG	B	503	1	14,14,15	0.22	0	17,19,21	0.42	0
7	O7B	E	501	-	26,26,26	0.56	1 (3%)	33,39,39	0.50	0
4	TRP	B	501	-	13,15,16	0.71	0	13,20,22	0.87	0
5	HIS	D	502	-	5,10,11	0.61	0	3,12,14	1.33	1 (33%)
5	HIS	B	502	-	5,10,11	0.61	0	3,12,14	1.33	1 (33%)
5	HIS	C	503	-	5,10,11	0.61	0	3,12,14	1.36	1 (33%)
5	HIS	E	503	-	5,10,11	0.60	0	3,12,14	1.35	1 (33%)
6	NAG	A	503	1	14,14,15	0.22	0	17,19,21	0.42	0
4	TRP	A	501	-	13,15,16	0.71	0	13,20,22	0.87	0
7	O7B	C	501	-	26,26,26	0.56	1 (3%)	33,39,39	0.50	0
4	TRP	E	502	-	13,15,16	0.70	0	13,20,22	0.87	0
6	NAG	E	504	1	14,14,15	0.23	0	17,19,21	0.42	0
4	TRP	D	501	-	13,15,16	0.69	0	13,20,22	0.87	0
7	O7B	A	504	-	26,26,26	0.56	1 (3%)	33,39,39	0.50	0

In the following table, the Chirals column lists the number of chiral outliers, the number of chiral centers analysed, the number of these observed in the model and the number defined in the Chemical Component Dictionary. Similar counts are reported in the Torsion and Rings columns. '-' means no outliers of that kind were identified.

Mol	Type	Chain	Res	Link	Chirals	Torsions	Rings
7	O7B	D	504	-	-	3/4/44/44	0/6/5/5
7	O7B	B	504	-	-	3/4/44/44	0/6/5/5
4	TRP	C	502	-	-	0/4/6/8	0/2/2/2
6	NAG	C	504	1	-	0/6/23/26	0/1/1/1
5	HIS	A	502	-	-	0/5/6/8	0/1/1/1
6	NAG	D	503	1	-	0/6/23/26	0/1/1/1
6	NAG	B	503	1	-	0/6/23/26	0/1/1/1
7	O7B	E	501	-	-	3/4/44/44	0/6/5/5
4	TRP	B	501	-	-	0/4/6/8	0/2/2/2
5	HIS	D	502	-	-	0/5/6/8	0/1/1/1
5	HIS	B	502	-	-	0/5/6/8	0/1/1/1
5	HIS	C	503	-	-	0/5/6/8	0/1/1/1
5	HIS	E	503	-	-	0/5/6/8	0/1/1/1
6	NAG	A	503	1	-	0/6/23/26	0/1/1/1
4	TRP	A	501	-	-	0/4/6/8	0/2/2/2
7	O7B	C	501	-	-	3/4/44/44	0/6/5/5

Continued on next page...

Continued from previous page...

Mol	Type	Chain	Res	Link	Chirals	Torsions	Rings
4	TRP	E	502	-	-	0/4/6/8	0/2/2/2
6	NAG	E	504	1	-	0/6/23/26	0/1/1/1
4	TRP	D	501	-	-	0/4/6/8	0/2/2/2
7	O7B	A	504	-	-	3/4/44/44	0/6/5/5

All (5) bond length outliers are listed below:

Mol	Chain	Res	Type	Atoms	Z	Observed(Å)	Ideal(Å)
7	C	501	O7B	C16-N17	2.10	1.50	1.46
7	E	501	O7B	C16-N17	2.09	1.50	1.46
7	A	504	O7B	C16-N17	2.07	1.50	1.46
7	D	504	O7B	C16-N17	2.03	1.50	1.46
7	B	504	O7B	C16-N17	2.02	1.50	1.46

All (5) bond angle outliers are listed below:

Mol	Chain	Res	Type	Atoms	Z	Observed(^{o})	Ideal(^{o})
5	C	503	HIS	CD2-NE2-CE1	2.06	109.00	105.78
5	E	503	HIS	CD2-NE2-CE1	2.06	108.99	105.78
5	A	502	HIS	CD2-NE2-CE1	2.03	108.94	105.78
5	D	502	HIS	CD2-NE2-CE1	2.01	108.92	105.78
5	B	502	HIS	CD2-NE2-CE1	2.01	108.92	105.78

There are no chirality outliers.

All (15) torsion outliers are listed below:

Mol	Chain	Res	Type	Atoms
7	A	504	O7B	C20-C15-N05-C04
7	D	504	O7B	C20-C15-N05-C04
7	B	504	O7B	C20-C15-N05-C04
7	C	501	O7B	C20-C15-N05-C04
7	E	501	O7B	C20-C15-N05-C04
7	A	504	O7B	C16-C15-N05-C04
7	D	504	O7B	C16-C15-N05-C04
7	B	504	O7B	C16-C15-N05-C04
7	C	501	O7B	C16-C15-N05-C04
7	E	501	O7B	C16-C15-N05-C04
7	A	504	O7B	C20-C15-N05-C06
7	D	504	O7B	C20-C15-N05-C06
7	B	504	O7B	C20-C15-N05-C06
7	C	501	O7B	C20-C15-N05-C06

Continued on next page...

Continued from previous page...

Mol	Chain	Res	Type	Atoms
7	E	501	O7B	C20-C15-N05-C06

There are no ring outliers.

No monomer is involved in short contacts.

The following is a two-dimensional graphical depiction of Mogul quality analysis of bond lengths, bond angles, torsion angles, and ring geometry for all instances of the Ligand of Interest. In addition, ligands with molecular weight > 250 and outliers as shown on the validation Tables will also be included. For torsion angles, if less then 5% of the Mogul distribution of torsion angles is within 10 degrees of the torsion angle in question, then that torsion angle is considered an outlier. Any bond that is central to one or more torsion angles identified as an outlier by Mogul will be highlighted in the graph. For rings, the root-mean-square deviation (RMSD) between the ring in question and similar rings identified by Mogul is calculated over all ring torsion angles. If the average RMSD is greater than 60 degrees and the minimal RMSD between the ring in question and any Mogul-identified rings is also greater than 60 degrees, then that ring is considered an outlier. The outliers are highlighted in purple. The color gray indicates Mogul did not find sufficient equivalents in the CSD to analyse the geometry.

Ligand O7B D 504

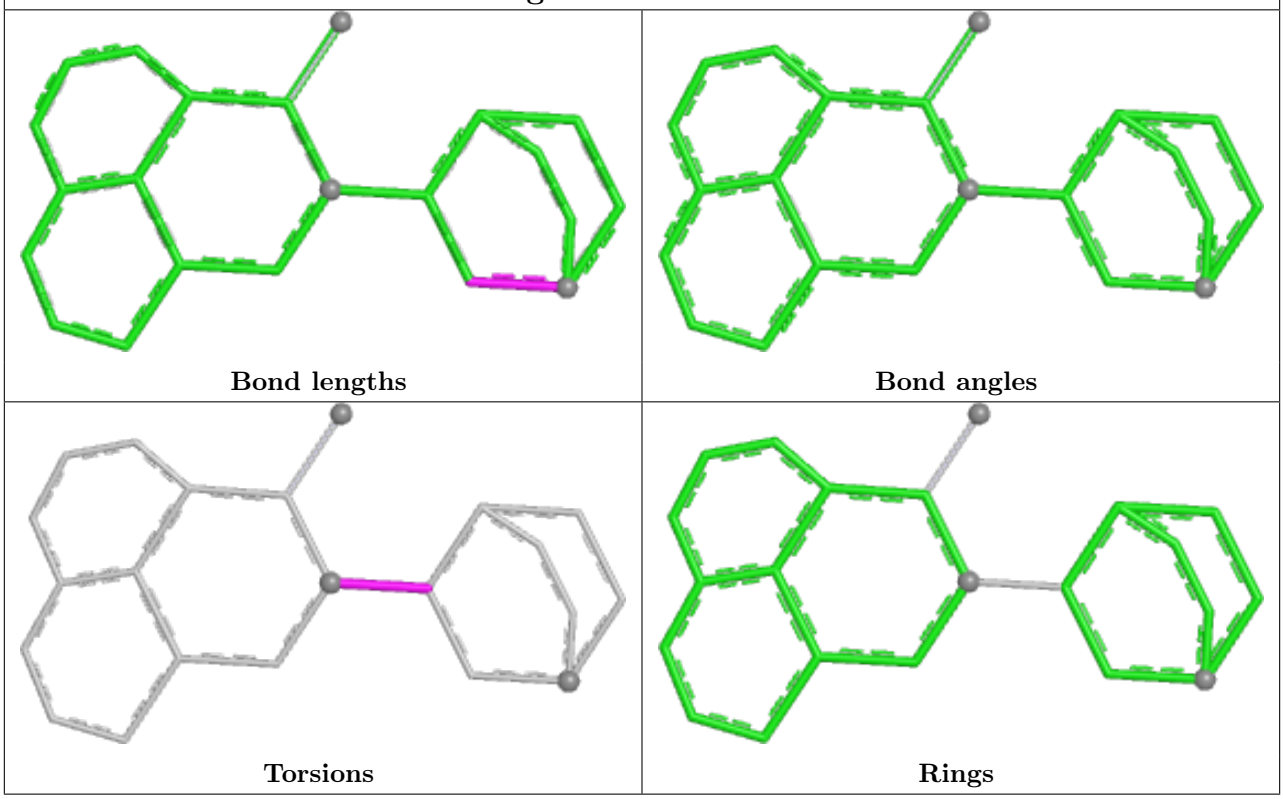

Ligand O7B B 504	
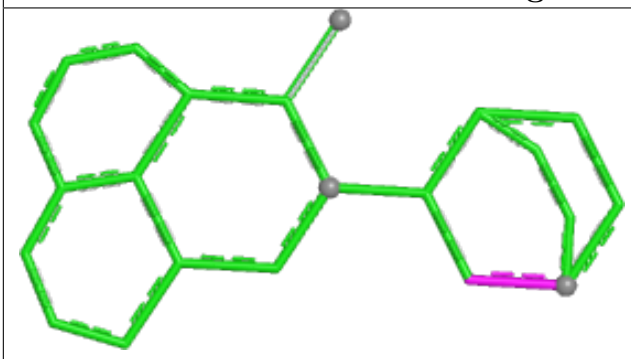 Bond lengths	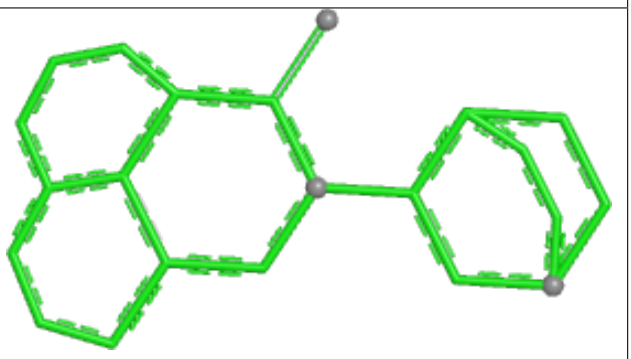 Bond angles
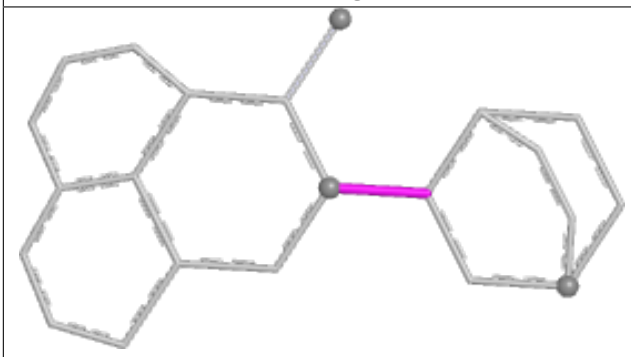 Torsions	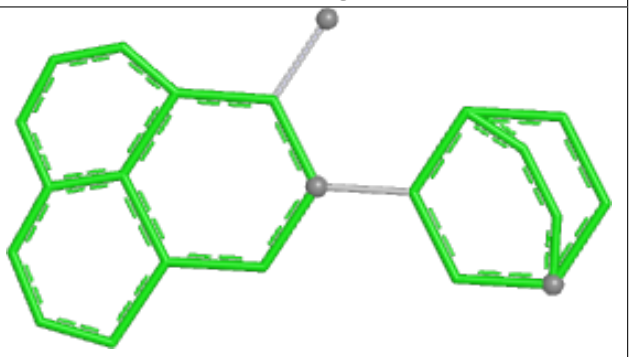 Rings

Ligand O7B E 501	
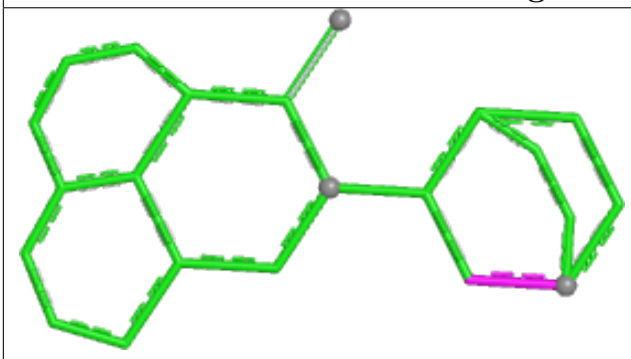 Bond lengths	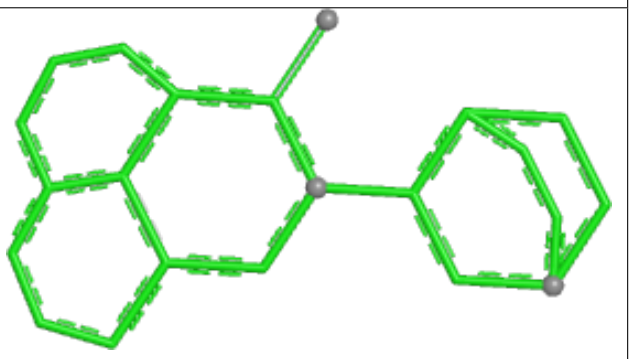 Bond angles
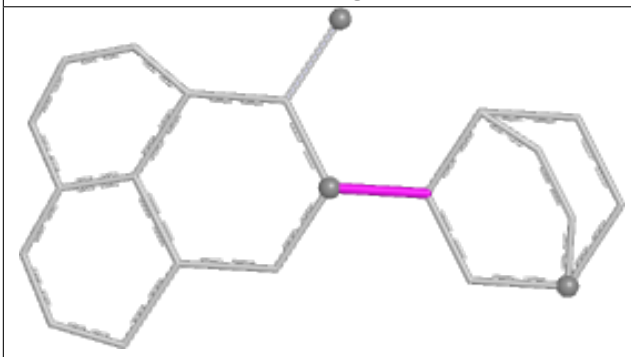 Torsions	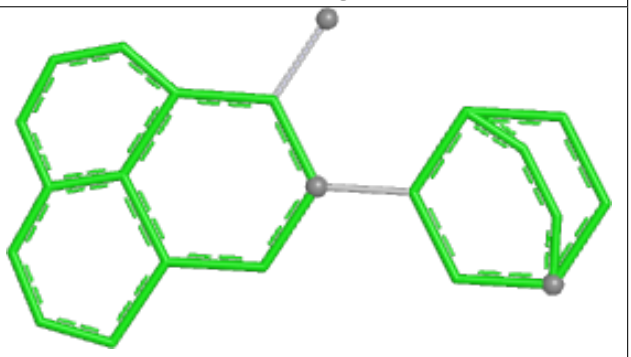 Rings

Ligand O7B C 501	
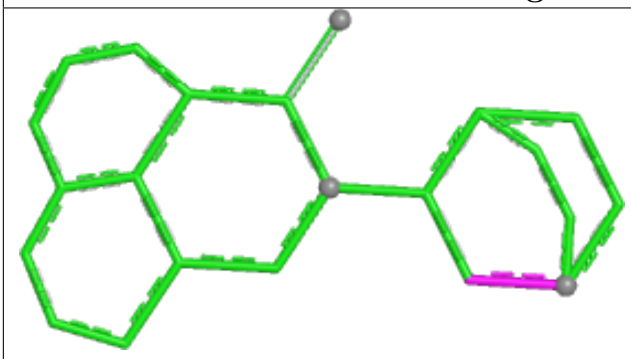 Bond lengths	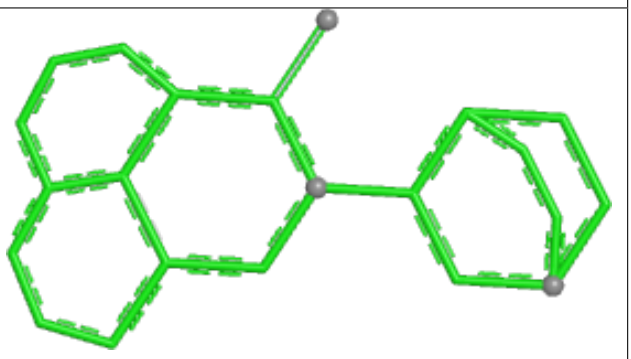 Bond angles
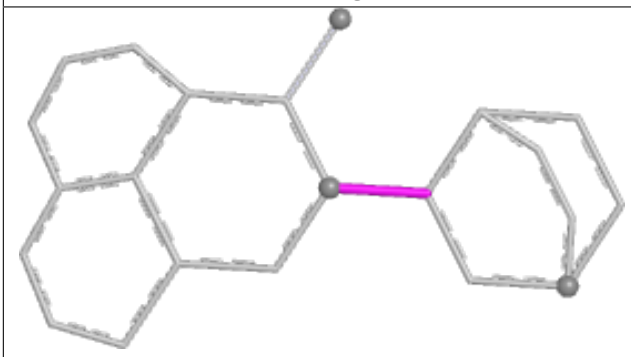 Torsions	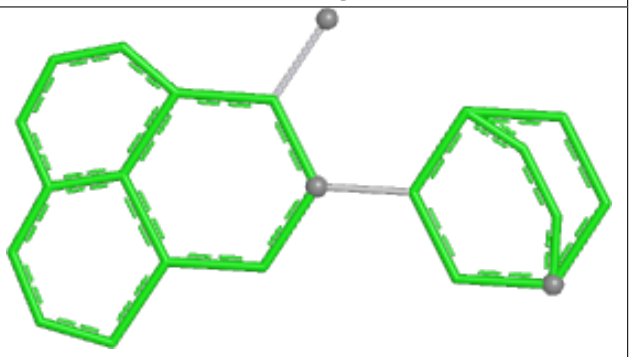 Rings

Ligand O7B A 504	
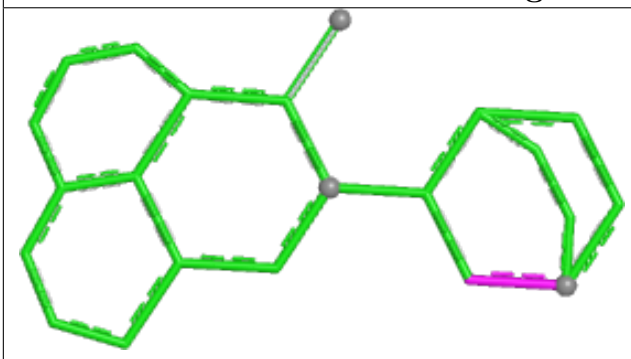 Bond lengths	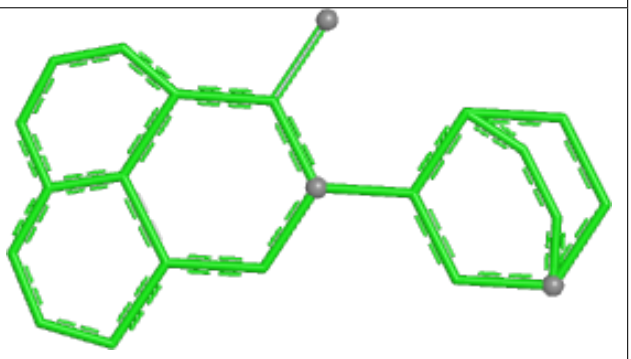 Bond angles
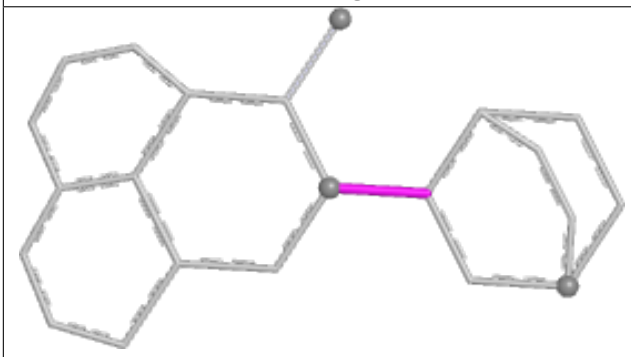 Torsions	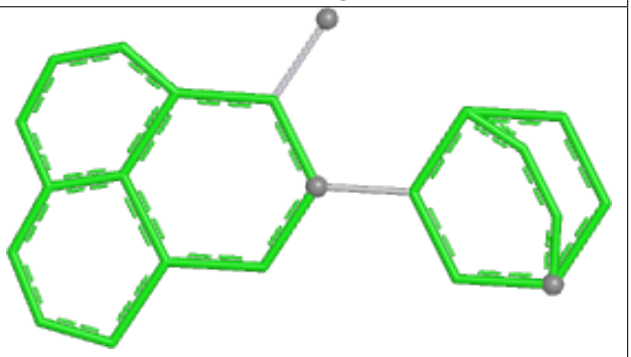 Rings

5.7 Other polymers (i)

There are no such residues in this entry.

5.8 Polymer linkage issues (i)

There are no chain breaks in this entry.

6 Map visualisation (i)

This section contains visualisations of the EMDB entry EMD-10673. These allow visual inspection of the internal detail of the map and identification of artifacts.

No raw map or half-maps were deposited for this entry and therefore no images, graphs, etc. pertaining to the raw map can be shown.

6.1 Orthogonal projections (i)

6.1.1 Primary map



X



Y



Z

The images above show the map projected in three orthogonal directions.

6.2 Central slices (i)

6.2.1 Primary map

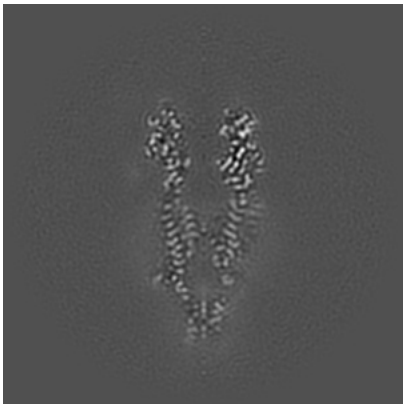

X Index: 120

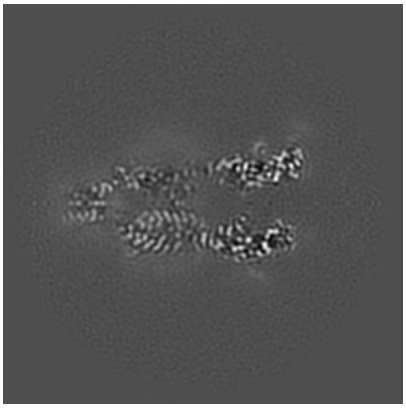

Y Index: 120

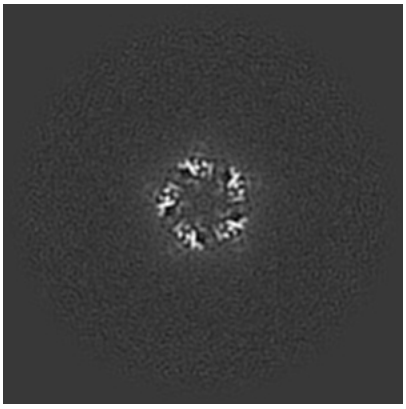

Z Index: 120

The images above show central slices of the map in three orthogonal directions.

6.3 Largest variance slices (i)

6.3.1 Primary map

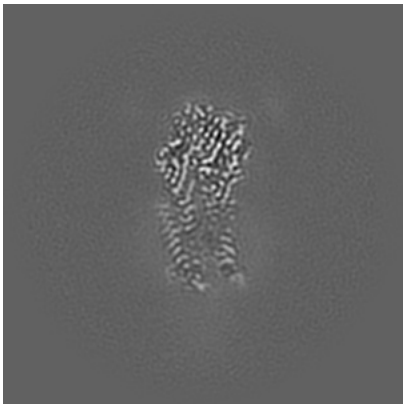

X Index: 141



Y Index: 101

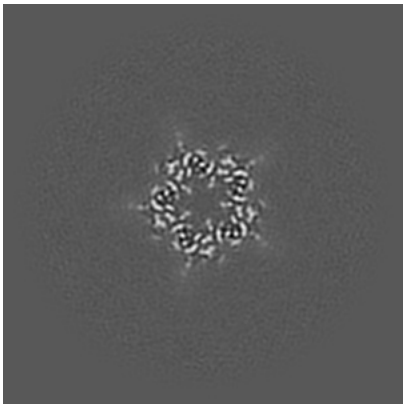

Z Index: 153

The images above show the largest variance slices of the map in three orthogonal directions.

6.4 Orthogonal surface views (i)

6.4.1 Primary map



X



Y

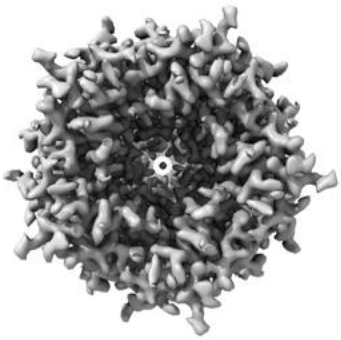

Z

The images above show the 3D surface view of the map at the recommended contour level 0.697. These images, in conjunction with the slice images, may facilitate assessment of whether an appropriate contour level has been provided.

6.5 Mask visualisation (i)

This section was not generated. No masks/segmentation were deposited.

7 Map analysis (i)

This section contains the results of statistical analysis of the map.

7.1 Map-value distribution (i)

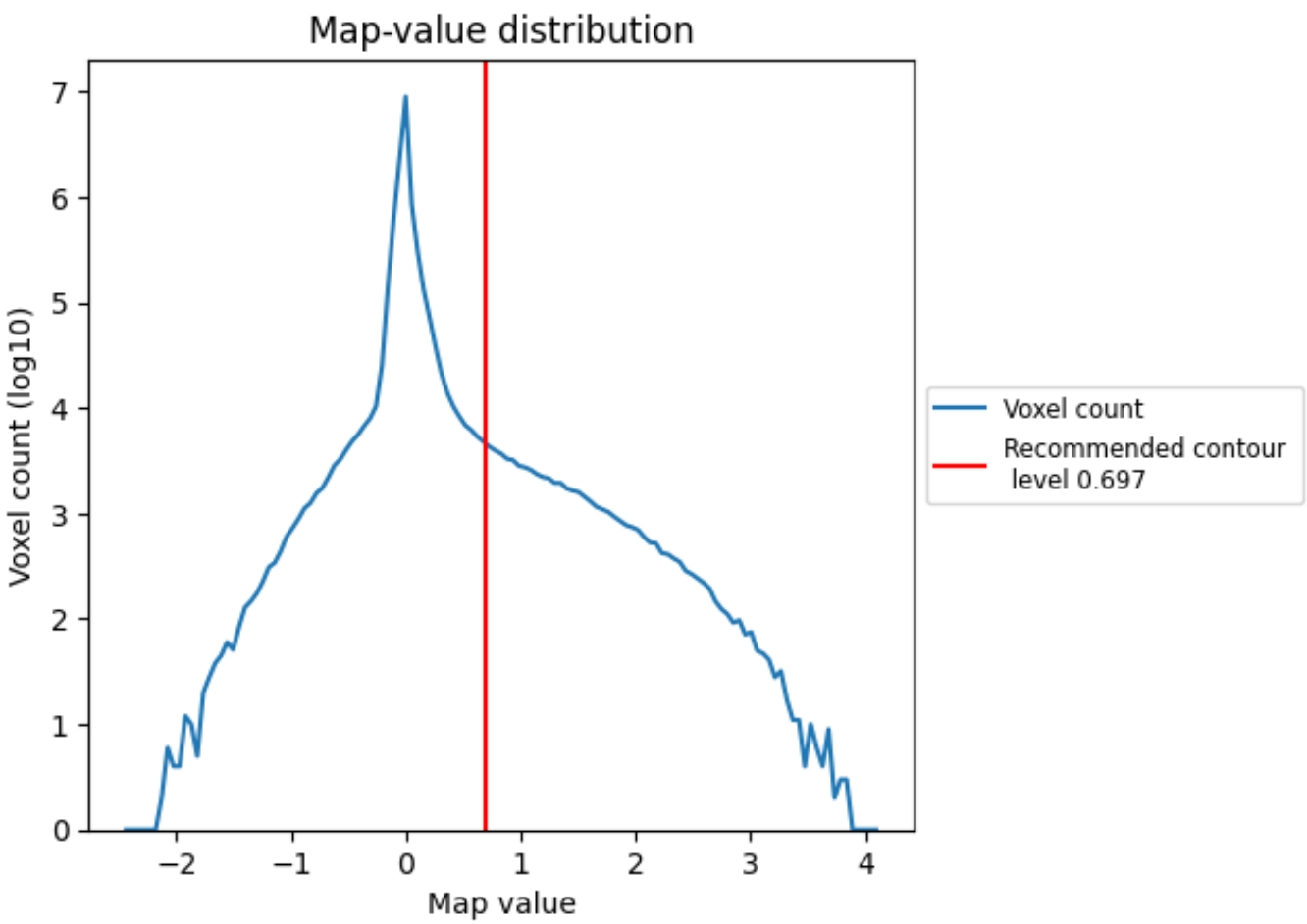

The map-value distribution is plotted in 128 intervals along the x-axis. The y-axis is logarithmic. A spike in this graph at zero usually indicates that the volume has been masked.

7.2 Volume estimate (i)

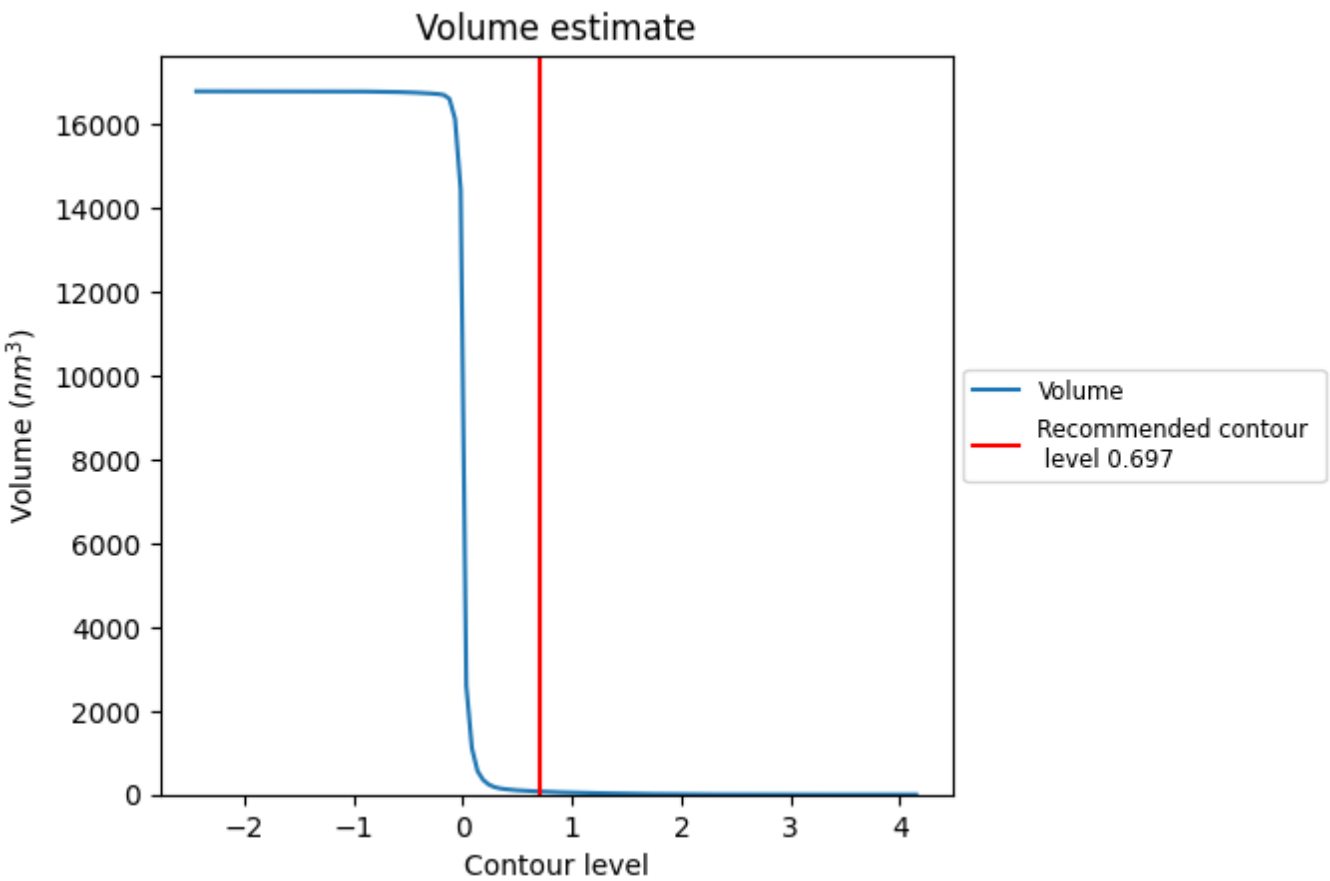

The volume at the recommended contour level is 73 nm^3; this corresponds to an approximate mass of 66 kDa.

The volume estimate graph shows how the enclosed volume varies with the contour level. The recommended contour level is shown as a vertical line and the intersection between the line and the curve gives the volume of the enclosed surface at the given level.

7.3 Rotationally averaged power spectrum (i)

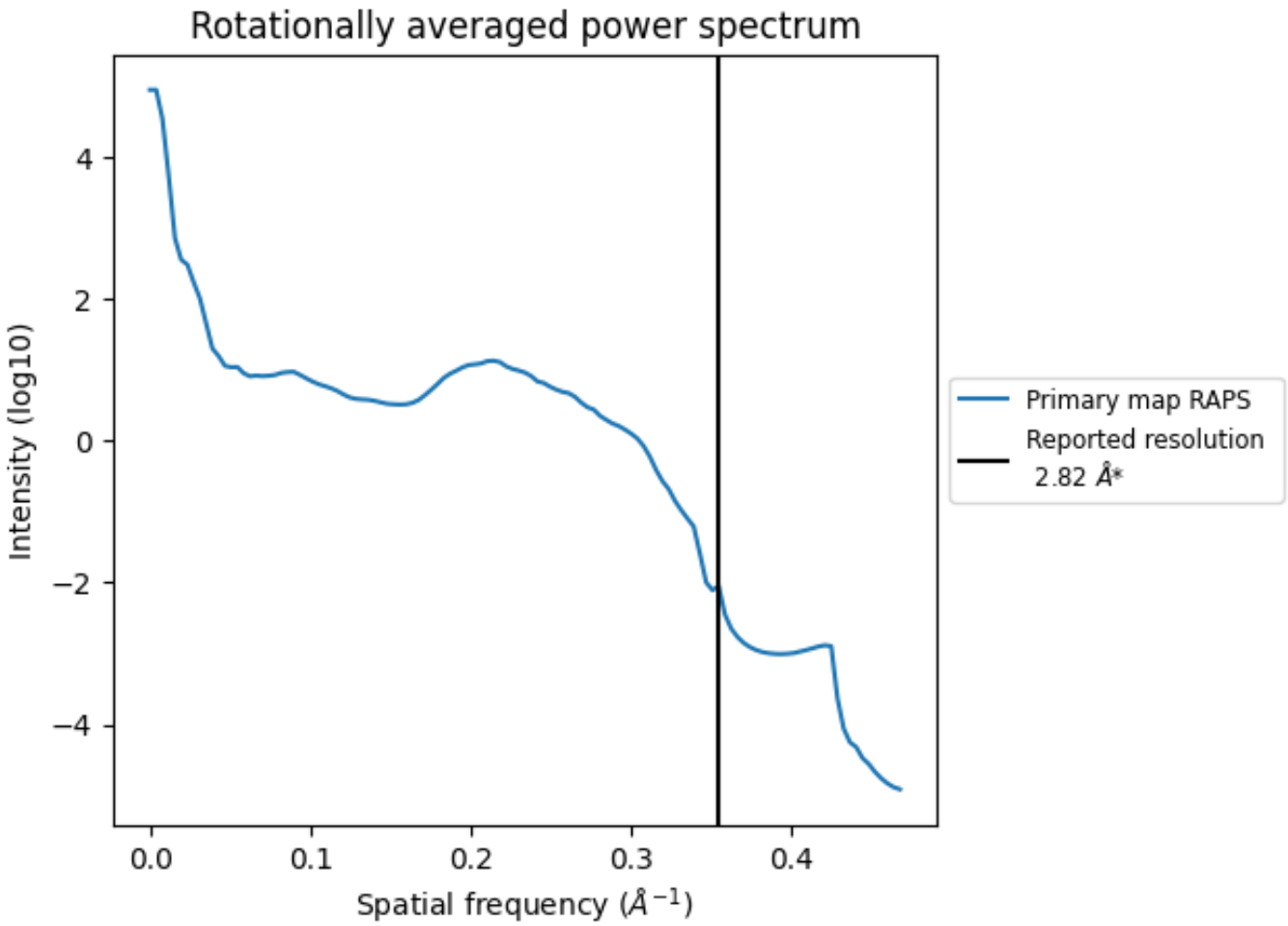

*Reported resolution corresponds to spatial frequency of 0.355 Å^{-1}

8 Fourier-Shell correlation (i)

This section was not generated. No FSC curve or half-maps provided.

9 Map-model fit (i)

This section contains information regarding the fit between EMDB map EMD-10673 and PDB model 6Y1Z. Per-residue inclusion information can be found in section 3 on page 22.

9.1 Map-model overlay (i)

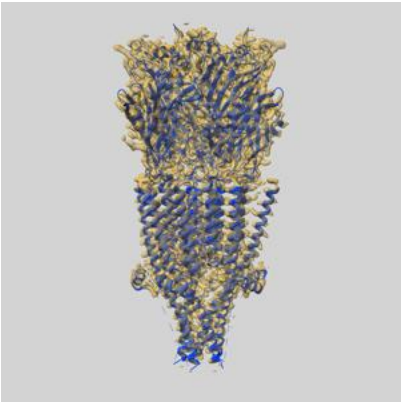

X



Y

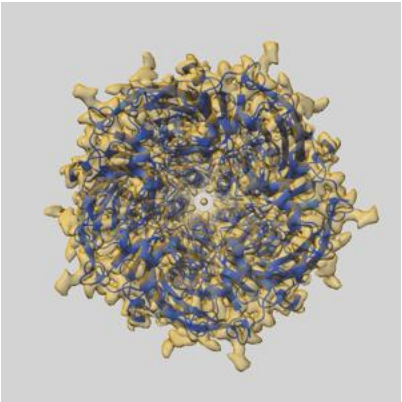

Z

The images above show the 3D surface view of the map at the recommended contour level 0.697 at 50% transparency in yellow overlaid with a ribbon representation of the model coloured in blue. These images allow for the visual assessment of the quality of fit between the atomic model and the map.

9.2 Q-score mapped to coordinate model (i)

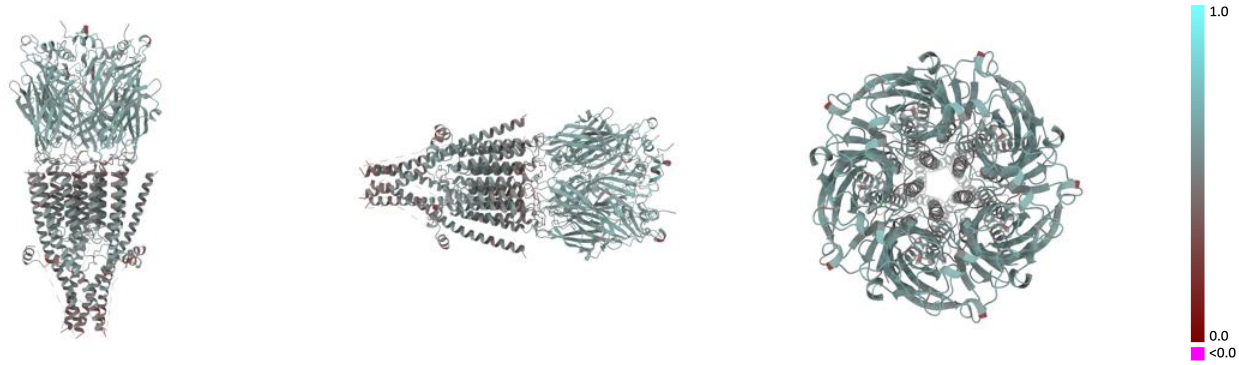

X Y Z

The images above show the model with each residue coloured according its Q-score. This shows their resolvability in the map with higher Q-score values reflecting better resolvability. Please note: Q-score is calculating the resolvability of atoms, and thus high values are only expected at resolutions at which atoms can be resolved. Low Q-score values may therefore be expected for many entries.

9.3 Atom inclusion mapped to coordinate model (i)

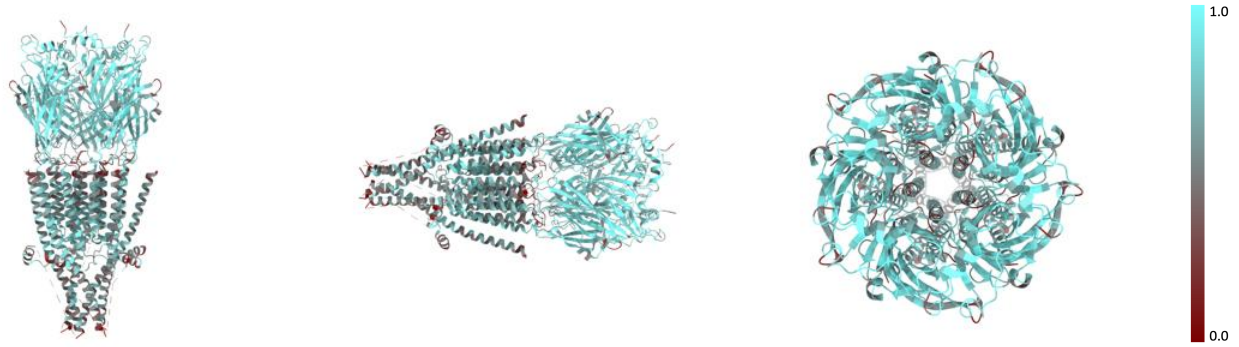

X Y Z

The images above show the model with each residue coloured according to its atom inclusion. This shows to what extent they are inside the map at the recommended contour level (0.697).

9.4 Atom inclusion (i)

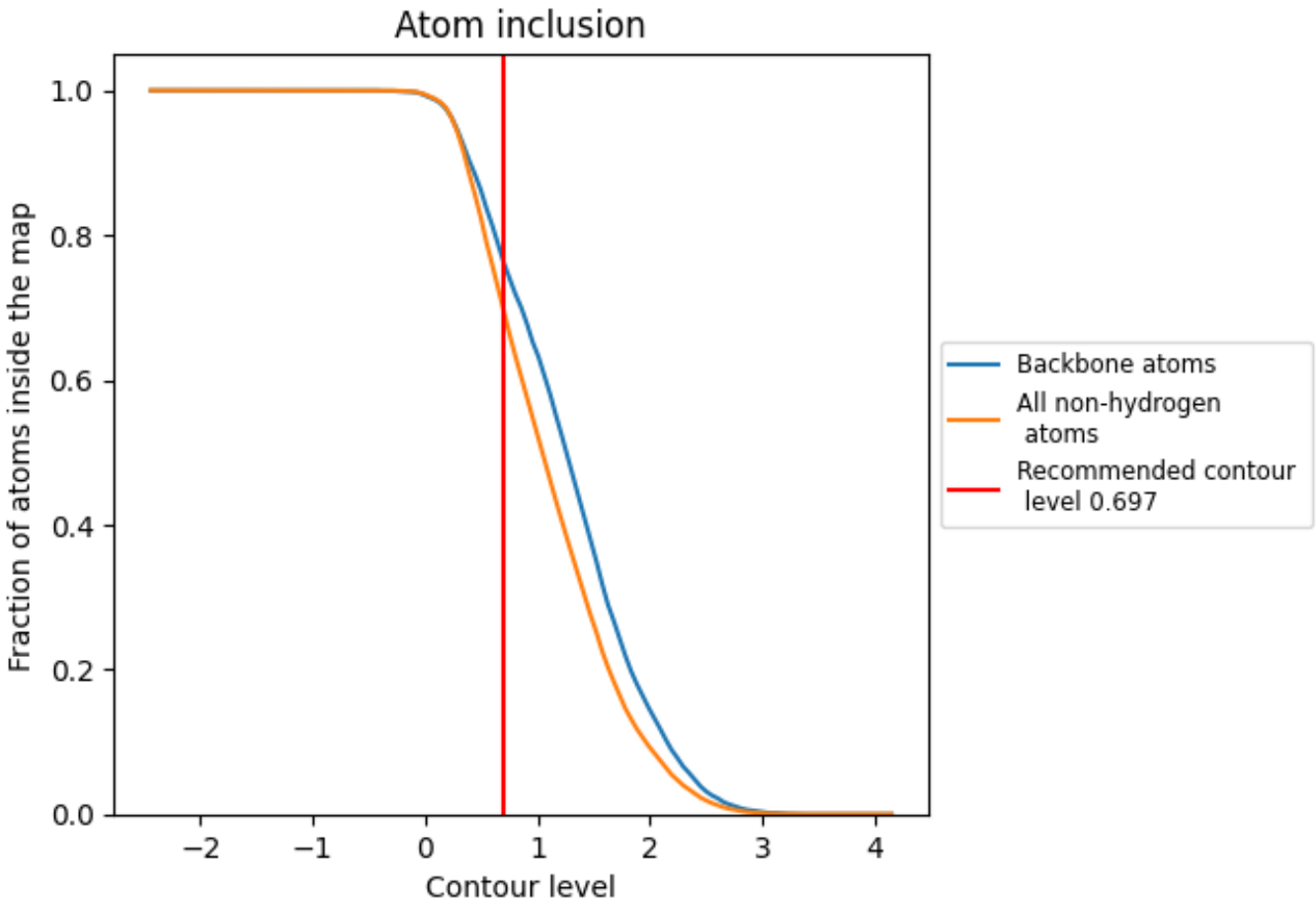

At the recommended contour level, 76% of all backbone atoms, 70% of all non-hydrogen atoms, are inside the map.

9.5 Map-model fit summary (i)

The table lists the average atom inclusion at the recommended contour level (0.697) and Q-score for the entire model and for each chain.

Chain	Atom inclusion	Q-score
All	0.6962	0.5390
A	0.7024	0.5390
B	0.7030	0.5370
C	0.7024	0.5400
D	0.6992	0.5420
E	0.7011	0.5390
F	0.4359	0.5110
G	0.3929	0.5030
H	0.4359	0.5270
I	0.4643	0.5120
J	0.4615	0.5050
K	0.4643	0.5030
L	0.4615	0.5180
M	0.3929	0.5170
N	0.4359	0.5150
O	0.4643	0.5040