Full wwPDB X-ray Structure Validation Report (i)

Apr 29, 2024 – 11:54 am BST

PDB ID	:	2WSX
Title	:	Crystal Structure of Carnitine Transporter from Escherichia coli
Authors	:	Schulze, S.; Terwisscha van Scheltinga, A.C.; Kuehlbrandt, W.
Deposited on	:	2009-09-10
Resolution	:	3.50 Å(reported)

This is a Full wwPDB X-ray Structure Validation Report for a publicly released PDB entry.

We welcome your comments at *validation@mail.wwpdb.org*
A user guide is available at
https://www.wwpdb.org/validation/2017/XrayValidationReportHelp
with specific help available everywhere you see the (i) symbol.

The types of validation reports are described at
http://www.wwpdb.org/validation/2017/FAQs#types.

The following versions of software and data (see references (i)) were used in the production of this report:

MolProbity	:	4.02b-467
Mogul	:	1.8.4, CSD as541be (2020)
Xtriage (Phenix)	:	1.13
EDS	:	2.36.2
Percentile statistics	:	20191225.v01 (using entries in the PDB archive December 25th 2019)
Refmac	:	5.8.0158
CCP4	:	7.0.044 (Gargrove)
Ideal geometry (proteins)	:	Engh & Huber (2001)
Ideal geometry (DNA, RNA)	:	Parkinson et al. (1996)
Validation Pipeline (wwPDB-VP)	:	2.36.2

1 Overall quality at a glance (i)

The following experimental techniques were used to determine the structure:
X-RAY DIFFRACTION

The reported resolution of this entry is 3.50 Å.

Percentile scores (ranging between 0-100) for global validation metrics of the entry are shown in the following graphic. The table shows the number of entries on which the scores are based.

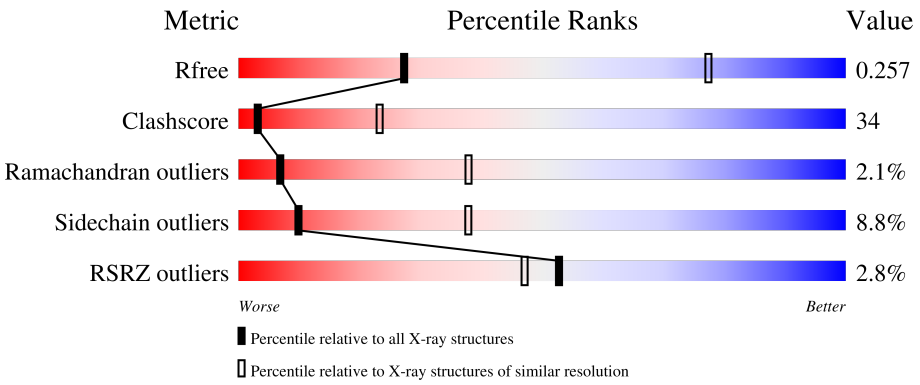

Metric	Whole archive (#Entries)	Similar resolution (#Entries, resolution range(Å))
R_{free}	130704	1659 (3.60-3.40)
Clashscore	141614	1036 (3.58-3.42)
Ramachandran outliers	138981	1005 (3.58-3.42)
Sidechain outliers	138945	1006 (3.58-3.42)
RSRZ outliers	127900	1559 (3.60-3.40)

The table below summarises the geometric issues observed across the polymeric chains and their fit to the electron density. The red, orange, yellow and green segments of the lower bar indicate the fraction of residues that contain outliers for >=3, 2, 1 and 0 types of geometric quality criteria respectively. A grey segment represents the fraction of residues that are not modelled. The numeric value for each fraction is indicated below the corresponding segment, with a dot representing fractions <=5% The upper red bar (where present) indicates the fraction of residues that have poor fit to the electron density. The numeric value is given above the bar.

Mol	Chain	Length	Quality of chain
1	A	504	% 49% 43% 6% •
1	B	504	3% 46% 46% 6% •
1	C	504	5% 48% 44% 6% •

The following table lists non-polymeric compounds, carbohydrate monomers and non-standard residues in protein, DNA, RNA chains that are outliers for geometric or electron-density-fit criteria:

Mol	Type	Chain	Res	Chirality	Geometry	Clashes	Electron density
2	NM2	A	1504	-	-	X	-
2	NM2	B	1504	-	-	X	-
2	NM2	C	1505	-	-	-	X

2 Entry composition (i)

There are 2 unique types of molecules in this entry. The entry contains 11763 atoms, of which 0 are hydrogens and 0 are deuteriums.

In the tables below, the ZeroOcc column contains the number of atoms modelled with zero occupancy, the AltConf column contains the number of residues with at least one atom in alternate conformation and the Trace column contains the number of residues modelled with at most 2 atoms.

- Molecule 1 is a protein called L-CARNITINE/GAMMA-BUTYROBETAINE ANTIPORTER.

Mol	Chain	Residues	Atoms					ZeroOcc	AltConf	Trace
			Total	C	N	O	S			
1	A	496	3901	2624	602	647	28	0	0	0
1	B	496	3901	2624	602	647	28	0	0	0
1	C	496	3901	2624	602	647	28	0	0	0

There are 12 discrepancies between the modelled and reference sequences:

Chain	Residue	Modelled	Actual	Comment	Reference
A	81	GLU	ASN	conflict	UNP P31553
A	254	ALA	GLY	conflict	UNP P31553
A	379	LEU	ILE	conflict	UNP P31553
A	443	ASP	GLU	conflict	UNP P31553
B	81	GLU	ASN	conflict	UNP P31553
B	254	ALA	GLY	conflict	UNP P31553
B	379	LEU	ILE	conflict	UNP P31553
B	443	ASP	GLU	conflict	UNP P31553
C	81	GLU	ASN	conflict	UNP P31553
C	254	ALA	GLY	conflict	UNP P31553
C	379	LEU	ILE	conflict	UNP P31553
C	443	ASP	GLU	conflict	UNP P31553

- Molecule 2 is 3-CARBOXY-N,N,N-TRIMETHYLPROPAN-1-AMINIUM (three-letter code: NM2) (formula: $C_7H_{16}NO_2$).

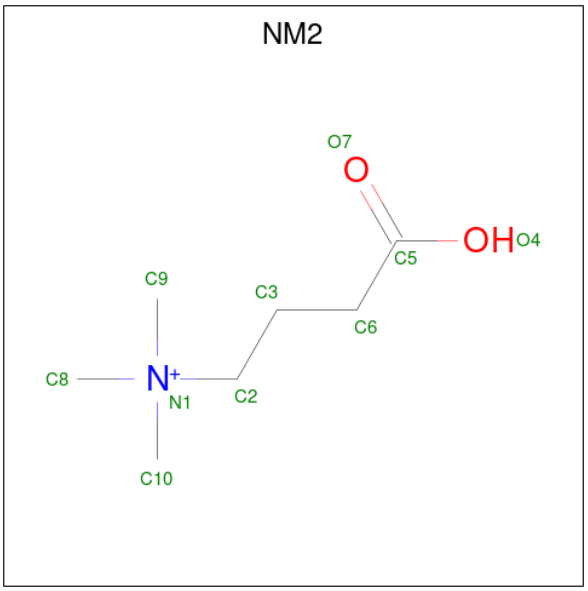

Mol	Chain	Residues	Atoms				ZeroOcc	AltConf
			Total	C	N	O		
2	A	1	10	7	1	2	0	0
			Total	C	N	O		
2	A	1	10	7	1	2	0	0
			Total	C	N	O		
2	B	1	10	7	1	2	0	0
			Total	C	N	O		
2	B	1	10	7	1	2	0	0
			Total	C	N	O		
2	C	1	10	7	1	2	0	0
			Total	C	N	O		
2	C	1	10	7	1	2	0	0

3 Residue-property plots (i)

These plots are drawn for all protein, RNA, DNA and oligosaccharide chains in the entry. The first graphic for a chain summarises the proportions of the various outlier classes displayed in the second graphic. The second graphic shows the sequence view annotated by issues in geometry and electron density. Residues are color-coded according to the number of geometric quality criteria for which they contain at least one outlier: green = 0, yellow = 1, orange = 2 and red = 3 or more. A red dot above a residue indicates a poor fit to the electron density (RSRZ > 2). Stretches of 2 or more consecutive residues without any outlier are shown as a green connector. Residues present in the sample, but not in the model, are shown in grey.

• Molecule 1: L-CARNITINE/GAMMA-BUTYROBETAINE ANTIPORTER

Chain A:

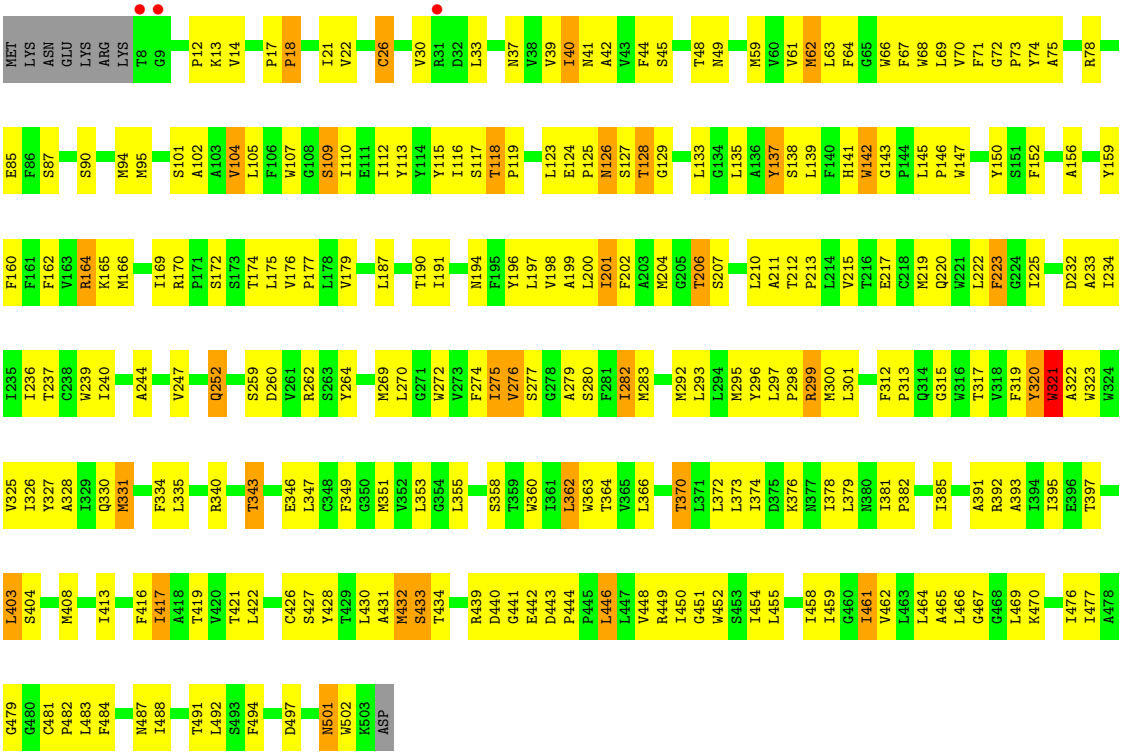

• Molecule 1: L-CARNITINE/GAMMA-BUTYROBETAINE ANTIPORTER

Chain B:

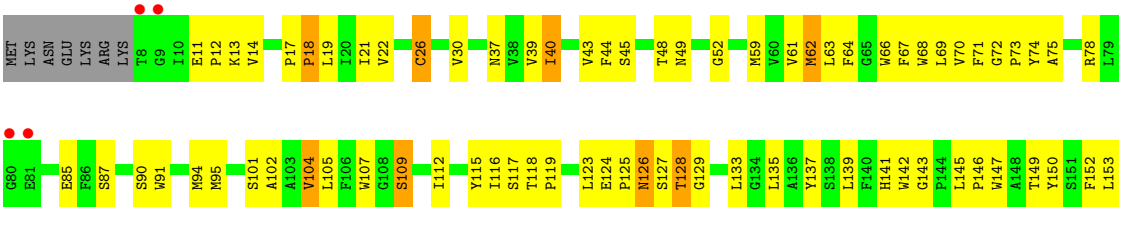

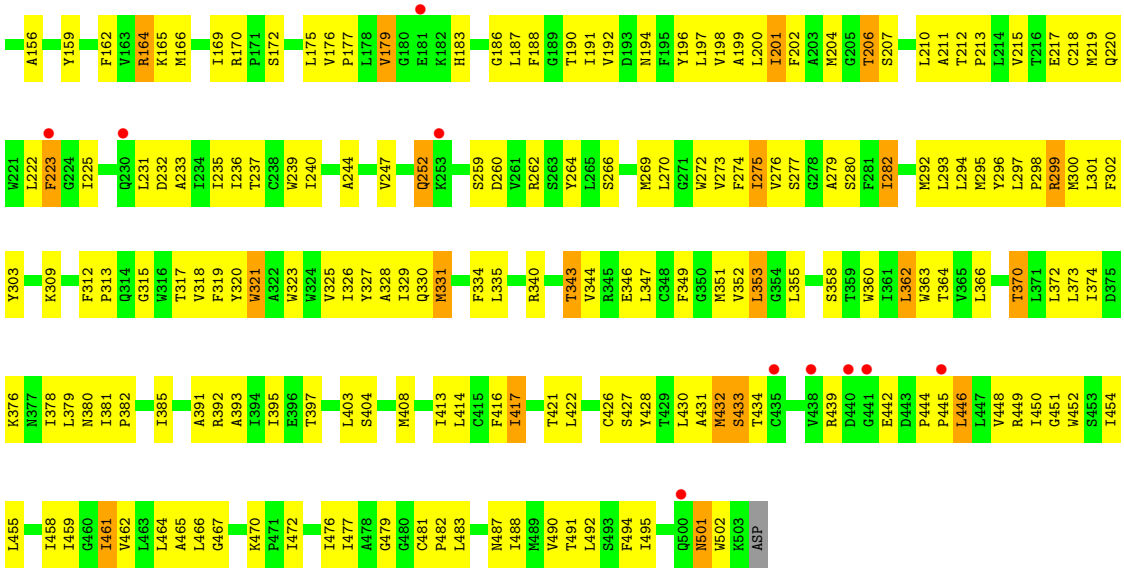

- Molecule 1: L-CARNITINE/GAMMA-BUTYROBETAINE ANTIPORTER

Chain C:

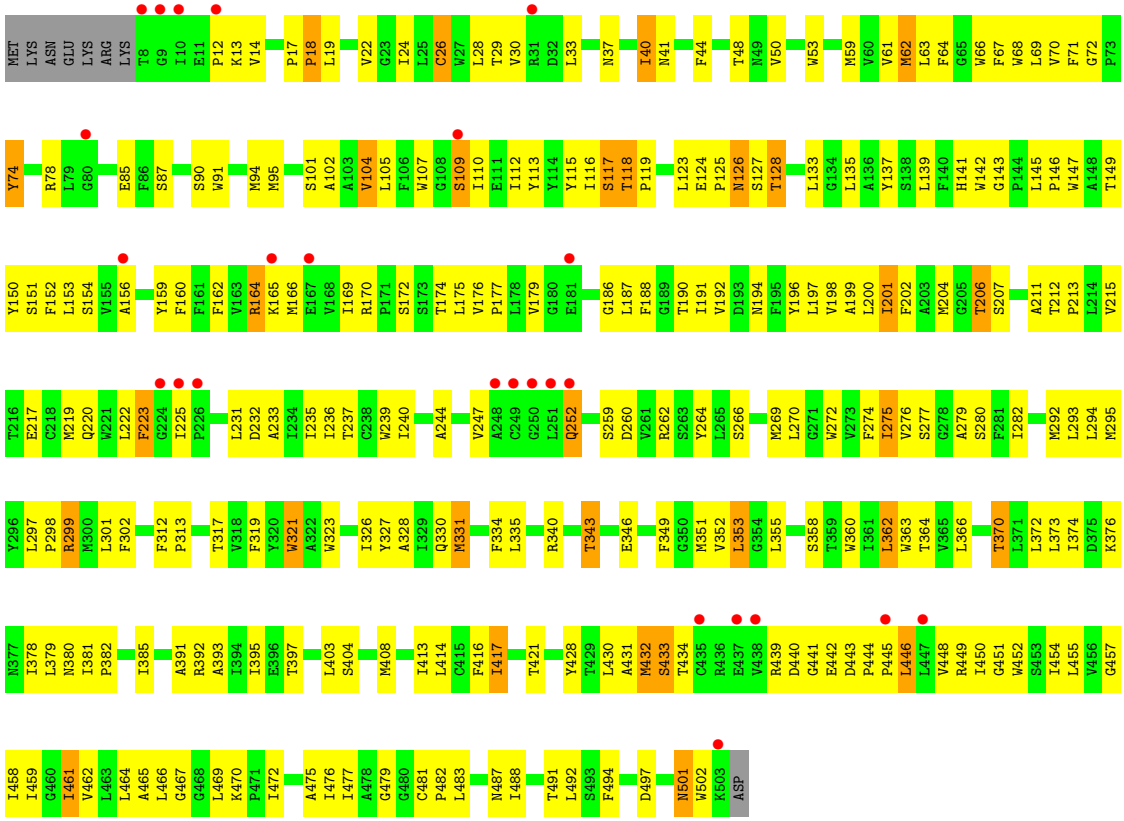

4 Data and refinement statistics (i)

Property	Value	Source
Space group	P 32	Depositor
Cell constants a, b, c, α, β, γ	124.20Å 124.20Å 154.63Å 90.00° 90.00° 120.00°	Depositor
Resolution (Å)	24.68 – 3.50 24.68 – 3.41	Depositor EDS
% Data completeness (in resolution range)	99.8 (24.68-3.50) 67.7 (24.68-3.41)	Depositor EDS
R_{merge}	0.06	Depositor
R_{sym}	(Not available)	Depositor
$< I/\sigma(I) >$ [1]	1.01 (at 3.38Å)	Xtriage
Refinement program	PHENIX (PHENIX.REFINE)	Depositor
R, R_{free}	0.237 , 0.271 0.229 , 0.257	Depositor DCC
R_{free} test set	1232 reflections (5.02%)	wwPDB-VP
Wilson B-factor (Å^2)	148.5	Xtriage
Anisotropy	0.141	Xtriage
Bulk solvent k_{sol}(e/Å^3), B_{sol}(Å^2)	0.29 , 120.0	EDS
L-test for twinning[2]	$< \|L\| > = 0.47$, $< L^2 > = 0.30$	Xtriage
Estimated twinning fraction	0.024 for -h,-k,l 0.057 for h,-h-k,-l 0.033 for -k,-h,-l	Xtriage
F_o,F_c correlation	0.94	EDS
Total number of atoms	11763	wwPDB-VP
Average B, all atoms (Å^2)	157.0	wwPDB-VP

Xtriage's analysis on translational NCS is as follows: *The largest off-origin peak in the Patterson function is 3.96% of the height of the origin peak. No significant pseudotranslation is detected.*

[1]Intensities estimated from amplitudes.

[2]Theoretical values of $< |L| >$, $< L^2 >$ for acentric reflections are 0.5, 0.333 respectively for untwinned datasets, and 0.375, 0.2 for perfectly twinned datasets.

5 Model quality (i)

5.1 Standard geometry (i)

Bond lengths and bond angles in the following residue types are not validated in this section: NM2

The Z score for a bond length (or angle) is the number of standard deviations the observed value is removed from the expected value. A bond length (or angle) with $|Z| > 5$ is considered an outlier worth inspection. RMSZ is the root-mean-square of all Z scores of the bond lengths (or angles).

Mol	Chain	Bond lengths		Bond angles	
		RMSZ	$\#\|Z\|>5$	RMSZ	$\#\|Z\|>5$
1	A	0.60	0/4028	0.66	0/5512
1	B	0.54	0/4028	0.66	0/5512
1	C	0.48	0/4028	0.63	0/5512
All	All	0.54	0/12084	0.65	0/16536

There are no bond length outliers.

There are no bond angle outliers.

There are no chirality outliers.

There are no planarity outliers.

5.2 Too-close contacts (i)

In the following table, the Non-H and H(model) columns list the number of non-hydrogen atoms and hydrogen atoms in the chain respectively. The H(added) column lists the number of hydrogen atoms added and optimized by MolProbity. The Clashes column lists the number of clashes within the asymmetric unit, whereas Symm-Clashes lists symmetry-related clashes.

Mol	Chain	Non-H	H(model)	H(added)	Clashes	Symm-Clashes
1	A	3901	0	3934	266	0
1	B	3901	0	3934	277	0
1	C	3901	0	3934	259	0
2	A	20	0	30	9	0
2	B	20	0	30	8	0
2	C	20	0	30	3	0
All	All	11763	0	11892	793	0

The all-atom clashscore is defined as the number of clashes found per 1000 atoms (including hydrogen atoms). The all-atom clashscore for this structure is 34.

All (793) close contacts within the same asymmetric unit are listed below, sorted by their clash magnitude.

Atom-1	Atom-2	Interatomic distance (Å)	Clash overlap (Å)
1:B:343:THR:HG23	1:B:346:GLU:HB2	1.34	1.08
1:A:343:THR:HG23	1:A:346:GLU:HB2	1.30	1.07
1:B:135:LEU:HD11	1:B:364:THR:HG22	1.32	1.05
1:C:343:THR:HG23	1:C:346:GLU:HB2	1.37	1.04
1:C:135:LEU:HD11	1:C:364:THR:HG22	1.39	1.04
1:A:135:LEU:HD11	1:A:364:THR:HG22	1.42	1.00
1:A:366:LEU:O	1:A:370:THR:HG23	1.60	1.00
1:C:366:LEU:O	1:C:370:THR:HG23	1.59	1.00
1:A:315:GLY:HA3	2:A:1505:NM2:O7	1.63	0.99
1:B:366:LEU:O	1:B:370:THR:HG23	1.67	0.94
1:B:272:TRP:O	1:B:276:VAL:HG13	1.71	0.91
1:A:272:TRP:O	1:A:276:VAL:HG13	1.72	0.90
1:A:202:PHE:O	1:A:206:THR:HG23	1.72	0.89
1:C:272:TRP:O	1:C:276:VAL:HG13	1.73	0.88
1:C:202:PHE:O	1:C:206:THR:HG23	1.74	0.88
1:C:112:ILE:O	1:C:116:ILE:HG13	1.75	0.87
1:B:323:TRP:CD2	2:B:1504:NM2:H102	2.11	0.86
1:B:40:ILE:HD11	1:B:466:LEU:HD13	1.55	0.85
1:C:323:TRP:CD2	2:C:1504:NM2:H102	2.12	0.85
1:C:22:VAL:O	1:C:26:CYS:HB2	1.78	0.84
1:C:479:GLY:O	1:C:482:PRO:HD2	1.78	0.84
1:B:323:TRP:CG	2:B:1504:NM2:H102	2.12	0.83
1:B:202:PHE:O	1:B:206:THR:HG23	1.79	0.83
1:A:142:TRP:CE2	1:A:363:TRP:CZ2	2.67	0.83
1:C:212:THR:HB	1:C:213:PRO:HD3	1.60	0.82
1:B:479:GLY:O	1:B:482:PRO:HD2	1.79	0.82
1:A:26:CYS:O	1:A:30:VAL:HG23	1.80	0.82
1:A:434:THR:HG21	1:A:452:TRP:HE1	1.45	0.82
1:A:112:ILE:O	1:A:116:ILE:HG13	1.79	0.81
1:B:37:ASN:OD1	1:B:466:LEU:HD22	1.79	0.81
1:B:26:CYS:O	1:B:30:VAL:HG23	1.81	0.81
1:C:26:CYS:O	1:C:30:VAL:HG23	1.81	0.81
1:A:159:TYR:CZ	1:A:164:ARG:HD2	2.16	0.81
1:B:172:SER:HA	1:B:175:LEU:HD12	1.63	0.80
1:B:212:THR:HB	1:B:213:PRO:HD3	1.64	0.80
1:B:112:ILE:O	1:B:116:ILE:HG13	1.82	0.80
1:C:434:THR:HG21	1:C:452:TRP:HE1	1.46	0.79
1:A:479:GLY:O	1:A:482:PRO:HD2	1.81	0.79
1:B:159:TYR:CZ	1:B:164:ARG:HD2	2.17	0.79
1:A:451:GLY:O	1:A:454:ILE:HG12	1.83	0.79

Continued on next page...

Continued from previous page...

Atom-1	Atom-2	Interatomic distance (Å)	Clash overlap (Å)
1:C:141:HIS:HE1	1:C:317:THR:OG1	1.66	0.79
1:A:40:ILE:HD11	1:A:466:LEU:HD13	1.65	0.79
1:B:434:THR:HG21	1:B:452:TRP:HE1	1.48	0.78
1:C:430:LEU:O	1:C:434:THR:HG22	1.83	0.78
1:B:430:LEU:O	1:B:434:THR:HG22	1.82	0.78
1:A:430:LEU:O	1:A:434:THR:HG22	1.84	0.78
1:A:272:TRP:O	1:A:275:ILE:HD13	1.84	0.78
1:B:133:LEU:HD13	1:B:133:LEU:O	1.84	0.77
1:C:451:GLY:O	1:C:454:ILE:HG12	1.84	0.77
1:A:439:ARG:HB2	1:A:442:GLU:CD	2.04	0.77
1:C:40:ILE:HD11	1:C:466:LEU:HD13	1.66	0.76
1:A:212:THR:HB	1:A:213:PRO:HD3	1.67	0.76
1:A:194:ASN:O	1:A:198:VAL:HG23	1.86	0.76
1:B:240:ILE:HD13	1:B:454:ILE:HA	1.66	0.76
1:B:22:VAL:O	1:B:26:CYS:HB2	1.86	0.76
1:A:63:LEU:HD22	1:A:145:LEU:HD21	1.68	0.76
1:A:222:LEU:HB2	1:A:223:PHE:CD1	2.20	0.75
1:A:37:ASN:OD1	1:A:466:LEU:HD22	1.86	0.75
1:C:222:LEU:HB2	1:C:223:PHE:CD1	2.22	0.75
1:C:272:TRP:O	1:C:275:ILE:HD13	1.87	0.75
1:C:63:LEU:HD22	1:C:145:LEU:HD21	1.69	0.75
1:B:141:HIS:HE1	1:B:317:THR:OG1	1.69	0.75
1:A:239:TRP:HH2	1:A:416:PHE:CD1	2.03	0.74
1:A:343:THR:CG2	1:A:346:GLU:HB2	2.14	0.74
1:A:22:VAL:O	1:A:26:CYS:HB2	1.87	0.74
1:B:299:ARG:HG2	1:B:299:ARG:HH11	1.52	0.74
1:C:159:TYR:CZ	1:C:164:ARG:HD2	2.22	0.74
1:C:13:LYS:HG3	1:C:14:VAL:HG23	1.70	0.74
1:B:239:TRP:HH2	1:B:416:PHE:CD1	2.05	0.74
1:B:343:THR:CG2	1:B:346:GLU:HB2	2.17	0.74
1:A:141:HIS:HE1	1:A:317:THR:OG1	1.71	0.73
1:A:172:SER:HA	1:A:175:LEU:HD12	1.70	0.73
1:B:222:LEU:HB2	1:B:223:PHE:CD1	2.23	0.73
1:C:37:ASN:OD1	1:C:466:LEU:HD22	1.89	0.73
1:B:439:ARG:HB2	1:B:442:GLU:CD	2.09	0.73
1:C:240:ILE:HD13	1:C:454:ILE:HA	1.70	0.73
1:C:299:ARG:HG2	1:C:299:ARG:HH11	1.53	0.73
1:A:434:THR:HG21	1:A:452:TRP:NE1	2.03	0.73
1:C:194:ASN:O	1:C:198:VAL:HG23	1.88	0.72
1:C:439:ARG:HB2	1:C:442:GLU:CD	2.09	0.72
1:B:13:LYS:HG3	1:B:14:VAL:HG23	1.71	0.72

Continued on next page...

Continued from previous page...

Atom-1	Atom-2	Interatomic distance (Å)	Clash overlap (Å)
1:C:370:THR:O	1:C:374:ILE:HG13	1.90	0.72
1:B:194:ASN:O	1:B:198:VAL:HG23	1.90	0.72
1:C:239:TRP:HH2	1:C:416:PHE:CD1	2.07	0.72
1:A:323:TRP:NE1	1:A:327:TYR:HE1	1.88	0.72
1:C:22:VAL:HG13	1:C:459:ILE:HD11	1.71	0.72
1:A:13:LYS:HG3	1:A:14:VAL:HG23	1.71	0.71
1:B:63:LEU:HD22	1:B:145:LEU:HD21	1.72	0.71
1:B:197:LEU:O	1:B:201:ILE:HG12	1.90	0.71
1:A:12:PRO:HD2	1:A:13:LYS:H	1.54	0.71
1:C:434:THR:HG21	1:C:452:TRP:NE1	2.04	0.71
1:A:240:ILE:HD13	1:A:454:ILE:HA	1.71	0.71
1:B:40:ILE:CD1	1:B:466:LEU:HD13	2.21	0.71
1:C:133:LEU:HD13	1:C:133:LEU:O	1.90	0.71
1:A:299:ARG:HG2	1:A:299:ARG:HH11	1.54	0.71
1:C:172:SER:HA	1:C:175:LEU:HD12	1.72	0.70
1:A:222:LEU:HB2	1:A:223:PHE:HD1	1.56	0.70
1:B:451:GLY:O	1:B:454:ILE:HG12	1.92	0.70
1:A:217:GLU:HB3	1:A:395:ILE:HG13	1.74	0.70
1:A:320:TYR:O	1:A:323:TRP:N	2.25	0.70
1:C:323:TRP:NE1	1:C:327:TYR:HE1	1.89	0.70
1:B:272:TRP:O	1:B:275:ILE:HD13	1.92	0.69
1:B:222:LEU:HB2	1:B:223:PHE:HD1	1.56	0.69
1:B:240:ILE:CD1	1:B:454:ILE:HA	2.22	0.69
1:B:434:THR:HG21	1:B:452:TRP:NE1	2.07	0.69
1:A:176:VAL:HB	1:A:177:PRO:HD3	1.75	0.69
1:B:68:TRP:O	1:B:72:GLY:HA3	1.91	0.69
1:C:197:LEU:O	1:C:201:ILE:HG12	1.92	0.69
1:B:104:VAL:HG22	1:B:363:TRP:CH2	2.27	0.69
1:C:222:LEU:HB2	1:C:223:PHE:HD1	1.56	0.69
1:C:143:GLY:HA2	1:C:360:TRP:HE1	1.57	0.69
1:C:104:VAL:HG22	1:C:363:TRP:CH2	2.28	0.68
1:A:68:TRP:O	1:A:72:GLY:HA3	1.93	0.68
1:B:299:ARG:HD3	1:C:292:MET:HE3	1.74	0.68
1:B:370:THR:O	1:B:374:ILE:HG13	1.92	0.68
1:B:323:TRP:CG	2:B:1504:NM2:C10	2.76	0.68
1:B:323:TRP:NE1	1:B:327:TYR:HE1	1.90	0.68
1:A:320:TYR:O	1:A:321:TRP:C	2.32	0.68
1:C:68:TRP:O	1:C:72:GLY:HA3	1.93	0.68
1:A:26:CYS:SG	1:A:462:VAL:HG21	2.34	0.67
1:C:428:TYR:CE2	1:C:432:MET:HG3	2.28	0.67
1:A:22:VAL:HG13	1:A:459:ILE:HD11	1.76	0.67

Continued on next page...

Continued from previous page...

Atom-1	Atom-2	Interatomic distance (Å)	Clash overlap (Å)
1:A:320:TYR:O	1:A:322:ALA:N	2.28	0.67
1:A:239:TRP:CH2	1:A:416:PHE:CD1	2.83	0.67
1:A:260:ASP:O	1:A:264:TYR:HD2	1.78	0.67
1:A:197:LEU:O	1:A:201:ILE:HG12	1.95	0.66
1:B:428:TYR:CE2	1:B:432:MET:HG3	2.30	0.66
1:B:22:VAL:HG13	1:B:459:ILE:HD11	1.76	0.66
1:C:240:ILE:HG21	1:C:454:ILE:HG22	1.78	0.66
1:A:413:ILE:HG22	1:A:417:ILE:HD13	1.77	0.65
1:B:170:ARG:HD2	1:B:433:SER:O	1.95	0.65
1:C:323:TRP:CG	2:C:1504:NM2:H102	2.30	0.65
1:A:143:GLY:HA2	1:A:360:TRP:HE1	1.62	0.65
1:B:12:PRO:HD2	1:B:13:LYS:H	1.61	0.65
1:A:446:LEU:O	1:A:450:ILE:HG13	1.95	0.65
1:A:299:ARG:HD3	1:B:292:MET:HE3	1.78	0.65
1:C:12:PRO:HD2	1:C:13:LYS:H	1.62	0.65
1:A:240:ILE:CD1	1:A:454:ILE:HA	2.27	0.65
1:A:370:THR:O	1:A:374:ILE:HG13	1.96	0.65
1:B:236:ILE:O	1:B:240:ILE:HG13	1.96	0.65
1:C:204:MET:O	1:C:207:SER:OG	2.15	0.65
1:A:428:TYR:CE2	1:A:432:MET:HG3	2.32	0.64
1:C:143:GLY:HA2	1:C:360:TRP:NE1	2.11	0.64
1:C:297:LEU:HB3	1:C:298:PRO:HD3	1.79	0.64
1:A:133:LEU:HD13	1:A:133:LEU:O	1.97	0.64
1:A:142:TRP:HZ3	2:A:1504:NM2:H82C	1.62	0.64
1:B:240:ILE:HG21	1:B:454:ILE:HG22	1.78	0.64
1:C:343:THR:CG2	1:C:346:GLU:HB2	2.22	0.64
1:B:236:ILE:HD12	1:B:461:ILE:HG12	1.79	0.64
1:C:260:ASP:O	1:C:264:TYR:HD2	1.80	0.64
1:A:204:MET:HE3	1:A:430:LEU:HD11	1.78	0.64
1:C:187:LEU:HD23	1:C:187:LEU:H	1.61	0.64
1:A:240:ILE:HG21	1:A:454:ILE:HG22	1.79	0.64
1:B:217:GLU:HB3	1:B:395:ILE:HG13	1.78	0.64
1:A:87:SER:OG	1:A:90:SER:HB2	1.98	0.63
1:C:236:ILE:O	1:C:240:ILE:HG13	1.98	0.63
1:C:413:ILE:HG22	1:C:417:ILE:HD13	1.79	0.63
1:A:458:ILE:O	1:A:462:VAL:HG23	1.99	0.63
1:B:164:ARG:HB2	1:B:166:MET:HG3	1.78	0.63
1:C:240:ILE:CD1	1:C:454:ILE:HA	2.27	0.63
1:C:142:TRP:CE2	1:C:363:TRP:CZ2	2.87	0.63
1:A:204:MET:O	1:A:207:SER:OG	2.17	0.63
1:B:142:TRP:CE2	1:B:363:TRP:CZ2	2.86	0.63

Continued on next page...

Continued from previous page...

Atom-1	Atom-2	Interatomic distance (Å)	Clash overlap (Å)
1:B:26:CYS:SG	1:B:462:VAL:HG21	2.39	0.63
1:A:223:PHE:CD1	1:A:223:PHE:N	2.68	0.62
1:A:40:ILE:CD1	1:A:466:LEU:HD13	2.28	0.62
1:B:326:ILE:HD11	1:B:479:GLY:HA3	1.80	0.62
1:B:335:LEU:CD1	1:B:351:MET:HE1	2.29	0.62
1:A:236:ILE:O	1:A:240:ILE:HG13	1.99	0.62
1:A:297:LEU:HB3	1:A:298:PRO:HD3	1.82	0.62
1:A:187:LEU:HD23	1:A:187:LEU:H	1.65	0.61
1:B:328:ALA:HB3	1:B:487:ASN:HD21	1.65	0.61
1:C:17:PRO:HB2	1:C:18:PRO:HD3	1.82	0.61
1:B:107:TRP:HE1	1:B:323:TRP:HZ3	1.46	0.61
1:B:413:ILE:HG22	1:B:417:ILE:HD13	1.83	0.61
1:C:328:ALA:HB3	1:C:487:ASN:HD21	1.65	0.61
1:A:215:VAL:O	1:A:219:MET:HG3	1.99	0.61
1:B:162:PHE:CD2	1:B:340:ARG:HG3	2.35	0.61
1:A:145:LEU:HD23	1:A:145:LEU:O	1.99	0.61
1:C:162:PHE:CD2	1:C:340:ARG:HG3	2.34	0.61
1:C:217:GLU:HB3	1:C:395:ILE:HG13	1.82	0.61
1:C:26:CYS:SG	1:C:462:VAL:HG21	2.40	0.61
1:C:446:LEU:O	1:C:450:ILE:HG13	2.01	0.61
1:C:458:ILE:O	1:C:462:VAL:HG23	2.00	0.61
1:A:164:ARG:HB2	1:A:166:MET:HG3	1.82	0.61
1:B:59:MET:HG3	1:B:321:TRP:CD1	2.36	0.61
1:A:64:PHE:O	1:A:67:PHE:HB2	2.01	0.61
1:A:262:ARG:NH1	1:A:421:THR:HG21	2.16	0.61
1:B:204:MET:O	1:B:207:SER:OG	2.19	0.61
1:C:164:ARG:CZ	1:C:501:ASN:HD22	2.14	0.61
1:C:239:TRP:CH2	1:C:416:PHE:CD1	2.89	0.61
1:A:159:TYR:OH	1:A:164:ARG:HD2	2.01	0.60
1:B:187:LEU:H	1:B:187:LEU:HD23	1.66	0.60
1:A:87:SER:OG	1:A:90:SER:CB	2.49	0.60
1:B:239:TRP:CH2	1:B:416:PHE:CD1	2.87	0.60
1:A:330:GLN:OE1	1:A:330:GLN:HA	1.99	0.60
1:A:142:TRP:CD2	1:A:363:TRP:CZ2	2.89	0.60
1:A:469:LEU:HD12	2:A:1505:NM2:H81C	1.84	0.60
1:B:22:VAL:HG12	1:B:455:LEU:HD11	1.84	0.60
1:A:373:LEU:HD12	1:A:397:THR:HB	1.83	0.60
1:C:373:LEU:HD12	1:C:397:THR:HB	1.83	0.60
1:B:355:LEU:O	1:B:358:SER:HB3	2.02	0.60
1:C:40:ILE:CD1	1:C:466:LEU:HD13	2.32	0.60
1:B:373:LEU:HD12	1:B:397:THR:HB	1.82	0.60

Continued on next page...

Continued from previous page...

Atom-1	Atom-2	Interatomic distance (Å)	Clash overlap (Å)
1:C:236:ILE:HD12	1:C:461:ILE:HG12	1.83	0.60
1:C:247:VAL:HG12	1:C:446:LEU:HD11	1.84	0.60
1:B:124:GLU:O	1:B:127:SER:HB3	2.02	0.60
1:C:143:GLY:O	1:C:146:PRO:HD2	2.02	0.60
1:C:455:LEU:HA	1:C:458:ILE:HD12	1.83	0.60
1:A:162:PHE:CD2	1:A:340:ARG:HG3	2.37	0.60
1:B:143:GLY:HA2	1:B:360:TRP:HE1	1.66	0.60
1:A:164:ARG:CZ	1:A:501:ASN:HD22	2.15	0.59
1:A:455:LEU:HA	1:A:458:ILE:HD12	1.84	0.59
1:C:164:ARG:HB2	1:C:166:MET:HG3	1.83	0.59
1:B:372:LEU:O	1:B:376:LYS:HG3	2.02	0.59
1:C:59:MET:HG3	1:C:321:TRP:CD1	2.37	0.59
1:B:330:GLN:HA	1:B:330:GLN:OE1	2.01	0.59
1:C:66:TRP:O	1:C:70:VAL:HG23	2.02	0.59
1:A:223:PHE:HD1	1:A:223:PHE:N	2.01	0.59
1:B:260:ASP:O	1:B:264:TYR:HD2	1.84	0.59
1:A:381:ILE:N	1:A:382:PRO:CD	2.65	0.59
1:B:379:LEU:HD23	1:B:379:LEU:H	1.66	0.59
1:B:391:ALA:O	1:B:395:ILE:HG12	2.01	0.59
1:B:335:LEU:HD12	1:B:351:MET:HE1	1.85	0.59
1:B:312:PHE:HB3	1:B:313:PRO:HD3	1.83	0.59
1:A:279:ALA:O	1:A:280:SER:C	2.40	0.59
1:C:262:ARG:NH1	1:C:421:THR:HG21	2.17	0.59
1:A:143:GLY:HA2	1:A:360:TRP:NE1	2.17	0.58
1:B:297:LEU:HB3	1:B:298:PRO:HD3	1.84	0.58
1:B:446:LEU:O	1:B:450:ILE:HG13	2.03	0.58
1:A:196:TYR:OH	1:A:330:GLN:NE2	2.36	0.58
1:A:252:GLN:HE21	1:A:252:GLN:H	1.50	0.58
1:B:323:TRP:CD1	2:B:1504:NM2:H102	2.38	0.58
1:C:87:SER:OG	1:C:90:SER:HB2	2.02	0.58
1:C:326:ILE:HD11	1:C:479:GLY:HA3	1.84	0.58
1:A:335:LEU:CD1	1:A:351:MET:HE1	2.33	0.58
1:C:204:MET:HE3	1:C:430:LEU:HD11	1.85	0.58
1:B:143:GLY:HA2	1:B:360:TRP:NE1	2.19	0.58
1:C:124:GLU:O	1:C:127:SER:HB3	2.03	0.58
1:C:299:ARG:HH11	1:C:299:ARG:CG	2.16	0.58
1:A:142:TRP:HZ3	2:A:1504:NM2:C8	2.16	0.58
1:A:170:ARG:HD2	1:A:433:SER:O	2.04	0.58
1:A:59:MET:HG3	1:A:321:TRP:CD1	2.39	0.58
1:C:330:GLN:OE1	1:C:330:GLN:HA	2.03	0.58
1:C:107:TRP:HE1	1:C:323:TRP:HZ3	1.51	0.57

Continued on next page...

Continued from previous page...

Atom-1	Atom-2	Interatomic distance (Å)	Clash overlap (Å)
1:C:483:LEU:N	1:C:483:LEU:HD22	2.18	0.57
1:B:247:VAL:HG12	1:B:446:LEU:HD11	1.85	0.57
1:C:372:LEU:O	1:C:376:LYS:HG3	2.04	0.57
1:A:142:TRP:CE2	1:A:363:TRP:HZ2	2.19	0.57
1:B:61:VAL:HG12	1:B:62:MET:N	2.18	0.57
1:C:196:TYR:OH	1:C:330:GLN:NE2	2.37	0.57
1:B:233:ALA:HB2	1:B:461:ILE:HG21	1.87	0.57
1:C:64:PHE:O	1:C:67:PHE:HB2	2.05	0.57
1:B:483:LEU:N	1:B:483:LEU:HD22	2.20	0.57
1:C:223:PHE:CD1	1:C:223:PHE:N	2.72	0.57
1:C:381:ILE:N	1:C:382:PRO:CD	2.68	0.57
1:A:331:MET:SD	2:A:1504:NM2:O4	2.62	0.57
1:B:40:ILE:HD11	1:B:466:LEU:CD1	2.32	0.57
1:B:164:ARG:CZ	1:B:501:ASN:HD22	2.18	0.57
1:A:66:TRP:O	1:A:70:VAL:HG23	2.03	0.57
1:A:142:TRP:CZ2	1:A:363:TRP:HZ2	2.23	0.57
1:B:299:ARG:HH11	1:B:299:ARG:CG	2.18	0.56
1:C:355:LEU:O	1:C:358:SER:HB3	2.05	0.56
1:A:22:VAL:HG12	1:A:455:LEU:HD11	1.87	0.56
1:B:44:PHE:CD2	1:B:470:LYS:HE3	2.40	0.56
1:B:87:SER:OG	1:B:90:SER:HB2	2.05	0.56
1:A:343:THR:HG23	1:A:346:GLU:CB	2.20	0.56
1:C:170:ARG:HD2	1:C:433:SER:O	2.05	0.56
1:C:244:ALA:HB2	1:C:450:ILE:HG21	1.87	0.56
1:A:69:LEU:HD11	1:A:152:PHE:HA	1.88	0.56
1:B:64:PHE:O	1:B:67:PHE:HB2	2.06	0.56
1:B:381:ILE:N	1:B:382:PRO:CD	2.69	0.56
1:C:87:SER:OG	1:C:90:SER:CB	2.54	0.56
1:A:17:PRO:HB2	1:A:18:PRO:HD3	1.88	0.56
1:B:119:PRO:HB2	1:B:123:LEU:HB2	1.88	0.56
1:B:279:ALA:O	1:B:280:SER:C	2.43	0.56
1:B:379:LEU:HD23	1:B:379:LEU:N	2.21	0.56
1:C:119:PRO:HB2	1:C:123:LEU:HB2	1.88	0.56
1:B:145:LEU:O	1:B:145:LEU:HD23	2.05	0.56
1:A:61:VAL:HG12	1:A:62:MET:N	2.19	0.56
1:A:124:GLU:O	1:A:127:SER:HB3	2.05	0.56
1:B:323:TRP:CE2	2:B:1504:NM2:H102	2.40	0.56
1:A:323:TRP:NE1	1:A:327:TYR:CE1	2.73	0.56
1:C:483:LEU:N	1:C:483:LEU:CD2	2.69	0.56
1:B:176:VAL:HB	1:B:177:PRO:HD3	1.88	0.55
1:A:159:TYR:CE1	1:A:164:ARG:HD2	2.42	0.55

Continued on next page...

Continued from previous page...

Atom-1	Atom-2	Interatomic distance (Å)	Clash overlap (Å)
1:B:215:VAL:O	1:B:219:MET:HG3	2.06	0.55
1:B:244:ALA:CB	1:B:450:ILE:HD13	2.36	0.55
1:A:107:TRP:HE1	1:A:323:TRP:HZ3	1.54	0.55
1:B:211:ALA:O	1:B:215:VAL:HG23	2.07	0.55
1:B:223:PHE:CD1	1:B:223:PHE:N	2.74	0.55
1:C:176:VAL:HB	1:C:177:PRO:HD3	1.88	0.55
1:C:252:GLN:H	1:C:252:GLN:HE21	1.54	0.55
1:A:299:ARG:HH11	1:A:299:ARG:CG	2.17	0.55
1:B:252:GLN:H	1:B:252:GLN:HE21	1.53	0.55
1:C:379:LEU:H	1:C:379:LEU:HD23	1.71	0.55
1:A:204:MET:SD	1:A:426:CYS:HB3	2.47	0.55
1:B:143:GLY:O	1:B:146:PRO:HD2	2.07	0.55
1:B:200:LEU:HG	1:B:204:MET:CE	2.37	0.55
1:B:200:LEU:HG	1:B:204:MET:HE2	1.89	0.55
1:C:259:SER:O	1:C:262:ARG:HB3	2.07	0.55
1:C:483:LEU:CD2	1:C:483:LEU:H	2.19	0.55
1:A:259:SER:O	1:A:262:ARG:HB3	2.07	0.55
1:A:328:ALA:HB3	1:A:487:ASN:HD21	1.71	0.55
1:A:331:MET:O	1:A:334:PHE:N	2.39	0.55
1:A:187:LEU:O	1:A:191:ILE:HG13	2.06	0.55
1:B:14:VAL:HG21	1:B:170:ARG:CZ	2.37	0.55
1:B:483:LEU:N	1:B:483:LEU:CD2	2.69	0.55
1:A:236:ILE:HD12	1:A:461:ILE:HG12	1.89	0.55
1:B:156:ALA:HB1	1:B:494:PHE:HB2	1.89	0.55
1:A:461:ILE:O	1:A:465:ALA:N	2.34	0.54
1:B:159:TYR:OH	1:B:164:ARG:HD2	2.05	0.54
1:A:44:PHE:CD2	1:A:470:LYS:HE3	2.42	0.54
1:B:187:LEU:O	1:B:191:ILE:HG13	2.08	0.54
1:B:156:ALA:HA	1:B:494:PHE:CD1	2.41	0.54
1:C:275:ILE:HD13	1:C:275:ILE:H	1.73	0.54
1:A:95:MET:HE3	1:A:335:LEU:HD22	1.90	0.54
1:A:220:GLN:HB2	1:A:225:ILE:O	2.08	0.54
1:C:428:TYR:CD2	1:C:432:MET:HG3	2.43	0.54
1:B:259:SER:O	1:B:262:ARG:HB3	2.06	0.54
1:B:439:ARG:HD2	1:B:442:GLU:OE2	2.08	0.54
1:B:323:TRP:NE1	1:B:327:TYR:CE1	2.74	0.54
1:C:279:ALA:O	1:C:280:SER:C	2.46	0.54
1:B:455:LEU:HA	1:B:458:ILE:HD12	1.90	0.54
1:A:247:VAL:HG12	1:A:446:LEU:HD11	1.88	0.54
1:B:262:ARG:NH1	1:B:421:THR:HG21	2.23	0.54
1:C:323:TRP:CG	2:C:1504:NM2:C10	2.90	0.54

Continued on next page...

Continued from previous page...

Atom-1	Atom-2	Interatomic distance (Å)	Clash overlap (Å)
1:B:66:TRP:O	1:B:70:VAL:HG23	2.09	0.53
1:C:461:ILE:O	1:C:465:ALA:N	2.36	0.53
1:A:115:TYR:CE2	1:A:137:TYR:HB3	2.44	0.53
1:B:232:ASP:O	1:B:236:ILE:HG13	2.08	0.53
1:C:152:PHE:CE2	1:C:491:THR:HG23	2.44	0.53
1:C:244:ALA:CB	1:C:450:ILE:HD13	2.37	0.53
1:A:439:ARG:HD2	1:A:442:GLU:OE2	2.07	0.53
1:B:483:LEU:CD2	1:B:483:LEU:H	2.21	0.53
1:C:14:VAL:HG21	1:C:170:ARG:CZ	2.38	0.53
1:A:391:ALA:O	1:A:395:ILE:HG12	2.08	0.53
1:B:17:PRO:HB2	1:B:18:PRO:HD3	1.88	0.53
1:C:61:VAL:HG12	1:C:62:MET:N	2.22	0.53
1:C:223:PHE:HD1	1:C:223:PHE:N	2.06	0.53
1:A:74:TYR:N	1:A:74:TYR:CD2	2.76	0.53
1:B:244:ALA:HB2	1:B:450:ILE:HG21	1.91	0.53
1:C:159:TYR:OH	1:C:164:ARG:HD2	2.09	0.53
1:A:156:ALA:HB1	1:A:494:PHE:HB2	1.91	0.53
1:B:127:SER:O	1:B:128:THR:C	2.46	0.53
1:C:139:LEU:HD22	1:C:360:TRP:CD2	2.44	0.53
1:C:323:TRP:NE1	1:C:327:TYR:CE1	2.75	0.53
1:C:22:VAL:HG12	1:C:455:LEU:HD11	1.91	0.53
1:A:152:PHE:CD2	1:A:491:THR:HG23	2.43	0.53
1:A:275:ILE:HD13	1:A:275:ILE:H	1.74	0.53
1:A:373:LEU:HD13	1:A:379:LEU:HD21	1.91	0.53
1:A:379:LEU:HD23	1:A:379:LEU:H	1.73	0.53
1:A:127:SER:O	1:A:128:THR:C	2.47	0.53
1:A:274:PHE:CE1	1:A:282:ILE:HG21	2.44	0.53
1:B:126:ASN:OD1	1:B:126:ASN:N	2.42	0.53
1:C:135:LEU:CD1	1:C:364:THR:HG22	2.27	0.53
1:C:476:ILE:HG22	1:C:477:ILE:N	2.23	0.53
1:B:331:MET:O	1:B:334:PHE:N	2.41	0.52
1:B:335:LEU:HD13	1:B:351:MET:CE	2.39	0.52
1:C:74:TYR:N	1:C:74:TYR:CD2	2.77	0.52
1:C:156:ALA:HB1	1:C:494:PHE:HB2	1.90	0.52
1:A:101:SER:OG	1:A:102:ALA:N	2.43	0.52
1:C:95:MET:CE	1:C:335:LEU:HD22	2.39	0.52
1:C:233:ALA:HB2	1:C:461:ILE:HG21	1.91	0.52
1:A:234:ILE:O	1:A:237:THR:OG1	2.26	0.52
1:B:87:SER:OG	1:B:90:SER:CB	2.57	0.52
1:A:95:MET:CE	1:A:335:LEU:HD22	2.39	0.52
1:A:373:LEU:HB3	1:A:379:LEU:HD21	1.92	0.52

Continued on next page...

Continued from previous page...

Atom-1	Atom-2	Interatomic distance (Å)	Clash overlap (Å)
1:A:381:ILE:O	1:A:385:ILE:HG13	2.09	0.52
1:A:393:ALA:O	1:A:397:THR:HG23	2.10	0.52
1:B:458:ILE:O	1:B:462:VAL:HG23	2.10	0.52
1:C:44:PHE:CD2	1:C:470:LYS:HE3	2.45	0.52
1:C:156:ALA:HA	1:C:494:PHE:CD1	2.45	0.52
1:C:219:MET:HE1	1:C:231:LEU:HD11	1.92	0.52
1:C:196:TYR:CD1	1:C:196:TYR:C	2.83	0.52
1:C:215:VAL:O	1:C:219:MET:HG3	2.10	0.52
1:B:380:ASN:OD1	1:B:382:PRO:HD2	2.10	0.52
1:A:321:TRP:O	1:A:325:VAL:HG23	2.10	0.52
1:B:71:PHE:CD2	1:B:71:PHE:N	2.78	0.52
1:B:428:TYR:CD2	1:B:432:MET:HG3	2.45	0.51
1:C:70:VAL:HG11	1:C:349:PHE:CZ	2.46	0.51
1:C:101:SER:OG	1:C:102:ALA:N	2.42	0.51
1:A:199:ALA:CB	1:A:483:LEU:HD21	2.40	0.51
1:A:211:ALA:O	1:A:215:VAL:HG23	2.10	0.51
1:B:74:TYR:CD2	1:B:74:TYR:N	2.77	0.51
1:A:222:LEU:HB2	1:A:223:PHE:CE1	2.46	0.51
1:A:355:LEU:O	1:A:358:SER:HB3	2.11	0.51
1:C:44:PHE:CE2	1:C:470:LYS:HE3	2.46	0.51
1:C:391:ALA:O	1:C:395:ILE:HG12	2.11	0.51
1:C:472:ILE:O	1:C:475:ALA:HB3	2.10	0.51
1:B:90:SER:O	1:B:94:MET:HG3	2.11	0.51
1:B:150:TYR:CZ	1:B:328:ALA:HA	2.46	0.51
1:C:145:LEU:HD23	1:C:145:LEU:O	2.10	0.51
1:A:90:SER:O	1:A:94:MET:HG3	2.11	0.51
1:B:461:ILE:HA	1:B:464:LEU:HB2	1.93	0.51
1:A:12:PRO:CD	1:A:13:LYS:H	2.22	0.51
1:A:233:ALA:HB2	1:A:461:ILE:HG21	1.93	0.51
1:A:239:TRP:CH2	1:A:416:PHE:CE1	2.99	0.51
1:C:187:LEU:O	1:C:191:ILE:HG13	2.11	0.51
1:C:152:PHE:CD2	1:C:491:THR:HG23	2.46	0.50
1:A:44:PHE:CE2	1:A:470:LYS:HE3	2.46	0.50
1:A:428:TYR:CD2	1:A:432:MET:HG3	2.46	0.50
1:C:199:ALA:CB	1:C:483:LEU:HD21	2.41	0.50
1:A:48:THR:CG2	1:A:477:ILE:HD13	2.42	0.50
1:A:119:PRO:HB2	1:A:123:LEU:HB2	1.92	0.50
1:B:13:LYS:HB2	1:B:190:THR:HG21	1.93	0.50
1:B:188:PHE:O	1:B:192:VAL:HG23	2.12	0.50
1:B:334:PHE:CD1	1:B:334:PHE:C	2.83	0.50
1:C:135:LEU:HD11	1:C:364:THR:CG2	2.28	0.50

Continued on next page...

Continued from previous page...

Atom-1	Atom-2	Interatomic distance (Å)	Clash overlap (Å)
1:C:349:PHE:O	1:C:353:LEU:HD12	2.12	0.50
1:A:461:ILE:HA	1:A:464:LEU:HB2	1.94	0.50
1:B:152:PHE:CE2	1:B:491:THR:HG23	2.47	0.50
1:B:239:TRP:CH2	1:B:416:PHE:CE1	3.00	0.50
1:C:379:LEU:HD23	1:C:379:LEU:N	2.27	0.50
1:C:446:LEU:HD12	1:C:450:ILE:HD11	1.93	0.50
1:A:126:ASN:N	1:A:126:ASN:OD1	2.44	0.50
1:B:159:TYR:CE1	1:B:164:ARG:HD2	2.47	0.50
1:B:315:GLY:HA3	2:B:1505:NM2:O7	2.12	0.50
1:C:41:ASN:N	1:C:41:ASN:HD22	2.09	0.50
1:A:164:ARG:NH1	1:A:501:ASN:HD22	2.10	0.50
1:A:335:LEU:HD13	1:A:351:MET:HE1	1.92	0.50
1:A:347:LEU:O	1:A:351:MET:HG2	2.11	0.50
1:B:244:ALA:HB1	1:B:450:ILE:HD13	1.92	0.50
1:C:48:THR:CG2	1:C:477:ILE:HD13	2.42	0.50
1:C:164:ARG:NH1	1:C:501:ASN:HD22	2.10	0.50
1:C:373:LEU:HB3	1:C:379:LEU:HD21	1.93	0.50
1:A:152:PHE:CE2	1:A:491:THR:HG23	2.47	0.50
1:B:115:TYR:OH	1:B:141:HIS:HD2	1.95	0.50
1:C:69:LEU:HD11	1:C:152:PHE:HA	1.94	0.50
1:A:446:LEU:HD12	1:A:450:ILE:HD11	1.94	0.49
1:C:334:PHE:CD1	1:C:334:PHE:C	2.85	0.49
1:A:244:ALA:CB	1:A:450:ILE:HD13	2.41	0.49
1:B:223:PHE:HD1	1:B:223:PHE:N	2.09	0.49
1:B:274:PHE:CE2	1:B:279:ALA:HB2	2.47	0.49
1:C:126:ASN:N	1:C:126:ASN:OD1	2.45	0.49
1:C:343:THR:HG23	1:C:346:GLU:CB	2.27	0.49
1:A:213:PRO:O	1:A:217:GLU:HB2	2.13	0.49
1:A:483:LEU:CD2	1:A:483:LEU:N	2.75	0.49
1:A:483:LEU:N	1:A:483:LEU:HD22	2.28	0.49
1:B:44:PHE:CE2	1:B:470:LYS:HE3	2.47	0.49
1:B:276:VAL:CG2	1:B:277:SER:N	2.75	0.49
1:C:147:TRP:CE2	1:C:355:LEU:HB3	2.48	0.49
1:C:213:PRO:O	1:C:217:GLU:HB2	2.12	0.49
1:B:196:TYR:OH	1:B:330:GLN:NE2	2.46	0.49
1:B:381:ILE:O	1:B:385:ILE:HG13	2.13	0.49
1:A:41:ASN:N	1:A:41:ASN:HD22	2.10	0.49
1:B:476:ILE:HG22	1:B:477:ILE:N	2.28	0.49
1:C:461:ILE:HA	1:C:464:LEU:HB2	1.94	0.49
1:B:74:TYR:N	1:B:74:TYR:HD2	2.11	0.49
1:B:95:MET:HE3	1:B:335:LEU:HD22	1.95	0.49

Continued on next page...

Continued from previous page...

Atom-1	Atom-2	Interatomic distance (Å)	Clash overlap (Å)
1:C:74:TYR:N	1:C:74:TYR:HD2	2.11	0.49
1:A:61:VAL:O	1:A:64:PHE:N	2.46	0.49
1:A:323:TRP:CD2	2:A:1504:NM2:H102	2.48	0.49
1:B:196:TYR:C	1:B:196:TYR:CD1	2.86	0.49
1:B:323:TRP:CD1	2:B:1504:NM2:C10	2.96	0.49
1:C:109:SER:O	1:C:370:THR:HG21	2.13	0.49
1:C:146:PRO:O	1:C:149:THR:OG1	2.28	0.49
1:B:139:LEU:HD22	1:B:360:TRP:CD2	2.48	0.48
1:B:145:LEU:HB3	1:B:146:PRO:HD3	1.94	0.48
1:C:159:TYR:CE1	1:C:164:ARG:HD2	2.48	0.48
1:C:312:PHE:HB3	1:C:313:PRO:HD3	1.94	0.48
1:A:138:SER:HB3	1:A:363:TRP:CD1	2.48	0.48
1:C:127:SER:O	1:C:128:THR:C	2.52	0.48
1:C:188:PHE:O	1:C:192:VAL:HG23	2.13	0.48
1:C:299:ARG:CG	1:C:299:ARG:NH1	2.76	0.48
1:C:479:GLY:O	1:C:483:LEU:HD23	2.13	0.48
1:A:379:LEU:HD23	1:A:379:LEU:N	2.28	0.48
1:C:13:LYS:HB2	1:C:190:THR:HG21	1.94	0.48
1:C:145:LEU:HB3	1:C:146:PRO:HD3	1.95	0.48
1:A:293:LEU:O	1:A:297:LEU:HB2	2.14	0.48
1:B:323:TRP:HE1	1:B:327:TYR:HE1	1.58	0.48
1:C:323:TRP:HE1	1:C:327:TYR:HE1	1.60	0.48
1:B:69:LEU:HD11	1:B:152:PHE:HA	1.96	0.48
1:B:461:ILE:O	1:B:465:ALA:N	2.36	0.48
1:B:321:TRP:HA	1:B:321:TRP:CE3	2.49	0.48
1:C:24:ILE:HG22	1:C:28:LEU:CD1	2.44	0.48
1:B:70:VAL:HG12	1:B:71:PHE:CD2	2.48	0.48
1:C:244:ALA:HB1	1:C:450:ILE:HD13	1.94	0.48
1:C:276:VAL:CG2	1:C:277:SER:N	2.77	0.48
1:A:372:LEU:O	1:A:376:LYS:HG3	2.14	0.48
1:B:275:ILE:HD13	1:B:275:ILE:H	1.77	0.48
1:B:204:MET:HE3	1:B:430:LEU:HD11	1.95	0.48
1:C:200:LEU:HG	1:C:204:MET:CE	2.43	0.48
1:C:381:ILE:O	1:C:385:ILE:HG13	2.14	0.48
1:B:299:ARG:CG	1:B:299:ARG:NH1	2.75	0.47
1:B:428:TYR:CD2	1:B:428:TYR:C	2.86	0.47
1:A:326:ILE:HD11	1:A:479:GLY:HA3	1.96	0.47
1:A:299:ARG:CG	1:A:299:ARG:NH1	2.76	0.47
1:A:312:PHE:HB3	1:A:313:PRO:HD3	1.95	0.47
1:A:335:LEU:HD13	1:A:351:MET:CE	2.44	0.47
1:B:274:PHE:CE1	1:B:282:ILE:HG21	2.49	0.47

Continued on next page...

Continued from previous page...

Atom-1	Atom-2	Interatomic distance (Å)	Clash overlap (Å)
1:C:232:ASP:O	1:C:236:ILE:HG13	2.14	0.47
1:A:323:TRP:HE1	1:A:327:TYR:HE1	1.60	0.47
1:B:70:VAL:HG11	1:B:349:PHE:CZ	2.48	0.47
1:B:373:LEU:HB3	1:B:379:LEU:HD21	1.96	0.47
1:A:145:LEU:HB3	1:A:146:PRO:HD3	1.96	0.47
1:A:283:MET:HE3	1:C:53:TRP:CZ3	2.49	0.47
1:C:239:TRP:CH2	1:C:416:PHE:CE1	3.02	0.47
1:C:335:LEU:CD1	1:C:351:MET:HE1	2.45	0.47
1:A:14:VAL:HG21	1:A:170:ARG:CZ	2.44	0.47
1:B:347:LEU:O	1:B:351:MET:HG2	2.15	0.47
1:C:428:TYR:CD2	1:C:428:TYR:C	2.87	0.47
1:A:74:TYR:N	1:A:74:TYR:HD2	2.11	0.47
1:A:439:ARG:HB2	1:A:442:GLU:OE1	2.14	0.47
1:A:139:LEU:HD22	1:A:360:TRP:CD2	2.50	0.47
1:A:262:ARG:HH12	1:A:421:THR:HG21	1.78	0.47
1:A:430:LEU:HD23	1:A:430:LEU:HA	1.79	0.47
1:A:479:GLY:O	1:A:483:LEU:HD23	2.14	0.47
1:B:107:TRP:NE1	1:B:323:TRP:HZ3	2.13	0.47
1:C:272:TRP:HA	1:C:275:ILE:CD1	2.45	0.47
1:C:393:ALA:O	1:C:397:THR:HG23	2.15	0.47
1:B:247:VAL:HG12	1:B:446:LEU:CD1	2.45	0.47
1:C:70:VAL:CG1	1:C:349:PHE:CZ	2.98	0.47
1:A:71:PHE:CD2	1:A:71:PHE:N	2.82	0.47
1:A:428:TYR:CD2	1:A:428:TYR:C	2.88	0.47
1:A:443:ASP:HA	1:A:444:PRO:HD3	1.79	0.47
1:B:22:VAL:CG1	1:B:455:LEU:HD11	2.43	0.47
1:B:95:MET:CE	1:B:335:LEU:HD22	2.45	0.47
1:B:329:ILE:HD11	1:B:490:VAL:HG21	1.97	0.47
1:C:61:VAL:O	1:C:64:PHE:N	2.48	0.47
1:C:90:SER:O	1:C:94:MET:HG3	2.14	0.47
1:B:461:ILE:H	1:B:461:ILE:HG13	1.45	0.46
1:A:334:PHE:CD1	1:A:334:PHE:C	2.88	0.46
1:C:70:VAL:HG12	1:C:71:PHE:CD2	2.51	0.46
1:C:331:MET:O	1:C:334:PHE:N	2.48	0.46
1:A:142:TRP:CZ3	2:A:1504:NM2:H82C	2.48	0.46
1:B:296:TYR:O	1:B:300:MET:HG3	2.16	0.46
1:C:439:ARG:HD2	1:C:442:GLU:OE2	2.14	0.46
1:A:403:LEU:N	1:A:403:LEU:HD23	2.30	0.46
1:B:48:THR:CG2	1:B:477:ILE:HD13	2.45	0.46
1:B:101:SER:OG	1:B:102:ALA:N	2.49	0.46
1:B:219:MET:HE1	1:B:231:LEU:HD11	1.98	0.46

Continued on next page...

Continued from previous page...

Atom-1	Atom-2	Interatomic distance (Å)	Clash overlap (Å)
1:B:220:GLN:HB2	1:B:225:ILE:O	2.16	0.46
1:A:323:TRP:CD1	1:A:327:TYR:CE1	3.04	0.46
1:B:152:PHE:CD2	1:B:491:THR:HG23	2.50	0.46
1:C:247:VAL:HG12	1:C:446:LEU:CD1	2.45	0.46
1:C:274:PHE:CE2	1:C:279:ALA:HB2	2.50	0.46
1:A:13:LYS:HB2	1:A:190:THR:HG21	1.97	0.46
1:A:150:TYR:CZ	1:A:328:ALA:HA	2.50	0.46
1:A:160:PHE:CE2	1:A:174:THR:HB	2.50	0.46
1:A:481:CYS:HB2	1:A:482:PRO:HD3	1.98	0.46
1:C:247:VAL:HG12	1:C:446:LEU:HD21	1.97	0.46
1:A:45:SER:O	1:A:49:ASN:HB2	2.15	0.46
1:C:488:ILE:HG22	1:C:492:LEU:HD12	1.97	0.46
1:A:232:ASP:O	1:A:236:ILE:HG13	2.15	0.46
1:A:335:LEU:HD12	1:A:351:MET:HE1	1.97	0.46
1:C:233:ALA:O	1:C:237:THR:HG23	2.16	0.46
1:A:431:ALA:HB1	1:A:448:VAL:HG12	1.97	0.46
1:B:446:LEU:HD12	1:B:450:ILE:HD11	1.97	0.46
1:A:280:SER:HB2	1:C:50:VAL:HG13	1.98	0.46
1:A:376:LYS:CB	1:A:378:ILE:HG13	2.45	0.46
1:C:12:PRO:CD	1:C:13:LYS:H	2.28	0.46
1:C:222:LEU:HB2	1:C:223:PHE:CE1	2.49	0.46
1:A:299:ARG:CD	1:B:292:MET:HE3	2.44	0.45
1:A:484:PHE:O	1:A:488:ILE:HG13	2.16	0.45
1:A:395:ILE:HG23	1:A:408:MET:HE1	1.98	0.45
1:B:68:TRP:O	1:B:72:GLY:CA	2.60	0.45
1:B:301:LEU:HD12	1:B:301:LEU:HA	1.66	0.45
1:B:320:TYR:O	1:B:321:TRP:C	2.54	0.45
1:C:141:HIS:CE1	1:C:317:THR:OG1	2.57	0.45
1:C:196:TYR:HE1	1:C:200:LEU:HD22	1.81	0.45
1:A:196:TYR:CD1	1:A:196:TYR:C	2.89	0.45
1:C:105:LEU:HD23	1:C:105:LEU:HA	1.64	0.45
1:C:376:LYS:CB	1:C:378:ILE:HG13	2.47	0.45
1:A:40:ILE:HD11	1:A:466:LEU:CD1	2.41	0.45
1:A:70:VAL:HG11	1:A:349:PHE:CZ	2.52	0.45
1:A:199:ALA:HB3	1:A:483:LEU:HD21	1.98	0.45
1:A:276:VAL:CG2	1:A:277:SER:N	2.77	0.45
1:B:127:SER:O	1:B:129:GLY:N	2.49	0.45
1:B:491:THR:O	1:B:495:ILE:HG13	2.16	0.45
1:C:219:MET:SD	1:C:235:ILE:HD11	2.56	0.45
1:C:262:ARG:HH12	1:C:421:THR:HG21	1.81	0.45
1:A:143:GLY:O	1:A:146:PRO:HD2	2.16	0.45

Continued on next page...

Continued from previous page...

Atom-1	Atom-2	Interatomic distance (Å)	Clash overlap (Å)
1:A:272:TRP:HA	1:A:275:ILE:CD1	2.46	0.45
1:C:71:PHE:CD2	1:C:71:PHE:N	2.81	0.45
1:C:104:VAL:HG13	1:C:362:LEU:HD11	1.97	0.45
1:C:110:ILE:O	1:C:113:TYR:HB3	2.17	0.45
1:C:143:GLY:CA	1:C:360:TRP:HE1	2.27	0.45
1:A:187:LEU:H	1:A:187:LEU:CD2	2.29	0.45
1:B:431:ALA:HB1	1:B:448:VAL:HG12	1.97	0.45
1:C:220:GLN:HB2	1:C:225:ILE:O	2.15	0.45
1:A:22:VAL:CG1	1:A:455:LEU:HD11	2.46	0.45
1:A:362:LEU:O	1:A:363:TRP:C	2.55	0.45
1:B:222:LEU:HB2	1:B:223:PHE:CE1	2.52	0.45
1:C:19:LEU:CD1	1:C:455:LEU:HD22	2.47	0.45
1:A:33:LEU:HD12	1:A:33:LEU:N	2.32	0.45
1:A:125:PRO:C	1:A:127:SER:H	2.19	0.45
1:B:376:LYS:CB	1:B:378:ILE:HG13	2.47	0.45
1:C:95:MET:HE3	1:C:335:LEU:HD22	1.99	0.45
1:C:312:PHE:HB3	1:C:313:PRO:CD	2.47	0.45
1:A:156:ALA:HA	1:A:494:PHE:CD1	2.52	0.45
1:B:104:VAL:HG13	1:B:362:LEU:HD11	1.98	0.45
1:B:199:ALA:CB	1:B:483:LEU:HD21	2.47	0.45
1:B:335:LEU:HD13	1:B:351:MET:HE1	1.95	0.45
1:A:63:LEU:O	1:A:64:PHE:C	2.55	0.45
1:A:327:TYR:CD1	2:A:1504:NM2:H101	2.51	0.45
1:A:488:ILE:HG22	1:A:492:LEU:HD12	1.99	0.44
1:B:269:MET:HA	1:B:269:MET:CE	2.47	0.44
1:C:150:TYR:CZ	1:C:328:ALA:HA	2.52	0.44
1:C:187:LEU:HD23	1:C:187:LEU:N	2.31	0.44
1:A:68:TRP:O	1:A:72:GLY:CA	2.64	0.44
1:A:419:THR:O	1:A:422:LEU:HB3	2.18	0.44
1:A:476:ILE:HG22	1:A:477:ILE:N	2.31	0.44
1:B:61:VAL:O	1:B:64:PHE:N	2.49	0.44
1:B:225:ILE:H	1:B:225:ILE:HG13	1.65	0.44
1:B:299:ARG:HD2	1:B:299:ARG:HA	1.64	0.44
1:B:395:ILE:CG2	1:B:408:MET:HE1	2.47	0.44
1:B:501:ASN:OD1	1:B:501:ASN:N	2.50	0.44
1:C:335:LEU:HD12	1:C:351:MET:HE1	1.99	0.44
1:C:444:PRO:CB	1:C:445:PRO:HD2	2.47	0.44
1:A:210:LEU:HA	1:A:210:LEU:HD23	1.84	0.44
1:A:296:TYR:O	1:A:300:MET:HG3	2.17	0.44
1:B:403:LEU:HD23	1:B:403:LEU:N	2.33	0.44
1:C:293:LEU:O	1:C:297:LEU:HB2	2.17	0.44

Continued on next page...

Continued from previous page...

Atom-1	Atom-2	Interatomic distance (Å)	Clash overlap (Å)
1:A:105:LEU:HD23	1:A:105:LEU:HA	1.69	0.44
1:A:349:PHE:O	1:A:353:LEU:HD12	2.18	0.44
1:B:213:PRO:O	1:B:217:GLU:HB2	2.18	0.44
1:A:201:ILE:HG12	1:A:201:ILE:H	1.62	0.44
1:A:244:ALA:HB2	1:A:450:ILE:HG21	1.99	0.44
1:B:153:LEU:HD21	1:B:491:THR:OG1	2.17	0.44
1:B:187:LEU:H	1:B:187:LEU:CD2	2.31	0.44
1:B:422:LEU:HD12	1:B:426:CYS:HG	1.82	0.44
1:C:373:LEU:HD13	1:C:379:LEU:HD21	2.00	0.44
1:B:109:SER:O	1:B:370:THR:HG21	2.18	0.44
1:C:403:LEU:N	1:C:403:LEU:HD23	2.33	0.44
1:A:233:ALA:O	1:A:237:THR:HG23	2.17	0.44
1:B:125:PRO:C	1:B:127:SER:H	2.20	0.44
1:B:343:THR:HG23	1:B:346:GLU:CB	2.25	0.44
1:B:479:GLY:O	1:B:483:LEU:HD23	2.17	0.44
1:B:12:PRO:CD	1:B:13:LYS:H	2.27	0.44
1:B:294:LEU:HA	1:B:294:LEU:HD23	1.82	0.44
1:C:439:ARG:HB2	1:C:442:GLU:OE1	2.17	0.44
1:A:301:LEU:HD12	1:A:301:LEU:HA	1.63	0.43
1:A:321:TRP:HA	1:A:321:TRP:CE3	2.52	0.43
1:A:395:ILE:CG2	1:A:408:MET:HE1	2.48	0.43
1:B:233:ALA:O	1:B:237:THR:HG23	2.18	0.43
1:B:299:ARG:CD	1:C:292:MET:HE3	2.44	0.43
1:B:444:PRO:CB	1:B:445:PRO:HD2	2.47	0.43
1:A:70:VAL:HG12	1:A:71:PHE:CD2	2.53	0.43
1:A:138:SER:OG	1:A:363:TRP:HD1	2.01	0.43
1:A:323:TRP:CE2	1:A:476:ILE:HD11	2.53	0.43
1:B:135:LEU:CD1	1:B:364:THR:HG22	2.24	0.43
1:B:393:ALA:O	1:B:397:THR:HG23	2.18	0.43
1:A:17:PRO:O	1:A:21:ILE:HG13	2.17	0.43
1:A:107:TRP:NE1	1:A:323:TRP:HZ3	2.16	0.43
1:A:142:TRP:CD1	1:A:142:TRP:N	2.85	0.43
1:B:73:PRO:C	1:B:75:ALA:H	2.21	0.43
1:B:343:THR:O	1:B:344:VAL:C	2.56	0.43
1:C:321:TRP:HA	1:C:321:TRP:CE3	2.53	0.43
1:A:109:SER:O	1:A:370:THR:HG21	2.18	0.43
1:A:147:TRP:CE2	1:A:355:LEU:HB3	2.54	0.43
1:B:266:SER:HB3	1:B:414:LEU:HD11	2.00	0.43
1:C:153:LEU:HD21	1:C:491:THR:OG1	2.17	0.43
1:C:323:TRP:CE2	1:C:476:ILE:HD11	2.52	0.43
1:A:269:MET:CE	1:A:269:MET:HA	2.48	0.43

Continued on next page...

Continued from previous page...

Atom-1	Atom-2	Interatomic distance (Å)	Clash overlap (Å)
1:A:299:ARG:NH1	1:B:292:MET:HE3	2.34	0.43
1:B:146:PRO:O	1:B:149:THR:OG1	2.27	0.43
1:B:395:ILE:HG23	1:B:408:MET:HE1	2.01	0.43
1:B:481:CYS:HB2	1:B:482:PRO:HD3	2.01	0.43
1:C:33:LEU:HD12	1:C:33:LEU:N	2.34	0.43
1:B:105:LEU:HA	1:B:105:LEU:HD23	1.63	0.43
1:B:125:PRO:CB	1:B:126:ASN:OD1	2.66	0.43
1:C:187:LEU:H	1:C:187:LEU:CD2	2.27	0.43
1:C:443:ASP:HA	1:C:444:PRO:HD3	1.79	0.43
1:A:110:ILE:O	1:A:113:TYR:HB3	2.18	0.43
1:A:247:VAL:HG12	1:A:446:LEU:HD21	2.01	0.43
1:A:432:MET:HG2	1:A:444:PRO:HG3	2.00	0.43
1:C:19:LEU:HD13	1:C:455:LEU:HD22	2.00	0.43
1:C:430:LEU:HD23	1:C:430:LEU:HA	1.85	0.43
1:B:351:MET:HB3	1:B:351:MET:HE2	1.91	0.43
1:C:29:THR:HG21	1:C:466:LEU:HD11	2.00	0.43
1:C:139:LEU:HD22	1:C:360:TRP:CE2	2.54	0.43
1:C:312:PHE:C	1:C:312:PHE:CD2	2.92	0.43
1:A:440:ASP:OD1	1:A:441:GLY:N	2.52	0.43
1:B:17:PRO:O	1:B:21:ILE:HG13	2.19	0.43
1:C:117:SER:OG	1:C:118:THR:HG22	2.19	0.43
1:C:395:ILE:CG2	1:C:408:MET:HE1	2.48	0.43
1:A:187:LEU:HD23	1:A:187:LEU:N	2.32	0.43
1:B:39:VAL:O	1:B:43:VAL:HG23	2.18	0.43
1:B:201:ILE:HD13	1:B:430:LEU:HD21	2.01	0.43
1:B:430:LEU:HA	1:B:430:LEU:HD23	1.80	0.43
1:B:432:MET:HG2	1:B:444:PRO:HG3	2.01	0.43
1:C:115:TYR:OH	1:C:141:HIS:HD2	2.01	0.43
1:C:199:ALA:HB3	1:C:483:LEU:HD21	2.00	0.43
1:C:440:ASP:OD1	1:C:441:GLY:N	2.52	0.43
1:A:247:VAL:HG12	1:A:446:LEU:CD1	2.49	0.42
1:B:70:VAL:HG12	1:B:71:PHE:CE2	2.54	0.42
1:B:349:PHE:O	1:B:353:LEU:HD12	2.19	0.42
1:B:432:MET:HE2	1:B:432:MET:HB3	1.95	0.42
1:A:270:LEU:HA	1:A:270:LEU:HD23	1.71	0.42
1:B:439:ARG:HB2	1:B:442:GLU:OE1	2.18	0.42
1:A:162:PHE:CG	1:A:340:ARG:HG3	2.54	0.42
1:B:70:VAL:CG1	1:B:349:PHE:CZ	3.03	0.42
1:B:219:MET:SD	1:B:235:ILE:HD11	2.60	0.42
1:C:125:PRO:C	1:C:127:SER:H	2.21	0.42
1:C:301:LEU:HB3	1:C:302:PHE:CD2	2.54	0.42

Continued on next page...

Continued from previous page...

Atom-1	Atom-2	Interatomic distance (Å)	Clash overlap (Å)
1:A:127:SER:C	1:A:129:GLY:N	2.73	0.42
1:A:292:MET:HE3	1:C:299:ARG:HD3	2.01	0.42
1:B:272:TRP:HA	1:B:275:ILE:CD1	2.49	0.42
1:A:145:LEU:HD23	1:A:145:LEU:C	2.40	0.42
1:A:200:LEU:HG	1:A:204:MET:CE	2.49	0.42
1:B:125:PRO:C	1:B:126:ASN:OD1	2.57	0.42
1:A:127:SER:O	1:A:129:GLY:N	2.52	0.42
1:A:431:ALA:HB2	1:A:449:ARG:HA	2.02	0.42
1:B:142:TRP:CD2	1:B:363:TRP:CZ2	3.07	0.42
1:B:164:ARG:NH1	1:B:501:ASN:HD22	2.17	0.42
1:B:270:LEU:HD23	1:B:270:LEU:HA	1.78	0.42
1:B:321:TRP:CE3	1:B:321:TRP:CA	3.02	0.42
1:C:22:VAL:CG1	1:C:455:LEU:HD11	2.49	0.42
1:C:431:ALA:HB1	1:C:448:VAL:HG12	2.00	0.42
1:A:244:ALA:HB1	1:A:450:ILE:HD13	2.00	0.42
1:B:45:SER:O	1:B:49:ASN:HB2	2.19	0.42
1:B:312:PHE:HB3	1:B:313:PRO:CD	2.49	0.42
1:A:13:LYS:HD2	1:A:190:THR:OG1	2.19	0.42
1:B:303:TYR:O	1:B:313:PRO:HB3	2.20	0.42
1:C:107:TRP:NE1	1:C:323:TRP:HZ3	2.15	0.42
1:C:118:THR:HA	1:C:119:PRO:HD3	1.81	0.42
1:C:162:PHE:CG	1:C:340:ARG:HG3	2.53	0.42
1:C:270:LEU:HA	1:C:270:LEU:HD23	1.80	0.42
1:A:39:VAL:O	1:A:42:ALA:HB3	2.20	0.42
1:A:501:ASN:OD1	1:A:501:ASN:N	2.51	0.42
1:B:11:GLU:HA	1:B:12:PRO:HD3	1.86	0.42
1:B:13:LYS:HD2	1:B:190:THR:OG1	2.19	0.42
1:B:127:SER:C	1:B:129:GLY:N	2.73	0.42
1:B:179:VAL:HG23	1:B:183:HIS:HB2	2.02	0.42
1:C:143:GLY:C	1:C:146:PRO:HD2	2.40	0.42
1:C:13:LYS:HD2	1:C:190:THR:OG1	2.19	0.42
1:C:201:ILE:HD13	1:C:430:LEU:HD21	2.02	0.42
1:C:351:MET:HG3	1:C:352:VAL:N	2.35	0.42
1:A:323:TRP:CG	2:A:1504:NM2:H102	2.55	0.41
1:B:19:LEU:HD13	1:B:455:LEU:HD22	2.02	0.41
1:B:273:VAL:O	1:B:273:VAL:HG12	2.18	0.41
1:B:422:LEU:HD12	1:B:426:CYS:SG	2.60	0.41
1:C:269:MET:CE	1:C:269:MET:HA	2.50	0.41
1:B:19:LEU:CD1	1:B:455:LEU:HD22	2.50	0.41
1:C:211:ALA:O	1:C:215:VAL:HG23	2.19	0.41
1:C:380:ASN:OD1	1:C:382:PRO:HD2	2.21	0.41

Continued on next page...

Continued from previous page...

Atom-1	Atom-2	Interatomic distance (Å)	Clash overlap (Å)
1:A:164:ARG:CB	1:A:166:MET:HG3	2.50	0.41
1:B:301:LEU:HB3	1:B:302:PHE:CD2	2.55	0.41
1:B:488:ILE:HG22	1:B:492:LEU:HD12	2.02	0.41
1:A:73:PRO:C	1:A:75:ALA:H	2.24	0.41
1:A:118:THR:HA	1:A:119:PRO:HD3	1.75	0.41
1:B:26:CYS:SG	1:B:458:ILE:HG22	2.61	0.41
1:C:26:CYS:SG	1:C:458:ILE:HG22	2.60	0.41
1:A:497:ASP:OD1	1:A:497:ASP:O	2.39	0.41
1:B:299:ARG:HG2	1:B:299:ARG:NH1	2.27	0.41
1:B:321:TRP:O	1:B:325:VAL:HG23	2.20	0.41
1:A:104:VAL:HG13	1:A:362:LEU:HD11	2.03	0.41
1:B:147:TRP:CE2	1:B:355:LEU:HB3	2.55	0.41
1:B:201:ILE:HG12	1:B:201:ILE:H	1.62	0.41
1:B:317:THR:HG22	1:B:318:VAL:N	2.35	0.41
1:C:91:TRP:O	1:C:94:MET:HB2	2.20	0.41
1:C:481:CYS:HB2	1:C:482:PRO:HD3	2.02	0.41
1:C:362:LEU:HB3	1:C:363:TRP:H	1.72	0.41
1:C:501:ASN:N	1:C:501:ASN:OD1	2.53	0.41
1:B:431:ALA:CB	1:B:448:VAL:HG12	2.50	0.41
1:C:160:PHE:CE2	1:C:174:THR:HB	2.55	0.41
1:A:351:MET:O	1:A:355:LEU:HD12	2.20	0.41
1:B:262:ARG:HH12	1:B:421:THR:HG21	1.86	0.41
1:B:446:LEU:HA	1:B:446:LEU:HD22	1.87	0.41
1:C:431:ALA:HB2	1:C:449:ARG:HA	2.02	0.41
1:A:200:LEU:HG	1:A:204:MET:HE2	2.02	0.41
1:B:187:LEU:HD23	1:B:187:LEU:N	2.35	0.41
1:C:151:SER:HA	1:C:154:SER:HB2	2.02	0.41
1:C:299:ARG:HD2	1:C:299:ARG:HA	1.70	0.41
1:C:469:LEU:O	1:C:472:ILE:HB	2.21	0.41
1:A:225:ILE:H	1:A:225:ILE:HG13	1.64	0.40
1:A:431:ALA:CB	1:A:448:VAL:HG12	2.51	0.40
1:B:66:TRP:HE3	1:B:67:PHE:CD2	2.39	0.40
1:B:210:LEU:HD23	1:B:210:LEU:HA	1.87	0.40
1:B:247:VAL:HG12	1:B:446:LEU:HD21	2.02	0.40
1:A:292:MET:HE3	1:C:299:ARG:NH1	2.36	0.40
1:B:91:TRP:O	1:B:94:MET:HB2	2.21	0.40
1:C:266:SER:HB3	1:C:414:LEU:HD11	2.02	0.40
1:C:457:GLY:O	1:C:461:ILE:HG13	2.21	0.40
1:C:497:ASP:O	1:C:497:ASP:OD1	2.39	0.40
1:B:69:LEU:HD23	1:B:69:LEU:HA	1.83	0.40
1:B:327:TYR:CD1	2:B:1504:NM2:H101	2.55	0.40

Continued on next page...

Continued from previous page...

Atom-1	Atom-2	Interatomic distance (Å)	Clash overlap (Å)
1:B:351:MET:HG3	1:B:352:VAL:N	2.36	0.40
1:B:431:ALA:HB2	1:B:449:ARG:HA	2.01	0.40
1:C:373:LEU:CD1	1:C:397:THR:HA	2.52	0.40
1:B:199:ALA:HB3	1:B:483:LEU:HD21	2.04	0.40
1:C:142:TRP:CD2	1:C:363:TRP:CZ2	3.10	0.40
1:C:200:LEU:HG	1:C:204:MET:HE2	2.04	0.40
1:C:294:LEU:HA	1:C:294:LEU:HD23	1.78	0.40
1:C:321:TRP:CE3	1:C:321:TRP:CA	3.05	0.40
1:C:457:GLY:O	1:C:461:ILE:CG1	2.70	0.40
1:A:139:LEU:HD22	1:A:360:TRP:CE2	2.57	0.40
1:A:292:MET:CE	1:A:296:TYR:HE1	2.35	0.40
1:A:312:PHE:HB3	1:A:313:PRO:CD	2.51	0.40
1:B:162:PHE:CG	1:B:340:ARG:HG3	2.57	0.40
1:B:293:LEU:O	1:B:297:LEU:HB2	2.22	0.40
1:C:323:TRP:CD1	1:C:327:TYR:CE1	3.09	0.40

There are no symmetry-related clashes.

5.3 Torsion angles (i)

5.3.1 Protein backbone (i)

In the following table, the Percentiles column shows the percent Ramachandran outliers of the chain as a percentile score with respect to all X-ray entries followed by that with respect to entries of similar resolution.

The Analysed column shows the number of residues for which the backbone conformation was analysed, and the total number of residues.

Mol	Chain	Analysed	Favoured	Allowed	Outliers	Percentiles	
1	A	494/504 (98%)	423 (86%)	61 (12%)	10 (2%)	7	39
1	B	494/504 (98%)	419 (85%)	63 (13%)	12 (2%)	6	35
1	C	494/504 (98%)	421 (85%)	64 (13%)	9 (2%)	8	41
All	All	1482/1512 (98%)	1263 (85%)	188 (13%)	31 (2%)	7	38

All (31) Ramachandran outliers are listed below:

Mol	Chain	Res	Type
1	A	165	LYS
1	A	321	TRP

Continued on next page...

Continued from previous page...

Mol	Chain	Res	Type
1	B	40	ILE
1	B	165	LYS
1	C	40	ILE
1	C	165	LYS
1	A	40	ILE
1	A	282	ILE
1	A	320	TYR
1	A	362	LEU
1	B	62	MET
1	B	128	THR
1	B	362	LEU
1	B	467	GLY
1	C	362	LEU
1	A	62	MET
1	A	128	THR
1	A	467	GLY
1	B	282	ILE
1	B	309	LYS
1	C	62	MET
1	C	282	ILE
1	C	467	GLY
1	A	18	PRO
1	B	18	PRO
1	C	18	PRO
1	B	472	ILE
1	C	128	THR
1	B	52	GLY
1	B	186	GLY
1	C	186	GLY

5.3.2 Protein sidechains (i)

In the following table, the Percentiles column shows the percent sidechain outliers of the chain as a percentile score with respect to all X-ray entries followed by that with respect to entries of similar resolution.

The Analysed column shows the number of residues for which the sidechain conformation was analysed, and the total number of residues.

Mol	Chain	Analysed	Rotameric	Outliers	Percentiles
1	A	410/425 (96%)	373 (91%)	37 (9%)	9 37
1	B	410/425 (96%)	374 (91%)	36 (9%)	10 38

Continued on next page...

Continued from previous page...

Mol	Chain	Analysed	Rotameric	Outliers	Percentiles	
1	C	410/425 (96%)	375 (92%)	35 (8%)	10	39
All	All	1230/1275 (96%)	1122 (91%)	108 (9%)	10	38

All (108) residues with a non-rotameric sidechain are listed below:

Mol	Chain	Res	Type
1	A	26	CYS
1	A	78	ARG
1	A	85	GLU
1	A	104	VAL
1	A	109	SER
1	A	117	SER
1	A	118	THR
1	A	126	ASN
1	A	137	TYR
1	A	142	TRP
1	A	164	ARG
1	A	169	ILE
1	A	179	VAL
1	A	201	ILE
1	A	206	THR
1	A	223	PHE
1	A	252	GLN
1	A	275	ILE
1	A	276	VAL
1	A	295	MET
1	A	299	ARG
1	A	319	PHE
1	A	321	TRP
1	A	331	MET
1	A	343	THR
1	A	370	THR
1	A	392	ARG
1	A	403	LEU
1	A	404	SER
1	A	417	ILE
1	A	427	SER
1	A	432	MET
1	A	433	SER
1	A	446	LEU
1	A	461	ILE
1	A	501	ASN

Continued on next page...

Continued from previous page...

Mol	Chain	Res	Type
1	A	502	TRP
1	B	26	CYS
1	B	78	ARG
1	B	85	GLU
1	B	104	VAL
1	B	109	SER
1	B	117	SER
1	B	118	THR
1	B	126	ASN
1	B	137	TYR
1	B	164	ARG
1	B	169	ILE
1	B	179	VAL
1	B	201	ILE
1	B	206	THR
1	B	218	CYS
1	B	223	PHE
1	B	252	GLN
1	B	275	ILE
1	B	295	MET
1	B	299	ARG
1	B	319	PHE
1	B	321	TRP
1	B	331	MET
1	B	343	THR
1	B	353	LEU
1	B	370	THR
1	B	392	ARG
1	B	404	SER
1	B	417	ILE
1	B	427	SER
1	B	432	MET
1	B	433	SER
1	B	446	LEU
1	B	461	ILE
1	B	501	ASN
1	B	502	TRP
1	C	26	CYS
1	C	74	TYR
1	C	78	ARG
1	C	85	GLU
1	C	104	VAL

Continued on next page...

Continued from previous page...

Mol	Chain	Res	Type
1	C	109	SER
1	C	117	SER
1	C	118	THR
1	C	126	ASN
1	C	137	TYR
1	C	164	ARG
1	C	169	ILE
1	C	179	VAL
1	C	201	ILE
1	C	206	THR
1	C	223	PHE
1	C	252	GLN
1	C	275	ILE
1	C	295	MET
1	C	299	ARG
1	C	319	PHE
1	C	321	TRP
1	C	331	MET
1	C	343	THR
1	C	353	LEU
1	C	370	THR
1	C	392	ARG
1	C	404	SER
1	C	417	ILE
1	C	432	MET
1	C	433	SER
1	C	446	LEU
1	C	461	ILE
1	C	501	ASN
1	C	502	TRP

Sometimes sidechains can be flipped to improve hydrogen bonding and reduce clashes. All (15) such sidechains are listed below:

Mol	Chain	Res	Type
1	A	41	ASN
1	A	141	HIS
1	A	252	GLN
1	A	330	GLN
1	A	487	ASN
1	B	41	ASN
1	B	141	HIS
1	B	252	GLN

Continued on next page...

Continued from previous page...

Mol	Chain	Res	Type
1	B	330	GLN
1	B	487	ASN
1	C	41	ASN
1	C	141	HIS
1	C	252	GLN
1	C	330	GLN
1	C	487	ASN

5.3.3 RNA (i)

There are no RNA molecules in this entry.

5.4 Non-standard residues in protein, DNA, RNA chains (i)

There are no non-standard protein/DNA/RNA residues in this entry.

5.5 Carbohydrates (i)

There are no monosaccharides in this entry.

5.6 Ligand geometry (i)

6 ligands are modelled in this entry.

In the following table, the Counts columns list the number of bonds (or angles) for which Mogul statistics could be retrieved, the number of bonds (or angles) that are observed in the model and the number of bonds (or angles) that are defined in the Chemical Component Dictionary. The Link column lists molecule types, if any, to which the group is linked. The Z score for a bond length (or angle) is the number of standard deviations the observed value is removed from the expected value. A bond length (or angle) with $|Z| > 2$ is considered an outlier worth inspection. RMSZ is the root-mean-square of all Z scores of the bond lengths (or angles).

Mol	Type	Chain	Res	Link	Bond lengths			Bond angles		
					Counts	RMSZ	$\#\|Z\| > 2$	Counts	RMSZ	$\#\|Z\| > 2$
2	NM2	C	1504	-	9,9,9	0.93	0	11,12,12	0.98	0
2	NM2	A	1504	-	9,9,9	0.98	0	11,12,12	0.91	0
2	NM2	B	1504	-	9,9,9	0.92	0	11,12,12	0.98	1 (9%)
2	NM2	C	1505	-	9,9,9	0.93	0	11,12,12	0.98	0
2	NM2	B	1505	-	9,9,9	0.93	0	11,12,12	0.98	0
2	NM2	A	1505	-	9,9,9	1.01	0	11,12,12	1.08	1 (9%)

In the following table, the Chirals column lists the number of chiral outliers, the number of chiral centers analysed, the number of these observed in the model and the number defined in the Chemical Component Dictionary. Similar counts are reported in the Torsion and Rings columns. '-' means no outliers of that kind were identified.

Mol	Type	Chain	Res	Link	Chirals	Torsions	Rings
2	NM2	C	1504	-	-	3/7/7/7	-
2	NM2	A	1504	-	-	1/7/7/7	-
2	NM2	B	1504	-	-	0/7/7/7	-
2	NM2	C	1505	-	-	2/7/7/7	-
2	NM2	B	1505	-	-	2/7/7/7	-
2	NM2	A	1505	-	-	2/7/7/7	-

There are no bond length outliers.

All (2) bond angle outliers are listed below:

Mol	Chain	Res	Type	Atoms	Z	Observed(^{o})	Ideal(^{o})
2	A	1505	NM2	C3-C6-C5	-2.34	108.56	114.47
2	B	1504	NM2	C3-C6-C5	-2.00	109.42	114.47

There are no chirality outliers.

All (10) torsion outliers are listed below:

Mol	Chain	Res	Type	Atoms
2	A	1504	NM2	C2-C3-C6-C5
2	C	1504	NM2	C2-C3-C6-C5
2	B	1505	NM2	O4-C5-C6-C3
2	C	1505	NM2	O4-C5-C6-C3
2	A	1505	NM2	O4-C5-C6-C3
2	C	1504	NM2	O4-C5-C6-C3
2	A	1505	NM2	O7-C5-C6-C3
2	B	1505	NM2	O7-C5-C6-C3
2	C	1505	NM2	O7-C5-C6-C3
2	C	1504	NM2	O7-C5-C6-C3

There are no ring outliers.

5 monomers are involved in 20 short contacts:

Mol	Chain	Res	Type	Clashes	Symm-Clashes
2	C	1504	NM2	3	0
2	A	1504	NM2	7	0
2	B	1504	NM2	7	0

Continued on next page...

Continued from previous page...

Mol	Chain	Res	Type	Clashes	Symm-Clashes
2	B	1505	NM2	1	0
2	A	1505	NM2	2	0

5.7 Other polymers (i)

There are no such residues in this entry.

5.8 Polymer linkage issues (i)

There are no chain breaks in this entry.

6 Fit of model and data (i)

6.1 Protein, DNA and RNA chains (i)

In the following table, the column labelled '#RSRZ> 2' contains the number (and percentage) of RSRZ outliers, followed by percent RSRZ outliers for the chain as percentile scores relative to all X-ray entries and entries of similar resolution. The OWAB column contains the minimum, median, 95th percentile and maximum values of the occupancy-weighted average B-factor per residue. The column labelled 'Q< 0.9' lists the number of (and percentage) of residues with an average occupancy less than 0.9.

Mol	Chain	Analysed	<RSRZ>	#RSRZ>2			OWAB(Å^2)	Q<0.9
1	A	496/504 (98%)	-0.56	3 (0%)	89	86	86, 124, 188, 351	0
1	B	496/504 (98%)	-0.39	14 (2%)	53	47	91, 152, 236, 365	0
1	C	496/504 (98%)	-0.23	25 (5%)	28	25	100, 177, 268, 359	0
All	All	1488/1512 (98%)	-0.40	42 (2%)	53	47	86, 149, 247, 365	0

All (42) RSRZ outliers are listed below:

Mol	Chain	Res	Type	RSRZ
1	C	8	THR	21.3
1	C	9	GLY	14.8
1	B	440	ASP	7.6
1	C	165	LYS	5.5
1	C	31	ARG	4.8
1	A	8	THR	4.7
1	B	441	GLY	4.4
1	C	249	CYS	4.1
1	C	503	LYS	3.9
1	B	500	GLN	3.9
1	C	437	GLU	3.8
1	C	445	PRO	3.7
1	C	438	VAL	3.6
1	C	181	GLU	3.4
1	B	9	GLY	3.3
1	C	10	ILE	3.0
1	B	181	GLU	2.9
1	C	80	GLY	2.9
1	B	8	THR	2.9
1	C	435	CYS	2.8
1	B	438	VAL	2.8
1	C	447	LEU	2.7
1	C	248	ALA	2.7

Continued on next page...

Continued from previous page...

Mol	Chain	Res	Type	RSRZ
1	B	435	CYS	2.6
1	C	250	GLY	2.6
1	C	225	ILE	2.6
1	C	12	PRO	2.5
1	C	109	SER	2.5
1	C	226	PRO	2.4
1	C	251	LEU	2.4
1	A	9	GLY	2.4
1	B	81	GLU	2.3
1	A	31	ARG	2.3
1	B	230	GLN	2.3
1	C	252	GLN	2.3
1	C	167	GLU	2.2
1	B	445	PRO	2.1
1	B	253	LYS	2.1
1	C	224	GLY	2.1
1	B	223	PHE	2.1
1	C	156	ALA	2.1
1	B	80	GLY	2.0

6.2 Non-standard residues in protein, DNA, RNA chains (i)

There are no non-standard protein/DNA/RNA residues in this entry.

6.3 Carbohydrates (i)

There are no monosaccharides in this entry.

6.4 Ligands (i)

In the following table, the Atoms column lists the number of modelled atoms in the group and the number defined in the chemical component dictionary. The B-factors column lists the minimum, median, 95th percentile and maximum values of B factors of atoms in the group. The column labelled 'Q< 0.9' lists the number of atoms with occupancy less than 0.9.

Mol	Type	Chain	Res	Atoms	RSCC	RSR	B-factors(Å^2)	Q<0.9
2	NM2	C	1505	10/10	0.58	0.56	200,200,200,200	0
2	NM2	B	1504	10/10	0.80	0.38	152,152,152,152	0
2	NM2	B	1505	10/10	0.81	0.42	213,213,213,213	0
2	NM2	C	1504	10/10	0.84	0.39	180,180,180,180	0

Continued on next page...

Continued from previous page...

Mol	Type	Chain	Res	Atoms	RSCC	RSR	B-factors(Å^2)	Q<0.9
2	NM2	A	1505	10/10	0.84	0.31	168,168,168,168	0
2	NM2	A	1504	10/10	0.87	0.22	127,127,127,127	0

6.5 Other polymers (i)

There are no such residues in this entry.