



Full wwPDB X-ray Structure Validation Report ⓘ

Jun 25, 2024 – 07:18 AM EDT

PDB ID : 4V9C
Title : Allosteric control of the ribosome by small-molecule antibiotics
Authors : Cate, J.H.D.; Pulk, A.; Blanchard, S.C.; Wang, L.; Feldman, M.B.; Wasserman, M.R.; Altman, R.
Deposited on : 2012-07-25
Resolution : 3.30 Å(reported)

This is a Full wwPDB X-ray Structure Validation Report for a publicly released PDB entry.

We welcome your comments at validation@mail.wwpdb.org

A user guide is available at

<https://www.wwpdb.org/validation/2017/XrayValidationReportHelp>

with specific help available everywhere you see the ⓘ symbol.

The types of validation reports are described at

<http://www.wwpdb.org/validation/2017/FAQs#types>.

The following versions of software and data (see [references ⓘ](#)) were used in the production of this report:

MolProbity	:	4.02b-467
Mogul	:	1.8.5 (274361), CSD as541be (2020)
Xtriage (Phenix)	:	1.13
EDS	:	2.37.1
buster-report	:	1.1.7 (2018)
Percentile statistics	:	20191225.v01 (using entries in the PDB archive December 25th 2019)
Refmac	:	5.8.0158
CCP4	:	7.0.044 (Gargrove)
Ideal geometry (proteins)	:	Engh & Huber (2001)
Ideal geometry (DNA, RNA)	:	Parkinson et al. (1996)
Validation Pipeline (wwPDB-VP)	:	2.37.1

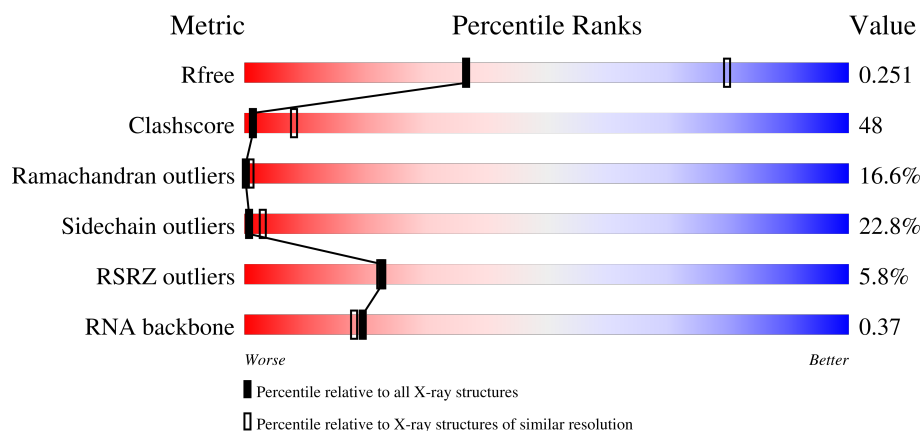
1 Overall quality at a glance

The following experimental techniques were used to determine the structure:

X-RAY DIFFRACTION




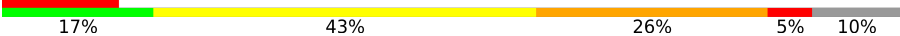
The reported resolution of this entry is 3.30 Å.

Percentile scores (ranging between 0-100) for global validation metrics of the entry are shown in the following graphic. The table shows the number of entries on which the scores are based.



Metric	Whole archive (#Entries)	Similar resolution (#Entries, resolution range(Å))
R_{free}	130704	1149 (3.34-3.26)
Clashscore	141614	1205 (3.34-3.26)
Ramachandran outliers	138981	1183 (3.34-3.26)
Sidechain outliers	138945	1182 (3.34-3.26)
RSRZ outliers	127900	1115 (3.34-3.26)
RNA backbone	3102	1117 (3.70-2.90)

The table below summarises the geometric issues observed across the polymeric chains and their fit to the electron density. The red, orange, yellow and green segments of the lower bar indicate the fraction of residues that contain outliers for ≥ 3 , 2, 1 and 0 types of geometric quality criteria respectively. A grey segment represents the fraction of residues that are not modelled. The numeric value for each fraction is indicated below the corresponding segment, with a dot representing fractions $\leq 5\%$. The upper red bar (where present) indicates the fraction of residues that have poor fit to the electron density. The numeric value is given above the bar.

Mol	Chain	Length	Quality of chain
1	AA	1542	
1	CA	1542	
2	AB	241	
2	CB	241	

Continued on next page...

Continued from previous page...

Mol	Chain	Length	Quality of chain
3	AC	233	
3	CC	233	
4	AD	206	
4	CD	206	
5	AE	167	
5	CE	167	
6	AF	135	
6	CF	135	
7	AG	179	
7	CG	179	
8	AH	130	
8	CH	130	
9	AI	130	
9	CI	130	
10	AJ	103	
10	CJ	103	
11	AK	129	
11	CK	129	
12	AL	124	
12	CL	124	
13	AM	118	
13	CM	118	
14	AN	101	
14	CN	101	
15	AO	89	

Continued on next page...

Continued from previous page...

Mol	Chain	Length	Quality of chain
15	CO	89	
16	AP	82	
16	CP	82	
17	AQ	84	
17	CQ	84	
18	AR	75	
18	CR	75	
19	AS	92	
19	CS	92	
20	AT	87	
20	CT	87	
21	AU	71	
21	CU	71	
22	AV	76	
22	CV	76	
23	AX	24	
23	CX	24	
24	BA	2904	
24	DA	2904	
25	BB	120	
25	DB	120	
26	BC	273	
26	DC	273	
27	BD	209	
27	DD	209	




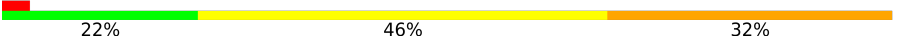

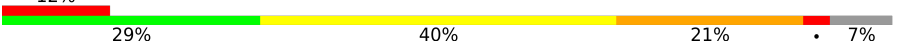
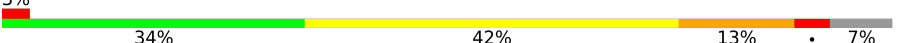


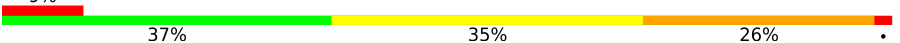



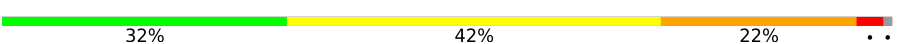
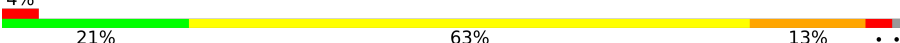
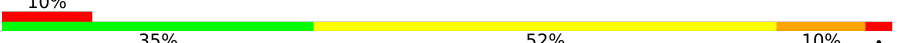








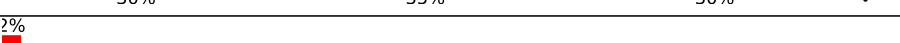
Continued on next page...

Continued from previous page...

Mol	Chain	Length	Quality of chain
28	BE	201	
28	DE	201	
29	BF	179	
29	DF	179	
30	BG	177	
30	DG	177	
31	BH	149	
31	DH	149	
32	BI	142	
32	DI	142	
33	BJ	142	
33	DJ	142	
34	BK	123	
34	DK	123	
35	BL	144	
35	DL	144	
36	BM	136	
36	DM	136	
37	BN	127	
37	DN	127	
38	BO	117	
38	DO	117	
39	BP	115	
39	DP	115	
40	BQ	118	

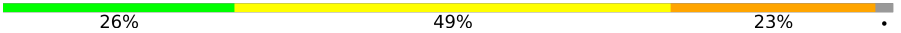
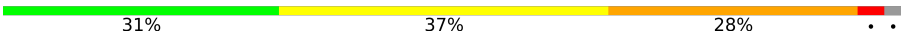

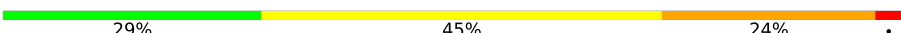

Continued on next page...

Continued from previous page...

Mol	Chain	Length	Quality of chain
40	DQ	118	
41	BR	103	
41	DR	103	
42	BS	110	
42	DS	110	
43	BT	100	
43	DT	100	
44	BU	104	
44	DU	104	
45	BV	94	
45	DV	94	
46	BW	85	
46	DW	85	
47	BX	78	
47	DX	78	
48	BY	63	
48	DY	63	
49	BZ	59	
49	DZ	59	
50	B0	57	
50	D0	57	
51	B1	55	
51	D1	55	
52	B2	46	
52	D2	46	

Continued on next page...

Continued from previous page...

Mol	Chain	Length	Quality of chain
53	B3	65	
53	D3	65	
54	B4	38	
54	D4	38	
55	CY	185	

The following table lists non-polymeric compounds, carbohydrate monomers and non-standard residues in protein, DNA, RNA chains that are outliers for geometric or electron-density-fit criteria:

Mol	Type	Chain	Res	Chirality	Geometry	Clashes	Electron density
56	MG	AA	1602	-	-	-	X
56	MG	AA	1614	-	-	-	X
56	MG	AA	1616	-	-	-	X
56	MG	AA	1617	-	-	-	X
56	MG	AA	1623	-	-	-	X
56	MG	AA	1625	-	-	-	X
56	MG	AA	1626	-	-	-	X
56	MG	AA	1627	-	-	-	X
56	MG	AA	1629	-	-	-	X
56	MG	AA	1631	-	-	-	X
56	MG	AA	1639	-	-	-	X
56	MG	AA	1640	-	-	-	X
56	MG	AA	1641	-	-	-	X
56	MG	AA	1644	-	-	-	X
56	MG	AA	1646	-	-	-	X
56	MG	AA	1648	-	-	-	X
56	MG	AA	1649	-	-	-	X
56	MG	AA	1650	-	-	-	X
56	MG	AA	1653	-	-	-	X
56	MG	AA	1654	-	-	-	X
56	MG	AD	301	-	-	-	X
56	MG	AN	201	-	-	-	X
56	MG	BA	3007	-	-	-	X
56	MG	BA	3012	-	-	-	X
56	MG	BA	3013	-	-	-	X
56	MG	BA	3018	-	-	-	X
56	MG	BA	3022	-	-	-	X
56	MG	BA	3025	-	-	-	X

Continued on next page...

Continued from previous page...

Mol	Type	Chain	Res	Chirality	Geometry	Clashes	Electron density
56	MG	BA	3026	-	-	-	X
56	MG	BA	3027	-	-	-	X
56	MG	BA	3032	-	-	-	X
56	MG	BA	3053	-	-	-	X
56	MG	BA	3054	-	-	-	X
56	MG	BA	3058	-	-	-	X
56	MG	BA	3059	-	-	-	X
56	MG	BA	3069	-	-	-	X
56	MG	BA	3079	-	-	-	X
56	MG	BA	3082	-	-	-	X
56	MG	BA	3087	-	-	-	X
56	MG	BA	3090	-	-	-	X
56	MG	BA	3096	-	-	-	X
56	MG	BA	3102	-	-	-	X
56	MG	BA	3107	-	-	-	X
56	MG	BA	3110	-	-	-	X
56	MG	BA	3118	-	-	-	X
56	MG	BA	3123	-	-	-	X
56	MG	BA	3125	-	-	-	X
56	MG	BA	3129	-	-	-	X
56	MG	BA	3138	-	-	-	X
56	MG	BA	3142	-	-	-	X
56	MG	BA	3143	-	-	-	X
56	MG	BA	3145	-	-	-	X
56	MG	BA	3148	-	-	-	X
56	MG	BA	3149	-	-	-	X
56	MG	BA	3152	-	-	-	X
56	MG	BA	3153	-	-	-	X
56	MG	BA	3154	-	-	-	X
56	MG	BA	3155	-	-	-	X
56	MG	BA	3156	-	-	-	X
56	MG	BA	3157	-	-	-	X
56	MG	BA	3158	-	-	-	X
56	MG	BA	3159	-	-	-	X
56	MG	BA	3160	-	-	-	X
56	MG	BA	3168	-	-	-	X
56	MG	BC	301	-	-	-	X
56	MG	BQ	201	-	-	-	X
56	MG	CA	1601	-	-	-	X
56	MG	CA	1602	-	-	-	X
56	MG	CA	1607	-	-	-	X
56	MG	CA	1608	-	-	-	X

Continued on next page...

Continued from previous page...

Mol	Type	Chain	Res	Chirality	Geometry	Clashes	Electron density
56	MG	CA	1623	-	-	-	X
56	MG	CA	1629	-	-	-	X
56	MG	CA	1631	-	-	-	X
56	MG	CA	1632	-	-	-	X
56	MG	CA	1633	-	-	-	X
56	MG	CA	1636	-	-	-	X
56	MG	CA	1637	-	-	-	X
56	MG	CA	1638	-	-	-	X
56	MG	CA	1645	-	-	-	X
56	MG	CA	1647	-	-	-	X
56	MG	CA	1649	-	-	-	X
56	MG	CA	1651	-	-	-	X
56	MG	CA	1652	-	-	-	X
56	MG	CA	1653	-	-	-	X
56	MG	CA	1654	-	-	-	X
56	MG	CA	1656	-	-	-	X
56	MG	CA	1657	-	-	-	X
56	MG	CA	1659	-	-	-	X
56	MG	CA	1660	-	-	-	X
56	MG	CA	1661	-	-	-	X
56	MG	CA	1668	-	-	-	X
56	MG	CA	1670	-	-	-	X
56	MG	CX	101	-	-	-	X
56	MG	DA	3011	-	-	-	X
56	MG	DA	3018	-	-	-	X
56	MG	DA	3023	-	-	-	X
56	MG	DA	3025	-	-	-	X
56	MG	DA	3026	-	-	-	X
56	MG	DA	3052	-	-	-	X
56	MG	DA	3057	-	-	-	X
56	MG	DA	3059	-	-	-	X
56	MG	DA	3061	-	-	-	X
56	MG	DA	3068	-	-	-	X
56	MG	DA	3071	-	-	-	X
56	MG	DA	3079	-	-	-	X
56	MG	DA	3081	-	-	-	X
56	MG	DA	3095	-	-	-	X
56	MG	DA	3097	-	-	-	X
56	MG	DA	3102	-	-	-	X
56	MG	DA	3107	-	-	-	X
56	MG	DA	3129	-	-	-	X
56	MG	DA	3131	-	-	-	X

Continued on next page...

Continued from previous page...

Mol	Type	Chain	Res	Chirality	Geometry	Clashes	Electron density
56	MG	DA	3137	-	-	-	X
56	MG	DA	3138	-	-	-	X
56	MG	DA	3139	-	-	-	X
56	MG	DA	3150	-	-	-	X
56	MG	DA	3151	-	-	-	X
56	MG	DA	3152	-	-	-	X
56	MG	DA	3156	-	-	-	X
56	MG	DA	3164	-	-	-	X
56	MG	DA	3165	-	-	-	X
56	MG	DA	3166	-	-	-	X
56	MG	DA	3167	-	-	-	X
56	MG	DA	3169	-	-	-	X
56	MG	DA	3170	-	-	-	X
56	MG	DA	3172	-	-	-	X
56	MG	DA	3173	-	-	-	X
56	MG	DA	3174	-	-	-	X
56	MG	DA	3176	-	-	-	X
56	MG	DA	3180	-	-	-	X
56	MG	DA	3192	-	-	-	X
56	MG	DA	3193	-	-	-	X
56	MG	DA	3194	-	-	-	X
56	MG	DB	202	-	-	-	X
56	MG	DB	204	-	-	-	X
56	MG	DO	201	-	-	-	X
57	NMY	AA	1655	-	-	X	-
57	NMY	BA	3165	-	-	X	-
57	NMY	DA	3190	-	-	X	X

2 Entry composition

There are 59 unique types of molecules in this entry. The entry contains 293103 atoms, of which 0 are hydrogens and 0 are deuteriums.

In the tables below, the ZeroOcc column contains the number of atoms modelled with zero occupancy, the AltConf column contains the number of residues with at least one atom in alternate conformation and the Trace column contains the number of residues modelled with at most 2 atoms.

- Molecule 1 is a RNA chain called 16S ribosomal RNA.

Mol	Chain	Residues	Atoms					ZeroOcc	AltConf	Trace
1	AA	1539	Total	C	N	O	P	0	0	0
			33015	14725	6052	10699	1539			
1	CA	1538	Total	C	N	O	P	0	0	0
			32995	14716	6050	10691	1538			

- Molecule 2 is a protein called 30S ribosomal protein S2.

Mol	Chain	Residues	Atoms					ZeroOcc	AltConf	Trace
2	AB	218	Total	C	N	O	S	0	0	0
			1704	1081	305	311	7			
2	CB	218	Total	C	N	O	S	0	0	0
			1704	1081	305	311	7			

- Molecule 3 is a protein called 30S ribosomal protein S3.

Mol	Chain	Residues	Atoms					ZeroOcc	AltConf	Trace
3	AC	206	Total	C	N	O	S	0	0	0
			1624	1028	305	288	3			
3	CC	206	Total	C	N	O	S	0	0	0
			1624	1028	305	288	3			

- Molecule 4 is a protein called 30S ribosomal protein S4.

Mol	Chain	Residues	Atoms					ZeroOcc	AltConf	Trace
4	AD	205	Total	C	N	O	S	0	0	0
			1643	1026	315	298	4			
4	CD	205	Total	C	N	O	S	0	0	0
			1643	1026	315	298	4			

- Molecule 5 is a protein called 30S ribosomal protein S5.

Mol	Chain	Residues	Atoms					ZeroOcc	AltConf	Trace
5	AE	150	Total	C	N	O	S	0	0	0
			1105	687	211	201	6			
5	CE	150	Total	C	N	O	S	0	0	0
			1105	687	211	201	6			

- Molecule 6 is a protein called 30S ribosomal protein S6.

Mol	Chain	Residues	Atoms					ZeroOcc	AltConf	Trace
6	AF	100	Total	C	N	O	S	0	0	0
			817	515	148	148	6			
6	CF	100	Total	C	N	O	S	0	0	0
			817	515	148	148	6			

- Molecule 7 is a protein called 30S ribosomal protein S7.

Mol	Chain	Residues	Atoms					ZeroOcc	AltConf	Trace
7	AG	151	Total	C	N	O	S	0	0	0
			1181	735	227	215	4			
7	CG	151	Total	C	N	O	S	0	0	0
			1181	735	227	215	4			

- Molecule 8 is a protein called 30S ribosomal protein S8.

Mol	Chain	Residues	Atoms					ZeroOcc	AltConf	Trace
8	AH	129	Total	C	N	O	S	0	0	0
			979	616	173	184	6			
8	CH	129	Total	C	N	O	S	0	0	0
			979	616	173	184	6			

- Molecule 9 is a protein called 30S ribosomal protein S9.

Mol	Chain	Residues	Atoms					ZeroOcc	AltConf	Trace
9	AI	127	Total	C	N	O	S	0	0	0
			1022	634	206	179	3			
9	CI	127	Total	C	N	O	S	0	0	0
			1022	634	206	179	3			

- Molecule 10 is a protein called 30S ribosomal protein S10.

Mol	Chain	Residues	Atoms					ZeroOcc	AltConf	Trace
10	AJ	98	Total	C	N	O	S	0	0	0
			786	493	150	142	1			

Continued on next page...

Continued from previous page...

Mol	Chain	Residues	Atoms					ZeroOcc	AltConf	Trace
10	CJ	98	Total	C	N	O	S	0	0	0
			786	493	150	142	1			

- Molecule 11 is a protein called 30S ribosomal protein S11.

Mol	Chain	Residues	Atoms					ZeroOcc	AltConf	Trace
11	AK	117	Total	C	N	O	S	0	0	0
			877	540	174	160	3			
11	CK	117	Total	C	N	O	S	0	0	0
			877	540	174	160	3			

- Molecule 12 is a protein called 30S ribosomal protein S12.

Mol	Chain	Residues	Atoms					ZeroOcc	AltConf	Trace
12	AL	123	Total	C	N	O	S	0	0	0
			955	590	196	165	4			
12	CL	123	Total	C	N	O	S	0	0	0
			955	590	196	165	4			

- Molecule 13 is a protein called 30S ribosomal protein S13.

Mol	Chain	Residues	Atoms					ZeroOcc	AltConf	Trace
13	AM	114	Total	C	N	O	S	0	0	0
			883	546	178	156	3			
13	CM	114	Total	C	N	O	S	0	0	0
			883	546	178	156	3			

- Molecule 14 is a protein called 30S ribosomal protein S14.

Mol	Chain	Residues	Atoms					ZeroOcc	AltConf	Trace
14	AN	96	Total	C	N	O	S	0	0	0
			774	483	160	128	3			
14	CN	96	Total	C	N	O	S	0	0	0
			774	483	160	128	3			

- Molecule 15 is a protein called 30S ribosomal protein S15.

Mol	Chain	Residues	Atoms					ZeroOcc	AltConf	Trace
15	AO	88	Total	C	N	O	S	0	0	0
			714	439	144	130	1			
15	CO	88	Total	C	N	O	S	0	0	0
			714	439	144	130	1			

- Molecule 16 is a protein called 30S ribosomal protein S16.

Mol	Chain	Residues	Atoms					ZeroOcc	AltConf	Trace
16	AP	82	Total	C	N	O	S	0	0	0
			649	406	128	114	1			
16	CP	82	Total	C	N	O	S	0	0	0
			649	406	128	114	1			

- Molecule 17 is a protein called 30S ribosomal protein S17.

Mol	Chain	Residues	Atoms					ZeroOcc	AltConf	Trace
17	AQ	80	Total	C	N	O	S	0	0	0
			648	411	121	113	3			
17	CQ	80	Total	C	N	O	S	0	0	0
			648	411	121	113	3			

- Molecule 18 is a protein called 30S ribosomal protein S18.

Mol	Chain	Residues	Atoms				ZeroOcc	AltConf	Trace
18	AR	55	Total	C	N	O	0	0	0
			455	288	86	81			
18	CR	55	Total	C	N	O	0	0	0
			455	288	86	81			

- Molecule 19 is a protein called 30S ribosomal protein S19.

Mol	Chain	Residues	Atoms					ZeroOcc	AltConf	Trace
19	AS	79	Total	C	N	O	S	0	0	0
			637	408	120	107	2			
19	CS	79	Total	C	N	O	S	0	0	0
			637	408	120	107	2			

- Molecule 20 is a protein called 30S ribosomal protein S20.

Mol	Chain	Residues	Atoms					ZeroOcc	AltConf	Trace
20	AT	85	Total	C	N	O	S	0	0	0
			665	411	137	114	3			
20	CT	85	Total	C	N	O	S	0	0	0
			665	411	137	114	3			

- Molecule 21 is a protein called 30S ribosomal protein S21.

Mol	Chain	Residues	Atoms					ZeroOcc	AltConf	Trace
21	AU	51	Total	C	N	O	S	0	0	0
			425	265	86	73	1			
21	CU	51	Total	C	N	O	S	0	0	0
			425	265	86	73	1			

- Molecule 22 is a RNA chain called Phenylalanine specific transfer RNA, tRNA-Phe.

Mol	Chain	Residues	Atoms					ZeroOcc	AltConf	Trace
22	AV	76	Total	C	N	O	P	0	0	0
			1623	723	290	534	76			
22	CV	76	Total	C	N	O	P	0	0	0
			1623	723	290	534	76			

- Molecule 23 is a RNA chain called Messenger RNA, mRNA.

Mol	Chain	Residues	Atoms					ZeroOcc	AltConf	Trace
23	AX	16	Total	C	N	O	P	0	0	0
			346	155	66	109	16			
23	CX	15	Total	C	N	O	P	0	0	0
			324	145	61	103	15			

- Molecule 24 is a RNA chain called 23S ribosomal RNA.

Mol	Chain	Residues	Atoms					ZeroOcc	AltConf	Trace
24	BA	2897	Total	C	N	O	P	0	0	0
			62195	27745	11446	20107	2897			
24	DA	2897	Total	C	N	O	P	0	0	0
			62195	27745	11446	20107	2897			

- Molecule 25 is a RNA chain called 5S ribosomal RNA.

Mol	Chain	Residues	Atoms					ZeroOcc	AltConf	Trace
25	BB	118	Total	C	N	O	P	0	0	0
			2529	1126	464	821	118			
25	DB	119	Total	C	N	O	P	0	0	0
			2549	1135	466	829	119			

There are 2 discrepancies between the modelled and reference sequences:

Chain	Residue	Modelled	Actual	Comment	Reference
BB	12	C	A	SEE REMARK 999	GB AP012306
DB	12	C	A	SEE REMARK 999	GB AP012306

- Molecule 26 is a protein called 50S ribosomal protein L2.

Mol	Chain	Residues	Atoms					ZeroOcc	AltConf	Trace
26	BC	271	Total	C	N	O	S	0	0	0
			2082	1288	423	364	7			
26	DC	271	Total	C	N	O	S	0	0	0
			2082	1288	423	364	7			

- Molecule 27 is a protein called 50S ribosomal protein L3.

Mol	Chain	Residues	Atoms					ZeroOcc	AltConf	Trace
27	BD	209	Total	C	N	O	S	0	0	0
			1565	979	288	294	4			
27	DD	209	Total	C	N	O	S	0	0	0
			1565	979	288	294	4			

- Molecule 28 is a protein called 50S ribosomal protein L4.

Mol	Chain	Residues	Atoms					ZeroOcc	AltConf	Trace
28	BE	201	Total	C	N	O	S	0	0	0
			1552	974	283	290	5			
28	DE	201	Total	C	N	O	S	0	0	0
			1552	974	283	290	5			

- Molecule 29 is a protein called 50S ribosomal protein L5.

Mol	Chain	Residues	Atoms					ZeroOcc	AltConf	Trace
29	BF	177	Total	C	N	O	S	0	0	0
			1410	899	249	256	6			
29	DF	177	Total	C	N	O	S	0	0	0
			1410	899	249	256	6			

- Molecule 30 is a protein called 50S ribosomal protein L6.

Mol	Chain	Residues	Atoms					ZeroOcc	AltConf	Trace
30	BG	176	Total	C	N	O	S	0	0	0
			1323	832	243	246	2			
30	DG	176	Total	C	N	O	S	0	0	0
			1323	832	243	246	2			

- Molecule 31 is a protein called 50S ribosomal protein L9.

Mol	Chain	Residues	Atoms					ZeroOcc	AltConf	Trace
31	BH	149	Total	C	N	O	S	0	0	0
			1110	699	197	213	1			
31	DH	149	Total	C	N	O	S	0	0	0
			1110	699	197	213	1			

- Molecule 32 is a protein called 50S ribosomal protein L11.

Mol	Chain	Residues	Atoms					ZeroOcc	AltConf	Trace
32	BI	141	Total	C	N	O	S	0	0	0
			1032	651	179	196	6			
32	DI	141	Total	C	N	O	S	0	0	0
			1032	651	179	196	6			

- Molecule 33 is a protein called 50S ribosomal protein L13.

Mol	Chain	Residues	Atoms					ZeroOcc	AltConf	Trace
33	BJ	142	Total	C	N	O	S	0	0	0
			1129	714	212	199	4			
33	DJ	142	Total	C	N	O	S	0	0	0
			1129	714	212	199	4			

- Molecule 34 is a protein called 50S ribosomal protein L14.

Mol	Chain	Residues	Atoms					ZeroOcc	AltConf	Trace
34	BK	122	Total	C	N	O	S	0	0	0
			938	587	180	165	6			
34	DK	122	Total	C	N	O	S	0	0	0
			938	587	180	165	6			

- Molecule 35 is a protein called 50S ribosomal protein L15.

Mol	Chain	Residues	Atoms					ZeroOcc	AltConf	Trace
35	BL	143	Total	C	N	O	S	0	0	0
			1045	649	206	189	1			
35	DL	143	Total	C	N	O	S	0	0	0
			1045	649	206	189	1			

- Molecule 36 is a protein called 50S ribosomal protein L16.

Mol	Chain	Residues	Atoms					ZeroOcc	AltConf	Trace
36	BM	136	Total	C	N	O	S	0	0	0
			1074	686	205	177	6			

Continued on next page...

Continued from previous page...

Mol	Chain	Residues	Atoms					ZeroOcc	AltConf	Trace
36	DM	136	Total	C	N	O	S	0	0	0
			1074	686	205	177	6			

- Molecule 37 is a protein called 50S ribosomal protein L17.

Mol	Chain	Residues	Atoms					ZeroOcc	AltConf	Trace
37	BN	120	Total	C	N	O	S	0	0	0
			960	593	196	166	5			
37	DN	120	Total	C	N	O	S	0	0	0
			960	593	196	166	5			

- Molecule 38 is a protein called 50S ribosomal protein L18.

Mol	Chain	Residues	Atoms					ZeroOcc	AltConf	Trace
38	BO	116	Total	C	N	O		0	0	0
			892	552	178	162				
38	DO	116	Total	C	N	O		0	0	0
			892	552	178	162				

- Molecule 39 is a protein called 50S ribosomal protein L19.

Mol	Chain	Residues	Atoms					ZeroOcc	AltConf	Trace
39	BP	114	Total	C	N	O	S	0	0	0
			917	574	179	163	1			
39	DP	114	Total	C	N	O	S	0	0	0
			917	574	179	163	1			

- Molecule 40 is a protein called 50S ribosomal protein L20.

Mol	Chain	Residues	Atoms					ZeroOcc	AltConf	Trace
40	BQ	117	Total	C	N	O		0	0	0
			947	604	192	151				
40	DQ	117	Total	C	N	O		0	0	0
			947	604	192	151				

- Molecule 41 is a protein called 50S ribosomal protein L21.

Mol	Chain	Residues	Atoms					ZeroOcc	AltConf	Trace
41	BR	103	Total	C	N	O	S	0	0	0
			816	516	153	145	2			
41	DR	103	Total	C	N	O	S	0	0	0
			816	516	153	145	2			

- Molecule 42 is a protein called 50S ribosomal protein L22.

Mol	Chain	Residues	Atoms					ZeroOcc	AltConf	Trace
42	BS	110	Total	C	N	O	S	0	0	0
			857	532	166	156	3			
42	DS	110	Total	C	N	O	S	0	0	0
			857	532	166	156	3			

- Molecule 43 is a protein called 50S ribosomal protein L23.

Mol	Chain	Residues	Atoms					ZeroOcc	AltConf	Trace
43	BT	93	Total	C	N	O	S	0	0	0
			738	466	139	131	2			
43	DT	93	Total	C	N	O	S	0	0	0
			738	466	139	131	2			

- Molecule 44 is a protein called 50S ribosomal protein L24.

Mol	Chain	Residues	Atoms				ZeroOcc	AltConf	Trace
44	BU	102	Total	C	N	O	0	0	0
			779	492	146	141			
44	DU	102	Total	C	N	O	0	0	0
			779	492	146	141			

- Molecule 45 is a protein called 50S ribosomal protein L25.

Mol	Chain	Residues	Atoms					ZeroOcc	AltConf	Trace
45	BV	94	Total	C	N	O	S	0	0	0
			753	479	137	134	3			
45	DV	94	Total	C	N	O	S	0	0	0
			753	479	137	134	3			

- Molecule 46 is a protein called 50S ribosomal protein L27.

Mol	Chain	Residues	Atoms					ZeroOcc	AltConf	Trace
46	BW	75	Total	C	N	O	S	0	0	0
			569	353	113	102	1			
46	DW	76	Total	C	N	O	S	0	0	0
			580	359	117	103	1			

- Molecule 47 is a protein called 50S ribosomal protein L28.

Mol	Chain	Residues	Atoms					ZeroOcc	AltConf	Trace
47	BX	77	Total	C	N	O	S	0	0	0
			625	388	129	106	2			
47	DX	77	Total	C	N	O	S	0	0	0
			625	388	129	106	2			

- Molecule 48 is a protein called 50S ribosomal protein L29.

Mol	Chain	Residues	Atoms					ZeroOcc	AltConf	Trace
48	BY	63	Total	C	N	O	S	0	0	0
			509	313	99	95	2			
48	DY	63	Total	C	N	O	S	0	0	0
			509	313	99	95	2			

- Molecule 49 is a protein called 50S ribosomal protein L30.

Mol	Chain	Residues	Atoms					ZeroOcc	AltConf	Trace
49	BZ	58	Total	C	N	O	S	0	0	0
			449	281	87	79	2			
49	DZ	58	Total	C	N	O	S	0	0	0
			449	281	87	79	2			

- Molecule 50 is a protein called 50S ribosomal protein L32.

Mol	Chain	Residues	Atoms					ZeroOcc	AltConf	Trace
50	B0	56	Total	C	N	O	S	0	0	0
			444	269	94	80	1			
50	D0	56	Total	C	N	O	S	0	0	0
			444	269	94	80	1			

- Molecule 51 is a protein called 50S ribosomal protein L33.

Mol	Chain	Residues	Atoms				ZeroOcc	AltConf	Trace
51	B1	50	Total	C	N	O	0	0	0
			409	263	75	71			
51	D1	50	Total	C	N	O	0	0	0
			409	263	75	71			

- Molecule 52 is a protein called 50S ribosomal protein L34.

Mol	Chain	Residues	Atoms					ZeroOcc	AltConf	Trace
52	B2	46	Total	C	N	O	S	0	0	0
			377	228	90	57	2			

Continued on next page...

Continued from previous page...

Mol	Chain	Residues	Atoms					ZeroOcc	AltConf	Trace
52	D2	46	Total	C	N	O	S	0	0	0
			377	228	90	57	2			

- Molecule 53 is a protein called 50S ribosomal protein L35.

Mol	Chain	Residues	Atoms					ZeroOcc	AltConf	Trace
53	B3	64	Total	C	N	O	S	0	0	0
			504	323	105	74	2			
53	D3	64	Total	C	N	O	S	0	0	0
			504	323	105	74	2			

- Molecule 54 is a protein called 50S ribosomal protein L36.

Mol	Chain	Residues	Atoms					ZeroOcc	AltConf	Trace
54	B4	38	Total	C	N	O	S	0	0	0
			302	185	65	48	4			
54	D4	38	Total	C	N	O	S	0	0	0
			302	185	65	48	4			

- Molecule 55 is a protein called Ribosome recycling factor, RRF.

Mol	Chain	Residues	Atoms					ZeroOcc	AltConf	Trace
55	CY	183	Total	C	N	O	S	0	0	0
			1423	874	260	283	6			

- Molecule 56 is MAGNESIUM ION (three-letter code: MG) (formula: Mg).

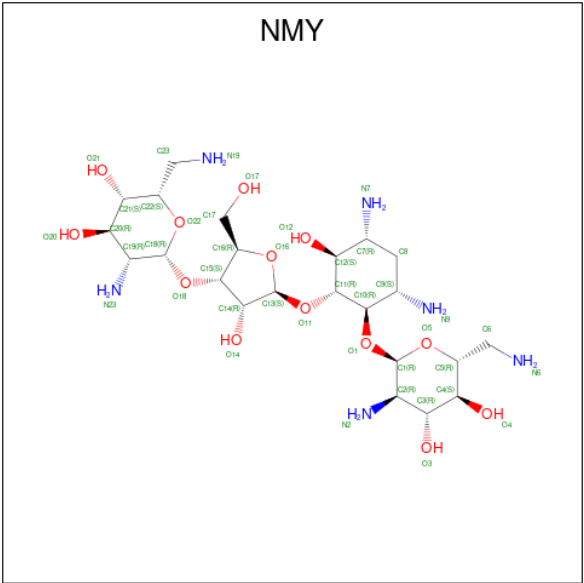
Mol	Chain	Residues	Atoms		ZeroOcc	AltConf
56	AA	54	Total	Mg	0	0
			54	54		
56	AD	1	Total	Mg	0	0
			1	1		
56	AN	1	Total	Mg	0	0
			1	1		
56	BA	163	Total	Mg	0	0
			163	163		
56	BB	3	Total	Mg	0	0
			3	3		
56	BC	1	Total	Mg	0	0
			1	1		
56	BQ	1	Total	Mg	0	0
			1	1		

Continued on next page...

Continued from previous page...

Mol	Chain	Residues	Atoms		ZeroOcc	AltConf
56	CA	71	Total	Mg	0	0
			71	71		
56	CX	1	Total	Mg	0	0
			1	1		
56	DA	187	Total	Mg	0	0
			187	187		
56	DB	4	Total	Mg	0	0
			4	4		
56	DE	1	Total	Mg	0	0
			1	1		
56	DL	1	Total	Mg	0	0
			1	1		
56	DO	1	Total	Mg	0	0
			1	1		

- Molecule 57 is NEOMYCIN (three-letter code: NMY) (formula: C₂₃H₄₆N₆O₁₃).



Mol	Chain	Residues	Atoms				ZeroOcc	AltConf
57	AA	1	Total	C	N	O	0	0
			42	23	6	13		
57	AA	1	Total	C	N	O	0	0
			42	23	6	13		
57	AA	1	Total	C	N	O	0	0
			42	23	6	13		
57	BA	1	Total	C	N	O	0	0
			42	23	6	13		

Continued on next page...

Continued from previous page...

Mol	Chain	Residues	Atoms				ZeroOcc	AltConf
57	BA	1	Total	C	N	O	0	0
			42	23	6	13		
57	BA	1	Total	C	N	O	0	0
			42	23	6	13		
57	BA	1	Total	C	N	O	0	0
			42	23	6	13		
57	BA	1	Total	C	N	O	0	0
			42	23	6	13		
57	BA	1	Total	C	N	O	0	0
			42	23	6	13		
57	BA	1	Total	C	N	O	0	0
			42	23	6	13		
57	CA	1	Total	C	N	O	0	0
			42	23	6	13		
57	DA	1	Total	C	N	O	0	0
			42	23	6	13		
57	DA	1	Total	C	N	O	0	0
			42	23	6	13		
57	DA	1	Total	C	N	O	0	0
			42	23	6	13		
57	DA	1	Total	C	N	O	0	0
			42	23	6	13		
57	DA	1	Total	C	N	O	0	0
			42	23	6	13		
57	DA	1	Total	C	N	O	0	0
			42	23	6	13		
57	DA	1	Total	C	N	O	0	0
			42	23	6	13		

- Molecule 58 is ZINC ION (three-letter code: ZN) (formula: Zn).

Mol	Chain	Residues	Atoms		ZeroOcc	AltConf
58	B4	1	Total	Zn	0	0
			1	1		
58	D4	1	Total	Zn	0	0
			1	1		

- Molecule 59 is water.

Mol	Chain	Residues	Atoms		ZeroOcc	AltConf
59	AA	188	Total	O	0	0
			188	188		

Continued on next page...

Continued from previous page...

Mol	Chain	Residues	Atoms	ZeroOcc	AltConf
59	AD	2	Total O 2 2	0	0
59	AK	1	Total O 1 1	0	0
59	AN	4	Total O 4 4	0	0
59	AT	2	Total O 2 2	0	0
59	AU	1	Total O 1 1	0	0
59	BA	616	Total O 616 616	0	0
59	BB	13	Total O 13 13	0	0
59	BC	10	Total O 10 10	0	0
59	BD	4	Total O 4 4	0	0
59	BL	4	Total O 4 4	0	0
59	BN	1	Total O 1 1	0	0
59	BT	3	Total O 3 3	0	0
59	BU	3	Total O 3 3	0	0
59	BV	1	Total O 1 1	0	0
59	B0	1	Total O 1 1	0	0
59	B3	1	Total O 1 1	0	0
59	B4	1	Total O 1 1	0	0
59	CA	192	Total O 192 192	0	0
59	CC	1	Total O 1 1	0	0
59	CE	1	Total O 1 1	0	0
59	CL	1	Total O 1 1	0	0

Continued on next page...

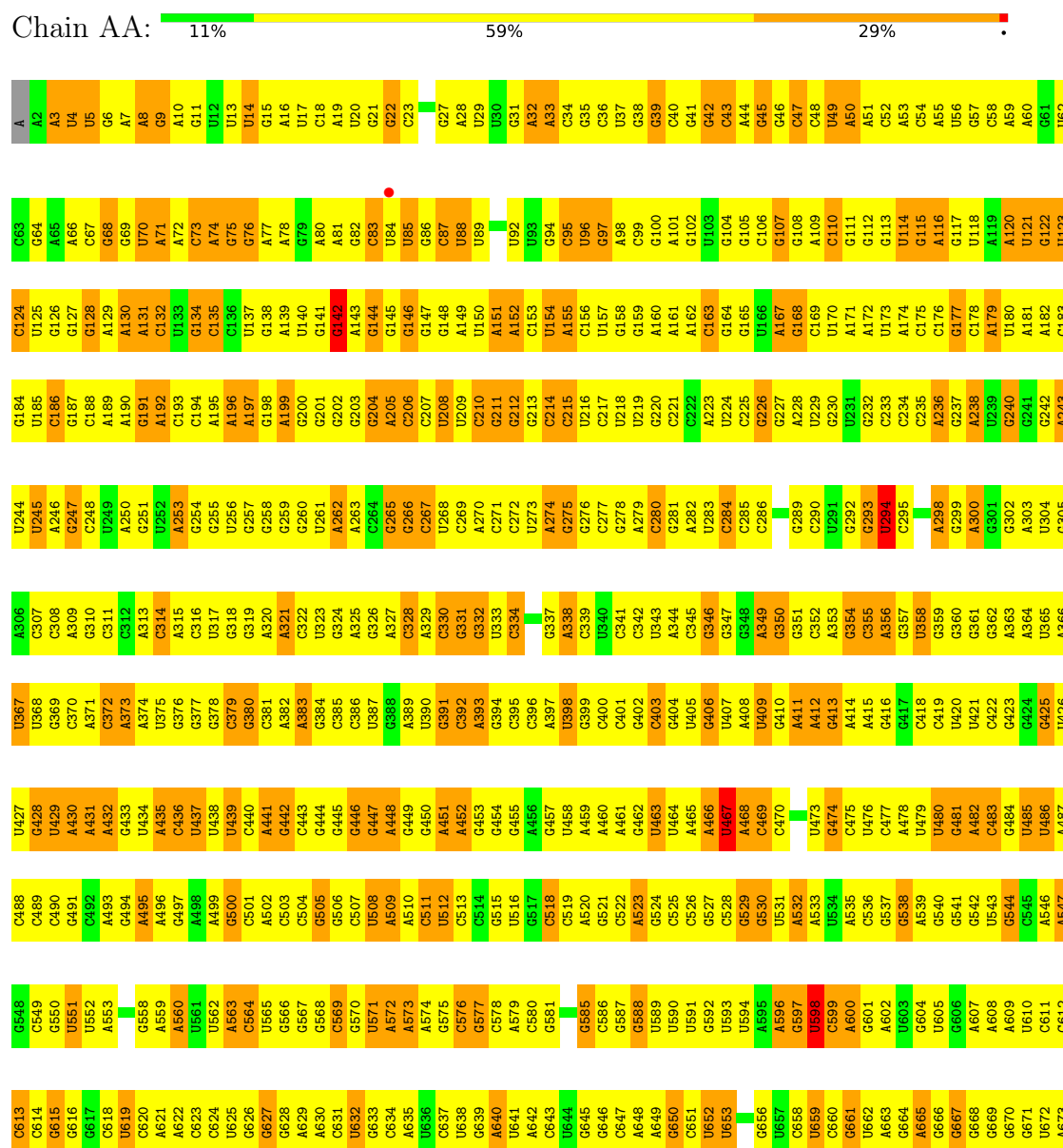
Continued from previous page...

Mol	Chain	Residues	Atoms		ZeroOcc	AltConf
59	CN	6	Total 6	O 6	0	0
59	CT	2	Total 2	O 2	0	0
59	DA	627	Total 627	O 627	0	0
59	DB	13	Total 13	O 13	0	0
59	DC	4	Total 4	O 4	0	0
59	DD	2	Total 2	O 2	0	0
59	DE	4	Total 4	O 4	0	0
59	DF	1	Total 1	O 1	0	0
59	DL	7	Total 7	O 7	0	0
59	DN	2	Total 2	O 2	0	0
59	DQ	1	Total 1	O 1	0	0
59	DS	1	Total 1	O 1	0	0
59	DT	1	Total 1	O 1	0	0
59	DU	1	Total 1	O 1	0	0
59	DV	1	Total 1	O 1	0	0
59	D3	2	Total 2	O 2	0	0
59	D4	1	Total 1	O 1	0	0

3 Residue-property plots

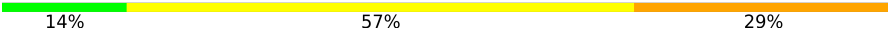
These plots are drawn for all protein, RNA, DNA and oligosaccharide chains in the entry. The first graphic for a chain summarises the proportions of the various outlier classes displayed in the second graphic. The second graphic shows the sequence view annotated by issues in geometry and electron density. Residues are color-coded according to the number of geometric quality criteria for which they contain at least one outlier: green = 0, yellow = 1, orange = 2 and red = 3 or more. A red dot above a residue indicates a poor fit to the electron density ($RSRZ > 2$). Stretches of 2 or more consecutive residues without any outlier are shown as a green connector. Residues present in the sample, but not in the model, are shown in grey.

- Molecule 1: 16S ribosomal RNA



U1537	G1475	A1410	A1350	A1289	G1166	A1102	A1042	U981	U920	G859	G799	C735	G674
C1538	A1476	C1411	U1351	G1290	A1167	C1103	G1043	U952	U921	A860	G800	C736	A675
C1539	U1477	C1412	C1352	U1291	U1168	G1104	A1044	A953	G922	G861	U801	C737	A676
U1540	U1478	C1413	G1353	G1292	A1169	A1105	C1045	C984	A923	C862	A802	C738	U677
U	C1479	U1414	U1354	C1293	A1170	G1106	A1046	C985	C924	U863	G803		U678
A	A1480	G1415	G1355	G1294	A1171	C1107	G1047	U986	G925	A864	U804	G741	C679
	U1481	G1416	G1356	U1295	C1172	G1108	G1048	G987	G926	A865	C805	G742	C680
	G1482	G1417	A1357	C1296	U1173	C1109	U1049	U988	G927	A866	C806	G743	A681
	A1483	A1418	U1358	G1297	G1174	A1110	G1050	U989	G928	C867	U807	G744	G682
	C1484	U1419	A1359	U1298	U1175	A1111	C1051	C990	G929	C868	C808	G745	C683
	U1485	U1420	A1360	A1299	C1176	C1112	U1052	U991	C930	C869	C809	G746	U684
	G1486	G1421	G1361	U1301	U1178	C1113	G1053	U992	C931	U870	C810	G747	G685
	G1487	C1422	A1362	G1302	A1179	C1114	A1054	G993	C932	U871	C811	G748	U686
	G1488	G1423	A1363	C1302	A1180	U1115	A1055	A994	G933	A872	C812	A749	A687
	G1489	A1424	U1364	G1303	G1181	U1116	U1056	C995	C934	A873	U813	C750	C688
	U1490	U1425	G1365	C1304	A1182	A1117	G1057	A996	A935	G874	A814	U751	C689
	G1491	G1426	C1366	U1183	U1118	U1118	G1058	U997	C936	U875	A815	G752	G690
	A1492	C1427	G1367	U1183	U1118	U1118	C1059	C998	A937	C876	A816		G691
	G1493	A1428	A1368	U1307	G1185	U1122	U1060		A938	G877	C817	G755	U692
	G1494	A1429	C1369	U1308	G1186	U1123	G1061	C1001	G939	A878	C818	G756	G693
	U1495	U1430	G1370	G1309	G1187	U1124	U1062	G1002	C940	A879	A819	G757	A694
	C1496	A1431	G1371	A1188	U1188	U1125	G1063	G1003	C941	C880	U820	C758	A695
	G1497	G1432	U1372	G1311	U1189	U1126	G1064	A1004	G942	C881	G821	A759	A696
	U1498	A1433	G1373	G1312	G1190	G1127	U1065	A1005	U943	C882	U822		U697
	A1499	G1434	A1374	U1313	A1191	C1128	C1066	G1006	G944	C883	C823	G763	G700
	A1500	G1435	A1375	C1314	C1192	C1129	A1067	U1007	G945	U884	G824	C764	A701
	C1501	U1436	U1376	U1315	G1193	A1130	G1068	U1008	A946	C885	A825	C765	U702
	A1502	A1437	A1377	G1316	U1194		C1069	C1009	G947	C886	C826	A766	A703
	G1503	G1438	C1378	C1317	C1195	G1133	U1070	U1010	C948	C887	U827	A767	G704
	U1504	G1439	G1379	A1318	A1196	G1134	G1071	C1011	U949	C888	U828	A768	A704
	G1505	U1440	U1380	G1319	A1197	U1135	G1072	A1012	U950	A889	G829	G769	G705
	U1506	A1441	U1381	C1320	G1198	C1136	U1073	G1013	C951	C890	C830	C770	A706
	A1507	G1442	C1382	U1321	U1199	C1137	U1074	A1014	U952	A891	A831	G771	U707
	A1508	A1446	C1383	C1322	C1200	G1138	U1075	G1015	G953	A892	C832	U772	U708
	C1510	U1447	G1384	A1323	A1201	G1139	U1076	A1016	G954	C893	G833	G773	U709
	A1513	G1448	G1385	A1324	U1202	U1140	G1077	U1017	U955	G894	U834	G774	G710
	G1514	U1449	G1386	C1325	C1203	C1141	U1078	G1018	U956	C895	U835	G775	G711
	U1515	U1450	G1387	U1326	G1206	G1142	G1079	A1019	U957	C896	G836	A776	A712
	G1516	U1451	C1388	C1327	C1207	G1143	A1080	G1020	A958	C897	U837	A777	G713
	U1517	C1452	C1389	C1328	C1208	A1144	A1081	A1021	A959	C898	C838	G778	A715
	G1518	G1453	U1390	A1329	C1209	A1145	A1082	A1022	U960	C899	C839	C779	A716
	A1519	U1454	U1391	U1330	C1210	A1146	U1083	U1023	U961	A900	C840	A780	A717
	C1520	G1455	G1392	G1331	C1211	C1147	G1084	G1024	C962	A901	C841	A781	U718
	C1521	A1456	U1393	A1332	U1212	U1148	U1085	U1025		G902	U842	A782	C719
	U1522	G1457	A1394	A1333	U1213	C1149	U1086	G1026	U965	G903	U843	C763	C720
	G1523	U1458	C1395	G1334	A1213	A1150	G1087	C1027	G966	U904	G844	A784	G721
	C1524	G1459	A1396	U1335	C1214	A1151	G1088	C1028	C967	U905	A845	G785	A728
	U1525	C1460	C1397	G1336	G1215	A1152	G1089	U1029	A968	U906	C846	G786	G722
	G1526	G1461	G1398	G1337	A1216	G1153	U1090	U1030	A969	A907	G847	A787	U723
			C1399	C1338	C1217	G1154	U1091	C1031	C970	A908	C848	U788	G724
			C1400	A1339	C1218	A1155	A1092	G1032	G971	A909	C849	U789	G725
			G1401		A1219	G1156	A1093	C910	C972	C850	U850	A790	C726
			C1402	C1342	G1220	A1157	G1094	U911	C973	U911	C851	G791	G727
			C1403	G1343	G1221	C1158	U1095	A1034	A974	C912	C852	A792	A728
			C1404	C1344	G1222	U1159	C1096	A1035	A975	C913	C853	A793	A729
			G1405	U1345	C1223	U1160	C1097	C1037	G976	A914	U854	A794	G730
			U1406	A1346	U1224	C1161	C1098	C1038	A977		U855	C731	G731
			U1407	G1347	A1225	A1162	G1099	G1039	A978	G917	C856	C796	C732
			A1408	U1348	C1226	A1163	U1099	U1040	C979	C857	A918	C797	G733
			C1409	A1349	A1227		A1101	G1041	C980		C858	U798	G734

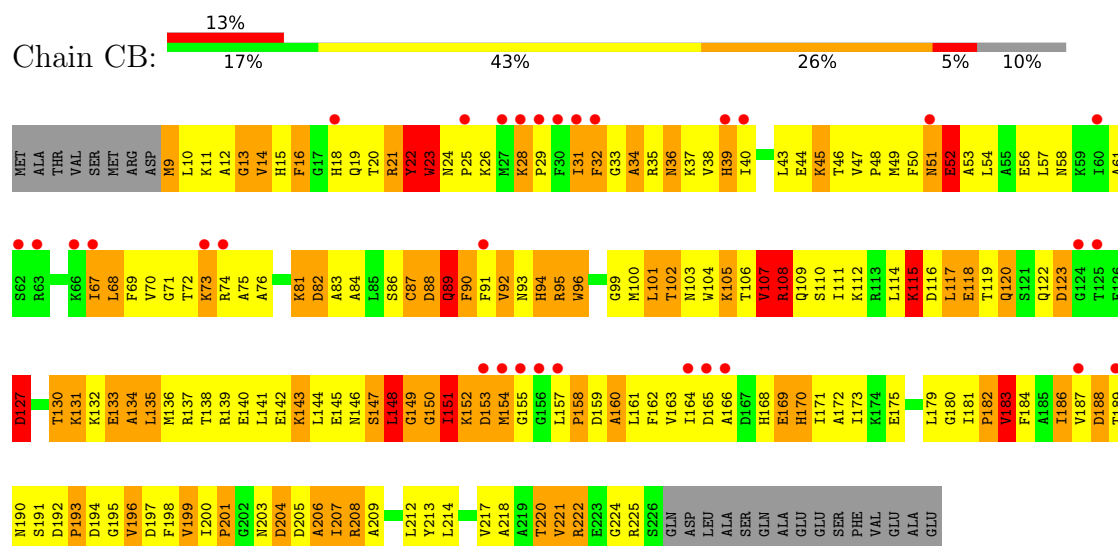
- Molecule 1: 16S ribosomal RNA

Chain CA: 

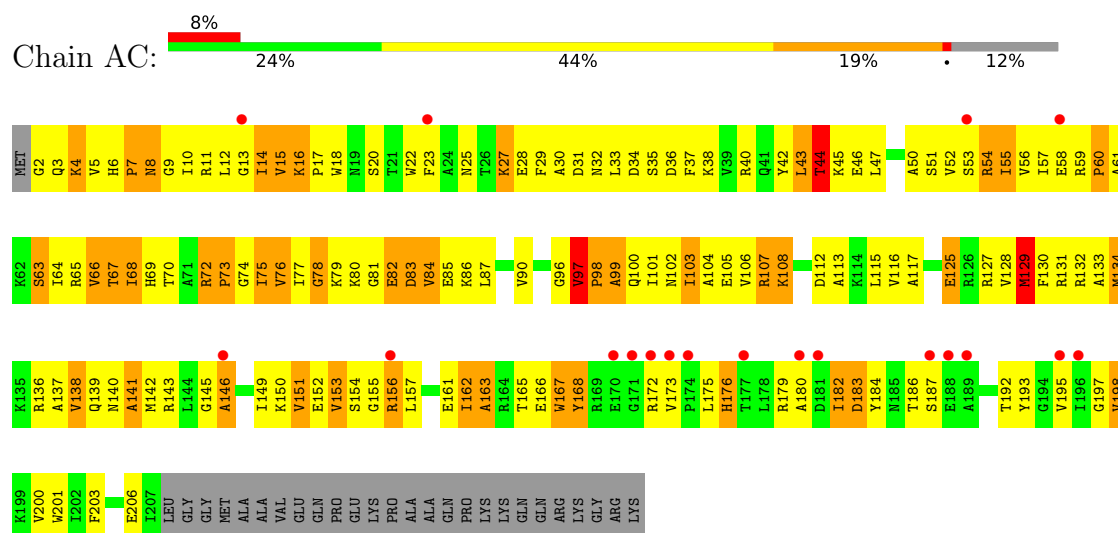
A	A2	A3	A4	A5	A6	A7	A8	A9	A10	A11	A12	A13	A14	A15	A16	A17	A18	A19	A20	A21	A22	A23	A24	A25	A26	A27	A28	A29	A30	A31	A32	A33	A34	A35	A36	A37	A38	A39	A40	A41	A42	A43	A44	A45	A46	A47	A48	A49	A50	A51	A52	A53	A54	A55	A56	A57	A58	A59	A60	A61	A62	A63	A64	A65	A66	A67	A68	A69	A70	A71	A72	A73	A74	A75	A76	A77	A78	A79	A80	A81	A82	A83	A84	A85	A86	A87	A88	A89	A90	A91	A92	A93	A94	A95	A96	A97	A98	A99	A100	A101	A102	A103	A104	A105	A106	A107	A108	A109	A110	A111	A112	A113	A114	A115	A116	A117	A118	A119	A120	A121	A122	A123	A124	A125	A126	A127	A128	A129	A130	A131	A132	A133	A134	A135	A136	A137	A138	A139	A140	A141	A142	A143	A144	A145	A146	A147	A148	A149	A150	A151	A152	A153	A154	A155	A156	A157	A158	A159	A160	A161	A162	A163	A164	A165	A166	A167	A168	A169	A170	A171	A172	A173	A174	A175	A176	A177	A178	A179	A180	A181	A182	A183	A184	A185	A186	A187	A188	A189	A190	A191	A192	A193	A194	A195	A196	A197	A198	A199	A200	A201	A202	A203	A204	A205	A206	A207	A208	A209	A210	A211	A212	A213	A214	A215	A216	A217	A218	A219	A220	A221	A222	A223	A224	A225	A226	A227	A228	A229	A230	A231	A232	A233	A234	A235	A236	A237	A238	A239	A240	A241	A242	A243	A244	A245	A246	A247	A248	A249	A250	A251	A252	A253	A254	A255	A256	A257	A258	A259	A260	A261	A262	A263	A264	A265	A266	A267	A268	A269	A270	A271	A272	A273	A274	A275	A276	A277	A278	A279	A280	A281	A282	A283	A284	A285	A286	A287	A288	A289	A290	A291	A292	A293	A294	A295	A296	A297	A298	A299	A300	A301	A302	A303	A304	A305	A306	A307	A308	A309	A310	A311	A312	A313	A314	A315	A316	A317	A318	A319	A320	A321	A322	A323	A324	A325	A326	A327	A328	A329	A330	A331	A332	A333	A334	A335	A336	A337	A338	A339	A340	A341	A342	A343	A344	A345	A346	A347	A348	A349	A350	A351	A352	A353	A354	A355	A356	A357	A358	A359	A360	A361	A362	A363	A364	A365	A366	A367	A368	A369	A370	A371	A372	A373	A374	A375	A376	A377	A378	A379	A380	A381	A382	A383	A384	A385	A386	A387	A388	A389	A390	A391	A392	A393	A394	A395	A396	A397	A398	A399	A400	A401	A402	A403	A404	A405	A406	A407	A408	A409	A410	A411	A412	A413	A414	A415	A416	A417	A418	A419	A420	A421	A422	A423	A424	A425	A426	A427	A428	A429	A430	A431	A432	A433	A434	A435	A436	A437	A438	A439	A440	A441	A442	A443	A444	A445	A446	A447	A448	A449	A450	A451	A452	A453	A454	A455	A456	A457	A458	A459	A460	A461	A462	A463	A464	A465	A466	A467	A468	A469	A470	A471	A472	A473	A474	A475	A476	A477	A478	A479	A480	A481	A482	A483	A484	A485	A486	A487	A488	A489	A490	A491	A492	A493	A494	A495	A496	A497	A498	A499	A500	A501	A502	A503	A504	A505	A506	A507	A508	A509	A510	A511	A512	A513	A514	A515	A516	A517	A518	A519	A520	A521	A522	A523	A524	A525	A526	A527	A528	A529	A530	A531	A532	A533	A534	A535	A536	A537	A538	A539	A540	A541	A542	A543	A544	A545	A546	A547	A548	A549	A550	A551	A552	A553	A554	A555	A556	A557	A558	A559	A560	A561	A562	A563	A564	A565	A566	A567	A568	A569	A570	A571	A572	A573	A574	A575	A576	A577	A578	A579	A580	A581	A582	A583	A584	A585	A586	A587	A588	A589	A590	A591	A592	A593	A594	A595	A596	A597	A598	A599	A600	A601	A602	A603	A604	A605	A606	A607	A608	A609	A610	A611	A612	A613	A614	A615	A616	A617	A618	A619	A620	A621	A622	A623	A624	A625	A626	A627	A628	A629	A630	A631	A632	A633	A634	A635	A636	A637	A638	A639	A640	A641	A642	A643	A644	A645	A646	A647	A648	A649	A650	A651	A652	A653	A654	A655	A656	A657	A658	A659	A660	A661	A662	A663	A664	A665	A666	A667	A668	A669	A670	A671	A672	A673	A674	A675	A676	A677	A678	A679	A680	A681	A682	A683	A684	A685	A686	A687	A688	A689	A690	A691	A692	A693	A694	A695	A696	A697	A698	A699	A700	A701	A702	A703	A704	A705	A706	A707	A708	A709	A710	A711	A712	A713	A714	A715	A716	A717	A718	A719	A720	A721	A722	A723	A724	A725	A726	A727	A728	A729	A730	A731	A732	A733	A734	A735	A736	A737	A738	A739	A740	A741	A742	A743	A744	A745	A746	A747	A748	A749	A750	A751	A752	A753	A754	A755	A756	A757	A758	A759	A760	A761	A762	A763	A764	A765	A766	A767	A768	A769	A770	A771	A772	A773	A774	A775	A776	A777	A778	A779	A780	A781	A782	A783	A784	A785	A786	A787	A788	A789	A790	A791	A792	A793	A794	A795	A796	A797	A798	A799	A800	A801	A802	A803	A804	A805	A806	A807	A808	A809	A810	A811	A812	A813	A814	A815	A816	A817	A818	A819	A820	A821	A822	A823	A824	A825	A826	A827	A828	A829	A830	A831	A832	A833	A834	A835	A836	A837	A838	A839	A840	A841	A842	A843	A844	A845	A846	A847	A848	A849	A850	A851	A852	A853	A854	A855	A856	A857	A858	A859	A860	A861	A862	A863	A864	A865	A866	A867	A868	A869	A870	A871	A872	A873	A874	A875	A876	A877	A878	A879	A880	A881	A882	A883	A884	A885	A886	A887	A888	A889	A890	A891	A892	A893	A894	A895	A896	A897	A898	A899	A900	A901	A902	A903	A904	A905	A906	A907	A908	A909	A910	A911	A912	A913	A914	A915	A916	A917	A918	A919	A920	A921	A922	A923	A924	A925	A926	A927	A928	A929	A930	A931	A932	A933	A934	A935	A936	A937	A938	A939	A940	A941	A942	A943	A944	A945	A946	A947	A948	A949	A950	A951	A952	A953	A954	A955	A956	A957	A958	A959	A960	A961	A962	A963	A964	A965	A966	A967	A968	A969	A970	A971	A972	A973	A974	A975	A976	A977	A978	A979	A980	A981	A982	A983	A984	A985	A986	A987	A988	A989	A990	A991	A992	A993	A994	A995	A996	A997	A998	A999	A1000
---	----	----	----	----	----	----	----	----	-----	-----	-----	-----	-----	-----	-----	-----	-----	-----	-----	-----	-----	-----	-----	-----	-----	-----	-----	-----	-----	-----	-----	-----	-----	-----	-----	-----	-----	-----	-----	-----	-----	-----	-----	-----	-----	-----	-----	-----	-----	-----	-----	-----	-----	-----	-----	-----	-----	-----	-----	-----	-----	-----	-----	-----	-----	-----	-----	-----	-----	-----	-----	-----	-----	-----	-----	-----	-----	-----	-----	-----	-----	-----	-----	-----	-----	-----	-----	-----	-----	-----	-----	-----	-----	-----	-----	-----	-----	-----	------	------	------	------	------	------	------	------	------	------	------	------	------	------	------	------	------	------	------	------	------	------	------	------	------	------	------	------	------	------	------	------	------	------	------	------	------	------	------	------	------	------	------	------	------	------	------	------	------	------	------	------	------	------	------	------	------	------	------	------	------	------	------	------	------	------	------	------	------	------	------	------	------	------	------	------	------	------	------	------	------	------	------	------	------	------	------	------	------	------	------	------	------	------	------	------	------	------	------	------	------	------	------	------	------	------	------	------	------	------	------	------	------	------	------	------	------	------	------	------	------	------	------	------	------	------	------	------	------	------	------	------	------	------	------	------	------	------	------	------	------	------	------	------	------	------	------	------	------	------	------	------	------	------	------	------	------	------	------	------	------	------	------	------	------	------	------	------	------	------	------	------	------	------	------	------	------	------	------	------	------	------	------	------	------	------	------	------	------	------	------	------	------	------	------	------	------	------	------	------	------	------	------	------	------	------	------	------	------	------	------	------	------	------	------	------	------	------	------	------	------	------	------	------	------	------	------	------	------	------	------	------	------	------	------	------	------	------	------	------	------	------	------	------	------	------	------	------	------	------	------	------	------	------	------	------	------	------	------	------	------	------	------	------	------	------	------	------	------	------	------	------	------	------	------	------	------	------	------	------	------	------	------	------	------	------	------	------	------	------	------	------	------	------	------	------	------	------	------	------	------	------	------	------	------	------	------	------	------	------	------	------	------	------	------	------	------	------	------	------	------	------	------	------	------	------	------	------	------	------	------	------	------	------	------	------	------	------	------	------	------	------	------	------	------	------	------	------	------	------	------	------	------	------	------	------	------	------	------	------	------	------	------	------	------	------	------	------	------	------	------	------	------	------	------	------	------	------	------	------	------	------	------	------	------	------	------	------	------	------	------	------	------	------	------	------	------	------	------	------	------	------	------	------	------	------	------	------	------	------	------	------	------	------	------	------	------	------	------	------	------	------	------	------	------	------	------	------	------	------	------	------	------	------	------	------	------	------	------	------	------	------	------	------	------	------	------	------	------	------	------	------	------	------	------	------	------	------	------	------	------	------	------	------	------	------	------	------	------	------	------	------	------	------	------	------	------	------	------	------	------	------	------	------	------	------	------	------	------	------	------	------	------	------	------	------	------	------	------	------	------	------	------	------	------	------	------	------	------	------	------	------	------	------	------	------	------	------	------	------	------	------	------	------	------	------	------	------	------	------	------	------	------	------	------	------	------	------	------	------	------	------	------	------	------	------	------	------	------	------	------	------	------	------	------	------	------	------	------	------	------	------	------	------	------	------	------	------	------	------	------	------	------	------	------	------	------	------	------	------	------	------	------	------	------	------	------	------	------	------	------	------	------	------	------	------	------	------	------	------	------	------	------	------	------	------	------	------	------	------	------	------	------	------	------	------	------	------	------	------	------	------	------	------	------	------	------	------	------	------	------	------	------	------	------	------	------	------	------	------	------	------	------	------	------	------	------	------	------	------	------	------	------	------	------	------	------	------	------	------	------	------	------	------	------	------	------	------	------	------	------	------	------	------	------	------	------	------	------	------	------	------	------	------	------	------	------	------	------	------	------	------	------	------	------	------	------	------	------	------	------	------	------	------	------	------	------	------	------	------	------	------	------	------	------	------	------	------	------	------	------	------	------	------	------	------	------	------	------	------	------	------	------	------	------	------	------	------	------	------	------	------	------	------	------	------	------	------	------	------	------	------	------	------	------	------	------	------	------	------	------	------	------	------	------	------	------	------	------	------	------	------	------	------	------	------	------	------	------	------	------	------	------	------	------	------	------	------	------	------	------	------	------	------	------	------	------	------	------	------	------	------	------	------	------	------	------	------	------	------	------	------	------	------	------	------	------	------	------	------	------	------	------	------	------	------	------	------	------	------	------	------	------	------	------	------	------	------	------	------	------	------	------	------	------	------	------	------	------	------	------	------	------	------	------	------	------	------	------	------	------	------	------	------	------	------	------	------	------	------	------	------	------	------	------	------	------	------	------	------	------	------	------	------	------	------	------	------	------	------	------	------	------	------	------	------	------	------	------	------	-------



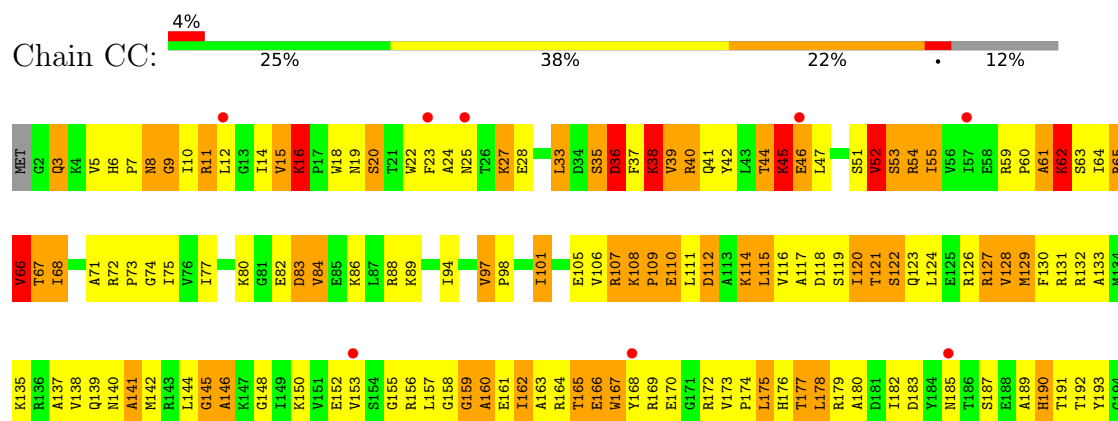
- Molecule 2: 30S ribosomal protein S2




- Molecule 3: 30S ribosomal protein S3

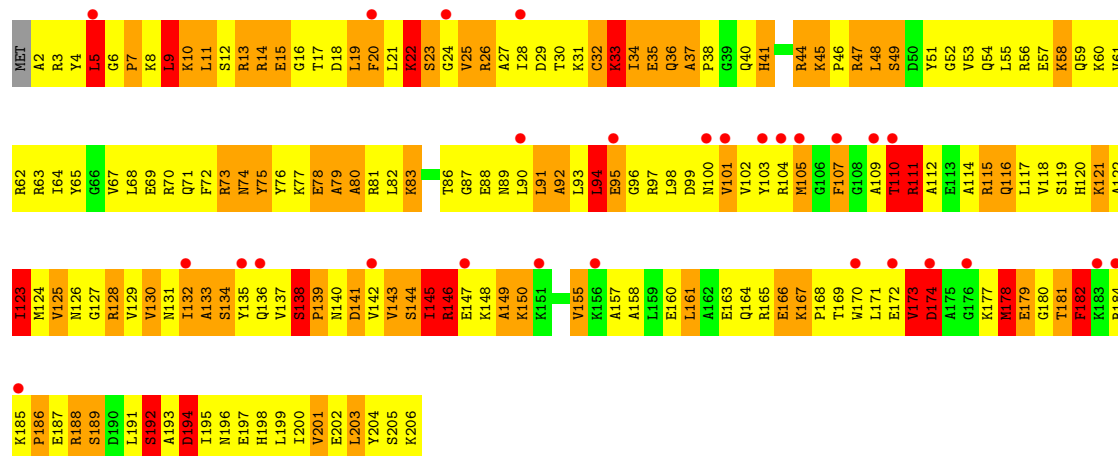
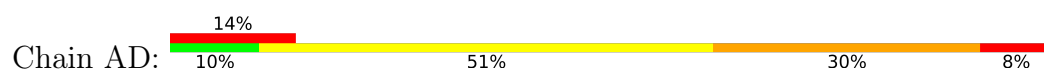


- Molecule 3: 30S ribosomal protein S3

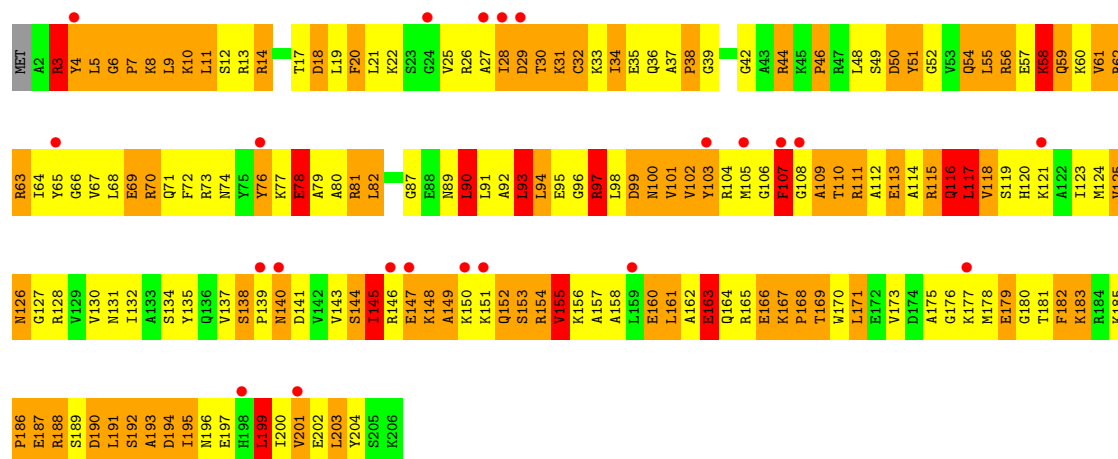
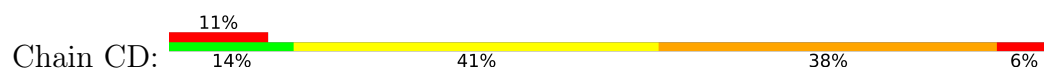




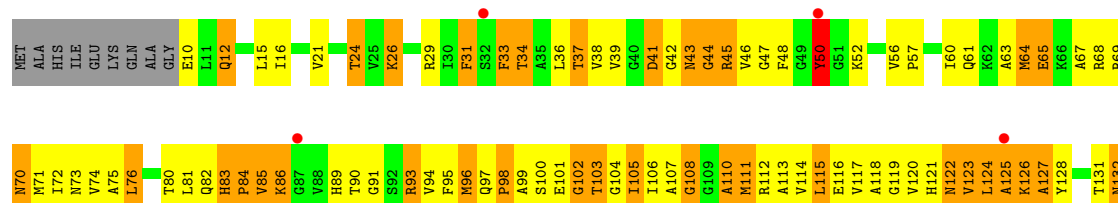
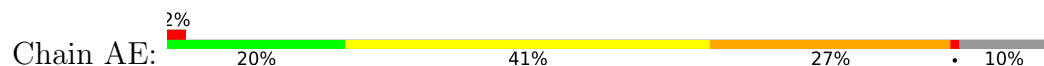
- Molecule 4: 30S ribosomal protein S4



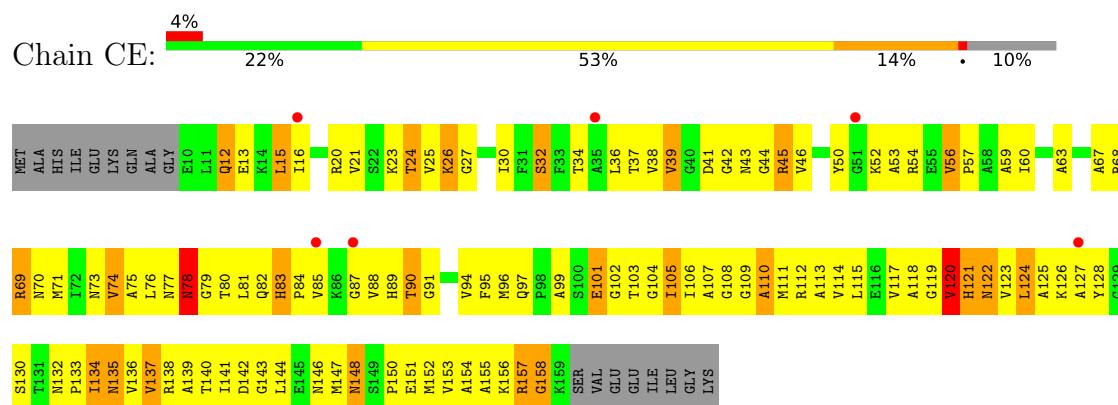
- Molecule 4: 30S ribosomal protein S4



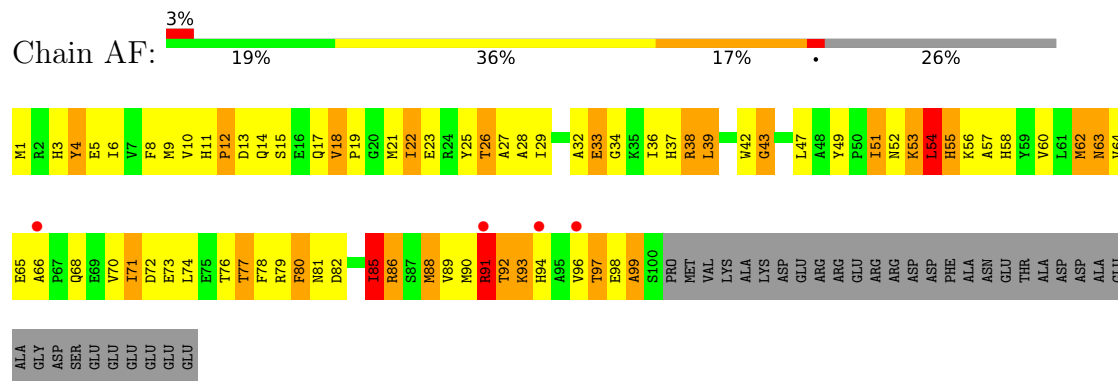
- Molecule 5: 30S ribosomal protein S5



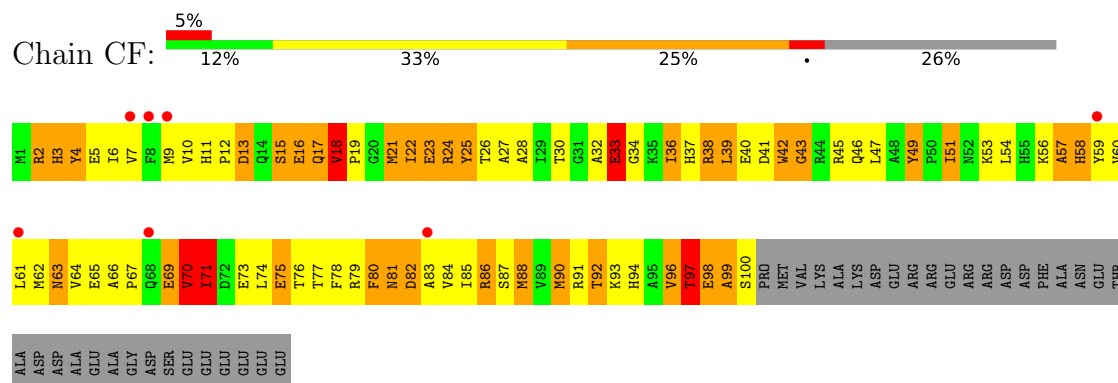
- Molecule 5: 30S ribosomal protein S5



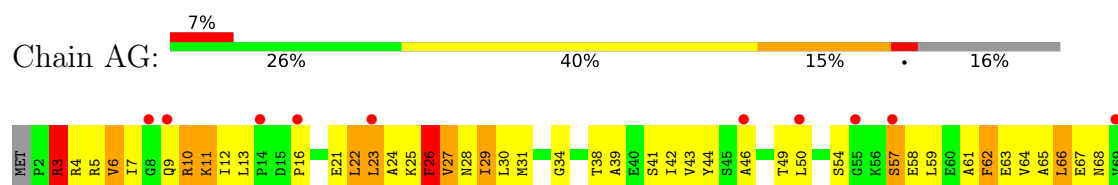
- Molecule 6: 30S ribosomal protein S6

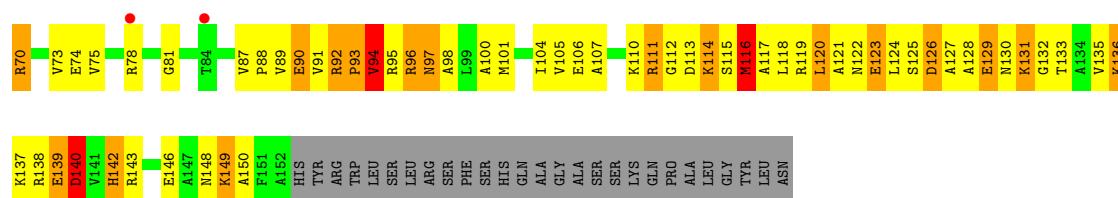


- Molecule 6: 30S ribosomal protein S6

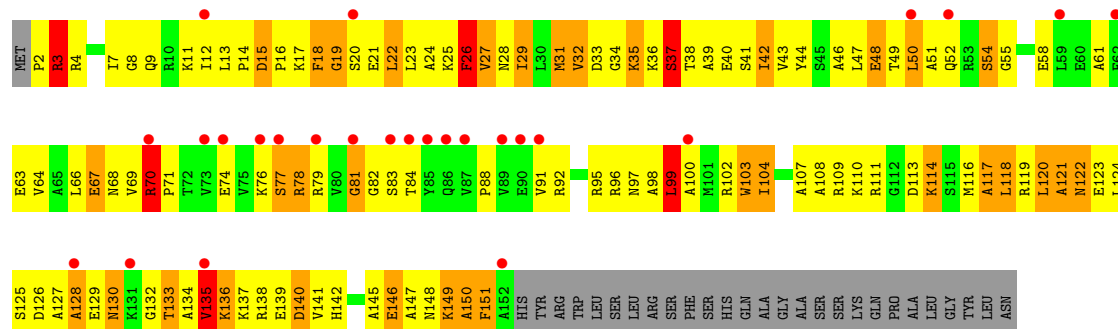
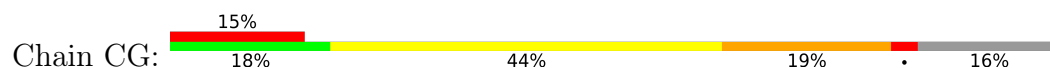


- Molecule 7: 30S ribosomal protein S7

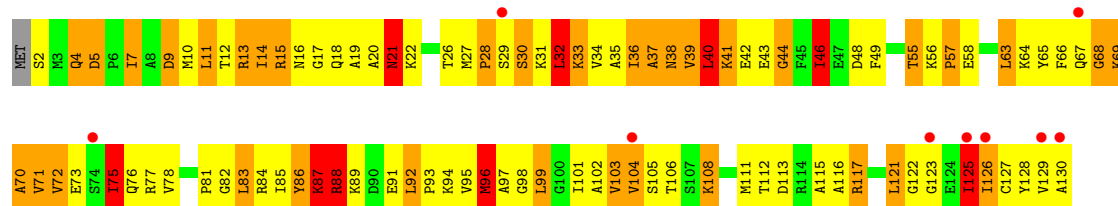
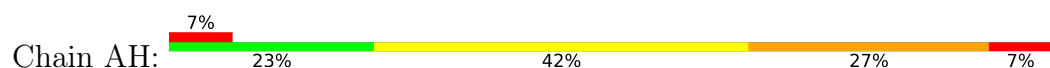




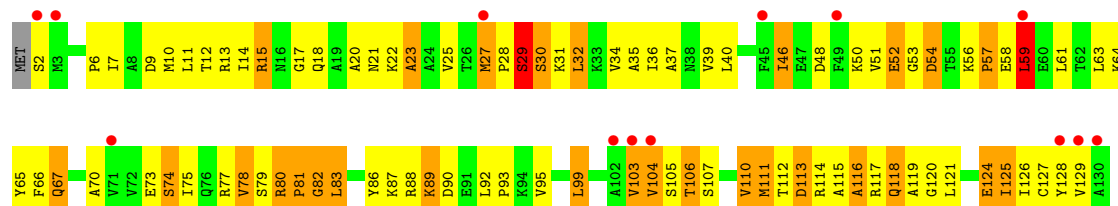
• Molecule 7: 30S ribosomal protein S7



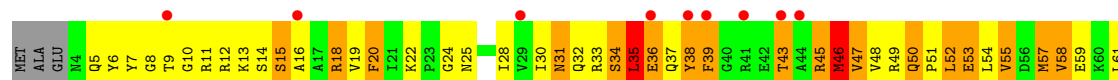
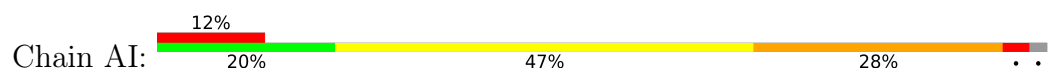
• Molecule 8: 30S ribosomal protein S8

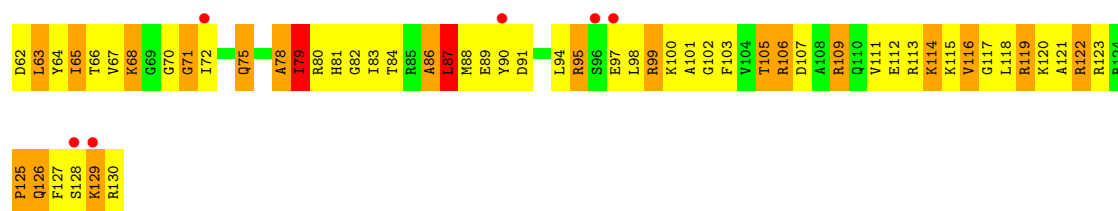


• Molecule 8: 30S ribosomal protein S8

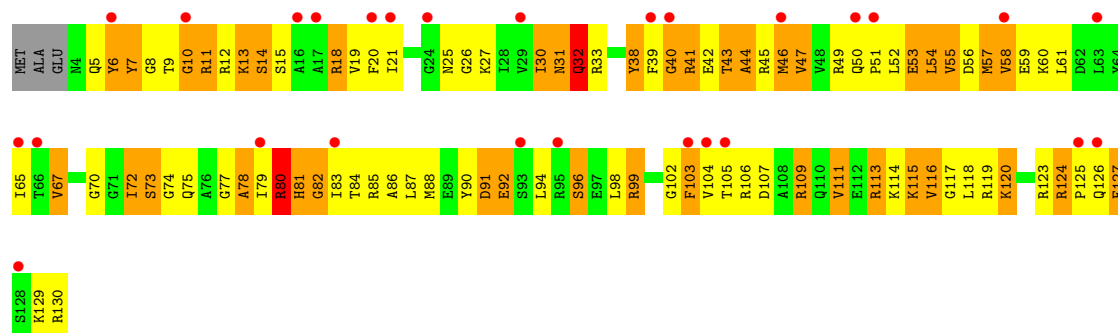
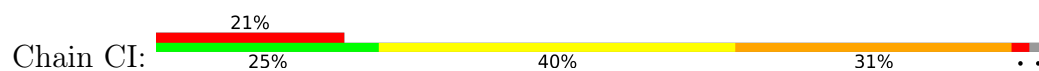


• Molecule 9: 30S ribosomal protein S9

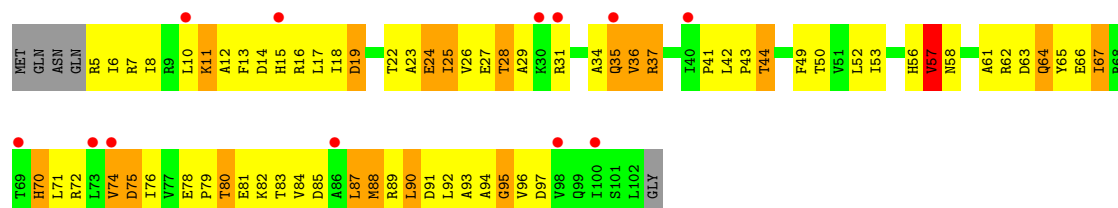




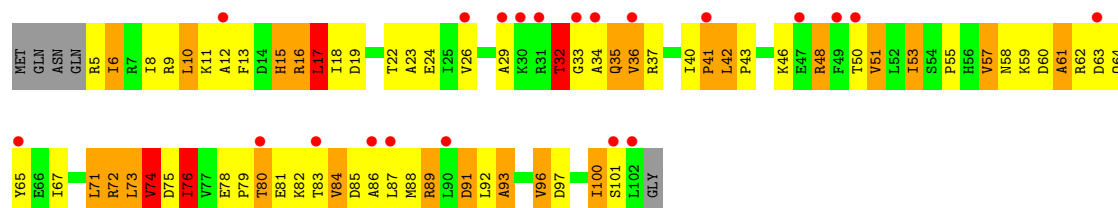
• Molecule 9: 30S ribosomal protein S9




• Molecule 10: 30S ribosomal protein S10




• Molecule 10: 30S ribosomal protein S10

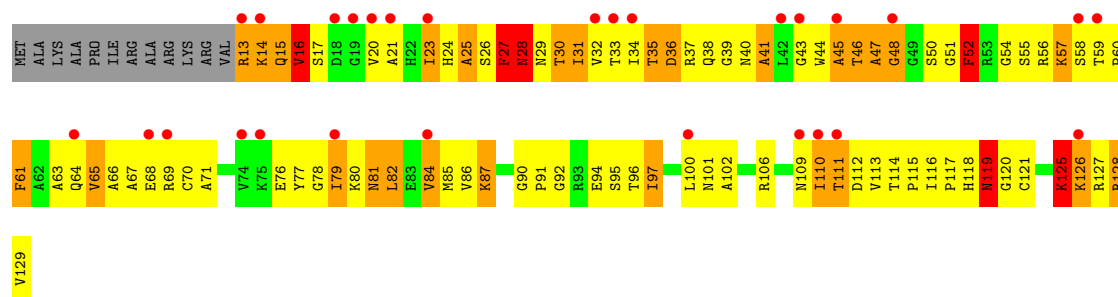
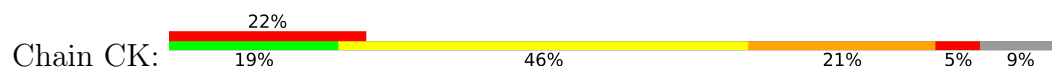


• Molecule 11: 30S ribosomal protein S11

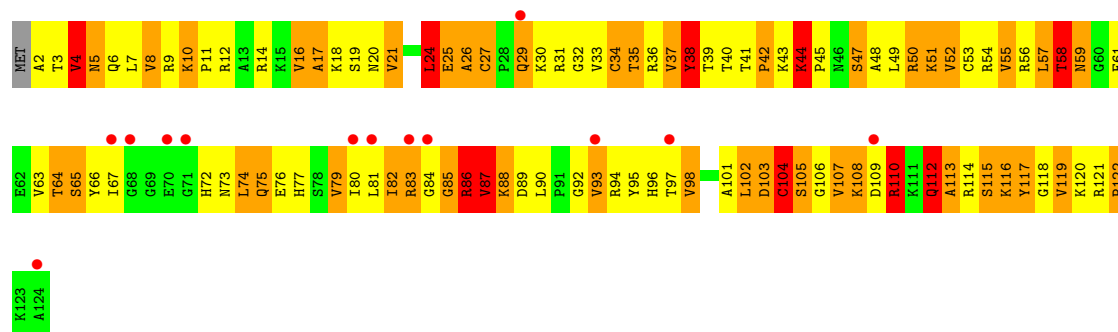
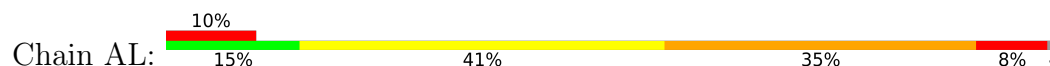




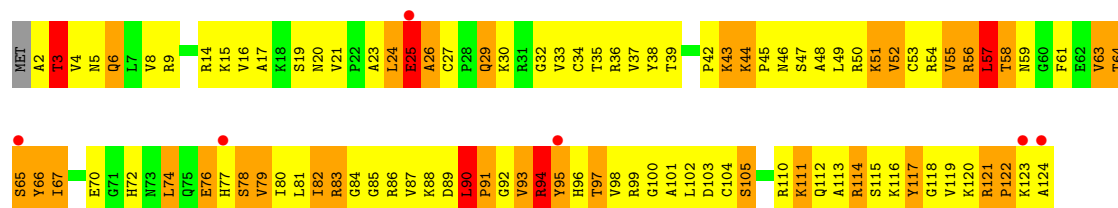
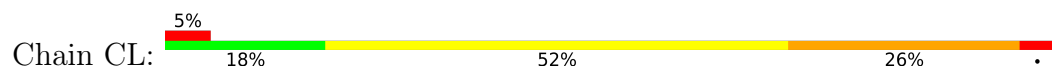
• Molecule 11: 30S ribosomal protein S11



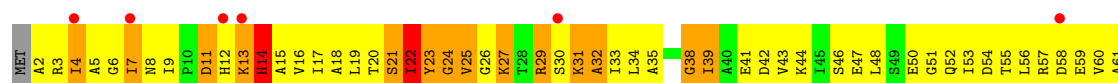
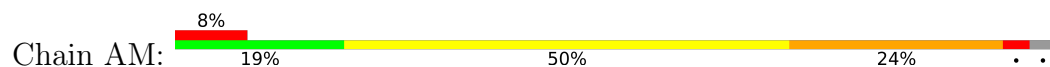
• Molecule 12: 30S ribosomal protein S12




• Molecule 12: 30S ribosomal protein S12

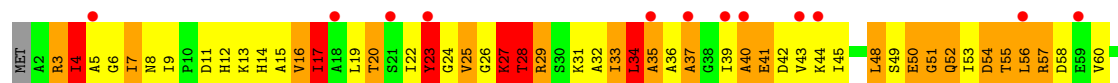
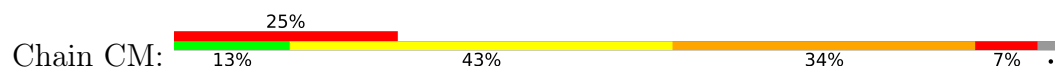


• Molecule 13: 30S ribosomal protein S13

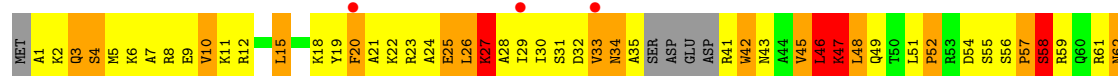
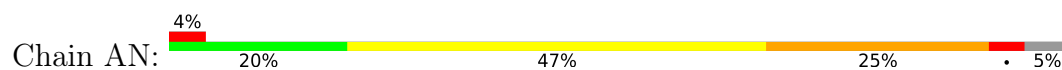




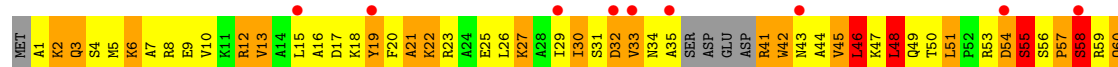
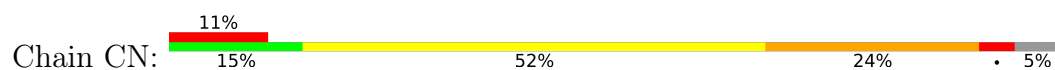
• Molecule 13: 30S ribosomal protein S13



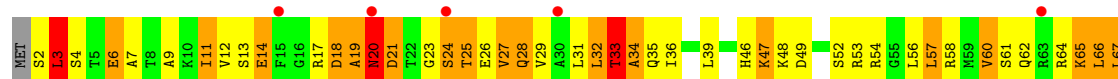
• Molecule 14: 30S ribosomal protein S14



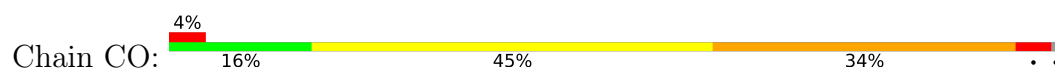
• Molecule 14: 30S ribosomal protein S14

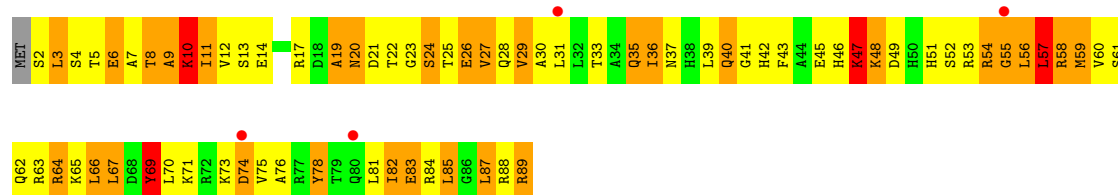


• Molecule 15: 30S ribosomal protein S15

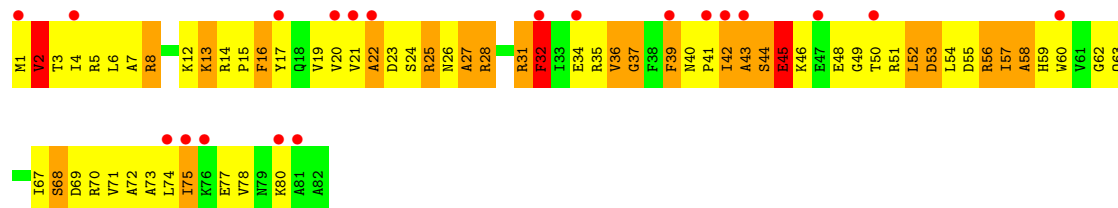
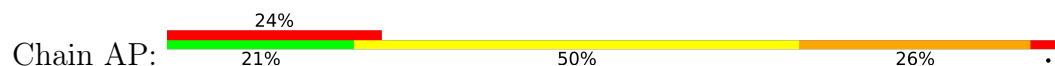


• Molecule 15: 30S ribosomal protein S15

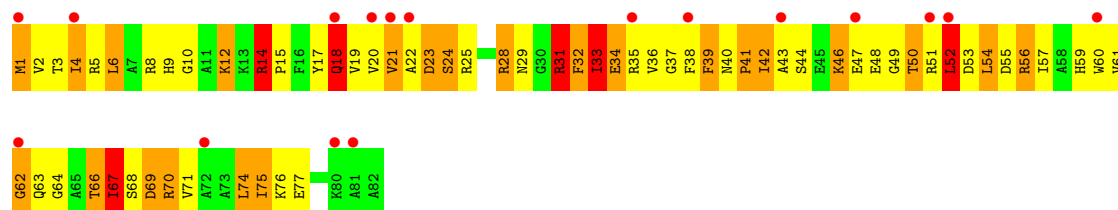
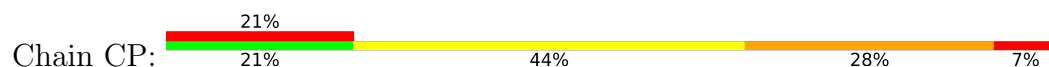




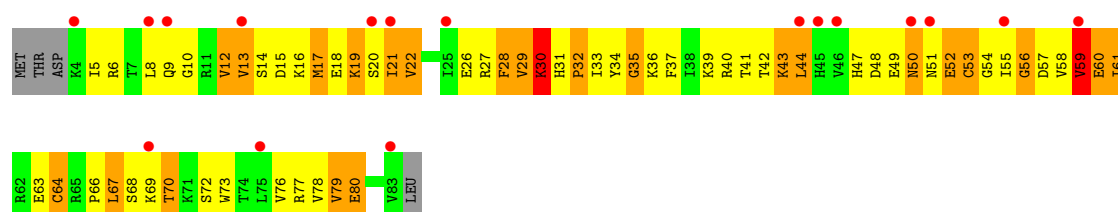
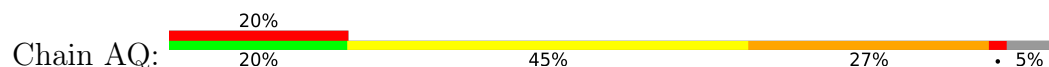
• Molecule 16: 30S ribosomal protein S16



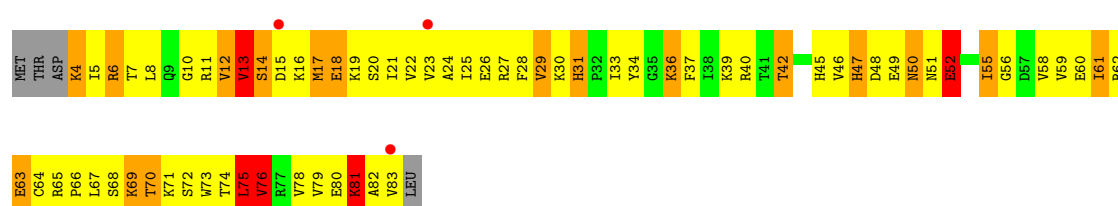
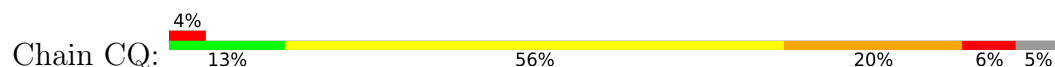
• Molecule 16: 30S ribosomal protein S16



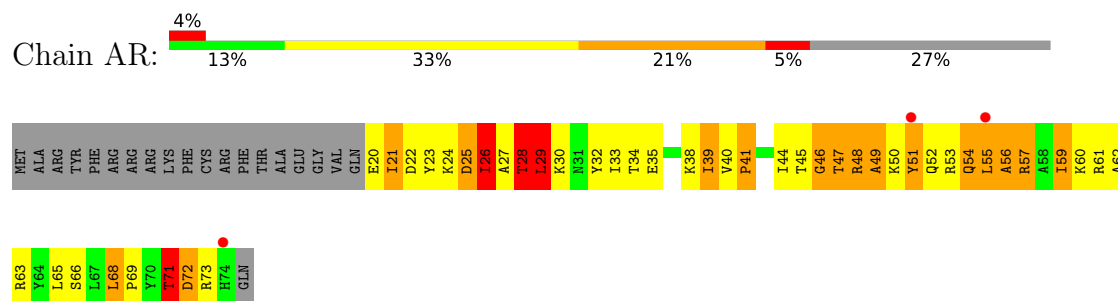
• Molecule 17: 30S ribosomal protein S17



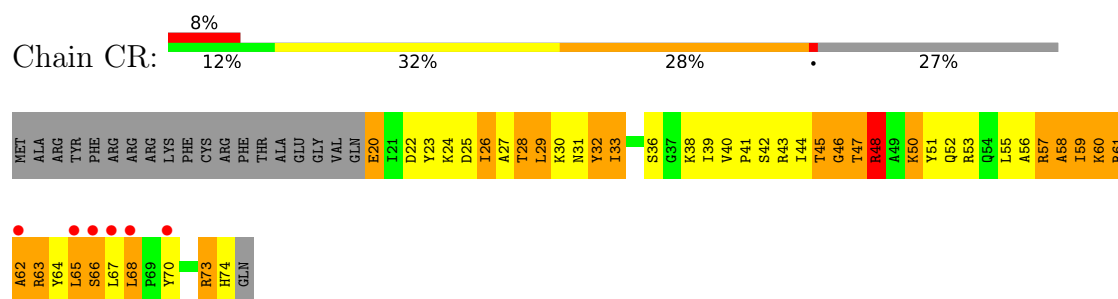
• Molecule 17: 30S ribosomal protein S17



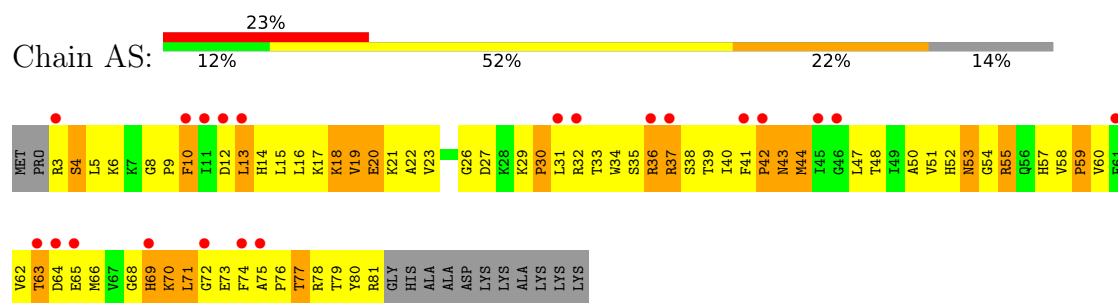
- Molecule 18: 30S ribosomal protein S18



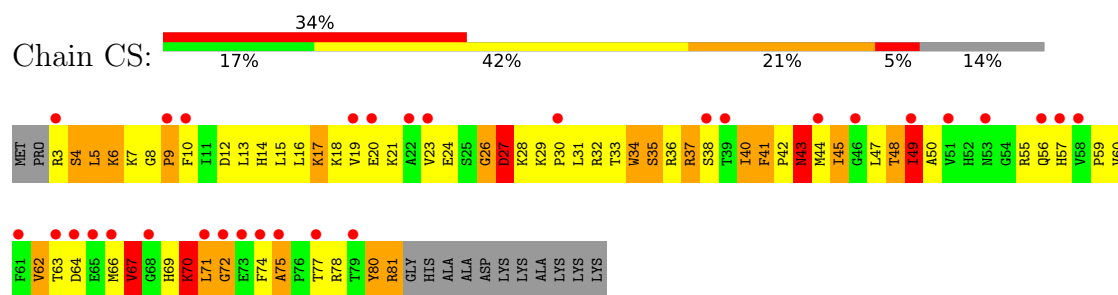
- Molecule 18: 30S ribosomal protein S18



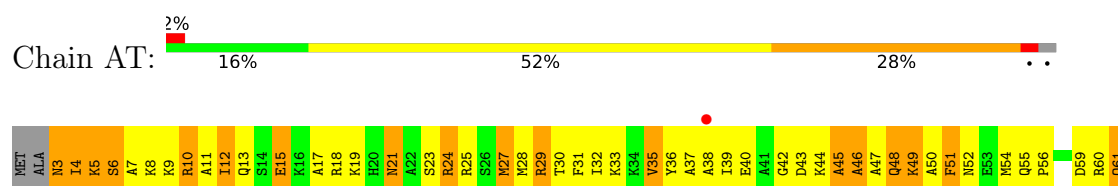
- Molecule 19: 30S ribosomal protein S19

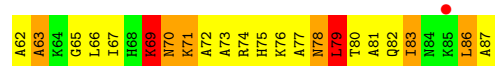


- Molecule 19: 30S ribosomal protein S19

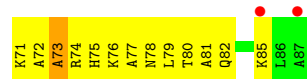
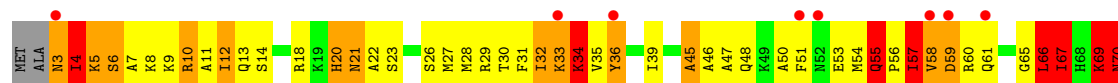


- Molecule 20: 30S ribosomal protein S20

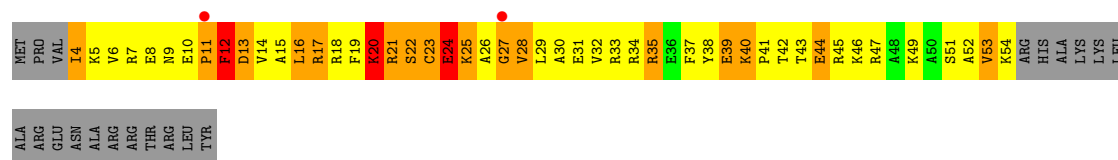




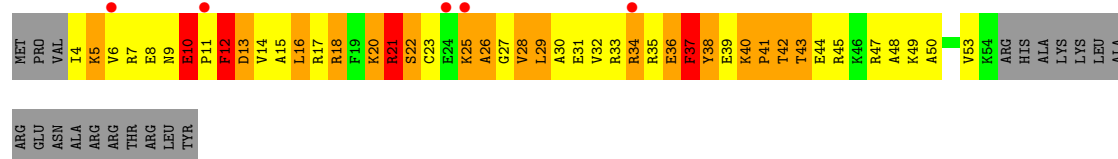
- Molecule 20: 30S ribosomal protein S20



- Molecule 21: 30S ribosomal protein S21



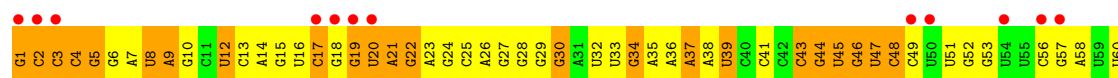
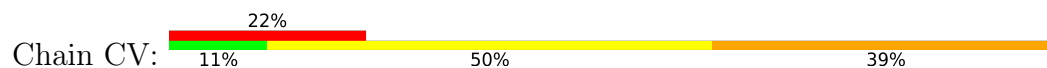
- Molecule 21: 30S ribosomal protein S21



- Molecule 22: Phenylalanine specific transfer RNA, tRNA-Phe



- Molecule 22: Phenylalanine specific transfer RNA, tRNA-Phe

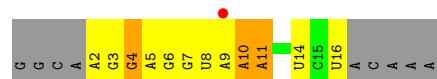




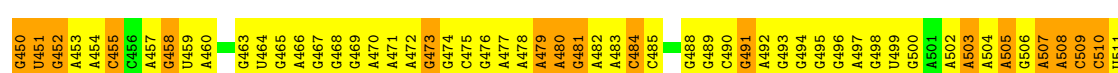



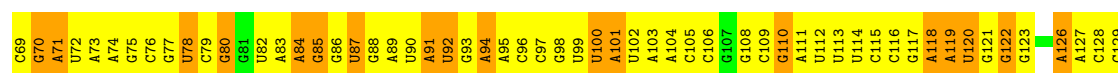
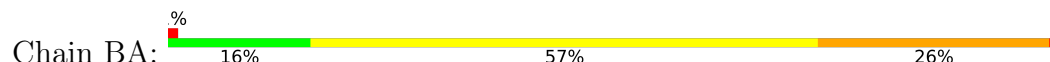
- Molecule 23: Messenger RNA, mRNA



- Molecule 23: Messenger RNA, mRNA

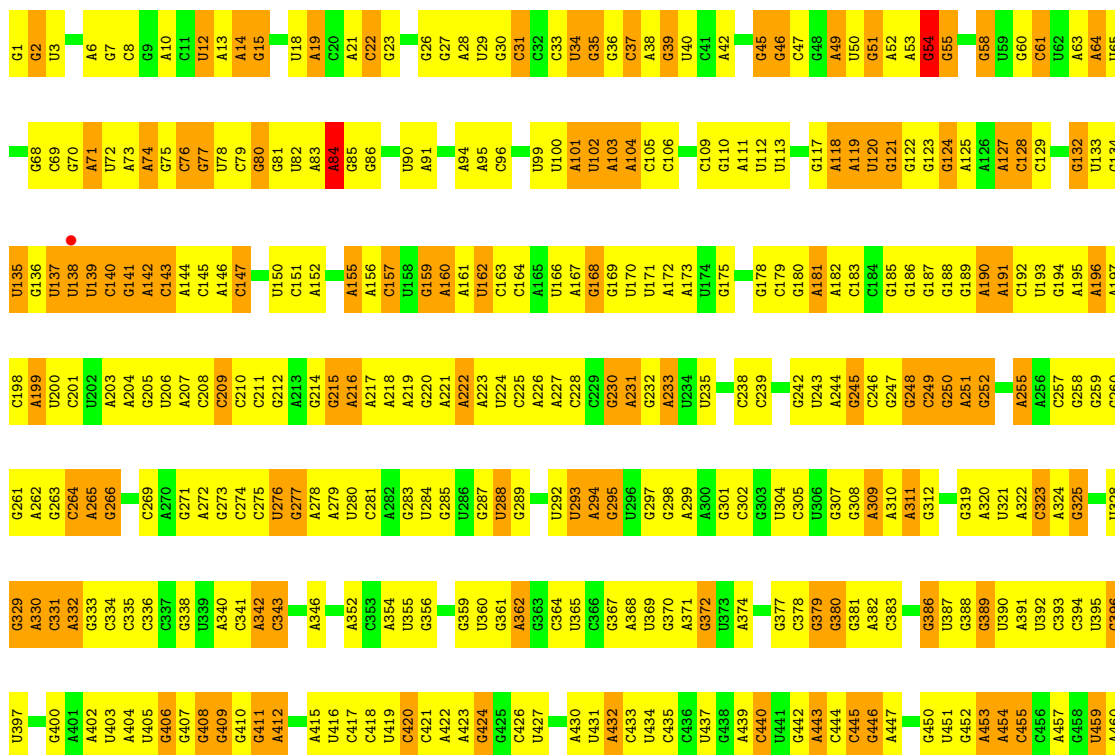


- Molecule 24: 23S ribosomal RNA





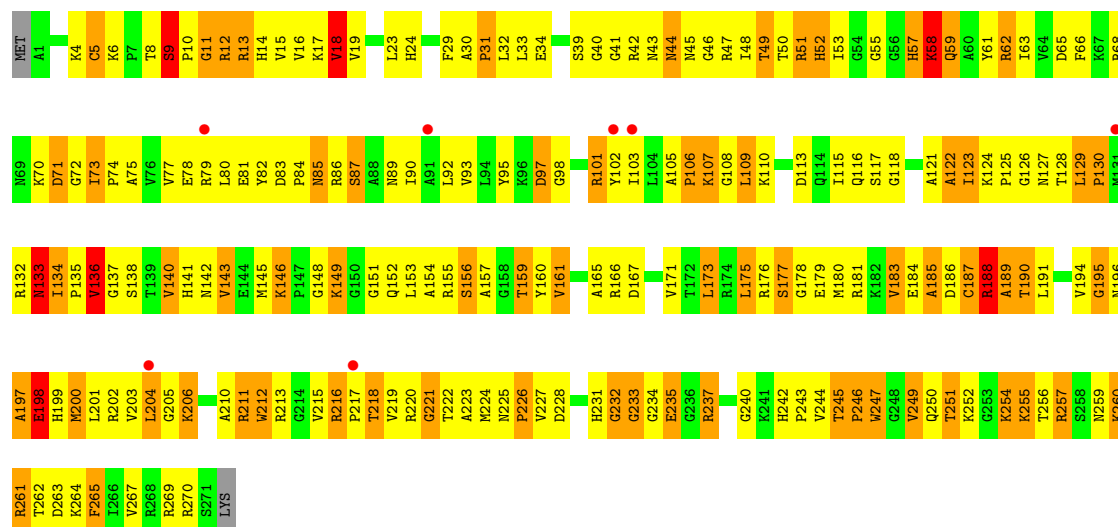
U2404	G2405	A2406	A2407	U2408	G2409	A2410	A2411	A2412	G2413	G2414	G2415	G2416	G2417	A2418	U2419	A2420	A2421	A2422	G2423	G2424	A2425	A2426	G2427	G2428	G2429	A2430	A2431	A2432	A2433	A2434	A2435	G2436	U2437	G2438	A2439	G2440	U2441	G2442	G2443	G2444	G2445	G2446	G2447	A2448	U2449	A2450	A2451	G2452	A2453	G2454	G2455	C2456	U2457	G2458	A2459	U2460	A2461	G2464		
A1503	A1504	A1505	U1506	G1507	A1508	A1509	U1510	G1511	U1512	U1513	G1514	A1515	G1516	U1517	C1518	G1519	U1520	G1521	A1522	U1523	A1524	A1525		A1528	G1529	U1530	C1531	A1532	C1533	U1534	A1535	C1536	G1537	U1538	U1539	C1600	G1601	U1602	A1603	U1604	C1605	A1606	C1607	G1608	A1609	A1610	C1611	G1612	A1613		A1616	C1617		G1622	C1623	U1624	G1625	A1626	U1627	U1628
C1564	C1565	A1566	G1567	C1568	A1569	U1570	C1571	A1572	U1573	G1574	U1575	U1576	C1577	U1578	A1579	U1580	G1581	C1582	A1583	U1584	C1585	A1586	G1587	U1588	U1589	A1590	C1591	G1592	A1593	U1594	C1595	G1596		U1599	C1600	G1601	U1602	A1603	U1604	C1605	A1606	C1607	A1608	A1609	A1610	C1611	G1612	A1613		A1616	C1617		G1622	C1623	U1624	G1625	A1626	U1627	U1628	
U1629	A1630		G1633	U1634	A1635		C1638		A1641	U1642	G1643		U1647	U1648	U1649	A1650	G1651	A1652	G1653	U1654	A1655	C1656	U1657	C1658		G1661	U1662	G1663	U1664	U1665	G1666	G1667	A1668	U1669	C1670	U1671	U1672	G1673	U1674	C1675	A1676	A1677	U1678		G1681		U1684		U1688		U1693	C1694	G1695	G1696	G1697	A1698	G1699	U1700		
A1701	G1702	G1703		C1706	G1707	C1708	U1709	G1710	U1711	U1712	A1713	U1714	U1715	U1716	A1717	G1718	G1719	U1720	G1721	A1722	C1723	U1724	U1725	C1726	C1727	U1728	U1729	U1730	G1731	G1732	G1733	U1734	U1735	U1736	U1737	G1738	U1739	U1740	C1741	G1742	G1743	U1744	U1745		U1746	U1747	C1748	U1749	U1750	U1751	C1752	U1753	A1754	G1755	U1756	A1757	U1758	C1759	C1760	
C1761	A1762	G1763	U1765		G1770	C1771	A1772	U1773	C1774	U1775	G1776		U1779	U1780	U1781	U1782	A1783	U1784	A1785	U1786		U1789	A1790	A1791	G1792	C1793	U1794	C1795	U1796	G1797	U1798	G1799	C1800	A1801	A1802	A1803	C1804	A1805		A1808	A1809	A1810	G1811	U1812		C1816	G1817	U1818	A1819	U1820	C1821	U1822	G1823	U1824	U1825	G1826	A1827	G1828		
A1829	C1830	G1831	C1832	C1833	U1834	G1835	C1836	C1837	U1838	C1839	U1840	U1841	G1842	C1843	U1844	G1845	A1846	A1847	A1848	G1849	U1850	U1851	U1852	A1853	A1854	U1855	U1856	G1857	U1858	U1859	U1860	G1863	U1864	U1865	U1866	C1867	C1868	G1869	C1870	A1871	A1872	C1873	C1874	A1875	U1876	G1877	C1878	C1879	U1880	C1881	U1882	U1883	G1884	A1885	U1886		C1892	C1893		
C1894		U1897	U1898	A1899	A1900	A1901	G1902	G1903	U1904	C1905	G1906	G1907	C1908	C1909	G1910	U1911	A1912	U1913	U1914	U1915	U1916	U1917	U1918	U1919	C1920	G1921	U1922	U1923		U1926	U1927	U1928	U1929	U1930	U1931	U1932	G1933	U1934	U1935	U1936	U1937	A1938	U1939	U1940		U1943	U1944	G1945	U1946	C1947	U1948	G1949	U1950	U1951	A1952	U1953	G1954	U1955	U1956	C1957
C1958	G1959	A1960	C1961	C1962	U1963	G1964	C1965	A1966	C1967	G1968	A1969	U1970	U1971	U1972	G1973	C1974	G1975	U1976	A1977	U1978	U1979	G1980		A1987	G1988	G1989	U1990	U1991	G1992	U1993	C1994	U1995	C1996	U1997	A1998		C2001	C2002	C2003	C2004	C2005	C2006	U2007	C2008		A2009	G2010	U2011	G2012	U2013	A2014	A2015	U2016	C2017	G2018	A2019	U2020	C2021	U2022	G2023
G2024	C2025	U2026	U2027	C2028	G2029	A2030	A2031	G2032	A2033	U2034	G2035	C2036	A2037	G2038	U2039	C2040	U2041	A2042	C2043	C2044	C2045	G2046	C2047	G2048	G2049	C2050	A2051	U2052	C2053	U2054	C2055	G2056	G2057	A2058	C2059	A2060	G2061	A2062	C2063		C2066	G2067	U2068	G2069		A2070	C2071	C2072	U2073	U2074	U2075	A2076	U2077	C2078	U2079	A2080	U2081	C2082	G2087	A2088
C2089	A2090	C2091	U2092	C2093	A2094	U2095	C2096	A2097	U2098	U2099	G2100	A2101	G2102	C2103	U2104	U2105	U2106	G2107	A2108	U2109	G2110	U2111	G2112	U2113	A2114	G2115	G2116	U2117	U2118	U2119	G2120	U2121	U2122	C2123	G2124	G2125	A2126	U2127	G2128	C2129	U2130	U2131	U2132	G2133	A2134	U2135	G2136	U2137	G2138	U2139	G2140	G2141	U2142	U2143	G2144	C2145	U2146	G2147	G2148	
U2149	C2150	U2151	U2152	C2153	A2154	U2155	G2156	U2157	A2158	U2159	G2160	C2161	G2162	A2163	U2164	C2165	U2166	U2167	G2168	A2169	A2170	A2171	U2172	U2173		A2176		C2179	U2180	U2181	U2182	A2183	U2184	U2185	G2186	U2187	U2188	U2189	G2190	U2191	U2192	G2193	U2194	U2195	C2196	U2197	A2198	A2199	C2200	G2201	U2202	U2203	G2204	A2205	C2206	G2207	U2208	G2209	U2210	
A2211	A2212	U2213	C2214	C2215	G2216	G2217	G2218	U2219	U2220	U2221	G2222	C2223	G2224	A2225	C2226		G2230	U2231	C2232	U2233	G2234	G2235	U2236	G2237	G2238	G2239		G2242	U2243	C2244	U2245	U2246	U2247	U2248	U2249	U2250	G2251	G2252	C2253	C2254	G2255		C2258	U2259	C2260	C2261	U2262	C2263	C2264	U2265	U2266	A2267	A2268		G2271	U2272	A2273	A2274		G2277
G2277	A2278	G2279	G2280	A2281	G2282	C2283	A2284	C2285	G2286	A2287	C2288	G2289	G2290	U2291	U2292	C2293	G2294	C2295	U2296	A2297	A2298	U2299		U2302	G2303	G2304	U2305	C2306	G2307	U2308	A2309	C2310	U2311	C2312	C2313	A2314	C2315		U2320	U2321	A2322	G2323	U2324	G2325	C2326	U2327	A2328	U2329	G2330	C2331	C2332	A2333	U2334	G2335	A2336	G2337	C2338	C2339		
A2340	C2341	C2342	U2343	G2344	G2345	A2346	C2347	U2348	G2349	C2350	G2351	A2352	C2353	U2354	C2355	U2356	G2357	A2358	C2359	G2360	G2361	C2362	G2363	C2364	G2365	A2366	U2367	C2368	A2369	G2370	C2371	U2372	G2373	C2374	G2375	A2376	C2377	A2378	C2379	A2380	A2381	G2382	G2383	U2384	C2385	A2386	U2387	A2388		G2391	A2392		G2397	U2398	G2399	G2400	U2401	U2402	C2403	
U2404	G2405	A2406	A2407	U2408	G2409	A2410	A2411	A2412	G2413	G2414	G2415	G2416	G2417	A2418	U2419	A2420	A2421	A2422	G2423	G2424	A2425	A2426	G2427	G2428	G2429	A2430	A2431	A2432	A2433	A2434	A2435	G2436	U2437	G2438	A2439	G2440	U2441	G2442	G2443	G2444	G2445	G2446	G2447	A2448	U2449	A2450	A2451	G2452	A2453	G2454	G2455	C2456	U2457	G2458	A2459	U2460	A2461	G2464		



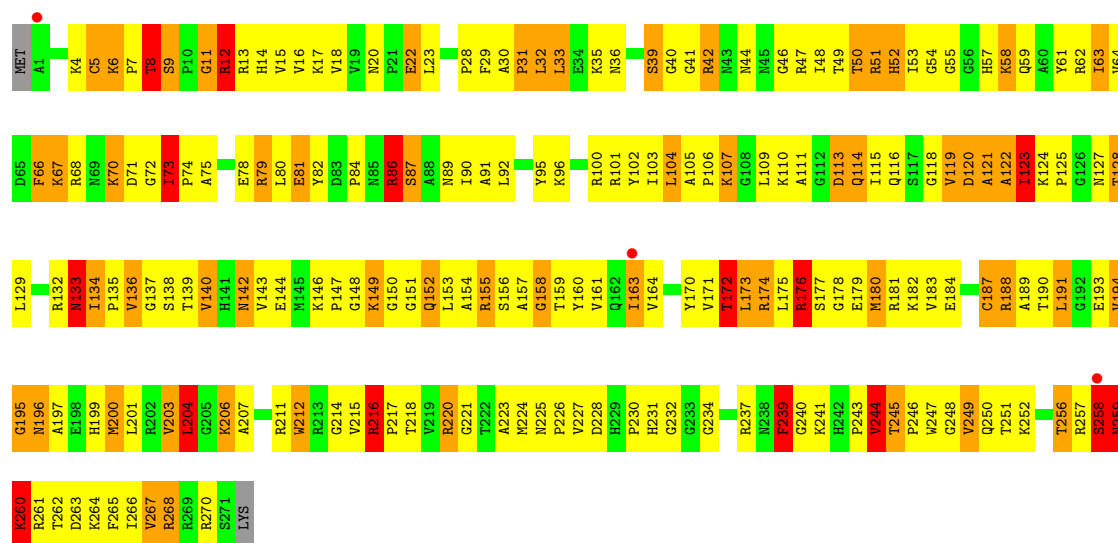


A2322	C2260	C2196	G2136	U2007	U1944	U1882	A1821	G1622	G1560	A1495	A1433
G2323	C2261	U2197	U2075	U2011	G1945	U1883	C1822	G1623	C1561	A1496	A1434
U2324	U2262	A2198	A2076	G2011	U1946	G1884	G1823	G1624	U1562	U1497	G1435
C2325	C2263	A2199	A2077	G2012	C1947	A1885	G1824	C1625	U1563	G1498	G1436
C2326	C2264	C2200	C2078	A2013	U1986	U1886	U1825	A1626	C1564	C1499	C1437
A2327	U2265	G2201	G2079	A2014	G1950	A1889	G1826	G1627	C1565	G1500	U1438
A2328	A2266	U2202	A2142	A2015	U1951	A1890	U1827	G1628	A1566	G1501	A1439
U2329	A2267	A2016	A2080	U2017	A1952	A1891	G1828	U1629	U1567	A1502	U1440
G2330	A2268	U2017	G2084	U2017	A1953	G1891	G1829	A1630	G1568	A1503	U1441
G2331	A2269	G2018	U2085	G2018	G1954	C1892	U1829	G1631	C1569	A1504	U1442
C2332	C2270	U2086	U2086	A2019	U1955	C1893	G1830	A1632	A1570	A1505	U1443
A2333	C2271	G2087	G2087	A2020	U1956	C1894	G1831	G1633	A1571	U1506	G1444
U2334	U2272	A2088	A2088	C2021	G1957	C1895	C1832	A1634	A1572	C1507	G1445
A2335	A2273	C2089	C2089	U2022	C1958	G1896	U1834	A1635	G1573	A1508	C1446
A2336	A2274	A2090	A2090	C2023	G1959	U1897	G1835	U1636	C1574	A1509	
C2337	C2275	C2091	C2091	G2024	A1960	U1898	C1836	A1637	C1575	G1510	G1449
C2338	C2276	U2092	U2092	C1961	A1961	A1899	C1837	G1638	U1576	G1511	G1450
C2339	G2277	G2093	G2093	G1962	C1962	A1900	C1838	C1639	C1577	C1512	C1451
A2340	A2278	C2114	A2154	U1963	U1963	A1901	G1839	A1640	U1578	U1513	G1452
G2341	G2279	G2215	U2155	G2100	G1964	C1902	G1840	A1641	A1579	A1514	A1453
C2342	G2280	A2095	U2156	U2028	C1965	G1903	U1841	G1642	A1580	A1515	C1454
U2343	A2281	A2097	G2157	A2030	A1966	G1906	G1842	G1643	G1581	G1516	G1455
U2344	G2282	U2098	A2158	A2031	C1967	G1907	C1843	G1644	G1582	G1517	G1456
C2345	C2283	U2099	G2159	G2032	G1968	C1908	C1844	G1645	A1583	C1518	U1457
A2346	A2284	G2100	C2160	G2033	A1969	C1909	G1845	G1646	U1584	G1519	U1458
C2347	C2285	A2101	C2161	U2034	A1970	C1909	G1846	U1647	C1585	U1520	G1459
U2348	A2286	G2102	G2162	U2035	U1971	G1910	A1847	U1648	A1586	G1521	U1460
C2349	A2287	C2103	A2163	C2036	C1972	G1911	G1848	G1649	G1587	A1522	C1461
C2350	C2288	G2224	C2164	A2037	G1973	A1912	G1849	A1650	G1588	U1523	C1462
G2351	G2289	A2225	C2165	G2038	C1974	A1913	G1850	G1651	U1589		
A2352	C2290	U2105	U2106	G2039	G1975	C1914	U1851	G1652	A1590	G1530	G1465
G2353	U2291	G2107	G2107	U2040	U1976	U1915	U1852	G1653	A1591	C1531	U1466
C2354	U2292	A2108	C2168	U2041	U1977	A1916	A1853	A1654	C1592	A1532	U1467
G2355	G2293	U2109	A2169	A2042	U1979	U1917	A1854	A1655	G1593	C1533	U1468
U2356	C2294	G2110	A2170	C2043	U1980	A1918	U1855	G1656	U1594	U1534	A1469
C2357	C2295	U2111	U2111	U2044	U1981	A1919	U1856	U1657	C1595	A1535	A1470
A2358	U2296	G2112	U2172	G2048	G1983	C1920	G1857	G1658	A1596	C1536	G1471
C2359	A2297	U2113	A2173	G2049	G1984	G1921	A1858	G1659	U1597	G1537	C1472
G2360	U2298	A2114	C2174	C2050	C1985	G1922	U1859	G1660	A1598	U1538	U1473
C2361	U2299	G2115	C2175	A2051	C1986	U1923	G1860	G1661	U1599	U1539	U1474
G2362		C2116	A2176	A2052	A1987	C1924	U1855	G1662	C1600	G1540	G1475
C2363	G2303	A2117	C2177	G2053	G1988	C1925	U1856	G1663	G1601	C1541	U1476
G2364	G2304	U2118	C2178	A2054	G1989	U1926	U1864	A1664	U1602	U1542	A1477
C2365	U2305	A2119	C2179	C2055	C1990	A1927	U1865	A1665	A1603	G1543	G1478
A2366	C2306	G2120	U2180	G2057	U1991	A1928	U1866	G1666	C1604	A1544	G1479
	G2307	G2121	U2181	U2057	U1992	G1929	G1867	G1667	C1605	A1545	C1480
A2369	A2309	U2122	A2183	A2060	U1993	G1930	C1868	G1668	C1606	G1546	U1481
G2370	C2310	G2123	A2184	G2061	C1994	U1931	G1869	G1669	C1607	C1547	G1482
C2371	A2311	G2124	U2185	G2062	U1995	A1932	C1870	A1670	A1608	A1548	G1483
U2372	U2312	G2125	U2186	A2063	C1996	G1933	A1871	U1671	A1609	U1549	U1484
G2373	C2313	A2126	G2187	C2063	C1997	C1934	A1872	A1672	A1610	C1550	U1485
C2374	A2314	U2127	U2187	C2064	A1998	G1935	G1873	G1673	A1614	A1551	U1486
	G2315	G2128	U2188	C2065	C1999	A1936	C1874	G1674	C1615	A1552	U1487
A2377	C2316	C2129	U2189	C2066	C2000	A1937	G1875	A1675	G1616	A1553	C1488
G2378	U2317	U2130	G2190	G2067	C2001	A1938	C1876	A1676	U1761	U1554	C1489
C2380	G2318	U2131	G2191	U2068	G2002	A1939	A1877	G1677	C1617	G1555	A1490
A2381	U2319	U2132	U2192	G2069	A2003	U1940	G1878	A1678	A1618	G1556	G1491
G2382	U2320	G2133	G2193	A2070	G2004	C1941	C1879	A1679	G1619	C1557	C1492
C2383	U2321	A2135	U2195	C2072	C2006	C1942	U1880	U1680	G1620	G1558	A1494

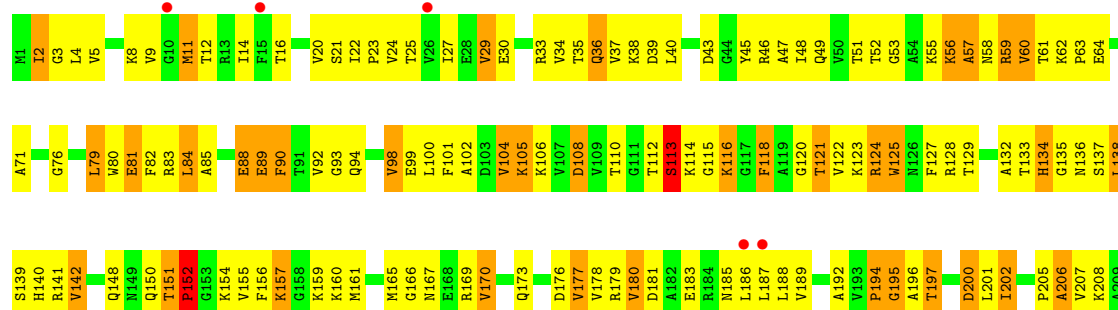




• Molecule 26: 50S ribosomal protein L2



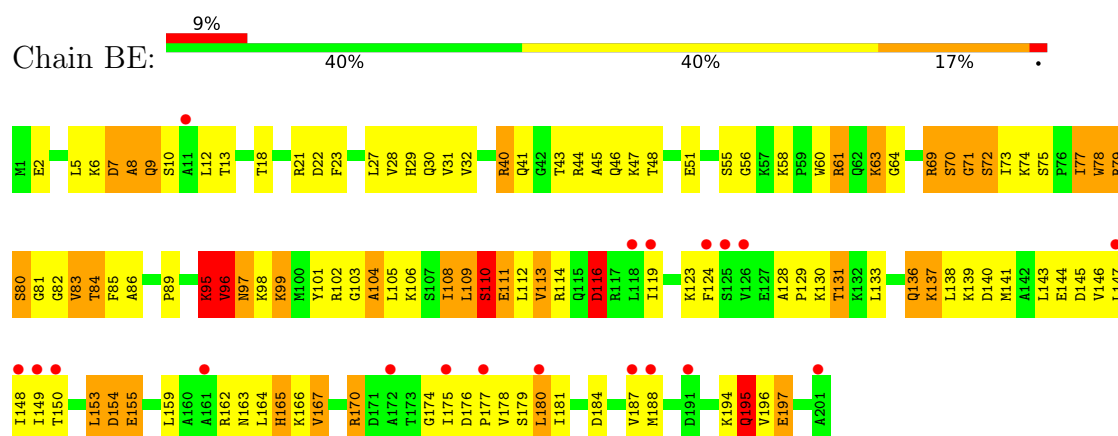
• Molecule 27: 50S ribosomal protein L3



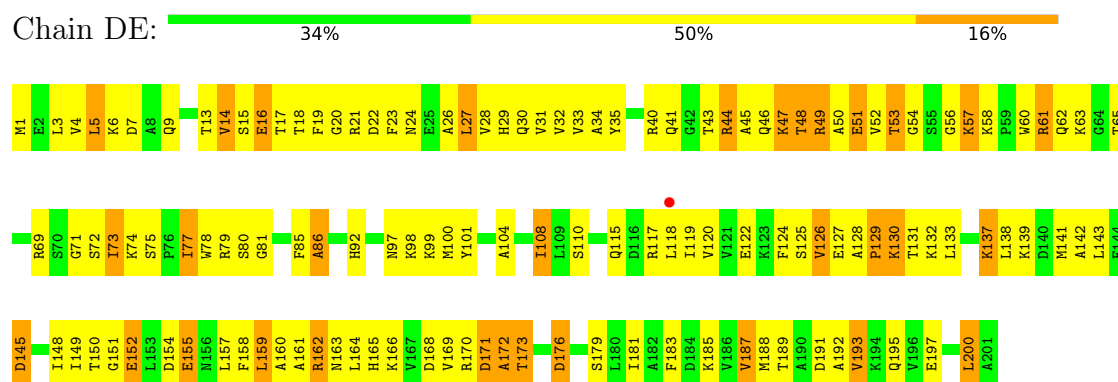
• Molecule 27: 50S ribosomal protein L3



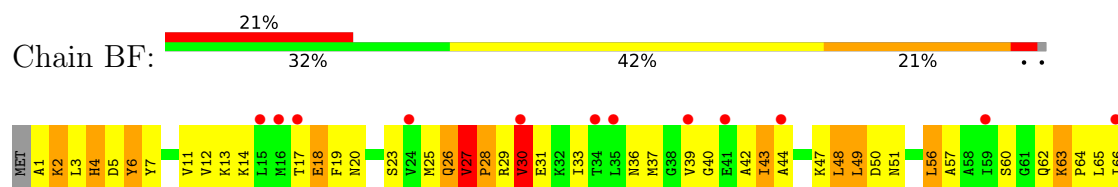
• Molecule 28: 50S ribosomal protein L4

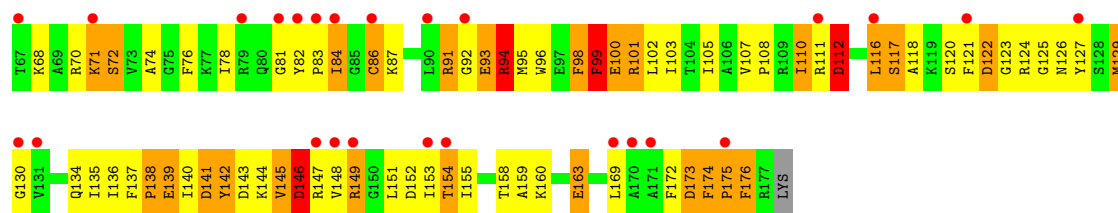


• Molecule 28: 50S ribosomal protein L4

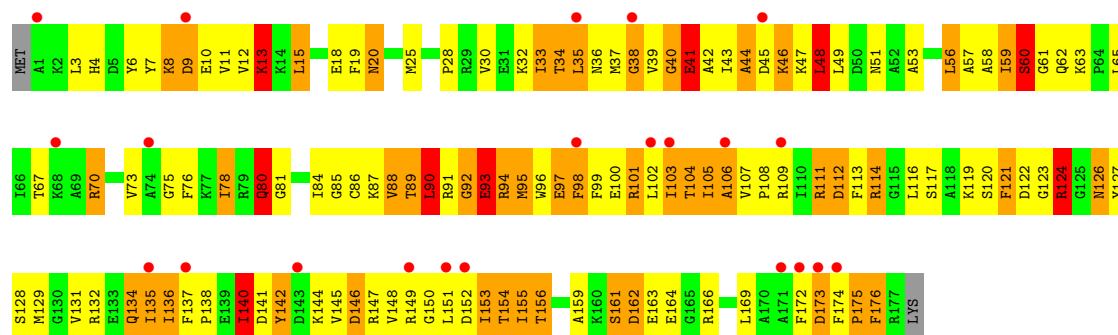


• Molecule 29: 50S ribosomal protein L5

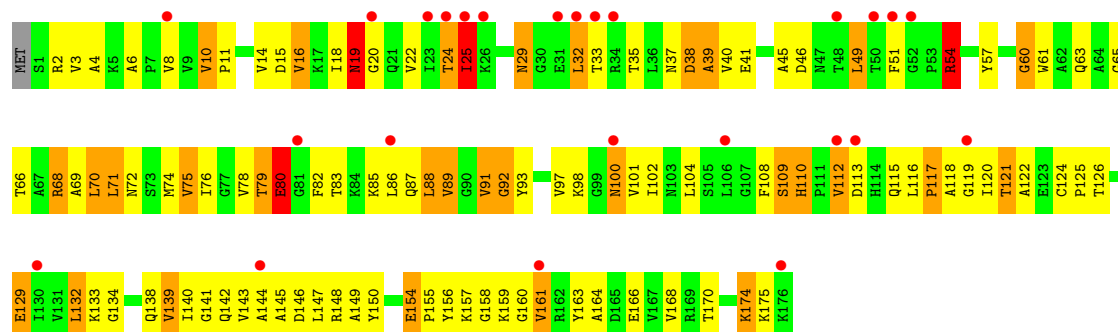




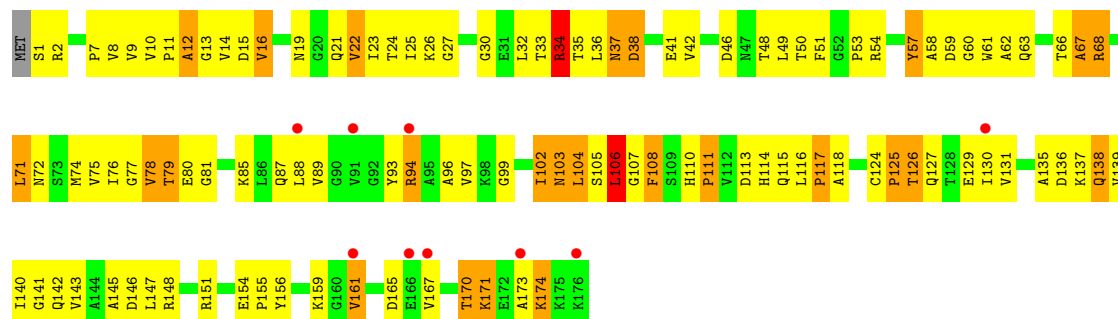
• Molecule 29: 50S ribosomal protein L5



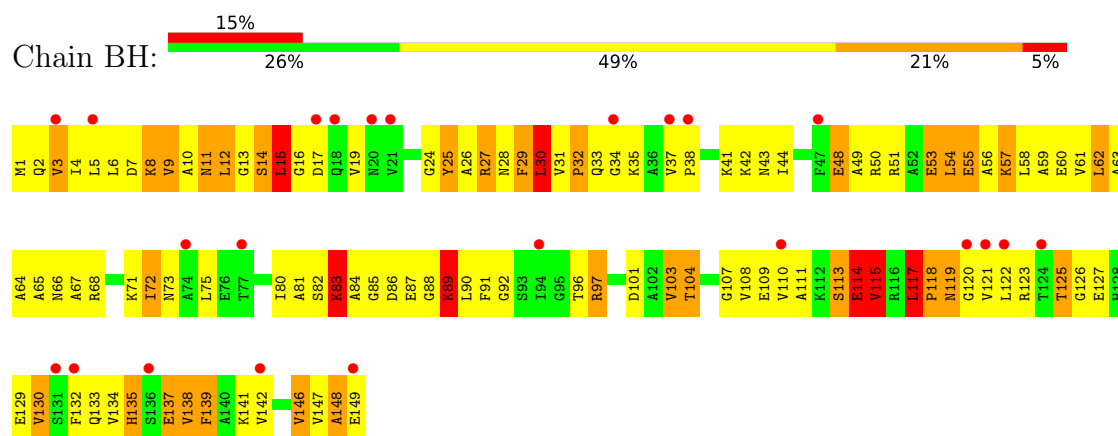
• Molecule 30: 50S ribosomal protein L6



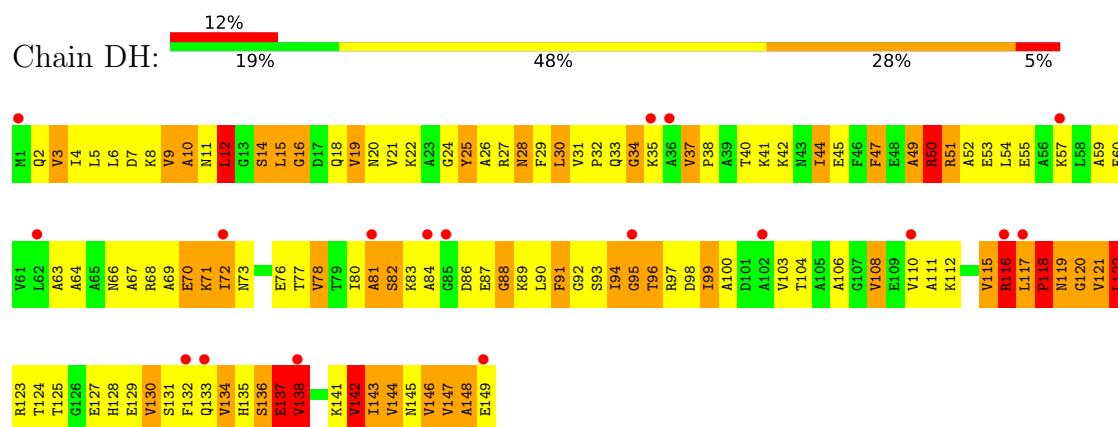
• Molecule 30: 50S ribosomal protein L6



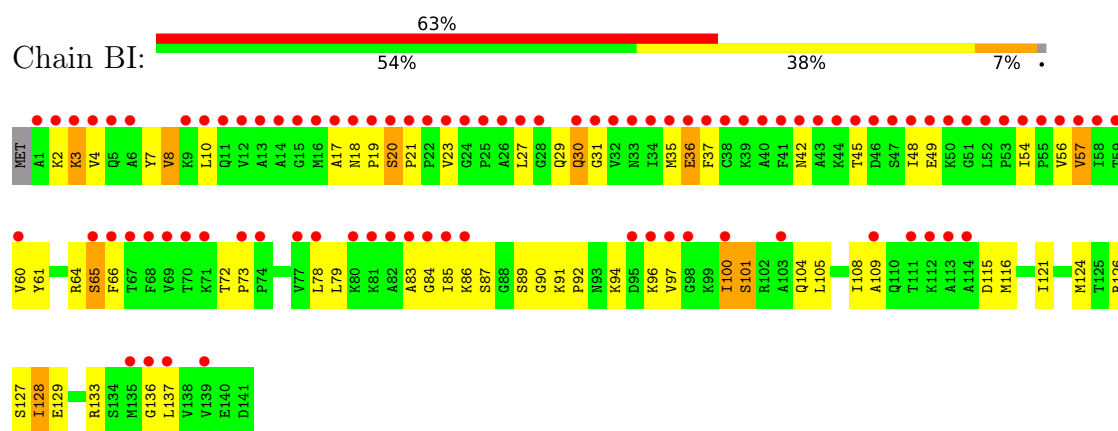
- Molecule 31: 50S ribosomal protein L9



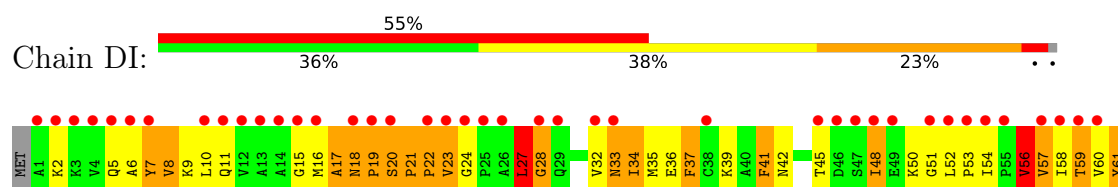
- Molecule 31: 50S ribosomal protein L9

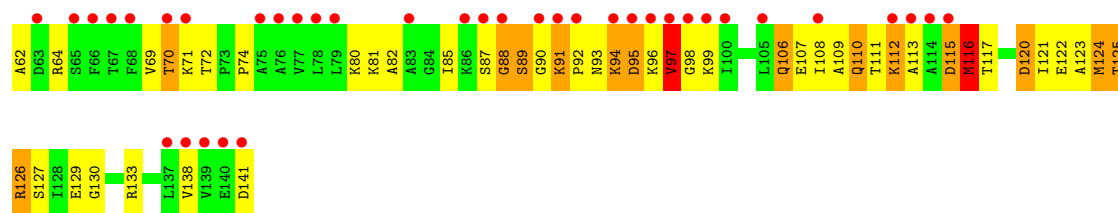


- Molecule 32: 50S ribosomal protein L11

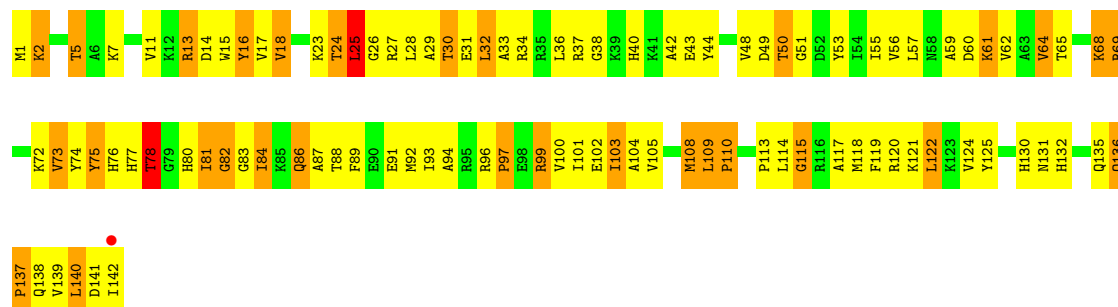


- Molecule 32: 50S ribosomal protein L11

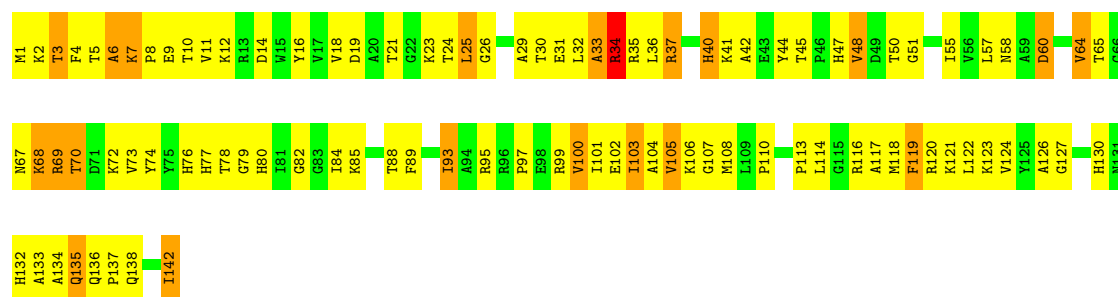




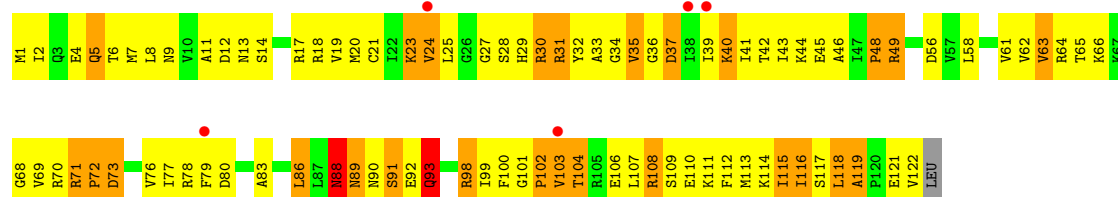
• Molecule 33: 50S ribosomal protein L13



• Molecule 33: 50S ribosomal protein L13

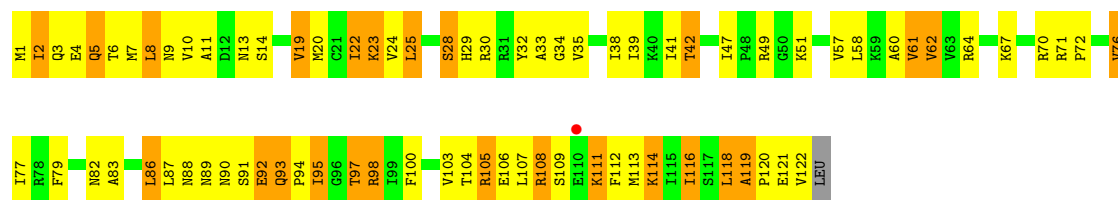


• Molecule 34: 50S ribosomal protein L14

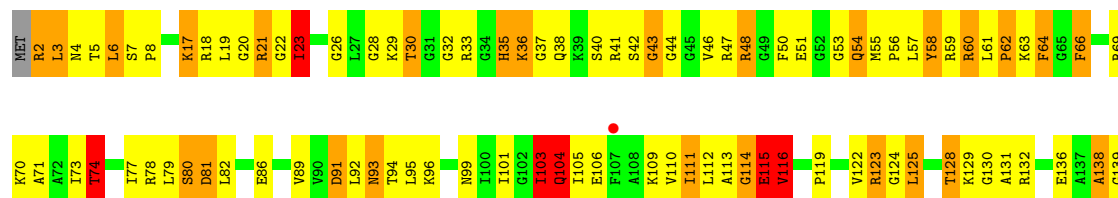


• Molecule 34: 50S ribosomal protein L14

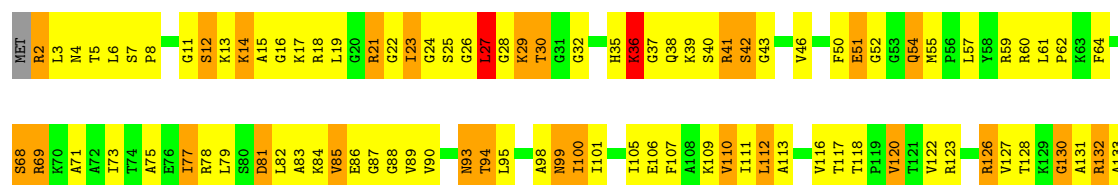




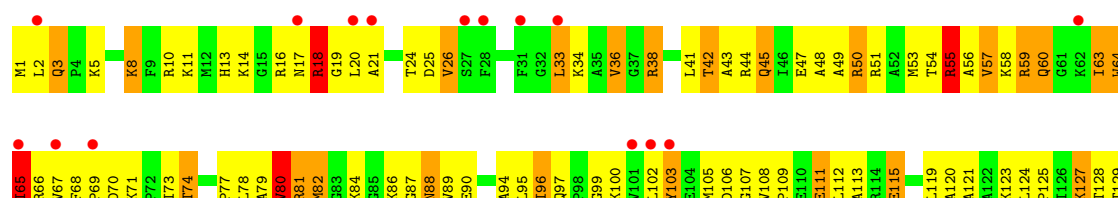
• Molecule 35: 50S ribosomal protein L15



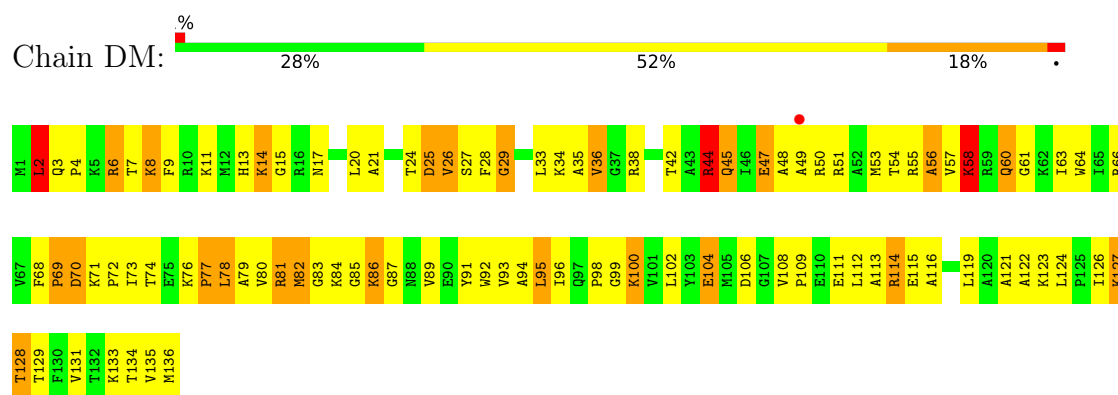
• Molecule 35: 50S ribosomal protein L15



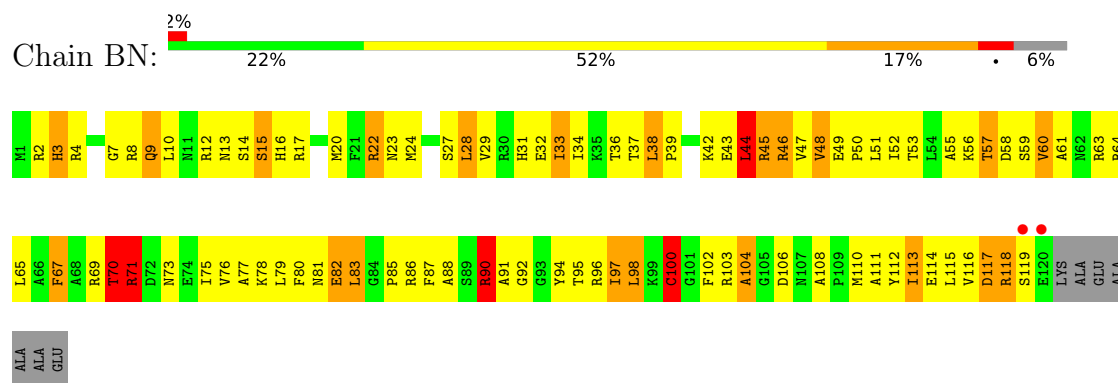
• Molecule 36: 50S ribosomal protein L16



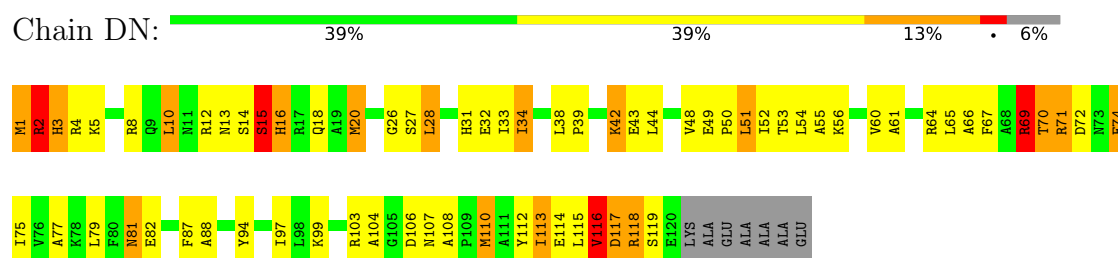
• Molecule 36: 50S ribosomal protein L16



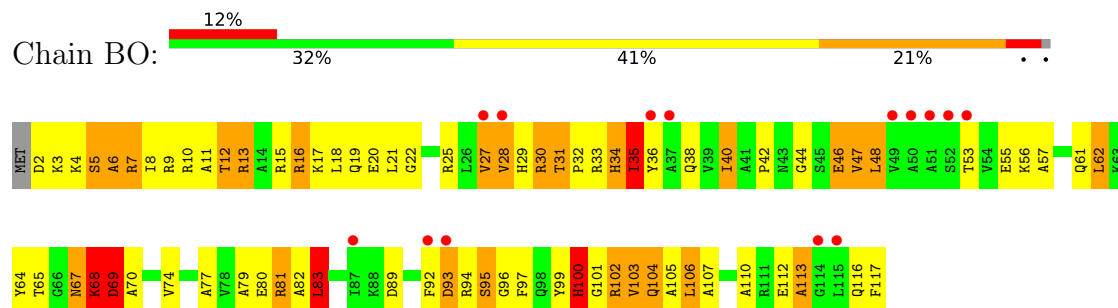
- Molecule 37: 50S ribosomal protein L17



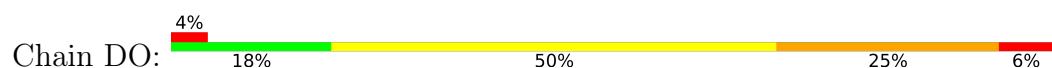
- Molecule 37: 50S ribosomal protein L17

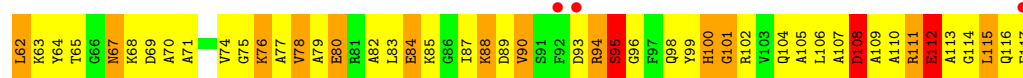



- Molecule 38: 50S ribosomal protein L18

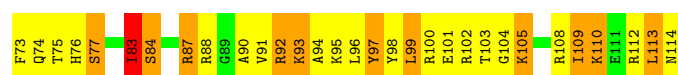
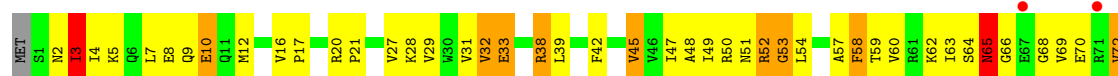


- Molecule 38: 50S ribosomal protein L18

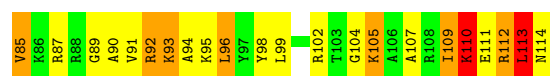




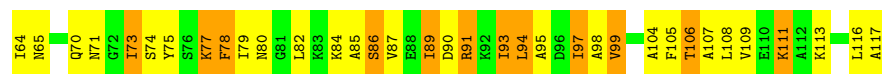

• Molecule 39: 50S ribosomal protein L19



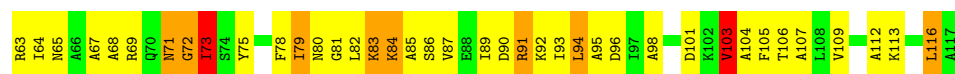
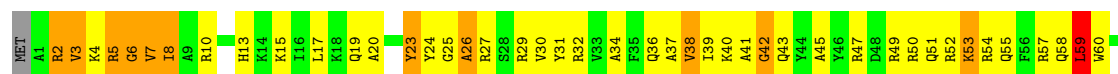
• Molecule 39: 50S ribosomal protein L19



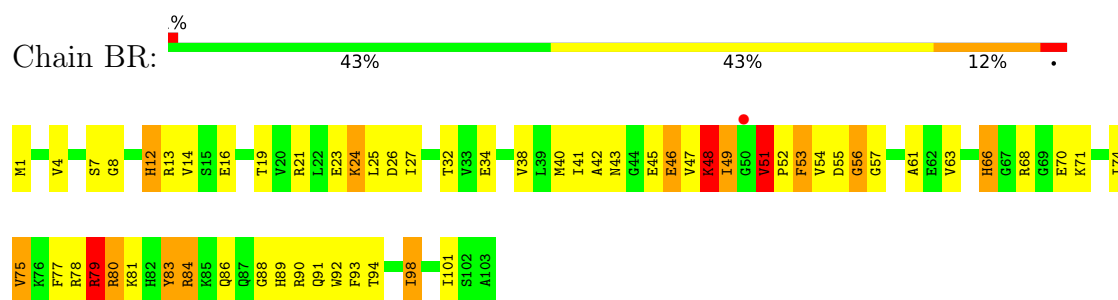
• Molecule 40: 50S ribosomal protein L20



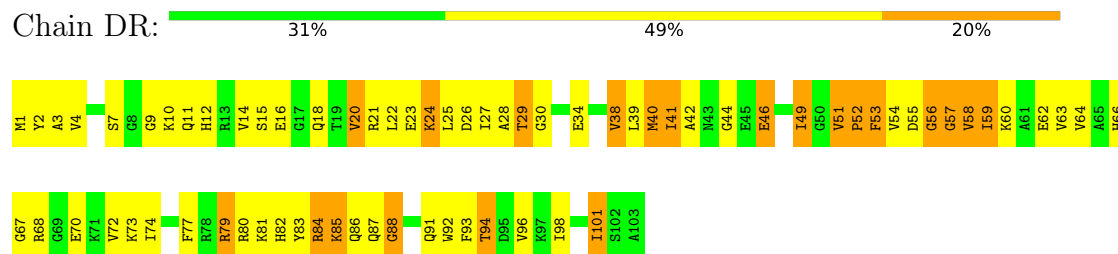
• Molecule 40: 50S ribosomal protein L20



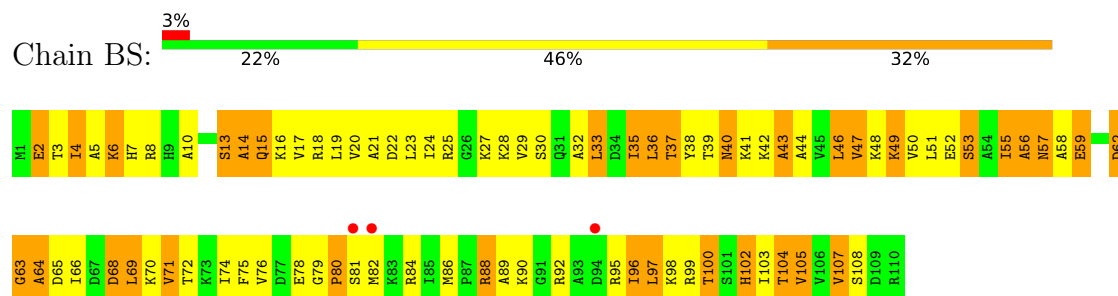
• Molecule 41: 50S ribosomal protein L21



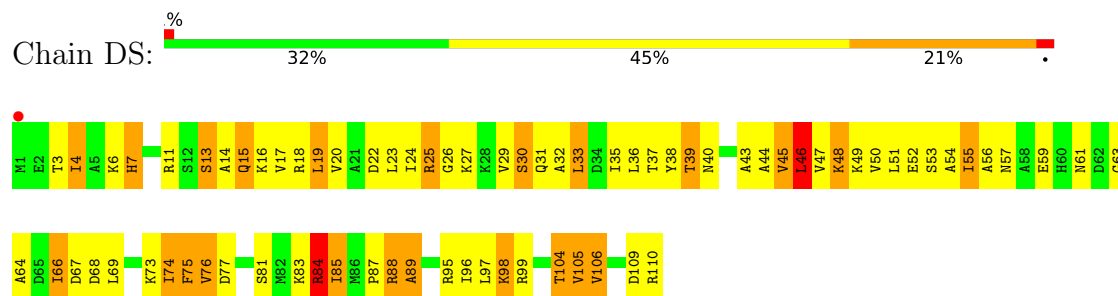
• Molecule 41: 50S ribosomal protein L21



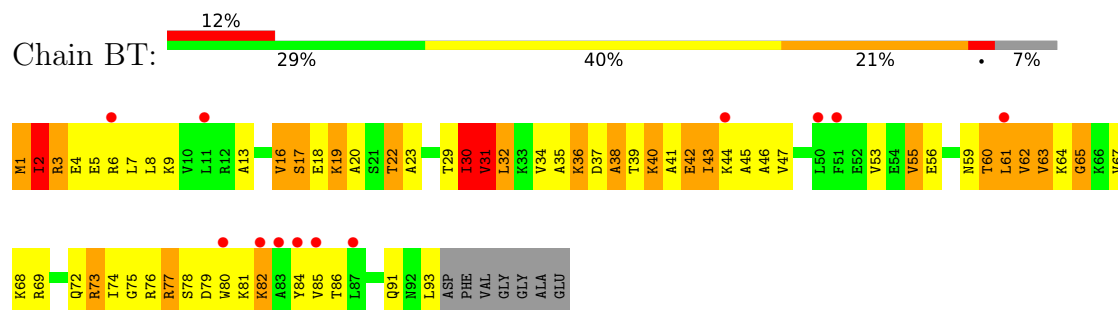
• Molecule 42: 50S ribosomal protein L22



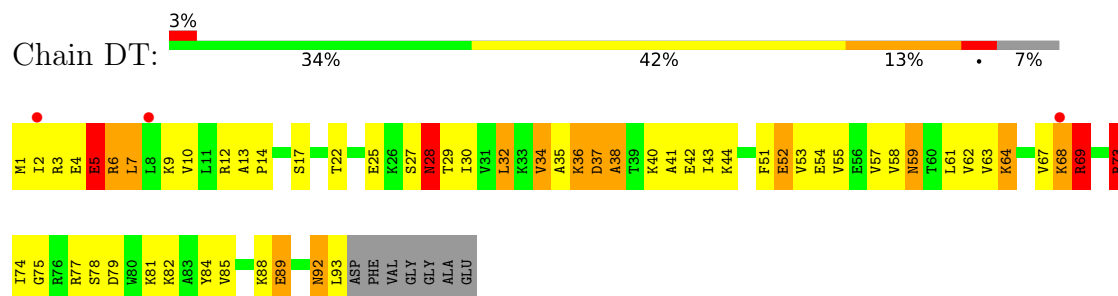
• Molecule 42: 50S ribosomal protein L22



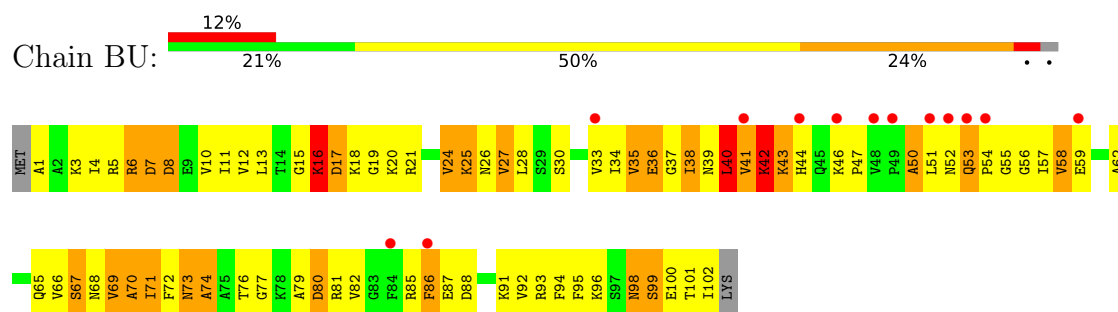
• Molecule 43: 50S ribosomal protein L23



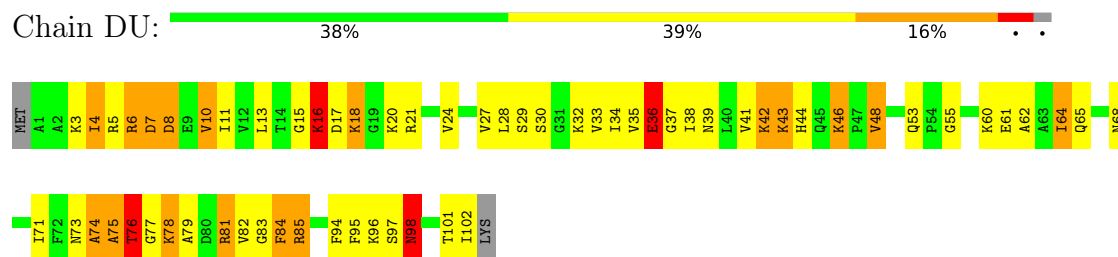
- Molecule 43: 50S ribosomal protein L23



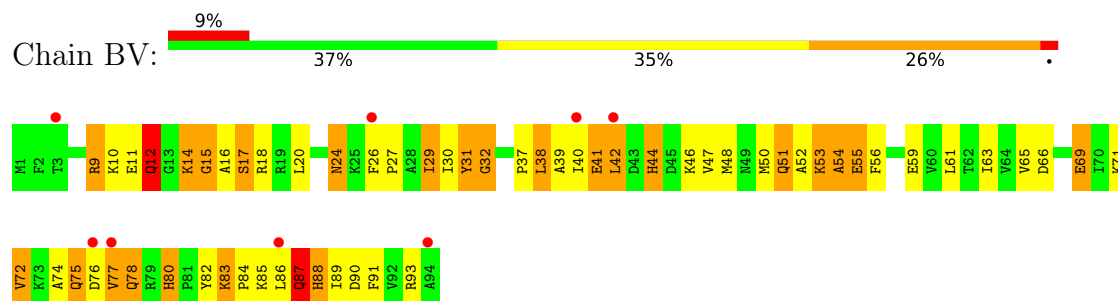
- Molecule 44: 50S ribosomal protein L24



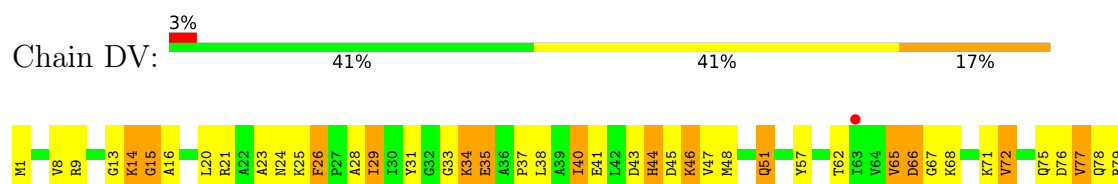
- Molecule 44: 50S ribosomal protein L24



- Molecule 45: 50S ribosomal protein L25

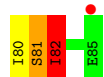
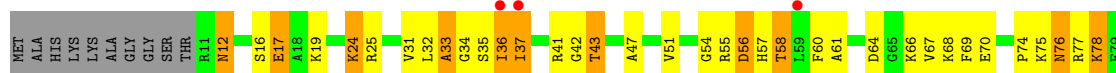
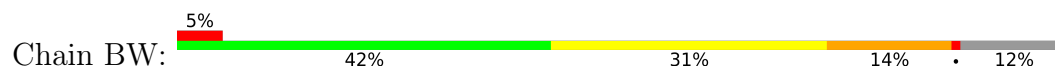


- Molecule 45: 50S ribosomal protein L25





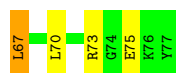
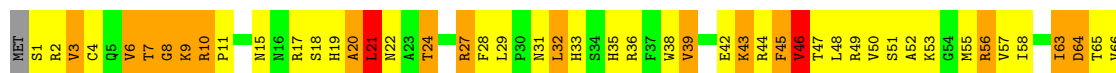
- Molecule 46: 50S ribosomal protein L27



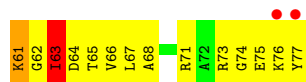
- Molecule 46: 50S ribosomal protein L27



- Molecule 47: 50S ribosomal protein L28



- Molecule 47: 50S ribosomal protein L28

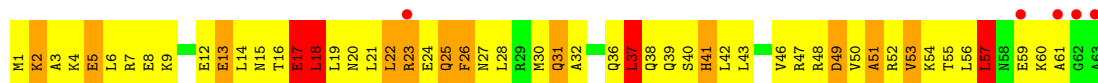


- Molecule 48: 50S ribosomal protein L29

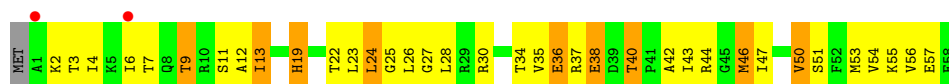




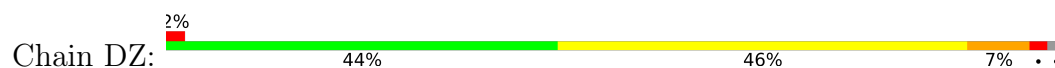
- Molecule 48: 50S ribosomal protein L29



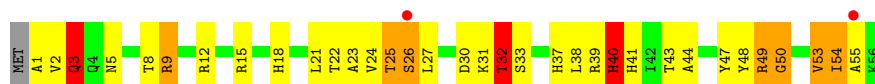
- Molecule 49: 50S ribosomal protein L30



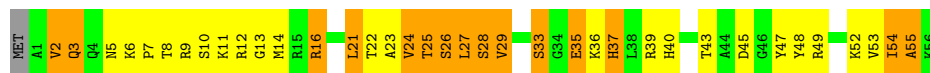
- Molecule 49: 50S ribosomal protein L30



- Molecule 50: 50S ribosomal protein L32



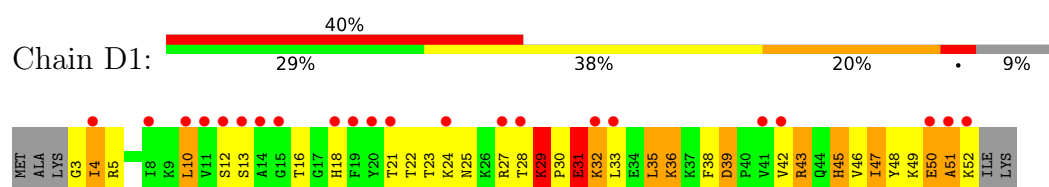
- Molecule 50: 50S ribosomal protein L32



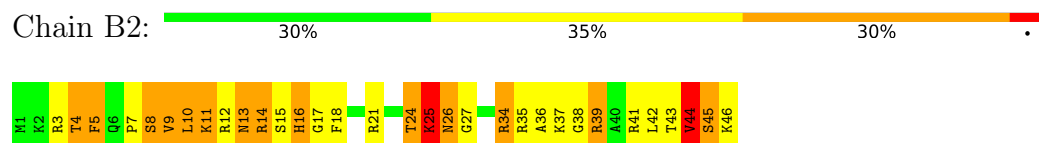
- Molecule 51: 50S ribosomal protein L33



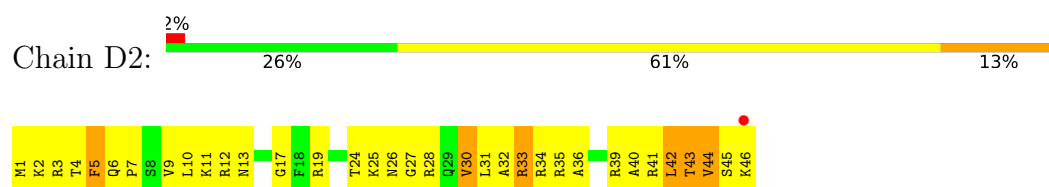
- Molecule 51: 50S ribosomal protein L33



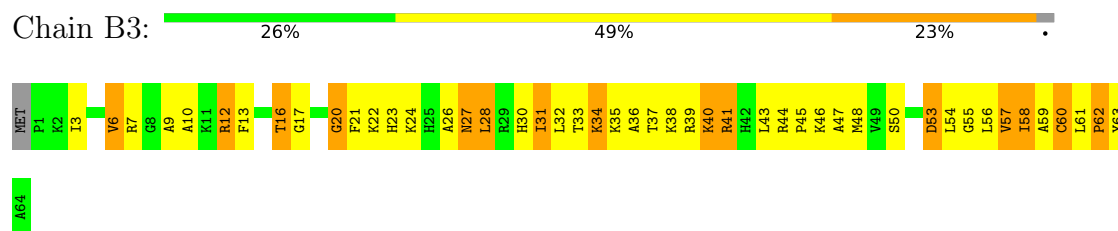
- Molecule 52: 50S ribosomal protein L34



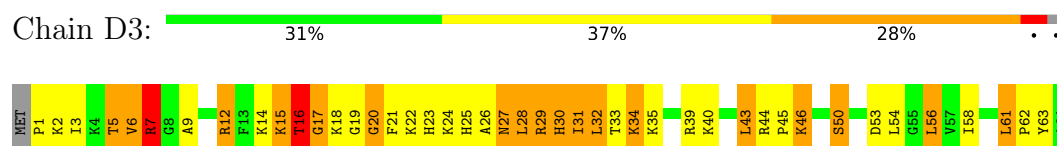
- Molecule 52: 50S ribosomal protein L34



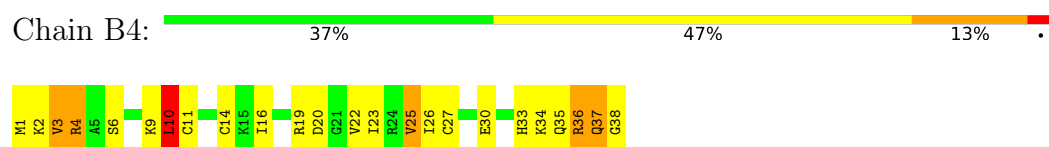
- Molecule 53: 50S ribosomal protein L35



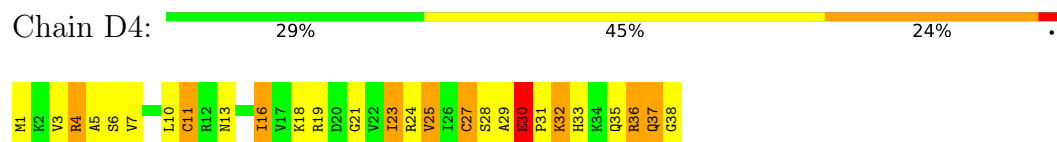
- Molecule 53: 50S ribosomal protein L35



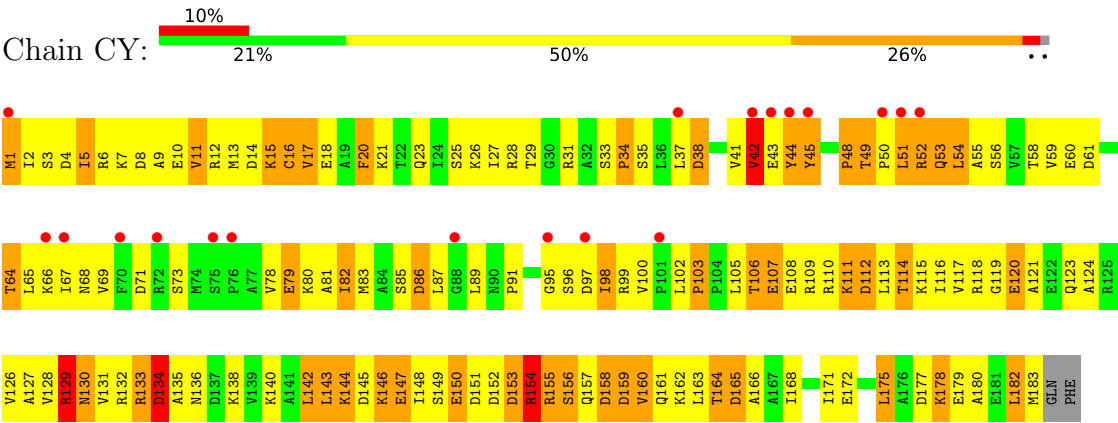
- Molecule 54: 50S ribosomal protein L36



- Molecule 54: 50S ribosomal protein L36



● Molecule 55: Ribosome recycling factor, RRF



4 Data and refinement statistics

Property	Value	Source
Space group	P 21 21 21	Depositor
Cell constants a, b, c, α , β , γ	212.18Å 433.90Å 608.03Å 90.00° 90.00° 90.00°	Depositor
Resolution (Å)	70.00 – 3.30 69.81 – 3.30	Depositor EDS
% Data completeness (in resolution range)	(Not available) (70.00-3.30) 94.9 (69.81-3.30)	Depositor EDS
R_{merge}	0.18	Depositor
R_{sym}	(Not available)	Depositor
$\langle I/\sigma(I) \rangle$ ¹	1.71 (at 3.33Å)	Xtriage
Refinement program	PHENIX	Depositor
R, R_{free}	0.206 , 0.255 0.203 , 0.251	Depositor DCC
R_{free} test set	2000 reflections (0.25%)	wwPDB-VP
Wilson B-factor (Å ²)	96.3	Xtriage
Anisotropy	0.202	Xtriage
Bulk solvent k_{sol} (e/Å ³), B_{sol} (Å ²)	0.24 , 110.8	EDS
L-test for twinning ²	$\langle L \rangle = 0.43$, $\langle L^2 \rangle = 0.26$	Xtriage
Estimated twinning fraction	No twinning to report.	Xtriage
F_o, F_c correlation	0.95	EDS
Total number of atoms	293103	wwPDB-VP
Average B, all atoms (Å ²)	129.0	wwPDB-VP

Xtriage's analysis on translational NCS is as follows: *The largest off-origin peak in the Patterson function is 1.61% of the height of the origin peak. No significant pseudotranslation is detected.*

¹Intensities estimated from amplitudes.

²Theoretical values of $\langle |L| \rangle$, $\langle L^2 \rangle$ for acentric reflections are 0.5, 0.333 respectively for untwinned datasets, and 0.375, 0.2 for perfectly twinned datasets.

5 Model quality ⓘ

5.1 Standard geometry ⓘ

Bond lengths and bond angles in the following residue types are not validated in this section: NMY, MG, ZN

The Z score for a bond length (or angle) is the number of standard deviations the observed value is removed from the expected value. A bond length (or angle) with $|Z| > 5$ is considered an outlier worth inspection. RMSZ is the root-mean-square of all Z scores of the bond lengths (or angles).

Mol	Chain	Bond lengths		Bond angles	
		RMSZ	# $ Z > 5$	RMSZ	# $ Z > 5$
1	AA	0.34	0/36966	0.95	39/57666 (0.1%)
1	CA	0.33	0/36944	0.93	15/57632 (0.0%)
2	AB	0.28	0/1735	0.61	0/2338
2	CB	0.26	0/1735	0.57	0/2338
3	AC	0.29	0/1651	0.61	0/2225
3	CC	0.30	0/1651	0.58	0/2225
4	AD	0.35	0/1665	0.69	0/2227
4	CD	0.29	0/1665	0.65	0/2227
5	AE	0.28	0/1118	0.66	0/1504
5	CE	0.30	0/1118	0.63	0/1504
6	AF	0.33	0/835	0.67	0/1128
6	CF	0.32	0/835	0.62	0/1128
7	AG	0.25	0/1195	0.52	0/1602
7	CG	0.27	0/1195	0.56	0/1602
8	AH	0.30	0/989	0.66	0/1326
8	CH	0.29	0/989	0.60	0/1326
9	AI	0.25	0/1034	0.59	0/1375
9	CI	0.27	0/1034	0.58	0/1375
10	AJ	0.26	0/796	0.60	0/1077
10	CJ	0.24	0/796	0.53	0/1077
11	AK	0.33	0/893	0.68	0/1205
11	CK	0.30	0/893	0.63	0/1205
12	AL	0.30	0/969	0.71	0/1300
12	CL	0.35	0/969	0.71	1/1300 (0.1%)
13	AM	0.25	0/892	0.57	0/1193
13	CM	0.26	0/892	0.64	0/1193
14	AN	0.26	0/785	0.55	0/1043
14	CN	0.25	0/785	0.56	0/1043
15	AO	0.35	0/722	0.58	0/964
15	CO	0.27	0/722	0.60	0/964
16	AP	0.32	0/659	0.74	2/884 (0.2%)
16	CP	0.29	0/659	0.63	0/884

Mol	Chain	Bond lengths		Bond angles	
		RMSZ	# Z >5	RMSZ	# Z >5
17	AQ	0.28	0/657	0.61	0/881
17	CQ	0.34	0/657	0.71	0/881
18	AR	0.31	0/462	0.69	0/621
18	CR	0.30	0/462	0.60	0/621
19	AS	0.26	0/652	0.57	0/877
19	CS	0.27	0/652	0.65	0/877
20	AT	0.27	0/671	0.59	0/888
20	CT	0.25	0/671	0.58	0/888
21	AU	0.37	0/430	0.76	0/570
21	CU	0.30	0/430	0.61	0/570
22	AV	0.40	1/1813 (0.1%)	0.89	0/2823
22	CV	0.32	1/1813 (0.1%)	0.77	0/2823
23	AX	0.32	0/388	0.88	0/603
23	CX	0.28	0/363	0.85	0/564
24	BA	0.36	0/69659	0.97	72/108672 (0.1%)
24	DA	0.43	3/69659 (0.0%)	1.07	120/108672 (0.1%)
25	BB	0.28	0/2828	0.84	0/4410
25	DB	0.36	0/2850	0.96	2/4444 (0.0%)
26	BC	0.29	0/2121	0.67	0/2852
26	DC	0.34	0/2121	0.75	2/2852 (0.1%)
27	BD	0.31	0/1586	0.66	0/2134
27	DD	0.36	0/1586	0.68	0/2134
28	BE	0.29	0/1571	0.59	0/2113
28	DE	0.32	0/1571	0.67	1/2113 (0.0%)
29	BF	0.26	0/1434	0.53	0/1926
29	DF	0.29	0/1434	0.66	0/1926
30	BG	0.27	0/1343	0.57	0/1816
30	DG	0.31	0/1343	0.67	1/1816 (0.1%)
31	BH	0.31	0/1121	0.57	1/1515 (0.1%)
31	DH	0.34	1/1121 (0.1%)	0.60	1/1515 (0.1%)
32	BI	0.23	0/1046	0.47	0/1410
32	DI	0.24	0/1046	0.56	0/1410
33	BJ	0.32	0/1152	0.66	0/1551
33	DJ	0.35	0/1152	0.67	0/1551
34	BK	0.32	0/947	0.68	0/1268
34	DK	0.37	0/947	0.71	0/1268
35	BL	0.29	0/1054	0.66	0/1403
35	DL	0.33	0/1054	0.73	0/1403
36	BM	0.28	0/1093	0.61	0/1460
36	DM	0.36	0/1093	0.77	2/1460 (0.1%)
37	BN	0.28	0/973	0.63	0/1301
37	DN	0.36	0/973	0.70	0/1301
38	BO	0.27	0/902	0.55	0/1209

Mol	Chain	Bond lengths		Bond angles	
		RMSZ	# Z >5	RMSZ	# Z >5
38	DO	0.33	0/902	0.62	0/1209
39	BP	0.33	0/929	0.67	0/1242
39	DP	0.37	0/929	0.74	1/1242 (0.1%)
40	BQ	0.32	0/960	0.60	0/1278
40	DQ	0.34	0/960	0.69	0/1278
41	BR	0.32	0/829	0.66	0/1107
41	DR	0.38	0/829	0.75	0/1107
42	BS	0.31	0/864	0.69	0/1156
42	DS	0.35	0/864	0.70	0/1156
43	BT	0.30	0/744	0.63	1/994 (0.1%)
43	DT	0.34	0/744	0.70	2/994 (0.2%)
44	BU	0.29	0/787	0.59	0/1051
44	DU	0.32	0/787	0.68	0/1051
45	BV	0.26	0/766	0.57	0/1025
45	DV	0.32	0/766	0.68	0/1025
46	BW	0.30	0/576	0.58	0/762
46	DW	0.35	0/587	0.72	0/776
47	BX	0.33	0/635	0.65	0/848
47	DX	0.32	0/635	0.65	0/848
48	BY	0.25	0/510	0.59	0/677
48	DY	0.28	0/510	0.70	0/677
49	BZ	0.29	0/453	0.59	0/605
49	DZ	0.29	0/453	0.73	0/605
50	B0	0.29	0/450	0.62	0/599
50	D0	0.32	0/450	0.67	0/599
51	B1	0.33	0/416	0.57	0/554
51	D1	0.29	0/416	0.63	0/554
52	B2	0.28	0/380	0.58	0/498
52	D2	0.31	0/380	0.67	0/498
53	B3	0.29	0/513	0.63	0/676
53	D3	0.33	0/513	0.71	0/676
54	B4	0.31	0/303	0.62	0/397
54	D4	0.34	0/303	0.75	0/397
55	CY	0.28	0/1434	0.66	1/1929 (0.1%)
All	All	0.36	6/315264 (0.0%)	0.91	264/471562 (0.1%)

Chiral center outliers are detected by calculating the chiral volume of a chiral center and verifying if the center is modelled as a planar moiety or with the opposite hand. A planarity outlier is detected by checking planarity of atoms in a peptide group, atoms in a mainchain group or atoms of a sidechain that are expected to be planar.

Mol	Chain	#Chirality outliers	#Planarity outliers
2	AB	0	1

Continued on next page...

Continued from previous page...

Mol	Chain	#Chirality outliers	#Planarity outliers
2	CB	0	1
3	CC	0	1
4	CD	0	2
5	AE	0	1
8	AH	0	3
9	CI	0	1
12	AL	0	1
13	CM	0	1
16	AP	0	1
16	CP	0	1
26	BC	0	1
26	DC	0	3
27	BD	0	1
27	DD	0	1
31	BH	0	1
31	DH	0	2
33	DJ	0	1
37	BN	0	1
37	DN	0	1
39	DP	0	1
42	DS	0	1
50	D0	0	1
All	All	0	29

All (6) bond length outliers are listed below:

Mol	Chain	Res	Type	Atoms	Z	Observed(Å)	Ideal(Å)
22	CV	1	G	OP3-P	-10.55	1.48	1.61
22	AV	1	G	OP3-P	-10.36	1.48	1.61
24	DA	2204	G	N9-C8	7.67	1.43	1.37
24	DA	733	G	N3-C4	-5.30	1.31	1.35
31	DH	118	PRO	N-CD	5.25	1.55	1.47
24	DA	984	A	N9-C4	-5.06	1.34	1.37

All (264) bond angle outliers are listed below:

Mol	Chain	Res	Type	Atoms	Z	Observed(°)	Ideal(°)
24	DA	2204	G	C8-N9-C4	-13.18	101.13	106.40
24	DA	733	G	N3-C4-N9	-11.80	118.92	126.00
24	DA	733	G	C6-C5-N7	10.61	136.76	130.40
24	DA	733	G	N9-C4-C5	10.19	109.47	105.40
1	AA	890	G	O4'-C1'-N9	9.65	115.92	108.20

Continued on next page...

Continued from previous page...

Mol	Chain	Res	Type	Atoms	Z	Observed(°)	Ideal(°)
24	DA	1666	G	C4-N9-C1'	-9.32	114.39	126.50
24	DA	2204	G	N9-C4-C5	8.90	108.96	105.40
24	DA	1666	G	C8-N9-C1'	8.45	137.98	127.00
24	DA	733	G	C4-C5-N7	-8.25	107.50	110.80
24	DA	1666	G	N3-C4-N9	-7.82	121.31	126.00
24	DA	990	A	N1-C6-N6	-7.71	113.97	118.60
30	DG	34	ARG	NE-CZ-NH1	7.58	124.09	120.30
24	DA	1070	A	N1-C6-N6	7.57	123.14	118.60
24	DA	752	A	O4'-C1'-N9	7.54	114.24	108.20
24	BA	1913	A	N1-C6-N6	7.44	123.06	118.60
24	BA	2473	U	C2-N1-C1'	7.42	126.61	117.70
24	DA	974	G	C8-N9-C4	-7.39	103.44	106.40
36	DM	44	ARG	NE-CZ-NH2	7.33	123.97	120.30
1	AA	332	G	C4-N9-C1'	-7.32	116.98	126.50
39	DP	20	ARG	NE-CZ-NH2	7.29	123.94	120.30
1	AA	332	G	N3-C4-N9	-7.24	121.66	126.00
24	DA	2053	G	C4-N9-C1'	-7.24	117.09	126.50
24	DA	512	G	C6-C5-N7	7.23	134.74	130.40
1	AA	538	G	N3-C4-N9	-7.13	121.72	126.00
1	AA	142	G	C4-N9-C1'	7.08	135.70	126.50
24	DA	948	C	C6-N1-C2	-7.03	117.49	120.30
24	DA	1666	G	C6-C5-N7	6.90	134.54	130.40
24	DA	1938	A	N1-C6-N6	6.84	122.70	118.60
24	BA	2238	G	C4-N9-C1'	6.83	135.38	126.50
24	DA	1666	G	N3-C4-C5	6.82	132.01	128.60
24	DA	528	A	N1-C6-N6	6.79	122.67	118.60
24	DA	2053	G	C8-N9-C1'	6.79	135.83	127.00
24	DA	2213	U	C2-N1-C1'	6.74	125.79	117.70
24	BA	2238	G	N3-C4-N9	6.67	130.00	126.00
24	BA	1699	G	N3-C4-N9	-6.64	122.02	126.00
24	DA	2204	G	C8-N9-C1'	6.63	135.62	127.00
24	BA	752	A	O4'-C1'-N9	6.58	113.47	108.20
24	DA	512	G	N3-C4-N9	-6.56	122.06	126.00
24	BA	2034	U	C2-N1-C1'	6.56	125.57	117.70
1	AA	332	G	C8-N9-C1'	6.53	135.49	127.00
24	BA	2430	A	O4'-C1'-N9	6.52	113.42	108.20
24	DA	1150	C	C6-N1-C2	-6.49	117.70	120.30
24	DA	752	A	N1-C6-N6	6.48	122.49	118.60
24	DA	2016	U	C2-N1-C1'	6.48	125.48	117.70
1	AA	142	G	C8-N9-C1'	-6.45	118.61	127.00
24	BA	1699	G	C4-N9-C1'	-6.44	118.13	126.50
24	DA	2679	A	N1-C6-N6	6.41	122.44	118.60

Continued on next page...

Continued from previous page...

Mol	Chain	Res	Type	Atoms	Z	Observed(°)	Ideal(°)
1	CA	1482	G	N3-C4-N9	6.40	129.84	126.00
24	DA	2628	C	C6-N1-C2	-6.39	117.74	120.30
1	AA	1492	A	O4'-C1'-N9	6.38	113.31	108.20
24	DA	1564	C	C6-N1-C2	-6.38	117.75	120.30
24	BA	1022	G	C4-N9-C1'	-6.38	118.21	126.50
1	AA	332	G	N3-C4-C5	6.35	131.77	128.60
1	CA	354	G	C4-N9-C1'	6.34	134.74	126.50
1	CA	324	G	N3-C4-N9	-6.33	122.20	126.00
24	BA	122	G	C4-N9-C1'	-6.31	118.30	126.50
43	DT	73	ARG	NE-CZ-NH2	6.30	123.45	120.30
24	BA	2066	C	C6-N1-C2	-6.28	117.79	120.30
24	DA	624	C	C6-N1-C2	-6.27	117.79	120.30
24	DA	481	G	O4'-C1'-N9	6.27	113.22	108.20
24	BA	2238	G	C8-N9-C1'	-6.26	118.86	127.00
1	AA	538	G	C4-N9-C1'	-6.25	118.37	126.50
24	BA	1699	G	C8-N9-C1'	6.25	135.12	127.00
1	CA	354	G	C8-N9-C1'	-6.22	118.91	127.00
1	AA	1530	G	C8-N9-C1'	6.20	135.06	127.00
24	DA	2550	G	N3-C4-N9	6.20	129.72	126.00
1	CA	354	G	N3-C4-N9	6.20	129.72	126.00
24	DA	84	A	N1-C6-N6	-6.19	114.89	118.60
55	CY	129	ARG	NE-CZ-NH1	6.18	123.39	120.30
24	BA	2609	U	C2-N1-C1'	-6.18	110.28	117.70
24	DA	2757	A	N1-C6-N6	6.14	122.29	118.60
1	AA	1530	G	N3-C4-N9	-6.14	122.31	126.00
24	DA	2391	G	O4'-C1'-N9	6.14	113.11	108.20
1	AA	741	G	C4-N9-C1'	-6.13	118.53	126.50
24	DA	2204	G	N7-C8-N9	6.12	116.16	113.10
1	AA	856	C	C2-N1-C1'	6.08	125.49	118.80
24	BA	1022	G	C8-N9-C1'	6.08	134.90	127.00
1	AA	538	G	C8-N9-C1'	6.07	134.90	127.00
24	BA	122	G	C8-N9-C1'	6.07	134.89	127.00
24	DA	2583	G	N3-C4-N9	-6.07	122.36	126.00
24	DA	512	G	O4'-C1'-N9	6.06	113.05	108.20
24	DA	789	A	N1-C6-N6	6.05	122.23	118.60
24	BA	846	U	C2-N1-C1'	6.05	124.96	117.70
24	DA	752	A	N9-C4-C5	-6.04	103.38	105.80
1	AA	14	U	N3-C2-O2	-6.03	117.98	122.20
31	BH	117	LEU	C-N-CD	6.03	141.07	128.40
24	DA	748	G	O4'-C1'-N9	6.02	113.02	108.20
24	DA	733	G	N3-C4-C5	6.01	131.61	128.60
24	DA	752	A	C4-N9-C1'	6.01	137.11	126.30

Continued on next page...

Continued from previous page...

Mol	Chain	Res	Type	Atoms	Z	Observed(°)	Ideal(°)
24	DA	2213	U	C6-N1-C1'	-6.00	112.80	121.20
24	DA	752	A	C8-N9-C1'	-5.99	116.91	127.70
24	DA	1666	G	N3-C2-N2	-5.98	115.71	119.90
31	DH	117	LEU	C-N-CD	5.96	140.92	128.40
1	AA	741	G	C8-N9-C1'	5.95	134.74	127.00
24	DA	1070	A	C5-C6-N6	-5.95	118.94	123.70
24	DA	1666	G	N1-C2-N2	5.95	121.55	116.20
24	DA	990	A	C5-C6-N6	5.94	128.45	123.70
1	AA	1435	G	N3-C4-N9	-5.94	122.44	126.00
24	DA	647	G	C4-N9-C1'	5.91	134.18	126.50
1	AA	869	G	N9-C4-C5	5.90	107.76	105.40
26	DC	260	LYS	N-CA-C	-5.88	95.11	111.00
24	BA	695	G	C4-N9-C1'	5.86	134.12	126.50
24	DA	535	G	C4-N9-C1'	-5.86	118.88	126.50
24	DA	1478	G	C4-N9-C1'	-5.86	118.89	126.50
1	AA	869	G	N3-C4-N9	-5.82	122.50	126.00
24	BA	1695	G	C4-N9-C1'	5.82	134.07	126.50
24	DA	1478	G	N3-C4-N9	-5.81	122.51	126.00
24	BA	376	G	N3-C4-N9	5.81	129.49	126.00
24	BA	659	G	C4-N9-C1'	-5.80	118.96	126.50
24	DA	2204	G	N3-C4-N9	-5.79	122.53	126.00
24	DA	2550	G	N9-C4-C5	-5.79	103.08	105.40
25	DB	98	G	N3-C4-N9	-5.78	122.53	126.00
24	BA	672	C	C2-N1-C1'	5.78	125.16	118.80
24	BA	2	G	N3-C4-N9	-5.78	122.53	126.00
24	DA	535	G	C8-N9-C1'	5.78	134.51	127.00
1	AA	1530	G	C4-N9-C1'	-5.77	119.00	126.50
1	AA	730	G	N3-C4-N9	5.77	129.46	126.00
24	BA	729	G	O4'-C1'-N9	5.77	112.81	108.20
24	DA	2592	G	C4-N9-C1'	5.75	133.97	126.50
43	BT	77	ARG	NE-CZ-NH1	5.74	123.17	120.30
24	DA	2072	C	C2-N1-C1'	5.74	125.11	118.80
24	DA	203	A	N1-C6-N6	5.72	122.03	118.60
24	BA	2331	G	C4-N9-C1'	5.72	133.93	126.50
1	CA	354	G	C6-C5-N7	-5.70	126.98	130.40
1	AA	741	G	N3-C4-N9	-5.70	122.58	126.00
24	DA	1830	C	C6-N1-C2	-5.70	118.02	120.30
24	DA	647	G	C8-N9-C1'	-5.70	119.60	127.00
24	DA	1064	C	C2-N1-C1'	5.69	125.06	118.80
24	DA	776	G	C6-C5-N7	-5.68	126.99	130.40
24	DA	2053	G	N3-C4-N9	-5.68	122.59	126.00
24	DA	512	G	N9-C4-C5	5.66	107.66	105.40

Continued on next page...

Continued from previous page...

Mol	Chain	Res	Type	Atoms	Z	Observed(°)	Ideal(°)
1	CA	856	C	C2-N1-C1'	5.65	125.02	118.80
1	AA	142	G	N3-C4-N9	5.65	129.39	126.00
24	DA	1434	A	O4'-C1'-N9	5.65	112.72	108.20
24	DA	512	G	C8-N9-C1'	5.63	134.32	127.00
24	BA	1187	G	N3-C4-N9	5.62	129.37	126.00
24	DA	19	A	N1-C6-N6	5.62	121.97	118.60
1	AA	910	C	C2-N1-C1'	5.59	124.95	118.80
24	BA	2549	G	N3-C4-C5	-5.59	125.81	128.60
24	BA	2599	G	N3-C4-N9	-5.57	122.66	126.00
24	DA	990	A	N9-C4-C5	5.56	108.03	105.80
24	DA	2501	C	C6-N1-C1'	5.56	127.48	120.80
24	BA	1913	A	C5-C6-N6	-5.56	119.25	123.70
24	DA	1666	G	O4'-C1'-N9	5.55	112.64	108.20
24	BA	549	G	O4'-C1'-N9	5.55	112.64	108.20
24	BA	659	G	C8-N9-C1'	5.54	134.21	127.00
24	BA	2473	U	C6-N1-C1'	-5.52	113.47	121.20
24	DA	1002	G	C4-N9-C1'	-5.49	119.36	126.50
24	BA	1938	A	N1-C6-N6	5.49	121.89	118.60
24	DA	1779	U	O4'-C1'-N1	5.49	112.59	108.20
24	BA	2645	G	C4-N9-C1'	5.48	133.63	126.50
1	CA	711	G	C4-N9-C1'	-5.47	119.39	126.50
1	CA	1192	C	C6-N1-C2	-5.46	118.11	120.30
1	CA	428	G	C4-N9-C1'	-5.46	119.40	126.50
24	DA	1478	G	C8-N9-C1'	5.45	134.08	127.00
24	DA	84	A	N9-C4-C5	5.44	107.98	105.80
24	DA	479	A	O4'-C1'-N9	5.44	112.55	108.20
24	BA	1346	G	C4-N9-C1'	-5.43	119.44	126.50
24	DA	752	A	C5-C6-N6	-5.43	119.36	123.70
24	DA	2727	A	N1-C6-N6	5.42	121.85	118.60
24	DA	752	A	N3-C4-N9	5.42	131.73	127.40
1	CA	711	G	C8-N9-C1'	5.41	134.04	127.00
12	CL	57	LEU	CA-CB-CG	5.39	127.69	115.30
24	BA	2443	C	C6-N1-C2	-5.38	118.15	120.30
16	AP	32	PHE	CB-CG-CD1	5.38	124.57	120.80
24	BA	1971	U	O4'-C1'-N1	5.38	112.50	108.20
24	BA	259	G	N3-C4-N9	-5.38	122.78	126.00
1	AA	598	U	C2-N1-C1'	5.37	124.15	117.70
24	DA	1002	G	C8-N9-C1'	5.37	133.98	127.00
24	BA	1011	G	C4-N9-C1'	-5.35	119.55	126.50
24	DA	995	C	O4'-C1'-N1	-5.34	103.93	108.20
24	BA	780	G	N3-C4-N9	5.34	129.20	126.00
1	AA	1530	G	C6-C5-N7	5.32	133.59	130.40

Continued on next page...

Continued from previous page...

Mol	Chain	Res	Type	Atoms	Z	Observed(°)	Ideal(°)
24	DA	2250	G	N1-C2-N2	5.32	120.99	116.20
1	AA	1530	G	N9-C4-C5	5.32	107.53	105.40
24	BA	2066	C	N3-C4-C5	-5.32	119.77	121.90
24	BA	1346	G	C8-N9-C1'	5.31	133.91	127.00
24	BA	1022	G	N3-C4-N9	-5.30	122.82	126.00
24	BA	2014	A	N1-C6-N6	5.30	121.78	118.60
24	DA	1938	A	C5-C6-N6	-5.30	119.46	123.70
24	DA	2066	C	C6-N1-C2	-5.29	118.18	120.30
24	DA	2365	G	N3-C4-N9	5.29	129.18	126.00
24	DA	2620	C	C6-N1-C2	-5.29	118.18	120.30
24	BA	1145	C	P-O3'-C3'	5.28	126.04	119.70
24	BA	748	G	C6-C5-N7	-5.27	127.23	130.40
26	DC	216	ARG	NE-CZ-NH2	-5.27	117.66	120.30
24	DA	600	G	N3-C4-N9	-5.27	122.84	126.00
24	BA	695	G	C8-N9-C1'	-5.27	120.15	127.00
24	BA	1187	G	C6-C5-N7	-5.27	127.24	130.40
24	BA	974	G	O4'-C1'-N9	5.26	112.41	108.20
24	DA	2048	G	N3-C4-N9	5.26	129.16	126.00
24	BA	2034	U	C6-N1-C1'	-5.25	113.84	121.20
24	DA	1155	A	O4'-C1'-N9	5.25	112.40	108.20
24	DA	733	G	C8-N9-C4	-5.25	104.30	106.40
24	DA	1478	G	N3-C4-C5	5.25	131.22	128.60
24	BA	1695	G	N3-C4-N9	5.24	129.15	126.00
24	BA	1358	G	C4-N9-C1'	5.24	133.31	126.50
1	AA	1516	G	C4-N9-C1'	-5.24	119.69	126.50
24	BA	1695	G	C8-N9-C1'	-5.22	120.21	127.00
24	DA	2036	C	C6-N1-C2	-5.20	118.22	120.30
24	DA	2592	G	N3-C4-N9	5.20	129.12	126.00
24	BA	2592	G	N3-C4-N9	5.19	129.12	126.00
24	BA	1253	A	N3-C4-N9	-5.19	123.25	127.40
24	DA	661	A	C6-C5-N7	-5.19	128.67	132.30
24	BA	396	G	N3-C4-N9	5.19	129.11	126.00
24	DA	1646	C	C6-N1-C1'	5.19	127.03	120.80
1	AA	1523	G	C4-N9-C1'	5.18	133.24	126.50
24	DA	1395	A	O4'-C1'-N9	5.18	112.35	108.20
1	CA	711	G	N3-C4-N9	-5.18	122.89	126.00
24	DA	2793	C	C2-N1-C1'	5.18	124.50	118.80
24	BA	257	C	C2-N1-C1'	-5.18	113.11	118.80
24	BA	2	G	C4-N9-C1'	-5.17	119.77	126.50
1	AA	332	G	C6-C5-N7	5.17	133.50	130.40
1	AA	538	G	N3-C4-C5	5.17	131.18	128.60
1	AA	1435	G	C4-N9-C1'	-5.17	119.78	126.50

Continued on next page...

Continued from previous page...

Mol	Chain	Res	Type	Atoms	Z	Observed(°)	Ideal(°)
24	DA	2223	G	C8-N9-C1'	5.16	133.70	127.00
24	BA	974	G	C4-N9-C1'	5.15	133.19	126.50
24	DA	2592	G	N7-C8-N9	5.15	115.67	113.10
24	DA	54	G	N3-C4-N9	-5.14	122.91	126.00
24	DA	984	A	N3-C4-C5	5.14	130.40	126.80
24	DA	602	A	N1-C6-N6	5.13	121.68	118.60
1	AA	1355	G	N3-C4-N9	-5.13	122.92	126.00
24	DA	2402	U	P-O3'-C3'	5.13	125.86	119.70
24	BA	1913	A	N9-C4-C5	-5.13	103.75	105.80
36	DM	2	LEU	CA-CB-CG	5.13	127.09	115.30
24	DA	1181	U	O4'-C1'-N1	5.12	112.30	108.20
24	DA	2655	G	O4'-C1'-N9	5.12	112.30	108.20
24	DA	733	G	C4-C5-C6	-5.12	115.73	118.80
24	BA	798	G	C4-N9-C1'	-5.11	119.85	126.50
24	BA	798	G	C8-N9-C1'	5.11	133.65	127.00
1	CA	1417	G	N3-C4-N9	5.11	129.07	126.00
24	DA	1212	G	N3-C4-N9	5.11	129.06	126.00
24	BA	2	G	C8-N9-C1'	5.11	133.64	127.00
24	DA	1983	G	C4-N9-C1'	-5.10	119.87	126.50
24	BA	2331	G	C8-N9-C1'	-5.10	120.37	127.00
1	AA	1486	G	N3-C4-N9	5.10	129.06	126.00
24	DA	1358	G	N7-C8-N9	5.09	115.64	113.10
24	DA	1105	U	O4'-C1'-N1	5.09	112.27	108.20
24	BA	257	C	C6-N1-C1'	5.08	126.90	120.80
24	BA	549	G	C4-N9-C1'	5.08	133.11	126.50
24	DA	604	G	C4-N9-C1'	5.08	133.11	126.50
24	DA	780	G	N3-C4-N9	5.08	129.05	126.00
24	BA	659	G	O4'-C1'-N9	5.08	112.27	108.20
1	AA	294	U	C2-N1-C1'	5.08	123.80	117.70
24	BA	2549	G	N3-C4-N9	5.08	129.04	126.00
24	BA	2331	G	N3-C4-N9	5.07	129.04	126.00
43	DT	73	ARG	NE-CZ-NH1	-5.07	117.77	120.30
28	DE	27	LEU	CA-CB-CG	5.06	126.95	115.30
16	AP	32	PHE	CB-CG-CD2	-5.06	117.26	120.80
24	DA	1677	A	N1-C6-N6	5.06	121.64	118.60
24	DA	984	A	C4-C5-C6	-5.06	114.47	117.00
1	CA	867	G	C4-N9-C1'	5.05	133.07	126.50
24	DA	2223	G	C4-N9-C1'	-5.05	119.94	126.50
24	DA	1573	G	C8-N9-C1'	5.04	133.55	127.00
1	CA	1253	G	C8-N9-C1'	5.03	133.54	127.00
24	DA	2850	A	C4-C5-C6	5.03	119.52	117.00
1	AA	467	U	C2-N1-C1'	5.03	123.73	117.70

Continued on next page...

Continued from previous page...

Mol	Chain	Res	Type	Atoms	Z	Observed(°)	Ideal(°)
1	AA	1435	G	C8-N9-C1'	5.03	133.53	127.00
1	AA	1516	G	C8-N9-C1'	5.02	133.53	127.00
24	BA	656	G	C8-N9-C1'	5.02	133.52	127.00
24	DA	2550	G	C8-N9-C1'	-5.01	120.48	127.00
25	DB	31	C	C6-N1-C2	-5.01	118.30	120.30
24	BA	197	A	C6-C5-N7	-5.00	128.80	132.30
24	DA	739	A	N1-C6-N6	5.00	121.60	118.60

There are no chirality outliers.

All (29) planarity outliers are listed below:

Mol	Chain	Res	Type	Group
2	AB	162	PHE	Peptide
5	AE	157	ARG	Peptide
8	AH	125	ILE	Peptide
8	AH	87	LYS	Peptide
8	AH	88	ARG	Peptide
12	AL	38	TYR	Peptide
16	AP	31	ARG	Peptide
26	BC	195	GLY	Peptide
27	BD	151	THR	Peptide
31	BH	148	ALA	Peptide
37	BN	100	CYS	Peptide
2	CB	92	VAL	Peptide
3	CC	128	VAL	Peptide
4	CD	199	LEU	Peptide
4	CD	56	ARG	Peptide
9	CI	111	VAL	Peptide
13	CM	91	HIS	Peptide
16	CP	64	GLY	Peptide
50	D0	2	VAL	Peptide
26	DC	231	HIS	Peptide
26	DC	258	SER	Peptide
26	DC	86	ARG	Peptide
27	DD	151	THR	Peptide
31	DH	118	PRO	Peptide
31	DH	119	ASN	Peptide
33	DJ	1	MET	Peptide
37	DN	113	ILE	Peptide
39	DP	95	LYS	Peptide
42	DS	75	PHE	Peptide

5.2 Too-close contacts ⓘ

In the following table, the Non-H and H(model) columns list the number of non-hydrogen atoms and hydrogen atoms in the chain respectively. The H(added) column lists the number of hydrogen atoms added and optimized by MolProbity. The Clashes column lists the number of clashes within the asymmetric unit, whereas Symm-Clashes lists symmetry-related clashes.

Mol	Chain	Non-H	H(model)	H(added)	Clashes	Symm-Clashes
1	AA	33015	0	16617	2761	0
1	CA	32995	0	16607	2603	2
2	AB	1704	0	1732	275	0
2	CB	1704	0	1732	227	0
3	AC	1624	0	1696	188	0
3	CC	1624	0	1696	185	0
4	AD	1643	0	1707	369	0
4	CD	1643	0	1707	356	0
5	AE	1105	0	1148	164	0
5	CE	1105	0	1148	126	0
6	AF	817	0	808	119	0
6	CF	817	0	808	113	0
7	AG	1181	0	1238	102	0
7	CG	1181	0	1238	150	0
8	AH	979	0	1031	209	0
8	CH	979	0	1031	127	0
9	AI	1022	0	1070	143	0
9	CI	1022	0	1070	161	0
10	AJ	786	0	828	71	0
10	CJ	786	0	828	89	0
11	AK	877	0	887	145	0
11	CK	877	0	887	203	0
12	AL	955	0	1016	153	0
12	CL	955	0	1016	179	0
13	AM	883	0	941	137	0
13	CM	883	0	941	173	0
14	AN	774	0	827	114	0
14	CN	774	0	827	142	0
15	AO	714	0	734	72	0
15	CO	714	0	734	128	0
16	AP	649	0	666	101	0
16	CP	649	0	666	96	0
17	AQ	648	0	691	78	0
17	CQ	648	0	691	97	0
18	AR	455	0	478	67	0
18	CR	455	0	478	65	0
19	AS	637	0	665	116	0

Continued on next page...

Continued from previous page...

Mol	Chain	Non-H	H(model)	H(added)	Clashes	Symm-Clashes
19	CS	637	0	665	130	0
20	AT	665	0	714	125	0
20	CT	665	0	714	103	0
21	AU	425	0	449	95	0
21	CU	425	0	449	88	0
22	AV	1623	0	821	70	0
22	CV	1623	0	821	171	0
23	AX	346	0	173	39	0
23	CX	324	0	162	15	0
24	BA	62195	0	31280	4102	1
24	DA	62195	0	31280	3371	1
25	BB	2529	0	1281	202	0
25	DB	2549	0	1291	111	0
26	BC	2082	0	2157	284	0
26	DC	2082	0	2157	277	0
27	BD	1565	0	1616	178	0
27	DD	1565	0	1616	153	0
28	BE	1552	0	1619	176	0
28	DE	1552	0	1619	153	0
29	BF	1410	0	1447	208	0
29	DF	1410	0	1447	252	0
30	BG	1323	0	1374	137	0
30	DG	1323	0	1374	105	0
31	BH	1110	0	1148	131	1
31	DH	1110	0	1148	237	0
32	BI	1032	0	1088	42	0
32	DI	1032	0	1088	87	0
33	BJ	1129	0	1162	133	0
33	DJ	1129	0	1162	105	0
34	BK	938	0	1012	122	0
34	DK	938	0	1012	99	0
35	BL	1045	0	1117	138	0
35	DL	1045	0	1117	115	0
36	BM	1074	0	1157	117	0
36	DM	1074	0	1157	116	0
37	BN	960	0	1000	133	0
37	DN	960	0	1000	98	0
38	BO	892	0	923	147	0
38	DO	892	0	923	123	0
39	BP	917	0	965	102	0
39	DP	917	0	965	72	0
40	BQ	947	0	1022	96	0

Continued on next page...

Continued from previous page...

Mol	Chain	Non-H	H(model)	H(added)	Clashes	Symm-Clashes
40	DQ	947	0	1022	128	0
41	BR	816	0	839	82	0
41	DR	816	0	839	121	0
42	BS	857	0	922	116	0
42	DS	857	0	922	89	0
43	BT	738	0	807	89	0
43	DT	738	0	807	74	0
44	BU	779	0	834	108	0
44	DU	779	0	834	106	0
45	BV	753	0	780	77	0
45	DV	753	0	780	63	1
46	BW	569	0	581	55	0
46	DW	580	0	594	78	0
47	BX	625	0	655	76	0
47	DX	625	0	655	82	0
48	BY	509	0	543	59	0
48	DY	509	0	543	75	0
49	BZ	449	0	491	53	0
49	DZ	449	0	491	32	0
50	B0	444	0	461	43	0
50	D0	444	0	461	39	0
51	B1	409	0	440	50	0
51	D1	409	0	440	38	0
52	B2	377	0	418	52	0
52	D2	377	0	418	40	0
53	B3	504	0	574	66	0
53	D3	504	0	574	69	0
54	B4	302	0	340	33	0
54	D4	302	0	340	39	0
55	CY	1423	0	1476	166	0
56	AA	54	0	0	0	0
56	AD	1	0	0	0	0
56	AN	1	0	0	0	0
56	BA	163	0	0	0	0
56	BB	3	0	0	0	0
56	BC	1	0	0	0	0
56	BQ	1	0	0	0	0
56	CA	71	0	0	0	0
56	CX	1	0	0	0	0
56	DA	187	0	0	0	0
56	DB	4	0	0	0	0
56	DE	1	0	0	0	0

Continued on next page...

Continued from previous page...

Mol	Chain	Non-H	H(model)	H(added)	Clashes	Symm-Clashes
56	DL	1	0	0	0	0
56	DO	1	0	0	0	0
57	AA	126	0	135	48	0
57	BA	294	0	317	87	0
57	CA	42	0	46	6	0
57	DA	294	0	311	107	0
58	B4	1	0	0	0	0
58	D4	1	0	0	0	0
59	AA	188	0	0	29	0
59	AD	2	0	0	2	0
59	AK	1	0	0	1	0
59	AN	4	0	0	1	0
59	AT	2	0	0	0	0
59	AU	1	0	0	0	0
59	B0	1	0	0	0	0
59	B3	1	0	0	0	0
59	B4	1	0	0	0	0
59	BA	616	0	0	116	0
59	BB	13	0	0	2	0
59	BC	10	0	0	6	0
59	BD	4	0	0	0	0
59	BL	4	0	0	2	0
59	BN	1	0	0	0	0
59	BT	3	0	0	2	0
59	BU	3	0	0	0	0
59	BV	1	0	0	0	0
59	CA	192	0	0	32	0
59	CC	1	0	0	1	0
59	CE	1	0	0	0	0
59	CL	1	0	0	1	0
59	CN	6	0	0	0	0
59	CT	2	0	0	1	0
59	D3	2	0	0	0	0
59	D4	1	0	0	0	0
59	DA	627	0	0	120	0
59	DB	13	0	0	4	0
59	DC	4	0	0	0	0
59	DD	2	0	0	1	0
59	DE	4	0	0	2	0
59	DF	1	0	0	0	0
59	DL	7	0	0	4	0
59	DN	2	0	0	0	0

Continued on next page...

Continued from previous page...

Mol	Chain	Non-H	H(model)	H(added)	Clashes	Symm-Clashes
59	DQ	1	0	0	0	0
59	DS	1	0	0	0	0
59	DT	1	0	0	0	0
59	DU	1	0	0	0	0
59	DV	1	0	0	0	0
All	All	293103	0	196267	22971	3

The all-atom clashscore is defined as the number of clashes found per 1000 atoms (including hydrogen atoms). The all-atom clashscore for this structure is 48.

All (22971) close contacts within the same asymmetric unit are listed below, sorted by their clash magnitude.

Atom-1	Atom-2	Interatomic distance (Å)	Clash overlap (Å)
29:BF:96:TRP:CE3	29:BF:99:PHE:CE2	1.79	1.66
29:BF:96:TRP:CZ3	29:BF:99:PHE:HE2	1.31	1.48
31:BH:121:VAL:HB	31:BH:122:LEU:CD2	1.41	1.47
29:BF:96:TRP:CD2	29:BF:99:PHE:CZ	2.03	1.47
31:BH:121:VAL:CB	31:BH:122:LEU:HD23	1.49	1.42
57:AA:1655:NMY:N6	24:BA:1913:A:N7	1.75	1.35
29:BF:96:TRP:CE3	29:BF:99:PHE:CZ	2.17	1.30
24:BA:1157:G:OP1	57:BA:3162:NMY:H81	1.28	1.27
31:DH:116:ARG:NH2	31:DH:132:PHE:O	1.69	1.25
57:AA:1655:NMY:H19	57:AA:1655:NMY:C16	1.61	1.25
29:BF:96:TRP:CZ3	29:BF:99:PHE:CE2	2.12	1.25
1:AA:1405:G:P	57:AA:1655:NMY:N19	2.11	1.24
24:DA:1921:G:N7	57:DA:3184:NMY:N7	1.86	1.24
24:DA:322:A:OP2	28:DE:162:ARG:NH2	1.71	1.22
54:D4:11:CYS:SG	54:D4:33:HIS:ND1	2.13	1.21
31:DH:117:LEU:CD2	31:DH:120:GLY:HA2	1.71	1.21
57:AA:1655:NMY:H16	57:AA:1655:NMY:C19	1.65	1.20
29:BF:96:TRP:CE2	29:BF:99:PHE:HZ	1.58	1.20
1:AA:1220:G:O2'	19:AS:36:ARG:NH2	1.75	1.19
31:DH:93:SER:OG	31:DH:122:LEU:HD12	1.37	1.19
29:BF:93:GLU:O	29:BF:95:MET:N	1.76	1.17
15:AO:67:LEU:O	15:AO:78:TYR:OH	1.61	1.17
1:AA:1317:C:O2'	14:AN:49:GLN:NE2	1.78	1.17
24:DA:250:G:OP2	53:D3:12:ARG:NH1	1.76	1.15
29:BF:3:LEU:CD1	29:BF:96:TRP:CZ2	2.30	1.15
24:DA:690:G:O3'	26:DC:216:ARG:NH2	1.78	1.14
25:BB:69:G:O6	25:BB:107:G:N2	1.81	1.14
29:BF:3:LEU:HD12	29:BF:96:TRP:CZ2	1.82	1.14

Continued on next page...

Continued from previous page...

Atom-1	Atom-2	Interatomic distance (Å)	Clash overlap (Å)
22:CV:7:A:H3'	22:CV:8:U:H5'	1.20	1.13
29:BF:42:ALA:O	29:BF:82:TYR:OH	1.66	1.13
24:BA:2418:A:O3'	53:B3:40:LYS:NZ	1.82	1.13
2:CB:84:ALA:O	2:CB:89:GLN:NE2	1.81	1.11
31:DH:120:GLY:O	31:DH:122:LEU:CD2	1.98	1.11
8:AH:39:VAL:O	8:AH:41:LYS:N	1.83	1.11
26:BC:9:SER:OG	26:BC:12:ARG:NH1	1.84	1.11
29:BF:96:TRP:CE3	29:BF:99:PHE:HE2	1.39	1.11
12:CL:24:LEU:O	12:CL:26:ALA:N	1.81	1.10
31:DH:120:GLY:O	31:DH:122:LEU:HD23	1.47	1.10
24:DA:85:G:OP2	44:DU:5:ARG:NH2	1.84	1.10
1:AA:265:G:O2'	17:AQ:67:LEU:O	1.68	1.09
24:DA:2496:C:OP1	36:DM:81:ARG:NH2	1.84	1.09
37:DN:13:ASN:O	37:DN:15:SER:N	1.86	1.09
23:CX:10:A:O2'	23:CX:11:A:OP2	1.68	1.09
24:BA:1730:C:O2'	24:BA:1731:G:OP2	1.71	1.08
7:AG:26:PHE:O	7:AG:28:ASN:N	1.87	1.08
24:BA:2466:C:OP2	54:B4:4:ARG:NH1	1.86	1.08
31:DH:93:SER:OG	31:DH:122:LEU:HB2	1.53	1.08
8:AH:88:ARG:NH2	8:AH:122:GLY:O	1.86	1.08
1:AA:1079:G:O2'	1:AA:1080:A:O5'	1.70	1.08
31:DH:88:GLY:HA2	31:DH:125:THR:CG2	1.83	1.07
1:CA:1530:G:O2'	1:CA:1531:A:OP2	1.71	1.07
1:AA:332:G:O2'	20:AT:10:ARG:NH2	1.88	1.06
39:BP:8:GLU:O	39:BP:10:GLU:N	1.89	1.06
1:CA:405:U:OP2	4:CD:3:ARG:NH2	1.87	1.06
1:CA:738:C:HO2'	1:CA:739:C:C5'	1.69	1.06
1:CA:1118:U:O4'	9:CI:106:ARG:NH2	1.87	1.06
15:CO:73:LYS:O	15:CO:78:TYR:OH	1.73	1.06
24:DA:614:A:O2'	24:DA:615:U:OP2	1.72	1.06
24:DA:1509:A:O2'	24:DA:1510:G:OP2	1.73	1.06
31:DH:88:GLY:HA2	31:DH:125:THR:HG21	1.12	1.06
22:AV:18:G:O2'	22:AV:57:G:N2	1.88	1.06
23:AX:10:A:O2'	23:AX:11:A:OP2	1.71	1.05
57:BA:3161:NMY:O14	57:BA:3161:NMY:C19	2.03	1.05
6:AF:73:GLU:O	6:AF:76:THR:OG1	1.71	1.05
31:DH:120:GLY:O	31:DH:122:LEU:N	1.90	1.05
1:AA:1203:C:OP1	14:AN:1:ALA:N	1.90	1.04
24:BA:83:A:OP1	44:BU:1:ALA:N	1.89	1.04
13:CM:85:CYS:SG	13:CM:86:TYR:N	2.29	1.04
31:DH:94:ILE:HG13	31:DH:122:LEU:HB3	1.37	1.04

Continued on next page...

Continued from previous page...

Atom-1	Atom-2	Interatomic distance (Å)	Clash overlap (Å)
24:BA:1723:G:O6	24:BA:1737:G:O2'	1.73	1.04
37:BN:114:GLU:OE2	37:BN:118:ARG:NH2	1.91	1.04
31:DH:117:LEU:HD22	31:DH:120:GLY:HA2	1.38	1.04
24:DA:1064:C:N4	24:DA:1070:A:OP1	1.89	1.03
24:DA:1420:A:O2'	24:DA:1421:G:O5'	1.73	1.03
1:AA:153:C:N4	1:AA:168:G:O6	1.89	1.03
24:BA:1155:A:O3'	40:BQ:54:ARG:NH2	1.89	1.03
4:AD:29:ASP:O	4:AD:31:LYS:N	1.91	1.03
24:BA:2484:G:OP2	36:BM:44:ARG:NH1	1.90	1.03
1:CA:346:G:OP2	34:DK:108:ARG:NH2	1.91	1.03
24:DA:944:C:P	59:DA:3260:HOH:O	2.16	1.03
6:CF:15:SER:O	6:CF:17:GLN:N	1.92	1.02
2:AB:169:GLU:O	2:AB:171:ILE:N	1.93	1.02
57:BA:3161:NMY:O14	57:BA:3161:NMY:H19	1.57	1.02
57:DA:3184:NMY:N2	57:DA:3184:NMY:O16	1.92	1.02
4:AD:124:MET:SD	4:AD:146:ARG:NH2	2.32	1.02
24:BA:864:G:O2'	24:BA:914:G:O6	1.76	1.02
14:AN:61:ARG:NH1	59:AN:302:HOH:O	1.91	1.02
24:BA:831:G:OP1	59:BA:3266:HOH:O	1.75	1.02
31:DH:88:GLY:CA	31:DH:125:THR:HG21	1.88	1.02
24:BA:733:G:N7	59:BA:3302:HOH:O	1.91	1.01
24:BA:819:A:OP2	24:BA:1187:G:N2	1.92	1.01
24:BA:1044:C:O2'	24:BA:1111:A:N1	1.93	1.01
55:CY:111:LYS:O	55:CY:113:LEU:N	1.94	1.01
31:DH:93:SER:OG	31:DH:122:LEU:CD1	2.07	1.01
31:DH:116:ARG:NH2	31:DH:132:PHE:C	2.14	1.01
8:AH:36:ILE:O	8:AH:38:ASN:N	1.92	1.01
15:AO:46:HIS:O	15:AO:48:LYS:N	1.93	1.01
1:CA:738:C:O2'	1:CA:739:C:O5'	1.78	1.01
1:CA:1303:C:O2'	59:CA:1868:HOH:O	1.77	1.01
3:AC:106:VAL:O	3:AC:108:LYS:N	1.93	1.01
7:AG:5:ARG:O	7:AG:7:ILE:N	1.94	1.01
24:DA:2256:G:O3'	46:DW:11:ARG:NH2	1.94	1.01
9:AI:57:MET:SD	9:AI:58:VAL:N	2.34	1.00
24:BA:1157:G:OP1	57:BA:3162:NMY:C8	2.08	1.00
24:DA:548:G:O2'	24:DA:549:G:N2	1.94	1.00
1:CA:1270:G:O2'	1:CA:1313:U:O2'	1.80	1.00
4:CD:4:TYR:OH	4:CD:62:ARG:NH1	1.93	1.00
29:BF:96:TRP:CD2	29:BF:99:PHE:HZ	1.60	1.00
22:CV:7:A:C3'	22:CV:8:U:H5'	1.92	1.00
4:CD:147:GLU:O	4:CD:149:ALA:N	1.95	1.00

Continued on next page...

Continued from previous page...

Atom-1	Atom-2	Interatomic distance (Å)	Clash overlap (Å)
1:AA:902:G:OP1	57:AA:1657:NMY:N7	1.94	1.00
27:DD:133:THR:O	27:DD:135:GLY:N	1.93	1.00
24:BA:2278:A:OP1	36:BM:10:ARG:NE	1.94	0.99
1:CA:946:A:O2'	1:CA:1333:A:N3	1.95	0.99
1:AA:1226:C:O2'	13:AM:102:THR:O	1.78	0.99
1:AA:375:U:O3'	16:AP:5:ARG:NH2	1.96	0.99
2:AB:148:LEU:O	2:AB:150:GLY:N	1.95	0.99
4:AD:15:GLU:OE2	4:AD:63:ARG:NH2	1.95	0.99
1:AA:261:U:OP2	20:AT:74:ARG:NH2	1.96	0.99
15:CO:89:ARG:NH2	24:DA:716:A:OP2	1.95	0.99
4:CD:117:LEU:O	4:CD:119:SER:N	1.95	0.99
1:AA:927:G:O2'	1:AA:1503:A:N7	1.95	0.99
38:BO:80:GLU:O	38:BO:83:LEU:N	1.95	0.99
24:DA:806:C:OP2	35:DL:41:ARG:NH2	1.95	0.99
57:AA:1656:NMY:H16	57:AA:1656:NMY:C23	1.93	0.98
2:AB:78:GLU:OE2	2:AB:81:LYS:NZ	1.97	0.98
8:AH:96:MET:O	8:AH:98:GLY:N	1.96	0.98
31:DH:117:LEU:HD21	31:DH:120:GLY:CA	1.93	0.98
19:CS:34:TRP:O	19:CS:36:ARG:N	1.96	0.98
24:DA:278:A:N1	24:DA:361:G:O2'	1.95	0.98
57:DA:3188:NMY:O3	49:DZ:30:ARG:NH1	1.96	0.98
24:BA:1029:A:N1	24:BA:2465:C:O2'	1.96	0.98
22:CV:14:A:H2'	22:CV:15:G:O4'	1.63	0.98
1:AA:276:G:OP1	17:AQ:14:SER:OG	1.82	0.98
26:DC:51:ARG:O	26:DC:53:ILE:N	1.96	0.97
31:BH:121:VAL:CB	31:BH:122:LEU:CD2	2.23	0.97
55:CY:155:ARG:O	55:CY:157:GLN:N	1.96	0.97
24:BA:2171:A:O2'	24:BA:2173:A:OP1	1.82	0.97
4:CD:77:LYS:O	4:CD:79:ALA:N	1.97	0.97
31:DH:123:ARG:HG3	31:DH:124:THR:H	1.29	0.97
24:BA:1923:U:O4	57:BA:3161:NMY:N9	1.96	0.97
11:AK:105:PHE:O	11:AK:107:ILE:N	1.98	0.97
24:BA:1204:A:N3	57:BA:3163:NMY:O4	1.96	0.97
1:AA:1015:G:OP1	19:AS:14:HIS:NE2	1.98	0.97
26:DC:49:THR:O	26:DC:51:ARG:NH1	1.98	0.97
24:BA:2731:G:N7	57:BA:3165:NMY:H21	1.78	0.96
6:CF:81:ASN:O	6:CF:83:ALA:N	1.98	0.96
6:AF:77:THR:O	6:AF:79:ARG:N	1.98	0.96
4:AD:13:ARG:NH2	4:AD:32:CYS:SG	2.39	0.96
20:AT:48:GLN:O	20:AT:50:ALA:N	1.99	0.96
1:AA:981:U:OP1	14:AN:8:ARG:NH2	1.98	0.96

Continued on next page...

Continued from previous page...

Atom-1	Atom-2	Interatomic distance (Å)	Clash overlap (Å)
24:BA:27:G:O2'	24:BA:28:A:OP2	1.83	0.96
24:DA:1997:C:OP1	27:DD:128:ARG:NE	1.98	0.96
24:DA:2706:A:N6	59:DA:3684:HOH:O	1.98	0.96
25:DB:60:C:N4	59:DB:303:HOH:O	1.99	0.96
24:BA:2060:A:N3	59:BA:3494:HOH:O	1.97	0.96
24:DA:1376:C:OP2	59:DA:3399:HOH:O	1.81	0.96
24:DA:395:U:O2'	24:DA:396:G:N7	1.98	0.96
4:CD:187:GLU:O	4:CD:189:SER:N	1.99	0.95
1:AA:626:G:OP1	16:AP:35:ARG:NH2	1.97	0.95
24:BA:526:A:O2'	24:BA:2043:C:O2	1.83	0.95
24:DA:1239:G:N7	57:DA:3190:NMY:H62	1.80	0.95
24:DA:564:C:O3'	41:DR:79:ARG:NE	1.99	0.95
24:DA:834:G:HO2'	24:DA:2358:A:HO2'	1.11	0.95
57:DA:3184:NMY:N2	57:DA:3184:NMY:O17	1.99	0.95
1:AA:1405:G:O5'	57:AA:1655:NMY:N19	1.98	0.95
24:BA:76:C:OP1	48:BY:48:ARG:NH2	1.99	0.95
35:DL:36:LYS:NZ	59:DL:302:HOH:O	1.97	0.95
37:DN:77:ALA:O	37:DN:81:ASN:ND2	1.98	0.95
24:BA:2499:C:OP2	59:BA:3686:HOH:O	1.82	0.95
50:D0:33:SER:OG	50:D0:35:GLU:OE2	1.82	0.95
1:CA:451:A:OP2	16:CP:70:ARG:NH2	1.99	0.95
1:CA:877:G:O3'	8:CH:80:ARG:NH2	1.98	0.95
9:CI:9:THR:O	9:CI:85:ARG:NH1	1.98	0.95
24:DA:1715:G:N2	24:DA:1744:A:OP2	2.00	0.95
1:CA:429:U:H4'	4:CD:9:LEU:HD23	1.48	0.95
1:CA:501:C:OP1	12:CL:121:ARG:NE	1.99	0.95
1:CA:702:A:O2'	1:CA:703:G:OP1	1.85	0.95
24:BA:2728:U:O2'	24:BA:2729:G:OP2	1.82	0.95
31:BH:119:ASN:O	31:BH:121:VAL:N	1.99	0.95
57:CA:1672:NMY:N2	57:CA:1672:NMY:O16	1.98	0.94
24:DA:1652:A:OP1	37:DN:8:ARG:NE	2.01	0.94
31:DH:117:LEU:HD11	31:DH:121:VAL:HG12	1.47	0.94
24:BA:361:G:O2'	24:BA:362:A:O5'	1.84	0.94
28:BE:8:ALA:O	28:BE:10:SER:N	2.00	0.94
1:AA:412:A:OP2	11:CK:16:VAL:HG11	1.66	0.94
11:AK:56:ARG:O	11:AK:58:SER:N	2.00	0.94
24:DA:2021:C:OP2	50:D0:11:LYS:NZ	2.00	0.94
2:AB:57:LEU:O	2:AB:59:LYS:N	2.01	0.94
31:BH:121:VAL:HB	31:BH:122:LEU:CG	1.97	0.94
1:AA:1420:U:O4	57:AA:1656:NMY:H81	1.66	0.94
7:AG:22:LEU:O	7:AG:24:ALA:N	2.01	0.94

Continued on next page...

Continued from previous page...

Atom-1	Atom-2	Interatomic distance (Å)	Clash overlap (Å)
57:BA:3165:NMY:O3	57:BA:3165:NMY:N6	1.98	0.94
1:CA:8:A:N6	4:CD:202:GLU:O	2.01	0.94
21:CU:41:PRO:O	21:CU:44:GLU:N	2.00	0.94
1:AA:515:G:N2	1:AA:537:G:N3	2.16	0.94
1:AA:1005:A:OP2	1:AA:1024:G:N2	2.00	0.94
24:BA:1253:A:N7	59:BA:3337:HOH:O	2.01	0.94
24:BA:2780:G:OP2	33:BJ:120:ARG:NH2	2.01	0.94
7:CG:145:ALA:O	7:CG:147:ALA:N	2.00	0.94
32:DI:41:PHE:O	32:DI:45:THR:OG1	1.84	0.94
53:D3:35:LYS:O	53:D3:40:LYS:NZ	1.99	0.94
1:CA:237:G:OP1	17:CQ:42:THR:OG1	1.85	0.94
24:DA:2683:C:O2	34:DK:70:ARG:NH2	2.00	0.94
12:CL:94:ARG:O	12:CL:94:ARG:NH1	2.00	0.94
1:AA:885:G:O2'	1:AA:914:A:N1	2.00	0.93
51:D1:30:PRO:O	51:D1:32:LYS:N	2.02	0.93
57:DA:3186:NMY:HN21	57:DA:3186:NMY:C11	1.80	0.93
12:CL:87:VAL:HG23	12:CL:90:LEU:HD11	1.50	0.93
22:CV:37:A:H3'	22:CV:38:A:H8	1.33	0.93
22:CV:44:G:H4'	22:CV:45:U:OP1	1.68	0.93
24:BA:528:A:C2	24:BA:2043:C:H4'	2.02	0.93
24:BA:1275:A:N1	24:BA:1295:C:O2'	2.01	0.93
24:DA:762:U:OP1	59:DA:3696:HOH:O	1.84	0.93
29:BF:3:LEU:HD11	29:BF:96:TRP:CH2	2.02	0.93
51:B1:25:ASN:ND2	51:B1:28:THR:OG1	2.00	0.93
15:CO:7:ALA:O	15:CO:8:THR:OG1	1.86	0.93
24:BA:944:C:OP2	59:BA:3263:HOH:O	1.85	0.93
1:CA:259:G:OP1	20:CT:36:TYR:OH	1.84	0.93
19:CS:44:MET:SD	19:CS:45:ILE:N	2.42	0.93
24:BA:1454:C:O5'	37:BN:63:ARG:NH2	2.02	0.93
49:BZ:2:LYS:NZ	49:BZ:3:THR:O	2.02	0.93
24:DA:182:A:HO2'	24:DA:433:C:HO2'	0.95	0.93
25:BB:91:C:OP1	36:BM:18:ARG:NH1	2.01	0.93
1:CA:869:G:N7	59:CA:1821:HOH:O	2.02	0.93
1:CA:1307:U:O5'	13:CM:98:ARG:NH2	2.02	0.93
24:DA:1922:G:O6	57:DA:3184:NMY:N9	2.02	0.93
33:DJ:31:GLU:OE2	33:DJ:35:ARG:NH1	2.02	0.92
24:DA:2822:G:O6	37:DN:2:ARG:NH1	2.02	0.92
6:CF:59:TYR:O	6:CF:60:VAL:HG12	1.70	0.92
24:DA:2333:A:O3'	38:DO:9:ARG:NH2	2.03	0.92
35:DL:36:LYS:NZ	59:DL:303:HOH:O	1.95	0.92
24:BA:729:G:OP1	26:BC:12:ARG:NE	2.02	0.92

Continued on next page...

Continued from previous page...

Atom-1	Atom-2	Interatomic distance (Å)	Clash overlap (Å)
24:BA:906:U:O2'	36:BM:66:ARG:NH2	2.03	0.92
24:DA:2402:U:O2'	24:DA:2403:C:O5'	1.86	0.92
9:AI:86:ALA:O	9:AI:88:MET:N	2.02	0.92
57:BA:3162:NMY:N6	59:BA:3600:HOH:O	2.03	0.92
1:CA:693:G:OP1	11:CK:127:ARG:NH2	2.03	0.92
24:DA:787:C:OP1	59:DA:3761:HOH:O	1.88	0.92
24:BA:811:U:OP1	35:BL:29:LYS:N	2.02	0.92
18:CR:25:ASP:O	18:CR:27:ALA:N	2.03	0.92
1:AA:938:A:N3	1:AA:1376:U:O2'	2.03	0.92
1:CA:690:G:H2'	1:CA:691:G:O4'	1.68	0.92
24:DA:60:G:O2'	24:DA:61:C:O5'	1.88	0.92
26:DC:149:LYS:O	26:DC:149:LYS:CG	2.18	0.92
24:BA:614:A:O2'	24:BA:615:U:OP2	1.86	0.92
31:BH:121:VAL:CG1	31:BH:122:LEU:HD23	1.99	0.92
4:CD:97:ARG:NH1	4:CD:99:ASP:OD2	2.03	0.92
25:BB:8:C:OP1	38:BO:29:HIS:NE2	2.03	0.91
1:AA:1330:U:H4'	13:AM:23:TYR:CE1	2.05	0.91
41:DR:73:LYS:NZ	41:DR:86:GLN:OE1	2.04	0.91
1:AA:510:A:OP2	59:AA:1762:HOH:O	1.88	0.91
1:CA:378:G:C2	1:CA:386:C:O2	2.24	0.91
22:CV:27:G:H1	22:CV:43:C:H42	1.17	0.91
1:CA:428:G:H4'	4:CD:9:LEU:HD22	1.50	0.91
9:CI:57:MET:O	9:CI:59:GLU:N	2.03	0.91
7:AG:127:ALA:HA	7:AG:135:VAL:HG11	1.53	0.91
1:CA:795:C:O2	11:CK:128:ARG:NH2	2.04	0.91
19:CS:3:ARG:O	19:CS:4:SER:OG	1.88	0.91
22:CV:15:G:H2'	22:CV:16:U:C4	2.06	0.91
29:BF:3:LEU:HD11	29:BF:96:TRP:CZ2	2.01	0.91
4:CD:185:LYS:O	4:CD:187:GLU:N	2.03	0.91
57:BA:3161:NMY:O14	57:BA:3161:NMY:N23	2.02	0.91
26:BC:9:SER:HG	26:BC:12:ARG:NH1	1.66	0.91
1:AA:1535:C:O2'	1:AA:1536:C:OP2	1.87	0.91
14:CN:64:CYS:SG	14:CN:83:LYS:NZ	2.42	0.91
57:DA:3190:NMY:H91	57:DA:3190:NMY:H5	1.36	0.91
26:DC:144:GLU:OE1	26:DC:148:GLY:N	2.04	0.91
1:AA:1364:U:O2'	1:AA:1365:G:O5'	1.89	0.90
1:CA:537:G:OP1	12:CL:110:ARG:NH2	2.04	0.90
1:CA:1129:C:O2	1:CA:1130:A:N6	2.04	0.90
1:CA:1524:C:P	11:CK:125:LYS:HE3	2.12	0.90
25:BB:51:G:OP2	38:BO:67:ASN:ND2	2.04	0.90
24:BA:636:G:OP2	35:BL:109:LYS:NZ	2.03	0.90

Continued on next page...

Continued from previous page...

Atom-1	Atom-2	Interatomic distance (Å)	Clash overlap (Å)
9:CI:25:ASN:O	9:CI:60:LYS:N	2.05	0.90
24:DA:1875:G:HO2'	24:DA:1876:A:P	1.94	0.90
4:AD:103:TYR:OH	4:AD:111:ARG:N	2.05	0.90
24:BA:1356:G:C2	24:BA:1376:C:O2	2.24	0.90
1:CA:1491:G:OP1	12:CL:43:LYS:NZ	2.03	0.90
57:DA:3186:NMY:H172	33:DJ:2:LYS:HZ2	1.36	0.90
1:AA:1135:U:O2'	1:AA:1138:G:O6	1.90	0.90
1:AA:1405:G:P	57:AA:1655:NMY:H192	1.86	0.90
24:BA:63:A:H4'	43:BT:77:ARG:HD3	1.50	0.90
4:CD:54:GLN:O	4:CD:58:LYS:NZ	2.05	0.90
10:CJ:5:ARG:N	10:CJ:76:ILE:O	2.03	0.90
24:BA:2286:G:OP2	51:B1:24:LYS:NZ	2.04	0.90
21:CU:41:PRO:O	21:CU:43:THR:N	2.03	0.90
24:BA:2349:G:OP2	53:B3:41:ARG:NH2	2.05	0.90
57:BA:3161:NMY:H19	57:BA:3161:NMY:C14	2.02	0.90
4:CD:32:CYS:SG	4:CD:33:LYS:N	2.43	0.90
2:CB:203:ASN:OD1	2:CB:204:ASP:N	2.04	0.90
31:DH:88:GLY:O	31:DH:125:THR:HG23	1.72	0.90
24:DA:1385:A:O2'	24:DA:1396:U:O2	1.90	0.90
24:DA:2646:C:OP2	24:DA:2732:G:O2'	1.90	0.90
8:AH:31:LYS:O	8:AH:33:LYS:N	2.05	0.89
24:BA:308:G:O2'	44:BU:16:LYS:NZ	2.04	0.89
1:AA:1079:G:HO2'	1:AA:1080:A:C5'	1.85	0.89
24:BA:1185:G:O2'	59:BA:3373:HOH:O	1.90	0.89
12:CL:87:VAL:HG22	12:CL:93:VAL:HG21	1.54	0.89
24:DA:221:A:N1	24:DA:265:A:O2'	2.05	0.89
24:BA:2721:A:O2'	24:BA:2873:A:O2'	1.90	0.89
24:DA:971:G:OP2	24:DA:974:G:N2	2.06	0.89
24:DA:2211:A:O2'	24:DA:2212:A:OP1	1.87	0.89
24:DA:2758:A:O4'	59:DA:3822:HOH:O	1.89	0.89
46:DW:20:ARG:HH11	46:DW:20:ARG:CG	1.84	0.89
1:AA:547:A:OP1	4:AD:70:ARG:NH1	2.04	0.89
24:BA:2117:A:N6	24:BA:2170:A:N1	2.19	0.89
1:CA:410:G:OP1	4:CD:26:ARG:NH2	2.04	0.89
2:CB:101:LEU:HG	2:CB:102:THR:N	1.85	0.89
1:AA:673:A:H2'	1:AA:674:G:C8	2.06	0.89
5:CE:77:ASN:O	5:CE:79:GLY:N	2.05	0.89
1:AA:689:C:OP2	11:AK:53:ARG:NH2	2.05	0.89
18:AR:25:ASP:O	18:AR:27:ALA:N	2.06	0.89
38:DO:47:VAL:HG13	38:DO:48:LEU:N	1.87	0.89
29:BF:100:GLU:O	29:BF:102:LEU:N	2.06	0.89

Continued on next page...

Continued from previous page...

Atom-1	Atom-2	Interatomic distance (Å)	Clash overlap (Å)
1:CA:1089:G:O2'	1:CA:1090:U:O5'	1.88	0.89
55:CY:164:THR:O	55:CY:166:ALA:N	2.05	0.89
1:AA:855:U:H2'	1:AA:856:C:H6	1.38	0.89
25:BB:45:A:C8	29:BF:91:ARG:CZ	2.56	0.89
15:CO:89:ARG:NH1	24:DA:714:U:C4	2.41	0.89
22:CV:5:G:H2'	22:CV:6:G:H8	1.36	0.89
29:DF:109:ARG:NH2	29:DF:136:ILE:O	2.05	0.89
34:DK:28:SER:O	34:DK:30:ARG:N	2.05	0.89
38:DO:107:ALA:O	38:DO:109:ALA:N	2.04	0.89
4:AD:146:ARG:O	4:AD:150:LYS:NZ	2.05	0.89
24:BA:733:G:C6	24:BA:761:A:N7	2.40	0.89
24:BA:2313:C:H5'	29:BF:87:LYS:HE2	1.53	0.89
24:DA:2330:G:O2'	46:DW:44:LYS:NZ	2.05	0.89
1:AA:390:U:O2'	16:AP:28:ARG:NH1	2.05	0.89
3:AC:63:SER:HA	3:AC:97:VAL:HG13	1.55	0.89
24:BA:2720:U:OP1	39:BP:52:ARG:NH2	2.06	0.89
25:DB:45:A:OP1	29:DF:91:ARG:HD3	1.73	0.89
1:AA:1412:C:H2'	1:AA:1413:A:C8	2.08	0.88
1:AA:1432:G:OP2	39:BP:105:LYS:NZ	2.06	0.88
24:BA:2850:A:N7	24:BA:2868:A:O2'	2.05	0.88
9:CI:72:ILE:O	9:CI:74:GLY:N	2.06	0.88
31:DH:93:SER:OG	31:DH:122:LEU:CB	2.20	0.88
31:DH:94:ILE:H	31:DH:122:LEU:CB	1.86	0.88
24:DA:2788:C:O2'	24:DA:2809:A:N3	2.06	0.88
44:DU:32:LYS:NZ	44:DU:64:ILE:O	2.07	0.88
24:DA:1115:G:O2'	24:DA:1116:G:OP2	1.90	0.88
44:DU:32:LYS:HZ1	44:DU:64:ILE:C	1.74	0.88
22:CV:20:U:H3'	22:CV:21:A:H5''	1.53	0.88
36:DM:66:ARG:NH1	36:DM:104:GLU:OE1	2.07	0.88
1:AA:376:G:H5''	16:AP:5:ARG:NE	1.89	0.88
1:CA:274:A:H4'	17:CQ:16:LYS:CE	2.04	0.88
8:CH:115:ALA:O	8:CH:117:ARG:N	2.06	0.88
24:DA:1857:G:N2	24:DA:1884:G:O2'	2.07	0.88
31:DH:117:LEU:HD21	31:DH:120:GLY:HA2	1.47	0.88
24:BA:2262:U:OP2	46:BW:16:SER:OG	1.90	0.88
1:CA:215:C:O2'	1:CA:465:A:N7	2.05	0.88
9:CI:53:GLU:O	9:CI:55:VAL:N	2.06	0.88
26:DC:118:GLY:O	26:DC:120:ASP:N	2.07	0.88
32:DI:122:GLU:O	32:DI:125:THR:OG1	1.92	0.88
35:BL:80:SER:O	35:BL:82:LEU:N	2.07	0.88
48:DY:9:LYS:N	48:DY:12:GLU:OE1	2.07	0.88

Continued on next page...

Continued from previous page...

Atom-1	Atom-2	Interatomic distance (Å)	Clash overlap (Å)
1:AA:993:G:O2'	1:AA:994:A:N7	2.07	0.88
21:AU:24:GLU:OE2	21:AU:25:LYS:N	2.07	0.88
3:CC:60:PRO:O	3:CC:62:LYS:N	2.07	0.88
21:CU:20:LYS:O	21:CU:22:SER:N	2.06	0.88
24:DA:507:A:C6	57:DA:3189:NMY:N23	2.42	0.88
1:AA:1061:G:OP2	3:AC:3:GLN:NE2	2.06	0.88
39:BP:105:LYS:O	39:BP:108:ARG:NH2	2.06	0.88
1:CA:878:A:P	8:CH:80:ARG:NH2	2.46	0.88
2:CB:101:LEU:O	2:CB:103:ASN:N	2.07	0.88
4:CD:4:TYR:OH	4:CD:67:VAL:O	1.92	0.88
18:CR:29:LEU:O	18:CR:31:ASN:N	2.07	0.88
24:DA:1859:U:O4	57:DA:3187:NMY:N7	2.05	0.88
31:DH:121:VAL:HG13	31:DH:122:LEU:HD23	1.55	0.88
1:CA:1131:G:O6	1:CA:1143:G:N2	2.07	0.87
24:DA:568:U:O2'	24:DA:570:G:N7	2.05	0.87
38:DO:53:THR:O	38:DO:55:GLU:N	2.07	0.87
24:BA:2248:C:OP2	59:BA:3509:HOH:O	1.91	0.87
30:BG:41:GLU:OE1	30:BG:54:ARG:N	2.06	0.87
24:BA:517:C:OP2	50:B0:9:ARG:NH2	2.07	0.87
57:AA:1655:NMY:C16	57:AA:1655:NMY:C19	2.35	0.87
29:BF:3:LEU:HD12	29:BF:96:TRP:HZ2	1.34	0.87
24:DA:2757:A:N1	30:DG:66:THR:HG21	1.89	0.87
1:AA:854:U:O2'	1:AA:855:U:H5'	1.74	0.87
43:BT:19:LYS:HA	43:BT:22:THR:HG22	1.55	0.87
1:AA:1435:G:O6	1:AA:1465:A:N6	2.07	0.87
24:BA:545:U:H2'	24:BA:547:A:H5'	1.57	0.87
29:BF:96:TRP:CE2	29:BF:99:PHE:CZ	2.46	0.87
24:DA:1093:G:O2'	24:DA:1098:A:N1	2.07	0.87
13:AM:11:ASP:OD1	13:AM:44:LYS:NZ	2.07	0.87
24:DA:2504:U:OP2	59:DA:3487:HOH:O	1.93	0.87
24:BA:1511:G:O2'	24:BA:1512:C:O4'	1.91	0.87
1:AA:901:A:H5''	1:AA:902:G:OP2	1.74	0.86
1:CA:1147:C:O2	9:CI:18:ARG:NH1	2.08	0.86
24:BA:2658:C:O3'	30:BG:157:LYS:NZ	2.08	0.86
1:CA:1250:A:N3	1:CA:1370:G:O2'	2.09	0.86
15:CO:89:ARG:CZ	24:DA:716:A:OP2	2.23	0.86
24:DA:948:C:O2	24:DA:984:A:O2'	1.93	0.86
24:DA:1875:G:O2'	24:DA:1876:A:O5'	1.91	0.86
19:AS:17:LYS:O	19:AS:19:VAL:N	2.08	0.86
24:BA:84:A:OP1	44:BU:5:ARG:NH2	2.08	0.86
8:CH:80:ARG:CZ	8:CH:80:ARG:HB2	2.05	0.86

Continued on next page...

Continued from previous page...

Atom-1	Atom-2	Interatomic distance (Å)	Clash overlap (Å)
55:CY:28:ARG:NH2	55:CY:103:PRO:O	2.08	0.86
26:DC:175:LEU:O	26:DC:177:SER:N	2.07	0.86
1:AA:1178:G:N2	1:AA:1181:G:OP2	2.09	0.86
5:AE:157:ARG:O	5:AE:159:LYS:N	2.08	0.86
24:BA:2528:U:N3	24:BA:2535:G:O6	2.08	0.86
28:BE:83:VAL:HG13	28:BE:86:ALA:HB2	1.57	0.86
26:DC:149:LYS:O	26:DC:149:LYS:HG3	1.72	0.86
24:DA:2313:C:O4'	29:DF:36:ASN:ND2	2.09	0.86
38:DO:34:HIS:CE1	38:DO:54:VAL:CG1	2.58	0.86
24:DA:1998:A:OP2	27:DD:141:ARG:NH2	2.09	0.86
57:AA:1657:NMY:H5	57:AA:1657:NMY:H91	1.39	0.86
34:DK:111:LYS:O	34:DK:114:LYS:NZ	2.07	0.86
1:AA:1264:U:O2	1:AA:1272:G:N2	2.09	0.86
24:BA:2297:A:C2	24:BA:2298:A:C8	2.63	0.86
25:BB:2:G:N2	25:BB:3:C:O2	2.09	0.86
1:CA:933:G:OP2	7:CG:3:ARG:NE	2.08	0.86
24:DA:2062:A:OP2	59:DA:3490:HOH:O	1.94	0.86
1:AA:869:G:N7	59:AA:1819:HOH:O	2.08	0.86
24:BA:2594:C:N4	59:BA:3791:HOH:O	2.09	0.86
4:CD:19:LEU:O	4:CD:21:LEU:N	2.08	0.86
1:CA:844:G:N7	1:CA:846:G:O2'	2.09	0.86
55:CY:149:SER:O	55:CY:151:ASP:N	2.08	0.86
24:BA:798:G:N7	59:BA:3325:HOH:O	2.08	0.85
22:CV:17:C:H5'	22:CV:18:G:H5''	1.58	0.85
20:AT:70:ASN:O	20:AT:72:ALA:N	2.08	0.85
24:BA:1265:A:OP2	59:BA:3751:HOH:O	1.94	0.85
1:CA:378:G:N2	1:CA:386:C:O2	2.09	0.85
31:DH:117:LEU:CD2	31:DH:120:GLY:CA	2.50	0.85
1:AA:783:C:C2'	1:AA:784:A:H5'	2.06	0.85
1:AA:1494:G:N7	57:AA:1655:NMY:N9	2.24	0.85
4:AD:148:LYS:O	4:AD:150:LYS:NZ	2.08	0.85
5:AE:154:ALA:O	5:AE:157:ARG:N	2.08	0.85
24:BA:2740:A:C6	24:BA:2764:A:C8	2.63	0.85
11:CK:118:HIS:O	11:CK:119:ASN:ND2	2.09	0.85
14:CN:45:VAL:O	14:CN:47:LYS:N	2.08	0.85
36:BM:58:LYS:O	36:BM:60:GLN:N	2.08	0.85
1:CA:1089:G:C2'	1:CA:1090:U:O5'	2.24	0.85
1:CA:1250:A:N1	1:CA:1353:G:N2	2.23	0.85
24:DA:6:A:O2'	33:DJ:135:GLN:OE1	1.94	0.85
24:DA:2091:C:H4'	47:DX:55:MET:HE1	1.56	0.85
2:AB:21:ARG:O	2:AB:190:ASN:ND2	2.09	0.85

Continued on next page...

Continued from previous page...

Atom-1	Atom-2	Interatomic distance (Å)	Clash overlap (Å)
24:BA:787:C:OP1	59:BA:3759:HOH:O	1.95	0.85
1:CA:859:G:O2'	1:CA:860:A:O5'	1.94	0.85
5:AE:68:ARG:O	5:AE:70:ASN:N	2.09	0.85
7:AG:74:GLU:O	7:AG:89:VAL:HG12	1.76	0.85
4:CD:187:GLU:OE2	4:CD:188:ARG:NH1	2.09	0.85
4:AD:32:CYS:SG	4:AD:33:LYS:N	2.49	0.85
7:CG:2:PRO:O	7:CG:4:ARG:N	2.08	0.85
2:AB:99:GLY:O	2:AB:103:ASN:N	2.09	0.85
1:CA:1244:G:O6	1:CA:1293:C:N4	2.10	0.85
24:DA:587:C:C3'	24:DA:588:U:H5'	2.07	0.85
24:DA:2269:G:OP1	59:DA:3511:HOH:O	1.94	0.85
20:AT:3:ASN:O	20:AT:5:LYS:N	2.10	0.85
1:CA:967:C:C1'	9:CI:129:LYS:HE2	2.06	0.85
20:CT:32:ILE:N	20:CT:54:MET:SD	2.50	0.85
31:DH:121:VAL:O	31:DH:123:ARG:N	2.10	0.85
1:AA:263:A:OP2	20:AT:74:ARG:NH1	2.10	0.84
26:BC:62:ARG:O	26:BC:62:ARG:NH2	2.09	0.84
27:BD:137:SER:O	27:BD:139:SER:N	2.10	0.84
37:BN:56:LYS:O	37:BN:57:THR:OG1	1.94	0.84
1:CA:1317:C:O5'	14:CN:56:SER:OG	1.94	0.84
10:CJ:34:ALA:O	10:CJ:35:GLN:NE2	2.09	0.84
1:AA:1501:C:OP2	1:AA:1504:G:O2'	1.95	0.84
11:AK:13:ARG:O	11:AK:15:GLN:N	2.10	0.84
1:CA:493:A:H2'	1:CA:494:G:C4	2.11	0.84
1:CA:506:G:OP1	59:CA:1762:HOH:O	1.94	0.84
15:CO:57:LEU:O	15:CO:60:VAL:N	2.10	0.84
1:AA:215:C:O2	1:AA:465:A:N6	2.09	0.84
24:BA:2298:A:OP1	29:BF:70:ARG:NH2	2.10	0.84
1:CA:201:G:N1	1:CA:217:C:O2	2.09	0.84
4:CD:115:ARG:O	4:CD:117:LEU:N	2.09	0.84
1:AA:323:U:OP1	20:AT:25:ARG:NH2	2.09	0.84
24:BA:2133:G:O2'	24:BA:2158:A:N6	2.11	0.84
24:DA:1604:C:OP1	59:DA:3406:HOH:O	1.93	0.84
24:BA:2144:G:N2	24:BA:2146:C:O2	2.09	0.84
24:BA:2676:C:OP1	34:BK:31:ARG:NH2	2.11	0.84
1:CA:1221:G:OP1	19:CS:36:ARG:NH2	2.09	0.84
22:CV:74:C:H4'	22:CV:75:C:OP2	1.77	0.84
24:DA:2230:G:H1'	47:DX:31:ASN:HB3	1.57	0.84
39:BP:64:SER:O	39:BP:66:GLY:N	2.11	0.84
39:BP:83:ILE:O	39:BP:84:SER:OG	1.95	0.84
24:DA:587:C:H3'	24:DA:588:U:H5'	1.57	0.84

Continued on next page...

Continued from previous page...

Atom-1	Atom-2	Interatomic distance (Å)	Clash overlap (Å)
30:DG:94:ARG:O	30:DG:105:SER:OG	1.96	0.84
13:AM:77:ILE:O	13:AM:79:ARG:N	2.09	0.84
24:BA:1009:A:OP2	59:BA:3783:HOH:O	1.94	0.84
35:BL:29:LYS:NZ	59:BL:303:HOH:O	2.09	0.84
35:BL:96:LYS:NZ	35:BL:103:ILE:O	2.10	0.84
1:AA:1014:A:OP1	19:AS:18:LYS:NZ	2.11	0.84
29:BF:96:TRP:HE3	29:BF:99:PHE:CE2	1.93	0.84
9:CI:25:ASN:O	9:CI:61:LEU:N	2.10	0.84
24:DA:2499:C:OP2	59:DA:3686:HOH:O	1.95	0.84
57:DA:3188:NMY:O22	57:DA:3188:NMY:O14	1.96	0.84
1:AA:332:G:O2'	20:AT:10:ARG:CZ	2.26	0.84
1:AA:980:C:H3'	1:AA:981:U:C6	2.13	0.84
4:AD:70:ARG:NH1	59:AD:401:HOH:O	2.10	0.84
24:BA:993:G:OP1	40:BQ:49:ARG:NH2	2.11	0.84
1:CA:967:C:O4'	9:CI:129:LYS:HE2	1.78	0.84
2:CB:135:LEU:O	2:CB:139:ARG:N	2.10	0.84
16:CP:52:LEU:O	16:CP:54:LEU:N	2.11	0.84
54:D4:11:CYS:SG	54:D4:33:HIS:CE1	2.71	0.84
22:CV:37:A:H3'	22:CV:38:A:C8	2.12	0.84
24:DA:189:G:OP2	47:DX:25:LYS:NZ	2.11	0.84
27:BD:98:VAL:O	27:BD:100:LEU:N	2.11	0.83
1:CA:536:C:OP1	59:CA:1767:HOH:O	1.95	0.83
24:DA:2355:G:O3'	46:DW:24:LYS:NZ	2.11	0.83
57:DA:3186:NMY:N2	57:DA:3186:NMY:O11	2.10	0.83
1:AA:627:G:OP1	16:AP:51:ARG:NH1	2.11	0.83
24:BA:2230:G:H1'	47:BX:31:ASN:HB3	1.60	0.83
24:DA:600:G:H1'	28:DE:100:MET:HE1	1.59	0.83
24:DA:2204:G:H2'	24:DA:2205:A:H8	1.42	0.83
1:AA:980:C:O2'	1:AA:981:U:OP1	1.96	0.83
23:AX:4:G:C2'	23:AX:5:A:H5'	2.08	0.83
1:CA:501:C:P	12:CL:121:ARG:NE	2.52	0.83
16:AP:42:ILE:O	16:AP:44:SER:N	2.11	0.83
30:BG:118:ALA:O	30:BG:120:ILE:N	2.10	0.83
39:BP:90:ALA:HB2	39:BP:112:ARG:HA	1.60	0.83
24:DA:1737:G:H2'	24:DA:1738:G:C4	2.13	0.83
31:DH:40:THR:O	31:DH:42:LYS:N	2.10	0.83
13:AM:114:LYS:HB3	13:AM:115:PRO:CD	2.08	0.83
38:BO:103:VAL:O	38:BO:105:ALA:N	2.11	0.83
1:CA:751:U:C4	1:CA:752:G:C6	2.66	0.83
24:BA:537:G:OP2	57:BA:3166:NMY:O4	1.95	0.83
24:BA:636:G:HO2'	24:BA:638:G:HO2'	1.08	0.83

Continued on next page...

Continued from previous page...

Atom-1	Atom-2	Interatomic distance (Å)	Clash overlap (Å)
24:DA:578:G:OP1	59:DA:3269:HOH:O	1.96	0.83
24:DA:733:G:C6	24:DA:761:A:N7	2.47	0.83
24:DA:1188:U:C2'	24:DA:1189:A:H5'	2.09	0.83
24:BA:2718:G:O3'	39:BP:95:LYS:NZ	2.10	0.83
30:BG:138:GLN:OE1	30:BG:139:VAL:N	2.11	0.83
34:BK:92:GLU:N	34:BK:92:GLU:OE1	2.12	0.83
22:CV:32:U:H2'	22:CV:33:U:H5'	1.59	0.83
13:AM:20:THR:O	13:AM:22:ILE:N	2.10	0.83
16:AP:5:ARG:NH2	16:AP:6:LEU:HB2	1.94	0.83
24:BA:1393:A:N1	43:BT:19:LYS:NZ	2.26	0.83
26:BC:184:GLU:O	26:BC:186:ASP:N	2.12	0.83
10:CJ:73:LEU:O	10:CJ:74:VAL:HG12	1.79	0.83
24:DA:1837:C:O2'	24:DA:1927:A:N3	2.12	0.83
24:DA:2315:G:O2'	29:DF:124:ARG:CZ	2.26	0.83
1:AA:354:G:C2	1:AA:355:C:C6	2.66	0.83
11:CK:27:PHE:O	11:CK:29:ASN:N	2.12	0.83
14:CN:32:ASP:O	14:CN:34:ASN:N	2.11	0.83
24:DA:2571:U:O2'	27:DD:151:THR:CG2	2.27	0.83
57:DA:3188:NMY:H172	57:DA:3188:NMY:H1	1.61	0.83
28:BE:82:GLY:O	28:BE:84:THR:N	2.11	0.82
4:CD:63:ARG:NE	4:CD:63:ARG:HA	1.94	0.82
6:CF:74:LEU:O	6:CF:77:THR:N	2.12	0.82
57:DA:3186:NMY:H172	33:DJ:2:LYS:NZ	1.94	0.82
25:DB:45:A:OP1	29:DF:91:ARG:NH2	2.11	0.82
31:DH:81:ALA:HB1	31:DH:149:GLU:OE1	1.79	0.82
16:AP:19:VAL:HG21	16:AP:37:GLY:N	1.94	0.82
48:BY:16:THR:O	48:BY:20:ASN:N	2.12	0.82
1:CA:346:G:P	34:DK:108:ARG:NH2	2.52	0.82
3:CC:39:VAL:O	3:CC:41:GLN:N	2.12	0.82
24:DA:1239:G:C5	57:DA:3190:NMY:H62	2.14	0.82
24:BA:1371:G:N7	59:BA:3405:HOH:O	2.12	0.82
7:CG:122:ASN:O	7:CG:125:SER:OG	1.98	0.82
24:DA:2840:C:H5''	37:DN:53:THR:HG21	1.59	0.82
26:DC:5:CYS:SG	26:DC:15:VAL:HG12	2.19	0.82
1:AA:1043:G:C6	1:AA:1044:A:N6	2.48	0.82
20:CT:60:ARG:NH2	59:CT:102:HOH:O	2.12	0.82
24:DA:2330:G:O3'	46:DW:44:LYS:NZ	2.12	0.82
24:DA:2655:G:O2'	24:DA:2656:U:OP2	1.96	0.82
28:BE:170:ARG:NH1	28:BE:179:SER:OG	2.13	0.82
24:DA:1869:G:N2	24:DA:1873:G:N7	2.28	0.82
1:AA:1032:G:N2	1:AA:1033:G:O4'	2.12	0.82

Continued on next page...

Continued from previous page...

Atom-1	Atom-2	Interatomic distance (Å)	Clash overlap (Å)
1:AA:1388:C:H2'	1:AA:1389:C:H6	1.44	0.82
35:BL:123:ARG:O	35:BL:125:LEU:N	2.12	0.82
1:CA:763:G:H2'	1:CA:764:C:C6	2.15	0.82
1:AA:846:G:N1	1:AA:847:G:N7	2.27	0.82
1:AA:889:A:H5'	1:AA:891:U:H1'	1.61	0.82
4:AD:58:LYS:HA	4:AD:200:ILE:CG1	2.10	0.82
24:BA:2294:G:O5'	38:BO:10:ARG:NH2	2.13	0.82
3:AC:73:PRO:O	3:AC:75:ILE:N	2.13	0.82
24:BA:2872:A:H2'	24:BA:2873:A:H5'	1.60	0.82
28:BE:46:GLN:CB	28:BE:83:VAL:HG11	2.08	0.82
35:BL:78:ARG:HB2	35:BL:113:ALA:HB2	1.60	0.82
24:DA:944:C:P	59:DA:3262:HOH:O	2.36	0.82
24:DA:2483:C:O4'	36:DM:51:ARG:NH2	2.12	0.82
31:DH:117:LEU:HD23	31:DH:118:PRO:C	2.00	0.82
1:AA:642:A:N1	8:AH:86:TYR:OH	2.12	0.82
8:AH:88:ARG:HB2	8:AH:88:ARG:HH11	1.44	0.82
12:AL:33:VAL:HG22	12:AL:56:ARG:HB3	1.61	0.82
25:BB:113:C:O2'	38:BO:46:GLU:OE1	1.98	0.82
12:CL:5:ASN:O	12:CL:8:VAL:HG12	1.78	0.82
24:DA:861:A:N3	25:DB:79:G:O2'	2.11	0.82
24:DA:1205:A:H5'	57:DA:3190:NMY:H14	1.62	0.82
4:AD:58:LYS:HA	4:AD:200:ILE:HG12	1.62	0.82
21:AU:14:VAL:HG23	21:AU:16:LEU:CD2	2.08	0.82
24:BA:78:U:OP2	48:BY:2:LYS:NZ	2.11	0.82
24:BA:2472:G:H3'	24:BA:2473:U:H5'	1.60	0.82
24:DA:118:A:C8	24:DA:119:A:C8	2.68	0.82
30:DG:36:LEU:O	30:DG:38:ASP:N	2.13	0.82
1:AA:132:C:OP1	20:AT:69:LYS:NZ	2.12	0.81
24:BA:858:G:O2'	24:BA:2268:A:O2'	1.98	0.81
6:CF:91:ARG:O	6:CF:92:THR:OG1	1.98	0.81
29:DF:48:LEU:N	29:DF:51:ASN:OD1	2.12	0.81
13:AM:98:ARG:NE	13:AM:100:GLN:OE1	2.13	0.81
24:BA:2290:G:N2	24:BA:2373:G:O2'	2.11	0.81
26:BC:43:ASN:O	26:BC:45:ASN:N	2.12	0.81
1:CA:948:C:OP2	13:CM:107:ARG:N	2.12	0.81
6:CF:21:MET:O	6:CF:23:GLU:N	2.13	0.81
12:CL:114:ARG:CZ	12:CL:121:ARG:HG3	2.09	0.81
24:DA:1068:G:O6	24:DA:1069:A:N6	2.13	0.81
24:DA:1239:G:N7	57:DA:3190:NMY:C6	2.42	0.81
1:AA:783:C:H2'	1:AA:784:A:H5'	1.60	0.81
24:BA:669:G:H2'	24:BA:669:G:N3	1.95	0.81

Continued on next page...

Continued from previous page...

Atom-1	Atom-2	Interatomic distance (Å)	Clash overlap (Å)
24:BA:2094:A:H5''	31:BH:25:TYR:CE2	2.15	0.81
29:BF:116:LEU:O	29:BF:118:ALA:N	2.12	0.81
13:CM:68:ASP:O	13:CM:70:ARG:N	2.13	0.81
38:DO:34:HIS:CE1	38:DO:54:VAL:HG12	2.15	0.81
40:DQ:83:LYS:HE3	40:DQ:84:LYS:HB2	1.61	0.81
6:AF:70:VAL:O	6:AF:73:GLU:N	2.14	0.81
14:AN:3:GLN:N	14:AN:3:GLN:OE1	2.13	0.81
57:BA:3162:NMY:O11	57:BA:3162:NMY:H1	1.81	0.81
45:BV:83:LYS:O	45:BV:85:LYS:N	2.13	0.81
1:CA:966:G:H2'	9:CI:129:LYS:NZ	1.96	0.81
24:DA:1394:U:OP1	59:DA:3406:HOH:O	1.97	0.81
24:DA:1997:C:OP2	27:DD:129:THR:HG22	1.79	0.81
27:DD:101:PHE:HB3	27:DD:104:VAL:HG21	1.62	0.81
9:AI:35:LEU:O	9:AI:38:TYR:N	2.13	0.81
24:BA:1176:U:O2'	24:BA:1177:G:O4'	1.98	0.81
24:BA:2377:A:N3	38:BO:92:PHE:CE2	2.48	0.81
57:BA:3165:NMY:O17	57:BA:3165:NMY:H2	1.78	0.81
1:AA:377:G:N2	1:AA:387:U:O2	2.14	0.81
1:AA:1124:G:O2'	1:AA:1145:A:N6	2.12	0.81
1:AA:1160:G:OP1	2:AB:132:LYS:NZ	2.13	0.81
24:BA:1188:U:H2'	24:BA:1189:A:H5'	1.63	0.81
24:BA:1666:G:O3'	34:BK:6:THR:HG23	1.79	0.81
24:DA:301:G:OP2	44:DU:81:ARG:NH1	2.13	0.81
38:DO:108:ASP:O	38:DO:111:ARG:N	2.14	0.81
4:AD:165:ARG:O	4:AD:167:LYS:N	2.12	0.81
24:BA:1070:A:O2'	24:BA:1097:U:O3'	1.98	0.81
24:BA:2010:G:C4	24:BA:2011:U:O2	2.33	0.81
24:BA:2315:G:O2'	29:BF:124:ARG:NE	2.14	0.81
41:BR:49:ILE:HG13	41:BR:52:PRO:C	2.01	0.81
1:CA:995:C:N3	1:CA:1046:A:O2'	2.12	0.81
2:CB:146:ASN:O	2:CB:147:SER:OG	1.99	0.81
22:CV:20:U:H3'	22:CV:21:A:C5'	2.10	0.81
24:DA:1450:G:C6	24:DA:1451:C:N4	2.49	0.81
27:DD:137:SER:OG	59:DD:302:HOH:O	1.98	0.81
31:DH:88:GLY:CA	31:DH:125:THR:CG2	2.51	0.81
32:DI:129:GLU:OE1	32:DI:133:ARG:NH2	2.14	0.81
46:DW:20:ARG:HH11	46:DW:20:ARG:HG3	1.45	0.81
3:AC:59:ARG:O	3:AC:61:ALA:N	2.14	0.81
24:BA:760:G:OP2	59:BA:3301:HOH:O	1.97	0.81
24:BA:1365:A:OP1	47:BX:27:ARG:NH2	2.13	0.81
44:BU:98:ASN:O	44:BU:99:SER:OG	1.96	0.81

Continued on next page...

Continued from previous page...

Atom-1	Atom-2	Interatomic distance (Å)	Clash overlap (Å)
1:AA:855:U:H2'	1:AA:856:C:C6	2.16	0.81
57:AA:1657:NMY:H91	57:AA:1657:NMY:C5	1.94	0.81
2:AB:83:ALA:O	2:AB:89:GLN:NE2	2.13	0.81
2:AB:151:ILE:O	2:AB:153:ASP:N	2.14	0.81
24:BA:1859:U:O4	57:BA:3167:NMY:N7	2.14	0.81
38:BO:103:VAL:O	38:BO:106:LEU:N	2.13	0.81
1:CA:1242:G:N1	1:CA:1296:C:O2	2.13	0.81
2:CB:18:HIS:O	2:CB:189:THR:OG1	1.97	0.81
12:CL:102:LEU:HD12	12:CL:103:ASP:CB	2.11	0.81
55:CY:51:LEU:O	55:CY:53:GLN:N	2.14	0.81
24:DA:372:G:O2'	24:DA:400:G:O6	1.97	0.81
24:DA:1060:U:C6	24:DA:1062:G:H5'	2.15	0.81
57:AA:1655:NMY:H19	57:AA:1655:NMY:H16	0.83	0.81
24:BA:2286:G:P	51:B1:29:LYS:NZ	2.54	0.81
1:CA:328:C:H4'	1:CA:329:A:H5''	1.63	0.81
24:DA:1857:G:N2	24:DA:1884:G:N3	2.29	0.81
34:DK:107:LEU:O	34:DK:109:SER:N	2.13	0.81
44:DU:5:ARG:HD2	44:DU:6:ARG:N	1.95	0.81
6:AF:3:HIS:NE2	6:AF:65:GLU:OE1	2.14	0.80
24:BA:2230:G:H1'	47:BX:31:ASN:CB	2.12	0.80
24:BA:2485:G:OP1	36:BM:45:GLN:NE2	2.14	0.80
47:BX:31:ASN:OD1	47:BX:52:ALA:HB2	1.80	0.80
4:AD:93:LEU:O	4:AD:95:GLU:N	2.12	0.80
22:AV:55:U:O2'	22:AV:57:G:N7	2.13	0.80
1:CA:667:G:H4'	15:CO:51:HIS:CD2	2.16	0.80
22:CV:5:G:H2'	22:CV:6:G:C8	2.16	0.80
24:DA:2091:C:H4'	47:DX:55:MET:CE	2.11	0.80
25:DB:23:G:O6	59:DB:304:HOH:O	1.99	0.80
37:DN:2:ARG:O	37:DN:5:LYS:N	2.13	0.80
6:AF:6:ILE:HD12	6:AF:89:VAL:HG22	1.62	0.80
1:CA:1221:G:OP1	19:CS:36:ARG:NE	2.14	0.80
4:CD:58:LYS:HZ3	4:CD:203:LEU:HB2	1.44	0.80
24:DA:548:G:O2'	24:DA:549:G:C2	2.33	0.80
24:DA:585:G:N7	40:DQ:5:ARG:NH1	2.28	0.80
20:AT:7:ALA:O	20:AT:9:LYS:N	2.13	0.80
24:BA:1417:C:O2'	24:BA:1587:G:O2'	1.97	0.80
7:CG:77:SER:O	7:CG:79:ARG:N	2.14	0.80
19:CS:48:THR:OG1	19:CS:49:ILE:N	2.09	0.80
24:DA:1178:C:H2'	24:DA:1179:G:C8	2.15	0.80
31:DH:93:SER:OG	31:DH:122:LEU:CG	2.30	0.80
1:AA:1046:A:N6	1:AA:1211:U:O2	2.14	0.80

Continued on next page...

Continued from previous page...

Atom-1	Atom-2	Interatomic distance (Å)	Clash overlap (Å)
2:AB:193:PRO:O	2:AB:195:GLY:N	2.15	0.80
1:CA:705:G:C6	11:CK:44:TRP:CZ3	2.68	0.80
1:CA:1114:C:H2'	1:CA:1114:C:O2	1.81	0.80
13:CM:14:HIS:HB3	13:CM:17:ILE:HD11	1.64	0.80
55:CY:82:ILE:O	55:CY:85:SER:OG	1.99	0.80
24:DA:815:C:OP2	41:DR:85:LYS:NZ	2.15	0.80
12:AL:116:LYS:O	12:AL:117:TYR:CG	2.35	0.80
24:BA:77:G:H5''	48:BY:2:LYS:CD	2.11	0.80
1:CA:711:G:O2'	1:CA:712:A:OP1	1.99	0.80
1:CA:1223:C:OP2	19:CS:78:ARG:NH2	2.15	0.80
31:DH:9:VAL:O	31:DH:10:ALA:O	2.00	0.80
35:DL:87:GLY:O	35:DL:89:VAL:N	2.15	0.80
4:CD:160:GLU:OE2	4:CD:161:LEU:N	2.15	0.80
5:CE:146:ASN:OD1	5:CE:147:MET:N	2.14	0.80
24:DA:1010:A:OP2	59:DA:3784:HOH:O	1.97	0.80
24:DA:1997:C:OP1	27:DD:128:ARG:CZ	2.29	0.80
28:DE:131:THR:OG1	28:DE:162:ARG:NH1	2.15	0.80
24:BA:2313:C:C5'	29:BF:87:LYS:HE2	2.11	0.80
1:CA:1431:A:N6	1:CA:1432:G:O6	2.14	0.80
2:CB:10:LEU:O	2:CB:12:ALA:N	2.15	0.80
14:CN:41:ARG:O	14:CN:43:ASN:N	2.15	0.80
22:CV:56:C:H2'	22:CV:57:G:H5'	1.62	0.80
24:DA:1358:G:N7	59:DA:3400:HOH:O	2.13	0.80
24:DA:2484:G:OP1	36:DM:44:ARG:HD3	1.81	0.80
1:AA:413:G:O2'	1:AA:428:G:N2	2.14	0.80
15:AO:33:THR:OG1	15:AO:34:ALA:N	2.13	0.80
24:BA:1188:U:C2'	24:BA:1189:A:H5'	2.12	0.80
24:BA:2872:A:C2'	24:BA:2873:A:H5'	2.12	0.80
1:CA:613:C:OP2	4:CD:81:ARG:NH2	2.15	0.80
24:DA:1737:G:C4	24:DA:1738:G:N2	2.50	0.80
24:DA:1901:A:OP2	26:DC:252:LYS:NZ	2.14	0.80
24:DA:2849:U:O2'	24:DA:2866:U:O2	2.00	0.80
41:DR:42:ALA:HA	41:DR:46:GLU:HB2	1.62	0.80
1:AA:511:C:C2	1:AA:512:U:C6	2.70	0.79
1:AA:1328:C:O3'	13:AM:29:ARG:NH1	2.14	0.79
12:AL:25:GLU:O	12:AL:27:CYS:N	2.15	0.79
42:BS:47:VAL:O	42:BS:50:VAL:N	2.15	0.79
14:CN:64:CYS:O	14:CN:83:LYS:NZ	2.15	0.79
24:DA:587:C:OP2	35:DL:21:ARG:NH1	2.15	0.79
44:DU:32:LYS:HZ3	44:DU:32:LYS:HA	1.46	0.79
1:AA:509:A:OP1	4:AD:51:TYR:OH	2.00	0.79

Continued on next page...

Continued from previous page...

Atom-1	Atom-2	Interatomic distance (Å)	Clash overlap (Å)
9:AI:35:LEU:O	9:AI:37:GLN:N	2.15	0.79
31:BH:119:ASN:O	31:BH:121:VAL:HG13	1.82	0.79
1:CA:501:C:P	12:CL:121:ARG:CZ	2.70	0.79
8:CH:117:ARG:O	8:CH:120:GLY:N	2.16	0.79
35:DL:77:ILE:HG22	35:DL:110:VAL:HB	1.63	0.79
42:DS:109:ASP:OD1	42:DS:110:ARG:N	2.14	0.79
1:AA:509:A:P	4:AD:51:TYR:OH	2.40	0.79
1:AA:664:G:OP1	18:AR:53:ARG:NH2	2.15	0.79
1:AA:706:A:C5	1:AA:707:U:C5	2.71	0.79
24:DA:2825:G:C3'	24:DA:2826:A:H5'	2.12	0.79
1:AA:174:A:C5	1:AA:175:C:C5	2.70	0.79
1:AA:981:U:C5	1:AA:982:U:C2	2.70	0.79
13:AM:18:ALA:O	13:AM:21:SER:OG	2.01	0.79
26:BC:97:ASP:OD1	26:BC:97:ASP:N	2.16	0.79
26:BC:220:ARG:NH2	59:BC:408:HOH:O	2.15	0.79
1:CA:722:G:OP1	18:CR:43:ARG:NH2	2.16	0.79
22:CV:15:G:H2'	22:CV:16:U:C5	2.17	0.79
1:AA:525:C:OP1	12:AL:86:ARG:NH2	2.16	0.79
28:BE:96:VAL:O	28:BE:97:ASN:HB2	1.81	0.79
1:CA:1237:C:OP1	59:CA:1868:HOH:O	2.00	0.79
1:CA:1279:G:OP1	10:CJ:9:ARG:NH2	2.15	0.79
26:DC:156:SER:O	26:DC:194:VAL:HG11	1.81	0.79
1:AA:56:U:C4	31:DH:91:PHE:CZ	2.70	0.79
1:AA:601:G:N2	1:AA:638:U:O2	2.15	0.79
57:AA:1656:NMY:H16	57:AA:1656:NMY:H232	1.64	0.79
2:AB:115:LYS:NZ	1:CA:841:C:O2'	2.14	0.79
15:AO:87:LEU:O	15:AO:89:ARG:N	2.14	0.79
24:BA:797:G:OP1	28:BE:55:SER:OG	2.00	0.79
24:BA:2483:C:O2	36:BM:123:LYS:NZ	2.14	0.79
33:BJ:56:VAL:HG22	33:BJ:124:VAL:HA	1.64	0.79
7:CG:111:ARG:NH1	7:CG:119:ARG:O	2.15	0.79
9:CI:130:ARG:NH2	22:CV:33:U:OP2	2.16	0.79
24:DA:85:G:P	44:DU:5:ARG:HD3	2.23	0.79
1:AA:376:G:H5''	16:AP:5:ARG:CD	2.12	0.79
1:AA:376:G:C5'	16:AP:5:ARG:NE	2.46	0.79
1:AA:975:A:N1	1:AA:1366:C:O2'	2.15	0.79
1:AA:979:C:H3'	1:AA:980:C:O4'	1.83	0.79
1:AA:1286:U:O2'	1:AA:1287:A:OP1	2.00	0.79
1:AA:1305:G:N1	1:AA:1331:G:O2'	2.15	0.79
4:CD:110:THR:OG1	4:CD:113:GLU:OE2	2.00	0.79
24:DA:538:A:OP2	57:DA:3186:NMY:H16	1.81	0.79

Continued on next page...

Continued from previous page...

Atom-1	Atom-2	Interatomic distance (Å)	Clash overlap (Å)
39:DP:92:ARG:O	39:DP:93:LYS:HB2	1.83	0.79
44:DU:75:ALA:O	44:DU:77:GLY:N	2.16	0.79
24:BA:475:C:O4'	24:BA:509:C:C5	2.36	0.79
24:BA:1059:G:O6	24:BA:1079:C:N4	2.16	0.79
24:BA:1131:G:OP1	33:BJ:82:GLY:HA2	1.82	0.79
43:BT:60:THR:O	59:BT:203:HOH:O	1.99	0.79
1:CA:203:G:N2	1:CA:215:C:C2	2.50	0.79
1:CA:706:A:HO2'	11:CK:24:HIS:HE2	1.27	0.79
30:DG:108:PHE:CZ	30:DG:111:PRO:HA	2.16	0.79
25:BB:44:G:OP1	29:BF:94:ARG:NH1	2.16	0.79
24:DA:2243:U:OP1	59:DA:3743:HOH:O	2.00	0.79
1:AA:1080:A:OP2	5:AE:52:LYS:NZ	2.15	0.79
24:BA:391:A:C5	24:BA:392:U:C6	2.70	0.79
29:BF:163:GLU:N	29:BF:163:GLU:OE1	2.16	0.79
4:CD:77:LYS:O	4:CD:80:ALA:N	2.16	0.79
12:CL:98:VAL:CG2	12:CL:101:ALA:HB2	2.13	0.79
14:CN:81:ARG:O	14:CN:83:LYS:N	2.16	0.79
22:CV:47:U:H4'	22:CV:48:C:OP2	1.83	0.79
24:DA:492:A:OP2	57:DA:3189:NMY:O3	2.01	0.79
24:BA:1115:G:O2'	24:BA:1116:G:OP2	2.01	0.78
1:CA:1062:U:H2'	1:CA:1063:C:C6	2.17	0.78
36:DM:81:ARG:CZ	36:DM:81:ARG:HA	2.13	0.78
24:BA:588:U:H1'	28:BE:85:PHE:CD1	2.19	0.78
24:BA:1417:C:HO2'	24:BA:1587:G:HO2'	1.29	0.78
1:CA:75:G:N1	1:CA:96:U:O4	2.17	0.78
12:CL:102:LEU:HD12	12:CL:103:ASP:HB3	1.64	0.78
4:AD:10:LYS:O	4:AD:12:SER:N	2.17	0.78
24:BA:657:U:H2'	24:BA:658:U:C6	2.18	0.78
24:BA:997:G:OP1	40:BQ:91:ARG:HG2	1.84	0.78
24:BA:2667:C:N3	30:BG:109:SER:OG	2.16	0.78
29:BF:14:LYS:NZ	29:BF:18:GLU:OE2	2.16	0.78
1:CA:722:G:O2'	1:CA:723:U:O5'	2.00	0.78
20:CT:32:ILE:HA	20:CT:54:MET:SD	2.23	0.78
2:AB:84:ALA:HA	2:AB:218:ALA:CB	2.13	0.78
24:BA:1210:G:H4'	24:BA:1211:C:H5'	1.64	0.78
35:BL:51:GLU:OE1	35:BL:60:ARG:NH1	2.16	0.78
1:CA:736:C:H2'	1:CA:737:C:C6	2.19	0.78
1:CA:1099:G:C2	1:CA:1100:C:O2	2.36	0.78
9:CI:54:LEU:O	9:CI:56:ASP:N	2.15	0.78
24:DA:1666:G:O3'	34:DK:6:THR:HG22	1.83	0.78
1:AA:537:G:OP1	12:AL:110:ARG:NH2	2.16	0.78

Continued on next page...

Continued from previous page...

Atom-1	Atom-2	Interatomic distance (Å)	Clash overlap (Å)
5:AE:104:GLY:HA2	5:AE:122:ASN:HA	1.66	0.78
24:BA:58:G:N3	24:BA:70:G:N2	2.30	0.78
24:BA:545:U:C4	24:BA:547:A:O2'	2.35	0.78
24:DA:536:G:OP2	57:DA:3186:NMY:H81	1.83	0.78
24:DA:2627:G:C2	24:DA:2628:C:O2	2.36	0.78
42:DS:25:ARG:NH1	42:DS:74:ILE:O	2.16	0.78
1:AA:182:A:N1	1:AA:223:A:O2'	2.16	0.78
12:AL:110:ARG:NH1	12:AL:112:GLN:O	2.16	0.78
16:AP:5:ARG:CZ	16:AP:6:LEU:HB2	2.12	0.78
16:AP:43:ALA:O	16:AP:44:SER:OG	2.00	0.78
24:BA:822:G:OP2	59:BA:3341:HOH:O	2.02	0.78
24:DA:1068:G:C6	24:DA:1069:A:C6	2.72	0.78
57:DA:3188:NMY:H1	57:DA:3188:NMY:C17	2.13	0.78
31:DH:14:SER:O	31:DH:16:GLY:N	2.17	0.78
36:DM:44:ARG:HG3	36:DM:44:ARG:HH21	1.47	0.78
37:DN:2:ARG:HA	37:DN:5:LYS:CD	2.14	0.78
1:AA:52:C:N4	1:AA:359:G:O6	2.15	0.78
4:AD:109:ALA:O	4:AD:110:THR:HB	1.84	0.78
6:AF:77:THR:HB	6:AF:80:PHE:CE1	2.18	0.78
24:BA:2207:C:N3	24:BA:2218:G:C2	2.52	0.78
24:BA:2470:G:O6	24:BA:2476:A:O2'	2.01	0.78
27:BD:125:TRP:CG	27:BD:160:LYS:HG2	2.19	0.78
24:DA:1032:A:O2'	24:DA:1033:U:H5'	1.84	0.78
24:DA:1154:G:OP2	40:DQ:57:ARG:NH1	2.17	0.78
24:DA:1653:G:O5'	37:DN:2:ARG:NH2	2.16	0.78
46:DW:56:ASP:HB3	46:DW:58:THR:HG23	1.64	0.78
1:AA:375:U:O3'	16:AP:5:ARG:CZ	2.32	0.78
12:AL:50:ARG:NH1	12:AL:89:ASP:OD2	2.17	0.78
24:BA:674:G:H1'	28:BE:69:ARG:HD3	1.65	0.78
24:BA:859:G:O2'	24:BA:860:U:OP2	2.01	0.78
24:BA:1202:G:OP2	57:BA:3163:NMY:N6	2.17	0.78
1:CA:386:C:H2'	1:CA:387:U:H5'	1.64	0.78
1:CA:878:A:OP1	8:CH:80:ARG:CZ	2.32	0.78
4:CD:22:LYS:HZ1	4:CD:26:ARG:HB2	1.48	0.78
7:CG:48:GLU:OE2	7:CG:49:THR:N	2.17	0.78
24:DA:195:A:N7	59:DA:3763:HOH:O	2.17	0.78
24:DA:2061:G:OP2	59:DA:3491:HOH:O	2.00	0.78
1:AA:324:G:N2	1:AA:327:A:C8	2.52	0.78
1:AA:1179:A:O3'	9:AI:105:THR:OG1	2.00	0.78
5:AE:104:GLY:CA	5:AE:122:ASN:HA	2.14	0.78
21:AU:17:ARG:CZ	21:AU:17:ARG:HA	2.14	0.78

Continued on next page...

Continued from previous page...

Atom-1	Atom-2	Interatomic distance (Å)	Clash overlap (Å)
24:BA:2197:U:O2'	24:BA:2198:A:OP2	2.02	0.78
1:CA:1397:C:O2'	1:CA:1398:A:OP1	2.02	0.78
24:DA:544:C:O2'	24:DA:545:U:OP1	2.01	0.78
25:BB:91:C:OP1	36:BM:18:ARG:CZ	2.31	0.78
31:DH:117:LEU:HD21	31:DH:121:VAL:N	1.98	0.78
49:DZ:13:ILE:O	49:DZ:15:ARG:N	2.16	0.78
1:AA:913:A:H4'	1:AA:914:A:OP1	1.82	0.77
1:AA:1249:C:O2'	9:AI:71:GLY:O	2.01	0.77
24:BA:320:A:C4	28:BE:131:THR:HG21	2.19	0.77
24:BA:993:G:P	40:BQ:49:ARG:HH21	2.07	0.77
24:BA:2418:A:O2'	24:BA:2419:U:OP1	2.02	0.77
24:BA:2526:G:N3	54:B4:1:MET:N	2.32	0.77
24:BA:2831:G:OP1	27:BD:56:LYS:HE2	1.84	0.77
4:CD:54:GLN:NE2	4:CD:202:GLU:OE2	2.17	0.77
19:CS:43:ASN:O	19:CS:43:ASN:ND2	2.17	0.77
24:DA:2597:G:H5''	26:DC:239:PHE:O	1.83	0.77
37:DN:2:ARG:HA	37:DN:5:LYS:HD3	1.66	0.77
46:DW:56:ASP:CB	46:DW:58:THR:HG23	2.13	0.77
1:AA:620:C:H1'	4:AD:132:ILE:HG12	1.65	0.77
1:AA:846:G:C6	1:AA:847:G:N7	2.53	0.77
24:BA:413:C:N4	59:BA:3566:HOH:O	2.17	0.77
28:BE:194:LYS:O	28:BE:197:GLU:N	2.16	0.77
24:DA:2014:A:H2'	24:DA:2015:A:C8	2.18	0.77
24:DA:2730:C:C5	57:DA:3185:NMY:H22	2.19	0.77
1:AA:299:G:H2'	1:AA:300:A:C8	2.18	0.77
15:AO:78:TYR:O	15:AO:80:GLN:N	2.16	0.77
24:BA:612:G:H2'	24:BA:614:A:C8	2.18	0.77
24:BA:2874:C:OP1	59:BA:3808:HOH:O	2.01	0.77
1:CA:200:G:N2	1:CA:218:U:O2	2.17	0.77
38:DO:53:THR:OG1	38:DO:54:VAL:N	2.13	0.77
1:AA:1122:U:H2'	1:AA:1123:U:H5''	1.66	0.77
15:AO:71:LYS:N	15:AO:78:TYR:OH	2.18	0.77
1:CA:857:C:H2'	1:CA:858:G:O4'	1.84	0.77
1:CA:1307:U:P	13:CM:98:ARG:NH2	2.57	0.77
7:CG:120:LEU:O	7:CG:122:ASN:N	2.16	0.77
11:CK:101:ASN:ND2	21:CU:13:ASP:OD1	2.17	0.77
12:CL:98:VAL:HG22	12:CL:101:ALA:CB	2.15	0.77
13:CM:17:ILE:HD12	13:CM:17:ILE:N	1.98	0.77
41:DR:52:PRO:O	41:DR:53:PHE:CD1	2.38	0.77
1:AA:9:G:N2	1:AA:10:A:C4	2.52	0.77
1:AA:671:G:O2'	6:AF:79:ARG:NH2	2.16	0.77

Continued on next page...

Continued from previous page...

Atom-1	Atom-2	Interatomic distance (Å)	Clash overlap (Å)
1:AA:793:U:O2	1:AA:1516:G:H4'	1.84	0.77
6:AF:91:ARG:O	6:AF:92:THR:OG1	2.00	0.77
9:AI:130:ARG:NH2	22:AV:33:U:C5	2.52	0.77
24:BA:1827:U:H5'	24:BA:1971:U:H5''	1.64	0.77
29:BF:172:PHE:O	29:BF:174:PHE:N	2.18	0.77
24:DA:31:C:O3'	24:DA:1238:G:H5''	1.82	0.77
24:DA:297:G:O3'	44:DU:84:PHE:CG	2.37	0.77
24:DA:446:G:OP2	40:DQ:2:ARG:NE	2.18	0.77
1:AA:1350:A:OP1	9:AI:123:ARG:NH1	2.17	0.77
24:BA:1183:U:OP1	49:BZ:30:ARG:NH2	2.17	0.77
24:BA:2703:C:O2'	24:BA:2704:C:O5'	2.02	0.77
57:BA:3161:NMY:N2	57:BA:3161:NMY:O17	2.17	0.77
16:CP:6:LEU:HD13	16:CP:17:TYR:CD2	2.19	0.77
24:DA:159:G:O2'	24:DA:160:A:O5'	2.01	0.77
26:DC:259:ASN:CG	26:DC:262:THR:HG1	1.87	0.77
30:DG:97:VAL:HG23	30:DG:124:CYS:SG	2.25	0.77
31:DH:117:LEU:CD1	31:DH:121:VAL:HG12	2.15	0.77
57:BA:3162:NMY:N6	59:BA:3601:HOH:O	2.18	0.77
1:CA:1317:C:P	14:CN:56:SER:HG	2.07	0.77
55:CY:44:TYR:OH	55:CY:49:THR:O	2.01	0.77
24:DA:1132:U:O2'	24:DA:1133:A:H5'	1.84	0.77
41:DR:52:PRO:O	41:DR:53:PHE:CG	2.36	0.77
1:AA:279:A:N3	1:AA:281:G:N2	2.33	0.77
4:AD:71:GLN:O	4:AD:74:ASN:ND2	2.18	0.77
24:BA:387:U:C2	24:BA:388:G:N7	2.52	0.77
1:CA:1321:U:O2	19:CS:36:ARG:NH2	2.17	0.77
5:CE:108:GLY:O	5:CE:110:ALA:N	2.17	0.77
24:DA:732:C:H2'	24:DA:733:G:O4'	1.85	0.77
24:DA:734:A:H2'	24:DA:735:A:H5'	1.66	0.77
24:DA:2057:G:OP2	59:DA:3488:HOH:O	2.02	0.77
24:DA:2868:A:C2	24:DA:2869:G:C4	2.73	0.77
31:DH:120:GLY:O	31:DH:122:LEU:CG	2.32	0.77
42:DS:84:ARG:HB3	42:DS:96:ILE:HG22	1.67	0.77
50:D0:24:VAL:O	50:D0:26:SER:N	2.16	0.77
53:D3:56:LEU:N	53:D3:56:LEU:HD23	2.00	0.77
1:AA:846:G:C2	1:AA:847:G:C8	2.72	0.77
1:AA:1138:G:HO2'	1:AA:1140:C:P	2.08	0.77
12:AL:43:LYS:O	12:AL:45:PRO:CD	2.33	0.77
24:BA:1428:C:C5	24:BA:1569:A:H5''	2.20	0.77
24:BA:2425:A:O4'	24:BA:2427:C:C6	2.38	0.77
22:CV:13:C:O2'	22:CV:14:A:H5'	1.85	0.77

Continued on next page...

Continued from previous page...

Atom-1	Atom-2	Interatomic distance (Å)	Clash overlap (Å)
24:DA:1188:U:H2'	24:DA:1189:A:H5'	1.66	0.77
24:DA:2429:G:OP1	59:DA:3700:HOH:O	2.02	0.77
1:AA:267:C:N4	59:AA:1723:HOH:O	2.18	0.77
1:AA:435:A:C2	1:AA:436:C:C2	2.73	0.77
10:AJ:19:ASP:OD1	10:AJ:72:ARG:NH2	2.18	0.77
24:DA:198:C:OP2	59:DA:3763:HOH:O	2.01	0.77
24:DA:1439:A:C2	24:DA:1553:A:C4	2.73	0.77
30:DG:105:SER:HA	30:DG:108:PHE:CE2	2.20	0.77
34:DK:97:THR:O	34:DK:98:ARG:HB3	1.81	0.77
1:AA:1493:A:OP2	57:AA:1655:NMY:O4	2.03	0.76
21:AU:40:LYS:O	21:AU:44:GLU:N	2.18	0.76
24:BA:434:U:O2	24:BA:436:C:N4	2.18	0.76
44:BU:15:GLY:O	44:BU:17:ASP:N	2.18	0.76
1:CA:428:G:H4'	4:CD:9:LEU:CD2	2.14	0.76
14:CN:55:SER:O	14:CN:60:GLN:NE2	2.18	0.76
22:CV:27:G:H1	22:CV:43:C:N4	1.83	0.76
24:DA:910:A:C4	36:DM:13:HIS:CE1	2.73	0.76
24:DA:1737:G:N3	24:DA:1738:G:N2	2.33	0.76
24:DA:2371:G:H1'	51:D1:38:PHE:CE2	2.21	0.76
30:DG:10:VAL:HG23	30:DG:48:THR:HA	1.66	0.76
4:AD:69:GLU:HA	4:AD:72:PHE:CE1	2.19	0.76
24:BA:1651:G:OP1	37:BN:37:THR:HG21	1.84	0.76
24:BA:2681:C:OP1	27:BD:8:LYS:NZ	2.18	0.76
1:AA:44:A:OP2	16:AP:12:LYS:NZ	2.12	0.76
1:AA:1428:A:C2	1:AA:1473:G:C2	2.74	0.76
5:AE:101:GLU:O	5:AE:103:THR:N	2.17	0.76
8:AH:5:ASP:OD2	8:AH:77:ARG:NH1	2.18	0.76
24:BA:247:G:C8	24:BA:249:C:C6	2.73	0.76
24:BA:1183:U:O2'	24:BA:1184:U:O5'	2.04	0.76
24:BA:2280:G:C2	24:BA:2281:A:C8	2.74	0.76
24:BA:2375:G:N2	24:BA:2378:A:OP2	2.18	0.76
26:BC:44:ASN:OD1	26:BC:45:ASN:N	2.18	0.76
28:BE:136:GLN:O	28:BE:138:LEU:N	2.18	0.76
29:BF:125:GLY:O	29:BF:126:ASN:ND2	2.19	0.76
1:CA:1134:G:C2	1:CA:1141:C:N4	2.53	0.76
22:CV:27:G:O6	22:CV:43:C:N4	2.18	0.76
24:DA:602:A:HO2'	24:DA:604:G:HO2'	1.26	0.76
24:DA:1968:G:OP1	59:DA:3464:HOH:O	2.01	0.76
24:DA:2504:U:OP2	59:DA:3670:HOH:O	2.01	0.76
24:DA:2825:G:H2'	24:DA:2826:A:H5'	1.67	0.76
11:AK:22:HIS:ND1	11:AK:35:THR:HG21	1.99	0.76

Continued on next page...

Continued from previous page...

Atom-1	Atom-2	Interatomic distance (Å)	Clash overlap (Å)
24:BA:108:G:O2'	24:BA:347:A:N3	2.17	0.76
36:BM:80:VAL:O	36:BM:82:MET:N	2.18	0.76
37:BN:67:PHE:CE2	37:BN:73:ASN:HB3	2.20	0.76
46:BW:75:LYS:O	46:BW:77:ARG:N	2.19	0.76
5:CE:41:ASP:OD1	5:CE:43:ASN:N	2.18	0.76
24:DA:507:A:N1	57:DA:3189:NMY:N23	2.33	0.76
24:DA:2728:U:OP1	57:DA:3185:NMY:O4	2.03	0.76
26:DC:68:ARG:HG3	26:DC:128:THR:HG21	1.66	0.76
18:AR:47:THR:O	18:AR:49:ALA:N	2.18	0.76
59:BA:3263:HOH:O	35:BL:36:LYS:NZ	2.09	0.76
1:CA:1109:C:OP2	3:CC:176:HIS:CD2	2.39	0.76
15:CO:49:ASP:OD1	15:CO:52:SER:OG	2.03	0.76
1:AA:867:G:N2	1:AA:868:C:C2	2.53	0.76
1:AA:1122:U:H2'	1:AA:1123:U:C5'	2.16	0.76
4:AD:171:LEU:HD13	4:AD:173:VAL:HG22	1.68	0.76
14:AN:25:GLU:O	14:AN:27:LYS:N	2.17	0.76
24:BA:181:A:C2	24:BA:182:A:C4	2.73	0.76
24:BA:856:G:N2	24:BA:922:C:C2	2.54	0.76
24:BA:1347:A:C2	24:BA:1348:C:C2	2.74	0.76
24:BA:1789:A:OP2	26:BC:220:ARG:NH2	2.19	0.76
7:CG:49:THR:O	7:CG:51:ALA:N	2.18	0.76
28:DE:15:SER:O	28:DE:17:THR:N	2.19	0.76
31:DH:116:ARG:NH1	31:DH:133:GLN:HG2	2.00	0.76
1:AA:401:C:N4	59:AA:1775:HOH:O	2.19	0.76
21:AU:16:LEU:O	21:AU:17:ARG:NH1	2.19	0.76
24:BA:479:A:N3	24:BA:481:G:H5'	2.01	0.76
24:BA:845:A:C6	24:BA:847:U:C6	2.74	0.76
31:BH:26:ALA:O	31:BH:28:ASN:N	2.17	0.76
3:CC:3:GLN:N	3:CC:3:GLN:OE1	2.19	0.76
22:CV:43:C:H5'	22:CV:44:G:OP2	1.85	0.76
24:DA:565:C:P	41:DR:79:ARG:NE	2.59	0.76
41:DR:16:GLU:HA	41:DR:98:ILE:HD11	1.68	0.76
41:DR:77:PHE:CZ	41:DR:79:ARG:HD3	2.21	0.76
24:BA:1188:U:O2'	24:BA:1189:A:H5'	1.86	0.76
24:BA:1352:U:O2'	24:BA:1353:A:H5'	1.86	0.76
8:CH:23:ALA:HA	8:CH:63:LEU:HD23	1.67	0.76
24:DA:481:G:C4	24:DA:507:A:C2	2.74	0.76
1:AA:455:G:C2	1:AA:478:A:C2	2.73	0.76
24:BA:78:U:OP2	48:BY:2:LYS:CE	2.33	0.76
24:BA:570:G:C4	24:BA:2030:A:N7	2.54	0.76
40:BQ:87:VAL:HG12	40:BQ:89:ILE:HG23	1.66	0.76

Continued on next page...

Continued from previous page...

Atom-1	Atom-2	Interatomic distance (Å)	Clash overlap (Å)
1:CA:1303:C:O3'	59:CA:1866:HOH:O	2.02	0.76
22:CV:25:C:H2'	22:CV:26:A:C8	2.19	0.76
1:AA:564:C:C5	1:AA:565:U:C5	2.73	0.76
24:BA:1172:C:C4	24:BA:1173:U:C2	2.74	0.76
24:BA:2704:C:C4	24:BA:2705:A:C2	2.74	0.76
24:BA:2731:G:C6	24:BA:2732:G:O6	2.39	0.76
1:CA:195:A:OP2	59:CA:1714:HOH:O	2.04	0.76
2:CB:144:LEU:HD12	2:CB:145:GLU:N	2.01	0.76
15:CO:6:GLU:OE1	15:CO:7:ALA:N	2.19	0.76
15:CO:89:ARG:CZ	24:DA:714:U:C5	2.69	0.76
1:AA:17:U:H1'	1:AA:1080:A:N3	2.01	0.75
24:BA:1693:U:O2'	26:BC:13:ARG:NH2	2.19	0.75
24:BA:2639:A:O3'	33:BJ:96:ARG:NH2	2.19	0.75
24:BA:2758:A:C2	24:BA:2759:G:H1'	2.21	0.75
39:BP:87:ARG:NH2	39:BP:110:LYS:O	2.18	0.75
3:CC:42:TYR:O	3:CC:45:LYS:NZ	2.16	0.75
4:CD:186:PRO:O	4:CD:188:ARG:N	2.19	0.75
11:CK:48:GLY:N	11:CK:57:LYS:HE2	2.00	0.75
20:CT:57:ILE:O	20:CT:59:ASP:N	2.18	0.75
24:DA:1175:A:OP1	24:DA:1176:U:O2'	2.04	0.75
57:DA:3190:NMY:N2	57:DA:3190:NMY:O16	2.19	0.75
1:AA:889:A:H5'	1:AA:891:U:C1'	2.16	0.75
1:AA:1036:A:N7	1:AA:1037:C:N4	2.34	0.75
1:AA:1222:G:OP1	19:AS:78:ARG:NH1	2.18	0.75
4:AD:120:HIS:O	4:AD:121:LYS:HB2	1.84	0.75
24:BA:2080:A:O5'	47:BX:18:SER:OG	2.04	0.75
1:CA:389:A:H2'	1:CA:390:U:H5'	1.68	0.75
12:CL:98:VAL:HG22	12:CL:101:ALA:HB2	1.66	0.75
22:CV:23:A:H2'	22:CV:24:G:C8	2.20	0.75
28:DE:98:LYS:NZ	59:DE:403:HOH:O	2.17	0.75
1:AA:1182:G:C4'	1:AA:1183:U:H5'	2.16	0.75
24:BA:2702:G:C6	24:BA:2703:C:C4	2.74	0.75
1:CA:974:A:OP1	14:CN:81:ARG:NH2	2.19	0.75
1:CA:1014:A:C4	19:CS:34:TRP:CZ2	2.74	0.75
2:CB:101:LEU:O	2:CB:104:TRP:N	2.19	0.75
24:DA:1857:G:N3	24:DA:1884:G:C2	2.54	0.75
57:DA:3185:NMY:C23	57:DA:3185:NMY:H16	2.15	0.75
38:DO:53:THR:OG1	38:DO:65:THR:HG21	1.87	0.75
1:AA:519:C:OP2	12:AL:47:SER:OG	2.04	0.75
24:BA:1653:G:O5'	37:BN:2:ARG:NH1	2.19	0.75
24:BA:2263:C:H2'	24:BA:2264:C:H5'	1.67	0.75

Continued on next page...

Continued from previous page...

Atom-1	Atom-2	Interatomic distance (Å)	Clash overlap (Å)
38:BO:6:ALA:O	38:BO:8:ILE:N	2.19	0.75
2:CB:162:PHE:HA	2:CB:184:PHE:O	1.84	0.75
24:DA:784:G:OP2	59:DA:3312:HOH:O	2.04	0.75
24:DA:1274:A:OP1	24:DA:1646:C:N4	2.19	0.75
24:DA:1604:C:OP2	59:DA:3410:HOH:O	2.05	0.75
24:DA:1997:C:OP1	27:DD:128:ARG:NH2	2.19	0.75
24:DA:2066:C:OP1	59:DA:3508:HOH:O	2.05	0.75
24:DA:2483:C:O3'	36:DM:44:ARG:NH2	2.20	0.75
31:DH:135:HIS:O	31:DH:137:GLU:N	2.19	0.75
1:AA:55:A:N6	31:DH:91:PHE:HA	2.01	0.75
1:AA:430:A:OP1	4:AD:9:LEU:N	2.19	0.75
1:AA:789:U:O2'	1:AA:791:G:N7	2.16	0.75
1:AA:858:G:N7	1:AA:869:G:C5	2.54	0.75
1:AA:1256:A:N6	1:AA:1277:C:C2	2.54	0.75
24:BA:749:A:N1	24:BA:753:A:O2'	2.18	0.75
24:BA:2415:G:C5	24:BA:2416:C:C5	2.75	0.75
24:BA:2721:A:N3	24:BA:2873:A:C8	2.55	0.75
28:BE:46:GLN:HB3	28:BE:83:VAL:HG11	1.68	0.75
33:BJ:49:ASP:OD1	33:BJ:121:LYS:NZ	2.20	0.75
1:CA:787:A:H2'	1:CA:788:U:H5'	1.68	0.75
1:CA:795:C:O2'	11:CK:128:ARG:HG3	1.85	0.75
1:CA:918:A:H2'	1:CA:919:A:C8	2.21	0.75
1:CA:1215:G:C2	1:CA:1216:A:C8	2.75	0.75
1:CA:1224:U:O2'	1:CA:1322:C:OP1	2.05	0.75
22:CV:65:G:N1	22:CV:66:U:O2	2.20	0.75
1:AA:154:U:O2	1:AA:168:G:N2	2.18	0.75
5:AE:83:HIS:HB3	8:AH:96:MET:SD	2.27	0.75
5:AE:114:VAL:O	5:AE:118:ALA:N	2.19	0.75
24:BA:2055:C:N4	59:BA:3532:HOH:O	2.19	0.75
14:CN:57:PRO:O	14:CN:59:ARG:N	2.19	0.75
19:CS:62:VAL:HG12	19:CS:66:MET:SD	2.26	0.75
22:CV:8:U:O2	22:CV:21:A:H2	1.68	0.75
24:DA:545:U:C6	24:DA:547:A:H4'	2.21	0.75
24:DA:1014:A:OP2	59:DA:3604:HOH:O	2.05	0.75
24:DA:1076:C:O3'	32:DI:93:ASN:ND2	2.19	0.75
24:DA:1238:G:C6	57:DA:3190:NMY:N6	2.55	0.75
24:DA:1889:A:N3	24:DA:2086:U:O2'	2.16	0.75
24:DA:2402:U:O2'	24:DA:2403:C:C5'	2.35	0.75
1:AA:416:G:N7	59:AA:1757:HOH:O	2.18	0.75
1:AA:979:C:N4	1:AA:980:C:N3	2.34	0.75
57:AA:1657:NMY:H5	57:AA:1657:NMY:N9	2.01	0.75

Continued on next page...

Continued from previous page...

Atom-1	Atom-2	Interatomic distance (Å)	Clash overlap (Å)
16:AP:19:VAL:CG2	16:AP:36:VAL:HG23	2.17	0.75
24:BA:226:A:C6	24:BA:227:A:C6	2.75	0.75
34:DK:76:VAL:HB	39:DP:72:VAL:CG2	2.16	0.75
1:AA:625:U:H4'	16:AP:16:PHE:CE2	2.22	0.75
1:AA:976:G:C2	1:AA:1363:A:C2	2.75	0.75
1:CA:692:U:O2'	1:CA:694:A:N7	2.17	0.75
1:CA:1202:U:OP2	14:CN:69:ARG:NH2	2.20	0.75
8:CH:78:VAL:HG12	8:CH:127:CYS:HA	1.69	0.75
11:CK:15:GLN:O	11:CK:16:VAL:HG13	1.86	0.75
13:CM:8:ASN:ND2	13:CM:66:GLU:OE2	2.19	0.75
24:DA:944:C:OP1	59:DA:3262:HOH:O	2.04	0.75
24:DA:1864:U:OP1	24:DA:2410:G:O2'	2.05	0.75
24:DA:2710:C:OP2	59:DA:3547:HOH:O	2.04	0.75
25:DB:58:A:OP2	59:DB:301:HOH:O	2.05	0.75
26:DC:244:VAL:HG22	26:DC:245:THR:O	1.87	0.75
41:DR:20:VAL:HG12	41:DR:22:LEU:HD13	1.67	0.75
42:DS:45:VAL:O	42:DS:47:VAL:N	2.20	0.75
24:BA:1857:G:H1'	24:BA:1884:G:N2	2.02	0.75
1:CA:619:U:N3	4:CD:131:ASN:OD1	2.19	0.75
22:CV:72:C:O2'	22:CV:73:A:OP1	2.03	0.75
24:DA:140:C:O2'	24:DA:141:G:OP1	2.04	0.75
24:DA:265:A:H4'	24:DA:266:G:OP1	1.85	0.75
25:DB:57:A:OP2	59:DB:301:HOH:O	2.05	0.75
31:DH:95:GLY:HA2	31:DH:122:LEU:HD21	1.69	0.75
41:DR:49:ILE:HG12	41:DR:53:PHE:N	2.01	0.75
45:DV:48:MET:HA	45:DV:51:GLN:OE1	1.87	0.75
1:AA:1149:C:OP1	9:AI:11:ARG:NH1	2.20	0.74
4:AD:25:VAL:O	4:AD:26:ARG:O	2.05	0.74
9:AI:12:ARG:NH1	9:AI:107:ASP:OD2	2.19	0.74
24:BA:1177:G:H2'	24:BA:1178:C:O4'	1.87	0.74
25:BB:24:G:N2	25:BB:28:C:O2	2.20	0.74
26:BC:51:ARG:O	26:BC:53:ILE:N	2.20	0.74
34:BK:88:ASN:O	34:BK:90:ASN:N	2.19	0.74
51:B1:31:GLU:N	51:B1:31:GLU:OE2	2.20	0.74
1:CA:78:A:N6	1:CA:91:U:O4	2.20	0.74
1:CA:692:U:H1'	1:CA:695:A:N7	2.02	0.74
24:DA:112:U:C5	24:DA:113:U:C5	2.74	0.74
24:DA:407:G:N2	24:DA:421:C:C2	2.55	0.74
24:DA:532:A:N1	24:DA:2020:A:H1'	2.02	0.74
24:DA:833:A:H2'	24:DA:834:G:C8	2.22	0.74
27:DD:101:PHE:HD1	27:DD:104:VAL:HG11	1.52	0.74

Continued on next page...

Continued from previous page...

Atom-1	Atom-2	Interatomic distance (Å)	Clash overlap (Å)
46:DW:44:LYS:HE2	46:DW:44:LYS:N	2.02	0.74
1:AA:905:U:C5	1:AA:906:A:C8	2.74	0.74
1:CA:266:G:O6	1:CA:270:A:N6	2.20	0.74
4:CD:51:TYR:HA	4:CD:54:GLN:HB2	1.68	0.74
4:CD:57:GLU:O	4:CD:59:GLN:N	2.20	0.74
59:DA:3822:HOH:O	30:DG:63:GLN:NE2	2.14	0.74
24:BA:2377:A:N3	38:BO:92:PHE:CZ	2.55	0.74
25:BB:45:A:C2	25:BB:46:A:C4	2.74	0.74
28:BE:7:ASP:O	28:BE:9:GLN:N	2.20	0.74
45:BV:54:ALA:O	45:BV:56:PHE:N	2.20	0.74
1:CA:319:G:N7	59:CA:1735:HOH:O	2.20	0.74
1:CA:1064:G:O6	1:CA:1193:G:N2	2.20	0.74
11:CK:20:VAL:HG13	11:CK:35:THR:CG2	2.17	0.74
24:DA:1867:G:C2'	24:DA:1868:C:H5'	2.16	0.74
24:DA:2093:G:OP2	31:DH:22:LYS:CE	2.36	0.74
35:DL:2:ARG:O	35:DL:5:THR:N	2.19	0.74
1:AA:55:A:C4	31:DH:91:PHE:CD2	2.75	0.74
1:AA:412:A:P	11:CK:16:VAL:HG11	2.27	0.74
24:BA:685:A:O2'	24:BA:773:U:O4	2.01	0.74
24:BA:857:G:H5''	46:BW:69:PHE:CD2	2.22	0.74
24:BA:1497:U:O2'	24:BA:1498:C:OP1	2.05	0.74
25:BB:11:C:O2'	25:BB:15:A:N6	2.20	0.74
40:BQ:39:ILE:HD11	41:BR:77:PHE:CG	2.23	0.74
20:CT:57:ILE:O	20:CT:60:ARG:N	2.20	0.74
24:DA:544:C:O3'	24:DA:545:U:C2	2.41	0.74
24:DA:1272:A:OP1	59:DA:3383:HOH:O	2.04	0.74
29:DF:8:LYS:O	29:DF:10:GLU:N	2.20	0.74
34:DK:97:THR:O	34:DK:98:ARG:CB	2.33	0.74
1:AA:68:G:C5	1:AA:69:G:H1'	2.22	0.74
8:AH:86:TYR:CE2	8:AH:123:GLY:HA2	2.21	0.74
21:AU:10:GLU:HB2	21:AU:11:PRO:HD3	1.69	0.74
24:BA:391:A:H1'	24:BA:411:G:O4'	1.88	0.74
24:BA:1268:A:OP1	59:BA:3382:HOH:O	2.05	0.74
1:CA:58:C:O2'	1:CA:388:G:N7	2.18	0.74
22:CV:57:G:H2'	22:CV:58:A:H5''	1.68	0.74
24:DA:1471:G:C5	24:DA:1472:C:C5	2.75	0.74
34:DK:113:MET:SD	34:DK:116:ILE:HD11	2.27	0.74
37:DN:2:ARG:O	37:DN:3:HIS:C	2.25	0.74
1:AA:1505:G:OP2	59:AA:1877:HOH:O	2.05	0.74
4:AD:171:LEU:HD13	4:AD:173:VAL:CG2	2.17	0.74
46:BW:24:LYS:HD2	46:BW:25:ARG:HG2	1.68	0.74

Continued on next page...

Continued from previous page...

Atom-1	Atom-2	Interatomic distance (Å)	Clash overlap (Å)
1:CA:711:G:HO2'	1:CA:712:A:P	2.10	0.74
1:CA:790:A:N7	1:CA:791:G:C6	2.55	0.74
1:CA:1062:U:H2'	1:CA:1063:C:C5	2.22	0.74
24:DA:2407:A:OP1	59:DA:3563:HOH:O	2.05	0.74
1:AA:1124:G:C2	1:AA:1127:G:N2	2.55	0.74
1:AA:1249:C:O2'	9:AI:70:GLY:O	2.05	0.74
4:AD:49:SER:HB2	4:AD:51:TYR:CE2	2.22	0.74
24:BA:398:C:OP1	47:BX:31:ASN:ND2	2.20	0.74
1:CA:509:A:OP2	59:CA:1760:HOH:O	2.05	0.74
1:CA:706:A:N3	11:CK:44:TRP:CZ2	2.55	0.74
24:DA:2425:A:O4'	24:DA:2427:C:C6	2.41	0.74
1:AA:356:A:N3	1:AA:368:U:O2'	2.20	0.74
1:AA:378:G:C2	1:AA:386:C:O2	2.41	0.74
24:BA:58:G:C2	24:BA:70:G:C2	2.74	0.74
24:BA:63:A:O4'	43:BT:77:ARG:NH1	2.21	0.74
24:BA:308:G:N2	24:BA:477:A:C8	2.56	0.74
24:BA:527:C:OP1	59:BA:3248:HOH:O	2.04	0.74
24:BA:1361:G:N7	59:BA:3616:HOH:O	2.19	0.74
24:BA:2744:G:N2	30:BG:142:GLN:OE1	2.20	0.74
2:CB:127:ASP:OD2	2:CB:131:LYS:NZ	2.20	0.74
7:CG:134:ALA:O	7:CG:137:LYS:N	2.21	0.74
8:CH:110:VAL:O	8:CH:111:MET:CB	2.36	0.74
22:CV:17:C:O2	22:CV:17:C:H2'	1.86	0.74
24:DA:2627:G:O2'	24:DA:2781:A:N1	2.16	0.74
1:AA:106:C:H2'	1:AA:107:G:H5'	1.69	0.74
1:AA:664:G:P	18:AR:53:ARG:NH2	2.60	0.74
1:AA:957:U:H1'	1:AA:960:U:C4	2.23	0.74
24:BA:2333:A:O3'	38:BO:9:ARG:NH1	2.20	0.74
24:BA:2727:A:C6	24:BA:2728:U:O4	2.41	0.74
1:CA:1112:C:H5''	1:CA:1113:C:OP2	1.87	0.74
1:CA:1241:G:O2'	59:CA:1869:HOH:O	2.06	0.74
2:CB:50:PHE:O	2:CB:52:GLU:N	2.21	0.74
11:CK:24:HIS:O	11:CK:26:SER:N	2.20	0.74
55:CY:156:SER:O	55:CY:160:VAL:HB	1.88	0.74
24:DA:1709:U:O2	24:DA:2859:G:N2	2.20	0.74
31:DH:123:ARG:HG3	31:DH:124:THR:N	2.02	0.74
44:DU:85:ARG:NH1	44:DU:101:THR:OG1	2.21	0.74
1:AA:613:C:N4	1:AA:627:G:O6	2.20	0.74
1:AA:1405:G:OP1	57:AA:1655:NMY:N19	2.20	0.74
57:AA:1656:NMY:H16	57:AA:1656:NMY:O22	1.86	0.74
8:AH:88:ARG:HG2	8:AH:89:LYS:N	2.03	0.74

Continued on next page...

Continued from previous page...

Atom-1	Atom-2	Interatomic distance (Å)	Clash overlap (Å)
24:BA:572:A:H3'	24:BA:573:U:O4'	1.88	0.74
24:BA:630:G:OP2	53:B3:22:LYS:NZ	2.20	0.74
6:CF:37:HIS:O	6:CF:63:ASN:ND2	2.21	0.74
22:CV:23:A:H2'	22:CV:24:G:H8	1.53	0.74
26:DC:105:ALA:O	26:DC:195:GLY:HA2	1.87	0.74
27:DD:151:THR:HG23	27:DD:152:PRO:HD2	1.70	0.74
1:AA:292:G:N2	1:AA:309:A:C4	2.56	0.73
1:AA:368:U:C6	31:DH:92:GLY:HA3	2.23	0.73
1:AA:382:A:C5	1:AA:383:A:N7	2.55	0.73
1:AA:1317:C:OP1	14:AN:56:SER:OG	2.03	0.73
11:AK:125:LYS:O	21:AU:34:ARG:NE	2.20	0.73
12:AL:4:VAL:HG13	12:AL:5:ASN:H	1.51	0.73
24:BA:1355:G:O2'	24:BA:1356:G:H5'	1.87	0.73
24:BA:1531:C:N4	24:BA:1532:A:C2	2.56	0.73
31:BH:121:VAL:HB	31:BH:122:LEU:HD23	0.75	0.73
1:CA:414:A:C6	1:CA:431:A:C2	2.76	0.73
1:CA:958:A:N6	19:CS:77:THR:O	2.19	0.73
24:DA:690:G:C3'	26:DC:216:ARG:NH2	2.51	0.73
1:AA:976:G:OP2	1:AA:1358:U:O2'	2.06	0.73
24:BA:1220:G:C2	24:BA:1221:C:C2	2.76	0.73
24:BA:2407:A:C2	24:BA:2408:U:C6	2.76	0.73
24:BA:2657:A:C5'	30:BG:91:VAL:HG21	2.18	0.73
57:BA:3165:NMY:N6	57:BA:3165:NMY:H1	2.03	0.73
33:BJ:99:ARG:O	33:BJ:103:ILE:HG23	1.87	0.73
1:CA:152:A:N6	1:CA:170:U:C2	2.56	0.73
2:CB:22:TYR:HB3	2:CB:190:ASN:HB2	1.70	0.73
6:CF:74:LEU:O	6:CF:76:THR:N	2.21	0.73
24:DA:993:G:H1'	41:DR:91:GLN:NE2	2.03	0.73
41:DR:77:PHE:CE1	41:DR:79:ARG:HD3	2.23	0.73
52:D2:13:ASN:O	52:D2:17:GLY:N	2.20	0.73
4:AD:125:VAL:HG13	4:AD:126:ASN:H	1.53	0.73
24:BA:616:A:OP2	59:BA:3294:HOH:O	2.05	0.73
24:BA:2286:G:C8	51:B1:24:LYS:HE2	2.24	0.73
24:BA:2831:G:OP2	27:BD:59:ARG:NH2	2.21	0.73
29:BF:138:PRO:O	29:BF:140:ILE:N	2.20	0.73
34:BK:4:GLU:O	34:BK:5:GLN:HB2	1.87	0.73
37:BN:73:ASN:O	37:BN:76:VAL:HG22	1.88	0.73
1:CA:722:G:HO2'	1:CA:723:U:P	2.11	0.73
24:DA:2204:G:O2'	24:DA:2205:A:O5'	2.06	0.73
24:DA:2825:G:C2'	24:DA:2826:A:H5'	2.18	0.73
1:AA:1423:G:C5	1:AA:1424:U:C5	2.76	0.73

Continued on next page...

Continued from previous page...

Atom-1	Atom-2	Interatomic distance (Å)	Clash overlap (Å)
24:BA:454:A:H4'	24:BA:455:C:OP2	1.86	0.73
24:BA:572:A:C2	24:BA:2033:A:C2	2.76	0.73
29:BF:103:ILE:HG21	29:BF:174:PHE:CE1	2.24	0.73
1:CA:154:U:O2	1:CA:168:G:N2	2.22	0.73
15:CO:11:ILE:HD12	15:CO:12:VAL:N	2.04	0.73
22:CV:60:U:H5''	22:CV:61:C:H5	1.53	0.73
24:DA:1059:G:C5	24:DA:1060:U:C4	2.76	0.73
1:AA:345:C:OP2	39:BP:38:ARG:NH2	2.21	0.73
24:BA:76:C:O3'	48:BY:52:ARG:NH2	2.20	0.73
24:BA:532:A:H2'	24:BA:532:A:N3	2.03	0.73
24:BA:1760:C:C5	24:BA:1761:C:C5	2.75	0.73
1:CA:74:A:C2	1:CA:97:G:C5	2.77	0.73
1:CA:532:A:H3'	1:CA:533:A:C5'	2.18	0.73
1:CA:674:G:H2'	1:CA:675:A:C8	2.24	0.73
1:CA:1228:C:OP2	13:CM:110:LYS:NZ	2.20	0.73
14:CN:81:ARG:O	14:CN:84:VAL:N	2.21	0.73
24:DA:528:A:C2	24:DA:2043:C:H4'	2.23	0.73
24:DA:1153:C:OP2	59:DA:3358:HOH:O	2.05	0.73
24:DA:1671:U:O4	59:DA:3725:HOH:O	2.06	0.73
24:DA:2532:G:O2'	24:DA:2657:A:N1	2.22	0.73
2:AB:73:LYS:HG2	2:AB:164:ILE:CD1	2.18	0.73
2:AB:151:ILE:O	2:AB:154:MET:N	2.21	0.73
25:BB:66:A:C2	25:BB:108:A:C2	2.76	0.73
1:CA:1179:A:H2'	1:CA:1180:A:O4'	1.87	0.73
5:CE:39:VAL:CG2	5:CE:67:ALA:HB1	2.19	0.73
24:DA:1131:G:OP1	33:DJ:82:GLY:HA2	1.89	0.73
24:DA:1420:A:HO2'	24:DA:1421:G:P	2.12	0.73
45:DV:14:LYS:O	45:DV:16:ALA:N	2.21	0.73
1:AA:71:A:C8	1:AA:100:G:C2	2.77	0.73
1:AA:508:U:H4'	4:AD:51:TYR:CZ	2.23	0.73
1:AA:1359:C:O3'	59:AA:1839:HOH:O	2.06	0.73
9:AI:84:THR:O	9:AI:87:LEU:HD23	1.89	0.73
24:BA:1515:A:H1'	24:BA:1557:C:H1'	1.69	0.73
25:BB:60:C:N4	59:BB:301:HOH:O	2.22	0.73
28:BE:176:ASP:OD2	28:BE:179:SER:OG	2.04	0.73
13:CM:72:GLU:O	13:CM:76:SER:OG	2.03	0.73
24:DA:1428:C:O2'	24:DA:1569:A:OP2	2.06	0.73
1:AA:950:U:O5'	13:AM:101:ARG:NH2	2.21	0.73
16:AP:52:LEU:HD23	16:AP:78:VAL:HG11	1.71	0.73
24:BA:2208:C:C2	24:BA:2217:G:N2	2.57	0.73
24:BA:2407:A:C2	24:BA:2408:U:C5	2.77	0.73

Continued on next page...

Continued from previous page...

Atom-1	Atom-2	Interatomic distance (Å)	Clash overlap (Å)
1:CA:104:G:C2'	1:CA:105:G:H5'	2.19	0.73
1:CA:980:C:O3'	14:CN:12:ARG:NH2	2.21	0.73
24:DA:2282:G:C4	24:DA:2425:A:N6	2.56	0.73
57:DA:3185:NMY:H16	57:DA:3185:NMY:H232	1.70	0.73
29:DF:67:THR:OG1	29:DF:85:GLY:O	2.06	0.73
1:AA:412:A:OP1	11:CK:14:LYS:NZ	2.22	0.73
1:AA:504:C:O4'	1:AA:510:A:C2	2.41	0.73
39:BP:96:LEU:O	39:BP:98:TYR:N	2.22	0.73
1:CA:966:G:C2	9:CI:129:LYS:HE3	2.24	0.73
2:CB:106:THR:O	2:CB:108:ARG:N	2.21	0.73
4:CD:73:ARG:O	4:CD:76:TYR:CD2	2.41	0.73
4:CD:104:ARG:CZ	4:CD:170:TRP:CE2	2.72	0.73
5:CE:41:ASP:OD1	5:CE:42:GLY:N	2.21	0.73
14:CN:16:ALA:HA	14:CN:20:PHE:CE2	2.24	0.73
24:DA:761:A:OP2	59:DA:3292:HOH:O	2.05	0.73
24:DA:1070:A:H3'	24:DA:1071:G:C5'	2.19	0.73
24:DA:1419:A:OP1	24:DA:1419:A:H4'	1.89	0.73
24:DA:2848:G:H4'	24:DA:2849:U:OP1	1.88	0.73
30:DG:54:ARG:HD2	30:DG:57:TYR:CE2	2.24	0.73
35:DL:39:LYS:NZ	59:DL:307:HOH:O	2.17	0.73
1:AA:17:U:O2'	1:AA:1079:G:N3	2.22	0.73
1:AA:403:C:O2'	1:AA:404:G:H5'	1.89	0.73
24:BA:550:C:H5''	57:BA:3166:NMY:O12	1.87	0.73
24:BA:983:A:C6	24:BA:984:A:C2	2.77	0.73
24:BA:1383:A:N1	24:BA:1384:A:C2	2.57	0.73
1:CA:261:U:C4	20:CT:74:ARG:NH2	2.57	0.73
12:CL:57:LEU:O	12:CL:59:ASN:N	2.21	0.73
19:CS:31:LEU:O	19:CS:50:ALA:N	2.22	0.73
22:CV:64:A:C2'	22:CV:65:G:H5'	2.19	0.73
24:DA:464:U:H5'	52:D2:5:PHE:CD1	2.24	0.73
24:DA:2310:C:C2	29:DF:76:PHE:CE2	2.77	0.73
24:DA:2591:C:H2'	24:DA:2592:G:C8	2.23	0.73
28:DE:40:ARG:HD2	28:DE:92:HIS:CD2	2.24	0.73
29:DF:155:ILE:C	29:DF:155:ILE:HD12	2.09	0.73
1:AA:929:G:C5	1:AA:930:C:C5	2.77	0.72
24:BA:762:U:OP1	59:BA:3697:HOH:O	2.06	0.72
24:BA:2702:G:C5	24:BA:2703:C:C4	2.76	0.72
39:BP:20:ARG:HB3	39:BP:21:PRO:CD	2.19	0.72
42:BS:37:THR:HG22	42:BS:38:TYR:CD1	2.23	0.72
1:CA:1100:C:N4	1:CA:1103:C:OP1	2.21	0.72
24:DA:2345:G:H4'	24:DA:2346:A:H5''	1.71	0.72

Continued on next page...

Continued from previous page...

Atom-1	Atom-2	Interatomic distance (Å)	Clash overlap (Å)
1:AA:403:C:C2'	1:AA:404:G:H5'	2.18	0.72
24:BA:1288:G:C4	24:BA:1327:A:C2	2.76	0.72
24:BA:2824:C:N4	24:BA:2825:G:N7	2.36	0.72
25:BB:10:G:C8	25:BB:11:C:C5	2.76	0.72
1:CA:271:C:H2'	1:CA:272:C:C6	2.23	0.72
1:CA:1222:G:OP1	19:CS:78:ARG:NH1	2.22	0.72
4:CD:192:SER:OG	4:CD:193:ALA:N	2.21	0.72
15:CO:89:ARG:NH2	24:DA:716:A:P	2.62	0.72
24:DA:1050:A:C2	24:DA:2751:G:C4	2.77	0.72
24:DA:1275:A:N1	24:DA:1295:C:O2'	2.19	0.72
24:DA:2707:U:O2	37:DN:71:ARG:NH1	2.22	0.72
41:DR:21:ARG:NH2	41:DR:93:PHE:CZ	2.58	0.72
1:AA:518:C:OP2	1:AA:530:G:O2'	2.08	0.72
1:AA:625:U:H4'	16:AP:16:PHE:CZ	2.24	0.72
1:AA:838:G:C4	1:AA:849:G:N2	2.57	0.72
4:AD:103:TYR:CZ	4:AD:111:ARG:HA	2.24	0.72
1:CA:1048:G:H5''	14:CN:2:LYS:HD3	1.70	0.72
12:CL:52:VAL:HG23	12:CL:65:SER:O	1.89	0.72
13:CM:104:THR:O	13:CM:106:ALA:N	2.22	0.72
14:CN:15:LEU:O	14:CN:55:SER:OG	2.06	0.72
17:CQ:12:VAL:HG12	17:CQ:13:VAL:N	2.05	0.72
24:DA:601:C:O2	24:DA:605:G:H4'	1.89	0.72
24:DA:953:G:C2'	24:DA:954:G:H5'	2.19	0.72
24:DA:999:U:OP2	59:DA:3356:HOH:O	2.07	0.72
34:DK:8:LEU:HD12	34:DK:19:VAL:O	1.89	0.72
53:D3:26:ALA:O	53:D3:27:ASN:HB2	1.89	0.72
2:AB:209:ALA:O	2:AB:213:TYR:CD2	2.42	0.72
4:AD:203:LEU:CD1	4:AD:204:TYR:CD1	2.72	0.72
14:AN:46:LEU:O	14:AN:48:LEU:N	2.22	0.72
17:AQ:18:GLU:O	17:AQ:19:LYS:CB	2.36	0.72
24:BA:230:G:C2	24:BA:231:A:C8	2.77	0.72
35:BL:96:LYS:NZ	35:BL:105:ILE:O	2.23	0.72
1:CA:673:A:C4	1:CA:734:G:N2	2.57	0.72
1:CA:771:G:C2	1:CA:809:G:C2	2.76	0.72
4:CD:22:LYS:HZ1	4:CD:26:ARG:CG	2.03	0.72
13:CM:3:ARG:NH1	13:CM:4:ILE:O	2.23	0.72
24:DA:85:G:OP1	44:DU:5:ARG:HD3	1.88	0.72
24:DA:910:A:C6	24:DA:911:A:C6	2.77	0.72
24:DA:1009:A:N3	24:DA:1153:C:O2'	2.23	0.72
24:DA:1071:G:OP2	24:DA:1088:A:O2'	2.07	0.72
24:DA:1370:C:OP2	59:DA:3402:HOH:O	2.06	0.72

Continued on next page...

Continued from previous page...

Atom-1	Atom-2	Interatomic distance (Å)	Clash overlap (Å)
24:DA:1648:U:OP1	59:DA:3383:HOH:O	2.06	0.72
27:DD:14:ILE:HB	27:DD:22:ILE:HG23	1.71	0.72
31:DH:82:SER:OG	31:DH:83:LYS:N	2.22	0.72
3:AC:43:LEU:O	3:AC:46:GLU:N	2.22	0.72
24:BA:630:G:H3'	24:BA:631:A:H5''	1.72	0.72
1:CA:735:C:H2'	1:CA:736:C:C6	2.24	0.72
2:CB:83:ALA:O	2:CB:86:SER:N	2.22	0.72
15:CO:75:VAL:HA	15:CO:78:TYR:CZ	2.23	0.72
24:DA:1471:G:C6	24:DA:1472:C:C4	2.78	0.72
24:DA:2308:G:O6	24:DA:2311:A:N7	2.23	0.72
3:AC:100:GLN:HG2	3:AC:101:ILE:N	2.04	0.72
13:AM:88:GLY:O	13:AM:91:HIS:N	2.22	0.72
17:AQ:17:MET:SD	17:AQ:20:SER:OG	2.48	0.72
24:BA:2702:G:C5	24:BA:2703:C:C5	2.77	0.72
38:BO:17:LYS:O	38:BO:20:GLU:N	2.22	0.72
4:CD:10:LYS:O	4:CD:14:ARG:N	2.23	0.72
11:CK:36:ASP:OD1	11:CK:40:ASN:N	2.22	0.72
24:DA:1031:G:H4'	54:D4:6:SER:HB2	1.70	0.72
41:DR:77:PHE:CZ	41:DR:79:ARG:CD	2.72	0.72
1:AA:382:A:C4	1:AA:383:A:N7	2.58	0.72
1:AA:1095:U:OP2	59:AA:1852:HOH:O	2.05	0.72
24:BA:132:G:N2	24:BA:148:U:C2	2.58	0.72
24:BA:1786:A:C5	24:BA:1938:A:C2	2.77	0.72
24:BA:2011:U:C5	24:BA:2012:G:C4	2.77	0.72
24:BA:2332:C:OP1	46:BW:77:ARG:NH1	2.22	0.72
24:BA:2345:G:C4	24:BA:2381:A:C2	2.77	0.72
24:BA:2554:U:C4	24:BA:2555:U:O4	2.43	0.72
28:BE:70:SER:OG	28:BE:71:GLY:N	2.18	0.72
1:CA:563:A:N6	59:CA:1704:HOH:O	2.23	0.72
2:CB:23:TRP:HA	2:CB:190:ASN:HA	1.72	0.72
2:CB:43:LEU:O	2:CB:45:LYS:N	2.23	0.72
24:DA:944:C:OP2	59:DA:3260:HOH:O	2.02	0.72
1:AA:1140:C:O2'	1:AA:1141:C:O5'	2.06	0.72
2:AB:225:ARG:O	2:AB:226:SER:OG	2.02	0.72
12:AL:101:ALA:C	12:AL:102:LEU:HG	2.10	0.72
13:AM:31:LYS:O	13:AM:33:ILE:N	2.23	0.72
24:BA:258:G:O2'	35:BL:104:GLN:NE2	2.23	0.72
24:BA:1530:G:O6	24:BA:1541:C:N4	2.22	0.72
24:BA:2343:U:O2'	24:BA:2373:G:O2'	2.08	0.72
1:CA:671:G:H4'	6:CF:79:ARG:CZ	2.19	0.72
1:CA:958:A:C8	19:CS:55:ARG:NH2	2.58	0.72

Continued on next page...

Continued from previous page...

Atom-1	Atom-2	Interatomic distance (Å)	Clash overlap (Å)
1:CA:1349:A:OP2	9:CI:120:LYS:NZ	2.20	0.72
24:DA:1357:C:OP2	59:DA:3401:HOH:O	2.08	0.72
24:DA:2203:U:H5''	24:DA:2204:G:OP1	1.90	0.72
46:DW:51:VAL:CG2	46:DW:51:VAL:O	2.37	0.72
8:AH:32:LEU:O	8:AH:35:ALA:N	2.23	0.72
12:AL:107:VAL:HG12	12:AL:108:LYS:N	2.04	0.72
31:BH:122:LEU:O	31:BH:123:ARG:HG2	1.89	0.72
43:BT:30:ILE:O	43:BT:31:VAL:HG13	1.89	0.72
1:CA:533:A:OP1	59:CA:1763:HOH:O	2.08	0.72
3:CC:156:ARG:HG2	3:CC:193:TYR:CE1	2.25	0.72
4:CD:58:LYS:CD	4:CD:203:LEU:HD13	2.20	0.72
24:DA:1857:G:C2	24:DA:1884:G:N3	2.58	0.72
1:AA:155:A:C2	1:AA:167:A:C2	2.77	0.72
15:AO:31:LEU:HD12	15:AO:32:LEU:N	2.04	0.72
19:AS:17:LYS:HG3	19:AS:18:LYS:N	2.04	0.72
24:BA:1006:C:OP1	59:BA:3782:HOH:O	2.06	0.72
24:BA:2641:G:O3'	33:BJ:78:THR:OG1	2.08	0.72
29:BF:28:PRO:HA	29:BF:158:THR:HB	1.70	0.72
31:BH:29:PHE:CG	31:BH:30:LEU:N	2.57	0.72
36:BM:81:ARG:O	36:BM:82:MET:HG2	1.89	0.72
1:CA:386:C:H2'	1:CA:387:U:C5'	2.20	0.72
2:CB:218:ALA:O	2:CB:222:ARG:HG2	1.90	0.72
4:CD:62:ARG:HD3	4:CD:72:PHE:CE2	2.25	0.72
31:DH:82:SER:HB3	31:DH:146:VAL:CG2	2.20	0.72
1:AA:390:U:C2	1:AA:391:G:C8	2.78	0.71
1:AA:1388:C:H2'	1:AA:1389:C:C6	2.25	0.71
4:AD:101:VAL:O	4:AD:101:VAL:HG13	1.89	0.71
5:AE:156:LYS:HE3	8:AH:44:GLY:HA3	1.72	0.71
24:BA:812:C:H4'	40:BQ:12:ARG:HH12	1.55	0.71
24:BA:2073:C:H5''	26:BC:227:VAL:HG22	1.72	0.71
24:BA:2415:G:C4	24:BA:2416:C:C5	2.77	0.71
26:BC:220:ARG:NE	59:BC:407:HOH:O	2.23	0.71
40:BQ:71:ASN:OD1	40:BQ:106:THR:HG23	1.90	0.71
1:CA:413:G:O2'	1:CA:414:A:OP1	2.07	0.71
8:CH:51:VAL:O	8:CH:53:GLY:N	2.23	0.71
13:CM:49:SER:O	13:CM:51:GLY:N	2.23	0.71
55:CY:80:LYS:HG3	55:CY:81:ALA:N	2.05	0.71
24:DA:733:G:C6	24:DA:761:A:C8	2.78	0.71
24:DA:2034:U:O4	59:DA:3576:HOH:O	2.07	0.71
1:AA:59:A:C5	1:AA:354:G:C6	2.78	0.71
1:AA:411:A:H4'	1:AA:412:A:OP1	1.90	0.71

Continued on next page...

Continued from previous page...

Atom-1	Atom-2	Interatomic distance (Å)	Clash overlap (Å)
1:AA:542:G:C2	1:AA:543:U:C5	2.77	0.71
13:AM:68:ASP:O	13:AM:71:ARG:N	2.23	0.71
15:AO:89:ARG:NH2	24:BA:714:U:OP2	2.22	0.71
24:BA:63:A:H4'	43:BT:77:ARG:CD	2.19	0.71
24:BA:1267:U:H2'	24:BA:1268:A:H5''	1.71	0.71
24:BA:1440:U:O4	59:BA:3634:HOH:O	2.08	0.71
26:BC:259:ASN:O	26:BC:261:ARG:N	2.23	0.71
1:CA:135:C:N3	16:CP:1:MET:HB2	2.05	0.71
4:CD:200:ILE:O	4:CD:203:LEU:N	2.22	0.71
13:CM:33:ILE:O	13:CM:35:ALA:N	2.23	0.71
13:CM:54:ASP:OD1	13:CM:55:THR:N	2.23	0.71
24:DA:2201:G:C4	24:DA:2202:U:C6	2.78	0.71
1:AA:163:C:H2'	1:AA:163:C:O2	1.89	0.71
1:AA:720:C:H1'	18:AR:39:ILE:HD11	1.72	0.71
24:BA:85:G:OP2	44:BU:6:ARG:NH2	2.23	0.71
24:BA:250:G:C6	24:BA:251:A:C6	2.79	0.71
24:BA:1394:U:H4'	24:BA:1603:A:H4'	1.71	0.71
24:BA:1866:A:C2	24:BA:1876:A:C4	2.78	0.71
24:BA:2125:G:O2'	24:BA:2173:A:N1	2.23	0.71
1:CA:376:G:H4'	16:CP:5:ARG:HD2	1.70	0.71
1:CA:1221:G:OP1	19:CS:36:ARG:CZ	2.38	0.71
26:DC:116:GLN:O	26:DC:127:ASN:ND2	2.23	0.71
24:BA:547:A:N7	24:BA:548:G:N3	2.37	0.71
24:BA:584:C:P	40:BQ:5:ARG:HD3	2.30	0.71
24:BA:630:G:H3'	24:BA:631:A:C5'	2.20	0.71
24:BA:2529:G:O4'	30:BG:174:LYS:HD2	1.90	0.71
1:CA:176:C:O2	1:CA:177:G:C4	2.43	0.71
1:CA:362:G:O3'	12:CL:30:LYS:NZ	2.24	0.71
1:CA:688:G:N1	1:CA:700:G:N7	2.38	0.71
12:CL:87:VAL:CG2	12:CL:90:LEU:HD11	2.21	0.71
13:CM:31:LYS:O	13:CM:33:ILE:N	2.23	0.71
24:DA:142:A:C2'	24:DA:143:C:O5'	2.39	0.71
24:DA:1301:A:O2'	24:DA:1302:A:H3'	1.90	0.71
24:DA:1824:G:OP1	26:DC:51:ARG:HD3	1.89	0.71
24:DA:1939:U:OP1	24:DA:2604:U:O2'	2.06	0.71
1:AA:337:G:C6	1:AA:338:A:N6	2.59	0.71
1:AA:428:G:H5'	4:AD:9:LEU:HD11	1.71	0.71
2:AB:111:ILE:HA	2:AB:114:LEU:CD2	2.21	0.71
4:AD:14:ARG:HG3	4:AD:38:PRO:HB3	1.70	0.71
9:AI:57:MET:O	9:AI:59:GLU:N	2.22	0.71
24:BA:2263:C:C2'	24:BA:2264:C:H5'	2.20	0.71

Continued on next page...

Continued from previous page...

Atom-1	Atom-2	Interatomic distance (Å)	Clash overlap (Å)
24:BA:2352:A:H2'	24:BA:2353:G:H5'	1.72	0.71
24:BA:2376:A:C2	38:BO:99:TYR:CZ	2.78	0.71
28:BE:84:THR:HG22	28:BE:85:PHE:CD2	2.25	0.71
1:CA:189:A:N6	1:CA:190:A:N1	2.38	0.71
1:CA:782:A:N7	1:CA:783:C:N3	2.39	0.71
1:CA:825:A:O2'	8:CH:9:ASP:OD1	2.06	0.71
1:CA:947:G:HO2'	1:CA:1306:A:HO2'	1.33	0.71
1:CA:1239:A:N6	1:CA:1297:G:O4'	2.23	0.71
9:CI:130:ARG:NH1	22:CV:35:A:OP2	2.23	0.71
24:DA:2591:C:H2'	24:DA:2592:G:H8	1.54	0.71
1:AA:933:G:OP1	7:AG:5:ARG:NH2	2.24	0.71
2:AB:51:ASN:OD1	2:AB:52:GLU:N	2.23	0.71
5:AE:149:SER:O	5:AE:153:VAL:N	2.23	0.71
21:AU:33:ARG:NH1	23:AX:6:G:OP1	2.24	0.71
24:BA:9:G:C6	24:BA:2629:U:C6	2.78	0.71
24:BA:2387:U:O2'	46:BW:41:ARG:NH1	2.24	0.71
1:CA:585:G:N3	1:CA:879:C:H4'	2.05	0.71
35:DL:78:ARG:N	35:DL:81:ASP:OD2	2.23	0.71
1:AA:377:G:C2	1:AA:387:U:O2	2.43	0.71
1:AA:1015:G:OP1	19:AS:14:HIS:CE1	2.44	0.71
15:AO:33:THR:O	15:AO:36:ILE:N	2.23	0.71
22:AV:72:C:H2'	22:AV:73:A:O5'	1.90	0.71
24:BA:2014:A:C2	24:BA:2015:A:N1	2.59	0.71
26:BC:107:LYS:O	26:BC:109:LEU:N	2.23	0.71
31:BH:14:SER:O	31:BH:16:GLY:N	2.23	0.71
16:CP:18:GLN:OE1	16:CP:35:ARG:NH1	2.24	0.71
24:DA:866:A:C2'	24:DA:867:C:O5'	2.39	0.71
24:DA:1002:G:N7	59:DA:3739:HOH:O	2.23	0.71
24:DA:2204:G:O6	24:DA:2221:G:C4	2.42	0.71
24:DA:2307:G:N2	24:DA:2311:A:O2'	2.23	0.71
1:AA:177:G:H2'	1:AA:178:C:H5'	1.71	0.71
8:AH:40:LEU:CB	8:AH:46:ILE:HG21	2.21	0.71
20:AT:79:LEU:O	20:AT:82:GLN:N	2.23	0.71
24:BA:991:C:N4	57:BA:3162:NMY:H14	2.06	0.71
44:BU:43:LYS:O	44:BU:58:VAL:N	2.23	0.71
1:CA:258:G:OP2	59:CA:1723:HOH:O	2.08	0.71
1:CA:592:G:C6	1:CA:593:U:C2	2.79	0.71
1:CA:716:A:N3	11:CK:120:GLY:HA2	2.06	0.71
13:CM:19:LEU:O	13:CM:25:VAL:HG11	1.91	0.71
21:CU:37:PHE:CD1	21:CU:38:TYR:N	2.58	0.71
26:DC:123:ILE:O	26:DC:123:ILE:HG23	1.89	0.71

Continued on next page...

Continued from previous page...

Atom-1	Atom-2	Interatomic distance (Å)	Clash overlap (Å)
39:DP:29:VAL:HG13	39:DP:79:VAL:HG12	1.73	0.71
50:D0:25:THR:O	50:D0:27:LEU:N	2.24	0.71
1:AA:509:A:H2'	1:AA:510:A:C8	2.25	0.71
1:AA:515:G:C2	1:AA:537:G:N3	2.59	0.71
24:BA:91:A:H4'	24:BA:92:U:O5'	1.88	0.71
24:BA:1163:G:C2	24:BA:1164:C:C6	2.79	0.71
30:BG:97:VAL:HG23	30:BG:124:CYS:SG	2.31	0.71
45:BV:51:GLN:HA	45:BV:56:PHE:CD2	2.26	0.71
1:CA:686:U:O2	1:CA:687:A:N7	2.23	0.71
8:CH:40:LEU:HB3	8:CH:46:ILE:HG12	1.72	0.71
24:DA:2012:G:OP1	42:DS:98:LYS:CD	2.39	0.71
24:DA:2886:A:C2	24:DA:2887:A:HI'	2.26	0.71
57:DA:3190:NMY:O16	57:DA:3190:NMY:C1	2.38	0.71
47:DX:4:CYS:SG	47:DX:7:THR:HG22	2.30	0.71
1:AA:1492:A:C2'	1:AA:1493:A:O5'	2.39	0.71
2:AB:76:ALA:HB1	2:AB:210:VAL:HG11	1.73	0.71
3:AC:56:VAL:O	3:AC:66:VAL:O	2.09	0.71
3:AC:78:GLY:O	23:CX:2:A:N6	2.23	0.71
4:AD:91:LEU:O	4:AD:93:LEU:N	2.23	0.71
9:AI:46:MET:SD	9:AI:49:ARG:HB2	2.31	0.71
14:AN:24:ALA:O	14:AN:26:LEU:N	2.23	0.71
24:BA:1805:A:N3	26:BC:49:THR:CG2	2.54	0.71
24:BA:2015:A:C2	50:B0:2:VAL:CG2	2.73	0.71
25:BB:91:C:P	36:BM:18:ARG:CZ	2.78	0.71
1:CA:738:C:O2'	1:CA:739:C:C5'	2.36	0.71
2:CB:91:PHE:O	2:CB:150:GLY:N	2.24	0.71
4:CD:17:THR:O	4:CD:18:ASP:CB	2.39	0.71
24:DA:691:C:O2'	24:DA:692:C:H5'	1.90	0.71
24:DA:1356:G:C2	24:DA:1357:C:C2	2.79	0.71
24:DA:1420:A:O2'	24:DA:1421:G:P	2.48	0.71
1:AA:431:A:H2'	1:AA:432:A:O4'	1.90	0.70
1:AA:1181:G:O2'	1:AA:1182:G:C5	2.43	0.70
1:AA:1530:G:O2'	1:AA:1531:A:OP2	2.09	0.70
3:AC:40:ARG:O	3:AC:44:THR:OG1	2.09	0.70
24:BA:1298:C:C2	24:BA:1643:G:N2	2.59	0.70
24:BA:1647:U:OP1	59:BA:3390:HOH:O	2.09	0.70
24:BA:1959:G:C2'	24:BA:1960:A:H5'	2.21	0.70
24:BA:2346:A:H3'	24:BA:2347:C:H5''	1.71	0.70
24:BA:2691:C:N3	24:BA:2719:G:N2	2.38	0.70
24:BA:2757:A:C2	24:BA:2758:A:C8	2.78	0.70
30:BG:116:LEU:CD2	30:BG:121:THR:HA	2.21	0.70

Continued on next page...

Continued from previous page...

Atom-1	Atom-2	Interatomic distance (Å)	Clash overlap (Å)
55:CY:28:ARG:NH1	55:CY:29:THR:O	2.23	0.70
24:DA:1309:G:OP1	52:D2:9:VAL:HG12	1.91	0.70
24:DA:1361:G:C6	24:DA:1362:C:N4	2.58	0.70
24:DA:1601:G:OP1	43:DT:62:VAL:HG21	1.89	0.70
24:DA:1857:G:N3	24:DA:1884:G:N2	2.39	0.70
24:DA:2204:G:O6	24:DA:2221:G:C5	2.44	0.70
33:DJ:23:LYS:HE3	33:DJ:142:ILE:HG22	1.73	0.70
42:DS:73:LYS:HB2	42:DS:106:VAL:CG1	2.20	0.70
1:AA:175:C:H2'	1:AA:176:C:H6	1.55	0.70
1:AA:394:G:N2	1:AA:395:C:H1'	2.06	0.70
1:AA:532:A:C2	1:AA:1207:G:H4'	2.26	0.70
1:AA:1104:G:N2	1:AA:1105:A:C4	2.59	0.70
1:AA:1320:C:C2	19:AS:72:GLY:HA3	2.26	0.70
57:AA:1655:NMY:H1	57:AA:1655:NMY:O11	1.90	0.70
24:BA:996:A:C2	24:BA:997:G:C8	2.79	0.70
29:BF:121:PHE:O	29:BF:123:GLY:N	2.24	0.70
34:BK:39:ILE:CG2	34:BK:40:LYS:N	2.54	0.70
45:BV:14:LYS:O	45:BV:16:ALA:N	2.25	0.70
1:CA:484:G:H4'	1:CA:485:U:H5'	1.73	0.70
1:CA:666:G:C2	1:CA:741:G:C4	2.79	0.70
3:CC:153:VAL:O	3:CC:165:THR:O	2.09	0.70
24:DA:733:G:O6	24:DA:761:A:C8	2.44	0.70
29:DF:35:LEU:HA	29:DF:153:ILE:HA	1.72	0.70
51:D1:3:GLY:O	51:D1:5:ARG:N	2.23	0.70
24:BA:71:A:O3'	43:BT:6:ARG:NH2	2.23	0.70
24:BA:811:U:OP1	35:BL:29:LYS:HG3	1.91	0.70
24:BA:1186:G:OP1	59:BA:3578:HOH:O	2.09	0.70
24:BA:1303:G:HO2'	24:BA:1642:G:HO2'	1.37	0.70
24:BA:1414:C:N3	24:BA:1588:G:N2	2.38	0.70
24:BA:1857:G:N2	24:BA:1884:G:O2'	2.24	0.70
24:BA:2446:G:OP2	59:BA:3496:HOH:O	2.09	0.70
29:BF:96:TRP:CG	29:BF:99:PHE:CZ	2.78	0.70
24:DA:1079:C:N4	24:DA:1088:A:OP1	2.25	0.70
24:DA:2066:C:OP1	59:DA:3506:HOH:O	2.09	0.70
38:DO:84:GLU:OE1	38:DO:85:LYS:N	2.24	0.70
1:AA:8:A:N6	4:AD:202:GLU:O	2.23	0.70
1:AA:243:A:C2	1:AA:246:A:C8	2.79	0.70
1:AA:711:G:O2'	1:AA:712:A:H5'	1.91	0.70
12:AL:87:VAL:HG13	12:AL:93:VAL:HG13	1.73	0.70
30:BG:60:GLY:O	30:BG:63:GLN:N	2.24	0.70
1:CA:939:G:H2'	1:CA:940:C:H5'	1.72	0.70

Continued on next page...

Continued from previous page...

Atom-1	Atom-2	Interatomic distance (Å)	Clash overlap (Å)
1:CA:1127:G:H2'	1:CA:1127:G:N3	2.05	0.70
1:CA:1524:C:OP2	11:CK:125:LYS:HE3	1.90	0.70
9:CI:9:THR:O	9:CI:85:ARG:CZ	2.39	0.70
24:DA:1205:A:H3'	24:DA:1206:G:H5'	1.73	0.70
24:DA:1359:A:OP1	59:DA:3617:HOH:O	2.10	0.70
24:DA:1491:G:N7	24:DA:1500:G:N2	2.40	0.70
24:DA:2297:A:N1	24:DA:2321:U:C5	2.59	0.70
43:DT:6:ARG:CD	43:DT:6:ARG:C	2.59	0.70
1:AA:404:G:H2'	1:AA:405:U:C6	2.27	0.70
1:AA:479:U:H2'	1:AA:480:U:H5''	1.74	0.70
1:AA:1321:U:O2'	19:AS:78:ARG:NH1	2.24	0.70
18:AR:45:THR:O	18:AR:47:THR:OG1	2.07	0.70
24:BA:9:G:C6	24:BA:2629:U:C5	2.80	0.70
24:BA:453:A:OP1	59:BA:3244:HOH:O	2.09	0.70
1:CA:390:U:O3'	16:CP:28:ARG:NH1	2.24	0.70
1:CA:1288:A:N3	1:CA:1352:C:O2'	2.21	0.70
1:CA:1411:C:H2'	1:CA:1412:C:H5'	1.72	0.70
5:CE:104:GLY:O	5:CE:105:ILE:HG22	1.92	0.70
7:CG:21:GLU:O	7:CG:24:ALA:N	2.24	0.70
10:CJ:8:ILE:HB	10:CJ:74:VAL:HG11	1.74	0.70
13:CM:20:THR:HA	13:CM:25:VAL:HB	1.72	0.70
24:DA:1327:A:H2'	24:DA:1328:A:O4'	1.90	0.70
57:DA:3190:NMY:O16	57:DA:3190:NMY:H1	1.92	0.70
30:DG:8:VAL:HG21	30:DG:72:ASN:HA	1.73	0.70
34:DK:103:VAL:O	34:DK:122:VAL:HB	1.91	0.70
10:AJ:23:ALA:O	10:AJ:25:ILE:N	2.25	0.70
24:BA:1097:U:N3	32:BI:7:TYR:O	2.24	0.70
24:BA:1824:G:O2'	26:BC:245:THR:CG2	2.40	0.70
24:BA:2355:G:H5'	46:BW:24:LYS:HE2	1.74	0.70
24:BA:2429:G:OP1	59:BA:3702:HOH:O	2.08	0.70
24:BA:2466:C:OP1	54:B4:4:ARG:CG	2.40	0.70
24:BA:2585:U:O2'	24:BA:2586:U:H5'	1.92	0.70
5:CE:148:ASN:OD1	5:CE:148:ASN:N	2.24	0.70
8:CH:29:SER:OG	8:CH:30:SER:N	2.20	0.70
22:CV:19:G:O2'	22:CV:20:U:OP1	2.10	0.70
55:CY:44:TYR:N	55:CY:44:TYR:HD1	1.88	0.70
24:DA:1489:C:O2	24:DA:1501:G:N1	2.23	0.70
31:DH:120:GLY:C	31:DH:122:LEU:H	1.93	0.70
1:AA:465:A:H2'	1:AA:466:A:C8	2.26	0.70
1:AA:482:A:H2'	1:AA:483:C:O5'	1.91	0.70
1:AA:932:C:OP1	7:AG:4:ARG:HB2	1.92	0.70

Continued on next page...

Continued from previous page...

Atom-1	Atom-2	Interatomic distance (Å)	Clash overlap (Å)
1:AA:1053:G:O3'	59:AA:1848:HOH:O	2.09	0.70
1:AA:1198:G:O5'	59:AA:1835:HOH:O	2.09	0.70
1:AA:1350:A:C2	1:AA:1351:U:C2	2.80	0.70
23:AX:4:G:O2'	23:AX:5:A:H5'	1.90	0.70
24:BA:72:U:OP2	43:BT:6:ARG:NH2	2.25	0.70
24:BA:415:A:C2	24:BA:2409:G:C2	2.80	0.70
24:BA:459:U:H4'	43:BT:73:ARG:NH1	2.07	0.70
24:BA:1010:A:OP2	59:BA:3783:HOH:O	2.09	0.70
24:BA:2639:A:H5''	33:BJ:96:ARG:NH1	2.07	0.70
57:BA:3165:NMY:O17	57:BA:3165:NMY:C1	2.40	0.70
35:BL:35:HIS:O	59:BL:301:HOH:O	2.08	0.70
40:BQ:37:ALA:HA	40:BQ:40:LYS:HE3	1.73	0.70
1:CA:1152:A:O3'	10:CJ:15:HIS:NE2	2.25	0.70
1:CA:1465:A:H2'	1:CA:1466:C:C6	2.26	0.70
1:AA:929:G:H4'	1:AA:1535:C:H5''	1.73	0.70
10:AJ:18:ILE:O	10:AJ:22:THR:N	2.25	0.70
18:AR:28:THR:O	18:AR:30:LYS:N	2.25	0.70
24:BA:774:G:OP1	26:BC:47:ARG:NH1	2.25	0.70
24:BA:1494:A:C6	24:BA:1495:A:C5	2.80	0.70
24:BA:2550:G:OP2	59:BA:3725:HOH:O	2.09	0.70
28:BE:108:ILE:HD11	28:BE:180:LEU:HB3	1.73	0.70
29:BF:96:TRP:CZ3	29:BF:99:PHE:CZ	2.67	0.70
34:BK:76:VAL:HG12	39:BP:72:VAL:CG2	2.21	0.70
1:CA:6:G:O2'	1:CA:7:A:O5'	2.06	0.70
11:CK:65:VAL:CG2	11:CK:65:VAL:O	2.40	0.70
22:CV:7:A:H3'	22:CV:8:U:C5'	2.11	0.70
28:DE:29:HIS:CE1	28:DE:33:VAL:HG21	2.27	0.70
37:DN:55:ALA:HB1	37:DN:79:LEU:O	1.92	0.70
1:AA:71:A:N1	1:AA:99:C:O2'	2.24	0.70
1:AA:567:G:O2'	59:AA:1705:HOH:O	2.09	0.70
5:AE:57:PRO:O	5:AE:60:ILE:HG13	1.92	0.70
8:AH:111:MET:HE1	8:AH:116:ALA:HA	1.74	0.70
24:BA:1156:A:P	40:BQ:54:ARG:HH21	2.14	0.70
24:BA:1824:G:O2'	26:BC:245:THR:HG23	1.90	0.70
24:BA:2259:U:C5	24:BA:2427:C:N4	2.60	0.70
1:CA:173:U:C6	1:CA:197:A:C2	2.80	0.70
1:CA:597:G:C1'	17:CQ:28:PHE:HE1	2.05	0.70
2:CB:19:GLN:NE2	2:CB:204:ASP:OD1	2.25	0.70
22:CV:60:U:P	22:CV:61:C:H41	2.15	0.70
24:DA:2287:A:C8	24:DA:2289:G:C8	2.80	0.70
26:DC:14:HIS:O	26:DC:203:VAL:CG1	2.39	0.70

Continued on next page...

Continued from previous page...

Atom-1	Atom-2	Interatomic distance (Å)	Clash overlap (Å)
48:DY:48:ARG:O	48:DY:51:ALA:HB3	1.92	0.70
1:AA:74:A:C2	1:AA:97:G:N1	2.60	0.70
1:AA:510:A:N7	59:AA:1760:HOH:O	2.25	0.70
1:AA:652:U:O2'	1:AA:653:U:P	2.48	0.70
1:AA:786:G:C2	1:AA:797:C:O2	2.45	0.70
1:AA:1493:A:H5''	1:AA:1494:G:OP2	1.91	0.70
24:BA:944:C:OP2	59:BA:3265:HOH:O	2.09	0.70
24:BA:987:C:H2'	24:BA:988:A:O4'	1.92	0.70
24:BA:1342:A:OP2	59:BA:3717:HOH:O	2.10	0.70
24:BA:1413:A:C6	24:BA:1590:A:C2	2.80	0.70
24:BA:2311:A:O2'	24:BA:2312:U:O4'	2.09	0.70
29:BF:120:SER:HB3	29:BF:127:TYR:CE1	2.26	0.70
1:CA:14:U:H2'	1:CA:14:U:O2	1.92	0.70
1:CA:131:A:H2'	1:CA:132:C:C6	2.27	0.70
1:CA:1338:G:H2'	1:CA:1339:A:C8	2.27	0.70
22:CV:17:C:C5'	22:CV:18:G:H5''	2.21	0.70
55:CY:13:MET:O	55:CY:16:CYS:N	2.21	0.70
24:DA:951:C:H2'	24:DA:952:G:H5'	1.73	0.70
24:DA:1358:G:C6	24:DA:1371:G:C8	2.80	0.70
24:DA:1386:C:OP2	24:DA:1396:U:N3	2.22	0.70
24:DA:1509:A:O2'	24:DA:1510:G:P	2.50	0.70
24:DA:2483:C:C1'	36:DM:51:ARG:NH2	2.55	0.70
26:DC:20:ASN:HB3	26:DC:23:LEU:CD1	2.22	0.70
31:DH:117:LEU:HD21	31:DH:120:GLY:C	2.12	0.70
4:AD:103:TYR:CE2	4:AD:111:ARG:HB3	2.26	0.69
4:AD:139:PRO:O	4:AD:182:PHE:CE1	2.44	0.69
24:BA:991:C:H41	57:BA:3162:NMY:H14	1.56	0.69
24:BA:1022:G:C5	24:BA:1140:C:C4	2.80	0.69
24:BA:1394:U:OP1	59:BA:3413:HOH:O	2.09	0.69
1:CA:598:U:H4'	8:CH:86:TYR:CD2	2.27	0.69
1:CA:1321:U:C4	1:CA:1322:C:C5	2.79	0.69
5:CE:39:VAL:HG22	5:CE:67:ALA:HB1	1.73	0.69
24:DA:585:G:H5''	24:DA:586:A:OP1	1.92	0.69
26:DC:14:HIS:O	26:DC:203:VAL:HG11	1.91	0.69
31:DH:123:ARG:CG	31:DH:124:THR:H	2.05	0.69
1:AA:689:C:OP1	11:AK:46:THR:OG1	2.08	0.69
1:AA:708:C:C2	1:AA:709:U:C5	2.80	0.69
2:AB:99:GLY:N	2:AB:175:GLU:OE2	2.25	0.69
5:AE:50:TYR:O	5:AE:63:ALA:HA	1.92	0.69
13:AM:9:ILE:HG21	29:BF:142:TYR:CD1	2.27	0.69
22:AV:35:A:H2'	22:AV:36:A:H5''	1.72	0.69

Continued on next page...

Continued from previous page...

Atom-1	Atom-2	Interatomic distance (Å)	Clash overlap (Å)
24:BA:577:G:N2	24:BA:578:G:C2	2.60	0.69
24:BA:2728:U:OP1	57:BA:3165:NMY:O4	2.10	0.69
25:BB:33:G:C2	25:BB:50:A:C2	2.79	0.69
1:CA:673:A:H5'	6:CF:86:ARG:NH1	2.07	0.69
24:DA:1474:U:C4	24:DA:1475:G:N2	2.59	0.69
24:DA:1817:G:OP1	26:DC:86:ARG:NH2	2.24	0.69
31:DH:116:ARG:NH1	31:DH:133:GLN:CG	2.55	0.69
1:AA:1412:C:H2'	1:AA:1413:A:H8	1.57	0.69
1:AA:1420:U:O4	57:AA:1656:NMY:C8	2.40	0.69
2:AB:207:ILE:O	2:AB:209:ALA:N	2.25	0.69
6:AF:6:ILE:CD1	6:AF:89:VAL:HG22	2.21	0.69
11:AK:24:HIS:CE1	11:AK:26:SER:HB3	2.26	0.69
11:AK:81:ASN:HB2	11:AK:106:ARG:HB3	1.74	0.69
12:AL:75:GLN:CG	12:AL:76:GLU:N	2.54	0.69
17:AQ:30:LYS:HG3	17:AQ:37:PHE:CE1	2.27	0.69
24:BA:362:A:H3'	24:BA:363:G:H5'	1.75	0.69
24:BA:1357:C:OP2	59:BA:3408:HOH:O	2.09	0.69
24:BA:1603:A:H2'	24:BA:1604:C:H5'	1.74	0.69
24:BA:1604:C:OP1	59:BA:3413:HOH:O	2.08	0.69
24:BA:1667:G:N1	59:BA:3430:HOH:O	2.24	0.69
24:BA:2658:C:OP1	30:BG:159:LYS:NZ	2.25	0.69
57:BA:3165:NMY:O17	57:BA:3165:NMY:C2	2.40	0.69
26:BC:62:ARG:NH1	26:BC:83:ASP:OD2	2.25	0.69
34:BK:103:VAL:O	34:BK:122:VAL:HB	1.91	0.69
1:CA:676:A:C2	1:CA:677:U:N3	2.61	0.69
20:CT:55:GLN:HG3	20:CT:56:PRO:CD	2.22	0.69
24:DA:397:U:OP2	47:DX:9:LYS:NZ	2.23	0.69
24:DA:431:U:H2'	24:DA:432:A:C5'	2.22	0.69
24:DA:2800:A:C2	24:DA:2895:G:H1'	2.28	0.69
24:DA:2869:G:C2	24:DA:2870:C:C2	2.80	0.69
40:DQ:87:VAL:HG23	41:DR:49:ILE:HG21	1.74	0.69
1:AA:202:G:N2	1:AA:216:U:O2	2.26	0.69
1:AA:338:A:H2'	1:AA:339:C:O4'	1.93	0.69
1:AA:446:G:O6	1:AA:488:C:N4	2.26	0.69
1:AA:499:A:C6	1:AA:547:A:C8	2.80	0.69
1:AA:1054:C:OP2	59:AA:1849:HOH:O	2.10	0.69
1:AA:1077:G:C2	1:AA:1081:A:C2	2.80	0.69
24:BA:145:C:H2'	24:BA:146:A:H8	1.57	0.69
24:BA:192:C:C5	24:BA:193:U:C6	2.81	0.69
24:BA:1799:G:OP1	26:BC:257:ARG:NH2	2.24	0.69
1:CA:1160:G:O2'	1:CA:1161:C:P	2.50	0.69

Continued on next page...

Continued from previous page...

Atom-1	Atom-2	Interatomic distance (Å)	Clash overlap (Å)
1:CA:1226:C:C5	13:CM:103:LYS:HB3	2.27	0.69
1:CA:1308:U:O3'	13:CM:87:ARG:NH2	2.25	0.69
2:CB:50:PHE:O	2:CB:53:ALA:N	2.26	0.69
9:CI:81:HIS:O	9:CI:84:THR:N	2.25	0.69
24:DA:993:G:O2'	41:DR:91:GLN:NE2	2.25	0.69
24:DA:1372:U:O2'	24:DA:1373:A:H5'	1.92	0.69
24:DA:1450:G:O6	24:DA:1451:C:N4	2.26	0.69
30:DG:71:LEU:HA	30:DG:74:MET:HG2	1.74	0.69
43:DT:73:ARG:HG2	43:DT:74:ILE:N	2.08	0.69
1:AA:14:U:O2	1:AA:14:U:H2'	1.91	0.69
1:AA:724:G:C2	1:AA:725:G:C8	2.80	0.69
1:AA:1211:U:O2'	1:AA:1212:U:OP2	2.10	0.69
1:AA:1348:U:C5	1:AA:1373:G:N2	2.61	0.69
2:AB:84:ALA:HA	2:AB:218:ALA:HB2	1.75	0.69
21:AU:30:ALA:HA	21:AU:33:ARG:CZ	2.22	0.69
24:BA:1169:A:C2	24:BA:1181:U:O2	2.45	0.69
24:BA:1203:U:O4	24:BA:1204:A:C6	2.45	0.69
24:BA:1340:U:C5	24:BA:1603:A:C8	2.81	0.69
24:BA:1351:C:N3	24:BA:1381:G:C6	2.60	0.69
10:CJ:37:ARG:N	10:CJ:75:ASP:OD2	2.26	0.69
12:CL:25:GLU:O	12:CL:27:CYS:N	2.25	0.69
16:CP:54:LEU:O	16:CP:57:ILE:N	2.26	0.69
24:DA:866:A:H2'	24:DA:867:C:O5'	1.92	0.69
24:DA:911:A:C5	36:DM:9:PHE:CD2	2.80	0.69
57:DA:3190:NMY:H1	57:DA:3190:NMY:O17	1.92	0.69
34:DK:64:ARG:HB2	34:DK:79:PHE:CG	2.27	0.69
35:DL:110:VAL:HG13	35:DL:127:VAL:HG22	1.73	0.69
37:DN:69:ARG:O	37:DN:71:ARG:N	2.22	0.69
46:DW:69:PHE:CE2	46:DW:80:ILE:HD11	2.28	0.69
6:AF:38:ARG:CZ	6:AF:96:VAL:HG22	2.23	0.69
24:BA:1001:A:OP2	59:BA:3739:HOH:O	2.09	0.69
24:BA:2502:G:H5'	24:BA:2503:A:H5''	1.72	0.69
26:BC:123:ILE:HG22	26:BC:123:ILE:O	1.92	0.69
1:CA:283:U:C5	1:CA:284:C:C5	2.80	0.69
2:CB:103:ASN:OD1	2:CB:106:THR:OG1	2.11	0.69
11:CK:35:THR:HG23	11:CK:36:ASP:N	2.07	0.69
24:DA:192:C:OP1	59:DA:3743:HOH:O	2.11	0.69
24:DA:898:C:N4	24:DA:899:A:C5	2.59	0.69
1:AA:151:A:OP2	1:AA:169:C:N4	2.25	0.69
1:AA:874:G:C6	1:AA:875:U:C4	2.81	0.69
8:AH:85:ILE:CG2	8:AH:86:TYR:N	2.55	0.69

Continued on next page...

Continued from previous page...

Atom-1	Atom-2	Interatomic distance (Å)	Clash overlap (Å)
8:AH:125:ILE:O	8:AH:125:ILE:HG13	1.91	0.69
24:BA:168:G:O2'	24:BA:2209:G:O2'	2.10	0.69
25:BB:43:C:C2	25:BB:45:A:N7	2.61	0.69
42:BS:23:LEU:O	42:BS:23:LEU:HD23	1.93	0.69
1:CA:82:G:C6	1:CA:88:U:C2	2.81	0.69
1:CA:553:A:O2'	12:CL:26:ALA:O	2.10	0.69
1:CA:597:G:HO2'	17:CQ:28:PHE:HE1	1.38	0.69
1:CA:700:G:H2'	1:CA:700:G:N3	2.07	0.69
24:DA:1420:A:HO2'	24:DA:1421:G:C5'	2.04	0.69
48:DY:28:LEU:O	48:DY:31:GLN:N	2.26	0.69
1:AA:506:G:H2'	1:AA:507:C:C6	2.28	0.69
1:AA:725:G:C2	1:AA:726:C:C6	2.81	0.69
1:AA:1323:G:H2'	1:AA:1324:A:C8	2.27	0.69
1:AA:1493:A:C5'	1:AA:1494:G:OP2	2.41	0.69
57:AA:1655:NMY:H19	57:AA:1655:NMY:C17	2.21	0.69
2:AB:131:LYS:O	2:AB:135:LEU:N	2.23	0.69
4:AD:35:GLU:O	4:AD:37:ALA:N	2.26	0.69
4:AD:125:VAL:HG13	4:AD:126:ASN:N	2.08	0.69
6:AF:4:TYR:OH	6:AF:64:VAL:HB	1.93	0.69
11:AK:81:ASN:CB	11:AK:106:ARG:HB3	2.23	0.69
19:AS:70:LYS:O	19:AS:71:LEU:HD13	1.93	0.69
22:AV:72:C:O2'	22:AV:73:A:H5'	1.92	0.69
24:BA:991:C:C5	24:BA:1185:G:C6	2.81	0.69
24:BA:1176:U:H2'	24:BA:1177:G:C8	2.27	0.69
24:BA:1228:G:C2'	24:BA:1229:C:H5'	2.23	0.69
24:BA:1820:U:H4'	24:BA:1821:A:OP2	1.93	0.69
24:BA:2038:G:OP1	59:BA:3253:HOH:O	2.11	0.69
24:BA:2352:A:C2'	24:BA:2353:G:H5'	2.23	0.69
57:BA:3165:NMY:N19	57:BA:3165:NMY:O21	2.26	0.69
30:BG:18:ILE:O	30:BG:20:GLY:N	2.26	0.69
39:BP:92:ARG:O	39:BP:93:LYS:CB	2.41	0.69
45:BV:55:GLU:OE2	45:BV:55:GLU:N	2.26	0.69
1:CA:532:A:H3'	1:CA:533:A:H5''	1.74	0.69
1:CA:666:G:C6	1:CA:741:G:C5	2.81	0.69
1:CA:722:G:H3'	21:CU:45:ARG:NH2	2.08	0.69
3:CC:6:HIS:CD2	14:CN:89:MET:HB3	2.27	0.69
4:CD:194:ASP:O	4:CD:195:ILE:HG13	1.92	0.69
6:CF:70:VAL:O	6:CF:74:LEU:N	2.26	0.69
13:CM:6:GLY:O	13:CM:8:ASN:N	2.25	0.69
15:CO:27:VAL:HG23	15:CO:28:GLN:H	1.58	0.69
21:CU:8:GLU:HG3	21:CU:16:LEU:HD11	1.74	0.69

Continued on next page...

Continued from previous page...

Atom-1	Atom-2	Interatomic distance (Å)	Clash overlap (Å)
24:DA:475:C:C4	24:DA:481:G:O6	2.45	0.69
24:DA:1604:C:OP1	59:DA:3405:HOH:O	2.08	0.69
24:DA:1857:G:C2	24:DA:1884:G:C2	2.80	0.69
24:DA:2204:G:H2'	24:DA:2205:A:C8	2.27	0.69
29:DF:102:LEU:O	29:DF:102:LEU:HD12	1.92	0.69
34:DK:25:LEU:HD11	34:DK:38:ILE:HG22	1.74	0.69
39:DP:21:PRO:HA	39:DP:46:VAL:HG23	1.75	0.69
40:DQ:80:ASN:O	40:DQ:83:LYS:HG3	1.91	0.69
1:AA:50:A:N6	1:AA:361:G:H4'	2.07	0.69
1:AA:1015:G:OP2	1:AA:1015:G:C8	2.46	0.69
2:AB:80:VAL:O	2:AB:80:VAL:CG1	2.40	0.69
14:AN:41:ARG:O	14:AN:42:TRP:CD2	2.45	0.69
20:AT:43:ASP:OD1	20:AT:46:ALA:N	2.26	0.69
24:BA:1539:U:H2'	24:BA:1540:G:C8	2.27	0.69
24:BA:1779:U:H5	24:BA:1784:A:N7	1.91	0.69
24:BA:2004:G:H2'	24:BA:2005:A:H5'	1.73	0.69
1:CA:410:G:H1'	1:CA:432:A:N6	2.08	0.69
1:CA:878:A:OP1	8:CH:80:ARG:NH2	2.26	0.69
1:CA:1306:A:C2	1:CA:1332:A:C4	2.81	0.69
1:CA:1431:A:C6	1:CA:1432:G:C6	2.81	0.69
4:CD:22:LYS:HZ1	4:CD:26:ARG:CB	2.06	0.69
6:CF:39:LEU:HD13	6:CF:40:GLU:N	2.08	0.69
24:DA:445:C:C2'	24:DA:446:G:O5'	2.41	0.69
24:DA:572:A:H5''	24:DA:573:U:OP2	1.93	0.69
24:DA:1420:A:O2'	24:DA:1421:G:C5'	2.41	0.69
24:DA:1605:C:H2'	24:DA:1606:C:H5'	1.74	0.69
24:DA:1921:G:C5	57:DA:3184:NMY:N7	2.42	0.69
57:DA:3188:NMY:O22	57:DA:3188:NMY:C14	2.40	0.69
1:AA:328:C:O2	1:AA:328:C:H2'	1.92	0.69
1:AA:858:G:O6	1:AA:869:G:C8	2.46	0.69
1:AA:1423:G:C4	1:AA:1424:U:C6	2.80	0.69
24:BA:370:G:O6	24:BA:424:G:C5	2.45	0.69
57:BA:3165:NMY:HN61	57:BA:3165:NMY:C3	2.04	0.69
27:BD:98:VAL:O	27:BD:101:PHE:N	2.26	0.69
29:BF:96:TRP:CZ2	29:BF:99:PHE:HZ	2.11	0.69
33:BJ:56:VAL:HG21	33:BJ:124:VAL:HG13	1.76	0.69
45:BV:55:GLU:O	45:BV:59:GLU:N	2.26	0.69
1:CA:632:U:OP1	1:CA:633:G:C8	2.46	0.69
1:CA:1293:C:H2'	1:CA:1294:G:H5'	1.73	0.69
12:CL:87:VAL:HG23	12:CL:90:LEU:CD1	2.23	0.69
22:CV:70:G:H2'	22:CV:71:G:O4'	1.92	0.69

Continued on next page...

Continued from previous page...

Atom-1	Atom-2	Interatomic distance (Å)	Clash overlap (Å)
24:DA:620:G:H4'	24:DA:621:A:O5'	1.93	0.69
24:DA:1590:A:N6	59:DA:3619:HOH:O	2.24	0.69
24:DA:2615:U:OP1	59:DA:3754:HOH:O	2.11	0.69
28:DE:1:MET:CE	28:DE:19:PHE:HB2	2.23	0.69
47:DX:31:ASN:O	47:DX:33:HIS:CE1	2.46	0.69
1:AA:246:A:C5	1:AA:279:A:C2	2.81	0.68
2:AB:22:TYR:N	2:AB:22:TYR:CD1	2.56	0.68
24:BA:1667:G:O2'	24:BA:1991:U:O4	2.05	0.68
1:CA:1130:A:N1	1:CA:1144:G:O2'	2.26	0.68
9:CI:10:GLY:HA3	9:CI:85:ARG:NE	2.09	0.68
24:DA:1497:U:OP2	24:DA:1498:C:C5	2.46	0.68
24:DA:1992:G:N2	24:DA:1996:C:O2'	2.26	0.68
24:DA:2796:U:C5	24:DA:2798:U:C4	2.81	0.68
26:DC:116:GLN:N	26:DC:127:ASN:HD21	1.90	0.68
30:DG:148:ARG:HA	30:DG:161:VAL:CG2	2.23	0.68
1:AA:412:A:H4'	11:CK:16:VAL:HG13	1.74	0.68
1:AA:1278:G:OP1	1:AA:1281:C:N4	2.25	0.68
21:AU:14:VAL:HG23	21:AU:16:LEU:HG	1.75	0.68
24:BA:198:C:OP2	59:BA:3763:HOH:O	2.12	0.68
25:BB:76:G:O2'	45:BV:78:GLN:OE1	2.11	0.68
31:BH:147:VAL:HG22	31:BH:148:ALA:H	1.58	0.68
1:CA:579:A:C2	1:CA:580:C:C6	2.81	0.68
2:CB:188:ASP:OD1	2:CB:188:ASP:N	2.24	0.68
12:CL:63:VAL:HG12	12:CL:64:THR:N	2.09	0.68
24:DA:404:A:C8	24:DA:406:G:C6	2.81	0.68
24:DA:1379:U:C6	24:DA:1379:U:OP1	2.46	0.68
24:DA:2413:G:H2'	24:DA:2414:G:H5'	1.74	0.68
29:DF:119:LYS:O	29:DF:121:PHE:N	2.25	0.68
49:DZ:23:LEU:HD21	49:DZ:53:MET:HE1	1.73	0.68
1:AA:100:G:N7	1:AA:101:A:N7	2.42	0.68
13:AM:2:ALA:HB3	13:AM:9:ILE:HD12	1.73	0.68
17:AQ:18:GLU:O	17:AQ:19:LYS:HB3	1.92	0.68
24:BA:609:A:C5	24:BA:610:C:O2	2.46	0.68
24:BA:1346:G:H2'	24:BA:1347:A:C8	2.29	0.68
24:BA:1844:C:OP1	26:BC:254:LYS:NZ	2.23	0.68
1:CA:17:U:H2'	1:CA:18:C:C6	2.28	0.68
1:CA:953:G:C4	1:CA:1229:A:C2	2.81	0.68
1:CA:1411:C:C2'	1:CA:1412:C:H5'	2.23	0.68
9:CI:73:SER:O	9:CI:77:GLY:N	2.26	0.68
22:CV:64:A:H2'	22:CV:65:G:H5'	1.76	0.68
55:CY:1:MET:N	55:CY:1:MET:SD	2.60	0.68

Continued on next page...

Continued from previous page...

Atom-1	Atom-2	Interatomic distance (Å)	Clash overlap (Å)
24:DA:355:U:H2'	24:DA:356:G:C8	2.28	0.68
24:DA:1873:G:C5	24:DA:1874:C:C5	2.81	0.68
24:DA:2005:A:OP1	59:DA:3381:HOH:O	2.11	0.68
24:DA:2298:A:C4	24:DA:2321:U:C5	2.81	0.68
57:DA:3185:NMY:H232	57:DA:3185:NMY:C16	2.24	0.68
31:DH:116:ARG:O	31:DH:118:PRO:HD3	1.91	0.68
1:AA:32:A:N6	1:AA:553:A:N1	2.42	0.68
1:AA:980:C:N4	59:AA:1842:HOH:O	2.26	0.68
4:AD:200:ILE:O	4:AD:202:GLU:N	2.26	0.68
8:AH:40:LEU:O	8:AH:44:GLY:N	2.26	0.68
9:AI:49:ARG:O	9:AI:52:LEU:N	2.25	0.68
15:AO:33:THR:O	15:AO:35:GLN:N	2.26	0.68
24:BA:483:A:C2	24:BA:484:C:C1'	2.76	0.68
24:BA:640:C:C5	24:BA:641:U:C5	2.81	0.68
24:BA:1266:G:OP1	50:B0:15:ARG:NE	2.27	0.68
32:BI:29:GLN:N	32:BI:29:GLN:OE1	2.27	0.68
1:CA:1014:A:N3	19:CS:34:TRP:CZ2	2.62	0.68
3:CC:117:ALA:HB2	3:CC:200:VAL:HG21	1.73	0.68
15:CO:36:ILE:HG22	15:CO:37:ASN:N	2.09	0.68
21:CU:40:LYS:N	21:CU:41:PRO:CD	2.56	0.68
24:DA:1303:G:HO2'	24:DA:1642:G:HO2'	1.40	0.68
24:DA:1773:A:H2'	24:DA:1774:C:H5'	1.74	0.68
24:DA:2343:U:O2'	24:DA:2373:G:O2'	2.10	0.68
24:DA:2756:U:OP2	54:D4:19:ARG:NE	2.25	0.68
26:DC:104:LEU:N	26:DC:104:LEU:CD1	2.57	0.68
29:DF:40:GLY:HA2	29:DF:84:ILE:HD11	1.75	0.68
51:D1:13:SER:OG	51:D1:47:ILE:O	2.10	0.68
53:D3:6:VAL:HG12	53:D3:9:ALA:HB3	1.74	0.68
1:AA:684:U:C2'	1:AA:685:G:O5'	2.41	0.68
1:AA:1068:G:C2'	1:AA:1069:C:H5'	2.23	0.68
5:AE:157:ARG:HG2	5:AE:158:GLY:N	2.07	0.68
24:BA:1533:C:N4	24:BA:1538:G:O6	2.27	0.68
1:CA:922:G:O2'	1:CA:923:A:H5'	1.94	0.68
2:CB:87:CYS:SG	2:CB:218:ALA:HB1	2.34	0.68
4:CD:203:LEU:HD23	4:CD:204:TYR:CD2	2.29	0.68
8:CH:112:THR:O	8:CH:116:ALA:N	2.26	0.68
22:CV:4:C:O2'	22:CV:5:G:H8	1.77	0.68
24:DA:194:G:OP2	59:DA:3765:HOH:O	2.10	0.68
24:DA:2221:G:C5	24:DA:2222:C:C5	2.82	0.68
24:DA:2794:C:O2	24:DA:2803:G:C2	2.45	0.68
36:DM:108:VAL:HG12	36:DM:109:PRO:HD2	1.75	0.68

Continued on next page...

Continued from previous page...

Atom-1	Atom-2	Interatomic distance (Å)	Clash overlap (Å)
1:AA:552:U:H2'	1:AA:553:A:C8	2.29	0.68
1:AA:985:C:C2	1:AA:1221:G:C2	2.82	0.68
1:AA:1035:A:H2'	1:AA:1036:A:C4'	2.24	0.68
1:AA:1182:G:H4'	1:AA:1183:U:H5'	1.73	0.68
24:BA:1869:G:C2	24:BA:1873:G:C6	2.82	0.68
54:B4:11:CYS:SG	54:B4:33:HIS:CE1	2.87	0.68
1:CA:9:G:OP2	5:CE:126:LYS:NZ	2.24	0.68
1:CA:778:G:C2	1:CA:779:C:C2	2.82	0.68
6:CF:70:VAL:O	6:CF:73:GLU:N	2.27	0.68
22:CV:37:A:C3'	22:CV:38:A:H8	2.04	0.68
24:DA:58:G:O2'	24:DA:73:A:N1	2.24	0.68
24:DA:2033:A:O2'	59:DA:3471:HOH:O	2.11	0.68
24:DA:2420:C:OP1	53:D3:33:THR:HG23	1.92	0.68
24:DA:2498:C:C2'	24:DA:2499:C:H5'	2.23	0.68
28:DE:35:TYR:CE2	28:DE:176:ASP:HB2	2.29	0.68
1:AA:874:G:C5	1:AA:875:U:C5	2.81	0.68
2:AB:47:VAL:HB	2:AB:48:PRO:CD	2.23	0.68
3:AC:155:GLY:O	3:AC:157:LEU:N	2.26	0.68
8:AH:39:VAL:O	8:AH:42:GLU:N	2.26	0.68
11:AK:48:GLY:O	11:AK:50:SER:N	2.26	0.68
13:AM:8:ASN:ND2	13:AM:21:SER:O	2.27	0.68
20:AT:5:LYS:O	20:AT:5:LYS:HD3	1.93	0.68
24:BA:309:A:N3	24:BA:329:G:O2'	2.26	0.68
24:BA:327:G:N2	44:BU:67:SER:OG	2.27	0.68
24:BA:2407:A:OP1	59:BA:3565:HOH:O	2.10	0.68
36:BM:127:LYS:HD2	36:BM:127:LYS:N	2.08	0.68
15:CO:29:VAL:HG12	15:CO:30:ALA:N	2.09	0.68
22:CV:4:C:O2'	22:CV:5:G:H5''	1.92	0.68
24:DA:1358:G:C6	24:DA:1371:G:N7	2.61	0.68
26:DC:66:PHE:CZ	26:DC:155:ARG:CZ	2.77	0.68
37:DN:26:GLY:HA2	37:DN:75:ILE:HD11	1.75	0.68
39:DP:15:ASP:OD1	39:DP:15:ASP:N	2.25	0.68
1:AA:207:C:H2'	1:AA:207:C:O2	1.92	0.68
1:AA:376:G:OP1	16:AP:5:ARG:CZ	2.42	0.68
4:AD:26:ARG:NH1	4:AD:27:ALA:O	2.25	0.68
6:AF:18:VAL:HG13	6:AF:19:PRO:CD	2.23	0.68
24:BA:243:U:OP2	53:B3:7:ARG:NH1	2.26	0.68
24:BA:784:G:OP2	59:BA:3316:HOH:O	2.11	0.68
24:BA:1799:G:N2	24:BA:1819:A:OP2	2.26	0.68
24:BA:2093:G:H4'	31:BH:24:GLY:HA3	1.75	0.68
25:BB:71:C:H2'	25:BB:72:G:H5'	1.74	0.68

Continued on next page...

Continued from previous page...

Atom-1	Atom-2	Interatomic distance (Å)	Clash overlap (Å)
31:BH:83:LYS:O	31:BH:83:LYS:HE3	1.93	0.68
38:BO:17:LYS:HG3	38:BO:21:LEU:HD11	1.76	0.68
46:BW:43:THR:O	46:BW:43:THR:HG23	1.94	0.68
48:BY:26:PHE:O	48:BY:29:ARG:HG2	1.93	0.68
1:CA:539:A:H2'	1:CA:540:G:C8	2.28	0.68
1:CA:1114:C:O2	1:CA:1115:U:C6	2.47	0.68
24:DA:1805:A:O2'	24:DA:1806:C:H5'	1.93	0.68
24:DA:2352:A:C4	24:DA:2366:A:C2	2.82	0.68
57:DA:3190:NMY:H5	57:DA:3190:NMY:N9	2.09	0.68
31:DH:82:SER:CB	31:DH:146:VAL:CG2	2.72	0.68
38:DO:49:VAL:HG21	38:DO:82:ALA:HA	1.74	0.68
40:DQ:37:ALA:O	40:DQ:38:VAL:HB	1.92	0.68
1:AA:50:A:N6	1:AA:361:G:C4'	2.57	0.68
1:AA:652:U:C2	1:AA:752:G:N2	2.62	0.68
1:AA:933:G:P	7:AG:5:ARG:NH2	2.67	0.68
4:AD:36:GLN:O	4:AD:37:ALA:CB	2.41	0.68
8:AH:94:LYS:HD3	8:AH:113:ASP:OD2	1.94	0.68
13:AM:68:ASP:OD1	13:AM:69:LEU:N	2.26	0.68
21:AU:41:PRO:O	21:AU:45:ARG:HB3	1.94	0.68
24:BA:197:A:OP1	59:BA:3763:HOH:O	2.12	0.68
24:BA:860:U:H2'	24:BA:860:U:O2	1.93	0.68
24:BA:1359:A:OP1	59:BA:3618:HOH:O	2.11	0.68
24:BA:1617:C:N3	59:BA:3314:HOH:O	2.26	0.68
25:BB:7:G:O2'	38:BO:38:GLN:OE1	2.06	0.68
25:BB:83:G:C2	25:BB:94:A:C2	2.82	0.68
28:BE:47:LYS:HB3	28:BE:51:GLU:HB2	1.76	0.68
1:CA:679:C:N3	1:CA:712:A:N1	2.42	0.68
1:CA:855:U:C2	1:CA:856:C:C5	2.81	0.68
4:CD:22:LYS:HG2	4:CD:25:VAL:HG13	1.75	0.68
11:CK:28:ASN:O	11:CK:58:SER:OG	2.11	0.68
11:CK:112:ASP:OD1	21:CU:25:LYS:NZ	2.27	0.68
22:CV:17:C:H5'	22:CV:18:G:C5'	2.23	0.68
24:DA:190:A:N3	24:DA:679:C:O2'	2.23	0.68
24:DA:195:A:OP2	59:DA:3764:HOH:O	2.11	0.68
24:DA:1780:A:N6	59:DA:3759:HOH:O	2.26	0.68
31:DH:120:GLY:O	31:DH:122:LEU:HG	1.93	0.68
1:AA:711:G:C2'	1:AA:712:A:H5'	2.24	0.68
1:AA:786:G:C5	1:AA:787:A:C8	2.81	0.68
1:AA:981:U:OP1	14:AN:8:ARG:CZ	2.42	0.68
1:AA:1386:G:N7	59:AA:1866:HOH:O	2.26	0.68
4:AD:23:SER:O	4:AD:25:VAL:N	2.27	0.68

Continued on next page...

Continued from previous page...

Atom-1	Atom-2	Interatomic distance (Å)	Clash overlap (Å)
11:AK:82:LEU:CD2	11:AK:105:PHE:CG	2.76	0.68
11:AK:125:LYS:HB2	21:AU:35:ARG:NE	2.09	0.68
24:BA:1006:C:O2'	33:BJ:108:MET:O	2.11	0.68
24:BA:1239:G:H2'	24:BA:1240:U:O4'	1.94	0.68
24:BA:2345:G:H4'	24:BA:2346:A:H5''	1.76	0.68
25:BB:15:A:C8	25:BB:109:A:C6	2.83	0.68
39:BP:51:ASN:O	39:BP:52:ARG:HD3	1.93	0.68
1:CA:757:U:O2'	1:CA:758:C:H5'	1.93	0.68
1:CA:855:U:H2'	1:CA:856:C:H6	1.57	0.68
1:CA:935:A:N6	7:CG:3:ARG:HD3	2.09	0.68
1:CA:1399:C:H4'	1:CA:1400:C:C5'	2.24	0.68
1:CA:1537:U:O2	23:CX:6:G:N2	2.27	0.68
7:CG:37:SER:OG	7:CG:38:THR:N	2.26	0.68
8:CH:89:LYS:HA	8:CH:92:LEU:HD13	1.76	0.68
13:CM:112:PRO:O	13:CM:114:LYS:N	2.27	0.68
33:DJ:37:ARG:HG3	33:DJ:118:MET:HE3	1.75	0.68
46:DW:69:PHE:CE2	46:DW:80:ILE:CD1	2.77	0.68
1:AA:574:A:N3	1:AA:883:C:H1'	2.09	0.67
2:AB:73:LYS:HD3	2:AB:75:ALA:HB3	1.76	0.67
24:BA:1505:A:C6	24:BA:1506:U:N3	2.62	0.67
24:BA:1876:A:H2'	24:BA:1877:A:O4'	1.94	0.67
24:BA:2304:G:O5'	29:BF:120:SER:OG	2.12	0.67
24:BA:2414:G:N2	24:BA:2415:G:H1'	2.09	0.67
24:BA:2734:A:N7	24:BA:2735:G:C8	2.62	0.67
1:CA:668:G:O2'	1:CA:669:G:H5'	1.94	0.67
1:CA:1299:A:O2'	1:CA:1300:G:OP1	2.11	0.67
3:CC:52:VAL:O	3:CC:115:LEU:HD11	1.94	0.67
3:CC:173:VAL:O	3:CC:175:LEU:N	2.27	0.67
13:CM:3:ARG:O	13:CM:8:ASN:O	2.12	0.67
18:CR:48:ARG:HG3	18:CR:51:TYR:HB2	1.76	0.67
55:CY:119:GLY:O	55:CY:121:ALA:N	2.26	0.67
24:DA:1269:A:N7	59:DA:3382:HOH:O	2.26	0.67
24:DA:2013:A:H2'	24:DA:2014:A:H5'	1.76	0.67
24:DA:2055:C:H5'	24:DA:2056:G:H5''	1.75	0.67
26:DC:6:LYS:HB2	26:DC:7:PRO:HD2	1.75	0.67
29:DF:60:SER:OG	29:DF:61:GLY:N	2.26	0.67
31:DH:115:VAL:O	31:DH:133:GLN:HG3	1.95	0.67
1:AA:371:A:C2	1:AA:372:C:C5	2.83	0.67
1:AA:570:G:H1'	1:AA:820:U:C4	2.29	0.67
1:AA:672:U:H2'	1:AA:673:A:C8	2.29	0.67
1:AA:1364:U:HO2'	1:AA:1365:G:C5'	2.06	0.67

Continued on next page...

Continued from previous page...

Atom-1	Atom-2	Interatomic distance (Å)	Clash overlap (Å)
2:AB:43:LEU:O	2:AB:46:THR:N	2.28	0.67
3:AC:47:LEU:HB3	3:AC:50:ALA:HB3	1.76	0.67
10:AJ:42:LEU:HG	10:AJ:43:PRO:HD2	1.74	0.67
24:BA:1255:U:O2'	59:BA:3275:HOH:O	2.12	0.67
24:BA:1913:A:O2'	24:BA:1914:C:P	2.51	0.67
24:BA:2311:A:O2'	24:BA:2312:U:P	2.51	0.67
25:BB:9:G:O2'	38:BO:44:GLY:O	2.07	0.67
46:BW:24:LYS:CD	46:BW:25:ARG:HG2	2.24	0.67
1:CA:1238:A:H5''	1:CA:1336:C:N4	2.09	0.67
1:CA:1324:A:C2	1:CA:1325:C:H1'	2.29	0.67
6:CF:69:GLU:O	6:CF:71:ILE:N	2.28	0.67
21:CU:25:LYS:O	21:CU:27:GLY:N	2.27	0.67
24:DA:2661:G:N1	24:DA:2662:A:C2	2.62	0.67
26:DC:184:GLU:O	26:DC:187:CYS:SG	2.52	0.67
31:DH:93:SER:OG	31:DH:94:ILE:N	2.26	0.67
35:DL:41:ARG:O	35:DL:43:GLY:N	2.27	0.67
37:DN:103:ARG:HB2	37:DN:110:MET:HE3	1.74	0.67
1:AA:1140:C:O2'	1:AA:1141:C:P	2.52	0.67
8:AH:85:ILE:HG22	8:AH:86:TYR:N	2.10	0.67
8:AH:101:ILE:HG13	8:AH:112:THR:HB	1.76	0.67
24:BA:555:G:O2'	24:BA:556:A:OP2	2.13	0.67
24:BA:635:C:O2	24:BA:639:U:H4'	1.95	0.67
24:BA:852:U:C5	24:BA:853:C:C4	2.82	0.67
24:BA:2343:U:HO2'	24:BA:2373:G:HO2'	1.42	0.67
24:BA:2730:C:C4	57:BA:3165:NMY:O20	2.46	0.67
44:BU:57:ILE:HD12	44:BU:57:ILE:N	2.10	0.67
1:CA:475:C:H2'	1:CA:476:U:C6	2.29	0.67
1:CA:787:A:H2'	1:CA:788:U:C5'	2.25	0.67
7:CG:58:GLU:O	7:CG:61:ALA:N	2.26	0.67
55:CY:44:TYR:N	55:CY:44:TYR:CD1	2.60	0.67
24:DA:480:A:O3'	44:DU:43:LYS:NZ	2.26	0.67
24:DA:1072:C:O2	24:DA:1093:G:N1	2.26	0.67
24:DA:1857:G:N2	24:DA:1884:G:C4	2.63	0.67
24:DA:2318:G:C6	24:DA:2319:G:N1	2.62	0.67
24:DA:2344:U:H4'	24:DA:2345:G:OP1	1.92	0.67
29:DF:34:THR:HB	29:DF:89:THR:CG2	2.25	0.67
31:DH:119:ASN:O	31:DH:121:VAL:N	2.27	0.67
1:AA:338:A:OP2	34:BK:98:ARG:NH2	2.27	0.67
1:AA:376:G:OP1	16:AP:5:ARG:NH1	2.28	0.67
1:AA:508:U:H5'	4:AD:51:TYR:CZ	2.29	0.67
1:AA:607:A:C4	1:AA:608:A:C8	2.82	0.67

Continued on next page...

Continued from previous page...

Atom-1	Atom-2	Interatomic distance (Å)	Clash overlap (Å)
1:AA:815:A:O2'	1:AA:816:A:OP1	2.12	0.67
3:AC:100:GLN:CG	3:AC:101:ILE:N	2.57	0.67
4:AD:170:TRP:CE2	4:AD:186:PRO:HD3	2.29	0.67
17:AQ:49:GLU:O	17:AQ:51:ASN:N	2.27	0.67
21:AU:37:PHE:O	21:AU:38:TYR:CG	2.48	0.67
24:BA:121:G:H4'	24:BA:149:A:H5'	1.77	0.67
24:BA:363:G:C2	24:BA:364:C:C2	2.83	0.67
24:BA:453:A:OP1	59:BA:3245:HOH:O	2.12	0.67
24:BA:533:G:H5'	40:BQ:23:TYR:CE1	2.29	0.67
24:BA:720:U:H2'	24:BA:721:A:C8	2.30	0.67
24:BA:729:G:H2'	24:BA:1775:U:H1'	1.77	0.67
24:BA:1141:U:H4'	24:BA:1142:A:O5'	1.93	0.67
24:BA:1188:U:H2'	24:BA:1189:A:C5'	2.24	0.67
24:BA:1827:U:C5'	24:BA:1971:U:H5''	2.23	0.67
24:BA:2582:G:C2	24:BA:2583:G:C8	2.83	0.67
38:BO:80:GLU:O	38:BO:82:ALA:N	2.27	0.67
50:B0:39:ARG:O	50:B0:41:HIS:N	2.27	0.67
1:CA:858:G:O6	59:CA:1819:HOH:O	2.08	0.67
1:CA:858:G:C6	1:CA:869:G:C8	2.82	0.67
6:CF:3:HIS:O	6:CF:92:THR:OG1	2.12	0.67
11:CK:24:HIS:NE2	11:CK:33:THR:OG1	2.25	0.67
12:CL:65:SER:HB2	12:CL:95:TYR:HB3	1.75	0.67
24:DA:1340:U:C5	24:DA:1603:A:C8	2.82	0.67
24:DA:1794:A:O4'	24:DA:1900:A:C2	2.47	0.67
1:AA:325:A:N6	1:AA:326:G:N1	2.41	0.67
1:AA:542:G:C2	1:AA:543:U:C6	2.83	0.67
1:AA:1426:G:C2	1:AA:1427:C:O2	2.47	0.67
2:AB:60:ILE:O	2:AB:60:ILE:HG23	1.94	0.67
16:AP:24:SER:O	16:AP:26:ASN:N	2.28	0.67
19:AS:71:LEU:HA	19:AS:73:GLU:OE2	1.95	0.67
22:AV:72:C:C2'	22:AV:73:A:O5'	2.43	0.67
24:BA:1206:G:C5	24:BA:1207:C:C4	2.82	0.67
24:BA:1263:U:O2'	50:B0:3:GLN:NE2	2.24	0.67
24:BA:1303:G:O2'	24:BA:1642:G:O2'	2.10	0.67
24:BA:2138:G:C2	24:BA:2154:A:C2	2.82	0.67
49:BZ:50:VAL:HG22	49:BZ:50:VAL:O	1.92	0.67
1:CA:722:G:N3	21:CU:45:ARG:NH2	2.42	0.67
1:CA:827:U:C4	1:CA:870:U:C2	2.83	0.67
1:CA:1309:G:C2	1:CA:1329:A:C8	2.83	0.67
4:CD:81:ARG:HG3	4:CD:82:LEU:N	2.09	0.67
4:CD:151:LYS:NZ	4:CD:175:ALA:O	2.26	0.67

Continued on next page...

Continued from previous page...

Atom-1	Atom-2	Interatomic distance (Å)	Clash overlap (Å)
55:CY:121:ALA:CB	55:CY:175:LEU:HD12	2.25	0.67
24:DA:1181:U:H2'	24:DA:1182:G:C8	2.30	0.67
24:DA:2362:C:OP1	53:D3:39:ARG:NH2	2.26	0.67
32:DI:107:GLU:N	32:DI:107:GLU:OE1	2.28	0.67
1:AA:150:U:H2'	1:AA:151:A:H8	1.60	0.67
1:AA:490:C:C2	1:AA:491:G:C8	2.81	0.67
24:BA:883:G:C2	24:BA:894:U:C2	2.81	0.67
24:BA:1045:C:O2	24:BA:1047:G:C2	2.48	0.67
24:BA:1421:G:C2	24:BA:1422:G:C8	2.82	0.67
24:BA:1760:C:C6	24:BA:1761:C:C5	2.82	0.67
26:BC:142:ASN:ND2	26:BC:142:ASN:O	2.28	0.67
34:BK:13:ASN:OD1	34:BK:98:ARG:N	2.28	0.67
38:BO:67:ASN:O	38:BO:69:ASP:N	2.28	0.67
42:BS:2:GLU:OE2	42:BS:2:GLU:N	2.28	0.67
1:CA:765:G:H5''	1:CA:766:A:OP1	1.94	0.67
1:CA:966:G:N3	9:CI:129:LYS:HE3	2.10	0.67
6:CF:11:HIS:ND1	6:CF:13:ASP:OD1	2.27	0.67
14:CN:17:ASP:O	14:CN:22:LYS:NZ	2.28	0.67
20:CT:32:ILE:CA	20:CT:54:MET:SD	2.82	0.67
24:DA:532:A:N3	24:DA:532:A:H2'	2.10	0.67
24:DA:734:A:C2'	24:DA:735:A:H5'	2.24	0.67
24:DA:2230:G:H1'	47:DX:31:ASN:CB	2.24	0.67
24:DA:2407:A:C4	24:DA:2408:U:C5	2.82	0.67
1:AA:181:A:N1	1:AA:195:A:C8	2.63	0.67
1:AA:560:A:C5'	1:AA:566:G:N2	2.58	0.67
4:AD:103:TYR:CZ	4:AD:111:ARG:CA	2.78	0.67
6:AF:18:VAL:HG13	6:AF:19:PRO:HD3	1.75	0.67
24:BA:1157:G:H2'	24:BA:1157:G:N3	2.10	0.67
24:BA:1205:A:C6	28:BE:165:HIS:CE1	2.83	0.67
24:BA:2259:U:C6	24:BA:2427:C:C4	2.82	0.67
24:BA:2657:A:O3'	30:BG:159:LYS:NZ	2.27	0.67
31:BH:147:VAL:HG22	31:BH:148:ALA:N	2.10	0.67
36:BM:1:MET:CE	36:BM:44:ARG:HG2	2.25	0.67
1:CA:966:G:H2'	9:CI:129:LYS:CD	2.24	0.67
13:CM:75:MET:O	13:CM:79:ARG:N	2.27	0.67
15:CO:78:TYR:N	15:CO:78:TYR:CD1	2.59	0.67
19:CS:18:LYS:O	19:CS:21:LYS:N	2.28	0.67
24:DA:713:G:C6	24:DA:714:U:O4	2.47	0.67
24:DA:2484:G:OP1	36:DM:44:ARG:CD	2.43	0.67
52:D2:34:ARG:NH1	52:D2:39:ARG:HD2	2.10	0.67
1:AA:402:G:O2'	4:AD:132:ILE:CD1	2.43	0.67

Continued on next page...

Continued from previous page...

Atom-1	Atom-2	Interatomic distance (Å)	Clash overlap (Å)
1:AA:1084:G:N7	1:AA:1085:U:C2	2.62	0.67
1:AA:1492:A:O2'	1:AA:1493:A:O5'	2.12	0.67
10:AJ:12:ALA:HB2	10:AJ:96:VAL:HG12	1.76	0.67
12:AL:50:ARG:HG2	12:AL:90:LEU:HD11	1.77	0.67
24:BA:167:A:C5	24:BA:168:G:C8	2.81	0.67
24:BA:483:A:N1	24:BA:484:C:C2	2.63	0.67
24:BA:827:U:OP2	59:BA:3702:HOH:O	2.11	0.67
24:BA:1268:A:OP1	59:BA:3383:HOH:O	2.12	0.67
24:BA:2285:C:OP2	51:B1:5:ARG:CZ	2.42	0.67
34:BK:64:ARG:HD2	34:BK:79:PHE:CD2	2.29	0.67
38:BO:11:ALA:O	38:BO:13:ARG:N	2.27	0.67
44:BU:95:PHE:CE1	44:BU:102:ILE:HD13	2.30	0.67
1:CA:939:G:C2'	1:CA:940:C:H5'	2.23	0.67
1:CA:1306:A:C5	1:CA:1332:A:C2	2.83	0.67
1:CA:1408:A:C2	1:CA:1494:G:C5	2.83	0.67
55:CY:44:TYR:CE2	55:CY:54:LEU:HD11	2.30	0.67
24:DA:31:C:H4'	24:DA:1238:G:H4'	1.75	0.67
24:DA:77:G:O3'	48:DY:2:LYS:HD3	1.95	0.67
24:DA:244:A:C2	24:DA:255:A:C4	2.83	0.67
24:DA:998:C:C2'	24:DA:999:U:O5'	2.43	0.67
24:DA:1738:G:O2'	24:DA:1739:A:O5'	2.13	0.67
24:DA:2201:G:C5	24:DA:2202:U:C5	2.83	0.67
24:DA:2204:G:N3	24:DA:2205:A:C8	2.63	0.67
24:DA:2748:A:H1'	30:DG:66:THR:CG2	2.25	0.67
24:DA:2885:G:H2'	24:DA:2886:A:H5'	1.77	0.67
31:DH:11:ASN:O	31:DH:12:LEU:HB3	1.94	0.67
38:DO:64:TYR:O	38:DO:67:ASN:ND2	2.26	0.67
1:AA:175:C:H2'	1:AA:176:C:C6	2.30	0.67
1:AA:786:G:H2'	1:AA:787:A:O5'	1.95	0.67
1:AA:1522:U:H2'	1:AA:1523:G:H8	1.60	0.67
57:AA:1656:NMY:H16	57:AA:1656:NMY:N19	2.10	0.67
20:AT:39:ILE:O	20:AT:42:GLY:N	2.27	0.67
24:BA:480:A:O2'	24:BA:481:G:OP1	2.13	0.67
24:BA:733:G:C6	24:BA:761:A:C8	2.83	0.67
24:BA:1262:A:OP2	42:BS:99:ARG:NH2	2.27	0.67
24:BA:1291:C:C2	24:BA:1292:G:C8	2.82	0.67
24:BA:1730:C:HO2'	24:BA:1731:G:P	2.15	0.67
24:BA:2514:U:H2'	24:BA:2515:C:C6	2.29	0.67
27:BD:120:GLY:O	27:BD:122:VAL:N	2.26	0.67
34:BK:107:LEU:O	34:BK:109:SER:N	2.28	0.67
1:CA:954:G:C6	1:CA:955:U:C4	2.83	0.67

Continued on next page...

Continued from previous page...

Atom-1	Atom-2	Interatomic distance (Å)	Clash overlap (Å)
13:CM:75:MET:SD	29:DF:111:ARG:CZ	2.82	0.67
24:DA:998:C:H2'	24:DA:999:U:O5'	1.94	0.67
24:DA:1619:G:H2'	24:DA:1620:G:O5'	1.95	0.67
24:DA:1931:U:H5''	57:DA:3184:NMY:H192	1.59	0.67
24:DA:2122:U:O2'	24:DA:2123:G:P	2.52	0.67
24:DA:2292:U:H2'	24:DA:2293:G:C8	2.29	0.67
24:DA:2657:A:O2'	30:DG:159:LYS:NZ	2.28	0.67
36:DM:83:GLY:O	36:DM:85:GLY:N	2.28	0.67
47:DX:32:LEU:HA	47:DX:50:VAL:O	1.94	0.67
47:DX:52:ALA:O	47:DX:53:LYS:C	2.33	0.67
1:AA:328:C:H4'	1:AA:329:A:H5'	1.76	0.67
1:AA:802:A:H2'	1:AA:803:G:H5'	1.77	0.67
1:AA:1082:A:H2'	1:AA:1083:U:H5'	1.76	0.67
4:AD:99:ASP:HB2	4:AD:115:ARG:CZ	2.25	0.67
24:BA:84:A:H4'	44:BU:5:ARG:HD3	1.77	0.67
24:BA:1416:G:C8	24:BA:1417:C:C5	2.83	0.67
24:BA:1579:A:C2	24:BA:1580:A:C2	2.83	0.67
24:BA:2204:G:C4	24:BA:2205:A:C8	2.83	0.67
24:BA:2250:G:OP1	36:BM:84:LYS:NZ	2.29	0.67
24:BA:2294:G:OP1	38:BO:10:ARG:NE	2.28	0.67
24:BA:2376:A:H2'	24:BA:2377:A:O4'	1.94	0.67
31:BH:27:ARG:O	31:BH:32:PRO:CG	2.43	0.67
1:CA:842:U:H3'	1:CA:843:U:H4'	1.76	0.67
1:CA:919:A:O2'	1:CA:920:U:H5'	1.95	0.67
4:CD:19:LEU:HD12	4:CD:64:ILE:HA	1.77	0.67
10:CJ:65:TYR:HB3	14:CN:96:LEU:HD13	1.76	0.67
22:CV:56:C:C2'	22:CV:57:G:H5'	2.25	0.67
24:DA:64:A:H2'	24:DA:65:U:C6	2.29	0.67
24:DA:446:G:P	40:DQ:2:ARG:HG3	2.34	0.67
24:DA:2413:G:C2'	24:DA:2414:G:H5'	2.25	0.67
24:DA:2575:C:OP2	59:DA:3714:HOH:O	2.13	0.67
24:DA:2593:U:H2'	24:DA:2594:C:C6	2.30	0.67
24:DA:2655:G:O2'	24:DA:2656:U:P	2.52	0.67
40:DQ:82:LEU:HG	40:DQ:87:VAL:HG11	1.76	0.67
1:AA:73:C:O2'	1:AA:74:A:O5'	2.13	0.66
1:AA:508:U:C5'	4:AD:51:TYR:CZ	2.78	0.66
1:AA:669:G:OP1	15:AO:48:LYS:NZ	2.21	0.66
1:AA:784:A:H2'	1:AA:785:G:O4'	1.95	0.66
6:AF:92:THR:O	6:AF:94:HIS:N	2.27	0.66
9:AI:45:ARG:O	9:AI:47:VAL:N	2.27	0.66
12:AL:116:LYS:O	12:AL:117:TYR:CB	2.43	0.66

Continued on next page...

Continued from previous page...

Atom-1	Atom-2	Interatomic distance (Å)	Clash overlap (Å)
13:AM:66:GLU:O	13:AM:68:ASP:N	2.27	0.66
15:AO:11:ILE:HD11	15:AO:31:LEU:HB3	1.75	0.66
24:BA:53:A:C8	24:BA:54:G:C8	2.83	0.66
24:BA:215:G:O3'	24:BA:216:A:H4'	1.95	0.66
24:BA:404:A:C2	24:BA:406:G:N1	2.64	0.66
24:BA:616:A:H4'	28:BE:101:TYR:CE2	2.29	0.66
24:BA:1349:C:H2'	24:BA:1350:C:H5'	1.77	0.66
24:BA:1799:G:N1	24:BA:1819:A:OP2	2.28	0.66
24:BA:2563:U:C2	24:BA:2565:A:OP2	2.48	0.66
34:BK:34:GLY:O	34:BK:36:GLY:N	2.27	0.66
4:CD:69:GLU:HA	4:CD:72:PHE:CE2	2.30	0.66
5:CE:74:VAL:HG23	5:CE:75:ALA:N	2.08	0.66
13:CM:87:ARG:NH2	13:CM:97:VAL:HG11	2.10	0.66
19:CS:60:VAL:HG12	19:CS:62:VAL:HG13	1.77	0.66
55:CY:61:ASP:OD1	55:CY:64:THR:N	2.28	0.66
24:DA:355:U:H2'	24:DA:356:G:H8	1.60	0.66
24:DA:397:U:OP2	47:DX:9:LYS:CE	2.43	0.66
24:DA:1326:U:O2	59:DA:3824:HOH:O	2.11	0.66
24:DA:1371:G:O2'	24:DA:1372:U:H5'	1.95	0.66
43:DT:51:PHE:O	43:DT:53:VAL:N	2.28	0.66
1:AA:508:U:H4'	4:AD:51:TYR:OH	1.95	0.66
1:AA:1232:U:C4	1:AA:1233:G:N7	2.63	0.66
2:AB:90:PHE:CG	2:AB:154:MET:HE3	2.30	0.66
2:AB:99:GLY:CA	2:AB:175:GLU:OE2	2.42	0.66
3:AC:20:SER:HA	3:AC:57:ILE:CG1	2.25	0.66
4:AD:101:VAL:O	4:AD:101:VAL:CG1	2.43	0.66
16:AP:39:PHE:C	16:AP:39:PHE:CD1	2.68	0.66
17:AQ:78:VAL:O	17:AQ:79:VAL:HG22	1.95	0.66
24:BA:992:C:O3'	41:BR:74:ILE:CD1	2.43	0.66
24:BA:1044:C:C2	24:BA:1112:G:N2	2.63	0.66
24:BA:1505:A:C6	24:BA:1506:U:C4	2.84	0.66
24:BA:2418:A:HO2'	24:BA:2419:U:P	2.18	0.66
24:BA:2759:G:N2	30:BG:138:GLN:HG3	2.11	0.66
27:BD:114:LYS:HG3	27:BD:196:ALA:HB2	1.75	0.66
30:BG:79:THR:CG2	30:BG:79:THR:O	2.43	0.66
1:CA:63:C:H2'	1:CA:64:G:C5'	2.25	0.66
1:CA:1377:A:OP1	7:CG:92:ARG:NH2	2.28	0.66
5:CE:45:ARG:NH2	5:CE:73:ASN:OD1	2.28	0.66
12:CL:100:GLY:N	12:CL:104:CYS:SG	2.68	0.66
13:CM:14:HIS:HB3	13:CM:17:ILE:CD1	2.25	0.66
24:DA:983:A:C6	24:DA:984:A:C2	2.83	0.66

Continued on next page...

Continued from previous page...

Atom-1	Atom-2	Interatomic distance (Å)	Clash overlap (Å)
24:DA:1858:A:C4	24:DA:1859:U:C6	2.82	0.66
24:DA:1929:G:H3'	57:DA:3184:NMY:O3	1.94	0.66
24:DA:2656:U:C5	24:DA:2664:G:N2	2.63	0.66
25:DB:94:A:H2'	25:DB:95:U:O4'	1.95	0.66
26:DC:123:ILE:O	26:DC:123:ILE:CG2	2.42	0.66
31:DH:88:GLY:O	31:DH:125:THR:CG2	2.42	0.66
43:DT:35:ALA:O	43:DT:36:LYS:O	2.14	0.66
44:DU:97:SER:O	44:DU:98:ASN:HB3	1.94	0.66
1:AA:108:G:H5'	1:AA:109:A:C5'	2.26	0.66
1:AA:451:A:C2	1:AA:480:U:C5	2.83	0.66
1:AA:479:U:C2'	1:AA:480:U:H5''	2.25	0.66
1:AA:980:C:HO2'	1:AA:981:U:P	2.18	0.66
1:AA:1493:A:H5''	24:BA:1913:A:H61	1.60	0.66
5:AE:141:ILE:O	5:AE:143:GLY:N	2.29	0.66
15:AO:70:LEU:HB3	15:AO:78:TYR:CE1	2.30	0.66
24:BA:77:G:H5''	48:BY:2:LYS:HD3	1.77	0.66
24:BA:412:A:N6	24:BA:2412:A:O4'	2.28	0.66
24:BA:997:G:OP1	40:BQ:91:ARG:CG	2.42	0.66
25:BB:53:A:C5	25:BB:54:G:N7	2.63	0.66
1:CA:5:U:H4'	1:CA:6:G:O5'	1.92	0.66
1:CA:258:G:C4	1:CA:259:G:C8	2.83	0.66
1:CA:662:U:H2'	1:CA:663:A:C8	2.30	0.66
1:CA:1169:A:C6	1:CA:1170:A:C2	2.83	0.66
3:CC:156:ARG:NH2	3:CC:193:TYR:CE2	2.64	0.66
24:DA:757:G:N7	59:DA:3301:HOH:O	2.27	0.66
24:DA:943:A:OP2	35:DL:39:LYS:NZ	2.27	0.66
24:DA:1187:G:N7	59:DA:3580:HOH:O	2.28	0.66
24:DA:1362:C:O2'	24:DA:1363:C:H5'	1.94	0.66
24:DA:2731:G:C6	24:DA:2732:G:O6	2.49	0.66
38:DO:47:VAL:CG1	38:DO:48:LEU:N	2.59	0.66
1:AA:35:G:C6	1:AA:36:C:C4	2.84	0.66
1:AA:370:C:C2	1:AA:371:A:C8	2.83	0.66
1:AA:389:A:H2'	1:AA:390:U:H5'	1.77	0.66
4:AD:124:MET:SD	4:AD:127:GLY:HA2	2.36	0.66
16:AP:77:GLU:HG2	16:AP:77:GLU:O	1.96	0.66
24:BA:1921:G:N7	57:BA:3161:NMY:N7	2.43	0.66
27:BD:115:GLY:O	37:BN:3:HIS:NE2	2.26	0.66
1:CA:37:U:OP1	12:CL:120:LYS:CD	2.43	0.66
1:CA:1254:A:C2	1:CA:1255:G:C4	2.83	0.66
2:CB:24:ASN:ND2	2:CB:192:ASP:OD1	2.28	0.66
9:CI:39:PHE:O	9:CI:41:ARG:N	2.27	0.66

Continued on next page...

Continued from previous page...

Atom-1	Atom-2	Interatomic distance (Å)	Clash overlap (Å)
11:CK:45:ALA:O	11:CK:69:ARG:NH1	2.28	0.66
14:CN:96:LEU:C	14:CN:96:LEU:HD12	2.15	0.66
24:DA:1059:G:C5'	24:DA:1060:U:H2'	2.25	0.66
24:DA:1064:C:H2'	24:DA:1064:C:O2	1.95	0.66
47:DX:1:SER:O	47:DX:3:VAL:N	2.28	0.66
1:AA:880:C:H2'	1:AA:881:G:H5'	1.78	0.66
14:AN:57:PRO:O	14:AN:59:ARG:N	2.28	0.66
21:AU:14:VAL:HG23	21:AU:16:LEU:CG	2.25	0.66
24:BA:464:U:H5'	52:B2:5:PHE:CD2	2.29	0.66
24:BA:2820:A:O2'	24:BA:2821:A:P	2.53	0.66
1:CA:79:G:O2'	1:CA:80:A:O5'	2.09	0.66
1:CA:258:G:N7	59:CA:1717:HOH:O	2.28	0.66
1:CA:833:G:C2'	1:CA:834:U:O5'	2.44	0.66
4:CD:12:SER:OG	4:CD:18:ASP:HA	1.96	0.66
4:CD:111:ARG:O	4:CD:114:ALA:HB3	1.96	0.66
8:CH:115:ALA:O	8:CH:118:GLN:N	2.28	0.66
24:DA:784:G:OP1	59:DA:3315:HOH:O	2.14	0.66
24:DA:866:A:C8	24:DA:914:G:C2	2.84	0.66
24:DA:995:C:O2	33:DJ:3:THR:OG1	2.13	0.66
24:DA:1312:U:C4	43:DT:64:LYS:HD3	2.30	0.66
24:DA:1827:U:OP2	26:DC:220:ARG:NH1	2.27	0.66
24:DA:2297:A:N1	24:DA:2321:U:H5	1.93	0.66
24:DA:2729:G:O2'	24:DA:2730:C:H5'	1.95	0.66
38:DO:2:ASP:HB3	38:DO:5:SER:HB3	1.78	0.66
41:DR:20:VAL:CG1	41:DR:22:LEU:HD13	2.24	0.66
1:AA:59:A:C2	1:AA:331:G:C2	2.84	0.66
1:AA:132:C:H5'	1:AA:262:A:O2'	1.95	0.66
1:AA:157:U:O2	1:AA:165:G:C6	2.48	0.66
1:AA:357:G:C2'	1:AA:358:U:H5'	2.25	0.66
13:AM:4:ILE:O	13:AM:6:GLY:N	2.29	0.66
19:AS:32:ARG:HA	19:AS:57:HIS:CE1	2.31	0.66
19:AS:36:ARG:HA	19:AS:71:LEU:HB2	1.76	0.66
24:BA:691:C:P	26:BC:216:ARG:HH22	2.18	0.66
24:BA:726:G:O2'	24:BA:727:A:OP2	2.13	0.66
33:BJ:125:TYR:CE2	33:BJ:130:HIS:HA	2.30	0.66
41:BR:80:ARG:HG2	41:BR:80:ARG:O	1.96	0.66
42:BS:36:LEU:O	42:BS:37:THR:C	2.33	0.66
1:CA:1048:G:C5'	14:CN:2:LYS:HD3	2.25	0.66
1:CA:1342:C:O2'	1:CA:1343:G:H5'	1.96	0.66
2:CB:88:ASP:N	2:CB:89:GLN:OE1	2.29	0.66
21:CU:50:ALA:O	21:CU:53:VAL:HG12	1.95	0.66

Continued on next page...

Continued from previous page...

Atom-1	Atom-2	Interatomic distance (Å)	Clash overlap (Å)
24:DA:560:C:O2	40:DQ:47:ARG:NH1	2.29	0.66
24:DA:756:A:N7	59:DA:3301:HOH:O	2.28	0.66
24:DA:1152:C:H5''	40:DQ:79:ILE:HG21	1.76	0.66
24:DA:2012:G:OP1	42:DS:98:LYS:HG3	1.96	0.66
24:DA:2365:G:H4'	46:DW:60:PHE:CZ	2.30	0.66
36:DM:136:MET:CE	45:DV:57:TYR:CD1	2.78	0.66
46:DW:48:GLY:CA	46:DW:80:ILE:O	2.43	0.66
1:AA:45:G:O2'	1:AA:46:G:H5'	1.96	0.66
1:AA:354:G:N3	1:AA:355:C:C6	2.63	0.66
1:AA:376:G:P	16:AP:5:ARG:CZ	2.83	0.66
1:AA:1048:G:OP2	14:AN:3:GLN:NE2	2.29	0.66
1:AA:1237:C:OP1	1:AA:1303:C:O2'	2.10	0.66
3:AC:79:LYS:NZ	1:CA:1539:C:OP2	2.27	0.66
4:AD:185:LYS:O	4:AD:187:GLU:N	2.29	0.66
9:AI:75:GLN:O	9:AI:78:ALA:N	2.28	0.66
11:AK:126:LYS:O	11:AK:127:ARG:CG	2.44	0.66
20:AT:70:ASN:O	20:AT:73:ALA:N	2.29	0.66
24:BA:1839:G:C8	24:BA:1927:A:H1'	2.31	0.66
59:BA:3298:HOH:O	35:BL:99:ASN:ND2	2.29	0.66
25:BB:51:G:O6	25:BB:52:A:N6	2.29	0.66
1:CA:57:G:C6	1:CA:58:C:N3	2.64	0.66
1:CA:261:U:OP2	20:CT:71:LYS:NZ	2.29	0.66
1:CA:1241:G:H2'	1:CA:1242:G:C8	2.30	0.66
4:CD:19:LEU:HD22	4:CD:21:LEU:HG	1.78	0.66
22:CV:72:C:O2'	22:CV:73:A:P	2.53	0.66
24:DA:215:G:O3'	24:DA:216:A:H4'	1.95	0.66
24:DA:726:G:O2'	24:DA:727:A:OP2	2.13	0.66
24:DA:2550:G:OP2	59:DA:3726:HOH:O	2.12	0.66
27:DD:14:ILE:O	27:DD:22:ILE:HG22	1.95	0.66
41:DR:16:GLU:HA	41:DR:98:ILE:CD1	2.24	0.66
49:DZ:3:THR:O	49:DZ:3:THR:OG1	2.09	0.66
1:AA:376:G:C5'	16:AP:5:ARG:HE	2.09	0.66
1:AA:474:G:C5	1:AA:475:C:C5	2.84	0.66
1:AA:515:G:C2	1:AA:537:G:C2	2.84	0.66
1:AA:1360:A:C5	1:AA:1361:G:H1'	2.31	0.66
2:AB:188:ASP:OD1	2:AB:189:THR:N	2.29	0.66
11:AK:88:GLY:O	11:AK:93:ARG:CZ	2.44	0.66
13:AM:23:TYR:CD1	13:AM:69:LEU:HD22	2.31	0.66
24:BA:184:C:H2'	24:BA:185:G:H8	1.59	0.66
24:BA:397:U:OP2	47:BX:9:LYS:NZ	2.29	0.66
24:BA:1422:G:H1'	24:BA:1495:A:N1	2.10	0.66

Continued on next page...

Continued from previous page...

Atom-1	Atom-2	Interatomic distance (Å)	Clash overlap (Å)
24:BA:1505:A:C2	24:BA:1506:U:C2	2.84	0.66
24:BA:1996:C:H4'	24:BA:1997:C:OP1	1.96	0.66
24:BA:2038:G:C5	24:BA:2039:U:C5	2.83	0.66
24:BA:2303:G:HO2'	29:BF:120:SER:HG	1.32	0.66
24:BA:2703:C:H2'	24:BA:2704:C:C6	2.30	0.66
44:BU:35:VAL:HG22	44:BU:35:VAL:O	1.94	0.66
1:CA:325:A:H2'	1:CA:326:G:O4'	1.96	0.66
1:CA:327:A:C4	1:CA:329:A:C8	2.84	0.66
1:CA:1097:C:H1'	1:CA:1170:A:H1'	1.77	0.66
1:CA:1332:A:N6	1:CA:1333:A:C6	2.64	0.66
2:CB:159:ASP:O	2:CB:160:ALA:CB	2.43	0.66
11:CK:26:SER:O	11:CK:27:PHE:CB	2.44	0.66
24:DA:58:G:OP1	43:DT:78:SER:OG	2.08	0.66
24:DA:2512:C:O2'	27:DD:159:LYS:NZ	2.27	0.66
27:DD:133:THR:CG2	27:DD:134:HIS:N	2.58	0.66
27:DD:197:THR:O	27:DD:197:THR:OG1	2.14	0.66
35:DL:35:HIS:O	35:DL:36:LYS:O	2.13	0.66
50:D0:29:VAL:HG23	50:D0:36:LYS:HB3	1.78	0.66
1:AA:1018:G:C6	1:AA:1019:A:C6	2.84	0.66
12:AL:85:GLY:O	12:AL:96:HIS:CD2	2.49	0.66
19:AS:36:ARG:HB2	19:AS:72:GLY:N	2.11	0.66
20:AT:7:ALA:O	20:AT:10:ARG:N	2.27	0.66
24:BA:871:U:H5''	36:BM:68:PHE:CZ	2.31	0.66
24:BA:2640:G:P	33:BJ:96:ARG:HH12	2.18	0.66
26:BC:81:GLU:OE1	26:BC:102:TYR:OH	2.06	0.66
28:BE:46:GLN:HB2	28:BE:83:VAL:HG11	1.75	0.66
34:BK:21:CYS:HA	34:BK:41:ILE:HG22	1.78	0.66
37:BN:52:ILE:O	37:BN:55:ALA:N	2.29	0.66
39:BP:83:ILE:HD13	39:BP:84:SER:N	2.10	0.66
1:CA:597:G:H1'	17:CQ:28:PHE:CE1	2.31	0.66
8:CH:111:MET:SD	8:CH:116:ALA:HA	2.36	0.66
12:CL:82:ILE:HG12	12:CL:95:TYR:CG	2.30	0.66
22:CV:57:G:C2'	22:CV:58:A:H5''	2.25	0.66
24:DA:332:A:O2'	24:DA:334:C:OP2	2.14	0.66
24:DA:943:A:OP2	35:DL:39:LYS:CE	2.44	0.66
24:DA:1066:U:N3	24:DA:1069:A:OP2	2.29	0.66
24:DA:1623:G:O2'	24:DA:1624:U:H5'	1.96	0.66
29:DF:131:VAL:CG2	29:DF:151:LEU:HB3	2.26	0.66
31:DH:146:VAL:HG13	31:DH:147:VAL:H	1.61	0.66
38:DO:87:ILE:HD12	38:DO:88:LYS:N	2.10	0.66
1:AA:4:U:H5''	1:AA:5:U:C4	2.31	0.66

Continued on next page...

Continued from previous page...

Atom-1	Atom-2	Interatomic distance (Å)	Clash overlap (Å)
1:AA:317:U:O2	1:AA:318:G:C8	2.49	0.66
24:BA:1378:A:N3	24:BA:1380:G:C8	2.63	0.66
24:BA:1670:C:C5	24:BA:1671:U:C4	2.84	0.66
24:BA:1995:U:OP1	27:BD:128:ARG:NE	2.29	0.66
26:BC:16:VAL:HB	26:BC:203:VAL:HG22	1.77	0.66
26:BC:81:GLU:HB3	26:BC:90:ILE:HD11	1.77	0.66
39:BP:38:ARG:HG3	39:BP:39:LEU:N	2.10	0.66
41:BR:52:PRO:HG2	41:BR:53:PHE:CD2	2.31	0.66
45:BV:72:VAL:HG21	45:BV:91:PHE:HB3	1.78	0.66
1:CA:443:C:C2'	1:CA:444:G:H5'	2.25	0.66
1:CA:719:C:O2'	18:CR:38:LYS:HG2	1.96	0.66
4:CD:104:ARG:NH2	4:CD:170:TRP:CD2	2.64	0.66
7:CG:68:ASN:ND2	7:CG:130:ASN:OD1	2.29	0.66
12:CL:102:LEU:HD12	12:CL:103:ASP:N	2.11	0.66
28:DE:73:ILE:CG1	28:DE:73:ILE:O	2.43	0.66
29:DF:121:PHE:CZ	29:DF:127:TYR:CE1	2.83	0.66
35:DL:132:ARG:NH1	35:DL:142:ILE:HD11	2.11	0.66
1:AA:451:A:C2	1:AA:480:U:C4	2.84	0.65
1:AA:980:C:H2'	1:AA:981:U:O5'	1.96	0.65
1:AA:992:U:O2	1:AA:993:G:N1	2.29	0.65
1:AA:1315:U:C5	1:AA:1316:G:C5	2.84	0.65
1:AA:1516:G:N3	1:AA:1516:G:H2'	2.11	0.65
2:AB:221:VAL:O	2:AB:223:GLU:N	2.29	0.65
3:AC:98:PRO:O	3:AC:99:ALA:CB	2.43	0.65
4:AD:4:TYR:CE2	4:AD:6:GLY:O	2.49	0.65
8:AH:38:ASN:O	8:AH:42:GLU:HB2	1.96	0.65
13:AM:71:ARG:NH1	13:AM:72:GLU:OE2	2.28	0.65
14:AN:61:ARG:O	14:AN:62:ASN:CG	2.34	0.65
24:BA:686:U:O4	52:B2:12:ARG:HB2	1.96	0.65
24:BA:2243:U:OP1	59:BA:3745:HOH:O	2.14	0.65
24:BA:2521:C:C2'	24:BA:2522:U:O5'	2.43	0.65
1:CA:375:U:H2'	1:CA:376:G:H5''	1.78	0.65
1:CA:1090:U:H2'	1:CA:1091:U:C6	2.31	0.65
1:CA:1309:G:OP1	13:CM:87:ARG:NH1	2.29	0.65
1:CA:1344:C:O5'	9:CI:124:ARG:NH2	2.29	0.65
1:CA:1523:G:O3'	11:CK:125:LYS:CE	2.44	0.65
6:CF:51:ILE:O	6:CF:54:LEU:N	2.29	0.65
24:DA:205:G:O2'	24:DA:206:U:OP2	2.14	0.65
24:DA:973:A:H5''	41:DR:81:LYS:HG3	1.78	0.65
24:DA:1060:U:H4'	24:DA:1061:U:H5'	1.77	0.65
24:DA:1345:C:C2	24:DA:1346:G:C8	2.83	0.65

Continued on next page...

Continued from previous page...

Atom-1	Atom-2	Interatomic distance (Å)	Clash overlap (Å)
24:DA:2359:C:O2'	53:D3:53:ASP:OD2	2.14	0.65
29:DF:126:ASN:HB3	29:DF:155:ILE:CD1	2.26	0.65
47:DX:71:ARG:NH1	47:DX:77:TYR:OH	2.29	0.65
1:AA:425:G:O2'	1:AA:426:U:H5'	1.96	0.65
1:AA:560:A:H5'	1:AA:566:G:N2	2.11	0.65
1:AA:801:U:C2'	1:AA:802:A:O5'	2.43	0.65
1:AA:862:C:C4	1:AA:863:U:C5	2.84	0.65
2:AB:206:ALA:O	2:AB:210:VAL:HG22	1.97	0.65
4:AD:56:ARG:O	4:AD:60:LYS:N	2.29	0.65
5:AE:157:ARG:C	5:AE:159:LYS:N	2.50	0.65
8:AH:14:ILE:O	8:AH:17:GLY:N	2.30	0.65
12:AL:40:THR:HG22	12:AL:41:THR:N	2.12	0.65
24:BA:373:U:OP1	47:BX:53:LYS:NZ	2.28	0.65
24:BA:447:A:OP2	59:BA:3210:HOH:O	2.13	0.65
28:BE:83:VAL:O	28:BE:86:ALA:N	2.29	0.65
1:CA:141:G:N2	1:CA:222:C:N3	2.42	0.65
1:CA:274:A:H4'	17:CQ:16:LYS:HE3	1.76	0.65
1:CA:437:U:C4	1:CA:438:U:H5	2.14	0.65
1:CA:619:U:H4'	4:CD:128:ARG:NH2	2.11	0.65
1:CA:1308:U:OP1	13:CM:97:VAL:HG12	1.95	0.65
3:CC:131:ARG:NH2	3:CC:166:GLU:OE2	2.28	0.65
4:CD:196:ASN:HB3	4:CD:199:LEU:HB2	1.77	0.65
7:CG:35:LYS:O	7:CG:37:SER:N	2.29	0.65
12:CL:87:VAL:HG22	12:CL:93:VAL:CG2	2.25	0.65
12:CL:104:CYS:O	12:CL:105:SER:CB	2.43	0.65
15:CO:56:LEU:O	15:CO:58:ARG:N	2.28	0.65
24:DA:594:U:H2'	24:DA:595:C:C6	2.31	0.65
24:DA:657:U:H2'	24:DA:658:U:C6	2.31	0.65
24:DA:1152:C:H5''	40:DQ:79:ILE:CG2	2.26	0.65
24:DA:1489:C:O2	24:DA:1501:G:N2	2.29	0.65
24:DA:2370:G:N2	51:D1:38:PHE:CE2	2.64	0.65
29:DF:122:ASP:OD2	29:DF:124:ARG:NE	2.29	0.65
38:DO:50:ALA:O	38:DO:51:ALA:HB2	1.96	0.65
1:AA:958:A:OP1	19:AS:55:ARG:NH2	2.30	0.65
1:AA:958:A:N1	19:AS:54:GLY:CA	2.60	0.65
4:AD:166:GLU:OE1	6:CF:11:HIS:NE2	2.29	0.65
13:AM:88:GLY:O	13:AM:90:ARG:N	2.30	0.65
24:BA:2734:A:C3'	24:BA:2735:G:H5'	2.26	0.65
24:BA:2755:C:O2'	24:BA:2756:U:H2'	1.96	0.65
30:BG:39:ALA:HA	30:BG:57:TYR:CD2	2.31	0.65
53:B3:22:LYS:HA	53:B3:47:ALA:O	1.96	0.65

Continued on next page...

Continued from previous page...

Atom-1	Atom-2	Interatomic distance (Å)	Clash overlap (Å)
1:CA:790:A:C8	1:CA:791:G:N7	2.64	0.65
1:CA:982:U:H4'	1:CA:983:A:H5'	1.78	0.65
1:CA:1084:G:C5	1:CA:1085:U:C4	2.85	0.65
8:CH:14:ILE:HD11	8:CH:75:ILE:HG12	1.78	0.65
22:CV:17:C:O2	22:CV:17:C:C2'	2.44	0.65
24:DA:565:C:OP1	41:DR:79:ARG:NE	2.29	0.65
24:DA:565:C:OP1	41:DR:79:ARG:HD2	1.97	0.65
24:DA:892:A:O2'	24:DA:893:C:OP1	2.08	0.65
24:DA:1351:C:OP2	59:DA:3397:HOH:O	2.14	0.65
24:DA:1937:A:OP1	59:DA:3459:HOH:O	2.13	0.65
31:DH:146:VAL:HG13	31:DH:147:VAL:N	2.11	0.65
1:AA:17:U:H2'	1:AA:18:C:C6	2.31	0.65
1:AA:1082:A:C2'	1:AA:1083:U:H5'	2.26	0.65
57:AA:1655:NMY:N6	24:BA:1913:A:C5	2.62	0.65
12:AL:38:TYR:OH	12:AL:54:ARG:NH2	2.29	0.65
12:AL:43:LYS:O	12:AL:45:PRO:HD2	1.95	0.65
24:BA:1038:G:H2'	24:BA:1039:A:C8	2.31	0.65
24:BA:1327:A:N6	24:BA:1328:A:C2	2.64	0.65
24:BA:1799:G:N7	26:BC:177:SER:CB	2.60	0.65
24:BA:1906:G:H2'	24:BA:1907:G:H5'	1.78	0.65
24:BA:2705:A:H2'	24:BA:2706:A:H5'	1.77	0.65
25:BB:73:A:C8	25:BB:104:A:C6	2.85	0.65
26:BC:81:GLU:CB	26:BC:90:ILE:HD11	2.25	0.65
28:BE:30:GLN:OE1	28:BE:95:LYS:NZ	2.30	0.65
38:BO:10:ARG:HG3	38:BO:11:ALA:N	2.09	0.65
38:BO:103:VAL:HG23	38:BO:104:GLN:H	1.61	0.65
40:BQ:89:ILE:CD1	40:BQ:93:ILE:HB	2.27	0.65
1:CA:113:G:N2	1:CA:114:U:O2	2.29	0.65
1:CA:418:C:O2'	1:CA:540:G:H1'	1.95	0.65
1:CA:671:G:H4'	6:CF:79:ARG:NH2	2.11	0.65
1:CA:1251:A:N3	1:CA:1369:C:O2'	2.28	0.65
1:CA:1421:G:H2'	1:CA:1422:G:O5'	1.96	0.65
5:CE:133:PRO:O	5:CE:135:ASN:N	2.29	0.65
11:CK:94:GLU:N	11:CK:94:GLU:OE1	2.30	0.65
18:CR:55:LEU:O	18:CR:59:ILE:N	2.30	0.65
18:CR:66:SER:OG	18:CR:66:SER:O	2.14	0.65
24:DA:537:G:OP2	57:DA:3186:NMY:O12	2.14	0.65
24:DA:2359:C:O3'	53:D3:50:SER:OG	2.13	0.65
29:DF:107:VAL:CG1	29:DF:108:PRO:HD3	2.27	0.65
29:DF:107:VAL:HG12	29:DF:108:PRO:HD3	1.78	0.65
29:DF:131:VAL:HG22	29:DF:151:LEU:HB3	1.79	0.65

Continued on next page...

Continued from previous page...

Atom-1	Atom-2	Interatomic distance (Å)	Clash overlap (Å)
40:DQ:75:TYR:OH	40:DQ:91:ARG:NH1	2.28	0.65
1:AA:550:G:C6	1:AA:551:U:C4	2.85	0.65
1:AA:671:G:N1	1:AA:672:U:O2	2.30	0.65
1:AA:1068:G:H2'	1:AA:1069:C:H5'	1.77	0.65
1:AA:1083:U:C2'	1:AA:1084:G:O5'	2.44	0.65
4:AD:58:LYS:HD2	4:AD:203:LEU:HD21	1.77	0.65
6:AF:74:LEU:O	6:AF:77:THR:OG1	2.12	0.65
11:AK:16:VAL:O	11:AK:17:SER:CB	2.44	0.65
24:BA:381:G:OP1	47:BX:17:ARG:NH2	2.30	0.65
24:BA:1727:C:N4	24:BA:1728:C:N3	2.44	0.65
24:BA:1798:U:O4	26:BC:270:ARG:NH1	2.29	0.65
24:BA:2194:U:H2'	24:BA:2195:U:C6	2.31	0.65
33:BJ:78:THR:HG22	33:BJ:83:GLY:O	1.97	0.65
1:CA:204:G:H3'	1:CA:205:A:H5''	1.79	0.65
1:CA:259:G:N2	1:CA:260:G:H1'	2.11	0.65
1:CA:706:A:C2	1:CA:707:U:C2	2.84	0.65
6:CF:36:ILE:HG13	6:CF:37:HIS:N	2.10	0.65
22:CV:15:G:H2'	22:CV:16:U:N3	2.11	0.65
22:CV:47:U:C4'	22:CV:48:C:OP2	2.44	0.65
55:CY:120:GLU:O	55:CY:123:GLN:N	2.30	0.65
24:DA:445:C:O2'	24:DA:446:G:O5'	2.14	0.65
24:DA:1501:G:H2'	24:DA:1502:A:O5'	1.97	0.65
24:DA:1725:U:C4	24:DA:1726:C:C5	2.84	0.65
24:DA:1867:G:H2'	24:DA:1868:C:H5'	1.78	0.65
24:DA:2205:A:H2'	24:DA:2206:C:H6	1.61	0.65
24:DA:2425:A:H5''	24:DA:2427:C:O4'	1.95	0.65
27:DD:27:ILE:CG2	27:DD:29:VAL:HG23	2.25	0.65
1:AA:215:C:O2'	1:AA:216:U:H5'	1.96	0.65
1:AA:790:A:H2'	1:AA:791:G:C8	2.32	0.65
1:AA:1307:U:O2'	1:AA:1308:U:O5'	2.14	0.65
4:AD:14:ARG:CG	4:AD:38:PRO:HB3	2.27	0.65
6:AF:36:ILE:HG22	6:AF:64:VAL:HG13	1.79	0.65
15:AO:71:LYS:N	15:AO:78:TYR:CZ	2.65	0.65
17:AQ:52:GLU:N	17:AQ:52:GLU:OE2	2.29	0.65
24:BA:564:C:P	41:BR:79:ARG:NH1	2.70	0.65
24:BA:729:G:P	26:BC:12:ARG:NE	2.70	0.65
24:BA:747:U:C4	24:BA:2613:U:C5	2.84	0.65
24:BA:811:U:H2'	35:BL:21:ARG:HA	1.78	0.65
24:BA:835:C:C2'	24:BA:836:G:H5'	2.27	0.65
24:BA:1204:A:C2	57:BA:3163:NMY:O4	2.47	0.65
24:BA:1366:A:C2	24:BA:1367:A:H1'	2.32	0.65

Continued on next page...

Continued from previous page...

Atom-1	Atom-2	Interatomic distance (Å)	Clash overlap (Å)
24:BA:2415:G:C6	24:BA:2416:C:C4	2.84	0.65
24:BA:2702:G:C4	24:BA:2703:C:C5	2.85	0.65
25:BB:44:G:H4'	29:BF:91:ARG:CZ	2.25	0.65
26:BC:140:VAL:HG21	26:BC:189:ALA:HB1	1.78	0.65
26:BC:173:LEU:N	26:BC:173:LEU:CD1	2.59	0.65
30:BG:71:LEU:O	30:BG:74:MET:N	2.30	0.65
31:BH:81:ALA:HB2	31:BH:147:VAL:CG1	2.27	0.65
41:BR:45:GLU:N	41:BR:45:GLU:OE1	2.30	0.65
42:BS:41:LYS:O	42:BS:44:ALA:HB3	1.96	0.65
46:BW:33:ALA:N	46:BW:64:ASP:OD1	2.30	0.65
1:CA:376:G:O3'	16:CP:5:ARG:HD2	1.96	0.65
1:CA:446:G:N2	1:CA:489:C:C2	2.64	0.65
1:CA:506:G:OP1	59:CA:1759:HOH:O	2.13	0.65
1:CA:1350:A:OP1	9:CI:123:ARG:NE	2.30	0.65
14:CN:20:PHE:O	14:CN:21:ALA:HB3	1.97	0.65
16:CP:1:MET:H3	16:CP:1:MET:HE3	1.60	0.65
24:DA:18:U:O2'	24:DA:19:A:H5'	1.97	0.65
24:DA:947:A:HO2'	24:DA:984:A:H2	1.44	0.65
24:DA:1079:C:C4	24:DA:1080:A:N7	2.65	0.65
24:DA:1187:G:O6	59:DA:3577:HOH:O	2.11	0.65
24:DA:2051:A:N7	59:DA:3481:HOH:O	2.29	0.65
24:DA:2305:U:C2	29:DF:150:GLY:HA3	2.31	0.65
24:DA:2356:U:O3'	46:DW:20:ARG:HD3	1.97	0.65
24:DA:2614:A:N7	59:DA:3481:HOH:O	2.30	0.65
1:AA:174:A:C4	1:AA:175:C:C6	2.85	0.65
1:AA:445:G:C2	1:AA:446:G:C4	2.85	0.65
1:AA:751:U:C5	1:AA:752:G:C5	2.85	0.65
1:AA:1088:G:N1	1:AA:1089:G:C5	2.65	0.65
1:AA:1151:A:N3	1:AA:1152:A:C8	2.65	0.65
24:BA:362:A:C3'	24:BA:363:G:H5'	2.27	0.65
24:BA:1379:U:C6	24:BA:1379:U:OP1	2.49	0.65
27:BD:122:VAL:HG12	27:BD:123:LYS:N	2.10	0.65
33:BJ:36:LEU:HD21	33:BJ:122:LEU:HB2	1.78	0.65
35:BL:128:THR:HG22	35:BL:131:ALA:HB3	1.77	0.65
1:CA:113:G:C2	1:CA:114:U:C2	2.85	0.65
1:CA:142:G:C4	1:CA:143:A:C8	2.84	0.65
1:CA:510:A:OP2	59:CA:1760:HOH:O	2.14	0.65
1:CA:666:G:C5	1:CA:741:G:C6	2.85	0.65
1:CA:993:G:O2'	1:CA:994:A:N7	2.30	0.65
1:CA:1228:C:O2	1:CA:1228:C:H2'	1.97	0.65
1:CA:1494:G:C2	1:CA:1495:U:C6	2.85	0.65

Continued on next page...

Continued from previous page...

Atom-1	Atom-2	Interatomic distance (Å)	Clash overlap (Å)
3:CC:108:LYS:N	3:CC:109:PRO:HD3	2.10	0.65
8:CH:73:GLU:O	8:CH:74:SER:CB	2.45	0.65
24:DA:297:G:H4'	44:DU:84:PHE:CD2	2.32	0.65
24:DA:565:C:C2'	24:DA:566:U:H5'	2.27	0.65
26:DC:143:VAL:HB	26:DC:153:LEU:HB2	1.79	0.65
29:DF:121:PHE:CD2	29:DF:127:TYR:CZ	2.84	0.65
40:DQ:39:ILE:O	40:DQ:43:GLN:HG3	1.97	0.65
1:AA:979:C:C4	1:AA:980:C:C2	2.85	0.65
1:AA:980:C:C2'	1:AA:981:U:O5'	2.44	0.65
4:AD:9:LEU:C	4:AD:13:ARG:NH1	2.49	0.65
4:AD:124:MET:HG3	4:AD:125:VAL:N	2.12	0.65
6:AF:10:VAL:HG21	6:AF:21:MET:CE	2.27	0.65
6:AF:96:VAL:HG23	6:AF:97:THR:N	2.12	0.65
24:BA:182:A:C5	24:BA:183:C:C4	2.85	0.65
24:BA:1421:G:C2	24:BA:1422:G:N7	2.64	0.65
24:BA:1914:C:O2	24:BA:1914:C:O5'	2.15	0.65
24:BA:2221:G:C2'	24:BA:2222:C:H5'	2.27	0.65
24:BA:2641:G:OP1	33:BJ:76:HIS:NE2	2.28	0.65
24:BA:2753:A:C5	24:BA:2754:U:C5	2.84	0.65
1:CA:275:G:O5'	17:CQ:16:LYS:HG2	1.97	0.65
1:CA:430:A:OP2	4:CD:8:LYS:HG2	1.97	0.65
1:CA:652:U:O4	1:CA:752:G:O2'	2.15	0.65
1:CA:684:U:O2'	11:CK:41:ALA:O	2.15	0.65
1:CA:966:G:O2'	9:CI:129:LYS:HG2	1.97	0.65
1:CA:1107:C:H3'	1:CA:1108:G:H5''	1.79	0.65
11:CK:27:PHE:CD1	11:CK:28:ASN:N	2.65	0.65
11:CK:125:LYS:C	21:CU:35:ARG:HE	2.00	0.65
12:CL:21:VAL:O	12:CL:21:VAL:HG23	1.96	0.65
12:CL:51:LYS:N	12:CL:51:LYS:HD2	2.11	0.65
16:CP:50:THR:O	16:CP:50:THR:OG1	2.11	0.65
22:CV:74:C:H2'	22:CV:74:C:O2	1.95	0.65
24:DA:329:G:O6	44:DU:16:LYS:HB2	1.96	0.65
24:DA:364:C:H2'	24:DA:365:U:C6	2.32	0.65
24:DA:603:A:N1	24:DA:625:G:O2'	2.26	0.65
24:DA:1081:U:H1'	32:DI:127:SER:HB3	1.79	0.65
24:DA:1439:A:C8	24:DA:1440:U:C6	2.85	0.65
24:DA:1587:G:C4	24:DA:1588:G:C8	2.85	0.65
24:DA:1931:U:H5''	57:DA:3184:NMY:N19	2.12	0.65
24:DA:2507:C:OP1	59:DA:3713:HOH:O	2.15	0.65
26:DC:225:ASN:O	26:DC:228:ASP:HB2	1.97	0.65
46:DW:48:GLY:O	46:DW:50:ASN:N	2.30	0.65

Continued on next page...

Continued from previous page...

Atom-1	Atom-2	Interatomic distance (Å)	Clash overlap (Å)
53:D3:31:ILE:C	53:D3:31:ILE:HD12	2.17	0.65
1:AA:35:G:N2	12:AL:115:SER:OG	2.28	0.65
1:AA:244:U:H4'	1:AA:245:U:C5'	2.27	0.65
1:AA:577:G:C4	1:AA:816:A:C2	2.85	0.65
1:AA:1054:C:H5'	1:AA:1196:A:N3	2.11	0.65
1:AA:1056:U:OP1	3:AC:163:ALA:N	2.29	0.65
2:AB:47:VAL:O	2:AB:49:MET:N	2.29	0.65
3:AC:66:VAL:O	3:AC:67:THR:HB	1.96	0.65
24:BA:347:A:C2	24:BA:348:A:C4	2.85	0.65
24:BA:1380:G:OP2	59:BA:3755:HOH:O	2.13	0.65
24:BA:1410:G:N7	59:BA:3620:HOH:O	2.30	0.65
24:BA:1627:G:C2	24:BA:1628:G:C8	2.84	0.65
24:BA:2720:U:H5''	39:BP:52:ARG:NH2	2.11	0.65
24:BA:2821:A:OP2	37:BN:3:HIS:CE1	2.50	0.65
43:BT:37:ASP:OD1	43:BT:38:ALA:N	2.30	0.65
47:BX:4:CYS:SG	47:BX:51:SER:HB3	2.37	0.65
47:BX:7:THR:O	47:BX:9:LYS:N	2.29	0.65
1:CA:37:U:OP1	12:CL:120:LYS:HD3	1.97	0.65
1:CA:1083:U:C5	1:CA:1084:G:C5	2.85	0.65
1:CA:1197:A:H2'	1:CA:1198:G:H5'	1.78	0.65
1:CA:1255:G:N2	1:CA:1277:C:O2	2.29	0.65
2:CB:146:ASN:O	2:CB:147:SER:CB	2.44	0.65
9:CI:124:ARG:HB2	9:CI:125:PRO:CD	2.27	0.65
15:CO:66:LEU:O	15:CO:69:TYR:HB3	1.97	0.65
19:CS:30:PRO:O	19:CS:48:THR:OG1	2.14	0.65
55:CY:142:LEU:O	55:CY:142:LEU:HG	1.94	0.65
24:DA:1369:G:C5	24:DA:1370:C:C5	2.85	0.65
24:DA:2286:G:OP2	51:D1:29:LYS:NZ	2.30	0.65
26:DC:146:LYS:HB2	26:DC:149:LYS:HD3	1.77	0.65
31:DH:28:ASN:N	31:DH:32:PRO:HG2	2.12	0.65
31:DH:117:LEU:HD21	31:DH:121:VAL:H	1.59	0.65
31:DH:117:LEU:HD11	31:DH:120:GLY:C	2.16	0.65
34:DK:113:MET:HA	34:DK:116:ILE:HD11	1.77	0.65
35:DL:77:ILE:CG2	35:DL:110:VAL:HB	2.26	0.65
1:AA:55:A:C5	31:DH:91:PHE:CD2	2.85	0.65
1:AA:374:A:C4	1:AA:375:U:C5	2.85	0.65
1:AA:1226:C:C2'	13:AM:102:THR:O	2.44	0.65
1:AA:1248:A:C2	9:AI:72:ILE:HD11	2.31	0.65
1:AA:1494:G:C8	24:BA:1913:A:N7	2.65	0.65
2:AB:144:LEU:HD23	2:AB:144:LEU:N	2.11	0.65
5:AE:156:LYS:HD2	5:AE:156:LYS:C	2.16	0.65

Continued on next page...

Continued from previous page...

Atom-1	Atom-2	Interatomic distance (Å)	Clash overlap (Å)
19:AS:13:LEU:HD11	19:AS:14:HIS:CE1	2.32	0.65
24:BA:84:A:C2	24:BA:103:A:C6	2.85	0.65
24:BA:120:U:H5''	24:BA:122:G:OP2	1.96	0.65
24:BA:1220:G:N2	24:BA:1221:C:O2	2.30	0.65
24:BA:2073:C:O2'	26:BC:226:PRO:HB3	1.97	0.65
1:CA:173:U:C5	1:CA:197:A:C2	2.85	0.65
1:CA:174:A:C5	1:CA:175:C:C5	2.85	0.65
1:CA:787:A:C5	1:CA:788:U:C6	2.85	0.65
1:CA:854:U:H3'	1:CA:871:U:H3	1.62	0.65
1:CA:1290:G:H2'	1:CA:1291:U:H5'	1.78	0.65
1:CA:1312:G:N7	19:CS:3:ARG:N	2.44	0.65
2:CB:96:TRP:CH2	2:CB:100:MET:HG2	2.32	0.65
8:CH:95:VAL:HG22	8:CH:128:TYR:CD2	2.32	0.65
21:CU:36:GLU:O	21:CU:37:PHE:CD2	2.50	0.65
55:CY:132:ARG:NH2	24:DA:1942:C:O4'	2.30	0.65
24:DA:84:A:H3'	44:DU:5:ARG:HD3	1.78	0.65
24:DA:605:G:N7	24:DA:606:U:C5	2.65	0.65
24:DA:2356:U:O3'	46:DW:20:ARG:CD	2.44	0.65
24:DA:2422:C:O2'	24:DA:2423:U:OP1	2.15	0.65
24:DA:2550:G:O3'	59:DA:3430:HOH:O	2.14	0.65
24:DA:2772:C:H2'	24:DA:2773:C:C6	2.32	0.65
31:DH:82:SER:HB3	31:DH:146:VAL:HG22	1.77	0.65
34:DK:88:ASN:OD1	34:DK:89:ASN:N	2.30	0.65
1:AA:705:G:C5	1:AA:706:A:C8	2.85	0.64
5:AE:90:THR:OG1	5:AE:91:GLY:N	2.30	0.64
8:AH:55:THR:C	8:AH:57:PRO:HD3	2.18	0.64
11:AK:16:VAL:O	11:AK:17:SER:OG	2.15	0.64
24:BA:192:C:OP1	59:BA:3745:HOH:O	2.15	0.64
24:BA:659:G:O2'	28:BE:95:LYS:CE	2.45	0.64
24:BA:1346:G:C4	24:BA:1347:A:N7	2.66	0.64
24:BA:2734:A:H2'	24:BA:2735:G:H5'	1.80	0.64
26:BC:83:ASP:OD2	26:BC:86:ARG:NE	2.30	0.64
38:BO:4:LYS:O	38:BO:7:ARG:NH2	2.30	0.64
42:BS:39:THR:HG23	42:BS:40:ASN:N	2.12	0.64
42:BS:46:LEU:O	42:BS:47:VAL:HB	1.97	0.64
1:CA:174:A:C5	1:CA:175:C:C6	2.85	0.64
1:CA:525:C:OP1	12:CL:88:LYS:HE2	1.97	0.64
1:CA:597:G:C1'	17:CQ:28:PHE:CE1	2.81	0.64
1:CA:1298:U:H4'	1:CA:1299:A:C4	2.32	0.64
2:CB:165:ASP:HB3	2:CB:168:HIS:HB3	1.79	0.64
2:CB:206:ALA:O	2:CB:208:ARG:N	2.29	0.64

Continued on next page...

Continued from previous page...

Atom-1	Atom-2	Interatomic distance (Å)	Clash overlap (Å)
22:CV:32:U:C2'	22:CV:33:U:H5'	2.26	0.64
55:CY:95:GLY:O	55:CY:97:ASP:N	2.30	0.64
24:DA:159:G:HO2'	24:DA:160:A:P	2.19	0.64
24:DA:674:G:H5''	28:DE:71:GLY:N	2.12	0.64
24:DA:1450:G:C2	24:DA:1462:C:C2	2.86	0.64
24:DA:1474:U:O4	24:DA:1475:G:N2	2.31	0.64
24:DA:2573:C:OP1	59:DA:3714:HOH:O	2.14	0.64
24:DA:2728:U:O2'	24:DA:2729:G:P	2.55	0.64
26:DC:20:ASN:CB	26:DC:23:LEU:CD1	2.74	0.64
26:DC:246:PRO:HG2	26:DC:247:TRP:CE3	2.31	0.64
27:DD:27:ILE:HG22	27:DD:29:VAL:HG23	1.79	0.64
28:DE:48:THR:O	28:DE:50:ALA:N	2.30	0.64
41:DR:20:VAL:CG1	41:DR:22:LEU:CD1	2.75	0.64
1:AA:86:G:O2'	1:AA:87:C:P	2.54	0.64
6:AF:42:TRP:CZ3	18:AR:24:LYS:HE3	2.32	0.64
8:AH:88:ARG:HB2	8:AH:88:ARG:NH1	2.11	0.64
24:BA:578:G:OP1	59:BA:3277:HOH:O	2.15	0.64
24:BA:826:U:O2'	35:BL:53:GLY:HA3	1.98	0.64
24:BA:1220:G:N2	24:BA:1221:C:C2	2.65	0.64
24:BA:1383:A:C2	24:BA:1384:A:C4	2.85	0.64
24:BA:1386:C:H2'	24:BA:1387:A:C8	2.32	0.64
24:BA:2286:G:OP1	51:B1:29:LYS:NZ	2.31	0.64
24:BA:2703:C:C2'	24:BA:2704:C:O5'	2.44	0.64
25:BB:45:A:N7	29:BF:91:ARG:CZ	2.60	0.64
26:BC:203:VAL:O	26:BC:205:GLY:N	2.31	0.64
28:BE:31:VAL:HG21	28:BE:104:ALA:HB2	1.79	0.64
33:BJ:73:VAL:HG12	33:BJ:86:GLN:HG3	1.79	0.64
39:BP:90:ALA:HB2	39:BP:112:ARG:CA	2.28	0.64
41:BR:51:VAL:HB	41:BR:52:PRO:HD2	1.79	0.64
46:BW:24:LYS:NZ	46:BW:35:SER:HB3	2.11	0.64
1:CA:164:G:N2	1:CA:165:G:H1'	2.12	0.64
1:CA:428:G:O4'	1:CA:430:A:C8	2.50	0.64
1:CA:1358:U:C6	1:CA:1359:C:C6	2.85	0.64
1:CA:1513:A:O2'	1:CA:1514:G:H5'	1.97	0.64
1:CA:1523:G:OP1	11:CK:126:LYS:HG3	1.96	0.64
4:CD:117:LEU:O	4:CD:120:HIS:N	2.28	0.64
4:CD:138:SER:O	4:CD:182:PHE:CZ	2.51	0.64
19:CS:74:PHE:O	19:CS:75:ALA:CB	2.45	0.64
24:DA:831:G:O2'	35:DL:38:GLN:NE2	2.28	0.64
24:DA:1859:U:H2'	24:DA:1860:G:C8	2.32	0.64
57:AA:1657:NMY:N2	57:AA:1657:NMY:H172	2.12	0.64

Continued on next page...

Continued from previous page...

Atom-1	Atom-2	Interatomic distance (Å)	Clash overlap (Å)
4:AD:170:TRP:O	4:AD:170:TRP:CD1	2.50	0.64
24:BA:69:C:O2'	24:BA:73:A:O2'	2.15	0.64
24:BA:591:U:C2	24:BA:592:A:C8	2.85	0.64
24:BA:1375:U:H2'	24:BA:1376:C:H5''	1.78	0.64
24:BA:2734:A:C5	24:BA:2735:G:C8	2.85	0.64
24:BA:2748:A:H1'	30:BG:66:THR:CG2	2.26	0.64
29:BF:11:VAL:HG21	29:BF:172:PHE:CZ	2.32	0.64
34:BK:35:VAL:HG23	34:BK:36:GLY:H	1.62	0.64
40:BQ:39:ILE:HD11	41:BR:77:PHE:CD2	2.33	0.64
1:CA:195:A:C5	1:CA:196:A:N1	2.64	0.64
1:CA:1329:A:C6	1:CA:1330:U:C2	2.85	0.64
4:CD:10:LYS:CG	4:CD:11:LEU:N	2.60	0.64
24:DA:501:A:N6	24:DA:502:A:C6	2.66	0.64
25:DB:114:C:C4'	38:DO:47:VAL:HG11	2.27	0.64
32:DI:106:GLN:NE2	32:DI:107:GLU:OE2	2.30	0.64
1:AA:226:G:C2	1:AA:227:G:C8	2.86	0.64
1:AA:371:A:H1'	1:AA:482:A:H1'	1.79	0.64
1:AA:946:A:OP2	13:AM:107:ARG:NH2	2.30	0.64
1:AA:1089:G:C5	1:AA:1090:U:C5	2.86	0.64
1:AA:1352:C:O2	1:AA:1371:G:C2	2.50	0.64
4:AD:142:VAL:C	4:AD:143:VAL:HG13	2.17	0.64
24:BA:630:G:C5	24:BA:632:A:OP2	2.51	0.64
24:BA:1370:C:H2'	24:BA:1371:G:O4'	1.97	0.64
24:BA:1605:C:H2'	24:BA:1606:C:O5'	1.98	0.64
24:BA:1993:U:H4'	27:BD:133:THR:CG2	2.27	0.64
27:BD:22:ILE:HG22	27:BD:24:VAL:HG13	1.80	0.64
30:BG:163:TYR:HB2	30:BG:166:GLU:HB2	1.79	0.64
33:BJ:80:HIS:O	33:BJ:82:GLY:N	2.31	0.64
35:BL:42:SER:O	35:BL:44:GLY:N	2.30	0.64
41:BR:78:ARG:O	41:BR:80:ARG:N	2.31	0.64
4:CD:10:LYS:HG3	4:CD:11:LEU:N	2.12	0.64
16:CP:1:MET:HE3	16:CP:1:MET:N	2.13	0.64
21:CU:7:ARG:O	21:CU:7:ARG:HG3	1.97	0.64
21:CU:17:ARG:HG2	21:CU:20:LYS:HD3	1.78	0.64
22:CV:4:C:H1'	22:CV:5:G:OP1	1.97	0.64
24:DA:742:A:H2'	24:DA:743:A:C8	2.33	0.64
24:DA:839:U:O2'	24:DA:1191:G:H1'	1.97	0.64
24:DA:1726:C:N3	24:DA:1735:A:C2	2.65	0.64
24:DA:2204:G:C2	24:DA:2205:A:C8	2.85	0.64
24:DA:2589:A:OP2	59:DA:3311:HOH:O	2.14	0.64
26:DC:71:ASP:O	26:DC:73:ILE:HD12	1.98	0.64

Continued on next page...

Continued from previous page...

Atom-1	Atom-2	Interatomic distance (Å)	Clash overlap (Å)
31:DH:80:ILE:HG13	31:DH:145:ASN:O	1.97	0.64
31:DH:95:GLY:CA	31:DH:122:LEU:HD21	2.27	0.64
1:AA:114:U:C2'	1:AA:115:G:O5'	2.45	0.64
1:AA:368:U:C2	31:DH:91:PHE:O	2.51	0.64
1:AA:676:A:H5''	11:AK:115:PRO:HB3	1.79	0.64
1:AA:1105:A:C2	1:AA:1106:G:C8	2.86	0.64
1:AA:1374:A:C2	1:AA:1375:A:C8	2.86	0.64
1:AA:1436:U:H2'	1:AA:1437:A:C8	2.32	0.64
4:AD:137:VAL:HG12	4:AD:182:PHE:CZ	2.31	0.64
24:BA:2121:G:C6	24:BA:2122:U:C2	2.85	0.64
25:BB:57:A:O4'	29:BF:26:GLN:NE2	2.31	0.64
26:BC:237:ARG:NH2	59:BC:404:HOH:O	2.30	0.64
30:BG:157:LYS:O	30:BG:159:LYS:N	2.30	0.64
44:BU:69:VAL:O	44:BU:70:ALA:CB	2.45	0.64
54:B4:11:CYS:SG	54:B4:33:HIS:ND1	2.71	0.64
1:CA:31:G:H3'	1:CA:32:A:H5''	1.78	0.64
1:CA:640:A:O2'	8:CH:107:SER:HB2	1.98	0.64
1:CA:717:U:H2'	1:CA:734:G:C8	2.31	0.64
1:CA:829:G:C2'	1:CA:830:G:H5'	2.28	0.64
1:CA:1083:U:H5	1:CA:1084:G:C4	2.15	0.64
4:CD:9:LEU:HD12	4:CD:10:LYS:N	2.13	0.64
4:CD:32:CYS:SG	4:CD:34:ILE:N	2.70	0.64
10:CJ:35:GLN:O	10:CJ:36:VAL:HB	1.96	0.64
12:CL:44:LYS:CB	12:CL:45:PRO:HD3	2.28	0.64
24:DA:408:G:H2'	24:DA:409:G:O5'	1.97	0.64
24:DA:898:C:C4	24:DA:899:A:C8	2.86	0.64
24:DA:1239:G:C6	57:DA:3190:NMY:H62	2.32	0.64
24:DA:2093:G:OP2	31:DH:22:LYS:CG	2.45	0.64
24:DA:2330:G:C2'	46:DW:44:LYS:HZ2	2.10	0.64
24:DA:2544:G:O2'	24:DA:2545:G:H5'	1.97	0.64
26:DC:11:GLY:O	26:DC:12:ARG:HB2	1.96	0.64
47:DX:67:LEU:HD22	47:DX:77:TYR:CE2	2.33	0.64
50:D0:54:ILE:HG22	50:D0:55:ALA:N	2.12	0.64
1:AA:317:U:C2	1:AA:318:G:C8	2.86	0.64
1:AA:409:U:H5''	4:AD:25:VAL:HG12	1.79	0.64
1:AA:475:C:H2'	1:AA:476:U:C6	2.32	0.64
1:AA:484:G:H4'	1:AA:485:U:O5'	1.97	0.64
1:AA:522:C:O4'	1:AA:536:C:H4'	1.98	0.64
1:AA:560:A:N1	1:AA:566:G:H5'	2.13	0.64
1:AA:925:G:H1'	1:AA:1502:A:C4	2.31	0.64
1:AA:980:C:H5''	1:AA:981:U:C5	2.33	0.64

Continued on next page...

Continued from previous page...

Atom-1	Atom-2	Interatomic distance (Å)	Clash overlap (Å)
1:AA:1028:C:O2	1:AA:1033:G:N2	2.31	0.64
4:AD:31:LYS:NZ	11:CK:37:ARG:CZ	2.61	0.64
24:BA:89:A:C2	24:BA:90:U:C6	2.85	0.64
24:BA:182:A:H2'	24:BA:183:C:C6	2.33	0.64
24:BA:322:A:H5'	24:BA:340:A:H1'	1.80	0.64
24:BA:508:A:H3'	24:BA:509:C:H5'	1.78	0.64
24:BA:686:U:OP2	59:BA:3723:HOH:O	2.15	0.64
24:BA:1422:G:N1	24:BA:1423:G:C5	2.66	0.64
24:BA:1824:G:OP2	26:BC:52:HIS:CE1	2.50	0.64
24:BA:1860:G:C6	24:BA:1883:U:O2	2.51	0.64
24:BA:2303:G:C2	24:BA:2304:G:C4	2.86	0.64
42:BS:3:THR:CB	42:BS:58:ALA:HB1	2.28	0.64
4:CD:98:LEU:O	4:CD:100:ASN:N	2.31	0.64
4:CD:113:GLU:CD	4:CD:113:GLU:N	2.50	0.64
7:CG:123:GLU:HA	7:CG:126:ASP:CG	2.18	0.64
13:CM:109:ARG:O	13:CM:109:ARG:NH1	2.31	0.64
15:CO:66:LEU:O	15:CO:69:TYR:N	2.29	0.64
24:DA:322:A:P	28:DE:162:ARG:HH21	2.21	0.64
24:DA:1238:G:O6	57:DA:3190:NMY:N6	2.31	0.64
24:DA:2080:A:OP1	47:DX:19:HIS:CE1	2.51	0.64
24:DA:2201:G:N3	24:DA:2202:U:C6	2.65	0.64
28:DE:61:ARG:NH2	28:DE:63:LYS:O	2.31	0.64
35:DL:81:ASP:HA	35:DL:84:LYS:HG3	1.79	0.64
42:DS:49:LYS:HA	42:DS:52:GLU:HG2	1.78	0.64
1:AA:14:U:O2	1:AA:14:U:C2'	2.46	0.64
1:AA:158:G:C5	1:AA:159:G:N7	2.66	0.64
1:AA:259:G:OP2	59:AA:1724:HOH:O	2.15	0.64
1:AA:1268:G:H2'	1:AA:1269:A:C8	2.32	0.64
1:AA:1432:G:OP2	39:BP:105:LYS:CE	2.46	0.64
6:AF:64:VAL:HG12	6:AF:65:GLU:N	2.13	0.64
13:AM:85:CYS:HB2	19:AS:73:GLU:HG3	1.78	0.64
24:BA:109:C:C4	24:BA:110:G:N7	2.65	0.64
24:BA:566:U:O2'	24:BA:567:U:H5'	1.98	0.64
24:BA:1291:C:H2'	24:BA:1292:G:O4'	1.98	0.64
24:BA:1602:U:H3'	24:BA:1603:A:H5'	1.77	0.64
24:BA:1779:U:C5	24:BA:1784:A:N7	2.65	0.64
24:BA:2709:G:C4	24:BA:2710:C:C5	2.85	0.64
51:B1:39:ASP:OD1	51:B1:41:VAL:N	2.31	0.64
53:B3:16:THR:OG1	53:B3:17:GLY:N	2.28	0.64
1:CA:274:A:H4'	17:CQ:16:LYS:HE2	1.79	0.64
1:CA:751:U:C5	1:CA:752:G:C6	2.84	0.64

Continued on next page...

Continued from previous page...

Atom-1	Atom-2	Interatomic distance (Å)	Clash overlap (Å)
1:CA:958:A:C4	19:CS:55:ARG:CZ	2.80	0.64
1:CA:1268:G:C6	1:CA:1269:A:N6	2.66	0.64
1:CA:1329:A:N6	1:CA:1330:U:O2	2.31	0.64
3:CC:66:VAL:O	3:CC:67:THR:HB	1.97	0.64
24:DA:2334:U:OP2	38:DO:9:ARG:CZ	2.45	0.64
31:DH:76:GLU:N	31:DH:76:GLU:OE1	2.31	0.64
35:DL:79:LEU:HB2	35:DL:113:ALA:O	1.98	0.64
46:DW:51:VAL:O	46:DW:51:VAL:HG23	1.98	0.64
1:AA:663:A:O3'	18:AR:53:ARG:NH2	2.31	0.64
1:AA:1372:U:C5	1:AA:1373:G:N7	2.66	0.64
57:AA:1656:NMY:H14	57:AA:1656:NMY:N2	2.12	0.64
9:AI:14:SER:O	9:AI:70:GLY:N	2.31	0.64
16:AP:51:ARG:HG2	16:AP:52:LEU:H	1.63	0.64
24:BA:118:A:C8	24:BA:119:A:C8	2.85	0.64
24:BA:532:A:N1	24:BA:2020:A:H1'	2.12	0.64
24:BA:818:G:N7	24:BA:1187:G:C6	2.66	0.64
24:BA:829:A:C8	24:BA:2248:C:H5'	2.33	0.64
24:BA:1309:G:OP1	52:B2:9:VAL:HG22	1.98	0.64
24:BA:2215:C:N4	24:BA:2216:G:O6	2.30	0.64
24:BA:2519:U:C5	24:BA:2542:A:C5	2.86	0.64
33:BJ:114:LEU:O	33:BJ:117:ALA:N	2.31	0.64
42:BS:17:VAL:CG2	42:BS:76:VAL:HG11	2.28	0.64
45:BV:29:ILE:HG23	45:BV:30:ILE:N	2.13	0.64
1:CA:761:G:C2	1:CA:762:U:C6	2.85	0.64
1:CA:966:G:N3	22:CV:34:G:H4'	2.13	0.64
1:CA:1130:A:N6	1:CA:1131:G:O6	2.31	0.64
1:CA:1357:A:N6	1:CA:1363:A:N7	2.46	0.64
1:CA:1399:C:H4'	1:CA:1400:C:H5''	1.80	0.64
12:CL:101:ALA:O	12:CL:102:LEU:HG	1.96	0.64
24:DA:309:A:O3'	44:DU:15:GLY:HA2	1.97	0.64
24:DA:627:A:C6	24:DA:637:A:C8	2.86	0.64
24:DA:833:A:H2'	24:DA:834:G:H8	1.62	0.64
24:DA:1334:G:C6	24:DA:1335:C:C4	2.85	0.64
24:DA:2549:G:O2'	24:DA:2550:G:H5'	1.98	0.64
25:DB:83:G:C2'	25:DB:84:G:H5''	2.28	0.64
25:DB:114:C:H4'	38:DO:47:VAL:HG11	1.80	0.64
29:DF:105:ILE:O	29:DF:107:VAL:N	2.30	0.64
36:DM:44:ARG:HG3	36:DM:44:ARG:NH2	2.10	0.64
44:DU:95:PHE:CE2	44:DU:102:ILE:HG13	2.33	0.64
1:AA:403:C:H2'	1:AA:404:G:H5'	1.79	0.64
1:AA:1014:A:C4	19:AS:34:TRP:CH2	2.86	0.64

Continued on next page...

Continued from previous page...

Atom-1	Atom-2	Interatomic distance (Å)	Clash overlap (Å)
1:AA:1381:U:H1'	7:AG:78:ARG:NH1	2.13	0.64
24:BA:247:G:C8	24:BA:249:C:C5	2.86	0.64
24:BA:378:C:H2'	24:BA:379:G:C5'	2.28	0.64
24:BA:2466:C:OP1	54:B4:4:ARG:HG3	1.96	0.64
24:BA:2543:G:H2'	24:BA:2544:G:C8	2.33	0.64
24:BA:2674:G:OP2	57:BA:3165:NMY:O12	2.13	0.64
1:CA:195:A:N7	1:CA:196:A:C6	2.65	0.64
1:CA:202:G:C2	1:CA:203:G:H1'	2.33	0.64
1:CA:1082:A:P	5:CE:23:LYS:NZ	2.71	0.64
1:CA:1253:G:C2	1:CA:1254:A:N7	2.66	0.64
1:CA:1344:C:P	9:CI:124:ARG:NH2	2.71	0.64
3:CC:66:VAL:HG22	3:CC:67:THR:N	2.13	0.64
8:CH:18:GLN:OE1	8:CH:70:ALA:HB1	1.98	0.64
12:CL:55:VAL:HG22	12:CL:56:ARG:O	1.97	0.64
14:CN:1:ALA:O	14:CN:2:LYS:HB3	1.98	0.64
22:CV:45:U:H3'	22:CV:46:G:C5'	2.28	0.64
22:CV:64:A:H1'	51:D1:4:ILE:HD11	1.80	0.64
24:DA:855:G:C4	24:DA:923:G:N2	2.66	0.64
24:DA:1023:U:H2'	24:DA:1024:G:H5'	1.79	0.64
24:DA:2599:G:N7	26:DC:234:GLY:O	2.30	0.64
24:DA:2722:G:H4'	37:DN:3:HIS:O	1.98	0.64
41:DR:55:ASP:O	41:DR:57:GLY:N	2.31	0.64
1:AA:539:A:N6	1:AA:540:G:O6	2.31	0.64
1:AA:543:U:P	4:AD:14:ARG:HH12	2.19	0.64
1:AA:687:A:O2'	1:AA:701:U:O4	2.09	0.64
1:AA:799:G:N7	59:AA:1810:HOH:O	2.30	0.64
1:AA:1492:A:H5'	12:AL:44:LYS:HA	1.80	0.64
4:AD:132:ILE:O	4:AD:134:SER:N	2.31	0.64
4:AD:171:LEU:C	4:AD:171:LEU:HD12	2.18	0.64
9:AI:38:TYR:OH	9:AI:75:GLN:OE1	2.12	0.64
13:AM:29:ARG:HB3	13:AM:29:ARG:CZ	2.26	0.64
24:BA:1266:G:O2'	24:BA:2012:G:O6	2.11	0.64
24:BA:1365:A:N6	24:BA:1366:A:C6	2.66	0.64
24:BA:1474:U:C4	24:BA:1475:G:C2	2.86	0.64
24:BA:2204:G:OP2	26:BC:146:LYS:NZ	2.22	0.64
24:BA:2406:A:C8	35:BL:69:ARG:NH2	2.66	0.64
24:BA:2861:U:C2	24:BA:2862:G:C8	2.86	0.64
1:CA:642:A:N3	8:CH:105:SER:HB3	2.13	0.64
1:CA:790:A:C5	1:CA:791:G:C6	2.86	0.64
4:CD:54:GLN:O	4:CD:58:LYS:CE	2.44	0.64
13:CM:54:ASP:O	13:CM:57:ARG:NH1	2.30	0.64

Continued on next page...

Continued from previous page...

Atom-1	Atom-2	Interatomic distance (Å)	Clash overlap (Å)
24:DA:74:A:H5''	24:DA:74:A:N3	2.13	0.64
24:DA:321:U:H4'	28:DE:162:ARG:HH21	1.62	0.64
24:DA:1475:G:O2'	24:DA:1514:G:O6	2.12	0.64
24:DA:1596:A:C2'	24:DA:1597:A:H5'	2.28	0.64
24:DA:1693:U:O4	24:DA:1976:U:O2'	2.12	0.64
30:DG:34:ARG:HH11	30:DG:34:ARG:CG	2.11	0.64
35:DL:22:GLY:O	35:DL:25:SER:OG	2.16	0.64
1:AA:458:U:H2'	1:AA:459:A:C8	2.33	0.63
1:AA:980:C:H5''	1:AA:981:U:C4	2.32	0.63
5:AE:64:MET:O	5:AE:67:ALA:N	2.32	0.63
5:AE:156:LYS:C	5:AE:156:LYS:CD	2.67	0.63
11:AK:46:THR:HG23	11:AK:49:GLY:N	2.12	0.63
24:BA:776:G:H4'	24:BA:777:G:O5'	1.98	0.63
24:BA:1263:U:O4	42:BS:95:ARG:NH1	2.31	0.63
24:BA:1266:G:O6	42:BS:13:SER:HB3	1.97	0.63
24:BA:1605:C:H2'	24:BA:1606:C:C5'	2.28	0.63
25:BB:34:A:C5	25:BB:44:G:C8	2.86	0.63
28:BE:178:VAL:HG12	28:BE:179:SER:N	2.12	0.63
1:CA:64:G:C4	1:CA:99:C:N4	2.67	0.63
1:CA:456:A:N6	1:CA:476:U:C4	2.65	0.63
1:CA:774:G:O6	1:CA:805:C:N4	2.30	0.63
1:CA:862:C:C4	1:CA:863:U:C5	2.86	0.63
1:CA:1309:G:C4	1:CA:1329:A:C5	2.86	0.63
1:CA:1506:U:H4'	11:CK:128:ARG:HD3	1.79	0.63
9:CI:126:GLN:O	9:CI:127:PHE:HB3	1.96	0.63
11:CK:67:ALA:O	11:CK:71:ALA:N	2.30	0.63
17:CQ:4:LYS:NZ	17:CQ:5:ILE:O	2.31	0.63
24:DA:818:G:OP2	59:DA:3577:HOH:O	2.15	0.63
24:DA:1423:G:N7	59:DA:3630:HOH:O	2.30	0.63
24:DA:2210:U:H4'	24:DA:2211:A:H5'	1.80	0.63
24:DA:2321:U:H5'	24:DA:2322:A:OP2	1.97	0.63
24:DA:2638:G:O2'	24:DA:2775:G:N2	2.30	0.63
25:DB:43:C:O3'	29:DF:94:ARG:NH2	2.30	0.63
31:DH:108:VAL:HG22	31:DH:108:VAL:O	1.97	0.63
36:DM:81:ARG:HA	36:DM:81:ARG:NH1	2.12	0.63
37:DN:2:ARG:NH1	37:DN:2:ARG:HB3	2.13	0.63
37:DN:66:ALA:O	37:DN:70:THR:HG22	1.97	0.63
44:DU:43:LYS:HD3	44:DU:44:HIS:N	2.12	0.63
1:AA:108:G:H5'	1:AA:109:A:H5''	1.81	0.63
1:AA:1361:G:C5	1:AA:1362:A:C8	2.86	0.63
2:AB:54:LEU:HD12	2:AB:54:LEU:N	2.14	0.63

Continued on next page...

Continued from previous page...

Atom-1	Atom-2	Interatomic distance (Å)	Clash overlap (Å)
3:AC:96:GLY:O	3:AC:97:VAL:HG23	1.99	0.63
22:AV:32:U:C3'	22:AV:33:U:H5''	2.28	0.63
24:BA:881:G:N2	24:BA:895:U:O2	2.31	0.63
24:BA:1163:G:C6	24:BA:1164:C:C5	2.85	0.63
24:BA:1188:U:C2'	24:BA:1189:A:C5'	2.76	0.63
24:BA:1421:G:N3	24:BA:1422:G:C8	2.66	0.63
24:BA:1653:G:P	37:BN:2:ARG:NH1	2.71	0.63
24:BA:2466:C:P	54:B4:4:ARG:HG3	2.38	0.63
24:BA:2885:G:N2	50:B0:31:LYS:HB3	2.13	0.63
1:CA:1111:A:N1	3:CC:177:THR:HG22	2.13	0.63
1:CA:1178:G:N7	9:CI:99:ARG:CZ	2.61	0.63
4:CD:58:LYS:CB	4:CD:200:ILE:HG12	2.27	0.63
15:CO:10:LYS:N	15:CO:10:LYS:HD3	2.13	0.63
55:CY:65:LEU:HD23	55:CY:66:LYS:N	2.13	0.63
24:DA:84:A:C3'	44:DU:5:ARG:HD3	2.29	0.63
24:DA:1345:C:N3	24:DA:1346:G:N7	2.47	0.63
24:DA:1459:G:C2	24:DA:1461:C:C2	2.87	0.63
24:DA:1550:C:C2	24:DA:1551:A:C8	2.86	0.63
24:DA:1928:A:H4'	24:DA:1929:G:OP1	1.98	0.63
24:DA:2280:G:C2	24:DA:2281:A:C8	2.86	0.63
57:DA:3190:NMY:O16	57:DA:3190:NMY:C2	2.46	0.63
29:DF:122:ASP:OD2	29:DF:124:ARG:NH2	2.31	0.63
31:DH:117:LEU:HD23	31:DH:117:LEU:C	2.18	0.63
36:DM:81:ARG:CZ	36:DM:81:ARG:CA	2.77	0.63
43:DT:13:ALA:O	43:DT:32:LEU:HB2	1.97	0.63
54:D4:10:LEU:HD12	54:D4:33:HIS:CE1	2.33	0.63
1:AA:337:G:C2'	1:AA:338:A:O5'	2.46	0.63
1:AA:594:U:O2	1:AA:646:G:N1	2.31	0.63
1:AA:709:U:O2'	1:AA:710:G:H5'	1.99	0.63
1:AA:958:A:C6	1:AA:959:A:C6	2.86	0.63
4:AD:79:ALA:O	4:AD:81:ARG:N	2.32	0.63
4:AD:107:PHE:CE1	4:AD:155:VAL:HG11	2.34	0.63
9:AI:50:GLN:NE2	9:AI:80:ARG:NH1	2.47	0.63
24:BA:247:G:H4'	24:BA:386:G:C5	2.33	0.63
24:BA:663:G:OP1	35:BL:17:LYS:HB3	1.99	0.63
24:BA:1345:C:C4	24:BA:1346:G:N7	2.65	0.63
24:BA:1407:G:C2	24:BA:1596:A:C2	2.86	0.63
24:BA:2199:A:O2'	47:BX:35:HIS:NE2	2.31	0.63
25:BB:23:G:N1	25:BB:24:G:O6	2.32	0.63
26:BC:141:HIS:HB3	26:BC:194:VAL:HG12	1.81	0.63
27:BD:155:VAL:CG1	27:BD:155:VAL:O	2.47	0.63

Continued on next page...

Continued from previous page...

Atom-1	Atom-2	Interatomic distance (Å)	Clash overlap (Å)
28:BE:82:GLY:O	28:BE:83:VAL:C	2.36	0.63
30:BG:102:ILE:O	30:BG:113:ASP:HA	1.97	0.63
31:BH:53:GLU:OE1	31:BH:54:LEU:N	2.32	0.63
54:B4:10:LEU:HD22	54:B4:33:HIS:CD2	2.33	0.63
1:CA:36:C:H4'	12:CL:119:VAL:O	1.97	0.63
1:CA:255:G:H4'	17:CQ:19:LYS:HG2	1.79	0.63
1:CA:356:A:H2	1:CA:368:U:O2	1.81	0.63
1:CA:771:G:C4	1:CA:809:G:N2	2.66	0.63
1:CA:858:G:OP2	59:CA:1818:HOH:O	2.15	0.63
1:CA:1014:A:H5''	19:CS:14:HIS:CD2	2.34	0.63
1:CA:1310:G:O5'	13:CM:79:ARG:NH2	2.31	0.63
2:CB:67:ILE:O	2:CB:68:LEU:HB3	1.97	0.63
4:CD:9:LEU:CD1	4:CD:10:LYS:N	2.61	0.63
24:DA:782:A:C2	26:DC:224:MET:HG2	2.33	0.63
24:DA:983:A:N6	24:DA:984:A:N1	2.46	0.63
24:DA:1853:A:H2'	24:DA:1854:A:C8	2.34	0.63
24:DA:2365:G:H4'	46:DW:60:PHE:CE2	2.33	0.63
24:DA:2420:C:OP1	53:D3:33:THR:CG2	2.46	0.63
29:DF:93:GLU:O	29:DF:96:TRP:N	2.31	0.63
36:DM:21:ALA:CB	36:DM:100:LYS:N	2.60	0.63
40:DQ:86:SER:O	41:DR:52:PRO:HB3	1.98	0.63
1:AA:64:G:C8	1:AA:99:C:N4	2.66	0.63
1:AA:580:C:H4'	15:AO:57:LEU:HD11	1.79	0.63
1:AA:652:U:O2'	1:AA:653:U:O5'	2.16	0.63
1:AA:958:A:N1	19:AS:54:GLY:HA3	2.13	0.63
1:AA:1008:U:C2	1:AA:1022:A:N3	2.67	0.63
3:AC:184:TYR:CD1	3:AC:201:TRP:NE1	2.66	0.63
6:AF:3:HIS:O	6:AF:4:TYR:HB3	1.97	0.63
21:AU:14:VAL:HG23	21:AU:16:LEU:HD23	1.79	0.63
24:BA:469:G:O2'	24:BA:470:A:O4'	2.15	0.63
24:BA:513:A:O2'	40:BQ:10:ARG:NH1	2.32	0.63
24:BA:612:G:C6	24:BA:614:A:C2	2.86	0.63
24:BA:1662:U:O2	24:BA:2687:U:H5''	1.98	0.63
24:BA:2119:A:O2'	24:BA:2120:G:O5'	2.13	0.63
24:BA:2407:A:OP1	59:BA:3567:HOH:O	2.15	0.63
24:BA:2483:C:C2	36:BM:123:LYS:HE3	2.34	0.63
24:BA:2580:U:OP1	27:BD:137:SER:OG	2.14	0.63
24:BA:2774:C:H2'	24:BA:2775:G:O4'	1.99	0.63
24:BA:2821:A:OP2	37:BN:3:HIS:NE2	2.31	0.63
26:BC:68:ARG:NH1	26:BC:128:THR:OG1	2.31	0.63
30:BG:118:ALA:O	30:BG:120:ILE:HG22	1.98	0.63

Continued on next page...

Continued from previous page...

Atom-1	Atom-2	Interatomic distance (Å)	Clash overlap (Å)
1:CA:149:A:C2	1:CA:150:U:C2	2.87	0.63
1:CA:556:C:O2'	1:CA:557:G:H5'	1.98	0.63
4:CD:162:ALA:O	4:CD:165:ARG:N	2.31	0.63
8:CH:110:VAL:O	8:CH:111:MET:HB3	1.98	0.63
15:CO:10:LYS:O	15:CO:12:VAL:N	2.31	0.63
24:DA:1020:A:C2	24:DA:1141:U:C2	2.86	0.63
24:DA:1277:G:H5'	37:DN:20:MET:CE	2.29	0.63
24:DA:1490:A:N3	24:DA:1490:A:H2'	2.12	0.63
24:DA:1502:A:C2	24:DA:1503:A:C5	2.86	0.63
24:DA:1605:C:C2'	24:DA:1606:C:H5'	2.28	0.63
24:DA:1927:A:C6	24:DA:1928:A:C6	2.86	0.63
40:DQ:82:LEU:CD1	40:DQ:112:ALA:HB2	2.28	0.63
42:DS:85:ILE:HD12	42:DS:85:ILE:N	2.13	0.63
1:AA:229:U:H2'	1:AA:230:G:O4'	1.97	0.63
1:AA:330:C:C2'	1:AA:331:G:H5'	2.29	0.63
1:AA:442:G:N1	1:AA:493:A:C2	2.66	0.63
1:AA:687:A:N1	1:AA:700:G:O2'	2.23	0.63
8:AH:111:MET:CE	8:AH:116:ALA:HA	2.27	0.63
24:BA:58:G:N2	24:BA:70:G:N3	2.46	0.63
24:BA:141:G:N2	43:BT:1:MET:SD	2.71	0.63
24:BA:784:G:H5'	26:BC:225:ASN:OD1	1.99	0.63
24:BA:1097:U:C4	24:BA:1098:A:H1'	2.34	0.63
24:BA:1157:G:OP1	57:BA:3162:NMY:C9	2.46	0.63
24:BA:1176:U:C2	24:BA:1177:G:C5	2.86	0.63
24:BA:1269:A:OP2	59:BA:3388:HOH:O	2.15	0.63
24:BA:1326:U:O2'	24:BA:1327:A:H5'	1.98	0.63
24:BA:1355:G:C2'	24:BA:1356:G:H5'	2.28	0.63
24:BA:1488:C:O2	24:BA:1502:A:C2	2.52	0.63
24:BA:1623:G:C2	24:BA:1624:U:C2	2.87	0.63
24:BA:2415:G:C4	24:BA:2416:C:C6	2.87	0.63
24:BA:2799:A:O2'	24:BA:2800:A:H5''	1.99	0.63
28:BE:79:ARG:O	28:BE:80:SER:HB2	1.98	0.63
40:BQ:89:ILE:HD11	40:BQ:93:ILE:HB	1.81	0.63
1:CA:179:A:H2'	1:CA:180:U:O4'	1.97	0.63
8:CH:89:LYS:HD3	8:CH:90:ASP:N	2.13	0.63
9:CI:30:ILE:O	9:CI:31:ASN:C	2.37	0.63
22:CV:18:G:N2	22:CV:58:A:O4'	2.31	0.63
24:DA:410:G:H5''	24:DA:411:G:H5'	1.80	0.63
24:DA:690:G:H4'	26:DC:216:ARG:NH2	2.14	0.63
24:DA:2108:A:N7	24:DA:2178:C:N4	2.47	0.63
24:DA:2328:A:H2'	24:DA:2329:U:C6	2.33	0.63

Continued on next page...

Continued from previous page...

Atom-1	Atom-2	Interatomic distance (Å)	Clash overlap (Å)
26:DC:75:ALA:HB2	26:DC:95:TYR:CD1	2.34	0.63
1:AA:391:G:C2	1:AA:392:C:H1'	2.33	0.63
1:AA:487:A:C6	1:AA:488:C:C2	2.86	0.63
1:AA:1269:A:C2	1:AA:1313:U:H1'	2.34	0.63
4:AD:145:ILE:O	4:AD:146:ARG:HG2	1.98	0.63
13:AM:77:ILE:O	13:AM:80:LEU:N	2.32	0.63
24:BA:189:G:O6	24:BA:205:G:O2'	2.11	0.63
24:BA:537:G:OP2	57:BA:3166:NMY:N6	2.31	0.63
24:BA:613:A:N7	24:BA:616:A:N1	2.47	0.63
24:BA:659:G:O3'	28:BE:95:LYS:HG2	1.98	0.63
24:BA:1820:U:OP1	26:BC:176:ARG:HG2	1.98	0.63
24:BA:1952:A:N3	24:BA:2560:A:O2'	2.29	0.63
24:BA:2043:C:OP1	24:BA:2777:G:O2'	2.12	0.63
24:BA:2709:G:C5	24:BA:2710:C:C5	2.86	0.63
27:BD:49:GLN:NE2	27:BD:79:LEU:HD13	2.14	0.63
29:BF:36:ASN:CB	29:BF:87:LYS:HE3	2.28	0.63
37:BN:22:ARG:O	37:BN:24:MET:N	2.31	0.63
1:CA:110:C:O2'	16:CP:25:ARG:O	2.17	0.63
1:CA:269:C:H2'	1:CA:270:A:C8	2.34	0.63
1:CA:742:G:OP1	15:CO:58:ARG:NH1	2.32	0.63
1:CA:800:G:O6	59:CA:1809:HOH:O	2.14	0.63
1:CA:1219:A:C5	1:CA:1220:G:N7	2.67	0.63
1:CA:1329:A:OP1	13:CM:28:THR:OG1	2.16	0.63
1:CA:1330:U:OP1	13:CM:24:GLY:N	2.32	0.63
22:CV:73:A:H3'	22:CV:73:A:N3	2.12	0.63
55:CY:142:LEU:HD21	55:CY:148:ILE:HD11	1.79	0.63
24:DA:583:G:OP1	40:DQ:6:GLY:HA2	1.98	0.63
24:DA:733:G:O6	59:DA:3292:HOH:O	2.14	0.63
31:DH:72:ILE:HD12	31:DH:73:ASN:N	2.14	0.63
38:DO:117:PHE:CD1	38:DO:117:PHE:O	2.52	0.63
41:DR:41:ILE:HD11	41:DR:54:VAL:HG11	1.79	0.63
43:DT:4:GLU:CD	48:DY:18:LEU:HD21	2.19	0.63
1:AA:1088:G:C6	1:AA:1089:G:N7	2.67	0.63
1:AA:1349:A:H2'	1:AA:1350:A:H5'	1.80	0.63
3:AC:7:PRO:O	3:AC:11:ARG:HG2	1.98	0.63
4:AD:49:SER:CB	4:AD:51:TYR:CE2	2.82	0.63
8:AH:83:LEU:HD13	8:AH:83:LEU:C	2.18	0.63
24:BA:630:G:C3'	24:BA:631:A:H5''	2.28	0.63
24:BA:1277:G:H5'	37:BN:20:MET:CE	2.27	0.63
24:BA:1344:U:H5'	24:BA:1384:A:C6	2.33	0.63
26:BC:62:ARG:HG2	26:BC:62:ARG:HH21	1.62	0.63

Continued on next page...

Continued from previous page...

Atom-1	Atom-2	Interatomic distance (Å)	Clash overlap (Å)
37:BN:97:ILE:HD11	37:BN:111:ALA:HB1	1.81	0.63
1:CA:401:C:O2'	1:CA:621:A:N3	2.31	0.63
1:CA:406:G:C2	1:CA:407:U:C6	2.87	0.63
1:CA:779:C:H2'	1:CA:780:A:O4'	1.99	0.63
11:CK:24:HIS:CE1	11:CK:31:ILE:HB	2.34	0.63
24:DA:431:U:C2'	24:DA:432:A:H5''	2.28	0.63
24:DA:623:C:H2'	24:DA:624:C:H6	1.64	0.63
24:DA:1501:G:O2'	24:DA:1502:A:H5'	1.99	0.63
24:DA:1733:G:C6	24:DA:1734:G:C5	2.87	0.63
24:DA:2406:A:C2	35:DL:69:ARG:NH2	2.66	0.63
30:DG:19:ASN:O	30:DG:22:VAL:HG23	1.98	0.63
38:DO:111:ARG:O	38:DO:114:GLY:N	2.32	0.63
41:DR:25:LEU:HD12	41:DR:94:THR:OG1	1.99	0.63
41:DR:68:ARG:HD3	41:DR:92:TRP:CE2	2.33	0.63
1:AA:35:G:C6	1:AA:36:C:N4	2.67	0.63
1:AA:309:A:C2	1:AA:310:G:N7	2.66	0.63
1:AA:508:U:C4'	4:AD:51:TYR:OH	2.47	0.63
1:AA:683:G:C2'	1:AA:684:U:O5'	2.46	0.63
1:AA:946:A:N3	1:AA:1236:A:C2	2.67	0.63
1:AA:1047:G:HO2'	1:AA:1215:G:HO2'	1.40	0.63
2:AB:218:ALA:HA	2:AB:221:VAL:HG12	1.81	0.63
8:AH:11:LEU:HD13	8:AH:15:ARG:NH2	2.14	0.63
20:AT:27:MET:SD	20:AT:27:MET:O	2.56	0.63
24:BA:58:G:OP1	43:BT:78:SER:HB2	1.99	0.63
24:BA:145:C:H2'	24:BA:146:A:C8	2.34	0.63
24:BA:609:A:C6	24:BA:610:C:O2	2.52	0.63
24:BA:846:U:H2'	24:BA:846:U:O2	1.99	0.63
24:BA:1186:G:H2'	24:BA:1187:G:H5'	1.80	0.63
24:BA:1504:A:C6	24:BA:1505:A:C6	2.87	0.63
24:BA:1833:C:O2'	24:BA:1969:A:N1	2.28	0.63
24:BA:2413:G:C2'	24:BA:2414:G:H5'	2.29	0.63
24:BA:2416:C:C2	24:BA:2417:C:C5	2.87	0.63
24:BA:2448:A:OP2	59:BA:3688:HOH:O	2.16	0.63
33:BJ:130:HIS:ND1	33:BJ:130:HIS:O	2.31	0.63
42:BS:3:THR:HB	42:BS:58:ALA:CB	2.29	0.63
52:B2:44:VAL:O	52:B2:45:SER:OG	2.12	0.63
1:CA:49:U:C4	1:CA:364:A:C6	2.86	0.63
1:CA:544:G:OP1	4:CD:59:GLN:NE2	2.31	0.63
1:CA:858:G:C6	1:CA:869:G:N7	2.67	0.63
1:CA:1238:A:H2'	1:CA:1239:A:H5''	1.80	0.63
1:CA:1506:U:H3'	59:CA:1886:HOH:O	1.99	0.63

Continued on next page...

Continued from previous page...

Atom-1	Atom-2	Interatomic distance (Å)	Clash overlap (Å)
11:CK:20:VAL:HG13	11:CK:35:THR:HG23	1.81	0.63
11:CK:46:THR:CG2	11:CK:47:ALA:N	2.61	0.63
15:CO:57:LEU:O	15:CO:58:ARG:C	2.37	0.63
20:CT:67:ILE:HG12	20:CT:71:LYS:HG2	1.80	0.63
21:CU:17:ARG:CG	21:CU:20:LYS:HD3	2.29	0.63
24:DA:1909:C:C2	24:DA:1922:G:N2	2.66	0.63
24:DA:2093:G:OP2	31:DH:22:LYS:HE2	1.98	0.63
24:DA:2293:G:OP1	38:DO:94:ARG:NH2	2.32	0.63
57:DA:3190:NMY:H2	57:DA:3190:NMY:C17	2.29	0.63
25:DB:37:C:C5	25:DB:38:C:C5	2.87	0.63
38:DO:108:ASP:HA	38:DO:111:ARG:HB2	1.81	0.63
43:DT:51:PHE:O	43:DT:52:GLU:C	2.36	0.63
1:AA:246:A:N3	1:AA:247:G:HI'	2.13	0.63
1:AA:1014:A:C4	19:AS:34:TRP:CZ2	2.86	0.63
1:AA:1124:G:OP1	10:AJ:37:ARG:O	2.16	0.63
1:AA:1304:G:N1	1:AA:1305:G:N2	2.47	0.63
2:AB:23:TRP:O	2:AB:23:TRP:CG	2.51	0.63
3:AC:79:LYS:HZ1	1:CA:1539:C:P	2.22	0.63
4:AD:138:SER:O	4:AD:182:PHE:CZ	2.52	0.63
4:AD:171:LEU:CD1	4:AD:173:VAL:CG2	2.77	0.63
9:AI:35:LEU:O	9:AI:36:GLU:C	2.37	0.63
9:AI:79:ILE:O	9:AI:82:GLY:N	2.32	0.63
13:AM:85:CYS:O	13:AM:88:GLY:N	2.31	0.63
16:AP:32:PHE:C	16:AP:32:PHE:CD1	2.72	0.63
24:BA:122:G:O6	24:BA:129:C:N4	2.31	0.63
24:BA:230:G:N3	24:BA:231:A:C8	2.67	0.63
24:BA:276:U:O2	24:BA:277:G:C8	2.51	0.63
24:BA:479:A:N3	24:BA:481:G:C5'	2.61	0.63
24:BA:811:U:C4	35:BL:21:ARG:NH2	2.66	0.63
24:BA:1356:G:C2	24:BA:1357:C:C2	2.87	0.63
24:BA:1466:U:HO2'	24:BA:1546:G:HO2'	1.47	0.63
24:BA:2502:G:H5'	24:BA:2503:A:C5'	2.29	0.63
28:BE:113:VAL:O	28:BE:116:ASP:N	2.30	0.63
28:BE:165:HIS:CD2	28:BE:165:HIS:N	2.66	0.63
30:BG:139:VAL:O	30:BG:142:GLN:N	2.32	0.63
31:BH:5:LEU:O	31:BH:6:LEU:HD12	1.99	0.63
35:BL:61:LEU:O	53:B3:12:ARG:HD3	1.98	0.63
36:BM:64:TRP:O	36:BM:65:ILE:HG13	1.99	0.63
1:CA:933:G:OP2	7:CG:3:ARG:HG2	1.99	0.63
3:CC:44:THR:O	3:CC:45:LYS:C	2.37	0.63
4:CD:197:GLU:N	4:CD:197:GLU:OE1	2.32	0.63

Continued on next page...

Continued from previous page...

Atom-1	Atom-2	Interatomic distance (Å)	Clash overlap (Å)
12:CL:82:ILE:HG23	12:CL:95:TYR:CE1	2.33	0.63
16:CP:40:ASN:O	16:CP:42:ILE:N	2.31	0.63
17:CQ:11:ARG:NH1	17:CQ:56:GLY:O	2.31	0.63
24:DA:378:C:H2'	24:DA:379:G:H5'	1.80	0.63
24:DA:674:G:H1'	28:DE:69:ARG:CD	2.29	0.63
24:DA:690:G:C3'	26:DC:216:ARG:HH21	2.11	0.63
24:DA:1563:U:H2'	24:DA:1564:C:H6	1.64	0.63
24:DA:1567:G:H2'	26:DC:84:PRO:HG3	1.81	0.63
24:DA:1728:C:O2'	24:DA:1731:G:O6	2.03	0.63
24:DA:1878:G:C6	24:DA:1879:C:C4	2.86	0.63
24:DA:2093:G:OP2	31:DH:22:LYS:HG3	1.99	0.63
24:DA:2684:U:C4	24:DA:2685:G:N7	2.67	0.63
38:DO:100:HIS:CD2	38:DO:101:GLY:N	2.66	0.63
38:DO:111:ARG:O	38:DO:113:ALA:N	2.32	0.63
47:DX:68:ALA:HA	47:DX:71:ARG:NH2	2.14	0.63
1:AA:32:A:H2	1:AA:33:A:C4	2.16	0.62
1:AA:844:G:N2	1:AA:846:G:O2'	2.32	0.62
1:AA:993:G:H2'	1:AA:993:G:N3	2.14	0.62
1:AA:1178:G:H2'	1:AA:1180:A:OP2	1.98	0.62
1:AA:1304:G:C6	1:AA:1305:G:C2	2.87	0.62
1:AA:1424:U:O2	1:AA:1424:U:H2'	1.99	0.62
4:AD:5:LEU:O	4:AD:8:LYS:NZ	2.32	0.62
4:AD:25:VAL:CG2	4:AD:26:ARG:N	2.61	0.62
11:AK:126:LYS:NZ	59:AK:201:HOH:O	2.31	0.62
24:BA:219:A:N3	24:BA:234:U:O2'	2.27	0.62
24:BA:679:C:O2'	24:BA:680:C:H5'	1.98	0.62
24:BA:725:G:C6	24:BA:726:G:N1	2.67	0.62
24:BA:1102:C:H2'	24:BA:1103:A:C8	2.33	0.62
24:BA:1105:U:H2'	24:BA:1106:G:C8	2.34	0.62
24:BA:1993:U:H4'	27:BD:133:THR:HG22	1.80	0.62
31:BH:114:GLU:OE1	31:BH:134:VAL:N	2.32	0.62
42:BS:7:HIS:CD2	42:BS:10:ALA:HB2	2.34	0.62
1:CA:684:U:H2'	1:CA:685:G:O4'	1.99	0.62
1:CA:790:A:N7	1:CA:791:G:C5	2.67	0.62
1:CA:791:G:C5	1:CA:792:A:N7	2.67	0.62
1:CA:855:U:H2'	1:CA:856:C:C6	2.33	0.62
1:CA:926:G:C5'	1:CA:927:G:O5'	2.46	0.62
1:CA:1033:G:H2'	1:CA:1034:G:H5'	1.81	0.62
1:CA:1309:G:N2	1:CA:1328:C:C2	2.67	0.62
1:CA:1330:U:C4	1:CA:1331:G:C6	2.87	0.62
1:CA:1402:C:H2'	1:CA:1403:C:O4'	1.99	0.62

Continued on next page...

Continued from previous page...

Atom-1	Atom-2	Interatomic distance (Å)	Clash overlap (Å)
3:CC:40:ARG:O	3:CC:44:THR:OG1	2.16	0.62
5:CE:45:ARG:HH12	5:CE:74:VAL:HG22	1.64	0.62
7:CG:43:VAL:O	7:CG:46:ALA:N	2.32	0.62
19:CS:6:LYS:HG3	19:CS:7:LYS:N	2.12	0.62
24:DA:686:U:H2'	24:DA:788:A:N1	2.14	0.62
24:DA:1921:G:O6	57:DA:3184:NMY:H81	1.98	0.62
24:DA:2881:U:O2'	24:DA:2882:A:H5'	1.99	0.62
28:DE:171:ASP:O	28:DE:172:ALA:C	2.37	0.62
43:DT:14:PRO:HA	43:DT:32:LEU:HB3	1.81	0.62
1:AA:100:G:C8	1:AA:101:A:C8	2.87	0.62
1:AA:382:A:H2'	1:AA:383:A:C8	2.34	0.62
1:AA:600:A:OP1	8:AH:88:ARG:HD2	1.99	0.62
1:AA:662:U:H2'	1:AA:663:A:C8	2.34	0.62
1:AA:801:U:H2'	1:AA:802:A:O5'	1.99	0.62
1:AA:1256:A:C4	1:AA:1278:G:C6	2.87	0.62
1:AA:1355:G:C6	1:AA:1368:A:C2	2.86	0.62
57:AA:1655:NMY:HN61	24:BA:1913:A:H62	1.46	0.62
9:AI:28:ILE:HA	9:AI:63:LEU:HD21	1.80	0.62
11:AK:125:LYS:HG3	11:AK:126:LYS:N	2.14	0.62
20:AT:76:LYS:HA	20:AT:79:LEU:HD11	1.81	0.62
24:BA:63:A:C4'	43:BT:77:ARG:HH11	2.11	0.62
24:BA:165:A:N3	47:BX:43:LYS:NZ	2.46	0.62
24:BA:2113:U:C4	24:BA:2114:A:N7	2.67	0.62
24:BA:2294:G:P	38:BO:10:ARG:NH2	2.72	0.62
24:BA:2466:C:OP1	54:B4:4:ARG:HG2	2.00	0.62
25:BB:51:G:H5''	38:BO:64:TYR:CG	2.34	0.62
30:BG:3:VAL:HG12	30:BG:68:ARG:HG2	1.79	0.62
39:BP:48:ALA:HA	39:BP:95:LYS:HG2	1.80	0.62
41:BR:68:ARG:HD3	41:BR:92:TRP:CZ2	2.33	0.62
1:CA:594:U:N3	1:CA:595:A:N1	2.47	0.62
1:CA:706:A:C4	11:CK:44:TRP:CH2	2.87	0.62
1:CA:787:A:C2'	1:CA:788:U:H5'	2.28	0.62
1:CA:1309:G:H1'	1:CA:1329:A:C2	2.34	0.62
12:CL:89:ASP:O	12:CL:91:PRO:N	2.32	0.62
24:DA:181:A:C2	24:DA:182:A:C4	2.87	0.62
24:DA:379:G:H2'	24:DA:380:G:O5'	1.99	0.62
24:DA:453:A:H5''	24:DA:454:A:OP2	1.98	0.62
24:DA:1026:G:OP1	59:DA:3711:HOH:O	2.15	0.62
24:DA:2298:A:H2'	24:DA:2299:U:O4'	1.99	0.62
24:DA:2315:G:H4'	29:DF:124:ARG:HH12	1.64	0.62
26:DC:5:CYS:SG	26:DC:15:VAL:CG1	2.86	0.62

Continued on next page...

Continued from previous page...

Atom-1	Atom-2	Interatomic distance (Å)	Clash overlap (Å)
30:DG:103:ASN:ND2	30:DG:113:ASP:OD1	2.31	0.62
31:DH:77:THR:HG23	31:DH:143:ILE:HD11	1.81	0.62
35:DL:46:VAL:HG21	35:DL:50:PHE:CD1	2.33	0.62
37:DN:97:ILE:O	37:DN:112:TYR:O	2.17	0.62
42:DS:45:VAL:O	42:DS:46:LEU:C	2.36	0.62
54:D4:30:GLU:N	54:D4:30:GLU:OE1	2.32	0.62
1:AA:332:G:OP2	20:AT:5:LYS:HD2	1.98	0.62
1:AA:466:A:C4	1:AA:468:A:C2	2.87	0.62
1:AA:538:G:OP1	12:AL:110:ARG:HD2	1.99	0.62
1:AA:984:C:O2	1:AA:1222:G:C2	2.52	0.62
4:AD:26:ARG:NH2	4:AD:29:ASP:O	2.33	0.62
4:AD:131:ASN:O	4:AD:133:ALA:N	2.32	0.62
9:AI:32:GLN:OE1	9:AI:64:TYR:OH	2.03	0.62
9:AI:130:ARG:NH2	22:AV:35:A:P	2.73	0.62
16:AP:67:ILE:HG22	16:AP:71:VAL:CG2	2.29	0.62
23:AX:8:U:H3'	23:AX:9:A:C5'	2.27	0.62
24:BA:1217:U:H2'	24:BA:1218:G:O5'	2.00	0.62
24:BA:1602:U:C3'	24:BA:1603:A:H5'	2.29	0.62
24:BA:2204:G:C2	24:BA:2205:A:C8	2.87	0.62
24:BA:2652:C:C2'	24:BA:2653:U:H5'	2.28	0.62
24:BA:2799:A:C6	24:BA:2801:G:C5	2.87	0.62
25:BB:75:G:O4'	45:BV:29:ILE:CD1	2.48	0.62
27:BD:56:LYS:O	27:BD:58:ASN:N	2.32	0.62
30:BG:102:ILE:HG21	30:BG:104:LEU:HD13	1.80	0.62
31:BH:121:VAL:CG1	31:BH:122:LEU:CD2	2.71	0.62
1:CA:459:A:H2'	1:CA:460:A:C8	2.33	0.62
1:CA:1169:A:C5	1:CA:1170:A:C2	2.87	0.62
5:CE:78:ASN:OD1	5:CE:78:ASN:N	2.32	0.62
11:CK:55:SER:C	11:CK:57:LYS:H	2.01	0.62
11:CK:81:ASN:CB	11:CK:106:ARG:CZ	2.77	0.62
17:CQ:69:LYS:O	17:CQ:70:THR:HB	1.99	0.62
55:CY:64:THR:HG23	55:CY:65:LEU:N	2.14	0.62
24:DA:321:U:H4'	28:DE:162:ARG:NH2	2.15	0.62
24:DA:477:A:H2'	24:DA:478:A:C8	2.34	0.62
24:DA:1105:U:H2'	24:DA:1106:G:H8	1.64	0.62
25:DB:44:G:OP1	29:DF:94:ARG:NH2	2.32	0.62
33:DJ:76:HIS:CE1	33:DJ:85:LYS:HB2	2.33	0.62
40:DQ:39:ILE:HD13	41:DR:77:PHE:CE2	2.35	0.62
1:AA:70:U:OP2	1:AA:70:U:C6	2.52	0.62
1:AA:215:C:H2'	1:AA:216:U:O4'	2.00	0.62
1:AA:734:G:O2'	18:AR:60:LYS:CE	2.47	0.62

Continued on next page...

Continued from previous page...

Atom-1	Atom-2	Interatomic distance (Å)	Clash overlap (Å)
1:AA:978:A:P	1:AA:1362:A:N6	2.72	0.62
24:BA:61:C:C2	24:BA:94:A:C2	2.87	0.62
24:BA:223:A:N6	24:BA:422:A:C2	2.67	0.62
24:BA:227:A:C2	24:BA:2407:A:H1'	2.35	0.62
24:BA:867:C:H2'	24:BA:868:U:H5'	1.82	0.62
24:BA:948:C:C2	24:BA:949:G:C8	2.87	0.62
24:BA:2285:C:OP2	51:B1:5:ARG:NH1	2.32	0.62
24:BA:2495:G:O3'	36:BM:81:ARG:O	2.16	0.62
24:BA:2795:C:O2	24:BA:2802:G:N2	2.33	0.62
26:BC:116:GLN:N	26:BC:127:ASN:OD1	2.32	0.62
26:BC:188:ARG:O	26:BC:189:ALA:HB2	1.99	0.62
44:BU:85:ARG:O	44:BU:87:GLU:N	2.32	0.62
1:CA:262:A:C6	1:CA:263:A:N6	2.66	0.62
1:CA:501:C:OP2	12:CL:121:ARG:CZ	2.48	0.62
1:CA:615:G:C2	1:CA:616:G:C8	2.86	0.62
1:CA:751:U:H4'	15:CO:24:SER:CA	2.29	0.62
1:CA:751:U:H4'	15:CO:24:SER:HA	1.81	0.62
1:CA:1082:A:OP1	5:CE:23:LYS:NZ	2.32	0.62
12:CL:44:LYS:O	12:CL:46:ASN:N	2.32	0.62
22:CV:8:U:O2	22:CV:21:A:C2	2.53	0.62
24:DA:408:G:C2'	24:DA:409:G:O5'	2.46	0.62
24:DA:2443:C:O2'	24:DA:2444:G:H5'	2.00	0.62
24:DA:2693:G:N2	24:DA:2717:C:C2	2.67	0.62
27:DD:101:PHE:O	27:DD:103:ASP:N	2.33	0.62
47:DX:32:LEU:HA	47:DX:51:SER:HA	1.81	0.62
53:D3:14:LYS:O	53:D3:15:LYS:O	2.18	0.62
1:AA:318:G:N1	1:AA:319:G:C5	2.68	0.62
2:AB:130:THR:OG1	2:AB:131:LYS:N	2.30	0.62
6:AF:43:GLY:HA2	6:AF:58:HIS:CD2	2.34	0.62
7:AG:93:PRO:O	7:AG:95:ARG:N	2.33	0.62
19:AS:15:LEU:HG	19:AS:33:THR:HG21	1.82	0.62
24:BA:1995:U:OP1	27:BD:128:ARG:NH2	2.33	0.62
24:BA:2207:C:C2	24:BA:2218:G:N2	2.67	0.62
24:BA:2286:G:P	51:B1:29:LYS:HZ3	2.21	0.62
26:BC:106:PRO:O	26:BC:107:LYS:O	2.17	0.62
27:BD:125:TRP:CB	27:BD:160:LYS:HG2	2.29	0.62
41:BR:49:ILE:HG12	41:BR:54:VAL:N	2.14	0.62
42:BS:13:SER:O	42:BS:15:GLN:N	2.33	0.62
1:CA:375:U:C3'	1:CA:376:G:H5''	2.29	0.62
1:CA:400:C:H2'	1:CA:401:C:O5'	1.98	0.62
1:CA:493:A:C4	1:CA:494:G:N1	2.67	0.62

Continued on next page...

Continued from previous page...

Atom-1	Atom-2	Interatomic distance (Å)	Clash overlap (Å)
1:CA:536:C:OP1	59:CA:1771:HOH:O	2.15	0.62
1:CA:966:G:N3	9:CI:129:LYS:CE	2.63	0.62
3:CC:176:HIS:NE2	59:CC:301:HOH:O	2.30	0.62
10:CJ:42:LEU:CD2	10:CJ:71:LEU:HD22	2.29	0.62
11:CK:24:HIS:HA	11:CK:87:LYS:HG2	1.82	0.62
11:CK:27:PHE:CD1	11:CK:27:PHE:C	2.71	0.62
24:DA:1055:G:C6	24:DA:1056:G:C4	2.88	0.62
1:AA:294:U:C2	1:AA:295:C:C5	2.87	0.62
4:AD:59:GLN:O	4:AD:63:ARG:NE	2.32	0.62
24:BA:96:C:H4'	48:BY:41:HIS:CE1	2.35	0.62
24:BA:109:C:N3	24:BA:110:G:N7	2.47	0.62
24:BA:361:G:HO2'	24:BA:362:A:P	2.19	0.62
24:BA:1383:A:N3	24:BA:1405:U:O2'	2.30	0.62
24:BA:1564:C:H2'	24:BA:1565:C:C6	2.35	0.62
24:BA:1566:A:P	26:BC:213:ARG:NH2	2.73	0.62
24:BA:2167:U:H1'	24:BA:2170:A:N7	2.13	0.62
24:BA:2861:U:N3	24:BA:2862:G:N7	2.48	0.62
25:BB:14:U:C2'	25:BB:14:U:O2	2.47	0.62
33:BJ:30:THR:HG22	33:BJ:31:GLU:N	2.14	0.62
1:CA:448:A:C8	1:CA:487:A:N1	2.67	0.62
1:CA:666:G:H5'	1:CA:726:C:H1'	1.82	0.62
1:CA:1366:C:OP2	9:CI:119:ARG:NH1	2.32	0.62
3:CC:11:ARG:NH2	3:CC:178:LEU:HA	2.14	0.62
12:CL:93:VAL:HG22	12:CL:94:ARG:N	2.13	0.62
23:CX:10:A:O2'	23:CX:11:A:P	2.57	0.62
24:DA:564:C:H5''	41:DR:79:ARG:HG2	1.81	0.62
24:DA:597:G:C5	24:DA:598:U:C4	2.87	0.62
24:DA:1918:A:O2'	24:DA:1920:C:N4	2.32	0.62
57:DA:3186:NMY:HN21	57:DA:3186:NMY:H11	1.59	0.62
29:DF:87:LYS:HG2	29:DF:88:VAL:N	2.13	0.62
29:DF:96:TRP:HA	29:DF:99:PHE:CZ	2.34	0.62
38:DO:12:THR:HA	38:DO:15:ARG:HB2	1.79	0.62
40:DQ:81:GLY:HA2	40:DQ:116:LEU:HD23	1.80	0.62
1:AA:489:C:O2	1:AA:490:C:C6	2.53	0.62
1:AA:618:C:H3'	1:AA:619:U:C5'	2.30	0.62
1:AA:788:U:C2'	1:AA:789:U:H5'	2.30	0.62
1:AA:846:G:OP2	18:AR:48:ARG:NH2	2.33	0.62
1:AA:958:A:C6	19:AS:54:GLY:HA3	2.35	0.62
1:AA:1275:A:C5	1:AA:1276:G:N7	2.68	0.62
24:BA:729:G:O5'	26:BC:12:ARG:NH2	2.32	0.62
24:BA:847:U:O2	24:BA:847:U:H2'	1.97	0.62

Continued on next page...

Continued from previous page...

Atom-1	Atom-2	Interatomic distance (Å)	Clash overlap (Å)
24:BA:2335:A:N6	24:BA:2337:G:H1'	2.14	0.62
26:BC:81:GLU:HB2	26:BC:90:ILE:CD1	2.28	0.62
29:BF:3:LEU:CD1	29:BF:96:TRP:CH2	2.72	0.62
29:BF:92:GLY:O	29:BF:93:GLU:HB2	2.00	0.62
1:CA:530:G:H2'	1:CA:530:G:N3	2.15	0.62
1:CA:697:U:O4'	1:CA:786:G:O2'	2.18	0.62
1:CA:1064:G:OP1	1:CA:1386:G:H4'	1.99	0.62
1:CA:1086:U:O2'	1:CA:1087:G:H5'	1.99	0.62
6:CF:23:GLU:O	6:CF:24:ARG:O	2.17	0.62
6:CF:71:ILE:O	6:CF:75:GLU:N	2.32	0.62
9:CI:47:VAL:HG12	9:CI:80:ARG:HG3	1.82	0.62
13:CM:11:ASP:HB2	13:CM:45:ILE:HG12	1.81	0.62
22:CV:43:C:H2'	22:CV:43:C:O2	2.00	0.62
24:DA:298:G:P	44:DU:84:PHE:HB3	2.39	0.62
24:DA:359:G:H2'	24:DA:360:U:H5'	1.81	0.62
24:DA:636:G:OP2	35:DL:109:LYS:NZ	2.28	0.62
24:DA:1068:G:O2'	24:DA:1096:A:H4'	2.00	0.62
24:DA:1359:A:N7	24:DA:1360:G:C8	2.67	0.62
24:DA:2128:G:N7	24:DA:2129:C:C4	2.67	0.62
24:DA:2420:C:P	53:D3:33:THR:HG23	2.39	0.62
27:DD:13:ARG:HD3	27:DD:21:SER:OG	2.00	0.62
29:DF:161:SER:O	29:DF:162:ASP:C	2.37	0.62
38:DO:100:HIS:CG	38:DO:101:GLY:N	2.65	0.62
43:DT:30:ILE:HG13	43:DT:85:VAL:CG1	2.30	0.62
43:DT:61:LEU:CD1	43:DT:82:LYS:HB3	2.28	0.62
46:DW:29:GLU:O	46:DW:30:SER:O	2.16	0.62
53:D3:43:LEU:N	53:D3:43:LEU:HD13	2.14	0.62
1:AA:106:C:C2'	1:AA:107:G:H5'	2.30	0.62
3:AC:79:LYS:O	3:AC:81:GLY:N	2.32	0.62
15:AO:54:ARG:O	15:AO:57:LEU:HG	1.99	0.62
24:BA:359:G:N1	24:BA:360:U:C2	2.68	0.62
24:BA:1178:C:H2'	24:BA:1179:G:C8	2.35	0.62
24:BA:2531:A:H5'	30:BG:156:TYR:CE2	2.35	0.62
24:BA:2808:G:N2	24:BA:2891:U:C6	2.68	0.62
26:BC:140:VAL:CG2	26:BC:189:ALA:HB1	2.30	0.62
31:BH:148:ALA:O	31:BH:149:GLU:HG3	2.00	0.62
35:BL:78:ARG:HB2	35:BL:113:ALA:CB	2.28	0.62
1:CA:452:A:O4'	16:CP:70:ARG:NH1	2.33	0.62
1:CA:628:G:H2'	1:CA:629:A:C8	2.35	0.62
1:CA:1109:C:C5	1:CA:1110:A:N7	2.67	0.62
8:CH:40:LEU:CB	8:CH:46:ILE:HG12	2.29	0.62

Continued on next page...

Continued from previous page...

Atom-1	Atom-2	Interatomic distance (Å)	Clash overlap (Å)
12:CL:37:VAL:O	12:CL:37:VAL:HG23	2.00	0.62
22:CV:13:C:C2'	22:CV:14:A:H5'	2.29	0.62
24:DA:387:U:C6	24:DA:388:G:C6	2.88	0.62
24:DA:431:U:H2'	24:DA:432:A:H5'	1.80	0.62
24:DA:1319:C:C2'	24:DA:1320:C:H5'	2.29	0.62
24:DA:1414:C:C6	24:DA:1415:U:C5	2.88	0.62
24:DA:1577:C:H2'	24:DA:1578:U:O4'	2.00	0.62
24:DA:1754:A:HO2'	24:DA:1755:A:P	2.23	0.62
24:DA:1797:G:C5	24:DA:1798:U:C5	2.88	0.62
24:DA:2122:U:O2'	24:DA:2123:G:OP1	2.16	0.62
26:DC:15:VAL:HG22	26:DC:204:LEU:O	2.00	0.62
27:DD:9:VAL:HG13	27:DD:26:VAL:O	1.98	0.62
29:DF:37:MET:O	29:DF:39:VAL:N	2.33	0.62
31:DH:116:ARG:HH11	31:DH:133:GLN:HG2	1.63	0.62
40:DQ:65:ASN:ND2	40:DQ:75:TYR:HB3	2.13	0.62
48:DY:49:ASP:O	48:DY:53:VAL:HG12	1.99	0.62
1:AA:101:A:C5	1:AA:102:G:N7	2.68	0.62
1:AA:682:G:C2'	1:AA:683:G:H5'	2.29	0.62
1:AA:1106:G:H2'	1:AA:1107:C:C6	2.34	0.62
9:AI:46:MET:SD	9:AI:48:VAL:HG22	2.39	0.62
24:BA:858:G:N2	24:BA:919:U:O4	2.33	0.62
24:BA:1719:G:C5	24:BA:1720:U:C5	2.88	0.62
24:BA:1906:G:C2'	24:BA:1907:G:H5'	2.30	0.62
24:BA:2091:C:H4'	47:BX:55:MET:CE	2.29	0.62
24:BA:2290:G:N1	24:BA:2343:U:O2	2.32	0.62
24:BA:2409:G:O6	24:BA:2410:G:C6	2.53	0.62
26:BC:8:THR:O	26:BC:9:SER:HB3	2.00	0.62
34:BK:12:ASP:OD1	34:BK:14:SER:OG	2.14	0.62
42:BS:84:ARG:HB2	42:BS:96:ILE:HG22	1.81	0.62
1:CA:260:G:H2'	1:CA:261:U:C6	2.33	0.62
1:CA:429:U:OP1	4:CD:9:LEU:HD22	2.00	0.62
1:CA:965:U:O2'	1:CA:966:G:OP2	2.13	0.62
1:CA:1169:A:N6	1:CA:1170:A:C2	2.67	0.62
1:CA:1178:G:N7	9:CI:99:ARG:NH1	2.47	0.62
3:CC:53:SER:HB2	3:CC:115:LEU:HD21	1.82	0.62
4:CD:58:LYS:CE	4:CD:203:LEU:HD13	2.30	0.62
4:CD:171:LEU:C	4:CD:171:LEU:HD12	2.20	0.62
8:CH:104:VAL:HG22	8:CH:105:SER:O	1.99	0.62
12:CL:52:VAL:CG2	12:CL:53:CYS:N	2.62	0.62
22:CV:4:C:O2'	22:CV:5:G:C5'	2.46	0.62
24:DA:63:A:C2	24:DA:64:A:C5	2.87	0.62

Continued on next page...

Continued from previous page...

Atom-1	Atom-2	Interatomic distance (Å)	Clash overlap (Å)
24:DA:1361:G:C6	24:DA:1362:C:C4	2.88	0.62
24:DA:2636:C:O2'	27:DD:45:TYR:OH	2.18	0.62
27:DD:16:THR:O	27:DD:19:GLY:N	2.33	0.62
29:DF:121:PHE:CZ	29:DF:162:ASP:O	2.53	0.62
45:DV:23:ALA:O	45:DV:25:LYS:N	2.31	0.62
52:D2:43:THR:O	52:D2:44:VAL:HB	1.99	0.62
1:AA:419:C:N4	1:AA:420:U:C4	2.67	0.62
1:AA:436:C:C2	1:AA:437:U:C5	2.87	0.62
1:AA:441:A:C2	1:AA:497:G:N1	2.68	0.62
1:AA:574:A:H1'	1:AA:883:C:O4'	1.99	0.62
1:AA:632:U:H5''	1:AA:633:G:C8	2.35	0.62
1:AA:1197:A:OP2	59:AA:1846:HOH:O	2.16	0.62
1:AA:1305:G:O6	59:AA:1861:HOH:O	2.14	0.62
8:AH:40:LEU:HB3	8:AH:46:ILE:HG21	1.82	0.62
12:AL:80:ILE:HA	12:AL:102:LEU:HD11	1.82	0.62
24:BA:273:G:C5	24:BA:274:C:C4	2.87	0.62
24:BA:835:C:H2'	24:BA:836:G:H5'	1.82	0.62
24:BA:1142:A:C4	24:BA:1144:A:C8	2.87	0.62
24:BA:1666:G:OP2	34:BK:66:LYS:NZ	2.32	0.62
24:BA:2004:G:C2'	24:BA:2005:A:H5'	2.29	0.62
24:BA:2309:A:H2'	24:BA:2310:C:O5'	1.99	0.62
24:BA:2748:A:H1'	30:BG:66:THR:HG23	1.82	0.62
24:BA:2761:A:C6	24:BA:2762:C:C5	2.88	0.62
42:BS:74:ILE:HD13	42:BS:105:VAL:CG2	2.30	0.62
47:BX:51:SER:OG	47:BX:52:ALA:N	2.30	0.62
52:B2:35:ARG:O	52:B2:38:GLY:N	2.33	0.62
1:CA:161:A:N1	1:CA:347:G:O2'	2.29	0.62
1:CA:1055:A:H1'	3:CC:193:TYR:OH	2.00	0.62
1:CA:1160:G:O2'	1:CA:1161:C:O5'	2.16	0.62
1:CA:1189:U:OP1	14:CN:98:LYS:NZ	2.27	0.62
1:CA:1354:U:C2'	1:CA:1355:G:O5'	2.47	0.62
1:CA:1539:C:O3'	21:CU:18:ARG:O	2.11	0.62
6:CF:18:VAL:O	6:CF:21:MET:HB2	2.00	0.62
7:CG:17:LYS:HB2	7:CG:44:TYR:CZ	2.34	0.62
9:CI:30:ILE:O	9:CI:33:ARG:N	2.32	0.62
9:CI:82:GLY:CA	9:CI:85:ARG:NH1	2.63	0.62
19:CS:27:ASP:OD1	19:CS:27:ASP:N	2.33	0.62
20:CT:54:MET:HG2	20:CT:54:MET:O	2.00	0.62
24:DA:748:G:OP1	42:DS:88:ARG:NH1	2.32	0.62
24:DA:974:G:O2'	24:DA:989:G:N2	2.32	0.62
24:DA:1952:A:N3	24:DA:2560:A:O2'	2.31	0.62

Continued on next page...

Continued from previous page...

Atom-1	Atom-2	Interatomic distance (Å)	Clash overlap (Å)
24:DA:2335:A:N7	24:DA:2337:G:C5	2.68	0.62
24:DA:2576:G:O2'	24:DA:2579:C:OP2	2.13	0.62
36:DM:77:PRO:O	36:DM:80:VAL:HG12	2.00	0.62
46:DW:18:ALA:O	46:DW:20:ARG:NH1	2.32	0.62
46:DW:20:ARG:CG	46:DW:20:ARG:NH1	2.51	0.62
1:AA:782:A:C2	1:AA:801:U:C2	2.88	0.61
1:AA:1416:G:C2	1:AA:1485:U:O2	2.52	0.61
3:AC:47:LEU:HB3	3:AC:50:ALA:CB	2.30	0.61
12:AL:34:CYS:O	12:AL:34:CYS:SG	2.57	0.61
13:AM:114:LYS:HB3	13:AM:115:PRO:HD2	1.82	0.61
14:AN:52:PRO:O	14:AN:55:SER:OG	2.14	0.61
24:BA:564:C:O2'	24:BA:565:C:H5'	2.00	0.61
24:BA:601:C:O2'	24:BA:605:G:OP1	2.13	0.61
24:BA:1571:A:C2	24:BA:1572:A:C5	2.87	0.61
24:BA:1953:A:H2	24:BA:2549:G:N3	1.97	0.61
24:BA:2484:G:P	36:BM:44:ARG:NH1	2.73	0.61
24:BA:2846:G:OP2	39:BP:51:ASN:HB2	1.99	0.61
29:BF:23:SER:HB3	29:BF:26:GLN:NE2	2.15	0.61
34:BK:64:ARG:HB3	34:BK:79:PHE:HD2	1.65	0.61
42:BS:47:VAL:O	42:BS:51:LEU:N	2.33	0.61
44:BU:10:VAL:HG12	44:BU:71:ILE:HA	1.81	0.61
47:BX:11:PRO:HB3	47:BX:29:LEU:HD21	1.79	0.61
1:CA:65:A:C5	1:CA:381:C:C4	2.88	0.61
1:CA:263:A:P	20:CT:74:ARG:NH2	2.73	0.61
1:CA:340:U:C2	1:CA:350:G:N2	2.68	0.61
1:CA:671:G:C2	1:CA:736:C:C2	2.87	0.61
1:CA:1055:A:C6	1:CA:1206:G:C5	2.88	0.61
24:DA:298:G:OP1	44:DU:84:PHE:CD1	2.53	0.61
24:DA:1300:G:H4'	24:DA:1301:A:H5''	1.80	0.61
29:DF:112:ASP:O	29:DF:114:ARG:NH2	2.33	0.61
1:AA:391:G:H5'	16:AP:8:ARG:NH2	2.15	0.61
1:AA:612:C:H2'	1:AA:613:C:H5'	1.80	0.61
1:AA:692:U:O2	1:AA:694:A:C8	2.52	0.61
1:AA:1332:A:H2'	1:AA:1333:A:O4'	2.00	0.61
1:AA:1360:A:N7	1:AA:1361:G:N3	2.49	0.61
4:AD:72:PHE:HA	4:AD:75:TYR:HB2	1.82	0.61
13:AM:52:GLN:O	13:AM:55:THR:OG1	2.18	0.61
21:AU:26:ALA:CB	23:AX:5:A:H5''	2.30	0.61
24:BA:340:A:N7	24:BA:341:C:C5	2.68	0.61
24:BA:458:G:O2'	24:BA:459:U:P	2.58	0.61
24:BA:1449:G:N2	24:BA:1463:C:C2	2.68	0.61

Continued on next page...

Continued from previous page...

Atom-1	Atom-2	Interatomic distance (Å)	Clash overlap (Å)
24:BA:1735:A:C6	24:BA:1736:U:C2	2.89	0.61
24:BA:2125:G:N1	24:BA:2171:A:OP1	2.33	0.61
31:BH:31:VAL:HB	31:BH:32:PRO:HD3	1.82	0.61
1:CA:544:G:C5	1:CA:545:C:C5	2.88	0.61
1:CA:1076:U:C2	1:CA:1082:A:C2	2.88	0.61
1:CA:1126:U:H4'	1:CA:1127:G:OP2	1.99	0.61
1:CA:1145:A:H1'	1:CA:1146:A:OP2	2.00	0.61
1:CA:1170:A:N7	1:CA:1171:A:C4	2.68	0.61
4:CD:5:LEU:HD12	4:CD:6:GLY:O	2.00	0.61
4:CD:22:LYS:NZ	4:CD:26:ARG:HB2	2.14	0.61
8:CH:110:VAL:HG12	8:CH:111:MET:N	2.14	0.61
11:CK:40:ASN:O	11:CK:41:ALA:CB	2.47	0.61
11:CK:46:THR:HG23	11:CK:47:ALA:N	2.14	0.61
12:CL:80:ILE:HD12	12:CL:97:THR:CG2	2.31	0.61
18:CR:56:ALA:HA	18:CR:59:ILE:HG22	1.81	0.61
24:DA:1334:G:C5	24:DA:1335:C:C5	2.88	0.61
24:DA:1559:U:H3'	24:DA:1560:G:H5'	1.82	0.61
24:DA:2314:A:C6	24:DA:2315:G:C5	2.88	0.61
24:DA:2345:G:H4'	24:DA:2346:A:C5'	2.30	0.61
24:DA:2517:C:C6	24:DA:2542:A:N7	2.68	0.61
24:DA:2747:G:O2'	30:DG:66:THR:HG22	2.00	0.61
24:DA:2748:A:H1'	30:DG:66:THR:HG22	1.81	0.61
57:DA:3189:NMY:H61	57:DA:3189:NMY:H2	1.82	0.61
30:DG:138:GLN:HG2	30:DG:139:VAL:N	2.15	0.61
37:DN:53:THR:O	37:DN:56:LYS:HB2	2.00	0.61
53:D3:6:VAL:O	53:D3:6:VAL:CG1	2.48	0.61
1:AA:38:G:N2	1:AA:397:A:C4	2.68	0.61
1:AA:1051:C:H2'	1:AA:1052:U:C6	2.36	0.61
1:AA:1102:A:C5	1:AA:1103:C:C5	2.88	0.61
1:AA:1234:C:H1'	1:AA:1364:U:H6	1.66	0.61
2:AB:61:ALA:HA	2:AB:64:LYS:HA	1.81	0.61
2:AB:163:VAL:HG13	2:AB:164:ILE:N	2.13	0.61
11:AK:45:ALA:HB1	11:AK:69:ARG:HG2	1.83	0.61
17:AQ:28:PHE:O	17:AQ:29:VAL:HB	1.98	0.61
24:BA:817:C:O2'	24:BA:839:U:H5''	2.00	0.61
24:BA:973:A:OP1	59:BA:3776:HOH:O	2.16	0.61
24:BA:1220:G:H2'	24:BA:1221:C:O4'	1.98	0.61
24:BA:1410:G:O6	59:BA:3622:HOH:O	2.10	0.61
24:BA:2414:G:C4	24:BA:2415:G:C8	2.87	0.61
29:BF:92:GLY:O	29:BF:93:GLU:CB	2.48	0.61
43:BT:67:VAL:HG22	43:BT:76:ARG:HB3	1.82	0.61

Continued on next page...

Continued from previous page...

Atom-1	Atom-2	Interatomic distance (Å)	Clash overlap (Å)
1:CA:154:U:C2	1:CA:168:G:N2	2.67	0.61
1:CA:354:G:C6	1:CA:355:C:C4	2.88	0.61
1:CA:468:A:C2	1:CA:469:C:C4	2.88	0.61
1:CA:786:G:C6	1:CA:787:A:C8	2.88	0.61
1:CA:1492:A:N1	1:CA:1493:A:C2	2.68	0.61
1:CA:1523:G:O3'	11:CK:125:LYS:NZ	2.34	0.61
24:DA:260:G:C6	24:DA:261:G:N7	2.68	0.61
24:DA:321:U:OP2	28:DE:130:LYS:CE	2.48	0.61
24:DA:572:A:C2	24:DA:2033:A:C2	2.88	0.61
24:DA:2055:C:H5'	24:DA:2056:G:OP1	1.99	0.61
24:DA:2324:U:O2'	24:DA:2325:G:P	2.57	0.61
57:DA:3189:NMY:N9	57:DA:3189:NMY:O4	2.33	0.61
25:DB:77:U:O5'	45:DV:14:LYS:NZ	2.32	0.61
27:DD:12:THR:HG21	39:DP:8:GLU:HG2	1.81	0.61
31:DH:31:VAL:CG1	31:DH:32:PRO:HD3	2.31	0.61
1:AA:8:A:H4'	5:AE:126:LYS:HA	1.82	0.61
1:AA:337:G:H2'	1:AA:338:A:C8	2.35	0.61
1:AA:1151:A:C2	1:AA:1152:A:C5	2.89	0.61
2:AB:143:LYS:O	2:AB:145:GLU:N	2.33	0.61
3:AC:140:ASN:O	3:AC:141:ALA:HB2	2.00	0.61
3:AC:192:THR:HG23	3:AC:193:TYR:CD1	2.35	0.61
4:AD:55:LEU:O	4:AD:58:LYS:N	2.33	0.61
11:AK:39:GLY:O	11:AK:41:ALA:N	2.34	0.61
12:AL:72:HIS:CE1	12:AL:74:LEU:HD12	2.35	0.61
19:AS:70:LYS:C	19:AS:71:LEU:HD22	2.20	0.61
24:BA:659:G:O2'	28:BE:95:LYS:NZ	2.33	0.61
24:BA:784:G:O2'	24:BA:785:G:OP2	2.18	0.61
24:BA:959:A:N3	24:BA:2457:U:O2'	2.33	0.61
24:BA:2191:A:C2	24:BA:2192:U:C2	2.88	0.61
24:BA:2290:G:O2'	24:BA:2381:A:H1'	2.01	0.61
24:BA:2602:A:C4'	24:BA:2603:G:OP2	2.48	0.61
24:BA:2652:C:H2'	24:BA:2653:U:H5'	1.81	0.61
25:BB:57:A:O4'	29:BF:26:GLN:CD	2.38	0.61
29:BF:130:GLY:HA2	29:BF:152:ASP:HA	1.82	0.61
37:BN:59:SER:O	37:BN:63:ARG:HB2	2.00	0.61
40:BQ:47:ARG:NH2	40:BQ:48:ASP:OD1	2.33	0.61
1:CA:613:C:P	4:CD:81:ARG:NH2	2.73	0.61
1:CA:1354:U:O2'	1:CA:1355:G:O5'	2.18	0.61
4:CD:162:ALA:O	4:CD:164:GLN:N	2.34	0.61
9:CI:81:HIS:HB3	9:CI:85:ARG:NH2	2.15	0.61
21:CU:33:ARG:HG2	21:CU:34:ARG:N	2.15	0.61

Continued on next page...

Continued from previous page...

Atom-1	Atom-2	Interatomic distance (Å)	Clash overlap (Å)
24:DA:1045:C:C4'	24:DA:1046:A:H5'	2.31	0.61
24:DA:1489:C:O2	24:DA:1501:G:C2	2.53	0.61
24:DA:1985:C:O2'	24:DA:1986:C:H5'	2.01	0.61
24:DA:2163:A:OP1	24:DA:2170:A:O2'	2.18	0.61
24:DA:2747:G:C2	24:DA:2756:U:C5	2.89	0.61
57:DA:3190:NMY:H191	57:DA:3190:NMY:HN31	1.46	0.61
27:DD:125:TRP:CD2	27:DD:160:LYS:HG2	2.35	0.61
1:AA:56:U:N3	31:DH:91:PHE:CE1	2.67	0.61
1:AA:106:C:H2'	1:AA:107:G:C5'	2.29	0.61
1:AA:719:C:O2'	18:AR:38:LYS:HG3	2.01	0.61
1:AA:1331:G:OP1	13:AM:23:TYR:CD2	2.53	0.61
5:AE:83:HIS:CD2	5:AE:84:PRO:HD2	2.35	0.61
11:AK:31:ILE:HG22	11:AK:46:THR:HA	1.82	0.61
12:AL:118:GLY:O	12:AL:119:VAL:HB	2.00	0.61
18:AR:26:ILE:N	18:AR:29:LEU:HD13	2.15	0.61
24:BA:532:A:C8	24:BA:2021:C:C6	2.88	0.61
24:BA:1175:A:OP1	24:BA:1176:U:O2'	2.19	0.61
24:BA:1608:A:C5	24:BA:1611:C:C4	2.88	0.61
24:BA:1663:G:C6	24:BA:1992:G:C8	2.88	0.61
24:BA:2484:G:H1'	36:BM:123:LYS:HE2	1.83	0.61
24:BA:2779:U:C4'	24:BA:2781:A:C8	2.84	0.61
25:BB:57:A:H2'	25:BB:58:A:O4'	2.00	0.61
37:BN:70:THR:O	37:BN:71:ARG:CB	2.48	0.61
38:BO:117:PHE:OXT	38:BO:117:PHE:CD1	2.53	0.61
1:CA:40:C:H2'	1:CA:41:G:C8	2.35	0.61
1:CA:725:G:O2'	1:CA:726:C:H5'	2.00	0.61
1:CA:754:C:C2'	1:CA:755:G:OP1	2.48	0.61
1:CA:1014:A:H5''	19:CS:14:HIS:CG	2.36	0.61
1:CA:1064:G:O4'	1:CA:1066:C:C6	2.53	0.61
1:CA:1106:G:O2'	3:CC:169:ARG:NH1	2.34	0.61
7:CG:26:PHE:O	7:CG:28:ASN:N	2.33	0.61
8:CH:111:MET:HE2	8:CH:115:ALA:HB1	1.83	0.61
14:CN:9:GLU:OE2	14:CN:12:ARG:NH1	2.33	0.61
16:CP:33:ILE:HD12	16:CP:33:ILE:N	2.15	0.61
24:DA:1244:A:OP1	35:DL:7:SER:HB2	2.01	0.61
24:DA:1509:A:HO2'	24:DA:1510:G:P	2.18	0.61
24:DA:1809:A:C6	24:DA:1810:A:C6	2.89	0.61
24:DA:1814:G:H5''	26:DC:53:ILE:CD1	2.31	0.61
24:DA:2657:A:O3'	30:DG:159:LYS:NZ	2.29	0.61
57:DA:3189:NMY:H171	57:DA:3189:NMY:H231	1.80	0.61
27:DD:22:ILE:HD11	27:DD:190:LYS:CG	2.30	0.61

Continued on next page...

Continued from previous page...

Atom-1	Atom-2	Interatomic distance (Å)	Clash overlap (Å)
35:DL:68:SER:O	35:DL:69:ARG:CB	2.48	0.61
38:DO:74:VAL:O	38:DO:78:VAL:HG23	2.00	0.61
1:AA:75:G:C2	1:AA:96:U:C2	2.88	0.61
1:AA:76:G:N2	1:AA:95:C:C2	2.68	0.61
1:AA:781:A:C4	1:AA:802:A:C2	2.88	0.61
1:AA:959:A:H4'	1:AA:985:C:H5'	1.83	0.61
1:AA:1079:G:HO2'	1:AA:1080:A:P	2.21	0.61
2:AB:73:LYS:HG2	2:AB:164:ILE:HD13	1.80	0.61
5:AE:24:THR:HA	5:AE:29:ARG:HA	1.82	0.61
5:AE:82:GLN:O	5:AE:83:HIS:CB	2.49	0.61
5:AE:106:ILE:HD11	5:AE:124:LEU:HD22	1.82	0.61
6:AF:23:GLU:N	6:AF:23:GLU:OE1	2.34	0.61
7:AG:27:VAL:HG13	7:AG:28:ASN:N	2.14	0.61
10:AJ:57:VAL:HG13	10:AJ:58:ASN:N	2.16	0.61
11:AK:113:VAL:HG22	11:AK:114:THR:N	2.16	0.61
12:AL:88:LYS:O	12:AL:89:ASP:HB3	1.99	0.61
12:AL:115:SER:OG	12:AL:116:LYS:NZ	2.33	0.61
21:AU:24:GLU:O	21:AU:25:LYS:HB3	2.00	0.61
24:BA:480:A:O3'	44:BU:43:LYS:HG2	2.00	0.61
24:BA:572:A:O3'	24:BA:573:U:H4'	1.99	0.61
24:BA:1467:U:C4	24:BA:1468:U:C5	2.89	0.61
24:BA:2441:U:H2'	24:BA:2442:C:H5'	1.82	0.61
24:BA:2531:A:N3	24:BA:2658:C:O2'	2.28	0.61
24:BA:2732:G:H3'	24:BA:2733:A:H5'	1.82	0.61
25:BB:22:U:N3	59:BB:304:HOH:O	2.31	0.61
29:BF:98:PHE:O	29:BF:100:GLU:N	2.34	0.61
31:BH:24:GLY:O	31:BH:26:ALA:O	2.17	0.61
32:BI:115:ASP:OD1	32:BI:116:MET:N	2.34	0.61
1:CA:63:C:H2'	1:CA:64:G:O5'	2.01	0.61
1:CA:104:G:H2'	1:CA:105:G:H5'	1.81	0.61
1:CA:328:C:H4'	1:CA:329:A:C5'	2.31	0.61
1:CA:588:G:C8	1:CA:753:A:C2	2.89	0.61
1:CA:780:A:N7	1:CA:800:G:C6	2.69	0.61
1:CA:966:G:H2'	9:CI:129:LYS:HZ3	1.64	0.61
3:CC:112:ASP:OD1	3:CC:114:LYS:HG2	2.00	0.61
24:DA:144:A:N3	43:DT:3:ARG:NH2	2.48	0.61
24:DA:419:U:H2'	24:DA:420:C:C6	2.36	0.61
24:DA:1969:A:O2'	24:DA:1972:G:N3	2.28	0.61
24:DA:2051:A:OP2	59:DA:3484:HOH:O	2.16	0.61
24:DA:2078:C:H2'	24:DA:2079:U:O4'	2.01	0.61
24:DA:2445:G:OP1	28:DE:69:ARG:NH2	2.33	0.61

Continued on next page...

Continued from previous page...

Atom-1	Atom-2	Interatomic distance (Å)	Clash overlap (Å)
30:DG:34:ARG:HH11	30:DG:34:ARG:HG3	1.66	0.61
31:DH:88:GLY:C	31:DH:125:THR:CG2	2.69	0.61
35:DL:81:ASP:O	35:DL:83:ALA:N	2.33	0.61
42:DS:17:VAL:HG12	42:DS:76:VAL:HG21	1.83	0.61
48:DY:13:GLU:C	48:DY:15:ASN:H	2.04	0.61
1:AA:110:C:N3	1:AA:111:G:C5	2.69	0.61
1:AA:409:U:C5'	4:AD:25:VAL:HG12	2.30	0.61
1:AA:576:C:N4	1:AA:759:A:OP1	2.33	0.61
3:AC:20:SER:HA	3:AC:57:ILE:HG13	1.81	0.61
3:AC:64:ILE:HG23	3:AC:97:VAL:HG11	1.82	0.61
4:AD:36:GLN:O	4:AD:37:ALA:HB3	2.01	0.61
6:AF:64:VAL:CG1	6:AF:65:GLU:N	2.63	0.61
21:AU:5:LYS:HD2	21:AU:5:LYS:N	2.15	0.61
21:AU:18:ARG:O	21:AU:20:LYS:N	2.34	0.61
22:AV:50:U:C2	22:AV:65:G:N2	2.69	0.61
23:AX:4:G:H2'	23:AX:5:A:H5'	1.83	0.61
24:BA:72:U:P	43:BT:6:ARG:NH2	2.74	0.61
24:BA:348:A:N7	24:BA:349:U:C5	2.69	0.61
24:BA:621:A:H2'	24:BA:622:G:H5'	1.83	0.61
24:BA:767:U:O2'	24:BA:768:G:H5'	2.00	0.61
24:BA:1356:G:N1	24:BA:1357:C:C2	2.69	0.61
24:BA:2365:G:H4'	46:BW:60:PHE:CZ	2.35	0.61
24:BA:2441:U:C2'	24:BA:2442:C:H5'	2.31	0.61
57:BA:3163:NMY:H1	57:BA:3163:NMY:O17	2.01	0.61
25:BB:50:A:OP1	38:BO:68:LYS:N	2.31	0.61
26:BC:221:GLY:O	26:BC:224:MET:CG	2.48	0.61
27:BD:125:TRP:CD2	27:BD:160:LYS:HG2	2.35	0.61
47:BX:4:CYS:SG	47:BX:51:SER:N	2.71	0.61
1:CA:573:A:O2'	1:CA:574:A:H5'	2.01	0.61
1:CA:1315:U:O2'	1:CA:1360:A:O2'	2.18	0.61
2:CB:101:LEU:HD21	2:CB:175:GLU:CD	2.21	0.61
7:CG:21:GLU:O	7:CG:23:LEU:N	2.34	0.61
15:CO:29:VAL:O	15:CO:33:THR:HG23	2.01	0.61
20:CT:26:SER:O	20:CT:30:THR:OG1	2.08	0.61
22:CV:7:A:C3'	22:CV:8:U:C5'	2.73	0.61
24:DA:788:A:P	24:DA:790:U:O4	2.58	0.61
24:DA:900:A:C4	24:DA:901:C:C6	2.89	0.61
24:DA:1501:G:C2'	24:DA:1502:A:O5'	2.48	0.61
24:DA:1735:A:C6	24:DA:1736:U:C6	2.89	0.61
24:DA:1779:U:H5	24:DA:1784:A:N7	1.98	0.61
24:DA:2727:A:O2'	24:DA:2728:U:H5'	2.01	0.61

Continued on next page...

Continued from previous page...

Atom-1	Atom-2	Interatomic distance (Å)	Clash overlap (Å)
29:DF:147:ARG:HG2	29:DF:148:VAL:N	2.15	0.61
39:DP:91:VAL:CG2	39:DP:109:ILE:HD12	2.31	0.61
1:AA:799:G:H2'	1:AA:800:G:H5'	1.82	0.61
1:AA:981:U:OP1	14:AN:8:ARG:NH1	2.34	0.61
1:AA:1265:C:N4	1:AA:1266:G:O6	2.33	0.61
1:AA:1346:A:H5'	1:AA:1348:U:H1'	1.81	0.61
57:AA:1656:NMY:H16	57:AA:1656:NMY:C22	2.30	0.61
2:AB:133:GLU:O	2:AB:137:ARG:HB2	2.00	0.61
9:AI:18:ARG:O	9:AI:65:ILE:HG22	2.01	0.61
24:BA:204:A:H4'	24:BA:205:G:OP1	2.01	0.61
24:BA:278:A:N6	24:BA:362:A:N7	2.48	0.61
24:BA:463:G:N2	24:BA:466:A:OP2	2.33	0.61
24:BA:1319:C:O2'	24:BA:1320:C:H5'	2.01	0.61
24:BA:1474:U:O4	24:BA:1475:G:N2	2.33	0.61
24:BA:2044:C:C2	24:BA:2625:G:N2	2.69	0.61
24:BA:2117:A:N1	24:BA:2171:A:C6	2.68	0.61
24:BA:2278:A:OP1	36:BM:10:ARG:CZ	2.48	0.61
24:BA:2617:U:C2'	24:BA:2618:G:H5'	2.30	0.61
24:BA:2791:G:N1	24:BA:2806:C:O2	2.34	0.61
33:BJ:97:PRO:O	33:BJ:100:VAL:HG12	2.01	0.61
52:B2:3:ARG:CZ	52:B2:3:ARG:HB3	2.29	0.61
1:CA:538:G:H5''	12:CL:111:LYS:HG2	1.82	0.61
1:CA:645:G:O6	59:CA:1795:HOH:O	2.13	0.61
1:CA:728:A:C6	1:CA:729:A:C6	2.89	0.61
1:CA:923:A:O4'	1:CA:1398:A:C2	2.53	0.61
1:CA:957:U:H2'	1:CA:957:U:O2	2.01	0.61
1:CA:958:A:N7	1:CA:959:A:C6	2.69	0.61
1:CA:1111:A:C2	3:CC:177:THR:HB	2.36	0.61
1:CA:1134:G:C2	1:CA:1135:U:H1'	2.36	0.61
1:CA:1321:U:O2	19:CS:36:ARG:NH1	2.34	0.61
1:CA:1501:C:C5	1:CA:1504:G:C4	2.89	0.61
3:CC:7:PRO:O	3:CC:11:ARG:HD3	2.01	0.61
4:CD:17:THR:O	4:CD:18:ASP:HB2	2.01	0.61
5:CE:118:ALA:O	5:CE:120:VAL:HG22	2.01	0.61
7:CG:77:SER:O	7:CG:78:ARG:C	2.38	0.61
24:DA:953:G:H2'	24:DA:954:G:H5'	1.81	0.61
24:DA:1059:G:H3'	24:DA:1060:U:C6	2.35	0.61
24:DA:1235:G:C6	24:DA:1236:G:N1	2.69	0.61
24:DA:1654:A:C2	27:DD:118:PHE:CD2	2.89	0.61
24:DA:2117:A:O2'	24:DA:2118:U:OP2	2.15	0.61
24:DA:2323:G:H2'	24:DA:2324:U:H5'	1.82	0.61

Continued on next page...

Continued from previous page...

Atom-1	Atom-2	Interatomic distance (Å)	Clash overlap (Å)
48:DY:21:LEU:HA	48:DY:25:GLN:HB3	1.82	0.61
50:D0:54:ILE:O	50:D0:55:ALA:HB3	2.00	0.61
1:AA:505:G:C6	1:AA:535:A:C2	2.89	0.61
1:AA:946:A:N1	1:AA:1235:U:O4	2.34	0.61
1:AA:978:A:OP1	1:AA:1362:A:N6	2.32	0.61
1:AA:1023:U:H2'	1:AA:1024:G:C8	2.36	0.61
1:AA:1079:G:C2'	1:AA:1080:A:O5'	2.49	0.61
14:AN:46:LEU:HD12	14:AN:46:LEU:N	2.15	0.61
20:AT:76:LYS:CA	20:AT:79:LEU:HD11	2.30	0.61
24:BA:320:A:C5	28:BE:131:THR:HG21	2.36	0.61
24:BA:617:G:C2'	24:BA:618:G:O5'	2.49	0.61
24:BA:992:C:N4	57:BA:3162:NMY:O14	2.34	0.61
24:BA:1203:U:C4	24:BA:1204:A:C6	2.88	0.61
24:BA:2302:U:H2'	24:BA:2303:G:C5'	2.30	0.61
44:BU:66:VAL:O	44:BU:68:ASN:N	2.34	0.61
45:BV:51:GLN:HA	45:BV:56:PHE:CE2	2.35	0.61
1:CA:790:A:OP1	22:CV:38:A:O2'	2.13	0.61
1:CA:1315:U:H2'	1:CA:1316:G:O4'	2.01	0.61
7:CG:76:LYS:O	7:CG:77:SER:CB	2.49	0.61
12:CL:50:ARG:NH2	12:CL:89:ASP:OD2	2.32	0.61
24:DA:226:A:C6	24:DA:227:A:C6	2.89	0.61
24:DA:565:C:P	41:DR:79:ARG:CD	2.89	0.61
24:DA:1062:G:N7	24:DA:1070:A:O5'	2.34	0.61
24:DA:1319:C:H2'	24:DA:1320:C:H5'	1.82	0.61
24:DA:1340:U:H5	24:DA:1603:A:C8	2.19	0.61
24:DA:1801:A:C8	24:DA:2203:U:C6	2.89	0.61
24:DA:2230:G:C1'	47:DX:31:ASN:HB3	2.27	0.61
24:DA:2315:G:O2'	29:DF:124:ARG:NH1	2.34	0.61
28:DE:24:ASN:CG	28:DE:27:LEU:CD1	2.69	0.61
30:DG:51:PHE:CE1	30:DG:68:ARG:HA	2.36	0.61
31:DH:117:LEU:HD23	31:DH:119:ASN:N	2.15	0.61
31:DH:127:GLU:HA	31:DH:144:VAL:O	1.99	0.61
31:DH:148:ALA:O	31:DH:149:GLU:HB3	2.00	0.61
32:DI:56:VAL:HG21	32:DI:70:THR:HA	1.82	0.61
34:DK:14:SER:HA	34:DK:51:LYS:NZ	2.16	0.61
37:DN:3:HIS:O	37:DN:4:ARG:HB2	2.01	0.61
41:DR:77:PHE:CZ	41:DR:79:ARG:NE	2.69	0.61
1:AA:278:G:OP2	17:AQ:43:LYS:NZ	2.31	0.61
1:AA:342:C:H2'	1:AA:343:U:H5'	1.81	0.61
1:AA:682:G:H2'	1:AA:683:G:H5'	1.82	0.61
1:AA:1101:A:N1	2:AB:99:GLY:HA3	2.16	0.61

Continued on next page...

Continued from previous page...

Atom-1	Atom-2	Interatomic distance (Å)	Clash overlap (Å)
6:AF:38:ARG:HD3	6:AF:97:THR:HA	1.82	0.61
7:AG:57:SER:OG	7:AG:58:GLU:N	2.31	0.61
7:AG:75:VAL:HA	7:AG:87:VAL:O	2.01	0.61
19:AS:81:ARG:NH2	24:BA:885:C:OP2	2.33	0.61
22:AV:32:U:H3'	22:AV:33:U:H5''	1.83	0.61
24:BA:238:C:C2'	24:BA:239:C:O5'	2.49	0.61
24:BA:378:C:H2'	24:BA:379:G:H5'	1.83	0.61
24:BA:642:U:O2'	24:BA:644:A:N7	2.25	0.61
24:BA:804:A:H5''	24:BA:805:G:OP1	2.01	0.61
24:BA:980:A:C4	24:BA:1136:G:O4'	2.54	0.61
24:BA:2112:G:OP1	24:BA:2115:G:N1	2.33	0.61
24:BA:2409:G:C6	24:BA:2410:G:C5	2.88	0.61
24:BA:2417:C:H2'	24:BA:2418:A:C8	2.36	0.61
31:BH:97:ARG:NH2	31:BH:101:ASP:OD2	2.33	0.61
34:BK:39:ILE:HG22	34:BK:40:LYS:N	2.15	0.61
37:BN:97:ILE:HD11	37:BN:111:ALA:CB	2.31	0.61
41:BR:66:HIS:CD2	41:BR:94:THR:HG23	2.35	0.61
42:BS:39:THR:CG2	42:BS:44:ALA:HB1	2.30	0.61
44:BU:73:ASN:O	44:BU:74:ALA:CB	2.48	0.61
44:BU:98:ASN:O	44:BU:99:SER:CB	2.49	0.61
1:CA:59:A:H2'	1:CA:59:A:N3	2.16	0.61
1:CA:587:G:C2	1:CA:755:G:C5	2.89	0.61
1:CA:1309:G:C5	1:CA:1329:A:C5	2.88	0.61
8:CH:83:LEU:HD22	12:CL:4:VAL:HG21	1.82	0.61
24:DA:485:C:C2	24:DA:496:G:N2	2.69	0.61
24:DA:608:A:C2'	24:DA:609:A:O5'	2.49	0.61
24:DA:636:G:C6	35:DL:111:ILE:HD11	2.36	0.61
24:DA:1738:G:HO2'	24:DA:1739:A:P	2.23	0.61
24:DA:2633:G:H1'	27:DD:63:PRO:CB	2.31	0.61
24:DA:2768:U:H2'	24:DA:2769:U:O5'	2.01	0.61
30:DG:85:LYS:HG2	30:DG:131:VAL:HG22	1.82	0.61
44:DU:5:ARG:HD2	44:DU:6:ARG:H	1.66	0.61
54:D4:33:HIS:O	54:D4:35:GLN:HG3	1.99	0.61
1:AA:599:C:H4'	8:AH:88:ARG:NH1	2.16	0.60
1:AA:1068:G:N2	1:AA:1108:G:H1'	2.16	0.60
1:AA:1095:U:H5'	1:AA:1109:C:O2	2.01	0.60
2:AB:10:LEU:O	2:AB:12:ALA:N	2.34	0.60
4:AD:62:ARG:HD2	4:AD:72:PHE:CE1	2.36	0.60
8:AH:111:MET:HE3	8:AH:116:ALA:N	2.16	0.60
11:AK:107:ILE:HG23	11:AK:107:ILE:O	2.01	0.60
13:AM:22:ILE:HD11	13:AM:65:VAL:HB	1.83	0.60

Continued on next page...

Continued from previous page...

Atom-1	Atom-2	Interatomic distance (Å)	Clash overlap (Å)
14:AN:9:GLU:O	14:AN:12:ARG:N	2.34	0.60
16:AP:32:PHE:C	16:AP:32:PHE:HD1	2.03	0.60
20:AT:27:MET:O	20:AT:27:MET:CG	2.49	0.60
24:BA:551:G:OP1	57:BA:3166:NMY:H7	2.01	0.60
24:BA:608:A:C6	24:BA:609:A:C6	2.89	0.60
24:BA:856:G:C2	24:BA:922:C:N3	2.69	0.60
24:BA:860:U:O2'	24:BA:2267:A:H5'	2.01	0.60
24:BA:1402:U:H2'	24:BA:1403:A:C5'	2.31	0.60
24:BA:2429:G:OP2	24:BA:2430:A:OP2	2.19	0.60
26:BC:30:ALA:O	26:BC:32:LEU:N	2.34	0.60
33:BJ:84:ILE:O	33:BJ:84:ILE:HG23	2.01	0.60
1:CA:446:G:N2	1:CA:489:C:O2	2.34	0.60
1:CA:575:G:H4'	1:CA:576:C:OP1	2.00	0.60
1:CA:865:A:C5	1:CA:866:C:C5	2.88	0.60
1:CA:1254:A:C2	1:CA:1255:G:C5	2.89	0.60
1:CA:1524:C:P	11:CK:125:LYS:CE	2.88	0.60
4:CD:148:LYS:O	4:CD:149:ALA:CB	2.48	0.60
5:CE:133:PRO:O	5:CE:137:VAL:HG12	2.01	0.60
8:CH:82:GLY:O	8:CH:83:LEU:CB	2.48	0.60
13:CM:22:ILE:H	13:CM:25:VAL:HG21	1.65	0.60
15:CO:19:ALA:O	15:CO:20:ASN:ND2	2.34	0.60
17:CQ:46:VAL:HG22	17:CQ:74:THR:HA	1.83	0.60
17:CQ:50:ASN:O	17:CQ:50:ASN:ND2	2.34	0.60
19:CS:4:SER:O	19:CS:5:LEU:CB	2.48	0.60
55:CY:158:ASP:O	55:CY:159:ASP:HB3	1.99	0.60
24:DA:12:U:O2	24:DA:12:U:H2'	2.01	0.60
24:DA:773:U:H4'	26:DC:46:GLY:HA3	1.83	0.60
24:DA:847:U:H2'	24:DA:847:U:O2	2.01	0.60
24:DA:847:U:O2	24:DA:934:U:H1'	2.01	0.60
24:DA:1342:A:OP2	59:DA:3716:HOH:O	2.16	0.60
36:DM:34:LYS:NZ	45:DV:81:PRO:O	2.34	0.60
44:DU:32:LYS:HZ3	44:DU:32:LYS:CA	2.14	0.60
1:AA:246:A:H4'	1:AA:247:G:OP1	2.00	0.60
1:AA:482:A:C2'	1:AA:483:C:O5'	2.48	0.60
1:AA:585:G:O2'	12:AL:5:ASN:ND2	2.34	0.60
1:AA:863:U:H2'	1:AA:863:U:O2	2.00	0.60
1:AA:1256:A:O2'	1:AA:1278:G:O6	2.09	0.60
1:AA:1446:A:H2'	1:AA:1446:A:N3	2.15	0.60
3:AC:63:SER:CA	3:AC:97:VAL:HG13	2.31	0.60
6:AF:51:ILE:CG1	6:AF:51:ILE:O	2.48	0.60
8:AH:40:LEU:HB2	8:AH:46:ILE:HG21	1.82	0.60

Continued on next page...

Continued from previous page...

Atom-1	Atom-2	Interatomic distance (Å)	Clash overlap (Å)
22:AV:75:C:H5''	22:AV:76:A:OP2	2.01	0.60
24:BA:218:A:N6	24:BA:219:A:C6	2.69	0.60
24:BA:241:A:C8	24:BA:243:U:C2	2.89	0.60
24:BA:276:U:O2	24:BA:276:U:H2'	1.99	0.60
24:BA:1609:A:C2	24:BA:1616:A:C8	2.89	0.60
24:BA:2376:A:C4	38:BO:99:TYR:CE2	2.89	0.60
29:BF:37:MET:SD	29:BF:56:LEU:CD2	2.89	0.60
1:CA:584:G:H2'	1:CA:585:G:C8	2.36	0.60
1:CA:1508:A:C5	1:CA:1509:C:C5	2.88	0.60
3:CC:77:ILE:HA	3:CC:84:VAL:HG13	1.81	0.60
7:CG:27:VAL:CG2	7:CG:40:GLU:HB3	2.31	0.60
7:CG:103:TRP:CZ2	7:CG:133:THR:C	2.74	0.60
16:CP:54:LEU:O	16:CP:56:ARG:N	2.34	0.60
17:CQ:29:VAL:HG22	17:CQ:30:LYS:O	2.01	0.60
22:CV:15:G:H2'	22:CV:16:U:C6	2.35	0.60
22:CV:21:A:O4'	22:CV:48:C:N4	2.33	0.60
24:DA:297:G:H5''	44:DU:84:PHE:HB2	1.83	0.60
24:DA:1358:G:H1'	24:DA:1374:G:N2	2.16	0.60
24:DA:1725:U:O4	24:DA:1726:C:N4	2.33	0.60
24:DA:1736:U:O2	24:DA:1736:U:H2'	2.01	0.60
24:DA:1824:G:OP2	26:DC:52:HIS:NE2	2.34	0.60
24:DA:1931:U:C5'	57:DA:3184:NMY:H192	2.14	0.60
24:DA:2122:U:HO2'	24:DA:2123:G:P	2.24	0.60
24:DA:2394:C:OP2	53:D3:29:ARG:HD3	2.01	0.60
24:DA:2514:U:H2'	24:DA:2515:C:H6	1.66	0.60
24:DA:2523:G:O2'	24:DA:2524:G:H5'	2.01	0.60
57:DA:3185:NMY:H232	57:DA:3185:NMY:O18	2.00	0.60
29:DF:33:ILE:HD12	29:DF:99:PHE:CE1	2.36	0.60
1:AA:394:G:C2	1:AA:395:C:C2	2.89	0.60
1:AA:543:U:H5''	4:AD:14:ARG:NH2	2.16	0.60
1:AA:642:A:N3	8:AH:105:SER:O	2.34	0.60
1:AA:905:U:C6	1:AA:906:A:C8	2.89	0.60
3:AC:30:ALA:O	3:AC:33:LEU:N	2.34	0.60
4:AD:19:LEU:HD12	4:AD:19:LEU:N	2.16	0.60
4:AD:55:LEU:HD23	4:AD:56:ARG:N	2.16	0.60
5:AE:64:MET:O	5:AE:67:ALA:HB3	2.02	0.60
5:AE:154:ALA:C	5:AE:156:LYS:N	2.55	0.60
12:AL:107:VAL:HG23	12:AL:117:TYR:HB3	1.82	0.60
24:BA:322:A:OP1	28:BE:162:ARG:NH2	2.34	0.60
24:BA:1438:U:C5	24:BA:1552:A:N1	2.70	0.60
24:BA:1603:A:C2'	24:BA:1604:C:H5'	2.31	0.60

Continued on next page...

Continued from previous page...

Atom-1	Atom-2	Interatomic distance (Å)	Clash overlap (Å)
24:BA:2776:A:N7	24:BA:2782:G:C5	2.69	0.60
27:BD:125:TRP:CD1	27:BD:160:LYS:CE	2.85	0.60
27:BD:179:ARG:HG3	27:BD:188:LEU:HD12	1.83	0.60
31:BH:107:GLY:O	31:BH:109:GLU:N	2.34	0.60
35:BL:111:ILE:HA	35:BL:128:THR:HG21	1.84	0.60
1:CA:188:C:H2'	1:CA:189:A:O4'	2.01	0.60
1:CA:264:C:O3'	17:CQ:65:ARG:NH1	2.33	0.60
1:CA:450:G:C8	1:CA:481:G:O6	2.55	0.60
1:CA:1309:G:C2	1:CA:1329:A:N9	2.69	0.60
1:CA:1412:C:H2'	1:CA:1413:A:C8	2.37	0.60
1:CA:1491:G:OP1	12:CL:43:LYS:CE	2.49	0.60
2:CB:72:THR:OG1	2:CB:73:LYS:N	2.35	0.60
3:CC:180:ALA:HB1	3:CC:203:PHE:CE1	2.37	0.60
14:CN:49:GLN:C	14:CN:51:LEU:N	2.52	0.60
20:CT:20:HIS:O	20:CT:22:ALA:N	2.34	0.60
24:DA:402:A:C2'	24:DA:403:U:H5'	2.32	0.60
24:DA:882:G:N1	24:DA:894:U:O2	2.34	0.60
24:DA:1890:A:C5	24:DA:1891:G:C8	2.89	0.60
25:DB:46:A:C5	25:DB:47:C:C4	2.90	0.60
25:DB:83:G:H2'	25:DB:84:G:C5'	2.31	0.60
29:DF:67:THR:HG1	29:DF:85:GLY:C	2.04	0.60
41:DR:51:VAL:HB	41:DR:52:PRO:CD	2.31	0.60
42:DS:35:ILE:O	42:DS:39:THR:OG1	2.18	0.60
43:DT:27:SER:O	43:DT:29:THR:N	2.35	0.60
47:DX:31:ASN:O	47:DX:33:HIS:ND1	2.33	0.60
1:AA:55:A:C4	31:DH:91:PHE:CE2	2.90	0.60
1:AA:468:A:N7	1:AA:469:C:C2	2.69	0.60
1:AA:980:C:O2'	1:AA:981:U:P	2.59	0.60
1:AA:1092:A:C4	1:AA:1183:U:C4	2.90	0.60
1:AA:1425:U:O2'	1:AA:1426:G:H5'	2.02	0.60
2:AB:222:ARG:HD3	2:AB:222:ARG:N	2.17	0.60
4:AD:79:ALA:HB2	4:AD:90:LEU:HA	1.82	0.60
5:AE:104:GLY:HA3	5:AE:122:ASN:HA	1.84	0.60
8:AH:12:THR:O	8:AH:14:ILE:N	2.34	0.60
24:BA:186:G:H2'	24:BA:187:G:H5'	1.83	0.60
24:BA:422:A:C6	24:BA:423:A:N1	2.69	0.60
24:BA:458:G:OP1	24:BA:458:G:H4'	1.99	0.60
24:BA:819:A:C4	24:BA:1189:A:C2	2.89	0.60
24:BA:943:A:C2'	24:BA:944:C:H5'	2.31	0.60
24:BA:1203:U:C4	24:BA:1204:A:C5	2.89	0.60
24:BA:1240:U:O4	57:BA:3163:NMY:H9	2.00	0.60

Continued on next page...

Continued from previous page...

Atom-1	Atom-2	Interatomic distance (Å)	Clash overlap (Å)
24:BA:1494:A:N6	24:BA:1495:A:C6	2.69	0.60
24:BA:2293:G:P	38:BO:94:ARG:NH1	2.73	0.60
24:BA:2740:A:N6	24:BA:2741:A:N1	2.50	0.60
40:BQ:51:GLN:O	40:BQ:54:ARG:HG3	2.02	0.60
1:CA:1329:A:N6	1:CA:1330:U:C2	2.69	0.60
1:CA:1452:C:H4'	1:CA:1453:G:C4	2.36	0.60
3:CC:28:GLU:N	3:CC:28:GLU:OE1	2.35	0.60
10:CJ:42:LEU:HD22	10:CJ:71:LEU:HD22	1.83	0.60
24:DA:103:A:H2'	24:DA:104:A:O5'	2.01	0.60
24:DA:444:C:H2'	24:DA:445:C:H5'	1.83	0.60
24:DA:1418:G:C5'	24:DA:1419:A:OP2	2.48	0.60
24:DA:2597:G:H5'	26:DC:240:GLY:HA3	1.82	0.60
24:DA:2738:A:H2'	24:DA:2739:U:O5'	2.00	0.60
26:DC:20:ASN:HB2	26:DC:23:LEU:HD13	1.83	0.60
28:DE:149:ILE:CG1	28:DE:188:MET:HG2	2.32	0.60
30:DG:142:GLN:O	30:DG:145:ALA:N	2.34	0.60
33:DJ:101:ILE:HG22	33:DJ:102:GLU:N	2.16	0.60
34:DK:90:ASN:O	34:DK:91:SER:OG	2.19	0.60
37:DN:12:ARG:HD3	37:DN:16:HIS:NE2	2.16	0.60
40:DQ:80:ASN:CG	40:DQ:83:LYS:HE2	2.22	0.60
41:DR:16:GLU:CA	41:DR:98:ILE:HD11	2.31	0.60
45:DV:8:VAL:HA	45:DV:40:ILE:HG22	1.83	0.60
1:AA:356:A:H4'	1:AA:367:U:C5	2.37	0.60
1:AA:485:U:OP2	1:AA:485:U:H4'	2.02	0.60
1:AA:908:A:N3	1:AA:909:A:C8	2.69	0.60
1:AA:1015:G:OP1	19:AS:14:HIS:CD2	2.54	0.60
3:AC:14:ILE:HG22	3:AC:15:VAL:HG13	1.82	0.60
5:AE:126:LYS:O	5:AE:127:ALA:CB	2.49	0.60
16:AP:19:VAL:HG23	16:AP:36:VAL:HG23	1.82	0.60
18:AR:56:ALA:HA	18:AR:59:ILE:CG2	2.31	0.60
21:AU:26:ALA:HA	21:AU:30:ALA:H	1.66	0.60
24:BA:453:A:H1'	24:BA:457:A:C2	2.36	0.60
24:BA:568:U:C6	24:BA:570:G:OP2	2.55	0.60
24:BA:604:G:C2'	24:BA:605:G:O5'	2.50	0.60
24:BA:1415:U:C2	24:BA:1588:G:N2	2.69	0.60
24:BA:1453:A:C2	37:BN:77:ALA:CB	2.84	0.60
24:BA:1605:C:H2'	24:BA:1606:C:H5'	1.83	0.60
24:BA:1709:U:C2	24:BA:1750:G:N2	2.69	0.60
24:BA:1881:C:H2'	24:BA:1882:U:O4'	2.02	0.60
24:BA:2020:A:C2	24:BA:2035:G:N1	2.69	0.60
24:BA:2242:G:N7	59:BA:3503:HOH:O	2.31	0.60

Continued on next page...

Continued from previous page...

Atom-1	Atom-2	Interatomic distance (Å)	Clash overlap (Å)
24:BA:2331:G:C4	24:BA:2332:C:C5	2.89	0.60
57:BA:3165:NMY:O17	57:BA:3165:NMY:H1	2.00	0.60
1:CA:74:A:C2	1:CA:97:G:C4	2.89	0.60
1:CA:259:G:C4	1:CA:260:G:C8	2.89	0.60
1:CA:466:A:H2'	1:CA:467:U:C5	2.36	0.60
1:CA:673:A:O3'	6:CF:86:ARG:NH2	2.35	0.60
1:CA:718:A:C2	11:CK:118:HIS:CE1	2.89	0.60
1:CA:753:A:H5''	1:CA:754:C:N3	2.16	0.60
1:CA:805:C:H2'	1:CA:806:C:C6	2.36	0.60
6:CF:4:TYR:N	6:CF:4:TYR:CD1	2.70	0.60
24:DA:247:G:N7	24:DA:249:C:C2	2.69	0.60
24:DA:402:A:H2'	24:DA:403:U:H5'	1.83	0.60
24:DA:1023:U:C2'	24:DA:1024:G:H5'	2.32	0.60
24:DA:1131:G:O2'	24:DA:2026:U:H5'	2.01	0.60
24:DA:1183:U:H2'	24:DA:1184:U:C6	2.35	0.60
24:DA:1414:C:C5	24:DA:1415:U:C5	2.89	0.60
24:DA:1471:G:C5	24:DA:1472:C:C4	2.89	0.60
25:DB:28:C:H2'	25:DB:29:A:O4'	2.01	0.60
31:DH:71:LYS:O	31:DH:72:ILE:HG13	2.01	0.60
31:DH:94:ILE:H	31:DH:122:LEU:HB3	1.64	0.60
34:DK:64:ARG:HB2	34:DK:79:PHE:CD2	2.37	0.60
1:AA:127:G:C6	1:AA:128:G:N7	2.69	0.60
1:AA:177:G:H2'	1:AA:178:C:C5'	2.31	0.60
1:AA:203:G:O2'	1:AA:465:A:N1	2.34	0.60
1:AA:238:A:OP1	17:AQ:40:ARG:NH2	2.35	0.60
1:AA:309:A:C2	1:AA:310:G:C8	2.89	0.60
1:AA:311:C:OP1	16:AP:31:ARG:HD2	2.02	0.60
4:AD:55:LEU:HA	4:AD:58:LYS:HB3	1.84	0.60
4:AD:177:LYS:O	4:AD:178:MET:CB	2.48	0.60
10:AJ:67:ILE:CG2	10:AJ:67:ILE:O	2.48	0.60
24:BA:126:A:OP1	52:B2:17:GLY:HA3	2.02	0.60
24:BA:1264:A:OP1	50:B0:15:ARG:NH1	2.34	0.60
24:BA:1360:G:C8	24:BA:1361:G:C8	2.90	0.60
24:BA:2108:A:H2'	24:BA:2109:U:C6	2.36	0.60
24:BA:2209:G:C2	24:BA:2216:G:C2	2.90	0.60
24:BA:2478:A:C2	24:BA:2529:G:H2'	2.36	0.60
24:BA:2732:G:H3'	24:BA:2733:A:C5'	2.32	0.60
34:BK:106:GLU:N	34:BK:106:GLU:OE1	2.34	0.60
1:CA:719:C:H1'	18:CR:38:LYS:HG3	1.83	0.60
1:CA:1082:A:C4	1:CA:1083:U:O2	2.55	0.60
1:CA:1147:C:O2'	9:CI:18:ARG:HD3	2.02	0.60

Continued on next page...

Continued from previous page...

Atom-1	Atom-2	Interatomic distance (Å)	Clash overlap (Å)
1:CA:1367:C:OP1	9:CI:116:VAL:HG22	2.00	0.60
2:CB:183:VAL:HG22	2:CB:184:PHE:N	2.16	0.60
10:CJ:63:ASP:HB3	10:CJ:65:TYR:CE1	2.37	0.60
11:CK:13:ARG:N	11:CK:76:GLU:OE2	2.35	0.60
20:CT:45:ALA:O	20:CT:48:GLN:NE2	2.34	0.60
24:DA:1425:G:C6	24:DA:1426:G:C2	2.90	0.60
24:DA:1734:G:C6	24:DA:1735:A:C8	2.90	0.60
24:DA:2243:U:H2'	24:DA:2244:U:C6	2.36	0.60
24:DA:2654:A:H5'	24:DA:2656:U:H1'	1.83	0.60
26:DC:30:ALA:O	26:DC:32:LEU:N	2.34	0.60
28:DE:200:LEU:HD23	28:DE:200:LEU:N	2.17	0.60
37:DN:33:ILE:O	37:DN:34:ILE:HG12	2.02	0.60
48:DY:6:LEU:HD13	48:DY:56:LEU:HD22	1.84	0.60
53:D3:28:LEU:HD22	53:D3:43:LEU:HB2	1.83	0.60
1:AA:126:G:H2'	1:AA:127:G:O4'	2.02	0.60
1:AA:254:G:OP1	17:AQ:70:THR:OG1	2.09	0.60
1:AA:651:C:C5	1:AA:752:G:O2'	2.55	0.60
1:AA:658:C:C2'	1:AA:659:U:H5'	2.31	0.60
1:AA:1015:G:P	19:AS:14:HIS:CE1	2.95	0.60
1:AA:1061:G:P	3:AC:3:GLN:NE2	2.74	0.60
2:AB:82:ASP:OD1	2:AB:82:ASP:N	2.31	0.60
4:AD:123:ILE:HA	4:AD:145:ILE:HA	1.82	0.60
7:AG:30:LEU:CD2	7:AG:42:ILE:HD11	2.32	0.60
7:AG:137:LYS:HA	7:AG:140:ASP:HB2	1.83	0.60
18:AR:40:VAL:HG22	18:AR:41:PRO:HD2	1.82	0.60
24:BA:67:U:H1'	24:BA:88:G:N2	2.17	0.60
24:BA:147:C:C4	24:BA:148:U:C5	2.90	0.60
24:BA:596:U:C2	24:BA:662:G:N2	2.70	0.60
24:BA:1062:G:C2	24:BA:1063:G:C6	2.90	0.60
24:BA:1079:C:N4	24:BA:1088:A:O4'	2.35	0.60
24:BA:1240:U:O2	24:BA:1240:U:H2'	2.02	0.60
24:BA:2294:G:P	38:BO:10:ARG:CZ	2.89	0.60
24:BA:2572:A:OP1	24:BA:2574:G:H4'	2.02	0.60
57:BA:3165:NMY:O5	57:BA:3165:NMY:N9	2.28	0.60
28:BE:149:ILE:O	28:BE:149:ILE:HD12	2.02	0.60
30:BG:51:PHE:CE2	30:BG:68:ARG:HB2	2.37	0.60
36:BM:97:GLN:CD	36:BM:97:GLN:N	2.54	0.60
37:BN:57:THR:HG22	37:BN:57:THR:O	2.01	0.60
41:BR:79:ARG:HA	41:BR:79:ARG:NE	2.16	0.60
1:CA:32:A:OP1	1:CA:398:U:H1'	2.01	0.60
1:CA:635:A:O2'	17:CQ:6:ARG:NH2	2.35	0.60

Continued on next page...

Continued from previous page...

Atom-1	Atom-2	Interatomic distance (Å)	Clash overlap (Å)
1:CA:1232:U:OP1	9:CI:126:GLN:HG3	2.02	0.60
2:CB:89:GLN:N	2:CB:89:GLN:CD	2.54	0.60
3:CC:66:VAL:CG1	3:CC:101:ILE:HA	2.32	0.60
14:CN:41:ARG:CG	14:CN:42:TRP:N	2.64	0.60
55:CY:78:VAL:O	55:CY:81:ALA:N	2.35	0.60
24:DA:570:G:H2'	24:DA:2030:A:N7	2.15	0.60
24:DA:571:U:C5	24:DA:575:A:C6	2.90	0.60
24:DA:608:A:H2'	24:DA:609:A:C8	2.36	0.60
24:DA:947:A:O2'	24:DA:984:A:H2	1.84	0.60
24:DA:1601:G:N7	59:DA:3717:HOH:O	2.31	0.60
24:DA:2885:G:H2'	24:DA:2886:A:C5'	2.32	0.60
26:DC:20:ASN:CB	26:DC:23:LEU:HD13	2.31	0.60
29:DF:95:MET:HG3	29:DF:96:TRP:N	2.16	0.60
38:DO:26:LEU:O	38:DO:38:GLN:O	2.19	0.60
41:DR:4:VAL:HG22	41:DR:4:VAL:O	2.01	0.60
46:DW:24:LYS:O	46:DW:25:ARG:HD3	2.02	0.60
1:AA:363:A:N7	12:AL:27:CYS:SG	2.75	0.60
1:AA:448:A:C8	1:AA:487:A:C6	2.89	0.60
1:AA:620:C:N4	1:AA:621:A:C6	2.70	0.60
1:AA:788:U:H2'	1:AA:789:U:H5'	1.83	0.60
1:AA:911:U:H2'	1:AA:912:C:C6	2.37	0.60
1:AA:977:A:OP1	14:AN:71:HIS:NE2	2.35	0.60
1:AA:1375:A:C4	1:AA:1376:U:C6	2.90	0.60
4:AD:102:VAL:HG12	4:AD:102:VAL:O	2.01	0.60
12:AL:32:GLY:HA3	12:AL:56:ARG:O	2.02	0.60
21:AU:25:LYS:NZ	23:AX:5:A:H4'	2.17	0.60
24:BA:146:A:C2	24:BA:147:C:C2	2.90	0.60
24:BA:402:A:H2'	24:BA:403:U:H5'	1.82	0.60
24:BA:1512:C:C2'	24:BA:1513:U:H5'	2.32	0.60
24:BA:1952:A:OP1	34:BK:44:LYS:NZ	2.34	0.60
24:BA:2125:G:N2	24:BA:2171:A:O5'	2.33	0.60
24:BA:2198:A:N3	31:BH:29:PHE:HB3	2.16	0.60
24:BA:2788:C:O2'	24:BA:2809:A:O2'	2.10	0.60
28:BE:44:ARG:O	28:BE:45:ALA:HB2	2.00	0.60
36:BM:81:ARG:O	36:BM:82:MET:CG	2.49	0.60
36:BM:106:ASP:OD1	36:BM:107:GLY:N	2.35	0.60
37:BN:13:ASN:OD1	37:BN:13:ASN:N	2.33	0.60
1:CA:149:A:N3	1:CA:149:A:H2'	2.17	0.60
1:CA:606:G:C2'	1:CA:607:A:OP1	2.50	0.60
1:CA:842:U:C2	1:CA:844:G:OP1	2.54	0.60
1:CA:987:G:C2	1:CA:1219:A:C2	2.90	0.60

Continued on next page...

Continued from previous page...

Atom-1	Atom-2	Interatomic distance (Å)	Clash overlap (Å)
1:CA:1089:G:H2'	1:CA:1090:U:O5'	2.02	0.60
1:CA:1309:G:C5	1:CA:1329:A:C6	2.90	0.60
4:CD:149:ALA:HA	4:CD:152:GLN:NE2	2.16	0.60
5:CE:25:VAL:O	5:CE:27:GLY:N	2.34	0.60
7:CG:71:PRO:HD3	7:CG:138:ARG:NH2	2.17	0.60
9:CI:91:ASP:O	9:CI:94:LEU:HG	2.02	0.60
12:CL:114:ARG:NE	12:CL:121:ARG:HG3	2.17	0.60
18:CR:31:ASN:O	18:CR:32:TYR:CG	2.54	0.60
24:DA:1484:U:O2	24:DA:1484:U:H2'	2.01	0.60
24:DA:2129:C:H2'	24:DA:2130:U:H5''	1.82	0.60
24:DA:2511:U:O4	24:DA:2575:C:N3	2.34	0.60
24:DA:2782:G:N2	24:DA:2783:U:C2	2.69	0.60
26:DC:259:ASN:O	26:DC:260:LYS:HB3	2.00	0.60
28:DE:27:LEU:O	28:DE:30:GLN:N	2.35	0.60
40:DQ:13:HIS:O	40:DQ:17:LEU:HD12	2.02	0.60
43:DT:30:ILE:HG13	43:DT:85:VAL:HG13	1.84	0.60
1:AA:60:A:C2	1:AA:107:G:N3	2.70	0.60
1:AA:176:C:O2	1:AA:177:G:C2	2.55	0.60
1:AA:255:G:O6	1:AA:271:C:N4	2.35	0.60
1:AA:929:G:C6	1:AA:930:C:C5	2.90	0.60
1:AA:1316:G:N1	1:AA:1319:A:OP2	2.34	0.60
15:AO:25:THR:O	15:AO:28:GLN:N	2.35	0.60
24:BA:122:G:O6	24:BA:129:C:N3	2.35	0.60
24:BA:589:U:H2'	24:BA:590:A:C8	2.35	0.60
24:BA:656:G:C5	24:BA:657:U:C5	2.89	0.60
24:BA:784:G:C5'	26:BC:225:ASN:OD1	2.49	0.60
24:BA:813:U:H2'	24:BA:814:C:C6	2.37	0.60
24:BA:1113:U:H2'	24:BA:1114:C:C6	2.37	0.60
24:BA:1171:G:C2	24:BA:1179:G:C2	2.90	0.60
25:BB:29:A:OP2	38:BO:31:THR:OG1	2.09	0.60
30:BG:3:VAL:O	30:BG:68:ARG:HD3	2.01	0.60
31:BH:83:LYS:O	31:BH:90:LEU:HB2	2.02	0.60
34:BK:8:LEU:HD12	34:BK:8:LEU:N	2.17	0.60
34:BK:39:ILE:CG2	34:BK:41:ILE:HG23	2.32	0.60
43:BT:19:LYS:CA	43:BT:22:THR:HG22	2.31	0.60
43:BT:35:ALA:O	43:BT:37:ASP:N	2.35	0.60
47:BX:45:PHE:O	47:BX:46:VAL:HG22	2.02	0.60
1:CA:580:C:H2'	1:CA:581:G:O4'	2.02	0.60
1:CA:929:G:N2	1:CA:1389:C:C2	2.70	0.60
1:CA:1083:U:C5	1:CA:1084:G:C4	2.90	0.60
1:CA:1506:U:OP2	11:CK:128:ARG:NH2	2.33	0.60

Continued on next page...

Continued from previous page...

Atom-1	Atom-2	Interatomic distance (Å)	Clash overlap (Å)
4:CD:4:TYR:OH	4:CD:68:LEU:HA	2.01	0.60
4:CD:181:THR:OG1	4:CD:182:PHE:N	2.34	0.60
7:CG:17:LYS:HB2	7:CG:44:TYR:CE1	2.36	0.60
8:CH:53:GLY:O	8:CH:54:ASP:CB	2.50	0.60
15:CO:54:ARG:O	15:CO:56:LEU:N	2.35	0.60
20:CT:67:ILE:HG23	20:CT:71:LYS:HB3	1.84	0.60
22:CV:44:G:C4'	22:CV:45:U:OP1	2.48	0.60
22:CV:60:U:H5''	22:CV:61:C:C5	2.35	0.60
24:DA:85:G:P	44:DU:5:ARG:CD	2.89	0.60
24:DA:228:C:H5	24:DA:2407:A:HO2'	1.49	0.60
24:DA:634:C:H2'	24:DA:635:C:C6	2.35	0.60
24:DA:749:A:H4'	24:DA:1271:G:N3	2.17	0.60
24:DA:1082:U:OP1	32:DI:123:ALA:HB1	2.02	0.60
25:DB:21:G:N2	25:DB:63:C:C2	2.70	0.60
25:DB:34:A:N3	25:DB:36:C:N4	2.49	0.60
31:DH:134:VAL:CG1	31:DH:138:VAL:HG21	2.32	0.60
37:DN:2:ARG:CZ	37:DN:2:ARG:HB2	2.30	0.60
37:DN:66:ALA:O	37:DN:70:THR:CG2	2.49	0.60
38:DO:79:ALA:HA	38:DO:115:LEU:CD1	2.32	0.60
43:DT:73:ARG:HG2	43:DT:74:ILE:H	1.66	0.60
1:AA:46:G:N2	1:AA:396:C:N3	2.50	0.60
1:AA:580:C:H2'	1:AA:581:G:O4'	2.02	0.60
1:AA:786:G:C2'	1:AA:787:A:O5'	2.49	0.60
57:AA:1656:NMY:O22	57:AA:1656:NMY:C16	2.49	0.60
5:AE:111:MET:O	5:AE:115:LEU:HD22	2.02	0.60
7:AG:101:MET:O	7:AG:105:VAL:HG13	2.01	0.60
15:AO:29:VAL:O	15:AO:32:LEU:N	2.35	0.60
24:BA:481:G:P	44:BU:43:LYS:CG	2.89	0.60
24:BA:1205:A:N3	57:BA:3163:NMY:O20	2.23	0.60
24:BA:1228:G:H2'	24:BA:1229:C:H5'	1.83	0.60
24:BA:1599:U:P	43:BT:40:LYS:HG3	2.42	0.60
24:BA:1654:A:C2	27:BD:118:PHE:CD2	2.90	0.60
24:BA:2734:A:C2'	24:BA:2735:G:H5'	2.32	0.60
28:BE:149:ILE:HG12	28:BE:188:MET:HG2	1.83	0.60
30:BG:82:PHE:HB3	30:BG:140:ILE:HD11	1.84	0.60
1:CA:353:A:H2'	1:CA:354:G:OP2	2.02	0.60
1:CA:672:U:HO2'	18:CR:64:TYR:HH	1.48	0.60
1:CA:1103:C:N4	1:CA:1104:G:C6	2.70	0.60
1:CA:1133:G:C2	1:CA:1142:G:C2	2.89	0.60
11:CK:52:PHE:CD1	11:CK:57:LYS:HE3	2.37	0.60
17:CQ:81:LYS:O	17:CQ:83:VAL:N	2.35	0.60

Continued on next page...

Continued from previous page...

Atom-1	Atom-2	Interatomic distance (Å)	Clash overlap (Å)
24:DA:320:A:H4'	24:DA:322:A:N7	2.17	0.60
24:DA:549:G:H3'	24:DA:549:G:OP2	2.02	0.60
24:DA:753:A:H2'	24:DA:754:U:H6	1.67	0.60
24:DA:2681:C:OP1	27:DD:8:LYS:NZ	2.34	0.60
26:DC:23:LEU:HD12	26:DC:23:LEU:N	2.17	0.60
26:DC:70:LYS:HD2	26:DC:95:TYR:CD1	2.35	0.60
40:DQ:79:ILE:HG22	40:DQ:80:ASN:N	2.17	0.60
41:DR:67:GLY:C	41:DR:93:PHE:CE2	2.75	0.60
51:D1:21:THR:OG1	53:D3:33:THR:CG2	2.50	0.60
1:AA:749:A:O2'	15:AO:20:ASN:ND2	2.34	0.59
1:AA:1157:A:C2	1:AA:1181:G:C8	2.90	0.59
1:AA:1275:A:C6	1:AA:1276:G:C5	2.90	0.59
6:AF:43:GLY:HA2	6:AF:58:HIS:CE1	2.36	0.59
24:BA:227:A:C4	24:BA:2407:A:H1'	2.37	0.59
24:BA:391:A:C4	24:BA:392:U:C6	2.90	0.59
24:BA:395:U:O2'	24:BA:396:G:N7	2.34	0.59
24:BA:1103:A:C8	24:BA:1104:C:C5	2.90	0.59
24:BA:1587:G:C5	24:BA:1588:G:N7	2.70	0.59
24:BA:1599:U:C5	24:BA:1600:C:C5	2.90	0.59
24:BA:1893:C:C5	24:BA:1894:C:C5	2.90	0.59
25:BB:94:A:H2'	25:BB:95:U:O4'	2.02	0.59
33:BJ:93:ILE:HD12	33:BJ:94:ALA:N	2.16	0.59
1:CA:66:A:H4'	1:CA:173:U:C4	2.37	0.59
1:CA:533:A:C2	1:CA:536:C:C5	2.90	0.59
1:CA:828:U:OP1	1:CA:828:U:H4'	2.01	0.59
2:CB:22:TYR:O	2:CB:23:TRP:CB	2.50	0.59
4:CD:22:LYS:HZ1	4:CD:26:ARG:CD	2.15	0.59
4:CD:190:ASP:C	4:CD:190:ASP:OD1	2.40	0.59
5:CE:46:VAL:HG13	5:CE:118:ALA:HB2	1.84	0.59
8:CH:10:MET:SD	8:CH:36:ILE:CD1	2.90	0.59
15:CO:39:LEU:O	15:CO:42:HIS:HB3	2.02	0.59
23:CX:10:A:HO2'	23:CX:11:A:P	2.20	0.59
24:DA:674:G:H1'	28:DE:69:ARG:HD3	1.84	0.59
24:DA:1251:C:OP2	40:DQ:5:ARG:HD2	2.01	0.59
24:DA:1619:G:C2'	24:DA:1620:G:O5'	2.50	0.59
24:DA:2768:U:C2'	24:DA:2769:U:O5'	2.50	0.59
33:DJ:12:LYS:O	33:DJ:41:LYS:NZ	2.35	0.59
38:DO:25:ARG:NH2	38:DO:40:ILE:HD11	2.17	0.59
48:DY:24:GLU:O	48:DY:25:GLN:C	2.40	0.59
1:AA:86:G:HO2'	1:AA:87:C:P	2.24	0.59
1:AA:109:A:C6	1:AA:326:G:C6	2.90	0.59

Continued on next page...

Continued from previous page...

Atom-1	Atom-2	Interatomic distance (Å)	Clash overlap (Å)
1:AA:207:C:H1'	1:AA:213:G:N2	2.17	0.59
1:AA:261:U:C5	20:AT:74:ARG:NH1	2.71	0.59
1:AA:496:A:H2'	1:AA:497:G:C8	2.37	0.59
1:AA:597:G:H3'	1:AA:598:U:O4'	2.02	0.59
1:AA:693:G:C2	23:AX:10:A:N6	2.69	0.59
1:AA:1245:C:C4	1:AA:1246:A:N7	2.70	0.59
1:AA:1360:A:OP1	14:AN:58:SER:OG	2.19	0.59
2:AB:189:THR:HG23	2:AB:190:ASN:ND2	2.17	0.59
3:AC:6:HIS:HB3	14:AN:89:MET:CE	2.32	0.59
4:AD:203:LEU:HD12	4:AD:204:TYR:CD1	2.37	0.59
21:AU:5:LYS:N	21:AU:5:LYS:CD	2.64	0.59
24:BA:324:A:C6	24:BA:325:G:C4	2.90	0.59
24:BA:528:A:OP1	59:BA:3247:HOH:O	2.17	0.59
24:BA:670:A:H3'	35:BL:43:GLY:HA2	1.84	0.59
24:BA:1386:C:O2'	24:BA:1469:A:N3	2.35	0.59
24:BA:2734:A:H3'	24:BA:2735:G:H5'	1.84	0.59
35:BL:78:ARG:CB	35:BL:113:ALA:HB2	2.32	0.59
37:BN:70:THR:OG1	37:BN:71:ARG:N	2.33	0.59
40:BQ:24:TYR:CD1	40:BQ:25:GLY:N	2.70	0.59
44:BU:35:VAL:O	44:BU:35:VAL:CG2	2.50	0.59
48:BY:49:ASP:HA	48:BY:52:ARG:HD3	1.84	0.59
49:BZ:50:VAL:O	49:BZ:50:VAL:CG2	2.49	0.59
1:CA:409:U:OP1	4:CD:22:LYS:HA	2.02	0.59
1:CA:429:U:P	4:CD:9:LEU:HD22	2.43	0.59
1:CA:1215:G:C2'	1:CA:1216:A:H5'	2.32	0.59
2:CB:157:LEU:O	2:CB:159:ASP:N	2.35	0.59
4:CD:117:LEU:O	4:CD:118:VAL:C	2.39	0.59
4:CD:160:GLU:OE2	4:CD:161:LEU:HD22	2.02	0.59
6:CF:56:LYS:O	6:CF:57:ALA:HB2	2.02	0.59
7:CG:66:LEU:O	7:CG:68:ASN:N	2.33	0.59
7:CG:123:GLU:N	7:CG:123:GLU:OE1	2.35	0.59
12:CL:102:LEU:CD1	12:CL:103:ASP:HB3	2.31	0.59
15:CO:69:TYR:C	15:CO:69:TYR:CD1	2.72	0.59
24:DA:137:U:H2'	24:DA:140:C:C2	2.38	0.59
24:DA:238:C:O2'	24:DA:608:A:H1'	2.02	0.59
24:DA:292:U:C2'	24:DA:293:U:H5'	2.32	0.59
24:DA:608:A:O2'	24:DA:609:A:O5'	2.17	0.59
24:DA:682:G:O6	24:DA:794:A:N6	2.35	0.59
24:DA:1028:A:N6	24:DA:1125:G:H2'	2.17	0.59
24:DA:1182:G:C2'	24:DA:1183:U:H5'	2.31	0.59
24:DA:1439:A:C2	24:DA:1553:A:C5	2.89	0.59

Continued on next page...

Continued from previous page...

Atom-1	Atom-2	Interatomic distance (Å)	Clash overlap (Å)
24:DA:1632:A:O2'	24:DA:1633:G:H5'	2.01	0.59
29:DF:99:PHE:O	29:DF:103:ILE:HD11	2.02	0.59
30:DG:11:PRO:O	30:DG:14:VAL:CG1	2.49	0.59
37:DN:2:ARG:NH1	37:DN:2:ARG:CB	2.66	0.59
44:DU:35:VAL:HB	44:DU:38:ILE:CG1	2.32	0.59
1:AA:838:G:C2	1:AA:849:G:C2	2.91	0.59
1:AA:1049:U:OP1	14:AN:1:ALA:HB3	2.01	0.59
1:AA:1125:U:O2'	1:AA:1126:U:H2'	2.02	0.59
1:AA:1152:A:C2	1:AA:1153:G:C8	2.89	0.59
1:AA:1211:U:C2'	1:AA:1212:U:OP2	2.50	0.59
1:AA:1493:A:H3'	24:BA:1913:A:N1	2.18	0.59
1:AA:1505:G:H4'	1:AA:1506:U:H5''	1.84	0.59
2:AB:163:VAL:HG11	2:AB:185:ALA:CB	2.32	0.59
6:AF:14:GLN:OE1	6:AF:17:GLN:CG	2.50	0.59
6:AF:38:ARG:HD3	6:AF:97:THR:CA	2.31	0.59
8:AH:101:ILE:HG12	8:AH:112:THR:CG2	2.33	0.59
14:AN:20:PHE:CD1	14:AN:55:SER:O	2.55	0.59
19:AS:15:LEU:CD2	19:AS:35:SER:HB2	2.32	0.59
24:BA:7:G:C5	24:BA:8:C:C5	2.91	0.59
24:BA:348:A:H2'	24:BA:349:U:O4'	2.01	0.59
24:BA:590:A:H2'	24:BA:591:U:C6	2.38	0.59
24:BA:1301:A:C8	24:BA:1303:G:C8	2.89	0.59
24:BA:1478:G:C2	24:BA:1479:G:N7	2.70	0.59
24:BA:1869:G:N2	24:BA:1873:G:C5	2.70	0.59
24:BA:2311:A:C2	29:BF:76:PHE:HB3	2.36	0.59
26:BC:196:ASN:O	26:BC:198:GLU:N	2.34	0.59
37:BN:32:GLU:OE2	37:BN:86:ARG:NH1	2.35	0.59
46:BW:56:ASP:OD2	46:BW:58:THR:OG1	2.20	0.59
1:CA:20:U:C4	1:CA:21:G:C6	2.89	0.59
1:CA:420:U:O2'	1:CA:421:U:H5''	2.02	0.59
1:CA:854:U:C6	1:CA:871:U:O4	2.55	0.59
1:CA:938:A:N6	59:CA:1832:HOH:O	2.35	0.59
1:CA:1309:G:N1	1:CA:1329:A:C8	2.70	0.59
1:CA:1538:C:O2	21:CU:21:ARG:NH2	2.35	0.59
2:CB:111:ILE:HG12	2:CB:151:ILE:HG12	1.83	0.59
11:CK:50:SER:O	11:CK:52:PHE:CE1	2.56	0.59
12:CL:65:SER:HB3	12:CL:82:ILE:HD11	1.83	0.59
18:CR:62:ALA:HB1	18:CR:67:LEU:HD11	1.83	0.59
24:DA:278:A:C2	24:DA:362:A:H1'	2.37	0.59
24:DA:946:C:C2'	24:DA:947:A:O5'	2.49	0.59
24:DA:1190:G:OP1	35:DL:32:GLY:HA2	2.02	0.59

Continued on next page...

Continued from previous page...

Atom-1	Atom-2	Interatomic distance (Å)	Clash overlap (Å)
24:DA:2201:G:C4	24:DA:2202:U:C5	2.90	0.59
24:DA:2230:G:H5''	47:DX:29:LEU:HD13	1.84	0.59
57:DA:3190:NMY:N19	57:DA:3190:NMY:O21	2.35	0.59
26:DC:258:SER:O	26:DC:259:ASN:HB3	2.02	0.59
33:DJ:16:TYR:HA	33:DJ:138:GLN:O	2.03	0.59
33:DJ:130:HIS:CD2	33:DJ:132:HIS:HB2	2.37	0.59
37:DN:2:ARG:CZ	37:DN:2:ARG:CB	2.80	0.59
53:D3:6:VAL:HG12	53:D3:9:ALA:CB	2.32	0.59
1:AA:56:U:N3	31:DH:91:PHE:CZ	2.70	0.59
1:AA:461:A:C4	1:AA:462:G:C8	2.91	0.59
3:AC:167:TRP:CE3	3:AC:167:TRP:O	2.56	0.59
5:AE:107:ALA:O	5:AE:108:GLY:O	2.19	0.59
5:AE:114:VAL:HG23	5:AE:115:LEU:N	2.17	0.59
24:BA:572:A:C6	24:BA:573:U:N3	2.71	0.59
24:BA:1026:G:C8	24:BA:1134:A:C4	2.90	0.59
24:BA:1367:A:C5	24:BA:1368:G:H1'	2.38	0.59
24:BA:1505:A:C5	24:BA:1506:U:C4	2.91	0.59
24:BA:2107:G:C2	24:BA:2108:A:C4	2.90	0.59
24:BA:2748:A:C2'	24:BA:2749:A:O5'	2.50	0.59
26:BC:81:GLU:CB	26:BC:90:ILE:CD1	2.80	0.59
27:BD:33:ARG:HG2	27:BD:51:THR:HG22	1.83	0.59
28:BE:146:VAL:HG22	28:BE:147:LEU:N	2.17	0.59
30:BG:8:VAL:HG23	30:BG:49:LEU:HB2	1.84	0.59
34:BK:7:MET:HA	34:BK:8:LEU:HD12	1.83	0.59
46:BW:82:ILE:HG22	46:BW:82:ILE:O	2.02	0.59
48:BY:61:ALA:O	48:BY:63:ALA:N	2.36	0.59
1:CA:444:G:C2	1:CA:445:G:C4	2.90	0.59
1:CA:485:U:O4'	1:CA:485:U:O2	2.18	0.59
1:CA:626:G:C2	1:CA:627:G:C5	2.91	0.59
1:CA:774:G:C5	1:CA:775:G:N7	2.71	0.59
1:CA:782:A:C2	1:CA:801:U:C2	2.90	0.59
1:CA:925:G:H2'	1:CA:927:G:H5''	1.85	0.59
1:CA:1109:C:OP1	3:CC:176:HIS:CE1	2.56	0.59
1:CA:1187:G:N3	14:CN:100:SER:OG	2.26	0.59
1:CA:1500:A:OP1	1:CA:1505:G:OP1	2.20	0.59
3:CC:73:PRO:O	3:CC:77:ILE:HG12	2.01	0.59
4:CD:63:ARG:HA	4:CD:63:ARG:CZ	2.32	0.59
15:CO:82:ILE:O	15:CO:85:LEU:N	2.34	0.59
55:CY:106:THR:O	55:CY:107:GLU:HB2	2.03	0.59
24:DA:1183:U:H2'	24:DA:1184:U:H6	1.65	0.59
24:DA:2128:G:C2'	24:DA:2129:C:O5'	2.50	0.59

Continued on next page...

Continued from previous page...

Atom-1	Atom-2	Interatomic distance (Å)	Clash overlap (Å)
24:DA:2808:G:O2'	24:DA:2890:G:O6	2.18	0.59
25:DB:77:U:P	45:DV:14:LYS:HZ3	2.24	0.59
26:DC:80:LEU:CD2	26:DC:91:ALA:HB2	2.33	0.59
27:DD:104:VAL:O	27:DD:105:LYS:HB2	2.01	0.59
29:DF:84:ILE:O	29:DF:84:ILE:HG13	2.02	0.59
30:DG:41:GLU:OE2	30:DG:54:ARG:NH1	2.35	0.59
35:DL:116:VAL:HG13	35:DL:138:ALA:HB2	1.84	0.59
1:AA:32:A:C2	1:AA:33:A:C5	2.90	0.59
1:AA:152:A:N6	1:AA:170:U:C2	2.70	0.59
1:AA:257:G:C2	1:AA:258:G:N7	2.71	0.59
1:AA:466:A:C5	1:AA:468:A:C2	2.90	0.59
1:AA:508:U:H5'	4:AD:51:TYR:CE2	2.38	0.59
1:AA:612:C:C2'	1:AA:613:C:H5'	2.33	0.59
1:AA:958:A:C6	1:AA:959:A:N1	2.71	0.59
1:AA:1303:C:OP1	59:AA:1862:HOH:O	2.17	0.59
2:AB:169:GLU:O	2:AB:170:HIS:C	2.40	0.59
4:AD:22:LYS:O	4:AD:23:SER:C	2.41	0.59
4:AD:170:TRP:NE1	4:AD:186:PRO:HD3	2.18	0.59
4:AD:194:ASP:N	4:AD:194:ASP:OD1	2.34	0.59
7:AG:30:LEU:CD1	7:AG:120:LEU:HD12	2.33	0.59
11:AK:70:CYS:O	11:AK:74:VAL:HG22	2.03	0.59
11:AK:88:GLY:C	11:AK:93:ARG:NH2	2.56	0.59
12:AL:67:ILE:HG22	12:AL:97:THR:HB	1.83	0.59
12:AL:110:ARG:O	12:AL:114:ARG:HG2	2.01	0.59
13:AM:16:VAL:O	13:AM:19:LEU:HB2	2.02	0.59
14:AN:80:SER:O	14:AN:82:ILE:N	2.36	0.59
24:BA:608:A:H2'	24:BA:609:A:C8	2.37	0.59
24:BA:920:A:C6	24:BA:921:C:C4	2.91	0.59
24:BA:988:A:C6	49:BZ:13:ILE:HD11	2.37	0.59
24:BA:1401:G:C5	24:BA:1402:U:C5	2.90	0.59
24:BA:1544:A:N6	24:BA:1545:A:C6	2.71	0.59
24:BA:1710:G:C2	24:BA:1749:A:N3	2.71	0.59
24:BA:1725:U:H2'	24:BA:1726:C:C1'	2.32	0.59
24:BA:1835:G:C8	24:BA:1835:G:H5'	2.37	0.59
24:BA:2528:U:C2	24:BA:2535:G:O6	2.55	0.59
25:BB:23:G:C6	25:BB:24:G:O6	2.56	0.59
27:BD:47:ALA:C	27:BD:84:LEU:HD22	2.22	0.59
27:BD:124:ARG:HG3	27:BD:165:MET:HE2	1.84	0.59
33:BJ:18:VAL:HG12	33:BJ:55:ILE:O	2.03	0.59
1:CA:66:A:C2	1:CA:67:C:C6	2.90	0.59
1:CA:112:G:O2'	1:CA:113:G:H5'	2.03	0.59

Continued on next page...

Continued from previous page...

Atom-1	Atom-2	Interatomic distance (Å)	Clash overlap (Å)
1:CA:583:A:C2	1:CA:584:G:H1'	2.37	0.59
1:CA:680:C:O2	1:CA:711:G:C2	2.56	0.59
1:CA:966:G:N2	9:CI:129:LYS:HE3	2.15	0.59
1:CA:980:C:C5	1:CA:981:U:C2	2.91	0.59
3:CC:159:GLY:O	3:CC:160:ALA:O	2.21	0.59
4:CD:7:PRO:O	4:CD:9:LEU:HG	2.03	0.59
5:CE:45:ARG:NH1	5:CE:74:VAL:HG22	2.18	0.59
8:CH:78:VAL:HG22	8:CH:79:SER:N	2.16	0.59
9:CI:130:ARG:CZ	22:CV:33:U:C5	2.86	0.59
12:CL:63:VAL:O	12:CL:64:THR:HB	2.03	0.59
22:CV:65:G:C2	22:CV:66:U:H1'	2.38	0.59
24:DA:443:A:OP1	28:DE:40:ARG:HG2	2.02	0.59
24:DA:493:G:N7	57:DA:3189:NMY:H4	2.17	0.59
24:DA:630:G:H4'	24:DA:640:C:H4'	1.84	0.59
24:DA:1440:U:O4	59:DA:3633:HOH:O	2.11	0.59
24:DA:2012:G:OP1	42:DS:98:LYS:CG	2.50	0.59
24:DA:2786:U:O2'	24:DA:2787:C:H5'	2.02	0.59
24:DA:2825:G:H3'	24:DA:2826:A:H5'	1.85	0.59
28:DE:44:ARG:O	28:DE:45:ALA:HB2	2.03	0.59
28:DE:161:ALA:N	28:DE:162:ARG:HE	2.00	0.59
41:DR:82:HIS:ND1	41:DR:82:HIS:O	2.35	0.59
1:AA:592:G:C6	1:AA:593:U:N3	2.71	0.59
1:AA:973:G:C5	1:AA:974:A:N7	2.71	0.59
1:AA:1141:C:O2'	1:AA:1142:G:P	2.61	0.59
1:AA:1265:C:N4	1:AA:1266:G:C6	2.70	0.59
57:AA:1657:NMY:H14	57:AA:1657:NMY:HN32	1.68	0.59
5:AE:137:VAL:O	5:AE:137:VAL:HG13	2.00	0.59
6:AF:38:ARG:N	6:AF:63:ASN:OD1	2.36	0.59
8:AH:78:VAL:HG21	8:AH:128:TYR:CE1	2.38	0.59
24:BA:477:A:C6	24:BA:478:A:C6	2.91	0.59
24:BA:629:G:H1'	24:BA:639:U:H1'	1.83	0.59
24:BA:690:G:O3'	26:BC:216:ARG:NH2	2.36	0.59
24:BA:2502:G:C5'	24:BA:2503:A:H5''	2.32	0.59
24:BA:2520:C:H2'	24:BA:2521:C:H5'	1.83	0.59
34:BK:7:MET:HG2	34:BK:20:MET:HA	1.84	0.59
1:CA:184:G:C6	1:CA:185:U:C4	2.90	0.59
1:CA:373:A:C2	1:CA:374:A:C8	2.91	0.59
1:CA:425:G:C5	1:CA:426:U:C5	2.91	0.59
1:CA:855:U:C2	1:CA:856:C:H5	2.20	0.59
1:CA:1073:U:O2'	2:CB:103:ASN:ND2	2.35	0.59
1:CA:1305:G:O2'	1:CA:1306:A:O4'	2.21	0.59

Continued on next page...

Continued from previous page...

Atom-1	Atom-2	Interatomic distance (Å)	Clash overlap (Å)
4:CD:29:ASP:N	4:CD:29:ASP:OD1	2.35	0.59
9:CI:78:ALA:O	9:CI:81:HIS:HB2	2.03	0.59
13:CM:54:ASP:CG	13:CM:55:THR:N	2.55	0.59
22:CV:65:G:N2	22:CV:66:U:H1'	2.18	0.59
24:DA:454:A:H4'	24:DA:455:C:OP2	2.02	0.59
24:DA:651:G:OP1	53:D3:16:THR:CG2	2.51	0.59
24:DA:1424:G:N7	59:DA:3627:HOH:O	2.32	0.59
24:DA:1581:G:C6	24:DA:1582:C:C4	2.91	0.59
24:DA:1753:G:N1	24:DA:1756:G:OP2	2.35	0.59
24:DA:2468:A:H2'	24:DA:2476:A:C6	2.37	0.59
29:DF:93:GLU:O	29:DF:95:MET:N	2.35	0.59
29:DF:155:ILE:CD1	29:DF:156:THR:N	2.64	0.59
42:DS:55:ILE:HD13	42:DS:66:ILE:HG21	1.84	0.59
42:DS:105:VAL:CG1	42:DS:105:VAL:O	2.50	0.59
43:DT:36:LYS:O	43:DT:37:ASP:C	2.40	0.59
53:D3:31:ILE:O	53:D3:33:THR:N	2.34	0.59
1:AA:253:A:N6	1:AA:274:A:C6	2.71	0.59
1:AA:410:G:N2	1:AA:432:A:C8	2.70	0.59
1:AA:572:A:N3	1:AA:917:G:H1'	2.17	0.59
1:AA:607:A:C5	1:AA:608:A:N7	2.71	0.59
1:AA:728:A:C6	1:AA:729:A:C6	2.91	0.59
1:AA:1159:U:N3	1:AA:1182:G:C4	2.71	0.59
1:AA:1379:G:C6	1:AA:1380:U:O4	2.56	0.59
2:AB:10:LEU:HA	2:AB:43:LEU:HD13	1.84	0.59
17:AQ:28:PHE:O	17:AQ:29:VAL:CB	2.50	0.59
24:BA:1385:A:C2	24:BA:1386:C:C2	2.90	0.59
24:BA:1474:U:O4	24:BA:1475:G:C2	2.56	0.59
24:BA:2209:G:N1	24:BA:2216:G:C2	2.71	0.59
24:BA:2681:C:C2	24:BA:2724:U:O4	2.55	0.59
26:BC:232:GLY:O	26:BC:233:GLY:C	2.41	0.59
29:BF:36:ASN:CG	29:BF:87:LYS:HE3	2.23	0.59
33:BJ:53:TYR:HA	33:BJ:121:LYS:HB3	1.85	0.59
1:CA:52:C:H2'	1:CA:53:A:C8	2.38	0.59
1:CA:416:G:O2'	1:CA:417:G:H5'	2.02	0.59
1:CA:782:A:N7	1:CA:783:C:C2	2.71	0.59
1:CA:967:C:O4'	9:CI:129:LYS:CE	2.50	0.59
1:CA:1169:A:N6	1:CA:1170:A:N1	2.50	0.59
1:CA:1350:A:C2	1:CA:1351:U:O2	2.54	0.59
6:CF:37:HIS:O	6:CF:38:ARG:HB3	2.03	0.59
10:CJ:43:PRO:O	10:CJ:71:LEU:HD11	2.03	0.59
22:CV:12:U:H2'	22:CV:13:C:O4'	2.03	0.59

Continued on next page...

Continued from previous page...

Atom-1	Atom-2	Interatomic distance (Å)	Clash overlap (Å)
23:CX:5:A:H2'	23:CX:6:G:C8	2.38	0.59
24:DA:31:C:O3'	24:DA:1238:G:C5'	2.49	0.59
24:DA:46:G:N2	24:DA:47:C:C2	2.70	0.59
24:DA:387:U:C5	24:DA:388:G:O6	2.55	0.59
24:DA:446:G:OP1	40:DQ:2:ARG:HG3	2.03	0.59
24:DA:627:A:C5	24:DA:637:A:N7	2.71	0.59
24:DA:643:A:N1	24:DA:2369:A:O2'	2.32	0.59
24:DA:1921:G:C6	57:DA:3184:NMY:N7	2.63	0.59
24:DA:2204:G:HO2'	24:DA:2205:A:C5'	2.15	0.59
24:DA:2526:G:O2'	54:D4:1:MET:N	2.30	0.59
26:DC:197:ALA:O	26:DC:200:MET:CE	2.51	0.59
29:DF:111:ARG:C	29:DF:113:PHE:N	2.54	0.59
31:DH:77:THR:HG22	31:DH:78:VAL:N	2.18	0.59
31:DH:82:SER:CB	31:DH:146:VAL:HG23	2.33	0.59
40:DQ:87:VAL:HA	41:DR:49:ILE:HG21	1.84	0.59
48:DY:22:LEU:HD23	48:DY:23:ARG:N	2.17	0.59
1:AA:59:A:N7	1:AA:354:G:C6	2.70	0.59
1:AA:631:C:OP1	1:AA:632:U:O4'	2.21	0.59
1:AA:983:A:C2'	1:AA:983:A:N3	2.66	0.59
1:AA:1077:G:C2	1:AA:1081:A:N3	2.71	0.59
1:AA:1078:U:O2'	1:AA:1079:G:P	2.61	0.59
1:AA:1367:C:H5''	9:AI:116:VAL:HG23	1.84	0.59
1:AA:1398:A:N6	5:AE:26:LYS:O	2.35	0.59
11:AK:33:THR:HG22	11:AK:44:TRP:HB3	1.83	0.59
13:AM:16:VAL:HG12	13:AM:34:LEU:CD1	2.33	0.59
18:AR:71:THR:OG1	18:AR:72:ASP:N	2.35	0.59
23:AX:10:A:N3	23:AX:11:A:C8	2.71	0.59
24:BA:9:G:N1	24:BA:2629:U:C6	2.71	0.59
24:BA:55:G:C2	24:BA:56:A:C8	2.90	0.59
24:BA:110:G:C2	24:BA:111:A:C8	2.91	0.59
24:BA:308:G:C2'	44:BU:16:LYS:NZ	2.65	0.59
24:BA:1281:G:H2'	24:BA:1282:U:H6	1.68	0.59
24:BA:1808:A:H3'	24:BA:1809:A:C8	2.38	0.59
24:BA:2098:U:C5	24:BA:2099:U:C5	2.90	0.59
24:BA:2294:G:H3'	38:BO:10:ARG:HH22	1.67	0.59
24:BA:2680:U:C2'	24:BA:2681:C:O5'	2.50	0.59
24:BA:2738:A:C2	24:BA:2739:U:H1'	2.38	0.59
24:BA:2780:G:H4'	24:BA:2781:A:OP2	2.02	0.59
24:BA:2835:A:N6	24:BA:2879:A:OP2	2.36	0.59
25:BB:20:G:C2	25:BB:21:G:C4	2.91	0.59
26:BC:87:SER:HB2	26:BC:157:ALA:HB2	1.84	0.59

Continued on next page...

Continued from previous page...

Atom-1	Atom-2	Interatomic distance (Å)	Clash overlap (Å)
28:BE:170:ARG:NH2	28:BE:174:GLY:O	2.35	0.59
29:BF:107:VAL:N	29:BF:108:PRO:CD	2.66	0.59
29:BF:122:ASP:OD1	29:BF:125:GLY:N	2.36	0.59
30:BG:88:LEU:HD12	30:BG:88:LEU:N	2.16	0.59
31:BH:81:ALA:HB2	31:BH:147:VAL:HG13	1.84	0.59
33:BJ:109:LEU:HB3	33:BJ:110:PRO:CD	2.32	0.59
42:BS:63:GLY:O	42:BS:64:ALA:HB3	2.03	0.59
46:BW:24:LYS:HD2	46:BW:36:ILE:O	2.03	0.59
46:BW:34:GLY:HA2	46:BW:61:ALA:O	2.02	0.59
48:BY:16:THR:O	48:BY:19:LEU:N	2.36	0.59
1:CA:181:A:H1'	1:CA:194:C:N4	2.18	0.59
1:CA:381:C:H2'	1:CA:382:A:O4'	2.03	0.59
1:CA:701:U:H4'	1:CA:703:G:N7	2.18	0.59
1:CA:1170:A:N7	1:CA:1171:A:N9	2.51	0.59
1:CA:1513:A:H2'	1:CA:1514:G:H8	1.67	0.59
2:CB:114:LEU:HD13	2:CB:144:LEU:CD1	2.33	0.59
2:CB:193:PRO:O	2:CB:195:GLY:N	2.36	0.59
4:CD:102:VAL:HG11	4:CD:114:ALA:HB2	1.84	0.59
4:CD:191:LEU:O	4:CD:192:SER:CB	2.51	0.59
5:CE:87:GLY:C	5:CE:88:VAL:HG12	2.23	0.59
7:CG:26:PHE:HA	7:CG:29:ILE:HG22	1.85	0.59
15:CO:75:VAL:HA	15:CO:78:TYR:OH	2.03	0.59
20:CT:31:PHE:HB3	20:CT:54:MET:HG3	1.83	0.59
24:DA:29:U:O2'	24:DA:30:G:H5'	2.01	0.59
24:DA:323:C:N4	24:DA:333:G:C8	2.71	0.59
24:DA:782:A:N3	26:DC:224:MET:HG2	2.17	0.59
24:DA:2124:G:N2	24:DA:2175:C:O2	2.35	0.59
24:DA:2250:G:O2'	24:DA:2496:C:OP1	2.16	0.59
26:DC:114:GLN:O	26:DC:124:LYS:CE	2.50	0.59
31:DH:49:ALA:O	31:DH:50:ARG:C	2.40	0.59
35:DL:98:ALA:O	35:DL:99:ASN:C	2.39	0.59
36:DM:73:ILE:HD13	36:DM:93:VAL:HG13	1.84	0.59
45:DV:29:ILE:HD12	45:DV:90:ASP:HA	1.83	0.59
47:DX:32:LEU:CD1	47:DX:49:ARG:HE	2.16	0.59
52:D2:24:THR:HG23	52:D2:27:GLY:HA3	1.84	0.59
1:AA:4:U:H5''	1:AA:5:U:O4	2.03	0.59
1:AA:49:U:C4	1:AA:364:A:C6	2.90	0.59
1:AA:74:A:N3	1:AA:97:G:C2	2.70	0.59
1:AA:121:U:O2'	1:AA:122:G:P	2.61	0.59
1:AA:552:U:C2	1:AA:553:A:C8	2.90	0.59
1:AA:1372:U:C4	1:AA:1373:G:N7	2.71	0.59

Continued on next page...

Continued from previous page...

Atom-1	Atom-2	Interatomic distance (Å)	Clash overlap (Å)
2:AB:47:VAL:HB	2:AB:48:PRO:HD2	1.85	0.59
2:AB:72:THR:O	2:AB:73:LYS:CG	2.51	0.59
4:AD:9:LEU:HB2	4:AD:13:ARG:CZ	2.33	0.59
5:AE:75:ALA:HB1	5:AE:149:SER:HA	1.83	0.59
8:AH:12:THR:O	8:AH:13:ARG:C	2.41	0.59
8:AH:32:LEU:O	8:AH:36:ILE:N	2.30	0.59
8:AH:36:ILE:O	8:AH:37:ALA:C	2.40	0.59
10:AJ:6:ILE:HG22	10:AJ:7:ARG:N	2.18	0.59
12:AL:107:VAL:HG12	12:AL:108:LYS:H	1.67	0.59
16:AP:43:ALA:O	16:AP:44:SER:CB	2.51	0.59
16:AP:44:SER:O	16:AP:45:GLU:C	2.41	0.59
20:AT:17:ALA:O	20:AT:21:ASN:HB2	2.02	0.59
24:BA:995:C:N4	57:BA:3166:NMY:N6	2.51	0.59
24:BA:1010:A:N7	59:BA:3781:HOH:O	2.31	0.59
24:BA:1069:A:N1	24:BA:1074:G:C4	2.70	0.59
24:BA:1281:G:H2'	24:BA:1282:U:C6	2.38	0.59
24:BA:2218:G:OP1	47:BX:45:PHE:CE1	2.55	0.59
24:BA:2414:G:C2	24:BA:2415:G:N9	2.70	0.59
24:BA:2466:C:OP2	54:B4:4:ARG:CZ	2.51	0.59
25:BB:34:A:C4	25:BB:44:G:N7	2.71	0.59
29:BF:100:GLU:O	29:BF:103:ILE:N	2.35	0.59
33:BJ:81:ILE:HG13	33:BJ:82:GLY:H	1.68	0.59
38:BO:27:VAL:HG13	38:BO:93:ASP:OD2	2.02	0.59
1:CA:77:A:N6	1:CA:91:U:O4	2.36	0.59
1:CA:96:U:O2'	1:CA:97:G:P	2.61	0.59
1:CA:188:C:N3	1:CA:189:A:C2	2.70	0.59
1:CA:204:G:H3'	1:CA:205:A:C5'	2.33	0.59
1:CA:214:C:O2'	1:CA:215:C:OP1	2.21	0.59
1:CA:722:G:O2'	1:CA:723:U:P	2.60	0.59
1:CA:922:G:H4'	5:CE:25:VAL:HA	1.83	0.59
1:CA:1204:A:OP2	59:CA:1844:HOH:O	2.17	0.59
1:CA:1299:A:O2'	1:CA:1300:G:P	2.61	0.59
3:CC:106:VAL:CG1	3:CC:109:PRO:HB3	2.33	0.59
4:CD:9:LEU:O	4:CD:11:LEU:N	2.36	0.59
11:CK:33:THR:HG22	11:CK:44:TRP:CG	2.38	0.59
14:CN:29:ILE:O	14:CN:34:ASN:ND2	2.36	0.59
19:CS:18:LYS:CD	19:CS:31:LEU:HD13	2.33	0.59
19:CS:42:PRO:HD3	19:CS:67:VAL:CG2	2.33	0.59
20:CT:11:ALA:O	20:CT:14:SER:OG	2.18	0.59
24:DA:211:C:O2'	24:DA:212:G:H5'	2.03	0.59
24:DA:1082:U:OP1	32:DI:123:ALA:CB	2.51	0.59

Continued on next page...

Continued from previous page...

Atom-1	Atom-2	Interatomic distance (Å)	Clash overlap (Å)
24:DA:1268:A:OP1	59:DA:3378:HOH:O	2.16	0.59
24:DA:1549:A:C6	24:DA:1550:C:C4	2.91	0.59
24:DA:1725:U:C4	24:DA:1726:C:C4	2.91	0.59
24:DA:2063:C:O2	24:DA:2450:A:N1	2.35	0.59
24:DA:2088:A:C6	24:DA:2089:C:N4	2.71	0.59
24:DA:2204:G:H4'	26:DC:149:LYS:HB2	1.85	0.59
24:DA:2379:G:H4'	38:DO:21:LEU:HD21	1.85	0.59
29:DF:36:ASN:OD1	29:DF:37:MET:N	2.35	0.59
31:DH:88:GLY:C	31:DH:125:THR:HG21	2.22	0.59
39:DP:92:ARG:O	39:DP:93:LYS:CB	2.49	0.59
46:DW:20:ARG:HH11	46:DW:20:ARG:HG2	1.66	0.59
1:AA:294:U:O2	1:AA:294:U:H2'	2.02	0.59
1:AA:664:G:C5'	18:AR:53:ARG:NH2	2.66	0.59
1:AA:675:A:H1'	11:AK:118:HIS:CG	2.38	0.59
1:AA:1009:U:O2	1:AA:1021:A:N1	2.35	0.59
1:AA:1060:U:C5'	10:AJ:53:ILE:HG12	2.33	0.59
1:AA:1181:G:H4'	1:AA:1182:G:OP1	2.03	0.59
4:AD:107:PHE:O	4:AD:155:VAL:HG12	2.02	0.59
5:AE:82:GLN:O	5:AE:83:HIS:HB2	2.03	0.59
24:BA:409:G:N2	24:BA:410:G:C4	2.71	0.59
24:BA:555:G:HO2'	24:BA:556:A:P	2.26	0.59
24:BA:733:G:OP2	59:BA:3300:HOH:O	2.17	0.59
24:BA:748:G:C8	42:BS:89:ALA:HB1	2.38	0.59
24:BA:943:A:H2'	24:BA:944:C:H5'	1.84	0.59
24:BA:947:A:HO2'	24:BA:984:A:H2	1.51	0.59
24:BA:1512:C:H2'	24:BA:1513:U:H5'	1.84	0.59
24:BA:1569:A:N6	24:BA:1570:A:C6	2.71	0.59
24:BA:2286:G:C8	51:B1:24:LYS:CE	2.86	0.59
24:BA:2591:C:H2'	24:BA:2592:G:C8	2.38	0.59
24:BA:2734:A:H2'	24:BA:2735:G:C5'	2.33	0.59
25:BB:43:C:C4	25:BB:45:A:N6	2.70	0.59
27:BD:133:THR:HG23	27:BD:134:HIS:N	2.18	0.59
39:BP:27:VAL:HG21	39:BP:73:PHE:CE1	2.38	0.59
42:BS:74:ILE:HD13	42:BS:105:VAL:HG22	1.85	0.59
44:BU:53:GLN:N	44:BU:54:PRO:CD	2.66	0.59
53:B3:16:THR:HG22	53:B3:20:GLY:C	2.23	0.59
1:CA:443:C:H2'	1:CA:444:G:H5'	1.85	0.59
1:CA:595:A:O2'	1:CA:596:A:OP2	2.21	0.59
1:CA:1309:G:N3	1:CA:1329:A:C4	2.71	0.59
1:CA:1358:U:H6	1:CA:1359:C:C6	2.20	0.59
5:CE:74:VAL:HG23	5:CE:76:LEU:HD12	1.84	0.59

Continued on next page...

Continued from previous page...

Atom-1	Atom-2	Interatomic distance (Å)	Clash overlap (Å)
12:CL:82:ILE:HG12	12:CL:95:TYR:CD1	2.38	0.59
17:CQ:25:ILE:HG22	17:CQ:26:GLU:N	2.17	0.59
17:CQ:45:HIS:CB	17:CQ:71:LYS:HB3	2.33	0.59
19:CS:3:ARG:C	19:CS:4:SER:HG	1.97	0.59
21:CU:17:ARG:HG2	21:CU:20:LYS:CD	2.33	0.59
22:CV:63:G:H2'	22:CV:64:A:C8	2.38	0.59
55:CY:17:VAL:HG12	55:CY:171:ILE:HG12	1.85	0.59
24:DA:565:C:OP1	41:DR:79:ARG:CD	2.51	0.59
24:DA:782:A:O2'	26:DC:223:ALA:HB1	2.02	0.59
24:DA:846:U:H2'	24:DA:846:U:O2	2.03	0.59
24:DA:1099:G:N7	24:DA:1100:C:C2	2.71	0.59
24:DA:1565:C:OP1	26:DC:17:LYS:NZ	2.35	0.59
24:DA:2209:G:C5	24:DA:2210:U:C4	2.90	0.59
24:DA:2221:G:C4	24:DA:2222:C:C6	2.91	0.59
57:DA:3185:NMY:H5	57:DA:3185:NMY:H91	1.68	0.59
25:DB:45:A:P	29:DF:91:ARG:HD3	2.43	0.59
27:DD:124:ARG:HG2	27:DD:125:TRP:CD1	2.38	0.59
28:DE:73:ILE:O	28:DE:73:ILE:HG12	2.02	0.59
29:DF:91:ARG:HG3	29:DF:92:GLY:N	2.18	0.59
31:DH:90:LEU:HB2	31:DH:92:GLY:O	2.03	0.59
37:DN:67:PHE:HA	37:DN:70:THR:HG22	1.83	0.59
1:AA:19:A:H5''	5:AE:91:GLY:HA3	1.83	0.58
1:AA:345:C:O4'	1:AA:346:G:N1	2.36	0.58
1:AA:389:A:C2'	1:AA:390:U:H5'	2.31	0.58
1:AA:393:A:C6	1:AA:394:G:N7	2.71	0.58
1:AA:799:G:C2'	1:AA:800:G:H5'	2.32	0.58
1:AA:950:U:C6	13:AM:101:ARG:NH2	2.71	0.58
1:AA:1010:U:N3	1:AA:1020:G:N2	2.51	0.58
1:AA:1215:G:C4	1:AA:1216:A:C8	2.91	0.58
1:AA:1287:A:C6	1:AA:1288:A:C6	2.91	0.58
5:AE:83:HIS:CB	8:AH:96:MET:SD	2.91	0.58
8:AH:70:ALA:O	8:AH:72:VAL:N	2.34	0.58
21:AU:4:ILE:HD13	21:AU:4:ILE:N	2.18	0.58
22:AV:75:C:H3'	22:AV:76:A:H3'	1.85	0.58
24:BA:880:G:N2	24:BA:898:C:C2	2.70	0.58
24:BA:1005:C:O2	24:BA:1005:C:H2'	2.03	0.58
24:BA:1381:G:N2	24:BA:1382:G:H1'	2.17	0.58
24:BA:1410:G:N2	24:BA:1592:C:N3	2.51	0.58
24:BA:1438:U:C5	24:BA:1552:A:C2	2.90	0.58
24:BA:2297:A:N1	24:BA:2321:U:H5	2.01	0.58
24:BA:2307:G:C2	24:BA:2311:A:N7	2.71	0.58

Continued on next page...

Continued from previous page...

Atom-1	Atom-2	Interatomic distance (Å)	Clash overlap (Å)
24:BA:2492:U:C2'	24:BA:2493:U:H5'	2.33	0.58
24:BA:2725:A:N1	24:BA:2727:A:H1'	2.18	0.58
25:BB:105:G:N2	25:BB:106:G:C4	2.71	0.58
37:BN:52:ILE:HG21	37:BN:94:TYR:CD2	2.38	0.58
42:BS:32:ALA:O	42:BS:35:ILE:HB	2.02	0.58
1:CA:194:C:OP1	20:CT:60:ARG:NH2	2.36	0.58
1:CA:246:A:C6	1:CA:279:A:N7	2.71	0.58
1:CA:407:U:O3'	4:CD:113:GLU:OE1	2.21	0.58
1:CA:560:A:C5	5:CE:128:TYR:CE2	2.91	0.58
1:CA:1051:C:C4	1:CA:1052:U:C5	2.91	0.58
1:CA:1253:G:H2'	1:CA:1254:A:H8	1.67	0.58
5:CE:46:VAL:O	5:CE:71:MET:HA	2.03	0.58
11:CK:81:ASN:HB2	11:CK:106:ARG:CZ	2.33	0.58
14:CN:3:GLN:HA	14:CN:6:LYS:HZ3	1.67	0.58
15:CO:89:ARG:CZ	24:DA:714:U:C6	2.86	0.58
24:DA:2577:A:H5''	24:DA:2578:G:H5'	1.84	0.58
27:DD:85:ALA:O	27:DD:86:GLU:CB	2.50	0.58
28:DE:1:MET:HE3	28:DE:19:PHE:HB2	1.85	0.58
29:DF:147:ARG:CG	29:DF:148:VAL:N	2.65	0.58
32:DI:111:THR:O	32:DI:112:LYS:C	2.40	0.58
48:DY:17:GLU:O	48:DY:20:ASN:N	2.36	0.58
49:DZ:50:VAL:O	49:DZ:52:PHE:N	2.36	0.58
1:AA:540:G:C6	1:AA:541:G:C5	2.91	0.58
1:AA:680:C:H2'	1:AA:681:A:O4'	2.04	0.58
1:AA:1133:G:H3'	1:AA:1134:G:C8	2.38	0.58
1:AA:1158:C:C5	1:AA:1160:G:H1'	2.38	0.58
3:AC:6:HIS:ND1	14:AN:89:MET:HB3	2.18	0.58
8:AH:36:ILE:O	8:AH:39:VAL:N	2.36	0.58
11:AK:93:ARG:NE	11:AK:93:ARG:HA	2.18	0.58
19:AS:63:THR:N	19:AS:66:MET:SD	2.76	0.58
24:BA:391:A:C5	24:BA:392:U:C5	2.91	0.58
24:BA:410:G:C2	24:BA:2407:A:N7	2.71	0.58
24:BA:492:A:OP2	57:BA:3164:NMY:N7	2.35	0.58
24:BA:729:G:OP1	26:BC:11:GLY:O	2.21	0.58
24:BA:878:A:C4	24:BA:879:G:H1'	2.38	0.58
24:BA:1218:G:N2	24:BA:1232:G:C4	2.71	0.58
24:BA:1341:G:N2	43:BT:84:TYR:HB3	2.18	0.58
24:BA:1378:A:O3'	59:BA:3755:HOH:O	2.17	0.58
24:BA:1448:G:N1	24:BA:1464:G:C2	2.71	0.58
24:BA:2323:G:C6	24:BA:2324:U:N3	2.70	0.58
25:BB:26:C:C4	25:BB:27:C:C4	2.91	0.58

Continued on next page...

Continued from previous page...

Atom-1	Atom-2	Interatomic distance (Å)	Clash overlap (Å)
26:BC:18:VAL:O	26:BC:18:VAL:HG12	2.03	0.58
33:BJ:29:ALA:HA	33:BJ:32:LEU:CD1	2.34	0.58
34:BK:91:SER:OG	34:BK:93:GLN:OE1	2.21	0.58
45:BV:54:ALA:O	45:BV:55:GLU:C	2.40	0.58
47:BX:4:CYS:SG	47:BX:51:SER:CB	2.91	0.58
48:BY:24:GLU:O	48:BY:25:GLN:C	2.42	0.58
1:CA:70:U:C6	1:CA:70:U:OP2	2.56	0.58
1:CA:405:U:OP1	1:CA:406:G:O2'	2.18	0.58
1:CA:430:A:OP1	4:CD:9:LEU:HB3	2.03	0.58
5:CE:136:VAL:HG23	5:CE:137:VAL:N	2.18	0.58
9:CI:124:ARG:CB	9:CI:125:PRO:CD	2.81	0.58
12:CL:65:SER:OG	12:CL:66:TYR:N	2.35	0.58
21:CU:37:PHE:O	21:CU:39:GLU:N	2.36	0.58
21:CU:41:PRO:O	21:CU:42:THR:C	2.42	0.58
24:DA:146:A:C2	24:DA:147:C:C2	2.91	0.58
24:DA:735:A:C8	24:DA:736:C:C5	2.91	0.58
24:DA:953:G:O2'	24:DA:954:G:H5'	2.03	0.58
24:DA:1059:G:H5''	24:DA:1060:U:H2'	1.84	0.58
24:DA:1299:G:O2'	24:DA:1640:A:N6	2.36	0.58
24:DA:1378:A:C8	24:DA:1380:G:N7	2.71	0.58
24:DA:1619:G:O2'	24:DA:1620:G:H5'	2.03	0.58
24:DA:2482:A:C2	36:DM:51:ARG:NH2	2.71	0.58
26:DC:121:ALA:O	26:DC:122:ALA:O	2.21	0.58
33:DJ:30:THR:HG22	33:DJ:31:GLU:N	2.19	0.58
44:DU:5:ARG:CZ	44:DU:6:ARG:HB3	2.33	0.58
1:AA:16:A:C5	1:AA:17:U:C5	2.91	0.58
1:AA:198:G:C2	1:AA:199:A:C8	2.91	0.58
1:AA:511:C:O2'	1:AA:512:U:OP2	2.20	0.58
1:AA:539:A:C6	1:AA:540:G:C6	2.92	0.58
1:AA:684:U:H2'	1:AA:685:G:O5'	2.03	0.58
3:AC:154:SER:HB3	3:AC:165:THR:HG22	1.84	0.58
8:AH:94:LYS:CG	8:AH:98:GLY:HA2	2.34	0.58
13:AM:22:ILE:O	13:AM:24:GLY:N	2.36	0.58
14:AN:73:PHE:C	14:AN:73:PHE:CD1	2.77	0.58
15:AO:70:LEU:C	15:AO:78:TYR:HE1	2.07	0.58
24:BA:168:G:N2	24:BA:169:G:H1'	2.18	0.58
24:BA:604:G:H2'	24:BA:605:G:O5'	2.03	0.58
24:BA:1343:G:C6	24:BA:1344:U:C4	2.90	0.58
24:BA:1711:A:C2	24:BA:1748:C:C2	2.91	0.58
24:BA:1946:U:O2'	24:BA:1947:C:H5'	2.03	0.58
24:BA:2531:A:H4'	30:BG:156:TYR:CD2	2.38	0.58

Continued on next page...

Continued from previous page...

Atom-1	Atom-2	Interatomic distance (Å)	Clash overlap (Å)
24:BA:2722:G:H4'	37:BN:4:ARG:HB2	1.84	0.58
26:BC:180:MET:O	26:BC:267:VAL:HB	2.03	0.58
27:BD:125:TRP:HB2	27:BD:160:LYS:HG2	1.85	0.58
28:BE:164:LEU:HD11	28:BE:167:VAL:HB	1.84	0.58
41:BR:21:ARG:NH2	41:BR:93:PHE:CE2	2.71	0.58
1:CA:401:C:OP2	4:CD:70:ARG:NE	2.36	0.58
1:CA:825:A:O2'	8:CH:13:ARG:NH1	2.36	0.58
1:CA:1287:A:N6	1:CA:1288:A:N6	2.51	0.58
2:CB:184:PHE:CZ	2:CB:198:PHE:CD2	2.90	0.58
4:CD:58:LYS:HE2	4:CD:203:LEU:CB	2.33	0.58
9:CI:40:GLY:O	9:CI:41:ARG:HB3	2.04	0.58
11:CK:23:ILE:HD12	11:CK:96:THR:HG21	1.85	0.58
11:CK:87:LYS:HA	11:CK:114:THR:HG22	1.84	0.58
17:CQ:28:PHE:HA	17:CQ:39:LYS:HA	1.85	0.58
20:CT:35:VAL:O	20:CT:39:ILE:HD12	2.03	0.58
20:CT:66:LEU:O	20:CT:67:ILE:HB	2.03	0.58
22:CV:2:C:C6	22:CV:2:C:OP2	2.56	0.58
24:DA:77:G:O3'	48:DY:2:LYS:CD	2.51	0.58
24:DA:1069:A:C5	24:DA:1074:G:C5	2.91	0.58
24:DA:1176:U:H2'	24:DA:1177:G:C8	2.37	0.58
24:DA:1724:G:N1	24:DA:1736:U:O2	2.37	0.58
24:DA:2314:A:N6	24:DA:2315:G:O6	2.37	0.58
24:DA:2523:G:C2'	24:DA:2524:G:H5'	2.34	0.58
38:DO:8:ILE:HD12	38:DO:12:THR:HG23	1.85	0.58
49:DZ:6:ILE:HG22	49:DZ:54:VAL:CG2	2.33	0.58
1:AA:293:G:C4	1:AA:305:G:N2	2.71	0.58
1:AA:812:G:OP1	1:AA:903:G:H1'	2.03	0.58
1:AA:992:U:C6	1:AA:1043:G:N7	2.70	0.58
1:AA:1156:G:H5''	1:AA:1157:A:OP2	2.04	0.58
12:AL:9:ARG:O	12:AL:10:LYS:CB	2.50	0.58
13:AM:114:LYS:CB	13:AM:115:PRO:CD	2.79	0.58
18:AR:33:ILE:HD12	18:AR:34:THR:O	2.03	0.58
24:BA:485:C:N3	24:BA:496:G:C2	2.71	0.58
24:BA:1335:C:P	43:BT:68:LYS:HE3	2.44	0.58
24:BA:1974:C:C4	24:BA:1975:G:N7	2.71	0.58
24:BA:2291:U:H2'	24:BA:2292:U:C6	2.38	0.58
24:BA:2562:U:C4	24:BA:2563:U:C5	2.91	0.58
25:BB:8:C:OP1	38:BO:29:HIS:CD2	2.56	0.58
36:BM:64:TRP:O	36:BM:65:ILE:O	2.21	0.58
37:BN:117:ASP:O	37:BN:118:ARG:CB	2.50	0.58
1:CA:115:G:H4'	1:CA:116:A:O5'	2.03	0.58

Continued on next page...

Continued from previous page...

Atom-1	Atom-2	Interatomic distance (Å)	Clash overlap (Å)
1:CA:375:U:C2'	1:CA:376:G:H5''	2.33	0.58
1:CA:590:U:H2'	1:CA:591:U:C6	2.39	0.58
1:CA:639:G:C2	1:CA:640:A:C8	2.91	0.58
1:CA:966:G:C2'	9:CI:129:LYS:HG2	2.33	0.58
1:CA:982:U:H4'	1:CA:983:A:C5'	2.34	0.58
1:CA:1041:G:C6	1:CA:1042:A:C5	2.91	0.58
1:CA:1092:A:C4	1:CA:1183:U:C4	2.91	0.58
1:CA:1223:C:P	1:CA:1224:U:H2'	2.43	0.58
14:CN:22:LYS:HG2	14:CN:23:ARG:N	2.18	0.58
17:CQ:11:ARG:HD2	17:CQ:56:GLY:HA2	1.85	0.58
24:DA:71:A:OP1	24:DA:72:U:H2'	2.04	0.58
24:DA:408:G:C2	24:DA:420:C:O2	2.57	0.58
24:DA:581:C:H2'	24:DA:582:A:C8	2.38	0.58
24:DA:597:G:C6	24:DA:598:U:C4	2.92	0.58
24:DA:783:A:H2'	24:DA:784:G:H4'	1.83	0.58
24:DA:1068:G:O6	24:DA:1069:A:C6	2.57	0.58
24:DA:1502:A:C2	24:DA:1503:A:C4	2.92	0.58
24:DA:1511:G:C2	24:DA:1512:C:C2	2.91	0.58
24:DA:1947:C:C2	24:DA:1960:A:C2	2.91	0.58
33:DJ:69:ARG:HA	33:DJ:89:PHE:CD2	2.39	0.58
34:DK:4:GLU:O	34:DK:5:GLN:CB	2.51	0.58
36:DM:134:THR:OG1	45:DV:79:ARG:NH2	2.36	0.58
37:DN:117:ASP:O	37:DN:119:SER:N	2.36	0.58
1:AA:442:G:C6	1:AA:443:C:C4	2.92	0.58
1:AA:451:A:H1'	1:AA:452:A:N7	2.18	0.58
1:AA:695:A:C6	1:AA:696:A:C6	2.91	0.58
1:AA:767:A:O2'	1:AA:1524:C:O2	2.21	0.58
1:AA:947:G:OP2	13:AM:107:ARG:NE	2.36	0.58
1:AA:1126:U:O2	1:AA:1126:U:O2'	2.18	0.58
1:AA:1207:G:H2'	1:AA:1208:C:O4'	2.02	0.58
1:AA:1394:A:H4'	1:AA:1395:C:OP2	2.02	0.58
5:AE:114:VAL:CG2	5:AE:115:LEU:N	2.66	0.58
6:AF:1:MET:SD	6:AF:66:ALA:HA	2.43	0.58
8:AH:82:GLY:O	8:AH:83:LEU:CB	2.51	0.58
13:AM:22:ILE:C	13:AM:22:ILE:HD12	2.24	0.58
24:BA:199:A:C8	24:BA:2433:A:N6	2.71	0.58
24:BA:480:A:O3'	44:BU:43:LYS:CG	2.51	0.58
24:BA:674:G:C1'	28:BE:69:ARG:HD3	2.32	0.58
24:BA:1071:G:C8	24:BA:1089:A:C5	2.91	0.58
24:BA:1183:U:H2'	24:BA:1184:U:C6	2.38	0.58
24:BA:2294:G:H5''	38:BO:10:ARG:NH1	2.18	0.58

Continued on next page...

Continued from previous page...

Atom-1	Atom-2	Interatomic distance (Å)	Clash overlap (Å)
24:BA:2310:C:H2'	24:BA:2311:A:H5''	1.84	0.58
24:BA:2820:A:HO2'	24:BA:2821:A:P	2.26	0.58
24:BA:2841:C:C2	24:BA:2877:G:N2	2.72	0.58
24:BA:2861:U:O2'	24:BA:2862:G:H5'	2.03	0.58
33:BJ:56:VAL:CG2	33:BJ:124:VAL:HG13	2.32	0.58
34:BK:88:ASN:O	34:BK:88:ASN:CG	2.40	0.58
35:BL:129:LYS:HD3	35:BL:130:GLY:N	2.18	0.58
39:BP:74:GLN:O	39:BP:77:SER:OG	2.20	0.58
41:BR:1:MET:SD	41:BR:43:ASN:HB2	2.43	0.58
1:CA:258:G:C5	1:CA:259:G:C8	2.90	0.58
1:CA:370:C:C4	1:CA:371:A:N7	2.72	0.58
1:CA:675:A:O2'	11:CK:116:ILE:O	2.17	0.58
1:CA:719:C:H1'	18:CR:38:LYS:CG	2.33	0.58
1:CA:775:G:C2	1:CA:776:G:C5	2.91	0.58
1:CA:793:U:H3'	1:CA:794:A:H5''	1.84	0.58
1:CA:795:C:HO2'	11:CK:128:ARG:HG3	1.68	0.58
1:CA:859:G:H2'	1:CA:860:A:C8	2.39	0.58
1:CA:946:A:H2'	1:CA:947:G:C8	2.38	0.58
2:CB:119:THR:O	2:CB:120:GLN:HB3	2.02	0.58
2:CB:166:ALA:HB3	2:CB:191:SER:CB	2.33	0.58
4:CD:164:GLN:CD	4:CD:165:ARG:N	2.57	0.58
7:CG:48:GLU:OE2	7:CG:49:THR:OG1	2.21	0.58
55:CY:13:MET:HG3	55:CY:131:VAL:HG11	1.84	0.58
24:DA:285:G:C6	24:DA:356:G:C6	2.92	0.58
24:DA:575:A:C2'	24:DA:576:U:H5'	2.33	0.58
24:DA:1362:C:H2'	24:DA:1363:C:O5'	2.04	0.58
24:DA:2017:U:OP2	59:DA:3272:HOH:O	2.17	0.58
27:DD:186:LEU:HD21	39:DP:3:ILE:HG21	1.86	0.58
28:DE:18:THR:HG22	28:DE:19:PHE:CE2	2.38	0.58
28:DE:28:VAL:O	28:DE:32:VAL:HG13	2.03	0.58
30:DG:87:GLN:C	30:DG:88:LEU:HD12	2.24	0.58
36:DM:53:MET:O	36:DM:56:ALA:HB3	2.03	0.58
1:AA:32:A:H2	1:AA:33:A:C5	2.21	0.58
1:AA:53:A:C2	1:AA:359:G:C2	2.91	0.58
1:AA:149:A:C2	1:AA:150:U:C2	2.91	0.58
1:AA:846:G:C2	1:AA:847:G:N7	2.72	0.58
1:AA:891:U:H2'	1:AA:892:A:H5'	1.85	0.58
1:AA:1220:G:HO2'	19:AS:36:ARG:NH2	1.98	0.58
9:AI:51:PRO:O	9:AI:55:VAL:HG12	2.02	0.58
16:AP:68:SER:OG	16:AP:69:ASP:N	2.36	0.58
19:AS:73:GLU:OE2	19:AS:74:PHE:CD2	2.57	0.58

Continued on next page...

Continued from previous page...

Atom-1	Atom-2	Interatomic distance (Å)	Clash overlap (Å)
24:BA:611:C:C5	24:BA:612:G:C5	2.92	0.58
24:BA:1355:G:C6	24:BA:1377:G:N2	2.71	0.58
24:BA:1429:G:C5	24:BA:1568:G:C6	2.90	0.58
24:BA:1799:G:P	26:BC:257:ARG:HH22	2.26	0.58
24:BA:2370:G:H2'	24:BA:2371:G:O4'	2.04	0.58
24:BA:2467:C:N4	24:BA:2468:A:C6	2.72	0.58
57:BA:3165:NMY:O22	57:BA:3165:NMY:O14	2.20	0.58
28:BE:113:VAL:CG2	28:BE:114:ARG:N	2.66	0.58
31:BH:8:LYS:O	31:BH:13:GLY:HA3	2.03	0.58
38:BO:40:ILE:HD12	38:BO:44:GLY:HA2	1.85	0.58
1:CA:246:A:N6	1:CA:279:A:C8	2.71	0.58
1:CA:484:G:H4'	1:CA:485:U:C5'	2.33	0.58
1:CA:579:A:N3	1:CA:580:C:C6	2.72	0.58
1:CA:706:A:O2'	11:CK:33:THR:HG21	2.03	0.58
1:CA:844:G:H2'	1:CA:845:A:H5''	1.84	0.58
1:CA:958:A:C5	19:CS:55:ARG:CZ	2.87	0.58
1:CA:1107:C:C3'	1:CA:1108:G:H5''	2.34	0.58
1:CA:1349:A:P	9:CI:120:LYS:CE	2.91	0.58
1:CA:1354:U:O2'	1:CA:1355:G:P	2.60	0.58
4:CD:64:ILE:CG2	4:CD:65:TYR:CD2	2.87	0.58
4:CD:113:GLU:N	4:CD:113:GLU:OE1	2.37	0.58
8:CH:95:VAL:HG22	8:CH:128:TYR:CE2	2.38	0.58
10:CJ:73:LEU:O	10:CJ:74:VAL:CG1	2.51	0.58
11:CK:33:THR:HG22	11:CK:44:TRP:CD2	2.38	0.58
17:CQ:48:ASP:OD1	17:CQ:48:ASP:N	2.35	0.58
24:DA:77:G:O3'	48:DY:2:LYS:NZ	2.36	0.58
24:DA:1320:C:N3	24:DA:1331:G:O6	2.35	0.58
24:DA:1421:G:C2	24:DA:1422:G:C8	2.91	0.58
24:DA:1921:G:O6	57:DA:3184:NMY:C7	2.51	0.58
24:DA:2211:A:O2'	24:DA:2212:A:P	2.60	0.58
26:DC:57:HIS:CD2	26:DC:58:LYS:N	2.72	0.58
26:DC:175:LEU:C	26:DC:177:SER:H	2.06	0.58
33:DJ:36:LEU:O	33:DJ:51:GLY:HA3	2.02	0.58
35:DL:109:LYS:NZ	35:DL:128:THR:HG22	2.19	0.58
36:DM:57:VAL:HG12	36:DM:112:LEU:HD23	1.85	0.58
42:DS:73:LYS:HB2	42:DS:106:VAL:HG11	1.84	0.58
44:DU:82:VAL:CG1	44:DU:83:GLY:N	2.67	0.58
1:AA:220:G:C6	1:AA:221:C:C4	2.92	0.58
1:AA:445:G:C6	1:AA:446:G:C5	2.91	0.58
57:AA:1656:NMY:N19	57:AA:1656:NMY:O17	2.37	0.58
2:AB:218:ALA:HA	2:AB:221:VAL:CG1	2.33	0.58

Continued on next page...

Continued from previous page...

Atom-1	Atom-2	Interatomic distance (Å)	Clash overlap (Å)
13:AM:92:ARG:NH2	24:BA:885:C:O3'	2.36	0.58
15:AO:71:LYS:N	15:AO:78:TYR:CE1	2.71	0.58
24:BA:238:C:H2'	24:BA:239:C:O5'	2.03	0.58
24:BA:1315:C:C2	24:BA:1338:G:N2	2.72	0.58
24:BA:1343:G:C6	24:BA:1344:U:O4	2.57	0.58
24:BA:1403:A:C2	24:BA:1404:C:C2	2.91	0.58
24:BA:1408:G:C6	24:BA:1409:U:C4	2.92	0.58
24:BA:1445:G:C2	24:BA:1446:C:C2	2.90	0.58
24:BA:1557:C:C2	24:BA:1558:C:C5	2.92	0.58
24:BA:1934:C:H4'	24:BA:1974:C:O3'	2.03	0.58
24:BA:2293:G:H5''	38:BO:94:ARG:NH2	2.18	0.58
24:BA:2403:C:O2	24:BA:2403:C:H2'	2.02	0.58
24:BA:2886:A:C4	24:BA:2887:A:C8	2.91	0.58
27:BD:159:LYS:HD2	27:BD:160:LYS:N	2.19	0.58
28:BE:84:THR:CG2	28:BE:85:PHE:CD2	2.86	0.58
31:BH:62:LEU:HD13	31:BH:63:ALA:N	2.19	0.58
34:BK:118:LEU:O	34:BK:119:ALA:CB	2.51	0.58
40:BQ:37:ALA:O	40:BQ:40:LYS:HG3	2.04	0.58
1:CA:701:U:O2	1:CA:703:G:N1	2.37	0.58
1:CA:728:A:C8	15:CO:54:ARG:NE	2.72	0.58
1:CA:809:G:H2'	1:CA:810:C:O5'	2.03	0.58
1:CA:1206:G:C6	1:CA:1207:G:C5	2.92	0.58
2:CB:93:ASN:HB3	2:CB:94:HIS:CE1	2.39	0.58
7:CG:136:LYS:O	7:CG:139:GLU:N	2.35	0.58
15:CO:7:ALA:O	15:CO:8:THR:CB	2.51	0.58
15:CO:70:LEU:HD13	15:CO:78:TYR:CD1	2.38	0.58
16:CP:67:ILE:HD12	16:CP:67:ILE:N	2.18	0.58
18:CR:31:ASN:O	18:CR:32:TYR:CB	2.51	0.58
20:CT:67:ILE:CG2	20:CT:71:LYS:HB3	2.34	0.58
21:CU:10:GLU:CB	21:CU:11:PRO:HD3	2.34	0.58
24:DA:569:U:H2'	24:DA:570:G:O5'	2.03	0.58
24:DA:1386:C:H2'	24:DA:1387:A:C8	2.39	0.58
24:DA:2484:G:P	36:DM:44:ARG:NH2	2.77	0.58
25:DB:8:C:O3'	38:DO:25:ARG:NH1	2.36	0.58
26:DC:230:PRO:O	26:DC:241:LYS:HD3	2.03	0.58
27:DD:35:THR:HA	27:DD:71:ALA:HB1	1.86	0.58
29:DF:121:PHE:CE1	29:DF:127:TYR:CE1	2.91	0.58
35:DL:110:VAL:CG1	35:DL:127:VAL:HG22	2.34	0.58
36:DM:28:PHE:O	36:DM:29:GLY:O	2.22	0.58
48:DY:39:GLN:HB3	48:DY:42:LEU:HD13	1.86	0.58
49:DZ:31:ILE:O	49:DZ:31:ILE:HG13	2.01	0.58

Continued on next page...

Continued from previous page...

Atom-1	Atom-2	Interatomic distance (Å)	Clash overlap (Å)
1:AA:150:U:H2'	1:AA:151:A:C8	2.39	0.58
1:AA:213:G:C8	1:AA:214:C:C5	2.91	0.58
1:AA:445:G:N1	1:AA:446:G:C5	2.72	0.58
1:AA:623:C:N3	1:AA:624:C:C5	2.71	0.58
1:AA:1104:G:C2	1:AA:1105:A:C4	2.92	0.58
1:AA:1322:C:O4'	1:AA:1322:C:O2	2.20	0.58
8:AH:101:ILE:CG1	8:AH:112:THR:HB	2.34	0.58
20:AT:5:LYS:O	20:AT:5:LYS:CG	2.52	0.58
21:AU:33:ARG:CZ	23:AX:6:G:OP1	2.51	0.58
24:BA:118:A:C8	24:BA:119:A:N7	2.72	0.58
24:BA:359:G:C2	24:BA:360:U:C2	2.92	0.58
24:BA:852:U:C5	24:BA:853:C:C5	2.91	0.58
24:BA:1709:U:C2	24:BA:1750:G:C2	2.92	0.58
24:BA:1782:U:O5'	24:BA:1782:U:H6	1.87	0.58
24:BA:2011:U:C5	24:BA:2012:G:N9	2.72	0.58
24:BA:2410:G:H2'	24:BA:2411:A:O4'	2.03	0.58
26:BC:175:LEU:O	26:BC:178:GLY:N	2.37	0.58
27:BD:106:LYS:HB2	27:BD:206:ALA:HB2	1.85	0.58
30:BG:82:PHE:N	30:BG:134:GLY:O	2.37	0.58
33:BJ:56:VAL:CG2	33:BJ:124:VAL:HA	2.33	0.58
1:CA:934:C:O2'	1:CA:1344:C:OP2	2.22	0.58
1:CA:1112:C:C5'	1:CA:1113:C:OP2	2.51	0.58
1:CA:1333:A:H2'	1:CA:1334:G:O4'	2.04	0.58
1:CA:1539:C:O2	23:CX:4:G:N1	2.37	0.58
3:CC:38:LYS:NZ	3:CC:94:ILE:O	2.31	0.58
4:CD:34:ILE:HD13	4:CD:35:GLU:N	2.19	0.58
12:CL:86:ARG:O	12:CL:87:VAL:HG13	2.04	0.58
16:CP:36:VAL:O	16:CP:36:VAL:HG23	2.03	0.58
55:CY:45:TYR:OH	55:CY:73:SER:O	2.19	0.58
55:CY:82:ILE:HG13	55:CY:83:MET:N	2.19	0.58
55:CY:159:ASP:HA	55:CY:162:LYS:CG	2.34	0.58
24:DA:665:U:C2'	24:DA:666:A:H5'	2.33	0.58
24:DA:671:C:H5'	24:DA:671:C:H6	1.69	0.58
24:DA:1024:G:C6	24:DA:1025:G:C6	2.92	0.58
24:DA:1080:A:C2	24:DA:1081:U:C6	2.92	0.58
24:DA:1438:U:C5	24:DA:1552:A:C2	2.92	0.58
24:DA:2206:C:O2'	24:DA:2207:C:H5'	2.03	0.58
24:DA:2304:G:H4'	29:DF:128:SER:O	2.03	0.58
24:DA:2311:A:C2	29:DF:40:GLY:CA	2.87	0.58
24:DA:2549:G:C2	24:DA:2550:G:C5	2.92	0.58
25:DB:45:A:OP1	29:DF:91:ARG:CD	2.51	0.58

Continued on next page...

Continued from previous page...

Atom-1	Atom-2	Interatomic distance (Å)	Clash overlap (Å)
27:DD:24:VAL:HG21	27:DD:188:LEU:HB3	1.83	0.58
30:DG:24:THR:O	30:DG:25:ILE:HD13	2.03	0.58
32:DI:125:THR:OG1	32:DI:126:ARG:N	2.37	0.58
34:DK:103:VAL:HG13	34:DK:107:LEU:HD13	1.86	0.58
36:DM:81:ARG:NH2	36:DM:82:MET:N	2.51	0.58
38:DO:34:HIS:CE1	38:DO:54:VAL:HG13	2.39	0.58
42:DS:55:ILE:HD13	42:DS:66:ILE:CG2	2.34	0.58
1:AA:86:G:O2'	1:AA:87:C:O5'	2.19	0.58
1:AA:95:C:H2'	1:AA:96:U:H5'	1.86	0.58
1:AA:376:G:N3	1:AA:389:A:C2	2.71	0.58
1:AA:858:G:C6	1:AA:869:G:H2'	2.39	0.58
1:AA:927:G:O2'	1:AA:1503:A:N6	2.36	0.58
1:AA:1275:A:C4	1:AA:1276:G:C8	2.91	0.58
2:AB:19:GLN:NE2	2:AB:204:ASP:OD1	2.37	0.58
4:AD:51:TYR:CD1	4:AD:51:TYR:C	2.77	0.58
4:AD:138:SER:CB	4:AD:139:PRO:CD	2.82	0.58
6:AF:88:MET:HE2	6:AF:90:MET:HG2	1.85	0.58
8:AH:15:ARG:NE	8:AH:75:ILE:HG22	2.19	0.58
24:BA:410:G:N3	24:BA:2407:A:N7	2.52	0.58
24:BA:547:A:C8	24:BA:548:G:N3	2.71	0.58
24:BA:1378:A:O2'	24:BA:1380:G:N7	2.25	0.58
24:BA:1499:C:H2'	24:BA:1500:G:O4'	2.04	0.58
24:BA:2110:G:N2	24:BA:2180:U:O2	2.37	0.58
25:BB:40:U:N3	25:BB:44:G:OP2	2.35	0.58
27:BD:3:GLY:C	27:BD:82:PHE:CE2	2.77	0.58
30:BG:4:ALA:HB2	30:BG:65:GLY:N	2.19	0.58
33:BJ:15:TRP:CZ2	33:BJ:53:TYR:CD2	2.92	0.58
33:BJ:100:VAL:HG13	33:BJ:101:ILE:N	2.19	0.58
43:BT:64:LYS:HA	43:BT:79:ASP:OD1	2.03	0.58
48:BY:49:ASP:HA	48:BY:52:ARG:HG2	1.85	0.58
53:B3:57:VAL:O	53:B3:60:CYS:N	2.37	0.58
1:CA:939:G:C2	1:CA:940:C:C6	2.92	0.58
3:CC:189:ALA:O	3:CC:190:HIS:CB	2.51	0.58
9:CI:124:ARG:HB2	9:CI:125:PRO:HD2	1.86	0.58
16:CP:56:ARG:O	16:CP:59:HIS:HB3	2.03	0.58
19:CS:62:VAL:CG1	19:CS:66:MET:SD	2.91	0.58
22:CV:67:C:C2	22:CV:68:C:C5	2.92	0.58
24:DA:142:A:H2'	24:DA:143:C:O5'	2.03	0.58
24:DA:559:G:C6	24:DA:560:C:C4	2.92	0.58
24:DA:579:G:C8	24:DA:2017:U:C4	2.92	0.58
24:DA:805:G:OP2	24:DA:806:C:N4	2.37	0.58

Continued on next page...

Continued from previous page...

Atom-1	Atom-2	Interatomic distance (Å)	Clash overlap (Å)
24:DA:819:A:OP2	24:DA:1187:G:N2	2.29	0.58
24:DA:866:A:N7	24:DA:914:G:C6	2.71	0.58
24:DA:1841:U:C2	24:DA:1842:G:C8	2.91	0.58
24:DA:2127:G:O2'	24:DA:2128:G:C8	2.56	0.58
24:DA:2228:G:H2'	24:DA:2229:U:C6	2.39	0.58
24:DA:2303:G:C6	24:DA:2304:G:N7	2.72	0.58
33:DJ:23:LYS:CE	33:DJ:142:ILE:HG22	2.34	0.58
40:DQ:40:LYS:HG3	40:DQ:41:ALA:N	2.19	0.58
41:DR:27:ILE:HB	41:DR:63:VAL:HG21	1.86	0.58
48:DY:21:LEU:HA	48:DY:25:GLN:CB	2.34	0.58
1:AA:499:A:C5	1:AA:547:A:N7	2.72	0.58
1:AA:901:A:C5'	1:AA:902:G:OP2	2.49	0.58
1:AA:1068:G:O2'	1:AA:1191:A:N1	2.21	0.58
2:AB:54:LEU:O	2:AB:57:LEU:HD11	2.03	0.58
4:AD:168:PRO:HG2	4:AD:171:LEU:HD11	1.85	0.58
10:AJ:18:ILE:O	10:AJ:22:THR:HB	2.04	0.58
10:AJ:90:LEU:HD12	10:AJ:91:ASP:N	2.19	0.58
24:BA:225:C:H2'	24:BA:226:A:O4'	2.04	0.58
24:BA:900:A:C8	24:BA:901:C:C5	2.92	0.58
24:BA:1601:G:OP1	43:BT:62:VAL:HG11	2.04	0.58
24:BA:1760:C:C5	24:BA:1761:C:C4	2.92	0.58
24:BA:1940:U:C2	24:BA:1965:C:OP2	2.56	0.58
24:BA:2339:C:H2'	24:BA:2340:A:C8	2.39	0.58
24:BA:2658:C:P	30:BG:159:LYS:NZ	2.77	0.58
24:BA:2704:C:H2'	24:BA:2705:A:O4'	2.04	0.58
24:BA:2799:A:C4	24:BA:2801:G:C8	2.91	0.58
25:BB:16:G:N2	25:BB:69:G:H1'	2.19	0.58
26:BC:24:HIS:N	26:BC:80:LEU:O	2.36	0.58
26:BC:265:PHE:N	26:BC:265:PHE:CD1	2.72	0.58
33:BJ:29:ALA:HA	33:BJ:32:LEU:HD12	1.85	0.58
34:BK:7:MET:CG	34:BK:20:MET:HB2	2.34	0.58
46:BW:24:LYS:CD	46:BW:36:ILE:O	2.52	0.58
1:CA:6:G:HO2'	1:CA:7:A:P	2.26	0.58
1:CA:456:A:N6	1:CA:476:U:N3	2.51	0.58
1:CA:622:A:H5''	1:CA:623:C:OP2	2.03	0.58
1:CA:737:C:O2'	1:CA:738:C:P	2.62	0.58
1:CA:972:C:P	10:CJ:59:LYS:HD2	2.43	0.58
1:CA:1327:C:C4	1:CA:1328:C:N4	2.72	0.58
2:CB:38:VAL:O	2:CB:38:VAL:HG13	2.04	0.58
3:CC:107:ARG:O	3:CC:108:LYS:HD2	2.04	0.58
5:CE:44:GLY:O	5:CE:45:ARG:HG2	2.04	0.58

Continued on next page...

Continued from previous page...

Atom-1	Atom-2	Interatomic distance (Å)	Clash overlap (Å)
6:CF:18:VAL:O	6:CF:21:MET:CB	2.52	0.58
10:CJ:5:ARG:O	10:CJ:6:ILE:HB	2.04	0.58
11:CK:36:ASP:OD2	11:CK:38:GLN:NE2	2.37	0.58
19:CS:40:ILE:CG1	19:CS:67:VAL:HA	2.33	0.58
21:CU:14:VAL:O	21:CU:16:LEU:HD23	2.03	0.58
24:DA:1190:G:H5''	35:DL:32:GLY:HA2	1.85	0.58
24:DA:1444:G:N2	24:DA:1445:G:H1'	2.19	0.58
24:DA:1831:G:H2'	24:DA:1832:C:H6	1.68	0.58
24:DA:2705:A:H2'	24:DA:2706:A:O4'	2.03	0.58
27:DD:196:ALA:O	27:DD:198:GLY:N	2.37	0.58
52:D2:43:THR:O	52:D2:44:VAL:CB	2.52	0.58
1:AA:3:A:P	4:AD:83:LYS:NZ	2.77	0.57
1:AA:32:A:C5'	1:AA:398:U:HO2'	2.17	0.57
1:AA:1144:G:C2	1:AA:1145:A:C2	2.92	0.57
1:AA:1302:C:OP1	13:AM:13:LYS:NZ	2.32	0.57
3:AC:154:SER:CB	3:AC:165:THR:HG22	2.34	0.57
5:AE:85:VAL:HG12	5:AE:96:MET:HG3	1.85	0.57
9:AI:95:ARG:HA	9:AI:98:LEU:HB3	1.86	0.57
11:AK:61:PHE:O	11:AK:65:VAL:HG12	2.04	0.57
12:AL:37:VAL:HG11	12:AL:75:GLN:HA	1.86	0.57
12:AL:67:ILE:HG22	12:AL:97:THR:CB	2.34	0.57
18:AR:56:ALA:O	18:AR:59:ILE:HG23	2.04	0.57
19:AS:41:PHE:CD1	19:AS:42:PRO:HD2	2.39	0.57
24:BA:167:A:N7	24:BA:168:G:C8	2.72	0.57
24:BA:770:G:N2	24:BA:771:G:H1'	2.19	0.57
24:BA:805:G:OP2	35:BL:41:ARG:HD3	2.04	0.57
24:BA:1335:C:OP1	43:BT:68:LYS:HE3	2.04	0.57
24:BA:1432:G:N2	24:BA:1433:A:C4	2.71	0.57
24:BA:2740:A:C2	24:BA:2764:A:C4	2.91	0.57
26:BC:173:LEU:N	26:BC:173:LEU:HD13	2.19	0.57
31:BH:4:ILE:HD11	31:BH:17:ASP:N	2.19	0.57
37:BN:100:CYS:N	37:BN:110:MET:O	2.37	0.57
38:BO:6:ALA:O	38:BO:7:ARG:C	2.42	0.57
42:BS:74:ILE:HD12	42:BS:104:THR:O	2.04	0.57
43:BT:69:ARG:NH2	59:BT:201:HOH:O	2.37	0.57
52:B2:16:HIS:CB	52:B2:21:ARG:NH1	2.67	0.57
1:CA:174:A:C4	1:CA:175:C:C6	2.92	0.57
1:CA:203:G:N2	1:CA:215:C:O2	2.37	0.57
1:CA:223:A:C5	1:CA:224:U:C5	2.92	0.57
1:CA:582:C:C2	1:CA:583:A:C8	2.92	0.57
1:CA:741:G:H2'	1:CA:742:G:C8	2.39	0.57

Continued on next page...

Continued from previous page...

Atom-1	Atom-2	Interatomic distance (Å)	Clash overlap (Å)
1:CA:1138:G:H5'	1:CA:1139:G:OP2	2.04	0.57
2:CB:96:TRP:CD1	2:CB:172:ALA:HB2	2.39	0.57
4:CD:155:VAL:O	4:CD:158:ALA:N	2.37	0.57
6:CF:98:GLU:HG2	6:CF:99:ALA:N	2.19	0.57
8:CH:73:GLU:O	8:CH:74:SER:HB3	2.04	0.57
13:CM:75:MET:SD	29:DF:111:ARG:HB2	2.44	0.57
22:CV:37:A:C4	22:CV:38:A:C8	2.92	0.57
24:DA:231:A:C6	24:DA:232:G:C2	2.92	0.57
24:DA:273:G:N2	24:DA:365:U:C2	2.72	0.57
24:DA:544:C:H3'	24:DA:545:U:C6	2.38	0.57
24:DA:725:G:C6	24:DA:726:G:N1	2.72	0.57
24:DA:981:A:OP2	24:DA:982:C:N4	2.33	0.57
24:DA:2349:G:OP1	53:D3:44:ARG:NH2	2.35	0.57
25:DB:53:A:C2	25:DB:54:G:C8	2.92	0.57
27:DD:22:ILE:HD11	27:DD:190:LYS:HG3	1.86	0.57
29:DF:126:ASN:OD1	29:DF:126:ASN:N	2.37	0.57
31:DH:96:THR:HA	31:DH:99:ILE:HG22	1.86	0.57
42:DS:20:VAL:HG11	42:DS:44:ALA:HA	1.86	0.57
42:DS:84:ARG:HB3	42:DS:96:ILE:CG2	2.33	0.57
1:AA:55:A:C6	31:DH:91:PHE:CG	2.92	0.57
1:AA:110:C:C2	1:AA:111:G:C8	2.92	0.57
1:AA:137:U:H2'	1:AA:138:G:H8	1.67	0.57
1:AA:294:U:H5''	1:AA:295:C:OP2	2.04	0.57
1:AA:303:A:C5	1:AA:304:U:C6	2.92	0.57
1:AA:309:A:N3	1:AA:310:G:C8	2.72	0.57
1:AA:401:C:O2'	1:AA:402:G:H5'	2.03	0.57
1:AA:455:G:N2	1:AA:478:A:C2	2.72	0.57
1:AA:460:A:C2	1:AA:461:A:C4	2.92	0.57
1:AA:882:C:H2'	1:AA:882:C:O2	2.03	0.57
1:AA:1014:A:O4'	19:AS:34:TRP:CZ3	2.57	0.57
1:AA:1261:A:H1'	1:AA:1283:U:H5''	1.86	0.57
1:AA:1286:U:O2	1:AA:1286:U:H2'	2.03	0.57
1:AA:1374:A:N3	1:AA:1375:A:C8	2.72	0.57
6:AF:96:VAL:HG23	6:AF:97:THR:H	1.68	0.57
15:AO:11:ILE:O	15:AO:14:GLU:N	2.36	0.57
19:AS:35:SER:HB3	19:AS:38:SER:OG	2.04	0.57
20:AT:7:ALA:C	20:AT:9:LYS:N	2.57	0.57
24:BA:89:A:C2	24:BA:90:U:C5	2.92	0.57
24:BA:1563:U:H2'	24:BA:1564:C:C6	2.39	0.57
24:BA:2015:A:C2	50:B0:2:VAL:HG21	2.39	0.57
24:BA:2267:A:H5''	24:BA:2268:A:H5'	1.87	0.57

Continued on next page...

Continued from previous page...

Atom-1	Atom-2	Interatomic distance (Å)	Clash overlap (Å)
24:BA:2520:C:C2'	24:BA:2521:C:H5'	2.35	0.57
24:BA:2711:A:OP2	59:BA:3553:HOH:O	2.17	0.57
24:BA:2748:A:HO2'	24:BA:2749:A:P	2.28	0.57
27:BD:27:ILE:HD11	27:BD:187:LEU:HD23	1.86	0.57
31:BH:25:TYR:CD1	31:BH:25:TYR:N	2.70	0.57
36:BM:81:ARG:O	36:BM:82:MET:CB	2.53	0.57
38:BO:67:ASN:N	38:BO:67:ASN:OD1	2.37	0.57
1:CA:49:U:C4	1:CA:364:A:C5	2.92	0.57
1:CA:674:G:H2'	1:CA:675:A:H8	1.68	0.57
1:CA:1225:A:H4'	19:CS:78:ARG:HD3	1.86	0.57
1:CA:1342:C:C2'	1:CA:1343:G:H5'	2.34	0.57
8:CH:51:VAL:O	8:CH:52:GLU:C	2.40	0.57
13:CM:95:LEU:O	13:CM:109:ARG:NH2	2.38	0.57
15:CO:89:ARG:NH2	24:DA:716:A:O5'	2.37	0.57
24:DA:170:U:N3	24:DA:171:U:C5	2.72	0.57
24:DA:227:A:C4	24:DA:2407:A:H1'	2.38	0.57
24:DA:387:U:C5	24:DA:388:G:C6	2.92	0.57
24:DA:704:G:N3	24:DA:726:G:C2	2.73	0.57
24:DA:832:U:O2'	24:DA:833:A:H5'	2.04	0.57
24:DA:911:A:N6	36:DM:11:LYS:O	2.37	0.57
24:DA:2013:A:H2'	24:DA:2014:A:C5'	2.34	0.57
26:DC:114:GLN:O	26:DC:115:ILE:HG23	2.04	0.57
28:DE:176:ASP:OD1	28:DE:179:SER:N	2.36	0.57
29:DF:134:GLN:HG3	29:DF:135:ILE:N	2.19	0.57
1:AA:110:C:H2'	1:AA:111:G:C8	2.40	0.57
1:AA:182:A:N7	1:AA:184:G:C5	2.72	0.57
1:AA:690:G:H2'	1:AA:691:G:O4'	2.05	0.57
1:AA:1262:C:C2	1:AA:1263:C:C6	2.92	0.57
1:AA:1500:A:OP2	59:AA:1878:HOH:O	2.17	0.57
2:AB:44:GLU:O	2:AB:45:LYS:HB2	2.05	0.57
4:AD:93:LEU:C	4:AD:95:GLU:N	2.56	0.57
5:AE:16:ILE:HD13	5:AE:113:ALA:CB	2.34	0.57
13:AM:44:LYS:HE2	13:AM:44:LYS:HA	1.84	0.57
23:AX:11:A:H2'	23:AX:12:A:H5'	1.85	0.57
24:BA:88:G:C6	24:BA:89:A:N7	2.72	0.57
24:BA:606:U:OP2	28:BE:99:LYS:NZ	2.30	0.57
24:BA:1258:U:O4'	28:BE:79:ARG:HG2	2.05	0.57
24:BA:1422:G:C2	24:BA:1423:G:C8	2.92	0.57
24:BA:1515:A:H1'	24:BA:1557:C:C1'	2.34	0.57
24:BA:2264:C:H2'	24:BA:2265:U:O5'	2.04	0.57
24:BA:2281:A:N1	24:BA:2282:G:C5	2.72	0.57

Continued on next page...

Continued from previous page...

Atom-1	Atom-2	Interatomic distance (Å)	Clash overlap (Å)
25:BB:31:C:OP1	29:BF:29:ARG:NH2	2.37	0.57
49:BZ:9:THR:HG22	49:BZ:54:VAL:N	2.19	0.57
1:CA:341:C:C2	1:CA:349:A:C2	2.92	0.57
1:CA:455:G:N2	1:CA:478:A:C2	2.72	0.57
1:CA:872:A:C4	1:CA:874:G:C8	2.93	0.57
1:CA:927:G:OP2	1:CA:1503:A:C4	2.57	0.57
1:CA:1145:A:O2'	1:CA:1146:A:OP2	2.21	0.57
1:CA:1349:A:OP2	9:CI:120:LYS:CE	2.52	0.57
3:CC:83:ASP:HA	3:CC:86:LYS:HG2	1.87	0.57
4:CD:25:VAL:HG22	4:CD:26:ARG:HG3	1.86	0.57
5:CE:152:MET:HA	5:CE:155:ALA:HB3	1.85	0.57
8:CH:80:ARG:HB2	8:CH:81:PRO:HD2	1.87	0.57
16:CP:71:VAL:O	16:CP:75:ILE:N	2.37	0.57
19:CS:40:ILE:HG22	19:CS:70:LYS:HA	1.86	0.57
22:CV:15:G:H2'	22:CV:16:U:C2	2.39	0.57
24:DA:1001:A:OP2	59:DA:3737:HOH:O	2.17	0.57
24:DA:1866:A:N1	24:DA:1876:A:C8	2.73	0.57
24:DA:1867:G:O2'	24:DA:1868:C:H5'	2.04	0.57
24:DA:1913:A:C2	24:DA:1914:C:C5'	2.87	0.57
24:DA:2728:U:O2'	24:DA:2729:G:OP2	2.21	0.57
24:DA:2835:A:H4'	24:DA:2836:U:OP1	2.02	0.57
25:DB:30:C:H2'	25:DB:31:C:H5'	1.86	0.57
26:DC:140:VAL:HG22	26:DC:190:THR:O	2.04	0.57
29:DF:9:ASP:O	29:DF:13:LYS:HE2	2.04	0.57
38:DO:100:HIS:O	38:DO:104:GLN:CB	2.51	0.57
41:DR:28:ALA:O	41:DR:30:GLY:N	2.36	0.57
42:DS:59:GLU:HA	42:DS:64:ALA:HA	1.86	0.57
53:D3:31:ILE:HD12	53:D3:32:LEU:N	2.19	0.57
1:AA:113:G:O4'	1:AA:354:G:H4'	2.04	0.57
1:AA:780:A:OP1	11:AK:125:LYS:CG	2.52	0.57
1:AA:908:A:C2	1:AA:909:A:C8	2.93	0.57
1:AA:933:G:H5''	1:AA:934:C:OP2	2.05	0.57
1:AA:1129:C:O2'	1:AA:1139:G:N7	2.20	0.57
1:AA:1375:A:C5	1:AA:1376:U:C5	2.92	0.57
1:AA:1486:G:H2'	1:AA:1487:G:O4'	2.02	0.57
5:AE:131:THR:O	5:AE:132:ASN:O	2.22	0.57
6:AF:4:TYR:CD2	6:AF:5:GLU:N	2.72	0.57
20:AT:44:LYS:HD2	20:AT:87:ALA:HA	1.85	0.57
24:BA:459:U:OP2	24:BA:469:G:N1	2.32	0.57
24:BA:475:C:N4	24:BA:476:G:C6	2.73	0.57
24:BA:1129:A:O2'	24:BA:2515:C:O2	2.20	0.57

Continued on next page...

Continued from previous page...

Atom-1	Atom-2	Interatomic distance (Å)	Clash overlap (Å)
24:BA:1365:A:C6	24:BA:1366:A:C5	2.92	0.57
24:BA:2094:A:C5'	31:BH:25:TYR:CE2	2.86	0.57
24:BA:2205:A:C2	24:BA:2206:C:C2	2.92	0.57
24:BA:2304:G:O2'	29:BF:129:MET:C	2.43	0.57
24:BA:2419:U:C6	53:B3:32:LEU:HD22	2.39	0.57
25:BB:4:C:N3	25:BB:116:G:O6	2.37	0.57
26:BC:221:GLY:O	26:BC:224:MET:HG2	2.04	0.57
27:BD:151:THR:HG22	27:BD:152:PRO:HD2	1.86	0.57
29:BF:48:LEU:O	29:BF:50:ASP:N	2.37	0.57
40:BQ:31:TYR:CD1	40:BQ:31:TYR:C	2.78	0.57
54:B4:25:VAL:CG1	54:B4:35:GLN:HB2	2.35	0.57
1:CA:455:G:N2	1:CA:478:A:N1	2.52	0.57
1:CA:552:U:O3'	12:CL:84:GLY:HA3	2.05	0.57
1:CA:675:A:O2'	11:CK:116:ILE:HD12	2.04	0.57
1:CA:690:G:OP2	11:CK:29:ASN:ND2	2.37	0.57
1:CA:737:C:C2	1:CA:738:C:C5	2.92	0.57
4:CD:4:TYR:OH	4:CD:62:ARG:CZ	2.52	0.57
4:CD:58:LYS:NZ	4:CD:203:LEU:HD13	2.20	0.57
4:CD:104:ARG:NE	4:CD:170:TRP:CZ2	2.72	0.57
11:CK:46:THR:O	11:CK:50:SER:OG	2.08	0.57
20:CT:20:HIS:O	20:CT:21:ASN:C	2.43	0.57
24:DA:189:G:P	47:DX:25:LYS:NZ	2.77	0.57
24:DA:446:G:P	40:DQ:2:ARG:NE	2.77	0.57
24:DA:911:A:C4	36:DM:9:PHE:CE2	2.93	0.57
24:DA:1215:G:H2'	24:DA:1216:G:H5'	1.85	0.57
24:DA:2229:U:H2'	24:DA:2230:G:C8	2.40	0.57
24:DA:2415:G:O2'	24:DA:2416:C:H5'	2.03	0.57
28:DE:48:THR:C	28:DE:50:ALA:H	2.06	0.57
29:DF:34:THR:HB	29:DF:89:THR:HG22	1.87	0.57
29:DF:122:ASP:OD2	29:DF:124:ARG:CZ	2.52	0.57
35:DL:54:GLN:HG3	35:DL:55:MET:N	2.20	0.57
43:DT:2:ILE:HA	43:DT:3:ARG:C	2.25	0.57
49:DZ:23:LEU:HD21	49:DZ:53:MET:CE	2.33	0.57
1:AA:66:A:H4'	1:AA:173:U:C5	2.39	0.57
1:AA:293:G:C5	1:AA:294:U:C5	2.92	0.57
1:AA:865:A:C5	1:AA:866:C:C5	2.93	0.57
1:AA:880:C:OP2	12:AL:3:THR:HG21	2.04	0.57
1:AA:1105:A:C6	1:AA:1106:G:N7	2.73	0.57
1:AA:1133:G:H5'	1:AA:1134:G:OP2	2.05	0.57
1:AA:1153:G:N2	1:AA:1154:G:H1'	2.19	0.57
2:AB:112:LYS:NZ	1:CA:842:U:OP1	2.37	0.57

Continued on next page...

Continued from previous page...

Atom-1	Atom-2	Interatomic distance (Å)	Clash overlap (Å)
6:AF:6:ILE:HB	6:AF:62:MET:HB2	1.87	0.57
8:AH:92:LEU:HD21	8:AH:116:ALA:HB3	1.87	0.57
12:AL:65:SER:OG	12:AL:97:THR:OG1	2.23	0.57
13:AM:106:ALA:O	13:AM:108:THR:N	2.37	0.57
20:AT:21:ASN:O	20:AT:25:ARG:HB2	2.05	0.57
21:AU:11:PRO:C	21:AU:12:PHE:CD1	2.77	0.57
21:AU:12:PHE:O	21:AU:13:ASP:CB	2.52	0.57
24:BA:78:U:OP2	48:BY:2:LYS:HE2	2.04	0.57
24:BA:157:C:N3	24:BA:158:U:C5	2.72	0.57
24:BA:419:U:H2'	24:BA:420:C:C6	2.38	0.57
24:BA:585:G:H5''	24:BA:586:A:OP1	2.04	0.57
24:BA:1239:G:C4	24:BA:1240:U:C6	2.93	0.57
24:BA:1722:A:C2	24:BA:1739:A:C4	2.92	0.57
24:BA:2044:C:C2	24:BA:2625:G:C2	2.93	0.57
24:BA:2162:G:H4'	24:BA:2163:A:OP1	2.03	0.57
24:BA:2163:A:O3'	24:BA:2170:A:O2'	2.19	0.57
24:BA:2830:C:C6	27:BD:59:ARG:NH1	2.73	0.57
25:BB:2:G:C2	25:BB:3:C:C2	2.92	0.57
26:BC:124:LYS:O	26:BC:126:GLY:N	2.37	0.57
28:BE:145:ASP:HA	28:BE:166:LYS:O	2.05	0.57
29:BF:172:PHE:HB2	29:BF:174:PHE:CE2	2.39	0.57
31:BH:117:LEU:HB2	31:BH:118:PRO:CD	2.35	0.57
39:BP:45:VAL:O	39:BP:60:VAL:HA	2.04	0.57
40:BQ:5:ARG:O	40:BQ:6:GLY:C	2.42	0.57
44:BU:16:LYS:HE2	44:BU:16:LYS:N	2.19	0.57
1:CA:66:A:C4'	1:CA:173:U:C4	2.88	0.57
1:CA:457:G:C2	1:CA:458:U:C2	2.93	0.57
1:CA:939:G:C2	1:CA:940:C:C5	2.93	0.57
1:CA:979:C:C6	1:CA:1318:A:N1	2.72	0.57
1:CA:1014:A:H2'	1:CA:1015:G:C1'	2.35	0.57
1:CA:1133:G:C4	1:CA:1134:G:C8	2.92	0.57
1:CA:1148:U:H5''	9:CI:9:THR:HG21	1.86	0.57
2:CB:31:ILE:HD11	2:CB:39:HIS:HB2	1.87	0.57
2:CB:96:TRP:CZ3	2:CB:175:GLU:OE1	2.58	0.57
2:CB:106:THR:O	2:CB:107:VAL:HG13	2.03	0.57
3:CC:63:SER:HA	3:CC:97:VAL:HG11	1.85	0.57
4:CD:3:ARG:O	4:CD:4:TYR:O	2.22	0.57
4:CD:168:PRO:O	4:CD:169:THR:CB	2.52	0.57
12:CL:121:ARG:O	12:CL:122:PRO:C	2.42	0.57
16:CP:1:MET:N	16:CP:1:MET:CE	2.67	0.57
24:DA:96:C:H4'	48:DY:41:HIS:CD2	2.40	0.57

Continued on next page...

Continued from previous page...

Atom-1	Atom-2	Interatomic distance (Å)	Clash overlap (Å)
24:DA:805:G:OP2	35:DL:41:ARG:HG2	2.04	0.57
24:DA:1059:G:C5	24:DA:1060:U:N3	2.72	0.57
24:DA:1180:U:C4	24:DA:1181:U:C4	2.92	0.57
24:DA:1246:A:H2'	24:DA:1247:A:O5'	2.05	0.57
24:DA:2716:C:C2'	24:DA:2717:C:H5'	2.33	0.57
25:DB:39:A:O2'	25:DB:46:A:N1	2.35	0.57
26:DC:64:VAL:CG2	26:DC:66:PHE:CD2	2.87	0.57
26:DC:196:ASN:OD1	26:DC:196:ASN:C	2.43	0.57
27:DD:22:ILE:C	27:DD:22:ILE:HD12	2.23	0.57
36:DM:74:THR:HG21	36:DM:86:LYS:HE2	1.86	0.57
37:DN:16:HIS:CD2	37:DN:16:HIS:C	2.78	0.57
42:DS:39:THR:O	42:DS:44:ALA:CB	2.53	0.57
1:AA:357:G:N2	1:AA:358:U:C2	2.73	0.57
1:AA:600:A:OP1	8:AH:88:ARG:NH1	2.37	0.57
1:AA:623:C:C4	1:AA:624:C:C5	2.93	0.57
1:AA:1273:C:C4	1:AA:1274:A:C8	2.92	0.57
2:AB:68:LEU:HD23	2:AB:158:PRO:HB3	1.86	0.57
2:AB:93:ASN:O	2:AB:94:HIS:ND1	2.37	0.57
4:AD:56:ARG:O	4:AD:63:ARG:NH2	2.37	0.57
4:AD:103:TYR:CZ	4:AD:111:ARG:N	2.72	0.57
4:AD:123:ILE:HG23	4:AD:124:MET:N	2.20	0.57
4:AD:177:LYS:O	4:AD:178:MET:HB3	2.04	0.57
4:AD:192:SER:O	4:AD:193:ALA:HB3	2.04	0.57
7:AG:70:ARG:NH1	7:AG:97:ASN:OD1	2.37	0.57
12:AL:112:GLN:O	12:AL:113:ALA:HB3	2.04	0.57
24:BA:76:C:O2'	24:BA:77:G:H5'	2.04	0.57
24:BA:157:C:C4	24:BA:158:U:C5	2.92	0.57
24:BA:289:G:N2	24:BA:352:A:C4	2.72	0.57
24:BA:444:C:H1'	28:BE:44:ARG:HB2	1.86	0.57
24:BA:584:C:OP2	40:BQ:5:ARG:NH2	2.36	0.57
24:BA:1098:A:O3'	32:BI:4:VAL:CG1	2.53	0.57
24:BA:1532:A:C2	24:BA:1533:C:N3	2.72	0.57
24:BA:1794:A:H1'	24:BA:1900:A:N3	2.19	0.57
24:BA:1857:G:N3	24:BA:1884:G:C2	2.73	0.57
24:BA:2107:G:H2'	24:BA:2108:A:O4'	2.05	0.57
24:BA:2209:G:C5	24:BA:2210:U:C4	2.93	0.57
24:BA:2308:G:H5'	24:BA:2309:A:OP2	2.04	0.57
24:BA:2333:A:C8	24:BA:2335:A:C4	2.92	0.57
24:BA:2657:A:H5''	30:BG:91:VAL:HG21	1.86	0.57
24:BA:2714:G:C5	24:BA:2715:C:C5	2.93	0.57
24:BA:2728:U:O2'	24:BA:2729:G:P	2.62	0.57

Continued on next page...

Continued from previous page...

Atom-1	Atom-2	Interatomic distance (Å)	Clash overlap (Å)
24:BA:2748:A:H2'	24:BA:2749:A:O5'	2.05	0.57
34:BK:69:VAL:HG13	34:BK:77:ILE:HB	1.85	0.57
38:BO:40:ILE:CD1	38:BO:44:GLY:HA2	2.34	0.57
47:BX:38:TRP:CZ3	47:BX:44:ARG:O	2.57	0.57
48:BY:2:LYS:O	48:BY:5:GLU:N	2.38	0.57
49:BZ:11:SER:OG	49:BZ:12:ALA:N	2.37	0.57
1:CA:146:G:C2	1:CA:177:G:N7	2.72	0.57
1:CA:487:A:C5	1:CA:488:C:C2	2.93	0.57
1:CA:597:G:H1'	17:CQ:28:PHE:HE1	1.68	0.57
1:CA:1225:A:H2'	1:CA:1226:C:C5	2.39	0.57
1:CA:1226:C:C5	13:CM:103:LYS:CB	2.87	0.57
1:CA:1521:C:N3	1:CA:1522:U:C5	2.73	0.57
4:CD:102:VAL:HG12	4:CD:103:TYR:N	2.19	0.57
5:CE:74:VAL:CG2	5:CE:76:LEU:CD1	2.82	0.57
5:CE:83:HIS:HB2	5:CE:84:PRO:HD2	1.86	0.57
8:CH:48:ASP:OD2	8:CH:50:LYS:NZ	2.38	0.57
11:CK:34:ILE:HG22	11:CK:35:THR:N	2.19	0.57
14:CN:1:ALA:O	14:CN:2:LYS:CB	2.52	0.57
16:CP:66:THR:C	16:CP:67:ILE:HG13	2.24	0.57
19:CS:44:MET:HE3	19:CS:45:ILE:HG12	1.85	0.57
22:CV:4:C:C1'	22:CV:5:G:OP1	2.53	0.57
24:DA:578:G:O2'	24:DA:580:U:OP2	2.19	0.57
24:DA:945:A:C4	24:DA:2448:A:C2	2.92	0.57
24:DA:1324:G:N3	24:DA:1328:A:N6	2.52	0.57
24:DA:1635:A:C2	24:DA:1636:U:H1'	2.40	0.57
24:DA:1764:C:C2'	24:DA:1765:U:H5'	2.34	0.57
24:DA:1922:G:C6	24:DA:1923:U:C4	2.91	0.57
29:DF:73:VAL:HG22	29:DF:78:ILE:CD1	2.35	0.57
29:DF:121:PHE:CE1	29:DF:127:TYR:CD1	2.93	0.57
35:DL:77:ILE:CD1	35:DL:95:LEU:HD13	2.34	0.57
36:DM:42:THR:OG1	36:DM:45:GLN:HB2	2.04	0.57
46:DW:48:GLY:HA2	46:DW:80:ILE:O	2.03	0.57
1:AA:600:A:P	8:AH:88:ARG:HD2	2.45	0.57
1:AA:1026:G:C6	1:AA:1027:C:N3	2.72	0.57
1:AA:1088:G:C6	1:AA:1089:G:C5	2.91	0.57
1:AA:1095:U:C4	1:AA:1096:C:N4	2.73	0.57
1:AA:1330:U:H4'	13:AM:23:TYR:CZ	2.39	0.57
2:AB:17:GLY:CA	2:AB:41:ILE:HD13	2.35	0.57
2:AB:28:LYS:N	2:AB:29:PRO:HD2	2.19	0.57
4:AD:171:LEU:CD1	4:AD:173:VAL:HG23	2.35	0.57
7:AG:30:LEU:HD21	7:AG:42:ILE:HD11	1.86	0.57

Continued on next page...

Continued from previous page...

Atom-1	Atom-2	Interatomic distance (Å)	Clash overlap (Å)
8:AH:95:VAL:O	8:AH:96:MET:CB	2.52	0.57
11:AK:82:LEU:HD22	11:AK:105:PHE:CD1	2.39	0.57
12:AL:9:ARG:O	12:AL:10:LYS:HB2	2.05	0.57
18:AR:20:GLU:O	18:AR:22:ASP:N	2.38	0.57
21:AU:29:LEU:O	21:AU:33:ARG:N	2.37	0.57
22:AV:65:G:C6	22:AV:66:U:C4	2.93	0.57
24:BA:391:A:C2	24:BA:411:G:C5	2.92	0.57
24:BA:686:U:O2	52:B2:8:SER:HB3	2.04	0.57
24:BA:731:C:OP2	59:BA:3695:HOH:O	2.17	0.57
24:BA:1063:G:C8	24:BA:1064:C:C6	2.92	0.57
24:BA:1252:G:O4'	40:BQ:32:ARG:HD3	2.05	0.57
24:BA:1287:A:N1	24:BA:1648:U:O2'	2.34	0.57
24:BA:1310:G:H2'	24:BA:1311:G:H5'	1.87	0.57
24:BA:2732:G:C3'	24:BA:2733:A:H5'	2.35	0.57
24:BA:2831:G:OP1	27:BD:56:LYS:CE	2.53	0.57
26:BC:106:PRO:HD2	26:BC:109:LEU:HD23	1.85	0.57
26:BC:259:ASN:O	26:BC:262:THR:N	2.36	0.57
28:BE:28:VAL:O	28:BE:32:VAL:HG23	2.04	0.57
29:BF:122:ASP:OD1	29:BF:126:ASN:N	2.37	0.57
38:BO:33:ARG:O	38:BO:34:HIS:CG	2.57	0.57
45:BV:30:ILE:O	45:BV:37:PRO:HA	2.05	0.57
1:CA:63:C:H2'	1:CA:64:G:H5'	1.85	0.57
1:CA:656:G:N2	1:CA:751:U:H1'	2.20	0.57
8:CH:34:VAL:CG2	8:CH:35:ALA:N	2.68	0.57
9:CI:39:PHE:O	9:CI:42:GLU:N	2.36	0.57
11:CK:26:SER:O	11:CK:27:PHE:HB3	2.05	0.57
11:CK:27:PHE:C	11:CK:27:PHE:HD1	2.08	0.57
15:CO:10:LYS:N	15:CO:10:LYS:CD	2.65	0.57
16:CP:1:MET:SD	16:CP:2:VAL:HG22	2.45	0.57
24:DA:275:C:H2'	24:DA:275:C:O2	2.04	0.57
24:DA:1456:G:C5	24:DA:1457:U:C5	2.92	0.57
24:DA:1596:A:O2'	24:DA:1597:A:H5'	2.05	0.57
24:DA:2102:G:N2	24:DA:2188:U:O2'	2.37	0.57
24:DA:2311:A:C2	29:DF:40:GLY:HA2	2.39	0.57
34:DK:88:ASN:ND2	34:DK:90:ASN:O	2.38	0.57
47:DX:65:THR:O	47:DX:68:ALA:HB3	2.03	0.57
49:DZ:25:GLY:HA3	49:DZ:46:MET:CE	2.34	0.57
1:AA:279:A:OP1	1:AA:280:C:C2'	2.53	0.57
1:AA:599:C:O2	1:AA:640:A:N1	2.38	0.57
1:AA:906:A:C2'	1:AA:907:A:O5'	2.53	0.57
1:AA:918:A:H2'	1:AA:919:A:C8	2.38	0.57

Continued on next page...

Continued from previous page...

Atom-1	Atom-2	Interatomic distance (Å)	Clash overlap (Å)
1:AA:1052:U:H5''	1:AA:1053:G:OP2	2.05	0.57
13:AM:34:LEU:HD22	13:AM:39:ILE:HG21	1.85	0.57
24:BA:136:G:C6	24:BA:137:U:O4	2.57	0.57
24:BA:532:A:H1'	24:BA:2021:C:C5	2.40	0.57
24:BA:1287:A:H5'	37:BN:103:ARG:HD2	1.85	0.57
24:BA:1432:G:C2	24:BA:1433:A:C4	2.92	0.57
24:BA:2186:G:H2'	24:BA:2187:U:O4'	2.05	0.57
24:BA:2613:U:OP2	59:BA:3487:HOH:O	2.18	0.57
24:BA:2856:A:N6	24:BA:2857:G:C6	2.73	0.57
31:BH:81:ALA:CB	31:BH:147:VAL:HG13	2.34	0.57
35:BL:53:GLY:O	35:BL:54:GLN:O	2.22	0.57
35:BL:111:ILE:N	35:BL:111:ILE:HD12	2.20	0.57
48:BY:21:LEU:HA	48:BY:25:GLN:HB3	1.86	0.57
1:CA:386:C:C2'	1:CA:387:U:H5'	2.32	0.57
1:CA:469:C:C5	1:CA:470:C:C5	2.93	0.57
1:CA:575:G:H4'	1:CA:576:C:H5''	1.86	0.57
1:CA:958:A:N7	1:CA:959:A:C5	2.73	0.57
1:CA:993:G:O6	1:CA:1045:C:N4	2.37	0.57
1:CA:1273:C:H2'	1:CA:1274:A:O4'	2.05	0.57
1:CA:1418:A:C2	1:CA:1483:A:C2	2.93	0.57
7:CG:103:TRP:HZ2	7:CG:133:THR:C	2.07	0.57
24:DA:994:C:O2	41:DR:10:LYS:CE	2.52	0.57
24:DA:1563:U:C2	24:DA:1564:C:C5	2.92	0.57
24:DA:1910:G:C2	24:DA:1921:G:C2	2.93	0.57
24:DA:2661:G:O2'	24:DA:2662:A:H5'	2.05	0.57
25:DB:30:C:C5	25:DB:31:C:C6	2.93	0.57
29:DF:33:ILE:CD1	29:DF:99:PHE:CD1	2.87	0.57
29:DF:124:ARG:NH2	29:DF:126:ASN:ND2	2.53	0.57
1:AA:9:G:N2	1:AA:10:A:N9	2.53	0.57
1:AA:101:A:C4	1:AA:102:G:C8	2.93	0.57
1:AA:453:G:C2	1:AA:480:U:O2	2.58	0.57
1:AA:511:C:C2	1:AA:512:U:C5	2.93	0.57
1:AA:575:G:C6	1:AA:821:G:C8	2.93	0.57
1:AA:1118:U:H1'	1:AA:1179:A:C4	2.40	0.57
1:AA:1147:C:O2'	9:AI:18:ARG:HD3	2.04	0.57
4:AD:76:TYR:CE2	4:AD:204:TYR:HB2	2.39	0.57
4:AD:137:VAL:HG12	4:AD:182:PHE:CE2	2.40	0.57
6:AF:38:ARG:HB2	6:AF:63:ASN:OD1	2.05	0.57
9:AI:38:TYR:CD2	9:AI:39:PHE:CE1	2.92	0.57
11:AK:126:LYS:O	11:AK:127:ARG:HG3	2.04	0.57
12:AL:7:LEU:HD13	17:AQ:34:TYR:CE1	2.39	0.57

Continued on next page...

Continued from previous page...

Atom-1	Atom-2	Interatomic distance (Å)	Clash overlap (Å)
24:BA:71:A:OP2	24:BA:113:U:H5'	2.04	0.57
24:BA:599:A:C2	24:BA:659:G:C6	2.92	0.57
24:BA:679:C:H2'	24:BA:680:C:H6	1.70	0.57
24:BA:749:A:C6	24:BA:750:A:N7	2.73	0.57
24:BA:846:U:O2'	24:BA:847:U:C5'	2.53	0.57
24:BA:936:A:H2'	24:BA:937:C:H6	1.69	0.57
24:BA:1141:U:OP1	33:BJ:24:THR:HG21	2.05	0.57
24:BA:1206:G:OP2	57:BA:3163:NMY:H231	2.05	0.57
24:BA:1307:A:C4	24:BA:1308:A:C8	2.92	0.57
24:BA:1454:C:P	37:BN:63:ARG:NH2	2.78	0.57
24:BA:1945:G:C6	24:BA:1946:U:C4	2.92	0.57
24:BA:2727:A:C6	24:BA:2728:U:C4	2.93	0.57
31:BH:72:ILE:HG22	31:BH:73:ASN:N	2.19	0.57
36:BM:38:ARG:CZ	36:BM:38:ARG:HB3	2.35	0.57
49:BZ:6:ILE:O	49:BZ:34:THR:HA	2.05	0.57
1:CA:106:C:O2'	1:CA:379:C:H5''	2.04	0.57
1:CA:404:G:P	4:CD:3:ARG:HH12	2.28	0.57
1:CA:413:G:C3'	1:CA:414:A:H5'	2.34	0.57
1:CA:561:U:O2'	1:CA:562:U:OP1	2.17	0.57
1:CA:579:A:C2	1:CA:580:C:C5	2.93	0.57
1:CA:620:C:C2	4:CD:132:ILE:HD12	2.40	0.57
1:CA:1153:G:OP1	10:CJ:15:HIS:CE1	2.58	0.57
1:CA:1321:U:C4	1:CA:1322:C:C6	2.92	0.57
1:CA:1521:C:C2	1:CA:1522:U:C5	2.93	0.57
2:CB:132:LYS:C	2:CB:134:ALA:N	2.55	0.57
3:CC:53:SER:O	3:CC:54:ARG:CB	2.52	0.57
3:CC:66:VAL:HG13	3:CC:101:ILE:HA	1.87	0.57
3:CC:189:ALA:O	3:CC:190:HIS:HB2	2.04	0.57
4:CD:76:TYR:CD1	4:CD:76:TYR:C	2.78	0.57
9:CI:84:THR:HG21	9:CI:103:PHE:CD1	2.40	0.57
13:CM:81:MET:N	13:CM:83:LEU:CD2	2.68	0.57
20:CT:5:LYS:O	20:CT:7:ALA:N	2.38	0.57
22:CV:60:U:C5'	22:CV:61:C:H5	2.17	0.57
22:CV:64:A:O2'	22:CV:65:G:H5'	2.05	0.57
24:DA:81:G:C2	24:DA:82:U:H1'	2.39	0.57
24:DA:565:C:H2'	24:DA:566:U:H5'	1.87	0.57
24:DA:831:G:H2'	24:DA:832:U:O5'	2.05	0.57
24:DA:1372:U:C2'	24:DA:1373:A:H5'	2.34	0.57
24:DA:1775:U:H2'	24:DA:1776:G:C5'	2.35	0.57
24:DA:2564:A:OP1	24:DA:2648:G:H4'	2.05	0.57
24:DA:2820:A:H4'	37:DN:3:HIS:CD2	2.40	0.57

Continued on next page...

Continued from previous page...

Atom-1	Atom-2	Interatomic distance (Å)	Clash overlap (Å)
26:DC:4:LYS:O	26:DC:5:CYS:O	2.23	0.57
29:DF:155:ILE:C	29:DF:155:ILE:CD1	2.72	0.57
44:DU:73:ASN:O	44:DU:75:ALA:N	2.38	0.57
44:DU:98:ASN:OD1	44:DU:98:ASN:C	2.43	0.57
1:AA:16:A:C6	1:AA:17:U:C5	2.93	0.57
1:AA:359:G:H5'	31:DH:89:LYS:CD	2.34	0.57
1:AA:430:A:C2'	1:AA:431:A:H5'	2.35	0.57
1:AA:522:C:H1'	1:AA:536:C:H5'	1.87	0.57
1:AA:799:G:H2'	1:AA:800:G:C5'	2.35	0.57
4:AD:25:VAL:HG23	4:AD:26:ARG:H	1.70	0.57
4:AD:182:PHE:N	4:AD:182:PHE:CD1	2.72	0.57
8:AH:12:THR:HA	8:AH:15:ARG:NH1	2.20	0.57
8:AH:102:ALA:O	8:AH:103:VAL:HB	2.04	0.57
11:AK:16:VAL:HG13	11:AK:17:SER:N	2.20	0.57
12:AL:75:GLN:HG2	12:AL:76:GLU:N	2.18	0.57
24:BA:449:A:H2'	24:BA:450:G:O5'	2.04	0.57
24:BA:506:G:H4'	24:BA:509:C:O2	2.05	0.57
24:BA:607:U:O4	24:BA:620:G:O4'	2.22	0.57
24:BA:674:G:H1'	28:BE:69:ARG:CD	2.34	0.57
24:BA:1139:G:P	33:BJ:103:ILE:HD11	2.45	0.57
24:BA:1205:A:N6	28:BE:165:HIS:CD2	2.72	0.57
24:BA:1265:A:O4'	24:BA:1267:U:C6	2.58	0.57
24:BA:1708:C:HO2'	24:BA:2860:A:HO2'	1.51	0.57
24:BA:1853:A:N3	24:BA:2233:U:O2'	2.32	0.57
24:BA:2046:G:H1'	50:B0:18:HIS:CD2	2.40	0.57
24:BA:2052:A:C4	27:BD:155:VAL:HG23	2.40	0.57
24:BA:2138:G:N2	24:BA:2139:U:O2	2.38	0.57
24:BA:2323:G:C2'	24:BA:2324:U:H5'	2.35	0.57
24:BA:2639:A:H4'	33:BJ:96:ARG:NH2	2.20	0.57
30:BG:71:LEU:HD22	30:BG:74:MET:SD	2.45	0.57
44:BU:94:PHE:HA	44:BU:102:ILE:HG12	1.87	0.57
1:CA:455:G:C2	1:CA:478:A:N1	2.73	0.57
1:CA:666:G:N2	1:CA:741:G:H1'	2.20	0.57
1:CA:878:A:OP2	1:CA:878:A:C8	2.58	0.57
1:CA:1034:G:H2'	1:CA:1035:A:O4'	2.05	0.57
1:CA:1080:A:OP1	5:CE:50:TYR:OH	2.18	0.57
1:CA:1287:A:C6	1:CA:1288:A:C6	2.92	0.57
3:CC:140:ASN:O	3:CC:141:ALA:HB2	2.05	0.57
3:CC:160:ALA:C	3:CC:162:ILE:H	2.09	0.57
4:CD:55:LEU:CB	4:CD:58:LYS:HD2	2.35	0.57
11:CK:17:SER:HB3	11:CK:79:ILE:N	2.20	0.57

Continued on next page...

Continued from previous page...

Atom-1	Atom-2	Interatomic distance (Å)	Clash overlap (Å)
12:CL:16:VAL:HG12	12:CL:17:ALA:N	2.20	0.57
15:CO:11:ILE:CG1	15:CO:31:LEU:HD11	2.35	0.57
55:CY:98:ILE:O	55:CY:100:VAL:N	2.38	0.57
24:DA:127:A:H5'	24:DA:128:C:O4'	2.05	0.57
24:DA:444:C:C2'	24:DA:445:C:H5'	2.35	0.57
24:DA:784:G:C6	26:DC:227:VAL:HG11	2.40	0.57
24:DA:1358:G:C5	24:DA:1371:G:N7	2.73	0.57
24:DA:1432:G:O2'	24:DA:1433:A:H5'	2.03	0.57
24:DA:1617:C:OP1	59:DA:3641:HOH:O	2.18	0.57
24:DA:2514:U:H2'	24:DA:2515:C:C6	2.39	0.57
27:DD:50:VAL:CG2	27:DD:51:THR:N	2.67	0.57
29:DF:39:VAL:O	29:DF:41:GLU:N	2.38	0.57
29:DF:121:PHE:CE2	29:DF:162:ASP:O	2.58	0.57
34:DK:3:GLN:O	34:DK:6:THR:OG1	2.12	0.57
34:DK:4:GLU:O	34:DK:5:GLN:HB2	2.05	0.57
35:DL:93:ASN:O	35:DL:94:THR:CB	2.53	0.57
43:DT:30:ILE:CG1	43:DT:85:VAL:HG13	2.35	0.57
47:DX:52:ALA:O	47:DX:55:MET:N	2.38	0.57
1:AA:104:G:H4'	1:AA:174:A:O4'	2.04	0.56
1:AA:505:G:C5	1:AA:535:A:C2	2.92	0.56
1:AA:542:G:C2'	1:AA:543:U:H5'	2.34	0.56
1:AA:741:G:H2'	1:AA:742:G:O4'	2.05	0.56
1:AA:946:A:C2	1:AA:1236:A:C2	2.93	0.56
1:AA:1141:C:O2'	1:AA:1142:G:OP2	2.22	0.56
1:AA:1279:G:H5''	1:AA:1280:A:OP2	2.04	0.56
1:AA:1297:G:OP1	13:AM:13:LYS:HD3	2.05	0.56
3:AC:69:HIS:HA	3:AC:104:ALA:HB3	1.87	0.56
4:AD:69:GLU:HA	4:AD:72:PHE:CZ	2.39	0.56
7:AG:13:LEU:N	7:AG:13:LEU:HD22	2.20	0.56
8:AH:32:LEU:HA	8:AH:35:ALA:HB3	1.87	0.56
11:AK:88:GLY:O	11:AK:93:ARG:NH1	2.38	0.56
20:AT:62:ALA:HA	20:AT:67:ILE:HG23	1.87	0.56
24:BA:672:C:C2	24:BA:809:G:N2	2.73	0.56
24:BA:1071:G:C6	24:BA:1072:C:N3	2.73	0.56
24:BA:1210:G:C4'	24:BA:1211:C:H5'	2.34	0.56
24:BA:1352:U:C2'	24:BA:1353:A:H5'	2.34	0.56
24:BA:1605:C:C2'	24:BA:1606:C:O5'	2.53	0.56
24:BA:2719:G:O2'	24:BA:2720:U:H5'	2.04	0.56
57:BA:3162:NMY:H172	57:BA:3162:NMY:H2	1.86	0.56
26:BC:13:ARG:HG2	26:BC:14:HIS:ND1	2.19	0.56
30:BG:29:ASN:OD1	30:BG:80:GLU:N	2.38	0.56

Continued on next page...

Continued from previous page...

Atom-1	Atom-2	Interatomic distance (Å)	Clash overlap (Å)
36:BM:89:VAL:HG12	36:BM:90:GLU:N	2.19	0.56
49:BZ:44:ARG:HA	49:BZ:47:ILE:HG12	1.86	0.56
1:CA:225:C:H2'	1:CA:226:G:O4'	2.05	0.56
1:CA:263:A:O5'	20:CT:74:ARG:NH2	2.38	0.56
1:CA:468:A:H2	1:CA:469:C:C4	2.23	0.56
1:CA:483:C:H3'	1:CA:484:G:C8	2.40	0.56
1:CA:1216:A:N1	1:CA:1217:C:C4	2.73	0.56
1:CA:1306:A:C4	1:CA:1332:A:C2	2.92	0.56
4:CD:9:LEU:HD12	4:CD:10:LYS:HG2	1.87	0.56
4:CD:58:LYS:NZ	4:CD:203:LEU:HB2	2.19	0.56
4:CD:90:LEU:HD22	4:CD:90:LEU:O	2.05	0.56
4:CD:105:MET:HE2	4:CD:107:PHE:CZ	2.40	0.56
5:CE:46:VAL:HG13	5:CE:118:ALA:CB	2.35	0.56
5:CE:134:ILE:HG22	5:CE:134:ILE:O	2.04	0.56
7:CG:70:ARG:NH2	7:CG:96:ARG:O	2.36	0.56
7:CG:97:ASN:O	7:CG:99:LEU:N	2.37	0.56
10:CJ:32:THR:OG1	10:CJ:33:GLY:N	2.38	0.56
12:CL:93:VAL:CG2	12:CL:94:ARG:N	2.67	0.56
12:CL:99:ARG:HA	12:CL:104:CYS:SG	2.45	0.56
16:CP:70:ARG:O	16:CP:70:ARG:HG3	2.05	0.56
22:CV:37:A:C2	22:CV:38:A:H1'	2.40	0.56
24:DA:341:C:O2'	24:DA:342:A:H5'	2.05	0.56
24:DA:1124:G:H1'	54:D4:38:GLY:OXT	2.05	0.56
24:DA:1532:A:C2	24:DA:1533:C:C2	2.92	0.56
24:DA:1921:G:O6	57:DA:3184:NMY:N7	2.37	0.56
24:DA:2222:C:C2	24:DA:2223:G:C8	2.92	0.56
24:DA:2429:G:OP2	24:DA:2430:A:OP2	2.23	0.56
26:DC:226:PRO:HA	26:DC:232:GLY:HA2	1.87	0.56
27:DD:125:TRP:CE3	27:DD:160:LYS:HG2	2.40	0.56
29:DF:59:ILE:HG23	29:DF:137:PHE:CD2	2.40	0.56
34:DK:64:ARG:NH2	34:DK:100:PHE:O	2.37	0.56
48:DY:41:HIS:CE1	48:DY:42:LEU:CD1	2.88	0.56
1:AA:22:G:C5	1:AA:23:C:C5	2.93	0.56
1:AA:106:C:C3'	1:AA:107:G:C5'	2.83	0.56
1:AA:124:C:C4	1:AA:125:U:C5	2.93	0.56
1:AA:182:A:C8	1:AA:184:G:C5	2.93	0.56
1:AA:240:G:OP1	1:AA:240:G:H4'	2.05	0.56
1:AA:268:U:H2'	1:AA:269:C:C6	2.40	0.56
1:AA:1224:U:C4	1:AA:1322:C:C2	2.93	0.56
1:AA:1458:G:H2'	1:AA:1459:G:C8	2.40	0.56
3:AC:85:GLU:HG2	3:AC:86:LYS:N	2.19	0.56

Continued on next page...

Continued from previous page...

Atom-1	Atom-2	Interatomic distance (Å)	Clash overlap (Å)
3:AC:100:GLN:CG	3:AC:101:ILE:H	2.18	0.56
4:AD:45:LYS:O	4:AD:47:ARG:NH2	2.38	0.56
5:AE:152:MET:HA	5:AE:155:ALA:HB2	1.86	0.56
6:AF:43:GLY:HA2	6:AF:58:HIS:NE2	2.20	0.56
19:AS:29:LYS:O	19:AS:30:PRO:O	2.23	0.56
21:AU:21:ARG:O	21:AU:21:ARG:NH1	2.38	0.56
24:BA:27:G:HO2'	24:BA:28:A:P	2.27	0.56
24:BA:85:G:OP1	44:BU:5:ARG:HB3	2.05	0.56
24:BA:534:U:O2'	40:BQ:48:ASP:OD2	2.18	0.56
24:BA:1047:G:O2'	24:BA:1110:G:N1	2.31	0.56
24:BA:1062:G:N1	24:BA:1077:A:C2	2.74	0.56
24:BA:1744:A:H2'	24:BA:1745:A:O4'	2.05	0.56
24:BA:1876:A:N6	24:BA:1877:A:C6	2.73	0.56
24:BA:2017:U:H5''	24:BA:2018:G:P	2.45	0.56
57:BA:3161:NMY:H91	57:BA:3161:NMY:H5	1.68	0.56
41:BR:91:GLN:OE1	41:BR:92:TRP:N	2.38	0.56
44:BU:7:ASP:O	44:BU:8:ASP:CG	2.44	0.56
51:B1:27:ARG:NE	51:B1:27:ARG:HA	2.19	0.56
53:B3:54:LEU:O	53:B3:58:ILE:HD12	2.05	0.56
1:CA:32:A:C2	1:CA:33:A:C5	2.93	0.56
1:CA:430:A:OP1	4:CD:9:LEU:CB	2.53	0.56
1:CA:469:C:C4	1:CA:470:C:C4	2.93	0.56
1:CA:737:C:HO2'	1:CA:738:C:P	2.27	0.56
1:CA:1299:A:C5	1:CA:1301:U:C2	2.93	0.56
2:CB:73:LYS:O	2:CB:75:ALA:N	2.39	0.56
3:CC:156:ARG:NH1	3:CC:159:GLY:O	2.37	0.56
4:CD:200:ILE:O	4:CD:202:GLU:N	2.38	0.56
7:CG:70:ARG:HD3	7:CG:96:ARG:HD3	1.86	0.56
13:CM:73:ILE:O	13:CM:74:SER:OG	2.15	0.56
15:CO:70:LEU:O	15:CO:78:TYR:CE1	2.58	0.56
18:CR:28:THR:OG1	18:CR:29:LEU:N	2.37	0.56
55:CY:164:THR:HG22	55:CY:168:ILE:HD13	1.86	0.56
24:DA:686:U:O2'	52:D2:5:PHE:HA	2.05	0.56
24:DA:788:A:O5'	24:DA:790:U:O4	2.23	0.56
24:DA:947:A:C2	24:DA:948:C:C2	2.93	0.56
24:DA:1366:A:C2	24:DA:1367:A:H1'	2.39	0.56
24:DA:1869:G:C3'	24:DA:1870:C:H5'	2.34	0.56
24:DA:2202:U:O2	24:DA:2202:U:H2'	2.03	0.56
24:DA:2291:U:H2'	24:DA:2292:U:C6	2.40	0.56
24:DA:2586:U:H2'	24:DA:2587:A:O5'	2.05	0.56
57:DA:3190:NMY:H1	57:DA:3190:NMY:C13	2.35	0.56

Continued on next page...

Continued from previous page...

Atom-1	Atom-2	Interatomic distance (Å)	Clash overlap (Å)
25:DB:74:U:C2'	25:DB:75:G:H5'	2.36	0.56
31:DH:88:GLY:HA2	31:DH:125:THR:CB	2.35	0.56
40:DQ:82:LEU:HD11	40:DQ:112:ALA:HB2	1.85	0.56
54:D4:25:VAL:HB	54:D4:35:GLN:HB2	1.87	0.56
1:AA:32:A:H2'	1:AA:32:A:N3	2.20	0.56
1:AA:59:A:C8	1:AA:354:G:N1	2.72	0.56
1:AA:640:A:H5''	1:AA:641:U:OP2	2.05	0.56
1:AA:805:C:C2	1:AA:806:C:C5	2.93	0.56
1:AA:927:G:C2'	1:AA:928:G:H5'	2.34	0.56
1:AA:933:G:P	7:AG:5:ARG:HH22	2.27	0.56
1:AA:957:U:H1'	1:AA:960:U:N3	2.21	0.56
1:AA:1122:U:H2'	1:AA:1123:U:H5'	1.86	0.56
1:AA:1124:G:N1	1:AA:1127:G:N2	2.54	0.56
1:AA:1135:U:O2	1:AA:1137:C:N3	2.39	0.56
1:AA:1149:C:P	9:AI:11:ARG:NH1	2.78	0.56
1:AA:1261:A:C6	1:AA:1262:C:C5	2.93	0.56
1:AA:1299:A:O2'	1:AA:1301:U:O4'	2.22	0.56
1:AA:1326:U:H2'	1:AA:1327:C:C6	2.40	0.56
1:AA:1349:A:C2'	1:AA:1350:A:H5'	2.35	0.56
1:AA:1521:C:O2'	1:AA:1522:U:H5'	2.04	0.56
2:AB:31:ILE:HD11	2:AB:189:THR:OG1	2.06	0.56
2:AB:70:VAL:HG12	2:AB:163:VAL:HG23	1.88	0.56
2:AB:72:THR:O	2:AB:73:LYS:CB	2.53	0.56
2:AB:143:LYS:O	2:AB:146:ASN:N	2.33	0.56
3:AC:7:PRO:O	3:AC:10:ILE:HG22	2.05	0.56
4:AD:98:LEU:O	4:AD:98:LEU:HD23	2.05	0.56
4:AD:103:TYR:OH	4:AD:111:ARG:CA	2.52	0.56
8:AH:15:ARG:HE	8:AH:75:ILE:HG22	1.70	0.56
8:AH:36:ILE:O	8:AH:38:ASN:CA	2.53	0.56
8:AH:94:LYS:CD	8:AH:98:GLY:HA2	2.36	0.56
8:AH:96:MET:O	8:AH:99:LEU:N	2.38	0.56
10:AJ:28:THR:O	10:AJ:28:THR:OG1	2.16	0.56
11:AK:18:ASP:OD1	11:AK:18:ASP:N	2.38	0.56
20:AT:75:HIS:O	20:AT:78:ASN:N	2.38	0.56
24:BA:184:C:H2'	24:BA:185:G:C8	2.40	0.56
24:BA:458:G:N2	24:BA:469:G:H2'	2.20	0.56
24:BA:532:A:C8	24:BA:2021:C:C5	2.94	0.56
24:BA:643:A:H1'	51:B1:43:ARG:NH1	2.20	0.56
24:BA:1217:U:C2'	24:BA:1218:G:O5'	2.54	0.56
24:BA:1317:G:C6	24:BA:1318:U:N3	2.73	0.56
24:BA:1378:A:C4'	24:BA:1379:U:OP1	2.53	0.56

Continued on next page...

Continued from previous page...

Atom-1	Atom-2	Interatomic distance (Å)	Clash overlap (Å)
24:BA:1412:U:C2	24:BA:1591:A:C2	2.92	0.56
24:BA:1838:C:O4'	59:BA:3813:HOH:O	2.18	0.56
24:BA:1929:G:H4'	24:BA:1930:G:OP1	2.04	0.56
24:BA:2142:A:C2	24:BA:2150:C:N3	2.73	0.56
24:BA:2311:A:O2'	24:BA:2312:U:O5'	2.22	0.56
24:BA:2379:G:C6	24:BA:2380:C:C4	2.93	0.56
24:BA:2478:A:C8	24:BA:2479:U:C5	2.93	0.56
24:BA:2543:G:C5	24:BA:2765:A:C2	2.93	0.56
24:BA:2757:A:N1	30:BG:66:THR:HG21	2.20	0.56
25:BB:53:A:C6	25:BB:54:G:N7	2.73	0.56
28:BE:113:VAL:HG22	28:BE:114:ARG:N	2.20	0.56
29:BF:48:LEU:O	29:BF:51:ASN:N	2.39	0.56
37:BN:52:ILE:O	37:BN:53:THR:C	2.44	0.56
38:BO:67:ASN:ND2	38:BO:69:ASP:OD1	2.38	0.56
41:BR:51:VAL:HB	41:BR:52:PRO:CD	2.35	0.56
42:BS:23:LEU:HD22	42:BS:35:ILE:CG2	2.36	0.56
42:BS:84:ARG:CB	42:BS:96:ILE:HG22	2.35	0.56
45:BV:31:TYR:OH	45:BV:90:ASP:HB3	2.04	0.56
48:BY:15:ASN:O	48:BY:19:LEU:HG	2.06	0.56
49:BZ:9:THR:HG23	49:BZ:53:MET:C	2.26	0.56
1:CA:263:A:OP2	20:CT:74:ARG:NH1	2.39	0.56
1:CA:317:U:C2	1:CA:318:G:C8	2.93	0.56
1:CA:589:U:O2	1:CA:650:G:N2	2.38	0.56
1:CA:663:A:C6	1:CA:743:A:C2	2.92	0.56
1:CA:889:A:H4'	1:CA:890:G:OP1	2.05	0.56
1:CA:1000:A:C5	1:CA:1001:C:C5	2.94	0.56
1:CA:1239:A:C2	1:CA:1297:G:C2	2.93	0.56
1:CA:1312:G:C8	19:CS:3:ARG:N	2.73	0.56
1:CA:1366:C:O2'	1:CA:1367:C:H5'	2.06	0.56
1:CA:1368:A:OP2	9:CI:115:LYS:O	2.24	0.56
1:CA:1506:U:H2'	59:CA:1884:HOH:O	2.05	0.56
1:CA:1515:G:O6	1:CA:1520:C:N4	2.32	0.56
2:CB:53:ALA:O	2:CB:57:LEU:N	2.38	0.56
3:CC:22:TRP:CD1	3:CC:23:PHE:N	2.74	0.56
4:CD:22:LYS:HZ3	4:CD:25:VAL:HG22	1.69	0.56
4:CD:164:GLN:OE1	4:CD:165:ARG:N	2.38	0.56
6:CF:18:VAL:O	6:CF:21:MET:N	2.38	0.56
6:CF:26:THR:O	6:CF:30:THR:N	2.39	0.56
7:CG:136:LYS:O	7:CG:140:ASP:OD1	2.23	0.56
11:CK:67:ALA:O	11:CK:70:CYS:N	2.37	0.56
12:CL:67:ILE:HD12	12:CL:72:HIS:CG	2.41	0.56

Continued on next page...

Continued from previous page...

Atom-1	Atom-2	Interatomic distance (Å)	Clash overlap (Å)
21:CU:5:LYS:CD	21:CU:5:LYS:O	2.53	0.56
24:DA:545:U:C5	24:DA:547:A:H4'	2.41	0.56
24:DA:784:G:O2'	24:DA:785:G:H5''	2.06	0.56
24:DA:877:A:C6	24:DA:899:A:C6	2.93	0.56
24:DA:1070:A:H61	32:DI:8:VAL:HG12	1.70	0.56
24:DA:1190:G:P	35:DL:32:GLY:HA2	2.45	0.56
24:DA:1395:A:P	59:DA:3408:HOH:O	2.63	0.56
24:DA:1737:G:C4	24:DA:1738:G:C2	2.93	0.56
24:DA:1779:U:C5	24:DA:1784:A:N7	2.73	0.56
24:DA:2093:G:N2	24:DA:2197:U:C2	2.73	0.56
24:DA:2204:G:H21	24:DA:2205:A:H1'	1.70	0.56
24:DA:2205:A:H2'	24:DA:2206:C:C6	2.41	0.56
24:DA:2312:U:OP1	29:DF:70:ARG:N	2.38	0.56
24:DA:2356:U:P	46:DW:24:LYS:NZ	2.79	0.56
24:DA:2633:G:H1'	27:DD:63:PRO:HB3	1.86	0.56
24:DA:2661:G:C6	24:DA:2662:A:C2	2.93	0.56
24:DA:2714:G:O2'	24:DA:2715:C:H5'	2.05	0.56
24:DA:2794:C:O2	24:DA:2803:G:N2	2.38	0.56
24:DA:2820:A:C2'	24:DA:2821:A:OP1	2.52	0.56
26:DC:140:VAL:HG21	26:DC:189:ALA:HB1	1.87	0.56
26:DC:259:ASN:OD1	26:DC:263:ASP:N	2.39	0.56
29:DF:58:ALA:O	29:DF:59:ILE:C	2.43	0.56
38:DO:116:GLN:O	38:DO:117:PHE:HB3	2.05	0.56
45:DV:31:TYR:O	45:DV:92:VAL:HA	2.05	0.56
45:DV:44:HIS:O	45:DV:48:MET:N	2.37	0.56
46:DW:20:ARG:NH1	46:DW:20:ARG:HG2	2.19	0.56
46:DW:28:GLY:HA2	46:DW:66:LYS:HG2	1.86	0.56
48:DY:47:ARG:O	48:DY:50:VAL:HG22	2.05	0.56
50:D0:2:VAL:HG22	50:D0:3:GLN:HB3	1.88	0.56
52:D2:45:SER:O	52:D2:46:LYS:C	2.42	0.56
53:D3:20:GLY:O	53:D3:21:PHE:CD1	2.58	0.56
54:D4:3:VAL:HG23	54:D4:3:VAL:O	2.05	0.56
1:AA:376:G:C2	1:AA:389:A:C2	2.93	0.56
1:AA:405:U:OP2	4:AD:3:ARG:HD3	2.05	0.56
1:AA:543:U:H5''	4:AD:14:ARG:CZ	2.35	0.56
1:AA:1083:U:H2'	1:AA:1084:G:O5'	2.05	0.56
1:AA:1189:U:C5'	3:AC:5:VAL:HG21	2.36	0.56
1:AA:1346:A:C2	1:AA:1348:U:O4	2.58	0.56
6:AF:10:VAL:HG21	6:AF:21:MET:HE2	1.86	0.56
7:AG:58:GLU:HA	7:AG:61:ALA:HB3	1.86	0.56
11:AK:39:GLY:O	11:AK:40:ASN:C	2.44	0.56

Continued on next page...

Continued from previous page...

Atom-1	Atom-2	Interatomic distance (Å)	Clash overlap (Å)
20:AT:80:THR:O	20:AT:83:ILE:HG13	2.05	0.56
21:AU:40:LYS:O	21:AU:44:GLU:HB3	2.06	0.56
24:BA:79:C:C4	24:BA:80:G:N7	2.74	0.56
24:BA:396:G:H1'	47:BX:28:PHE:HB3	1.88	0.56
24:BA:409:G:C2	24:BA:410:G:C5	2.94	0.56
24:BA:495:G:H1'	42:BS:57:ASN:OD1	2.06	0.56
24:BA:497:A:C4	24:BA:498:G:C8	2.94	0.56
24:BA:607:U:H3'	24:BA:607:U:C6	2.41	0.56
24:BA:617:G:O6	59:BA:3293:HOH:O	2.16	0.56
24:BA:654:A:H3'	24:BA:654:A:N3	2.19	0.56
24:BA:988:A:N6	49:BZ:13:ILE:HD11	2.19	0.56
24:BA:1360:G:N7	24:BA:1361:G:C8	2.73	0.56
24:BA:1443:U:H2'	24:BA:1444:G:O4'	2.06	0.56
24:BA:1657:U:O3'	27:BD:138:LEU:HD23	2.05	0.56
24:BA:2334:U:P	38:BO:9:ARG:NH1	2.79	0.56
24:BA:2472:G:C3'	24:BA:2473:U:H5'	2.34	0.56
24:BA:2524:G:N2	24:BA:2525:G:H1'	2.18	0.56
57:BA:3166:NMY:H14	33:BJ:2:LYS:NZ	2.20	0.56
30:BG:116:LEU:HD23	30:BG:121:THR:HA	1.86	0.56
31:BH:66:ASN:OD1	31:BH:138:VAL:HG11	2.04	0.56
36:BM:11:LYS:HE2	36:BM:87:GLY:O	2.06	0.56
36:BM:19:GLY:O	36:BM:38:ARG:NH2	2.36	0.56
37:BN:29:VAL:HG11	37:BN:79:LEU:CD1	2.36	0.56
46:BW:43:THR:O	46:BW:43:THR:CG2	2.53	0.56
51:B1:18:HIS:CE1	51:B1:40:PRO:HG3	2.41	0.56
53:B3:39:ARG:O	53:B3:43:LEU:HD13	2.06	0.56
1:CA:121:U:O2'	1:CA:122:G:OP1	2.23	0.56
1:CA:754:C:H2'	1:CA:755:G:OP1	2.05	0.56
1:CA:972:C:O5'	10:CJ:59:LYS:HD3	2.04	0.56
1:CA:1118:U:C4'	9:CI:106:ARG:NH2	2.68	0.56
1:CA:1169:A:N7	1:CA:1170:A:C6	2.73	0.56
1:CA:1421:G:C2'	1:CA:1422:G:O5'	2.53	0.56
3:CC:106:VAL:HG12	3:CC:109:PRO:HB3	1.87	0.56
4:CD:182:PHE:O	4:CD:183:LYS:HB3	2.06	0.56
5:CE:82:GLN:CD	5:CE:150:PRO:HD3	2.25	0.56
8:CH:82:GLY:O	8:CH:83:LEU:HB2	2.04	0.56
17:CQ:63:GLU:HA	17:CQ:73:TRP:CD2	2.41	0.56
21:CU:20:LYS:O	21:CU:22:SER:OG	2.22	0.56
24:DA:301:G:P	44:DU:81:ARG:NH1	2.78	0.56
24:DA:1056:G:N2	24:DA:1102:C:C5	2.73	0.56
24:DA:1340:U:H4'	24:DA:1341:G:OP2	2.04	0.56

Continued on next page...

Continued from previous page...

Atom-1	Atom-2	Interatomic distance (Å)	Clash overlap (Å)
24:DA:1568:G:H4'	26:DC:58:LYS:HZ3	1.70	0.56
24:DA:1669:A:H5''	24:DA:2550:G:OP1	2.05	0.56
24:DA:1715:G:O2'	24:DA:1716:U:P	2.62	0.56
24:DA:2031:A:N3	24:DA:2455:G:O2'	2.30	0.56
24:DA:2103:C:H2'	24:DA:2104:C:C6	2.41	0.56
24:DA:2267:A:H5''	24:DA:2268:A:H5'	1.85	0.56
25:DB:15:A:O2'	25:DB:16:G:H5'	2.05	0.56
25:DB:83:G:H2'	25:DB:84:G:H5''	1.86	0.56
39:DP:112:ARG:O	39:DP:113:LEU:CB	2.53	0.56
44:DU:30:SER:OG	44:DU:32:LYS:HB2	2.05	0.56
1:AA:328:C:O2	1:AA:328:C:C2'	2.54	0.56
1:AA:728:A:N1	1:AA:729:A:C6	2.73	0.56
1:AA:1151:A:N3	1:AA:1152:A:N7	2.54	0.56
1:AA:1372:U:C4	1:AA:1373:G:C5	2.93	0.56
1:AA:1388:C:C2	1:AA:1389:C:C5	2.93	0.56
2:AB:47:VAL:CB	2:AB:48:PRO:CD	2.82	0.56
2:AB:85:LEU:O	2:AB:86:SER:CB	2.54	0.56
7:AG:68:ASN:O	7:AG:138:ARG:HD2	2.06	0.56
8:AH:5:ASP:O	8:AH:5:ASP:CG	2.44	0.56
8:AH:86:TYR:O	8:AH:87:LYS:HB3	2.05	0.56
16:AP:77:GLU:O	16:AP:77:GLU:CG	2.52	0.56
24:BA:89:A:C6	24:BA:90:U:C5	2.94	0.56
24:BA:669:G:C4	24:BA:801:G:C6	2.93	0.56
24:BA:691:C:O2'	24:BA:692:C:H5'	2.06	0.56
24:BA:1284:A:N1	24:BA:1285:A:C2	2.73	0.56
24:BA:1365:A:N6	24:BA:1366:A:N6	2.54	0.56
24:BA:1668:A:O2'	24:BA:1674:G:N7	2.20	0.56
24:BA:1857:G:H1'	24:BA:1884:G:H22	1.69	0.56
24:BA:1878:G:C6	24:BA:1879:C:C4	2.94	0.56
24:BA:2203:U:H5''	24:BA:2204:G:OP1	2.04	0.56
24:BA:2345:G:H4'	24:BA:2346:A:C5'	2.35	0.56
24:BA:2769:U:H2'	24:BA:2769:U:O2	2.03	0.56
28:BE:48:THR:N	28:BE:51:GLU:OE1	2.38	0.56
31:BH:147:VAL:CG2	31:BH:148:ALA:H	2.18	0.56
33:BJ:32:LEU:O	33:BJ:36:LEU:HD12	2.05	0.56
35:BL:35:HIS:O	35:BL:36:LYS:O	2.24	0.56
1:CA:131:A:C2	1:CA:132:C:C4	2.93	0.56
1:CA:451:A:H5'	1:CA:452:A:N3	2.20	0.56
1:CA:909:A:C2'	1:CA:910:C:H5'	2.36	0.56
1:CA:933:G:OP2	7:CG:3:ARG:CG	2.54	0.56
1:CA:1014:A:C2	19:CS:34:TRP:CH2	2.94	0.56

Continued on next page...

Continued from previous page...

Atom-1	Atom-2	Interatomic distance (Å)	Clash overlap (Å)
1:CA:1272:G:H2'	1:CA:1273:C:O4'	2.05	0.56
1:CA:1465:A:H2'	1:CA:1466:C:H6	1.69	0.56
2:CB:96:TRP:CH2	2:CB:101:LEU:HD22	2.40	0.56
3:CC:148:GLY:HA3	3:CC:172:ARG:O	2.05	0.56
4:CD:77:LYS:C	4:CD:79:ALA:N	2.58	0.56
5:CE:44:GLY:O	5:CE:45:ARG:CB	2.53	0.56
10:CJ:35:GLN:O	10:CJ:36:VAL:CB	2.53	0.56
10:CJ:78:GLU:O	10:CJ:80:THR:N	2.38	0.56
15:CO:83:GLU:N	15:CO:83:GLU:OE1	2.38	0.56
15:CO:89:ARG:CZ	24:DA:716:A:P	2.93	0.56
24:DA:84:A:O3'	44:DU:5:ARG:HD3	2.06	0.56
24:DA:112:U:C5	24:DA:113:U:C6	2.94	0.56
24:DA:576:U:H2'	24:DA:577:G:C8	2.40	0.56
24:DA:946:C:H2'	24:DA:947:A:O5'	2.06	0.56
24:DA:1659:G:C4	24:DA:2002:G:N2	2.74	0.56
26:DC:140:VAL:CG2	26:DC:189:ALA:HB1	2.35	0.56
38:DO:100:HIS:O	38:DO:104:GLN:HB3	2.06	0.56
43:DT:32:LEU:CD2	43:DT:32:LEU:N	2.69	0.56
44:DU:5:ARG:NH2	44:DU:6:ARG:CB	2.69	0.56
47:DX:6:VAL:HG12	47:DX:7:THR:N	2.20	0.56
47:DX:16:ASN:OD1	47:DX:26:ARG:HB3	2.05	0.56
48:DY:16:THR:O	48:DY:20:ASN:HB2	2.06	0.56
53:D3:6:VAL:HG12	53:D3:6:VAL:O	2.05	0.56
1:AA:74:A:C2	1:AA:97:G:C2	2.94	0.56
1:AA:451:A:C1'	1:AA:452:A:N7	2.68	0.56
1:AA:701:U:H5''	1:AA:703:G:O4'	2.06	0.56
1:AA:937:A:C2	1:AA:1379:G:C6	2.93	0.56
1:AA:983:A:N3	1:AA:983:A:H2'	2.21	0.56
1:AA:1055:A:N6	1:AA:1206:G:C6	2.73	0.56
1:AA:1081:A:C2'	1:AA:1082:A:H5'	2.36	0.56
1:AA:1179:A:H2'	1:AA:1180:A:O4'	2.05	0.56
1:AA:1368:A:OP2	9:AI:116:VAL:N	2.39	0.56
4:AD:55:LEU:HG	4:AD:58:LYS:HD3	1.87	0.56
4:AD:60:LYS:O	4:AD:64:ILE:HG13	2.06	0.56
4:AD:127:GLY:O	4:AD:128:ARG:CB	2.53	0.56
4:AD:146:ARG:O	4:AD:150:LYS:CE	2.52	0.56
9:AI:86:ALA:C	9:AI:88:MET:H	2.07	0.56
12:AL:85:GLY:O	12:AL:86:ARG:O	2.24	0.56
20:AT:48:GLN:O	20:AT:49:LYS:C	2.44	0.56
24:BA:587:C:N3	35:BL:33:ARG:NH2	2.54	0.56
24:BA:621:A:C8	24:BA:622:G:C8	2.94	0.56

Continued on next page...

Continued from previous page...

Atom-1	Atom-2	Interatomic distance (Å)	Clash overlap (Å)
24:BA:659:G:H4'	28:BE:95:LYS:HD3	1.87	0.56
24:BA:846:U:O2'	24:BA:847:U:O5'	2.23	0.56
24:BA:1205:A:C5	28:BE:165:HIS:ND1	2.74	0.56
24:BA:1440:U:O4	59:BA:3632:HOH:O	2.16	0.56
24:BA:1504:A:H3'	24:BA:1505:A:C8	2.41	0.56
24:BA:1623:G:N2	24:BA:1624:U:C2	2.73	0.56
24:BA:1744:A:C2	24:BA:1745:A:C4	2.93	0.56
24:BA:1797:G:H4'	26:BC:254:LYS:O	2.06	0.56
24:BA:1799:G:O2'	26:BC:179:GLU:OE2	2.24	0.56
24:BA:2015:A:N3	50:B0:2:VAL:HG21	2.20	0.56
24:BA:2206:C:C2'	24:BA:2207:C:H5'	2.35	0.56
24:BA:2309:A:C2'	24:BA:2310:C:O5'	2.54	0.56
24:BA:2409:G:O6	24:BA:2410:G:C5	2.59	0.56
24:BA:2649:C:O2'	24:BA:2650:U:H5'	2.05	0.56
25:BB:85:G:N2	25:BB:92:C:C2	2.73	0.56
31:BH:82:SER:O	31:BH:83:LYS:O	2.24	0.56
35:BL:20:GLY:HA2	35:BL:28:GLY:HA2	1.87	0.56
38:BO:103:VAL:O	38:BO:104:GLN:C	2.42	0.56
40:BQ:25:GLY:O	40:BQ:29:ARG:HG3	2.05	0.56
44:BU:35:VAL:O	44:BU:36:GLU:C	2.44	0.56
49:BZ:9:THR:CG2	49:BZ:53:MET:C	2.74	0.56
1:CA:112:G:C2'	1:CA:113:G:H5'	2.35	0.56
1:CA:451:A:C8	1:CA:452:A:N1	2.74	0.56
1:CA:456:A:N1	1:CA:477:C:C2	2.73	0.56
1:CA:613:C:C2'	1:CA:614:C:H5'	2.36	0.56
1:CA:706:A:N1	1:CA:707:U:C2	2.74	0.56
1:CA:735:C:H2'	1:CA:736:C:H6	1.70	0.56
1:CA:795:C:O2'	11:CK:128:ARG:CG	2.52	0.56
1:CA:927:G:O2'	1:CA:1503:A:N7	2.38	0.56
1:CA:976:G:C8	1:CA:1362:A:N6	2.74	0.56
1:CA:1053:G:O5'	1:CA:1054:C:H3'	2.06	0.56
1:CA:1209:C:O2'	1:CA:1214:C:N4	2.38	0.56
1:CA:1261:A:C6	1:CA:1275:A:C4	2.93	0.56
1:CA:1539:C:H5''	21:CU:18:ARG:HG3	1.88	0.56
3:CC:63:SER:HB2	3:CC:97:VAL:HG13	1.88	0.56
3:CC:152:GLU:CB	3:CC:167:TRP:HB3	2.36	0.56
4:CD:58:LYS:CB	4:CD:200:ILE:CG1	2.84	0.56
13:CM:26:GLY:O	13:CM:28:THR:OG1	2.23	0.56
13:CM:66:GLU:O	13:CM:67:GLY:C	2.44	0.56
16:CP:68:SER:O	16:CP:71:VAL:HG22	2.06	0.56
55:CY:129:ARG:HH11	55:CY:129:ARG:HG2	1.70	0.56

Continued on next page...

Continued from previous page...

Atom-1	Atom-2	Interatomic distance (Å)	Clash overlap (Å)
24:DA:142:A:O2'	24:DA:143:C:O5'	2.23	0.56
24:DA:411:G:OP2	24:DA:2406:A:O2'	2.22	0.56
24:DA:493:G:H2'	24:DA:494:G:O4'	2.05	0.56
24:DA:713:G:H2'	24:DA:714:U:C6	2.40	0.56
24:DA:727:A:C6	24:DA:728:G:C6	2.93	0.56
24:DA:1358:G:H8	24:DA:1358:G:O5'	1.89	0.56
24:DA:1570:A:H2'	24:DA:1571:A:C8	2.41	0.56
24:DA:1716:U:OP2	24:DA:1743:G:N1	2.37	0.56
24:DA:1831:G:H2'	24:DA:1832:C:C6	2.41	0.56
24:DA:2799:A:C5	24:DA:2801:G:C8	2.94	0.56
57:DA:3190:NMY:C13	57:DA:3190:NMY:H231	2.36	0.56
26:DC:74:PRO:HB2	26:DC:96:LYS:HE2	1.88	0.56
28:DE:1:MET:CE	28:DE:19:PHE:CB	2.83	0.56
28:DE:171:ASP:OD1	28:DE:171:ASP:N	2.38	0.56
29:DF:134:GLN:O	29:DF:136:ILE:N	2.36	0.56
31:DH:24:GLY:O	31:DH:27:ARG:O	2.24	0.56
44:DU:17:ASP:OD2	44:DU:38:ILE:O	2.24	0.56
1:AA:46:G:N2	1:AA:396:C:C2	2.73	0.56
1:AA:172:A:N7	1:AA:174:A:N7	2.53	0.56
1:AA:216:U:H2'	1:AA:217:C:C6	2.41	0.56
1:AA:359:G:H5'	31:DH:89:LYS:HD2	1.88	0.56
1:AA:525:C:C4	1:AA:526:C:C5	2.93	0.56
1:AA:541:G:C4	1:AA:542:G:C8	2.93	0.56
1:AA:976:G:N2	1:AA:1363:A:N3	2.54	0.56
1:AA:1086:U:H2'	1:AA:1087:G:C5'	2.36	0.56
12:AL:19:SER:C	12:AL:21:VAL:H	2.08	0.56
19:AS:32:ARG:NH1	19:AS:57:HIS:CD2	2.74	0.56
21:AU:39:GLU:O	21:AU:40:LYS:HG3	2.06	0.56
24:BA:726:G:HO2'	24:BA:727:A:P	2.27	0.56
24:BA:751:A:C5	24:BA:789:A:C2	2.93	0.56
24:BA:1252:G:C2	40:BQ:32:ARG:HG3	2.41	0.56
24:BA:1278:C:H4'	37:BN:34:ILE:HD12	1.87	0.56
24:BA:1285:A:C6	24:BA:1329:U:C5	2.94	0.56
24:BA:1378:A:C4	24:BA:1380:G:N7	2.74	0.56
24:BA:1439:A:N7	24:BA:1440:U:C2	2.74	0.56
24:BA:1712:U:C4	24:BA:1713:A:C5	2.94	0.56
24:BA:1805:A:H5''	26:BC:247:TRP:CE2	2.41	0.56
24:BA:1883:U:C4	24:BA:1884:G:C6	2.94	0.56
24:BA:2378:A:N7	24:BA:2379:G:H1'	2.21	0.56
24:BA:2563:U:O2'	34:BK:28:SER:OG	2.23	0.56
26:BC:212:TRP:C	26:BC:212:TRP:CD1	2.79	0.56

Continued on next page...

Continued from previous page...

Atom-1	Atom-2	Interatomic distance (Å)	Clash overlap (Å)
26:BC:231:HIS:O	26:BC:232:GLY:C	2.42	0.56
27:BD:34:VAL:HB	27:BD:48:ILE:HD11	1.88	0.56
30:BG:148:ARG:HA	30:BG:161:VAL:HG11	1.87	0.56
47:BX:42:GLU:O	47:BX:43:LYS:HG3	2.05	0.56
47:BX:64:ASP:N	47:BX:64:ASP:OD1	2.38	0.56
49:BZ:9:THR:CG2	49:BZ:54:VAL:N	2.69	0.56
51:B1:9:LYS:O	51:B1:50:GLU:HG2	2.06	0.56
1:CA:400:C:O2'	1:CA:401:C:H5'	2.05	0.56
1:CA:517:G:N2	1:CA:533:A:OP2	2.32	0.56
1:CA:672:U:O2'	18:CR:64:TYR:OH	2.19	0.56
1:CA:737:C:C2	1:CA:738:C:H5	2.23	0.56
4:CD:80:ALA:O	4:CD:81:ARG:O	2.23	0.56
4:CD:173:VAL:HG23	4:CD:179:GLU:O	2.06	0.56
13:CM:112:PRO:O	13:CM:113:ARG:C	2.43	0.56
24:DA:929:U:H4'	49:DZ:37:ARG:NH2	2.21	0.56
24:DA:1375:U:H2'	24:DA:1376:C:H5''	1.87	0.56
24:DA:1433:A:N1	24:DA:1434:A:N6	2.54	0.56
57:DA:3184:NMY:H1	57:DA:3184:NMY:O11	2.04	0.56
42:DS:55:ILE:HG13	42:DS:56:ALA:N	2.21	0.56
45:DV:89:ILE:HG22	45:DV:90:ASP:N	2.21	0.56
1:AA:153:C:H2'	1:AA:154:U:C6	2.41	0.56
1:AA:543:U:OP1	4:AD:14:ARG:NH1	2.39	0.56
1:AA:601:G:N2	1:AA:638:U:C2	2.74	0.56
1:AA:782:A:H2'	1:AA:783:C:O4'	2.05	0.56
1:AA:858:G:N1	1:AA:869:G:H2'	2.21	0.56
1:AA:869:G:H4'	1:AA:872:A:C8	2.41	0.56
2:AB:57:LEU:HD13	2:AB:220:THR:O	2.05	0.56
4:AD:9:LEU:CG	4:AD:10:LYS:H	2.19	0.56
4:AD:20:PHE:CE2	4:AD:103:TYR:HD2	2.23	0.56
4:AD:124:MET:HG3	4:AD:125:VAL:H	1.71	0.56
6:AF:4:TYR:CD2	6:AF:4:TYR:C	2.79	0.56
6:AF:25:TYR:O	6:AF:26:THR:C	2.44	0.56
7:AG:101:MET:HA	7:AG:104:ILE:HG12	1.88	0.56
14:AN:15:LEU:HD22	14:AN:55:SER:HB3	1.88	0.56
16:AP:67:ILE:HG22	16:AP:71:VAL:HG21	1.87	0.56
24:BA:528:A:H2	24:BA:2043:C:H4'	1.62	0.56
24:BA:686:U:O2'	52:B2:5:PHE:HA	2.06	0.56
24:BA:782:A:H4'	24:BA:783:A:O5'	2.06	0.56
24:BA:1091:G:C2	24:BA:1092:C:C4	2.94	0.56
24:BA:1402:U:H2'	24:BA:1403:A:H5''	1.87	0.56
24:BA:1733:G:N7	24:BA:1734:G:N7	2.54	0.56

Continued on next page...

Continued from previous page...

Atom-1	Atom-2	Interatomic distance (Å)	Clash overlap (Å)
24:BA:1922:G:O6	57:BA:3161:NMV:H81	2.05	0.56
24:BA:2232:C:C4	24:BA:2233:U:C5	2.93	0.56
24:BA:2377:A:N3	38:BO:92:PHE:HE2	2.00	0.56
24:BA:2726:A:HO2'	24:BA:2727:A:C5'	2.19	0.56
24:BA:2780:G:P	33:BJ:120:ARG:NH2	2.79	0.56
25:BB:71:C:N4	25:BB:72:G:C5	2.73	0.56
34:BK:88:ASN:OD1	34:BK:91:SER:OG	2.16	0.56
38:BO:28:VAL:CG1	38:BO:36:TYR:O	2.54	0.56
40:BQ:86:SER:HB2	41:BR:51:VAL:HA	1.86	0.56
44:BU:71:ILE:HD12	44:BU:71:ILE:N	2.20	0.56
1:CA:29:U:O2'	1:CA:30:U:H5'	2.06	0.56
1:CA:116:A:OP2	1:CA:116:A:C8	2.59	0.56
1:CA:376:G:O5'	16:CP:5:ARG:HG3	2.06	0.56
1:CA:457:G:N2	1:CA:458:U:O2	2.39	0.56
1:CA:725:G:N2	1:CA:726:C:C2	2.74	0.56
1:CA:775:G:N1	1:CA:776:G:C6	2.73	0.56
1:CA:1152:A:C2'	1:CA:1153:G:H5'	2.36	0.56
1:CA:1366:C:H2'	1:CA:1367:C:C6	2.40	0.56
2:CB:183:VAL:HG13	2:CB:184:PHE:H	1.71	0.56
3:CC:120:ILE:O	3:CC:121:THR:C	2.43	0.56
3:CC:131:ARG:HD3	3:CC:168:TYR:OH	2.06	0.56
6:CF:39:LEU:CD1	6:CF:40:GLU:N	2.68	0.56
6:CF:92:THR:HG22	6:CF:93:LYS:N	2.19	0.56
11:CK:63:ALA:CB	11:CK:92:GLY:HA3	2.36	0.56
24:DA:1215:G:C2'	24:DA:1216:G:H5'	2.34	0.56
24:DA:1450:G:H5'	24:DA:1451:C:OP2	2.06	0.56
29:DF:33:ILE:HB	29:DF:90:LEU:HD11	1.86	0.56
29:DF:73:VAL:CG2	29:DF:78:ILE:CD1	2.84	0.56
36:DM:69:PRO:HA	36:DM:94:ALA:N	2.21	0.56
42:DS:47:VAL:O	42:DS:50:VAL:N	2.39	0.56
1:AA:45:G:N2	1:AA:398:U:C2	2.74	0.56
1:AA:50:A:C6	1:AA:361:G:O4'	2.59	0.56
1:AA:174:A:C5	1:AA:175:C:C6	2.94	0.56
1:AA:186:C:N3	1:AA:191:G:O6	2.39	0.56
1:AA:318:G:C6	1:AA:319:G:N7	2.74	0.56
1:AA:345:C:O4'	1:AA:346:G:C2	2.59	0.56
1:AA:768:A:OP1	1:AA:804:U:H4'	2.06	0.56
1:AA:928:G:O2'	1:AA:1533:C:OP1	2.24	0.56
1:AA:1159:U:C2	1:AA:1182:G:N3	2.74	0.56
2:AB:111:ILE:O	2:AB:113:ARG:N	2.39	0.56
4:AD:103:TYR:OH	4:AD:111:ARG:HA	2.06	0.56

Continued on next page...

Continued from previous page...

Atom-1	Atom-2	Interatomic distance (Å)	Clash overlap (Å)
5:AE:134:ILE:HG22	5:AE:135:ASN:N	2.20	0.56
9:AI:10:GLY:HA2	9:AI:81:HIS:CE1	2.41	0.56
12:AL:93:VAL:HG22	12:AL:93:VAL:O	2.06	0.56
20:AT:5:LYS:O	20:AT:5:LYS:CD	2.54	0.56
24:BA:170:U:O2'	24:BA:171:U:H5'	2.06	0.56
24:BA:411:G:OP1	59:BA:3565:HOH:O	2.17	0.56
24:BA:825:A:C2'	24:BA:826:U:O5'	2.54	0.56
24:BA:833:A:H2'	24:BA:834:G:C8	2.41	0.56
24:BA:1022:G:C6	24:BA:1140:C:C4	2.94	0.56
24:BA:1101:U:H2'	24:BA:1102:C:H5'	1.88	0.56
24:BA:1270:C:H5''	24:BA:1271:G:C5'	2.36	0.56
24:BA:1346:G:H2'	24:BA:1347:A:H8	1.69	0.56
24:BA:1428:C:C5	24:BA:1569:A:C5'	2.88	0.56
24:BA:1440:U:H2'	24:BA:1441:G:C8	2.40	0.56
24:BA:2096:C:H2'	24:BA:2097:A:C8	2.41	0.56
24:BA:2193:G:C6	24:BA:2194:U:C4	2.94	0.56
24:BA:2261:C:H3'	46:BW:16:SER:OG	2.06	0.56
24:BA:2521:C:H2'	24:BA:2522:U:O5'	2.06	0.56
24:BA:2602:A:H4'	24:BA:2603:G:OP2	2.05	0.56
24:BA:2796:U:C5	24:BA:2798:U:C4	2.94	0.56
26:BC:62:ARG:HH21	26:BC:62:ARG:C	2.08	0.56
27:BD:108:ASP:OD2	27:BD:207:VAL:HG12	2.06	0.56
29:BF:98:PHE:C	29:BF:100:GLU:H	2.09	0.56
29:BF:100:GLU:O	29:BF:101:ARG:C	2.45	0.56
31:BH:4:ILE:CD1	31:BH:17:ASP:C	2.75	0.56
48:BY:24:GLU:HA	48:BY:28:LEU:HG	1.88	0.56
50:B0:37:HIS:CD2	50:B0:38:LEU:O	2.59	0.56
1:CA:142:G:C5	1:CA:143:A:C8	2.94	0.56
1:CA:143:A:H2'	1:CA:143:A:N3	2.20	0.56
1:CA:156:C:C4	1:CA:157:U:O2	2.58	0.56
1:CA:451:A:N6	1:CA:481:G:H5'	2.21	0.56
1:CA:630:A:C5	1:CA:631:C:C5	2.94	0.56
1:CA:671:G:O2'	6:CF:79:ARG:NH2	2.36	0.56
1:CA:1261:A:C4	1:CA:1275:A:C2	2.94	0.56
1:CA:1470:U:O2'	1:CA:1471:U:H5'	2.06	0.56
2:CB:67:ILE:O	2:CB:68:LEU:CB	2.54	0.56
4:CD:61:VAL:O	4:CD:64:ILE:HG22	2.05	0.56
4:CD:81:ARG:C	4:CD:82:LEU:HG	2.26	0.56
10:CJ:10:LEU:HA	10:CJ:97:ASP:O	2.06	0.56
11:CK:47:ALA:HA	11:CK:52:PHE:CE1	2.41	0.56
24:DA:457:A:H5'	24:DA:459:U:H1'	1.87	0.56

Continued on next page...

Continued from previous page...

Atom-1	Atom-2	Interatomic distance (Å)	Clash overlap (Å)
24:DA:1055:G:O6	24:DA:1056:G:C2	2.59	0.56
24:DA:1060:U:C2	24:DA:1062:G:OP2	2.59	0.56
24:DA:1069:A:N7	24:DA:1074:G:C6	2.73	0.56
24:DA:1362:C:C2'	24:DA:1363:C:O5'	2.54	0.56
24:DA:1530:G:N2	24:DA:1542:U:H1'	2.21	0.56
24:DA:1952:A:O4'	34:DK:42:THR:CG2	2.54	0.56
24:DA:2294:G:C6	24:DA:2295:C:C4	2.94	0.56
24:DA:2552:U:H2'	24:DA:2554:U:OP2	2.06	0.56
24:DA:2556:C:H2'	24:DA:2557:G:O4'	2.05	0.56
26:DC:8:THR:HG22	26:DC:9:SER:OG	2.06	0.56
26:DC:259:ASN:OD1	26:DC:262:THR:OG1	2.02	0.56
35:DL:126:ARG:C	35:DL:127:VAL:HG23	2.27	0.56
40:DQ:81:GLY:HA2	40:DQ:116:LEU:CD2	2.36	0.56
48:DY:18:LEU:O	48:DY:22:LEU:CB	2.54	0.56
1:AA:9:G:C2	1:AA:10:A:C8	2.94	0.56
1:AA:36:C:H4'	12:AL:119:VAL:O	2.06	0.56
1:AA:198:G:N3	1:AA:199:A:C8	2.74	0.56
1:AA:376:G:H5'	16:AP:5:ARG:HE	1.71	0.56
1:AA:473:U:H2'	1:AA:474:G:C8	2.41	0.56
1:AA:700:G:H4'	1:AA:704:A:H1'	1.88	0.56
1:AA:783:C:O2'	1:AA:784:A:H5'	2.04	0.56
1:AA:1126:U:O2	1:AA:1126:U:C2'	2.53	0.56
4:AD:76:TYR:CG	4:AD:204:TYR:HD2	2.24	0.56
5:AE:106:ILE:HG13	5:AE:124:LEU:HB3	1.88	0.56
5:AE:156:LYS:CE	8:AH:44:GLY:HA3	2.36	0.56
12:AL:52:VAL:CG2	12:AL:53:CYS:N	2.69	0.56
12:AL:88:LYS:O	12:AL:89:ASP:CB	2.53	0.56
20:AT:67:ILE:HG12	20:AT:71:LYS:HD2	1.88	0.56
21:AU:40:LYS:HA	21:AU:43:THR:HB	1.86	0.56
24:BA:77:G:P	48:BY:52:ARG:HH22	2.29	0.56
24:BA:126:A:C6	24:BA:127:A:N1	2.74	0.56
24:BA:276:U:O2	24:BA:276:U:C2'	2.54	0.56
24:BA:659:G:H2'	24:BA:660:C:C6	2.41	0.56
24:BA:825:A:O2'	24:BA:826:U:O5'	2.18	0.56
24:BA:1280:G:O2'	24:BA:1281:G:H5'	2.06	0.56
24:BA:1439:A:C8	24:BA:1440:U:C6	2.94	0.56
24:BA:2119:A:O2'	24:BA:2120:G:P	2.63	0.56
24:BA:2294:G:OP1	38:BO:10:ARG:CZ	2.54	0.56
24:BA:2326:C:C1'	24:BA:2327:A:OP1	2.53	0.56
24:BA:2365:G:H4'	46:BW:60:PHE:CE2	2.41	0.56
24:BA:2520:C:C6	24:BA:2567:G:H1'	2.41	0.56

Continued on next page...

Continued from previous page...

Atom-1	Atom-2	Interatomic distance (Å)	Clash overlap (Å)
27:BD:180:VAL:HG22	27:BD:180:VAL:O	2.06	0.56
28:BE:58:LYS:HG3	28:BE:71:GLY:HA2	1.88	0.56
30:BG:41:GLU:HB2	30:BG:54:ARG:NH2	2.20	0.56
31:BH:32:PRO:HB3	47:BX:38:TRP:HB2	1.88	0.56
32:BI:97:VAL:N	32:BI:136:GLY:O	2.39	0.56
39:BP:29:VAL:O	39:BP:39:LEU:HG	2.06	0.56
42:BS:39:THR:CG2	42:BS:44:ALA:CB	2.84	0.56
1:CA:201:G:C2	1:CA:217:C:O2	2.58	0.56
1:CA:400:C:C2'	1:CA:401:C:O5'	2.54	0.56
1:CA:764:C:H3'	1:CA:765:G:H8	1.70	0.56
1:CA:1160:G:C6	1:CA:1181:G:O6	2.59	0.56
2:CB:22:TYR:O	2:CB:23:TRP:CD1	2.59	0.56
2:CB:22:TYR:O	2:CB:23:TRP:HB3	2.05	0.56
2:CB:90:PHE:N	2:CB:90:PHE:CD1	2.71	0.56
2:CB:217:VAL:O	2:CB:221:VAL:HG12	2.06	0.56
3:CC:59:ARG:HG2	3:CC:64:ILE:HG22	1.88	0.56
3:CC:185:ASN:O	3:CC:200:VAL:HG23	2.06	0.56
4:CD:165:ARG:NH1	4:CD:167:LYS:O	2.38	0.56
11:CK:40:ASN:O	11:CK:41:ALA:HB3	2.04	0.56
12:CL:77:HIS:O	12:CL:78:SER:C	2.45	0.56
14:CN:48:LEU:O	14:CN:49:GLN:HB3	2.06	0.56
16:CP:36:VAL:O	16:CP:36:VAL:CG2	2.54	0.56
22:CV:61:C:N4	22:CV:62:C:H41	2.04	0.56
24:DA:630:G:OP1	53:D3:46:LYS:NZ	2.39	0.56
24:DA:1306:C:C2'	24:DA:1307:A:H5'	2.35	0.56
24:DA:1735:A:C5	24:DA:1736:U:C6	2.93	0.56
24:DA:2528:U:H1'	24:DA:2536:G:N2	2.21	0.56
24:DA:2738:A:C2'	24:DA:2739:U:O5'	2.54	0.56
57:DA:3186:NMY:N2	57:DA:3186:NMY:C13	2.69	0.56
31:DH:134:VAL:CG1	31:DH:138:VAL:CG2	2.84	0.56
46:DW:48:GLY:HA3	46:DW:80:ILE:O	2.04	0.56
1:AA:74:A:O2'	1:AA:75:G:O4'	2.24	0.55
1:AA:95:C:C2'	1:AA:96:U:H5'	2.36	0.55
1:AA:144:G:N3	1:AA:179:A:C2	2.75	0.55
1:AA:293:G:N3	1:AA:294:U:C6	2.74	0.55
1:AA:663:A:H5'	1:AA:836:G:OP1	2.06	0.55
1:AA:671:G:H2'	1:AA:672:U:O4'	2.07	0.55
1:AA:769:G:H4'	1:AA:1513:A:H4'	1.88	0.55
1:AA:897:C:O2	1:AA:903:G:C2	2.59	0.55
1:AA:927:G:O2'	1:AA:1503:A:C5	2.53	0.55
1:AA:949:A:O2'	1:AA:950:U:H5'	2.05	0.55

Continued on next page...

Continued from previous page...

Atom-1	Atom-2	Interatomic distance (Å)	Clash overlap (Å)
1:AA:1084:G:N7	1:AA:1085:U:N3	2.54	0.55
1:AA:1151:A:O4'	10:AJ:41:PRO:HB3	2.05	0.55
2:AB:32:PHE:HB2	2:AB:42:ASN:HB2	1.89	0.55
4:AD:200:ILE:C	4:AD:202:GLU:N	2.58	0.55
7:AG:30:LEU:HD13	7:AG:120:LEU:HD12	1.87	0.55
12:AL:105:SER:OG	12:AL:106:GLY:O	2.18	0.55
15:AO:23:GLY:O	15:AO:25:THR:N	2.40	0.55
19:AS:22:ALA:O	19:AS:26:GLY:N	2.39	0.55
19:AS:41:PHE:O	19:AS:43:ASN:N	2.39	0.55
21:AU:37:PHE:HB3	21:AU:41:PRO:HD3	1.88	0.55
22:AV:57:G:H2'	22:AV:58:A:H5'	1.88	0.55
24:BA:156:A:H2'	24:BA:157:C:O4'	2.06	0.55
24:BA:577:G:N1	24:BA:578:G:C6	2.74	0.55
24:BA:851:C:H2'	24:BA:851:C:O2	2.05	0.55
24:BA:992:C:O2'	41:BR:89:HIS:CD2	2.58	0.55
24:BA:1188:U:O2'	24:BA:1189:A:C5'	2.52	0.55
24:BA:1268:A:C2	24:BA:2013:A:C4	2.94	0.55
24:BA:1287:A:OP1	37:BN:104:ALA:HB3	2.06	0.55
24:BA:1343:G:C5	24:BA:1344:U:C4	2.94	0.55
24:BA:1378:A:O2'	24:BA:1380:G:OP2	2.24	0.55
24:BA:1799:G:P	26:BC:257:ARG:NH2	2.80	0.55
24:BA:1906:G:C5	24:BA:1929:G:N2	2.74	0.55
24:BA:2197:U:HO2'	24:BA:2198:A:P	2.26	0.55
24:BA:2283:C:C2'	24:BA:2284:A:H5'	2.36	0.55
24:BA:2547:A:C8	24:BA:2566:A:C5	2.94	0.55
24:BA:2779:U:O4'	24:BA:2781:A:C8	2.58	0.55
24:BA:2883:A:OP1	24:BA:2883:A:H4'	2.06	0.55
38:BO:92:PHE:CD1	38:BO:92:PHE:N	2.74	0.55
44:BU:35:VAL:O	44:BU:38:ILE:HG22	2.06	0.55
1:CA:180:U:O4	59:CA:1714:HOH:O	2.14	0.55
1:CA:579:A:C4	1:CA:580:C:C5	2.93	0.55
1:CA:669:G:C6	1:CA:670:G:N7	2.74	0.55
1:CA:762:U:O2	1:CA:763:G:C8	2.59	0.55
1:CA:1160:G:O2'	1:CA:1161:C:OP2	2.24	0.55
8:CH:66:PHE:O	8:CH:67:GLN:C	2.43	0.55
9:CI:117:GLY:HA2	10:CJ:60:ASP:OD1	2.06	0.55
16:CP:14:ARG:HG2	16:CP:14:ARG:O	2.06	0.55
24:DA:21:A:C2'	24:DA:22:C:H5'	2.36	0.55
24:DA:323:C:N4	24:DA:333:G:N7	2.53	0.55
24:DA:360:U:C4	24:DA:361:G:C6	2.94	0.55
24:DA:431:U:C2'	24:DA:432:A:C5'	2.84	0.55

Continued on next page...

Continued from previous page...

Atom-1	Atom-2	Interatomic distance (Å)	Clash overlap (Å)
24:DA:783:A:H2'	24:DA:784:G:C5'	2.36	0.55
24:DA:1071:G:H3'	24:DA:1072:C:H5''	1.88	0.55
24:DA:1443:U:C2	24:DA:1444:G:C8	2.95	0.55
24:DA:1797:G:O2'	26:DC:256:THR:CG2	2.53	0.55
24:DA:1838:C:C2	24:DA:1898:U:C4	2.95	0.55
24:DA:1856:U:C4	24:DA:1857:G:C6	2.94	0.55
25:DB:42:C:OP2	29:DF:63:LYS:NZ	2.39	0.55
26:DC:176:ARG:NH1	26:DC:177:SER:N	2.54	0.55
31:DH:11:ASN:O	31:DH:12:LEU:CB	2.55	0.55
32:DI:124:MET:O	32:DI:127:SER:OG	2.22	0.55
36:DM:49:ALA:CB	36:DM:124:LEU:HD21	2.36	0.55
42:DS:85:ILE:HD12	42:DS:85:ILE:H	1.70	0.55
48:DY:2:LYS:CE	48:DY:6:LEU:HD22	2.36	0.55
1:AA:59:A:C4	1:AA:331:G:N2	2.75	0.55
1:AA:137:U:H2'	1:AA:138:G:C8	2.41	0.55
1:AA:155:A:C2	1:AA:167:A:N3	2.74	0.55
1:AA:505:G:C8	1:AA:535:A:C4	2.94	0.55
1:AA:572:A:OP1	1:AA:572:A:H4'	2.04	0.55
1:AA:652:U:O2'	1:AA:653:U:OP2	2.24	0.55
1:AA:734:G:O2'	18:AR:60:LYS:HE3	2.06	0.55
1:AA:1374:A:C2	1:AA:1375:A:N9	2.74	0.55
1:AA:1492:A:C5'	12:AL:44:LYS:HA	2.35	0.55
4:AD:55:LEU:HD23	4:AD:55:LEU:C	2.27	0.55
16:AP:39:PHE:C	16:AP:39:PHE:HD1	2.09	0.55
24:BA:100:U:H1'	24:BA:101:A:N7	2.21	0.55
24:BA:560:C:OP1	59:BA:3251:HOH:O	2.18	0.55
24:BA:625:G:C2	24:BA:626:A:C4	2.95	0.55
24:BA:812:C:H5''	24:BA:1250:G:O2'	2.05	0.55
24:BA:1270:C:H5''	24:BA:1271:G:P	2.46	0.55
24:BA:1424:G:H2'	24:BA:1424:G:N3	2.20	0.55
24:BA:1824:G:O2'	26:BC:251:THR:OG1	2.11	0.55
24:BA:1926:U:H1'	24:BA:1929:G:C6	2.40	0.55
24:BA:2294:G:O5'	38:BO:10:ARG:CZ	2.54	0.55
24:BA:2310:C:C4	29:BF:76:PHE:CE1	2.94	0.55
24:BA:2313:C:C4'	29:BF:87:LYS:HE2	2.36	0.55
24:BA:2796:U:C4	24:BA:2798:U:N3	2.74	0.55
26:BC:265:PHE:N	26:BC:265:PHE:HD1	2.03	0.55
27:BD:125:TRP:CD1	27:BD:160:LYS:HE2	2.41	0.55
35:BL:57:LEU:HG	35:BL:61:LEU:CD1	2.36	0.55
37:BN:36:THR:HG23	37:BN:37:THR:O	2.06	0.55
38:BO:18:LEU:CD1	38:BO:25:ARG:HD2	2.36	0.55

Continued on next page...

Continued from previous page...

Atom-1	Atom-2	Interatomic distance (Å)	Clash overlap (Å)
44:BU:73:ASN:HA	44:BU:95:PHE:CE2	2.42	0.55
1:CA:14:U:O2	1:CA:14:U:C2'	2.54	0.55
1:CA:573:A:N3	1:CA:883:C:O2'	2.39	0.55
1:CA:738:C:C2'	1:CA:739:C:O5'	2.54	0.55
1:CA:1197:A:C2'	1:CA:1198:G:H5'	2.36	0.55
1:CA:1249:C:O2'	9:CI:70:GLY:O	2.16	0.55
1:CA:1321:U:C2	19:CS:36:ARG:NH2	2.74	0.55
1:CA:1349:A:C2	1:CA:1374:A:C4	2.94	0.55
4:CD:3:ARG:CB	4:CD:3:ARG:CZ	2.84	0.55
4:CD:105:MET:HE2	4:CD:107:PHE:CE2	2.41	0.55
4:CD:106:GLY:O	4:CD:107:PHE:C	2.45	0.55
5:CE:15:LEU:HD22	5:CE:16:ILE:N	2.21	0.55
9:CI:79:ILE:O	9:CI:80:ARG:C	2.43	0.55
11:CK:20:VAL:HG13	11:CK:35:THR:HG22	1.86	0.55
55:CY:144:LYS:C	55:CY:146:LYS:H	2.10	0.55
24:DA:78:U:H2'	24:DA:79:C:C6	2.42	0.55
24:DA:243:U:OP1	53:D3:5:THR:OG1	2.20	0.55
24:DA:249:C:H5'	24:DA:2394:C:O2'	2.07	0.55
24:DA:407:G:O2'	24:DA:408:G:H5'	2.06	0.55
24:DA:877:A:N6	24:DA:899:A:C6	2.74	0.55
24:DA:900:A:C5	24:DA:901:C:C5	2.94	0.55
24:DA:1517:G:C6	24:DA:1518:C:C4	2.93	0.55
24:DA:1566:A:C6	26:DC:212:TRP:CZ3	2.94	0.55
24:DA:2230:G:H2'	24:DA:2231:U:C6	2.41	0.55
24:DA:2330:G:O2'	46:DW:44:LYS:CE	2.53	0.55
27:DD:160:LYS:HE3	27:DD:160:LYS:N	2.21	0.55
28:DE:171:ASP:O	28:DE:173:THR:N	2.38	0.55
29:DF:134:GLN:HB3	29:DF:149:ARG:O	2.06	0.55
31:DH:136:SER:O	31:DH:137:GLU:HB3	2.05	0.55
35:DL:77:ILE:HD11	35:DL:95:LEU:HD22	1.86	0.55
38:DO:27:VAL:HG22	38:DO:27:VAL:O	2.06	0.55
45:DV:76:ASP:O	45:DV:89:ILE:HG23	2.06	0.55
1:AA:299:G:C6	1:AA:300:A:C6	2.94	0.55
1:AA:435:A:C6	1:AA:436:C:C4	2.95	0.55
1:AA:681:A:C6	1:AA:710:G:C6	2.94	0.55
1:AA:927:G:H2'	1:AA:928:G:H5'	1.88	0.55
1:AA:1008:U:C2	1:AA:1022:A:C4	2.95	0.55
1:AA:1324:A:O4'	1:AA:1362:A:H4'	2.05	0.55
1:AA:1367:C:OP1	9:AI:117:GLY:N	2.39	0.55
2:AB:118:GLU:O	2:AB:121:SER:OG	2.25	0.55
5:AE:95:PHE:CE2	5:AE:97:GLN:HG2	2.41	0.55

Continued on next page...

Continued from previous page...

Atom-1	Atom-2	Interatomic distance (Å)	Clash overlap (Å)
6:AF:12:PRO:HA	6:AF:15:SER:HB2	1.88	0.55
6:AF:70:VAL:O	6:AF:71:ILE:C	2.44	0.55
7:AG:139:GLU:HA	7:AG:142:HIS:CD2	2.41	0.55
12:AL:50:ARG:HG2	12:AL:90:LEU:HD21	1.87	0.55
15:AO:70:LEU:C	15:AO:78:TYR:CE1	2.80	0.55
21:AU:21:ARG:NH2	23:AX:4:G:O4'	2.39	0.55
22:AV:72:C:H2'	22:AV:73:A:C5'	2.36	0.55
24:BA:89:A:N1	24:BA:90:U:C4	2.74	0.55
24:BA:733:G:H8	24:BA:733:G:O5'	1.89	0.55
24:BA:783:A:H2'	24:BA:784:G:O5'	2.05	0.55
24:BA:864:G:C6	24:BA:865:C:N4	2.74	0.55
24:BA:1230:A:C5	24:BA:1231:U:C4	2.94	0.55
24:BA:1342:A:H3'	24:BA:1343:G:H5''	1.88	0.55
24:BA:1448:G:C2	24:BA:1464:G:C2	2.93	0.55
24:BA:2231:U:OP1	47:BX:29:LEU:N	2.38	0.55
24:BA:2512:C:H4'	27:BD:127:PHE:CE2	2.42	0.55
24:BA:2720:U:H4'	24:BA:2845:U:O2'	2.06	0.55
24:BA:2727:A:N6	24:BA:2728:U:O4	2.40	0.55
25:BB:45:A:C8	29:BF:91:ARG:NH2	2.74	0.55
28:BE:154:ASP:O	28:BE:155:GLU:C	2.44	0.55
33:BJ:62:VAL:HG11	33:BJ:101:ILE:HD11	1.88	0.55
35:BL:61:LEU:O	35:BL:62:PRO:O	2.24	0.55
35:BL:79:LEU:HD21	35:BL:112:LEU:HD12	1.87	0.55
35:BL:111:ILE:CG2	35:BL:112:LEU:N	2.69	0.55
38:BO:17:LYS:HG3	38:BO:21:LEU:CD1	2.36	0.55
41:BR:46:GLU:C	41:BR:46:GLU:CD	2.64	0.55
1:CA:200:G:C2	1:CA:218:U:O2	2.59	0.55
1:CA:774:G:C4	1:CA:775:G:C8	2.94	0.55
1:CA:1103:C:N4	1:CA:1104:G:C5	2.75	0.55
1:CA:1239:A:H2'	1:CA:1298:U:O4	2.05	0.55
6:CF:38:ARG:NH1	6:CF:98:GLU:O	2.39	0.55
7:CG:27:VAL:HG23	7:CG:40:GLU:HB3	1.88	0.55
19:CS:18:LYS:HD3	19:CS:31:LEU:HD11	1.88	0.55
22:CV:20:U:OP1	22:CV:20:U:C6	2.60	0.55
24:DA:257:C:H2'	24:DA:258:G:O4'	2.06	0.55
24:DA:485:C:C2	24:DA:496:G:C2	2.94	0.55
24:DA:566:U:H2'	24:DA:567:U:O4'	2.07	0.55
24:DA:864:G:C6	24:DA:865:C:N4	2.74	0.55
24:DA:1081:U:H2'	32:DI:117:THR:CG2	2.35	0.55
24:DA:1741:C:C4	24:DA:1742:U:C5	2.94	0.55
24:DA:1769:U:O2'	24:DA:1770:G:H5'	2.06	0.55

Continued on next page...

Continued from previous page...

Atom-1	Atom-2	Interatomic distance (Å)	Clash overlap (Å)
24:DA:2879:A:H4'	24:DA:2880:C:OP1	2.06	0.55
36:DM:34:LYS:NZ	36:DM:99:GLY:O	2.35	0.55
42:DS:73:LYS:CB	42:DS:106:VAL:CG1	2.83	0.55
43:DT:61:LEU:HD11	43:DT:82:LYS:HB3	1.88	0.55
50:D0:29:VAL:HG23	50:D0:36:LYS:CB	2.36	0.55
51:D1:33:LEU:HD11	51:D1:35:LEU:HD12	1.89	0.55
52:D2:2:LYS:CE	52:D2:6:GLN:OE1	2.54	0.55
1:AA:71:A:H3'	1:AA:71:A:OP2	2.07	0.55
1:AA:116:A:H2'	1:AA:117:G:O4'	2.07	0.55
1:AA:218:U:C4	1:AA:219:U:O4	2.58	0.55
1:AA:357:G:H2'	1:AA:358:U:H5'	1.86	0.55
1:AA:389:A:C3'	1:AA:390:U:H5'	2.36	0.55
1:AA:506:G:OP1	59:AA:1761:HOH:O	2.18	0.55
1:AA:604:G:N2	1:AA:635:A:N3	2.54	0.55
1:AA:942:G:C6	1:AA:1342:C:N3	2.75	0.55
1:AA:986:U:H2'	1:AA:987:G:C8	2.42	0.55
1:AA:1181:G:N2	1:AA:1182:G:N2	2.54	0.55
1:AA:1476:A:C5	1:AA:1477:U:C5	2.94	0.55
2:AB:90:PHE:CE2	2:AB:154:MET:HG3	2.42	0.55
6:AF:11:HIS:O	6:AF:13:ASP:N	2.40	0.55
12:AL:44:LYS:HB2	12:AL:45:PRO:HD3	1.89	0.55
20:AT:52:ASN:O	20:AT:56:PRO:CD	2.55	0.55
24:BA:523:C:H5''	24:BA:540:C:O2'	2.07	0.55
24:BA:1241:A:C4	24:BA:1242:U:C6	2.94	0.55
24:BA:1360:G:H2'	24:BA:1361:G:H5'	1.89	0.55
24:BA:1415:U:C2	24:BA:1588:G:C2	2.94	0.55
24:BA:2250:G:O2'	24:BA:2496:C:OP1	2.24	0.55
26:BC:62:ARG:NH2	26:BC:62:ARG:HG2	2.22	0.55
29:BF:158:THR:O	29:BF:160:LYS:N	2.39	0.55
34:BK:41:ILE:HD11	34:BK:86:LEU:HD13	1.88	0.55
39:BP:4:ILE:HG13	39:BP:5:LYS:N	2.22	0.55
1:CA:339:C:OP2	34:DK:98:ARG:NH1	2.39	0.55
1:CA:543:U:C2'	1:CA:544:G:H5'	2.36	0.55
1:CA:769:G:O2'	1:CA:770:C:H5'	2.07	0.55
1:CA:926:G:C6	1:CA:1505:G:C6	2.94	0.55
1:CA:992:U:O2	1:CA:1043:G:N7	2.39	0.55
1:CA:1106:G:C6	1:CA:1107:C:C4	2.95	0.55
1:CA:1343:G:H2'	1:CA:1344:C:C6	2.41	0.55
7:CG:17:LYS:CB	7:CG:44:TYR:CE1	2.89	0.55
12:CL:35:THR:O	12:CL:36:ARG:HG3	2.05	0.55
13:CM:15:ALA:N	13:CM:17:ILE:HD11	2.22	0.55

Continued on next page...

Continued from previous page...

Atom-1	Atom-2	Interatomic distance (Å)	Clash overlap (Å)
13:CM:29:ARG:CZ	13:CM:29:ARG:HB2	2.35	0.55
16:CP:38:PHE:C	16:CP:38:PHE:CD1	2.79	0.55
22:CV:67:C:N4	22:CV:68:C:H41	2.04	0.55
24:DA:587:C:H3'	24:DA:588:U:C5'	2.33	0.55
24:DA:1045:C:C3'	24:DA:1046:A:H5'	2.37	0.55
24:DA:1268:A:C2	24:DA:2013:A:C4	2.95	0.55
24:DA:2205:A:C4	24:DA:2206:C:C5	2.94	0.55
26:DC:170:TYR:HB3	26:DC:183:VAL:O	2.07	0.55
27:DD:123:LYS:HG2	27:DD:165:MET:SD	2.46	0.55
30:DG:105:SER:HA	30:DG:108:PHE:CZ	2.41	0.55
31:DH:136:SER:O	31:DH:137:GLU:CB	2.53	0.55
32:DI:15:GLY:HA2	32:DI:50:LYS:HB3	1.88	0.55
34:DK:8:LEU:HD12	34:DK:8:LEU:N	2.21	0.55
39:DP:92:ARG:HH11	39:DP:92:ARG:HG3	1.70	0.55
1:AA:55:A:C8	31:DH:91:PHE:CE2	2.95	0.55
1:AA:596:A:N6	1:AA:645:G:C6	2.74	0.55
1:AA:615:G:C6	1:AA:616:G:C5	2.95	0.55
1:AA:978:A:N1	1:AA:1319:A:C4	2.75	0.55
2:AB:41:ILE:CG2	2:AB:41:ILE:O	2.55	0.55
2:AB:163:VAL:CG1	2:AB:185:ALA:HA	2.36	0.55
7:AG:5:ARG:O	7:AG:7:ILE:HG23	2.07	0.55
8:AH:4:GLN:OE1	8:AH:4:GLN:N	2.33	0.55
20:AT:75:HIS:O	20:AT:79:LEU:HD11	2.06	0.55
24:BA:8:C:H5''	33:BJ:53:TYR:OH	2.05	0.55
24:BA:309:A:H5'	44:BU:16:LYS:HD3	1.87	0.55
24:BA:545:U:H2'	24:BA:547:A:C5'	2.34	0.55
24:BA:607:U:OP2	28:BE:98:LYS:HG2	2.07	0.55
24:BA:1053:C:C2	24:BA:1107:G:C2	2.95	0.55
24:BA:1068:G:H2'	24:BA:1068:G:N3	2.21	0.55
24:BA:1883:U:C5	24:BA:1884:G:C6	2.95	0.55
24:BA:2011:U:OP1	42:BS:42:LYS:HD3	2.06	0.55
24:BA:2207:C:C2	24:BA:2218:G:C2	2.93	0.55
24:BA:2311:A:N6	29:BF:40:GLY:HA3	2.21	0.55
24:BA:2506:U:H2'	24:BA:2506:U:O2	2.06	0.55
24:BA:2726:A:O2'	24:BA:2727:A:H5'	2.06	0.55
24:BA:2734:A:C3'	24:BA:2735:G:C5'	2.85	0.55
25:BB:50:A:H2'	25:BB:51:G:O4'	2.07	0.55
27:BD:2:ILE:HG12	27:BD:3:GLY:N	2.21	0.55
30:BG:102:ILE:CG2	30:BG:104:LEU:HD13	2.36	0.55
36:BM:53:MET:SD	36:BM:103:TYR:HD2	2.30	0.55
40:BQ:116:LEU:O	40:BQ:117:ALA:C	2.45	0.55

Continued on next page...

Continued from previous page...

Atom-1	Atom-2	Interatomic distance (Å)	Clash overlap (Å)
46:BW:16:SER:O	46:BW:17:GLU:C	2.45	0.55
1:CA:174:A:H2'	1:CA:175:C:H5'	1.88	0.55
1:CA:185:U:H4'	20:CT:69:LYS:CE	2.36	0.55
1:CA:189:A:C6	1:CA:190:A:C2	2.95	0.55
1:CA:202:G:O2'	1:CA:468:A:C8	2.60	0.55
1:CA:254:G:OP1	17:CQ:70:THR:HG21	2.07	0.55
1:CA:440:C:OP1	4:CD:121:LYS:NZ	2.39	0.55
1:CA:745:G:C6	1:CA:746:A:C6	2.95	0.55
1:CA:778:G:N1	1:CA:779:C:C2	2.75	0.55
1:CA:1134:G:N1	1:CA:1135:U:C2	2.74	0.55
1:CA:1243:C:O2	1:CA:1243:C:H3'	2.06	0.55
1:CA:1346:A:C8	1:CA:1348:U:C2	2.94	0.55
1:CA:1366:C:N3	1:CA:1367:C:C4	2.75	0.55
2:CB:68:LEU:CD1	2:CB:70:VAL:CG2	2.84	0.55
4:CD:9:LEU:HD13	4:CD:10:LYS:HB3	1.89	0.55
4:CD:105:MET:HE3	4:CD:180:GLY:HA3	1.88	0.55
5:CE:104:GLY:O	5:CE:105:ILE:CG2	2.54	0.55
6:CF:69:GLU:O	6:CF:70:VAL:HG23	2.06	0.55
8:CH:10:MET:SD	8:CH:36:ILE:HD12	2.47	0.55
12:CL:76:GLU:CD	12:CL:77:HIS:N	2.60	0.55
15:CO:70:LEU:O	15:CO:78:TYR:CZ	2.59	0.55
20:CT:55:GLN:HG3	20:CT:56:PRO:HD3	1.87	0.55
24:DA:46:G:C2	24:DA:47:C:C5	2.95	0.55
24:DA:52:A:OP2	24:DA:117:G:N1	2.31	0.55
24:DA:86:G:H4'	24:DA:104:A:O2'	2.07	0.55
24:DA:263:G:H2'	24:DA:264:C:O4'	2.06	0.55
24:DA:1141:U:H4'	24:DA:1142:A:O5'	2.07	0.55
24:DA:1619:G:H2'	24:DA:1620:G:C5'	2.35	0.55
24:DA:1724:G:C5	24:DA:1725:U:C5	2.95	0.55
26:DC:154:ALA:CA	26:DC:159:THR:HG23	2.36	0.55
28:DE:137:LYS:HG3	28:DE:141:MET:HE1	1.88	0.55
29:DF:112:ASP:OD2	29:DF:114:ARG:NH2	2.38	0.55
32:DI:32:VAL:CG1	32:DI:33:ASN:N	2.69	0.55
37:DN:115:LEU:O	37:DN:117:ASP:N	2.39	0.55
48:DY:36:GLN:O	48:DY:37:LEU:HB2	2.06	0.55
53:D3:9:ALA:HB1	53:D3:61:LEU:HD21	1.87	0.55
1:AA:393:A:C2	1:AA:394:G:C8	2.95	0.55
1:AA:780:A:OP1	11:AK:125:LYS:HG2	2.07	0.55
1:AA:886:G:C2	1:AA:912:C:C2	2.94	0.55
1:AA:1410:A:H2'	1:AA:1411:C:C6	2.41	0.55
2:AB:143:LYS:O	2:AB:144:LEU:C	2.45	0.55

Continued on next page...

Continued from previous page...

Atom-1	Atom-2	Interatomic distance (Å)	Clash overlap (Å)
8:AH:19:ALA:O	8:AH:20:ALA:C	2.44	0.55
8:AH:101:ILE:HG12	8:AH:112:THR:HG21	1.89	0.55
9:AI:54:LEU:O	9:AI:55:VAL:HG12	2.06	0.55
13:AM:85:CYS:HB2	19:AS:73:GLU:CG	2.36	0.55
24:BA:230:G:N2	24:BA:231:A:C4	2.75	0.55
24:BA:418:C:H2'	24:BA:419:U:C6	2.42	0.55
24:BA:458:G:O2'	24:BA:459:U:OP2	2.22	0.55
24:BA:674:G:O3'	28:BE:58:LYS:NZ	2.40	0.55
24:BA:1022:G:C5	24:BA:1140:C:N4	2.75	0.55
24:BA:1310:G:N2	24:BA:1605:C:C4	2.75	0.55
24:BA:1511:G:H2'	24:BA:1512:C:C6	2.42	0.55
24:BA:2264:C:C2'	24:BA:2265:U:O5'	2.54	0.55
24:BA:2297:A:N7	24:BA:2320:U:C4	2.75	0.55
24:BA:2458:G:O2'	24:BA:2460:U:O4	2.23	0.55
24:BA:2705:A:C8	24:BA:2706:A:C8	2.95	0.55
24:BA:2776:A:C8	24:BA:2782:G:C5	2.94	0.55
24:BA:2779:U:O4'	24:BA:2781:A:N7	2.39	0.55
24:BA:2854:G:N2	24:BA:2864:G:C4	2.75	0.55
27:BD:30:GLU:OE1	27:BD:53:GLY:HA2	2.06	0.55
30:BG:15:ASP:OD1	30:BG:16:VAL:N	2.39	0.55
31:BH:2:GLN:O	31:BH:3:VAL:C	2.45	0.55
38:BO:5:SER:O	38:BO:6:ALA:C	2.44	0.55
38:BO:100:HIS:CG	38:BO:101:GLY:N	2.74	0.55
41:BR:42:ALA:HA	41:BR:46:GLU:HA	1.88	0.55
49:BZ:44:ARG:O	49:BZ:47:ILE:N	2.39	0.55
50:B0:43:THR:HG23	50:B0:47:TYR:O	2.07	0.55
1:CA:64:G:C5	1:CA:99:C:N4	2.75	0.55
1:CA:371:A:C2	1:CA:372:C:C5	2.94	0.55
1:CA:503:C:OP1	12:CL:116:LYS:NZ	2.39	0.55
1:CA:529:G:O6	12:CL:46:ASN:HA	2.07	0.55
1:CA:689:C:P	11:CK:48:GLY:HA3	2.45	0.55
1:CA:706:A:C6	1:CA:707:U:N3	2.75	0.55
1:CA:728:A:N1	1:CA:729:A:C6	2.75	0.55
1:CA:1387:G:O2'	1:CA:1388:C:H5'	2.06	0.55
1:CA:1452:C:H4'	1:CA:1453:G:N3	2.22	0.55
4:CD:87:GLY:O	4:CD:90:LEU:HD12	2.07	0.55
5:CE:104:GLY:HA3	5:CE:122:ASN:HB2	1.88	0.55
6:CF:88:MET:O	6:CF:90:MET:CE	2.54	0.55
12:CL:43:LYS:HG3	12:CL:44:LYS:H	1.70	0.55
14:CN:56:SER:O	14:CN:57:PRO:C	2.45	0.55
16:CP:71:VAL:HA	16:CP:74:LEU:HB2	1.89	0.55

Continued on next page...

Continued from previous page...

Atom-1	Atom-2	Interatomic distance (Å)	Clash overlap (Å)
24:DA:517:C:OP2	50:D0:9:ARG:NH2	2.39	0.55
24:DA:807:U:OP1	24:DA:830:G:N2	2.37	0.55
24:DA:1095:A:C6	24:DA:1096:A:N6	2.75	0.55
24:DA:1434:A:N3	24:DA:1435:G:C8	2.75	0.55
24:DA:2231:U:OP1	47:DX:29:LEU:HD12	2.06	0.55
35:DL:93:ASN:O	35:DL:94:THR:HB	2.06	0.55
42:DS:73:LYS:HB2	42:DS:106:VAL:HG13	1.87	0.55
43:DT:92:ASN:OD1	43:DT:93:LEU:N	2.39	0.55
1:AA:237:G:C6	1:AA:238:A:C6	2.94	0.55
1:AA:429:U:OP1	4:AD:9:LEU:HD13	2.07	0.55
1:AA:435:A:N1	1:AA:436:C:C2	2.73	0.55
1:AA:802:A:C2'	1:AA:803:G:H5'	2.36	0.55
1:AA:1083:U:C5	1:AA:1084:G:C6	2.94	0.55
1:AA:1304:G:C2	1:AA:1305:G:N2	2.75	0.55
1:AA:1361:G:H2'	1:AA:1362:A:H5'	1.87	0.55
2:AB:96:TRP:CH2	2:AB:172:ALA:HA	2.42	0.55
3:AC:6:HIS:HB3	14:AN:89:MET:HE2	1.89	0.55
3:AC:64:ILE:HD12	3:AC:66:VAL:HG23	1.89	0.55
3:AC:136:ARG:CZ	3:AC:136:ARG:HB2	2.37	0.55
8:AH:92:LEU:HD23	8:AH:117:ARG:CZ	2.36	0.55
9:AI:118:LEU:O	9:AI:120:LYS:N	2.39	0.55
10:AJ:53:ILE:HG13	14:AN:85:ARG:NH1	2.21	0.55
11:AK:53:ARG:HA	11:AK:57:LYS:HB3	1.89	0.55
11:AK:113:VAL:O	11:AK:114:THR:O	2.25	0.55
21:AU:21:ARG:O	21:AU:21:ARG:CG	2.55	0.55
22:AV:70:G:N1	22:AV:71:G:C5	2.75	0.55
24:BA:27:G:N2	24:BA:512:G:H1'	2.21	0.55
24:BA:322:A:OP2	28:BE:163:ASN:HB2	2.06	0.55
24:BA:444:C:OP1	28:BE:40:ARG:NH1	2.40	0.55
24:BA:489:G:O4'	24:BA:1284:A:C8	2.60	0.55
24:BA:1032:A:H1'	54:B4:23:ILE:CD1	2.37	0.55
24:BA:1142:A:N3	24:BA:1144:A:C8	2.74	0.55
24:BA:1838:C:H4'	24:BA:1839:G:C8	2.42	0.55
24:BA:2599:G:C8	26:BC:235:GLU:HG2	2.41	0.55
24:BA:2870:C:H2'	24:BA:2871:U:O4'	2.05	0.55
25:BB:75:G:C1'	45:BV:29:ILE:HD12	2.37	0.55
32:BI:79:LEU:HD23	32:BI:137:LEU:CD2	2.37	0.55
39:BP:42:PHE:CE1	39:BP:60:VAL:HG23	2.41	0.55
1:CA:25:C:C5	1:CA:558:G:N2	2.75	0.55
1:CA:655:A:C2	1:CA:656:G:C4	2.94	0.55
1:CA:666:G:H2'	1:CA:667:G:O4'	2.06	0.55

Continued on next page...

Continued from previous page...

Atom-1	Atom-2	Interatomic distance (Å)	Clash overlap (Å)
1:CA:833:G:H2'	1:CA:834:U:O5'	2.06	0.55
1:CA:1176:A:N1	1:CA:1177:G:C2	2.75	0.55
5:CE:46:VAL:CG1	5:CE:118:ALA:HB2	2.37	0.55
7:CG:42:ILE:HG13	7:CG:43:VAL:N	2.21	0.55
12:CL:90:LEU:C	12:CL:90:LEU:HD13	2.27	0.55
13:CM:50:GLU:O	13:CM:53:ILE:N	2.40	0.55
15:CO:29:VAL:CG1	15:CO:30:ALA:N	2.70	0.55
15:CO:56:LEU:O	15:CO:59:MET:N	2.39	0.55
17:CQ:16:LYS:O	17:CQ:17:MET:HB2	2.05	0.55
24:DA:323:C:C4	24:DA:333:G:C8	2.95	0.55
24:DA:446:G:P	40:DQ:2:ARG:HE	2.29	0.55
24:DA:526:A:O2'	24:DA:2043:C:O2	2.21	0.55
24:DA:545:U:H2'	24:DA:546:U:O3'	2.07	0.55
24:DA:845:A:C6	24:DA:847:U:C6	2.94	0.55
24:DA:1071:G:OP2	24:DA:1089:A:N7	2.39	0.55
24:DA:1356:G:N1	24:DA:1357:C:C2	2.75	0.55
24:DA:2080:A:P	47:DX:19:HIS:NE2	2.79	0.55
24:DA:2772:C:H2'	24:DA:2773:C:H6	1.71	0.55
24:DA:2821:A:OP2	27:DD:115:GLY:HA3	2.06	0.55
28:DE:149:ILE:CD1	28:DE:192:ALA:HB1	2.36	0.55
39:DP:92:ARG:HH11	39:DP:92:ARG:CG	2.20	0.55
41:DR:58:VAL:HG23	41:DR:59:ILE:N	2.22	0.55
50:D0:52:LYS:CE	50:D0:55:ALA:HA	2.36	0.55
1:AA:106:C:C3'	1:AA:107:G:H5'	2.37	0.55
1:AA:167:A:C2	1:AA:168:G:C4	2.95	0.55
1:AA:610:U:C4	1:AA:611:C:N4	2.75	0.55
1:AA:929:G:H4'	1:AA:1535:C:C5'	2.36	0.55
1:AA:1078:U:O2'	1:AA:1079:G:OP1	2.21	0.55
1:AA:1381:U:H1'	7:AG:78:ARG:HH12	1.70	0.55
3:AC:149:ILE:HA	3:AC:201:TRP:O	2.07	0.55
4:AD:11:LEU:CD1	4:AD:63:ARG:HD2	2.36	0.55
6:AF:4:TYR:HE2	6:AF:6:ILE:HG12	1.72	0.55
7:AG:138:ARG:CG	7:AG:139:GLU:N	2.69	0.55
9:AI:112:GLU:OE2	9:AI:122:ARG:NH1	2.40	0.55
13:AM:22:ILE:HD12	13:AM:23:TYR:N	2.22	0.55
15:AO:78:TYR:O	15:AO:79:THR:C	2.44	0.55
24:BA:56:A:C6	24:BA:57:C:C4	2.95	0.55
24:BA:186:G:C2'	24:BA:187:G:H5'	2.37	0.55
24:BA:359:G:C2'	24:BA:360:U:H5'	2.37	0.55
24:BA:518:G:O5'	42:BS:18:ARG:NH1	2.40	0.55
24:BA:682:G:H5'	52:B2:26:ASN:ND2	2.22	0.55

Continued on next page...

Continued from previous page...

Atom-1	Atom-2	Interatomic distance (Å)	Clash overlap (Å)
24:BA:1142:A:C4	24:BA:1144:A:N7	2.74	0.55
24:BA:2002:G:OP1	37:BN:17:ARG:NH1	2.30	0.55
24:BA:2088:A:H2'	24:BA:2089:C:C6	2.42	0.55
24:BA:2089:C:C2	24:BA:2090:A:C8	2.94	0.55
24:BA:2639:A:C5'	33:BJ:96:ARG:NH1	2.70	0.55
24:BA:2714:G:C4	24:BA:2715:C:C5	2.94	0.55
33:BJ:103:ILE:HG13	33:BJ:104:ALA:N	2.22	0.55
40:BQ:61:ILE:HG23	40:BQ:75:TYR:CE2	2.41	0.55
41:BR:38:VAL:O	41:BR:53:PHE:HA	2.07	0.55
1:CA:195:A:C5	1:CA:196:A:C2	2.95	0.55
1:CA:258:G:C5	1:CA:259:G:N7	2.74	0.55
1:CA:617:G:H4'	16:CP:46:LYS:HD2	1.87	0.55
1:CA:677:U:C5	1:CA:678:U:C5	2.95	0.55
1:CA:692:U:N3	1:CA:695:A:OP2	2.40	0.55
1:CA:878:A:OP2	1:CA:878:A:H8	1.89	0.55
1:CA:1237:C:O4'	1:CA:1334:G:N2	2.40	0.55
1:CA:1431:A:C6	1:CA:1432:G:O6	2.59	0.55
4:CD:196:ASN:CB	4:CD:199:LEU:HB2	2.36	0.55
8:CH:103:VAL:CG2	8:CH:126:ILE:HB	2.36	0.55
17:CQ:58:VAL:O	17:CQ:58:VAL:HG13	2.07	0.55
21:CU:40:LYS:N	21:CU:41:PRO:HD3	2.22	0.55
22:CV:1:G:H2'	22:CV:2:C:C4	2.42	0.55
24:DA:31:C:O2'	24:DA:1238:G:H5'	2.07	0.55
24:DA:36:G:N3	24:DA:450:G:O2'	2.39	0.55
24:DA:61:C:C5'	48:DY:43:LEU:HD21	2.37	0.55
24:DA:823:C:C4	24:DA:824:U:C4	2.95	0.55
24:DA:1105:U:H2'	24:DA:1106:G:C8	2.42	0.55
24:DA:2080:A:H5'	47:DX:18:SER:HB2	1.89	0.55
24:DA:2201:G:C2	24:DA:2202:U:C6	2.95	0.55
24:DA:2438:U:O3'	24:DA:2439:A:H3'	2.07	0.55
24:DA:2755:C:O2'	24:DA:2756:U:H2'	2.07	0.55
26:DC:158:GLY:HA3	26:DC:197:ALA:CB	2.36	0.55
27:DD:22:ILE:HD11	27:DD:190:LYS:CB	2.37	0.55
29:DF:84:ILE:O	29:DF:84:ILE:CG1	2.55	0.55
38:DO:76:LYS:O	38:DO:78:VAL:N	2.39	0.55
38:DO:83:LEU:HA	38:DO:87:ILE:HG13	1.87	0.55
48:DY:13:GLU:O	48:DY:15:ASN:N	2.40	0.55
1:AA:55:A:N1	31:DH:91:PHE:N	2.55	0.55
1:AA:237:G:O6	1:AA:238:A:N6	2.39	0.55
1:AA:325:A:N6	1:AA:326:G:C2	2.74	0.55
1:AA:371:A:C5'	1:AA:372:C:OP2	2.54	0.55

Continued on next page...

Continued from previous page...

Atom-1	Atom-2	Interatomic distance (Å)	Clash overlap (Å)
1:AA:620:C:H2'	1:AA:621:A:O4'	2.07	0.55
1:AA:622:A:C8	1:AA:623:C:C6	2.95	0.55
1:AA:709:U:C2	1:AA:710:G:C8	2.95	0.55
1:AA:734:G:O2'	18:AR:60:LYS:HE2	2.07	0.55
1:AA:780:A:H5''	11:AK:125:LYS:HE2	1.89	0.55
1:AA:811:C:O2'	1:AA:901:A:N1	2.40	0.55
1:AA:980:C:C5'	1:AA:981:U:C5	2.89	0.55
1:AA:1099:G:C6	1:AA:1100:C:C4	2.94	0.55
1:AA:1394:A:C2	1:AA:1501:C:O4'	2.59	0.55
1:AA:1430:A:N6	1:AA:1431:A:C2	2.75	0.55
1:AA:1495:U:O4	57:AA:1655:NMY:N7	2.40	0.55
2:AB:144:LEU:N	2:AB:144:LEU:CD2	2.70	0.55
3:AC:22:TRP:CD1	3:AC:23:PHE:O	2.60	0.55
4:AD:79:ALA:HB1	4:AD:86:THR:HG23	1.89	0.55
4:AD:145:ILE:O	4:AD:146:ARG:CG	2.55	0.55
5:AE:38:VAL:HA	5:AE:48:PHE:HA	1.87	0.55
19:AS:15:LEU:HD22	19:AS:35:SER:CB	2.37	0.55
24:BA:497:A:H2'	24:BA:498:G:O4'	2.07	0.55
24:BA:581:C:H2'	24:BA:582:A:H8	1.71	0.55
24:BA:629:G:O2'	24:BA:639:U:O2	2.25	0.55
24:BA:786:C:C2'	24:BA:787:C:H5'	2.37	0.55
24:BA:906:U:O2'	36:BM:66:ARG:CZ	2.55	0.55
24:BA:1205:A:C6	28:BE:165:HIS:NE2	2.74	0.55
24:BA:2078:C:H2'	24:BA:2079:U:O4'	2.07	0.55
24:BA:2281:A:N1	24:BA:2282:G:C6	2.75	0.55
24:BA:2452:C:C4	24:BA:2453:A:C6	2.95	0.55
24:BA:2748:A:C2	24:BA:2749:A:C4	2.94	0.55
27:BD:155:VAL:O	27:BD:156:PHE:HB2	2.05	0.55
30:BG:68:ARG:HG3	30:BG:69:ALA:N	2.22	0.55
31:BH:27:ARG:O	31:BH:32:PRO:HG2	2.06	0.55
42:BS:19:LEU:C	50:B0:21:LEU:HD12	2.27	0.55
1:CA:428:G:C5	1:CA:430:A:C6	2.95	0.55
1:CA:577:G:C4	1:CA:816:A:C2	2.95	0.55
1:CA:714:G:H21	1:CA:777:A:H1'	1.71	0.55
1:CA:840:C:O2'	1:CA:841:C:OP1	2.21	0.55
1:CA:1048:G:O3'	1:CA:1049:U:H3'	2.07	0.55
1:CA:1152:A:O2'	1:CA:1153:G:H5'	2.06	0.55
1:CA:1228:C:O2	1:CA:1228:C:C2'	2.54	0.55
1:CA:1272:G:C6	1:CA:1273:C:C2	2.94	0.55
3:CC:23:PHE:CD2	10:CJ:13:PHE:CZ	2.95	0.55
4:CD:58:LYS:HB3	4:CD:200:ILE:HG13	1.88	0.55

Continued on next page...

Continued from previous page...

Atom-1	Atom-2	Interatomic distance (Å)	Clash overlap (Å)
5:CE:25:VAL:HG22	5:CE:26:LYS:N	2.22	0.55
10:CJ:18:ILE:O	10:CJ:22:THR:N	2.40	0.55
12:CL:35:THR:O	12:CL:36:ARG:CG	2.55	0.55
12:CL:36:ARG:NH1	12:CL:76:GLU:HB2	2.22	0.55
19:CS:37:ARG:O	19:CS:37:ARG:HG3	2.07	0.55
24:DA:451:U:C2	24:DA:453:A:N7	2.75	0.55
24:DA:672:C:H5	35:DL:42:SER:CB	2.19	0.55
24:DA:797:G:P	28:DE:57:LYS:HE3	2.47	0.55
24:DA:1056:G:N2	24:DA:1102:C:C4	2.75	0.55
24:DA:1535:A:O2'	24:DA:1537:G:N7	2.40	0.55
24:DA:2093:G:OP2	31:DH:22:LYS:HE3	2.06	0.55
24:DA:2211:A:C2'	24:DA:2212:A:OP1	2.55	0.55
24:DA:2531:A:C2	24:DA:2532:G:N9	2.75	0.55
31:DH:116:ARG:O	31:DH:118:PRO:CD	2.54	0.55
39:DP:13:LYS:NZ	39:DP:77:SER:O	2.23	0.55
41:DR:74:ILE:HB	41:DR:87:GLN:HB2	1.87	0.55
44:DU:73:ASN:CG	44:DU:76:THR:HG21	2.27	0.55
46:DW:40:GLN:NE2	46:DW:43:THR:HA	2.21	0.55
1:AA:442:G:C2	1:AA:443:C:C2	2.95	0.55
1:AA:508:U:C4'	4:AD:51:TYR:CZ	2.90	0.55
1:AA:536:C:OP1	59:AA:1768:HOH:O	2.18	0.55
1:AA:590:U:C2	1:AA:650:G:C2	2.95	0.55
1:AA:683:G:H2'	1:AA:684:U:O5'	2.06	0.55
1:AA:683:G:O2'	1:AA:684:U:H5'	2.07	0.55
1:AA:795:C:O3'	11:AK:128:ARG:NH1	2.40	0.55
1:AA:1097:C:N3	1:AA:1098:C:C5	2.74	0.55
1:AA:1152:A:N1	1:AA:1153:G:C5	2.75	0.55
2:AB:177:ASN:ND2	2:AB:195:GLY:O	2.40	0.55
4:AD:7:PRO:HB3	4:AD:9:LEU:CD2	2.36	0.55
5:AE:81:LEU:CD2	5:AE:147:MET:HG2	2.37	0.55
6:AF:4:TYR:CE2	6:AF:6:ILE:CD1	2.90	0.55
11:AK:61:PHE:O	11:AK:65:VAL:CG1	2.55	0.55
15:AO:11:ILE:O	15:AO:14:GLU:HB2	2.07	0.55
18:AR:35:GLU:HB2	21:AU:19:PHE:CZ	2.42	0.55
24:BA:49:A:C8	24:BA:51:G:C2	2.95	0.55
24:BA:858:G:O2'	24:BA:2268:A:C2'	2.55	0.55
24:BA:1733:G:C5	24:BA:1734:G:C5	2.95	0.55
24:BA:2302:U:C4	24:BA:2303:G:N7	2.75	0.55
24:BA:2595:G:N2	24:BA:2598:A:OP2	2.38	0.55
24:BA:2680:U:O2'	24:BA:2681:C:O5'	2.24	0.55
24:BA:2689:U:OP2	24:BA:2719:G:N2	2.36	0.55

Continued on next page...

Continued from previous page...

Atom-1	Atom-2	Interatomic distance (Å)	Clash overlap (Å)
24:BA:2748:A:O2'	24:BA:2749:A:H5'	2.07	0.55
26:BC:132:ARG:HB2	26:BC:185:ALA:HB1	1.88	0.55
29:BF:129:MET:HE3	29:BF:129:MET:N	2.22	0.55
32:BI:89:SER:O	32:BI:91:LYS:N	2.39	0.55
35:BL:103:ILE:O	35:BL:105:ILE:N	2.40	0.55
38:BO:94:ARG:O	38:BO:96:GLY:N	2.40	0.55
39:BP:42:PHE:HE1	39:BP:60:VAL:HG23	1.71	0.55
1:CA:363:A:N7	12:CL:27:CYS:SG	2.79	0.55
1:CA:452:A:C8	1:CA:453:G:C8	2.94	0.55
1:CA:815:A:C2	1:CA:1529:G:C4	2.94	0.55
1:CA:1348:U:C5	1:CA:1373:G:N2	2.75	0.55
8:CH:11:LEU:HD12	8:CH:75:ILE:CG1	2.37	0.55
8:CH:53:GLY:O	8:CH:54:ASP:HB2	2.07	0.55
55:CY:155:ARG:O	55:CY:156:SER:C	2.44	0.55
24:DA:189:G:H2'	24:DA:205:G:N2	2.22	0.55
24:DA:248:G:H5''	24:DA:386:G:N2	2.22	0.55
24:DA:279:A:H2'	24:DA:280:U:H5'	1.88	0.55
24:DA:301:G:O5'	44:DU:81:ARG:NH1	2.40	0.55
24:DA:660:C:O2'	24:DA:661:A:H5'	2.08	0.55
24:DA:839:U:O2	24:DA:940:G:C2	2.60	0.55
24:DA:974:G:H8	24:DA:990:A:H62	1.55	0.55
24:DA:1208:C:C2	24:DA:1239:G:C2	2.95	0.55
24:DA:1394:U:C4	24:DA:1395:A:C5	2.95	0.55
24:DA:1415:U:C5	24:DA:1588:G:N1	2.75	0.55
24:DA:1445:G:H2'	24:DA:1446:C:O4'	2.07	0.55
24:DA:2402:U:O2'	24:DA:2403:C:H5''	2.06	0.55
24:DA:2687:U:H2'	24:DA:2688:G:O4'	2.07	0.55
25:DB:61:G:C6	25:DB:62:C:C4	2.95	0.55
28:DE:181:ILE:HG22	35:DL:2:ARG:NH1	2.22	0.55
30:DG:11:PRO:O	30:DG:14:VAL:HG12	2.07	0.55
38:DO:75:GLY:HA2	38:DO:106:LEU:HD12	1.88	0.55
40:DQ:25:GLY:O	40:DQ:26:ALA:C	2.44	0.55
49:DZ:3:THR:HA	49:DZ:37:ARG:O	2.07	0.55
1:AA:177:G:C2'	1:AA:178:C:H5'	2.38	0.54
1:AA:181:A:N1	1:AA:195:A:N7	2.54	0.54
1:AA:364:A:N3	1:AA:365:U:C5	2.75	0.54
1:AA:790:A:N1	1:AA:1497:G:H5''	2.22	0.54
1:AA:920:U:H2'	1:AA:921:U:C6	2.41	0.54
1:AA:1092:A:C6	1:AA:1093:A:C6	2.95	0.54
2:AB:197:ASP:OD1	2:AB:197:ASP:N	2.37	0.54
3:AC:162:ILE:CD1	3:AC:162:ILE:O	2.55	0.54

Continued on next page...

Continued from previous page...

Atom-1	Atom-2	Interatomic distance (Å)	Clash overlap (Å)
5:AE:71:MET:C	5:AE:72:ILE:HD12	2.27	0.54
17:AQ:12:VAL:HG13	17:AQ:21:ILE:CD1	2.37	0.54
20:AT:45:ALA:O	20:AT:46:ALA:C	2.45	0.54
24:BA:146:A:H2	24:BA:147:C:C2	2.25	0.54
24:BA:306:U:H2'	24:BA:307:G:O4'	2.07	0.54
24:BA:813:U:H2'	24:BA:814:C:H6	1.71	0.54
24:BA:1026:G:H1'	24:BA:1134:A:C2	2.41	0.54
24:BA:1314:C:C2	24:BA:1339:G:N2	2.76	0.54
24:BA:1360:G:H2'	24:BA:1361:G:C5'	2.37	0.54
24:BA:1629:U:C2	24:BA:1630:A:C8	2.96	0.54
24:BA:1797:G:C5	24:BA:1798:U:C5	2.95	0.54
24:BA:2207:C:O2'	24:BA:2208:C:H5'	2.07	0.54
24:BA:2531:A:C5'	30:BG:156:TYR:CE2	2.90	0.54
24:BA:2603:G:O2'	24:BA:2604:U:H5'	2.07	0.54
24:BA:2884:U:O4'	50:B0:49:ARG:NH2	2.40	0.54
24:BA:2898:U:C2	24:BA:2899:A:C8	2.95	0.54
25:BB:15:A:O2'	25:BB:16:G:P	2.64	0.54
26:BC:220:ARG:CZ	59:BC:407:HOH:O	2.54	0.54
27:BD:125:TRP:CG	27:BD:160:LYS:CG	2.90	0.54
53:B3:16:THR:CG2	53:B3:20:GLY:C	2.75	0.54
1:CA:381:C:H2'	1:CA:382:A:C8	2.42	0.54
1:CA:484:G:C4'	1:CA:485:U:H5'	2.36	0.54
1:CA:493:A:C2'	1:CA:494:G:N3	2.70	0.54
1:CA:642:A:H2'	1:CA:643:C:C6	2.43	0.54
1:CA:918:A:H2'	1:CA:919:A:H8	1.66	0.54
1:CA:1299:A:H3'	1:CA:1299:A:N3	2.23	0.54
1:CA:1320:C:H5'	19:CS:70:LYS:CB	2.37	0.54
1:CA:1368:A:OP2	9:CI:116:VAL:HG23	2.07	0.54
3:CC:138:VAL:HG23	3:CC:139:GLN:N	2.22	0.54
5:CE:13:GLU:HB3	5:CE:39:VAL:HG12	1.89	0.54
7:CG:67:GLU:O	7:CG:70:ARG:HB3	2.07	0.54
9:CI:75:GLN:O	9:CI:79:ILE:HD12	2.06	0.54
12:CL:56:ARG:O	12:CL:57:LEU:CB	2.55	0.54
19:CS:16:LEU:O	19:CS:18:LYS:N	2.40	0.54
20:CT:34:LYS:HG3	20:CT:35:VAL:N	2.22	0.54
20:CT:75:HIS:O	20:CT:79:LEU:HD12	2.07	0.54
55:CY:108:GLU:O	55:CY:109:ARG:NE	2.40	0.54
24:DA:190:A:N6	24:DA:207:A:H1'	2.22	0.54
24:DA:322:A:OP1	28:DE:162:ARG:HG3	2.07	0.54
24:DA:379:G:C2'	24:DA:380:G:O5'	2.55	0.54
24:DA:431:U:H2'	24:DA:432:A:H5''	1.87	0.54

Continued on next page...

Continued from previous page...

Atom-1	Atom-2	Interatomic distance (Å)	Clash overlap (Å)
24:DA:527:C:N4	24:DA:2777:G:O2'	2.40	0.54
24:DA:574:A:H4'	24:DA:575:A:O5'	2.07	0.54
24:DA:858:G:N2	24:DA:919:U:O4	2.40	0.54
24:DA:946:C:OP2	59:DA:3346:HOH:O	2.18	0.54
24:DA:1064:C:N4	24:DA:1070:A:P	2.80	0.54
24:DA:1139:G:O3'	33:DJ:26:GLY:HA3	2.07	0.54
24:DA:1180:U:O4	24:DA:1181:U:C4	2.60	0.54
24:DA:1478:G:H2'	24:DA:1478:G:N3	2.22	0.54
24:DA:1505:A:C2	24:DA:1506:U:C2	2.94	0.54
24:DA:1734:G:C5	24:DA:1735:A:C8	2.95	0.54
24:DA:1752:C:C2'	24:DA:1753:G:H5'	2.38	0.54
24:DA:2694:G:C2	24:DA:2716:C:O2	2.60	0.54
24:DA:2783:U:H2'	24:DA:2784:U:H6	1.72	0.54
25:DB:10:G:C5'	25:DB:11:C:OP2	2.55	0.54
25:DB:77:U:OP2	45:DV:14:LYS:HD3	2.08	0.54
26:DC:149:LYS:O	26:DC:149:LYS:HG2	2.05	0.54
27:DD:62:LYS:N	27:DD:63:PRO:HD2	2.22	0.54
31:DH:121:VAL:CG1	31:DH:122:LEU:HD23	2.33	0.54
35:DL:111:ILE:CG2	35:DL:112:LEU:N	2.71	0.54
36:DM:115:GLU:O	36:DM:116:ALA:C	2.46	0.54
37:DN:103:ARG:CZ	37:DN:110:MET:HE1	2.37	0.54
38:DO:94:ARG:O	38:DO:96:GLY:N	2.40	0.54
39:DP:98:TYR:CE2	39:DP:99:LEU:CD1	2.90	0.54
40:DQ:24:TYR:O	40:DQ:27:ARG:HG3	2.07	0.54
40:DQ:93:ILE:O	40:DQ:95:ALA:N	2.40	0.54
41:DR:68:ARG:HD3	41:DR:92:TRP:CZ2	2.40	0.54
1:AA:50:A:C2	1:AA:52:C:O2	2.60	0.54
1:AA:101:A:C6	1:AA:102:G:N7	2.74	0.54
1:AA:293:G:C2	1:AA:294:U:C6	2.95	0.54
1:AA:441:A:C2	1:AA:497:G:C2	2.96	0.54
1:AA:599:C:H5'	8:AH:88:ARG:NH1	2.21	0.54
1:AA:854:U:O2'	1:AA:855:U:C5'	2.52	0.54
1:AA:893:C:C2'	1:AA:894:G:H5'	2.37	0.54
1:AA:895:G:C6	1:AA:896:C:C4	2.95	0.54
1:AA:1007:U:OP1	14:AN:18:LYS:HE3	2.07	0.54
1:AA:1182:G:C3'	1:AA:1183:U:H5'	2.37	0.54
1:AA:1369:C:H2'	1:AA:1370:G:O4'	2.07	0.54
1:AA:1430:A:H2'	1:AA:1431:A:O4'	2.08	0.54
2:AB:75:ALA:O	2:AB:77:SER:N	2.40	0.54
8:AH:88:ARG:NH2	8:AH:122:GLY:C	2.58	0.54
11:AK:79:ILE:O	11:AK:81:ASN:N	2.38	0.54

Continued on next page...

Continued from previous page...

Atom-1	Atom-2	Interatomic distance (Å)	Clash overlap (Å)
14:AN:46:LEU:O	14:AN:49:GLN:HG2	2.07	0.54
20:AT:67:ILE:HD13	20:AT:71:LYS:HE3	1.87	0.54
24:BA:79:C:O2'	24:BA:346:A:N3	2.38	0.54
24:BA:556:A:C8	24:BA:557:C:C5	2.94	0.54
24:BA:930:G:H1'	49:BZ:24:LEU:HD11	1.88	0.54
24:BA:962:G:H4'	24:BA:2496:C:O2'	2.07	0.54
24:BA:1228:G:C5	24:BA:1229:C:C5	2.95	0.54
24:BA:1286:A:C6	24:BA:1329:U:C2	2.96	0.54
24:BA:2142:A:C2	24:BA:2150:C:C2	2.96	0.54
24:BA:2302:U:H2'	24:BA:2303:G:H5''	1.87	0.54
24:BA:2354:C:O2'	46:BW:36:ILE:HG12	2.08	0.54
24:BA:2467:C:OP2	54:B4:4:ARG:NH2	2.38	0.54
57:BA:3161:NMY:O4	57:BA:3161:NMY:N6	2.40	0.54
25:BB:57:A:O4'	29:BF:26:GLN:CG	2.55	0.54
26:BC:115:ILE:HG21	26:BC:126:GLY:HA3	1.88	0.54
27:BD:155:VAL:O	27:BD:155:VAL:HG12	2.07	0.54
28:BE:145:ASP:HA	28:BE:166:LYS:HB3	1.89	0.54
28:BE:149:ILE:HD11	28:BE:188:MET:HA	1.88	0.54
31:BH:57:LYS:HD2	31:BH:57:LYS:C	2.27	0.54
1:CA:112:G:H5'	1:CA:389:A:O2'	2.06	0.54
1:CA:734:G:C2	1:CA:735:C:C2	2.95	0.54
1:CA:753:A:H5''	1:CA:754:C:C2	2.42	0.54
1:CA:954:G:C5	1:CA:955:U:C5	2.95	0.54
1:CA:1077:G:C2	1:CA:1081:A:C2	2.96	0.54
1:CA:1084:G:C6	1:CA:1085:U:O4	2.60	0.54
1:CA:1147:C:O2'	9:CI:7:TYR:OH	2.21	0.54
1:CA:1296:C:OP1	13:CM:14:HIS:NE2	2.40	0.54
1:CA:1323:G:H2'	1:CA:1324:A:C8	2.43	0.54
2:CB:114:LEU:HD13	2:CB:144:LEU:CD2	2.37	0.54
4:CD:192:SER:O	4:CD:193:ALA:HB3	2.07	0.54
5:CE:89:HIS:NE2	5:CE:138:ARG:HD3	2.21	0.54
8:CH:17:GLY:O	8:CH:22:LYS:HG2	2.07	0.54
12:CL:65:SER:CB	12:CL:95:TYR:HB3	2.38	0.54
12:CL:90:LEU:O	12:CL:92:GLY:N	2.40	0.54
12:CL:116:LYS:C	12:CL:117:TYR:CD1	2.81	0.54
15:CO:56:LEU:O	15:CO:57:LEU:C	2.45	0.54
21:CU:6:VAL:HG21	21:CU:17:ARG:CD	2.38	0.54
24:DA:53:A:C8	24:DA:54:G:C8	2.95	0.54
24:DA:85:G:P	44:DU:5:ARG:NH2	2.80	0.54
24:DA:321:U:OP2	28:DE:130:LYS:HE3	2.07	0.54
24:DA:789:A:H3'	59:DA:3760:HOH:O	2.07	0.54

Continued on next page...

Continued from previous page...

Atom-1	Atom-2	Interatomic distance (Å)	Clash overlap (Å)
24:DA:1806:C:H2'	24:DA:1807:G:O5'	2.07	0.54
24:DA:2706:A:O2'	37:DN:64:ARG:HD3	2.06	0.54
27:DD:26:VAL:HB	27:DD:188:LEU:CD2	2.37	0.54
30:DG:85:LYS:CG	30:DG:131:VAL:HG22	2.37	0.54
35:DL:78:ARG:HB3	35:DL:113:ALA:CB	2.37	0.54
37:DN:70:THR:HG23	37:DN:71:ARG:N	2.22	0.54
41:DR:73:LYS:CE	41:DR:86:GLN:OE1	2.55	0.54
1:AA:8:A:O4'	5:AE:107:ALA:HA	2.08	0.54
1:AA:69:G:H2'	1:AA:69:G:N3	2.23	0.54
1:AA:132:C:OP1	20:AT:69:LYS:CE	2.55	0.54
1:AA:167:A:H2'	1:AA:168:G:O4'	2.07	0.54
1:AA:265:G:N3	17:AQ:69:LYS:HE2	2.23	0.54
1:AA:721:G:H4'	1:AA:722:G:O4'	2.08	0.54
1:AA:784:A:C2	1:AA:785:G:C4	2.96	0.54
1:AA:939:G:C2	1:AA:940:C:C4	2.95	0.54
1:AA:1181:G:N2	1:AA:1182:G:H21	2.05	0.54
2:AB:179:LEU:HB2	2:AB:181:ILE:HG23	1.89	0.54
4:AD:203:LEU:CD1	4:AD:203:LEU:C	2.76	0.54
6:AF:15:SER:O	6:AF:18:VAL:N	2.38	0.54
6:AF:37:HIS:CG	6:AF:38:ARG:N	2.75	0.54
6:AF:98:GLU:HG2	6:AF:99:ALA:N	2.22	0.54
24:BA:565:C:O2'	24:BA:566:U:H5'	2.08	0.54
24:BA:588:U:H2'	24:BA:589:U:C6	2.42	0.54
24:BA:1058:U:N3	24:BA:1059:G:N7	2.54	0.54
24:BA:1218:G:C2	24:BA:1232:G:C4	2.95	0.54
24:BA:1248:G:C4	40:BQ:2:ARG:HB2	2.43	0.54
24:BA:1344:U:H5'	24:BA:1384:A:N1	2.21	0.54
24:BA:1347:A:H2'	24:BA:1348:C:H6	1.73	0.54
24:BA:1876:A:C5	24:BA:1877:A:C5	2.95	0.54
24:BA:2284:A:H3'	51:B1:5:ARG:NH1	2.22	0.54
24:BA:2428:G:H5''	24:BA:2429:G:OP1	2.07	0.54
24:BA:2485:G:O3'	36:BM:125:PRO:HB3	2.07	0.54
24:BA:2733:A:C2	24:BA:2734:A:C4	2.95	0.54
24:BA:2769:U:C2	24:BA:2770:G:C8	2.96	0.54
24:BA:2824:C:C4	24:BA:2825:G:C5	2.95	0.54
25:BB:75:G:O2'	45:BV:88:HIS:NE2	2.23	0.54
26:BC:70:LYS:HD3	26:BC:95:TYR:CD2	2.42	0.54
27:BD:57:ALA:O	27:BD:60:VAL:HG12	2.07	0.54
34:BK:103:VAL:CG2	34:BK:107:LEU:CD1	2.85	0.54
37:BN:44:LEU:HA	37:BN:47:VAL:HG12	1.89	0.54
41:BR:4:VAL:HG12	41:BR:40:MET:HB3	1.88	0.54

Continued on next page...

Continued from previous page...

Atom-1	Atom-2	Interatomic distance (Å)	Clash overlap (Å)
53:B3:56:LEU:O	53:B3:57:VAL:HG23	2.07	0.54
1:CA:57:G:C5	1:CA:58:C:C4	2.95	0.54
1:CA:194:C:H5''	20:CT:60:ARG:NH1	2.22	0.54
1:CA:355:C:H2'	1:CA:356:A:C8	2.42	0.54
1:CA:509:A:C6	1:CA:510:A:C6	2.95	0.54
1:CA:712:A:N6	1:CA:713:G:N1	2.55	0.54
1:CA:967:C:H3'	1:CA:968:A:H5''	1.89	0.54
1:CA:1216:A:C6	1:CA:1217:C:N4	2.75	0.54
1:CA:1238:A:C2	1:CA:1303:C:H4'	2.42	0.54
1:CA:1272:G:C6	1:CA:1273:C:N3	2.76	0.54
1:CA:1312:G:N7	19:CS:3:ARG:CA	2.71	0.54
1:CA:1313:U:OP2	19:CS:6:LYS:HG2	2.07	0.54
4:CD:54:GLN:O	4:CD:58:LYS:HE3	2.07	0.54
5:CE:60:ILE:O	5:CE:63:ALA:N	2.41	0.54
9:CI:31:ASN:O	9:CI:32:GLN:C	2.44	0.54
9:CI:53:GLU:O	9:CI:55:VAL:HG22	2.07	0.54
9:CI:117:GLY:C	9:CI:118:LEU:HD12	2.28	0.54
11:CK:27:PHE:O	11:CK:30:THR:N	2.40	0.54
12:CL:67:ILE:HD12	12:CL:72:HIS:CE1	2.42	0.54
19:CS:44:MET:CG	19:CS:45:ILE:H	2.21	0.54
22:CV:25:C:H2'	22:CV:26:A:H8	1.69	0.54
55:CY:7:LYS:HG3	55:CY:8:ASP:N	2.21	0.54
55:CY:20:PHE:CE2	55:CY:121:ALA:HA	2.43	0.54
24:DA:190:A:H2'	24:DA:191:A:C8	2.42	0.54
24:DA:559:G:C2'	24:DA:560:C:H5'	2.37	0.54
24:DA:1324:G:C2	24:DA:1328:A:N6	2.75	0.54
24:DA:1582:C:H3'	24:DA:1583:A:H5''	1.88	0.54
24:DA:1737:G:H2'	24:DA:1738:G:N3	2.22	0.54
24:DA:1773:A:C2'	24:DA:1774:C:H5'	2.37	0.54
24:DA:2325:G:H8	24:DA:2325:G:O5'	1.90	0.54
24:DA:2356:U:OP1	46:DW:24:LYS:NZ	2.38	0.54
24:DA:2393:U:O3'	35:DL:62:PRO:HA	2.07	0.54
25:DB:75:G:H1'	45:DV:29:ILE:HG12	1.89	0.54
26:DC:263:ASP:O	26:DC:266:ILE:HG13	2.07	0.54
29:DF:11:VAL:HG12	29:DF:15:LEU:HD11	1.89	0.54
31:DH:108:VAL:HG22	31:DH:110:VAL:HG13	1.89	0.54
37:DN:60:VAL:O	37:DN:61:ALA:C	2.45	0.54
38:DO:111:ARG:NH2	38:DO:117:PHE:O	2.40	0.54
41:DR:77:PHE:HZ	41:DR:79:ARG:NE	2.06	0.54
42:DS:45:VAL:O	42:DS:48:LYS:N	2.40	0.54
51:D1:50:GLU:OE2	51:D1:52:LYS:HG3	2.07	0.54

Continued on next page...

Continued from previous page...

Atom-1	Atom-2	Interatomic distance (Å)	Clash overlap (Å)
1:AA:154:U:O2	1:AA:168:G:C2	2.60	0.54
1:AA:376:G:H5''	16:AP:5:ARG:HE	1.69	0.54
1:AA:499:A:H4'	1:AA:500:G:OP1	2.07	0.54
1:AA:572:A:C5'	1:AA:573:A:OP2	2.56	0.54
1:AA:600:A:H2'	1:AA:601:G:C8	2.42	0.54
1:AA:869:G:O6	59:AA:1816:HOH:O	2.18	0.54
1:AA:944:G:C5'	1:AA:945:G:OP2	2.55	0.54
1:AA:1090:U:O2	1:AA:1091:U:C6	2.59	0.54
1:AA:1361:G:C2	1:AA:1362:A:N7	2.75	0.54
3:AC:9:GLY:O	3:AC:12:LEU:HG	2.07	0.54
5:AE:81:LEU:HD21	5:AE:147:MET:HG2	1.88	0.54
5:AE:94:VAL:HG12	5:AE:95:PHE:N	2.22	0.54
5:AE:114:VAL:HG23	5:AE:115:LEU:HD13	1.88	0.54
6:AF:9:MET:HE3	18:AR:65:LEU:HA	1.89	0.54
6:AF:80:PHE:CE1	6:AF:81:ASN:HB2	2.42	0.54
8:AH:37:ALA:C	8:AH:39:VAL:H	2.10	0.54
12:AL:87:VAL:HG12	12:AL:93:VAL:O	2.07	0.54
20:AT:28:MET:CE	20:AT:61:GLN:HG2	2.38	0.54
21:AU:17:ARG:HA	21:AU:17:ARG:NE	2.22	0.54
21:AU:17:ARG:HA	21:AU:17:ARG:NH1	2.21	0.54
24:BA:110:G:N2	24:BA:111:A:H1'	2.22	0.54
24:BA:197:A:H2'	24:BA:198:C:H5'	1.90	0.54
24:BA:509:C:O2'	24:BA:510:C:OP1	2.24	0.54
24:BA:670:A:H3'	35:BL:43:GLY:CA	2.37	0.54
24:BA:784:G:C6	26:BC:227:VAL:HG21	2.41	0.54
24:BA:811:U:C2	24:BA:1251:C:C5	2.95	0.54
24:BA:1090:A:H2'	24:BA:1090:A:N3	2.22	0.54
24:BA:1674:G:N2	24:BA:1677:A:N1	2.55	0.54
24:BA:2303:G:N2	24:BA:2304:G:N3	2.55	0.54
24:BA:2617:U:H2'	24:BA:2618:G:H5'	1.89	0.54
24:BA:2815:C:O2'	50:B0:40:HIS:CD2	2.60	0.54
25:BB:45:A:C8	29:BF:91:ARG:NE	2.75	0.54
26:BC:83:ASP:CG	26:BC:86:ARG:HG2	2.27	0.54
27:BD:125:TRP:CE3	27:BD:160:LYS:HB2	2.42	0.54
31:BH:110:VAL:HG12	31:BH:111:ALA:N	2.22	0.54
36:BM:2:LEU:O	36:BM:3:GLN:HB2	2.06	0.54
36:BM:54:THR:O	36:BM:56:ALA:N	2.41	0.54
42:BS:88:ARG:NH2	42:BS:88:ARG:HG2	2.21	0.54
47:BX:8:GLY:O	47:BX:9:LYS:O	2.26	0.54
49:BZ:50:VAL:HG23	49:BZ:53:MET:CG	2.37	0.54
52:B2:16:HIS:HB2	52:B2:21:ARG:NH1	2.22	0.54

Continued on next page...

Continued from previous page...

Atom-1	Atom-2	Interatomic distance (Å)	Clash overlap (Å)
53:B3:16:THR:HG21	53:B3:48:MET:HE1	1.89	0.54
1:CA:208:U:C2	1:CA:212:G:N2	2.75	0.54
1:CA:214:C:HO2'	1:CA:215:C:P	2.30	0.54
1:CA:242:G:C2	1:CA:245:U:C5	2.96	0.54
1:CA:391:G:C6	1:CA:392:C:C5	2.96	0.54
1:CA:770:C:O2'	1:CA:771:G:H5'	2.08	0.54
1:CA:878:A:P	8:CH:80:ARG:HH22	2.26	0.54
1:CA:953:G:O6	1:CA:1228:C:N4	2.41	0.54
1:CA:1160:G:HO2'	1:CA:1161:C:P	2.28	0.54
1:CA:1309:G:C6	1:CA:1329:A:N7	2.76	0.54
5:CE:106:ILE:HG13	5:CE:124:LEU:HB3	1.88	0.54
7:CG:145:ALA:O	7:CG:146:GLU:C	2.44	0.54
11:CK:101:ASN:OD1	11:CK:102:ALA:N	2.40	0.54
15:CO:46:HIS:C	15:CO:47:LYS:HG3	2.28	0.54
18:CR:20:GLU:N	18:CR:22:ASP:O	2.40	0.54
20:CT:53:GLU:HG2	20:CT:54:MET:N	2.23	0.54
24:DA:260:G:C2	24:DA:261:G:C8	2.95	0.54
24:DA:945:A:C5	24:DA:2448:A:C2	2.96	0.54
24:DA:1536:C:H4'	24:DA:1537:G:N3	2.23	0.54
24:DA:2202:U:H5''	24:DA:2203:U:OP1	2.06	0.54
24:DA:2204:G:N2	24:DA:2205:A:H1'	2.22	0.54
24:DA:2216:G:H2'	24:DA:2217:G:C8	2.42	0.54
24:DA:2321:U:C5'	24:DA:2322:A:OP2	2.55	0.54
24:DA:2757:A:H2'	59:DA:3822:HOH:O	2.06	0.54
26:DC:50:THR:HG22	26:DC:53:ILE:HD12	1.89	0.54
26:DC:70:LYS:HD2	26:DC:95:TYR:CG	2.43	0.54
27:DD:12:THR:HG22	27:DD:13:ARG:H	1.72	0.54
28:DE:151:GLY:HA3	28:DE:191:ASP:CG	2.27	0.54
29:DF:153:ILE:C	29:DF:153:ILE:HD12	2.27	0.54
30:DG:105:SER:HA	30:DG:108:PHE:HE2	1.69	0.54
33:DJ:103:ILE:HD12	33:DJ:103:ILE:O	2.07	0.54
38:DO:51:ALA:CB	38:DO:78:VAL:HG22	2.37	0.54
1:AA:257:G:C2	1:AA:270:A:C2	2.96	0.54
1:AA:409:U:O5'	4:AD:25:VAL:HG12	2.07	0.54
1:AA:474:G:C6	1:AA:475:C:C4	2.95	0.54
1:AA:596:A:N6	1:AA:645:G:C5	2.76	0.54
1:AA:889:A:C5'	1:AA:891:U:C1'	2.85	0.54
1:AA:939:G:N1	1:AA:940:C:N4	2.56	0.54
1:AA:1004:A:N1	1:AA:1005:A:C2	2.76	0.54
1:AA:1038:C:H2'	1:AA:1039:G:C8	2.43	0.54
1:AA:1077:G:N2	1:AA:1081:A:N3	2.56	0.54

Continued on next page...

Continued from previous page...

Atom-1	Atom-2	Interatomic distance (Å)	Clash overlap (Å)
1:AA:1216:A:H2'	1:AA:1217:C:C6	2.43	0.54
1:AA:1221:G:H5'	19:AS:36:ARG:HE	1.72	0.54
1:AA:1432:G:OP1	39:BP:105:LYS:HG2	2.08	0.54
2:AB:187:VAL:HG23	2:AB:191:SER:HB2	1.89	0.54
2:AB:225:ARG:O	2:AB:226:SER:CB	2.56	0.54
7:AG:93:PRO:C	7:AG:94:VAL:HG23	2.28	0.54
9:AI:35:LEU:C	9:AI:35:LEU:HD12	2.27	0.54
10:AJ:14:ASP:HB3	10:AJ:17:LEU:HB3	1.90	0.54
16:AP:19:VAL:HG22	16:AP:37:GLY:O	2.06	0.54
20:AT:67:ILE:CD1	20:AT:71:LYS:CE	2.84	0.54
20:AT:78:ASN:O	20:AT:79:LEU:C	2.45	0.54
24:BA:45:G:O3'	24:BA:46:G:O4'	2.26	0.54
24:BA:123:G:H4'	24:BA:1376:C:O5'	2.08	0.54
24:BA:327:G:H2'	24:BA:328:U:O4'	2.06	0.54
24:BA:528:A:C2	24:BA:2043:C:C4'	2.86	0.54
24:BA:590:A:H2'	24:BA:591:U:H6	1.72	0.54
24:BA:599:A:C2'	24:BA:600:G:H5'	2.38	0.54
24:BA:637:A:OP2	35:BL:128:THR:HG21	2.07	0.54
24:BA:657:U:C2	24:BA:658:U:C5	2.95	0.54
24:BA:751:A:N7	24:BA:789:A:N1	2.55	0.54
24:BA:811:U:OP1	35:BL:29:LYS:CG	2.54	0.54
24:BA:1368:G:OP1	52:B2:25:LYS:HD2	2.08	0.54
24:BA:1419:A:C5	24:BA:1579:A:C2	2.95	0.54
24:BA:1474:U:O4	24:BA:1475:G:N1	2.40	0.54
24:BA:1959:G:H2'	24:BA:1960:A:H5'	1.87	0.54
24:BA:2122:U:H2'	24:BA:2123:G:C8	2.42	0.54
24:BA:2473:U:O2	24:BA:2473:U:H2'	2.08	0.54
24:BA:2804:U:N3	24:BA:2805:C:C5	2.75	0.54
25:BB:26:C:C5	25:BB:27:C:C5	2.96	0.54
25:BB:49:C:O2	25:BB:50:A:C8	2.60	0.54
25:BB:49:C:O2'	25:BB:50:A:O5'	2.23	0.54
26:BC:90:ILE:O	26:BC:90:ILE:HD12	2.08	0.54
30:BG:117:PRO:HD2	30:BG:120:ILE:HG21	1.90	0.54
37:BN:97:ILE:CD1	37:BN:111:ALA:HB1	2.38	0.54
38:BO:28:VAL:O	38:BO:95:SER:OG	2.21	0.54
41:BR:49:ILE:HG13	41:BR:53:PHE:N	2.23	0.54
42:BS:68:ASP:OD1	42:BS:68:ASP:N	2.40	0.54
1:CA:188:C:H2'	1:CA:188:C:O2	2.07	0.54
1:CA:223:A:C6	1:CA:224:U:C4	2.95	0.54
1:CA:386:C:C2'	1:CA:387:U:C5'	2.84	0.54
1:CA:420:U:O2'	1:CA:423:G:O6	2.17	0.54

Continued on next page...

Continued from previous page...

Atom-1	Atom-2	Interatomic distance (Å)	Clash overlap (Å)
1:CA:692:U:O2	1:CA:694:A:C8	2.60	0.54
1:CA:726:C:O2'	1:CA:727:G:H5'	2.08	0.54
1:CA:1015:G:C6	1:CA:1016:A:C6	2.95	0.54
1:CA:1062:U:C2'	1:CA:1063:C:C6	2.89	0.54
1:CA:1124:G:OP1	10:CJ:37:ARG:HA	2.07	0.54
4:CD:99:ASP:HA	4:CD:114:ALA:HB1	1.89	0.54
5:CE:36:LEU:HD21	5:CE:137:VAL:HG11	1.88	0.54
12:CL:80:ILE:HD12	12:CL:97:THR:HG23	1.89	0.54
12:CL:110:ARG:NH1	12:CL:112:GLN:O	2.40	0.54
15:CO:56:LEU:HA	15:CO:59:MET:HG2	1.89	0.54
16:CP:43:ALA:HB1	16:CP:49:GLY:HA2	1.90	0.54
24:DA:322:A:OP1	28:DE:162:ARG:CG	2.56	0.54
24:DA:700:G:O2'	24:DA:1632:A:H1'	2.08	0.54
24:DA:742:A:H2'	24:DA:743:A:H8	1.70	0.54
24:DA:811:U:C4	35:DL:21:ARG:NH2	2.76	0.54
24:DA:994:C:O2	41:DR:10:LYS:HE2	2.07	0.54
24:DA:1187:G:H5''	41:DR:83:TYR:CE1	2.42	0.54
24:DA:1652:A:C2	24:DA:2006:C:N3	2.75	0.54
24:DA:1913:A:C2	24:DA:1914:C:H5''	2.43	0.54
24:DA:2314:A:C6	24:DA:2315:G:C6	2.96	0.54
24:DA:2721:A:C2	24:DA:2873:A:C5	2.95	0.54
31:DH:2:GLN:O	31:DH:3:VAL:O	2.26	0.54
31:DH:51:ARG:HG2	31:DH:52:ALA:N	2.22	0.54
40:DQ:40:LYS:CG	40:DQ:41:ALA:N	2.71	0.54
41:DR:56:GLY:O	41:DR:57:GLY:O	2.26	0.54
46:DW:30:SER:O	46:DW:31:VAL:HB	2.06	0.54
1:AA:374:A:C5	1:AA:375:U:C5	2.95	0.54
1:AA:755:G:H2'	1:AA:755:G:N3	2.21	0.54
1:AA:1142:G:C4	1:AA:1143:G:H1'	2.43	0.54
1:AA:1216:A:C2	1:AA:1217:C:C4	2.95	0.54
1:AA:1222:G:OP1	1:AA:1321:U:O2'	2.25	0.54
2:AB:54:LEU:HA	2:AB:57:LEU:HG	1.89	0.54
2:AB:115:LYS:CE	1:CA:841:C:O2'	2.56	0.54
3:AC:140:ASN:O	3:AC:141:ALA:CB	2.56	0.54
4:AD:91:LEU:C	4:AD:93:LEU:N	2.60	0.54
6:AF:80:PHE:C	6:AF:80:PHE:CD1	2.78	0.54
12:AL:35:THR:HG22	12:AL:36:ARG:N	2.23	0.54
12:AL:76:GLU:HG3	12:AL:77:HIS:N	2.22	0.54
15:AO:9:ALA:O	15:AO:12:VAL:HG12	2.08	0.54
18:AR:40:VAL:CG2	18:AR:41:PRO:HD2	2.37	0.54
19:AS:76:PRO:O	19:AS:78:ARG:N	2.41	0.54

Continued on next page...

Continued from previous page...

Atom-1	Atom-2	Interatomic distance (Å)	Clash overlap (Å)
24:BA:272:A:H2'	24:BA:273:G:C8	2.42	0.54
24:BA:276:U:C2	24:BA:277:G:C8	2.95	0.54
24:BA:309:A:H4'	44:BU:15:GLY:HA2	1.90	0.54
24:BA:910:A:C4	36:BM:13:HIS:CE1	2.96	0.54
24:BA:1218:G:C2	24:BA:1232:G:C5	2.96	0.54
24:BA:1342:A:C3'	24:BA:1343:G:H5''	2.37	0.54
24:BA:1445:G:H2'	24:BA:1446:C:O4'	2.07	0.54
24:BA:1716:U:C5	24:BA:1743:G:C2	2.96	0.54
24:BA:1854:A:C2'	24:BA:1855:U:H5'	2.37	0.54
24:BA:2519:U:C6	24:BA:2542:A:N6	2.75	0.54
24:BA:2753:A:C4	24:BA:2754:U:C5	2.96	0.54
26:BC:245:THR:HB	26:BC:246:PRO:HD2	1.89	0.54
27:BD:62:LYS:N	27:BD:63:PRO:HD2	2.22	0.54
37:BN:38:LEU:HB3	37:BN:39:PRO:CD	2.38	0.54
38:BO:62:LEU:CD2	38:BO:65:THR:HA	2.38	0.54
39:BP:92:ARG:O	39:BP:93:LYS:HB2	2.07	0.54
1:CA:393:A:C2	1:CA:394:G:C8	2.96	0.54
1:CA:552:U:C4	1:CA:553:A:N7	2.76	0.54
1:CA:570:G:H1'	1:CA:820:U:C4	2.43	0.54
1:CA:665:A:C2	1:CA:732:C:C5	2.95	0.54
1:CA:740:U:O2'	1:CA:741:G:H5'	2.08	0.54
1:CA:937:A:C5	1:CA:938:A:C8	2.96	0.54
1:CA:1211:U:H1'	1:CA:1212:U:OP2	2.07	0.54
2:CB:149:GLY:O	2:CB:150:GLY:C	2.45	0.54
2:CB:151:ILE:HD12	2:CB:154:MET:HG2	1.90	0.54
4:CD:3:ARG:NH1	4:CD:3:ARG:HB2	2.22	0.54
4:CD:55:LEU:HA	4:CD:58:LYS:HG2	1.89	0.54
11:CK:36:ASP:O	11:CK:39:GLY:N	2.40	0.54
13:CM:16:VAL:HG22	13:CM:34:LEU:HD21	1.89	0.54
14:CN:88:ALA:HA	14:CN:93:ILE:HB	1.89	0.54
15:CO:4:SER:O	15:CO:7:ALA:N	2.41	0.54
20:CT:28:MET:O	20:CT:32:ILE:HD12	2.07	0.54
22:CV:4:C:HO2'	22:CV:5:G:H8	1.53	0.54
22:CV:19:G:O2'	22:CV:20:U:P	2.64	0.54
24:DA:61:C:C2	24:DA:94:A:C2	2.95	0.54
24:DA:321:U:H4'	28:DE:162:ARG:HD2	1.89	0.54
24:DA:378:C:C2'	24:DA:379:G:H5'	2.38	0.54
24:DA:475:C:C4	24:DA:481:G:C6	2.96	0.54
24:DA:721:A:N6	24:DA:722:A:N6	2.56	0.54
24:DA:1068:G:O2'	24:DA:1069:A:H5'	2.08	0.54
24:DA:1587:G:C5	24:DA:1588:G:N7	2.76	0.54

Continued on next page...

Continued from previous page...

Atom-1	Atom-2	Interatomic distance (Å)	Clash overlap (Å)
24:DA:1629:U:O2	24:DA:2698:U:H5''	2.08	0.54
24:DA:1724:G:C6	24:DA:1725:U:C4	2.95	0.54
24:DA:2162:G:OP2	24:DA:2164:C:N4	2.36	0.54
24:DA:2282:G:H4'	24:DA:2389:G:O2'	2.08	0.54
25:DB:73:A:C4	25:DB:104:A:C2	2.95	0.54
26:DC:80:LEU:HD23	26:DC:91:ALA:HB2	1.90	0.54
26:DC:175:LEU:O	26:DC:178:GLY:N	2.41	0.54
27:DD:142:VAL:HB	27:DD:143:PRO:HD2	1.90	0.54
31:DH:77:THR:O	31:DH:78:VAL:HG23	2.08	0.54
32:DI:56:VAL:HG11	32:DI:70:THR:HA	1.88	0.54
35:DL:77:ILE:HG22	35:DL:110:VAL:CB	2.36	0.54
36:DM:74:THR:O	36:DM:74:THR:HG23	2.07	0.54
37:DN:70:THR:CG2	37:DN:71:ARG:N	2.71	0.54
38:DO:40:ILE:HD12	38:DO:41:ALA:O	2.07	0.54
39:DP:28:LYS:HA	39:DP:41:ALA:HA	1.89	0.54
47:DX:65:THR:O	47:DX:68:ALA:N	2.39	0.54
1:AA:3:A:OP1	4:AD:83:LYS:NZ	2.41	0.54
1:AA:370:C:C4	1:AA:371:A:N7	2.76	0.54
1:AA:406:G:C5	1:AA:407:U:C5	2.96	0.54
1:AA:451:A:C8	1:AA:452:A:C6	2.95	0.54
1:AA:467:U:OP1	1:AA:467:U:O4'	2.25	0.54
1:AA:501:C:H1'	1:AA:549:C:H1'	1.88	0.54
1:AA:833:G:C5	1:AA:834:U:C5	2.96	0.54
1:AA:860:A:H2'	1:AA:861:G:O4'	2.08	0.54
1:AA:898:G:HO2'	1:AA:899:C:H5	1.55	0.54
1:AA:976:G:N2	1:AA:1363:A:C4	2.76	0.54
1:AA:1078:U:HO2'	1:AA:1079:G:P	2.30	0.54
1:AA:1480:A:H2'	1:AA:1481:U:O4'	2.08	0.54
4:AD:73:ARG:O	4:AD:76:TYR:N	2.41	0.54
5:AE:83:HIS:CG	8:AH:96:MET:SD	3.00	0.54
13:AM:77:ILE:O	13:AM:78:LYS:C	2.46	0.54
24:BA:109:C:C2	24:BA:110:G:C8	2.95	0.54
24:BA:279:A:C5	24:BA:280:U:C5	2.95	0.54
24:BA:442:G:O4'	28:BE:41:GLN:NE2	2.40	0.54
24:BA:507:A:H1'	24:BA:509:C:N3	2.23	0.54
24:BA:508:A:H3'	24:BA:509:C:C5'	2.38	0.54
24:BA:932:U:H4'	24:BA:933:A:O5'	2.08	0.54
24:BA:991:C:N4	57:BA:3162:NMY:C14	2.70	0.54
24:BA:1601:G:C5	24:BA:1602:U:C4	2.96	0.54
24:BA:2185:U:C2'	24:BA:2186:G:H5'	2.38	0.54
24:BA:2488:G:C5	24:BA:2489:U:C5	2.96	0.54

Continued on next page...

Continued from previous page...

Atom-1	Atom-2	Interatomic distance (Å)	Clash overlap (Å)
24:BA:2680:U:O2'	24:BA:2681:C:P	2.65	0.54
24:BA:2815:C:HO2'	50:B0:40:HIS:CD2	2.25	0.54
32:BI:35:MET:O	32:BI:37:PHE:N	2.40	0.54
33:BJ:114:LEU:O	33:BJ:117:ALA:HB3	2.08	0.54
40:BQ:37:ALA:CA	40:BQ:40:LYS:HE3	2.38	0.54
42:BS:56:ALA:O	42:BS:57:ASN:C	2.45	0.54
50:B0:48:TYR:CE2	50:B0:49:ARG:HD2	2.42	0.54
1:CA:350:G:O2'	1:CA:351:G:H5'	2.08	0.54
1:CA:354:G:N1	1:CA:355:C:C4	2.75	0.54
1:CA:459:A:N1	1:CA:473:U:O2	2.41	0.54
1:CA:620:C:H2'	1:CA:621:A:O4'	2.08	0.54
1:CA:673:A:H2'	1:CA:674:G:C8	2.43	0.54
1:CA:722:G:C5	1:CA:724:G:H1'	2.42	0.54
1:CA:774:G:C5	1:CA:775:G:C8	2.96	0.54
1:CA:796:C:O3'	11:CK:127:ARG:NH1	2.40	0.54
1:CA:853:C:C2	1:CA:854:U:C6	2.96	0.54
1:CA:995:C:H5'	14:CN:7:ALA:HB1	1.89	0.54
1:CA:1077:G:N1	1:CA:1081:A:C6	2.76	0.54
1:CA:1290:G:C5'	7:CG:35:LYS:HE3	2.37	0.54
1:CA:1299:A:HO2'	1:CA:1300:G:P	2.29	0.54
5:CE:74:VAL:CG2	5:CE:76:LEU:HD12	2.38	0.54
7:CG:2:PRO:C	7:CG:4:ARG:N	2.61	0.54
11:CK:61:PHE:O	11:CK:64:GLN:N	2.40	0.54
14:CN:41:ARG:HG2	14:CN:42:TRP:N	2.23	0.54
24:DA:621:A:H2'	24:DA:622:G:H5'	1.90	0.54
24:DA:629:G:N3	24:DA:639:U:O2'	2.38	0.54
24:DA:792:A:C3'	24:DA:793:A:H5'	2.38	0.54
24:DA:969:G:H2'	24:DA:970:U:C6	2.42	0.54
24:DA:979:A:N6	59:DA:3590:HOH:O	2.41	0.54
24:DA:1262:A:N3	50:D0:6:LYS:NZ	2.55	0.54
24:DA:1545:A:H2'	24:DA:1546:G:O4'	2.08	0.54
24:DA:1913:A:H3'	24:DA:1913:A:N3	2.23	0.54
24:DA:2231:U:C2	24:DA:2232:C:C6	2.96	0.54
24:DA:2315:G:C1'	29:DF:124:ARG:NH2	2.70	0.54
26:DC:28:PRO:O	26:DC:33:LEU:HD21	2.08	0.54
26:DC:81:GLU:OE1	26:DC:102:TYR:CE2	2.61	0.54
28:DE:145:ASP:OD1	28:DE:145:ASP:C	2.46	0.54
31:DH:108:VAL:CG2	31:DH:110:VAL:HG13	2.38	0.54
31:DH:145:ASN:CG	31:DH:146:VAL:N	2.61	0.54
35:DL:127:VAL:CG1	35:DL:131:ALA:HB3	2.38	0.54
37:DN:52:ILE:O	37:DN:55:ALA:HB3	2.06	0.54

Continued on next page...

Continued from previous page...

Atom-1	Atom-2	Interatomic distance (Å)	Clash overlap (Å)
44:DU:42:LYS:O	44:DU:42:LYS:HG2	2.07	0.54
45:DV:20:LEU:O	45:DV:23:ALA:O	2.26	0.54
1:AA:152:A:N6	1:AA:170:U:N3	2.56	0.54
1:AA:528:C:H5'	1:AA:529:G:OP2	2.08	0.54
1:AA:538:G:OP2	12:AL:110:ARG:NH1	2.41	0.54
1:AA:767:A:H2'	1:AA:768:A:O4'	2.08	0.54
1:AA:836:G:H2'	1:AA:837:U:O4'	2.07	0.54
1:AA:993:G:C6	1:AA:1046:A:C2	2.96	0.54
1:AA:1079:G:N2	1:AA:1080:A:C2	2.76	0.54
1:AA:1085:U:O4'	1:AA:1094:G:C6	2.61	0.54
1:AA:1149:C:H2'	1:AA:1150:A:O4'	2.07	0.54
1:AA:1187:G:H2'	1:AA:1188:A:O4'	2.07	0.54
1:AA:1233:G:OP1	9:AI:125:PRO:HB3	2.07	0.54
1:AA:1417:G:O2'	1:AA:1483:A:N6	2.40	0.54
2:AB:30:PHE:N	2:AB:30:PHE:CD1	2.75	0.54
2:AB:170:HIS:CD2	2:AB:171:ILE:N	2.75	0.54
2:AB:217:VAL:O	2:AB:221:VAL:HG12	2.07	0.54
8:AH:87:LYS:O	8:AH:88:ARG:HB2	2.07	0.54
9:AI:5:GLN:O	9:AI:6:TYR:CD1	2.61	0.54
13:AM:2:ALA:N	13:AM:9:ILE:CD1	2.70	0.54
15:AO:87:LEU:O	15:AO:88:ARG:C	2.46	0.54
24:BA:165:A:H1'	47:BX:43:LYS:HZ2	1.73	0.54
24:BA:387:U:O2	24:BA:388:G:N7	2.40	0.54
24:BA:623:C:N3	24:BA:624:C:C5	2.75	0.54
24:BA:659:G:O2'	28:BE:95:LYS:CD	2.56	0.54
24:BA:1180:U:O4	24:BA:1181:U:N3	2.40	0.54
24:BA:1383:A:C2	24:BA:1384:A:N3	2.76	0.54
24:BA:1707:G:C5	24:BA:1756:G:C6	2.96	0.54
24:BA:1794:A:H2'	24:BA:1795:C:C6	2.43	0.54
24:BA:2119:A:N6	24:BA:2169:A:C5	2.76	0.54
24:BA:2302:U:C3'	24:BA:2303:G:C5'	2.86	0.54
24:BA:2482:A:H2'	24:BA:2483:C:O4'	2.08	0.54
24:BA:2529:G:H5''	24:BA:2530:A:O5'	2.06	0.54
24:BA:2654:A:C8	24:BA:2656:U:C6	2.95	0.54
24:BA:2749:A:C8	24:BA:2750:A:C8	2.96	0.54
25:BB:104:A:H2'	25:BB:105:G:O4'	2.08	0.54
27:BD:34:VAL:HG23	27:BD:48:ILE:HG12	1.90	0.54
28:BE:101:TYR:O	28:BE:105:LEU:HD12	2.07	0.54
29:BF:100:GLU:CG	29:BF:101:ARG:N	2.71	0.54
30:BG:80:GLU:OE2	30:BG:82:PHE:N	2.41	0.54
30:BG:91:VAL:O	30:BG:93:TYR:N	2.41	0.54

Continued on next page...

Continued from previous page...

Atom-1	Atom-2	Interatomic distance (Å)	Clash overlap (Å)
37:BN:32:GLU:HA	37:BN:115:LEU:CD1	2.37	0.54
42:BS:70:LYS:O	42:BS:107:VAL:HG23	2.07	0.54
42:BS:82:MET:HB2	42:BS:98:LYS:HB2	1.89	0.54
1:CA:20:U:C2'	1:CA:21:G:H5'	2.38	0.54
1:CA:672:U:H2'	1:CA:673:A:O5'	2.08	0.54
1:CA:673:A:O4'	18:CR:64:TYR:HE1	1.90	0.54
1:CA:782:A:N1	1:CA:801:U:N1	2.56	0.54
1:CA:927:G:OP2	1:CA:927:G:H4'	2.07	0.54
1:CA:990:C:N3	1:CA:991:U:C4	2.76	0.54
1:CA:1012:A:C6	1:CA:1018:G:C6	2.95	0.54
1:CA:1310:G:OP1	13:CM:79:ARG:NE	2.40	0.54
1:CA:1406:U:C5	1:CA:1407:C:C5	2.96	0.54
7:CG:149:LYS:HG3	11:CK:61:PHE:CE1	2.43	0.54
11:CK:24:HIS:HB3	11:CK:87:LYS:CG	2.38	0.54
18:CR:36:SER:HA	21:CU:4:ILE:HD13	1.90	0.54
24:DA:674:G:OP1	28:DE:71:GLY:HA3	2.08	0.54
24:DA:911:A:C5	36:DM:9:PHE:CE2	2.96	0.54
24:DA:1415:U:O2	24:DA:1415:U:C2'	2.55	0.54
24:DA:2607:G:H2'	24:DA:2608:G:O4'	2.08	0.54
24:DA:2824:C:N4	24:DA:2825:G:N7	2.56	0.54
27:DD:184:ARG:NH2	39:DP:6:GLN:OE1	2.40	0.54
41:DR:39:LEU:N	41:DR:39:LEU:HD12	2.22	0.54
44:DU:5:ARG:NH2	44:DU:6:ARG:HB2	2.23	0.54
44:DU:76:THR:OG1	44:DU:77:GLY:N	2.41	0.54
1:AA:82:G:OP2	1:AA:83:C:C5	2.61	0.54
1:AA:110:C:H2'	1:AA:111:G:O4'	2.08	0.54
1:AA:186:C:N3	1:AA:187:G:C5	2.76	0.54
1:AA:412:A:O2'	1:AA:414:A:H5'	2.08	0.54
1:AA:451:A:O4'	1:AA:452:A:C8	2.60	0.54
1:AA:623:C:C2	1:AA:624:C:C6	2.96	0.54
1:AA:877:G:O2'	8:AH:4:GLN:NE2	2.40	0.54
1:AA:889:A:C5'	1:AA:891:U:H1'	2.36	0.54
1:AA:922:G:H2'	1:AA:923:A:C8	2.43	0.54
1:AA:1005:A:C2'	1:AA:1006:G:OP1	2.55	0.54
1:AA:1108:G:H2'	1:AA:1109:C:O5'	2.08	0.54
2:AB:23:TRP:CE3	2:AB:25:PRO:HA	2.42	0.54
5:AE:81:LEU:HG	5:AE:147:MET:HG2	1.89	0.54
12:AL:43:LYS:HG2	12:AL:44:LYS:HD3	1.90	0.54
22:AV:57:G:C2'	22:AV:58:A:H5'	2.38	0.54
24:BA:24:G:O2'	42:BS:78:GLU:O	2.25	0.54
24:BA:349:U:H2'	24:BA:350:G:C8	2.43	0.54

Continued on next page...

Continued from previous page...

Atom-1	Atom-2	Interatomic distance (Å)	Clash overlap (Å)
24:BA:515:A:C2'	24:BA:516:C:H5'	2.37	0.54
24:BA:570:G:OP1	59:BA:3776:HOH:O	2.19	0.54
24:BA:615:U:H3'	24:BA:616:A:H5'	1.89	0.54
24:BA:740:C:H5''	24:BA:1784:A:OP1	2.08	0.54
24:BA:1171:G:C6	24:BA:1172:C:C4	2.96	0.54
24:BA:1266:G:O6	42:BS:13:SER:CB	2.55	0.54
24:BA:1422:G:C2	24:BA:1423:G:C4	2.95	0.54
24:BA:1676:A:N6	24:BA:1677:A:C6	2.76	0.54
24:BA:1809:A:H2'	24:BA:1810:A:C8	2.43	0.54
24:BA:2704:C:N3	24:BA:2705:A:C2	2.75	0.54
24:BA:2804:U:C4	24:BA:2805:C:C5	2.95	0.54
25:BB:95:U:H2'	25:BB:96:G:C8	2.43	0.54
31:BH:83:LYS:O	31:BH:83:LYS:CE	2.56	0.54
34:BK:113:MET:HA	34:BK:116:ILE:CD1	2.38	0.54
38:BO:33:ARG:O	38:BO:34:HIS:CB	2.55	0.54
41:BR:49:ILE:HG13	41:BR:52:PRO:CA	2.37	0.54
44:BU:35:VAL:HG13	44:BU:38:ILE:HG21	1.89	0.54
1:CA:214:C:O2'	1:CA:215:C:H5'	2.07	0.54
1:CA:451:A:H61	1:CA:481:G:H5'	1.73	0.54
1:CA:750:C:H1'	15:CO:23:GLY:H	1.73	0.54
1:CA:858:G:C5	1:CA:869:G:N7	2.76	0.54
1:CA:1118:U:O2	1:CA:1179:A:C2	2.61	0.54
1:CA:1357:A:N7	1:CA:1358:U:C4	2.76	0.54
1:CA:1476:A:H2'	1:CA:1477:U:O4'	2.08	0.54
1:CA:1521:C:C2	1:CA:1522:U:C6	2.96	0.54
3:CC:15:VAL:O	3:CC:16:LYS:HB2	2.08	0.54
4:CD:12:SER:OG	4:CD:18:ASP:CA	2.55	0.54
12:CL:42:PRO:HD3	12:CL:48:ALA:O	2.08	0.54
16:CP:49:GLY:C	16:CP:50:THR:CG2	2.76	0.54
20:CT:34:LYS:CG	20:CT:35:VAL:N	2.71	0.54
24:DA:445:C:C6	24:DA:445:C:H3'	2.43	0.54
24:DA:569:U:C2'	24:DA:570:G:O5'	2.56	0.54
24:DA:614:A:HO2'	24:DA:615:U:P	2.26	0.54
24:DA:690:G:C4'	26:DC:216:ARG:NH2	2.71	0.54
24:DA:797:G:OP1	28:DE:57:LYS:HD2	2.08	0.54
24:DA:1483:G:N7	24:DA:1484:U:C5	2.75	0.54
26:DC:42:ARG:HA	26:DC:47:ARG:O	2.07	0.54
28:DE:159:LEU:C	28:DE:159:LEU:HD13	2.28	0.54
29:DF:67:THR:N	29:DF:85:GLY:O	2.41	0.54
31:DH:121:VAL:C	31:DH:123:ARG:H	2.11	0.54
31:DH:122:LEU:HD23	31:DH:122:LEU:N	2.23	0.54

Continued on next page...

Continued from previous page...

Atom-1	Atom-2	Interatomic distance (Å)	Clash overlap (Å)
36:DM:36:VAL:HG22	45:DV:82:TYR:HD2	1.73	0.54
42:DS:17:VAL:CG1	42:DS:76:VAL:HG11	2.38	0.54
47:DX:35:HIS:O	47:DX:47:THR:HA	2.08	0.54
1:AA:1033:G:H2'	1:AA:1033:G:N3	2.22	0.54
1:AA:1286:U:O2	1:AA:1286:U:C2'	2.55	0.54
1:AA:1454:G:N2	1:AA:1455:G:H1'	2.23	0.54
3:AC:182:ILE:CD1	3:AC:203:PHE:HB2	2.38	0.54
4:AD:203:LEU:CD1	4:AD:204:TYR:CE1	2.91	0.54
8:AH:30:SER:OG	8:AH:33:LYS:HB2	2.08	0.54
12:AL:40:THR:CG2	12:AL:41:THR:N	2.71	0.54
13:AM:114:LYS:CG	13:AM:115:PRO:HD3	2.38	0.54
14:AN:79:LEU:N	14:AN:79:LEU:HD23	2.23	0.54
16:AP:13:LYS:O	16:AP:15:PRO:HD3	2.08	0.54
18:AR:60:LYS:HD3	18:AR:63:ARG:HH11	1.73	0.54
24:BA:69:C:O2'	24:BA:70:G:H5'	2.07	0.54
24:BA:483:A:C2	24:BA:484:C:N1	2.76	0.54
24:BA:691:C:O4'	26:BC:42:ARG:NH2	2.41	0.54
24:BA:797:G:H2'	24:BA:798:G:O4'	2.08	0.54
24:BA:1040:A:H2'	24:BA:1041:G:O4'	2.08	0.54
24:BA:1181:U:H2'	24:BA:1182:G:C8	2.42	0.54
24:BA:1205:A:C6	28:BE:165:HIS:CD2	2.96	0.54
24:BA:2278:A:OP1	36:BM:10:ARG:CD	2.56	0.54
24:BA:2345:G:C5	24:BA:2381:A:C2	2.96	0.54
24:BA:2599:G:N7	26:BC:235:GLU:CG	2.71	0.54
24:BA:2643:G:N2	24:BA:2772:C:C2	2.76	0.54
24:BA:2654:A:O4'	24:BA:2656:U:C6	2.61	0.54
25:BB:33:G:N3	25:BB:50:A:C2	2.76	0.54
25:BB:85:G:C2	25:BB:92:C:C2	2.96	0.54
26:BC:16:VAL:O	26:BC:202:ARG:HA	2.08	0.54
28:BE:128:ALA:O	28:BE:130:LYS:N	2.40	0.54
29:BF:3:LEU:HA	29:BF:6:TYR:HB2	1.90	0.54
32:BI:42:ASN:HA	32:BI:45:THR:HB	1.90	0.54
33:BJ:100:VAL:CG1	33:BJ:101:ILE:N	2.70	0.54
35:BL:93:ASN:HB2	35:BL:96:LYS:HB2	1.90	0.54
41:BR:48:LYS:HG2	41:BR:49:ILE:N	2.22	0.54
47:BX:46:VAL:HG23	47:BX:47:THR:N	2.23	0.54
49:BZ:26:LEU:HB2	49:BZ:28:LEU:HD13	1.90	0.54
1:CA:519:C:O3'	55:CY:80:LYS:NZ	2.41	0.54
1:CA:633:G:H2'	1:CA:634:C:H6	1.72	0.54
1:CA:676:A:C6	1:CA:677:U:O4	2.61	0.54
1:CA:760:G:C8	1:CA:761:G:C8	2.96	0.54

Continued on next page...

Continued from previous page...

Atom-1	Atom-2	Interatomic distance (Å)	Clash overlap (Å)
1:CA:771:G:N3	1:CA:809:G:C2	2.76	0.54
1:CA:987:G:N2	1:CA:1219:A:C2	2.76	0.54
1:CA:1111:A:N1	3:CC:177:THR:HB	2.23	0.54
1:CA:1215:G:H2'	1:CA:1216:A:H5'	1.90	0.54
1:CA:1223:C:O5'	1:CA:1224:U:H5''	2.08	0.54
1:CA:1446:A:H2'	1:CA:1447:A:H5'	1.90	0.54
2:CB:21:ARG:NH2	2:CB:37:LYS:O	2.41	0.54
4:CD:78:GLU:O	4:CD:81:ARG:HB3	2.08	0.54
5:CE:111:MET:SD	5:CE:140:THR:HG21	2.47	0.54
6:CF:74:LEU:C	6:CF:74:LEU:HD23	2.28	0.54
13:CM:75:MET:SD	29:DF:111:ARG:NE	2.80	0.54
18:CR:42:SER:HA	18:CR:45:THR:CG2	2.38	0.54
24:DA:382:A:C2	24:DA:383:C:H1'	2.43	0.54
24:DA:445:C:O2'	24:DA:446:G:P	2.67	0.54
24:DA:660:C:C2'	24:DA:661:A:H5'	2.38	0.54
24:DA:665:U:H2'	24:DA:666:A:H5'	1.90	0.54
24:DA:1569:A:O2'	24:DA:1570:A:H5'	2.08	0.54
24:DA:1686:C:C2'	24:DA:1687:G:H5'	2.38	0.54
24:DA:1715:G:O2'	24:DA:1716:U:OP2	2.25	0.54
24:DA:2107:G:O2'	24:DA:2108:A:O5'	2.26	0.54
24:DA:2753:A:H2'	24:DA:2754:U:O5'	2.08	0.54
27:DD:104:VAL:O	27:DD:105:LYS:CB	2.56	0.54
28:DE:129:PRO:HB3	28:DE:159:LEU:CD1	2.38	0.54
31:DH:100:ALA:O	31:DH:104:THR:HG23	2.07	0.54
36:DM:69:PRO:O	36:DM:70:ASP:OD1	2.26	0.54
40:DQ:57:ARG:HA	40:DQ:60:TRP:CE3	2.43	0.54
42:DS:6:LYS:HD3	42:DS:104:THR:HG23	1.90	0.54
42:DS:55:ILE:C	42:DS:55:ILE:HD12	2.27	0.54
42:DS:84:ARG:CB	42:DS:96:ILE:HG22	2.35	0.54
43:DT:73:ARG:NH2	43:DT:73:ARG:HB2	2.23	0.54
1:AA:131:A:C2	1:AA:132:C:C4	2.95	0.53
1:AA:293:G:C4	1:AA:294:U:C6	2.96	0.53
1:AA:392:C:N3	1:AA:393:A:C8	2.77	0.53
1:AA:457:G:N2	1:AA:476:U:N3	2.55	0.53
1:AA:496:A:H2'	1:AA:497:G:N7	2.23	0.53
1:AA:560:A:H5''	1:AA:566:G:N2	2.21	0.53
1:AA:938:A:C6	1:AA:939:G:C5	2.96	0.53
1:AA:943:U:C2'	1:AA:944:G:H5'	2.38	0.53
1:AA:1426:G:N1	1:AA:1427:C:O2	2.41	0.53
2:AB:23:TRP:CZ3	2:AB:25:PRO:HB3	2.43	0.53
2:AB:156:GLY:C	2:AB:158:PRO:HD3	2.28	0.53

Continued on next page...

Continued from previous page...

Atom-1	Atom-2	Interatomic distance (Å)	Clash overlap (Å)
8:AH:64:LYS:HE3	8:AH:66:PHE:CZ	2.43	0.53
8:AH:95:VAL:O	8:AH:96:MET:HB2	2.08	0.53
9:AI:52:LEU:HD11	9:AI:57:MET:SD	2.48	0.53
9:AI:130:ARG:HH21	22:AV:35:A:P	2.31	0.53
11:AK:125:LYS:O	21:AU:34:ARG:NH2	2.40	0.53
14:AN:88:ALA:N	14:AN:93:ILE:CD1	2.71	0.53
22:AV:40:C:C2	22:AV:41:C:C5	2.96	0.53
24:BA:364:C:C4	24:BA:365:U:C4	2.96	0.53
24:BA:368:A:H2'	24:BA:369:U:H5'	1.90	0.53
24:BA:391:A:C2	24:BA:392:U:C1'	2.92	0.53
24:BA:533:G:H4'	40:BQ:40:LYS:NZ	2.23	0.53
24:BA:565:C:C2'	24:BA:566:U:H5'	2.39	0.53
24:BA:768:G:C5	24:BA:769:U:C5	2.96	0.53
24:BA:1387:A:O4'	24:BA:1469:A:H1'	2.08	0.53
24:BA:1454:C:O2	37:BN:64:ARG:NH2	2.41	0.53
24:BA:1562:U:N3	24:BA:1563:U:C6	2.77	0.53
24:BA:2671:G:C6	24:BA:2672:U:C4	2.96	0.53
25:BB:15:A:C5	25:BB:109:A:N1	2.76	0.53
25:BB:66:A:C6	25:BB:108:A:C5	2.95	0.53
26:BC:13:ARG:HD3	26:BC:14:HIS:CE1	2.43	0.53
27:BD:25:THR:CG2	27:BD:189:VAL:HG23	2.38	0.53
27:BD:125:TRP:CE3	27:BD:160:LYS:CB	2.92	0.53
29:BF:173:ASP:O	29:BF:174:PHE:C	2.46	0.53
34:BK:61:VAL:HG11	34:BK:112:PHE:CE1	2.43	0.53
35:BL:23:ILE:O	35:BL:26:GLY:N	2.41	0.53
36:BM:41:LEU:HD21	36:BM:125:PRO:HD2	1.90	0.53
39:BP:83:ILE:O	39:BP:84:SER:CB	2.56	0.53
41:BR:80:ARG:O	41:BR:80:ARG:CG	2.55	0.53
43:BT:34:VAL:HG22	43:BT:81:LYS:HB3	1.90	0.53
43:BT:35:ALA:O	43:BT:38:ALA:N	2.41	0.53
48:BY:46:VAL:O	48:BY:49:ASP:N	2.41	0.53
1:CA:63:C:C2'	1:CA:64:G:C5'	2.86	0.53
1:CA:94:G:N1	1:CA:98:A:C2	2.75	0.53
1:CA:245:U:H2'	1:CA:246:A:H5'	1.91	0.53
1:CA:295:C:C4	1:CA:296:U:C4	2.96	0.53
1:CA:429:U:H5	1:CA:431:A:N7	2.06	0.53
1:CA:559:A:H4'	1:CA:560:A:H3'	1.89	0.53
1:CA:730:G:C5	1:CA:731:G:H1'	2.43	0.53
1:CA:761:G:C5	1:CA:762:U:C5	2.96	0.53
1:CA:787:A:C4	1:CA:788:U:C6	2.97	0.53
1:CA:979:C:OP2	1:CA:980:C:C5	2.60	0.53

Continued on next page...

Continued from previous page...

Atom-1	Atom-2	Interatomic distance (Å)	Clash overlap (Å)
1:CA:1082:A:P	5:CE:23:LYS:HZ1	2.31	0.53
1:CA:1125:U:C4	10:CJ:40:ILE:CD1	2.91	0.53
1:CA:1190:G:OP1	3:CC:5:VAL:HG12	2.07	0.53
1:CA:1216:A:C2	1:CA:1217:C:C4	2.95	0.53
3:CC:140:ASN:O	3:CC:141:ALA:CB	2.56	0.53
4:CD:170:TRP:O	4:CD:182:PHE:HA	2.08	0.53
7:CG:21:GLU:O	7:CG:22:LEU:C	2.46	0.53
11:CK:67:ALA:O	11:CK:68:GLU:C	2.46	0.53
12:CL:57:LEU:CD1	12:CL:59:ASN:OD1	2.56	0.53
12:CL:90:LEU:O	12:CL:90:LEU:HD22	2.08	0.53
13:CM:75:MET:SD	29:DF:111:ARG:CB	2.96	0.53
19:CS:42:PRO:O	19:CS:43:ASN:OD1	2.24	0.53
21:CU:6:VAL:HG21	21:CU:17:ARG:HD3	1.89	0.53
22:CV:5:G:C2	22:CV:69:G:C6	2.96	0.53
24:DA:1026:G:OP1	59:DA:3710:HOH:O	2.18	0.53
24:DA:1553:A:N1	24:DA:1555:G:H1'	2.23	0.53
24:DA:2001:C:O4'	24:DA:2689:U:C5	2.61	0.53
24:DA:2531:A:C2	24:DA:2532:G:H1'	2.43	0.53
27:DD:133:THR:O	27:DD:134:HIS:C	2.46	0.53
27:DD:133:THR:HG23	27:DD:134:HIS:N	2.23	0.53
29:DF:73:VAL:O	29:DF:73:VAL:HG23	2.07	0.53
34:DK:70:ARG:HD2	34:DK:76:VAL:HG23	1.90	0.53
1:AA:403:C:H2'	1:AA:404:G:C5'	2.38	0.53
1:AA:660:C:H2'	1:AA:661:G:O4'	2.08	0.53
1:AA:780:A:H5''	11:AK:125:LYS:HG2	1.90	0.53
1:AA:872:A:C4	1:AA:874:G:C8	2.97	0.53
1:AA:1015:G:C6	1:AA:1016:A:C6	2.96	0.53
1:AA:1057:G:H2'	1:AA:1058:G:O4'	2.07	0.53
1:AA:1092:A:H2'	1:AA:1093:A:C8	2.43	0.53
1:AA:1097:C:C2	1:AA:1098:C:C6	2.95	0.53
1:AA:1160:G:OP1	2:AB:132:LYS:CE	2.57	0.53
1:AA:1307:U:C2'	1:AA:1308:U:O5'	2.56	0.53
1:AA:1439:G:H2'	1:AA:1440:U:C6	2.43	0.53
2:AB:67:ILE:O	2:AB:161:LEU:HA	2.08	0.53
4:AD:25:VAL:HG23	4:AD:26:ARG:N	2.22	0.53
4:AD:44:ARG:O	4:AD:45:LYS:C	2.46	0.53
5:AE:103:THR:OG1	5:AE:104:GLY:N	2.40	0.53
9:AI:84:THR:O	9:AI:87:LEU:CD2	2.55	0.53
12:AL:83:ARG:HG3	12:AL:84:GLY:N	2.22	0.53
24:BA:231:A:H2'	24:BA:232:G:C8	2.43	0.53
24:BA:378:C:C2'	24:BA:379:G:H5''	2.37	0.53

Continued on next page...

Continued from previous page...

Atom-1	Atom-2	Interatomic distance (Å)	Clash overlap (Å)
24:BA:404:A:C2	24:BA:406:G:C6	2.95	0.53
24:BA:627:A:C6	24:BA:637:A:C8	2.96	0.53
24:BA:668:A:C6	24:BA:670:A:C4	2.96	0.53
24:BA:1041:G:C2	24:BA:1115:G:N1	2.77	0.53
24:BA:1139:G:OP1	33:BJ:103:ILE:HD11	2.07	0.53
24:BA:1432:G:N2	24:BA:1433:A:N3	2.56	0.53
24:BA:1587:G:C5	24:BA:1588:G:C5	2.96	0.53
24:BA:1789:A:OP1	26:BC:220:ARG:HG2	2.08	0.53
24:BA:2141:G:N2	24:BA:2150:C:N3	2.52	0.53
24:BA:2307:G:N2	24:BA:2311:A:C8	2.76	0.53
24:BA:2418:A:H2'	24:BA:2419:U:O4'	2.07	0.53
24:BA:2657:A:H2'	24:BA:2658:C:H5'	1.89	0.53
24:BA:2666:C:C5	24:BA:2667:C:C5	2.96	0.53
24:BA:2746:U:C4'	30:BG:138:GLN:HA	2.38	0.53
28:BE:63:LYS:HB2	28:BE:63:LYS:NZ	2.23	0.53
30:BG:147:LEU:HD12	30:BG:148:ARG:N	2.22	0.53
34:BK:111:LYS:HG3	34:BK:112:PHE:CE2	2.43	0.53
42:BS:53:SER:O	42:BS:57:ASN:N	2.41	0.53
42:BS:70:LYS:C	42:BS:107:VAL:HG23	2.29	0.53
46:BW:17:GLU:O	46:BW:19:LYS:NZ	2.41	0.53
47:BX:20:ALA:O	47:BX:21:LEU:HB2	2.08	0.53
53:B3:30:HIS:HA	53:B3:32:LEU:HD13	1.89	0.53
1:CA:68:G:C6	1:CA:69:G:H1'	2.43	0.53
1:CA:79:G:H2'	1:CA:80:A:C8	2.44	0.53
1:CA:284:C:H2'	1:CA:285:C:C6	2.43	0.53
1:CA:328:C:C2'	1:CA:328:C:O2	2.57	0.53
1:CA:419:C:C4	1:CA:420:U:C5	2.96	0.53
1:CA:444:G:N2	1:CA:445:G:C4	2.76	0.53
1:CA:455:G:N2	1:CA:478:A:C6	2.76	0.53
1:CA:700:G:O4'	1:CA:704:A:H1'	2.08	0.53
1:CA:711:G:O2'	1:CA:712:A:P	2.63	0.53
1:CA:929:G:C2	1:CA:1389:C:C2	2.95	0.53
1:CA:1099:G:N1	1:CA:1100:C:O2	2.41	0.53
1:CA:1332:A:H2'	1:CA:1333:A:C5'	2.38	0.53
2:CB:72:THR:O	2:CB:73:LYS:HB3	2.08	0.53
2:CB:104:TRP:O	2:CB:108:ARG:HB2	2.08	0.53
4:CD:56:ARG:HA	4:CD:60:LYS:HG2	1.90	0.53
4:CD:91:LEU:HA	4:CD:94:LEU:CD1	2.39	0.53
4:CD:143:VAL:HG22	4:CD:144:SER:N	2.23	0.53
11:CK:128:ARG:HD2	11:CK:128:ARG:C	2.28	0.53
12:CL:32:GLY:HA3	12:CL:57:LEU:HB3	1.90	0.53

Continued on next page...

Continued from previous page...

Atom-1	Atom-2	Interatomic distance (Å)	Clash overlap (Å)
13:CM:41:GLU:HG3	13:CM:42:ASP:N	2.22	0.53
14:CN:20:PHE:O	14:CN:21:ALA:CB	2.56	0.53
14:CN:35:ALA:HB2	14:CN:41:ARG:HB3	1.90	0.53
24:DA:84:A:N3	24:DA:85:G:H1'	2.23	0.53
24:DA:145:C:H2'	24:DA:146:A:C8	2.43	0.53
24:DA:397:U:OP2	47:DX:9:LYS:HE2	2.08	0.53
24:DA:416:U:C5	24:DA:417:C:C5	2.97	0.53
24:DA:1006:C:O2'	33:DJ:108:MET:O	2.15	0.53
24:DA:1076:C:H2'	24:DA:1077:A:C1'	2.39	0.53
24:DA:1177:G:H2'	24:DA:1178:C:O4'	2.07	0.53
24:DA:1239:G:N7	57:DA:3190:NMV:H61	2.23	0.53
24:DA:2204:G:H21	24:DA:2205:A:C1'	2.21	0.53
24:DA:2241:A:N6	59:DA:3500:HOH:O	2.40	0.53
24:DA:2314:A:C5	24:DA:2315:G:N7	2.76	0.53
24:DA:2403:C:H2'	24:DA:2403:C:O2	2.06	0.53
24:DA:2419:U:H2'	24:DA:2420:C:C6	2.43	0.53
26:DC:86:ARG:HH11	26:DC:86:ARG:CG	2.21	0.53
26:DC:256:THR:OG1	26:DC:256:THR:O	2.24	0.53
27:DD:38:LYS:CE	27:DD:45:TYR:OH	2.56	0.53
29:DF:136:ILE:N	29:DF:136:ILE:CD1	2.71	0.53
31:DH:134:VAL:HG13	31:DH:135:HIS:N	2.22	0.53
33:DJ:119:PHE:O	33:DJ:119:PHE:CD1	2.61	0.53
35:DL:78:ARG:HB3	35:DL:113:ALA:HB3	1.90	0.53
40:DQ:34:ALA:O	40:DQ:37:ALA:O	2.25	0.53
40:DQ:65:ASN:OD1	40:DQ:69:ARG:NE	2.38	0.53
40:DQ:87:VAL:HG23	41:DR:49:ILE:CG2	2.36	0.53
1:AA:37:U:OP1	12:AL:121:ARG:N	2.39	0.53
1:AA:114:U:H2'	1:AA:115:G:O5'	2.06	0.53
1:AA:198:G:C4	1:AA:199:A:C8	2.96	0.53
1:AA:342:C:C4	1:AA:343:U:C5	2.96	0.53
1:AA:610:U:O4	1:AA:611:C:N4	2.41	0.53
1:AA:958:A:N1	1:AA:959:A:C2	2.76	0.53
1:AA:1002:G:C2	1:AA:1039:G:C6	2.97	0.53
1:AA:1185:G:C6	1:AA:1186:G:C5	2.96	0.53
1:AA:1224:U:N3	1:AA:1322:C:O2	2.41	0.53
1:AA:1361:G:C6	1:AA:1362:A:C8	2.96	0.53
1:AA:1494:G:C8	24:BA:1913:A:C5	2.97	0.53
4:AD:11:LEU:HG	4:AD:63:ARG:HD2	1.91	0.53
4:AD:32:CYS:O	4:AD:33:LYS:HB3	2.08	0.53
5:AE:80:THR:HG22	5:AE:122:ASN:OD1	2.07	0.53
7:AG:122:ASN:O	7:AG:124:LEU:N	2.41	0.53

Continued on next page...

Continued from previous page...

Atom-1	Atom-2	Interatomic distance (Å)	Clash overlap (Å)
9:AI:6:TYR:CG	9:AI:89:GLU:CD	2.81	0.53
12:AL:119:VAL:HG12	12:AL:120:LYS:O	2.09	0.53
14:AN:48:LEU:HD12	14:AN:49:GLN:OE1	2.09	0.53
14:AN:48:LEU:CD1	14:AN:49:GLN:OE1	2.55	0.53
15:AO:64:ARG:HD3	15:AO:67:LEU:HD22	1.90	0.53
20:AT:35:VAL:HG12	20:AT:36:TYR:N	2.23	0.53
22:AV:6:G:C6	22:AV:7:A:C6	2.96	0.53
23:AX:8:U:H3'	23:AX:9:A:H5''	1.90	0.53
24:BA:620:G:H4'	24:BA:621:A:O5'	2.09	0.53
24:BA:663:G:OP1	35:BL:17:LYS:CB	2.56	0.53
24:BA:710:U:H2'	24:BA:711:G:C8	2.43	0.53
24:BA:1045:C:O2	24:BA:1047:G:N1	2.40	0.53
24:BA:1693:U:H4'	24:BA:1694:C:OP2	2.09	0.53
24:BA:1863:G:C2	24:BA:1880:U:O2	2.61	0.53
24:BA:1916:A:H2'	24:BA:1917:U:O4'	2.08	0.53
24:BA:2117:A:C2	24:BA:2171:A:N1	2.77	0.53
24:BA:2119:A:C6	24:BA:2169:A:C5	2.97	0.53
24:BA:2133:G:C6	24:BA:2157:G:N7	2.77	0.53
24:BA:2246:G:H1'	24:BA:2426:A:C2	2.43	0.53
24:BA:2771:C:H2'	24:BA:2772:C:C6	2.44	0.53
27:BD:104:VAL:O	27:BD:105:LYS:CB	2.56	0.53
28:BE:146:VAL:CG2	28:BE:147:LEU:N	2.71	0.53
41:BR:45:GLU:O	41:BR:46:GLU:HG3	2.08	0.53
41:BR:49:ILE:HG23	41:BR:49:ILE:O	2.08	0.53
42:BS:4:ILE:HD12	42:BS:5:ALA:N	2.24	0.53
1:CA:64:G:C8	1:CA:99:C:N4	2.77	0.53
1:CA:346:G:N7	39:DP:36:LYS:NZ	2.51	0.53
1:CA:374:A:O4'	1:CA:481:G:N2	2.42	0.53
1:CA:760:G:N7	1:CA:761:G:C8	2.76	0.53
1:CA:814:A:C8	1:CA:816:A:C8	2.96	0.53
1:CA:1321:U:O2	19:CS:36:ARG:CZ	2.56	0.53
1:CA:1332:A:N6	1:CA:1333:A:N1	2.55	0.53
1:CA:1332:A:N3	1:CA:1332:A:H5'	2.23	0.53
1:CA:1408:A:C2	1:CA:1494:G:C6	2.96	0.53
1:CA:1416:G:C2'	1:CA:1417:G:H5'	2.38	0.53
2:CB:102:THR:HG22	2:CB:103:ASN:N	2.24	0.53
3:CC:37:PHE:CE2	3:CC:41:GLN:NE2	2.76	0.53
7:CG:127:ALA:O	7:CG:129:GLU:N	2.41	0.53
9:CI:30:ILE:O	9:CI:32:GLN:N	2.41	0.53
9:CI:79:ILE:O	9:CI:81:HIS:N	2.41	0.53
13:CM:87:ARG:CZ	13:CM:97:VAL:HG21	2.38	0.53

Continued on next page...

Continued from previous page...

Atom-1	Atom-2	Interatomic distance (Å)	Clash overlap (Å)
15:CO:36:ILE:CG2	15:CO:37:ASN:N	2.70	0.53
15:CO:53:ARG:O	15:CO:56:LEU:HB3	2.09	0.53
16:CP:61:VAL:O	16:CP:63:GLN:N	2.42	0.53
19:CS:34:TRP:O	19:CS:35:SER:C	2.46	0.53
21:CU:37:PHE:CG	21:CU:38:TYR:N	2.76	0.53
55:CY:153:ASP:O	55:CY:155:ARG:N	2.42	0.53
24:DA:320:A:H4'	24:DA:322:A:C8	2.44	0.53
24:DA:819:A:C4	24:DA:820:A:C8	2.97	0.53
24:DA:960:A:H5''	24:DA:961:C:OP1	2.08	0.53
24:DA:1163:G:N7	57:DA:3188:NMY:H232	2.24	0.53
24:DA:1959:G:H2'	24:DA:1960:A:O4'	2.08	0.53
24:DA:2683:C:H4'	27:DD:13:ARG:NH1	2.23	0.53
29:DF:73:VAL:CG2	29:DF:78:ILE:HD11	2.39	0.53
31:DH:3:VAL:HG23	31:DH:37:VAL:C	2.27	0.53
37:DN:108:ALA:HB3	37:DN:110:MET:CE	2.38	0.53
39:DP:1:SER:O	39:DP:5:LYS:HG2	2.07	0.53
39:DP:25:VAL:O	39:DP:43:GLU:HA	2.08	0.53
48:DY:6:LEU:CD1	48:DY:56:LEU:HD22	2.38	0.53
48:DY:26:PHE:CD1	48:DY:26:PHE:C	2.81	0.53
1:AA:59:A:N1	1:AA:331:G:N3	2.56	0.53
1:AA:68:G:C6	1:AA:69:G:H1'	2.42	0.53
1:AA:367:U:O2	1:AA:394:G:C2	2.61	0.53
1:AA:367:U:O2	1:AA:367:U:O4'	2.21	0.53
1:AA:414:A:C5	1:AA:431:A:C2	2.95	0.53
1:AA:719:C:H3'	1:AA:720:C:C6	2.44	0.53
1:AA:881:G:C5	1:AA:882:C:C5	2.97	0.53
1:AA:1304:G:C5	1:AA:1305:G:C2	2.97	0.53
1:AA:1333:A:C8	1:AA:1334:G:C8	2.96	0.53
1:AA:1418:A:N1	24:BA:1948:G:O2'	2.38	0.53
2:AB:163:VAL:HG11	2:AB:185:ALA:HB1	1.90	0.53
4:AD:57:GLU:O	4:AD:61:VAL:HG13	2.09	0.53
5:AE:81:LEU:CG	5:AE:147:MET:HG2	2.38	0.53
7:AG:115:SER:O	7:AG:117:ALA:N	2.41	0.53
8:AH:29:SER:O	8:AH:30:SER:HB3	2.09	0.53
9:AI:54:LEU:O	9:AI:55:VAL:CB	2.56	0.53
11:AK:35:THR:HB	11:AK:39:GLY:O	2.08	0.53
20:AT:59:ASP:O	20:AT:62:ALA:HB3	2.08	0.53
24:BA:126:A:C6	24:BA:127:A:C2	2.96	0.53
24:BA:407:G:N2	24:BA:421:C:C2	2.76	0.53
24:BA:654:A:P	24:BA:654:A:O4'	2.67	0.53
24:BA:848:C:N4	24:BA:849:A:N6	2.55	0.53

Continued on next page...

Continued from previous page...

Atom-1	Atom-2	Interatomic distance (Å)	Clash overlap (Å)
24:BA:1021:A:H2'	24:BA:1021:A:N3	2.23	0.53
24:BA:1346:G:O2'	24:BA:1347:A:O5'	2.27	0.53
24:BA:1464:G:H2'	24:BA:1465:G:C8	2.44	0.53
24:BA:1509:A:O2'	24:BA:1510:G:P	2.67	0.53
24:BA:1786:A:C6	24:BA:1938:A:C2	2.97	0.53
24:BA:1841:U:C2	24:BA:1842:G:C8	2.96	0.53
24:BA:1943:U:H4'	24:BA:1944:U:OP1	2.08	0.53
24:BA:2015:A:C2	50:B0:2:VAL:HG23	2.42	0.53
24:BA:2190:G:H2'	24:BA:2190:G:N3	2.22	0.53
24:BA:2413:G:H2'	24:BA:2414:G:H5'	1.89	0.53
24:BA:2547:A:H2'	24:BA:2548:U:C6	2.43	0.53
24:BA:2725:A:C4	24:BA:2727:A:C8	2.97	0.53
25:BB:78:A:N6	25:BB:98:G:O2'	2.41	0.53
28:BE:30:GLN:OE1	28:BE:95:LYS:CE	2.57	0.53
29:BF:27:VAL:HG23	29:BF:28:PRO:HD2	1.89	0.53
39:BP:58:PHE:N	39:BP:58:PHE:HD1	2.06	0.53
43:BT:63:VAL:HG21	43:BT:80:TRP:CE2	2.44	0.53
45:BV:29:ILE:CG2	45:BV:30:ILE:N	2.71	0.53
45:BV:63:ILE:O	45:BV:69:GLU:HA	2.07	0.53
45:BV:65:VAL:O	45:BV:65:VAL:HG23	2.07	0.53
1:CA:254:G:OP1	17:CQ:70:THR:CG2	2.56	0.53
1:CA:448:A:C5	1:CA:487:A:C2	2.96	0.53
1:CA:545:C:C2'	1:CA:546:A:H5'	2.38	0.53
1:CA:613:C:P	4:CD:81:ARG:CZ	2.96	0.53
1:CA:680:C:C2	1:CA:711:G:N1	2.76	0.53
1:CA:793:U:O2	1:CA:1516:G:H4'	2.08	0.53
1:CA:829:G:H2'	1:CA:830:G:H5'	1.88	0.53
1:CA:966:G:H2'	9:CI:129:LYS:CE	2.38	0.53
1:CA:1309:G:C1'	1:CA:1329:A:C2	2.91	0.53
2:CB:43:LEU:HD13	2:CB:46:THR:HG21	1.91	0.53
2:CB:90:PHE:N	2:CB:90:PHE:HD1	2.06	0.53
3:CC:42:TYR:HA	3:CC:45:LYS:HD3	1.91	0.53
4:CD:110:THR:OG1	4:CD:111:ARG:N	2.40	0.53
4:CD:118:VAL:O	4:CD:131:ASN:HA	2.07	0.53
6:CF:5:GLU:O	6:CF:6:ILE:HG13	2.08	0.53
9:CI:124:ARG:HB3	9:CI:124:ARG:CZ	2.37	0.53
11:CK:55:SER:C	11:CK:57:LYS:N	2.62	0.53
15:CO:61:SER:O	15:CO:65:LYS:CB	2.57	0.53
16:CP:48:GLU:HG3	16:CP:49:GLY:N	2.24	0.53
55:CY:116:ILE:N	55:CY:116:ILE:HD13	2.22	0.53
24:DA:80:G:C2	24:DA:81:G:C8	2.96	0.53

Continued on next page...

Continued from previous page...

Atom-1	Atom-2	Interatomic distance (Å)	Clash overlap (Å)
24:DA:280:U:O4	24:DA:281:C:N4	2.42	0.53
24:DA:683:U:C2	24:DA:684:G:C8	2.97	0.53
24:DA:788:A:H5''	59:DA:3761:HOH:O	2.08	0.53
24:DA:825:A:H2'	24:DA:826:U:C6	2.44	0.53
24:DA:940:G:H3'	24:DA:941:A:H5''	1.90	0.53
24:DA:1066:U:C4	24:DA:1069:A:OP2	2.62	0.53
24:DA:1322:A:O3'	42:DS:84:ARG:NH2	2.41	0.53
24:DA:1351:C:O2'	24:DA:1571:A:N3	2.30	0.53
24:DA:1639:C:O2'	24:DA:2699:C:H4'	2.08	0.53
24:DA:1906:G:H2'	24:DA:1907:G:O5'	2.09	0.53
24:DA:2204:G:N2	24:DA:2205:A:N9	2.56	0.53
24:DA:2230:G:H2'	24:DA:2231:U:H6	1.73	0.53
27:DD:24:VAL:HA	27:DD:189:VAL:O	2.09	0.53
35:DL:79:LEU:CD1	35:DL:111:ILE:O	2.55	0.53
36:DM:73:ILE:N	36:DM:73:ILE:HD12	2.24	0.53
39:DP:114:ASN:ND2	39:DP:114:ASN:O	2.41	0.53
40:DQ:71:ASN:OD1	40:DQ:106:THR:HG23	2.09	0.53
43:DT:44:LYS:HG3	43:DT:55:VAL:CG2	2.38	0.53
43:DT:59:ASN:N	43:DT:59:ASN:OD1	2.40	0.53
54:D4:25:VAL:CG1	54:D4:33:HIS:O	2.57	0.53
1:AA:43:C:C2	1:AA:44:A:C8	2.97	0.53
1:AA:44:A:H2'	1:AA:45:G:H5'	1.91	0.53
1:AA:405:U:OP1	1:AA:406:G:O2'	2.17	0.53
1:AA:834:U:H2'	1:AA:835:U:C6	2.43	0.53
1:AA:1130:A:C2	1:AA:1146:A:N7	2.77	0.53
1:AA:1315:U:C5	1:AA:1316:G:C6	2.96	0.53
1:AA:1438:G:H2'	1:AA:1439:G:O5'	2.08	0.53
2:AB:119:THR:O	2:AB:120:GLN:HB3	2.09	0.53
5:AE:84:PRO:O	5:AE:86:LYS:NZ	2.42	0.53
8:AH:89:LYS:HA	8:AH:92:LEU:HD13	1.89	0.53
9:AI:87:LEU:HD12	9:AI:88:MET:N	2.22	0.53
11:AK:25:ALA:HA	11:AK:30:THR:HG22	1.91	0.53
13:AM:86:TYR:N	19:AS:73:GLU:HB2	2.23	0.53
19:AS:80:TYR:CD1	19:AS:81:ARG:N	2.76	0.53
21:AU:15:ALA:O	21:AU:16:LEU:HD12	2.08	0.53
24:BA:85:G:OP1	44:BU:5:ARG:HG2	2.08	0.53
24:BA:532:A:H1'	24:BA:2021:C:H5	1.73	0.53
24:BA:572:A:O3'	24:BA:573:U:C4'	2.57	0.53
24:BA:608:A:C6	24:BA:609:A:N6	2.77	0.53
24:BA:1001:A:H2'	24:BA:1002:G:O4'	2.08	0.53
24:BA:1589:U:C5	24:BA:1590:A:N7	2.77	0.53

Continued on next page...

Continued from previous page...

Atom-1	Atom-2	Interatomic distance (Å)	Clash overlap (Å)
24:BA:1603:A:C3'	24:BA:1604:C:H5'	2.38	0.53
24:BA:1944:U:C5	24:BA:1955:U:C2	2.97	0.53
24:BA:2667:C:C2	24:BA:2668:G:C8	2.97	0.53
24:BA:2773:C:O2'	24:BA:2774:C:H5'	2.09	0.53
27:BD:141:ARG:O	27:BD:142:VAL:O	2.27	0.53
28:BE:149:ILE:HD11	28:BE:188:MET:CA	2.38	0.53
34:BK:62:VAL:HG11	34:BK:65:THR:CG2	2.39	0.53
40:BQ:35:PHE:O	40:BQ:39:ILE:HG22	2.08	0.53
42:BS:8:ARG:HG3	42:BS:102:HIS:CG	2.44	0.53
45:BV:80:HIS:CG	45:BV:83:LYS:O	2.61	0.53
48:BY:9:LYS:O	48:BY:12:GLU:HG2	2.09	0.53
49:BZ:9:THR:HG23	49:BZ:53:MET:HA	1.90	0.53
52:B2:34:ARG:NH1	52:B2:42:LEU:O	2.42	0.53
1:CA:410:G:H1'	1:CA:432:A:H61	1.71	0.53
1:CA:447:G:N2	1:CA:486:U:C5	2.76	0.53
1:CA:581:G:C5	1:CA:758:C:C5	2.96	0.53
1:CA:642:A:C5	1:CA:643:C:C4	2.96	0.53
1:CA:719:C:OP2	1:CA:720:C:N4	2.38	0.53
1:CA:736:C:H2'	1:CA:737:C:C5	2.44	0.53
1:CA:834:U:H2'	1:CA:835:U:C6	2.44	0.53
1:CA:926:G:H5'	1:CA:927:G:O5'	2.08	0.53
1:CA:1012:A:C5	1:CA:1018:G:N1	2.77	0.53
1:CA:1219:A:C4	1:CA:1220:G:C8	2.96	0.53
10:CJ:18:ILE:HD11	10:CJ:72:ARG:NH1	2.23	0.53
14:CN:45:VAL:O	14:CN:46:LEU:C	2.46	0.53
15:CO:73:LYS:O	15:CO:74:ASP:C	2.45	0.53
55:CY:65:LEU:CD2	55:CY:67:ILE:HG13	2.38	0.53
24:DA:29:U:O2	24:DA:1215:G:O2'	2.26	0.53
24:DA:136:G:C4	24:DA:144:A:C2	2.96	0.53
24:DA:459:U:OP1	52:D2:40:ALA:N	2.42	0.53
24:DA:536:G:P	57:DA:3186:NMY:H81	2.48	0.53
24:DA:871:U:H2'	24:DA:872:U:C6	2.44	0.53
24:DA:1076:C:H2'	24:DA:1077:A:C8	2.43	0.53
24:DA:1324:G:C2	24:DA:1328:A:C6	2.95	0.53
24:DA:1394:U:H4'	24:DA:1603:A:H4'	1.90	0.53
24:DA:1500:G:C2'	24:DA:1501:G:H5'	2.39	0.53
24:DA:1734:G:C2	24:DA:1735:A:H1'	2.43	0.53
24:DA:2727:A:C6	24:DA:2728:U:O4	2.61	0.53
24:DA:2824:C:C4	24:DA:2825:G:C5	2.97	0.53
31:DH:8:LYS:O	31:DH:9:VAL:C	2.46	0.53
36:DM:26:VAL:HG11	36:DM:133:LYS:HA	1.88	0.53

Continued on next page...

Continued from previous page...

Atom-1	Atom-2	Interatomic distance (Å)	Clash overlap (Å)
36:DM:73:ILE:HG21	36:DM:91:TYR:OH	2.08	0.53
41:DR:77:PHE:CE1	41:DR:79:ARG:CD	2.91	0.53
45:DV:72:VAL:HG12	45:DV:93:ARG:HA	1.90	0.53
47:DX:32:LEU:HD13	47:DX:49:ARG:NE	2.24	0.53
48:DY:50:VAL:HA	48:DY:53:VAL:HG13	1.89	0.53
1:AA:55:A:C6	31:DH:91:PHE:HA	2.44	0.53
1:AA:88:U:C4	1:AA:89:U:C4	2.97	0.53
1:AA:159:G:N2	1:AA:161:A:P	2.82	0.53
1:AA:309:A:C2	1:AA:310:G:C5	2.96	0.53
1:AA:515:G:C2	1:AA:537:G:N2	2.76	0.53
1:AA:708:C:N3	1:AA:709:U:C5	2.76	0.53
1:AA:708:C:N3	1:AA:709:U:C4	2.77	0.53
1:AA:709:U:O2'	1:AA:710:G:C5'	2.57	0.53
1:AA:712:A:N1	1:AA:713:G:C2	2.76	0.53
1:AA:908:A:C2	1:AA:909:A:C5	2.97	0.53
1:AA:1014:A:C2	19:AS:34:TRP:CZ2	2.96	0.53
1:AA:1073:U:H3'	1:AA:1074:G:H8	1.74	0.53
1:AA:1152:A:C4	1:AA:1153:G:C8	2.96	0.53
1:AA:1252:A:H2	1:AA:1355:G:HO2'	1.55	0.53
1:AA:1320:C:N4	1:AA:1321:U:C4	2.76	0.53
1:AA:1405:G:P	57:AA:1655:NMY:H191	2.23	0.53
1:AA:1491:G:H3'	12:AL:44:LYS:NZ	2.24	0.53
3:AC:23:PHE:C	3:AC:23:PHE:CD1	2.82	0.53
4:AD:203:LEU:HD12	4:AD:203:LEU:C	2.29	0.53
5:AE:126:LYS:O	5:AE:127:ALA:HB2	2.08	0.53
5:AE:144:LEU:HD23	5:AE:144:LEU:N	2.23	0.53
8:AH:92:LEU:HD23	8:AH:117:ARG:NE	2.24	0.53
8:AH:94:LYS:HD2	8:AH:98:GLY:HA2	1.90	0.53
9:AI:54:LEU:O	9:AI:55:VAL:HB	2.09	0.53
13:AM:85:CYS:CB	19:AS:73:GLU:HG3	2.38	0.53
15:AO:78:TYR:C	15:AO:80:GLN:N	2.60	0.53
17:AQ:67:LEU:HD23	17:AQ:68:SER:N	2.24	0.53
20:AT:71:LYS:HD3	20:AT:75:HIS:CE1	2.44	0.53
24:BA:55:G:N3	24:BA:56:A:C8	2.76	0.53
24:BA:246:C:H2'	24:BA:247:G:H5'	1.91	0.53
24:BA:354:A:C2'	24:BA:355:U:O5'	2.57	0.53
24:BA:571:U:C4	24:BA:2030:A:N1	2.76	0.53
24:BA:856:G:C2	24:BA:922:C:C2	2.96	0.53
24:BA:1033:U:C4	24:BA:2750:A:C2	2.96	0.53
24:BA:1608:A:C8	24:BA:1611:C:N4	2.76	0.53
24:BA:1677:A:N6	59:BA:3770:HOH:O	2.40	0.53

Continued on next page...

Continued from previous page...

Atom-1	Atom-2	Interatomic distance (Å)	Clash overlap (Å)
24:BA:2027:G:C2	24:BA:2028:U:C2	2.96	0.53
24:BA:2052:A:H4'	27:BD:148:GLN:O	2.08	0.53
24:BA:2231:U:H2'	24:BA:2232:C:O4'	2.09	0.53
24:BA:2496:C:C2'	24:BA:2497:A:H5'	2.38	0.53
26:BC:65:ASP:OD2	26:BC:101:ARG:NH1	2.41	0.53
26:BC:184:GLU:O	26:BC:185:ALA:C	2.46	0.53
29:BF:82:TYR:CD2	29:BF:83:PRO:O	2.62	0.53
30:BG:79:THR:O	30:BG:79:THR:HG22	2.07	0.53
31:BH:32:PRO:HA	47:BX:38:TRP:HB3	1.90	0.53
35:BL:111:ILE:HG22	35:BL:112:LEU:N	2.23	0.53
38:BO:116:GLN:O	38:BO:117:PHE:HB3	2.08	0.53
40:BQ:95:ALA:O	40:BQ:99:VAL:HG12	2.08	0.53
41:BR:8:GLY:HA3	41:BR:23:GLU:HB2	1.91	0.53
49:BZ:9:THR:HG22	49:BZ:54:VAL:CA	2.39	0.53
53:B3:6:VAL:O	53:B3:6:VAL:HG12	2.08	0.53
1:CA:270:A:C6	1:CA:271:C:N3	2.77	0.53
1:CA:409:U:C2'	1:CA:410:G:O5'	2.56	0.53
1:CA:493:A:H2'	1:CA:494:G:N3	2.23	0.53
1:CA:557:G:C6	1:CA:558:G:C6	2.96	0.53
1:CA:1439:G:C6	1:CA:1440:U:N3	2.77	0.53
3:CC:165:THR:HG22	3:CC:166:GLU:N	2.24	0.53
4:CD:50:ASP:O	4:CD:54:GLN:HG3	2.09	0.53
4:CD:79:ALA:CB	4:CD:90:LEU:HB3	2.39	0.53
4:CD:148:LYS:O	4:CD:149:ALA:HB2	2.09	0.53
4:CD:165:ARG:O	4:CD:167:LYS:N	2.40	0.53
8:CH:65:TYR:CD1	8:CH:70:ALA:HA	2.43	0.53
13:CM:3:ARG:O	13:CM:4:ILE:CG1	2.57	0.53
14:CN:42:TRP:CE2	14:CN:44:ALA:HB3	2.42	0.53
15:CO:56:LEU:HD23	15:CO:57:LEU:N	2.22	0.53
17:CQ:60:GLU:C	17:CQ:76:VAL:HG23	2.29	0.53
21:CU:6:VAL:HG12	21:CU:6:VAL:O	2.06	0.53
21:CU:10:GLU:HB2	21:CU:11:PRO:HD3	1.91	0.53
24:DA:58:G:N2	24:DA:70:G:C4	2.77	0.53
24:DA:134:G:N2	24:DA:146:A:C4	2.77	0.53
24:DA:825:A:H2'	24:DA:826:U:H6	1.73	0.53
24:DA:827:U:OP2	59:DA:3701:HOH:O	2.19	0.53
24:DA:1006:C:OP2	59:DA:3783:HOH:O	2.18	0.53
24:DA:1022:G:N2	24:DA:1142:A:C2	2.76	0.53
24:DA:1131:G:C4	33:DJ:77:HIS:ND1	2.77	0.53
24:DA:1310:G:N2	24:DA:1313:U:C4	2.76	0.53
24:DA:1656:C:H2'	24:DA:1657:U:H6	1.71	0.53

Continued on next page...

Continued from previous page...

Atom-1	Atom-2	Interatomic distance (Å)	Clash overlap (Å)
24:DA:1733:G:N1	24:DA:1734:G:C4	2.77	0.53
24:DA:1833:C:C2	24:DA:1834:U:C6	2.96	0.53
24:DA:2259:U:C6	24:DA:2427:C:C4	2.96	0.53
24:DA:2293:G:H2'	24:DA:2294:G:O4'	2.09	0.53
24:DA:2305:U:N3	29:DF:150:GLY:HA3	2.24	0.53
24:DA:2623:G:OP1	24:DA:2826:A:H1'	2.09	0.53
57:DA:3190:NMY:N2	57:DA:3190:NMY:C16	2.71	0.53
25:DB:61:G:C6	25:DB:62:C:N4	2.77	0.53
28:DE:18:THR:HG22	28:DE:19:PHE:CD2	2.44	0.53
29:DF:51:ASN:OD1	29:DF:51:ASN:N	2.41	0.53
36:DM:112:LEU:O	36:DM:113:ALA:C	2.47	0.53
38:DO:8:ILE:HD12	38:DO:8:ILE:C	2.29	0.53
43:DT:12:ARG:O	43:DT:13:ALA:HB2	2.09	0.53
44:DU:73:ASN:ND2	44:DU:76:THR:HG21	2.23	0.53
1:AA:100:G:H2'	1:AA:101:A:O4'	2.07	0.53
1:AA:310:G:C6	1:AA:311:C:C4	2.97	0.53
1:AA:391:G:N2	1:AA:392:C:H1'	2.24	0.53
1:AA:725:G:N3	1:AA:726:C:C6	2.77	0.53
1:AA:906:A:O2'	1:AA:907:A:O5'	2.26	0.53
1:AA:1237:C:C4'	1:AA:1334:G:N2	2.72	0.53
1:AA:1332:A:N6	1:AA:1333:A:C6	2.77	0.53
2:AB:175:GLU:O	2:AB:179:LEU:CD2	2.57	0.53
4:AD:21:LEU:O	4:AD:22:LYS:HB3	2.08	0.53
4:AD:145:ILE:HG23	4:AD:150:LYS:HE2	1.91	0.53
9:AI:118:LEU:O	9:AI:119:ARG:C	2.46	0.53
11:AK:26:SER:OG	11:AK:29:ASN:O	2.21	0.53
24:BA:21:A:C2	24:BA:520:G:C4	2.96	0.53
24:BA:98:G:H1'	24:BA:103:A:H1'	1.89	0.53
24:BA:145:C:C2	24:BA:146:A:N7	2.76	0.53
24:BA:807:U:H1'	24:BA:2445:G:OP1	2.08	0.53
24:BA:1059:G:H1'	32:BI:116:MET:HE1	1.90	0.53
24:BA:1104:C:C2'	24:BA:1105:U:H5'	2.38	0.53
24:BA:1190:G:OP1	35:BL:32:GLY:HA2	2.08	0.53
24:BA:1419:A:HO2'	24:BA:1421:G:H8	1.54	0.53
24:BA:1977:A:N6	24:BA:1978:A:C2	2.77	0.53
24:BA:2120:G:N2	24:BA:2179:C:C2	2.75	0.53
24:BA:2133:G:C5	24:BA:2157:G:C6	2.96	0.53
24:BA:2352:A:C4	24:BA:2366:A:C2	2.96	0.53
27:BD:61:THR:N	27:BD:64:GLU:OE2	2.41	0.53
27:BD:125:TRP:CD2	27:BD:160:LYS:CG	2.91	0.53
30:BG:3:VAL:CG1	30:BG:68:ARG:HG2	2.38	0.53

Continued on next page...

Continued from previous page...

Atom-1	Atom-2	Interatomic distance (Å)	Clash overlap (Å)
31:BH:118:PRO:HD2	31:BH:119:ASN:H	1.72	0.53
35:BL:105:ILE:CG2	35:BL:106:GLU:N	2.71	0.53
39:BP:63:ILE:HA	39:BP:68:GLY:HA2	1.91	0.53
43:BT:17:SER:N	43:BT:20:ALA:HB3	2.24	0.53
50:B0:1:ALA:O	50:B0:2:VAL:HG23	2.09	0.53
1:CA:757:U:OP1	1:CA:822:U:O2'	2.24	0.53
1:CA:761:G:C6	1:CA:762:U:C5	2.97	0.53
1:CA:922:G:N3	1:CA:1398:A:H2	2.07	0.53
1:CA:1038:C:H2'	1:CA:1039:G:C8	2.44	0.53
1:CA:1322:C:O2	1:CA:1322:C:O4'	2.27	0.53
1:CA:1492:A:C6	1:CA:1493:A:C2	2.96	0.53
2:CB:114:LEU:O	2:CB:116:ASP:N	2.42	0.53
9:CI:26:GLY:HA2	9:CI:57:MET:HE1	1.90	0.53
9:CI:38:TYR:OH	9:CI:75:GLN:OE1	2.09	0.53
12:CL:44:LYS:HB2	12:CL:45:PRO:HD3	1.91	0.53
14:CN:44:ALA:HB1	14:CN:47:LYS:HD3	1.91	0.53
15:CO:8:THR:O	15:CO:11:ILE:CG1	2.56	0.53
15:CO:61:SER:O	15:CO:65:LYS:HB2	2.08	0.53
15:CO:66:LEU:C	15:CO:66:LEU:HD12	2.29	0.53
17:CQ:68:SER:O	17:CQ:69:LYS:O	2.26	0.53
24:DA:120:U:H4'	24:DA:121:G:H5''	1.91	0.53
24:DA:167:A:N7	24:DA:168:G:C8	2.77	0.53
24:DA:210:C:H5''	52:D2:25:LYS:HE3	1.91	0.53
24:DA:408:G:N1	24:DA:420:C:C2	2.77	0.53
24:DA:501:A:N6	24:DA:502:A:N1	2.56	0.53
24:DA:629:G:C2'	24:DA:630:G:H5'	2.38	0.53
24:DA:675:A:N3	24:DA:2443:C:O2'	2.36	0.53
24:DA:980:A:C6	24:DA:981:A:N1	2.76	0.53
24:DA:1847:A:N3	24:DA:1848:A:N7	2.56	0.53
24:DA:1912:A:N1	24:DA:1919:A:N7	2.57	0.53
24:DA:1925:C:H2'	24:DA:1926:U:O4'	2.09	0.53
24:DA:2306:C:N4	24:DA:2307:G:C6	2.77	0.53
24:DA:2317:A:C2'	24:DA:2318:G:H5'	2.39	0.53
24:DA:2348:U:C2'	24:DA:2349:G:H5'	2.38	0.53
24:DA:2843:G:N2	24:DA:2844:G:H1'	2.24	0.53
26:DC:30:ALA:HB3	26:DC:31:PRO:HD3	1.91	0.53
36:DM:73:ILE:HG22	36:DM:74:THR:N	2.24	0.53
39:DP:20:ARG:HH21	39:DP:20:ARG:HG2	1.73	0.53
41:DR:14:VAL:HG22	41:DR:20:VAL:HG21	1.90	0.53
44:DU:30:SER:OG	44:DU:32:LYS:CG	2.57	0.53
44:DU:38:ILE:HD12	44:DU:39:ASN:N	2.23	0.53

Continued on next page...

Continued from previous page...

Atom-1	Atom-2	Interatomic distance (Å)	Clash overlap (Å)
1:AA:184:G:O2'	1:AA:224:U:H5''	2.08	0.53
1:AA:260:G:H2'	1:AA:261:U:C6	2.44	0.53
1:AA:261:U:P	20:AT:71:LYS:NZ	2.82	0.53
1:AA:380:G:N2	1:AA:384:G:C5	2.77	0.53
1:AA:599:C:P	8:AH:86:TYR:CD2	3.01	0.53
1:AA:891:U:H2'	1:AA:892:A:C5'	2.39	0.53
1:AA:907:A:C2	1:AA:908:A:C8	2.97	0.53
1:AA:1039:G:C5	1:AA:1040:U:C5	2.96	0.53
1:AA:1363:A:C5	1:AA:1365:G:C6	2.97	0.53
1:AA:1376:U:H2'	1:AA:1377:A:C8	2.44	0.53
1:AA:1494:G:O6	57:AA:1655:NMY:H10	2.09	0.53
1:AA:1531:A:C6	1:AA:1532:U:C4	2.97	0.53
7:AG:58:GLU:CA	7:AG:61:ALA:HB3	2.38	0.53
16:AP:4:ILE:CG2	16:AP:5:ARG:N	2.71	0.53
21:AU:24:GLU:CG	21:AU:25:LYS:H	2.21	0.53
24:BA:46:G:C2	24:BA:47:C:C5	2.96	0.53
24:BA:246:C:C2'	24:BA:247:G:H5'	2.39	0.53
24:BA:295:G:N2	24:BA:296:U:C2	2.76	0.53
24:BA:480:A:C2'	24:BA:481:G:OP1	2.57	0.53
24:BA:723:C:H2'	24:BA:724:U:O4'	2.09	0.53
24:BA:751:A:OP1	59:BA:3312:HOH:O	2.18	0.53
24:BA:784:G:O2'	24:BA:785:G:P	2.67	0.53
24:BA:878:A:H2'	24:BA:879:G:O4'	2.09	0.53
24:BA:1205:A:H4'	24:BA:1206:G:OP2	2.09	0.53
24:BA:1366:A:C2	24:BA:1367:A:C1'	2.92	0.53
24:BA:1414:C:C2	24:BA:1588:G:N2	2.77	0.53
24:BA:1565:C:H5''	26:BC:17:LYS:CE	2.39	0.53
24:BA:1876:A:C6	24:BA:1877:A:C6	2.97	0.53
24:BA:2345:G:C8	24:BA:2347:C:C5	2.97	0.53
57:BA:3165:NMY:C1	57:BA:3165:NMY:H17	2.22	0.53
27:BD:45:TYR:OH	27:BD:81:GLU:OE1	2.27	0.53
28:BE:83:VAL:O	28:BE:83:VAL:HG22	2.09	0.53
44:BU:43:LYS:CE	44:BU:43:LYS:HA	2.38	0.53
48:BY:17:GLU:OE2	48:BY:18:LEU:N	2.42	0.53
51:B1:18:HIS:CE1	51:B1:40:PRO:CG	2.91	0.53
52:B2:44:VAL:O	52:B2:45:SER:CB	2.57	0.53
1:CA:62:U:OP1	1:CA:385:C:O2'	2.27	0.53
1:CA:63:C:C2'	1:CA:64:G:O5'	2.56	0.53
1:CA:135:C:H2'	1:CA:136:C:H5'	1.91	0.53
1:CA:161:A:C6	1:CA:162:A:C6	2.97	0.53
1:CA:328:C:O2	1:CA:328:C:H2'	2.07	0.53

Continued on next page...

Continued from previous page...

Atom-1	Atom-2	Interatomic distance (Å)	Clash overlap (Å)
1:CA:438:U:C4	1:CA:494:G:N7	2.77	0.53
1:CA:1111:A:N1	3:CC:177:THR:CG2	2.71	0.53
1:CA:1114:C:O2	1:CA:1114:C:C2'	2.53	0.53
1:CA:1142:G:H5'	1:CA:1143:G:OP2	2.08	0.53
1:CA:1371:G:C6	1:CA:1372:U:C4	2.97	0.53
5:CE:13:GLU:CB	5:CE:39:VAL:HG12	2.38	0.53
6:CF:49:TYR:N	6:CF:49:TYR:CD1	2.77	0.53
17:CQ:20:SER:HA	17:CQ:47:HIS:HA	1.89	0.53
18:CR:23:TYR:CE2	18:CR:24:LYS:HG2	2.44	0.53
18:CR:48:ARG:HG3	18:CR:51:TYR:HD2	1.73	0.53
20:CT:67:ILE:CG1	20:CT:71:LYS:HG2	2.38	0.53
55:CY:65:LEU:HD22	55:CY:100:VAL:HG22	1.89	0.53
24:DA:7:G:C6	24:DA:8:C:C4	2.96	0.53
24:DA:246:C:C2'	24:DA:247:G:H5'	2.39	0.53
24:DA:444:C:H4'	28:DE:44:ARG:HD2	1.91	0.53
24:DA:590:A:O2'	24:DA:591:U:H5'	2.09	0.53
24:DA:646:U:H3'	24:DA:647:G:H5''	1.90	0.53
24:DA:919:U:H2'	24:DA:920:A:H5'	1.90	0.53
24:DA:1101:U:C2'	24:DA:1102:C:H5'	2.38	0.53
24:DA:1209:U:O2	24:DA:1238:G:C6	2.62	0.53
24:DA:1392:A:C6	24:DA:1393:A:N1	2.77	0.53
24:DA:1467:U:C4	24:DA:1546:G:C2	2.97	0.53
24:DA:1858:A:OP2	57:DA:3187:NMY:N7	2.37	0.53
24:DA:1866:A:C2	24:DA:1876:A:C5	2.97	0.53
24:DA:2315:G:H4'	29:DF:124:ARG:NH1	2.24	0.53
26:DC:194:VAL:O	26:DC:195:GLY:O	2.26	0.53
30:DG:93:TYR:CE1	30:DG:106:LEU:HA	2.44	0.53
31:DH:122:LEU:HD23	31:DH:122:LEU:H	1.73	0.53
37:DN:1:MET:O	37:DN:2:ARG:HB3	2.09	0.53
37:DN:67:PHE:HA	37:DN:70:THR:CG2	2.39	0.53
37:DN:72:ASP:CG	37:DN:75:ILE:HG22	2.29	0.53
42:DS:19:LEU:HB3	50:D0:21:LEU:HD12	1.90	0.53
42:DS:63:GLY:O	42:DS:64:ALA:HB3	2.09	0.53
44:DU:28:LEU:O	44:DU:30:SER:N	2.42	0.53
1:AA:405:U:O4	4:AD:2:ALA:N	2.41	0.53
1:AA:666:G:H5'	1:AA:726:C:H1'	1.90	0.53
1:AA:888:G:H1'	1:AA:909:A:H61	1.74	0.53
1:AA:1245:C:H2'	1:AA:1246:A:O4'	2.08	0.53
1:AA:1323:G:O6	19:AS:4:SER:OG	2.17	0.53
2:AB:23:TRP:CZ3	2:AB:25:PRO:HA	2.43	0.53
2:AB:27:MET:C	2:AB:29:PRO:HD2	2.29	0.53

Continued on next page...

Continued from previous page...

Atom-1	Atom-2	Interatomic distance (Å)	Clash overlap (Å)
4:AD:7:PRO:HB3	4:AD:9:LEU:HD21	1.89	0.53
9:AI:130:ARG:NH2	22:AV:35:A:OP2	2.40	0.53
14:AN:64:CYS:HG	14:AN:67:THR:HG1	1.57	0.53
15:AO:62:GLN:O	15:AO:65:LYS:N	2.42	0.53
21:AU:34:ARG:O	21:AU:35:ARG:O	2.27	0.53
22:AV:35:A:C2'	22:AV:36:A:H5''	2.38	0.53
24:BA:49:A:C8	24:BA:51:G:N2	2.77	0.53
24:BA:64:A:H2'	24:BA:65:U:C6	2.44	0.53
24:BA:845:A:N1	24:BA:847:U:C5	2.77	0.53
24:BA:987:C:O2'	24:BA:1000:A:N3	2.34	0.53
24:BA:1566:A:OP1	26:BC:17:LYS:NZ	2.25	0.53
24:BA:1668:A:C2	24:BA:1670:C:N3	2.77	0.53
24:BA:1876:A:N7	24:BA:1877:A:N7	2.57	0.53
24:BA:1995:U:OP1	27:BD:128:ARG:CZ	2.57	0.53
24:BA:2025:C:H5'	27:BD:154:LYS:HZ1	1.74	0.53
24:BA:2095:A:C2	24:BA:2096:C:C5	2.97	0.53
24:BA:2114:A:C2	24:BA:2115:G:H1'	2.44	0.53
24:BA:2302:U:H2'	24:BA:2303:G:H5'	1.91	0.53
24:BA:2743:U:H2'	24:BA:2744:G:O4'	2.09	0.53
26:BC:166:ARG:O	26:BC:166:ARG:HG3	2.08	0.53
28:BE:164:LEU:C	28:BE:164:LEU:HD12	2.30	0.53
31:BH:37:VAL:CG2	31:BH:38:PRO:HD2	2.39	0.53
37:BN:52:ILE:CG2	37:BN:94:TYR:CE2	2.92	0.53
42:BS:70:LYS:O	42:BS:72:THR:N	2.42	0.53
1:CA:289:G:C2'	1:CA:290:C:O5'	2.56	0.53
1:CA:493:A:C4	1:CA:494:G:C6	2.97	0.53
1:CA:543:U:C2	1:CA:544:G:C8	2.97	0.53
1:CA:673:A:C2	1:CA:674:G:C5	2.97	0.53
1:CA:1242:G:C6	1:CA:1243:C:C5	2.97	0.53
2:CB:101:LEU:CD1	2:CB:175:GLU:HB3	2.38	0.53
4:CD:73:ARG:O	4:CD:76:TYR:CG	2.62	0.53
4:CD:167:LYS:HD2	4:CD:168:PRO:HD2	1.89	0.53
7:CG:81:GLY:O	7:CG:83:SER:N	2.42	0.53
10:CJ:55:PRO:O	14:CN:69:ARG:NH2	2.42	0.53
11:CK:127:ARG:CB	21:CU:35:ARG:NH2	2.72	0.53
13:CM:14:HIS:CB	13:CM:17:ILE:CD1	2.86	0.53
13:CM:39:ILE:O	13:CM:41:GLU:N	2.41	0.53
55:CY:48:PRO:O	55:CY:49:THR:CB	2.57	0.53
24:DA:76:C:O2'	48:DY:52:ARG:HA	2.08	0.53
24:DA:78:U:OP1	24:DA:102:U:O4	2.27	0.53
24:DA:103:A:C2'	24:DA:104:A:O5'	2.57	0.53

Continued on next page...

Continued from previous page...

Atom-1	Atom-2	Interatomic distance (Å)	Clash overlap (Å)
24:DA:166:U:O2'	24:DA:167:A:H5'	2.09	0.53
24:DA:480:A:H2'	24:DA:481:G:OP1	2.08	0.53
24:DA:863:A:O2'	24:DA:864:G:H5'	2.09	0.53
24:DA:866:A:C2	24:DA:914:G:H5'	2.44	0.53
24:DA:1285:A:C6	24:DA:1329:U:C5	2.97	0.53
24:DA:1319:C:O2'	24:DA:1320:C:H5'	2.09	0.53
24:DA:1324:G:H1'	24:DA:1616:A:N6	2.24	0.53
24:DA:1670:C:OP1	59:DA:3435:HOH:O	2.19	0.53
24:DA:1701:A:C8	24:DA:1702:G:C8	2.97	0.53
24:DA:1794:A:H1'	24:DA:1900:A:N3	2.24	0.53
24:DA:2259:U:C5	24:DA:2427:C:N4	2.77	0.53
24:DA:2311:A:N7	29:DF:76:PHE:CD1	2.77	0.53
24:DA:2538:C:O2'	24:DA:2539:C:H5'	2.09	0.53
29:DF:45:ASP:OD1	29:DF:46:LYS:N	2.41	0.53
30:DG:30:GLY:O	30:DG:78:VAL:HG22	2.09	0.53
31:DH:11:ASN:O	31:DH:12:LEU:HD22	2.09	0.53
31:DH:66:ASN:HA	31:DH:69:ALA:HB3	1.90	0.53
39:DP:104:GLY:O	39:DP:107:ALA:N	2.41	0.53
40:DQ:87:VAL:HA	41:DR:49:ILE:CG2	2.39	0.53
48:DY:18:LEU:O	48:DY:22:LEU:HB3	2.09	0.53
1:AA:37:U:OP1	12:AL:120:LYS:HG3	2.09	0.53
1:AA:39:G:O2'	1:AA:40:C:H5'	2.08	0.53
1:AA:263:A:P	20:AT:74:ARG:NH1	2.82	0.53
1:AA:437:U:O2	4:AD:120:HIS:CE1	2.62	0.53
1:AA:452:A:N6	1:AA:480:U:C2	2.77	0.53
1:AA:618:C:H3'	1:AA:619:U:H5''	1.91	0.53
1:AA:1158:C:O2'	2:AB:132:LYS:NZ	2.36	0.53
1:AA:1355:G:N1	1:AA:1368:A:C2	2.77	0.53
2:AB:17:GLY:HA2	2:AB:203:ASN:N	2.24	0.53
4:AD:9:LEU:CD1	4:AD:10:LYS:HG2	2.39	0.53
4:AD:62:ARG:CD	4:AD:72:PHE:CE1	2.92	0.53
5:AE:84:PRO:HD3	5:AE:98:PRO:HD3	1.90	0.53
8:AH:106:THR:OG1	8:AH:121:LEU:CB	2.57	0.53
20:AT:67:ILE:HD11	20:AT:71:LYS:CB	2.39	0.53
21:AU:24:GLU:OE2	21:AU:25:LYS:CA	2.57	0.53
21:AU:26:ALA:HB1	23:AX:5:A:OP1	2.09	0.53
24:BA:24:G:H2'	24:BA:25:U:O4'	2.08	0.53
24:BA:118:A:N3	24:BA:178:G:H1'	2.24	0.53
24:BA:265:A:H4'	24:BA:266:G:OP1	2.09	0.53
24:BA:481:G:P	44:BU:43:LYS:HG3	2.49	0.53
24:BA:860:U:O2'	24:BA:2267:A:C5'	2.58	0.53

Continued on next page...

Continued from previous page...

Atom-1	Atom-2	Interatomic distance (Å)	Clash overlap (Å)
24:BA:1296:G:OP1	24:BA:2709:G:O2'	2.20	0.53
24:BA:1327:A:H2'	24:BA:1328:A:O4'	2.09	0.53
24:BA:1883:U:C5	24:BA:1884:G:C5	2.96	0.53
24:BA:2333:A:N7	24:BA:2335:A:C2	2.77	0.53
24:BA:2568:U:H5''	24:BA:2569:G:OP2	2.09	0.53
24:BA:2732:G:H4'	24:BA:2733:A:OP2	2.09	0.53
26:BC:234:GLY:O	26:BC:235:GLU:HB3	2.09	0.53
27:BD:61:THR:OG1	27:BD:64:GLU:OE2	2.26	0.53
33:BJ:18:VAL:CG1	33:BJ:55:ILE:O	2.57	0.53
38:BO:8:ILE:O	38:BO:9:ARG:C	2.47	0.53
39:BP:17:PRO:HD2	39:BP:83:ILE:CG1	2.39	0.53
44:BU:72:PHE:CZ	44:BU:77:GLY:HA2	2.44	0.53
1:CA:19:A:C2	1:CA:20:U:C2	2.97	0.53
1:CA:374:A:C2	1:CA:375:U:C2	2.97	0.53
1:CA:430:A:OP2	4:CD:8:LYS:CG	2.55	0.53
1:CA:706:A:C4	11:CK:44:TRP:HH2	2.27	0.53
1:CA:847:G:C2'	1:CA:848:C:H5'	2.38	0.53
1:CA:967:C:O4'	9:CI:129:LYS:HG3	2.09	0.53
1:CA:1261:A:C5	1:CA:1275:A:C4	2.97	0.53
1:CA:1309:G:P	13:CM:87:ARG:NH1	2.82	0.53
2:CB:107:VAL:O	2:CB:110:SER:N	2.42	0.53
4:CD:58:LYS:HB2	4:CD:200:ILE:HG12	1.90	0.53
9:CI:15:SER:OG	9:CI:75:GLN:N	2.42	0.53
11:CK:125:LYS:CG	11:CK:126:LYS:H	2.21	0.53
12:CL:66:TYR:CD1	12:CL:66:TYR:C	2.82	0.53
15:CO:89:ARG:CZ	24:DA:714:U:C4	2.91	0.53
18:CR:64:TYR:HB3	18:CR:65:LEU:HD23	1.90	0.53
24:DA:191:A:H2'	24:DA:192:C:C6	2.44	0.53
24:DA:242:G:O5'	53:D3:2:LYS:HD2	2.09	0.53
24:DA:528:A:OP2	33:DJ:116:ARG:NH2	2.42	0.53
24:DA:784:G:H5'	24:DA:785:G:OP1	2.08	0.53
24:DA:947:A:O2'	24:DA:984:A:C2	2.57	0.53
24:DA:1014:A:C2	24:DA:1149:G:C2	2.98	0.53
24:DA:1567:G:C8	26:DC:82:TYR:CE2	2.97	0.53
24:DA:1568:G:H4'	26:DC:58:LYS:NZ	2.24	0.53
24:DA:1635:A:C2	24:DA:1636:U:C1'	2.92	0.53
24:DA:1858:A:C5	24:DA:1859:U:C5	2.97	0.53
24:DA:1996:C:H4'	24:DA:1997:C:OP1	2.08	0.53
25:DB:1:U:O4'	25:DB:1:U:P	2.66	0.53
25:DB:110:C:C4	25:DB:111:U:C5	2.96	0.53
31:DH:33:GLN:HG2	31:DH:33:GLN:O	2.09	0.53

Continued on next page...

Continued from previous page...

Atom-1	Atom-2	Interatomic distance (Å)	Clash overlap (Å)
31:DH:81:ALA:CB	31:DH:149:GLU:OE1	2.55	0.53
35:DL:73:ILE:C	35:DL:105:ILE:HD13	2.30	0.53
40:DQ:37:ALA:HA	40:DQ:40:LYS:CE	2.39	0.53
42:DS:59:GLU:O	42:DS:64:ALA:HB2	2.09	0.53
1:AA:149:A:C2	1:AA:150:U:N1	2.77	0.52
1:AA:167:A:C6	1:AA:168:G:C5	2.96	0.52
1:AA:186:C:N4	1:AA:187:G:O6	2.42	0.52
1:AA:442:G:C6	1:AA:443:C:N3	2.77	0.52
1:AA:1489:G:C4	1:AA:1490:U:C6	2.96	0.52
57:AA:1655:NMY:H13	57:AA:1655:NMY:O12	2.09	0.52
2:AB:170:HIS:CD2	2:AB:171:ILE:HG13	2.44	0.52
3:AC:77:ILE:O	3:AC:78:GLY:C	2.47	0.52
6:AF:98:GLU:O	6:AF:99:ALA:O	2.27	0.52
12:AL:55:VAL:N	12:AL:63:VAL:O	2.42	0.52
17:AQ:79:VAL:O	17:AQ:80:GLU:HB2	2.09	0.52
21:AU:21:ARG:NE	23:AX:4:G:H1'	2.24	0.52
24:BA:77:G:H5''	48:BY:2:LYS:HD2	1.91	0.52
24:BA:659:G:O3'	28:BE:95:LYS:HB3	2.09	0.52
24:BA:817:C:H2'	24:BA:818:G:O4'	2.09	0.52
24:BA:827:U:O2'	24:BA:2068:U:C2	2.47	0.52
24:BA:1261:C:H2'	24:BA:1262:A:O5'	2.10	0.52
24:BA:1356:G:C6	24:BA:1357:C:N3	2.78	0.52
24:BA:1545:A:C8	24:BA:1546:G:C8	2.97	0.52
24:BA:1638:C:H5''	24:BA:2710:C:O2	2.10	0.52
24:BA:1826:G:C5	24:BA:1827:U:C5	2.97	0.52
24:BA:2297:A:H2'	24:BA:2297:A:N3	2.22	0.52
24:BA:2419:U:P	53:B3:40:LYS:NZ	2.82	0.52
24:BA:2799:A:C5	24:BA:2801:G:C5	2.97	0.52
25:BB:45:A:N7	29:BF:91:ARG:NH1	2.57	0.52
27:BD:47:ALA:CA	27:BD:84:LEU:HD22	2.39	0.52
28:BE:41:GLN:HG2	28:BE:43:THR:HG23	1.91	0.52
30:BG:24:THR:HA	30:BG:33:THR:HG22	1.89	0.52
32:BI:20:SER:HB2	32:BI:21:PRO:CD	2.39	0.52
34:BK:42:THR:HA	34:BK:56:ASP:O	2.09	0.52
52:B2:24:THR:C	52:B2:26:ASN:H	2.12	0.52
1:CA:65:A:N7	1:CA:381:C:N4	2.56	0.52
1:CA:208:U:OP2	1:CA:208:U:C6	2.63	0.52
1:CA:668:G:H2'	1:CA:669:G:O4'	2.09	0.52
1:CA:737:C:H2'	1:CA:738:C:C6	2.43	0.52
1:CA:738:C:O2'	1:CA:739:C:P	2.67	0.52
1:CA:759:A:H2'	1:CA:760:G:O5'	2.09	0.52

Continued on next page...

Continued from previous page...

Atom-1	Atom-2	Interatomic distance (Å)	Clash overlap (Å)
1:CA:942:G:N1	1:CA:943:U:C4	2.77	0.52
1:CA:956:U:C2	1:CA:1225:A:C2	2.97	0.52
1:CA:1033:G:H2'	1:CA:1034:G:C5'	2.39	0.52
1:CA:1126:U:O2	1:CA:1280:A:H5'	2.09	0.52
1:CA:1266:G:C2	1:CA:1270:G:C6	2.96	0.52
2:CB:166:ALA:HB3	2:CB:191:SER:HB3	1.90	0.52
3:CC:12:LEU:HD21	14:CN:91:GLY:HA2	1.89	0.52
3:CC:40:ARG:O	3:CC:44:THR:N	2.41	0.52
7:CG:103:TRP:CZ3	7:CG:104:ILE:HD13	2.44	0.52
10:CJ:12:ALA:HB3	10:CJ:18:ILE:CG2	2.39	0.52
13:CM:72:GLU:HA	13:CM:75:MET:SD	2.49	0.52
13:CM:80:LEU:HD11	13:CM:85:CYS:HB3	1.91	0.52
14:CN:55:SER:O	14:CN:56:SER:C	2.47	0.52
15:CO:27:VAL:O	15:CO:28:GLN:C	2.48	0.52
19:CS:18:LYS:CD	19:CS:31:LEU:CD1	2.86	0.52
19:CS:44:MET:O	19:CS:45:ILE:HB	2.09	0.52
24:DA:359:G:C2'	24:DA:360:U:H5'	2.39	0.52
24:DA:614:A:O2'	24:DA:615:U:P	2.67	0.52
24:DA:1681:G:N3	24:DA:1762:A:H2'	2.24	0.52
24:DA:1700:A:C3'	24:DA:1701:A:H5'	2.39	0.52
24:DA:2024:G:O3'	27:DD:154:LYS:HE2	2.07	0.52
24:DA:2298:A:C5	24:DA:2321:U:C5	2.97	0.52
24:DA:2498:C:O2'	24:DA:2499:C:H5'	2.08	0.52
24:DA:2757:A:C6	30:DG:66:THR:HG21	2.44	0.52
25:DB:43:C:H4'	29:DF:94:ARG:NH1	2.24	0.52
25:DB:77:U:OP2	45:DV:14:LYS:CD	2.57	0.52
26:DC:159:THR:H	26:DC:194:VAL:HG12	1.73	0.52
29:DF:48:LEU:HD12	29:DF:49:LEU:H	1.74	0.52
29:DF:98:PHE:C	29:DF:98:PHE:CD1	2.82	0.52
29:DF:121:PHE:CE2	29:DF:127:TYR:CE1	2.97	0.52
40:DQ:72:GLY:O	40:DQ:73:ILE:HB	2.09	0.52
44:DU:10:VAL:HG12	44:DU:71:ILE:HA	1.91	0.52
1:AA:37:U:OP1	12:AL:120:LYS:CG	2.57	0.52
1:AA:58:C:O2'	1:AA:59:A:H5'	2.09	0.52
1:AA:80:A:H2'	1:AA:81:A:O4'	2.09	0.52
1:AA:159:G:O2'	1:AA:161:A:N7	2.23	0.52
2:AB:21:ARG:HA	2:AB:21:ARG:NE	2.23	0.52
4:AD:64:ILE:HG22	4:AD:111:ARG:NH1	2.24	0.52
8:AH:103:VAL:O	8:AH:103:VAL:HG12	2.08	0.52
11:AK:71:ALA:O	11:AK:74:VAL:HG23	2.09	0.52
19:AS:74:PHE:O	19:AS:76:PRO:HD3	2.09	0.52

Continued on next page...

Continued from previous page...

Atom-1	Atom-2	Interatomic distance (Å)	Clash overlap (Å)
24:BA:367:G:O6	24:BA:368:A:C2	2.63	0.52
24:BA:666:A:C5	24:BA:667:U:C5	2.97	0.52
24:BA:973:A:O4'	24:BA:1188:U:C6	2.61	0.52
24:BA:1145:C:C2'	24:BA:1146:C:O5'	2.57	0.52
24:BA:1346:G:C2'	24:BA:1347:A:O5'	2.58	0.52
24:BA:1416:G:N7	24:BA:1417:C:C4	2.77	0.52
24:BA:1423:G:H2'	24:BA:1423:G:N3	2.24	0.52
24:BA:1600:C:OP2	59:BA:3716:HOH:O	2.19	0.52
24:BA:1794:A:O4'	24:BA:1900:A:C2	2.62	0.52
24:BA:1802:A:O2'	24:BA:1803:A:OP1	2.26	0.52
24:BA:2089:C:N3	24:BA:2090:A:N7	2.55	0.52
24:BA:2323:G:H2'	24:BA:2324:U:H5'	1.91	0.52
24:BA:2525:G:C2	24:BA:2526:G:N7	2.77	0.52
24:BA:2597:G:H5'	26:BC:240:GLY:HA3	1.92	0.52
24:BA:2779:U:H4'	24:BA:2781:A:C8	2.43	0.52
57:BA:3167:NMY:O17	57:BA:3167:NMY:N2	2.42	0.52
25:BB:114:C:O2	25:BB:114:C:H2'	2.09	0.52
43:BT:72:GLN:O	43:BT:74:ILE:HG23	2.09	0.52
47:BX:11:PRO:HA	47:BX:29:LEU:HD23	1.91	0.52
53:B3:28:LEU:HD11	53:B3:40:LYS:HE3	1.91	0.52
1:CA:71:A:N1	1:CA:99:C:O2'	2.36	0.52
1:CA:184:G:C5	1:CA:185:U:C5	2.96	0.52
1:CA:293:G:N3	1:CA:293:G:H2'	2.24	0.52
1:CA:327:A:C2	1:CA:329:A:C4	2.97	0.52
1:CA:484:G:H4'	1:CA:485:U:OP1	2.07	0.52
1:CA:587:G:C2	1:CA:755:G:C6	2.98	0.52
1:CA:596:A:H2'	1:CA:596:A:N3	2.24	0.52
1:CA:640:A:C6	1:CA:641:U:C4	2.98	0.52
1:CA:894:G:C2'	1:CA:895:G:H5'	2.39	0.52
1:CA:919:A:C2'	1:CA:920:U:O5'	2.57	0.52
1:CA:972:C:P	10:CJ:59:LYS:CD	2.97	0.52
1:CA:975:A:N1	1:CA:1366:C:O2'	2.41	0.52
1:CA:1167:A:N7	1:CA:1169:A:N1	2.57	0.52
1:CA:1350:A:N1	1:CA:1351:U:O2	2.42	0.52
1:CA:1480:A:C5	1:CA:1481:U:C5	2.98	0.52
1:CA:1513:A:H2'	1:CA:1514:G:C8	2.44	0.52
4:CD:5:LEU:O	4:CD:6:GLY:C	2.46	0.52
11:CK:32:VAL:HG12	11:CK:46:THR:OG1	2.08	0.52
13:CM:22:ILE:HD11	13:CM:25:VAL:HG13	1.90	0.52
14:CN:32:ASP:CG	14:CN:33:VAL:N	2.63	0.52
17:CQ:16:LYS:O	17:CQ:17:MET:CB	2.57	0.52

Continued on next page...

Continued from previous page...

Atom-1	Atom-2	Interatomic distance (Å)	Clash overlap (Å)
20:CT:3:ASN:O	20:CT:4:ILE:O	2.28	0.52
22:CV:24:G:N7	22:CV:25:C:C5	2.77	0.52
24:DA:1:G:N2	24:DA:2903:U:O2	2.42	0.52
24:DA:38:A:N3	24:DA:442:G:C2	2.77	0.52
24:DA:559:G:C5	24:DA:560:C:C5	2.98	0.52
24:DA:647:G:H2'	24:DA:648:G:O5'	2.09	0.52
24:DA:674:G:H5''	28:DE:71:GLY:CA	2.39	0.52
24:DA:1045:C:H4'	24:DA:1046:A:H5'	1.91	0.52
24:DA:1471:G:C2'	24:DA:1472:C:H5'	2.40	0.52
24:DA:1840:G:C5	24:DA:1841:U:C5	2.97	0.52
24:DA:2052:A:N7	27:DD:146:ILE:HD11	2.24	0.52
24:DA:2194:U:O2'	24:DA:2195:U:H5'	2.09	0.52
24:DA:2862:G:C6	24:DA:2863:C:C4	2.98	0.52
26:DC:70:LYS:HD2	26:DC:95:TYR:CE1	2.45	0.52
27:DD:132:ALA:HA	27:DD:140:HIS:CD2	2.45	0.52
35:DL:116:VAL:HG13	35:DL:138:ALA:CB	2.39	0.52
38:DO:53:THR:HG21	38:DO:65:THR:CG2	2.38	0.52
42:DS:14:ALA:O	42:DS:18:ARG:HG3	2.09	0.52
42:DS:83:LYS:HD3	42:DS:95:ARG:NH2	2.23	0.52
44:DU:38:ILE:HD12	44:DU:39:ASN:H	1.74	0.52
46:DW:45:PHE:CD1	46:DW:78:LYS:HB3	2.45	0.52
47:DX:18:SER:C	47:DX:20:ALA:H	2.11	0.52
1:AA:212:G:C2	1:AA:213:G:C4	2.97	0.52
1:AA:572:A:OP1	1:AA:917:G:C5'	2.58	0.52
1:AA:744:C:H4'	1:AA:852:G:O2'	2.08	0.52
1:AA:758:C:H4'	1:AA:880:C:O2'	2.09	0.52
1:AA:862:C:H1'	1:AA:874:G:H5''	1.90	0.52
1:AA:1060:U:O4	3:AC:2:GLY:HA3	2.10	0.52
1:AA:1102:A:C2'	1:AA:1103:C:H5'	2.40	0.52
1:AA:1225:A:H2'	1:AA:1226:C:C5	2.45	0.52
1:AA:1426:G:N2	1:AA:1475:G:H1'	2.24	0.52
1:AA:1505:G:H2'	23:AX:12:A:OP2	2.08	0.52
2:AB:208:ARG:O	2:AB:209:ALA:C	2.47	0.52
9:AI:63:LEU:CD2	9:AI:63:LEU:N	2.72	0.52
15:AO:85:LEU:HD12	15:AO:86:GLY:N	2.23	0.52
18:AR:72:ASP:O	21:AU:5:LYS:CE	2.57	0.52
24:BA:294:A:C5	24:BA:345:A:C2	2.98	0.52
24:BA:418:C:C4	24:BA:419:U:C4	2.97	0.52
24:BA:503:A:C6	24:BA:505:A:C6	2.96	0.52
24:BA:805:G:C4	24:BA:2068:U:OP1	2.62	0.52
24:BA:846:U:O2'	24:BA:847:U:H5''	2.09	0.52

Continued on next page...

Continued from previous page...

Atom-1	Atom-2	Interatomic distance (Å)	Clash overlap (Å)
24:BA:954:G:N3	24:BA:2274:A:C2	2.77	0.52
24:BA:1353:A:C8	24:BA:1378:A:N6	2.77	0.52
24:BA:1791:A:C8	24:BA:1792:G:C8	2.97	0.52
24:BA:1792:G:OP1	26:BC:204:LEU:HD12	2.10	0.52
24:BA:1847:A:O2'	24:BA:1848:A:H8	1.93	0.52
24:BA:2016:U:H2'	24:BA:2017:U:C6	2.44	0.52
24:BA:2666:C:C6	24:BA:2667:C:C5	2.98	0.52
25:BB:45:A:H2'	25:BB:45:A:N3	2.24	0.52
27:BD:98:VAL:C	27:BD:100:LEU:N	2.58	0.52
33:BJ:16:TYR:HA	33:BJ:138:GLN:O	2.09	0.52
37:BN:48:VAL:O	37:BN:51:LEU:N	2.42	0.52
44:BU:25:LYS:O	44:BU:26:ASN:HB3	2.09	0.52
1:CA:259:G:OP2	20:CT:78:ASN:ND2	2.42	0.52
1:CA:563:A:C5'	1:CA:566:G:N2	2.73	0.52
1:CA:887:G:N2	1:CA:911:U:C2	2.77	0.52
1:CA:988:G:N2	1:CA:1218:C:N3	2.58	0.52
1:CA:1092:A:H1'	1:CA:1183:U:O4	2.10	0.52
1:CA:1329:A:C5	1:CA:1330:U:N1	2.78	0.52
1:CA:1372:U:C4	1:CA:1373:G:C5	2.97	0.52
2:CB:99:GLY:N	2:CB:175:GLU:OE2	2.41	0.52
2:CB:186:ILE:HD11	2:CB:203:ASN:O	2.09	0.52
3:CC:12:LEU:HD21	14:CN:91:GLY:CA	2.38	0.52
3:CC:45:LYS:O	3:CC:46:GLU:C	2.47	0.52
7:CG:26:PHE:HA	7:CG:29:ILE:CG2	2.39	0.52
7:CG:70:ARG:NE	7:CG:96:ARG:CD	2.73	0.52
10:CJ:100:ILE:CD1	10:CJ:101:SER:N	2.72	0.52
12:CL:90:LEU:HD13	12:CL:90:LEU:O	2.09	0.52
17:CQ:45:HIS:HB3	17:CQ:71:LYS:HB3	1.91	0.52
21:CU:17:ARG:HG2	21:CU:20:LYS:CE	2.39	0.52
24:DA:328:U:C2'	24:DA:329:G:OP1	2.56	0.52
24:DA:500:G:N2	24:DA:502:A:H3'	2.25	0.52
24:DA:661:A:H3'	24:DA:661:A:C8	2.44	0.52
24:DA:927:A:H2'	24:DA:928:A:C8	2.44	0.52
24:DA:1093:G:H5''	24:DA:1094:U:P	2.50	0.52
24:DA:1881:C:H2'	24:DA:1882:U:O4'	2.10	0.52
24:DA:1994:C:P	27:DD:132:ALA:HB3	2.50	0.52
24:DA:2249:U:O2'	24:DA:2252:G:OP2	2.25	0.52
24:DA:2325:G:O5'	24:DA:2325:G:C8	2.63	0.52
24:DA:2794:C:C2	24:DA:2802:G:N2	2.77	0.52
25:DB:1:U:H2'	25:DB:1:U:O2	2.08	0.52
26:DC:90:ILE:HD12	26:DC:102:TYR:CD2	2.44	0.52

Continued on next page...

Continued from previous page...

Atom-1	Atom-2	Interatomic distance (Å)	Clash overlap (Å)
29:DF:9:ASP:OD1	29:DF:10:GLU:N	2.41	0.52
29:DF:40:GLY:O	29:DF:42:ALA:N	2.42	0.52
29:DF:76:PHE:HB2	29:DF:78:ILE:CG1	2.40	0.52
29:DF:121:PHE:CE2	29:DF:162:ASP:C	2.83	0.52
29:DF:129:MET:N	29:DF:153:ILE:HD11	2.24	0.52
31:DH:80:ILE:CG1	31:DH:145:ASN:O	2.57	0.52
34:DK:94:PRO:HG3	34:DK:114:LYS:HD3	1.92	0.52
36:DM:136:MET:O	45:DV:79:ARG:NH2	2.42	0.52
41:DR:1:MET:HG3	41:DR:42:ALA:O	2.10	0.52
41:DR:41:ILE:CD1	41:DR:54:VAL:HG11	2.39	0.52
50:D0:10:SER:O	50:D0:13:GLY:N	2.43	0.52
1:AA:35:G:C4	1:AA:36:C:C5	2.98	0.52
1:AA:382:A:C4	1:AA:383:A:C8	2.98	0.52
1:AA:412:A:H5''	11:CK:14:LYS:HZ2	1.75	0.52
1:AA:463:U:C4	1:AA:464:U:N3	2.77	0.52
1:AA:628:G:H2'	1:AA:629:A:C8	2.45	0.52
1:AA:862:C:C4	1:AA:863:U:H5	2.27	0.52
1:AA:939:G:C6	1:AA:940:C:N4	2.77	0.52
1:AA:949:A:C2'	1:AA:950:U:H5'	2.39	0.52
1:AA:1012:A:C2	1:AA:1018:G:C2	2.97	0.52
1:AA:1078:U:C2'	1:AA:1079:G:O5'	2.57	0.52
1:AA:1159:U:O4'	1:AA:1182:G:N2	2.43	0.52
3:AC:57:ILE:CD1	3:AC:59:ARG:HE	2.22	0.52
3:AC:78:GLY:CA	21:CU:18:ARG:NE	2.72	0.52
4:AD:78:GLU:O	4:AD:81:ARG:HB3	2.09	0.52
5:AE:90:THR:O	5:AE:93:ARG:NH2	2.43	0.52
6:AF:14:GLN:OE1	6:AF:17:GLN:HG3	2.08	0.52
11:AK:82:LEU:HD21	11:AK:105:PHE:CD2	2.44	0.52
13:AM:22:ILE:HD13	13:AM:66:GLU:HG2	1.91	0.52
17:AQ:21:ILE:HG21	17:AQ:48:ASP:HB2	1.90	0.52
24:BA:481:G:C4	24:BA:507:A:C2	2.97	0.52
24:BA:810:U:H3'	35:BL:29:LYS:HA	1.90	0.52
24:BA:853:C:O2	24:BA:925:A:C2	2.62	0.52
24:BA:1074:G:H2'	24:BA:1075:C:H5''	1.90	0.52
24:BA:1494:A:N1	24:BA:1495:A:C4	2.78	0.52
24:BA:1553:A:C5	24:BA:1555:G:C4	2.98	0.52
24:BA:1576:U:N3	24:BA:1577:C:C5	2.78	0.52
24:BA:1623:G:C6	24:BA:1624:U:C4	2.97	0.52
24:BA:1710:G:C2	24:BA:1749:A:C2	2.98	0.52
24:BA:2258:C:H4'	24:BA:2259:U:OP2	2.10	0.52
24:BA:2376:A:C5	38:BO:99:TYR:CD2	2.98	0.52

Continued on next page...

Continued from previous page...

Atom-1	Atom-2	Interatomic distance (Å)	Clash overlap (Å)
24:BA:2400:G:C5	24:BA:2401:U:C5	2.97	0.52
24:BA:2847:U:OP1	39:BP:95:LYS:HE2	2.09	0.52
29:BF:43:ILE:HG22	29:BF:44:ALA:N	2.25	0.52
35:BL:93:ASN:CB	35:BL:96:LYS:HD3	2.39	0.52
35:BL:114:GLY:O	35:BL:115:GLU:HB3	2.10	0.52
40:BQ:38:VAL:O	40:BQ:38:VAL:HG13	2.07	0.52
40:BQ:46:TYR:C	40:BQ:46:TYR:CD1	2.82	0.52
42:BS:6:LYS:HD3	42:BS:104:THR:HB	1.92	0.52
45:BV:11:GLU:O	45:BV:12:GLN:HB3	2.09	0.52
48:BY:52:ARG:O	48:BY:53:VAL:C	2.48	0.52
53:B3:21:PHE:O	53:B3:48:MET:HA	2.10	0.52
1:CA:104:G:O2'	1:CA:105:G:H5'	2.10	0.52
1:CA:147:G:H2'	1:CA:148:G:C8	2.43	0.52
1:CA:413:G:H3'	1:CA:414:A:H5'	1.92	0.52
1:CA:605:U:H2'	1:CA:606:G:O5'	2.10	0.52
1:CA:620:C:H1'	4:CD:132:ILE:CD1	2.39	0.52
1:CA:673:A:C2	1:CA:674:G:C4	2.98	0.52
1:CA:688:G:N2	1:CA:700:G:C8	2.78	0.52
1:CA:705:G:C5	11:CK:44:TRP:CZ3	2.97	0.52
2:CB:54:LEU:HA	2:CB:57:LEU:HG	1.91	0.52
7:CG:7:ILE:HG22	7:CG:8:GLY:N	2.25	0.52
7:CG:150:ALA:HA	11:CK:61:PHE:CG	2.44	0.52
8:CH:99:LEU:HD23	8:CH:99:LEU:N	2.24	0.52
12:CL:98:VAL:CG2	12:CL:98:VAL:O	2.57	0.52
15:CO:22:THR:O	15:CO:27:VAL:HG21	2.10	0.52
16:CP:75:ILE:HG13	16:CP:76:LYS:N	2.24	0.52
19:CS:71:LEU:O	19:CS:71:LEU:HG	2.10	0.52
23:CX:10:A:C4	23:CX:11:A:C8	2.97	0.52
24:DA:78:U:P	48:DY:2:LYS:HD3	2.50	0.52
24:DA:271:G:C4	24:DA:367:G:N2	2.78	0.52
24:DA:277:G:N3	24:DA:277:G:H3'	2.24	0.52
24:DA:898:C:N4	24:DA:899:A:C4	2.77	0.52
24:DA:971:G:C2'	24:DA:972:A:O5'	2.57	0.52
24:DA:1087:G:C6	24:DA:1089:A:C2	2.97	0.52
24:DA:1239:G:H2'	24:DA:1240:U:O4'	2.09	0.52
24:DA:1731:G:C6	24:DA:1733:G:C4	2.97	0.52
24:DA:1736:U:O4	24:DA:1737:G:C2	2.62	0.52
24:DA:1737:G:C2'	24:DA:1738:G:N3	2.72	0.52
24:DA:1910:G:N3	24:DA:1921:G:C2	2.78	0.52
24:DA:1993:U:H2'	24:DA:1994:C:H5'	1.92	0.52
24:DA:2200:C:C2'	24:DA:2201:G:H5'	2.40	0.52

Continued on next page...

Continued from previous page...

Atom-1	Atom-2	Interatomic distance (Å)	Clash overlap (Å)
24:DA:2306:C:OP2	24:DA:2307:G:O2'	2.15	0.52
24:DA:2845:U:H5''	39:DP:51:ASN:O	2.08	0.52
57:DA:3184:NMY:N2	57:DA:3184:NMY:C17	2.73	0.52
25:DB:78:A:N6	25:DB:98:G:O2'	2.39	0.52
26:DC:176:ARG:NH1	26:DC:177:SER:HB3	2.25	0.52
27:DD:101:PHE:CD1	27:DD:104:VAL:HG11	2.41	0.52
29:DF:153:ILE:O	29:DF:154:THR:CB	2.58	0.52
32:DI:110:GLN:HG3	32:DI:111:THR:N	2.25	0.52
34:DK:91:SER:O	34:DK:93:GLN:N	2.42	0.52
36:DM:136:MET:HE3	45:DV:57:TYR:CD1	2.45	0.52
1:AA:106:C:C2'	1:AA:107:G:C5'	2.87	0.52
1:AA:158:G:C6	1:AA:159:G:N7	2.77	0.52
1:AA:292:G:N7	1:AA:293:G:H1'	2.24	0.52
1:AA:504:C:O4'	1:AA:510:A:N1	2.42	0.52
1:AA:694:A:C2	1:AA:695:A:H1'	2.43	0.52
1:AA:858:G:C8	1:AA:869:G:C6	2.98	0.52
1:AA:935:A:N1	7:AG:3:ARG:NH2	2.58	0.52
1:AA:1239:A:H2'	1:AA:1298:U:O4	2.09	0.52
2:AB:188:ASP:HB2	2:AB:204:ASP:HB3	1.91	0.52
2:AB:219:ALA:O	2:AB:220:THR:HG23	2.10	0.52
4:AD:90:LEU:HD12	4:AD:90:LEU:C	2.30	0.52
6:AF:17:GLN:O	6:AF:21:MET:HG3	2.09	0.52
7:AG:133:THR:O	7:AG:136:LYS:NZ	2.43	0.52
9:AI:16:ALA:O	9:AI:67:VAL:HG23	2.09	0.52
24:BA:589:U:H2'	24:BA:590:A:H8	1.74	0.52
24:BA:792:A:C8	24:BA:2440:C:C2	2.97	0.52
24:BA:1064:C:C5	24:BA:1066:U:O2	2.62	0.52
24:BA:1069:A:C6	24:BA:1073:A:C6	2.97	0.52
24:BA:1097:U:C2	32:BI:7:TYR:O	2.63	0.52
24:BA:1365:A:C6	24:BA:1366:A:C6	2.98	0.52
24:BA:1370:C:H2'	24:BA:1371:G:C8	2.45	0.52
24:BA:1478:G:C2	24:BA:1479:G:C8	2.97	0.52
24:BA:1789:A:OP2	26:BC:220:ARG:CZ	2.58	0.52
24:BA:1794:A:H2'	24:BA:1795:C:H6	1.74	0.52
24:BA:2235:G:H2'	24:BA:2236:U:O4'	2.10	0.52
24:BA:2304:G:P	29:BF:120:SER:OG	2.67	0.52
24:BA:2703:C:C2	24:BA:2704:C:C5	2.96	0.52
24:BA:2849:U:O2'	24:BA:2866:U:O2	2.25	0.52
29:BF:7:TYR:HA	29:BF:11:VAL:CG2	2.40	0.52
29:BF:91:ARG:CG	29:BF:92:GLY:N	2.71	0.52
34:BK:39:ILE:HG22	34:BK:41:ILE:HG23	1.90	0.52

Continued on next page...

Continued from previous page...

Atom-1	Atom-2	Interatomic distance (Å)	Clash overlap (Å)
36:BM:49:ALA:HB2	36:BM:123:LYS:HB3	1.91	0.52
38:BO:5:SER:OG	38:BO:6:ALA:N	2.41	0.52
42:BS:37:THR:HG22	42:BS:38:TYR:N	2.24	0.52
42:BS:42:LYS:O	42:BS:46:LEU:HD12	2.10	0.52
50:B0:24:VAL:O	50:B0:26:SER:N	2.43	0.52
51:B1:5:ARG:HA	51:B1:24:LYS:O	2.09	0.52
1:CA:68:G:H5'	1:CA:171:A:O2'	2.09	0.52
1:CA:136:C:H1'	16:CP:1:MET:CE	2.37	0.52
1:CA:220:G:H2'	1:CA:221:C:H5'	1.90	0.52
1:CA:613:C:H2'	1:CA:614:C:C6	2.44	0.52
1:CA:909:A:H2'	1:CA:910:C:H5'	1.90	0.52
1:CA:937:A:C5	1:CA:938:A:N7	2.77	0.52
1:CA:1051:C:N3	1:CA:1052:U:C5	2.78	0.52
1:CA:1085:U:H5'	1:CA:1094:G:C2	2.45	0.52
1:CA:1167:A:C5	1:CA:1169:A:N1	2.77	0.52
1:CA:1399:C:H4'	1:CA:1400:C:H5'	1.92	0.52
3:CC:157:LEU:HD13	3:CC:164:ARG:HG2	1.90	0.52
4:CD:103:TYR:CD1	4:CD:104:ARG:N	2.77	0.52
6:CF:23:GLU:O	6:CF:24:ARG:C	2.47	0.52
8:CH:64:LYS:O	8:CH:65:TYR:CD1	2.63	0.52
9:CI:51:PRO:HB3	9:CI:103:PHE:CZ	2.45	0.52
9:CI:99:ARG:O	9:CI:102:GLY:N	2.43	0.52
11:CK:67:ALA:HA	11:CK:70:CYS:HB3	1.91	0.52
13:CM:81:MET:O	13:CM:82:ASP:C	2.48	0.52
14:CN:93:ILE:HG21	14:CN:96:LEU:HD23	1.89	0.52
18:CR:47:THR:OG1	18:CR:52:GLN:HB2	2.10	0.52
24:DA:171:U:O2'	24:DA:172:A:H5'	2.10	0.52
24:DA:222:A:C2	24:DA:233:A:H4'	2.44	0.52
24:DA:528:A:H5''	33:DJ:113:PRO:HG3	1.92	0.52
24:DA:1010:A:N3	24:DA:1153:C:H1'	2.25	0.52
24:DA:1081:U:C4	24:DA:1082:U:O2	2.63	0.52
24:DA:1098:A:O3'	24:DA:1099:G:C8	2.63	0.52
24:DA:1187:G:HO2'	24:DA:1188:U:H6	1.57	0.52
24:DA:1216:G:H5''	40:DQ:10:ARG:NH1	2.25	0.52
24:DA:1239:G:N7	24:DA:1240:U:C5	2.77	0.52
24:DA:1494:A:H2'	24:DA:1495:A:C8	2.44	0.52
24:DA:1590:A:C2	24:DA:1591:A:C4	2.98	0.52
24:DA:1735:A:C2	24:DA:1736:U:H1'	2.45	0.52
24:DA:2303:G:C4	24:DA:2304:G:C8	2.97	0.52
24:DA:2531:A:N1	24:DA:2532:G:C4	2.78	0.52
24:DA:2722:G:H2'	24:DA:2723:C:H6	1.74	0.52

Continued on next page...

Continued from previous page...

Atom-1	Atom-2	Interatomic distance (Å)	Clash overlap (Å)
29:DF:116:LEU:HD22	29:DF:129:MET:HE2	1.91	0.52
31:DH:117:LEU:CD2	31:DH:119:ASN:N	2.73	0.52
32:DI:23:VAL:HG22	32:DI:24:GLY:N	2.25	0.52
36:DM:114:ARG:HH21	36:DM:114:ARG:HG3	1.72	0.52
42:DS:22:ASP:HA	42:DS:25:ARG:HG3	1.90	0.52
42:DS:51:LEU:O	42:DS:54:ALA:N	2.42	0.52
1:AA:82:G:C2	1:AA:88:U:O2	2.63	0.52
1:AA:181:A:C2	1:AA:195:A:C5	2.98	0.52
1:AA:202:G:C2	1:AA:216:U:O2	2.63	0.52
1:AA:261:U:OP1	20:AT:71:LYS:NZ	2.40	0.52
1:AA:449:G:H2'	1:AA:450:G:C8	2.45	0.52
1:AA:528:C:C5'	1:AA:529:G:OP2	2.58	0.52
1:AA:1275:A:C5	1:AA:1276:G:C8	2.97	0.52
1:AA:1537:U:H2'	1:AA:1537:U:O2	2.10	0.52
4:AD:86:THR:HA	4:AD:89:ASN:HB2	1.92	0.52
5:AE:84:PRO:HA	5:AE:96:MET:O	2.10	0.52
7:AG:5:ARG:O	7:AG:6:VAL:C	2.47	0.52
10:AJ:27:GLU:O	10:AJ:31:ARG:HG2	2.10	0.52
11:AK:56:ARG:O	11:AK:57:LYS:C	2.48	0.52
11:AK:84:VAL:CG2	11:AK:85:MET:N	2.73	0.52
12:AL:114:ARG:O	12:AL:115:SER:C	2.47	0.52
17:AQ:29:VAL:HG12	17:AQ:30:LYS:O	2.09	0.52
20:AT:5:LYS:O	20:AT:5:LYS:HG2	2.09	0.52
23:AX:11:A:N6	23:AX:12:A:C2	2.78	0.52
24:BA:6:A:N3	33:BJ:135:GLN:NE2	2.57	0.52
24:BA:96:C:H4'	48:BY:41:HIS:NE2	2.25	0.52
24:BA:126:A:N6	24:BA:127:A:N1	2.57	0.52
24:BA:164:C:H2'	24:BA:165:A:O4'	2.10	0.52
24:BA:483:A:C2	24:BA:484:C:C2	2.97	0.52
24:BA:629:G:N3	24:BA:639:U:O2'	2.41	0.52
24:BA:1050:A:C2	24:BA:2751:G:C6	2.98	0.52
24:BA:1080:A:C2	24:BA:1081:U:C2	2.98	0.52
24:BA:1111:A:H4'	24:BA:1112:G:OP1	2.10	0.52
24:BA:1177:G:C6	24:BA:1178:C:C2	2.97	0.52
24:BA:1202:G:C6	24:BA:1203:U:N3	2.78	0.52
24:BA:1368:G:H5'	52:B2:25:LYS:CD	2.39	0.52
24:BA:1569:A:C6	24:BA:1570:A:C5	2.98	0.52
24:BA:1876:A:N6	24:BA:1877:A:N6	2.57	0.52
24:BA:2262:U:OP1	46:BW:41:ARG:NH1	2.42	0.52
24:BA:2546:U:H5''	24:BA:2547:A:OP1	2.09	0.52
24:BA:2682:A:C2	27:BD:23:PRO:HB3	2.44	0.52

Continued on next page...

Continued from previous page...

Atom-1	Atom-2	Interatomic distance (Å)	Clash overlap (Å)
24:BA:2876:G:H2'	24:BA:2877:G:O4'	2.10	0.52
25:BB:14:U:O2	25:BB:14:U:H2'	2.10	0.52
25:BB:54:G:C4	29:BF:25:MET:HE1	2.43	0.52
26:BC:90:ILE:HD13	26:BC:102:TYR:CE1	2.44	0.52
30:BG:22:VAL:HG12	30:BG:35:THR:OG1	2.10	0.52
37:BN:29:VAL:HG13	37:BN:83:LEU:HD11	1.92	0.52
42:BS:17:VAL:HG21	42:BS:76:VAL:HG11	1.90	0.52
42:BS:63:GLY:O	42:BS:64:ALA:CB	2.58	0.52
43:BT:29:THR:HG23	43:BT:85:VAL:O	2.10	0.52
45:BV:77:VAL:CG2	45:BV:89:ILE:HG12	2.38	0.52
45:BV:87:GLN:O	45:BV:88:HIS:HB2	2.09	0.52
52:B2:3:ARG:CZ	52:B2:3:ARG:CB	2.87	0.52
53:B3:31:ILE:HG22	53:B3:31:ILE:O	2.09	0.52
54:B4:36:ARG:O	54:B4:37:GLN:C	2.48	0.52
1:CA:243:A:C2	1:CA:246:A:C8	2.98	0.52
1:CA:289:G:H2'	1:CA:290:C:O5'	2.09	0.52
1:CA:353:A:C2'	1:CA:354:G:OP2	2.57	0.52
1:CA:414:A:N6	1:CA:431:A:N3	2.57	0.52
1:CA:430:A:OP1	4:CD:9:LEU:CG	2.57	0.52
1:CA:702:A:O2'	1:CA:703:G:P	2.67	0.52
1:CA:1354:U:HO2'	1:CA:1355:G:P	2.31	0.52
2:CB:151:ILE:O	2:CB:152:LYS:C	2.48	0.52
6:CF:25:TYR:O	6:CF:28:ALA:N	2.42	0.52
6:CF:69:GLU:O	6:CF:71:ILE:CG1	2.58	0.52
7:CG:148:ASN:O	7:CG:150:ALA:N	2.43	0.52
13:CM:66:GLU:HG2	13:CM:70:ARG:NH1	2.25	0.52
17:CQ:48:ASP:HA	17:CQ:75:LEU:HG	1.91	0.52
17:CQ:70:THR:CG2	17:CQ:71:LYS:N	2.71	0.52
18:CR:36:SER:HA	21:CU:4:ILE:CD1	2.40	0.52
18:CR:48:ARG:HG3	18:CR:51:TYR:CB	2.40	0.52
55:CY:25:SER:C	55:CY:26:LYS:HD2	2.30	0.52
24:DA:188:G:H1'	24:DA:1365:A:N1	2.25	0.52
24:DA:360:U:O4	24:DA:361:G:C6	2.63	0.52
24:DA:457:A:H5'	24:DA:459:U:C1'	2.40	0.52
24:DA:1059:G:H5'	24:DA:1060:U:H2'	1.90	0.52
24:DA:1640:A:H2'	24:DA:1641:A:O4'	2.09	0.52
24:DA:1922:G:C5	24:DA:1923:U:C5	2.98	0.52
24:DA:2078:C:C2	24:DA:2079:U:C6	2.97	0.52
24:DA:2121:G:N7	24:DA:2122:U:C4	2.78	0.52
24:DA:2307:G:O6	29:DF:40:GLY:HA3	2.10	0.52
24:DA:2390:U:O5'	53:D3:34:LYS:HE2	2.10	0.52

Continued on next page...

Continued from previous page...

Atom-1	Atom-2	Interatomic distance (Å)	Clash overlap (Å)
24:DA:2852:G:C2	24:DA:2853:C:C2	2.98	0.52
28:DE:149:ILE:HD12	28:DE:192:ALA:CB	2.40	0.52
34:DK:57:VAL:C	34:DK:58:LEU:HD23	2.29	0.52
43:DT:32:LEU:N	43:DT:32:LEU:HD22	2.24	0.52
51:D1:42:VAL:O	51:D1:43:ARG:C	2.48	0.52
1:AA:47:C:C6	1:AA:365:U:H2'	2.45	0.52
1:AA:86:G:C2	1:AA:87:C:C2	2.98	0.52
1:AA:144:G:C4	1:AA:179:A:C2	2.97	0.52
1:AA:684:U:H1'	11:AK:40:ASN:HA	1.92	0.52
1:AA:882:C:C2'	1:AA:883:C:H5'	2.39	0.52
1:AA:917:G:C2	1:AA:918:A:C4	2.98	0.52
1:AA:990:C:C2	1:AA:991:U:C5	2.98	0.52
1:AA:1057:G:O3'	3:AC:197:GLY:HA3	2.09	0.52
1:AA:1061:G:N7	1:AA:1062:U:C5	2.77	0.52
1:AA:1441:A:H3'	1:AA:1442:G:C8	2.45	0.52
5:AE:149:SER:HB3	5:AE:152:MET:HB3	1.91	0.52
8:AH:129:VAL:O	8:AH:130:ALA:HB2	2.10	0.52
9:AI:7:TYR:CD2	9:AI:19:VAL:O	2.63	0.52
10:AJ:34:ALA:O	10:AJ:35:GLN:CB	2.58	0.52
10:AJ:36:VAL:HG23	10:AJ:37:ARG:N	2.23	0.52
17:AQ:19:LYS:HG3	17:AQ:48:ASP:HB3	1.91	0.52
22:AV:66:U:H2'	22:AV:67:C:C6	2.45	0.52
23:AX:10:A:O2'	23:AX:11:A:P	2.65	0.52
24:BA:305:C:H1'	24:BA:313:G:N2	2.23	0.52
24:BA:329:G:H4'	24:BA:330:A:OP2	2.08	0.52
24:BA:373:U:C2	24:BA:374:A:C8	2.98	0.52
24:BA:507:A:C1'	24:BA:509:C:N3	2.72	0.52
24:BA:1131:G:O2'	24:BA:2026:U:H5'	2.10	0.52
24:BA:1144:A:C4	24:BA:1145:C:C5	2.98	0.52
24:BA:1187:G:H5''	41:BR:83:TYR:CE2	2.45	0.52
24:BA:1206:G:C6	24:BA:1207:C:C4	2.98	0.52
24:BA:1286:A:N6	24:BA:1329:U:O2	2.43	0.52
24:BA:1353:A:O2'	24:BA:1354:A:H5'	2.09	0.52
24:BA:1906:G:C6	24:BA:1929:G:N2	2.78	0.52
25:BB:33:G:O6	25:BB:34:A:N6	2.42	0.52
25:BB:57:A:C8	29:BF:26:GLN:NE2	2.77	0.52
27:BD:27:ILE:HG12	27:BD:187:LEU:O	2.10	0.52
33:BJ:125:TYR:CD2	33:BJ:130:HIS:HA	2.44	0.52
41:BR:24:LYS:HG2	41:BR:92:TRP:HB3	1.91	0.52
44:BU:57:ILE:N	44:BU:57:ILE:CD1	2.72	0.52
50:B0:39:ARG:HB3	50:B0:40:HIS:CD2	2.45	0.52

Continued on next page...

Continued from previous page...

Atom-1	Atom-2	Interatomic distance (Å)	Clash overlap (Å)
1:CA:71:A:OP2	1:CA:72:A:OP2	2.28	0.52
1:CA:429:U:O5'	4:CD:9:LEU:HD22	2.10	0.52
1:CA:654:G:C8	1:CA:753:A:C6	2.97	0.52
1:CA:694:A:H5''	11:CK:55:SER:HB3	1.90	0.52
1:CA:714:G:N3	1:CA:777:A:H1'	2.24	0.52
1:CA:750:C:C5	1:CA:751:U:C5	2.98	0.52
1:CA:919:A:H2'	1:CA:920:U:O5'	2.10	0.52
1:CA:1132:C:H2'	1:CA:1133:G:C8	2.44	0.52
3:CC:107:ARG:O	3:CC:108:LYS:C	2.48	0.52
4:CD:104:ARG:NE	4:CD:170:TRP:CH2	2.78	0.52
4:CD:104:ARG:CD	4:CD:170:TRP:CZ2	2.92	0.52
5:CE:44:GLY:O	5:CE:45:ARG:HB2	2.09	0.52
11:CK:81:ASN:O	11:CK:82:LEU:CB	2.58	0.52
12:CL:57:LEU:O	12:CL:57:LEU:HD12	2.10	0.52
24:DA:285:G:C2	24:DA:356:G:C4	2.97	0.52
24:DA:1059:G:C2	24:DA:1080:A:C4	2.96	0.52
24:DA:1060:U:C1'	24:DA:1062:G:OP2	2.58	0.52
24:DA:1321:A:C6	24:DA:1322:A:C5	2.98	0.52
24:DA:1372:U:HO2'	24:DA:1373:A:H5'	1.73	0.52
24:DA:1562:U:H2'	24:DA:1563:U:C6	2.44	0.52
24:DA:1653:G:P	37:DN:2:ARG:NH2	2.83	0.52
24:DA:2204:G:N2	24:DA:2205:A:C1'	2.73	0.52
24:DA:2532:G:O2'	24:DA:2657:A:N6	2.41	0.52
24:DA:2689:U:OP2	24:DA:2719:G:N2	2.31	0.52
26:DC:158:GLY:N	26:DC:194:VAL:CG1	2.73	0.52
28:DE:78:TRP:O	28:DE:81:GLY:N	2.40	0.52
29:DF:123:GLY:HA2	29:DF:162:ASP:CG	2.30	0.52
32:DI:24:GLY:O	32:DI:27:LEU:HD23	2.10	0.52
47:DX:52:ALA:O	47:DX:54:GLY:N	2.42	0.52
1:AA:123:U:H1'	1:AA:290:C:O2'	2.10	0.52
1:AA:201:G:H2'	1:AA:202:G:C8	2.45	0.52
1:AA:487:A:C5	1:AA:488:C:C2	2.98	0.52
1:AA:705:G:N7	1:AA:706:A:N7	2.58	0.52
1:AA:939:G:N2	1:AA:1344:C:O2	2.43	0.52
1:AA:1035:A:H2'	1:AA:1036:A:O4'	2.09	0.52
1:AA:1084:G:C5	1:AA:1085:U:C4	2.98	0.52
1:AA:1095:U:C4	1:AA:1096:C:C4	2.98	0.52
1:AA:1206:G:H4'	3:AC:192:THR:O	2.10	0.52
1:AA:1234:C:H1'	1:AA:1364:U:C6	2.45	0.52
1:AA:1324:A:C5	1:AA:1325:C:C6	2.97	0.52
1:AA:1352:C:C2	1:AA:1371:G:C2	2.98	0.52

Continued on next page...

Continued from previous page...

Atom-1	Atom-2	Interatomic distance (Å)	Clash overlap (Å)
2:AB:104:TRP:CD2	2:AB:108:ARG:HB3	2.45	0.52
3:AC:35:SER:HA	3:AC:38:LYS:HB3	1.91	0.52
4:AD:98:LEU:HD22	4:AD:118:VAL:CG1	2.40	0.52
4:AD:203:LEU:HD11	4:AD:204:TYR:CE1	2.45	0.52
10:AJ:96:VAL:O	10:AJ:96:VAL:HG23	2.09	0.52
11:AK:13:ARG:NH2	11:AK:77:TYR:CE2	2.78	0.52
11:AK:35:THR:OG1	11:AK:36:ASP:O	2.27	0.52
12:AL:32:GLY:CA	12:AL:56:ARG:O	2.58	0.52
21:AU:12:PHE:O	21:AU:13:ASP:HB2	2.10	0.52
24:BA:77:G:N2	24:BA:110:G:C4	2.78	0.52
24:BA:108:G:N1	24:BA:109:C:O2	2.43	0.52
24:BA:563:A:N6	59:BA:3271:HOH:O	2.43	0.52
24:BA:572:A:C2	24:BA:573:U:O2	2.63	0.52
24:BA:850:U:O2'	24:BA:851:C:H5'	2.09	0.52
24:BA:1078:U:O2'	24:BA:1088:A:OP1	2.28	0.52
24:BA:1275:A:C2	24:BA:1295:C:O2'	2.55	0.52
24:BA:1805:A:N3	26:BC:49:THR:HG22	2.24	0.52
24:BA:2311:A:O2'	24:BA:2312:U:OP1	2.28	0.52
24:BA:2326:C:H1'	24:BA:2327:A:OP1	2.10	0.52
24:BA:2335:A:C6	24:BA:2337:G:H1'	2.45	0.52
25:BB:29:A:C2	25:BB:30:C:C2	2.98	0.52
26:BC:24:HIS:HB2	26:BC:81:GLU:HG3	1.92	0.52
26:BC:62:ARG:HH21	26:BC:62:ARG:CG	2.23	0.52
28:BE:145:ASP:HB3	28:BE:184:ASP:OD1	2.10	0.52
30:BG:41:GLU:CB	30:BG:54:ARG:CZ	2.88	0.52
34:BK:121:GLU:CG	34:BK:122:VAL:H	2.22	0.52
35:BL:91:ASP:OD1	35:BL:94:THR:N	2.40	0.52
38:BO:48:LEU:HD23	38:BO:48:LEU:N	2.24	0.52
39:BP:103:THR:O	39:BP:105:LYS:N	2.43	0.52
53:B3:6:VAL:O	53:B3:6:VAL:CG1	2.57	0.52
53:B3:39:ARG:O	53:B3:43:LEU:CD1	2.58	0.52
1:CA:262:A:H3'	1:CA:263:A:H8	1.75	0.52
1:CA:739:C:N4	1:CA:740:U:O4	2.43	0.52
1:CA:759:A:C2'	1:CA:760:G:O5'	2.58	0.52
1:CA:949:A:H2'	1:CA:950:U:O4'	2.10	0.52
1:CA:958:A:C4	19:CS:55:ARG:NH2	2.78	0.52
1:CA:1081:A:O3'	5:CE:23:LYS:NZ	2.42	0.52
1:CA:1151:A:O4'	10:CJ:41:PRO:HB3	2.10	0.52
1:CA:1439:G:OP2	20:CT:33:LYS:NZ	2.34	0.52
4:CD:9:LEU:O	4:CD:10:LYS:C	2.48	0.52
4:CD:182:PHE:O	4:CD:183:LYS:CB	2.58	0.52

Continued on next page...

Continued from previous page...

Atom-1	Atom-2	Interatomic distance (Å)	Clash overlap (Å)
6:CF:59:TYR:O	6:CF:60:VAL:CG1	2.50	0.52
7:CG:2:PRO:O	7:CG:3:ARG:C	2.48	0.52
8:CH:29:SER:HB3	8:CH:57:PRO:CB	2.40	0.52
8:CH:29:SER:CB	8:CH:57:PRO:HB2	2.40	0.52
12:CL:33:VAL:O	12:CL:55:VAL:HG23	2.10	0.52
16:CP:68:SER:O	16:CP:70:ARG:N	2.42	0.52
21:CU:14:VAL:HG13	21:CU:16:LEU:HB3	1.91	0.52
22:CV:64:A:C4	22:CV:65:G:C8	2.97	0.52
55:CY:15:LYS:O	55:CY:15:LYS:HG3	2.09	0.52
24:DA:63:A:C2'	24:DA:64:A:H5'	2.40	0.52
24:DA:85:G:OP1	44:DU:5:ARG:CD	2.56	0.52
24:DA:275:C:N3	24:DA:276:U:H1'	2.24	0.52
24:DA:304:U:O2'	24:DA:305:C:H5'	2.09	0.52
24:DA:482:A:P	44:DU:46:LYS:HZ1	2.32	0.52
24:DA:693:A:H1'	24:DA:1354:A:H1'	1.92	0.52
24:DA:977:G:C2	24:DA:978:G:C8	2.98	0.52
24:DA:1242:U:H2'	24:DA:1243:C:C6	2.45	0.52
24:DA:1277:G:H5'	37:DN:20:MET:HE2	1.92	0.52
24:DA:1277:G:C5'	37:DN:20:MET:HE1	2.40	0.52
24:DA:2377:A:O2'	24:DA:2378:A:H5'	2.10	0.52
24:DA:2489:U:O2	24:DA:2491:U:C4	2.63	0.52
24:DA:2500:U:O2	24:DA:2504:U:C4	2.62	0.52
24:DA:2520:C:C6	24:DA:2567:G:H1'	2.45	0.52
57:DA:3186:NMY:O4	57:DA:3186:NMY:N6	2.43	0.52
25:DB:98:G:H22	45:DV:14:LYS:CE	2.23	0.52
26:DC:124:LYS:O	26:DC:125:PRO:C	2.48	0.52
26:DC:176:ARG:HH11	26:DC:177:SER:HB3	1.75	0.52
28:DE:168:ASP:OD1	28:DE:169:VAL:N	2.43	0.52
31:DH:115:VAL:O	31:DH:116:ARG:HG3	2.10	0.52
38:DO:50:ALA:O	38:DO:51:ALA:CB	2.57	0.52
48:DY:12:GLU:O	48:DY:15:ASN:HB3	2.10	0.52
48:DY:18:LEU:O	48:DY:18:LEU:HD13	2.10	0.52
1:AA:400:C:C4	1:AA:401:C:H5	2.28	0.52
1:AA:406:G:C4	1:AA:407:U:C5	2.98	0.52
1:AA:463:U:C5	1:AA:464:U:C4	2.98	0.52
1:AA:528:C:N4	1:AA:529:G:O6	2.43	0.52
1:AA:649:A:C6	1:AA:650:G:C8	2.98	0.52
1:AA:673:A:H5''	6:AF:86:ARG:NH1	2.24	0.52
1:AA:709:U:HO2'	1:AA:710:G:P	2.32	0.52
1:AA:780:A:P	11:AK:125:LYS:HG2	2.50	0.52
1:AA:942:G:N2	1:AA:943:U:C2	2.78	0.52

Continued on next page...

Continued from previous page...

Atom-1	Atom-2	Interatomic distance (Å)	Clash overlap (Å)
1:AA:1003:G:C2	1:AA:1038:C:N3	2.78	0.52
1:AA:1014:A:C2	19:AS:34:TRP:CE2	2.98	0.52
1:AA:1133:G:H5'	1:AA:1134:G:P	2.50	0.52
1:AA:1277:C:O2'	1:AA:1279:G:H1'	2.10	0.52
1:AA:1385:G:N1	1:AA:1386:G:C5	2.78	0.52
4:AD:197:GLU:O	4:AD:201:VAL:CG1	2.58	0.52
5:AE:125:ALA:O	5:AE:126:LYS:CB	2.57	0.52
7:AG:125:SER:C	7:AG:127:ALA:H	2.13	0.52
8:AH:64:LYS:C	8:AH:65:TYR:CD1	2.83	0.52
9:AI:19:VAL:HA	9:AI:65:ILE:HG22	1.92	0.52
10:AJ:36:VAL:HA	10:AJ:76:ILE:HG22	1.92	0.52
14:AN:49:GLN:C	14:AN:51:LEU:N	2.57	0.52
16:AP:57:ILE:O	16:AP:58:ALA:C	2.48	0.52
21:AU:21:ARG:O	21:AU:21:ARG:HG3	2.10	0.52
22:AV:70:G:C2	22:AV:71:G:C4	2.98	0.52
24:BA:58:G:OP1	43:BT:78:SER:CB	2.57	0.52
24:BA:206:U:H2'	24:BA:206:U:O2	2.10	0.52
24:BA:320:A:P	28:BE:130:LYS:CE	2.98	0.52
24:BA:362:A:C3'	24:BA:363:G:C5'	2.88	0.52
24:BA:482:A:N6	24:BA:506:G:H1'	2.24	0.52
24:BA:545:U:C2'	24:BA:547:A:H5'	2.35	0.52
24:BA:602:A:N3	24:BA:655:A:C2	2.78	0.52
24:BA:616:A:H2'	24:BA:617:G:C5'	2.40	0.52
24:BA:661:A:H2'	24:BA:662:G:O4'	2.10	0.52
24:BA:855:G:N2	24:BA:923:G:C4	2.78	0.52
24:BA:1241:A:C2	24:BA:1242:U:H1'	2.45	0.52
24:BA:1483:G:N2	24:BA:1484:U:C2	2.78	0.52
24:BA:1657:U:OP1	27:BD:141:ARG:N	2.43	0.52
24:BA:1666:G:OP1	34:BK:66:LYS:HE3	2.10	0.52
24:BA:1854:A:H2'	24:BA:1855:U:H5'	1.92	0.52
24:BA:2345:G:C8	24:BA:2347:C:C6	2.98	0.52
24:BA:2603:G:C5	24:BA:2604:U:C5	2.98	0.52
24:BA:2714:G:O2'	24:BA:2715:C:H5'	2.10	0.52
57:BA:3161:NMY:N2	57:BA:3161:NMY:C17	2.73	0.52
30:BG:144:ALA:HA	30:BG:147:LEU:HD21	1.90	0.52
31:BH:64:ALA:O	31:BH:68:ARG:NH2	2.43	0.52
31:BH:67:ALA:O	31:BH:71:LYS:N	2.39	0.52
32:BI:121:ILE:O	32:BI:124:MET:N	2.42	0.52
33:BJ:64:VAL:HG11	33:BJ:89:PHE:CZ	2.44	0.52
33:BJ:139:VAL:HG22	33:BJ:140:LEU:N	2.25	0.52
39:BP:96:LEU:O	39:BP:97:TYR:C	2.49	0.52

Continued on next page...

Continued from previous page...

Atom-1	Atom-2	Interatomic distance (Å)	Clash overlap (Å)
42:BS:23:LEU:HD22	42:BS:35:ILE:HG21	1.92	0.52
42:BS:25:ARG:HG2	42:BS:74:ILE:HG23	1.92	0.52
42:BS:46:LEU:O	42:BS:47:VAL:CB	2.56	0.52
42:BS:75:PHE:CZ	42:BS:104:THR:HG21	2.45	0.52
45:BV:48:MET:O	45:BV:51:GLN:HB3	2.10	0.52
1:CA:64:G:N7	1:CA:99:C:C4	2.78	0.52
1:CA:201:G:C6	1:CA:217:C:O2	2.62	0.52
1:CA:869:G:H5''	1:CA:872:A:O4'	2.10	0.52
1:CA:1014:A:C5'	19:CS:14:HIS:CE1	2.93	0.52
1:CA:1213:A:C8	1:CA:1215:G:C5	2.98	0.52
1:CA:1352:C:H2'	1:CA:1353:G:C1'	2.40	0.52
1:CA:1496:C:H5''	1:CA:1497:G:OP2	2.10	0.52
4:CD:167:LYS:CD	4:CD:168:PRO:HD2	2.39	0.52
11:CK:31:ILE:CG2	11:CK:46:THR:HG21	2.40	0.52
13:CM:49:SER:O	13:CM:50:GLU:C	2.48	0.52
15:CO:9:ALA:O	15:CO:10:LYS:C	2.48	0.52
18:CR:73:ARG:O	18:CR:74:HIS:CG	2.63	0.52
22:CV:63:G:OP1	51:D1:27:ARG:NH2	2.42	0.52
24:DA:322:A:C5	24:DA:340:A:C2	2.97	0.52
24:DA:483:A:C8	24:DA:484:C:C5	2.98	0.52
24:DA:910:A:N1	24:DA:2277:G:H1'	2.25	0.52
24:DA:1509:A:N3	24:DA:1510:G:C8	2.78	0.52
24:DA:1831:G:C2'	24:DA:1832:C:O5'	2.58	0.52
24:DA:2224:G:H4'	24:DA:2226:C:C2	2.45	0.52
24:DA:2313:C:C1'	29:DF:36:ASN:ND2	2.72	0.52
24:DA:2522:U:O2'	24:DA:2647:U:OP1	2.15	0.52
24:DA:2784:U:C2	24:DA:2785:C:C5	2.98	0.52
27:DD:14:ILE:HB	27:DD:22:ILE:CG2	2.40	0.52
30:DG:148:ARG:HA	30:DG:161:VAL:HG22	1.92	0.52
31:DH:77:THR:O	31:DH:78:VAL:CB	2.58	0.52
35:DL:4:ASN:OD1	35:DL:5:THR:HG22	2.08	0.52
40:DQ:60:TRP:CE2	40:DQ:92:LYS:HA	2.45	0.52
41:DR:25:LEU:CD1	41:DR:94:THR:OG1	2.58	0.52
43:DT:68:LYS:HE3	43:DT:69:ARG:N	2.24	0.52
1:AA:17:U:H4'	1:AA:1080:A:O4'	2.10	0.52
1:AA:175:C:O2'	1:AA:1447:A:N1	2.41	0.52
1:AA:182:A:N7	1:AA:184:G:C4	2.77	0.52
1:AA:275:G:C2	1:AA:276:G:C8	2.98	0.52
1:AA:294:U:C5'	1:AA:295:C:OP2	2.58	0.52
1:AA:392:C:HO2'	1:AA:482:A:H2	1.56	0.52
1:AA:614:C:H3'	1:AA:615:G:H5''	1.91	0.52

Continued on next page...

Continued from previous page...

Atom-1	Atom-2	Interatomic distance (Å)	Clash overlap (Å)
1:AA:664:G:P	18:AR:53:ARG:HH22	2.29	0.52
1:AA:790:A:C5	1:AA:791:G:C6	2.97	0.52
1:AA:960:U:H2'	1:AA:1225:A:H62	1.74	0.52
1:AA:1240:U:OP2	7:AG:116:MET:N	2.43	0.52
2:AB:73:LYS:O	2:AB:75:ALA:N	2.40	0.52
3:AC:53:SER:O	3:AC:54:ARG:HB3	2.10	0.52
4:AD:11:LEU:HD21	4:AD:63:ARG:HG2	1.92	0.52
5:AE:83:HIS:CG	5:AE:84:PRO:N	2.78	0.52
8:AH:22:LYS:O	8:AH:65:TYR:OH	2.24	0.52
8:AH:102:ALA:O	8:AH:103:VAL:CB	2.57	0.52
8:AH:113:ASP:O	8:AH:117:ARG:HG2	2.09	0.52
12:AL:6:GLN:O	12:AL:9:ARG:N	2.43	0.52
12:AL:118:GLY:O	12:AL:119:VAL:CB	2.57	0.52
16:AP:54:LEU:HD23	16:AP:54:LEU:C	2.30	0.52
19:AS:36:ARG:HB2	19:AS:72:GLY:CA	2.40	0.52
24:BA:137:U:OP2	24:BA:140:C:C4	2.63	0.52
24:BA:391:A:C6	24:BA:392:U:C6	2.97	0.52
24:BA:608:A:C2	24:BA:621:A:C2	2.98	0.52
24:BA:659:G:C2	24:BA:660:C:C2	2.97	0.52
24:BA:663:G:OP1	35:BL:17:LYS:N	2.43	0.52
24:BA:1385:A:C2	24:BA:1386:C:N3	2.78	0.52
24:BA:1681:G:N3	24:BA:1762:A:H2'	2.24	0.52
24:BA:1866:A:N3	24:BA:1876:A:C2	2.78	0.52
24:BA:2131:U:H5'	24:BA:2132:U:H5''	1.91	0.52
24:BA:2691:C:O2'	24:BA:2692:G:H5'	2.09	0.52
26:BC:24:HIS:CB	26:BC:81:GLU:HG3	2.40	0.52
30:BG:108:PHE:C	30:BG:110:HIS:N	2.62	0.52
34:BK:92:GLU:O	34:BK:93:GLN:O	2.28	0.52
34:BK:121:GLU:HG3	34:BK:122:VAL:N	2.24	0.52
36:BM:18:ARG:HA	36:BM:18:ARG:HE	1.74	0.52
36:BM:105:MET:CE	36:BM:113:ALA:HA	2.40	0.52
45:BV:89:ILE:HG22	45:BV:90:ASP:N	2.25	0.52
1:CA:4:U:H5''	1:CA:5:U:OP1	2.10	0.52
1:CA:212:G:N2	1:CA:213:G:C5	2.78	0.52
1:CA:220:G:C2'	1:CA:221:C:H5'	2.39	0.52
1:CA:406:G:C6	1:CA:495:A:C8	2.98	0.52
1:CA:663:A:N1	1:CA:743:A:C2	2.77	0.52
1:CA:665:A:OP2	18:CR:57:ARG:NH2	2.43	0.52
1:CA:706:A:N3	11:CK:44:TRP:HZ2	2.04	0.52
1:CA:763:G:C5	1:CA:764:C:C4	2.98	0.52
1:CA:974:A:P	14:CN:81:ARG:NH2	2.83	0.52

Continued on next page...

Continued from previous page...

Atom-1	Atom-2	Interatomic distance (Å)	Clash overlap (Å)
1:CA:1084:G:C6	1:CA:1085:U:C4	2.98	0.52
1:CA:1264:U:H2'	1:CA:1265:C:H5'	1.92	0.52
1:CA:1307:U:H3'	13:CM:98:ARG:NH2	2.25	0.52
1:CA:1329:A:C8	1:CA:1330:U:C6	2.98	0.52
1:CA:1400:C:H3'	1:CA:1401:G:H5'	1.92	0.52
1:CA:1506:U:C4'	11:CK:128:ARG:HD3	2.39	0.52
2:CB:50:PHE:HB3	2:CB:54:LEU:HB2	1.92	0.52
2:CB:184:PHE:CE2	2:CB:198:PHE:CD2	2.98	0.52
4:CD:22:LYS:NZ	4:CD:25:VAL:O	2.38	0.52
6:CF:21:MET:O	6:CF:23:GLU:CG	2.58	0.52
7:CG:54:SER:OG	7:CG:55:GLY:N	2.43	0.52
8:CH:34:VAL:HG23	8:CH:35:ALA:N	2.25	0.52
9:CI:30:ILE:HG13	9:CI:31:ASN:N	2.25	0.52
9:CI:40:GLY:O	9:CI:41:ARG:CB	2.57	0.52
9:CI:82:GLY:HA2	9:CI:85:ARG:NH1	2.25	0.52
11:CK:94:GLU:O	11:CK:97:ILE:N	2.42	0.52
12:CL:25:GLU:O	12:CL:26:ALA:C	2.49	0.52
12:CL:89:ASP:O	12:CL:90:LEU:C	2.48	0.52
16:CP:1:MET:HG2	16:CP:2:VAL:N	2.25	0.52
24:DA:192:C:H2'	24:DA:193:U:H5'	1.91	0.52
24:DA:299:A:N3	24:DA:319:G:O2'	2.33	0.52
24:DA:407:G:C2	24:DA:421:C:C2	2.98	0.52
24:DA:1041:G:C2	24:DA:1042:G:C8	2.98	0.52
24:DA:1188:U:H4'	41:DR:81:LYS:O	2.10	0.52
24:DA:1603:A:OP1	59:DA:3410:HOH:O	2.18	0.52
24:DA:1733:G:N1	24:DA:1734:G:C5	2.78	0.52
24:DA:2336:A:N3	24:DA:2385:C:H1'	2.25	0.52
24:DA:2754:U:O2'	24:DA:2756:U:OP1	2.23	0.52
57:DA:3190:NMY:N19	57:DA:3190:NMY:N23	2.57	0.52
25:DB:15:A:O2'	25:DB:16:G:C5'	2.58	0.52
27:DD:108:ASP:OD2	27:DD:207:VAL:HG12	2.08	0.52
28:DE:98:LYS:NZ	59:DE:404:HOH:O	2.40	0.52
34:DK:4:GLU:O	34:DK:5:GLN:HG2	2.10	0.52
35:DL:98:ALA:O	35:DL:100:ILE:N	2.43	0.52
38:DO:87:ILE:O	38:DO:88:LYS:CG	2.58	0.52
41:DR:1:MET:HG2	41:DR:2:TYR:N	2.25	0.52
42:DS:32:ALA:HA	42:DS:35:ILE:HD12	1.92	0.52
46:DW:28:GLY:CA	46:DW:66:LYS:HG2	2.39	0.52
1:AA:46:G:C6	1:AA:366:A:C2	2.97	0.51
1:AA:112:G:H2'	1:AA:113:G:H5'	1.93	0.51
1:AA:664:G:C5'	18:AR:53:ARG:HH21	2.23	0.51

Continued on next page...

Continued from previous page...

Atom-1	Atom-2	Interatomic distance (Å)	Clash overlap (Å)
1:AA:696:A:C5	1:AA:697:U:C5	2.99	0.51
1:AA:827:U:O2'	8:AH:20:ALA:HB2	2.10	0.51
1:AA:838:G:N3	1:AA:849:G:N2	2.57	0.51
1:AA:1311:A:C2	1:AA:1327:C:N3	2.78	0.51
3:AC:6:HIS:CE1	14:AN:89:MET:HB3	2.45	0.51
4:AD:69:GLU:CA	4:AD:72:PHE:CE1	2.93	0.51
16:AP:19:VAL:CG2	16:AP:37:GLY:N	2.71	0.51
24:BA:59:U:H4'	24:BA:73:A:C5	2.46	0.51
24:BA:199:A:C8	24:BA:2433:A:C6	2.97	0.51
24:BA:250:G:H2'	24:BA:251:A:C8	2.45	0.51
24:BA:348:A:C8	24:BA:349:U:C5	2.98	0.51
24:BA:374:A:N3	24:BA:374:A:H2'	2.26	0.51
24:BA:398:C:OP2	47:BX:52:ALA:HB1	2.10	0.51
24:BA:416:U:C4	24:BA:417:C:C5	2.98	0.51
24:BA:481:G:OP2	44:BU:43:LYS:HG3	2.10	0.51
24:BA:1038:G:N2	24:BA:1118:C:C2	2.79	0.51
24:BA:1270:C:H5''	24:BA:1271:G:H5'	1.92	0.51
24:BA:1532:A:C2	24:BA:1533:C:N4	2.78	0.51
24:BA:1542:U:H2'	24:BA:1543:G:O4'	2.09	0.51
24:BA:1589:U:H2'	24:BA:1590:A:C8	2.45	0.51
24:BA:1929:G:H2'	24:BA:1929:G:N3	2.25	0.51
24:BA:1937:A:H2'	24:BA:1939:U:OP2	2.10	0.51
24:BA:2185:U:C5	24:BA:2186:G:N7	2.78	0.51
24:BA:2260:C:H2'	24:BA:2261:C:H6	1.75	0.51
24:BA:2454:G:C4	24:BA:2455:G:C8	2.98	0.51
24:BA:2603:G:H2'	24:BA:2604:U:O5'	2.10	0.51
24:BA:2627:G:O2'	24:BA:2781:A:N1	2.18	0.51
24:BA:2798:U:H4'	24:BA:2799:A:C5'	2.40	0.51
27:BD:125:TRP:CG	27:BD:160:LYS:HE2	2.45	0.51
28:BE:109:LEU:HD11	28:BE:180:LEU:CD1	2.40	0.51
30:BG:51:PHE:CE2	30:BG:68:ARG:CB	2.92	0.51
33:BJ:16:TYR:N	33:BJ:16:TYR:CD1	2.76	0.51
1:CA:27:G:C6	1:CA:557:G:C2	2.98	0.51
1:CA:425:G:C6	1:CA:426:U:C4	2.98	0.51
1:CA:657:U:H5'	15:CO:28:GLN:OE1	2.10	0.51
1:CA:1000:A:C6	1:CA:1001:C:C4	2.98	0.51
1:CA:1153:G:C5	1:CA:1154:G:C8	2.98	0.51
1:CA:1298:U:O4'	1:CA:1299:A:C6	2.63	0.51
2:CB:159:ASP:O	2:CB:160:ALA:HB3	2.10	0.51
3:CC:7:PRO:O	3:CC:11:ARG:CD	2.58	0.51
3:CC:40:ARG:NH1	3:CC:55:ILE:O	2.43	0.51

Continued on next page...

Continued from previous page...

Atom-1	Atom-2	Interatomic distance (Å)	Clash overlap (Å)
3:CC:120:ILE:HG21	3:CC:198:VAL:HG21	1.92	0.51
6:CF:24:ARG:O	6:CF:27:ALA:N	2.44	0.51
11:CK:65:VAL:O	11:CK:65:VAL:HG23	2.10	0.51
12:CL:64:THR:HG23	12:CL:64:THR:O	2.09	0.51
13:CM:41:GLU:HA	13:CM:41:GLU:OE1	2.10	0.51
17:CQ:64:CYS:N	17:CQ:72:SER:O	2.43	0.51
19:CS:45:ILE:HA	19:CS:62:VAL:HG23	1.92	0.51
24:DA:417:C:H2'	24:DA:418:C:H6	1.75	0.51
24:DA:957:C:N4	24:DA:2459:A:C8	2.78	0.51
24:DA:1074:G:C6	24:DA:1075:C:C4	2.99	0.51
24:DA:1306:C:O2'	24:DA:1307:A:H5'	2.11	0.51
24:DA:1450:G:N2	24:DA:1462:C:C2	2.77	0.51
24:DA:2052:A:N6	24:DA:2618:G:C2	2.78	0.51
24:DA:2108:A:H2'	24:DA:2109:U:O5'	2.10	0.51
24:DA:2128:G:H2'	24:DA:2129:C:O5'	2.09	0.51
24:DA:2339:C:H2'	24:DA:2340:A:H8	1.75	0.51
24:DA:2422:C:O2'	24:DA:2423:U:P	2.68	0.51
24:DA:2819:G:OP1	59:DA:3811:HOH:O	2.19	0.51
29:DF:12:VAL:O	29:DF:13:LYS:C	2.48	0.51
29:DF:124:ARG:HH22	29:DF:126:ASN:ND2	2.08	0.51
30:DG:19:ASN:O	30:DG:22:VAL:CG2	2.57	0.51
34:DK:4:GLU:OE2	34:DK:23:LYS:NZ	2.36	0.51
34:DK:86:LEU:N	34:DK:86:LEU:HD23	2.24	0.51
35:DL:126:ARG:C	35:DL:127:VAL:CG2	2.79	0.51
40:DQ:2:ARG:O	40:DQ:2:ARG:HD2	2.10	0.51
41:DR:79:ARG:HD2	41:DR:80:ARG:H	1.75	0.51
1:AA:604:G:C2	1:AA:635:A:C2	2.98	0.51
1:AA:621:A:H2'	1:AA:622:A:O4'	2.09	0.51
1:AA:624:C:N3	1:AA:625:U:C4	2.79	0.51
1:AA:844:G:O2'	1:AA:845:A:N7	2.43	0.51
1:AA:891:U:C2'	1:AA:892:A:H5'	2.40	0.51
1:AA:992:U:O2	1:AA:993:G:C2	2.63	0.51
1:AA:1256:A:H2'	1:AA:1278:G:N7	2.25	0.51
1:AA:1304:G:C6	1:AA:1305:G:N2	2.79	0.51
1:AA:1305:G:C2	1:AA:1331:G:O2'	2.63	0.51
1:AA:1540:U:N3	23:AX:3:G:N2	2.57	0.51
3:AC:65:ARG:O	3:AC:66:VAL:HB	2.10	0.51
3:AC:101:ILE:HD12	3:AC:102:ASN:N	2.26	0.51
4:AD:9:LEU:HG	4:AD:10:LYS:N	2.25	0.51
6:AF:10:VAL:CG2	6:AF:21:MET:CE	2.88	0.51
14:AN:45:VAL:HG22	14:AN:46:LEU:N	2.26	0.51

Continued on next page...

Continued from previous page...

Atom-1	Atom-2	Interatomic distance (Å)	Clash overlap (Å)
22:AV:72:C:O2'	22:AV:73:A:C5'	2.58	0.51
24:BA:262:A:C2	24:BA:430:A:N3	2.78	0.51
24:BA:861:A:N3	25:BB:79:G:O2'	2.43	0.51
24:BA:950:G:C6	24:BA:951:C:C4	2.99	0.51
24:BA:1148:U:H2'	24:BA:1149:G:O4'	2.10	0.51
24:BA:1202:G:C2	24:BA:1244:A:C2	2.98	0.51
24:BA:1205:A:C2	28:BE:165:HIS:CE1	2.98	0.51
24:BA:1684:G:C2	24:BA:1705:A:C2	2.99	0.51
24:BA:1869:G:N2	24:BA:1871:A:O2'	2.42	0.51
24:BA:1987:A:H2'	24:BA:1987:A:N3	2.25	0.51
24:BA:2011:U:O2	24:BA:2011:U:O4'	2.28	0.51
24:BA:2414:G:C2	24:BA:2415:G:C8	2.98	0.51
24:BA:2419:U:H2'	24:BA:2420:C:C6	2.44	0.51
24:BA:2636:C:H2'	24:BA:2637:U:C6	2.45	0.51
24:BA:2640:G:P	33:BJ:96:ARG:NH1	2.84	0.51
25:BB:15:A:C5	25:BB:109:A:C2	2.99	0.51
27:BD:202:ILE:CG1	27:BD:202:ILE:O	2.59	0.51
29:BF:12:VAL:HG23	29:BF:13:LYS:H	1.75	0.51
30:BG:163:TYR:CB	30:BG:166:GLU:HB2	2.40	0.51
32:BI:116:MET:HB3	32:BI:124:MET:SD	2.50	0.51
33:BJ:86:GLN:HG2	33:BJ:87:ALA:N	2.26	0.51
35:BL:114:GLY:O	35:BL:115:GLU:CB	2.59	0.51
38:BO:21:LEU:HD12	38:BO:21:LEU:N	2.26	0.51
40:BQ:71:ASN:HB3	40:BQ:109:VAL:HG11	1.92	0.51
44:BU:12:VAL:HA	44:BU:69:VAL:HA	1.92	0.51
44:BU:73:ASN:O	44:BU:74:ALA:HB3	2.10	0.51
1:CA:188:C:O2	1:CA:189:A:C4	2.64	0.51
1:CA:380:G:C2	1:CA:384:G:N1	2.78	0.51
1:CA:499:A:C6	1:CA:547:A:C8	2.98	0.51
1:CA:688:G:C2	1:CA:700:G:N7	2.78	0.51
1:CA:869:G:H4'	1:CA:872:A:C8	2.45	0.51
1:CA:942:G:C6	1:CA:943:U:C4	2.98	0.51
1:CA:951:G:H1'	1:CA:1231:G:N2	2.24	0.51
1:CA:1202:U:C6	14:CN:69:ARG:NH1	2.78	0.51
1:CA:1264:U:C2'	1:CA:1265:C:H5'	2.40	0.51
2:CB:114:LEU:HG	2:CB:115:LYS:N	2.25	0.51
7:CG:120:LEU:O	7:CG:121:ALA:C	2.47	0.51
12:CL:56:ARG:O	12:CL:57:LEU:HG	2.09	0.51
13:CM:68:ASP:O	13:CM:71:ARG:N	2.44	0.51
16:CP:23:ASP:O	16:CP:24:SER:C	2.47	0.51
17:CQ:23:VAL:HG12	17:CQ:24:ALA:O	2.11	0.51

Continued on next page...

Continued from previous page...

Atom-1	Atom-2	Interatomic distance (Å)	Clash overlap (Å)
19:CS:60:VAL:CG1	19:CS:62:VAL:HG13	2.39	0.51
21:CU:20:LYS:HB2	21:CU:20:LYS:NZ	2.25	0.51
55:CY:13:MET:HA	55:CY:16:CYS:HB2	1.93	0.51
55:CY:143:LEU:CD1	55:CY:143:LEU:C	2.78	0.51
24:DA:160:A:H2'	24:DA:161:A:C8	2.45	0.51
24:DA:328:U:H2'	24:DA:329:G:OP1	2.10	0.51
24:DA:1064:C:N3	24:DA:1066:U:N3	2.58	0.51
24:DA:1410:G:O6	24:DA:1591:A:N6	2.43	0.51
24:DA:1801:A:C8	24:DA:2203:U:C5	2.98	0.51
24:DA:2553:G:H2'	24:DA:2554:U:O4'	2.10	0.51
27:DD:38:LYS:HE2	27:DD:45:TYR:OH	2.10	0.51
30:DG:75:VAL:CG2	30:DG:76:ILE:N	2.73	0.51
31:DH:50:ARG:O	31:DH:51:ARG:C	2.49	0.51
33:DJ:68:LYS:O	33:DJ:70:THR:N	2.43	0.51
34:DK:11:ALA:HB2	34:DK:83:ALA:HB1	1.91	0.51
35:DL:23:ILE:O	35:DL:26:GLY:N	2.37	0.51
35:DL:127:VAL:HG12	35:DL:131:ALA:HB3	1.91	0.51
44:DU:11:ILE:HG22	44:DU:21:ARG:HG2	1.93	0.51
1:AA:149:A:H2'	1:AA:149:A:N3	2.25	0.51
1:AA:158:G:C4	1:AA:159:G:C8	2.98	0.51
1:AA:546:A:OP1	4:AD:70:ARG:N	2.32	0.51
1:AA:865:A:H5'	1:AA:1078:U:O4	2.10	0.51
1:AA:929:G:C4'	1:AA:1535:C:H5''	2.40	0.51
1:AA:978:A:N7	1:AA:1318:A:N6	2.59	0.51
1:AA:1520:C:H2'	1:AA:1521:C:H6	1.74	0.51
4:AD:65:TYR:HB2	4:AD:67:VAL:HG23	1.90	0.51
4:AD:148:LYS:O	4:AD:149:ALA:HB3	2.10	0.51
6:AF:92:THR:HG22	6:AF:93:LYS:N	2.25	0.51
8:AH:37:ALA:C	8:AH:39:VAL:N	2.63	0.51
8:AH:106:THR:OG1	8:AH:121:LEU:HB3	2.09	0.51
9:AI:67:VAL:HG22	9:AI:68:LYS:N	2.25	0.51
16:AP:60:TRP:HA	16:AP:60:TRP:CE3	2.46	0.51
24:BA:182:A:C6	24:BA:183:C:C4	2.98	0.51
24:BA:386:G:H4'	24:BA:387:U:OP2	2.10	0.51
24:BA:667:U:H2'	24:BA:667:U:O2	2.10	0.51
24:BA:862:G:O2'	25:BB:78:A:N3	2.38	0.51
24:BA:1059:G:N2	24:BA:1080:A:H1'	2.26	0.51
24:BA:1338:G:O2'	43:BT:19:LYS:NZ	2.26	0.51
24:BA:1356:G:N1	24:BA:1357:C:O2	2.43	0.51
24:BA:1441:G:C2	24:BA:1551:A:N3	2.79	0.51
24:BA:1562:U:C4	24:BA:1563:U:C5	2.98	0.51

Continued on next page...

Continued from previous page...

Atom-1	Atom-2	Interatomic distance (Å)	Clash overlap (Å)
24:BA:1864:U:C2'	24:BA:1865:U:H5'	2.40	0.51
24:BA:2414:G:H21	24:BA:2415:G:H1'	1.74	0.51
24:BA:2415:G:N3	24:BA:2416:C:C6	2.78	0.51
24:BA:2455:G:H2'	24:BA:2456:C:C6	2.45	0.51
24:BA:2753:A:C4	24:BA:2754:U:C6	2.98	0.51
26:BC:261:ARG:NE	26:BC:262:THR:HG23	2.25	0.51
28:BE:109:LEU:O	28:BE:112:LEU:N	2.44	0.51
28:BE:119:ILE:O	28:BE:187:VAL:HA	2.10	0.51
28:BE:138:LEU:O	28:BE:139:LYS:C	2.49	0.51
32:BI:108:ILE:O	32:BI:109:ALA:HB3	2.09	0.51
33:BJ:75:TYR:HA	33:BJ:86:GLN:HB2	1.91	0.51
41:BR:12:HIS:ND1	41:BR:12:HIS:N	2.58	0.51
46:BW:31:VAL:CG2	46:BW:32:LEU:N	2.73	0.51
47:BX:31:ASN:O	47:BX:32:LEU:O	2.28	0.51
1:CA:2:A:C6	1:CA:3:A:N1	2.78	0.51
1:CA:363:A:N6	1:CA:364:A:C6	2.78	0.51
1:CA:437:U:C4	1:CA:438:U:C5	2.97	0.51
1:CA:502:A:OP1	12:CL:115:SER:HB3	2.10	0.51
1:CA:722:G:OP2	21:CU:45:ARG:NH1	2.43	0.51
1:CA:1074:G:O3'	2:CB:102:THR:CG2	2.58	0.51
2:CB:83:ALA:O	2:CB:84:ALA:C	2.49	0.51
4:CD:51:TYR:CA	4:CD:54:GLN:HB2	2.38	0.51
5:CE:82:GLN:NE2	5:CE:150:PRO:HD3	2.25	0.51
7:CG:67:GLU:C	7:CG:70:ARG:HB3	2.31	0.51
11:CK:59:THR:HB	11:CK:60:PRO:HD2	1.92	0.51
18:CR:24:LYS:O	18:CR:26:ILE:HG22	2.11	0.51
19:CS:16:LEU:HD12	19:CS:19:VAL:CG1	2.39	0.51
22:CV:30:G:N2	22:CV:41:C:C2	2.78	0.51
55:CY:114:THR:CG2	55:CY:115:LYS:N	2.72	0.51
24:DA:507:A:N6	57:DA:3189:NMY:HN32	2.09	0.51
24:DA:584:C:OP1	40:DQ:5:ARG:HG3	2.09	0.51
24:DA:1375:U:C5	24:DA:1376:C:C5	2.98	0.51
24:DA:1414:C:C5	24:DA:1415:U:C4	2.98	0.51
24:DA:1759:A:H4'	24:DA:2715:C:O4'	2.10	0.51
24:DA:1789:A:OP1	26:DC:220:ARG:HD3	2.09	0.51
24:DA:1993:U:C2'	24:DA:1994:C:H5'	2.40	0.51
24:DA:2167:U:N3	24:DA:2170:A:OP2	2.43	0.51
24:DA:2471:A:N6	24:DA:2472:G:C2	2.78	0.51
24:DA:2483:C:H1'	36:DM:51:ARG:NH2	2.26	0.51
24:DA:2761:A:O2'	30:DG:142:GLN:NE2	2.43	0.51
24:DA:2846:G:OP1	39:DP:52:ARG:NH1	2.43	0.51

Continued on next page...

Continued from previous page...

Atom-1	Atom-2	Interatomic distance (Å)	Clash overlap (Å)
26:DC:216:ARG:HD3	26:DC:217:PRO:HD2	1.92	0.51
29:DF:95:MET:O	29:DF:99:PHE:CD1	2.64	0.51
31:DH:71:LYS:HE3	31:DH:108:VAL:HB	1.91	0.51
31:DH:82:SER:HB3	31:DH:146:VAL:HG23	1.91	0.51
32:DI:23:VAL:HG13	32:DI:24:GLY:H	1.75	0.51
37:DN:38:LEU:HB3	37:DN:39:PRO:HD3	1.92	0.51
38:DO:11:ALA:O	38:DO:13:ARG:N	2.44	0.51
53:D3:26:ALA:O	53:D3:27:ASN:CB	2.57	0.51
1:AA:121:U:O2'	1:AA:122:G:O5'	2.22	0.51
1:AA:213:G:N7	1:AA:214:C:C5	2.79	0.51
1:AA:298:A:H3'	1:AA:299:G:C8	2.44	0.51
1:AA:572:A:H1'	1:AA:917:G:O4'	2.10	0.51
1:AA:984:C:O2	1:AA:1222:G:N2	2.43	0.51
1:AA:1074:G:C6	1:AA:1075:U:C4	2.98	0.51
1:AA:1091:U:C2	1:AA:1093:A:OP2	2.63	0.51
7:AG:132:GLY:O	7:AG:135:VAL:HG22	2.11	0.51
9:AI:38:TYR:CE2	9:AI:39:PHE:CE1	2.98	0.51
9:AI:129:LYS:O	9:AI:130:ARG:HG2	2.10	0.51
11:AK:101:ASN:OD1	11:AK:101:ASN:C	2.49	0.51
11:AK:125:LYS:HA	21:AU:35:ARG:CB	2.41	0.51
14:AN:25:GLU:OE1	14:AN:26:LEU:N	2.43	0.51
16:AP:19:VAL:HG21	16:AP:36:VAL:HG23	1.93	0.51
20:AT:67:ILE:HD11	20:AT:71:LYS:HE2	1.92	0.51
22:AV:33:U:O2	22:AV:35:A:C8	2.63	0.51
24:BA:613:A:H3'	24:BA:614:A:H5'	1.93	0.51
24:BA:621:A:H2'	24:BA:622:G:C5'	2.40	0.51
24:BA:682:G:C2	24:BA:683:U:C6	2.98	0.51
24:BA:910:A:N1	24:BA:2277:G:H1'	2.26	0.51
24:BA:1071:G:C1'	24:BA:1089:A:C8	2.94	0.51
24:BA:1199:U:H2'	24:BA:1200:C:C6	2.46	0.51
24:BA:1368:G:H5'	52:B2:25:LYS:HD2	1.92	0.51
24:BA:1448:G:C5	24:BA:1449:G:C5	2.99	0.51
24:BA:1553:A:C8	24:BA:1555:G:C6	2.98	0.51
24:BA:1843:C:H4'	26:BC:250:GLN:NE2	2.25	0.51
24:BA:1853:A:N1	24:BA:2087:G:H1'	2.26	0.51
24:BA:2179:C:H2'	24:BA:2180:U:C6	2.46	0.51
24:BA:2204:G:N3	24:BA:2205:A:C8	2.79	0.51
57:BA:3161:NMY:H19	57:BA:3161:NMY:H14	1.88	0.51
25:BB:8:C:O3'	38:BO:25:ARG:NH1	2.44	0.51
26:BC:74:PRO:HA	26:BC:116:GLN:OE1	2.11	0.51
26:BC:175:LEU:HD12	26:BC:179:GLU:O	2.11	0.51

Continued on next page...

Continued from previous page...

Atom-1	Atom-2	Interatomic distance (Å)	Clash overlap (Å)
30:BG:139:VAL:HG12	30:BG:143:VAL:HG23	1.93	0.51
34:BK:7:MET:HG2	34:BK:20:MET:CA	2.40	0.51
35:BL:4:ASN:OD1	35:BL:4:ASN:C	2.48	0.51
36:BM:89:VAL:CG1	36:BM:90:GLU:N	2.73	0.51
44:BU:94:PHE:C	44:BU:94:PHE:CD1	2.84	0.51
1:CA:96:U:HO2'	1:CA:97:G:P	2.33	0.51
1:CA:126:G:H2'	1:CA:127:G:O4'	2.08	0.51
1:CA:489:C:H2'	1:CA:490:C:C6	2.44	0.51
1:CA:693:G:C2	23:CX:10:A:N6	2.78	0.51
1:CA:713:G:H21	1:CA:777:A:H4'	1.75	0.51
1:CA:1204:A:H2'	1:CA:1205:U:O4'	2.10	0.51
1:CA:1242:G:C6	1:CA:1243:C:H5	2.27	0.51
1:CA:1268:G:C6	1:CA:1269:A:C6	2.99	0.51
1:CA:1309:G:C2	1:CA:1329:A:C4	2.98	0.51
3:CC:191:THR:O	3:CC:192:THR:C	2.49	0.51
7:CG:116:MET:HE1	7:CG:119:ARG:NH1	2.25	0.51
8:CH:56:LYS:O	8:CH:57:PRO:O	2.29	0.51
12:CL:44:LYS:HB3	12:CL:45:PRO:HD3	1.93	0.51
12:CL:83:ARG:NH2	12:CL:96:HIS:CG	2.78	0.51
15:CO:25:THR:OG1	15:CO:26:GLU:N	2.42	0.51
18:CR:39:ILE:HD11	18:CR:59:ILE:HD12	1.91	0.51
18:CR:48:ARG:HG3	18:CR:51:TYR:CD2	2.46	0.51
20:CT:3:ASN:O	20:CT:4:ILE:HG13	2.10	0.51
22:CV:9:A:C5	22:CV:46:G:N2	2.79	0.51
24:DA:140:C:O4'	24:DA:140:C:O2	2.28	0.51
24:DA:242:G:H5''	53:D3:63:TYR:CE2	2.46	0.51
24:DA:528:A:C2	24:DA:2042:A:H2'	2.45	0.51
24:DA:528:A:H2	24:DA:2043:C:H5'	1.76	0.51
24:DA:753:A:H2'	24:DA:754:U:C6	2.46	0.51
24:DA:863:A:H2'	24:DA:864:G:C8	2.44	0.51
24:DA:866:A:C8	24:DA:914:G:N1	2.78	0.51
24:DA:971:G:H2'	24:DA:972:A:O4'	2.10	0.51
24:DA:1059:G:C4	24:DA:1060:U:C4	2.98	0.51
24:DA:1091:G:C6	24:DA:1101:U:N3	2.78	0.51
24:DA:1439:A:N7	24:DA:1440:U:C2	2.78	0.51
24:DA:1483:G:C5	24:DA:1484:U:C6	2.98	0.51
24:DA:2447:G:O2'	24:DA:2500:U:OP2	2.17	0.51
24:DA:2553:G:O4'	24:DA:2582:G:O2'	2.25	0.51
26:DC:64:VAL:HG21	26:DC:66:PHE:CD2	2.46	0.51
26:DC:158:GLY:CA	26:DC:194:VAL:HG12	2.41	0.51
27:DD:107:VAL:HB	27:DD:204:LYS:O	2.10	0.51

Continued on next page...

Continued from previous page...

Atom-1	Atom-2	Interatomic distance (Å)	Clash overlap (Å)
28:DE:122:GLU:N	28:DE:122:GLU:OE1	2.41	0.51
29:DF:19:PHE:O	29:DF:20:ASN:C	2.49	0.51
29:DF:121:PHE:CD2	29:DF:162:ASP:CG	2.84	0.51
29:DF:153:ILE:O	29:DF:154:THR:HB	2.09	0.51
32:DI:21:PRO:HB2	32:DI:22:PRO:HD3	1.93	0.51
34:DK:77:ILE:CG1	39:DP:71:ARG:HG2	2.40	0.51
34:DK:105:ARG:HG2	34:DK:122:VAL:HG12	1.90	0.51
41:DR:21:ARG:NH2	41:DR:93:PHE:CE2	2.78	0.51
43:DT:4:GLU:O	43:DT:5:GLU:C	2.49	0.51
43:DT:73:ARG:HH21	43:DT:73:ARG:CG	2.23	0.51
46:DW:50:ASN:O	46:DW:50:ASN:CG	2.49	0.51
48:DY:32:ALA:HA	48:DY:37:LEU:HB3	1.92	0.51
1:AA:100:G:C8	1:AA:101:A:N7	2.78	0.51
1:AA:173:U:C6	1:AA:197:A:C2	2.99	0.51
1:AA:223:A:H2'	1:AA:224:U:C6	2.46	0.51
1:AA:332:G:P	20:AT:5:LYS:HD2	2.50	0.51
1:AA:419:C:C4	1:AA:420:U:C4	2.99	0.51
1:AA:512:U:C2	1:AA:513:C:C6	2.99	0.51
1:AA:594:U:O2	1:AA:646:G:C6	2.64	0.51
1:AA:697:U:O2	1:AA:798:U:H1'	2.10	0.51
1:AA:734:G:C2	1:AA:735:C:C2	2.99	0.51
1:AA:1092:A:N6	1:AA:1093:A:N6	2.59	0.51
1:AA:1159:U:C4	1:AA:1182:G:C5	2.98	0.51
1:AA:1171:A:C2	1:AA:1172:C:C2	2.98	0.51
1:AA:1350:A:C2	1:AA:1351:U:N3	2.79	0.51
1:AA:1421:G:C6	1:AA:1480:A:N1	2.78	0.51
2:AB:14:VAL:O	2:AB:15:HIS:ND1	2.42	0.51
2:AB:73:LYS:CD	2:AB:75:ALA:HB3	2.40	0.51
4:AD:59:GLN:HG3	4:AD:63:ARG:NH1	2.25	0.51
4:AD:65:TYR:CD2	4:AD:94:LEU:HD22	2.46	0.51
7:AG:131:LYS:N	7:AG:135:VAL:HG21	2.26	0.51
11:AK:46:THR:HG23	11:AK:49:GLY:CA	2.39	0.51
12:AL:97:THR:O	12:AL:98:VAL:C	2.48	0.51
13:AM:110:LYS:O	13:AM:111:GLY:C	2.48	0.51
14:AN:61:ARG:O	14:AN:62:ASN:CB	2.58	0.51
14:AN:88:ALA:HA	14:AN:93:ILE:HD12	1.92	0.51
15:AO:2:SER:O	15:AO:3:LEU:HD13	2.10	0.51
22:AV:65:G:C6	22:AV:66:U:O4	2.64	0.51
24:BA:379:G:H2'	24:BA:380:G:O5'	2.10	0.51
24:BA:494:G:O2'	24:BA:495:G:H5'	2.11	0.51
24:BA:627:A:O3'	24:BA:628:G:H8	1.94	0.51

Continued on next page...

Continued from previous page...

Atom-1	Atom-2	Interatomic distance (Å)	Clash overlap (Å)
24:BA:863:A:O2'	24:BA:864:G:H5'	2.11	0.51
24:BA:1141:U:OP2	33:BJ:65:THR:CG2	2.59	0.51
24:BA:1183:U:H2'	24:BA:1184:U:H6	1.76	0.51
24:BA:1346:G:N3	24:BA:1347:A:C8	2.78	0.51
24:BA:1429:G:O4'	24:BA:1568:G:C2'	2.58	0.51
24:BA:1856:U:O4	24:BA:1857:G:C6	2.64	0.51
24:BA:2138:G:C6	24:BA:2154:A:N1	2.79	0.51
24:BA:2157:G:HO2'	24:BA:2158:A:P	2.33	0.51
24:BA:2323:G:C6	24:BA:2324:U:C4	2.97	0.51
24:BA:2428:G:H5''	24:BA:2429:G:P	2.51	0.51
24:BA:2565:A:H62	34:BK:28:SER:CB	2.23	0.51
26:BC:17:LYS:O	26:BC:18:VAL:HG23	2.10	0.51
31:BH:118:PRO:CD	31:BH:119:ASN:H	2.24	0.51
47:BX:6:VAL:HG12	47:BX:7:THR:N	2.24	0.51
1:CA:174:A:C2	1:CA:175:C:C1'	2.94	0.51
1:CA:194:C:C5'	20:CT:60:ARG:NH1	2.73	0.51
1:CA:291:U:O2'	1:CA:292:G:H5'	2.09	0.51
1:CA:329:A:C2	1:CA:332:G:C4	2.99	0.51
1:CA:518:C:H2'	1:CA:530:G:C8	2.46	0.51
1:CA:840:C:C2'	1:CA:841:C:OP1	2.57	0.51
1:CA:1239:A:C2'	1:CA:1298:U:O4	2.58	0.51
1:CA:1493:A:H3'	1:CA:1493:A:C8	2.46	0.51
2:CB:101:LEU:O	2:CB:102:THR:C	2.48	0.51
2:CB:150:GLY:O	2:CB:151:ILE:C	2.49	0.51
2:CB:152:LYS:HG3	2:CB:153:ASP:N	2.25	0.51
4:CD:87:GLY:O	4:CD:91:LEU:HD12	2.11	0.51
4:CD:104:ARG:NH1	4:CD:171:LEU:HD23	2.25	0.51
7:CG:26:PHE:O	7:CG:27:VAL:C	2.48	0.51
11:CK:65:VAL:O	11:CK:65:VAL:HG22	2.11	0.51
12:CL:65:SER:HA	12:CL:95:TYR:CB	2.40	0.51
13:CM:111:GLY:O	13:CM:112:PRO:C	2.48	0.51
16:CP:61:VAL:C	16:CP:63:GLN:N	2.62	0.51
21:CU:12:PHE:CD2	21:CU:14:VAL:HG12	2.46	0.51
21:CU:18:ARG:O	21:CU:18:ARG:CG	2.58	0.51
24:DA:38:A:C2	24:DA:442:G:C2	2.98	0.51
24:DA:604:G:H8	24:DA:604:G:H5''	1.76	0.51
24:DA:1068:G:H4'	32:DI:10:LEU:HD11	1.91	0.51
24:DA:1205:A:H4'	24:DA:1206:G:OP2	2.10	0.51
24:DA:1205:A:O4'	57:DA:3190:NMY:H15	2.10	0.51
24:DA:1265:A:O4'	24:DA:1267:U:C6	2.63	0.51
24:DA:1459:G:H2'	24:DA:1460:U:H5''	1.93	0.51

Continued on next page...

Continued from previous page...

Atom-1	Atom-2	Interatomic distance (Å)	Clash overlap (Å)
24:DA:2531:A:O4'	30:DG:173:ALA:CB	2.59	0.51
24:DA:2602:A:H4'	24:DA:2603:G:OP2	2.11	0.51
24:DA:2784:U:H2'	24:DA:2785:C:C6	2.46	0.51
24:DA:2848:G:O3'	39:DP:92:ARG:NH1	2.43	0.51
25:DB:95:U:H2'	25:DB:96:G:C8	2.45	0.51
27:DD:22:ILE:HD11	27:DD:190:LYS:HB2	1.93	0.51
29:DF:34:THR:HB	29:DF:89:THR:HA	1.92	0.51
29:DF:62:GLN:OE1	29:DF:90:LEU:HB3	2.11	0.51
40:DQ:82:LEU:HG	40:DQ:87:VAL:CG1	2.39	0.51
45:DV:48:MET:CA	45:DV:51:GLN:OE1	2.57	0.51
50:D0:24:VAL:HG13	50:D0:25:THR:N	2.24	0.51
1:AA:337:G:O2'	1:AA:338:A:O5'	2.28	0.51
1:AA:368:U:N3	31:DH:91:PHE:HB3	2.26	0.51
1:AA:460:A:C2	1:AA:461:A:C5	2.99	0.51
1:AA:571:U:H3'	1:AA:572:A:H5''	1.93	0.51
1:AA:769:G:C6	1:AA:770:C:C5	2.98	0.51
1:AA:908:A:C4	1:AA:909:A:C8	2.98	0.51
1:AA:1193:G:H2'	1:AA:1193:G:N3	2.26	0.51
1:AA:1315:U:HO2'	1:AA:1360:A:HO2'	1.58	0.51
1:AA:1347:G:N2	1:AA:1373:G:C4	2.79	0.51
1:AA:1533:C:O4'	1:AA:1533:C:O2	2.26	0.51
2:AB:17:GLY:HA3	2:AB:202:GLY:HA2	1.93	0.51
2:AB:219:ALA:O	2:AB:220:THR:OG1	2.29	0.51
3:AC:155:GLY:O	3:AC:156:ARG:C	2.48	0.51
5:AE:83:HIS:CG	5:AE:84:PRO:HD2	2.45	0.51
5:AE:156:LYS:HG2	8:AH:64:LYS:NZ	2.26	0.51
6:AF:96:VAL:CG2	6:AF:97:THR:N	2.73	0.51
10:AJ:5:ARG:CZ	10:AJ:79:PRO:HG3	2.40	0.51
11:AK:28:ASN:O	11:AK:57:LYS:HE3	2.11	0.51
11:AK:122:ARG:HG2	11:AK:123:PRO:O	2.11	0.51
14:AN:101:TRP:CD1	14:AN:101:TRP:N	2.77	0.51
20:AT:7:ALA:C	20:AT:9:LYS:H	2.14	0.51
24:BA:98:G:H2'	24:BA:98:G:N3	2.26	0.51
24:BA:691:C:P	26:BC:216:ARG:NH2	2.83	0.51
24:BA:1069:A:C6	24:BA:1074:G:N3	2.79	0.51
24:BA:1192:G:H2'	24:BA:1193:G:H5'	1.92	0.51
24:BA:1287:A:C5'	37:BN:103:ARG:HD2	2.41	0.51
24:BA:1448:G:C6	24:BA:1464:G:N1	2.78	0.51
24:BA:1847:A:O2'	24:BA:1848:A:P	2.68	0.51
24:BA:2331:G:O3'	46:BW:43:THR:HG22	2.11	0.51
24:BA:2491:U:C5'	24:BA:2570:G:H5''	2.40	0.51

Continued on next page...

Continued from previous page...

Atom-1	Atom-2	Interatomic distance (Å)	Clash overlap (Å)
24:BA:2529:G:O4'	30:BG:174:LYS:NZ	2.43	0.51
24:BA:2581:G:C4	24:BA:2610:C:C5	2.98	0.51
24:BA:2726:A:O2'	24:BA:2727:A:C5'	2.58	0.51
59:BA:3723:HOH:O	52:B2:11:LYS:NZ	2.44	0.51
25:BB:49:C:H4'	38:BO:68:LYS:HE2	1.92	0.51
25:BB:61:G:C6	25:BB:62:C:C4	2.98	0.51
25:BB:75:G:C4'	45:BV:29:ILE:CD1	2.89	0.51
27:BD:34:VAL:CB	27:BD:48:ILE:HD11	2.40	0.51
29:BF:36:ASN:C	29:BF:36:ASN:OD1	2.49	0.51
29:BF:110:ILE:O	29:BF:110:ILE:HG13	2.10	0.51
36:BM:11:LYS:HE3	36:BM:88:ASN:HA	1.91	0.51
36:BM:26:VAL:HG11	36:BM:132:THR:C	2.31	0.51
42:BS:33:LEU:HB3	42:BS:51:LEU:CD2	2.41	0.51
1:CA:64:G:H4'	1:CA:65:A:H3'	1.92	0.51
1:CA:193:C:H2'	1:CA:194:C:C6	2.46	0.51
1:CA:214:C:H2'	1:CA:215:C:O5'	2.11	0.51
1:CA:668:G:C2	1:CA:669:G:C4	2.98	0.51
1:CA:769:G:H4'	1:CA:1513:A:H4'	1.93	0.51
1:CA:1122:U:H2'	1:CA:1123:U:O4'	2.11	0.51
1:CA:1134:G:C2	1:CA:1135:U:C2	2.98	0.51
1:CA:1309:G:C4	1:CA:1329:A:C6	2.99	0.51
1:CA:1536:C:C4	1:CA:1537:U:C4	2.99	0.51
2:CB:206:ALA:O	2:CB:207:ILE:C	2.48	0.51
4:CD:91:LEU:C	4:CD:93:LEU:N	2.63	0.51
4:CD:100:ASN:OD1	4:CD:111:ARG:NH2	2.44	0.51
5:CE:106:ILE:CG1	5:CE:124:LEU:HB3	2.41	0.51
6:CF:40:GLU:O	6:CF:42:TRP:CD1	2.63	0.51
9:CI:81:HIS:O	9:CI:83:ILE:N	2.43	0.51
11:CK:13:ARG:O	11:CK:14:LYS:HB2	2.10	0.51
11:CK:52:PHE:CD1	11:CK:57:LYS:CE	2.94	0.51
12:CL:21:VAL:O	12:CL:21:VAL:CG2	2.58	0.51
13:CM:109:ARG:CZ	13:CM:109:ARG:HB2	2.39	0.51
19:CS:18:LYS:O	19:CS:19:VAL:C	2.49	0.51
21:CU:20:LYS:C	21:CU:22:SER:N	2.64	0.51
55:CY:7:LYS:O	55:CY:11:VAL:HG12	2.11	0.51
55:CY:48:PRO:O	55:CY:49:THR:HB	2.11	0.51
55:CY:158:ASP:CG	55:CY:159:ASP:N	2.64	0.51
24:DA:136:G:N3	24:DA:144:A:C2	2.79	0.51
24:DA:538:A:OP2	57:DA:3186:NMY:C16	2.54	0.51
24:DA:575:A:H2'	24:DA:576:U:H5'	1.93	0.51
24:DA:1141:U:OP2	33:DJ:65:THR:HG21	2.11	0.51

Continued on next page...

Continued from previous page...

Atom-1	Atom-2	Interatomic distance (Å)	Clash overlap (Å)
24:DA:1265:A:OP2	59:DA:3754:HOH:O	2.19	0.51
24:DA:1335:C:OP1	43:DT:68:LYS:HE2	2.10	0.51
24:DA:1424:G:C2	24:DA:1425:G:H1'	2.46	0.51
24:DA:1558:C:N3	24:DA:1560:G:C2	2.79	0.51
24:DA:2656:U:OP2	24:DA:2664:G:N1	2.33	0.51
25:DB:10:G:H5'	25:DB:11:C:OP2	2.11	0.51
25:DB:91:C:H2'	25:DB:92:C:C6	2.45	0.51
30:DG:93:TYR:HA	30:DG:105:SER:O	2.10	0.51
30:DG:104:LEU:CD2	30:DG:106:LEU:HD21	2.40	0.51
31:DH:12:LEU:HD23	31:DH:12:LEU:C	2.31	0.51
44:DU:10:VAL:O	44:DU:21:ARG:HA	2.10	0.51
45:DV:90:ASP:N	45:DV:90:ASP:OD1	2.43	0.51
46:DW:51:VAL:O	46:DW:52:GLY:O	2.29	0.51
1:AA:96:U:O2'	1:AA:97:G:OP1	2.27	0.51
1:AA:411:A:C5	1:AA:429:U:C5	2.99	0.51
1:AA:503:C:O2	1:AA:510:A:H2	1.94	0.51
1:AA:541:G:C6	1:AA:542:G:C5	2.98	0.51
1:AA:775:G:O2'	1:AA:776:G:O5'	2.13	0.51
1:AA:826:C:H5'	8:AH:27:MET:HE1	1.91	0.51
1:AA:978:A:C2	1:AA:1319:A:N3	2.79	0.51
1:AA:1285:A:H5''	1:AA:1286:U:N3	2.25	0.51
1:AA:1405:G:O2'	1:AA:1406:U:H5'	2.10	0.51
1:AA:1489:G:C5	1:AA:1490:U:C5	2.98	0.51
2:AB:131:LYS:HA	2:AB:134:ALA:HB3	1.91	0.51
3:AC:98:PRO:O	3:AC:99:ALA:HB3	2.10	0.51
4:AD:86:THR:O	4:AD:90:LEU:HD23	2.10	0.51
4:AD:170:TRP:CD1	4:AD:186:PRO:HD3	2.45	0.51
5:AE:60:ILE:HD12	5:AE:61:GLN:N	2.26	0.51
8:AH:10:MET:HE2	8:AH:33:LYS:HG2	1.93	0.51
8:AH:48:ASP:OD1	8:AH:49:PHE:N	2.41	0.51
9:AI:100:LYS:O	9:AI:102:GLY:N	2.43	0.51
16:AP:19:VAL:C	16:AP:20:VAL:CG2	2.78	0.51
24:BA:309:A:H1'	24:BA:329:G:N3	2.26	0.51
24:BA:573:U:O4	24:BA:2030:A:H3'	2.11	0.51
24:BA:605:G:H2'	24:BA:606:U:C6	2.46	0.51
24:BA:699:A:C8	24:BA:734:A:C2	2.98	0.51
24:BA:1239:G:C5	24:BA:1240:U:C5	2.98	0.51
24:BA:1268:A:C6	24:BA:2013:A:C8	2.98	0.51
24:BA:1277:G:H2'	24:BA:1278:C:O4'	2.11	0.51
24:BA:1350:C:C6	24:BA:1382:G:N2	2.78	0.51
24:BA:2048:G:N7	59:BA:3678:HOH:O	2.35	0.51

Continued on next page...

Continued from previous page...

Atom-1	Atom-2	Interatomic distance (Å)	Clash overlap (Å)
24:BA:2092:U:OP2	31:BH:27:ARG:NH2	2.44	0.51
24:BA:2330:G:C5	24:BA:2331:G:C8	2.99	0.51
24:BA:2447:G:C8	24:BA:2501:C:C6	2.99	0.51
24:BA:2539:C:H5'	54:B4:3:VAL:HG21	1.93	0.51
24:BA:2562:U:H2'	24:BA:2563:U:H5'	1.92	0.51
24:BA:2782:G:C2	24:BA:2783:U:C6	2.99	0.51
29:BF:4:HIS:CG	29:BF:96:TRP:CD1	2.83	0.51
36:BM:41:LEU:HD21	36:BM:125:PRO:CD	2.41	0.51
36:BM:108:VAL:CG1	36:BM:112:LEU:HB3	2.41	0.51
39:BP:58:PHE:N	39:BP:58:PHE:CD1	2.77	0.51
43:BT:17:SER:HB2	43:BT:19:LYS:HE3	1.93	0.51
54:B4:30:GLU:HB2	54:B4:33:HIS:ND1	2.24	0.51
1:CA:81:A:H2'	1:CA:82:G:H5'	1.92	0.51
1:CA:138:G:C6	1:CA:139:A:C6	2.99	0.51
1:CA:795:C:O2	11:CK:128:ARG:CZ	2.58	0.51
1:CA:805:C:H2'	1:CA:806:C:H6	1.76	0.51
1:CA:832:G:H2'	1:CA:833:G:H5'	1.91	0.51
1:CA:931:C:O2	1:CA:932:C:C6	2.64	0.51
1:CA:1151:A:O2'	1:CA:1152:A:H5''	2.11	0.51
1:CA:1225:A:H2'	1:CA:1226:C:C6	2.46	0.51
1:CA:1312:G:N7	19:CS:3:ARG:HA	2.25	0.51
2:CB:144:LEU:HB2	2:CB:148:LEU:HD11	1.91	0.51
2:CB:164:ILE:HG23	2:CB:165:ASP:N	2.26	0.51
3:CC:61:ALA:O	3:CC:62:LYS:HB3	2.10	0.51
4:CD:187:GLU:O	4:CD:188:ARG:C	2.48	0.51
11:CK:51:GLY:O	11:CK:52:PHE:CD1	2.64	0.51
11:CK:76:GLU:N	24:DA:2141:G:OP1	2.43	0.51
13:CM:68:ASP:HB3	13:CM:71:ARG:CD	2.41	0.51
13:CM:80:LEU:HA	13:CM:83:LEU:HD21	1.92	0.51
14:CN:54:ASP:HA	14:CN:59:ARG:HG2	1.91	0.51
16:CP:52:LEU:HD23	16:CP:57:ILE:HD11	1.92	0.51
22:CV:27:G:C6	22:CV:43:C:N4	2.66	0.51
24:DA:34:U:O2'	24:DA:35:G:OP1	2.26	0.51
24:DA:133:U:H2'	24:DA:134:G:O4'	2.10	0.51
24:DA:223:A:N7	24:DA:422:A:H1'	2.26	0.51
24:DA:538:A:H8	57:DA:3186:NMY:H192	1.59	0.51
24:DA:605:G:C5	24:DA:606:U:C5	2.98	0.51
24:DA:933:A:H5'	24:DA:934:U:OP2	2.11	0.51
24:DA:1414:C:C4	24:DA:1415:U:C5	2.99	0.51
24:DA:1494:A:C5	24:DA:1495:A:C5	2.99	0.51
24:DA:2061:G:N3	24:DA:2063:C:C4	2.79	0.51

Continued on next page...

Continued from previous page...

Atom-1	Atom-2	Interatomic distance (Å)	Clash overlap (Å)
24:DA:2483:C:C1'	36:DM:51:ARG:HH21	2.22	0.51
24:DA:2517:C:C5	24:DA:2542:A:C5	2.99	0.51
24:DA:2572:A:N7	27:DD:150:GLN:HB2	2.26	0.51
24:DA:2711:A:OP2	59:DA:3546:HOH:O	2.20	0.51
24:DA:2870:C:C4	24:DA:2871:U:C5	2.98	0.51
57:DA:3184:NMY:N2	57:DA:3184:NMY:C16	2.73	0.51
27:DD:125:TRP:CD2	27:DD:160:LYS:CG	2.94	0.51
29:DF:91:ARG:O	29:DF:92:GLY:O	2.29	0.51
30:DG:75:VAL:O	30:DG:79:THR:N	2.38	0.51
30:DG:115:GLN:HG2	30:DG:115:GLN:O	2.10	0.51
30:DG:116:LEU:HD23	30:DG:117:PRO:HD3	1.92	0.51
35:DL:28:GLY:O	35:DL:29:LYS:HB3	2.10	0.51
39:DP:28:LYS:HE3	39:DP:82:SER:HB2	1.92	0.51
40:DQ:81:GLY:CA	40:DQ:116:LEU:HD23	2.41	0.51
50:D0:54:ILE:O	50:D0:55:ALA:CB	2.58	0.51
1:AA:15:G:C6	1:AA:16:A:C5	2.99	0.51
1:AA:56:U:C6	31:DH:91:PHE:CE2	2.99	0.51
1:AA:109:A:H3'	1:AA:110:C:H5'	1.93	0.51
1:AA:307:C:C5	1:AA:308:C:C5	2.99	0.51
1:AA:391:G:C5	1:AA:392:C:C6	2.99	0.51
1:AA:428:G:C5'	4:AD:9:LEU:HD11	2.39	0.51
1:AA:465:A:C2	1:AA:466:A:C4	2.99	0.51
1:AA:580:C:H4'	15:AO:57:LEU:CD1	2.41	0.51
1:AA:718:A:C8	1:AA:719:C:C5	2.99	0.51
1:AA:723:U:H2'	1:AA:855:U:H4'	1.92	0.51
1:AA:866:C:O2	1:AA:866:C:H2'	2.10	0.51
1:AA:1102:A:O2'	2:AB:97:LEU:O	2.28	0.51
1:AA:1298:U:H4'	1:AA:1299:A:C4	2.46	0.51
1:AA:1329:A:C5'	13:AM:29:ARG:HD2	2.41	0.51
1:AA:1438:G:C4	1:AA:1439:G:C8	2.98	0.51
3:AC:133:ALA:O	3:AC:137:ALA:HB3	2.09	0.51
4:AD:62:ARG:HD2	4:AD:72:PHE:CZ	2.46	0.51
4:AD:123:ILE:CG1	4:AD:124:MET:H	2.23	0.51
11:AK:46:THR:O	11:AK:50:SER:OG	2.18	0.51
12:AL:57:LEU:CD2	12:AL:59:ASN:OD1	2.59	0.51
13:AM:85:CYS:CB	19:AS:73:GLU:CG	2.89	0.51
16:AP:67:ILE:CG2	16:AP:71:VAL:HG21	2.40	0.51
18:AR:49:ALA:O	18:AR:52:GLN:HB3	2.11	0.51
19:AS:74:PHE:C	19:AS:76:PRO:HD3	2.31	0.51
21:AU:26:ALA:CB	23:AX:5:A:C5'	2.88	0.51
22:AV:21:A:C8	22:AV:21:A:OP2	2.64	0.51

Continued on next page...

Continued from previous page...

Atom-1	Atom-2	Interatomic distance (Å)	Clash overlap (Å)
24:BA:194:G:OP2	59:BA:3761:HOH:O	2.18	0.51
24:BA:571:U:N3	24:BA:2030:A:C2	2.78	0.51
24:BA:729:G:P	26:BC:12:ARG:CZ	2.99	0.51
24:BA:1206:G:C5	24:BA:1207:C:C5	2.99	0.51
24:BA:1225:G:OP1	41:BR:71:LYS:NZ	2.42	0.51
24:BA:1270:C:H5'	24:BA:1271:G:O5'	2.11	0.51
24:BA:1281:G:C2'	24:BA:1282:U:O5'	2.59	0.51
24:BA:1322:A:C5	24:BA:1323:C:C5	2.99	0.51
24:BA:1442:U:C4	24:BA:1443:U:C5	2.98	0.51
24:BA:1489:C:N3	24:BA:1501:G:C2	2.78	0.51
24:BA:1500:G:C5	24:BA:1501:G:N7	2.78	0.51
24:BA:1654:A:H2	27:BD:118:PHE:CD2	2.29	0.51
24:BA:1771:C:H2'	24:BA:1772:A:C8	2.46	0.51
24:BA:1856:U:O4	24:BA:1857:G:N1	2.44	0.51
24:BA:1921:G:O6	57:BA:3161:NMY:N7	2.37	0.51
24:BA:2107:G:N2	24:BA:2108:A:N3	2.58	0.51
24:BA:2216:G:H2'	24:BA:2217:G:C8	2.45	0.51
24:BA:2295:C:C2	24:BA:2296:U:C5	2.99	0.51
24:BA:2737:G:C6	24:BA:2738:A:C6	2.99	0.51
25:BB:33:G:C6	25:BB:34:A:C6	2.99	0.51
26:BC:197:ALA:O	26:BC:199:HIS:N	2.44	0.51
27:BD:150:GLN:O	27:BD:152:PRO:C	2.48	0.51
33:BJ:42:ALA:O	40:BQ:63:ARG:HD2	2.11	0.51
41:BR:49:ILE:HG12	41:BR:53:PHE:C	2.31	0.51
42:BS:24:ILE:HA	42:BS:27:LYS:HG3	1.93	0.51
42:BS:74:ILE:CD1	42:BS:104:THR:O	2.59	0.51
43:BT:16:VAL:CG2	43:BT:17:SER:N	2.72	0.51
44:BU:4:ILE:O	44:BU:5:ARG:HG3	2.11	0.51
1:CA:37:U:OP1	12:CL:120:LYS:HD2	2.11	0.51
1:CA:68:G:C4'	1:CA:171:A:H1'	2.41	0.51
1:CA:112:G:N1	1:CA:330:C:C5	2.79	0.51
1:CA:136:C:H1'	16:CP:1:MET:SD	2.50	0.51
1:CA:760:G:N7	1:CA:761:G:N7	2.59	0.51
1:CA:894:G:O2'	1:CA:895:G:H5'	2.10	0.51
1:CA:980:C:H4'	14:CN:59:ARG:NH1	2.26	0.51
1:CA:1048:G:H5'	14:CN:2:LYS:CE	2.41	0.51
1:CA:1057:G:N2	1:CA:1204:A:H1'	2.26	0.51
1:CA:1072:G:C5	1:CA:1073:U:C5	2.99	0.51
1:CA:1256:A:N6	1:CA:1277:C:C4	2.79	0.51
1:CA:1270:G:O4'	1:CA:1270:G:OP2	2.29	0.51
2:CB:90:PHE:HB2	2:CB:150:GLY:HA2	1.93	0.51

Continued on next page...

Continued from previous page...

Atom-1	Atom-2	Interatomic distance (Å)	Clash overlap (Å)
4:CD:164:GLN:CD	4:CD:164:GLN:C	2.69	0.51
5:CE:74:VAL:HG21	5:CE:76:LEU:HD11	1.92	0.51
7:CG:27:VAL:HG21	7:CG:40:GLU:OE1	2.10	0.51
8:CH:93:PRO:HG3	8:CH:125:ILE:CD1	2.41	0.51
9:CI:82:GLY:O	9:CI:86:ALA:N	2.43	0.51
10:CJ:65:TYR:OH	14:CN:85:ARG:HB2	2.10	0.51
12:CL:93:VAL:C	12:CL:94:ARG:HG3	2.31	0.51
13:CM:15:ALA:C	13:CM:17:ILE:HD12	2.31	0.51
20:CT:35:VAL:HG22	20:CT:50:ALA:HB1	1.92	0.51
55:CY:80:LYS:HA	55:CY:83:MET:CG	2.41	0.51
24:DA:155:A:H2'	24:DA:156:A:C8	2.45	0.51
24:DA:447:A:C5	24:DA:473:G:C5	2.98	0.51
24:DA:565:C:OP1	41:DR:79:ARG:CZ	2.59	0.51
24:DA:944:C:OP1	59:DA:3261:HOH:O	2.19	0.51
24:DA:1062:G:N7	24:DA:1070:A:C5'	2.74	0.51
24:DA:1269:A:H2'	24:DA:1270:C:C6	2.45	0.51
24:DA:1369:G:C4	24:DA:1370:C:C6	2.99	0.51
24:DA:1415:U:O2	24:DA:1415:U:H2'	2.10	0.51
24:DA:1760:C:C2'	24:DA:1761:C:H5'	2.41	0.51
24:DA:1847:A:O2'	24:DA:1848:A:C8	2.63	0.51
24:DA:2200:C:H2'	24:DA:2201:G:H5'	1.93	0.51
24:DA:2303:G:C5	24:DA:2304:G:C8	2.98	0.51
24:DA:2704:C:H2'	24:DA:2705:A:O4'	2.11	0.51
26:DC:159:THR:N	26:DC:194:VAL:HG12	2.26	0.51
28:DE:24:ASN:CG	28:DE:27:LEU:HD12	2.30	0.51
28:DE:119:ILE:HB	28:DE:187:VAL:HG22	1.92	0.51
31:DH:5:LEU:O	31:DH:6:LEU:HD12	2.08	0.51
31:DH:50:ARG:HA	31:DH:50:ARG:NE	2.25	0.51
34:DK:98:ARG:HA	34:DK:118:LEU:HD22	1.93	0.51
35:DL:41:ARG:N	35:DL:41:ARG:HD2	2.26	0.51
44:DU:16:LYS:CD	44:DU:16:LYS:C	2.78	0.51
51:D1:50:GLU:CG	51:D1:51:ALA:N	2.74	0.51
53:D3:31:ILE:HD13	53:D3:34:LYS:HB3	1.91	0.51
1:AA:35:G:C5	1:AA:36:C:C5	2.98	0.51
1:AA:109:A:N7	1:AA:326:G:H2'	2.26	0.51
1:AA:164:G:C5	1:AA:165:G:C8	2.99	0.51
1:AA:565:U:H3'	1:AA:566:G:H2'	1.93	0.51
1:AA:981:U:P	14:AN:8:ARG:NH1	2.84	0.51
1:AA:1192:C:C5	1:AA:1193:G:C8	2.99	0.51
1:AA:1438:G:C2'	1:AA:1439:G:O5'	2.58	0.51
3:AC:76:VAL:HG13	3:AC:83:ASP:OD2	2.11	0.51

Continued on next page...

Continued from previous page...

Atom-1	Atom-2	Interatomic distance (Å)	Clash overlap (Å)
3:AC:76:VAL:O	3:AC:84:VAL:HG13	2.10	0.51
4:AD:18:ASP:C	4:AD:19:LEU:HG	2.30	0.51
4:AD:61:VAL:CG2	4:AD:62:ARG:N	2.74	0.51
6:AF:54:LEU:C	6:AF:55:HIS:CG	2.83	0.51
21:AU:26:ALA:HB2	23:AX:5:A:H5''	1.92	0.51
24:BA:57:C:H2'	24:BA:58:G:O4'	2.11	0.51
24:BA:948:C:N3	24:BA:949:G:N7	2.59	0.51
24:BA:1085:A:N1	24:BA:1086:A:N6	2.59	0.51
24:BA:1326:U:C2'	24:BA:1327:A:H5'	2.41	0.51
24:BA:1347:A:OP1	59:BA:3756:HOH:O	2.18	0.51
24:BA:1587:G:C6	24:BA:1588:G:C5	2.99	0.51
24:BA:1602:U:H3'	24:BA:1603:A:C5'	2.40	0.51
24:BA:1965:C:H5''	24:BA:1966:A:H2'	1.93	0.51
24:BA:2719:G:C5'	39:BP:95:LYS:HZ3	2.24	0.51
24:BA:2744:G:N3	24:BA:2744:G:H2'	2.26	0.51
24:BA:2822:G:H2'	24:BA:2823:A:H5''	1.92	0.51
26:BC:220:ARG:O	26:BC:222:THR:N	2.44	0.51
33:BJ:29:ALA:HB3	33:BJ:108:MET:HE1	1.92	0.51
37:BN:28:LEU:O	37:BN:32:GLU:N	2.44	0.51
38:BO:61:GLN:O	38:BO:62:LEU:HB2	2.11	0.51
42:BS:28:LYS:O	42:BS:32:ALA:N	2.39	0.51
44:BU:69:VAL:O	44:BU:70:ALA:HB2	2.10	0.51
45:BV:80:HIS:ND1	45:BV:85:LYS:O	2.43	0.51
48:BY:60:LYS:O	48:BY:60:LYS:HG3	2.10	0.51
49:BZ:46:MET:O	49:BZ:50:VAL:HG12	2.11	0.51
1:CA:66:A:O4'	1:CA:173:U:N3	2.44	0.51
1:CA:79:G:N2	1:CA:90:C:N3	2.58	0.51
1:CA:101:A:C5	1:CA:102:G:C8	2.99	0.51
1:CA:256:U:H2'	1:CA:257:G:O4'	2.11	0.51
1:CA:476:U:H2'	1:CA:477:C:C6	2.45	0.51
1:CA:545:C:H2'	1:CA:546:A:H5'	1.93	0.51
1:CA:620:C:C1'	4:CD:132:ILE:HD11	2.40	0.51
1:CA:1080:A:P	5:CE:52:LYS:NZ	2.84	0.51
1:CA:1296:C:P	13:CM:14:HIS:CE1	3.04	0.51
2:CB:134:ALA:O	2:CB:137:ARG:HG2	2.10	0.51
3:CC:9:GLY:HA2	3:CC:12:LEU:HD13	1.93	0.51
3:CC:117:ALA:HB2	3:CC:200:VAL:CG2	2.40	0.51
4:CD:27:ALA:O	4:CD:28:ILE:HB	2.11	0.51
7:CG:140:ASP:OD1	7:CG:140:ASP:N	2.43	0.51
11:CK:20:VAL:HG12	11:CK:36:ASP:C	2.32	0.51
11:CK:57:LYS:O	11:CK:58:SER:CB	2.59	0.51

Continued on next page...

Continued from previous page...

Atom-1	Atom-2	Interatomic distance (Å)	Clash overlap (Å)
12:CL:24:LEU:HG	12:CL:25:GLU:N	2.26	0.51
13:CM:67:GLY:C	13:CM:71:ARG:NH2	2.64	0.51
14:CN:2:LYS:HZ2	14:CN:4:SER:HB3	1.76	0.51
15:CO:11:ILE:HD13	15:CO:31:LEU:HD11	1.92	0.51
15:CO:43:PHE:O	15:CO:47:LYS:HB3	2.11	0.51
24:DA:84:A:N6	24:DA:99:U:H5'	2.26	0.51
24:DA:161:A:C6	24:DA:162:U:C4	2.99	0.51
24:DA:372:G:OP2	47:DX:60:LYS:HD3	2.10	0.51
24:DA:445:C:C6	24:DA:445:C:C3'	2.94	0.51
24:DA:527:C:O2	24:DA:528:A:N6	2.44	0.51
24:DA:995:C:H5'	24:DA:995:C:C6	2.45	0.51
24:DA:1068:G:N1	24:DA:1069:A:C6	2.79	0.51
24:DA:1081:U:H5'	32:DI:126:ARG:NH1	2.26	0.51
24:DA:1157:G:H2'	24:DA:1157:G:N3	2.25	0.51
24:DA:1407:G:O6	24:DA:1595:C:N3	2.44	0.51
24:DA:1415:U:C6	24:DA:1588:G:C2	2.99	0.51
24:DA:1434:A:N3	24:DA:1435:G:N7	2.59	0.51
24:DA:1984:G:C2'	24:DA:1985:C:H5'	2.41	0.51
24:DA:2586:U:C2'	24:DA:2587:A:O5'	2.58	0.51
28:DE:52:VAL:O	28:DE:53:THR:C	2.49	0.51
29:DF:39:VAL:HG13	29:DF:40:GLY:N	2.25	0.51
29:DF:116:LEU:HD23	29:DF:117:SER:N	2.25	0.51
29:DF:134:GLN:CG	29:DF:135:ILE:N	2.74	0.51
29:DF:153:ILE:CD1	29:DF:154:THR:N	2.74	0.51
32:DI:96:LYS:O	32:DI:97:VAL:HB	2.11	0.51
38:DO:54:VAL:O	38:DO:56:LYS:N	2.44	0.51
38:DO:98:GLN:O	38:DO:100:HIS:N	2.43	0.51
43:DT:64:LYS:HG2	43:DT:64:LYS:O	2.10	0.51
45:DV:80:HIS:ND1	45:DV:83:LYS:HB2	2.26	0.51
45:DV:82:TYR:N	45:DV:82:TYR:CD1	2.79	0.51
52:D2:30:VAL:O	52:D2:33:ARG:HB2	2.11	0.51
53:D3:29:ARG:O	53:D3:30:HIS:HB3	2.10	0.51
54:D4:27:CYS:SG	54:D4:30:GLU:CD	2.89	0.51
1:AA:192:A:C6	1:AA:193:C:C4	2.99	0.51
1:AA:257:G:N2	1:AA:258:G:C5	2.79	0.51
1:AA:508:U:H4'	4:AD:51:TYR:CE1	2.45	0.51
1:AA:515:G:N1	1:AA:537:G:C2	2.79	0.51
1:AA:599:C:H2'	1:AA:600:A:C8	2.46	0.51
1:AA:792:A:H4'	1:AA:793:U:O5'	2.10	0.51
2:AB:80:VAL:O	2:AB:80:VAL:HG12	2.09	0.51
3:AC:12:LEU:O	3:AC:14:ILE:N	2.44	0.51

Continued on next page...

Continued from previous page...

Atom-1	Atom-2	Interatomic distance (Å)	Clash overlap (Å)
5:AE:115:LEU:HB3	5:AE:120:VAL:HG23	1.93	0.51
9:AI:50:GLN:NE2	9:AI:103:PHE:CE1	2.79	0.51
14:AN:24:ALA:O	14:AN:25:GLU:C	2.49	0.51
16:AP:57:ILE:O	16:AP:59:HIS:N	2.44	0.51
24:BA:391:A:C2	24:BA:411:G:N7	2.79	0.51
24:BA:668:A:C5	24:BA:670:A:C8	2.99	0.51
24:BA:729:G:OP2	26:BC:206:LYS:CE	2.58	0.51
24:BA:867:C:C2'	24:BA:868:U:H5'	2.41	0.51
24:BA:969:G:H2'	24:BA:970:U:H6	1.74	0.51
24:BA:1223:G:OP2	41:BR:68:ARG:NH1	2.44	0.51
24:BA:1270:C:C5'	24:BA:1271:G:O5'	2.59	0.51
24:BA:1392:A:C6	24:BA:1393:A:C6	2.99	0.51
24:BA:1586:A:C6	24:BA:1587:G:C4	2.99	0.51
24:BA:2259:U:H1'	24:BA:2427:C:C2	2.46	0.51
24:BA:2562:U:C2'	24:BA:2563:U:H5'	2.40	0.51
24:BA:2681:C:C5	24:BA:2724:U:C5	2.98	0.51
24:BA:2791:G:C2	24:BA:2806:C:O2	2.64	0.51
25:BB:85:G:C2	25:BB:86:G:C8	2.99	0.51
29:BF:37:MET:HG2	29:BF:151:LEU:HB2	1.93	0.51
30:BG:41:GLU:HB3	30:BG:54:ARG:CZ	2.40	0.51
34:BK:2:ILE:HG22	34:BK:33:ALA:O	2.11	0.51
36:BM:58:LYS:O	36:BM:59:ARG:C	2.50	0.51
37:BN:28:LEU:C	37:BN:28:LEU:HD13	2.31	0.51
37:BN:90:ARG:HG2	37:BN:94:TYR:CE1	2.46	0.51
38:BO:62:LEU:HD23	38:BO:65:THR:HA	1.92	0.51
41:BR:49:ILE:CG1	41:BR:53:PHE:N	2.74	0.51
42:BS:25:ARG:HA	42:BS:74:ILE:HG22	1.93	0.51
1:CA:155:A:C2	1:CA:167:A:C2	2.99	0.51
1:CA:262:A:H3'	1:CA:263:A:C8	2.46	0.51
1:CA:701:U:O2	1:CA:703:G:C6	2.64	0.51
1:CA:831:A:H5''	1:CA:832:G:OP2	2.11	0.51
1:CA:1494:G:H2'	1:CA:1495:U:H5'	1.92	0.51
1:CA:1499:A:OP2	59:CA:1881:HOH:O	2.20	0.51
2:CB:186:ILE:HD12	2:CB:201:PRO:O	2.11	0.51
3:CC:27:LYS:HD2	3:CC:27:LYS:N	2.25	0.51
7:CG:76:LYS:O	7:CG:77:SER:HB2	2.11	0.51
7:CG:102:ARG:C	7:CG:104:ILE:N	2.63	0.51
12:CL:82:ILE:O	12:CL:82:ILE:CG2	2.58	0.51
13:CM:36:ALA:O	13:CM:37:ALA:HB2	2.11	0.51
18:CR:28:THR:O	18:CR:29:LEU:C	2.49	0.51
22:CV:73:A:O2'	22:CV:74:C:OP2	2.23	0.51

Continued on next page...

Continued from previous page...

Atom-1	Atom-2	Interatomic distance (Å)	Clash overlap (Å)
24:DA:172:A:H2'	24:DA:173:A:C8	2.45	0.51
24:DA:222:A:C5	24:DA:224:U:C2	2.99	0.51
24:DA:563:A:C4	24:DA:2018:G:C2	2.99	0.51
24:DA:819:A:C6	24:DA:820:A:C5	2.99	0.51
24:DA:1364:G:C5	47:DX:1:SER:OG	2.62	0.51
24:DA:1724:G:O6	24:DA:1736:U:C2	2.64	0.51
24:DA:2297:A:N3	24:DA:2297:A:H2'	2.26	0.51
24:DA:2352:A:H5''	24:DA:2353:G:OP2	2.11	0.51
25:DB:53:A:O2'	25:DB:54:G:H5'	2.10	0.51
28:DE:149:ILE:HD12	28:DE:192:ALA:HB1	1.93	0.51
31:DH:64:ALA:O	31:DH:67:ALA:HB3	2.11	0.51
37:DN:2:ARG:HA	37:DN:5:LYS:HB2	1.93	0.51
40:DQ:20:ALA:HA	40:DQ:23:TYR:CE2	2.46	0.51
41:DR:14:VAL:HG13	41:DR:98:ILE:HG12	1.93	0.51
42:DS:17:VAL:HG11	42:DS:76:VAL:HG11	1.93	0.51
42:DS:36:LEU:HD13	42:DS:48:LYS:HA	1.93	0.51
47:DX:32:LEU:CD1	47:DX:49:ARG:NE	2.74	0.51
47:DX:60:LYS:O	47:DX:62:GLY:N	2.44	0.51
1:AA:131:A:N1	1:AA:132:C:C4	2.78	0.50
1:AA:246:A:C4	1:AA:279:A:N1	2.79	0.50
1:AA:303:A:C5	1:AA:304:U:C5	2.99	0.50
1:AA:408:A:OP1	4:AD:110:THR:HG21	2.11	0.50
1:AA:425:G:C2'	1:AA:426:U:H5'	2.41	0.50
1:AA:572:A:OP1	1:AA:572:A:C4'	2.59	0.50
1:AA:706:A:C6	1:AA:707:U:C4	2.99	0.50
1:AA:734:G:C6	1:AA:735:C:C4	2.99	0.50
1:AA:1090:U:C2	1:AA:1091:U:C6	2.99	0.50
1:AA:1100:C:C2	1:AA:1102:A:H5'	2.46	0.50
1:AA:1152:A:C6	1:AA:1153:G:N7	2.79	0.50
1:AA:1306:A:C5	1:AA:1307:U:C5	3.00	0.50
1:AA:1386:G:O2'	1:AA:1387:G:H5'	2.11	0.50
1:AA:1491:G:H3'	12:AL:44:LYS:HZ2	1.76	0.50
3:AC:130:PHE:CZ	3:AC:131:ARG:HD3	2.46	0.50
4:AD:65:TYR:CE2	4:AD:94:LEU:HB3	2.45	0.50
4:AD:138:SER:CB	4:AD:139:PRO:HD2	2.41	0.50
4:AD:145:ILE:O	4:AD:146:ARG:NH1	2.44	0.50
4:AD:195:ILE:HG23	4:AD:196:ASN:N	2.24	0.50
16:AP:41:PRO:O	16:AP:42:ILE:HG12	2.11	0.50
16:AP:52:LEU:O	16:AP:53:ASP:HB2	2.11	0.50
17:AQ:41:THR:HG22	17:AQ:42:THR:N	2.25	0.50
21:AU:26:ALA:HB3	23:AX:5:A:H5''	1.92	0.50

Continued on next page...

Continued from previous page...

Atom-1	Atom-2	Interatomic distance (Å)	Clash overlap (Å)
24:BA:147:C:N4	24:BA:148:U:O4	2.44	0.50
24:BA:197:A:N6	24:BA:2430:A:H2'	2.26	0.50
24:BA:481:G:H1'	24:BA:507:A:N1	2.25	0.50
24:BA:483:A:C6	24:BA:484:C:C2	2.99	0.50
24:BA:522:A:H2'	24:BA:523:C:O4'	2.10	0.50
24:BA:568:U:H2'	24:BA:570:G:OP2	2.11	0.50
24:BA:636:G:O5'	35:BL:128:THR:OG1	2.28	0.50
24:BA:666:A:H2'	24:BA:667:U:H6	1.74	0.50
24:BA:811:U:P	35:BL:29:LYS:HG3	2.51	0.50
24:BA:915:C:C5	24:BA:916:G:C5	2.99	0.50
24:BA:1144:A:C6	24:BA:1145:C:N4	2.79	0.50
24:BA:1186:G:C6	24:BA:1187:G:C4	2.99	0.50
24:BA:1270:C:C5'	24:BA:1271:G:H5'	2.40	0.50
24:BA:1288:G:C4	24:BA:1327:A:N1	2.79	0.50
24:BA:1735:A:H2'	24:BA:1736:U:O4'	2.11	0.50
24:BA:1799:G:C2	24:BA:1819:A:OP2	2.64	0.50
24:BA:2015:A:C2'	24:BA:2016:U:H5'	2.41	0.50
24:BA:2107:G:N2	24:BA:2183:A:C2	2.78	0.50
24:BA:2345:G:C5	24:BA:2347:C:C5	2.99	0.50
24:BA:2525:G:C2	24:BA:2526:G:C5	2.99	0.50
24:BA:2721:A:C4	24:BA:2873:A:C8	2.99	0.50
24:BA:2822:G:OP1	27:BD:115:GLY:C	2.50	0.50
26:BC:221:GLY:O	26:BC:224:MET:HG3	2.10	0.50
27:BD:125:TRP:CD1	27:BD:160:LYS:HD3	2.47	0.50
29:BF:70:ARG:O	29:BF:72:SER:N	2.44	0.50
31:BH:24:GLY:O	31:BH:28:ASN:HB2	2.10	0.50
35:BL:128:THR:HG22	35:BL:131:ALA:CB	2.41	0.50
37:BN:2:ARG:O	37:BN:3:HIS:C	2.48	0.50
43:BT:2:ILE:HG23	43:BT:4:GLU:N	2.26	0.50
43:BT:29:THR:OG1	43:BT:86:THR:HA	2.10	0.50
47:BX:55:MET:HA	47:BX:58:ILE:HG22	1.94	0.50
1:CA:59:A:C8	1:CA:354:G:C2	2.98	0.50
1:CA:120:A:H4'	1:CA:121:U:OP1	2.11	0.50
1:CA:188:C:O2	1:CA:188:C:C2'	2.60	0.50
1:CA:429:U:C5	1:CA:431:A:N7	2.79	0.50
1:CA:669:G:C5	1:CA:670:G:N7	2.79	0.50
1:CA:828:U:H2'	2:CB:25:PRO:HB3	1.93	0.50
1:CA:1060:U:O2	1:CA:1061:G:C8	2.63	0.50
1:CA:1064:G:O3'	1:CA:1065:U:H4'	2.11	0.50
1:CA:1244:G:N7	1:CA:1245:C:C5	2.78	0.50
1:CA:1512:U:H2'	1:CA:1513:A:C8	2.46	0.50

Continued on next page...

Continued from previous page...

Atom-1	Atom-2	Interatomic distance (Å)	Clash overlap (Å)
2:CB:104:TRP:O	2:CB:105:LYS:C	2.50	0.50
4:CD:58:LYS:HA	4:CD:200:ILE:HG12	1.92	0.50
4:CD:98:LEU:C	4:CD:100:ASN:N	2.64	0.50
7:CG:58:GLU:HA	7:CG:61:ALA:HB2	1.91	0.50
7:CG:99:LEU:HG	7:CG:100:ALA:N	2.25	0.50
8:CH:113:ASP:C	8:CH:115:ALA:N	2.64	0.50
9:CI:30:ILE:CG1	9:CI:31:ASN:N	2.74	0.50
9:CI:90:TYR:O	9:CI:91:ASP:O	2.28	0.50
16:CP:41:PRO:O	16:CP:42:ILE:HB	2.10	0.50
17:CQ:52:GLU:CD	17:CQ:52:GLU:N	2.64	0.50
20:CT:48:GLN:OE1	20:CT:48:GLN:N	2.44	0.50
55:CY:15:LYS:O	55:CY:15:LYS:CG	2.58	0.50
55:CY:182:LEU:HG	55:CY:183:MET:H	1.76	0.50
24:DA:598:U:H2'	24:DA:599:A:C8	2.47	0.50
24:DA:831:G:C2'	24:DA:832:U:O5'	2.59	0.50
24:DA:956:G:OP1	36:DM:86:LYS:HD2	2.11	0.50
24:DA:1021:A:O2'	24:DA:1123:C:OP1	2.24	0.50
24:DA:1086:A:H5''	24:DA:1087:G:OP1	2.11	0.50
24:DA:1283:G:N2	24:DA:1285:A:H3'	2.25	0.50
24:DA:2229:U:H2'	24:DA:2230:G:H8	1.76	0.50
24:DA:2680:U:C2'	24:DA:2681:C:O5'	2.59	0.50
24:DA:2787:C:H2'	24:DA:2788:C:H6	1.76	0.50
25:DB:53:A:N3	25:DB:54:G:C8	2.79	0.50
26:DC:140:VAL:HG21	26:DC:189:ALA:CB	2.41	0.50
33:DJ:29:ALA:HB3	33:DJ:108:MET:CE	2.41	0.50
37:DN:2:ARG:O	37:DN:4:ARG:N	2.43	0.50
43:DT:73:ARG:HH21	43:DT:73:ARG:HG3	1.76	0.50
48:DY:2:LYS:CG	48:DY:3:ALA:N	2.72	0.50
1:AA:199:A:C2	1:AA:200:G:C5	2.98	0.50
1:AA:599:C:H4'	8:AH:88:ARG:CZ	2.41	0.50
1:AA:982:U:H4'	1:AA:983:A:H5'	1.93	0.50
1:AA:1043:G:N1	1:AA:1044:A:C6	2.79	0.50
1:AA:1197:A:O2'	1:AA:1198:G:H5'	2.11	0.50
2:AB:96:TRP:CE2	2:AB:172:ALA:HB2	2.46	0.50
2:AB:130:THR:OG1	2:AB:132:LYS:N	2.44	0.50
3:AC:36:ASP:OD2	3:AC:59:ARG:NH2	2.44	0.50
3:AC:42:TYR:OH	3:AC:46:GLU:OE1	2.24	0.50
3:AC:179:ARG:CG	3:AC:180:ALA:N	2.74	0.50
6:AF:10:VAL:CG1	6:AF:11:HIS:N	2.74	0.50
7:AG:97:ASN:O	7:AG:100:ALA:N	2.44	0.50
11:AK:97:ILE:C	11:AK:97:ILE:HD12	2.32	0.50

Continued on next page...

Continued from previous page...

Atom-1	Atom-2	Interatomic distance (Å)	Clash overlap (Å)
13:AM:3:ARG:NH1	29:BF:142:TYR:HB3	2.27	0.50
21:AU:26:ALA:CB	23:AX:5:A:O5'	2.59	0.50
21:AU:30:ALA:CB	21:AU:33:ARG:NH1	2.73	0.50
22:AV:75:C:OP2	22:AV:76:A:O3'	2.28	0.50
24:BA:581:C:H2'	24:BA:582:A:C8	2.47	0.50
24:BA:810:U:OP1	35:BL:29:LYS:NZ	2.39	0.50
24:BA:818:G:O6	24:BA:1187:G:C8	2.64	0.50
24:BA:1218:G:N2	24:BA:1232:G:N9	2.60	0.50
24:BA:1335:C:OP1	43:BT:68:LYS:CE	2.58	0.50
24:BA:1451:C:H1'	24:BA:1452:G:N7	2.27	0.50
24:BA:1816:C:C5	26:BC:61:TYR:CE2	2.99	0.50
24:BA:1934:C:C2'	24:BA:1935:G:O5'	2.58	0.50
24:BA:2098:U:C5	24:BA:2099:U:C6	3.00	0.50
24:BA:2484:G:H1'	36:BM:123:LYS:CE	2.41	0.50
25:BB:61:G:C2	25:BB:62:C:C2	3.00	0.50
27:BD:14:ILE:HG22	27:BD:22:ILE:HD12	1.94	0.50
31:BH:147:VAL:CG2	31:BH:148:ALA:N	2.73	0.50
33:BJ:130:HIS:O	33:BJ:132:HIS:N	2.36	0.50
39:BP:54:LEU:O	39:BP:54:LEU:HD12	2.11	0.50
42:BS:16:LYS:HA	42:BS:19:LEU:HD13	1.91	0.50
52:B2:18:PHE:O	52:B2:21:ARG:N	2.44	0.50
1:CA:62:U:C2'	1:CA:63:C:H5'	2.41	0.50
1:CA:354:G:C6	1:CA:355:C:N4	2.80	0.50
1:CA:584:G:H2'	1:CA:585:G:H8	1.76	0.50
1:CA:620:C:N4	1:CA:621:A:C6	2.79	0.50
1:CA:665:A:H2	1:CA:732:C:C5	2.30	0.50
1:CA:722:G:C2	1:CA:724:G:C8	2.98	0.50
1:CA:789:U:N3	1:CA:792:A:OP2	2.43	0.50
1:CA:1077:G:N3	1:CA:1081:A:C2	2.79	0.50
1:CA:1435:G:H2'	1:CA:1436:U:C6	2.46	0.50
1:CA:1496:C:C5'	1:CA:1497:G:OP2	2.60	0.50
1:CA:1536:C:H2'	1:CA:1537:U:O4'	2.10	0.50
2:CB:23:TRP:CD1	2:CB:23:TRP:C	2.84	0.50
2:CB:169:GLU:O	2:CB:171:ILE:N	2.44	0.50
3:CC:190:HIS:CD2	3:CC:195:VAL:HG22	2.46	0.50
4:CD:62:ARG:CD	4:CD:72:PHE:CE2	2.93	0.50
7:CG:100:ALA:O	7:CG:104:ILE:HD11	2.11	0.50
11:CK:27:PHE:O	11:CK:28:ASN:C	2.50	0.50
12:CL:14:ARG:NH2	59:CL:201:HOH:O	2.44	0.50
24:DA:195:A:H2'	24:DA:198:C:N4	2.25	0.50
24:DA:857:G:H5'	46:DW:69:PHE:CD2	2.46	0.50

Continued on next page...

Continued from previous page...

Atom-1	Atom-2	Interatomic distance (Å)	Clash overlap (Å)
24:DA:943:A:OP2	35:DL:39:LYS:HE2	2.10	0.50
24:DA:998:C:OP2	40:DQ:57:ARG:NH2	2.41	0.50
24:DA:1152:C:O2'	24:DA:1153:C:H5'	2.11	0.50
24:DA:1517:G:C5	24:DA:1518:C:C5	2.99	0.50
24:DA:2039:U:O2'	24:DA:2040:G:H5'	2.12	0.50
24:DA:2211:A:H1'	24:DA:2212:A:OP1	2.12	0.50
24:DA:2746:U:O4	24:DA:2755:C:H4'	2.11	0.50
26:DC:158:GLY:HA3	26:DC:197:ALA:HB2	1.92	0.50
26:DC:197:ALA:O	26:DC:200:MET:HE1	2.11	0.50
27:DD:100:LEU:HD13	27:DD:100:LEU:O	2.11	0.50
28:DE:29:HIS:CE1	35:DL:8:PRO:HB3	2.46	0.50
29:DF:98:PHE:CD1	29:DF:99:PHE:N	2.80	0.50
31:DH:53:GLU:HG2	31:DH:54:LEU:N	2.26	0.50
36:DM:45:GLN:O	36:DM:48:ALA:HB3	2.11	0.50
39:DP:50:ARG:HD3	39:DP:57:ALA:HB3	1.93	0.50
40:DQ:82:LEU:CD1	40:DQ:82:LEU:N	2.74	0.50
41:DR:93:PHE:CD1	41:DR:93:PHE:C	2.85	0.50
1:AA:373:A:O2'	1:AA:374:A:H5'	2.11	0.50
1:AA:387:U:H6	1:AA:387:U:H3'	1.75	0.50
1:AA:780:A:H1'	1:AA:803:G:N2	2.25	0.50
1:AA:782:A:N1	1:AA:801:U:N1	2.58	0.50
1:AA:899:C:C5	1:AA:900:A:C5	2.99	0.50
1:AA:928:G:C2	1:AA:929:G:C4	3.00	0.50
1:AA:1097:C:H1'	1:AA:1170:A:H1'	1.93	0.50
1:AA:1273:C:N4	1:AA:1274:A:N7	2.59	0.50
3:AC:106:VAL:O	3:AC:107:ARG:C	2.49	0.50
5:AE:34:THR:O	5:AE:34:THR:OG1	2.29	0.50
6:AF:26:THR:O	6:AF:29:ILE:N	2.44	0.50
7:AG:26:PHE:O	7:AG:27:VAL:C	2.41	0.50
8:AH:87:LYS:HG3	8:AH:88:ARG:N	2.26	0.50
16:AP:7:ALA:HB1	16:AP:28:ARG:O	2.11	0.50
17:AQ:8:LEU:O	17:AQ:60:GLU:HA	2.11	0.50
17:AQ:19:LYS:CE	17:AQ:48:ASP:O	2.60	0.50
24:BA:273:G:C6	24:BA:274:C:N3	2.80	0.50
24:BA:586:A:C2	24:BA:1254:A:C2	3.00	0.50
24:BA:1347:A:C2'	24:BA:1348:C:O5'	2.59	0.50
24:BA:1351:C:O2'	24:BA:1571:A:H1'	2.11	0.50
24:BA:1356:G:C2	24:BA:1357:C:O2	2.65	0.50
24:BA:1448:G:H2'	24:BA:1449:G:C8	2.45	0.50
24:BA:1532:A:C2	24:BA:1533:C:C4	3.00	0.50
24:BA:1565:C:H5''	26:BC:17:LYS:HE3	1.93	0.50

Continued on next page...

Continued from previous page...

Atom-1	Atom-2	Interatomic distance (Å)	Clash overlap (Å)
24:BA:2053:G:N2	24:BA:2054:A:H1'	2.26	0.50
24:BA:2280:G:O2'	24:BA:2388:A:N1	2.37	0.50
57:BA:3165:NMY:N6	57:BA:3165:NMY:C1	2.73	0.50
36:BM:105:MET:HE1	36:BM:113:ALA:HA	1.93	0.50
38:BO:22:GLY:HA2	38:BO:42:PRO:HB3	1.94	0.50
38:BO:28:VAL:HG13	38:BO:36:TYR:O	2.12	0.50
43:BT:35:ALA:O	43:BT:36:LYS:C	2.49	0.50
48:BY:5:GLU:O	48:BY:7:ARG:N	2.40	0.50
50:B0:25:THR:O	50:B0:27:LEU:N	2.45	0.50
1:CA:298:A:C2	1:CA:299:G:H1'	2.46	0.50
1:CA:444:G:C4	1:CA:491:G:C2	2.98	0.50
1:CA:477:C:H2'	1:CA:478:A:C8	2.46	0.50
1:CA:612:C:N4	1:CA:613:C:N4	2.59	0.50
1:CA:628:G:C2	1:CA:629:A:C4	2.99	0.50
1:CA:679:C:H2'	1:CA:680:C:H5'	1.93	0.50
57:CA:1672:NMY:N2	57:CA:1672:NMY:O17	2.44	0.50
2:CB:71:GLY:HA2	2:CB:164:ILE:HG22	1.92	0.50
3:CC:22:TRP:HD1	3:CC:23:PHE:N	2.09	0.50
4:CD:97:ARG:O	4:CD:100:ASN:HB3	2.11	0.50
5:CE:87:GLY:C	5:CE:88:VAL:CG1	2.80	0.50
9:CI:51:PRO:O	9:CI:52:LEU:HD23	2.11	0.50
9:CI:92:GLU:CA	9:CI:92:GLU:OE2	2.59	0.50
12:CL:103:ASP:CG	12:CL:103:ASP:O	2.49	0.50
14:CN:15:LEU:HD23	14:CN:54:ASP:HB2	1.93	0.50
14:CN:66:GLN:HB2	14:CN:83:LYS:HZ3	1.76	0.50
17:CQ:10:GLY:CA	17:CQ:25:ILE:HD13	2.40	0.50
17:CQ:10:GLY:HA3	17:CQ:25:ILE:HD13	1.94	0.50
19:CS:40:ILE:HG13	19:CS:67:VAL:HA	1.92	0.50
19:CS:44:MET:CE	19:CS:45:ILE:HG12	2.42	0.50
55:CY:55:ALA:HB2	55:CY:69:VAL:HG13	1.92	0.50
24:DA:250:G:C6	24:DA:251:A:C6	2.99	0.50
24:DA:654:A:H5'	24:DA:655:A:OP2	2.11	0.50
24:DA:709:U:O2'	24:DA:710:U:O5'	2.27	0.50
24:DA:1515:A:H1'	24:DA:1557:C:H1'	1.94	0.50
24:DA:1586:A:H8	24:DA:1586:A:O5'	1.94	0.50
24:DA:1794:A:O2'	24:DA:1795:C:H5'	2.11	0.50
24:DA:2129:C:H2'	24:DA:2130:U:C5'	2.41	0.50
24:DA:2171:A:O2'	24:DA:2172:U:H5'	2.11	0.50
24:DA:2257:U:P	46:DW:11:ARG:NH2	2.84	0.50
24:DA:2467:C:O2	36:DM:123:LYS:NZ	2.41	0.50
25:DB:35:C:H5'	25:DB:36:C:OP2	2.11	0.50

Continued on next page...

Continued from previous page...

Atom-1	Atom-2	Interatomic distance (Å)	Clash overlap (Å)
29:DF:56:LEU:HA	29:DF:59:ILE:HD12	1.93	0.50
29:DF:174:PHE:O	29:DF:176:PHE:HB2	2.11	0.50
34:DK:25:LEU:HD11	34:DK:38:ILE:CG2	2.41	0.50
36:DM:73:ILE:CG2	36:DM:74:THR:N	2.73	0.50
41:DR:41:ILE:O	41:DR:46:GLU:HG2	2.10	0.50
46:DW:60:PHE:N	46:DW:60:PHE:CD1	2.79	0.50
47:DX:1:SER:O	47:DX:3:VAL:HG12	2.12	0.50
1:AA:258:G:N1	1:AA:269:C:C2	2.80	0.50
1:AA:279:A:H5''	1:AA:281:G:H5'	1.92	0.50
1:AA:684:U:O2'	1:AA:685:G:P	2.69	0.50
1:AA:872:A:H2'	1:AA:872:A:N3	2.25	0.50
1:AA:1106:G:H2'	1:AA:1107:C:H6	1.77	0.50
1:AA:1207:G:H2'	1:AA:1208:C:C6	2.47	0.50
1:AA:1435:G:C5	1:AA:1436:U:C5	2.98	0.50
2:AB:189:THR:CG2	2:AB:190:ASN:ND2	2.75	0.50
3:AC:162:ILE:O	3:AC:163:ALA:C	2.50	0.50
5:AE:33:PHE:N	5:AE:33:PHE:CD1	2.79	0.50
6:AF:23:GLU:O	6:AF:27:ALA:HB3	2.11	0.50
12:AL:58:THR:O	12:AL:58:THR:HG23	2.11	0.50
24:BA:8:C:C2	24:BA:9:G:C8	2.99	0.50
24:BA:10:A:H2'	24:BA:10:A:N3	2.26	0.50
24:BA:322:A:H3'	28:BE:163:ASN:OD1	2.10	0.50
24:BA:451:U:H2'	24:BA:453:A:OP2	2.11	0.50
24:BA:1168:G:C2'	24:BA:1169:A:O5'	2.60	0.50
24:BA:1358:G:N7	24:BA:1371:G:O6	2.44	0.50
24:BA:1413:A:C6	24:BA:1414:C:C4	3.00	0.50
24:BA:1413:A:C6	24:BA:1414:C:N3	2.79	0.50
24:BA:1562:U:C2	24:BA:1563:U:C6	3.00	0.50
24:BA:1663:G:C6	24:BA:1992:G:N7	2.80	0.50
24:BA:1665:A:N3	34:BK:1:MET:HE2	2.27	0.50
24:BA:1935:G:H1'	24:BA:1964:G:N2	2.27	0.50
24:BA:2313:C:H5''	29:BF:87:LYS:HG3	1.92	0.50
24:BA:2639:A:O3'	33:BJ:96:ARG:NH1	2.45	0.50
24:BA:2719:G:H5'	39:BP:95:LYS:NZ	2.27	0.50
24:BA:2830:C:O5'	27:BD:59:ARG:NH1	2.44	0.50
26:BC:210:ALA:O	26:BC:212:TRP:N	2.44	0.50
28:BE:111:GLU:HG2	28:BE:114:ARG:HE	1.77	0.50
30:BG:72:ASN:HA	30:BG:75:VAL:CG1	2.42	0.50
35:BL:132:ARG:O	35:BL:136:GLU:HG2	2.12	0.50
40:BQ:111:LYS:HD3	41:BR:48:LYS:HG3	1.93	0.50
44:BU:101:THR:CG2	44:BU:102:ILE:N	2.75	0.50

Continued on next page...

Continued from previous page...

Atom-1	Atom-2	Interatomic distance (Å)	Clash overlap (Å)
48:BY:49:ASP:O	48:BY:52:ARG:N	2.45	0.50
51:B1:11:VAL:O	51:B1:48:TYR:HA	2.11	0.50
53:B3:6:VAL:HG12	53:B3:9:ALA:HB3	1.92	0.50
53:B3:26:ALA:O	53:B3:27:ASN:CB	2.60	0.50
1:CA:16:A:H2'	1:CA:17:U:H5'	1.94	0.50
1:CA:232:G:C5	1:CA:233:C:C5	2.98	0.50
1:CA:437:U:O2'	1:CA:438:U:H5'	2.11	0.50
1:CA:624:C:O2'	1:CA:625:U:H5'	2.11	0.50
1:CA:768:A:OP1	1:CA:804:U:H4'	2.11	0.50
1:CA:790:A:C8	1:CA:791:G:C5	3.00	0.50
1:CA:1002:G:C2	1:CA:1039:G:C2	2.99	0.50
1:CA:1483:A:H2	24:DA:1959:G:N3	2.09	0.50
2:CB:132:LYS:O	2:CB:134:ALA:N	2.44	0.50
2:CB:205:ASP:O	2:CB:206:ALA:HB2	2.12	0.50
6:CF:16:GLU:O	6:CF:18:VAL:N	2.44	0.50
6:CF:18:VAL:HB	6:CF:19:PRO:CD	2.42	0.50
6:CF:51:ILE:C	6:CF:53:LYS:N	2.64	0.50
7:CG:99:LEU:HD12	7:CG:137:LYS:NZ	2.27	0.50
11:CK:127:ARG:HB2	21:CU:35:ARG:NH2	2.27	0.50
16:CP:51:ARG:O	16:CP:52:LEU:HD12	2.11	0.50
22:CV:58:A:H1'	22:CV:60:U:OP2	2.11	0.50
55:CY:5:ILE:HG23	55:CY:5:ILE:O	2.10	0.50
55:CY:134:ASP:O	55:CY:135:ALA:C	2.50	0.50
24:DA:359:G:C5	24:DA:360:U:C5	2.99	0.50
24:DA:541:A:H2'	24:DA:542:C:O4'	2.11	0.50
24:DA:604:G:N2	24:DA:657:U:H4'	2.26	0.50
24:DA:1059:G:C6	24:DA:1060:U:O4	2.64	0.50
24:DA:1306:C:H41	24:DA:1606:C:H2'	1.75	0.50
24:DA:1638:C:H4'	24:DA:2710:C:O2	2.12	0.50
24:DA:1656:C:H2'	24:DA:1657:U:C6	2.46	0.50
24:DA:1855:U:C5	24:DA:1856:U:C5	2.99	0.50
24:DA:2245:U:O2'	24:DA:2436:G:OP2	2.23	0.50
24:DA:2406:A:H2'	24:DA:2406:A:OP2	2.11	0.50
24:DA:2846:G:H2'	24:DA:2847:U:O4'	2.11	0.50
26:DC:11:GLY:O	26:DC:12:ARG:CB	2.60	0.50
29:DF:116:LEU:HD13	29:DF:129:MET:SD	2.52	0.50
30:DG:148:ARG:HA	30:DG:161:VAL:HG21	1.92	0.50
34:DK:88:ASN:N	34:DK:93:GLN:O	2.42	0.50
35:DL:90:VAL:HB	35:DL:122:VAL:HA	1.93	0.50
36:DM:33:LEU:HD11	36:DM:128:THR:OG1	2.12	0.50
38:DO:27:VAL:O	38:DO:27:VAL:CG2	2.60	0.50

Continued on next page...

Continued from previous page...

Atom-1	Atom-2	Interatomic distance (Å)	Clash overlap (Å)
41:DR:49:ILE:HG12	41:DR:52:PRO:HA	1.94	0.50
45:DV:8:VAL:HA	45:DV:40:ILE:CG2	2.41	0.50
49:DZ:23:LEU:HD11	49:DZ:50:VAL:HG11	1.93	0.50
50:D0:39:ARG:O	50:D0:40:HIS:HB2	2.11	0.50
1:AA:159:G:C6	1:AA:163:C:N4	2.80	0.50
1:AA:265:G:H4'	17:AQ:67:LEU:O	2.11	0.50
1:AA:320:A:H2'	1:AA:321:A:C8	2.47	0.50
1:AA:383:A:N3	1:AA:383:A:H2'	2.26	0.50
1:AA:430:A:O5'	4:AD:9:LEU:HD23	2.11	0.50
1:AA:501:C:O3'	12:AL:115:SER:HB2	2.12	0.50
1:AA:619:U:H3	4:AD:131:ASN:HB3	1.76	0.50
1:AA:1431:A:N6	1:AA:1432:G:H1	2.09	0.50
2:AB:184:PHE:CE2	2:AB:198:PHE:CD2	2.99	0.50
3:AC:57:ILE:HD12	3:AC:59:ARG:HE	1.76	0.50
4:AD:33:LYS:O	4:AD:34:ILE:O	2.29	0.50
8:AH:9:ASP:OD1	8:AH:9:ASP:C	2.50	0.50
8:AH:73:GLU:N	8:AH:130:ALA:O	2.44	0.50
8:AH:83:LEU:C	8:AH:83:LEU:CD1	2.79	0.50
20:AT:79:LEU:O	20:AT:80:THR:C	2.49	0.50
22:AV:40:C:O2	22:AV:41:C:C6	2.65	0.50
24:BA:31:C:O3'	24:BA:1238:G:H5'	2.10	0.50
24:BA:378:C:C2'	24:BA:379:G:C5'	2.89	0.50
24:BA:404:A:C2	24:BA:406:G:C2	2.99	0.50
24:BA:416:U:C2	24:BA:417:C:C6	2.99	0.50
24:BA:571:U:C4	24:BA:575:A:C5	3.00	0.50
24:BA:586:A:H2	24:BA:809:G:N3	2.09	0.50
24:BA:586:A:H1'	24:BA:672:C:H1'	1.93	0.50
24:BA:981:A:N1	24:BA:2027:G:O2'	2.34	0.50
24:BA:1037:G:C2	24:BA:1119:U:O2	2.65	0.50
24:BA:1316:U:H2'	24:BA:1317:G:C8	2.47	0.50
24:BA:1341:G:H4'	43:BT:60:THR:O	2.11	0.50
24:BA:1737:G:C4	24:BA:1738:G:N2	2.79	0.50
24:BA:2267:A:H5''	24:BA:2268:A:C5'	2.41	0.50
24:BA:2553:G:N1	24:BA:2554:U:O2	2.43	0.50
24:BA:2767:C:H2'	24:BA:2768:U:H5'	1.93	0.50
25:BB:11:C:H2'	25:BB:12:C:O4'	2.12	0.50
26:BC:11:GLY:O	26:BC:12:ARG:HB3	2.11	0.50
26:BC:246:PRO:HB2	26:BC:247:TRP:CE3	2.47	0.50
28:BE:194:LYS:O	28:BE:195:GLN:C	2.49	0.50
30:BG:108:PHE:O	30:BG:110:HIS:N	2.45	0.50
31:BH:85:GLY:N	31:BH:89:LYS:O	2.44	0.50

Continued on next page...

Continued from previous page...

Atom-1	Atom-2	Interatomic distance (Å)	Clash overlap (Å)
34:BK:9:ASN:OD1	34:BK:18:ARG:NH1	2.42	0.50
38:BO:35:ILE:HD11	38:BO:106:LEU:HD11	1.92	0.50
42:BS:74:ILE:HD12	42:BS:75:PHE:H	1.76	0.50
1:CA:39:G:C5	1:CA:40:C:C5	3.00	0.50
1:CA:49:U:C5	1:CA:364:A:C6	3.00	0.50
1:CA:356:A:H2'	1:CA:357:G:H5'	1.94	0.50
1:CA:375:U:H3'	1:CA:376:G:H5''	1.93	0.50
1:CA:453:G:C6	1:CA:454:G:C5	3.00	0.50
1:CA:620:C:H1'	4:CD:132:ILE:HD11	1.92	0.50
1:CA:678:U:H2'	1:CA:679:C:O4'	2.12	0.50
1:CA:899:C:H2'	1:CA:900:A:O4'	2.11	0.50
1:CA:1082:A:OP1	5:CE:23:LYS:CE	2.59	0.50
1:CA:1293:C:C2'	1:CA:1294:G:H5'	2.38	0.50
1:CA:1329:A:P	13:CM:28:THR:OG1	2.69	0.50
1:CA:1353:G:C6	1:CA:1370:G:C2	3.00	0.50
1:CA:1492:A:C2	1:CA:1493:A:C2	2.99	0.50
2:CB:43:LEU:O	2:CB:46:THR:N	2.45	0.50
3:CC:66:VAL:O	3:CC:67:THR:CB	2.59	0.50
4:CD:58:LYS:CA	4:CD:200:ILE:HG12	2.41	0.50
12:CL:104:CYS:O	12:CL:105:SER:HB3	2.10	0.50
13:CM:45:ILE:HA	13:CM:48:LEU:HG	1.93	0.50
18:CR:44:ILE:O	18:CR:45:THR:C	2.49	0.50
20:CT:69:LYS:HG3	20:CT:70:ASN:N	2.27	0.50
22:CV:73:A:P	22:CV:73:A:O4'	2.69	0.50
24:DA:221:A:C8	24:DA:266:G:C6	3.00	0.50
24:DA:477:A:O2'	24:DA:478:A:P	2.69	0.50
24:DA:1239:G:C5	24:DA:1240:U:C5	3.00	0.50
24:DA:1814:G:H5''	26:DC:53:ILE:HD11	1.92	0.50
24:DA:2331:G:C6	24:DA:2332:C:N3	2.80	0.50
24:DA:2632:A:C2	24:DA:2787:C:C2	2.99	0.50
26:DC:72:GLY:O	26:DC:73:ILE:O	2.30	0.50
27:DD:160:LYS:HZ2	27:DD:160:LYS:HB2	1.76	0.50
27:DD:187:LEU:C	27:DD:187:LEU:HD13	2.31	0.50
28:DE:56:GLY:O	28:DE:57:LYS:C	2.49	0.50
28:DE:115:GLN:OE1	28:DE:117:ARG:HD3	2.12	0.50
33:DJ:42:ALA:O	40:DQ:63:ARG:HD3	2.12	0.50
41:DR:38:VAL:CG1	41:DR:57:GLY:O	2.60	0.50
42:DS:29:VAL:HG23	42:DS:69:LEU:C	2.32	0.50
44:DU:73:ASN:HB2	44:DU:78:LYS:O	2.11	0.50
46:DW:56:ASP:O	46:DW:57:HIS:CD2	2.65	0.50
47:DX:44:ARG:HG2	47:DX:45:PHE:N	2.25	0.50

Continued on next page...

Continued from previous page...

Atom-1	Atom-2	Interatomic distance (Å)	Clash overlap (Å)
49:DZ:15:ARG:O	49:DZ:20:LYS:HE3	2.10	0.50
52:D2:25:LYS:HA	52:D2:28:ARG:NH2	2.26	0.50
1:AA:238:A:OP1	17:AQ:40:ARG:CZ	2.59	0.50
1:AA:275:G:N3	1:AA:275:G:H2'	2.26	0.50
1:AA:279:A:OP1	1:AA:280:C:O2'	2.30	0.50
1:AA:282:A:H2'	1:AA:283:U:H5'	1.93	0.50
1:AA:457:G:N2	1:AA:476:U:C2	2.79	0.50
1:AA:627:G:OP2	16:AP:35:ARG:NH1	2.44	0.50
1:AA:1030:U:H4'	1:AA:1030:U:OP1	2.11	0.50
1:AA:1321:U:C4	1:AA:1322:C:C5	3.00	0.50
1:AA:1465:A:C8	1:AA:1466:C:C5	3.00	0.50
1:AA:1506:U:OP2	23:AX:11:A:H5''	2.12	0.50
1:AA:1538:C:H2'	1:AA:1539:C:O4'	2.12	0.50
2:AB:14:VAL:HG22	2:AB:208:ARG:NH1	2.27	0.50
3:AC:64:ILE:O	3:AC:99:ALA:HA	2.12	0.50
5:AE:122:ASN:O	5:AE:123:VAL:O	2.28	0.50
8:AH:40:LEU:CB	8:AH:46:ILE:CG2	2.90	0.50
8:AH:66:PHE:O	8:AH:67:GLN:C	2.49	0.50
10:AJ:6:ILE:O	10:AJ:75:ASP:OD2	2.30	0.50
11:AK:35:THR:HA	11:AK:42:LEU:HD13	1.92	0.50
11:AK:101:ASN:OD1	11:AK:102:ALA:N	2.44	0.50
12:AL:57:LEU:C	12:AL:59:ASN:H	2.14	0.50
13:AM:26:GLY:O	13:AM:30:SER:OG	2.20	0.50
17:AQ:21:ILE:CG2	17:AQ:48:ASP:HB2	2.42	0.50
21:AU:40:LYS:N	21:AU:41:PRO:HD2	2.26	0.50
22:AV:39:U:C2	22:AV:40:C:C5	2.99	0.50
24:BA:319:G:C2'	24:BA:320:A:H5'	2.42	0.50
24:BA:324:A:C5	24:BA:325:G:C8	3.00	0.50
24:BA:372:G:C6	47:BX:56:ARG:NH2	2.79	0.50
24:BA:391:A:C2	24:BA:392:U:H1'	2.47	0.50
24:BA:615:U:H3'	24:BA:616:A:C5'	2.39	0.50
24:BA:617:G:H2'	24:BA:618:G:O5'	2.12	0.50
24:BA:809:G:C2'	24:BA:810:U:H5'	2.41	0.50
24:BA:1050:A:C2	24:BA:2751:G:C5	3.00	0.50
24:BA:1223:G:C6	24:BA:1227:G:C6	2.99	0.50
24:BA:1394:U:OP1	59:BA:3415:HOH:O	2.20	0.50
24:BA:1422:G:N2	24:BA:1423:G:C4	2.80	0.50
24:BA:1601:G:C6	24:BA:1602:U:C4	2.99	0.50
24:BA:1716:U:C5	24:BA:1743:G:N2	2.79	0.50
24:BA:1773:A:H2'	24:BA:1774:C:H5'	1.94	0.50
24:BA:1805:A:N3	26:BC:49:THR:HG21	2.25	0.50

Continued on next page...

Continued from previous page...

Atom-1	Atom-2	Interatomic distance (Å)	Clash overlap (Å)
24:BA:1883:U:O4	24:BA:1884:G:C6	2.64	0.50
24:BA:2259:U:C4	24:BA:2427:C:N4	2.80	0.50
24:BA:2261:C:C2	24:BA:2280:G:N2	2.79	0.50
24:BA:2655:G:N3	24:BA:2664:G:C6	2.80	0.50
24:BA:2714:G:H2'	24:BA:2715:C:C5'	2.42	0.50
24:BA:2748:A:H1'	30:BG:66:THR:HG22	1.94	0.50
24:BA:2759:G:C5	24:BA:2760:C:C5	2.99	0.50
24:BA:2822:G:OP1	27:BD:115:GLY:CA	2.60	0.50
28:BE:149:ILE:CG1	28:BE:188:MET:HG2	2.42	0.50
30:BG:78:VAL:O	30:BG:78:VAL:HG13	2.12	0.50
31:BH:61:VAL:O	31:BH:61:VAL:HG12	2.12	0.50
32:BI:115:ASP:O	32:BI:116:MET:HB2	2.12	0.50
33:BJ:38:GLY:O	33:BJ:44:TYR:HB2	2.12	0.50
33:BJ:88:THR:HG23	33:BJ:91:GLU:HB2	1.94	0.50
40:BQ:59:LEU:O	40:BQ:62:ALA:N	2.45	0.50
44:BU:35:VAL:HG22	44:BU:38:ILE:CG2	2.42	0.50
54:B4:25:VAL:HG12	54:B4:35:GLN:HB2	1.93	0.50
1:CA:182:A:N7	1:CA:184:G:C5	2.80	0.50
1:CA:402:G:C6	1:CA:403:C:C4	2.99	0.50
1:CA:516:U:C4	1:CA:517:G:C6	2.99	0.50
1:CA:579:A:C4	1:CA:763:G:N2	2.79	0.50
1:CA:673:A:H2'	1:CA:674:G:H8	1.77	0.50
1:CA:770:C:C2'	1:CA:771:G:H5'	2.42	0.50
1:CA:908:A:H2'	1:CA:909:A:C8	2.47	0.50
1:CA:921:U:H4'	5:CE:23:LYS:NZ	2.27	0.50
1:CA:967:C:H2'	1:CA:968:A:C8	2.47	0.50
1:CA:1309:G:C4	1:CA:1329:A:C4	2.98	0.50
4:CD:168:PRO:CG	4:CD:171:LEU:CD1	2.90	0.50
6:CF:47:LEU:HD13	6:CF:56:LYS:N	2.26	0.50
8:CH:117:ARG:O	8:CH:119:ALA:N	2.45	0.50
11:CK:80:LYS:O	11:CK:80:LYS:HG3	2.10	0.50
17:CQ:31:HIS:CE1	17:CQ:34:TYR:CD2	2.99	0.50
24:DA:690:G:C4'	26:DC:216:ARG:HH21	2.24	0.50
24:DA:709:U:C2'	24:DA:710:U:O5'	2.59	0.50
24:DA:898:C:C5	24:DA:899:A:C8	3.00	0.50
24:DA:1005:C:O2'	33:DJ:30:THR:HG21	2.12	0.50
24:DA:1868:C:C2	24:DA:1869:G:H1'	2.46	0.50
24:DA:1927:A:N6	24:DA:1928:A:N6	2.60	0.50
24:DA:2730:C:H5	57:DA:3185:NMY:H22	1.72	0.50
28:DE:75:SER:HB3	28:DE:77:ILE:CD1	2.41	0.50
31:DH:72:ILE:HG21	31:DH:132:PHE:CD2	2.46	0.50

Continued on next page...

Continued from previous page...

Atom-1	Atom-2	Interatomic distance (Å)	Clash overlap (Å)
31:DH:77:THR:O	31:DH:78:VAL:HB	2.11	0.50
35:DL:78:ARG:HA	35:DL:113:ALA:HB3	1.93	0.50
38:DO:58:ILE:O	38:DO:62:LEU:CD1	2.60	0.50
42:DS:25:ARG:HG2	42:DS:74:ILE:HG23	1.92	0.50
45:DV:43:ASP:O	45:DV:47:VAL:HG12	2.11	0.50
45:DV:45:ASP:O	45:DV:48:MET:HB3	2.11	0.50
52:D2:2:LYS:HE3	52:D2:6:GLN:OE1	2.12	0.50
1:AA:293:G:C4	1:AA:294:U:C5	3.00	0.50
1:AA:390:U:O2	1:AA:391:G:C8	2.65	0.50
1:AA:919:A:C4	1:AA:920:U:C5	3.00	0.50
1:AA:1122:U:C2'	1:AA:1123:U:C5'	2.89	0.50
1:AA:1361:G:C6	1:AA:1362:A:N7	2.80	0.50
1:AA:1376:U:C2	1:AA:1377:A:N7	2.80	0.50
3:AC:101:ILE:HD12	3:AC:102:ASN:CA	2.41	0.50
7:AG:101:MET:O	7:AG:105:VAL:HG22	2.12	0.50
11:AK:45:ALA:HB1	11:AK:69:ARG:CG	2.41	0.50
11:AK:70:CYS:O	11:AK:74:VAL:CG2	2.59	0.50
11:AK:105:PHE:O	11:AK:107:ILE:HB	2.11	0.50
16:AP:57:ILE:HG22	16:AP:58:ALA:N	2.27	0.50
18:AR:68:LEU:HD12	18:AR:68:LEU:N	2.27	0.50
20:AT:79:LEU:O	20:AT:83:ILE:N	2.43	0.50
24:BA:76:C:O2'	48:BY:55:THR:HG21	2.12	0.50
24:BA:86:G:C2	24:BA:97:C:C2	2.99	0.50
24:BA:295:G:C4	24:BA:344:A:C2	3.00	0.50
24:BA:434:U:H4'	24:BA:435:C:OP1	2.12	0.50
24:BA:616:A:H2'	24:BA:617:G:H5'	1.92	0.50
24:BA:1305:C:O2	24:BA:1305:C:H2'	2.12	0.50
24:BA:1505:A:N1	24:BA:1506:U:C2	2.80	0.50
24:BA:1537:G:C2	24:BA:1538:G:H1'	2.46	0.50
24:BA:2271:G:O6	59:BA:3515:HOH:O	2.20	0.50
25:BB:113:C:H2'	25:BB:114:C:H6	1.77	0.50
26:BC:16:VAL:CB	26:BC:203:VAL:HG22	2.42	0.50
26:BC:140:VAL:HG23	26:BC:190:THR:O	2.12	0.50
26:BC:143:VAL:HG21	26:BC:161:VAL:HG21	1.94	0.50
27:BD:20:VAL:HG12	27:BD:21:SER:N	2.27	0.50
31:BH:24:GLY:O	31:BH:25:TYR:C	2.49	0.50
31:BH:37:VAL:HG23	31:BH:38:PRO:HD2	1.94	0.50
31:BH:84:ALA:HA	31:BH:90:LEU:HA	1.93	0.50
33:BJ:69:ARG:HA	33:BJ:89:PHE:CD2	2.47	0.50
33:BJ:75:TYR:HB3	33:BJ:84:ILE:HD11	1.93	0.50
33:BJ:125:TYR:CE2	33:BJ:130:HIS:HB2	2.47	0.50

Continued on next page...

Continued from previous page...

Atom-1	Atom-2	Interatomic distance (Å)	Clash overlap (Å)
34:BK:71:ARG:HG3	34:BK:72:PRO:HD2	1.93	0.50
35:BL:57:LEU:C	35:BL:59:ARG:H	2.15	0.50
42:BS:71:VAL:O	42:BS:71:VAL:HG12	2.12	0.50
47:BX:39:VAL:CG2	47:BX:44:ARG:O	2.59	0.50
48:BY:9:LYS:CB	48:BY:12:GLU:HG2	2.42	0.50
52:B2:21:ARG:HG3	52:B2:27:GLY:O	2.11	0.50
53:B3:44:ARG:HB3	53:B3:45:PRO:HD3	1.94	0.50
1:CA:376:G:C4'	16:CP:5:ARG:HD2	2.41	0.50
1:CA:391:G:C5	1:CA:392:C:C6	2.99	0.50
1:CA:786:G:H5''	1:CA:787:A:OP2	2.11	0.50
1:CA:1014:A:OP2	19:CS:14:HIS:HB2	2.12	0.50
1:CA:1038:C:N4	1:CA:1039:G:O6	2.45	0.50
1:CA:1050:G:C2'	1:CA:1051:C:H5'	2.42	0.50
1:CA:1112:C:O2'	3:CC:179:ARG:HD3	2.12	0.50
1:CA:1153:G:C6	1:CA:1154:G:N7	2.80	0.50
1:CA:1239:A:N3	1:CA:1241:G:N1	2.60	0.50
1:CA:1366:C:C2	1:CA:1367:C:C5	3.00	0.50
1:CA:1397:C:O2'	1:CA:1398:A:P	2.69	0.50
1:CA:1524:C:H2'	1:CA:1525:G:O4'	2.12	0.50
2:CB:104:TRP:O	2:CB:106:THR:O	2.30	0.50
2:CB:171:ILE:HG22	2:CB:175:GLU:OE1	2.12	0.50
3:CC:130:PHE:CD2	3:CC:157:LEU:HD23	2.45	0.50
4:CD:4:TYR:CE1	4:CD:68:LEU:HD22	2.47	0.50
4:CD:153:SER:OG	4:CD:154:ARG:N	2.45	0.50
4:CD:154:ARG:O	4:CD:156:LYS:N	2.44	0.50
8:CH:59:LEU:HD12	8:CH:59:LEU:O	2.11	0.50
10:CJ:22:THR:C	10:CJ:24:GLU:H	2.14	0.50
10:CJ:42:LEU:HD22	10:CJ:71:LEU:HD13	1.94	0.50
14:CN:19:TYR:CD1	14:CN:19:TYR:C	2.85	0.50
14:CN:44:ALA:O	14:CN:47:LYS:HG2	2.12	0.50
16:CP:20:VAL:HG11	16:CP:32:PHE:CD2	2.46	0.50
18:CR:39:ILE:CG2	18:CR:40:VAL:N	2.74	0.50
19:CS:4:SER:O	19:CS:5:LEU:HB3	2.11	0.50
19:CS:69:HIS:O	19:CS:70:LYS:O	2.29	0.50
22:CV:9:A:O2'	22:CV:10:G:N7	2.43	0.50
55:CY:7:LYS:HA	55:CY:10:GLU:HB3	1.93	0.50
24:DA:192:C:O2'	24:DA:802:A:N3	2.44	0.50
24:DA:197:A:OP1	59:DA:3764:HOH:O	2.19	0.50
24:DA:591:U:C2'	24:DA:592:A:O5'	2.60	0.50
24:DA:778:G:C6	24:DA:779:U:C4	3.00	0.50
24:DA:1203:U:H1'	35:DL:4:ASN:HB3	1.93	0.50

Continued on next page...

Continued from previous page...

Atom-1	Atom-2	Interatomic distance (Å)	Clash overlap (Å)
24:DA:1918:A:HO2'	24:DA:1920:C:N4	2.09	0.50
24:DA:2055:C:N4	59:DA:3532:HOH:O	2.44	0.50
24:DA:2498:C:H2'	24:DA:2499:C:H5'	1.93	0.50
24:DA:2792:A:N3	24:DA:2792:A:H2'	2.26	0.50
57:DA:3185:NMY:H16	57:DA:3185:NMY:N19	2.26	0.50
57:DA:3190:NMY:H1	57:DA:3190:NMY:O11	2.11	0.50
29:DF:95:MET:SD	29:DF:99:PHE:CE1	3.05	0.50
29:DF:131:VAL:HG21	29:DF:151:LEU:HD23	1.94	0.50
29:DF:153:ILE:HD12	29:DF:154:THR:N	2.27	0.50
32:DI:27:LEU:O	32:DI:28:GLY:C	2.50	0.50
33:DJ:55:ILE:HA	33:DJ:123:LYS:O	2.12	0.50
36:DM:115:GLU:OE1	36:DM:119:LEU:HD11	2.11	0.50
38:DO:54:VAL:HG23	38:DO:55:GLU:H	1.77	0.50
44:DU:73:ASN:CB	44:DU:78:LYS:O	2.60	0.50
50:D0:27:LEU:HD23	50:D0:37:HIS:O	2.12	0.50
53:D3:31:ILE:HD11	53:D3:35:LYS:HE2	1.94	0.50
1:AA:40:C:H2'	1:AA:41:G:C8	2.47	0.50
1:AA:246:A:C4	1:AA:279:A:C2	3.00	0.50
1:AA:412:A:C4'	11:CK:14:LYS:HE3	2.42	0.50
1:AA:441:A:C2	1:AA:497:G:C6	3.00	0.50
1:AA:597:G:C5	1:AA:598:U:C6	3.00	0.50
1:AA:741:G:OP1	15:AO:35:GLN:NE2	2.45	0.50
1:AA:853:C:C2'	1:AA:854:U:O5'	2.60	0.50
1:AA:1152:A:C2	1:AA:1153:G:N9	2.80	0.50
1:AA:1237:C:H4'	1:AA:1334:G:N2	2.26	0.50
1:AA:1257:A:H2'	1:AA:1257:A:N3	2.27	0.50
1:AA:1387:G:C6	1:AA:1388:C:N4	2.80	0.50
2:AB:21:ARG:HA	2:AB:21:ARG:HE	1.77	0.50
2:AB:60:ILE:O	2:AB:61:ALA:HB2	2.11	0.50
2:AB:181:ILE:HG13	2:AB:182:PRO:O	2.12	0.50
4:AD:95:GLU:HA	4:AD:104:ARG:HH11	1.77	0.50
4:AD:95:GLU:HG2	4:AD:96:GLY:N	2.25	0.50
4:AD:103:TYR:HE1	4:AD:114:ALA:CB	2.25	0.50
5:AE:133:PRO:O	5:AE:136:VAL:HG12	2.11	0.50
6:AF:51:ILE:O	6:AF:51:ILE:HG12	2.12	0.50
7:AG:90:GLU:N	7:AG:90:GLU:OE1	2.45	0.50
7:AG:113:ASP:HB2	7:AG:119:ARG:HG2	1.94	0.50
8:AH:76:GLN:N	8:AH:76:GLN:OE1	2.45	0.50
10:AJ:42:LEU:HD23	10:AJ:71:LEU:CD2	2.42	0.50
19:AS:51:VAL:N	19:AS:58:VAL:O	2.43	0.50
21:AU:26:ALA:O	21:AU:28:VAL:N	2.45	0.50

Continued on next page...

Continued from previous page...

Atom-1	Atom-2	Interatomic distance (Å)	Clash overlap (Å)
22:AV:18:G:C5	22:AV:58:A:C6	3.00	0.50
24:BA:193:U:O2	24:BA:193:U:H2'	2.11	0.50
24:BA:592:A:C5	24:BA:593:U:C5	2.99	0.50
24:BA:599:A:N1	24:BA:659:G:C6	2.79	0.50
24:BA:802:A:N3	24:BA:802:A:H2'	2.26	0.50
24:BA:1232:G:C6	24:BA:1233:C:C4	3.00	0.50
24:BA:1273:U:H4'	24:BA:1275:A:OP2	2.10	0.50
24:BA:1332:G:O6	24:BA:1609:A:C8	2.65	0.50
24:BA:1423:G:C4	24:BA:1424:G:C8	3.00	0.50
24:BA:1571:A:C2	24:BA:1572:A:C4	2.99	0.50
24:BA:1808:A:H5'	24:BA:1809:A:C8	2.47	0.50
25:BB:45:A:N1	25:BB:46:A:C4	2.80	0.50
26:BC:132:ARG:CZ	26:BC:132:ARG:HB3	2.41	0.50
26:BC:254:LYS:CE	26:BC:254:LYS:HA	2.40	0.50
29:BF:154:THR:CG2	29:BF:155:ILE:N	2.75	0.50
30:BG:148:ARG:O	30:BG:150:TYR:N	2.45	0.50
35:BL:93:ASN:OD1	35:BL:93:ASN:O	2.30	0.50
38:BO:103:VAL:C	38:BO:105:ALA:N	2.64	0.50
39:BP:54:LEU:HD12	39:BP:76:HIS:HB2	1.94	0.50
39:BP:91:VAL:HG22	39:BP:92:ARG:N	2.26	0.50
40:BQ:95:ALA:O	40:BQ:99:VAL:CG1	2.60	0.50
51:B1:38:PHE:HB2	51:B1:45:HIS:CE1	2.46	0.50
1:CA:42:G:H2'	1:CA:43:C:C6	2.46	0.50
1:CA:185:U:H4'	20:CT:69:LYS:HE2	1.92	0.50
1:CA:258:G:C6	1:CA:259:G:C5	2.99	0.50
1:CA:416:G:C2'	1:CA:417:G:H5'	2.42	0.50
1:CA:544:G:C6	1:CA:545:C:C4	3.00	0.50
1:CA:957:U:C2	1:CA:959:A:OP2	2.65	0.50
1:CA:1166:G:N2	1:CA:1171:A:N6	2.59	0.50
1:CA:1516:G:C2	1:CA:1518:A:OP2	2.65	0.50
1:CA:1539:C:O2'	23:CX:4:G:N2	2.44	0.50
2:CB:47:VAL:CG2	2:CB:48:PRO:HD3	2.41	0.50
5:CE:102:GLY:O	5:CE:103:THR:HB	2.12	0.50
5:CE:126:LYS:HG3	5:CE:127:ALA:O	2.11	0.50
11:CK:31:ILE:HA	11:CK:46:THR:HG21	1.94	0.50
11:CK:127:ARG:CB	21:CU:35:ARG:HH22	2.25	0.50
12:CL:67:ILE:CD1	12:CL:72:HIS:CD2	2.95	0.50
14:CN:96:LEU:HD12	14:CN:96:LEU:O	2.12	0.50
16:CP:52:LEU:HD23	16:CP:57:ILE:CD1	2.42	0.50
55:CY:100:VAL:HG23	55:CY:100:VAL:O	2.10	0.50
24:DA:220:G:C6	24:DA:427:U:C5	3.00	0.50

Continued on next page...

Continued from previous page...

Atom-1	Atom-2	Interatomic distance (Å)	Clash overlap (Å)
24:DA:321:U:P	28:DE:130:LYS:HD2	2.51	0.50
24:DA:973:A:O4'	24:DA:1188:U:C6	2.65	0.50
24:DA:995:C:H5'	24:DA:995:C:H6	1.77	0.50
24:DA:1313:U:H2'	24:DA:1610:A:C2	2.46	0.50
24:DA:1701:A:N7	24:DA:1702:G:C8	2.80	0.50
24:DA:2061:G:C2	24:DA:2063:C:C4	3.00	0.50
24:DA:2128:G:C5	24:DA:2129:C:N3	2.79	0.50
24:DA:2258:C:O2'	24:DA:2426:A:H4'	2.11	0.50
24:DA:2592:G:C5	24:DA:2593:U:C5	3.00	0.50
24:DA:2722:G:H4'	37:DN:4:ARG:HB2	1.93	0.50
26:DC:71:ASP:OD1	26:DC:188:ARG:NH1	2.44	0.50
26:DC:163:ILE:HG22	26:DC:171:VAL:HG22	1.92	0.50
27:DD:8:LYS:HE3	27:DD:193:VAL:HG22	1.93	0.50
31:DH:71:LYS:O	31:DH:73:ASN:N	2.38	0.50
32:DI:121:ILE:HG22	32:DI:121:ILE:O	2.11	0.50
36:DM:54:THR:HG22	36:DM:55:ARG:N	2.25	0.50
47:DX:44:ARG:CG	47:DX:45:PHE:N	2.75	0.50
1:AA:55:A:C5	31:DH:91:PHE:CE2	3.00	0.50
1:AA:418:C:H1'	1:AA:540:G:O2'	2.12	0.50
1:AA:638:U:C4	1:AA:639:G:N7	2.80	0.50
1:AA:709:U:O2'	1:AA:710:G:P	2.70	0.50
1:AA:779:C:O2'	1:AA:780:A:H5'	2.12	0.50
1:AA:1014:A:H2'	1:AA:1015:G:O4'	2.12	0.50
1:AA:1086:U:H2'	1:AA:1087:G:O5'	2.12	0.50
1:AA:1096:C:H2'	1:AA:1097:C:H6	1.77	0.50
1:AA:1227:A:C2	1:AA:1228:C:C2	3.00	0.50
4:AD:25:VAL:HG22	4:AD:26:ARG:HG2	1.94	0.50
5:AE:157:ARG:CG	5:AE:158:GLY:N	2.68	0.50
6:AF:42:TRP:N	6:AF:42:TRP:CD1	2.79	0.50
6:AF:49:TYR:CE2	18:AR:66:SER:HA	2.47	0.50
6:AF:51:ILE:O	6:AF:54:LEU:HD21	2.12	0.50
9:AI:129:LYS:O	9:AI:129:LYS:HD2	2.12	0.50
18:AR:45:THR:O	18:AR:46:GLY:C	2.50	0.50
19:AS:44:MET:O	19:AS:62:VAL:HG21	2.12	0.50
24:BA:137:U:O2'	24:BA:138:U:OP1	2.26	0.50
24:BA:228:C:C5'	24:BA:229:C:C6	2.95	0.50
24:BA:310:A:N3	24:BA:312:G:C8	2.79	0.50
24:BA:335:C:C4	24:BA:336:C:C5	3.00	0.50
24:BA:500:G:N2	24:BA:502:A:H3'	2.27	0.50
24:BA:579:G:N3	24:BA:1262:A:C2	2.79	0.50
24:BA:608:A:H3'	24:BA:609:A:H8	1.77	0.50

Continued on next page...

Continued from previous page...

Atom-1	Atom-2	Interatomic distance (Å)	Clash overlap (Å)
24:BA:809:G:H2'	24:BA:810:U:H5'	1.94	0.50
24:BA:1071:G:N2	24:BA:1091:G:N7	2.59	0.50
24:BA:1361:G:C6	24:BA:1371:G:N2	2.80	0.50
24:BA:1583:A:H4'	24:BA:1585:C:C4	2.47	0.50
24:BA:1605:C:H1'	24:BA:1610:A:C6	2.46	0.50
24:BA:1648:U:OP1	59:BA:3390:HOH:O	2.20	0.50
24:BA:1847:A:C2'	24:BA:1848:A:OP2	2.60	0.50
24:BA:2095:A:C2	24:BA:2096:C:C6	3.00	0.50
24:BA:2198:A:O2'	24:BA:2199:A:OP2	2.23	0.50
24:BA:2406:A:N7	35:BL:69:ARG:NH2	2.60	0.50
24:BA:2704:C:N4	24:BA:2705:A:C2	2.79	0.50
24:BA:2734:A:N7	24:BA:2735:G:N7	2.59	0.50
24:BA:2761:A:C2	24:BA:2762:C:C6	3.00	0.50
24:BA:2766:A:O5'	24:BA:2766:A:C8	2.65	0.50
24:BA:2820:A:C6	27:BD:197:THR:HG23	2.46	0.50
57:BA:3165:NMY:H1	57:BA:3165:NMY:HN61	1.74	0.50
25:BB:79:G:H2'	25:BB:80:U:O4'	2.12	0.50
29:BF:98:PHE:C	29:BF:100:GLU:N	2.64	0.50
31:BH:80:ILE:HG23	31:BH:146:VAL:CG2	2.42	0.50
34:BK:118:LEU:O	34:BK:119:ALA:HB2	2.12	0.50
35:BL:50:PHE:C	35:BL:50:PHE:CD1	2.83	0.50
37:BN:14:SER:O	37:BN:15:SER:C	2.50	0.50
37:BN:43:GLU:O	37:BN:46:ARG:N	2.44	0.50
42:BS:36:LEU:O	42:BS:38:TYR:N	2.45	0.50
44:BU:39:ASN:O	44:BU:40:LEU:C	2.50	0.50
45:BV:14:LYS:O	45:BV:15:GLY:C	2.48	0.50
45:BV:72:VAL:CG2	45:BV:91:PHE:HB3	2.42	0.50
48:BY:52:ARG:HB3	48:BY:52:ARG:HH21	1.76	0.50
1:CA:202:G:N3	1:CA:203:G:H1'	2.26	0.50
1:CA:205:A:H4'	1:CA:205:A:OP1	2.11	0.50
1:CA:316:C:C2	1:CA:317:U:C5	2.99	0.50
1:CA:356:A:C2'	1:CA:357:G:H5'	2.42	0.50
1:CA:519:C:H2'	1:CA:520:A:O4'	2.11	0.50
1:CA:673:A:H4'	6:CF:86:ARG:CZ	2.42	0.50
1:CA:1012:A:N6	1:CA:1013:G:N1	2.59	0.50
1:CA:1133:G:C5	1:CA:1134:G:C8	3.00	0.50
1:CA:1190:G:O2'	3:CC:3:GLN:CG	2.60	0.50
1:CA:1404:C:O4'	1:CA:1499:A:C2	2.65	0.50
2:CB:123:ASP:OD1	2:CB:123:ASP:N	2.45	0.50
3:CC:9:GLY:CA	3:CC:12:LEU:HD13	2.41	0.50
4:CD:19:LEU:CD1	4:CD:64:ILE:O	2.60	0.50

Continued on next page...

Continued from previous page...

Atom-1	Atom-2	Interatomic distance (Å)	Clash overlap (Å)
4:CD:113:GLU:OE1	4:CD:113:GLU:CA	2.60	0.50
4:CD:132:ILE:O	4:CD:132:ILE:HG13	2.12	0.50
12:CL:114:ARG:HG3	12:CL:119:VAL:HB	1.94	0.50
24:DA:778:G:C5	24:DA:779:U:C4	3.00	0.50
24:DA:1000:A:H62	24:DA:1154:G:H2'	1.76	0.50
24:DA:1069:A:C5	24:DA:1074:G:C6	3.00	0.50
24:DA:1141:U:OP2	33:DJ:65:THR:CG2	2.60	0.50
24:DA:1353:A:C8	24:DA:1378:A:N6	2.80	0.50
24:DA:1369:G:C6	24:DA:1370:C:C4	3.00	0.50
24:DA:1620:G:O2'	24:DA:1621:U:H5'	2.12	0.50
24:DA:1926:U:H5'	24:DA:1927:A:OP2	2.12	0.50
24:DA:2063:C:C5	24:DA:2064:C:C5	3.00	0.50
24:DA:2076:U:O2	24:DA:2076:U:O5'	2.30	0.50
24:DA:2250:G:H8	24:DA:2250:G:O5'	1.95	0.50
24:DA:2298:A:OP1	29:DF:70:ARG:NH2	2.44	0.50
24:DA:2407:A:H2'	24:DA:2408:U:C6	2.46	0.50
24:DA:2615:U:C2	50:D0:3:GLN:HA	2.47	0.50
24:DA:2671:G:C6	24:DA:2672:U:N3	2.80	0.50
26:DC:80:LEU:HD21	26:DC:105:ALA:HB2	1.93	0.50
26:DC:154:ALA:HB1	26:DC:159:THR:HG23	1.92	0.50
26:DC:230:PRO:CD	26:DC:246:PRO:O	2.59	0.50
27:DD:5:VAL:HG21	27:DD:80:TRP:CD2	2.47	0.50
28:DE:43:THR:O	28:DE:44:ARG:HB3	2.12	0.50
28:DE:145:ASP:OD2	28:DE:166:LYS:NZ	2.44	0.50
29:DF:59:ILE:HG23	29:DF:137:PHE:CE2	2.47	0.50
29:DF:98:PHE:HD1	29:DF:99:PHE:N	2.10	0.50
31:DH:76:GLU:O	31:DH:143:ILE:HG12	2.12	0.50
32:DI:33:ASN:OD1	32:DI:64:ARG:NH2	2.45	0.50
32:DI:89:SER:O	32:DI:91:LYS:N	2.44	0.50
36:DM:71:LYS:HD3	36:DM:95:LEU:HD13	1.93	0.50
40:DQ:25:GLY:O	40:DQ:27:ARG:N	2.44	0.50
44:DU:85:ARG:HD3	44:DU:94:PHE:CE2	2.46	0.50
45:DV:65:VAL:O	45:DV:67:GLY:N	2.44	0.50
1:AA:52:C:H2'	1:AA:53:A:C8	2.47	0.49
1:AA:72:A:H2'	1:AA:73:C:C6	2.47	0.49
1:AA:184:G:O2'	1:AA:224:U:C5'	2.60	0.49
1:AA:436:C:N3	1:AA:437:U:C5	2.80	0.49
1:AA:455:G:C2	1:AA:478:A:N1	2.80	0.49
1:AA:577:G:H4'	1:AA:817:C:OP1	2.12	0.49
1:AA:832:G:N2	1:AA:855:U:C2	2.80	0.49
1:AA:834:U:H2'	1:AA:835:U:H6	1.77	0.49

Continued on next page...

Continued from previous page...

Atom-1	Atom-2	Interatomic distance (Å)	Clash overlap (Å)
1:AA:885:G:N3	1:AA:914:A:C2	2.79	0.49
1:AA:1449:C:C2	1:AA:1455:G:N2	2.79	0.49
1:AA:1516:G:N3	1:AA:1516:G:C2'	2.74	0.49
3:AC:15:VAL:HG23	3:AC:15:VAL:O	2.12	0.49
7:AG:27:VAL:CG1	7:AG:28:ASN:N	2.75	0.49
8:AH:84:ARG:O	8:AH:85:ILE:CG1	2.60	0.49
8:AH:102:ALA:O	8:AH:127:CYS:O	2.30	0.49
9:AI:81:HIS:O	9:AI:84:THR:OG1	2.24	0.49
11:AK:92:GLY:O	11:AK:93:ARG:C	2.50	0.49
12:AL:8:VAL:HG12	12:AL:9:ARG:N	2.25	0.49
12:AL:63:VAL:CG1	12:AL:64:THR:N	2.75	0.49
12:AL:107:VAL:N	12:AL:117:TYR:O	2.45	0.49
12:AL:116:LYS:O	12:AL:117:TYR:HB2	2.11	0.49
24:BA:110:G:N2	24:BA:111:A:C1'	2.75	0.49
24:BA:136:G:C5	24:BA:137:U:O4	2.65	0.49
24:BA:180:G:OP1	52:B2:35:ARG:NH2	2.44	0.49
24:BA:422:A:N1	24:BA:423:A:C2	2.80	0.49
24:BA:507:A:O4'	24:BA:509:C:N3	2.45	0.49
24:BA:601:C:C4	24:BA:602:A:N7	2.80	0.49
24:BA:1028:A:N6	24:BA:1125:G:H2'	2.27	0.49
24:BA:1062:G:H2'	24:BA:1063:G:C8	2.46	0.49
24:BA:1248:G:N9	40:BQ:2:ARG:HB2	2.27	0.49
24:BA:1261:C:C2'	24:BA:1262:A:O5'	2.60	0.49
24:BA:1335:C:P	43:BT:68:LYS:CE	2.99	0.49
24:BA:1385:A:N6	24:BA:1403:A:C5	2.80	0.49
24:BA:1945:G:C5	24:BA:1946:U:C5	3.00	0.49
24:BA:2472:G:H3'	24:BA:2473:U:C5'	2.36	0.49
24:BA:2746:U:H4'	30:BG:138:GLN:HA	1.94	0.49
25:BB:6:G:C4	25:BB:115:A:C2	2.99	0.49
26:BC:160:TYR:CD2	26:BC:176:ARG:NH1	2.79	0.49
27:BD:35:THR:O	27:BD:36:GLN:HB3	2.12	0.49
27:BD:38:LYS:HG3	27:BD:43:ASP:CG	2.32	0.49
27:BD:89:GLU:HG2	27:BD:90:PHE:H	1.77	0.49
30:BG:68:ARG:CG	30:BG:69:ALA:N	2.75	0.49
33:BJ:23:LYS:O	33:BJ:25:LEU:N	2.45	0.49
36:BM:69:PRO:HA	36:BM:94:ALA:HA	1.93	0.49
47:BX:1:SER:O	47:BX:3:VAL:N	2.43	0.49
47:BX:4:CYS:SG	47:BX:7:THR:HG22	2.51	0.49
48:BY:51:ALA:O	48:BY:55:THR:HB	2.11	0.49
49:BZ:23:LEU:O	49:BZ:27:GLY:N	2.41	0.49
50:B0:30:ASP:HB3	50:B0:33:SER:OG	2.12	0.49

Continued on next page...

Continued from previous page...

Atom-1	Atom-2	Interatomic distance (Å)	Clash overlap (Å)
1:CA:5:U:C4'	1:CA:6:G:O5'	2.60	0.49
1:CA:57:G:H2'	1:CA:58:C:O4'	2.12	0.49
1:CA:406:G:C5	1:CA:495:A:C5	3.00	0.49
1:CA:725:G:C2	1:CA:726:C:C2	3.00	0.49
1:CA:726:C:C2'	1:CA:727:G:H5'	2.42	0.49
1:CA:794:A:C6	1:CA:795:C:N4	2.80	0.49
1:CA:872:A:C5	1:CA:874:G:C8	3.00	0.49
1:CA:966:G:H2'	9:CI:129:LYS:HD3	1.93	0.49
1:CA:980:C:H3'	1:CA:981:U:C6	2.47	0.49
1:CA:1308:U:H5''	13:CM:97:VAL:HG11	1.94	0.49
3:CC:72:ARG:N	3:CC:73:PRO:CD	2.75	0.49
4:CD:104:ARG:O	4:CD:165:ARG:NH2	2.44	0.49
5:CE:153:VAL:HG13	5:CE:154:ALA:N	2.26	0.49
7:CG:103:TRP:HZ3	7:CG:104:ILE:HD13	1.76	0.49
9:CI:50:GLN:N	9:CI:51:PRO:HD2	2.26	0.49
12:CL:57:LEU:HD12	12:CL:59:ASN:OD1	2.11	0.49
12:CL:87:VAL:H	12:CL:93:VAL:HG11	1.77	0.49
13:CM:89:LEU:C	13:CM:91:HIS:N	2.63	0.49
16:CP:8:ARG:HG2	16:CP:8:ARG:O	2.11	0.49
19:CS:42:PRO:HD3	19:CS:67:VAL:HG21	1.94	0.49
22:CV:24:G:C4	22:CV:25:C:C6	2.99	0.49
24:DA:192:C:C2'	24:DA:193:U:H5'	2.42	0.49
24:DA:211:C:C2'	24:DA:212:G:H5'	2.43	0.49
24:DA:222:A:C2	24:DA:233:A:C5'	2.95	0.49
24:DA:332:A:C2	24:DA:335:C:C5	3.00	0.49
24:DA:1059:G:C4	24:DA:1080:A:C2	2.99	0.49
24:DA:1139:G:O3'	33:DJ:26:GLY:CA	2.59	0.49
24:DA:1614:A:OP1	59:DA:3306:HOH:O	2.20	0.49
24:DA:1913:A:C2	24:DA:1914:C:H5'	2.47	0.49
24:DA:2040:G:H2'	24:DA:2041:U:O4'	2.12	0.49
24:DA:2286:G:P	51:D1:29:LYS:HE3	2.52	0.49
26:DC:137:GLY:N	26:DC:163:ILE:O	2.41	0.49
27:DD:17:GLU:C	27:DD:19:GLY:H	2.15	0.49
27:DD:123:LYS:O	27:DD:124:ARG:HB3	2.12	0.49
28:DE:148:ILE:HD12	28:DE:187:VAL:CG1	2.42	0.49
29:DF:127:TYR:N	29:DF:155:ILE:HD11	2.27	0.49
31:DH:18:GLN:C	31:DH:19:VAL:HG22	2.32	0.49
32:DI:16:MET:SD	32:DI:19:PRO:HB3	2.52	0.49
36:DM:115:GLU:O	36:DM:119:LEU:HD12	2.12	0.49
43:DT:68:LYS:HZ2	43:DT:69:ARG:NE	2.10	0.49
1:AA:109:A:H3'	1:AA:110:C:C5'	2.42	0.49

Continued on next page...

Continued from previous page...

Atom-1	Atom-2	Interatomic distance (Å)	Clash overlap (Å)
1:AA:406:G:C2	1:AA:407:U:C6	3.00	0.49
1:AA:430:A:H2'	1:AA:431:A:H5'	1.94	0.49
1:AA:510:A:H1'	1:AA:543:U:O4'	2.12	0.49
1:AA:580:C:N4	1:AA:581:G:C6	2.80	0.49
1:AA:585:G:N3	1:AA:879:C:H4'	2.27	0.49
1:AA:869:G:C5'	1:AA:872:A:O4'	2.60	0.49
1:AA:965:U:O2	1:AA:969:A:C2	2.65	0.49
1:AA:1014:A:H5''	19:AS:14:HIS:CB	2.42	0.49
4:AD:142:VAL:HG13	4:AD:143:VAL:N	2.26	0.49
8:AH:13:ARG:NH2	8:AH:27:MET:HB2	2.27	0.49
8:AH:64:LYS:HE3	8:AH:66:PHE:CE1	2.47	0.49
9:AI:11:ARG:HB2	9:AI:16:ALA:HB2	1.94	0.49
12:AL:14:ARG:N	12:AL:14:ARG:HD2	2.26	0.49
16:AP:75:ILE:HA	16:AP:78:VAL:HG22	1.94	0.49
20:AT:67:ILE:HD13	20:AT:71:LYS:CE	2.42	0.49
22:AV:72:C:HO2'	22:AV:73:A:P	2.34	0.49
24:BA:182:A:C5	24:BA:183:C:C5	3.00	0.49
24:BA:479:A:C2	24:BA:481:G:H5''	2.47	0.49
24:BA:536:G:C6	24:BA:537:G:C4	3.00	0.49
24:BA:547:A:H2'	24:BA:548:G:H5'	1.94	0.49
24:BA:604:G:O6	24:BA:625:G:C6	2.66	0.49
24:BA:749:A:C2	24:BA:753:A:O2'	2.65	0.49
24:BA:993:G:O2'	24:BA:994:C:H5'	2.12	0.49
24:BA:1349:C:C2'	24:BA:1350:C:H5'	2.42	0.49
24:BA:1453:A:C3'	37:BN:63:ARG:HH22	2.25	0.49
24:BA:1641:A:H2'	24:BA:1642:G:O4'	2.12	0.49
24:BA:1856:U:C4	24:BA:1857:G:C6	3.00	0.49
24:BA:1933:G:C6	24:BA:1934:C:C4	3.00	0.49
24:BA:2014:A:H2'	24:BA:2015:A:C8	2.47	0.49
24:BA:2304:G:O2'	29:BF:130:GLY:N	2.45	0.49
24:BA:2459:A:C6	24:BA:2460:U:C2	3.00	0.49
24:BA:2480:C:O2'	24:BA:2481:G:H5'	2.11	0.49
24:BA:2527:C:H2'	24:BA:2528:U:O4'	2.11	0.49
24:BA:2543:G:O4'	24:BA:2766:A:H5'	2.12	0.49
24:BA:2768:U:N3	24:BA:2769:U:C6	2.80	0.49
24:BA:2799:A:N6	24:BA:2801:G:C6	2.80	0.49
25:BB:71:C:H2'	25:BB:72:G:C5'	2.41	0.49
26:BC:118:GLY:O	26:BC:129:LEU:HB3	2.13	0.49
26:BC:245:THR:CB	26:BC:246:PRO:CD	2.90	0.49
26:BC:259:ASN:O	26:BC:261:ARG:HG3	2.12	0.49
27:BD:125:TRP:CG	27:BD:160:LYS:CD	2.96	0.49

Continued on next page...

Continued from previous page...

Atom-1	Atom-2	Interatomic distance (Å)	Clash overlap (Å)
28:BE:149:ILE:HG12	28:BE:188:MET:CG	2.42	0.49
34:BK:43:ILE:HG13	34:BK:56:ASP:HB2	1.93	0.49
38:BO:30:ARG:HD3	38:BO:31:THR:N	2.27	0.49
53:B3:26:ALA:O	53:B3:27:ASN:HB2	2.12	0.49
1:CA:32:A:C2	1:CA:33:A:C4	3.00	0.49
1:CA:230:G:H4'	16:CP:25:ARG:NH2	2.27	0.49
1:CA:339:C:H2'	1:CA:340:U:C6	2.47	0.49
1:CA:692:U:C2'	1:CA:694:A:N7	2.75	0.49
1:CA:727:G:N1	1:CA:731:G:C6	2.81	0.49
1:CA:869:G:C5'	1:CA:872:A:O4'	2.59	0.49
1:CA:878:A:H5''	8:CH:81:PRO:HG2	1.94	0.49
1:CA:972:C:C2'	1:CA:973:G:H5'	2.42	0.49
1:CA:1304:G:C6	1:CA:1305:G:N2	2.80	0.49
1:CA:1317:C:C5'	14:CN:56:SER:HG	2.16	0.49
2:CB:183:VAL:HG11	2:CB:197:ASP:N	2.27	0.49
4:CD:168:PRO:HB3	4:CD:171:LEU:HG	1.93	0.49
10:CJ:87:LEU:O	10:CJ:89:ARG:N	2.45	0.49
12:CL:72:HIS:CE1	12:CL:74:LEU:HD12	2.48	0.49
14:CN:2:LYS:HE3	14:CN:4:SER:OG	2.12	0.49
15:CO:8:THR:O	15:CO:11:ILE:HD11	2.12	0.49
22:CV:67:C:N3	22:CV:68:C:C5	2.80	0.49
24:DA:412:A:C6	24:DA:2412:A:H1'	2.47	0.49
24:DA:1165:A:C2	24:DA:1185:G:C2	2.99	0.49
24:DA:1358:G:N2	24:DA:1372:U:OP2	2.36	0.49
24:DA:1487:U:C2	24:DA:1503:A:C2	3.00	0.49
24:DA:1843:C:H5'	26:DC:250:GLN:OE1	2.12	0.49
24:DA:2092:U:OP1	24:DA:2199:A:O2'	2.29	0.49
24:DA:2547:A:H2'	24:DA:2548:U:C6	2.47	0.49
24:DA:2720:U:OP1	39:DP:52:ARG:NH2	2.43	0.49
57:DA:3187:NMY:H14	57:DA:3187:NMY:N2	2.27	0.49
25:DB:44:G:P	29:DF:94:ARG:NH2	2.85	0.49
25:DB:74:U:H2'	25:DB:75:G:H5'	1.94	0.49
26:DC:32:LEU:O	26:DC:63:ILE:HG13	2.12	0.49
28:DE:101:TYR:O	28:DE:104:ALA:HB3	2.13	0.49
30:DG:104:LEU:HD21	30:DG:106:LEU:HD21	1.94	0.49
31:DH:71:LYS:HE3	31:DH:108:VAL:HG23	1.94	0.49
34:DK:1:MET:HE2	34:DK:67:LYS:HG2	1.94	0.49
35:DL:78:ARG:CA	35:DL:113:ALA:HB3	2.42	0.49
36:DM:74:THR:CG2	36:DM:86:LYS:HE2	2.41	0.49
38:DO:41:ALA:O	38:DO:43:ASN:N	2.45	0.49
38:DO:47:VAL:O	38:DO:48:LEU:HD12	2.12	0.49

Continued on next page...

Continued from previous page...

Atom-1	Atom-2	Interatomic distance (Å)	Clash overlap (Å)
38:DO:58:ILE:O	38:DO:62:LEU:HD11	2.11	0.49
39:DP:21:PRO:HA	39:DP:46:VAL:CG2	2.41	0.49
39:DP:28:LYS:HZ2	39:DP:82:SER:N	2.10	0.49
40:DQ:78:PHE:O	40:DQ:82:LEU:HD13	2.12	0.49
43:DT:6:ARG:O	43:DT:9:LYS:N	2.43	0.49
46:DW:30:SER:O	46:DW:31:VAL:CB	2.60	0.49
47:DX:18:SER:C	47:DX:20:ALA:N	2.64	0.49
48:DY:13:GLU:C	48:DY:15:ASN:N	2.66	0.49
52:D2:2:LYS:HE3	52:D2:6:GLN:CD	2.33	0.49
1:AA:56:U:H4'	31:DH:83:LYS:HE2	1.95	0.49
1:AA:96:U:O2'	1:AA:97:G:P	2.70	0.49
1:AA:109:A:C6	1:AA:326:G:C5	3.01	0.49
1:AA:284:C:N3	1:AA:285:C:C5	2.81	0.49
1:AA:316:C:C2	1:AA:317:U:C5	3.01	0.49
1:AA:389:A:C6	1:AA:390:U:H1'	2.48	0.49
1:AA:394:G:N2	1:AA:395:C:C1'	2.75	0.49
1:AA:511:C:O2	1:AA:512:U:C6	2.66	0.49
1:AA:572:A:H5'	1:AA:573:A:OP2	2.12	0.49
1:AA:965:U:O2	1:AA:969:A:C4	2.65	0.49
1:AA:1129:C:N4	1:AA:1139:G:HO2'	2.11	0.49
1:AA:1276:G:N3	1:AA:1282:C:O2'	2.40	0.49
1:AA:1299:A:H2'	1:AA:1301:U:C6	2.47	0.49
1:AA:1371:G:C6	1:AA:1372:U:C4	3.00	0.49
1:AA:1379:G:C4	1:AA:1380:U:C5	3.01	0.49
1:AA:1422:G:H2'	1:AA:1423:G:H5'	1.95	0.49
1:AA:1432:G:OP2	39:BP:105:LYS:HE3	2.13	0.49
1:AA:1437:A:C2	1:AA:1438:G:N7	2.81	0.49
2:AB:104:TRP:HA	2:AB:107:VAL:HB	1.93	0.49
3:AC:76:VAL:O	3:AC:84:VAL:CG1	2.60	0.49
4:AD:87:GLY:HA3	4:AD:197:GLU:HB3	1.94	0.49
4:AD:137:VAL:CG1	4:AD:182:PHE:CE2	2.95	0.49
4:AD:145:ILE:CD1	4:AD:150:LYS:HZ1	2.24	0.49
4:AD:146:ARG:HB3	4:AD:148:LYS:HG2	1.94	0.49
4:AD:187:GLU:O	4:AD:188:ARG:C	2.50	0.49
9:AI:47:VAL:C	9:AI:80:ARG:NH2	2.65	0.49
9:AI:130:ARG:NH2	22:AV:33:U:C4	2.80	0.49
11:AK:82:LEU:HD22	11:AK:105:PHE:CG	2.48	0.49
11:AK:98:ARG:O	11:AK:102:ALA:CB	2.60	0.49
13:AM:65:VAL:O	13:AM:69:LEU:HB2	2.11	0.49
24:BA:160:A:C2	24:BA:161:A:C4	3.00	0.49
24:BA:160:A:C8	24:BA:167:A:C2	2.99	0.49

Continued on next page...

Continued from previous page...

Atom-1	Atom-2	Interatomic distance (Å)	Clash overlap (Å)
24:BA:169:G:C2	24:BA:170:U:C5	3.00	0.49
24:BA:359:G:O2'	24:BA:360:U:H5'	2.11	0.49
24:BA:482:A:C2	57:BA:3164:NMU:H62	2.47	0.49
24:BA:529:A:C4	24:BA:2023:C:C5	3.00	0.49
24:BA:537:G:N2	24:BA:557:C:N4	2.60	0.49
24:BA:666:A:C4	24:BA:667:U:C5	3.00	0.49
24:BA:792:A:C8	24:BA:2440:C:O2	2.66	0.49
24:BA:823:C:H2'	24:BA:824:U:O5'	2.12	0.49
24:BA:1129:A:C2	24:BA:2569:G:N3	2.79	0.49
24:BA:1188:U:H4'	41:BR:81:LYS:O	2.13	0.49
24:BA:1392:A:C6	24:BA:1393:A:N6	2.80	0.49
24:BA:1463:C:H2'	24:BA:1464:G:C8	2.46	0.49
24:BA:1858:A:C2	24:BA:1859:U:H1'	2.47	0.49
24:BA:1906:G:C5	24:BA:1929:G:C2	3.00	0.49
24:BA:2119:A:C6	24:BA:2170:A:C5	2.99	0.49
24:BA:2129:C:H2'	24:BA:2130:U:O4'	2.12	0.49
24:BA:2327:A:H3'	24:BA:2328:A:C8	2.47	0.49
24:BA:2704:C:N4	24:BA:2705:A:N1	2.61	0.49
24:BA:2840:C:H2'	24:BA:2841:C:C6	2.47	0.49
25:BB:24:G:O2'	25:BB:56:G:N7	2.38	0.49
30:BG:138:GLN:OE1	30:BG:139:VAL:CA	2.60	0.49
31:BH:27:ARG:CG	31:BH:28:ASN:N	2.75	0.49
43:BT:20:ALA:HB1	43:BT:31:VAL:HG21	1.93	0.49
47:BX:19:HIS:C	47:BX:21:LEU:N	2.65	0.49
53:B3:36:ALA:O	53:B3:40:LYS:HB2	2.12	0.49
1:CA:112:G:C2	1:CA:113:G:C8	2.99	0.49
1:CA:263:A:P	20:CT:74:ARG:HH22	2.34	0.49
1:CA:376:G:OP1	16:CP:6:LEU:HG	2.12	0.49
1:CA:487:A:C6	1:CA:488:C:O2	2.65	0.49
1:CA:514:C:H2'	1:CA:515:G:O4'	2.11	0.49
1:CA:764:C:H2'	1:CA:765:G:O4'	2.11	0.49
1:CA:930:C:C4	1:CA:931:C:C5	3.00	0.49
1:CA:1016:A:N7	1:CA:1017:U:H1'	2.26	0.49
1:CA:1501:C:C4	1:CA:1504:G:C4	3.00	0.49
2:CB:32:PHE:O	2:CB:32:PHE:CG	2.65	0.49
3:CC:152:GLU:O	3:CC:152:GLU:HG3	2.12	0.49
4:CD:104:ARG:CZ	4:CD:170:TRP:CD2	2.96	0.49
11:CK:51:GLY:C	11:CK:52:PHE:CD1	2.86	0.49
12:CL:61:PHE:N	12:CL:61:PHE:CD1	2.79	0.49
15:CO:57:LEU:O	15:CO:61:SER:N	2.44	0.49
17:CQ:14:SER:HB2	17:CQ:22:VAL:HB	1.93	0.49

Continued on next page...

Continued from previous page...

Atom-1	Atom-2	Interatomic distance (Å)	Clash overlap (Å)
17:CQ:17:MET:HB3	17:CQ:20:SER:OG	2.13	0.49
18:CR:28:THR:HG23	18:CR:29:LEU:N	2.27	0.49
20:CT:20:HIS:O	20:CT:23:SER:N	2.43	0.49
21:CU:14:VAL:HG22	21:CU:16:LEU:N	2.27	0.49
22:CV:5:G:N1	22:CV:69:G:C6	2.80	0.49
24:DA:674:G:O2'	28:DE:69:ARG:HD3	2.12	0.49
24:DA:1062:G:O6	24:DA:1075:C:N4	2.45	0.49
24:DA:1277:G:C5'	37:DN:20:MET:CE	2.90	0.49
24:DA:1387:A:H2'	24:DA:1388:G:O4'	2.13	0.49
24:DA:1848:A:H2'	24:DA:1849:G:O4'	2.12	0.49
24:DA:2101:A:C2	24:DA:2189:U:C2	3.00	0.49
24:DA:2221:G:C4	24:DA:2222:C:C5	3.00	0.49
24:DA:2331:G:P	46:DW:44:LYS:NZ	2.85	0.49
24:DA:2813:A:C2	24:DA:2814:A:C4	3.00	0.49
25:DB:20:G:C2'	25:DB:21:G:H5'	2.42	0.49
28:DE:18:THR:CG2	28:DE:19:PHE:CE2	2.94	0.49
29:DF:15:LEU:HA	29:DF:18:GLU:HB3	1.94	0.49
29:DF:53:ALA:O	29:DF:57:ALA:N	2.41	0.49
29:DF:137:PHE:HB3	29:DF:138:PRO:HD2	1.93	0.49
33:DJ:119:PHE:CD1	33:DJ:119:PHE:C	2.85	0.49
39:DP:51:ASN:O	39:DP:52:ARG:HD3	2.13	0.49
40:DQ:82:LEU:HA	40:DQ:85:ALA:HB3	1.94	0.49
1:AA:32:A:N3	1:AA:32:A:C2'	2.75	0.49
1:AA:55:A:H61	31:DH:91:PHE:HA	1.76	0.49
1:AA:112:G:C2'	1:AA:113:G:H5'	2.42	0.49
1:AA:318:G:C2	1:AA:319:G:C8	3.01	0.49
1:AA:354:G:C2	1:AA:355:C:C5	3.00	0.49
1:AA:435:A:H2'	1:AA:436:C:O4'	2.13	0.49
1:AA:529:G:H5'	1:AA:530:G:OP2	2.13	0.49
1:AA:572:A:OP1	1:AA:917:G:H5''	2.12	0.49
1:AA:728:A:C6	1:AA:729:A:N6	2.79	0.49
1:AA:983:A:C8	1:AA:1201:A:N1	2.80	0.49
1:AA:1034:G:O2'	1:AA:1035:A:O5'	2.30	0.49
1:AA:1232:U:N3	1:AA:1233:G:N7	2.60	0.49
57:AA:1655:NMY:H91	24:BA:1913:A:H62	1.60	0.49
3:AC:162:ILE:O	3:AC:162:ILE:HD12	2.13	0.49
6:AF:80:PHE:CD1	6:AF:81:ASN:N	2.80	0.49
11:AK:81:ASN:HB3	11:AK:106:ARG:HB3	1.93	0.49
11:AK:82:LEU:O	11:AK:107:ILE:HA	2.13	0.49
12:AL:94:ARG:O	12:AL:95:TYR:CG	2.66	0.49
15:AO:19:ALA:O	15:AO:21:ASP:N	2.45	0.49

Continued on next page...

Continued from previous page...

Atom-1	Atom-2	Interatomic distance (Å)	Clash overlap (Å)
17:AQ:15:ASP:CG	17:AQ:16:LYS:N	2.66	0.49
19:AS:36:ARG:HD3	19:AS:72:GLY:HA2	1.95	0.49
19:AS:44:MET:HA	19:AS:47:LEU:HD22	1.94	0.49
20:AT:76:LYS:HA	20:AT:79:LEU:CD1	2.42	0.49
20:AT:78:ASN:O	20:AT:81:ALA:N	2.46	0.49
21:AU:24:GLU:HG2	21:AU:25:LYS:H	1.77	0.49
24:BA:393:C:C2	24:BA:394:C:C5	3.00	0.49
24:BA:424:G:H2'	24:BA:425:G:O4'	2.13	0.49
24:BA:442:G:C4	24:BA:444:C:C5	3.00	0.49
24:BA:455:C:N3	24:BA:472:A:H2'	2.27	0.49
24:BA:666:A:H4'	35:BL:48:ARG:HD2	1.95	0.49
24:BA:811:U:OP1	35:BL:29:LYS:CA	2.59	0.49
24:BA:1021:A:HO2'	24:BA:1022:G:P	2.35	0.49
24:BA:1359:A:H2'	24:BA:1360:G:H5'	1.94	0.49
24:BA:1404:C:N3	24:BA:1405:U:C5	2.81	0.49
24:BA:1529:G:H2'	24:BA:1530:G:O4'	2.12	0.49
24:BA:1965:C:OP1	24:BA:1966:A:O2'	2.29	0.49
24:BA:2027:G:C6	24:BA:2028:U:C4	3.00	0.49
24:BA:2095:A:C4	24:BA:2096:C:C5	3.01	0.49
24:BA:2243:U:H2'	24:BA:2244:U:C6	2.47	0.49
24:BA:2261:C:C2'	24:BA:2262:U:H5'	2.42	0.49
24:BA:2281:A:C2	24:BA:2282:G:C4	3.00	0.49
24:BA:2417:C:H2'	24:BA:2418:A:H8	1.76	0.49
24:BA:2444:G:OP2	28:BE:63:LYS:CE	2.60	0.49
24:BA:2719:G:H5'	39:BP:95:LYS:HZ3	1.77	0.49
24:BA:2776:A:C8	24:BA:2782:G:C6	3.01	0.49
24:BA:2804:U:C2	24:BA:2805:C:C6	3.00	0.49
24:BA:2811:G:H5'	27:BD:63:PRO:HG2	1.94	0.49
24:BA:2887:A:H5''	24:BA:2888:C:OP2	2.12	0.49
25:BB:8:C:P	38:BO:29:HIS:NE2	2.84	0.49
25:BB:57:A:OP2	25:BB:58:A:OP2	2.30	0.49
25:BB:89:U:OP2	25:BB:89:U:H4'	2.13	0.49
27:BD:34:VAL:HG12	27:BD:94:GLN:O	2.13	0.49
29:BF:36:ASN:HA	29:BF:87:LYS:CD	2.42	0.49
29:BF:100:GLU:HG2	29:BF:101:ARG:N	2.27	0.49
30:BG:154:GLU:OE2	30:BG:156:TYR:N	2.40	0.49
31:BH:103:VAL:O	31:BH:103:VAL:CG1	2.60	0.49
31:BH:138:VAL:O	31:BH:138:VAL:HG13	2.12	0.49
36:BM:77:PRO:O	36:BM:80:VAL:CG2	2.61	0.49
43:BT:19:LYS:HA	43:BT:22:THR:CG2	2.35	0.49
44:BU:43:LYS:HD3	44:BU:44:HIS:N	2.26	0.49

Continued on next page...

Continued from previous page...

Atom-1	Atom-2	Interatomic distance (Å)	Clash overlap (Å)
46:BW:54:GLY:O	46:BW:56:ASP:N	2.45	0.49
48:BY:2:LYS:C	48:BY:4:LYS:N	2.65	0.49
1:CA:16:A:N1	1:CA:920:U:C2	2.81	0.49
1:CA:45:G:H2'	1:CA:46:G:O4'	2.12	0.49
1:CA:53:A:C2	1:CA:359:G:C2	3.00	0.49
1:CA:345:C:O2'	34:DK:108:ARG:NH2	2.44	0.49
1:CA:408:A:N1	1:CA:435:A:C6	2.80	0.49
1:CA:1014:A:N7	1:CA:1015:G:C6	2.80	0.49
1:CA:1106:G:C2'	3:CC:169:ARG:NH1	2.76	0.49
1:CA:1239:A:O2'	1:CA:1298:U:O4	2.26	0.49
1:CA:1272:G:C5	1:CA:1273:C:C4	3.01	0.49
1:CA:1311:A:C2	1:CA:1327:C:O2	2.65	0.49
1:CA:1401:G:C2	1:CA:1402:C:H1'	2.47	0.49
1:CA:1404:C:O2	1:CA:1519:A:O2'	2.27	0.49
1:CA:1539:C:O2	23:CX:4:G:C6	2.66	0.49
2:CB:22:TYR:O	2:CB:23:TRP:CG	2.65	0.49
3:CC:142:MET:HG3	3:CC:170:GLU:HG2	1.93	0.49
3:CC:160:ALA:HB1	3:CC:162:ILE:HG22	1.94	0.49
3:CC:165:THR:HG22	3:CC:166:GLU:H	1.76	0.49
4:CD:98:LEU:O	4:CD:99:ASP:C	2.50	0.49
5:CE:53:ALA:CB	5:CE:59:ALA:HA	2.43	0.49
7:CG:103:TRP:CZ2	7:CG:134:ALA:N	2.80	0.49
7:CG:104:ILE:O	7:CG:108:ALA:N	2.43	0.49
12:CL:65:SER:HA	12:CL:95:TYR:HB3	1.95	0.49
14:CN:85:ARG:HG3	14:CN:86:GLU:N	2.27	0.49
14:CN:93:ILE:HG21	14:CN:96:LEU:CG	2.43	0.49
18:CR:25:ASP:O	18:CR:26:ILE:C	2.51	0.49
24:DA:287:G:C2	24:DA:354:A:C2	3.00	0.49
24:DA:374:A:H61	24:DA:400:G:C2'	2.26	0.49
24:DA:418:C:C2	24:DA:419:U:C6	3.01	0.49
24:DA:1062:G:C4	24:DA:1063:G:N7	2.80	0.49
24:DA:1090:A:N3	24:DA:1090:A:H2'	2.27	0.49
24:DA:1480:C:H2'	24:DA:1481:U:O4'	2.13	0.49
24:DA:1922:G:H2'	24:DA:1923:U:O4'	2.12	0.49
24:DA:2060:A:O2'	24:DA:2061:G:OP2	2.29	0.49
24:DA:2104:C:C5	24:DA:2184:A:N6	2.80	0.49
24:DA:2793:C:H2'	24:DA:2793:C:O2	2.12	0.49
24:DA:2897:U:H2'	24:DA:2898:U:C6	2.47	0.49
26:DC:160:TYR:CD2	26:DC:193:GLU:OE2	2.65	0.49
28:DE:128:ALA:HB1	28:DE:129:PRO:CD	2.42	0.49
28:DE:137:LYS:HG3	28:DE:141:MET:CE	2.41	0.49

Continued on next page...

Continued from previous page...

Atom-1	Atom-2	Interatomic distance (Å)	Clash overlap (Å)
31:DH:44:ILE:HG22	31:DH:45:GLU:N	2.27	0.49
31:DH:68:ARG:NH2	31:DH:134:VAL:HG23	2.28	0.49
35:DL:75:ALA:HB2	35:DL:105:ILE:HD12	1.94	0.49
38:DO:53:THR:O	38:DO:55:GLU:CB	2.60	0.49
40:DQ:73:ILE:O	40:DQ:73:ILE:CG2	2.59	0.49
41:DR:42:ALA:HA	41:DR:46:GLU:CB	2.38	0.49
45:DV:80:HIS:CE1	45:DV:83:LYS:HB2	2.47	0.49
48:DY:22:LEU:CD2	48:DY:23:ARG:N	2.74	0.49
48:DY:42:LEU:O	48:DY:46:VAL:HG23	2.11	0.49
53:D3:39:ARG:O	53:D3:43:LEU:HD22	2.11	0.49
54:D4:30:GLU:HG2	54:D4:30:GLU:O	2.12	0.49
1:AA:15:G:O2'	5:AE:29:ARG:NH1	2.46	0.49
1:AA:599:C:H4'	8:AH:88:ARG:NH2	2.28	0.49
1:AA:684:U:O2'	1:AA:685:G:O5'	2.30	0.49
1:AA:728:A:H2'	1:AA:729:A:C8	2.47	0.49
1:AA:757:U:O2'	1:AA:879:C:H1'	2.12	0.49
1:AA:780:A:C5'	11:AK:125:LYS:HG2	2.42	0.49
1:AA:782:A:N7	1:AA:783:C:C2	2.81	0.49
1:AA:782:A:C8	1:AA:783:C:C6	3.00	0.49
1:AA:919:A:C2	1:AA:920:U:C5	3.00	0.49
1:AA:1257:A:N3	1:AA:1257:A:C2'	2.75	0.49
1:AA:1378:C:N3	1:AA:1379:G:H1'	2.28	0.49
2:AB:68:LEU:CD2	2:AB:158:PRO:HB3	2.42	0.49
2:AB:222:ARG:HG2	2:AB:223:GLU:N	2.28	0.49
4:AD:49:SER:HB2	4:AD:51:TYR:CD2	2.47	0.49
12:AL:33:VAL:HG13	12:AL:56:ARG:HE	1.77	0.49
14:AN:35:ALA:O	14:AN:41:ARG:HB3	2.12	0.49
14:AN:41:ARG:O	14:AN:42:TRP:CE3	2.65	0.49
15:AO:57:LEU:C	15:AO:57:LEU:HD12	2.32	0.49
19:AS:12:ASP:OD1	19:AS:13:LEU:N	2.42	0.49
24:BA:242:G:H5'	53:B3:63:TYR:CG	2.47	0.49
24:BA:277:G:O2'	24:BA:278:A:C2	2.65	0.49
24:BA:503:A:H5'	24:BA:505:A:OP1	2.12	0.49
24:BA:548:G:O5'	24:BA:549:G:OP1	2.30	0.49
24:BA:613:A:H2'	24:BA:614:A:H5''	1.94	0.49
24:BA:655:A:H4'	24:BA:656:G:OP1	2.12	0.49
24:BA:729:G:OP1	26:BC:12:ARG:CZ	2.61	0.49
24:BA:1310:G:C2'	24:BA:1311:G:H5'	2.43	0.49
24:BA:1317:G:C2	24:BA:1336:A:C2	3.01	0.49
24:BA:1387:A:C4'	24:BA:1469:A:H1'	2.43	0.49
24:BA:1833:C:C4	24:BA:1834:U:C5	3.01	0.49

Continued on next page...

Continued from previous page...

Atom-1	Atom-2	Interatomic distance (Å)	Clash overlap (Å)
24:BA:2636:C:H2'	24:BA:2637:U:H6	1.78	0.49
24:BA:2680:U:O4'	27:BD:192:ALA:HB1	2.12	0.49
24:BA:2680:U:C2	24:BA:2681:C:C5	3.01	0.49
24:BA:2749:A:O3'	30:BG:61:TRP:CZ3	2.65	0.49
24:BA:2867:G:O2'	24:BA:2868:A:OP2	2.27	0.49
27:BD:133:THR:HG23	27:BD:134:HIS:H	1.77	0.49
29:BF:5:ASP:O	29:BF:6:TYR:C	2.51	0.49
33:BJ:74:TYR:HB2	33:BJ:92:MET:HE2	1.94	0.49
34:BK:37:ASP:N	34:BK:37:ASP:OD1	2.46	0.49
34:BK:64:ARG:HD2	34:BK:79:PHE:HD2	1.76	0.49
34:BK:76:VAL:HG12	39:BP:72:VAL:HG21	1.93	0.49
35:BL:66:PHE:N	35:BL:66:PHE:CD1	2.81	0.49
36:BM:17:ASN:O	36:BM:38:ARG:NH1	2.45	0.49
37:BN:70:THR:O	37:BN:71:ARG:HB2	2.11	0.49
44:BU:4:ILE:HG22	44:BU:5:ARG:N	2.27	0.49
44:BU:11:ILE:HD11	44:BU:79:ALA:HB2	1.95	0.49
44:BU:71:ILE:CD1	44:BU:80:ASP:O	2.60	0.49
51:B1:27:ARG:O	51:B1:28:THR:CG2	2.60	0.49
1:CA:59:A:C8	1:CA:354:G:N1	2.80	0.49
1:CA:214:C:C2'	1:CA:215:C:O5'	2.60	0.49
1:CA:355:C:C2	1:CA:356:A:C8	3.00	0.49
1:CA:451:A:C8	1:CA:452:A:C2	3.01	0.49
1:CA:515:G:C6	1:CA:516:U:N3	2.80	0.49
1:CA:560:A:C4	5:CE:128:TYR:CE2	3.00	0.49
1:CA:597:G:OP1	17:CQ:27:ARG:NH1	2.46	0.49
1:CA:661:G:C2	1:CA:745:G:N1	2.81	0.49
1:CA:790:A:N7	1:CA:791:G:O6	2.46	0.49
1:CA:844:G:O2'	1:CA:845:A:C4	2.64	0.49
1:CA:1175:G:C2	1:CA:1176:A:N7	2.80	0.49
1:CA:1216:A:OP1	14:CN:2:LYS:CE	2.60	0.49
1:CA:1310:G:P	13:CM:79:ARG:HH21	2.35	0.49
1:CA:1329:A:C5	1:CA:1330:U:C2	3.01	0.49
3:CC:107:ARG:CD	3:CC:107:ARG:N	2.75	0.49
4:CD:117:LEU:HD12	4:CD:118:VAL:N	2.27	0.49
8:CH:92:LEU:CD2	8:CH:116:ALA:HB1	2.42	0.49
11:CK:87:LYS:HB3	11:CK:113:VAL:O	2.13	0.49
13:CM:92:ARG:O	13:CM:92:ARG:HG3	2.12	0.49
17:CQ:25:ILE:CG2	17:CQ:26:GLU:N	2.76	0.49
24:DA:45:G:H5'	24:DA:46:G:OP1	2.11	0.49
24:DA:280:U:C4	24:DA:281:C:C4	3.01	0.49
24:DA:538:A:OP2	57:DA:3186:NMY:C17	2.60	0.49

Continued on next page...

Continued from previous page...

Atom-1	Atom-2	Interatomic distance (Å)	Clash overlap (Å)
24:DA:1491:G:C6	24:DA:1500:G:C2	3.01	0.49
24:DA:1581:G:C5	24:DA:1582:C:C5	3.01	0.49
24:DA:1627:G:C4	24:DA:1640:A:C2	3.01	0.49
24:DA:1632:A:H2'	24:DA:1633:G:C8	2.48	0.49
24:DA:1735:A:N1	24:DA:1736:U:H1'	2.27	0.49
24:DA:2198:A:HO2'	24:DA:2199:A:H8	1.58	0.49
24:DA:2315:G:O4'	29:DF:124:ARG:NH2	2.45	0.49
24:DA:2348:U:O2'	24:DA:2349:G:H5'	2.13	0.49
25:DB:42:C:C6	29:DF:65:LEU:HD22	2.47	0.49
25:DB:50:A:OP1	38:DO:68:LYS:HG3	2.12	0.49
26:DC:33:LEU:HD12	26:DC:33:LEU:O	2.12	0.49
26:DC:221:GLY:HA2	26:DC:224:MET:HE3	1.94	0.49
30:DG:75:VAL:HG23	30:DG:76:ILE:N	2.26	0.49
32:DI:28:GLY:CA	32:DI:32:VAL:HB	2.41	0.49
34:DK:105:ARG:NH1	34:DK:122:VAL:HG13	2.27	0.49
35:DL:26:GLY:O	35:DL:27:LEU:HG	2.12	0.49
40:DQ:104:ALA:O	40:DQ:107:ALA:HB3	2.12	0.49
41:DR:68:ARG:HG2	41:DR:92:TRP:CD2	2.47	0.49
43:DT:6:ARG:C	43:DT:6:ARG:HD2	2.32	0.49
44:DU:5:ARG:NH2	44:DU:6:ARG:HB3	2.27	0.49
48:DY:5:GLU:HG2	48:DY:5:GLU:O	2.10	0.49
48:DY:37:LEU:C	48:DY:37:LEU:HD12	2.33	0.49
54:D4:24:ARG:NH2	54:D4:36:ARG:HD2	2.27	0.49
1:AA:59:A:H2'	1:AA:59:A:N3	2.27	0.49
1:AA:487:A:H2'	1:AA:488:C:O4'	2.12	0.49
1:AA:542:G:H2'	1:AA:543:U:H5'	1.95	0.49
1:AA:730:G:H3'	1:AA:731:G:O4'	2.11	0.49
1:AA:749:A:C5	1:AA:750:C:C5	3.00	0.49
1:AA:994:A:N3	14:AN:4:SER:OG	2.34	0.49
1:AA:1229:A:O2'	22:AV:30:G:OP1	2.27	0.49
1:AA:1429:A:C2	1:AA:1430:A:C4	3.00	0.49
2:AB:33:GLY:N	2:AB:40:ILE:HG23	2.28	0.49
2:AB:164:ILE:HG23	2:AB:165:ASP:H	1.77	0.49
3:AC:125:GLU:OE2	3:AC:125:GLU:N	2.46	0.49
6:AF:10:VAL:HG12	6:AF:11:HIS:N	2.28	0.49
8:AH:12:THR:C	8:AH:14:ILE:N	2.64	0.49
8:AH:87:LYS:HD2	8:AH:93:PRO:HD3	1.94	0.49
8:AH:88:ARG:HE	8:AH:122:GLY:N	2.10	0.49
8:AH:92:LEU:CD2	8:AH:117:ARG:HG2	2.43	0.49
13:AM:22:ILE:HG23	13:AM:25:VAL:HG13	1.95	0.49
13:AM:71:ARG:O	13:AM:75:MET:HG2	2.12	0.49

Continued on next page...

Continued from previous page...

Atom-1	Atom-2	Interatomic distance (Å)	Clash overlap (Å)
16:AP:17:TYR:N	16:AP:17:TYR:CD1	2.79	0.49
16:AP:26:ASN:O	16:AP:27:ALA:O	2.30	0.49
17:AQ:68:SER:C	17:AQ:70:THR:H	2.16	0.49
20:AT:55:GLN:HB3	20:AT:56:PRO:HD3	1.93	0.49
24:BA:368:A:C2'	24:BA:369:U:H5'	2.42	0.49
24:BA:378:C:H2'	24:BA:379:G:H5''	1.94	0.49
24:BA:623:C:C2	24:BA:624:C:C6	3.00	0.49
24:BA:927:A:H2'	24:BA:928:A:O4'	2.11	0.49
24:BA:1283:G:N2	24:BA:1286:A:OP2	2.45	0.49
24:BA:1468:U:O2	24:BA:1525:A:C2	2.66	0.49
24:BA:1847:A:O2'	24:BA:1848:A:C8	2.65	0.49
24:BA:2221:G:C5	24:BA:2222:C:C5	3.01	0.49
24:BA:2409:G:H3'	24:BA:2410:G:H5''	1.94	0.49
24:BA:2519:U:C5	24:BA:2542:A:N7	2.81	0.49
24:BA:2657:A:C2'	24:BA:2658:C:H5'	2.43	0.49
24:BA:2687:U:C4	24:BA:2688:G:C6	3.00	0.49
24:BA:2697:G:H2'	24:BA:2698:U:O4'	2.13	0.49
24:BA:2744:G:C6	24:BA:2761:A:C6	3.01	0.49
24:BA:2884:U:O4	50:B0:39:ARG:HD3	2.13	0.49
27:BD:8:LYS:HD2	27:BD:195:GLY:O	2.13	0.49
30:BG:18:ILE:O	30:BG:18:ILE:HG12	2.12	0.49
30:BG:38:ASP:O	30:BG:40:VAL:N	2.46	0.49
31:BH:27:ARG:HG2	31:BH:28:ASN:N	2.28	0.49
31:BH:114:GLU:O	31:BH:115:VAL:C	2.51	0.49
34:BK:88:ASN:OD1	34:BK:91:SER:N	2.46	0.49
38:BO:18:LEU:HD13	38:BO:25:ARG:HD2	1.95	0.49
47:BX:7:THR:O	47:BX:7:THR:OG1	2.30	0.49
48:BY:56:LEU:O	48:BY:57:LEU:HB3	2.13	0.49
49:BZ:35:VAL:HG21	49:BZ:37:ARG:NH2	2.27	0.49
1:CA:408:A:N3	1:CA:435:A:C2	2.81	0.49
1:CA:704:A:N6	1:CA:705:G:N1	2.60	0.49
1:CA:728:A:N6	1:CA:729:A:N6	2.61	0.49
1:CA:1034:G:H2'	1:CA:1035:A:C8	2.48	0.49
1:CA:1125:U:C5	1:CA:1127:G:C5	3.00	0.49
1:CA:1216:A:C2	1:CA:1217:C:N3	2.81	0.49
1:CA:1226:C:H2'	13:CM:102:THR:HG23	1.93	0.49
1:CA:1365:G:C2'	1:CA:1366:C:H5'	2.42	0.49
2:CB:88:ASP:N	2:CB:88:ASP:OD1	2.45	0.49
7:CG:69:VAL:HG23	7:CG:138:ARG:NH2	2.27	0.49
8:CH:110:VAL:HG12	8:CH:111:MET:H	1.77	0.49
10:CJ:100:ILE:HD13	10:CJ:101:SER:N	2.28	0.49

Continued on next page...

Continued from previous page...

Atom-1	Atom-2	Interatomic distance (Å)	Clash overlap (Å)
15:CO:2:SER:O	15:CO:3:LEU:O	2.29	0.49
16:CP:37:GLY:HA3	16:CP:52:LEU:HA	1.95	0.49
19:CS:16:LEU:O	19:CS:17:LYS:C	2.51	0.49
20:CT:57:ILE:O	20:CT:58:VAL:C	2.49	0.49
21:CU:37:PHE:CE1	21:CU:41:PRO:HB3	2.47	0.49
22:CV:34:G:OP1	22:CV:34:G:H8	1.95	0.49
55:CY:145:ASP:O	55:CY:147:GLU:N	2.46	0.49
24:DA:1022:G:C5	24:DA:1140:C:C4	3.00	0.49
24:DA:1140:C:H5'	33:DJ:26:GLY:HA3	1.93	0.49
24:DA:1220:G:H2'	24:DA:1221:C:O4'	2.12	0.49
24:DA:1379:U:OP1	24:DA:1379:U:C5	2.66	0.49
24:DA:1434:A:C2	24:DA:1435:G:C5	3.00	0.49
24:DA:1834:U:O2	24:DA:1834:U:H2'	2.11	0.49
24:DA:2231:U:C4	24:DA:2232:C:C5	3.01	0.49
24:DA:2331:G:N2	24:DA:2385:C:C2	2.80	0.49
57:DA:3190:NMY:C1	57:DA:3190:NMY:O17	2.60	0.49
26:DC:195:GLY:O	26:DC:196:ASN:C	2.51	0.49
26:DC:203:VAL:O	26:DC:203:VAL:HG13	2.12	0.49
27:DD:129:THR:O	27:DD:129:THR:HG23	2.11	0.49
29:DF:126:ASN:HB3	29:DF:155:ILE:HD11	1.93	0.49
30:DG:165:ASP:OD1	30:DG:165:ASP:N	2.45	0.49
35:DL:39:LYS:NZ	59:DL:306:HOH:O	2.41	0.49
36:DM:72:PRO:HB2	36:DM:89:VAL:CG1	2.42	0.49
36:DM:72:PRO:HB3	36:DM:92:TRP:CZ3	2.47	0.49
40:DQ:65:ASN:HA	40:DQ:75:TYR:HB2	1.93	0.49
50:D0:52:LYS:HE2	50:D0:55:ALA:N	2.27	0.49
53:D3:23:HIS:ND1	53:D3:24:LYS:O	2.44	0.49
1:AA:14:U:H2'	1:AA:16:A:N7	2.28	0.49
1:AA:323:U:P	20:AT:25:ARG:HH22	2.34	0.49
1:AA:376:G:H5'	16:AP:5:ARG:NE	2.27	0.49
1:AA:393:A:C6	1:AA:394:G:C8	3.01	0.49
1:AA:412:A:H4'	11:CK:14:LYS:HE3	1.94	0.49
1:AA:414:A:H2'	1:AA:415:A:C8	2.48	0.49
1:AA:414:A:C6	1:AA:431:A:C2	3.00	0.49
1:AA:609:A:H2'	1:AA:609:A:N3	2.27	0.49
1:AA:681:A:N1	1:AA:710:G:C6	2.80	0.49
1:AA:780:A:OP1	11:AK:125:LYS:HG3	2.12	0.49
1:AA:905:U:H5	1:AA:906:A:C4	2.31	0.49
1:AA:965:U:O2	1:AA:969:A:N3	2.45	0.49
1:AA:1097:C:C2	1:AA:1098:C:C5	3.00	0.49
1:AA:1297:G:O2'	7:AG:114:LYS:NZ	2.45	0.49

Continued on next page...

Continued from previous page...

Atom-1	Atom-2	Interatomic distance (Å)	Clash overlap (Å)
1:AA:1405:G:C5'	57:AA:1655:NMY:H192	2.25	0.49
1:AA:1421:G:C4	1:AA:1480:A:C2	3.00	0.49
2:AB:188:ASP:HB2	2:AB:204:ASP:CB	2.43	0.49
5:AE:47:GLY:HA3	5:AE:70:ASN:O	2.12	0.49
6:AF:25:TYR:O	6:AF:27:ALA:N	2.45	0.49
6:AF:38:ARG:CD	6:AF:96:VAL:O	2.61	0.49
7:AG:93:PRO:HA	7:AG:96:ARG:HB2	1.94	0.49
8:AH:7:ILE:HD12	8:AH:7:ILE:O	2.12	0.49
16:AP:54:LEU:O	16:AP:55:ASP:C	2.51	0.49
20:AT:45:ALA:O	20:AT:47:ALA:N	2.46	0.49
24:BA:92:U:C5	24:BA:93:G:N7	2.80	0.49
24:BA:126:A:N7	24:BA:127:A:C6	2.81	0.49
24:BA:359:G:C6	24:BA:360:U:N3	2.81	0.49
24:BA:483:A:H2'	24:BA:484:C:O5'	2.13	0.49
24:BA:511:U:O4	24:BA:512:G:N1	2.45	0.49
24:BA:525:U:OP1	24:BA:556:A:H4'	2.13	0.49
24:BA:563:A:C2	24:BA:564:C:C2	3.01	0.49
24:BA:613:A:H2'	24:BA:614:A:C5'	2.43	0.49
24:BA:622:G:H2'	24:BA:623:C:H6	1.78	0.49
24:BA:749:A:C5	24:BA:750:A:N7	2.81	0.49
24:BA:1125:G:C6	24:BA:1126:A:N6	2.80	0.49
24:BA:1408:G:C2	24:BA:1409:U:C2	3.01	0.49
24:BA:1419:A:C6	24:BA:1579:A:C2	3.01	0.49
24:BA:1946:U:H2'	24:BA:1947:C:C6	2.47	0.49
24:BA:2304:G:C4'	29:BF:129:MET:HA	2.42	0.49
24:BA:2758:A:C2	24:BA:2759:G:C1'	2.93	0.49
25:BB:66:A:N1	25:BB:108:A:C4	2.81	0.49
27:BD:16:THR:HG22	27:BD:20:VAL:HB	1.94	0.49
27:BD:34:VAL:HB	27:BD:48:ILE:CD1	2.42	0.49
29:BF:92:GLY:O	29:BF:93:GLU:HG2	2.12	0.49
29:BF:127:TYR:O	29:BF:129:MET:HE1	2.13	0.49
30:BG:71:LEU:O	30:BG:72:ASN:C	2.51	0.49
30:BG:108:PHE:O	30:BG:109:SER:C	2.50	0.49
31:BH:115:VAL:HG22	31:BH:115:VAL:O	2.12	0.49
33:BJ:72:LYS:HB3	33:BJ:89:PHE:HB2	1.94	0.49
34:BK:11:ALA:O	34:BK:12:ASP:HB3	2.13	0.49
34:BK:118:LEU:N	34:BK:118:LEU:HD23	2.27	0.49
35:BL:77:ILE:HD11	35:BL:110:VAL:HG22	1.93	0.49
36:BM:25:ASP:OD1	36:BM:26:VAL:N	2.42	0.49
39:BP:88:ARG:NH1	39:BP:114:ASN:O	2.45	0.49
41:BR:51:VAL:HG12	41:BR:52:PRO:HD3	1.94	0.49

Continued on next page...

Continued from previous page...

Atom-1	Atom-2	Interatomic distance (Å)	Clash overlap (Å)
43:BT:30:ILE:C	43:BT:31:VAL:HG22	2.33	0.49
1:CA:9:G:H5'	5:CE:108:GLY:HA3	1.93	0.49
1:CA:37:U:O2'	1:CA:500:G:H4'	2.12	0.49
1:CA:270:A:C2	1:CA:271:C:C2	3.01	0.49
1:CA:761:G:N3	1:CA:762:U:C6	2.81	0.49
1:CA:958:A:C5	19:CS:55:ARG:NH2	2.81	0.49
1:CA:1108:G:O6	59:CA:1858:HOH:O	2.20	0.49
1:CA:1306:A:C2	1:CA:1332:A:N3	2.81	0.49
1:CA:1309:G:N2	1:CA:1329:A:C1'	2.76	0.49
2:CB:142:GLU:O	2:CB:144:LEU:N	2.45	0.49
3:CC:157:LEU:O	3:CC:158:GLY:C	2.50	0.49
5:CE:23:LYS:HB3	5:CE:30:ILE:HG13	1.95	0.49
5:CE:74:VAL:CG2	5:CE:76:LEU:HD11	2.42	0.49
9:CI:99:ARG:CZ	9:CI:104:VAL:HG11	2.42	0.49
10:CJ:87:LEU:HD12	10:CJ:88:MET:N	2.27	0.49
13:CM:50:GLU:O	13:CM:51:GLY:C	2.50	0.49
13:CM:95:LEU:C	13:CM:109:ARG:NH2	2.65	0.49
15:CO:54:ARG:C	15:CO:56:LEU:N	2.66	0.49
22:CV:24:G:C5	22:CV:25:C:C6	3.00	0.49
22:CV:63:G:C6	22:CV:64:A:C6	3.01	0.49
24:DA:6:A:O2'	24:DA:7:G:H5'	2.12	0.49
24:DA:68:G:N2	24:DA:74:A:C4	2.81	0.49
24:DA:205:G:O2'	24:DA:206:U:P	2.70	0.49
24:DA:627:A:O4'	24:DA:637:A:N6	2.46	0.49
24:DA:1274:A:N3	24:DA:1297:C:H1'	2.27	0.49
24:DA:1404:C:H2'	24:DA:1405:U:H6	1.77	0.49
24:DA:1907:G:C6	24:DA:1908:C:C4	3.00	0.49
24:DA:2095:A:N1	24:DA:2194:U:C4	2.80	0.49
24:DA:2318:G:C6	24:DA:2319:G:C2	3.01	0.49
28:DE:189:THR:O	28:DE:192:ALA:HB3	2.13	0.49
29:DF:32:LYS:O	29:DF:33:ILE:HG13	2.12	0.49
29:DF:129:MET:O	29:DF:153:ILE:HD11	2.13	0.49
30:DG:11:PRO:O	30:DG:14:VAL:HG13	2.12	0.49
35:DL:29:LYS:HG2	35:DL:30:THR:HG23	1.94	0.49
35:DL:106:GLU:C	35:DL:107:PHE:CD1	2.86	0.49
43:DT:36:LYS:O	43:DT:81:LYS:HD3	2.12	0.49
49:DZ:50:VAL:O	49:DZ:51:SER:C	2.51	0.49
1:AA:161:A:H2'	1:AA:162:A:C8	2.48	0.49
1:AA:174:A:C6	1:AA:175:C:C4	3.01	0.49
1:AA:529:G:C5'	1:AA:530:G:OP2	2.61	0.49
1:AA:620:C:C2	4:AD:132:ILE:HG12	2.48	0.49

Continued on next page...

Continued from previous page...

Atom-1	Atom-2	Interatomic distance (Å)	Clash overlap (Å)
1:AA:858:G:O6	1:AA:869:G:H3'	2.13	0.49
1:AA:1006:G:H2'	1:AA:1007:U:C6	2.46	0.49
1:AA:1118:U:H1'	1:AA:1179:A:C5	2.48	0.49
1:AA:1144:G:C6	1:AA:1145:A:N1	2.80	0.49
1:AA:1152:A:N3	1:AA:1153:G:C8	2.81	0.49
1:AA:1385:G:C2	1:AA:1386:G:C4	3.00	0.49
1:AA:1408:A:C2	1:AA:1494:G:C5	3.00	0.49
2:AB:91:PHE:CE1	2:AB:150:GLY:HA2	2.48	0.49
2:AB:210:VAL:HG23	2:AB:211:THR:H	1.76	0.49
3:AC:23:PHE:CD2	10:AJ:13:PHE:CZ	3.01	0.49
4:AD:132:ILE:O	4:AD:132:ILE:HG13	2.13	0.49
4:AD:200:ILE:O	4:AD:201:VAL:C	2.50	0.49
5:AE:96:MET:CE	5:AE:125:ALA:HB2	2.43	0.49
5:AE:147:MET:O	5:AE:148:ASN:C	2.50	0.49
7:AG:131:LYS:H	7:AG:135:VAL:HG21	1.77	0.49
10:AJ:26:VAL:HG12	10:AJ:27:GLU:N	2.26	0.49
16:AP:32:PHE:HD1	16:AP:32:PHE:O	1.95	0.49
24:BA:58:G:N3	24:BA:70:G:C2	2.80	0.49
24:BA:114:U:N3	24:BA:115:C:C5	2.80	0.49
24:BA:528:A:C2	24:BA:2042:A:H2'	2.48	0.49
24:BA:572:A:C5'	24:BA:573:U:OP2	2.61	0.49
24:BA:624:C:C2	24:BA:625:G:C8	3.01	0.49
24:BA:656:G:N7	24:BA:657:U:C5	2.81	0.49
24:BA:706:A:OP1	26:BC:6:LYS:NZ	2.32	0.49
24:BA:716:A:H3'	24:BA:717:C:H5''	1.94	0.49
24:BA:749:A:H5''	24:BA:750:A:OP2	2.12	0.49
24:BA:992:C:C2'	24:BA:993:G:H5'	2.43	0.49
24:BA:1076:C:C4	24:BA:1077:A:N7	2.81	0.49
24:BA:1131:G:C4	33:BJ:77:HIS:CD2	3.01	0.49
24:BA:1317:G:H5''	24:BA:1318:U:OP2	2.12	0.49
24:BA:1363:C:O2'	24:BA:1364:G:H5'	2.12	0.49
24:BA:1422:G:C2	24:BA:1423:G:C5	3.01	0.49
24:BA:1453:A:O3'	37:BN:63:ARG:NH2	2.43	0.49
24:BA:1494:A:C6	24:BA:1495:A:C4	3.01	0.49
24:BA:2118:U:OP1	24:BA:2147:A:O2'	2.17	0.49
24:BA:2376:A:C5	38:BO:99:TYR:CE2	3.01	0.49
24:BA:2668:G:C2	24:BA:2669:G:C8	3.00	0.49
25:BB:91:C:P	36:BM:18:ARG:NE	2.86	0.49
26:BC:260:LYS:HA	26:BC:263:ASP:OD2	2.12	0.49
27:BD:178:VAL:CG2	27:BD:179:ARG:N	2.75	0.49
28:BE:164:LEU:HD11	28:BE:167:VAL:CB	2.41	0.49

Continued on next page...

Continued from previous page...

Atom-1	Atom-2	Interatomic distance (Å)	Clash overlap (Å)
29:BF:65:LEU:HG	29:BF:66:ILE:N	2.27	0.49
29:BF:103:ILE:CG2	29:BF:174:PHE:CE1	2.95	0.49
31:BH:110:VAL:CG1	31:BH:111:ALA:N	2.76	0.49
33:BJ:13:ARG:HD3	33:BJ:51:GLY:O	2.13	0.49
34:BK:108:ARG:NH2	39:BP:33:GLU:CG	2.75	0.49
37:BN:61:ALA:O	37:BN:65:LEU:HD13	2.13	0.49
39:BP:51:ASN:O	39:BP:52:ARG:CD	2.61	0.49
40:BQ:87:VAL:CG1	40:BQ:89:ILE:HG23	2.38	0.49
43:BT:61:LEU:CD1	43:BT:82:LYS:CB	2.90	0.49
49:BZ:56:VAL:O	49:BZ:56:VAL:HG13	2.13	0.49
53:B3:20:GLY:O	53:B3:21:PHE:CD1	2.66	0.49
1:CA:35:G:C2	1:CA:550:G:C2	3.01	0.49
1:CA:541:G:C4	1:CA:542:G:C8	3.01	0.49
1:CA:577:G:N9	1:CA:816:A:C2	2.81	0.49
1:CA:853:C:N3	1:CA:854:U:C5	2.80	0.49
1:CA:976:G:OP1	14:CN:71:HIS:HB3	2.12	0.49
1:CA:1012:A:N1	1:CA:1013:G:C2	2.81	0.49
1:CA:1089:G:N2	1:CA:1090:U:H1'	2.28	0.49
1:CA:1216:A:C2	1:CA:1217:C:C2	3.01	0.49
1:CA:1266:G:C5	1:CA:1268:G:OP2	2.66	0.49
5:CE:84:PRO:HB3	5:CE:97:GLN:HG2	1.95	0.49
10:CJ:29:ALA:N	10:CJ:32:THR:HG22	2.27	0.49
17:CQ:63:GLU:HB2	17:CQ:73:TRP:CZ2	2.47	0.49
20:CT:57:ILE:C	20:CT:59:ASP:N	2.64	0.49
24:DA:95:A:H4'	48:DY:38:GLN:O	2.13	0.49
24:DA:222:A:C6	24:DA:224:U:O2	2.65	0.49
24:DA:322:A:C6	24:DA:340:A:C2	3.00	0.49
24:DA:1166:G:C6	24:DA:1167:C:N4	2.81	0.49
24:DA:1208:C:C2	24:DA:1239:G:N2	2.80	0.49
24:DA:1246:A:C2'	24:DA:1247:A:O5'	2.61	0.49
24:DA:1688:U:H1'	24:DA:1701:A:C6	2.48	0.49
24:DA:1885:A:H2'	24:DA:1886:U:O4'	2.13	0.49
24:DA:1912:A:C2	24:DA:1919:A:C6	3.01	0.49
24:DA:2209:G:C6	24:DA:2210:U:C4	3.01	0.49
24:DA:2298:A:C2	24:DA:2321:U:C5	3.00	0.49
24:DA:2317:A:H2'	24:DA:2318:G:H5'	1.93	0.49
24:DA:2344:U:O2'	51:D1:35:LEU:HD22	2.13	0.49
24:DA:2387:U:H5''	24:DA:2388:A:OP2	2.12	0.49
57:DA:3186:NMY:H14	33:DJ:2:LYS:NZ	2.28	0.49
25:DB:80:U:H2'	25:DB:81:G:C8	2.48	0.49
26:DC:64:VAL:CG2	26:DC:66:PHE:HD2	2.25	0.49

Continued on next page...

Continued from previous page...

Atom-1	Atom-2	Interatomic distance (Å)	Clash overlap (Å)
27:DD:114:LYS:O	27:DD:167:ASN:N	2.44	0.49
29:DF:135:ILE:HG12	29:DF:142:TYR:CZ	2.48	0.49
31:DH:143:ILE:CG1	31:DH:144:VAL:N	2.75	0.49
32:DI:51:GLY:C	32:DI:52:LEU:HD12	2.33	0.49
37:DN:53:THR:HG22	37:DN:94:TYR:OH	2.13	0.49
38:DO:112:GLU:OE2	38:DO:113:ALA:N	2.46	0.49
40:DQ:8:ILE:O	40:DQ:8:ILE:HG13	2.13	0.49
42:DS:37:THR:HG22	42:DS:38:TYR:CE2	2.48	0.49
48:DY:1:MET:O	48:DY:2:LYS:C	2.51	0.49
48:DY:19:LEU:O	48:DY:19:LEU:CD2	2.61	0.49
48:DY:50:VAL:HA	48:DY:53:VAL:CG1	2.43	0.49
48:DY:60:LYS:O	48:DY:61:ALA:HB3	2.12	0.49
1:AA:44:A:C2	1:AA:399:G:C2	3.01	0.49
1:AA:257:G:N2	1:AA:270:A:C2	2.81	0.49
1:AA:542:G:N1	1:AA:543:U:C5	2.80	0.49
1:AA:633:G:H2'	1:AA:634:C:H6	1.77	0.49
1:AA:786:G:C4	1:AA:787:A:C8	3.01	0.49
1:AA:881:G:C4	1:AA:882:C:C6	3.01	0.49
1:AA:976:G:C2	1:AA:1363:A:N3	2.80	0.49
1:AA:1160:G:OP1	2:AB:132:LYS:HE2	2.13	0.49
1:AA:1185:G:C5	1:AA:1186:G:N7	2.81	0.49
1:AA:1192:C:H5''	1:AA:1193:G:OP2	2.12	0.49
1:AA:1361:G:N1	1:AA:1362:A:N7	2.60	0.49
1:AA:1520:C:H2'	1:AA:1521:C:C6	2.48	0.49
2:AB:111:ILE:HA	2:AB:114:LEU:HD21	1.94	0.49
2:AB:114:LEU:O	2:AB:118:GLU:N	2.46	0.49
2:AB:138:THR:HG1	2:AB:139:ARG:H	1.61	0.49
3:AC:87:LEU:O	3:AC:90:VAL:HG12	2.13	0.49
3:AC:155:GLY:HA2	3:AC:163:ALA:CB	2.43	0.49
4:AD:9:LEU:CG	4:AD:10:LYS:N	2.75	0.49
9:AI:78:ALA:O	9:AI:79:ILE:C	2.51	0.49
16:AP:21:VAL:HG21	16:AP:60:TRP:CD1	2.47	0.49
16:AP:71:VAL:HG23	16:AP:72:ALA:N	2.28	0.49
20:AT:63:ALA:O	20:AT:65:GLY:N	2.46	0.49
21:AU:26:ALA:O	21:AU:27:GLY:C	2.51	0.49
24:BA:228:C:H5''	24:BA:229:C:C6	2.48	0.49
24:BA:449:A:C2'	24:BA:450:G:O5'	2.61	0.49
24:BA:812:C:OP1	40:BQ:12:ARG:NH1	2.46	0.49
24:BA:945:A:C5	24:BA:2448:A:C2	3.00	0.49
24:BA:1651:G:O6	24:BA:2006:C:N3	2.46	0.49
24:BA:2230:G:H1'	47:BX:31:ASN:CA	2.43	0.49

Continued on next page...

Continued from previous page...

Atom-1	Atom-2	Interatomic distance (Å)	Clash overlap (Å)
24:BA:2287:A:N3	24:BA:2287:A:H2'	2.28	0.49
24:BA:2326:C:O4'	24:BA:2327:A:OP1	2.31	0.49
24:BA:2578:G:OP2	24:BA:2578:G:H4'	2.13	0.49
24:BA:2685:G:C2	24:BA:2725:A:C2	3.01	0.49
24:BA:2787:C:H2'	24:BA:2788:C:C6	2.48	0.49
25:BB:8:C:P	38:BO:29:HIS:CE1	3.06	0.49
25:BB:116:G:C5	25:BB:117:G:N7	2.79	0.49
27:BD:104:VAL:O	27:BD:105:LYS:CG	2.61	0.49
28:BE:149:ILE:CD1	28:BE:188:MET:HG2	2.43	0.49
28:BE:170:ARG:NH1	28:BE:179:SER:HG	2.08	0.49
29:BF:93:GLU:C	29:BF:95:MET:H	2.14	0.49
30:BG:112:VAL:HG23	30:BG:113:ASP:N	2.27	0.49
34:BK:102:PRO:HA	34:BK:121:GLU:HB3	1.95	0.49
34:BK:111:LYS:HG3	34:BK:112:PHE:CD2	2.47	0.49
37:BN:69:ARG:O	37:BN:70:THR:HG23	2.12	0.49
38:BO:34:HIS:CE1	38:BO:65:THR:HB	2.48	0.49
41:BR:49:ILE:HG13	41:BR:51:VAL:O	2.12	0.49
41:BR:79:ARG:HA	41:BR:79:ARG:CZ	2.43	0.49
48:BY:17:GLU:HA	48:BY:20:ASN:CB	2.41	0.49
1:CA:373:A:H1'	1:CA:481:G:N3	2.27	0.49
1:CA:451:A:O4'	1:CA:452:A:C2	2.66	0.49
1:CA:665:A:C2	1:CA:732:C:C4	3.01	0.49
1:CA:809:G:C2'	1:CA:810:C:O5'	2.60	0.49
1:CA:1135:U:C2	1:CA:1137:C:O2	2.66	0.49
1:CA:1320:C:H5'	19:CS:70:LYS:HB3	1.94	0.49
1:CA:1491:G:OP1	12:CL:43:LYS:HE2	2.12	0.49
2:CB:135:LEU:O	2:CB:138:THR:N	2.46	0.49
3:CC:39:VAL:O	3:CC:40:ARG:C	2.51	0.49
3:CC:84:VAL:HG12	3:CC:101:ILE:HD11	1.94	0.49
5:CE:25:VAL:O	5:CE:26:LYS:C	2.51	0.49
13:CM:87:ARG:O	13:CM:89:LEU:N	2.45	0.49
13:CM:109:ARG:NH1	13:CM:109:ARG:HB2	2.28	0.49
19:CS:5:LEU:O	19:CS:6:LYS:CG	2.60	0.49
55:CY:33:SER:N	55:CY:34:PRO:HD3	2.27	0.49
24:DA:520:G:C6	24:DA:521:U:C4	3.00	0.49
24:DA:559:G:O2'	24:DA:560:C:H5'	2.13	0.49
24:DA:622:G:O2'	24:DA:623:C:H5'	2.13	0.49
24:DA:778:G:H5'	26:DC:47:ARG:NH1	2.27	0.49
24:DA:947:A:H2'	24:DA:948:C:C6	2.48	0.49
24:DA:1069:A:C6	24:DA:1074:G:C5	3.00	0.49
24:DA:1076:C:H2'	24:DA:1077:A:N9	2.27	0.49

Continued on next page...

Continued from previous page...

Atom-1	Atom-2	Interatomic distance (Å)	Clash overlap (Å)
24:DA:1181:U:H2'	24:DA:1182:G:H8	1.74	0.49
24:DA:1288:G:C4	24:DA:1327:A:C2	3.01	0.49
24:DA:1338:G:H2'	24:DA:1339:G:O5'	2.12	0.49
24:DA:1355:G:N2	24:DA:1377:G:H1'	2.28	0.49
24:DA:1465:G:O2'	24:DA:1545:A:N1	2.41	0.49
24:DA:1601:G:OP1	43:DT:62:VAL:CG2	2.61	0.49
24:DA:1721:G:N1	24:DA:1738:G:C2	2.81	0.49
24:DA:1792:G:C2'	24:DA:1793:C:H5'	2.42	0.49
24:DA:2352:A:N1	46:DW:34:GLY:HA3	2.28	0.49
24:DA:2429:G:H5''	24:DA:2430:A:OP2	2.13	0.49
24:DA:2518:A:H2'	24:DA:2518:A:N3	2.28	0.49
24:DA:2737:G:H2'	24:DA:2738:A:C8	2.48	0.49
25:DB:27:C:OP2	38:DO:33:ARG:NH2	2.46	0.49
26:DC:257:ARG:CG	26:DC:258:SER:N	2.74	0.49
28:DE:31:VAL:O	28:DE:34:ALA:HB3	2.13	0.49
33:DJ:6:ALA:HB2	33:DJ:45:THR:CG2	2.43	0.49
35:DL:13:LYS:HD2	35:DL:14:LYS:N	2.27	0.49
35:DL:89:VAL:O	35:DL:89:VAL:HG13	2.13	0.49
38:DO:8:ILE:HD12	38:DO:12:THR:CG2	2.43	0.49
39:DP:112:ARG:O	39:DP:113:LEU:HB3	2.12	0.49
1:AA:76:G:H2'	1:AA:77:A:O4'	2.13	0.49
1:AA:121:U:HO2'	1:AA:122:G:P	2.36	0.49
1:AA:292:G:C5	1:AA:293:G:H1'	2.48	0.49
1:AA:425:G:C5	1:AA:426:U:C5	3.01	0.49
1:AA:441:A:N1	1:AA:497:G:C6	2.81	0.49
1:AA:445:G:N1	1:AA:446:G:C4	2.81	0.49
1:AA:602:A:C2	1:AA:637:C:O2	2.66	0.49
1:AA:650:G:H2'	1:AA:651:C:O4'	2.13	0.49
1:AA:664:G:H5''	18:AR:53:ARG:HH21	1.77	0.49
1:AA:1003:G:N2	1:AA:1037:C:O2	2.45	0.49
1:AA:1088:G:C4	1:AA:1089:G:C8	3.01	0.49
1:AA:1337:G:H5''	1:AA:1338:G:OP1	2.13	0.49
1:AA:1394:A:O5'	1:AA:1394:A:C8	2.66	0.49
57:AA:1656:NMY:N19	57:AA:1656:NMY:C16	2.75	0.49
2:AB:17:GLY:HA3	2:AB:41:ILE:HD13	1.95	0.49
2:AB:99:GLY:O	2:AB:103:ASN:CB	2.61	0.49
4:AD:9:LEU:HD12	4:AD:10:LYS:H	1.76	0.49
4:AD:44:ARG:O	4:AD:46:PRO:N	2.45	0.49
4:AD:99:ASP:HB2	4:AD:115:ARG:NE	2.27	0.49
4:AD:188:ARG:HH22	4:AD:192:SER:CB	2.25	0.49
5:AE:114:VAL:O	5:AE:118:ALA:CB	2.61	0.49

Continued on next page...

Continued from previous page...

Atom-1	Atom-2	Interatomic distance (Å)	Clash overlap (Å)
9:AI:84:THR:OG1	9:AI:103:PHE:O	2.31	0.49
11:AK:128:ARG:C	11:AK:129:VAL:CG2	2.81	0.49
15:AO:53:ARG:O	15:AO:56:LEU:N	2.46	0.49
19:AS:50:ALA:HA	19:AS:59:PRO:HA	1.93	0.49
22:AV:19:G:O2'	22:AV:20:U:OP1	2.27	0.49
24:BA:218:A:C6	24:BA:219:A:C5	3.00	0.49
24:BA:226:A:N6	24:BA:227:A:N6	2.61	0.49
24:BA:545:U:O4	24:BA:547:A:O2'	2.30	0.49
24:BA:607:U:C6	24:BA:607:U:C3'	2.96	0.49
24:BA:1060:U:H4'	24:BA:1061:U:H5'	1.94	0.49
24:BA:1071:G:H2'	24:BA:1072:C:H5'	1.95	0.49
24:BA:1419:A:C5	24:BA:1579:A:N1	2.81	0.49
24:BA:1448:G:C6	24:BA:1464:G:C2	3.01	0.49
24:BA:1740:G:H2'	24:BA:1741:C:O4'	2.12	0.49
24:BA:1906:G:H2'	24:BA:1907:G:C5'	2.41	0.49
24:BA:2284:A:C3'	51:B1:5:ARG:HH12	2.25	0.49
24:BA:2418:A:O2'	24:BA:2419:U:P	2.68	0.49
24:BA:2483:C:O2	36:BM:123:LYS:CE	2.61	0.49
24:BA:2496:C:H2'	24:BA:2497:A:H5'	1.95	0.49
24:BA:2684:U:O4'	34:BK:70:ARG:NH1	2.45	0.49
24:BA:2706:A:C6	24:BA:2707:U:C2	3.01	0.49
24:BA:2747:G:H2'	24:BA:2748:A:C8	2.48	0.49
26:BC:29:PHE:CD2	26:BC:81:GLU:OE2	2.66	0.49
26:BC:90:ILE:HD13	26:BC:102:TYR:HE1	1.78	0.49
26:BC:136:VAL:CG1	26:BC:165:ALA:HA	2.43	0.49
28:BE:82:GLY:C	28:BE:84:THR:N	2.66	0.49
30:BG:121:THR:CG2	30:BG:122:ALA:N	2.76	0.49
34:BK:76:VAL:HG12	39:BP:72:VAL:HG23	1.94	0.49
38:BO:30:ARG:HA	38:BO:35:ILE:HA	1.95	0.49
40:BQ:105:PHE:HA	40:BQ:108:LEU:HD12	1.95	0.49
44:BU:41:VAL:HG21	44:BU:62:ALA:HB2	1.94	0.49
1:CA:606:G:C4	1:CA:633:G:O6	2.66	0.49
1:CA:679:C:O2	1:CA:712:A:C2	2.66	0.49
1:CA:738:C:OP2	6:CF:2:ARG:NH2	2.42	0.49
1:CA:858:G:C8	1:CA:869:G:O6	2.66	0.49
1:CA:892:A:O2'	1:CA:1415:G:H4'	2.13	0.49
1:CA:949:A:C2	1:CA:1233:G:C4	3.00	0.49
1:CA:986:U:H2'	1:CA:987:G:O4'	2.13	0.49
1:CA:1202:U:O4'	14:CN:69:ARG:HD2	2.13	0.49
1:CA:1216:A:OP1	14:CN:2:LYS:HE2	2.13	0.49
1:CA:1286:U:O2	1:CA:1286:U:C2'	2.60	0.49

Continued on next page...

Continued from previous page...

Atom-1	Atom-2	Interatomic distance (Å)	Clash overlap (Å)
1:CA:1329:A:C6	1:CA:1330:U:H1'	2.47	0.49
2:CB:218:ALA:O	2:CB:221:VAL:HG13	2.13	0.49
4:CD:124:MET:SD	4:CD:146:ARG:HA	2.53	0.49
20:CT:31:PHE:O	20:CT:32:ILE:C	2.51	0.49
20:CT:71:LYS:HD2	20:CT:74:ARG:HD2	1.95	0.49
22:CV:1:G:H4'	24:DA:2423:U:C2	2.47	0.49
22:CV:64:A:H2'	22:CV:65:G:C5'	2.42	0.49
55:CY:27:ILE:C	55:CY:27:ILE:HD12	2.33	0.49
24:DA:90:U:C4	24:DA:91:A:C5	3.01	0.49
24:DA:1219:U:H2'	24:DA:1220:G:C8	2.47	0.49
24:DA:1309:G:H4'	52:D2:7:PRO:HG2	1.95	0.49
24:DA:1321:A:N6	24:DA:1322:A:C6	2.81	0.49
24:DA:1433:A:C2'	24:DA:1434:A:O5'	2.61	0.49
24:DA:1750:G:H2'	24:DA:2860:A:C2	2.48	0.49
24:DA:1858:A:N6	24:DA:1884:G:H1'	2.28	0.49
24:DA:2003:A:H2'	24:DA:2004:G:O5'	2.13	0.49
24:DA:2314:A:N6	24:DA:2315:G:C6	2.80	0.49
24:DA:2446:G:C3'	24:DA:2447:G:H5''	2.42	0.49
24:DA:2531:A:C2	24:DA:2532:G:C1'	2.96	0.49
24:DA:2790:U:H5'	24:DA:2893:A:N7	2.28	0.49
25:DB:98:G:N1	45:DV:14:LYS:HG2	2.28	0.49
26:DC:113:ASP:OD1	26:DC:113:ASP:N	2.46	0.49
26:DC:230:PRO:HD2	26:DC:246:PRO:HA	1.95	0.49
29:DF:147:ARG:CG	29:DF:148:VAL:H	2.26	0.49
31:DH:66:ASN:O	31:DH:69:ALA:HB3	2.13	0.49
34:DK:14:SER:HA	34:DK:51:LYS:HZ2	1.76	0.49
34:DK:111:LYS:C	34:DK:114:LYS:NZ	2.66	0.49
37:DN:13:ASN:C	37:DN:15:SER:N	2.65	0.49
38:DO:51:ALA:HB1	38:DO:78:VAL:HG22	1.95	0.49
39:DP:20:ARG:HH21	39:DP:20:ARG:CG	2.26	0.49
40:DQ:39:ILE:HG21	41:DR:77:PHE:CE2	2.47	0.49
40:DQ:91:ARG:C	40:DQ:93:ILE:N	2.62	0.49
44:DU:5:ARG:HG3	44:DU:6:ARG:O	2.12	0.49
44:DU:17:ASP:O	44:DU:18:LYS:C	2.51	0.49
49:DZ:41:PRO:O	49:DZ:45:GLY:N	2.31	0.49
1:AA:207:C:O2	1:AA:207:C:C2'	2.59	0.48
1:AA:266:G:H1'	1:AA:268:U:OP2	2.13	0.48
1:AA:295:C:N3	1:AA:303:A:C2	2.81	0.48
1:AA:400:C:C2'	1:AA:401:C:H5'	2.43	0.48
1:AA:543:U:H5''	4:AD:14:ARG:NH1	2.28	0.48
1:AA:558:G:OP1	59:AA:1729:HOH:O	2.20	0.48

Continued on next page...

Continued from previous page...

Atom-1	Atom-2	Interatomic distance (Å)	Clash overlap (Å)
1:AA:597:G:C2	1:AA:598:U:H1'	2.49	0.48
1:AA:797:C:O2'	1:AA:798:U:H5'	2.13	0.48
1:AA:872:A:C5	1:AA:874:G:C8	3.01	0.48
1:AA:874:G:C6	1:AA:875:U:C5	3.01	0.48
1:AA:908:A:C2	1:AA:909:A:C4	3.00	0.48
1:AA:1004:A:O2'	1:AA:1036:A:N1	2.32	0.48
1:AA:1010:U:C4	1:AA:1020:G:N2	2.81	0.48
1:AA:1088:G:C5	1:AA:1089:G:N7	2.81	0.48
1:AA:1343:G:H2'	1:AA:1344:C:C6	2.48	0.48
1:AA:1471:U:O2'	1:AA:1472:U:H5'	2.13	0.48
2:AB:111:ILE:HA	2:AB:114:LEU:HD23	1.95	0.48
2:AB:111:ILE:O	2:AB:114:LEU:HD23	2.13	0.48
4:AD:124:MET:SD	4:AD:127:GLY:CA	3.01	0.48
4:AD:140:ASN:O	4:AD:141:ASP:HB3	2.12	0.48
4:AD:146:ARG:O	4:AD:148:LYS:N	2.46	0.48
4:AD:171:LEU:HD12	4:AD:172:GLU:N	2.27	0.48
7:AG:63:GLU:O	7:AG:63:GLU:CD	2.51	0.48
8:AH:10:MET:HE1	8:AH:36:ILE:HD11	1.94	0.48
12:AL:34:CYS:CA	12:AL:55:VAL:HG23	2.43	0.48
12:AL:57:LEU:HD23	12:AL:59:ASN:N	2.28	0.48
14:AN:3:GLN:OE1	14:AN:3:GLN:CA	2.60	0.48
20:AT:3:ASN:CG	20:AT:4:ILE:N	2.66	0.48
24:BA:63:A:C2	24:BA:64:A:C5	3.01	0.48
24:BA:144:A:C6	24:BA:145:C:C4	3.00	0.48
24:BA:347:A:C2	24:BA:348:A:C5	3.01	0.48
24:BA:447:A:N3	24:BA:473:G:C8	2.81	0.48
24:BA:748:G:O2'	24:BA:749:A:H5''	2.13	0.48
24:BA:751:A:N6	24:BA:789:A:C6	2.81	0.48
24:BA:877:A:O2'	24:BA:900:A:N6	2.46	0.48
24:BA:933:A:H5'	24:BA:934:U:OP2	2.12	0.48
24:BA:1205:A:N1	28:BE:165:HIS:CE1	2.81	0.48
24:BA:1300:G:C5	24:BA:1634:A:O4'	2.66	0.48
24:BA:1672:A:N6	24:BA:1673:G:C6	2.81	0.48
24:BA:1794:A:H1'	24:BA:1900:A:C2	2.48	0.48
24:BA:1874:C:C4	24:BA:1875:G:C6	3.01	0.48
24:BA:1953:A:C2	24:BA:2549:G:N3	2.78	0.48
24:BA:1989:G:H2'	24:BA:1990:C:O4'	2.12	0.48
24:BA:2117:A:N1	24:BA:2171:A:N1	2.61	0.48
24:BA:2119:A:N7	24:BA:2170:A:C6	2.81	0.48
24:BA:2598:A:C8	24:BA:2599:G:H1'	2.48	0.48
24:BA:2776:A:O4'	24:BA:2778:A:C8	2.66	0.48

Continued on next page...

Continued from previous page...

Atom-1	Atom-2	Interatomic distance (Å)	Clash overlap (Å)
24:BA:2811:G:H5'	27:BD:63:PRO:CG	2.43	0.48
25:BB:2:G:H2'	25:BB:2:G:N3	2.27	0.48
25:BB:66:A:C4	25:BB:108:A:C6	3.01	0.48
28:BE:138:LEU:O	28:BE:141:MET:N	2.46	0.48
28:BE:153:LEU:O	28:BE:155:GLU:N	2.46	0.48
31:BH:88:GLY:HA2	31:BH:125:THR:CG2	2.43	0.48
35:BL:42:SER:O	35:BL:43:GLY:C	2.51	0.48
38:BO:7:ARG:CD	38:BO:97:PHE:CZ	2.96	0.48
39:BP:96:LEU:C	39:BP:98:TYR:N	2.65	0.48
1:CA:6:G:H4'	1:CA:298:A:H4'	1.94	0.48
1:CA:292:G:N7	1:CA:293:G:H1'	2.28	0.48
1:CA:632:U:OP1	1:CA:633:G:N7	2.46	0.48
1:CA:667:G:H2'	15:CO:49:ASP:OD2	2.12	0.48
1:CA:920:U:O4'	1:CA:1080:A:C2	2.66	0.48
1:CA:1320:C:H5	1:CA:1321:U:N3	2.11	0.48
1:CA:1452:C:O4'	1:CA:1453:G:C2	2.66	0.48
1:CA:1460:C:H2'	1:CA:1461:G:O4'	2.12	0.48
2:CB:15:HIS:C	2:CB:16:PHE:CG	2.86	0.48
3:CC:63:SER:HB2	3:CC:98:PRO:O	2.12	0.48
4:CD:9:LEU:CD1	4:CD:10:LYS:H	2.25	0.48
5:CE:69:ARG:O	5:CE:71:MET:N	2.46	0.48
5:CE:106:ILE:HG13	5:CE:124:LEU:CB	2.43	0.48
9:CI:81:HIS:HB3	9:CI:85:ARG:CZ	2.43	0.48
11:CK:47:ALA:C	11:CK:57:LYS:HE2	2.32	0.48
15:CO:10:LYS:O	15:CO:11:ILE:C	2.51	0.48
55:CY:83:MET:HE3	55:CY:91:PRO:HD2	1.95	0.48
55:CY:159:ASP:O	55:CY:162:LYS:HB2	2.13	0.48
24:DA:734:A:H2'	24:DA:735:A:C5'	2.40	0.48
24:DA:910:A:C6	24:DA:911:A:N6	2.81	0.48
24:DA:997:G:OP1	40:DQ:91:ARG:CG	2.60	0.48
24:DA:1027:A:C6	24:DA:1126:A:N3	2.81	0.48
24:DA:1866:A:C2	24:DA:1876:A:C8	3.01	0.48
24:DA:1979:U:C2'	24:DA:1980:G:H5'	2.43	0.48
24:DA:2201:G:C2'	24:DA:2202:U:O5'	2.61	0.48
24:DA:2276:G:OP2	36:DM:83:GLY:O	2.30	0.48
24:DA:2604:U:C4	24:DA:2605:U:C5	3.00	0.48
57:DA:3188:NMY:HN61	57:DA:3188:NMY:H4	1.49	0.48
26:DC:104:LEU:N	26:DC:104:LEU:HD13	2.25	0.48
26:DC:114:GLN:O	26:DC:124:LYS:HE3	2.13	0.48
30:DG:15:ASP:HB3	30:DG:26:LYS:HB3	1.95	0.48
31:DH:4:ILE:HG22	31:DH:18:GLN:CB	2.43	0.48

Continued on next page...

Continued from previous page...

Atom-1	Atom-2	Interatomic distance (Å)	Clash overlap (Å)
31:DH:5:LEU:HD11	31:DH:15:LEU:N	2.28	0.48
31:DH:31:VAL:HG12	31:DH:32:PRO:HD3	1.95	0.48
31:DH:90:LEU:CB	31:DH:92:GLY:O	2.61	0.48
32:DI:94:LYS:HG3	32:DI:95:ASP:N	2.28	0.48
36:DM:26:VAL:O	36:DM:26:VAL:HG13	2.13	0.48
48:DY:40:SER:O	48:DY:42:LEU:N	2.45	0.48
53:D3:34:LYS:O	53:D3:34:LYS:HG3	2.13	0.48
1:AA:6:G:O6	5:AE:99:ALA:HB1	2.13	0.48
1:AA:131:A:H2'	1:AA:131:A:N3	2.28	0.48
1:AA:293:G:C6	1:AA:294:U:C5	3.01	0.48
1:AA:356:A:H2	1:AA:368:U:O2	1.96	0.48
1:AA:392:C:H2'	1:AA:392:C:O2	2.13	0.48
1:AA:564:C:H5'	17:AQ:34:TYR:HE1	1.78	0.48
1:AA:664:G:P	18:AR:53:ARG:HH21	2.30	0.48
1:AA:686:U:H1'	1:AA:687:A:C8	2.49	0.48
1:AA:946:A:C6	1:AA:947:G:C6	3.01	0.48
1:AA:1004:A:C6	1:AA:1005:A:C6	3.01	0.48
1:AA:1192:C:C5'	1:AA:1193:G:OP2	2.61	0.48
1:AA:1411:C:H2'	1:AA:1412:C:O5'	2.13	0.48
1:AA:1489:G:O2'	1:AA:1490:U:H5'	2.12	0.48
2:AB:80:VAL:O	2:AB:80:VAL:HG13	2.12	0.48
2:AB:111:ILE:O	2:AB:112:LYS:C	2.52	0.48
3:AC:113:ALA:CB	3:AC:183:ASP:HB3	2.43	0.48
4:AD:161:LEU:O	4:AD:161:LEU:HD23	2.13	0.48
9:AI:89:GLU:O	9:AI:94:LEU:CD1	2.61	0.48
13:AM:96:PRO:CG	13:AM:102:THR:HG22	2.42	0.48
14:AN:72:GLY:O	14:AN:80:SER:HA	2.13	0.48
16:AP:3:THR:HG22	16:AP:4:ILE:O	2.13	0.48
22:AV:21:A:OP2	22:AV:21:A:H8	1.97	0.48
24:BA:221:A:C4	24:BA:266:G:N7	2.81	0.48
24:BA:518:G:H4'	42:BS:18:ARG:CZ	2.43	0.48
24:BA:573:U:O2'	24:BA:574:A:H3'	2.13	0.48
24:BA:1061:U:H1'	24:BA:1070:A:OP1	2.13	0.48
24:BA:1153:C:N4	24:BA:1154:G:C6	2.81	0.48
24:BA:1192:G:C2'	24:BA:1193:G:H5'	2.43	0.48
24:BA:1419:A:C3'	24:BA:1420:A:H5''	2.43	0.48
24:BA:1710:G:N2	24:BA:1749:A:N3	2.62	0.48
24:BA:2061:G:H5'	24:BA:2503:A:C2	2.48	0.48
24:BA:2157:G:O2'	24:BA:2158:A:O5'	2.29	0.48
24:BA:2280:G:C6	24:BA:2281:A:N7	2.81	0.48
24:BA:2302:U:C2'	24:BA:2303:G:H5''	2.42	0.48

Continued on next page...

Continued from previous page...

Atom-1	Atom-2	Interatomic distance (Å)	Clash overlap (Å)
24:BA:2428:G:H4'	24:BA:2429:G:O5'	2.13	0.48
57:BA:3165:NMY:N19	57:BA:3165:NMY:N23	2.60	0.48
25:BB:45:A:H2	25:BB:46:A:H1'	1.78	0.48
26:BC:166:ARG:O	26:BC:166:ARG:CG	2.61	0.48
26:BC:186:ASP:N	26:BC:186:ASP:OD1	2.46	0.48
28:BE:101:TYR:O	28:BE:104:ALA:HB3	2.13	0.48
28:BE:177:PRO:O	28:BE:181:ILE:HD12	2.13	0.48
33:BJ:18:VAL:HG13	33:BJ:56:VAL:HG12	1.95	0.48
34:BK:68:GLY:HA3	34:BK:77:ILE:O	2.13	0.48
35:BL:38:GLN:O	35:BL:41:ARG:HG3	2.12	0.48
40:BQ:108:LEU:O	40:BQ:111:LYS:N	2.46	0.48
43:BT:17:SER:O	43:BT:18:GLU:C	2.50	0.48
45:BV:77:VAL:CG1	45:BV:77:VAL:O	2.62	0.48
50:B0:40:HIS:HA	50:B0:48:TYR:HE1	1.77	0.48
53:B3:28:LEU:CD1	53:B3:40:LYS:HG2	2.44	0.48
1:CA:149:A:H1'	1:CA:1446:A:C2	2.49	0.48
1:CA:844:G:N3	1:CA:845:A:C8	2.81	0.48
1:CA:1002:G:N2	1:CA:1039:G:C2	2.82	0.48
1:CA:1086:U:OP1	1:CA:1086:U:H4'	2.13	0.48
1:CA:1306:A:N7	1:CA:1307:U:C4	2.81	0.48
3:CC:88:ARG:HG3	3:CC:101:ILE:HG23	1.96	0.48
3:CC:174:PRO:HG2	3:CC:203:PHE:CZ	2.48	0.48
4:CD:4:TYR:O	4:CD:5:LEU:CB	2.60	0.48
4:CD:123:ILE:HG22	4:CD:124:MET:N	2.27	0.48
4:CD:169:THR:HG22	4:CD:169:THR:O	2.12	0.48
11:CK:35:THR:HG23	11:CK:36:ASP:H	1.76	0.48
11:CK:44:TRP:N	11:CK:44:TRP:CD1	2.80	0.48
14:CN:81:ARG:O	14:CN:82:ILE:C	2.51	0.48
18:CR:48:ARG:CG	18:CR:51:TYR:HB2	2.41	0.48
55:CY:7:LYS:O	55:CY:10:GLU:N	2.45	0.48
55:CY:20:PHE:HA	55:CY:23:GLN:HG2	1.95	0.48
55:CY:61:ASP:OD1	55:CY:64:THR:HG22	2.14	0.48
55:CY:78:VAL:HA	55:CY:81:ALA:HB3	1.95	0.48
24:DA:118:A:N3	24:DA:178:G:H1'	2.29	0.48
24:DA:239:C:H1'	24:DA:259:G:N2	2.28	0.48
24:DA:415:A:N1	24:DA:2409:G:C6	2.81	0.48
24:DA:834:G:O2'	24:DA:2358:A:O2'	2.04	0.48
24:DA:945:A:C8	24:DA:2448:A:C2	3.01	0.48
24:DA:1022:G:O6	33:DJ:68:LYS:HE3	2.13	0.48
24:DA:1362:C:H3'	24:DA:1362:C:C6	2.49	0.48
24:DA:1494:A:C8	24:DA:1495:A:N7	2.81	0.48

Continued on next page...

Continued from previous page...

Atom-1	Atom-2	Interatomic distance (Å)	Clash overlap (Å)
24:DA:1500:G:H2'	24:DA:1501:G:H5'	1.94	0.48
24:DA:1838:C:H4'	24:DA:1839:G:C8	2.48	0.48
24:DA:2122:U:O2'	24:DA:2123:G:O5'	2.31	0.48
24:DA:2531:A:O4'	30:DG:173:ALA:HB2	2.13	0.48
25:DB:7:G:H5''	38:DO:29:HIS:CD2	2.48	0.48
26:DC:22:GLU:HG2	26:DC:22:GLU:O	2.13	0.48
26:DC:51:ARG:H	26:DC:51:ARG:HD2	1.78	0.48
27:DD:13:ARG:HD2	27:DD:15:PHE:CZ	2.49	0.48
27:DD:38:LYS:O	27:DD:46:ARG:HA	2.13	0.48
28:DE:74:LYS:O	28:DE:75:SER:C	2.50	0.48
53:D3:30:HIS:O	53:D3:31:ILE:HG13	2.13	0.48
1:AA:32:A:C2'	1:AA:33:A:O5'	2.60	0.48
1:AA:88:U:C4	1:AA:89:U:O4	2.66	0.48
1:AA:186:C:H4'	20:AT:76:LYS:HG3	1.96	0.48
1:AA:211:G:O2'	1:AA:212:G:OP1	2.28	0.48
1:AA:217:C:O2'	1:AA:470:C:H1'	2.13	0.48
1:AA:380:G:C2	1:AA:384:G:C6	3.01	0.48
1:AA:495:A:C2	1:AA:496:A:C6	3.01	0.48
1:AA:502:A:OP1	12:AL:115:SER:N	2.46	0.48
1:AA:541:G:H2'	1:AA:542:G:O4'	2.14	0.48
1:AA:622:A:N7	1:AA:623:C:C6	2.81	0.48
1:AA:648:A:N6	1:AA:649:A:C6	2.81	0.48
1:AA:840:C:H3'	1:AA:841:C:C5'	2.43	0.48
1:AA:1048:G:O3'	14:AN:2:LYS:NZ	2.47	0.48
1:AA:1090:U:O2	1:AA:1090:U:H2'	2.14	0.48
1:AA:1304:G:N2	1:AA:1334:G:O6	2.45	0.48
1:AA:1314:C:OP2	19:AS:6:LYS:CD	2.60	0.48
1:AA:1434:A:H2'	1:AA:1435:G:O4'	2.14	0.48
1:AA:1446:A:N1	1:AA:1447:A:C5	2.82	0.48
2:AB:164:ILE:HG12	2:AB:165:ASP:N	2.28	0.48
3:AC:145:GLY:O	3:AC:146:ALA:O	2.30	0.48
4:AD:62:ARG:HG3	4:AD:72:PHE:CE1	2.48	0.48
4:AD:158:ALA:HA	4:AD:161:LEU:CD2	2.43	0.48
6:AF:8:PHE:CZ	6:AF:60:VAL:HG21	2.49	0.48
6:AF:37:HIS:CE1	6:AF:96:VAL:O	2.66	0.48
6:AF:51:ILE:O	6:AF:52:ASN:HB2	2.12	0.48
7:AG:113:ASP:OD2	7:AG:122:ASN:ND2	2.46	0.48
12:AL:121:ARG:O	12:AL:122:PRO:O	2.32	0.48
13:AM:34:LEU:HD22	13:AM:39:ILE:HG12	1.94	0.48
13:AM:84:GLY:O	13:AM:85:CYS:SG	2.67	0.48
14:AN:3:GLN:O	14:AN:6:LYS:HG2	2.12	0.48

Continued on next page...

Continued from previous page...

Atom-1	Atom-2	Interatomic distance (Å)	Clash overlap (Å)
22:AV:36:A:C2	23:AX:14:U:O2	2.67	0.48
24:BA:45:G:H5''	24:BA:46:G:H5'	1.94	0.48
24:BA:240:C:H1'	24:BA:258:G:N2	2.28	0.48
24:BA:414:C:H2'	24:BA:415:A:C8	2.48	0.48
24:BA:528:A:H2	24:BA:2043:C:C4'	2.26	0.48
24:BA:611:C:O2'	24:BA:612:G:H5'	2.13	0.48
24:BA:849:A:H2'	24:BA:850:U:C6	2.48	0.48
24:BA:993:G:H2'	24:BA:994:C:O5'	2.14	0.48
24:BA:1171:G:C6	24:BA:1172:C:N4	2.82	0.48
24:BA:2101:A:C2	24:BA:2102:G:N7	2.81	0.48
24:BA:2325:G:N1	24:BA:2326:C:N4	2.62	0.48
24:BA:2363:G:C2	24:BA:2364:C:C5	3.01	0.48
24:BA:2473:U:H5'	24:BA:2475:C:N4	2.29	0.48
24:BA:2668:G:C2	24:BA:2669:G:N9	2.81	0.48
24:BA:2730:C:C5	57:BA:3165:NMY:O20	2.64	0.48
24:BA:2798:U:H4'	24:BA:2799:A:H5'	1.96	0.48
26:BC:24:HIS:HB3	26:BC:81:GLU:HG2	1.95	0.48
27:BD:29:VAL:N	27:BD:185:ASN:O	2.46	0.48
27:BD:33:ARG:O	27:BD:33:ARG:CG	2.61	0.48
27:BD:180:VAL:O	27:BD:180:VAL:CG2	2.61	0.48
28:BE:136:GLN:O	28:BE:137:LYS:C	2.51	0.48
29:BF:138:PRO:O	29:BF:139:GLU:C	2.50	0.48
30:BG:122:ALA:CB	30:BG:132:LEU:HB3	2.43	0.48
30:BG:122:ALA:HB2	30:BG:132:LEU:HB3	1.94	0.48
31:BH:7:ASP:O	31:BH:13:GLY:O	2.31	0.48
39:BP:112:ARG:O	39:BP:113:LEU:HD23	2.13	0.48
40:BQ:39:ILE:O	40:BQ:43:GLN:HG3	2.14	0.48
41:BR:68:ARG:HG2	41:BR:92:TRP:CE3	2.48	0.48
47:BX:31:ASN:O	47:BX:33:HIS:NE2	2.45	0.48
51:B1:4:ILE:O	51:B1:5:ARG:C	2.52	0.48
53:B3:34:LYS:CE	53:B3:34:LYS:O	2.61	0.48
54:B4:25:VAL:HG11	54:B4:35:GLN:OE1	2.13	0.48
1:CA:109:A:H3'	1:CA:110:C:H5'	1.94	0.48
1:CA:429:U:C4'	4:CD:9:LEU:HD23	2.31	0.48
1:CA:490:C:C2	1:CA:491:G:C8	3.01	0.48
1:CA:613:C:O2'	1:CA:614:C:H5'	2.14	0.48
1:CA:688:G:C2	1:CA:700:G:C8	3.01	0.48
1:CA:762:U:O2	1:CA:762:U:H2'	2.14	0.48
1:CA:932:C:H2'	1:CA:932:C:O2	2.12	0.48
1:CA:1040:U:H2'	1:CA:1041:G:C8	2.48	0.48
1:CA:1225:A:H3'	13:CM:102:THR:HG21	1.95	0.48

Continued on next page...

Continued from previous page...

Atom-1	Atom-2	Interatomic distance (Å)	Clash overlap (Å)
1:CA:1320:C:C4	19:CS:36:ARG:NE	2.81	0.48
1:CA:1449:C:C4	1:CA:1450:U:C5	3.01	0.48
3:CC:72:ARG:C	3:CC:74:GLY:H	2.16	0.48
7:CG:17:LYS:N	7:CG:44:TYR:OH	2.45	0.48
8:CH:29:SER:OG	8:CH:57:PRO:CB	2.61	0.48
8:CH:29:SER:CB	8:CH:57:PRO:CB	2.91	0.48
9:CI:19:VAL:HG22	9:CI:65:ILE:HG12	1.96	0.48
10:CJ:6:ILE:O	10:CJ:76:ILE:CG2	2.61	0.48
10:CJ:96:VAL:O	10:CJ:96:VAL:HG13	2.13	0.48
11:CK:17:SER:HA	11:CK:79:ILE:HA	1.94	0.48
11:CK:81:ASN:HB3	11:CK:106:ARG:CZ	2.43	0.48
11:CK:94:GLU:O	11:CK:95:SER:C	2.52	0.48
15:CO:62:GLN:O	15:CO:63:ARG:C	2.50	0.48
16:CP:40:ASN:O	16:CP:43:ALA:N	2.47	0.48
19:CS:16:LEU:HD12	19:CS:19:VAL:HG12	1.95	0.48
24:DA:120:U:H4'	24:DA:121:G:C5'	2.43	0.48
24:DA:190:A:H3'	24:DA:204:A:N6	2.28	0.48
24:DA:597:G:C2	24:DA:661:A:C2	3.01	0.48
24:DA:754:U:C2	24:DA:755:U:C5	3.02	0.48
24:DA:910:A:N6	24:DA:911:A:N6	2.61	0.48
24:DA:1191:G:C2'	24:DA:1192:G:H5'	2.43	0.48
24:DA:1666:G:C3'	34:DK:6:THR:HG22	2.43	0.48
24:DA:1794:A:H2'	24:DA:1795:C:C6	2.49	0.48
24:DA:2228:G:OP1	26:DC:260:LYS:CE	2.61	0.48
36:DM:13:HIS:O	36:DM:14:LYS:C	2.51	0.48
38:DO:7:ARG:HA	38:DO:10:ARG:CZ	2.43	0.48
41:DR:16:GLU:HG2	41:DR:101:ILE:HG23	1.95	0.48
44:DU:84:PHE:CG	44:DU:85:ARG:N	2.74	0.48
45:DV:83:LYS:O	45:DV:85:LYS:N	2.46	0.48
50:D0:5:ASN:O	50:D0:7:PRO:HD3	2.12	0.48
1:AA:125:U:C2	1:AA:126:G:C8	3.01	0.48
1:AA:282:A:N7	1:AA:283:U:C5	2.81	0.48
1:AA:675:A:C4	1:AA:676:A:C8	3.01	0.48
1:AA:946:A:C4	1:AA:1236:A:C2	3.01	0.48
1:AA:986:U:O2	1:AA:1220:G:N2	2.47	0.48
1:AA:1012:A:N6	1:AA:1013:G:C6	2.82	0.48
1:AA:1041:G:C6	1:AA:1042:A:N7	2.81	0.48
1:AA:1074:G:O3'	2:AB:102:THR:CG2	2.61	0.48
1:AA:1275:A:N6	1:AA:1276:G:C6	2.80	0.48
3:AC:152:GLU:O	3:AC:198:VAL:HA	2.13	0.48
4:AD:68:LEU:O	4:AD:71:GLN:HB2	2.13	0.48

Continued on next page...

Continued from previous page...

Atom-1	Atom-2	Interatomic distance (Å)	Clash overlap (Å)
10:AJ:84:VAL:HG23	10:AJ:85:ASP:N	2.27	0.48
11:AK:125:LYS:O	21:AU:34:ARG:CZ	2.60	0.48
14:AN:41:ARG:O	14:AN:42:TRP:O	2.31	0.48
15:AO:56:LEU:O	15:AO:60:VAL:HG23	2.13	0.48
17:AQ:12:VAL:C	17:AQ:13:VAL:HG23	2.33	0.48
17:AQ:14:SER:HB3	17:AQ:22:VAL:HG12	1.95	0.48
17:AQ:63:GLU:O	17:AQ:64:CYS:HB3	2.14	0.48
24:BA:84:A:C2	24:BA:103:A:C5	3.01	0.48
24:BA:278:A:C6	24:BA:362:A:C8	3.01	0.48
24:BA:292:U:H2'	24:BA:293:U:C6	2.49	0.48
24:BA:459:U:P	52:B2:39:ARG:CZ	3.01	0.48
24:BA:623:C:C2	24:BA:624:C:C5	3.01	0.48
24:BA:675:A:OP1	28:BE:58:LYS:NZ	2.42	0.48
24:BA:714:U:H2'	24:BA:716:A:N7	2.28	0.48
24:BA:812:C:H4'	40:BQ:12:ARG:NH1	2.24	0.48
24:BA:1163:G:N1	24:BA:1164:C:C5	2.81	0.48
24:BA:1205:A:C5	28:BE:165:HIS:CE1	3.02	0.48
24:BA:1278:C:O3'	37:BN:34:ILE:HD12	2.13	0.48
24:BA:1342:A:C6	24:BA:1345:C:C2	3.01	0.48
24:BA:1717:A:N6	24:BA:1743:G:O2'	2.46	0.48
24:BA:2063:C:O2	24:BA:2450:A:N1	2.46	0.48
24:BA:2134:A:N1	24:BA:2135:A:C4	2.81	0.48
24:BA:2231:U:C2	24:BA:2232:C:C6	3.01	0.48
24:BA:2357:G:C2	24:BA:2361:G:C6	3.01	0.48
24:BA:2424:C:C6	24:BA:2424:C:C3'	2.96	0.48
24:BA:2519:U:C6	24:BA:2542:A:C6	3.02	0.48
24:BA:2531:A:C4	24:BA:2532:G:C8	3.01	0.48
24:BA:2756:U:O4'	24:BA:2757:A:H5''	2.14	0.48
24:BA:2820:A:O2'	24:BA:2821:A:OP2	2.30	0.48
27:BD:55:LYS:HB2	27:BD:76:GLY:O	2.12	0.48
29:BF:12:VAL:HG23	29:BF:13:LYS:N	2.28	0.48
29:BF:96:TRP:CH2	29:BF:99:PHE:CZ	3.01	0.48
37:BN:32:GLU:HA	37:BN:115:LEU:HD13	1.95	0.48
37:BN:37:THR:HG22	37:BN:39:PRO:N	2.28	0.48
39:BP:57:ALA:HB2	39:BP:74:GLN:OE1	2.14	0.48
44:BU:21:ARG:NH1	44:BU:72:PHE:CD2	2.82	0.48
48:BY:37:LEU:HD11	48:BY:39:GLN:HB2	1.95	0.48
1:CA:27:G:C5	1:CA:557:G:N2	2.81	0.48
1:CA:66:A:C6	1:CA:67:C:C5	3.01	0.48
1:CA:261:U:OP2	20:CT:71:LYS:CE	2.61	0.48
1:CA:349:A:O2'	1:CA:350:G:H5'	2.13	0.48

Continued on next page...

Continued from previous page...

Atom-1	Atom-2	Interatomic distance (Å)	Clash overlap (Å)
1:CA:451:A:C2	1:CA:480:U:C5	3.01	0.48
1:CA:543:U:O2'	1:CA:544:G:H5'	2.14	0.48
1:CA:607:A:C2	1:CA:608:A:N9	2.81	0.48
1:CA:767:A:H2'	1:CA:768:A:O4'	2.12	0.48
1:CA:1105:A:C2	1:CA:1106:G:C5	3.02	0.48
1:CA:1192:C:H2'	1:CA:1193:G:O5'	2.13	0.48
1:CA:1302:C:C5	13:CM:17:ILE:HG21	2.48	0.48
1:CA:1533:C:C5'	1:CA:1534:A:OP1	2.61	0.48
4:CD:19:LEU:HD23	4:CD:19:LEU:C	2.33	0.48
4:CD:56:ARG:CZ	4:CD:60:LYS:CE	2.91	0.48
4:CD:185:LYS:O	4:CD:186:PRO:C	2.52	0.48
7:CG:146:GLU:HA	7:CG:149:LYS:HB3	1.95	0.48
8:CH:63:LEU:HD13	8:CH:65:TYR:CD2	2.49	0.48
9:CI:39:PHE:CE1	9:CI:44:ALA:O	2.66	0.48
11:CK:52:PHE:HA	11:CK:56:ARG:CZ	2.44	0.48
16:CP:21:VAL:O	16:CP:33:ILE:CD1	2.62	0.48
16:CP:67:ILE:HG22	16:CP:71:VAL:HG21	1.94	0.48
17:CQ:12:VAL:O	17:CQ:13:VAL:HB	2.13	0.48
17:CQ:58:VAL:CG1	17:CQ:80:GLU:HG3	2.43	0.48
19:CS:55:ARG:HD3	19:CS:55:ARG:N	2.29	0.48
21:CU:11:PRO:O	21:CU:12:PHE:HB3	2.12	0.48
55:CY:58:THR:OG1	55:CY:59:VAL:N	2.46	0.48
24:DA:463:G:N1	24:DA:467:G:C6	2.81	0.48
24:DA:729:G:H4'	24:DA:763:G:C5'	2.44	0.48
24:DA:761:A:OP1	59:DA:3695:HOH:O	2.20	0.48
24:DA:945:A:C4	24:DA:2448:A:N3	2.81	0.48
24:DA:1048:A:C6	24:DA:1049:C:C4	3.01	0.48
24:DA:1087:G:N2	24:DA:1103:A:C4	2.82	0.48
24:DA:1252:G:C2	24:DA:1253:A:C2	3.01	0.48
24:DA:1535:A:H4'	24:DA:1536:C:OP2	2.14	0.48
24:DA:1986:C:H2'	24:DA:1987:A:O5'	2.13	0.48
24:DA:2080:A:OP1	47:DX:19:HIS:CD2	2.66	0.48
24:DA:2286:G:P	51:D1:29:LYS:CE	3.01	0.48
24:DA:2330:G:C3'	46:DW:44:LYS:HZ2	2.27	0.48
26:DC:20:ASN:CB	26:DC:23:LEU:HD11	2.44	0.48
26:DC:122:ALA:HB3	26:DC:127:ASN:OD1	2.13	0.48
31:DH:87:GLU:CD	31:DH:88:GLY:H	2.17	0.48
34:DK:7:MET:SD	34:DK:20:MET:HB2	2.54	0.48
38:DO:8:ILE:CD1	38:DO:12:THR:CG2	2.91	0.48
38:DO:93:ASP:O	38:DO:95:SER:N	2.45	0.48
42:DS:25:ARG:NH1	42:DS:74:ILE:HG23	2.28	0.48

Continued on next page...

Continued from previous page...

Atom-1	Atom-2	Interatomic distance (Å)	Clash overlap (Å)
44:DU:98:ASN:OD1	44:DU:98:ASN:O	2.30	0.48
50:D0:12:ARG:O	50:D0:16:ARG:HD2	2.13	0.48
1:AA:19:A:C2	1:AA:20:U:C2	3.02	0.48
1:AA:81:A:H2'	1:AA:82:G:H8	1.78	0.48
1:AA:167:A:N1	1:AA:168:G:C5	2.81	0.48
1:AA:188:C:H2'	1:AA:189:A:O4'	2.12	0.48
1:AA:226:G:N3	1:AA:227:G:C8	2.81	0.48
1:AA:247:G:OP1	1:AA:247:G:H4'	2.12	0.48
1:AA:607:A:H2'	1:AA:608:A:C8	2.49	0.48
1:AA:659:U:H2'	1:AA:660:C:C6	2.48	0.48
1:AA:872:A:C4	1:AA:874:G:N7	2.82	0.48
1:AA:882:C:H2'	1:AA:883:C:H5'	1.95	0.48
1:AA:927:G:N2	1:AA:1391:U:H1'	2.27	0.48
1:AA:950:U:P	13:AM:101:ARG:HH21	2.37	0.48
1:AA:1061:G:OP2	3:AC:3:GLN:CD	2.52	0.48
1:AA:1314:C:OP2	19:AS:6:LYS:HG3	2.13	0.48
1:AA:1376:U:H2'	1:AA:1376:U:O2	2.12	0.48
1:AA:1402:C:H2'	1:AA:1403:C:O4'	2.14	0.48
1:AA:1422:G:C2'	1:AA:1423:G:H5'	2.43	0.48
4:AD:118:VAL:O	4:AD:131:ASN:HA	2.13	0.48
6:AF:18:VAL:HG22	6:AF:19:PRO:HD3	1.95	0.48
6:AF:92:THR:O	6:AF:93:LYS:C	2.51	0.48
10:AJ:67:ILE:O	10:AJ:67:ILE:HG22	2.13	0.48
10:AJ:74:VAL:HG12	10:AJ:75:ASP:N	2.28	0.48
11:AK:35:THR:CB	11:AK:39:GLY:O	2.61	0.48
12:AL:42:PRO:HD3	12:AL:48:ALA:O	2.13	0.48
12:AL:57:LEU:O	12:AL:59:ASN:N	2.46	0.48
12:AL:86:ARG:HA	12:AL:94:ARG:HA	1.94	0.48
18:AR:48:ARG:O	18:AR:50:LYS:N	2.47	0.48
20:AT:27:MET:SD	20:AT:31:PHE:CZ	3.07	0.48
20:AT:75:HIS:O	20:AT:76:LYS:C	2.52	0.48
20:AT:80:THR:HA	20:AT:83:ILE:HG23	1.95	0.48
24:BA:398:C:P	47:BX:31:ASN:HD21	2.36	0.48
24:BA:404:A:H2'	24:BA:404:A:OP2	2.13	0.48
24:BA:499:U:O3'	44:BU:42:LYS:HE2	2.13	0.48
24:BA:545:U:C5	24:BA:547:A:O3'	2.66	0.48
24:BA:547:A:O5'	24:BA:548:G:C6	2.66	0.48
24:BA:584:C:H2'	24:BA:585:G:O5'	2.13	0.48
24:BA:591:U:H2'	24:BA:592:A:C8	2.49	0.48
24:BA:845:A:N1	24:BA:847:U:C6	2.82	0.48
24:BA:970:U:C2	24:BA:971:G:C8	3.02	0.48

Continued on next page...

Continued from previous page...

Atom-1	Atom-2	Interatomic distance (Å)	Clash overlap (Å)
24:BA:1071:G:O4'	24:BA:1089:A:C8	2.67	0.48
24:BA:1223:G:P	41:BR:68:ARG:HH12	2.36	0.48
24:BA:1295:C:C2	24:BA:1296:G:C8	3.01	0.48
24:BA:1395:A:O2'	24:BA:1397:U:C6	2.65	0.48
24:BA:1422:G:C4	24:BA:1423:G:C8	3.01	0.48
24:BA:1490:A:H2'	24:BA:1490:A:N3	2.29	0.48
24:BA:2021:C:OP1	50:B0:8:THR:HG21	2.14	0.48
24:BA:2328:A:C2	24:BA:2329:U:C2	3.01	0.48
24:BA:2392:A:H5''	53:B3:27:ASN:OD1	2.13	0.48
24:BA:2550:G:N2	24:BA:2559:C:H1'	2.29	0.48
25:BB:28:C:OP1	38:BO:34:HIS:HB2	2.13	0.48
26:BC:161:VAL:HG12	26:BC:175:LEU:HA	1.95	0.48
27:BD:92:VAL:HG12	27:BD:93:GLY:N	2.28	0.48
28:BE:45:ALA:HB2	28:BE:89:PRO:HD3	1.96	0.48
30:BG:102:ILE:CD1	30:BG:116:LEU:HD11	2.44	0.48
33:BJ:65:THR:HG22	33:BJ:68:LYS:NZ	2.29	0.48
37:BN:73:ASN:C	37:BN:76:VAL:HG22	2.34	0.48
37:BN:79:LEU:C	37:BN:81:ASN:H	2.17	0.48
37:BN:82:GLU:O	37:BN:86:ARG:CB	2.61	0.48
41:BR:52:PRO:HG2	41:BR:53:PHE:CE2	2.48	0.48
42:BS:41:LYS:O	42:BS:44:ALA:CB	2.61	0.48
45:BV:61:LEU:HB2	45:BV:72:VAL:CG1	2.43	0.48
45:BV:93:ARG:O	45:BV:93:ARG:HG3	2.12	0.48
46:BW:56:ASP:O	46:BW:57:HIS:HB2	2.14	0.48
1:CA:138:G:O6	1:CA:139:A:N6	2.47	0.48
1:CA:212:G:N3	1:CA:212:G:H2'	2.28	0.48
1:CA:626:G:H2'	1:CA:627:G:H8	1.79	0.48
1:CA:650:G:C6	1:CA:651:C:C4	3.01	0.48
1:CA:690:G:C2'	1:CA:691:G:O4'	2.49	0.48
1:CA:720:C:N4	1:CA:721:G:C2	2.81	0.48
1:CA:778:G:C2	1:CA:779:C:O2	2.67	0.48
1:CA:1014:A:H5'	19:CS:14:HIS:CE1	2.48	0.48
1:CA:1041:G:O6	1:CA:1042:A:C6	2.66	0.48
1:CA:1049:U:O2'	1:CA:1050:G:P	2.72	0.48
1:CA:1073:U:H2'	1:CA:1074:G:O4'	2.13	0.48
1:CA:1124:G:H4'	10:CJ:37:ARG:O	2.13	0.48
1:CA:1154:G:N1	1:CA:1155:A:C5	2.81	0.48
1:CA:1353:G:C6	1:CA:1370:G:N2	2.81	0.48
1:CA:1526:G:OP2	21:CU:39:GLU:HB2	2.12	0.48
3:CC:120:ILE:O	3:CC:123:GLN:N	2.47	0.48
4:CD:150:LYS:NZ	4:CD:177:LYS:O	2.47	0.48

Continued on next page...

Continued from previous page...

Atom-1	Atom-2	Interatomic distance (Å)	Clash overlap (Å)
4:CD:200:ILE:O	4:CD:201:VAL:C	2.52	0.48
6:CF:81:ASN:O	6:CF:82:ASP:C	2.51	0.48
9:CI:44:ALA:HA	9:CI:47:VAL:CG2	2.44	0.48
16:CP:1:MET:CG	16:CP:2:VAL:N	2.77	0.48
19:CS:50:ALA:HB1	19:CS:57:HIS:CD2	2.49	0.48
20:CT:32:ILE:O	20:CT:34:LYS:N	2.43	0.48
21:CU:18:ARG:O	21:CU:18:ARG:HG3	2.12	0.48
55:CY:126:VAL:CG1	24:DA:1963:U:O2	2.62	0.48
55:CY:129:ARG:HH11	55:CY:129:ARG:CG	2.27	0.48
55:CY:164:THR:O	55:CY:165:ASP:C	2.47	0.48
24:DA:137:U:O2'	24:DA:138:U:OP1	2.24	0.48
24:DA:142:A:O2'	24:DA:143:C:P	2.72	0.48
24:DA:732:C:H3'	24:DA:733:G:C8	2.48	0.48
24:DA:778:G:C5	24:DA:779:U:C5	3.01	0.48
24:DA:783:A:O2'	24:DA:785:G:OP1	2.24	0.48
24:DA:942:G:H2'	24:DA:943:A:O4'	2.13	0.48
24:DA:983:A:C6	24:DA:984:A:N1	2.81	0.48
24:DA:1015:U:O2'	24:DA:1016:G:H5'	2.12	0.48
24:DA:1288:G:O2'	24:DA:1327:A:N1	2.38	0.48
24:DA:1418:G:N1	24:DA:1579:A:OP2	2.40	0.48
24:DA:1486:U:H2'	24:DA:1487:U:O4'	2.13	0.48
24:DA:2228:G:P	26:DC:260:LYS:HD2	2.54	0.48
24:DA:2870:C:C5	24:DA:2871:U:C5	3.01	0.48
25:DB:62:C:C2'	25:DB:63:C:O5'	2.61	0.48
31:DH:38:PRO:HB2	31:DH:40:THR:HG23	1.95	0.48
32:DI:124:MET:O	32:DI:127:SER:N	2.37	0.48
33:DJ:136:GLN:N	33:DJ:137:PRO:HD3	2.27	0.48
37:DN:48:VAL:O	37:DN:51:LEU:HB2	2.13	0.48
38:DO:111:ARG:C	38:DO:113:ALA:N	2.67	0.48
42:DS:27:LYS:HE2	42:DS:27:LYS:N	2.28	0.48
48:DY:2:LYS:HG2	48:DY:3:ALA:N	2.29	0.48
48:DY:56:LEU:O	48:DY:56:LEU:HD12	2.14	0.48
50:D0:53:VAL:O	50:D0:54:ILE:HG13	2.13	0.48
1:AA:163:C:O2	1:AA:163:C:C2'	2.59	0.48
1:AA:212:G:N1	1:AA:213:G:C5	2.82	0.48
1:AA:258:G:H2'	1:AA:259:G:O4'	2.13	0.48
1:AA:394:G:N1	1:AA:395:C:C2	2.82	0.48
1:AA:509:A:O5'	4:AD:51:TYR:OH	2.32	0.48
1:AA:893:C:C2	1:AA:894:G:C8	3.01	0.48
1:AA:921:U:H2'	1:AA:922:G:O4'	2.13	0.48
1:AA:1090:U:C2	1:AA:1091:U:C5	3.01	0.48

Continued on next page...

Continued from previous page...

Atom-1	Atom-2	Interatomic distance (Å)	Clash overlap (Å)
1:AA:1304:G:C6	1:AA:1305:G:N1	2.81	0.48
2:AB:57:LEU:CD1	2:AB:58:ASN:N	2.77	0.48
3:AC:34:ASP:O	3:AC:38:LYS:N	2.47	0.48
3:AC:153:VAL:O	3:AC:165:THR:O	2.31	0.48
5:AE:21:VAL:O	5:AE:31:PHE:CB	2.62	0.48
5:AE:37:THR:HG22	5:AE:63:ALA:HB1	1.94	0.48
8:AH:63:LEU:HD23	8:AH:63:LEU:N	2.28	0.48
11:AK:25:ALA:HB3	11:AK:93:ARG:NH2	2.29	0.48
13:AM:23:TYR:CD1	13:AM:69:LEU:CD2	2.96	0.48
13:AM:106:ALA:O	13:AM:107:ARG:C	2.52	0.48
15:AO:78:TYR:O	15:AO:81:LEU:N	2.46	0.48
17:AQ:49:GLU:HG2	17:AQ:50:ASN:OD1	2.13	0.48
24:BA:340:A:C8	24:BA:341:C:C5	3.01	0.48
24:BA:363:G:C6	24:BA:364:C:C4	3.01	0.48
24:BA:414:C:H1'	24:BA:1864:U:O2'	2.13	0.48
24:BA:414:C:C2	24:BA:2410:G:N2	2.82	0.48
24:BA:511:U:C5	24:BA:512:G:C5	3.02	0.48
24:BA:529:A:H4'	24:BA:530:G:OP1	2.11	0.48
24:BA:669:G:C6	24:BA:801:G:O6	2.67	0.48
24:BA:790:U:OP2	59:BA:3759:HOH:O	2.20	0.48
24:BA:937:C:C2	24:BA:938:G:C8	3.02	0.48
24:BA:969:G:H2'	24:BA:970:U:C6	2.48	0.48
24:BA:1144:A:C6	24:BA:1145:C:C4	3.01	0.48
24:BA:1169:A:O5'	24:BA:1169:A:H8	1.96	0.48
24:BA:1216:G:C6	24:BA:1217:U:C4	3.02	0.48
24:BA:1553:A:N7	24:BA:1555:G:C6	2.81	0.48
24:BA:1563:U:H2'	24:BA:1563:U:O2	2.12	0.48
24:BA:1628:G:C5	24:BA:1629:U:C5	3.02	0.48
24:BA:1661:G:C5	24:BA:1662:U:C5	3.02	0.48
24:BA:1775:U:H2'	24:BA:1776:G:C5'	2.43	0.48
24:BA:1799:G:N7	26:BC:177:SER:HB3	2.27	0.48
24:BA:1863:G:C6	24:BA:1864:U:N3	2.82	0.48
24:BA:1870:C:H5''	24:BA:1871:A:C8	2.49	0.48
24:BA:2416:C:OP1	35:BL:64:PHE:HB2	2.13	0.48
24:BA:2524:G:H2'	24:BA:2741:A:H2	1.78	0.48
24:BA:2569:G:C2	24:BA:2570:G:C8	3.02	0.48
24:BA:2788:C:H1'	24:BA:2810:A:H1'	1.94	0.48
25:BB:78:A:OP2	45:BV:18:ARG:NH2	2.47	0.48
26:BC:146:LYS:O	26:BC:149:LYS:HB3	2.14	0.48
27:BD:136:ASN:HD22	27:BD:140:HIS:CD2	2.32	0.48
28:BE:149:ILE:O	28:BE:149:ILE:CD1	2.61	0.48

Continued on next page...

Continued from previous page...

Atom-1	Atom-2	Interatomic distance (Å)	Clash overlap (Å)
35:BL:57:LEU:HG	35:BL:61:LEU:HD11	1.94	0.48
37:BN:115:LEU:HD12	37:BN:115:LEU:N	2.28	0.48
39:BP:16:VAL:O	39:BP:16:VAL:HG12	2.13	0.48
44:BU:72:PHE:CE2	44:BU:74:ALA:HA	2.49	0.48
45:BV:31:TYR:OH	45:BV:90:ASP:OD2	2.23	0.48
46:BW:75:LYS:O	46:BW:76:ASN:C	2.50	0.48
51:B1:50:GLU:HG3	51:B1:51:ALA:N	2.28	0.48
1:CA:113:G:C6	1:CA:315:A:N6	2.80	0.48
1:CA:174:A:C2'	1:CA:175:C:H5'	2.44	0.48
1:CA:221:C:N3	1:CA:222:C:C5	2.81	0.48
1:CA:542:G:C2	1:CA:543:U:C6	3.01	0.48
1:CA:665:A:N7	1:CA:733:G:C2	2.82	0.48
1:CA:669:G:C6	1:CA:670:G:C5	3.01	0.48
1:CA:988:G:C2	1:CA:989:U:C2	3.01	0.48
1:CA:995:C:C5'	14:CN:7:ALA:HB1	2.43	0.48
3:CC:152:GLU:HB3	3:CC:167:TRP:HB2	1.96	0.48
4:CD:62:ARG:HD3	4:CD:72:PHE:CD2	2.49	0.48
4:CD:71:GLN:HA	4:CD:71:GLN:OE1	2.12	0.48
4:CD:78:GLU:OE2	4:CD:79:ALA:N	2.44	0.48
4:CD:81:ARG:CG	4:CD:82:LEU:N	2.74	0.48
4:CD:139:PRO:HA	4:CD:182:PHE:CE1	2.48	0.48
5:CE:34:THR:HB	5:CE:50:TYR:CE1	2.48	0.48
6:CF:87:SER:O	6:CF:88:MET:HB2	2.13	0.48
7:CG:133:THR:O	7:CG:133:THR:OG1	2.27	0.48
8:CH:115:ALA:HA	8:CH:118:GLN:HB2	1.95	0.48
12:CL:93:VAL:O	12:CL:94:ARG:HG3	2.14	0.48
13:CM:104:THR:OG1	13:CM:105:ASN:N	2.46	0.48
19:CS:41:PHE:N	19:CS:41:PHE:CD1	2.81	0.48
24:DA:123:G:N2	24:DA:129:C:C2	2.81	0.48
24:DA:170:U:C2	24:DA:171:U:C6	3.01	0.48
24:DA:600:G:H5''	28:DE:27:LEU:HD11	1.95	0.48
24:DA:1060:U:N1	24:DA:1062:G:H5'	2.29	0.48
24:DA:1068:G:C6	24:DA:1069:A:C5	3.02	0.48
24:DA:1185:G:H5''	24:DA:1186:G:OP1	2.13	0.48
24:DA:1277:G:H5''	37:DN:20:MET:HE1	1.94	0.48
24:DA:1676:A:H2'	24:DA:1677:A:O4'	2.14	0.48
24:DA:2204:G:C2'	24:DA:2205:A:O5'	2.61	0.48
24:DA:2425:A:C4'	24:DA:2427:C:C6	2.97	0.48
57:DA:3185:NMY:O21	57:DA:3185:NMY:N23	2.47	0.48
27:DD:5:VAL:HG21	27:DD:80:TRP:CG	2.49	0.48
27:DD:101:PHE:C	27:DD:104:VAL:HG22	2.33	0.48

Continued on next page...

Continued from previous page...

Atom-1	Atom-2	Interatomic distance (Å)	Clash overlap (Å)
28:DE:137:LYS:HD2	28:DE:141:MET:HE2	1.96	0.48
29:DF:62:GLN:CG	29:DF:94:ARG:HD2	2.43	0.48
29:DF:91:ARG:CG	29:DF:92:GLY:N	2.76	0.48
41:DR:3:ALA:HA	41:DR:40:MET:O	2.13	0.48
48:DY:52:ARG:O	48:DY:55:THR:HB	2.14	0.48
1:AA:47:C:O4'	1:AA:365:U:C2	2.67	0.48
1:AA:67:C:O2'	1:AA:68:G:O5'	2.32	0.48
1:AA:256:U:H2'	1:AA:257:G:O4'	2.14	0.48
1:AA:489:C:O2	1:AA:490:C:C5	2.67	0.48
1:AA:511:C:N3	1:AA:512:U:C5	2.82	0.48
1:AA:599:C:H4'	8:AH:88:ARG:HH12	1.79	0.48
1:AA:927:G:H4'	1:AA:1503:A:N7	2.27	0.48
1:AA:959:A:C4'	1:AA:985:C:H5'	2.44	0.48
1:AA:1021:A:H2'	1:AA:1022:A:O4'	2.13	0.48
1:AA:1079:G:C2	1:AA:1080:A:N1	2.82	0.48
1:AA:1458:G:N2	1:AA:1459:G:C4	2.81	0.48
4:AD:95:GLU:HA	4:AD:104:ARG:NH1	2.28	0.48
4:AD:133:ALA:O	4:AD:134:SER:HB3	2.14	0.48
6:AF:15:SER:O	6:AF:18:VAL:HG12	2.12	0.48
8:AH:31:LYS:O	8:AH:32:LEU:C	2.52	0.48
9:AI:50:GLN:NE2	9:AI:80:ARG:CZ	2.77	0.48
11:AK:82:LEU:CD2	11:AK:105:PHE:CD2	2.97	0.48
11:AK:125:LYS:HE3	11:AK:126:LYS:HG3	1.94	0.48
15:AO:87:LEU:C	15:AO:89:ARG:N	2.67	0.48
16:AP:2:VAL:HG12	16:AP:22:ALA:O	2.14	0.48
24:BA:77:G:C2	24:BA:110:G:C4	3.02	0.48
24:BA:432:A:H2'	24:BA:433:C:O4'	2.14	0.48
24:BA:450:G:H2'	24:BA:451:U:H5''	1.96	0.48
24:BA:748:G:H2'	24:BA:750:A:OP2	2.13	0.48
24:BA:767:U:O2'	24:BA:768:G:C5'	2.62	0.48
24:BA:795:C:N4	24:BA:796:C:N4	2.62	0.48
24:BA:989:G:C5	49:BZ:13:ILE:HD12	2.49	0.48
24:BA:1168:G:H2'	24:BA:1169:A:O5'	2.14	0.48
24:BA:1216:G:C2'	24:BA:1217:U:H5'	2.44	0.48
24:BA:1265:A:OP2	59:BA:3752:HOH:O	2.20	0.48
24:BA:1270:C:H2'	24:BA:1270:C:O2	2.12	0.48
24:BA:1401:G:C6	24:BA:1402:U:C4	3.01	0.48
24:BA:1454:C:P	37:BN:63:ARG:HH22	2.36	0.48
24:BA:1710:G:N2	24:BA:1749:A:C4	2.82	0.48
24:BA:1859:U:OP2	24:BA:1859:U:C6	2.67	0.48
24:BA:2119:A:N6	24:BA:2169:A:N7	2.62	0.48

Continued on next page...

Continued from previous page...

Atom-1	Atom-2	Interatomic distance (Å)	Clash overlap (Å)
24:BA:2285:C:H3'	51:B1:24:LYS:HZ3	1.78	0.48
24:BA:2599:G:N7	26:BC:235:GLU:HG2	2.29	0.48
24:BA:2899:A:H2'	24:BA:2900:A:C8	2.48	0.48
25:BB:53:A:C4	25:BB:54:G:C8	3.01	0.48
27:BD:48:ILE:N	27:BD:84:LEU:HD22	2.29	0.48
29:BF:19:PHE:O	29:BF:20:ASN:HB2	2.13	0.48
29:BF:130:GLY:CA	29:BF:152:ASP:HA	2.44	0.48
30:BG:68:ARG:O	30:BG:72:ASN:N	2.47	0.48
31:BH:101:ASP:HA	31:BH:104:THR:HB	1.94	0.48
31:BH:130:VAL:CG2	31:BH:132:PHE:CE1	2.96	0.48
34:BK:7:MET:CA	34:BK:8:LEU:HD12	2.43	0.48
35:BL:20:GLY:O	35:BL:21:ARG:NE	2.47	0.48
35:BL:111:ILE:HA	35:BL:128:THR:CG2	2.42	0.48
36:BM:2:LEU:HD23	36:BM:68:PHE:CD2	2.49	0.48
36:BM:36:VAL:HG13	45:BV:82:TYR:CE2	2.49	0.48
37:BN:24:MET:CE	37:BN:44:LEU:HD13	2.44	0.48
37:BN:79:LEU:O	37:BN:80:PHE:HB2	2.14	0.48
39:BP:97:TYR:HD1	39:BP:100:ARG:NH1	2.12	0.48
40:BQ:65:ASN:OD1	40:BQ:75:TYR:HB2	2.14	0.48
48:BY:57:LEU:HA	48:BY:60:LYS:HG2	1.95	0.48
1:CA:134:G:H2'	1:CA:135:C:O4'	2.14	0.48
1:CA:230:G:C2	1:CA:231:U:C2	3.02	0.48
1:CA:298:A:H2'	1:CA:299:G:C8	2.49	0.48
1:CA:391:G:C6	1:CA:392:C:C4	3.01	0.48
1:CA:651:C:C4	1:CA:652:U:O4	2.67	0.48
1:CA:706:A:N3	11:CK:44:TRP:CH2	2.81	0.48
1:CA:832:G:H2'	1:CA:832:G:N3	2.28	0.48
1:CA:1157:A:N7	1:CA:1180:A:N6	2.62	0.48
2:CB:9:MET:SD	2:CB:9:MET:N	2.86	0.48
2:CB:47:VAL:CG2	2:CB:48:PRO:CD	2.92	0.48
4:CD:102:VAL:O	4:CD:106:GLY:N	2.46	0.48
4:CD:116:GLN:OE1	4:CD:117:LEU:N	2.46	0.48
8:CH:63:LEU:C	8:CH:63:LEU:HD12	2.33	0.48
10:CJ:80:THR:O	10:CJ:83:THR:HG22	2.14	0.48
11:CK:126:LYS:O	21:CU:35:ARG:NH2	2.47	0.48
12:CL:122:PRO:O	12:CL:123:LYS:HD2	2.14	0.48
14:CN:32:ASP:O	14:CN:33:VAL:C	2.52	0.48
15:CO:75:VAL:O	15:CO:76:ALA:HB3	2.14	0.48
20:CT:46:ALA:O	20:CT:50:ALA:N	2.46	0.48
20:CT:61:GLN:HG3	20:CT:66:LEU:HD11	1.95	0.48
22:CV:2:C:N3	22:CV:3:C:N4	2.61	0.48

Continued on next page...

Continued from previous page...

Atom-1	Atom-2	Interatomic distance (Å)	Clash overlap (Å)
22:CV:26:A:C5	22:CV:27:G:N7	2.82	0.48
55:CY:100:VAL:O	55:CY:100:VAL:CG2	2.61	0.48
55:CY:153:ASP:OD1	55:CY:154:ARG:N	2.46	0.48
55:CY:159:ASP:HA	55:CY:162:LYS:HB2	1.95	0.48
24:DA:70:G:H5''	24:DA:112:U:O2	2.13	0.48
24:DA:196:A:H2'	24:DA:196:A:N3	2.29	0.48
24:DA:210:C:OP1	52:D2:25:LYS:HE3	2.14	0.48
24:DA:560:C:OP2	59:DA:3249:HOH:O	2.20	0.48
24:DA:615:U:C4	28:DE:35:TYR:CE1	3.01	0.48
24:DA:697:G:C6	24:DA:698:C:N4	2.82	0.48
24:DA:910:A:N3	24:DA:2264:C:O2'	2.40	0.48
24:DA:1417:C:N4	24:DA:1418:G:C6	2.81	0.48
24:DA:1433:A:C6	24:DA:1434:A:N6	2.82	0.48
24:DA:1686:C:H2'	24:DA:1687:G:H5'	1.94	0.48
24:DA:2015:A:C2	50:D0:2:VAL:HB	2.48	0.48
24:DA:2267:A:H5''	24:DA:2268:A:C5'	2.43	0.48
24:DA:2310:C:C4	29:DF:76:PHE:CZ	3.02	0.48
24:DA:2371:G:C2'	24:DA:2372:U:O5'	2.62	0.48
24:DA:2840:C:C5'	37:DN:53:THR:HG21	2.35	0.48
25:DB:75:G:H1'	45:DV:29:ILE:CG1	2.44	0.48
26:DC:140:VAL:HG23	26:DC:191:LEU:HA	1.96	0.48
27:DD:180:VAL:O	27:DD:180:VAL:HG12	2.13	0.48
29:DF:73:VAL:HG22	29:DF:78:ILE:HD12	1.95	0.48
29:DF:103:ILE:HD12	29:DF:103:ILE:N	2.29	0.48
34:DK:35:VAL:HA	34:DK:62:VAL:HG23	1.94	0.48
38:DO:51:ALA:HB3	38:DO:78:VAL:HG13	1.95	0.48
40:DQ:15:LYS:O	40:DQ:19:GLN:HG3	2.13	0.48
45:DV:14:LYS:O	45:DV:15:GLY:C	2.52	0.48
1:AA:19:A:H5''	5:AE:91:GLY:CA	2.44	0.48
1:AA:68:G:O4'	1:AA:171:A:H1'	2.14	0.48
1:AA:71:A:C2	1:AA:72:A:C4	3.02	0.48
1:AA:374:A:N3	1:AA:375:U:C6	2.81	0.48
1:AA:502:A:H5''	12:AL:115:SER:HB3	1.95	0.48
1:AA:652:U:HO2'	1:AA:653:U:P	2.30	0.48
1:AA:671:G:O3'	6:AF:79:ARG:NH2	2.46	0.48
1:AA:765:G:C5'	1:AA:766:A:OP1	2.62	0.48
1:AA:838:G:C2	1:AA:849:G:N3	2.82	0.48
1:AA:1072:G:N2	1:AA:1104:G:H1'	2.29	0.48
1:AA:1256:A:O4'	1:AA:1258:G:C8	2.67	0.48
1:AA:1313:U:P	19:AS:6:LYS:HD2	2.54	0.48
1:AA:1405:G:OP2	57:AA:1655:NMY:N19	2.44	0.48

Continued on next page...

Continued from previous page...

Atom-1	Atom-2	Interatomic distance (Å)	Clash overlap (Å)
1:AA:1430:A:C2	1:AA:1471:U:C2	3.02	0.48
2:AB:23:TRP:O	2:AB:23:TRP:CD2	2.67	0.48
2:AB:33:GLY:O	2:AB:34:ALA:HB3	2.14	0.48
6:AF:62:MET:O	6:AF:63:ASN:C	2.52	0.48
9:AI:87:LEU:HD22	9:AI:95:ARG:HB3	1.96	0.48
10:AJ:29:ALA:HB1	10:AJ:36:VAL:CG1	2.44	0.48
20:AT:67:ILE:HD11	20:AT:71:LYS:CE	2.43	0.48
20:AT:75:HIS:C	20:AT:79:LEU:HD11	2.33	0.48
24:BA:300:A:H1'	24:BA:319:G:O4'	2.13	0.48
24:BA:545:U:C5	24:BA:548:G:P	3.06	0.48
24:BA:993:G:C2'	24:BA:994:C:O5'	2.61	0.48
24:BA:1171:G:N2	24:BA:1179:G:N3	2.62	0.48
24:BA:1205:A:O4'	57:BA:3163:NMY:H18	2.14	0.48
24:BA:1256:G:C5	24:BA:1257:C:C5	3.02	0.48
24:BA:1260:A:O2'	24:BA:1261:C:H5'	2.13	0.48
24:BA:1347:A:O2'	24:BA:1348:C:P	2.71	0.48
24:BA:1357:C:H3'	24:BA:1358:G:C8	2.49	0.48
24:BA:1628:G:C6	24:BA:1629:U:C5	3.01	0.48
24:BA:1658:C:H5'	27:BD:138:LEU:CD2	2.44	0.48
24:BA:1799:G:N2	24:BA:1818:U:O2'	2.47	0.48
24:BA:1833:C:H2'	24:BA:1834:U:H6	1.78	0.48
24:BA:2283:C:H2'	24:BA:2284:A:H5'	1.96	0.48
24:BA:2352:A:C5	24:BA:2366:A:C2	3.01	0.48
24:BA:2407:A:N3	24:BA:2408:U:C6	2.82	0.48
24:BA:2420:C:OP1	53:B3:33:THR:N	2.44	0.48
24:BA:2424:C:C6	24:BA:2424:C:H3'	2.49	0.48
24:BA:2671:G:C2	24:BA:2672:U:C2	3.02	0.48
24:BA:2699:C:H2'	24:BA:2700:A:C8	2.49	0.48
24:BA:2748:A:C6	24:BA:2757:A:N7	2.82	0.48
24:BA:2753:A:C2'	24:BA:2754:U:H5'	2.44	0.48
25:BB:45:A:N1	25:BB:46:A:N3	2.61	0.48
28:BE:149:ILE:CD1	28:BE:188:MET:HA	2.43	0.48
30:BG:24:THR:O	30:BG:25:ILE:CG1	2.62	0.48
30:BG:91:VAL:O	30:BG:92:GLY:C	2.52	0.48
32:BI:127:SER:C	32:BI:128:ILE:HG13	2.34	0.48
34:BK:64:ARG:HB2	34:BK:83:ALA:HB3	1.95	0.48
35:BL:63:LYS:O	35:BL:64:PHE:HB3	2.13	0.48
39:BP:112:ARG:O	39:BP:113:LEU:CD2	2.61	0.48
42:BS:21:ALA:O	42:BS:23:LEU:N	2.46	0.48
44:BU:44:HIS:HB3	44:BU:57:ILE:HA	1.96	0.48
45:BV:77:VAL:O	45:BV:77:VAL:HG13	2.13	0.48

Continued on next page...

Continued from previous page...

Atom-1	Atom-2	Interatomic distance (Å)	Clash overlap (Å)
46:BW:31:VAL:HG22	46:BW:32:LEU:N	2.28	0.48
1:CA:78:A:C6	1:CA:79:G:H1'	2.49	0.48
1:CA:198:G:C6	1:CA:220:G:N1	2.82	0.48
1:CA:577:G:H1'	1:CA:816:A:N3	2.29	0.48
1:CA:636:U:H5'	17:CQ:6:ARG:NE	2.28	0.48
1:CA:651:C:N3	1:CA:652:U:C4	2.81	0.48
1:CA:706:A:HO2'	11:CK:24:HIS:CD2	2.30	0.48
1:CA:706:A:C2	11:CK:44:TRP:HZ2	2.32	0.48
1:CA:830:G:H5''	2:CB:23:TRP:HE1	1.78	0.48
1:CA:1082:A:C2	1:CA:1083:U:O2	2.66	0.48
1:CA:1125:U:C4	10:CJ:40:ILE:HD11	2.49	0.48
1:CA:1142:G:H3'	1:CA:1143:G:O4'	2.13	0.48
1:CA:1261:A:N1	1:CA:1275:A:H1'	2.29	0.48
1:CA:1321:U:C5	1:CA:1322:C:C6	3.02	0.48
2:CB:103:ASN:O	2:CB:107:VAL:HG13	2.14	0.48
4:CD:170:TRP:O	4:CD:170:TRP:CD1	2.67	0.48
7:CG:70:ARG:HD3	7:CG:96:ARG:CD	2.43	0.48
9:CI:42:GLU:O	9:CI:44:ALA:N	2.44	0.48
12:CL:117:TYR:CD1	12:CL:117:TYR:N	2.82	0.48
14:CN:15:LEU:HD23	14:CN:54:ASP:CB	2.44	0.48
16:CP:1:MET:H1	16:CP:1:MET:HE2	1.79	0.48
17:CQ:30:LYS:HG2	17:CQ:37:PHE:CE1	2.49	0.48
17:CQ:70:THR:HG23	17:CQ:71:LYS:N	2.28	0.48
18:CR:33:ILE:HG23	18:CR:33:ILE:O	2.14	0.48
19:CS:26:GLY:O	19:CS:27:ASP:C	2.52	0.48
19:CS:71:LEU:O	19:CS:71:LEU:CG	2.62	0.48
21:CU:11:PRO:O	21:CU:12:PHE:CB	2.61	0.48
55:CY:65:LEU:HD23	55:CY:66:LYS:C	2.34	0.48
55:CY:114:THR:HA	55:CY:117:VAL:HG22	1.96	0.48
24:DA:137:U:H2'	24:DA:140:C:O2	2.13	0.48
24:DA:214:G:O2'	24:DA:217:A:H5'	2.14	0.48
24:DA:342:A:H2'	24:DA:343:C:O4'	2.14	0.48
24:DA:451:U:C5	24:DA:453:A:C8	3.02	0.48
24:DA:591:U:H1'	53:D3:1:PRO:H2	1.78	0.48
24:DA:621:A:OP2	35:DL:99:ASN:ND2	2.47	0.48
24:DA:625:G:H2'	24:DA:626:A:C8	2.49	0.48
24:DA:661:A:H2'	24:DA:662:G:O4'	2.14	0.48
24:DA:834:G:C2	24:DA:835:C:C2	3.01	0.48
24:DA:984:A:C5'	24:DA:985:C:OP2	2.62	0.48
24:DA:1023:U:OP2	59:DA:3711:HOH:O	2.20	0.48
24:DA:1033:U:OP2	24:DA:1033:U:H4'	2.13	0.48

Continued on next page...

Continued from previous page...

Atom-1	Atom-2	Interatomic distance (Å)	Clash overlap (Å)
24:DA:1225:G:C2	24:DA:1226:A:C2	3.02	0.48
24:DA:1292:G:H2'	24:DA:1293:C:C6	2.49	0.48
24:DA:1470:A:C8	24:DA:1471:G:C8	3.01	0.48
24:DA:1498:C:C5	24:DA:1499:C:C5	3.02	0.48
24:DA:1643:G:C2	24:DA:1644:C:H1'	2.49	0.48
24:DA:2020:A:H5'	50:D0:8:THR:HG22	1.95	0.48
24:DA:2107:G:O2'	24:DA:2108:A:O4'	2.27	0.48
24:DA:2323:G:H2'	24:DA:2324:U:C5'	2.44	0.48
24:DA:2402:U:HO2'	24:DA:2403:C:P	2.35	0.48
24:DA:2531:A:C2	24:DA:2532:G:C4	3.02	0.48
57:DA:3188:NMY:H172	57:DA:3188:NMY:C1	2.36	0.48
25:DB:83:G:C2'	25:DB:84:G:C5'	2.91	0.48
26:DC:114:GLN:O	26:DC:115:ILE:CG2	2.61	0.48
27:DD:160:LYS:HZ2	27:DD:160:LYS:H	1.61	0.48
28:DE:108:ILE:HD13	28:DE:181:ILE:HG23	1.96	0.48
28:DE:125:SER:OG	28:DE:126:VAL:N	2.46	0.48
30:DG:67:ALA:O	30:DG:68:ARG:C	2.52	0.48
34:DK:77:ILE:HG12	39:DP:71:ARG:HG2	1.95	0.48
34:DK:93:GLN:HG3	34:DK:94:PRO:HD2	1.96	0.48
36:DM:2:LEU:O	36:DM:3:GLN:HB3	2.13	0.48
39:DP:30:TRP:CZ3	39:DP:81:ASP:CG	2.87	0.48
40:DQ:75:TYR:C	40:DQ:75:TYR:CD1	2.87	0.48
41:DR:21:ARG:NH2	41:DR:93:PHE:CE1	2.82	0.48
42:DS:29:VAL:HG23	42:DS:69:LEU:O	2.13	0.48
44:DU:48:VAL:O	44:DU:53:GLN:HA	2.13	0.48
44:DU:73:ASN:HA	44:DU:95:PHE:CE1	2.49	0.48
46:DW:41:ARG:HA	46:DW:41:ARG:HE	1.78	0.48
47:DX:60:LYS:HG2	47:DX:61:LYS:N	2.29	0.48
54:D4:24:ARG:NH2	54:D4:36:ARG:CD	2.77	0.48
1:AA:72:A:C6	1:AA:73:C:N4	2.82	0.48
1:AA:126:G:OP1	1:AA:605:U:O2'	2.31	0.48
1:AA:327:A:C2	1:AA:329:A:C4	3.02	0.48
1:AA:330:C:H2'	1:AA:331:G:H5'	1.95	0.48
1:AA:361:G:H2'	1:AA:362:G:H5'	1.96	0.48
1:AA:496:A:N3	1:AA:497:G:N7	2.61	0.48
1:AA:632:U:O2	1:AA:632:U:C2'	2.62	0.48
1:AA:683:G:O2'	1:AA:684:U:C5'	2.62	0.48
1:AA:958:A:N1	19:AS:54:GLY:HA2	2.28	0.48
1:AA:979:C:C4	1:AA:980:C:N3	2.82	0.48
1:AA:1008:U:C2	1:AA:1022:A:C2	3.02	0.48
1:AA:1047:G:H5''	14:AN:3:GLN:HG2	1.94	0.48

Continued on next page...

Continued from previous page...

Atom-1	Atom-2	Interatomic distance (Å)	Clash overlap (Å)
1:AA:1221:G:H5'	19:AS:36:ARG:HH21	1.79	0.48
1:AA:1324:A:N7	1:AA:1325:C:C5	2.82	0.48
1:AA:1478:U:H2'	1:AA:1479:C:C6	2.49	0.48
1:AA:1492:A:H2'	1:AA:1493:A:O5'	2.11	0.48
2:AB:69:PHE:CD1	2:AB:90:PHE:O	2.67	0.48
2:AB:91:PHE:CE1	2:AB:150:GLY:CA	2.97	0.48
7:AG:68:ASN:OD1	7:AG:128:ALA:HA	2.14	0.48
7:AG:92:ARG:CB	7:AG:93:PRO:HD2	2.44	0.48
9:AI:123:ARG:NH1	9:AI:123:ARG:HB2	2.28	0.48
16:AP:19:VAL:HG22	16:AP:37:GLY:C	2.33	0.48
24:BA:27:G:O2'	24:BA:28:A:P	2.70	0.48
24:BA:187:G:C2	24:BA:210:C:C2	3.02	0.48
24:BA:608:A:H3'	24:BA:609:A:C8	2.48	0.48
24:BA:755:U:H2'	24:BA:756:A:C8	2.49	0.48
24:BA:962:G:H21	24:BA:2250:G:H1	1.61	0.48
24:BA:1068:G:N3	24:BA:1068:G:C2'	2.76	0.48
24:BA:1358:G:N2	24:BA:1372:U:OP2	2.31	0.48
24:BA:1422:G:C6	24:BA:1423:G:N7	2.82	0.48
24:BA:1517:G:C6	24:BA:1518:C:N3	2.82	0.48
24:BA:1712:U:C4	24:BA:1713:A:C6	3.02	0.48
24:BA:1819:A:H5'	26:BC:156:SER:OG	2.14	0.48
24:BA:1998:A:O3'	24:BA:2724:U:H4'	2.13	0.48
24:BA:2166:U:C3'	24:BA:2167:U:H5'	2.44	0.48
24:BA:2221:G:O2'	24:BA:2222:C:H5'	2.13	0.48
24:BA:2348:U:OP2	53:B3:37:THR:HG21	2.13	0.48
24:BA:2387:U:H1'	46:BW:41:ARG:CD	2.43	0.48
24:BA:2668:G:C2	24:BA:2669:G:C4	3.01	0.48
57:BA:3163:NMY:H2	57:BA:3163:NMY:C17	2.43	0.48
25:BB:91:C:H2'	25:BB:92:C:C6	2.49	0.48
26:BC:188:ARG:O	26:BC:189:ALA:CB	2.61	0.48
29:BF:103:ILE:HG21	29:BF:174:PHE:CZ	2.48	0.48
29:BF:107:VAL:HG12	29:BF:108:PRO:HD3	1.96	0.48
30:BG:120:ILE:CD1	30:BG:134:GLY:HA3	2.43	0.48
37:BN:44:LEU:HA	37:BN:47:VAL:CG1	2.43	0.48
38:BO:94:ARG:O	38:BO:97:PHE:N	2.43	0.48
39:BP:83:ILE:CD1	39:BP:83:ILE:C	2.82	0.48
40:BQ:109:VAL:O	40:BQ:113:LYS:HB2	2.14	0.48
41:BR:49:ILE:CG1	41:BR:52:PRO:C	2.77	0.48
43:BT:61:LEU:CD1	43:BT:82:LYS:HB2	2.44	0.48
44:BU:4:ILE:O	44:BU:5:ARG:CG	2.62	0.48
45:BV:42:LEU:N	45:BV:42:LEU:HD23	2.28	0.48

Continued on next page...

Continued from previous page...

Atom-1	Atom-2	Interatomic distance (Å)	Clash overlap (Å)
47:BX:57:VAL:HG13	47:BX:58:ILE:N	2.29	0.48
48:BY:24:GLU:O	48:BY:26:PHE:N	2.47	0.48
1:CA:12:U:H4'	1:CA:526:C:H4'	1.96	0.48
1:CA:89:U:O2'	1:CA:90:C:H5'	2.14	0.48
1:CA:345:C:HO2'	34:DK:108:ARG:HH22	1.61	0.48
1:CA:542:G:H5'	4:CD:39:GLY:HA3	1.96	0.48
1:CA:601:G:C6	1:CA:602:A:C6	3.02	0.48
1:CA:620:C:C2	4:CD:132:ILE:CD1	2.97	0.48
1:CA:914:A:C6	1:CA:915:A:C5	3.01	0.48
1:CA:1309:G:H2'	1:CA:1310:G:C8	2.48	0.48
1:CA:1349:A:H5''	9:CI:123:ARG:HB2	1.96	0.48
2:CB:118:GLU:HA	2:CB:141:LEU:HD11	1.96	0.48
2:CB:166:ALA:HB2	2:CB:187:VAL:HA	1.96	0.48
3:CC:152:GLU:HB3	3:CC:167:TRP:CB	2.44	0.48
4:CD:139:PRO:O	4:CD:140:ASN:C	2.53	0.48
4:CD:143:VAL:O	4:CD:144:SER:HB2	2.14	0.48
4:CD:149:ALA:HA	4:CD:152:GLN:CD	2.34	0.48
8:CH:7:ILE:HD12	8:CH:7:ILE:N	2.29	0.48
9:CI:12:ARG:O	9:CI:13:LYS:CB	2.61	0.48
11:CK:81:ASN:HB3	11:CK:106:ARG:NE	2.28	0.48
13:CM:54:ASP:O	13:CM:56:LEU:N	2.47	0.48
15:CO:6:GLU:OE1	15:CO:7:ALA:CA	2.62	0.48
15:CO:31:LEU:CD1	15:CO:31:LEU:N	2.77	0.48
16:CP:4:ILE:HD13	16:CP:21:VAL:HG12	1.96	0.48
16:CP:20:VAL:HG13	16:CP:34:GLU:O	2.14	0.48
17:CQ:48:ASP:O	17:CQ:49:GLU:C	2.52	0.48
55:CY:20:PHE:HB2	55:CY:124:ALA:HB1	1.95	0.48
55:CY:87:LEU:CB	55:CY:89:LEU:HG	2.44	0.48
24:DA:1:G:H2'	24:DA:2:G:H8	1.78	0.48
24:DA:63:A:C2	24:DA:64:A:C8	3.01	0.48
24:DA:181:A:N3	24:DA:181:A:H2'	2.29	0.48
24:DA:246:C:H2'	24:DA:247:G:H5'	1.95	0.48
24:DA:450:G:N1	24:DA:454:A:OP2	2.40	0.48
24:DA:477:A:C2'	24:DA:478:A:O5'	2.61	0.48
24:DA:526:A:N1	24:DA:2625:G:O2'	2.44	0.48
24:DA:729:G:C6	26:DC:206:LYS:HB2	2.48	0.48
24:DA:782:A:C2	26:DC:224:MET:SD	3.07	0.48
24:DA:971:G:H2'	24:DA:972:A:O5'	2.14	0.48
24:DA:996:A:C2	24:DA:997:G:C8	3.01	0.48
24:DA:1015:U:C2'	24:DA:1016:G:H5'	2.44	0.48
24:DA:1188:U:O2'	24:DA:1189:A:H5'	2.13	0.48

Continued on next page...

Continued from previous page...

Atom-1	Atom-2	Interatomic distance (Å)	Clash overlap (Å)
24:DA:1301:A:C2	24:DA:1303:G:C6	3.01	0.48
24:DA:1434:A:H1'	24:DA:1435:G:C8	2.48	0.48
24:DA:1695:G:N7	26:DC:13:ARG:NH2	2.61	0.48
24:DA:1832:C:H2'	24:DA:1833:C:O4'	2.14	0.48
24:DA:2064:C:H2'	24:DA:2065:C:C6	2.49	0.48
24:DA:2146:C:C6	24:DA:2146:C:OP1	2.67	0.48
24:DA:2496:C:P	36:DM:81:ARG:NH2	2.83	0.48
24:DA:2780:G:OP2	33:DJ:120:ARG:NH2	2.47	0.48
27:DD:22:ILE:HD12	27:DD:23:PRO:N	2.29	0.48
27:DD:68:PHE:CD1	27:DD:75:ALA:HA	2.48	0.48
28:DE:23:PHE:CE1	35:DL:2:ARG:NH2	2.82	0.48
28:DE:79:ARG:O	28:DE:80:SER:HB2	2.14	0.48
28:DE:154:ASP:OD1	28:DE:155:GLU:N	2.47	0.48
29:DF:95:MET:SD	29:DF:99:PHE:HE1	2.37	0.48
29:DF:121:PHE:CG	29:DF:127:TYR:CZ	3.01	0.48
29:DF:137:PHE:N	29:DF:137:PHE:CD1	2.81	0.48
31:DH:76:GLU:C	31:DH:142:VAL:HG12	2.33	0.48
34:DK:8:LEU:CD1	34:DK:19:VAL:HG12	2.43	0.48
34:DK:70:ARG:HD2	34:DK:76:VAL:CG2	2.44	0.48
35:DL:26:GLY:C	35:DL:27:LEU:HG	2.33	0.48
36:DM:36:VAL:HG22	45:DV:82:TYR:CD2	2.48	0.48
37:DN:71:ARG:CG	37:DN:71:ARG:HH21	2.27	0.48
37:DN:108:ALA:HB3	37:DN:110:MET:HE2	1.96	0.48
38:DO:34:HIS:NE2	38:DO:54:VAL:CG1	2.76	0.48
40:DQ:87:VAL:HB	41:DR:49:ILE:HG22	1.96	0.48
40:DQ:90:ASP:OD2	41:DR:11:GLN:HB2	2.13	0.48
41:DR:7:SER:O	41:DR:9:GLY:N	2.40	0.48
43:DT:82:LYS:HD3	43:DT:84:TYR:CE1	2.49	0.48
47:DX:15:ASN:ND2	47:DX:23:ALA:HB1	2.29	0.48
51:D1:50:GLU:HG2	51:D1:51:ALA:N	2.29	0.48
54:D4:3:VAL:O	54:D4:3:VAL:CG2	2.62	0.48
1:AA:71:A:C2	1:AA:72:A:C5	3.01	0.48
1:AA:265:G:C2'	17:AQ:67:LEU:O	2.61	0.48
1:AA:551:U:C4	1:AA:552:U:C5	3.01	0.48
1:AA:1152:A:C6	1:AA:1153:G:C5	3.02	0.48
1:AA:1298:U:O4'	1:AA:1299:A:C2	2.67	0.48
2:AB:53:ALA:HB3	2:AB:54:LEU:HD12	1.95	0.48
2:AB:96:TRP:CH2	2:AB:175:GLU:OE2	2.67	0.48
5:AE:83:HIS:CG	5:AE:84:PRO:CD	2.96	0.48
5:AE:136:VAL:O	5:AE:138:ARG:N	2.43	0.48
6:AF:9:MET:HB2	6:AF:85:ILE:HG12	1.96	0.48

Continued on next page...

Continued from previous page...

Atom-1	Atom-2	Interatomic distance (Å)	Clash overlap (Å)
9:AI:30:ILE:HG13	9:AI:65:ILE:HD12	1.95	0.48
9:AI:50:GLN:O	9:AI:51:PRO:C	2.50	0.48
11:AK:72:ASP:C	11:AK:74:VAL:H	2.17	0.48
11:AK:94:GLU:O	11:AK:96:THR:N	2.47	0.48
12:AL:4:VAL:HG22	12:AL:5:ASN:N	2.27	0.48
13:AM:21:SER:C	13:AM:22:ILE:HG22	2.35	0.48
16:AP:4:ILE:HG22	16:AP:5:ARG:N	2.29	0.48
16:AP:67:ILE:HD12	16:AP:67:ILE:N	2.29	0.48
19:AS:36:ARG:HD3	19:AS:75:ALA:HB3	1.95	0.48
24:BA:416:U:C4	24:BA:417:C:C4	3.02	0.48
24:BA:422:A:C6	24:BA:423:A:C6	3.01	0.48
24:BA:769:U:C2	24:BA:770:G:C8	3.02	0.48
24:BA:1144:A:H2'	24:BA:1145:C:O5'	2.14	0.48
24:BA:1205:A:C5	28:BE:165:HIS:CG	3.02	0.48
24:BA:1462:C:C4'	24:BA:2702:G:H21	2.27	0.48
24:BA:1782:U:H1'	24:BA:2609:U:H5'	1.96	0.48
24:BA:1865:U:C5	24:BA:1875:G:C2	3.02	0.48
24:BA:2425:A:H5''	24:BA:2427:C:O4'	2.14	0.48
24:BA:2464:G:H2'	24:BA:2465:C:O4'	2.14	0.48
24:BA:2816:G:C5	24:BA:2817:U:C5	3.02	0.48
24:BA:2840:C:H2'	24:BA:2841:C:H6	1.79	0.48
25:BB:2:G:N2	25:BB:3:C:C2	2.82	0.48
29:BF:3:LEU:HD12	29:BF:3:LEU:C	2.34	0.48
31:BH:103:VAL:O	31:BH:103:VAL:HG13	2.14	0.48
37:BN:44:LEU:O	37:BN:48:VAL:HG23	2.13	0.48
40:BQ:78:PHE:CD1	40:BQ:78:PHE:O	2.67	0.48
42:BS:62:ASP:O	42:BS:63:GLY:C	2.52	0.48
44:BU:3:LYS:O	44:BU:82:VAL:HG21	2.14	0.48
44:BU:7:ASP:N	44:BU:24:VAL:HG23	2.28	0.48
44:BU:66:VAL:C	44:BU:68:ASN:N	2.67	0.48
45:BV:17:SER:HA	45:BV:20:LEU:HD13	1.96	0.48
48:BY:17:GLU:HA	48:BY:20:ASN:HB2	1.95	0.48
1:CA:20:U:O4	1:CA:21:G:C6	2.67	0.48
1:CA:193:C:H2'	1:CA:194:C:H6	1.79	0.48
1:CA:343:U:O3'	1:CA:344:A:H2'	2.13	0.48
1:CA:459:A:N1	1:CA:460:A:C6	2.82	0.48
1:CA:607:A:C4	1:CA:608:A:C8	3.02	0.48
1:CA:692:U:H2'	1:CA:694:A:C8	2.49	0.48
1:CA:847:G:H2'	1:CA:848:C:H5'	1.96	0.48
1:CA:940:C:N3	1:CA:941:G:C5	2.81	0.48
1:CA:980:C:O2'	14:CN:12:ARG:NH2	2.47	0.48

Continued on next page...

Continued from previous page...

Atom-1	Atom-2	Interatomic distance (Å)	Clash overlap (Å)
1:CA:983:A:N3	1:CA:983:A:H2'	2.29	0.48
1:CA:992:U:C2	1:CA:1043:G:N7	2.82	0.48
1:CA:1074:G:C5	1:CA:1075:U:C5	3.02	0.48
1:CA:1102:A:C2	1:CA:1103:C:C2	3.02	0.48
1:CA:1371:G:C5	1:CA:1372:U:C5	3.02	0.48
2:CB:144:LEU:HB2	2:CB:148:LEU:HD21	1.96	0.48
3:CC:128:VAL:O	3:CC:129:MET:CB	2.62	0.48
4:CD:77:LYS:O	4:CD:78:GLU:C	2.52	0.48
6:CF:32:ALA:O	6:CF:33:GLU:C	2.51	0.48
7:CG:88:PRO:HD2	7:CG:151:PHE:CD1	2.49	0.48
7:CG:123:GLU:HA	7:CG:126:ASP:OD2	2.14	0.48
10:CJ:81:GLU:O	10:CJ:85:ASP:CG	2.52	0.48
11:CK:57:LYS:O	11:CK:58:SER:HB2	2.14	0.48
12:CL:39:THR:OG1	55:CY:83:MET:O	2.21	0.48
12:CL:49:LEU:N	12:CL:49:LEU:HD12	2.29	0.48
13:CM:48:LEU:O	13:CM:48:LEU:HD13	2.14	0.48
14:CN:27:LYS:HA	14:CN:30:ILE:HG22	1.95	0.48
15:CO:89:ARG:NH1	24:DA:714:U:C5	2.81	0.48
18:CR:28:THR:HG23	18:CR:29:LEU:HD12	1.96	0.48
22:CV:21:A:C4	22:CV:48:C:N3	2.82	0.48
55:CY:2:ILE:O	55:CY:5:ILE:N	2.47	0.48
24:DA:204:A:H4'	24:DA:205:G:OP1	2.14	0.48
24:DA:1338:G:C2'	24:DA:1339:G:O5'	2.62	0.48
24:DA:1341:G:C2	43:DT:84:TYR:CD2	3.01	0.48
24:DA:1458:U:O2	24:DA:1459:G:O6	2.31	0.48
24:DA:1816:C:H3'	26:DC:61:TYR:CE1	2.49	0.48
24:DA:1821:A:H8	24:DA:1821:A:O5'	1.97	0.48
24:DA:2060:A:O2'	24:DA:2061:G:P	2.72	0.48
24:DA:2455:G:H2'	24:DA:2456:C:C6	2.49	0.48
24:DA:2519:U:C4	24:DA:2542:A:C5	3.01	0.48
24:DA:2743:U:H2'	24:DA:2744:G:O4'	2.13	0.48
26:DC:156:SER:O	26:DC:159:THR:CG2	2.62	0.48
29:DF:33:ILE:HA	29:DF:155:ILE:HA	1.95	0.48
29:DF:109:ARG:CZ	29:DF:136:ILE:O	2.61	0.48
37:DN:10:LEU:O	37:DN:12:ARG:HG3	2.14	0.48
40:DQ:37:ALA:CB	40:DQ:40:LYS:HE2	2.43	0.48
44:DU:73:ASN:O	44:DU:74:ALA:C	2.52	0.48
45:DV:80:HIS:CD2	45:DV:81:PRO:HD2	2.49	0.48
45:DV:87:GLN:HA	45:DV:87:GLN:OE1	2.14	0.48
49:DZ:13:ILE:HG22	49:DZ:14:GLY:N	2.29	0.48
1:AA:81:A:H2'	1:AA:82:G:C8	2.49	0.47

Continued on next page...

Continued from previous page...

Atom-1	Atom-2	Interatomic distance (Å)	Clash overlap (Å)
1:AA:176:C:O2	1:AA:176:C:H2'	2.13	0.47
1:AA:337:G:C6	1:AA:338:A:C6	3.01	0.47
1:AA:341:C:C2	1:AA:349:A:C2	3.02	0.47
1:AA:371:A:H5''	1:AA:372:C:OP2	2.12	0.47
1:AA:392:C:C2	1:AA:393:A:C8	3.02	0.47
1:AA:395:C:C4	1:AA:396:C:N4	2.82	0.47
1:AA:428:G:H5'	4:AD:9:LEU:CD1	2.41	0.47
1:AA:511:C:O2'	1:AA:512:U:P	2.72	0.47
1:AA:529:G:H4'	1:AA:530:G:OP2	2.14	0.47
1:AA:577:G:N9	1:AA:816:A:C2	2.82	0.47
1:AA:665:A:C2	1:AA:732:C:C5	3.01	0.47
1:AA:678:U:C2	1:AA:713:G:N2	2.81	0.47
1:AA:684:U:H1'	11:AK:40:ASN:CA	2.43	0.47
1:AA:893:C:H2'	1:AA:894:G:H5'	1.94	0.47
1:AA:1086:U:O2'	1:AA:1087:G:H5'	2.13	0.47
1:AA:1220:G:H4'	19:AS:34:TRP:HB3	1.94	0.47
1:AA:1273:C:C4	1:AA:1274:A:N7	2.81	0.47
1:AA:1366:C:H2'	1:AA:1367:C:H6	1.79	0.47
1:AA:1411:C:C2'	1:AA:1412:C:O5'	2.62	0.47
5:AE:83:HIS:CE1	5:AE:84:PRO:O	2.66	0.47
9:AI:50:GLN:CG	9:AI:51:PRO:CD	2.92	0.47
11:AK:52:PHE:CZ	11:AK:62:ALA:HA	2.49	0.47
11:AK:109:ASN:ND2	21:AU:6:VAL:O	2.47	0.47
12:AL:75:GLN:HG2	12:AL:76:GLU:CB	2.44	0.47
13:AM:16:VAL:HG12	13:AM:34:LEU:HD12	1.96	0.47
13:AM:31:LYS:HG3	13:AM:32:ALA:N	2.29	0.47
14:AN:48:LEU:O	14:AN:49:GLN:HB2	2.13	0.47
20:AT:27:MET:O	20:AT:27:MET:HG3	2.14	0.47
20:AT:79:LEU:HD12	20:AT:80:THR:H	1.79	0.47
21:AU:21:ARG:CZ	23:AX:4:G:H1'	2.43	0.47
24:BA:712:G:C2'	24:BA:713:G:H5'	2.44	0.47
24:BA:955:U:OP1	36:BM:86:LYS:HE2	2.14	0.47
24:BA:1107:G:H2'	24:BA:1108:U:O4'	2.14	0.47
24:BA:1288:G:N3	24:BA:1327:A:C2	2.82	0.47
24:BA:1343:G:C5	24:BA:1344:U:O4	2.67	0.47
24:BA:1493:C:C3'	24:BA:1494:A:H5'	2.44	0.47
24:BA:1559:U:H4'	24:BA:1560:G:OP2	2.13	0.47
24:BA:1719:G:C6	24:BA:1720:U:C4	3.02	0.47
24:BA:2033:A:N6	24:BA:2036:C:C2	2.82	0.47
24:BA:2419:U:H5''	51:B1:21:THR:HG21	1.96	0.47
24:BA:2644:G:C8	24:BA:2645:G:C2	3.02	0.47

Continued on next page...

Continued from previous page...

Atom-1	Atom-2	Interatomic distance (Å)	Clash overlap (Å)
24:BA:2721:A:H1'	24:BA:2873:A:O2'	2.14	0.47
24:BA:2745:C:H2'	24:BA:2746:U:O4'	2.13	0.47
24:BA:2803:G:H2'	24:BA:2804:U:H6	1.77	0.47
25:BB:24:G:N2	25:BB:28:C:C2	2.81	0.47
25:BB:49:C:OP1	38:BO:102:ARG:HD3	2.13	0.47
26:BC:122:ALA:HB3	26:BC:127:ASN:ND2	2.29	0.47
26:BC:141:HIS:CB	26:BC:194:VAL:HG12	2.44	0.47
26:BC:212:TRP:C	26:BC:212:TRP:HD1	2.18	0.47
27:BD:34:VAL:CG2	27:BD:48:ILE:HG12	2.44	0.47
30:BG:89:VAL:HG23	30:BG:160:GLY:N	2.30	0.47
34:BK:23:LYS:HA	34:BK:23:LYS:HE3	1.96	0.47
34:BK:62:VAL:HG11	34:BK:65:THR:HG22	1.96	0.47
36:BM:73:ILE:HG22	36:BM:74:THR:N	2.29	0.47
39:BP:47:ILE:HA	39:BP:96:LEU:HD12	1.96	0.47
39:BP:113:LEU:O	39:BP:113:LEU:HG	2.13	0.47
40:BQ:51:GLN:O	40:BQ:54:ARG:CG	2.62	0.47
40:BQ:104:ALA:O	40:BQ:107:ALA:HB3	2.14	0.47
44:BU:12:VAL:HG11	44:BU:38:ILE:CD1	2.44	0.47
51:B1:32:LYS:HD3	51:B1:50:GLU:HA	1.96	0.47
1:CA:149:A:C2	1:CA:150:U:N1	2.82	0.47
1:CA:261:U:OP2	20:CT:71:LYS:HE2	2.14	0.47
1:CA:390:U:C2	1:CA:391:G:C8	3.02	0.47
1:CA:588:G:N2	1:CA:589:U:H1'	2.29	0.47
1:CA:606:G:H2'	1:CA:607:A:OP1	2.14	0.47
1:CA:716:A:C2'	1:CA:717:U:O5'	2.62	0.47
1:CA:831:A:C5'	1:CA:832:G:OP2	2.62	0.47
1:CA:1125:U:C5	10:CJ:40:ILE:CD1	2.97	0.47
1:CA:1286:U:O2	1:CA:1286:U:H2'	2.14	0.47
1:CA:1304:G:C6	1:CA:1305:G:C2	3.02	0.47
1:CA:1503:A:C8	1:CA:1531:A:N3	2.81	0.47
3:CC:165:THR:CG2	3:CC:166:GLU:N	2.76	0.47
3:CC:169:ARG:HG3	3:CC:170:GLU:N	2.29	0.47
4:CD:52:GLY:O	4:CD:55:LEU:HD12	2.13	0.47
4:CD:138:SER:OG	4:CD:139:PRO:CD	2.62	0.47
5:CE:96:MET:HB3	5:CE:125:ALA:CB	2.44	0.47
6:CF:43:GLY:CA	6:CF:58:HIS:CD2	2.97	0.47
8:CH:58:GLU:O	8:CH:59:LEU:C	2.51	0.47
17:CQ:12:VAL:O	17:CQ:13:VAL:CB	2.62	0.47
19:CS:18:LYS:HD3	19:CS:31:LEU:CD1	2.44	0.47
20:CT:70:ASN:N	20:CT:70:ASN:OD1	2.39	0.47
20:CT:73:ALA:O	20:CT:77:ALA:N	2.46	0.47

Continued on next page...

Continued from previous page...

Atom-1	Atom-2	Interatomic distance (Å)	Clash overlap (Å)
55:CY:2:ILE:HD12	55:CY:3:SER:N	2.29	0.47
24:DA:297:G:O3'	44:DU:84:PHE:CB	2.61	0.47
24:DA:416:U:H2'	24:DA:417:C:H6	1.79	0.47
24:DA:439:A:C6	24:DA:440:C:C4	3.02	0.47
24:DA:514:A:H1'	24:DA:581:C:O2'	2.14	0.47
24:DA:819:A:C4	24:DA:1189:A:C2	3.02	0.47
24:DA:1244:A:OP1	35:DL:7:SER:CB	2.62	0.47
24:DA:1441:G:H2'	24:DA:1442:U:C6	2.48	0.47
24:DA:1666:G:O2'	34:DK:6:THR:CG2	2.62	0.47
24:DA:1873:G:C4	24:DA:1874:C:C6	3.02	0.47
24:DA:2152:G:N7	24:DA:2153:C:C4	2.82	0.47
24:DA:2209:G:C6	24:DA:2210:U:O4	2.67	0.47
24:DA:2315:G:O2'	29:DF:124:ARG:NE	2.46	0.47
25:DB:30:C:OP1	38:DO:3:LYS:CE	2.62	0.47
26:DC:106:PRO:O	26:DC:107:LYS:C	2.52	0.47
31:DH:70:GLU:O	31:DH:71:LYS:O	2.32	0.47
33:DJ:5:THR:HB	33:DJ:7:LYS:CE	2.44	0.47
37:DN:15:SER:HA	37:DN:18:GLN:HB3	1.96	0.47
40:DQ:51:GLN:O	40:DQ:54:ARG:N	2.45	0.47
41:DR:4:VAL:HA	41:DR:12:HIS:O	2.14	0.47
41:DR:51:VAL:HG23	41:DR:52:PRO:N	2.29	0.47
42:DS:23:LEU:CD1	42:DS:39:THR:HG21	2.44	0.47
44:DU:32:LYS:NZ	44:DU:64:ILE:C	2.58	0.47
51:D1:12:SER:OG	51:D1:18:HIS:O	2.21	0.47
51:D1:49:LYS:O	51:D1:50:GLU:O	2.32	0.47
1:AA:37:U:P	12:AL:120:LYS:HA	2.54	0.47
1:AA:465:A:C6	1:AA:466:A:C6	3.02	0.47
1:AA:489:C:O2	1:AA:489:C:H2'	2.14	0.47
1:AA:625:U:H2'	1:AA:626:G:H8	1.79	0.47
1:AA:656:G:O2'	15:AO:28:GLN:NE2	2.46	0.47
1:AA:782:A:N7	1:AA:783:C:C4	2.83	0.47
1:AA:907:A:C2	1:AA:908:A:N9	2.82	0.47
1:AA:1224:U:C4	1:AA:1322:C:O2	2.67	0.47
1:AA:1264:U:C2	1:AA:1272:G:N2	2.80	0.47
1:AA:1295:U:H2'	1:AA:1296:C:C6	2.49	0.47
2:AB:24:ASN:O	2:AB:26:LYS:N	2.47	0.47
3:AC:54:ARG:O	3:AC:54:ARG:HG3	2.14	0.47
4:AD:88:GLU:O	4:AD:92:ALA:N	2.47	0.47
5:AE:111:MET:CE	5:AE:125:ALA:HB1	2.44	0.47
8:AH:43:GLU:CG	8:AH:44:GLY:H	2.27	0.47
8:AH:78:VAL:HG12	8:AH:85:ILE:HD12	1.95	0.47

Continued on next page...

Continued from previous page...

Atom-1	Atom-2	Interatomic distance (Å)	Clash overlap (Å)
9:AI:51:PRO:O	9:AI:53:GLU:N	2.46	0.47
11:AK:93:ARG:NE	11:AK:93:ARG:CA	2.77	0.47
12:AL:31:ARG:O	12:AL:58:THR:HB	2.13	0.47
12:AL:86:ARG:HB2	12:AL:86:ARG:CZ	2.43	0.47
13:AM:114:LYS:CB	13:AM:115:PRO:HD3	2.44	0.47
18:AR:56:ALA:CA	18:AR:59:ILE:CG2	2.91	0.47
18:AR:60:LYS:HD3	18:AR:63:ARG:NH1	2.29	0.47
19:AS:18:LYS:C	19:AS:19:VAL:HG23	2.34	0.47
21:AU:26:ALA:HB2	23:AX:5:A:C5'	2.43	0.47
24:BA:142:A:C2'	24:BA:143:C:O5'	2.62	0.47
24:BA:347:A:N1	24:BA:348:A:C6	2.82	0.47
24:BA:475:C:O4'	24:BA:509:C:C6	2.67	0.47
24:BA:615:U:H5''	24:BA:616:A:C8	2.49	0.47
24:BA:637:A:C6	24:BA:652:U:H4'	2.49	0.47
24:BA:871:U:H2'	24:BA:872:U:C6	2.49	0.47
24:BA:1021:A:N3	24:BA:1021:A:C2'	2.77	0.47
24:BA:1053:C:C2	24:BA:1107:G:N2	2.83	0.47
24:BA:1172:C:N4	24:BA:1173:U:C2	2.82	0.47
24:BA:1190:G:P	35:BL:32:GLY:HA2	2.54	0.47
24:BA:2165:C:O2	24:BA:2165:C:C2'	2.61	0.47
24:BA:2204:G:O6	24:BA:2221:G:C5	2.67	0.47
24:BA:2211:A:H1'	24:BA:2212:A:OP1	2.13	0.47
24:BA:2211:A:C1'	24:BA:2212:A:OP1	2.62	0.47
24:BA:2294:G:C3'	38:BO:10:ARG:HH12	2.27	0.47
24:BA:2295:C:P	38:BO:10:ARG:HH12	2.37	0.47
24:BA:2435:A:C6	24:BA:2436:G:N7	2.82	0.47
24:BA:2447:G:C4	24:BA:2501:C:C5	3.01	0.47
24:BA:2725:A:C5	24:BA:2727:A:C4	3.02	0.47
24:BA:2773:C:OP1	27:BD:169:ARG:NH2	2.47	0.47
24:BA:2776:A:C2	24:BA:2778:A:C4	3.02	0.47
24:BA:2795:C:H2'	24:BA:2796:U:C6	2.48	0.47
25:BB:29:A:P	38:BO:32:PRO:HD2	2.54	0.47
26:BC:16:VAL:N	26:BC:203:VAL:HG22	2.29	0.47
26:BC:43:ASN:O	26:BC:44:ASN:C	2.53	0.47
26:BC:245:THR:CB	26:BC:246:PRO:HD2	2.44	0.47
27:BD:124:ARG:CD	27:BD:160:LYS:HZ1	2.28	0.47
27:BD:125:TRP:CD2	27:BD:160:LYS:HB2	2.50	0.47
30:BG:138:GLN:O	30:BG:139:VAL:C	2.52	0.47
34:BK:108:ARG:NH2	39:BP:33:GLU:HG2	2.29	0.47
36:BM:41:LEU:HG	36:BM:96:ILE:HD11	1.96	0.47
41:BR:63:VAL:HG13	41:BR:94:THR:CG2	2.45	0.47

Continued on next page...

Continued from previous page...

Atom-1	Atom-2	Interatomic distance (Å)	Clash overlap (Å)
42:BS:89:ALA:O	42:BS:90:LYS:HB2	2.14	0.47
47:BX:45:PHE:C	47:BX:46:VAL:HG13	2.34	0.47
49:BZ:36:GLU:O	49:BZ:37:ARG:NH1	2.47	0.47
51:B1:28:THR:O	51:B1:29:LYS:CB	2.62	0.47
52:B2:35:ARG:O	52:B2:37:LYS:N	2.47	0.47
1:CA:95:C:C2	1:CA:96:U:C5	3.02	0.47
1:CA:175:C:H2'	1:CA:176:C:C6	2.49	0.47
1:CA:499:A:N3	1:CA:500:G:H1'	2.29	0.47
1:CA:511:C:H5'	4:CD:44:ARG:NH1	2.30	0.47
1:CA:654:G:C4	1:CA:655:A:C8	3.02	0.47
1:CA:702:A:H5''	1:CA:703:G:N7	2.29	0.47
1:CA:774:G:C6	1:CA:775:G:C5	3.02	0.47
1:CA:782:A:C6	1:CA:801:U:C6	3.02	0.47
1:CA:908:A:C2	1:CA:909:A:C5	3.02	0.47
1:CA:940:C:O2	1:CA:941:G:N9	2.47	0.47
1:CA:1025:U:H4'	1:CA:1026:G:C8	2.49	0.47
1:CA:1087:G:N2	1:CA:1099:G:H1'	2.29	0.47
1:CA:1345:U:C2	1:CA:1377:A:N1	2.82	0.47
1:CA:1501:C:C6	1:CA:1504:G:C8	3.02	0.47
1:CA:1507:A:H8	1:CA:1507:A:H5''	1.79	0.47
1:CA:1508:A:C6	1:CA:1509:C:C4	3.03	0.47
3:CC:73:PRO:O	3:CC:77:ILE:CG1	2.62	0.47
6:CF:9:MET:HG3	6:CF:85:ILE:CG2	2.44	0.47
9:CI:25:ASN:OD1	9:CI:25:ASN:N	2.46	0.47
11:CK:127:ARG:HB2	21:CU:35:ARG:HH22	1.79	0.47
13:CM:14:HIS:CE1	13:CM:42:ASP:HB3	2.49	0.47
13:CM:68:ASP:HA	13:CM:71:ARG:NE	2.29	0.47
15:CO:24:SER:O	15:CO:27:VAL:CG2	2.62	0.47
21:CU:37:PHE:CD1	21:CU:37:PHE:C	2.88	0.47
24:DA:167:A:C5	24:DA:168:G:C8	3.02	0.47
24:DA:179:C:H2'	24:DA:180:G:O4'	2.14	0.47
24:DA:773:U:H5'	26:DC:46:GLY:HA3	1.96	0.47
24:DA:839:U:C2	24:DA:940:G:C2	3.02	0.47
24:DA:1072:C:O2'	24:DA:1094:U:O4	2.31	0.47
24:DA:1361:G:C5	24:DA:1362:C:N4	2.81	0.47
24:DA:1539:U:H2'	24:DA:1540:G:C8	2.49	0.47
24:DA:1551:A:N6	59:DA:3633:HOH:O	2.47	0.47
24:DA:1773:A:H2'	24:DA:1774:C:C5'	2.43	0.47
24:DA:1885:A:C2	24:DA:1886:U:H1'	2.49	0.47
24:DA:2013:A:C2'	24:DA:2014:A:C5'	2.92	0.47
24:DA:2339:C:C2'	24:DA:2340:A:O5'	2.62	0.47

Continued on next page...

Continued from previous page...

Atom-1	Atom-2	Interatomic distance (Å)	Clash overlap (Å)
24:DA:2392:A:O2'	35:DL:60:ARG:O	2.27	0.47
24:DA:2466:C:H5''	54:D4:5:ALA:HB3	1.96	0.47
24:DA:2484:G:OP1	36:DM:44:ARG:NE	2.46	0.47
24:DA:2531:A:H5'	30:DG:156:TYR:CZ	2.50	0.47
26:DC:244:VAL:CG2	26:DC:248:GLY:C	2.83	0.47
28:DE:131:THR:CG2	28:DE:162:ARG:NH1	2.77	0.47
31:DH:71:LYS:C	31:DH:72:ILE:HG13	2.34	0.47
39:DP:90:ALA:HB2	39:DP:112:ARG:HA	1.96	0.47
47:DX:38:TRP:NE1	47:DX:40:GLU:HG2	2.29	0.47
50:D0:24:VAL:CG1	50:D0:25:THR:N	2.77	0.47
50:D0:25:THR:HG23	50:D0:26:SER:N	2.30	0.47
52:D2:34:ARG:NH1	52:D2:39:ARG:CD	2.76	0.47
52:D2:43:THR:O	52:D2:44:VAL:HG12	2.14	0.47
53:D3:25:HIS:CB	53:D3:43:LEU:HB3	2.43	0.47
1:AA:85:U:C2	1:AA:86:G:C6	3.03	0.47
1:AA:227:G:H3'	1:AA:228:A:H8	1.78	0.47
1:AA:400:C:C4	1:AA:401:C:C5	3.02	0.47
1:AA:522:C:O2'	59:AA:1768:HOH:O	2.20	0.47
1:AA:586:C:H5''	8:AH:82:GLY:HA2	1.96	0.47
1:AA:858:G:N7	1:AA:869:G:C6	2.83	0.47
1:AA:888:G:H1'	1:AA:909:A:N6	2.30	0.47
1:AA:1054:C:H5'	1:AA:1196:A:C2	2.49	0.47
1:AA:1117:A:O3'	9:AI:106:ARG:HD2	2.14	0.47
1:AA:1182:G:C5'	1:AA:1183:U:H5'	2.44	0.47
1:AA:1349:A:C4	1:AA:1350:A:C8	3.01	0.47
1:AA:1439:G:C2	1:AA:1440:U:C4	3.02	0.47
2:AB:29:PRO:HG2	2:AB:30:PHE:CD1	2.49	0.47
2:AB:91:PHE:HE1	2:AB:150:GLY:HA2	1.79	0.47
6:AF:18:VAL:HG13	6:AF:19:PRO:HD2	1.96	0.47
8:AH:27:MET:CB	8:AH:28:PRO:HD2	2.44	0.47
8:AH:126:ILE:HG22	8:AH:127:CYS:HB3	1.95	0.47
9:AI:78:ALA:O	9:AI:82:GLY:N	2.40	0.47
9:AI:130:ARG:HD2	22:AV:33:U:OP2	2.14	0.47
10:AJ:23:ALA:O	10:AJ:26:VAL:N	2.47	0.47
10:AJ:34:ALA:O	10:AJ:35:GLN:HB3	2.15	0.47
10:AJ:52:LEU:HB2	14:AN:81:ARG:HD2	1.95	0.47
11:AK:42:LEU:HD12	11:AK:42:LEU:N	2.29	0.47
12:AL:43:LYS:O	12:AL:45:PRO:HD3	2.14	0.47
13:AM:51:GLY:O	13:AM:54:ASP:N	2.48	0.47
13:AM:66:GLU:OE1	13:AM:67:GLY:N	2.41	0.47
17:AQ:63:GLU:O	17:AQ:64:CYS:CB	2.61	0.47

Continued on next page...

Continued from previous page...

Atom-1	Atom-2	Interatomic distance (Å)	Clash overlap (Å)
20:AT:35:VAL:O	20:AT:36:TYR:C	2.52	0.47
21:AU:26:ALA:CB	23:AX:5:A:P	3.02	0.47
22:AV:50:U:H2'	22:AV:51:U:C5'	2.44	0.47
22:AV:63:G:H2'	22:AV:64:A:O4'	2.15	0.47
24:BA:84:A:N6	24:BA:99:U:C5'	2.77	0.47
24:BA:89:A:N3	24:BA:90:U:C6	2.82	0.47
24:BA:90:U:C2	24:BA:91:A:N7	2.83	0.47
24:BA:116:C:O2	24:BA:116:C:H2'	2.15	0.47
24:BA:228:C:H4'	24:BA:229:C:H5''	1.96	0.47
24:BA:360:U:C4	24:BA:361:G:N2	2.83	0.47
24:BA:367:G:C6	24:BA:368:A:N3	2.82	0.47
24:BA:370:G:C6	24:BA:424:G:C8	3.03	0.47
24:BA:608:A:N6	24:BA:609:A:N6	2.63	0.47
24:BA:682:G:C4	24:BA:683:U:C5	3.02	0.47
24:BA:733:G:O6	24:BA:761:A:C8	2.68	0.47
24:BA:969:G:C4	24:BA:970:U:C5	3.02	0.47
24:BA:969:G:N2	24:BA:985:C:OP1	2.47	0.47
24:BA:1024:G:C6	24:BA:1025:G:C6	3.02	0.47
24:BA:1139:G:N2	24:BA:1140:C:C2	2.82	0.47
24:BA:1285:A:N6	24:BA:1329:U:C6	2.82	0.47
24:BA:1360:G:O6	24:BA:1372:U:C6	2.67	0.47
24:BA:1759:A:C8	24:BA:2696:U:O2	2.66	0.47
24:BA:1877:A:C6	24:BA:1878:G:C4	3.03	0.47
24:BA:2019:A:H2'	24:BA:2020:A:O5'	2.14	0.47
24:BA:2145:C:H5''	24:BA:2146:C:P	2.54	0.47
24:BA:2221:G:H2'	24:BA:2222:C:H5'	1.94	0.47
24:BA:2563:U:O2	24:BA:2565:A:H8	1.96	0.47
25:BB:57:A:O4'	29:BF:26:GLN:HG3	2.14	0.47
26:BC:12:ARG:HA	26:BC:15:VAL:HG21	1.95	0.47
27:BD:16:THR:CG2	27:BD:20:VAL:HB	2.45	0.47
29:BF:111:ARG:C	29:BF:112:ASP:OD1	2.52	0.47
30:BG:3:VAL:O	30:BG:68:ARG:CD	2.61	0.47
30:BG:37:ASN:O	30:BG:38:ASP:C	2.52	0.47
31:BH:29:PHE:CD2	31:BH:30:LEU:N	2.82	0.47
32:BI:108:ILE:HG22	32:BI:109:ALA:H	1.80	0.47
36:BM:132:THR:HG22	36:BM:133:LYS:O	2.13	0.47
37:BN:106:ASP:OD1	37:BN:108:ALA:N	2.47	0.47
38:BO:99:TYR:O	38:BO:100:HIS:HB3	2.13	0.47
39:BP:113:LEU:O	39:BP:113:LEU:CG	2.63	0.47
42:BS:3:THR:HB	42:BS:58:ALA:HB1	1.89	0.47
1:CA:91:U:C5	1:CA:92:U:C2	3.02	0.47

Continued on next page...

Continued from previous page...

Atom-1	Atom-2	Interatomic distance (Å)	Clash overlap (Å)
1:CA:188:C:C2	1:CA:189:A:C4	3.01	0.47
1:CA:401:C:OP2	4:CD:70:ARG:CD	2.62	0.47
1:CA:509:A:C6	1:CA:510:A:N1	2.82	0.47
1:CA:739:C:C4	1:CA:740:U:C4	3.01	0.47
1:CA:895:G:H2'	1:CA:896:C:H6	1.79	0.47
1:CA:967:C:C4'	9:CI:129:LYS:HG3	2.44	0.47
1:CA:981:U:C4	1:CA:982:U:N3	2.82	0.47
1:CA:1148:U:C5'	9:CI:9:THR:HG21	2.43	0.47
1:CA:1150:A:O3'	10:CJ:43:PRO:HA	2.14	0.47
1:CA:1170:A:C8	1:CA:1171:A:C8	3.02	0.47
1:CA:1530:G:O2'	1:CA:1531:A:P	2.70	0.47
2:CB:68:LEU:HA	2:CB:90:PHE:O	2.14	0.47
2:CB:114:LEU:C	2:CB:114:LEU:HD12	2.34	0.47
2:CB:208:ARG:O	2:CB:212:LEU:CD1	2.63	0.47
3:CC:152:GLU:HB2	3:CC:167:TRP:HB3	1.96	0.47
4:CD:82:LEU:HD11	4:CD:89:ASN:ND2	2.29	0.47
4:CD:153:SER:O	4:CD:155:VAL:N	2.47	0.47
7:CG:146:GLU:O	7:CG:149:LYS:HB3	2.14	0.47
8:CH:10:MET:SD	8:CH:36:ILE:HD11	2.53	0.47
8:CH:95:VAL:CG2	8:CH:128:TYR:CD2	2.96	0.47
8:CH:111:MET:CG	8:CH:112:THR:H	2.27	0.47
8:CH:111:MET:CG	8:CH:112:THR:N	2.78	0.47
9:CI:21:ILE:HG23	9:CI:21:ILE:O	2.15	0.47
11:CK:63:ALA:HB2	11:CK:92:GLY:HA3	1.96	0.47
12:CL:104:CYS:O	12:CL:105:SER:OG	2.30	0.47
13:CM:69:LEU:O	13:CM:70:ARG:HG3	2.14	0.47
14:CN:77:PHE:N	14:CN:77:PHE:CD1	2.82	0.47
14:CN:77:PHE:N	14:CN:77:PHE:HD1	2.12	0.47
15:CO:13:SER:O	15:CO:14:GLU:HB3	2.13	0.47
19:CS:36:ARG:O	19:CS:38:SER:N	2.45	0.47
55:CY:152:ASP:O	55:CY:155:ARG:HG3	2.14	0.47
24:DA:169:G:C2	24:DA:170:U:C5	3.02	0.47
24:DA:340:A:H2'	24:DA:341:C:H5'	1.96	0.47
24:DA:602:A:O2'	24:DA:604:G:O2'	2.01	0.47
24:DA:661:A:C8	24:DA:661:A:C3'	2.97	0.47
24:DA:1058:U:O2	24:DA:1081:U:N3	2.46	0.47
24:DA:1386:C:O2'	24:DA:1469:A:N3	2.31	0.47
24:DA:1411:U:C4	24:DA:1412:U:C4	3.02	0.47
24:DA:1414:C:C2	24:DA:1415:U:H5	2.33	0.47
24:DA:1494:A:H2'	24:DA:1495:A:O4'	2.14	0.47
24:DA:1921:G:O6	57:DA:3184:NMY:C8	2.61	0.47

Continued on next page...

Continued from previous page...

Atom-1	Atom-2	Interatomic distance (Å)	Clash overlap (Å)
24:DA:2206:C:H2'	24:DA:2207:C:O5'	2.14	0.47
24:DA:2290:G:H2'	24:DA:2291:U:C6	2.49	0.47
24:DA:2756:U:C1'	24:DA:2757:A:H5''	2.43	0.47
24:DA:2799:A:O2'	24:DA:2800:A:H5''	2.14	0.47
25:DB:24:G:C6	25:DB:56:G:C2	3.01	0.47
27:DD:30:GLU:O	27:DD:31:ALA:C	2.52	0.47
29:DF:97:GLU:O	29:DF:98:PHE:C	2.51	0.47
31:DH:26:ALA:O	31:DH:32:PRO:HD3	2.14	0.47
31:DH:71:LYS:HE3	31:DH:108:VAL:CG2	2.43	0.47
33:DJ:133:ALA:O	33:DJ:134:ALA:C	2.52	0.47
40:DQ:39:ILE:HG22	40:DQ:43:GLN:HE21	1.79	0.47
45:DV:48:MET:O	45:DV:51:GLN:HG2	2.14	0.47
1:AA:74:A:C2	1:AA:97:G:C6	3.02	0.47
1:AA:180:U:O4	1:AA:195:A:OP2	2.32	0.47
1:AA:394:G:C2	1:AA:395:C:N1	2.83	0.47
1:AA:878:A:C5'	8:AH:81:PRO:HG2	2.44	0.47
1:AA:925:G:H5''	1:AA:926:G:OP1	2.14	0.47
1:AA:1061:G:C6	1:AA:1062:U:C2	3.02	0.47
1:AA:1096:C:H2'	1:AA:1097:C:C6	2.50	0.47
1:AA:1304:G:N2	1:AA:1334:G:C6	2.82	0.47
1:AA:1499:A:H2'	1:AA:1500:A:H8	1.80	0.47
2:AB:17:GLY:HA3	2:AB:41:ILE:CD1	2.45	0.47
3:AC:97:VAL:O	3:AC:98:PRO:O	2.32	0.47
4:AD:13:ARG:CZ	4:AD:13:ARG:HB3	2.43	0.47
4:AD:65:TYR:N	4:AD:65:TYR:CD1	2.80	0.47
4:AD:67:VAL:HG12	4:AD:68:LEU:N	2.28	0.47
4:AD:69:GLU:O	4:AD:73:ARG:HB2	2.13	0.47
5:AE:64:MET:O	5:AE:67:ALA:CB	2.63	0.47
11:AK:125:LYS:HA	21:AU:35:ARG:HA	1.97	0.47
12:AL:34:CYS:HA	12:AL:55:VAL:HA	1.96	0.47
14:AN:46:LEU:C	14:AN:48:LEU:N	2.67	0.47
14:AN:63:ARG:O	14:AN:64:CYS:C	2.51	0.47
17:AQ:27:ARG:NH2	17:AQ:40:ARG:NH1	2.62	0.47
20:AT:28:MET:CE	20:AT:61:GLN:CG	2.93	0.47
24:BA:140:C:O2	24:BA:140:C:O4'	2.31	0.47
24:BA:476:G:O4'	24:BA:505:A:C2	2.67	0.47
24:BA:543:G:C6	24:BA:544:C:C4	3.03	0.47
24:BA:655:A:H4'	24:BA:656:G:H5'	1.95	0.47
24:BA:860:U:H5''	24:BA:861:A:OP2	2.13	0.47
24:BA:958:U:H2'	25:BB:89:U:C2	2.49	0.47
24:BA:970:U:H2'	24:BA:971:G:H8	1.78	0.47

Continued on next page...

Continued from previous page...

Atom-1	Atom-2	Interatomic distance (Å)	Clash overlap (Å)
24:BA:1064:C:O2	24:BA:1075:C:C2	2.67	0.47
24:BA:1518:C:H2'	24:BA:1519:G:C8	2.49	0.47
24:BA:1553:A:N7	24:BA:1555:G:C5	2.83	0.47
24:BA:1661:G:C6	24:BA:1662:U:C5	3.02	0.47
24:BA:1675:C:C4	24:BA:1676:A:C5	3.02	0.47
24:BA:1789:A:H5'	26:BC:219:VAL:HG22	1.96	0.47
24:BA:2021:C:P	50:B0:8:THR:HG21	2.54	0.47
24:BA:2128:G:O6	24:BA:2160:C:N4	2.47	0.47
24:BA:2236:U:H2'	24:BA:2237:G:O4'	2.14	0.47
24:BA:2298:A:C6	24:BA:2299:U:O2	2.67	0.47
24:BA:2404:U:O4	24:BA:2405:G:C6	2.67	0.47
24:BA:2661:G:C6	24:BA:2662:A:C2	3.02	0.47
24:BA:2709:G:C6	24:BA:2710:C:C4	3.02	0.47
24:BA:2714:G:C2'	24:BA:2715:C:H5'	2.44	0.47
24:BA:2740:A:C5	24:BA:2764:A:N7	2.83	0.47
24:BA:2832:U:O4	24:BA:2883:A:H5''	2.15	0.47
28:BE:8:ALA:O	28:BE:9:GLN:C	2.50	0.47
29:BF:57:ALA:HB2	29:BF:64:PRO:HD3	1.95	0.47
29:BF:142:TYR:CD1	29:BF:142:TYR:O	2.68	0.47
31:BH:57:LYS:CG	31:BH:58:LEU:N	2.77	0.47
31:BH:146:VAL:HG12	31:BH:146:VAL:O	2.14	0.47
37:BN:69:ARG:O	37:BN:71:ARG:N	2.48	0.47
37:BN:96:ARG:O	37:BN:113:ILE:HD13	2.14	0.47
41:BR:74:ILE:O	41:BR:86:GLN:HA	2.14	0.47
43:BT:39:THR:CG2	43:BT:42:GLU:CG	2.92	0.47
44:BU:11:ILE:HA	44:BU:21:ARG:HA	1.96	0.47
53:B3:55:GLY:O	53:B3:59:ALA:HB2	2.13	0.47
1:CA:142:G:N2	1:CA:143:A:H1'	2.29	0.47
1:CA:373:A:N3	1:CA:374:A:C8	2.82	0.47
1:CA:685:G:C6	1:CA:686:U:O4	2.67	0.47
1:CA:815:A:N3	1:CA:1527:U:O2'	2.43	0.47
1:CA:833:G:O2'	1:CA:834:U:O5'	2.32	0.47
1:CA:972:C:H4'	10:CJ:59:LYS:HB2	1.95	0.47
1:CA:1133:G:N2	1:CA:1142:G:C2	2.82	0.47
1:CA:1219:A:H2'	1:CA:1220:G:O4'	2.13	0.47
1:CA:1387:G:C5	1:CA:1388:C:C5	3.02	0.47
1:CA:1458:G:OP1	20:CT:30:THR:OG1	2.33	0.47
2:CB:114:LEU:CD2	2:CB:144:LEU:HD13	2.44	0.47
2:CB:117:LEU:HA	2:CB:120:GLN:HG2	1.97	0.47
2:CB:186:ILE:CD1	2:CB:201:PRO:O	2.63	0.47
4:CD:19:LEU:HD12	4:CD:64:ILE:O	2.15	0.47

Continued on next page...

Continued from previous page...

Atom-1	Atom-2	Interatomic distance (Å)	Clash overlap (Å)
4:CD:123:ILE:CG2	4:CD:124:MET:N	2.77	0.47
4:CD:144:SER:O	4:CD:145:ILE:C	2.53	0.47
4:CD:170:TRP:O	4:CD:182:PHE:CA	2.62	0.47
6:CF:3:HIS:HA	6:CF:64:VAL:O	2.14	0.47
12:CL:24:LEU:HB2	12:CL:59:ASN:ND2	2.30	0.47
12:CL:44:LYS:CB	12:CL:45:PRO:CD	2.89	0.47
12:CL:94:ARG:NH1	12:CL:95:TYR:CD2	2.82	0.47
12:CL:98:VAL:HG22	12:CL:98:VAL:O	2.14	0.47
13:CM:11:ASP:O	13:CM:13:LYS:N	2.46	0.47
13:CM:73:ILE:HA	13:CM:76:SER:OG	2.15	0.47
20:CT:73:ALA:O	20:CT:74:ARG:C	2.53	0.47
21:CU:12:PHE:N	21:CU:12:PHE:CD1	2.81	0.47
21:CU:15:ALA:O	21:CU:16:LEU:HG	2.13	0.47
22:CV:2:C:O2'	22:CV:3:C:C6	2.59	0.47
55:CY:6:ARG:O	55:CY:7:LYS:C	2.53	0.47
55:CY:55:ALA:CB	55:CY:69:VAL:HG13	2.43	0.47
24:DA:64:A:OP1	43:DT:77:ARG:HD2	2.14	0.47
24:DA:159:G:N2	24:DA:166:U:C4	2.82	0.47
24:DA:189:G:P	47:DX:25:LYS:HZ3	2.38	0.47
24:DA:273:G:N2	24:DA:365:U:O2	2.47	0.47
24:DA:422:A:N1	24:DA:423:A:C2	2.82	0.47
24:DA:642:U:O2	24:DA:644:A:C8	2.68	0.47
24:DA:983:A:N7	24:DA:984:A:C6	2.82	0.47
24:DA:1219:U:H2'	24:DA:1220:G:H8	1.79	0.47
24:DA:1224:U:H4'	41:DR:88:GLY:O	2.14	0.47
24:DA:1286:A:C6	24:DA:1329:U:C2	3.03	0.47
24:DA:1342:A:C2	24:DA:1345:C:C6	3.02	0.47
24:DA:1360:G:C6	24:DA:1361:G:H1'	2.49	0.47
24:DA:1638:C:H1'	24:DA:2698:U:O2'	2.14	0.47
24:DA:1737:G:C2	24:DA:1738:G:N2	2.82	0.47
24:DA:1799:G:O2'	26:DC:179:GLU:OE2	2.13	0.47
24:DA:2056:G:N3	24:DA:2056:G:H2'	2.29	0.47
24:DA:2315:G:H1'	29:DF:124:ARG:NH2	2.28	0.47
28:DE:1:MET:HG3	28:DE:14:VAL:HG23	1.96	0.47
33:DJ:120:ARG:O	33:DJ:123:LYS:HE3	2.15	0.47
38:DO:35:ILE:O	38:DO:53:THR:HG23	2.13	0.47
38:DO:54:VAL:O	38:DO:55:GLU:C	2.51	0.47
39:DP:96:LEU:HB2	39:DP:98:TYR:CE1	2.49	0.47
40:DQ:39:ILE:HG21	41:DR:77:PHE:CD2	2.49	0.47
41:DR:101:ILE:O	41:DR:101:ILE:CG1	2.61	0.47
46:DW:41:ARG:HA	46:DW:41:ARG:NE	2.29	0.47

Continued on next page...

Continued from previous page...

Atom-1	Atom-2	Interatomic distance (Å)	Clash overlap (Å)
48:DY:18:LEU:O	48:DY:22:LEU:HB2	2.15	0.47
1:AA:69:G:H2'	1:AA:70:U:C5	2.49	0.47
1:AA:148:G:O2'	1:AA:1446:A:H2'	2.13	0.47
1:AA:337:G:H2'	1:AA:338:A:O5'	2.15	0.47
1:AA:409:U:O5'	4:AD:25:VAL:CG1	2.63	0.47
1:AA:869:G:H5''	1:AA:872:A:O4'	2.14	0.47
1:AA:994:A:C2	14:AN:4:SER:HB2	2.49	0.47
1:AA:1381:U:H1'	7:AG:78:ARG:CZ	2.45	0.47
1:AA:1385:G:C4	1:AA:1386:G:C8	3.03	0.47
57:AA:1655:NMY:N9	24:BA:1913:A:N6	2.62	0.47
2:AB:179:LEU:HD22	2:AB:179:LEU:N	2.29	0.47
2:AB:206:ALA:HB3	2:AB:209:ALA:HB3	1.97	0.47
3:AC:77:ILE:HG21	3:AC:103:ILE:HD13	1.95	0.47
3:AC:100:GLN:HG2	3:AC:101:ILE:O	2.13	0.47
4:AD:80:ALA:HA	4:AD:86:THR:OG1	2.14	0.47
4:AD:109:ALA:HB2	4:AD:158:ALA:CB	2.45	0.47
5:AE:111:MET:HE2	5:AE:125:ALA:CB	2.45	0.47
7:AG:26:PHE:O	7:AG:29:ILE:N	2.41	0.47
8:AH:113:ASP:OD1	8:AH:113:ASP:N	2.45	0.47
10:AJ:19:ASP:HA	10:AJ:22:THR:CG2	2.44	0.47
16:AP:6:LEU:CD1	16:AP:71:VAL:HG12	2.45	0.47
18:AR:72:ASP:N	18:AR:72:ASP:OD1	2.46	0.47
24:BA:199:A:C6	24:BA:2434:A:C6	3.03	0.47
24:BA:340:A:C8	24:BA:341:C:C6	3.02	0.47
24:BA:700:G:OP1	24:BA:1554:U:C5	2.67	0.47
24:BA:969:G:C6	24:BA:970:U:C4	3.02	0.47
24:BA:1204:A:C2	24:BA:1240:U:N3	2.79	0.47
24:BA:1368:G:P	52:B2:25:LYS:HD2	2.54	0.47
24:BA:1567:G:C8	26:BC:82:TYR:CE1	3.03	0.47
24:BA:1569:A:C6	24:BA:1570:A:C6	3.03	0.47
24:BA:1676:A:C6	24:BA:1677:A:C5	3.03	0.47
24:BA:2031:A:C6	24:BA:2498:C:H1'	2.50	0.47
24:BA:2110:G:C6	24:BA:2120:G:H1'	2.50	0.47
24:BA:2133:G:N7	24:BA:2157:G:O6	2.48	0.47
24:BA:2171:A:H3'	24:BA:2173:A:N7	2.29	0.47
24:BA:2424:C:H5'	24:BA:2424:C:H6	1.80	0.47
24:BA:2446:G:O3'	24:BA:2447:G:H4'	2.15	0.47
24:BA:2485:G:C2'	24:BA:2486:C:H5'	2.43	0.47
24:BA:2545:G:O2'	24:BA:2565:A:N1	2.41	0.47
24:BA:2617:U:O2'	24:BA:2618:G:H5'	2.14	0.47
24:BA:2727:A:C5	24:BA:2728:U:C4	3.02	0.47

Continued on next page...

Continued from previous page...

Atom-1	Atom-2	Interatomic distance (Å)	Clash overlap (Å)
24:BA:2821:A:O5'	27:BD:115:GLY:HA3	2.14	0.47
27:BD:47:ALA:HB1	27:BD:82:PHE:O	2.13	0.47
28:BE:5:LEU:O	28:BE:7:ASP:N	2.47	0.47
28:BE:58:LYS:HG3	28:BE:71:GLY:CA	2.44	0.47
33:BJ:84:ILE:O	33:BJ:84:ILE:CG2	2.63	0.47
33:BJ:115:GLY:HA2	33:BJ:118:MET:HG2	1.94	0.47
33:BJ:140:LEU:HD12	33:BJ:142:ILE:N	2.28	0.47
35:BL:29:LYS:O	35:BL:30:THR:HB	2.13	0.47
37:BN:28:LEU:O	37:BN:32:GLU:HA	2.14	0.47
37:BN:79:LEU:O	37:BN:81:ASN:N	2.45	0.47
38:BO:11:ALA:O	38:BO:12:THR:C	2.52	0.47
44:BU:43:LYS:HE2	44:BU:44:HIS:CE1	2.50	0.47
44:BU:69:VAL:HG23	44:BU:70:ALA:N	2.29	0.47
47:BX:4:CYS:SG	47:BX:7:THR:CG2	3.03	0.47
48:BY:52:ARG:NH2	48:BY:52:ARG:HB3	2.29	0.47
53:B3:54:LEU:O	53:B3:58:ILE:CD1	2.62	0.47
1:CA:17:U:N3	1:CA:18:C:C4	2.83	0.47
1:CA:400:C:H2'	1:CA:401:C:C5'	2.44	0.47
1:CA:408:A:O4'	4:CD:154:ARG:NH2	2.45	0.47
1:CA:439:U:C5	1:CA:440:C:C4	3.01	0.47
1:CA:597:G:O4'	17:CQ:28:PHE:CE1	2.67	0.47
1:CA:624:C:N3	1:CA:625:U:C2	2.83	0.47
1:CA:728:A:C2	1:CA:729:A:C4	3.03	0.47
1:CA:865:A:C6	1:CA:866:C:C4	3.03	0.47
1:CA:945:G:H2'	1:CA:945:G:N3	2.30	0.47
1:CA:1081:A:H2'	1:CA:1082:A:O4'	2.15	0.47
1:CA:1133:G:N1	1:CA:1142:G:C6	2.83	0.47
1:CA:1160:G:C5	1:CA:1181:G:O6	2.67	0.47
1:CA:1236:A:O2'	1:CA:1334:G:N2	2.47	0.47
1:CA:1239:A:C2	1:CA:1241:G:N1	2.82	0.47
1:CA:1293:C:H2'	1:CA:1294:G:C5'	2.44	0.47
1:CA:1456:A:H2'	1:CA:1457:G:O4'	2.15	0.47
2:CB:16:PHE:CE2	2:CB:18:HIS:NE2	2.83	0.47
3:CC:157:LEU:HD12	3:CC:157:LEU:N	2.29	0.47
3:CC:187:SER:O	3:CC:198:VAL:HG12	2.15	0.47
4:CD:74:ASN:O	4:CD:78:GLU:OE1	2.31	0.47
4:CD:162:ALA:O	4:CD:163:GLU:C	2.53	0.47
7:CG:28:ASN:O	7:CG:31:MET:N	2.43	0.47
7:CG:66:LEU:HD12	7:CG:67:GLU:N	2.30	0.47
14:CN:42:TRP:CZ2	14:CN:44:ALA:HB3	2.49	0.47
16:CP:20:VAL:HG11	16:CP:32:PHE:CG	2.49	0.47

Continued on next page...

Continued from previous page...

Atom-1	Atom-2	Interatomic distance (Å)	Clash overlap (Å)
19:CS:12:ASP:OD1	19:CS:14:HIS:CG	2.67	0.47
19:CS:30:PRO:HA	19:CS:48:THR:OG1	2.14	0.47
19:CS:74:PHE:O	19:CS:75:ALA:HB2	2.14	0.47
21:CU:33:ARG:O	21:CU:34:ARG:C	2.52	0.47
55:CY:5:ILE:HG12	55:CY:138:LYS:HD3	1.97	0.47
55:CY:27:ILE:HD12	55:CY:27:ILE:O	2.15	0.47
24:DA:80:G:N2	24:DA:81:G:C4	2.83	0.47
24:DA:251:A:C5	24:DA:252:G:H1'	2.50	0.47
24:DA:257:C:C2'	24:DA:258:G:H5'	2.44	0.47
24:DA:354:A:C6	24:DA:355:U:C4	3.02	0.47
24:DA:445:C:H2'	24:DA:446:G:O5'	2.14	0.47
24:DA:623:C:H2'	24:DA:624:C:C6	2.45	0.47
24:DA:1048:A:C5	24:DA:1049:C:C5	3.02	0.47
24:DA:1061:U:HO2'	24:DA:1062:G:P	2.35	0.47
24:DA:1087:G:C2	24:DA:1103:A:C2	3.02	0.47
24:DA:1138:G:O2'	33:DJ:107:GLY:HA3	2.14	0.47
24:DA:1533:C:N4	24:DA:1534:U:C4	2.82	0.47
24:DA:1589:U:H2'	24:DA:1590:A:C8	2.49	0.47
24:DA:1838:C:C5	24:DA:1899:A:C6	3.02	0.47
24:DA:1863:G:C2	24:DA:1880:U:O2	2.68	0.47
27:DD:12:THR:HG23	39:DP:8:GLU:OE2	2.14	0.47
27:DD:73:VAL:HG23	27:DD:74:GLU:N	2.29	0.47
27:DD:129:THR:O	27:DD:129:THR:CG2	2.62	0.47
40:DQ:84:LYS:C	40:DQ:86:SER:N	2.67	0.47
40:DQ:91:ARG:O	40:DQ:92:LYS:C	2.53	0.47
43:DT:6:ARG:C	43:DT:6:ARG:HD3	2.33	0.47
43:DT:43:ILE:O	43:DT:44:LYS:C	2.51	0.47
44:DU:24:VAL:HG13	44:DU:33:VAL:CG2	2.44	0.47
54:D4:27:CYS:HB3	54:D4:30:GLU:OE1	2.14	0.47
1:AA:194:C:O2'	1:AA:195:A:H5'	2.15	0.47
1:AA:438:U:H5'	4:AD:120:HIS:HB3	1.96	0.47
1:AA:444:G:C5	1:AA:445:G:C8	3.03	0.47
1:AA:598:U:O2	1:AA:598:U:H2'	2.13	0.47
1:AA:751:U:C5	1:AA:752:G:C6	3.03	0.47
1:AA:905:U:H2'	1:AA:906:A:H5'	1.96	0.47
1:AA:950:U:C6	13:AM:101:ARG:CZ	2.98	0.47
1:AA:1037:C:H2'	1:AA:1038:C:O4'	2.15	0.47
1:AA:1089:G:C4	1:AA:1090:U:C6	3.02	0.47
1:AA:1118:U:O2	1:AA:1179:A:C6	2.67	0.47
1:AA:1199:U:H5'	10:AJ:56:HIS:CE1	2.49	0.47
1:AA:1256:A:H5'	1:AA:1258:G:H1'	1.97	0.47

Continued on next page...

Continued from previous page...

Atom-1	Atom-2	Interatomic distance (Å)	Clash overlap (Å)
1:AA:1346:A:N1	1:AA:1374:A:H5''	2.30	0.47
1:AA:1385:G:O2'	1:AA:1386:G:H5'	2.13	0.47
2:AB:91:PHE:C	2:AB:91:PHE:CD1	2.85	0.47
4:AD:171:LEU:HD13	4:AD:173:VAL:HG23	1.92	0.47
4:AD:198:HIS:CE1	5:AE:104:GLY:O	2.68	0.47
6:AF:38:ARG:HG3	6:AF:96:VAL:O	2.14	0.47
6:AF:62:MET:HA	6:AF:62:MET:HE3	1.97	0.47
7:AG:110:LYS:O	7:AG:112:GLY:N	2.47	0.47
7:AG:138:ARG:HG2	7:AG:139:GLU:H	1.79	0.47
12:AL:101:ALA:O	12:AL:102:LEU:HG	2.14	0.47
16:AP:42:ILE:O	16:AP:43:ALA:C	2.50	0.47
19:AS:17:LYS:HG3	19:AS:18:LYS:H	1.76	0.47
20:AT:24:ARG:HA	20:AT:27:MET:HG3	1.95	0.47
20:AT:67:ILE:HD11	20:AT:71:LYS:HB3	1.97	0.47
22:AV:72:C:C2'	22:AV:73:A:C5'	2.92	0.47
24:BA:9:G:C5	24:BA:2629:U:C5	3.02	0.47
24:BA:84:A:N6	24:BA:99:U:H5'	2.29	0.47
24:BA:252:G:O2'	24:BA:253:C:H5'	2.15	0.47
24:BA:277:G:H3'	24:BA:277:G:N3	2.29	0.47
24:BA:636:G:C6	35:BL:111:ILE:HD11	2.50	0.47
24:BA:659:G:O3'	28:BE:95:LYS:CG	2.61	0.47
24:BA:745:G:H2'	24:BA:746:U:H5'	1.96	0.47
24:BA:992:C:O3'	41:BR:74:ILE:HD13	2.15	0.47
24:BA:1347:A:HO2'	24:BA:1348:C:P	2.38	0.47
24:BA:1651:G:C2	24:BA:2007:U:C2	3.02	0.47
24:BA:1655:A:C2	24:BA:1656:C:H1'	2.49	0.47
24:BA:2078:C:C4	24:BA:2079:U:C5	3.03	0.47
24:BA:2297:A:N1	24:BA:2298:A:C8	2.83	0.47
24:BA:2683:C:O2'	24:BA:2684:U:H5'	2.15	0.47
24:BA:2703:C:N3	24:BA:2704:C:N4	2.62	0.47
24:BA:2731:G:C6	24:BA:2732:G:C6	3.02	0.47
25:BB:76:G:C2'	45:BV:78:GLN:OE1	2.62	0.47
26:BC:184:GLU:C	26:BC:186:ASP:N	2.65	0.47
29:BF:3:LEU:HG	29:BF:99:PHE:CE1	2.49	0.47
31:BH:42:LYS:NZ	31:BH:43:ASN:OD1	2.46	0.47
43:BT:19:LYS:O	43:BT:23:ALA:N	2.48	0.47
53:B3:3:ILE:CG2	53:B3:62:PRO:HG3	2.45	0.47
1:CA:67:C:H2'	1:CA:68:G:C8	2.50	0.47
1:CA:109:A:H2'	1:CA:326:G:N2	2.30	0.47
1:CA:174:A:C2	1:CA:175:C:H1'	2.50	0.47
1:CA:354:G:C4	1:CA:355:C:C5	3.03	0.47

Continued on next page...

Continued from previous page...

Atom-1	Atom-2	Interatomic distance (Å)	Clash overlap (Å)
1:CA:493:A:C8	1:CA:493:A:OP2	2.67	0.47
1:CA:575:G:C4'	1:CA:576:C:H5''	2.44	0.47
1:CA:1256:A:O4'	1:CA:1258:G:C4	2.68	0.47
1:CA:1288:A:H2'	1:CA:1289:A:O4'	2.13	0.47
1:CA:1320:C:C2	19:CS:36:ARG:HD2	2.49	0.47
1:CA:1324:A:C2	1:CA:1325:C:C1'	2.95	0.47
1:CA:1355:G:C5	1:CA:1368:A:C2	3.02	0.47
1:CA:1517:G:C6	1:CA:1518:A:C6	3.03	0.47
2:CB:186:ILE:CD1	2:CB:203:ASN:O	2.63	0.47
3:CC:141:ALA:O	3:CC:146:ALA:CB	2.62	0.47
6:CF:46:GLN:HG3	6:CF:47:LEU:N	2.29	0.47
7:CG:122:ASN:OD1	7:CG:123:GLU:N	2.47	0.47
9:CI:96:SER:O	9:CI:99:ARG:HB3	2.14	0.47
11:CK:27:PHE:CG	11:CK:28:ASN:N	2.81	0.47
11:CK:80:LYS:O	11:CK:81:ASN:HB3	2.14	0.47
13:CM:14:HIS:C	13:CM:17:ILE:CD1	2.83	0.47
13:CM:16:VAL:HG12	13:CM:27:LYS:HD2	1.95	0.47
15:CO:54:ARG:O	15:CO:57:LEU:CD1	2.62	0.47
55:CY:155:ARG:O	55:CY:158:ASP:N	2.48	0.47
24:DA:117:G:C6	24:DA:119:A:N6	2.82	0.47
24:DA:224:U:C4	24:DA:225:C:C5	3.03	0.47
24:DA:230:G:H2'	24:DA:231:A:O5'	2.14	0.47
24:DA:453:A:OP1	59:DA:3243:HOH:O	2.21	0.47
24:DA:686:U:O4	52:D2:12:ARG:HB2	2.15	0.47
24:DA:821:A:H5''	24:DA:822:G:O5'	2.15	0.47
24:DA:1297:C:OP1	24:DA:2710:C:H4'	2.15	0.47
24:DA:1614:A:N6	42:DS:87:PRO:O	2.47	0.47
24:DA:1973:G:O2'	24:DA:1974:C:H5'	2.14	0.47
24:DA:2201:G:H2'	24:DA:2202:U:H6	1.80	0.47
24:DA:2204:G:C6	24:DA:2221:G:C4	3.03	0.47
24:DA:2352:A:N3	24:DA:2366:A:C2	2.83	0.47
24:DA:2531:A:O5'	30:DG:173:ALA:HB1	2.15	0.47
24:DA:2579:C:OP1	59:DA:3540:HOH:O	2.20	0.47
25:DB:83:G:H2'	25:DB:84:G:H5'	1.96	0.47
26:DC:6:LYS:HB2	26:DC:7:PRO:CD	2.44	0.47
27:DD:139:SER:HB3	27:DD:142:VAL:HG21	1.97	0.47
29:DF:161:SER:HB2	29:DF:164:GLU:HG3	1.95	0.47
30:DG:51:PHE:CD1	30:DG:68:ARG:HA	2.49	0.47
31:DH:59:ALA:O	31:DH:63:ALA:HB3	2.14	0.47
32:DI:123:ALA:CB	32:DI:126:ARG:NH2	2.77	0.47
32:DI:125:THR:C	32:DI:127:SER:H	2.17	0.47

Continued on next page...

Continued from previous page...

Atom-1	Atom-2	Interatomic distance (Å)	Clash overlap (Å)
34:DK:9:ASN:O	34:DK:83:ALA:HA	2.14	0.47
35:DL:4:ASN:OD1	35:DL:5:THR:CG2	2.62	0.47
37:DN:28:LEU:O	37:DN:32:GLU:N	2.46	0.47
41:DR:14:VAL:CG2	41:DR:20:VAL:HG21	2.44	0.47
41:DR:51:VAL:CB	41:DR:52:PRO:CD	2.93	0.47
44:DU:28:LEU:C	44:DU:30:SER:N	2.68	0.47
46:DW:28:GLY:N	46:DW:67:VAL:O	2.44	0.47
47:DX:39:VAL:O	47:DX:43:LYS:N	2.48	0.47
49:DZ:7:THR:O	49:DZ:54:VAL:HA	2.15	0.47
51:D1:31:GLU:O	51:D1:32:LYS:C	2.53	0.47
1:AA:27:G:O2'	1:AA:28:A:H5'	2.14	0.47
1:AA:33:A:C2'	1:AA:34:C:O5'	2.63	0.47
1:AA:101:A:C6	1:AA:102:G:C5	3.03	0.47
1:AA:323:U:H5''	20:AT:21:ASN:OD1	2.13	0.47
1:AA:344:A:H4'	1:AA:345:C:OP2	2.15	0.47
1:AA:355:C:H2'	1:AA:356:A:C8	2.50	0.47
1:AA:375:U:C3'	16:AP:5:ARG:NH2	2.77	0.47
1:AA:401:C:O2'	1:AA:621:A:H1'	2.14	0.47
1:AA:564:C:C5	1:AA:565:U:C4	3.03	0.47
1:AA:664:G:N2	1:AA:742:G:C2	2.83	0.47
1:AA:676:A:C2	1:AA:677:U:C4	3.03	0.47
1:AA:685:G:C2	1:AA:686:U:O4	2.67	0.47
1:AA:853:C:H2'	1:AA:854:U:H6	1.79	0.47
1:AA:855:U:C2'	1:AA:856:C:H6	2.19	0.47
1:AA:973:G:H1'	10:AJ:56:HIS:CD2	2.50	0.47
1:AA:985:C:C2	1:AA:1221:G:N2	2.83	0.47
1:AA:1010:U:O4	1:AA:1011:C:N4	2.47	0.47
1:AA:1089:G:C5	1:AA:1090:U:C6	3.03	0.47
1:AA:1098:C:H2'	1:AA:1099:G:O4'	2.15	0.47
1:AA:1253:G:N2	1:AA:1254:A:C4	2.83	0.47
1:AA:1345:U:H4'	1:AA:1346:A:O5'	2.13	0.47
1:AA:1506:U:H2'	59:AA:1880:HOH:O	2.14	0.47
1:AA:1530:G:HO2'	1:AA:1531:A:P	2.35	0.47
2:AB:73:LYS:CE	2:AB:75:ALA:HB3	2.45	0.47
3:AC:14:ILE:N	3:AC:14:ILE:CD1	2.78	0.47
3:AC:128:VAL:O	3:AC:129:MET:C	2.53	0.47
4:AD:102:VAL:O	4:AD:102:VAL:CG1	2.63	0.47
4:AD:103:TYR:CE1	4:AD:114:ALA:HB3	2.49	0.47
4:AD:105:MET:HG3	4:AD:171:LEU:HD22	1.97	0.47
4:AD:170:TRP:CD1	4:AD:184:ARG:O	2.68	0.47
5:AE:48:PHE:CD1	5:AE:141:ILE:CD1	2.98	0.47

Continued on next page...

Continued from previous page...

Atom-1	Atom-2	Interatomic distance (Å)	Clash overlap (Å)
5:AE:140:THR:HG23	5:AE:141:ILE:N	2.29	0.47
6:AF:4:TYR:O	6:AF:63:ASN:HA	2.15	0.47
8:AH:40:LEU:HB3	8:AH:46:ILE:CG2	2.43	0.47
9:AI:28:ILE:HG21	9:AI:35:LEU:HB2	1.97	0.47
9:AI:83:ILE:O	9:AI:86:ALA:HB3	2.14	0.47
10:AJ:81:GLU:C	10:AJ:83:THR:N	2.67	0.47
12:AL:90:LEU:HB2	12:AL:93:VAL:HG11	1.95	0.47
14:AN:80:SER:O	14:AN:81:ARG:C	2.53	0.47
15:AO:33:THR:O	15:AO:34:ALA:C	2.53	0.47
15:AO:49:ASP:OD2	15:AO:52:SER:HB2	2.14	0.47
17:AQ:31:HIS:O	17:AQ:33:ILE:N	2.47	0.47
17:AQ:52:GLU:OE2	17:AQ:53:CYS:N	2.44	0.47
19:AS:44:MET:O	19:AS:47:LEU:HB2	2.15	0.47
24:BA:52:A:C2	24:BA:178:G:N3	2.82	0.47
24:BA:360:U:N3	24:BA:361:G:N2	2.63	0.47
24:BA:414:C:H1'	24:BA:1864:U:H1'	1.97	0.47
24:BA:442:G:C4	24:BA:444:C:H5	2.33	0.47
24:BA:495:G:H4'	42:BS:4:ILE:O	2.13	0.47
24:BA:809:G:O4'	24:BA:1254:A:H1'	2.14	0.47
24:BA:998:C:P	40:BQ:91:ARG:NH2	2.87	0.47
24:BA:1162:G:C6	24:BA:1163:G:N7	2.83	0.47
24:BA:1183:U:C2'	24:BA:1184:U:O5'	2.62	0.47
24:BA:1214:A:O2'	59:BA:3704:HOH:O	2.20	0.47
24:BA:1347:A:H2'	24:BA:1348:C:C6	2.48	0.47
24:BA:1358:G:O6	24:BA:1371:G:N7	2.48	0.47
24:BA:1362:C:C4	24:BA:1363:C:C5	3.02	0.47
24:BA:1365:A:C5	24:BA:1366:A:N7	2.83	0.47
24:BA:1667:G:N3	24:BA:1991:U:C5	2.83	0.47
24:BA:1864:U:H2'	24:BA:1865:U:H5'	1.95	0.47
24:BA:2010:G:H2'	24:BA:2011:U:O2	2.15	0.47
24:BA:2051:A:C2	24:BA:2614:A:C2	3.02	0.47
24:BA:2059:A:H4'	28:BE:64:GLY:O	2.15	0.47
24:BA:2302:U:C2'	24:BA:2303:G:C5'	2.92	0.47
24:BA:2413:G:C4	24:BA:2414:G:C8	3.03	0.47
24:BA:2524:G:C2	24:BA:2525:G:H1'	2.50	0.47
24:BA:2531:A:C2	24:BA:2532:G:H1'	2.49	0.47
24:BA:2723:C:N4	24:BA:2724:U:C4	2.82	0.47
24:BA:2740:A:N6	24:BA:2741:A:C6	2.83	0.47
24:BA:2838:G:H2'	24:BA:2839:G:O4'	2.14	0.47
25:BB:113:C:H1'	38:BO:46:GLU:HA	1.97	0.47
26:BC:153:LEU:N	26:BC:153:LEU:HD23	2.30	0.47

Continued on next page...

Continued from previous page...

Atom-1	Atom-2	Interatomic distance (Å)	Clash overlap (Å)
27:BD:33:ARG:CG	27:BD:51:THR:HG22	2.45	0.47
27:BD:53:GLY:O	27:BD:76:GLY:HA2	2.15	0.47
27:BD:205:PRO:O	27:BD:206:ALA:C	2.52	0.47
28:BE:28:VAL:O	28:BE:29:HIS:C	2.53	0.47
28:BE:84:THR:HG22	28:BE:85:PHE:N	2.29	0.47
28:BE:176:ASP:OD1	28:BE:179:SER:N	2.45	0.47
29:BF:29:ARG:O	29:BF:30:VAL:C	2.53	0.47
30:BG:10:VAL:HG23	30:BG:14:VAL:HB	1.96	0.47
30:BG:19:ASN:HB3	30:BG:22:VAL:HG23	1.95	0.47
31:BH:32:PRO:HA	47:BX:38:TRP:CB	2.45	0.47
33:BJ:130:HIS:O	33:BJ:130:HIS:CG	2.67	0.47
34:BK:7:MET:C	34:BK:8:LEU:HD12	2.35	0.47
34:BK:64:ARG:HB3	34:BK:79:PHE:CD2	2.48	0.47
35:BL:80:SER:OG	35:BL:81:ASP:N	2.47	0.47
35:BL:111:ILE:CG2	35:BL:112:LEU:H	2.27	0.47
37:BN:82:GLU:O	37:BN:86:ARG:HB2	2.14	0.47
38:BO:28:VAL:C	38:BO:29:HIS:CG	2.88	0.47
38:BO:34:HIS:ND1	38:BO:53:THR:HG23	2.30	0.47
38:BO:62:LEU:HD21	38:BO:70:ALA:HB2	1.95	0.47
39:BP:83:ILE:CD1	39:BP:84:SER:N	2.77	0.47
42:BS:3:THR:CB	42:BS:58:ALA:CB	2.90	0.47
42:BS:20:VAL:HG11	42:BS:43:ALA:CB	2.44	0.47
43:BT:61:LEU:HD11	43:BT:82:LYS:HB3	1.96	0.47
43:BT:80:TRP:N	43:BT:80:TRP:CD1	2.82	0.47
45:BV:52:ALA:O	45:BV:53:LYS:HB3	2.14	0.47
47:BX:42:GLU:O	47:BX:43:LYS:CG	2.62	0.47
47:BX:45:PHE:N	47:BX:45:PHE:CD1	2.82	0.47
48:BY:9:LYS:HB3	48:BY:12:GLU:HG2	1.97	0.47
1:CA:66:A:O4'	1:CA:173:U:C4	2.68	0.47
1:CA:96:U:O2'	1:CA:97:G:O5'	2.29	0.47
1:CA:142:G:C5	1:CA:143:A:N7	2.83	0.47
1:CA:191:G:C6	1:CA:192:A:C5	3.02	0.47
1:CA:207:C:O2	1:CA:213:G:N2	2.48	0.47
1:CA:246:A:C2	1:CA:282:A:C6	3.03	0.47
1:CA:260:G:C2	1:CA:261:U:C4	3.02	0.47
1:CA:391:G:O6	1:CA:392:C:C4	2.68	0.47
1:CA:502:A:H2'	1:CA:503:C:O4'	2.15	0.47
1:CA:596:A:N6	1:CA:645:G:C6	2.83	0.47
1:CA:665:A:C8	1:CA:733:G:N3	2.82	0.47
1:CA:689:C:OP1	11:CK:48:GLY:HA3	2.15	0.47
1:CA:722:G:H3'	21:CU:45:ARG:CZ	2.43	0.47

Continued on next page...

Continued from previous page...

Atom-1	Atom-2	Interatomic distance (Å)	Clash overlap (Å)
1:CA:771:G:C2'	1:CA:772:U:H5'	2.44	0.47
1:CA:773:G:N2	1:CA:774:G:H1'	2.30	0.47
1:CA:936:C:H2'	1:CA:937:A:O4'	2.14	0.47
1:CA:979:C:H2'	1:CA:980:C:H5'	1.97	0.47
1:CA:1004:A:C2	1:CA:1026:G:C2	3.03	0.47
1:CA:1124:G:H5'	10:CJ:37:ARG:HB3	1.96	0.47
1:CA:1246:A:H2'	1:CA:1247:U:O4'	2.15	0.47
1:CA:1279:G:H5''	10:CJ:9:ARG:NH2	2.29	0.47
1:CA:1288:A:N1	1:CA:1371:G:H1'	2.30	0.47
1:CA:1309:G:C2	1:CA:1328:C:C2	3.03	0.47
1:CA:1317:C:H1'	14:CN:49:GLN:CD	2.33	0.47
1:CA:1346:A:C8	1:CA:1348:U:O2	2.67	0.47
1:CA:1400:C:H3'	1:CA:1401:G:C5'	2.45	0.47
3:CC:39:VAL:HG23	3:CC:40:ARG:N	2.29	0.47
4:CD:91:LEU:C	4:CD:93:LEU:H	2.18	0.47
4:CD:117:LEU:HD12	4:CD:117:LEU:C	2.35	0.47
4:CD:138:SER:CB	4:CD:139:PRO:CD	2.92	0.47
5:CE:118:ALA:O	5:CE:120:VAL:CG2	2.62	0.47
8:CH:110:VAL:O	8:CH:111:MET:HB2	2.13	0.47
9:CI:52:LEU:HD13	9:CI:57:MET:HG2	1.97	0.47
10:CJ:18:ILE:HD11	10:CJ:72:ARG:CZ	2.45	0.47
10:CJ:53:ILE:HG12	10:CJ:61:ALA:HB1	1.96	0.47
12:CL:33:VAL:HG22	12:CL:79:VAL:HG13	1.96	0.47
13:CM:89:LEU:O	13:CM:90:ARG:C	2.53	0.47
14:CN:17:ASP:OD1	14:CN:18:LYS:N	2.48	0.47
16:CP:39:PHE:CD1	16:CP:39:PHE:C	2.86	0.47
19:CS:44:MET:O	19:CS:45:ILE:CB	2.62	0.47
19:CS:48:THR:C	19:CS:49:ILE:HG13	2.35	0.47
19:CS:60:VAL:HG12	19:CS:62:VAL:CG1	2.45	0.47
20:CT:35:VAL:HG12	20:CT:79:LEU:CD2	2.45	0.47
21:CU:17:ARG:HG2	21:CU:20:LYS:HE3	1.97	0.47
22:CV:53:G:N2	22:CV:61:C:N3	2.62	0.47
22:CV:64:A:C4	22:CV:65:G:H8	2.32	0.47
22:CV:68:C:O2'	22:CV:69:G:H5'	2.15	0.47
55:CY:150:GLU:HB2	24:DA:2254:C:H1'	1.97	0.47
24:DA:182:A:O2'	24:DA:433:C:O2'	1.94	0.47
24:DA:223:A:C8	24:DA:422:A:C1'	2.98	0.47
24:DA:391:A:H1'	24:DA:411:G:O4'	2.14	0.47
24:DA:447:A:N7	24:DA:473:G:C6	2.82	0.47
24:DA:568:U:C2	24:DA:570:G:OP2	2.68	0.47
24:DA:607:U:H2'	24:DA:608:A:H5'	1.97	0.47

Continued on next page...

Continued from previous page...

Atom-1	Atom-2	Interatomic distance (Å)	Clash overlap (Å)
24:DA:621:A:OP2	24:DA:622:G:OP2	2.32	0.47
24:DA:651:G:H4'	53:D3:17:GLY:HA3	1.97	0.47
24:DA:866:A:N7	24:DA:914:G:N1	2.62	0.47
24:DA:919:U:C2'	24:DA:920:A:H5'	2.44	0.47
24:DA:1139:G:C2	24:DA:1140:C:C6	3.03	0.47
24:DA:1196:C:H2'	24:DA:1197:G:C8	2.49	0.47
24:DA:1220:G:O2'	24:DA:1221:C:H5'	2.14	0.47
24:DA:1331:G:O2'	24:DA:1332:G:H5'	2.15	0.47
24:DA:1356:G:C2	24:DA:1357:C:O2	2.67	0.47
24:DA:1414:C:C4	24:DA:1415:U:H5	2.33	0.47
24:DA:1452:G:H2'	24:DA:1457:U:O4	2.14	0.47
24:DA:1622:G:C2	24:DA:1623:G:C8	3.03	0.47
24:DA:1760:C:H2'	24:DA:1761:C:H5'	1.96	0.47
24:DA:1806:C:C2'	24:DA:1807:G:O5'	2.62	0.47
24:DA:1944:U:C2	24:DA:1955:U:O4'	2.68	0.47
24:DA:2097:A:C2	24:DA:2098:U:C2	3.02	0.47
24:DA:2287:A:C4	24:DA:2289:G:N7	2.82	0.47
24:DA:2360:G:OP1	53:D3:50:SER:OG	2.33	0.47
24:DA:2523:G:H2'	24:DA:2524:G:H5'	1.97	0.47
24:DA:2593:U:C2	24:DA:2594:C:C5	3.02	0.47
24:DA:2691:C:O3'	24:DA:2871:U:H4'	2.15	0.47
24:DA:2710:C:P	59:DA:3549:HOH:O	2.71	0.47
24:DA:2714:G:C2'	24:DA:2715:C:H5'	2.44	0.47
24:DA:2742:G:OP1	54:D4:36:ARG:HD3	2.15	0.47
57:DA:3189:NMY:N19	57:DA:3189:NMY:O21	2.47	0.47
57:DA:3190:NMY:H231	57:DA:3190:NMY:H13	1.97	0.47
25:DB:11:C:C5	25:DB:12:C:C4	3.03	0.47
25:DB:49:C:O2'	25:DB:50:A:H5'	2.15	0.47
27:DD:68:PHE:CD2	27:DD:75:ALA:HB2	2.50	0.47
29:DF:98:PHE:HA	29:DF:101:ARG:NH2	2.29	0.47
29:DF:126:ASN:CA	29:DF:155:ILE:HD11	2.45	0.47
31:DH:77:THR:HG22	31:DH:78:VAL:H	1.78	0.47
31:DH:108:VAL:O	31:DH:108:VAL:CG2	2.62	0.47
32:DI:27:LEU:HG	32:DI:28:GLY:N	2.30	0.47
32:DI:56:VAL:O	32:DI:57:VAL:O	2.33	0.47
32:DI:96:LYS:O	32:DI:97:VAL:CB	2.62	0.47
32:DI:125:THR:C	32:DI:127:SER:N	2.67	0.47
33:DJ:6:ALA:CB	33:DJ:45:THR:CG2	2.93	0.47
33:DJ:47:HIS:C	33:DJ:114:LEU:HD11	2.35	0.47
36:DM:108:VAL:HG12	36:DM:109:PRO:CD	2.42	0.47
37:DN:72:ASP:HB3	37:DN:75:ILE:CG2	2.44	0.47

Continued on next page...

Continued from previous page...

Atom-1	Atom-2	Interatomic distance (Å)	Clash overlap (Å)
38:DO:100:HIS:O	38:DO:104:GLN:HB2	2.15	0.47
40:DQ:41:ALA:O	40:DQ:42:GLY:C	2.52	0.47
40:DQ:109:VAL:HG12	40:DQ:113:LYS:CE	2.45	0.47
42:DS:18:ARG:HG2	42:DS:76:VAL:HG23	1.97	0.47
43:DT:22:THR:O	43:DT:25:GLU:HB2	2.13	0.47
44:DU:37:GLY:HA2	44:DU:61:GLU:OE1	2.14	0.47
45:DV:65:VAL:O	45:DV:66:ASP:C	2.53	0.47
46:DW:49:ALA:HB3	46:DW:81:SER:OG	2.14	0.47
47:DX:7:THR:HG21	47:DX:9:LYS:HD3	1.96	0.47
47:DX:32:LEU:O	47:DX:32:LEU:HD12	2.14	0.47
48:DY:19:LEU:O	48:DY:19:LEU:HD23	2.15	0.47
48:DY:43:LEU:O	48:DY:47:ARG:HG3	2.14	0.47
1:AA:6:G:O6	5:AE:99:ALA:CB	2.63	0.47
1:AA:155:A:C2	1:AA:167:A:C4	3.02	0.47
1:AA:186:C:C2	1:AA:191:G:O6	2.68	0.47
1:AA:210:C:H4'	1:AA:211:G:H5''	1.96	0.47
1:AA:240:G:OP1	1:AA:240:G:C4'	2.62	0.47
1:AA:551:U:H2'	1:AA:552:U:C6	2.49	0.47
1:AA:587:G:O2'	1:AA:588:G:H5'	2.15	0.47
1:AA:777:A:H2'	1:AA:778:G:H8	1.80	0.47
1:AA:944:G:O5'	1:AA:945:G:OP2	2.32	0.47
1:AA:1027:C:O2	1:AA:1035:A:N1	2.48	0.47
1:AA:1103:C:C2	1:AA:1104:G:C8	3.03	0.47
1:AA:1138:G:O2'	1:AA:1140:C:O5'	2.28	0.47
1:AA:1509:C:O2	1:AA:1509:C:H2'	2.13	0.47
1:AA:1517:G:H1'	24:BA:1919:A:O3'	2.14	0.47
2:AB:85:LEU:O	2:AB:86:SER:HB3	2.15	0.47
3:AC:35:SER:O	3:AC:38:LYS:N	2.48	0.47
5:AE:136:VAL:HG13	5:AE:137:VAL:N	2.29	0.47
5:AE:154:ALA:O	5:AE:156:LYS:N	2.48	0.47
8:AH:26:THR:O	8:AH:27:MET:HG2	2.14	0.47
8:AH:111:MET:CE	8:AH:116:ALA:CA	2.93	0.47
9:AI:20:PHE:CD1	9:AI:64:TYR:O	2.68	0.47
12:AL:90:LEU:HB2	12:AL:93:VAL:CG1	2.44	0.47
13:AM:78:LYS:O	13:AM:81:MET:N	2.48	0.47
16:AP:19:VAL:O	16:AP:20:VAL:HG22	2.15	0.47
19:AS:31:LEU:O	19:AS:32:ARG:HB3	2.13	0.47
24:BA:181:A:H2'	24:BA:182:A:C8	2.50	0.47
24:BA:237:C:O2'	24:BA:238:C:H5'	2.15	0.47
24:BA:279:A:N6	24:BA:361:G:H1'	2.29	0.47
24:BA:356:G:C6	24:BA:357:C:C4	3.03	0.47

Continued on next page...

Continued from previous page...

Atom-1	Atom-2	Interatomic distance (Å)	Clash overlap (Å)
24:BA:479:A:H4'	24:BA:480:A:OP1	2.15	0.47
24:BA:483:A:N1	24:BA:484:C:O2	2.47	0.47
24:BA:563:A:C6	24:BA:2018:G:C4	3.02	0.47
24:BA:572:A:C3'	24:BA:573:U:O4'	2.60	0.47
24:BA:666:A:H2'	24:BA:667:U:C6	2.49	0.47
24:BA:666:A:H4'	35:BL:48:ARG:CD	2.45	0.47
24:BA:760:G:C2	24:BA:761:A:H1'	2.50	0.47
24:BA:829:A:N7	24:BA:2248:C:H5'	2.29	0.47
24:BA:1142:A:H4'	33:BJ:27:ARG:HH22	1.79	0.47
24:BA:1321:A:C5	24:BA:1322:A:C5	3.03	0.47
24:BA:1381:G:N2	24:BA:1382:G:C1'	2.77	0.47
24:BA:1396:U:O4'	24:BA:1396:U:O2	2.33	0.47
24:BA:1672:A:C6	24:BA:1673:G:C5	3.03	0.47
24:BA:1794:A:C1'	24:BA:1900:A:C2	2.97	0.47
24:BA:2377:A:C1'	38:BO:92:PHE:HZ	2.28	0.47
24:BA:2714:G:H2'	24:BA:2715:C:O5'	2.15	0.47
24:BA:2748:A:O2'	24:BA:2749:A:P	2.72	0.47
24:BA:2846:G:P	39:BP:51:ASN:HB2	2.55	0.47
25:BB:89:U:H3'	25:BB:90:C:O4'	2.15	0.47
26:BC:106:PRO:HD2	26:BC:109:LEU:CD2	2.44	0.47
29:BF:3:LEU:O	29:BF:4:HIS:C	2.53	0.47
29:BF:93:GLU:O	29:BF:95:MET:CA	2.60	0.47
29:BF:151:LEU:C	29:BF:151:LEU:HD12	2.35	0.47
31:BH:113:SER:O	31:BH:114:GLU:C	2.53	0.47
34:BK:7:MET:HG2	34:BK:19:VAL:O	2.15	0.47
35:BL:119:PRO:HG3	35:BL:138:ALA:O	2.14	0.47
35:BL:132:ARG:HG2	35:BL:142:ILE:HD13	1.97	0.47
40:BQ:86:SER:CB	41:BR:51:VAL:HA	2.45	0.47
50:B0:40:HIS:CD2	50:B0:40:HIS:N	2.81	0.47
52:B2:3:ARG:NH2	52:B2:3:ARG:HB2	2.30	0.47
1:CA:101:A:C2'	1:CA:102:G:H5'	2.44	0.47
1:CA:109:A:C6	1:CA:327:A:C6	3.03	0.47
1:CA:375:U:O3'	16:CP:6:LEU:HD12	2.14	0.47
1:CA:380:G:C2	1:CA:384:G:C6	3.03	0.47
1:CA:408:A:C6	1:CA:435:A:C6	3.03	0.47
1:CA:446:G:C6	1:CA:447:G:C4	3.03	0.47
1:CA:656:G:C4	1:CA:657:U:C5	3.02	0.47
1:CA:750:C:O2'	15:CO:21:ASP:OD1	2.29	0.47
1:CA:793:U:C3'	1:CA:794:A:H5''	2.44	0.47
1:CA:958:A:N9	19:CS:55:ARG:NH2	2.63	0.47
1:CA:1055:A:C6	1:CA:1206:G:C6	3.03	0.47

Continued on next page...

Continued from previous page...

Atom-1	Atom-2	Interatomic distance (Å)	Clash overlap (Å)
1:CA:1077:G:N2	1:CA:1080:A:OP2	2.44	0.47
1:CA:1290:G:H5'	7:CG:35:LYS:HE3	1.97	0.47
1:CA:1306:A:C8	1:CA:1307:U:C5	3.02	0.47
1:CA:1404:C:O4'	1:CA:1499:A:N1	2.48	0.47
1:CA:1513:A:C6	1:CA:1523:G:O6	2.68	0.47
4:CD:9:LEU:CD1	4:CD:10:LYS:HB3	2.44	0.47
5:CE:121:HIS:CD2	5:CE:121:HIS:N	2.82	0.47
9:CI:92:GLU:OE2	9:CI:92:GLU:N	2.48	0.47
13:CM:56:LEU:HD12	13:CM:57:ARG:N	2.29	0.47
13:CM:71:ARG:NH2	29:DF:109:ARG:NH1	2.62	0.47
14:CN:53:ARG:O	14:CN:55:SER:N	2.48	0.47
14:CN:64:CYS:SG	14:CN:83:LYS:CE	3.03	0.47
15:CO:82:ILE:HD13	15:CO:87:LEU:O	2.14	0.47
55:CY:2:ILE:HG13	55:CY:3:SER:N	2.29	0.47
24:DA:61:C:C5'	48:DY:43:LEU:HD11	2.45	0.47
24:DA:189:G:C2'	24:DA:190:A:O5'	2.62	0.47
24:DA:204:A:H5'	24:DA:206:U:O4'	2.14	0.47
24:DA:360:U:O4	24:DA:361:G:N1	2.48	0.47
24:DA:417:C:C2	24:DA:418:C:C6	3.03	0.47
24:DA:1000:A:C6	24:DA:1001:A:C6	3.03	0.47
24:DA:1198:U:H2'	24:DA:1199:U:C6	2.49	0.47
24:DA:1277:G:H2'	24:DA:1278:C:C6	2.50	0.47
24:DA:1691:C:H2'	24:DA:1692:U:H5'	1.97	0.47
24:DA:1953:A:H2	24:DA:2549:G:N3	2.13	0.47
24:DA:2249:U:N3	24:DA:2253:G:OP2	2.48	0.47
24:DA:2303:G:O2'	24:DA:2304:G:H5'	2.14	0.47
24:DA:2407:A:H2'	24:DA:2408:U:H6	1.80	0.47
25:DB:53:A:C2	25:DB:54:G:N9	2.82	0.47
26:DC:64:VAL:HA	26:DC:102:TYR:CB	2.45	0.47
26:DC:64:VAL:HG23	26:DC:66:PHE:CD2	2.50	0.47
26:DC:128:THR:HA	26:DC:189:ALA:O	2.14	0.47
29:DF:92:GLY:N	29:DF:95:MET:HG2	2.30	0.47
29:DF:163:GLU:O	29:DF:166:ARG:N	2.47	0.47
31:DH:82:SER:HB2	31:DH:146:VAL:HG23	1.95	0.47
33:DJ:32:LEU:O	33:DJ:33:ALA:C	2.53	0.47
33:DJ:120:ARG:O	33:DJ:123:LYS:CE	2.62	0.47
34:DK:113:MET:SD	34:DK:116:ILE:CD1	3.01	0.47
36:DM:35:ALA:HB2	36:DM:102:LEU:HD21	1.96	0.47
41:DR:15:SER:C	41:DR:98:ILE:HD11	2.36	0.47
41:DR:82:HIS:O	41:DR:82:HIS:CG	2.66	0.47
42:DS:85:ILE:N	42:DS:85:ILE:CD1	2.76	0.47

Continued on next page...

Continued from previous page...

Atom-1	Atom-2	Interatomic distance (Å)	Clash overlap (Å)
46:DW:44:LYS:HE2	46:DW:44:LYS:H	1.77	0.47
47:DX:10:ARG:HG3	47:DX:11:PRO:HD2	1.97	0.47
47:DX:62:GLY:O	47:DX:64:ASP:N	2.48	0.47
52:D2:2:LYS:CE	52:D2:6:GLN:CD	2.84	0.47
1:AA:55:A:N9	31:DH:91:PHE:CE2	2.83	0.47
1:AA:109:A:H5'	1:AA:110:C:C5	2.50	0.47
1:AA:400:C:H2'	1:AA:401:C:H5'	1.97	0.47
1:AA:435:A:C2	1:AA:436:C:N1	2.83	0.47
1:AA:575:G:O2'	1:AA:821:G:OP2	2.26	0.47
1:AA:651:C:C4	1:AA:652:U:O4	2.68	0.47
1:AA:1005:A:H3'	1:AA:1006:G:C8	2.50	0.47
1:AA:1124:G:O2'	1:AA:1125:U:OP2	2.30	0.47
1:AA:1189:U:OP1	14:AN:98:LYS:HE2	2.14	0.47
1:AA:1351:U:O2'	1:AA:1352:C:H5'	2.14	0.47
1:AA:1430:A:N6	1:AA:1431:A:N1	2.62	0.47
1:AA:1540:U:C2	23:AX:3:G:N2	2.83	0.47
2:AB:144:LEU:O	2:AB:146:ASN:N	2.48	0.47
4:AD:10:LYS:C	4:AD:12:SER:N	2.66	0.47
4:AD:135:TYR:CD1	4:AD:135:TYR:C	2.87	0.47
4:AD:192:SER:HB2	6:CF:16:GLU:CD	2.35	0.47
6:AF:88:MET:CE	6:AF:90:MET:HG2	2.45	0.47
7:AG:92:ARG:HB3	7:AG:93:PRO:HD2	1.96	0.47
8:AH:11:LEU:HD13	8:AH:15:ARG:HH21	1.80	0.47
9:AI:67:VAL:HG21	9:AI:75:GLN:CG	2.44	0.47
9:AI:79:ILE:O	9:AI:80:ARG:C	2.52	0.47
9:AI:87:LEU:HD12	9:AI:87:LEU:C	2.34	0.47
13:AM:20:THR:CG2	13:AM:21:SER:N	2.78	0.47
14:AN:33:VAL:O	14:AN:34:ASN:CB	2.63	0.47
18:AR:53:ARG:CZ	18:AR:53:ARG:HB2	2.43	0.47
24:BA:147:C:N3	24:BA:148:U:C5	2.83	0.47
24:BA:210:C:C2'	24:BA:211:C:O5'	2.63	0.47
24:BA:315:G:H2'	24:BA:316:C:O4'	2.15	0.47
24:BA:321:U:OP2	28:BE:130:LYS:NZ	2.47	0.47
24:BA:328:U:H4'	44:BU:65:GLN:OE1	2.15	0.47
24:BA:523:C:O2'	24:BA:524:G:H5'	2.15	0.47
24:BA:531:C:H5''	24:BA:532:A:C5	2.50	0.47
24:BA:784:G:C2'	24:BA:785:G:OP2	2.63	0.47
24:BA:870:U:C4	24:BA:871:U:C5	3.03	0.47
24:BA:941:A:C2	24:BA:942:G:C4	3.03	0.47
24:BA:1241:A:H2'	24:BA:1241:A:N3	2.28	0.47
24:BA:1297:C:H2'	24:BA:1298:C:C6	2.50	0.47

Continued on next page...

Continued from previous page...

Atom-1	Atom-2	Interatomic distance (Å)	Clash overlap (Å)
24:BA:1340:U:H3'	43:BT:61:LEU:HD23	1.96	0.47
24:BA:1364:G:H1'	24:BA:1368:G:N2	2.30	0.47
24:BA:1417:C:H2'	24:BA:1418:G:C1'	2.45	0.47
24:BA:1783:A:OP1	24:BA:1784:A:OP2	2.33	0.47
24:BA:1826:G:C6	24:BA:1827:U:C4	3.03	0.47
24:BA:1946:U:H2'	24:BA:1947:C:H6	1.79	0.47
24:BA:2005:A:O2'	24:BA:2049:G:OP1	2.27	0.47
24:BA:2285:C:P	51:B1:5:ARG:NH1	2.88	0.47
24:BA:2522:U:H2'	24:BA:2523:G:H5'	1.96	0.47
24:BA:2761:A:H2'	24:BA:2762:C:H5''	1.96	0.47
24:BA:2800:A:H3'	24:BA:2801:G:H5'	1.95	0.47
25:BB:66:A:C2	25:BB:108:A:N1	2.83	0.47
26:BC:15:VAL:HG22	26:BC:205:GLY:HA3	1.96	0.47
28:BE:109:LEU:HA	28:BE:112:LEU:HD12	1.96	0.47
29:BF:7:TYR:CD1	29:BF:7:TYR:C	2.88	0.47
29:BF:91:ARG:HG3	29:BF:92:GLY:N	2.30	0.47
31:BH:49:ALA:O	31:BH:53:GLU:HB3	2.14	0.47
32:BI:3:LYS:O	32:BI:7:TYR:CD2	2.68	0.47
32:BI:64:ARG:HG3	32:BI:65:SER:N	2.29	0.47
34:BK:69:VAL:CG1	34:BK:77:ILE:HB	2.45	0.47
34:BK:99:ILE:HD13	34:BK:115:ILE:HD12	1.96	0.47
34:BK:99:ILE:CG2	34:BK:100:PHE:N	2.78	0.47
35:BL:122:VAL:CG1	35:BL:142:ILE:HG22	2.45	0.47
35:BL:132:ARG:NH1	35:BL:136:GLU:OE1	2.46	0.47
36:BM:1:MET:HE1	36:BM:44:ARG:HG2	1.94	0.47
37:BN:87:PHE:O	37:BN:88:ALA:C	2.53	0.47
37:BN:98:LEU:O	37:BN:112:TYR:N	2.47	0.47
40:BQ:97:ILE:HG13	40:BQ:98:ALA:N	2.29	0.47
41:BR:78:ARG:O	41:BR:79:ARG:C	2.52	0.47
42:BS:29:VAL:O	42:BS:30:SER:C	2.53	0.47
44:BU:11:ILE:HA	44:BU:20:LYS:O	2.15	0.47
54:B4:9:LYS:O	54:B4:10:LEU:C	2.53	0.47
1:CA:144:G:N2	1:CA:145:G:H1'	2.30	0.47
1:CA:408:A:C2	1:CA:435:A:C2	3.03	0.47
1:CA:499:A:C5	1:CA:547:A:N7	2.83	0.47
1:CA:595:A:HO2'	1:CA:596:A:P	2.38	0.47
1:CA:600:A:H2'	1:CA:601:G:H8	1.80	0.47
1:CA:658:C:O4'	15:CO:22:THR:HG21	2.14	0.47
1:CA:661:G:N2	1:CA:662:U:C2	2.83	0.47
1:CA:983:A:N3	1:CA:983:A:C2'	2.78	0.47
1:CA:1076:U:N3	1:CA:1082:A:C2	2.83	0.47

Continued on next page...

Continued from previous page...

Atom-1	Atom-2	Interatomic distance (Å)	Clash overlap (Å)
1:CA:1296:C:OP1	13:CM:14:HIS:CE1	2.68	0.47
1:CA:1311:A:N7	19:CS:3:ARG:NH2	2.63	0.47
1:CA:1320:C:H5	1:CA:1321:U:C4	2.33	0.47
1:CA:1321:U:O4	1:CA:1322:C:C5	2.68	0.47
1:CA:1501:C:N4	1:CA:1504:G:C2	2.83	0.47
3:CC:60:PRO:O	3:CC:61:ALA:C	2.54	0.47
4:CD:168:PRO:HG3	4:CD:171:LEU:HD11	1.96	0.47
8:CH:113:ASP:C	8:CH:115:ALA:H	2.18	0.47
9:CI:54:LEU:C	9:CI:56:ASP:N	2.67	0.47
13:CM:48:LEU:HD13	13:CM:53:ILE:HD11	1.96	0.47
19:CS:15:LEU:C	19:CS:15:LEU:HD12	2.36	0.47
19:CS:48:THR:HG1	19:CS:49:ILE:N	2.09	0.47
20:CT:69:LYS:HE3	20:CT:70:ASN:HA	1.96	0.47
24:DA:27:G:N2	24:DA:512:G:H1'	2.29	0.47
24:DA:77:G:O3'	48:DY:2:LYS:CE	2.63	0.47
24:DA:151:C:H5'	24:DA:1360:G:OP1	2.15	0.47
24:DA:280:U:C4	24:DA:281:C:N4	2.83	0.47
24:DA:283:G:C6	24:DA:284:U:C4	3.03	0.47
24:DA:415:A:C2	24:DA:2409:G:C2	3.03	0.47
24:DA:637:A:H4'	24:DA:638:G:O5'	2.15	0.47
24:DA:809:G:C5	24:DA:810:U:C5	3.02	0.47
24:DA:814:C:H2'	24:DA:815:C:O5'	2.15	0.47
24:DA:852:U:C2	24:DA:926:G:N2	2.83	0.47
24:DA:1080:A:N1	24:DA:1081:U:C5	2.83	0.47
24:DA:1097:U:O2'	32:DI:7:TYR:O	2.32	0.47
24:DA:1266:G:H5''	42:DS:15:GLN:HE22	1.80	0.47
24:DA:1420:A:H1'	24:DA:1421:G:OP1	2.15	0.47
24:DA:1847:A:H2'	24:DA:1848:A:H8	1.80	0.47
24:DA:2101:A:C2	24:DA:2102:G:C6	3.03	0.47
24:DA:2303:G:C2'	24:DA:2304:G:H5'	2.44	0.47
24:DA:2666:C:C5	24:DA:2667:C:C5	3.03	0.47
24:DA:2749:A:H5''	30:DG:1:SER:HB3	1.95	0.47
25:DB:78:A:C2	25:DB:99:A:C4	3.03	0.47
29:DF:12:VAL:HA	29:DF:15:LEU:CD1	2.45	0.47
29:DF:123:GLY:O	29:DF:124:ARG:HG2	2.15	0.47
29:DF:155:ILE:HD13	29:DF:156:THR:N	2.30	0.47
30:DG:136:ASP:O	30:DG:140:ILE:HG22	2.15	0.47
32:DI:21:PRO:CB	32:DI:22:PRO:HD3	2.45	0.47
32:DI:111:THR:O	32:DI:113:ALA:N	2.48	0.47
33:DJ:36:LEU:O	33:DJ:121:LYS:NZ	2.45	0.47
37:DN:32:GLU:O	37:DN:114:GLU:HA	2.13	0.47

Continued on next page...

Continued from previous page...

Atom-1	Atom-2	Interatomic distance (Å)	Clash overlap (Å)
39:DP:25:VAL:HG23	39:DP:85:VAL:HA	1.96	0.47
40:DQ:87:VAL:CG2	41:DR:49:ILE:HG21	2.45	0.47
40:DQ:98:ALA:HB2	40:DQ:105:PHE:CD1	2.50	0.47
41:DR:67:GLY:HA3	41:DR:93:PHE:CZ	2.50	0.47
42:DS:37:THR:HG22	42:DS:38:TYR:CD2	2.50	0.47
42:DS:39:THR:O	42:DS:44:ALA:HB2	2.14	0.47
45:DV:26:PHE:C	45:DV:26:PHE:CD1	2.88	0.47
46:DW:10:THR:C	46:DW:11:ARG:HG3	2.35	0.47
1:AA:71:A:N1	1:AA:72:A:C5	2.82	0.47
1:AA:206:C:H2'	1:AA:207:C:O4'	2.14	0.47
1:AA:632:U:O2	1:AA:632:U:H2'	2.15	0.47
1:AA:660:C:H2'	1:AA:661:G:C8	2.50	0.47
1:AA:705:G:C8	1:AA:706:A:C8	3.03	0.47
1:AA:715:A:H2'	1:AA:716:A:O4'	2.15	0.47
1:AA:854:U:C2'	1:AA:855:U:O5'	2.62	0.47
1:AA:866:C:N3	1:AA:867:G:H1'	2.30	0.47
1:AA:1142:G:C5	1:AA:1143:G:H1'	2.50	0.47
1:AA:1233:G:H2'	1:AA:1234:C:C6	2.50	0.47
1:AA:1303:C:OP1	1:AA:1304:G:OP2	2.33	0.47
1:AA:1418:A:N6	1:AA:1482:G:O2'	2.46	0.47
2:AB:26:LYS:HE2	2:AB:193:PRO:HD2	1.97	0.47
2:AB:163:VAL:HG13	2:AB:164:ILE:O	2.14	0.47
2:AB:164:ILE:HG23	2:AB:165:ASP:N	2.29	0.47
3:AC:12:LEU:C	3:AC:14:ILE:N	2.68	0.47
3:AC:72:ARG:HG3	3:AC:75:ILE:HB	1.97	0.47
4:AD:94:LEU:O	4:AD:97:ARG:HB2	2.15	0.47
4:AD:145:ILE:O	4:AD:146:ARG:CB	2.62	0.47
5:AE:111:MET:HE1	5:AE:125:ALA:HB1	1.97	0.47
6:AF:37:HIS:O	6:AF:38:ARG:O	2.33	0.47
7:AG:43:VAL:HG12	7:AG:44:TYR:N	2.29	0.47
7:AG:118:LEU:HA	7:AG:121:ALA:HB3	1.95	0.47
10:AJ:92:LEU:O	10:AJ:94:ALA:N	2.48	0.47
11:AK:29:ASN:OD1	11:AK:47:ALA:HB3	2.15	0.47
14:AN:45:VAL:HG13	14:AN:46:LEU:H	1.79	0.47
14:AN:63:ARG:HD3	14:AN:68:GLY:O	2.14	0.47
15:AO:11:ILE:CD1	15:AO:31:LEU:HB3	2.43	0.47
22:AV:51:U:H2'	22:AV:52:G:O4'	2.15	0.47
24:BA:21:A:H2'	24:BA:22:C:O4'	2.14	0.47
24:BA:84:A:O2'	24:BA:85:G:OP2	2.31	0.47
24:BA:858:G:OP1	46:BW:78:LYS:NZ	2.43	0.47
24:BA:978:G:C2	24:BA:986:C:C2	3.02	0.47

Continued on next page...

Continued from previous page...

Atom-1	Atom-2	Interatomic distance (Å)	Clash overlap (Å)
24:BA:1416:G:O2'	24:BA:1417:C:OP2	2.26	0.47
24:BA:1422:G:N3	24:BA:1423:G:C8	2.82	0.47
24:BA:1544:A:C6	24:BA:1545:A:C6	3.02	0.47
24:BA:1561:C:H2'	24:BA:1562:U:H6	1.80	0.47
24:BA:1584:U:H3'	24:BA:1584:U:O2	2.15	0.47
24:BA:1665:A:H5''	34:BK:66:LYS:HG2	1.96	0.47
24:BA:1708:C:O2'	24:BA:2860:A:O2'	2.25	0.47
24:BA:1801:A:H5'	24:BA:2203:U:O2'	2.14	0.47
24:BA:2097:A:C2	24:BA:2193:G:C2	3.02	0.47
24:BA:2204:G:C6	24:BA:2205:A:N7	2.83	0.47
24:BA:2209:G:C6	24:BA:2210:U:O4	2.68	0.47
24:BA:2343:U:H2'	24:BA:2344:U:C6	2.50	0.47
24:BA:2352:A:C2	46:BW:33:ALA:HB1	2.50	0.47
24:BA:2377:A:H1'	38:BO:92:PHE:CZ	2.50	0.47
24:BA:2414:G:N3	24:BA:2415:G:C8	2.83	0.47
24:BA:2553:G:C6	24:BA:2554:U:O2	2.68	0.47
24:BA:2599:G:C8	26:BC:235:GLU:CB	2.98	0.47
24:BA:2719:G:P	39:BP:95:LYS:NZ	2.88	0.47
24:BA:2759:G:H21	30:BG:138:GLN:HG3	1.79	0.47
24:BA:2790:U:C4'	24:BA:2791:G:OP1	2.63	0.47
26:BC:221:GLY:O	26:BC:224:MET:N	2.48	0.47
27:BD:113:SER:HB3	27:BD:166:GLY:CA	2.45	0.47
28:BE:123:LYS:HG2	28:BE:124:PHE:H	1.80	0.47
30:BG:120:ILE:HD12	30:BG:133:LYS:O	2.15	0.47
31:BH:71:LYS:CD	31:BH:71:LYS:C	2.83	0.47
33:BJ:25:LEU:O	33:BJ:28:LEU:HB3	2.15	0.47
39:BP:92:ARG:O	39:BP:93:LYS:HB3	2.15	0.47
40:BQ:59:LEU:C	40:BQ:59:LEU:HD12	2.34	0.47
1:CA:173:U:H5'	1:CA:197:A:O4'	2.15	0.47
1:CA:230:G:N1	1:CA:231:U:C2	2.83	0.47
1:CA:445:G:O6	1:CA:489:C:N3	2.48	0.47
1:CA:459:A:C2	1:CA:460:A:C4	3.03	0.47
1:CA:716:A:H2'	1:CA:717:U:O5'	2.15	0.47
1:CA:720:C:H5'	18:CR:41:PRO:HA	1.97	0.47
1:CA:842:U:N3	1:CA:844:G:OP1	2.48	0.47
1:CA:859:G:H2'	1:CA:860:A:O4'	2.15	0.47
1:CA:948:C:H2'	1:CA:949:A:H5'	1.97	0.47
1:CA:1014:A:C8	1:CA:1015:G:C4	3.03	0.47
1:CA:1034:G:C6	1:CA:1035:A:C6	3.03	0.47
1:CA:1045:C:H2'	1:CA:1046:A:H5'	1.97	0.47
1:CA:1092:A:C4	1:CA:1183:U:O4	2.68	0.47

Continued on next page...

Continued from previous page...

Atom-1	Atom-2	Interatomic distance (Å)	Clash overlap (Å)
1:CA:1452:C:C4'	1:CA:1453:G:C4	2.98	0.47
2:CB:22:TYR:HB3	2:CB:190:ASN:CB	2.42	0.47
2:CB:101:LEU:HG	2:CB:102:THR:CB	2.44	0.47
4:CD:29:ASP:O	4:CD:31:LYS:NZ	2.47	0.47
5:CE:13:GLU:CB	5:CE:39:VAL:CG1	2.92	0.47
5:CE:56:VAL:N	5:CE:57:PRO:HD2	2.29	0.47
6:CF:3:HIS:C	6:CF:4:TYR:CD1	2.89	0.47
6:CF:69:GLU:O	6:CF:71:ILE:HG13	2.15	0.47
11:CK:80:LYS:O	11:CK:106:ARG:HG2	2.15	0.47
13:CM:22:ILE:O	13:CM:22:ILE:HD12	2.15	0.47
15:CO:25:THR:O	15:CO:27:VAL:N	2.48	0.47
16:CP:22:ALA:HA	16:CP:33:ILE:CD1	2.45	0.47
17:CQ:12:VAL:CG1	17:CQ:13:VAL:N	2.74	0.47
17:CQ:72:SER:C	17:CQ:73:TRP:CD1	2.89	0.47
20:CT:78:ASN:O	20:CT:82:GLN:HG2	2.15	0.47
24:DA:145:C:H2'	24:DA:146:A:H8	1.79	0.47
24:DA:187:G:C6	24:DA:188:G:C5	3.03	0.47
24:DA:187:G:C6	24:DA:188:G:N7	2.83	0.47
24:DA:310:A:O2'	24:DA:311:A:OP2	2.30	0.47
24:DA:559:G:H2'	24:DA:560:C:H5'	1.97	0.47
24:DA:599:A:H4'	28:DE:26:ALA:HB1	1.97	0.47
24:DA:970:U:H1'	24:DA:985:C:OP1	2.15	0.47
24:DA:1103:A:C8	24:DA:1104:C:C5	3.03	0.47
24:DA:1249:U:H4'	40:DQ:3:VAL:CG2	2.44	0.47
24:DA:1364:G:H1'	24:DA:1368:G:N2	2.30	0.47
24:DA:1850:G:C6	24:DA:1851:U:C4	3.02	0.47
24:DA:1865:U:C5	24:DA:1875:G:N1	2.83	0.47
24:DA:2193:G:C2	24:DA:2194:U:C5	3.03	0.47
24:DA:2373:G:C6	24:DA:2374:C:C4	3.02	0.47
24:DA:2418:A:OP1	53:D3:44:ARG:NH1	2.47	0.47
24:DA:2848:G:C4'	24:DA:2849:U:OP1	2.60	0.47
24:DA:2897:U:H2'	24:DA:2898:U:H6	1.80	0.47
57:DA:3190:NMY:N19	57:DA:3190:NMY:O14	2.48	0.47
26:DC:20:ASN:HB2	26:DC:23:LEU:CD1	2.42	0.47
26:DC:23:LEU:HD21	26:DC:89:ASN:ND2	2.29	0.47
27:DD:8:LYS:HB2	27:DD:201:LEU:HD11	1.97	0.47
30:DG:27:GLY:HA3	30:DG:78:VAL:HG13	1.96	0.47
31:DH:4:ILE:HG22	31:DH:18:GLN:HB3	1.97	0.47
31:DH:121:VAL:C	31:DH:123:ARG:N	2.64	0.47
32:DI:41:PHE:C	32:DI:41:PHE:CD1	2.88	0.47
37:DN:106:ASP:O	37:DN:107:ASN:CB	2.63	0.47

Continued on next page...

Continued from previous page...

Atom-1	Atom-2	Interatomic distance (Å)	Clash overlap (Å)
40:DQ:67:ALA:O	40:DQ:68:ALA:C	2.53	0.47
41:DR:72:VAL:O	41:DR:74:ILE:HD12	2.14	0.47
42:DS:20:VAL:HG21	42:DS:43:ALA:HB3	1.97	0.47
43:DT:34:VAL:O	43:DT:35:ALA:C	2.53	0.47
47:DX:35:HIS:N	47:DX:48:LEU:O	2.47	0.47
48:DY:18:LEU:O	48:DY:18:LEU:CD1	2.63	0.47
48:DY:23:ARG:CZ	48:DY:23:ARG:HA	2.45	0.47
53:D3:44:ARG:N	53:D3:45:PRO:CD	2.78	0.47
1:AA:7:A:C8	1:AA:298:A:H1'	2.50	0.46
1:AA:9:G:OP2	5:AE:126:LYS:HG3	2.15	0.46
1:AA:50:A:N3	1:AA:52:C:C2	2.83	0.46
1:AA:508:U:C3'	4:AD:51:TYR:OH	2.63	0.46
1:AA:515:G:N7	1:AA:516:U:C4	2.82	0.46
1:AA:597:G:N3	1:AA:598:U:H1'	2.29	0.46
1:AA:706:A:C4	1:AA:707:U:C5	3.03	0.46
1:AA:794:A:C2	1:AA:795:C:C2	3.02	0.46
1:AA:1043:G:O6	1:AA:1044:A:N6	2.48	0.46
1:AA:1179:A:H4'	9:AI:105:THR:HA	1.96	0.46
1:AA:1246:A:H1'	1:AA:1292:G:N2	2.31	0.46
1:AA:1338:G:H2'	1:AA:1339:A:C8	2.50	0.46
4:AD:10:LYS:N	4:AD:13:ARG:NH1	2.63	0.46
4:AD:137:VAL:HG12	4:AD:182:PHE:HZ	1.77	0.46
4:AD:170:TRP:O	4:AD:170:TRP:CG	2.68	0.46
5:AE:156:LYS:HE2	8:AH:64:LYS:HZ2	1.79	0.46
6:AF:32:ALA:O	6:AF:34:GLY:N	2.48	0.46
8:AH:111:MET:CE	8:AH:116:ALA:N	2.78	0.46
15:AO:88:ARG:O	15:AO:89:ARG:C	2.53	0.46
16:AP:5:ARG:NH1	16:AP:6:LEU:HD13	2.30	0.46
17:AQ:28:PHE:O	17:AQ:29:VAL:HG23	2.15	0.46
18:AR:53:ARG:C	18:AR:57:ARG:NH1	2.68	0.46
19:AS:41:PHE:O	19:AS:44:MET:CG	2.63	0.46
21:AU:43:THR:O	21:AU:46:LYS:N	2.48	0.46
22:AV:65:G:C5	22:AV:66:U:C4	3.03	0.46
24:BA:10:A:C6	24:BA:11:C:C4	3.02	0.46
24:BA:71:A:C2	24:BA:73:A:C2	3.02	0.46
24:BA:468:G:O3'	28:BE:55:SER:HB2	2.15	0.46
24:BA:679:C:C2'	24:BA:680:C:H5'	2.44	0.46
24:BA:729:G:C5	26:BC:206:LYS:HB3	2.50	0.46
24:BA:784:G:H5''	26:BC:225:ASN:OD1	2.15	0.46
24:BA:1032:A:H1'	54:B4:23:ILE:HD11	1.96	0.46
24:BA:1058:U:C2	24:BA:1059:G:C8	3.03	0.46

Continued on next page...

Continued from previous page...

Atom-1	Atom-2	Interatomic distance (Å)	Clash overlap (Å)
24:BA:1210:G:C3'	24:BA:1211:C:H5'	2.44	0.46
24:BA:1408:G:C6	24:BA:1409:U:N3	2.83	0.46
24:BA:1784:A:N6	59:BA:3694:HOH:O	2.47	0.46
24:BA:1936:A:N6	24:BA:1963:U:C4	2.83	0.46
24:BA:2026:U:C2	24:BA:2027:G:C8	3.03	0.46
24:BA:2333:A:N7	24:BA:2335:A:C4	2.82	0.46
24:BA:2366:A:H2'	24:BA:2367:G:O4'	2.15	0.46
24:BA:2413:G:C6	24:BA:2414:G:N7	2.83	0.46
25:BB:44:G:H4'	29:BF:91:ARG:NH1	2.29	0.46
26:BC:85:ASN:HD22	26:BC:85:ASN:N	2.13	0.46
27:BD:20:VAL:CG1	27:BD:21:SER:N	2.78	0.46
27:BD:115:GLY:HA2	27:BD:167:ASN:HB2	1.95	0.46
29:BF:172:PHE:O	29:BF:173:ASP:C	2.53	0.46
34:BK:35:VAL:HG23	34:BK:36:GLY:N	2.30	0.46
36:BM:65:ILE:HG13	36:BM:65:ILE:O	2.14	0.46
39:BP:87:ARG:NH1	39:BP:109:ILE:HD13	2.29	0.46
48:BY:41:HIS:CE1	48:BY:42:LEU:HD12	2.50	0.46
49:BZ:4:ILE:HG22	49:BZ:57:GLU:O	2.15	0.46
52:B2:13:ASN:O	52:B2:17:GLY:N	2.48	0.46
53:B3:38:LYS:CG	53:B3:39:ARG:N	2.78	0.46
1:CA:109:A:C3'	1:CA:110:C:H5'	2.46	0.46
1:CA:139:A:H2'	1:CA:140:U:C6	2.50	0.46
1:CA:142:G:H2'	1:CA:142:G:N3	2.30	0.46
1:CA:194:C:O3'	20:CT:60:ARG:NH1	2.45	0.46
1:CA:198:G:C6	1:CA:220:G:C2	3.02	0.46
1:CA:293:G:C4	1:CA:305:G:N2	2.83	0.46
1:CA:430:A:H4'	4:CD:7:PRO:HB3	1.96	0.46
1:CA:511:C:O2	1:CA:512:U:C2	2.68	0.46
1:CA:588:G:C4	1:CA:589:U:C6	3.03	0.46
1:CA:594:U:O2	1:CA:645:G:O6	2.33	0.46
1:CA:1018:G:N7	1:CA:1019:A:N6	2.62	0.46
1:CA:1103:C:C4	1:CA:1104:G:N7	2.84	0.46
1:CA:1302:C:C6	13:CM:17:ILE:HG21	2.49	0.46
1:CA:1436:U:H2'	1:CA:1437:A:C8	2.50	0.46
1:CA:1447:A:O2'	1:CA:1448:C:O5'	2.26	0.46
2:CB:171:ILE:HG22	2:CB:175:GLU:CD	2.34	0.46
3:CC:110:GLU:N	3:CC:110:GLU:OE1	2.48	0.46
7:CG:138:ARG:O	7:CG:142:HIS:CB	2.63	0.46
16:CP:21:VAL:HG11	16:CP:60:TRP:CD1	2.50	0.46
16:CP:49:GLY:O	16:CP:50:THR:HG22	2.16	0.46
18:CR:31:ASN:O	18:CR:32:TYR:HB2	2.15	0.46

Continued on next page...

Continued from previous page...

Atom-1	Atom-2	Interatomic distance (Å)	Clash overlap (Å)
55:CY:1:MET:O	55:CY:4:ASP:HB2	2.15	0.46
55:CY:33:SER:C	55:CY:35:SER:H	2.18	0.46
24:DA:35:G:H22	24:DA:450:G:H1'	1.79	0.46
24:DA:37:C:H2'	24:DA:37:C:O2	2.14	0.46
24:DA:71:A:OP1	24:DA:72:U:C2'	2.62	0.46
24:DA:189:G:P	47:DX:25:LYS:HZ2	2.38	0.46
24:DA:557:C:O2'	33:DJ:114:LEU:HD12	2.15	0.46
24:DA:574:A:H4'	24:DA:575:A:C5'	2.45	0.46
24:DA:1031:G:N2	24:DA:1124:G:C4	2.83	0.46
24:DA:2013:A:C2'	24:DA:2014:A:H5'	2.42	0.46
24:DA:2092:U:H4'	24:DA:2093:G:O5'	2.16	0.46
24:DA:2344:U:O2'	51:D1:35:LEU:CD2	2.63	0.46
24:DA:2409:G:C6	24:DA:2410:G:C5	3.02	0.46
24:DA:2459:A:C2	24:DA:2460:U:H1'	2.50	0.46
24:DA:2461:A:H2'	24:DA:2462:C:C6	2.50	0.46
24:DA:2802:G:H8	24:DA:2802:G:O5'	1.98	0.46
24:DA:2824:C:N4	24:DA:2825:G:C5	2.84	0.46
24:DA:2840:C:OP1	37:DN:53:THR:HG21	2.15	0.46
26:DC:267:VAL:CG2	26:DC:268:ARG:N	2.77	0.46
27:DD:6:GLY:O	27:DD:7:LYS:HB2	2.15	0.46
27:DD:49:GLN:HA	27:DD:80:TRP:O	2.16	0.46
27:DD:109:VAL:HG22	27:DD:203:VAL:HG13	1.96	0.46
28:DE:149:ILE:HD11	28:DE:188:MET:CG	2.44	0.46
29:DF:35:LEU:HD12	29:DF:153:ILE:HG22	1.97	0.46
30:DG:36:LEU:O	30:DG:37:ASN:C	2.53	0.46
31:DH:52:ALA:O	31:DH:55:GLU:HB3	2.15	0.46
33:DJ:93:ILE:HG22	33:DJ:97:PRO:HB3	1.97	0.46
34:DK:34:GLY:O	34:DK:62:VAL:HG22	2.15	0.46
43:DT:61:LEU:C	43:DT:61:LEU:HD12	2.35	0.46
54:D4:28:SER:OG	54:D4:29:ALA:N	2.47	0.46
1:AA:74:A:N3	1:AA:97:G:N2	2.63	0.46
1:AA:74:A:C2'	1:AA:75:G:O4'	2.63	0.46
1:AA:261:U:C5	20:AT:74:ARG:CZ	2.98	0.46
1:AA:391:G:C6	1:AA:392:C:C6	3.03	0.46
1:AA:403:C:C2'	1:AA:404:G:C5'	2.90	0.46
1:AA:408:A:OP1	4:AD:112:ALA:HB3	2.15	0.46
1:AA:444:G:C4	1:AA:445:G:C8	3.03	0.46
1:AA:515:G:N2	1:AA:537:G:H1'	2.31	0.46
1:AA:551:U:C2	1:AA:552:U:C5	3.04	0.46
1:AA:688:G:O5'	11:AK:49:GLY:HA3	2.16	0.46
1:AA:784:A:H4'	24:BA:1837:C:OP1	2.15	0.46

Continued on next page...

Continued from previous page...

Atom-1	Atom-2	Interatomic distance (Å)	Clash overlap (Å)
1:AA:843:U:P	1:AA:846:G:N2	2.89	0.46
1:AA:1102:A:O4'	1:AA:1102:A:OP2	2.33	0.46
1:AA:1104:G:C2	1:AA:1105:A:C8	3.03	0.46
1:AA:1130:A:C2	1:AA:1146:A:C8	3.03	0.46
1:AA:1152:A:C2	1:AA:1153:G:C4	3.04	0.46
1:AA:1266:G:C4	1:AA:1268:G:OP2	2.68	0.46
2:AB:84:ALA:CA	2:AB:218:ALA:CB	2.91	0.46
2:AB:170:HIS:C	2:AB:172:ALA:N	2.68	0.46
3:AC:30:ALA:C	3:AC:32:ASN:N	2.69	0.46
3:AC:161:GLU:O	3:AC:161:GLU:CG	2.63	0.46
4:AD:58:LYS:HA	4:AD:200:ILE:CD1	2.45	0.46
5:AE:72:ILE:HG22	5:AE:73:ASN:N	2.30	0.46
5:AE:116:GLU:CG	5:AE:117:VAL:HG23	2.45	0.46
7:AG:10:ARG:HG3	7:AG:11:LYS:N	2.30	0.46
7:AG:28:ASN:HA	7:AG:31:MET:HB2	1.95	0.46
10:AJ:19:ASP:HA	10:AJ:22:THR:HG22	1.96	0.46
10:AJ:63:ASP:HB3	10:AJ:65:TYR:CZ	2.50	0.46
11:AK:46:THR:C	11:AK:48:GLY:N	2.66	0.46
11:AK:126:LYS:O	11:AK:127:ARG:CB	2.63	0.46
13:AM:56:LEU:O	13:AM:59:GLU:N	2.48	0.46
14:AN:12:ARG:HG2	14:AN:54:ASP:HB3	1.97	0.46
14:AN:88:ALA:HA	14:AN:93:ILE:CD1	2.45	0.46
14:AN:90:ARG:CZ	14:AN:90:ARG:HB2	2.45	0.46
17:AQ:55:ILE:HG13	17:AQ:56:GLY:N	2.29	0.46
19:AS:20:GLU:N	19:AS:20:GLU:OE1	2.48	0.46
19:AS:75:ALA:O	19:AS:77:THR:HG23	2.16	0.46
24:BA:18:U:H5''	40:BQ:23:TYR:O	2.15	0.46
24:BA:63:A:C4'	43:BT:77:ARG:HD3	2.32	0.46
24:BA:123:G:C5	59:BA:3222:HOH:O	2.67	0.46
24:BA:160:A:C8	24:BA:167:A:N1	2.83	0.46
24:BA:226:A:N6	24:BA:227:A:C6	2.83	0.46
24:BA:333:G:H5''	24:BA:334:C:OP2	2.15	0.46
24:BA:408:G:C5	24:BA:409:G:N7	2.83	0.46
24:BA:443:A:H3'	28:BE:40:ARG:NH1	2.30	0.46
24:BA:499:U:H4'	44:BU:42:LYS:HD2	1.96	0.46
24:BA:533:G:H5'	40:BQ:23:TYR:CD1	2.50	0.46
24:BA:584:C:OP1	40:BQ:5:ARG:HD3	2.14	0.46
24:BA:597:G:C6	24:BA:598:U:N3	2.83	0.46
24:BA:691:C:C2'	24:BA:692:C:H5'	2.46	0.46
24:BA:993:G:H1'	41:BR:91:GLN:CG	2.45	0.46
24:BA:1089:A:O2'	24:BA:1090:A:N7	2.45	0.46

Continued on next page...

Continued from previous page...

Atom-1	Atom-2	Interatomic distance (Å)	Clash overlap (Å)
24:BA:1256:G:C4	24:BA:1257:C:C5	3.03	0.46
24:BA:1285:A:C5	24:BA:1329:U:C5	3.04	0.46
24:BA:1500:G:O2'	26:BC:98:GLY:CA	2.63	0.46
24:BA:1531:C:H2'	24:BA:1532:A:H1'	1.97	0.46
24:BA:1829:A:H2'	24:BA:1830:C:H5'	1.97	0.46
24:BA:1844:C:H2'	24:BA:1845:G:O4'	2.14	0.46
24:BA:2180:U:C5	24:BA:2181:U:C4	3.03	0.46
24:BA:2183:A:C6	24:BA:2184:A:N1	2.84	0.46
24:BA:2230:G:H1'	47:BX:31:ASN:HA	1.96	0.46
24:BA:2308:G:O6	24:BA:2311:A:C5	2.69	0.46
24:BA:2333:A:N7	24:BA:2335:A:N3	2.62	0.46
24:BA:2736:A:C5	24:BA:2737:G:N7	2.83	0.46
25:BB:54:G:O2'	25:BB:55:U:H5'	2.16	0.46
25:BB:54:G:C2	29:BF:25:MET:SD	3.08	0.46
26:BC:44:ASN:C	26:BC:46:GLY:H	2.18	0.46
26:BC:234:GLY:O	26:BC:235:GLU:CB	2.63	0.46
30:BG:72:ASN:O	30:BG:75:VAL:HG13	2.16	0.46
31:BH:57:LYS:O	31:BH:61:VAL:HG23	2.15	0.46
33:BJ:43:GLU:O	33:BJ:44:TYR:C	2.54	0.46
36:BM:47:GLU:OE1	36:BM:50:ARG:HD3	2.15	0.46
36:BM:65:ILE:O	36:BM:65:ILE:CG1	2.63	0.46
38:BO:8:ILE:O	38:BO:11:ALA:N	2.48	0.46
38:BO:107:ALA:O	38:BO:110:ALA:HB3	2.15	0.46
38:BO:112:GLU:O	38:BO:113:ALA:HB2	2.15	0.46
39:BP:90:ALA:HB2	39:BP:112:ARG:N	2.29	0.46
43:BT:16:VAL:HG23	43:BT:17:SER:N	2.30	0.46
47:BX:36:ARG:HG2	47:BX:47:THR:HB	1.98	0.46
49:BZ:40:THR:HB	49:BZ:42:ALA:N	2.31	0.46
52:B2:16:HIS:CD2	52:B2:16:HIS:N	2.83	0.46
1:CA:126:G:C2	1:CA:127:G:C4	3.04	0.46
1:CA:175:C:C2	1:CA:176:C:C5	3.03	0.46
1:CA:246:A:N3	1:CA:247:G:H1'	2.30	0.46
1:CA:246:A:O3'	1:CA:247:G:H4'	2.15	0.46
1:CA:361:G:C2'	1:CA:362:G:H5'	2.45	0.46
1:CA:373:A:H2'	1:CA:481:G:H21	1.80	0.46
1:CA:392:C:N3	1:CA:393:A:N7	2.63	0.46
1:CA:406:G:N3	1:CA:406:G:H2'	2.29	0.46
1:CA:560:A:C5	5:CE:128:TYR:HE2	2.33	0.46
1:CA:641:U:H4'	8:CH:107:SER:O	2.15	0.46
1:CA:681:A:N1	1:CA:710:G:C6	2.84	0.46
1:CA:706:A:O3'	11:CK:24:HIS:CD2	2.69	0.46

Continued on next page...

Continued from previous page...

Atom-1	Atom-2	Interatomic distance (Å)	Clash overlap (Å)
1:CA:923:A:C2	1:CA:1395:C:N3	2.83	0.46
1:CA:1064:G:O6	1:CA:1193:G:C2	2.68	0.46
1:CA:1152:A:H2'	1:CA:1153:G:O4'	2.14	0.46
1:CA:1478:U:H2'	1:CA:1479:C:H6	1.81	0.46
2:CB:101:LEU:CD2	2:CB:175:GLU:CD	2.83	0.46
2:CB:114:LEU:HD22	2:CB:144:LEU:HD13	1.97	0.46
2:CB:170:HIS:O	2:CB:173:ILE:HG13	2.15	0.46
4:CD:58:LYS:HE2	4:CD:203:LEU:HD22	1.97	0.46
7:CG:111:ARG:NH1	7:CG:122:ASN:OD1	2.48	0.46
13:CM:3:ARG:CZ	13:CM:7:ILE:HA	2.46	0.46
14:CN:43:ASN:C	14:CN:45:VAL:N	2.69	0.46
15:CO:89:ARG:NE	24:DA:714:U:C5	2.83	0.46
16:CP:21:VAL:HG23	16:CP:33:ILE:HD13	1.96	0.46
19:CS:18:LYS:HD2	19:CS:31:LEU:HD13	1.96	0.46
22:CV:23:A:C6	22:CV:24:G:C6	3.03	0.46
22:CV:74:C:O2	22:CV:74:C:C2'	2.63	0.46
24:DA:183:C:O2	24:DA:432:A:H2	1.97	0.46
24:DA:211:C:H2'	24:DA:212:G:O4'	2.14	0.46
24:DA:214:G:H2'	24:DA:216:A:O2'	2.15	0.46
24:DA:391:A:H2'	24:DA:392:U:H5'	1.97	0.46
24:DA:646:U:H3'	24:DA:647:G:C5'	2.44	0.46
24:DA:654:A:H3'	24:DA:654:A:N3	2.30	0.46
24:DA:673:C:H4'	28:DE:77:ILE:CD1	2.45	0.46
24:DA:748:G:O6	24:DA:751:A:H5'	2.15	0.46
24:DA:954:G:OP1	36:DM:15:GLY:N	2.42	0.46
24:DA:961:C:C6	24:DA:2031:A:C6	3.03	0.46
24:DA:975:A:H2'	24:DA:976:G:O5'	2.16	0.46
24:DA:1266:G:O2'	24:DA:2012:G:O6	2.24	0.46
24:DA:1327:A:N6	24:DA:1328:A:C2	2.83	0.46
24:DA:1358:G:H2'	24:DA:1359:A:OP2	2.15	0.46
24:DA:1442:U:H2'	24:DA:1443:U:H6	1.80	0.46
24:DA:1654:A:H2	27:DD:118:PHE:CD2	2.32	0.46
24:DA:1772:A:H2'	24:DA:1773:A:O3'	2.15	0.46
24:DA:2469:A:H4'	36:DM:55:ARG:HD2	1.97	0.46
24:DA:2476:A:C2	24:DA:2477:U:C2	3.04	0.46
24:DA:2502:G:C5'	24:DA:2503:A:H5''	2.45	0.46
24:DA:2529:G:OP1	30:DG:171:LYS:NZ	2.43	0.46
24:DA:2753:A:C2'	24:DA:2754:U:O5'	2.62	0.46
25:DB:3:C:C5	25:DB:4:C:C5	3.03	0.46
29:DF:135:ILE:HA	29:DF:140:ILE:HD12	1.97	0.46
33:DJ:36:LEU:HD11	33:DJ:122:LEU:HD13	1.96	0.46

Continued on next page...

Continued from previous page...

Atom-1	Atom-2	Interatomic distance (Å)	Clash overlap (Å)
36:DM:26:VAL:CG1	36:DM:133:LYS:HA	2.45	0.46
54:D4:16:ILE:HG22	54:D4:25:VAL:HG23	1.97	0.46
1:AA:41:G:C2'	1:AA:42:G:H5'	2.44	0.46
1:AA:243:A:N1	1:AA:246:A:C8	2.83	0.46
1:AA:317:U:N3	1:AA:318:G:N7	2.63	0.46
1:AA:377:G:N2	1:AA:387:U:C2	2.83	0.46
1:AA:393:A:C4	1:AA:394:G:C8	3.03	0.46
1:AA:401:C:C2	1:AA:402:G:C8	3.03	0.46
1:AA:407:U:C2	1:AA:435:A:N1	2.84	0.46
1:AA:454:G:C2'	1:AA:455:G:H5'	2.46	0.46
1:AA:577:G:C1'	1:AA:816:A:H2'	2.46	0.46
1:AA:591:U:P	8:AH:31:LYS:HZ1	2.39	0.46
1:AA:599:C:O5'	8:AH:86:TYR:CD2	2.68	0.46
1:AA:748:G:N1	1:AA:749:A:C5	2.82	0.46
1:AA:764:C:H2'	1:AA:765:G:O4'	2.15	0.46
1:AA:1219:A:H2'	1:AA:1220:G:O4'	2.15	0.46
1:AA:1431:A:C6	1:AA:1432:G:N1	2.82	0.46
2:AB:79:ALA:O	2:AB:214:LEU:HD11	2.15	0.46
5:AE:141:ILE:C	5:AE:143:GLY:H	2.18	0.46
6:AF:4:TYR:HE2	6:AF:6:ILE:CD1	2.28	0.46
9:AI:130:ARG:CZ	22:AV:33:U:C5	2.98	0.46
13:AM:92:ARG:NH1	24:BA:885:C:O3'	2.49	0.46
17:AQ:35:GLY:O	17:AQ:36:LYS:C	2.52	0.46
20:AT:5:LYS:O	20:AT:6:SER:C	2.54	0.46
20:AT:55:GLN:HB3	20:AT:56:PRO:CD	2.45	0.46
24:BA:189:G:O2'	24:BA:207:A:N6	2.48	0.46
24:BA:271:G:C2	24:BA:367:G:C2	3.04	0.46
24:BA:282:A:C6	24:BA:359:G:N1	2.83	0.46
24:BA:308:G:N2	24:BA:477:A:N7	2.63	0.46
24:BA:319:G:O2'	24:BA:320:A:H5'	2.15	0.46
24:BA:483:A:C2	24:BA:484:C:H1'	2.50	0.46
24:BA:569:U:H1'	24:BA:947:A:O4'	2.16	0.46
24:BA:610:C:O2'	24:BA:611:C:H5'	2.14	0.46
24:BA:696:G:H2'	24:BA:696:G:N3	2.30	0.46
24:BA:770:G:C6	24:BA:771:G:C5	3.03	0.46
24:BA:811:U:OP2	35:BL:20:GLY:O	2.33	0.46
24:BA:1171:G:N2	24:BA:1179:G:C4	2.83	0.46
24:BA:1172:C:N4	24:BA:1173:U:O2	2.49	0.46
24:BA:1197:G:H2'	24:BA:1198:U:H6	1.80	0.46
24:BA:1531:C:H3'	24:BA:1532:A:O4'	2.15	0.46
24:BA:1866:A:C2	24:BA:1876:A:N3	2.84	0.46

Continued on next page...

Continued from previous page...

Atom-1	Atom-2	Interatomic distance (Å)	Clash overlap (Å)
24:BA:2024:G:H2'	24:BA:2025:C:O4'	2.15	0.46
24:BA:2294:G:H2'	24:BA:2295:C:O4'	2.16	0.46
24:BA:2331:G:C5	24:BA:2332:C:C5	3.03	0.46
24:BA:2397:G:N2	24:BA:2420:C:H1'	2.30	0.46
24:BA:2663:G:C5	24:BA:2664:G:C5	3.02	0.46
25:BB:85:G:N2	25:BB:92:C:O2	2.48	0.46
29:BF:39:VAL:O	29:BF:39:VAL:HG23	2.15	0.46
30:BG:163:TYR:N	30:BG:166:GLU:OE1	2.48	0.46
31:BH:48:GLU:OE1	31:BH:51:ARG:CZ	2.63	0.46
35:BL:62:PRO:O	53:B3:12:ARG:HG3	2.14	0.46
37:BN:3:HIS:O	37:BN:4:ARG:HB2	2.15	0.46
37:BN:52:ILE:CG2	37:BN:94:TYR:CD2	2.98	0.46
40:BQ:60:TRP:HB3	40:BQ:95:ALA:HB2	1.95	0.46
44:BU:38:ILE:HG23	44:BU:39:ASN:N	2.30	0.46
46:BW:47:ALA:HA	46:BW:51:VAL:HG12	1.97	0.46
47:BX:31:ASN:CG	47:BX:52:ALA:HB2	2.35	0.46
47:BX:58:ILE:HG13	47:BX:63:ILE:HA	1.96	0.46
49:BZ:50:VAL:HG23	49:BZ:53:MET:HG3	1.98	0.46
51:B1:12:SER:HA	51:B1:48:TYR:CD2	2.49	0.46
1:CA:108:G:N3	1:CA:108:G:H5'	2.30	0.46
1:CA:179:A:N7	59:CA:1716:HOH:O	2.48	0.46
1:CA:204:G:C3'	1:CA:205:A:H5''	2.43	0.46
1:CA:258:G:H2'	1:CA:259:G:O5'	2.15	0.46
1:CA:370:C:H2'	1:CA:371:A:O4'	2.14	0.46
1:CA:438:U:N3	1:CA:494:G:N7	2.64	0.46
1:CA:945:G:O6	1:CA:1236:A:N1	2.48	0.46
1:CA:1055:A:C1'	3:CC:193:TYR:OH	2.64	0.46
1:CA:1095:U:C4	1:CA:1096:C:N4	2.83	0.46
1:CA:1100:C:O5'	2:CB:95:ARG:NH1	2.41	0.46
1:CA:1160:G:O6	1:CA:1181:G:O6	2.33	0.46
1:CA:1239:A:C8	1:CA:1298:U:C4	3.03	0.46
1:CA:1316:G:C2'	1:CA:1317:C:H5'	2.45	0.46
1:CA:1317:C:H2'	19:CS:10:PHE:CZ	2.50	0.46
1:CA:1446:A:C2'	1:CA:1447:A:H5'	2.44	0.46
3:CC:8:ASN:O	3:CC:9:GLY:C	2.53	0.46
4:CD:3:ARG:CZ	4:CD:3:ARG:HB3	2.44	0.46
4:CD:144:SER:O	4:CD:145:ILE:O	2.33	0.46
5:CE:89:HIS:ND1	5:CE:90:THR:HG23	2.30	0.46
5:CE:96:MET:HB3	5:CE:125:ALA:HB2	1.96	0.46
7:CG:116:MET:O	7:CG:118:LEU:N	2.48	0.46
9:CI:26:GLY:N	9:CI:59:GLU:OE1	2.47	0.46

Continued on next page...

Continued from previous page...

Atom-1	Atom-2	Interatomic distance (Å)	Clash overlap (Å)
9:CI:83:ILE:O	9:CI:87:LEU:HD13	2.15	0.46
12:CL:24:LEU:HB2	12:CL:59:ASN:HD22	1.80	0.46
15:CO:8:THR:O	15:CO:11:ILE:HG13	2.16	0.46
15:CO:71:LYS:HA	15:CO:78:TYR:CE2	2.50	0.46
17:CQ:58:VAL:HG12	17:CQ:80:GLU:HG3	1.96	0.46
21:CU:14:VAL:HG22	21:CU:16:LEU:H	1.80	0.46
22:CV:5:G:C2	22:CV:6:G:C5	3.03	0.46
22:CV:75:C:H4'	22:CV:76:A:OP1	2.15	0.46
55:CY:13:MET:C	55:CY:15:LYS:N	2.68	0.46
55:CY:80:LYS:HA	55:CY:83:MET:HG3	1.97	0.46
24:DA:74:A:N3	24:DA:74:A:C5'	2.78	0.46
24:DA:141:G:OP2	24:DA:142:A:N6	2.47	0.46
24:DA:185:G:H2'	24:DA:186:G:O4'	2.16	0.46
24:DA:249:C:H4'	24:DA:250:G:H5''	1.97	0.46
24:DA:407:G:C2	24:DA:421:C:N3	2.83	0.46
24:DA:475:C:C5	24:DA:481:G:O6	2.69	0.46
24:DA:528:A:H3'	24:DA:528:A:C8	2.50	0.46
24:DA:647:G:C2'	24:DA:648:G:O5'	2.64	0.46
24:DA:965:C:C4'	24:DA:2273:A:H1'	2.45	0.46
24:DA:1067:A:H2'	24:DA:1067:A:N3	2.30	0.46
24:DA:1092:C:H2'	24:DA:1093:G:C4'	2.45	0.46
24:DA:1114:C:O2'	24:DA:1115:G:H5'	2.15	0.46
24:DA:1309:G:H2'	24:DA:1310:G:O4'	2.16	0.46
24:DA:1623:G:N2	24:DA:1624:U:C2	2.83	0.46
24:DA:1629:U:O2	24:DA:2698:U:C5'	2.63	0.46
24:DA:1760:C:H2'	24:DA:1761:C:O4'	2.15	0.46
24:DA:1839:G:C8	24:DA:1927:A:C1'	2.99	0.46
24:DA:1853:A:C6	24:DA:1889:A:C5	3.02	0.46
24:DA:1853:A:C5	24:DA:1889:A:C6	3.02	0.46
24:DA:1872:A:C8	24:DA:1873:G:C1'	2.98	0.46
24:DA:2330:G:O2'	46:DW:44:LYS:HE3	2.16	0.46
24:DA:2722:G:H2'	24:DA:2723:C:C6	2.51	0.46
24:DA:2772:C:C2'	24:DA:2773:C:O5'	2.64	0.46
24:DA:2839:G:N2	24:DA:2880:C:N3	2.64	0.46
26:DC:55:GLY:O	26:DC:214:GLY:HA2	2.16	0.46
26:DC:78:GLU:OE1	26:DC:100:ARG:NH1	2.49	0.46
29:DF:78:ILE:HD12	29:DF:78:ILE:O	2.15	0.46
31:DH:137:GLU:C	31:DH:138:VAL:HG23	2.36	0.46
36:DM:34:LYS:HB3	36:DM:129:THR:HG23	1.97	0.46
37:DN:33:ILE:C	37:DN:33:ILE:HD12	2.36	0.46
37:DN:67:PHE:O	37:DN:69:ARG:O	2.33	0.46

Continued on next page...

Continued from previous page...

Atom-1	Atom-2	Interatomic distance (Å)	Clash overlap (Å)
40:DQ:13:HIS:CD2	40:DQ:31:TYR:CD1	3.03	0.46
40:DQ:87:VAL:CB	41:DR:49:ILE:CG2	2.93	0.46
44:DU:3:LYS:O	44:DU:4:ILE:HB	2.15	0.46
47:DX:40:GLU:HA	47:DX:43:LYS:HD3	1.98	0.46
48:DY:37:LEU:HD11	48:DY:39:GLN:O	2.15	0.46
1:AA:39:G:C5	1:AA:404:G:C2	3.03	0.46
1:AA:47:C:O4'	1:AA:365:U:N3	2.48	0.46
1:AA:64:G:C2	1:AA:67:C:C4	3.03	0.46
1:AA:236:A:H5''	17:AQ:44:LEU:CD2	2.45	0.46
1:AA:253:A:C2'	1:AA:254:G:O5'	2.64	0.46
1:AA:263:A:P	20:AT:74:ARG:HH11	2.38	0.46
1:AA:375:U:OP1	16:AP:70:ARG:NH1	2.48	0.46
1:AA:505:G:H2'	1:AA:506:G:H8	1.81	0.46
1:AA:562:U:H1'	12:AL:12:ARG:HD2	1.97	0.46
1:AA:570:G:O4'	1:AA:820:U:C2	2.69	0.46
1:AA:721:G:C6	1:AA:733:G:C2	3.04	0.46
1:AA:790:A:C6	1:AA:791:G:C6	3.03	0.46
1:AA:1072:G:C6	1:AA:1073:U:C4	3.03	0.46
1:AA:1074:G:O3'	2:AB:102:THR:HG23	2.14	0.46
1:AA:1083:U:H5	1:AA:1084:G:C6	2.33	0.46
1:AA:1126:U:O4'	1:AA:1281:C:H1'	2.15	0.46
1:AA:1133:G:H3'	1:AA:1134:G:H8	1.78	0.46
1:AA:1170:A:N6	1:AA:1171:A:C2	2.83	0.46
1:AA:1245:C:C2	1:AA:1246:A:C8	3.03	0.46
1:AA:1409:C:C6	1:AA:1409:C:H3'	2.50	0.46
1:AA:1446:A:C2	1:AA:1447:A:C4	3.03	0.46
1:AA:1534:A:H4'	1:AA:1535:C:OP1	2.14	0.46
2:AB:72:THR:HG21	2:AB:169:GLU:OE2	2.16	0.46
2:AB:219:ALA:O	2:AB:220:THR:CB	2.63	0.46
3:AC:106:VAL:C	3:AC:108:LYS:N	2.67	0.46
4:AD:9:LEU:HD12	4:AD:10:LYS:HG2	1.98	0.46
4:AD:65:TYR:CE2	4:AD:94:LEU:HD22	2.51	0.46
5:AE:74:VAL:HG23	5:AE:75:ALA:N	2.29	0.46
5:AE:144:LEU:O	5:AE:147:MET:N	2.49	0.46
7:AG:88:PRO:HG3	7:AG:149:LYS:HA	1.98	0.46
14:AN:78:GLY:C	14:AN:79:LEU:HD23	2.35	0.46
18:AR:32:TYR:O	18:AR:40:VAL:HG12	2.15	0.46
22:AV:12:U:H4'	24:BA:1908:C:O2	2.15	0.46
24:BA:224:U:H2'	24:BA:225:C:O5'	2.15	0.46
24:BA:442:G:N3	24:BA:444:C:C5	2.84	0.46
24:BA:569:U:O4	24:BA:570:G:N1	2.48	0.46

Continued on next page...

Continued from previous page...

Atom-1	Atom-2	Interatomic distance (Å)	Clash overlap (Å)
24:BA:856:G:O2'	24:BA:857:G:H5'	2.15	0.46
24:BA:876:C:H2'	24:BA:877:A:O4'	2.15	0.46
24:BA:992:C:O3'	41:BR:74:ILE:HD11	2.16	0.46
24:BA:1058:U:C2	24:BA:1059:G:N7	2.83	0.46
24:BA:1172:C:C5	24:BA:1173:U:C2	3.04	0.46
24:BA:1359:A:C2	24:BA:1360:G:H1'	2.50	0.46
24:BA:1413:A:C2	24:BA:1414:C:C2	3.03	0.46
24:BA:1426:G:O2'	24:BA:1572:A:N6	2.44	0.46
24:BA:1719:G:H2'	24:BA:1720:U:O4'	2.16	0.46
24:BA:2115:G:H5''	24:BA:2116:G:OP2	2.15	0.46
24:BA:2321:U:C2'	24:BA:2322:A:OP1	2.64	0.46
24:BA:2403:C:C2	24:BA:2404:U:C6	3.03	0.46
24:BA:2511:U:O4	24:BA:2575:C:N3	2.48	0.46
24:BA:2592:G:H2'	24:BA:2593:U:O4'	2.15	0.46
26:BC:199:HIS:C	26:BC:201:LEU:H	2.19	0.46
27:BD:101:PHE:O	27:BD:180:VAL:HG23	2.15	0.46
28:BE:149:ILE:HD11	28:BE:188:MET:CB	2.46	0.46
28:BE:149:ILE:HD11	28:BE:188:MET:HG2	1.98	0.46
29:BF:103:ILE:HB	29:BF:174:PHE:CD1	2.49	0.46
31:BH:121:VAL:CG2	31:BH:122:LEU:HG	2.45	0.46
33:BJ:32:LEU:O	33:BJ:33:ALA:C	2.53	0.46
34:BK:79:PHE:CD1	39:BP:69:VAL:HG22	2.51	0.46
35:BL:115:GLU:O	35:BL:116:VAL:HB	2.15	0.46
38:BO:5:SER:O	38:BO:7:ARG:N	2.48	0.46
43:BT:39:THR:HG22	43:BT:42:GLU:CD	2.36	0.46
44:BU:72:PHE:O	44:BU:73:ASN:C	2.54	0.46
1:CA:205:A:H2'	1:CA:206:C:H5'	1.97	0.46
1:CA:626:G:H2'	1:CA:627:G:C8	2.49	0.46
1:CA:787:A:C4	1:CA:788:U:H6	2.33	0.46
1:CA:872:A:C4	1:CA:874:G:N7	2.83	0.46
1:CA:895:G:H2'	1:CA:896:C:C6	2.50	0.46
1:CA:966:G:C4	22:CV:34:G:H4'	2.49	0.46
1:CA:979:C:C5	1:CA:1318:A:N1	2.84	0.46
1:CA:1124:G:P	10:CJ:37:ARG:O	2.73	0.46
1:CA:1224:U:C4	1:CA:1322:C:C2	3.04	0.46
1:CA:1317:C:C5	1:CA:1318:A:C4	3.03	0.46
1:CA:1372:U:OP1	9:CI:72:ILE:O	2.34	0.46
2:CB:15:HIS:O	2:CB:16:PHE:CG	2.68	0.46
3:CC:73:PRO:HG3	3:CC:105:GLU:HG3	1.97	0.46
4:CD:4:TYR:O	4:CD:5:LEU:HB3	2.16	0.46
4:CD:20:PHE:N	4:CD:20:PHE:CD1	2.80	0.46

Continued on next page...

Continued from previous page...

Atom-1	Atom-2	Interatomic distance (Å)	Clash overlap (Å)
4:CD:65:TYR:O	4:CD:66:GLY:C	2.52	0.46
5:CE:68:ARG:CG	5:CE:69:ARG:N	2.78	0.46
7:CG:103:TRP:CD1	7:CG:137:LYS:HD3	2.50	0.46
10:CJ:8:ILE:HD12	10:CJ:100:ILE:HG22	1.96	0.46
10:CJ:15:HIS:CG	10:CJ:16:ARG:N	2.81	0.46
11:CK:128:ARG:HD2	11:CK:129:VAL:N	2.30	0.46
12:CL:43:LYS:HG3	12:CL:44:LYS:N	2.30	0.46
12:CL:54:ARG:HA	12:CL:64:THR:HA	1.98	0.46
14:CN:18:LYS:HE3	14:CN:18:LYS:O	2.15	0.46
15:CO:25:THR:O	15:CO:26:GLU:C	2.53	0.46
16:CP:21:VAL:O	16:CP:33:ILE:HD12	2.16	0.46
55:CY:2:ILE:CG1	55:CY:3:SER:N	2.78	0.46
24:DA:30:G:H2'	24:DA:31:C:C6	2.50	0.46
24:DA:83:A:C2	24:DA:101:A:C2	3.04	0.46
24:DA:134:G:N2	24:DA:146:A:C2	2.83	0.46
24:DA:370:G:C6	24:DA:424:G:C8	3.04	0.46
24:DA:547:A:N7	24:DA:548:G:C4	2.83	0.46
24:DA:1006:C:C2	24:DA:1138:G:N2	2.84	0.46
24:DA:1011:G:OP1	24:DA:1011:G:H4'	2.16	0.46
24:DA:1071:G:H4'	24:DA:1089:A:OP2	2.16	0.46
24:DA:1074:G:H2'	24:DA:1075:C:C5'	2.46	0.46
24:DA:1081:U:C5'	32:DI:126:ARG:NH1	2.78	0.46
24:DA:1142:A:C4	24:DA:1144:A:C8	3.03	0.46
24:DA:1340:U:C6	24:DA:1603:A:O4'	2.68	0.46
24:DA:1460:U:O2'	24:DA:1461:C:H5'	2.14	0.46
24:DA:1725:U:H2'	24:DA:1726:C:O4'	2.15	0.46
24:DA:1763:G:H2'	24:DA:1764:C:H5'	1.96	0.46
24:DA:1783:A:C2	24:DA:2587:A:C4	3.04	0.46
24:DA:2294:G:C5	24:DA:2295:C:C5	3.03	0.46
24:DA:2306:C:C4	24:DA:2307:G:C5	3.04	0.46
24:DA:2617:U:H2'	24:DA:2618:G:O4'	2.15	0.46
24:DA:2640:G:OP1	33:DJ:95:ARG:NH1	2.49	0.46
24:DA:2817:U:OP1	37:DN:42:LYS:NZ	2.47	0.46
24:DA:2821:A:OP2	24:DA:2821:A:H3'	2.16	0.46
57:DA:3187:NMY:H13	57:DA:3187:NMY:H12	1.40	0.46
25:DB:30:C:OP1	38:DO:3:LYS:HE3	2.15	0.46
26:DC:251:THR:HG22	26:DC:252:LYS:N	2.31	0.46
27:DD:32:ASN:HB3	27:DD:50:VAL:HG21	1.96	0.46
27:DD:68:PHE:CE1	27:DD:75:ALA:HA	2.51	0.46
29:DF:39:VAL:CG1	29:DF:40:GLY:N	2.77	0.46
29:DF:144:LYS:O	29:DF:146:ASP:N	2.48	0.46

Continued on next page...

Continued from previous page...

Atom-1	Atom-2	Interatomic distance (Å)	Clash overlap (Å)
30:DG:108:PHE:C	30:DG:108:PHE:CD1	2.88	0.46
32:DI:28:GLY:HA3	32:DI:32:VAL:CG1	2.45	0.46
36:DM:50:ARG:O	36:DM:53:MET:HG2	2.15	0.46
36:DM:73:ILE:CG2	36:DM:74:THR:H	2.29	0.46
43:DT:67:VAL:HG23	43:DT:68:LYS:N	2.31	0.46
45:DV:28:ALA:HB3	45:DV:40:ILE:CD1	2.46	0.46
47:DX:53:LYS:HB2	47:DX:53:LYS:NZ	2.30	0.46
1:AA:86:G:O2'	1:AA:87:C:OP2	2.32	0.46
1:AA:141:G:N3	1:AA:223:A:C2	2.83	0.46
1:AA:224:U:C2'	1:AA:225:C:H5'	2.46	0.46
1:AA:412:A:O2'	1:AA:414:A:C5'	2.64	0.46
1:AA:501:C:O2	1:AA:549:C:O2'	2.22	0.46
1:AA:511:C:H1'	4:AD:41:HIS:CD2	2.50	0.46
1:AA:520:A:N1	1:AA:536:C:H1'	2.31	0.46
1:AA:778:G:C4	1:AA:779:C:C6	3.03	0.46
1:AA:806:C:H2'	1:AA:807:A:C8	2.51	0.46
1:AA:994:A:C2'	1:AA:995:C:H5'	2.45	0.46
1:AA:1004:A:H2'	1:AA:1005:A:O4'	2.16	0.46
1:AA:1055:A:N6	1:AA:1206:G:C5	2.84	0.46
1:AA:1365:G:N2	1:AA:1366:C:H1'	2.30	0.46
1:AA:1374:A:C4	1:AA:1375:A:C8	3.04	0.46
1:AA:1422:G:C2	1:AA:1423:G:C8	3.03	0.46
1:AA:1432:G:P	39:BP:105:LYS:HG2	2.56	0.46
2:AB:133:GLU:CD	2:AB:133:GLU:C	2.74	0.46
3:AC:18:TRP:C	3:AC:20:SER:H	2.18	0.46
3:AC:107:ARG:O	3:AC:108:LYS:HB3	2.15	0.46
4:AD:64:ILE:CG2	4:AD:111:ARG:NH1	2.78	0.46
7:AG:136:LYS:O	7:AG:139:GLU:N	2.49	0.46
8:AH:87:LYS:HE2	8:AH:93:PRO:CD	2.45	0.46
17:AQ:78:VAL:O	17:AQ:79:VAL:CG2	2.63	0.46
24:BA:142:A:N7	24:BA:143:C:C5	2.84	0.46
24:BA:180:G:H2'	24:BA:180:G:N3	2.30	0.46
24:BA:449:A:H2'	24:BA:450:G:C5'	2.45	0.46
24:BA:483:A:O3'	44:BU:47:PRO:HD3	2.16	0.46
24:BA:484:C:C2'	24:BA:485:C:O5'	2.63	0.46
24:BA:549:G:OP2	24:BA:550:C:OP1	2.33	0.46
24:BA:669:G:C5	24:BA:801:G:C6	3.04	0.46
24:BA:963:U:H2'	24:BA:964:C:C6	2.50	0.46
24:BA:1069:A:N1	24:BA:1073:A:C6	2.84	0.46
24:BA:1850:G:C5	24:BA:1851:U:C5	3.03	0.46
24:BA:1920:C:O5'	24:BA:1920:C:H6	1.99	0.46

Continued on next page...

Continued from previous page...

Atom-1	Atom-2	Interatomic distance (Å)	Clash overlap (Å)
24:BA:2415:G:C5	24:BA:2416:C:C4	3.04	0.46
24:BA:2639:A:C3'	33:BJ:96:ARG:HH22	2.28	0.46
24:BA:2674:G:OP2	57:BA:3165:NMY:C12	2.63	0.46
24:BA:2771:C:H2'	24:BA:2771:C:O2	2.16	0.46
57:BA:3166:NMY:H15	33:BJ:2:LYS:NZ	2.30	0.46
26:BC:128:THR:C	26:BC:129:LEU:HD23	2.35	0.46
26:BC:160:TYR:CG	26:BC:176:ARG:NH1	2.84	0.46
27:BD:51:THR:OG1	27:BD:76:GLY:HA3	2.15	0.46
28:BE:103:GLY:HA2	28:BE:106:LYS:CE	2.46	0.46
34:BK:104:THR:HB	34:BK:106:GLU:OE1	2.16	0.46
35:BL:115:GLU:O	35:BL:116:VAL:CB	2.63	0.46
38:BO:28:VAL:O	38:BO:29:HIS:CG	2.68	0.46
40:BQ:75:TYR:C	40:BQ:75:TYR:CD1	2.89	0.46
1:CA:311:C:H2'	1:CA:312:C:O4'	2.16	0.46
1:CA:361:G:H2'	1:CA:362:G:H5'	1.98	0.46
1:CA:444:G:N3	1:CA:491:G:C2	2.84	0.46
1:CA:474:G:C5	1:CA:475:C:C5	3.03	0.46
1:CA:538:G:H5''	12:CL:111:LYS:CG	2.45	0.46
1:CA:713:G:N2	1:CA:777:A:H4'	2.31	0.46
1:CA:1013:G:H2'	1:CA:1015:G:OP2	2.15	0.46
1:CA:1018:G:H2'	1:CA:1019:A:C8	2.50	0.46
1:CA:1194:U:C5	1:CA:1195:C:C4	3.03	0.46
1:CA:1272:G:N7	1:CA:1273:C:C4	2.83	0.46
1:CA:1369:C:H2'	1:CA:1370:G:C1'	2.46	0.46
2:CB:188:ASP:CG	2:CB:204:ASP:HB3	2.36	0.46
3:CC:33:LEU:HA	3:CC:36:ASP:HB2	1.97	0.46
4:CD:99:ASP:O	4:CD:114:ALA:CB	2.63	0.46
6:CF:9:MET:HE1	18:CR:65:LEU:HB2	1.96	0.46
7:CG:31:MET:HG3	7:CG:32:VAL:N	2.31	0.46
7:CG:32:VAL:O	7:CG:35:LYS:HB2	2.15	0.46
15:CO:11:ILE:CD1	15:CO:12:VAL:N	2.77	0.46
15:CO:40:GLN:OE1	15:CO:41:GLY:N	2.48	0.46
19:CS:45:ILE:HD12	19:CS:63:THR:C	2.36	0.46
20:CT:72:ALA:O	20:CT:76:LYS:N	2.45	0.46
22:CV:67:C:N3	22:CV:68:C:C4	2.83	0.46
24:DA:139:U:O2	24:DA:141:G:N1	2.49	0.46
24:DA:556:A:H2'	24:DA:557:C:O4'	2.14	0.46
24:DA:563:A:C2	24:DA:564:C:C2	3.03	0.46
24:DA:670:A:H4'	24:DA:671:C:O5'	2.14	0.46
24:DA:882:G:N1	24:DA:883:G:C5	2.83	0.46
24:DA:965:C:H4'	24:DA:2273:A:H1'	1.98	0.46

Continued on next page...

Continued from previous page...

Atom-1	Atom-2	Interatomic distance (Å)	Clash overlap (Å)
24:DA:995:C:OP2	40:DQ:53:LYS:HE3	2.15	0.46
24:DA:1736:U:O4	24:DA:1737:G:N2	2.49	0.46
24:DA:1906:G:C2'	24:DA:1907:G:O5'	2.64	0.46
24:DA:1944:U:O2	24:DA:1955:U:H5''	2.15	0.46
24:DA:2080:A:OP1	47:DX:19:HIS:CG	2.69	0.46
24:DA:2531:A:C6	24:DA:2532:G:C5	3.04	0.46
24:DA:2756:U:O4'	24:DA:2757:A:H5''	2.16	0.46
24:DA:2847:U:H3'	39:DP:94:ALA:HB2	1.97	0.46
57:DA:3186:NMY:H14	33:DJ:2:LYS:HZ1	1.81	0.46
57:DA:3190:NMY:N6	57:DA:3190:NMY:O3	2.43	0.46
26:DC:36:ASN:HB3	26:DC:59:GLN:O	2.16	0.46
26:DC:164:VAL:HG22	26:DC:164:VAL:O	2.15	0.46
29:DF:105:ILE:O	29:DF:108:PRO:CD	2.63	0.46
29:DF:135:ILE:HG12	29:DF:142:TYR:CE2	2.50	0.46
30:DG:93:TYR:CD1	30:DG:106:LEU:HA	2.50	0.46
36:DM:78:LEU:O	36:DM:79:ALA:HB3	2.16	0.46
36:DM:81:ARG:HH22	36:DM:82:MET:CB	2.29	0.46
39:DP:30:TRP:CH2	39:DP:81:ASP:CG	2.89	0.46
45:DV:9:ARG:HG3	45:DV:40:ILE:CA	2.46	0.46
1:AA:56:U:C5	31:DH:91:PHE:CZ	3.04	0.46
1:AA:174:A:C2	1:AA:175:C:C1'	2.99	0.46
1:AA:213:G:C5	1:AA:214:C:C5	3.04	0.46
1:AA:512:U:H2'	1:AA:513:C:C6	2.51	0.46
1:AA:577:G:O2'	1:AA:578:C:H5'	2.15	0.46
1:AA:616:G:C2	1:AA:625:U:O2	2.68	0.46
1:AA:780:A:C5'	11:AK:125:LYS:HE2	2.45	0.46
1:AA:809:G:C2'	1:AA:810:C:H5'	2.45	0.46
1:AA:1010:U:C4	1:AA:1011:C:N4	2.84	0.46
1:AA:1035:A:N7	1:AA:1036:A:C8	2.83	0.46
1:AA:1237:C:C6	1:AA:1336:C:N4	2.84	0.46
1:AA:1320:C:OP1	19:AS:70:LYS:HE2	2.16	0.46
3:AC:22:TRP:CD1	3:AC:59:ARG:HB2	2.50	0.46
4:AD:61:VAL:HG22	4:AD:62:ARG:N	2.31	0.46
4:AD:98:LEU:CD1	4:AD:130:VAL:HG11	2.46	0.46
8:AH:64:LYS:O	8:AH:65:TYR:CD1	2.69	0.46
11:AK:15:GLN:O	11:AK:15:GLN:HG3	2.14	0.46
11:AK:84:VAL:HG22	11:AK:85:MET:N	2.29	0.46
11:AK:128:ARG:O	11:AK:129:VAL:HG22	2.15	0.46
13:AM:98:ARG:HD3	13:AM:100:GLN:HB2	1.98	0.46
14:AN:20:PHE:HA	14:AN:24:ALA:HB2	1.96	0.46
16:AP:19:VAL:HG21	16:AP:37:GLY:CA	2.46	0.46

Continued on next page...

Continued from previous page...

Atom-1	Atom-2	Interatomic distance (Å)	Clash overlap (Å)
22:AV:70:G:C2	22:AV:71:G:C5	3.03	0.46
24:BA:65:U:C2	24:BA:66:C:C5	3.03	0.46
24:BA:227:A:N3	24:BA:2407:A:H1'	2.30	0.46
24:BA:545:U:C6	24:BA:547:A:O3'	2.69	0.46
24:BA:564:C:OP2	41:BR:79:ARG:CZ	2.64	0.46
24:BA:659:G:C4'	28:BE:95:LYS:HD3	2.46	0.46
24:BA:675:A:C6	24:BA:676:A:C6	3.04	0.46
24:BA:929:U:O2'	24:BA:930:G:H5'	2.16	0.46
24:BA:1193:G:O2'	24:BA:1194:A:H5'	2.15	0.46
24:BA:1288:G:C2'	24:BA:1327:A:N1	2.79	0.46
24:BA:1333:G:C2	24:BA:1334:G:C8	3.03	0.46
24:BA:1444:G:C4	24:BA:1445:G:C8	3.04	0.46
24:BA:1760:C:C6	24:BA:1761:C:C6	3.03	0.46
24:BA:2019:A:C2	24:BA:2020:A:C4	3.03	0.46
24:BA:2020:A:C2	24:BA:2035:G:C6	3.03	0.46
24:BA:2025:C:C2	24:BA:2026:U:C5	3.03	0.46
24:BA:2379:G:C6	24:BA:2380:C:N4	2.84	0.46
24:BA:2429:G:N7	35:BL:55:MET:HG2	2.31	0.46
24:BA:2705:A:N7	24:BA:2706:A:C8	2.84	0.46
24:BA:2724:U:OP1	27:BD:116:LYS:HE2	2.16	0.46
25:BB:97:C:C5	25:BB:98:G:C8	3.04	0.46
26:BC:128:THR:HG23	26:BC:189:ALA:C	2.36	0.46
29:BF:7:TYR:HA	29:BF:11:VAL:HG23	1.96	0.46
29:BF:12:VAL:HG23	29:BF:13:LYS:HG3	1.98	0.46
32:BI:72:THR:HB	32:BI:73:PRO:HD2	1.97	0.46
34:BK:45:GLU:HG2	34:BK:46:ALA:N	2.31	0.46
34:BK:77:ILE:CG2	34:BK:79:PHE:HE1	2.29	0.46
36:BM:80:VAL:O	36:BM:81:ARG:C	2.54	0.46
42:BS:17:VAL:O	42:BS:20:VAL:CG1	2.64	0.46
43:BT:67:VAL:HG22	43:BT:76:ARG:CB	2.44	0.46
1:CA:150:U:H2'	1:CA:151:A:H8	1.80	0.46
1:CA:194:C:H5''	20:CT:60:ARG:CZ	2.45	0.46
1:CA:194:C:H4'	20:CT:60:ARG:HG2	1.97	0.46
1:CA:197:A:H4'	1:CA:198:G:O5'	2.16	0.46
1:CA:261:U:P	20:CT:71:LYS:NZ	2.88	0.46
1:CA:626:G:C2	1:CA:627:G:C4	3.03	0.46
1:CA:675:A:O2'	11:CK:116:ILE:CD1	2.63	0.46
1:CA:858:G:O6	1:CA:869:G:C8	2.68	0.46
1:CA:874:G:C6	1:CA:875:U:C4	3.04	0.46
1:CA:881:G:C6	1:CA:882:C:C5	3.04	0.46
1:CA:888:G:H4'	1:CA:1488:G:O2'	2.16	0.46

Continued on next page...

Continued from previous page...

Atom-1	Atom-2	Interatomic distance (Å)	Clash overlap (Å)
1:CA:954:G:C4	1:CA:955:U:C5	3.03	0.46
1:CA:1074:G:C6	1:CA:1075:U:C4	3.04	0.46
1:CA:1075:U:C2'	1:CA:1076:U:H5'	2.45	0.46
1:CA:1276:G:N3	1:CA:1282:C:H1'	2.31	0.46
2:CB:132:LYS:O	2:CB:133:GLU:C	2.54	0.46
4:CD:54:GLN:C	4:CD:58:LYS:HZ1	2.17	0.46
4:CD:203:LEU:CD2	4:CD:204:TYR:CD2	2.96	0.46
7:CG:39:ALA:O	7:CG:40:GLU:CG	2.64	0.46
9:CI:80:ARG:NE	9:CI:103:PHE:CZ	2.83	0.46
10:CJ:73:LEU:O	10:CJ:74:VAL:CB	2.64	0.46
11:CK:81:ASN:HA	11:CK:106:ARG:HG2	1.98	0.46
12:CL:35:THR:HG22	12:CL:36:ARG:N	2.31	0.46
12:CL:61:PHE:N	12:CL:61:PHE:HD1	2.14	0.46
12:CL:94:ARG:NH1	12:CL:95:TYR:CE2	2.84	0.46
13:CM:48:LEU:HB2	13:CM:52:GLN:CG	2.45	0.46
13:CM:68:ASP:HB3	13:CM:71:ARG:HD2	1.96	0.46
13:CM:87:ARG:C	13:CM:89:LEU:N	2.68	0.46
14:CN:67:THR:OG1	14:CN:68:GLY:N	2.46	0.46
22:CV:38:A:H2'	22:CV:38:A:N3	2.31	0.46
24:DA:26:G:C6	24:DA:27:G:N1	2.84	0.46
24:DA:63:A:C2	24:DA:64:A:C4	3.03	0.46
24:DA:223:A:C8	24:DA:422:A:H1'	2.51	0.46
24:DA:475:C:H4'	24:DA:510:C:H5'	1.98	0.46
24:DA:479:A:C2	24:DA:480:A:C5	3.04	0.46
24:DA:536:G:H2'	24:DA:537:G:H5'	1.97	0.46
24:DA:545:U:H3'	24:DA:545:U:O2	2.16	0.46
24:DA:994:C:H1'	41:DR:10:LYS:HE2	1.98	0.46
24:DA:1182:G:H2'	24:DA:1183:U:H5'	1.98	0.46
24:DA:1234:U:C2'	24:DA:1235:G:H5'	2.45	0.46
24:DA:1301:A:C4	24:DA:1303:G:C8	3.04	0.46
24:DA:1359:A:C8	24:DA:1360:G:C8	3.04	0.46
24:DA:1505:A:C2	24:DA:1506:U:O2	2.69	0.46
24:DA:1588:G:C2	24:DA:1589:U:C6	3.04	0.46
24:DA:1654:A:H1'	24:DA:2823:A:H5'	1.98	0.46
24:DA:1809:A:N6	24:DA:1810:A:C6	2.84	0.46
24:DA:1857:G:H22	24:DA:1884:G:C2'	2.28	0.46
24:DA:1997:C:O2'	24:DA:1998:A:H5'	2.15	0.46
24:DA:2318:G:C5	24:DA:2319:G:C6	3.04	0.46
24:DA:2344:U:O5'	51:D1:36:LYS:HD3	2.16	0.46
25:DB:57:A:C5	29:DF:25:MET:HG3	2.51	0.46
26:DC:175:LEU:C	26:DC:177:SER:N	2.65	0.46

Continued on next page...

Continued from previous page...

Atom-1	Atom-2	Interatomic distance (Å)	Clash overlap (Å)
28:DE:149:ILE:HG12	28:DE:188:MET:HE3	1.97	0.46
28:DE:179:SER:O	28:DE:183:PHE:HD1	1.97	0.46
29:DF:33:ILE:CD1	29:DF:99:PHE:CE1	2.98	0.46
30:DG:53:PRO:HG3	30:DG:61:TRP:CD2	2.51	0.46
31:DH:123:ARG:CG	31:DH:124:THR:N	2.71	0.46
33:DJ:64:VAL:HG22	33:DJ:68:LYS:HZ2	1.80	0.46
34:DK:13:ASN:ND2	34:DK:97:THR:O	2.48	0.46
34:DK:76:VAL:HB	39:DP:72:VAL:HG21	1.97	0.46
36:DM:44:ARG:HH21	36:DM:44:ARG:CG	2.25	0.46
37:DN:94:TYR:O	37:DN:116:VAL:HG22	2.16	0.46
38:DO:55:GLU:O	38:DO:56:LYS:C	2.54	0.46
39:DP:96:LEU:O	39:DP:96:LEU:HD12	2.15	0.46
1:AA:4:U:C5'	1:AA:5:U:O4	2.63	0.46
1:AA:625:U:H2'	1:AA:626:G:C8	2.50	0.46
1:AA:712:A:H2'	1:AA:713:G:O4'	2.16	0.46
1:AA:768:A:H5'	1:AA:1524:C:H1'	1.98	0.46
1:AA:1108:G:C2'	1:AA:1109:C:O5'	2.63	0.46
1:AA:1170:A:N6	1:AA:1171:A:N3	2.64	0.46
1:AA:1330:U:C4	1:AA:1331:G:O6	2.69	0.46
1:AA:1505:G:C3'	23:AX:12:A:OP2	2.64	0.46
2:AB:22:TYR:C	2:AB:23:TRP:CD1	2.89	0.46
2:AB:120:GLN:HA	2:AB:123:ASP:HB2	1.97	0.46
4:AD:124:MET:SD	4:AD:128:ARG:N	2.89	0.46
5:AE:64:MET:O	5:AE:65:GLU:C	2.54	0.46
5:AE:95:PHE:O	5:AE:125:ALA:HB1	2.16	0.46
5:AE:116:GLU:HG3	5:AE:117:VAL:HG23	1.98	0.46
6:AF:10:VAL:CG1	6:AF:11:HIS:H	2.28	0.46
7:AG:46:ALA:CB	7:AG:117:ALA:O	2.63	0.46
9:AI:30:ILE:HG21	9:AI:38:TYR:CD2	2.50	0.46
12:AL:103:ASP:O	12:AL:104:CYS:O	2.34	0.46
14:AN:33:VAL:O	14:AN:34:ASN:CG	2.54	0.46
18:AR:28:THR:HB	18:AR:29:LEU:HD12	1.97	0.46
18:AR:51:TYR:O	18:AR:55:LEU:HD23	2.16	0.46
20:AT:28:MET:O	20:AT:32:ILE:HG13	2.16	0.46
24:BA:513:A:H1'	40:BQ:10:ARG:HH12	1.80	0.46
24:BA:547:A:C8	24:BA:548:G:C2	3.04	0.46
24:BA:600:G:H4'	28:BE:27:LEU:CD1	2.45	0.46
24:BA:831:G:O2'	35:BL:38:GLN:HG3	2.16	0.46
24:BA:1186:G:C2'	24:BA:1187:G:H5'	2.44	0.46
24:BA:1269:A:C6	24:BA:1270:C:N4	2.83	0.46
24:BA:1307:A:C6	24:BA:1622:G:C6	3.04	0.46

Continued on next page...

Continued from previous page...

Atom-1	Atom-2	Interatomic distance (Å)	Clash overlap (Å)
24:BA:1342:A:C8	24:BA:1397:U:C2	3.03	0.46
24:BA:1358:G:C5	24:BA:1371:G:C6	3.04	0.46
24:BA:1453:A:N3	37:BN:77:ALA:CB	2.79	0.46
24:BA:1734:G:H2'	24:BA:1735:A:O4'	2.16	0.46
24:BA:1993:U:H4'	27:BD:133:THR:HG21	1.98	0.46
24:BA:2342:C:O2'	24:BA:2374:C:H5''	2.15	0.46
24:BA:2657:A:H4'	30:BG:91:VAL:HG21	1.97	0.46
24:BA:2888:C:O2	24:BA:2888:C:H2'	2.15	0.46
57:BA:3161:NMY:H1	57:BA:3161:NMY:O11	2.16	0.46
57:BA:3165:NMY:H2	57:BA:3165:NMY:C17	2.44	0.46
25:BB:26:C:C5	25:BB:27:C:C4	3.04	0.46
26:BC:72:GLY:O	26:BC:73:ILE:C	2.54	0.46
26:BC:136:VAL:HG11	26:BC:165:ALA:HA	1.98	0.46
27:BD:125:TRP:CD1	27:BD:160:LYS:CD	2.99	0.46
28:BE:102:ARG:O	28:BE:106:LYS:HB3	2.15	0.46
28:BE:108:ILE:HG13	28:BE:109:LEU:N	2.31	0.46
30:BG:102:ILE:HD11	30:BG:116:LEU:HD11	1.96	0.46
36:BM:34:LYS:HB3	36:BM:129:THR:CG2	2.45	0.46
36:BM:65:ILE:O	36:BM:65:ILE:HD12	2.16	0.46
37:BN:57:THR:O	37:BN:58:ASP:C	2.54	0.46
44:BU:39:ASN:HB3	44:BU:62:ALA:O	2.16	0.46
45:BV:65:VAL:O	45:BV:65:VAL:CG2	2.63	0.46
52:B2:8:SER:OG	52:B2:11:LYS:HB2	2.15	0.46
1:CA:167:A:H2'	1:CA:168:G:O4'	2.15	0.46
1:CA:406:G:C4	1:CA:495:A:C5	3.03	0.46
1:CA:408:A:C6	1:CA:409:U:C4	3.03	0.46
1:CA:409:U:OP1	4:CD:22:LYS:HG3	2.15	0.46
1:CA:625:U:H2'	1:CA:626:G:C8	2.51	0.46
1:CA:642:A:N7	8:CH:107:SER:HA	2.30	0.46
1:CA:673:A:C5'	6:CF:86:ARG:NH1	2.78	0.46
1:CA:727:G:C2	1:CA:731:G:C6	3.04	0.46
1:CA:782:A:C5	1:CA:783:C:C2	3.03	0.46
1:CA:796:C:O2'	1:CA:797:C:H5'	2.15	0.46
1:CA:1001:C:H2'	1:CA:1002:G:O4'	2.14	0.46
1:CA:1203:C:H2'	1:CA:1204:A:H5'	1.97	0.46
1:CA:1254:A:N3	1:CA:1255:G:C8	2.84	0.46
1:CA:1306:A:H2'	1:CA:1307:U:H5'	1.98	0.46
1:CA:1321:U:C6	1:CA:1322:C:H2'	2.51	0.46
3:CC:19:ASN:O	3:CC:20:SER:HB3	2.16	0.46
5:CE:24:THR:O	5:CE:24:THR:OG1	2.33	0.46
5:CE:153:VAL:HG13	5:CE:154:ALA:H	1.81	0.46

Continued on next page...

Continued from previous page...

Atom-1	Atom-2	Interatomic distance (Å)	Clash overlap (Å)
6:CF:66:ALA:HB1	6:CF:67:PRO:HD2	1.98	0.46
11:CK:86:VAL:N	11:CK:113:VAL:HG22	2.31	0.46
13:CM:98:ARG:HD2	13:CM:100:GLN:OE1	2.16	0.46
18:CR:60:LYS:HA	18:CR:63:ARG:HG3	1.97	0.46
22:CV:61:C:N4	22:CV:62:C:N4	2.63	0.46
55:CY:142:LEU:O	55:CY:142:LEU:CG	2.62	0.46
55:CY:142:LEU:HD21	55:CY:148:ILE:CD1	2.46	0.46
24:DA:81:G:H2'	24:DA:82:U:O4'	2.16	0.46
24:DA:530:G:N2	24:DA:2023:C:C5	2.84	0.46
24:DA:770:G:P	52:D2:11:LYS:HD2	2.56	0.46
24:DA:1218:G:C2	24:DA:1232:G:C5	3.04	0.46
24:DA:1337:G:O2'	24:DA:1338:G:H5'	2.15	0.46
24:DA:1369:G:C4	24:DA:1370:C:C5	3.04	0.46
24:DA:1483:G:C8	24:DA:1484:U:C5	3.03	0.46
24:DA:1518:C:O2'	24:DA:1519:G:H5'	2.16	0.46
24:DA:1678:A:C2	24:DA:1989:G:N2	2.83	0.46
24:DA:1719:G:N2	24:DA:1742:U:H1'	2.31	0.46
24:DA:1764:C:O2'	24:DA:1765:U:H5'	2.15	0.46
24:DA:1996:C:H4'	27:DD:128:ARG:HE	1.81	0.46
24:DA:2155:U:C5	24:DA:2156:G:C4	3.04	0.46
24:DA:2209:G:C2	24:DA:2216:G:C2	3.04	0.46
24:DA:2248:C:H2'	24:DA:2249:U:H5'	1.97	0.46
24:DA:2466:C:OP1	54:D4:4:ARG:CD	2.64	0.46
24:DA:2786:U:O2'	27:DD:66:GLY:HA3	2.16	0.46
24:DA:2817:U:H2'	24:DA:2818:U:O5'	2.16	0.46
24:DA:2836:U:H2'	24:DA:2837:A:C8	2.51	0.46
26:DC:61:TYR:CD2	26:DC:62:ARG:O	2.69	0.46
26:DC:104:LEU:O	26:DC:106:PRO:HD3	2.16	0.46
26:DC:151:GLY:O	26:DC:152:GLN:HG3	2.14	0.46
27:DD:47:ALA:HA	27:DD:84:LEU:HG	1.97	0.46
28:DE:131:THR:O	28:DE:132:LYS:C	2.54	0.46
29:DF:123:GLY:C	29:DF:124:ARG:CG	2.84	0.46
30:DG:77:GLY:O	30:DG:78:VAL:HG23	2.15	0.46
31:DH:134:VAL:HG11	31:DH:138:VAL:HG21	1.98	0.46
34:DK:19:VAL:CG2	34:DK:41:ILE:HD12	2.45	0.46
36:DM:68:PHE:O	36:DM:69:PRO:O	2.34	0.46
37:DN:48:VAL:HG12	37:DN:52:ILE:HD13	1.97	0.46
41:DR:66:HIS:CD2	41:DR:94:THR:HB	2.51	0.46
42:DS:32:ALA:O	42:DS:36:LEU:HG	2.16	0.46
44:DU:73:ASN:CG	44:DU:76:THR:CG2	2.84	0.46
49:DZ:50:VAL:O	49:DZ:50:VAL:HG12	2.15	0.46

Continued on next page...

Continued from previous page...

Atom-1	Atom-2	Interatomic distance (Å)	Clash overlap (Å)
52:D2:34:ARG:HH11	52:D2:42:LEU:HA	1.80	0.46
1:AA:100:G:C2'	1:AA:101:A:H5'	2.46	0.46
1:AA:200:G:C2	1:AA:201:G:C8	3.04	0.46
1:AA:258:G:C2'	1:AA:259:G:O5'	2.63	0.46
1:AA:393:A:C5	1:AA:394:G:C8	3.04	0.46
1:AA:436:C:N3	1:AA:437:U:C4	2.84	0.46
1:AA:607:A:H2'	1:AA:608:A:O4'	2.16	0.46
1:AA:826:C:C2	1:AA:827:U:C5	3.03	0.46
1:AA:982:U:O2	1:AA:1222:G:O6	2.34	0.46
1:AA:993:G:N2	1:AA:995:C:N4	2.63	0.46
1:AA:1085:U:C6	1:AA:1094:G:N1	2.83	0.46
1:AA:1315:U:O4	1:AA:1316:G:N1	2.49	0.46
57:AA:1657:NMY:N23	57:AA:1657:NMY:C15	2.79	0.46
2:AB:15:HIS:CE1	2:AB:208:ARG:HB3	2.51	0.46
2:AB:24:ASN:ND2	2:AB:26:LYS:HE3	2.31	0.46
2:AB:184:PHE:CD1	2:AB:184:PHE:N	2.84	0.46
3:AC:40:ARG:NH2	3:AC:57:ILE:HG12	2.31	0.46
4:AD:19:LEU:HB3	4:AD:64:ILE:HG12	1.96	0.46
4:AD:99:ASP:O	4:AD:102:VAL:N	2.47	0.46
5:AE:110:ALA:O	5:AE:111:MET:HB2	2.15	0.46
8:AH:10:MET:O	8:AH:13:ARG:HG2	2.16	0.46
8:AH:12:THR:O	8:AH:16:ASN:OD1	2.34	0.46
8:AH:106:THR:HG1	8:AH:121:LEU:HB3	1.80	0.46
9:AI:7:TYR:CD1	9:AI:8:GLY:N	2.84	0.46
10:AJ:6:ILE:N	10:AJ:6:ILE:HD12	2.31	0.46
11:AK:35:THR:CA	11:AK:42:LEU:HD13	2.46	0.46
12:AL:25:GLU:O	12:AL:27:CYS:HB2	2.16	0.46
13:AM:19:LEU:O	13:AM:22:ILE:CG2	2.64	0.46
15:AO:29:VAL:CG2	15:AO:66:LEU:HD22	2.46	0.46
21:AU:25:LYS:HZ1	23:AX:5:A:H4'	1.81	0.46
24:BA:278:A:C5	24:BA:362:A:C4	3.04	0.46
24:BA:387:U:H4'	24:BA:388:G:OP1	2.14	0.46
24:BA:508:A:C3'	24:BA:509:C:H5'	2.45	0.46
24:BA:751:A:C5	24:BA:789:A:N1	2.84	0.46
24:BA:801:G:H3'	24:BA:802:A:H5'	1.98	0.46
24:BA:932:U:O2	24:BA:933:A:C5	2.69	0.46
24:BA:1197:G:H2'	24:BA:1198:U:C6	2.51	0.46
24:BA:1368:G:OP1	52:B2:25:LYS:CD	2.64	0.46
24:BA:1450:G:C6	24:BA:1451:C:N4	2.84	0.46
24:BA:1548:A:H2'	24:BA:1549:A:C8	2.50	0.46
24:BA:1977:A:N6	24:BA:1978:A:N1	2.63	0.46

Continued on next page...

Continued from previous page...

Atom-1	Atom-2	Interatomic distance (Å)	Clash overlap (Å)
24:BA:2416:C:O2	24:BA:2416:C:H2'	2.15	0.46
24:BA:2678:C:C2	24:BA:2679:A:C8	3.04	0.46
25:BB:30:C:OP1	38:BO:3:LYS:HE3	2.16	0.46
26:BC:166:ARG:O	26:BC:167:ASP:C	2.54	0.46
27:BD:194:PRO:O	27:BD:195:GLY:O	2.33	0.46
29:BF:175:PRO:O	29:BF:176:PHE:CD2	2.69	0.46
31:BH:48:GLU:OE1	31:BH:51:ARG:NH1	2.48	0.46
31:BH:62:LEU:HD13	31:BH:62:LEU:C	2.36	0.46
36:BM:65:ILE:HD12	36:BM:65:ILE:C	2.36	0.46
37:BN:24:MET:HG2	37:BN:44:LEU:HD13	1.98	0.46
40:BQ:19:GLN:HB2	40:BQ:38:VAL:HG21	1.97	0.46
44:BU:3:LYS:HE3	44:BU:82:VAL:O	2.16	0.46
44:BU:35:VAL:HG22	44:BU:38:ILE:HG21	1.97	0.46
45:BV:26:PHE:C	45:BV:26:PHE:CD1	2.89	0.46
45:BV:44:HIS:O	45:BV:47:VAL:N	2.47	0.46
49:BZ:22:THR:O	49:BZ:23:LEU:C	2.54	0.46
1:CA:428:G:C6	1:CA:430:A:N6	2.84	0.46
1:CA:464:U:H2'	1:CA:466:A:OP2	2.16	0.46
1:CA:504:C:H1'	1:CA:510:A:C4	2.51	0.46
1:CA:712:A:N6	1:CA:713:G:C6	2.84	0.46
1:CA:714:G:N2	1:CA:777:A:H1'	2.30	0.46
1:CA:948:C:C2'	1:CA:949:A:H5'	2.46	0.46
1:CA:1014:A:N3	1:CA:1219:A:H1'	2.31	0.46
1:CA:1055:A:C2'	3:CC:193:TYR:OH	2.64	0.46
1:CA:1146:A:C2	1:CA:1147:C:C2	3.04	0.46
1:CA:1157:A:C5	1:CA:1180:A:C6	3.04	0.46
1:CA:1253:G:C2	1:CA:1254:A:C8	3.03	0.46
1:CA:1266:G:N2	1:CA:1270:G:C5	2.84	0.46
1:CA:1325:C:H2'	1:CA:1326:U:C6	2.51	0.46
1:CA:1494:G:N7	57:CA:1672:NMY:N9	2.63	0.46
1:CA:1512:U:H2'	1:CA:1513:A:H8	1.78	0.46
2:CB:49:MET:HE2	2:CB:199:VAL:HG13	1.98	0.46
2:CB:200:ILE:O	2:CB:201:PRO:O	2.34	0.46
3:CC:123:GLN:O	3:CC:124:LEU:C	2.54	0.46
4:CD:171:LEU:C	4:CD:171:LEU:CD1	2.84	0.46
5:CE:136:VAL:O	5:CE:139:ALA:HB3	2.16	0.46
6:CF:47:LEU:HD13	6:CF:56:LYS:CA	2.45	0.46
6:CF:70:VAL:O	6:CF:71:ILE:C	2.53	0.46
10:CJ:8:ILE:HG22	10:CJ:9:ARG:N	2.31	0.46
10:CJ:67:ILE:HD13	14:CN:96:LEU:HB2	1.98	0.46
12:CL:37:VAL:HA	12:CL:53:CYS:HA	1.97	0.46

Continued on next page...

Continued from previous page...

Atom-1	Atom-2	Interatomic distance (Å)	Clash overlap (Å)
13:CM:48:LEU:O	13:CM:49:SER:C	2.53	0.46
13:CM:96:PRO:HA	13:CM:109:ARG:CZ	2.46	0.46
55:CY:121:ALA:CB	55:CY:175:LEU:CD1	2.93	0.46
24:DA:46:G:C2	24:DA:47:C:C4	3.03	0.46
24:DA:361:G:O2'	24:DA:362:A:C8	2.69	0.46
24:DA:693:A:C5	24:DA:694:U:C4	3.04	0.46
24:DA:997:G:O2'	24:DA:998:C:H5'	2.16	0.46
24:DA:999:U:O2	24:DA:1157:G:C2	2.69	0.46
24:DA:1177:G:C2	24:DA:1178:C:H1'	2.50	0.46
24:DA:1199:U:H2'	24:DA:1200:C:C6	2.51	0.46
24:DA:1243:C:C4	24:DA:1244:A:N7	2.84	0.46
24:DA:1691:C:C2'	24:DA:1692:U:H5'	2.45	0.46
24:DA:1848:A:H2'	24:DA:1849:G:C1'	2.46	0.46
24:DA:2089:C:C4	24:DA:2090:A:N7	2.84	0.46
24:DA:2306:C:N4	29:DF:38:GLY:O	2.48	0.46
24:DA:2307:G:C6	29:DF:40:GLY:HA3	2.51	0.46
24:DA:2335:A:C6	24:DA:2337:G:H1'	2.51	0.46
24:DA:2744:G:C2'	24:DA:2745:C:H5'	2.46	0.46
25:DB:51:G:O2'	25:DB:52:A:H5'	2.16	0.46
26:DC:39:SER:C	26:DC:41:GLY:H	2.19	0.46
27:DD:90:PHE:HA	27:DD:94:GLN:OE1	2.15	0.46
30:DG:71:LEU:O	30:DG:72:ASN:C	2.54	0.46
31:DH:81:ALA:O	31:DH:149:GLU:OE1	2.33	0.46
32:DI:99:LYS:HD2	32:DI:138:VAL:HB	1.97	0.46
36:DM:108:VAL:CG1	36:DM:112:LEU:HD22	2.46	0.46
38:DO:90:VAL:O	38:DO:117:PHE:CB	2.63	0.46
44:DU:82:VAL:HG12	44:DU:83:GLY:N	2.30	0.46
51:D1:28:THR:O	51:D1:29:LYS:HB3	2.16	0.46
1:AA:9:G:C2	1:AA:10:A:C4	3.03	0.46
1:AA:135:C:O2	16:AP:1:MET:HB3	2.16	0.46
1:AA:204:G:C5	1:AA:205:A:C5	3.04	0.46
1:AA:404:G:H2'	1:AA:405:U:H6	1.77	0.46
1:AA:707:U:H4'	11:AK:22:HIS:ND1	2.31	0.46
1:AA:1062:U:H2'	1:AA:1063:C:C6	2.51	0.46
1:AA:1297:G:H4'	1:AA:1298:U:H5'	1.97	0.46
1:AA:1342:C:H1'	9:AI:126:GLN:HG3	1.98	0.46
2:AB:70:VAL:HG23	2:AB:92:VAL:O	2.15	0.46
4:AD:79:ALA:HB2	4:AD:90:LEU:CA	2.45	0.46
4:AD:166:GLU:O	4:AD:167:LYS:O	2.33	0.46
7:AG:107:ALA:O	7:AG:110:LYS:N	2.48	0.46
8:AH:88:ARG:HG2	8:AH:89:LYS:H	1.80	0.46

Continued on next page...

Continued from previous page...

Atom-1	Atom-2	Interatomic distance (Å)	Clash overlap (Å)
10:AJ:66:GLU:HG2	14:AN:99:ALA:HB3	1.98	0.46
12:AL:40:THR:HG22	12:AL:41:THR:O	2.15	0.46
19:AS:15:LEU:HD22	19:AS:35:SER:HB2	1.97	0.46
22:AV:49:C:H2'	22:AV:50:U:H6	1.81	0.46
24:BA:94:A:H3'	24:BA:95:A:C8	2.51	0.46
24:BA:147:C:C4	24:BA:148:U:C4	3.03	0.46
24:BA:312:G:H2'	24:BA:312:G:N3	2.31	0.46
24:BA:361:G:C2'	24:BA:362:A:O5'	2.63	0.46
24:BA:562:U:H1'	24:BA:2035:G:O2'	2.16	0.46
24:BA:565:C:H5'	24:BA:1253:A:N6	2.31	0.46
24:BA:568:U:C5	59:BA:3779:HOH:O	2.68	0.46
24:BA:831:G:H2'	24:BA:832:U:O5'	2.16	0.46
24:BA:1259:G:H2'	24:BA:1260:A:C8	2.51	0.46
24:BA:1358:G:C6	24:BA:1371:G:C5	3.04	0.46
24:BA:1429:G:C8	24:BA:1568:G:C5	3.03	0.46
24:BA:1465:G:C6	24:BA:1466:U:C4	3.04	0.46
24:BA:1532:A:H2'	24:BA:1533:C:C6	2.51	0.46
24:BA:1858:A:H2'	24:BA:1859:U:C6	2.51	0.46
24:BA:2101:A:C2	24:BA:2102:G:C8	3.04	0.46
24:BA:2116:G:H5''	24:BA:2117:A:P	2.56	0.46
24:BA:2221:G:C6	24:BA:2222:C:C5	3.04	0.46
24:BA:2379:G:H4'	38:BO:21:LEU:HD21	1.98	0.46
24:BA:2872:A:C2'	24:BA:2873:A:C5'	2.90	0.46
26:BC:71:ASP:O	26:BC:73:ILE:HD12	2.15	0.46
26:BC:231:HIS:O	26:BC:233:GLY:N	2.49	0.46
29:BF:37:MET:HG2	29:BF:151:LEU:CB	2.46	0.46
29:BF:127:TYR:O	29:BF:155:ILE:CG2	2.64	0.46
29:BF:139:GLU:N	29:BF:139:GLU:OE1	2.49	0.46
31:BH:1:MET:O	31:BH:19:VAL:HG23	2.16	0.46
32:BI:100:ILE:HG22	32:BI:101:SER:N	2.31	0.46
34:BK:121:GLU:CG	34:BK:122:VAL:N	2.78	0.46
35:BL:82:LEU:HD12	35:BL:116:VAL:HG21	1.97	0.46
35:BL:94:THR:HG23	35:BL:95:LEU:N	2.31	0.46
42:BS:4:ILE:HD12	42:BS:105:VAL:O	2.16	0.46
42:BS:20:VAL:HG11	42:BS:43:ALA:HB1	1.98	0.46
43:BT:39:THR:O	43:BT:43:ILE:N	2.47	0.46
45:BV:88:HIS:CG	45:BV:89:ILE:N	2.84	0.46
53:B3:56:LEU:O	53:B3:57:VAL:CB	2.63	0.46
1:CA:55:A:C4	1:CA:56:U:C6	3.04	0.46
1:CA:101:A:C6	1:CA:102:G:N7	2.84	0.46
1:CA:175:C:H2'	1:CA:176:C:H6	1.81	0.46

Continued on next page...

Continued from previous page...

Atom-1	Atom-2	Interatomic distance (Å)	Clash overlap (Å)
1:CA:212:G:N2	1:CA:213:G:C4	2.84	0.46
1:CA:214:C:O2'	1:CA:215:C:P	2.72	0.46
1:CA:300:A:H2'	1:CA:301:G:O4'	2.15	0.46
1:CA:391:G:C5	1:CA:392:C:C5	3.04	0.46
1:CA:429:U:OP1	4:CD:13:ARG:NH1	2.49	0.46
1:CA:624:C:H2'	1:CA:625:U:C5'	2.46	0.46
1:CA:659:U:C2	1:CA:660:C:C5	3.04	0.46
1:CA:781:A:C3'	1:CA:782:A:H5'	2.46	0.46
1:CA:1124:G:O2'	1:CA:1127:G:O6	2.33	0.46
1:CA:1143:G:H2'	1:CA:1144:G:O4'	2.15	0.46
1:CA:1306:A:C2'	1:CA:1307:U:H5'	2.46	0.46
1:CA:1347:G:O2'	1:CA:1348:U:P	2.73	0.46
4:CD:8:LYS:O	4:CD:9:LEU:O	2.34	0.46
4:CD:22:LYS:O	4:CD:22:LYS:CG	2.64	0.46
4:CD:55:LEU:HB2	4:CD:58:LYS:HD2	1.97	0.46
5:CE:136:VAL:CG2	5:CE:137:VAL:N	2.79	0.46
7:CG:40:GLU:HA	7:CG:43:VAL:HB	1.96	0.46
11:CK:128:ARG:C	11:CK:128:ARG:CD	2.83	0.46
14:CN:66:GLN:NE2	14:CN:79:LEU:HD21	2.31	0.46
22:CV:36:A:C6	22:CV:37:A:C8	3.03	0.46
55:CY:143:LEU:CD2	55:CY:153:ASP:HB2	2.46	0.46
24:DA:297:G:O3'	44:DU:84:PHE:HB3	2.16	0.46
24:DA:715:A:C6	24:DA:716:A:C6	3.03	0.46
24:DA:782:A:H4'	24:DA:783:A:O5'	2.15	0.46
24:DA:909:A:H2'	24:DA:912:C:C5	2.51	0.46
24:DA:918:A:H5''	25:DB:97:C:O2'	2.16	0.46
24:DA:1064:C:O2	24:DA:1064:C:C2'	2.64	0.46
24:DA:1191:G:O2'	24:DA:1192:G:H5'	2.16	0.46
24:DA:1296:G:N2	24:DA:1645:G:C4	2.84	0.46
24:DA:1351:C:O2'	24:DA:1571:A:C2'	2.63	0.46
24:DA:1517:G:C4	24:DA:1518:C:C5	3.04	0.46
24:DA:1690:A:C8	24:DA:1691:C:C5	3.04	0.46
24:DA:1805:A:H5''	26:DC:247:TRP:CD2	2.51	0.46
24:DA:1858:A:C5	24:DA:1859:U:C6	3.04	0.46
24:DA:1920:C:O2'	24:DA:1921:G:H5'	2.15	0.46
24:DA:2154:A:C6	24:DA:2155:U:C4	3.04	0.46
24:DA:2201:G:H2'	24:DA:2202:U:O5'	2.15	0.46
24:DA:2287:A:H2'	24:DA:2287:A:N3	2.31	0.46
24:DA:2289:G:C2	24:DA:2290:G:C8	3.04	0.46
24:DA:2466:C:C5'	54:D4:5:ALA:HB3	2.46	0.46
24:DA:2622:U:O2'	24:DA:2825:G:N7	2.48	0.46

Continued on next page...

Continued from previous page...

Atom-1	Atom-2	Interatomic distance (Å)	Clash overlap (Å)
24:DA:2799:A:C6	24:DA:2801:G:C4	3.04	0.46
24:DA:2852:G:O2'	24:DA:2853:C:H5'	2.16	0.46
26:DC:40:GLY:C	26:DC:53:ILE:HG22	2.37	0.46
26:DC:64:VAL:HG23	26:DC:66:PHE:HD2	1.80	0.46
28:DE:124:PHE:C	28:DE:124:PHE:CD1	2.89	0.46
29:DF:7:TYR:HA	29:DF:11:VAL:CG2	2.46	0.46
30:DG:155:PRO:O	30:DG:170:THR:HA	2.16	0.46
32:DI:28:GLY:HA2	32:DI:32:VAL:HB	1.97	0.46
34:DK:19:VAL:HG21	34:DK:41:ILE:CD1	2.46	0.46
38:DO:90:VAL:O	38:DO:117:PHE:HB3	2.15	0.46
41:DR:14:VAL:CG1	41:DR:98:ILE:HD13	2.46	0.46
42:DS:14:ALA:HB1	42:DS:18:ARG:CZ	2.46	0.46
44:DU:6:ARG:HG2	44:DU:7:ASP:OD1	2.15	0.46
48:DY:56:LEU:HA	48:DY:59:GLU:HB3	1.96	0.46
1:AA:236:A:H2'	1:AA:237:G:C8	2.51	0.46
1:AA:243:A:N1	1:AA:246:A:N7	2.64	0.46
1:AA:276:G:C2'	1:AA:277:C:H5'	2.46	0.46
1:AA:310:G:C5	1:AA:311:C:C5	3.03	0.46
1:AA:676:A:H4'	11:AK:115:PRO:HB2	1.98	0.46
1:AA:706:A:C4	1:AA:707:U:C6	3.04	0.46
1:AA:786:G:C6	1:AA:787:A:C8	3.03	0.46
1:AA:856:C:H2'	1:AA:857:C:H5'	1.97	0.46
1:AA:874:G:C4	1:AA:875:U:C5	3.04	0.46
1:AA:909:A:OP1	12:AL:18:LYS:HD2	2.16	0.46
1:AA:990:C:N4	1:AA:991:U:O4	2.49	0.46
1:AA:1084:G:C5	1:AA:1085:U:N3	2.84	0.46
1:AA:1088:G:C2	1:AA:1089:G:C4	3.04	0.46
1:AA:1101:A:H1'	1:AA:1102:A:OP2	2.16	0.46
1:AA:1163:A:C2	1:AA:1174:G:C2	3.04	0.46
1:AA:1317:C:N3	19:AS:37:ARG:NH2	2.63	0.46
1:AA:1350:A:P	9:AI:123:ARG:HH12	2.39	0.46
1:AA:1358:U:OP1	14:AN:75:ARG:N	2.49	0.46
3:AC:78:GLY:CA	21:CU:18:ARG:HE	2.29	0.46
4:AD:7:PRO:CB	4:AD:9:LEU:HD21	2.47	0.46
4:AD:10:LYS:C	4:AD:12:SER:H	2.19	0.46
4:AD:142:VAL:CG1	4:AD:143:VAL:N	2.79	0.46
5:AE:83:HIS:CD2	5:AE:84:PRO:CD	2.98	0.46
6:AF:5:GLU:HA	6:AF:63:ASN:HA	1.98	0.46
7:AG:38:THR:O	7:AG:42:ILE:HG23	2.15	0.46
8:AH:86:TYR:CD2	8:AH:123:GLY:HA2	2.51	0.46
9:AI:78:ALA:O	9:AI:81:HIS:N	2.49	0.46

Continued on next page...

Continued from previous page...

Atom-1	Atom-2	Interatomic distance (Å)	Clash overlap (Å)
13:AM:96:PRO:HG2	13:AM:102:THR:HG22	1.98	0.46
14:AN:73:PHE:HA	14:AN:80:SER:HA	1.96	0.46
24:BA:237:C:C2'	24:BA:238:C:H5'	2.46	0.46
24:BA:409:G:C2	24:BA:410:G:C4	3.04	0.46
24:BA:607:U:HO2'	24:BA:608:A:P	2.38	0.46
24:BA:850:U:H2'	24:BA:851:C:H6	1.80	0.46
24:BA:910:A:C4	36:BM:13:HIS:ND1	2.84	0.46
24:BA:936:A:H2'	24:BA:937:C:C6	2.51	0.46
24:BA:1770:G:C2'	24:BA:1771:C:H5'	2.46	0.46
24:BA:1904:G:O2'	24:BA:1905:C:H5'	2.16	0.46
24:BA:1910:G:C2	24:BA:1921:G:C4	3.04	0.46
24:BA:2074:U:H1'	24:BA:2598:A:N3	2.30	0.46
24:BA:2436:G:O2'	24:BA:2598:A:N1	2.40	0.46
57:BA:3166:NMY:O16	57:BA:3166:NMY:H1	2.16	0.46
26:BC:128:THR:HA	26:BC:190:THR:HA	1.97	0.46
31:BH:55:GLU:O	31:BH:57:LYS:N	2.48	0.46
38:BO:34:HIS:ND1	38:BO:65:THR:HB	2.31	0.46
40:BQ:52:ARG:HA	40:BQ:55:GLN:HB2	1.97	0.46
40:BQ:77:LYS:O	40:BQ:79:ILE:N	2.48	0.46
42:BS:47:VAL:O	42:BS:48:LYS:C	2.55	0.46
44:BU:94:PHE:HB2	44:BU:100:GLU:O	2.16	0.46
48:BY:48:ARG:O	48:BY:51:ALA:HB3	2.16	0.46
1:CA:29:U:C2'	1:CA:30:U:H5'	2.46	0.46
1:CA:329:A:C2	1:CA:332:G:N9	2.84	0.46
1:CA:404:G:C5	1:CA:405:U:C5	3.04	0.46
1:CA:425:G:C6	1:CA:426:U:C5	3.04	0.46
1:CA:492:C:C4	1:CA:493:A:C2	3.04	0.46
1:CA:493:A:C5	1:CA:494:G:C6	3.04	0.46
1:CA:501:C:OP2	12:CL:121:ARG:NH1	2.49	0.46
1:CA:642:A:C4	8:CH:106:THR:O	2.69	0.46
1:CA:693:G:C6	1:CA:694:A:C6	3.04	0.46
1:CA:761:G:C4	1:CA:762:U:C6	3.03	0.46
1:CA:857:C:C5	1:CA:858:G:C5	3.03	0.46
1:CA:1048:G:H2'	1:CA:1050:G:C8	2.51	0.46
1:CA:1089:G:O2'	1:CA:1090:U:P	2.74	0.46
1:CA:1118:U:P	9:CI:106:ARG:HH12	2.38	0.46
1:CA:1217:C:OP1	14:CN:8:ARG:HD3	2.16	0.46
1:CA:1370:G:O5'	9:CI:111:VAL:HG13	2.16	0.46
1:CA:1408:A:H61	57:CA:1672:NMY:H1	1.81	0.46
2:CB:14:VAL:O	2:CB:14:VAL:HG23	2.16	0.46
3:CC:16:LYS:NZ	3:CC:182:ILE:O	2.44	0.46

Continued on next page...

Continued from previous page...

Atom-1	Atom-2	Interatomic distance (Å)	Clash overlap (Å)
4:CD:115:ARG:C	4:CD:117:LEU:N	2.69	0.46
4:CD:167:LYS:HD3	4:CD:168:PRO:HD3	1.97	0.46
4:CD:188:ARG:HG3	4:CD:189:SER:N	2.31	0.46
10:CJ:57:VAL:HG12	10:CJ:58:ASN:H	1.81	0.46
13:CM:11:ASP:OD1	13:CM:11:ASP:N	2.48	0.46
13:CM:66:GLU:CG	13:CM:70:ARG:NH1	2.78	0.46
14:CN:18:LYS:HA	14:CN:22:LYS:HE3	1.97	0.46
14:CN:19:TYR:CD1	14:CN:55:SER:HB3	2.51	0.46
14:CN:26:LEU:O	14:CN:27:LYS:HG2	2.16	0.46
14:CN:57:PRO:O	14:CN:58:SER:C	2.55	0.46
14:CN:66:GLN:N	14:CN:83:LYS:HZ3	2.14	0.46
16:CP:32:PHE:C	16:CP:32:PHE:CD1	2.90	0.46
20:CT:3:ASN:HA	20:CT:8:LYS:HE3	1.97	0.46
24:DA:61:C:H5'	48:DY:43:LEU:HD21	1.98	0.46
24:DA:96:C:H4'	48:DY:41:HIS:NE2	2.30	0.46
24:DA:100:U:C2	24:DA:101:A:N6	2.84	0.46
24:DA:159:G:N2	24:DA:166:U:C5	2.84	0.46
24:DA:249:C:C5'	24:DA:2394:C:O2'	2.64	0.46
24:DA:273:G:C6	24:DA:274:C:N4	2.84	0.46
24:DA:342:A:O2'	24:DA:343:C:OP1	2.21	0.46
24:DA:616:A:H2'	24:DA:617:G:H5'	1.98	0.46
24:DA:729:G:C5	26:DC:206:LYS:HB2	2.51	0.46
24:DA:761:A:OP1	59:DA:3694:HOH:O	2.20	0.46
24:DA:1069:A:C8	24:DA:1074:G:C6	3.04	0.46
24:DA:1101:U:H2'	24:DA:1102:C:H5'	1.98	0.46
24:DA:1239:G:C5	57:DA:3190:NMY:C6	2.90	0.46
24:DA:1373:A:H2'	24:DA:1374:G:O4'	2.16	0.46
24:DA:1501:G:O2'	24:DA:1502:A:C5'	2.63	0.46
24:DA:1505:A:C2	24:DA:1506:U:N3	2.84	0.46
24:DA:1736:U:C3'	24:DA:1737:G:H5'	2.46	0.46
24:DA:1796:U:O2'	24:DA:1797:G:H5'	2.16	0.46
24:DA:1799:G:OP1	26:DC:257:ARG:CD	2.64	0.46
24:DA:1841:U:C4	24:DA:1842:G:N7	2.84	0.46
24:DA:1889:A:H1'	24:DA:2086:U:O2'	2.15	0.46
24:DA:1936:A:H2	24:DA:1943:U:O4	1.98	0.46
24:DA:2228:G:OP1	26:DC:260:LYS:HE2	2.16	0.46
24:DA:2360:G:P	53:D3:50:SER:OG	2.74	0.46
24:DA:2829:A:C5	24:DA:2830:C:C5	3.04	0.46
26:DC:183:VAL:O	26:DC:184:GLU:C	2.52	0.46
28:DE:149:ILE:HG12	28:DE:188:MET:HG2	1.97	0.46
30:DG:79:THR:HG22	30:DG:80:GLU:N	2.30	0.46

Continued on next page...

Continued from previous page...

Atom-1	Atom-2	Interatomic distance (Å)	Clash overlap (Å)
31:DH:53:GLU:O	31:DH:57:LYS:HB3	2.17	0.46
38:DO:26:LEU:C	38:DO:27:VAL:HG13	2.36	0.46
49:DZ:16:LEU:O	49:DZ:19:HIS:HB2	2.15	0.46
1:AA:74:A:H2'	1:AA:75:G:O4'	2.16	0.45
1:AA:106:C:O2	1:AA:379:C:H4'	2.15	0.45
1:AA:141:G:H2'	1:AA:142:G:O4'	2.16	0.45
1:AA:430:A:H4'	4:AD:7:PRO:HB3	1.98	0.45
1:AA:438:U:C4	1:AA:494:G:C5	3.04	0.45
1:AA:805:C:N3	1:AA:806:C:C5	2.84	0.45
1:AA:809:G:H2'	1:AA:810:C:H5'	1.97	0.45
1:AA:931:C:C2	1:AA:932:C:C6	3.04	0.45
1:AA:938:A:C4	1:AA:939:G:C8	3.04	0.45
1:AA:1036:A:H5'	1:AA:1037:C:OP2	2.16	0.45
1:AA:1124:G:C2	1:AA:1127:G:C2	3.03	0.45
1:AA:1288:A:N1	1:AA:1371:G:H1'	2.31	0.45
1:AA:1320:C:O2	19:AS:72:GLY:HA3	2.16	0.45
1:AA:1371:G:OP1	9:AI:13:LYS:NZ	2.33	0.45
57:AA:1657:NMY:HN32	57:AA:1657:NMY:C15	2.28	0.45
2:AB:9:MET:HG2	2:AB:47:VAL:HG21	1.98	0.45
2:AB:23:TRP:HA	2:AB:189:THR:O	2.16	0.45
4:AD:79:ALA:C	4:AD:81:ARG:N	2.69	0.45
4:AD:193:ALA:HB1	6:CF:12:PRO:O	2.16	0.45
5:AE:48:PHE:CD1	5:AE:141:ILE:HD11	2.51	0.45
7:AG:39:ALA:O	7:AG:42:ILE:HG13	2.15	0.45
9:AI:72:ILE:HD12	9:AI:72:ILE:N	2.31	0.45
10:AJ:6:ILE:CG2	10:AJ:7:ARG:N	2.79	0.45
12:AL:3:THR:N	12:AL:6:GLN:OE1	2.49	0.45
12:AL:57:LEU:CD2	12:AL:59:ASN:CG	2.85	0.45
18:AR:55:LEU:HD12	18:AR:55:LEU:O	2.16	0.45
24:BA:63:A:C4'	43:BT:77:ARG:NH1	2.76	0.45
24:BA:89:A:N1	24:BA:90:U:C5	2.84	0.45
24:BA:579:G:C4	24:BA:1262:A:N1	2.84	0.45
24:BA:612:G:O2'	24:BA:613:A:C8	2.69	0.45
24:BA:807:U:O2'	24:BA:2060:A:N1	2.49	0.45
24:BA:841:G:H2'	24:BA:842:U:C6	2.51	0.45
24:BA:896:A:H3'	24:BA:897:C:H5'	1.99	0.45
24:BA:927:A:H2'	24:BA:928:A:C8	2.51	0.45
24:BA:974:G:C2	24:BA:1186:G:N1	2.84	0.45
24:BA:1098:A:O3'	32:BI:4:VAL:HG11	2.16	0.45
24:BA:1144:A:C5	24:BA:1145:C:C5	3.04	0.45
24:BA:1268:A:H3'	24:BA:1269:A:H8	1.80	0.45

Continued on next page...

Continued from previous page...

Atom-1	Atom-2	Interatomic distance (Å)	Clash overlap (Å)
24:BA:1270:C:C5'	24:BA:1271:G:C5'	2.95	0.45
24:BA:1334:G:C6	24:BA:1335:C:C4	3.04	0.45
24:BA:1754:A:H4'	39:BP:98:TYR:CE2	2.52	0.45
24:BA:1798:U:O2'	24:BA:1802:A:N3	2.29	0.45
24:BA:2118:U:P	24:BA:2147:A:HO2'	2.36	0.45
24:BA:2123:G:N2	24:BA:2176:A:C4	2.84	0.45
24:BA:2129:C:C5	24:BA:2130:U:C5	3.04	0.45
24:BA:2142:A:N3	24:BA:2150:C:C2	2.83	0.45
24:BA:2478:A:H2'	24:BA:2479:U:O4'	2.17	0.45
24:BA:2753:A:H2'	24:BA:2754:U:H5'	1.98	0.45
57:BA:3167:NMY:C13	57:BA:3167:NMY:H17	2.29	0.45
27:BD:85:ALA:HB3	27:BD:88:GLU:OE1	2.16	0.45
28:BE:95:LYS:HD2	28:BE:96:VAL:C	2.36	0.45
29:BF:3:LEU:C	29:BF:5:ASP:N	2.66	0.45
29:BF:71:LYS:O	29:BF:72:SER:C	2.54	0.45
29:BF:116:LEU:O	29:BF:117:SER:C	2.55	0.45
33:BJ:88:THR:CG2	33:BJ:91:GLU:HB2	2.45	0.45
34:BK:64:ARG:HG2	34:BK:79:PHE:HE2	1.81	0.45
36:BM:10:ARG:HG3	36:BM:11:LYS:N	2.31	0.45
46:BW:67:VAL:HG12	46:BW:68:LYS:N	2.30	0.45
49:BZ:47:ILE:O	49:BZ:51:SER:N	2.49	0.45
1:CA:111:G:O2'	1:CA:389:A:H1'	2.16	0.45
1:CA:293:G:N2	1:CA:294:U:C1'	2.79	0.45
1:CA:573:A:C2	1:CA:574:A:C2	3.04	0.45
1:CA:580:C:N3	1:CA:581:G:C4	2.84	0.45
1:CA:661:G:N3	1:CA:745:G:N2	2.64	0.45
1:CA:706:A:O2'	11:CK:33:THR:OG1	2.32	0.45
1:CA:737:C:O2'	1:CA:738:C:O5'	2.33	0.45
1:CA:771:G:N2	1:CA:809:G:C4	2.84	0.45
1:CA:829:G:O2'	1:CA:830:G:H5'	2.16	0.45
1:CA:859:G:C2'	1:CA:860:A:O5'	2.64	0.45
1:CA:976:G:N7	1:CA:1362:A:N6	2.65	0.45
1:CA:1134:G:N2	1:CA:1135:U:O2	2.49	0.45
1:CA:1221:G:H5''	19:CS:36:ARG:CZ	2.45	0.45
2:CB:68:LEU:C	2:CB:68:LEU:HD12	2.36	0.45
2:CB:101:LEU:HD11	2:CB:175:GLU:HB3	1.98	0.45
4:CD:77:LYS:C	4:CD:79:ALA:H	2.20	0.45
5:CE:41:ASP:OD1	5:CE:41:ASP:C	2.53	0.45
5:CE:87:GLY:O	5:CE:94:VAL:HG12	2.16	0.45
7:CG:123:GLU:O	7:CG:126:ASP:OD1	2.34	0.45
11:CK:44:TRP:O	11:CK:45:ALA:O	2.34	0.45

Continued on next page...

Continued from previous page...

Atom-1	Atom-2	Interatomic distance (Å)	Clash overlap (Å)
12:CL:67:ILE:HD12	12:CL:72:HIS:CD2	2.51	0.45
14:CN:23:ARG:O	14:CN:26:LEU:O	2.34	0.45
15:CO:36:ILE:O	15:CO:39:LEU:HB3	2.16	0.45
16:CP:32:PHE:CD1	16:CP:33:ILE:N	2.84	0.45
17:CQ:4:LYS:HD2	17:CQ:5:ILE:N	2.30	0.45
18:CR:26:ILE:O	18:CR:27:ALA:C	2.54	0.45
19:CS:80:TYR:CG	19:CS:81:ARG:N	2.84	0.45
21:CU:6:VAL:O	21:CU:6:VAL:CG1	2.65	0.45
22:CV:24:G:C8	22:CV:25:C:C5	3.03	0.45
24:DA:190:A:H3'	24:DA:204:A:H61	1.81	0.45
24:DA:271:G:C4	24:DA:367:G:C2	3.04	0.45
24:DA:288:U:C4	24:DA:289:G:N7	2.84	0.45
24:DA:549:G:H3'	24:DA:549:G:P	2.56	0.45
24:DA:595:C:O2	24:DA:663:G:C2	2.69	0.45
24:DA:671:C:H5'	24:DA:671:C:C6	2.50	0.45
24:DA:814:C:C2'	24:DA:815:C:O5'	2.65	0.45
24:DA:1491:G:C5	24:DA:1500:G:N2	2.84	0.45
24:DA:1549:A:C5	24:DA:1550:C:C5	3.04	0.45
24:DA:1753:G:N2	24:DA:1756:G:OP2	2.49	0.45
24:DA:1984:G:H2'	24:DA:1985:C:H5'	1.97	0.45
24:DA:2012:G:OP1	42:DS:98:LYS:HD2	2.16	0.45
24:DA:2048:G:C5	24:DA:2049:G:C8	3.03	0.45
24:DA:2337:G:C6	24:DA:2338:C:C4	3.04	0.45
24:DA:2474:U:H3'	24:DA:2475:C:C6	2.51	0.45
24:DA:2537:U:H2'	24:DA:2538:C:C6	2.51	0.45
24:DA:2539:C:C4	24:DA:2540:C:C5	3.04	0.45
24:DA:2819:G:C6	24:DA:2821:A:C2	3.04	0.45
26:DC:244:VAL:HG23	26:DC:249:VAL:C	2.36	0.45
27:DD:91:THR:O	27:DD:92:VAL:C	2.54	0.45
28:DE:29:HIS:O	28:DE:30:GLN:C	2.55	0.45
29:DF:36:ASN:O	29:DF:151:LEU:HD12	2.16	0.45
29:DF:90:LEU:HD13	29:DF:95:MET:CB	2.45	0.45
29:DF:163:GLU:O	29:DF:166:ARG:HB3	2.15	0.45
30:DG:27:GLY:HA3	30:DG:78:VAL:CG1	2.45	0.45
36:DM:76:LYS:C	36:DM:77:PRO:O	2.54	0.45
38:DO:28:VAL:CG2	38:DO:29:HIS:N	2.78	0.45
38:DO:51:ALA:CB	38:DO:78:VAL:HG13	2.46	0.45
38:DO:55:GLU:O	38:DO:58:ILE:HG22	2.16	0.45
39:DP:110:LYS:HE3	39:DP:110:LYS:N	2.31	0.45
42:DS:87:PRO:O	42:DS:88:ARG:C	2.55	0.45
42:DS:88:ARG:O	42:DS:89:ALA:O	2.34	0.45

Continued on next page...

Continued from previous page...

Atom-1	Atom-2	Interatomic distance (Å)	Clash overlap (Å)
1:AA:292:G:N2	1:AA:309:A:C5	2.84	0.45
1:AA:373:A:C2	1:AA:374:A:C8	3.04	0.45
1:AA:709:U:C2'	1:AA:710:G:O5'	2.64	0.45
1:AA:1031:C:H4'	1:AA:1032:G:C2	2.51	0.45
1:AA:1122:U:C4	1:AA:1123:U:C6	3.04	0.45
1:AA:1286:U:HO2'	1:AA:1287:A:P	2.36	0.45
1:AA:1292:G:H2'	1:AA:1293:C:O4'	2.17	0.45
1:AA:1383:C:C2'	1:AA:1384:C:H5'	2.47	0.45
2:AB:99:GLY:O	2:AB:103:ASN:HB3	2.15	0.45
2:AB:169:GLU:C	2:AB:171:ILE:N	2.66	0.45
5:AE:83:HIS:CE1	5:AE:84:PRO:HB2	2.51	0.45
6:AF:23:GLU:O	6:AF:27:ALA:CB	2.65	0.45
8:AH:32:LEU:O	8:AH:33:LYS:C	2.53	0.45
8:AH:88:ARG:NE	8:AH:122:GLY:N	2.63	0.45
8:AH:101:ILE:CG2	8:AH:103:VAL:HG23	2.47	0.45
9:AI:13:LYS:O	9:AI:15:SER:N	2.48	0.45
9:AI:20:PHE:O	9:AI:64:TYR:O	2.33	0.45
12:AL:112:GLN:O	12:AL:113:ALA:CB	2.64	0.45
17:AQ:6:ARG:NE	17:AQ:6:ARG:HA	2.32	0.45
21:AU:39:GLU:O	21:AU:40:LYS:CB	2.63	0.45
24:BA:197:A:C2'	24:BA:198:C:H5'	2.46	0.45
24:BA:250:G:OP2	53:B3:12:ARG:NH1	2.49	0.45
24:BA:261:G:C2	24:BA:262:A:C8	3.04	0.45
24:BA:634:C:H2'	24:BA:635:C:C6	2.51	0.45
24:BA:729:G:OP2	26:BC:206:LYS:NZ	2.47	0.45
24:BA:735:A:C8	24:BA:736:C:C5	3.05	0.45
24:BA:869:G:O2'	36:BM:8:LYS:HD3	2.16	0.45
24:BA:1085:A:C6	24:BA:1086:A:N6	2.84	0.45
24:BA:1091:G:O2'	24:BA:1092:C:OP2	2.25	0.45
24:BA:1164:C:H2'	24:BA:1165:A:C8	2.52	0.45
24:BA:1494:A:C4	24:BA:1495:A:C8	3.04	0.45
24:BA:1608:A:C4	24:BA:1611:C:C5	3.04	0.45
24:BA:1759:A:H4'	24:BA:2715:C:O4'	2.16	0.45
24:BA:1803:A:H4'	26:BC:256:THR:OG1	2.16	0.45
24:BA:1819:A:C5'	26:BC:156:SER:OG	2.65	0.45
24:BA:1954:G:O2'	24:BA:1956:U:O4	2.27	0.45
24:BA:1992:G:N2	24:BA:1996:C:O2'	2.50	0.45
24:BA:2024:G:C4	24:BA:2040:G:N2	2.85	0.45
24:BA:2078:C:C2	24:BA:2079:U:C6	3.04	0.45
24:BA:2104:C:O2	24:BA:2186:G:N2	2.49	0.45
24:BA:2219:U:C4	24:BA:2220:U:C4	3.05	0.45

Continued on next page...

Continued from previous page...

Atom-1	Atom-2	Interatomic distance (Å)	Clash overlap (Å)
24:BA:2325:G:C6	24:BA:2326:C:N4	2.84	0.45
24:BA:2514:U:H2'	24:BA:2515:C:H6	1.79	0.45
24:BA:2799:A:C5	24:BA:2801:G:C8	3.03	0.45
25:BB:49:C:OP1	38:BO:101:GLY:HA3	2.15	0.45
26:BC:83:ASP:OD1	26:BC:83:ASP:C	2.55	0.45
29:BF:74:ALA:C	29:BF:76:PHE:N	2.69	0.45
29:BF:86:CYS:O	29:BF:87:LYS:HD3	2.16	0.45
34:BK:24:VAL:CG1	34:BK:33:ALA:N	2.79	0.45
35:BL:94:THR:CG2	35:BL:95:LEU:N	2.78	0.45
41:BR:4:VAL:HG23	41:BR:13:ARG:CA	2.46	0.45
44:BU:52:ASN:CG	44:BU:54:PRO:HD2	2.36	0.45
52:B2:38:GLY:O	52:B2:39:ARG:C	2.55	0.45
1:CA:25:C:C4	1:CA:558:G:N2	2.84	0.45
1:CA:64:G:C5	1:CA:99:C:C4	3.04	0.45
1:CA:69:G:H2'	1:CA:70:U:C6	2.51	0.45
1:CA:160:A:H2'	1:CA:161:A:O4'	2.16	0.45
1:CA:300:A:H1'	1:CA:565:U:O2	2.16	0.45
1:CA:330:C:H2'	1:CA:331:G:H5'	1.98	0.45
1:CA:640:A:C5	1:CA:641:U:C5	3.04	0.45
1:CA:778:G:H2'	1:CA:779:C:O4'	2.15	0.45
1:CA:892:A:C6	1:CA:893:C:C4	3.04	0.45
1:CA:930:C:N3	1:CA:931:C:C5	2.84	0.45
1:CA:1439:G:C6	1:CA:1440:U:C2	3.04	0.45
1:CA:1464:U:O2'	1:CA:1465:A:H5'	2.16	0.45
3:CC:59:ARG:HG2	3:CC:64:ILE:CG2	2.46	0.45
5:CE:81:LEU:HD13	5:CE:123:VAL:HG11	1.99	0.45
6:CF:24:ARG:HB2	6:CF:25:TYR:CD2	2.52	0.45
9:CI:124:ARG:CB	9:CI:125:PRO:HD2	2.46	0.45
10:CJ:75:ASP:OD1	10:CJ:75:ASP:C	2.54	0.45
13:CM:16:VAL:C	13:CM:17:ILE:HG13	2.37	0.45
14:CN:26:LEU:O	14:CN:27:LYS:CB	2.65	0.45
14:CN:63:ARG:CZ	14:CN:70:PRO:HG3	2.45	0.45
16:CP:10:GLY:HA3	16:CP:15:PRO:HA	1.97	0.45
18:CR:60:LYS:O	18:CR:63:ARG:HG3	2.17	0.45
55:CY:129:ARG:O	55:CY:132:ARG:HB3	2.16	0.45
24:DA:85:G:OP1	44:DU:5:ARG:HA	2.16	0.45
24:DA:1061:U:O2	24:DA:1061:U:O4'	2.34	0.45
24:DA:1344:U:H4'	24:DA:1384:A:C6	2.51	0.45
24:DA:1422:G:C4	24:DA:1423:G:C8	3.04	0.45
24:DA:1439:A:H2	24:DA:1553:A:C4	2.32	0.45
24:DA:1485:U:H2'	24:DA:1486:U:C6	2.51	0.45

Continued on next page...

Continued from previous page...

Atom-1	Atom-2	Interatomic distance (Å)	Clash overlap (Å)
24:DA:1495:A:HO2'	24:DA:1579:A:H5'	1.81	0.45
24:DA:1538:G:H8	24:DA:1538:G:OP2	1.99	0.45
24:DA:1806:C:N4	24:DA:1807:G:C5	2.84	0.45
24:DA:1955:U:O2'	24:DA:2552:U:H4'	2.16	0.45
24:DA:2257:U:H5'	46:DW:11:ARG:NH2	2.30	0.45
24:DA:2849:U:O4	39:DP:20:ARG:NH1	2.49	0.45
26:DC:80:LEU:HD21	26:DC:105:ALA:CB	2.47	0.45
26:DC:149:LYS:HZ1	26:DC:152:GLN:CD	2.19	0.45
31:DH:7:ASP:C	31:DH:15:LEU:HD22	2.37	0.45
32:DI:116:MET:HE1	32:DI:127:SER:O	2.16	0.45
33:DJ:77:HIS:C	33:DJ:79:GLY:H	2.19	0.45
34:DK:61:VAL:CG1	34:DK:87:LEU:HD21	2.46	0.45
35:DL:78:ARG:CB	35:DL:113:ALA:HB3	2.46	0.45
1:AA:101:A:N1	1:AA:102:G:C5	2.84	0.45
1:AA:247:G:C6	1:AA:248:C:C5	3.03	0.45
1:AA:370:C:N3	1:AA:371:A:N7	2.65	0.45
1:AA:375:U:O2	1:AA:375:U:H2'	2.15	0.45
1:AA:537:G:P	12:AL:110:ARG:NH2	2.89	0.45
1:AA:620:C:C1'	4:AD:132:ILE:HG12	2.41	0.45
1:AA:738:C:H5''	6:AF:68:GLN:NE2	2.31	0.45
1:AA:795:C:H4'	11:AK:128:ARG:NH1	2.31	0.45
1:AA:1031:C:C5'	1:AA:1032:G:OP1	2.64	0.45
1:AA:1134:G:C6	1:AA:1135:U:H6	2.34	0.45
1:AA:1212:U:H4'	1:AA:1213:A:C8	2.51	0.45
1:AA:1369:C:H2'	1:AA:1370:G:C1'	2.46	0.45
2:AB:86:SER:O	2:AB:87:CYS:C	2.55	0.45
3:AC:78:GLY:HA2	21:CU:18:ARG:NE	2.31	0.45
4:AD:79:ALA:CB	4:AD:86:THR:HG23	2.45	0.45
4:AD:94:LEU:O	4:AD:100:ASN:HB2	2.17	0.45
4:AD:200:ILE:O	4:AD:203:LEU:N	2.50	0.45
7:AG:22:LEU:HA	7:AG:25:LYS:CE	2.47	0.45
8:AH:126:ILE:HG22	8:AH:127:CYS:N	2.31	0.45
15:AO:6:GLU:CD	15:AO:6:GLU:C	2.74	0.45
17:AQ:61:ILE:C	17:AQ:61:ILE:HD12	2.35	0.45
24:BA:54:G:N1	24:BA:55:G:C5	2.85	0.45
24:BA:111:A:C2	24:BA:112:U:C2	3.05	0.45
24:BA:114:U:C2	24:BA:115:C:C5	3.04	0.45
24:BA:528:A:N1	24:BA:2042:A:H2'	2.31	0.45
24:BA:611:C:C2'	24:BA:612:G:H5'	2.46	0.45
24:BA:616:A:C2'	24:BA:617:G:H5'	2.47	0.45
24:BA:687:C:H2'	24:BA:688:U:O4'	2.16	0.45

Continued on next page...

Continued from previous page...

Atom-1	Atom-2	Interatomic distance (Å)	Clash overlap (Å)
24:BA:831:G:C5	24:BA:832:U:C6	3.05	0.45
24:BA:872:U:H2'	24:BA:873:C:C6	2.51	0.45
24:BA:973:A:OP2	41:BR:81:LYS:HD2	2.17	0.45
24:BA:1087:G:C5	24:BA:1089:A:H1'	2.50	0.45
24:BA:1099:G:C6	24:BA:1100:C:C4	3.04	0.45
24:BA:1170:C:H2'	24:BA:1171:G:C8	2.51	0.45
24:BA:1180:U:C4	24:BA:1181:U:C2	3.04	0.45
24:BA:1210:G:C3'	24:BA:1211:C:C5'	2.94	0.45
24:BA:1267:U:C2'	24:BA:1268:A:H5''	2.42	0.45
24:BA:1408:G:N1	24:BA:1595:C:O2	2.50	0.45
24:BA:1443:U:C2	24:BA:1444:G:C8	3.04	0.45
24:BA:1491:G:C6	24:BA:1500:G:C2	3.04	0.45
24:BA:1725:U:H2'	24:BA:1726:C:O4'	2.16	0.45
24:BA:1913:A:HO2'	24:BA:1914:C:P	2.36	0.45
24:BA:2286:G:N7	51:B1:24:LYS:HD3	2.31	0.45
24:BA:2412:A:H2'	24:BA:2413:G:O4'	2.17	0.45
24:BA:2659:G:N2	24:BA:2663:G:C6	2.84	0.45
24:BA:2714:G:H2'	24:BA:2715:C:H5'	1.98	0.45
24:BA:2729:G:C5	24:BA:2730:C:C4	3.05	0.45
24:BA:2832:U:C2	24:BA:2834:G:C2	3.03	0.45
25:BB:42:C:O2'	29:BF:62:GLN:HB3	2.16	0.45
28:BE:58:LYS:CG	28:BE:71:GLY:HA2	2.46	0.45
28:BE:181:ILE:HG22	35:BL:3:LEU:HA	1.97	0.45
29:BF:3:LEU:CD2	29:BF:99:PHE:CE1	2.99	0.45
29:BF:96:TRP:HA	29:BF:99:PHE:CD1	2.51	0.45
31:BH:137:GLU:O	31:BH:139:PHE:N	2.49	0.45
32:BI:56:VAL:HG22	32:BI:57:VAL:N	2.32	0.45
33:BJ:15:TRP:C	33:BJ:16:TYR:CD1	2.90	0.45
33:BJ:125:TYR:CE2	33:BJ:130:HIS:CA	2.99	0.45
36:BM:69:PRO:HA	36:BM:94:ALA:CA	2.46	0.45
39:BP:20:ARG:HB3	39:BP:21:PRO:HD3	1.96	0.45
39:BP:38:ARG:NH2	39:BP:38:ARG:HB3	2.32	0.45
42:BS:49:LYS:O	42:BS:49:LYS:HD2	2.16	0.45
45:BV:77:VAL:HG23	45:BV:89:ILE:HG12	1.98	0.45
46:BW:51:VAL:HA	46:BW:60:PHE:O	2.15	0.45
47:BX:15:ASN:HA	47:BX:24:THR:O	2.16	0.45
51:B1:28:THR:O	51:B1:29:LYS:HD2	2.16	0.45
1:CA:63:C:O2'	1:CA:64:G:C5'	2.64	0.45
1:CA:243:A:C5	1:CA:245:U:C4	3.04	0.45
1:CA:338:A:C6	1:CA:339:C:C4	3.04	0.45
1:CA:406:G:C4	1:CA:495:A:C6	3.04	0.45

Continued on next page...

Continued from previous page...

Atom-1	Atom-2	Interatomic distance (Å)	Clash overlap (Å)
1:CA:600:A:P	8:CH:88:ARG:HG3	2.56	0.45
1:CA:1055:A:N6	1:CA:1206:G:C6	2.85	0.45
1:CA:1095:U:H2'	1:CA:1096:C:C6	2.51	0.45
1:CA:1230:C:H5'	22:CV:30:G:H4'	1.98	0.45
1:CA:1256:A:OP1	3:CC:27:LYS:NZ	2.49	0.45
1:CA:1280:A:O2'	1:CA:1281:C:C5'	2.64	0.45
1:CA:1310:G:C5'	13:CM:79:ARG:CZ	2.93	0.45
1:CA:1356:G:N2	1:CA:1367:C:C2	2.84	0.45
1:CA:1484:C:H2'	1:CA:1485:U:O4'	2.15	0.45
1:CA:1523:G:OP1	11:CK:126:LYS:CD	2.64	0.45
2:CB:69:PHE:CD1	2:CB:84:ALA:HB1	2.51	0.45
3:CC:97:VAL:HG13	3:CC:98:PRO:N	2.30	0.45
4:CD:32:CYS:HG	4:CD:33:LYS:H	1.59	0.45
5:CE:101:GLU:HA	5:CE:101:GLU:OE2	2.16	0.45
5:CE:141:ILE:C	5:CE:143:GLY:H	2.20	0.45
6:CF:69:GLU:O	6:CF:70:VAL:CG2	2.64	0.45
7:CG:32:VAL:HG13	7:CG:33:ASP:CG	2.37	0.45
8:CH:78:VAL:HG12	8:CH:127:CYS:CA	2.44	0.45
11:CK:63:ALA:O	11:CK:66:ALA:CB	2.65	0.45
12:CL:82:ILE:HG12	12:CL:95:TYR:CD2	2.51	0.45
13:CM:22:ILE:HD12	13:CM:22:ILE:C	2.36	0.45
15:CO:56:LEU:O	15:CO:59:MET:HG2	2.17	0.45
15:CO:82:ILE:CD1	15:CO:87:LEU:N	2.79	0.45
17:CQ:79:VAL:O	17:CQ:80:GLU:HB2	2.17	0.45
24:DA:1:G:H2'	24:DA:2:G:C8	2.50	0.45
24:DA:104:A:C6	24:DA:105:C:C4	3.05	0.45
24:DA:312:G:H5'	24:DA:331:C:O2'	2.17	0.45
24:DA:729:G:H4'	24:DA:763:G:H5'	1.97	0.45
24:DA:773:U:C5'	26:DC:46:GLY:HA3	2.46	0.45
24:DA:800:A:H4'	24:DA:801:G:O5'	2.16	0.45
24:DA:980:A:C6	24:DA:981:A:C6	3.04	0.45
24:DA:1078:U:H5''	24:DA:1079:C:O4'	2.16	0.45
24:DA:1095:A:C5	24:DA:1096:A:N6	2.85	0.45
24:DA:1365:A:HO2'	47:DX:10:ARG:HE	1.60	0.45
24:DA:1378:A:N9	24:DA:1380:G:N7	2.63	0.45
24:DA:1619:G:C2'	24:DA:1620:G:H5'	2.47	0.45
24:DA:1659:G:C6	24:DA:1660:G:C5	3.04	0.45
24:DA:1866:A:C6	24:DA:1876:A:N7	2.84	0.45
24:DA:2037:A:C6	24:DA:2038:G:C6	3.04	0.45
24:DA:2143:C:N4	24:DA:2148:G:O6	2.50	0.45
24:DA:2390:U:OP2	53:D3:34:LYS:HE3	2.15	0.45

Continued on next page...

Continued from previous page...

Atom-1	Atom-2	Interatomic distance (Å)	Clash overlap (Å)
24:DA:2408:U:C2'	24:DA:2409:G:H5'	2.47	0.45
24:DA:2424:C:O2	24:DA:2429:G:O2'	2.27	0.45
24:DA:2532:G:O2'	24:DA:2657:A:C6	2.68	0.45
24:DA:2569:G:C2	24:DA:2570:G:C8	3.04	0.45
24:DA:2661:G:C6	24:DA:2662:A:N1	2.84	0.45
24:DA:2715:C:O5'	24:DA:2715:C:H6	1.99	0.45
24:DA:2720:U:C4	24:DA:2872:A:C2	3.04	0.45
24:DA:2783:U:H2'	24:DA:2784:U:C6	2.51	0.45
24:DA:2816:G:H2'	24:DA:2817:U:H5'	1.97	0.45
26:DC:135:PRO:O	26:DC:136:VAL:C	2.55	0.45
29:DF:174:PHE:HD2	29:DF:176:PHE:CE1	2.35	0.45
31:DH:103:VAL:HG12	31:DH:108:VAL:HG22	1.97	0.45
34:DK:58:LEU:HD23	34:DK:58:LEU:N	2.31	0.45
37:DN:72:ASP:O	37:DN:75:ILE:HG23	2.16	0.45
38:DO:75:GLY:O	38:DO:110:ALA:HA	2.15	0.45
40:DQ:85:ALA:O	40:DQ:86:SER:HB2	2.15	0.45
44:DU:39:ASN:HB3	44:DU:62:ALA:HB3	1.98	0.45
47:DX:31:ASN:HB2	47:DX:33:HIS:CE1	2.52	0.45
54:D4:7:VAL:HG11	54:D4:36:ARG:O	2.16	0.45
54:D4:23:ILE:HD13	54:D4:23:ILE:N	2.31	0.45
54:D4:29:ALA:O	54:D4:30:GLU:HB3	2.16	0.45
1:AA:73:C:O2'	1:AA:74:A:C8	2.64	0.45
1:AA:143:A:N3	1:AA:143:A:H2'	2.31	0.45
1:AA:204:G:H3'	1:AA:205:A:C8	2.52	0.45
1:AA:349:A:H2'	1:AA:350:G:O4'	2.17	0.45
1:AA:363:A:H4'	12:AL:81:LEU:CD1	2.46	0.45
1:AA:505:G:N7	1:AA:535:A:C4	2.84	0.45
1:AA:696:A:H1'	1:AA:786:G:O2'	2.17	0.45
1:AA:945:G:H2'	1:AA:945:G:N3	2.30	0.45
1:AA:1014:A:C2'	1:AA:1015:G:O4'	2.65	0.45
1:AA:1083:U:C5	1:AA:1084:G:C5	3.03	0.45
1:AA:1102:A:C6	1:AA:1103:C:C5	3.05	0.45
1:AA:1104:G:N1	1:AA:1105:A:C5	2.83	0.45
1:AA:1182:G:H5''	1:AA:1183:U:H5'	1.98	0.45
1:AA:1197:A:C2'	1:AA:1198:G:H5'	2.47	0.45
1:AA:1408:A:C2	1:AA:1494:G:C6	3.03	0.45
2:AB:43:LEU:O	2:AB:44:GLU:C	2.54	0.45
2:AB:151:ILE:O	2:AB:152:LYS:C	2.54	0.45
3:AC:5:VAL:CG1	3:AC:6:HIS:N	2.80	0.45
3:AC:83:ASP:O	3:AC:85:GLU:N	2.49	0.45
3:AC:87:LEU:HD12	3:AC:87:LEU:N	2.31	0.45

Continued on next page...

Continued from previous page...

Atom-1	Atom-2	Interatomic distance (Å)	Clash overlap (Å)
5:AE:48:PHE:CE1	5:AE:141:ILE:HD11	2.52	0.45
8:AH:11:LEU:HD21	8:AH:77:ARG:HG2	1.98	0.45
10:AJ:6:ILE:HD13	10:AJ:76:ILE:HG13	1.99	0.45
11:AK:51:GLY:O	11:AK:52:PHE:O	2.35	0.45
13:AM:15:ALA:O	13:AM:18:ALA:N	2.50	0.45
18:AR:26:ILE:N	18:AR:29:LEU:CD1	2.80	0.45
18:AR:34:THR:HG22	18:AR:38:LYS:O	2.16	0.45
19:AS:13:LEU:HG	19:AS:14:HIS:ND1	2.31	0.45
22:AV:17:C:H3'	22:AV:18:G:C5'	2.46	0.45
24:BA:84:A:N6	24:BA:101:A:C2	2.84	0.45
24:BA:116:C:N4	24:BA:117:G:C6	2.84	0.45
24:BA:158:U:H2'	24:BA:159:G:H5'	1.98	0.45
24:BA:410:G:C2	24:BA:2407:A:C5	3.05	0.45
24:BA:517:C:P	50:B0:9:ARG:NH2	2.88	0.45
24:BA:547:A:N7	24:BA:548:G:C2	2.85	0.45
24:BA:571:U:O2'	24:BA:573:U:O5'	2.35	0.45
24:BA:593:U:H2'	24:BA:594:U:C6	2.50	0.45
24:BA:614:A:O2'	24:BA:615:U:P	2.75	0.45
24:BA:644:A:H2'	24:BA:645:C:O4'	2.17	0.45
24:BA:712:G:N2	24:BA:720:U:H1'	2.32	0.45
24:BA:756:A:H2'	24:BA:757:G:O4'	2.16	0.45
24:BA:797:G:C4	24:BA:798:G:C8	3.05	0.45
24:BA:930:G:C2	24:BA:933:A:N7	2.84	0.45
24:BA:1011:G:C4	24:BA:1151:A:C2	3.04	0.45
24:BA:1034:G:C4	24:BA:1122:G:C2	3.05	0.45
24:BA:1281:G:HO2'	24:BA:1282:U:P	2.39	0.45
24:BA:1409:U:C4	24:BA:1593:A:N1	2.85	0.45
24:BA:1588:G:H2'	24:BA:1589:U:C6	2.51	0.45
24:BA:1707:G:C6	24:BA:1708:C:C4	3.04	0.45
24:BA:1775:U:H2'	24:BA:1776:G:O5'	2.16	0.45
24:BA:2093:G:N2	24:BA:2197:U:C2	2.84	0.45
24:BA:2120:G:C2	24:BA:2121:G:C4	3.04	0.45
24:BA:2346:A:H3'	24:BA:2347:C:C5'	2.44	0.45
24:BA:2377:A:C2'	24:BA:2378:A:H5'	2.46	0.45
24:BA:2659:G:OP1	30:BG:157:LYS:HD3	2.17	0.45
24:BA:2681:C:C4	24:BA:2724:U:C4	3.04	0.45
24:BA:2768:U:C4	24:BA:2769:U:C5	3.04	0.45
24:BA:2848:G:OP2	39:BP:94:ALA:N	2.35	0.45
25:BB:45:A:C2	25:BB:46:A:N3	2.85	0.45
25:BB:96:G:O2'	25:BB:97:C:H5'	2.16	0.45
29:BF:37:MET:SD	29:BF:56:LEU:HD23	2.56	0.45

Continued on next page...

Continued from previous page...

Atom-1	Atom-2	Interatomic distance (Å)	Clash overlap (Å)
31:BH:121:VAL:HB	31:BH:122:LEU:HG	1.93	0.45
33:BJ:15:TRP:CH2	33:BJ:53:TYR:HD2	2.34	0.45
35:BL:92:LEU:HD12	35:BL:93:ASN:N	2.31	0.45
37:BN:16:HIS:O	37:BN:17:ARG:C	2.55	0.45
42:BS:13:SER:O	42:BS:14:ALA:C	2.55	0.45
42:BS:88:ARG:HH21	42:BS:88:ARG:CG	2.29	0.45
44:BU:94:PHE:HB2	44:BU:101:THR:HA	1.98	0.45
44:BU:101:THR:HG22	44:BU:102:ILE:N	2.31	0.45
49:BZ:25:GLY:C	49:BZ:46:MET:HE1	2.37	0.45
1:CA:69:G:H2'	1:CA:69:G:N3	2.31	0.45
1:CA:192:A:C6	1:CA:193:C:C4	3.04	0.45
1:CA:310:G:C6	1:CA:311:C:C4	3.04	0.45
1:CA:444:G:C4	1:CA:491:G:N2	2.84	0.45
1:CA:453:G:C2'	1:CA:454:G:O5'	2.65	0.45
1:CA:709:U:C2	1:CA:710:G:C8	3.05	0.45
1:CA:1036:A:N7	1:CA:1037:C:C4	2.84	0.45
1:CA:1054:C:OP1	59:CA:1839:HOH:O	2.20	0.45
1:CA:1371:G:C6	1:CA:1372:U:O4	2.69	0.45
1:CA:1421:G:HO2'	1:CA:1422:G:P	2.40	0.45
2:CB:91:PHE:O	2:CB:150:GLY:CA	2.65	0.45
3:CC:83:ASP:O	3:CC:84:VAL:C	2.54	0.45
3:CC:120:ILE:O	3:CC:122:SER:N	2.50	0.45
3:CC:189:ALA:O	3:CC:190:HIS:CG	2.69	0.45
7:CG:51:ALA:HB2	7:CG:58:GLU:OE2	2.17	0.45
9:CI:51:PRO:HB3	9:CI:103:PHE:CE2	2.51	0.45
12:CL:44:LYS:O	12:CL:45:PRO:C	2.55	0.45
13:CM:96:PRO:HA	13:CM:109:ARG:NH2	2.31	0.45
15:CO:42:HIS:O	15:CO:45:GLU:O	2.34	0.45
15:CO:46:HIS:O	15:CO:47:LYS:HG3	2.16	0.45
19:CS:42:PRO:O	19:CS:43:ASN:CG	2.54	0.45
21:CU:10:GLU:N	21:CU:10:GLU:OE1	2.50	0.45
22:CV:53:G:H1	22:CV:58:A:H2'	1.80	0.45
24:DA:142:A:C2	24:DA:143:C:O2	2.70	0.45
24:DA:292:U:H2'	24:DA:293:U:H5'	1.96	0.45
24:DA:389:G:H2'	24:DA:390:U:H5'	1.99	0.45
24:DA:776:G:H4'	24:DA:777:G:O5'	2.16	0.45
24:DA:1026:G:H2'	24:DA:1027:A:C8	2.51	0.45
24:DA:1238:G:H21	24:DA:1239:G:H1'	1.80	0.45
24:DA:1276:A:O2'	37:DN:16:HIS:NE2	2.49	0.45
24:DA:1415:U:C6	24:DA:1588:G:N1	2.84	0.45
24:DA:1609:A:C2	24:DA:1616:A:C8	3.04	0.45

Continued on next page...

Continued from previous page...

Atom-1	Atom-2	Interatomic distance (Å)	Clash overlap (Å)
24:DA:1672:A:N6	24:DA:1673:G:C6	2.84	0.45
24:DA:1733:G:C2	24:DA:1734:G:C4	3.04	0.45
24:DA:1787:A:O5'	24:DA:1787:A:C8	2.70	0.45
24:DA:1913:A:N3	24:DA:1914:C:C5'	2.79	0.45
24:DA:1967:C:H2'	24:DA:1968:G:H5'	1.97	0.45
24:DA:2072:C:H6	24:DA:2072:C:H5''	1.82	0.45
24:DA:2162:G:H4'	24:DA:2171:A:C8	2.51	0.45
24:DA:2308:G:C5	29:DF:76:PHE:CE1	3.04	0.45
24:DA:2345:G:N3	24:DA:2381:A:H2'	2.30	0.45
24:DA:2371:G:H2'	24:DA:2372:U:O5'	2.15	0.45
24:DA:2590:A:H2'	24:DA:2591:C:C6	2.52	0.45
24:DA:2627:G:C6	24:DA:2628:C:N3	2.84	0.45
24:DA:2648:G:N2	24:DA:2673:G:H1'	2.32	0.45
24:DA:2888:C:H2'	24:DA:2889:C:C6	2.51	0.45
25:DB:42:C:N3	29:DF:89:THR:OG1	2.48	0.45
25:DB:110:C:H2'	25:DB:111:U:O4'	2.17	0.45
26:DC:173:LEU:H	26:DC:173:LEU:HD22	1.82	0.45
26:DC:226:PRO:CA	26:DC:232:GLY:HA2	2.47	0.45
28:DE:108:ILE:C	28:DE:108:ILE:HD12	2.36	0.45
32:DI:6:ALA:O	32:DI:58:ILE:CG2	2.64	0.45
32:DI:53:PRO:O	32:DI:54:ILE:HG23	2.16	0.45
33:DJ:68:LYS:O	33:DJ:69:ARG:C	2.55	0.45
34:DK:24:VAL:O	34:DK:24:VAL:HG13	2.16	0.45
34:DK:103:VAL:CG1	34:DK:107:LEU:HD13	2.46	0.45
38:DO:108:ASP:O	38:DO:109:ALA:C	2.55	0.45
39:DP:42:PHE:CD2	39:DP:71:ARG:HD3	2.52	0.45
44:DU:35:VAL:O	44:DU:37:GLY:N	2.50	0.45
47:DX:73:ARG:O	47:DX:75:GLU:N	2.47	0.45
48:DY:37:LEU:C	48:DY:37:LEU:CD1	2.85	0.45
1:AA:109:A:N6	1:AA:326:G:C5	2.84	0.45
1:AA:508:U:C5'	4:AD:51:TYR:CE2	2.98	0.45
1:AA:941:G:C6	1:AA:1343:G:N1	2.85	0.45
1:AA:1009:U:H1'	1:AA:1021:A:N1	2.31	0.45
1:AA:1321:U:H5''	1:AA:1322:C:OP2	2.16	0.45
1:AA:1423:G:H2'	1:AA:1424:U:O4'	2.17	0.45
1:AA:1490:U:O2'	1:AA:1491:G:H5'	2.17	0.45
2:AB:161:LEU:HB3	2:AB:183:VAL:HG22	1.97	0.45
4:AD:22:LYS:NZ	4:AD:25:VAL:HG13	2.31	0.45
5:AE:101:GLU:O	5:AE:101:GLU:OE1	2.35	0.45
7:AG:73:VAL:HA	7:AG:89:VAL:O	2.17	0.45
8:AH:9:ASP:OD1	8:AH:10:MET:N	2.50	0.45

Continued on next page...

Continued from previous page...

Atom-1	Atom-2	Interatomic distance (Å)	Clash overlap (Å)
8:AH:127:CYS:O	8:AH:128:TYR:HD1	1.99	0.45
21:AU:30:ALA:O	21:AU:31:GLU:C	2.55	0.45
22:AV:60:U:H5''	22:AV:61:C:H5	1.81	0.45
24:BA:15:G:C6	24:BA:16:C:C4	3.05	0.45
24:BA:30:G:C6	24:BA:511:U:O2	2.70	0.45
24:BA:63:A:H4'	43:BT:77:ARG:HH11	1.80	0.45
24:BA:82:U:H2'	24:BA:83:A:C8	2.51	0.45
24:BA:277:G:N3	24:BA:277:G:C2'	2.79	0.45
24:BA:320:A:OP1	28:BE:130:LYS:HE3	2.17	0.45
24:BA:520:G:H2'	24:BA:521:U:C6	2.52	0.45
24:BA:569:U:O4	24:BA:570:G:C6	2.69	0.45
24:BA:657:U:H2'	24:BA:658:U:C5	2.52	0.45
24:BA:669:G:C5	24:BA:801:G:O6	2.70	0.45
24:BA:733:G:N1	24:BA:761:A:C8	2.85	0.45
24:BA:742:A:C2	24:BA:756:A:C2	3.04	0.45
24:BA:975:A:C2	24:BA:990:A:C8	3.05	0.45
24:BA:1241:A:C2	24:BA:1242:U:C1'	3.00	0.45
24:BA:1416:G:C8	24:BA:1417:C:C4	3.04	0.45
24:BA:1531:C:C5	24:BA:1532:A:C4	3.04	0.45
24:BA:1754:A:N1	24:BA:1755:A:C2	2.84	0.45
24:BA:1910:G:C6	24:BA:1921:G:C6	3.05	0.45
24:BA:1926:U:H1'	24:BA:1929:G:O6	2.17	0.45
24:BA:2088:A:H2'	24:BA:2089:C:H6	1.82	0.45
24:BA:2400:G:C6	24:BA:2401:U:C4	3.04	0.45
24:BA:2484:G:H2'	24:BA:2485:G:O5'	2.17	0.45
24:BA:2642:G:OP1	33:BJ:78:THR:HG21	2.17	0.45
24:BA:2667:C:O2	24:BA:2667:C:H2'	2.15	0.45
24:BA:2692:G:H1'	24:BA:2847:U:H1'	1.99	0.45
24:BA:2714:G:C6	24:BA:2715:C:C4	3.05	0.45
24:BA:2748:A:H4'	30:BG:3:VAL:HG21	1.98	0.45
25:BB:63:C:H2'	25:BB:64:G:O4'	2.17	0.45
26:BC:109:LEU:HD12	26:BC:110:LYS:N	2.31	0.45
26:BC:251:THR:CG2	26:BC:252:LYS:N	2.79	0.45
29:BF:3:LEU:HD21	29:BF:99:PHE:CE1	2.52	0.45
29:BF:172:PHE:CB	29:BF:174:PHE:CZ	3.00	0.45
36:BM:42:THR:HG23	36:BM:45:GLN:OE1	2.16	0.45
36:BM:108:VAL:HG11	36:BM:112:LEU:HD23	1.98	0.45
45:BV:87:GLN:O	45:BV:88:HIS:CB	2.64	0.45
50:B0:32:THR:OG1	50:B0:50:GLY:HA2	2.16	0.45
52:B2:10:LEU:O	52:B2:14:ARG:HB2	2.17	0.45
1:CA:104:G:N2	1:CA:105:G:C4	2.84	0.45

Continued on next page...

Continued from previous page...

Atom-1	Atom-2	Interatomic distance (Å)	Clash overlap (Å)
1:CA:173:U:C5'	1:CA:197:A:O4'	2.64	0.45
1:CA:214:C:H2'	1:CA:215:C:C5'	2.47	0.45
1:CA:371:A:H1'	1:CA:482:A:H1'	1.97	0.45
1:CA:403:C:H2'	1:CA:404:G:O4'	2.17	0.45
1:CA:417:G:C6	1:CA:418:C:C4	3.05	0.45
1:CA:462:G:H3'	1:CA:463:U:C6	2.51	0.45
1:CA:483:C:H3'	1:CA:484:G:H8	1.81	0.45
1:CA:604:G:C2	1:CA:635:A:C2	3.04	0.45
1:CA:615:G:C6	1:CA:626:G:O6	2.69	0.45
1:CA:617:G:H4'	16:CP:46:LYS:CD	2.47	0.45
1:CA:660:C:H2'	1:CA:661:G:C8	2.52	0.45
1:CA:679:C:C2	1:CA:712:A:N1	2.85	0.45
1:CA:818:G:O2'	1:CA:819:A:H5'	2.16	0.45
1:CA:1106:G:H2'	3:CC:169:ARG:NH1	2.32	0.45
1:CA:1121:U:H2'	1:CA:1122:U:H5'	1.99	0.45
1:CA:1369:C:OP2	9:CI:114:LYS:HB3	2.17	0.45
1:CA:1526:G:P	21:CU:39:GLU:HB2	2.56	0.45
2:CB:161:LEU:O	2:CB:183:VAL:O	2.34	0.45
4:CD:27:ALA:C	4:CD:28:ILE:HG13	2.37	0.45
5:CE:77:ASN:O	5:CE:80:THR:N	2.50	0.45
6:CF:99:ALA:O	6:CF:100:SER:HB3	2.17	0.45
8:CH:63:LEU:HD22	8:CH:65:TYR:CE2	2.52	0.45
9:CI:30:ILE:HG12	9:CI:33:ARG:HG2	1.98	0.45
13:CM:16:VAL:CG2	13:CM:41:GLU:OE1	2.65	0.45
14:CN:35:ALA:HA	14:CN:41:ARG:HB2	1.99	0.45
15:CO:20:ASN:O	15:CO:22:THR:N	2.50	0.45
15:CO:66:LEU:O	15:CO:67:LEU:C	2.54	0.45
22:CV:1:G:H5'	24:DA:2423:U:N3	2.31	0.45
24:DA:140:C:O2'	24:DA:141:G:P	2.74	0.45
24:DA:370:G:C6	24:DA:424:G:C5	3.04	0.45
24:DA:377:G:C6	24:DA:378:C:C4	3.05	0.45
24:DA:477:A:O2'	24:DA:478:A:O5'	2.33	0.45
24:DA:480:A:C2'	24:DA:481:G:OP1	2.64	0.45
24:DA:621:A:H2'	24:DA:622:G:C5'	2.46	0.45
24:DA:715:A:H2'	24:DA:716:A:C8	2.51	0.45
24:DA:797:G:OP1	28:DE:57:LYS:CD	2.64	0.45
24:DA:875:G:H2'	24:DA:876:C:O4'	2.17	0.45
24:DA:1081:U:H5'	32:DI:126:ARG:HH12	1.81	0.45
24:DA:1081:U:O2'	32:DI:127:SER:HB3	2.17	0.45
24:DA:1340:U:O2	24:DA:1340:U:H2'	2.15	0.45
24:DA:1489:C:H6	24:DA:1489:C:H3'	1.82	0.45

Continued on next page...

Continued from previous page...

Atom-1	Atom-2	Interatomic distance (Å)	Clash overlap (Å)
24:DA:1495:A:O2'	24:DA:1579:A:H5'	2.17	0.45
24:DA:1538:G:N2	24:DA:1539:U:C2	2.85	0.45
24:DA:2192:U:O2'	24:DA:2193:G:H5'	2.17	0.45
24:DA:2415:G:H2'	24:DA:2416:C:C6	2.51	0.45
24:DA:2461:A:H1'	24:DA:2492:U:C2	2.51	0.45
24:DA:2544:G:H2'	24:DA:2545:G:O4'	2.16	0.45
24:DA:2754:U:H2'	24:DA:2756:U:OP1	2.17	0.45
57:DA:3189:NMY:H61	57:DA:3189:NMY:HO3	1.82	0.45
25:DB:50:A:C6	25:DB:51:G:C5	3.05	0.45
28:DE:129:PRO:CB	28:DE:159:LEU:HD11	2.47	0.45
30:DG:108:PHE:CD1	30:DG:110:HIS:C	2.90	0.45
31:DH:31:VAL:HG13	31:DH:32:PRO:HD3	1.98	0.45
31:DH:93:SER:HG	31:DH:122:LEU:CG	2.30	0.45
33:DJ:142:ILE:OXT	33:DJ:142:ILE:HG23	2.15	0.45
34:DK:121:GLU:O	34:DK:122:VAL:C	2.54	0.45
48:DY:53:VAL:HG22	48:DY:54:LYS:N	2.30	0.45
51:D1:24:LYS:HE3	51:D1:51:ALA:CB	2.47	0.45
1:AA:212:G:N2	1:AA:213:G:C4	2.84	0.45
1:AA:226:G:C4	1:AA:227:G:C8	3.05	0.45
1:AA:401:C:H1'	1:AA:622:A:H1'	1.97	0.45
1:AA:406:G:C8	1:AA:495:A:C2	3.04	0.45
1:AA:525:C:OP1	12:AL:86:ARG:CZ	2.64	0.45
1:AA:532:A:N1	1:AA:1207:G:H5'	2.32	0.45
1:AA:643:C:H5''	8:AH:32:LEU:HD21	1.99	0.45
1:AA:678:U:H1'	1:AA:777:A:O2'	2.17	0.45
1:AA:694:A:H2'	1:AA:695:A:O5'	2.17	0.45
1:AA:720:C:H1'	18:AR:39:ILE:CD1	2.46	0.45
1:AA:781:A:C4	1:AA:802:A:H2	2.32	0.45
1:AA:922:G:C6	1:AA:923:A:C6	3.05	0.45
1:AA:931:C:O2	1:AA:932:C:C6	2.70	0.45
1:AA:945:G:C2	1:AA:1337:G:C2	3.05	0.45
1:AA:1061:G:OP2	3:AC:3:GLN:HG2	2.16	0.45
1:AA:1320:C:C4	1:AA:1321:U:C4	3.04	0.45
1:AA:1330:U:C4	1:AA:1331:G:C6	3.05	0.45
1:AA:1346:A:N3	1:AA:1348:U:C4	2.84	0.45
57:AA:1655:NMY:HN61	24:BA:1913:A:N6	2.13	0.45
2:AB:10:LEU:HG	2:AB:13:GLY:HA2	1.99	0.45
2:AB:41:ILE:O	2:AB:41:ILE:HG22	2.16	0.45
2:AB:96:TRP:CZ3	2:AB:171:ILE:O	2.70	0.45
3:AC:22:TRP:CE3	10:AJ:95:GLY:HA2	2.52	0.45
5:AE:116:GLU:CG	5:AE:117:VAL:N	2.80	0.45

Continued on next page...

Continued from previous page...

Atom-1	Atom-2	Interatomic distance (Å)	Clash overlap (Å)
5:AE:141:ILE:C	5:AE:143:GLY:N	2.70	0.45
6:AF:25:TYR:O	6:AF:28:ALA:N	2.42	0.45
6:AF:37:HIS:CG	6:AF:38:ARG:H	2.34	0.45
6:AF:38:ARG:HB2	6:AF:63:ASN:ND2	2.32	0.45
12:AL:30:LYS:O	12:AL:82:ILE:N	2.49	0.45
13:AM:2:ALA:CB	13:AM:9:ILE:HD12	2.42	0.45
16:AP:4:ILE:O	16:AP:5:ARG:HB2	2.17	0.45
20:AT:24:ARG:HA	20:AT:27:MET:CB	2.47	0.45
24:BA:126:A:C5	24:BA:127:A:N1	2.84	0.45
24:BA:146:A:C2	24:BA:147:C:C6	3.05	0.45
24:BA:184:C:O2	24:BA:213:A:C2	2.70	0.45
24:BA:319:G:C6	24:BA:320:A:C5	3.04	0.45
24:BA:348:A:C5	24:BA:349:U:C5	3.04	0.45
24:BA:488:G:C2	24:BA:493:G:O6	2.70	0.45
24:BA:564:C:P	41:BR:79:ARG:CZ	3.04	0.45
24:BA:677:A:O2'	24:BA:2070:A:O3'	2.34	0.45
24:BA:1063:G:O6	24:BA:1075:C:N3	2.49	0.45
24:BA:1203:U:O4	24:BA:1204:A:N1	2.50	0.45
24:BA:1339:G:O5'	43:BT:19:LYS:HD2	2.17	0.45
24:BA:1429:G:N9	24:BA:1568:G:C4	2.85	0.45
24:BA:1541:C:C4	24:BA:1542:U:C2	3.05	0.45
24:BA:1551:A:N6	24:BA:1552:A:C6	2.85	0.45
24:BA:1586:A:N6	24:BA:1587:G:C6	2.85	0.45
24:BA:1839:G:C8	24:BA:1927:A:C1'	2.99	0.45
24:BA:1876:A:C8	24:BA:1877:A:C8	3.05	0.45
24:BA:1954:G:O2'	24:BA:1955:U:OP2	2.34	0.45
24:BA:2018:G:C2'	24:BA:2019:A:H5'	2.46	0.45
24:BA:2034:U:H2'	24:BA:2034:U:O2	2.17	0.45
24:BA:2142:A:N1	24:BA:2149:U:O4	2.50	0.45
24:BA:2335:A:OP1	38:BO:13:ARG:HD2	2.16	0.45
24:BA:2355:G:O4'	46:BW:36:ILE:HD11	2.16	0.45
24:BA:2391:G:N2	24:BA:2429:G:O4'	2.49	0.45
24:BA:2598:A:OP1	26:BC:233:GLY:O	2.34	0.45
24:BA:2790:U:H4'	24:BA:2791:G:OP1	2.14	0.45
28:BE:136:GLN:C	28:BE:138:LEU:N	2.70	0.45
30:BG:154:GLU:HG2	30:BG:155:PRO:CD	2.46	0.45
34:BK:63:VAL:HG12	34:BK:64:ARG:HG3	1.97	0.45
36:BM:132:THR:HG22	36:BM:133:LYS:N	2.32	0.45
39:BP:12:MET:HB2	39:BP:76:HIS:CD2	2.52	0.45
41:BR:71:LYS:HE2	41:BR:88:GLY:HA3	1.99	0.45
42:BS:79:GLY:HA2	42:BS:102:HIS:CE1	2.52	0.45

Continued on next page...

Continued from previous page...

Atom-1	Atom-2	Interatomic distance (Å)	Clash overlap (Å)
43:BT:7:LEU:HG	43:BT:46:ALA:HB2	1.97	0.45
47:BX:19:HIS:O	47:BX:21:LEU:N	2.49	0.45
1:CA:299:G:H2'	1:CA:300:A:C8	2.51	0.45
1:CA:555:U:H2'	1:CA:556:C:C6	2.52	0.45
1:CA:649:A:H2'	1:CA:650:G:H5''	1.98	0.45
1:CA:722:G:C6	1:CA:724:G:C4	3.05	0.45
1:CA:750:C:O2'	1:CA:751:U:H5'	2.17	0.45
1:CA:751:U:C4	1:CA:752:G:N1	2.84	0.45
1:CA:988:G:N2	1:CA:989:U:O2	2.50	0.45
1:CA:1018:G:H3'	1:CA:1019:A:C8	2.51	0.45
1:CA:1077:G:C6	1:CA:1081:A:C6	3.04	0.45
1:CA:1300:G:C6	1:CA:1334:G:N7	2.84	0.45
1:CA:1318:A:H5'	1:CA:1319:A:OP2	2.16	0.45
1:CA:1378:C:C6	1:CA:1378:C:OP1	2.70	0.45
2:CB:33:GLY:O	2:CB:34:ALA:HB2	2.15	0.45
3:CC:155:GLY:HA2	3:CC:163:ALA:HB1	1.99	0.45
4:CD:59:GLN:HA	4:CD:62:ARG:CG	2.46	0.45
4:CD:125:VAL:O	4:CD:127:GLY:N	2.46	0.45
5:CE:53:ALA:HB2	5:CE:59:ALA:HA	1.98	0.45
7:CG:70:ARG:NE	7:CG:96:ARG:HD2	2.31	0.45
8:CH:124:GLU:O	8:CH:126:ILE:HG13	2.15	0.45
17:CQ:21:ILE:CD1	17:CQ:46:VAL:CG1	2.93	0.45
19:CS:16:LEU:O	19:CS:19:VAL:N	2.50	0.45
19:CS:42:PRO:O	19:CS:43:ASN:CB	2.65	0.45
55:CY:177:ASP:OD1	55:CY:178:LYS:N	2.50	0.45
24:DA:167:A:C8	24:DA:168:G:C8	3.05	0.45
24:DA:200:U:C5	24:DA:201:C:C5	3.04	0.45
24:DA:221:A:C4	24:DA:266:G:N7	2.84	0.45
24:DA:475:C:N3	24:DA:481:G:C6	2.85	0.45
24:DA:563:A:N3	40:DQ:36:GLN:NE2	2.63	0.45
24:DA:605:G:C8	24:DA:606:U:C5	3.03	0.45
24:DA:629:G:H2'	24:DA:630:G:H5'	1.97	0.45
24:DA:651:G:OP1	53:D3:16:THR:HG21	2.16	0.45
24:DA:692:C:C2'	24:DA:693:A:O5'	2.65	0.45
24:DA:1064:C:N3	24:DA:1066:U:C2	2.85	0.45
24:DA:1254:A:H5''	24:DA:1255:U:C5'	2.47	0.45
24:DA:1301:A:C4	24:DA:1303:G:N7	2.85	0.45
24:DA:1737:G:O2'	24:DA:1738:G:C1'	2.64	0.45
24:DA:1797:G:C6	24:DA:1798:U:C4	3.05	0.45
24:DA:1839:G:C8	24:DA:1927:A:H1'	2.52	0.45
24:DA:1967:C:C2'	24:DA:1968:G:H5'	2.47	0.45

Continued on next page...

Continued from previous page...

Atom-1	Atom-2	Interatomic distance (Å)	Clash overlap (Å)
24:DA:1986:C:C2'	24:DA:1987:A:O5'	2.65	0.45
24:DA:2111:U:OP1	24:DA:2118:U:O2'	2.32	0.45
24:DA:2221:G:C2	24:DA:2222:C:C6	3.05	0.45
24:DA:2663:G:C4	24:DA:2664:G:C8	3.04	0.45
26:DC:53:ILE:CG2	26:DC:54:GLY:N	2.78	0.45
26:DC:142:ASN:ND2	26:DC:151:GLY:HA3	2.32	0.45
27:DD:125:TRP:O	27:DD:126:ASN:HB2	2.15	0.45
28:DE:16:GLU:O	28:DE:20:GLY:N	2.50	0.45
29:DF:7:TYR:C	29:DF:8:LYS:O	2.55	0.45
29:DF:135:ILE:HG23	29:DF:135:ILE:O	2.17	0.45
31:DH:10:ALA:O	31:DH:12:LEU:HD22	2.16	0.45
32:DI:20:SER:O	32:DI:23:VAL:N	2.50	0.45
35:DL:79:LEU:HD13	35:DL:111:ILE:O	2.16	0.45
40:DQ:40:LYS:CG	40:DQ:41:ALA:H	2.30	0.45
44:DU:32:LYS:HE2	44:DU:65:GLN:HA	1.98	0.45
52:D2:32:ALA:O	52:D2:36:ALA:CB	2.65	0.45
53:D3:3:ILE:HG21	53:D3:62:PRO:HG2	1.99	0.45
1:AA:49:U:C4	1:AA:364:A:C5	3.04	0.45
1:AA:247:G:C2	1:AA:248:C:C6	3.05	0.45
1:AA:323:U:H5'	20:AT:18:ARG:HA	1.98	0.45
1:AA:461:A:C5	1:AA:462:G:C8	3.05	0.45
1:AA:551:U:N3	1:AA:552:U:C5	2.84	0.45
1:AA:597:G:H5'	1:AA:598:U:OP2	2.16	0.45
1:AA:929:G:O3'	1:AA:1535:C:H5''	2.16	0.45
1:AA:1157:A:N1	1:AA:1181:G:C8	2.85	0.45
1:AA:1173:U:H2'	1:AA:1174:G:O4'	2.17	0.45
1:AA:1273:C:N3	1:AA:1274:A:C8	2.85	0.45
1:AA:1358:U:C6	1:AA:1359:C:C6	3.04	0.45
57:AA:1656:NMY:H14	57:AA:1656:NMY:HN21	1.82	0.45
2:AB:60:ILE:O	2:AB:60:ILE:CG2	2.64	0.45
3:AC:138:VAL:HG22	3:AC:149:ILE:HD13	1.99	0.45
4:AD:14:ARG:CG	4:AD:38:PRO:CB	2.94	0.45
9:AI:33:ARG:NH2	9:AI:37:GLN:OE1	2.49	0.45
12:AL:110:ARG:NH1	12:AL:113:ALA:HB3	2.32	0.45
13:AM:38:GLY:O	13:AM:39:ILE:HG23	2.16	0.45
14:AN:49:GLN:OE1	14:AN:49:GLN:HA	2.16	0.45
14:AN:80:SER:O	14:AN:83:LYS:N	2.48	0.45
15:AO:25:THR:O	15:AO:26:GLU:C	2.55	0.45
16:AP:36:VAL:O	16:AP:37:GLY:O	2.34	0.45
17:AQ:66:PRO:O	17:AQ:68:SER:N	2.49	0.45
22:AV:21:A:N1	22:AV:46:G:C2	2.85	0.45

Continued on next page...

Continued from previous page...

Atom-1	Atom-2	Interatomic distance (Å)	Clash overlap (Å)
24:BA:92:U:C4	24:BA:93:G:C5	3.04	0.45
24:BA:122:G:O6	24:BA:129:C:C4	2.70	0.45
24:BA:410:G:N2	24:BA:2407:A:C5	2.85	0.45
24:BA:491:G:C2	24:BA:492:A:H1'	2.51	0.45
24:BA:783:A:C8	24:BA:784:G:H4'	2.51	0.45
24:BA:797:G:C2	24:BA:798:G:C4	3.04	0.45
24:BA:947:A:O2'	24:BA:984:A:H2	2.00	0.45
24:BA:955:U:OP1	36:BM:86:LYS:CE	2.64	0.45
24:BA:1142:A:H4'	33:BJ:27:ARG:NH2	2.31	0.45
24:BA:1288:G:O2'	24:BA:1327:A:N1	2.42	0.45
24:BA:1429:G:C8	24:BA:1568:G:C8	3.05	0.45
24:BA:1439:A:C2	24:BA:1553:A:C4	3.04	0.45
24:BA:1501:G:C2	24:BA:1502:A:C5	3.04	0.45
24:BA:1506:U:C4	24:BA:1507:C:N4	2.85	0.45
24:BA:1579:A:C2	24:BA:1580:A:N3	2.85	0.45
24:BA:1722:A:N6	24:BA:1737:G:O2'	2.50	0.45
24:BA:1738:G:C1'	24:BA:1739:A:OP2	2.64	0.45
24:BA:1808:A:H3'	24:BA:1809:A:H8	1.80	0.45
24:BA:1822:C:N4	59:BA:3659:HOH:O	2.48	0.45
24:BA:1833:C:C2	24:BA:1834:U:C5	3.05	0.45
24:BA:2248:C:H2'	24:BA:2249:U:H5'	1.99	0.45
24:BA:2307:G:H4'	24:BA:2308:G:O4'	2.17	0.45
24:BA:2360:G:P	53:B3:50:SER:HG	2.39	0.45
24:BA:2572:A:O2'	24:BA:2575:C:OP1	2.29	0.45
24:BA:2639:A:O3'	33:BJ:96:ARG:CZ	2.65	0.45
24:BA:2668:G:H2'	24:BA:2669:G:O4'	2.16	0.45
24:BA:2675:A:H5'	34:BK:30:ARG:HA	1.99	0.45
24:BA:2714:G:C4	24:BA:2715:C:C6	3.04	0.45
24:BA:2799:A:C5	24:BA:2801:G:N7	2.84	0.45
24:BA:2884:U:O2	24:BA:2884:U:H2'	2.17	0.45
26:BC:34:GLU:O	26:BC:61:TYR:HB3	2.16	0.45
26:BC:39:SER:O	26:BC:41:GLY:N	2.50	0.45
26:BC:145:MET:HB2	26:BC:152:GLN:OE1	2.16	0.45
27:BD:55:LYS:O	27:BD:57:ALA:N	2.49	0.45
29:BF:84:ILE:HD12	29:BF:84:ILE:O	2.17	0.45
29:BF:107:VAL:N	29:BF:108:PRO:HD2	2.31	0.45
32:BI:48:ILE:HD12	32:BI:49:GLU:N	2.32	0.45
33:BJ:103:ILE:HD12	33:BJ:103:ILE:C	2.36	0.45
36:BM:21:ALA:HB1	36:BM:100:LYS:CG	2.47	0.45
37:BN:29:VAL:HG11	37:BN:79:LEU:HD13	1.98	0.45
37:BN:108:ALA:O	37:BN:110:MET:HG2	2.17	0.45

Continued on next page...

Continued from previous page...

Atom-1	Atom-2	Interatomic distance (Å)	Clash overlap (Å)
41:BR:51:VAL:CB	41:BR:52:PRO:CD	2.95	0.45
41:BR:84:ARG:HG2	41:BR:84:ARG:O	2.16	0.45
42:BS:3:THR:HB	42:BS:58:ALA:HB2	1.99	0.45
42:BS:80:PRO:HD2	42:BS:100:THR:OG1	2.17	0.45
43:BT:2:ILE:HA	43:BT:3:ARG:C	2.37	0.45
52:B2:3:ARG:CB	52:B2:3:ARG:NH2	2.80	0.45
53:B3:60:CYS:O	53:B3:61:LEU:HD23	2.17	0.45
54:B4:20:ASP:C	54:B4:22:VAL:H	2.20	0.45
1:CA:276:G:OP1	17:CQ:14:SER:OG	2.27	0.45
1:CA:384:G:C6	1:CA:385:C:N4	2.85	0.45
1:CA:599:C:H2'	1:CA:600:A:H8	1.81	0.45
1:CA:628:G:H2'	1:CA:629:A:H8	1.79	0.45
1:CA:680:C:O2	1:CA:711:G:N1	2.49	0.45
1:CA:1154:G:C2	1:CA:1155:A:C8	3.05	0.45
1:CA:1252:A:C2	1:CA:1253:G:C4	3.05	0.45
1:CA:1447:A:HO2'	1:CA:1448:C:C5'	2.30	0.45
1:CA:1523:G:H5''	11:CK:125:LYS:NZ	2.32	0.45
2:CB:15:HIS:C	2:CB:16:PHE:CD1	2.89	0.45
2:CB:90:PHE:CE2	2:CB:154:MET:HB3	2.52	0.45
3:CC:42:TYR:HA	3:CC:45:LYS:HG2	1.98	0.45
5:CE:44:GLY:HA2	5:CE:76:LEU:HD11	1.98	0.45
9:CI:12:ARG:O	9:CI:13:LYS:HB3	2.17	0.45
11:CK:63:ALA:O	11:CK:66:ALA:HB2	2.17	0.45
13:CM:17:ILE:HA	13:CM:20:THR:OG1	2.17	0.45
13:CM:57:ARG:HA	13:CM:60:VAL:HG12	1.99	0.45
14:CN:22:LYS:HE2	14:CN:23:ARG:HG2	1.99	0.45
20:CT:9:LYS:HA	20:CT:12:ILE:CD1	2.47	0.45
20:CT:35:VAL:HG11	20:CT:79:LEU:HD22	1.98	0.45
20:CT:69:LYS:O	20:CT:71:LYS:N	2.49	0.45
55:CY:14:ASP:O	55:CY:18:GLU:OE1	2.35	0.45
55:CY:133:ARG:NH2	24:DA:1941:C:N3	2.65	0.45
55:CY:159:ASP:O	55:CY:163:LEU:N	2.48	0.45
24:DA:279:A:C2'	24:DA:280:U:H5'	2.46	0.45
24:DA:611:C:C2'	24:DA:612:G:H5'	2.46	0.45
24:DA:801:G:C8	28:DE:50:ALA:HB2	2.52	0.45
24:DA:1062:G:N7	24:DA:1070:A:H5'	2.31	0.45
24:DA:1132:U:H5'	33:DJ:84:ILE:HD13	1.98	0.45
24:DA:1239:G:O6	57:DA:3190:NMY:H62	2.16	0.45
24:DA:1532:A:H2'	24:DA:1533:C:O4'	2.17	0.45
24:DA:1588:G:C6	24:DA:1589:U:C4	3.04	0.45
24:DA:1821:A:H2'	24:DA:1822:C:C6	2.52	0.45

Continued on next page...

Continued from previous page...

Atom-1	Atom-2	Interatomic distance (Å)	Clash overlap (Å)
24:DA:1866:A:C2	24:DA:1876:A:N7	2.85	0.45
24:DA:1969:A:H1'	24:DA:1973:G:O4'	2.17	0.45
24:DA:2052:A:C2	24:DA:2053:G:C8	3.04	0.45
24:DA:2204:G:N7	24:DA:2221:G:C2	2.85	0.45
24:DA:2298:A:C6	24:DA:2321:U:C4	3.05	0.45
24:DA:2444:G:OP2	28:DE:63:LYS:CE	2.64	0.45
24:DA:2801:G:C2	24:DA:2802:G:C4	3.05	0.45
25:DB:62:C:H2'	25:DB:63:C:O5'	2.17	0.45
25:DB:111:U:H2'	25:DB:112:G:H8	1.81	0.45
26:DC:23:LEU:HD21	26:DC:89:ASN:HD21	1.81	0.45
26:DC:243:PRO:C	26:DC:244:VAL:HG12	2.36	0.45
27:DD:186:LEU:O	27:DD:187:LEU:HB2	2.17	0.45
27:DD:196:ALA:O	27:DD:197:THR:C	2.55	0.45
28:DE:3:LEU:HD22	28:DE:14:VAL:HG11	1.99	0.45
28:DE:52:VAL:O	28:DE:54:GLY:N	2.49	0.45
31:DH:120:GLY:C	31:DH:122:LEU:N	2.57	0.45
36:DM:6:ARG:O	36:DM:7:THR:HG23	2.16	0.45
38:DO:31:THR:HG23	38:DO:32:PRO:CD	2.46	0.45
40:DQ:80:ASN:O	40:DQ:81:GLY:C	2.55	0.45
1:AA:27:G:C2'	1:AA:28:A:H5'	2.47	0.45
1:AA:64:G:N7	1:AA:99:C:N4	2.65	0.45
1:AA:155:A:N1	1:AA:167:A:C6	2.85	0.45
1:AA:186:C:C5'	20:AT:76:LYS:HD2	2.46	0.45
1:AA:189:A:C5	1:AA:190:A:C6	3.05	0.45
1:AA:210:C:O2	1:AA:210:C:H3'	2.16	0.45
1:AA:304:U:O2	1:AA:304:U:H2'	2.16	0.45
1:AA:309:A:H2'	1:AA:310:G:H8	1.81	0.45
1:AA:376:G:H5''	16:AP:5:ARG:HD3	1.96	0.45
1:AA:391:G:C6	1:AA:392:C:C5	3.05	0.45
1:AA:449:G:C6	1:AA:450:G:C6	3.05	0.45
1:AA:598:U:O3'	8:AH:86:TYR:CD2	2.70	0.45
1:AA:803:G:O2'	1:AA:804:U:H5'	2.17	0.45
1:AA:863:U:O2	1:AA:863:U:C2'	2.64	0.45
1:AA:927:G:C4'	1:AA:1503:A:N7	2.80	0.45
1:AA:1014:A:N3	19:AS:34:TRP:CZ2	2.85	0.45
1:AA:1369:C:OP1	14:AN:101:TRP:CH2	2.70	0.45
1:AA:1373:G:O4'	7:AG:34:GLY:O	2.35	0.45
1:AA:1423:G:C4	1:AA:1424:U:C5	3.04	0.45
2:AB:14:VAL:CG2	2:AB:208:ARG:NH1	2.79	0.45
2:AB:67:ILE:O	2:AB:160:ALA:O	2.35	0.45
4:AD:198:HIS:CE1	5:AE:105:ILE:HB	2.52	0.45

Continued on next page...

Continued from previous page...

Atom-1	Atom-2	Interatomic distance (Å)	Clash overlap (Å)
8:AH:39:VAL:O	8:AH:40:LEU:C	2.48	0.45
9:AI:89:GLU:O	9:AI:94:LEU:HD11	2.17	0.45
10:AJ:17:LEU:HD21	10:AJ:96:VAL:HG13	1.99	0.45
10:AJ:28:THR:OG1	10:AJ:87:LEU:HB3	2.17	0.45
11:AK:125:LYS:HB2	21:AU:35:ARG:HE	1.80	0.45
12:AL:16:VAL:O	12:AL:17:ALA:C	2.54	0.45
15:AO:24:SER:O	15:AO:27:VAL:N	2.48	0.45
15:AO:82:ILE:HG13	15:AO:83:GLU:N	2.32	0.45
19:AS:5:LEU:HD23	19:AS:6:LYS:N	2.32	0.45
24:BA:321:U:OP2	28:BE:130:LYS:HD2	2.16	0.45
24:BA:338:G:N2	24:BA:339:U:H1'	2.31	0.45
24:BA:354:A:H2'	24:BA:355:U:O5'	2.17	0.45
24:BA:407:G:C2	24:BA:421:C:C2	3.04	0.45
24:BA:442:G:C2	24:BA:444:C:C5	3.04	0.45
24:BA:449:A:C4	24:BA:450:G:C8	3.05	0.45
24:BA:592:A:C4	24:BA:593:U:C5	3.04	0.45
24:BA:932:U:O2	24:BA:932:U:O4'	2.32	0.45
24:BA:954:G:OP2	36:BM:16:ARG:NH2	2.50	0.45
24:BA:980:A:C6	24:BA:981:A:N1	2.85	0.45
24:BA:1071:G:H2'	24:BA:1072:C:C5'	2.47	0.45
24:BA:1172:C:C5	24:BA:1173:U:N3	2.85	0.45
24:BA:1300:G:C4	24:BA:1626:A:C2	3.05	0.45
24:BA:1580:A:N7	24:BA:1581:G:H1'	2.32	0.45
24:BA:1710:G:N2	24:BA:1749:A:H1'	2.32	0.45
24:BA:1876:A:C8	24:BA:1877:A:N7	2.85	0.45
24:BA:2134:A:C6	24:BA:2135:A:C5	3.05	0.45
24:BA:2144:G:C2	24:BA:2146:C:O2	2.69	0.45
24:BA:2165:C:O2	24:BA:2165:C:H2'	2.16	0.45
24:BA:2204:G:C5	24:BA:2205:A:N7	2.84	0.45
24:BA:2254:C:H2'	24:BA:2255:G:C8	2.51	0.45
24:BA:2347:C:OP1	24:BA:2347:C:H4'	2.17	0.45
24:BA:2455:G:C6	24:BA:2456:C:N4	2.85	0.45
24:BA:2531:A:H4'	30:BG:156:TYR:CE2	2.52	0.45
24:BA:2597:G:C5'	26:BC:240:GLY:HA3	2.46	0.45
24:BA:2776:A:C5	24:BA:2782:G:C4	3.05	0.45
24:BA:2816:G:C6	24:BA:2817:U:C4	3.05	0.45
25:BB:66:A:C6	25:BB:108:A:C4	3.05	0.45
26:BC:30:ALA:O	26:BC:33:LEU:N	2.49	0.45
26:BC:245:THR:HB	26:BC:246:PRO:CD	2.46	0.45
27:BD:33:ARG:HG2	27:BD:51:THR:CG2	2.46	0.45
28:BE:75:SER:O	28:BE:77:ILE:N	2.50	0.45

Continued on next page...

Continued from previous page...

Atom-1	Atom-2	Interatomic distance (Å)	Clash overlap (Å)
28:BE:109:LEU:HD12	28:BE:112:LEU:HD12	1.99	0.45
30:BG:122:ALA:HB2	30:BG:132:LEU:CB	2.47	0.45
31:BH:109:GLU:O	31:BH:110:VAL:HG23	2.17	0.45
33:BJ:60:ASP:OD1	33:BJ:61:LYS:HD3	2.16	0.45
33:BJ:73:VAL:CG1	33:BJ:86:GLN:HG3	2.45	0.45
33:BJ:109:LEU:HD13	33:BJ:119:PHE:HB2	1.99	0.45
35:BL:54:GLN:O	35:BL:55:MET:C	2.55	0.45
35:BL:81:ASP:CG	35:BL:81:ASP:O	2.53	0.45
37:BN:38:LEU:HD23	37:BN:42:LYS:HD2	1.99	0.45
37:BN:73:ASN:HA	37:BN:76:VAL:HG13	1.98	0.45
37:BN:86:ARG:O	37:BN:86:ARG:HG2	2.17	0.45
38:BO:18:LEU:HD11	38:BO:25:ARG:HD2	1.99	0.45
38:BO:27:VAL:HG12	38:BO:28:VAL:H	1.81	0.45
44:BU:50:ALA:O	44:BU:52:ASN:N	2.50	0.45
46:BW:81:SER:O	46:BW:82:ILE:CG1	2.65	0.45
51:B1:9:LYS:CE	51:B1:52:LYS:HD2	2.46	0.45
1:CA:213:G:C4	1:CA:214:C:C5	3.05	0.45
1:CA:283:U:C5	1:CA:284:C:C4	3.05	0.45
1:CA:354:G:C5	1:CA:355:C:C5	3.05	0.45
1:CA:485:U:H4'	1:CA:486:U:OP2	2.17	0.45
1:CA:499:A:H4'	1:CA:500:G:OP1	2.17	0.45
1:CA:528:C:H2'	1:CA:529:G:H5'	1.99	0.45
1:CA:588:G:N9	1:CA:753:A:C2	2.84	0.45
1:CA:649:A:C3'	1:CA:650:G:H5''	2.47	0.45
1:CA:668:G:N2	1:CA:669:G:C4	2.85	0.45
1:CA:737:C:C2'	1:CA:738:C:O5'	2.63	0.45
1:CA:859:G:O2'	1:CA:860:A:P	2.73	0.45
1:CA:1045:C:C2'	1:CA:1046:A:H5'	2.47	0.45
1:CA:1111:A:N1	3:CC:177:THR:CB	2.79	0.45
1:CA:1190:G:O2'	3:CC:3:GLN:HG2	2.17	0.45
1:CA:1211:U:C1'	1:CA:1212:U:OP2	2.64	0.45
1:CA:1503:A:OP1	1:CA:1531:A:H4'	2.15	0.45
2:CB:209:ALA:O	2:CB:212:LEU:HB2	2.16	0.45
3:CC:124:LEU:O	3:CC:127:ARG:N	2.50	0.45
6:CF:39:LEU:HD13	6:CF:40:GLU:H	1.77	0.45
7:CG:14:PRO:O	7:CG:15:ASP:O	2.35	0.45
7:CG:95:ARG:O	7:CG:99:LEU:HD23	2.17	0.45
10:CJ:64:GLN:O	14:CN:99:ALA:N	2.49	0.45
10:CJ:80:THR:O	10:CJ:84:VAL:HG13	2.17	0.45
11:CK:17:SER:O	11:CK:81:ASN:OD1	2.34	0.45
14:CN:1:ALA:HB2	14:CN:68:GLY:HA3	1.98	0.45

Continued on next page...

Continued from previous page...

Atom-1	Atom-2	Interatomic distance (Å)	Clash overlap (Å)
15:CO:51:HIS:O	15:CO:54:ARG:N	2.50	0.45
15:CO:78:TYR:HA	15:CO:81:LEU:HG	1.99	0.45
19:CS:63:THR:O	19:CS:66:MET:HG2	2.16	0.45
21:CU:5:LYS:O	21:CU:5:LYS:HD2	2.17	0.45
22:CV:14:A:H2'	22:CV:15:G:C4'	2.46	0.45
24:DA:55:G:N3	24:DA:127:A:H2	2.15	0.45
24:DA:106:C:HO2'	24:DA:294:A:HO2'	1.62	0.45
24:DA:354:A:C5	24:DA:355:U:C4	3.05	0.45
24:DA:464:U:C2	24:DA:788:A:C6	3.05	0.45
24:DA:494:G:H4'	42:DS:6:LYS:HB2	1.98	0.45
24:DA:544:C:H3'	24:DA:545:U:C5	2.52	0.45
24:DA:580:U:O3'	40:DQ:30:VAL:HG13	2.17	0.45
24:DA:675:A:OP1	28:DE:58:LYS:HD2	2.16	0.45
24:DA:1077:A:C6	24:DA:1078:U:C2	3.04	0.45
24:DA:1265:A:C1'	24:DA:1267:U:C6	2.99	0.45
24:DA:1357:C:H2'	24:DA:1358:G:O4'	2.17	0.45
24:DA:1561:C:C2	24:DA:1562:U:C5	3.05	0.45
24:DA:1588:G:C2	24:DA:1589:U:C5	3.05	0.45
24:DA:1799:G:O6	26:DC:176:ARG:NH1	2.49	0.45
24:DA:2113:U:C2	24:DA:2114:A:N7	2.84	0.45
24:DA:2193:G:C2	24:DA:2194:U:C6	3.04	0.45
24:DA:2285:C:OP2	51:D1:5:ARG:HD2	2.17	0.45
26:DC:104:LEU:N	26:DC:104:LEU:HD12	2.31	0.45
27:DD:186:LEU:HD21	39:DP:3:ILE:CG2	2.46	0.45
28:DE:58:LYS:HG2	28:DE:60:TRP:O	2.16	0.45
29:DF:121:PHE:CD1	29:DF:162:ASP:OD1	2.70	0.45
29:DF:174:PHE:O	29:DF:175:PRO:C	2.54	0.45
31:DH:116:ARG:O	31:DH:118:PRO:N	2.50	0.45
31:DH:122:LEU:CD2	31:DH:122:LEU:H	2.29	0.45
33:DJ:64:VAL:HG22	33:DJ:68:LYS:NZ	2.32	0.45
34:DK:2:ILE:C	34:DK:2:ILE:HD12	2.36	0.45
36:DM:49:ALA:HB3	36:DM:124:LEU:HD21	1.97	0.45
36:DM:81:ARG:NH2	36:DM:82:MET:CB	2.79	0.45
40:DQ:87:VAL:HB	41:DR:49:ILE:CG2	2.47	0.45
42:DS:47:VAL:O	42:DS:48:LYS:C	2.54	0.45
44:DU:84:PHE:CD2	44:DU:85:ARG:N	2.84	0.45
44:DU:95:PHE:CE2	44:DU:102:ILE:CG1	3.00	0.45
51:D1:16:THR:HG21	51:D1:39:ASP:OD2	2.16	0.45
52:D2:32:ALA:O	52:D2:36:ALA:HB3	2.17	0.45
1:AA:32:A:C2	1:AA:33:A:C8	3.05	0.45
1:AA:34:C:N3	1:AA:35:G:N7	2.64	0.45

Continued on next page...

Continued from previous page...

Atom-1	Atom-2	Interatomic distance (Å)	Clash overlap (Å)
1:AA:53:A:H2'	1:AA:54:C:O5'	2.17	0.45
1:AA:59:A:C5	1:AA:354:G:C5	3.04	0.45
1:AA:123:U:C2'	1:AA:124:C:O5'	2.65	0.45
1:AA:451:A:N1	1:AA:480:U:C5	2.84	0.45
1:AA:723:U:H4'	1:AA:724:G:O5'	2.16	0.45
1:AA:854:U:C2	1:AA:871:U:O4	2.69	0.45
1:AA:1037:C:H2'	1:AA:1038:C:C6	2.52	0.45
1:AA:1174:G:C2'	1:AA:1175:G:H5'	2.47	0.45
1:AA:1354:U:H2'	1:AA:1355:G:O4'	2.17	0.45
2:AB:189:THR:HG23	2:AB:190:ASN:HD22	1.82	0.45
2:AB:192:ASP:HA	2:AB:193:PRO:HD2	1.71	0.45
3:AC:151:VAL:HG12	3:AC:200:VAL:HA	1.99	0.45
4:AD:117:LEU:O	4:AD:118:VAL:CB	2.65	0.45
6:AF:54:LEU:O	6:AF:55:HIS:CG	2.70	0.45
9:AI:22:LYS:O	9:AI:62:ASP:N	2.48	0.45
12:AL:43:LYS:C	12:AL:44:LYS:HG2	2.37	0.45
12:AL:105:SER:C	12:AL:106:GLY:O	2.53	0.45
13:AM:7:ILE:O	13:AM:8:ASN:C	2.55	0.45
14:AN:62:ASN:C	14:AN:63:ARG:HG3	2.38	0.45
15:AO:87:LEU:HG	15:AO:88:ARG:H	1.82	0.45
20:AT:46:ALA:O	20:AT:47:ALA:C	2.55	0.45
21:AU:8:GLU:HB2	21:AU:12:PHE:CZ	2.52	0.45
22:AV:9:A:C2	22:AV:44:G:C8	3.05	0.45
24:BA:83:A:O3'	24:BA:84:A:O4'	2.34	0.45
24:BA:121:G:H5''	24:BA:149:A:C5'	2.47	0.45
24:BA:279:A:C4	24:BA:280:U:C6	3.05	0.45
24:BA:327:G:O2'	24:BA:328:U:H5'	2.17	0.45
24:BA:362:A:H2'	24:BA:363:G:C5'	2.47	0.45
24:BA:493:G:O2'	24:BA:494:G:H5'	2.16	0.45
24:BA:509:C:HO2'	24:BA:510:C:P	2.39	0.45
24:BA:686:U:OP2	59:BA:3719:HOH:O	2.21	0.45
24:BA:851:C:O4'	49:BZ:46:MET:HG3	2.17	0.45
24:BA:934:U:H2'	24:BA:935:C:H6	1.81	0.45
24:BA:990:A:C5'	57:BA:3162:NMY:H82	2.47	0.45
24:BA:1029:A:N6	24:BA:1125:G:O2'	2.49	0.45
24:BA:1061:U:C6	24:BA:1070:A:C4	3.04	0.45
24:BA:1132:U:H5'	33:BJ:84:ILE:CD1	2.47	0.45
24:BA:1207:C:C2	24:BA:1208:C:C5	3.05	0.45
24:BA:1216:G:C5	24:BA:1217:U:C5	3.04	0.45
24:BA:1336:A:OP2	43:BT:68:LYS:NZ	2.35	0.45
24:BA:1419:A:C4	24:BA:1579:A:C2	3.05	0.45

Continued on next page...

Continued from previous page...

Atom-1	Atom-2	Interatomic distance (Å)	Clash overlap (Å)
24:BA:1545:A:N7	24:BA:1546:G:C8	2.85	0.45
24:BA:2011:U:H5	24:BA:2012:G:C4	2.34	0.45
24:BA:2012:G:OP1	42:BS:98:LYS:HD2	2.17	0.45
24:BA:2333:A:C8	24:BA:2335:A:N3	2.85	0.45
24:BA:2377:A:C2'	38:BO:92:PHE:HZ	2.30	0.45
24:BA:2414:G:C2	24:BA:2415:G:C4	3.05	0.45
24:BA:2444:G:P	28:BE:63:LYS:HZ1	2.38	0.45
24:BA:2544:G:O2'	24:BA:2545:G:H5'	2.17	0.45
24:BA:2824:C:N4	24:BA:2825:G:C5	2.84	0.45
24:BA:2886:A:C5	50:B0:39:ARG:NH2	2.84	0.45
59:BA:3241:HOH:O	28:BE:81:GLY:HA2	2.16	0.45
25:BB:43:C:C5	25:BB:45:A:N6	2.85	0.45
26:BC:68:ARG:NH2	26:BC:117:SER:HB3	2.32	0.45
27:BD:62:LYS:N	27:BD:63:PRO:CD	2.80	0.45
28:BE:47:LYS:HB3	28:BE:51:GLU:CB	2.45	0.45
29:BF:100:GLU:OE1	29:BF:101:ARG:N	2.50	0.45
31:BH:130:VAL:N	31:BH:142:VAL:O	2.50	0.45
34:BK:113:MET:O	34:BK:117:SER:HB2	2.17	0.45
34:BK:114:LYS:O	34:BK:117:SER:CB	2.65	0.45
36:BM:133:LYS:HG2	36:BM:134:THR:N	2.31	0.45
37:BN:28:LEU:HD13	37:BN:29:VAL:N	2.31	0.45
37:BN:28:LEU:HA	37:BN:34:ILE:HG12	1.98	0.45
38:BO:17:LYS:C	38:BO:21:LEU:HD13	2.37	0.45
38:BO:36:TYR:CD1	38:BO:36:TYR:N	2.83	0.45
39:BP:31:VAL:HG11	39:BP:33:GLU:OE2	2.17	0.45
39:BP:64:SER:O	39:BP:65:ASN:C	2.55	0.45
41:BR:24:LYS:C	41:BR:25:LEU:HG	2.37	0.45
42:BS:51:LEU:O	42:BS:55:ILE:HG23	2.16	0.45
42:BS:88:ARG:HG2	42:BS:88:ARG:HH21	1.82	0.45
42:BS:95:ARG:O	42:BS:95:ARG:HG3	2.16	0.45
54:B4:10:LEU:HD12	54:B4:10:LEU:N	2.32	0.45
1:CA:215:C:C4	1:CA:216:U:C4	3.05	0.45
1:CA:329:A:C2	1:CA:332:G:C8	3.05	0.45
1:CA:390:U:O2'	1:CA:391:G:H5'	2.17	0.45
1:CA:631:C:OP1	1:CA:632:U:H5'	2.17	0.45
1:CA:656:G:N2	1:CA:751:U:C2	2.85	0.45
1:CA:858:G:C5	1:CA:869:G:C5	3.05	0.45
1:CA:922:G:C6	1:CA:923:A:C6	3.04	0.45
1:CA:1036:A:C5	1:CA:1037:C:C2	3.04	0.45
1:CA:1083:U:C5	1:CA:1084:G:C6	3.05	0.45
1:CA:1096:C:C2'	1:CA:1170:A:O2'	2.65	0.45

Continued on next page...

Continued from previous page...

Atom-1	Atom-2	Interatomic distance (Å)	Clash overlap (Å)
1:CA:1124:G:C5'	10:CJ:37:ARG:O	2.65	0.45
1:CA:1164:G:N3	1:CA:1164:G:H2'	2.32	0.45
1:CA:1326:U:H2'	1:CA:1327:C:O4'	2.16	0.45
1:CA:1376:U:H2'	1:CA:1377:A:C8	2.51	0.45
4:CD:78:GLU:C	4:CD:81:ARG:HB3	2.37	0.45
4:CD:97:ARG:NH1	4:CD:99:ASP:CG	2.69	0.45
6:CF:11:HIS:HB2	6:CF:12:PRO:HD2	1.98	0.45
9:CI:52:LEU:HD22	9:CI:57:MET:HG2	1.99	0.45
9:CI:130:ARG:CZ	22:CV:33:U:H5	2.30	0.45
10:CJ:15:HIS:O	10:CJ:17:LEU:N	2.47	0.45
11:CK:81:ASN:O	11:CK:82:LEU:HB3	2.16	0.45
17:CQ:59:VAL:HG22	17:CQ:78:VAL:HA	1.98	0.45
20:CT:5:LYS:O	20:CT:6:SER:C	2.53	0.45
24:DA:14:A:C6	24:DA:526:A:C2	3.04	0.45
24:DA:219:A:N6	59:DA:3224:HOH:O	2.48	0.45
24:DA:408:G:C6	24:DA:420:C:N3	2.84	0.45
24:DA:547:A:N7	24:DA:548:G:N3	2.65	0.45
24:DA:848:C:H2'	24:DA:849:A:C8	2.52	0.45
24:DA:849:A:C6	24:DA:930:G:C6	3.05	0.45
24:DA:1072:C:O2	24:DA:1093:G:C6	2.70	0.45
24:DA:1080:A:O2'	32:DI:126:ARG:O	2.30	0.45
24:DA:1212:G:N2	24:DA:1236:G:O2'	2.50	0.45
24:DA:1669:A:H2'	24:DA:1670:C:H5'	1.99	0.45
24:DA:2202:U:C5'	24:DA:2203:U:OP1	2.64	0.45
24:DA:2221:G:N3	24:DA:2222:C:C6	2.85	0.45
24:DA:2281:A:N1	24:DA:2282:G:C5	2.85	0.45
26:DC:80:LEU:CD2	26:DC:105:ALA:HB2	2.47	0.45
26:DC:159:THR:HG22	26:DC:194:VAL:HG11	1.98	0.45
27:DD:93:GLY:O	27:DD:94:GLN:O	2.35	0.45
29:DF:90:LEU:HD13	29:DF:95:MET:HB3	1.99	0.45
33:DJ:40:HIS:CE1	33:DJ:41:LYS:HG3	2.52	0.45
34:DK:33:ALA:CB	34:DK:39:ILE:HG22	2.47	0.45
34:DK:91:SER:O	34:DK:92:GLU:C	2.54	0.45
42:DS:29:VAL:HG21	42:DS:69:LEU:HB3	1.99	0.45
43:DT:27:SER:O	43:DT:28:ASN:C	2.55	0.45
43:DT:41:ALA:O	43:DT:43:ILE:N	2.50	0.45
43:DT:61:LEU:HD12	43:DT:82:LYS:HB3	1.98	0.45
50:D0:53:VAL:O	50:D0:54:ILE:CG1	2.65	0.45
1:AA:184:G:C1'	1:AA:224:U:H4'	2.47	0.45
1:AA:487:A:C6	1:AA:488:C:O2	2.70	0.45
1:AA:640:A:O2'	8:AH:108:LYS:HD3	2.17	0.45

Continued on next page...

Continued from previous page...

Atom-1	Atom-2	Interatomic distance (Å)	Clash overlap (Å)
1:AA:895:G:C4	1:AA:896:C:C5	3.05	0.45
1:AA:918:A:C6	1:AA:919:A:C6	3.05	0.45
1:AA:958:A:N6	1:AA:959:A:C6	2.85	0.45
1:AA:961:U:OP2	1:AA:1223:C:H1'	2.17	0.45
1:AA:1001:C:H2'	1:AA:1002:G:C1'	2.47	0.45
1:AA:1005:A:H2'	1:AA:1006:G:OP1	2.17	0.45
1:AA:1086:U:C2'	1:AA:1087:G:O5'	2.65	0.45
1:AA:1125:U:H2'	1:AA:1127:G:N7	2.32	0.45
1:AA:1152:A:O2'	1:AA:1153:G:H5'	2.16	0.45
1:AA:1261:A:C5	1:AA:1262:C:C6	3.05	0.45
1:AA:1332:A:N6	1:AA:1333:A:N1	2.65	0.45
1:AA:1395:C:H5''	1:AA:1402:C:H4'	1.99	0.45
2:AB:114:LEU:HG	2:AB:115:LYS:N	2.31	0.45
2:AB:184:PHE:CD2	2:AB:198:PHE:HB2	2.51	0.45
2:AB:204:ASP:OD1	2:AB:204:ASP:N	2.46	0.45
4:AD:116:GLN:NE2	4:AD:120:HIS:CE1	2.85	0.45
4:AD:137:VAL:CG1	4:AD:182:PHE:HE2	2.29	0.45
5:AE:147:MET:SD	8:AH:96:MET:CE	3.05	0.45
7:AG:121:ALA:O	7:AG:124:LEU:HB2	2.16	0.45
8:AH:88:ARG:O	8:AH:91:GLU:N	2.50	0.45
9:AI:97:GLU:HA	9:AI:100:LYS:CE	2.47	0.45
9:AI:115:LYS:O	9:AI:116:VAL:HG12	2.16	0.45
10:AJ:35:GLN:O	10:AJ:36:VAL:HG22	2.17	0.45
11:AK:17:SER:O	11:AK:79:ILE:HA	2.17	0.45
11:AK:31:ILE:CG2	11:AK:46:THR:HA	2.46	0.45
11:AK:94:GLU:HG3	11:AK:95:SER:N	2.31	0.45
14:AN:46:LEU:O	14:AN:47:LYS:C	2.55	0.45
19:AS:73:GLU:OE2	19:AS:74:PHE:CG	2.70	0.45
24:BA:114:U:C4	24:BA:115:C:C5	3.05	0.45
24:BA:324:A:C2	24:BA:325:G:H1'	2.51	0.45
24:BA:374:A:N6	24:BA:400:G:O2'	2.50	0.45
24:BA:578:G:C6	24:BA:2018:G:O4'	2.70	0.45
24:BA:710:U:O2	24:BA:722:A:C2	2.70	0.45
24:BA:767:U:C2'	24:BA:768:G:O5'	2.65	0.45
24:BA:1156:A:P	40:BQ:54:ARG:NH2	2.83	0.45
24:BA:1205:A:N3	57:BA:3163:NMY:H19	2.32	0.45
24:BA:1408:G:N1	24:BA:1409:U:C2	2.84	0.45
24:BA:1497:U:HO2'	24:BA:1498:C:P	2.39	0.45
24:BA:1521:G:C6	24:BA:1522:A:C6	3.05	0.45
24:BA:1819:A:H1'	24:BA:1821:A:C6	2.51	0.45
24:BA:1842:G:H1'	26:BC:242:HIS:CD2	2.52	0.45

Continued on next page...

Continued from previous page...

Atom-1	Atom-2	Interatomic distance (Å)	Clash overlap (Å)
24:BA:1994:C:P	27:BD:132:ALA:HB3	2.57	0.45
24:BA:2014:A:C2	24:BA:2015:A:C2	3.05	0.45
24:BA:2450:A:C2	24:BA:2451:A:C4	3.04	0.45
24:BA:2543:G:H5'	24:BA:2766:A:H4'	1.97	0.45
24:BA:2803:G:H2'	24:BA:2804:U:C6	2.52	0.45
24:BA:2821:A:O2'	24:BA:2826:A:N1	2.36	0.45
25:BB:38:C:C4	25:BB:39:A:N7	2.85	0.45
25:BB:100:G:H2'	25:BB:101:A:O4'	2.17	0.45
26:BC:62:ARG:HH11	26:BC:83:ASP:CG	2.21	0.45
27:BD:46:ARG:O	27:BD:47:ALA:HB2	2.16	0.45
27:BD:173:GLN:CD	27:BD:208:LYS:HE2	2.37	0.45
27:BD:178:VAL:HG23	27:BD:179:ARG:N	2.31	0.45
28:BE:105:LEU:O	28:BE:106:LYS:C	2.53	0.45
28:BE:164:LEU:HD11	28:BE:167:VAL:HG12	1.99	0.45
29:BF:36:ASN:HA	29:BF:87:LYS:CE	2.47	0.45
30:BG:15:ASP:O	30:BG:16:VAL:HG13	2.17	0.45
31:BH:49:ALA:O	31:BH:53:GLU:CB	2.65	0.45
37:BN:43:GLU:O	37:BN:45:ARG:N	2.50	0.45
38:BO:17:LYS:CG	38:BO:21:LEU:HD11	2.45	0.45
40:BQ:20:ALA:HA	40:BQ:23:TYR:CE2	2.52	0.45
43:BT:64:LYS:O	43:BT:65:GLY:C	2.55	0.45
49:BZ:9:THR:HG23	49:BZ:53:MET:CA	2.47	0.45
1:CA:157:U:O2	1:CA:165:G:C6	2.70	0.45
1:CA:345:C:H5''	39:DP:33:GLU:O	2.17	0.45
1:CA:394:G:C5	1:CA:395:C:C5	3.05	0.45
1:CA:403:C:OP1	4:CD:134:SER:HB3	2.17	0.45
1:CA:409:U:H2'	1:CA:410:G:O5'	2.16	0.45
1:CA:493:A:H1'	1:CA:494:G:C2	2.51	0.45
1:CA:501:C:H1'	1:CA:549:C:H1'	1.99	0.45
1:CA:509:A:C5	1:CA:510:A:C6	3.05	0.45
1:CA:576:C:N4	1:CA:759:A:OP1	2.46	0.45
1:CA:671:G:C4'	6:CF:79:ARG:NH2	2.79	0.45
1:CA:1034:G:C2'	1:CA:1035:A:O4'	2.65	0.45
1:CA:1164:G:N1	1:CA:1165:U:C2	2.85	0.45
1:CA:1164:G:O6	1:CA:1172:C:N3	2.50	0.45
1:CA:1177:G:H2'	1:CA:1178:G:O5'	2.17	0.45
1:CA:1203:C:C2'	1:CA:1204:A:H5'	2.47	0.45
1:CA:1329:A:N7	1:CA:1330:U:C6	2.85	0.45
1:CA:1407:C:C2'	1:CA:1408:A:H5'	2.47	0.45
1:CA:1411:C:N3	1:CA:1412:C:C5	2.85	0.45
1:CA:1414:U:H2'	1:CA:1415:G:C8	2.51	0.45

Continued on next page...

Continued from previous page...

Atom-1	Atom-2	Interatomic distance (Å)	Clash overlap (Å)
1:CA:1506:U:O4'	11:CK:128:ARG:HG2	2.17	0.45
1:CA:1519:A:C8	1:CA:1520:C:H1'	2.52	0.45
2:CB:13:GLY:O	2:CB:15:HIS:N	2.50	0.45
3:CC:5:VAL:O	3:CC:7:PRO:HD3	2.17	0.45
3:CC:14:ILE:HG23	3:CC:15:VAL:HG23	1.99	0.45
3:CC:138:VAL:O	3:CC:139:GLN:C	2.55	0.45
5:CE:144:LEU:HD12	5:CE:144:LEU:N	2.32	0.45
6:CF:88:MET:SD	18:CR:61:ARG:HG3	2.57	0.45
13:CM:19:LEU:O	13:CM:22:ILE:HG13	2.17	0.45
14:CN:96:LEU:C	14:CN:96:LEU:CD1	2.84	0.45
17:CQ:8:LEU:HB2	17:CQ:61:ILE:HG23	1.99	0.45
17:CQ:39:LYS:O	17:CQ:39:LYS:HG3	2.17	0.45
17:CQ:45:HIS:HB2	17:CQ:71:LYS:HB3	1.98	0.45
17:CQ:46:VAL:HG23	17:CQ:73:TRP:C	2.36	0.45
17:CQ:50:ASN:O	17:CQ:50:ASN:CG	2.56	0.45
18:CR:50:LYS:HG2	18:CR:50:LYS:O	2.17	0.45
22:CV:5:G:N1	22:CV:69:G:O6	2.50	0.45
24:DA:28:A:OP2	59:DA:3209:HOH:O	2.21	0.45
24:DA:200:U:C5	24:DA:201:C:C4	3.04	0.45
24:DA:542:C:H2'	24:DA:543:G:C8	2.52	0.45
24:DA:674:G:N2	24:DA:2444:G:O3'	2.49	0.45
24:DA:813:U:H2'	24:DA:814:C:H6	1.82	0.45
24:DA:918:A:H4'	25:DB:97:C:O2	2.17	0.45
24:DA:1056:G:C2	24:DA:1102:C:C5	3.05	0.45
24:DA:1197:G:H2'	24:DA:1198:U:C6	2.52	0.45
24:DA:1501:G:H2'	24:DA:1502:A:H8	1.81	0.45
24:DA:1533:C:H5'	24:DA:1534:U:OP2	2.17	0.45
24:DA:1714:U:C6	24:DA:1714:U:P	3.11	0.45
24:DA:1809:A:N1	24:DA:1810:A:C2	2.85	0.45
24:DA:1936:A:H2	24:DA:1943:U:H3	1.65	0.45
24:DA:1957:C:H5'	24:DA:1984:G:O2'	2.16	0.45
24:DA:2061:G:H5'	24:DA:2503:A:C2	2.52	0.45
24:DA:2070:A:H2'	24:DA:2071:A:O4'	2.17	0.45
24:DA:2130:U:C5	24:DA:2131:U:C4	3.04	0.45
24:DA:2258:C:H4'	24:DA:2259:U:OP2	2.16	0.45
24:DA:2323:G:C2'	24:DA:2324:U:H5'	2.47	0.45
24:DA:2338:C:O2'	24:DA:2339:C:H5'	2.17	0.45
24:DA:2353:G:H4'	46:DW:32:LEU:HD12	1.99	0.45
24:DA:2550:G:C6	24:DA:2551:C:C4	3.05	0.45
24:DA:2887:A:H2'	24:DA:2887:A:N3	2.31	0.45
57:DA:3188:NMY:C17	57:DA:3188:NMY:C1	2.91	0.45

Continued on next page...

Continued from previous page...

Atom-1	Atom-2	Interatomic distance (Å)	Clash overlap (Å)
25:DB:42:C:O2'	29:DF:62:GLN:HB3	2.17	0.45
26:DC:86:ARG:HH11	26:DC:86:ARG:HG3	1.81	0.45
28:DE:15:SER:O	28:DE:16:GLU:C	2.55	0.45
28:DE:27:LEU:O	28:DE:28:VAL:C	2.55	0.45
28:DE:115:GLN:OE1	28:DE:117:ARG:CD	2.65	0.45
28:DE:118:LEU:HD11	28:DE:188:MET:HG3	1.99	0.45
31:DH:18:GLN:O	31:DH:19:VAL:HG13	2.17	0.45
32:DI:16:MET:O	32:DI:18:ASN:N	2.50	0.45
32:DI:120:ASP:CG	32:DI:121:ILE:N	2.71	0.45
41:DR:52:PRO:O	41:DR:52:PRO:HG2	2.16	0.45
42:DS:75:PHE:CD1	42:DS:104:THR:HB	2.51	0.45
45:DV:65:VAL:O	45:DV:68:LYS:N	2.50	0.45
1:AA:3:A:H1'	1:AA:613:C:O4'	2.16	0.44
1:AA:64:G:C2	1:AA:67:C:N4	2.85	0.44
1:AA:159:G:N2	1:AA:161:A:O5'	2.50	0.44
1:AA:214:C:C4	1:AA:215:C:N4	2.84	0.44
1:AA:338:A:O5'	1:AA:338:A:H8	1.99	0.44
1:AA:682:G:O2'	1:AA:683:G:H5'	2.17	0.44
1:AA:705:G:N7	1:AA:706:A:C8	2.85	0.44
1:AA:980:C:OP2	59:AA:1860:HOH:O	2.21	0.44
1:AA:990:C:C4	1:AA:991:U:O4	2.70	0.44
1:AA:1190:G:H5'	3:AC:176:HIS:NE2	2.32	0.44
1:AA:1191:A:H3'	1:AA:1191:A:P	2.57	0.44
1:AA:1221:G:H5'	19:AS:36:ARG:NE	2.32	0.44
1:AA:1237:C:C5	1:AA:1336:C:C4	3.05	0.44
1:AA:1387:G:C2'	1:AA:1388:C:O5'	2.65	0.44
1:AA:1523:G:OP1	11:AK:128:ARG:NH2	2.49	0.44
2:AB:96:TRP:HH2	2:AB:175:GLU:CD	2.21	0.44
2:AB:99:GLY:HA2	2:AB:175:GLU:CD	2.37	0.44
2:AB:113:ARG:O	2:AB:114:LEU:C	2.56	0.44
3:AC:14:ILE:CG2	3:AC:15:VAL:HG13	2.46	0.44
3:AC:130:PHE:CD1	3:AC:130:PHE:C	2.90	0.44
4:AD:10:LYS:O	4:AD:13:ARG:HG2	2.16	0.44
4:AD:86:THR:O	4:AD:90:LEU:CG	2.65	0.44
4:AD:174:ASP:OD1	4:AD:174:ASP:N	2.50	0.44
7:AG:118:LEU:O	7:AG:121:ALA:HB3	2.17	0.44
8:AH:56:LYS:O	8:AH:58:GLU:N	2.51	0.44
8:AH:64:LYS:O	8:AH:71:VAL:HG12	2.17	0.44
8:AH:71:VAL:HG13	8:AH:72:VAL:N	2.32	0.44
18:AR:23:TYR:HB2	18:AR:62:ALA:HB2	1.98	0.44
21:AU:53:VAL:HG23	21:AU:54:LYS:H	1.82	0.44

Continued on next page...

Continued from previous page...

Atom-1	Atom-2	Interatomic distance (Å)	Clash overlap (Å)
22:AV:70:G:N1	22:AV:71:G:C6	2.85	0.44
24:BA:86:G:C2'	24:BA:87:U:O5'	2.65	0.44
24:BA:137:U:O2'	24:BA:139:U:H2'	2.16	0.44
24:BA:332:A:C6	24:BA:335:C:C2	3.05	0.44
24:BA:398:C:OP2	47:BX:52:ALA:CB	2.65	0.44
24:BA:448:U:O2	24:BA:448:U:O2'	2.24	0.44
24:BA:477:A:N6	24:BA:478:A:C6	2.85	0.44
24:BA:479:A:C2	24:BA:481:G:C5'	3.00	0.44
24:BA:564:C:OP1	41:BR:79:ARG:NH1	2.51	0.44
24:BA:694:U:OP1	24:BA:1569:A:H1'	2.17	0.44
24:BA:1177:G:O2'	24:BA:1178:C:H5'	2.16	0.44
24:BA:1357:C:C5	24:BA:1358:G:C6	3.05	0.44
24:BA:1442:U:N3	24:BA:1443:U:C5	2.84	0.44
24:BA:1747:U:H2'	24:BA:1748:C:C6	2.52	0.44
24:BA:1974:C:C4	24:BA:1975:G:C8	3.05	0.44
24:BA:2015:A:C4	50:B0:2:VAL:HG21	2.52	0.44
24:BA:2112:G:C6	24:BA:2113:U:C2	3.05	0.44
24:BA:2201:G:C5	24:BA:2202:U:C5	3.05	0.44
24:BA:2402:U:O2	24:BA:2404:U:OP2	2.36	0.44
24:BA:2403:C:N3	24:BA:2404:U:C5	2.85	0.44
24:BA:2614:A:O4'	50:B0:1:ALA:HB1	2.17	0.44
24:BA:2734:A:C2'	24:BA:2735:G:C5'	2.94	0.44
24:BA:2810:A:H5''	27:BD:62:LYS:HD2	2.00	0.44
25:BB:114:C:C4'	38:BO:47:VAL:HG12	2.46	0.44
26:BC:59:GLN:HG2	26:BC:84:PRO:HB2	1.99	0.44
31:BH:25:TYR:N	31:BH:25:TYR:HD1	2.15	0.44
34:BK:86:LEU:CD2	34:BK:86:LEU:N	2.80	0.44
37:BN:8:ARG:NE	37:BN:43:GLU:OE1	2.50	0.44
40:BQ:73:ILE:CG2	40:BQ:78:PHE:HB2	2.47	0.44
42:BS:17:VAL:CG2	42:BS:18:ARG:N	2.80	0.44
42:BS:18:ARG:O	42:BS:19:LEU:C	2.55	0.44
43:BT:47:VAL:HG12	43:BT:55:VAL:HG11	1.98	0.44
44:BU:95:PHE:CZ	44:BU:102:ILE:HD13	2.51	0.44
45:BV:75:GLN:HA	45:BV:75:GLN:OE1	2.16	0.44
49:BZ:26:LEU:HD23	49:BZ:46:MET:HE2	1.99	0.44
51:B1:27:ARG:C	51:B1:28:THR:HG23	2.37	0.44
53:B3:44:ARG:N	53:B3:45:PRO:CD	2.80	0.44
1:CA:19:A:H5'	5:CE:91:GLY:HA3	1.98	0.44
1:CA:101:A:H2'	1:CA:102:G:H5'	2.00	0.44
1:CA:113:G:O4'	1:CA:354:G:H4'	2.17	0.44
1:CA:223:A:C4	1:CA:224:U:C5	3.05	0.44

Continued on next page...

Continued from previous page...

Atom-1	Atom-2	Interatomic distance (Å)	Clash overlap (Å)
1:CA:293:G:N2	1:CA:294:U:H1'	2.32	0.44
1:CA:373:A:N3	1:CA:481:G:N2	2.62	0.44
1:CA:446:G:N3	1:CA:446:G:H2'	2.31	0.44
1:CA:621:A:H2'	1:CA:622:A:O4'	2.17	0.44
1:CA:771:G:O2'	1:CA:772:U:H5'	2.17	0.44
1:CA:860:A:H3'	1:CA:861:G:C8	2.52	0.44
1:CA:1169:A:N7	1:CA:1170:A:N1	2.65	0.44
1:CA:1219:A:C6	1:CA:1220:G:C5	3.05	0.44
1:CA:1507:A:C2	1:CA:1508:A:C4	3.05	0.44
2:CB:150:GLY:O	2:CB:152:LYS:HG2	2.16	0.44
6:CF:84:VAL:HG22	6:CF:85:ILE:N	2.33	0.44
7:CG:42:ILE:CG1	7:CG:43:VAL:N	2.80	0.44
7:CG:74:GLU:O	7:CG:88:PRO:HA	2.16	0.44
13:CM:65:VAL:O	13:CM:66:GLU:C	2.55	0.44
16:CP:32:PHE:C	16:CP:32:PHE:HD1	2.20	0.44
16:CP:39:PHE:CD1	16:CP:40:ASN:N	2.84	0.44
22:CV:14:A:H2'	22:CV:15:G:C5'	2.47	0.44
55:CY:2:ILE:O	55:CY:3:SER:C	2.56	0.44
55:CY:78:VAL:O	55:CY:79:GLU:C	2.56	0.44
24:DA:252:G:O6	53:D3:7:ARG:HG3	2.18	0.44
24:DA:269:C:C2	24:DA:424:G:C2	3.05	0.44
24:DA:272:A:H2'	24:DA:273:G:C8	2.52	0.44
24:DA:585:G:O2'	28:DE:77:ILE:HG22	2.17	0.44
24:DA:655:A:N3	24:DA:656:G:H1'	2.31	0.44
24:DA:729:G:C4	24:DA:1775:U:O2	2.70	0.44
24:DA:975:A:C2	24:DA:990:A:C8	3.05	0.44
24:DA:1059:G:N7	24:DA:1060:U:N3	2.65	0.44
24:DA:1087:G:C5	24:DA:1089:A:C2	3.04	0.44
24:DA:1299:G:N2	24:DA:1642:G:C6	2.85	0.44
24:DA:1341:G:C6	43:DT:84:TYR:CE2	3.05	0.44
24:DA:1519:G:C5	24:DA:1520:U:C5	3.05	0.44
24:DA:1786:A:H1'	24:DA:1938:A:N6	2.32	0.44
24:DA:1928:A:H2'	24:DA:1929:G:O4'	2.17	0.44
24:DA:2088:A:N6	24:DA:2089:C:N4	2.65	0.44
24:DA:2199:A:N6	24:DA:2224:G:H1'	2.31	0.44
24:DA:2334:U:OP2	38:DO:9:ARG:NE	2.50	0.44
25:DB:43:C:O2'	29:DF:90:LEU:HA	2.16	0.44
28:DE:24:ASN:OD1	28:DE:27:LEU:HD12	2.18	0.44
28:DE:142:ALA:O	28:DE:143:LEU:HD23	2.17	0.44
29:DF:127:TYR:H	29:DF:155:ILE:HD11	1.82	0.44
29:DF:174:PHE:HD2	29:DF:176:PHE:CD1	2.35	0.44

Continued on next page...

Continued from previous page...

Atom-1	Atom-2	Interatomic distance (Å)	Clash overlap (Å)
30:DG:140:ILE:HG23	30:DG:141:GLY:N	2.31	0.44
31:DH:130:VAL:HG23	31:DH:131:SER:N	2.31	0.44
36:DM:57:VAL:C	36:DM:58:LYS:O	2.53	0.44
36:DM:60:GLN:HG2	36:DM:61:GLY:N	2.31	0.44
37:DN:33:ILE:O	37:DN:34:ILE:CG1	2.65	0.44
38:DO:51:ALA:O	38:DO:74:VAL:HG11	2.17	0.44
43:DT:82:LYS:CD	43:DT:84:TYR:HE1	2.29	0.44
1:AA:66:A:O4'	1:AA:173:U:C4	2.70	0.44
1:AA:116:A:N1	1:AA:313:A:O2'	2.47	0.44
1:AA:258:G:N1	1:AA:269:C:O2	2.50	0.44
1:AA:298:A:H3'	1:AA:299:G:H8	1.80	0.44
1:AA:624:C:N3	1:AA:625:U:N3	2.64	0.44
1:AA:790:A:C2	1:AA:1497:G:H5''	2.53	0.44
1:AA:794:A:C6	1:AA:795:C:N4	2.85	0.44
1:AA:888:G:C4	1:AA:889:A:N7	2.85	0.44
1:AA:928:G:N1	1:AA:929:G:C5	2.85	0.44
1:AA:997:U:H2'	1:AA:998:C:O4'	2.17	0.44
1:AA:1095:U:N3	1:AA:1096:C:C4	2.86	0.44
1:AA:1329:A:OP1	13:AM:29:ARG:HD2	2.18	0.44
1:AA:1381:U:C2'	1:AA:1382:C:O5'	2.65	0.44
1:AA:1438:G:HO2'	1:AA:1439:G:P	2.40	0.44
1:AA:1459:G:H2'	1:AA:1460:C:H5'	1.99	0.44
1:AA:1465:A:N7	1:AA:1466:C:C5	2.85	0.44
1:AA:1535:C:O2	1:AA:1536:C:C5	2.70	0.44
1:AA:1539:C:C2	23:AX:4:G:N2	2.85	0.44
3:AC:33:LEU:HD12	3:AC:36:ASP:HB2	1.99	0.44
6:AF:55:HIS:ND1	6:AF:55:HIS:N	2.64	0.44
7:AG:42:ILE:C	7:AG:42:ILE:HD12	2.37	0.44
9:AI:50:GLN:HG2	9:AI:51:PRO:CD	2.47	0.44
10:AJ:78:GLU:HB2	10:AJ:80:THR:HG23	1.99	0.44
12:AL:25:GLU:O	12:AL:26:ALA:C	2.55	0.44
13:AM:31:LYS:O	13:AM:32:ALA:C	2.55	0.44
14:AN:51:LEU:O	14:AN:52:PRO:C	2.56	0.44
16:AP:51:ARG:HG2	16:AP:52:LEU:N	2.30	0.44
21:AU:43:THR:O	21:AU:44:GLU:C	2.55	0.44
24:BA:127:A:OP2	52:B2:46:LYS:CE	2.65	0.44
24:BA:189:G:H2'	24:BA:205:G:N2	2.32	0.44
24:BA:371:A:N6	24:BA:402:A:OP2	2.47	0.44
24:BA:392:U:N3	24:BA:393:C:C5	2.85	0.44
24:BA:532:A:N3	24:BA:532:A:C2'	2.78	0.44
24:BA:584:C:H2'	24:BA:585:G:H8	1.81	0.44

Continued on next page...

Continued from previous page...

Atom-1	Atom-2	Interatomic distance (Å)	Clash overlap (Å)
24:BA:659:G:O2'	28:BE:95:LYS:HD3	2.17	0.44
24:BA:852:U:C4	24:BA:853:C:C4	3.05	0.44
24:BA:1069:A:N1	24:BA:1073:A:C5	2.85	0.44
24:BA:1108:U:C5	24:BA:1109:C:C5	3.05	0.44
24:BA:1171:G:H2'	24:BA:1172:C:O4'	2.18	0.44
24:BA:1195:G:O2'	24:BA:1196:C:H5'	2.17	0.44
24:BA:1203:U:C5	24:BA:1204:A:C4	3.05	0.44
24:BA:1216:G:H2'	24:BA:1217:U:H5'	2.00	0.44
24:BA:1238:G:O2'	24:BA:1239:G:H5'	2.16	0.44
24:BA:1823:G:N7	59:BA:3661:HOH:O	2.35	0.44
24:BA:1987:A:C2	24:BA:1988:G:C5	3.05	0.44
24:BA:2352:A:H2'	24:BA:2353:G:C5'	2.45	0.44
24:BA:2369:A:N6	24:BA:2382:G:O6	2.50	0.44
24:BA:2525:G:N2	24:BA:2526:G:C5	2.85	0.44
24:BA:2591:C:H2'	24:BA:2592:G:H8	1.82	0.44
24:BA:2628:C:O4'	24:BA:2781:A:C2	2.70	0.44
24:BA:2668:G:C4	24:BA:2669:G:C8	3.05	0.44
24:BA:2671:G:H2'	24:BA:2671:G:N3	2.32	0.44
24:BA:2720:U:C6	24:BA:2872:A:N6	2.84	0.44
24:BA:2796:U:C4	24:BA:2798:U:C2	3.05	0.44
25:BB:116:G:OP1	38:BO:55:GLU:HG3	2.17	0.44
26:BC:4:LYS:O	26:BC:5:CYS:C	2.55	0.44
26:BC:42:ARG:HH12	26:BC:48:ILE:HD11	1.82	0.44
28:BE:2:GLU:HG2	28:BE:13:THR:HG22	1.98	0.44
34:BK:31:ARG:C	34:BK:32:TYR:CD1	2.90	0.44
35:BL:37:GLY:O	35:BL:40:SER:OG	2.35	0.44
40:BQ:7:VAL:C	40:BQ:9:ALA:N	2.71	0.44
40:BQ:64:ILE:HG12	40:BQ:94:LEU:HB3	1.99	0.44
40:BQ:70:GLN:OE1	40:BQ:70:GLN:HA	2.17	0.44
41:BR:55:ASP:O	41:BR:56:GLY:O	2.35	0.44
42:BS:21:ALA:C	42:BS:23:LEU:H	2.20	0.44
45:BV:26:PHE:CD1	45:BV:27:PRO:O	2.70	0.44
51:B1:39:ASP:CG	51:B1:42:VAL:HG12	2.37	0.44
1:CA:62:U:O2'	1:CA:63:C:H5'	2.17	0.44
1:CA:121:U:OP2	1:CA:121:U:C4'	2.65	0.44
1:CA:174:A:C6	1:CA:175:C:C6	3.05	0.44
1:CA:246:A:C6	1:CA:279:A:C8	3.05	0.44
1:CA:247:G:C6	1:CA:248:C:C5	3.05	0.44
1:CA:329:A:N1	1:CA:332:G:C4	2.85	0.44
1:CA:374:A:H5''	1:CA:452:A:C2	2.52	0.44
1:CA:401:C:H2'	1:CA:402:G:C8	2.52	0.44

Continued on next page...

Continued from previous page...

Atom-1	Atom-2	Interatomic distance (Å)	Clash overlap (Å)
1:CA:444:G:C2'	1:CA:445:G:O5'	2.65	0.44
1:CA:452:A:H8	1:CA:453:G:C8	2.35	0.44
1:CA:605:U:C2'	1:CA:606:G:O5'	2.65	0.44
1:CA:612:C:O2	1:CA:629:A:C2	2.71	0.44
1:CA:738:C:O2'	1:CA:739:C:H5'	2.13	0.44
1:CA:830:G:H5''	2:CB:23:TRP:NE1	2.32	0.44
1:CA:954:G:C2	1:CA:955:U:C2	3.06	0.44
1:CA:966:G:N3	9:CI:129:LYS:NZ	2.65	0.44
1:CA:987:G:C2	1:CA:1219:A:N1	2.85	0.44
1:CA:1012:A:N1	1:CA:1013:G:N3	2.65	0.44
1:CA:1114:C:N3	1:CA:1115:U:C4	2.85	0.44
1:CA:1142:G:N7	1:CA:1143:G:C4	2.85	0.44
1:CA:1204:A:C2	1:CA:1205:U:H1'	2.52	0.44
1:CA:1329:A:C2	1:CA:1330:U:H1'	2.52	0.44
1:CA:1330:U:C5	1:CA:1331:G:C6	3.04	0.44
1:CA:1435:G:C6	1:CA:1436:U:C4	3.05	0.44
1:CA:1449:C:N3	1:CA:1454:G:O6	2.51	0.44
2:CB:28:LYS:HB2	2:CB:29:PRO:HD3	1.99	0.44
2:CB:33:GLY:HA2	2:CB:40:ILE:HG23	1.98	0.44
2:CB:90:PHE:CE2	2:CB:154:MET:CB	3.01	0.44
4:CD:27:ALA:O	4:CD:28:ILE:CB	2.64	0.44
5:CE:115:LEU:HD22	5:CE:120:VAL:HG21	1.98	0.44
6:CF:43:GLY:HA2	6:CF:58:HIS:CD2	2.52	0.44
7:CG:136:LYS:HE2	7:CG:137:LYS:N	2.32	0.44
8:CH:106:THR:O	8:CH:107:SER:C	2.54	0.44
13:CM:108:THR:CG2	13:CM:109:ARG:HG3	2.47	0.44
13:CM:108:THR:HG22	13:CM:109:ARG:HG3	2.00	0.44
14:CN:41:ARG:O	14:CN:42:TRP:C	2.56	0.44
14:CN:93:ILE:HG21	14:CN:96:LEU:CD2	2.46	0.44
15:CO:10:LYS:HG2	15:CO:11:ILE:H	1.82	0.44
17:CQ:69:LYS:O	17:CQ:70:THR:CB	2.65	0.44
19:CS:13:LEU:O	19:CS:16:LEU:HB3	2.17	0.44
19:CS:31:LEU:O	19:CS:50:ALA:HB3	2.18	0.44
21:CU:29:LEU:HD23	21:CU:30:ALA:N	2.33	0.44
21:CU:41:PRO:C	21:CU:43:THR:N	2.71	0.44
22:CV:14:A:C2'	22:CV:15:G:H5'	2.47	0.44
55:CY:114:THR:HG22	55:CY:115:LYS:N	2.31	0.44
55:CY:126:VAL:HG11	24:DA:1963:U:O2	2.17	0.44
24:DA:134:G:C2	24:DA:146:A:C2	3.04	0.44
24:DA:152:A:C2	24:DA:175:G:C2	3.04	0.44
24:DA:368:A:C2'	24:DA:369:U:H5'	2.47	0.44

Continued on next page...

Continued from previous page...

Atom-1	Atom-2	Interatomic distance (Å)	Clash overlap (Å)
24:DA:686:U:HO2'	52:D2:5:PHE:HA	1.82	0.44
24:DA:718:A:H5''	24:DA:719:C:OP2	2.17	0.44
24:DA:749:A:N3	24:DA:1618:A:H2'	2.32	0.44
24:DA:856:G:O4'	46:DW:27:GLY:HA3	2.17	0.44
24:DA:1039:A:H2'	24:DA:1040:A:H5''	2.00	0.44
24:DA:1205:A:N1	28:DE:165:HIS:HB2	2.31	0.44
24:DA:1384:A:H1'	24:DA:1405:U:H1'	1.98	0.44
24:DA:1678:A:H2'	24:DA:1679:A:O4'	2.17	0.44
24:DA:1913:A:N3	24:DA:1914:C:H5''	2.31	0.44
24:DA:2179:C:C5	24:DA:2180:U:C5	3.05	0.44
24:DA:2194:U:N3	24:DA:2195:U:C5	2.85	0.44
24:DA:2270:A:H2'	24:DA:2271:G:C8	2.52	0.44
24:DA:2360:G:H1'	35:DL:60:ARG:HD3	1.99	0.44
24:DA:2404:U:O4	24:DA:2405:G:C6	2.70	0.44
24:DA:2444:G:OP2	28:DE:63:LYS:HE3	2.18	0.44
24:DA:2522:U:H2'	24:DA:2523:G:H5'	1.98	0.44
27:DD:48:ILE:O	27:DD:81:GLU:HA	2.17	0.44
27:DD:50:VAL:HG23	27:DD:51:THR:N	2.32	0.44
29:DF:121:PHE:CD1	29:DF:127:TYR:CD1	3.05	0.44
31:DH:116:ARG:HH12	31:DH:133:GLN:HA	1.83	0.44
37:DN:117:ASP:OD1	37:DN:118:ARG:N	2.50	0.44
39:DP:30:TRP:CE2	39:DP:39:LEU:CD1	3.01	0.44
41:DR:39:LEU:HA	41:DR:49:ILE:HG13	1.99	0.44
42:DS:15:GLN:O	42:DS:16:LYS:C	2.55	0.44
49:DZ:36:GLU:C	49:DZ:37:ARG:HG2	2.38	0.44
1:AA:104:G:C2'	1:AA:105:G:H5'	2.47	0.44
1:AA:212:G:C2	1:AA:213:G:C8	3.05	0.44
1:AA:529:G:C4'	1:AA:530:G:OP2	2.65	0.44
1:AA:564:C:H5'	17:AQ:34:TYR:CE1	2.52	0.44
1:AA:826:C:N3	1:AA:827:U:C5	2.85	0.44
1:AA:859:G:H2'	1:AA:860:A:O4'	2.18	0.44
1:AA:931:C:N3	1:AA:932:C:C5	2.86	0.44
1:AA:943:U:H2'	1:AA:944:G:H5'	2.00	0.44
1:AA:1109:C:H2'	1:AA:1110:A:O4'	2.17	0.44
1:AA:1423:G:N2	1:AA:1478:U:H1'	2.32	0.44
1:AA:1486:G:H2'	1:AA:1487:G:C1'	2.47	0.44
2:AB:21:ARG:HD3	2:AB:23:TRP:CD1	2.52	0.44
2:AB:76:ALA:CB	2:AB:210:VAL:HG11	2.46	0.44
2:AB:90:PHE:CG	2:AB:154:MET:CE	2.97	0.44
4:AD:78:GLU:O	4:AD:81:ARG:CB	2.66	0.44
6:AF:77:THR:HB	6:AF:80:PHE:CD1	2.52	0.44

Continued on next page...

Continued from previous page...

Atom-1	Atom-2	Interatomic distance (Å)	Clash overlap (Å)
8:AH:84:ARG:O	8:AH:85:ILE:HG13	2.17	0.44
9:AI:30:ILE:O	9:AI:31:ASN:C	2.56	0.44
10:AJ:42:LEU:HD23	10:AJ:71:LEU:HG	1.98	0.44
13:AM:80:LEU:HD11	13:AM:88:GLY:HA2	1.99	0.44
17:AQ:31:HIS:HA	17:AQ:32:PRO:HD2	1.72	0.44
17:AQ:58:VAL:O	17:AQ:59:VAL:HG13	2.16	0.44
23:AX:10:A:C4	23:AX:11:A:N7	2.84	0.44
24:BA:85:G:OP1	44:BU:5:ARG:CB	2.65	0.44
24:BA:743:A:OP1	27:BD:135:GLY:HA2	2.18	0.44
24:BA:969:G:C5	24:BA:970:U:C5	3.06	0.44
24:BA:1129:A:H1'	24:BA:2516:A:H1'	1.99	0.44
24:BA:1244:A:P	35:BL:7:SER:HG	2.39	0.44
24:BA:1763:G:H2'	24:BA:1764:C:H5'	1.99	0.44
24:BA:2048:G:H4'	24:BA:2823:A:C2	2.51	0.44
24:BA:2094:A:C5'	31:BH:25:TYR:CD2	3.01	0.44
24:BA:2107:G:C2	24:BA:2108:A:N3	2.85	0.44
24:BA:2293:G:C5'	38:BO:94:ARG:NH2	2.81	0.44
24:BA:2311:A:C2	29:BF:76:PHE:CB	2.99	0.44
24:BA:2330:G:H21	46:BW:42:GLY:HA2	1.81	0.44
24:BA:2408:U:N3	24:BA:2409:G:C5	2.85	0.44
24:BA:2419:U:OP2	53:B3:32:LEU:HB3	2.18	0.44
24:BA:2477:U:H4'	24:BA:2479:U:O4	2.18	0.44
24:BA:2538:C:O2'	54:B4:3:VAL:CG2	2.65	0.44
24:BA:2564:A:C2	24:BA:2647:U:H4'	2.53	0.44
24:BA:2703:C:O2'	24:BA:2704:C:P	2.76	0.44
24:BA:2824:C:C4	24:BA:2825:G:N7	2.85	0.44
25:BB:7:G:O3'	38:BO:29:HIS:CG	2.69	0.44
26:BC:75:ALA:N	26:BC:116:GLN:OE1	2.50	0.44
26:BC:160:TYR:CD1	26:BC:160:TYR:O	2.71	0.44
26:BC:175:LEU:CD1	26:BC:179:GLU:O	2.64	0.44
26:BC:183:VAL:HG12	26:BC:187:CYS:SG	2.57	0.44
31:BH:125:THR:OG1	31:BH:126:GLY:N	2.50	0.44
35:BL:2:ARG:HA	35:BL:5:THR:HG22	1.99	0.44
35:BL:73:ILE:HG23	35:BL:104:GLN:O	2.17	0.44
48:BY:41:HIS:CE1	48:BY:42:LEU:CD1	3.00	0.44
49:BZ:26:LEU:CD2	49:BZ:46:MET:HE2	2.48	0.44
51:B1:12:SER:N	51:B1:48:TYR:CD2	2.85	0.44
1:CA:105:G:C5	1:CA:106:C:C4	3.05	0.44
1:CA:141:G:H8	1:CA:141:G:O5'	2.00	0.44
1:CA:230:G:H2'	1:CA:231:U:O4'	2.17	0.44
1:CA:255:G:H2'	1:CA:256:U:C6	2.52	0.44

Continued on next page...

Continued from previous page...

Atom-1	Atom-2	Interatomic distance (Å)	Clash overlap (Å)
1:CA:490:C:H2'	1:CA:491:G:C8	2.52	0.44
1:CA:552:U:C2'	1:CA:553:A:H5'	2.48	0.44
1:CA:555:U:C4	1:CA:556:C:N4	2.85	0.44
1:CA:628:G:N2	1:CA:629:A:N3	2.66	0.44
1:CA:633:G:O2'	1:CA:634:C:O5'	2.29	0.44
1:CA:751:U:C5	1:CA:752:G:O6	2.71	0.44
1:CA:809:G:H2'	1:CA:810:C:O4'	2.18	0.44
1:CA:947:G:O3'	13:CM:108:THR:HB	2.18	0.44
1:CA:1000:A:N3	1:CA:1041:G:N2	2.65	0.44
1:CA:1289:A:H5'	1:CA:1290:G:OP2	2.17	0.44
1:CA:1344:C:OP1	9:CI:124:ARG:CZ	2.66	0.44
1:CA:1355:G:O6	1:CA:1367:C:N3	2.51	0.44
1:CA:1377:A:H4'	1:CA:1378:C:OP2	2.18	0.44
1:CA:1521:C:N3	1:CA:1522:U:C4	2.85	0.44
2:CB:71:GLY:CA	2:CB:164:ILE:HG22	2.47	0.44
2:CB:220:THR:HG22	2:CB:221:VAL:N	2.32	0.44
7:CG:42:ILE:HG13	7:CG:43:VAL:HG23	1.99	0.44
7:CG:116:MET:CE	7:CG:119:ARG:NH1	2.81	0.44
11:CK:37:ARG:HG3	11:CK:38:GLN:N	2.32	0.44
12:CL:112:GLN:O	12:CL:113:ALA:HB3	2.17	0.44
13:CM:24:GLY:CA	13:CM:69:LEU:CD2	2.94	0.44
13:CM:67:GLY:O	13:CM:71:ARG:NH2	2.50	0.44
14:CN:31:SER:O	14:CN:32:ASP:HB2	2.17	0.44
22:CV:52:G:C6	22:CV:53:G:C5	3.06	0.44
22:CV:52:G:C6	22:CV:53:G:C6	3.05	0.44
22:CV:62:C:O2'	51:D1:27:ARG:NH1	2.51	0.44
55:CY:11:VAL:O	55:CY:12:ARG:C	2.56	0.44
55:CY:156:SER:C	55:CY:158:ASP:O	2.56	0.44
24:DA:163:C:H2'	24:DA:164:C:C6	2.53	0.44
24:DA:461:C:C2'	24:DA:462:C:H5'	2.47	0.44
24:DA:651:G:OP1	53:D3:18:LYS:HG2	2.17	0.44
24:DA:849:A:H2'	24:DA:850:U:C6	2.52	0.44
24:DA:1112:G:C5	24:DA:1113:U:C5	3.06	0.44
24:DA:1266:G:O2'	24:DA:1267:U:OP2	2.36	0.44
24:DA:1312:U:C6	43:DT:64:LYS:HE3	2.52	0.44
24:DA:1547:C:H2'	24:DA:1548:A:O4'	2.17	0.44
24:DA:1650:A:H2'	24:DA:1651:G:H5''	1.99	0.44
24:DA:1819:A:H4'	24:DA:1820:U:H5''	1.98	0.44
24:DA:1845:G:N3	24:DA:1896:G:C2	2.85	0.44
24:DA:1847:A:C2'	24:DA:1848:A:C8	3.01	0.44
24:DA:1979:U:O2'	24:DA:1980:G:H5'	2.17	0.44

Continued on next page...

Continued from previous page...

Atom-1	Atom-2	Interatomic distance (Å)	Clash overlap (Å)
24:DA:2092:U:OP2	31:DH:27:ARG:NE	2.51	0.44
24:DA:2315:G:C4'	29:DF:124:ARG:HH22	2.31	0.44
24:DA:2378:A:N3	38:DO:18:LEU:HD11	2.31	0.44
24:DA:2495:G:O2'	36:DM:82:MET:HE3	2.18	0.44
24:DA:2888:C:H2'	24:DA:2889:C:H6	1.82	0.44
28:DE:129:PRO:HB3	28:DE:159:LEU:HD11	1.97	0.44
31:DH:94:ILE:H	31:DH:122:LEU:HB2	1.76	0.44
33:DJ:65:THR:HG22	33:DJ:68:LYS:NZ	2.32	0.44
41:DR:52:PRO:O	41:DR:53:PHE:CB	2.65	0.44
50:D0:27:LEU:O	50:D0:28:SER:O	2.36	0.44
1:AA:38:G:N1	1:AA:397:A:OP1	2.50	0.44
1:AA:131:A:C2	1:AA:132:C:C2	3.06	0.44
1:AA:253:A:N6	1:AA:274:A:N6	2.66	0.44
1:AA:411:A:N7	1:AA:429:U:C5	2.85	0.44
1:AA:505:G:N7	1:AA:535:A:N3	2.66	0.44
1:AA:587:G:OP1	8:AH:84:ARG:NH2	2.50	0.44
1:AA:1004:A:H5'	1:AA:1024:G:N2	2.31	0.44
1:AA:1015:G:C5	1:AA:1016:A:C5	3.05	0.44
1:AA:1122:U:C4	1:AA:1123:U:C5	3.05	0.44
1:AA:1189:U:H5'	3:AC:5:VAL:HG21	1.98	0.44
1:AA:1299:A:C5	1:AA:1301:U:O2	2.71	0.44
1:AA:1318:A:H4'	19:AS:10:PHE:CE2	2.52	0.44
1:AA:1319:A:OP1	19:AS:5:LEU:HD12	2.17	0.44
1:AA:1324:A:C6	1:AA:1325:C:C2	3.06	0.44
1:AA:1446:A:H2	1:AA:1447:A:C4	2.35	0.44
57:AA:1655:NMY:H19	57:AA:1655:NMY:H172	1.99	0.44
2:AB:23:TRP:CZ3	2:AB:25:PRO:CB	3.01	0.44
3:AC:18:TRP:CD1	14:AN:93:ILE:O	2.71	0.44
3:AC:79:LYS:C	3:AC:81:GLY:N	2.70	0.44
4:AD:79:ALA:O	4:AD:80:ALA:C	2.56	0.44
5:AE:83:HIS:N	5:AE:147:MET:HE3	2.32	0.44
6:AF:47:LEU:HD21	6:AF:57:ALA:HB3	1.98	0.44
7:AG:127:ALA:CA	7:AG:135:VAL:HG11	2.37	0.44
8:AH:10:MET:C	8:AH:12:THR:N	2.71	0.44
9:AI:25:ASN:HA	9:AI:59:GLU:O	2.17	0.44
11:AK:40:ASN:O	11:AK:41:ALA:O	2.35	0.44
12:AL:24:LEU:O	12:AL:25:GLU:C	2.54	0.44
13:AM:16:VAL:HG13	13:AM:41:GLU:HA	1.97	0.44
13:AM:22:ILE:O	13:AM:22:ILE:HG13	2.17	0.44
13:AM:47:GLU:O	13:AM:47:GLU:CG	2.65	0.44
13:AM:65:VAL:O	13:AM:69:LEU:CB	2.65	0.44

Continued on next page...

Continued from previous page...

Atom-1	Atom-2	Interatomic distance (Å)	Clash overlap (Å)
13:AM:96:PRO:CA	13:AM:109:ARG:HG3	2.47	0.44
17:AQ:59:VAL:HB	17:AQ:60:GLU:H	1.68	0.44
18:AR:50:LYS:O	18:AR:53:ARG:N	2.51	0.44
20:AT:71:LYS:HD3	20:AT:75:HIS:HE1	1.81	0.44
24:BA:28:A:C2'	24:BA:29:U:H5'	2.47	0.44
24:BA:31:C:O3'	24:BA:1238:G:C5'	2.65	0.44
24:BA:243:U:C2'	24:BA:244:A:H5''	2.48	0.44
24:BA:270:A:C2	24:BA:369:U:H4'	2.52	0.44
24:BA:391:A:N7	24:BA:392:U:C5	2.85	0.44
24:BA:480:A:O3'	44:BU:43:LYS:HG3	2.17	0.44
24:BA:532:A:H4'	24:BA:533:G:O4'	2.17	0.44
24:BA:681:G:H2'	24:BA:682:G:O4'	2.17	0.44
24:BA:784:G:N1	26:BC:227:VAL:HG21	2.33	0.44
24:BA:881:G:N2	24:BA:882:G:C6	2.83	0.44
24:BA:1070:A:C8	24:BA:1096:A:O3'	2.71	0.44
24:BA:1322:A:N7	24:BA:1323:C:C5	2.85	0.44
24:BA:1478:G:N1	24:BA:1479:G:N7	2.64	0.44
24:BA:2057:G:OP2	59:BA:3490:HOH:O	2.21	0.44
24:BA:2262:U:OP1	46:BW:19:LYS:HG3	2.17	0.44
24:BA:2295:C:N4	24:BA:2296:U:O4	2.49	0.44
24:BA:2303:G:N2	24:BA:2304:G:C4	2.85	0.44
24:BA:2593:U:H2'	24:BA:2594:C:H6	1.83	0.44
24:BA:2617:U:H2'	24:BA:2618:G:C5'	2.48	0.44
24:BA:2640:G:OP2	33:BJ:96:ARG:NH1	2.50	0.44
25:BB:15:A:C4	25:BB:109:A:C2	3.06	0.44
25:BB:45:A:C2	25:BB:46:A:N9	2.85	0.44
26:BC:134:ILE:HA	26:BC:135:PRO:HD3	1.82	0.44
27:BD:98:VAL:C	27:BD:100:LEU:H	2.19	0.44
27:BD:120:GLY:C	27:BD:121:THR:HG22	2.38	0.44
27:BD:125:TRP:CB	27:BD:160:LYS:HE2	2.47	0.44
30:BG:148:ARG:C	30:BG:150:TYR:H	2.20	0.44
31:BH:130:VAL:HG21	31:BH:132:PHE:CE1	2.53	0.44
32:BI:7:TYR:O	32:BI:8:VAL:HG13	2.17	0.44
32:BI:128:ILE:HG22	32:BI:128:ILE:O	2.17	0.44
34:BK:88:ASN:HB3	34:BK:92:GLU:O	2.17	0.44
35:BL:64:PHE:N	35:BL:64:PHE:CD1	2.85	0.44
36:BM:78:LEU:HD23	36:BM:79:ALA:N	2.32	0.44
37:BN:43:GLU:O	37:BN:44:LEU:C	2.55	0.44
42:BS:3:THR:OG1	42:BS:58:ALA:HB1	2.18	0.44
1:CA:146:G:N2	1:CA:177:G:C8	2.85	0.44
1:CA:191:G:C4	1:CA:192:A:C8	3.05	0.44

Continued on next page...

Continued from previous page...

Atom-1	Atom-2	Interatomic distance (Å)	Clash overlap (Å)
1:CA:581:G:C6	1:CA:758:C:C6	3.05	0.44
1:CA:625:U:H2'	1:CA:626:G:H8	1.82	0.44
1:CA:705:G:N1	11:CK:44:TRP:CZ3	2.85	0.44
1:CA:789:U:C6	1:CA:791:G:OP2	2.69	0.44
1:CA:852:G:H2'	1:CA:853:C:O4'	2.18	0.44
1:CA:862:C:C5	1:CA:863:U:C5	3.05	0.44
1:CA:934:C:OP2	7:CG:3:ARG:NH2	2.50	0.44
1:CA:954:G:C5	1:CA:955:U:C4	3.05	0.44
1:CA:1053:G:O2'	1:CA:1199:U:H5	2.00	0.44
1:CA:1057:G:H2'	1:CA:1058:G:O5'	2.17	0.44
1:CA:1258:G:H2'	1:CA:1259:C:H6	1.82	0.44
1:CA:1287:A:N6	1:CA:1288:A:C6	2.85	0.44
1:CA:1316:G:C4	1:CA:1318:A:OP2	2.70	0.44
1:CA:1371:G:C4	1:CA:1372:U:C5	3.05	0.44
1:CA:1435:G:C5	1:CA:1436:U:C4	3.05	0.44
1:CA:1514:G:C2	1:CA:1515:G:C4	3.06	0.44
3:CC:36:ASP:O	3:CC:39:VAL:HG22	2.17	0.44
4:CD:81:ARG:O	4:CD:82:LEU:HG	2.16	0.44
7:CG:7:ILE:CG2	7:CG:8:GLY:N	2.80	0.44
7:CG:43:VAL:O	7:CG:46:ALA:HB3	2.18	0.44
11:CK:20:VAL:HG22	11:CK:21:ALA:N	2.33	0.44
12:CL:52:VAL:HG23	12:CL:53:CYS:N	2.31	0.44
13:CM:25:VAL:HG23	13:CM:25:VAL:O	2.17	0.44
13:CM:40:ALA:O	13:CM:41:GLU:C	2.56	0.44
17:CQ:29:VAL:O	17:CQ:37:PHE:HA	2.17	0.44
19:CS:8:GLY:O	19:CS:9:PRO:O	2.36	0.44
22:CV:61:C:C4	22:CV:62:C:C5	3.05	0.44
22:CV:70:G:C2	22:CV:71:G:H1'	2.52	0.44
24:DA:49:A:C5'	24:DA:51:G:O4'	2.66	0.44
24:DA:124:G:C6	52:D2:19:ARG:NH1	2.85	0.44
24:DA:197:A:O4'	24:DA:2068:U:C2	2.71	0.44
24:DA:370:G:O6	24:DA:424:G:C5	2.71	0.44
24:DA:481:G:H1'	24:DA:507:A:N1	2.32	0.44
24:DA:499:U:H4'	44:DU:42:LYS:HE3	2.00	0.44
24:DA:646:U:C3'	24:DA:647:G:H5''	2.48	0.44
24:DA:649:G:H2'	24:DA:650:C:C6	2.52	0.44
24:DA:735:A:H2'	24:DA:736:C:O5'	2.17	0.44
24:DA:1190:G:OP1	35:DL:32:GLY:CA	2.65	0.44
24:DA:1335:C:P	43:DT:68:LYS:HZ3	2.39	0.44
24:DA:1394:U:C4	24:DA:1395:A:C6	3.05	0.44
24:DA:1478:G:N3	24:DA:1478:G:C2'	2.80	0.44

Continued on next page...

Continued from previous page...

Atom-1	Atom-2	Interatomic distance (Å)	Clash overlap (Å)
24:DA:1533:C:C2	24:DA:1534:U:H1'	2.52	0.44
24:DA:1558:C:C2	24:DA:1560:G:C4	3.05	0.44
24:DA:1561:C:N3	24:DA:1562:U:C5	2.85	0.44
24:DA:1619:G:C2'	24:DA:1620:G:C5'	2.94	0.44
24:DA:1627:G:C2	24:DA:1628:G:C8	3.05	0.44
24:DA:1838:C:C5	24:DA:1899:A:C5	3.06	0.44
24:DA:1936:A:C2	24:DA:1943:U:O4	2.70	0.44
24:DA:2204:G:HO2'	24:DA:2205:A:P	2.38	0.44
24:DA:2213:U:H4'	24:DA:2214:C:OP2	2.17	0.44
24:DA:2552:U:C2	24:DA:2554:U:H5''	2.53	0.44
28:DE:85:PHE:O	28:DE:86:ALA:C	2.56	0.44
34:DK:33:ALA:HB2	34:DK:39:ILE:HG22	1.99	0.44
36:DM:96:ILE:HG21	36:DM:126:ILE:CD1	2.47	0.44
40:DQ:5:ARG:O	40:DQ:6:GLY:C	2.56	0.44
41:DR:51:VAL:HB	41:DR:52:PRO:HD3	2.00	0.44
43:DT:35:ALA:O	43:DT:38:ALA:HB3	2.18	0.44
44:DU:11:ILE:HD11	44:DU:79:ALA:CB	2.48	0.44
1:AA:35:G:N1	1:AA:36:C:C4	2.85	0.44
1:AA:64:G:N1	1:AA:67:C:N4	2.65	0.44
1:AA:204:G:C6	1:AA:205:A:C6	3.06	0.44
1:AA:235:C:H4'	17:AQ:73:TRP:CH2	2.52	0.44
1:AA:242:G:C2	1:AA:245:U:C4	3.05	0.44
1:AA:439:U:C4	1:AA:440:C:C5	3.06	0.44
1:AA:563:A:N1	1:AA:567:G:C2	2.86	0.44
1:AA:590:U:OP1	8:AH:31:LYS:N	2.50	0.44
1:AA:664:G:H5'	18:AR:53:ARG:NH2	2.33	0.44
1:AA:671:G:C6	1:AA:672:U:O2	2.71	0.44
1:AA:757:U:H2'	1:AA:758:C:O4'	2.17	0.44
1:AA:1095:U:N3	1:AA:1096:C:N3	2.65	0.44
1:AA:1129:C:C2	1:AA:1144:G:N2	2.85	0.44
1:AA:1166:G:N2	1:AA:1171:A:N6	2.65	0.44
1:AA:1224:U:O2'	1:AA:1322:C:OP1	2.34	0.44
3:AC:22:TRP:CE3	10:AJ:95:GLY:N	2.86	0.44
4:AD:16:GLY:HA2	4:AD:35:GLU:HB2	2.00	0.44
4:AD:102:VAL:C	4:AD:103:TYR:CD1	2.91	0.44
4:AD:124:MET:SD	4:AD:146:ARG:CZ	3.04	0.44
5:AE:95:PHE:O	5:AE:96:MET:HE3	2.18	0.44
6:AF:8:PHE:CE1	6:AF:60:VAL:HG21	2.52	0.44
6:AF:29:ILE:N	6:AF:29:ILE:HD12	2.33	0.44
7:AG:22:LEU:HA	7:AG:25:LYS:HE3	2.00	0.44
7:AG:138:ARG:HG3	7:AG:139:GLU:N	2.33	0.44

Continued on next page...

Continued from previous page...

Atom-1	Atom-2	Interatomic distance (Å)	Clash overlap (Å)
8:AH:78:VAL:CG2	8:AH:125:ILE:O	2.65	0.44
8:AH:101:ILE:CG2	8:AH:103:VAL:CG2	2.95	0.44
9:AI:67:VAL:HG11	9:AI:75:GLN:HG2	1.99	0.44
13:AM:68:ASP:O	13:AM:69:LEU:C	2.52	0.44
16:AP:20:VAL:HG11	16:AP:32:PHE:CD2	2.53	0.44
17:AQ:5:ILE:O	17:AQ:5:ILE:CG2	2.65	0.44
17:AQ:12:VAL:O	17:AQ:13:VAL:HG23	2.18	0.44
17:AQ:49:GLU:O	17:AQ:50:ASN:C	2.55	0.44
22:AV:59:U:C4	22:AV:60:U:C4	3.06	0.44
24:BA:83:A:C2	24:BA:104:A:N6	2.86	0.44
24:BA:271:G:C2	24:BA:367:G:N3	2.86	0.44
24:BA:320:A:OP1	28:BE:130:LYS:CE	2.65	0.44
24:BA:415:A:O2'	24:BA:1866:A:OP1	2.36	0.44
24:BA:583:G:C6	24:BA:584:C:N4	2.86	0.44
24:BA:781:A:C8	26:BC:217:PRO:HG2	2.53	0.44
24:BA:1086:A:H5'	24:BA:1087:G:OP1	2.18	0.44
24:BA:1185:G:H5''	59:BA:3581:HOH:O	2.17	0.44
24:BA:1283:G:N1	24:BA:1286:A:OP2	2.51	0.44
24:BA:1356:G:C6	24:BA:1357:C:C2	3.06	0.44
24:BA:1833:C:N3	24:BA:1834:U:C5	2.86	0.44
24:BA:1906:G:O2'	24:BA:1907:G:H5'	2.17	0.44
24:BA:2111:U:O2	24:BA:2111:U:O4'	2.35	0.44
24:BA:2123:G:C2	24:BA:2176:A:C4	3.06	0.44
24:BA:2131:U:H1'	24:BA:2133:G:H1'	2.00	0.44
24:BA:2284:A:C3'	51:B1:5:ARG:NH1	2.81	0.44
24:BA:2379:G:O6	24:BA:2380:C:N4	2.50	0.44
24:BA:2382:G:H3'	24:BA:2383:G:H5'	1.99	0.44
24:BA:2467:C:H2'	24:BA:2468:A:H5'	2.00	0.44
24:BA:2683:C:C6	24:BA:2684:U:C5	3.06	0.44
24:BA:2839:G:H4'	37:BN:49:GLU:OE1	2.17	0.44
25:BB:20:G:H2'	25:BB:21:G:C8	2.52	0.44
29:BF:121:PHE:O	29:BF:122:ASP:C	2.55	0.44
29:BF:127:TYR:O	29:BF:155:ILE:HG22	2.17	0.44
31:BH:11:ASN:HB3	31:BH:12:LEU:HD23	1.99	0.44
32:BI:124:MET:O	32:BI:127:SER:O	2.36	0.44
33:BJ:122:LEU:HG	33:BJ:124:VAL:CG2	2.48	0.44
37:BN:115:LEU:HD12	37:BN:115:LEU:H	1.82	0.44
38:BO:10:ARG:HG2	38:BO:96:GLY:HA2	1.98	0.44
38:BO:17:LYS:O	38:BO:19:GLN:N	2.50	0.44
39:BP:32:VAL:O	39:BP:33:GLU:C	2.55	0.44
41:BR:49:ILE:HG23	41:BR:51:VAL:O	2.18	0.44

Continued on next page...

Continued from previous page...

Atom-1	Atom-2	Interatomic distance (Å)	Clash overlap (Å)
50:B0:2:VAL:HG13	50:B0:3:GLN:CB	2.48	0.44
54:B4:3:VAL:HG11	54:B4:36:ARG:NH2	2.32	0.44
1:CA:198:G:C5	1:CA:220:G:N2	2.85	0.44
1:CA:257:G:O2'	1:CA:258:G:H5'	2.16	0.44
1:CA:299:G:C6	1:CA:300:A:C6	3.05	0.44
1:CA:393:A:OP2	16:CP:12:LYS:HE3	2.17	0.44
1:CA:546:A:P	4:CD:69:GLU:HB3	2.57	0.44
1:CA:653:U:H5'	8:CH:56:LYS:NZ	2.33	0.44
1:CA:666:G:N2	1:CA:741:G:C1'	2.81	0.44
1:CA:666:G:N1	1:CA:741:G:C5	2.86	0.44
1:CA:937:A:H1'	1:CA:1379:G:N2	2.31	0.44
1:CA:976:G:H5''	1:CA:1358:U:O2'	2.17	0.44
1:CA:1116:U:C2	1:CA:1185:G:N1	2.86	0.44
1:CA:1239:A:N3	1:CA:1241:G:C2	2.86	0.44
1:CA:1281:C:O2'	1:CA:1282:C:C6	2.68	0.44
2:CB:51:ASN:O	2:CB:52:GLU:HB2	2.17	0.44
2:CB:135:LEU:HA	2:CB:138:THR:OG1	2.17	0.44
6:CF:9:MET:CE	6:CF:59:TYR:CE2	3.01	0.44
6:CF:63:ASN:HB2	6:CF:96:VAL:HG23	1.99	0.44
8:CH:103:VAL:HG23	8:CH:126:ILE:HB	1.98	0.44
10:CJ:41:PRO:O	10:CJ:42:LEU:HB3	2.18	0.44
11:CK:36:ASP:OD1	11:CK:39:GLY:N	2.47	0.44
13:CM:91:HIS:O	13:CM:92:ARG:HB3	2.17	0.44
14:CN:13:VAL:O	14:CN:16:ALA:HB3	2.18	0.44
17:CQ:21:ILE:HD11	17:CQ:46:VAL:HG11	1.98	0.44
19:CS:30:PRO:O	19:CS:49:ILE:HA	2.17	0.44
22:CV:43:C:O2	22:CV:43:C:C2'	2.65	0.44
55:CY:155:ARG:C	55:CY:157:GLN:N	2.65	0.44
24:DA:379:G:H2'	24:DA:380:G:O4'	2.18	0.44
24:DA:381:G:H2'	24:DA:382:A:H5'	2.00	0.44
24:DA:404:A:C8	24:DA:406:G:C5	3.06	0.44
24:DA:404:A:O4'	24:DA:406:G:N9	2.50	0.44
24:DA:1073:A:O2'	24:DA:1074:G:OP1	2.30	0.44
24:DA:1360:G:N7	24:DA:1371:G:N2	2.65	0.44
24:DA:1385:A:C2	24:DA:1386:C:C2	3.05	0.44
24:DA:1471:G:C4	24:DA:1472:C:C5	3.05	0.44
24:DA:1759:A:C8	24:DA:2696:U:O2	2.71	0.44
24:DA:1944:U:O2	24:DA:1955:U:O4'	2.36	0.44
24:DA:2107:G:HO2'	24:DA:2108:A:C5'	2.31	0.44
24:DA:2205:A:C5	24:DA:2206:C:C5	3.06	0.44
24:DA:2571:U:O2'	27:DD:151:THR:HG22	2.16	0.44

Continued on next page...

Continued from previous page...

Atom-1	Atom-2	Interatomic distance (Å)	Clash overlap (Å)
24:DA:2636:C:C2'	24:DA:2637:U:O5'	2.65	0.44
24:DA:2727:A:C2'	24:DA:2728:U:H5'	2.48	0.44
24:DA:2779:U:OP1	24:DA:2780:G:H2'	2.18	0.44
24:DA:2848:G:OP2	39:DP:94:ALA:HB3	2.18	0.44
26:DC:20:ASN:HB3	26:DC:22:GLU:OE1	2.17	0.44
26:DC:51:ARG:O	26:DC:52:HIS:C	2.51	0.44
29:DF:121:PHE:CG	29:DF:162:ASP:OD1	2.70	0.44
29:DF:155:ILE:HD13	29:DF:156:THR:CA	2.47	0.44
33:DJ:6:ALA:CB	33:DJ:45:THR:HG21	2.47	0.44
39:DP:20:ARG:HG2	39:DP:20:ARG:NH2	2.33	0.44
40:DQ:59:LEU:CD2	40:DQ:59:LEU:C	2.85	0.44
40:DQ:87:VAL:CA	41:DR:49:ILE:HG21	2.48	0.44
45:DV:71:LYS:NZ	45:DV:94:ALA:O	2.31	0.44
46:DW:41:ARG:O	46:DW:57:HIS:CD2	2.71	0.44
46:DW:51:VAL:HG11	46:DW:81:SER:C	2.37	0.44
51:D1:10:LEU:HD21	51:D1:33:LEU:CD2	2.47	0.44
1:AA:20:U:C2'	1:AA:21:G:H5'	2.48	0.44
1:AA:20:U:C5	1:AA:21:G:N7	2.86	0.44
1:AA:36:C:O2'	1:AA:501:C:H5''	2.18	0.44
1:AA:56:U:C2	31:DH:91:PHE:CE2	3.05	0.44
1:AA:128:G:C2	1:AA:234:C:C2	3.06	0.44
1:AA:446:G:C6	1:AA:447:G:C4	3.06	0.44
1:AA:597:G:N7	1:AA:598:U:C5	2.86	0.44
1:AA:686:U:O2	1:AA:687:A:C8	2.71	0.44
1:AA:944:G:H5''	1:AA:945:G:OP2	2.18	0.44
1:AA:1054:C:P	59:AA:1846:HOH:O	2.76	0.44
1:AA:1095:U:O4	1:AA:1096:C:N4	2.51	0.44
1:AA:1159:U:C2	1:AA:1182:G:C2	3.06	0.44
1:AA:1242:G:H2'	1:AA:1243:C:O4'	2.16	0.44
2:AB:22:TYR:O	2:AB:23:TRP:O	2.35	0.44
2:AB:93:ASN:O	2:AB:93:ASN:CG	2.55	0.44
2:AB:144:LEU:C	2:AB:146:ASN:N	2.70	0.44
4:AD:192:SER:OG	6:CF:16:GLU:HG2	2.18	0.44
5:AE:125:ALA:O	5:AE:126:LYS:HB3	2.16	0.44
6:AF:51:ILE:O	6:AF:52:ASN:CB	2.66	0.44
11:AK:41:ALA:C	11:AK:42:LEU:HD12	2.38	0.44
12:AL:29:GLN:CB	12:AL:82:ILE:O	2.66	0.44
12:AL:73:ASN:ND2	12:AL:74:LEU:N	2.66	0.44
13:AM:48:LEU:HD13	13:AM:53:ILE:HG12	2.00	0.44
16:AP:21:VAL:HG11	16:AP:60:TRP:CD1	2.52	0.44
17:AQ:57:ASP:O	17:AQ:59:VAL:HG22	2.17	0.44

Continued on next page...

Continued from previous page...

Atom-1	Atom-2	Interatomic distance (Å)	Clash overlap (Å)
20:AT:44:LYS:CD	20:AT:87:ALA:HA	2.47	0.44
24:BA:30:G:H2'	24:BA:31:C:O4'	2.18	0.44
24:BA:250:G:C5	24:BA:251:A:C5	3.05	0.44
24:BA:279:A:N7	24:BA:280:U:C5	2.85	0.44
24:BA:378:C:C3'	24:BA:379:G:C5'	2.95	0.44
24:BA:426:C:C4	24:BA:427:U:C5	3.05	0.44
24:BA:445:C:N4	24:BA:446:G:O6	2.50	0.44
24:BA:447:A:N1	24:BA:454:A:O2'	2.43	0.44
24:BA:463:G:N1	24:BA:467:G:C6	2.86	0.44
24:BA:629:G:H5''	24:BA:650:C:O2'	2.16	0.44
24:BA:678:C:OP1	24:BA:2072:C:OP1	2.35	0.44
24:BA:823:C:C2'	24:BA:824:U:O5'	2.66	0.44
24:BA:1031:G:O6	24:BA:1032:A:C6	2.71	0.44
24:BA:1062:G:C6	24:BA:1063:G:O6	2.70	0.44
24:BA:1353:A:C4	24:BA:1378:A:N6	2.86	0.44
24:BA:1385:A:C6	24:BA:1403:A:C5	3.06	0.44
24:BA:1719:G:C4	24:BA:1720:U:C6	3.06	0.44
24:BA:1770:G:H2'	24:BA:1771:C:H5'	1.99	0.44
24:BA:1858:A:C6	24:BA:1859:U:C2	3.05	0.44
24:BA:1914:C:H2'	24:BA:1915:U:O4'	2.18	0.44
24:BA:1979:U:H2'	24:BA:1980:G:H5'	2.00	0.44
24:BA:2010:G:N3	24:BA:2011:U:O2	2.50	0.44
24:BA:2134:A:C2	24:BA:2135:A:C4	3.06	0.44
24:BA:2199:A:O4'	31:BH:28:ASN:OD1	2.36	0.44
24:BA:2200:C:O5'	24:BA:2200:C:H6	2.00	0.44
24:BA:2280:G:N1	24:BA:2281:A:N7	2.66	0.44
24:BA:2590:A:C2	24:BA:2605:U:C2	3.05	0.44
24:BA:2603:G:H2'	24:BA:2604:U:C5'	2.48	0.44
24:BA:2619:C:OP1	27:BD:157:LYS:HE3	2.18	0.44
24:BA:2691:C:C2'	24:BA:2692:G:H5'	2.48	0.44
24:BA:2727:A:C5	24:BA:2728:U:O4	2.70	0.44
24:BA:2740:A:N1	24:BA:2764:A:C8	2.86	0.44
25:BB:20:G:C6	25:BB:21:G:C6	3.06	0.44
26:BC:159:THR:O	26:BC:194:VAL:HG13	2.18	0.44
27:BD:5:VAL:HG11	27:BD:80:TRP:CZ3	2.52	0.44
27:BD:89:GLU:O	27:BD:90:PHE:HB2	2.16	0.44
29:BF:135:ILE:C	29:BF:137:PHE:N	2.71	0.44
30:BG:88:LEU:O	30:BG:89:VAL:HG13	2.18	0.44
31:BH:41:LYS:C	31:BH:44:ILE:HG22	2.38	0.44
34:BK:88:ASN:OD1	34:BK:93:GLN:OE1	2.35	0.44
36:BM:115:GLU:N	36:BM:115:GLU:OE1	2.51	0.44

Continued on next page...

Continued from previous page...

Atom-1	Atom-2	Interatomic distance (Å)	Clash overlap (Å)
45:BV:9:ARG:HB3	45:BV:41:GLU:HG2	1.99	0.44
47:BX:66:VAL:O	47:BX:67:LEU:C	2.56	0.44
49:BZ:37:ARG:O	49:BZ:38:GLU:O	2.35	0.44
53:B3:57:VAL:C	53:B3:59:ALA:N	2.68	0.44
1:CA:370:C:H2'	1:CA:371:A:H8	1.83	0.44
1:CA:390:U:O2	1:CA:391:G:C8	2.71	0.44
1:CA:686:U:O2	1:CA:687:A:C5	2.71	0.44
1:CA:745:G:H1'	1:CA:836:G:O2'	2.17	0.44
1:CA:782:A:C2	1:CA:801:U:H1'	2.52	0.44
1:CA:909:A:H2'	1:CA:910:C:C5'	2.47	0.44
1:CA:972:C:H2'	1:CA:973:G:H5'	2.00	0.44
1:CA:983:A:C8	1:CA:1201:A:N1	2.86	0.44
1:CA:1126:U:O2	1:CA:1280:A:H2'	2.17	0.44
1:CA:1367:C:P	9:CI:116:VAL:HG22	2.57	0.44
2:CB:181:ILE:O	2:CB:182:PRO:O	2.35	0.44
3:CC:126:ARG:O	3:CC:127:ARG:HB3	2.18	0.44
3:CC:128:VAL:O	3:CC:129:MET:HG2	2.18	0.44
4:CD:64:ILE:CG2	4:CD:65:TYR:CE2	3.00	0.44
6:CF:88:MET:O	6:CF:90:MET:HE1	2.18	0.44
7:CG:41:SER:O	7:CG:42:ILE:HG23	2.18	0.44
7:CG:118:LEU:N	7:CG:118:LEU:CD1	2.81	0.44
12:CL:25:GLU:C	12:CL:27:CYS:N	2.70	0.44
13:CM:95:LEU:C	13:CM:109:ARG:CZ	2.86	0.44
14:CN:43:ASN:C	14:CN:45:VAL:H	2.20	0.44
20:CT:61:GLN:CG	20:CT:66:LEU:HD11	2.48	0.44
22:CV:26:A:C6	22:CV:27:G:C5	3.06	0.44
24:DA:85:G:P	44:DU:5:ARG:HH21	2.40	0.44
24:DA:250:G:P	53:D3:12:ARG:HH12	2.40	0.44
24:DA:394:C:C4	24:DA:395:U:C4	3.06	0.44
24:DA:416:U:C4	24:DA:417:C:C4	3.06	0.44
24:DA:439:A:H2'	24:DA:440:C:O4'	2.18	0.44
24:DA:503:A:C6	24:DA:506:G:C6	3.05	0.44
24:DA:601:C:O2'	24:DA:605:G:OP1	2.33	0.44
24:DA:721:A:C6	24:DA:722:A:C6	3.05	0.44
24:DA:789:A:N1	59:DA:3306:HOH:O	2.36	0.44
24:DA:1095:A:C8	24:DA:1096:A:N7	2.86	0.44
24:DA:1132:U:H5'	33:DJ:84:ILE:CD1	2.47	0.44
24:DA:1588:G:C4	24:DA:1589:U:C5	3.06	0.44
24:DA:1605:C:C3'	24:DA:1606:C:H5'	2.48	0.44
24:DA:1726:C:N3	24:DA:1735:A:N1	2.65	0.44
24:DA:1797:G:C4	24:DA:1798:U:C6	3.06	0.44

Continued on next page...

Continued from previous page...

Atom-1	Atom-2	Interatomic distance (Å)	Clash overlap (Å)
24:DA:1856:U:H2'	24:DA:1857:G:O4'	2.18	0.44
24:DA:2052:A:H4'	27:DD:148:GLN:O	2.18	0.44
24:DA:2261:C:H3'	46:DW:16:SER:HB2	1.99	0.44
24:DA:2292:U:H2'	24:DA:2293:G:H8	1.77	0.44
24:DA:2393:U:H5''	35:DL:62:PRO:HB3	2.00	0.44
24:DA:2415:G:C2'	24:DA:2416:C:H5'	2.47	0.44
24:DA:2716:C:H2'	24:DA:2717:C:H5'	1.99	0.44
24:DA:2768:U:C4	24:DA:2769:U:C5	3.06	0.44
24:DA:2849:U:H5''	39:DP:92:ARG:NH2	2.33	0.44
25:DB:7:G:H5''	38:DO:29:HIS:NE2	2.31	0.44
26:DC:161:VAL:HG13	26:DC:174:ARG:O	2.18	0.44
27:DD:26:VAL:O	27:DD:26:VAL:HG22	2.18	0.44
27:DD:170:VAL:HG12	27:DD:171:THR:O	2.18	0.44
29:DF:34:THR:HB	29:DF:89:THR:HG23	1.98	0.44
31:DH:44:ILE:CG2	31:DH:45:GLU:N	2.80	0.44
33:DJ:60:ASP:OD1	33:DJ:126:ALA:O	2.36	0.44
33:DJ:105:VAL:O	33:DJ:106:LYS:C	2.56	0.44
34:DK:38:ILE:CD1	34:DK:92:GLU:OE2	2.66	0.44
36:DM:70:ASP:OD1	36:DM:70:ASP:C	2.54	0.44
40:DQ:82:LEU:O	40:DQ:83:LYS:C	2.56	0.44
44:DU:71:ILE:HD13	44:DU:82:VAL:CG2	2.47	0.44
45:DV:76:ASP:O	45:DV:89:ILE:CG2	2.65	0.44
49:DZ:24:LEU:O	49:DZ:27:GLY:N	2.49	0.44
49:DZ:31:ILE:O	49:DZ:31:ILE:CG1	2.66	0.44
49:DZ:41:PRO:O	49:DZ:42:ALA:C	2.56	0.44
53:D3:24:LYS:HG3	53:D3:25:HIS:O	2.18	0.44
53:D3:56:LEU:N	53:D3:56:LEU:CD2	2.70	0.44
54:D4:31:PRO:O	54:D4:33:HIS:N	2.51	0.44
1:AA:31:G:N2	1:AA:47:C:H4'	2.33	0.44
1:AA:43:C:H3'	16:AP:12:LYS:NZ	2.32	0.44
1:AA:44:A:OP1	16:AP:12:LYS:HB3	2.18	0.44
1:AA:66:A:C4'	1:AA:173:U:C5	3.00	0.44
1:AA:276:G:C5	1:AA:277:C:C5	3.05	0.44
1:AA:479:U:H2'	1:AA:480:U:C5'	2.45	0.44
1:AA:563:A:H5''	1:AA:565:U:O4	2.18	0.44
1:AA:730:G:C5'	1:AA:731:G:OP2	2.66	0.44
1:AA:854:U:H2'	1:AA:855:U:O5'	2.17	0.44
1:AA:895:G:C5	1:AA:896:C:C5	3.05	0.44
1:AA:899:C:C5	1:AA:900:A:N7	2.85	0.44
1:AA:929:G:C2'	1:AA:930:C:H5'	2.48	0.44
1:AA:966:G:C4	22:AV:34:G:H4'	2.52	0.44

Continued on next page...

Continued from previous page...

Atom-1	Atom-2	Interatomic distance (Å)	Clash overlap (Å)
1:AA:1017:U:OP2	1:AA:1017:U:C6	2.71	0.44
1:AA:1055:A:C6	1:AA:1206:G:C5	3.06	0.44
1:AA:1105:A:N1	1:AA:1106:G:C5	2.85	0.44
1:AA:1130:A:C2	1:AA:1146:A:C5	3.06	0.44
1:AA:1151:A:H5''	10:AJ:44:THR:HG23	2.00	0.44
1:AA:1232:U:H5''	9:AI:127:PHE:HA	1.99	0.44
1:AA:1347:G:N7	9:AI:109:ARG:CZ	2.80	0.44
1:AA:1422:G:N1	1:AA:1423:G:C5	2.86	0.44
2:AB:17:GLY:HA2	2:AB:203:ASN:H	1.83	0.44
2:AB:42:ASN:OD1	2:AB:44:GLU:O	2.35	0.44
3:AC:3:GLN:C	3:AC:4:LYS:HG2	2.36	0.44
4:AD:10:LYS:HA	4:AD:13:ARG:HD2	2.00	0.44
5:AE:41:ASP:OD1	5:AE:42:GLY:N	2.50	0.44
5:AE:112:ARG:HD2	5:AE:113:ALA:N	2.32	0.44
5:AE:126:LYS:HD2	5:AE:128:TYR:CE1	2.53	0.44
12:AL:80:ILE:HD12	12:AL:81:LEU:H	1.82	0.44
15:AO:25:THR:HA	15:AO:28:GLN:HB2	2.00	0.44
20:AT:35:VAL:O	20:AT:38:ALA:N	2.50	0.44
21:AU:22:SER:O	21:AU:23:CYS:SG	2.76	0.44
24:BA:178:G:C2'	24:BA:179:C:H5'	2.48	0.44
24:BA:391:A:H4'	24:BA:412:A:O3'	2.18	0.44
24:BA:391:A:H5'	24:BA:412:A:H4'	1.99	0.44
24:BA:579:G:C2	24:BA:1262:A:C4	3.06	0.44
24:BA:607:U:O2'	24:BA:608:A:OP1	2.35	0.44
24:BA:704:G:HO2'	24:BA:705:A:P	2.41	0.44
24:BA:880:G:C5	24:BA:881:G:C8	3.05	0.44
24:BA:995:C:H41	57:BA:3166:NMY:HN61	1.63	0.44
24:BA:1131:G:H4'	24:BA:1132:U:OP1	2.18	0.44
24:BA:1183:U:HO2'	24:BA:1184:U:C5'	2.29	0.44
24:BA:1188:U:H2'	24:BA:1189:A:O5'	2.17	0.44
24:BA:1193:G:C2	24:BA:1194:A:C4	3.06	0.44
24:BA:1500:G:C6	24:BA:1501:G:C5	3.05	0.44
24:BA:1521:G:C6	24:BA:1522:A:N6	2.86	0.44
24:BA:1740:G:C5	24:BA:1741:C:C4	3.06	0.44
24:BA:1946:U:O2'	24:BA:1947:C:C5'	2.64	0.44
24:BA:2102:G:C6	24:BA:2188:U:N3	2.86	0.44
24:BA:2138:G:C2	24:BA:2139:U:O2	2.71	0.44
24:BA:2428:G:O2'	35:BL:54:GLN:HA	2.17	0.44
24:BA:2731:G:C8	57:BA:3165:NMY:H21	2.49	0.44
24:BA:2812:G:H2'	24:BA:2813:A:O4'	2.17	0.44
24:BA:2852:G:H2'	24:BA:2853:C:O4'	2.18	0.44

Continued on next page...

Continued from previous page...

Atom-1	Atom-2	Interatomic distance (Å)	Clash overlap (Å)
25:BB:73:A:N7	25:BB:104:A:C5	2.86	0.44
25:BB:79:G:C6	25:BB:80:U:C2	3.06	0.44
30:BG:88:LEU:N	30:BG:88:LEU:CD1	2.80	0.44
33:BJ:121:LYS:O	33:BJ:122:LEU:C	2.56	0.44
35:BL:23:ILE:O	35:BL:23:ILE:HD12	2.17	0.44
36:BM:11:LYS:HD3	36:BM:86:LYS:HD3	1.99	0.44
36:BM:54:THR:C	36:BM:56:ALA:N	2.71	0.44
39:BP:57:ALA:HB1	39:BP:73:PHE:O	2.16	0.44
41:BR:14:VAL:HG21	41:BR:98:ILE:CD1	2.48	0.44
42:BS:17:VAL:HG23	42:BS:76:VAL:HG21	1.99	0.44
47:BX:31:ASN:OD1	47:BX:52:ALA:CB	2.59	0.44
52:B2:43:THR:OG1	52:B2:44:VAL:N	2.51	0.44
53:B3:6:VAL:HB	53:B3:60:CYS:HB3	2.00	0.44
53:B3:57:VAL:O	53:B3:58:ILE:C	2.56	0.44
54:B4:10:LEU:HD11	54:B4:35:GLN:OE1	2.18	0.44
1:CA:17:U:H4'	1:CA:1080:A:O4'	2.18	0.44
1:CA:43:C:OP1	16:CP:12:LYS:HG2	2.17	0.44
1:CA:195:A:P	20:CT:60:ARG:NH1	2.91	0.44
1:CA:386:C:H2'	1:CA:387:U:H5''	1.98	0.44
1:CA:671:G:N2	1:CA:736:C:C2	2.85	0.44
1:CA:672:U:C2'	1:CA:673:A:O5'	2.65	0.44
1:CA:734:G:H2'	1:CA:735:C:C6	2.53	0.44
1:CA:826:C:H4'	8:CH:13:ARG:HD3	2.00	0.44
1:CA:949:A:C2	1:CA:1233:G:N3	2.86	0.44
1:CA:1110:A:C6	1:CA:1111:A:C6	3.05	0.44
1:CA:1133:G:C2'	1:CA:1134:G:H5'	2.48	0.44
1:CA:1318:A:C5'	1:CA:1319:A:OP2	2.65	0.44
1:CA:1492:A:O2'	1:CA:1493:A:P	2.75	0.44
1:CA:1500:A:H5''	1:CA:1508:A:H5''	2.00	0.44
1:CA:1523:G:OP1	11:CK:126:LYS:NZ	2.37	0.44
2:CB:106:THR:C	2:CB:108:ARG:N	2.71	0.44
3:CC:24:ALA:HB1	3:CC:28:GLU:HB2	2.00	0.44
4:CD:22:LYS:HG2	4:CD:22:LYS:O	2.17	0.44
4:CD:64:ILE:HG23	4:CD:65:TYR:CD2	2.52	0.44
8:CH:115:ALA:O	8:CH:116:ALA:C	2.56	0.44
9:CI:9:THR:HG22	9:CI:10:GLY:N	2.31	0.44
9:CI:67:VAL:HG21	9:CI:79:ILE:CD1	2.47	0.44
12:CL:23:ALA:O	12:CL:24:LEU:C	2.56	0.44
15:CO:64:ARG:HD2	15:CO:64:ARG:HA	1.70	0.44
17:CQ:21:ILE:HG13	17:CQ:46:VAL:CG1	2.47	0.44
22:CV:14:A:C5	22:CV:22:G:C2	3.06	0.44

Continued on next page...

Continued from previous page...

Atom-1	Atom-2	Interatomic distance (Å)	Clash overlap (Å)
55:CY:2:ILE:HD12	55:CY:2:ILE:C	2.38	0.44
55:CY:159:ASP:HA	55:CY:162:LYS:HG3	1.99	0.44
24:DA:457:A:O4'	24:DA:459:U:C6	2.71	0.44
24:DA:550:C:OP2	33:DJ:2:LYS:NZ	2.49	0.44
24:DA:792:A:C4'	24:DA:793:A:H5'	2.48	0.44
24:DA:875:G:C2'	24:DA:876:C:H5'	2.47	0.44
24:DA:961:C:C4	24:DA:2031:A:C5	3.05	0.44
24:DA:973:A:H5'	24:DA:1188:U:H1'	2.00	0.44
24:DA:1094:U:H1'	24:DA:1098:A:C2	2.52	0.44
24:DA:1228:G:C6	24:DA:1229:C:C4	3.05	0.44
24:DA:1301:A:C2	24:DA:1303:G:C5	3.05	0.44
24:DA:1359:A:OP2	24:DA:1371:G:N1	2.46	0.44
24:DA:1593:A:H2'	24:DA:1594:U:O4'	2.17	0.44
24:DA:1651:G:C2	24:DA:2007:U:N3	2.86	0.44
24:DA:1741:C:C2	24:DA:1742:U:C6	3.06	0.44
24:DA:1823:G:C6	24:DA:1824:G:C5	3.06	0.44
24:DA:1925:C:H5''	24:DA:1926:U:OP2	2.18	0.44
24:DA:1953:A:C2	24:DA:2549:G:N3	2.86	0.44
24:DA:2344:U:H2'	51:D1:35:LEU:CD2	2.47	0.44
24:DA:2816:G:C2'	24:DA:2817:U:H5'	2.48	0.44
24:DA:2849:U:P	39:DP:92:ARG:NH1	2.90	0.44
26:DC:164:VAL:CG1	26:DC:172:THR:O	2.66	0.44
27:DD:38:LYS:HE3	27:DD:45:TYR:OH	2.17	0.44
27:DD:45:TYR:OH	27:DD:81:GLU:OE2	2.35	0.44
27:DD:98:VAL:C	27:DD:100:LEU:N	2.69	0.44
29:DF:46:LYS:HG2	29:DF:47:LYS:N	2.32	0.44
30:DG:36:LEU:C	30:DG:38:ASP:N	2.69	0.44
31:DH:10:ALA:O	31:DH:11:ASN:C	2.55	0.44
31:DH:10:ALA:O	31:DH:12:LEU:CD2	2.66	0.44
31:DH:116:ARG:NH1	31:DH:133:GLN:HG3	2.32	0.44
32:DI:34:ILE:O	32:DI:34:ILE:HG13	2.17	0.44
32:DI:82:ALA:HB1	32:DI:108:ILE:HG12	2.00	0.44
32:DI:109:ALA:O	32:DI:110:GLN:C	2.56	0.44
33:DJ:110:PRO:HD2	33:DJ:118:MET:CE	2.48	0.44
33:DJ:117:ALA:HA	33:DJ:120:ARG:HE	1.82	0.44
34:DK:22:ILE:O	34:DK:22:ILE:HG12	2.17	0.44
35:DL:78:ARG:CZ	35:DL:113:ALA:HB1	2.47	0.44
35:DL:93:ASN:O	35:DL:94:THR:HG22	2.17	0.44
36:DM:121:ALA:O	36:DM:123:LYS:N	2.51	0.44
37:DN:103:ARG:NH2	37:DN:106:ASP:OD2	2.45	0.44
42:DS:7:HIS:HB2	42:DS:50:VAL:HG22	1.99	0.44

Continued on next page...

Continued from previous page...

Atom-1	Atom-2	Interatomic distance (Å)	Clash overlap (Å)
43:DT:74:ILE:HG13	43:DT:75:GLY:N	2.32	0.44
1:AA:202:G:H2'	1:AA:203:G:O4'	2.18	0.44
1:AA:293:G:N3	1:AA:293:G:H2'	2.33	0.44
1:AA:391:G:H3'	1:AA:392:C:H5''	1.99	0.44
1:AA:427:U:C4	1:AA:428:G:C6	3.06	0.44
1:AA:623:C:N3	1:AA:624:C:C6	2.86	0.44
1:AA:637:C:OP1	17:AQ:6:ARG:NH2	2.51	0.44
1:AA:648:A:N1	1:AA:649:A:N3	2.66	0.44
1:AA:692:U:C2	1:AA:694:A:OP2	2.71	0.44
1:AA:1008:U:N3	1:AA:1021:A:N6	2.66	0.44
1:AA:1159:U:C4	1:AA:1182:G:C4	3.05	0.44
1:AA:1329:A:P	13:AM:29:ARG:HD2	2.58	0.44
1:AA:1407:C:C2'	1:AA:1408:A:H5'	2.48	0.44
1:AA:1434:A:N6	1:AA:1435:G:C6	2.85	0.44
1:AA:1531:A:N6	1:AA:1532:U:C4	2.86	0.44
2:AB:17:GLY:N	2:AB:41:ILE:HD13	2.33	0.44
2:AB:21:ARG:HG3	2:AB:22:TYR:H	1.81	0.44
2:AB:207:ILE:N	2:AB:207:ILE:HD13	2.33	0.44
3:AC:154:SER:HA	3:AC:165:THR:HA	2.00	0.44
4:AD:26:ARG:HH22	4:AD:29:ASP:C	2.21	0.44
4:AD:103:TYR:HE1	4:AD:114:ALA:HB3	1.82	0.44
4:AD:107:PHE:CD1	4:AD:155:VAL:HG11	2.52	0.44
6:AF:10:VAL:CG2	6:AF:21:MET:HE2	2.48	0.44
7:AG:92:ARG:O	7:AG:93:PRO:O	2.36	0.44
7:AG:146:GLU:HG2	7:AG:149:LYS:HE3	2.00	0.44
9:AI:47:VAL:O	9:AI:80:ARG:CZ	2.66	0.44
9:AI:63:LEU:HD23	9:AI:63:LEU:C	2.38	0.44
9:AI:80:ARG:HD2	9:AI:103:PHE:CG	2.52	0.44
10:AJ:5:ARG:NH1	10:AJ:79:PRO:HG3	2.33	0.44
10:AJ:23:ALA:O	10:AJ:24:GLU:C	2.56	0.44
12:AL:56:ARG:O	12:AL:56:ARG:CG	2.65	0.44
12:AL:118:GLY:C	12:AL:119:VAL:HG23	2.39	0.44
15:AO:27:VAL:CG1	15:AO:28:GLN:N	2.81	0.44
17:AQ:19:LYS:NZ	17:AQ:48:ASP:O	2.51	0.44
20:AT:43:ASP:O	20:AT:47:ALA:HB2	2.17	0.44
24:BA:58:G:N2	24:BA:70:G:C2	2.85	0.44
24:BA:121:G:H4'	24:BA:148:U:H2'	2.00	0.44
24:BA:161:A:P	24:BA:162:U:H3'	2.58	0.44
24:BA:167:A:C8	24:BA:168:G:C8	3.05	0.44
24:BA:360:U:C4	24:BA:361:G:C2	3.05	0.44
24:BA:360:U:C5	24:BA:361:G:N1	2.86	0.44

Continued on next page...

Continued from previous page...

Atom-1	Atom-2	Interatomic distance (Å)	Clash overlap (Å)
24:BA:550:C:O2	24:BA:550:C:H2'	2.16	0.44
24:BA:745:G:C2'	24:BA:746:U:H5'	2.47	0.44
24:BA:831:G:C2'	24:BA:832:U:O5'	2.65	0.44
24:BA:910:A:H2'	24:BA:911:A:C8	2.53	0.44
24:BA:918:A:O2'	25:BB:80:U:O2'	2.11	0.44
24:BA:1084:A:C8	24:BA:1085:A:N7	2.85	0.44
24:BA:1153:C:C4	24:BA:1154:G:C5	3.06	0.44
24:BA:1435:G:C6	24:BA:1436:G:C5	3.06	0.44
24:BA:1602:U:C3'	24:BA:1603:A:C5'	2.96	0.44
24:BA:1753:G:H2'	24:BA:1755:A:OP2	2.17	0.44
24:BA:1902:C:C5	24:BA:1903:G:C8	3.06	0.44
24:BA:1975:G:C2	24:BA:1976:U:C2	3.06	0.44
24:BA:2140:G:N2	24:BA:2152:G:C4	2.86	0.44
24:BA:2259:U:C2	24:BA:2260:C:C6	3.06	0.44
24:BA:2291:U:OP1	24:BA:2380:C:O2'	2.29	0.44
24:BA:2292:U:H2'	24:BA:2293:G:O4'	2.18	0.44
24:BA:2304:G:H4'	29:BF:129:MET:HA	1.98	0.44
24:BA:2335:A:N6	24:BA:2337:G:N3	2.66	0.44
24:BA:2415:G:H3'	24:BA:2416:C:H6	1.83	0.44
24:BA:2581:G:C8	24:BA:2610:C:N4	2.85	0.44
24:BA:2692:G:N3	24:BA:2847:U:O2'	2.44	0.44
25:BB:15:A:C8	25:BB:109:A:N6	2.86	0.44
25:BB:81:G:O6	25:BB:96:G:C6	2.71	0.44
25:BB:97:C:H2'	25:BB:98:G:H5'	1.98	0.44
26:BC:55:GLY:HA3	26:BC:211:ARG:CZ	2.48	0.44
26:BC:103:ILE:HD12	26:BC:103:ILE:N	2.33	0.44
26:BC:225:ASN:ND2	59:BC:402:HOH:O	2.50	0.44
29:BF:36:ASN:HA	29:BF:87:LYS:HE3	1.99	0.44
29:BF:37:MET:SD	29:BF:56:LEU:HD22	2.57	0.44
33:BJ:42:ALA:O	40:BQ:63:ARG:CD	2.66	0.44
35:BL:58:TYR:HA	53:B3:12:ARG:HD2	1.99	0.44
41:BR:49:ILE:CG1	41:BR:51:VAL:O	2.66	0.44
1:CA:184:G:C6	1:CA:185:U:C5	3.05	0.44
1:CA:275:G:P	17:CQ:16:LYS:HE3	2.57	0.44
1:CA:444:G:C6	1:CA:491:G:C6	3.05	0.44
1:CA:445:G:C6	1:CA:446:G:C4	3.06	0.44
1:CA:446:G:C6	1:CA:447:G:C5	3.06	0.44
1:CA:545:C:O2'	1:CA:549:C:H5''	2.17	0.44
1:CA:594:U:C2	1:CA:595:A:C2	3.06	0.44
1:CA:604:G:H2'	1:CA:605:U:O4'	2.17	0.44
1:CA:953:G:N3	1:CA:1229:A:C2	2.86	0.44

Continued on next page...

Continued from previous page...

Atom-1	Atom-2	Interatomic distance (Å)	Clash overlap (Å)
1:CA:1041:G:C6	1:CA:1042:A:C6	3.06	0.44
1:CA:1088:G:C2'	1:CA:1089:G:O5'	2.65	0.44
1:CA:1268:G:O6	1:CA:1269:A:N6	2.51	0.44
1:CA:1387:G:C4	1:CA:1388:C:C5	3.06	0.44
1:CA:1464:U:C2	1:CA:1465:A:C8	3.06	0.44
2:CB:75:ALA:O	2:CB:76:ALA:HB3	2.18	0.44
2:CB:120:GLN:HA	2:CB:123:ASP:O	2.17	0.44
3:CC:150:LYS:HB3	3:CC:201:TRP:HB2	1.99	0.44
4:CD:97:ARG:HG3	4:CD:99:ASP:OD1	2.18	0.44
5:CE:151:GLU:CG	5:CE:152:MET:N	2.80	0.44
7:CG:18:PHE:CD2	7:CG:19:GLY:N	2.86	0.44
7:CG:110:LYS:CE	7:CG:133:THR:HG21	2.47	0.44
7:CG:121:ALA:O	7:CG:122:ASN:C	2.56	0.44
12:CL:44:LYS:HB3	12:CL:45:PRO:CD	2.48	0.44
13:CM:50:GLU:HA	13:CM:53:ILE:HD12	2.00	0.44
13:CM:85:CYS:SG	13:CM:87:ARG:N	2.91	0.44
14:CN:16:ALA:CA	14:CN:20:PHE:CE2	2.98	0.44
15:CO:9:ALA:O	15:CO:11:ILE:HG13	2.18	0.44
21:CU:5:LYS:O	21:CU:5:LYS:HD3	2.17	0.44
21:CU:6:VAL:HG13	21:CU:8:GLU:HG2	2.00	0.44
55:CY:38:ASP:CG	55:CY:52:ARG:HG2	2.38	0.44
55:CY:109:ARG:O	55:CY:110:ARG:C	2.56	0.44
55:CY:153:ASP:O	55:CY:154:ARG:C	2.56	0.44
24:DA:27:G:C2	24:DA:512:G:N3	2.86	0.44
24:DA:298:G:OP1	44:DU:84:PHE:HD1	1.99	0.44
24:DA:388:G:N7	24:DA:390:U:H2'	2.32	0.44
24:DA:467:G:OP1	52:D2:33:ARG:HD2	2.18	0.44
24:DA:584:C:P	40:DQ:5:ARG:HG3	2.58	0.44
24:DA:672:C:C5	35:DL:42:SER:HB3	2.53	0.44
24:DA:711:G:H2'	24:DA:712:G:O5'	2.17	0.44
24:DA:735:A:N7	24:DA:736:C:C4	2.86	0.44
24:DA:843:G:H2'	24:DA:844:A:C8	2.53	0.44
24:DA:929:U:C4	24:DA:930:G:N7	2.86	0.44
24:DA:1008:A:N6	24:DA:1136:G:C6	2.86	0.44
24:DA:1048:A:C4	24:DA:1111:A:C2	3.05	0.44
24:DA:1360:G:N7	24:DA:1361:G:C8	2.85	0.44
24:DA:1633:G:C6	24:DA:1635:A:C5	3.06	0.44
24:DA:1841:U:N3	24:DA:1842:G:N7	2.66	0.44
24:DA:1865:U:C5	24:DA:1875:G:C2	3.06	0.44
24:DA:1869:G:N2	24:DA:1873:G:C5	2.86	0.44
24:DA:2282:G:C5	24:DA:2425:A:C6	3.06	0.44

Continued on next page...

Continued from previous page...

Atom-1	Atom-2	Interatomic distance (Å)	Clash overlap (Å)
24:DA:2549:G:HO2'	24:DA:2550:G:P	2.41	0.44
25:DB:47:C:C4	25:DB:48:U:C5	3.06	0.44
26:DC:57:HIS:HD2	26:DC:58:LYS:O	2.01	0.44
26:DC:74:PRO:HB2	26:DC:96:LYS:CE	2.47	0.44
26:DC:157:ALA:HB1	26:DC:196:ASN:O	2.18	0.44
26:DC:259:ASN:CG	26:DC:260:LYS:N	2.70	0.44
27:DD:8:LYS:HE3	27:DD:193:VAL:CG2	2.48	0.44
28:DE:150:THR:C	28:DE:192:ALA:HB2	2.38	0.44
29:DF:134:GLN:NE2	29:DF:149:ARG:HG3	2.32	0.44
31:DH:31:VAL:N	31:DH:32:PRO:CD	2.81	0.44
31:DH:98:ASP:C	31:DH:100:ALA:H	2.21	0.44
33:DJ:93:ILE:HG22	33:DJ:97:PRO:HG3	2.00	0.44
36:DM:72:PRO:HB2	36:DM:89:VAL:HG11	2.00	0.44
38:DO:17:LYS:HE2	38:DO:20:GLU:OE2	2.17	0.44
38:DO:108:ASP:HA	38:DO:111:ARG:CB	2.48	0.44
40:DQ:5:ARG:O	40:DQ:7:VAL:N	2.50	0.44
40:DQ:89:ILE:HG23	40:DQ:93:ILE:HG21	2.00	0.44
40:DQ:109:VAL:O	40:DQ:112:ALA:HB3	2.17	0.44
47:DX:7:THR:HG21	47:DX:9:LYS:CD	2.46	0.44
47:DX:33:HIS:O	47:DX:49:ARG:HA	2.17	0.44
48:DY:30:MET:CG	48:DY:31:GLN:N	2.81	0.44
1:AA:144:G:C2	1:AA:179:A:C2	3.06	0.44
1:AA:196:A:H5''	1:AA:197:A:OP1	2.17	0.44
1:AA:218:U:C4	1:AA:219:U:C4	3.06	0.44
1:AA:237:G:C6	1:AA:238:A:C5	3.06	0.44
1:AA:706:A:C6	1:AA:707:U:C5	3.05	0.44
1:AA:731:G:O2'	1:AA:732:C:H5'	2.18	0.44
1:AA:845:A:N3	1:AA:845:A:H2'	2.33	0.44
1:AA:862:C:H1'	1:AA:874:G:C5'	2.48	0.44
1:AA:941:G:C6	1:AA:1343:G:C6	3.06	0.44
1:AA:1011:C:H2'	1:AA:1012:A:O4'	2.18	0.44
1:AA:1078:U:O2'	1:AA:1079:G:H5'	2.18	0.44
1:AA:1226:C:N4	13:AM:103:LYS:HD2	2.32	0.44
1:AA:1342:C:O2'	1:AA:1343:G:H5'	2.18	0.44
1:AA:1371:G:C5	1:AA:1372:U:C4	3.06	0.44
1:AA:1392:G:H2'	1:AA:1393:U:O4'	2.18	0.44
1:AA:1428:A:N1	1:AA:1473:G:C6	2.86	0.44
1:AA:1465:A:N7	1:AA:1466:C:C4	2.86	0.44
1:AA:1505:G:H4'	1:AA:1506:U:C5'	2.46	0.44
2:AB:10:LEU:HG	2:AB:13:GLY:CA	2.48	0.44
2:AB:166:ALA:O	2:AB:168:HIS:N	2.51	0.44

Continued on next page...

Continued from previous page...

Atom-1	Atom-2	Interatomic distance (Å)	Clash overlap (Å)
4:AD:13:ARG:HB2	4:AD:33:LYS:HD3	2.00	0.44
4:AD:35:GLU:HG3	4:AD:36:GLN:N	2.33	0.44
4:AD:92:ALA:O	4:AD:93:LEU:HG	2.17	0.44
4:AD:94:LEU:O	4:AD:100:ASN:CB	2.65	0.44
5:AE:102:GLY:O	5:AE:103:THR:C	2.57	0.44
6:AF:38:ARG:HB2	6:AF:63:ASN:CG	2.38	0.44
7:AG:30:LEU:O	7:AG:30:LEU:HD23	2.18	0.44
8:AH:96:MET:C	8:AH:98:GLY:N	2.68	0.44
14:AN:3:GLN:HA	14:AN:6:LYS:HE2	1.99	0.44
20:AT:71:LYS:O	20:AT:75:HIS:N	2.47	0.44
21:AU:24:GLU:O	21:AU:25:LYS:CB	2.64	0.44
24:BA:91:A:C4'	24:BA:92:U:O5'	2.62	0.44
24:BA:108:G:N1	24:BA:109:C:C2	2.86	0.44
24:BA:118:A:H8	24:BA:119:A:C8	2.35	0.44
24:BA:209:C:C2'	24:BA:210:C:H5'	2.48	0.44
24:BA:301:G:H5'	24:BA:334:C:O2'	2.17	0.44
24:BA:459:U:OP1	52:B2:39:ARG:HA	2.18	0.44
24:BA:611:C:C6	24:BA:612:G:N7	2.86	0.44
24:BA:685:A:OP1	52:B2:15:SER:OG	2.25	0.44
24:BA:823:C:O2'	24:BA:824:U:H5'	2.17	0.44
24:BA:908:C:H1'	36:BM:70:ASP:OD2	2.17	0.44
24:BA:1157:G:OP1	57:BA:3162:NMY:N9	2.51	0.44
24:BA:1205:A:H3'	24:BA:1206:G:H5'	2.00	0.44
24:BA:1372:U:H2'	24:BA:1372:U:O2	2.18	0.44
24:BA:1392:A:C5	24:BA:1393:A:N6	2.86	0.44
24:BA:1531:C:C3'	24:BA:1532:A:O4'	2.65	0.44
24:BA:1734:G:C2	24:BA:1735:A:C4	3.05	0.44
24:BA:1839:G:H2'	24:BA:1839:G:N3	2.32	0.44
24:BA:1926:U:H2'	24:BA:1928:A:N7	2.33	0.44
24:BA:1945:G:C4	24:BA:1946:U:C5	3.06	0.44
24:BA:2032:G:H1'	27:BD:150:GLN:OE1	2.17	0.44
24:BA:2232:C:C4	24:BA:2233:U:C4	3.06	0.44
24:BA:2259:U:C5	24:BA:2427:C:C4	3.05	0.44
24:BA:2284:A:O3'	51:B1:5:ARG:NH1	2.51	0.44
24:BA:2522:U:O2'	24:BA:2647:U:OP1	2.22	0.44
24:BA:2668:G:N3	24:BA:2669:G:C8	2.86	0.44
24:BA:2670:A:C2	24:BA:2671:G:C8	3.05	0.44
25:BB:43:C:H4'	29:BF:62:GLN:CD	2.38	0.44
26:BC:30:ALA:N	26:BC:31:PRO:HD2	2.33	0.44
26:BC:211:ARG:O	26:BC:211:ARG:HD2	2.17	0.44
26:BC:225:ASN:O	26:BC:226:PRO:C	2.56	0.44

Continued on next page...

Continued from previous page...

Atom-1	Atom-2	Interatomic distance (Å)	Clash overlap (Å)
28:BE:72:SER:C	28:BE:74:LYS:N	2.71	0.44
30:BG:144:ALA:O	30:BG:147:LEU:HD11	2.17	0.44
33:BJ:37:ARG:O	33:BJ:50:THR:HG23	2.18	0.44
33:BJ:74:TYR:N	33:BJ:74:TYR:CD1	2.85	0.44
34:BK:113:MET:HA	34:BK:116:ILE:HD12	1.98	0.44
35:BL:62:PRO:HD3	53:B3:26:ALA:CB	2.48	0.44
36:BM:33:LEU:HD21	36:BM:128:THR:HB	2.00	0.44
40:BQ:42:GLY:HA3	41:BR:75:VAL:HG11	2.00	0.44
43:BT:2:ILE:HA	43:BT:3:ARG:HB2	1.99	0.44
46:BW:24:LYS:HZ1	46:BW:35:SER:HB3	1.80	0.44
1:CA:324:G:N2	1:CA:326:G:H3'	2.33	0.44
1:CA:394:G:N3	1:CA:394:G:H2'	2.33	0.44
1:CA:429:U:O5'	4:CD:9:LEU:CD2	2.65	0.44
1:CA:470:C:N3	1:CA:471:U:C4	2.85	0.44
1:CA:582:C:H2'	1:CA:582:C:O2	2.17	0.44
1:CA:631:C:H5''	1:CA:632:U:H5'	1.99	0.44
1:CA:730:G:O2'	1:CA:766:A:H5'	2.18	0.44
1:CA:958:A:C6	19:CS:55:ARG:NH1	2.86	0.44
1:CA:981:U:OP1	14:CN:8:ARG:NH2	2.47	0.44
1:CA:1277:C:H2'	1:CA:1279:G:C8	2.53	0.44
1:CA:1299:A:H3'	1:CA:1299:A:OP2	2.17	0.44
1:CA:1309:G:P	13:CM:87:ARG:CZ	3.06	0.44
1:CA:1394:A:C5	1:CA:1501:C:H4'	2.52	0.44
1:CA:1506:U:O4'	11:CK:128:ARG:CD	2.66	0.44
2:CB:36:ASN:O	2:CB:37:LYS:HB3	2.17	0.44
4:CD:100:ASN:O	4:CD:102:VAL:N	2.50	0.44
4:CD:190:ASP:O	4:CD:191:LEU:O	2.36	0.44
7:CG:96:ARG:HA	7:CG:99:LEU:HD23	1.99	0.44
8:CH:113:ASP:CG	8:CH:114:ARG:N	2.71	0.44
8:CH:115:ALA:HA	8:CH:118:GLN:CB	2.48	0.44
10:CJ:93:ALA:HB1	10:CJ:96:VAL:HG11	1.99	0.44
15:CO:12:VAL:HG23	15:CO:13:SER:N	2.33	0.44
15:CO:64:ARG:NH1	15:CO:64:ARG:HG3	2.33	0.44
18:CR:41:PRO:HB3	18:CR:43:ARG:CZ	2.47	0.44
18:CR:60:LYS:HA	18:CR:63:ARG:HD2	1.99	0.44
22:CV:2:C:OP2	22:CV:2:C:H2'	2.17	0.44
22:CV:10:G:OP1	22:CV:10:G:H8	2.00	0.44
55:CY:11:VAL:HG22	55:CY:12:ARG:N	2.32	0.44
55:CY:13:MET:HE2	55:CY:131:VAL:HB	2.00	0.44
55:CY:27:ILE:HD11	55:CY:178:LYS:NZ	2.33	0.44
24:DA:111:A:C2	24:DA:112:U:C2	3.06	0.44

Continued on next page...

Continued from previous page...

Atom-1	Atom-2	Interatomic distance (Å)	Clash overlap (Å)
24:DA:426:C:H2'	24:DA:427:U:O4'	2.18	0.44
24:DA:630:G:N2	24:DA:634:C:C4	2.85	0.44
24:DA:648:G:O2'	24:DA:2351:G:OP1	2.23	0.44
24:DA:773:U:C4'	26:DC:46:GLY:HA3	2.48	0.44
24:DA:1594:U:H2'	24:DA:1595:C:C6	2.53	0.44
24:DA:1651:G:N2	24:DA:2007:U:C2	2.86	0.44
24:DA:1652:A:C2	24:DA:2006:C:C2	3.06	0.44
24:DA:1680:U:C4	24:DA:1681:G:C6	3.06	0.44
24:DA:1801:A:N7	24:DA:2203:U:C5	2.86	0.44
24:DA:2089:C:C2	24:DA:2090:A:C8	3.06	0.44
24:DA:2280:G:O2'	24:DA:2281:A:H5'	2.18	0.44
24:DA:2427:C:H5''	24:DA:2428:G:OP1	2.17	0.44
24:DA:2816:G:H4'	37:DN:99:LYS:HE3	1.98	0.44
26:DC:173:LEU:HD22	26:DC:181:ARG:O	2.17	0.44
29:DF:30:VAL:O	29:DF:30:VAL:HG13	2.18	0.44
29:DF:44:ALA:C	29:DF:48:LEU:HD21	2.38	0.44
30:DG:23:ILE:C	30:DG:23:ILE:HD12	2.39	0.44
31:DH:60:GLU:O	31:DH:64:ALA:CB	2.65	0.44
31:DH:88:GLY:CA	31:DH:125:THR:OG1	2.65	0.44
31:DH:143:ILE:HG13	31:DH:144:VAL:N	2.32	0.44
34:DK:34:GLY:O	34:DK:62:VAL:CG2	2.66	0.44
38:DO:68:LYS:O	38:DO:71:ALA:HB3	2.18	0.44
38:DO:111:ARG:O	38:DO:112:GLU:C	2.56	0.44
39:DP:45:VAL:O	39:DP:47:ILE:HG23	2.18	0.44
42:DS:54:ALA:HB2	42:DS:105:VAL:CG1	2.47	0.44
45:DV:43:ASP:O	45:DV:44:HIS:C	2.56	0.44
46:DW:50:ASN:C	46:DW:51:VAL:HG12	2.39	0.44
46:DW:80:ILE:HG22	46:DW:81:SER:N	2.32	0.44
50:D0:25:THR:HG23	50:D0:26:SER:H	1.83	0.44
1:AA:147:G:N2	1:AA:176:C:C6	2.86	0.43
1:AA:153:C:C4	1:AA:168:G:O6	2.65	0.43
1:AA:176:C:O2	1:AA:177:G:C4	2.71	0.43
1:AA:374:A:O4'	1:AA:481:G:N2	2.51	0.43
1:AA:484:G:H4'	1:AA:485:U:C5'	2.48	0.43
1:AA:540:G:C5	1:AA:541:G:N7	2.86	0.43
1:AA:619:U:O2	4:AD:130:VAL:HG22	2.17	0.43
1:AA:708:C:O2	1:AA:709:U:C6	2.70	0.43
1:AA:799:G:O2'	1:AA:800:G:H5'	2.18	0.43
1:AA:807:A:C5	1:AA:808:C:C5	3.07	0.43
1:AA:824:G:O4'	8:AH:2:SER:N	2.51	0.43
1:AA:888:G:H4'	1:AA:1488:G:O2'	2.18	0.43

Continued on next page...

Continued from previous page...

Atom-1	Atom-2	Interatomic distance (Å)	Clash overlap (Å)
1:AA:1114:C:O2	1:AA:1186:G:N2	2.46	0.43
1:AA:1229:A:C2	1:AA:1230:C:N3	2.86	0.43
1:AA:1349:A:H2'	1:AA:1349:A:N3	2.33	0.43
5:AE:21:VAL:O	5:AE:31:PHE:HB3	2.18	0.43
5:AE:84:PRO:HD3	5:AE:98:PRO:CD	2.48	0.43
8:AH:16:ASN:HA	8:AH:19:ALA:HB3	2.00	0.43
8:AH:125:ILE:O	8:AH:125:ILE:CG1	2.62	0.43
11:AK:104:GLY:O	11:AK:105:PHE:CG	2.71	0.43
13:AM:6:GLY:O	13:AM:8:ASN:N	2.51	0.43
14:AN:2:LYS:HB3	14:AN:5:MET:HB2	2.00	0.43
18:AR:34:THR:CG2	18:AR:38:LYS:HB3	2.48	0.43
19:AS:18:LYS:C	19:AS:19:VAL:CG2	2.87	0.43
22:AV:49:C:H2'	22:AV:50:U:C6	2.53	0.43
24:BA:29:U:H2'	24:BA:30:G:C8	2.53	0.43
24:BA:108:G:N2	24:BA:109:C:H1'	2.33	0.43
24:BA:364:C:N3	24:BA:365:U:C4	2.85	0.43
24:BA:418:C:H2'	24:BA:419:U:H6	1.83	0.43
24:BA:675:A:C8	24:BA:804:A:C6	3.05	0.43
24:BA:718:A:H5''	24:BA:719:C:OP2	2.18	0.43
24:BA:852:U:H2'	24:BA:853:C:O4'	2.18	0.43
24:BA:1144:A:C2'	24:BA:1145:C:O5'	2.66	0.43
24:BA:1203:U:C5	24:BA:1204:A:C5	3.06	0.43
24:BA:1218:G:N1	24:BA:1232:G:C5	2.85	0.43
24:BA:1287:A:C5	24:BA:1288:G:C6	3.06	0.43
24:BA:1361:G:C6	24:BA:1362:C:N4	2.86	0.43
24:BA:1469:A:C2	24:BA:1470:A:C5	3.06	0.43
24:BA:1515:A:H3'	24:BA:1516:G:H8	1.83	0.43
24:BA:1528:A:N6	24:BA:1543:G:O2'	2.51	0.43
24:BA:1904:G:H1'	24:BA:1927:A:N1	2.33	0.43
24:BA:2185:U:H2'	24:BA:2186:G:H5'	2.01	0.43
24:BA:2350:C:H2'	24:BA:2351:G:O4'	2.18	0.43
24:BA:2405:G:OP1	35:BL:70:LYS:CE	2.66	0.43
24:BA:2416:C:C4	24:BA:2417:C:N4	2.85	0.43
24:BA:2668:G:N2	24:BA:2669:G:C4	2.86	0.43
25:BB:22:U:H2'	25:BB:23:G:C8	2.53	0.43
26:BC:43:ASN:O	26:BC:46:GLY:N	2.50	0.43
26:BC:55:GLY:HA3	26:BC:211:ARG:NH2	2.33	0.43
27:BD:178:VAL:HG22	27:BD:188:LEU:HB2	1.99	0.43
29:BF:68:LYS:NZ	29:BF:82:TYR:O	2.51	0.43
29:BF:96:TRP:CZ2	29:BF:99:PHE:CZ	2.95	0.43
30:BG:138:GLN:OE1	30:BG:139:VAL:HA	2.18	0.43

Continued on next page...

Continued from previous page...

Atom-1	Atom-2	Interatomic distance (Å)	Clash overlap (Å)
31:BH:114:GLU:OE1	31:BH:133:GLN:C	2.56	0.43
32:BI:60:VAL:HB	32:BI:66:PHE:CE2	2.53	0.43
32:BI:129:GLU:O	32:BI:133:ARG:N	2.50	0.43
33:BJ:17:VAL:CG2	33:BJ:57:LEU:HD11	2.48	0.43
35:BL:73:ILE:C	35:BL:74:THR:HG22	2.38	0.43
37:BN:81:ASN:O	37:BN:85:PRO:HD2	2.18	0.43
40:BQ:80:ASN:O	40:BQ:84:LYS:HB2	2.17	0.43
42:BS:17:VAL:HG22	42:BS:76:VAL:HG11	1.98	0.43
48:BY:46:VAL:O	48:BY:47:ARG:C	2.56	0.43
49:BZ:22:THR:HG21	49:BZ:50:VAL:CG1	2.48	0.43
1:CA:51:A:O2'	1:CA:116:A:H4'	2.18	0.43
1:CA:346:G:OP1	34:DK:108:ARG:NH2	2.51	0.43
1:CA:468:A:C2	1:CA:469:C:N3	2.86	0.43
1:CA:604:G:C2	1:CA:635:A:N3	2.86	0.43
1:CA:613:C:OP1	4:CD:81:ARG:CZ	2.65	0.43
1:CA:716:A:C6	1:CA:717:U:N3	2.86	0.43
1:CA:738:C:H2'	1:CA:739:C:C6	2.53	0.43
1:CA:1114:C:O2	1:CA:1115:U:N1	2.50	0.43
1:CA:1119:C:O2	1:CA:1155:A:C2	2.71	0.43
1:CA:1194:U:C5	1:CA:1195:C:N4	2.86	0.43
1:CA:1237:C:H2'	1:CA:1238:A:OP1	2.18	0.43
1:CA:1514:G:C2'	1:CA:1515:G:O5'	2.66	0.43
2:CB:82:ASP:O	2:CB:83:ALA:C	2.55	0.43
2:CB:107:VAL:C	2:CB:109:GLN:N	2.70	0.43
2:CB:135:LEU:O	2:CB:135:LEU:HD12	2.17	0.43
3:CC:152:GLU:CB	3:CC:167:TRP:CB	2.96	0.43
4:CD:163:GLU:HA	4:CD:167:LYS:HE2	1.99	0.43
5:CE:107:ALA:HB3	5:CE:112:ARG:HA	2.00	0.43
6:CF:21:MET:O	6:CF:23:GLU:HG3	2.17	0.43
6:CF:37:HIS:O	6:CF:96:VAL:O	2.36	0.43
6:CF:88:MET:HE2	6:CF:90:MET:HE1	2.00	0.43
7:CG:103:TRP:CZ2	7:CG:133:THR:HG23	2.53	0.43
8:CH:89:LYS:HD3	8:CH:90:ASP:CA	2.48	0.43
15:CO:28:GLN:O	15:CO:29:VAL:C	2.57	0.43
16:CP:14:ARG:N	16:CP:15:PRO:HD3	2.33	0.43
19:CS:12:ASP:OD1	19:CS:14:HIS:CD2	2.71	0.43
55:CY:56:SER:O	55:CY:58:THR:HG23	2.17	0.43
24:DA:18:U:OP1	40:DQ:29:ARG:NH2	2.51	0.43
24:DA:29:U:C2'	24:DA:30:G:H5'	2.48	0.43
24:DA:58:G:OP1	43:DT:78:SER:CB	2.66	0.43
24:DA:139:U:O4	43:DT:2:ILE:HG13	2.16	0.43

Continued on next page...

Continued from previous page...

Atom-1	Atom-2	Interatomic distance (Å)	Clash overlap (Å)
24:DA:381:G:OP1	47:DX:17:ARG:NH2	2.49	0.43
24:DA:507:A:H4'	24:DA:509:C:C6	2.53	0.43
24:DA:646:U:H5'	24:DA:647:G:H5''	2.00	0.43
24:DA:875:G:O2'	24:DA:876:C:H5'	2.18	0.43
24:DA:1218:G:C6	24:DA:1219:U:C4	3.06	0.43
24:DA:1225:G:N1	24:DA:1226:A:N1	2.66	0.43
24:DA:1298:C:C2	24:DA:1643:G:N2	2.86	0.43
24:DA:1533:C:N3	24:DA:1538:G:N2	2.62	0.43
24:DA:1606:C:O4'	24:DA:1608:A:C2	2.71	0.43
24:DA:1995:U:H5''	24:DA:1996:C:H2'	1.99	0.43
24:DA:2259:U:H1'	24:DA:2427:C:C2	2.52	0.43
24:DA:2303:G:C6	24:DA:2304:G:C8	3.06	0.43
24:DA:2790:U:C4'	24:DA:2791:G:OP1	2.66	0.43
29:DF:76:PHE:HB2	29:DF:78:ILE:HD11	1.99	0.43
29:DF:105:ILE:O	29:DF:108:PRO:HD2	2.17	0.43
30:DG:124:CYS:O	30:DG:125:PRO:C	2.55	0.43
31:DH:93:SER:CB	31:DH:122:LEU:HB2	2.45	0.43
31:DH:98:ASP:C	31:DH:100:ALA:N	2.71	0.43
34:DK:70:ARG:CD	34:DK:76:VAL:CG2	2.95	0.43
35:DL:38:GLN:C	35:DL:40:SER:H	2.22	0.43
35:DL:111:ILE:N	35:DL:111:ILE:CD1	2.81	0.43
37:DN:65:LEU:O	37:DN:66:ALA:C	2.56	0.43
38:DO:78:VAL:O	38:DO:82:ALA:CB	2.65	0.43
41:DR:77:PHE:CE1	41:DR:79:ARG:CG	3.01	0.43
46:DW:11:ARG:CZ	46:DW:11:ARG:HB3	2.48	0.43
49:DZ:2:LYS:O	49:DZ:3:THR:C	2.56	0.43
51:D1:21:THR:OG1	53:D3:33:THR:HG22	2.17	0.43
1:AA:258:G:C6	1:AA:269:C:C2	3.06	0.43
1:AA:378:G:N1	1:AA:386:C:C2	2.85	0.43
1:AA:392:C:O2'	1:AA:482:A:H2	2.01	0.43
1:AA:530:G:OP1	1:AA:531:U:H5'	2.17	0.43
1:AA:568:G:C2'	1:AA:569:C:H5'	2.48	0.43
1:AA:927:G:C6	1:AA:928:G:N7	2.86	0.43
1:AA:953:G:C6	1:AA:954:G:C4	3.05	0.43
1:AA:996:A:C2	1:AA:1046:A:H5'	2.52	0.43
1:AA:1033:G:H2'	1:AA:1034:G:H5'	2.00	0.43
1:AA:1048:G:C2	1:AA:1050:G:C5	3.06	0.43
1:AA:1270:G:H4'	1:AA:1314:C:H5'	2.00	0.43
1:AA:1355:G:N3	1:AA:1355:G:H2'	2.32	0.43
1:AA:1399:C:C2	1:AA:1401:G:C5	3.06	0.43
1:AA:1499:A:O2'	1:AA:1500:A:H5'	2.18	0.43

Continued on next page...

Continued from previous page...

Atom-1	Atom-2	Interatomic distance (Å)	Clash overlap (Å)
1:AA:1515:G:C4	1:AA:1516:G:C8	3.06	0.43
2:AB:70:VAL:HA	2:AB:92:VAL:O	2.18	0.43
2:AB:104:TRP:O	2:AB:107:VAL:N	2.51	0.43
2:AB:123:ASP:O	2:AB:124:GLY:C	2.55	0.43
3:AC:172:ARG:O	3:AC:203:PHE:CD2	2.71	0.43
4:AD:125:VAL:HG22	4:AD:126:ASN:N	2.32	0.43
8:AH:15:ARG:HG3	8:AH:16:ASN:N	2.34	0.43
10:AJ:50:THR:HG22	10:AJ:64:GLN:OE1	2.18	0.43
11:AK:60:PRO:HB2	11:AK:95:SER:CB	2.48	0.43
11:AK:98:ARG:O	11:AK:102:ALA:HB2	2.18	0.43
13:AM:2:ALA:CA	13:AM:9:ILE:HD12	2.48	0.43
16:AP:60:TRP:O	16:AP:63:GLN:N	2.50	0.43
18:AR:55:LEU:O	18:AR:55:LEU:CG	2.66	0.43
24:BA:127:A:OP2	52:B2:46:LYS:HE3	2.18	0.43
24:BA:248:G:N3	24:BA:2431:U:H4'	2.32	0.43
24:BA:777:G:H2'	24:BA:778:G:O4'	2.18	0.43
24:BA:830:G:H4'	24:BA:831:G:OP2	2.17	0.43
24:BA:1069:A:C6	24:BA:1073:A:N6	2.86	0.43
24:BA:1115:G:HO2'	24:BA:1116:G:P	2.31	0.43
24:BA:1168:G:H2'	24:BA:1169:A:C8	2.53	0.43
24:BA:1248:G:C8	40:BQ:2:ARG:HB2	2.54	0.43
24:BA:1413:A:N1	24:BA:1590:A:C2	2.86	0.43
24:BA:1622:G:C2	24:BA:1623:G:C8	3.05	0.43
24:BA:1675:C:H2'	24:BA:1676:A:O4'	2.18	0.43
24:BA:1931:U:O4	24:BA:1969:A:C8	2.70	0.43
24:BA:2104:C:C5	24:BA:2105:U:C4	3.05	0.43
24:BA:2306:C:O2	29:BF:149:ARG:NH1	2.50	0.43
24:BA:2413:G:C2	24:BA:2414:G:C8	3.06	0.43
24:BA:2417:C:O2'	24:BA:2418:A:H5'	2.18	0.43
24:BA:2644:G:N7	24:BA:2645:G:N1	2.67	0.43
24:BA:2807:U:O2	24:BA:2892:G:C2	2.71	0.43
25:BB:14:U:O4'	25:BB:106:G:N2	2.52	0.43
25:BB:45:A:N1	25:BB:46:A:C2	2.86	0.43
25:BB:57:A:C1'	29:BF:26:GLN:CD	2.86	0.43
25:BB:73:A:H3'	25:BB:74:U:C6	2.53	0.43
25:BB:75:G:O4'	45:BV:29:ILE:HD12	2.18	0.43
26:BC:52:HIS:HB3	26:BC:218:THR:HG23	2.00	0.43
26:BC:66:PHE:CD2	26:BC:155:ARG:NH2	2.86	0.43
26:BC:141:HIS:HB3	26:BC:194:VAL:CG1	2.45	0.43
27:BD:170:VAL:HG13	27:BD:194:PRO:HB3	2.00	0.43
28:BE:82:GLY:O	28:BE:84:THR:CA	2.65	0.43

Continued on next page...

Continued from previous page...

Atom-1	Atom-2	Interatomic distance (Å)	Clash overlap (Å)
28:BE:194:LYS:HD2	28:BE:194:LYS:HA	1.87	0.43
29:BF:27:VAL:O	29:BF:29:ARG:N	2.50	0.43
29:BF:129:MET:N	29:BF:129:MET:CE	2.82	0.43
30:BG:82:PHE:O	30:BG:133:LYS:HA	2.18	0.43
33:BJ:24:THR:O	33:BJ:25:LEU:C	2.57	0.43
34:BK:34:GLY:O	34:BK:37:ASP:OD1	2.36	0.43
35:BL:78:ARG:HG3	35:BL:80:SER:OG	2.18	0.43
35:BL:132:ARG:CG	35:BL:142:ILE:HD13	2.48	0.43
37:BN:47:VAL:C	37:BN:50:PRO:HD2	2.39	0.43
37:BN:75:ILE:O	37:BN:79:LEU:HD13	2.18	0.43
39:BP:83:ILE:HD12	39:BP:83:ILE:N	2.33	0.43
43:BT:39:THR:CG2	43:BT:42:GLU:HB3	2.48	0.43
46:BW:55:ARG:O	46:BW:55:ARG:HG3	2.17	0.43
48:BY:49:ASP:HA	48:BY:52:ARG:CG	2.48	0.43
51:B1:12:SER:CA	51:B1:48:TYR:CE2	3.01	0.43
1:CA:55:A:C5	1:CA:56:U:C5	3.07	0.43
1:CA:354:G:C2	1:CA:355:C:C6	3.07	0.43
1:CA:369:G:C2	1:CA:393:A:C4	3.06	0.43
1:CA:406:G:C2	1:CA:407:U:C5	3.07	0.43
1:CA:412:A:H4'	1:CA:413:G:C5'	2.48	0.43
1:CA:520:A:N1	1:CA:536:C:H1'	2.33	0.43
1:CA:585:G:C2	1:CA:757:U:O2	2.71	0.43
1:CA:604:G:C6	1:CA:605:U:C4	3.07	0.43
1:CA:706:A:C6	1:CA:707:U:C4	3.06	0.43
1:CA:749:A:C2	1:CA:750:C:C2	3.06	0.43
1:CA:773:G:C2	1:CA:774:G:H1'	2.54	0.43
1:CA:1006:G:H2'	1:CA:1007:U:C6	2.53	0.43
1:CA:1035:A:N6	1:CA:1036:A:N6	2.66	0.43
1:CA:1072:G:C5	1:CA:1073:U:C4	3.06	0.43
1:CA:1082:A:P	5:CE:23:LYS:HZ3	2.40	0.43
1:CA:1192:C:C2'	1:CA:1193:G:O5'	2.67	0.43
1:CA:1412:C:H2'	1:CA:1413:A:H8	1.81	0.43
2:CB:152:LYS:CG	2:CB:153:ASP:N	2.80	0.43
3:CC:97:VAL:HG22	3:CC:98:PRO:HD2	2.00	0.43
4:CD:17:THR:O	4:CD:18:ASP:HB3	2.18	0.43
4:CD:58:LYS:HD3	4:CD:203:LEU:HD13	1.96	0.43
4:CD:59:GLN:HA	4:CD:62:ARG:HG2	2.00	0.43
7:CG:69:VAL:HG22	7:CG:70:ARG:N	2.33	0.43
9:CI:79:ILE:C	9:CI:81:HIS:N	2.69	0.43
14:CN:93:ILE:CG2	14:CN:96:LEU:HG	2.48	0.43
15:CO:11:ILE:HD12	15:CO:12:VAL:CA	2.47	0.43

Continued on next page...

Continued from previous page...

Atom-1	Atom-2	Interatomic distance (Å)	Clash overlap (Å)
15:CO:82:ILE:C	15:CO:84:ARG:N	2.70	0.43
16:CP:32:PHE:HD1	16:CP:33:ILE:N	2.16	0.43
16:CP:66:THR:C	16:CP:67:ILE:CG1	2.86	0.43
18:CR:47:THR:O	18:CR:48:ARG:C	2.56	0.43
20:CT:55:GLN:O	20:CT:56:PRO:C	2.52	0.43
55:CY:119:GLY:O	55:CY:120:GLU:C	2.55	0.43
55:CY:149:SER:O	55:CY:152:ASP:N	2.51	0.43
24:DA:80:G:C2	24:DA:81:G:N9	2.86	0.43
24:DA:125:A:C6	52:D2:10:LEU:HD13	2.53	0.43
24:DA:597:G:C5	24:DA:598:U:C5	3.06	0.43
24:DA:830:G:C4	24:DA:2448:A:C5	3.06	0.43
24:DA:1024:G:O6	24:DA:1025:G:N1	2.51	0.43
24:DA:1378:A:C8	24:DA:1380:G:C5	3.05	0.43
24:DA:1489:C:H3'	24:DA:1489:C:C6	2.53	0.43
24:DA:1532:A:C2	24:DA:1533:C:N1	2.85	0.43
24:DA:1566:A:O2'	24:DA:1567:G:H5'	2.18	0.43
24:DA:1794:A:C1'	24:DA:1900:A:C2	3.00	0.43
24:DA:1870:C:H5''	24:DA:1871:A:C5	2.53	0.43
24:DA:1999:C:H5''	24:DA:2723:C:O2'	2.17	0.43
24:DA:2262:U:H2'	24:DA:2263:C:C6	2.53	0.43
24:DA:2428:G:H5''	24:DA:2429:G:O5'	2.18	0.43
25:DB:46:A:C6	25:DB:47:C:N3	2.86	0.43
25:DB:77:U:C6	45:DV:14:LYS:NZ	2.84	0.43
26:DC:48:ILE:C	26:DC:48:ILE:HD12	2.38	0.43
31:DH:146:VAL:HG22	31:DH:147:VAL:H	1.84	0.43
32:DI:56:VAL:HG13	32:DI:57:VAL:N	2.32	0.43
33:DJ:110:PRO:CD	33:DJ:118:MET:CE	2.95	0.43
34:DK:57:VAL:O	34:DK:58:LEU:HB3	2.18	0.43
37:DN:56:LYS:NZ	37:DN:87:PHE:O	2.45	0.43
38:DO:63:LYS:N	38:DO:63:LYS:CD	2.81	0.43
39:DP:85:VAL:HG22	39:DP:85:VAL:O	2.18	0.43
40:DQ:45:ALA:O	40:DQ:49:ARG:HG3	2.18	0.43
49:DZ:6:ILE:CG2	49:DZ:54:VAL:HG21	2.48	0.43
1:AA:15:G:H5'	1:AA:1396:A:O2'	2.18	0.43
1:AA:255:G:H2'	1:AA:256:U:C6	2.54	0.43
1:AA:293:G:C6	1:AA:294:U:C4	3.06	0.43
1:AA:419:C:C4	1:AA:420:U:C5	3.07	0.43
1:AA:491:G:N3	1:AA:491:G:H2'	2.32	0.43
1:AA:527:G:C6	1:AA:528:C:C5	3.06	0.43
1:AA:532:A:C2	1:AA:1207:G:C4'	2.99	0.43
1:AA:779:C:C2'	1:AA:780:A:H5'	2.48	0.43

Continued on next page...

Continued from previous page...

Atom-1	Atom-2	Interatomic distance (Å)	Clash overlap (Å)
1:AA:794:A:C6	1:AA:795:C:C4	3.06	0.43
1:AA:1153:G:C2'	1:AA:1154:G:O5'	2.65	0.43
1:AA:1261:A:C5	1:AA:1275:A:C2	3.07	0.43
1:AA:1363:A:C5	1:AA:1365:G:C5	3.07	0.43
1:AA:1446:A:N3	1:AA:1446:A:C2'	2.79	0.43
2:AB:98:GLY:C	2:AB:100:MET:N	2.70	0.43
3:AC:59:ARG:HA	3:AC:64:ILE:HG22	2.00	0.43
3:AC:186:THR:HG22	3:AC:187:SER:N	2.33	0.43
4:AD:192:SER:OG	6:CF:16:GLU:CB	2.67	0.43
7:AG:142:HIS:ND1	7:AG:142:HIS:C	2.71	0.43
8:AH:39:VAL:HG12	8:AH:40:LEU:H	1.83	0.43
9:AI:28:ILE:HG12	9:AI:35:LEU:HD22	2.00	0.43
9:AI:107:ASP:OD2	9:AI:109:ARG:HB2	2.19	0.43
12:AL:47:SER:O	12:AL:48:ALA:HB2	2.19	0.43
13:AM:34:LEU:CD2	13:AM:39:ILE:HG21	2.49	0.43
13:AM:60:VAL:O	13:AM:62:LYS:N	2.51	0.43
14:AN:27:LYS:CA	14:AN:30:ILE:HB	2.48	0.43
14:AN:32:ASP:O	14:AN:33:VAL:C	2.56	0.43
19:AS:16:LEU:HD12	19:AS:17:LYS:N	2.33	0.43
21:AU:40:LYS:N	21:AU:41:PRO:CD	2.81	0.43
24:BA:77:G:OP1	48:BY:52:ARG:NH1	2.50	0.43
24:BA:460:A:OP2	52:B2:41:ARG:NH1	2.50	0.43
24:BA:511:U:H2'	24:BA:512:G:H5'	1.98	0.43
24:BA:515:A:H2'	24:BA:516:C:H5'	2.00	0.43
24:BA:569:U:O2	24:BA:947:A:H4'	2.19	0.43
24:BA:681:G:C4	24:BA:682:G:C8	3.05	0.43
24:BA:840:C:O2'	24:BA:841:G:H5'	2.18	0.43
24:BA:1100:C:H2'	24:BA:1101:U:O4'	2.18	0.43
24:BA:1176:U:C2	24:BA:1177:G:C6	3.07	0.43
24:BA:1266:G:N7	42:BS:16:LYS:HE2	2.33	0.43
24:BA:1293:C:C4	24:BA:1294:U:C5	3.05	0.43
24:BA:1453:A:N3	37:BN:77:ALA:HB2	2.33	0.43
24:BA:1722:A:H2'	24:BA:1723:G:C8	2.53	0.43
24:BA:1733:G:C6	24:BA:1734:G:C5	3.06	0.43
24:BA:1802:A:HO2'	24:BA:1803:A:P	2.40	0.43
24:BA:2027:G:C4	24:BA:2028:U:C5	3.06	0.43
24:BA:2094:A:C2	24:BA:2196:C:H1'	2.54	0.43
24:BA:2114:A:N6	24:BA:2115:G:N3	2.66	0.43
24:BA:2199:A:H2'	24:BA:2200:C:O5'	2.18	0.43
24:BA:2295:C:OP2	38:BO:10:ARG:NH1	2.51	0.43
24:BA:2757:A:C2	24:BA:2758:A:N7	2.86	0.43

Continued on next page...

Continued from previous page...

Atom-1	Atom-2	Interatomic distance (Å)	Clash overlap (Å)
24:BA:2861:U:C2	24:BA:2862:G:N7	2.87	0.43
57:BA:3162:NMY:N19	57:BA:3162:NMY:O21	2.52	0.43
57:BA:3163:NMY:H2	57:BA:3163:NMY:H172	1.99	0.43
25:BB:43:C:H2'	29:BF:91:ARG:HE	1.82	0.43
25:BB:98:G:O6	45:BV:14:LYS:N	2.52	0.43
26:BC:62:ARG:NH1	26:BC:83:ASP:CG	2.72	0.43
26:BC:184:GLU:O	26:BC:187:CYS:SG	2.74	0.43
26:BC:224:MET:O	26:BC:232:GLY:CA	2.65	0.43
30:BG:10:VAL:HG23	30:BG:14:VAL:CG1	2.48	0.43
30:BG:145:ALA:O	30:BG:146:ASP:C	2.57	0.43
31:BH:48:GLU:O	31:BH:51:ARG:HG2	2.18	0.43
34:BK:103:VAL:HG22	34:BK:104:THR:N	2.34	0.43
36:BM:10:ARG:CZ	36:BM:11:LYS:NZ	2.81	0.43
37:BN:12:ARG:HD3	37:BN:16:HIS:CD2	2.53	0.43
39:BP:39:LEU:HD23	39:BP:39:LEU:C	2.39	0.43
44:BU:38:ILE:HG23	44:BU:39:ASN:H	1.83	0.43
45:BV:77:VAL:HG23	45:BV:89:ILE:HG23	1.99	0.43
46:BW:24:LYS:CE	46:BW:36:ILE:O	2.66	0.43
49:BZ:22:THR:O	49:BZ:25:GLY:N	2.50	0.43
50:B0:39:ARG:O	50:B0:40:HIS:C	2.57	0.43
52:B2:9:VAL:O	52:B2:13:ASN:OD1	2.36	0.43
53:B3:30:HIS:CA	53:B3:32:LEU:HD13	2.48	0.43
54:B4:2:LYS:O	54:B4:35:GLN:HA	2.18	0.43
1:CA:16:A:H2'	1:CA:17:U:C5'	2.48	0.43
1:CA:17:U:O2	1:CA:18:C:C2	2.72	0.43
1:CA:109:A:C8	1:CA:326:G:H2'	2.53	0.43
1:CA:340:U:O2'	1:CA:341:C:H5'	2.18	0.43
1:CA:520:A:N7	1:CA:521:G:C8	2.86	0.43
1:CA:608:A:C6	1:CA:609:A:C5	3.06	0.43
1:CA:843:U:OP1	1:CA:846:G:N1	2.50	0.43
1:CA:1005:A:N6	1:CA:1024:G:O2'	2.51	0.43
1:CA:1048:G:P	14:CN:3:GLN:HG2	2.59	0.43
1:CA:1110:A:H2'	1:CA:1111:A:C8	2.54	0.43
1:CA:1228:C:OP1	13:CM:115:PRO:HG2	2.18	0.43
1:CA:1261:A:N6	1:CA:1275:A:C8	2.86	0.43
1:CA:1310:G:N2	1:CA:1328:C:C2	2.86	0.43
1:CA:1345:U:C4	1:CA:1377:A:C2	3.06	0.43
3:CC:193:TYR:C	3:CC:193:TYR:CD1	2.91	0.43
7:CG:13:LEU:HD12	7:CG:15:ASP:N	2.33	0.43
7:CG:92:ARG:O	7:CG:96:ARG:HB2	2.17	0.43
7:CG:141:VAL:O	7:CG:145:ALA:N	2.51	0.43

Continued on next page...

Continued from previous page...

Atom-1	Atom-2	Interatomic distance (Å)	Clash overlap (Å)
11:CK:86:VAL:O	11:CK:113:VAL:N	2.44	0.43
12:CL:63:VAL:CG1	12:CL:64:THR:N	2.76	0.43
12:CL:82:ILE:CG2	12:CL:95:TYR:CE1	2.99	0.43
15:CO:9:ALA:HB3	15:CO:10:LYS:HD3	2.00	0.43
17:CQ:59:VAL:HG12	17:CQ:60:GLU:O	2.18	0.43
22:CV:24:G:C5	22:CV:25:C:C5	3.07	0.43
55:CY:20:PHE:CD1	55:CY:21:LYS:N	2.87	0.43
55:CY:165:ASP:O	55:CY:168:ILE:N	2.51	0.43
24:DA:68:G:H2'	24:DA:69:C:O4'	2.18	0.43
24:DA:135:U:O2'	24:DA:136:G:H5'	2.18	0.43
24:DA:260:G:C6	24:DA:261:G:C8	3.06	0.43
24:DA:310:A:O2'	24:DA:311:A:P	2.76	0.43
24:DA:354:A:C6	24:DA:355:U:N3	2.87	0.43
24:DA:497:A:H2'	24:DA:498:G:O4'	2.18	0.43
24:DA:579:G:H4'	24:DA:2017:U:H2'	1.98	0.43
24:DA:581:C:H2'	24:DA:582:A:H8	1.83	0.43
24:DA:638:G:H2'	24:DA:639:U:O4'	2.18	0.43
24:DA:673:C:H4'	28:DE:77:ILE:HD13	2.00	0.43
24:DA:1038:G:H2'	24:DA:1039:A:C8	2.53	0.43
24:DA:1337:G:C2'	24:DA:1338:G:H5'	2.49	0.43
24:DA:1442:U:H2'	24:DA:1443:U:C6	2.53	0.43
24:DA:1838:C:H4'	24:DA:1839:G:N7	2.33	0.43
24:DA:2104:C:H5''	24:DA:2105:U:P	2.58	0.43
24:DA:2195:U:C4	24:DA:2196:C:C5	3.06	0.43
24:DA:2248:C:C2'	24:DA:2249:U:H5'	2.47	0.43
24:DA:2249:U:H4'	24:DA:2275:C:C5	2.54	0.43
24:DA:2482:A:N3	36:DM:51:ARG:NH2	2.66	0.43
24:DA:2483:C:O3'	36:DM:44:ARG:CZ	2.66	0.43
24:DA:2732:G:OP1	27:DD:208:LYS:HE2	2.18	0.43
24:DA:2744:G:H2'	24:DA:2745:C:H5'	1.98	0.43
24:DA:2903:U:O2	24:DA:2903:U:O4'	2.35	0.43
26:DC:157:ALA:O	26:DC:158:GLY:C	2.56	0.43
26:DC:164:VAL:HG12	26:DC:172:THR:O	2.19	0.43
31:DH:29:PHE:O	31:DH:33:GLN:NE2	2.52	0.43
31:DH:33:GLN:O	31:DH:34:GLY:C	2.56	0.43
31:DH:134:VAL:CG1	31:DH:135:HIS:N	2.82	0.43
32:DI:129:GLU:HG3	32:DI:130:GLY:N	2.33	0.43
33:DJ:29:ALA:HB3	33:DJ:108:MET:HE1	2.00	0.43
35:DL:118:THR:O	35:DL:120:VAL:HG12	2.18	0.43
38:DO:76:LYS:O	38:DO:79:ALA:N	2.42	0.43
41:DR:72:VAL:O	41:DR:72:VAL:CG2	2.67	0.43

Continued on next page...

Continued from previous page...

Atom-1	Atom-2	Interatomic distance (Å)	Clash overlap (Å)
42:DS:4:ILE:O	42:DS:4:ILE:HG13	2.17	0.43
42:DS:29:VAL:O	42:DS:30:SER:C	2.56	0.43
45:DV:65:VAL:C	45:DV:67:GLY:N	2.70	0.43
45:DV:77:VAL:CG2	45:DV:78:GLN:N	2.81	0.43
46:DW:50:ASN:O	46:DW:50:ASN:OD1	2.36	0.43
46:DW:62:LYS:O	46:DW:63:ALA:HB2	2.18	0.43
48:DY:18:LEU:CD1	48:DY:22:LEU:HD12	2.47	0.43
50:D0:45:ASP:OD1	50:D0:45:ASP:N	2.51	0.43
51:D1:10:LEU:HD21	51:D1:33:LEU:HD21	2.00	0.43
1:AA:8:A:C4'	5:AE:107:ALA:HA	2.48	0.43
1:AA:55:A:C2'	1:AA:56:U:H5'	2.48	0.43
1:AA:56:U:N1	31:DH:91:PHE:CE2	2.87	0.43
1:AA:77:A:H2'	1:AA:78:A:C8	2.54	0.43
1:AA:94:G:O4'	1:AA:95:C:C5	2.71	0.43
1:AA:146:G:C2'	1:AA:147:G:H5'	2.48	0.43
1:AA:185:U:O2	1:AA:185:U:H2'	2.17	0.43
1:AA:412:A:O5'	11:CK:16:VAL:CG1	2.67	0.43
1:AA:448:A:C8	1:AA:487:A:N1	2.86	0.43
1:AA:599:C:P	8:AH:86:TYR:HD2	2.40	0.43
1:AA:600:A:O5'	8:AH:88:ARG:HD2	2.19	0.43
1:AA:600:A:C2	1:AA:601:G:C4	3.05	0.43
1:AA:660:C:C2'	1:AA:661:G:O4'	2.67	0.43
1:AA:786:G:C6	1:AA:787:A:N7	2.86	0.43
1:AA:790:A:C8	1:AA:791:G:N7	2.86	0.43
1:AA:1138:G:O2'	1:AA:1140:C:OP1	2.36	0.43
1:AA:1215:G:C2	1:AA:1216:A:C8	3.06	0.43
1:AA:1350:A:N7	9:AI:120:LYS:NZ	2.66	0.43
2:AB:20:THR:HG23	2:AB:21:ARG:N	2.33	0.43
2:AB:91:PHE:HE1	2:AB:150:GLY:CA	2.31	0.43
2:AB:175:GLU:O	2:AB:179:LEU:HD23	2.17	0.43
3:AC:2:GLY:O	3:AC:3:GLN:CG	2.67	0.43
3:AC:43:LEU:O	3:AC:45:LYS:N	2.51	0.43
3:AC:57:ILE:O	3:AC:58:GLU:CG	2.67	0.43
4:AD:125:VAL:HG22	4:AD:126:ASN:H	1.83	0.43
4:AD:132:ILE:O	4:AD:132:ILE:HG23	2.18	0.43
6:AF:53:LYS:O	6:AF:54:LEU:HB3	2.19	0.43
9:AI:54:LEU:O	9:AI:55:VAL:CG1	2.65	0.43
9:AI:105:THR:HG23	9:AI:106:ARG:N	2.34	0.43
10:AJ:44:THR:HG22	10:AJ:70:HIS:HA	2.01	0.43
12:AL:34:CYS:HA	12:AL:55:VAL:HG23	2.01	0.43
15:AO:57:LEU:HD12	15:AO:58:ARG:N	2.32	0.43

Continued on next page...

Continued from previous page...

Atom-1	Atom-2	Interatomic distance (Å)	Clash overlap (Å)
16:AP:7:ALA:CB	16:AP:28:ARG:O	2.67	0.43
17:AQ:72:SER:HB2	17:AQ:73:TRP:CZ3	2.52	0.43
22:AV:18:G:C6	22:AV:58:A:C6	3.07	0.43
24:BA:121:G:H5''	24:BA:149:A:H5'	2.00	0.43
24:BA:273:G:C6	24:BA:274:C:C4	3.06	0.43
24:BA:685:A:H4'	24:BA:686:U:O5'	2.17	0.43
24:BA:729:G:OP2	26:BC:206:LYS:HE3	2.19	0.43
24:BA:749:A:C5	24:BA:750:A:C8	3.06	0.43
24:BA:841:G:H2'	24:BA:842:U:H6	1.82	0.43
24:BA:945:A:C4	24:BA:2448:A:C2	3.07	0.43
24:BA:956:G:N7	36:BM:14:LYS:HE3	2.33	0.43
24:BA:1070:A:N7	24:BA:1096:A:O3'	2.51	0.43
24:BA:1668:A:O2'	24:BA:1674:G:C8	2.67	0.43
24:BA:1744:A:C2	24:BA:1745:A:H1'	2.54	0.43
24:BA:2307:G:N2	24:BA:2311:A:N7	2.67	0.43
24:BA:2337:G:C6	24:BA:2338:C:C4	3.06	0.43
24:BA:2488:G:C4	24:BA:2489:U:C5	3.06	0.43
24:BA:2603:G:C4	24:BA:2604:U:C6	3.07	0.43
24:BA:2684:U:OP2	39:BP:50:ARG:NH1	2.51	0.43
24:BA:2834:G:C2'	24:BA:2835:A:H5''	2.49	0.43
25:BB:6:G:C6	25:BB:7:G:C6	3.06	0.43
25:BB:75:G:H4'	45:BV:29:ILE:CD1	2.49	0.43
26:BC:39:SER:C	26:BC:41:GLY:H	2.22	0.43
26:BC:50:THR:OG1	26:BC:53:ILE:CD1	2.66	0.43
26:BC:254:LYS:HE3	26:BC:255:LYS:N	2.33	0.43
28:BE:8:ALA:O	28:BE:10:SER:CB	2.66	0.43
28:BE:44:ARG:O	28:BE:45:ALA:CB	2.65	0.43
29:BF:145:VAL:C	29:BF:146:ASP:CG	2.77	0.43
30:BG:155:PRO:O	30:BG:170:THR:HG22	2.19	0.43
32:BI:30:GLN:OE1	32:BI:30:GLN:N	2.47	0.43
35:BL:122:VAL:HB	35:BL:142:ILE:HG23	1.99	0.43
36:BM:97:GLN:N	36:BM:97:GLN:OE1	2.50	0.43
37:BN:13:ASN:O	37:BN:14:SER:C	2.57	0.43
38:BO:48:LEU:N	38:BO:48:LEU:CD2	2.82	0.43
39:BP:74:GLN:O	39:BP:75:THR:C	2.56	0.43
40:BQ:71:ASN:CG	40:BQ:109:VAL:HG21	2.39	0.43
41:BR:16:GLU:HA	41:BR:98:ILE:CG2	2.48	0.43
43:BT:44:LYS:HA	43:BT:47:VAL:HB	2.00	0.43
46:BW:19:LYS:HG3	46:BW:41:ARG:HH12	1.82	0.43
54:B4:19:ARG:O	54:B4:20:ASP:HB2	2.17	0.43
1:CA:158:G:C5	1:CA:159:G:N7	2.86	0.43

Continued on next page...

Continued from previous page...

Atom-1	Atom-2	Interatomic distance (Å)	Clash overlap (Å)
1:CA:227:G:H2'	1:CA:228:A:O4'	2.19	0.43
1:CA:257:G:N7	59:CA:1721:HOH:O	2.37	0.43
1:CA:322:C:H4'	20:CT:18:ARG:HG3	2.00	0.43
1:CA:552:U:C2	1:CA:553:A:C8	3.07	0.43
1:CA:571:U:O2	1:CA:918:A:H5'	2.19	0.43
1:CA:625:U:H6	1:CA:625:U:H3'	1.84	0.43
1:CA:957:U:O2'	1:CA:958:A:N7	2.50	0.43
1:CA:978:A:H4'	1:CA:1322:C:C5	2.54	0.43
1:CA:1053:G:HO2'	1:CA:1199:U:H5	1.66	0.43
1:CA:1074:G:H4'	2:CB:102:THR:HG22	1.99	0.43
1:CA:1087:G:H2'	1:CA:1088:G:H5'	2.00	0.43
1:CA:1137:C:O4'	1:CA:1138:G:N2	2.52	0.43
1:CA:1256:A:C6	1:CA:1277:C:C4	3.06	0.43
2:CB:96:TRP:NE1	2:CB:172:ALA:HB2	2.34	0.43
2:CB:107:VAL:O	2:CB:108:ARG:C	2.56	0.43
2:CB:133:GLU:O	2:CB:137:ARG:HB3	2.18	0.43
2:CB:147:SER:O	2:CB:148:LEU:CB	2.66	0.43
3:CC:116:VAL:CG1	3:CC:117:ALA:N	2.82	0.43
4:CD:162:ALA:O	4:CD:165:ARG:HG3	2.18	0.43
4:CD:194:ASP:OD1	4:CD:194:ASP:N	2.49	0.43
6:CF:63:ASN:CB	6:CF:96:VAL:HG23	2.48	0.43
11:CK:57:LYS:CG	11:CK:58:SER:N	2.82	0.43
13:CM:9:ILE:HG22	13:CM:9:ILE:O	2.17	0.43
13:CM:80:LEU:CA	13:CM:83:LEU:HD21	2.48	0.43
13:CM:96:PRO:N	13:CM:109:ARG:CZ	2.82	0.43
14:CN:18:LYS:O	14:CN:22:LYS:CE	2.67	0.43
14:CN:20:PHE:CD1	14:CN:21:ALA:N	2.87	0.43
15:CO:89:ARG:HD3	24:DA:714:U:C5	2.53	0.43
19:CS:30:PRO:O	19:CS:49:ILE:CA	2.67	0.43
21:CU:32:VAL:O	21:CU:32:VAL:CG1	2.66	0.43
55:CY:152:ASP:O	55:CY:155:ARG:CG	2.66	0.43
24:DA:137:U:C4	24:DA:140:C:H1'	2.52	0.43
24:DA:831:G:C5	24:DA:832:U:C5	3.07	0.43
24:DA:846:U:O2'	24:DA:847:U:C6	2.71	0.43
24:DA:857:G:H2'	24:DA:858:G:O4'	2.18	0.43
24:DA:929:U:N3	24:DA:930:G:N7	2.66	0.43
24:DA:1362:C:C6	24:DA:1362:C:C3'	3.01	0.43
24:DA:1419:A:OP1	24:DA:1419:A:C4'	2.62	0.43
24:DA:1600:C:O2'	24:DA:1601:G:H5'	2.18	0.43
24:DA:1809:A:C6	24:DA:1810:A:N1	2.87	0.43
24:DA:1815:A:C8	24:DA:1817:G:C4	3.06	0.43

Continued on next page...

Continued from previous page...

Atom-1	Atom-2	Interatomic distance (Å)	Clash overlap (Å)
24:DA:1824:G:N3	26:DC:251:THR:HG21	2.33	0.43
24:DA:1926:U:O2	24:DA:1928:A:H3'	2.18	0.43
24:DA:2028:U:C4	24:DA:2029:G:C6	3.07	0.43
24:DA:2098:U:H2'	24:DA:2099:U:O4'	2.19	0.43
24:DA:2138:G:H2'	24:DA:2139:U:O4'	2.19	0.43
24:DA:2190:G:C2	24:DA:2191:A:C5	3.06	0.43
24:DA:2228:G:OP1	26:DC:260:LYS:HD2	2.18	0.43
24:DA:2262:U:OP2	46:DW:16:SER:OG	2.32	0.43
24:DA:2415:G:H2'	24:DA:2416:C:H6	1.84	0.43
24:DA:2531:A:OP1	30:DG:174:LYS:CE	2.67	0.43
24:DA:2549:G:N2	24:DA:2550:G:C4	2.86	0.43
24:DA:2635:A:C6	24:DA:2636:C:C4	3.06	0.43
24:DA:2780:G:N1	33:DJ:102:GLU:OE2	2.51	0.43
24:DA:2802:G:H2'	24:DA:2803:G:O4'	2.18	0.43
57:DA:3188:NMY:C17	57:DA:3188:NMY:H2	2.47	0.43
26:DC:128:THR:CG2	26:DC:190:THR:OG1	2.66	0.43
27:DD:93:GLY:C	27:DD:94:GLN:O	2.56	0.43
29:DF:40:GLY:CA	29:DF:84:ILE:HD11	2.46	0.43
29:DF:59:ILE:HG12	29:DF:137:PHE:CD2	2.52	0.43
30:DG:12:ALA:O	30:DG:13:GLY:C	2.56	0.43
40:DQ:80:ASN:HA	40:DQ:83:LYS:CG	2.48	0.43
44:DU:32:LYS:CE	44:DU:65:GLN:HA	2.48	0.43
50:D0:29:VAL:HA	50:D0:36:LYS:HA	1.99	0.43
1:AA:34:C:C2	1:AA:35:G:C8	3.07	0.43
1:AA:164:G:C6	1:AA:165:G:C5	3.06	0.43
1:AA:364:A:C2	1:AA:365:U:C5	3.06	0.43
1:AA:396:C:C3'	1:AA:397:A:H5''	2.48	0.43
1:AA:504:C:C1'	1:AA:510:A:C2	3.01	0.43
1:AA:541:G:O2'	4:AD:40:GLN:HB3	2.18	0.43
1:AA:763:G:O2'	1:AA:764:C:H5'	2.18	0.43
1:AA:805:C:C2	1:AA:806:C:H5	2.35	0.43
1:AA:898:G:C2	1:AA:902:G:C6	3.06	0.43
1:AA:978:A:N7	1:AA:1318:A:C6	2.86	0.43
1:AA:1055:A:H2'	3:AC:156:ARG:HD3	2.00	0.43
1:AA:1058:G:H2'	1:AA:1059:C:O4'	2.19	0.43
1:AA:1102:A:C6	1:AA:1103:C:C4	3.07	0.43
1:AA:1155:A:H2'	1:AA:1156:G:C1'	2.49	0.43
1:AA:1220:G:H4'	19:AS:34:TRP:O	2.19	0.43
1:AA:1268:G:O2'	1:AA:1269:A:O4'	2.33	0.43
1:AA:1494:G:H8	24:BA:1913:A:C5	2.36	0.43
57:AA:1655:NMY:O21	57:AA:1655:NMY:N23	2.52	0.43

Continued on next page...

Continued from previous page...

Atom-1	Atom-2	Interatomic distance (Å)	Clash overlap (Å)
3:AC:14:ILE:C	3:AC:15:VAL:HG13	2.38	0.43
3:AC:30:ALA:O	3:AC:32:ASN:N	2.51	0.43
3:AC:34:ASP:O	3:AC:38:LYS:CB	2.67	0.43
3:AC:38:LYS:HG2	3:AC:38:LYS:O	2.19	0.43
4:AD:70:ARG:O	4:AD:74:ASN:OD1	2.37	0.43
4:AD:182:PHE:N	4:AD:182:PHE:HD1	2.14	0.43
7:AG:97:ASN:O	7:AG:98:ALA:C	2.57	0.43
8:AH:10:MET:O	8:AH:12:THR:N	2.52	0.43
9:AI:117:GLY:C	9:AI:118:LEU:HD12	2.39	0.43
12:AL:57:LEU:CB	12:AL:61:PHE:HB2	2.49	0.43
13:AM:12:HIS:O	13:AM:13:LYS:HB2	2.18	0.43
13:AM:30:SER:O	13:AM:34:LEU:HD12	2.18	0.43
19:AS:41:PHE:O	19:AS:44:MET:HG3	2.18	0.43
20:AT:70:ASN:O	20:AT:71:LYS:C	2.54	0.43
24:BA:464:U:H2'	24:BA:465:G:O4'	2.19	0.43
24:BA:783:A:C2'	24:BA:784:G:O5'	2.66	0.43
24:BA:974:G:C6	24:BA:1186:G:C6	3.07	0.43
24:BA:977:G:C2	24:BA:987:C:C2	3.05	0.43
24:BA:1232:G:C5	24:BA:1233:C:C5	3.06	0.43
24:BA:1398:C:OP1	43:BT:59:ASN:ND2	2.50	0.43
24:BA:1419:A:H2'	24:BA:1421:G:N7	2.33	0.43
24:BA:1423:G:C6	24:BA:1424:G:C5	3.06	0.43
24:BA:1444:G:C5	24:BA:1445:G:N7	2.86	0.43
24:BA:1495:A:N1	24:BA:1496:A:C6	2.86	0.43
24:BA:1512:C:H2'	24:BA:1513:U:C5'	2.47	0.43
24:BA:1782:U:H2'	24:BA:1783:A:H5'	1.99	0.43
24:BA:1885:A:N1	24:BA:1886:U:C2	2.86	0.43
24:BA:1917:U:H2'	24:BA:1918:A:H5'	2.00	0.43
24:BA:1956:U:H1'	24:BA:2552:U:OP1	2.18	0.43
24:BA:2109:U:OP1	24:BA:2150:C:H5'	2.18	0.43
24:BA:2206:C:O2'	24:BA:2207:C:H5'	2.18	0.43
24:BA:2303:G:O2'	29:BF:120:SER:O	2.37	0.43
24:BA:2334:U:H5'	38:BO:12:THR:HG21	2.01	0.43
24:BA:2360:G:N2	24:BA:2428:G:C6	2.87	0.43
24:BA:2662:A:C5	24:BA:2663:G:H1'	2.54	0.43
24:BA:2834:G:H2'	24:BA:2835:A:H5''	2.00	0.43
25:BB:42:C:C5	29:BF:65:LEU:HD22	2.54	0.43
26:BC:245:THR:C	26:BC:247:TRP:H	2.21	0.43
27:BD:37:VAL:HG12	27:BD:38:LYS:N	2.33	0.43
28:BE:119:ILE:HG22	28:BE:187:VAL:HG23	2.01	0.43
29:BF:74:ALA:C	29:BF:76:PHE:H	2.20	0.43

Continued on next page...

Continued from previous page...

Atom-1	Atom-2	Interatomic distance (Å)	Clash overlap (Å)
31:BH:113:SER:O	31:BH:114:GLU:O	2.37	0.43
34:BK:2:ILE:HG13	34:BK:6:THR:HB	2.01	0.43
35:BL:56:PRO:HD2	35:BL:59:ARG:HD3	2.00	0.43
35:BL:77:ILE:O	35:BL:110:VAL:O	2.37	0.43
37:BN:9:GLN:O	37:BN:10:LEU:HB2	2.18	0.43
38:BO:56:LYS:O	38:BO:57:ALA:C	2.56	0.43
38:BO:80:GLU:C	38:BO:80:GLU:OE1	2.56	0.43
38:BO:99:TYR:O	38:BO:100:HIS:CB	2.66	0.43
42:BS:56:ALA:O	42:BS:58:ALA:N	2.52	0.43
42:BS:80:PRO:O	42:BS:100:THR:OG1	2.27	0.43
42:BS:84:ARG:HB2	42:BS:96:ILE:CG2	2.49	0.43
45:BV:44:HIS:NE2	45:BV:85:LYS:HG3	2.33	0.43
48:BY:9:LYS:O	48:BY:10:SER:C	2.56	0.43
48:BY:49:ASP:C	48:BY:51:ALA:N	2.72	0.43
51:B1:11:VAL:C	51:B1:48:TYR:CD2	2.91	0.43
1:CA:44:A:C2	1:CA:45:G:C4	3.07	0.43
1:CA:158:G:C4	1:CA:159:G:C8	3.05	0.43
1:CA:297:G:C4	1:CA:299:G:OP2	2.72	0.43
1:CA:413:G:O6	4:CD:32:CYS:HA	2.18	0.43
1:CA:490:C:H2'	1:CA:491:G:O4'	2.19	0.43
1:CA:530:G:N3	1:CA:530:G:C2'	2.81	0.43
1:CA:585:G:C6	1:CA:586:C:C4	3.06	0.43
1:CA:619:U:C2	4:CD:131:ASN:ND2	2.87	0.43
1:CA:792:A:N3	1:CA:794:A:C5	2.86	0.43
1:CA:933:G:OP2	7:CG:3:ARG:CD	2.66	0.43
1:CA:1049:U:H4'	1:CA:1050:G:H5''	1.99	0.43
1:CA:1158:C:C4	1:CA:1160:G:C8	3.06	0.43
1:CA:1242:G:N1	1:CA:1243:C:H5	2.16	0.43
1:CA:1280:A:O2'	1:CA:1281:C:H5'	2.19	0.43
1:CA:1432:G:P	39:DP:105:LYS:HD3	2.57	0.43
5:CE:15:LEU:HD22	5:CE:15:LEU:C	2.39	0.43
5:CE:102:GLY:O	5:CE:103:THR:CB	2.66	0.43
5:CE:110:ALA:O	5:CE:113:ALA:HB3	2.19	0.43
9:CI:43:THR:HG23	9:CI:43:THR:O	2.18	0.43
9:CI:105:THR:HG22	9:CI:106:ARG:N	2.33	0.43
11:CK:94:GLU:O	11:CK:96:THR:N	2.52	0.43
15:CO:11:ILE:CD1	15:CO:31:LEU:HD11	2.49	0.43
16:CP:6:LEU:CD1	16:CP:17:TYR:CD2	2.95	0.43
19:CS:35:SER:O	19:CS:38:SER:OG	2.21	0.43
22:CV:28:G:C6	22:CV:29:G:C6	3.06	0.43
22:CV:64:A:C5	22:CV:65:G:C8	3.06	0.43

Continued on next page...

Continued from previous page...

Atom-1	Atom-2	Interatomic distance (Å)	Clash overlap (Å)
55:CY:52:ARG:O	55:CY:54:LEU:N	2.51	0.43
24:DA:3:U:O5'	24:DA:3:U:H6	2.01	0.43
24:DA:103:A:H2'	24:DA:104:A:O4'	2.18	0.43
24:DA:322:A:H5'	24:DA:340:A:C1'	2.48	0.43
24:DA:389:G:C8	24:DA:2413:G:H4'	2.53	0.43
24:DA:446:G:OP2	40:DQ:2:ARG:CZ	2.66	0.43
24:DA:452:G:C2'	24:DA:453:A:O5'	2.66	0.43
24:DA:452:G:C2	24:DA:453:A:C2	3.07	0.43
24:DA:592:A:C5	24:DA:593:U:C5	3.06	0.43
24:DA:747:U:C4	24:DA:2613:U:C4	3.06	0.43
24:DA:855:G:C5	24:DA:923:G:C2	3.06	0.43
24:DA:997:G:C2'	24:DA:998:C:H5'	2.48	0.43
24:DA:1078:U:H4'	24:DA:1079:C:C1'	2.48	0.43
24:DA:1154:G:H5''	24:DA:1155:A:OP2	2.18	0.43
24:DA:1196:C:H1'	24:DA:1226:A:C4	2.53	0.43
24:DA:1356:G:C2	24:DA:1376:C:O2	2.71	0.43
24:DA:1413:A:C2	24:DA:1414:C:O2	2.72	0.43
24:DA:1459:G:C5	24:DA:1461:C:C4	3.06	0.43
24:DA:1795:C:C4	24:DA:1796:U:C4	3.06	0.43
24:DA:2101:A:N3	24:DA:2189:U:C2	2.86	0.43
24:DA:2194:U:H2'	24:DA:2195:U:O4'	2.19	0.43
24:DA:2433:A:H5''	24:DA:2434:A:P	2.58	0.43
24:DA:2534:A:H2'	24:DA:2535:G:O5'	2.18	0.43
24:DA:2599:G:O2'	24:DA:2600:A:H5'	2.18	0.43
24:DA:2690:U:O2'	24:DA:2872:A:H1'	2.19	0.43
24:DA:2776:A:H4'	24:DA:2777:G:H5''	2.00	0.43
24:DA:2825:G:C3'	24:DA:2826:A:C5'	2.91	0.43
26:DC:22:GLU:OE1	26:DC:22:GLU:N	2.43	0.43
26:DC:261:ARG:HB3	26:DC:261:ARG:NH1	2.33	0.43
29:DF:93:GLU:C	29:DF:95:MET:N	2.68	0.43
30:DG:68:ARG:C	30:DG:68:ARG:HD2	2.38	0.43
30:DG:102:ILE:HD12	30:DG:103:ASN:N	2.33	0.43
32:DI:87:SER:O	32:DI:88:GLY:C	2.56	0.43
32:DI:125:THR:O	32:DI:127:SER:N	2.51	0.43
33:DJ:57:LEU:O	33:DJ:58:ASN:HB2	2.18	0.43
33:DJ:76:HIS:HE1	33:DJ:85:LYS:HB2	1.82	0.43
33:DJ:88:THR:O	33:DJ:89:PHE:C	2.57	0.43
33:DJ:99:ARG:O	33:DJ:100:VAL:C	2.57	0.43
38:DO:108:ASP:HA	38:DO:111:ARG:CG	2.49	0.43
42:DS:18:ARG:HA	42:DS:76:VAL:HG21	1.99	0.43
45:DV:13:GLY:O	45:DV:14:LYS:O	2.36	0.43

Continued on next page...

Continued from previous page...

Atom-1	Atom-2	Interatomic distance (Å)	Clash overlap (Å)
50:D0:54:ILE:CG2	50:D0:55:ALA:N	2.80	0.43
1:AA:145:G:N2	1:AA:178:C:N3	2.66	0.43
1:AA:273:U:O4	1:AA:274:A:N6	2.51	0.43
1:AA:503:C:O2	1:AA:510:A:C2	2.72	0.43
1:AA:649:A:H3'	1:AA:650:G:H5''	1.99	0.43
1:AA:712:A:C2	1:AA:713:G:N3	2.86	0.43
1:AA:772:U:C2'	1:AA:773:G:H5'	2.49	0.43
1:AA:927:G:C2	1:AA:1391:U:O2	2.71	0.43
1:AA:954:G:C5	1:AA:955:U:C5	3.06	0.43
1:AA:978:A:C5	1:AA:1318:A:C6	3.07	0.43
1:AA:1122:U:C2'	1:AA:1123:U:H5'	2.49	0.43
1:AA:1157:A:C4'	1:AA:1158:C:C2	3.02	0.43
1:AA:1159:U:H4'	1:AA:1160:G:H5'	2.00	0.43
1:AA:1220:G:C4'	19:AS:34:TRP:HB3	2.48	0.43
1:AA:1379:G:C6	1:AA:1380:U:C4	3.06	0.43
1:AA:1409:C:C6	1:AA:1409:C:C3'	3.02	0.43
1:AA:1438:G:C2	1:AA:1439:G:C8	3.07	0.43
2:AB:23:TRP:CH2	2:AB:25:PRO:HB3	2.54	0.43
2:AB:121:SER:O	2:AB:126:PHE:HB3	2.19	0.43
3:AC:7:PRO:O	3:AC:8:ASN:C	2.55	0.43
3:AC:12:LEU:N	3:AC:12:LEU:HD23	2.33	0.43
3:AC:173:VAL:HG13	3:AC:182:ILE:HD11	2.00	0.43
4:AD:54:GLN:O	4:AD:203:LEU:HD23	2.19	0.43
4:AD:98:LEU:HD13	4:AD:130:VAL:CG1	2.49	0.43
4:AD:166:GLU:O	4:AD:167:LYS:C	2.57	0.43
4:AD:181:THR:O	4:AD:182:PHE:CB	2.66	0.43
5:AE:149:SER:CB	5:AE:152:MET:HB3	2.48	0.43
10:AJ:15:HIS:CG	10:AJ:16:ARG:N	2.87	0.43
11:AK:40:ASN:O	11:AK:41:ALA:C	2.56	0.43
13:AM:9:ILE:HG21	29:BF:142:TYR:CE1	2.54	0.43
17:AQ:19:LYS:HE3	17:AQ:47:HIS:NE2	2.33	0.43
18:AR:56:ALA:N	18:AR:59:ILE:HG22	2.33	0.43
24:BA:90:U:N3	24:BA:91:A:C5	2.86	0.43
24:BA:191:A:H2'	24:BA:192:C:O4'	2.19	0.43
24:BA:201:C:C5	24:BA:202:U:C5	3.06	0.43
24:BA:218:A:C5	24:BA:219:A:C5	3.06	0.43
24:BA:463:G:N2	24:BA:466:A:C8	2.87	0.43
24:BA:499:U:O3'	44:BU:42:LYS:CD	2.66	0.43
24:BA:998:C:H2'	24:BA:999:U:O5'	2.18	0.43
24:BA:1139:G:O3'	33:BJ:26:GLY:HA3	2.18	0.43
24:BA:1186:G:O6	24:BA:1187:G:C2	2.72	0.43

Continued on next page...

Continued from previous page...

Atom-1	Atom-2	Interatomic distance (Å)	Clash overlap (Å)
24:BA:1517:G:C2	24:BA:1518:C:C2	3.06	0.43
24:BA:1553:A:C6	24:BA:1555:G:C4	3.07	0.43
24:BA:1670:C:H2'	24:BA:1671:U:O4'	2.18	0.43
24:BA:2024:G:O3'	27:BD:154:LYS:NZ	2.51	0.43
24:BA:2037:A:H2'	24:BA:2038:G:C8	2.53	0.43
24:BA:2038:G:C6	24:BA:2039:U:C4	3.06	0.43
24:BA:2326:C:C4'	24:BA:2327:A:OP1	2.66	0.43
24:BA:2428:G:C5'	24:BA:2429:G:O5'	2.66	0.43
24:BA:2560:A:C2'	24:BA:2561:U:H5'	2.48	0.43
24:BA:2649:C:C2'	24:BA:2650:U:H5'	2.49	0.43
24:BA:2666:C:C6	24:BA:2667:C:C6	3.07	0.43
24:BA:2892:G:H5''	24:BA:2894:G:N2	2.33	0.43
26:BC:58:LYS:HG3	26:BC:59:GLN:H	1.83	0.43
29:BF:23:SER:HB3	29:BF:26:GLN:CD	2.39	0.43
34:BK:71:ARG:NH1	34:BK:106:GLU:OE2	2.51	0.43
36:BM:38:ARG:CZ	36:BM:38:ARG:CB	2.97	0.43
44:BU:46:LYS:HB3	44:BU:47:PRO:HD2	2.00	0.43
1:CA:323:U:H2'	1:CA:324:G:O4'	2.18	0.43
1:CA:376:G:O3'	16:CP:5:ARG:CD	2.65	0.43
1:CA:456:A:C8	1:CA:457:G:N7	2.87	0.43
1:CA:510:A:N3	1:CA:543:U:H1'	2.33	0.43
1:CA:540:G:H2'	1:CA:541:G:O4'	2.18	0.43
1:CA:700:G:O2'	1:CA:701:U:H5''	2.18	0.43
1:CA:728:A:H2'	1:CA:729:A:C8	2.54	0.43
1:CA:966:G:HO2'	9:CI:129:LYS:HG2	1.81	0.43
1:CA:977:A:H1'	1:CA:982:U:O4	2.18	0.43
1:CA:1088:G:HO2'	1:CA:1089:G:P	2.41	0.43
1:CA:1216:A:C6	1:CA:1217:C:C4	3.07	0.43
1:CA:1260:G:H4'	1:CA:1283:U:O2'	2.19	0.43
1:CA:1270:G:OP2	1:CA:1270:G:H8	2.02	0.43
1:CA:1280:A:H5''	10:CJ:42:LEU:HD21	2.01	0.43
1:CA:1483:A:C2	24:DA:1959:G:N3	2.86	0.43
2:CB:57:LEU:C	2:CB:57:LEU:HD12	2.39	0.43
3:CC:112:ASP:OD1	3:CC:114:LYS:CG	2.65	0.43
3:CC:128:VAL:HG23	3:CC:129:MET:N	2.33	0.43
3:CC:160:ALA:C	3:CC:162:ILE:N	2.71	0.43
4:CD:11:LEU:HD11	4:CD:63:ARG:HD3	1.99	0.43
4:CD:19:LEU:O	4:CD:21:LEU:HG	2.19	0.43
4:CD:138:SER:OG	4:CD:139:PRO:HD3	2.19	0.43
5:CE:94:VAL:HG22	5:CE:95:PHE:N	2.33	0.43
12:CL:90:LEU:HD11	12:CL:93:VAL:HB	2.00	0.43

Continued on next page...

Continued from previous page...

Atom-1	Atom-2	Interatomic distance (Å)	Clash overlap (Å)
14:CN:85:ARG:CG	14:CN:86:GLU:N	2.81	0.43
19:CS:45:ILE:CA	19:CS:62:VAL:HG23	2.48	0.43
20:CT:54:MET:HA	20:CT:57:ILE:HD11	1.99	0.43
21:CU:14:VAL:O	21:CU:14:VAL:HG13	2.18	0.43
55:CY:26:LYS:HD2	55:CY:26:LYS:N	2.34	0.43
55:CY:44:TYR:OH	55:CY:49:THR:HB	2.18	0.43
24:DA:2:G:H2'	24:DA:3:U:C6	2.54	0.43
24:DA:245:G:N7	53:D3:7:ARG:NH1	2.66	0.43
24:DA:328:U:H4'	44:DU:65:GLN:CD	2.39	0.43
24:DA:343:C:OP1	24:DA:343:C:H4'	2.18	0.43
24:DA:528:A:C8	24:DA:528:A:C3'	3.02	0.43
24:DA:1069:A:N6	24:DA:1074:G:C4	2.87	0.43
24:DA:1444:G:C2	24:DA:1445:G:C4	3.06	0.43
24:DA:1575:C:H2'	24:DA:1576:U:O4'	2.19	0.43
24:DA:1576:U:O2'	24:DA:1577:C:H5'	2.18	0.43
24:DA:1858:A:C8	24:DA:1859:U:C5	3.07	0.43
24:DA:2061:G:C8	24:DA:2501:C:H4'	2.53	0.43
24:DA:2205:A:C6	24:DA:2206:C:C4	3.07	0.43
24:DA:2315:G:C4'	29:DF:124:ARG:NH2	2.82	0.43
24:DA:2342:C:H2'	24:DA:2343:U:O4'	2.18	0.43
24:DA:2364:C:OP1	46:DW:55:ARG:NH1	2.49	0.43
24:DA:2590:A:O2'	24:DA:2591:C:H5'	2.17	0.43
24:DA:2692:G:C6	24:DA:2718:G:N1	2.86	0.43
24:DA:2777:G:H5''	24:DA:2778:A:OP1	2.18	0.43
25:DB:84:G:H2'	25:DB:85:G:O5'	2.18	0.43
25:DB:91:C:H2'	25:DB:92:C:H6	1.81	0.43
25:DB:98:G:H22	45:DV:14:LYS:HE3	1.83	0.43
26:DC:78:GLU:O	26:DC:79:ARG:HB3	2.19	0.43
27:DD:16:THR:OG1	27:DD:18:ASP:OD1	2.34	0.43
27:DD:33:ARG:NH2	27:DD:74:GLU:O	2.51	0.43
28:DE:5:LEU:O	28:DE:6:LYS:HB3	2.18	0.43
29:DF:8:LYS:O	29:DF:9:ASP:C	2.55	0.43
29:DF:12:VAL:HA	29:DF:15:LEU:HD12	2.00	0.43
29:DF:87:LYS:CG	29:DF:88:VAL:N	2.80	0.43
30:DG:38:ASP:OD1	30:DG:38:ASP:C	2.56	0.43
32:DI:61:TYR:CD1	32:DI:61:TYR:N	2.87	0.43
32:DI:124:MET:O	32:DI:125:THR:C	2.56	0.43
33:DJ:101:ILE:O	33:DJ:104:ALA:N	2.52	0.43
36:DM:127:LYS:CE	36:DM:127:LYS:HA	2.48	0.43
39:DP:28:LYS:CE	39:DP:82:SER:HB2	2.47	0.43
40:DQ:37:ALA:O	40:DQ:38:VAL:CB	2.61	0.43

Continued on next page...

Continued from previous page...

Atom-1	Atom-2	Interatomic distance (Å)	Clash overlap (Å)
40:DQ:85:ALA:HB3	40:DQ:87:VAL:HG12	2.00	0.43
44:DU:65:GLN:O	44:DU:68:ASN:HB2	2.18	0.43
47:DX:32:LEU:HD12	47:DX:32:LEU:C	2.38	0.43
48:DY:13:GLU:HG2	48:DY:57:LEU:HD23	2.01	0.43
49:DZ:24:LEU:O	49:DZ:25:GLY:C	2.56	0.43
1:AA:120:A:O3'	1:AA:121:U:H4'	2.18	0.43
1:AA:208:U:C2	1:AA:210:C:H1'	2.53	0.43
1:AA:428:G:C5'	4:AD:9:LEU:CD1	2.96	0.43
1:AA:442:G:C6	1:AA:493:A:C2	3.06	0.43
1:AA:496:A:C2	1:AA:497:G:C5	3.06	0.43
1:AA:542:G:N3	1:AA:543:U:C6	2.86	0.43
1:AA:552:U:H2'	1:AA:553:A:H8	1.79	0.43
1:AA:615:G:O6	1:AA:625:U:C2	2.72	0.43
1:AA:665:A:N1	1:AA:732:C:C4	2.87	0.43
1:AA:780:A:H5''	11:AK:125:LYS:CE	2.49	0.43
1:AA:910:C:H2'	1:AA:910:C:O2	2.19	0.43
1:AA:929:G:O2'	1:AA:930:C:H5'	2.19	0.43
1:AA:939:G:N1	1:AA:940:C:C4	2.87	0.43
1:AA:987:G:C2	1:AA:988:G:C4	3.07	0.43
1:AA:1032:G:N2	1:AA:1033:G:C1'	2.81	0.43
1:AA:1226:C:H2'	13:AM:102:THR:O	2.18	0.43
1:AA:1371:G:C5	1:AA:1372:U:C5	3.07	0.43
1:AA:1387:G:H2'	1:AA:1388:C:C6	2.54	0.43
2:AB:150:GLY:O	2:AB:151:ILE:HG23	2.18	0.43
2:AB:173:ILE:CD1	2:AB:195:GLY:O	2.67	0.43
3:AC:102:ASN:OD1	3:AC:102:ASN:C	2.57	0.43
6:AF:39:LEU:CD1	6:AF:39:LEU:C	2.87	0.43
8:AH:10:MET:CE	8:AH:33:LYS:HG2	2.48	0.43
9:AI:38:TYR:CE2	9:AI:39:PHE:CZ	3.07	0.43
10:AJ:61:ALA:C	10:AJ:62:ARG:HG2	2.38	0.43
13:AM:27:LYS:O	13:AM:30:SER:HB2	2.19	0.43
14:AN:8:ARG:HH12	14:AN:12:ARG:NH2	2.17	0.43
14:AN:12:ARG:NH1	14:AN:59:ARG:NH1	2.67	0.43
14:AN:69:ARG:HB3	14:AN:80:SER:OG	2.18	0.43
14:AN:74:LEU:O	14:AN:76:LYS:N	2.52	0.43
14:AN:82:ILE:O	14:AN:85:ARG:HB3	2.19	0.43
16:AP:49:GLY:O	16:AP:50:THR:OG1	2.27	0.43
18:AR:20:GLU:O	18:AR:21:ILE:C	2.57	0.43
19:AS:32:ARG:HD2	19:AS:57:HIS:CE1	2.54	0.43
20:AT:43:ASP:O	20:AT:44:LYS:C	2.57	0.43
21:AU:26:ALA:HB1	21:AU:30:ALA:HB3	2.00	0.43

Continued on next page...

Continued from previous page...

Atom-1	Atom-2	Interatomic distance (Å)	Clash overlap (Å)
22:AV:72:C:C2'	22:AV:73:A:H5'	2.48	0.43
24:BA:135:U:C2	24:BA:136:G:C8	3.07	0.43
24:BA:149:A:C5	24:BA:150:U:C5	3.06	0.43
24:BA:275:C:C5	24:BA:276:U:O4'	2.72	0.43
24:BA:309:A:H5'	44:BU:16:LYS:CE	2.49	0.43
24:BA:362:A:C2'	24:BA:363:G:H5'	2.49	0.43
24:BA:413:C:N3	24:BA:2411:A:C2	2.87	0.43
24:BA:675:A:N6	24:BA:676:A:N6	2.66	0.43
24:BA:932:U:C4'	24:BA:933:A:O5'	2.67	0.43
24:BA:1132:U:H5'	33:BJ:84:ILE:HD12	2.00	0.43
24:BA:1235:G:C6	24:BA:1236:G:N1	2.87	0.43
24:BA:1478:G:C6	24:BA:1514:G:N2	2.86	0.43
24:BA:1511:G:HO2'	24:BA:1512:C:C1'	2.23	0.43
24:BA:1837:C:H2'	24:BA:1838:C:H5'	2.01	0.43
24:BA:1910:G:C2	24:BA:1921:G:N3	2.87	0.43
24:BA:1934:C:H2'	24:BA:1935:G:O5'	2.19	0.43
24:BA:2314:A:C5	24:BA:2315:G:N7	2.87	0.43
24:BA:2472:G:C2'	24:BA:2473:U:OP1	2.67	0.43
24:BA:2503:A:H4'	24:BA:2504:U:OP1	2.18	0.43
24:BA:2679:A:H2'	24:BA:2680:U:H5'	2.00	0.43
24:BA:2706:A:H2'	24:BA:2707:U:O4'	2.18	0.43
24:BA:2736:A:C5	24:BA:2737:G:C8	3.07	0.43
24:BA:2791:G:N2	24:BA:2806:C:H1'	2.33	0.43
57:BA:3166:NMY:H171	57:BA:3166:NMY:H18	2.01	0.43
25:BB:30:C:H2'	25:BB:31:C:H5'	2.00	0.43
26:BC:62:ARG:NH1	26:BC:85:ASN:HB2	2.34	0.43
26:BC:90:ILE:HD12	26:BC:90:ILE:C	2.38	0.43
26:BC:123:ILE:O	26:BC:123:ILE:CG2	2.63	0.43
26:BC:196:ASN:O	26:BC:197:ALA:C	2.56	0.43
29:BF:92:GLY:O	29:BF:93:GLU:CG	2.66	0.43
29:BF:121:PHE:C	29:BF:123:GLY:N	2.72	0.43
30:BG:24:THR:O	30:BG:25:ILE:HG12	2.19	0.43
30:BG:88:LEU:HD22	30:BG:93:TYR:O	2.19	0.43
31:BH:65:ALA:O	31:BH:66:ASN:C	2.56	0.43
31:BH:121:VAL:CG2	31:BH:122:LEU:CD2	2.92	0.43
35:BL:105:ILE:HG22	35:BL:106:GLU:N	2.32	0.43
36:BM:18:ARG:NE	36:BM:18:ARG:CA	2.82	0.43
36:BM:51:ARG:O	36:BM:55:ARG:HB3	2.18	0.43
37:BN:55:ALA:HA	37:BN:80:PHE:CE1	2.54	0.43
41:BR:49:ILE:HG13	41:BR:52:PRO:HA	2.00	0.43
44:BU:12:VAL:HG22	44:BU:17:ASP:O	2.19	0.43

Continued on next page...

Continued from previous page...

Atom-1	Atom-2	Interatomic distance (Å)	Clash overlap (Å)
1:CA:195:A:C6	1:CA:196:A:N1	2.87	0.43
1:CA:213:G:C5	1:CA:214:C:C5	3.07	0.43
1:CA:279:A:H5''	1:CA:281:G:O4'	2.19	0.43
1:CA:292:G:C2	1:CA:309:A:C2	3.06	0.43
1:CA:386:C:C2'	1:CA:387:U:H5''	2.48	0.43
1:CA:433:G:C6	1:CA:434:U:N3	2.87	0.43
1:CA:452:A:C1'	16:CP:70:ARG:NH1	2.81	0.43
1:CA:592:G:C6	1:CA:648:A:C6	3.06	0.43
1:CA:614:C:O2'	1:CA:615:G:OP1	2.33	0.43
1:CA:659:U:N3	1:CA:660:C:C5	2.87	0.43
1:CA:664:G:N2	1:CA:742:G:N2	2.66	0.43
1:CA:776:G:C2'	1:CA:777:A:OP2	2.66	0.43
1:CA:955:U:O4'	1:CA:1227:A:N6	2.51	0.43
1:CA:1004:A:C6	1:CA:1005:A:C4	3.07	0.43
1:CA:1160:G:OP2	2:CB:132:LYS:NZ	2.36	0.43
2:CB:47:VAL:HG22	2:CB:48:PRO:HD3	2.01	0.43
3:CC:23:PHE:CD1	3:CC:24:ALA:N	2.87	0.43
3:CC:71:ALA:HB2	3:CC:106:VAL:HB	2.01	0.43
4:CD:203:LEU:HD23	4:CD:204:TYR:CG	2.53	0.43
5:CE:23:LYS:HB3	5:CE:30:ILE:CG1	2.49	0.43
5:CE:68:ARG:HG2	5:CE:69:ARG:N	2.34	0.43
6:CF:77:THR:HB	6:CF:80:PHE:CE1	2.53	0.43
6:CF:80:PHE:O	6:CF:82:ASP:N	2.52	0.43
8:CH:34:VAL:HG12	8:CH:59:LEU:HD23	2.01	0.43
11:CK:76:GLU:C	11:CK:78:GLY:H	2.22	0.43
11:CK:125:LYS:CB	11:CK:125:LYS:HZ2	2.32	0.43
11:CK:129:VAL:HG12	23:CX:10:A:C5'	2.48	0.43
13:CM:22:ILE:O	13:CM:23:TYR:CB	2.65	0.43
17:CQ:64:CYS:HB2	17:CQ:73:TRP:HA	2.01	0.43
17:CQ:80:GLU:C	17:CQ:81:LYS:HG3	2.39	0.43
18:CR:63:ARG:HB2	18:CR:70:TYR:CE1	2.54	0.43
22:CV:23:A:N6	22:CV:24:G:O6	2.51	0.43
24:DA:189:G:H2'	24:DA:205:G:H22	1.83	0.43
24:DA:245:G:O6	53:D3:7:ARG:HD3	2.19	0.43
24:DA:273:G:N1	24:DA:274:C:C4	2.86	0.43
24:DA:422:A:C2	24:DA:423:A:C2	3.07	0.43
24:DA:809:G:O2'	24:DA:810:U:H5'	2.17	0.43
24:DA:910:A:C5	36:DM:13:HIS:NE2	2.87	0.43
24:DA:1071:G:N1	24:DA:1091:G:N7	2.67	0.43
24:DA:1082:U:O4'	32:DI:117:THR:CG2	2.66	0.43
24:DA:1140:C:OP2	33:DJ:68:LYS:NZ	2.52	0.43

Continued on next page...

Continued from previous page...

Atom-1	Atom-2	Interatomic distance (Å)	Clash overlap (Å)
24:DA:1351:C:H2'	24:DA:1352:U:C1'	2.48	0.43
24:DA:1857:G:C2	24:DA:1884:G:C4	3.06	0.43
24:DA:2756:U:H4'	24:DA:2757:A:O5'	2.18	0.43
27:DD:22:ILE:HA	27:DD:23:PRO:HD2	1.63	0.43
30:DG:54:ARG:O	30:DG:57:TYR:HB2	2.18	0.43
31:DH:117:LEU:CD2	31:DH:117:LEU:C	2.86	0.43
33:DJ:19:ASP:OD1	33:DJ:21:THR:HB	2.17	0.43
34:DK:14:SER:HA	34:DK:51:LYS:HZ1	1.84	0.43
38:DO:43:ASN:OD1	38:DO:43:ASN:C	2.57	0.43
40:DQ:37:ALA:HA	40:DQ:40:LYS:HE2	2.01	0.43
42:DS:26:GLY:C	42:DS:27:LYS:HE2	2.39	0.43
42:DS:45:VAL:HG12	42:DS:46:LEU:N	2.33	0.43
43:DT:61:LEU:HD12	43:DT:61:LEU:O	2.19	0.43
47:DX:63:ILE:HD12	47:DX:63:ILE:O	2.18	0.43
48:DY:24:GLU:O	48:DY:27:ASN:N	2.52	0.43
1:AA:8:A:H5''	5:AE:126:LYS:HB2	2.00	0.43
1:AA:142:G:C5	1:AA:143:A:C8	3.07	0.43
1:AA:179:A:C6	1:AA:180:U:C2	3.07	0.43
1:AA:188:C:C2'	1:AA:189:A:O4'	2.66	0.43
1:AA:342:C:N4	1:AA:343:U:C4	2.87	0.43
1:AA:460:A:N3	1:AA:461:A:C8	2.87	0.43
1:AA:708:C:O2	1:AA:709:U:C5	2.72	0.43
1:AA:959:A:C2	1:AA:1222:G:O4'	2.71	0.43
1:AA:1104:G:C2	1:AA:1105:A:C5	3.07	0.43
1:AA:1287:A:N6	1:AA:1288:A:N6	2.67	0.43
1:AA:1364:U:O2	1:AA:1364:U:H2'	2.18	0.43
1:AA:1431:A:N6	1:AA:1432:G:N1	2.66	0.43
1:AA:1439:G:OP1	20:AT:33:LYS:NZ	2.46	0.43
2:AB:104:TRP:CE2	2:AB:108:ARG:HB3	2.53	0.43
2:AB:186:ILE:CD1	2:AB:213:TYR:CE2	3.01	0.43
3:AC:20:SER:OG	3:AC:40:ARG:NH2	2.52	0.43
4:AD:142:VAL:O	4:AD:143:VAL:HG22	2.18	0.43
4:AD:142:VAL:O	4:AD:143:VAL:O	2.37	0.43
4:AD:144:SER:C	4:AD:145:ILE:HG22	2.38	0.43
4:AD:158:ALA:HA	4:AD:161:LEU:HD21	2.00	0.43
5:AE:82:GLN:CD	5:AE:150:PRO:HB3	2.39	0.43
8:AH:20:ALA:O	8:AH:21:ASN:CB	2.66	0.43
8:AH:101:ILE:HG23	8:AH:103:VAL:HG23	2.01	0.43
10:AJ:49:PHE:O	10:AJ:65:TYR:N	2.49	0.43
11:AK:46:THR:O	11:AK:48:GLY:N	2.51	0.43
11:AK:112:ASP:HB2	21:AU:20:LYS:CD	2.48	0.43

Continued on next page...

Continued from previous page...

Atom-1	Atom-2	Interatomic distance (Å)	Clash overlap (Å)
12:AL:19:SER:C	12:AL:21:VAL:N	2.72	0.43
14:AN:7:ALA:O	14:AN:8:ARG:C	2.57	0.43
17:AQ:20:SER:O	17:AQ:21:ILE:O	2.36	0.43
18:AR:53:ARG:CZ	18:AR:53:ARG:CB	2.93	0.43
19:AS:76:PRO:C	19:AS:77:THR:OG1	2.56	0.43
20:AT:67:ILE:HG23	20:AT:67:ILE:O	2.19	0.43
24:BA:86:G:H2'	24:BA:87:U:O5'	2.19	0.43
24:BA:146:A:C2	24:BA:147:C:C4	3.07	0.43
24:BA:214:G:O2'	24:BA:217:A:H5'	2.18	0.43
24:BA:414:C:OP1	24:BA:1879:C:O2'	2.33	0.43
24:BA:447:A:C2	24:BA:473:G:C8	3.06	0.43
24:BA:447:A:OP1	40:BQ:4:LYS:NZ	2.51	0.43
24:BA:599:A:C2	24:BA:659:G:C5	3.07	0.43
24:BA:608:A:N3	24:BA:621:A:C2	2.87	0.43
24:BA:858:G:C5	24:BA:2268:A:C2	3.07	0.43
24:BA:1017:G:C6	24:BA:1018:U:C4	3.06	0.43
24:BA:1166:G:O2'	24:BA:1167:C:H5'	2.17	0.43
24:BA:1350:C:C4	24:BA:1382:G:N1	2.87	0.43
24:BA:1433:A:H5''	24:BA:1434:A:OP2	2.19	0.43
24:BA:1586:A:C5	24:BA:1587:G:C5	3.07	0.43
24:BA:1663:G:O6	24:BA:1992:G:C8	2.72	0.43
24:BA:1802:A:O2'	24:BA:1803:A:P	2.76	0.43
24:BA:1817:G:C2'	24:BA:1818:U:H5'	2.48	0.43
24:BA:2094:A:H2'	24:BA:2095:A:C8	2.53	0.43
24:BA:2164:C:P	24:BA:2170:A:HO2'	2.42	0.43
24:BA:2408:U:C2	24:BA:2409:G:C8	3.06	0.43
24:BA:2522:U:C2'	24:BA:2523:G:H5'	2.48	0.43
24:BA:2547:A:N7	24:BA:2566:A:C8	2.87	0.43
24:BA:2575:C:H5''	24:BA:2576:G:OP2	2.19	0.43
24:BA:2675:A:C2'	24:BA:2676:C:H5'	2.49	0.43
24:BA:2858:C:H2'	24:BA:2859:G:O4'	2.19	0.43
25:BB:24:G:C8	25:BB:56:G:C8	3.06	0.43
25:BB:61:G:N1	25:BB:62:C:C2	2.87	0.43
25:BB:114:C:O4'	38:BO:47:VAL:CG1	2.66	0.43
25:BB:117:G:N2	25:BB:118:C:H1'	2.34	0.43
27:BD:11:MET:HG3	27:BD:25:THR:HA	1.99	0.43
27:BD:104:VAL:O	27:BD:105:LYS:HG3	2.19	0.43
27:BD:173:GLN:OE1	27:BD:208:LYS:HE2	2.19	0.43
28:BE:85:PHE:O	28:BE:86:ALA:C	2.56	0.43
30:BG:97:VAL:CG2	30:BG:124:CYS:SG	3.04	0.43
30:BG:100:ASN:C	30:BG:116:LEU:HD13	2.39	0.43

Continued on next page...

Continued from previous page...

Atom-1	Atom-2	Interatomic distance (Å)	Clash overlap (Å)
31:BH:8:LYS:O	31:BH:13:GLY:CA	2.67	0.43
33:BJ:5:THR:HG22	33:BJ:5:THR:O	2.19	0.43
33:BJ:136:GLN:N	33:BJ:137:PRO:CD	2.81	0.43
35:BL:73:ILE:HG22	35:BL:73:ILE:O	2.19	0.43
39:BP:27:VAL:O	39:BP:42:PHE:N	2.52	0.43
42:BS:19:LEU:HB3	50:B0:21:LEU:CD1	2.48	0.43
43:BT:13:ALA:O	43:BT:32:LEU:HB2	2.19	0.43
43:BT:68:LYS:HD2	43:BT:68:LYS:HA	1.71	0.43
45:BV:31:TYR:HB3	45:BV:37:PRO:HB3	2.00	0.43
51:B1:9:LYS:O	51:B1:50:GLU:CG	2.67	0.43
54:B4:33:HIS:O	54:B4:35:GLN:HG3	2.18	0.43
1:CA:113:G:C2	1:CA:315:A:N1	2.87	0.43
1:CA:202:G:N2	1:CA:216:U:C2	2.87	0.43
1:CA:270:A:N1	1:CA:271:C:C2	2.86	0.43
1:CA:357:G:N1	1:CA:358:U:C4	2.87	0.43
1:CA:389:A:C6	1:CA:390:U:H1'	2.54	0.43
1:CA:406:G:N2	1:CA:437:U:O2	2.52	0.43
1:CA:426:U:C2	1:CA:427:U:C5	3.07	0.43
1:CA:568:G:H2'	1:CA:568:G:N3	2.33	0.43
1:CA:626:G:N2	1:CA:627:G:C4	2.87	0.43
1:CA:635:A:O3'	17:CQ:6:ARG:NH2	2.52	0.43
1:CA:778:G:N2	1:CA:779:C:H1'	2.33	0.43
1:CA:778:G:N2	1:CA:779:C:O2	2.51	0.43
1:CA:836:G:C5	1:CA:851:G:C6	3.07	0.43
1:CA:954:G:C4	1:CA:955:U:C6	3.07	0.43
1:CA:954:G:N2	1:CA:1228:C:C5	2.87	0.43
1:CA:966:G:H2'	9:CI:129:LYS:CG	2.48	0.43
1:CA:968:A:H4'	1:CA:969:A:OP2	2.17	0.43
1:CA:1093:A:C5	1:CA:1095:U:O4'	2.72	0.43
1:CA:1132:C:N3	1:CA:1142:G:O6	2.51	0.43
1:CA:1502:A:C8	1:CA:1505:G:N2	2.87	0.43
1:CA:1506:U:O4'	11:CK:128:ARG:NE	2.51	0.43
3:CC:14:ILE:HG13	3:CC:15:VAL:HG23	2.01	0.43
3:CC:160:ALA:O	3:CC:162:ILE:N	2.52	0.43
4:CD:104:ARG:CZ	4:CD:170:TRP:CZ2	3.01	0.43
7:CG:32:VAL:O	7:CG:33:ASP:C	2.57	0.43
7:CG:126:ASP:OD1	7:CG:126:ASP:C	2.57	0.43
7:CG:134:ALA:O	7:CG:135:VAL:C	2.57	0.43
8:CH:27:MET:HG2	8:CH:28:PRO:HD2	2.01	0.43
9:CI:39:PHE:CD1	9:CI:39:PHE:C	2.91	0.43
10:CJ:18:ILE:HD12	10:CJ:19:ASP:N	2.34	0.43

Continued on next page...

Continued from previous page...

Atom-1	Atom-2	Interatomic distance (Å)	Clash overlap (Å)
14:CN:5:MET:O	14:CN:5:MET:CG	2.67	0.43
15:CO:54:ARG:O	15:CO:55:GLY:C	2.57	0.43
16:CP:61:VAL:O	16:CP:62:GLY:C	2.55	0.43
20:CT:10:ARG:HD3	20:CT:10:ARG:HA	1.82	0.43
20:CT:35:VAL:CG1	20:CT:79:LEU:HD22	2.49	0.43
55:CY:5:ILE:HA	55:CY:8:ASP:HB2	2.01	0.43
24:DA:18:U:HO2'	24:DA:19:A:H5'	1.81	0.43
24:DA:160:A:C4	24:DA:167:A:C2	3.07	0.43
24:DA:235:U:O2	24:DA:430:A:C2	2.71	0.43
24:DA:261:G:C2	24:DA:262:A:C8	3.06	0.43
24:DA:271:G:C2	24:DA:367:G:N3	2.87	0.43
24:DA:321:U:C4'	28:DE:162:ARG:NH2	2.81	0.43
24:DA:418:C:N3	24:DA:419:U:C5	2.87	0.43
24:DA:531:C:O2'	24:DA:563:A:H5''	2.19	0.43
24:DA:538:A:OP1	57:DA:3186:NMY:O17	2.37	0.43
24:DA:595:C:H2'	24:DA:596:U:H6	1.84	0.43
24:DA:674:G:H1'	28:DE:69:ARG:HD2	1.99	0.43
24:DA:695:G:C2	24:DA:696:G:C8	3.07	0.43
24:DA:1098:A:H2'	24:DA:1099:G:C4	2.54	0.43
24:DA:1284:A:C2	24:DA:1285:A:C2	3.06	0.43
24:DA:1501:G:H2'	24:DA:1502:A:C5'	2.49	0.43
24:DA:1661:G:C5	24:DA:1662:U:C5	3.07	0.43
24:DA:1675:C:O2	24:DA:1675:C:H2'	2.19	0.43
24:DA:1680:U:H2'	24:DA:1681:G:O4'	2.19	0.43
24:DA:1992:G:H4'	24:DA:1993:U:OP1	2.19	0.43
24:DA:2001:C:H4'	24:DA:2689:U:H2'	2.00	0.43
24:DA:2084:C:C4	24:DA:2085:U:C4	3.07	0.43
24:DA:2088:A:C6	24:DA:2089:C:C4	3.06	0.43
24:DA:2470:G:O2'	24:DA:2471:A:H5'	2.18	0.43
24:DA:2531:A:H5'	30:DG:156:TYR:CE1	2.54	0.43
24:DA:2533:U:H2'	24:DA:2534:A:O4'	2.19	0.43
24:DA:2571:U:O2'	27:DD:151:THR:HG23	2.16	0.43
24:DA:2754:U:C2'	24:DA:2756:U:OP1	2.66	0.43
24:DA:2786:U:H2'	24:DA:2787:C:H6	1.84	0.43
25:DB:50:A:H2'	25:DB:51:G:O5'	2.19	0.43
26:DC:16:VAL:N	26:DC:203:VAL:HG12	2.34	0.43
26:DC:132:ARG:O	26:DC:133:ASN:HB2	2.18	0.43
29:DF:7:TYR:HA	29:DF:11:VAL:HB	2.01	0.43
29:DF:11:VAL:O	29:DF:15:LEU:HD12	2.18	0.43
29:DF:28:PRO:HG3	29:DF:159:ALA:HA	2.01	0.43
30:DG:89:VAL:O	30:DG:159:LYS:HA	2.19	0.43

Continued on next page...

Continued from previous page...

Atom-1	Atom-2	Interatomic distance (Å)	Clash overlap (Å)
31:DH:27:ARG:CG	31:DH:28:ASN:N	2.82	0.43
50:D0:48:TYR:O	50:D0:49:ARG:C	2.57	0.43
1:AA:50:A:N3	1:AA:52:C:O2	2.51	0.43
1:AA:143:A:H5'	1:AA:144:G:O5'	2.19	0.43
1:AA:186:C:N3	1:AA:187:G:C6	2.87	0.43
1:AA:269:C:N4	1:AA:270:A:N6	2.67	0.43
1:AA:325:A:C6	1:AA:326:G:C2	3.06	0.43
1:AA:363:A:H2'	1:AA:364:A:O5'	2.19	0.43
1:AA:412:A:O5'	11:CK:16:VAL:HG11	2.18	0.43
1:AA:433:G:C6	1:AA:434:U:H1'	2.53	0.43
1:AA:467:U:H3'	1:AA:468:A:C5'	2.48	0.43
1:AA:581:G:N2	1:AA:759:A:OP2	2.46	0.43
1:AA:734:G:N2	1:AA:735:C:C2	2.87	0.43
1:AA:750:C:O2'	15:AO:23:GLY:N	2.43	0.43
1:AA:778:G:C5	1:AA:779:C:C5	3.07	0.43
1:AA:782:A:N1	1:AA:801:U:C2	2.87	0.43
1:AA:821:G:H2'	1:AA:821:G:N3	2.33	0.43
1:AA:926:G:H2'	1:AA:1505:G:N3	2.34	0.43
1:AA:966:G:O2'	9:AI:130:ARG:OXT	2.31	0.43
1:AA:1068:G:C6	1:AA:1069:C:N4	2.87	0.43
1:AA:1342:C:H2'	1:AA:1343:G:C8	2.54	0.43
1:AA:1360:A:H2'	1:AA:1361:G:C5'	2.49	0.43
1:AA:1480:A:C6	1:AA:1481:U:N3	2.87	0.43
2:AB:20:THR:HG23	2:AB:21:ARG:H	1.83	0.43
2:AB:54:LEU:O	2:AB:57:LEU:CD1	2.67	0.43
3:AC:2:GLY:C	3:AC:3:GLN:HG3	2.39	0.43
4:AD:11:LEU:HD11	4:AD:63:ARG:HD2	2.00	0.43
4:AD:197:GLU:O	4:AD:201:VAL:HG11	2.18	0.43
6:AF:4:TYR:HE2	6:AF:6:ILE:CG1	2.32	0.43
6:AF:70:VAL:O	6:AF:74:LEU:N	2.50	0.43
8:AH:27:MET:CB	8:AH:28:PRO:CD	2.97	0.43
8:AH:27:MET:HB3	8:AH:28:PRO:HD2	2.00	0.43
8:AH:40:LEU:C	8:AH:46:ILE:HG23	2.39	0.43
8:AH:65:TYR:CD2	8:AH:70:ALA:HA	2.54	0.43
8:AH:113:ASP:C	8:AH:115:ALA:N	2.72	0.43
9:AI:52:LEU:HD21	9:AI:57:MET:SD	2.58	0.43
11:AK:25:ALA:O	11:AK:93:ARG:NH2	2.52	0.43
11:AK:97:ILE:HG13	11:AK:98:ARG:N	2.34	0.43
12:AL:59:ASN:OD1	12:AL:59:ASN:O	2.37	0.43
13:AM:46:SER:O	13:AM:47:GLU:HB3	2.18	0.43
15:AO:19:ALA:C	15:AO:21:ASP:N	2.72	0.43

Continued on next page...

Continued from previous page...

Atom-1	Atom-2	Interatomic distance (Å)	Clash overlap (Å)
18:AR:40:VAL:HG21	18:AR:44:ILE:HG21	2.01	0.43
20:AT:55:GLN:N	20:AT:56:PRO:HD2	2.33	0.43
24:BA:242:G:O2'	24:BA:243:U:OP2	2.37	0.43
24:BA:452:G:N2	24:BA:458:G:C4	2.87	0.43
24:BA:459:U:OP1	52:B2:39:ARG:CZ	2.67	0.43
24:BA:857:G:H2'	24:BA:858:G:O4'	2.18	0.43
24:BA:981:A:H4'	24:BA:2037:A:H5'	2.01	0.43
24:BA:1070:A:H2'	24:BA:1097:U:O5'	2.19	0.43
24:BA:1136:G:C2	24:BA:1137:G:C8	3.07	0.43
24:BA:1257:C:H5''	28:BE:78:TRP:CH2	2.54	0.43
24:BA:1309:G:OP1	52:B2:9:VAL:CG2	2.66	0.43
24:BA:1377:G:H5''	24:BA:1378:A:OP2	2.19	0.43
24:BA:1429:G:C1'	24:BA:1568:G:H1'	2.49	0.43
24:BA:1462:C:H2'	24:BA:1463:C:C6	2.54	0.43
24:BA:1570:A:N6	24:BA:1571:A:N6	2.67	0.43
24:BA:1575:C:H2'	24:BA:1576:U:O4'	2.19	0.43
24:BA:1609:A:N1	24:BA:1616:A:C5	2.87	0.43
24:BA:2024:G:OP2	24:BA:2034:U:H4'	2.18	0.43
24:BA:2100:G:C6	24:BA:2101:A:C6	3.07	0.43
24:BA:2428:G:C4'	24:BA:2429:G:O5'	2.67	0.43
24:BA:2491:U:H5'	24:BA:2570:G:H5''	2.00	0.43
24:BA:2565:A:N6	34:BK:28:SER:HB3	2.33	0.43
24:BA:2723:C:N4	24:BA:2724:U:N3	2.66	0.43
24:BA:2880:C:O2'	37:BN:92:GLY:O	2.26	0.43
59:BA:3748:HOH:O	26:BC:220:ARG:CZ	2.66	0.43
27:BD:3:GLY:O	27:BD:4:LEU:HD12	2.19	0.43
27:BD:47:ALA:HA	27:BD:84:LEU:HD22	2.01	0.43
28:BE:138:LEU:O	28:BE:140:ASP:N	2.52	0.43
29:BF:3:LEU:HD11	29:BF:99:PHE:CZ	2.54	0.43
29:BF:82:TYR:CE2	29:BF:83:PRO:O	2.72	0.43
30:BG:66:THR:O	30:BG:70:LEU:HB2	2.19	0.43
31:BH:80:ILE:HG23	31:BH:146:VAL:HG23	2.01	0.43
32:BI:129:GLU:OE2	32:BI:129:GLU:N	2.50	0.43
35:BL:78:ARG:HG3	35:BL:113:ALA:CB	2.49	0.43
35:BL:78:ARG:CG	35:BL:113:ALA:HB2	2.48	0.43
38:BO:7:ARG:HD3	38:BO:97:PHE:CZ	2.53	0.43
38:BO:80:GLU:O	38:BO:81:ARG:C	2.57	0.43
39:BP:42:PHE:CE1	39:BP:60:VAL:CG2	3.02	0.43
40:BQ:98:ALA:HB2	40:BQ:105:PHE:CD1	2.53	0.43
44:BU:66:VAL:C	44:BU:68:ASN:H	2.22	0.43
44:BU:71:ILE:CD1	44:BU:80:ASP:C	2.87	0.43

Continued on next page...

Continued from previous page...

Atom-1	Atom-2	Interatomic distance (Å)	Clash overlap (Å)
48:BY:60:LYS:O	48:BY:61:ALA:HB2	2.18	0.43
52:B2:12:ARG:NH2	52:B2:44:VAL:CG2	2.81	0.43
52:B2:16:HIS:HB3	52:B2:21:ARG:NH1	2.34	0.43
1:CA:142:G:C2	1:CA:143:A:H1'	2.53	0.43
1:CA:620:C:C4	1:CA:621:A:C5	3.07	0.43
1:CA:710:G:O2'	1:CA:711:G:H5'	2.19	0.43
1:CA:719:C:H4'	18:CR:38:LYS:HD3	2.00	0.43
1:CA:737:C:H2'	1:CA:738:C:H6	1.81	0.43
1:CA:856:C:H2'	1:CA:856:C:O2	2.18	0.43
1:CA:932:C:H5'	7:CG:4:ARG:HB2	2.01	0.43
1:CA:1057:G:H5''	3:CC:155:GLY:HA3	2.01	0.43
1:CA:1290:G:C2'	1:CA:1291:U:H5'	2.45	0.43
1:CA:1293:C:C3'	1:CA:1294:G:C5'	2.97	0.43
1:CA:1298:U:O4'	1:CA:1299:A:C5	2.71	0.43
1:CA:1309:G:C8	1:CA:1329:A:C6	3.06	0.43
1:CA:1523:G:OP1	11:CK:126:LYS:CG	2.63	0.43
2:CB:70:VAL:O	2:CB:163:VAL:HA	2.19	0.43
3:CC:138:VAL:HG23	3:CC:139:GLN:H	1.83	0.43
4:CD:3:ARG:N	4:CD:68:LEU:HD21	2.33	0.43
4:CD:103:TYR:CE1	4:CD:104:ARG:HB2	2.54	0.43
4:CD:167:LYS:HD3	4:CD:168:PRO:CD	2.49	0.43
6:CF:24:ARG:O	6:CF:27:ALA:HB3	2.19	0.43
7:CG:64:VAL:HG12	7:CG:64:VAL:O	2.18	0.43
7:CG:116:MET:O	7:CG:117:ALA:C	2.57	0.43
9:CI:7:TYR:CD2	9:CI:8:GLY:O	2.72	0.43
9:CI:80:ARG:NE	9:CI:103:PHE:CE1	2.87	0.43
9:CI:117:GLY:O	9:CI:118:LEU:HD12	2.18	0.43
10:CJ:9:ARG:C	10:CJ:10:LEU:HD12	2.38	0.43
10:CJ:19:ASP:HA	10:CJ:22:THR:HB	2.01	0.43
11:CK:31:ILE:HG22	11:CK:46:THR:HG21	2.01	0.43
14:CN:79:LEU:HD23	14:CN:83:LYS:HD3	2.00	0.43
19:CS:30:PRO:O	19:CS:31:LEU:HB3	2.18	0.43
20:CT:29:ARG:O	20:CT:33:LYS:CB	2.67	0.43
20:CT:31:PHE:O	20:CT:34:LYS:HG2	2.19	0.43
55:CY:126:VAL:O	55:CY:127:ALA:C	2.57	0.43
55:CY:146:LYS:HZ1	24:DA:2255:G:P	2.42	0.43
24:DA:112:U:C6	24:DA:113:U:C6	3.07	0.43
24:DA:216:A:C4	24:DA:432:A:C2	3.06	0.43
24:DA:467:G:OP1	52:D2:33:ARG:HB3	2.19	0.43
24:DA:747:U:C4	24:DA:2613:U:C5	3.07	0.43
24:DA:817:C:O2'	24:DA:839:U:H5'	2.18	0.43

Continued on next page...

Continued from previous page...

Atom-1	Atom-2	Interatomic distance (Å)	Clash overlap (Å)
24:DA:1030:C:O2'	24:DA:1031:G:H5'	2.19	0.43
24:DA:1168:G:H2'	24:DA:1169:A:H8	1.84	0.43
24:DA:1211:C:H4'	24:DA:1212:G:OP2	2.19	0.43
24:DA:1300:G:C4	24:DA:1626:A:C2	3.07	0.43
24:DA:1477:A:N6	24:DA:1514:G:O2'	2.52	0.43
24:DA:1504:A:N3	24:DA:1504:A:H2'	2.33	0.43
24:DA:1550:C:O2	24:DA:1551:A:C8	2.71	0.43
24:DA:1567:G:C2'	26:DC:84:PRO:HG3	2.46	0.43
24:DA:1737:G:O2'	24:DA:1738:G:H1'	2.19	0.43
24:DA:1772:A:N1	24:DA:1980:G:C6	2.87	0.43
24:DA:2326:C:H1'	24:DA:2327:A:OP1	2.19	0.43
24:DA:2496:C:OP1	36:DM:81:ARG:CZ	2.59	0.43
24:DA:2549:G:O2'	24:DA:2550:G:C5'	2.65	0.43
24:DA:2571:U:O2'	27:DD:151:THR:HG21	2.14	0.43
24:DA:2574:G:O2'	27:DD:148:GLN:HB3	2.18	0.43
24:DA:2822:G:OP2	27:DD:115:GLY:O	2.36	0.43
26:DC:182:LYS:N	26:DC:265:PHE:O	2.50	0.43
27:DD:103:ASP:C	27:DD:104:VAL:CG2	2.87	0.43
29:DF:90:LEU:C	29:DF:90:LEU:HD12	2.39	0.43
33:DJ:78:THR:OG1	33:DJ:80:HIS:HB2	2.19	0.43
39:DP:47:ILE:HA	39:DP:96:LEU:HD11	2.01	0.43
39:DP:89:GLY:O	39:DP:112:ARG:NH1	2.52	0.43
41:DR:52:PRO:O	41:DR:52:PRO:CG	2.65	0.43
45:DV:45:ASP:HA	45:DV:48:MET:HB3	1.99	0.43
1:AA:144:G:C2	1:AA:179:A:N3	2.87	0.43
1:AA:174:A:C6	1:AA:175:C:C5	3.06	0.43
1:AA:265:G:H21	17:AQ:69:LYS:HE3	1.83	0.43
1:AA:314:C:O2'	1:AA:315:A:H5'	2.19	0.43
1:AA:320:A:C2	1:AA:334:C:N3	2.87	0.43
1:AA:361:G:C2'	1:AA:362:G:H5'	2.49	0.43
1:AA:542:G:O2'	1:AA:543:U:H5'	2.19	0.43
1:AA:680:C:O2'	1:AA:681:A:H5'	2.19	0.43
1:AA:731:G:C2'	1:AA:732:C:H5'	2.49	0.43
1:AA:781:A:C5	1:AA:802:A:C2	3.07	0.43
1:AA:969:A:H2'	1:AA:970:C:O4'	2.19	0.43
1:AA:1002:G:C4	1:AA:1003:G:C8	3.06	0.43
1:AA:1107:C:OP1	3:AC:172:ARG:HG2	2.19	0.43
1:AA:1242:G:C2	1:AA:1243:C:C2	3.07	0.43
1:AA:1438:G:H5''	20:AT:29:ARG:NH1	2.33	0.43
1:AA:1531:A:C2'	1:AA:1532:U:H5'	2.48	0.43
2:AB:57:LEU:CD1	2:AB:58:ASN:H	2.32	0.43

Continued on next page...

Continued from previous page...

Atom-1	Atom-2	Interatomic distance (Å)	Clash overlap (Å)
3:AC:60:PRO:O	3:AC:63:SER:OG	2.36	0.43
4:AD:51:TYR:HA	4:AD:54:GLN:HG2	2.01	0.43
4:AD:93:LEU:N	4:AD:95:GLU:OE2	2.52	0.43
4:AD:98:LEU:HD22	4:AD:118:VAL:HG11	1.98	0.43
4:AD:192:SER:O	4:AD:193:ALA:CB	2.67	0.43
5:AE:116:GLU:HG3	5:AE:117:VAL:N	2.34	0.43
7:AG:22:LEU:O	7:AG:23:LEU:C	2.57	0.43
7:AG:148:ASN:C	7:AG:150:ALA:N	2.72	0.43
8:AH:82:GLY:O	8:AH:83:LEU:HB2	2.19	0.43
11:AK:125:LYS:HA	21:AU:35:ARG:CG	2.49	0.43
12:AL:52:VAL:HG23	12:AL:53:CYS:N	2.33	0.43
13:AM:38:GLY:C	13:AM:39:ILE:HG23	2.39	0.43
16:AP:12:LYS:O	16:AP:13:LYS:CB	2.67	0.43
20:AT:75:HIS:O	20:AT:79:LEU:CD1	2.66	0.43
21:AU:29:LEU:HD23	21:AU:30:ALA:N	2.34	0.43
22:AV:21:A:C6	22:AV:46:G:C5	3.06	0.43
24:BA:89:A:C6	24:BA:90:U:C4	3.07	0.43
24:BA:126:A:C4	52:B2:18:PHE:CE2	3.06	0.43
24:BA:222:A:N6	24:BA:231:A:C2	2.87	0.43
24:BA:398:C:P	47:BX:52:ALA:HB1	2.59	0.43
24:BA:496:G:C6	24:BA:497:A:C5	3.06	0.43
24:BA:584:C:C2'	24:BA:585:G:O5'	2.66	0.43
24:BA:1223:G:N1	24:BA:1227:G:C5	2.87	0.43
24:BA:1357:C:C5	24:BA:1358:G:C5	3.07	0.43
24:BA:1372:U:O2	24:BA:1373:A:C8	2.72	0.43
24:BA:1376:C:H2'	24:BA:1377:G:O4'	2.19	0.43
24:BA:1420:A:C2	24:BA:2211:A:C4	3.07	0.43
24:BA:1455:G:C2	24:BA:1456:G:C8	3.07	0.43
24:BA:1688:U:O2	24:BA:1700:A:H5''	2.19	0.43
24:BA:1724:G:C2'	24:BA:1725:U:O5'	2.66	0.43
24:BA:1869:G:N2	24:BA:1873:G:C6	2.87	0.43
24:BA:2020:A:N1	24:BA:2035:G:C6	2.87	0.43
24:BA:2094:A:H5'	31:BH:25:TYR:CD2	2.54	0.43
24:BA:2103:C:H2'	24:BA:2104:C:C5	2.54	0.43
24:BA:2284:A:C2'	24:BA:2285:C:O5'	2.67	0.43
24:BA:2377:A:C2'	38:BO:92:PHE:CZ	3.02	0.43
24:BA:2694:G:C6	24:BA:2695:U:C4	3.07	0.43
24:BA:2898:U:H2'	24:BA:2899:A:H8	1.83	0.43
26:BC:43:ASN:C	26:BC:45:ASN:N	2.70	0.43
26:BC:71:ASP:OD1	26:BC:118:GLY:HA2	2.18	0.43
26:BC:154:ALA:C	26:BC:156:SER:H	2.22	0.43

Continued on next page...

Continued from previous page...

Atom-1	Atom-2	Interatomic distance (Å)	Clash overlap (Å)
27:BD:34:VAL:CG2	27:BD:48:ILE:HD11	2.49	0.43
28:BE:109:LEU:O	28:BE:111:GLU:N	2.52	0.43
32:BI:105:LEU:O	32:BI:108:ILE:O	2.37	0.43
34:BK:62:VAL:CG1	34:BK:65:THR:HG22	2.49	0.43
39:BP:17:PRO:HG2	39:BP:83:ILE:HD11	2.01	0.43
40:BQ:77:LYS:O	40:BQ:78:PHE:C	2.57	0.43
41:BR:4:VAL:CG1	41:BR:40:MET:HB3	2.49	0.43
41:BR:41:ILE:CG1	41:BR:47:VAL:HG12	2.49	0.43
42:BS:43:ALA:O	42:BS:46:LEU:O	2.37	0.43
43:BT:61:LEU:CD1	43:BT:82:LYS:HB3	2.49	0.43
44:BU:7:ASP:O	44:BU:8:ASP:CB	2.67	0.43
45:BV:41:GLU:C	45:BV:42:LEU:HD23	2.39	0.43
46:BW:80:ILE:HD12	46:BW:80:ILE:N	2.33	0.43
47:BX:10:ARG:CB	47:BX:11:PRO:HD2	2.48	0.43
50:B0:2:VAL:HG13	50:B0:3:GLN:HB2	2.01	0.43
1:CA:198:G:N2	1:CA:199:A:C4	2.87	0.43
1:CA:212:G:H2'	1:CA:213:G:C8	2.54	0.43
1:CA:292:G:N2	1:CA:309:A:C4	2.87	0.43
1:CA:412:A:C8	1:CA:413:G:C8	3.07	0.43
1:CA:429:U:O2	1:CA:429:U:H2'	2.19	0.43
1:CA:444:G:N1	1:CA:445:G:C5	2.87	0.43
1:CA:639:G:C6	1:CA:640:A:N7	2.87	0.43
1:CA:702:A:HO2'	1:CA:703:G:P	2.27	0.43
1:CA:704:A:C6	1:CA:705:G:C4	3.06	0.43
1:CA:706:A:H1'	11:CK:44:TRP:CH2	2.53	0.43
1:CA:1007:U:O4	1:CA:1022:A:N1	2.52	0.43
1:CA:1150:A:H2'	10:CJ:41:PRO:HB2	2.01	0.43
1:CA:1243:C:O2	1:CA:1243:C:C2'	2.66	0.43
1:CA:1272:G:C8	1:CA:1273:C:C5	3.07	0.43
1:CA:1279:G:H4'	1:CA:1280:A:OP1	2.17	0.43
1:CA:1298:U:C4'	1:CA:1299:A:C5	3.02	0.43
1:CA:1330:U:H5''	13:CM:23:TYR:CE1	2.54	0.43
1:CA:1349:A:P	9:CI:120:LYS:HE3	2.58	0.43
2:CB:38:VAL:O	2:CB:39:HIS:C	2.57	0.43
2:CB:43:LEU:HA	2:CB:46:THR:HG23	2.00	0.43
2:CB:81:LYS:HE2	2:CB:91:PHE:CZ	2.54	0.43
2:CB:147:SER:O	2:CB:148:LEU:HB3	2.19	0.43
4:CD:13:ARG:HH21	4:CD:37:ALA:HB1	1.83	0.43
4:CD:56:ARG:CZ	4:CD:60:LYS:HE2	2.49	0.43
4:CD:56:ARG:NE	4:CD:60:LYS:HE2	2.34	0.43
4:CD:101:VAL:O	4:CD:102:VAL:HG23	2.19	0.43

Continued on next page...

Continued from previous page...

Atom-1	Atom-2	Interatomic distance (Å)	Clash overlap (Å)
4:CD:155:VAL:O	4:CD:156:LYS:C	2.57	0.43
8:CH:93:PRO:HG3	8:CH:125:ILE:HD12	2.00	0.43
9:CI:67:VAL:HG21	9:CI:79:ILE:HD11	2.00	0.43
11:CK:109:ASN:HB2	21:CU:7:ARG:HD3	2.00	0.43
12:CL:3:THR:HB	12:CL:6:GLN:HB2	2.01	0.43
12:CL:29:GLN:CB	12:CL:82:ILE:O	2.67	0.43
12:CL:86:ARG:HG2	12:CL:87:VAL:N	2.34	0.43
13:CM:14:HIS:CB	13:CM:17:ILE:HD13	2.48	0.43
15:CO:11:ILE:HD13	15:CO:31:LEU:CD1	2.48	0.43
15:CO:56:LEU:CD2	15:CO:57:LEU:N	2.82	0.43
20:CT:67:ILE:HG13	20:CT:71:LYS:CG	2.49	0.43
22:CV:15:G:C4	22:CV:16:U:O4	2.72	0.43
22:CV:39:U:OP2	22:CV:39:U:C6	2.72	0.43
55:CY:132:ARG:O	55:CY:133:ARG:C	2.57	0.43
24:DA:102:U:O2	24:DA:102:U:C2'	2.66	0.43
24:DA:168:G:H2'	24:DA:168:G:N3	2.33	0.43
24:DA:223:A:H2	24:DA:407:G:N3	2.16	0.43
24:DA:297:G:H2'	24:DA:298:G:O4'	2.19	0.43
24:DA:538:A:O2'	33:DJ:8:PRO:HD2	2.19	0.43
24:DA:730:A:OP2	24:DA:731:C:OP2	2.37	0.43
24:DA:797:G:OP1	28:DE:57:LYS:CE	2.67	0.43
24:DA:813:U:H2'	24:DA:814:C:C6	2.54	0.43
24:DA:954:G:N3	24:DA:2274:A:C2	2.87	0.43
24:DA:970:U:O2'	24:DA:971:G:H5'	2.19	0.43
24:DA:1243:C:N3	24:DA:1244:A:C8	2.87	0.43
24:DA:1494:A:N6	24:DA:1495:A:C6	2.87	0.43
24:DA:1622:G:N3	24:DA:1623:G:C8	2.87	0.43
24:DA:1651:G:C2	24:DA:2007:U:C2	3.07	0.43
24:DA:1665:A:H2'	24:DA:1666:G:O4'	2.19	0.43
24:DA:1782:U:C4	24:DA:2587:A:C2	3.06	0.43
24:DA:1876:A:C2	24:DA:1877:A:C4	3.07	0.43
24:DA:2002:G:OP1	37:DN:13:ASN:HA	2.19	0.43
24:DA:2061:G:N3	24:DA:2063:C:C5	2.86	0.43
24:DA:2223:G:H4'	26:DC:264:LYS:NZ	2.34	0.43
24:DA:2331:G:P	46:DW:44:LYS:HZ1	2.41	0.43
25:DB:23:G:C2	25:DB:61:G:C2	3.07	0.43
31:DH:116:ARG:O	31:DH:117:LEU:C	2.58	0.43
33:DJ:102:GLU:CG	33:DJ:124:VAL:HG11	2.49	0.43
33:DJ:114:LEU:O	33:DJ:118:MET:N	2.51	0.43
37:DN:49:GLU:HB2	37:DN:50:PRO:HD3	2.01	0.43
39:DP:72:VAL:O	39:DP:72:VAL:HG23	2.18	0.43

Continued on next page...

Continued from previous page...

Atom-1	Atom-2	Interatomic distance (Å)	Clash overlap (Å)
40:DQ:69:ARG:O	40:DQ:72:GLY:N	2.43	0.43
41:DR:23:GLU:O	41:DR:24:LYS:C	2.58	0.43
43:DT:92:ASN:OD1	43:DT:92:ASN:C	2.57	0.43
1:AA:59:A:C5	1:AA:331:G:N2	2.87	0.42
1:AA:141:G:C2	1:AA:223:A:C2	3.06	0.42
1:AA:177:G:OP1	20:AT:60:ARG:HD3	2.19	0.42
1:AA:205:A:C5	1:AA:206:C:N4	2.87	0.42
1:AA:227:G:H2'	1:AA:228:A:C8	2.53	0.42
1:AA:257:G:C2	1:AA:270:A:N1	2.86	0.42
1:AA:341:C:O2	1:AA:349:A:C2	2.72	0.42
1:AA:490:C:C4	1:AA:491:G:N7	2.87	0.42
1:AA:490:C:H2'	1:AA:491:G:O4'	2.19	0.42
1:AA:506:G:C5	1:AA:507:C:C4	3.07	0.42
1:AA:522:C:H2'	1:AA:523:A:C8	2.54	0.42
1:AA:540:G:O6	1:AA:541:G:C6	2.72	0.42
1:AA:550:G:C5	1:AA:551:U:C5	3.06	0.42
1:AA:575:G:H4'	1:AA:576:C:OP1	2.18	0.42
1:AA:681:A:N1	1:AA:710:G:C5	2.86	0.42
1:AA:828:U:O2'	2:AB:25:PRO:HB2	2.19	0.42
1:AA:830:G:O2'	1:AA:831:A:H5'	2.19	0.42
1:AA:935:A:C2	7:AG:3:ARG:NH2	2.87	0.42
1:AA:978:A:N6	1:AA:1318:A:C5	2.87	0.42
1:AA:1003:G:N1	1:AA:1036:A:N6	2.67	0.42
1:AA:1069:C:O4'	1:AA:1191:A:C2	2.72	0.42
1:AA:1078:U:H2'	1:AA:1079:G:C8	2.54	0.42
1:AA:1108:G:H2'	1:AA:1109:C:C5'	2.48	0.42
1:AA:1124:G:O2'	1:AA:1125:U:P	2.76	0.42
1:AA:1329:A:C5	1:AA:1330:U:C5	3.07	0.42
1:AA:1332:A:C6	1:AA:1333:A:C6	3.07	0.42
1:AA:1375:A:C2	1:AA:1376:U:H1'	2.54	0.42
1:AA:1505:G:C2'	23:AX:12:A:OP2	2.66	0.42
57:AA:1657:NMY:H172	57:AA:1657:NMY:HN21	1.83	0.42
2:AB:63:ARG:O	2:AB:64:LYS:C	2.57	0.42
2:AB:104:TRP:CZ2	2:AB:155:GLY:HA2	2.54	0.42
2:AB:135:LEU:O	2:AB:138:THR:N	2.51	0.42
2:AB:170:HIS:O	2:AB:172:ALA:N	2.52	0.42
3:AC:79:LYS:CE	1:CA:1539:C:OP2	2.66	0.42
3:AC:112:ASP:OD2	3:AC:115:LEU:HB2	2.18	0.42
3:AC:125:GLU:C	3:AC:127:ARG:N	2.70	0.42
3:AC:150:LYS:HA	3:AC:168:TYR:O	2.19	0.42
4:AD:103:TYR:CE1	4:AD:114:ALA:CB	3.02	0.42

Continued on next page...

Continued from previous page...

Atom-1	Atom-2	Interatomic distance (Å)	Clash overlap (Å)
4:AD:136:GLN:O	4:AD:136:GLN:HG3	2.19	0.42
5:AE:107:ALA:HB1	5:AE:125:ALA:HB3	2.01	0.42
7:AG:125:SER:O	7:AG:127:ALA:N	2.51	0.42
8:AH:10:MET:HE2	8:AH:33:LYS:CG	2.49	0.42
8:AH:15:ARG:NH1	8:AH:15:ARG:HG2	2.33	0.42
12:AL:2:ALA:O	12:AL:3:THR:C	2.58	0.42
12:AL:44:LYS:N	12:AL:44:LYS:HD2	2.34	0.42
14:AN:19:TYR:O	14:AN:22:LYS:HB3	2.18	0.42
15:AO:25:THR:OG1	15:AO:26:GLU:N	2.52	0.42
16:AP:73:ALA:C	16:AP:74:LEU:HD23	2.40	0.42
17:AQ:12:VAL:O	17:AQ:22:VAL:O	2.37	0.42
17:AQ:29:VAL:CG1	17:AQ:30:LYS:N	2.82	0.42
19:AS:44:MET:O	19:AS:62:VAL:CG2	2.67	0.42
21:AU:14:VAL:O	21:AU:16:LEU:CD1	2.67	0.42
24:BA:21:A:C2	24:BA:520:G:N3	2.87	0.42
24:BA:72:U:P	43:BT:6:ARG:HH22	2.42	0.42
24:BA:105:C:H2'	24:BA:106:C:C6	2.54	0.42
24:BA:110:G:H2'	24:BA:111:A:H5'	2.01	0.42
24:BA:158:U:H2'	24:BA:159:G:C5'	2.49	0.42
24:BA:458:G:H22	24:BA:469:G:H2'	1.82	0.42
24:BA:483:A:C2	24:BA:484:C:O4'	2.72	0.42
24:BA:564:C:H1'	40:BQ:36:GLN:OE1	2.19	0.42
24:BA:693:A:C5	24:BA:694:U:C5	3.07	0.42
24:BA:1195:G:C2'	24:BA:1196:C:H5'	2.49	0.42
24:BA:1223:G:C2	24:BA:1227:G:C4	3.07	0.42
24:BA:1300:G:C2	24:BA:1626:A:C6	3.07	0.42
24:BA:1531:C:C4	24:BA:1532:A:C2	3.07	0.42
24:BA:1592:C:H2'	24:BA:1593:A:C8	2.54	0.42
24:BA:1996:C:OP1	34:BK:31:ARG:CZ	2.67	0.42
24:BA:2041:U:C5	24:BA:2042:A:N7	2.87	0.42
24:BA:2119:A:N6	24:BA:2170:A:N7	2.67	0.42
24:BA:2285:C:H3'	51:B1:24:LYS:NZ	2.34	0.42
24:BA:2302:U:N3	24:BA:2303:G:C8	2.87	0.42
24:BA:2367:G:C6	24:BA:2368:C:N4	2.86	0.42
24:BA:2524:G:O2'	24:BA:2740:A:N6	2.51	0.42
24:BA:2588:G:OP1	59:BA:3319:HOH:O	2.22	0.42
24:BA:2685:G:OP1	34:BK:78:ARG:NH2	2.52	0.42
24:BA:2813:A:H2'	24:BA:2814:A:O4'	2.19	0.42
24:BA:2814:A:C2'	24:BA:2815:C:H5'	2.49	0.42
24:BA:2886:A:C5	24:BA:2887:A:C8	3.07	0.42
24:BA:2886:A:C6	24:BA:2887:A:C5	3.07	0.42

Continued on next page...

Continued from previous page...

Atom-1	Atom-2	Interatomic distance (Å)	Clash overlap (Å)
25:BB:29:A:H2'	25:BB:30:C:O4'	2.19	0.42
25:BB:91:C:P	36:BM:18:ARG:NH1	2.89	0.42
26:BC:235:GLU:CG	26:BC:235:GLU:O	2.67	0.42
27:BD:39:ASP:OD1	27:BD:40:LEU:N	2.52	0.42
28:BE:176:ASP:OD1	28:BE:178:VAL:N	2.52	0.42
29:BF:127:TYR:C	29:BF:155:ILE:HG22	2.39	0.42
31:BH:27:ARG:O	31:BH:32:PRO:HG3	2.16	0.42
34:BK:27:GLY:HA3	34:BK:30:ARG:HB3	2.01	0.42
36:BM:34:LYS:HD3	36:BM:99:GLY:HA2	2.01	0.42
36:BM:108:VAL:HG13	36:BM:109:PRO:HD2	2.01	0.42
37:BN:31:HIS:C	37:BN:33:ILE:H	2.21	0.42
37:BN:83:LEU:HD23	37:BN:83:LEU:N	2.33	0.42
39:BP:62:LYS:HG2	39:BP:63:ILE:N	2.34	0.42
41:BR:26:ASP:O	41:BR:27:ILE:HD13	2.19	0.42
41:BR:83:TYR:CD1	41:BR:83:TYR:C	2.91	0.42
43:BT:29:THR:OG1	43:BT:86:THR:HG22	2.19	0.42
47:BX:7:THR:O	47:BX:8:GLY:C	2.58	0.42
49:BZ:24:LEU:HD22	49:BZ:24:LEU:HA	1.87	0.42
50:B0:43:THR:O	50:B0:44:ALA:C	2.56	0.42
53:B3:28:LEU:HD12	53:B3:40:LYS:HG2	2.01	0.42
1:CA:156:C:N4	1:CA:157:U:O2	2.52	0.42
1:CA:554:A:H5'	12:CL:26:ALA:HB1	2.01	0.42
1:CA:608:A:C4	1:CA:609:A:C8	3.07	0.42
1:CA:787:A:C2	1:CA:788:U:H1'	2.54	0.42
1:CA:957:U:O2	1:CA:959:A:OP2	2.37	0.42
1:CA:1017:U:H2'	1:CA:1018:G:H5''	2.01	0.42
1:CA:1128:C:H4'	1:CA:1148:U:O2	2.19	0.42
1:CA:1158:C:N4	1:CA:1160:G:C5	2.87	0.42
1:CA:1316:G:N2	1:CA:1318:A:H3'	2.34	0.42
1:CA:1393:U:O2	1:CA:1393:U:H2'	2.18	0.42
1:CA:1503:A:H5'	1:CA:1531:A:H1'	2.01	0.42
4:CD:4:TYR:CE1	4:CD:63:ARG:NH2	2.87	0.42
4:CD:22:LYS:CG	4:CD:25:VAL:HG13	2.46	0.42
4:CD:30:THR:C	4:CD:31:LYS:HE2	2.39	0.42
4:CD:95:GLU:OE2	4:CD:100:ASN:ND2	2.52	0.42
7:CG:102:ARG:O	7:CG:103:TRP:C	2.58	0.42
7:CG:120:LEU:O	7:CG:122:ASN:CG	2.58	0.42
7:CG:126:ASP:OD1	7:CG:132:GLY:HA3	2.19	0.42
10:CJ:36:VAL:HA	10:CJ:75:ASP:OD1	2.18	0.42
11:CK:25:ALA:O	11:CK:26:SER:C	2.57	0.42
13:CM:75:MET:HA	13:CM:78:LYS:HB2	2.01	0.42

Continued on next page...

Continued from previous page...

Atom-1	Atom-2	Interatomic distance (Å)	Clash overlap (Å)
13:CM:114:LYS:N	13:CM:115:PRO:HD2	2.34	0.42
13:CM:114:LYS:N	13:CM:115:PRO:CD	2.82	0.42
17:CQ:63:GLU:HA	17:CQ:73:TRP:CE3	2.54	0.42
18:CR:48:ARG:CG	18:CR:51:TYR:HD2	2.31	0.42
20:CT:51:PHE:C	20:CT:53:GLU:N	2.70	0.42
22:CV:15:G:C2'	22:CV:16:U:C6	3.02	0.42
55:CY:159:ASP:HA	55:CY:162:LYS:CB	2.49	0.42
24:DA:79:C:O2'	24:DA:346:A:N3	2.41	0.42
24:DA:137:U:O2'	24:DA:139:U:H2'	2.19	0.42
24:DA:189:G:OP1	47:DX:25:LYS:HD3	2.19	0.42
24:DA:227:A:C5	24:DA:2407:A:H1'	2.54	0.42
24:DA:498:G:C6	24:DA:499:U:C4	3.07	0.42
24:DA:678:C:H2'	24:DA:679:C:C6	2.54	0.42
24:DA:735:A:N7	24:DA:736:C:C5	2.86	0.42
24:DA:910:A:H2'	24:DA:911:A:C8	2.54	0.42
24:DA:1073:A:H3'	24:DA:1074:G:H5''	2.00	0.42
24:DA:1243:C:C2	24:DA:1244:A:C8	3.07	0.42
24:DA:1910:G:C6	24:DA:1921:G:C6	3.07	0.42
24:DA:1964:G:H3'	24:DA:1965:C:H5'	2.01	0.42
24:DA:2024:G:O3'	27:DD:154:LYS:CE	2.67	0.42
24:DA:2128:G:C5	24:DA:2129:C:C4	3.06	0.42
24:DA:2314:A:H5''	29:DF:34:THR:HG21	2.00	0.42
24:DA:2318:G:N7	24:DA:2319:G:C6	2.87	0.42
24:DA:2557:G:H2'	24:DA:2558:C:C6	2.54	0.42
24:DA:2597:G:C5'	26:DC:239:PHE:O	2.61	0.42
24:DA:2614:A:H2'	24:DA:2614:A:O5'	2.19	0.42
24:DA:2618:G:HO2'	24:DA:2619:C:H5'	1.84	0.42
57:DA:3186:NMY:N2	57:DA:3186:NMY:C14	2.82	0.42
25:DB:98:G:H22	45:DV:14:LYS:HE2	1.84	0.42
26:DC:144:GLU:OE1	26:DC:147:PRO:HA	2.19	0.42
26:DC:203:VAL:O	26:DC:204:LEU:HB2	2.19	0.42
29:DF:4:HIS:HB2	29:DF:96:TRP:CD2	2.54	0.42
30:DG:54:ARG:CD	30:DG:57:TYR:CE2	3.00	0.42
32:DI:17:ALA:O	32:DI:18:ASN:HB3	2.18	0.42
34:DK:61:VAL:HG12	34:DK:87:LEU:HD21	1.99	0.42
34:DK:111:LYS:HD2	34:DK:112:PHE:CE1	2.54	0.42
38:DO:5:SER:O	38:DO:6:ALA:C	2.55	0.42
38:DO:44:GLY:C	38:DO:46:GLU:H	2.22	0.42
40:DQ:109:VAL:CG1	40:DQ:113:LYS:HE2	2.49	0.42
47:DX:30:PRO:C	47:DX:32:LEU:H	2.22	0.42
1:AA:10:A:P	5:AE:131:THR:HG21	2.58	0.42

Continued on next page...

Continued from previous page...

Atom-1	Atom-2	Interatomic distance (Å)	Clash overlap (Å)
1:AA:36:C:H5''	12:AL:119:VAL:C	2.39	0.42
1:AA:328:C:H4'	1:AA:329:A:C5'	2.46	0.42
1:AA:646:G:C2'	1:AA:647:C:H5'	2.49	0.42
1:AA:791:G:C5	1:AA:792:A:N7	2.87	0.42
1:AA:1020:G:N2	1:AA:1021:A:C6	2.87	0.42
1:AA:1048:G:H2'	1:AA:1050:G:C8	2.54	0.42
1:AA:1220:G:C2'	19:AS:36:ARG:HH21	2.28	0.42
1:AA:1237:C:C6	1:AA:1336:C:C4	3.06	0.42
1:AA:1269:A:C2	1:AA:1313:U:C1'	3.01	0.42
1:AA:1302:C:OP1	13:AM:13:LYS:CE	2.67	0.42
1:AA:1465:A:H2'	1:AA:1466:C:O4'	2.19	0.42
2:AB:39:HIS:HB2	2:AB:189:THR:HG21	2.01	0.42
2:AB:186:ILE:HA	2:AB:200:ILE:HB	2.01	0.42
3:AC:29:PHE:O	3:AC:33:LEU:N	2.49	0.42
4:AD:115:ARG:O	4:AD:117:LEU:O	2.36	0.42
4:AD:199:LEU:HD23	4:AD:199:LEU:HA	1.85	0.42
5:AE:151:GLU:O	5:AE:155:ALA:N	2.52	0.42
9:AI:129:LYS:C	9:AI:130:ARG:HG2	2.39	0.42
11:AK:89:PRO:HG3	21:AU:29:LEU:HD21	2.02	0.42
11:AK:109:ASN:CG	11:AK:110:ILE:N	2.72	0.42
14:AN:2:LYS:HB3	14:AN:5:MET:CG	2.49	0.42
14:AN:87:ALA:O	14:AN:88:ALA:C	2.58	0.42
15:AO:11:ILE:C	15:AO:13:SER:N	2.72	0.42
17:AQ:29:VAL:HG13	17:AQ:30:LYS:N	2.34	0.42
19:AS:47:LEU:O	19:AS:62:VAL:HG22	2.19	0.42
19:AS:71:LEU:O	19:AS:74:PHE:N	2.47	0.42
24:BA:214:G:H1'	24:BA:217:A:H5'	2.01	0.42
24:BA:250:G:C5	24:BA:251:A:C6	3.06	0.42
24:BA:375:G:N2	24:BA:376:G:H1'	2.34	0.42
24:BA:408:G:C6	24:BA:409:G:C5	3.07	0.42
24:BA:577:G:O2'	24:BA:578:G:H5'	2.18	0.42
24:BA:591:U:N3	24:BA:592:A:N7	2.67	0.42
24:BA:608:A:C3'	24:BA:609:A:H8	2.31	0.42
24:BA:876:C:C4	24:BA:877:A:C4	3.08	0.42
24:BA:1075:C:C4	24:BA:1076:C:N4	2.87	0.42
24:BA:1172:C:C5	24:BA:1173:U:C4	3.07	0.42
24:BA:1322:A:O3'	42:BS:84:ARG:NH1	2.45	0.42
24:BA:1425:G:H2'	24:BA:1426:G:C8	2.54	0.42
24:BA:1606:C:C2'	24:BA:1607:C:OP2	2.66	0.42
24:BA:1832:C:N4	24:BA:1833:C:C4	2.86	0.42
24:BA:2142:A:N1	24:BA:2149:U:C4	2.87	0.42

Continued on next page...

Continued from previous page...

Atom-1	Atom-2	Interatomic distance (Å)	Clash overlap (Å)
24:BA:2204:G:C6	24:BA:2221:G:C4	3.08	0.42
24:BA:2377:A:N3	38:BO:92:PHE:HZ	2.14	0.42
24:BA:2496:C:P	36:BM:81:ARG:O	2.77	0.42
24:BA:2513:A:C6	24:BA:2574:G:C5	3.07	0.42
24:BA:2655:G:C2	24:BA:2664:G:C5	3.07	0.42
24:BA:2689:U:H4'	24:BA:2690:U:OP2	2.18	0.42
24:BA:2703:C:O2'	24:BA:2704:C:C5'	2.67	0.42
24:BA:2709:G:C6	24:BA:2710:C:N4	2.87	0.42
24:BA:2806:C:H2'	24:BA:2807:U:O4'	2.20	0.42
25:BB:21:G:H2'	25:BB:22:U:O4'	2.19	0.42
25:BB:114:C:C4'	38:BO:47:VAL:CG1	2.97	0.42
25:BB:114:C:H4'	38:BO:47:VAL:CG1	2.49	0.42
26:BC:58:LYS:O	26:BC:59:GLN:HG3	2.19	0.42
30:BG:115:GLN:CD	30:BG:115:GLN:N	2.72	0.42
30:BG:139:VAL:HG12	30:BG:143:VAL:CG2	2.49	0.42
32:BI:100:ILE:CG2	32:BI:105:LEU:HG	2.50	0.42
35:BL:91:ASP:H	35:BL:94:THR:HG22	1.83	0.42
35:BL:93:ASN:HB2	35:BL:96:LYS:HD3	2.01	0.42
39:BP:97:TYR:CD1	39:BP:100:ARG:NH1	2.88	0.42
41:BR:41:ILE:HD11	41:BR:47:VAL:HG12	2.02	0.42
43:BT:63:VAL:CG2	43:BT:80:TRP:CE2	3.02	0.42
44:BU:10:VAL:O	44:BU:21:ARG:HG2	2.19	0.42
44:BU:42:LYS:N	44:BU:59:GLU:OE1	2.51	0.42
45:BV:80:HIS:HB2	45:BV:83:LYS:NZ	2.34	0.42
49:BZ:50:VAL:CG2	49:BZ:53:MET:HG3	2.49	0.42
53:B3:6:VAL:CG1	53:B3:60:CYS:CB	2.97	0.42
1:CA:31:G:O4'	1:CA:306:A:C2	2.72	0.42
1:CA:105:G:H2'	1:CA:106:C:C6	2.53	0.42
1:CA:320:A:O2'	1:CA:1435:G:H1'	2.19	0.42
1:CA:363:A:OP1	12:CL:30:LYS:HE3	2.19	0.42
1:CA:476:U:H2'	1:CA:477:C:H6	1.84	0.42
1:CA:723:U:OP1	21:CU:49:LYS:HG3	2.19	0.42
1:CA:760:G:H5'	1:CA:761:G:OP2	2.19	0.42
1:CA:794:A:O2'	1:CA:795:C:H5'	2.18	0.42
1:CA:807:A:C5	1:CA:808:C:N3	2.86	0.42
1:CA:972:C:O2'	10:CJ:57:VAL:HA	2.19	0.42
1:CA:1014:A:C2	19:CS:34:TRP:CZ2	3.06	0.42
1:CA:1175:G:C2	1:CA:1176:A:C8	3.07	0.42
1:CA:1192:C:H2'	1:CA:1193:G:O4'	2.19	0.42
1:CA:1245:C:H2'	1:CA:1246:A:C8	2.55	0.42
1:CA:1310:G:H5''	13:CM:79:ARG:CZ	2.49	0.42

Continued on next page...

Continued from previous page...

Atom-1	Atom-2	Interatomic distance (Å)	Clash overlap (Å)
3:CC:73:PRO:HG3	3:CC:105:GLU:CG	2.49	0.42
3:CC:111:LEU:HD21	3:CC:144:LEU:HB2	2.01	0.42
3:CC:116:VAL:HA	3:CC:119:SER:HB3	2.01	0.42
3:CC:156:ARG:CZ	3:CC:193:TYR:CZ	3.02	0.42
3:CC:175:LEU:HD11	3:CC:201:TRP:CD1	2.54	0.42
4:CD:168:PRO:O	4:CD:169:THR:HB	2.18	0.42
6:CF:96:VAL:O	6:CF:97:THR:HG23	2.19	0.42
6:CF:98:GLU:O	6:CF:99:ALA:C	2.57	0.42
8:CH:11:LEU:HD13	8:CH:11:LEU:HA	1.88	0.42
9:CI:130:ARG:CZ	22:CV:33:U:C6	3.02	0.42
11:CK:14:LYS:O	11:CK:15:GLN:CB	2.67	0.42
12:CL:44:LYS:HD2	12:CL:44:LYS:HA	1.89	0.42
14:CN:19:TYR:CE2	14:CN:51:LEU:HB3	2.54	0.42
20:CT:69:LYS:O	20:CT:70:ASN:C	2.57	0.42
21:CU:10:GLU:CB	21:CU:11:PRO:CD	2.96	0.42
22:CV:76:A:C2	24:DA:2421:G:C6	3.06	0.42
55:CY:158:ASP:O	55:CY:160:VAL:N	2.45	0.42
24:DA:283:G:H2'	24:DA:284:U:O4'	2.19	0.42
24:DA:330:A:H4'	24:DA:331:C:OP2	2.18	0.42
24:DA:806:C:OP2	35:DL:37:GLY:CA	2.67	0.42
24:DA:1002:G:C6	24:DA:1154:G:N2	2.87	0.42
24:DA:1014:A:C2	24:DA:1149:G:N3	2.86	0.42
24:DA:1060:U:H4'	24:DA:1061:U:C5'	2.47	0.42
24:DA:1417:C:C4	24:DA:1418:G:C6	3.07	0.42
24:DA:1429:G:N3	24:DA:1568:G:C2	2.87	0.42
24:DA:1628:G:O2'	24:DA:1629:U:H5'	2.19	0.42
24:DA:1661:G:C4	24:DA:1662:U:C5	3.07	0.42
24:DA:1666:G:H4'	34:DK:6:THR:CG2	2.49	0.42
24:DA:1789:A:H5''	26:DC:218:THR:O	2.19	0.42
24:DA:1985:C:C2'	24:DA:1986:C:H5'	2.49	0.42
24:DA:2075:U:C4	24:DA:2238:G:C6	3.08	0.42
24:DA:2117:A:N3	24:DA:2117:A:H2'	2.33	0.42
24:DA:2128:G:C6	24:DA:2129:C:N3	2.87	0.42
24:DA:2219:U:H2'	24:DA:2220:U:O4'	2.18	0.42
24:DA:2221:G:C6	24:DA:2222:C:C5	3.07	0.42
24:DA:2326:C:C1'	24:DA:2327:A:OP1	2.66	0.42
24:DA:2347:C:O2	51:D1:38:PHE:CD2	2.72	0.42
24:DA:2428:G:H5''	24:DA:2429:G:P	2.59	0.42
24:DA:2540:C:C2	24:DA:2541:A:C8	3.07	0.42
24:DA:2599:G:C2'	24:DA:2600:A:H5'	2.49	0.42
24:DA:2884:U:H5	50:D0:39:ARG:HG3	1.84	0.42

Continued on next page...

Continued from previous page...

Atom-1	Atom-2	Interatomic distance (Å)	Clash overlap (Å)
57:DA:3190:NMY:O17	57:DA:3190:NMY:H2	2.18	0.42
26:DC:72:GLY:C	26:DC:73:ILE:HD12	2.39	0.42
26:DC:138:SER:HB3	26:DC:163:ILE:HD11	2.00	0.42
26:DC:216:ARG:NH1	26:DC:216:ARG:HG3	2.34	0.42
29:DF:106:ALA:HA	29:DF:136:ILE:HG22	2.00	0.42
29:DF:127:TYR:CD1	29:DF:169:LEU:HD11	2.54	0.42
30:DG:25:ILE:HG21	30:DG:75:VAL:HA	2.01	0.42
33:DJ:117:ALA:HA	33:DJ:120:ARG:NE	2.35	0.42
42:DS:51:LEU:C	42:DS:53:SER:N	2.73	0.42
44:DU:35:VAL:HB	44:DU:38:ILE:HG13	2.01	0.42
50:D0:52:LYS:HE2	50:D0:55:ALA:CA	2.49	0.42
1:AA:55:A:N1	31:DH:91:PHE:CA	2.82	0.42
1:AA:57:G:C5	1:AA:58:C:C4	3.07	0.42
1:AA:184:G:C5	1:AA:185:U:C5	3.06	0.42
1:AA:308:C:C2	1:AA:309:A:C8	3.08	0.42
1:AA:512:U:C2	1:AA:513:C:C5	3.07	0.42
1:AA:671:G:C3'	6:AF:79:ARG:HH22	2.32	0.42
1:AA:676:A:H5''	11:AK:115:PRO:CB	2.47	0.42
1:AA:676:A:C2	1:AA:677:U:N3	2.87	0.42
1:AA:707:U:C2	1:AA:708:C:C5	3.08	0.42
1:AA:923:A:O4'	1:AA:1398:A:C2	2.72	0.42
1:AA:1130:A:O2'	9:AI:5:GLN:NE2	2.52	0.42
1:AA:1192:C:H3'	1:AA:1193:G:O4'	2.20	0.42
1:AA:1234:C:C1'	1:AA:1364:U:H6	2.31	0.42
1:AA:1355:G:C2	1:AA:1368:A:C2	3.07	0.42
1:AA:1457:G:C4	1:AA:1458:G:C8	3.07	0.42
3:AC:2:GLY:O	3:AC:3:GLN:HG2	2.19	0.42
4:AD:104:ARG:O	4:AD:171:LEU:HD21	2.19	0.42
5:AE:34:THR:HB	5:AE:52:LYS:HB3	2.01	0.42
5:AE:44:GLY:O	5:AE:45:ARG:O	2.37	0.42
5:AE:141:ILE:O	5:AE:144:LEU:N	2.40	0.42
7:AG:126:ASP:C	7:AG:129:GLU:OE1	2.58	0.42
8:AH:104:VAL:HG11	8:AH:116:ALA:HB2	2.01	0.42
11:AK:125:LYS:O	21:AU:35:ARG:HB2	2.20	0.42
13:AM:78:LYS:O	13:AM:79:ARG:C	2.56	0.42
16:AP:56:ARG:HD3	16:AP:56:ARG:HA	1.79	0.42
19:AS:36:ARG:CD	19:AS:72:GLY:HA2	2.49	0.42
23:AX:16:U:P	23:AX:16:U:H3'	2.58	0.42
24:BA:182:A:C8	24:BA:183:C:C5	3.08	0.42
24:BA:668:A:C2	24:BA:670:A:C6	3.06	0.42
24:BA:716:A:C3'	24:BA:717:C:H5''	2.49	0.42

Continued on next page...

Continued from previous page...

Atom-1	Atom-2	Interatomic distance (Å)	Clash overlap (Å)
24:BA:836:G:C5	24:BA:837:C:C4	3.08	0.42
24:BA:954:G:O3'	36:BM:13:HIS:CD2	2.72	0.42
24:BA:1076:C:H2'	24:BA:1077:A:O4'	2.19	0.42
24:BA:1124:G:H2'	24:BA:1125:G:O4'	2.18	0.42
24:BA:1141:U:OP2	33:BJ:65:THR:HG21	2.19	0.42
24:BA:1163:G:C5	24:BA:1164:C:C5	3.08	0.42
24:BA:1266:G:N2	24:BA:2012:G:H2'	2.34	0.42
24:BA:1429:G:C2	24:BA:1430:G:C4	3.07	0.42
24:BA:1835:G:H5'	24:BA:1835:G:H8	1.81	0.42
24:BA:2001:C:H1'	24:BA:2689:U:C4	2.55	0.42
24:BA:2058:A:N6	59:BA:3489:HOH:O	2.51	0.42
24:BA:2521:C:O2'	24:BA:2522:U:O5'	2.34	0.42
24:BA:2748:A:N1	24:BA:2749:A:C4	2.87	0.42
24:BA:2779:U:O4'	24:BA:2781:A:C5	2.72	0.42
25:BB:53:A:C4	25:BB:54:G:N7	2.87	0.42
27:BD:200:ASP:OD1	27:BD:200:ASP:N	2.52	0.42
28:BE:60:TRP:O	28:BE:61:ARG:O	2.37	0.42
28:BE:164:LEU:HD11	28:BE:167:VAL:CG1	2.48	0.42
30:BG:85:LYS:HG3	30:BG:164:ALA:HB3	2.01	0.42
31:BH:29:PHE:CD1	31:BH:29:PHE:C	2.92	0.42
31:BH:55:GLU:O	31:BH:59:ALA:HB3	2.20	0.42
34:BK:39:ILE:HG23	34:BK:40:LYS:N	2.33	0.42
38:BO:16:ARG:HD2	38:BO:19:GLN:OE1	2.20	0.42
38:BO:62:LEU:HD21	38:BO:70:ALA:CB	2.49	0.42
39:BP:2:ASN:O	39:BP:3:ILE:C	2.57	0.42
39:BP:58:PHE:HE1	39:BP:73:PHE:HB2	1.83	0.42
39:BP:59:THR:OG1	39:BP:72:VAL:HG12	2.19	0.42
44:BU:11:ILE:HG23	44:BU:21:ARG:HG3	2.00	0.42
45:BV:54:ALA:C	45:BV:56:PHE:N	2.72	0.42
48:BY:42:LEU:CD1	48:BY:42:LEU:N	2.82	0.42
54:B4:14:CYS:SG	54:B4:33:HIS:ND1	2.92	0.42
1:CA:47:C:O2	1:CA:49:U:C5	2.73	0.42
1:CA:110:C:N4	1:CA:111:G:C6	2.87	0.42
1:CA:392:C:OP1	16:CP:8:ARG:NH2	2.46	0.42
1:CA:649:A:H3'	1:CA:650:G:H5''	2.00	0.42
1:CA:725:G:C2	1:CA:726:C:N1	2.87	0.42
1:CA:854:U:C2	1:CA:855:U:C5	3.08	0.42
1:CA:952:U:O4	13:CM:103:LYS:HE3	2.19	0.42
1:CA:1092:A:C6	1:CA:1093:A:C6	3.08	0.42
1:CA:1211:U:O4'	1:CA:1213:A:N3	2.53	0.42
2:CB:47:VAL:N	2:CB:48:PRO:HD2	2.35	0.42

Continued on next page...

Continued from previous page...

Atom-1	Atom-2	Interatomic distance (Å)	Clash overlap (Å)
3:CC:36:ASP:O	3:CC:39:VAL:CG2	2.67	0.42
3:CC:133:ALA:O	3:CC:137:ALA:HB2	2.18	0.42
4:CD:62:ARG:NH1	4:CD:69:GLU:N	2.66	0.42
4:CD:91:LEU:O	4:CD:93:LEU:N	2.49	0.42
6:CF:25:TYR:O	6:CF:26:THR:C	2.58	0.42
7:CG:99:LEU:CD1	7:CG:137:LYS:NZ	2.81	0.42
8:CH:6:PRO:O	8:CH:10:MET:N	2.53	0.42
8:CH:12:THR:HA	8:CH:15:ARG:NH2	2.35	0.42
8:CH:29:SER:HB3	8:CH:57:PRO:HB2	2.00	0.42
8:CH:32:LEU:C	8:CH:34:VAL:N	2.72	0.42
10:CJ:40:ILE:HG12	10:CJ:73:LEU:HD12	2.01	0.42
11:CK:20:VAL:CG2	11:CK:21:ALA:N	2.82	0.42
13:CM:84:GLY:N	19:CS:74:PHE:CZ	2.87	0.42
15:CO:27:VAL:HG23	15:CO:28:GLN:N	2.28	0.42
18:CR:44:ILE:O	18:CR:46:GLY:N	2.52	0.42
19:CS:12:ASP:OD2	19:CS:37:ARG:NH2	2.52	0.42
19:CS:31:LEU:O	19:CS:50:ALA:CB	2.67	0.42
19:CS:48:THR:HG1	19:CS:49:ILE:H	1.67	0.42
55:CY:59:VAL:HG12	55:CY:60:GLU:N	2.35	0.42
55:CY:133:ARG:NH2	24:DA:1941:C:O2	2.52	0.42
24:DA:26:G:C6	24:DA:27:G:C6	3.07	0.42
24:DA:137:U:O2	43:DT:1:MET:CE	2.66	0.42
24:DA:208:C:C2'	24:DA:209:C:O5'	2.67	0.42
24:DA:223:A:C5	24:DA:422:A:C8	3.07	0.42
24:DA:646:U:C5'	24:DA:647:G:H5''	2.49	0.42
24:DA:778:G:C4	24:DA:779:U:C6	3.07	0.42
24:DA:900:A:C4	24:DA:901:C:C5	3.08	0.42
24:DA:1042:G:H2'	24:DA:1043:C:O4'	2.19	0.42
24:DA:1060:U:O4'	24:DA:1061:U:H3'	2.19	0.42
24:DA:1153:C:N4	24:DA:1154:G:C6	2.88	0.42
24:DA:1413:A:N1	24:DA:1414:C:O2	2.52	0.42
24:DA:1651:G:C6	24:DA:1652:A:C5	3.07	0.42
24:DA:2128:G:H2'	24:DA:2129:C:O4'	2.20	0.42
24:DA:2129:C:H3'	24:DA:2130:U:H5'	2.00	0.42
24:DA:2164:C:O2	24:DA:2164:C:O2'	2.23	0.42
24:DA:2166:U:O4	24:DA:2170:A:C6	2.70	0.42
24:DA:2221:G:H2'	24:DA:2222:C:H6	1.84	0.42
24:DA:2697:G:H2'	24:DA:2698:U:O4'	2.19	0.42
24:DA:2820:A:N1	37:DN:4:ARG:NH2	2.63	0.42
24:DA:2820:A:O2'	24:DA:2821:A:OP1	2.36	0.42
26:DC:86:ARG:CG	26:DC:86:ARG:NH1	2.77	0.42

Continued on next page...

Continued from previous page...

Atom-1	Atom-2	Interatomic distance (Å)	Clash overlap (Å)
26:DC:87:SER:HB2	26:DC:157:ALA:H	1.84	0.42
26:DC:183:VAL:C	26:DC:184:GLU:O	2.56	0.42
27:DD:124:ARG:HG2	27:DD:125:TRP:N	2.34	0.42
31:DH:29:PHE:O	31:DH:30:LEU:O	2.36	0.42
31:DH:148:ALA:O	31:DH:149:GLU:CB	2.66	0.42
34:DK:14:SER:HB2	34:DK:95:ILE:CG2	2.49	0.42
36:DM:17:ASN:O	36:DM:38:ARG:NH1	2.52	0.42
40:DQ:101:ASP:OD1	40:DQ:103:VAL:HG23	2.20	0.42
41:DR:16:GLU:N	41:DR:98:ILE:HD11	2.34	0.42
41:DR:59:ILE:HA	41:DR:101:ILE:HA	2.01	0.42
42:DS:33:LEU:HD12	42:DS:33:LEU:HA	1.90	0.42
51:D1:39:ASP:CG	51:D1:42:VAL:HG22	2.40	0.42
53:D3:25:HIS:HB2	53:D3:43:LEU:HB3	2.00	0.42
54:D4:25:VAL:HG11	54:D4:33:HIS:O	2.18	0.42
54:D4:31:PRO:C	54:D4:33:HIS:N	2.71	0.42
1:AA:67:C:C2'	1:AA:68:G:O5'	2.66	0.42
1:AA:235:C:O3'	17:AQ:73:TRP:HH2	2.02	0.42
1:AA:236:A:H5''	17:AQ:44:LEU:HD23	2.01	0.42
1:AA:261:U:P	20:AT:71:LYS:HZ3	2.41	0.42
1:AA:518:C:H6	1:AA:530:G:H1'	1.84	0.42
1:AA:577:G:H1'	1:AA:816:A:H2'	2.01	0.42
1:AA:607:A:H2'	1:AA:608:A:H8	1.83	0.42
1:AA:696:A:O2'	1:AA:697:U:H5'	2.20	0.42
1:AA:892:A:C6	1:AA:893:C:C4	3.08	0.42
1:AA:958:A:N6	1:AA:959:A:N6	2.67	0.42
1:AA:1057:G:H5''	3:AC:154:SER:O	2.18	0.42
1:AA:1061:G:N7	1:AA:1062:U:C4	2.88	0.42
1:AA:1187:G:C6	1:AA:1188:A:C5	3.08	0.42
1:AA:1239:A:H4'	1:AA:1240:U:OP1	2.19	0.42
1:AA:1285:A:H5''	1:AA:1286:U:C4	2.54	0.42
1:AA:1385:G:C6	1:AA:1386:G:C5	3.07	0.42
2:AB:10:LEU:O	2:AB:11:LYS:C	2.57	0.42
2:AB:16:PHE:CD2	2:AB:40:ILE:HD11	2.55	0.42
4:AD:9:LEU:CD1	4:AD:10:LYS:H	2.32	0.42
4:AD:14:ARG:HG3	4:AD:14:ARG:HH11	1.84	0.42
4:AD:53:VAL:C	4:AD:55:LEU:H	2.22	0.42
5:AE:10:GLU:O	5:AE:41:ASP:HA	2.20	0.42
6:AF:77:THR:HA	6:AF:80:PHE:CG	2.54	0.42
8:AH:111:MET:HE1	8:AH:116:ALA:CA	2.47	0.42
10:AJ:10:LEU:HD12	10:AJ:10:LEU:N	2.34	0.42
12:AL:52:VAL:HG23	12:AL:53:CYS:H	1.84	0.42

Continued on next page...

Continued from previous page...

Atom-1	Atom-2	Interatomic distance (Å)	Clash overlap (Å)
13:AM:60:VAL:C	13:AM:62:LYS:N	2.72	0.42
16:AP:19:VAL:C	16:AP:20:VAL:HG23	2.40	0.42
19:AS:33:THR:O	19:AS:57:HIS:NE2	2.49	0.42
19:AS:52:HIS:ND1	19:AS:53:ASN:N	2.67	0.42
20:AT:69:LYS:HD3	20:AT:70:ASN:OD1	2.19	0.42
22:AV:18:G:C4	22:AV:58:A:C2	3.08	0.42
24:BA:18:U:OP1	40:BQ:25:GLY:N	2.49	0.42
24:BA:31:C:N4	59:BA:3212:HOH:O	2.52	0.42
24:BA:136:G:H2'	24:BA:137:U:C6	2.55	0.42
24:BA:153:U:H2'	24:BA:154:U:C6	2.54	0.42
24:BA:170:U:H2'	24:BA:171:U:O5'	2.19	0.42
24:BA:642:U:O2	24:BA:644:A:C8	2.72	0.42
24:BA:769:U:N3	24:BA:770:G:C8	2.87	0.42
24:BA:770:G:C2	24:BA:771:G:N9	2.88	0.42
24:BA:818:G:H5'	24:BA:839:U:OP1	2.20	0.42
24:BA:900:A:N7	24:BA:901:C:C4	2.88	0.42
24:BA:1097:U:C5	24:BA:1098:A:N3	2.88	0.42
24:BA:1361:G:C4	24:BA:1362:C:C5	3.07	0.42
24:BA:1466:U:O4'	24:BA:1545:A:C2	2.72	0.42
24:BA:1722:A:H2'	24:BA:1723:G:O4'	2.19	0.42
24:BA:1830:C:H2'	24:BA:1831:G:O5'	2.18	0.42
24:BA:2018:G:O2'	24:BA:2019:A:H5'	2.20	0.42
24:BA:2097:A:N1	24:BA:2193:G:C2	2.87	0.42
24:BA:2316:G:C4'	29:BF:124:ARG:HD3	2.49	0.42
24:BA:2375:G:C5	24:BA:2377:A:OP2	2.73	0.42
24:BA:2375:G:N3	24:BA:2377:A:C8	2.87	0.42
24:BA:2529:G:C1'	30:BG:174:LYS:HZ2	2.32	0.42
24:BA:2690:U:C4	24:BA:2873:A:N1	2.87	0.42
24:BA:2729:G:C6	24:BA:2730:C:C4	3.08	0.42
24:BA:2776:A:N7	24:BA:2782:G:C4	2.87	0.42
24:BA:2810:A:O3'	27:BD:63:PRO:HD3	2.19	0.42
24:BA:2861:U:H2'	24:BA:2862:G:O5'	2.19	0.42
25:BB:50:A:C6	25:BB:51:G:C5	3.07	0.42
26:BC:130:PRO:HB2	26:BC:133:ASN:HB2	2.01	0.42
26:BC:245:THR:OG1	26:BC:249:VAL:HG23	2.19	0.42
27:BD:11:MET:O	27:BD:12:THR:HG23	2.19	0.42
27:BD:35:THR:HG22	27:BD:71:ALA:HB1	2.02	0.42
27:BD:56:LYS:O	27:BD:57:ALA:C	2.57	0.42
28:BE:27:LEU:O	28:BE:31:VAL:HG23	2.20	0.42
29:BF:2:LYS:HE2	29:BF:100:GLU:HG3	2.02	0.42
31:BH:13:GLY:O	31:BH:15:LEU:N	2.52	0.42

Continued on next page...

Continued from previous page...

Atom-1	Atom-2	Interatomic distance (Å)	Clash overlap (Å)
32:BI:85:ILE:HG22	32:BI:86:LYS:N	2.34	0.42
34:BK:17:ARG:HG2	34:BK:45:GLU:OE2	2.19	0.42
34:BK:64:ARG:HG2	34:BK:79:PHE:CE2	2.55	0.42
35:BL:89:VAL:O	35:BL:94:THR:HG21	2.19	0.42
36:BM:44:ARG:O	36:BM:48:ALA:HB2	2.19	0.42
37:BN:106:ASP:OD1	37:BN:106:ASP:C	2.56	0.42
38:BO:28:VAL:HG12	38:BO:36:TYR:O	2.19	0.42
42:BS:96:ILE:O	42:BS:97:LEU:HD13	2.19	0.42
43:BT:69:ARG:HA	43:BT:74:ILE:HG21	2.01	0.42
46:BW:24:LYS:HE3	46:BW:36:ILE:HG12	2.00	0.42
46:BW:82:ILE:O	46:BW:82:ILE:CG2	2.68	0.42
1:CA:27:G:H2'	1:CA:28:A:O4'	2.19	0.42
1:CA:90:C:C2	1:CA:91:U:C5	3.07	0.42
1:CA:94:G:C6	1:CA:98:A:C2	3.08	0.42
1:CA:371:A:C2	1:CA:372:C:C6	3.06	0.42
1:CA:375:U:C4	1:CA:376:G:N7	2.87	0.42
1:CA:430:A:OP1	4:CD:9:LEU:HD23	2.19	0.42
1:CA:541:G:H2'	1:CA:542:G:O4'	2.18	0.42
1:CA:543:U:N3	1:CA:544:G:C8	2.88	0.42
1:CA:588:G:C5	1:CA:589:U:C5	3.08	0.42
1:CA:705:G:C5	11:CK:44:TRP:HZ3	2.37	0.42
1:CA:782:A:N6	1:CA:801:U:C6	2.87	0.42
1:CA:1103:C:C4	1:CA:1104:G:C5	3.07	0.42
1:CA:1488:G:C2	1:CA:1489:G:C4	3.07	0.42
2:CB:58:ASN:HA	2:CB:61:ALA:HB3	2.02	0.42
2:CB:101:LEU:HD11	2:CB:175:GLU:O	2.20	0.42
3:CC:112:ASP:OD1	3:CC:112:ASP:C	2.57	0.42
9:CI:10:GLY:O	9:CI:11:ARG:HB3	2.20	0.42
10:CJ:8:ILE:CB	10:CJ:74:VAL:HG11	2.47	0.42
10:CJ:40:ILE:HB	10:CJ:41:PRO:HD2	2.01	0.42
10:CJ:88:MET:O	10:CJ:88:MET:HG3	2.19	0.42
12:CL:121:ARG:HB3	12:CL:124:ALA:HB2	2.02	0.42
13:CM:16:VAL:O	13:CM:27:LYS:NZ	2.51	0.42
13:CM:16:VAL:HA	13:CM:19:LEU:HD21	2.01	0.42
13:CM:24:GLY:O	13:CM:29:ARG:NH1	2.52	0.42
17:CQ:18:GLU:O	17:CQ:19:LYS:HG2	2.19	0.42
17:CQ:29:VAL:CG2	17:CQ:30:LYS:O	2.66	0.42
20:CT:54:MET:CA	20:CT:57:ILE:HD11	2.50	0.42
24:DA:63:A:N1	24:DA:64:A:C5	2.88	0.42
24:DA:231:A:N6	24:DA:232:G:C2	2.87	0.42
24:DA:252:G:N3	24:DA:252:G:H2'	2.35	0.42

Continued on next page...

Continued from previous page...

Atom-1	Atom-2	Interatomic distance (Å)	Clash overlap (Å)
24:DA:324:A:N6	24:DA:338:G:O2'	2.49	0.42
24:DA:431:U:C3'	24:DA:432:A:C5'	2.98	0.42
24:DA:467:G:O2'	24:DA:468:G:H5'	2.19	0.42
24:DA:483:A:H3'	24:DA:484:C:H6	1.84	0.42
24:DA:819:A:C5	24:DA:820:A:N7	2.87	0.42
24:DA:825:A:O2'	24:DA:826:U:H5'	2.20	0.42
24:DA:834:G:H8	24:DA:834:G:O5'	2.02	0.42
24:DA:842:U:C2'	24:DA:843:G:H5'	2.48	0.42
24:DA:1194:A:C2'	24:DA:1195:G:O5'	2.68	0.42
24:DA:1312:U:N1	43:DT:64:LYS:HE3	2.34	0.42
24:DA:1415:U:O2	24:DA:1415:U:H3'	2.19	0.42
24:DA:1599:U:C4	24:DA:1600:C:N4	2.87	0.42
24:DA:1662:U:O2	24:DA:2687:U:H5''	2.20	0.42
24:DA:1718:G:C6	24:DA:1719:G:C5	3.06	0.42
24:DA:1816:C:H5''	26:DC:61:TYR:CE1	2.53	0.42
24:DA:1893:C:C5	24:DA:1894:C:C5	3.07	0.42
24:DA:2109:U:H5''	24:DA:2110:G:P	2.59	0.42
24:DA:2140:G:N3	24:DA:2140:G:H2'	2.34	0.42
24:DA:2221:G:C6	24:DA:2222:C:C4	3.07	0.42
24:DA:2230:G:C4	24:DA:2231:U:C5	3.08	0.42
24:DA:2335:A:N6	24:DA:2337:G:N3	2.68	0.42
24:DA:2360:G:O3'	35:DL:61:LEU:HD21	2.18	0.42
24:DA:2380:C:OP1	38:DO:17:LYS:NZ	2.52	0.42
24:DA:2407:A:N3	24:DA:2408:U:C5	2.87	0.42
24:DA:2625:G:H2'	24:DA:2626:C:O4'	2.18	0.42
24:DA:2820:A:H2'	24:DA:2821:A:OP1	2.19	0.42
24:DA:2881:U:O2'	24:DA:2882:A:C5'	2.68	0.42
25:DB:5:U:H2'	25:DB:6:G:C8	2.54	0.42
26:DC:128:THR:CG2	26:DC:190:THR:HA	2.49	0.42
26:DC:174:ARG:HB2	26:DC:180:MET:HG3	2.00	0.42
29:DF:6:TYR:O	29:DF:11:VAL:HG23	2.19	0.42
29:DF:137:PHE:N	29:DF:140:ILE:HD11	2.34	0.42
30:DG:114:HIS:ND1	30:DG:147:LEU:HD21	2.33	0.42
36:DM:114:ARG:HH21	36:DM:114:ARG:CG	2.31	0.42
37:DN:2:ARG:HA	37:DN:5:LYS:HD2	1.97	0.42
37:DN:53:THR:OG1	37:DN:54:LEU:N	2.52	0.42
39:DP:3:ILE:N	39:DP:3:ILE:HD13	2.33	0.42
39:DP:15:ASP:O	39:DP:16:VAL:O	2.36	0.42
39:DP:91:VAL:HG21	39:DP:109:ILE:HD12	2.01	0.42
40:DQ:64:ILE:HG22	40:DQ:75:TYR:HD2	1.84	0.42
42:DS:69:LEU:HD23	42:DS:109:ASP:N	2.33	0.42

Continued on next page...

Continued from previous page...

Atom-1	Atom-2	Interatomic distance (Å)	Clash overlap (Å)
46:DW:10:THR:O	46:DW:11:ARG:CB	2.67	0.42
47:DX:38:TRP:HE1	47:DX:40:GLU:HG2	1.85	0.42
49:DZ:6:ILE:CG2	49:DZ:54:VAL:CG2	2.96	0.42
52:D2:26:ASN:O	52:D2:30:VAL:N	2.50	0.42
1:AA:172:A:C5	1:AA:174:A:N7	2.87	0.42
1:AA:236:A:H2'	1:AA:237:G:O4'	2.19	0.42
1:AA:316:C:N3	1:AA:317:U:C5	2.87	0.42
1:AA:412:A:H4'	11:CK:16:VAL:CG1	2.47	0.42
1:AA:482:A:H2'	1:AA:483:C:C5'	2.48	0.42
1:AA:570:G:C4	1:AA:571:U:C5	3.07	0.42
1:AA:725:G:C2	1:AA:726:C:C5	3.07	0.42
1:AA:886:G:N2	1:AA:912:C:C2	2.88	0.42
1:AA:925:G:C1'	1:AA:1502:A:C4	3.02	0.42
1:AA:927:G:H4'	1:AA:927:G:OP2	2.19	0.42
1:AA:947:G:OP2	13:AM:107:ARG:CZ	2.68	0.42
1:AA:978:A:N6	1:AA:1318:A:N7	2.68	0.42
1:AA:981:U:OP1	14:AN:12:ARG:NH2	2.53	0.42
1:AA:1061:G:C4	1:AA:1197:A:C2	3.07	0.42
1:AA:1077:G:H5'	1:AA:1078:U:OP2	2.20	0.42
1:AA:1124:G:HO2'	1:AA:1125:U:P	2.42	0.42
1:AA:1160:G:P	2:AB:132:LYS:HE2	2.60	0.42
1:AA:1216:A:OP1	14:AN:4:SER:HB3	2.20	0.42
1:AA:1275:A:C5	1:AA:1276:G:C5	3.08	0.42
1:AA:1290:G:H2'	1:AA:1291:U:O4'	2.19	0.42
1:AA:1292:G:H2'	1:AA:1293:C:C6	2.54	0.42
1:AA:1363:A:C6	1:AA:1365:G:C6	3.07	0.42
1:AA:1423:G:H2'	1:AA:1424:U:H6	1.84	0.42
2:AB:104:TRP:O	2:AB:105:LYS:C	2.57	0.42
2:AB:134:ALA:O	2:AB:138:THR:N	2.45	0.42
2:AB:161:LEU:HB3	2:AB:183:VAL:CG2	2.49	0.42
5:AE:15:LEU:HD12	5:AE:15:LEU:O	2.19	0.42
7:AG:28:ASN:HA	7:AG:31:MET:CB	2.48	0.42
7:AG:137:LYS:CA	7:AG:140:ASP:HB2	2.49	0.42
8:AH:56:LYS:O	8:AH:57:PRO:C	2.58	0.42
15:AO:11:ILE:CG1	15:AO:12:VAL:N	2.80	0.42
16:AP:21:VAL:HG21	16:AP:60:TRP:NE1	2.34	0.42
18:AR:52:GLN:HA	18:AR:55:LEU:HG	2.01	0.42
24:BA:26:G:OP1	42:BS:80:PRO:HB3	2.19	0.42
24:BA:144:A:C5	24:BA:145:C:C5	3.06	0.42
24:BA:224:U:OP2	24:BA:408:G:N2	2.49	0.42
24:BA:359:G:C2	24:BA:360:U:O2	2.72	0.42

Continued on next page...

Continued from previous page...

Atom-1	Atom-2	Interatomic distance (Å)	Clash overlap (Å)
24:BA:494:G:N7	57:BA:3164:NMY:N9	2.63	0.42
24:BA:568:U:O4	41:BR:81:LYS:NZ	2.46	0.42
24:BA:587:C:C2	35:BL:33:ARG:NH2	2.87	0.42
24:BA:1281:G:H2'	24:BA:1282:U:O5'	2.20	0.42
24:BA:1388:G:O2'	24:BA:1389:G:H5'	2.20	0.42
24:BA:1652:A:OP1	37:BN:8:ARG:HD3	2.18	0.42
24:BA:1735:A:C2	24:BA:1736:U:H1'	2.54	0.42
24:BA:2119:A:C2	24:BA:2170:A:O4'	2.72	0.42
24:BA:2261:C:C2	24:BA:2262:U:C5	3.08	0.42
24:BA:2413:G:O2'	24:BA:2414:G:H5'	2.19	0.42
24:BA:2420:C:H5''	51:B1:7:LYS:CE	2.49	0.42
24:BA:2454:G:C5	24:BA:2455:G:C8	3.08	0.42
24:BA:2527:C:O2'	24:BA:2528:U:H5'	2.19	0.42
24:BA:2532:G:H3'	24:BA:2533:U:H6	1.84	0.42
24:BA:2706:A:N1	24:BA:2707:U:C2	2.88	0.42
24:BA:2748:A:O2'	24:BA:2749:A:C5'	2.67	0.42
24:BA:2750:A:OP2	30:BG:61:TRP:HZ3	2.02	0.42
24:BA:2834:G:O3'	27:BD:56:LYS:NZ	2.52	0.42
25:BB:35:C:H2'	25:BB:36:C:H5'	2.01	0.42
25:BB:45:A:C2	25:BB:46:A:H1'	2.54	0.42
25:BB:73:A:H3'	25:BB:74:U:H6	1.85	0.42
27:BD:34:VAL:HG21	27:BD:48:ILE:HD11	2.01	0.42
27:BD:85:ALA:N	27:BD:88:GLU:OE1	2.47	0.42
28:BE:178:VAL:O	28:BE:179:SER:C	2.58	0.42
29:BF:127:TYR:N	29:BF:155:ILE:CG2	2.83	0.42
29:BF:127:TYR:N	29:BF:155:ILE:HG21	2.34	0.42
33:BJ:88:THR:HG22	33:BJ:91:GLU:CD	2.39	0.42
42:BS:2:GLU:HA	42:BS:108:SER:HB3	2.00	0.42
43:BT:74:ILE:HD12	43:BT:75:GLY:N	2.34	0.42
49:BZ:19:HIS:O	49:BZ:22:THR:N	2.43	0.42
51:B1:12:SER:HA	51:B1:48:TYR:CE2	2.54	0.42
51:B1:50:GLU:CG	51:B1:51:ALA:N	2.83	0.42
1:CA:114:U:C2'	1:CA:115:G:H5'	2.49	0.42
1:CA:154:U:O2	1:CA:168:G:C2	2.72	0.42
1:CA:181:A:N1	1:CA:195:A:C4	2.88	0.42
1:CA:195:A:N7	1:CA:196:A:N1	2.65	0.42
1:CA:232:G:C5	1:CA:233:C:C6	3.07	0.42
1:CA:246:A:O2'	1:CA:247:G:OP2	2.30	0.42
1:CA:635:A:C2	1:CA:636:U:C2	3.08	0.42
1:CA:773:G:C2	1:CA:774:G:N9	2.88	0.42
1:CA:787:A:C2'	1:CA:788:U:C5'	2.94	0.42

Continued on next page...

Continued from previous page...

Atom-1	Atom-2	Interatomic distance (Å)	Clash overlap (Å)
1:CA:994:A:N3	1:CA:994:A:H2'	2.35	0.42
1:CA:1305:G:O2'	1:CA:1306:A:C5'	2.68	0.42
2:CB:101:LEU:HD21	2:CB:175:GLU:CG	2.50	0.42
2:CB:114:LEU:O	2:CB:115:LYS:C	2.58	0.42
3:CC:37:PHE:O	3:CC:37:PHE:CD2	2.72	0.42
3:CC:128:VAL:O	3:CC:129:MET:HB2	2.18	0.42
4:CD:99:ASP:CA	4:CD:114:ALA:HB1	2.49	0.42
4:CD:112:ALA:C	4:CD:113:GLU:OE1	2.58	0.42
4:CD:171:LEU:HB3	4:CD:182:PHE:HA	2.01	0.42
4:CD:201:VAL:HG23	4:CD:202:GLU:N	2.34	0.42
5:CE:130:SER:OG	5:CE:132:ASN:HB3	2.19	0.42
6:CF:74:LEU:O	6:CF:75:GLU:C	2.57	0.42
7:CG:39:ALA:O	7:CG:40:GLU:HG2	2.19	0.42
7:CG:135:VAL:O	7:CG:138:ARG:HB2	2.18	0.42
8:CH:75:ILE:HD13	8:CH:129:VAL:HG22	2.01	0.42
12:CL:29:GLN:HG3	12:CL:81:LEU:HD21	2.02	0.42
12:CL:37:VAL:HG12	12:CL:53:CYS:HB2	2.02	0.42
13:CM:87:ARG:O	13:CM:91:HIS:N	2.41	0.42
14:CN:90:ARG:HD2	14:CN:92:GLU:CD	2.40	0.42
16:CP:18:GLN:O	16:CP:20:VAL:HG23	2.20	0.42
16:CP:22:ALA:O	16:CP:23:ASP:HB2	2.19	0.42
17:CQ:25:ILE:O	17:CQ:26:GLU:CG	2.68	0.42
20:CT:78:ASN:O	20:CT:81:ALA:HB3	2.19	0.42
24:DA:6:A:C2'	33:DJ:135:GLN:OE1	2.67	0.42
24:DA:109:C:H2'	24:DA:110:G:O4'	2.20	0.42
24:DA:223:A:C6	24:DA:408:G:O4'	2.73	0.42
24:DA:226:A:N6	24:DA:227:A:N6	2.67	0.42
24:DA:307:G:N2	24:DA:310:A:C8	2.88	0.42
24:DA:523:C:H4'	24:DA:540:C:O2	2.18	0.42
24:DA:690:G:O2'	24:DA:691:C:H5'	2.18	0.42
24:DA:855:G:C4	24:DA:923:G:C2	3.07	0.42
24:DA:900:A:C2	24:DA:901:C:H1'	2.54	0.42
24:DA:1048:A:C5	24:DA:1111:A:C2	3.07	0.42
24:DA:1067:A:C2	24:DA:1068:G:C8	3.07	0.42
24:DA:1074:G:H2'	24:DA:1075:C:H5'	2.02	0.42
24:DA:1104:C:N3	24:DA:1105:U:C5	2.88	0.42
24:DA:1385:A:OP1	24:DA:1385:A:H4'	2.20	0.42
24:DA:1794:A:H2'	24:DA:1795:C:H6	1.84	0.42
24:DA:1868:C:N3	24:DA:1873:G:O6	2.52	0.42
24:DA:1959:G:C2	24:DA:1960:A:C4	3.07	0.42
24:DA:2243:U:H2'	24:DA:2244:U:H6	1.80	0.42

Continued on next page...

Continued from previous page...

Atom-1	Atom-2	Interatomic distance (Å)	Clash overlap (Å)
24:DA:2280:G:N3	24:DA:2281:A:C8	2.88	0.42
24:DA:2316:G:C6	24:DA:2317:A:C5	3.07	0.42
24:DA:2582:G:H2'	24:DA:2582:G:N3	2.35	0.42
24:DA:2798:U:H4'	24:DA:2799:A:C4	2.54	0.42
24:DA:2829:A:C6	24:DA:2830:C:C5	3.07	0.42
24:DA:2868:A:C2	24:DA:2869:G:N9	2.88	0.42
25:DB:17:C:O2	25:DB:17:C:H2'	2.19	0.42
26:DC:257:ARG:NH1	26:DC:259:ASN:HD21	2.18	0.42
27:DD:133:THR:HG22	27:DD:134:HIS:N	2.33	0.42
29:DF:98:PHE:O	29:DF:101:ARG:HG3	2.19	0.42
29:DF:137:PHE:N	29:DF:137:PHE:HD1	2.18	0.42
31:DH:68:ARG:HH21	31:DH:134:VAL:HG23	1.85	0.42
33:DJ:6:ALA:HB2	33:DJ:45:THR:HG23	2.01	0.42
34:DK:77:ILE:HG13	39:DP:71:ARG:HG2	2.02	0.42
40:DQ:109:VAL:HG12	40:DQ:113:LYS:HE3	2.00	0.42
42:DS:18:ARG:NH2	42:DS:76:VAL:O	2.52	0.42
43:DT:44:LYS:HG3	43:DT:55:VAL:HG21	2.01	0.42
44:DU:73:ASN:O	44:DU:75:ALA:O	2.36	0.42
46:DW:61:ALA:HB1	46:DW:82:ILE:HD12	2.01	0.42
47:DX:60:LYS:O	47:DX:61:LYS:C	2.58	0.42
1:AA:3:A:O3'	1:AA:5:U:O4	2.38	0.42
1:AA:4:U:O2	1:AA:4:U:O4'	2.37	0.42
1:AA:34:C:N4	1:AA:35:G:O6	2.53	0.42
1:AA:167:A:H3'	1:AA:168:G:H5''	2.00	0.42
1:AA:186:C:H5'	20:AT:76:LYS:HD2	2.01	0.42
1:AA:299:G:H2'	1:AA:300:A:H8	1.80	0.42
1:AA:384:G:C2	1:AA:385:C:C2	3.07	0.42
1:AA:525:C:N4	1:AA:526:C:N4	2.68	0.42
1:AA:560:A:H5'	1:AA:566:G:C2	2.55	0.42
1:AA:596:A:C2	1:AA:597:G:C8	3.07	0.42
1:AA:893:C:C4	1:AA:894:G:N7	2.87	0.42
1:AA:1028:C:H2'	1:AA:1029:U:O4'	2.19	0.42
1:AA:1047:G:O2'	1:AA:1215:G:O2'	2.17	0.42
1:AA:1140:C:O2'	1:AA:1141:C:OP2	2.38	0.42
1:AA:1252:A:C6	1:AA:1253:G:C8	3.07	0.42
1:AA:1360:A:H2'	1:AA:1361:G:C4'	2.50	0.42
1:AA:1410:A:C2	1:AA:1411:C:C4	3.07	0.42
2:AB:99:GLY:HA2	2:AB:175:GLU:OE2	2.19	0.42
3:AC:12:LEU:HB3	3:AC:18:TRP:CH2	2.55	0.42
4:AD:145:ILE:HD13	4:AD:150:LYS:HE3	2.01	0.42
5:AE:16:ILE:HD13	5:AE:113:ALA:HB3	2.00	0.42

Continued on next page...

Continued from previous page...

Atom-1	Atom-2	Interatomic distance (Å)	Clash overlap (Å)
5:AE:39:VAL:O	5:AE:46:VAL:HG23	2.20	0.42
5:AE:89:HIS:CD2	5:AE:90:THR:HG23	2.55	0.42
5:AE:135:ASN:O	5:AE:139:ALA:HB2	2.18	0.42
8:AH:11:LEU:CD1	8:AH:15:ARG:NH2	2.81	0.42
9:AI:33:ARG:O	9:AI:34:SER:O	2.37	0.42
9:AI:99:ARG:O	9:AI:100:LYS:C	2.57	0.42
11:AK:83:GLU:HG2	11:AK:84:VAL:N	2.34	0.42
12:AL:35:THR:HB	12:AL:54:ARG:HB3	2.02	0.42
13:AM:16:VAL:HG23	13:AM:17:ILE:N	2.35	0.42
16:AP:15:PRO:HB2	16:AP:41:PRO:HG3	2.01	0.42
19:AS:32:ARG:CZ	19:AS:57:HIS:CD2	3.02	0.42
19:AS:51:VAL:N	19:AS:57:HIS:CE1	2.87	0.42
20:AT:72:ALA:O	20:AT:76:LYS:HG2	2.19	0.42
21:AU:53:VAL:HG23	21:AU:54:LYS:N	2.34	0.42
24:BA:38:A:C2	24:BA:39:G:C4	3.07	0.42
24:BA:160:A:C6	24:BA:161:A:C6	3.07	0.42
24:BA:165:A:O2'	47:BX:43:LYS:NZ	2.52	0.42
24:BA:260:G:C6	24:BA:261:G:N7	2.87	0.42
24:BA:391:A:C4	24:BA:392:U:H6	2.35	0.42
24:BA:464:U:H2'	24:BA:465:G:C8	2.55	0.42
24:BA:682:G:N3	24:BA:683:U:C6	2.87	0.42
24:BA:691:C:OP1	26:BC:216:ARG:NH2	2.44	0.42
24:BA:715:A:OP1	24:BA:715:A:H8	2.02	0.42
24:BA:798:G:OP2	28:BE:56:GLY:HA3	2.18	0.42
24:BA:991:C:N4	57:BA:3162:NMY:O14	2.53	0.42
24:BA:995:C:N4	57:BA:3166:NMY:HN62	2.16	0.42
24:BA:1022:G:C4	24:BA:1140:C:N4	2.88	0.42
24:BA:1084:A:N7	24:BA:1085:A:C5	2.87	0.42
24:BA:1219:U:O2'	24:BA:1220:G:H5'	2.19	0.42
24:BA:1242:U:N3	24:BA:1243:C:C4	2.87	0.42
24:BA:1295:C:C4	24:BA:1296:G:N7	2.88	0.42
24:BA:1307:A:C5	24:BA:1308:A:N7	2.88	0.42
24:BA:1385:A:C6	24:BA:1403:A:C4	3.08	0.42
24:BA:1392:A:H2'	24:BA:1393:A:C8	2.55	0.42
24:BA:1429:G:H1'	24:BA:1568:G:H1'	2.00	0.42
24:BA:1435:G:C2'	24:BA:1436:G:H5'	2.49	0.42
24:BA:1458:U:H4'	24:BA:1459:G:O5'	2.19	0.42
24:BA:1491:G:C4	26:BC:97:ASP:O	2.73	0.42
24:BA:1670:C:C5	24:BA:1671:U:N3	2.87	0.42
24:BA:2094:A:H2	24:BA:2196:C:H1'	1.84	0.42
24:BA:2138:G:C2	24:BA:2154:A:N1	2.88	0.42

Continued on next page...

Continued from previous page...

Atom-1	Atom-2	Interatomic distance (Å)	Clash overlap (Å)
24:BA:2138:G:N3	24:BA:2154:A:C2	2.87	0.42
24:BA:2138:G:N1	24:BA:2154:A:C6	2.87	0.42
24:BA:2164:C:O2'	24:BA:2165:C:H5'	2.19	0.42
24:BA:2294:G:C5'	38:BO:10:ARG:NH1	2.82	0.42
24:BA:2304:G:C1'	29:BF:129:MET:HA	2.50	0.42
24:BA:2357:G:C2	24:BA:2361:G:C5	3.08	0.42
24:BA:2417:C:C2	24:BA:2418:A:N7	2.87	0.42
24:BA:2572:A:N7	27:BD:150:GLN:HB2	2.35	0.42
24:BA:2796:U:C2	24:BA:2799:A:N1	2.87	0.42
24:BA:2880:C:N3	24:BA:2881:U:C5	2.88	0.42
25:BB:10:G:N7	25:BB:11:C:C5	2.86	0.42
26:BC:24:HIS:HB3	26:BC:81:GLU:CG	2.50	0.42
27:BD:202:ILE:O	27:BD:202:ILE:HG12	2.20	0.42
28:BE:103:GLY:O	28:BE:106:LYS:HG2	2.19	0.42
29:BF:96:TRP:HA	29:BF:99:PHE:CE1	2.54	0.42
30:BG:32:LEU:CD1	30:BG:74:MET:HG2	2.49	0.42
33:BJ:31:GLU:O	33:BJ:34:ARG:HB3	2.20	0.42
33:BJ:74:TYR:CB	33:BJ:92:MET:CE	2.97	0.42
34:BK:48:PRO:HB2	34:BK:49:ARG:CZ	2.50	0.42
34:BK:99:ILE:HD13	34:BK:115:ILE:CD1	2.50	0.42
34:BK:107:LEU:O	34:BK:112:PHE:HB2	2.20	0.42
39:BP:31:VAL:HG12	39:BP:32:VAL:N	2.34	0.42
39:BP:69:VAL:HG13	39:BP:70:GLU:N	2.34	0.42
42:BS:88:ARG:NH2	42:BS:88:ARG:CG	2.83	0.42
1:CA:16:A:C3'	1:CA:17:U:H5'	2.50	0.42
1:CA:255:G:H4'	17:CQ:19:LYS:CG	2.48	0.42
1:CA:430:A:OP1	4:CD:9:LEU:HG	2.19	0.42
1:CA:518:C:C5	1:CA:530:G:C5	3.07	0.42
1:CA:719:C:C5	1:CA:720:C:C4	3.07	0.42
1:CA:727:G:N3	1:CA:731:G:C2	2.87	0.42
1:CA:786:G:N3	1:CA:797:C:O2	2.52	0.42
1:CA:815:A:C2	1:CA:1529:G:N3	2.87	0.42
1:CA:1065:U:O2'	1:CA:1066:C:P	2.77	0.42
1:CA:1167:A:N7	1:CA:1169:A:C6	2.86	0.42
1:CA:1207:G:C6	1:CA:1208:C:C2	3.07	0.42
1:CA:1222:G:C2	1:CA:1223:C:C2	3.08	0.42
1:CA:1317:C:H1'	14:CN:49:GLN:NE2	2.34	0.42
1:CA:1356:G:C2	1:CA:1367:C:O2	2.72	0.42
1:CA:1411:C:H2'	1:CA:1411:C:O2	2.18	0.42
3:CC:53:SER:CB	3:CC:115:LEU:HD21	2.49	0.42
4:CD:13:ARG:NE	4:CD:37:ALA:O	2.40	0.42

Continued on next page...

Continued from previous page...

Atom-1	Atom-2	Interatomic distance (Å)	Clash overlap (Å)
4:CD:52:GLY:O	4:CD:55:LEU:CD1	2.68	0.42
4:CD:188:ARG:CG	4:CD:189:SER:N	2.82	0.42
5:CE:140:THR:O	5:CE:144:LEU:HD12	2.19	0.42
6:CF:21:MET:HA	6:CF:24:ARG:HD2	2.01	0.42
8:CH:17:GLY:HA2	8:CH:22:LYS:CE	2.49	0.42
11:CK:24:HIS:ND1	11:CK:31:ILE:O	2.52	0.42
13:CM:96:PRO:HG3	13:CM:109:ARG:CD	2.49	0.42
14:CN:19:TYR:CD1	14:CN:20:PHE:N	2.87	0.42
21:CU:36:GLU:O	21:CU:37:PHE:CB	2.68	0.42
22:CV:28:G:C6	22:CV:29:G:C5	3.08	0.42
22:CV:37:A:H5'	22:CV:38:A:OP2	2.20	0.42
55:CY:117:VAL:HG23	55:CY:118:ARG:N	2.35	0.42
24:DA:18:U:H2'	24:DA:19:A:C8	2.55	0.42
24:DA:79:C:C4	24:DA:80:G:N7	2.87	0.42
24:DA:85:G:N3	24:DA:103:A:C2	2.88	0.42
24:DA:324:A:C8	24:DA:325:G:C8	3.07	0.42
24:DA:507:A:O4'	24:DA:509:C:C2	2.73	0.42
24:DA:611:C:H2'	24:DA:612:G:H5'	2.02	0.42
24:DA:782:A:C2	26:DC:224:MET:CG	3.01	0.42
24:DA:809:G:O4'	24:DA:1254:A:H1'	2.19	0.42
24:DA:823:C:C2'	24:DA:824:U:H5'	2.50	0.42
24:DA:877:A:N6	24:DA:899:A:N6	2.68	0.42
24:DA:956:G:P	36:DM:86:LYS:HD2	2.59	0.42
24:DA:1042:G:C6	24:DA:1043:C:C4	3.07	0.42
24:DA:1059:G:C2	24:DA:1080:A:C5	3.07	0.42
24:DA:1078:U:H4'	24:DA:1079:C:O4'	2.20	0.42
24:DA:1103:A:H2'	24:DA:1104:C:H5'	2.01	0.42
24:DA:1263:U:O2'	50:D0:3:GLN:NE2	2.51	0.42
24:DA:1362:C:O2'	24:DA:1363:C:C5'	2.67	0.42
24:DA:1537:G:N2	24:DA:1538:G:C5	2.87	0.42
24:DA:1722:A:H2'	24:DA:1723:G:O4'	2.19	0.42
24:DA:1766:G:C6	24:DA:1987:A:C6	3.07	0.42
24:DA:2036:C:O2'	24:DA:2037:A:H5'	2.19	0.42
24:DA:2253:G:C6	24:DA:2254:C:C4	3.08	0.42
24:DA:2281:A:N1	24:DA:2282:G:C6	2.88	0.42
24:DA:2335:A:N7	24:DA:2337:G:C6	2.88	0.42
24:DA:2425:A:O4'	24:DA:2427:C:C5	2.71	0.42
24:DA:2607:G:C6	24:DA:2608:G:C6	3.08	0.42
24:DA:2685:G:H2'	24:DA:2686:G:H8	1.84	0.42
24:DA:2786:U:C2'	24:DA:2787:C:O5'	2.68	0.42
25:DB:115:A:C2	25:DB:116:G:C5	3.07	0.42

Continued on next page...

Continued from previous page...

Atom-1	Atom-2	Interatomic distance (Å)	Clash overlap (Å)
27:DD:133:THR:HG22	27:DD:134:HIS:H	1.85	0.42
28:DE:21:ARG:N	28:DE:110:SER:OG	2.52	0.42
29:DF:103:ILE:HD12	29:DF:103:ILE:H	1.85	0.42
29:DF:123:GLY:O	29:DF:124:ARG:CB	2.67	0.42
31:DH:77:THR:O	31:DH:78:VAL:CG2	2.67	0.42
34:DK:113:MET:O	34:DK:114:LYS:C	2.58	0.42
37:DN:72:ASP:HB3	37:DN:75:ILE:HG21	2.01	0.42
38:DO:87:ILE:O	38:DO:88:LYS:HG3	2.19	0.42
38:DO:94:ARG:O	38:DO:94:ARG:HG3	2.18	0.42
38:DO:109:ALA:O	38:DO:113:ALA:HB3	2.19	0.42
43:DT:41:ALA:C	43:DT:43:ILE:H	2.23	0.42
45:DV:44:HIS:O	45:DV:47:VAL:HG13	2.20	0.42
49:DZ:9:THR:O	49:DZ:31:ILE:HB	2.20	0.42
49:DZ:54:VAL:O	49:DZ:54:VAL:HG13	2.19	0.42
51:D1:4:ILE:HG21	51:D1:25:ASN:ND2	2.34	0.42
52:D2:43:THR:O	52:D2:44:VAL:CG1	2.68	0.42
53:D3:6:VAL:O	53:D3:9:ALA:N	2.53	0.42
53:D3:31:ILE:HG13	53:D3:35:LYS:CE	2.49	0.42
1:AA:44:A:N3	1:AA:399:G:C2	2.88	0.42
1:AA:66:A:O2'	1:AA:173:U:H2'	2.20	0.42
1:AA:232:G:H2'	1:AA:233:C:O4'	2.20	0.42
1:AA:293:G:C5	1:AA:305:G:N2	2.88	0.42
1:AA:391:G:C2	1:AA:392:C:C1'	3.01	0.42
1:AA:391:G:N3	1:AA:391:G:H2'	2.35	0.42
1:AA:515:G:N2	1:AA:537:G:C4	2.86	0.42
1:AA:763:G:C2'	1:AA:764:C:H5'	2.50	0.42
1:AA:780:A:H5''	11:AK:125:LYS:CD	2.49	0.42
1:AA:844:G:O2'	1:AA:845:A:C8	2.73	0.42
1:AA:846:G:N3	1:AA:847:G:C8	2.87	0.42
1:AA:856:C:C2'	1:AA:857:C:H5'	2.50	0.42
1:AA:882:C:N4	12:AL:2:ALA:HB2	2.35	0.42
1:AA:949:A:C5	1:AA:950:U:C5	3.07	0.42
1:AA:977:A:C2	1:AA:1224:U:C4	3.08	0.42
1:AA:1101:A:N1	2:AB:99:GLY:CA	2.82	0.42
1:AA:1117:A:O3'	9:AI:106:ARG:CD	2.68	0.42
1:AA:1146:A:C2	1:AA:1147:C:C2	3.08	0.42
1:AA:1287:A:N6	1:AA:1288:A:C6	2.88	0.42
1:AA:1410:A:C2	1:AA:1411:C:C2	3.08	0.42
1:AA:1428:A:N1	1:AA:1473:G:N1	2.68	0.42
2:AB:38:VAL:HG12	2:AB:39:HIS:N	2.34	0.42
2:AB:104:TRP:O	2:AB:108:ARG:N	2.40	0.42

Continued on next page...

Continued from previous page...

Atom-1	Atom-2	Interatomic distance (Å)	Clash overlap (Å)
2:AB:200:ILE:HD12	2:AB:200:ILE:N	2.34	0.42
4:AD:143:VAL:O	4:AD:179:GLU:HB2	2.19	0.42
4:AD:200:ILE:C	4:AD:202:GLU:H	2.22	0.42
5:AE:43:ASN:O	5:AE:44:GLY:O	2.38	0.42
5:AE:96:MET:HE3	5:AE:125:ALA:HB2	2.01	0.42
7:AG:24:ALA:O	7:AG:28:ASN:CG	2.58	0.42
8:AH:10:MET:CE	8:AH:33:LYS:CG	2.98	0.42
11:AK:17:SER:O	11:AK:79:ILE:O	2.38	0.42
11:AK:96:THR:HG22	11:AK:97:ILE:N	2.34	0.42
11:AK:98:ARG:O	11:AK:102:ALA:HB3	2.20	0.42
11:AK:127:ARG:N	21:AU:34:ARG:NH2	2.68	0.42
13:AM:50:GLU:O	13:AM:53:ILE:HB	2.19	0.42
13:AM:85:CYS:O	13:AM:88:GLY:CA	2.67	0.42
13:AM:101:ARG:O	13:AM:101:ARG:CG	2.68	0.42
15:AO:4:SER:OG	15:AO:7:ALA:HB2	2.20	0.42
17:AQ:68:SER:O	17:AQ:68:SER:OG	2.32	0.42
18:AR:52:GLN:C	18:AR:54:GLN:N	2.72	0.42
19:AS:52:HIS:CE1	19:AS:53:ASN:O	2.72	0.42
20:AT:24:ARG:HA	20:AT:27:MET:CG	2.50	0.42
22:AV:21:A:C6	22:AV:46:G:C4	3.08	0.42
22:AV:36:A:C5'	22:AV:36:A:H8	2.33	0.42
24:BA:7:G:H4'	33:BJ:15:TRP:CH2	2.55	0.42
24:BA:103:A:C4	24:BA:104:A:C8	3.07	0.42
24:BA:230:G:C2	24:BA:231:A:N9	2.88	0.42
24:BA:301:G:C2	24:BA:317:G:C4	3.08	0.42
24:BA:347:A:N1	24:BA:348:A:C5	2.88	0.42
24:BA:404:A:H1'	24:BA:405:U:OP2	2.19	0.42
24:BA:507:A:O4'	24:BA:509:C:C2	2.72	0.42
24:BA:570:G:N3	24:BA:2030:A:C8	2.88	0.42
24:BA:659:G:H4'	28:BE:95:LYS:CB	2.50	0.42
24:BA:915:C:C5	24:BA:916:G:N7	2.88	0.42
24:BA:1200:C:C2	24:BA:1246:A:C2	3.08	0.42
24:BA:1220:G:C5	24:BA:1230:A:C2	3.07	0.42
24:BA:1541:C:N3	24:BA:1542:U:C2	2.88	0.42
24:BA:1738:G:O4'	24:BA:1739:A:OP2	2.38	0.42
24:BA:2114:A:C6	24:BA:2115:G:N3	2.87	0.42
24:BA:2354:C:HO2'	46:BW:36:ILE:H	1.68	0.42
24:BA:2377:A:H2'	24:BA:2378:A:H5'	2.00	0.42
24:BA:2525:G:N3	24:BA:2525:G:H2'	2.34	0.42
24:BA:2534:A:H3'	24:BA:2535:G:H5''	2.02	0.42
24:BA:2648:G:C4	24:BA:2673:G:C2	3.08	0.42

Continued on next page...

Continued from previous page...

Atom-1	Atom-2	Interatomic distance (Å)	Clash overlap (Å)
24:BA:2683:C:N4	24:BA:2727:A:N3	2.68	0.42
57:BA:3165:NMY:N6	57:BA:3165:NMY:C3	2.73	0.42
25:BB:91:C:OP2	36:BM:18:ARG:HD2	2.19	0.42
26:BC:148:GLY:O	26:BC:149:LYS:C	2.58	0.42
27:BD:105:LYS:O	27:BD:177:VAL:HG12	2.19	0.42
28:BE:146:VAL:HG13	28:BE:167:VAL:CG2	2.50	0.42
29:BF:93:GLU:HA	29:BF:93:GLU:OE1	2.19	0.42
30:BG:41:GLU:OE1	30:BG:54:ARG:CA	2.67	0.42
30:BG:75:VAL:HG13	30:BG:76:ILE:H	1.85	0.42
31:BH:31:VAL:O	31:BH:33:GLN:N	2.52	0.42
34:BK:92:GLU:O	34:BK:93:GLN:HG2	2.19	0.42
36:BM:121:ALA:C	36:BM:123:LYS:H	2.23	0.42
37:BN:58:ASP:HA	37:BN:80:PHE:CD1	2.55	0.42
42:BS:48:LYS:O	42:BS:52:GLU:HG2	2.19	0.42
45:BV:61:LEU:HB2	45:BV:72:VAL:HG12	2.02	0.42
45:BV:88:HIS:C	45:BV:89:ILE:HG13	2.40	0.42
49:BZ:7:THR:N	49:BZ:55:LYS:O	2.51	0.42
1:CA:17:U:C4'	1:CA:1080:A:O4'	2.68	0.42
1:CA:107:G:H3'	1:CA:108:G:H5''	2.02	0.42
1:CA:215:C:N4	1:CA:216:U:O4	2.52	0.42
1:CA:236:A:C4	1:CA:237:G:C8	3.08	0.42
1:CA:503:C:O2	1:CA:510:A:H2	2.02	0.42
1:CA:528:C:C2'	1:CA:529:G:H5'	2.50	0.42
1:CA:592:G:N1	1:CA:648:A:C4	2.88	0.42
1:CA:594:U:O2	1:CA:595:A:C2	2.72	0.42
1:CA:615:G:C4	1:CA:616:G:C8	3.08	0.42
1:CA:886:G:C6	1:CA:887:G:C4	3.07	0.42
1:CA:956:U:C2	1:CA:957:U:C6	3.07	0.42
1:CA:1014:A:C8	1:CA:1015:G:C5	3.08	0.42
1:CA:1031:C:H4'	1:CA:1032:G:OP2	2.20	0.42
1:CA:1082:A:OP1	5:CE:23:LYS:HE2	2.19	0.42
1:CA:1116:U:O2	1:CA:1185:G:C2	2.73	0.42
1:CA:1169:A:N7	1:CA:1170:A:C2	2.88	0.42
1:CA:1242:G:N1	1:CA:1243:C:C5	2.87	0.42
1:CA:1287:A:H2	1:CA:1353:G:N3	2.18	0.42
1:CA:1316:G:H2'	1:CA:1317:C:H5'	2.01	0.42
2:CB:15:HIS:C	2:CB:15:HIS:CD2	2.93	0.42
2:CB:151:ILE:HG13	2:CB:152:LYS:N	2.34	0.42
2:CB:153:ASP:N	2:CB:153:ASP:OD1	2.52	0.42
4:CD:58:LYS:HE2	4:CD:203:LEU:HB3	2.00	0.42
4:CD:188:ARG:CG	4:CD:189:SER:H	2.32	0.42

Continued on next page...

Continued from previous page...

Atom-1	Atom-2	Interatomic distance (Å)	Clash overlap (Å)
6:CF:24:ARG:O	6:CF:25:TYR:C	2.57	0.42
6:CF:49:TYR:CE1	18:CR:66:SER:HA	2.54	0.42
6:CF:65:GLU:O	6:CF:65:GLU:CG	2.67	0.42
7:CG:39:ALA:O	7:CG:40:GLU:CB	2.67	0.42
7:CG:103:TRP:HE3	7:CG:104:ILE:HG12	1.84	0.42
7:CG:107:ALA:O	7:CG:111:ARG:NH2	2.53	0.42
10:CJ:35:GLN:OE1	10:CJ:80:THR:CG2	2.68	0.42
11:CK:129:VAL:HG12	23:CX:10:A:H5''	2.01	0.42
12:CL:63:VAL:O	12:CL:64:THR:CB	2.66	0.42
13:CM:19:LEU:O	13:CM:25:VAL:HG21	2.19	0.42
13:CM:75:MET:SD	29:DF:111:ARG:CD	3.08	0.42
13:CM:96:PRO:HA	13:CM:109:ARG:NE	2.35	0.42
15:CO:31:LEU:N	15:CO:31:LEU:HD12	2.35	0.42
19:CS:55:ARG:N	19:CS:55:ARG:CD	2.83	0.42
21:CU:28:VAL:HG13	21:CU:31:GLU:OE1	2.19	0.42
22:CV:14:A:C8	22:CV:22:G:N2	2.87	0.42
22:CV:61:C:N3	22:CV:62:C:C5	2.88	0.42
55:CY:41:VAL:HG22	55:CY:42:VAL:N	2.34	0.42
24:DA:61:C:H5'	48:DY:43:LEU:HD11	2.02	0.42
24:DA:96:C:H4'	48:DY:41:HIS:CE1	2.55	0.42
24:DA:169:G:C2	24:DA:170:U:C6	3.08	0.42
24:DA:221:A:C8	24:DA:266:G:C5	3.07	0.42
24:DA:393:C:C2	24:DA:394:C:C5	3.08	0.42
24:DA:630:G:C4'	24:DA:640:C:H4'	2.47	0.42
24:DA:727:A:N6	24:DA:728:G:O6	2.52	0.42
24:DA:992:C:C4	24:DA:1163:G:N1	2.88	0.42
24:DA:1141:U:H4'	24:DA:1142:A:O4'	2.20	0.42
24:DA:1243:C:H2'	24:DA:1244:A:O4'	2.19	0.42
24:DA:1249:U:H5'	40:DQ:3:VAL:HG13	2.02	0.42
24:DA:1289:C:O2'	24:DA:1330:C:H4'	2.19	0.42
24:DA:1503:A:H2'	24:DA:1504:A:C1'	2.50	0.42
24:DA:1599:U:OP1	43:DT:40:LYS:HG3	2.20	0.42
24:DA:1799:G:OP1	26:DC:257:ARG:NE	2.52	0.42
24:DA:1825:U:H2'	24:DA:1826:G:O4'	2.18	0.42
24:DA:1844:C:H2'	24:DA:1845:G:O4'	2.19	0.42
24:DA:1869:G:N3	24:DA:1869:G:H2'	2.35	0.42
24:DA:1869:G:H3'	24:DA:1870:C:H5'	2.00	0.42
24:DA:1947:C:N3	24:DA:1960:A:C2	2.88	0.42
24:DA:2146:C:H5''	24:DA:2147:A:O5'	2.20	0.42
24:DA:2286:G:OP2	51:D1:29:LYS:CE	2.68	0.42
24:DA:2310:C:N3	29:DF:76:PHE:CE2	2.87	0.42

Continued on next page...

Continued from previous page...

Atom-1	Atom-2	Interatomic distance (Å)	Clash overlap (Å)
24:DA:2312:U:OP1	29:DF:70:ARG:HB2	2.19	0.42
24:DA:2563:U:H1'	24:DA:2566:A:N6	2.34	0.42
24:DA:2794:C:C2	24:DA:2803:G:C2	3.07	0.42
24:DA:2796:U:C5	24:DA:2798:U:O4	2.72	0.42
24:DA:2869:G:C6	24:DA:2870:C:C4	3.08	0.42
26:DC:66:PHE:CZ	26:DC:155:ARG:NE	2.87	0.42
26:DC:251:THR:O	26:DC:252:LYS:HB2	2.19	0.42
28:DE:149:ILE:HD12	28:DE:149:ILE:C	2.40	0.42
30:DG:136:ASP:CG	30:DG:139:VAL:HG23	2.39	0.42
31:DH:116:ARG:NH1	31:DH:133:GLN:HA	2.34	0.42
32:DI:5:GLN:CD	32:DI:60:VAL:O	2.58	0.42
34:DK:67:LYS:HD2	34:DK:67:LYS:HA	1.80	0.42
37:DN:12:ARG:HD3	37:DN:16:HIS:CD2	2.54	0.42
37:DN:28:LEU:HD23	37:DN:28:LEU:HA	1.87	0.42
40:DQ:91:ARG:HA	40:DQ:94:LEU:HB2	2.02	0.42
42:DS:57:ASN:O	42:DS:61:ASN:HB2	2.19	0.42
53:D3:15:LYS:O	53:D3:16:THR:CB	2.68	0.42
1:AA:8:A:C6	4:AD:206:LYS:HG2	2.55	0.42
1:AA:55:A:C6	31:DH:91:PHE:CA	3.03	0.42
1:AA:129:A:H1'	1:AA:130:A:C8	2.55	0.42
1:AA:254:G:C2'	1:AA:255:G:H5'	2.50	0.42
1:AA:577:G:C8	1:AA:816:A:N1	2.88	0.42
1:AA:577:G:C8	1:AA:816:A:C6	3.07	0.42
1:AA:824:G:H1'	8:AH:2:SER:N	2.34	0.42
1:AA:840:C:C3'	1:AA:841:C:C5'	2.97	0.42
1:AA:865:A:N7	1:AA:866:C:C5	2.88	0.42
1:AA:1029:U:O2	1:AA:1029:U:C2'	2.68	0.42
1:AA:1321:U:C4	1:AA:1322:C:C6	3.08	0.42
1:AA:1374:A:C2'	1:AA:1375:A:H5'	2.50	0.42
1:AA:1422:G:C6	1:AA:1423:G:N7	2.88	0.42
1:AA:1437:A:C2	1:AA:1465:A:C2	3.08	0.42
1:AA:1453:G:C2	1:AA:1454:G:H1'	2.55	0.42
1:AA:1480:A:C5	1:AA:1481:U:C4	3.08	0.42
2:AB:183:VAL:CG1	2:AB:196:VAL:HG23	2.50	0.42
3:AC:87:LEU:H	3:AC:87:LEU:CD1	2.33	0.42
4:AD:71:GLN:O	4:AD:74:ASN:CG	2.58	0.42
4:AD:103:TYR:C	4:AD:105:MET:H	2.23	0.42
5:AE:97:GLN:O	5:AE:123:VAL:HA	2.20	0.42
8:AH:29:SER:O	8:AH:30:SER:CB	2.66	0.42
8:AH:94:LYS:HG2	8:AH:117:ARG:NH2	2.34	0.42
9:AI:75:GLN:O	9:AI:78:ALA:HB3	2.20	0.42

Continued on next page...

Continued from previous page...

Atom-1	Atom-2	Interatomic distance (Å)	Clash overlap (Å)
14:AN:88:ALA:CA	14:AN:93:ILE:CD1	2.97	0.42
18:AR:71:THR:HG1	18:AR:72:ASP:N	2.18	0.42
19:AS:15:LEU:HD21	19:AS:35:SER:HB2	2.02	0.42
19:AS:64:ASP:OD1	19:AS:64:ASP:N	2.51	0.42
21:AU:26:ALA:HB1	21:AU:30:ALA:CB	2.50	0.42
21:AU:37:PHE:O	21:AU:38:TYR:CD2	2.72	0.42
22:AV:40:C:O2	22:AV:40:C:H2'	2.19	0.42
24:BA:77:G:P	48:BY:52:ARG:NH2	2.93	0.42
24:BA:90:U:H2'	24:BA:91:A:C8	2.55	0.42
24:BA:185:G:C4	24:BA:186:G:C8	3.08	0.42
24:BA:367:G:C6	24:BA:368:A:C2	3.07	0.42
24:BA:466:A:N1	24:BA:796:C:O4'	2.53	0.42
24:BA:592:A:C6	24:BA:593:U:C4	3.08	0.42
24:BA:646:U:O4	24:BA:2368:C:H1'	2.19	0.42
24:BA:674:G:H4'	28:BE:70:SER:O	2.19	0.42
24:BA:895:U:C4	24:BA:897:C:N4	2.88	0.42
24:BA:920:A:C2	24:BA:921:C:C2	3.08	0.42
24:BA:933:A:C5'	24:BA:934:U:OP2	2.67	0.42
24:BA:1103:A:N7	24:BA:1104:C:C4	2.88	0.42
24:BA:1352:U:O2'	24:BA:1353:A:C5'	2.63	0.42
24:BA:1359:A:C2'	24:BA:1360:G:H5'	2.50	0.42
24:BA:1419:A:N7	24:BA:1579:A:C6	2.87	0.42
24:BA:1494:A:H2'	24:BA:1494:A:N3	2.35	0.42
24:BA:1509:A:O2'	24:BA:1510:G:OP2	2.28	0.42
24:BA:1633:G:C6	24:BA:1635:A:C4	3.08	0.42
24:BA:1722:A:C6	24:BA:1723:G:C6	3.07	0.42
24:BA:1838:C:C2	24:BA:1898:U:C4	3.08	0.42
24:BA:2028:U:H2'	24:BA:2029:G:O4'	2.19	0.42
24:BA:2107:G:C2'	24:BA:2108:A:O4'	2.68	0.42
24:BA:2250:G:H8	24:BA:2250:G:O5'	2.01	0.42
24:BA:2282:G:C5	24:BA:2425:A:N1	2.88	0.42
24:BA:2294:G:P	38:BO:94:ARG:HH22	2.43	0.42
24:BA:2336:A:H61	46:BW:43:THR:HG21	1.85	0.42
24:BA:2379:G:O3'	38:BO:17:LYS:NZ	2.53	0.42
24:BA:2691:C:C4	24:BA:2719:G:N2	2.87	0.42
24:BA:2714:G:N3	24:BA:2715:C:C6	2.88	0.42
24:BA:2803:G:N2	24:BA:2804:U:C2	2.87	0.42
25:BB:20:G:H2'	25:BB:21:G:O4'	2.20	0.42
27:BD:2:ILE:H	27:BD:2:ILE:HD13	1.85	0.42
27:BD:194:PRO:O	27:BD:195:GLY:C	2.58	0.42
28:BE:41:GLN:CG	28:BE:43:THR:HG23	2.50	0.42

Continued on next page...

Continued from previous page...

Atom-1	Atom-2	Interatomic distance (Å)	Clash overlap (Å)
29:BF:152:ASP:OD1	29:BF:152:ASP:N	2.52	0.42
31:BH:61:VAL:HG13	31:BH:64:ALA:HB3	2.01	0.42
33:BJ:17:VAL:CG2	33:BJ:57:LEU:CD1	2.98	0.42
33:BJ:74:TYR:CD2	33:BJ:92:MET:HE3	2.54	0.42
34:BK:102:PRO:O	34:BK:103:VAL:HB	2.19	0.42
35:BL:22:GLY:C	35:BL:23:ILE:HG22	2.40	0.42
35:BL:57:LEU:HD22	53:B3:53:ASP:CB	2.50	0.42
37:BN:32:GLU:CA	37:BN:115:LEU:HD13	2.49	0.42
37:BN:49:GLU:N	37:BN:50:PRO:CD	2.82	0.42
49:BZ:34:THR:HG22	49:BZ:35:VAL:N	2.34	0.42
1:CA:3:A:H4'	1:CA:613:C:H5'	2.02	0.42
1:CA:14:U:O2	1:CA:16:A:OP2	2.38	0.42
1:CA:145:G:C2	1:CA:146:G:C5	3.08	0.42
1:CA:392:C:O2'	1:CA:483:C:H1'	2.19	0.42
1:CA:393:A:OP2	16:CP:12:LYS:CE	2.68	0.42
1:CA:487:A:N7	1:CA:488:C:C2	2.88	0.42
1:CA:579:A:C5	1:CA:580:C:C5	3.07	0.42
1:CA:584:G:C6	1:CA:585:G:C6	3.08	0.42
1:CA:679:C:C2'	1:CA:680:C:H5'	2.49	0.42
1:CA:819:A:H4'	1:CA:820:U:OP2	2.20	0.42
1:CA:1083:U:H5	1:CA:1084:G:C2	2.38	0.42
1:CA:1177:G:N7	1:CA:1178:G:C5	2.88	0.42
1:CA:1237:C:C4'	1:CA:1334:G:N2	2.83	0.42
1:CA:1269:A:C2	1:CA:1326:U:O2	2.73	0.42
1:CA:1386:G:C2	1:CA:1387:G:C5	3.07	0.42
1:CA:1439:G:N1	1:CA:1440:U:C2	2.88	0.42
2:CB:101:LEU:HD12	2:CB:179:LEU:CD1	2.50	0.42
3:CC:10:ILE:HG23	3:CC:11:ARG:HD2	2.02	0.42
4:CD:165:ARG:CZ	4:CD:167:LYS:C	2.88	0.42
4:CD:166:GLU:O	4:CD:167:LYS:O	2.38	0.42
6:CF:9:MET:HE1	6:CF:59:TYR:CE2	2.55	0.42
6:CF:21:MET:O	6:CF:23:GLU:HG2	2.19	0.42
6:CF:74:LEU:C	6:CF:76:THR:N	2.73	0.42
7:CG:70:ARG:HE	7:CG:96:ARG:HG2	1.84	0.42
8:CH:50:LYS:O	8:CH:59:LEU:HA	2.20	0.42
9:CI:61:LEU:C	9:CI:61:LEU:HD12	2.40	0.42
9:CI:123:ARG:NH1	9:CI:124:ARG:O	2.48	0.42
9:CI:130:ARG:NH1	22:CV:33:U:C6	2.87	0.42
13:CM:31:LYS:O	13:CM:31:LYS:HD2	2.19	0.42
14:CN:64:CYS:SG	14:CN:68:GLY:O	2.58	0.42
18:CR:55:LEU:O	18:CR:58:ALA:HB3	2.20	0.42

Continued on next page...

Continued from previous page...

Atom-1	Atom-2	Interatomic distance (Å)	Clash overlap (Å)
20:CT:66:LEU:O	20:CT:67:ILE:CB	2.66	0.42
20:CT:73:ALA:O	20:CT:75:HIS:N	2.53	0.42
24:DA:13:A:N3	24:DA:15:G:C6	2.88	0.42
24:DA:34:U:OP1	24:DA:34:U:O4'	2.37	0.42
24:DA:294:A:H2'	24:DA:295:G:C5'	2.50	0.42
24:DA:329:G:O6	44:DU:16:LYS:CB	2.66	0.42
24:DA:408:G:O2'	24:DA:409:G:H5'	2.19	0.42
24:DA:466:A:P	52:D2:34:ARG:HH21	2.42	0.42
24:DA:729:G:C4	24:DA:1775:U:C2	3.08	0.42
24:DA:778:G:C4	24:DA:779:U:C5	3.07	0.42
24:DA:784:G:H4'	24:DA:785:G:O5'	2.19	0.42
24:DA:1090:A:N1	24:DA:1091:G:C5	2.88	0.42
24:DA:1289:C:H2'	24:DA:1290:C:H6	1.84	0.42
24:DA:1310:G:N2	24:DA:1313:U:C5	2.88	0.42
24:DA:1430:G:H2'	24:DA:1431:A:O4'	2.18	0.42
24:DA:1474:U:H2'	24:DA:1475:G:H5'	2.01	0.42
24:DA:1478:G:C6	24:DA:1514:G:C2	3.07	0.42
24:DA:1866:A:N1	24:DA:1876:A:N7	2.68	0.42
24:DA:2024:G:H2'	24:DA:2025:C:O4'	2.19	0.42
24:DA:2277:G:H2'	24:DA:2278:A:O5'	2.20	0.42
24:DA:2329:U:H2'	24:DA:2330:G:O4'	2.20	0.42
24:DA:2414:G:O2'	24:DA:2415:G:H5'	2.20	0.42
24:DA:2605:U:H2'	24:DA:2606:C:C6	2.55	0.42
24:DA:2666:C:N4	30:DG:107:GLY:O	2.51	0.42
24:DA:2680:U:O2'	24:DA:2681:C:O5'	2.38	0.42
24:DA:2808:G:C2	24:DA:2891:U:C6	3.08	0.42
24:DA:2823:A:C5	24:DA:2824:C:C5	3.08	0.42
25:DB:101:A:H2'	25:DB:102:G:O4'	2.20	0.42
26:DC:68:ARG:HG3	26:DC:128:THR:CG2	2.44	0.42
27:DD:39:ASP:OD1	27:DD:41:ALA:HB3	2.19	0.42
29:DF:172:PHE:O	29:DF:173:ASP:HB2	2.19	0.42
31:DH:121:VAL:O	31:DH:123:ARG:HG2	2.20	0.42
31:DH:147:VAL:O	31:DH:148:ALA:HB3	2.20	0.42
32:DI:41:PHE:CD1	32:DI:42:ASN:OD1	2.72	0.42
33:DJ:24:THR:O	33:DJ:25:LEU:C	2.58	0.42
35:DL:90:VAL:O	35:DL:123:ARG:N	2.51	0.42
51:D1:28:THR:O	51:D1:29:LYS:CB	2.68	0.42
53:D3:5:THR:HG22	53:D3:61:LEU:HA	2.02	0.42
1:AA:86:G:H1'	1:AA:87:C:O4'	2.20	0.42
1:AA:161:A:H2'	1:AA:162:A:O4'	2.19	0.42
1:AA:373:A:H2'	1:AA:374:A:O5'	2.19	0.42

Continued on next page...

Continued from previous page...

Atom-1	Atom-2	Interatomic distance (Å)	Clash overlap (Å)
1:AA:374:A:H2'	1:AA:375:U:H6	1.84	0.42
1:AA:425:G:C4	1:AA:426:U:C6	3.08	0.42
1:AA:509:A:C2'	1:AA:510:A:C8	3.00	0.42
1:AA:580:C:C4	1:AA:581:G:C5	3.08	0.42
1:AA:645:G:C4	1:AA:646:G:C8	3.08	0.42
1:AA:658:C:H2'	1:AA:659:U:H5'	2.00	0.42
1:AA:777:A:C4	1:AA:778:G:C8	3.08	0.42
1:AA:824:G:C1'	8:AH:2:SER:N	2.83	0.42
1:AA:1074:G:H2'	1:AA:1074:G:N3	2.35	0.42
1:AA:1168:U:H5''	1:AA:1169:A:OP2	2.19	0.42
1:AA:1304:G:H2'	1:AA:1305:G:H1'	2.01	0.42
1:AA:1381:U:H1'	7:AG:78:ARG:NH2	2.35	0.42
2:AB:57:LEU:HD13	2:AB:58:ASN:H	1.84	0.42
3:AC:40:ARG:HG2	3:AC:55:ILE:HD11	2.02	0.42
3:AC:79:LYS:HB3	3:AC:82:GLU:HG2	2.02	0.42
4:AD:55:LEU:HD22	4:AD:56:ARG:HD2	2.01	0.42
4:AD:135:TYR:CD1	4:AD:136:GLN:N	2.88	0.42
6:AF:32:ALA:O	6:AF:33:GLU:C	2.58	0.42
6:AF:42:TRP:O	6:AF:43:GLY:O	2.37	0.42
10:AJ:23:ALA:C	10:AJ:25:ILE:N	2.73	0.42
10:AJ:42:LEU:HB3	10:AJ:71:LEU:HD23	2.01	0.42
11:AK:16:VAL:CG1	11:AK:17:SER:N	2.83	0.42
12:AL:79:VAL:O	12:AL:103:ASP:HB2	2.20	0.42
13:AM:68:ASP:C	13:AM:72:GLU:OE1	2.58	0.42
14:AN:77:PHE:N	14:AN:77:PHE:CD1	2.87	0.42
16:AP:5:ARG:HG3	16:AP:6:LEU:O	2.20	0.42
19:AS:15:LEU:HD21	19:AS:33:THR:OG1	2.19	0.42
24:BA:50:U:O2	24:BA:50:U:O2'	2.27	0.42
24:BA:65:U:N3	24:BA:66:C:C5	2.88	0.42
24:BA:98:G:O2'	24:BA:103:A:C8	2.73	0.42
24:BA:278:A:N6	24:BA:362:A:C8	2.88	0.42
24:BA:396:G:C6	24:BA:397:U:C4	3.08	0.42
24:BA:416:U:N3	24:BA:417:C:C5	2.88	0.42
24:BA:481:G:OP2	44:BU:43:LYS:HD2	2.19	0.42
24:BA:572:A:C2	24:BA:573:U:C2	3.07	0.42
24:BA:630:G:N2	24:BA:634:C:C4	2.88	0.42
24:BA:658:U:C2	24:BA:659:G:C8	3.07	0.42
24:BA:664:G:O2'	24:BA:940:G:OP1	2.27	0.42
24:BA:850:U:H2'	24:BA:851:C:C6	2.55	0.42
24:BA:1252:G:H2'	59:BA:3338:HOH:O	2.19	0.42
24:BA:1283:G:N2	24:BA:1286:A:H5'	2.35	0.42

Continued on next page...

Continued from previous page...

Atom-1	Atom-2	Interatomic distance (Å)	Clash overlap (Å)
24:BA:1319:C:O2	24:BA:1319:C:H2'	2.19	0.42
24:BA:1515:A:H5'	24:BA:1516:G:OP2	2.20	0.42
24:BA:1677:A:N1	24:BA:1678:A:C2	2.87	0.42
24:BA:2233:U:H2'	24:BA:2234:G:C8	2.54	0.42
24:BA:2331:G:C4	24:BA:2332:C:C6	3.07	0.42
24:BA:2657:A:H2'	24:BA:2658:C:C5'	2.50	0.42
59:BA:3748:HOH:O	26:BC:220:ARG:NH1	2.52	0.42
28:BE:21:ARG:O	28:BE:110:SER:OG	2.35	0.42
28:BE:60:TRP:CZ2	28:BE:70:SER:HB2	2.54	0.42
29:BF:147:ARG:HD2	29:BF:149:ARG:HG2	2.01	0.42
30:BG:41:GLU:HB2	30:BG:54:ARG:CZ	2.50	0.42
30:BG:68:ARG:O	30:BG:69:ALA:C	2.56	0.42
31:BH:31:VAL:HB	31:BH:32:PRO:CD	2.49	0.42
35:BL:110:VAL:O	35:BL:111:ILE:HB	2.20	0.42
36:BM:71:LYS:HD2	36:BM:95:LEU:HD22	2.01	0.42
38:BO:79:ALA:HB2	38:BO:110:ALA:HA	2.01	0.42
40:BQ:77:LYS:O	40:BQ:80:ASN:N	2.53	0.42
42:BS:24:ILE:HA	42:BS:27:LYS:CG	2.49	0.42
48:BY:49:ASP:HA	48:BY:52:ARG:CD	2.49	0.42
1:CA:135:C:C2	16:CP:1:MET:HB2	2.54	0.42
1:CA:307:C:H5''	1:CA:308:C:OP2	2.20	0.42
1:CA:316:C:N3	1:CA:317:U:C5	2.88	0.42
1:CA:667:G:N2	1:CA:740:U:O2	2.53	0.42
1:CA:673:A:N1	1:CA:674:G:C6	2.88	0.42
1:CA:689:C:N3	1:CA:690:G:C5	2.88	0.42
1:CA:702:A:C5'	1:CA:703:G:N7	2.83	0.42
1:CA:824:G:H1'	8:CH:2:SER:CB	2.50	0.42
1:CA:942:G:C2	1:CA:1342:C:O2	2.73	0.42
1:CA:1084:G:N1	1:CA:1085:U:O4	2.53	0.42
1:CA:1266:G:C4	1:CA:1268:G:OP2	2.73	0.42
1:CA:1491:G:H5''	12:CL:43:LYS:CD	2.50	0.42
1:CA:1516:G:N3	1:CA:1518:A:OP2	2.52	0.42
2:CB:200:ILE:N	2:CB:200:ILE:HD12	2.35	0.42
2:CB:203:ASN:OD1	2:CB:205:ASP:N	2.53	0.42
3:CC:183:ASP:HB2	3:CC:204:LYS:HE3	2.02	0.42
5:CE:85:VAL:HG12	5:CE:96:MET:HG3	2.02	0.42
6:CF:90:MET:HB2	6:CF:90:MET:HE3	1.80	0.42
7:CG:124:LEU:O	7:CG:127:ALA:HB3	2.19	0.42
8:CH:7:ILE:N	8:CH:7:ILE:CD1	2.83	0.42
9:CI:57:MET:HB3	9:CI:60:LYS:NZ	2.35	0.42
10:CJ:5:ARG:O	10:CJ:76:ILE:HG23	2.20	0.42

Continued on next page...

Continued from previous page...

Atom-1	Atom-2	Interatomic distance (Å)	Clash overlap (Å)
10:CJ:51:VAL:O	10:CJ:62:ARG:HA	2.19	0.42
10:CJ:73:LEU:HD22	10:CJ:73:LEU:C	2.40	0.42
13:CM:84:GLY:C	19:CS:74:PHE:CZ	2.93	0.42
14:CN:93:ILE:HG21	14:CN:96:LEU:HG	2.01	0.42
22:CV:51:U:O2	22:CV:51:U:H2'	2.20	0.42
24:DA:137:U:C5	24:DA:140:C:C6	3.08	0.42
24:DA:244:A:C2	24:DA:255:A:N3	2.87	0.42
24:DA:322:A:OP1	28:DE:162:ARG:HG2	2.19	0.42
24:DA:467:G:C2'	24:DA:468:G:H5'	2.49	0.42
24:DA:597:G:C6	24:DA:598:U:N3	2.87	0.42
24:DA:675:A:OP1	28:DE:58:LYS:CD	2.68	0.42
24:DA:723:C:H2'	24:DA:724:U:O4'	2.20	0.42
24:DA:724:U:H2'	24:DA:725:G:O4'	2.20	0.42
24:DA:778:G:C5'	26:DC:47:ARG:NH1	2.83	0.42
24:DA:962:G:H2'	24:DA:963:U:O4'	2.20	0.42
24:DA:1030:C:C4	24:DA:1125:G:N2	2.88	0.42
24:DA:1087:G:C6	24:DA:1089:A:H2	2.37	0.42
24:DA:1205:A:N1	28:DE:165:HIS:CB	2.83	0.42
24:DA:1275:A:N3	24:DA:1276:A:H1'	2.35	0.42
24:DA:1292:G:H2'	24:DA:1293:C:H6	1.85	0.42
24:DA:1330:C:C2'	24:DA:1331:G:H5'	2.49	0.42
24:DA:1372:U:H2'	24:DA:1373:A:C5'	2.50	0.42
24:DA:1425:G:C6	24:DA:1426:G:N1	2.88	0.42
24:DA:1509:A:C4	24:DA:1510:G:C8	3.08	0.42
24:DA:1532:A:N1	24:DA:1533:C:C2	2.87	0.42
24:DA:1562:U:H2'	24:DA:1563:U:H6	1.84	0.42
24:DA:1661:G:C6	24:DA:1662:U:C4	3.08	0.42
24:DA:1935:G:C6	24:DA:1962:C:C5	3.08	0.42
24:DA:1979:U:H2'	24:DA:1980:G:H5'	2.01	0.42
24:DA:1989:G:H2'	24:DA:1990:C:O4'	2.19	0.42
24:DA:2194:U:C2	24:DA:2195:U:C6	3.07	0.42
24:DA:2222:C:N3	24:DA:2223:G:C8	2.87	0.42
24:DA:2318:G:H2'	24:DA:2319:G:O4'	2.19	0.42
24:DA:2371:G:C2	24:DA:2372:U:C6	3.08	0.42
24:DA:2676:C:C2'	24:DA:2677:G:H5'	2.49	0.42
26:DC:64:VAL:HA	26:DC:102:TYR:HB2	2.02	0.42
28:DE:21:ARG:HG2	28:DE:22:ASP:O	2.20	0.42
28:DE:157:LEU:O	28:DE:158:PHE:C	2.59	0.42
28:DE:171:ASP:C	28:DE:173:THR:N	2.72	0.42
29:DF:95:MET:O	29:DF:99:PHE:CE1	2.73	0.42
31:DH:86:ASP:O	31:DH:87:GLU:HB3	2.19	0.42

Continued on next page...

Continued from previous page...

Atom-1	Atom-2	Interatomic distance (Å)	Clash overlap (Å)
32:DI:97:VAL:CG1	32:DI:98:GLY:N	2.83	0.42
34:DK:60:ALA:HA	34:DK:87:LEU:HG	2.01	0.42
35:DL:50:PHE:CE1	35:DL:52:GLY:N	2.88	0.42
36:DM:21:ALA:CB	36:DM:98:PRO:O	2.68	0.42
41:DR:68:ARG:HG2	41:DR:92:TRP:CE3	2.54	0.42
43:DT:61:LEU:HD11	43:DT:82:LYS:CB	2.50	0.42
44:DU:64:ILE:HG13	44:DU:65:GLN:N	2.35	0.42
45:DV:80:HIS:CD2	45:DV:81:PRO:CD	3.03	0.42
46:DW:32:LEU:HB3	46:DW:64:ASP:OD1	2.20	0.42
47:DX:55:MET:O	47:DX:58:ILE:N	2.52	0.42
47:DX:62:GLY:O	47:DX:63:ILE:C	2.58	0.42
48:DY:51:ALA:O	48:DY:52:ARG:C	2.58	0.42
1:AA:186:C:N4	1:AA:187:G:C6	2.87	0.42
1:AA:418:C:N3	1:AA:419:C:C5	2.87	0.42
1:AA:441:A:N3	1:AA:497:G:C2	2.88	0.42
1:AA:687:A:C6	1:AA:704:A:N7	2.88	0.42
1:AA:764:C:C4	1:AA:765:G:C5	3.08	0.42
1:AA:809:G:C6	1:AA:810:C:C5	3.08	0.42
1:AA:810:C:H2'	1:AA:811:C:C6	2.54	0.42
1:AA:872:A:C8	1:AA:874:G:C8	3.08	0.42
1:AA:1012:A:N3	1:AA:1018:G:C2	2.88	0.42
1:AA:1112:C:H1'	3:AC:179:ARG:NH2	2.35	0.42
1:AA:1265:C:C4	1:AA:1266:G:C6	3.08	0.42
2:AB:22:TYR:O	2:AB:23:TRP:C	2.57	0.42
4:AD:62:ARG:CG	4:AD:72:PHE:CE1	3.03	0.42
6:AF:91:ARG:O	6:AF:92:THR:CB	2.68	0.42
7:AG:93:PRO:HA	7:AG:96:ARG:CB	2.50	0.42
8:AH:83:LEU:CD1	8:AH:83:LEU:O	2.68	0.42
9:AI:14:SER:O	9:AI:14:SER:OG	2.29	0.42
11:AK:107:ILE:O	11:AK:107:ILE:CG2	2.67	0.42
13:AM:22:ILE:C	13:AM:22:ILE:CD1	2.86	0.42
13:AM:31:LYS:HD2	13:AM:35:ALA:CB	2.50	0.42
13:AM:85:CYS:HB3	19:AS:74:PHE:CE1	2.54	0.42
14:AN:29:ILE:HA	14:AN:32:ASP:HB3	2.02	0.42
20:AT:10:ARG:O	20:AT:11:ALA:C	2.58	0.42
20:AT:66:LEU:C	20:AT:66:LEU:HD12	2.40	0.42
21:AU:30:ALA:CA	21:AU:33:ARG:CZ	2.94	0.42
24:BA:181:A:C2	24:BA:182:A:N3	2.88	0.42
24:BA:201:C:C2'	24:BA:202:U:H5'	2.50	0.42
24:BA:242:G:H5''	53:B3:63:TYR:CE1	2.55	0.42
24:BA:342:A:H2'	24:BA:343:C:O5'	2.20	0.42

Continued on next page...

Continued from previous page...

Atom-1	Atom-2	Interatomic distance (Å)	Clash overlap (Å)
24:BA:364:C:N3	24:BA:365:U:N3	2.68	0.42
24:BA:392:U:C2	24:BA:393:C:C6	3.08	0.42
24:BA:499:U:O3'	44:BU:42:LYS:CE	2.68	0.42
24:BA:548:G:H3'	24:BA:548:G:C8	2.55	0.42
24:BA:637:A:N6	24:BA:652:U:H4'	2.35	0.42
24:BA:971:G:C2'	24:BA:972:A:H5'	2.49	0.42
24:BA:1099:G:C5	24:BA:1100:C:C5	3.08	0.42
24:BA:1230:A:C6	24:BA:1231:U:C4	3.07	0.42
24:BA:1872:A:N7	24:BA:1873:G:C1'	2.83	0.42
24:BA:2020:A:C6	24:BA:2022:U:C2	3.08	0.42
24:BA:2134:A:N1	24:BA:2135:A:C5	2.88	0.42
24:BA:2343:U:H2'	24:BA:2344:U:C5	2.54	0.42
24:BA:2345:G:N3	24:BA:2381:A:H2'	2.34	0.42
24:BA:2443:C:H5'	28:BE:63:LYS:NZ	2.35	0.42
24:BA:2747:G:C6	24:BA:2754:U:C2	3.08	0.42
25:BB:48:U:H2'	25:BB:49:C:H6	1.84	0.42
26:BC:221:GLY:C	26:BC:223:ALA:N	2.73	0.42
29:BF:105:ILE:CG2	29:BF:138:PRO:HG2	2.50	0.42
29:BF:154:THR:HG23	29:BF:155:ILE:N	2.35	0.42
33:BJ:31:GLU:HG3	33:BJ:142:ILE:CD1	2.50	0.42
35:BL:125:LEU:N	35:BL:125:LEU:HD13	2.34	0.42
36:BM:103:TYR:N	36:BM:103:TYR:CD1	2.87	0.42
37:BN:37:THR:CG2	37:BN:38:LEU:N	2.83	0.42
37:BN:116:VAL:HG23	37:BN:117:ASP:N	2.35	0.42
39:BP:50:ARG:CZ	39:BP:52:ARG:HG3	2.50	0.42
39:BP:52:ARG:O	39:BP:53:GLY:C	2.58	0.42
45:BV:50:MET:O	45:BV:53:LYS:HG2	2.20	0.42
48:BY:17:GLU:O	48:BY:21:LEU:CD1	2.68	0.42
50:B0:48:TYR:O	50:B0:49:ARG:HB2	2.19	0.42
1:CA:6:G:H3'	1:CA:6:G:N3	2.35	0.42
1:CA:267:C:H2'	1:CA:268:U:C6	2.55	0.42
1:CA:291:U:O2	1:CA:310:G:C2	2.73	0.42
1:CA:408:A:N3	1:CA:408:A:H2'	2.35	0.42
1:CA:424:G:C2	1:CA:425:G:C8	3.08	0.42
1:CA:532:A:C3'	1:CA:533:A:C5'	2.96	0.42
1:CA:585:G:OP1	17:CQ:39:LYS:NZ	2.52	0.42
1:CA:801:U:H2'	1:CA:802:A:O5'	2.20	0.42
1:CA:830:G:C6	1:CA:857:C:N3	2.88	0.42
1:CA:967:C:N1	9:CI:129:LYS:HE2	2.35	0.42
1:CA:981:U:C5	1:CA:982:U:C2	3.08	0.42
1:CA:1053:G:C4	1:CA:1199:U:C4	3.08	0.42

Continued on next page...

Continued from previous page...

Atom-1	Atom-2	Interatomic distance (Å)	Clash overlap (Å)
1:CA:1210:C:O4'	1:CA:1214:C:C4	2.73	0.42
3:CC:65:ARG:HD3	3:CC:65:ARG:HA	1.88	0.42
3:CC:130:PHE:CE2	3:CC:157:LEU:HD23	2.55	0.42
4:CD:3:ARG:O	4:CD:4:TYR:C	2.57	0.42
4:CD:9:LEU:HD11	4:CD:10:LYS:HE3	2.01	0.42
4:CD:54:GLN:C	4:CD:58:LYS:NZ	2.73	0.42
4:CD:137:VAL:HG12	4:CD:138:SER:N	2.35	0.42
4:CD:143:VAL:O	4:CD:144:SER:CB	2.68	0.42
5:CE:38:VAL:HG21	5:CE:114:VAL:HG12	2.02	0.42
5:CE:44:GLY:O	5:CE:45:ARG:CG	2.67	0.42
5:CE:82:GLN:H	5:CE:147:MET:CE	2.33	0.42
5:CE:133:PRO:C	5:CE:135:ASN:H	2.17	0.42
6:CF:9:MET:CE	18:CR:65:LEU:HB2	2.50	0.42
7:CG:66:LEU:HD12	7:CG:67:GLU:HB2	2.02	0.42
7:CG:123:GLU:O	7:CG:127:ALA:N	2.52	0.42
8:CH:77:ARG:NH1	8:CH:126:ILE:HG23	2.35	0.42
8:CH:113:ASP:O	8:CH:115:ALA:N	2.53	0.42
9:CI:39:PHE:HB2	9:CI:44:ALA:HB3	2.00	0.42
9:CI:82:GLY:HA3	9:CI:85:ARG:NH1	2.35	0.42
12:CL:56:ARG:O	12:CL:57:LEU:CG	2.67	0.42
12:CL:101:ALA:O	12:CL:103:ASP:N	2.49	0.42
13:CM:48:LEU:O	13:CM:48:LEU:CD1	2.68	0.42
14:CN:31:SER:O	14:CN:32:ASP:CB	2.67	0.42
17:CQ:4:LYS:CE	17:CQ:5:ILE:O	2.68	0.42
18:CR:63:ARG:HA	18:CR:68:LEU:HG	2.02	0.42
20:CT:67:ILE:HG23	20:CT:71:LYS:CB	2.49	0.42
55:CY:78:VAL:O	55:CY:81:ALA:HB3	2.19	0.42
55:CY:143:LEU:O	55:CY:146:LYS:N	2.53	0.42
24:DA:416:U:C6	24:DA:417:C:C5	3.07	0.42
24:DA:538:A:C8	57:DA:3186:NMY:N19	2.87	0.42
24:DA:587:C:C4'	24:DA:588:U:H5'	2.48	0.42
24:DA:764:A:C5	26:DC:207:ALA:CB	3.03	0.42
24:DA:1062:G:H2'	24:DA:1063:G:H5''	2.02	0.42
24:DA:1561:C:C4	24:DA:1562:U:C5	3.08	0.42
24:DA:1568:G:OP1	26:DC:84:PRO:HG2	2.20	0.42
24:DA:2002:G:H2'	24:DA:2003:A:H5'	2.01	0.42
24:DA:2032:G:O2'	27:DD:150:GLN:NE2	2.52	0.42
24:DA:2038:G:H2'	24:DA:2039:U:O4'	2.20	0.42
24:DA:2231:U:H2'	24:DA:2232:C:H6	1.84	0.42
24:DA:2298:A:C4	24:DA:2321:U:H5	2.33	0.42
24:DA:2412:A:H3'	24:DA:2413:G:C8	2.55	0.42

Continued on next page...

Continued from previous page...

Atom-1	Atom-2	Interatomic distance (Å)	Clash overlap (Å)
24:DA:2496:C:P	36:DM:81:ARG:HH22	2.42	0.42
24:DA:2633:G:H3'	24:DA:2634:A:H5''	2.02	0.42
25:DB:14:U:O2	25:DB:107:G:H4'	2.20	0.42
26:DC:154:ALA:CB	26:DC:159:THR:HG23	2.49	0.42
26:DC:211:ARG:HA	26:DC:211:ARG:HD2	1.77	0.42
27:DD:160:LYS:HB2	27:DD:160:LYS:NZ	2.34	0.42
27:DD:163:GLY:O	27:DD:164:GLN:C	2.58	0.42
27:DD:169:ARG:O	27:DD:169:ARG:HG3	2.20	0.42
30:DG:7:PRO:HB3	30:DG:50:THR:HG22	2.02	0.42
31:DH:45:GLU:C	31:DH:47:PHE:H	2.22	0.42
34:DK:2:ILE:HD11	34:DK:39:ILE:HG21	2.01	0.42
36:DM:3:GLN:HB2	36:DM:4:PRO:CD	2.50	0.42
36:DM:47:GLU:O	36:DM:48:ALA:C	2.57	0.42
41:DR:24:LYS:CG	41:DR:25:LEU:N	2.83	0.42
41:DR:52:PRO:C	41:DR:53:PHE:CD1	2.94	0.42
44:DU:84:PHE:O	44:DU:94:PHE:CD2	2.72	0.42
47:DX:18:SER:O	47:DX:20:ALA:N	2.52	0.42
1:AA:16:A:C5	1:AA:17:U:H5	2.36	0.41
1:AA:132:C:OP1	20:AT:69:LYS:HE3	2.18	0.41
1:AA:155:A:C6	1:AA:167:A:C6	3.08	0.41
1:AA:454:G:O2'	1:AA:455:G:H5'	2.20	0.41
1:AA:586:C:H5''	8:AH:82:GLY:CA	2.49	0.41
1:AA:708:C:C2'	1:AA:709:U:O5'	2.68	0.41
1:AA:917:G:C6	1:AA:918:A:C6	3.08	0.41
1:AA:951:G:O6	1:AA:1230:C:N4	2.53	0.41
1:AA:1167:A:C8	1:AA:1169:A:C8	3.08	0.41
2:AB:205:ASP:O	2:AB:206:ALA:HB2	2.20	0.41
4:AD:119:SER:HA	4:AD:131:ASN:OD1	2.20	0.41
11:AK:30:THR:HG21	11:AK:92:GLY:HA3	2.02	0.41
13:AM:69:LEU:C	13:AM:69:LEU:HD23	2.41	0.41
13:AM:109:ARG:NE	13:AM:109:ARG:HA	2.35	0.41
14:AN:41:ARG:C	14:AN:42:TRP:CG	2.94	0.41
15:AO:24:SER:O	15:AO:25:THR:C	2.58	0.41
18:AR:52:GLN:O	18:AR:54:GLN:N	2.46	0.41
20:AT:19:LYS:HA	20:AT:19:LYS:HD2	1.87	0.41
21:AU:12:PHE:CD1	21:AU:12:PHE:N	2.86	0.41
21:AU:24:GLU:CG	21:AU:25:LYS:N	2.83	0.41
24:BA:100:U:H1'	24:BA:101:A:C8	2.55	0.41
24:BA:111:A:N1	24:BA:112:U:C2	2.88	0.41
24:BA:132:G:H2'	24:BA:133:U:C6	2.55	0.41
24:BA:379:G:C2'	24:BA:380:G:O5'	2.68	0.41

Continued on next page...

Continued from previous page...

Atom-1	Atom-2	Interatomic distance (Å)	Clash overlap (Å)
24:BA:467:G:H2'	24:BA:468:G:O4'	2.19	0.41
24:BA:625:G:N1	24:BA:626:A:C5	2.88	0.41
24:BA:636:G:C5	35:BL:111:ILE:HD11	2.55	0.41
24:BA:809:G:H4'	24:BA:1254:A:O4'	2.20	0.41
24:BA:851:C:H4'	49:BZ:46:MET:HA	2.02	0.41
24:BA:863:A:C2'	24:BA:864:G:O5'	2.67	0.41
24:BA:993:G:N2	41:BR:23:GLU:OE1	2.43	0.41
24:BA:1059:G:C6	24:BA:1080:A:C2	3.08	0.41
24:BA:1072:C:C2	24:BA:1093:G:O6	2.73	0.41
24:BA:1266:G:OP1	50:B0:15:ARG:CD	2.68	0.41
24:BA:1429:G:O6	24:BA:1564:C:N4	2.52	0.41
24:BA:1448:G:C2	24:BA:1464:G:N3	2.88	0.41
24:BA:1532:A:C6	24:BA:1533:C:N4	2.88	0.41
24:BA:1532:A:N1	24:BA:1533:C:N4	2.68	0.41
24:BA:1555:G:H2'	24:BA:1555:G:N3	2.34	0.41
24:BA:1711:A:H2	24:BA:1748:C:C2	2.36	0.41
24:BA:1841:U:C2'	24:BA:1842:G:O5'	2.68	0.41
24:BA:2078:C:O2'	24:BA:2079:U:H5'	2.20	0.41
24:BA:2102:G:C6	24:BA:2188:U:C2	3.07	0.41
24:BA:2104:C:C4	24:BA:2105:U:C4	3.08	0.41
24:BA:2330:G:N2	46:BW:42:GLY:HA2	2.35	0.41
24:BA:2657:A:C4'	30:BG:91:VAL:HG21	2.49	0.41
24:BA:2667:C:N3	24:BA:2668:G:N7	2.67	0.41
24:BA:2731:G:O3'	27:BD:208:LYS:HE3	2.20	0.41
24:BA:2744:G:C6	24:BA:2761:A:N6	2.87	0.41
24:BA:2751:G:C6	30:BG:2:ARG:NH2	2.88	0.41
24:BA:2884:U:C4'	50:B0:49:ARG:NH2	2.83	0.41
57:BA:3162:NMY:H172	57:BA:3162:NMY:C2	2.48	0.41
25:BB:109:A:C5	25:BB:110:C:C5	3.08	0.41
26:BC:184:GLU:O	26:BC:187:CYS:N	2.48	0.41
35:BL:115:GLU:O	35:BL:116:VAL:HG12	2.19	0.41
39:BP:7:LEU:HD12	39:BP:7:LEU:O	2.20	0.41
41:BR:1:MET:HG2	41:BR:43:ASN:CB	2.50	0.41
42:BS:7:HIS:CD2	42:BS:7:HIS:C	2.93	0.41
47:BX:31:ASN:O	47:BX:33:HIS:CD2	2.73	0.41
48:BY:2:LYS:HE3	48:BY:2:LYS:HB3	1.89	0.41
49:BZ:44:ARG:HA	49:BZ:47:ILE:CG1	2.48	0.41
51:B1:6:GLU:O	51:B1:23:THR:HA	2.19	0.41
51:B1:12:SER:HA	51:B1:48:TYR:CG	2.55	0.41
53:B3:38:LYS:HG2	53:B3:39:ARG:N	2.35	0.41
1:CA:246:A:C5	1:CA:279:A:C5	3.08	0.41

Continued on next page...

Continued from previous page...

Atom-1	Atom-2	Interatomic distance (Å)	Clash overlap (Å)
1:CA:263:A:OP1	20:CT:70:ASN:HB2	2.20	0.41
1:CA:425:G:C4	1:CA:426:U:C6	3.08	0.41
1:CA:607:A:N3	1:CA:608:A:C8	2.88	0.41
1:CA:859:G:H2'	1:CA:860:A:H8	1.83	0.41
1:CA:966:G:H2'	9:CI:129:LYS:HG2	2.00	0.41
1:CA:1129:C:H4'	1:CA:1130:A:OP1	2.20	0.41
1:CA:1153:G:C4	1:CA:1154:G:C8	3.07	0.41
1:CA:1176:A:C2	1:CA:1177:G:C2	3.08	0.41
1:CA:1243:C:H2'	1:CA:1244:G:O4'	2.19	0.41
1:CA:1253:G:N3	1:CA:1254:A:C8	2.88	0.41
1:CA:1277:C:C2'	1:CA:1279:G:H8	2.33	0.41
1:CA:1317:C:H1'	14:CN:49:GLN:CG	2.50	0.41
1:CA:1347:G:O2'	1:CA:1348:U:OP2	2.32	0.41
1:CA:1358:U:OP2	14:CN:75:ARG:NE	2.53	0.41
1:CA:1363:A:C8	1:CA:1365:G:O6	2.73	0.41
1:CA:1372:U:OP2	9:CI:13:LYS:NZ	2.50	0.41
1:CA:1517:G:H5'	1:CA:1518:A:OP2	2.20	0.41
2:CB:114:LEU:CG	2:CB:115:LYS:N	2.82	0.41
2:CB:183:VAL:CG2	2:CB:196:VAL:HG23	2.50	0.41
3:CC:9:GLY:HA2	14:CN:89:MET:O	2.20	0.41
4:CD:14:ARG:NH1	4:CD:38:PRO:HB3	2.35	0.41
4:CD:97:ARG:CG	4:CD:99:ASP:OD1	2.68	0.41
4:CD:107:PHE:O	4:CD:155:VAL:HG23	2.20	0.41
8:CH:10:MET:HA	8:CH:27:MET:CE	2.50	0.41
8:CH:10:MET:HG2	8:CH:27:MET:SD	2.60	0.41
9:CI:7:TYR:CD2	9:CI:19:VAL:O	2.73	0.41
10:CJ:36:VAL:O	10:CJ:36:VAL:HG12	2.19	0.41
11:CK:43:GLY:C	11:CK:44:TRP:HD1	2.23	0.41
19:CS:33:THR:OG1	19:CS:34:TRP:N	2.53	0.41
20:CT:31:PHE:CB	20:CT:54:MET:HG3	2.47	0.41
55:CY:6:ARG:O	55:CY:9:ALA:N	2.45	0.41
55:CY:17:VAL:O	55:CY:20:PHE:N	2.50	0.41
55:CY:160:VAL:HG12	55:CY:161:GLN:N	2.35	0.41
24:DA:195:A:H4'	24:DA:251:A:O2'	2.20	0.41
24:DA:451:U:C6	24:DA:453:A:C8	3.08	0.41
24:DA:590:A:C2'	24:DA:591:U:H5'	2.50	0.41
24:DA:592:A:C4	24:DA:593:U:C5	3.07	0.41
24:DA:725:G:C6	24:DA:726:G:C6	3.08	0.41
24:DA:937:C:H2'	24:DA:938:G:O4'	2.20	0.41
24:DA:961:C:C5	24:DA:2031:A:C6	3.08	0.41
24:DA:1028:A:N3	24:DA:2486:C:O2'	2.42	0.41

Continued on next page...

Continued from previous page...

Atom-1	Atom-2	Interatomic distance (Å)	Clash overlap (Å)
24:DA:1041:G:N3	24:DA:1041:G:H2'	2.33	0.41
24:DA:1166:G:H2'	24:DA:1167:C:C6	2.54	0.41
24:DA:1190:G:C5'	35:DL:32:GLY:HA2	2.50	0.41
24:DA:1212:G:H1'	24:DA:1236:G:N2	2.35	0.41
24:DA:1312:U:C4	43:DT:64:LYS:CD	3.01	0.41
24:DA:1335:C:OP1	43:DT:68:LYS:CE	2.68	0.41
24:DA:1350:C:C2	24:DA:1382:G:C2	3.08	0.41
24:DA:1358:G:O6	24:DA:1371:G:C8	2.71	0.41
24:DA:1559:U:H3'	24:DA:1560:G:C5'	2.48	0.41
24:DA:1670:C:C4	24:DA:1671:U:C2	3.08	0.41
24:DA:1688:U:O2	24:DA:1700:A:H8	2.03	0.41
24:DA:1806:C:C5	24:DA:1807:G:N7	2.88	0.41
24:DA:1824:G:OP2	26:DC:52:HIS:CD2	2.73	0.41
24:DA:1990:C:H2'	24:DA:1991:U:C1'	2.49	0.41
24:DA:2086:U:H2'	24:DA:2087:G:O4'	2.20	0.41
24:DA:2183:A:H2'	24:DA:2184:A:C8	2.55	0.41
24:DA:2231:U:N3	24:DA:2232:C:C5	2.89	0.41
24:DA:2276:G:C2'	24:DA:2277:G:H5'	2.50	0.41
24:DA:2303:G:C2	24:DA:2304:G:C8	3.08	0.41
24:DA:2359:C:HO2'	53:D3:53:ASP:CG	2.19	0.41
24:DA:2515:C:O2'	24:DA:2516:A:H5'	2.20	0.41
24:DA:2524:G:N2	24:DA:2525:G:H1'	2.34	0.41
24:DA:2578:G:P	59:DA:3484:HOH:O	2.77	0.41
24:DA:2714:G:H2'	24:DA:2715:C:C5'	2.50	0.41
24:DA:2816:G:C6	24:DA:2817:U:C4	3.09	0.41
24:DA:2817:U:C2'	24:DA:2818:U:O5'	2.68	0.41
25:DB:95:U:H2'	25:DB:96:G:H8	1.85	0.41
26:DC:48:ILE:HD12	26:DC:48:ILE:O	2.20	0.41
26:DC:257:ARG:CZ	26:DC:259:ASN:ND2	2.83	0.41
28:DE:44:ARG:O	28:DE:45:ALA:CB	2.67	0.41
29:DF:80:GLN:CG	29:DF:81:GLY:N	2.83	0.41
29:DF:92:GLY:O	29:DF:93:GLU:C	2.58	0.41
35:DL:85:VAL:HG22	35:DL:94:THR:HG23	2.01	0.41
37:DN:12:ARG:HD3	37:DN:16:HIS:CE1	2.54	0.41
37:DN:31:HIS:O	37:DN:32:GLU:HB2	2.20	0.41
39:DP:27:VAL:HG11	39:DP:73:PHE:CE1	2.55	0.41
40:DQ:38:VAL:HG12	40:DQ:39:ILE:N	2.34	0.41
44:DU:32:LYS:NZ	44:DU:32:LYS:CA	2.82	0.41
48:DY:5:GLU:C	48:DY:7:ARG:N	2.71	0.41
54:D4:31:PRO:C	54:D4:33:HIS:H	2.23	0.41
1:AA:179:A:C6	1:AA:180:U:O2	2.73	0.41

Continued on next page...

Continued from previous page...

Atom-1	Atom-2	Interatomic distance (Å)	Clash overlap (Å)
1:AA:294:U:N3	1:AA:295:C:C4	2.88	0.41
1:AA:411:A:C5	1:AA:429:U:C4	3.08	0.41
1:AA:593:U:H2'	1:AA:594:U:O4'	2.19	0.41
1:AA:950:U:C5	13:AM:101:ARG:CZ	3.03	0.41
1:AA:993:G:N3	1:AA:993:G:C2'	2.83	0.41
1:AA:1135:U:H2'	1:AA:1137:C:O2	2.19	0.41
1:AA:1215:G:N3	1:AA:1216:A:C8	2.88	0.41
1:AA:1491:G:C3'	12:AL:44:LYS:HZ2	2.33	0.41
3:AC:102:ASN:CG	3:AC:103:ILE:N	2.72	0.41
3:AC:140:ASN:OD1	3:AC:140:ASN:C	2.59	0.41
3:AC:155:GLY:HA2	3:AC:163:ALA:HB1	2.00	0.41
4:AD:46:PRO:O	4:AD:47:ARG:C	2.58	0.41
4:AD:123:ILE:CD1	4:AD:144:SER:O	2.68	0.41
5:AE:12:GLN:CG	5:AE:117:VAL:HG13	2.51	0.41
9:AI:113:ARG:C	9:AI:114:LYS:O	2.55	0.41
9:AI:129:LYS:CG	22:AV:32:U:OP1	2.68	0.41
12:AL:55:VAL:HG12	12:AL:63:VAL:O	2.20	0.41
13:AM:68:ASP:HB2	13:AM:71:ARG:CZ	2.50	0.41
14:AN:101:TRP:N	14:AN:101:TRP:HD1	2.18	0.41
19:AS:40:ILE:HD13	19:AS:69:HIS:O	2.20	0.41
20:AT:15:GLU:OE1	20:AT:19:LYS:HD3	2.20	0.41
24:BA:103:A:C5	24:BA:104:A:C8	3.07	0.41
24:BA:144:A:C5	24:BA:145:C:C4	3.08	0.41
24:BA:247:G:C2	24:BA:252:G:C6	3.08	0.41
24:BA:309:A:H5'	44:BU:16:LYS:CD	2.49	0.41
24:BA:311:A:C2	24:BA:328:U:O4	2.73	0.41
24:BA:335:C:H5'	44:BU:81:ARG:HD3	2.02	0.41
24:BA:353:C:C2'	24:BA:354:A:H5'	2.50	0.41
24:BA:362:A:H2'	24:BA:363:G:H5'	2.01	0.41
24:BA:499:U:C4	24:BA:500:G:C5	3.08	0.41
24:BA:608:A:C3'	24:BA:609:A:C8	3.03	0.41
24:BA:625:G:N2	24:BA:626:A:C4	2.88	0.41
24:BA:860:U:C6	24:BA:2268:A:O4'	2.73	0.41
24:BA:996:A:O3'	40:BQ:90:ASP:HB2	2.20	0.41
24:BA:1053:C:O2	24:BA:1107:G:C2	2.73	0.41
24:BA:1163:G:C2	24:BA:1164:C:C5	3.08	0.41
24:BA:1169:A:H2'	24:BA:1170:C:O4'	2.20	0.41
24:BA:1182:G:C6	24:BA:1183:U:C4	3.08	0.41
24:BA:1189:A:H2'	24:BA:1190:G:O5'	2.19	0.41
24:BA:1309:G:H2'	24:BA:1310:G:O4'	2.19	0.41
24:BA:1361:G:C6	24:BA:1362:C:C4	3.08	0.41

Continued on next page...

Continued from previous page...

Atom-1	Atom-2	Interatomic distance (Å)	Clash overlap (Å)
24:BA:1413:A:N1	24:BA:1414:C:C2	2.88	0.41
24:BA:1483:G:C6	24:BA:1484:U:C4	3.08	0.41
24:BA:1799:G:O5'	24:BA:1819:A:N6	2.53	0.41
24:BA:1897:G:N3	24:BA:1897:G:H2'	2.35	0.41
24:BA:1987:A:C2	24:BA:1988:G:C8	3.08	0.41
24:BA:2016:U:HO2'	24:BA:2017:U:P	2.43	0.41
24:BA:2119:A:C5	24:BA:2170:A:C5	3.08	0.41
24:BA:2330:G:N3	46:BW:42:GLY:CA	2.83	0.41
24:BA:2347:C:C2	24:BA:2348:U:C5	3.09	0.41
24:BA:2682:A:H2	27:BD:23:PRO:HB3	1.85	0.41
24:BA:2705:A:N7	24:BA:2706:A:C4	2.88	0.41
26:BC:42:ARG:NH1	26:BC:48:ILE:HD11	2.34	0.41
30:BG:86:LEU:HD22	30:BG:147:LEU:HD11	2.01	0.41
33:BJ:15:TRP:CH2	33:BJ:53:TYR:CD2	3.08	0.41
34:BK:7:MET:HG3	34:BK:20:MET:HB2	2.03	0.41
35:BL:57:LEU:CD1	35:BL:61:LEU:HD11	2.51	0.41
35:BL:109:LYS:HE2	35:BL:109:LYS:HB3	1.84	0.41
36:BM:53:MET:CB	36:BM:120:ALA:HB2	2.51	0.41
36:BM:108:VAL:HG11	36:BM:112:LEU:HB3	2.02	0.41
37:BN:9:GLN:O	37:BN:17:ARG:NH2	2.52	0.41
38:BO:18:LEU:HD12	38:BO:19:GLN:N	2.35	0.41
42:BS:20:VAL:CG1	42:BS:43:ALA:HB1	2.50	0.41
43:BT:19:LYS:HG2	43:BT:20:ALA:H	1.85	0.41
44:BU:71:ILE:HD11	44:BU:80:ASP:O	2.19	0.41
47:BX:58:ILE:CG1	47:BX:58:ILE:O	2.68	0.41
47:BX:64:ASP:O	47:BX:67:LEU:HG	2.20	0.41
49:BZ:12:ALA:O	49:BZ:13:ILE:C	2.58	0.41
1:CA:48:C:C6	1:CA:364:A:H2	2.38	0.41
1:CA:261:U:N3	20:CT:74:ARG:NH2	2.67	0.41
1:CA:542:G:N2	1:CA:543:U:C2	2.88	0.41
1:CA:605:U:O2'	1:CA:606:G:H5'	2.20	0.41
1:CA:653:U:O2'	1:CA:654:G:H8	2.02	0.41
1:CA:794:A:C6	1:CA:795:C:C4	3.07	0.41
1:CA:1035:A:H2'	1:CA:1036:A:C1'	2.50	0.41
1:CA:1046:A:H2'	1:CA:1047:G:H5'	2.01	0.41
1:CA:1089:G:C2	1:CA:1090:U:C2	3.08	0.41
1:CA:1242:G:C6	1:CA:1296:C:O2	2.72	0.41
2:CB:45:LYS:C	2:CB:48:PRO:HD2	2.40	0.41
2:CB:221:VAL:O	2:CB:222:ARG:C	2.59	0.41
4:CD:19:LEU:HD22	4:CD:21:LEU:CD2	2.50	0.41
4:CD:19:LEU:HD22	4:CD:21:LEU:CG	2.47	0.41

Continued on next page...

Continued from previous page...

Atom-1	Atom-2	Interatomic distance (Å)	Clash overlap (Å)
5:CE:45:ARG:CD	5:CE:73:ASN:HA	2.50	0.41
8:CH:29:SER:OG	8:CH:57:PRO:HB3	2.20	0.41
8:CH:39:VAL:HG11	8:CH:112:THR:CG2	2.49	0.41
13:CM:45:ILE:O	13:CM:45:ILE:CG2	2.68	0.41
14:CN:35:ALA:CB	14:CN:41:ARG:CB	2.98	0.41
14:CN:45:VAL:HG23	14:CN:46:LEU:CD2	2.50	0.41
16:CP:17:TYR:CD1	16:CP:41:PRO:HG3	2.55	0.41
55:CY:87:LEU:O	55:CY:89:LEU:HG	2.20	0.41
55:CY:111:LYS:O	55:CY:112:ASP:C	2.51	0.41
24:DA:311:A:C6	24:DA:328:U:C4	3.08	0.41
24:DA:479:A:N3	24:DA:481:G:H5''	2.34	0.41
24:DA:572:A:H3'	24:DA:573:U:O4'	2.19	0.41
24:DA:587:C:C3'	24:DA:588:U:C5'	2.91	0.41
24:DA:601:C:H2'	24:DA:602:A:O5'	2.21	0.41
24:DA:911:A:C8	36:DM:9:PHE:HE2	2.38	0.41
24:DA:951:C:C2'	24:DA:952:G:H5'	2.45	0.41
24:DA:1060:U:H1'	24:DA:1062:G:OP2	2.20	0.41
24:DA:1131:G:C5	33:DJ:77:HIS:ND1	2.88	0.41
24:DA:1162:G:N7	57:DA:3188:NMY:N19	2.44	0.41
24:DA:1168:G:H2'	24:DA:1169:A:C8	2.54	0.41
24:DA:1419:A:H3'	24:DA:1420:A:H5''	2.02	0.41
24:DA:1460:U:O2'	24:DA:1461:C:C5'	2.67	0.41
24:DA:1536:C:H4'	24:DA:1537:G:C2	2.55	0.41
24:DA:1569:A:C2'	24:DA:1570:A:H5'	2.49	0.41
24:DA:1606:C:H2'	24:DA:1607:C:OP2	2.19	0.41
24:DA:1639:C:C2'	24:DA:1640:A:H5'	2.50	0.41
24:DA:1670:C:C5	24:DA:1671:U:C4	3.08	0.41
24:DA:1730:C:H2'	24:DA:1731:G:OP2	2.20	0.41
24:DA:1789:A:P	26:DC:220:ARG:HE	2.43	0.41
24:DA:1866:A:N7	24:DA:1867:G:C8	2.88	0.41
24:DA:2061:G:C4	24:DA:2063:C:N4	2.88	0.41
24:DA:2186:G:H2'	24:DA:2187:U:O4'	2.21	0.41
24:DA:2206:C:C2'	24:DA:2207:C:O5'	2.68	0.41
24:DA:2526:G:H2'	24:DA:2527:C:C6	2.55	0.41
24:DA:2531:A:C5'	30:DG:156:TYR:CZ	3.03	0.41
24:DA:2794:C:H2'	24:DA:2795:C:H6	1.86	0.41
24:DA:2794:C:H2'	24:DA:2795:C:C6	2.54	0.41
24:DA:2798:U:C3'	24:DA:2799:A:H5'	2.50	0.41
28:DE:5:LEU:O	28:DE:6:LYS:CB	2.68	0.41
29:DF:92:GLY:O	29:DF:94:ARG:N	2.53	0.41
29:DF:163:GLU:C	29:DF:163:GLU:OE1	2.57	0.41

Continued on next page...

Continued from previous page...

Atom-1	Atom-2	Interatomic distance (Å)	Clash overlap (Å)
30:DG:8:VAL:CG1	30:DG:49:LEU:HB2	2.50	0.41
30:DG:77:GLY:O	30:DG:135:ALA:HB1	2.20	0.41
30:DG:87:GLN:NE2	30:DG:129:GLU:OE1	2.51	0.41
31:DH:53:GLU:C	31:DH:55:GLU:H	2.22	0.41
31:DH:71:LYS:HE3	31:DH:108:VAL:CB	2.50	0.41
32:DI:124:MET:O	32:DI:126:ARG:N	2.53	0.41
32:DI:124:MET:C	32:DI:127:SER:HG	2.22	0.41
33:DJ:36:LEU:HD21	33:DJ:122:LEU:HB2	2.01	0.41
33:DJ:42:ALA:O	40:DQ:63:ARG:CD	2.68	0.41
35:DL:61:LEU:HB3	35:DL:62:PRO:HD2	2.03	0.41
37:DN:87:PHE:O	37:DN:88:ALA:C	2.56	0.41
38:DO:26:LEU:O	38:DO:27:VAL:O	2.38	0.41
38:DO:36:TYR:N	38:DO:36:TYR:CD1	2.88	0.41
38:DO:74:VAL:HG12	38:DO:78:VAL:HG22	2.01	0.41
38:DO:82:ALA:HB1	38:DO:87:ILE:HG12	2.02	0.41
38:DO:87:ILE:HD12	38:DO:88:LYS:CA	2.49	0.41
40:DQ:80:ASN:HA	40:DQ:83:LYS:HG2	2.02	0.41
41:DR:15:SER:O	41:DR:16:GLU:C	2.57	0.41
46:DW:66:LYS:HB3	46:DW:83:GLU:HB2	2.02	0.41
47:DX:63:ILE:HD11	47:DX:67:LEU:HD11	2.01	0.41
47:DX:65:THR:CG2	47:DX:66:VAL:N	2.83	0.41
54:D4:36:ARG:O	54:D4:37:GLN:C	2.59	0.41
1:AA:138:G:C6	1:AA:226:G:N1	2.89	0.41
1:AA:342:C:C2'	1:AA:343:U:H5'	2.48	0.41
1:AA:354:G:C6	1:AA:355:C:C5	3.08	0.41
1:AA:369:G:N2	1:AA:393:A:H1'	2.35	0.41
1:AA:428:G:H4'	4:AD:9:LEU:HD13	2.02	0.41
1:AA:908:A:N1	1:AA:909:A:C5	2.88	0.41
1:AA:928:G:H5'	1:AA:1503:A:H62	1.85	0.41
1:AA:982:U:H4'	1:AA:983:A:C5'	2.49	0.41
1:AA:1320:C:N3	1:AA:1321:U:C2	2.88	0.41
1:AA:1355:G:N1	1:AA:1368:A:N3	2.69	0.41
1:AA:1358:U:C6	1:AA:1359:C:C5	3.08	0.41
4:AD:13:ARG:NE	4:AD:33:LYS:HD2	2.35	0.41
4:AD:69:GLU:N	4:AD:72:PHE:CE1	2.88	0.41
4:AD:70:ARG:NH1	59:AD:402:HOH:O	2.53	0.41
5:AE:16:ILE:CD1	5:AE:113:ALA:HB3	2.50	0.41
5:AE:147:MET:SD	8:AH:96:MET:HE2	2.60	0.41
6:AF:36:ILE:HB	6:AF:64:VAL:HG22	2.01	0.41
7:AG:23:LEU:O	7:AG:26:PHE:HB3	2.20	0.41
7:AG:137:LYS:HA	7:AG:140:ASP:CB	2.50	0.41

Continued on next page...

Continued from previous page...

Atom-1	Atom-2	Interatomic distance (Å)	Clash overlap (Å)
8:AH:87:LYS:HG3	8:AH:88:ARG:HA	2.02	0.41
8:AH:88:ARG:HH11	8:AH:88:ARG:CB	2.23	0.41
12:AL:75:GLN:C	12:AL:76:GLU:HG2	2.41	0.41
12:AL:87:VAL:CG1	12:AL:93:VAL:O	2.68	0.41
12:AL:87:VAL:CG2	12:AL:90:LEU:HD13	2.50	0.41
15:AO:11:ILE:O	15:AO:12:VAL:C	2.58	0.41
15:AO:87:LEU:CG	15:AO:88:ARG:N	2.83	0.41
17:AQ:12:VAL:O	17:AQ:13:VAL:CB	2.67	0.41
17:AQ:28:PHE:O	17:AQ:29:VAL:CG2	2.68	0.41
19:AS:40:ILE:HD12	19:AS:66:MET:O	2.21	0.41
20:AT:24:ARG:HA	20:AT:27:MET:HB3	2.02	0.41
24:BA:278:A:C8	24:BA:362:A:C2	3.08	0.41
24:BA:282:A:C5	24:BA:283:G:N7	2.89	0.41
24:BA:402:A:C2'	24:BA:403:U:H5'	2.48	0.41
24:BA:624:C:N3	24:BA:625:G:N7	2.69	0.41
24:BA:1011:G:C4	24:BA:1013:C:C6	3.08	0.41
24:BA:1268:A:H3'	24:BA:1269:A:C8	2.54	0.41
24:BA:1326:U:H2'	24:BA:1327:A:H5'	2.02	0.41
24:BA:1429:G:C5	24:BA:1568:G:C5	3.08	0.41
24:BA:1760:C:C2'	24:BA:1761:C:H5'	2.51	0.41
24:BA:1872:A:N7	24:BA:1873:G:H1'	2.35	0.41
24:BA:2057:G:N7	59:BA:3489:HOH:O	2.37	0.41
24:BA:2235:G:C2	24:BA:2236:U:C2	3.08	0.41
24:BA:2281:A:C2	24:BA:2282:G:C5	3.08	0.41
24:BA:2454:G:C6	24:BA:2499:C:N4	2.88	0.41
24:BA:2589:A:O2'	24:BA:2590:A:H5'	2.21	0.41
24:BA:2711:A:N7	24:BA:2714:G:C8	2.88	0.41
27:BD:125:TRP:HB2	27:BD:160:LYS:HE2	2.03	0.41
28:BE:71:GLY:O	28:BE:72:SER:HB2	2.20	0.41
29:BF:135:ILE:C	29:BF:135:ILE:HD12	2.41	0.41
31:BH:10:ALA:O	31:BH:11:ASN:HB2	2.20	0.41
31:BH:49:ALA:O	31:BH:53:GLU:N	2.54	0.41
32:BI:3:LYS:O	32:BI:7:TYR:CE2	2.73	0.41
32:BI:17:ALA:O	32:BI:18:ASN:HB3	2.21	0.41
37:BN:46:ARG:O	37:BN:50:PRO:HG2	2.21	0.41
38:BO:77:ALA:O	38:BO:81:ARG:N	2.48	0.41
43:BT:7:LEU:HD23	43:BT:7:LEU:C	2.41	0.41
45:BV:61:LEU:N	45:BV:72:VAL:O	2.49	0.41
50:B0:9:ARG:O	50:B0:12:ARG:HB3	2.19	0.41
53:B3:30:HIS:ND1	53:B3:31:ILE:HG13	2.34	0.41
1:CA:16:A:C5	1:CA:17:U:C5	3.08	0.41

Continued on next page...

Continued from previous page...

Atom-1	Atom-2	Interatomic distance (Å)	Clash overlap (Å)
1:CA:44:A:H1'	1:CA:399:G:H22	1.84	0.41
1:CA:57:G:C6	1:CA:58:C:C4	3.08	0.41
1:CA:113:G:N2	1:CA:114:U:C2	2.89	0.41
1:CA:145:G:C2	1:CA:146:G:N7	2.89	0.41
1:CA:232:G:H1'	1:CA:262:A:N1	2.35	0.41
1:CA:386:C:C3'	1:CA:387:U:H5'	2.51	0.41
1:CA:656:G:C5	1:CA:657:U:C5	3.08	0.41
1:CA:768:A:OP1	1:CA:804:U:C5'	2.68	0.41
1:CA:791:G:C4	1:CA:792:A:N7	2.89	0.41
1:CA:939:G:N3	1:CA:940:C:C6	2.89	0.41
1:CA:957:U:O2	1:CA:957:U:C2'	2.68	0.41
1:CA:1088:G:H2'	1:CA:1089:G:O5'	2.20	0.41
1:CA:1130:A:C2	1:CA:1146:A:C6	3.09	0.41
1:CA:1211:U:O4'	1:CA:1213:A:C2	2.73	0.41
1:CA:1238:A:C5'	1:CA:1336:C:N4	2.80	0.41
1:CA:1282:C:O2	1:CA:1283:U:N1	2.53	0.41
1:CA:1282:C:H2'	1:CA:1283:U:O4'	2.20	0.41
1:CA:1293:C:C3'	1:CA:1294:G:H5'	2.50	0.41
1:CA:1416:G:H2'	1:CA:1417:G:H5'	2.02	0.41
2:CB:52:GLU:O	2:CB:56:GLU:HB3	2.20	0.41
2:CB:82:ASP:OD2	2:CB:214:LEU:HD21	2.20	0.41
2:CB:142:GLU:O	2:CB:143:LYS:C	2.58	0.41
2:CB:220:THR:CG2	2:CB:221:VAL:N	2.84	0.41
2:CB:225:ARG:O	2:CB:225:ARG:CG	2.67	0.41
3:CC:167:TRP:O	3:CC:167:TRP:CG	2.72	0.41
4:CD:151:LYS:CE	4:CD:175:ALA:O	2.68	0.41
5:CE:46:VAL:CG1	5:CE:118:ALA:CB	2.98	0.41
6:CF:43:GLY:O	6:CF:58:HIS:HA	2.20	0.41
7:CG:47:LEU:O	7:CG:48:GLU:C	2.58	0.41
8:CH:80:ARG:CZ	8:CH:81:PRO:HD2	2.50	0.41
8:CH:95:VAL:HG13	8:CH:128:TYR:CE2	2.55	0.41
9:CI:115:LYS:O	9:CI:116:VAL:HG23	2.20	0.41
11:CK:24:HIS:HB3	11:CK:87:LYS:HG3	2.02	0.41
11:CK:51:GLY:C	11:CK:52:PHE:CG	2.94	0.41
12:CL:63:VAL:HG11	12:CL:95:TYR:CD2	2.56	0.41
12:CL:85:GLY:O	12:CL:95:TYR:N	2.53	0.41
14:CN:61:ARG:O	14:CN:62:ASN:HB2	2.20	0.41
17:CQ:4:LYS:HE3	17:CQ:7:THR:N	2.35	0.41
19:CS:19:VAL:CG2	19:CS:43:ASN:ND2	2.83	0.41
24:DA:21:A:H2'	24:DA:22:C:H5'	2.02	0.41
24:DA:81:G:C6	24:DA:82:U:C2	3.07	0.41

Continued on next page...

Continued from previous page...

Atom-1	Atom-2	Interatomic distance (Å)	Clash overlap (Å)
24:DA:156:A:H2'	24:DA:157:C:O4'	2.20	0.41
24:DA:179:C:O2'	24:DA:180:G:H5'	2.20	0.41
24:DA:368:A:O2'	24:DA:369:U:H5'	2.20	0.41
24:DA:391:A:C4	24:DA:392:U:C6	3.07	0.41
24:DA:609:A:H2'	24:DA:610:C:O4'	2.21	0.41
24:DA:633:A:OP1	35:DL:71:ALA:HB2	2.21	0.41
24:DA:849:A:N6	24:DA:930:G:O6	2.53	0.41
24:DA:879:G:C6	24:DA:880:G:C5	3.08	0.41
24:DA:1353:A:C6	24:DA:1354:A:C6	3.08	0.41
24:DA:1402:U:H5'	24:DA:1522:A:OP2	2.20	0.41
24:DA:1409:U:H2'	24:DA:1410:G:O4'	2.20	0.41
24:DA:1833:C:H2'	24:DA:1834:U:H6	1.85	0.41
24:DA:2163:A:H5''	24:DA:2170:A:H2'	2.02	0.41
24:DA:2308:G:C6	29:DF:76:PHE:CE1	3.08	0.41
24:DA:2339:C:H2'	24:DA:2340:A:O5'	2.20	0.41
24:DA:2441:U:C2'	24:DA:2442:C:H5'	2.51	0.41
24:DA:2655:G:HO2'	24:DA:2656:U:P	2.29	0.41
25:DB:14:U:OP2	25:DB:70:C:O2'	2.27	0.41
26:DC:144:GLU:OE1	26:DC:149:LYS:N	2.53	0.41
26:DC:257:ARG:HG3	26:DC:258:SER:N	2.35	0.41
27:DD:26:VAL:HB	27:DD:188:LEU:HD22	2.01	0.41
27:DD:62:LYS:N	27:DD:63:PRO:CD	2.83	0.41
29:DF:111:ARG:O	29:DF:113:PHE:N	2.53	0.41
30:DG:93:TYR:CE1	30:DG:106:LEU:CA	3.03	0.41
32:DI:2:LYS:NZ	32:DI:61:TYR:CE2	2.88	0.41
32:DI:69:VAL:HG12	32:DI:71:LYS:NZ	2.35	0.41
34:DK:4:GLU:O	34:DK:5:GLN:CG	2.68	0.41
35:DL:57:LEU:HD22	53:D3:53:ASP:HB3	2.02	0.41
35:DL:94:THR:HG22	35:DL:95:LEU:N	2.35	0.41
36:DM:7:THR:O	36:DM:8:LYS:C	2.59	0.41
43:DT:1:MET:O	43:DT:3:ARG:HB2	2.20	0.41
44:DU:24:VAL:HG22	44:DU:33:VAL:HG21	2.02	0.41
1:AA:160:A:H4'	1:AA:344:A:C2	2.56	0.41
1:AA:285:C:C4	1:AA:286:C:C5	3.08	0.41
1:AA:342:C:N4	1:AA:343:U:C5	2.89	0.41
1:AA:360:G:C6	1:AA:361:G:C6	3.09	0.41
1:AA:460:A:C2	1:AA:461:A:C8	3.08	0.41
1:AA:600:A:H2'	1:AA:601:G:H8	1.84	0.41
1:AA:614:C:C3'	1:AA:615:G:H5''	2.50	0.41
1:AA:621:A:N6	1:AA:622:A:N1	2.69	0.41
1:AA:630:A:C4	1:AA:631:C:C6	3.08	0.41

Continued on next page...

Continued from previous page...

Atom-1	Atom-2	Interatomic distance (Å)	Clash overlap (Å)
1:AA:695:A:N1	1:AA:696:A:C2	2.89	0.41
1:AA:865:A:H2'	1:AA:866:C:O4'	2.19	0.41
1:AA:907:A:C4	1:AA:908:A:C8	3.08	0.41
1:AA:930:C:N3	1:AA:931:C:C5	2.88	0.41
1:AA:979:C:H5''	1:AA:980:C:O5'	2.21	0.41
1:AA:1055:A:O2'	3:AC:161:GLU:HA	2.20	0.41
1:AA:1078:U:H2'	1:AA:1079:G:O5'	2.19	0.41
1:AA:1089:G:N7	1:AA:1090:U:C5	2.89	0.41
1:AA:1333:A:H2'	1:AA:1334:G:O4'	2.20	0.41
1:AA:1422:G:O2'	34:BK:49:ARG:NH2	2.52	0.41
2:AB:53:ALA:CB	2:AB:54:LEU:HD12	2.50	0.41
2:AB:170:HIS:CD2	2:AB:171:ILE:H	2.38	0.41
3:AC:16:LYS:CG	3:AC:17:PRO:HD2	2.50	0.41
3:AC:78:GLY:HA3	21:CU:18:ARG:NE	2.34	0.41
4:AD:20:PHE:C	4:AD:20:PHE:CD1	2.94	0.41
4:AD:117:LEU:O	4:AD:118:VAL:HB	2.20	0.41
6:AF:22:ILE:C	6:AF:22:ILE:HD12	2.40	0.41
7:AG:66:LEU:HD23	7:AG:70:ARG:HD2	2.03	0.41
8:AH:30:SER:O	8:AH:34:VAL:HG23	2.20	0.41
8:AH:87:LYS:CG	8:AH:88:ARG:N	2.80	0.41
10:AJ:17:LEU:CD2	10:AJ:96:VAL:HG13	2.51	0.41
10:AJ:52:LEU:HA	10:AJ:62:ARG:HD2	2.02	0.41
11:AK:62:ALA:C	11:AK:65:VAL:HG12	2.40	0.41
13:AM:56:LEU:O	13:AM:58:ASP:N	2.53	0.41
16:AP:72:ALA:HA	16:AP:75:ILE:HG23	2.01	0.41
17:AQ:19:LYS:HG2	17:AQ:19:LYS:O	2.20	0.41
17:AQ:49:GLU:CG	17:AQ:50:ASN:OD1	2.69	0.41
24:BA:10:A:C5	24:BA:11:C:C5	3.09	0.41
24:BA:55:G:C4	24:BA:56:A:C8	3.08	0.41
24:BA:191:A:H2'	24:BA:192:C:C6	2.55	0.41
24:BA:244:A:H8	24:BA:244:A:H5'	1.84	0.41
24:BA:445:C:N4	24:BA:446:G:C6	2.88	0.41
24:BA:449:A:C6	24:BA:450:G:C5	3.09	0.41
24:BA:470:A:N1	24:BA:471:A:C2	2.89	0.41
24:BA:1033:U:C5	24:BA:2750:A:C2	3.08	0.41
24:BA:1057:A:H2'	24:BA:1057:A:N3	2.35	0.41
24:BA:1159:U:H2'	24:BA:1160:G:C8	2.56	0.41
24:BA:1219:U:H2'	24:BA:1220:G:H8	1.85	0.41
24:BA:1230:A:C6	24:BA:1231:U:N3	2.88	0.41
24:BA:1277:G:C5'	37:BN:20:MET:CE	2.97	0.41
24:BA:1288:G:C8	24:BA:1327:A:C6	3.08	0.41

Continued on next page...

Continued from previous page...

Atom-1	Atom-2	Interatomic distance (Å)	Clash overlap (Å)
24:BA:1347:A:C2	24:BA:1348:C:N1	2.88	0.41
24:BA:1351:C:O2'	24:BA:1571:A:N3	2.45	0.41
24:BA:1428:C:C6	24:BA:1569:A:H5''	2.55	0.41
24:BA:1473:G:C2	24:BA:1519:G:C2	3.08	0.41
24:BA:1494:A:C5	24:BA:1495:A:C5	3.08	0.41
24:BA:1498:C:C2'	24:BA:1499:C:O5'	2.68	0.41
24:BA:1610:A:H4'	24:BA:1611:C:OP2	2.20	0.41
24:BA:1684:G:C5	24:BA:1685:C:C5	3.09	0.41
24:BA:1965:C:OP1	24:BA:1966:A:C2'	2.68	0.41
24:BA:2192:U:H2'	24:BA:2193:G:C8	2.55	0.41
24:BA:2204:G:O2'	26:BC:149:LYS:N	2.54	0.41
24:BA:2206:C:H2'	24:BA:2207:C:H5'	2.02	0.41
24:BA:2223:G:C6	24:BA:2224:G:C4	3.07	0.41
24:BA:2302:U:O2'	29:BF:122:ASP:O	2.20	0.41
24:BA:2397:G:H2'	24:BA:2398:U:C6	2.56	0.41
24:BA:2417:C:C2'	24:BA:2418:A:H5'	2.51	0.41
24:BA:2479:U:H5''	24:BA:2537:U:O4'	2.21	0.41
24:BA:2488:G:C4	24:BA:2489:U:C6	3.09	0.41
24:BA:2526:G:C2'	24:BA:2527:C:H5'	2.51	0.41
24:BA:2528:U:O2	24:BA:2536:G:C2	2.74	0.41
24:BA:2562:U:C4	24:BA:2563:U:H5	2.36	0.41
24:BA:2576:G:H3'	24:BA:2576:G:N3	2.34	0.41
24:BA:2634:A:C2	24:BA:2635:A:C4	3.08	0.41
24:BA:2692:G:C6	24:BA:2718:G:N1	2.89	0.41
24:BA:2719:G:C5'	39:BP:95:LYS:NZ	2.83	0.41
24:BA:2744:G:H2'	24:BA:2745:C:H5'	2.02	0.41
24:BA:2746:U:H2'	24:BA:2747:G:H5'	2.02	0.41
25:BB:35:C:C2'	25:BB:36:C:H5'	2.50	0.41
26:BC:220:ARG:NH2	59:BC:407:HOH:O	2.53	0.41
28:BE:21:ARG:O	28:BE:22:ASP:C	2.59	0.41
28:BE:109:LEU:CD1	28:BE:180:LEU:CD1	2.98	0.41
29:BF:36:ASN:CA	29:BF:87:LYS:HE3	2.50	0.41
29:BF:48:LEU:O	29:BF:49:LEU:C	2.59	0.41
31:BH:86:ASP:O	31:BH:87:GLU:CB	2.68	0.41
35:BL:4:ASN:C	35:BL:6:LEU:H	2.23	0.41
35:BL:125:LEU:HD22	35:BL:125:LEU:H	1.85	0.41
41:BR:101:ILE:O	41:BR:101:ILE:HG13	2.20	0.41
42:BS:66:ILE:O	42:BS:69:LEU:HB2	2.19	0.41
42:BS:70:LYS:O	42:BS:107:VAL:CG2	2.69	0.41
43:BT:30:ILE:CG1	43:BT:31:VAL:H	2.33	0.41
43:BT:31:VAL:O	43:BT:32:LEU:HB3	2.20	0.41

Continued on next page...

Continued from previous page...

Atom-1	Atom-2	Interatomic distance (Å)	Clash overlap (Å)
53:B3:6:VAL:HG11	53:B3:60:CYS:CB	2.50	0.41
1:CA:189:A:N6	1:CA:190:A:C2	2.87	0.41
1:CA:346:G:P	34:DK:108:ARG:HH21	2.38	0.41
1:CA:362:G:H5''	12:CL:58:THR:HG23	2.02	0.41
1:CA:500:G:C6	1:CA:501:C:C4	3.09	0.41
1:CA:509:A:N3	1:CA:543:U:O2'	2.44	0.41
1:CA:515:G:C5	1:CA:516:U:C4	3.08	0.41
1:CA:547:A:H4'	1:CA:548:G:O5'	2.21	0.41
1:CA:590:U:OP1	8:CH:30:SER:C	2.59	0.41
1:CA:681:A:C2	1:CA:710:G:C6	3.08	0.41
1:CA:771:G:N3	1:CA:809:G:N2	2.68	0.41
1:CA:901:A:C5	1:CA:902:G:H1'	2.55	0.41
1:CA:1034:G:N1	1:CA:1035:A:C2	2.89	0.41
1:CA:1049:U:O2'	1:CA:1050:G:OP2	2.38	0.41
1:CA:1107:C:H2'	1:CA:1108:G:H5''	2.02	0.41
1:CA:1158:C:C6	1:CA:1160:G:H5'	2.54	0.41
1:CA:1219:A:O2'	1:CA:1220:G:H5'	2.19	0.41
1:CA:1305:G:N2	1:CA:1331:G:H1'	2.36	0.41
1:CA:1358:U:C5	1:CA:1359:C:C6	3.08	0.41
1:CA:1377:A:O2'	1:CA:1378:C:OP1	2.31	0.41
1:CA:1493:A:H3'	1:CA:1493:A:H8	1.84	0.41
1:CA:1494:G:OP2	57:CA:1672:NMY:N9	2.46	0.41
3:CC:35:SER:O	3:CC:38:LYS:HE2	2.21	0.41
3:CC:132:ARG:HD2	3:CC:135:LYS:HE3	2.03	0.41
4:CD:176:GLY:C	4:CD:178:MET:H	2.24	0.41
6:CF:46:GLN:HA	6:CF:56:LYS:HG2	2.02	0.41
8:CH:20:ALA:O	8:CH:21:ASN:HB2	2.21	0.41
8:CH:78:VAL:CG1	8:CH:127:CYS:HA	2.46	0.41
8:CH:117:ARG:C	8:CH:119:ALA:N	2.74	0.41
10:CJ:59:LYS:O	10:CJ:59:LYS:HG2	2.19	0.41
10:CJ:91:ASP:OD1	10:CJ:92:LEU:N	2.53	0.41
12:CL:29:GLN:HB2	12:CL:82:ILE:O	2.20	0.41
14:CN:101:TRP:CD1	14:CN:101:TRP:N	2.87	0.41
15:CO:25:THR:C	15:CO:27:VAL:N	2.74	0.41
22:CV:65:G:N3	22:CV:65:G:H2'	2.34	0.41
55:CY:14:ASP:C	55:CY:14:ASP:OD1	2.59	0.41
24:DA:26:G:H1'	24:DA:514:A:N6	2.35	0.41
24:DA:60:G:O2'	24:DA:61:C:P	2.78	0.41
24:DA:261:G:H2'	24:DA:261:G:N3	2.34	0.41
24:DA:459:U:H5''	52:D2:40:ALA:HB2	2.02	0.41
24:DA:479:A:H4'	24:DA:480:A:C5'	2.50	0.41

Continued on next page...

Continued from previous page...

Atom-1	Atom-2	Interatomic distance (Å)	Clash overlap (Å)
24:DA:829:A:N7	24:DA:2248:C:H5'	2.36	0.41
24:DA:927:A:C2	49:DZ:42:ALA:HB1	2.55	0.41
24:DA:1062:G:C2'	24:DA:1063:G:O5'	2.68	0.41
24:DA:1093:G:H4'	24:DA:1094:U:OP1	2.20	0.41
24:DA:1120:G:C6	24:DA:1121:C:C4	3.08	0.41
24:DA:1285:A:C5	24:DA:1329:U:C4	3.09	0.41
24:DA:1361:G:C5	24:DA:1362:C:C4	3.09	0.41
24:DA:1730:C:O2'	24:DA:1731:G:C8	2.73	0.41
24:DA:1792:G:OP1	26:DC:204:LEU:HD23	2.20	0.41
24:DA:1917:U:H2'	24:DA:1918:A:H5'	2.02	0.41
24:DA:2080:A:C5'	47:DX:18:SER:HB2	2.48	0.41
24:DA:2335:A:N6	24:DA:2337:G:H1'	2.35	0.41
24:DA:2646:C:H2'	24:DA:2647:U:O4'	2.21	0.41
24:DA:2663:G:C5	24:DA:2664:G:C5	3.08	0.41
24:DA:2679:A:O2'	24:DA:2680:U:H5'	2.20	0.41
25:DB:48:U:OP1	38:DO:30:ARG:NH2	2.53	0.41
26:DC:100:ARG:O	26:DC:101:ARG:HG2	2.20	0.41
28:DE:31:VAL:HG21	28:DE:104:ALA:HB2	2.01	0.41
29:DF:73:VAL:CG2	29:DF:78:ILE:HD12	2.50	0.41
29:DF:95:MET:C	29:DF:99:PHE:CE1	2.93	0.41
29:DF:97:GLU:O	29:DF:100:GLU:HG2	2.19	0.41
29:DF:123:GLY:O	29:DF:124:ARG:CG	2.68	0.41
31:DH:127:GLU:HG2	31:DH:143:ILE:HD12	2.03	0.41
32:DI:64:ARG:NE	32:DI:64:ARG:HA	2.36	0.41
33:DJ:18:VAL:CG1	33:DJ:19:ASP:N	2.83	0.41
33:DJ:58:ASN:N	33:DJ:127:GLY:O	2.53	0.41
33:DJ:65:THR:HG22	33:DJ:68:LYS:HZ1	1.85	0.41
38:DO:8:ILE:O	38:DO:11:ALA:N	2.54	0.41
38:DO:102:ARG:O	38:DO:105:ALA:HB3	2.20	0.41
39:DP:8:GLU:O	39:DP:12:MET:HG3	2.21	0.41
42:DS:13:SER:O	42:DS:14:ALA:C	2.59	0.41
44:DU:28:LEU:HD13	44:DU:28:LEU:HA	1.89	0.41
47:DX:76:LYS:NZ	47:DX:77:TYR:OXT	2.46	0.41
48:DY:18:LEU:CD1	48:DY:22:LEU:CD1	2.98	0.41
53:D3:9:ALA:CB	53:D3:61:LEU:HD21	2.50	0.41
1:AA:9:G:O6	1:AA:558:G:H2'	2.21	0.41
1:AA:38:G:C2	1:AA:397:A:C4	3.09	0.41
1:AA:54:C:O2	1:AA:358:U:O2	2.38	0.41
1:AA:94:G:N1	1:AA:98:A:C2	2.88	0.41
1:AA:148:G:C4	1:AA:149:A:C8	3.09	0.41
1:AA:382:A:C8	1:AA:383:A:N7	2.88	0.41

Continued on next page...

Continued from previous page...

Atom-1	Atom-2	Interatomic distance (Å)	Clash overlap (Å)
1:AA:408:A:N1	1:AA:434:U:O2	2.53	0.41
1:AA:442:G:N1	1:AA:443:C:N3	2.68	0.41
1:AA:598:U:O4	1:AA:599:C:C2	2.74	0.41
1:AA:621:A:C5	1:AA:622:A:C5	3.08	0.41
1:AA:664:G:H5''	18:AR:53:ARG:NH2	2.35	0.41
1:AA:764:C:C5	1:AA:765:G:N7	2.88	0.41
1:AA:978:A:C2	1:AA:1319:A:C4	3.09	0.41
1:AA:986:U:H2'	1:AA:987:G:O4'	2.21	0.41
1:AA:1001:C:N3	1:AA:1039:G:O6	2.52	0.41
1:AA:1082:A:O2'	1:AA:1083:U:H5'	2.21	0.41
1:AA:1110:A:N6	1:AA:1111:A:N1	2.67	0.41
1:AA:1198:G:H2'	1:AA:1199:U:C6	2.55	0.41
1:AA:1283:U:H2'	1:AA:1284:C:C6	2.55	0.41
1:AA:1296:C:OP1	13:AM:14:HIS:CE1	2.73	0.41
2:AB:21:ARG:C	2:AB:22:TYR:CG	2.94	0.41
2:AB:72:THR:O	2:AB:73:LYS:HB3	2.20	0.41
3:AC:30:ALA:O	3:AC:34:ASP:N	2.53	0.41
3:AC:78:GLY:HA3	21:CU:18:ARG:HE	1.85	0.41
3:AC:108:LYS:O	3:AC:108:LYS:HG3	2.19	0.41
4:AD:55:LEU:CD2	4:AD:56:ARG:HD2	2.51	0.41
4:AD:157:ALA:O	4:AD:160:GLU:HB3	2.20	0.41
9:AI:38:TYR:CD2	9:AI:39:PHE:CD1	3.08	0.41
11:AK:125:LYS:HA	21:AU:35:ARG:CA	2.50	0.41
12:AL:43:LYS:HG2	12:AL:44:LYS:HG2	2.01	0.41
14:AN:30:ILE:HG22	14:AN:31:SER:N	2.35	0.41
18:AR:28:THR:HB	18:AR:29:LEU:H	1.64	0.41
21:AU:14:VAL:CG2	21:AU:16:LEU:HD23	2.48	0.41
21:AU:26:ALA:HB3	23:AX:5:A:C5'	2.49	0.41
24:BA:449:A:C5	24:BA:450:G:C8	3.09	0.41
24:BA:492:A:N1	42:BS:49:LYS:NZ	2.68	0.41
24:BA:507:A:O4'	24:BA:509:C:O2	2.38	0.41
24:BA:580:U:O3'	40:BQ:30:VAL:HG13	2.21	0.41
24:BA:751:A:C6	24:BA:789:A:C6	3.08	0.41
24:BA:852:U:C6	24:BA:853:C:C5	3.08	0.41
24:BA:1040:A:OP1	45:BV:46:LYS:HE3	2.21	0.41
24:BA:1098:A:C5'	32:BI:7:TYR:OH	2.68	0.41
24:BA:1180:U:C5	24:BA:1181:U:C5	3.08	0.41
24:BA:1206:G:C6	24:BA:1207:C:N3	2.89	0.41
24:BA:1225:G:OP1	41:BR:71:LYS:HE2	2.21	0.41
24:BA:1268:A:C4	24:BA:2013:A:C5	3.09	0.41
24:BA:1372:U:C2	24:BA:1373:A:C8	3.08	0.41

Continued on next page...

Continued from previous page...

Atom-1	Atom-2	Interatomic distance (Å)	Clash overlap (Å)
24:BA:1460:U:O2	24:BA:1460:U:O2'	2.23	0.41
24:BA:1498:C:O4'	24:BA:1577:C:C4'	2.69	0.41
24:BA:1702:G:H2'	24:BA:1703:G:O4'	2.20	0.41
24:BA:1866:A:N3	24:BA:1876:A:N3	2.68	0.41
24:BA:2055:C:H5'	24:BA:2056:G:O5'	2.20	0.41
24:BA:2502:G:C5'	24:BA:2503:A:C5'	2.97	0.41
24:BA:2526:G:O3'	54:B4:34:LYS:NZ	2.52	0.41
24:BA:2593:U:C2	24:BA:2594:C:C5	3.09	0.41
24:BA:2636:C:H4'	27:BD:81:GLU:CD	2.40	0.41
24:BA:2670:A:C2	24:BA:2671:G:C4	3.08	0.41
25:BB:64:G:C6	25:BB:65:U:N3	2.89	0.41
26:BC:65:ASP:OD2	26:BC:68:ARG:HA	2.20	0.41
26:BC:93:VAL:HG11	26:BC:103:ILE:CD1	2.51	0.41
26:BC:105:ALA:HA	26:BC:106:PRO:HD3	1.92	0.41
27:BD:104:VAL:O	27:BD:105:LYS:HB2	2.21	0.41
29:BF:68:LYS:CE	29:BF:81:GLY:C	2.89	0.41
32:BI:10:LEU:HD11	32:BI:23:VAL:HG11	2.02	0.41
35:BL:101:ILE:O	35:BL:105:ILE:HD13	2.21	0.41
37:BN:95:THR:N	37:BN:116:VAL:HG13	2.35	0.41
38:BO:79:ALA:HB1	38:BO:113:ALA:HB3	2.02	0.41
42:BS:47:VAL:O	42:BS:50:VAL:CA	2.68	0.41
43:BT:19:LYS:HG2	43:BT:20:ALA:N	2.36	0.41
43:BT:74:ILE:HD12	43:BT:74:ILE:C	2.41	0.41
45:BV:15:GLY:HA2	45:BV:18:ARG:HB3	2.02	0.41
45:BV:40:ILE:HG22	45:BV:41:GLU:N	2.36	0.41
45:BV:61:LEU:O	45:BV:72:VAL:HG12	2.20	0.41
46:BW:32:LEU:HB2	46:BW:64:ASP:OD1	2.20	0.41
53:B3:56:LEU:O	53:B3:57:VAL:HB	2.20	0.41
1:CA:11:G:C5	1:CA:12:U:C5	3.08	0.41
1:CA:64:G:C8	1:CA:99:C:C4	3.08	0.41
1:CA:95:C:H2'	1:CA:96:U:C5	2.55	0.41
1:CA:220:G:C2	1:CA:221:C:C6	3.09	0.41
1:CA:240:G:C2	1:CA:287:U:O2	2.74	0.41
1:CA:242:G:N2	1:CA:245:U:C6	2.88	0.41
1:CA:261:U:H5''	1:CA:262:A:OP2	2.21	0.41
1:CA:292:G:C5	1:CA:293:G:H1'	2.56	0.41
1:CA:363:A:P	12:CL:30:LYS:HZ1	2.42	0.41
1:CA:370:C:C5	1:CA:371:A:N7	2.88	0.41
1:CA:393:A:N3	1:CA:394:G:C8	2.88	0.41
1:CA:406:G:N1	1:CA:407:U:C5	2.89	0.41
1:CA:428:G:C1'	1:CA:430:A:N7	2.83	0.41

Continued on next page...

Continued from previous page...

Atom-1	Atom-2	Interatomic distance (Å)	Clash overlap (Å)
1:CA:438:U:H4'	4:CD:120:HIS:CD2	2.56	0.41
1:CA:474:G:C6	1:CA:475:C:C4	3.09	0.41
1:CA:587:G:N2	1:CA:755:G:C5	2.88	0.41
1:CA:615:G:N3	1:CA:616:G:C8	2.88	0.41
1:CA:665:A:N7	1:CA:733:G:C4	2.88	0.41
1:CA:754:C:O2	1:CA:754:C:O4'	2.37	0.41
1:CA:1016:A:C8	1:CA:1017:U:H1'	2.55	0.41
1:CA:1050:G:H2'	1:CA:1051:C:H5'	2.02	0.41
1:CA:1074:G:H2'	1:CA:1075:U:C6	2.55	0.41
1:CA:1237:C:H3'	1:CA:1238:A:H5'	2.01	0.41
1:CA:1256:A:N1	1:CA:1277:C:N4	2.67	0.41
1:CA:1312:G:N2	1:CA:1313:U:C2	2.88	0.41
2:CB:47:VAL:HG23	2:CB:48:PRO:HD3	2.03	0.41
2:CB:144:LEU:O	2:CB:145:GLU:C	2.58	0.41
3:CC:33:LEU:HD11	14:CN:77:PHE:O	2.20	0.41
4:CD:5:LEU:O	4:CD:6:GLY:O	2.39	0.41
4:CD:37:ALA:HA	4:CD:42:GLY:O	2.21	0.41
4:CD:158:ALA:O	4:CD:161:LEU:HD22	2.20	0.41
6:CF:91:ARG:O	6:CF:92:THR:CB	2.68	0.41
7:CG:107:ALA:HA	7:CG:110:LYS:HG2	2.03	0.41
11:CK:125:LYS:HG2	11:CK:126:LYS:H	1.84	0.41
13:CM:24:GLY:N	13:CM:69:LEU:HD23	2.36	0.41
13:CM:87:ARG:O	13:CM:88:GLY:C	2.57	0.41
14:CN:2:LYS:HE3	14:CN:4:SER:CB	2.51	0.41
15:CO:4:SER:O	15:CO:5:THR:C	2.59	0.41
19:CS:15:LEU:HD12	19:CS:16:LEU:N	2.35	0.41
19:CS:45:ILE:HG13	19:CS:64:ASP:OD1	2.21	0.41
21:CU:37:PHE:HB2	21:CU:40:LYS:HG2	2.03	0.41
22:CV:57:G:H2'	22:CV:58:A:C5'	2.46	0.41
55:CY:56:SER:N	55:CY:68:ASN:O	2.54	0.41
55:CY:179:GLU:O	55:CY:182:LEU:HG	2.20	0.41
24:DA:223:A:N1	24:DA:408:G:O4'	2.54	0.41
24:DA:283:G:C6	24:DA:284:U:N3	2.89	0.41
24:DA:387:U:C6	24:DA:388:G:C5	3.08	0.41
24:DA:532:A:H4'	24:DA:533:G:C8	2.55	0.41
24:DA:536:G:H2'	24:DA:537:G:C5'	2.51	0.41
24:DA:554:U:O4	24:DA:555:G:C6	2.73	0.41
24:DA:851:C:O2'	49:DZ:42:ALA:O	2.33	0.41
24:DA:893:C:H2'	24:DA:894:U:O4'	2.20	0.41
24:DA:1121:C:H2'	24:DA:1122:G:O4'	2.20	0.41
24:DA:1122:G:N3	24:DA:1122:G:H2'	2.36	0.41

Continued on next page...

Continued from previous page...

Atom-1	Atom-2	Interatomic distance (Å)	Clash overlap (Å)
24:DA:1136:G:N2	24:DA:1137:G:C4	2.89	0.41
24:DA:1289:C:C2	24:DA:1290:C:C5	3.08	0.41
24:DA:1378:A:C4'	24:DA:1379:U:OP1	2.69	0.41
24:DA:1425:G:N2	24:DA:1573:G:N7	2.68	0.41
24:DA:1663:G:H2'	24:DA:1664:A:OP2	2.20	0.41
24:DA:1717:A:N6	24:DA:1743:G:H1'	2.35	0.41
24:DA:1752:C:O2'	24:DA:1753:G:H5'	2.20	0.41
24:DA:1797:G:C6	24:DA:1798:U:C5	3.08	0.41
24:DA:1911:U:O2	24:DA:1920:C:O2	2.38	0.41
24:DA:1984:G:C6	24:DA:1985:C:C5	3.08	0.41
24:DA:1999:C:H5''	24:DA:2723:C:HO2'	1.84	0.41
24:DA:2544:G:C2'	24:DA:2545:G:H5'	2.50	0.41
24:DA:2700:A:C2	24:DA:2708:G:C2	3.08	0.41
24:DA:2814:A:C6	24:DA:2815:C:C4	3.09	0.41
57:DA:3185:NMY:H16	57:DA:3185:NMY:O22	2.21	0.41
26:DC:115:ILE:HB	26:DC:127:ASN:ND2	2.36	0.41
28:DE:138:LEU:O	28:DE:139:LYS:C	2.58	0.41
30:DG:59:ASP:O	30:DG:62:ALA:N	2.54	0.41
32:DI:41:PHE:C	32:DI:41:PHE:HD1	2.23	0.41
32:DI:112:LYS:HD3	32:DI:116:MET:HE2	2.02	0.41
35:DL:100:ILE:HG23	35:DL:101:ILE:HG23	2.01	0.41
37:DN:2:ARG:HB3	37:DN:2:ARG:HH11	1.84	0.41
38:DO:62:LEU:CD2	38:DO:70:ALA:HA	2.50	0.41
40:DQ:82:LEU:HB3	40:DQ:87:VAL:HG13	2.01	0.41
44:DU:42:LYS:HE2	44:DU:42:LYS:H	1.85	0.41
45:DV:48:MET:O	45:DV:51:GLN:CG	2.69	0.41
47:DX:55:MET:O	47:DX:56:ARG:C	2.59	0.41
52:D2:31:LEU:O	52:D2:35:ARG:N	2.48	0.41
1:AA:76:G:C2	1:AA:95:C:C2	3.08	0.41
1:AA:243:A:C6	1:AA:246:A:N7	2.88	0.41
1:AA:294:U:N3	1:AA:295:C:C5	2.88	0.41
1:AA:317:U:C2	1:AA:318:G:N7	2.89	0.41
1:AA:354:G:C4	1:AA:355:C:C5	3.09	0.41
1:AA:543:U:C5'	4:AD:14:ARG:HH22	2.33	0.41
1:AA:667:G:P	1:AA:732:C:HO2'	2.43	0.41
1:AA:677:U:C5	1:AA:678:U:C5	3.08	0.41
1:AA:827:U:O2'	8:AH:20:ALA:CB	2.69	0.41
1:AA:830:G:C2	1:AA:857:C:C2	3.08	0.41
1:AA:885:G:C2	1:AA:913:A:N1	2.89	0.41
1:AA:909:A:H2'	1:AA:910:C:H6	1.86	0.41
1:AA:929:G:H2'	1:AA:930:C:C5'	2.50	0.41

Continued on next page...

Continued from previous page...

Atom-1	Atom-2	Interatomic distance (Å)	Clash overlap (Å)
1:AA:1015:G:O6	1:AA:1016:A:C6	2.74	0.41
1:AA:1069:C:O4'	1:AA:1191:A:H2	2.04	0.41
1:AA:1256:A:H2'	3:AC:27:LYS:HE2	2.01	0.41
1:AA:1352:C:H1'	1:AA:1371:G:N2	2.36	0.41
1:AA:1462:C:H2'	1:AA:1463:U:O4'	2.20	0.41
1:AA:1510:C:C2	1:AA:1526:G:N2	2.89	0.41
2:AB:24:ASN:HB3	2:AB:26:LYS:NZ	2.35	0.41
5:AE:41:ASP:OD1	5:AE:43:ASN:N	2.47	0.41
6:AF:15:SER:O	6:AF:17:GLN:N	2.54	0.41
8:AH:78:VAL:N	8:AH:126:ILE:O	2.53	0.41
8:AH:94:LYS:HB3	8:AH:98:GLY:HA2	2.03	0.41
9:AI:49:ARG:C	9:AI:51:PRO:HD2	2.41	0.41
9:AI:128:SER:O	9:AI:129:LYS:C	2.59	0.41
12:AL:44:LYS:HB2	12:AL:45:PRO:CD	2.48	0.41
12:AL:75:GLN:HG2	12:AL:76:GLU:HG2	2.01	0.41
14:AN:15:LEU:HD11	14:AN:52:PRO:HB3	2.03	0.41
20:AT:6:SER:O	20:AT:7:ALA:C	2.59	0.41
20:AT:28:MET:HE1	20:AT:61:GLN:HB3	2.03	0.41
20:AT:38:ALA:HB1	20:AT:47:ALA:HA	2.01	0.41
20:AT:75:HIS:C	20:AT:77:ALA:N	2.73	0.41
22:AV:55:U:C2'	22:AV:57:G:N7	2.83	0.41
24:BA:137:U:H2'	24:BA:140:C:O2	2.20	0.41
24:BA:359:G:N1	24:BA:360:U:O2	2.54	0.41
24:BA:538:A:H4'	33:BJ:7:LYS:HG2	2.02	0.41
24:BA:599:A:H2'	24:BA:600:G:H5'	2.02	0.41
24:BA:615:U:C3'	24:BA:616:A:H5'	2.49	0.41
24:BA:686:U:H2'	24:BA:788:A:N1	2.35	0.41
24:BA:699:A:N7	24:BA:734:A:C5	2.88	0.41
24:BA:729:G:OP1	26:BC:12:ARG:NH2	2.53	0.41
24:BA:747:U:C5	24:BA:2613:U:C5	3.08	0.41
24:BA:825:A:C6	24:BA:833:A:N1	2.89	0.41
24:BA:855:G:C2	24:BA:923:G:C4	3.08	0.41
24:BA:1061:U:C5	24:BA:1070:A:C5	3.09	0.41
24:BA:1078:U:H5''	24:BA:1079:C:P	2.61	0.41
24:BA:1307:A:C5	24:BA:1308:A:C8	3.08	0.41
24:BA:1383:A:C2	24:BA:1384:A:C2	3.09	0.41
24:BA:1494:A:C6	24:BA:1495:A:C6	3.08	0.41
24:BA:1567:G:N7	26:BC:82:TYR:CE1	2.89	0.41
24:BA:1721:G:HO2'	24:BA:1722:A:H8	1.67	0.41
24:BA:1844:C:OP1	26:BC:254:LYS:CD	2.69	0.41
24:BA:2110:G:C5	24:BA:2120:G:O4'	2.73	0.41

Continued on next page...

Continued from previous page...

Atom-1	Atom-2	Interatomic distance (Å)	Clash overlap (Å)
24:BA:2258:C:O2'	24:BA:2427:C:OP2	2.24	0.41
24:BA:2364:C:OP1	46:BW:55:ARG:NH1	2.53	0.41
24:BA:2529:G:O4'	30:BG:174:LYS:CD	2.65	0.41
24:BA:2676:C:O2	24:BA:2732:G:N2	2.51	0.41
24:BA:2731:G:N7	57:BA:3165:NMY:O20	2.53	0.41
24:BA:2803:G:O2'	24:BA:2804:U:H5'	2.20	0.41
24:BA:2805:C:H2'	24:BA:2806:C:C6	2.55	0.41
24:BA:2880:C:O4'	37:BN:91:ALA:HB3	2.21	0.41
57:BA:3165:NMY:H191	57:BA:3165:NMY:HN31	1.64	0.41
25:BB:75:G:HO2'	45:BV:88:HIS:CD2	2.24	0.41
26:BC:29:PHE:CD2	26:BC:92:LEU:HD22	2.55	0.41
26:BC:128:THR:OG1	26:BC:190:THR:HB	2.20	0.41
26:BC:225:ASN:O	26:BC:228:ASP:N	2.52	0.41
27:BD:2:ILE:CG1	27:BD:3:GLY:N	2.84	0.41
28:BE:150:THR:CG2	28:BE:153:LEU:HA	2.50	0.41
28:BE:194:LYS:O	28:BE:196:VAL:N	2.54	0.41
33:BJ:140:LEU:HD12	33:BJ:141:ASP:N	2.35	0.41
34:BK:103:VAL:CG2	34:BK:107:LEU:HD13	2.50	0.41
35:BL:71:ALA:HA	35:BL:74:THR:CG2	2.51	0.41
36:BM:109:PRO:C	36:BM:111:GLU:N	2.71	0.41
38:BO:7:ARG:HD2	38:BO:97:PHE:CZ	2.56	0.41
41:BR:61:ALA:HB2	41:BR:98:ILE:HA	2.01	0.41
42:BS:13:SER:HB2	42:BS:16:LYS:HE3	2.02	0.41
43:BT:2:ILE:HA	43:BT:3:ARG:O	2.20	0.41
45:BV:10:LYS:O	45:BV:11:GLU:HG2	2.20	0.41
47:BX:18:SER:O	47:BX:21:LEU:HA	2.21	0.41
50:B0:2:VAL:O	50:B0:3:GLN:O	2.39	0.41
1:CA:131:A:C2	1:CA:132:C:N3	2.88	0.41
1:CA:188:C:N3	1:CA:189:A:C4	2.89	0.41
1:CA:283:U:C4	1:CA:284:C:C4	3.09	0.41
1:CA:462:G:H2'	1:CA:462:G:N3	2.36	0.41
1:CA:466:A:H2'	1:CA:467:U:H5	1.83	0.41
1:CA:562:U:C4	1:CA:884:U:C6	3.09	0.41
1:CA:693:G:H2'	1:CA:694:A:O4'	2.21	0.41
1:CA:701:U:O2	1:CA:703:G:C2	2.74	0.41
1:CA:753:A:H5''	1:CA:754:C:O2	2.20	0.41
1:CA:775:G:N1	1:CA:776:G:C5	2.89	0.41
1:CA:854:U:H2'	1:CA:855:U:C6	2.56	0.41
1:CA:1100:C:H2'	1:CA:1102:A:OP1	2.20	0.41
1:CA:1114:C:C6	1:CA:1187:G:N2	2.88	0.41
1:CA:1127:G:N3	1:CA:1127:G:C2'	2.78	0.41

Continued on next page...

Continued from previous page...

Atom-1	Atom-2	Interatomic distance (Å)	Clash overlap (Å)
1:CA:1431:A:N6	1:CA:1432:G:C6	2.86	0.41
1:CA:1507:A:H2'	1:CA:1508:A:O4'	2.20	0.41
4:CD:46:PRO:O	4:CD:48:LEU:HD23	2.21	0.41
7:CG:64:VAL:O	7:CG:128:ALA:HB2	2.20	0.41
9:CI:92:GLU:OE2	9:CI:92:GLU:HA	2.20	0.41
9:CI:113:ARG:NH1	9:CI:114:LYS:O	2.54	0.41
9:CI:130:ARG:NE	22:CV:33:U:H5	2.17	0.41
11:CK:63:ALA:CB	11:CK:92:GLY:CA	2.98	0.41
12:CL:16:VAL:CG1	12:CL:17:ALA:N	2.84	0.41
12:CL:67:ILE:HD12	12:CL:72:HIS:ND1	2.35	0.41
12:CL:87:VAL:N	12:CL:93:VAL:HG21	2.36	0.41
13:CM:68:ASP:OD2	13:CM:71:ARG:NH1	2.54	0.41
14:CN:45:VAL:C	14:CN:47:LYS:N	2.71	0.41
14:CN:56:SER:O	14:CN:57:PRO:O	2.39	0.41
14:CN:93:ILE:CG2	14:CN:96:LEU:HB3	2.51	0.41
15:CO:58:ARG:O	15:CO:62:GLN:CB	2.68	0.41
16:CP:2:VAL:O	16:CP:2:VAL:HG23	2.20	0.41
16:CP:56:ARG:HD2	16:CP:56:ARG:HA	1.67	0.41
17:CQ:19:LYS:O	17:CQ:19:LYS:HG3	2.21	0.41
20:CT:70:ASN:O	20:CT:73:ALA:HB3	2.21	0.41
22:CV:2:C:C2	22:CV:3:C:C4	3.09	0.41
22:CV:5:G:C4	22:CV:6:G:N7	2.89	0.41
24:DA:7:G:H5'	33:DJ:132:HIS:CD2	2.56	0.41
24:DA:132:G:H8	24:DA:132:G:O5'	2.02	0.41
24:DA:259:G:O2'	24:DA:260:G:H5'	2.20	0.41
24:DA:261:G:N2	24:DA:262:A:C4	2.88	0.41
24:DA:285:G:N1	24:DA:356:G:C5	2.88	0.41
24:DA:370:G:C6	24:DA:424:G:N7	2.89	0.41
24:DA:447:A:C4	24:DA:473:G:N7	2.88	0.41
24:DA:565:C:H5'	24:DA:1253:A:N6	2.35	0.41
24:DA:582:A:OP1	40:DQ:13:HIS:ND1	2.54	0.41
24:DA:585:G:H8	24:DA:585:G:O5'	2.04	0.41
24:DA:761:A:H5''	24:DA:762:U:OP1	2.21	0.41
24:DA:770:G:OP1	52:D2:11:LYS:HD2	2.20	0.41
24:DA:831:G:C6	24:DA:832:U:C4	3.09	0.41
24:DA:868:U:C4	24:DA:869:G:N7	2.88	0.41
24:DA:937:C:C2	24:DA:938:G:C8	3.08	0.41
24:DA:988:A:P	49:DZ:11:SER:HB3	2.60	0.41
24:DA:1234:U:H2'	24:DA:1235:G:O4'	2.20	0.41
24:DA:1411:U:N3	24:DA:1412:U:C4	2.88	0.41
24:DA:1560:G:C5	24:DA:1561:C:C5	3.08	0.41

Continued on next page...

Continued from previous page...

Atom-1	Atom-2	Interatomic distance (Å)	Clash overlap (Å)
24:DA:1566:A:C6	26:DC:212:TRP:CE3	3.09	0.41
24:DA:1671:U:O2'	24:DA:1673:G:N7	2.45	0.41
24:DA:1775:U:H2'	24:DA:1776:G:H5'	2.02	0.41
24:DA:1859:U:H2'	24:DA:1860:G:O4'	2.21	0.41
24:DA:1952:A:O4'	34:DK:42:THR:HG23	2.21	0.41
24:DA:1964:G:H4'	24:DA:1965:C:OP2	2.21	0.41
24:DA:2076:U:O2	24:DA:2076:U:O4'	2.39	0.41
24:DA:2134:A:N7	24:DA:2156:G:C2	2.88	0.41
24:DA:2187:U:H2'	24:DA:2188:U:O4'	2.20	0.41
24:DA:2210:U:O3'	24:DA:2211:A:H4'	2.20	0.41
24:DA:2353:G:O2'	46:DW:33:ALA:O	2.27	0.41
24:DA:2469:A:C2	24:DA:2482:A:H1'	2.56	0.41
24:DA:2637:U:O4	24:DA:2638:G:C6	2.74	0.41
24:DA:2747:G:O6	24:DA:2755:C:H5''	2.21	0.41
24:DA:2756:U:H1'	24:DA:2757:A:H5''	2.02	0.41
24:DA:2812:G:H2'	24:DA:2813:A:O4'	2.21	0.41
57:DA:3190:NMY:C2	57:DA:3190:NMY:C16	2.97	0.41
26:DC:16:VAL:HB	26:DC:203:VAL:HB	2.03	0.41
26:DC:28:PRO:O	26:DC:33:LEU:CD2	2.69	0.41
26:DC:267:VAL:HG22	26:DC:268:ARG:N	2.35	0.41
28:DE:117:ARG:NH1	35:DL:2:ARG:HD2	2.35	0.41
32:DI:20:SER:CB	32:DI:21:PRO:CD	2.98	0.41
40:DQ:41:ALA:O	40:DQ:43:GLN:N	2.53	0.41
40:DQ:93:ILE:O	40:DQ:96:ASP:N	2.54	0.41
42:DS:98:LYS:NZ	42:DS:98:LYS:CB	2.84	0.41
43:DT:68:LYS:HE3	43:DT:68:LYS:C	2.41	0.41
54:D4:30:GLU:HG2	54:D4:33:HIS:CG	2.56	0.41
1:AA:5:U:H5''	1:AA:6:G:O4'	2.21	0.41
1:AA:10:A:H2'	1:AA:11:G:H8	1.84	0.41
1:AA:32:A:H2'	1:AA:33:A:O5'	2.21	0.41
1:AA:139:A:H2'	1:AA:140:U:C6	2.54	0.41
1:AA:400:C:O5'	1:AA:400:C:H6	2.04	0.41
1:AA:575:G:C8	1:AA:881:G:N2	2.89	0.41
1:AA:701:U:O5'	1:AA:703:G:H5'	2.21	0.41
1:AA:803:G:C5	1:AA:804:U:C4	3.09	0.41
1:AA:950:U:P	13:AM:101:ARG:NH2	2.94	0.41
1:AA:961:U:O2'	1:AA:962:C:H5'	2.20	0.41
1:AA:979:C:OP2	1:AA:981:U:C4	2.73	0.41
1:AA:994:A:H2'	1:AA:995:C:H5'	2.01	0.41
1:AA:1053:G:C2	1:AA:1056:U:C5	3.08	0.41
1:AA:1061:G:C2	1:AA:1197:A:N3	2.88	0.41

Continued on next page...

Continued from previous page...

Atom-1	Atom-2	Interatomic distance (Å)	Clash overlap (Å)
1:AA:1062:U:C3'	1:AA:1063:C:C6	3.04	0.41
1:AA:1092:A:C1'	1:AA:1183:U:O4	2.68	0.41
1:AA:1155:A:H5''	1:AA:1156:G:OP2	2.20	0.41
1:AA:1158:C:C5	1:AA:1160:G:C1'	3.03	0.41
1:AA:1221:G:H5'	19:AS:36:ARG:NH2	2.35	0.41
1:AA:1256:A:N6	1:AA:1277:C:N3	2.68	0.41
1:AA:1508:A:H2'	1:AA:1509:C:O4'	2.21	0.41
2:AB:70:VAL:HG12	2:AB:163:VAL:CG2	2.50	0.41
2:AB:186:ILE:HD11	2:AB:203:ASN:O	2.21	0.41
4:AD:26:ARG:NH2	4:AD:29:ASP:C	2.73	0.41
4:AD:98:LEU:HD11	4:AD:123:ILE:HG22	2.02	0.41
6:AF:12:PRO:O	6:AF:15:SER:HB2	2.21	0.41
6:AF:43:GLY:HA2	6:AF:58:HIS:CG	2.56	0.41
8:AH:37:ALA:O	8:AH:39:VAL:N	2.54	0.41
8:AH:68:GLY:O	8:AH:69:LYS:O	2.38	0.41
9:AI:87:LEU:HD22	9:AI:95:ARG:CB	2.51	0.41
9:AI:114:LYS:O	9:AI:115:LYS:CG	2.69	0.41
14:AN:20:PHE:O	14:AN:22:LYS:N	2.53	0.41
14:AN:47:LYS:O	14:AN:48:LEU:O	2.39	0.41
20:AT:10:ARG:O	20:AT:13:GLN:HB3	2.20	0.41
20:AT:51:PHE:CD1	20:AT:52:ASN:N	2.89	0.41
24:BA:26:G:C6	24:BA:27:G:N1	2.88	0.41
24:BA:59:U:H5'	24:BA:73:A:C6	2.56	0.41
24:BA:186:G:H2'	24:BA:186:G:N3	2.36	0.41
24:BA:187:G:C2	24:BA:210:C:O2	2.74	0.41
24:BA:230:G:C2	24:BA:231:A:C4	3.09	0.41
24:BA:259:G:C5	24:BA:260:G:N7	2.88	0.41
24:BA:277:G:N3	24:BA:277:G:H2'	2.34	0.41
24:BA:297:G:OP1	44:BU:91:LYS:HD3	2.20	0.41
24:BA:396:G:O2'	47:BX:29:LEU:O	2.38	0.41
24:BA:483:A:H5''	44:BU:46:LYS:HG2	2.02	0.41
24:BA:640:C:O2	24:BA:649:G:C2	2.74	0.41
24:BA:909:A:C6	24:BA:912:C:O2	2.74	0.41
24:BA:1017:G:N2	24:BA:1146:C:C2	2.89	0.41
24:BA:1026:G:H2'	24:BA:1027:A:H8	1.86	0.41
24:BA:1196:C:O4'	24:BA:1226:A:C2	2.74	0.41
24:BA:1441:G:H2'	24:BA:1442:U:C6	2.55	0.41
24:BA:1478:G:N2	24:BA:1513:U:O2	2.42	0.41
24:BA:1500:G:C4	24:BA:1501:G:C8	3.08	0.41
24:BA:1661:G:C5	24:BA:1662:U:H5	2.39	0.41
24:BA:1705:A:H2'	24:BA:1706:C:H5'	2.02	0.41

Continued on next page...

Continued from previous page...

Atom-1	Atom-2	Interatomic distance (Å)	Clash overlap (Å)
24:BA:1797:G:C6	24:BA:1798:U:C4	3.08	0.41
24:BA:1876:A:H62	24:BA:1877:A:N6	2.18	0.41
24:BA:2114:A:N1	24:BA:2115:G:H1'	2.36	0.41
24:BA:2123:G:C4	24:BA:2124:G:C8	3.08	0.41
24:BA:2248:C:P	59:BA:3510:HOH:O	2.79	0.41
24:BA:2331:G:O2'	46:BW:43:THR:N	2.53	0.41
24:BA:2349:G:C5	24:BA:2350:C:C6	3.08	0.41
24:BA:2461:A:H1'	24:BA:2492:U:C2	2.55	0.41
24:BA:2485:G:P	36:BM:45:GLN:NE2	2.93	0.41
24:BA:2554:U:H2'	24:BA:2555:U:C6	2.56	0.41
24:BA:2756:U:H4'	24:BA:2757:A:O5'	2.20	0.41
24:BA:2845:U:H5''	39:BP:51:ASN:O	2.21	0.41
24:BA:2858:C:N4	24:BA:2859:G:C2	2.89	0.41
25:BB:34:A:C6	25:BB:44:G:C8	3.09	0.41
34:BK:73:ASP:O	39:BP:74:GLN:HG3	2.21	0.41
35:BL:55:MET:HB3	35:BL:60:ARG:HG3	2.02	0.41
35:BL:119:PRO:HB3	35:BL:139:GLY:C	2.40	0.41
36:BM:26:VAL:HG13	36:BM:133:LYS:HA	2.02	0.41
37:BN:38:LEU:O	37:BN:39:PRO:C	2.59	0.41
38:BO:18:LEU:HD12	38:BO:18:LEU:C	2.41	0.41
38:BO:28:VAL:O	38:BO:29:HIS:CD2	2.74	0.41
43:BT:68:LYS:HG3	43:BT:69:ARG:H	1.86	0.41
45:BV:29:ILE:HG13	45:BV:39:ALA:HA	2.02	0.41
47:BX:38:TRP:CE3	47:BX:44:ARG:O	2.74	0.41
49:BZ:22:THR:HG21	49:BZ:50:VAL:HG11	2.02	0.41
1:CA:204:G:O6	1:CA:206:C:N4	2.53	0.41
1:CA:212:G:C2	1:CA:213:G:C5	3.09	0.41
1:CA:232:G:H2'	1:CA:233:C:O4'	2.20	0.41
1:CA:409:U:H2'	1:CA:410:G:C8	2.56	0.41
1:CA:590:U:N3	1:CA:650:G:N3	2.68	0.41
1:CA:624:C:C2'	1:CA:625:U:H5'	2.51	0.41
1:CA:660:C:O2	1:CA:661:G:C8	2.73	0.41
1:CA:676:A:H5''	11:CK:115:PRO:HB3	2.03	0.41
1:CA:693:G:C5	1:CA:694:A:C5	3.08	0.41
1:CA:826:C:H5'	8:CH:13:ARG:CZ	2.50	0.41
1:CA:919:A:O2'	1:CA:920:U:C5'	2.65	0.41
1:CA:946:A:H2'	1:CA:947:G:H8	1.85	0.41
1:CA:1012:A:N6	1:CA:1018:G:C6	2.88	0.41
1:CA:1049:U:O4	14:CN:1:ALA:HB1	2.21	0.41
1:CA:1074:G:O3'	2:CB:102:THR:HG23	2.20	0.41
1:CA:1306:A:C6	1:CA:1332:A:C2	3.08	0.41

Continued on next page...

Continued from previous page...

Atom-1	Atom-2	Interatomic distance (Å)	Clash overlap (Å)
1:CA:1320:C:H1'	19:CS:72:GLY:HA3	2.02	0.41
2:CB:67:ILE:HG22	2:CB:68:LEU:N	2.36	0.41
2:CB:114:LEU:CD1	2:CB:144:LEU:HD13	2.50	0.41
3:CC:174:PRO:HD3	3:CC:203:PHE:CD2	2.56	0.41
5:CE:56:VAL:HB	5:CE:57:PRO:CD	2.50	0.41
5:CE:157:ARG:O	5:CE:158:GLY:C	2.59	0.41
6:CF:56:LYS:O	6:CF:57:ALA:CB	2.68	0.41
7:CG:25:LYS:O	7:CG:29:ILE:HG22	2.21	0.41
7:CG:69:VAL:O	7:CG:70:ARG:C	2.58	0.41
9:CI:25:ASN:OD1	9:CI:27:LYS:HE2	2.20	0.41
9:CI:45:ARG:HG3	9:CI:46:MET:SD	2.60	0.41
11:CK:34:ILE:HG22	11:CK:35:THR:H	1.84	0.41
11:CK:35:THR:CG2	11:CK:36:ASP:N	2.78	0.41
12:CL:52:VAL:HG22	12:CL:53:CYS:N	2.34	0.41
13:CM:83:LEU:HD23	13:CM:84:GLY:N	2.35	0.41
15:CO:82:ILE:HG13	15:CO:83:GLU:N	2.35	0.41
17:CQ:4:LYS:NZ	17:CQ:6:ARG:O	2.51	0.41
18:CR:65:LEU:HD23	18:CR:65:LEU:N	2.36	0.41
19:CS:18:LYS:O	19:CS:20:GLU:N	2.54	0.41
19:CS:41:PHE:O	19:CS:44:MET:HB3	2.21	0.41
21:CU:25:LYS:O	21:CU:26:ALA:C	2.59	0.41
22:CV:37:A:C2'	22:CV:38:A:H8	2.34	0.41
55:CY:114:THR:OG1	55:CY:182:LEU:CD2	2.69	0.41
24:DA:160:A:C5	24:DA:167:A:N3	2.88	0.41
24:DA:197:A:N6	24:DA:2430:A:H2'	2.35	0.41
24:DA:247:G:H4'	24:DA:386:G:C5	2.56	0.41
24:DA:280:U:N3	24:DA:281:C:C4	2.89	0.41
24:DA:294:A:H2'	24:DA:295:G:H5'	2.03	0.41
24:DA:310:A:OP1	44:DU:15:GLY:N	2.47	0.41
24:DA:625:G:C6	24:DA:626:A:N6	2.88	0.41
24:DA:693:A:H2'	24:DA:694:U:O4'	2.20	0.41
24:DA:1057:A:N1	24:DA:1087:G:OP2	2.53	0.41
24:DA:1243:C:H1'	35:DL:4:ASN:O	2.21	0.41
24:DA:1323:C:OP1	42:DS:84:ARG:NH2	2.45	0.41
24:DA:1420:A:O2'	24:DA:1421:G:H5'	2.17	0.41
24:DA:1487:U:O2	24:DA:1503:A:C2	2.74	0.41
24:DA:1664:A:N6	24:DA:1665:A:N6	2.69	0.41
24:DA:1815:A:O4'	24:DA:1817:G:H1'	2.21	0.41
24:DA:2056:G:P	59:DA:3487:HOH:O	2.78	0.41
24:DA:2257:U:P	46:DW:11:ARG:HH21	2.44	0.41
24:DA:2406:A:OP1	59:DA:3562:HOH:O	2.22	0.41

Continued on next page...

Continued from previous page...

Atom-1	Atom-2	Interatomic distance (Å)	Clash overlap (Å)
24:DA:2534:A:C2'	24:DA:2535:G:O5'	2.68	0.41
24:DA:2589:A:P	59:DA:3311:HOH:O	2.77	0.41
24:DA:2592:G:C5	24:DA:2593:U:C6	3.09	0.41
26:DC:157:ALA:CB	26:DC:199:HIS:HB3	2.50	0.41
27:DD:62:LYS:HB2	27:DD:63:PRO:HD3	2.03	0.41
27:DD:121:THR:HB	27:DD:127:PHE:CD2	2.56	0.41
28:DE:47:LYS:HB2	28:DE:52:VAL:HG22	2.03	0.41
29:DF:35:LEU:HB2	29:DF:88:VAL:CG1	2.50	0.41
32:DI:37:PHE:O	32:DI:41:PHE:CG	2.74	0.41
33:DJ:33:ALA:O	33:DJ:34:ARG:C	2.58	0.41
35:DL:68:SER:O	35:DL:69:ARG:HB3	2.18	0.41
36:DM:25:ASP:O	36:DM:27:SER:N	2.51	0.41
36:DM:108:VAL:HG12	36:DM:112:LEU:HB2	2.02	0.41
38:DO:7:ARG:HA	38:DO:10:ARG:NH1	2.35	0.41
38:DO:47:VAL:HG13	38:DO:48:LEU:H	1.81	0.41
40:DQ:51:GLN:O	40:DQ:52:ARG:C	2.59	0.41
41:DR:34:GLU:HB3	41:DR:60:LYS:CG	2.50	0.41
41:DR:39:LEU:N	41:DR:39:LEU:CD1	2.84	0.41
41:DR:77:PHE:CE1	41:DR:79:ARG:HG2	2.55	0.41
45:DV:34:LYS:HG3	45:DV:35:GLU:N	2.36	0.41
46:DW:10:THR:C	46:DW:11:ARG:CG	2.88	0.41
47:DX:32:LEU:HD13	47:DX:49:ARG:HE	1.81	0.41
54:D4:25:VAL:HG11	54:D4:35:GLN:OE1	2.21	0.41
1:AA:34:C:C4	1:AA:35:G:N7	2.89	0.41
1:AA:154:U:O2	1:AA:154:U:H2'	2.21	0.41
1:AA:257:G:C2	1:AA:258:G:C5	3.08	0.41
1:AA:364:A:C2	1:AA:365:U:C4	3.09	0.41
1:AA:438:U:N3	1:AA:494:G:C6	2.89	0.41
1:AA:598:U:O3'	8:AH:86:TYR:CG	2.74	0.41
1:AA:604:G:C2	1:AA:635:A:N3	2.89	0.41
1:AA:637:C:N4	1:AA:638:U:O4	2.53	0.41
1:AA:728:A:N6	1:AA:729:A:N6	2.68	0.41
1:AA:859:G:H2'	1:AA:860:A:C8	2.56	0.41
1:AA:1080:A:C2'	1:AA:1081:A:O5'	2.69	0.41
1:AA:1104:G:C2	1:AA:1105:A:N9	2.89	0.41
1:AA:1203:C:H4'	14:AN:67:THR:HG22	2.02	0.41
1:AA:1249:C:H1'	9:AI:71:GLY:O	2.21	0.41
1:AA:1440:U:H2'	1:AA:1441:A:H5''	2.02	0.41
2:AB:96:TRP:CZ3	2:AB:175:GLU:OE2	2.74	0.41
3:AC:187:SER:HB3	3:AC:198:VAL:HG23	2.02	0.41
4:AD:98:LEU:O	4:AD:102:VAL:HG23	2.21	0.41

Continued on next page...

Continued from previous page...

Atom-1	Atom-2	Interatomic distance (Å)	Clash overlap (Å)
5:AE:38:VAL:CG2	5:AE:47:GLY:O	2.69	0.41
5:AE:42:GLY:O	5:AE:119:GLY:HA2	2.20	0.41
7:AG:6:VAL:O	7:AG:6:VAL:HG13	2.21	0.41
8:AH:18:GLN:NE2	8:AH:70:ALA:O	2.54	0.41
8:AH:36:ILE:C	8:AH:38:ASN:N	2.69	0.41
10:AJ:53:ILE:HD11	14:AN:85:ARG:NH2	2.36	0.41
12:AL:67:ILE:HG13	12:AL:67:ILE:O	2.21	0.41
13:AM:9:ILE:CG2	29:BF:142:TYR:CE1	3.04	0.41
13:AM:56:LEU:HA	13:AM:59:GLU:HB3	2.02	0.41
15:AO:87:LEU:HD12	15:AO:88:ARG:N	2.36	0.41
17:AQ:12:VAL:HG21	17:AQ:54:GLY:O	2.20	0.41
17:AQ:72:SER:HB2	17:AQ:73:TRP:CE3	2.56	0.41
20:AT:23:SER:O	20:AT:27:MET:HB3	2.21	0.41
20:AT:35:VAL:HG21	20:AT:54:MET:SD	2.61	0.41
24:BA:7:G:C6	24:BA:8:C:C4	3.08	0.41
24:BA:230:G:C4	24:BA:231:A:C8	3.08	0.41
24:BA:558:U:OP2	33:BJ:113:PRO:HG2	2.21	0.41
24:BA:560:C:H2'	24:BA:561:G:O4'	2.21	0.41
24:BA:681:G:H2'	24:BA:682:G:O5'	2.20	0.41
24:BA:1053:C:C4	24:BA:1054:A:N7	2.89	0.41
24:BA:1192:G:H2'	24:BA:1193:G:C5'	2.50	0.41
24:BA:1341:G:C2	43:BT:84:TYR:HB3	2.55	0.41
24:BA:1358:G:N7	24:BA:1371:G:C6	2.89	0.41
24:BA:1439:A:OP2	59:BA:3632:HOH:O	2.22	0.41
24:BA:1450:G:N1	24:BA:1451:C:N4	2.68	0.41
24:BA:1487:U:H2'	24:BA:1488:C:O4'	2.21	0.41
24:BA:1623:G:O2'	24:BA:1624:U:H5'	2.21	0.41
24:BA:1726:C:H2'	24:BA:1727:C:C6	2.55	0.41
24:BA:1733:G:C8	24:BA:1734:G:N7	2.89	0.41
24:BA:1838:C:N4	24:BA:1898:U:H2'	2.35	0.41
24:BA:1880:U:H5''	24:BA:1880:U:H6	1.85	0.41
24:BA:1901:A:OP2	26:BC:252:LYS:NZ	2.48	0.41
24:BA:2134:A:C2	24:BA:2135:A:N9	2.89	0.41
24:BA:2183:A:C5	24:BA:2184:A:C6	3.09	0.41
24:BA:2209:G:C5	24:BA:2210:U:C5	3.08	0.41
24:BA:2268:A:OP1	59:BA:3513:HOH:O	2.22	0.41
24:BA:2498:C:OP2	59:BA:3686:HOH:O	2.22	0.41
24:BA:2671:G:C4	24:BA:2672:U:C5	3.08	0.41
24:BA:2679:A:C2'	24:BA:2680:U:H5'	2.50	0.41
24:BA:2737:G:C2	24:BA:2738:A:C4	3.08	0.41
24:BA:2795:C:O2	24:BA:2802:G:C2	2.73	0.41

Continued on next page...

Continued from previous page...

Atom-1	Atom-2	Interatomic distance (Å)	Clash overlap (Å)
57:BA:3167:NMY:H12	57:BA:3167:NMY:H13	1.97	0.41
25:BB:56:G:N2	25:BB:59:A:C2	2.88	0.41
26:BC:176:ARG:CZ	26:BC:176:ARG:HB2	2.50	0.41
29:BF:3:LEU:HG	29:BF:99:PHE:CZ	2.56	0.41
29:BF:63:LYS:O	29:BF:63:LYS:HG2	2.21	0.41
31:BH:24:GLY:O	31:BH:28:ASN:CB	2.68	0.41
31:BH:29:PHE:O	31:BH:30:LEU:C	2.59	0.41
32:BI:36:GLU:HG2	32:BI:65:SER:CB	2.51	0.41
33:BJ:13:ARG:HB3	33:BJ:51:GLY:O	2.21	0.41
33:BJ:102:GLU:O	33:BJ:103:ILE:C	2.57	0.41
33:BJ:105:VAL:O	33:BJ:108:MET:N	2.53	0.41
34:BK:91:SER:O	34:BK:92:GLU:C	2.57	0.41
36:BM:63:ILE:CG1	36:BM:64:TRP:N	2.81	0.41
37:BN:51:LEU:N	37:BN:51:LEU:HD23	2.36	0.41
37:BN:103:ARG:HD3	37:BN:110:MET:HE3	2.02	0.41
38:BO:101:GLY:C	38:BO:103:VAL:N	2.73	0.41
39:BP:51:ASN:O	39:BP:52:ARG:CG	2.69	0.41
42:BS:55:ILE:HG13	42:BS:56:ALA:N	2.36	0.41
47:BX:58:ILE:O	47:BX:58:ILE:HG12	2.21	0.41
1:CA:81:A:H2'	1:CA:82:G:C5'	2.51	0.41
1:CA:101:A:C4	1:CA:102:G:C8	3.09	0.41
1:CA:258:G:C2'	1:CA:259:G:O5'	2.68	0.41
1:CA:590:U:OP1	8:CH:31:LYS:N	2.54	0.41
1:CA:714:G:C2	1:CA:777:A:H1'	2.56	0.41
1:CA:881:G:C6	1:CA:882:C:C4	3.08	0.41
1:CA:961:U:O2	1:CA:983:A:C5	2.73	0.41
1:CA:1080:A:OP1	5:CE:52:LYS:HE2	2.20	0.41
1:CA:1086:U:O2'	1:CA:1087:G:C5'	2.68	0.41
1:CA:1132:C:H3'	1:CA:1133:G:C8	2.55	0.41
1:CA:1134:G:N3	1:CA:1135:U:H1'	2.36	0.41
1:CA:1145:A:C2'	1:CA:1146:A:OP2	2.69	0.41
1:CA:1158:C:N4	1:CA:1160:G:C8	2.88	0.41
1:CA:1239:A:C8	1:CA:1298:U:N3	2.88	0.41
1:CA:1371:G:H5''	9:CI:70:GLY:HA2	2.03	0.41
57:CA:1672:NMY:H1	57:CA:1672:NMY:O11	2.21	0.41
2:CB:49:MET:HE2	2:CB:199:VAL:HG22	2.03	0.41
2:CB:69:PHE:CG	2:CB:84:ALA:HB1	2.55	0.41
2:CB:72:THR:HG1	2:CB:73:LYS:H	1.67	0.41
2:CB:164:ILE:HG23	2:CB:165:ASP:H	1.85	0.41
3:CC:68:ILE:HG12	3:CC:68:ILE:O	2.21	0.41
3:CC:141:ALA:O	3:CC:146:ALA:HB2	2.20	0.41

Continued on next page...

Continued from previous page...

Atom-1	Atom-2	Interatomic distance (Å)	Clash overlap (Å)
4:CD:188:ARG:HG3	4:CD:189:SER:H	1.86	0.41
5:CE:45:ARG:CZ	5:CE:73:ASN:OD1	2.69	0.41
5:CE:155:ALA:C	5:CE:157:ARG:N	2.74	0.41
9:CI:83:ILE:HG22	9:CI:87:LEU:HD22	2.03	0.41
11:CK:76:GLU:C	11:CK:78:GLY:N	2.74	0.41
11:CK:112:ASP:O	11:CK:113:VAL:HG13	2.20	0.41
13:CM:3:ARG:HA	13:CM:8:ASN:O	2.20	0.41
13:CM:89:LEU:O	13:CM:91:HIS:N	2.54	0.41
13:CM:90:ARG:HG2	13:CM:96:PRO:O	2.21	0.41
15:CO:11:ILE:O	15:CO:12:VAL:C	2.57	0.41
20:CT:59:ASP:C	20:CT:61:GLN:N	2.74	0.41
22:CV:27:G:O2'	22:CV:28:G:H5'	2.21	0.41
22:CV:52:G:H2'	22:CV:53:G:O4'	2.21	0.41
55:CY:13:MET:O	55:CY:15:LYS:N	2.53	0.41
55:CY:43:GLU:C	55:CY:44:TYR:HD1	2.24	0.41
55:CY:128:VAL:C	55:CY:130:ASN:N	2.73	0.41
55:CY:142:LEU:O	55:CY:148:ILE:HG12	2.21	0.41
55:CY:180:ALA:C	55:CY:182:LEU:H	2.23	0.41
24:DA:137:U:O2'	24:DA:138:U:P	2.79	0.41
24:DA:260:G:C4	24:DA:261:G:C8	3.09	0.41
24:DA:322:A:H5'	24:DA:340:A:H1'	2.02	0.41
24:DA:503:A:H4'	24:DA:504:A:H3'	2.01	0.41
24:DA:511:U:O3'	24:DA:1215:G:N2	2.54	0.41
24:DA:577:G:O2'	24:DA:1254:A:OP1	2.31	0.41
24:DA:587:C:C4	24:DA:671:C:C6	3.09	0.41
24:DA:721:A:C6	24:DA:722:A:C5	3.08	0.41
24:DA:740:C:H5'	24:DA:1784:A:H3'	2.03	0.41
24:DA:1453:A:N1	37:DN:74:GLU:HA	2.36	0.41
24:DA:1471:G:C6	24:DA:1472:C:N4	2.89	0.41
24:DA:1690:A:H3'	24:DA:1691:C:H6	1.86	0.41
24:DA:1836:C:C4	24:DA:1837:C:C5	3.09	0.41
24:DA:2080:A:OP1	47:DX:19:HIS:NE2	2.53	0.41
24:DA:2114:A:H3'	24:DA:2114:A:N3	2.36	0.41
24:DA:2163:A:OP1	24:DA:2171:A:C8	2.73	0.41
24:DA:2204:G:C2	24:DA:2205:A:N9	2.89	0.41
24:DA:2333:A:O3'	38:DO:9:ARG:CZ	2.66	0.41
24:DA:2335:A:C5	24:DA:2337:G:C4	3.08	0.41
24:DA:2373:G:C6	24:DA:2374:C:N4	2.89	0.41
24:DA:2393:U:H2'	24:DA:2394:C:C6	2.55	0.41
24:DA:2654:A:N1	24:DA:2665:A:H5''	2.36	0.41
26:DC:44:ASN:N	26:DC:44:ASN:OD1	2.53	0.41

Continued on next page...

Continued from previous page...

Atom-1	Atom-2	Interatomic distance (Å)	Clash overlap (Å)
26:DC:224:MET:O	26:DC:232:GLY:O	2.39	0.41
28:DE:129:PRO:CB	28:DE:159:LEU:CD1	2.99	0.41
29:DF:111:ARG:O	29:DF:112:ASP:OD1	2.38	0.41
30:DG:96:ALA:O	30:DG:102:ILE:HD12	2.21	0.41
31:DH:8:LYS:O	31:DH:9:VAL:O	2.39	0.41
31:DH:51:ARG:O	31:DH:54:LEU:N	2.54	0.41
33:DJ:19:ASP:OD1	33:DJ:21:THR:CB	2.69	0.41
33:DJ:51:GLY:C	33:DJ:121:LYS:HE3	2.41	0.41
36:DM:21:ALA:HB1	36:DM:100:LYS:CA	2.50	0.41
37:DN:31:HIS:O	37:DN:32:GLU:CB	2.69	0.41
39:DP:29:VAL:O	39:DP:31:VAL:CG1	2.69	0.41
44:DU:83:GLY:O	44:DU:84:PHE:O	2.37	0.41
50:D0:43:THR:OG1	50:D0:47:TYR:HB2	2.20	0.41
54:D4:23:ILE:HD13	54:D4:23:ILE:H	1.86	0.41
1:AA:8:A:C6	4:AD:206:LYS:CG	3.03	0.41
1:AA:101:A:N6	1:AA:102:G:O6	2.54	0.41
1:AA:124:C:N4	1:AA:125:U:O4	2.54	0.41
1:AA:185:U:C4	1:AA:186:C:C5	3.09	0.41
1:AA:238:A:P	17:AQ:40:ARG:HH22	2.44	0.41
1:AA:325:A:N6	1:AA:326:G:C6	2.89	0.41
1:AA:397:A:O3'	1:AA:398:U:C5	2.74	0.41
1:AA:408:A:H2'	1:AA:409:U:O4'	2.21	0.41
1:AA:413:G:OP2	11:CK:16:VAL:HA	2.21	0.41
1:AA:451:A:C1'	1:AA:452:A:C8	3.04	0.41
1:AA:504:C:H1'	1:AA:510:A:C4	2.56	0.41
1:AA:646:G:C5	1:AA:647:C:C5	3.08	0.41
1:AA:683:G:O2'	1:AA:684:U:O5'	2.39	0.41
1:AA:710:G:O2'	1:AA:711:G:H5'	2.21	0.41
1:AA:711:G:H2'	1:AA:712:A:H5'	1.99	0.41
1:AA:728:A:N1	1:AA:729:A:N1	2.69	0.41
1:AA:777:A:C2	1:AA:778:G:H1'	2.56	0.41
1:AA:780:A:C2	1:AA:803:G:N1	2.89	0.41
1:AA:891:U:C4	1:AA:906:A:C2	3.09	0.41
1:AA:917:G:N1	1:AA:918:A:C6	2.88	0.41
1:AA:945:G:C6	1:AA:1337:G:C5	3.09	0.41
1:AA:959:A:H5''	1:AA:960:U:OP2	2.21	0.41
1:AA:1014:A:N3	19:AS:34:TRP:CE2	2.88	0.41
1:AA:1018:G:C5	1:AA:1019:A:C6	3.08	0.41
1:AA:1025:U:C5'	1:AA:1026:G:O5'	2.68	0.41
1:AA:1031:C:H5''	1:AA:1032:G:OP1	2.21	0.41
1:AA:1069:C:H6	1:AA:1069:C:H3'	1.85	0.41

Continued on next page...

Continued from previous page...

Atom-1	Atom-2	Interatomic distance (Å)	Clash overlap (Å)
1:AA:1081:A:H2'	1:AA:1082:A:O4'	2.21	0.41
1:AA:1117:A:O3'	9:AI:106:ARG:NE	2.53	0.41
1:AA:1135:U:O2	1:AA:1135:U:C2'	2.69	0.41
1:AA:1208:C:C4	1:AA:1209:C:C4	3.09	0.41
1:AA:1224:U:O2'	19:AS:78:ARG:NH2	2.52	0.41
1:AA:1224:U:C2	1:AA:1322:C:O2	2.74	0.41
1:AA:1238:A:C6	1:AA:1303:C:O4'	2.74	0.41
1:AA:1342:C:H4'	9:AI:127:PHE:CE1	2.56	0.41
1:AA:1389:C:H2'	1:AA:1390:U:O4'	2.21	0.41
1:AA:1493:A:H5''	24:BA:1913:A:N6	2.31	0.41
57:AA:1657:NMY:HN32	57:AA:1657:NMY:C14	2.31	0.41
3:AC:57:ILE:C	3:AC:58:GLU:HG3	2.40	0.41
3:AC:132:ARG:O	3:AC:134:MET:N	2.54	0.41
4:AD:11:LEU:CG	4:AD:63:ARG:HD2	2.50	0.41
4:AD:13:ARG:HG2	4:AD:13:ARG:HH11	1.86	0.41
4:AD:157:ALA:O	4:AD:160:GLU:N	2.53	0.41
5:AE:82:GLN:NE2	5:AE:150:PRO:HG3	2.35	0.41
5:AE:156:LYS:HD2	5:AE:156:LYS:O	2.21	0.41
7:AG:13:LEU:N	7:AG:13:LEU:CD2	2.84	0.41
7:AG:62:PHE:CD1	7:AG:62:PHE:C	2.93	0.41
8:AH:43:GLU:CG	8:AH:44:GLY:N	2.84	0.41
9:AI:20:PHE:HD1	9:AI:64:TYR:HB3	1.85	0.41
9:AI:43:THR:C	9:AI:45:ARG:H	2.24	0.41
11:AK:36:ASP:OD1	11:AK:39:GLY:C	2.60	0.41
11:AK:116:ILE:O	11:AK:116:ILE:CG2	2.69	0.41
12:AL:8:VAL:CG1	12:AL:9:ARG:N	2.84	0.41
13:AM:3:ARG:O	13:AM:4:ILE:HG13	2.20	0.41
13:AM:9:ILE:O	13:AM:9:ILE:HG13	2.20	0.41
13:AM:56:LEU:C	13:AM:58:ASP:N	2.72	0.41
14:AN:9:GLU:CD	14:AN:10:VAL:N	2.74	0.41
14:AN:64:CYS:HB2	14:AN:80:SER:CB	2.51	0.41
16:AP:12:LYS:O	16:AP:13:LYS:HB3	2.21	0.41
16:AP:34:GLU:OE1	16:AP:36:VAL:CG1	2.69	0.41
16:AP:39:PHE:HD1	16:AP:40:ASN:N	2.19	0.41
18:AR:56:ALA:HA	18:AR:59:ILE:HG23	2.03	0.41
19:AS:68:GLY:O	19:AS:69:HIS:HB2	2.21	0.41
19:AS:79:THR:O	19:AS:79:THR:OG1	2.38	0.41
21:AU:21:ARG:NH2	23:AX:4:G:C1'	2.84	0.41
24:BA:18:U:O3'	40:BQ:22:GLY:HA2	2.20	0.41
24:BA:157:C:C2	24:BA:158:U:C6	3.09	0.41
24:BA:310:A:C2	24:BA:312:G:H1'	2.55	0.41

Continued on next page...

Continued from previous page...

Atom-1	Atom-2	Interatomic distance (Å)	Clash overlap (Å)
24:BA:320:A:H4'	24:BA:322:A:C8	2.56	0.41
24:BA:323:C:C4	24:BA:333:G:C8	3.09	0.41
24:BA:394:C:H2'	24:BA:395:U:O4'	2.20	0.41
24:BA:450:G:N2	24:BA:454:A:OP2	2.53	0.41
24:BA:466:A:C2	24:BA:796:C:O4'	2.73	0.41
24:BA:468:G:H2'	24:BA:469:G:H5'	2.02	0.41
24:BA:577:G:C6	24:BA:578:G:C6	3.09	0.41
24:BA:687:C:O4'	52:B2:4:THR:HA	2.21	0.41
24:BA:745:G:C3'	24:BA:746:U:H5'	2.50	0.41
24:BA:851:C:O2	24:BA:852:U:C6	2.73	0.41
24:BA:855:G:N3	24:BA:923:G:C2	2.89	0.41
24:BA:936:A:C5	24:BA:937:C:C5	3.09	0.41
24:BA:1006:C:N3	24:BA:1007:C:C5	2.89	0.41
24:BA:1021:A:O2'	24:BA:1022:G:P	2.78	0.41
24:BA:1047:G:N2	24:BA:1110:G:N9	2.69	0.41
24:BA:1124:G:H1'	54:B4:38:GLY:OXT	2.21	0.41
24:BA:1224:U:C5	24:BA:1225:G:C6	3.09	0.41
24:BA:1281:G:H2'	24:BA:1282:U:O4'	2.20	0.41
24:BA:1281:G:O2'	24:BA:1282:U:P	2.79	0.41
24:BA:1283:G:N2	24:BA:1285:A:H3'	2.36	0.41
24:BA:1342:A:N6	24:BA:1345:C:C2	2.89	0.41
24:BA:1357:C:C4	24:BA:1358:G:C6	3.09	0.41
24:BA:1378:A:N3	24:BA:1380:G:N7	2.69	0.41
24:BA:1384:A:O2'	24:BA:1404:C:O2	2.38	0.41
24:BA:1450:G:C2	24:BA:1462:C:N3	2.89	0.41
24:BA:1489:C:O2	24:BA:1501:G:N3	2.54	0.41
24:BA:1531:C:N4	24:BA:1532:A:N1	2.68	0.41
24:BA:1587:G:C4	24:BA:1588:G:C8	3.08	0.41
24:BA:1593:A:H2'	24:BA:1594:U:N1	2.35	0.41
24:BA:1609:A:N3	24:BA:1616:A:O4'	2.52	0.41
24:BA:1613:G:H4'	52:B2:3:ARG:NH2	2.36	0.41
24:BA:1725:U:H2'	24:BA:1726:C:N1	2.36	0.41
24:BA:1799:G:C4'	24:BA:1800:C:H6	2.34	0.41
24:BA:1820:U:C2	26:BC:200:MET:HB3	2.56	0.41
24:BA:1868:C:H2'	24:BA:1869:G:C1'	2.51	0.41
24:BA:2073:C:O2'	26:BC:226:PRO:CB	2.66	0.41
24:BA:2102:G:N1	24:BA:2188:U:C2	2.89	0.41
24:BA:2112:G:H2'	24:BA:2112:G:N3	2.36	0.41
24:BA:2261:C:C2	24:BA:2280:G:C2	3.09	0.41
24:BA:2263:C:O2'	24:BA:2264:C:H5'	2.20	0.41
24:BA:2305:U:C4	24:BA:2306:C:C4	3.09	0.41

Continued on next page...

Continued from previous page...

Atom-1	Atom-2	Interatomic distance (Å)	Clash overlap (Å)
24:BA:2412:A:C2'	24:BA:2413:G:H5'	2.51	0.41
24:BA:2554:U:C6	24:BA:2555:U:C5	3.08	0.41
24:BA:2618:G:C5	24:BA:2619:C:C5	3.08	0.41
24:BA:2751:G:N2	24:BA:2751:G:OP1	2.54	0.41
24:BA:2821:A:H2'	24:BA:2822:G:O4'	2.19	0.41
24:BA:2822:G:P	27:BD:115:GLY:HA3	2.61	0.41
24:BA:2822:G:O6	37:BN:2:ARG:HD2	2.21	0.41
24:BA:2831:G:O4'	24:BA:2883:A:C2	2.73	0.41
24:BA:2854:G:C2	24:BA:2864:G:C2	3.09	0.41
24:BA:2864:G:C5	24:BA:2865:U:C4	3.09	0.41
57:BA:3166:NMY:C14	33:BJ:2:LYS:NZ	2.83	0.41
57:BA:3167:NMY:N2	57:BA:3167:NMY:O11	2.42	0.41
25:BB:9:G:OP2	38:BO:15:ARG:NH2	2.53	0.41
25:BB:25:U:C2'	25:BB:26:C:H5'	2.51	0.41
25:BB:30:C:C2'	25:BB:31:C:H5'	2.51	0.41
25:BB:58:A:H2'	25:BB:59:A:H5'	2.03	0.41
25:BB:77:U:O2	25:BB:77:U:H2'	2.20	0.41
25:BB:90:C:H5'	36:BM:18:ARG:HA	2.03	0.41
26:BC:85:ASN:N	26:BC:85:ASN:ND2	2.69	0.41
26:BC:135:PRO:O	26:BC:137:GLY:N	2.53	0.41
27:BD:25:THR:HG23	27:BD:189:VAL:CG2	2.51	0.41
29:BF:28:PRO:HA	29:BF:158:THR:CB	2.45	0.41
30:BG:83:THR:HA	30:BG:132:LEU:O	2.21	0.41
31:BH:57:LYS:C	31:BH:57:LYS:CD	2.87	0.41
34:BK:121:GLU:HG3	34:BK:122:VAL:H	1.85	0.41
37:BN:29:VAL:HG11	37:BN:75:ILE:HG23	2.03	0.41
38:BO:6:ALA:C	38:BO:8:ILE:N	2.74	0.41
40:BQ:59:LEU:O	40:BQ:60:TRP:C	2.58	0.41
40:BQ:74:SER:O	40:BQ:75:TYR:C	2.57	0.41
40:BQ:89:ILE:HD12	40:BQ:90:ASP:N	2.35	0.41
41:BR:21:ARG:NH2	41:BR:93:PHE:CZ	2.89	0.41
42:BS:50:VAL:HG21	42:BS:103:ILE:HD11	2.01	0.41
43:BT:1:MET:O	43:BT:2:ILE:CG1	2.69	0.41
44:BU:17:ASP:O	44:BU:19:GLY:N	2.53	0.41
44:BU:27:VAL:HB	44:BU:33:VAL:HG12	2.02	0.41
51:B1:24:LYS:HD2	51:B1:24:LYS:HA	1.83	0.41
52:B2:18:PHE:CD1	52:B2:18:PHE:C	2.94	0.41
53:B3:54:LEU:O	53:B3:55:GLY:C	2.59	0.41
1:CA:64:G:N9	1:CA:99:C:N4	2.68	0.41
1:CA:82:G:O6	1:CA:88:U:N3	2.53	0.41
1:CA:90:C:O2'	1:CA:91:U:H5''	2.20	0.41

Continued on next page...

Continued from previous page...

Atom-1	Atom-2	Interatomic distance (Å)	Clash overlap (Å)
1:CA:131:A:O2'	1:CA:262:A:H2'	2.20	0.41
1:CA:236:A:H2'	1:CA:237:G:H8	1.86	0.41
1:CA:406:G:C6	1:CA:407:U:C5	3.08	0.41
1:CA:406:G:C6	1:CA:495:A:N7	2.89	0.41
1:CA:433:G:C2'	1:CA:434:U:H5'	2.51	0.41
1:CA:445:G:C2	1:CA:446:G:H1'	2.56	0.41
1:CA:449:G:O5'	1:CA:449:G:H8	2.04	0.41
1:CA:451:A:H4'	1:CA:452:A:O5'	2.20	0.41
1:CA:453:G:C4	1:CA:454:G:C8	3.08	0.41
1:CA:563:A:H5''	1:CA:566:G:N2	2.36	0.41
1:CA:595:A:O2'	1:CA:596:A:P	2.78	0.41
1:CA:620:C:C1'	4:CD:132:ILE:CD1	2.99	0.41
1:CA:656:G:C6	1:CA:657:U:C4	3.08	0.41
1:CA:711:G:C2'	1:CA:712:A:O5'	2.69	0.41
1:CA:722:G:C2	21:CU:45:ARG:NH2	2.88	0.41
1:CA:736:C:C2'	1:CA:737:C:C6	2.98	0.41
1:CA:787:A:C5	1:CA:788:U:C5	3.09	0.41
1:CA:939:G:O2'	1:CA:940:C:C5'	2.69	0.41
1:CA:1014:A:H5''	19:CS:14:HIS:CE1	2.55	0.41
1:CA:1033:G:C6	1:CA:1034:G:N7	2.89	0.41
1:CA:1088:G:O2'	1:CA:1089:G:P	2.79	0.41
1:CA:1133:G:N2	1:CA:1142:G:N3	2.68	0.41
1:CA:1133:G:H2'	1:CA:1134:G:H5'	2.02	0.41
1:CA:1197:A:P	1:CA:1197:A:H3'	2.61	0.41
1:CA:1370:G:O5'	9:CI:111:VAL:CG1	2.69	0.41
1:CA:1420:U:H4'	24:DA:1950:G:OP1	2.20	0.41
1:CA:1494:G:H2'	1:CA:1495:U:C5'	2.51	0.41
2:CB:23:TRP:HA	2:CB:190:ASN:CA	2.48	0.41
2:CB:32:PHE:CD1	2:CB:32:PHE:C	2.94	0.41
2:CB:104:TRP:CD1	2:CB:108:ARG:HB2	2.56	0.41
2:CB:133:GLU:OE1	2:CB:136:MET:SD	2.79	0.41
3:CC:68:ILE:O	3:CC:68:ILE:CG1	2.68	0.41
3:CC:156:ARG:NH2	3:CC:193:TYR:CZ	2.89	0.41
4:CD:7:PRO:O	4:CD:9:LEU:CD1	2.68	0.41
4:CD:22:LYS:NZ	4:CD:25:VAL:HG22	2.35	0.41
4:CD:64:ILE:HG22	4:CD:65:TYR:CD2	2.54	0.41
4:CD:108:GLY:O	4:CD:109:ALA:O	2.38	0.41
4:CD:162:ALA:C	4:CD:164:GLN:N	2.73	0.41
5:CE:25:VAL:CG2	5:CE:26:LYS:N	2.83	0.41
6:CF:69:GLU:CD	6:CF:70:VAL:H	2.25	0.41
8:CH:65:TYR:HD1	8:CH:70:ALA:HA	1.86	0.41

Continued on next page...

Continued from previous page...

Atom-1	Atom-2	Interatomic distance (Å)	Clash overlap (Å)
8:CH:81:PRO:O	8:CH:83:LEU:N	2.49	0.41
9:CI:5:GLN:O	9:CI:6:TYR:HB3	2.21	0.41
9:CI:13:LYS:O	9:CI:14:SER:HB2	2.20	0.41
10:CJ:48:ARG:CZ	14:CN:101:TRP:CH2	3.03	0.41
11:CK:110:ILE:C	11:CK:110:ILE:HD12	2.41	0.41
12:CL:37:VAL:HG12	12:CL:53:CYS:CB	2.51	0.41
13:CM:80:LEU:HD12	13:CM:83:LEU:HD11	2.01	0.41
15:CO:31:LEU:O	15:CO:35:GLN:HB2	2.21	0.41
15:CO:62:GLN:O	15:CO:66:LEU:N	2.53	0.41
17:CQ:21:ILE:HD11	17:CQ:46:VAL:CG1	2.51	0.41
17:CQ:23:VAL:CG1	17:CQ:24:ALA:N	2.84	0.41
17:CQ:65:ARG:O	17:CQ:66:PRO:C	2.58	0.41
18:CR:56:ALA:O	18:CR:58:ALA:N	2.49	0.41
21:CU:47:ARG:CG	21:CU:48:ALA:N	2.83	0.41
22:CV:14:A:O2'	22:CV:15:G:H5'	2.21	0.41
55:CY:2:ILE:HG13	55:CY:3:SER:H	1.86	0.41
55:CY:121:ALA:HB2	55:CY:175:LEU:HD12	2.02	0.41
24:DA:178:G:C6	24:DA:179:C:C4	3.09	0.41
24:DA:197:A:H62	24:DA:2430:A:H2'	1.86	0.41
24:DA:199:A:N6	24:DA:2434:A:C5	2.89	0.41
24:DA:222:A:N7	24:DA:224:U:C2	2.89	0.41
24:DA:230:G:C2'	24:DA:231:A:O5'	2.68	0.41
24:DA:482:A:O5'	44:DU:46:LYS:NZ	2.53	0.41
24:DA:592:A:C6	24:DA:593:U:C4	3.09	0.41
24:DA:633:A:H5''	24:DA:634:C:OP2	2.21	0.41
24:DA:687:C:N4	24:DA:688:U:N3	2.69	0.41
24:DA:692:C:C6	24:DA:692:C:H3'	2.56	0.41
24:DA:693:A:C6	24:DA:694:U:C4	3.09	0.41
24:DA:733:G:H8	24:DA:733:G:O5'	2.03	0.41
24:DA:783:A:H2'	24:DA:784:G:C4'	2.50	0.41
24:DA:833:A:O4'	35:DL:51:GLU:HA	2.21	0.41
24:DA:851:C:H2'	24:DA:852:U:C6	2.56	0.41
24:DA:940:G:H5''	24:DA:941:A:OP2	2.21	0.41
24:DA:1131:G:H4'	24:DA:1132:U:OP1	2.20	0.41
24:DA:1190:G:H5''	35:DL:32:GLY:CA	2.51	0.41
24:DA:1381:G:C2'	24:DA:1382:G:H5'	2.50	0.41
24:DA:1416:G:HO2'	24:DA:1417:C:H6	1.63	0.41
24:DA:1418:G:H5'	24:DA:1419:A:OP2	2.21	0.41
24:DA:1454:C:H3'	24:DA:1454:C:OP2	2.21	0.41
24:DA:1482:G:C2	24:DA:1483:G:C8	3.09	0.41
24:DA:1542:U:H2'	24:DA:1543:G:C8	2.56	0.41

Continued on next page...

Continued from previous page...

Atom-1	Atom-2	Interatomic distance (Å)	Clash overlap (Å)
24:DA:1562:U:C2'	24:DA:1563:U:O5'	2.69	0.41
24:DA:1582:C:H2'	24:DA:1583:A:O4'	2.20	0.41
24:DA:1596:A:H2'	24:DA:1597:A:H5'	2.02	0.41
24:DA:1619:G:H2'	24:DA:1620:G:H5'	2.01	0.41
24:DA:1619:G:O5'	24:DA:1619:G:C8	2.74	0.41
24:DA:1668:A:O2'	24:DA:1674:G:N7	2.48	0.41
24:DA:1669:A:OP2	24:DA:1671:U:O4	2.39	0.41
24:DA:1757:A:H3'	24:DA:1758:U:H5''	2.02	0.41
24:DA:1842:G:C6	24:DA:1843:C:N3	2.89	0.41
24:DA:1869:G:N3	24:DA:1873:G:O6	2.54	0.41
24:DA:1871:A:C8	24:DA:1872:A:C5	3.08	0.41
24:DA:1917:U:C2'	24:DA:1918:A:H5'	2.51	0.41
24:DA:1995:U:H5'	24:DA:1996:C:O5'	2.21	0.41
24:DA:2021:C:P	50:D0:8:THR:HG21	2.61	0.41
24:DA:2026:U:C2	24:DA:2027:G:C8	3.09	0.41
24:DA:2037:A:H2'	24:DA:2038:G:O5'	2.21	0.41
24:DA:2095:A:C2	24:DA:2194:U:N3	2.89	0.41
24:DA:2108:A:C2'	24:DA:2109:U:O5'	2.68	0.41
24:DA:2110:G:N2	24:DA:2180:U:C2	2.89	0.41
24:DA:2117:A:N3	24:DA:2117:A:C2'	2.83	0.41
24:DA:2128:G:C8	24:DA:2129:C:C5	3.09	0.41
24:DA:2131:U:H5''	24:DA:2132:U:H5'	2.02	0.41
24:DA:2324:U:HO2'	24:DA:2325:G:P	2.43	0.41
24:DA:2417:C:C2	24:DA:2418:A:C8	3.08	0.41
24:DA:2474:U:H5''	24:DA:2475:C:OP2	2.20	0.41
24:DA:2503:A:OP2	24:DA:2503:A:H3'	2.21	0.41
24:DA:2712:C:H2'	24:DA:2714:G:O3'	2.21	0.41
24:DA:2731:G:C6	24:DA:2732:G:C6	3.09	0.41
24:DA:2731:G:N7	57:DA:3185:NMY:H21	2.36	0.41
57:DA:3188:NMY:H2	57:DA:3188:NMY:H171	2.03	0.41
25:DB:53:A:C2'	25:DB:54:G:H5'	2.51	0.41
25:DB:54:G:O2'	25:DB:55:U:H5'	2.21	0.41
26:DC:70:LYS:HD2	26:DC:95:TYR:CD2	2.55	0.41
26:DC:100:ARG:O	26:DC:101:ARG:CG	2.69	0.41
27:DD:90:PHE:CE2	27:DD:96:ILE:CD1	3.04	0.41
28:DE:48:THR:C	28:DE:50:ALA:N	2.73	0.41
29:DF:35:LEU:HD13	29:DF:35:LEU:N	2.36	0.41
29:DF:62:GLN:HG2	29:DF:94:ARG:HD2	2.02	0.41
30:DG:142:GLN:O	30:DG:143:VAL:C	2.59	0.41
31:DH:5:LEU:HD11	31:DH:14:SER:C	2.41	0.41
31:DH:50:ARG:HG3	31:DH:54:LEU:CD2	2.51	0.41

Continued on next page...

Continued from previous page...

Atom-1	Atom-2	Interatomic distance (Å)	Clash overlap (Å)
31:DH:111:ALA:O	31:DH:112:LYS:C	2.57	0.41
31:DH:132:PHE:CE2	31:DH:142:VAL:CG2	3.04	0.41
32:DI:115:ASP:O	32:DI:116:MET:CB	2.69	0.41
33:DJ:9:GLU:O	33:DJ:10:THR:CG2	2.69	0.41
33:DJ:44:TYR:O	40:DQ:63:ARG:NE	2.47	0.41
33:DJ:77:HIS:HD2	33:DJ:79:GLY:N	2.18	0.41
34:DK:22:ILE:HG23	34:DK:41:ILE:HA	2.03	0.41
37:DN:12:ARG:CD	37:DN:16:HIS:CD2	3.04	0.41
37:DN:106:ASP:O	37:DN:107:ASN:HB3	2.21	0.41
38:DO:53:THR:HG21	38:DO:65:THR:HG22	2.02	0.41
38:DO:79:ALA:HA	38:DO:115:LEU:HD12	2.03	0.41
38:DO:108:ASP:O	38:DO:111:ARG:HB2	2.21	0.41
42:DS:31:GLN:O	42:DS:35:ILE:HD12	2.20	0.41
42:DS:98:LYS:NZ	42:DS:98:LYS:HB2	2.35	0.41
44:DU:84:PHE:CD2	44:DU:85:ARG:HA	2.56	0.41
46:DW:19:LYS:O	46:DW:20:ARG:C	2.60	0.41
51:D1:35:LEU:O	51:D1:48:TYR:HB2	2.21	0.41
52:D2:30:VAL:HG23	52:D2:33:ARG:HH11	1.86	0.41
54:D4:25:VAL:O	54:D4:25:VAL:HG12	2.21	0.41
1:AA:41:G:C2	1:AA:42:G:C5	3.10	0.41
1:AA:164:G:C4	1:AA:165:G:C8	3.09	0.41
1:AA:173:U:C5	1:AA:197:A:C2	3.09	0.41
1:AA:219:U:H2'	1:AA:220:G:O4'	2.21	0.41
1:AA:247:G:N3	1:AA:282:A:C2	2.89	0.41
1:AA:254:G:N2	1:AA:255:G:H1'	2.35	0.41
1:AA:267:C:H2'	1:AA:268:U:H6	1.85	0.41
1:AA:396:C:H3'	1:AA:397:A:H5''	2.03	0.41
1:AA:414:A:H2'	1:AA:415:A:O4'	2.20	0.41
1:AA:429:U:H4'	1:AA:430:A:O5'	2.21	0.41
1:AA:476:U:H2'	1:AA:477:C:H6	1.86	0.41
1:AA:488:C:H2'	1:AA:489:C:H6	1.86	0.41
1:AA:543:U:C2'	1:AA:544:G:O5'	2.69	0.41
1:AA:551:U:O4'	12:AL:116:LYS:HD3	2.21	0.41
1:AA:565:U:OP2	1:AA:566:G:O2'	2.32	0.41
1:AA:692:U:H1'	1:AA:695:A:N7	2.36	0.41
1:AA:773:G:C6	1:AA:807:A:N1	2.89	0.41
1:AA:778:G:C2	1:AA:779:C:C2	3.09	0.41
1:AA:833:G:N2	1:AA:854:U:H1'	2.35	0.41
1:AA:976:G:C8	1:AA:1358:U:C2	3.09	0.41
1:AA:1009:U:C2	1:AA:1021:A:N1	2.89	0.41
1:AA:1060:U:H5'	10:AJ:53:ILE:HG12	2.02	0.41

Continued on next page...

Continued from previous page...

Atom-1	Atom-2	Interatomic distance (Å)	Clash overlap (Å)
1:AA:1072:G:C5	1:AA:1073:U:C4	3.08	0.41
1:AA:1144:G:N1	1:AA:1145:A:C2	2.89	0.41
1:AA:1145:A:HO2'	1:AA:1146:A:H8	1.67	0.41
1:AA:1216:A:C2	1:AA:1217:C:C5	3.09	0.41
1:AA:1309:G:O6	1:AA:1329:A:C6	2.74	0.41
2:AB:54:LEU:N	2:AB:54:LEU:CD1	2.83	0.41
2:AB:111:ILE:C	2:AB:113:ARG:N	2.74	0.41
3:AC:53:SER:HA	3:AC:115:LEU:CD1	2.51	0.41
3:AC:72:ARG:O	3:AC:75:ILE:HG22	2.20	0.41
3:AC:113:ALA:HB3	3:AC:183:ASP:HB3	2.03	0.41
3:AC:154:SER:HB3	3:AC:165:THR:HA	2.03	0.41
4:AD:20:PHE:CE2	4:AD:103:TYR:CD2	3.08	0.41
4:AD:48:LEU:HD22	4:AD:52:GLY:C	2.40	0.41
4:AD:98:LEU:HD13	4:AD:130:VAL:HG11	2.03	0.41
4:AD:184:ARG:O	4:AD:185:LYS:C	2.58	0.41
5:AE:31:PHE:CD1	5:AE:31:PHE:N	2.88	0.41
5:AE:76:LEU:C	5:AE:76:LEU:HD23	2.41	0.41
5:AE:83:HIS:ND1	5:AE:84:PRO:O	2.54	0.41
5:AE:95:PHE:CZ	5:AE:97:GLN:HG2	2.55	0.41
7:AG:62:PHE:C	7:AG:64:VAL:H	2.25	0.41
8:AH:13:ARG:CZ	8:AH:27:MET:HB2	2.51	0.41
8:AH:40:LEU:O	8:AH:44:GLY:CA	2.69	0.41
9:AI:49:ARG:O	9:AI:51:PRO:N	2.53	0.41
10:AJ:10:LEU:O	10:AJ:11:LYS:CB	2.69	0.41
10:AJ:64:GLN:O	14:AN:98:LYS:HA	2.21	0.41
11:AK:28:ASN:O	11:AK:57:LYS:CE	2.68	0.41
12:AL:51:LYS:HE3	12:AL:51:LYS:HB2	1.89	0.41
13:AM:31:LYS:HD2	13:AM:35:ALA:HB2	2.03	0.41
14:AN:12:ARG:CZ	14:AN:59:ARG:NH1	2.84	0.41
15:AO:89:ARG:NH1	24:BA:716:A:OP2	2.53	0.41
20:AT:3:ASN:O	20:AT:4:ILE:C	2.58	0.41
21:AU:9:ASN:C	21:AU:12:PHE:CE1	2.95	0.41
21:AU:26:ALA:HB3	23:AX:5:A:P	2.61	0.41
22:AV:8:U:H1'	22:AV:48:C:O2	2.21	0.41
24:BA:217:A:H2'	24:BA:218:A:O4'	2.21	0.41
24:BA:227:A:H4'	24:BA:228:C:OP1	2.20	0.41
24:BA:232:G:H4'	24:BA:233:A:OP1	2.20	0.41
24:BA:392:U:C2	24:BA:393:C:C5	3.09	0.41
24:BA:448:U:O2	24:BA:448:U:C2'	2.69	0.41
24:BA:483:A:C2'	24:BA:484:C:O5'	2.67	0.41
24:BA:657:U:H2'	24:BA:658:U:H6	1.79	0.41

Continued on next page...

Continued from previous page...

Atom-1	Atom-2	Interatomic distance (Å)	Clash overlap (Å)
24:BA:671:C:C2	24:BA:672:C:C5	3.09	0.41
24:BA:729:G:P	26:BC:206:LYS:HE3	2.61	0.41
24:BA:734:A:C5	24:BA:735:A:C8	3.09	0.41
24:BA:827:U:OP1	24:BA:2429:G:OP2	2.39	0.41
24:BA:840:C:H4'	24:BA:1192:G:O2'	2.21	0.41
24:BA:882:G:O6	24:BA:894:U:O2	2.39	0.41
24:BA:1069:A:N6	24:BA:1074:G:N3	2.68	0.41
24:BA:1091:G:C2	24:BA:1092:C:N4	2.90	0.41
24:BA:1361:G:H2'	24:BA:1362:C:C6	2.56	0.41
24:BA:1408:G:C2	24:BA:1595:C:O2	2.74	0.41
24:BA:1434:A:OP1	24:BA:1434:A:H4'	2.20	0.41
24:BA:1449:G:N2	24:BA:1463:C:O2	2.54	0.41
24:BA:1865:U:C5	24:BA:1875:G:N1	2.88	0.41
24:BA:1914:C:O2	24:BA:1914:C:O4'	2.38	0.41
24:BA:1973:G:H2'	24:BA:1974:C:O4'	2.21	0.41
24:BA:1979:U:C2'	24:BA:1980:G:H5'	2.51	0.41
24:BA:2344:U:C2	51:B1:35:LEU:HD22	2.56	0.41
24:BA:2553:G:H2'	24:BA:2554:U:O4'	2.21	0.41
24:BA:2581:G:C5	24:BA:2610:C:C4	3.09	0.41
24:BA:2583:G:H2'	24:BA:2584:U:O4'	2.20	0.41
24:BA:2627:G:H2'	24:BA:2781:A:C2	2.56	0.41
24:BA:2628:C:H1'	24:BA:2781:A:N3	2.36	0.41
24:BA:2816:G:C4	24:BA:2831:G:N2	2.89	0.41
25:BB:73:A:C4	25:BB:74:U:C6	3.09	0.41
26:BC:141:HIS:CE1	26:BC:190:THR:HG23	2.56	0.41
30:BG:120:ILE:HD13	30:BG:134:GLY:HA3	2.02	0.41
31:BH:55:GLU:O	31:BH:56:ALA:C	2.59	0.41
31:BH:129:GLU:HG2	31:BH:130:VAL:N	2.36	0.41
33:BJ:65:THR:HG22	33:BJ:68:LYS:HZ2	1.83	0.41
34:BK:103:VAL:HG22	34:BK:107:LEU:CD1	2.51	0.41
37:BN:29:VAL:CG1	37:BN:75:ILE:HG23	2.51	0.41
37:BN:56:LYS:C	37:BN:57:THR:OG1	2.58	0.41
40:BQ:46:TYR:C	40:BQ:46:TYR:HD1	2.23	0.41
42:BS:21:ALA:C	42:BS:23:LEU:N	2.74	0.41
43:BT:64:LYS:C	43:BT:64:LYS:HD2	2.40	0.41
45:BV:30:ILE:HB	45:BV:38:LEU:HD12	2.03	0.41
45:BV:52:ALA:O	45:BV:53:LYS:CB	2.68	0.41
47:BX:4:CYS:O	47:BX:6:VAL:N	2.54	0.41
48:BY:9:LYS:O	48:BY:12:GLU:HB2	2.20	0.41
49:BZ:19:HIS:O	49:BZ:22:THR:HB	2.20	0.41
52:B2:10:LEU:HD21	52:B2:14:ARG:CZ	2.50	0.41

Continued on next page...

Continued from previous page...

Atom-1	Atom-2	Interatomic distance (Å)	Clash overlap (Å)
53:B3:7:ARG:O	53:B3:10:ALA:HB3	2.21	0.41
1:CA:261:U:C5	20:CT:74:ARG:CZ	3.03	0.41
1:CA:295:C:H2'	1:CA:296:U:O4'	2.21	0.41
1:CA:383:A:H5''	1:CA:384:G:OP2	2.20	0.41
1:CA:419:C:C2	1:CA:420:U:C6	3.08	0.41
1:CA:428:G:C1'	1:CA:430:A:C8	3.03	0.41
1:CA:577:G:C8	1:CA:816:A:N1	2.89	0.41
1:CA:597:G:H1'	17:CQ:28:PHE:CZ	2.55	0.41
1:CA:702:A:H3'	1:CA:703:G:H8	1.85	0.41
1:CA:702:A:O5'	1:CA:703:G:N7	2.54	0.41
1:CA:803:G:OP1	59:CA:1801:HOH:O	2.21	0.41
1:CA:926:G:C6	1:CA:1505:G:C5	3.08	0.41
1:CA:1067:A:H4'	1:CA:1068:G:O5'	2.19	0.41
1:CA:1243:C:O2	1:CA:1243:C:C3'	2.68	0.41
1:CA:1261:A:C6	1:CA:1275:A:N9	2.89	0.41
1:CA:1494:G:C2'	1:CA:1495:U:H5'	2.51	0.41
2:CB:47:VAL:HG22	2:CB:48:PRO:CD	2.51	0.41
2:CB:114:LEU:CD1	2:CB:144:LEU:CD1	2.99	0.41
2:CB:133:GLU:O	2:CB:134:ALA:O	2.39	0.41
4:CD:29:ASP:O	4:CD:31:LYS:CE	2.69	0.41
6:CF:32:ALA:O	6:CF:34:GLY:N	2.54	0.41
7:CG:134:ALA:C	7:CG:136:LYS:N	2.74	0.41
10:CJ:81:GLU:OE1	10:CJ:84:VAL:HG21	2.21	0.41
11:CK:15:GLN:C	11:CK:16:VAL:HG22	2.40	0.41
11:CK:87:LYS:HE2	11:CK:113:VAL:HB	2.03	0.41
12:CL:56:ARG:CG	12:CL:57:LEU:N	2.83	0.41
12:CL:86:ARG:CG	12:CL:87:VAL:N	2.84	0.41
12:CL:104:CYS:SG	12:CL:105:SER:N	2.94	0.41
14:CN:35:ALA:CB	14:CN:41:ARG:HB3	2.50	0.41
14:CN:48:LEU:O	14:CN:49:GLN:CB	2.68	0.41
18:CR:45:THR:HG23	18:CR:46:GLY:N	2.36	0.41
19:CS:80:TYR:O	19:CS:81:ARG:HB2	2.21	0.41
22:CV:30:G:O5'	22:CV:30:G:H8	2.04	0.41
55:CY:85:SER:O	55:CY:87:LEU:HG	2.20	0.41
55:CY:109:ARG:O	55:CY:113:LEU:HB3	2.21	0.41
24:DA:38:A:O2'	28:DE:44:ARG:N	2.54	0.41
24:DA:64:A:OP1	43:DT:77:ARG:CD	2.69	0.41
24:DA:217:A:N6	24:DA:218:A:C6	2.89	0.41
24:DA:335:C:N3	24:DA:336:C:C5	2.89	0.41
24:DA:570:G:H2'	24:DA:2030:A:C8	2.55	0.41
24:DA:607:U:C2'	24:DA:608:A:H5'	2.51	0.41

Continued on next page...

Continued from previous page...

Atom-1	Atom-2	Interatomic distance (Å)	Clash overlap (Å)
24:DA:751:A:C6	24:DA:789:A:C5	3.08	0.41
24:DA:752:A:H62	24:DA:2609:U:H3	1.68	0.41
24:DA:805:G:OP2	35:DL:41:ARG:CG	2.68	0.41
24:DA:856:G:N2	24:DA:922:C:C2	2.89	0.41
24:DA:1249:U:H4'	40:DQ:3:VAL:HG22	2.03	0.41
24:DA:1250:G:H5''	40:DQ:5:ARG:HD3	2.02	0.41
24:DA:1315:C:C2	24:DA:1338:G:C2	3.08	0.41
24:DA:1416:G:O2'	24:DA:1417:C:C6	2.74	0.41
24:DA:1561:C:C2'	24:DA:1562:U:H5'	2.51	0.41
24:DA:1659:G:C4	24:DA:2002:G:C2	3.09	0.41
24:DA:1705:A:N6	24:DA:1706:C:N4	2.69	0.41
24:DA:1842:G:C2	24:DA:1843:C:C2	3.08	0.41
24:DA:2014:A:H2'	24:DA:2015:A:N7	2.35	0.41
24:DA:2543:G:H2'	24:DA:2544:G:C8	2.55	0.41
25:DB:53:A:C2	25:DB:54:G:C4	3.10	0.41
26:DC:12:ARG:O	26:DC:12:ARG:HD3	2.21	0.41
26:DC:129:LEU:HB2	26:DC:134:ILE:CD1	2.51	0.41
26:DC:134:ILE:HA	26:DC:135:PRO:HD3	1.86	0.41
28:DE:138:LEU:HD23	28:DE:143:LEU:HD12	2.02	0.41
28:DE:162:ARG:HE	28:DE:162:ARG:N	2.19	0.41
29:DF:9:ASP:C	29:DF:13:LYS:HE2	2.41	0.41
29:DF:45:ASP:N	29:DF:48:LEU:HD21	2.36	0.41
30:DG:35:THR:HG22	30:DG:36:LEU:N	2.36	0.41
31:DH:88:GLY:HA3	31:DH:125:THR:OG1	2.21	0.41
32:DI:20:SER:O	32:DI:21:PRO:C	2.59	0.41
33:DJ:4:PHE:CE2	33:DJ:6:ALA:HB2	2.56	0.41
33:DJ:93:ILE:CG2	33:DJ:97:PRO:HB3	2.51	0.41
36:DM:82:MET:HE2	36:DM:82:MET:HB2	1.82	0.41
39:DP:112:ARG:O	39:DP:113:LEU:CG	2.69	0.41
41:DR:38:VAL:HG11	41:DR:57:GLY:O	2.21	0.41
42:DS:24:ILE:O	42:DS:26:GLY:N	2.53	0.41
42:DS:105:VAL:O	42:DS:105:VAL:HG13	2.19	0.41
44:DU:35:VAL:O	44:DU:36:GLU:C	2.59	0.41
45:DV:31:TYR:HB3	45:DV:37:PRO:HB3	2.03	0.41
48:DY:23:ARG:HA	48:DY:23:ARG:NE	2.37	0.41
53:D3:7:ARG:HE	53:D3:7:ARG:HA	1.86	0.41
1:AA:127:G:C6	1:AA:128:G:C5	3.09	0.40
1:AA:361:G:H3'	1:AA:361:G:C8	2.56	0.40
1:AA:364:A:C2	1:AA:365:U:O4	2.74	0.40
1:AA:412:A:H3'	1:AA:413:G:C5'	2.52	0.40
1:AA:501:C:C6	1:AA:501:C:H3'	2.56	0.40

Continued on next page...

Continued from previous page...

Atom-1	Atom-2	Interatomic distance (Å)	Clash overlap (Å)
1:AA:600:A:C6	1:AA:639:G:C6	3.09	0.40
1:AA:626:G:H2'	1:AA:627:G:C8	2.56	0.40
1:AA:633:G:H2'	1:AA:634:C:C6	2.54	0.40
1:AA:689:C:OP1	11:AK:48:GLY:HA3	2.21	0.40
1:AA:772:U:O2'	1:AA:773:G:H5'	2.21	0.40
1:AA:949:A:C4	1:AA:950:U:C6	3.09	0.40
1:AA:1057:G:C5'	3:AC:154:SER:O	2.69	0.40
1:AA:1160:G:N7	1:AA:1161:C:C4	2.89	0.40
1:AA:1346:A:O4'	1:AA:1348:U:N1	2.54	0.40
1:AA:1409:C:C4	1:AA:1410:A:N7	2.89	0.40
1:AA:1436:U:H2'	1:AA:1437:A:H8	1.83	0.40
1:AA:1473:G:O2'	1:AA:1474:U:H5'	2.22	0.40
2:AB:177:ASN:N	2:AB:177:ASN:OD1	2.54	0.40
2:AB:221:VAL:O	2:AB:222:ARG:C	2.60	0.40
3:AC:106:VAL:O	3:AC:106:VAL:HG22	2.21	0.40
3:AC:139:GLN:HG3	3:AC:143:ARG:HG3	2.02	0.40
3:AC:206:GLU:N	3:AC:206:GLU:OE1	2.54	0.40
4:AD:62:ARG:HG3	4:AD:72:PHE:CD1	2.56	0.40
4:AD:135:TYR:CE1	4:AD:136:GLN:O	2.74	0.40
5:AE:107:ALA:CB	5:AE:125:ALA:HB3	2.51	0.40
8:AH:83:LEU:HD13	8:AH:84:ARG:O	2.21	0.40
10:AJ:15:HIS:ND1	10:AJ:16:ARG:N	2.69	0.40
11:AK:72:ASP:C	11:AK:74:VAL:N	2.73	0.40
14:AN:7:ALA:O	14:AN:11:LYS:HG2	2.22	0.40
17:AQ:53:CYS:SG	17:AQ:54:GLY:N	2.94	0.40
20:AT:73:ALA:O	20:AT:77:ALA:HB2	2.21	0.40
20:AT:80:THR:O	20:AT:83:ILE:N	2.54	0.40
20:AT:80:THR:CA	20:AT:83:ILE:HG23	2.50	0.40
20:AT:86:LEU:O	20:AT:87:ALA:C	2.59	0.40
21:AU:14:VAL:O	21:AU:16:LEU:HD11	2.22	0.40
22:AV:38:A:N7	22:AV:39:U:C5	2.89	0.40
22:AV:74:C:N3	24:BA:2253:G:C2	2.89	0.40
24:BA:68:G:H2'	24:BA:69:C:O4'	2.21	0.40
24:BA:109:C:H2'	24:BA:110:G:O4'	2.21	0.40
24:BA:142:A:H2'	24:BA:143:C:O5'	2.20	0.40
24:BA:228:C:O2	24:BA:418:C:H4'	2.21	0.40
24:BA:433:C:C2	24:BA:434:U:C5	3.09	0.40
24:BA:509:C:O2'	24:BA:510:C:P	2.79	0.40
24:BA:616:A:H2'	24:BA:617:G:O5'	2.21	0.40
24:BA:667:U:O2	24:BA:667:U:C2'	2.68	0.40
24:BA:838:C:H2'	24:BA:839:U:O4'	2.22	0.40

Continued on next page...

Continued from previous page...

Atom-1	Atom-2	Interatomic distance (Å)	Clash overlap (Å)
24:BA:881:G:N2	24:BA:895:U:H1'	2.37	0.40
24:BA:942:G:O2'	24:BA:1189:A:H1'	2.20	0.40
24:BA:947:A:H2'	24:BA:948:C:C6	2.57	0.40
24:BA:964:C:O2'	24:BA:2273:A:N3	2.35	0.40
24:BA:1090:A:N6	24:BA:1102:C:C2	2.89	0.40
24:BA:1176:U:N3	24:BA:1177:G:C6	2.89	0.40
24:BA:1221:C:C4	24:BA:1222:U:C4	3.10	0.40
24:BA:1309:G:H4'	52:B2:7:PRO:HB2	2.03	0.40
24:BA:1362:C:H2'	24:BA:1363:C:H6	1.86	0.40
24:BA:1421:G:C2	24:BA:1422:G:C5	3.08	0.40
24:BA:1474:U:C4	24:BA:1475:G:N2	2.90	0.40
24:BA:1534:U:O2'	24:BA:1537:G:O6	2.39	0.40
24:BA:1564:C:C2	24:BA:1565:C:C5	3.09	0.40
24:BA:1744:A:C2	24:BA:1745:A:N9	2.89	0.40
24:BA:1773:A:C2'	24:BA:1774:C:H5'	2.51	0.40
24:BA:2019:A:C2'	24:BA:2020:A:O5'	2.70	0.40
24:BA:2146:C:H4'	24:BA:2147:A:C8	2.56	0.40
24:BA:2295:C:N3	24:BA:2296:U:C5	2.89	0.40
24:BA:2298:A:O3'	29:BF:71:LYS:HE3	2.22	0.40
24:BA:2412:A:H2'	24:BA:2413:G:H5'	2.02	0.40
24:BA:2420:C:OP1	53:B3:33:THR:HB	2.21	0.40
24:BA:2681:C:C4	24:BA:2724:U:C5	3.08	0.40
24:BA:2843:G:H2'	24:BA:2844:G:O4'	2.21	0.40
25:BB:7:G:O3'	38:BO:29:HIS:CE1	2.74	0.40
25:BB:114:C:H4'	38:BO:47:VAL:HG12	2.03	0.40
26:BC:14:HIS:O	26:BC:203:VAL:HG23	2.21	0.40
26:BC:24:HIS:CB	26:BC:81:GLU:CG	2.99	0.40
26:BC:71:ASP:HA	26:BC:117:SER:O	2.20	0.40
26:BC:124:LYS:HG2	26:BC:127:ASN:ND2	2.36	0.40
26:BC:210:ALA:C	26:BC:212:TRP:H	2.24	0.40
27:BD:159:LYS:HD2	27:BD:160:LYS:H	1.86	0.40
28:BE:72:SER:O	28:BE:74:LYS:N	2.54	0.40
29:BF:1:ALA:HB1	29:BF:4:HIS:CB	2.51	0.40
29:BF:3:LEU:HA	29:BF:6:TYR:CB	2.50	0.40
29:BF:121:PHE:CE2	29:BF:127:TYR:HB2	2.56	0.40
29:BF:141:ASP:O	29:BF:143:ASP:N	2.54	0.40
31:BH:117:LEU:HD13	31:BH:121:VAL:HG22	2.04	0.40
33:BJ:114:LEU:O	33:BJ:115:GLY:C	2.59	0.40
33:BJ:114:LEU:HG	33:BJ:118:MET:HE3	2.03	0.40
34:BK:79:PHE:CD1	34:BK:79:PHE:N	2.88	0.40
36:BM:18:ARG:HE	36:BM:18:ARG:CA	2.34	0.40

Continued on next page...

Continued from previous page...

Atom-1	Atom-2	Interatomic distance (Å)	Clash overlap (Å)
36:BM:49:ALA:CB	36:BM:124:LEU:HD21	2.51	0.40
36:BM:53:MET:HG3	36:BM:120:ALA:HB2	2.03	0.40
37:BN:28:LEU:O	37:BN:32:GLU:CA	2.69	0.40
37:BN:33:ILE:CD1	37:BN:114:GLU:HB3	2.50	0.40
37:BN:33:ILE:HG13	37:BN:118:ARG:NE	2.36	0.40
37:BN:75:ILE:O	37:BN:79:LEU:HB2	2.21	0.40
37:BN:90:ARG:HG2	37:BN:94:TYR:CD1	2.56	0.40
39:BP:38:ARG:CB	39:BP:38:ARG:HH21	2.34	0.40
40:BQ:42:GLY:O	40:BQ:45:ALA:HB3	2.20	0.40
43:BT:8:LEU:HD22	48:BY:21:LEU:CD2	2.51	0.40
44:BU:95:PHE:CZ	44:BU:102:ILE:CD1	3.04	0.40
45:BV:89:ILE:CG2	45:BV:90:ASP:N	2.84	0.40
49:BZ:28:LEU:HD12	49:BZ:28:LEU:N	2.36	0.40
49:BZ:44:ARG:O	49:BZ:47:ILE:HG13	2.21	0.40
1:CA:58:C:C2'	1:CA:388:G:N7	2.84	0.40
1:CA:288:A:H2'	1:CA:289:G:H4'	2.03	0.40
1:CA:404:G:C4	1:CA:405:U:C5	3.09	0.40
1:CA:444:G:C5	1:CA:491:G:N1	2.88	0.40
1:CA:453:G:C5	1:CA:454:G:N7	2.89	0.40
1:CA:532:A:H4'	1:CA:533:A:OP2	2.21	0.40
1:CA:560:A:H5'	1:CA:566:G:N2	2.36	0.40
1:CA:626:G:N1	1:CA:627:G:C6	2.89	0.40
1:CA:1099:G:C6	1:CA:1100:C:O2	2.74	0.40
1:CA:1145:A:C1'	1:CA:1146:A:OP2	2.69	0.40
1:CA:1246:A:C2	1:CA:1292:G:N1	2.90	0.40
1:CA:1257:A:H4'	1:CA:1258:G:OP2	2.21	0.40
1:CA:1334:G:H3'	1:CA:1335:U:H5'	2.03	0.40
2:CB:131:LYS:HE3	2:CB:131:LYS:HA	2.01	0.40
2:CB:180:GLY:O	2:CB:181:ILE:C	2.60	0.40
3:CC:22:TRP:CH2	3:CC:36:ASP:CG	2.94	0.40
4:CD:78:GLU:HA	4:CD:81:ARG:CB	2.51	0.40
4:CD:87:GLY:O	4:CD:90:LEU:CD1	2.68	0.40
4:CD:168:PRO:HG2	4:CD:171:LEU:HD12	2.03	0.40
5:CE:152:MET:O	5:CE:156:LYS:HB3	2.21	0.40
6:CF:27:ALA:O	6:CF:30:THR:HG22	2.21	0.40
7:CG:16:PRO:HD2	7:CG:44:TYR:OH	2.21	0.40
8:CH:36:ILE:HG13	8:CH:37:ALA:N	2.36	0.40
10:CJ:6:ILE:O	10:CJ:76:ILE:HG23	2.20	0.40
10:CJ:6:ILE:HD13	10:CJ:6:ILE:HA	1.95	0.40
11:CK:51:GLY:O	11:CK:52:PHE:O	2.38	0.40
11:CK:84:VAL:HG12	11:CK:110:ILE:HG22	2.02	0.40

Continued on next page...

Continued from previous page...

Atom-1	Atom-2	Interatomic distance (Å)	Clash overlap (Å)
11:CK:96:THR:OG1	11:CK:97:ILE:N	2.54	0.40
12:CL:51:LYS:N	12:CL:51:LYS:CD	2.80	0.40
15:CO:36:ILE:HD11	15:CO:60:VAL:HG22	2.02	0.40
17:CQ:31:HIS:N	17:CQ:36:LYS:O	2.54	0.40
18:CR:25:ASP:CG	18:CR:28:THR:HG22	2.42	0.40
18:CR:60:LYS:HA	18:CR:63:ARG:CD	2.51	0.40
19:CS:20:GLU:HA	19:CS:23:VAL:HG22	2.04	0.40
20:CT:81:ALA:O	20:CT:85:LYS:HG3	2.21	0.40
21:CU:8:GLU:HG3	21:CU:16:LEU:CD1	2.48	0.40
22:CV:6:G:N2	22:CV:68:C:C2	2.89	0.40
22:CV:13:C:H2'	22:CV:14:A:H5'	2.01	0.40
22:CV:67:C:N4	22:CV:68:C:N4	2.68	0.40
55:CY:20:PHE:HB2	55:CY:124:ALA:CB	2.50	0.40
55:CY:50:PRO:O	55:CY:51:LEU:C	2.58	0.40
24:DA:49:A:H5''	24:DA:51:G:O4'	2.21	0.40
24:DA:275:C:H2'	24:DA:276:U:H4'	2.03	0.40
24:DA:283:G:C2'	24:DA:284:U:H5'	2.51	0.40
24:DA:416:U:H2'	24:DA:417:C:C6	2.57	0.40
24:DA:447:A:OP2	59:DA:3210:HOH:O	2.21	0.40
24:DA:675:A:H4'	28:DE:62:GLN:OE1	2.21	0.40
24:DA:708:G:N2	24:DA:724:U:H1'	2.37	0.40
24:DA:785:G:C6	24:DA:786:C:C4	3.09	0.40
24:DA:1082:U:OP1	32:DI:123:ALA:HB3	2.21	0.40
24:DA:1428:C:C5	24:DA:1569:A:H5'	2.57	0.40
24:DA:1459:G:C6	24:DA:1461:C:C4	3.09	0.40
24:DA:1486:U:H2'	24:DA:1487:U:C6	2.56	0.40
24:DA:1878:G:C5	24:DA:1879:C:C4	3.09	0.40
24:DA:1878:G:C2	24:DA:1879:C:C2	3.09	0.40
24:DA:1918:A:O2'	24:DA:1920:C:C4	2.74	0.40
24:DA:2112:G:H2'	24:DA:2112:G:N3	2.36	0.40
24:DA:2129:C:H3'	24:DA:2130:U:C5'	2.51	0.40
24:DA:2330:G:C2'	46:DW:44:LYS:NZ	2.78	0.40
24:DA:2522:U:C2'	24:DA:2523:G:H5'	2.51	0.40
24:DA:2531:A:OP1	30:DG:174:LYS:HE2	2.21	0.40
24:DA:2689:U:C2	24:DA:2713:U:C6	3.09	0.40
24:DA:2749:A:N6	24:DA:2750:A:C6	2.89	0.40
24:DA:2829:A:C6	24:DA:2830:C:C4	3.09	0.40
26:DC:30:ALA:C	26:DC:32:LEU:H	2.25	0.40
26:DC:244:VAL:HA	26:DC:251:THR:H	1.86	0.40
27:DD:160:LYS:H	27:DD:160:LYS:NZ	2.18	0.40
28:DE:48:THR:HG22	28:DE:51:GLU:HG2	2.03	0.40

Continued on next page...

Continued from previous page...

Atom-1	Atom-2	Interatomic distance (Å)	Clash overlap (Å)
29:DF:67:THR:OG1	29:DF:85:GLY:C	2.58	0.40
31:DH:29:PHE:CD2	31:DH:30:LEU:HD12	2.56	0.40
32:DI:110:GLN:O	32:DI:111:THR:C	2.59	0.40
33:DJ:48:VAL:CG1	33:DJ:50:THR:HG23	2.50	0.40
34:DK:97:THR:O	34:DK:97:THR:HG23	2.21	0.40
34:DK:114:LYS:N	34:DK:114:LYS:HD2	2.36	0.40
36:DM:73:ILE:HG21	36:DM:91:TYR:CZ	2.56	0.40
37:DN:26:GLY:CA	37:DN:75:ILE:HD11	2.47	0.40
37:DN:48:VAL:HG12	37:DN:52:ILE:CD1	2.51	0.40
37:DN:53:THR:HA	37:DN:56:LYS:HD2	2.03	0.40
41:DR:96:VAL:O	41:DR:96:VAL:HG23	2.21	0.40
43:DT:41:ALA:C	43:DT:43:ILE:N	2.74	0.40
44:DU:28:LEU:C	44:DU:30:SER:H	2.24	0.40
46:DW:51:VAL:O	46:DW:51:VAL:HG22	2.19	0.40
51:D1:24:LYS:HD2	51:D1:51:ALA:HB1	2.02	0.40
52:D2:3:ARG:NH1	52:D2:4:THR:HG22	2.37	0.40
53:D3:16:THR:HG22	53:D3:19:GLY:H	1.84	0.40
54:D4:10:LEU:CD1	54:D4:33:HIS:CE1	3.03	0.40
1:AA:49:U:C5	1:AA:364:A:C6	3.09	0.40
1:AA:87:C:H2'	1:AA:88:U:C6	2.56	0.40
1:AA:226:G:O2'	1:AA:227:G:H5'	2.21	0.40
1:AA:276:G:C6	1:AA:277:C:C5	3.09	0.40
1:AA:448:A:N7	1:AA:486:U:N3	2.69	0.40
1:AA:778:G:C6	1:AA:779:C:C4	3.10	0.40
1:AA:810:C:O2	1:AA:899:C:N4	2.54	0.40
1:AA:890:G:O2'	1:AA:906:A:N6	2.54	0.40
1:AA:976:G:H5'	1:AA:977:A:OP1	2.21	0.40
1:AA:1007:U:OP1	14:AN:18:LYS:CE	2.69	0.40
1:AA:1072:G:H22	1:AA:1104:G:H1'	1.87	0.40
1:AA:1103:C:H5''	2:AB:97:LEU:HD23	2.03	0.40
1:AA:1113:C:O2	1:AA:1113:C:H2'	2.20	0.40
1:AA:1195:C:C2	1:AA:1197:A:C8	3.09	0.40
1:AA:1366:C:H2'	1:AA:1367:C:C6	2.56	0.40
1:AA:1494:G:OP2	24:BA:1913:A:N6	2.54	0.40
2:AB:17:GLY:C	2:AB:18:HIS:CG	2.95	0.40
2:AB:28:LYS:N	2:AB:29:PRO:CD	2.83	0.40
3:AC:2:GLY:C	3:AC:3:GLN:CG	2.90	0.40
3:AC:42:TYR:CZ	3:AC:46:GLU:OE1	2.74	0.40
4:AD:51:TYR:O	4:AD:54:GLN:HG2	2.20	0.40
4:AD:91:LEU:HD23	4:AD:94:LEU:HD12	2.03	0.40
4:AD:142:VAL:O	4:AD:180:GLY:O	2.38	0.40

Continued on next page...

Continued from previous page...

Atom-1	Atom-2	Interatomic distance (Å)	Clash overlap (Å)
6:AF:4:TYR:CE2	6:AF:6:ILE:HG12	2.55	0.40
7:AG:65:ALA:HB1	7:AG:127:ALA:HB3	2.02	0.40
18:AR:50:LYS:C	18:AR:52:GLN:N	2.74	0.40
19:AS:13:LEU:HA	19:AS:16:LEU:HD23	2.02	0.40
19:AS:20:GLU:HA	19:AS:23:VAL:CG1	2.51	0.40
19:AS:22:ALA:HB1	19:AS:27:ASP:HA	2.01	0.40
20:AT:37:ALA:O	20:AT:40:GLU:N	2.54	0.40
22:AV:39:U:H2'	22:AV:40:C:H6	1.86	0.40
24:BA:121:G:C4'	24:BA:149:A:H5'	2.46	0.40
24:BA:230:G:O2'	24:BA:231:A:H5'	2.21	0.40
24:BA:301:G:H4'	24:BA:301:G:OP1	2.20	0.40
24:BA:301:G:C4	24:BA:302:C:C5	3.09	0.40
24:BA:493:G:H2'	24:BA:494:G:O4'	2.21	0.40
24:BA:538:A:OP2	57:BA:3166:NMY:H171	2.21	0.40
24:BA:753:A:H2'	24:BA:754:U:H6	1.85	0.40
24:BA:848:C:O2	24:BA:933:A:C2	2.74	0.40
24:BA:974:G:C4	24:BA:1186:G:C2	3.09	0.40
24:BA:982:C:H5''	24:BA:983:A:P	2.61	0.40
24:BA:1055:G:O6	24:BA:1056:G:C6	2.74	0.40
24:BA:1062:G:C2	24:BA:1063:G:N1	2.89	0.40
24:BA:1145:C:H2'	24:BA:1146:C:O5'	2.21	0.40
24:BA:1324:G:C2	24:BA:1328:A:N6	2.89	0.40
24:BA:1346:G:C6	24:BA:1601:G:C6	3.10	0.40
24:BA:1422:G:C2	24:BA:1423:G:N9	2.89	0.40
24:BA:1456:G:C5	24:BA:1457:U:C5	3.09	0.40
24:BA:1474:U:C4	24:BA:1475:G:N1	2.88	0.40
24:BA:1747:U:H2'	24:BA:1748:C:H6	1.85	0.40
24:BA:1950:G:N7	24:BA:1951:U:C5	2.89	0.40
24:BA:2127:G:O3'	24:BA:2128:G:O4'	2.39	0.40
24:BA:2284:A:H2'	24:BA:2285:C:O5'	2.20	0.40
24:BA:2328:A:H61	24:BA:2386:A:N6	2.19	0.40
24:BA:2415:G:N3	24:BA:2415:G:H2'	2.36	0.40
24:BA:2466:C:H5''	54:B4:6:SER:HB3	2.02	0.40
24:BA:2511:U:C5	24:BA:2512:C:C5	3.09	0.40
24:BA:2783:U:C2	24:BA:2784:U:C5	3.09	0.40
24:BA:2799:A:C6	24:BA:2801:G:C6	3.09	0.40
29:BF:3:LEU:HD13	29:BF:172:PHE:CE2	2.57	0.40
29:BF:56:LEU:O	29:BF:60:SER:OG	2.26	0.40
29:BF:78:ILE:HG23	29:BF:78:ILE:O	2.21	0.40
29:BF:100:GLU:O	29:BF:103:ILE:HG23	2.21	0.40
33:BJ:59:ALA:O	33:BJ:62:VAL:HG13	2.21	0.40

Continued on next page...

Continued from previous page...

Atom-1	Atom-2	Interatomic distance (Å)	Clash overlap (Å)
34:BK:13:ASN:O	34:BK:14:SER:C	2.60	0.40
34:BK:102:PRO:HB3	34:BK:121:GLU:HB3	2.03	0.40
35:BL:28:GLY:O	35:BL:29:LYS:C	2.58	0.40
35:BL:91:ASP:OD1	35:BL:94:THR:HB	2.21	0.40
36:BM:54:THR:O	36:BM:55:ARG:C	2.59	0.40
36:BM:69:PRO:HB3	36:BM:94:ALA:N	2.36	0.40
36:BM:121:ALA:HB1	36:BM:128:THR:HG21	2.03	0.40
37:BN:98:LEU:O	37:BN:112:TYR:HB2	2.22	0.40
40:BQ:78:PHE:CE1	40:BQ:82:LEU:HD11	2.57	0.40
45:BV:44:HIS:CE1	45:BV:85:LYS:HG3	2.56	0.40
48:BY:49:ASP:O	48:BY:50:VAL:C	2.59	0.40
49:BZ:22:THR:HG23	49:BZ:46:MET:HG2	2.03	0.40
52:B2:16:HIS:HB2	52:B2:21:ARG:HH12	1.86	0.40
1:CA:65:A:C5	1:CA:381:C:C5	3.09	0.40
1:CA:100:G:H2'	1:CA:101:A:O5'	2.21	0.40
1:CA:136:C:H1'	16:CP:1:MET:HE2	2.03	0.40
1:CA:146:G:C2	1:CA:177:G:C8	3.09	0.40
1:CA:198:G:C2	1:CA:199:A:C8	3.09	0.40
1:CA:255:G:O2'	1:CA:256:U:H5'	2.21	0.40
1:CA:342:C:C2	1:CA:348:G:N2	2.89	0.40
1:CA:539:A:N6	1:CA:540:G:O6	2.54	0.40
1:CA:560:A:N7	1:CA:566:G:C4	2.89	0.40
1:CA:631:C:C5'	1:CA:632:U:H5'	2.50	0.40
1:CA:704:A:N6	1:CA:705:G:C6	2.88	0.40
1:CA:760:G:C8	1:CA:761:G:N7	2.89	0.40
1:CA:1053:G:H4'	1:CA:1055:A:OP1	2.20	0.40
1:CA:1154:G:H2'	1:CA:1154:G:N3	2.35	0.40
1:CA:1262:C:C4	1:CA:1263:C:N4	2.90	0.40
1:CA:1317:C:OP1	14:CN:57:PRO:HD2	2.22	0.40
1:CA:1343:G:H4'	9:CI:124:ARG:HG2	2.03	0.40
2:CB:107:VAL:O	2:CB:109:GLN:N	2.54	0.40
4:CD:78:GLU:N	4:CD:78:GLU:CD	2.75	0.40
5:CE:133:PRO:C	5:CE:135:ASN:N	2.70	0.40
6:CF:57:ALA:O	6:CF:58:HIS:O	2.39	0.40
6:CF:61:LEU:HG	6:CF:62:MET:H	1.86	0.40
7:CG:114:LYS:HG3	7:CG:118:LEU:HD23	2.04	0.40
11:CK:32:VAL:O	11:CK:33:THR:HG23	2.21	0.40
11:CK:84:VAL:O	11:CK:85:MET:C	2.60	0.40
13:CM:19:LEU:HD12	13:CM:20:THR:N	2.36	0.40
14:CN:64:CYS:C	14:CN:83:LYS:NZ	2.74	0.40
15:CO:46:HIS:O	15:CO:48:LYS:N	2.48	0.40

Continued on next page...

Continued from previous page...

Atom-1	Atom-2	Interatomic distance (Å)	Clash overlap (Å)
16:CP:28:ARG:NH2	16:CP:29:ASN:OD1	2.54	0.40
18:CR:39:ILE:HG22	18:CR:40:VAL:N	2.35	0.40
18:CR:52:GLN:OE1	18:CR:52:GLN:HA	2.21	0.40
24:DA:452:G:N1	24:DA:453:A:C2	2.89	0.40
24:DA:460:A:C2	24:DA:470:A:C4	3.09	0.40
24:DA:666:A:H2'	24:DA:667:U:H6	1.86	0.40
24:DA:704:G:N2	24:DA:726:G:N3	2.69	0.40
24:DA:885:C:O2	24:DA:885:C:O4'	2.37	0.40
24:DA:1022:G:C5	24:DA:1140:C:N4	2.89	0.40
24:DA:1022:G:C6	24:DA:1141:U:C5	3.09	0.40
24:DA:1082:U:P	32:DI:123:ALA:HB1	2.61	0.40
24:DA:1094:U:C2	24:DA:1096:A:OP2	2.73	0.40
24:DA:1131:G:C8	33:DJ:77:HIS:CE1	3.09	0.40
24:DA:1351:C:O3'	24:DA:1571:A:O2'	2.37	0.40
24:DA:1356:G:C6	24:DA:1357:C:N3	2.89	0.40
24:DA:1922:G:O6	24:DA:1923:U:C4	2.75	0.40
24:DA:1933:G:O2'	24:DA:1974:C:H4'	2.21	0.40
24:DA:1936:A:H2	24:DA:1943:U:C4	2.38	0.40
24:DA:2063:C:C4	24:DA:2064:C:C5	3.09	0.40
24:DA:2298:A:N3	24:DA:2321:U:C5	2.89	0.40
24:DA:2519:U:N3	24:DA:2541:A:C2	2.89	0.40
25:DB:93:C:H2'	25:DB:94:A:C8	2.56	0.40
26:DC:125:PRO:HA	26:DC:191:LEU:O	2.20	0.40
26:DC:154:ALA:HA	26:DC:159:THR:HG23	2.02	0.40
28:DE:161:ALA:N	28:DE:162:ARG:NE	2.67	0.40
29:DF:162:ASP:O	29:DF:163:GLU:C	2.59	0.40
30:DG:140:ILE:HG23	30:DG:141:GLY:H	1.86	0.40
31:DH:25:TYR:CD1	31:DH:30:LEU:HD13	2.57	0.40
31:DH:29:PHE:C	31:DH:32:PRO:HD2	2.41	0.40
35:DL:23:ILE:O	35:DL:24:GLY:C	2.59	0.40
41:DR:14:VAL:HA	41:DR:18:GLN:OE1	2.20	0.40
1:AA:20:U:H2'	1:AA:21:G:H5'	2.02	0.40
1:AA:37:U:O2'	1:AA:547:A:N1	2.40	0.40
1:AA:97:G:C5	1:AA:98:A:H1'	2.56	0.40
1:AA:100:G:N7	1:AA:101:A:C5	2.89	0.40
1:AA:142:G:C2	1:AA:143:A:H1'	2.57	0.40
1:AA:154:U:C2	1:AA:168:G:N2	2.89	0.40
1:AA:401:C:O2	1:AA:402:G:C8	2.74	0.40
1:AA:407:U:OP1	4:AD:3:ARG:NH2	2.54	0.40
1:AA:425:G:H2'	1:AA:426:U:C5'	2.51	0.40
1:AA:778:G:C4	1:AA:779:C:C5	3.09	0.40

Continued on next page...

Continued from previous page...

Atom-1	Atom-2	Interatomic distance (Å)	Clash overlap (Å)
1:AA:854:U:HO2'	1:AA:855:U:H5'	1.82	0.40
1:AA:906:A:O2'	1:AA:907:A:O4'	2.37	0.40
1:AA:919:A:C2'	1:AA:920:U:O5'	2.69	0.40
1:AA:958:A:N1	1:AA:959:A:N1	2.70	0.40
1:AA:977:A:N6	1:AA:1224:U:O5'	2.55	0.40
1:AA:1153:G:H2'	1:AA:1154:G:O5'	2.20	0.40
1:AA:1202:U:H2'	1:AA:1203:C:H5'	2.02	0.40
1:AA:1241:G:C2	1:AA:1242:G:N7	2.89	0.40
1:AA:1415:G:C4	1:AA:1416:G:C8	3.10	0.40
1:AA:1424:U:C2	1:AA:1425:U:C6	3.10	0.40
1:AA:1425:U:C2'	1:AA:1426:G:H5'	2.52	0.40
2:AB:41:ILE:O	2:AB:42:ASN:O	2.39	0.40
2:AB:47:VAL:HG12	2:AB:48:PRO:N	2.36	0.40
3:AC:67:THR:C	3:AC:68:ILE:HG22	2.41	0.40
3:AC:77:ILE:HD12	3:AC:78:GLY:N	2.36	0.40
3:AC:116:VAL:HG12	3:AC:200:VAL:HG21	2.02	0.40
4:AD:58:LYS:HA	4:AD:200:ILE:HD11	2.03	0.40
4:AD:172:GLU:C	4:AD:173:VAL:HG23	2.42	0.40
5:AE:145:GLU:CG	5:AE:146:ASN:N	2.83	0.40
9:AI:6:TYR:HB3	9:AI:89:GLU:CD	2.42	0.40
9:AI:11:ARG:HB3	9:AI:16:ALA:CB	2.52	0.40
9:AI:57:MET:SD	9:AI:58:VAL:CA	3.09	0.40
13:AM:54:ASP:OD1	13:AM:54:ASP:C	2.60	0.40
15:AO:70:LEU:CB	15:AO:78:TYR:HE1	2.33	0.40
20:AT:78:ASN:O	20:AT:80:THR:N	2.54	0.40
24:BA:116:C:C4	24:BA:117:G:C5	3.08	0.40
24:BA:170:U:C2'	24:BA:171:U:O5'	2.69	0.40
24:BA:262:A:H2	24:BA:430:A:N3	2.18	0.40
24:BA:340:A:N7	24:BA:341:C:C6	2.89	0.40
24:BA:417:C:O2'	24:BA:418:C:H5'	2.21	0.40
24:BA:483:A:H8	44:BU:44:HIS:CD2	2.39	0.40
24:BA:592:A:C5	24:BA:593:U:C4	3.09	0.40
24:BA:635:C:O2	24:BA:639:U:C5'	2.69	0.40
24:BA:741:U:C2	24:BA:757:G:N2	2.90	0.40
24:BA:877:A:C6	24:BA:899:A:C6	3.10	0.40
24:BA:932:U:O2	24:BA:933:A:C6	2.74	0.40
24:BA:1007:C:H4'	33:BJ:109:LEU:O	2.21	0.40
24:BA:1073:A:H2'	24:BA:1074:G:H5'	2.04	0.40
24:BA:1189:A:C2'	24:BA:1190:G:O5'	2.69	0.40
24:BA:1324:G:C4	24:BA:1328:A:N6	2.89	0.40
24:BA:1398:C:N4	24:BA:1399:C:N4	2.69	0.40

Continued on next page...

Continued from previous page...

Atom-1	Atom-2	Interatomic distance (Å)	Clash overlap (Å)
24:BA:1485:U:H2'	24:BA:1486:U:O4'	2.21	0.40
24:BA:1613:G:N2	59:BA:3313:HOH:O	2.53	0.40
24:BA:1804:C:H6	24:BA:1804:C:O5'	2.04	0.40
24:BA:1838:C:H4'	24:BA:1839:G:H8	1.85	0.40
24:BA:1875:G:O2'	24:BA:1876:A:H5'	2.22	0.40
24:BA:1963:U:H3'	24:BA:1963:U:H6	1.87	0.40
24:BA:2043:C:H2'	24:BA:2044:C:H6	1.86	0.40
24:BA:2091:C:H1'	47:BX:33:HIS:CD2	2.57	0.40
24:BA:2156:G:C6	24:BA:2157:G:N2	2.89	0.40
24:BA:2358:A:C2	24:BA:2359:C:H1'	2.55	0.40
24:BA:2392:A:OP2	53:B3:30:HIS:NE2	2.53	0.40
24:BA:2412:A:C5	24:BA:2413:G:C8	3.09	0.40
24:BA:2419:U:C6	53:B3:32:LEU:CD2	3.04	0.40
24:BA:2438:U:O3'	24:BA:2439:A:H3'	2.21	0.40
24:BA:2443:C:H5'	28:BE:63:LYS:HZ3	1.86	0.40
24:BA:2513:A:C5	24:BA:2514:U:C4	3.09	0.40
24:BA:2703:C:N3	24:BA:2704:C:C4	2.90	0.40
24:BA:2712:C:H2'	24:BA:2714:G:O3'	2.21	0.40
24:BA:2729:G:C5	24:BA:2730:C:C5	3.09	0.40
24:BA:2761:A:C5	24:BA:2762:C:C5	3.10	0.40
24:BA:2886:A:C5	24:BA:2887:A:N7	2.90	0.40
25:BB:6:G:N1	25:BB:7:G:C6	2.90	0.40
25:BB:96:G:C2'	25:BB:97:C:H5'	2.51	0.40
26:BC:39:SER:C	26:BC:41:GLY:N	2.74	0.40
26:BC:66:PHE:O	26:BC:151:GLY:N	2.50	0.40
27:BD:124:ARG:HB3	27:BD:160:LYS:CE	2.52	0.40
28:BE:83:VAL:O	28:BE:84:THR:C	2.59	0.40
29:BF:120:SER:CB	29:BF:127:TYR:CE1	3.02	0.40
30:BG:141:GLY:O	30:BG:145:ALA:CB	2.69	0.40
31:BH:82:SER:C	31:BH:83:LYS:HE2	2.41	0.40
33:BJ:1:MET:O	33:BJ:2:LYS:C	2.59	0.40
33:BJ:64:VAL:CG1	33:BJ:89:PHE:CZ	3.05	0.40
33:BJ:89:PHE:O	33:BJ:92:MET:HB2	2.22	0.40
34:BK:48:PRO:HB2	34:BK:49:ARG:NH1	2.36	0.40
36:BM:70:ASP:OD1	36:BM:70:ASP:N	2.45	0.40
37:BN:33:ILE:HD13	37:BN:114:GLU:HB3	2.04	0.40
37:BN:60:VAL:CG1	37:BN:61:ALA:N	2.82	0.40
37:BN:97:ILE:HD12	37:BN:98:LEU:N	2.36	0.40
37:BN:102:PHE:O	37:BN:102:PHE:CG	2.74	0.40
42:BS:17:VAL:CG2	42:BS:76:VAL:HG21	2.52	0.40
45:BV:11:GLU:O	45:BV:12:GLN:CB	2.68	0.40

Continued on next page...

Continued from previous page...

Atom-1	Atom-2	Interatomic distance (Å)	Clash overlap (Å)
45:BV:24:ASN:O	45:BV:44:HIS:HB3	2.20	0.40
45:BV:32:GLY:HA3	45:BV:93:ARG:HG2	2.03	0.40
47:BX:29:LEU:HD23	47:BX:29:LEU:HA	1.82	0.40
49:BZ:9:THR:HG22	49:BZ:54:VAL:HA	2.03	0.40
49:BZ:26:LEU:CB	49:BZ:28:LEU:CD1	2.99	0.40
1:CA:198:G:C5	1:CA:220:G:C2	3.09	0.40
1:CA:310:G:OP1	16:CP:31:ARG:N	2.49	0.40
1:CA:466:A:C2'	1:CA:467:U:C5	3.03	0.40
1:CA:493:A:N3	1:CA:494:G:N1	2.69	0.40
1:CA:503:C:H6	1:CA:503:C:O5'	2.03	0.40
1:CA:636:U:H5''	17:CQ:6:ARG:CG	2.52	0.40
1:CA:673:A:N1	1:CA:674:G:C5	2.90	0.40
1:CA:788:U:O2	1:CA:788:U:H2'	2.20	0.40
1:CA:862:C:C5	1:CA:863:U:H5	2.38	0.40
1:CA:951:G:C4	1:CA:1231:G:C2	3.10	0.40
1:CA:1195:C:H5''	1:CA:1196:A:OP2	2.21	0.40
1:CA:1445:U:O2	1:CA:1458:G:C6	2.74	0.40
1:CA:1454:G:C2'	1:CA:1455:G:O5'	2.70	0.40
1:CA:1492:A:HO2'	1:CA:1493:A:P	2.44	0.40
1:CA:1514:G:H2'	1:CA:1515:G:O5'	2.21	0.40
2:CB:157:LEU:O	2:CB:158:PRO:C	2.59	0.40
3:CC:73:PRO:HG3	3:CC:105:GLU:HB2	2.03	0.40
3:CC:101:ILE:HD12	3:CC:101:ILE:C	2.42	0.40
4:CD:125:VAL:HG23	4:CD:126:ASN:N	2.36	0.40
6:CF:46:GLN:CG	6:CF:47:LEU:N	2.85	0.40
7:CG:16:PRO:HG2	7:CG:44:TYR:CE2	2.56	0.40
8:CH:29:SER:HB3	8:CH:57:PRO:HB3	2.03	0.40
9:CI:57:MET:O	9:CI:58:VAL:C	2.59	0.40
11:CK:111:THR:HA	21:CU:4:ILE:O	2.22	0.40
12:CL:2:ALA:O	12:CL:3:THR:C	2.59	0.40
14:CN:3:GLN:OE1	14:CN:6:LYS:NZ	2.36	0.40
15:CO:21:ASP:O	15:CO:27:VAL:HG11	2.20	0.40
16:CP:47:GLU:OE1	16:CP:47:GLU:N	2.53	0.40
17:CQ:63:GLU:N	17:CQ:73:TRP:CE3	2.90	0.40
20:CT:6:SER:OG	20:CT:7:ALA:N	2.54	0.40
21:CU:28:VAL:O	21:CU:28:VAL:HG12	2.20	0.40
24:DA:79:C:C2	24:DA:80:G:C8	3.10	0.40
24:DA:310:A:P	44:DU:15:GLY:HA2	2.61	0.40
24:DA:324:A:H2'	24:DA:325:G:O4'	2.21	0.40
24:DA:381:G:C2'	24:DA:382:A:H5'	2.52	0.40
24:DA:394:C:N4	24:DA:395:U:O4	2.54	0.40

Continued on next page...

Continued from previous page...

Atom-1	Atom-2	Interatomic distance (Å)	Clash overlap (Å)
24:DA:528:A:H3'	24:DA:528:A:H8	1.86	0.40
24:DA:533:G:O5'	40:DQ:23:TYR:CD1	2.73	0.40
24:DA:536:G:C2'	24:DA:537:G:H5'	2.51	0.40
24:DA:662:G:O3'	35:DL:16:GLY:HA2	2.22	0.40
24:DA:674:G:H5''	28:DE:71:GLY:HA3	2.02	0.40
24:DA:811:U:H2'	35:DL:21:ARG:HA	2.03	0.40
24:DA:817:C:H2'	24:DA:818:G:O4'	2.21	0.40
24:DA:852:U:C4	24:DA:853:C:N4	2.90	0.40
24:DA:956:G:N2	24:DA:960:A:OP2	2.52	0.40
24:DA:1079:C:N4	24:DA:1088:A:P	2.94	0.40
24:DA:1092:C:H2'	24:DA:1093:G:O4'	2.21	0.40
24:DA:1146:C:H2'	24:DA:1147:A:O4'	2.22	0.40
24:DA:1484:U:O2	24:DA:1484:U:C2'	2.69	0.40
24:DA:1494:A:N7	24:DA:1495:A:N7	2.68	0.40
24:DA:1534:U:H3'	24:DA:1536:C:H5	1.87	0.40
24:DA:1657:U:OP1	27:DD:141:ARG:N	2.46	0.40
24:DA:1863:G:N1	24:DA:1880:U:O2	2.53	0.40
24:DA:1917:U:C4	24:DA:1918:A:N7	2.89	0.40
24:DA:2000:C:C2'	24:DA:2001:C:H5'	2.52	0.40
24:DA:2069:G:C2	24:DA:2070:A:C8	3.10	0.40
24:DA:2253:G:C5	24:DA:2254:C:C5	3.09	0.40
24:DA:2305:U:H2'	24:DA:2306:C:C6	2.56	0.40
24:DA:2315:G:H4'	29:DF:124:ARG:HH22	1.86	0.40
24:DA:2480:C:N4	24:DA:2481:G:C6	2.90	0.40
24:DA:2642:G:H2'	24:DA:2643:G:H8	1.85	0.40
24:DA:2678:C:H2'	24:DA:2679:A:C8	2.57	0.40
25:DB:78:A:H2'	25:DB:79:G:O4'	2.21	0.40
27:DD:22:ILE:CD1	27:DD:190:LYS:HG3	2.51	0.40
27:DD:122:VAL:HG23	27:DD:123:LYS:N	2.36	0.40
28:DE:97:ASN:HB2	28:DE:100:MET:HG2	2.02	0.40
28:DE:129:PRO:HA	28:DE:160:ALA:HB2	2.03	0.40
28:DE:131:THR:CG2	28:DE:162:ARG:HH12	2.34	0.40
29:DF:36:ASN:CG	29:DF:37:MET:N	2.75	0.40
29:DF:98:PHE:HA	29:DF:101:ARG:CZ	2.51	0.40
30:DG:16:VAL:HG13	30:DG:25:ILE:CD1	2.52	0.40
30:DG:108:PHE:CE2	30:DG:111:PRO:HA	2.54	0.40
30:DG:137:LYS:O	30:DG:140:ILE:HG22	2.21	0.40
30:DG:154:GLU:HG3	30:DG:155:PRO:HD2	2.04	0.40
31:DH:25:TYR:CE1	31:DH:30:LEU:HD11	2.56	0.40
31:DH:117:LEU:HD23	31:DH:117:LEU:O	2.20	0.40
31:DH:132:PHE:HE2	31:DH:142:VAL:CG2	2.35	0.40

Continued on next page...

Continued from previous page...

Atom-1	Atom-2	Interatomic distance (Å)	Clash overlap (Å)
34:DK:38:ILE:HD13	34:DK:92:GLU:OE2	2.21	0.40
34:DK:90:ASN:O	34:DK:91:SER:CB	2.67	0.40
34:DK:119:ALA:HA	34:DK:120:PRO:HD3	1.80	0.40
35:DL:134:ALA:O	35:DL:137:ALA:HB3	2.22	0.40
36:DM:29:GLY:HA3	36:DM:106:ASP:HB2	2.02	0.40
40:DQ:49:ARG:NH2	41:DR:74:ILE:HG13	2.36	0.40
40:DQ:90:ASP:OD1	40:DQ:91:ARG:N	2.55	0.40
40:DQ:90:ASP:N	41:DR:11:GLN:OE1	2.47	0.40
41:DR:23:GLU:O	41:DR:24:LYS:O	2.38	0.40
41:DR:62:GLU:O	41:DR:64:VAL:HG23	2.20	0.40
48:DY:13:GLU:HG2	48:DY:57:LEU:CD2	2.51	0.40
48:DY:30:MET:HG3	48:DY:31:GLN:N	2.37	0.40
53:D3:28:LEU:HD12	53:D3:32:LEU:HD22	2.04	0.40
1:AA:9:G:C2	1:AA:10:A:C5	3.08	0.40
1:AA:45:G:H2'	1:AA:46:G:O5'	2.22	0.40
1:AA:71:A:N1	1:AA:72:A:C6	2.90	0.40
1:AA:100:G:C5	1:AA:101:A:C5	3.09	0.40
1:AA:134:G:H2'	1:AA:135:C:C6	2.57	0.40
1:AA:145:G:C6	1:AA:146:G:N7	2.89	0.40
1:AA:184:G:N2	1:AA:194:C:N3	2.69	0.40
1:AA:218:U:H2'	1:AA:219:U:C6	2.56	0.40
1:AA:355:C:C2	1:AA:356:A:C8	3.09	0.40
1:AA:376:G:OP1	16:AP:5:ARG:HD3	2.22	0.40
1:AA:736:C:H2'	1:AA:737:C:C6	2.56	0.40
1:AA:778:G:C5	1:AA:779:C:C4	3.09	0.40
1:AA:815:A:C2	1:AA:1529:G:C4	3.09	0.40
1:AA:837:U:H2'	1:AA:838:G:C8	2.57	0.40
1:AA:904:U:H2'	1:AA:905:U:O2	2.21	0.40
1:AA:1190:G:OP2	3:AC:5:VAL:HG23	2.21	0.40
1:AA:1357:A:H5''	1:AA:1358:U:OP2	2.22	0.40
1:AA:1361:G:C2'	1:AA:1362:A:H5'	2.50	0.40
1:AA:1404:C:H1'	1:AA:1499:A:C2	2.56	0.40
2:AB:47:VAL:O	2:AB:50:PHE:N	2.52	0.40
2:AB:163:VAL:HG11	2:AB:185:ALA:HA	2.01	0.40
3:AC:42:TYR:CE1	3:AC:46:GLU:CG	3.04	0.40
3:AC:138:VAL:HG12	3:AC:139:GLN:N	2.37	0.40
4:AD:47:ARG:HG2	4:AD:47:ARG:O	2.22	0.40
7:AG:111:ARG:HD3	7:AG:123:GLU:OE1	2.21	0.40
10:AJ:88:MET:O	10:AJ:89:ARG:HB2	2.22	0.40
11:AK:65:VAL:HA	11:AK:68:GLU:HB2	2.02	0.40
12:AL:42:PRO:HB2	12:AL:43:LYS:H	1.76	0.40

Continued on next page...

Continued from previous page...

Atom-1	Atom-2	Interatomic distance (Å)	Clash overlap (Å)
12:AL:75:GLN:HG2	12:AL:76:GLU:HB3	2.02	0.40
13:AM:42:ASP:C	13:AM:42:ASP:OD1	2.60	0.40
13:AM:60:VAL:C	13:AM:62:LYS:H	2.25	0.40
14:AN:88:ALA:N	14:AN:93:ILE:HD12	2.36	0.40
15:AO:25:THR:O	15:AO:28:GLN:HB2	2.22	0.40
15:AO:70:LEU:HB3	15:AO:78:TYR:CZ	2.57	0.40
15:AO:80:GLN:HA	15:AO:84:ARG:NH1	2.36	0.40
18:AR:57:ARG:HG3	18:AR:61:ARG:NH1	2.37	0.40
19:AS:71:LEU:HD22	19:AS:71:LEU:N	2.35	0.40
20:AT:12:ILE:O	20:AT:13:GLN:C	2.59	0.40
24:BA:195:A:H2'	24:BA:198:C:N4	2.36	0.40
24:BA:420:C:C2'	24:BA:421:C:O5'	2.69	0.40
24:BA:572:A:H5''	24:BA:573:U:OP2	2.21	0.40
24:BA:611:C:C6	24:BA:612:G:C8	3.09	0.40
24:BA:616:A:O2'	24:BA:617:G:H5'	2.22	0.40
24:BA:635:C:O2	24:BA:639:U:H5''	2.21	0.40
24:BA:729:G:P	26:BC:12:ARG:NH2	2.95	0.40
24:BA:811:U:C2	24:BA:1251:C:C6	3.09	0.40
24:BA:831:G:C5	24:BA:832:U:C5	3.10	0.40
24:BA:1016:G:N2	24:BA:1146:C:O2	2.54	0.40
24:BA:1032:A:O3'	54:B4:16:ILE:CD1	2.69	0.40
24:BA:1074:G:C2'	24:BA:1075:C:H5''	2.50	0.40
24:BA:1302:A:H5'	24:BA:1608:A:OP1	2.22	0.40
24:BA:1309:G:H1	24:BA:1605:C:H42	1.69	0.40
24:BA:1381:G:C2	24:BA:1382:G:N9	2.89	0.40
24:BA:1670:C:H5	24:BA:1671:U:C4	2.36	0.40
24:BA:1715:G:O2'	24:BA:1743:G:O6	2.28	0.40
24:BA:1917:U:C2'	24:BA:1918:A:H5'	2.52	0.40
24:BA:2024:G:C5	24:BA:2040:G:C2	3.09	0.40
24:BA:2059:A:N6	24:BA:2503:A:H2'	2.37	0.40
24:BA:2092:U:OP2	47:BX:35:HIS:NE2	2.54	0.40
24:BA:2226:C:O2	24:BA:2226:C:C2'	2.67	0.40
24:BA:2374:C:N4	24:BA:2375:G:O6	2.54	0.40
24:BA:2469:A:H4'	36:BM:55:ARG:HE	1.86	0.40
24:BA:2636:C:H4'	27:BD:81:GLU:OE1	2.21	0.40
24:BA:2856:A:C6	24:BA:2857:G:C5	3.10	0.40
24:BA:2869:G:C5	24:BA:2870:C:C5	3.10	0.40
24:BA:2900:A:C6	24:BA:2901:C:C4	3.09	0.40
25:BB:75:G:H4'	45:BV:29:ILE:HD11	2.02	0.40
26:BC:9:SER:OG	26:BC:10:PRO:CD	2.69	0.40
26:BC:57:HIS:ND1	26:BC:58:LYS:N	2.69	0.40

Continued on next page...

Continued from previous page...

Atom-1	Atom-2	Interatomic distance (Å)	Clash overlap (Å)
26:BC:92:LEU:HG	26:BC:93:VAL:N	2.36	0.40
26:BC:259:ASN:HA	26:BC:261:ARG:NH1	2.37	0.40
27:BD:112:THR:O	27:BD:113:SER:C	2.59	0.40
27:BD:151:THR:HG22	27:BD:152:PRO:CD	2.51	0.40
28:BE:72:SER:C	28:BE:74:LYS:H	2.23	0.40
29:BF:68:LYS:HE2	29:BF:81:GLY:O	2.21	0.40
32:BI:23:VAL:CG1	32:BI:27:LEU:HG	2.52	0.40
32:BI:100:ILE:CD1	32:BI:137:LEU:HD22	2.51	0.40
33:BJ:99:ARG:HG3	33:BJ:102:GLU:OE1	2.22	0.40
33:BJ:122:LEU:HG	33:BJ:124:VAL:HG23	2.03	0.40
34:BK:109:SER:O	34:BK:110:GLU:C	2.60	0.40
39:BP:98:TYR:CZ	39:BP:99:LEU:HD21	2.56	0.40
44:BU:43:LYS:CE	44:BU:44:HIS:CE1	3.04	0.40
1:CA:49:U:O4	1:CA:365:U:H5	2.04	0.40
1:CA:444:G:C2	1:CA:445:G:N9	2.89	0.40
1:CA:540:G:C4	1:CA:541:G:C8	3.09	0.40
1:CA:560:A:N7	1:CA:566:G:C5	2.89	0.40
1:CA:666:G:N1	1:CA:741:G:C8	2.90	0.40
1:CA:695:A:C6	1:CA:696:A:C6	3.10	0.40
1:CA:1072:G:C6	1:CA:1073:U:C4	3.09	0.40
1:CA:1100:C:C2'	1:CA:1102:A:OP1	2.69	0.40
1:CA:1124:G:H2'	1:CA:1145:A:N6	2.37	0.40
1:CA:1333:A:C8	1:CA:1334:G:C8	3.09	0.40
1:CA:1349:A:OP1	9:CI:123:ARG:N	2.53	0.40
1:CA:1439:G:C6	1:CA:1440:U:C4	3.09	0.40
2:CB:146:ASN:O	2:CB:146:ASN:OD1	2.40	0.40
4:CD:56:ARG:O	4:CD:60:LYS:HG3	2.21	0.40
4:CD:99:ASP:O	4:CD:114:ALA:HB1	2.21	0.40
7:CG:16:PRO:O	7:CG:17:LYS:HG3	2.22	0.40
8:CH:11:LEU:CD1	8:CH:75:ILE:HD11	2.51	0.40
9:CI:78:ALA:O	9:CI:81:HIS:CB	2.69	0.40
12:CL:33:VAL:CG1	12:CL:34:CYS:N	2.84	0.40
12:CL:81:LEU:O	12:CL:98:VAL:HG13	2.21	0.40
13:CM:13:LYS:O	13:CM:17:ILE:HD13	2.21	0.40
13:CM:80:LEU:HD21	13:CM:85:CYS:SG	2.62	0.40
14:CN:19:TYR:O	14:CN:23:ARG:HB2	2.21	0.40
15:CO:66:LEU:O	15:CO:69:TYR:CB	2.68	0.40
19:CS:12:ASP:OD1	19:CS:14:HIS:N	2.55	0.40
19:CS:13:LEU:HG	19:CS:14:HIS:N	2.36	0.40
20:CT:27:MET:HG3	20:CT:28:MET:N	2.36	0.40
20:CT:31:PHE:HB3	20:CT:54:MET:CG	2.50	0.40

Continued on next page...

Continued from previous page...

Atom-1	Atom-2	Interatomic distance (Å)	Clash overlap (Å)
20:CT:73:ALA:O	20:CT:77:ALA:HB3	2.22	0.40
23:CX:7:G:C6	23:CX:8:U:C5	3.09	0.40
23:CX:10:A:N3	23:CX:11:A:C8	2.89	0.40
24:DA:28:A:C5	24:DA:29:U:C5	3.09	0.40
24:DA:39:G:H2'	24:DA:40:U:C6	2.56	0.40
24:DA:142:A:C2	24:DA:143:C:C2	3.09	0.40
24:DA:298:G:H1'	24:DA:340:A:H61	1.86	0.40
24:DA:391:A:H2'	24:DA:392:U:C5'	2.51	0.40
24:DA:412:A:C5	24:DA:2412:A:H1'	2.57	0.40
24:DA:477:A:H8	24:DA:477:A:O5'	2.03	0.40
24:DA:570:G:C2'	24:DA:571:U:H5'	2.52	0.40
24:DA:785:G:C5	24:DA:786:C:C4	3.09	0.40
24:DA:1091:G:O2'	24:DA:1092:C:H5'	2.22	0.40
24:DA:1097:U:O2'	24:DA:1098:A:OP1	2.36	0.40
24:DA:1223:G:C2	24:DA:1227:G:C5	3.09	0.40
24:DA:1478:G:C5	24:DA:1514:G:N2	2.90	0.40
24:DA:1489:C:C6	24:DA:1489:C:C3'	3.03	0.40
24:DA:1516:G:C2'	24:DA:1517:G:H5'	2.52	0.40
24:DA:1700:A:H5'	24:DA:1701:A:OP2	2.21	0.40
24:DA:1742:U:C4	24:DA:1743:G:C6	3.10	0.40
24:DA:1775:U:P	59:DA:3446:HOH:O	2.80	0.40
24:DA:1966:A:C2	24:DA:2592:G:H2'	2.56	0.40
24:DA:2272:U:H5''	24:DA:2273:A:OP1	2.21	0.40
24:DA:2335:A:N7	24:DA:2337:G:C4	2.90	0.40
24:DA:2335:A:P	38:DO:13:ARG:HG3	2.61	0.40
24:DA:2564:A:C2	24:DA:2647:U:H4'	2.56	0.40
24:DA:2701:U:H3'	24:DA:2702:G:H5''	2.03	0.40
24:DA:2839:G:N2	24:DA:2880:C:C4	2.90	0.40
25:DB:51:G:N1	25:DB:52:A:C6	2.88	0.40
25:DB:74:U:O4	25:DB:102:G:N2	2.39	0.40
25:DB:114:C:H2'	25:DB:115:A:O4'	2.21	0.40
26:DC:50:THR:CG2	26:DC:53:ILE:HD12	2.52	0.40
27:DD:103:ASP:O	27:DD:105:LYS:N	2.54	0.40
27:DD:113:SER:HB2	27:DD:167:ASN:N	2.36	0.40
27:DD:175:LEU:N	27:DD:175:LEU:HD23	2.37	0.40
27:DD:205:PRO:O	27:DD:206:ALA:C	2.60	0.40
28:DE:104:ALA:O	28:DE:108:ILE:HG23	2.21	0.40
29:DF:109:ARG:HD3	29:DF:136:ILE:O	2.22	0.40
30:DG:137:LYS:O	30:DG:140:ILE:CG2	2.70	0.40
32:DI:58:ILE:HG23	32:DI:59:THR:H	1.87	0.40
34:DK:33:ALA:CB	34:DK:39:ILE:CG2	3.00	0.40

Continued on next page...

Continued from previous page...

Atom-1	Atom-2	Interatomic distance (Å)	Clash overlap (Å)
34:DK:71:ARG:HB3	34:DK:72:PRO:HD2	2.03	0.40
35:DL:23:ILE:HD12	41:DR:84:ARG:HG2	2.04	0.40
35:DL:61:LEU:HB3	35:DL:62:PRO:CD	2.52	0.40
35:DL:130:GLY:HA2	35:DL:133:ALA:HB3	2.03	0.40
36:DM:20:LEU:HD23	36:DM:98:PRO:HG2	2.03	0.40
36:DM:63:ILE:HG22	36:DM:64:TRP:N	2.36	0.40
37:DN:44:LEU:HD23	37:DN:113:ILE:HD13	2.03	0.40
39:DP:15:ASP:O	39:DP:16:VAL:HG23	2.20	0.40
39:DP:37:LYS:HG2	39:DP:37:LYS:O	2.22	0.40
40:DQ:93:ILE:HG22	40:DQ:94:LEU:N	2.37	0.40
43:DT:77:ARG:HG3	43:DT:78:SER:N	2.36	0.40
44:DU:24:VAL:CG2	44:DU:33:VAL:HG21	2.51	0.40
44:DU:84:PHE:CD2	44:DU:85:ARG:CA	3.04	0.40
45:DV:43:ASP:OD2	45:DV:46:LYS:HG2	2.21	0.40
47:DX:29:LEU:CB	47:DX:30:PRO:CD	3.00	0.40
48:DY:39:GLN:CB	48:DY:42:LEU:HD13	2.52	0.40
52:D2:45:SER:O	52:D2:46:LYS:OXT	2.39	0.40
53:D3:54:LEU:O	53:D3:58:ILE:HD13	2.21	0.40
54:D4:29:ALA:C	54:D4:30:GLU:CD	2.80	0.40
1:AA:10:A:H2'	1:AA:11:G:C8	2.56	0.40
1:AA:78:A:C2	1:AA:92:U:O2	2.75	0.40
1:AA:114:U:O2'	1:AA:115:G:O5'	2.39	0.40
1:AA:125:U:N3	1:AA:126:G:N7	2.70	0.40
1:AA:157:U:O2	1:AA:164:G:O6	2.40	0.40
1:AA:244:U:C5	1:AA:894:G:C2	3.09	0.40
1:AA:406:G:N3	1:AA:407:U:C6	2.89	0.40
1:AA:435:A:N1	1:AA:436:C:N3	2.69	0.40
1:AA:460:A:N1	1:AA:461:A:C5	2.90	0.40
1:AA:693:G:OP1	11:AK:127:ARG:NH2	2.53	0.40
1:AA:702:A:H3'	1:AA:703:G:C5'	2.51	0.40
1:AA:995:C:N3	1:AA:1046:A:O2'	2.45	0.40
1:AA:1061:G:O5'	3:AC:3:GLN:NE2	2.55	0.40
1:AA:1076:U:C2	1:AA:1082:A:C2	3.09	0.40
1:AA:1114:C:N3	1:AA:1115:U:C4	2.90	0.40
1:AA:1237:C:H2'	1:AA:1336:C:C5	2.56	0.40
1:AA:1245:C:N3	1:AA:1246:A:C8	2.89	0.40
1:AA:1345:U:C5	1:AA:1377:A:C2	3.10	0.40
1:AA:1358:U:H6	1:AA:1359:C:C5	2.39	0.40
1:AA:1509:C:O2	1:AA:1509:C:C2'	2.69	0.40
2:AB:70:VAL:CG1	2:AB:163:VAL:CG2	2.99	0.40
2:AB:90:PHE:CZ	2:AB:154:MET:HB2	2.56	0.40

Continued on next page...

Continued from previous page...

Atom-1	Atom-2	Interatomic distance (Å)	Clash overlap (Å)
2:AB:163:VAL:HG11	2:AB:185:ALA:CA	2.51	0.40
2:AB:218:ALA:CA	2:AB:221:VAL:HG12	2.51	0.40
3:AC:73:PRO:HB2	3:AC:77:ILE:HG12	2.03	0.40
4:AD:35:GLU:O	4:AD:36:GLN:C	2.59	0.40
4:AD:125:VAL:CG1	4:AD:126:ASN:N	2.78	0.40
4:AD:146:ARG:HD3	4:AD:146:ARG:HA	1.69	0.40
5:AE:74:VAL:CG2	5:AE:75:ALA:N	2.85	0.40
5:AE:136:VAL:C	5:AE:138:ARG:N	2.74	0.40
6:AF:26:THR:O	6:AF:27:ALA:C	2.57	0.40
7:AG:46:ALA:HB2	7:AG:117:ALA:O	2.21	0.40
8:AH:29:SER:OG	8:AH:30:SER:N	2.53	0.40
10:AJ:53:ILE:HG22	10:AJ:61:ALA:C	2.42	0.40
11:AK:45:ALA:HB2	11:AK:69:ARG:HG3	2.04	0.40
14:AN:22:LYS:HG3	14:AN:23:ARG:N	2.35	0.40
15:AO:17:ARG:O	15:AO:18:ASP:CG	2.60	0.40
15:AO:60:VAL:O	15:AO:61:SER:C	2.59	0.40
16:AP:59:HIS:O	16:AP:62:GLY:N	2.55	0.40
17:AQ:78:VAL:HG12	17:AQ:79:VAL:N	2.37	0.40
18:AR:55:LEU:O	18:AR:55:LEU:HG	2.21	0.40
20:AT:5:LYS:O	20:AT:7:ALA:N	2.54	0.40
24:BA:137:U:O2'	24:BA:139:U:C2'	2.69	0.40
24:BA:300:A:H1'	24:BA:319:G:C1'	2.52	0.40
24:BA:404:A:H5'	24:BA:406:G:O4'	2.22	0.40
24:BA:500:G:N1	24:BA:503:A:OP2	2.55	0.40
24:BA:734:A:C4	24:BA:735:A:C8	3.09	0.40
24:BA:853:C:C4	24:BA:854:C:C5	3.09	0.40
24:BA:1078:U:H5''	24:BA:1079:C:O5'	2.22	0.40
24:BA:1234:U:H2'	24:BA:1235:G:O4'	2.22	0.40
24:BA:1493:C:H3'	24:BA:1494:A:H5'	2.03	0.40
24:BA:1494:A:C2	24:BA:1495:A:N9	2.90	0.40
24:BA:1570:A:C6	24:BA:1571:A:C6	3.10	0.40
24:BA:1570:A:H2'	24:BA:1571:A:C8	2.57	0.40
24:BA:1627:G:N1	24:BA:1628:G:C5	2.90	0.40
24:BA:1668:A:H2	24:BA:1670:C:N3	2.18	0.40
24:BA:1829:A:C8	24:BA:1830:C:C5	3.10	0.40
24:BA:1963:U:H3'	24:BA:1963:U:C6	2.57	0.40
24:BA:2224:G:H4'	24:BA:2226:C:C2	2.56	0.40
24:BA:2226:C:O2	24:BA:2226:C:H2'	2.21	0.40
24:BA:2230:G:C1'	47:BX:31:ASN:HB3	2.42	0.40
24:BA:2285:C:H5''	24:BA:2286:G:OP2	2.21	0.40
24:BA:2298:A:C6	24:BA:2299:U:C2	3.09	0.40

Continued on next page...

Continued from previous page...

Atom-1	Atom-2	Interatomic distance (Å)	Clash overlap (Å)
24:BA:2355:G:C5'	46:BW:24:LYS:HE2	2.47	0.40
24:BA:2603:G:C2'	24:BA:2604:U:O5'	2.69	0.40
24:BA:2624:G:C2'	24:BA:2625:G:H5'	2.52	0.40
24:BA:2842:G:C2	24:BA:2876:G:C2	3.09	0.40
24:BA:2872:A:O2'	24:BA:2873:A:C5'	2.69	0.40
24:BA:2898:U:H2'	24:BA:2899:A:C8	2.56	0.40
25:BB:85:G:C2	25:BB:92:C:O2	2.74	0.40
26:BC:245:THR:HG22	26:BC:246:PRO:CD	2.52	0.40
27:BD:8:LYS:CB	27:BD:201:LEU:HD11	2.52	0.40
27:BD:125:TRP:CE2	27:BD:160:LYS:HD3	2.57	0.40
28:BE:149:ILE:CG1	28:BE:188:MET:CG	3.00	0.40
31:BH:31:VAL:C	31:BH:33:GLN:H	2.24	0.40
31:BH:118:PRO:CD	31:BH:119:ASN:N	2.84	0.40
31:BH:121:VAL:CB	31:BH:122:LEU:CG	2.83	0.40
35:BL:77:ILE:O	35:BL:77:ILE:CG1	2.70	0.40
38:BO:33:ARG:O	38:BO:34:HIS:HB2	2.20	0.40
40:BQ:16:ILE:HG23	40:BQ:38:VAL:HG11	2.03	0.40
40:BQ:51:GLN:HA	40:BQ:54:ARG:HG2	2.04	0.40
44:BU:57:ILE:O	44:BU:57:ILE:HG22	2.21	0.40
51:B1:18:HIS:CG	51:B1:40:PRO:HG2	2.57	0.40
53:B3:6:VAL:HG11	53:B3:60:CYS:HB3	2.04	0.40
1:CA:16:A:O2'	5:CE:21:VAL:HB	2.21	0.40
1:CA:201:G:H2'	1:CA:202:G:O4'	2.21	0.40
1:CA:272:C:C2'	1:CA:273:U:H5'	2.52	0.40
1:CA:346:G:H1'	39:DP:33:GLU:OE2	2.21	0.40
1:CA:592:G:C2	1:CA:593:U:H1'	2.57	0.40
1:CA:668:G:O4'	15:CO:49:ASP:HB2	2.22	0.40
1:CA:689:C:O2	1:CA:689:C:H2'	2.21	0.40
1:CA:787:A:O2'	1:CA:788:U:H5'	2.22	0.40
1:CA:861:G:C6	1:CA:862:C:C4	3.09	0.40
1:CA:881:G:C5	1:CA:882:C:C5	3.10	0.40
1:CA:979:C:C2'	1:CA:980:C:H5'	2.52	0.40
1:CA:1026:G:O6	1:CA:1035:A:N1	2.55	0.40
1:CA:1077:G:C4	1:CA:1081:A:C2	3.09	0.40
1:CA:1187:G:H2'	1:CA:1188:A:O4'	2.22	0.40
1:CA:1261:A:C5	1:CA:1275:A:C5	3.10	0.40
1:CA:1282:C:O2	1:CA:1282:C:H2'	2.21	0.40
1:CA:1480:A:C6	1:CA:1481:U:C4	3.09	0.40
1:CA:1494:G:N2	1:CA:1495:U:N1	2.70	0.40
2:CB:21:ARG:NE	2:CB:21:ARG:HA	2.35	0.40
2:CB:91:PHE:N	2:CB:150:GLY:HA2	2.36	0.40

Continued on next page...

Continued from previous page...

Atom-1	Atom-2	Interatomic distance (Å)	Clash overlap (Å)
3:CC:126:ARG:O	3:CC:127:ARG:CB	2.69	0.40
3:CC:144:LEU:O	3:CC:145:GLY:C	2.59	0.40
4:CD:76:TYR:C	4:CD:76:TYR:HD1	2.23	0.40
4:CD:96:GLY:O	4:CD:97:ARG:C	2.59	0.40
4:CD:154:ARG:O	4:CD:155:VAL:C	2.60	0.40
5:CE:89:HIS:CE1	5:CE:138:ARG:HD3	2.57	0.40
7:CG:26:PHE:C	7:CG:28:ASN:N	2.75	0.40
8:CH:103:VAL:HG23	8:CH:104:VAL:N	2.37	0.40
8:CH:112:THR:O	8:CH:116:ALA:HB2	2.22	0.40
9:CI:105:THR:CG2	9:CI:106:ARG:N	2.83	0.40
11:CK:17:SER:HB3	11:CK:79:ILE:H	1.85	0.40
11:CK:36:ASP:OD1	11:CK:39:GLY:C	2.60	0.40
11:CK:52:PHE:HB2	11:CK:57:LYS:HB2	2.03	0.40
12:CL:36:ARG:HH12	12:CL:76:GLU:HB2	1.85	0.40
12:CL:56:ARG:O	12:CL:57:LEU:HB3	2.21	0.40
12:CL:65:SER:CA	12:CL:95:TYR:HB3	2.52	0.40
13:CM:15:ALA:N	13:CM:17:ILE:CD1	2.84	0.40
16:CP:68:SER:O	16:CP:69:ASP:C	2.60	0.40
17:CQ:46:VAL:CG2	17:CQ:74:THR:HA	2.48	0.40
20:CT:3:ASN:C	20:CT:4:ILE:O	2.60	0.40
20:CT:61:GLN:HG3	20:CT:66:LEU:CD1	2.52	0.40
22:CV:5:G:N1	22:CV:6:G:C6	2.90	0.40
55:CY:42:VAL:HG13	55:CY:43:GLU:N	2.36	0.40
24:DA:167:A:H2'	24:DA:168:G:O4'	2.21	0.40
24:DA:473:G:H2'	24:DA:473:G:N3	2.35	0.40
24:DA:639:U:H2'	24:DA:640:C:C6	2.57	0.40
24:DA:861:A:C2	24:DA:917:A:C4	3.10	0.40
24:DA:1207:C:O5'	24:DA:1207:C:H6	2.05	0.40
24:DA:1278:C:H2'	24:DA:1279:G:C8	2.57	0.40
24:DA:1339:G:N2	24:DA:1603:A:H1'	2.37	0.40
24:DA:1372:U:H2'	24:DA:1373:A:H5'	2.04	0.40
24:DA:1418:G:H5''	24:DA:1419:A:OP2	2.21	0.40
24:DA:1429:G:O2'	24:DA:1430:G:H5'	2.22	0.40
24:DA:1435:G:C4	24:DA:1436:G:C8	3.10	0.40
24:DA:1553:A:C6	24:DA:1555:G:H1'	2.56	0.40
24:DA:1737:G:C2'	24:DA:1738:G:C4	2.94	0.40
24:DA:1934:C:H4'	24:DA:1974:C:O3'	2.21	0.40
24:DA:2039:U:O2'	24:DA:2040:G:C5'	2.70	0.40
24:DA:2096:C:H2'	24:DA:2097:A:O4'	2.22	0.40
24:DA:2327:A:H2'	24:DA:2328:A:C8	2.57	0.40
24:DA:2619:C:OP1	27:DD:157:LYS:HE3	2.21	0.40

Continued on next page...

Continued from previous page...

Atom-1	Atom-2	Interatomic distance (Å)	Clash overlap (Å)
24:DA:2653:U:H5''	24:DA:2654:A:P	2.61	0.40
24:DA:2660:A:H2'	24:DA:2661:G:C8	2.57	0.40
24:DA:2830:C:H5''	27:DD:56:LYS:HD2	2.02	0.40
57:DA:3185:NMY:H232	57:DA:3185:NMY:C15	2.51	0.40
25:DB:117:G:C6	25:DB:118:C:C4	3.10	0.40
26:DC:42:ARG:CA	26:DC:47:ARG:O	2.69	0.40
26:DC:67:LYS:O	26:DC:68:ARG:HB2	2.20	0.40
27:DD:85:ALA:O	27:DD:86:GLU:HB3	2.18	0.40
28:DE:193:VAL:O	28:DE:197:GLU:OE1	2.40	0.40
33:DJ:72:LYS:HD3	33:DJ:74:TYR:CE1	2.56	0.40
35:DL:11:GLY:O	35:DL:12:SER:O	2.39	0.40
36:DM:53:MET:HG3	36:DM:54:THR:N	2.36	0.40
38:DO:22:GLY:O	38:DO:42:PRO:HB3	2.21	0.40
40:DQ:27:ARG:HH22	40:DQ:40:LYS:HE2	1.86	0.40
40:DQ:80:ASN:ND2	40:DQ:83:LYS:HE2	2.36	0.40
41:DR:39:LEU:O	41:DR:40:MET:CB	2.67	0.40
42:DS:55:ILE:CG1	42:DS:56:ALA:N	2.84	0.40
42:DS:66:ILE:O	42:DS:66:ILE:HG13	2.21	0.40
42:DS:73:LYS:CB	42:DS:106:VAL:HG13	2.48	0.40
45:DV:20:LEU:HD11	45:DV:41:GLU:HB2	2.03	0.40
45:DV:26:PHE:CD2	45:DV:44:HIS:HA	2.57	0.40
46:DW:69:PHE:CD2	46:DW:80:ILE:CD1	3.05	0.40
47:DX:65:THR:HG23	47:DX:66:VAL:N	2.37	0.40
54:D4:19:ARG:C	54:D4:21:GLY:H	2.25	0.40

All (3) symmetry-related close contacts are listed below. The label for Atom-2 includes the symmetry operator and encoded unit-cell translations to be applied.

Atom-1	Atom-2	Interatomic distance (Å)	Clash overlap (Å)
31:BH:123:ARG:NH2	1:CA:358:U:OP1[4_555]	2.07	0.13
24:BA:2152:G:N2	1:CA:416:G:OP1[4_555]	2.15	0.05
24:DA:544:C:OP2	45:DV:34:LYS:NZ[4_545]	2.16	0.04

5.3 Torsion angles ⓘ

5.3.1 Protein backbone ⓘ

In the following table, the Percentiles column shows the percent Ramachandran outliers of the chain as a percentile score with respect to all X-ray entries followed by that with respect to entries of similar resolution.

The Analysed column shows the number of residues for which the backbone conformation was analysed, and the total number of residues.

Mol	Chain	Analysed	Favoured	Allowed	Outliers	Percentiles	
2	AB	216/241 (90%)	106 (49%)	51 (24%)	59 (27%)	0	0
2	CB	216/241 (90%)	110 (51%)	51 (24%)	55 (26%)	0	0
3	AC	204/233 (88%)	124 (61%)	46 (22%)	34 (17%)	0	1
3	CC	204/233 (88%)	122 (60%)	48 (24%)	34 (17%)	0	1
4	AD	203/206 (98%)	100 (49%)	48 (24%)	55 (27%)	0	0
4	CD	203/206 (98%)	92 (45%)	49 (24%)	62 (30%)	0	0
5	AE	148/167 (89%)	86 (58%)	30 (20%)	32 (22%)	0	0
5	CE	148/167 (89%)	106 (72%)	22 (15%)	20 (14%)	0	1
6	AF	98/135 (73%)	53 (54%)	27 (28%)	18 (18%)	0	1
6	CF	98/135 (73%)	47 (48%)	22 (22%)	29 (30%)	0	0
7	AG	149/179 (83%)	92 (62%)	33 (22%)	24 (16%)	0	1
7	CG	149/179 (83%)	65 (44%)	46 (31%)	38 (26%)	0	0
8	AH	127/130 (98%)	62 (49%)	37 (29%)	28 (22%)	0	0
8	CH	127/130 (98%)	80 (63%)	28 (22%)	19 (15%)	0	1
9	AI	125/130 (96%)	60 (48%)	36 (29%)	29 (23%)	0	0
9	CI	125/130 (96%)	61 (49%)	36 (29%)	28 (22%)	0	0
10	AJ	96/103 (93%)	62 (65%)	22 (23%)	12 (12%)	0	1
10	CJ	96/103 (93%)	55 (57%)	21 (22%)	20 (21%)	0	0
11	AK	115/129 (89%)	76 (66%)	19 (16%)	20 (17%)	0	1
11	CK	115/129 (89%)	52 (45%)	40 (35%)	23 (20%)	0	0
12	AL	121/124 (98%)	58 (48%)	28 (23%)	35 (29%)	0	0
12	CL	121/124 (98%)	72 (60%)	26 (22%)	23 (19%)	0	1
13	AM	112/118 (95%)	65 (58%)	19 (17%)	28 (25%)	0	0
13	CM	112/118 (95%)	55 (49%)	22 (20%)	35 (31%)	0	0
14	AN	92/101 (91%)	50 (54%)	21 (23%)	21 (23%)	0	0
14	CN	92/101 (91%)	64 (70%)	11 (12%)	17 (18%)	0	1
15	AO	86/89 (97%)	52 (60%)	20 (23%)	14 (16%)	0	1
15	CO	86/89 (97%)	42 (49%)	23 (27%)	21 (24%)	0	0
16	AP	80/82 (98%)	35 (44%)	27 (34%)	18 (22%)	0	0
16	CP	80/82 (98%)	39 (49%)	23 (29%)	18 (22%)	0	0

Continued on next page...

Continued from previous page...

Mol	Chain	Analysed	Favoured	Allowed	Outliers	Percentiles	
17	AQ	78/84 (93%)	40 (51%)	20 (26%)	18 (23%)	0	0
17	CQ	78/84 (93%)	51 (65%)	12 (15%)	15 (19%)	0	1
18	AR	53/75 (71%)	31 (58%)	8 (15%)	14 (26%)	0	0
18	CR	53/75 (71%)	28 (53%)	12 (23%)	13 (24%)	0	0
19	AS	77/92 (84%)	43 (56%)	23 (30%)	11 (14%)	0	1
19	CS	77/92 (84%)	35 (46%)	23 (30%)	19 (25%)	0	0
20	AT	83/87 (95%)	45 (54%)	23 (28%)	15 (18%)	0	1
20	CT	83/87 (95%)	42 (51%)	22 (26%)	19 (23%)	0	0
21	AU	49/71 (69%)	18 (37%)	16 (33%)	15 (31%)	0	0
21	CU	49/71 (69%)	23 (47%)	14 (29%)	12 (24%)	0	0
26	BC	269/273 (98%)	171 (64%)	48 (18%)	50 (19%)	0	1
26	DC	269/273 (98%)	187 (70%)	51 (19%)	31 (12%)	0	2
27	BD	207/209 (99%)	159 (77%)	29 (14%)	19 (9%)	1	4
27	DD	207/209 (99%)	159 (77%)	33 (16%)	15 (7%)	1	7
28	BE	199/201 (99%)	126 (63%)	49 (25%)	24 (12%)	0	2
28	DE	199/201 (99%)	131 (66%)	53 (27%)	15 (8%)	1	7
29	BF	175/179 (98%)	104 (59%)	44 (25%)	27 (15%)	0	1
29	DF	175/179 (98%)	96 (55%)	39 (22%)	40 (23%)	0	0
30	BG	174/177 (98%)	107 (62%)	43 (25%)	24 (14%)	0	1
30	DG	174/177 (98%)	127 (73%)	27 (16%)	20 (12%)	0	2
31	BH	147/149 (99%)	82 (56%)	39 (26%)	26 (18%)	0	1
31	DH	147/149 (99%)	67 (46%)	37 (25%)	43 (29%)	0	0
32	BI	139/142 (98%)	77 (55%)	45 (32%)	17 (12%)	0	1
32	DI	139/142 (98%)	65 (47%)	39 (28%)	35 (25%)	0	0
33	BJ	140/142 (99%)	108 (77%)	19 (14%)	13 (9%)	0	4
33	DJ	140/142 (99%)	110 (79%)	25 (18%)	5 (4%)	3	20
34	BK	120/123 (98%)	77 (64%)	29 (24%)	14 (12%)	0	2
34	DK	120/123 (98%)	95 (79%)	18 (15%)	7 (6%)	1	11
35	BL	141/144 (98%)	84 (60%)	35 (25%)	22 (16%)	0	1
35	DL	141/144 (98%)	98 (70%)	29 (21%)	14 (10%)	0	3
36	BM	134/136 (98%)	94 (70%)	27 (20%)	13 (10%)	0	3

Continued on next page...

Continued from previous page...

Mol	Chain	Analysed	Favoured	Allowed	Outliers	Percentiles	
36	DM	134/136 (98%)	94 (70%)	28 (21%)	12 (9%)	1	4
37	BN	118/127 (93%)	72 (61%)	30 (25%)	16 (14%)	0	1
37	DN	118/127 (93%)	84 (71%)	22 (19%)	12 (10%)	0	3
38	BO	114/117 (97%)	65 (57%)	30 (26%)	19 (17%)	0	1
38	DO	114/117 (97%)	64 (56%)	25 (22%)	25 (22%)	0	0
39	BP	112/115 (97%)	80 (71%)	18 (16%)	14 (12%)	0	1
39	DP	112/115 (97%)	92 (82%)	12 (11%)	8 (7%)	1	7
40	BQ	115/118 (98%)	98 (85%)	13 (11%)	4 (4%)	3	21
40	DQ	115/118 (98%)	89 (77%)	16 (14%)	10 (9%)	1	5
41	BR	101/103 (98%)	76 (75%)	18 (18%)	7 (7%)	1	8
41	DR	101/103 (98%)	67 (66%)	23 (23%)	11 (11%)	0	2
42	BS	108/110 (98%)	68 (63%)	22 (20%)	18 (17%)	0	1
42	DS	108/110 (98%)	77 (71%)	21 (19%)	10 (9%)	0	4
43	BT	91/100 (91%)	54 (59%)	26 (29%)	11 (12%)	0	2
43	DT	91/100 (91%)	60 (66%)	18 (20%)	13 (14%)	0	1
44	BU	100/104 (96%)	55 (55%)	21 (21%)	24 (24%)	0	0
44	DU	100/104 (96%)	73 (73%)	12 (12%)	15 (15%)	0	1
45	BV	92/94 (98%)	50 (54%)	26 (28%)	16 (17%)	0	1
45	DV	92/94 (98%)	79 (86%)	4 (4%)	9 (10%)	0	3
46	BW	73/85 (86%)	56 (77%)	9 (12%)	8 (11%)	0	2
46	DW	74/85 (87%)	51 (69%)	14 (19%)	9 (12%)	0	1
47	BX	75/78 (96%)	55 (73%)	10 (13%)	10 (13%)	0	1
47	DX	75/78 (96%)	51 (68%)	14 (19%)	10 (13%)	0	1
48	BY	61/63 (97%)	38 (62%)	17 (28%)	6 (10%)	0	3
48	DY	61/63 (97%)	31 (51%)	19 (31%)	11 (18%)	0	1
49	BZ	56/59 (95%)	42 (75%)	12 (21%)	2 (4%)	3	20
49	DZ	56/59 (95%)	37 (66%)	16 (29%)	3 (5%)	2	12
50	B0	54/57 (95%)	34 (63%)	9 (17%)	11 (20%)	0	0
50	D0	54/57 (95%)	36 (67%)	10 (18%)	8 (15%)	0	1
51	B1	48/55 (87%)	29 (60%)	15 (31%)	4 (8%)	1	5
51	D1	48/55 (87%)	28 (58%)	10 (21%)	10 (21%)	0	0

Continued on next page...

Continued from previous page...

Mol	Chain	Analysed	Favoured	Allowed	Outliers	Percentiles	
52	B2	44/46 (96%)	29 (66%)	8 (18%)	7 (16%)	0	1
52	D2	44/46 (96%)	31 (70%)	10 (23%)	3 (7%)	1	8
53	B3	62/65 (95%)	47 (76%)	9 (14%)	6 (10%)	0	3
53	D3	62/65 (95%)	47 (76%)	7 (11%)	8 (13%)	0	1
54	B4	36/38 (95%)	27 (75%)	7 (19%)	2 (6%)	2	11
54	D4	36/38 (95%)	26 (72%)	7 (19%)	3 (8%)	1	5
55	CY	181/185 (98%)	99 (55%)	52 (29%)	30 (17%)	0	1
All	All	11416/12155 (94%)	7014 (61%)	2503 (22%)	1899 (17%)	0	1

All (1899) Ramachandran outliers are listed below:

Mol	Chain	Res	Type
2	AB	11	LYS
2	AB	16	PHE
2	AB	23	TRP
2	AB	58	ASN
2	AB	64	LYS
2	AB	67	ILE
2	AB	73	LYS
2	AB	86	SER
2	AB	87	CYS
2	AB	120	GLN
2	AB	121	SER
2	AB	144	LEU
2	AB	148	LEU
2	AB	149	GLY
2	AB	152	LYS
2	AB	158	PRO
2	AB	159	ASP
2	AB	166	ALA
2	AB	170	HIS
2	AB	193	PRO
2	AB	201	PRO
2	AB	208	ARG
2	AB	222	ARG
3	AC	8	ASN
3	AC	54	ARG
3	AC	60	PRO
3	AC	74	GLY
3	AC	75	ILE

Continued on next page...

Continued from previous page...

Mol	Chain	Res	Type
3	AC	98	PRO
3	AC	99	ALA
3	AC	107	ARG
3	AC	108	LYS
3	AC	146	ALA
3	AC	156	ARG
4	AD	7	PRO
4	AD	9	LEU
4	AD	10	LYS
4	AD	15	GLU
4	AD	22	LYS
4	AD	23	SER
4	AD	24	GLY
4	AD	26	ARG
4	AD	30	THR
4	AD	33	LYS
4	AD	34	ILE
4	AD	36	GLN
4	AD	37	ALA
4	AD	92	ALA
4	AD	110	THR
4	AD	121	LYS
4	AD	132	ILE
4	AD	133	ALA
4	AD	134	SER
4	AD	139	PRO
4	AD	141	ASP
4	AD	143	VAL
4	AD	145	ILE
4	AD	146	ARG
4	AD	166	GLU
4	AD	167	LYS
4	AD	178	MET
4	AD	179	GLU
4	AD	189	SER
5	AE	26	LYS
5	AE	41	ASP
5	AE	45	ARG
5	AE	50	TYR
5	AE	69	ARG
5	AE	70	ASN
5	AE	100	SER

Continued on next page...

Continued from previous page...

Mol	Chain	Res	Type
5	AE	102	GLY
5	AE	108	GLY
5	AE	110	ALA
5	AE	123	VAL
5	AE	126	LYS
5	AE	127	ALA
5	AE	132	ASN
5	AE	134	ILE
5	AE	142	ASP
5	AE	157	ARG
5	AE	158	GLY
6	AF	12	PRO
6	AF	26	THR
6	AF	71	ILE
6	AF	77	THR
6	AF	78	PHE
6	AF	85	ILE
6	AF	91	ARG
6	AF	92	THR
6	AF	93	LYS
6	AF	99	ALA
7	AG	6	VAL
7	AG	22	LEU
7	AG	23	LEU
7	AG	27	VAL
7	AG	57	SER
7	AG	143	ARG
8	AH	21	ASN
8	AH	30	SER
8	AH	32	LEU
8	AH	36	ILE
8	AH	37	ALA
8	AH	40	LEU
8	AH	69	LYS
8	AH	75	ILE
8	AH	83	LEU
8	AH	87	LYS
8	AH	97	ALA
8	AH	103	VAL
8	AH	126	ILE
9	AI	34	SER
9	AI	36	GLU

Continued on next page...

Continued from previous page...

Mol	Chain	Res	Type
9	AI	38	TYR
9	AI	43	THR
9	AI	46	MET
9	AI	52	LEU
9	AI	55	VAL
9	AI	57	MET
9	AI	86	ALA
9	AI	87	LEU
9	AI	119	ARG
10	AJ	24	GLU
10	AJ	35	GLN
10	AJ	36	VAL
10	AJ	57	VAL
11	AK	14	LYS
11	AK	17	SER
11	AK	40	ASN
11	AK	41	ALA
11	AK	49	GLY
11	AK	52	PHE
11	AK	57	LYS
11	AK	65	VAL
11	AK	106	ARG
11	AK	125	LYS
11	AK	127	ARG
12	AL	4	VAL
12	AL	10	LYS
12	AL	24	LEU
12	AL	26	ALA
12	AL	35	THR
12	AL	39	THR
12	AL	42	PRO
12	AL	44	LYS
12	AL	58	THR
12	AL	86	ARG
12	AL	107	VAL
12	AL	115	SER
12	AL	117	TYR
12	AL	119	VAL
12	AL	122	PRO
13	AM	13	LYS
13	AM	14	HIS
13	AM	21	SER

Continued on next page...

Continued from previous page...

Mol	Chain	Res	Type
13	AM	32	ALA
13	AM	67	GLY
13	AM	77	ILE
13	AM	78	LYS
13	AM	85	CYS
13	AM	107	ARG
13	AM	114	LYS
14	AN	25	GLU
14	AN	26	LEU
14	AN	28	ALA
14	AN	33	VAL
14	AN	34	ASN
14	AN	42	TRP
14	AN	48	LEU
14	AN	58	SER
14	AN	81	ARG
15	AO	19	ALA
15	AO	34	ALA
15	AO	47	LYS
15	AO	79	THR
15	AO	85	LEU
15	AO	88	ARG
16	AP	2	VAL
16	AP	27	ALA
16	AP	32	PHE
16	AP	37	GLY
16	AP	43	ALA
16	AP	44	SER
17	AQ	17	MET
17	AQ	19	LYS
17	AQ	21	ILE
17	AQ	29	VAL
17	AQ	50	ASN
17	AQ	59	VAL
18	AR	21	ILE
18	AR	26	ILE
18	AR	28	THR
18	AR	29	LEU
18	AR	47	THR
18	AR	48	ARG
18	AR	49	ALA
18	AR	71	THR

Continued on next page...

Continued from previous page...

Mol	Chain	Res	Type
19	AS	18	LYS
19	AS	30	PRO
19	AS	42	PRO
20	AT	4	ILE
20	AT	6	SER
20	AT	8	LYS
20	AT	48	GLN
20	AT	49	LYS
20	AT	71	LYS
20	AT	78	ASN
20	AT	79	LEU
21	AU	11	PRO
21	AU	35	ARG
21	AU	40	LYS
26	BC	12	ARG
26	BC	18	VAL
26	BC	44	ASN
26	BC	52	HIS
26	BC	58	LYS
26	BC	59	GLN
26	BC	107	LYS
26	BC	108	GLY
26	BC	125	PRO
26	BC	130	PRO
26	BC	133	ASN
26	BC	136	VAL
26	BC	156	SER
26	BC	185	ALA
26	BC	188	ARG
26	BC	189	ALA
26	BC	195	GLY
26	BC	198	GLU
26	BC	215	VAL
26	BC	260	LYS
27	BD	57	ALA
27	BD	99	GLU
27	BD	102	ALA
27	BD	105	LYS
27	BD	138	LEU
27	BD	142	VAL
27	BD	152	PRO
27	BD	194	PRO

Continued on next page...

Continued from previous page...

Mol	Chain	Res	Type
27	BD	206	ALA
28	BE	8	ALA
28	BE	9	GLN
28	BE	61	ARG
28	BE	83	VAL
28	BE	84	THR
28	BE	95	LYS
28	BE	104	ALA
28	BE	131	THR
28	BE	137	LYS
28	BE	153	LEU
29	BF	71	LYS
29	BF	93	GLU
29	BF	94	ARG
29	BF	101	ARG
29	BF	117	SER
29	BF	122	ASP
29	BF	139	GLU
29	BF	146	ASP
29	BF	159	ALA
29	BF	173	ASP
29	BF	175	PRO
30	BG	19	ASN
30	BG	80	GLU
30	BG	91	VAL
30	BG	92	GLY
30	BG	117	PRO
30	BG	119	GLY
30	BG	125	PRO
31	BH	3	VAL
31	BH	15	LEU
31	BH	27	ARG
31	BH	35	LYS
31	BH	55	GLU
31	BH	57	LYS
31	BH	83	LYS
31	BH	108	VAL
31	BH	113	SER
31	BH	114	GLU
31	BH	115	VAL
31	BH	120	GLY
31	BH	139	PHE

Continued on next page...

Continued from previous page...

Mol	Chain	Res	Type
31	BH	141	LYS
32	BI	128	ILE
33	BJ	24	THR
33	BJ	25	LEU
33	BJ	81	ILE
33	BJ	109	LEU
33	BJ	110	PRO
33	BJ	131	ASN
34	BK	35	VAL
34	BK	93	GLN
34	BK	108	ARG
34	BK	119	ALA
35	BL	17	LYS
35	BL	30	THR
35	BL	36	LYS
35	BL	54	GLN
35	BL	62	PRO
35	BL	81	ASP
35	BL	103	ILE
35	BL	111	ILE
35	BL	115	GLU
35	BL	116	VAL
35	BL	124	GLY
36	BM	57	VAL
36	BM	59	ARG
36	BM	81	ARG
36	BM	82	MET
37	BN	22	ARG
37	BN	23	ASN
37	BN	57	THR
37	BN	90	ARG
37	BN	119	SER
38	BO	5	SER
38	BO	7	ARG
38	BO	12	THR
38	BO	34	HIS
38	BO	35	ILE
38	BO	68	LYS
38	BO	95	SER
38	BO	100	HIS
38	BO	104	GLN
38	BO	113	ALA

Continued on next page...

Continued from previous page...

Mol	Chain	Res	Type
39	BP	9	GLN
39	BP	65	ASN
39	BP	83	ILE
39	BP	84	SER
39	BP	93	LYS
39	BP	97	TYR
39	BP	110	LYS
40	BQ	85	ALA
40	BQ	86	SER
41	BR	79	ARG
42	BS	14	ALA
42	BS	36	LEU
42	BS	37	THR
42	BS	57	ASN
42	BS	59	GLU
42	BS	62	ASP
42	BS	64	ALA
42	BS	71	VAL
43	BT	2	ILE
43	BT	30	ILE
43	BT	31	VAL
43	BT	36	LYS
43	BT	38	ALA
44	BU	7	ASP
44	BU	18	LYS
44	BU	24	VAL
44	BU	36	GLU
44	BU	38	ILE
44	BU	42	LYS
44	BU	67	SER
44	BU	70	ALA
44	BU	74	ALA
44	BU	86	PHE
44	BU	96	LYS
44	BU	99	SER
45	BV	14	LYS
45	BV	15	GLY
45	BV	44	HIS
45	BV	55	GLU
45	BV	84	PRO
46	BW	56	ASP
46	BW	76	ASN

Continued on next page...

Continued from previous page...

Mol	Chain	Res	Type
46	BW	82	ILE
47	BX	9	LYS
47	BX	32	LEU
47	BX	46	VAL
48	BY	7	ARG
48	BY	25	GLN
49	BZ	38	GLU
50	B0	3	GLN
50	B0	25	THR
50	B0	26	SER
50	B0	40	HIS
50	B0	54	ILE
51	B1	12	SER
51	B1	29	LYS
52	B2	45	SER
53	B3	27	ASN
53	B3	57	VAL
54	B4	10	LEU
2	CB	11	LYS
2	CB	23	TRP
2	CB	31	ILE
2	CB	34	ALA
2	CB	39	HIS
2	CB	51	ASN
2	CB	52	GLU
2	CB	67	ILE
2	CB	68	LEU
2	CB	101	LEU
2	CB	102	THR
2	CB	112	LYS
2	CB	120	GLN
2	CB	127	ASP
2	CB	134	ALA
2	CB	147	SER
2	CB	148	LEU
2	CB	151	ILE
2	CB	158	PRO
2	CB	160	ALA
2	CB	170	HIS
2	CB	182	PRO
2	CB	183	VAL
2	CB	194	ASP

Continued on next page...

Continued from previous page...

Mol	Chain	Res	Type
2	CB	201	PRO
2	CB	206	ALA
2	CB	207	ILE
3	CC	9	GLY
3	CC	39	VAL
3	CC	40	ARG
3	CC	45	LYS
3	CC	46	GLU
3	CC	54	ARG
3	CC	61	ALA
3	CC	62	LYS
3	CC	66	VAL
3	CC	121	THR
3	CC	127	ARG
3	CC	129	MET
3	CC	160	ALA
3	CC	190	HIS
4	CD	4	TYR
4	CD	7	PRO
4	CD	9	LEU
4	CD	10	LYS
4	CD	18	ASP
4	CD	20	PHE
4	CD	28	ILE
4	CD	44	ARG
4	CD	58	LYS
4	CD	78	GLU
4	CD	81	ARG
4	CD	102	VAL
4	CD	107	PHE
4	CD	109	ALA
4	CD	110	THR
4	CD	111	ARG
4	CD	116	GLN
4	CD	117	LEU
4	CD	118	VAL
4	CD	125	VAL
4	CD	144	SER
4	CD	145	ILE
4	CD	148	LYS
4	CD	149	ALA
4	CD	154	ARG

Continued on next page...

Continued from previous page...

Mol	Chain	Res	Type
4	CD	163	GLU
4	CD	166	GLU
4	CD	168	PRO
4	CD	169	THR
4	CD	183	LYS
4	CD	186	PRO
4	CD	187	GLU
4	CD	188	ARG
4	CD	191	LEU
4	CD	192	SER
5	CE	12	GLN
5	CE	26	LYS
5	CE	45	ARG
5	CE	78	ASN
5	CE	101	GLU
5	CE	109	GLY
5	CE	120	VAL
5	CE	134	ILE
6	CF	16	GLU
6	CF	17	GLN
6	CF	21	MET
6	CF	22	ILE
6	CF	24	ARG
6	CF	25	TYR
6	CF	33	GLU
6	CF	57	ALA
6	CF	58	HIS
6	CF	63	ASN
6	CF	75	GLU
6	CF	82	ASP
6	CF	88	MET
6	CF	92	THR
6	CF	94	HIS
6	CF	99	ALA
7	CG	3	ARG
7	CG	22	LEU
7	CG	36	LYS
7	CG	37	SER
7	CG	42	ILE
7	CG	50	LEU
7	CG	70	ARG
7	CG	77	SER

Continued on next page...

Continued from previous page...

Mol	Chain	Res	Type
7	CG	78	ARG
7	CG	82	GLY
7	CG	121	ALA
7	CG	146	GLU
7	CG	151	PHE
8	CH	23	ALA
8	CH	52	GLU
8	CH	54	ASP
8	CH	57	PRO
8	CH	59	LEU
8	CH	67	GLN
8	CH	74	SER
8	CH	83	LEU
8	CH	111	MET
8	CH	116	ALA
9	CI	14	SER
9	CI	31	ASN
9	CI	40	GLY
9	CI	53	GLU
9	CI	54	LEU
9	CI	55	VAL
9	CI	58	VAL
9	CI	73	SER
9	CI	91	ASP
9	CI	113	ARG
9	CI	115	LYS
10	CJ	36	VAL
10	CJ	57	VAL
10	CJ	61	ALA
10	CJ	74	VAL
10	CJ	89	ARG
10	CJ	96	VAL
11	CK	14	LYS
11	CK	16	VAL
11	CK	25	ALA
11	CK	27	PHE
11	CK	28	ASN
11	CK	41	ALA
11	CK	45	ALA
11	CK	79	ILE
11	CK	91	PRO
11	CK	119	ASN

Continued on next page...

Continued from previous page...

Mol	Chain	Res	Type
11	CK	125	LYS
11	CK	126	LYS
12	CL	19	SER
12	CL	24	LEU
12	CL	25	GLU
12	CL	26	ALA
12	CL	43	LYS
12	CL	44	LYS
12	CL	56	ARG
12	CL	57	LEU
12	CL	58	THR
12	CL	64	THR
12	CL	94	ARG
12	CL	105	SER
13	CM	4	ILE
13	CM	5	ALA
13	CM	7	ILE
13	CM	25	VAL
13	CM	32	ALA
13	CM	33	ILE
13	CM	34	LEU
13	CM	37	ALA
13	CM	50	GLU
13	CM	66	GLU
13	CM	69	LEU
13	CM	70	ARG
13	CM	74	SER
13	CM	83	LEU
13	CM	96	PRO
13	CM	97	VAL
13	CM	105	ASN
13	CM	112	PRO
13	CM	113	ARG
14	CN	33	VAL
14	CN	42	TRP
14	CN	45	VAL
14	CN	46	LEU
14	CN	48	LEU
14	CN	57	PRO
14	CN	58	SER
14	CN	82	ILE
15	CO	3	LEU

Continued on next page...

Continued from previous page...

Mol	Chain	Res	Type
15	CO	9	ALA
15	CO	10	LYS
15	CO	11	ILE
15	CO	27	VAL
15	CO	56	LEU
15	CO	57	LEU
16	CP	42	ILE
16	CP	53	ASP
17	CQ	13	VAL
17	CQ	17	MET
17	CQ	55	ILE
17	CQ	69	LYS
17	CQ	75	LEU
17	CQ	82	ALA
18	CR	26	ILE
19	CS	4	SER
19	CS	5	LEU
19	CS	9	PRO
19	CS	28	LYS
19	CS	35	SER
19	CS	49	ILE
19	CS	67	VAL
19	CS	70	LYS
19	CS	75	ALA
20	CT	4	ILE
20	CT	6	SER
20	CT	20	HIS
20	CT	21	ASN
20	CT	45	ALA
20	CT	57	ILE
20	CT	58	VAL
21	CU	21	ARG
21	CU	25	LYS
21	CU	26	ALA
21	CU	34	ARG
21	CU	37	PHE
21	CU	38	TYR
21	CU	41	PRO
21	CU	42	THR
55	CY	49	THR
55	CY	51	LEU
55	CY	52	ARG

Continued on next page...

Continued from previous page...

Mol	Chain	Res	Type
55	CY	112	ASP
55	CY	120	GLU
55	CY	146	LYS
55	CY	150	GLU
55	CY	155	ARG
55	CY	156	SER
26	DC	5	CYS
26	DC	8	THR
26	DC	29	PHE
26	DC	52	HIS
26	DC	81	GLU
26	DC	119	VAL
26	DC	121	ALA
26	DC	122	ALA
26	DC	133	ASN
26	DC	172	THR
26	DC	176	ARG
26	DC	195	GLY
27	DD	7	LYS
27	DD	92	VAL
27	DD	94	GLN
27	DD	105	LYS
27	DD	134	HIS
27	DD	152	PRO
27	DD	197	THR
28	DE	4	VAL
28	DE	16	GLU
28	DE	49	ARG
28	DE	53	THR
28	DE	126	VAL
29	DF	8	LYS
29	DF	9	ASP
29	DF	33	ILE
29	DF	41	GLU
29	DF	46	LYS
29	DF	80	GLN
29	DF	88	VAL
29	DF	93	GLU
29	DF	120	SER
29	DF	124	ARG
29	DF	145	VAL
29	DF	153	ILE

Continued on next page...

Continued from previous page...

Mol	Chain	Res	Type
29	DF	154	THR
29	DF	155	ILE
29	DF	175	PRO
30	DG	37	ASN
30	DG	60	GLY
30	DG	94	ARG
31	DH	3	VAL
31	DH	9	VAL
31	DH	10	ALA
31	DH	12	LEU
31	DH	14	SER
31	DH	15	LEU
31	DH	28	ASN
31	DH	30	LEU
31	DH	41	LYS
31	DH	49	ALA
31	DH	50	ARG
31	DH	51	ARG
31	DH	71	LYS
31	DH	78	VAL
31	DH	84	ALA
31	DH	116	ARG
31	DH	121	VAL
31	DH	129	GLU
31	DH	134	VAL
31	DH	136	SER
31	DH	137	GLU
32	DI	9	LYS
32	DI	19	PRO
32	DI	20	SER
32	DI	23	VAL
32	DI	57	VAL
32	DI	62	ALA
32	DI	88	GLY
32	DI	89	SER
32	DI	97	VAL
32	DI	110	GLN
32	DI	112	LYS
32	DI	124	MET
32	DI	125	THR
33	DJ	6	ALA
34	DK	29	HIS

Continued on next page...

Continued from previous page...

Mol	Chain	Res	Type
34	DK	92	GLU
34	DK	108	ARG
35	DL	12	SER
35	DL	36	LYS
35	DL	42	SER
35	DL	81	ASP
35	DL	88	GLY
35	DL	99	ASN
36	DM	26	VAL
36	DM	29	GLY
36	DM	69	PRO
36	DM	82	MET
36	DM	84	LYS
37	DN	14	SER
37	DN	116	VAL
38	DO	13	ARG
38	DO	51	ALA
38	DO	76	LYS
38	DO	77	ALA
38	DO	88	LYS
38	DO	95	SER
38	DO	108	ASP
38	DO	111	ARG
39	DP	16	VAL
39	DP	93	LYS
39	DP	112	ARG
39	DP	113	LEU
40	DQ	38	VAL
40	DQ	73	ILE
41	DR	51	VAL
41	DR	52	PRO
41	DR	53	PHE
41	DR	57	GLY
42	DS	40	ASN
42	DS	46	LEU
42	DS	89	ALA
43	DT	5	GLU
43	DT	28	ASN
43	DT	36	LYS
43	DT	37	ASP
43	DT	52	GLU
43	DT	88	LYS

Continued on next page...

Continued from previous page...

Mol	Chain	Res	Type
43	DT	92	ASN
44	DU	29	SER
44	DU	76	THR
44	DU	84	PHE
44	DU	85	ARG
45	DV	14	LYS
45	DV	24	ASN
46	DW	30	SER
46	DW	49	ALA
46	DW	52	GLY
47	DX	2	ARG
47	DX	42	GLU
47	DX	52	ALA
47	DX	53	LYS
47	DX	60	LYS
47	DX	63	ILE
48	DY	22	LEU
48	DY	25	GLN
48	DY	37	LEU
48	DY	57	LEU
49	DZ	3	THR
50	D0	3	GLN
50	D0	23	ALA
50	D0	24	VAL
50	D0	25	THR
50	D0	26	SER
50	D0	28	SER
50	D0	54	ILE
51	D1	4	ILE
51	D1	31	GLU
51	D1	45	HIS
51	D1	50	GLU
52	D2	44	VAL
53	D3	15	LYS
53	D3	32	LEU
54	D4	30	GLU
2	AB	15	HIS
2	AB	19	GLN
2	AB	34	ALA
2	AB	42	ASN
2	AB	57	LEU
2	AB	61	ALA

Continued on next page...

Continued from previous page...

Mol	Chain	Res	Type
2	AB	75	ALA
2	AB	98	GLY
2	AB	112	LYS
2	AB	126	PHE
2	AB	145	GLU
2	AB	151	ILE
2	AB	155	GLY
2	AB	207	ILE
2	AB	210	VAL
3	AC	15	VAL
3	AC	28	GLU
3	AC	66	VAL
3	AC	78	GLY
3	AC	80	LYS
3	AC	141	ALA
4	AD	11	LEU
4	AD	41	HIS
4	AD	79	ALA
4	AD	80	ALA
4	AD	123	ILE
4	AD	128	ARG
4	AD	173	VAL
4	AD	182	PHE
4	AD	186	PRO
4	AD	188	ARG
4	AD	192	SER
4	AD	201	VAL
5	AE	12	GLN
5	AE	44	GLY
5	AE	83	HIS
5	AE	111	MET
5	AE	137	VAL
5	AE	138	ARG
6	AF	4	TYR
6	AF	33	GLU
6	AF	38	ARG
6	AF	43	GLY
6	AF	54	LEU
6	AF	56	LYS
7	AG	16	PRO
7	AG	26	PHE
7	AG	54	SER

Continued on next page...

Continued from previous page...

Mol	Chain	Res	Type
7	AG	93	PRO
7	AG	111	ARG
7	AG	116	MET
7	AG	123	GLU
7	AG	126	ASP
7	AG	140	ASP
8	AH	14	ILE
8	AH	28	PRO
8	AH	38	ASN
8	AH	71	VAL
8	AH	88	ARG
8	AH	104	VAL
9	AI	9	THR
9	AI	24	GLY
9	AI	53	GLU
9	AI	79	ILE
9	AI	101	ALA
9	AI	111	VAL
9	AI	116	VAL
9	AI	121	ALA
9	AI	125	PRO
10	AJ	11	LYS
10	AJ	70	HIS
10	AJ	93	ALA
11	AK	50	SER
11	AK	105	PHE
11	AK	114	THR
12	AL	5	ASN
12	AL	25	GLU
12	AL	51	LYS
12	AL	87	VAL
12	AL	92	GLY
12	AL	104	CYS
12	AL	110	ARG
12	AL	113	ALA
13	AM	4	ILE
13	AM	5	ALA
13	AM	11	ASP
13	AM	23	TYR
13	AM	38	GLY
13	AM	39	ILE
13	AM	66	GLU

Continued on next page...

Continued from previous page...

Mol	Chain	Res	Type
13	AM	89	LEU
13	AM	98	ARG
13	AM	111	GLY
14	AN	27	LYS
14	AN	45	VAL
14	AN	46	LEU
14	AN	47	LYS
14	AN	57	PRO
14	AN	62	ASN
15	AO	3	LEU
15	AO	20	ASN
15	AO	24	SER
15	AO	33	THR
15	AO	74	ASP
16	AP	22	ALA
16	AP	25	ARG
16	AP	53	ASP
16	AP	58	ALA
17	AQ	10	GLY
17	AQ	32	PRO
17	AQ	56	GLY
17	AQ	64	CYS
17	AQ	67	LEU
17	AQ	80	GLU
18	AR	54	GLN
18	AR	56	ALA
18	AR	72	ASP
19	AS	19	VAL
19	AS	77	THR
20	AT	35	VAL
20	AT	86	LEU
21	AU	12	PHE
21	AU	13	ASP
21	AU	23	CYS
21	AU	25	LYS
21	AU	27	GLY
21	AU	53	VAL
26	BC	40	GLY
26	BC	57	HIS
26	BC	121	ALA
26	BC	122	ALA
26	BC	123	ILE

Continued on next page...

Continued from previous page...

Mol	Chain	Res	Type
26	BC	204	LEU
26	BC	221	GLY
26	BC	232	GLY
26	BC	233	GLY
26	BC	235	GLU
27	BD	98	VAL
27	BD	113	SER
27	BD	195	GLY
28	BE	72	SER
28	BE	96	VAL
28	BE	116	ASP
28	BE	154	ASP
28	BE	155	GLU
29	BF	30	VAL
29	BF	43	ILE
29	BF	49	LEU
29	BF	72	SER
29	BF	99	PHE
29	BF	142	TYR
29	BF	144	LYS
29	BF	176	PHE
30	BG	39	ALA
30	BG	60	GLY
30	BG	149	ALA
30	BG	158	GLY
30	BG	174	LYS
31	BH	9	VAL
31	BH	14	SER
31	BH	30	LEU
31	BH	34	GLY
31	BH	89	LYS
31	BH	92	GLY
31	BH	118	PRO
31	BH	135	HIS
31	BH	138	VAL
32	BI	8	VAL
32	BI	36	GLU
32	BI	65	SER
32	BI	90	GLY
32	BI	92	PRO
33	BJ	78	THR
33	BJ	122	LEU

Continued on next page...

Continued from previous page...

Mol	Chain	Res	Type
34	BK	48	PRO
34	BK	73	ASP
34	BK	101	GLY
34	BK	103	VAL
35	BL	43	GLY
35	BL	74	THR
35	BL	86	GLU
35	BL	114	GLY
35	BL	138	ALA
36	BM	3	GLN
36	BM	55	ARG
36	BM	65	ILE
37	BN	3	HIS
37	BN	7	GLY
37	BN	70	THR
37	BN	71	ARG
37	BN	104	ALA
37	BN	118	ARG
38	BO	6	ALA
38	BO	69	ASP
38	BO	74	VAL
38	BO	81	ARG
39	BP	3	ILE
39	BP	10	GLU
39	BP	52	ARG
39	BP	104	GLY
40	BQ	6	GLY
40	BQ	78	PHE
41	BR	48	LYS
41	BR	53	PHE
41	BR	56	GLY
41	BR	57	GLY
42	BS	47	VAL
42	BS	63	GLY
43	BT	9	LYS
44	BU	8	ASP
44	BU	16	LYS
44	BU	37	GLY
44	BU	40	LEU
44	BU	50	ALA
44	BU	51	LEU
44	BU	69	VAL

Continued on next page...

Continued from previous page...

Mol	Chain	Res	Type
45	BV	9	ARG
45	BV	12	GLN
45	BV	24	ASN
45	BV	53	LYS
45	BV	74	ALA
45	BV	75	GLN
45	BV	88	HIS
46	BW	12	ASN
46	BW	33	ALA
47	BX	8	GLY
47	BX	21	LEU
48	BY	61	ALA
48	BY	62	GLY
50	B0	23	ALA
50	B0	32	THR
51	B1	13	SER
52	B2	36	ALA
2	CB	16	PHE
2	CB	35	ARG
2	CB	44	GLU
2	CB	45	LYS
2	CB	82	ASP
2	CB	87	CYS
2	CB	89	GLN
2	CB	108	ARG
2	CB	133	GLU
2	CB	143	LYS
2	CB	149	GLY
2	CB	152	LYS
2	CB	155	GLY
2	CB	193	PRO
2	CB	224	GLY
3	CC	20	SER
3	CC	36	ASP
3	CC	53	SER
3	CC	120	ILE
3	CC	141	ALA
3	CC	145	GLY
3	CC	166	GLU
3	CC	167	TRP
4	CD	5	LEU
4	CD	6	GLY

Continued on next page...

Continued from previous page...

Mol	Chain	Res	Type
4	CD	8	LYS
4	CD	69	GLU
4	CD	97	ARG
4	CD	99	ASP
4	CD	100	ASN
4	CD	101	VAL
4	CD	126	ASN
4	CD	140	ASN
4	CD	147	GLU
4	CD	153	SER
4	CD	182	PHE
4	CD	195	ILE
4	CD	201	VAL
5	CE	24	THR
5	CE	110	ALA
5	CE	135	ASN
5	CE	158	GLY
6	CF	2	ARG
6	CF	15	SER
6	CF	23	GLU
6	CF	43	GLY
6	CF	70	VAL
6	CF	71	ILE
6	CF	98	GLU
7	CG	18	PHE
7	CG	27	VAL
7	CG	34	GLY
7	CG	54	SER
7	CG	98	ALA
7	CG	99	LEU
7	CG	114	LYS
7	CG	120	LEU
7	CG	135	VAL
7	CG	149	LYS
8	CH	30	SER
8	CH	81	PRO
8	CH	82	GLY
8	CH	104	VAL
8	CH	110	VAL
8	CH	118	GLN
9	CI	10	GLY
9	CI	13	LYS

Continued on next page...

Continued from previous page...

Mol	Chain	Res	Type
9	CI	38	TYR
9	CI	41	ARG
9	CI	43	THR
9	CI	44	ALA
9	CI	78	ALA
9	CI	80	ARG
9	CI	96	SER
9	CI	109	ARG
10	CJ	6	ILE
10	CJ	17	LEU
10	CJ	23	ALA
10	CJ	76	ILE
10	CJ	79	PRO
10	CJ	86	ALA
11	CK	52	PHE
11	CK	82	LEU
11	CK	90	GLY
12	CL	63	VAL
12	CL	76	GLU
12	CL	118	GLY
13	CM	17	ILE
13	CM	27	LYS
13	CM	28	THR
13	CM	35	ALA
13	CM	40	ALA
13	CM	41	GLU
13	CM	44	LYS
13	CM	51	GLY
13	CM	55	THR
13	CM	56	LEU
13	CM	67	GLY
13	CM	88	GLY
14	CN	25	GLU
14	CN	32	ASP
14	CN	54	ASP
15	CO	24	SER
15	CO	55	GLY
15	CO	74	ASP
16	CP	23	ASP
16	CP	44	SER
16	CP	52	LEU
16	CP	62	GLY

Continued on next page...

Continued from previous page...

Mol	Chain	Res	Type
16	CP	67	ILE
16	CP	69	ASP
17	CQ	6	ARG
17	CQ	50	ASN
17	CQ	70	THR
18	CR	28	THR
18	CR	30	LYS
18	CR	32	TYR
18	CR	46	GLY
18	CR	58	ALA
19	CS	17	LYS
19	CS	37	ARG
19	CS	43	ASN
19	CS	45	ILE
20	CT	34	LYS
21	CU	9	ASN
21	CU	12	PHE
55	CY	31	ARG
55	CY	53	GLN
55	CY	86	ASP
55	CY	96	SER
55	CY	99	ARG
55	CY	107	GLU
55	CY	111	LYS
55	CY	133	ARG
55	CY	165	ASP
26	DC	12	ARG
26	DC	73	ILE
26	DC	150	GLY
26	DC	158	GLY
26	DC	259	ASN
26	DC	260	LYS
27	DD	31	ALA
27	DD	104	VAL
27	DD	113	SER
27	DD	187	LEU
28	DE	61	ARG
28	DE	86	ALA
28	DE	133	LEU
28	DE	155	GLU
29	DF	13	LYS
29	DF	38	GLY

Continued on next page...

Continued from previous page...

Mol	Chain	Res	Type
29	DF	40	GLY
29	DF	48	LEU
29	DF	59	ILE
29	DF	92	GLY
29	DF	106	ALA
29	DF	114	ARG
29	DF	135	ILE
30	DG	57	TYR
30	DG	58	ALA
30	DG	78	VAL
30	DG	79	THR
30	DG	81	GLY
30	DG	99	GLY
30	DG	108	PHE
30	DG	174	LYS
31	DH	34	GLY
31	DH	35	LYS
31	DH	72	ILE
31	DH	88	GLY
31	DH	115	VAL
31	DH	120	GLY
31	DH	122	LEU
31	DH	142	VAL
31	DH	143	ILE
31	DH	148	ALA
32	DI	11	GLN
32	DI	28	GLY
32	DI	48	ILE
32	DI	90	GLY
32	DI	116	MET
33	DJ	33	ALA
34	DK	5	GLN
34	DK	28	SER
34	DK	98	ARG
35	DL	17	LYS
35	DL	18	ARG
36	DM	56	ALA
37	DN	2	ARG
37	DN	3	HIS
37	DN	15	SER
37	DN	34	ILE
37	DN	70	THR

Continued on next page...

Continued from previous page...

Mol	Chain	Res	Type
38	DO	4	LYS
38	DO	27	VAL
38	DO	55	GLU
38	DO	89	ASP
38	DO	99	TYR
39	DP	52	ARG
39	DP	110	LYS
40	DQ	23	TYR
40	DQ	26	ALA
40	DQ	42	GLY
40	DQ	59	LEU
40	DQ	72	GLY
40	DQ	94	LEU
40	DQ	103	VAL
41	DR	24	LYS
41	DR	29	THR
41	DR	56	GLY
42	DS	25	ARG
42	DS	45	VAL
42	DS	88	ARG
43	DT	38	ALA
43	DT	42	GLU
43	DT	89	GLU
44	DU	4	ILE
44	DU	6	ARG
44	DU	7	ASP
44	DU	8	ASP
44	DU	16	LYS
44	DU	36	GLU
44	DU	55	GLY
44	DU	74	ALA
45	DV	15	GLY
45	DV	33	GLY
46	DW	11	ARG
46	DW	31	VAL
48	DY	14	LEU
48	DY	17	GLU
48	DY	41	HIS
49	DZ	14	GLY
49	DZ	51	SER
50	D0	55	ALA
51	D1	29	LYS

Continued on next page...

Continued from previous page...

Mol	Chain	Res	Type
51	D1	39	ASP
51	D1	46	VAL
53	D3	27	ASN
2	AB	48	PRO
2	AB	59	LYS
2	AB	76	ALA
2	AB	119	THR
2	AB	143	LYS
2	AB	164	ILE
2	AB	167	ASP
2	AB	194	ASP
2	AB	220	THR
3	AC	31	ASP
3	AC	63	SER
3	AC	129	MET
4	AD	111	ARG
4	AD	149	ALA
4	AD	169	THR
4	AD	174	ASP
5	AE	98	PRO
5	AE	103	THR
6	AF	53	LYS
7	AG	41	SER
7	AG	94	VAL
7	AG	96	ARG
7	AG	130	ASN
7	AG	149	LYS
8	AH	13	ARG
8	AH	46	ILE
8	AH	57	PRO
9	AI	45	ARG
9	AI	78	ALA
9	AI	114	LYS
10	AJ	88	MET
11	AK	15	GLN
11	AK	47	ALA
11	AK	93	ARG
12	AL	17	ALA
12	AL	20	ASN
12	AL	59	ASN
12	AL	105	SER
12	AL	108	LYS

Continued on next page...

Continued from previous page...

Mol	Chain	Res	Type
13	AM	22	ILE
13	AM	43	VAL
13	AM	62	LYS
13	AM	65	VAL
14	AN	20	PHE
14	AN	21	ALA
15	AO	78	TYR
16	AP	13	LYS
16	AP	16	PHE
16	AP	23	ASP
16	AP	36	VAL
16	AP	45	GLU
17	AQ	30	LYS
18	AR	46	GLY
20	AT	45	ALA
20	AT	69	LYS
20	AT	70	ASN
21	AU	24	GLU
26	BC	51	ARG
26	BC	113	ASP
26	BC	183	VAL
26	BC	197	ALA
26	BC	200	MET
26	BC	211	ARG
26	BC	247	TRP
27	BD	121	THR
27	BD	183	GLU
28	BE	18	THR
28	BE	129	PRO
29	BF	28	PRO
29	BF	136	ILE
29	BF	138	PRO
30	BG	38	ASP
31	BH	137	GLU
32	BI	20	SER
32	BI	83	ALA
32	BI	87	SER
32	BI	101	SER
34	BK	89	ASN
34	BK	91	SER
35	BL	80	SER
35	BL	104	GLN

Continued on next page...

Continued from previous page...

Mol	Chain	Res	Type
35	BL	142	ILE
36	BM	5	LYS
37	BN	44	LEU
38	BO	103	VAL
41	BR	7	SER
41	BR	51	VAL
42	BS	22	ASP
42	BS	40	ASN
42	BS	43	ALA
43	BT	56	GLU
44	BU	55	GLY
44	BU	88	ASP
44	BU	98	ASN
46	BW	37	ILE
47	BX	2	ARG
47	BX	20	ALA
47	BX	39	VAL
47	BX	73	ARG
48	BY	53	VAL
50	B0	55	ALA
52	B2	4	THR
52	B2	25	LYS
53	B3	20	GLY
53	B3	58	ILE
54	B4	37	GLN
2	CB	74	ARG
2	CB	105	LYS
2	CB	107	VAL
2	CB	115	LYS
2	CB	150	GLY
2	CB	208	ARG
3	CC	18	TRP
3	CC	25	ASN
3	CC	67	THR
3	CC	146	ALA
3	CC	161	GLU
4	CD	3	ARG
4	CD	32	CYS
4	CD	38	PRO
4	CD	93	LEU
4	CD	167	LYS
5	CE	69	ARG

Continued on next page...

Continued from previous page...

Mol	Chain	Res	Type
5	CE	70	ASN
5	CE	90	THR
5	CE	99	ALA
6	CF	13	ASP
6	CF	18	VAL
6	CF	81	ASN
6	CF	97	THR
7	CG	81	GLY
7	CG	122	ASN
7	CG	150	ALA
8	CH	29	SER
8	CH	124	GLU
9	CI	32	GLN
9	CI	107	ASP
10	CJ	16	ARG
10	CJ	32	THR
10	CJ	91	ASP
10	CJ	100	ILE
12	CL	90	LEU
12	CL	91	PRO
12	CL	111	LYS
13	CM	3	ARG
13	CM	84	GLY
14	CN	2	LYS
14	CN	21	ALA
14	CN	62	ASN
14	CN	81	ARG
15	CO	17	ARG
15	CO	19	ALA
15	CO	47	LYS
15	CO	59	MET
16	CP	28	ARG
16	CP	55	ASP
17	CQ	18	GLU
17	CQ	51	ASN
17	CQ	52	GLU
17	CQ	81	LYS
18	CR	29	LEU
18	CR	45	THR
18	CR	48	ARG
19	CS	27	ASP
19	CS	59	PRO

Continued on next page...

Continued from previous page...

Mol	Chain	Res	Type
20	CT	5	LYS
20	CT	47	ALA
20	CT	67	ILE
20	CT	73	ALA
21	CU	10	GLU
55	CY	103	PRO
55	CY	154	ARG
55	CY	164	THR
26	DC	79	ARG
26	DC	107	LYS
26	DC	123	ILE
26	DC	152	GLN
28	DE	57	LYS
28	DE	152	GLU
28	DE	172	ALA
28	DE	173	THR
29	DF	20	ASN
29	DF	104	THR
29	DF	111	ARG
29	DF	146	ASP
30	DG	67	ALA
30	DG	117	PRO
30	DG	118	ALA
30	DG	125	PRO
31	DH	81	ALA
31	DH	97	ARG
31	DH	138	VAL
31	DH	146	VAL
32	DI	7	TYR
32	DI	27	LEU
32	DI	59	THR
32	DI	115	ASP
35	DL	29	LYS
35	DL	69	ARG
36	DM	14	LYS
36	DM	58	LYS
38	DO	12	THR
38	DO	54	VAL
38	DO	112	GLU
40	DQ	6	GLY
42	DS	15	GLN
44	DU	18	LYS

Continued on next page...

Continued from previous page...

Mol	Chain	Res	Type
44	DU	75	ALA
45	DV	44	HIS
45	DV	46	LYS
45	DV	75	GLN
47	DX	19	HIS
47	DX	61	LYS
47	DX	74	GLY
48	DY	2	LYS
48	DY	51	ALA
51	D1	43	ARG
54	D4	32	LYS
54	D4	37	GLN
2	AB	95	ARG
2	AB	113	ARG
2	AB	124	GLY
2	AB	132	LYS
3	AC	13	GLY
3	AC	43	LEU
3	AC	44	THR
3	AC	83	ASP
3	AC	117	ALA
3	AC	163	ALA
4	AD	5	LEU
4	AD	35	GLU
4	AD	94	LEU
4	AD	125	VAL
4	AD	144	SER
5	AE	122	ASN
5	AE	148	ASN
6	AF	63	ASN
7	AG	3	ARG
8	AH	33	LYS
8	AH	39	VAL
8	AH	68	GLY
8	AH	70	ALA
8	AH	96	MET
9	AI	58	VAL
9	AI	91	ASP
11	AK	89	PRO
12	AL	83	ARG
12	AL	103	ASP
12	AL	112	GLN

Continued on next page...

Continued from previous page...

Mol	Chain	Res	Type
13	AM	24	GLY
13	AM	61	ALA
14	AN	75	ARG
15	AO	18	ASP
19	AS	43	ASN
20	AT	46	ALA
20	AT	63	ALA
21	AU	52	ALA
26	BC	5	CYS
26	BC	9	SER
26	BC	11	GLY
26	BC	269	ARG
27	BD	29	VAL
27	BD	104	VAL
28	BE	97	ASN
28	BE	110	SER
29	BF	174	PHE
30	BG	54	ARG
30	BG	129	GLU
30	BG	139	VAL
30	BG	161	VAL
30	BG	175	LYS
31	BH	91	PHE
32	BI	3	LYS
32	BI	100	ILE
33	BJ	2	LYS
33	BJ	97	PRO
34	BK	5	GLN
36	BM	43	ALA
36	BM	102	LEU
37	BN	45	ARG
37	BN	117	ASP
38	BO	13	ARG
38	BO	62	LEU
39	BP	33	GLU
39	BP	53	GLY
39	BP	87	ARG
42	BS	56	ALA
43	BT	41	ALA
43	BT	65	GLY
45	BV	54	ALA
45	BV	80	HIS

Continued on next page...

Continued from previous page...

Mol	Chain	Res	Type
46	BW	81	SER
48	BY	6	LEU
50	B0	49	ARG
50	B0	50	GLY
52	B2	5	PHE
3	CC	8	ASN
3	CC	16	LYS
4	CD	46	PRO
4	CD	90	LEU
4	CD	157	ALA
4	CD	193	ALA
6	CF	38	ARG
7	CG	11	LYS
7	CG	19	GLY
7	CG	26	PHE
7	CG	67	GLU
7	CG	117	ALA
7	CG	136	LYS
9	CI	6	TYR
9	CI	11	ARG
10	CJ	42	LEU
10	CJ	93	ALA
11	CK	30	THR
11	CK	61	PHE
11	CK	81	ASN
11	CK	84	VAL
13	CM	63	PHE
14	CN	51	LEU
14	CN	55	SER
15	CO	58	ARG
15	CO	69	TYR
15	CO	83	GLU
16	CP	31	ARG
16	CP	41	PRO
16	CP	46	LYS
16	CP	54	LEU
18	CR	33	ILE
19	CS	47	LEU
20	CT	32	ILE
20	CT	66	LEU
20	CT	69	LYS
20	CT	70	ASN

Continued on next page...

Continued from previous page...

Mol	Chain	Res	Type
55	CY	45	TYR
55	CY	106	THR
55	CY	134	ASP
55	CY	182	LEU
27	DD	41	ALA
28	DE	129	PRO
29	DF	162	ASP
30	DG	12	ALA
30	DG	106	LEU
30	DG	111	PRO
31	DH	106	ALA
32	DI	17	ALA
32	DI	22	PRO
32	DI	126	ARG
33	DJ	34	ARG
35	DL	3	LEU
35	DL	15	ALA
35	DL	130	GLY
36	DM	8	LYS
36	DM	87	GLY
36	DM	122	ALA
37	DN	69	ARG
37	DN	104	ALA
38	DO	47	VAL
38	DO	48	LEU
38	DO	56	LYS
38	DO	80	GLU
38	DO	94	ARG
38	DO	100	HIS
39	DP	105	LYS
41	DR	40	MET
41	DR	49	ILE
42	DS	84	ARG
43	DT	7	LEU
46	DW	63	ALA
48	DY	4	LYS
48	DY	18	LEU
51	D1	22	THR
51	D1	51	ALA
52	D2	33	ARG
53	D3	7	ARG
53	D3	16	THR

Continued on next page...

Continued from previous page...

Mol	Chain	Res	Type
2	AB	22	TYR
2	AB	25	PRO
2	AB	68	LEU
2	AB	74	ARG
2	AB	123	ASP
3	AC	162	ILE
3	AC	166	GLU
4	AD	138	SER
5	AE	84	PRO
5	AE	125	ALA
5	AE	155	ALA
7	AG	49	THR
7	AG	131	LYS
9	AI	35	LEU
10	AJ	75	ASP
10	AJ	80	THR
11	AK	78	GLY
13	AM	57	ARG
14	AN	64	CYS
15	AO	87	LEU
16	AP	42	ILE
16	AP	57	ILE
19	AS	53	ASN
21	AU	20	LYS
21	AU	21	ARG
21	AU	44	GLU
26	BC	73	ILE
27	BD	36	GLN
27	BD	90	PHE
28	BE	6	LYS
28	BE	80	SER
28	BE	136	GLN
29	BF	18	GLU
29	BF	27	VAL
29	BF	112	ASP
30	BG	11	PRO
30	BG	45	ALA
30	BG	109	SER
31	BH	32	PRO
32	BI	31	GLY
32	BI	96	LYS
33	BJ	82	GLY

Continued on next page...

Continued from previous page...

Mol	Chain	Res	Type
34	BK	72	PRO
34	BK	88	ASN
35	BL	58	TYR
36	BM	80	VAL
37	BN	15	SER
37	BN	100	CYS
38	BO	46	GLU
38	BO	83	LEU
42	BS	15	GLN
42	BS	65	ASP
43	BT	17	SER
43	BT	45	ALA
44	BU	56	GLY
45	BV	87	GLN
49	BZ	19	HIS
52	B2	8	SER
53	B3	62	PRO
2	CB	13	GLY
2	CB	14	VAL
2	CB	22	TYR
2	CB	28	LYS
2	CB	95	ARG
2	CB	130	THR
3	CC	38	LYS
4	CD	92	ALA
5	CE	32	SER
7	CG	15	ASP
7	CG	20	SER
7	CG	63	GLU
7	CG	103	TRP
7	CG	113	ASP
8	CH	15	ARG
9	CI	82	GLY
9	CI	99	ARG
10	CJ	15	HIS
11	CK	47	ALA
11	CK	117	PRO
12	CL	70	GLU
15	CO	8	THR
15	CO	26	GLU
15	CO	54	ARG
16	CP	33	ILE

Continued on next page...

Continued from previous page...

Mol	Chain	Res	Type
18	CR	57	ARG
18	CR	73	ARG
19	CS	26	GLY
19	CS	72	GLY
20	CT	33	LYS
20	CT	55	GLN
55	CY	71	ASP
26	DC	11	GLY
26	DC	18	VAL
26	DC	31	PRO
26	DC	111	ALA
26	DC	204	LEU
26	DC	239	PHE
26	DC	270	ARG
27	DD	23	PRO
27	DD	86	GLU
27	DD	206	ALA
29	DF	60	SER
29	DF	78	ILE
29	DF	90	LEU
29	DF	94	ARG
29	DF	98	PHE
29	DF	173	ASP
30	DG	68	ARG
30	DG	126	THR
31	DH	16	GLY
31	DH	99	ILE
31	DH	147	VAL
32	DI	34	ILE
32	DI	36	GLU
32	DI	39	LYS
32	DI	74	PRO
32	DI	92	PRO
33	DJ	25	LEU
33	DJ	69	ARG
34	DK	119	ALA
37	DN	42	LYS
37	DN	118	ARG
39	DP	87	ARG
42	DS	30	SER
43	DT	69	ARG
44	DU	98	ASN

Continued on next page...

Continued from previous page...

Mol	Chain	Res	Type
45	DV	84	PRO
47	DX	56	ARG
53	D3	50	SER
3	AC	73	PRO
3	AC	195	VAL
4	AD	122	ALA
4	AD	194	ASP
9	AI	47	VAL
10	AJ	44	THR
10	AJ	95	GLY
14	AN	52	PRO
16	AP	48	GLU
17	AQ	60	GLU
19	AS	70	LYS
21	AU	22	SER
26	BC	78	GLU
26	BC	106	PRO
26	BC	143	VAL
27	BD	56	LYS
28	BE	195	GLN
30	BG	6	ALA
32	BI	30	GLN
32	BI	84	GLY
36	BM	18	ARG
42	BS	35	ILE
45	BV	32	GLY
2	CB	73	LYS
3	CC	109	PRO
4	CD	82	LEU
4	CD	155	VAL
6	CF	7	VAL
7	CG	128	ALA
9	CI	127	PHE
11	CK	54	GLY
12	CL	3	THR
12	CL	38	TYR
12	CL	122	PRO
13	CM	23	TYR
15	CO	85	LEU
16	CP	18	GLN
16	CP	24	SER
18	CR	62	ALA

Continued on next page...

Continued from previous page...

Mol	Chain	Res	Type
20	CT	65	GLY
26	DC	136	VAL
28	DE	200	LEU
29	DF	44	ALA
29	DF	97	GLU
31	DH	95	GLY
32	DI	18	ASN
32	DI	21	PRO
32	DI	80	LYS
35	DL	27	LEU
37	DN	10	LEU
38	DO	3	LYS
42	DS	66	ILE
45	DV	66	ASP
52	D2	5	PHE
3	AC	52	VAL
4	AD	28	ILE
4	AD	45	LYS
11	AK	107	ILE
17	AQ	12	VAL
17	AQ	61	ILE
18	AR	41	PRO
19	AS	9	PRO
30	BG	25	ILE
30	BG	112	VAL
35	BL	23	ILE
11	CK	48	GLY
38	DO	42	PRO
46	DW	27	GLY
46	DW	51	VAL
2	AB	47	VAL
3	AC	7	PRO
3	AC	97	VAL
5	AE	133	PRO
8	AH	44	GLY
9	AI	71	GLY
12	AL	85	GLY
14	AN	72	GLY
19	AS	59	PRO
26	BC	246	PRO
28	BE	71	GLY
29	BF	148	VAL

Continued on next page...

Continued from previous page...

Mol	Chain	Res	Type
32	BI	19	PRO
33	BJ	115	GLY
33	BJ	137	PRO
42	BS	80	PRO
44	BU	53	GLN
53	B3	31	ILE
5	CE	74	VAL
5	CE	119	GLY
10	CJ	41	PRO
17	CQ	12	VAL
17	CQ	76	VAL
55	CY	34	PRO
26	DC	244	VAL
29	DF	75	GLY
29	DF	140	ILE
31	DH	144	VAL
38	DO	101	GLY
41	DR	88	GLY
43	DT	57	VAL
53	D3	20	GLY
2	AB	171	ILE
3	AC	72	ARG
13	AM	7	ILE
17	AQ	35	GLY
18	AR	69	PRO
19	AS	8	GLY
26	BC	243	PRO
35	BL	8	PRO
36	BM	36	VAL
46	BW	74	PRO
47	BX	63	ILE
52	B2	44	VAL
3	CC	52	VAL
5	CE	105	ILE
12	CL	93	VAL
55	CY	42	VAL
29	DF	43	ILE
31	DH	130	VAL
2	AB	163	VAL
7	AG	81	GLY
9	AI	50	GLN
12	AL	16	VAL

Continued on next page...

Continued from previous page...

Mol	Chain	Res	Type
17	AQ	13	VAL
26	BC	226	PRO
50	B0	53	VAL
19	CS	29	LYS
21	CU	28	VAL
55	CY	5	ILE
55	CY	48	PRO
32	DI	72	THR
46	DW	71	VAL
53	D3	17	GLY
12	AL	11	PRO
12	AL	37	VAL
26	BC	31	PRO
26	BC	244	VAL
34	BK	102	PRO
51	B1	30	PRO
3	CC	15	VAL
3	CC	159	GLY
16	CP	14	ARG
31	DH	118	PRO
32	DI	56	VAL
36	DM	77	PRO
41	DR	44	GLY

5.3.2 Protein sidechains ⓘ

In the following table, the Percentiles column shows the percent sidechain outliers of the chain as a percentile score with respect to all X-ray entries followed by that with respect to entries of similar resolution.

The Analysed column shows the number of residues for which the sidechain conformation was analysed, and the total number of residues.

Mol	Chain	Analysed	Rotameric	Outliers	Percentiles	
2	AB	180/199 (90%)	128 (71%)	52 (29%)	0	1
2	CB	180/199 (90%)	137 (76%)	43 (24%)	0	2
3	AC	170/190 (90%)	138 (81%)	32 (19%)	1	6
3	CC	170/190 (90%)	130 (76%)	40 (24%)	1	3
4	AD	172/173 (99%)	116 (67%)	56 (33%)	0	1
4	CD	172/173 (99%)	125 (73%)	47 (27%)	0	1

Continued on next page...

Continued from previous page...

Mol	Chain	Analysed	Rotameric	Outliers	Percentiles	
5	AE	113/126 (90%)	91 (80%)	22 (20%)	1	5
5	CE	113/126 (90%)	94 (83%)	19 (17%)	2	9
6	AF	87/116 (75%)	72 (83%)	15 (17%)	2	9
6	CF	87/116 (75%)	65 (75%)	22 (25%)	0	2
7	AG	124/147 (84%)	96 (77%)	28 (23%)	1	3
7	CG	124/147 (84%)	101 (82%)	23 (18%)	1	7
8	AH	104/105 (99%)	81 (78%)	23 (22%)	1	3
8	CH	104/105 (99%)	87 (84%)	17 (16%)	2	10
9	AI	105/107 (98%)	81 (77%)	24 (23%)	1	3
9	CI	105/107 (98%)	84 (80%)	21 (20%)	1	5
10	AJ	86/90 (96%)	73 (85%)	13 (15%)	3	13
10	CJ	86/90 (96%)	67 (78%)	19 (22%)	1	3
11	AK	90/99 (91%)	74 (82%)	16 (18%)	2	8
11	CK	90/99 (91%)	67 (74%)	23 (26%)	0	2
12	AL	103/104 (99%)	69 (67%)	34 (33%)	0	1
12	CL	103/104 (99%)	77 (75%)	26 (25%)	0	2
13	AM	92/96 (96%)	77 (84%)	15 (16%)	2	10
13	CM	92/96 (96%)	63 (68%)	29 (32%)	0	1
14	AN	79/84 (94%)	64 (81%)	15 (19%)	1	6
14	CN	79/84 (94%)	60 (76%)	19 (24%)	0	2
15	AO	76/77 (99%)	55 (72%)	21 (28%)	0	1
15	CO	76/77 (99%)	57 (75%)	19 (25%)	0	2
16	AP	65/65 (100%)	51 (78%)	14 (22%)	1	4
16	CP	65/65 (100%)	41 (63%)	24 (37%)	0	0
17	AQ	74/78 (95%)	59 (80%)	15 (20%)	1	5
17	CQ	74/78 (95%)	54 (73%)	20 (27%)	0	1
18	AR	48/65 (74%)	36 (75%)	12 (25%)	0	2
18	CR	48/65 (74%)	36 (75%)	12 (25%)	0	2
19	AS	70/79 (89%)	53 (76%)	17 (24%)	0	2
19	CS	70/79 (89%)	53 (76%)	17 (24%)	0	2
20	AT	65/66 (98%)	50 (77%)	15 (23%)	1	3

Continued on next page...

Continued from previous page...

Mol	Chain	Analysed	Rotameric	Outliers	Percentiles		
20	CT	65/66 (98%)	50 (77%)	15 (23%)	1	3	
21	AU	44/61 (72%)	30 (68%)	14 (32%)	0	1	
21	CU	44/61 (72%)	29 (66%)	15 (34%)	0	1	
26	BC	216/218 (99%)	164 (76%)	52 (24%)	0	2	
26	DC	216/218 (99%)	147 (68%)	69 (32%)	0	1	
27	BD	164/164 (100%)	131 (80%)	33 (20%)	1	5	
27	DD	164/164 (100%)	125 (76%)	39 (24%)	0	2	
28	BE	165/165 (100%)	133 (81%)	32 (19%)	1	5	
28	DE	165/165 (100%)	130 (79%)	35 (21%)	1	4	
29	BF	148/150 (99%)	115 (78%)	33 (22%)	1	3	
29	DF	148/150 (99%)	114 (77%)	34 (23%)	1	3	
30	BG	137/138 (99%)	108 (79%)	29 (21%)	1	4	
30	DG	137/138 (99%)	111 (81%)	26 (19%)	1	6	
31	BH	114/114 (100%)	83 (73%)	31 (27%)	0	1	
31	DH	114/114 (100%)	92 (81%)	22 (19%)	1	6	
32	BI	109/110 (99%)	101 (93%)	8 (7%)	14	41	
32	DI	109/110 (99%)	89 (82%)	20 (18%)	1	7	
33	BJ	116/116 (100%)	90 (78%)	26 (22%)	1	3	
33	DJ	116/116 (100%)	95 (82%)	21 (18%)	1	7	
34	BK	103/104 (99%)	81 (79%)	22 (21%)	1	4	
34	DK	103/104 (99%)	77 (75%)	26 (25%)	0	2	
35	BL	102/103 (99%)	76 (74%)	26 (26%)	0	2	
35	DL	102/103 (99%)	74 (72%)	28 (28%)	0	1	
36	BM	109/109 (100%)	80 (73%)	29 (27%)	0	1	
36	DM	109/109 (100%)	86 (79%)	23 (21%)	1	4	
37	BN	100/103 (97%)	81 (81%)	19 (19%)	1	6	
37	DN	100/103 (97%)	83 (83%)	17 (17%)	2	9	
38	BO	86/87 (99%)	67 (78%)	19 (22%)	1	3	
38	DO	86/87 (99%)	61 (71%)	25 (29%)	0	1	
39	BP	99/100 (99%)	81 (82%)	18 (18%)	1	7	
39	DP	99/100 (99%)	80 (81%)	19 (19%)	1	6	

Continued on next page...

Continued from previous page...

Mol	Chain	Analysed	Rotameric	Outliers	Percentiles	
40	BQ	89/90 (99%)	66 (74%)	23 (26%)	0	2
40	DQ	89/90 (99%)	69 (78%)	20 (22%)	1	3
41	BR	84/84 (100%)	66 (79%)	18 (21%)	1	4
41	DR	84/84 (100%)	70 (83%)	14 (17%)	2	10
42	BS	93/93 (100%)	70 (75%)	23 (25%)	0	2
42	DS	93/93 (100%)	68 (73%)	25 (27%)	0	1
43	BT	80/84 (95%)	57 (71%)	23 (29%)	0	1
43	DT	80/84 (95%)	62 (78%)	18 (22%)	1	3
44	BU	83/85 (98%)	61 (74%)	22 (26%)	0	1
44	DU	83/85 (98%)	63 (76%)	20 (24%)	0	2
45	BV	78/78 (100%)	60 (77%)	18 (23%)	1	3
45	DV	78/78 (100%)	63 (81%)	15 (19%)	1	6
46	BW	56/63 (89%)	45 (80%)	11 (20%)	1	5
46	DW	57/63 (90%)	48 (84%)	9 (16%)	2	11
47	BX	67/68 (98%)	47 (70%)	20 (30%)	0	1
47	DX	67/68 (98%)	56 (84%)	11 (16%)	2	10
48	BY	55/55 (100%)	47 (86%)	8 (14%)	3	14
48	DY	55/55 (100%)	43 (78%)	12 (22%)	1	4
49	BZ	48/49 (98%)	40 (83%)	8 (17%)	2	10
49	DZ	48/49 (98%)	42 (88%)	6 (12%)	4	19
50	B0	47/48 (98%)	39 (83%)	8 (17%)	2	9
50	D0	47/48 (98%)	38 (81%)	9 (19%)	1	6
51	B1	45/49 (92%)	39 (87%)	6 (13%)	4	17
51	D1	45/49 (92%)	36 (80%)	9 (20%)	1	5
52	B2	38/38 (100%)	26 (68%)	12 (32%)	0	1
52	D2	38/38 (100%)	33 (87%)	5 (13%)	4	17
53	B3	51/52 (98%)	37 (72%)	14 (28%)	0	1
53	D3	51/52 (98%)	36 (71%)	15 (29%)	0	1
54	B4	34/34 (100%)	27 (79%)	7 (21%)	1	4
54	D4	34/34 (100%)	23 (68%)	11 (32%)	0	1
55	CY	158/160 (99%)	122 (77%)	36 (23%)	1	3

Continued on next page...

Continued from previous page...

Mol	Chain	Analysed	Rotameric	Outliers	Percentiles
All	All	9485/9916 (96%)	7325 (77%)	2160 (23%)	1 3

All (2160) residues with a non-rotameric sidechain are listed below:

Mol	Chain	Res	Type
2	AB	15	HIS
2	AB	16	PHE
2	AB	19	GLN
2	AB	22	TYR
2	AB	26	LYS
2	AB	27	MET
2	AB	28	LYS
2	AB	37	LYS
2	AB	49	MET
2	AB	57	LEU
2	AB	59	LYS
2	AB	67	ILE
2	AB	68	LEU
2	AB	72	THR
2	AB	73	LYS
2	AB	77	SER
2	AB	80	VAL
2	AB	81	LYS
2	AB	91	PHE
2	AB	93	ASN
2	AB	96	TRP
2	AB	100	MET
2	AB	101	LEU
2	AB	102	THR
2	AB	106	THR
2	AB	108	ARG
2	AB	110	SER
2	AB	123	ASP
2	AB	126	PHE
2	AB	133	GLU
2	AB	141	LEU
2	AB	142	GLU
2	AB	144	LEU
2	AB	146	ASN
2	AB	157	LEU
2	AB	161	LEU
2	AB	163	VAL

Continued on next page...

Continued from previous page...

Mol	Chain	Res	Type
2	AB	173	ILE
2	AB	174	LYS
2	AB	175	GLU
2	AB	181	ILE
2	AB	183	VAL
2	AB	189	THR
2	AB	191	SER
2	AB	194	ASP
2	AB	197	ASP
2	AB	199	VAL
2	AB	205	ASP
2	AB	207	ILE
2	AB	214	LEU
2	AB	217	VAL
2	AB	222	ARG
3	AC	4	LYS
3	AC	14	ILE
3	AC	16	LYS
3	AC	25	ASN
3	AC	27	LYS
3	AC	37	PHE
3	AC	44	THR
3	AC	51	SER
3	AC	55	ILE
3	AC	67	THR
3	AC	68	ILE
3	AC	70	THR
3	AC	76	VAL
3	AC	82	GLU
3	AC	84	VAL
3	AC	97	VAL
3	AC	103	ILE
3	AC	105	GLU
3	AC	125	GLU
3	AC	129	MET
3	AC	134	MET
3	AC	138	VAL
3	AC	142	MET
3	AC	151	VAL
3	AC	153	VAL
3	AC	167	TRP
3	AC	168	TYR

Continued on next page...

Continued from previous page...

Mol	Chain	Res	Type
3	AC	175	LEU
3	AC	176	HIS
3	AC	182	ILE
3	AC	183	ASP
3	AC	198	VAL
4	AD	5	LEU
4	AD	9	LEU
4	AD	13	ARG
4	AD	14	ARG
4	AD	17	THR
4	AD	19	LEU
4	AD	20	PHE
4	AD	22	LYS
4	AD	25	VAL
4	AD	32	CYS
4	AD	33	LYS
4	AD	44	ARG
4	AD	47	ARG
4	AD	48	LEU
4	AD	49	SER
4	AD	58	LYS
4	AD	73	ARG
4	AD	74	ASN
4	AD	75	TYR
4	AD	77	LYS
4	AD	78	GLU
4	AD	82	LEU
4	AD	83	LYS
4	AD	91	LEU
4	AD	94	LEU
4	AD	95	GLU
4	AD	101	VAL
4	AD	105	MET
4	AD	107	PHE
4	AD	110	THR
4	AD	111	ARG
4	AD	115	ARG
4	AD	116	GLN
4	AD	123	ILE
4	AD	129	VAL
4	AD	130	VAL
4	AD	138	SER

Continued on next page...

Continued from previous page...

Mol	Chain	Res	Type
4	AD	145	ILE
4	AD	146	ARG
4	AD	147	GLU
4	AD	150	LYS
4	AD	155	VAL
4	AD	161	LEU
4	AD	163	GLU
4	AD	164	GLN
4	AD	173	VAL
4	AD	174	ASP
4	AD	178	MET
4	AD	181	THR
4	AD	182	PHE
4	AD	189	SER
4	AD	191	LEU
4	AD	192	SER
4	AD	194	ASP
4	AD	203	LEU
4	AD	205	SER
5	AE	24	THR
5	AE	31	PHE
5	AE	33	PHE
5	AE	34	THR
5	AE	36	LEU
5	AE	37	THR
5	AE	43	ASN
5	AE	50	TYR
5	AE	56	VAL
5	AE	64	MET
5	AE	65	GLU
5	AE	76	LEU
5	AE	85	VAL
5	AE	86	LYS
5	AE	93	ARG
5	AE	96	MET
5	AE	105	ILE
5	AE	115	LEU
5	AE	121	HIS
5	AE	124	LEU
5	AE	147	MET
5	AE	156	LYS
6	AF	18	VAL

Continued on next page...

Continued from previous page...

Mol	Chain	Res	Type
6	AF	22	ILE
6	AF	39	LEU
6	AF	51	ILE
6	AF	54	LEU
6	AF	55	HIS
6	AF	62	MET
6	AF	72	ASP
6	AF	80	PHE
6	AF	82	ASP
6	AF	85	ILE
6	AF	86	ARG
6	AF	88	MET
6	AF	91	ARG
6	AF	97	THR
7	AG	3	ARG
7	AG	9	GLN
7	AG	10	ARG
7	AG	11	LYS
7	AG	12	ILE
7	AG	21	GLU
7	AG	26	PHE
7	AG	29	ILE
7	AG	50	LEU
7	AG	59	LEU
7	AG	62	PHE
7	AG	66	LEU
7	AG	67	GLU
7	AG	70	ARG
7	AG	90	GLU
7	AG	91	VAL
7	AG	92	ARG
7	AG	94	VAL
7	AG	97	ASN
7	AG	106	GLU
7	AG	114	LYS
7	AG	116	MET
7	AG	120	LEU
7	AG	129	GLU
7	AG	136	LYS
7	AG	139	GLU
7	AG	140	ASP
7	AG	142	HIS

Continued on next page...

Continued from previous page...

Mol	Chain	Res	Type
8	AH	4	GLN
8	AH	5	ASP
8	AH	7	ILE
8	AH	9	ASP
8	AH	11	LEU
8	AH	15	ARG
8	AH	21	ASN
8	AH	32	LEU
8	AH	40	LEU
8	AH	41	LYS
8	AH	46	ILE
8	AH	55	THR
8	AH	63	LEU
8	AH	72	VAL
8	AH	75	ILE
8	AH	86	TYR
8	AH	92	LEU
8	AH	96	MET
8	AH	99	LEU
8	AH	108	LYS
8	AH	117	ARG
8	AH	121	LEU
8	AH	125	ILE
9	AI	15	SER
9	AI	18	ARG
9	AI	20	PHE
9	AI	31	ASN
9	AI	35	LEU
9	AI	39	PHE
9	AI	46	MET
9	AI	61	LEU
9	AI	63	LEU
9	AI	65	ILE
9	AI	66	THR
9	AI	68	LYS
9	AI	75	GLN
9	AI	79	ILE
9	AI	87	LEU
9	AI	90	TYR
9	AI	95	ARG
9	AI	99	ARG
9	AI	105	THR

Continued on next page...

Continued from previous page...

Mol	Chain	Res	Type
9	AI	106	ARG
9	AI	109	ARG
9	AI	122	ARG
9	AI	126	GLN
9	AI	129	LYS
10	AJ	8	ILE
10	AJ	19	ASP
10	AJ	25	ILE
10	AJ	28	THR
10	AJ	37	ARG
10	AJ	57	VAL
10	AJ	64	GLN
10	AJ	67	ILE
10	AJ	74	VAL
10	AJ	82	LYS
10	AJ	87	LEU
10	AJ	90	LEU
10	AJ	97	ASP
11	AK	23	ILE
11	AK	27	PHE
11	AK	31	ILE
11	AK	32	VAL
11	AK	35	THR
11	AK	59	THR
11	AK	74	VAL
11	AK	93	ARG
11	AK	96	THR
11	AK	97	ILE
11	AK	105	PHE
11	AK	107	ILE
11	AK	109	ASN
11	AK	113	VAL
11	AK	128	ARG
11	AK	129	VAL
12	AL	4	VAL
12	AL	8	VAL
12	AL	21	VAL
12	AL	24	LEU
12	AL	27	CYS
12	AL	29	GLN
12	AL	34	CYS
12	AL	38	TYR

Continued on next page...

Continued from previous page...

Mol	Chain	Res	Type
12	AL	44	LYS
12	AL	47	SER
12	AL	49	LEU
12	AL	50	ARG
12	AL	52	VAL
12	AL	55	VAL
12	AL	57	LEU
12	AL	58	THR
12	AL	64	THR
12	AL	65	SER
12	AL	66	TYR
12	AL	74	LEU
12	AL	75	GLN
12	AL	79	VAL
12	AL	82	ILE
12	AL	86	ARG
12	AL	87	VAL
12	AL	88	LYS
12	AL	93	VAL
12	AL	98	VAL
12	AL	102	LEU
12	AL	104	CYS
12	AL	109	ASP
12	AL	110	ARG
12	AL	112	GLN
12	AL	116	LYS
13	AM	14	HIS
13	AM	22	ILE
13	AM	25	VAL
13	AM	27	LYS
13	AM	29	ARG
13	AM	31	LYS
13	AM	66	GLU
13	AM	71	ARG
13	AM	75	MET
13	AM	80	LEU
13	AM	91	HIS
13	AM	101	ARG
13	AM	104	THR
13	AM	113	ARG
13	AM	114	LYS
14	AN	3	GLN

Continued on next page...

Continued from previous page...

Mol	Chain	Res	Type
14	AN	4	SER
14	AN	10	VAL
14	AN	15	LEU
14	AN	27	LYS
14	AN	43	ASN
14	AN	46	LEU
14	AN	47	LYS
14	AN	58	SER
14	AN	69	ARG
14	AN	71	HIS
14	AN	73	PHE
14	AN	79	LEU
14	AN	90	ARG
14	AN	101	TRP
15	AO	3	LEU
15	AO	6	GLU
15	AO	11	ILE
15	AO	14	GLU
15	AO	20	ASN
15	AO	21	ASP
15	AO	25	THR
15	AO	27	VAL
15	AO	28	GLN
15	AO	32	LEU
15	AO	33	THR
15	AO	39	LEU
15	AO	47	LYS
15	AO	57	LEU
15	AO	60	VAL
15	AO	65	LYS
15	AO	66	LEU
15	AO	67	LEU
15	AO	70	LEU
15	AO	77	ARG
15	AO	87	LEU
16	AP	2	VAL
16	AP	8	ARG
16	AP	14	ARG
16	AP	25	ARG
16	AP	28	ARG
16	AP	32	PHE
16	AP	39	PHE

Continued on next page...

Continued from previous page...

Mol	Chain	Res	Type
16	AP	45	GLU
16	AP	46	LYS
16	AP	52	LEU
16	AP	56	ARG
16	AP	68	SER
16	AP	75	ILE
16	AP	80	LYS
17	AQ	9	GLN
17	AQ	22	VAL
17	AQ	26	GLU
17	AQ	28	PHE
17	AQ	30	LYS
17	AQ	39	LYS
17	AQ	43	LYS
17	AQ	44	LEU
17	AQ	52	GLU
17	AQ	53	CYS
17	AQ	59	VAL
17	AQ	70	THR
17	AQ	76	VAL
17	AQ	77	ARG
17	AQ	79	VAL
18	AR	25	ASP
18	AR	26	ILE
18	AR	28	THR
18	AR	29	LEU
18	AR	39	ILE
18	AR	51	TYR
18	AR	55	LEU
18	AR	57	ARG
18	AR	59	ILE
18	AR	68	LEU
18	AR	71	THR
18	AR	73	ARG
19	AS	3	ARG
19	AS	4	SER
19	AS	10	PHE
19	AS	13	LEU
19	AS	20	GLU
19	AS	21	LYS
19	AS	36	ARG
19	AS	37	ARG

Continued on next page...

Continued from previous page...

Mol	Chain	Res	Type
19	AS	39	THR
19	AS	44	MET
19	AS	48	THR
19	AS	55	ARG
19	AS	60	VAL
19	AS	63	THR
19	AS	65	GLU
19	AS	69	HIS
19	AS	71	LEU
20	AT	3	ASN
20	AT	5	LYS
20	AT	10	ARG
20	AT	12	ILE
20	AT	15	GLU
20	AT	21	ASN
20	AT	24	ARG
20	AT	27	MET
20	AT	29	ARG
20	AT	30	THR
20	AT	51	PHE
20	AT	61	GLN
20	AT	69	LYS
20	AT	79	LEU
20	AT	83	ILE
21	AU	4	ILE
21	AU	7	ARG
21	AU	12	PHE
21	AU	16	LEU
21	AU	17	ARG
21	AU	20	LYS
21	AU	24	GLU
21	AU	28	VAL
21	AU	32	VAL
21	AU	39	GLU
21	AU	42	THR
21	AU	47	ARG
21	AU	49	LYS
21	AU	51	SER
26	BC	9	SER
26	BC	13	ARG
26	BC	18	VAL
26	BC	19	VAL

Continued on next page...

Continued from previous page...

Mol	Chain	Res	Type
26	BC	23	LEU
26	BC	49	THR
26	BC	58	LYS
26	BC	62	ARG
26	BC	63	ILE
26	BC	71	ASP
26	BC	77	VAL
26	BC	79	ARG
26	BC	85	ASN
26	BC	87	SER
26	BC	89	ASN
26	BC	97	ASP
26	BC	101	ARG
26	BC	109	LEU
26	BC	129	LEU
26	BC	133	ASN
26	BC	134	ILE
26	BC	136	VAL
26	BC	138	SER
26	BC	140	VAL
26	BC	146	LYS
26	BC	149	LYS
26	BC	159	THR
26	BC	161	VAL
26	BC	171	VAL
26	BC	173	LEU
26	BC	175	LEU
26	BC	177	SER
26	BC	181	ARG
26	BC	187	CYS
26	BC	188	ARG
26	BC	190	THR
26	BC	191	LEU
26	BC	198	GLU
26	BC	206	LYS
26	BC	212	TRP
26	BC	216	ARG
26	BC	218	THR
26	BC	237	ARG
26	BC	245	THR
26	BC	249	VAL
26	BC	251	THR

Continued on next page...

Continued from previous page...

Mol	Chain	Res	Type
26	BC	254	LYS
26	BC	255	LYS
26	BC	257	ARG
26	BC	261	ARG
26	BC	264	LYS
26	BC	265	PHE
27	BD	2	ILE
27	BD	9	VAL
27	BD	11	MET
27	BD	52	THR
27	BD	59	ARG
27	BD	60	VAL
27	BD	79	LEU
27	BD	81	GLU
27	BD	83	ARG
27	BD	84	LEU
27	BD	88	GLU
27	BD	89	GLU
27	BD	108	ASP
27	BD	110	THR
27	BD	113	SER
27	BD	116	LYS
27	BD	118	PHE
27	BD	124	ARG
27	BD	125	TRP
27	BD	129	THR
27	BD	134	HIS
27	BD	152	PRO
27	BD	157	LYS
27	BD	161	MET
27	BD	170	VAL
27	BD	176	ASP
27	BD	177	VAL
27	BD	180	VAL
27	BD	181	ASP
27	BD	186	LEU
27	BD	197	THR
27	BD	200	ASP
27	BD	202	ILE
28	BE	7	ASP
28	BE	12	LEU
28	BE	23	PHE

Continued on next page...

Continued from previous page...

Mol	Chain	Res	Type
28	BE	40	ARG
28	BE	63	LYS
28	BE	69	ARG
28	BE	70	SER
28	BE	73	ILE
28	BE	77	ILE
28	BE	78	TRP
28	BE	79	ARG
28	BE	95	LYS
28	BE	96	VAL
28	BE	99	LYS
28	BE	108	ILE
28	BE	109	LEU
28	BE	110	SER
28	BE	111	GLU
28	BE	113	VAL
28	BE	116	ASP
28	BE	133	LEU
28	BE	143	LEU
28	BE	144	GLU
28	BE	148	ILE
28	BE	159	LEU
28	BE	165	HIS
28	BE	167	VAL
28	BE	170	ARG
28	BE	175	ILE
28	BE	180	LEU
28	BE	195	GLN
28	BE	197	GLU
29	BF	2	LYS
29	BF	4	HIS
29	BF	6	TYR
29	BF	17	THR
29	BF	26	GLN
29	BF	27	VAL
29	BF	30	VAL
29	BF	31	GLU
29	BF	33	ILE
29	BF	47	LYS
29	BF	48	LEU
29	BF	56	LEU
29	BF	63	LYS

Continued on next page...

Continued from previous page...

Mol	Chain	Res	Type
29	BF	84	ILE
29	BF	86	CYS
29	BF	91	ARG
29	BF	94	ARG
29	BF	98	PHE
29	BF	99	PHE
29	BF	100	GLU
29	BF	110	ILE
29	BF	112	ASP
29	BF	116	LEU
29	BF	129	MET
29	BF	134	GLN
29	BF	141	ASP
29	BF	145	VAL
29	BF	146	ASP
29	BF	149	ARG
29	BF	153	ILE
29	BF	154	THR
29	BF	163	GLU
29	BF	169	LEU
30	BG	10	VAL
30	BG	16	VAL
30	BG	19	ASN
30	BG	24	THR
30	BG	25	ILE
30	BG	29	ASN
30	BG	32	LEU
30	BG	46	ASP
30	BG	49	LEU
30	BG	54	ARG
30	BG	68	ARG
30	BG	70	LEU
30	BG	71	LEU
30	BG	75	VAL
30	BG	79	THR
30	BG	80	GLU
30	BG	87	GLN
30	BG	88	LEU
30	BG	89	VAL
30	BG	98	LYS
30	BG	100	ASN
30	BG	101	VAL

Continued on next page...

Continued from previous page...

Mol	Chain	Res	Type
30	BG	110	HIS
30	BG	121	THR
30	BG	126	THR
30	BG	129	GLU
30	BG	132	LEU
30	BG	154	GLU
30	BG	168	VAL
31	BH	8	LYS
31	BH	9	VAL
31	BH	11	ASN
31	BH	12	LEU
31	BH	15	LEU
31	BH	25	TYR
31	BH	29	PHE
31	BH	30	LEU
31	BH	48	GLU
31	BH	50	ARG
31	BH	53	GLU
31	BH	54	LEU
31	BH	60	GLU
31	BH	62	LEU
31	BH	72	ILE
31	BH	75	LEU
31	BH	83	LYS
31	BH	89	LYS
31	BH	96	THR
31	BH	97	ARG
31	BH	103	VAL
31	BH	104	THR
31	BH	114	GLU
31	BH	115	VAL
31	BH	117	LEU
31	BH	119	ASN
31	BH	125	THR
31	BH	127	GLU
31	BH	130	VAL
31	BH	135	HIS
31	BH	146	VAL
32	BI	2	LYS
32	BI	54	ILE
32	BI	57	VAL
32	BI	61	TYR

Continued on next page...

Continued from previous page...

Mol	Chain	Res	Type
32	BI	78	LEU
32	BI	94	LYS
32	BI	104	GLN
32	BI	126	ARG
33	BJ	5	THR
33	BJ	11	VAL
33	BJ	13	ARG
33	BJ	14	ASP
33	BJ	16	TYR
33	BJ	18	VAL
33	BJ	25	LEU
33	BJ	30	THR
33	BJ	32	LEU
33	BJ	40	HIS
33	BJ	48	VAL
33	BJ	50	THR
33	BJ	61	LYS
33	BJ	64	VAL
33	BJ	68	LYS
33	BJ	69	ARG
33	BJ	73	VAL
33	BJ	75	TYR
33	BJ	78	THR
33	BJ	84	ILE
33	BJ	86	GLN
33	BJ	99	ARG
33	BJ	103	ILE
33	BJ	108	MET
33	BJ	136	GLN
33	BJ	140	LEU
34	BK	23	LYS
34	BK	24	VAL
34	BK	25	LEU
34	BK	29	HIS
34	BK	30	ARG
34	BK	31	ARG
34	BK	37	ASP
34	BK	40	LYS
34	BK	49	ARG
34	BK	58	LEU
34	BK	63	VAL
34	BK	71	ARG

Continued on next page...

Continued from previous page...

Mol	Chain	Res	Type
34	BK	80	ASP
34	BK	86	LEU
34	BK	88	ASN
34	BK	89	ASN
34	BK	93	GLN
34	BK	98	ARG
34	BK	104	THR
34	BK	115	ILE
34	BK	116	ILE
34	BK	118	LEU
35	BL	2	ARG
35	BL	3	LEU
35	BL	6	LEU
35	BL	18	ARG
35	BL	19	LEU
35	BL	21	ARG
35	BL	23	ILE
35	BL	35	HIS
35	BL	46	VAL
35	BL	47	ARG
35	BL	48	ARG
35	BL	60	ARG
35	BL	64	PHE
35	BL	66	PHE
35	BL	74	THR
35	BL	91	ASP
35	BL	93	ASN
35	BL	103	ILE
35	BL	104	GLN
35	BL	115	GLU
35	BL	116	VAL
35	BL	123	ARG
35	BL	125	LEU
35	BL	128	THR
35	BL	142	ILE
35	BL	144	GLU
36	BM	8	LYS
36	BM	18	ARG
36	BM	20	LEU
36	BM	24	THR
36	BM	26	VAL
36	BM	33	LEU

Continued on next page...

Continued from previous page...

Mol	Chain	Res	Type
36	BM	38	ARG
36	BM	42	THR
36	BM	45	GLN
36	BM	50	ARG
36	BM	55	ARG
36	BM	57	VAL
36	BM	60	GLN
36	BM	63	ILE
36	BM	64	TRP
36	BM	65	ILE
36	BM	67	VAL
36	BM	74	THR
36	BM	80	VAL
36	BM	88	ASN
36	BM	96	ILE
36	BM	103	TYR
36	BM	111	GLU
36	BM	115	GLU
36	BM	119	LEU
36	BM	127	LYS
36	BM	131	VAL
36	BM	134	THR
36	BM	135	VAL
37	BN	9	GLN
37	BN	27	SER
37	BN	28	LEU
37	BN	33	ILE
37	BN	38	LEU
37	BN	44	LEU
37	BN	46	ARG
37	BN	48	VAL
37	BN	60	VAL
37	BN	67	PHE
37	BN	70	THR
37	BN	71	ARG
37	BN	78	LYS
37	BN	82	GLU
37	BN	83	LEU
37	BN	90	ARG
37	BN	97	ILE
37	BN	98	LEU
37	BN	113	ILE

Continued on next page...

Continued from previous page...

Mol	Chain	Res	Type
38	BO	2	ASP
38	BO	16	ARG
38	BO	27	VAL
38	BO	28	VAL
38	BO	30	ARG
38	BO	31	THR
38	BO	35	ILE
38	BO	40	ILE
38	BO	47	VAL
38	BO	48	LEU
38	BO	67	ASN
38	BO	68	LYS
38	BO	69	ASP
38	BO	83	LEU
38	BO	89	ASP
38	BO	93	ASP
38	BO	100	HIS
38	BO	102	ARG
38	BO	106	LEU
39	BP	3	ILE
39	BP	28	LYS
39	BP	32	VAL
39	BP	38	ARG
39	BP	45	VAL
39	BP	49	ILE
39	BP	58	PHE
39	BP	65	ASN
39	BP	72	VAL
39	BP	77	SER
39	BP	83	ILE
39	BP	92	ARG
39	BP	99	LEU
39	BP	101	GLU
39	BP	102	ARG
39	BP	105	LYS
39	BP	109	ILE
39	BP	113	LEU
40	BQ	2	ARG
40	BQ	5	ARG
40	BQ	7	VAL
40	BQ	17	LEU
40	BQ	29	ARG

Continued on next page...

Continued from previous page...

Mol	Chain	Res	Type
40	BQ	33	VAL
40	BQ	38	VAL
40	BQ	39	ILE
40	BQ	40	LYS
40	BQ	46	TYR
40	BQ	50	ARG
40	BQ	57	ARG
40	BQ	59	LEU
40	BQ	73	ILE
40	BQ	77	LYS
40	BQ	89	ILE
40	BQ	91	ARG
40	BQ	93	ILE
40	BQ	94	LEU
40	BQ	97	ILE
40	BQ	99	VAL
40	BQ	106	THR
40	BQ	111	LYS
41	BR	12	HIS
41	BR	19	THR
41	BR	24	LYS
41	BR	32	THR
41	BR	34	GLU
41	BR	46	GLU
41	BR	48	LYS
41	BR	49	ILE
41	BR	51	VAL
41	BR	66	HIS
41	BR	70	GLU
41	BR	75	VAL
41	BR	79	ARG
41	BR	80	ARG
41	BR	83	TYR
41	BR	84	ARG
41	BR	90	ARG
41	BR	98	ILE
42	BS	2	GLU
42	BS	4	ILE
42	BS	6	LYS
42	BS	13	SER
42	BS	33	LEU
42	BS	46	LEU

Continued on next page...

Continued from previous page...

Mol	Chain	Res	Type
42	BS	49	LYS
42	BS	53	SER
42	BS	55	ILE
42	BS	59	GLU
42	BS	68	ASP
42	BS	69	LEU
42	BS	81	SER
42	BS	86	MET
42	BS	88	ARG
42	BS	92	ARG
42	BS	96	ILE
42	BS	97	LEU
42	BS	100	THR
42	BS	102	HIS
42	BS	104	THR
42	BS	105	VAL
42	BS	107	VAL
43	BT	1	MET
43	BT	2	ILE
43	BT	3	ARG
43	BT	5	GLU
43	BT	16	VAL
43	BT	19	LYS
43	BT	22	THR
43	BT	30	ILE
43	BT	31	VAL
43	BT	32	LEU
43	BT	40	LYS
43	BT	42	GLU
43	BT	43	ILE
43	BT	53	VAL
43	BT	55	VAL
43	BT	60	THR
43	BT	61	LEU
43	BT	62	VAL
43	BT	63	VAL
43	BT	73	ARG
43	BT	82	LYS
43	BT	91	GLN
43	BT	93	LEU
44	BU	6	ARG
44	BU	13	LEU

Continued on next page...

Continued from previous page...

Mol	Chain	Res	Type
44	BU	16	LYS
44	BU	17	ASP
44	BU	25	LYS
44	BU	27	VAL
44	BU	28	LEU
44	BU	30	SER
44	BU	34	ILE
44	BU	35	VAL
44	BU	40	LEU
44	BU	41	VAL
44	BU	42	LYS
44	BU	43	LYS
44	BU	58	VAL
44	BU	71	ILE
44	BU	73	ASN
44	BU	76	THR
44	BU	80	ASP
44	BU	86	PHE
44	BU	92	VAL
44	BU	93	ARG
45	BV	12	GLN
45	BV	17	SER
45	BV	29	ILE
45	BV	31	TYR
45	BV	38	LEU
45	BV	41	GLU
45	BV	42	LEU
45	BV	51	GLN
45	BV	66	ASP
45	BV	69	GLU
45	BV	71	LYS
45	BV	72	VAL
45	BV	76	ASP
45	BV	77	VAL
45	BV	78	GLN
45	BV	83	LYS
45	BV	86	LEU
45	BV	87	GLN
46	BW	12	ASN
46	BW	17	GLU
46	BW	24	LYS
46	BW	36	ILE

Continued on next page...

Continued from previous page...

Mol	Chain	Res	Type
46	BW	37	ILE
46	BW	43	THR
46	BW	58	THR
46	BW	66	LYS
46	BW	70	GLU
46	BW	78	LYS
46	BW	82	ILE
47	BX	3	VAL
47	BX	6	VAL
47	BX	7	THR
47	BX	10	ARG
47	BX	21	LEU
47	BX	22	ASN
47	BX	24	THR
47	BX	27	ARG
47	BX	43	LYS
47	BX	45	PHE
47	BX	46	VAL
47	BX	48	LEU
47	BX	49	ARG
47	BX	50	VAL
47	BX	56	ARG
47	BX	64	ASP
47	BX	65	THR
47	BX	67	LEU
47	BX	70	LEU
47	BX	75	GLU
48	BY	1	MET
48	BY	7	ARG
48	BY	17	GLU
48	BY	40	SER
48	BY	52	ARG
48	BY	53	VAL
48	BY	55	THR
48	BY	57	LEU
49	BZ	9	THR
49	BZ	13	ILE
49	BZ	24	LEU
49	BZ	36	GLU
49	BZ	40	THR
49	BZ	43	ILE
49	BZ	46	MET

Continued on next page...

Continued from previous page...

Mol	Chain	Res	Type
49	BZ	50	VAL
50	B0	3	GLN
50	B0	5	ASN
50	B0	9	ARG
50	B0	22	THR
50	B0	32	THR
50	B0	40	HIS
50	B0	53	VAL
50	B0	54	ILE
51	B1	9	LYS
51	B1	22	THR
51	B1	24	LYS
51	B1	27	ARG
51	B1	43	ARG
51	B1	49	LYS
52	B2	9	VAL
52	B2	10	LEU
52	B2	11	LYS
52	B2	13	ASN
52	B2	14	ARG
52	B2	16	HIS
52	B2	24	THR
52	B2	25	LYS
52	B2	26	ASN
52	B2	34	ARG
52	B2	39	ARG
52	B2	44	VAL
53	B3	6	VAL
53	B3	12	ARG
53	B3	13	PHE
53	B3	16	THR
53	B3	23	HIS
53	B3	24	LYS
53	B3	28	LEU
53	B3	34	LYS
53	B3	35	LYS
53	B3	40	LYS
53	B3	41	ARG
53	B3	46	LYS
53	B3	53	ASP
53	B3	60	CYS
54	B4	3	VAL

Continued on next page...

Continued from previous page...

Mol	Chain	Res	Type
54	B4	4	ARG
54	B4	10	LEU
54	B4	25	VAL
54	B4	26	ILE
54	B4	27	CYS
54	B4	36	ARG
2	CB	9	MET
2	CB	20	THR
2	CB	21	ARG
2	CB	22	TYR
2	CB	23	TRP
2	CB	26	LYS
2	CB	32	PHE
2	CB	36	ASN
2	CB	52	GLU
2	CB	81	LYS
2	CB	88	ASP
2	CB	89	GLN
2	CB	90	PHE
2	CB	92	VAL
2	CB	94	HIS
2	CB	96	TRP
2	CB	107	VAL
2	CB	108	ARG
2	CB	115	LYS
2	CB	117	LEU
2	CB	118	GLU
2	CB	122	GLN
2	CB	123	ASP
2	CB	127	ASP
2	CB	130	THR
2	CB	131	LYS
2	CB	135	LEU
2	CB	140	GLU
2	CB	148	LEU
2	CB	151	ILE
2	CB	153	ASP
2	CB	154	MET
2	CB	169	GLU
2	CB	183	VAL
2	CB	186	ILE
2	CB	188	ASP

Continued on next page...

Continued from previous page...

Mol	Chain	Res	Type
2	CB	196	VAL
2	CB	199	VAL
2	CB	204	ASP
2	CB	213	TYR
2	CB	220	THR
2	CB	221	VAL
2	CB	222	ARG
3	CC	3	GLN
3	CC	11	ARG
3	CC	16	LYS
3	CC	27	LYS
3	CC	33	LEU
3	CC	35	SER
3	CC	36	ASP
3	CC	38	LYS
3	CC	44	THR
3	CC	45	LYS
3	CC	47	LEU
3	CC	51	SER
3	CC	52	VAL
3	CC	55	ILE
3	CC	62	LYS
3	CC	65	ARG
3	CC	66	VAL
3	CC	68	ILE
3	CC	75	ILE
3	CC	80	LYS
3	CC	82	GLU
3	CC	83	ASP
3	CC	84	VAL
3	CC	89	LYS
3	CC	97	VAL
3	CC	101	ILE
3	CC	107	ARG
3	CC	108	LYS
3	CC	110	GLU
3	CC	112	ASP
3	CC	114	LYS
3	CC	115	LEU
3	CC	118	ASP
3	CC	122	SER
3	CC	162	ILE

Continued on next page...

Continued from previous page...

Mol	Chain	Res	Type
3	CC	165	THR
3	CC	175	LEU
3	CC	177	THR
3	CC	178	LEU
3	CC	200	VAL
4	CD	3	ARG
4	CD	11	LEU
4	CD	14	ARG
4	CD	29	ASP
4	CD	30	THR
4	CD	31	LYS
4	CD	34	ILE
4	CD	36	GLN
4	CD	49	SER
4	CD	50	ASP
4	CD	51	TYR
4	CD	54	GLN
4	CD	55	LEU
4	CD	58	LYS
4	CD	59	GLN
4	CD	61	VAL
4	CD	62	ARG
4	CD	63	ARG
4	CD	70	ARG
4	CD	76	TYR
4	CD	78	GLU
4	CD	90	LEU
4	CD	93	LEU
4	CD	94	LEU
4	CD	97	ARG
4	CD	103	TYR
4	CD	107	PHE
4	CD	113	GLU
4	CD	115	ARG
4	CD	116	GLN
4	CD	117	LEU
4	CD	130	VAL
4	CD	135	TYR
4	CD	138	SER
4	CD	141	ASP
4	CD	145	ILE
4	CD	152	GLN

Continued on next page...

Continued from previous page...

Mol	Chain	Res	Type
4	CD	155	VAL
4	CD	160	GLU
4	CD	161	LEU
4	CD	163	GLU
4	CD	171	LEU
4	CD	179	GLU
4	CD	190	ASP
4	CD	194	ASP
4	CD	199	LEU
4	CD	203	LEU
5	CE	12	GLN
5	CE	15	LEU
5	CE	20	ARG
5	CE	32	SER
5	CE	37	THR
5	CE	39	VAL
5	CE	54	ARG
5	CE	56	VAL
5	CE	78	ASN
5	CE	83	HIS
5	CE	117	VAL
5	CE	120	VAL
5	CE	121	HIS
5	CE	122	ASN
5	CE	124	LEU
5	CE	137	VAL
5	CE	142	ASP
5	CE	148	ASN
5	CE	157	ARG
6	CF	3	HIS
6	CF	4	TYR
6	CF	10	VAL
6	CF	18	VAL
6	CF	22	ILE
6	CF	33	GLU
6	CF	36	ILE
6	CF	39	LEU
6	CF	41	ASP
6	CF	42	TRP
6	CF	45	ARG
6	CF	49	TYR
6	CF	51	ILE

Continued on next page...

Continued from previous page...

Mol	Chain	Res	Type
6	CF	69	GLU
6	CF	70	VAL
6	CF	71	ILE
6	CF	78	PHE
6	CF	80	PHE
6	CF	86	ARG
6	CF	90	MET
6	CF	96	VAL
6	CF	97	THR
7	CG	3	ARG
7	CG	9	GLN
7	CG	12	ILE
7	CG	26	PHE
7	CG	29	ILE
7	CG	31	MET
7	CG	32	VAL
7	CG	35	LYS
7	CG	37	SER
7	CG	48	GLU
7	CG	50	LEU
7	CG	52	GLN
7	CG	70	ARG
7	CG	84	THR
7	CG	91	VAL
7	CG	99	LEU
7	CG	104	ILE
7	CG	109	ARG
7	CG	118	LEU
7	CG	130	ASN
7	CG	133	THR
7	CG	135	VAL
7	CG	140	ASP
8	CH	25	VAL
8	CH	27	MET
8	CH	29	SER
8	CH	32	LEU
8	CH	46	ILE
8	CH	59	LEU
8	CH	61	LEU
8	CH	78	VAL
8	CH	80	ARG
8	CH	87	LYS

Continued on next page...

Continued from previous page...

Mol	Chain	Res	Type
8	CH	89	LYS
8	CH	99	LEU
8	CH	103	VAL
8	CH	106	THR
8	CH	113	ASP
8	CH	121	LEU
8	CH	125	ILE
9	CI	7	TYR
9	CI	18	ARG
9	CI	20	PHE
9	CI	30	ILE
9	CI	32	GLN
9	CI	46	MET
9	CI	47	VAL
9	CI	49	ARG
9	CI	57	MET
9	CI	67	VAL
9	CI	72	ILE
9	CI	80	ARG
9	CI	81	HIS
9	CI	88	MET
9	CI	92	GLU
9	CI	98	LEU
9	CI	103	PHE
9	CI	109	ARG
9	CI	116	VAL
9	CI	120	LYS
9	CI	124	ARG
10	CJ	10	LEU
10	CJ	11	LYS
10	CJ	17	LEU
10	CJ	26	VAL
10	CJ	32	THR
10	CJ	35	GLN
10	CJ	46	LYS
10	CJ	48	ARG
10	CJ	50	THR
10	CJ	51	VAL
10	CJ	53	ILE
10	CJ	71	LEU
10	CJ	72	ARG
10	CJ	73	LEU

Continued on next page...

Continued from previous page...

Mol	Chain	Res	Type
10	CJ	74	VAL
10	CJ	76	ILE
10	CJ	80	THR
10	CJ	82	LYS
10	CJ	84	VAL
11	CK	13	ARG
11	CK	15	GLN
11	CK	16	VAL
11	CK	23	ILE
11	CK	27	PHE
11	CK	28	ASN
11	CK	31	ILE
11	CK	35	THR
11	CK	36	ASP
11	CK	46	THR
11	CK	52	PHE
11	CK	57	LYS
11	CK	65	VAL
11	CK	77	TYR
11	CK	87	LYS
11	CK	97	ILE
11	CK	100	LEU
11	CK	110	ILE
11	CK	111	THR
11	CK	119	ASN
11	CK	121	CYS
11	CK	125	LYS
11	CK	128	ARG
12	CL	3	THR
12	CL	6	GLN
12	CL	9	ARG
12	CL	15	LYS
12	CL	20	ASN
12	CL	25	GLU
12	CL	29	GLN
12	CL	47	SER
12	CL	51	LYS
12	CL	52	VAL
12	CL	55	VAL
12	CL	65	SER
12	CL	66	TYR
12	CL	67	ILE

Continued on next page...

Continued from previous page...

Mol	Chain	Res	Type
12	CL	74	LEU
12	CL	78	SER
12	CL	79	VAL
12	CL	82	ILE
12	CL	83	ARG
12	CL	90	LEU
12	CL	94	ARG
12	CL	95	TYR
12	CL	97	THR
12	CL	114	ARG
12	CL	117	TYR
12	CL	121	ARG
13	CM	4	ILE
13	CM	12	HIS
13	CM	16	VAL
13	CM	17	ILE
13	CM	20	THR
13	CM	23	TYR
13	CM	27	LYS
13	CM	28	THR
13	CM	29	ARG
13	CM	34	LEU
13	CM	43	VAL
13	CM	48	LEU
13	CM	52	GLN
13	CM	54	ASP
13	CM	57	ARG
13	CM	58	ASP
13	CM	63	PHE
13	CM	64	VAL
13	CM	68	ASP
13	CM	75	MET
13	CM	76	SER
13	CM	82	ASP
13	CM	83	LEU
13	CM	85	CYS
13	CM	90	ARG
13	CM	92	ARG
13	CM	101	ARG
13	CM	109	ARG
13	CM	113	ARG
14	CN	3	GLN

Continued on next page...

Continued from previous page...

Mol	Chain	Res	Type
14	CN	6	LYS
14	CN	10	VAL
14	CN	12	ARG
14	CN	13	VAL
14	CN	19	TYR
14	CN	22	LYS
14	CN	27	LYS
14	CN	30	ILE
14	CN	41	ARG
14	CN	46	LEU
14	CN	48	LEU
14	CN	50	THR
14	CN	55	SER
14	CN	58	SER
14	CN	60	GLN
14	CN	65	ARG
14	CN	96	LEU
14	CN	101	TRP
15	CO	6	GLU
15	CO	10	LYS
15	CO	20	ASN
15	CO	29	VAL
15	CO	35	GLN
15	CO	36	ILE
15	CO	40	GLN
15	CO	47	LYS
15	CO	48	LYS
15	CO	57	LEU
15	CO	64	ARG
15	CO	66	LEU
15	CO	67	LEU
15	CO	69	TYR
15	CO	78	TYR
15	CO	82	ILE
15	CO	87	LEU
15	CO	88	ARG
15	CO	89	ARG
16	CP	1	MET
16	CP	3	THR
16	CP	4	ILE
16	CP	6	LEU
16	CP	9	HIS

Continued on next page...

Continued from previous page...

Mol	Chain	Res	Type
16	CP	12	LYS
16	CP	14	ARG
16	CP	18	GLN
16	CP	19	VAL
16	CP	21	VAL
16	CP	31	ARG
16	CP	32	PHE
16	CP	33	ILE
16	CP	34	GLU
16	CP	39	PHE
16	CP	50	THR
16	CP	52	LEU
16	CP	56	ARG
16	CP	66	THR
16	CP	67	ILE
16	CP	70	ARG
16	CP	74	LEU
16	CP	75	ILE
16	CP	77	GLU
17	CQ	4	LYS
17	CQ	13	VAL
17	CQ	14	SER
17	CQ	15	ASP
17	CQ	29	VAL
17	CQ	31	HIS
17	CQ	33	ILE
17	CQ	36	LYS
17	CQ	40	ARG
17	CQ	42	THR
17	CQ	47	HIS
17	CQ	52	GLU
17	CQ	55	ILE
17	CQ	61	ILE
17	CQ	62	ARG
17	CQ	63	GLU
17	CQ	67	LEU
17	CQ	75	LEU
17	CQ	76	VAL
17	CQ	81	LYS
18	CR	20	GLU
18	CR	47	THR
18	CR	48	ARG

Continued on next page...

Continued from previous page...

Mol	Chain	Res	Type
18	CR	50	LYS
18	CR	53	ARG
18	CR	59	ILE
18	CR	60	LYS
18	CR	61	ARG
18	CR	63	ARG
18	CR	65	LEU
18	CR	66	SER
18	CR	68	LEU
19	CS	6	LYS
19	CS	24	GLU
19	CS	27	ASP
19	CS	32	ARG
19	CS	34	TRP
19	CS	40	ILE
19	CS	41	PHE
19	CS	43	ASN
19	CS	48	THR
19	CS	49	ILE
19	CS	56	GLN
19	CS	62	VAL
19	CS	67	VAL
19	CS	70	LYS
19	CS	71	LEU
19	CS	80	TYR
19	CS	81	ARG
20	CT	3	ASN
20	CT	4	ILE
20	CT	10	ARG
20	CT	12	ILE
20	CT	13	GLN
20	CT	34	LYS
20	CT	36	TYR
20	CT	55	GLN
20	CT	57	ILE
20	CT	59	ASP
20	CT	66	LEU
20	CT	67	ILE
20	CT	69	LYS
20	CT	70	ASN
20	CT	80	THR
21	CU	5	LYS

Continued on next page...

Continued from previous page...

Mol	Chain	Res	Type
21	CU	10	GLU
21	CU	12	PHE
21	CU	13	ASP
21	CU	16	LEU
21	CU	18	ARG
21	CU	20	LYS
21	CU	21	ARG
21	CU	22	SER
21	CU	23	CYS
21	CU	29	LEU
21	CU	36	GLU
21	CU	37	PHE
21	CU	40	LYS
21	CU	43	THR
55	CY	1	MET
55	CY	11	VAL
55	CY	15	LYS
55	CY	16	CYS
55	CY	17	VAL
55	CY	20	PHE
55	CY	37	LEU
55	CY	38	ASP
55	CY	42	VAL
55	CY	44	TYR
55	CY	54	LEU
55	CY	64	THR
55	CY	79	GLU
55	CY	82	ILE
55	CY	86	ASP
55	CY	98	ILE
55	CY	102	LEU
55	CY	105	LEU
55	CY	114	THR
55	CY	129	ARG
55	CY	130	ASN
55	CY	134	ASP
55	CY	136	ASN
55	CY	140	LYS
55	CY	142	LEU
55	CY	143	LEU
55	CY	144	LYS
55	CY	147	GLU

Continued on next page...

Continued from previous page...

Mol	Chain	Res	Type
55	CY	153	ASP
55	CY	154	ARG
55	CY	158	ASP
55	CY	159	ASP
55	CY	160	VAL
55	CY	172	GLU
55	CY	175	LEU
55	CY	178	LYS
26	DC	6	LYS
26	DC	8	THR
26	DC	9	SER
26	DC	12	ARG
26	DC	22	GLU
26	DC	32	LEU
26	DC	33	LEU
26	DC	35	LYS
26	DC	39	SER
26	DC	42	ARG
26	DC	50	THR
26	DC	51	ARG
26	DC	58	LYS
26	DC	63	ILE
26	DC	66	PHE
26	DC	67	LYS
26	DC	70	LYS
26	DC	73	ILE
26	DC	86	ARG
26	DC	87	SER
26	DC	92	LEU
26	DC	103	ILE
26	DC	104	LEU
26	DC	109	LEU
26	DC	110	LYS
26	DC	113	ASP
26	DC	114	GLN
26	DC	119	VAL
26	DC	120	ASP
26	DC	123	ILE
26	DC	128	THR
26	DC	133	ASN
26	DC	134	ILE
26	DC	139	THR

Continued on next page...

Continued from previous page...

Mol	Chain	Res	Type
26	DC	140	VAL
26	DC	142	ASN
26	DC	149	LYS
26	DC	155	ARG
26	DC	163	ILE
26	DC	172	THR
26	DC	173	LEU
26	DC	174	ARG
26	DC	176	ARG
26	DC	180	MET
26	DC	187	CYS
26	DC	188	ARG
26	DC	191	LEU
26	DC	194	VAL
26	DC	196	ASN
26	DC	200	MET
26	DC	201	LEU
26	DC	203	VAL
26	DC	204	LEU
26	DC	206	LYS
26	DC	212	TRP
26	DC	215	VAL
26	DC	216	ARG
26	DC	220	ARG
26	DC	237	ARG
26	DC	239	PHE
26	DC	244	VAL
26	DC	245	THR
26	DC	249	VAL
26	DC	256	THR
26	DC	258	SER
26	DC	259	ASN
26	DC	260	LYS
26	DC	267	VAL
26	DC	268	ARG
27	DD	9	VAL
27	DD	13	ARG
27	DD	20	VAL
27	DD	22	ILE
27	DD	24	VAL
27	DD	26	VAL
27	DD	28	GLU

Continued on next page...

Continued from previous page...

Mol	Chain	Res	Type
27	DD	30	GLU
27	DD	33	ARG
27	DD	38	LYS
27	DD	46	ARG
27	DD	48	ILE
27	DD	50	VAL
27	DD	56	LYS
27	DD	61	THR
27	DD	64	GLU
27	DD	67	HIS
27	DD	73	VAL
27	DD	74	GLU
27	DD	88	GLU
27	DD	91	THR
27	DD	92	VAL
27	DD	98	VAL
27	DD	103	ASP
27	DD	104	VAL
27	DD	118	PHE
27	DD	123	LYS
27	DD	128	ARG
27	DD	133	THR
27	DD	137	SER
27	DD	138	LEU
27	DD	151	THR
27	DD	159	LYS
27	DD	160	LYS
27	DD	168	GLU
27	DD	169	ARG
27	DD	186	LEU
27	DD	189	VAL
27	DD	197	THR
28	DE	5	LEU
28	DE	7	ASP
28	DE	9	GLN
28	DE	13	THR
28	DE	14	VAL
28	DE	41	GLN
28	DE	44	ARG
28	DE	46	GLN
28	DE	47	LYS
28	DE	48	THR

Continued on next page...

Continued from previous page...

Mol	Chain	Res	Type
28	DE	49	ARG
28	DE	51	GLU
28	DE	65	THR
28	DE	72	SER
28	DE	73	ILE
28	DE	77	ILE
28	DE	99	LYS
28	DE	108	ILE
28	DE	120	VAL
28	DE	127	GLU
28	DE	130	LYS
28	DE	137	LYS
28	DE	145	ASP
28	DE	152	GLU
28	DE	159	LEU
28	DE	162	ARG
28	DE	163	ASN
28	DE	164	LEU
28	DE	170	ARG
28	DE	171	ASP
28	DE	176	ASP
28	DE	185	LYS
28	DE	187	VAL
28	DE	193	VAL
28	DE	195	GLN
29	DF	3	LEU
29	DF	13	LYS
29	DF	15	LEU
29	DF	34	THR
29	DF	35	LEU
29	DF	41	GLU
29	DF	48	LEU
29	DF	56	LEU
29	DF	60	SER
29	DF	70	ARG
29	DF	80	GLN
29	DF	86	CYS
29	DF	89	THR
29	DF	90	LEU
29	DF	93	GLU
29	DF	95	MET
29	DF	101	ARG

Continued on next page...

Continued from previous page...

Mol	Chain	Res	Type
29	DF	103	ILE
29	DF	104	THR
29	DF	105	ILE
29	DF	112	ASP
29	DF	121	PHE
29	DF	124	ARG
29	DF	126	ASN
29	DF	132	ARG
29	DF	134	GLN
29	DF	136	ILE
29	DF	140	ILE
29	DF	141	ASP
29	DF	142	TYR
29	DF	152	ASP
29	DF	156	THR
29	DF	161	SER
29	DF	176	PHE
30	DG	2	ARG
30	DG	9	VAL
30	DG	16	VAL
30	DG	21	GLN
30	DG	22	VAL
30	DG	32	LEU
30	DG	33	THR
30	DG	34	ARG
30	DG	38	ASP
30	DG	42	VAL
30	DG	46	ASP
30	DG	71	LEU
30	DG	102	ILE
30	DG	103	ASN
30	DG	104	LEU
30	DG	106	LEU
30	DG	126	THR
30	DG	127	GLN
30	DG	130	ILE
30	DG	138	GLN
30	DG	146	ASP
30	DG	151	ARG
30	DG	161	VAL
30	DG	167	VAL
30	DG	170	THR

Continued on next page...

Continued from previous page...

Mol	Chain	Res	Type
30	DG	171	LYS
31	DH	12	LEU
31	DH	19	VAL
31	DH	20	ASN
31	DH	21	VAL
31	DH	25	TYR
31	DH	37	VAL
31	DH	44	ILE
31	DH	47	PHE
31	DH	50	ARG
31	DH	70	GLU
31	DH	82	SER
31	DH	91	PHE
31	DH	94	ILE
31	DH	96	THR
31	DH	108	VAL
31	DH	116	ARG
31	DH	122	LEU
31	DH	128	HIS
31	DH	137	GLU
31	DH	138	VAL
31	DH	141	LYS
31	DH	142	VAL
32	DI	8	VAL
32	DI	27	LEU
32	DI	33	ASN
32	DI	35	MET
32	DI	37	PHE
32	DI	41	PHE
32	DI	48	ILE
32	DI	56	VAL
32	DI	61	TYR
32	DI	70	THR
32	DI	81	LYS
32	DI	85	ILE
32	DI	91	LYS
32	DI	94	LYS
32	DI	95	ASP
32	DI	97	VAL
32	DI	106	GLN
32	DI	116	MET
32	DI	120	ASP

Continued on next page...

Continued from previous page...

Mol	Chain	Res	Type
32	DI	141	ASP
33	DJ	3	THR
33	DJ	7	LYS
33	DJ	11	VAL
33	DJ	14	ASP
33	DJ	34	ARG
33	DJ	37	ARG
33	DJ	40	HIS
33	DJ	48	VAL
33	DJ	60	ASP
33	DJ	64	VAL
33	DJ	67	ASN
33	DJ	68	LYS
33	DJ	70	THR
33	DJ	73	VAL
33	DJ	93	ILE
33	DJ	100	VAL
33	DJ	103	ILE
33	DJ	105	VAL
33	DJ	119	PHE
33	DJ	135	GLN
33	DJ	142	ILE
34	DK	2	ILE
34	DK	8	LEU
34	DK	10	VAL
34	DK	19	VAL
34	DK	22	ILE
34	DK	23	LYS
34	DK	25	LEU
34	DK	32	TYR
34	DK	42	THR
34	DK	47	ILE
34	DK	49	ARG
34	DK	61	VAL
34	DK	62	VAL
34	DK	76	VAL
34	DK	82	ASN
34	DK	86	LEU
34	DK	93	GLN
34	DK	95	ILE
34	DK	97	THR
34	DK	104	THR

Continued on next page...

Continued from previous page...

Mol	Chain	Res	Type
34	DK	105	ARG
34	DK	106	GLU
34	DK	111	LYS
34	DK	114	LYS
34	DK	116	ILE
34	DK	118	LEU
35	DL	2	ARG
35	DL	6	LEU
35	DL	14	LYS
35	DL	19	LEU
35	DL	21	ARG
35	DL	23	ILE
35	DL	27	LEU
35	DL	30	THR
35	DL	36	LYS
35	DL	41	ARG
35	DL	51	GLU
35	DL	54	GLN
35	DL	59	ARG
35	DL	64	PHE
35	DL	68	SER
35	DL	77	ILE
35	DL	82	LEU
35	DL	85	VAL
35	DL	86	GLU
35	DL	93	ASN
35	DL	94	THR
35	DL	100	ILE
35	DL	110	VAL
35	DL	112	LEU
35	DL	117	THR
35	DL	120	VAL
35	DL	126	ARG
35	DL	132	ARG
36	DM	2	LEU
36	DM	6	ARG
36	DM	24	THR
36	DM	25	ASP
36	DM	36	VAL
36	DM	44	ARG
36	DM	45	GLN
36	DM	47	GLU

Continued on next page...

Continued from previous page...

Mol	Chain	Res	Type
36	DM	58	LYS
36	DM	60	GLN
36	DM	70	ASP
36	DM	78	LEU
36	DM	81	ARG
36	DM	86	LYS
36	DM	95	LEU
36	DM	100	LYS
36	DM	104	GLU
36	DM	111	GLU
36	DM	114	ARG
36	DM	127	LYS
36	DM	128	THR
36	DM	131	VAL
36	DM	135	VAL
37	DN	1	MET
37	DN	2	ARG
37	DN	15	SER
37	DN	16	HIS
37	DN	20	MET
37	DN	27	SER
37	DN	28	LEU
37	DN	43	GLU
37	DN	51	LEU
37	DN	69	ARG
37	DN	71	ARG
37	DN	74	GLU
37	DN	81	ASN
37	DN	82	GLU
37	DN	110	MET
37	DN	116	VAL
37	DN	117	ASP
38	DO	3	LYS
38	DO	8	ILE
38	DO	15	ARG
38	DO	17	LYS
38	DO	21	LEU
38	DO	26	LEU
38	DO	27	VAL
38	DO	28	VAL
38	DO	31	THR
38	DO	36	TYR

Continued on next page...

Continued from previous page...

Mol	Chain	Res	Type
38	DO	47	VAL
38	DO	48	LEU
38	DO	53	THR
38	DO	60	GLU
38	DO	62	LEU
38	DO	67	ASN
38	DO	69	ASP
38	DO	78	VAL
38	DO	80	GLU
38	DO	84	GLU
38	DO	90	VAL
38	DO	95	SER
38	DO	108	ASP
38	DO	112	GLU
38	DO	115	LEU
39	DP	15	ASP
39	DP	16	VAL
39	DP	19	PHE
39	DP	20	ARG
39	DP	25	VAL
39	DP	26	GLU
39	DP	28	LYS
39	DP	30	TRP
39	DP	32	VAL
39	DP	33	GLU
39	DP	50	ARG
39	DP	85	VAL
39	DP	92	ARG
39	DP	96	LEU
39	DP	102	ARG
39	DP	109	ILE
39	DP	110	LYS
39	DP	111	GLU
39	DP	113	LEU
40	DQ	2	ARG
40	DQ	3	VAL
40	DQ	4	LYS
40	DQ	5	ARG
40	DQ	7	VAL
40	DQ	8	ILE
40	DQ	32	ARG
40	DQ	50	ARG

Continued on next page...

Continued from previous page...

Mol	Chain	Res	Type
40	DQ	53	LYS
40	DQ	55	GLN
40	DQ	58	GLN
40	DQ	59	LEU
40	DQ	71	ASN
40	DQ	73	ILE
40	DQ	79	ILE
40	DQ	83	LYS
40	DQ	84	LYS
40	DQ	91	ARG
40	DQ	103	VAL
40	DQ	116	LEU
41	DR	20	VAL
41	DR	26	ASP
41	DR	29	THR
41	DR	38	VAL
41	DR	41	ILE
41	DR	46	GLU
41	DR	58	VAL
41	DR	59	ILE
41	DR	70	GLU
41	DR	79	ARG
41	DR	84	ARG
41	DR	85	LYS
41	DR	94	THR
41	DR	101	ILE
42	DS	3	THR
42	DS	4	ILE
42	DS	7	HIS
42	DS	11	ARG
42	DS	13	SER
42	DS	19	LEU
42	DS	33	LEU
42	DS	39	THR
42	DS	46	LEU
42	DS	48	LYS
42	DS	55	ILE
42	DS	67	ASP
42	DS	68	ASP
42	DS	74	ILE
42	DS	76	VAL
42	DS	77	ASP

Continued on next page...

Continued from previous page...

Mol	Chain	Res	Type
42	DS	81	SER
42	DS	84	ARG
42	DS	85	ILE
42	DS	97	LEU
42	DS	98	LYS
42	DS	99	ARG
42	DS	104	THR
42	DS	105	VAL
42	DS	106	VAL
43	DT	5	GLU
43	DT	6	ARG
43	DT	7	LEU
43	DT	10	VAL
43	DT	17	SER
43	DT	28	ASN
43	DT	32	LEU
43	DT	34	VAL
43	DT	54	GLU
43	DT	58	VAL
43	DT	59	ASN
43	DT	63	VAL
43	DT	64	LYS
43	DT	68	LYS
43	DT	69	ARG
43	DT	73	ARG
43	DT	79	ASP
43	DT	89	GLU
44	DU	8	ASP
44	DU	10	VAL
44	DU	13	LEU
44	DU	16	LYS
44	DU	20	LYS
44	DU	27	VAL
44	DU	34	ILE
44	DU	36	GLU
44	DU	41	VAL
44	DU	42	LYS
44	DU	43	LYS
44	DU	46	LYS
44	DU	48	VAL
44	DU	60	LYS
44	DU	64	ILE

Continued on next page...

Continued from previous page...

Mol	Chain	Res	Type
44	DU	76	THR
44	DU	78	LYS
44	DU	81	ARG
44	DU	96	LYS
44	DU	98	ASN
45	DV	1	MET
45	DV	21	ARG
45	DV	26	PHE
45	DV	29	ILE
45	DV	34	LYS
45	DV	35	GLU
45	DV	38	LEU
45	DV	40	ILE
45	DV	51	GLN
45	DV	62	THR
45	DV	65	VAL
45	DV	72	VAL
45	DV	77	VAL
45	DV	82	TYR
45	DV	90	ASP
46	DW	19	LYS
46	DW	20	ARG
46	DW	31	VAL
46	DW	32	LEU
46	DW	44	LYS
46	DW	50	ASN
46	DW	60	PHE
46	DW	82	ILE
46	DW	85	GLU
47	DX	4	CYS
47	DX	10	ARG
47	DX	12	VAL
47	DX	21	LEU
47	DX	27	ARG
47	DX	29	LEU
47	DX	36	ARG
47	DX	45	PHE
47	DX	51	SER
47	DX	53	LYS
47	DX	63	ILE
48	DY	5	GLU
48	DY	8	GLU

Continued on next page...

Continued from previous page...

Mol	Chain	Res	Type
48	DY	13	GLU
48	DY	17	GLU
48	DY	18	LEU
48	DY	23	ARG
48	DY	26	PHE
48	DY	31	GLN
48	DY	37	LEU
48	DY	49	ASP
48	DY	53	VAL
48	DY	57	LEU
49	DZ	2	LYS
49	DZ	3	THR
49	DZ	4	ILE
49	DZ	23	LEU
49	DZ	29	ARG
49	DZ	34	THR
50	D0	14	MET
50	D0	16	ARG
50	D0	21	LEU
50	D0	22	THR
50	D0	27	LEU
50	D0	29	VAL
50	D0	33	SER
50	D0	35	GLU
50	D0	37	HIS
51	D1	10	LEU
51	D1	23	THR
51	D1	29	LYS
51	D1	31	GLU
51	D1	32	LYS
51	D1	35	LEU
51	D1	36	LYS
51	D1	45	HIS
51	D1	47	ILE
52	D2	1	MET
52	D2	30	VAL
52	D2	41	ARG
52	D2	42	LEU
52	D2	43	THR
53	D3	5	THR
53	D3	6	VAL
53	D3	7	ARG

Continued on next page...

Continued from previous page...

Mol	Chain	Res	Type
53	D3	12	ARG
53	D3	16	THR
53	D3	22	LYS
53	D3	28	LEU
53	D3	29	ARG
53	D3	30	HIS
53	D3	31	ILE
53	D3	34	LYS
53	D3	43	LEU
53	D3	46	LYS
53	D3	56	LEU
53	D3	61	LEU
54	D4	4	ARG
54	D4	11	CYS
54	D4	13	ASN
54	D4	16	ILE
54	D4	18	LYS
54	D4	23	ILE
54	D4	25	VAL
54	D4	27	CYS
54	D4	30	GLU
54	D4	32	LYS
54	D4	36	ARG

Sometimes sidechains can be flipped to improve hydrogen bonding and reduce clashes. All (84) such sidechains are listed below:

Mol	Chain	Res	Type
2	AB	18	HIS
2	AB	190	ASN
3	AC	3	GLN
3	AC	69	HIS
4	AD	120	HIS
4	AD	198	HIS
9	AI	50	GLN
10	AJ	58	ASN
11	AK	24	HIS
12	AL	5	ASN
12	AL	96	HIS
14	AN	49	GLN
15	AO	20	ASN
15	AO	38	HIS
16	AP	63	GLN

Continued on next page...

Continued from previous page...

Mol	Chain	Res	Type
20	AT	75	HIS
26	BC	52	HIS
26	BC	85	ASN
26	BC	229	HIS
26	BC	242	HIS
27	BD	140	HIS
28	BE	92	HIS
31	BH	128	HIS
35	BL	38	GLN
35	BL	54	GLN
35	BL	104	GLN
39	BP	65	ASN
41	BR	66	HIS
41	BR	89	HIS
42	BS	7	HIS
42	BS	40	ASN
42	BS	61	ASN
44	BU	44	HIS
44	BU	68	ASN
49	BZ	8	GLN
49	BZ	33	HIS
50	B0	3	GLN
50	B0	37	HIS
50	B0	41	HIS
51	B1	25	ASN
2	CB	94	HIS
3	CC	6	HIS
3	CC	176	HIS
3	CC	190	HIS
4	CD	41	HIS
4	CD	54	GLN
4	CD	89	ASN
5	CE	121	HIS
6	CF	3	HIS
6	CF	58	HIS
11	CK	22	HIS
13	CM	105	ASN
14	CN	34	ASN
15	CO	42	HIS
15	CO	46	HIS
15	CO	51	HIS
17	CQ	45	HIS

Continued on next page...

Continued from previous page...

Mol	Chain	Res	Type
17	CQ	47	HIS
19	CS	43	ASN
19	CS	52	HIS
19	CS	69	HIS
20	CT	20	HIS
20	CT	78	ASN
55	CY	136	ASN
26	DC	57	HIS
26	DC	127	ASN
27	DD	150	GLN
28	DE	92	HIS
30	DG	142	GLN
31	DH	135	HIS
32	DI	29	GLN
33	DJ	130	HIS
33	DJ	132	HIS
35	DL	38	GLN
35	DL	54	GLN
37	DN	3	HIS
38	DO	38	GLN
40	DQ	43	GLN
40	DQ	80	ASN
41	DR	66	HIS
41	DR	89	HIS
41	DR	91	GLN
45	DV	44	HIS
45	DV	78	GLN

5.3.3 RNA ⓘ

Mol	Chain	Analysed	Backbone Outliers	Pucker Outliers
1	AA	1538/1542 (99%)	503 (32%)	31 (2%)
1	CA	1537/1542 (99%)	498 (32%)	37 (2%)
22	AV	75/76 (98%)	19 (25%)	1 (1%)
22	CV	75/76 (98%)	27 (36%)	6 (8%)
23	AX	15/24 (62%)	7 (46%)	0
23	CX	14/24 (58%)	6 (42%)	1 (7%)
24	BA	2896/2904 (99%)	884 (30%)	70 (2%)
24	DA	2896/2904 (99%)	826 (28%)	71 (2%)
25	BB	117/120 (97%)	29 (24%)	1 (0%)
25	DB	118/120 (98%)	24 (20%)	0

Continued on next page...

Continued from previous page...

Mol	Chain	Analysed	Backbone Outliers	Pucker Outliers
All	All	9281/9332 (99%)	2823 (30%)	218 (2%)

All (2823) RNA backbone outliers are listed below:

Mol	Chain	Res	Type
1	AA	3	A
1	AA	4	U
1	AA	5	U
1	AA	8	A
1	AA	9	G
1	AA	13	U
1	AA	22	G
1	AA	29	U
1	AA	32	A
1	AA	33	A
1	AA	39	G
1	AA	42	G
1	AA	43	C
1	AA	45	G
1	AA	47	C
1	AA	48	C
1	AA	49	U
1	AA	50	A
1	AA	51	A
1	AA	62	U
1	AA	68	G
1	AA	70	U
1	AA	71	A
1	AA	73	C
1	AA	74	A
1	AA	75	G
1	AA	76	G
1	AA	83	C
1	AA	84	U
1	AA	85	U
1	AA	87	C
1	AA	88	U
1	AA	95	C
1	AA	96	U
1	AA	97	G
1	AA	107	G
1	AA	110	C

Continued on next page...

Continued from previous page...

Mol	Chain	Res	Type
1	AA	115	G
1	AA	116	A
1	AA	118	U
1	AA	120	A
1	AA	121	U
1	AA	122	G
1	AA	123	U
1	AA	124	C
1	AA	128	G
1	AA	130	A
1	AA	131	A
1	AA	132	C
1	AA	134	G
1	AA	135	C
1	AA	142	G
1	AA	144	G
1	AA	146	G
1	AA	151	A
1	AA	152	A
1	AA	154	U
1	AA	155	A
1	AA	156	C
1	AA	163	C
1	AA	167	A
1	AA	168	G
1	AA	177	G
1	AA	179	A
1	AA	183	C
1	AA	186	C
1	AA	191	G
1	AA	192	A
1	AA	196	A
1	AA	197	A
1	AA	199	A
1	AA	204	G
1	AA	205	A
1	AA	206	C
1	AA	208	U
1	AA	209	U
1	AA	210	C
1	AA	211	G
1	AA	212	G

Continued on next page...

Continued from previous page...

Mol	Chain	Res	Type
1	AA	214	C
1	AA	215	C
1	AA	226	G
1	AA	236	A
1	AA	238	A
1	AA	240	G
1	AA	245	U
1	AA	247	G
1	AA	250	A
1	AA	251	G
1	AA	253	A
1	AA	262	A
1	AA	265	G
1	AA	266	G
1	AA	267	C
1	AA	272	C
1	AA	275	G
1	AA	280	C
1	AA	284	C
1	AA	289	G
1	AA	293	G
1	AA	294	U
1	AA	298	A
1	AA	300	A
1	AA	302	G
1	AA	314	C
1	AA	321	A
1	AA	322	C
1	AA	328	C
1	AA	330	C
1	AA	331	G
1	AA	333	U
1	AA	334	C
1	AA	338	A
1	AA	346	G
1	AA	347	G
1	AA	349	A
1	AA	350	G
1	AA	351	G
1	AA	352	C
1	AA	353	A
1	AA	354	G

Continued on next page...

Continued from previous page...

Mol	Chain	Res	Type
1	AA	355	C
1	AA	356	A
1	AA	358	U
1	AA	367	U
1	AA	372	C
1	AA	373	A
1	AA	379	C
1	AA	381	C
1	AA	383	A
1	AA	391	G
1	AA	392	C
1	AA	393	A
1	AA	398	U
1	AA	403	C
1	AA	406	G
1	AA	409	U
1	AA	411	A
1	AA	412	A
1	AA	413	G
1	AA	421	U
1	AA	422	C
1	AA	423	G
1	AA	425	G
1	AA	428	G
1	AA	429	U
1	AA	430	A
1	AA	431	A
1	AA	432	A
1	AA	435	A
1	AA	436	C
1	AA	437	U
1	AA	439	U
1	AA	441	A
1	AA	442	G
1	AA	446	G
1	AA	447	G
1	AA	448	A
1	AA	451	A
1	AA	452	A
1	AA	463	U
1	AA	466	A
1	AA	467	U

Continued on next page...

Continued from previous page...

Mol	Chain	Res	Type
1	AA	468	A
1	AA	469	C
1	AA	474	G
1	AA	480	U
1	AA	481	G
1	AA	482	A
1	AA	483	C
1	AA	485	U
1	AA	486	U
1	AA	495	A
1	AA	500	G
1	AA	505	G
1	AA	508	U
1	AA	509	A
1	AA	511	C
1	AA	512	U
1	AA	518	C
1	AA	521	G
1	AA	523	A
1	AA	524	G
1	AA	529	G
1	AA	530	G
1	AA	532	A
1	AA	533	A
1	AA	544	G
1	AA	547	A
1	AA	551	U
1	AA	559	A
1	AA	560	A
1	AA	563	A
1	AA	564	C
1	AA	569	C
1	AA	571	U
1	AA	572	A
1	AA	573	A
1	AA	576	C
1	AA	577	G
1	AA	579	A
1	AA	585	G
1	AA	588	G
1	AA	589	U
1	AA	596	A

Continued on next page...

Continued from previous page...

Mol	Chain	Res	Type
1	AA	597	G
1	AA	598	U
1	AA	599	C
1	AA	600	A
1	AA	613	C
1	AA	615	G
1	AA	619	U
1	AA	627	G
1	AA	632	U
1	AA	640	A
1	AA	650	G
1	AA	653	U
1	AA	659	U
1	AA	661	G
1	AA	665	A
1	AA	667	G
1	AA	668	G
1	AA	670	G
1	AA	680	C
1	AA	683	G
1	AA	684	U
1	AA	685	G
1	AA	687	A
1	AA	692	U
1	AA	693	G
1	AA	695	A
1	AA	703	G
1	AA	709	U
1	AA	710	G
1	AA	721	G
1	AA	723	U
1	AA	724	G
1	AA	730	G
1	AA	731	G
1	AA	733	G
1	AA	745	G
1	AA	747	A
1	AA	748	G
1	AA	755	G
1	AA	759	A
1	AA	766	A
1	AA	767	A

Continued on next page...

Continued from previous page...

Mol	Chain	Res	Type
1	AA	774	G
1	AA	776	G
1	AA	778	G
1	AA	780	A
1	AA	784	A
1	AA	785	G
1	AA	787	A
1	AA	792	A
1	AA	793	U
1	AA	794	A
1	AA	802	A
1	AA	805	C
1	AA	808	C
1	AA	811	C
1	AA	813	U
1	AA	814	A
1	AA	815	A
1	AA	816	A
1	AA	817	C
1	AA	818	G
1	AA	819	A
1	AA	821	G
1	AA	822	U
1	AA	827	U
1	AA	828	U
1	AA	829	G
1	AA	830	G
1	AA	841	C
1	AA	842	U
1	AA	843	U
1	AA	844	G
1	AA	845	A
1	AA	846	G
1	AA	848	C
1	AA	849	G
1	AA	851	G
1	AA	852	G
1	AA	854	U
1	AA	856	C
1	AA	859	G
1	AA	867	G
1	AA	868	C

Continued on next page...

Continued from previous page...

Mol	Chain	Res	Type
1	AA	870	U
1	AA	872	A
1	AA	873	A
1	AA	880	C
1	AA	891	U
1	AA	893	C
1	AA	899	C
1	AA	900	A
1	AA	901	A
1	AA	902	G
1	AA	910	C
1	AA	911	U
1	AA	914	A
1	AA	919	A
1	AA	922	G
1	AA	925	G
1	AA	933	G
1	AA	934	C
1	AA	935	A
1	AA	942	G
1	AA	955	U
1	AA	960	U
1	AA	961	U
1	AA	966	G
1	AA	967	C
1	AA	968	A
1	AA	969	A
1	AA	971	G
1	AA	972	C
1	AA	974	A
1	AA	975	A
1	AA	976	G
1	AA	977	A
1	AA	980	C
1	AA	981	U
1	AA	983	A
1	AA	984	C
1	AA	985	C
1	AA	993	G
1	AA	1004	A
1	AA	1006	G
1	AA	1008	U

Continued on next page...

Continued from previous page...

Mol	Chain	Res	Type
1	AA	1009	U
1	AA	1015	G
1	AA	1018	G
1	AA	1019	A
1	AA	1020	G
1	AA	1021	A
1	AA	1025	U
1	AA	1026	G
1	AA	1028	C
1	AA	1030	U
1	AA	1032	G
1	AA	1033	G
1	AA	1034	G
1	AA	1035	A
1	AA	1036	A
1	AA	1037	C
1	AA	1043	G
1	AA	1044	A
1	AA	1049	U
1	AA	1050	G
1	AA	1065	U
1	AA	1066	C
1	AA	1069	C
1	AA	1070	U
1	AA	1078	U
1	AA	1079	G
1	AA	1080	A
1	AA	1084	G
1	AA	1086	U
1	AA	1087	G
1	AA	1092	A
1	AA	1093	A
1	AA	1094	G
1	AA	1095	U
1	AA	1101	A
1	AA	1102	A
1	AA	1103	C
1	AA	1105	A
1	AA	1109	C
1	AA	1113	C
1	AA	1118	U
1	AA	1123	U

Continued on next page...

Continued from previous page...

Mol	Chain	Res	Type
1	AA	1125	U
1	AA	1133	G
1	AA	1135	U
1	AA	1136	C
1	AA	1137	C
1	AA	1138	G
1	AA	1139	G
1	AA	1140	C
1	AA	1141	C
1	AA	1142	G
1	AA	1145	A
1	AA	1152	A
1	AA	1154	G
1	AA	1156	G
1	AA	1157	A
1	AA	1159	U
1	AA	1160	G
1	AA	1161	C
1	AA	1168	U
1	AA	1170	A
1	AA	1171	A
1	AA	1181	G
1	AA	1182	G
1	AA	1183	U
1	AA	1184	G
1	AA	1189	U
1	AA	1190	G
1	AA	1191	A
1	AA	1192	C
1	AA	1193	G
1	AA	1196	A
1	AA	1197	A
1	AA	1198	G
1	AA	1199	U
1	AA	1201	A
1	AA	1212	U
1	AA	1213	A
1	AA	1227	A
1	AA	1228	C
1	AA	1229	A
1	AA	1238	A
1	AA	1239	A

Continued on next page...

Continued from previous page...

Mol	Chain	Res	Type
1	AA	1240	U
1	AA	1241	G
1	AA	1250	A
1	AA	1253	G
1	AA	1256	A
1	AA	1264	U
1	AA	1267	C
1	AA	1275	A
1	AA	1277	C
1	AA	1278	G
1	AA	1280	A
1	AA	1281	C
1	AA	1282	C
1	AA	1286	U
1	AA	1287	A
1	AA	1292	G
1	AA	1298	U
1	AA	1299	A
1	AA	1301	U
1	AA	1302	C
1	AA	1305	G
1	AA	1308	U
1	AA	1317	C
1	AA	1318	A
1	AA	1320	C
1	AA	1322	C
1	AA	1326	U
1	AA	1327	C
1	AA	1328	C
1	AA	1332	A
1	AA	1335	U
1	AA	1336	C
1	AA	1338	G
1	AA	1346	A
1	AA	1350	A
1	AA	1353	G
1	AA	1355	G
1	AA	1357	A
1	AA	1359	C
1	AA	1360	A
1	AA	1361	G
1	AA	1363	A

Continued on next page...

Continued from previous page...

Mol	Chain	Res	Type
1	AA	1364	U
1	AA	1365	G
1	AA	1368	A
1	AA	1376	U
1	AA	1377	A
1	AA	1378	C
1	AA	1379	G
1	AA	1382	C
1	AA	1383	C
1	AA	1384	C
1	AA	1394	A
1	AA	1395	C
1	AA	1401	G
1	AA	1408	A
1	AA	1412	C
1	AA	1415	G
1	AA	1418	A
1	AA	1419	G
1	AA	1424	U
1	AA	1426	G
1	AA	1439	G
1	AA	1440	U
1	AA	1441	A
1	AA	1442	G
1	AA	1447	A
1	AA	1450	U
1	AA	1452	C
1	AA	1454	G
1	AA	1455	G
1	AA	1463	U
1	AA	1478	U
1	AA	1480	A
1	AA	1486	G
1	AA	1492	A
1	AA	1493	A
1	AA	1494	G
1	AA	1506	U
1	AA	1509	C
1	AA	1517	G
1	AA	1519	A
1	AA	1529	G
1	AA	1530	G

Continued on next page...

Continued from previous page...

Mol	Chain	Res	Type
1	AA	1534	A
1	AA	1535	C
1	AA	1536	C
1	AA	1539	C
22	AV	2	C
22	AV	17	C
22	AV	18	G
22	AV	19	G
22	AV	20	U
22	AV	21	A
22	AV	22	G
22	AV	33	U
22	AV	36	A
22	AV	45	U
22	AV	46	G
22	AV	52	G
22	AV	53	G
22	AV	58	A
22	AV	61	C
22	AV	69	G
22	AV	73	A
22	AV	75	C
22	AV	76	A
23	AX	3	G
23	AX	5	A
23	AX	9	A
23	AX	10	A
23	AX	11	A
23	AX	15	C
23	AX	16	U
24	BA	10	A
24	BA	12	U
24	BA	15	G
24	BA	23	G
24	BA	33	C
24	BA	34	U
24	BA	35	G
24	BA	37	C
24	BA	46	G
24	BA	47	C
24	BA	51	G
24	BA	58	G

Continued on next page...

Continued from previous page...

Mol	Chain	Res	Type
24	BA	62	U
24	BA	63	A
24	BA	70	G
24	BA	71	A
24	BA	74	A
24	BA	75	G
24	BA	78	U
24	BA	80	G
24	BA	84	A
24	BA	85	G
24	BA	87	U
24	BA	92	U
24	BA	94	A
24	BA	100	U
24	BA	101	A
24	BA	102	U
24	BA	110	G
24	BA	118	A
24	BA	119	A
24	BA	120	U
24	BA	126	A
24	BA	128	C
24	BA	137	U
24	BA	138	U
24	BA	139	U
24	BA	140	C
24	BA	141	G
24	BA	142	A
24	BA	147	C
24	BA	150	U
24	BA	151	C
24	BA	162	U
24	BA	163	C
24	BA	170	U
24	BA	181	A
24	BA	187	G
24	BA	196	A
24	BA	199	A
24	BA	204	A
24	BA	210	C
24	BA	211	C
24	BA	214	G

Continued on next page...

Continued from previous page...

Mol	Chain	Res	Type
24	BA	215	G
24	BA	216	A
24	BA	218	A
24	BA	221	A
24	BA	222	A
24	BA	223	A
24	BA	224	U
24	BA	227	A
24	BA	228	C
24	BA	233	A
24	BA	239	C
24	BA	241	A
24	BA	244	A
24	BA	248	G
24	BA	249	C
24	BA	255	A
24	BA	266	G
24	BA	272	A
24	BA	273	G
24	BA	276	U
24	BA	278	A
24	BA	282	A
24	BA	283	G
24	BA	284	U
24	BA	285	G
24	BA	301	G
24	BA	311	A
24	BA	316	C
24	BA	329	G
24	BA	330	A
24	BA	331	C
24	BA	333	G
24	BA	334	C
24	BA	335	C
24	BA	338	G
24	BA	341	C
24	BA	342	A
24	BA	346	A
24	BA	350	G
24	BA	353	C
24	BA	354	A
24	BA	355	U

Continued on next page...

Continued from previous page...

Mol	Chain	Res	Type
24	BA	359	G
24	BA	361	G
24	BA	362	A
24	BA	363	G
24	BA	367	G
24	BA	371	A
24	BA	372	G
24	BA	373	U
24	BA	379	G
24	BA	380	G
24	BA	384	A
24	BA	386	G
24	BA	388	G
24	BA	389	G
24	BA	391	A
24	BA	396	G
24	BA	399	U
24	BA	404	A
24	BA	405	U
24	BA	406	G
24	BA	411	G
24	BA	412	A
24	BA	413	C
24	BA	419	U
24	BA	421	C
24	BA	424	G
24	BA	429	A
24	BA	435	C
24	BA	447	A
24	BA	450	G
24	BA	451	U
24	BA	452	G
24	BA	455	C
24	BA	458	G
24	BA	473	G
24	BA	474	G
24	BA	479	A
24	BA	480	A
24	BA	481	G
24	BA	484	C
24	BA	490	C
24	BA	491	G

Continued on next page...

Continued from previous page...

Mol	Chain	Res	Type
24	BA	504	A
24	BA	505	A
24	BA	507	A
24	BA	508	A
24	BA	509	C
24	BA	510	C
24	BA	516	C
24	BA	530	G
24	BA	531	C
24	BA	532	A
24	BA	533	G
24	BA	543	G
24	BA	544	C
24	BA	545	U
24	BA	546	U
24	BA	547	A
24	BA	548	G
24	BA	549	G
24	BA	550	C
24	BA	557	C
24	BA	563	A
24	BA	573	U
24	BA	574	A
24	BA	575	A
24	BA	577	G
24	BA	579	G
24	BA	584	C
24	BA	585	G
24	BA	586	A
24	BA	587	C
24	BA	588	U
24	BA	600	G
24	BA	601	C
24	BA	603	A
24	BA	605	G
24	BA	608	A
24	BA	613	A
24	BA	614	A
24	BA	615	U
24	BA	616	A
24	BA	617	G
24	BA	619	G

Continued on next page...

Continued from previous page...

Mol	Chain	Res	Type
24	BA	620	G
24	BA	627	A
24	BA	631	A
24	BA	637	A
24	BA	644	A
24	BA	645	C
24	BA	647	G
24	BA	651	G
24	BA	653	U
24	BA	654	A
24	BA	655	A
24	BA	659	G
24	BA	661	A
24	BA	663	G
24	BA	668	A
24	BA	682	G
24	BA	686	U
24	BA	695	G
24	BA	696	G
24	BA	714	U
24	BA	715	A
24	BA	717	C
24	BA	718	A
24	BA	730	A
24	BA	737	C
24	BA	743	A
24	BA	746	U
24	BA	747	U
24	BA	748	G
24	BA	749	A
24	BA	753	A
24	BA	754	U
24	BA	757	G
24	BA	762	U
24	BA	764	A
24	BA	765	C
24	BA	771	G
24	BA	775	G
24	BA	776	G
24	BA	782	A
24	BA	784	G
24	BA	785	G

Continued on next page...

Continued from previous page...

Mol	Chain	Res	Type
24	BA	787	C
24	BA	789	A
24	BA	792	A
24	BA	794	A
24	BA	795	C
24	BA	799	G
24	BA	800	A
24	BA	801	G
24	BA	805	G
24	BA	811	U
24	BA	812	C
24	BA	813	U
24	BA	815	C
24	BA	819	A
24	BA	820	A
24	BA	824	U
24	BA	826	U
24	BA	827	U
24	BA	828	U
24	BA	830	G
24	BA	832	U
24	BA	836	G
24	BA	837	C
24	BA	845	A
24	BA	846	U
24	BA	847	U
24	BA	852	U
24	BA	856	G
24	BA	857	G
24	BA	858	G
24	BA	859	G
24	BA	860	U
24	BA	868	U
24	BA	878	A
24	BA	879	G
24	BA	880	G
24	BA	884	U
24	BA	893	C
24	BA	894	U
24	BA	896	A
24	BA	897	C
24	BA	910	A

Continued on next page...

Continued from previous page...

Mol	Chain	Res	Type
24	BA	915	C
24	BA	923	G
24	BA	924	G
24	BA	927	A
24	BA	931	U
24	BA	932	U
24	BA	933	A
24	BA	941	A
24	BA	945	A
24	BA	946	C
24	BA	952	G
24	BA	953	G
24	BA	958	U
24	BA	961	C
24	BA	973	A
24	BA	974	G
24	BA	982	C
24	BA	983	A
24	BA	985	C
24	BA	990	A
24	BA	993	G
24	BA	994	C
24	BA	995	C
24	BA	996	A
24	BA	997	G
24	BA	1005	C
24	BA	1008	A
24	BA	1009	A
24	BA	1012	U
24	BA	1013	C
24	BA	1017	G
24	BA	1020	A
24	BA	1021	A
24	BA	1022	G
24	BA	1023	U
24	BA	1025	G
24	BA	1026	G
24	BA	1027	A
24	BA	1033	U
24	BA	1046	A
24	BA	1056	G
24	BA	1057	A

Continued on next page...

Continued from previous page...

Mol	Chain	Res	Type
24	BA	1060	U
24	BA	1061	U
24	BA	1062	G
24	BA	1065	U
24	BA	1066	U
24	BA	1067	A
24	BA	1068	G
24	BA	1070	A
24	BA	1071	G
24	BA	1072	C
24	BA	1073	A
24	BA	1074	G
24	BA	1075	C
24	BA	1079	C
24	BA	1083	U
24	BA	1088	A
24	BA	1089	A
24	BA	1090	A
24	BA	1091	G
24	BA	1092	C
24	BA	1094	U
24	BA	1096	A
24	BA	1097	U
24	BA	1098	A
24	BA	1101	U
24	BA	1104	C
24	BA	1105	U
24	BA	1106	G
24	BA	1110	G
24	BA	1111	A
24	BA	1112	G
24	BA	1115	G
24	BA	1132	U
24	BA	1133	A
24	BA	1134	A
24	BA	1135	C
24	BA	1136	G
24	BA	1139	G
24	BA	1142	A
24	BA	1143	A
24	BA	1144	A
24	BA	1146	C

Continued on next page...

Continued from previous page...

Mol	Chain	Res	Type
24	BA	1155	A
24	BA	1169	A
24	BA	1172	C
24	BA	1173	U
24	BA	1174	U
24	BA	1175	A
24	BA	1176	U
24	BA	1177	G
24	BA	1181	U
24	BA	1184	U
24	BA	1186	G
24	BA	1189	A
24	BA	1205	A
24	BA	1211	C
24	BA	1212	G
24	BA	1217	U
24	BA	1218	G
24	BA	1224	U
24	BA	1227	G
24	BA	1229	C
24	BA	1237	A
24	BA	1238	G
24	BA	1248	G
24	BA	1250	G
24	BA	1253	A
24	BA	1256	G
24	BA	1262	A
24	BA	1266	G
24	BA	1268	A
24	BA	1269	A
24	BA	1271	G
24	BA	1272	A
24	BA	1275	A
24	BA	1282	U
24	BA	1284	A
24	BA	1286	A
24	BA	1288	G
24	BA	1292	G
24	BA	1300	G
24	BA	1301	A
24	BA	1306	C
24	BA	1317	G

Continued on next page...

Continued from previous page...

Mol	Chain	Res	Type
24	BA	1318	U
24	BA	1319	C
24	BA	1329	U
24	BA	1334	G
24	BA	1340	U
24	BA	1344	U
24	BA	1345	C
24	BA	1346	G
24	BA	1347	A
24	BA	1348	C
24	BA	1350	C
24	BA	1352	U
24	BA	1353	A
24	BA	1355	G
24	BA	1357	C
24	BA	1358	G
24	BA	1365	A
24	BA	1368	G
24	BA	1373	A
24	BA	1374	G
24	BA	1376	C
24	BA	1377	G
24	BA	1378	A
24	BA	1379	U
24	BA	1383	A
24	BA	1384	A
24	BA	1385	A
24	BA	1395	A
24	BA	1398	C
24	BA	1400	U
24	BA	1403	A
24	BA	1405	U
24	BA	1406	U
24	BA	1410	G
24	BA	1413	A
24	BA	1416	G
24	BA	1417	C
24	BA	1419	A
24	BA	1420	A
24	BA	1424	G
24	BA	1427	A
24	BA	1428	C

Continued on next page...

Continued from previous page...

Mol	Chain	Res	Type
24	BA	1429	G
24	BA	1433	A
24	BA	1434	A
24	BA	1435	G
24	BA	1436	G
24	BA	1444	G
24	BA	1451	C
24	BA	1452	G
24	BA	1458	U
24	BA	1460	U
24	BA	1464	G
24	BA	1476	U
24	BA	1482	G
24	BA	1486	U
24	BA	1490	A
24	BA	1494	A
24	BA	1495	A
24	BA	1496	A
24	BA	1497	U
24	BA	1498	C
24	BA	1499	C
24	BA	1503	A
24	BA	1504	A
24	BA	1510	G
24	BA	1511	G
24	BA	1515	A
24	BA	1517	G
24	BA	1519	G
24	BA	1522	A
24	BA	1524	G
24	BA	1532	A
24	BA	1533	C
24	BA	1534	U
24	BA	1535	A
24	BA	1536	C
24	BA	1537	G
24	BA	1538	G
24	BA	1548	A
24	BA	1555	G
24	BA	1563	U
24	BA	1566	A
24	BA	1569	A

Continued on next page...

Continued from previous page...

Mol	Chain	Res	Type
24	BA	1572	A
24	BA	1574	C
24	BA	1578	U
24	BA	1579	A
24	BA	1581	G
24	BA	1582	C
24	BA	1584	U
24	BA	1585	C
24	BA	1586	A
24	BA	1587	G
24	BA	1589	U
24	BA	1591	A
24	BA	1593	A
24	BA	1602	U
24	BA	1604	C
24	BA	1605	C
24	BA	1606	C
24	BA	1607	C
24	BA	1608	A
24	BA	1610	A
24	BA	1616	A
24	BA	1617	C
24	BA	1625	C
24	BA	1638	C
24	BA	1647	U
24	BA	1648	U
24	BA	1649	G
24	BA	1651	G
24	BA	1652	A
24	BA	1654	A
24	BA	1656	C
24	BA	1661	G
24	BA	1674	G
24	BA	1677	A
24	BA	1681	G
24	BA	1685	C
24	BA	1694	C
24	BA	1697	G
24	BA	1703	G
24	BA	1704	C
24	BA	1714	U
24	BA	1715	G

Continued on next page...

Continued from previous page...

Mol	Chain	Res	Type
24	BA	1716	U
24	BA	1725	U
24	BA	1729	U
24	BA	1730	C
24	BA	1731	G
24	BA	1733	G
24	BA	1735	A
24	BA	1739	A
24	BA	1743	G
24	BA	1750	G
24	BA	1752	C
24	BA	1757	A
24	BA	1762	A
24	BA	1764	C
24	BA	1765	U
24	BA	1773	A
24	BA	1775	U
24	BA	1776	G
24	BA	1781	U
24	BA	1785	A
24	BA	1791	A
24	BA	1800	C
24	BA	1801	A
24	BA	1803	A
24	BA	1808	A
24	BA	1809	A
24	BA	1811	G
24	BA	1812	U
24	BA	1816	C
24	BA	1818	U
24	BA	1819	A
24	BA	1821	A
24	BA	1828	G
24	BA	1829	A
24	BA	1835	G
24	BA	1841	U
24	BA	1842	G
24	BA	1847	A
24	BA	1848	A
24	BA	1858	A
24	BA	1859	U
24	BA	1867	G

Continued on next page...

Continued from previous page...

Mol	Chain	Res	Type
24	BA	1869	G
24	BA	1870	C
24	BA	1871	A
24	BA	1872	A
24	BA	1873	G
24	BA	1876	A
24	BA	1880	U
24	BA	1882	U
24	BA	1884	G
24	BA	1892	C
24	BA	1897	G
24	BA	1903	G
24	BA	1906	G
24	BA	1908	C
24	BA	1913	A
24	BA	1914	C
24	BA	1915	U
24	BA	1926	U
24	BA	1927	A
24	BA	1930	G
24	BA	1931	U
24	BA	1932	A
24	BA	1935	G
24	BA	1937	A
24	BA	1938	A
24	BA	1943	U
24	BA	1944	U
24	BA	1955	U
24	BA	1956	U
24	BA	1958	C
24	BA	1961	C
24	BA	1964	G
24	BA	1965	C
24	BA	1967	C
24	BA	1970	A
24	BA	1972	G
24	BA	1980	G
24	BA	1991	U
24	BA	1993	U
24	BA	1995	U
24	BA	1996	C
24	BA	1997	C

Continued on next page...

Continued from previous page...

Mol	Chain	Res	Type
24	BA	2001	C
24	BA	2002	G
24	BA	2004	G
24	BA	2006	C
24	BA	2007	U
24	BA	2008	C
24	BA	2017	U
24	BA	2018	G
24	BA	2020	A
24	BA	2023	C
24	BA	2025	C
24	BA	2027	G
24	BA	2030	A
24	BA	2031	A
24	BA	2033	A
24	BA	2034	U
24	BA	2035	G
24	BA	2036	C
24	BA	2043	C
24	BA	2044	C
24	BA	2049	G
24	BA	2051	A
24	BA	2055	C
24	BA	2056	G
24	BA	2060	A
24	BA	2061	G
24	BA	2062	A
24	BA	2063	C
24	BA	2068	U
24	BA	2069	G
24	BA	2070	A
24	BA	2072	C
24	BA	2076	U
24	BA	2080	A
24	BA	2081	U
24	BA	2092	U
24	BA	2093	G
24	BA	2095	A
24	BA	2096	C
24	BA	2099	U
24	BA	2105	U
24	BA	2109	U

Continued on next page...

Continued from previous page...

Mol	Chain	Res	Type
24	BA	2110	G
24	BA	2111	U
24	BA	2112	G
24	BA	2113	U
24	BA	2115	G
24	BA	2116	G
24	BA	2117	A
24	BA	2118	U
24	BA	2119	A
24	BA	2120	G
24	BA	2123	G
24	BA	2125	G
24	BA	2126	A
24	BA	2127	G
24	BA	2128	G
24	BA	2131	U
24	BA	2132	U
24	BA	2133	G
24	BA	2136	G
24	BA	2137	U
24	BA	2138	G
24	BA	2139	U
24	BA	2141	G
24	BA	2143	C
24	BA	2145	C
24	BA	2146	C
24	BA	2147	A
24	BA	2158	A
24	BA	2159	G
24	BA	2160	C
24	BA	2161	C
24	BA	2163	A
24	BA	2164	C
24	BA	2165	C
24	BA	2167	U
24	BA	2169	A
24	BA	2171	A
24	BA	2172	U
24	BA	2173	A
24	BA	2184	A
24	BA	2185	U
24	BA	2186	G

Continued on next page...

Continued from previous page...

Mol	Chain	Res	Type
24	BA	2189	U
24	BA	2190	G
24	BA	2198	A
24	BA	2199	A
24	BA	2200	C
24	BA	2203	U
24	BA	2204	G
24	BA	2207	C
24	BA	2211	A
24	BA	2212	A
24	BA	2213	U
24	BA	2215	C
24	BA	2218	G
24	BA	2225	A
24	BA	2226	C
24	BA	2230	G
24	BA	2238	G
24	BA	2239	G
24	BA	2250	G
24	BA	2252	G
24	BA	2262	U
24	BA	2264	C
24	BA	2265	U
24	BA	2268	A
24	BA	2278	A
24	BA	2283	C
24	BA	2285	C
24	BA	2286	G
24	BA	2287	A
24	BA	2289	G
24	BA	2295	C
24	BA	2299	U
24	BA	2303	G
24	BA	2304	G
24	BA	2305	U
24	BA	2307	G
24	BA	2309	A
24	BA	2310	C
24	BA	2311	A
24	BA	2312	U
24	BA	2313	C
24	BA	2321	U

Continued on next page...

Continued from previous page...

Mol	Chain	Res	Type
24	BA	2322	A
24	BA	2323	G
24	BA	2325	G
24	BA	2326	C
24	BA	2327	A
24	BA	2331	G
24	BA	2333	A
24	BA	2334	U
24	BA	2335	A
24	BA	2343	U
24	BA	2347	C
24	BA	2348	U
24	BA	2350	C
24	BA	2358	A
24	BA	2360	G
24	BA	2367	G
24	BA	2378	A
24	BA	2382	G
24	BA	2383	G
24	BA	2384	U
24	BA	2385	C
24	BA	2386	A
24	BA	2402	U
24	BA	2403	C
24	BA	2406	A
24	BA	2410	G
24	BA	2415	G
24	BA	2418	A
24	BA	2419	U
24	BA	2420	C
24	BA	2421	G
24	BA	2422	C
24	BA	2423	U
24	BA	2424	C
24	BA	2425	A
24	BA	2426	A
24	BA	2428	G
24	BA	2429	G
24	BA	2430	A
24	BA	2433	A
24	BA	2434	A
24	BA	2435	A

Continued on next page...

Continued from previous page...

Mol	Chain	Res	Type
24	BA	2441	U
24	BA	2444	G
24	BA	2447	G
24	BA	2448	A
24	BA	2470	G
24	BA	2473	U
24	BA	2474	U
24	BA	2476	A
24	BA	2480	C
24	BA	2482	A
24	BA	2484	G
24	BA	2488	G
24	BA	2491	U
24	BA	2493	U
24	BA	2501	C
24	BA	2502	G
24	BA	2505	G
24	BA	2513	A
24	BA	2514	U
24	BA	2518	A
24	BA	2521	C
24	BA	2522	U
24	BA	2523	G
24	BA	2524	G
24	BA	2525	G
24	BA	2529	G
24	BA	2534	A
24	BA	2535	G
24	BA	2536	G
24	BA	2547	A
24	BA	2554	U
24	BA	2563	U
24	BA	2566	A
24	BA	2567	G
24	BA	2568	U
24	BA	2569	G
24	BA	2572	A
24	BA	2573	C
24	BA	2574	G
24	BA	2576	G
24	BA	2585	U
24	BA	2591	C

Continued on next page...

Continued from previous page...

Mol	Chain	Res	Type
24	BA	2602	A
24	BA	2603	G
24	BA	2605	U
24	BA	2609	U
24	BA	2613	U
24	BA	2615	U
24	BA	2623	G
24	BA	2629	U
24	BA	2645	G
24	BA	2646	C
24	BA	2650	U
24	BA	2651	C
24	BA	2653	U
24	BA	2655	G
24	BA	2656	U
24	BA	2661	G
24	BA	2662	A
24	BA	2663	G
24	BA	2680	U
24	BA	2681	C
24	BA	2689	U
24	BA	2690	U
24	BA	2704	C
24	BA	2710	C
24	BA	2714	G
24	BA	2718	G
24	BA	2726	A
24	BA	2729	G
24	BA	2733	A
24	BA	2735	G
24	BA	2736	A
24	BA	2744	G
24	BA	2745	C
24	BA	2748	A
24	BA	2749	A
24	BA	2751	G
24	BA	2755	C
24	BA	2757	A
24	BA	2758	A
24	BA	2762	C
24	BA	2765	A
24	BA	2767	C

Continued on next page...

Continued from previous page...

Mol	Chain	Res	Type
24	BA	2768	U
24	BA	2778	A
24	BA	2781	A
24	BA	2791	G
24	BA	2792	A
24	BA	2793	C
24	BA	2794	C
24	BA	2797	U
24	BA	2798	U
24	BA	2799	A
24	BA	2808	G
24	BA	2820	A
24	BA	2821	A
24	BA	2833	U
24	BA	2834	G
24	BA	2837	A
24	BA	2848	G
24	BA	2852	G
24	BA	2861	U
24	BA	2863	C
24	BA	2866	U
24	BA	2867	G
24	BA	2873	A
24	BA	2879	A
24	BA	2880	C
24	BA	2883	A
24	BA	2884	U
24	BA	2886	A
24	BA	2887	A
24	BA	2893	A
24	BA	2895	G
24	BA	2903	U
25	BB	5	U
25	BB	8	C
25	BB	9	G
25	BB	11	C
25	BB	13	G
25	BB	15	A
25	BB	16	G
25	BB	23	G
25	BB	24	G
25	BB	32	U

Continued on next page...

Continued from previous page...

Mol	Chain	Res	Type
25	BB	35	C
25	BB	41	G
25	BB	44	G
25	BB	46	A
25	BB	49	C
25	BB	50	A
25	BB	51	G
25	BB	52	A
25	BB	53	A
25	BB	54	G
25	BB	56	G
25	BB	78	A
25	BB	88	C
25	BB	89	U
25	BB	90	C
25	BB	99	A
25	BB	109	A
25	BB	113	C
25	BB	116	G
1	CA	5	U
1	CA	6	G
1	CA	7	A
1	CA	9	G
1	CA	16	A
1	CA	17	U
1	CA	19	A
1	CA	21	G
1	CA	27	G
1	CA	31	G
1	CA	32	A
1	CA	33	A
1	CA	38	G
1	CA	39	G
1	CA	41	G
1	CA	47	C
1	CA	48	C
1	CA	51	A
1	CA	58	C
1	CA	60	A
1	CA	63	C
1	CA	64	G
1	CA	65	A

Continued on next page...

Continued from previous page...

Mol	Chain	Res	Type
1	CA	70	U
1	CA	71	A
1	CA	74	A
1	CA	75	G
1	CA	76	G
1	CA	78	A
1	CA	79	G
1	CA	80	A
1	CA	81	A
1	CA	82	G
1	CA	83	C
1	CA	85	U
1	CA	86	G
1	CA	87	C
1	CA	89	U
1	CA	90	C
1	CA	91	U
1	CA	92	U
1	CA	94	G
1	CA	95	C
1	CA	96	U
1	CA	97	G
1	CA	100	G
1	CA	101	A
1	CA	106	C
1	CA	108	G
1	CA	109	A
1	CA	110	C
1	CA	111	G
1	CA	115	G
1	CA	116	A
1	CA	118	U
1	CA	120	A
1	CA	121	U
1	CA	122	G
1	CA	123	U
1	CA	127	G
1	CA	130	A
1	CA	131	A
1	CA	139	A
1	CA	140	U
1	CA	143	A

Continued on next page...

Continued from previous page...

Mol	Chain	Res	Type
1	CA	144	G
1	CA	156	C
1	CA	163	C
1	CA	168	G
1	CA	173	U
1	CA	189	A
1	CA	195	A
1	CA	197	A
1	CA	199	A
1	CA	204	G
1	CA	205	A
1	CA	206	C
1	CA	208	U
1	CA	209	U
1	CA	210	C
1	CA	211	G
1	CA	214	C
1	CA	215	C
1	CA	220	G
1	CA	226	G
1	CA	240	G
1	CA	245	U
1	CA	247	G
1	CA	251	G
1	CA	252	U
1	CA	253	A
1	CA	259	G
1	CA	262	A
1	CA	266	G
1	CA	267	C
1	CA	273	U
1	CA	289	G
1	CA	290	C
1	CA	294	U
1	CA	299	G
1	CA	301	G
1	CA	317	U
1	CA	321	A
1	CA	328	C
1	CA	329	A
1	CA	330	C
1	CA	331	G

Continued on next page...

Continued from previous page...

Mol	Chain	Res	Type
1	CA	332	G
1	CA	343	U
1	CA	344	A
1	CA	346	G
1	CA	347	G
1	CA	348	G
1	CA	349	A
1	CA	352	C
1	CA	354	G
1	CA	355	C
1	CA	358	U
1	CA	367	U
1	CA	372	C
1	CA	376	G
1	CA	382	A
1	CA	384	G
1	CA	387	U
1	CA	388	G
1	CA	389	A
1	CA	390	U
1	CA	394	G
1	CA	400	C
1	CA	401	C
1	CA	406	G
1	CA	410	G
1	CA	411	A
1	CA	412	A
1	CA	413	G
1	CA	414	A
1	CA	421	U
1	CA	422	C
1	CA	423	G
1	CA	424	G
1	CA	427	U
1	CA	428	G
1	CA	429	U
1	CA	444	G
1	CA	446	G
1	CA	448	A
1	CA	454	G
1	CA	456	A
1	CA	458	U

Continued on next page...

Continued from previous page...

Mol	Chain	Res	Type
1	CA	462	G
1	CA	463	U
1	CA	465	A
1	CA	466	A
1	CA	467	U
1	CA	468	A
1	CA	474	G
1	CA	475	C
1	CA	481	G
1	CA	482	A
1	CA	483	C
1	CA	484	G
1	CA	485	U
1	CA	486	U
1	CA	492	C
1	CA	493	A
1	CA	496	A
1	CA	498	A
1	CA	505	G
1	CA	509	A
1	CA	511	C
1	CA	512	U
1	CA	513	C
1	CA	518	C
1	CA	527	G
1	CA	531	U
1	CA	532	A
1	CA	533	A
1	CA	536	C
1	CA	547	A
1	CA	549	C
1	CA	555	U
1	CA	559	A
1	CA	562	U
1	CA	563	A
1	CA	572	A
1	CA	573	A
1	CA	575	G
1	CA	576	C
1	CA	577	G
1	CA	580	C
1	CA	591	U

Continued on next page...

Continued from previous page...

Mol	Chain	Res	Type
1	CA	592	G
1	CA	595	A
1	CA	607	A
1	CA	610	U
1	CA	613	C
1	CA	614	C
1	CA	615	G
1	CA	619	U
1	CA	622	A
1	CA	632	U
1	CA	633	G
1	CA	634	C
1	CA	640	A
1	CA	650	G
1	CA	653	U
1	CA	658	C
1	CA	661	G
1	CA	665	A
1	CA	674	G
1	CA	679	C
1	CA	686	U
1	CA	692	U
1	CA	693	G
1	CA	694	A
1	CA	702	A
1	CA	703	G
1	CA	706	A
1	CA	712	A
1	CA	718	A
1	CA	719	C
1	CA	721	G
1	CA	722	G
1	CA	723	U
1	CA	724	G
1	CA	729	A
1	CA	731	G
1	CA	733	G
1	CA	734	G
1	CA	738	C
1	CA	739	C
1	CA	740	U
1	CA	747	A

Continued on next page...

Continued from previous page...

Mol	Chain	Res	Type
1	CA	753	A
1	CA	755	G
1	CA	756	C
1	CA	764	C
1	CA	766	A
1	CA	772	U
1	CA	774	G
1	CA	777	A
1	CA	778	G
1	CA	786	G
1	CA	787	A
1	CA	788	U
1	CA	789	U
1	CA	793	U
1	CA	794	A
1	CA	796	C
1	CA	810	C
1	CA	815	A
1	CA	817	C
1	CA	828	U
1	CA	829	G
1	CA	830	G
1	CA	831	A
1	CA	832	G
1	CA	833	G
1	CA	834	U
1	CA	838	G
1	CA	840	C
1	CA	841	C
1	CA	842	U
1	CA	843	U
1	CA	845	A
1	CA	846	G
1	CA	849	G
1	CA	850	U
1	CA	855	U
1	CA	859	G
1	CA	860	A
1	CA	867	G
1	CA	868	C
1	CA	872	A
1	CA	873	A

Continued on next page...

Continued from previous page...

Mol	Chain	Res	Type
1	CA	878	A
1	CA	880	C
1	CA	887	G
1	CA	890	G
1	CA	902	G
1	CA	906	A
1	CA	911	U
1	CA	914	A
1	CA	924	C
1	CA	926	G
1	CA	927	G
1	CA	934	C
1	CA	935	A
1	CA	938	A
1	CA	940	C
1	CA	942	G
1	CA	945	G
1	CA	948	C
1	CA	949	A
1	CA	960	U
1	CA	966	G
1	CA	967	C
1	CA	968	A
1	CA	969	A
1	CA	973	G
1	CA	975	A
1	CA	976	G
1	CA	977	A
1	CA	979	C
1	CA	983	A
1	CA	990	C
1	CA	991	U
1	CA	992	U
1	CA	993	G
1	CA	994	A
1	CA	996	A
1	CA	1002	G
1	CA	1004	A
1	CA	1007	U
1	CA	1009	U
1	CA	1015	G
1	CA	1018	G

Continued on next page...

Continued from previous page...

Mol	Chain	Res	Type
1	CA	1025	U
1	CA	1026	G
1	CA	1028	C
1	CA	1030	U
1	CA	1031	C
1	CA	1032	G
1	CA	1033	G
1	CA	1034	G
1	CA	1036	A
1	CA	1037	C
1	CA	1043	G
1	CA	1049	U
1	CA	1050	G
1	CA	1051	C
1	CA	1053	G
1	CA	1054	C
1	CA	1058	G
1	CA	1061	G
1	CA	1063	C
1	CA	1064	G
1	CA	1065	U
1	CA	1066	C
1	CA	1076	U
1	CA	1081	A
1	CA	1086	U
1	CA	1088	G
1	CA	1089	G
1	CA	1090	U
1	CA	1094	G
1	CA	1095	U
1	CA	1101	A
1	CA	1102	A
1	CA	1104	G
1	CA	1106	G
1	CA	1108	G
1	CA	1109	C
1	CA	1112	C
1	CA	1114	C
1	CA	1118	U
1	CA	1122	U
1	CA	1123	U
1	CA	1124	G

Continued on next page...

Continued from previous page...

Mol	Chain	Res	Type
1	CA	1125	U
1	CA	1127	G
1	CA	1128	C
1	CA	1133	G
1	CA	1135	U
1	CA	1136	C
1	CA	1137	C
1	CA	1139	G
1	CA	1140	C
1	CA	1141	C
1	CA	1142	G
1	CA	1143	G
1	CA	1145	A
1	CA	1146	A
1	CA	1151	A
1	CA	1152	A
1	CA	1153	G
1	CA	1155	A
1	CA	1157	A
1	CA	1158	C
1	CA	1159	U
1	CA	1160	G
1	CA	1161	C
1	CA	1167	A
1	CA	1168	U
1	CA	1169	A
1	CA	1175	G
1	CA	1178	G
1	CA	1182	G
1	CA	1183	U
1	CA	1184	G
1	CA	1186	G
1	CA	1193	G
1	CA	1196	A
1	CA	1197	A
1	CA	1199	U
1	CA	1203	C
1	CA	1212	U
1	CA	1213	A
1	CA	1215	G
1	CA	1219	A
1	CA	1232	U

Continued on next page...

Continued from previous page...

Mol	Chain	Res	Type
1	CA	1240	U
1	CA	1241	G
1	CA	1244	G
1	CA	1252	A
1	CA	1253	G
1	CA	1256	A
1	CA	1258	G
1	CA	1266	G
1	CA	1270	G
1	CA	1278	G
1	CA	1280	A
1	CA	1281	C
1	CA	1286	U
1	CA	1287	A
1	CA	1288	A
1	CA	1291	U
1	CA	1293	C
1	CA	1294	G
1	CA	1296	C
1	CA	1297	G
1	CA	1298	U
1	CA	1299	A
1	CA	1300	G
1	CA	1302	C
1	CA	1305	G
1	CA	1308	U
1	CA	1311	A
1	CA	1312	G
1	CA	1316	G
1	CA	1317	C
1	CA	1318	A
1	CA	1319	A
1	CA	1322	C
1	CA	1323	G
1	CA	1331	G
1	CA	1332	A
1	CA	1335	U
1	CA	1336	C
1	CA	1343	G
1	CA	1344	C
1	CA	1353	G
1	CA	1355	G

Continued on next page...

Continued from previous page...

Mol	Chain	Res	Type
1	CA	1358	U
1	CA	1360	A
1	CA	1361	G
1	CA	1363	A
1	CA	1366	C
1	CA	1367	C
1	CA	1368	A
1	CA	1378	C
1	CA	1379	G
1	CA	1389	C
1	CA	1392	G
1	CA	1393	U
1	CA	1394	A
1	CA	1397	C
1	CA	1398	A
1	CA	1400	C
1	CA	1401	G
1	CA	1402	C
1	CA	1411	C
1	CA	1412	C
1	CA	1413	A
1	CA	1415	G
1	CA	1416	G
1	CA	1419	G
1	CA	1422	G
1	CA	1428	A
1	CA	1441	A
1	CA	1446	A
1	CA	1448	C
1	CA	1452	C
1	CA	1453	G
1	CA	1454	G
1	CA	1455	G
1	CA	1462	C
1	CA	1479	C
1	CA	1482	G
1	CA	1492	A
1	CA	1493	A
1	CA	1494	G
1	CA	1496	C
1	CA	1497	G
1	CA	1506	U

Continued on next page...

Continued from previous page...

Mol	Chain	Res	Type
1	CA	1507	A
1	CA	1509	C
1	CA	1515	G
1	CA	1517	G
1	CA	1527	U
1	CA	1528	U
1	CA	1529	G
1	CA	1530	G
1	CA	1531	A
1	CA	1533	C
1	CA	1534	A
1	CA	1535	C
1	CA	1538	C
22	CV	2	C
22	CV	3	C
22	CV	5	G
22	CV	8	U
22	CV	9	A
22	CV	12	U
22	CV	17	C
22	CV	19	G
22	CV	20	U
22	CV	21	A
22	CV	22	G
22	CV	30	G
22	CV	34	G
22	CV	37	A
22	CV	39	U
22	CV	43	C
22	CV	45	U
22	CV	46	G
22	CV	48	C
22	CV	49	C
22	CV	61	C
22	CV	67	C
22	CV	72	C
22	CV	73	A
22	CV	74	C
22	CV	75	C
22	CV	76	A
23	CX	3	G
23	CX	4	G

Continued on next page...

Continued from previous page...

Mol	Chain	Res	Type
23	CX	9	A
23	CX	11	A
23	CX	14	U
23	CX	16	U
24	DA	2	G
24	DA	10	A
24	DA	12	U
24	DA	14	A
24	DA	15	G
24	DA	22	C
24	DA	23	G
24	DA	31	C
24	DA	33	C
24	DA	34	U
24	DA	35	G
24	DA	37	C
24	DA	39	G
24	DA	42	A
24	DA	45	G
24	DA	46	G
24	DA	49	A
24	DA	50	U
24	DA	51	G
24	DA	54	G
24	DA	55	G
24	DA	58	G
24	DA	61	C
24	DA	64	A
24	DA	71	A
24	DA	74	A
24	DA	75	G
24	DA	76	C
24	DA	77	G
24	DA	80	G
24	DA	84	A
24	DA	101	A
24	DA	102	U
24	DA	103	A
24	DA	104	A
24	DA	118	A
24	DA	119	A
24	DA	120	U

Continued on next page...

Continued from previous page...

Mol	Chain	Res	Type
24	DA	121	G
24	DA	122	G
24	DA	124	G
24	DA	127	A
24	DA	128	C
24	DA	132	G
24	DA	135	U
24	DA	137	U
24	DA	138	U
24	DA	139	U
24	DA	140	C
24	DA	141	G
24	DA	142	A
24	DA	143	C
24	DA	147	C
24	DA	150	U
24	DA	155	A
24	DA	157	C
24	DA	160	A
24	DA	162	U
24	DA	168	G
24	DA	181	A
24	DA	191	A
24	DA	196	A
24	DA	199	A
24	DA	209	C
24	DA	215	G
24	DA	216	A
24	DA	222	A
24	DA	230	G
24	DA	231	A
24	DA	233	A
24	DA	245	G
24	DA	248	G
24	DA	249	C
24	DA	250	G
24	DA	251	A
24	DA	252	G
24	DA	255	A
24	DA	264	C
24	DA	265	A
24	DA	266	G

Continued on next page...

Continued from previous page...

Mol	Chain	Res	Type
24	DA	276	U
24	DA	277	G
24	DA	288	U
24	DA	293	U
24	DA	294	A
24	DA	295	G
24	DA	302	C
24	DA	308	G
24	DA	309	A
24	DA	311	A
24	DA	323	C
24	DA	325	G
24	DA	329	G
24	DA	330	A
24	DA	331	C
24	DA	332	A
24	DA	343	C
24	DA	352	A
24	DA	362	A
24	DA	371	A
24	DA	372	G
24	DA	379	G
24	DA	380	G
24	DA	386	G
24	DA	389	G
24	DA	396	G
24	DA	405	U
24	DA	406	G
24	DA	408	G
24	DA	409	G
24	DA	411	G
24	DA	412	A
24	DA	420	C
24	DA	424	G
24	DA	432	A
24	DA	434	U
24	DA	435	C
24	DA	437	U
24	DA	440	C
24	DA	443	A
24	DA	445	C
24	DA	446	G

Continued on next page...

Continued from previous page...

Mol	Chain	Res	Type
24	DA	453	A
24	DA	454	A
24	DA	455	C
24	DA	459	U
24	DA	462	C
24	DA	477	A
24	DA	478	A
24	DA	479	A
24	DA	480	A
24	DA	481	G
24	DA	482	A
24	DA	483	A
24	DA	486	C
24	DA	487	C
24	DA	491	G
24	DA	505	A
24	DA	508	A
24	DA	528	A
24	DA	529	A
24	DA	532	A
24	DA	533	G
24	DA	538	A
24	DA	543	G
24	DA	544	C
24	DA	545	U
24	DA	546	U
24	DA	547	A
24	DA	548	G
24	DA	549	G
24	DA	550	C
24	DA	556	A
24	DA	557	C
24	DA	563	A
24	DA	569	U
24	DA	570	G
24	DA	573	U
24	DA	575	A
24	DA	576	U
24	DA	578	G
24	DA	586	A
24	DA	588	U
24	DA	589	U

Continued on next page...

Continued from previous page...

Mol	Chain	Res	Type
24	DA	602	A
24	DA	603	A
24	DA	604	G
24	DA	608	A
24	DA	609	A
24	DA	613	A
24	DA	614	A
24	DA	615	U
24	DA	618	G
24	DA	620	G
24	DA	621	A
24	DA	622	G
24	DA	630	G
24	DA	637	A
24	DA	645	C
24	DA	647	G
24	DA	648	G
24	DA	653	U
24	DA	654	A
24	DA	661	A
24	DA	662	G
24	DA	666	A
24	DA	667	U
24	DA	668	A
24	DA	671	C
24	DA	672	C
24	DA	676	A
24	DA	681	G
24	DA	686	U
24	DA	692	C
24	DA	693	A
24	DA	697	G
24	DA	710	U
24	DA	715	A
24	DA	716	A
24	DA	717	C
24	DA	718	A
24	DA	722	A
24	DA	729	G
24	DA	730	A
24	DA	736	C
24	DA	737	C

Continued on next page...

Continued from previous page...

Mol	Chain	Res	Type
24	DA	740	C
24	DA	746	U
24	DA	747	U
24	DA	757	G
24	DA	761	A
24	DA	764	A
24	DA	765	C
24	DA	775	G
24	DA	776	G
24	DA	782	A
24	DA	784	G
24	DA	785	G
24	DA	788	A
24	DA	789	A
24	DA	792	A
24	DA	794	A
24	DA	800	A
24	DA	805	G
24	DA	806	C
24	DA	811	U
24	DA	812	C
24	DA	815	C
24	DA	819	A
24	DA	824	U
24	DA	827	U
24	DA	828	U
24	DA	831	G
24	DA	832	U
24	DA	839	U
24	DA	844	A
24	DA	845	A
24	DA	846	U
24	DA	858	G
24	DA	859	G
24	DA	866	A
24	DA	867	C
24	DA	869	G
24	DA	878	A
24	DA	883	G
24	DA	884	U
24	DA	885	C
24	DA	893	C

Continued on next page...

Continued from previous page...

Mol	Chain	Res	Type
24	DA	894	U
24	DA	896	A
24	DA	899	A
24	DA	907	G
24	DA	910	A
24	DA	914	G
24	DA	915	C
24	DA	919	U
24	DA	927	A
24	DA	928	A
24	DA	932	U
24	DA	938	G
24	DA	941	A
24	DA	942	G
24	DA	943	A
24	DA	946	C
24	DA	947	A
24	DA	952	G
24	DA	953	G
24	DA	954	G
24	DA	955	U
24	DA	958	U
24	DA	959	A
24	DA	961	C
24	DA	972	A
24	DA	974	G
24	DA	976	G
24	DA	983	A
24	DA	984	A
24	DA	985	C
24	DA	990	A
24	DA	995	C
24	DA	996	A
24	DA	1012	U
24	DA	1013	C
24	DA	1016	G
24	DA	1023	U
24	DA	1025	G
24	DA	1027	A
24	DA	1033	U
24	DA	1040	A
24	DA	1044	C

Continued on next page...

Continued from previous page...

Mol	Chain	Res	Type
24	DA	1045	C
24	DA	1046	A
24	DA	1047	G
24	DA	1058	U
24	DA	1061	U
24	DA	1062	G
24	DA	1065	U
24	DA	1066	U
24	DA	1070	A
24	DA	1071	G
24	DA	1072	C
24	DA	1073	A
24	DA	1074	G
24	DA	1075	C
24	DA	1080	A
24	DA	1082	U
24	DA	1083	U
24	DA	1087	G
24	DA	1088	A
24	DA	1092	C
24	DA	1094	U
24	DA	1095	A
24	DA	1097	U
24	DA	1098	A
24	DA	1099	G
24	DA	1101	U
24	DA	1102	C
24	DA	1105	U
24	DA	1112	G
24	DA	1115	G
24	DA	1116	G
24	DA	1117	C
24	DA	1118	C
24	DA	1122	G
24	DA	1130	U
24	DA	1132	U
24	DA	1133	A
24	DA	1135	C
24	DA	1136	G
24	DA	1139	G
24	DA	1142	A
24	DA	1149	G

Continued on next page...

Continued from previous page...

Mol	Chain	Res	Type
24	DA	1151	A
24	DA	1154	G
24	DA	1156	A
24	DA	1157	G
24	DA	1174	U
24	DA	1175	A
24	DA	1176	U
24	DA	1177	G
24	DA	1178	C
24	DA	1179	G
24	DA	1180	U
24	DA	1184	U
24	DA	1190	G
24	DA	1204	A
24	DA	1206	G
24	DA	1213	A
24	DA	1216	G
24	DA	1222	U
24	DA	1227	G
24	DA	1238	G
24	DA	1244	A
24	DA	1247	A
24	DA	1248	G
24	DA	1253	A
24	DA	1256	G
24	DA	1258	U
24	DA	1266	G
24	DA	1268	A
24	DA	1270	C
24	DA	1271	G
24	DA	1272	A
24	DA	1273	U
24	DA	1300	G
24	DA	1301	A
24	DA	1306	C
24	DA	1307	A
24	DA	1308	A
24	DA	1313	U
24	DA	1318	U
24	DA	1321	A
24	DA	1339	G
24	DA	1341	G

Continued on next page...

Continued from previous page...

Mol	Chain	Res	Type
24	DA	1350	C
24	DA	1351	C
24	DA	1352	U
24	DA	1353	A
24	DA	1360	G
24	DA	1362	C
24	DA	1363	C
24	DA	1365	A
24	DA	1368	G
24	DA	1372	U
24	DA	1374	G
24	DA	1376	C
24	DA	1377	G
24	DA	1378	A
24	DA	1379	U
24	DA	1380	G
24	DA	1383	A
24	DA	1394	U
24	DA	1398	C
24	DA	1399	C
24	DA	1407	G
24	DA	1416	G
24	DA	1417	C
24	DA	1418	G
24	DA	1419	A
24	DA	1420	A
24	DA	1421	G
24	DA	1429	G
24	DA	1434	A
24	DA	1435	G
24	DA	1437	C
24	DA	1444	G
24	DA	1449	G
24	DA	1450	G
24	DA	1452	G
24	DA	1454	C
24	DA	1460	U
24	DA	1461	C
24	DA	1472	C
24	DA	1478	G
24	DA	1482	G
24	DA	1485	U

Continued on next page...

Continued from previous page...

Mol	Chain	Res	Type
24	DA	1489	C
24	DA	1490	A
24	DA	1493	C
24	DA	1497	U
24	DA	1501	G
24	DA	1502	A
24	DA	1504	A
24	DA	1505	A
24	DA	1508	A
24	DA	1509	A
24	DA	1510	G
24	DA	1511	G
24	DA	1515	A
24	DA	1516	G
24	DA	1523	U
24	DA	1533	C
24	DA	1534	U
24	DA	1537	G
24	DA	1539	U
24	DA	1546	G
24	DA	1547	C
24	DA	1552	A
24	DA	1554	U
24	DA	1562	U
24	DA	1563	U
24	DA	1566	A
24	DA	1569	A
24	DA	1571	A
24	DA	1578	U
24	DA	1583	A
24	DA	1584	U
24	DA	1594	U
24	DA	1597	A
24	DA	1598	A
24	DA	1606	C
24	DA	1607	C
24	DA	1608	A
24	DA	1609	A
24	DA	1620	G
24	DA	1628	G
24	DA	1630	A
24	DA	1634	A

Continued on next page...

Continued from previous page...

Mol	Chain	Res	Type
24	DA	1637	A
24	DA	1644	C
24	DA	1645	G
24	DA	1647	U
24	DA	1648	U
24	DA	1649	G
24	DA	1650	A
24	DA	1651	G
24	DA	1652	A
24	DA	1664	A
24	DA	1669	A
24	DA	1674	G
24	DA	1686	C
24	DA	1687	G
24	DA	1688	U
24	DA	1693	U
24	DA	1695	G
24	DA	1702	G
24	DA	1714	U
24	DA	1715	G
24	DA	1729	U
24	DA	1730	C
24	DA	1732	C
24	DA	1736	U
24	DA	1737	G
24	DA	1738	G
24	DA	1739	A
24	DA	1753	G
24	DA	1754	A
24	DA	1755	A
24	DA	1757	A
24	DA	1764	C
24	DA	1765	U
24	DA	1771	C
24	DA	1773	A
24	DA	1776	G
24	DA	1781	U
24	DA	1788	C
24	DA	1791	A
24	DA	1797	G
24	DA	1800	C
24	DA	1801	A

Continued on next page...

Continued from previous page...

Mol	Chain	Res	Type
24	DA	1802	A
24	DA	1808	A
24	DA	1810	A
24	DA	1811	G
24	DA	1816	C
24	DA	1828	G
24	DA	1829	A
24	DA	1831	G
24	DA	1832	C
24	DA	1833	C
24	DA	1834	U
24	DA	1836	C
24	DA	1845	G
24	DA	1846	G
24	DA	1849	G
24	DA	1851	U
24	DA	1866	A
24	DA	1868	C
24	DA	1869	G
24	DA	1870	C
24	DA	1872	A
24	DA	1873	G
24	DA	1874	C
24	DA	1876	A
24	DA	1877	A
24	DA	1881	C
24	DA	1882	U
24	DA	1890	A
24	DA	1891	G
24	DA	1903	G
24	DA	1906	G
24	DA	1907	G
24	DA	1912	A
24	DA	1914	C
24	DA	1916	A
24	DA	1923	U
24	DA	1924	C
24	DA	1925	C
24	DA	1926	U
24	DA	1927	A
24	DA	1929	G
24	DA	1930	G

Continued on next page...

Continued from previous page...

Mol	Chain	Res	Type
24	DA	1931	U
24	DA	1932	A
24	DA	1935	G
24	DA	1936	A
24	DA	1937	A
24	DA	1938	A
24	DA	1944	U
24	DA	1945	G
24	DA	1946	U
24	DA	1955	U
24	DA	1960	A
24	DA	1964	G
24	DA	1965	C
24	DA	1967	C
24	DA	1970	A
24	DA	1971	U
24	DA	1972	G
24	DA	1987	A
24	DA	1991	U
24	DA	1992	G
24	DA	1993	U
24	DA	1997	C
24	DA	2000	C
24	DA	2001	C
24	DA	2003	A
24	DA	2004	G
24	DA	2011	U
24	DA	2012	G
24	DA	2014	A
24	DA	2015	A
24	DA	2019	A
24	DA	2020	A
24	DA	2022	U
24	DA	2023	C
24	DA	2031	A
24	DA	2033	A
24	DA	2038	G
24	DA	2041	U
24	DA	2043	C
24	DA	2051	A
24	DA	2055	C
24	DA	2056	G

Continued on next page...

Continued from previous page...

Mol	Chain	Res	Type
24	DA	2060	A
24	DA	2061	G
24	DA	2062	A
24	DA	2069	G
24	DA	2072	C
24	DA	2078	C
24	DA	2088	A
24	DA	2089	C
24	DA	2092	U
24	DA	2095	A
24	DA	2102	G
24	DA	2105	U
24	DA	2109	U
24	DA	2110	G
24	DA	2111	U
24	DA	2112	G
24	DA	2113	U
24	DA	2114	A
24	DA	2115	G
24	DA	2116	G
24	DA	2117	A
24	DA	2118	U
24	DA	2119	A
24	DA	2122	U
24	DA	2123	G
24	DA	2126	A
24	DA	2127	G
24	DA	2128	G
24	DA	2129	C
24	DA	2130	U
24	DA	2131	U
24	DA	2132	U
24	DA	2133	G
24	DA	2134	A
24	DA	2136	G
24	DA	2138	G
24	DA	2141	G
24	DA	2142	A
24	DA	2145	C
24	DA	2146	C
24	DA	2147	A
24	DA	2154	A

Continued on next page...

Continued from previous page...

Mol	Chain	Res	Type
24	DA	2159	G
24	DA	2161	C
24	DA	2163	A
24	DA	2164	C
24	DA	2166	U
24	DA	2167	U
24	DA	2169	A
24	DA	2170	A
24	DA	2171	A
24	DA	2172	U
24	DA	2173	A
24	DA	2177	C
24	DA	2178	C
24	DA	2185	U
24	DA	2190	G
24	DA	2196	C
24	DA	2198	A
24	DA	2201	G
24	DA	2202	U
24	DA	2203	U
24	DA	2204	G
24	DA	2205	A
24	DA	2210	U
24	DA	2211	A
24	DA	2212	A
24	DA	2214	C
24	DA	2225	A
24	DA	2238	G
24	DA	2239	G
24	DA	2246	G
24	DA	2250	G
24	DA	2254	C
24	DA	2255	G
24	DA	2260	C
24	DA	2266	A
24	DA	2268	A
24	DA	2273	A
24	DA	2279	G
24	DA	2283	C
24	DA	2286	G
24	DA	2287	A
24	DA	2297	A

Continued on next page...

Continued from previous page...

Mol	Chain	Res	Type
24	DA	2305	U
24	DA	2311	A
24	DA	2324	U
24	DA	2325	G
24	DA	2327	A
24	DA	2333	A
24	DA	2335	A
24	DA	2340	A
24	DA	2345	G
24	DA	2346	A
24	DA	2347	C
24	DA	2349	G
24	DA	2353	G
24	DA	2358	A
24	DA	2359	C
24	DA	2360	G
24	DA	2366	A
24	DA	2383	G
24	DA	2385	C
24	DA	2389	G
24	DA	2397	G
24	DA	2402	U
24	DA	2403	C
24	DA	2406	A
24	DA	2409	G
24	DA	2411	A
24	DA	2414	G
24	DA	2420	C
24	DA	2422	C
24	DA	2423	U
24	DA	2425	A
24	DA	2428	G
24	DA	2429	G
24	DA	2430	A
24	DA	2433	A
24	DA	2434	A
24	DA	2435	A
24	DA	2440	C
24	DA	2441	U
24	DA	2447	G
24	DA	2448	A
24	DA	2453	A

Continued on next page...

Continued from previous page...

Mol	Chain	Res	Type
24	DA	2459	A
24	DA	2460	U
24	DA	2468	A
24	DA	2470	G
24	DA	2474	U
24	DA	2476	A
24	DA	2491	U
24	DA	2494	G
24	DA	2497	A
24	DA	2498	C
24	DA	2499	C
24	DA	2500	U
24	DA	2502	G
24	DA	2503	A
24	DA	2505	G
24	DA	2507	C
24	DA	2514	U
24	DA	2515	C
24	DA	2518	A
24	DA	2523	G
24	DA	2529	G
24	DA	2547	A
24	DA	2549	G
24	DA	2550	G
24	DA	2554	U
24	DA	2566	A
24	DA	2567	G
24	DA	2572	A
24	DA	2573	C
24	DA	2576	G
24	DA	2583	G
24	DA	2585	U
24	DA	2586	U
24	DA	2587	A
24	DA	2592	G
24	DA	2602	A
24	DA	2603	G
24	DA	2609	U
24	DA	2613	U
24	DA	2614	A
24	DA	2615	U
24	DA	2620	C

Continued on next page...

Continued from previous page...

Mol	Chain	Res	Type
24	DA	2629	U
24	DA	2630	G
24	DA	2633	G
24	DA	2634	A
24	DA	2636	C
24	DA	2637	U
24	DA	2645	G
24	DA	2648	G
24	DA	2653	U
24	DA	2654	A
24	DA	2656	U
24	DA	2658	C
24	DA	2661	G
24	DA	2663	G
24	DA	2670	A
24	DA	2671	G
24	DA	2681	C
24	DA	2682	A
24	DA	2688	G
24	DA	2689	U
24	DA	2690	U
24	DA	2693	G
24	DA	2707	U
24	DA	2720	U
24	DA	2726	A
24	DA	2729	G
24	DA	2733	A
24	DA	2744	G
24	DA	2745	C
24	DA	2746	U
24	DA	2748	A
24	DA	2752	C
24	DA	2754	U
24	DA	2757	A
24	DA	2761	A
24	DA	2762	C
24	DA	2765	A
24	DA	2769	U
24	DA	2773	C
24	DA	2777	G
24	DA	2778	A
24	DA	2779	U

Continued on next page...

Continued from previous page...

Mol	Chain	Res	Type
24	DA	2791	G
24	DA	2792	A
24	DA	2793	C
24	DA	2798	U
24	DA	2799	A
24	DA	2800	A
24	DA	2801	G
24	DA	2803	G
24	DA	2805	C
24	DA	2811	G
24	DA	2817	U
24	DA	2818	U
24	DA	2819	G
24	DA	2820	A
24	DA	2821	A
24	DA	2826	A
24	DA	2827	C
24	DA	2832	U
24	DA	2833	U
24	DA	2849	U
24	DA	2861	U
24	DA	2867	G
24	DA	2870	C
24	DA	2873	A
24	DA	2879	A
24	DA	2883	A
24	DA	2884	U
24	DA	2885	G
24	DA	2886	A
24	DA	2887	A
24	DA	2897	U
24	DA	2898	U
25	DB	2	G
25	DB	7	G
25	DB	9	G
25	DB	15	A
25	DB	16	G
25	DB	24	G
25	DB	25	U
25	DB	27	C
25	DB	35	C
25	DB	45	A

Continued on next page...

Continued from previous page...

Mol	Chain	Res	Type
25	DB	56	G
25	DB	62	C
25	DB	63	C
25	DB	66	A
25	DB	75	G
25	DB	76	G
25	DB	84	G
25	DB	85	G
25	DB	89	U
25	DB	90	C
25	DB	91	C
25	DB	99	A
25	DB	109	A
25	DB	119	A

All (218) RNA pucker outliers are listed below:

Mol	Chain	Res	Type
1	AA	32	A
1	AA	96	U
1	AA	114	U
1	AA	211	G
1	AA	243	A
1	AA	274	A
1	AA	380	G
1	AA	411	A
1	AA	429	U
1	AA	447	G
1	AA	529	G
1	AA	572	A
1	AA	652	U
1	AA	683	G
1	AA	684	U
1	AA	709	U
1	AA	723	U
1	AA	733	G
1	AA	786	G
1	AA	890	G
1	AA	913	A
1	AA	979	C
1	AA	980	C
1	AA	1078	U

Continued on next page...

Continued from previous page...

Mol	Chain	Res	Type
1	AA	1079	G
1	AA	1101	A
1	AA	1211	U
1	AA	1286	U
1	AA	1394	A
1	AA	1438	G
1	AA	1491	G
22	AV	72	C
24	BA	91	A
24	BA	162	U
24	BA	196	A
24	BA	199	A
24	BA	249	C
24	BA	271	G
24	BA	361	G
24	BA	387	U
24	BA	404	A
24	BA	451	U
24	BA	479	A
24	BA	503	A
24	BA	509	C
24	BA	529	A
24	BA	546	U
24	BA	584	C
24	BA	587	C
24	BA	607	U
24	BA	746	U
24	BA	748	G
24	BA	764	A
24	BA	784	G
24	BA	800	A
24	BA	810	U
24	BA	827	U
24	BA	846	U
24	BA	892	A
24	BA	932	U
24	BA	984	A
24	BA	993	G
24	BA	1021	A
24	BA	1078	U
24	BA	1128	G
24	BA	1145	C

Continued on next page...

Continued from previous page...

Mol	Chain	Res	Type
24	BA	1261	C
24	BA	1281	G
24	BA	1347	A
24	BA	1378	A
24	BA	1730	C
24	BA	1738	G
24	BA	1802	A
24	BA	1818	U
24	BA	1820	U
24	BA	1835	G
24	BA	1847	A
24	BA	1939	U
24	BA	2016	U
24	BA	2116	G
24	BA	2157	G
24	BA	2158	A
24	BA	2162	G
24	BA	2211	A
24	BA	2264	C
24	BA	2282	G
24	BA	2308	G
24	BA	2311	A
24	BA	2326	C
24	BA	2418	A
24	BA	2425	A
24	BA	2428	G
24	BA	2473	U
24	BA	2481	G
24	BA	2602	A
24	BA	2680	U
24	BA	2703	C
24	BA	2748	A
24	BA	2756	U
24	BA	2790	U
24	BA	2820	A
24	BA	2849	U
25	BB	89	U
1	CA	5	U
1	CA	6	G
1	CA	63	C
1	CA	79	G
1	CA	115	G

Continued on next page...

Continued from previous page...

Mol	Chain	Res	Type
1	CA	120	A
1	CA	214	C
1	CA	251	G
1	CA	400	C
1	CA	428	G
1	CA	462	G
1	CA	484	G
1	CA	575	G
1	CA	614	C
1	CA	711	G
1	CA	722	G
1	CA	737	C
1	CA	738	C
1	CA	754	C
1	CA	793	U
1	CA	795	C
1	CA	840	C
1	CA	859	G
1	CA	889	A
1	CA	1031	C
1	CA	1049	U
1	CA	1088	G
1	CA	1089	G
1	CA	1145	A
1	CA	1211	U
1	CA	1279	G
1	CA	1299	A
1	CA	1354	U
1	CA	1377	A
1	CA	1421	G
1	CA	1493	A
1	CA	1533	C
22	CV	2	C
22	CV	4	C
22	CV	44	G
22	CV	47	U
22	CV	73	A
22	CV	74	C
23	CX	10	A
24	DA	142	A
24	DA	159	G
24	DA	190	A

Continued on next page...

Continued from previous page...

Mol	Chain	Res	Type
24	DA	265	A
24	DA	329	G
24	DA	342	A
24	DA	371	A
24	DA	379	G
24	DA	408	G
24	DA	445	C
24	DA	477	A
24	DA	544	C
24	DA	608	A
24	DA	620	G
24	DA	692	C
24	DA	746	U
24	DA	764	A
24	DA	784	G
24	DA	827	U
24	DA	866	A
24	DA	892	A
24	DA	984	A
24	DA	995	C
24	DA	1073	A
24	DA	1093	G
24	DA	1247	A
24	DA	1362	C
24	DA	1378	A
24	DA	1379	U
24	DA	1420	A
24	DA	1497	U
24	DA	1501	G
24	DA	1509	A
24	DA	1597	A
24	DA	1606	C
24	DA	1617	C
24	DA	1619	G
24	DA	1663	G
24	DA	1738	G
24	DA	1754	A
24	DA	1831	G
24	DA	1875	G
24	DA	1906	G
24	DA	1928	A
24	DA	1943	U

Continued on next page...

Continued from previous page...

Mol	Chain	Res	Type
24	DA	1959	G
24	DA	2003	A
24	DA	2104	C
24	DA	2122	U
24	DA	2127	G
24	DA	2141	G
24	DA	2211	A
24	DA	2286	G
24	DA	2324	U
24	DA	2326	C
24	DA	2402	U
24	DA	2406	A
24	DA	2422	C
24	DA	2428	G
24	DA	2432	A
24	DA	2447	G
24	DA	2549	G
24	DA	2585	U
24	DA	2602	A
24	DA	2680	U
24	DA	2756	U
24	DA	2772	C
24	DA	2790	U
24	DA	2820	A
24	DA	2848	G
24	DA	2873	A

5.4 Non-standard residues in protein, DNA, RNA chains [i](#)

There are no non-standard protein/DNA/RNA residues in this entry.

5.5 Carbohydrates [i](#)

There are no monosaccharides in this entry.

5.6 Ligand geometry [i](#)

Of 510 ligands modelled in this entry, 492 are monoatomic - leaving 18 for Mogul analysis.

In the following table, the Counts columns list the number of bonds (or angles) for which Mogul statistics could be retrieved, the number of bonds (or angles) that are observed in the model and

the number of bonds (or angles) that are defined in the Chemical Component Dictionary. The Link column lists molecule types, if any, to which the group is linked. The Z score for a bond length (or angle) is the number of standard deviations the observed value is removed from the expected value. A bond length (or angle) with $|Z| > 2$ is considered an outlier worth inspection. RMSZ is the root-mean-square of all Z scores of the bond lengths (or angles).

Mol	Type	Chain	Res	Link	Bond lengths			Bond angles		
					Counts	RMSZ	# Z > 2	Counts	RMSZ	# Z > 2
57	NMY	BA	3163	-	45,45,45	2.30	10 (22%)	63,67,67	2.41	27 (42%)
57	NMY	DA	3187	-	45,45,45	2.30	11 (24%)	63,67,67	1.51	14 (22%)
57	NMY	BA	3165	-	45,45,45	0.54	0	63,67,67	1.11	5 (7%)
57	NMY	BA	3167	-	45,45,45	2.28	11 (24%)	63,67,67	1.93	14 (22%)
57	NMY	BA	3162	-	45,45,45	0.51	0	63,67,67	1.04	5 (7%)
57	NMY	DA	3184	-	45,45,45	0.58	0	63,67,67	1.24	5 (7%)
57	NMY	DA	3188	-	45,45,45	2.20	13 (28%)	63,67,67	2.00	24 (38%)
57	NMY	DA	3186	-	45,45,45	2.36	12 (26%)	63,67,67	2.32	16 (25%)
57	NMY	BA	3166	-	45,45,45	2.18	10 (22%)	63,67,67	2.32	17 (26%)
57	NMY	DA	3190	-	45,45,45	2.29	11 (24%)	63,67,67	2.54	26 (41%)
57	NMY	AA	1655	-	45,45,45	0.58	0	63,67,67	0.98	4 (6%)
57	NMY	DA	3189	-	45,45,45	2.20	12 (26%)	63,67,67	2.30	24 (38%)
57	NMY	BA	3161	-	45,45,45	0.51	0	63,67,67	1.01	4 (6%)
57	NMY	AA	1656	-	45,45,45	2.27	12 (26%)	63,67,67	1.86	20 (31%)
57	NMY	CA	1672	-	45,45,45	0.54	0	63,67,67	0.91	2 (3%)
57	NMY	BA	3164	-	45,45,45	2.25	11 (24%)	63,67,67	2.38	26 (41%)
57	NMY	DA	3185	-	45,45,45	2.32	13 (28%)	63,67,67	1.73	16 (25%)
57	NMY	AA	1657	-	45,45,45	2.32	13 (28%)	63,67,67	1.83	18 (28%)

In the following table, the Chirals column lists the number of chiral outliers, the number of chiral centers analysed, the number of these observed in the model and the number defined in the Chemical Component Dictionary. Similar counts are reported in the Torsion and Rings columns. '-' means no outliers of that kind were identified.

Mol	Type	Chain	Res	Link	Chirals	Torsions	Rings
57	NMY	BA	3163	-	-	5/18/94/94	0/4/4/4
57	NMY	DA	3187	-	-	8/18/94/94	0/4/4/4
57	NMY	BA	3165	-	-	6/18/94/94	0/4/4/4
57	NMY	BA	3167	-	-	5/18/94/94	0/4/4/4
57	NMY	BA	3162	-	-	1/18/94/94	0/4/4/4
57	NMY	DA	3184	-	-	4/18/94/94	0/4/4/4

Continued on next page...

Continued from previous page...

Mol	Type	Chain	Res	Link	Chirals	Torsions	Rings
57	NMY	DA	3188	-	-	8/18/94/94	0/4/4/4
57	NMY	DA	3186	-	-	11/18/94/94	0/4/4/4
57	NMY	BA	3166	-	-	7/18/94/94	0/4/4/4
57	NMY	DA	3190	-	-	10/18/94/94	0/4/4/4
57	NMY	AA	1655	-	-	12/18/94/94	0/4/4/4
57	NMY	DA	3189	-	-	5/18/94/94	0/4/4/4
57	NMY	BA	3161	-	-	4/18/94/94	0/4/4/4
57	NMY	AA	1656	-	-	6/18/94/94	0/4/4/4
57	NMY	CA	1672	-	-	4/18/94/94	0/4/4/4
57	NMY	BA	3164	-	-	5/18/94/94	0/4/4/4
57	NMY	DA	3185	-	-	5/18/94/94	0/4/4/4
57	NMY	AA	1657	-	-	9/18/94/94	0/4/4/4

All (139) bond length outliers are listed below:

Mol	Chain	Res	Type	Atoms	Z	Observed(Å)	Ideal(Å)
57	DA	3187	NMY	C20-C19	-10.09	1.40	1.53
57	DA	3186	NMY	C20-C19	-9.91	1.41	1.53
57	AA	1657	NMY	C20-C19	-9.88	1.41	1.53
57	DA	3190	NMY	C20-C19	-9.82	1.41	1.53
57	DA	3185	NMY	C20-C19	-9.78	1.41	1.53
57	BA	3167	NMY	C20-C19	-9.74	1.41	1.53
57	AA	1656	NMY	C20-C19	-9.62	1.41	1.53
57	BA	3163	NMY	C20-C19	-9.30	1.41	1.53
57	BA	3164	NMY	C20-C19	-9.28	1.41	1.53
57	DA	3189	NMY	C20-C19	-9.16	1.42	1.53
57	BA	3166	NMY	C20-C19	-9.10	1.42	1.53
57	DA	3188	NMY	C20-C19	-8.72	1.42	1.53
57	BA	3166	NMY	C3-C2	-5.76	1.46	1.53
57	DA	3185	NMY	C3-C2	-5.68	1.46	1.53
57	DA	3186	NMY	C3-C2	-5.36	1.46	1.53
57	BA	3167	NMY	C3-C2	-5.34	1.46	1.53
57	BA	3164	NMY	C3-C2	-5.19	1.47	1.53
57	AA	1657	NMY	C3-C2	-5.12	1.47	1.53
57	DA	3187	NMY	C3-C2	-5.05	1.47	1.53
57	AA	1656	NMY	C3-C2	-5.02	1.47	1.53
57	DA	3190	NMY	C3-C2	-4.98	1.47	1.53
57	DA	3186	NMY	C14-C15	-4.95	1.41	1.52
57	DA	3188	NMY	C3-C2	-4.85	1.47	1.53
57	DA	3189	NMY	C3-C2	-4.81	1.47	1.53

Continued on next page...

Continued from previous page...

Mol	Chain	Res	Type	Atoms	Z	Observed(Å)	Ideal(Å)
57	BA	3163	NMY	C14-C15	-4.80	1.42	1.52
57	BA	3163	NMY	C3-C2	-4.77	1.47	1.53
57	AA	1656	NMY	C14-C15	-4.58	1.42	1.52
57	DA	3185	NMY	C14-C15	-4.38	1.43	1.52
57	BA	3164	NMY	C14-C15	-4.37	1.43	1.52
57	DA	3188	NMY	C14-C15	-4.36	1.43	1.52
57	DA	3187	NMY	C14-C15	-4.29	1.43	1.52
57	BA	3167	NMY	C14-C15	-4.25	1.43	1.52
57	AA	1657	NMY	C14-C15	-4.19	1.43	1.52
57	DA	3186	NMY	C4-C3	-3.97	1.42	1.52
57	DA	3190	NMY	C4-C3	-3.94	1.42	1.52
57	BA	3163	NMY	C4-C3	-3.86	1.42	1.52
57	DA	3188	NMY	C13-C14	-3.85	1.48	1.52
57	DA	3189	NMY	C14-C15	-3.81	1.44	1.52
57	DA	3185	NMY	C4-C3	-3.79	1.42	1.52
57	DA	3189	NMY	C4-C3	-3.76	1.42	1.52
57	BA	3167	NMY	C4-C3	-3.69	1.42	1.52
57	DA	3188	NMY	C4-C3	-3.56	1.43	1.52
57	BA	3163	NMY	C13-C14	-3.52	1.48	1.52
57	DA	3187	NMY	C4-C3	-3.52	1.43	1.52
57	BA	3166	NMY	C4-C3	-3.50	1.43	1.52
57	AA	1657	NMY	C4-C3	-3.49	1.43	1.52
57	DA	3190	NMY	C14-C15	-3.49	1.45	1.52
57	BA	3164	NMY	O12-C12	-3.46	1.34	1.43
57	AA	1657	NMY	C13-C14	-3.41	1.48	1.52
57	DA	3189	NMY	O12-C12	-3.39	1.35	1.43
57	DA	3187	NMY	O22-C18	3.37	1.50	1.41
57	BA	3163	NMY	O22-C18	3.36	1.50	1.41
57	AA	1656	NMY	O22-C18	3.35	1.50	1.41
57	BA	3166	NMY	C14-C15	-3.35	1.45	1.52
57	DA	3190	NMY	O12-C12	-3.34	1.35	1.43
57	AA	1656	NMY	C4-C3	-3.34	1.43	1.52
57	BA	3166	NMY	O12-C12	-3.30	1.35	1.43
57	BA	3164	NMY	C13-C14	-3.24	1.48	1.52
57	AA	1657	NMY	O12-C12	-3.23	1.35	1.43
57	BA	3164	NMY	O22-C18	3.23	1.50	1.41
57	DA	3186	NMY	O22-C18	3.22	1.50	1.41
57	BA	3164	NMY	C4-C3	-3.20	1.44	1.52
57	BA	3167	NMY	O12-C12	-3.17	1.35	1.43
57	DA	3189	NMY	O22-C18	3.14	1.49	1.41
57	BA	3163	NMY	O12-C12	-3.12	1.35	1.43
57	DA	3186	NMY	C13-C14	-3.12	1.48	1.52

Continued on next page...

Continued from previous page...

Mol	Chain	Res	Type	Atoms	Z	Observed(Å)	Ideal(Å)
57	AA	1657	NMY	O22-C18	3.12	1.49	1.41
57	AA	1656	NMY	C13-C14	-3.02	1.49	1.52
57	AA	1656	NMY	O12-C12	-3.02	1.35	1.43
57	DA	3186	NMY	O12-C12	-3.00	1.35	1.43
57	DA	3185	NMY	C13-C14	-3.00	1.49	1.52
57	DA	3185	NMY	O22-C18	2.99	1.49	1.41
57	DA	3188	NMY	O22-C18	2.97	1.49	1.41
57	BA	3164	NMY	O5-C5	2.95	1.51	1.44
57	DA	3188	NMY	O5-C5	2.94	1.51	1.44
57	DA	3189	NMY	O5-C5	2.93	1.51	1.44
57	DA	3190	NMY	O22-C18	2.92	1.49	1.41
57	DA	3185	NMY	O12-C12	-2.89	1.36	1.43
57	DA	3188	NMY	O12-C12	-2.88	1.36	1.43
57	DA	3187	NMY	O12-C12	-2.85	1.36	1.43
57	DA	3187	NMY	C13-C14	-2.82	1.49	1.52
57	DA	3185	NMY	O5-C5	2.82	1.51	1.44
57	BA	3163	NMY	O16-C16	-2.81	1.38	1.45
57	BA	3166	NMY	O22-C18	2.80	1.49	1.41
57	BA	3167	NMY	O22-C18	2.79	1.48	1.41
57	DA	3190	NMY	C6-C5	-2.78	1.48	1.52
57	DA	3189	NMY	C2-N2	-2.77	1.43	1.47
57	DA	3189	NMY	C13-C14	-2.73	1.49	1.52
57	DA	3187	NMY	O16-C16	-2.68	1.39	1.45
57	BA	3167	NMY	O5-C5	2.65	1.50	1.44
57	BA	3167	NMY	C13-C14	-2.64	1.49	1.52
57	DA	3190	NMY	O16-C16	-2.63	1.39	1.45
57	DA	3187	NMY	O5-C5	2.60	1.50	1.44
57	AA	1656	NMY	O16-C16	-2.56	1.39	1.45
57	BA	3166	NMY	O16-C16	-2.53	1.39	1.45
57	DA	3190	NMY	C13-C14	-2.52	1.49	1.52
57	AA	1656	NMY	O5-C5	2.51	1.50	1.44
57	DA	3188	NMY	O22-C22	-2.51	1.38	1.44
57	BA	3167	NMY	O14-C14	-2.50	1.37	1.43
57	DA	3186	NMY	C2-N2	-2.50	1.43	1.47
57	DA	3186	NMY	O5-C5	2.49	1.50	1.44
57	BA	3163	NMY	O14-C14	-2.45	1.37	1.43
57	DA	3190	NMY	O14-C14	-2.40	1.37	1.43
57	AA	1657	NMY	O5-C5	2.39	1.50	1.44
57	DA	3190	NMY	O5-C5	2.38	1.50	1.44
57	BA	3167	NMY	C2-N2	-2.35	1.43	1.47
57	DA	3185	NMY	O14-C14	-2.34	1.37	1.43
57	BA	3166	NMY	O22-C22	-2.34	1.38	1.44

Continued on next page...

Continued from previous page...

Mol	Chain	Res	Type	Atoms	Z	Observed(Å)	Ideal(Å)
57	BA	3164	NMY	O14-C14	-2.31	1.37	1.43
57	AA	1657	NMY	O16-C16	-2.31	1.39	1.45
57	BA	3167	NMY	O16-C16	-2.30	1.39	1.45
57	BA	3166	NMY	O14-C14	-2.28	1.37	1.43
57	DA	3186	NMY	O14-C14	-2.28	1.37	1.43
57	BA	3163	NMY	O5-C5	2.28	1.49	1.44
57	AA	1656	NMY	O14-C14	-2.27	1.37	1.43
57	DA	3185	NMY	O16-C16	-2.26	1.40	1.45
57	DA	3188	NMY	C20-C21	-2.24	1.46	1.52
57	AA	1656	NMY	C2-N2	-2.24	1.43	1.47
57	AA	1657	NMY	O22-C22	-2.23	1.38	1.44
57	DA	3188	NMY	C2-N2	-2.21	1.43	1.47
57	DA	3187	NMY	O14-C14	-2.21	1.37	1.43
57	DA	3187	NMY	C2-N2	-2.18	1.44	1.47
57	DA	3189	NMY	O16-C16	-2.17	1.40	1.45
57	DA	3185	NMY	C2-N2	-2.17	1.44	1.47
57	DA	3185	NMY	O22-C22	-2.17	1.39	1.44
57	BA	3166	NMY	C2-N2	-2.16	1.44	1.47
57	DA	3189	NMY	C10-C11	-2.15	1.47	1.52
57	DA	3188	NMY	O14-C14	-2.12	1.38	1.43
57	DA	3186	NMY	C20-C21	-2.12	1.46	1.52
57	AA	1657	NMY	O14-C14	-2.11	1.38	1.43
57	DA	3189	NMY	O14-C14	-2.11	1.38	1.43
57	DA	3188	NMY	O16-C16	-2.11	1.40	1.45
57	BA	3164	NMY	O16-C13	2.10	1.45	1.41
57	AA	1657	NMY	C2-N2	-2.08	1.44	1.47
57	AA	1657	NMY	C8-C7	-2.06	1.49	1.53
57	AA	1656	NMY	C20-C21	-2.05	1.47	1.52
57	DA	3186	NMY	O22-C22	-2.03	1.39	1.44
57	BA	3164	NMY	C2-N2	-2.02	1.44	1.47
57	DA	3185	NMY	C20-C21	-2.01	1.47	1.52

All (267) bond angle outliers are listed below:

Mol	Chain	Res	Type	Atoms	Z	Observed(°)	Ideal(°)
57	DA	3186	NMY	O11-C13-O16	10.12	122.39	111.43
57	BA	3166	NMY	O11-C13-C14	6.98	122.43	107.96
57	DA	3190	NMY	C13-C14-C15	6.50	109.92	102.10
57	DA	3186	NMY	C8-C7-C12	6.50	119.85	110.04
57	BA	3163	NMY	C1-O1-C10	-6.28	102.42	117.96
57	BA	3163	NMY	C8-C7-C12	6.28	119.52	110.04
57	DA	3189	NMY	O5-C5-C6	5.70	116.62	106.01

Continued on next page...

Continued from previous page...

Mol	Chain	Res	Type	Atoms	Z	Observed(°)	Ideal(°)
57	DA	3190	NMY	C1-O1-C10	-5.64	104.00	117.96
57	BA	3166	NMY	C13-C14-C15	5.61	108.85	102.10
57	DA	3189	NMY	O11-C13-O16	5.47	117.35	111.43
57	BA	3164	NMY	O11-C13-O16	5.46	117.34	111.43
57	BA	3167	NMY	O22-C22-C21	5.37	119.45	109.69
57	BA	3164	NMY	C13-C14-C15	5.36	108.55	102.10
57	BA	3166	NMY	C12-C7-N7	5.31	121.48	110.97
57	DA	3186	NMY	O16-C13-C14	-5.26	98.20	104.98
57	BA	3163	NMY	C13-C14-C15	5.23	108.40	102.10
57	DA	3189	NMY	C18-O18-C15	-5.18	105.14	117.96
57	AA	1657	NMY	C18-O18-C15	-5.16	105.18	117.96
57	BA	3166	NMY	C9-C8-C7	-5.06	100.79	111.18
57	DA	3188	NMY	C13-C14-C15	-5.06	96.01	102.10
57	DA	3190	NMY	O11-C13-O16	4.95	116.79	111.43
57	BA	3166	NMY	O18-C18-C19	4.83	116.54	108.22
57	BA	3164	NMY	O5-C5-C6	4.75	114.86	106.01
57	DA	3190	NMY	C18-O18-C15	4.74	129.69	117.96
57	DA	3190	NMY	C1-O5-C5	-4.74	104.39	113.69
57	BA	3167	NMY	O18-C18-C19	4.71	116.32	108.22
57	DA	3190	NMY	O22-C22-C21	4.71	118.24	109.69
57	BA	3166	NMY	O11-C11-C10	4.69	119.40	107.48
57	BA	3164	NMY	O22-C22-C21	4.65	118.15	109.69
57	DA	3189	NMY	C1-O1-C10	-4.53	106.76	117.96
57	BA	3163	NMY	C1-O5-C5	-4.52	104.82	113.69
57	DA	3184	NMY	C18-O18-C15	-4.47	106.91	117.96
57	BA	3167	NMY	C13-C14-C15	4.47	107.47	102.10
57	DA	3190	NMY	C20-C19-N23	-4.40	102.04	111.05
57	BA	3164	NMY	C3-C4-C5	4.32	117.95	110.24
57	DA	3190	NMY	O11-C13-C14	4.31	116.90	107.96
57	BA	3164	NMY	C18-O18-C15	-4.30	107.33	117.96
57	BA	3166	NMY	C20-C19-N23	-4.29	102.27	111.05
57	DA	3190	NMY	C12-C11-C10	-4.26	101.94	111.66
57	BA	3167	NMY	O5-C5-C6	4.26	113.93	106.01
57	BA	3164	NMY	C21-C20-C19	4.23	118.34	111.07
57	BA	3167	NMY	C20-C21-C22	4.20	117.73	110.24
57	DA	3189	NMY	C20-C21-C22	4.17	117.68	110.24
57	DA	3189	NMY	C13-O11-C11	-4.15	107.68	117.96
57	BA	3167	NMY	O11-C13-O16	4.15	115.92	111.43
57	DA	3188	NMY	C20-C19-N23	-4.12	102.61	111.05
57	AA	1656	NMY	O5-C5-C6	4.12	113.67	106.01
57	BA	3163	NMY	C11-C12-C7	4.10	119.63	109.63
57	DA	3189	NMY	O20-C20-C19	-4.09	102.87	110.22

Continued on next page...

Continued from previous page...

Mol	Chain	Res	Type	Atoms	Z	Observed(°)	Ideal(°)
57	BA	3166	NMY	C1-O1-C10	-4.09	107.84	117.96
57	DA	3189	NMY	C21-C20-C19	4.03	118.01	111.07
57	DA	3188	NMY	O5-C5-C4	4.01	116.97	109.69
57	DA	3187	NMY	O5-C5-C6	3.97	113.40	106.01
57	BA	3163	NMY	C8-C9-C10	3.96	119.55	109.53
57	DA	3186	NMY	C13-C14-C15	-3.93	97.38	102.10
57	BA	3163	NMY	C11-C10-C9	3.91	118.47	111.16
57	BA	3163	NMY	C9-C8-C7	3.91	119.21	111.18
57	AA	1656	NMY	C13-C14-C15	3.91	106.80	102.10
57	DA	3189	NMY	C18-C19-C20	3.88	120.36	110.21
57	BA	3164	NMY	C18-C19-C20	3.86	120.32	110.21
57	BA	3164	NMY	O20-C20-C19	-3.84	103.32	110.22
57	DA	3189	NMY	O22-C22-C21	3.81	116.62	109.69
57	BA	3166	NMY	O1-C10-C9	-3.79	100.13	109.18
57	AA	1657	NMY	C20-C19-N23	-3.79	103.29	111.05
57	BA	3163	NMY	O5-C5-C6	3.79	113.06	106.01
57	DA	3188	NMY	C4-C3-C2	3.78	117.57	111.07
57	DA	3185	NMY	O3-C3-C2	-3.78	103.43	110.22
57	DA	3190	NMY	C20-C21-C22	3.77	116.96	110.24
57	BA	3166	NMY	O3-C3-C2	-3.76	103.46	110.22
57	DA	3186	NMY	C9-C8-C7	3.72	118.83	111.18
57	BA	3164	NMY	C20-C21-C22	3.71	116.85	110.24
57	AA	1656	NMY	C1-O5-C5	-3.71	106.41	113.69
57	DA	3189	NMY	C20-C19-N23	-3.70	103.47	111.05
57	DA	3189	NMY	C6-C5-C4	-3.70	105.83	113.10
57	DA	3188	NMY	C18-C19-C20	3.68	119.85	110.21
57	DA	3187	NMY	C18-O18-C15	-3.67	108.87	117.96
57	BA	3167	NMY	O11-C11-C12	3.64	116.97	107.28
57	DA	3190	NMY	C8-C9-C10	3.64	118.73	109.53
57	DA	3185	NMY	O5-C5-C6	3.64	112.78	106.01
57	DA	3186	NMY	O5-C5-C6	3.61	112.73	106.01
57	AA	1657	NMY	C20-C21-C22	3.52	116.52	110.24
57	AA	1657	NMY	C3-C4-C5	3.52	116.51	110.24
57	BA	3164	NMY	C8-C9-C10	3.52	118.42	109.53
57	BA	3163	NMY	C12-C11-C10	3.49	119.63	111.66
57	BA	3166	NMY	O14-C14-C13	-3.44	102.19	111.83
57	DA	3186	NMY	C11-C12-C7	3.42	117.98	109.63
57	DA	3190	NMY	O11-C11-C10	3.39	116.09	107.48
57	BA	3165	NMY	C13-C14-C15	3.36	106.14	102.10
57	DA	3190	NMY	O14-C14-C13	-3.35	102.44	111.83
57	AA	1656	NMY	C1-O1-C10	-3.33	109.72	117.96
57	DA	3190	NMY	O5-C5-C4	3.32	115.72	109.69

Continued on next page...

Continued from previous page...

Mol	Chain	Res	Type	Atoms	Z	Observed(°)	Ideal(°)
57	BA	3163	NMY	O12-C12-C7	-3.31	103.74	109.81
57	DA	3185	NMY	C13-O11-C11	-3.29	109.82	117.96
57	BA	3163	NMY	O3-C3-C2	-3.29	104.31	110.22
57	DA	3185	NMY	O18-C18-C19	3.28	113.86	108.22
57	DA	3190	NMY	O17-C17-C16	3.27	122.52	111.29
57	DA	3186	NMY	C1-O1-C10	-3.22	110.00	117.96
57	DA	3190	NMY	C18-C19-C20	3.21	118.61	110.21
57	DA	3187	NMY	C1-O1-C10	-3.18	110.09	117.96
57	BA	3161	NMY	C18-O18-C15	-3.17	110.11	117.96
57	BA	3161	NMY	C13-C14-C15	3.17	105.92	102.10
57	BA	3163	NMY	C1-C2-N2	3.15	115.89	110.20
57	DA	3187	NMY	C13-C14-C15	3.15	105.89	102.10
57	BA	3164	NMY	O1-C10-C11	3.15	115.47	107.48
57	BA	3164	NMY	O3-C3-C2	-3.14	104.57	110.22
57	AA	1656	NMY	C18-C19-N23	-3.13	104.56	110.20
57	DA	3186	NMY	C20-C19-N23	-3.12	104.67	111.05
57	DA	3190	NMY	O1-C10-C11	3.11	115.38	107.48
57	BA	3163	NMY	C13-O11-C11	-3.11	110.27	117.96
57	CA	1672	NMY	C13-O11-C11	-3.10	110.30	117.96
57	DA	3188	NMY	O1-C10-C9	-3.08	101.83	109.18
57	DA	3188	NMY	O1-C1-C2	-3.08	102.92	108.22
57	BA	3162	NMY	C13-C14-C15	3.07	105.80	102.10
57	BA	3167	NMY	C20-C19-N23	-3.05	104.81	111.05
57	AA	1656	NMY	C20-C19-N23	-3.04	104.82	111.05
57	DA	3185	NMY	O11-C13-C14	3.04	114.25	107.96
57	DA	3188	NMY	O1-C10-C11	3.02	115.16	107.48
57	AA	1657	NMY	O3-C3-C2	-3.02	104.80	110.22
57	BA	3167	NMY	C1-O5-C5	-3.01	107.78	113.69
57	BA	3166	NMY	C3-C4-C5	3.01	115.61	110.24
57	DA	3185	NMY	C18-O18-C15	-3.00	110.55	117.96
57	DA	3189	NMY	C8-C7-C12	2.99	114.56	110.04
57	AA	1657	NMY	O5-C5-C4	2.99	115.13	109.69
57	AA	1656	NMY	C18-O18-C15	-2.98	110.59	117.96
57	BA	3164	NMY	O18-C18-C19	2.98	113.35	108.22
57	DA	3189	NMY	O11-C13-C14	2.98	114.13	107.96
57	DA	3187	NMY	C8-C7-C12	2.96	114.50	110.04
57	AA	1657	NMY	C8-C7-C12	2.95	114.50	110.04
57	BA	3166	NMY	O22-C22-C21	2.94	115.03	109.69
57	DA	3185	NMY	O1-C10-C9	-2.92	102.21	109.18
57	AA	1655	NMY	C13-O11-C11	-2.87	110.87	117.96
57	DA	3185	NMY	C20-C19-N23	-2.85	105.21	111.05
57	BA	3163	NMY	O14-C14-C13	-2.85	103.86	111.83

Continued on next page...

Continued from previous page...

Mol	Chain	Res	Type	Atoms	Z	Observed(°)	Ideal(°)
57	DA	3188	NMY	O5-C5-C6	2.84	111.30	106.01
57	AA	1657	NMY	O22-C22-C21	2.83	114.84	109.69
57	DA	3188	NMY	O3-C3-C2	-2.83	105.13	110.22
57	AA	1656	NMY	O11-C11-C10	2.83	114.67	107.48
57	BA	3164	NMY	O1-C1-C2	-2.81	103.37	108.22
57	DA	3188	NMY	O16-C13-C14	-2.80	101.37	104.98
57	AA	1657	NMY	C18-C19-C20	2.79	117.53	110.21
57	BA	3164	NMY	C20-C19-N23	-2.79	105.34	111.05
57	AA	1656	NMY	O22-C22-C21	2.78	114.74	109.69
57	AA	1657	NMY	O18-C18-C19	2.77	112.99	108.22
57	DA	3184	NMY	C13-C14-C15	2.77	105.43	102.10
57	DA	3190	NMY	O1-C1-C2	2.76	112.97	108.22
57	BA	3164	NMY	O1-C10-C9	-2.75	102.63	109.18
57	DA	3184	NMY	O5-C5-C6	2.73	111.09	106.01
57	DA	3188	NMY	C1-C2-C3	2.73	117.35	110.21
57	DA	3190	NMY	C12-C7-N7	2.72	116.34	110.97
57	BA	3164	NMY	C12-C7-N7	2.71	116.33	110.97
57	BA	3161	NMY	C1-O1-C10	-2.70	111.27	117.96
57	DA	3190	NMY	C1-C2-N2	2.70	115.08	110.20
57	DA	3185	NMY	O1-C1-C2	-2.70	103.56	108.22
57	DA	3184	NMY	C1-O1-C10	-2.70	111.28	117.96
57	AA	1656	NMY	O22-C18-C19	2.70	116.12	110.06
57	DA	3188	NMY	O22-C18-C19	2.68	116.09	110.06
57	BA	3167	NMY	C1-O1-C10	-2.67	111.37	117.96
57	BA	3164	NMY	C18-O22-C22	2.66	118.90	113.69
57	DA	3188	NMY	O14-C14-C13	-2.64	104.44	111.83
57	DA	3186	NMY	O11-C13-C14	2.60	113.35	107.96
57	BA	3163	NMY	O18-C15-C14	-2.60	102.97	111.32
57	DA	3189	NMY	O18-C18-C19	2.59	112.68	108.22
57	BA	3164	NMY	O1-C1-O5	2.59	117.90	110.67
57	DA	3187	NMY	O18-C18-C19	2.58	112.65	108.22
57	DA	3185	NMY	O11-C13-O16	2.56	114.20	111.43
57	AA	1656	NMY	O3-C3-C2	-2.55	105.63	110.22
57	DA	3185	NMY	O14-C14-C13	-2.54	104.72	111.83
57	AA	1656	NMY	C3-C4-C5	2.53	114.75	110.24
57	DA	3190	NMY	C13-O11-C11	-2.51	111.75	117.96
57	BA	3165	NMY	C1-O1-C10	-2.51	111.75	117.96
57	DA	3188	NMY	O1-C1-O5	2.50	117.66	110.67
57	BA	3167	NMY	O14-C14-C13	-2.50	104.83	111.83
57	DA	3187	NMY	C13-O11-C11	-2.50	111.78	117.96
57	AA	1657	NMY	C1-O1-C10	-2.50	111.78	117.96
57	DA	3188	NMY	C3-C4-C5	2.50	114.69	110.24

Continued on next page...

Continued from previous page...

Mol	Chain	Res	Type	Atoms	Z	Observed(°)	Ideal(°)
57	DA	3185	NMY	C3-C2-N2	-2.50	105.94	111.05
57	DA	3187	NMY	O22-C22-C21	2.50	114.23	109.69
57	BA	3162	NMY	C1-O1-C10	-2.49	111.81	117.96
57	BA	3165	NMY	C13-O11-C11	-2.49	111.81	117.96
57	BA	3162	NMY	C13-O11-C11	-2.49	111.81	117.96
57	DA	3190	NMY	C9-C8-C7	2.48	116.28	111.18
57	BA	3162	NMY	C18-O18-C15	-2.47	111.85	117.96
57	BA	3164	NMY	O11-C11-C12	2.46	113.84	107.28
57	BA	3163	NMY	O11-C13-C14	2.45	113.03	107.96
57	BA	3163	NMY	O22-C22-C21	2.44	114.13	109.69
57	CA	1672	NMY	C1-O1-C10	-2.43	111.95	117.96
57	DA	3187	NMY	O11-C13-C14	2.42	112.97	107.96
57	BA	3164	NMY	C11-C10-C9	2.41	115.67	111.16
57	BA	3163	NMY	O16-C16-C15	2.41	110.04	104.87
57	AA	1656	NMY	C4-C3-C2	2.40	115.19	111.07
57	AA	1656	NMY	O14-C14-C13	-2.39	105.15	111.83
57	AA	1656	NMY	C13-O11-C11	-2.38	112.08	117.96
57	AA	1656	NMY	O11-C13-C14	2.36	112.86	107.96
57	DA	3188	NMY	C11-C12-C7	2.36	115.38	109.63
57	DA	3189	NMY	O14-C14-C13	-2.36	105.23	111.83
57	AA	1656	NMY	C18-O22-C22	2.35	118.30	113.69
57	AA	1656	NMY	O22-C22-C23	2.34	110.37	106.01
57	DA	3185	NMY	O5-C5-C4	2.34	113.94	109.69
57	AA	1656	NMY	O11-C11-C12	2.34	113.50	107.28
57	DA	3190	NMY	O3-C3-C2	-2.34	106.02	110.22
57	DA	3190	NMY	O20-C20-C19	-2.33	106.03	110.22
57	DA	3185	NMY	C6-C5-C4	-2.33	108.53	113.10
57	DA	3186	NMY	C3-C2-N2	-2.32	106.29	111.05
57	DA	3189	NMY	O3-C3-C2	-2.31	106.07	110.22
57	BA	3164	NMY	O14-C14-C13	-2.31	105.37	111.83
57	AA	1655	NMY	O22-C22-C23	2.30	110.28	106.01
57	BA	3164	NMY	O5-C5-C4	2.29	113.86	109.69
57	BA	3162	NMY	O5-C5-C4	2.28	113.84	109.69
57	BA	3166	NMY	C8-C7-C12	-2.28	106.60	110.04
57	AA	1657	NMY	O1-C1-C2	-2.27	104.30	108.22
57	DA	3188	NMY	C20-C21-C22	-2.27	106.19	110.24
57	BA	3165	NMY	O16-C13-C14	2.26	107.89	104.98
57	AA	1657	NMY	O14-C14-C13	-2.26	105.51	111.83
57	DA	3189	NMY	O11-C11-C10	2.25	113.20	107.48
57	DA	3187	NMY	C20-C19-N23	-2.24	106.46	111.05
57	DA	3187	NMY	O14-C14-C13	-2.24	105.56	111.83
57	AA	1655	NMY	C13-C14-C15	2.24	104.79	102.10

Continued on next page...

Continued from previous page...

Mol	Chain	Res	Type	Atoms	Z	Observed(°)	Ideal(°)
57	BA	3167	NMY	C21-C20-C19	2.22	114.89	111.07
57	BA	3166	NMY	C11-C10-C9	2.22	115.30	111.16
57	DA	3187	NMY	O22-C18-C19	2.22	115.04	110.06
57	BA	3163	NMY	C20-C19-N23	-2.21	106.52	111.05
57	DA	3184	NMY	C3-C2-N2	-2.21	106.52	111.05
57	BA	3163	NMY	O17-C17-C16	2.21	118.88	111.29
57	DA	3186	NMY	C18-O18-C15	-2.21	112.50	117.96
57	DA	3189	NMY	C13-O16-C16	-2.19	98.02	106.13
57	BA	3163	NMY	O11-C13-O16	2.19	113.80	111.43
57	DA	3186	NMY	C11-C10-C9	2.18	115.23	111.16
57	BA	3165	NMY	O5-C5-C6	2.17	110.05	106.01
57	DA	3188	NMY	O17-C17-C16	2.17	118.73	111.29
57	BA	3163	NMY	O1-C1-C2	2.16	111.94	108.22
57	DA	3186	NMY	O12-C12-C7	-2.16	105.86	109.81
57	DA	3188	NMY	O11-C13-O16	2.15	113.76	111.43
57	BA	3166	NMY	O18-C18-O22	-2.15	104.67	110.67
57	DA	3188	NMY	O18-C18-C19	2.14	111.91	108.22
57	DA	3188	NMY	C1-O5-C5	2.14	117.89	113.69
57	BA	3163	NMY	C18-C19-C20	2.13	115.78	110.21
57	AA	1657	NMY	O14-C14-C15	2.12	117.20	111.17
57	BA	3161	NMY	C13-O11-C11	-2.12	112.71	117.96
57	DA	3189	NMY	O22-C18-C19	2.12	114.83	110.06
57	AA	1657	NMY	O11-C11-C10	2.12	112.86	107.48
57	AA	1657	NMY	C21-C20-C19	2.11	114.70	111.07
57	AA	1657	NMY	C13-O11-C11	-2.11	112.74	117.96
57	BA	3164	NMY	O4-C4-C5	-2.10	104.08	109.30
57	DA	3185	NMY	C11-C10-C9	2.10	115.08	111.16
57	DA	3186	NMY	O11-C11-C12	2.09	112.83	107.28
57	BA	3163	NMY	C20-C21-C22	2.08	113.95	110.24
57	DA	3189	NMY	C1-C2-C3	2.08	115.65	110.21
57	AA	1655	NMY	C1-O1-C10	-2.08	112.83	117.96
57	BA	3164	NMY	C1-O1-C10	-2.07	112.83	117.96
57	BA	3167	NMY	O17-C17-C16	2.07	118.40	111.29
57	DA	3188	NMY	C6-C5-C4	-2.07	109.03	113.10
57	DA	3186	NMY	O22-C18-C19	2.07	114.72	110.06
57	DA	3190	NMY	O11-C11-C12	2.07	112.78	107.28
57	BA	3166	NMY	C18-C19-C20	2.06	115.60	110.21
57	DA	3185	NMY	O17-C17-C16	2.06	118.35	111.29
57	DA	3187	NMY	C1-O5-C5	-2.05	109.67	113.69
57	DA	3189	NMY	C8-C9-C10	2.05	114.71	109.53
57	BA	3167	NMY	O3-C3-C2	-2.05	106.54	110.22
57	DA	3189	NMY	C18-O22-C22	2.05	117.70	113.69

Continued on next page...

Continued from previous page...

Mol	Chain	Res	Type	Atoms	Z	Observed(°)	Ideal(°)
57	DA	3187	NMY	O1-C10-C11	2.05	112.68	107.48
57	BA	3163	NMY	C4-C3-C2	2.04	114.58	111.07
57	AA	1656	NMY	C14-C15-C16	2.04	106.84	103.22
57	AA	1657	NMY	C11-C12-C7	2.03	114.59	109.63
57	DA	3189	NMY	O17-C17-C16	2.01	118.20	111.29
57	DA	3190	NMY	O22-C18-C19	2.01	114.58	110.06
57	BA	3163	NMY	O20-C20-C19	-2.00	106.62	110.22
57	DA	3188	NMY	O5-C1-C2	2.00	114.56	110.06

There are no chirality outliers.

All (115) torsion outliers are listed below:

Mol	Chain	Res	Type	Atoms
57	AA	1655	NMY	C4-C5-C6-N6
57	AA	1655	NMY	O5-C5-C6-N6
57	AA	1655	NMY	C14-C13-O11-C11
57	AA	1655	NMY	C16-C15-O18-C18
57	AA	1655	NMY	C19-C18-O18-C15
57	AA	1657	NMY	O5-C5-C6-N6
57	AA	1657	NMY	C19-C18-O18-C15
57	BA	3161	NMY	C19-C18-O18-C15
57	BA	3163	NMY	C4-C5-C6-N6
57	BA	3163	NMY	C16-C15-O18-C18
57	BA	3163	NMY	C19-C18-O18-C15
57	BA	3165	NMY	C16-C15-O18-C18
57	BA	3165	NMY	C21-C22-C23-N19
57	BA	3166	NMY	O5-C5-C6-N6
57	BA	3166	NMY	C14-C13-O11-C11
57	BA	3166	NMY	C16-C15-O18-C18
57	DA	3184	NMY	C19-C18-O18-C15
57	DA	3185	NMY	C4-C5-C6-N6
57	DA	3185	NMY	O5-C5-C6-N6
57	DA	3186	NMY	C2-C1-O1-C10
57	DA	3186	NMY	O16-C13-O11-C11
57	DA	3187	NMY	C4-C5-C6-N6
57	DA	3187	NMY	C14-C13-O11-C11
57	DA	3188	NMY	C4-C5-C6-N6
57	DA	3188	NMY	O5-C5-C6-N6
57	DA	3188	NMY	C14-C15-O18-C18
57	DA	3189	NMY	C14-C13-O11-C11
57	DA	3189	NMY	C21-C22-C23-N19
57	DA	3190	NMY	C16-C15-O18-C18

Continued on next page...

Continued from previous page...

Mol	Chain	Res	Type	Atoms
57	DA	3190	NMY	C21-C22-C23-N19
57	BA	3167	NMY	C12-C11-O11-C13
57	DA	3187	NMY	C12-C11-O11-C13
57	AA	1657	NMY	O22-C18-O18-C15
57	BA	3161	NMY	O22-C18-O18-C15
57	BA	3166	NMY	O5-C1-O1-C10
57	DA	3190	NMY	O22-C18-O18-C15
57	DA	3188	NMY	O22-C18-O18-C15
57	DA	3188	NMY	O16-C16-C17-O17
57	DA	3190	NMY	O16-C16-C17-O17
57	AA	1655	NMY	C15-C16-C17-O17
57	DA	3188	NMY	C15-C16-C17-O17
57	DA	3190	NMY	C15-C16-C17-O17
57	AA	1656	NMY	C12-C11-O11-C13
57	BA	3167	NMY	C15-C16-C17-O17
57	DA	3186	NMY	C12-C11-O11-C13
57	AA	1656	NMY	O22-C18-O18-C15
57	AA	1655	NMY	O16-C16-C17-O17
57	BA	3165	NMY	O16-C16-C17-O17
57	BA	3167	NMY	O16-C16-C17-O17
57	BA	3165	NMY	C15-C16-C17-O17
57	DA	3187	NMY	C15-C16-C17-O17
57	BA	3164	NMY	C15-C16-C17-O17
57	AA	1656	NMY	C15-C16-C17-O17
57	DA	3185	NMY	C15-C16-C17-O17
57	DA	3186	NMY	C10-C11-O11-C13
57	BA	3164	NMY	O16-C16-C17-O17
57	DA	3187	NMY	O16-C16-C17-O17
57	DA	3188	NMY	O5-C1-O1-C10
57	BA	3163	NMY	O16-C16-C17-O17
57	DA	3184	NMY	O22-C18-O18-C15
57	AA	1655	NMY	O16-C13-O11-C11
57	BA	3166	NMY	O16-C13-O11-C11
57	DA	3189	NMY	O16-C13-O11-C11
57	AA	1655	NMY	O22-C18-O18-C15
57	DA	3185	NMY	O16-C16-C17-O17
57	AA	1657	NMY	C15-C16-C17-O17
57	BA	3162	NMY	C11-C10-O1-C1
57	AA	1656	NMY	O16-C16-C17-O17
57	AA	1655	NMY	C11-C10-O1-C1
57	BA	3166	NMY	C11-C10-O1-C1
57	DA	3185	NMY	O5-C1-O1-C10

Continued on next page...

Continued from previous page...

Mol	Chain	Res	Type	Atoms
57	BA	3167	NMY	C4-C5-C6-N6
57	AA	1657	NMY	O16-C16-C17-O17
57	AA	1655	NMY	C12-C11-O11-C13
57	BA	3164	NMY	O16-C13-O11-C11
57	DA	3184	NMY	O16-C13-O11-C11
57	DA	3187	NMY	O16-C13-O11-C11
57	BA	3165	NMY	O5-C1-O1-C10
57	BA	3163	NMY	C15-C16-C17-O17
57	AA	1656	NMY	C14-C13-O11-C11
57	AA	1657	NMY	C14-C13-O11-C11
57	BA	3164	NMY	C14-C13-O11-C11
57	DA	3184	NMY	C14-C13-O11-C11
57	DA	3190	NMY	C14-C13-O11-C11
57	AA	1655	NMY	C10-C11-O11-C13
57	DA	3189	NMY	O5-C1-O1-C10
57	BA	3161	NMY	O5-C5-C6-N6
57	BA	3164	NMY	O5-C5-C6-N6
57	DA	3186	NMY	O5-C5-C6-N6
57	DA	3186	NMY	O22-C22-C23-N19
57	DA	3187	NMY	O5-C5-C6-N6
57	DA	3190	NMY	C12-C11-O11-C13
57	AA	1656	NMY	C10-C11-O11-C13
57	DA	3188	NMY	C11-C10-O1-C1
57	DA	3190	NMY	O5-C1-O1-C10
57	BA	3167	NMY	C21-C22-C23-N19
57	DA	3186	NMY	C14-C15-O18-C18
57	DA	3189	NMY	C16-C15-O18-C18
57	DA	3190	NMY	C10-C11-O11-C13
57	AA	1657	NMY	O5-C1-O1-C10
57	DA	3190	NMY	C11-C10-O1-C1
57	AA	1657	NMY	O16-C13-O11-C11
57	CA	1672	NMY	C14-C13-O11-C11
57	DA	3186	NMY	C14-C13-O11-C11
57	DA	3186	NMY	C11-C10-O1-C1
57	AA	1657	NMY	C14-C15-O18-C18
57	BA	3161	NMY	C4-C5-C6-N6
57	BA	3165	NMY	C4-C5-C6-N6
57	BA	3166	NMY	C4-C5-C6-N6
57	CA	1672	NMY	C14-C15-O18-C18
57	CA	1672	NMY	C16-C15-O18-C18
57	DA	3186	NMY	C4-C5-C6-N6
57	DA	3186	NMY	C16-C15-O18-C18

Continued on next page...

Continued from previous page...

Mol	Chain	Res	Type	Atoms
57	DA	3187	NMY	C2-C1-O1-C10
57	CA	1672	NMY	C11-C10-O1-C1

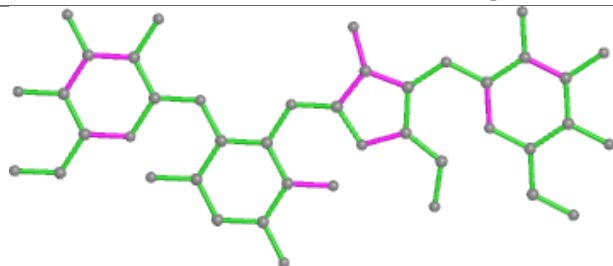
There are no ring outliers.

18 monomers are involved in 248 short contacts:

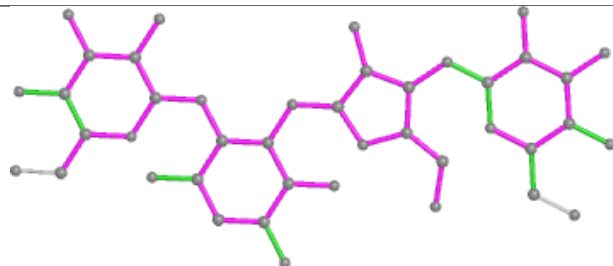
Mol	Chain	Res	Type	Clashes	Symm-Clashes
57	BA	3163	NMY	11	0
57	DA	3187	NMY	4	0
57	BA	3165	NMY	25	0
57	BA	3167	NMY	5	0
57	BA	3162	NMY	16	0
57	DA	3184	NMY	17	0
57	DA	3188	NMY	12	0
57	DA	3186	NMY	19	0
57	BA	3166	NMY	13	0
57	DA	3190	NMY	32	0
57	AA	1655	NMY	26	0
57	DA	3189	NMY	10	0
57	BA	3161	NMY	14	0
57	AA	1656	NMY	12	0
57	CA	1672	NMY	6	0
57	BA	3164	NMY	3	0
57	DA	3185	NMY	13	0
57	AA	1657	NMY	10	0

The following is a two-dimensional graphical depiction of Mogul quality analysis of bond lengths, bond angles, torsion angles, and ring geometry for all instances of the Ligand of Interest. In addition, ligands with molecular weight > 250 and outliers as shown on the validation Tables will also be included. For torsion angles, if less than 5% of the Mogul distribution of torsion angles is within 10 degrees of the torsion angle in question, then that torsion angle is considered an outlier. Any bond that is central to one or more torsion angles identified as an outlier by Mogul will be highlighted in the graph. For rings, the root-mean-square deviation (RMSD) between the ring in question and similar rings identified by Mogul is calculated over all ring torsion angles. If the average RMSD is greater than 60 degrees and the minimal RMSD between the ring in question and any Mogul-identified rings is also greater than 60 degrees, then that ring is considered an outlier. The outliers are highlighted in purple. The color gray indicates Mogul did not find sufficient equivalents in the CSD to analyse the geometry.

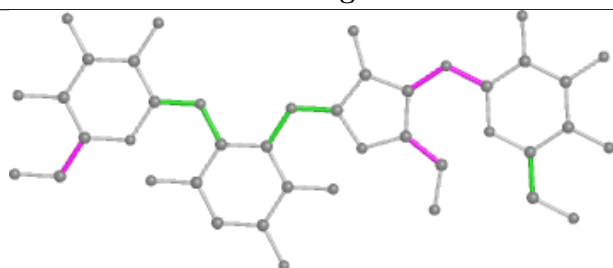
Ligand NMY BA 3163



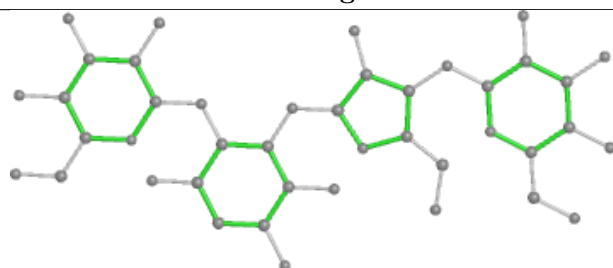
Bond lengths



Bond angles

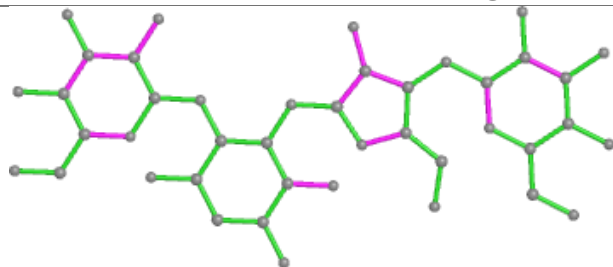


Torsions

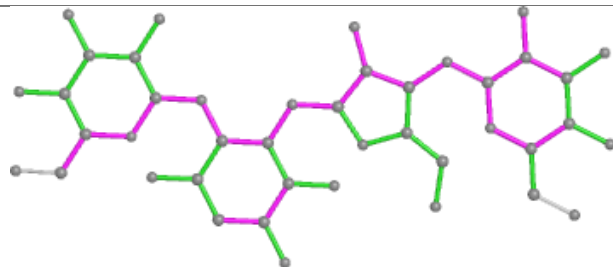


Rings

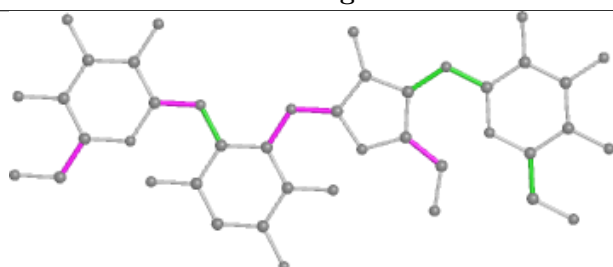
Ligand NMY DA 3187



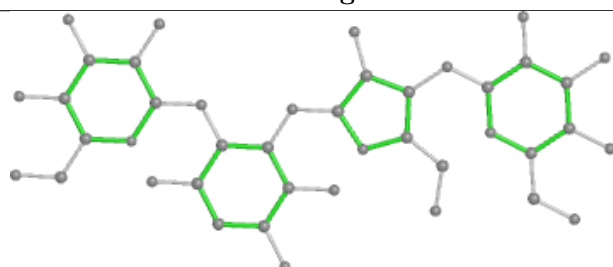
Bond lengths



Bond angles

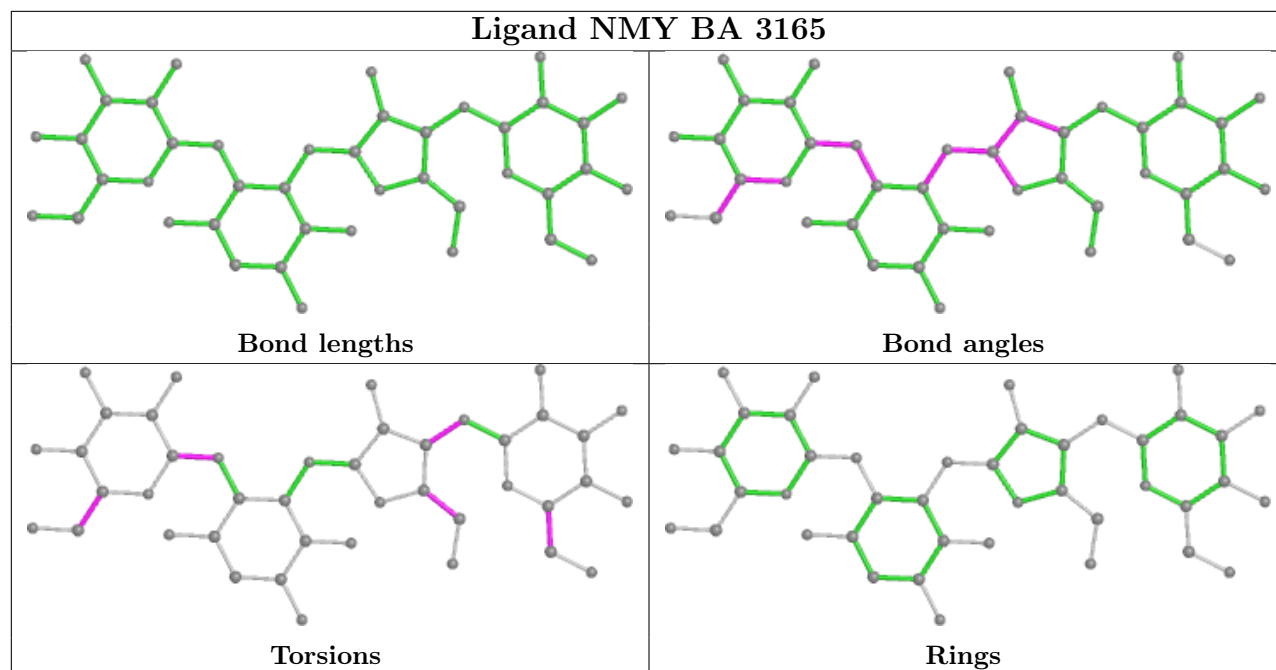


Torsions

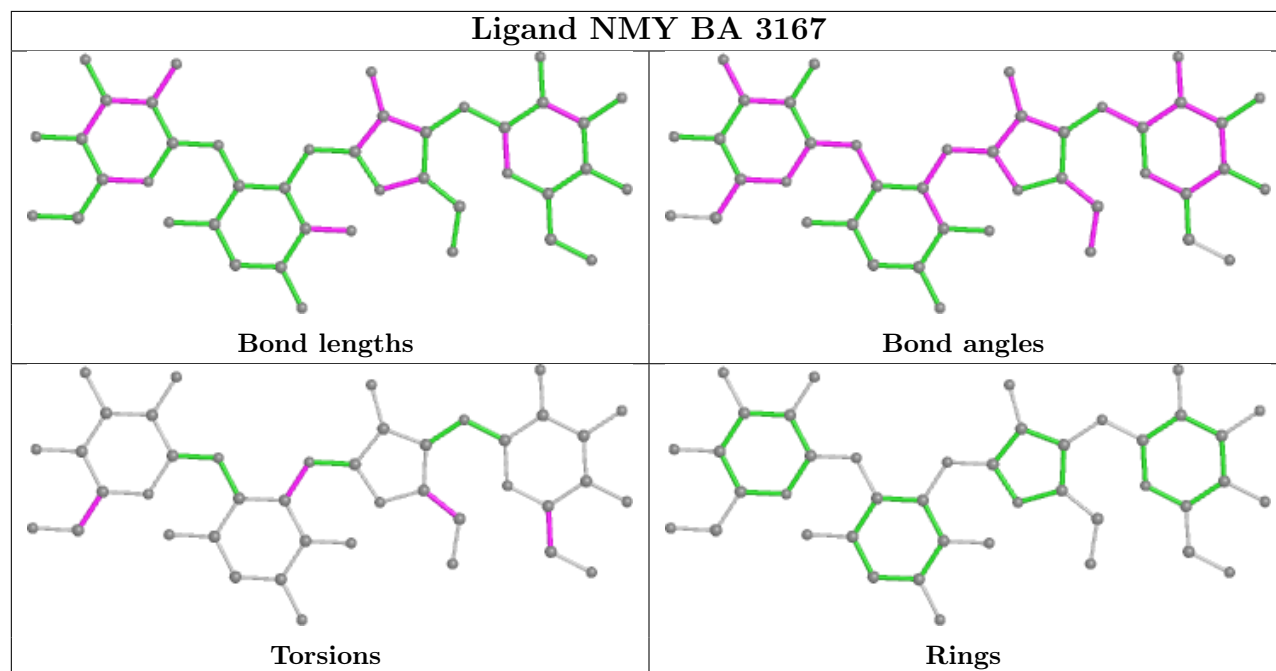


Rings

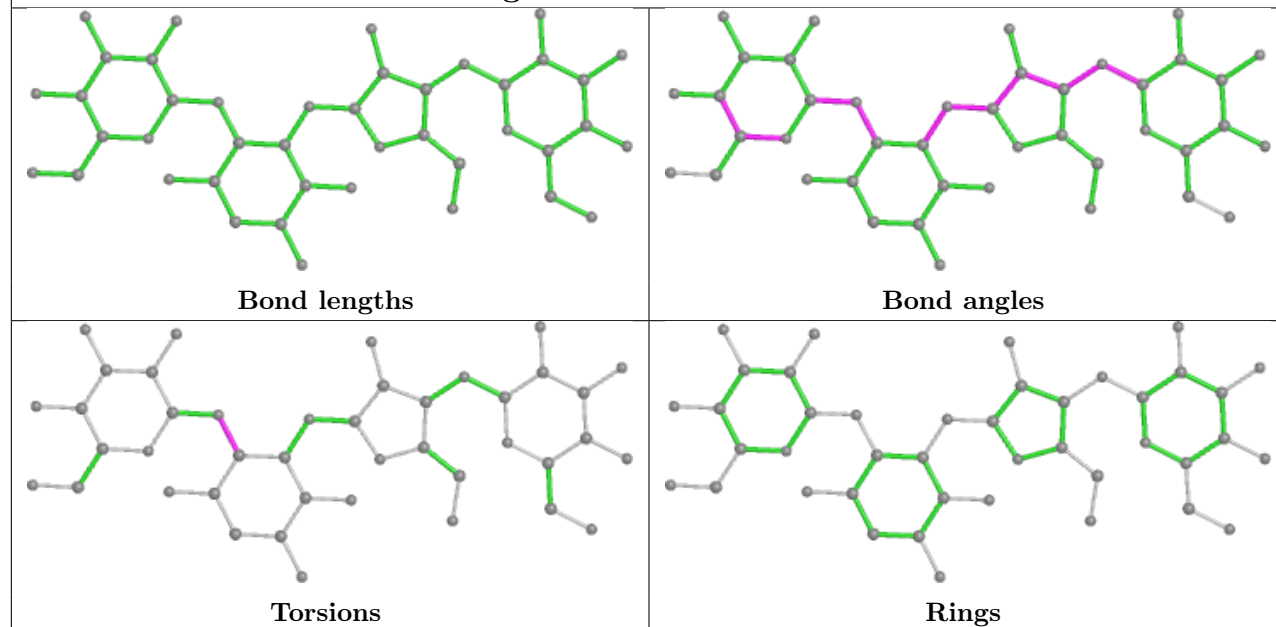
Ligand NMY BA 3165



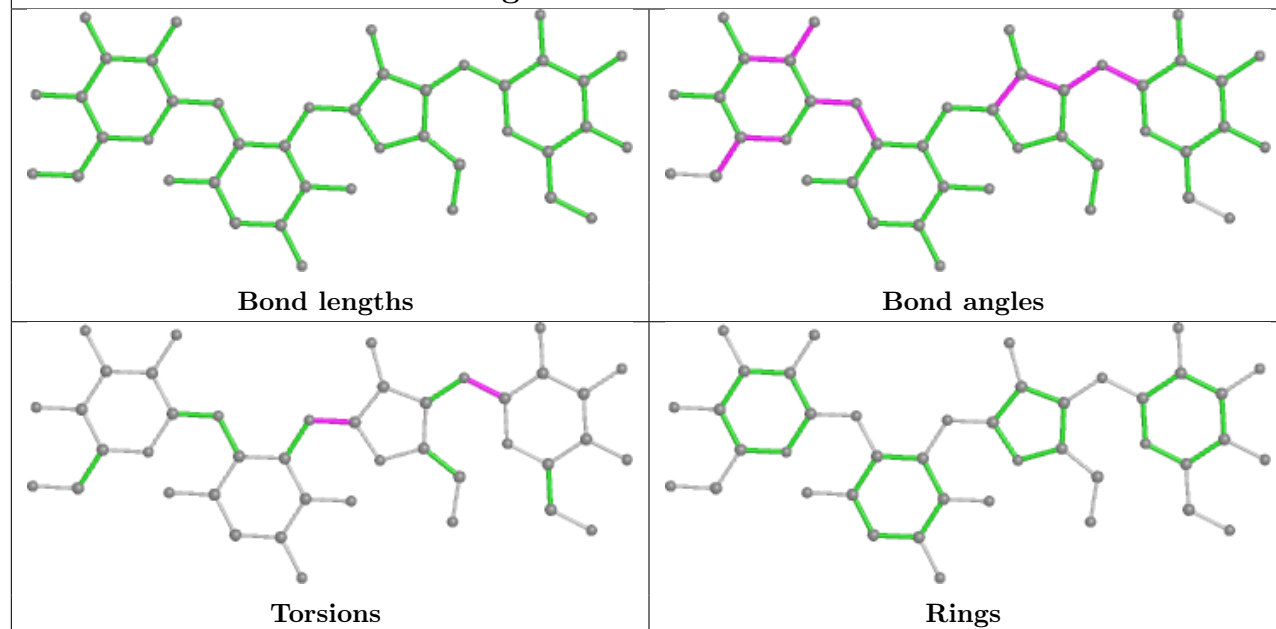
Ligand NMY BA 3167



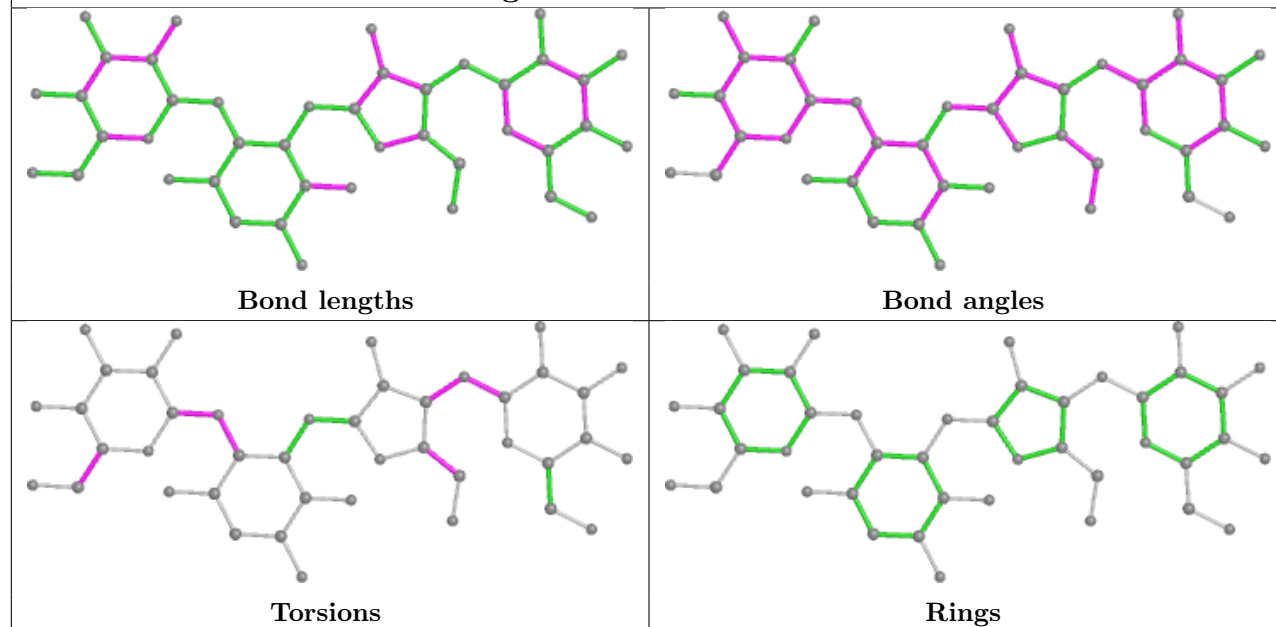
Ligand NMY BA 3162



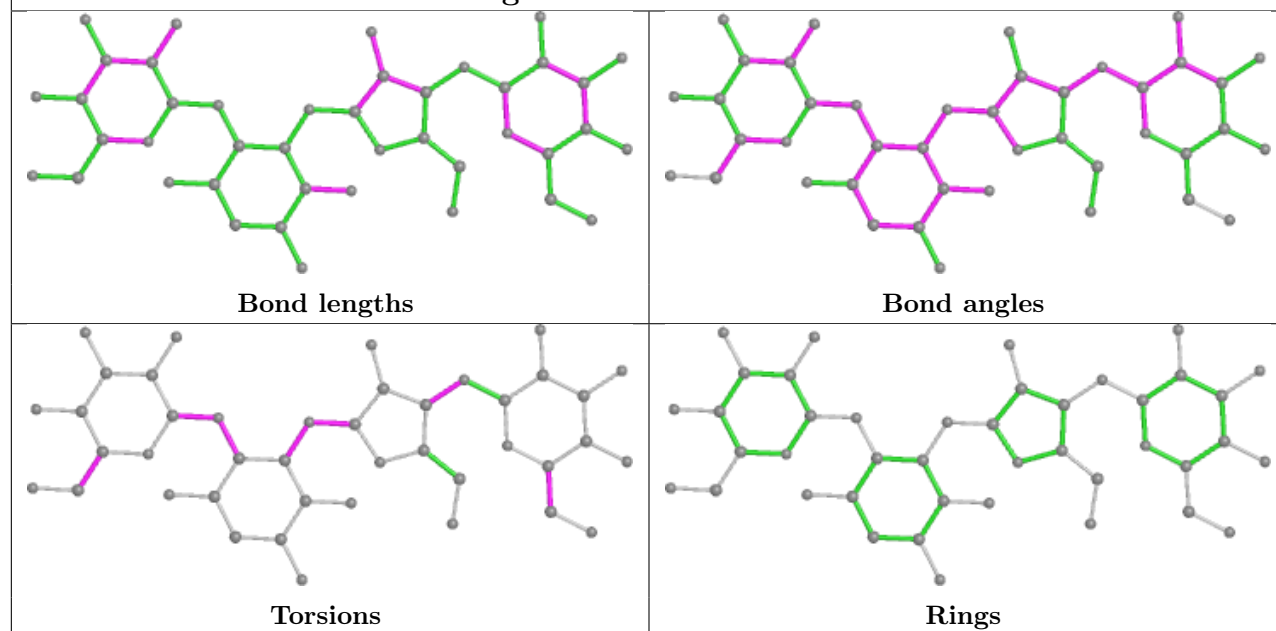
Ligand NMY DA 3184



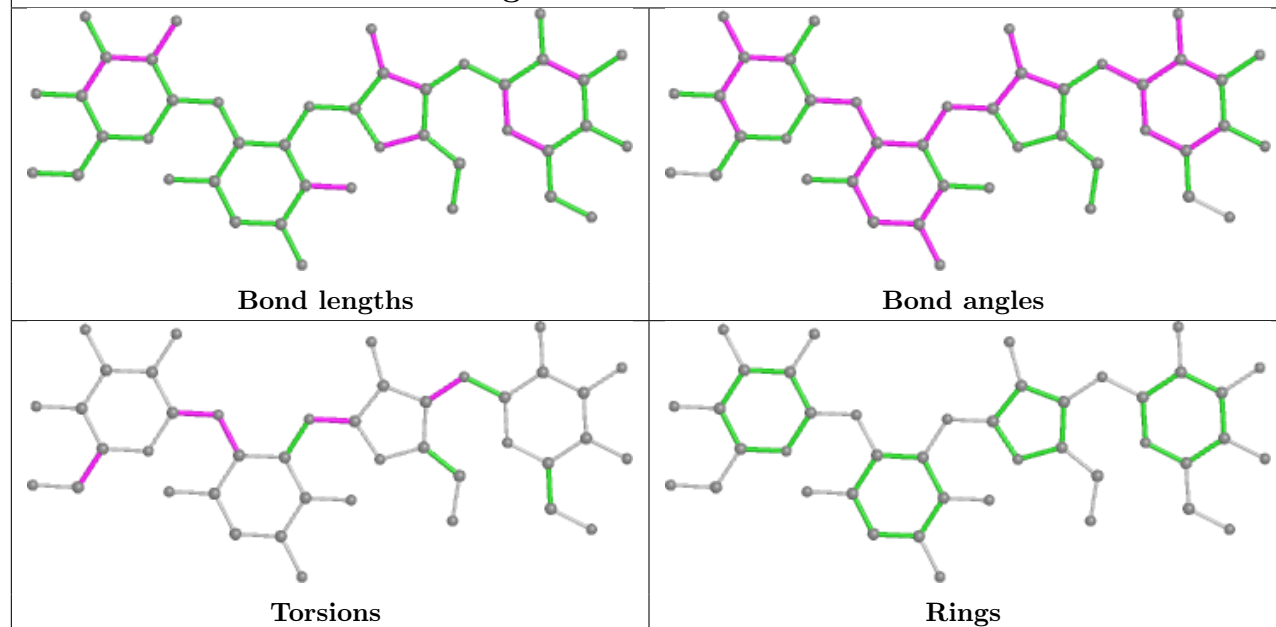
Ligand NMY DA 3188



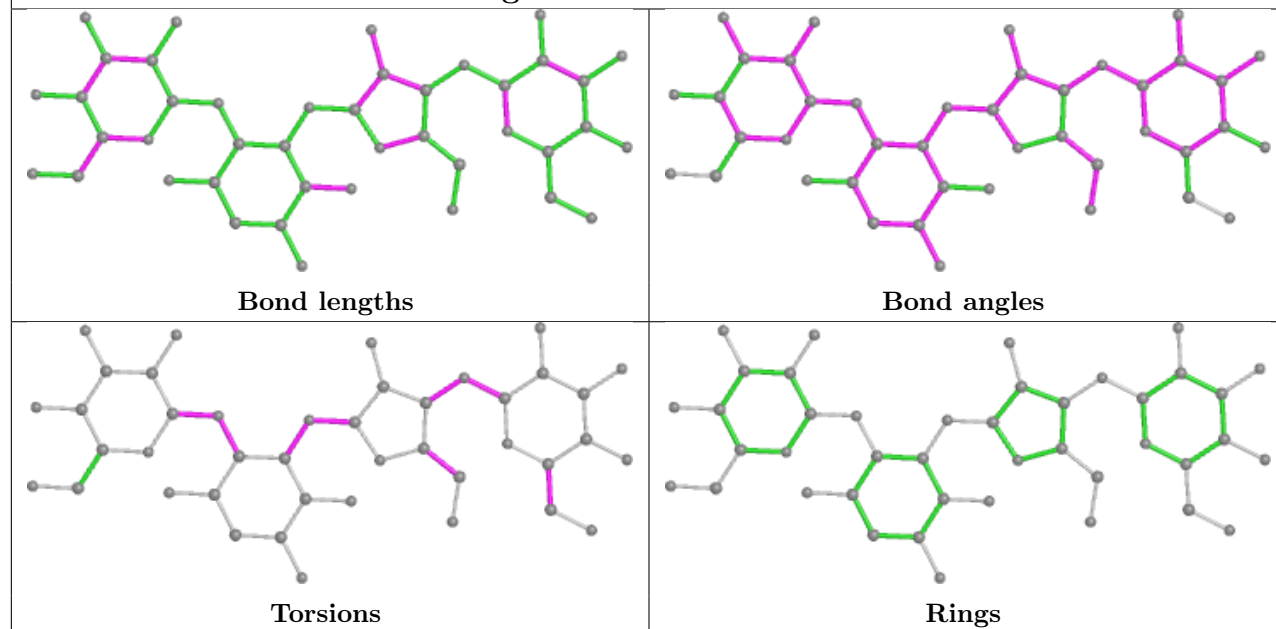
Ligand NMY DA 3186



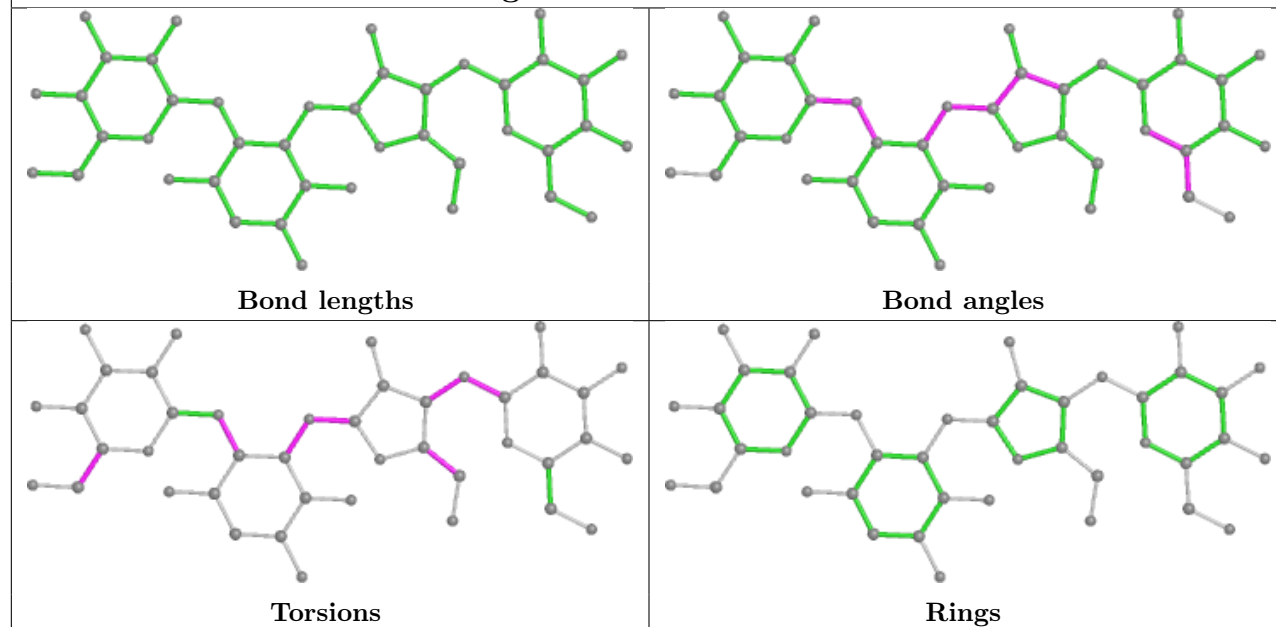
Ligand NMY BA 3166



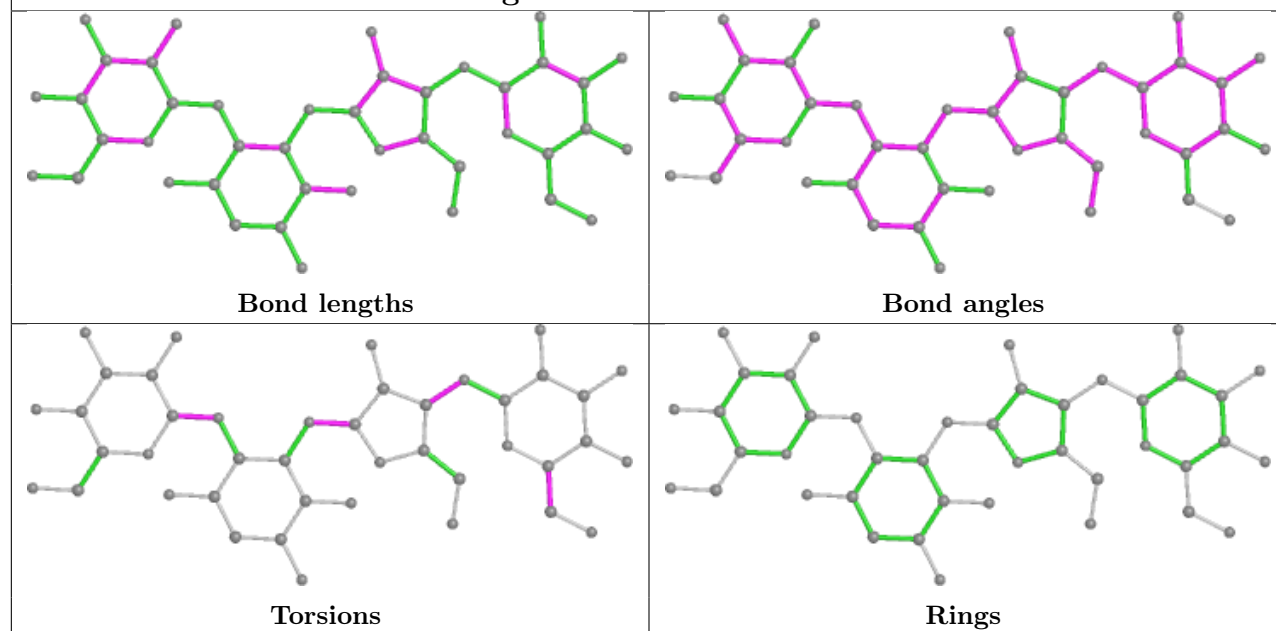
Ligand NMY DA 3190



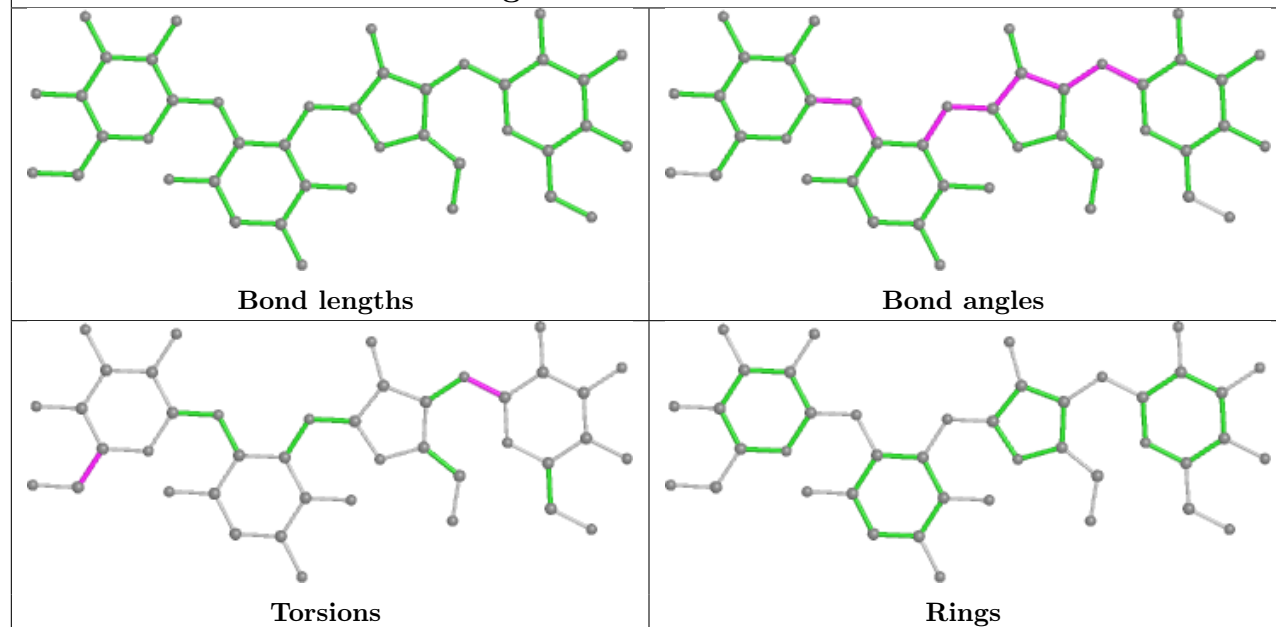
Ligand NMY AA 1655



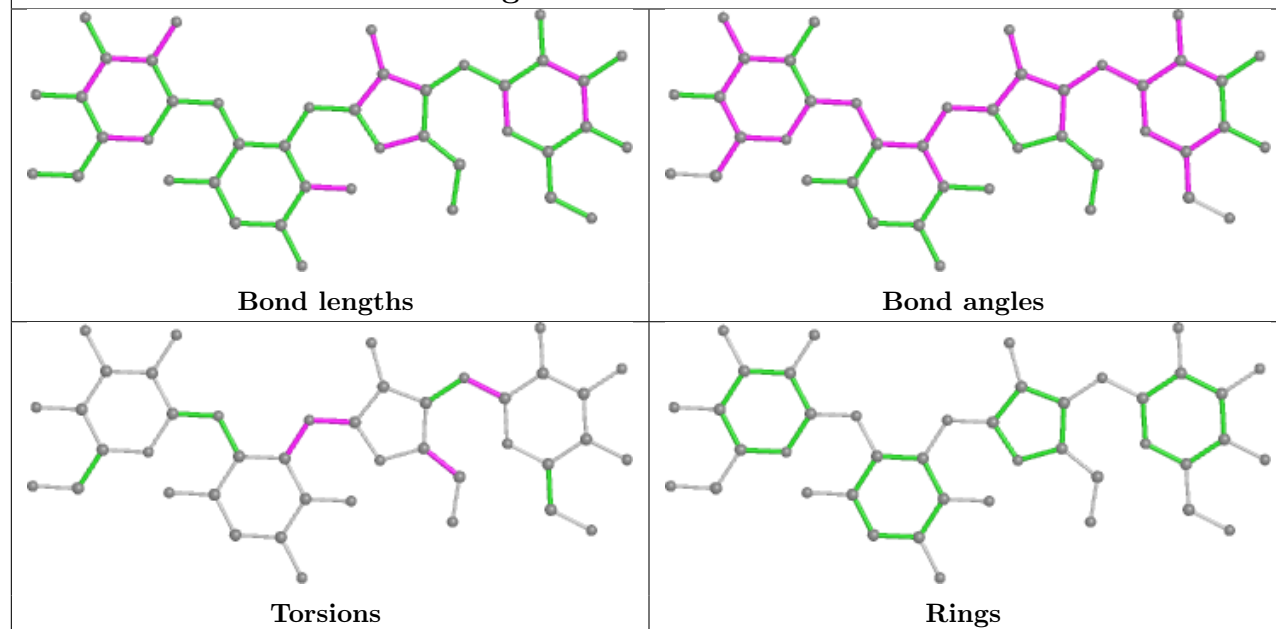
Ligand NMY DA 3189



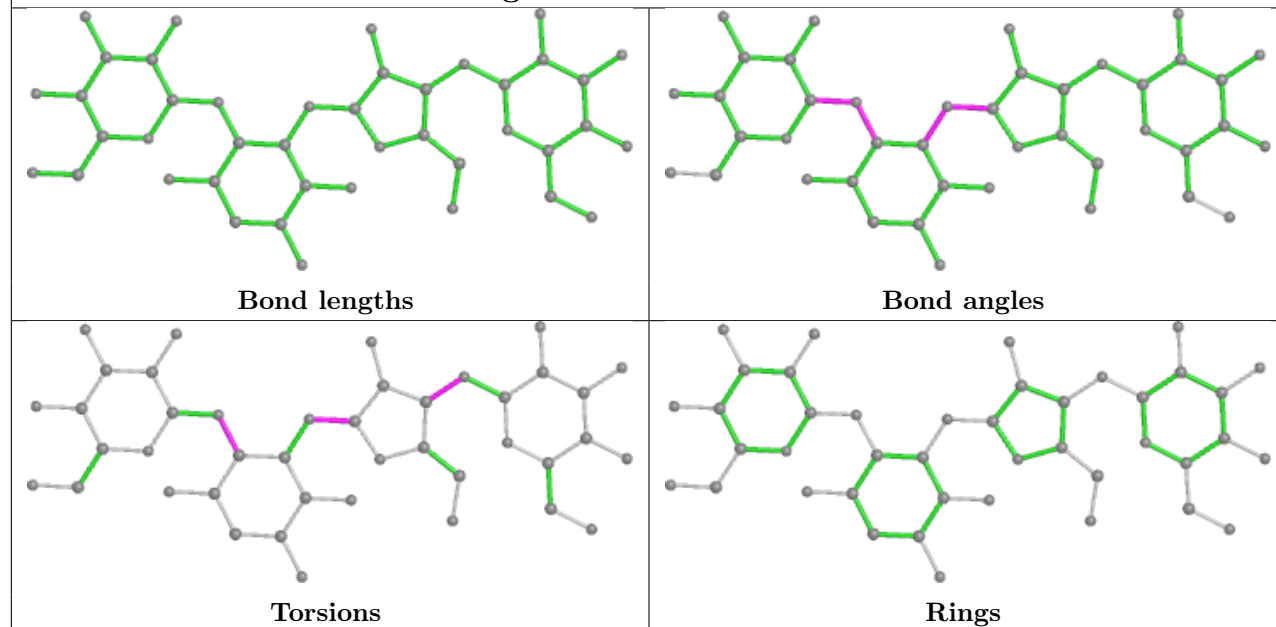
Ligand NMY BA 3161



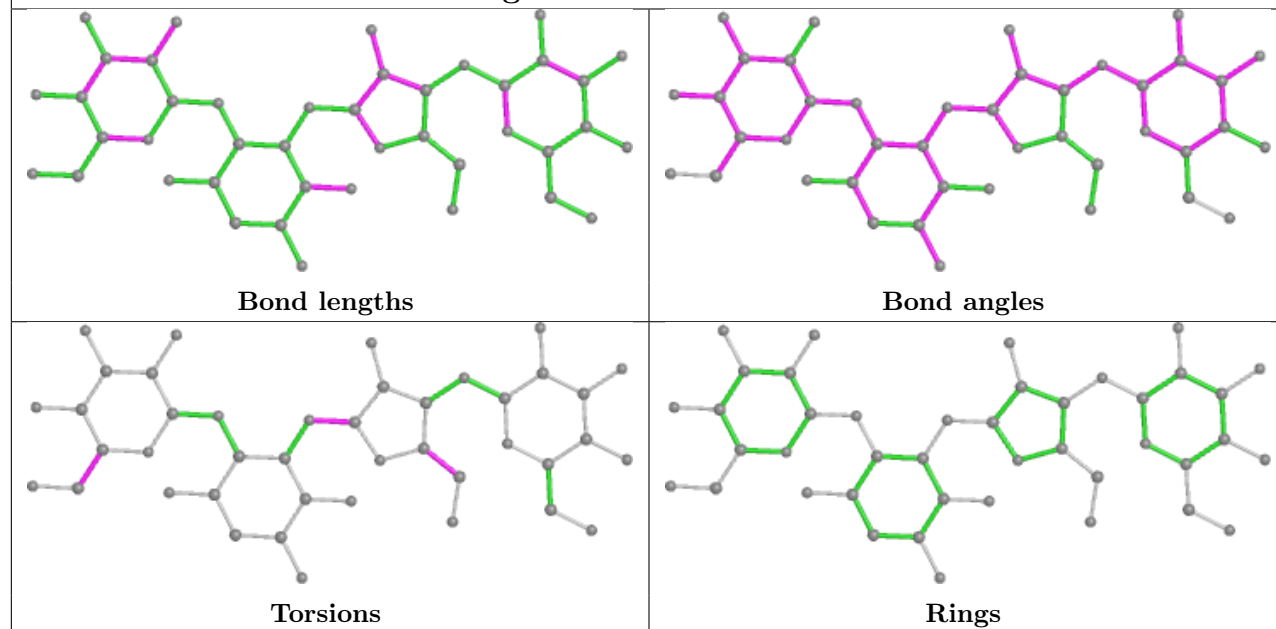
Ligand NMY AA 1656

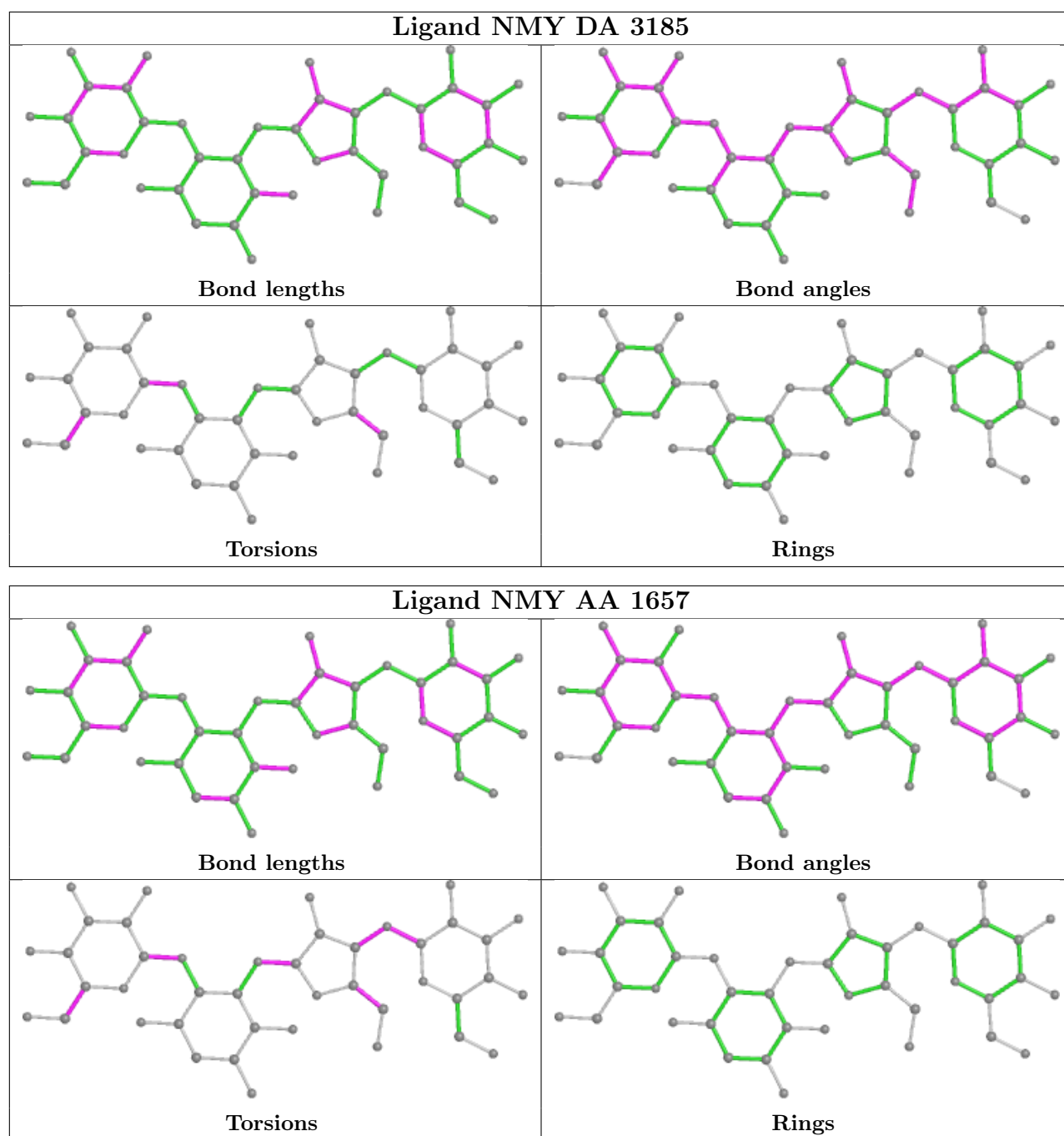


Ligand NMY CA 1672



Ligand NMY BA 3164





5.7 Other polymers [i](#)

There are no such residues in this entry.

5.8 Polymer linkage issues [i](#)

There are no chain breaks in this entry.

6 Fit of model and data ⓘ

6.1 Protein, DNA and RNA chains ⓘ

In the following table, the column labelled ‘#RSRZ > 2’ contains the number (and percentage) of RSRZ outliers, followed by percent RSRZ outliers for the chain as percentile scores relative to all X-ray entries and entries of similar resolution. The OWAB column contains the minimum, median, 95th percentile and maximum values of the occupancy-weighted average B-factor per residue. The column labelled ‘Q < 0.9’ lists the number of (and percentage) of residues with an average occupancy less than 0.9.

Mol	Chain	Analysed	<RSRZ>	#RSRZ>2		OWAB(Å²)	Q<0.9	
1	AA	1539/1542 (99%)	-0.49	3 (0%)	95	96	67, 121, 207, 543	0
1	CA	1538/1542 (99%)	-0.50	5 (0%)	94	94	63, 120, 240, 527	0
2	AB	218/241 (90%)	0.70	30 (13%)	2	2	86, 172, 404, 542	0
2	CB	218/241 (90%)	0.62	31 (14%)	2	2	96, 215, 508, 545	0
3	AC	206/233 (88%)	0.47	19 (9%)	9	9	81, 139, 325, 514	0
3	CC	206/233 (88%)	0.25	9 (4%)	34	33	80, 120, 286, 513	0
4	AD	205/206 (99%)	0.64	28 (13%)	3	2	83, 161, 372, 537	0
4	CD	205/206 (99%)	0.40	22 (10%)	6	5	81, 148, 442, 537	0
5	AE	150/167 (89%)	0.02	4 (2%)	54	52	79, 130, 272, 478	0
5	CE	150/167 (89%)	0.29	6 (4%)	38	36	68, 114, 292, 527	0
6	AF	100/135 (74%)	0.04	4 (4%)	38	36	85, 142, 331, 528	0
6	CF	100/135 (74%)	0.51	7 (7%)	16	16	87, 178, 386, 531	0
7	AG	151/179 (84%)	0.21	12 (7%)	12	12	93, 161, 365, 539	0
7	CG	151/179 (84%)	0.79	26 (17%)	1	1	112, 234, 452, 540	0
8	AH	129/130 (99%)	0.26	9 (6%)	16	16	79, 145, 341, 424	0
8	CH	129/130 (99%)	0.54	13 (10%)	7	6	81, 121, 307, 437	0
9	AI	127/130 (97%)	0.50	15 (11%)	4	4	101, 180, 459, 535	0
9	CI	127/130 (97%)	0.93	27 (21%)	0	1	97, 216, 478, 540	0
10	AJ	98/103 (95%)	0.70	12 (12%)	4	3	95, 165, 363, 543	0
10	CJ	98/103 (95%)	1.38	21 (21%)	0	1	101, 202, 530, 543	0
11	AK	117/129 (90%)	0.33	6 (5%)	28	26	75, 112, 337, 492	0
11	CK	117/129 (90%)	1.14	28 (23%)	0	0	83, 243, 494, 531	0
12	AL	123/124 (99%)	0.58	13 (10%)	6	6	75, 109, 299, 403	0
12	CL	123/124 (99%)	-0.03	6 (4%)	29	27	62, 93, 294, 386	0

Continued on next page...

Continued from previous page...

Mol	Chain	Analysed	<RSRZ>	#RSRZ>2		OWAB(Å ²)	Q<0.9
13	AM	114/118 (96%)	0.41	10 (8%)	10	106, 239, 498, 530	0
13	CM	114/118 (96%)	1.21	30 (26%)	0	122, 312, 536, 547	0
14	AN	96/101 (95%)	0.29	4 (4%)	36	89, 175, 381, 527	0
14	CN	96/101 (95%)	0.62	11 (11%)	4	95, 183, 535, 545	0
15	AO	88/89 (98%)	0.29	6 (6%)	17	90, 136, 315, 374	0
15	CO	88/89 (98%)	0.31	4 (4%)	33	94, 176, 350, 510	0
16	AP	82/82 (100%)	1.14	20 (24%)	0	76, 125, 380, 528	0
16	CP	82/82 (100%)	1.14	17 (20%)	1	75, 115, 387, 524	0
17	AQ	80/84 (95%)	1.29	17 (21%)	0	88, 162, 370, 434	0
17	CQ	80/84 (95%)	0.30	3 (3%)	40	75, 141, 337, 496	0
18	AR	55/75 (73%)	0.32	3 (5%)	25	84, 115, 320, 391	0
18	CR	55/75 (73%)	0.34	6 (10%)	5	107, 159, 370, 440	0
19	AS	79/92 (85%)	1.50	21 (26%)	0	118, 215, 454, 530	0
19	CS	79/92 (85%)	1.79	31 (39%)	0	133, 302, 496, 542	0
20	AT	85/87 (97%)	0.32	2 (2%)	59	93, 158, 363, 497	0
20	CT	85/87 (97%)	0.58	10 (11%)	4	82, 128, 351, 491	0
21	AU	51/71 (71%)	0.21	2 (3%)	39	83, 133, 326, 395	0
21	CU	51/71 (71%)	0.31	5 (9%)	7	108, 193, 374, 512	0
22	AV	76/76 (100%)	-0.20	1 (1%)	77	63, 117, 160, 255	0
22	CV	76/76 (100%)	1.24	17 (22%)	0	61, 257, 424, 542	0
23	AX	16/24 (66%)	-0.21	0	100	76, 139, 214, 261	0
23	CX	15/24 (62%)	-0.05	1 (6%)	17	83, 191, 269, 339	0
24	BA	2897/2904 (99%)	-0.43	24 (0%)	86	54, 96, 294, 544	0
24	DA	2897/2904 (99%)	-0.30	88 (3%)	50	37, 67, 231, 547	0
25	BB	118/120 (98%)	-0.81	0	100	78, 151, 201, 231	0
25	DB	119/120 (99%)	-0.68	0	100	47, 88, 129, 188	0
26	BC	271/273 (99%)	0.25	7 (2%)	56	56, 106, 196, 362	0
26	DC	271/273 (99%)	0.04	3 (1%)	80	46, 81, 188, 348	0
27	BD	209/209 (100%)	0.00	5 (2%)	59	58, 88, 195, 401	0
27	DD	209/209 (100%)	-0.16	0	100	38, 57, 129, 253	0
28	BE	201/201 (100%)	0.35	19 (9%)	8	59, 105, 224, 424	0

Continued on next page...

Continued from previous page...

Mol	Chain	Analysed	<RSRZ>	#RSRZ>2	OWAB(Å ²)	Q<0.9
28	DE	201/201 (100%)	0.04	1 (0%) 91 91	40, 72, 155, 487	0
29	BF	177/179 (98%)	1.06	37 (20%) 1 1	125, 257, 446, 539	0
29	DF	177/179 (98%)	0.78	22 (12%) 4 3	76, 147, 367, 520	0
30	BG	176/177 (99%)	0.79	25 (14%) 2 2	93, 155, 360, 507	0
30	DG	176/177 (99%)	0.28	9 (5%) 28 26	54, 94, 190, 439	0
31	BH	149/149 (100%)	0.83	23 (15%) 2 2	15, 223, 436, 532	0
31	DH	149/149 (100%)	0.61	18 (12%) 4 3	25, 213, 475, 538	0
32	BI	141/142 (99%)	3.66	90 (63%) 0 0	126, 471, 546, 549	0
32	DI	141/142 (99%)	3.08	78 (55%) 0 0	123, 380, 542, 548	0
33	BJ	142/142 (100%)	0.17	1 (0%) 87 88	56, 83, 169, 348	0
33	DJ	142/142 (100%)	-0.13	0 100 100	38, 60, 146, 265	0
34	BK	122/123 (99%)	0.33	5 (4%) 37 35	65, 93, 197, 357	0
34	DK	122/123 (99%)	0.02	1 (0%) 86 86	43, 63, 112, 229	0
35	BL	143/144 (99%)	0.04	2 (1%) 75 75	55, 110, 265, 507	0
35	DL	143/144 (99%)	-0.29	0 100 100	41, 68, 170, 291	0
36	BM	136/136 (100%)	0.67	16 (11%) 4 4	65, 99, 208, 340	0
36	DM	136/136 (100%)	0.05	1 (0%) 87 88	47, 67, 153, 262	0
37	BN	120/127 (94%)	0.21	2 (1%) 70 68	66, 107, 190, 466	0
37	DN	120/127 (94%)	-0.16	0 100 100	40, 61, 151, 420	0
38	BO	116/117 (99%)	0.61	14 (12%) 4 3	96, 193, 363, 537	0
38	DO	116/117 (99%)	0.28	5 (4%) 35 34	66, 94, 183, 322	0
39	BP	114/115 (99%)	0.17	2 (1%) 68 67	71, 109, 288, 356	0
39	DP	114/115 (99%)	-0.21	0 100 100	47, 69, 178, 330	0
40	BQ	117/118 (99%)	0.00	0 100 100	55, 76, 170, 304	0
40	DQ	117/118 (99%)	-0.32	0 100 100	38, 54, 156, 310	0
41	BR	103/103 (100%)	0.07	1 (0%) 82 82	57, 92, 180, 286	0
41	DR	103/103 (100%)	-0.06	0 100 100	42, 68, 152, 458	0
42	BS	110/110 (100%)	0.12	3 (2%) 54 52	60, 92, 175, 299	0
42	DS	110/110 (100%)	-0.01	1 (0%) 84 84	38, 56, 115, 161	0
43	BT	93/100 (93%)	0.85	12 (12%) 3 3	93, 155, 337, 441	0
43	DT	93/100 (93%)	0.36	3 (3%) 47 46	56, 90, 192, 530	0

Continued on next page...

Continued from previous page...

Mol	Chain	Analysed	<RSRZ>	#RSRZ>2	OWAB(Å ²)	Q<0.9
44	BU	102/104 (98%)	0.62	13 (12%) 3 3	78, 133, 337, 443	0
44	DU	102/104 (98%)	-0.13	0 100 100	52, 82, 226, 299	0
45	BV	94/94 (100%)	0.64	8 (8%) 10 10	86, 144, 310, 421	0
45	DV	94/94 (100%)	0.32	3 (3%) 47 46	60, 94, 183, 336	0
46	BW	75/85 (88%)	0.53	4 (5%) 26 24	70, 113, 202, 321	0
46	DW	76/85 (89%)	0.09	1 (1%) 77 77	46, 70, 156, 244	0
47	BX	77/78 (98%)	0.03	0 100 100	62, 110, 268, 318	0
47	DX	77/78 (98%)	0.27	3 (3%) 39 37	48, 83, 165, 320	0
48	BY	63/63 (100%)	0.52	6 (9%) 8 8	95, 176, 353, 521	0
48	DY	63/63 (100%)	0.31	5 (7%) 12 12	58, 106, 283, 388	0
49	BZ	58/59 (98%)	0.39	2 (3%) 45 43	67, 93, 170, 515	0
49	DZ	58/59 (98%)	-0.08	1 (1%) 70 68	44, 59, 141, 198	0
50	B0	56/57 (98%)	0.01	2 (3%) 42 40	59, 98, 294, 405	0
50	D0	56/57 (98%)	-0.38	0 100 100	33, 64, 166, 282	0
51	B1	50/55 (90%)	2.29	26 (52%) 0 0	88, 147, 326, 377	0
51	D1	50/55 (90%)	1.93	22 (44%) 0 0	78, 120, 326, 532	0
52	B2	46/46 (100%)	0.19	0 100 100	70, 95, 239, 293	0
52	D2	46/46 (100%)	0.10	1 (2%) 62 60	54, 67, 171, 292	0
53	B3	64/65 (98%)	-0.03	0 100 100	67, 91, 201, 286	0
53	D3	64/65 (98%)	-0.06	0 100 100	47, 61, 161, 254	0
54	B4	38/38 (100%)	0.06	0 100 100	78, 108, 174, 322	0
54	D4	38/38 (100%)	0.19	0 100 100	53, 67, 150, 295	0
55	CY	183/185 (98%)	0.36	19 (10%) 6 6	53, 148, 442, 539	0
All	All	20909/21487 (97%)	0.07	1211 (5%) 23 22	15, 110, 357, 549	0

All (1211) RSRZ outliers are listed below:

Mol	Chain	Res	Type	RSRZ
32	BI	66	PHE	15.7
49	BZ	1	ALA	14.3
32	DI	53	PRO	14.1
32	DI	1	ALA	13.8
51	B1	17	GLY	13.4
7	CG	85	TYR	13.3

Continued on next page...

Continued from previous page...

Mol	Chain	Res	Type	RSRZ
4	AD	24	GLY	13.2
2	AB	9	MET	11.8
32	BI	59	THR	11.4
16	AP	47	GLU	11.3
32	BI	2	LYS	11.1
32	BI	5	GLN	11.0
32	DI	13	ALA	10.7
24	DA	2145	C	10.6
24	DA	2138	G	10.3
32	DI	68	PHE	10.2
19	CS	58	VAL	10.2
24	DA	2140	G	10.0
32	DI	52	LEU	9.8
24	DA	2148	G	9.7
38	BO	114	GLY	9.7
32	DI	2	LYS	9.6
32	BI	10	LEU	9.6
32	BI	95	ASP	9.6
24	DA	2177	C	9.5
32	DI	15	GLY	9.5
29	DF	106	ALA	9.5
32	DI	77	VAL	9.5
24	DA	2115	G	9.4
48	DY	62	GLY	9.1
2	AB	88	ASP	9.0
32	BI	13	ALA	9.0
55	CY	72	ARG	8.9
4	AD	184	ARG	8.9
19	AS	13	LEU	8.8
43	BT	83	ALA	8.8
22	CV	71	G	8.7
10	CJ	102	LEU	8.6
32	DI	48	ILE	8.6
24	DA	2144	G	8.6
32	BI	52	LEU	8.3
32	DI	11	GLN	8.3
19	CS	23	VAL	8.2
32	BI	40	ALA	8.1
32	DI	12	VAL	8.0
32	BI	53	PRO	8.0
24	DA	2178	C	8.0
11	CK	19	GLY	7.9

Continued on next page...

Continued from previous page...

Mol	Chain	Res	Type	RSRZ
11	CK	13	ARG	7.9
24	DA	2142	A	7.9
32	DI	54	ILE	7.9
7	CG	90	GLU	7.9
24	DA	2107	G	7.8
24	DA	2176	A	7.8
22	CV	19	G	7.8
32	BI	21	PRO	7.7
51	D1	51	ALA	7.7
12	AL	124	ALA	7.7
31	DH	85	GLY	7.7
24	DA	2157	G	7.6
32	DI	98	GLY	7.6
9	CI	128	SER	7.6
24	DA	2139	U	7.6
24	DA	2117	A	7.6
46	BW	85	GLU	7.6
32	BI	15	GLY	7.5
32	BI	67	THR	7.4
32	BI	54	ILE	7.4
24	DA	2105	U	7.4
32	DI	3	LYS	7.3
19	AS	46	GLY	7.3
32	BI	47	SER	7.2
51	B1	51	ALA	7.2
32	BI	11	GLN	7.2
32	DI	5	GLN	7.2
24	DA	2158	A	7.1
32	DI	65	SER	7.1
16	CP	80	LYS	7.1
24	DA	846	U	7.1
24	DA	2134	A	7.0
22	CV	2	C	7.0
32	BI	12	VAL	7.0
19	CS	65	GLU	6.9
24	BA	2172	U	6.8
4	AD	28	ILE	6.8
2	CB	155	GLY	6.8
24	DA	2181	U	6.8
32	BI	20	SER	6.8
24	DA	2141	G	6.7
32	BI	70	THR	6.7

Continued on next page...

Continued from previous page...

Mol	Chain	Res	Type	RSRZ
32	BI	65	SER	6.7
24	DA	2180	U	6.7
24	DA	2174	C	6.7
37	BN	119	SER	6.7
29	DF	109	ARG	6.6
24	DA	2163	A	6.6
11	CK	45	ALA	6.6
10	CJ	31	ARG	6.6
7	CG	59	LEU	6.5
19	AS	37	ARG	6.5
24	DA	2137	U	6.5
32	BI	24	GLY	6.5
32	BI	35	MET	6.4
32	DI	25	PRO	6.4
32	DI	138	VAL	6.4
24	DA	2147	A	6.4
32	BI	109	ALA	6.4
32	DI	139	VAL	6.4
24	DA	2111	U	6.4
32	DI	114	ALA	6.4
32	BI	97	VAL	6.3
19	AS	11	ILE	6.3
22	CV	72	C	6.3
32	DI	90	GLY	6.3
12	CL	124	ALA	6.3
32	DI	99	LYS	6.3
24	DA	2123	G	6.2
32	DI	55	PRO	6.2
17	AQ	83	VAL	6.2
24	DA	2162	G	6.2
4	AD	20	PHE	6.2
10	AJ	35	GLN	6.2
32	BI	3	LYS	6.2
24	DA	2143	C	6.2
41	BR	50	GLY	6.1
24	DA	546	U	6.1
32	DI	4	VAL	6.1
32	DI	14	ALA	6.1
24	DA	2104	C	6.1
8	CH	128	TYR	6.1
32	BI	43	ALA	6.1
24	DA	2175	C	6.0

Continued on next page...

Continued from previous page...

Mol	Chain	Res	Type	RSRZ
32	DI	58	ILE	6.0
43	BT	84	TYR	6.0
32	DI	86	LYS	6.0
32	DI	88	GLY	6.0
32	BI	30	GLN	6.0
13	AM	67	GLY	6.0
24	DA	2155	U	5.9
32	DI	70	THR	5.9
16	AP	74	LEU	5.9
32	DI	94	LYS	5.9
32	BI	77	VAL	5.9
24	DA	2110	G	5.9
24	BA	1068	G	5.9
6	CF	7	VAL	5.9
19	CS	22	ALA	5.9
24	DA	2136	G	5.8
19	AS	10	PHE	5.8
32	BI	68	PHE	5.8
9	CI	10	GLY	5.8
24	DA	2120	G	5.7
24	DA	2127	G	5.7
7	AG	50	LEU	5.7
32	DI	7	TYR	5.7
29	BF	170	ALA	5.7
51	B1	15	GLY	5.7
24	DA	2156	G	5.7
6	CF	83	ALA	5.6
2	AB	87	CYS	5.6
24	BA	613	A	5.6
24	DA	2125	G	5.6
32	BI	39	LYS	5.6
24	DA	2106	U	5.6
32	BI	19	PRO	5.5
4	CD	76	TYR	5.5
32	BI	6	ALA	5.5
24	DA	2185	U	5.5
7	CG	86	GLN	5.5
10	CJ	12	ALA	5.5
31	BH	38	PRO	5.5
24	DA	2103	C	5.5
32	DI	113	ALA	5.4
37	BN	120	GLU	5.4

Continued on next page...

Continued from previous page...

Mol	Chain	Res	Type	RSRZ
22	CV	73	A	5.4
4	CD	198	HIS	5.4
11	AK	126	LYS	5.4
9	AI	97	GLU	5.4
8	CH	27	MET	5.4
19	CS	75	ALA	5.4
24	DA	2168	G	5.4
24	DA	2153	C	5.3
32	BI	111	THR	5.3
51	D1	27	ARG	5.3
43	BT	11	LEU	5.3
32	BI	78	LEU	5.3
32	BI	28	GLY	5.3
10	CJ	49	PHE	5.3
14	CN	33	VAL	5.3
24	DA	2112	G	5.3
29	BF	149	ARG	5.2
32	DI	100	ILE	5.2
24	DA	2124	G	5.2
15	AO	69	TYR	5.2
32	BI	16	MET	5.2
32	BI	37	PHE	5.2
32	BI	69	VAL	5.2
32	BI	42	ASN	5.2
32	BI	38	CYS	5.2
32	DI	45	THR	5.2
32	DI	67	THR	5.2
24	DA	2118	U	5.2
32	DI	38	CYS	5.1
6	CF	61	LEU	5.1
32	BI	4	VAL	5.1
32	DI	141	ASP	5.1
51	B1	16	THR	5.1
4	CD	28	ILE	5.1
32	BI	25	PRO	5.1
32	BI	60	VAL	5.1
51	D1	4	ILE	5.1
24	DA	2150	C	5.1
24	DA	2119	A	5.1
24	DA	2109	U	5.1
51	D1	52	LYS	5.1
19	AS	31	LEU	5.0

Continued on next page...

Continued from previous page...

Mol	Chain	Res	Type	RSRZ
2	CB	62	SER	5.0
21	AU	27	GLY	5.0
24	DA	2108	A	5.0
4	AD	104	ARG	5.0
24	DA	2100	G	5.0
32	BI	85	ILE	5.0
16	AP	81	ALA	5.0
31	BH	21	VAL	5.0
24	BA	546	U	5.0
32	DI	79	LEU	5.0
36	BM	136	MET	4.9
9	CI	16	ALA	4.9
24	DA	2169	A	4.9
16	AP	80	LYS	4.9
24	DA	2173	A	4.9
19	AS	41	PHE	4.9
32	DI	16	MET	4.9
32	DI	66	PHE	4.9
24	DA	2154	A	4.8
3	CC	25	ASN	4.8
4	AD	147	GLU	4.8
22	CV	1	G	4.8
4	AD	142	VAL	4.8
10	CJ	34	ALA	4.8
32	DI	92	PRO	4.8
24	BA	1175	A	4.8
32	BI	48	ILE	4.8
32	BI	9	LYS	4.7
8	CH	130	ALA	4.7
13	CM	56	LEU	4.7
2	CB	67	ILE	4.7
32	DI	78	LEU	4.7
32	BI	96	LYS	4.7
17	AQ	46	VAL	4.7
13	CM	43	VAL	4.7
29	BF	131	VAL	4.7
32	BI	58	ILE	4.7
13	CM	40	ALA	4.7
32	DI	87	SER	4.7
32	BI	22	PRO	4.7
3	AC	187	SER	4.7
32	BI	31	GLY	4.7

Continued on next page...

Continued from previous page...

Mol	Chain	Res	Type	RSRZ
10	CJ	36	VAL	4.7
14	CN	29	ILE	4.6
32	BI	81	LYS	4.6
16	CP	22	ALA	4.6
55	CY	70	PHE	4.6
19	CS	68	GLY	4.6
30	BG	32	LEU	4.6
19	AS	45	ILE	4.6
19	CS	53	ASN	4.6
19	CS	30	PRO	4.6
32	BI	51	GLY	4.6
4	AD	176	GLY	4.6
3	AC	181	ASP	4.6
5	CE	51	GLY	4.6
32	BI	74	PRO	4.6
24	BA	140	C	4.5
55	CY	44	TYR	4.5
52	D2	46	LYS	4.5
44	BU	53	GLN	4.5
31	DH	84	ALA	4.5
10	CJ	50	THR	4.5
32	BI	49	GLU	4.5
7	CG	76	LYS	4.5
11	CK	69	ARG	4.5
20	AT	85	LYS	4.5
32	DI	108	ILE	4.4
19	AS	3	ARG	4.4
24	DA	2133	G	4.4
4	AD	185	LYS	4.4
22	CV	50	U	4.4
19	CS	46	GLY	4.4
55	CY	42	VAL	4.4
6	CF	9	MET	4.4
19	CS	66	MET	4.4
32	BI	17	ALA	4.4
16	CP	21	VAL	4.4
17	AQ	4	LYS	4.4
9	AI	41	ARG	4.3
11	CK	68	GLU	4.3
31	BH	17	ASP	4.3
31	BH	18	GLN	4.3
10	CJ	30	LYS	4.3

Continued on next page...

Continued from previous page...

Mol	Chain	Res	Type	RSRZ
2	CB	25	PRO	4.3
28	BE	188	MET	4.3
13	CM	44	LYS	4.2
24	DA	2135	A	4.2
24	DA	2179	C	4.2
9	CI	17	ALA	4.2
13	CM	18	ALA	4.2
24	DA	2152	G	4.2
51	B1	20	TYR	4.2
55	CY	45	TYR	4.2
19	CS	44	MET	4.2
32	DI	115	ASP	4.2
9	CI	104	VAL	4.2
32	BI	36	GLU	4.2
2	CB	153	ASP	4.2
2	CB	165	ASP	4.2
4	CD	108	GLY	4.2
30	BG	51	PHE	4.1
2	CB	74	ARG	4.1
9	AI	72	ILE	4.1
2	AB	74	ARG	4.1
10	CJ	83	THR	4.1
24	DA	2116	G	4.1
16	CP	81	ALA	4.1
38	BO	50	ALA	4.1
10	CJ	33	GLY	4.1
32	BI	45	THR	4.1
32	BI	73	PRO	4.1
29	BF	82	TYR	4.1
24	BA	2144	G	4.1
3	CC	46	GLU	4.1
51	B1	36	LYS	4.1
22	CV	54	U	4.1
55	CY	51	LEU	4.1
9	CI	66	THR	4.1
32	BI	139	VAL	4.0
24	BA	2118	U	4.0
4	CD	4	TYR	4.0
32	BI	84	GLY	4.0
32	DI	24	GLY	4.0
24	DA	2172	U	4.0
24	BA	2142	A	4.0

Continued on next page...

Continued from previous page...

Mol	Chain	Res	Type	RSRZ
13	CM	35	ALA	4.0
31	DH	1	MET	4.0
5	AE	87	GLY	4.0
2	CB	51	ASN	4.0
19	CS	56	GLN	4.0
17	AQ	45	HIS	4.0
19	AS	72	GLY	4.0
32	BI	83	ALA	4.0
19	CS	74	PHE	4.0
17	AQ	20	SER	4.0
9	AI	39	PHE	3.9
7	CG	89	VAL	3.9
13	CM	95	LEU	3.9
32	DI	105	LEU	3.9
29	BF	44	ALA	3.9
24	DA	2161	C	3.9
24	DA	2165	C	3.9
10	CJ	86	ALA	3.9
10	CJ	65	TYR	3.9
18	AR	55	LEU	3.9
9	CI	39	PHE	3.9
32	DI	91	LYS	3.9
15	CO	31	LEU	3.9
29	BF	171	ALA	3.9
30	BG	112	VAL	3.9
32	BI	32	VAL	3.9
32	DI	47	SER	3.9
50	B0	26	SER	3.9
2	CB	124	GLY	3.9
31	DH	149	GLU	3.9
32	BI	137	LEU	3.8
15	CO	74	ASP	3.8
28	BE	118	LEU	3.8
32	BI	1	ALA	3.8
32	BI	34	ILE	3.8
29	DF	1	ALA	3.8
32	DI	97	VAL	3.8
18	AR	74	HIS	3.8
55	CY	43	GLU	3.8
11	CK	34	ILE	3.8
24	DA	2126	A	3.8
32	DI	28	GLY	3.8

Continued on next page...

Continued from previous page...

Mol	Chain	Res	Type	RSRZ
9	CI	29	VAL	3.8
32	BI	50	LYS	3.8
32	DI	20	SER	3.8
36	BM	65	ILE	3.8
9	CI	126	GLN	3.8
17	AQ	25	ILE	3.8
19	AS	64	ASP	3.8
20	CT	3	ASN	3.8
10	AJ	100	ILE	3.8
51	B1	19	PHE	3.8
32	DI	57	VAL	3.8
30	DG	173	ALA	3.8
31	BH	120	GLY	3.8
32	BI	86	LYS	3.8
18	CR	66	SER	3.8
20	CT	87	ALA	3.7
13	CM	21	SER	3.7
32	BI	82	ALA	3.7
43	BT	44	LYS	3.7
32	BI	98	GLY	3.7
44	BU	52	ASN	3.7
31	BH	131	SER	3.7
51	D1	12	SER	3.7
8	CH	3	MET	3.7
5	CE	35	ALA	3.7
24	DA	2151	U	3.7
14	CN	19	TYR	3.7
10	CJ	87	LEU	3.7
32	DI	112	LYS	3.7
9	AI	38	TYR	3.7
13	AM	7	ILE	3.7
24	DA	2188	U	3.7
8	AH	123	GLY	3.6
13	CM	39	ILE	3.6
55	CY	50	PRO	3.6
32	DI	6	ALA	3.6
45	BV	40	ILE	3.6
31	DH	95	GLY	3.6
13	CM	59	GLU	3.6
28	BE	201	ALA	3.6
24	DA	2146	C	3.6
55	CY	97	ASP	3.6

Continued on next page...

Continued from previous page...

Mol	Chain	Res	Type	RSRZ
11	CK	32	VAL	3.6
32	DI	32	VAL	3.6
22	CV	49	C	3.5
10	AJ	30	LYS	3.5
31	DH	102	ALA	3.5
7	CG	84	THR	3.5
51	D1	13	SER	3.5
22	CV	57	G	3.5
24	DA	2166	U	3.5
24	DA	2171	A	3.5
18	CR	67	LEU	3.5
30	DG	130	ILE	3.5
28	BE	191	ASP	3.5
32	BI	26	ALA	3.5
13	AM	86	TYR	3.5
16	AP	75	ILE	3.5
3	AC	146	ALA	3.5
6	CF	8	PHE	3.5
51	B1	48	TYR	3.5
15	CO	55	GLY	3.5
29	BF	175	PRO	3.5
1	AA	1032	G	3.5
32	BI	27	LEU	3.5
10	CJ	63	ASP	3.5
19	AS	12	ASP	3.5
51	B1	18	HIS	3.5
19	AS	75	ALA	3.5
32	BI	46	ASP	3.5
30	BG	161	VAL	3.5
7	CG	152	ALA	3.5
21	AU	11	PRO	3.4
55	CY	88	GLY	3.4
51	B1	37	LYS	3.4
11	AK	55	SER	3.4
7	CG	131	LYS	3.4
2	CB	30	PHE	3.4
29	BF	17	THR	3.4
22	CV	56	C	3.4
30	BG	130	ILE	3.4
15	AO	24	SER	3.4
31	DH	62	LEU	3.4
31	BH	74	ALA	3.4

Continued on next page...

Continued from previous page...

Mol	Chain	Res	Type	RSRZ
31	BH	20	ASN	3.4
2	AB	157	LEU	3.4
4	AD	156	LYS	3.4
9	CI	21	ILE	3.4
13	AM	13	LYS	3.4
30	BG	34	ARG	3.4
29	DF	35	LEU	3.4
9	AI	43	THR	3.4
24	DA	2114	A	3.4
32	DI	46	ASP	3.4
8	AH	74	SER	3.4
51	B1	32	LYS	3.4
13	CM	92	ARG	3.4
10	CJ	29	ALA	3.3
4	CD	29	ASP	3.3
12	CL	95	TYR	3.3
9	AI	29	VAL	3.3
31	BH	122	LEU	3.3
12	CL	123	LYS	3.3
13	CM	99	GLY	3.3
24	BA	1583	A	3.3
24	DA	2170	A	3.3
24	DA	2187	U	3.3
43	BT	85	VAL	3.3
55	CY	75	SER	3.3
51	B1	52	LYS	3.3
24	DA	545	U	3.3
32	BI	100	ILE	3.3
30	BG	20	GLY	3.3
55	CY	66	LYS	3.3
24	DA	2128	G	3.3
44	BU	51	LEU	3.3
8	AH	129	VAL	3.3
32	DI	18	ASN	3.3
19	AS	32	ARG	3.3
31	BH	94	ILE	3.3
2	CB	157	LEU	3.3
7	CG	83	SER	3.3
30	BG	50	THR	3.3
29	DF	103	ILE	3.3
31	BH	34	GLY	3.3
17	AQ	69	LYS	3.3

Continued on next page...

Continued from previous page...

Mol	Chain	Res	Type	RSRZ
9	CI	51	PRO	3.2
24	DA	2132	U	3.2
11	AK	21	ALA	3.2
24	DA	2159	G	3.2
32	DI	75	ALA	3.2
29	DF	152	ASP	3.2
14	CN	43	ASN	3.2
32	BI	18	ASN	3.2
51	D1	19	PHE	3.2
2	AB	156	GLY	3.2
13	CM	73	ILE	3.2
17	AQ	55	ILE	3.2
30	BG	8	VAL	3.2
29	BF	71	LYS	3.2
32	DI	19	PRO	3.2
2	CB	166	ALA	3.2
29	BF	39	VAL	3.2
32	DI	10	LEU	3.2
9	AI	44	ALA	3.2
22	CV	70	G	3.2
15	AO	15	PHE	3.2
9	CI	65	ILE	3.2
19	AS	42	PRO	3.2
13	CM	82	ASP	3.2
32	DI	59	THR	3.2
16	AP	17	TYR	3.2
20	CT	85	LYS	3.2
29	DF	135	ILE	3.2
8	CH	2	SER	3.2
14	CN	58	SER	3.2
19	CS	20	GLU	3.2
29	DF	173	ASP	3.2
55	CY	76	PRO	3.1
13	CM	63	PHE	3.1
45	BV	94	ALA	3.1
51	D1	14	ALA	3.1
29	BF	92	GLY	3.1
2	CB	189	THR	3.1
9	CI	105	THR	3.1
19	CS	71	LEU	3.1
21	CU	34	ARG	3.1
51	D1	18	HIS	3.1

Continued on next page...

Continued from previous page...

Mol	Chain	Res	Type	RSRZ
2	CB	31	ILE	3.1
7	AG	55	GLY	3.1
36	BM	31	PHE	3.1
11	CK	74	VAL	3.1
31	BH	149	GLU	3.1
1	CA	86	G	3.1
14	CN	68	GLY	3.1
30	DG	94	ARG	3.1
24	DA	1175	A	3.1
24	DA	138	U	3.1
48	BY	20	ASN	3.1
7	AG	14	PRO	3.1
24	BA	2103	C	3.1
16	CP	47	GLU	3.1
22	CV	18	G	3.1
32	DI	76	ALA	3.1
55	CY	37	LEU	3.1
8	CH	49	PHE	3.1
32	BI	55	PRO	3.1
22	CV	3	C	3.1
2	AB	68	LEU	3.1
32	BI	80	LYS	3.1
50	B0	55	ALA	3.1
2	CB	125	THR	3.1
2	AB	92	VAL	3.1
45	BV	86	LEU	3.1
14	AN	33	VAL	3.1
16	AP	34	GLU	3.1
10	CJ	101	SER	3.0
13	CM	84	GLY	3.0
14	CN	35	ALA	3.0
31	BH	136	SER	3.0
14	AN	20	PHE	3.0
4	AD	90	LEU	3.0
11	CK	33	THR	3.0
12	AL	84	GLY	3.0
19	AS	36	ARG	3.0
19	CS	39	THR	3.0
19	CS	63	THR	3.0
38	BO	36	TYR	3.0
29	BF	24	VAL	3.0
43	BT	80	TRP	3.0

Continued on next page...

Continued from previous page...

Mol	Chain	Res	Type	RSRZ
29	BF	16	MET	3.0
2	AB	119	THR	3.0
6	AF	96	VAL	3.0
27	BD	10	GLY	3.0
4	AD	103	TYR	3.0
28	BE	148	ILE	3.0
43	BT	82	LYS	3.0
7	CG	135	VAL	3.0
8	AH	104	VAL	3.0
9	AI	9	THR	3.0
6	CF	68	GLN	3.0
13	CM	112	PRO	3.0
4	AD	172	GLU	3.0
3	AC	189	ALA	3.0
8	AH	126	ILE	3.0
29	DF	172	PHE	3.0
16	CP	43	ALA	3.0
36	BM	33	LEU	3.0
17	AQ	50	ASN	3.0
29	BF	147	ARG	2.9
2	AB	161	LEU	2.9
16	AP	21	VAL	2.9
31	BH	142	VAL	2.9
24	DA	2164	C	2.9
38	BO	52	SER	2.9
3	AC	188	GLU	2.9
42	BS	82	MET	2.9
8	AH	130	ALA	2.9
43	DT	2	ILE	2.9
51	D1	8	ILE	2.9
29	DF	137	PHE	2.9
1	AA	84	U	2.9
32	BI	135	MET	2.9
16	AP	20	VAL	2.9
32	DI	51	GLY	2.9
6	AF	66	ALA	2.9
4	AD	151	LYS	2.9
2	CB	164	ILE	2.9
16	CP	4	ILE	2.9
18	CR	65	LEU	2.9
19	CS	49	ILE	2.9
38	DO	38	GLN	2.9

Continued on next page...

Continued from previous page...

Mol	Chain	Res	Type	RSRZ
2	AB	162	PHE	2.9
13	AM	12	HIS	2.9
15	AO	30	ALA	2.9
19	CS	77	THR	2.9
44	BU	48	VAL	2.9
18	CR	62	ALA	2.9
24	BA	2163	A	2.9
3	AC	170	GLU	2.9
7	CG	81	GLY	2.9
13	CM	5	ALA	2.9
16	CP	38	PHE	2.9
10	AJ	73	LEU	2.9
13	AM	84	GLY	2.9
29	BF	86	CYS	2.9
32	BI	33	ASN	2.9
18	CR	68	LEU	2.9
19	AS	63	THR	2.9
16	AP	22	ALA	2.9
10	AJ	31	ARG	2.9
3	CC	57	ILE	2.9
13	CM	64	VAL	2.9
16	AP	50	THR	2.9
19	CS	61	PHE	2.9
4	AD	95	GLU	2.9
31	DH	132	PHE	2.8
4	CD	146	ARG	2.8
24	DA	2184	A	2.8
9	AI	128	SER	2.8
16	AP	39	PHE	2.8
32	BI	71	LYS	2.8
29	BF	15	LEU	2.8
8	AH	125	ILE	2.8
16	AP	60	TRP	2.8
11	CK	110	ILE	2.8
20	CT	61	GLN	2.8
36	BM	102	LEU	2.8
29	BF	66	ILE	2.8
51	D1	42	VAL	2.8
32	DI	83	ALA	2.8
30	DG	176	LYS	2.8
7	CG	79	ARG	2.8
24	BA	2141	G	2.8

Continued on next page...

Continued from previous page...

Mol	Chain	Res	Type	RSRZ
30	BG	119	GLY	2.8
7	CG	62	PHE	2.8
38	BO	28	VAL	2.8
9	AI	36	GLU	2.8
12	AL	97	THR	2.8
11	CK	21	ALA	2.8
12	AL	71	GLY	2.8
13	CM	69	LEU	2.8
30	BG	106	LEU	2.8
45	DV	94	ALA	2.8
31	BH	132	PHE	2.8
24	DA	2102	G	2.8
29	BF	79	ARG	2.8
2	CB	39	HIS	2.8
6	CF	59	TYR	2.8
7	AG	46	ALA	2.8
12	AL	109	ASP	2.8
2	AB	30	PHE	2.8
7	AG	57	SER	2.8
32	DI	33	ASN	2.8
3	CC	153	VAL	2.8
45	BV	76	ASP	2.8
11	CK	14	LYS	2.8
13	CM	93	ARG	2.8
9	AI	16	ALA	2.8
16	CP	72	ALA	2.8
44	BU	54	PRO	2.8
12	AL	80	ILE	2.7
13	AM	30	SER	2.7
10	AJ	74	VAL	2.7
7	CG	12	ILE	2.7
9	CI	50	GLN	2.7
32	DI	96	LYS	2.7
51	B1	35	LEU	2.7
51	B1	34	GLU	2.7
32	DI	95	ASP	2.7
24	BA	2131	U	2.7
24	DA	2167	U	2.7
7	CG	74	GLU	2.7
39	BP	67	GLU	2.7
28	BE	147	LEU	2.7
2	AB	32	PHE	2.7

Continued on next page...

Continued from previous page...

Mol	Chain	Res	Type	RSRZ
29	BF	41	GLU	2.7
3	AC	177	THR	2.7
11	CK	42	LEU	2.7
2	CB	32	PHE	2.7
3	AC	171	GLY	2.7
11	CK	48	GLY	2.7
11	CK	84	VAL	2.7
8	AH	29	SER	2.7
7	AG	84	THR	2.7
24	DA	2182	U	2.7
19	CS	64	ASP	2.7
32	DI	23	VAL	2.7
29	BF	127	TYR	2.7
34	BK	38	ILE	2.7
48	BY	22	LEU	2.7
4	AD	107	PHE	2.7
4	AD	132	ILE	2.7
4	AD	174	ASP	2.7
26	BC	102	TYR	2.7
29	DF	171	ALA	2.7
55	CY	67	ILE	2.7
36	BM	28	PHE	2.7
9	CI	58	VAL	2.7
17	AQ	21	ILE	2.7
24	BA	1176	U	2.7
3	CC	12	LEU	2.7
32	BI	41	PHE	2.7
44	BU	86	PHE	2.7
45	BV	26	PHE	2.7
4	CD	139	PRO	2.7
19	CS	51	VAL	2.7
33	BJ	142	ILE	2.7
47	DX	77	TYR	2.7
8	CH	59	LEU	2.7
45	DV	91	PHE	2.7
3	AC	58	GLU	2.7
32	BI	44	LYS	2.6
51	D1	50	GLU	2.6
31	DH	117	LEU	2.6
30	BG	100	ASN	2.6
32	DI	63	ASP	2.6
11	CK	111	THR	2.6

Continued on next page...

Continued from previous page...

Mol	Chain	Res	Type	RSRZ
11	CK	79	ILE	2.6
24	BA	2117	A	2.6
29	BF	121	PHE	2.6
4	CD	201	VAL	2.6
13	CM	114	LYS	2.6
30	BG	48	THR	2.6
28	DE	118	LEU	2.6
31	DH	72	ILE	2.6
4	CD	24	GLY	2.6
13	CM	105	ASN	2.6
34	BK	39	ILE	2.6
19	AS	69	HIS	2.6
7	CG	77	SER	2.6
45	DV	63	ILE	2.6
9	CI	6	TYR	2.6
20	CT	36	TYR	2.6
26	BC	91	ALA	2.6
19	AS	74	PHE	2.6
11	CK	100	LEU	2.6
51	B1	8	ILE	2.6
29	DF	74	ALA	2.6
30	BG	144	ALA	2.6
16	CP	35	ARG	2.6
32	BI	136	GLY	2.6
4	AD	105	MET	2.6
2	AB	108	ARG	2.6
38	BO	92	PHE	2.6
29	BF	81	GLY	2.6
16	AP	76	LYS	2.6
51	B1	10	LEU	2.6
4	CD	27	ALA	2.6
14	CN	54	ASP	2.6
32	BI	14	ALA	2.6
35	BL	107	PHE	2.6
10	AJ	69	THR	2.6
10	AJ	98	VAL	2.6
29	DF	38	GLY	2.6
28	BE	161	ALA	2.6
2	AB	155	GLY	2.6
19	CS	73	GLU	2.6
20	CT	33	LYS	2.6
4	CD	105	MET	2.6

Continued on next page...

Continued from previous page...

Mol	Chain	Res	Type	RSRZ
30	BG	24	THR	2.6
16	AP	42	ILE	2.6
38	DO	92	PHE	2.6
30	DG	161	VAL	2.6
2	CB	18	HIS	2.6
14	CN	32	ASP	2.5
32	DI	137	LEU	2.5
2	AB	213	TYR	2.5
11	CK	59	THR	2.5
11	CK	64	GLN	2.5
29	BF	154	THR	2.5
30	BG	33	THR	2.5
39	BP	71	ARG	2.5
48	BY	13	GLU	2.5
2	CB	29	PRO	2.5
3	AC	172	ARG	2.5
16	CP	18	GLN	2.5
44	BU	33	VAL	2.5
10	AJ	10	LEU	2.5
51	D1	32	LYS	2.5
9	CI	20	PHE	2.5
16	AP	32	PHE	2.5
10	CJ	47	GLU	2.5
7	CG	91	VAL	2.5
47	DX	76	LYS	2.5
2	AB	148	LEU	2.5
42	DS	1	MET	2.5
11	AK	129	VAL	2.5
11	AK	13	ARG	2.5
26	BC	79	ARG	2.5
13	CM	65	VAL	2.5
31	BH	37	VAL	2.5
49	DZ	1	ALA	2.5
9	CI	63	LEU	2.5
14	CN	79	LEU	2.5
31	DH	35	LYS	2.5
9	CI	40	GLY	2.5
10	CJ	90	LEU	2.5
12	AL	68	GLY	2.5
16	AP	43	ALA	2.5
26	DC	1	ALA	2.5
3	CC	185	ASN	2.5

Continued on next page...

Continued from previous page...

Mol	Chain	Res	Type	RSRZ
48	BY	1	MET	2.5
17	AQ	75	LEU	2.5
20	AT	38	ALA	2.5
32	BI	113	ALA	2.5
13	CM	96	PRO	2.5
21	CU	11	PRO	2.5
29	DF	143	ASP	2.5
5	AE	32	SER	2.5
19	CS	57	HIS	2.5
36	BM	27	SER	2.5
2	CB	154	MET	2.5
7	AG	78	ARG	2.5
2	AB	106	THR	2.5
11	CK	20	VAL	2.5
36	BM	17	ASN	2.5
4	CD	103	TYR	2.5
28	BE	11	ALA	2.5
2	AB	67	ILE	2.5
19	CS	3	ARG	2.5
20	CT	59	ASP	2.5
28	BE	125	SER	2.5
48	DY	23	ARG	2.5
29	BF	90	LEU	2.4
32	BI	112	LYS	2.4
36	BM	101	VAL	2.4
29	DF	98	PHE	2.4
29	DF	174	PHE	2.4
3	AC	196	ILE	2.4
4	AD	136	GLN	2.4
29	BF	111	ARG	2.4
46	BW	37	ILE	2.4
2	CB	66	LYS	2.4
4	CD	150	LYS	2.4
7	CG	20	SER	2.4
55	CY	1	MET	2.4
6	AF	91	ARG	2.4
16	CP	51	ARG	2.4
2	CB	60	ILE	2.4
12	AL	67	ILE	2.4
28	BE	175	ILE	2.4
32	DI	140	GLU	2.4
44	BU	49	PRO	2.4

Continued on next page...

Continued from previous page...

Mol	Chain	Res	Type	RSRZ
29	BF	116	LEU	2.4
2	CB	91	PHE	2.4
2	CB	40	ILE	2.4
29	BF	59	ILE	2.4
32	DI	49	GLU	2.4
27	BD	26	VAL	2.4
43	DT	8	LEU	2.4
13	AM	70	ARG	2.4
2	CB	28	LYS	2.4
21	CU	24	GLU	2.4
35	BL	144	GLU	2.4
16	AP	41	PRO	2.4
24	BA	2164	C	2.4
18	CR	70	TYR	2.4
51	D1	20	TYR	2.4
29	BF	84	ILE	2.4
9	CI	46	MET	2.4
19	CS	72	GLY	2.4
28	BE	126	VAL	2.4
51	B1	3	GLY	2.4
51	B1	30	PRO	2.4
2	AB	18	HIS	2.4
11	CK	18	ASP	2.4
19	CS	10	PHE	2.4
42	BS	81	SER	2.4
46	DW	85	GLU	2.4
4	CD	140	ASN	2.4
34	BK	79	PHE	2.4
4	AD	109	ALA	2.4
7	CG	100	ALA	2.4
13	CM	23	TYR	2.4
36	BM	103	TYR	2.4
8	CH	71	VAL	2.4
31	DH	138	VAL	2.4
3	AC	174	PRO	2.4
4	AD	110	THR	2.4
9	CI	125	PRO	2.4
7	CG	128	ALA	2.4
29	DF	149	ARG	2.4
32	DI	26	ALA	2.4
7	CG	73	VAL	2.4
8	CH	129	VAL	2.4

Continued on next page...

Continued from previous page...

Mol	Chain	Res	Type	RSRZ
19	CS	38	SER	2.4
31	BH	3	VAL	2.4
34	BK	103	VAL	2.4
19	CS	9	PRO	2.4
55	CY	101	PRO	2.4
2	AB	186	ILE	2.4
36	BM	2	LEU	2.4
9	CI	95	ARG	2.4
3	AC	180	ALA	2.4
11	CK	109	ASN	2.4
16	AP	4	ILE	2.4
30	BG	23	ILE	2.4
32	DI	71	LYS	2.4
43	BT	87	LEU	2.4
12	AL	83	ARG	2.4
31	BH	47	PHE	2.4
2	AB	112	LYS	2.4
38	BO	37	ALA	2.4
38	DO	37	ALA	2.4
6	AF	94	HIS	2.4
17	AQ	8	LEU	2.4
31	BH	124	THR	2.4
51	D1	21	THR	2.4
3	AC	13	GLY	2.3
22	AV	76	A	2.3
28	BE	187	VAL	2.3
31	DH	110	VAL	2.3
19	AS	61	PHE	2.3
31	DH	133	GLN	2.3
9	AI	129	LYS	2.3
34	DK	110	GLU	2.3
11	CK	23	ILE	2.3
29	BF	169	LEU	2.3
7	CG	87	VAL	2.3
10	CJ	41	PRO	2.3
11	AK	106	ARG	2.3
30	BG	86	LEU	2.3
36	BM	69	PRO	2.3
15	AO	20	ASN	2.3
17	AQ	51	ASN	2.3
2	AB	95	ARG	2.3
43	BT	61	LEU	2.3

Continued on next page...

Continued from previous page...

Mol	Chain	Res	Type	RSRZ
48	DY	63	ALA	2.3
55	CY	52	ARG	2.3
24	BA	846	U	2.3
13	CM	37	ALA	2.3
10	CJ	26	VAL	2.3
20	CT	58	VAL	2.3
31	DH	57	LYS	2.3
5	CE	87	GLY	2.3
24	DA	2189	U	2.3
7	CG	50	LEU	2.3
9	AI	90	TYR	2.3
14	CN	15	LEU	2.3
28	BE	180	LEU	2.3
30	BG	113	ASP	2.3
4	CD	107	PHE	2.3
8	CH	103	VAL	2.3
16	AP	1	MET	2.3
7	AG	23	LEU	2.3
11	CK	126	LYS	2.3
5	AE	125	ALA	2.3
17	CQ	15	ASP	2.3
29	DF	45	ASP	2.3
51	D1	41	VAL	2.3
29	BF	130	GLY	2.3
9	CI	93	SER	2.3
11	CK	75	LYS	2.3
24	DA	2129	C	2.3
1	CA	85	U	2.3
24	DA	2149	U	2.3
29	DF	102	LEU	2.3
45	BV	42	LEU	2.3
51	D1	10	LEU	2.3
3	CC	23	PHE	2.3
17	CQ	83	VAL	2.3
23	CX	9	A	2.3
26	BC	204	LEU	2.3
13	AM	58	ASP	2.3
20	CT	52	ASN	2.3
24	BA	138	U	2.3
30	BG	25	ILE	2.3
32	BI	114	ALA	2.3
30	BG	52	GLY	2.3

Continued on next page...

Continued from previous page...

Mol	Chain	Res	Type	RSRZ
51	B1	23	THR	2.3
28	BE	177	PRO	2.3
51	D1	33	LEU	2.3
16	CP	52	LEU	2.3
29	BF	83	PRO	2.3
32	DI	22	PRO	2.3
9	AI	96	SER	2.3
26	BC	103	ILE	2.3
9	CI	103	PHE	2.3
17	CQ	23	VAL	2.3
36	BM	67	VAL	2.3
29	BF	34	THR	2.3
4	AD	101	VAL	2.3
11	CK	58	SER	2.3
24	BA	2156	G	2.2
28	BE	150	THR	2.2
29	DF	68	LYS	2.2
29	BF	30	VAL	2.2
28	BE	172	ALA	2.2
16	CP	60	TRP	2.2
3	AC	156	ARG	2.2
2	CB	27	MET	2.2
9	CI	83	ILE	2.2
14	AN	70	PRO	2.2
28	BE	119	ILE	2.2
4	CD	147	GLU	2.2
2	AB	164	ILE	2.2
43	BT	51	PHE	2.2
29	BF	148	VAL	2.2
3	CC	168	TYR	2.2
7	AG	9	GLN	2.2
12	CL	25	GLU	2.2
31	DH	116	ARG	2.2
36	BM	20	LEU	2.2
43	BT	50	LEU	2.2
21	CU	6	VAL	2.2
28	BE	149	ILE	2.2
31	BH	110	VAL	2.2
49	BZ	6	ILE	2.2
2	CB	156	GLY	2.2
48	BY	36	GLN	2.2
48	DY	61	ALA	2.2

Continued on next page...

Continued from previous page...

Mol	Chain	Res	Type	RSRZ
13	CM	89	LEU	2.2
22	CV	74	C	2.2
15	AO	63	ARG	2.2
45	BV	77	VAL	2.2
7	AG	16	PRO	2.2
31	DH	81	ALA	2.2
38	BO	87	ILE	2.2
51	B1	38	PHE	2.2
2	CB	187	VAL	2.2
30	DG	91	VAL	2.2
32	BI	57	VAL	2.2
51	B1	46	VAL	2.2
51	D1	11	VAL	2.2
19	AS	65	GLU	2.2
5	AE	50	TYR	2.2
4	AD	100	ASN	2.2
10	CJ	80	THR	2.2
12	AL	29	GLN	2.2
2	AB	31	ILE	2.2
24	DA	1065	U	2.2
34	BK	24	VAL	2.2
26	BC	217	PRO	2.2
29	BF	35	LEU	2.2
29	DF	151	LEU	2.2
2	AB	189	THR	2.2
19	CS	79	THR	2.2
24	BA	2116	G	2.2
12	AL	93	VAL	2.2
32	BI	23	VAL	2.2
32	DI	60	VAL	2.2
44	BU	59	GLU	2.2
18	AR	51	TYR	2.2
3	AC	195	VAL	2.2
3	CC	202	ILE	2.2
55	CY	95	GLY	2.2
13	AM	4	ILE	2.2
7	AG	8	GLY	2.2
9	CI	24	GLY	2.2
4	CD	159	LEU	2.2
30	BG	26	LYS	2.2
38	BO	51	ALA	2.2
22	CV	20	U	2.2

Continued on next page...

Continued from previous page...

Mol	Chain	Res	Type	RSRZ
44	BU	84	PHE	2.2
31	BH	121	VAL	2.2
2	AB	71	GLY	2.2
44	BU	46	LYS	2.2
12	CL	65	SER	2.1
13	CM	74	SER	2.1
5	CE	16	ILE	2.1
11	CK	43	GLY	2.1
31	DH	36	ALA	2.1
20	CT	51	PHE	2.1
4	CD	121	LYS	2.1
7	AG	69	VAL	2.1
8	CH	104	VAL	2.1
44	BU	41	VAL	2.1
4	AD	5	LEU	2.1
51	D1	24	LYS	2.1
3	AC	53	SER	2.1
26	DC	258	SER	2.1
27	BD	186	LEU	2.1
2	AB	69	PHE	2.1
10	AJ	15	HIS	2.1
36	BM	62	LYS	2.1
44	BU	44	HIS	2.1
3	AC	173	VAL	2.1
7	CG	52	GLN	2.1
48	BY	17	GLU	2.1
31	BH	5	LEU	2.1
47	DX	8	GLY	2.1
38	BO	93	ASP	2.1
14	AN	29	ILE	2.1
17	AQ	59	VAL	2.1
51	D1	28	THR	2.1
27	BD	187	LEU	2.1
51	B1	12	SER	2.1
19	CS	19	VAL	2.1
8	AH	67	GLN	2.1
16	CP	62	GLY	2.1
30	DG	88	LEU	2.1
2	AB	145	GLU	2.1
5	CE	127	ALA	2.1
36	BM	21	ALA	2.1
2	AB	221	VAL	2.1

Continued on next page...

Continued from previous page...

Mol	Chain	Res	Type	RSRZ
29	BF	153	ILE	2.1
51	B1	4	ILE	2.1
1	CA	79	G	2.1
31	BH	77	THR	2.1
43	DT	68	LYS	2.1
51	D1	15	GLY	2.1
16	CP	20	VAL	2.1
38	BO	27	VAL	2.1
24	DA	2121	G	2.1
30	BG	31	GLU	2.1
17	AQ	13	VAL	2.1
21	CU	25	LYS	2.1
32	BI	103	ALA	2.1
51	B1	9	LYS	2.1
51	B1	14	ALA	2.1
12	CL	77	HIS	2.1
29	DF	9	ASP	2.1
3	AC	23	PHE	2.1
1	CA	78	A	2.1
22	CV	17	C	2.1
46	BW	36	ILE	2.1
42	BS	94	ASP	2.1
16	CP	1	MET	2.1
38	DO	117	PHE	2.1
2	CB	73	LYS	2.1
4	AD	135	TYR	2.1
12	AL	70	GLU	2.1
10	AJ	86	ALA	2.1
24	BA	1065	U	2.1
29	BF	67	THR	2.1
38	BO	53	THR	2.1
17	AQ	44	LEU	2.1
26	BC	131	MET	2.1
8	CH	102	ALA	2.0
38	BO	115	LEU	2.0
2	CB	63	ARG	2.0
38	DO	93	ASP	2.0
43	BT	6	ARG	2.0
48	DY	59	GLU	2.0
51	B1	6	GLU	2.0
30	BG	81	GLY	2.0
46	BW	59	LEU	2.0

Continued on next page...

Continued from previous page...

Mol	Chain	Res	Type	RSRZ
24	BA	2111	U	2.0
15	CO	80	GLN	2.0
17	AQ	9	GLN	2.0
1	CA	87	C	2.0
13	CM	115	PRO	2.0
30	BG	176	LYS	2.0
8	CH	45	PHE	2.0
28	BE	124	PHE	2.0
45	BV	3	THR	2.0
4	AD	170	TRP	2.0
4	CD	151	LYS	2.0
5	CE	85	VAL	2.0
30	DG	167	VAL	2.0
38	BO	49	VAL	2.0
7	CG	70	ARG	2.0
9	CI	79	ILE	2.0
12	AL	81	LEU	2.0
26	DC	163	ILE	2.0
36	DM	49	ALA	2.0
24	BA	2146	C	2.0
4	CD	65	TYR	2.0
4	CD	177	LYS	2.0
10	AJ	40	ILE	2.0
1	AA	844	G	2.0
27	BD	15	PHE	2.0
30	DG	166	GLU	2.0
4	AD	183	LYS	2.0
32	DI	29	GLN	2.0
32	BI	56	VAL	2.0

6.2 Non-standard residues in protein, DNA, RNA chains [i](#)

There are no non-standard protein/DNA/RNA residues in this entry.

6.3 Carbohydrates [i](#)

There are no monosaccharides in this entry.

6.4 Ligands ⓘ

In the following table, the Atoms column lists the number of modelled atoms in the group and the number defined in the chemical component dictionary. The B-factors column lists the minimum, median, 95th percentile and maximum values of B factors of atoms in the group. The column labelled 'Q< 0.9' lists the number of atoms with occupancy less than 0.9.

Mol	Type	Chain	Res	Atoms	RSCC	RSR	B-factors(Å ²)	Q<0.9
56	MG	AA	1654	1/1	-0.38	0.66	110,110,110,110	0
56	MG	AA	1653	1/1	-0.29	0.63	106,106,106,106	0
56	MG	AA	1648	1/1	-0.09	1.12	116,116,116,116	0
56	MG	DA	3151	1/1	-0.06	1.03	101,101,101,101	0
56	MG	CA	1649	1/1	-0.01	1.11	107,107,107,107	0
56	MG	AA	1650	1/1	-0.01	3.09	118,118,118,118	0
56	MG	DA	3095	1/1	0.01	2.08	116,116,116,116	0
56	MG	DB	204	1/1	0.02	0.88	109,109,109,109	0
56	MG	CA	1617	1/1	0.03	0.39	115,115,115,115	0
56	MG	BA	3007	1/1	0.05	0.67	127,127,127,127	0
56	MG	DA	3192	1/1	0.06	0.48	95,95,95,95	0
56	MG	CA	1651	1/1	0.08	1.06	103,103,103,103	0
56	MG	AA	1633	1/1	0.09	0.37	128,128,128,128	0
56	MG	DB	203	1/1	0.12	0.27	100,100,100,100	0
56	MG	CA	1661	1/1	0.13	0.76	101,101,101,101	0
56	MG	CA	1652	1/1	0.15	0.43	106,106,106,106	0
56	MG	DA	3137	1/1	0.15	0.55	93,93,93,93	0
56	MG	CA	1606	1/1	0.18	0.16	99,99,99,99	0
56	MG	CA	1668	1/1	0.18	0.85	107,107,107,107	0
56	MG	CA	1601	1/1	0.20	0.43	140,140,140,140	0
56	MG	BA	3066	1/1	0.21	0.23	96,96,96,96	0
56	MG	DB	202	1/1	0.23	0.78	122,122,122,122	0
56	MG	BA	3040	1/1	0.23	0.23	112,112,112,112	0
56	MG	BA	3105	1/1	0.23	0.28	91,91,91,91	0
56	MG	CA	1653	1/1	0.24	0.55	99,99,99,99	0
56	MG	BA	3096	1/1	0.24	0.76	118,118,118,118	0
56	MG	BA	3025	1/1	0.25	0.46	103,103,103,103	0
56	MG	BA	3125	1/1	0.27	0.43	100,100,100,100	0
56	MG	CA	1654	1/1	0.28	1.25	116,116,116,116	0
56	MG	DA	3167	1/1	0.29	0.73	84,84,84,84	0
56	MG	BA	3070	1/1	0.30	0.35	90,90,90,90	0
56	MG	DA	3152	1/1	0.31	0.78	105,105,105,105	0
56	MG	CA	1657	1/1	0.31	1.34	119,119,119,119	0
56	MG	CA	1624	1/1	0.31	0.27	106,106,106,106	0
56	MG	BA	3015	1/1	0.32	0.25	115,115,115,115	0
56	MG	DA	3161	1/1	0.33	0.30	103,103,103,103	0

Continued on next page...

Continued from previous page...

Mol	Type	Chain	Res	Atoms	RSCC	RSR	B-factors(\AA^2)	Q<0.9
56	MG	BA	3081	1/1	0.33	0.33	109,109,109,109	0
56	MG	DA	3022	1/1	0.33	0.28	81,81,81,81	0
56	MG	DA	3087	1/1	0.34	0.31	113,113,113,113	0
56	MG	BA	3152	1/1	0.35	0.83	115,115,115,115	0
56	MG	BA	3131	1/1	0.36	0.40	114,114,114,114	0
56	MG	BA	3159	1/1	0.36	0.75	109,109,109,109	0
56	MG	AN	201	1/1	0.37	0.58	133,133,133,133	0
56	MG	DA	3179	1/1	0.38	0.36	113,113,113,113	0
56	MG	DA	3059	1/1	0.38	0.47	92,92,92,92	0
56	MG	CA	1623	1/1	0.38	0.75	117,117,117,117	0
56	MG	BA	3087	1/1	0.38	0.58	112,112,112,112	0
56	MG	CA	1647	1/1	0.38	0.58	112,112,112,112	0
56	MG	AA	1629	1/1	0.39	0.53	118,118,118,118	0
56	MG	DA	3045	1/1	0.39	0.12	95,95,95,95	0
56	MG	CA	1659	1/1	0.39	0.65	110,110,110,110	0
56	MG	CA	1615	1/1	0.40	0.18	112,112,112,112	0
56	MG	BA	3156	1/1	0.40	0.68	106,106,106,106	0
56	MG	DB	201	1/1	0.40	0.22	113,113,113,113	0
56	MG	CA	1603	1/1	0.41	0.27	120,120,120,120	0
56	MG	BC	301	1/1	0.41	0.75	122,122,122,122	0
56	MG	DA	3100	1/1	0.43	0.40	96,96,96,96	0
56	MG	CA	1660	1/1	0.43	0.49	104,104,104,104	0
56	MG	DA	3081	1/1	0.43	1.05	110,110,110,110	0
56	MG	BA	3026	1/1	0.44	0.80	134,134,134,134	0
56	MG	DA	3169	1/1	0.44	0.72	94,94,94,94	0
56	MG	DA	3064	1/1	0.45	0.32	95,95,95,95	0
56	MG	BA	3099	1/1	0.45	0.38	112,112,112,112	0
56	MG	DA	3083	1/1	0.45	0.33	82,82,82,82	0
56	MG	AA	1604	1/1	0.46	0.12	102,102,102,102	0
56	MG	DA	3115	1/1	0.46	0.17	95,95,95,95	0
56	MG	DA	3018	1/1	0.47	0.76	102,102,102,102	0
56	MG	DA	3097	1/1	0.47	0.64	105,105,105,105	0
56	MG	AA	1623	1/1	0.47	1.08	119,119,119,119	0
56	MG	CA	1608	1/1	0.47	0.41	115,115,115,115	0
56	MG	CA	1609	1/1	0.47	0.32	117,117,117,117	0
56	MG	DA	3171	1/1	0.47	0.38	108,108,108,108	0
56	MG	BA	3069	1/1	0.48	0.58	129,129,129,129	0
56	MG	BA	3126	1/1	0.48	0.30	110,110,110,110	0
56	MG	CA	1633	1/1	0.48	0.80	116,116,116,116	0
56	MG	DA	3012	1/1	0.49	0.26	83,83,83,83	0
56	MG	DA	3102	1/1	0.49	0.63	94,94,94,94	0

Continued on next page...

Continued from previous page...

Mol	Type	Chain	Res	Atoms	RSCC	RSR	B-factors(\AA^2)	Q<0.9
56	MG	DA	3076	1/1	0.49	0.26	100,100,100,100	0
56	MG	BA	3110	1/1	0.49	0.44	110,110,110,110	0
56	MG	BA	3124	1/1	0.49	0.19	114,114,114,114	0
56	MG	AA	1603	1/1	0.49	0.20	117,117,117,117	0
56	MG	DA	3057	1/1	0.49	0.84	114,114,114,114	0
56	MG	CA	1629	1/1	0.49	1.02	123,123,123,123	0
56	MG	DA	3073	1/1	0.50	0.27	99,99,99,99	0
56	MG	BA	3095	1/1	0.50	0.35	107,107,107,107	0
56	MG	DA	3134	1/1	0.50	0.35	77,77,77,77	0
56	MG	CA	1620	1/1	0.50	0.26	118,118,118,118	0
56	MG	BA	3123	1/1	0.50	0.49	88,88,88,88	0
56	MG	DA	3172	1/1	0.50	0.45	109,109,109,109	0
56	MG	AA	1646	1/1	0.51	0.63	95,95,95,95	0
56	MG	BA	3022	1/1	0.51	0.73	110,110,110,110	0
56	MG	DA	3003	1/1	0.51	0.15	105,105,105,105	0
56	MG	BA	3071	1/1	0.51	0.31	104,104,104,104	0
56	MG	BA	3068	1/1	0.51	0.23	126,126,126,126	0
56	MG	CA	1616	1/1	0.52	0.14	98,98,98,98	0
56	MG	BA	3075	1/1	0.52	0.40	104,104,104,104	0
56	MG	CA	1665	1/1	0.52	0.40	112,112,112,112	0
56	MG	BA	3149	1/1	0.52	0.67	85,85,85,85	0
56	MG	DA	3069	1/1	0.52	0.31	81,81,81,81	0
56	MG	DA	3061	1/1	0.53	0.63	106,106,106,106	0
56	MG	BA	3006	1/1	0.53	0.10	101,101,101,101	0
56	MG	BA	3013	1/1	0.53	0.54	114,114,114,114	0
56	MG	DA	3060	1/1	0.53	0.27	89,89,89,89	0
56	MG	DA	3182	1/1	0.54	0.34	96,96,96,96	0
56	MG	DA	3055	1/1	0.54	0.36	94,94,94,94	0
56	MG	CA	1631	1/1	0.55	0.47	120,120,120,120	0
56	MG	CA	1670	1/1	0.55	0.69	102,102,102,102	0
56	MG	BA	3107	1/1	0.56	0.45	106,106,106,106	0
56	MG	BA	3058	1/1	0.56	0.95	108,108,108,108	0
56	MG	BA	3116	1/1	0.56	0.18	99,99,99,99	0
56	MG	DO	201	1/1	0.56	0.54	109,109,109,109	0
56	MG	BA	3047	1/1	0.57	0.29	103,103,103,103	0
56	MG	CA	1634	1/1	0.57	0.33	120,120,120,120	0
56	MG	CA	1655	1/1	0.57	0.31	117,117,117,117	0
56	MG	AA	1622	1/1	0.57	0.36	107,107,107,107	0
56	MG	DA	3193	1/1	0.57	0.52	95,95,95,95	0
56	MG	DA	3008	1/1	0.58	0.24	88,88,88,88	0
56	MG	BB	201	1/1	0.58	0.21	137,137,137,137	0
56	MG	CA	1627	1/1	0.58	0.32	111,111,111,111	0

Continued on next page...

Continued from previous page...

Mol	Type	Chain	Res	Atoms	RSCC	RSR	B-factors(Å ²)	Q<0.9
56	MG	BA	3052	1/1	0.58	0.20	97,97,97,97	0
56	MG	BA	3092	1/1	0.59	0.25	119,119,119,119	0
56	MG	AA	1632	1/1	0.59	0.20	114,114,114,114	0
56	MG	DA	3123	1/1	0.59	0.33	102,102,102,102	0
56	MG	CA	1605	1/1	0.60	0.17	97,97,97,97	0
56	MG	DA	3127	1/1	0.60	0.32	77,77,77,77	0
56	MG	AD	301	1/1	0.60	0.82	119,119,119,119	0
56	MG	DA	3088	1/1	0.60	0.19	115,115,115,115	0
56	MG	AA	1610	1/1	0.60	0.25	120,120,120,120	0
56	MG	AA	1631	1/1	0.61	0.67	126,126,126,126	0
56	MG	BA	3157	1/1	0.61	1.00	97,97,97,97	0
56	MG	BA	3083	1/1	0.61	0.21	110,110,110,110	0
56	MG	AA	1649	1/1	0.61	1.03	90,90,90,90	0
56	MG	DA	3052	1/1	0.62	0.68	95,95,95,95	0
56	MG	DA	3006	1/1	0.62	0.20	92,92,92,92	0
56	MG	DA	3026	1/1	0.62	0.55	98,98,98,98	0
56	MG	DA	3065	1/1	0.62	0.28	81,81,81,81	0
56	MG	DA	3084	1/1	0.62	0.25	104,104,104,104	0
56	MG	DA	3174	1/1	0.62	0.58	105,105,105,105	0
56	MG	DA	3176	1/1	0.62	0.54	78,78,78,78	0
56	MG	BQ	201	1/1	0.62	1.42	93,93,93,93	0
56	MG	BA	3005	1/1	0.63	0.26	106,106,106,106	0
56	MG	AA	1601	1/1	0.63	0.36	132,132,132,132	0
56	MG	CA	1602	1/1	0.63	0.49	105,105,105,105	0
56	MG	BA	3168	1/1	0.63	0.91	114,114,114,114	0
56	MG	BA	3085	1/1	0.63	0.16	95,95,95,95	0
56	MG	BA	3001	1/1	0.63	0.18	99,99,99,99	0
56	MG	BA	3055	1/1	0.64	0.23	101,101,101,101	0
56	MG	DA	3074	1/1	0.64	0.13	95,95,95,95	0
56	MG	AA	1640	1/1	0.64	0.45	110,110,110,110	0
56	MG	BA	3154	1/1	0.64	0.69	97,97,97,97	0
56	MG	BA	3120	1/1	0.64	0.27	94,94,94,94	0
56	MG	BA	3054	1/1	0.64	1.62	119,119,119,119	0
56	MG	BA	3158	1/1	0.64	0.51	106,106,106,106	0
56	MG	DA	3011	1/1	0.65	0.52	103,103,103,103	0
56	MG	BA	3078	1/1	0.65	0.23	119,119,119,119	0
56	MG	DA	3068	1/1	0.65	0.88	117,117,117,117	0
56	MG	BA	3088	1/1	0.65	0.31	101,101,101,101	0
56	MG	AA	1607	1/1	0.65	0.24	116,116,116,116	0
56	MG	BA	3153	1/1	0.65	0.57	112,112,112,112	0
56	MG	DA	3010	1/1	0.65	0.39	106,106,106,106	0

Continued on next page...

Continued from previous page...

Mol	Type	Chain	Res	Atoms	RSCC	RSR	B-factors(\AA^2)	Q<0.9
56	MG	DA	3079	1/1	0.65	0.50	99,99,99,99	0
56	MG	BA	3146	1/1	0.66	0.36	98,98,98,98	0
56	MG	CA	1656	1/1	0.66	0.56	106,106,106,106	0
56	MG	DA	3094	1/1	0.66	0.35	87,87,87,87	0
56	MG	DA	3131	1/1	0.66	0.65	118,118,118,118	0
56	MG	BA	3148	1/1	0.66	0.47	101,101,101,101	0
56	MG	BA	3155	1/1	0.66	0.88	114,114,114,114	0
56	MG	BA	3009	1/1	0.66	0.30	95,95,95,95	0
56	MG	BA	3143	1/1	0.66	0.53	103,103,103,103	0
56	MG	CA	1638	1/1	0.67	0.70	113,113,113,113	0
56	MG	AA	1641	1/1	0.67	0.42	105,105,105,105	0
56	MG	DA	3142	1/1	0.67	0.19	86,86,86,86	0
56	MG	AA	1626	1/1	0.67	0.58	111,111,111,111	0
56	MG	BA	3019	1/1	0.67	0.22	101,101,101,101	0
56	MG	BA	3114	1/1	0.67	0.28	120,120,120,120	0
56	MG	BA	3012	1/1	0.67	0.99	118,118,118,118	0
56	MG	BA	3142	1/1	0.68	0.49	103,103,103,103	0
56	MG	CA	1632	1/1	0.68	1.22	128,128,128,128	0
56	MG	BA	3041	1/1	0.68	0.16	96,96,96,96	0
56	MG	DA	3023	1/1	0.68	0.69	120,120,120,120	0
56	MG	DA	3139	1/1	0.68	0.56	77,77,77,77	0
56	MG	DA	3072	1/1	0.68	0.36	93,93,93,93	0
56	MG	AA	1647	1/1	0.68	0.23	109,109,109,109	0
56	MG	BA	3003	1/1	0.68	0.23	115,115,115,115	0
56	MG	CX	101	1/1	0.69	1.13	112,112,112,112	0
56	MG	CA	1645	1/1	0.69	0.42	96,96,96,96	0
56	MG	AA	1628	1/1	0.69	0.36	116,116,116,116	0
56	MG	BA	3072	1/1	0.70	0.30	103,103,103,103	0
56	MG	AA	1614	1/1	0.70	0.47	123,123,123,123	0
56	MG	CA	1626	1/1	0.70	0.40	99,99,99,99	0
56	MG	BA	3129	1/1	0.70	0.63	107,107,107,107	0
56	MG	DA	3150	1/1	0.70	0.70	78,78,78,78	0
56	MG	AA	1617	1/1	0.70	0.46	112,112,112,112	0
56	MG	DA	3035	1/1	0.70	0.24	94,94,94,94	0
56	MG	AA	1613	1/1	0.70	0.25	115,115,115,115	0
56	MG	DA	3166	1/1	0.70	0.83	87,87,87,87	0
56	MG	BA	3160	1/1	0.70	0.50	102,102,102,102	0
56	MG	DA	3129	1/1	0.70	1.85	124,124,124,124	0
56	MG	BA	3018	1/1	0.70	0.77	118,118,118,118	0
56	MG	DA	3066	1/1	0.71	0.23	90,90,90,90	0
56	MG	BA	3032	1/1	0.71	0.67	110,110,110,110	0

Continued on next page...

Continued from previous page...

Mol	Type	Chain	Res	Atoms	RSCC	RSR	B-factors(\AA^2)	Q<0.9
56	MG	CA	1628	1/1	0.71	0.34	116,116,116,116	0
56	MG	DA	3156	1/1	0.71	0.40	101,101,101,101	0
56	MG	DA	3025	1/1	0.71	0.77	118,118,118,118	0
56	MG	AA	1627	1/1	0.71	0.48	121,121,121,121	0
56	MG	CA	1637	1/1	0.71	0.97	139,139,139,139	0
56	MG	DA	3062	1/1	0.71	0.18	76,76,76,76	0
56	MG	DA	3170	1/1	0.71	0.42	94,94,94,94	0
56	MG	AA	1651	1/1	0.71	0.22	119,119,119,119	0
56	MG	CA	1639	1/1	0.71	0.12	94,94,94,94	0
56	MG	DA	3040	1/1	0.72	0.21	91,91,91,91	0
56	MG	BA	3004	1/1	0.72	0.20	120,120,120,120	0
56	MG	CA	1613	1/1	0.72	0.16	103,103,103,103	0
56	MG	BA	3030	1/1	0.72	0.32	94,94,94,94	0
56	MG	AA	1616	1/1	0.72	0.49	113,113,113,113	0
57	NMY	DA	3190	42/42	0.72	0.42	57,66,70,74	42
56	MG	DA	3046	1/1	0.73	0.15	86,86,86,86	0
56	MG	BA	3122	1/1	0.73	0.30	112,112,112,112	0
56	MG	BA	3100	1/1	0.73	0.36	107,107,107,107	0
56	MG	BA	3090	1/1	0.73	0.68	130,130,130,130	0
56	MG	DA	3130	1/1	0.73	0.27	96,96,96,96	0
56	MG	CA	1607	1/1	0.73	0.58	110,110,110,110	0
56	MG	BA	3057	1/1	0.73	0.19	98,98,98,98	0
56	MG	DA	3020	1/1	0.73	0.27	93,93,93,93	0
56	MG	BA	3021	1/1	0.73	0.29	108,108,108,108	0
56	MG	DA	3140	1/1	0.73	0.32	98,98,98,98	0
56	MG	CA	1611	1/1	0.73	0.17	110,110,110,110	0
56	MG	BA	3059	1/1	0.73	1.36	122,122,122,122	0
56	MG	BA	3098	1/1	0.73	0.36	100,100,100,100	0
56	MG	BA	3118	1/1	0.73	0.45	109,109,109,109	0
56	MG	DA	3098	1/1	0.73	0.24	99,99,99,99	0
56	MG	BA	3027	1/1	0.73	1.53	108,108,108,108	0
56	MG	DA	3007	1/1	0.73	0.23	103,103,103,103	0
56	MG	CA	1610	1/1	0.74	0.26	102,102,102,102	0
56	MG	DA	3155	1/1	0.74	0.22	115,115,115,115	0
56	MG	BA	3108	1/1	0.74	0.31	99,99,99,99	0
56	MG	BA	3121	1/1	0.74	0.34	110,110,110,110	0
56	MG	BA	3050	1/1	0.74	0.38	101,101,101,101	0
56	MG	BA	3061	1/1	0.74	0.29	85,85,85,85	0
56	MG	BA	3115	1/1	0.74	0.30	105,105,105,105	0
56	MG	DA	3108	1/1	0.74	0.29	100,100,100,100	0
56	MG	DA	3004	1/1	0.74	0.38	99,99,99,99	0
56	MG	AA	1619	1/1	0.74	0.22	95,95,95,95	0

Continued on next page...

Continued from previous page...

Mol	Type	Chain	Res	Atoms	RSCC	RSR	B-factors(\AA^2)	Q<0.9
56	MG	AA	1644	1/1	0.74	0.41	106,106,106,106	0
56	MG	CA	1612	1/1	0.75	0.40	116,116,116,116	0
56	MG	DA	3034	1/1	0.75	0.17	84,84,84,84	0
56	MG	DA	3194	1/1	0.75	0.56	90,90,90,90	0
56	MG	BA	3034	1/1	0.76	0.16	88,88,88,88	0
56	MG	DA	3092	1/1	0.76	0.33	95,95,95,95	0
56	MG	AA	1609	1/1	0.76	0.34	111,111,111,111	0
56	MG	CA	1621	1/1	0.76	0.18	111,111,111,111	0
56	MG	BA	3053	1/1	0.76	0.65	98,98,98,98	0
56	MG	AA	1625	1/1	0.76	0.79	117,117,117,117	0
56	MG	BA	3102	1/1	0.76	0.54	119,119,119,119	0
56	MG	DA	3138	1/1	0.76	0.73	81,81,81,81	0
56	MG	BA	3017	1/1	0.76	0.14	107,107,107,107	0
56	MG	BA	3117	1/1	0.76	0.15	89,89,89,89	0
56	MG	DA	3071	1/1	0.76	0.42	97,97,97,97	0
56	MG	DA	3119	1/1	0.76	0.23	82,82,82,82	0
56	MG	CA	1636	1/1	0.77	1.24	134,134,134,134	0
56	MG	BA	3138	1/1	0.77	0.71	88,88,88,88	0
56	MG	DA	3030	1/1	0.77	0.20	76,76,76,76	0
56	MG	BA	3091	1/1	0.77	0.36	115,115,115,115	0
56	MG	DA	3164	1/1	0.77	0.67	94,94,94,94	0
56	MG	DA	3110	1/1	0.77	0.26	93,93,93,93	0
56	MG	DA	3024	1/1	0.77	0.24	73,73,73,73	0
56	MG	DA	3116	1/1	0.77	0.20	107,107,107,107	0
56	MG	DA	3050	1/1	0.78	0.23	86,86,86,86	0
56	MG	DA	3107	1/1	0.78	0.44	98,98,98,98	0
56	MG	BA	3082	1/1	0.78	0.43	126,126,126,126	0
56	MG	DA	3128	1/1	0.78	0.20	92,92,92,92	0
56	MG	CA	1618	1/1	0.78	0.39	83,83,83,83	0
56	MG	CA	1635	1/1	0.78	0.20	113,113,113,113	0
56	MG	DA	3148	1/1	0.78	0.38	60,60,60,60	0
56	MG	DA	3180	1/1	0.78	0.41	93,93,93,93	0
56	MG	DA	3082	1/1	0.78	0.26	92,92,92,92	0
56	MG	BA	3056	1/1	0.79	0.18	99,99,99,99	0
56	MG	DA	3173	1/1	0.79	0.47	90,90,90,90	0
56	MG	BA	3079	1/1	0.79	0.60	103,103,103,103	0
56	MG	DA	3121	1/1	0.79	0.27	86,86,86,86	0
56	MG	AA	1639	1/1	0.79	0.94	113,113,113,113	0
56	MG	DA	3096	1/1	0.79	0.25	75,75,75,75	0
56	MG	AA	1606	1/1	0.79	0.34	111,111,111,111	0
56	MG	AA	1645	1/1	0.79	0.34	93,93,93,93	0
56	MG	BA	3024	1/1	0.80	0.60	114,114,114,114	0

Continued on next page...

Continued from previous page...

Mol	Type	Chain	Res	Atoms	RSCC	RSR	B-factors(\AA^2)	Q<0.9
56	MG	AA	1605	1/1	0.80	0.36	121,121,121,121	0
56	MG	DA	3039	1/1	0.80	0.33	117,117,117,117	0
56	MG	BA	3145	1/1	0.80	0.42	99,99,99,99	0
56	MG	DA	3021	1/1	0.80	0.37	108,108,108,108	0
56	MG	DA	3191	1/1	0.80	0.14	80,80,80,80	0
56	MG	AA	1602	1/1	0.80	0.51	106,106,106,106	0
56	MG	DA	3165	1/1	0.80	0.67	78,78,78,78	0
56	MG	DA	3109	1/1	0.80	0.24	102,102,102,102	0
56	MG	BA	3023	1/1	0.80	0.37	108,108,108,108	0
56	MG	CA	1622	1/1	0.80	0.29	108,108,108,108	0
56	MG	BA	3133	1/1	0.80	0.36	106,106,106,106	0
56	MG	DA	3056	1/1	0.80	0.16	86,86,86,86	0
56	MG	BA	3134	1/1	0.80	0.26	109,109,109,109	0
57	NMY	AA	1657	42/42	0.80	0.28	81,84,88,90	42
57	NMY	BA	3167	42/42	0.80	0.31	117,120,124,125	42
56	MG	BA	3112	1/1	0.80	0.36	101,101,101,101	0
56	MG	AA	1630	1/1	0.81	0.31	105,105,105,105	0
56	MG	DA	3042	1/1	0.81	0.71	105,105,105,105	0
56	MG	BA	3020	1/1	0.81	0.28	95,95,95,95	0
56	MG	DA	3162	1/1	0.81	0.34	95,95,95,95	0
56	MG	CA	1643	1/1	0.81	0.41	103,103,103,103	0
56	MG	BA	3151	1/1	0.81	0.66	92,92,92,92	0
56	MG	AA	1638	1/1	0.81	0.75	104,104,104,104	0
56	MG	DA	3111	1/1	0.81	0.44	102,102,102,102	0
56	MG	AA	1612	1/1	0.81	0.13	107,107,107,107	0
56	MG	BA	3109	1/1	0.81	0.38	106,106,106,106	0
56	MG	CA	1663	1/1	0.81	0.43	82,82,82,82	0
56	MG	AA	1618	1/1	0.81	0.27	96,96,96,96	0
56	MG	DA	3122	1/1	0.81	0.28	97,97,97,97	0
57	NMY	BA	3163	42/42	0.81	0.29	89,98,100,101	42
56	MG	CA	1667	1/1	0.81	0.65	111,111,111,111	0
56	MG	BA	3011	1/1	0.81	0.43	81,81,81,81	0
56	MG	BA	3060	1/1	0.82	0.41	106,106,106,106	0
56	MG	DA	3085	1/1	0.82	0.48	108,108,108,108	0
56	MG	DA	3086	1/1	0.82	0.11	97,97,97,97	0
56	MG	DA	3051	1/1	0.82	0.27	86,86,86,86	0
56	MG	DA	3077	1/1	0.82	0.41	98,98,98,98	0
56	MG	DA	3177	1/1	0.82	0.51	96,96,96,96	0
56	MG	DL	201	1/1	0.82	0.81	110,110,110,110	0
56	MG	DA	3090	1/1	0.82	0.23	107,107,107,107	0
56	MG	AA	1642	1/1	0.82	0.23	94,94,94,94	0
56	MG	AA	1636	1/1	0.82	0.37	103,103,103,103	0

Continued on next page...

Continued from previous page...

Mol	Type	Chain	Res	Atoms	RSCC	RSR	B-factors(Å ²)	Q<0.9
57	NMY	BA	3165	42/42	0.82	0.30	79,84,87,90	42
56	MG	CA	1648	1/1	0.82	0.41	103,103,103,103	0
56	MG	BA	3086	1/1	0.82	0.12	109,109,109,109	0
56	MG	DA	3118	1/1	0.83	0.28	88,88,88,88	0
56	MG	BA	3062	1/1	0.83	0.47	91,91,91,91	0
56	MG	DA	3053	1/1	0.83	0.19	93,93,93,93	0
56	MG	BA	3106	1/1	0.83	0.36	100,100,100,100	0
56	MG	BA	3048	1/1	0.83	0.09	93,93,93,93	0
56	MG	BA	3139	1/1	0.83	0.77	83,83,83,83	0
56	MG	DA	3036	1/1	0.83	0.30	90,90,90,90	0
56	MG	AA	1615	1/1	0.83	0.14	112,112,112,112	0
56	MG	BA	3073	1/1	0.83	0.15	101,101,101,101	0
56	MG	DA	3105	1/1	0.83	0.40	90,90,90,90	0
56	MG	BB	202	1/1	0.83	0.69	123,123,123,123	0
56	MG	DA	3043	1/1	0.83	0.14	90,90,90,90	0
56	MG	DA	3044	1/1	0.83	0.36	105,105,105,105	0
56	MG	CA	1619	1/1	0.83	0.13	93,93,93,93	0
56	MG	CA	1658	1/1	0.83	0.64	115,115,115,115	0
57	NMY	BA	3164	42/42	0.83	0.33	90,100,104,105	42
56	MG	DA	3112	1/1	0.83	0.26	108,108,108,108	0
56	MG	AA	1652	1/1	0.83	0.37	101,101,101,101	0
56	MG	BA	3077	1/1	0.83	0.52	121,121,121,121	0
56	MG	DA	3153	1/1	0.84	0.21	95,95,95,95	0
56	MG	DE	301	1/1	0.84	0.12	100,100,100,100	0
56	MG	BA	3016	1/1	0.84	0.17	83,83,83,83	0
56	MG	CA	1625	1/1	0.84	0.20	107,107,107,107	0
57	NMY	AA	1656	42/42	0.84	0.30	94,99,103,104	42
56	MG	DA	3104	1/1	0.84	0.20	81,81,81,81	0
56	MG	BA	3132	1/1	0.84	0.18	96,96,96,96	0
56	MG	BA	3067	1/1	0.84	0.11	89,89,89,89	0
56	MG	BA	3044	1/1	0.84	0.32	114,114,114,114	0
56	MG	CA	1669	1/1	0.84	0.35	107,107,107,107	0
56	MG	DA	3029	1/1	0.84	0.24	84,84,84,84	0
56	MG	DA	3049	1/1	0.85	0.31	97,97,97,97	0
56	MG	DA	3028	1/1	0.85	0.31	85,85,85,85	0
56	MG	DA	3070	1/1	0.85	0.23	56,56,56,56	0
56	MG	BA	3049	1/1	0.85	0.28	88,88,88,88	0
56	MG	CA	1650	1/1	0.85	0.50	102,102,102,102	0
56	MG	DA	3032	1/1	0.85	0.52	97,97,97,97	0
56	MG	BA	3103	1/1	0.85	0.94	105,105,105,105	0
56	MG	BA	3144	1/1	0.85	0.40	87,87,87,87	0
56	MG	AA	1643	1/1	0.85	0.18	110,110,110,110	0

Continued on next page...

Continued from previous page...

Mol	Type	Chain	Res	Atoms	RSCC	RSR	B-factors(\AA^2)	Q<0.9
56	MG	DA	3101	1/1	0.85	0.36	86,86,86,86	0
56	MG	BA	3051	1/1	0.85	0.38	106,106,106,106	0
56	MG	DA	3103	1/1	0.85	0.35	81,81,81,81	0
56	MG	CA	1642	1/1	0.85	0.29	106,106,106,106	0
56	MG	DA	3132	1/1	0.85	0.15	96,96,96,96	0
56	MG	BA	3147	1/1	0.85	0.52	95,95,95,95	0
56	MG	BA	3089	1/1	0.85	0.19	109,109,109,109	0
57	NMY	BA	3162	42/42	0.85	0.26	65,79,86,93	42
56	MG	CA	1646	1/1	0.85	0.32	95,95,95,95	0
56	MG	AA	1624	1/1	0.85	0.40	110,110,110,110	0
56	MG	AA	1621	1/1	0.85	0.40	116,116,116,116	0
56	MG	DA	3067	1/1	0.85	0.38	120,120,120,120	0
56	MG	DA	3145	1/1	0.85	0.41	91,91,91,91	0
56	MG	DA	3031	1/1	0.86	0.28	108,108,108,108	0
56	MG	BA	3064	1/1	0.86	0.18	96,96,96,96	0
56	MG	BA	3111	1/1	0.86	0.25	98,98,98,98	0
56	MG	BA	3169	1/1	0.86	0.29	101,101,101,101	0
56	MG	CA	1664	1/1	0.86	0.30	112,112,112,112	0
56	MG	DA	3154	1/1	0.86	0.67	86,86,86,86	0
56	MG	DA	3117	1/1	0.86	0.18	93,93,93,93	0
56	MG	BA	3031	1/1	0.86	0.24	87,87,87,87	0
56	MG	DA	3157	1/1	0.86	0.38	96,96,96,96	0
57	NMY	BA	3161	42/42	0.86	0.25	61,70,77,82	42
56	MG	DA	3014	1/1	0.86	0.23	90,90,90,90	0
56	MG	DA	3078	1/1	0.86	0.19	84,84,84,84	0
56	MG	DA	3015	1/1	0.86	0.76	124,124,124,124	0
56	MG	CA	1666	1/1	0.86	0.24	112,112,112,112	0
57	NMY	BA	3166	42/42	0.86	0.25	68,77,83,90	42
56	MG	BA	3127	1/1	0.86	0.42	95,95,95,95	0
56	MG	DA	3146	1/1	0.86	0.37	76,76,76,76	0
56	MG	DA	3017	1/1	0.87	0.25	76,76,76,76	0
56	MG	DA	3135	1/1	0.87	0.21	71,71,71,71	0
56	MG	DA	3009	1/1	0.87	0.36	102,102,102,102	0
56	MG	DA	3002	1/1	0.87	0.08	86,86,86,86	0
56	MG	DA	3113	1/1	0.87	0.48	106,106,106,106	0
56	MG	BA	3074	1/1	0.87	0.36	115,115,115,115	0
56	MG	DA	3016	1/1	0.87	0.21	103,103,103,103	0
56	MG	DA	3048	1/1	0.88	0.35	96,96,96,96	0
56	MG	BA	3076	1/1	0.88	0.37	120,120,120,120	0
56	MG	DA	3163	1/1	0.88	0.26	99,99,99,99	0
56	MG	DA	3037	1/1	0.88	0.25	72,72,72,72	0
56	MG	BA	3014	1/1	0.88	0.63	106,106,106,106	0

Continued on next page...

Continued from previous page...

Mol	Type	Chain	Res	Atoms	RSCC	RSR	B-factors(Å ²)	Q<0.9
56	MG	BA	3097	1/1	0.88	1.23	111,111,111,111	0
56	MG	BA	3170	1/1	0.88	0.39	88,88,88,88	0
56	MG	BA	3043	1/1	0.88	0.19	108,108,108,108	0
56	MG	BA	3136	1/1	0.88	0.49	94,94,94,94	0
56	MG	CA	1614	1/1	0.88	0.21	120,120,120,120	0
56	MG	BA	3093	1/1	0.88	0.51	109,109,109,109	0
56	MG	DA	3047	1/1	0.88	0.20	76,76,76,76	0
57	NMY	DA	3184	42/42	0.88	0.25	57,71,80,89	42
56	MG	DA	3159	1/1	0.88	0.53	90,90,90,90	0
56	MG	BA	3036	1/1	0.89	0.14	95,95,95,95	0
56	MG	BA	3063	1/1	0.89	0.64	106,106,106,106	0
56	MG	DA	3001	1/1	0.89	0.12	91,91,91,91	0
56	MG	DA	3136	1/1	0.89	0.55	74,74,74,74	0
56	MG	DA	3106	1/1	0.89	0.52	100,100,100,100	0
57	NMY	AA	1655	42/42	0.89	0.21	61,73,90,121	0
56	MG	DA	3120	1/1	0.89	0.22	98,98,98,98	0
56	MG	AA	1620	1/1	0.89	0.25	118,118,118,118	0
56	MG	DA	3160	1/1	0.89	0.77	92,92,92,92	0
56	MG	BA	3135	1/1	0.89	0.72	74,74,74,74	0
56	MG	BB	203	1/1	0.89	0.13	107,107,107,107	0
56	MG	BA	3119	1/1	0.89	0.20	106,106,106,106	0
56	MG	BA	3065	1/1	0.89	0.31	101,101,101,101	0
56	MG	BA	3029	1/1	0.89	0.23	99,99,99,99	0
56	MG	DA	3149	1/1	0.89	0.33	107,107,107,107	0
56	MG	BA	3141	1/1	0.89	0.13	114,114,114,114	0
56	MG	BA	3010	1/1	0.89	0.12	85,85,85,85	0
56	MG	CA	1641	1/1	0.90	0.22	85,85,85,85	0
56	MG	BA	3008	1/1	0.90	0.30	107,107,107,107	0
56	MG	AA	1637	1/1	0.90	0.23	103,103,103,103	0
56	MG	DA	3005	1/1	0.90	0.16	88,88,88,88	0
56	MG	DA	3054	1/1	0.90	0.25	93,93,93,93	0
56	MG	AA	1635	1/1	0.90	0.25	105,105,105,105	0
56	MG	DA	3183	1/1	0.90	0.53	87,87,87,87	0
56	MG	BA	3137	1/1	0.90	0.39	82,82,82,82	0
56	MG	DA	3075	1/1	0.90	0.42	106,106,106,106	0
57	NMY	DA	3187	42/42	0.90	0.32	106,109,112,114	42
56	MG	BA	3128	1/1	0.90	0.12	94,94,94,94	0
56	MG	BA	3130	1/1	0.91	0.59	103,103,103,103	0
56	MG	DA	3019	1/1	0.91	0.29	78,78,78,78	0
56	MG	DA	3013	1/1	0.91	0.47	107,107,107,107	0
56	MG	BA	3046	1/1	0.91	0.18	109,109,109,109	0
56	MG	DA	3147	1/1	0.91	0.82	107,107,107,107	0

Continued on next page...

Continued from previous page...

Mol	Type	Chain	Res	Atoms	RSCC	RSR	B-factors(\AA^2)	Q<0.9
56	MG	CA	1630	1/1	0.91	0.24	118,118,118,118	0
56	MG	BA	3033	1/1	0.91	0.51	98,98,98,98	0
56	MG	DA	3041	1/1	0.91	0.11	81,81,81,81	0
56	MG	CA	1640	1/1	0.91	0.99	114,114,114,114	0
56	MG	DA	3033	1/1	0.91	0.15	91,91,91,91	0
57	NMY	DA	3185	42/42	0.91	0.22	46,58,63,67	42
57	NMY	DA	3186	42/42	0.91	0.27	53,58,64,71	42
56	MG	DA	3124	1/1	0.91	0.26	78,78,78,78	0
57	NMY	DA	3189	42/42	0.91	0.23	55,63,70,72	42
56	MG	DA	3114	1/1	0.91	0.18	77,77,77,77	0
56	MG	DA	3091	1/1	0.92	0.23	104,104,104,104	0
56	MG	CA	1671	1/1	0.92	0.28	96,96,96,96	0
56	MG	DA	3093	1/1	0.92	0.62	105,105,105,105	0
56	MG	DA	3027	1/1	0.92	0.17	79,79,79,79	0
56	MG	BA	3035	1/1	0.92	0.19	94,94,94,94	0
56	MG	BA	3150	1/1	0.92	0.62	95,95,95,95	0
57	NMY	CA	1672	42/42	0.92	0.24	54,65,74,77	42
56	MG	BA	3045	1/1	0.92	0.16	118,118,118,118	0
56	MG	AA	1608	1/1	0.92	0.38	114,114,114,114	0
56	MG	BA	3094	1/1	0.92	0.23	92,92,92,92	0
56	MG	BA	3084	1/1	0.92	0.19	95,95,95,95	0
56	MG	CA	1644	1/1	0.92	1.24	118,118,118,118	0
56	MG	BA	3038	1/1	0.92	0.21	104,104,104,104	0
56	MG	DA	3133	1/1	0.93	0.22	100,100,100,100	0
56	MG	BA	3080	1/1	0.93	0.15	73,73,73,73	0
56	MG	DA	3158	1/1	0.93	0.29	91,91,91,91	0
56	MG	BA	3140	1/1	0.93	0.22	101,101,101,101	0
56	MG	DA	3181	1/1	0.93	0.39	77,77,77,77	0
56	MG	BA	3101	1/1	0.93	0.54	102,102,102,102	0
56	MG	BA	3104	1/1	0.93	0.59	106,106,106,106	0
56	MG	AA	1611	1/1	0.94	0.07	104,104,104,104	0
56	MG	DA	3125	1/1	0.94	0.19	113,113,113,113	0
56	MG	BA	3113	1/1	0.94	0.41	121,121,121,121	0
56	MG	DA	3080	1/1	0.94	0.31	100,100,100,100	0
56	MG	CA	1604	1/1	0.94	0.10	86,86,86,86	0
57	NMY	DA	3188	42/42	0.94	0.21	45,60,66,70	42
56	MG	DA	3168	1/1	0.94	0.20	89,89,89,89	0
56	MG	DA	3175	1/1	0.94	0.71	75,75,75,75	0
58	ZN	D4	101	1/1	0.94	0.44	162,162,162,162	0
56	MG	DA	3038	1/1	0.95	0.25	81,81,81,81	0
56	MG	BA	3037	1/1	0.95	0.75	97,97,97,97	0
56	MG	DA	3143	1/1	0.95	1.31	79,79,79,79	0

Continued on next page...

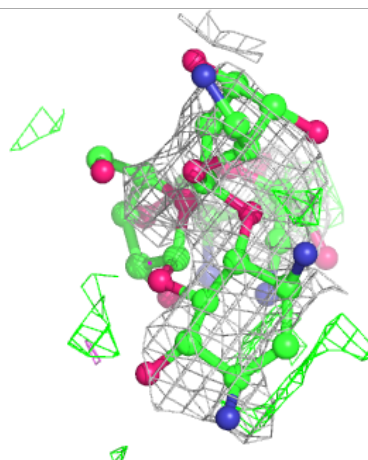
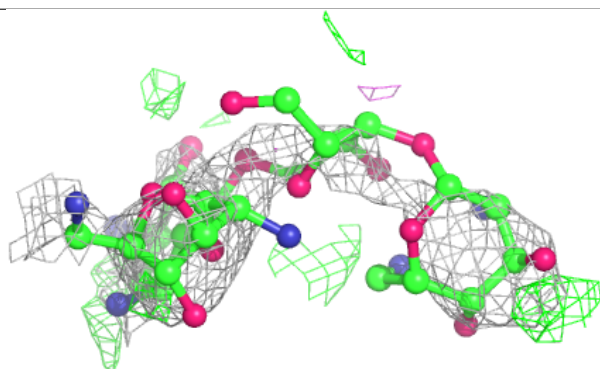
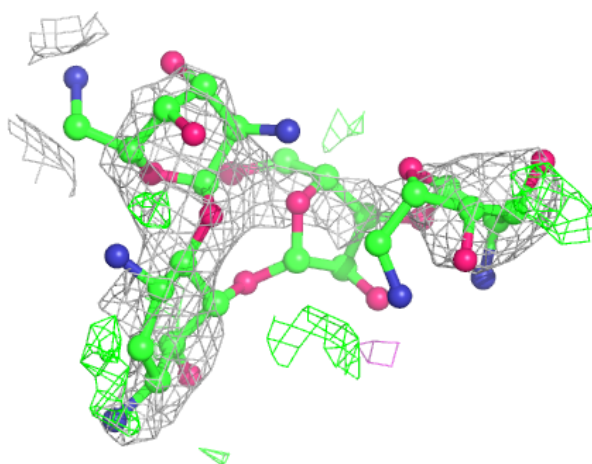
Continued from previous page...

Mol	Type	Chain	Res	Atoms	RSCC	RSR	B-factors(\AA^2)	Q<0.9
56	MG	DA	3144	1/1	0.95	0.19	108,108,108,108	0
56	MG	AA	1634	1/1	0.95	0.51	120,120,120,120	0
56	MG	BA	3042	1/1	0.95	0.10	97,97,97,97	0
56	MG	DA	3126	1/1	0.95	0.14	60,60,60,60	0
58	ZN	B4	101	1/1	0.95	0.19	186,186,186,186	0
56	MG	DA	3058	1/1	0.95	0.43	96,96,96,96	0
56	MG	DA	3089	1/1	0.96	0.12	97,97,97,97	0
56	MG	DA	3099	1/1	0.96	0.17	90,90,90,90	0
56	MG	BA	3039	1/1	0.96	0.15	96,96,96,96	0
56	MG	DA	3141	1/1	0.96	0.73	73,73,73,73	0
56	MG	BA	3028	1/1	0.96	0.28	89,89,89,89	0
56	MG	DA	3178	1/1	0.96	0.23	88,88,88,88	0
56	MG	CA	1662	1/1	0.97	0.12	114,114,114,114	0
56	MG	DA	3063	1/1	0.97	0.10	69,69,69,69	0
56	MG	BA	3002	1/1	0.97	0.16	89,89,89,89	0

The following is a graphical depiction of the model fit to experimental electron density of all instances of the Ligand of Interest. In addition, ligands with molecular weight > 250 and outliers as shown on the geometry validation Tables will also be included. Each fit is shown from different orientation to approximate a three-dimensional view.

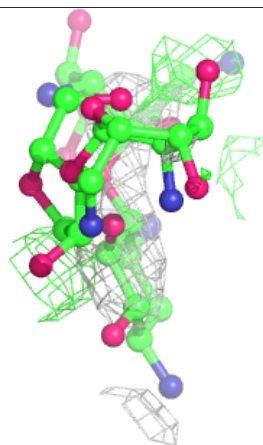
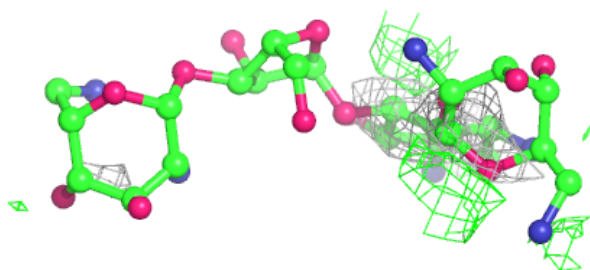
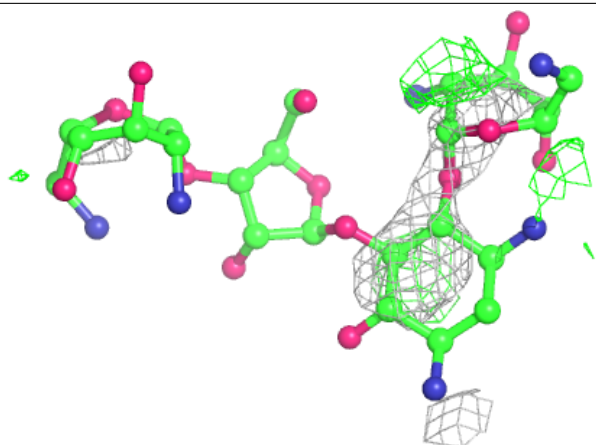
Electron density around NMY DA 3190:

$2mF_o-DF_c$ (at 0.7 rmsd) in gray
 mF_o-DF_c (at 3 rmsd) in purple (negative)
and green (positive)



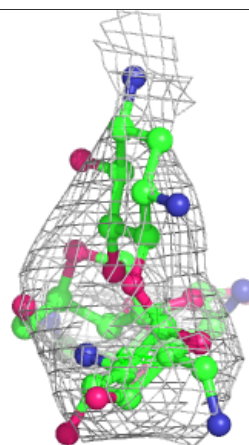
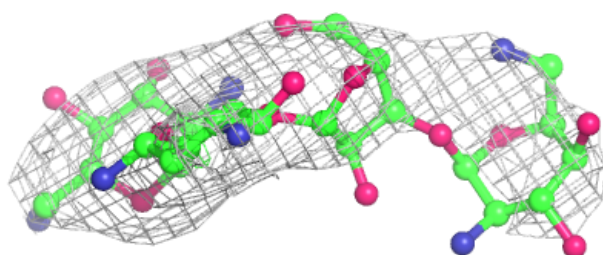
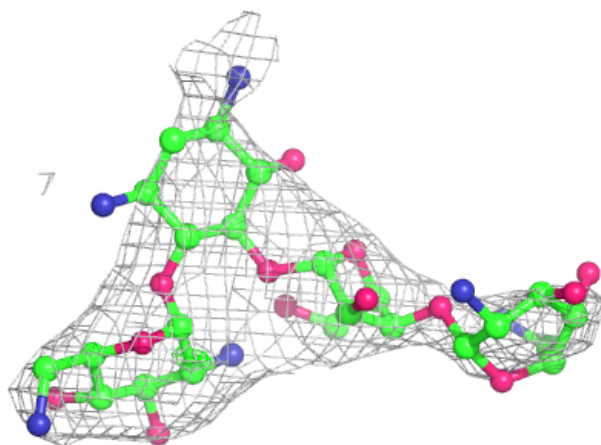
Electron density around NMY AA 1657:

$2mF_o - DF_c$ (at 0.7 rmsd) in gray
 $mF_o - DF_c$ (at 3 rmsd) in purple (negative)
and green (positive)



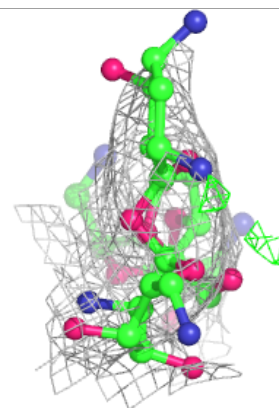
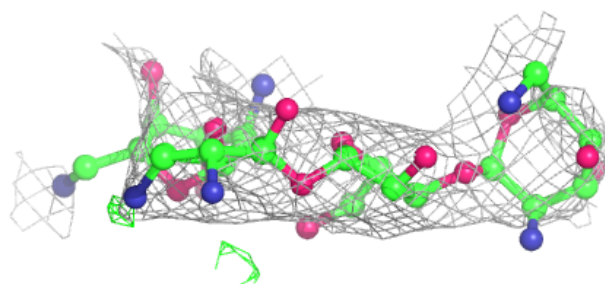
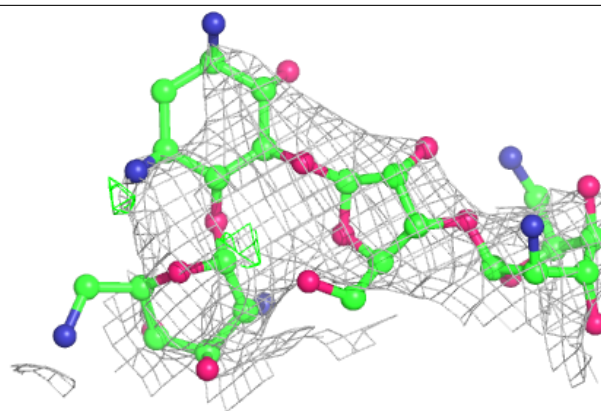
Electron density around NMY BA 3167:

$2mF_o-DF_c$ (at 0.7 rmsd) in gray
 mF_o-DF_c (at 3 rmsd) in purple (negative)
and green (positive)

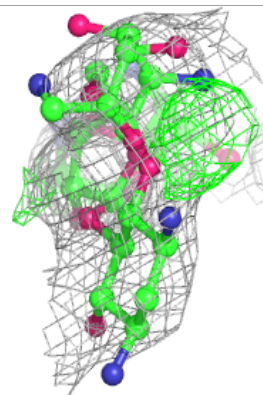
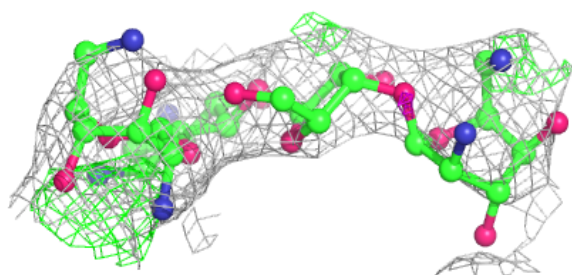
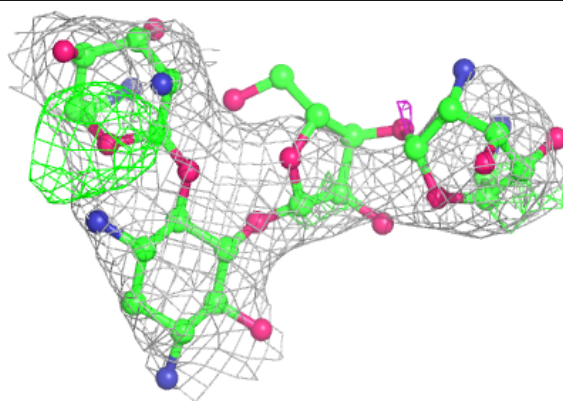


Electron density around NMY BA 3163:

$2mF_o - DF_c$ (at 0.7 rmsd) in gray
 $mF_o - DF_c$ (at 3 rmsd) in purple (negative)
and green (positive)

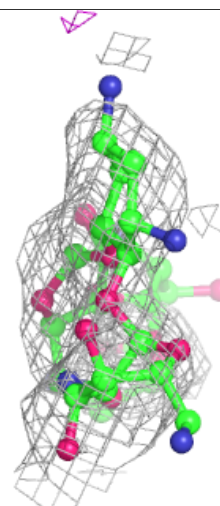
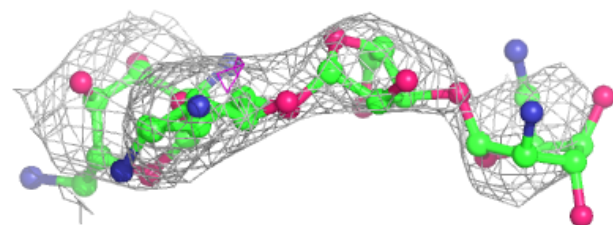
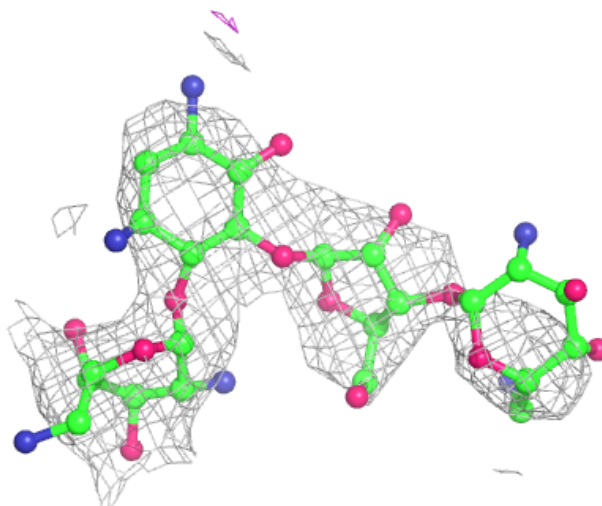
**Electron density around NMY BA 3165:**

$2mF_o - DF_c$ (at 0.7 rmsd) in gray
 $mF_o - DF_c$ (at 3 rmsd) in purple (negative)
and green (positive)



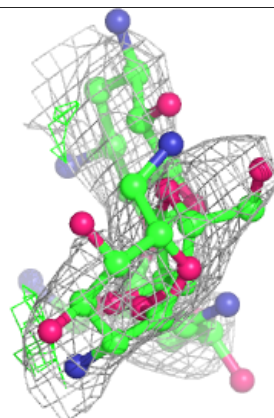
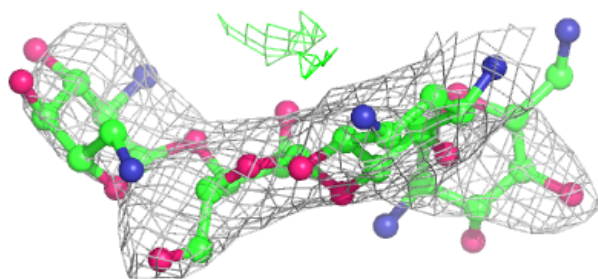
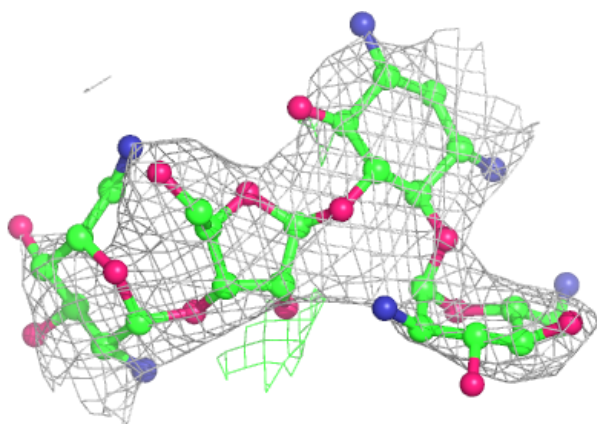
Electron density around NMY BA 3164:

$2mF_o-DF_c$ (at 0.7 rmsd) in gray
 mF_o-DF_c (at 3 rmsd) in purple (negative)
and green (positive)



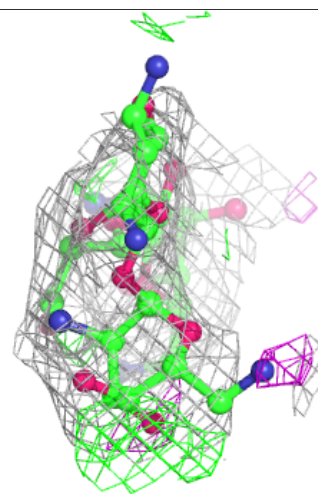
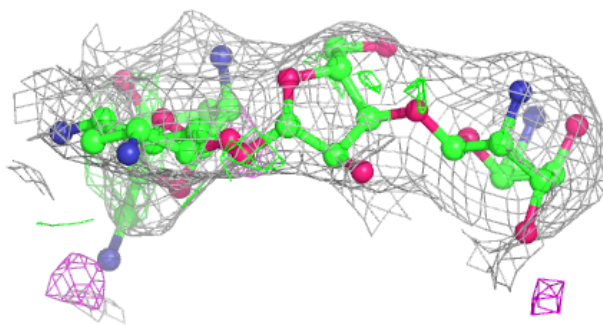
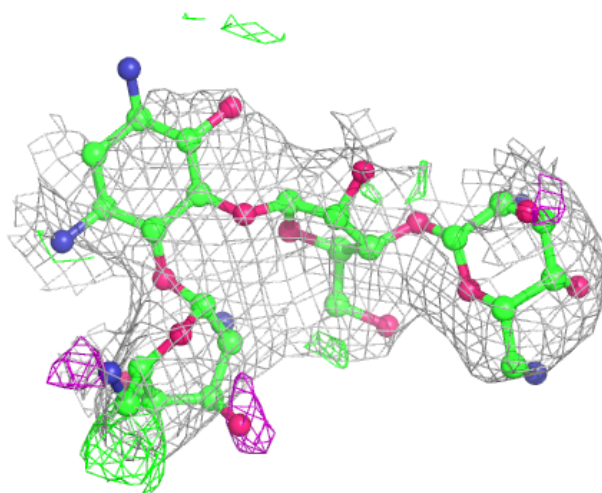
Electron density around NMY AA 1656:

$2mF_o - DF_c$ (at 0.7 rmsd) in gray
 $mF_o - DF_c$ (at 3 rmsd) in purple (negative)
and green (positive)



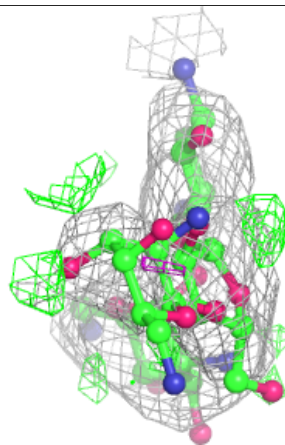
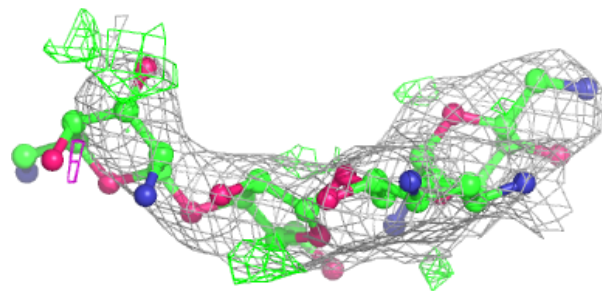
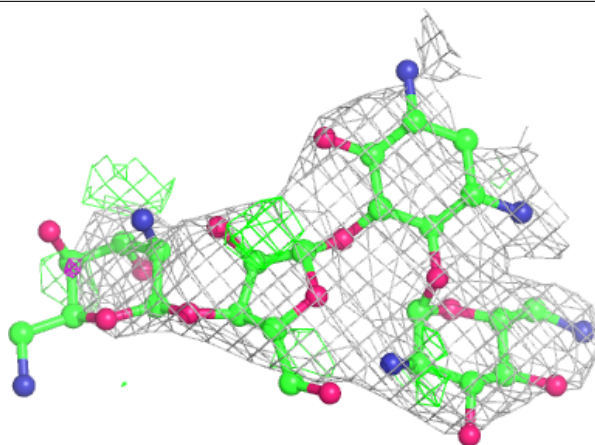
Electron density around NMY BA 3162:

$2mF_o-DF_c$ (at 0.7 rmsd) in gray
 mF_o-DF_c (at 3 rmsd) in purple (negative)
and green (positive)



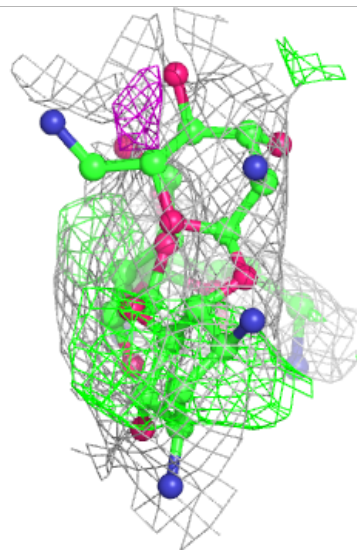
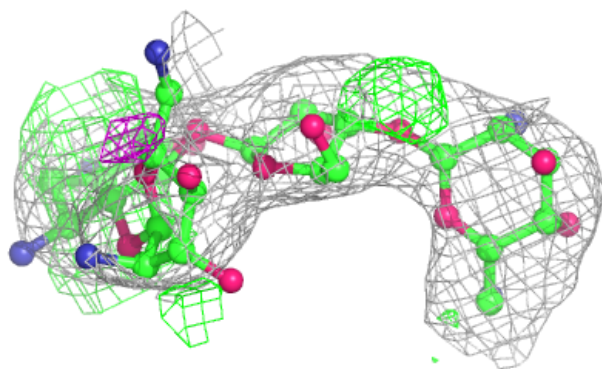
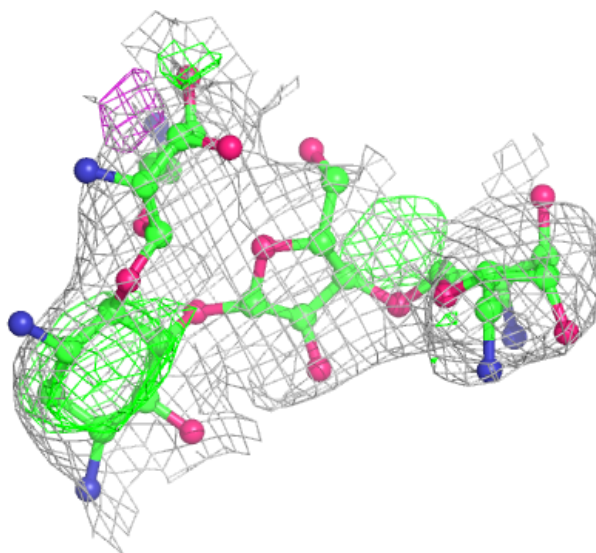
Electron density around NMY BA 3161:

$2mF_o-DF_c$ (at 0.7 rmsd) in gray
 mF_o-DF_c (at 3 rmsd) in purple (negative)
and green (positive)



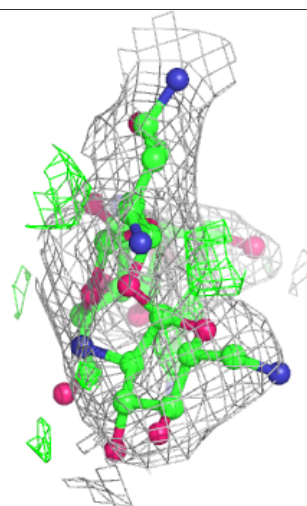
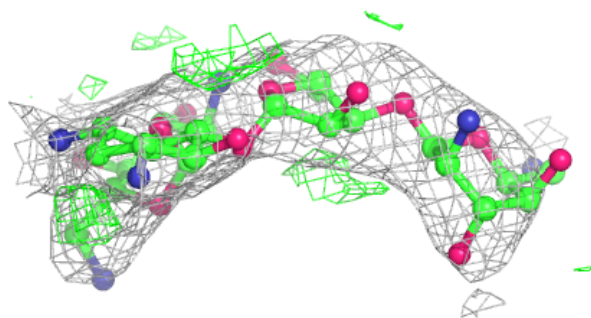
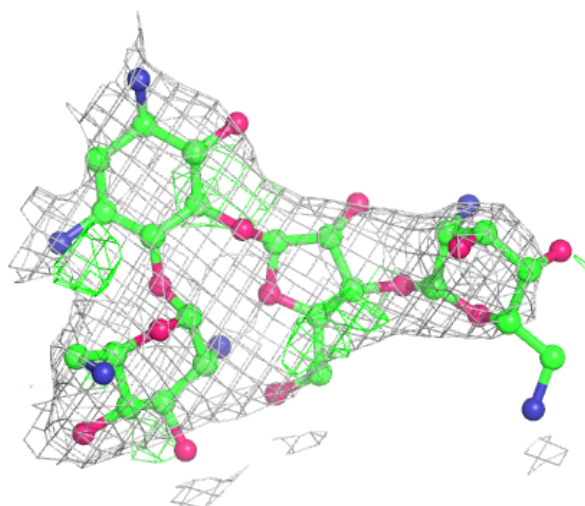
Electron density around NMY BA 3166:

$2mF_o-DF_c$ (at 0.7 rmsd) in gray
 mF_o-DF_c (at 3 rmsd) in purple (negative)
and green (positive)



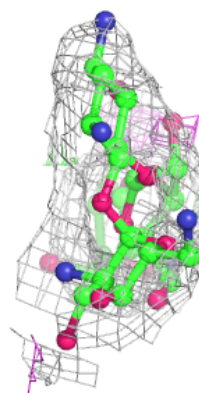
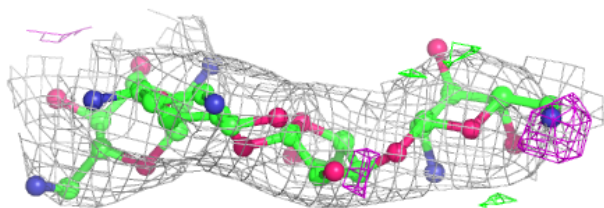
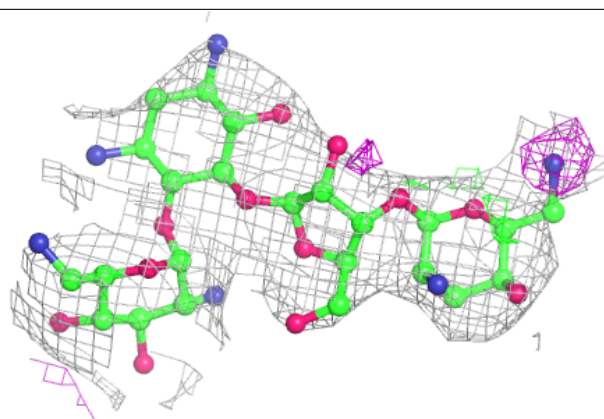
Electron density around NMY DA 3184:

$2mF_o-DF_c$ (at 0.7 rmsd) in gray
 mF_o-DF_c (at 3 rmsd) in purple (negative)
and green (positive)



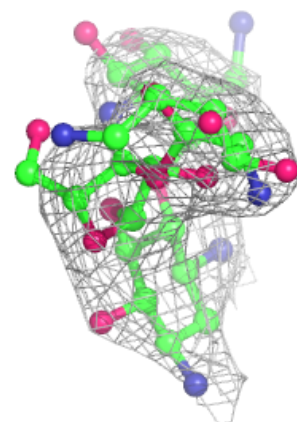
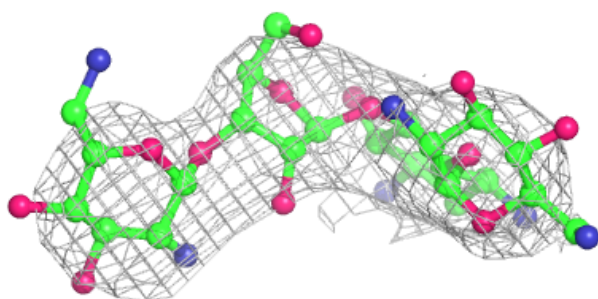
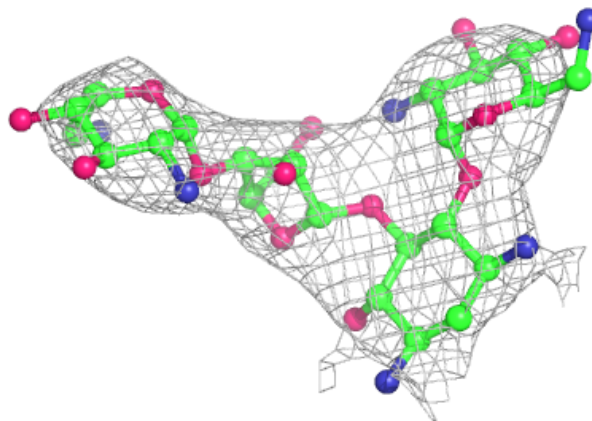
Electron density around NMY AA 1655:

$2mF_o - DF_c$ (at 0.7 rmsd) in gray
 $mF_o - DF_c$ (at 3 rmsd) in purple (negative)
and green (positive)



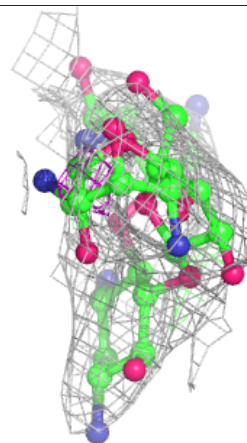
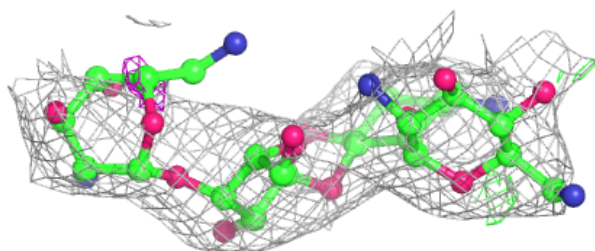
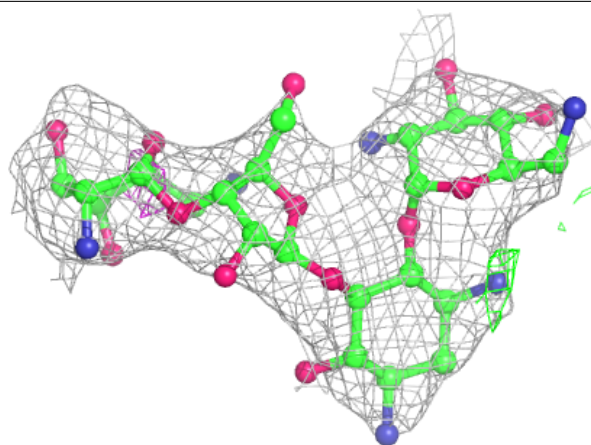
Electron density around NMY DA 3187:

$2mF_o-DF_c$ (at 0.7 rmsd) in gray
 mF_o-DF_c (at 3 rmsd) in purple (negative)
and green (positive)

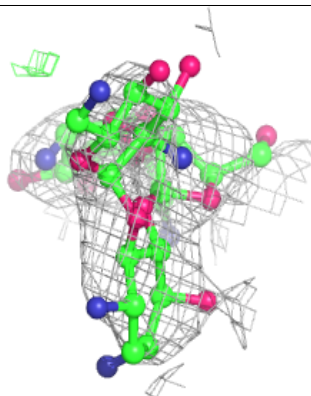
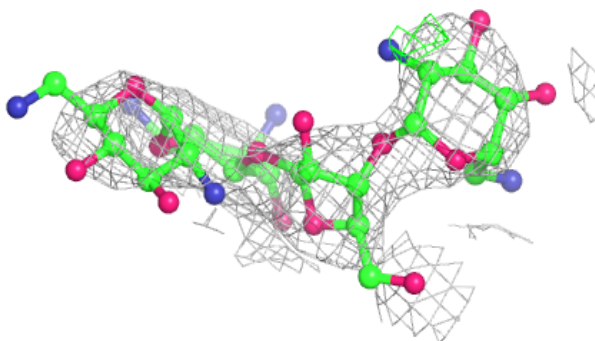
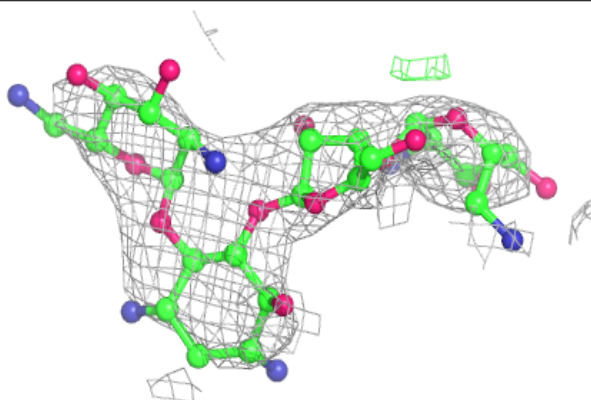


Electron density around NMY DA 3185:

$2mF_o-DF_c$ (at 0.7 rmsd) in gray
 mF_o-DF_c (at 3 rmsd) in purple (negative)
and green (positive)

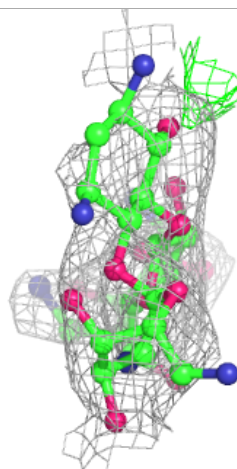
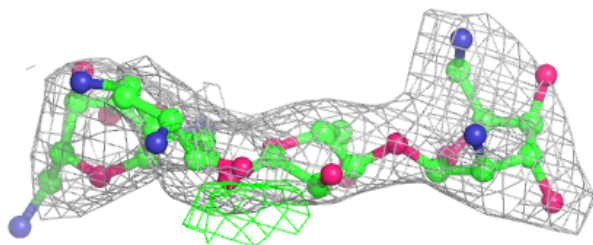
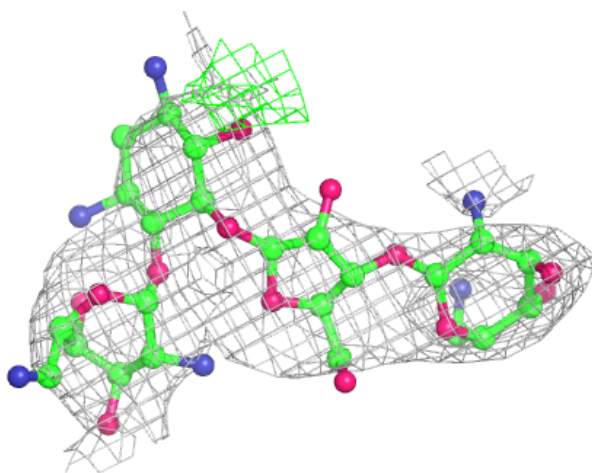
**Electron density around NMY DA 3186:**

$2mF_o-DF_c$ (at 0.7 rmsd) in gray
 mF_o-DF_c (at 3 rmsd) in purple (negative)
and green (positive)



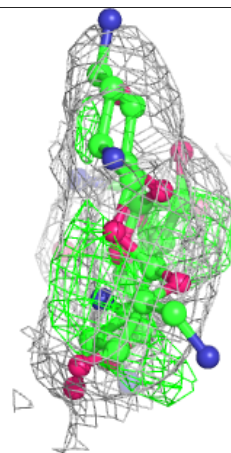
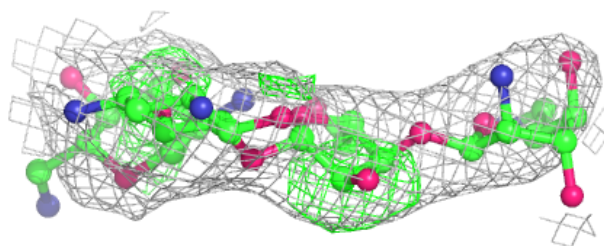
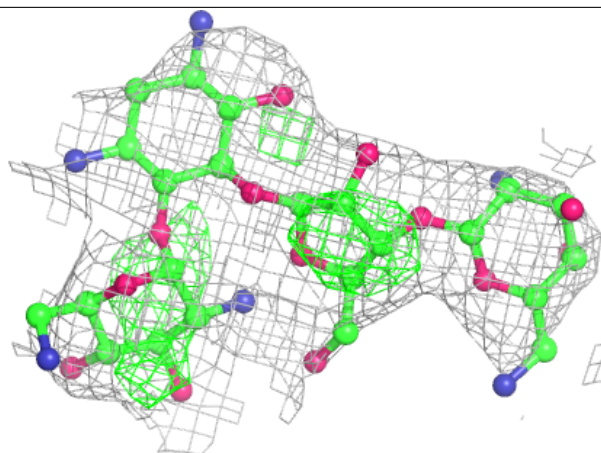
Electron density around NMY DA 3189:

$2mF_o-DF_c$ (at 0.7 rmsd) in gray
 mF_o-DF_c (at 3 rmsd) in purple (negative)
and green (positive)



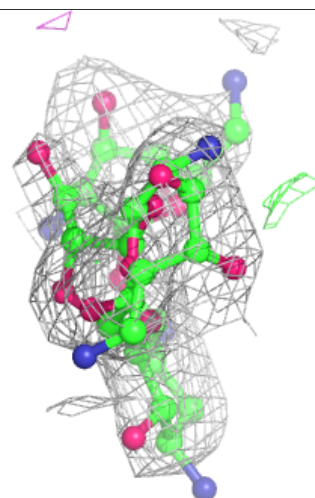
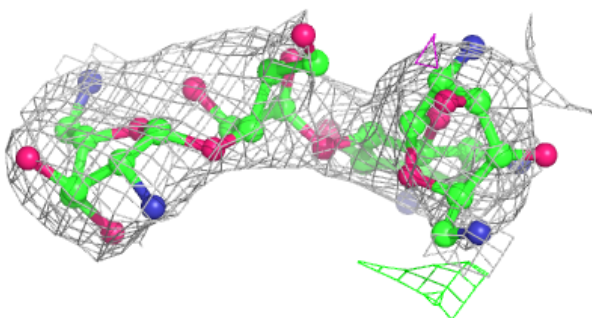
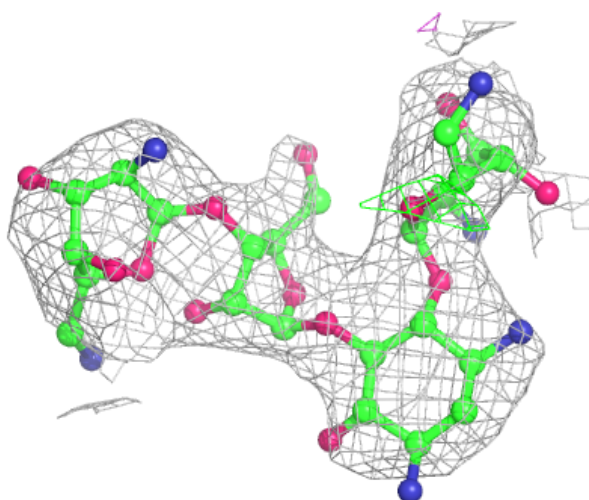
Electron density around NMY CA 1672:

$2mF_o - DF_c$ (at 0.7 rmsd) in gray
 $mF_o - DF_c$ (at 3 rmsd) in purple (negative)
and green (positive)



Electron density around NMY DA 3188:

$2mF_o-DF_c$ (at 0.7 rmsd) in gray
 mF_o-DF_c (at 3 rmsd) in purple (negative)
and green (positive)



6.5 Other polymers [i](#)

There are no such residues in this entry.