Full wwPDB X-ray Structure Validation Report (i)

Sep 14, 2023 – 05:58 AM EDT

PDB ID	:	4V6A
Title	:	Structure of EF-P bound to the 70S ribosome.
Authors	:	Stanley, R.E.; Blaha, G.
Deposited on	:	2009-06-15
Resolution	:	3.10 Å(reported)

This is a Full wwPDB X-ray Structure Validation Report for a publicly released PDB entry.

We welcome your comments at *validation@mail.wwpdb.org*
A user guide is available at
https://www.wwpdb.org/validation/2017/XrayValidationReportHelp
with specific help available everywhere you see the (i) symbol.

The types of validation reports are described at
http://www.wwpdb.org/validation/2017/FAQs#types.

The following versions of software and data (see references (1)) were used in the production of this report:

MolProbity	:	4.02b-467
Xtriage (Phenix)	:	1.13
EDS	:	2.35.1
Percentile statistics	:	20191225.v01 (using entries in the PDB archive December 25th 2019)
Refmac	:	5.8.0158
CCP4	:	7.0.044 (Gargrove)
Ideal geometry (proteins)	:	Engh & Huber (2001)
Ideal geometry (DNA, RNA)	:	Parkinson et al. (1996)
Validation Pipeline (wwPDB-VP)	:	2.35.1

1 Overall quality at a glance (i)

The following experimental techniques were used to determine the structure:
X-RAY DIFFRACTION

The reported resolution of this entry is 3.10 Å.

Percentile scores (ranging between 0-100) for global validation metrics of the entry are shown in the following graphic. The table shows the number of entries on which the scores are based.

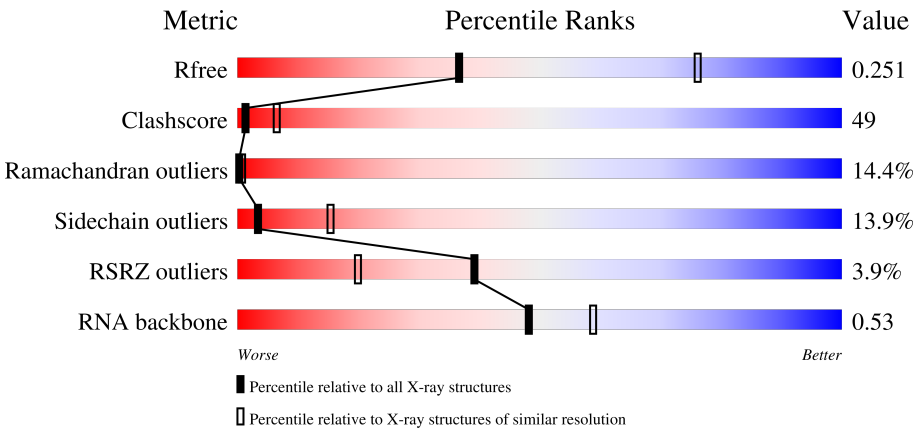

Metric	Whole archive (#Entries)	Similar resolution (#Entries, resolution range(Å))
R_{free}	130704	1094 (3.10-3.10)
Clashscore	141614	1184 (3.10-3.10)
Ramachandran outliers	138981	1141 (3.10-3.10)
Sidechain outliers	138945	1141 (3.10-3.10)
RSRZ outliers	127900	1067 (3.10-3.10)
RNA backbone	3102	1116 (3.40-2.80)

The table below summarises the geometric issues observed across the polymeric chains and their fit to the electron density. The red, orange, yellow and green segments of the lower bar indicate the fraction of residues that contain outliers for >=3, 2, 1 and 0 types of geometric quality criteria respectively. A grey segment represents the fraction of residues that are not modelled. The numeric value for each fraction is indicated below the corresponding segment, with a dot representing fractions <=5% The upper red bar (where present) indicates the fraction of residues that have poor fit to the electron density. The numeric value is given above the bar.

Mol	Chain	Length	Quality of chain
1	AA	1509	3% 17% 67% 14% ••
1	CA	1509	2% 21% 65% 13% •
2	AB	256	7% 12% 59% 19% • 8%
2	CB	256	9% 15% 56% 19% • 8%

Continued on next page...

Continued from previous page...

Mol	Chain	Length	Quality of chain
3	AC	239	5% 14% 56% 15% • 13%
3	CC	239	8% 16% 58% 12% 13%
4	AD	209	% 13% 64% 20% •
4	CD	209	2% 25% 56% 17% •
5	AE	162	6% 19% 60% 13% • 7%
5	CE	162	3% 23% 59% 9% • 7%
6	AF	101	% 24% 58% 16% •
6	CF	101	2% 21% 57% 21% •
7	AG	156	5% 18% 66% 14% ••
7	CG	156	8% 18% 60% 19% • •
8	AH	138	% 22% 63% 14%
8	CH	138	3% 20% 62% 17% •
9	AI	128	9% 15% 64% 19% • •
9	CI	128	22% 19% 62% 14% 5% •
10	AJ	105	14% 14% 60% 18% • 6%
10	CJ	105	43% 15% 62% 17% 6%
11	AK	129	8% 26% 59% 6% • 8%
11	CK	129	3% 29% 53% 11% 8%
12	AL	132	2% 24% 53% 16% • 5%
12	CL	132	5% 26% 55% 13% • 5%
13	AM	126	6% 15% 54% 22% • 5%
13	CM	126	6% 18% 50% 23% • 5%
14	AN	61	3% 15% 57% 25% • •
14	CN	61	2% 18% 61% 16% • •
15	AO	89	18% 70% 10% ••

Continued on next page...

Continued from previous page...

Mol	Chain	Length	Quality of chain
15	CO	89	%, 18%, 62%, 19%
16	AP	88	7%, 16%, 64%, 14%, 5%
16	CP	88	2%, 18%, 64%, 13%, 5%
17	AQ	105	2%, 24%, 55%, 15%, 5%
17	CQ	105	29%, 57%, 7%, 5%
18	AR	88	16%, 51%, 10%, 20%
18	CR	88	5%, 18%, 49%, 11%, 20%
19	AS	93	5%, 12%, 48%, 24%, 14%
19	CS	93	10%, 12%, 54%, 16%, 16%
20	AT	106	6%, 16%, 60%, 16%, 7%
20	CT	106	5%, 14%, 61%, 17%, 7%
21	AU	27	19%, 22%, 59%, 11%, 7%
21	CU	27	22%, 30%, 48%, 15%, 7%
22	AV	184	2%, 23%, 61%, 11%
22	CV	184	7%, 24%, 55%, 16%
23	AW	77	3%, 26%, 53%, 18%
23	CW	77	22%, 51%, 26%
24	AX	5	100%
24	CX	5	20%, 40%, 60%
25	BA	2915	2%, 26%, 52%, 15%, 5%
25	DA	2915	2%, 22%, 55%, 16%, 5%
26	BB	122	39%, 43%, 15%
26	DB	122	2%, 18%, 62%, 16%
27	BC	229	7%, 22%, 59%, 15%
27	DC	229	10%, 27%, 59%, 10%

Continued on next page...

Continued from previous page...

Mol	Chain	Length	Quality of chain
28	BD	276	%; 28%; 52%; 16%
28	DD	276	3%; 25%; 55%; 18%
29	BE	206	%; 20%; 57%; 20%
29	DE	206	5%; 17%; 54%; 24%
30	BF	210	5%; 22%; 58%; 15%
30	DF	210	2%; 20%; 58%; 18%
31	BG	182	2%; 16%; 59%; 23%
31	DG	182	7%; 13%; 65%; 19%
32	BH	180	2%; 24%; 48%; 19%; 7%
32	DH	180	15%; 19%; 48%; 19%; 11%
33	BI	148	%; 22%; 49%; 24%
33	DI	148	2%; 39%; 45%; 14%
34	BN	140	%; 28%; 50%; 17%
34	DN	140	2%; 29%; 51%; 16%
35	BO	122	25%; 62%; 12%
35	DO	122	2%; 37%; 55%; 7%
36	BP	150	3%; 15%; 45%; 33%; 5%
36	DP	150	11%; 16%; 45%; 31%; 5%
37	BQ	141	%; 29%; 55%; 14%
37	DQ	141	4%; 27%; 59%; 13%
38	BR	118	28%; 55%; 15%
38	DR	118	17%; 58%; 25%
39	BS	112	10%; 19%; 36%; 31%; 10%
39	DS	112	12%; 13%; 46%; 25%; 12%
40	BT	146	5%; 12%; 53%; 23%; 6%; 5%

Continued on next page...

Continued from previous page...

Mol	Chain	Length	Quality of chain
40	DT	146	4% 12% 51% 27% 5%
41	BU	118	3% 35% 51% 11%
41	DU	118	3% 19% 63% 16%
42	BV	101	% 26% 46% 23% 6%
42	DV	101	3% 13% 58% 25%
43	BW	113	% 34% 50% 14%
43	DW	113	% 20% 67% 12%
44	BX	96	33% 51% 12%
44	DX	96	4% 19% 64% 14%
45	BY	110	3% 13% 43% 29% 7% 8%
45	DY	110	7% 5% 53% 25% 9% 8%
46	BZ	206	% 22% 50% 12% 12%
46	DZ	206	7% 12% 55% 17% 14%
47	B0	85	2% 26% 58% 7% 9%
47	D0	85	7% 28% 55% 14%
48	B1	98	20% 54% 22%
48	D1	98	6% 28% 53% 15%
49	B2	72	31% 53% 12%
49	D2	72	3% 14% 62% 19%
50	B3	60	8% 37% 53% 8%
50	D3	60	13% 17% 68% 15%
51	B4	71	% 7% 23% 13% 56%
51	D4	71	3% 13% 20% 11% 56%
52	B5	60	22% 42% 27% 5% 5%
52	D5	60	8% 33% 38% 23%

Continued on next page...

Continued from previous page...

Mol	Chain	Length	Quality of chain
53	B6	54	15% · 43% 35% 9% 9%
53	D6	54	6% 17% 31% 33% 7% 11%
54	B7	49	59% 35% 6%
54	D7	49	8% 24% 59% 14% ·
55	B8	65	3% 15% 58% 17% 6% ·
55	D8	65	8% 18% 55% 18% · 5%
56	B9	37	14% 30% 51% 16% ·
56	D9	37	3% 38% 54% 5% ·

The following table lists non-polymeric compounds, carbohydrate monomers and non-standard residues in protein, DNA, RNA chains that are outliers for geometric or electron-density-fit criteria:

Mol	Type	Chain	Res	Chirality	Geometry	Clashes	Electron density
57	MG	AA	1604	-	-	-	X
57	MG	AA	1611	-	-	-	X
57	MG	AA	1619	-	-	-	X
57	MG	AA	1664	-	-	-	X
57	MG	BA	3022	-	-	-	X
57	MG	BA	3038	-	-	-	X
57	MG	BA	3052	-	-	-	X
57	MG	BA	3086	-	-	-	X
57	MG	BA	3118	-	-	-	X
57	MG	BA	3139	-	-	-	X
57	MG	BA	3188	-	-	-	X
57	MG	BA	3268	-	-	-	X
57	MG	BA	3300	-	-	-	X
57	MG	BA	3323	-	-	-	X
57	MG	BA	3355	-	-	-	X
57	MG	BA	3388	-	-	-	X
57	MG	BA	3432	-	-	-	X
57	MG	BA	3442	-	-	-	X
57	MG	BA	3444	-	-	-	X
57	MG	BA	3448	-	-	-	X
57	MG	BP	201	-	-	-	X
57	MG	CA	1608	-	-	-	X
57	MG	CA	1652	-	-	-	X

Continued on next page...

Continued from previous page...

Mol	Type	Chain	Res	Chirality	Geometry	Clashes	Electron density
57	MG	CA	1708	-	-	-	X
57	MG	CW	102	-	-	-	X
57	MG	DA	3033	-	-	-	X
57	MG	DA	3072	-	-	-	X
57	MG	DA	3094	-	-	-	X
57	MG	DA	3108	-	-	-	X
57	MG	DA	3111	-	-	-	X
57	MG	DA	3144	-	-	-	X
57	MG	DA	3164	-	-	-	X
57	MG	DA	3175	-	-	-	X
57	MG	DA	3195	-	-	-	X
57	MG	DA	3267	-	-	-	X
57	MG	DB	208	-	-	-	X
58	ZN	AD	301	-	-	-	X
58	ZN	D9	101	-	-	X	-

2 Entry composition (i)

There are 58 unique types of molecules in this entry. The entry contains 290405 atoms, of which 0 are hydrogens and 0 are deuteriums.

In the tables below, the ZeroOcc column contains the number of atoms modelled with zero occupancy, the AltConf column contains the number of residues with at least one atom in alternate conformation and the Trace column contains the number of residues modelled with at most 2 atoms.

- Molecule 1 is a RNA chain called 16S ribosomal RNA.

Mol	Chain	Residues	Atoms					ZeroOcc	AltConf	Trace
			Total	C	N	O	P			
1	AA	1495	32144	14306	5964	10379	1495	0	0	0
1	CA	1504	32332	14390	5992	10446	1504	0	0	0

- Molecule 2 is a protein called 30S ribosomal protein S2.

Mol	Chain	Residues	Atoms					ZeroOcc	AltConf	Trace
			Total	C	N	O	S			
2	AB	235	1901	1213	342	341	5	0	0	1
2	CB	235	1901	1213	342	341	5	0	0	1

- Molecule 3 is a protein called 30S ribosomal protein S3.

Mol	Chain	Residues	Atoms					ZeroOcc	AltConf	Trace
			Total	C	N	O	S			
3	AC	207	1613	1016	315	281	1	0	0	1
3	CC	207	1613	1016	315	281	1	0	0	1

- Molecule 4 is a protein called 30S ribosomal protein S4.

Mol	Chain	Residues	Atoms					ZeroOcc	AltConf	Trace
			Total	C	N	O	S			
4	AD	208	1703	1066	339	291	7	0	0	0
4	CD	208	1703	1066	339	291	7	0	0	0

- Molecule 5 is a protein called 30S ribosomal protein S5.

Mol	Chain	Residues	Atoms					ZeroOcc	AltConf	Trace
			Total	C	N	O	S			
5	AE	151	1147	724	218	201	4	0	0	1
5	CE	151	1147	724	218	201	4	0	0	1

- Molecule 6 is a protein called 30S ribosomal protein S6.

Mol	Chain	Residues	Atoms					ZeroOcc	AltConf	Trace
			Total	C	N	O	S			
6	AF	101	843	531	155	154	3	0	0	0
6	CF	101	843	531	155	154	3	0	0	0

- Molecule 7 is a protein called 30S ribosomal protein S7.

Mol	Chain	Residues	Atoms					ZeroOcc	AltConf	Trace
			Total	C	N	O	S			
7	AG	155	1257	781	252	218	6	0	0	0
7	CG	155	1257	781	252	218	6	0	0	0

- Molecule 8 is a protein called 30S ribosomal protein S8.

Mol	Chain	Residues	Atoms					ZeroOcc	AltConf	Trace
			Total	C	N	O	S			
8	AH	138	1116	705	215	193	3	0	0	0
8	CH	138	1116	705	215	193	3	0	0	0

- Molecule 9 is a protein called 30S ribosomal protein S9.

Mol	Chain	Residues	Atoms				ZeroOcc	AltConf	Trace
			Total	C	N	O			
9	AI	127	1004	635	195	174	0	0	0
9	CI	127	1004	635	195	174	0	0	0

- Molecule 10 is a protein called 30S ribosomal protein S10.

Mol	Chain	Residues	Atoms					ZeroOcc	AltConf	Trace
			Total	C	N	O	S			
10	AJ	99	795	499	157	138	1	0	0	1

Continued on next page...

Continued from previous page...

Mol	Chain	Residues	Atoms					ZeroOcc	AltConf	Trace
			Total	C	N	O	S			
10	CJ	99	795	499	157	138	1	0	0	1

- Molecule 11 is a protein called 30S ribosomal protein S11.

Mol	Chain	Residues	Atoms					ZeroOcc	AltConf	Trace
			Total	C	N	O	S			
11	AK	119	885	549	168	165	3	0	0	0
11	CK	119	885	549	168	165	3	0	0	0

- Molecule 12 is a protein called 30S ribosomal protein S12.

Mol	Chain	Residues	Atoms					ZeroOcc	AltConf	Trace
			Total	C	N	O	S			
12	AL	125	971	611	196	163	1	0	0	1
12	CL	125	971	611	196	163	1	0	0	1

- Molecule 13 is a protein called 30S ribosomal protein S13.

Mol	Chain	Residues	Atoms					ZeroOcc	AltConf	Trace
			Total	C	N	O	S			
13	AM	120	947	585	196	164	2	0	0	1
13	CM	120	947	585	196	164	2	0	0	1

- Molecule 14 is a protein called 30S ribosomal protein S14.

Mol	Chain	Residues	Atoms					ZeroOcc	AltConf	Trace
			Total	C	N	O	S			
14	AN	60	492	312	104	72	4	0	0	0
14	CN	60	492	312	104	72	4	0	0	0

- Molecule 15 is a protein called 30S ribosomal protein S15.

Mol	Chain	Residues	Atoms					ZeroOcc	AltConf	Trace
			Total	C	N	O	S			
15	AO	88	734	459	147	126	2	0	0	0
15	CO	88	734	459	147	126	2	0	0	0

- Molecule 16 is a protein called 30S ribosomal protein S16.

Mol	Chain	Residues	Atoms					ZeroOcc	AltConf	Trace
			Total	C	N	O	S			
16	AP	84	701	443	140	117	1	0	0	1
16	CP	84	701	443	140	117	1	0	0	1

- Molecule 17 is a protein called 30S ribosomal protein S17.

Mol	Chain	Residues	Atoms					ZeroOcc	AltConf	Trace
			Total	C	N	O	S			
17	AQ	100	824	528	152	142	2	0	0	1
17	CQ	100	824	528	152	142	2	0	0	1

- Molecule 18 is a protein called 30S ribosomal protein S18.

Mol	Chain	Residues	Atoms				ZeroOcc	AltConf	Trace
			Total	C	N	O			
18	AR	70	574	367	112	95	0	0	0
18	CR	70	574	367	112	95	0	0	0

- Molecule 19 is a protein called 30S ribosomal protein S19.

Mol	Chain	Residues	Atoms					ZeroOcc	AltConf	Trace
			Total	C	N	O	S			
19	AS	80	613	392	110	109	2	0	0	1
19	CS	78	619	397	111	109	2	0	0	1

- Molecule 20 is a protein called 30S ribosomal protein S20.

Mol	Chain	Residues	Atoms					ZeroOcc	AltConf	Trace
			Total	C	N	O	S			
20	AT	99	763	470	162	129	2	0	0	0
20	CT	99	763	470	162	129	2	0	0	0

- Molecule 21 is a protein called 30S ribosomal protein Thx.

Mol	Chain	Residues	Atoms				ZeroOcc	AltConf	Trace
			Total	C	N	O			
21	AU	25	209	128	51	30	0	0	1
21	CU	25	209	128	51	30	0	0	1

- Molecule 22 is a protein called Elongation factor P.

Mol	Chain	Residues	Atoms					ZeroOcc	AltConf	Trace
			Total	C	N	O	S			
22	AV	176	1367	870	223	267	7	0	0	0
22	CV	176	1367	870	223	267	7	0	0	0

- Molecule 23 is a RNA chain called tRNA-Met.

Mol	Chain	Residues	Atoms					ZeroOcc	AltConf	Trace
			Total	C	N	O	P			
23	AW	77	1644	732	297	538	77	0	0	0
23	CW	77	1644	732	297	538	77	0	0	0

- Molecule 24 is a RNA chain called RNA (5'-R(P*AP*AP*AP*UP*G)-3').

Mol	Chain	Residues	Atoms					ZeroOcc	AltConf	Trace
			Total	C	N	O	P			
24	AX	5	110	49	22	34	5	0	0	0
24	CX	5	110	49	22	34	5	0	0	0

- Molecule 25 is a RNA chain called 23S ribosomal RNA.

Mol	Chain	Residues	Atoms					ZeroOcc	AltConf	Trace
			Total	C	N	O	P			
25	BA	2767	59596	26524	11148	19158	2766	0	0	0
25	DA	2777	59809	26619	11186	19228	2776	0	0	0

- Molecule 26 is a RNA chain called 5S ribosomal RNA.

Mol	Chain	Residues	Atoms					ZeroOcc	AltConf	Trace
			Total	C	N	O	P			
26	BB	119	2551	1136	471	826	118	0	0	0

Continued on next page...

Continued from previous page...

Mol	Chain	Residues	Atoms					ZeroOcc	AltConf	Trace
			Total	C	N	O	P			
26	DB	119	2551	1136	471	826	118	0	0	0

- Molecule 27 is a protein called 50S ribosomal protein L1.

Mol	Chain	Residues	Atoms					ZeroOcc	AltConf	Trace
			Total	C	N	O	S			
27	BC	224	1702	1075	309	315	3	2	0	0
			Total	C	N	O	S			
27	DC	220	1640	1033	297	307	3	1	0	0

- Molecule 28 is a protein called 50S ribosomal protein L2.

Mol	Chain	Residues	Atoms					ZeroOcc	AltConf	Trace
			Total	C	N	O	S			
28	BD	274	2127	1341	425	358	3	0	0	1
			Total	C	N	O	S			
28	DD	274	2115	1335	419	358	3	0	0	1

- Molecule 29 is a protein called 50S ribosomal protein L3.

Mol	Chain	Residues	Atoms					ZeroOcc	AltConf	Trace
			Total	C	N	O	S			
29	BE	205	1564	988	300	270	6	0	0	1
			Total	C	N	O	S			
29	DE	205	1564	988	300	270	6	0	0	1

- Molecule 30 is a protein called 50S ribosomal protein L4.

Mol	Chain	Residues	Atoms					ZeroOcc	AltConf	Trace
			Total	C	N	O	S			
30	BF	208	1624	1035	304	282	3	0	0	1
			Total	C	N	O	S			
30	DF	208	1624	1035	304	282	3	0	0	1

- Molecule 31 is a protein called 50S ribosomal protein L5.

Mol	Chain	Residues	Atoms					ZeroOcc	AltConf	Trace
			Total	C	N	O	S			
31	BG	181	1474	942	268	260	4	0	0	0
			Total	C	N	O	S			
31	DG	181	1474	942	268	260	4	0	0	0

- Molecule 32 is a protein called 50S ribosomal protein L6.

Mol	Chain	Residues	Atoms					ZeroOcc	AltConf	Trace
			Total	C	N	O	S			
32	BH	168	1231	780	228	222	1	0	0	1
32	DH	160	1223	773	229	220	1	0	0	1

- Molecule 33 is a protein called 50S ribosomal protein L9.

Mol	Chain	Residues	Atoms					ZeroOcc	AltConf	Trace
			Total	C	N	O	S			
33	BI	146	1043	661	185	196	1	0	0	1
33	DI	146	871	543	162	165	1	0	0	1

- Molecule 34 is a protein called 50S ribosomal protein L13.

Mol	Chain	Residues	Atoms					ZeroOcc	AltConf	Trace
			Total	C	N	O	S			
34	BN	139	1105	712	207	182	4	0	0	1
34	DN	139	1105	712	207	182	4	0	0	1

- Molecule 35 is a protein called 50S ribosomal protein L14.

Mol	Chain	Residues	Atoms					ZeroOcc	AltConf	Trace
			Total	C	N	O	S			
35	BO	122	933	588	171	170	4	0	0	0
35	DO	122	933	588	171	170	4	0	0	0

- Molecule 36 is a protein called 50S ribosomal protein L15.

Mol	Chain	Residues	Atoms					ZeroOcc	AltConf	Trace
			Total	C	N	O	S			
36	BP	146	1114	692	227	193	2	0	0	0
36	DP	146	1079	672	216	189	2	0	0	0

- Molecule 37 is a protein called 50S ribosomal protein L16.

Mol	Chain	Residues	Atoms					ZeroOcc	AltConf	Trace
			Total	C	N	O	S			
37	BQ	139	1099	702	209	181	7	0	0	1
37	DQ	141	1122	715	212	188	7	0	0	0

- Molecule 38 is a protein called 50S ribosomal protein L17.

Mol	Chain	Residues	Atoms				ZeroOcc	AltConf	Trace
			Total	C	N	O			
38	BR	116	923	575	191	157	0	0	0
38	DR	117	960	599	202	159	0	0	0

- Molecule 39 is a protein called 50S ribosomal protein L18.

Mol	Chain	Residues	Atoms				ZeroOcc	AltConf	Trace
			Total	C	N	O			
39	BS	101	777	489	156	132	0	0	1
39	DS	99	771	486	155	130	0	0	1

- Molecule 40 is a protein called 50S ribosomal protein L19.

Mol	Chain	Residues	Atoms					ZeroOcc	AltConf	Trace
			Total	C	N	O	S			
40	BT	138	1142	710	235	196	1	0	0	1
40	DT	138	1142	710	235	196	1	0	0	1

- Molecule 41 is a protein called 50S ribosomal protein L20.

Mol	Chain	Residues	Atoms					ZeroOcc	AltConf	Trace
			Total	C	N	O	S			
41	BU	117	958	604	202	151	1	0	0	0
41	DU	117	958	604	202	151	1	0	0	0

- Molecule 42 is a protein called 50S ribosomal protein L21.

Mol	Chain	Residues	Atoms					ZeroOcc	AltConf	Trace
			Total	C	N	O	S			
42	BV	101	779	501	142	135	1	0	0	0

Continued on next page...

Continued from previous page...

Mol	Chain	Residues	Atoms					ZeroOcc	AltConf	Trace
			Total	C	N	O	S			
42	DV	101	779	501	142	135	1	0	0	0

- Molecule 43 is a protein called 50S ribosomal protein L22.

Mol	Chain	Residues	Atoms					ZeroOcc	AltConf	Trace
			Total	C	N	O	S			
43	BW	113	896	563	176	155	2	0	0	0
43	DW	113	896	563	176	155	2	0	0	0

- Molecule 44 is a protein called 50S ribosomal protein L23.

Mol	Chain	Residues	Atoms				ZeroOcc	AltConf	Trace
			Total	C	N	O			
44	BX	94	735	477	134	124	0	0	1
44	DX	93	726	471	132	123	0	0	1

- Molecule 45 is a protein called 50S ribosomal protein L24.

Mol	Chain	Residues	Atoms					ZeroOcc	AltConf	Trace
			Total	C	N	O	S			
45	BY	101	757	486	144	123	4	0	0	1
45	DY	101	776	500	149	123	4	0	0	1

- Molecule 46 is a protein called 50S ribosomal protein L25.

Mol	Chain	Residues	Atoms					ZeroOcc	AltConf	Trace
			Total	C	N	O	S			
46	BZ	182	1438	917	258	261	2	0	0	1
46	DZ	177	1404	897	253	252	2	0	0	1

- Molecule 47 is a protein called 50S ribosomal protein L27.

Mol	Chain	Residues	Atoms					ZeroOcc	AltConf	Trace
			Total	C	N	O	S			
47	B0	77	613	379	129	104	1	0	0	0
47	D0	84	662	410	140	111	1	0	0	0

- Molecule 48 is a protein called 50S ribosomal protein L28.

Mol	Chain	Residues	Atoms					ZeroOcc	AltConf	Trace
			Total	C	N	O	S			
48	B1	96	757	478	149	129	1	0	0	0
48	D1	94	732	460	146	125	1	0	0	1

- Molecule 49 is a protein called 50S ribosomal protein L29.

Mol	Chain	Residues	Atoms					ZeroOcc	AltConf	Trace
			Total	C	N	O	S			
49	B2	71	598	370	121	106	1	0	0	0
49	D2	71	598	370	121	106	1	0	0	0

- Molecule 50 is a protein called 50S ribosomal protein L30.

Mol	Chain	Residues	Atoms					ZeroOcc	AltConf	Trace
			Total	C	N	O				
50	B3	59	460	293	90	77		0	0	1
50	D3	60	468	298	91	78	1	0	0	1

- Molecule 51 is a protein called 50S ribosomal protein L31.

Mol	Chain	Residues	Atoms					ZeroOcc	AltConf	Trace
			Total	C	N	O	S			
51	B4	31	226	142	37	43	4	0	0	1
51	D4	31	226	142	37	43	4	0	0	1

- Molecule 52 is a protein called 50S ribosomal protein L32.

Mol	Chain	Residues	Atoms					ZeroOcc	AltConf	Trace
			Total	C	N	O	S			
52	B5	57	435	272	88	70	5	0	0	1
52	D5	59	459	288	90	76	5	0	0	0

- Molecule 53 is a protein called 50S ribosomal protein L33.

Mol	Chain	Residues	Atoms					ZeroOcc	AltConf	Trace
			Total	C	N	O	S			
53	B6	49	401	247	82	68	4	0	0	1
53	D6	48	322	199	62	57	4	0	0	0

- Molecule 54 is a protein called 50S ribosomal protein L34.

Mol	Chain	Residues	Atoms					ZeroOcc	AltConf	Trace
			Total	C	N	O	S			
54	B7	49	419	257	105	55	2	0	0	1
54	D7	49	419	257	105	55	2	0	0	1

- Molecule 55 is a protein called 50S ribosomal protein L35.

Mol	Chain	Residues	Atoms					ZeroOcc	AltConf	Trace
			Total	C	N	O	S			
55	B8	63	496	317	101	76	2	0	0	1
55	D8	62	467	299	95	71	2	0	0	1

- Molecule 56 is a protein called 50S ribosomal protein L36.

Mol	Chain	Residues	Atoms					ZeroOcc	AltConf	Trace
			Total	C	N	O	S			
56	B9	36	294	179	66	46	3	0	0	0
56	D9	36	299	183	67	46	3	0	0	0

- Molecule 57 is MAGNESIUM ION (three-letter code: MG) (formula: Mg).

Mol	Chain	Residues	Atoms		ZeroOcc	AltConf
			Total	Mg		
57	AA	117	117	117	0	0
57	AL	1	1	1	0	0
57	AT	1	1	1	0	0
57	AW	2	2	2	0	0
57	BA	459	459	459	0	0

Continued on next page...

Continued from previous page...

Mol	Chain	Residues	Atoms		ZeroOcc	AltConf
			Total	Mg		
57	BB	9	9	9	0	0
57	BD	1	1	1	0	0
57	BE	1	1	1	0	0
57	BF	1	1	1	0	0
57	BH	1	1	1	0	0
57	BP	3	3	3	0	0
57	BQ	3	3	3	0	0
57	BR	1	1	1	0	0
57	BT	1	1	1	0	0
57	BU	1	1	1	0	0
57	BX	1	1	1	0	0
57	B0	2	2	2	0	0
57	B1	1	1	1	0	0
57	B5	4	4	4	0	0
57	B7	1	1	1	0	0
57	CA	109	109	109	0	0
57	CE	1	1	1	0	0
57	CW	5	5	5	0	0
57	CX	1	1	1	0	0
57	DA	305	305	305	0	0
57	DB	10	10	10	0	0

Continued on next page...

Continued from previous page...

Mol	Chain	Residues	Atoms		ZeroOcc	AltConf
			Total	Mg		
57	DD	1	1	1	0	0
			Total	Mg		
57	DF	1	1	1	0	0
			Total	Mg		
57	DP	1	1	1	0	0
			Total	Mg		
57	DR	1	1	1	0	0
			Total	Mg		
57	D5	2	2	2	0	0
			Total	Mg		
57	D6	2	2	2	0	0

- Molecule 58 is ZINC ION (three-letter code: ZN) (formula: Zn).

Mol	Chain	Residues	Atoms		ZeroOcc	AltConf
			Total	Zn		
58	AD	1	1	1	0	0
			Total	Zn		
58	B5	1	1	1	0	0
			Total	Zn		
58	B9	1	1	1	0	0
			Total	Zn		
58	CD	1	1	1	0	0
			Total	Zn		
58	D5	1	1	1	0	0
			Total	Zn		
58	D9	1	1	1	0	0

3 Residue-property plots (i)

These plots are drawn for all protein, RNA, DNA and oligosaccharide chains in the entry. The first graphic for a chain summarises the proportions of the various outlier classes displayed in the second graphic. The second graphic shows the sequence view annotated by issues in geometry and electron density. Residues are color-coded according to the number of geometric quality criteria for which they contain at least one outlier: green = 0, yellow = 1, orange = 2 and red = 3 or more. A red dot above a residue indicates a poor fit to the electron density (RSRZ > 2). Stretches of 2 or more consecutive residues without any outlier are shown as a green connector. Residues present in the sample, but not in the model, are shown in grey.

- Molecule 1: 16S ribosomal RNA

Chain AA: 3% 17% 67% 14%

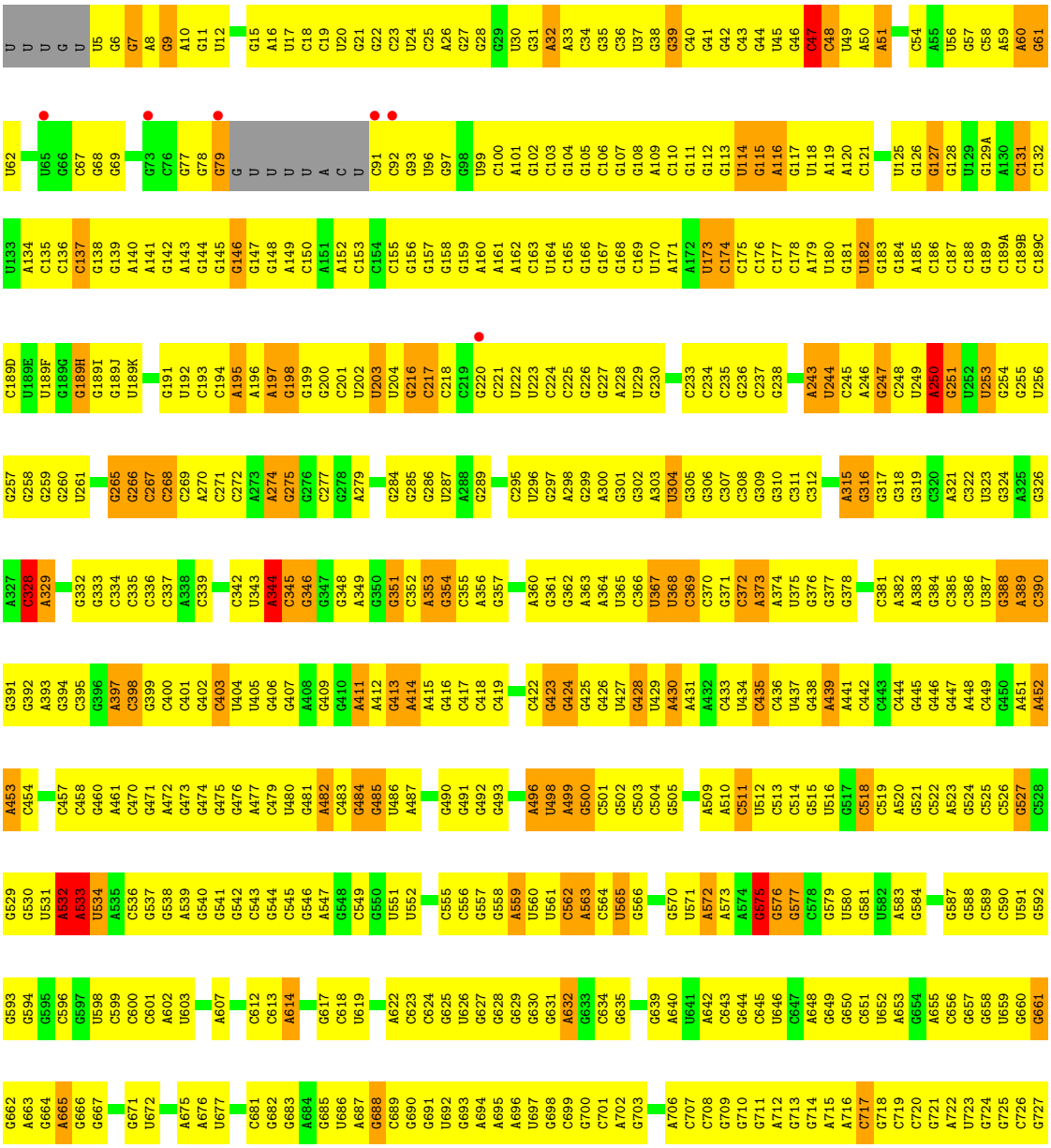



• Molecule 1: 16S ribosomal RNA

Chain CA: 2% 21% 65% 13%


U U U G U
U5 G6 G9 A10 G11 U12 G15 A16 U17 C18 C19 U20 G21 G22 C23 U24 C25 A26 G27 U30 G31 A32 A33 C34 G35 C36 U37 G38 G39 C40 G41 G42 C43 G44 U45 G46 C47 C48 U49 A50 A51 G52 A53 C54 A55 U56 G57 C58 A59 A60 G61 U62
C63 G64 U65 G66 C67 G68 G69 G70 C71 C72 G73 C76 G77 G78 G79 G80 U81 U82 U83 U84 A88 C89 U90 C91 C92 G93 U96 G97 G98 U99 C100 A101 G102 C103 G107 G108 A109 G112 G113 U114 G115 A116 G117 U118 A119 A120 C121 U125 G126 A130 C131 C132 C135 C136 C137
G138 G139 A140 A141 G147 G148 A149 C150 A151 A152 C153 C154 C155 C156 G157 G158 G159 A160 A161 A162 C163 C164 C165 G166 G167 G168 C169 U170 A171 A172 U173 C174 C175 C176 C177 C178 A179 U180 G181 U182 G183 G184 A185 C186 C187 C188 G189 C189A G189B C189C C189D U189E G189H G189I G189J U189K G189L U190
G191 U192 C193 C194 A195 A196 A197 G198 G199 G200 C201 U202 U203 U204 G216 C217 C218 C221 U222 U223 C224 C225 G226 G227 A228 U229 G230 G231 C232 C233 C234 C235 G236 C237 C241 C242 A243 U244 C245 A246 G247 C248 U249 A250 G251 U252 U253 G254 G255 U256 G257 G260 U261 A262 A263 U264 G265
G266 C267 C268 C269 A270 C271 C272 A273 A274 G275 G276 C277 G278 A279 A282 U287 A288 G289 C290 C291 G292 C225 G293 U294 C295 U296 G297 A298 G299 A300 G301 G302 A303 U304 G305 G309 G310 C311 C312 A313 C314 A315 G316 G317 G318 G319 C320 A321 C322 U323 G324 A325 G326 A327 G328 A329 C330 G331
G332 G333 C336 C337 A338 C339 U340 C341 C342 U343 A344 C345 G346 G347 G348 A349 G350 G351 C352 A353 G354 C355 A356 G357 U358 U359 A360 G361 G362 A363 A364 U365 C366 U367 C370 G371 C372 A373 A374 U375 G376 G377 G378 C379 G380 C381 A382 A383 G384 C385 C386 U387 G388 A389 C390 G394 C395
G396 A397 C398 G399 G402 C403 U404 U405 G406 U407 A412 G413 A414 A415 G416 C417 C418 C419 C422 G423 G424 G425 G426 U427 G428 U429 A430 A431 A432 C433 U434 C435 C436 U437 G438 A439 A441 C442 C443 C444 G445 G446 G447 G450 A451 A452 A453 C454 C455 C456 C457 C458 G460 A461 C470 G471
A472 G473 G474 A477 C479 U480 G481 A482 C483 G484 G485 U486 A487 C488 C489 G490 G491 G492 G493 U494 A495 A496 U498 A499 G500 C501 G502 C503 C507 C508 A509 A510 C511 U512 C513 C514 G515 C518 C519 A520 G521 C522 A523 G524 C525 C526 G527 A532 A533 U534 A535 C536 G537 G538 A539 G540
G541 G542 C543 G544 C545 G546 A547 G548 C549 G550 U551 U552 C555 C556 G557 G558 A559 U560 U561 C562 A563 C564 U565 G566 G567 G568 C569 G570 U571 A572 A573 A574 G575 G576 G577 C578 G579 U580 G581 U582 G587 G588 C589 C590 U591 G592 G593 C596 G597 U598 C599 C600 C601 A602 U603 G604 U605
G606 A607 A608 A609 G610 A611 C612 C613 A614 C615 G616 A621 A622 C623 C624 G625 U626 G627 G628 G629 G630 G631 A632 G633 C634 G635 U636 G637 G638 G639 A640 U641 A642 C643 G644 C645 U646 C647 A648 G649 G650 C651 U652 A653 G654 A655 C656 G657 G658 U659 G660 G661 G662 A663 G664 A665 G666 G667
G671 U672 G673 G674 A675 A676 U677 U678 C679 C680 C681 G682 G683 A684 G685 U686 A687 G688 C689 U692 G693 A694 C699 G700 G703 A706 C707 C708 G709 G710 G711 A712 G713 G714 A715 A716 G721 A722 U723 G724 G725 C726 G727 A728 A729 G730 G731 C732 A733 G734 C735 C736 A737 C738 C739
U740 G741 G742 C745 A746 C747 C748 C749 G750 U751 G752 A753 C754 G755 C756 U757 G758 A759 G760 A766 A767 A768 G769 C770 G775 G776 A777 G778 C779 A780 A781 A782 C783 C784 G785 G786 A787 A790 G791 A792 U793 A794 C795 C796 C797 G798 A802 G803 U804 C805 C806 A807 C811
C817 G818 A819 U820 G821 C822 G823 C824 G825 C826 U827 A828 G829 G830 U831 C832 U833 C834 U835 G836 G837 G838 U839 C840 U841 C848 G849 G853 G854 C857 G858 A859 A860 G861 C862 U863 A864 A865 C868 G869 U870 U871 C875 G876 C877 G878 C879 C880 G881 C882 G885 G886 G887 U891
A892 G898 C899 A900 A901 G902 A909 C910 U911 C912 A913 A914 G917 A918 A919 U920 U921 G922 A923 G926 G927 G928 G929 C930 C931 C932 G933 C934 A935 C936 A937 A938 G939 C940 G941 G942 G945 A946 G947 C948 A949 U950 G951 U952 G953 G954 U955 U956 U957 A958 A959 U960 U961 C962 G963
A964 A965 G966 C967 A968 A969 C970 G971 C972 G973 A974 A975 G976 A977 A978 C979 C980 U981 U982 A983 C984 C985 A986 G987 G988 C989 C990 U991 U992 G993 A994 C995 A996 U997 G998 C999 U1000 A1001 G1001A G1002 G1003 A1004 A1005 C1006 G1010 G1011 U1012 G1013 A1014 A1015 A1016 G1017 C1018 C1019 U1020 G1023 G1024 U1025

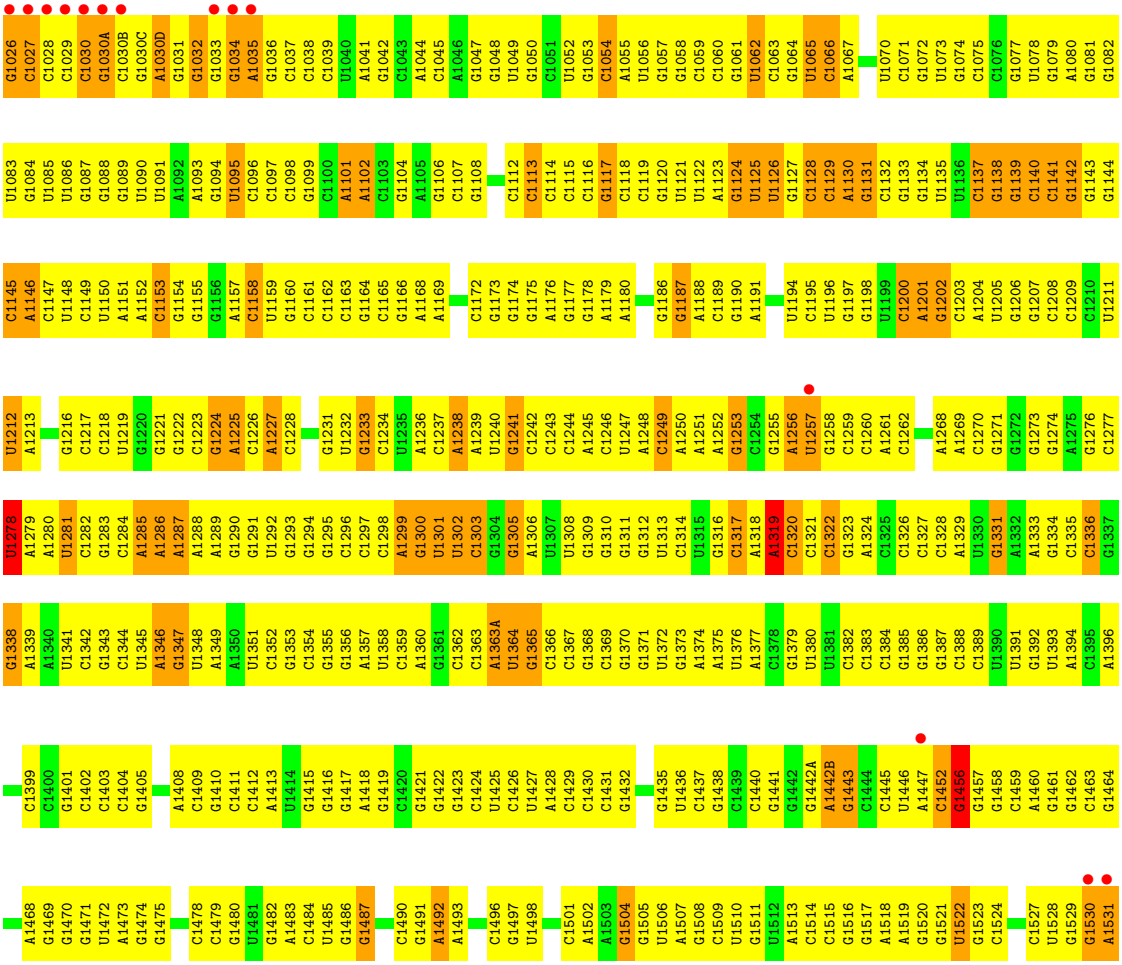

• Molecule 2: 30S ribosomal protein S2

Chain AB:

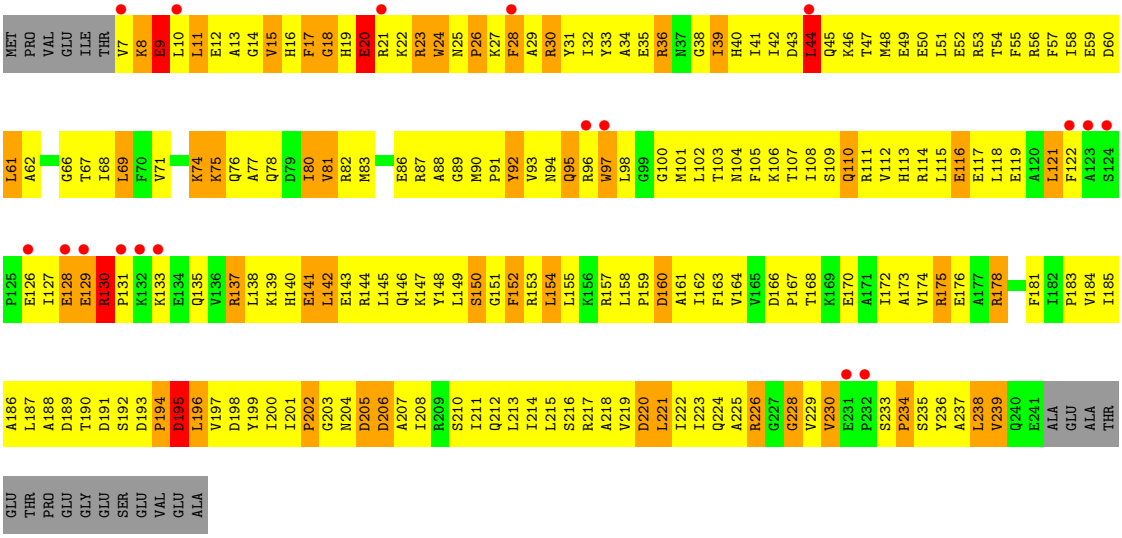

• Molecule 2: 30S ribosomal protein S2

Chain CB: 9% 15% 56% 19% • 8%

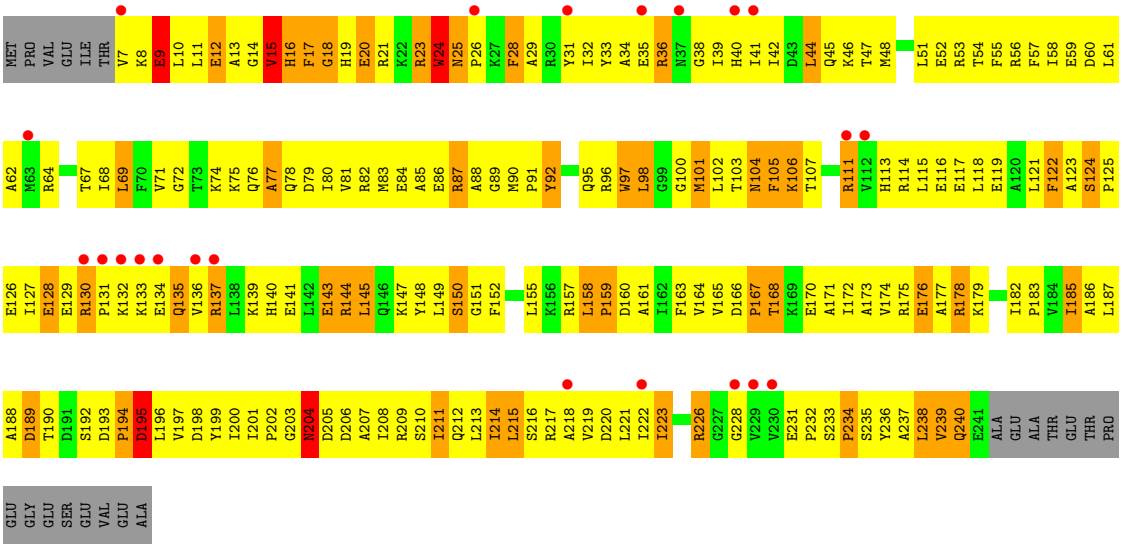

• Molecule 3: 30S ribosomal protein S3

Chain AC: 5% 14% 56% 15% • 13%

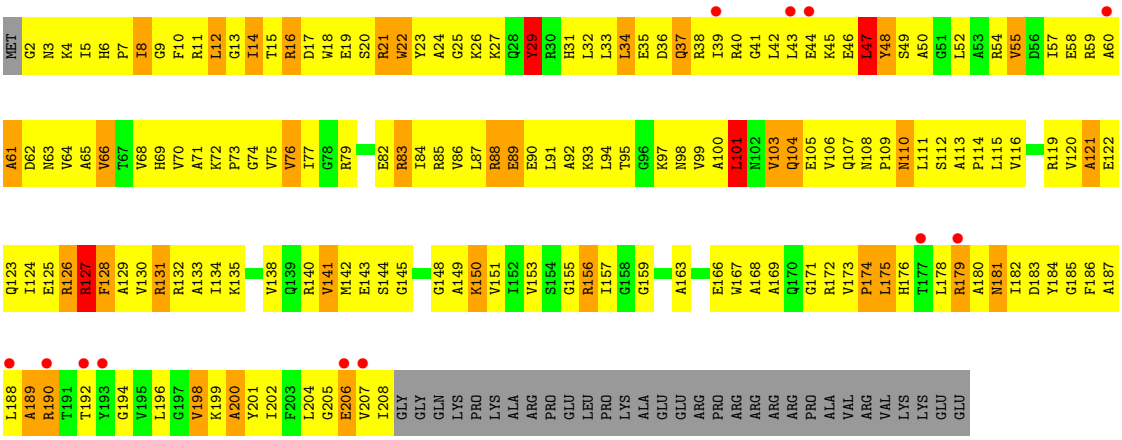

• Molecule 3: 30S ribosomal protein S3

Chain CC: 8% 16% 58% 12% 13%

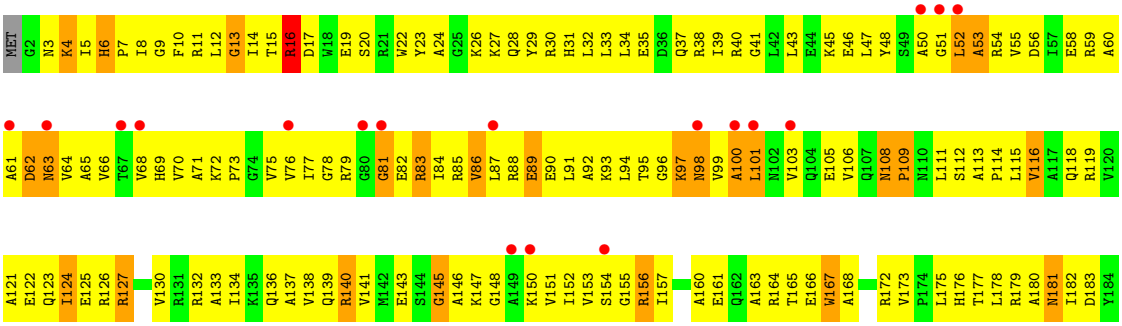

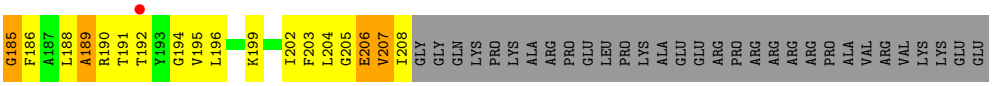

• Molecule 4: 30S ribosomal protein S4

Chain AD:

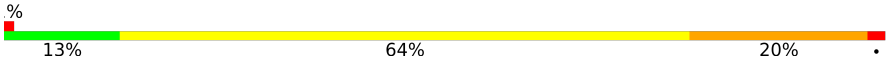

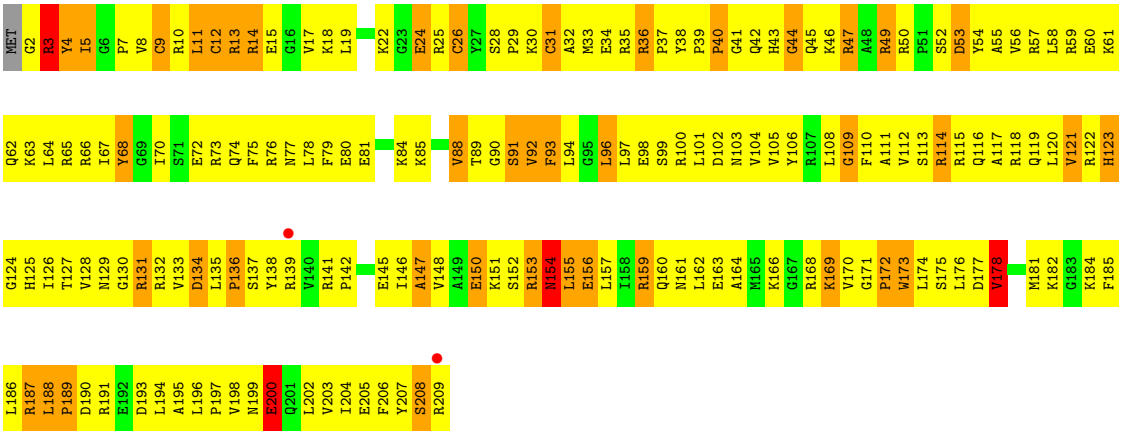

• Molecule 4: 30S ribosomal protein S4

Chain CD:

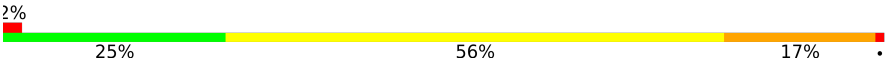



• Molecule 5: 30S ribosomal protein S5

Chain AE:

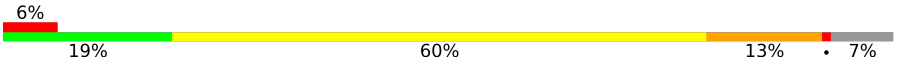

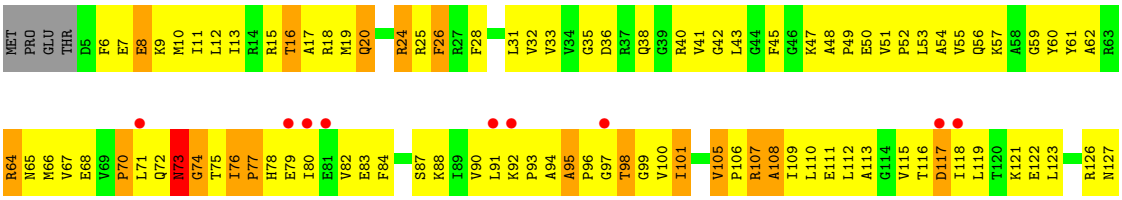

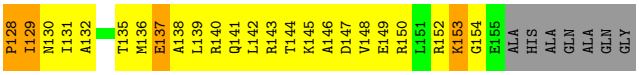

• Molecule 5: 30S ribosomal protein S5

Chain CE:

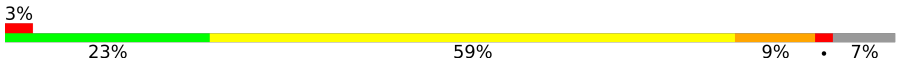

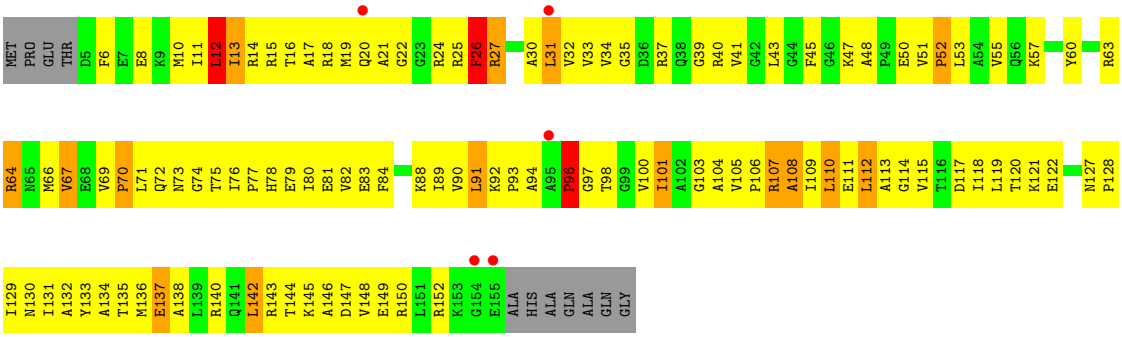

• Molecule 6: 30S ribosomal protein S6

Chain AF:

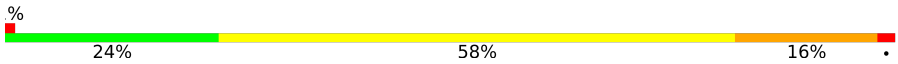

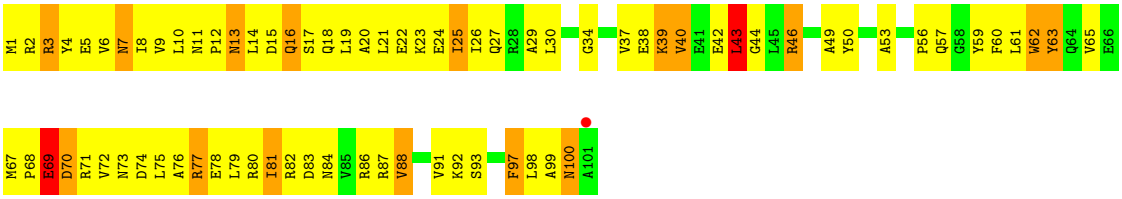

• Molecule 6: 30S ribosomal protein S6

Chain CF:

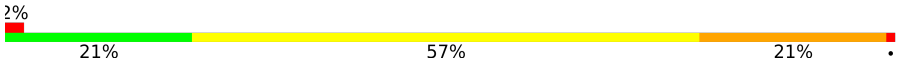

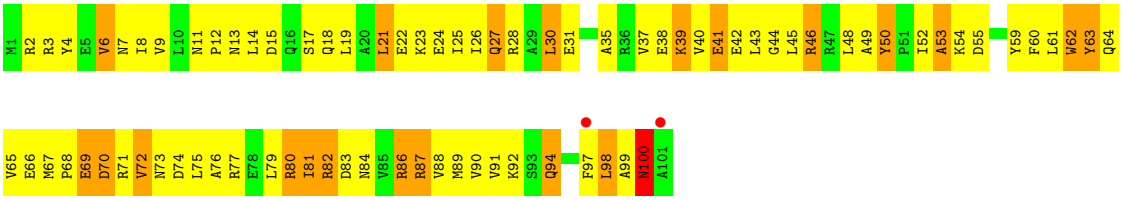

• Molecule 7: 30S ribosomal protein S7

Chain AG:

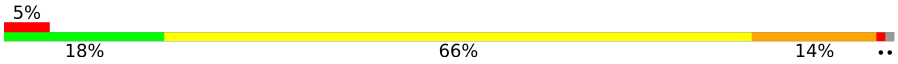

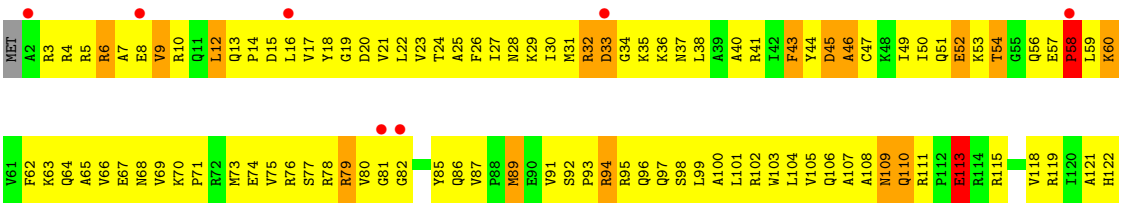

• Molecule 7: 30S ribosomal protein S7

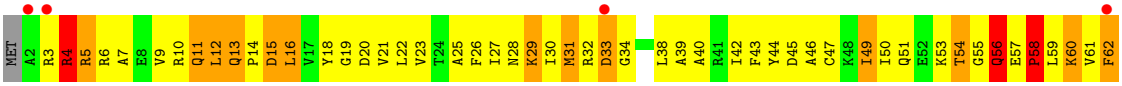

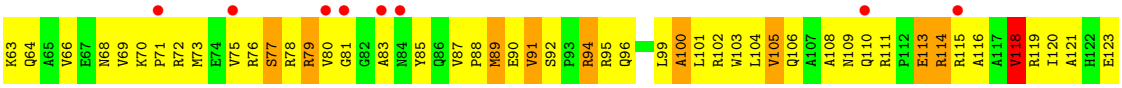

• Molecule 8: 30S ribosomal protein S8



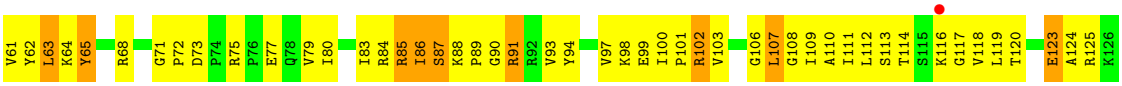

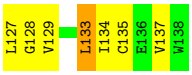

• Molecule 8: 30S ribosomal protein S8

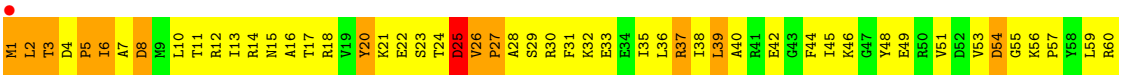

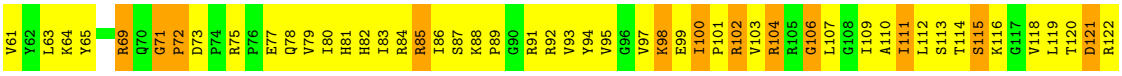

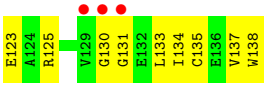

• Molecule 9: 30S ribosomal protein S9

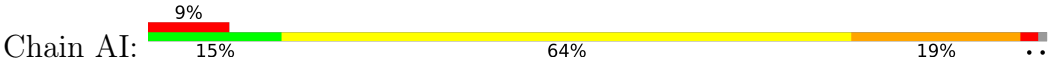

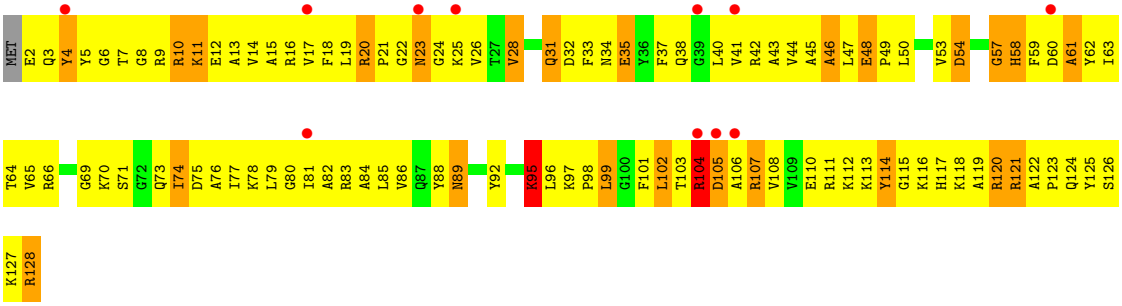

- Molecule 9: 30S ribosomal protein S9

Chain CI:

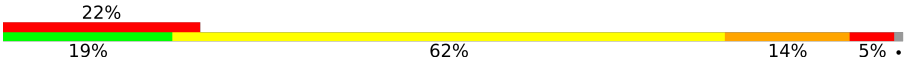

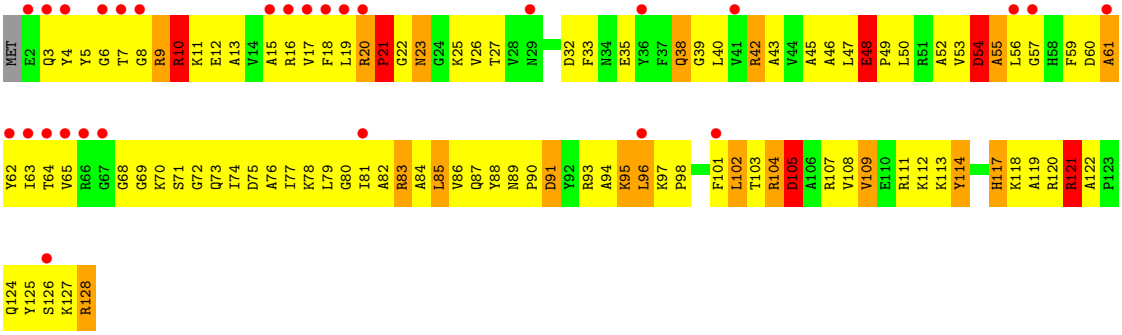

- Molecule 10: 30S ribosomal protein S10

Chain AJ:

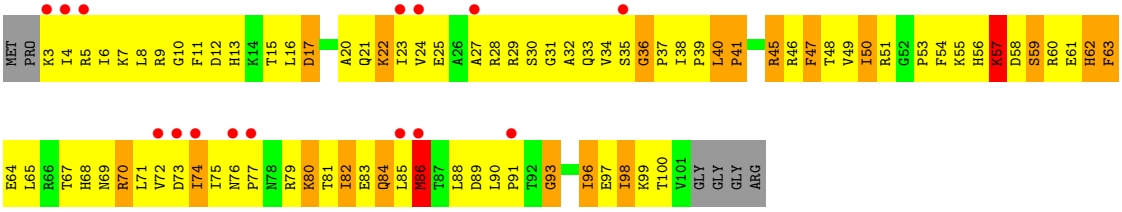

- Molecule 10: 30S ribosomal protein S10

Chain CJ:

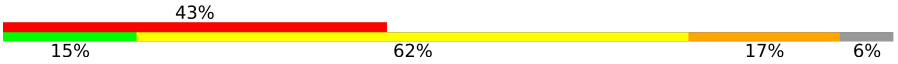

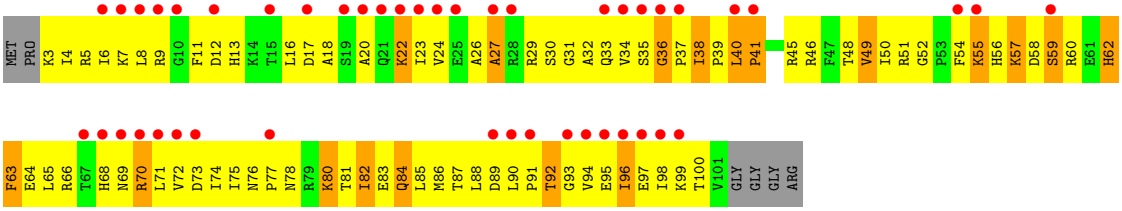

- Molecule 11: 30S ribosomal protein S11

Chain AK:

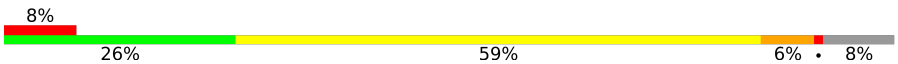

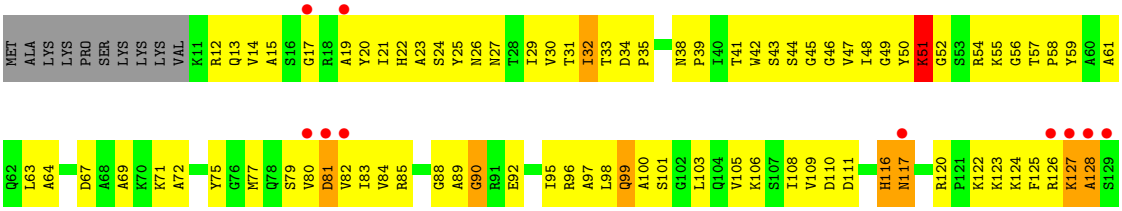

• Molecule 11: 30S ribosomal protein S11

Chain CK:

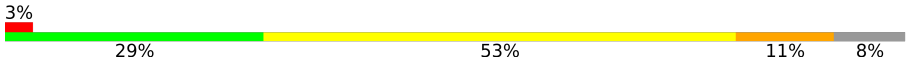

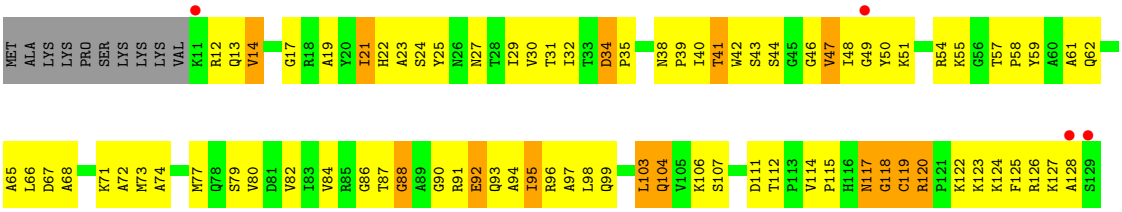

• Molecule 12: 30S ribosomal protein S12

Chain AL:

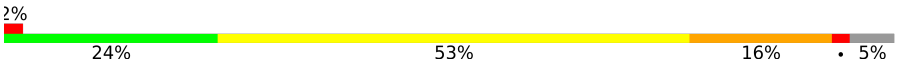

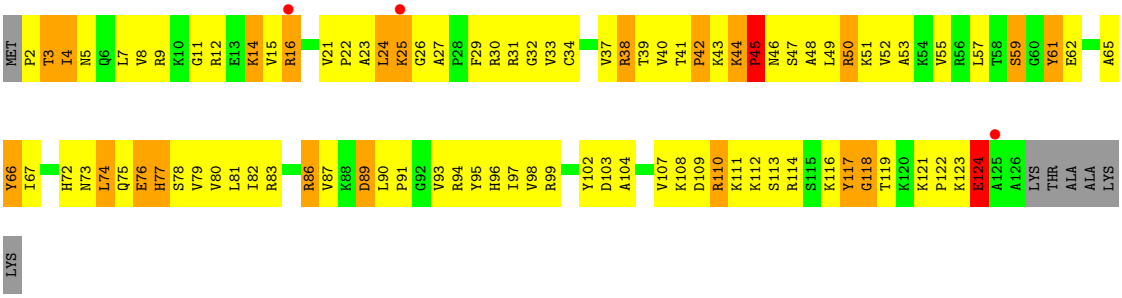

• Molecule 12: 30S ribosomal protein S12

Chain CL:

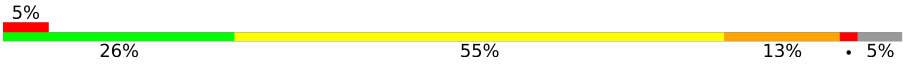

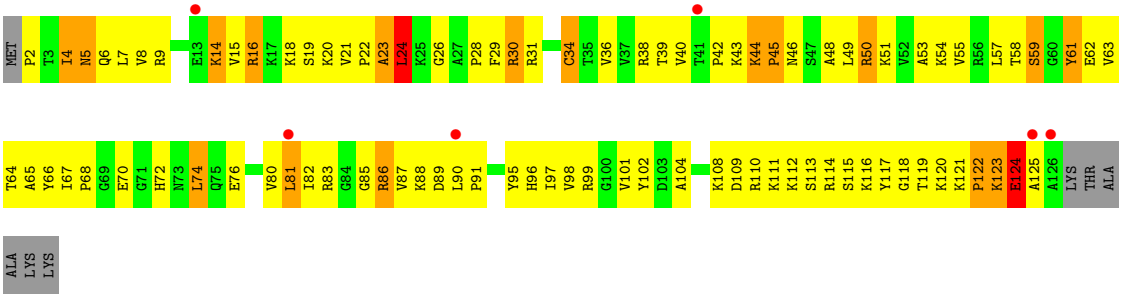

• Molecule 13: 30S ribosomal protein S13

Chain AM:

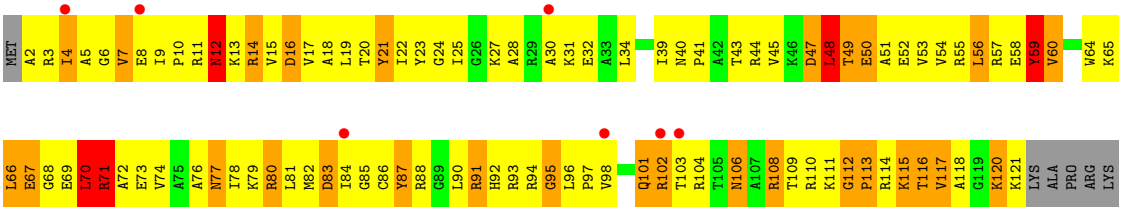

• Molecule 13: 30S ribosomal protein S13

Chain CM:

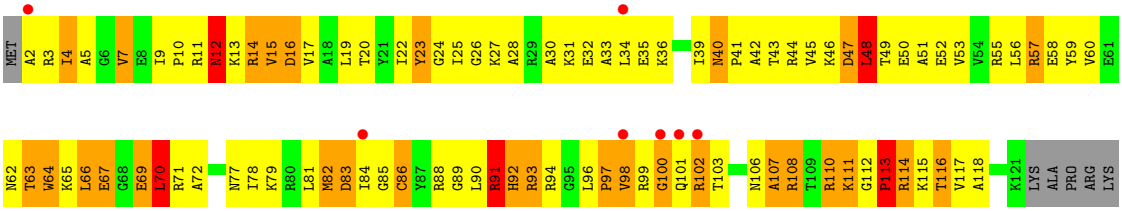

• Molecule 14: 30S ribosomal protein S14

Chain AN:

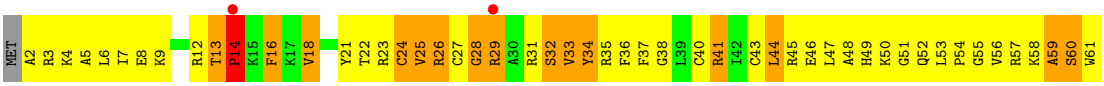

• Molecule 14: 30S ribosomal protein S14

Chain CN:

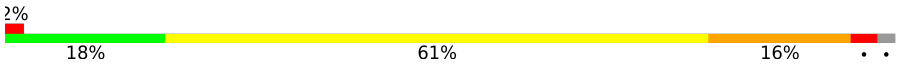

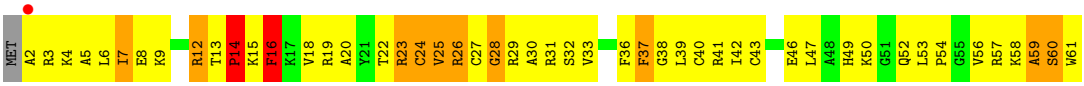

• Molecule 15: 30S ribosomal protein S15

Chain AO:

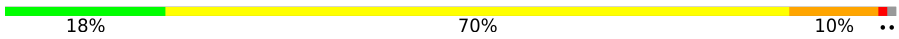



• Molecule 15: 30S ribosomal protein S15

Chain CO:

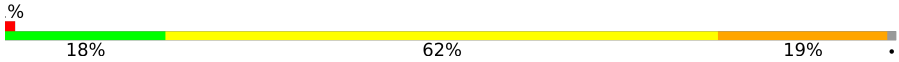

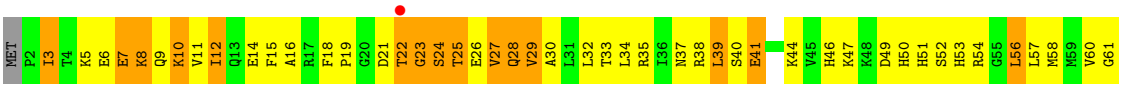

• Molecule 16: 30S ribosomal protein S16

Chain AP:

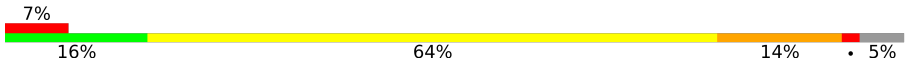

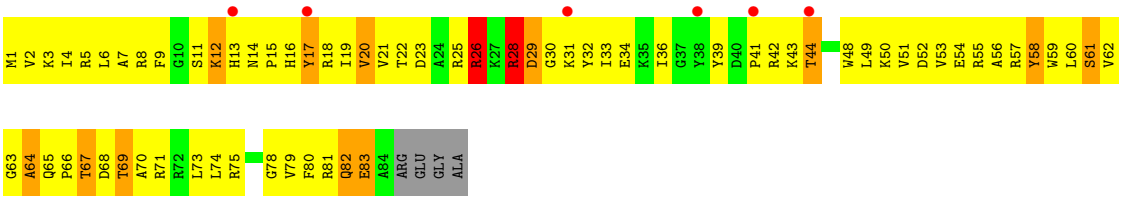

• Molecule 16: 30S ribosomal protein S16

Chain CP:

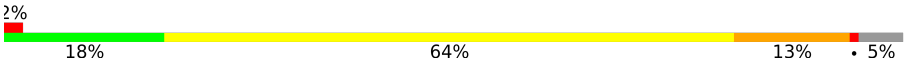

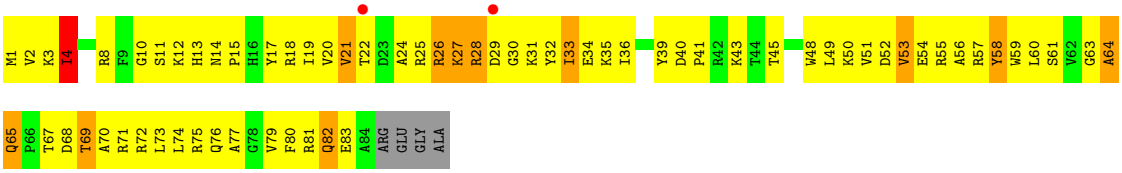

• Molecule 17: 30S ribosomal protein S17

Chain AQ:

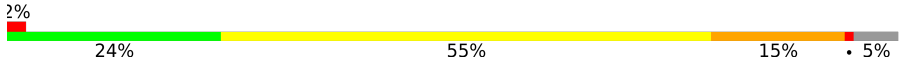

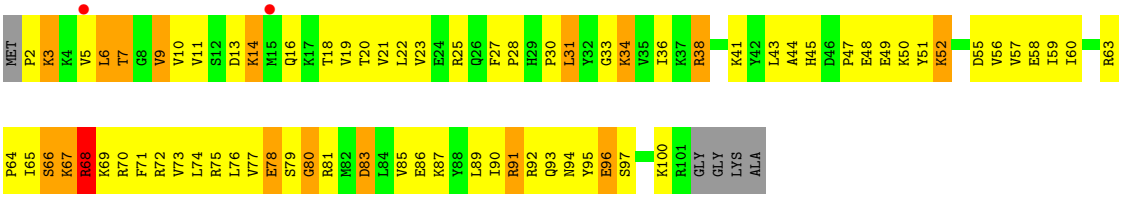

• Molecule 17: 30S ribosomal protein S17

Chain CQ:

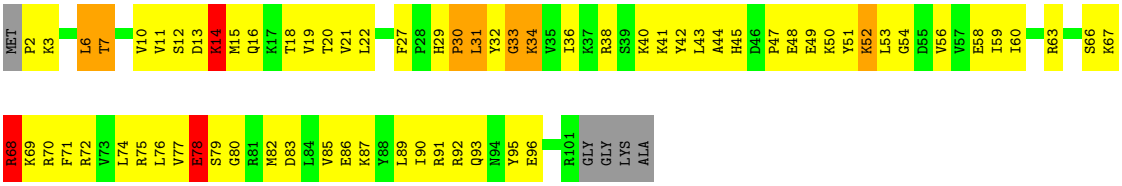

• Molecule 18: 30S ribosomal protein S18

Chain AR:

- Molecule 18: 30S ribosomal protein S18

Chain CR:

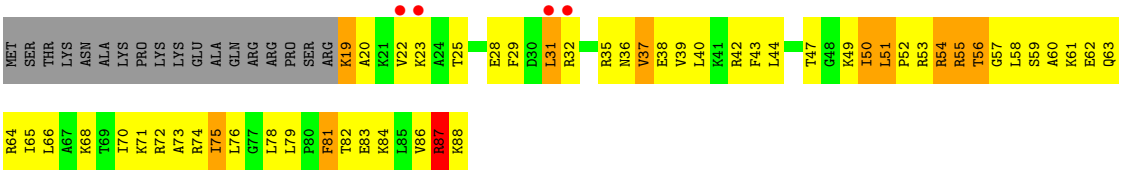

- Molecule 19: 30S ribosomal protein S19

Chain AS:

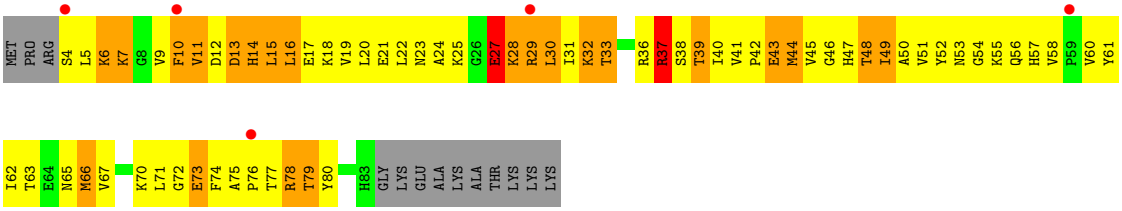

- Molecule 19: 30S ribosomal protein S19

Chain CS:

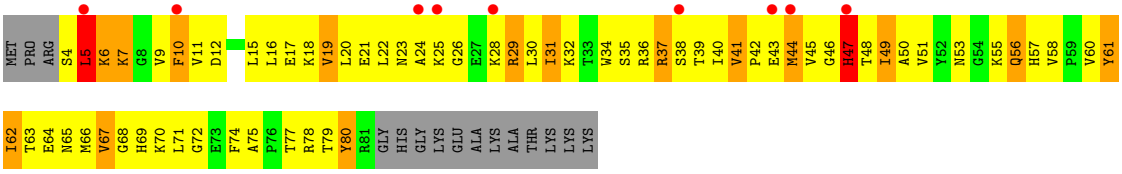

- Molecule 20: 30S ribosomal protein S20

Chain AT:

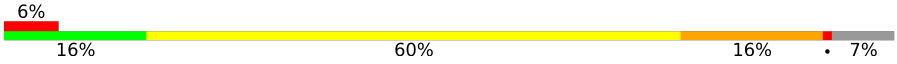

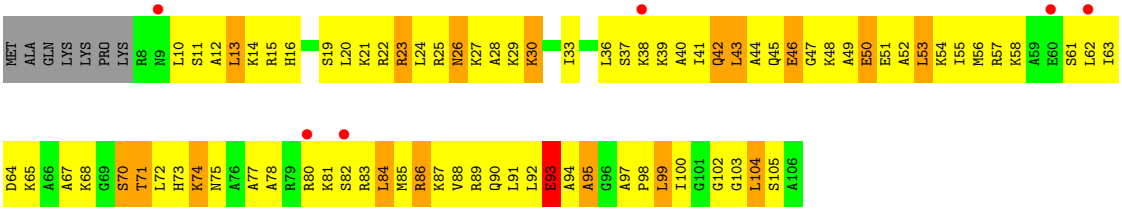

- Molecule 20: 30S ribosomal protein S20

Chain CT:

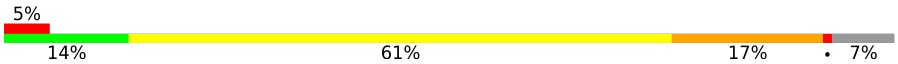

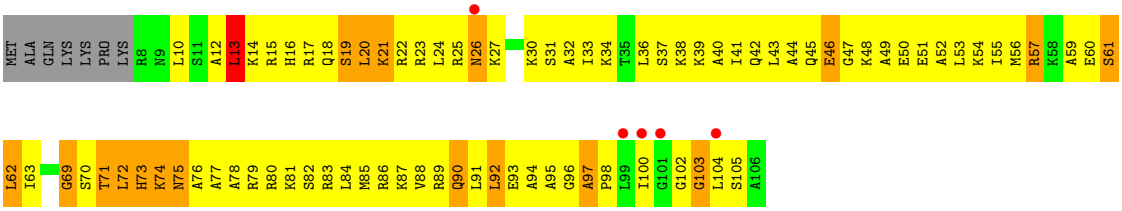

• Molecule 21: 30S ribosomal protein Thx

Chain AU:

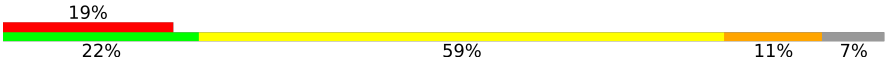

• Molecule 21: 30S ribosomal protein Thx

Chain CU:

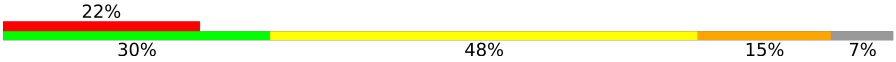

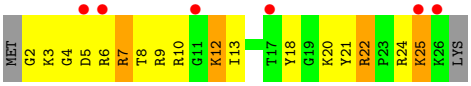

• Molecule 22: Elongation factor P

Chain AV:

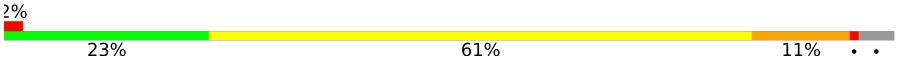

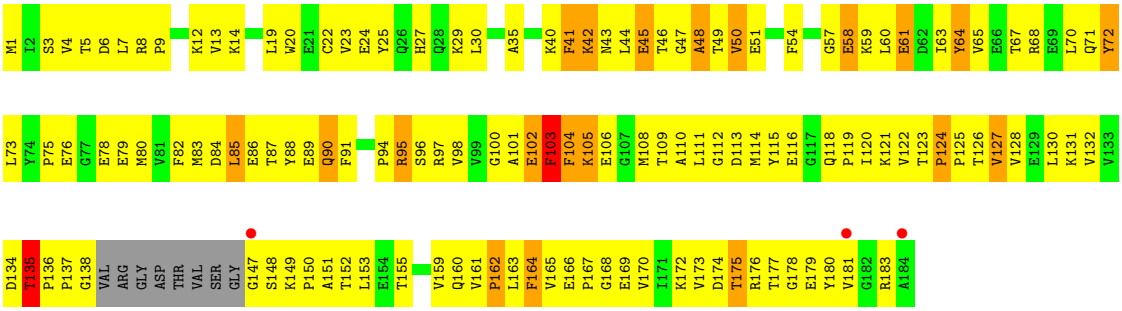

• Molecule 22: Elongation factor P

Chain CV:

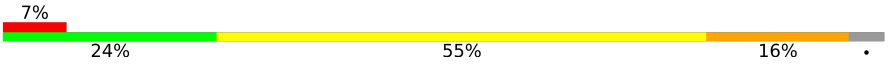

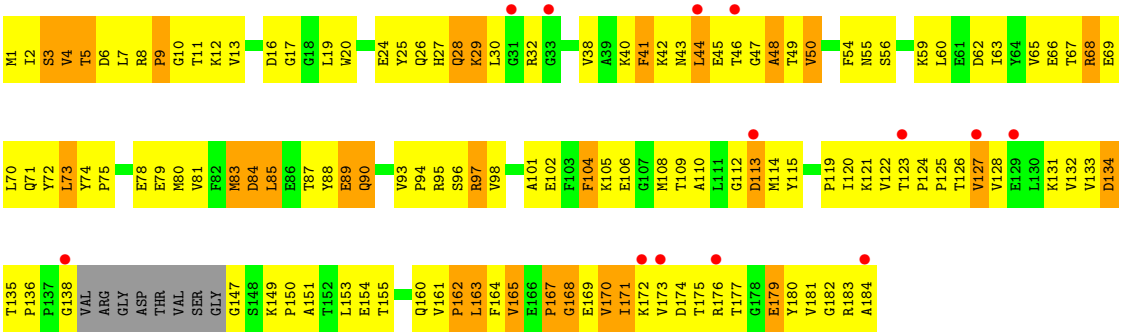

• Molecule 23: tRNA-Met

Chain AW:

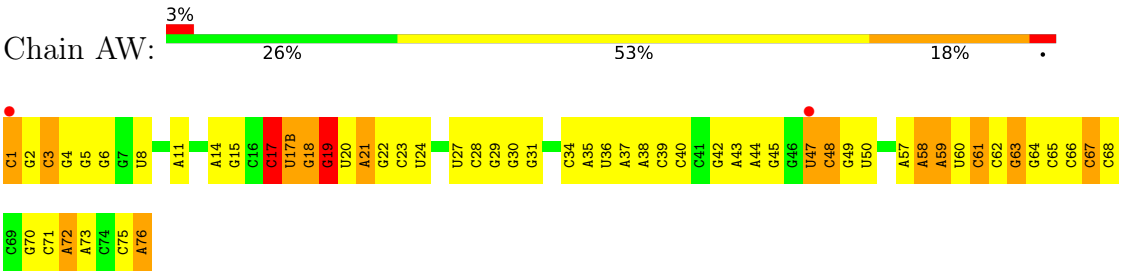

• Molecule 23: tRNA-Met

Chain CW:

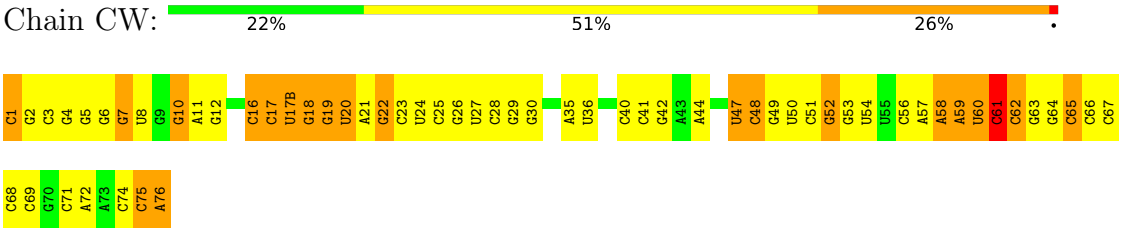

• Molecule 24: RNA (5'-R(P*AP*AP*AP*UP*G)-3')

Chain AX:

• Molecule 24: RNA (5'-R(P*AP*AP*AP*UP*G)-3')

Chain CX:

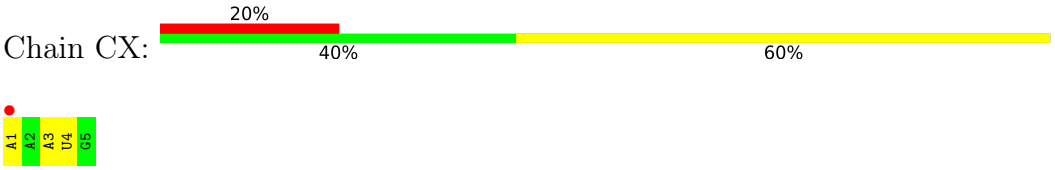

• Molecule 25: 23S ribosomal RNA

Chain BA:

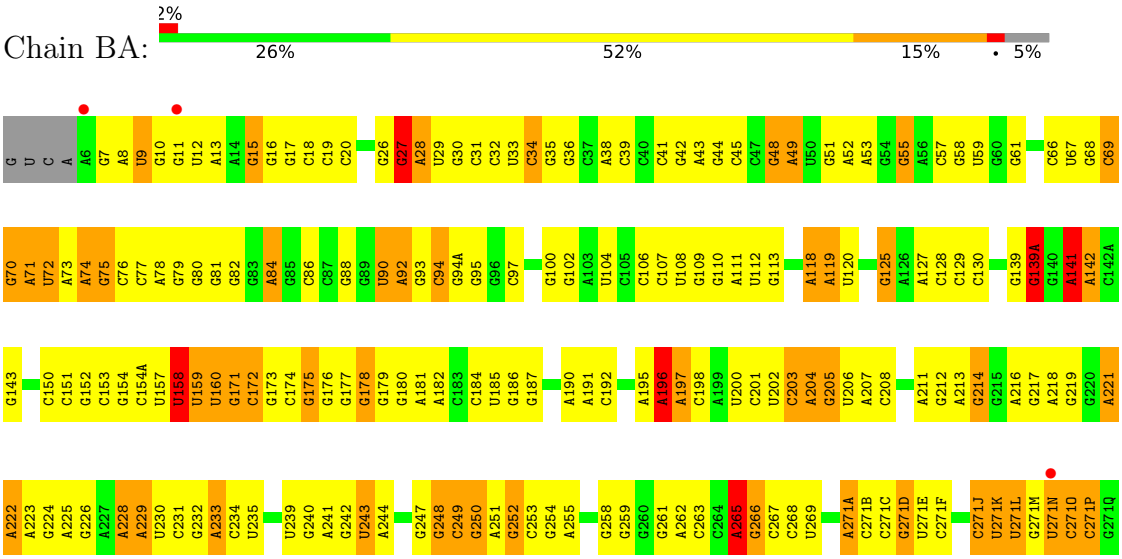

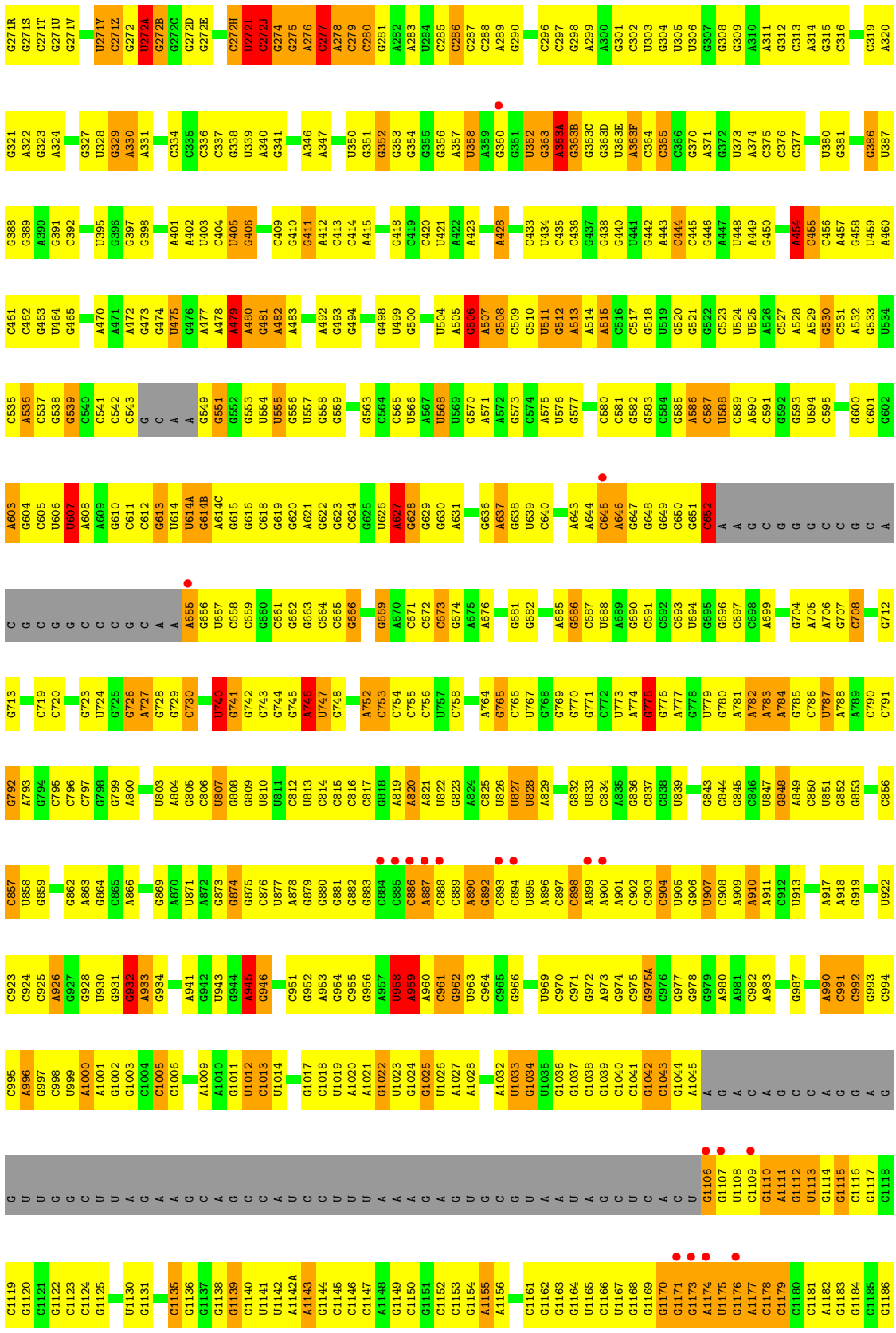
G271R G271S C271T G271U G271V U271Y C271Z G272 U272A G272B G272C G272D G272E C272H U272I C272J G274 G275 A276 C277 A278 C279 C280 G281 A282 A283 U284 C285 C286 C287 C288 A289 G290 C296 C297 G298 A299 A300 G301 C302 U303 G304 U305 U306 G307 G308 G309 A310 A311 G312 C313 A314 G315 C316 C319 A320
G321 A322 G323 A324 G327 U328 G329 A330 A331 C334 C335 C336 C337 G338 U339 A340 G341 A346 A347 U350 G351 G352 G353 G354 G355 G356 C357 U358 A359 G360 G361 U362 G363 A363A G363B G363C G363D U363E A363F C364 C365 C366 G370 A371 G372 U373 A374 C375 C376 C377 U380 G381 G386 U387
G388 G389 A390 G391 C392 U395 G396 G397 G398 A401 A402 U403 C404 U405 G406 C409 G410 G411 A412 C413 C414 A415 G418 C419 C420 U421 A422 A423 A428 C433 U434 C435 C436 G437 G438 G440 U441 G442 A443 C444 C445 G446 A447 U448 A449 G450 A454 C455 C456 A457 G458 U459 A460
C461 C462 G463 U464 G465 A470 A471 A472 G473 G474 U475 G476 A477 A478 A479 A480 G481 A482 A483 A492 G493 G494 G498 U499 G500 U504 A505 G506 A507 G508 C509 C510 U511 G512 A513 A514 A515 C516 C517 G518 U519 G520 G521 G522 C523 U524 U525 A526 C527 A528 A529 G530 C531 A532 G533 U534
C535 A536 C537 G538 G539 C540 C541 C542 C543 G C A A G549 G551 G552 G553 U554 U555 G556 U557 G558 G559 G563 C564 C565 U566 A567 U568 U569 G570 A571 A572 G573 C574 A575 U576 G577 C580 C581 G582 G583 C584 G585 A586 C587 U588 C589 A590 C591 G592 G593 U594 C595 G600 C601 G602
A603 G604 C605 U606 U607 A608 A609 G610 G611 C612 G613 U614 U614A G614B A614C G615 G616 C618 G619 G620 A621 G622 G623 C624 G625 U626 A627 G628 G629 G630 A631 G636 A637 G638 U639 C640 A643 A644 C645 A646 G647 G648 G649 C650 G651 C652 A A C C C C G G G C C A
C G C G G C C C G C A A A655 G656 U657 C658 C659 G660 C661 G662 G663 C664 C665 G666 G669 A670 C671 C672 C673 G674 A675 A676 G681 G682 A685 G686 C687 U688 A689 G690 C691 C692 C693 U694 G695 G696 C697 C698 A699 G704 A705 A706 G707 C708 G712
G713 C719 C720 G723 U724 G725 G726 A727 G728 G729 C730 U740 G741 G742 G743 G744 G745 A746 U747 G748 A752 C753 C754 C755 C756 U757 C758 A764 G765 C766 U767 G768 G769 G770 G771 C772 U773 A774 G775 G776 A777 G778 U779 G780 A781 A782 A783 A784 G785 C786 U787 A788 A789 C790 C791
G792 A793 G794 C795 C796 C797 G798 G799 A800 U803 A804 G805 C806 U807 G808 G809 U810 U811 C812 U813 C814 C815 C816 C817 G818 A819 A820 A821 U822 G823 A824 C825 U826 U827 U828 A829 G832 U833 C834 A835 G836 C837 C838 U839 G843 C844 G845 C846 U847 G848 A849 C850 U851 G852 G853 C856
C857 U858 G859 G862 A863 G864 C865 A866 G869 A870 U871 A872 G873 G874 G875 C876 U877 A878 G879 G880 G881 G882 G883 C884 C885 C886 A887 C888 C889 A890 G892 C893 C894 U895 A896 C897 C898 A899 A900 A901 C902 C903 C904 U905 G906 U907 C908 A909 A910 A911 C912 U913 A917 A918 G919 U922
C923 C924 C925 A926 G927 G928 U930 G931 G932 A933 G934 A941 G942 U943 G944 A945 G946 C951 G952 A953 G954 C955 G956 A957 U958 A959 A960 C961 G962 U963 C964 C965 G966 U969 C970 C971 G972 A973 G974 C975 G975A C976 G977 G978 G979 A980 A981 C982 A983 G987 A990 C991 C992 G993 C994
C995 A996 G997 C998 U999 A1000 A1001 G1002 G1003 C1004 C1005 C1006 A1009 G1010 G1011 U1012 C1013 U1014 G1017 C1018 U1019 A1020 A1021 U1022 U1023 G1024 G1025 U1026 A1027 A1028 A1032 U1033 G1034 U1035 G1036 G1037 C1038 G1039 C1040 C1041 G1042 C1043 G1044 A1045 A G A C A G C A G C A G
G U U G G C U U A G A A G C C A G C C C A U C C U U U A A A G A G U G C G U A A U A G C U C A C U G1106 G1107 U1108 C1109 G1110 A1111 G1112 U1113 G1114 G1115 C1116 G1117 C1118
C1119 G1120 C1121 G1122 C1123 C1124 G1125 U1130 G1131 C1135 G1136 G1137 G1138 G1139 C1140 U1141 U1142 A1142A A1143 G1144 C1145 C1146 C1147 A1148 G1149 C1150 G1151 C1152 C1153 G1154 A1155 A1156 C1161 G1162 G1163 G1164 U1165 C1166 U1167 G1168 G1169 G1170 G1171 G1173 A1174 U1175 G1176 A1177 C1178 C1179 C1180 C1181 A1182 G1183 G1184 C1185 G1186

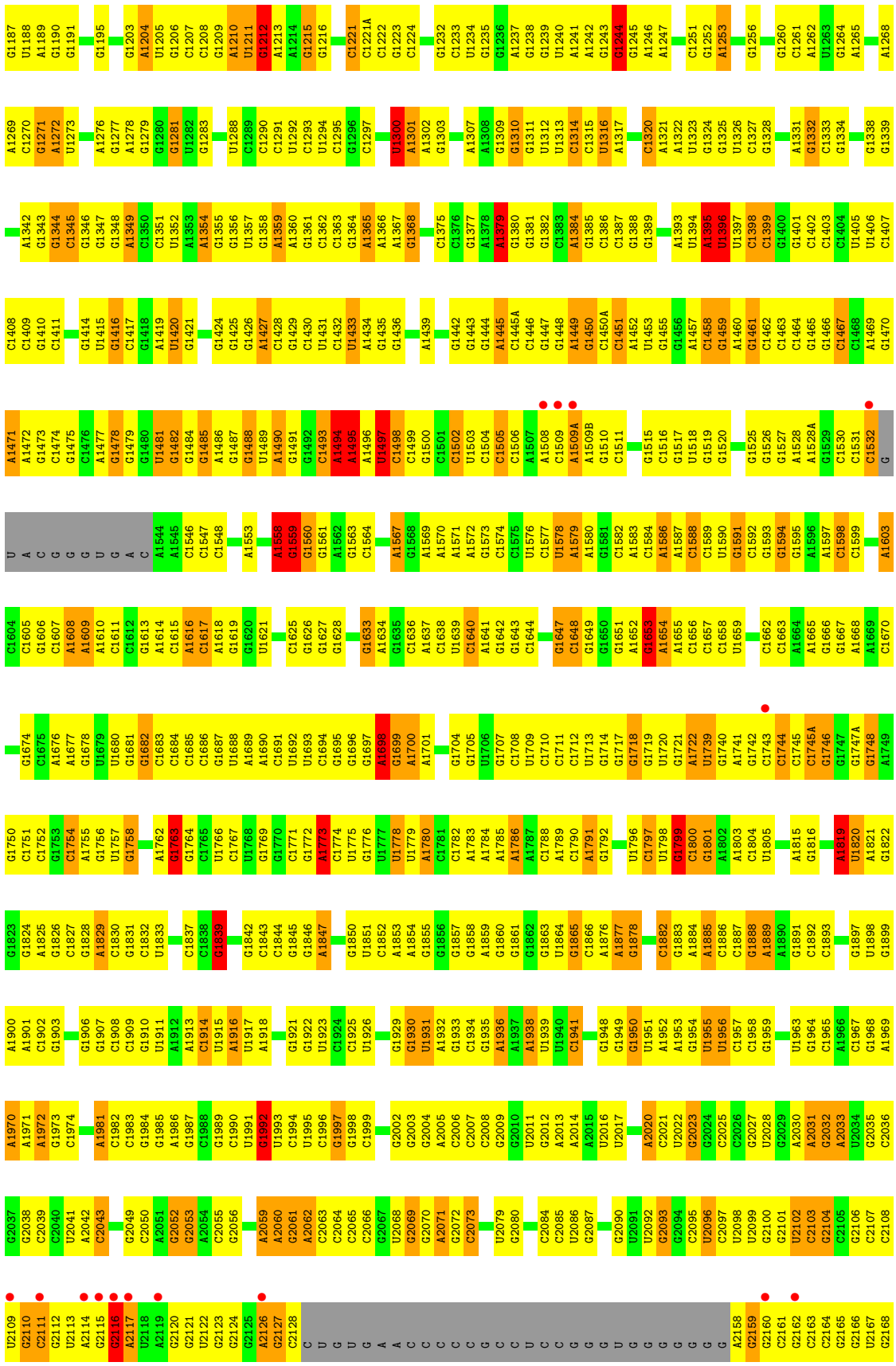
U2109 G2110 C2111 G2112 U2113 A2114 G2115 G2116 A2117 U2118 A2119 G2120 G2121 U2122 G2123 G2124 G2125 A2126 G2127 C2128
G2037 G2038 C2039 C2040 U2041 A2042 C2043 G2049 C2050 A2051 G2052 G2053 A2054 C2055 G2056 A2059 A2060 G2061 A2062 C2063 C2064 C2065 C2066 G2067 U2068 G2069 G2070 A2071 G2072 C2073 U2079 G2080 C2084 C2085 U2086 G2087 G2090 U2091 U2092 G2093 G2094 C2095 U2096 C2097 U2098 U2099 G2100 G2101 U2102 C2103 G2104 C2105 G2106 C2107 C2108
A1970 A1971 A1972 G1973 C1974 A1981 C1982 C1983 G1984 G1985 A1986 G1987 C1988 G1989 C1990 U1991 G1992 U1993 C1994 U1995 C1996 G1997 G1998 C1999 G2002 G2003 G2004 A2005 C2006 C2007 C2008 G2009 G2010 U2011 G2012 A2013 A2014 A2015 U2016 U2017 A2020 C2021 U2022 G2023 G2024 U2025 C2026 G2027 U2028 G2029 A2030 A2031 G2032 A2033 U2034 G2035 C2036
A1900 A1901 C1902 G1903 G1906 G1907 C1908 C1909 G1910 U1911 A1912 A1913 C1914 U1915 A1916 U1917 A1918 G1921 G1922 U1923 C1924 C1925 U1926 G1929 G1930 U1931 A1932 G1933 C1934 G1935 A1936 A1937 A1938 U1939 U1940 C1941 G1948 G1949 G1950 U1951 A1952 A1953 G1954 U1955 U1956 C1957 C1958 G1959 U1963 G1964 C1965 A1966 C1967 G1968 A1969
G1823 G1824 A1825 G1826 C1827 G1828 A1829 C1830 G1831 C1832 U1833 C1837 C1838 G1839 G1842 C1843 C1844 G1845 G1846 A1847 G1850 U1851 C1852 A1853 A1854 G1855 G1856 G1857 G1858 A1859 G1860 G1861 G1862 G1863 U1864 G1865 C1866 A1876 A1877 G1878 C1882 G1883 A1884 A1885 C1886 C1887 G1888 A1889 A1890 G1891 C1892 C1893 G1897 U1898 G1899
G1750 C1751 C1752 G1753 C1754 A1755 G1756 U1757 G1758 A1762 G1763 G1764 C1765 U1766 C1767 U1768 G1769 G1770 C1771 G1772 A1773 C1774 U1775 G1776 U1777 U1778 U1779 A1780 C1781 C1782 A1783 A1784 A1785 A1786 A1787 C1788 A1789 C1790 A1791 G1792 U1796 C1797 U1798 G1799 C1800 G1801 A1802 A1803 C1804 U1805 A1815 G1816 A1819 U1820 A1821 G1822
G1674 C1675 A1676 A1677 G1678 U1679 U1680 G1681 G1682 C1683 C1684 C1685 C1686 G1687 U1688 A1689 A1690 C1691 U1692 U1693 C1694 G1695 G1696 G1697 A1698 G1699 A1700 A1701 G1704 G1705 U1706 G1707 C1708 U1709 C1710 C1711 C1712 U1713 G1714 G1717 G1718 G1719 U1720 G1721 A1722 U1739 G1740 A1741 G1742 C1743 C1744 C1745 C1745A G1746 G1747 G1747A G1748 A1749
C1604 C1605 G1606 C1607 A1608 A1609 A1610 C1611 C1612 G1613 A1614 C1615 A1616 C1617 A1618 G1619 G1620 U1621 C1625 G1626 G1627 G1628 G1633 A1634 G1635 C1636 A1637 C1638 U1639 C1640 A1641 G1642 G1643 C1644 G1647 C1648 G1649 G1650 G1651 A1652 G1653 A1654 A1655 C1656 C1657 C1658 U1659 C1662 C1663 A1664 A1665 G1666 G1667 A1668 A1669 C1670
U A C G G G U G A C A1544 A1545 C1546 C1547 C1548 A1553 A1558 G1559 G1560 G1561 A1562 G1563 C1564 A1567 G1568 A1569 A1570 A1571 A1572 G1573 C1574 C1575 U1576 C1577 U1578 A1579 A1580 G1581 C1582 A1583 C1584 A1586 A1587 C1588 C1589 U1590 G1591 C1592 G1593 G1594 G1595 A1596 A1597 C1598 C1599 A1603
A1471 A1472 G1473 C1474 G1475 C1476 A1477 G1478 G1479 G1480 U1481 G1482 G1484 G1485 A1486 G1487 G1488 U1489 A1490 G1491 G1492 C1493 A1494 A1495 A1496 U1497 C1498 C1499 G1500 C1501 C1502 U1503 C1504 C1505 C1506 A1507 A1508 C1509 A1509A A1509B G1510 C1511 G1515 C1516 G1517 U1518 G1519 G1520 G1525 G1526 G1527 A1528 A1528A G1529 C1530 C1531 C1532 G
C1408 C1409 G1410 C1411 G1414 U1415 G1416 C1417 G1418 A1419 U1420 G1421 G1424 G1425 G1426 A1427 C1428 G1429 C1430 U1431 C1432 C1363 G1364 U1433 A1434 G1435 G1436 A1439 G1442 G1443 G1444 A1445 C1445A C1446 G1447 G1448 A1449 G1450 C1450A C1451 A1452 U1453 G1455 G1456 A1457 C1458 G1459 A1460 G1461 C1462 C1463 C1464 G1465 G1466 C1467 C1468 A1469 G1470
A1342 G1343 G1344 C1345 G1346 G1347 G1348 A1349 C1350 C1351 U1352 A1353 A1354 G1355 G1356 U1357 G1358 A1359 A1360 G1361 C1362 C1363 G1364 A1365 A1366 A1367 G1368 C1375 C1376 G1377 A1378 A1379 G1380 G1381 G1382 C1383 A1384 G1385 C1386 C1387 G1388 G1389 A1393 U1394 A1395 U1396 U1397 C1398 C1399 G1400 G1401 C1402 C1403 C1404 U1405 U1406 C1407
A1269 C1270 G1271 A1272 U1273 A1276 G1277 A1278 G1279 G1280 G1281 U1282 G1283 U1288 C1289 C1290 C1291 U1292 C1293 U1294 C1295 G1296 C1297 U1300 A1301 A1302 G1303 A1307 A1308 G1309 G1310 G1311 U1312 U1313 C1314 C1315 U1316 A1317 C1320 A1321 A1322 U1323 G1324 G1325 U1326 C1327 G1328 A1331 G1332 C1333 G1334 G1338 G1339
G1187 U1188 A1189 G1190 G1191 G1195 G1203 A1204 U1205 G1206 C1207 C1208 G1209 A1210 U1211 G1212 A1213 A1214 G1215 G1216 C1221 C1221A C1222 G1223 C1224 G1232 C1233 U1234 G1235 G1236 A1237 G1238 G1239 U1240 A1241 A1242 G1243 G1244 G1245 A1246 A1247 C1251 G1252 A1253 G1256 G1260 C1261 A1262 U1263 G1264 A1265 A1268

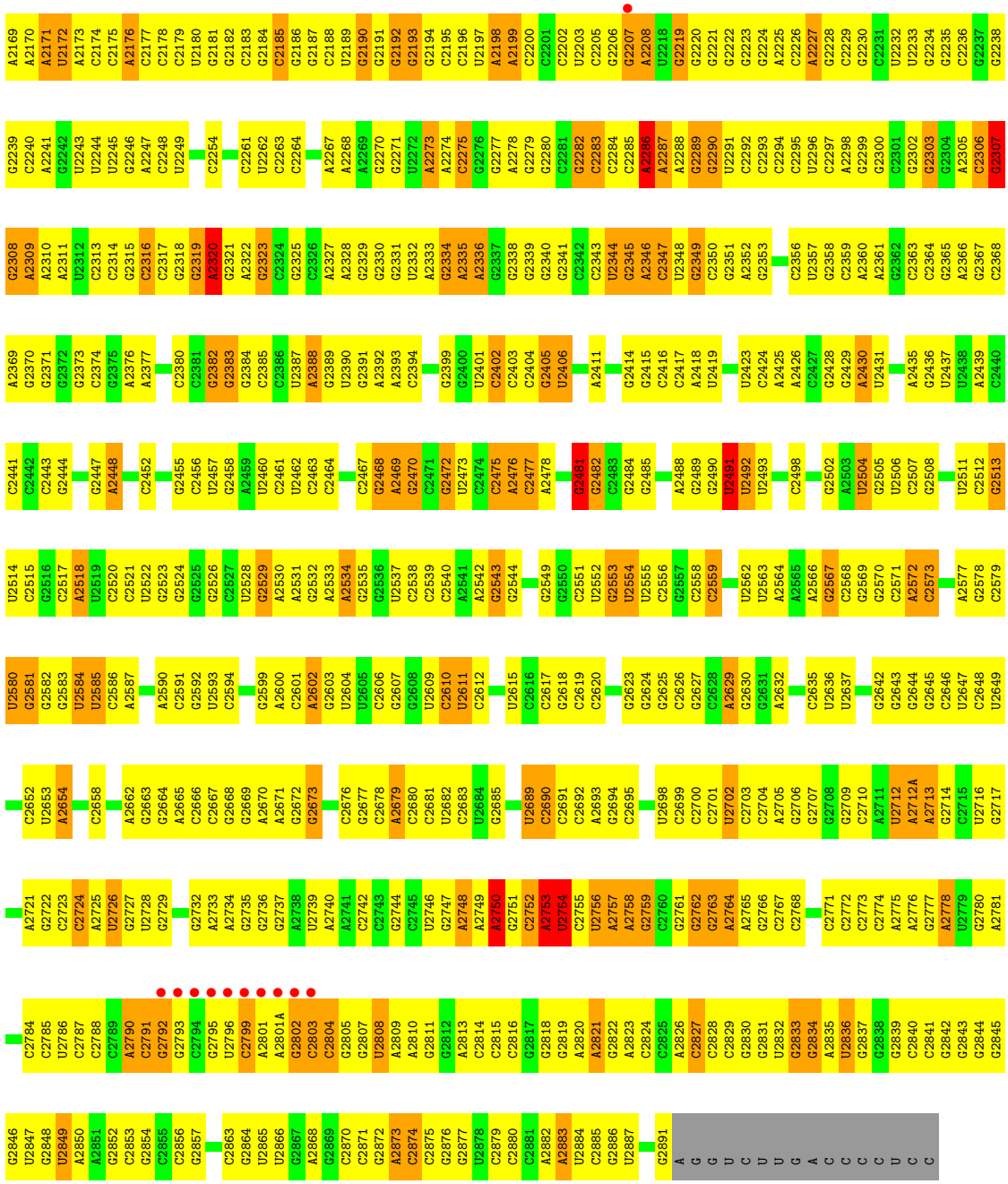

• Molecule 25: 23S ribosomal RNA

Chain DA:

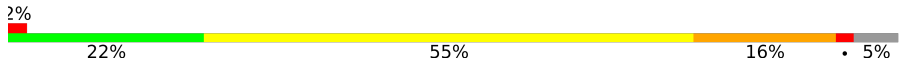

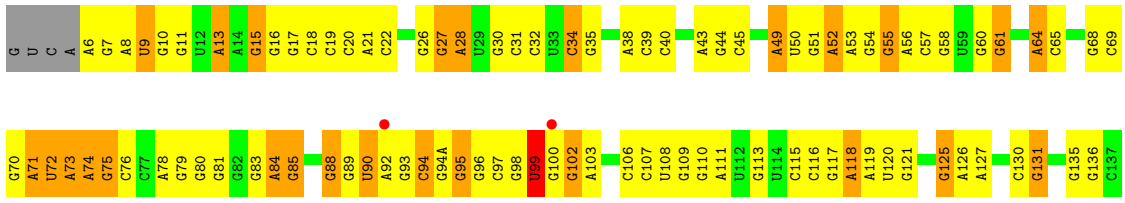

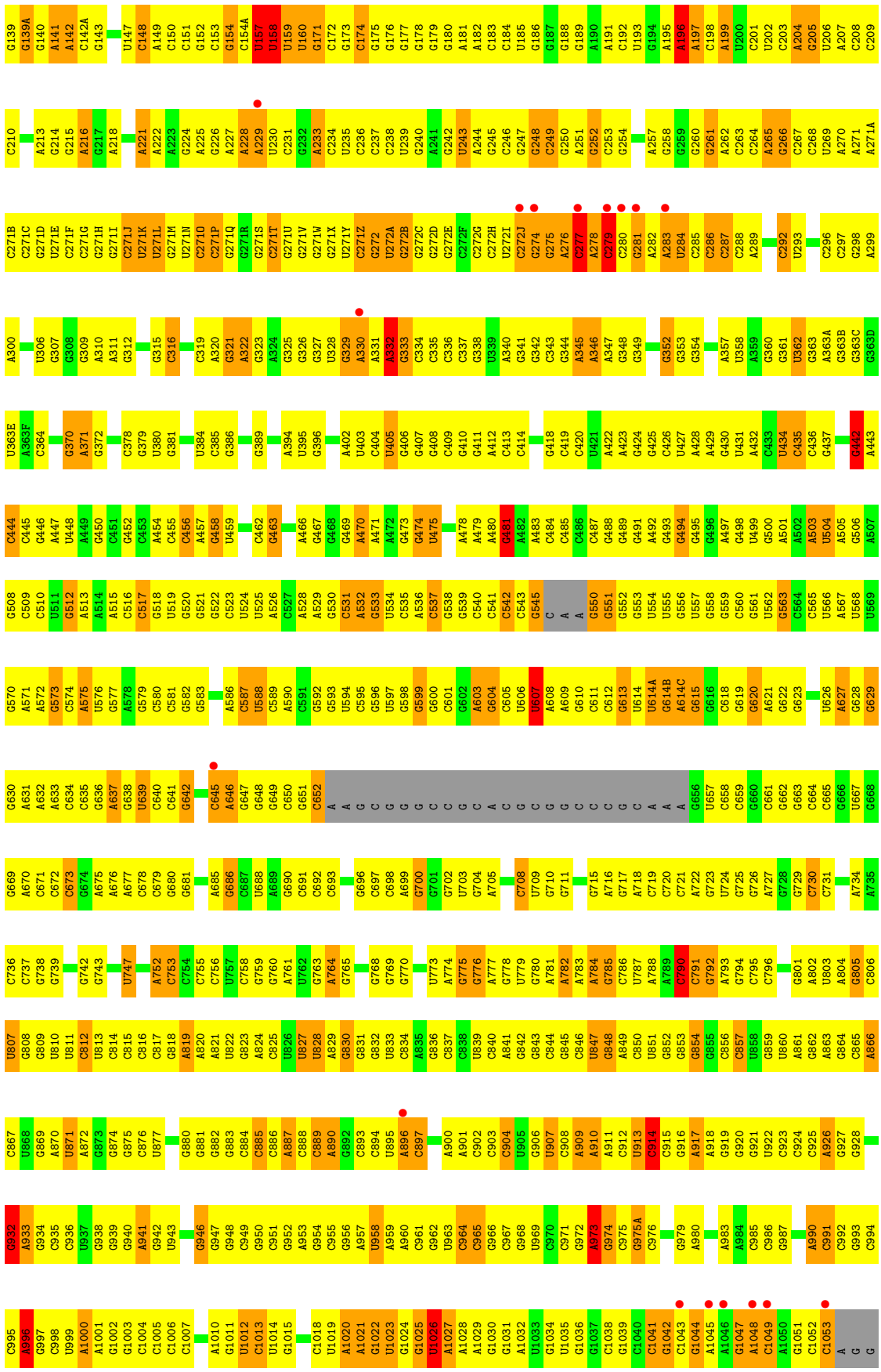
G139 G139A G140 A141 A142 C142A G143 U147 C148 A149 C150 C151 G152 C153 G154 C154A U157 U158 U159 U160 G171 C172 G173 C174 G175 G176 G177 G178 G179 G180 A181 A182 C183 C184 U185 G186 G187 G188 G189 A190 A191 C192 U193 G194 A195 A196 A197 C198 A199 U200 C201 U202 C203 A204 G205 U206 A207 C208 C209
C210 A213 G214 G215 A216 G217 A218 A221 A222 A223 G224 A225 G226 A227 A228 A229 U230 C231 G232 A233 C234 U235 C236 C237 C238 U239 G240 A241 G242 U243 A244 G245 C246 G247 G248 G249 G250 A251 G252 C253 G254 A257 G258 G259 G260 G261 A262 C263 C264 A265 G266 C267 C268 U269 A270 A271 A271A
C271B C271C G271D U271E C271F C271G G271H G271I C271J U271K U271L G271M U271N C271O C271P G271Q G271R C271S C271T G271U C271V G271W C271X U271Y C271Z G272 U272A G272B G272C G272D G272E C272F C272G C272H U272I C272J G274 G275 A276 C277 A278 C279 C280 G281 A282 A283 U284 C285 C286 C287 C288 A289 C292 U293 C296 C297 G298 A299
A300 U306 G307 G308 G309 A310 A311 G312 G315 C316 C319 A320 G321 A322 G323 A324 G325 G326 G327 U328 G329 A330 A331 A332 G333 C334 C335 C336 C337 G338 U339 A340 G341 G342 C343 G344 A345 A346 A347 G348 G349 G352 G353 G354 A357 U358 A359 G360 G361 U362 G363 A363A G363B G363C G363D
U363E A363F C364 G370 A371 G372 C378 G379 U380 G381 U384 C385 G386 G389 A394 U395 G396 A402 U403 C404 U405 G406 G407 G408 C409 G410 G411 A412 C413 C414 G418 C419 C420 U421 A422 A423 G424 G425 C426 U427 A428 A429 G430 U431 A432 C433 U434 C435 C436 G437 G442 A443
C444 C445 G446 A447 U448 A449 G450 C451 C452 C453 A454 C455 C456 A457 C458 U459 C462 G463 A466 G467 G468 G469 A470 A471 A472 G473 G474 U475 A478 A479 A480 G481 A482 A483 C484 C485 C486 C487 G488 G489 G491 A492 G493 G494 G495 G496 A497 G498 U499 G500 A501 A502 A503 U504 A505 G506 A507
G508 C509 C510 U511 G512 A513 A514 A515 C516 C517 G518 U519 G520 G521 G522 C523 U524 U525 A526 G527 A528 A529 G530 C531 A532 G533 U534 C535 A536 C537 G538 G539 C540 C541 C542 C543 G545 C A A G550 G551 G552 G553 U554 U555 G556 U557 G558 G559 C560 G561 U562 G563 C564 C565 U566 A567 U568 U569
G570 A571 A572 G573 C574 A575 U576 G577 A578 G579 C580 C581 G582 G583 A586 C587 U588 C589 A590 C591 G592 G593 U594 C595 G596 U597 G598 G599 G600 C601 G602 A603 G604 C605 U606 U607 A608 A609 G610 C611 C612 G613 U614 U614A G614B A614C G615 G616 C618 G619 G620 A621 G622 G623 U626 A627 G628 G629
G630 A631 A632 A633 C634 C635 G636 A637 G638 U639 C640 C641 G642 C645 A646 G647 G648 G649 C650 G651 C652 A A G G C C G G C C A C G C C G G G C C C G A A G656 U657 C658 C659 G660 C661 G662 G663 C664 C665 G666 U667 G668
G669 A670 C671 C672 G673 G674 A675 A676 A677 C678 C679 G680 G681 A685 G686 C687 U688 A689 G690 C691 C692 C693 G696 C697 C698 A699 G700 G701 G702 U703 G704 A705 C708 U709 G710 G711 G715 A716 G717 A718 C719 C720 C721 A722 G723 U724 G725 G726 A727 G728 G729 C730 C731 A734 A735
C736 C737 G738 G739 G742 G743 U747 A752 C753 C754 C755 C756 U757 C758 G759 G760 A761 U762 G763 A764 G765 G768 G769 G770 U773 A774 G775 G776 A777 G778 U779 G780 A781 A782 A783 A784 G785 C786 U787 A788 A789 C790 C791 G792 A793 G794 C795 C796 G801 A802 U803 A804 G805 C806
U807 G808 G809 U810 U811 C812 U813 C814 C815 C816 C817 C818 A819 A820 A821 U822 G823 A824 C825 U826 U827 U828 A829 A830 G831 G832 U833 C834 A835 C836 C837 C838 U839 C840 A841 C842 G843 C844 C845 C846 U847 G848 A849 C850 U851 G852 C853 G854 G855 C856 C857 U858 G859 U860 A861 G862 A863 G864 C865 A866
C867 U868 G869 A870 U871 A872 G873 G874 G875 C876 U877 G880 G881 G882 G883 C884 C885 C886 A887 C888 C889 A890 G892 C893 C894 U895 A896 C897 A900 A901 C902 C903 C904 U905 G906 U907 C908 A909 A910 A911 C912 U913 C914 C915 G916 A917 A918 G919 G920 G921 U922 C923 C924 G925 A926 G927 G928
G932 A933 G934 C935 C936 U937 G938 G939 G940 A941 G942 U943 G946 G947 G948 C949 G950 C951 G952 A953 G954 C955 G956 A957 U958 A959 A960 C961 G962 U963 C964 G965 G966 C967 G968 U969 C970 C971 G972 A973 G974 C975 G975A C976 G979 A980 A983 A984 C985 C986 G987 A990 C991 C992 G993 C994
C995 A996 G997 C998 U999 A1000 A1001 G1002 G1003 C1004 C1005 C1006 C1007 A1010 G1011 U1012 C1013 U1014 G1015 C1018 U1019 A1020 A1021 G1022 U1023 G1024 G1025 U1026 A1027 A1028 A1029 G1030 G1031 A1032 U1033 G1034 U1035 G1036 G1037 C1038 G1039 C1040 C1041 G1042 C1043 G1044 A1045 A1046 G1047 A1048 C1049 A1050 G1051 C1052 C1053 A G G

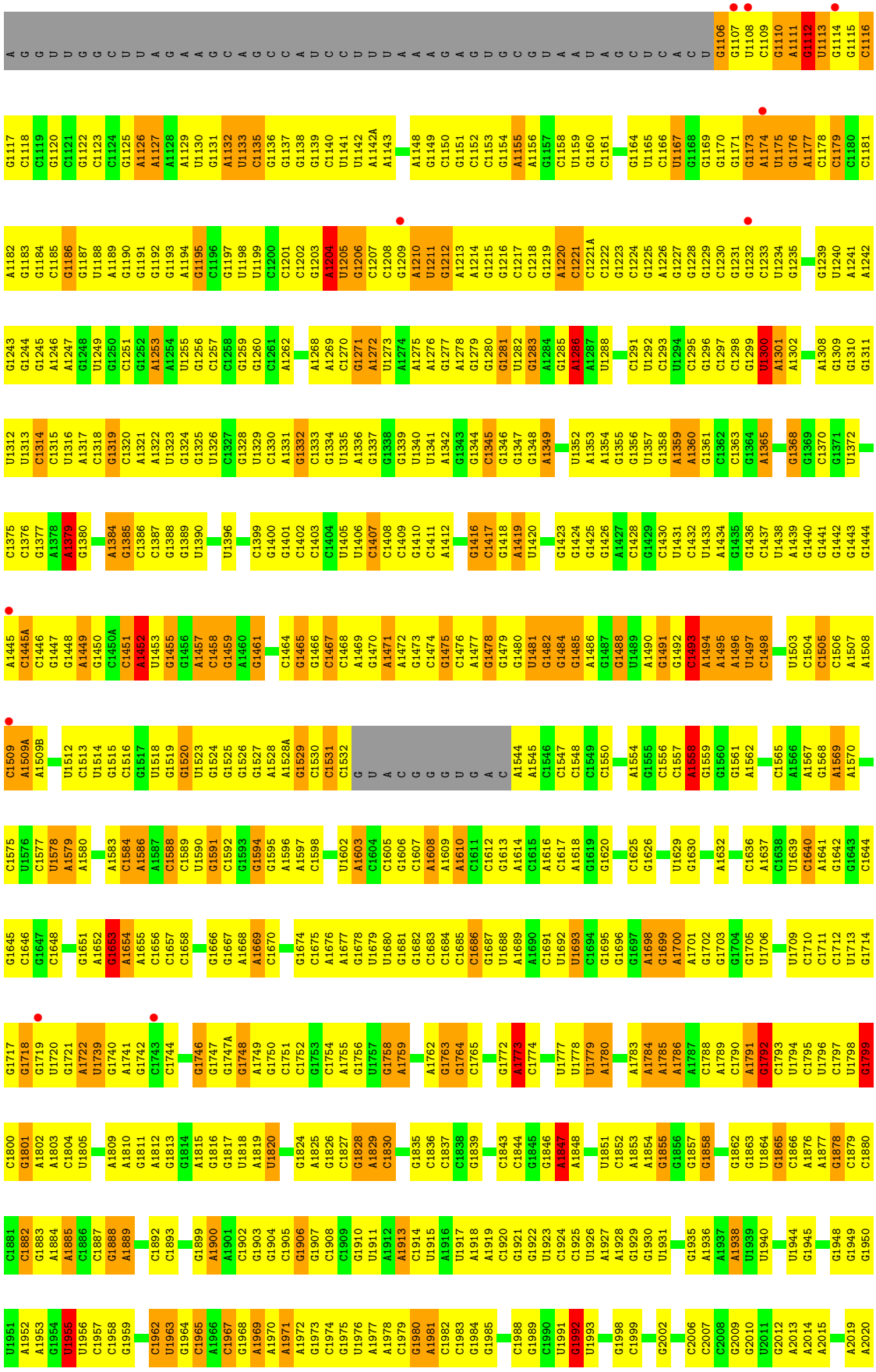
A G G U U G G C U U A G A A G C A C C A U C C U U U A A A G A G U C A A U U A G G C U C A G C U C U A C U G1106 G1107 U1108 C1109 G1110 A1111 G1112 U1113 G1114 G1115 C1116
G1117 C1118 C1119 G1120 C1121 G1122 C1123 C1124 G1125 A1126 A1127 A1128 A1129 U1130 G1131 A1132 U1133 C1135 G1136 G1137 G1138 G1139 C1140 U1141 U1142 A1142A A1143 A1148 G1149 C1150 G1151 C1152 C1153 G1154 A1155 A1156 G1157 C1158 U1159 G1160 C1161 G1164 U1165 C1166 U1167 G1168 G1169 G1170 G1171 G1173 A1174 U1175 G1176 A1177 C1178 C1179 C1180 C1181
A1182 G1183 G1184 C1185 G1186 G1187 U1188 A1189 G1190 G1191 G1192 G1193 A1194 G1195 C1196 G1197 U1198 U1199 C1200 C1201 C1202 G1203 A1204 U1205 G1206 C1207 C1208 G1209 A1210 U1211 G1212 A1213 A1214 G1215 G1216 C1217 C1218 G1219 A1220 C1221 C1221A C1222 G1223 C1224 G1225 A1226 G1227 G1228 G1229 C1230 G1231 G1232 C1233 U1234 G1235 G1239 U1240 A1241 A1242
G1243 G1244 G1245 A1246 A1247 G1248 U1249 G1250 C1251 G1252 A1253 A1254 U1255 G1256 C1257 C1258 G1259 G1260 C1261 A1262 A1268 A1269 C1270 G1271 A1272 U1273 A1274 A1275 A1276 G1277 A1278 G1279 G1280 G1281 U1282 G1283 A1284 C1285 A1286 A1287 U1288 C1291 U1292 C1293 U1294 C1295 G1296 C1297 C1298 G1299 U1300 A1301 A1302 A1308 G1309 G1310 G1311
U1312 U1313 C1314 C1315 U1316 A1317 C1318 G1319 C1320 A1321 A1322 U1323 G1324 G1325 U1326 C1327 G1328 U1329 C1330 A1331 G1332 C1333 G1334 U1335 A1336 G1337 G1338 G1339 U1340 U1341 A1342 G1343 G1344 C1345 G1346 G1347 G1348 A1349 U1352 A1353 A1354 G1355 G1356 U1357 G1358 A1359 A1360 G1361 C1362 C1363 G1364 A1365 G1368 G1369 C1370 G1371 U1372
C1375 C1376 G1377 A1378 A1379 G1380 A1384 G1385 C1386 C1387 G1388 G1389 U1390 U1396 C1399 G1400 G1401 C1402 C1403 C1404 U1405 U1406 C1407 C1408 C1409 G1410 G1411 A1412 G1416 C1417 G1418 A1419 U1420 G1423 G1424 G1425 G1426 A1427 C1428 G1429 C1430 U1431 C1432 U1433 A1434 G1435 G1436 C1437 U1438 A1439 G1440 G1441 G1442 G1443 G1444
A1445 C1445A C1446 G1447 G1448 A1449 G1450 C1450A C1451 A1452 U1453 G1455 G1456 A1457 C1458 G1459 A1460 G1461 C1464 G1465 G1466 C1467 C1468 A1469 G1470 A1471 A1472 G1473 C1474 G1475 C1476 A1477 G1478 G1479 G1480 U1481 G1482 G1484 G1485 A1486 G1487 G1488 U1489 A1490 G1491 G1492 C1493 A1494 A1495 A1496 U1497 C1498 U1503 C1504 C1505 C1506 A1507 A1508
C1509 A1509A A1509B U1512 C1513 U1514 G1515 C1516 G1517 U1518 G1519 G1520 U1523 G1524 G1525 G1526 G1527 A1528 A1528A G1529 C1530 C1531 C1532 G U A C G G G U G A C A1544 A1545 C1546 C1547 C1548 G1549 C1550 A1554 G1555 C1556 C1557 A1558 G1559 G1560 G1561 A1562 C1565 A1566 A1567 G1568 A1569 A1570
C1575 U1576 C1577 U1578 A1579 A1580 A1583 C1584 A1586 A1587 C1588 C1589 U1590 G1591 C1592 G1593 G1594 G1595 A1596 A1597 C1598 U1602 A1603 C1604 C1605 G1606 C1607 A1608 A1609 A1610 C1611 C1612 G1613 A1614 C1615 A1616 C1617 A1618 G1619 G1620 C1625 G1626 U1629 G1630 A1632 C1636 A1637 C1638 U1639 C1640 A1641 G1642 G1643 C1644
G1645 C1646 G1647 C1648 G1651 A1652 G1653 A1654 A1655 C1656 C1657 C1658 G1666 G1667 A1668 A1669 C1670 G1674 C1675 A1676 A1677 G1678 U1679 U1680 G1681 G1682 C1683 C1684 C1685 C1686 G1687 U1688 A1689 A1690 C1691 U1692 U1693 C1694 G1695 G1696 G1697 A1698 G1699 A1700 A1701 G1702 G1703 G1704 G1705 U1706 U1709 C1710 C1711 C1712 U1713 G1714
G1717 G1718 G1719 U1720 G1721 A1722 U1739 G1740 A1741 G1742 C1743 C1744 G1746 G1747 G1747A G1748 A1749 G1750 C1751 C1752 G1753 C1754 A1755 G1756 U1757 G1758 A1759 A1762 G1763 G1764 C1765 G1772 A1773 C1774 U1777 U1778 U1779 A1780 A1783 A1784 A1785 A1786 A1787 C1788 A1789 C1790 A1791 G1792 C1793 U1794 C1795 U1796 C1797 U1798 G1799
C1800 G1801 A1802 A1803 C1804 U1805 A1809 A1810 G1811 A1812 G1813 G1814 A1815 G1816 G1817 U1818 A1819 U1820 G1824 A1825 G1826 C1827 G1828 A1829 C1830 G1835 C1836 C1837 C1838 G1839 C1843 C1844 G1845 G1846 A1847 A1848 U1851 C1852 A1853 A1854 G1855 G1856 G1857 G1858 G1862 G1863 U1864 G1865 C1866 A1876 A1877 G1878 C1879 C1880
C1881 C1882 G1883 A1884 A1885 C1886 C1887 G1888 A1889 C1892 C1893 G1899 A1900 A1901 C1902 G1903 G1904 C1905 G1906 G1907 C1908 C1909 G1910 U1911 A1912 A1913 C1914 U1915 A1916 U1917 A1918 A1919 C1920 G1921 G1922 U1923 C1924 C1925 U1926 A1927 A1928 G1929 G1930 U1931 G1935 A1936 A1937 A1938 U1939 U1940 U1944 G1945 G1948 G1949 G1950
U1951 A1952 A1953 G1954 U1955 U1956 C1957 C1958 G1959 C1962 U1963 G1964 C1965 A1966 C1967 G1968 A1969 A1970 A1971 A1972 G1973 C1974 G1975 U1976 A1977 A1978 C1979 G1980 A1981 C1982 C1983 G1984 G1985 C1988 G1989 C1990 U1991 G1992 U1993 G1998 C1999 G2002 C2006 C2007 C2008 G2009 G2010 U2011 G2012 A2013 A2014 A2015 A2019 A2020


C2021 U2022 G2023 G2024 C2025 C2026 G2027 U2028 G2029 A2030 A2031 G2032 A2033 U2034 G2035 C2036 G2037 G2038 C2039 C2040 U2041 A2042 C2043 G2046 U2047 G2048 G2049 C2050 A2051 G2052 C2055 G2056 A2057 A2058 A2059 A2060 G2061 A2062 C2063 C2064 C2065 U2068 G2069 G2070 A2071 U2074 C2078 U2079 G2080 C2081 A2082 G2083 C2084 C2085 U2086
G2087 G2088 U2089 G2090 U2091 U2092 G2093 G2094 U2098 U2099 G2100 G2101 U2102 C2103 G2104 C2105 G2106 C2107 C2108 U2109 G2110 C2111 G2112 U2113 A2114 G2115 G2116 A2117 U2118 A2119 G2120 G2121 U2122 G2123 G2124 G2125 A2126 G2127 C2128 C U G U G U G A A C C C C C G G C C U C C G G
G U G G G G G G A G G C G2162 C2163 C2164 G2165 G2166 U2167 G2168 A2169 A2170 A2171 U2172 A2173 C2174 C2175 A2176 C2177 C2178 C2179 U2180 G2181 G2182 C2183 G2184 C2185 G2186 G2187 C2188 U2189 G2190 G2191 G2192 G2193 G2194 C2195 C2196 U2197 A2198 A2199 C2200 U2203 C2205 G2206 G2207 A2208 U2218 G2219
G2220 G2223 G2224 A2225 C2226 A2227 G2228 C2231 U2232 U2233 G2234 G2238 G2239 C2240 A2241 G2242 U2243 U2244 U2245 U2246 A2247 C2248 U2249 G2255 G2256 U2257 C2261 U2262 C2263 A2267 A2268 A2269 G2270 G2271 U2272 A2273 A2274 C2275 G2276 G2277 A2278 G2282 C2283 C2284 C2285 A2286 A2287 A2288 G2289 G2290 U2291 C2292 C2293
C2297 A2298 G2299 G2300 C2301 G2302 G2303 G2304 A2305 C2306 G2307 G2308 A2309 A2310 A2311 U2312 C2313 C2314 G2315 C2316 C2317 G2318 G2319 A2320 G2325 C2326 A2327 A2328 G2329 G2330 G2331 U2332 A2333 G2334 A2335 A2336 G2339 G2340 G2341 C2342 C2343 U2344 G2345 A2346 C2347 U2348 G2349 C2350 G2351 A2352 G2353 C2356 U2357 G2358 C2359 A2360
A2361 G2362 C2363 C2364 G2365 A2366 G2367 G2370 G2371 G2372 G2373 C2374 G2375 A2376 A2377 A2378 C2381 G2382 G2383 G2384 G2385 C2386 U2387 A2388 G2389 U2390 G2391 A2392 A2393 C2394 C2395 G2396 G2397 U2398 G2399 G2400 U2401 C2402 C2403 C2404 G2405 U2406 G2407 U2408 G2409 G2410 A2411 A2412 G2413 G2414 G2415 C2416 C2417 A2418 U2419 C2420 G2421 A2422
U2423 C2424 A2425 A2426 C2427 G2428 G2429 A2430 U2431 A2432 A2433 A2434 A2435 A2439 C2440 C2441 C2442 C2443 G2444 A2448 U2449 C2456 U2457 G2458 U2462 C2463 C2464 C2465 C2466 C2467 G2468 A2469 G2470 C2471 G2472 U2473 C2474 C2475 A2476 C2477 A2478 G2479 C2480 G2481 G2482 C2483 G2484 G2485 G2486 G2487 A2488 G2489 G2490 U2491 U2492 U2493
G2494 G2495 C2496 A2497 C2498 G2502 A2503 U2504 G2505 U2506 C2507 G2508 G2509 C2510 U2511 C2512 G2513 U2514 C2515 G2516 C2517 A2518 U2519 C2520 U2521 U2522 G2523 G2524 G2525 G2526 C2527 U2528 G2529 G2532 A2533 A2534 G2535 U2536 U2537 C2538 C2539 C2540 A2541 A2542 G2543 G2544 U2547 G2548 U2552 G2553 U2554 U2555 C2556 G2557 C2558
U2563 A2564 A2565 A2566 G2567 C2568 G2569 G2570 C2571 A2572 C2573 G2574 C2575 G2576 A2577 G2578 C2579 U2580 G2581 G2582 G2583 U2584 U2585 C2586 A2587 U2593 C2594 G2597 A2598 G2599 A2600 C2601 A2602 G2603 U2604 U2605 C2606 G2607 G2608 U2609 C2610 U2611 C2612 U2613 A2614 U2615 C2616 C2617 G2618 C2619 C2620 G2624 G2625 G2626 G2627 C2628 A2629
G2630 G2631 A2632 G2633 G2634 C2635 U2636 U2637 G2638 A2639 G2642 G2643 G2644 G2645 C2646 U2647 C2648 U2649 U2650 C2651 C2652 U2653 A2654 G2655 U2656 A2657 C2658 G2659 A2660 G2661 A2662 G2663 G2664 A2665 C2666 C2667 G2668 G2669 A2670 A2671 G2672 G2673 G2674 A2675 A2679 C2680 C2681 U2682 C2683 U2684 G2685 G2686 U2687 U2688 U2689 C2690 C2691 C2692
A2693 G2694 C2695 U2696 G2697 U2698 C2699 C2700 C2701 U2702 G2707 G2708 G2709 C2710 A2711 U2712 A2712A A2713 C2714 C2715 U2716 G2717 C2718 G2719 U2720 A2721 G2722 C2723 C2724 A2725 U2726 G2727 U2728 G2729 C2730 G2731 G2732 A2733 A2734 C2735 G2736 G2737 A2738 U2739 A2740 A2741 C2742 C2743 G2744 C2745 U2746 G2747 A2748 A2749 A2750 G2751 C2752 A2753 U2754
C2755 U2756 A2757 A2758 G2759 C2760 G2761 G2762 G2763 A2764 A2765 G2766 C2767 C2768 C2769 G2770 C2771 C2772 C2773 C2774 A2775 A2776 G2777 A2778 U2779 G2780 A2781 G2782 C2783 C2784 C2785 U2786 C2787 C2788 C2789 A2790 C2791 G2792 G2793 C2794 G2795 U2796 C2799 A2801 A2801A G2802 C2803 C2804 G2805 G2807 U2808 A2809 A2810 G2811 G2812 C2815 C2816 G2817 G2818
G2819 A2820 A2821 G2822 A2823 C2824 C2825 A2826 C2827 C2828 C2829 U2832 G2833 G2834 A2835 U2836 G2837 G2838 G2839 C2840 C2841 G2842 G2843 G2844 G2845 G2846 U2847 G2848 U2849 A2850 A2851 G2852 C2853 G2854 C2855 C2856 G2857 G2858 G2859 A2860 G2861 G2862 C2863 G2864 U2865 U2866 G2867 A2868 G2869 C2870 C2871 G2872 C2875 G2876 C2880 C2881 A2882
A2883 U2884 C2885 G2886 U2887 C2888 C2889 G2891 A2892 G2893 G2894 U2895 C2896 U2897 U G G A C C C C U C C C

• Molecule 26: 5S ribosomal RNA

Chain BB:

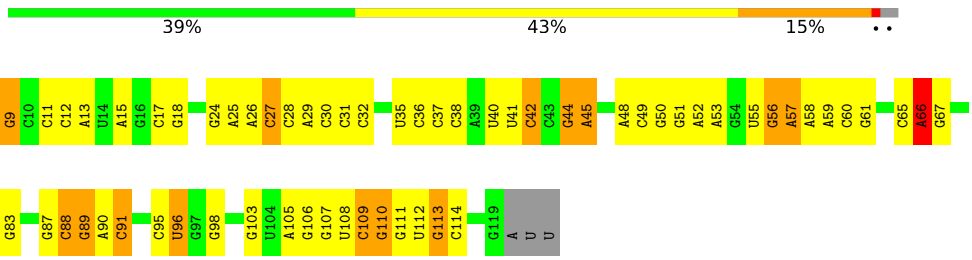

• Molecule 26: 5S ribosomal RNA

Chain DB:

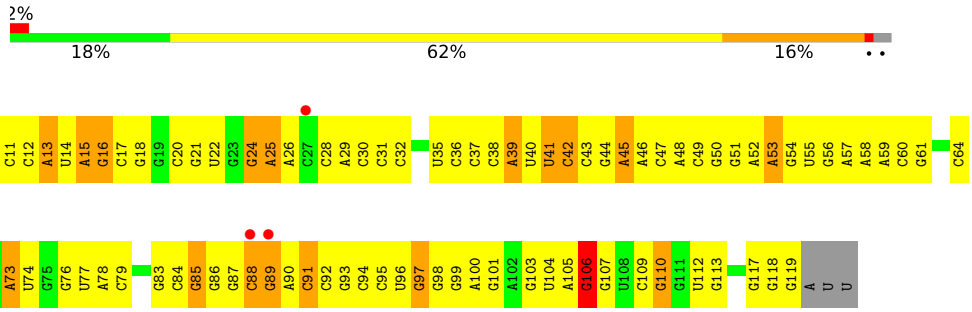

• Molecule 27: 50S ribosomal protein L1

Chain BC:

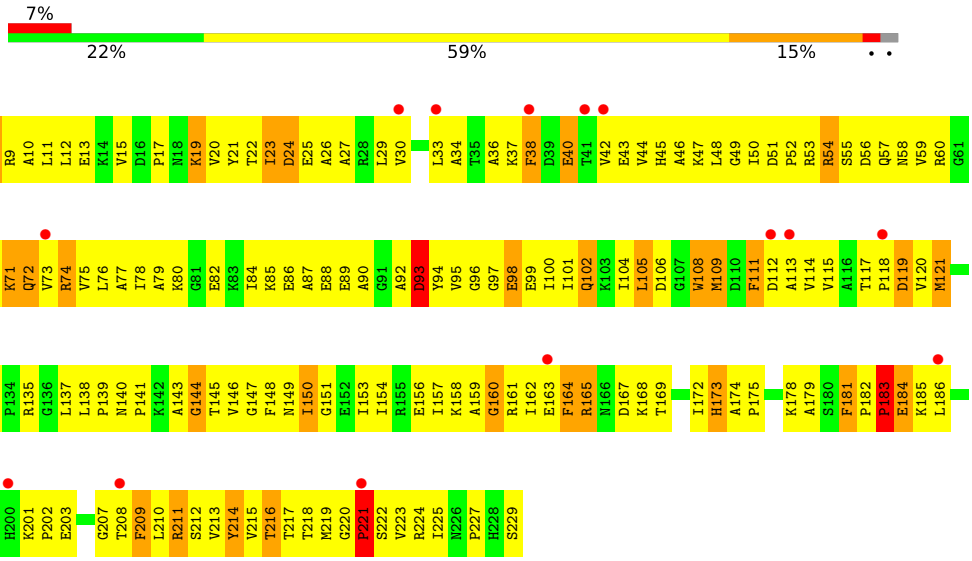

• Molecule 27: 50S ribosomal protein L1

Chain DC:

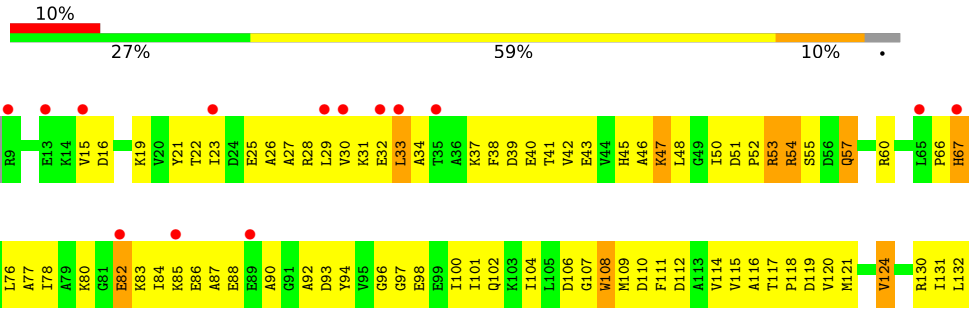

G133 P134 R135 G136 L137 L138 P139 N140 P141 K142 A143 G144 T145 V146 G147 F148 N149 I150 G151 E152 I153 I154 R155 E156 I157 K158 A159 G160 R161 I162 E163 F164 R165 T169 G170 A171 I172 H173 A174 P175 V176 G177 K178 A179 S180 F181 P182 P183 E184 K185 L186 A187 D188 N189 I190 R191 A192 F193 I194

R196 A196 L197 E198 K201 P202 A205 K206 G207 T208 F209 LEU R211 S212 V213 Y214 V215 T216 T217 T218 M219 G220 P221 S222 V223 R224 I225 N226 P227 H228 S229

- Molecule 28: 50S ribosomal protein L2

Chain BD: % 28% 52% 16%

MET A2 V3 K4 K5 Y9 T10 P11 S12 R13 R14 F15 M16 T17 V18 A19 D20 F21 S22 E23 I24 T25 K26 T27 E28 P29 E30 K31 S32 L33 V34 K35 P36 L37 K38 K39 T40 R43 N44 N45 Q46 G47 R48 I49 T50 V51 R52 F53 R54 H58 K59 R60 L61 Y62 R63 I64 I65

D66 F67 K68 R69 W70 D71 K72 V73 A77 K78 V79 A80 A81 I82 E83 Y84 D85 P86 N87 I92 A93 L94 L95 H96 Y97 V98 D99 G100 E101 K102 R103 Y104 I105 I106 A107 P108 D109 G110 L111 Q112 V113 G114 Q115 Q116 V117 V118 A119 G120 P121 D122 A123 P124 I125 Q126 V127 A130 L131

P132 L133 R134 F135 G139 T140 V141 V142 H143 A144 V145 E146 L147 E148 P149 K150 K151 G152 A153 K154 L155 A158 T161 Q164 I165 Q166 G167 R168 E169 G170 D171 Y172 V173 L177 P178 S179 L182 R183 K184 V185 H186 G187 E188 C189 Y190 A191 T192 V196 G197 N198 A199 D200 H201

K202 N203 T204 V205 L206 G207 K208 A209 G210 R211 S212 R213 W214 L215 G216 R217 R218 P219 H220 V221 R222 G223 A224 A225 M226 N227 P228 V229 D230 H231 P232 H233 G234 G235 G238 R239 A240 P241 R242 G243 R244 P245 P246 P249 Q253 T254 K255 G256 L257 K258 T259 R260 R263 K264 P265 S266

S267 R268 F269 I270 I271 A272 R273 R274 K275 LYS

- Molecule 28: 50S ribosomal protein L2

Chain DD: 3% 25% 55% 18%

MET A2 V3 K4 K5 F6 K7 P8 Y9 T10 P11 S12 R13 M16 T17 V18 A19 D20 F21 S22 E23 I24 T25 K26 T27 E28 P29 E30 K31 S32 L33 V34 K35 P36 L37 K38 K39 G42 R43 N44 N45 Q46 G47 R48 I49 T50 V51 R52 F53 R54 G55 G56 G57 H58 K59 R60 L61 Y62

R63 I64 I65 D66 F67 K68 R69 W70 D71 K72 V73 G74 I75 P76 A77 K78 V79 A80 A81 I82 E83 Y84 D85 P86 N87 R88 R91 I92 A93 L94 L95 H96 Y97 V98 D99 G100 E101 K102 R103 Y104 I105 I106 A107 P108 D109 G110 L111 Q112 V113 G114 Q115 Q116 V117 V118 A119 D122 A123 P124

I125 Q126 V127 G128 N129 A130 L131 P132 L133 R134 F135 I136 P137 T140 V141 V142 H143 A144 V145 E146 L147 K150 K151 G152 A153 K154 L155 A156 R157 A158 A159 G160 T161 S162 I165 Q166 G167 R168 Y172 V173 I174 L175 R176 L177 P178 E181 L182 R183 K184 V185 H186 C189 Y190 A191

T192 V193 V196 G197 N198 A199 D200 V205 L206 G207 K208 A209 G210 R211 S212 R213 W214 L215 R218 P219 R222 G223 A224 A225 M226 N227 P228 V229 D230 H231 G234 G235 G238 R239 A240 P241 R242 G243 R244 P245 P246 A247 S248 P249 W250 G251 W252 Q253 T254 K255 G256 L257 K258 T259

R260 K261 R262 R263 K264 P265 S266 S267 R268 F269 I270 I271 A272 R273 R274 K275 LYS

- Molecule 29: 50S ribosomal protein L3

Chain BE:

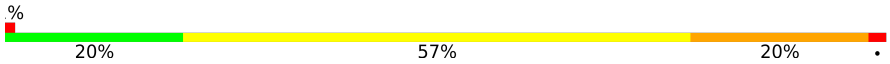

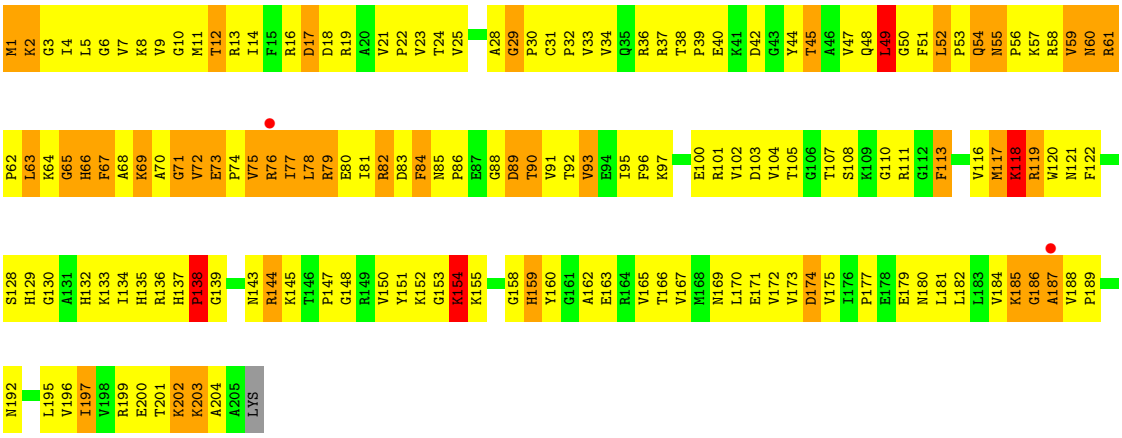

- Molecule 29: 50S ribosomal protein L3

Chain DE:



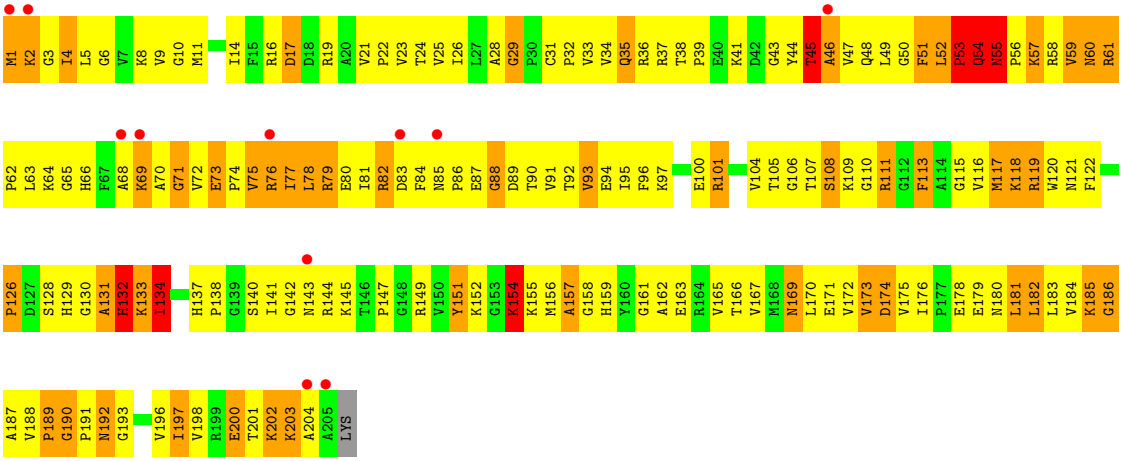

- Molecule 30: 50S ribosomal protein L4

Chain BF:

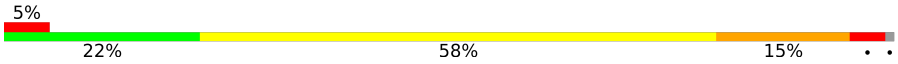

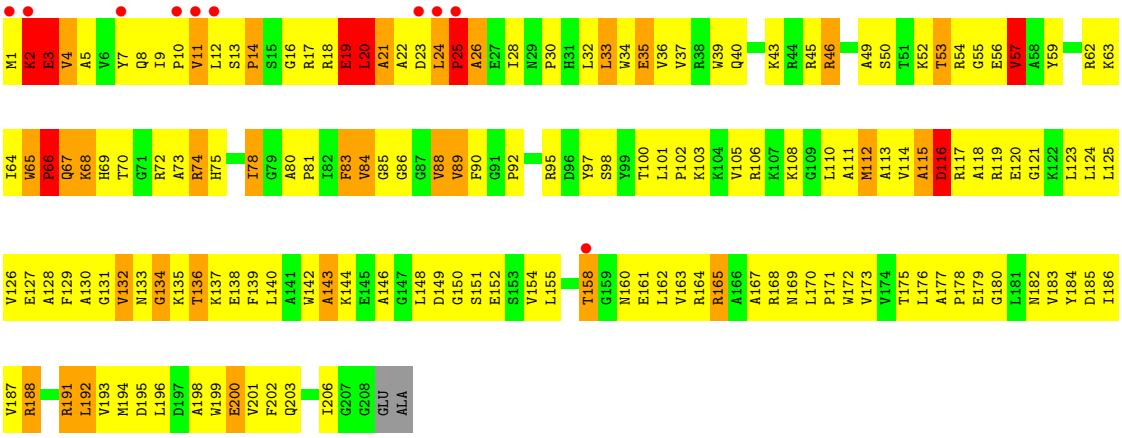

• Molecule 30: 50S ribosomal protein L4

Chain DF:

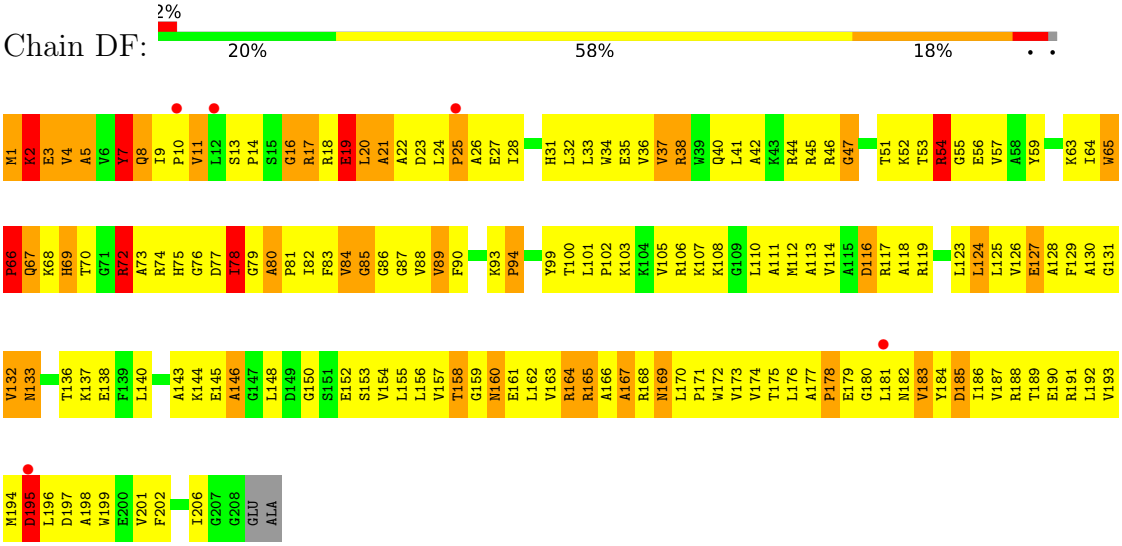

• Molecule 31: 50S ribosomal protein L5

Chain BG:

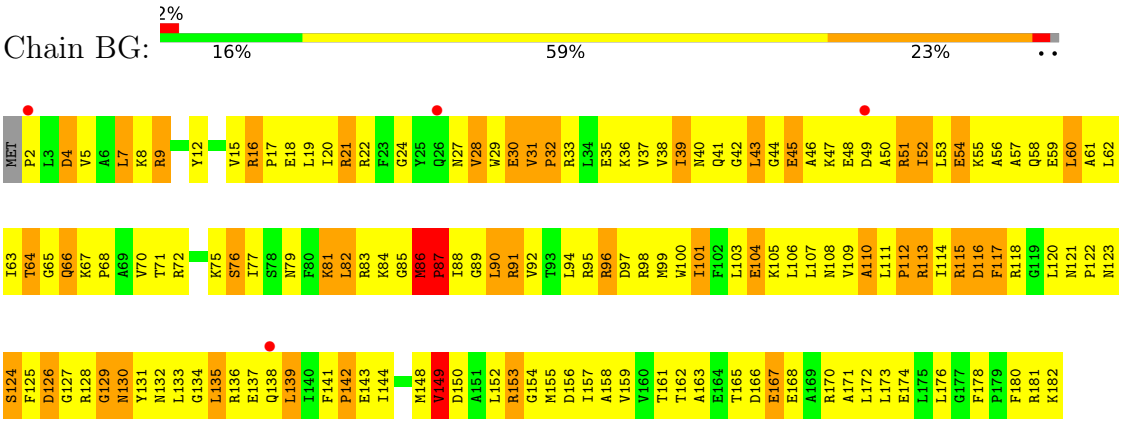

• Molecule 31: 50S ribosomal protein L5

Chain DG:

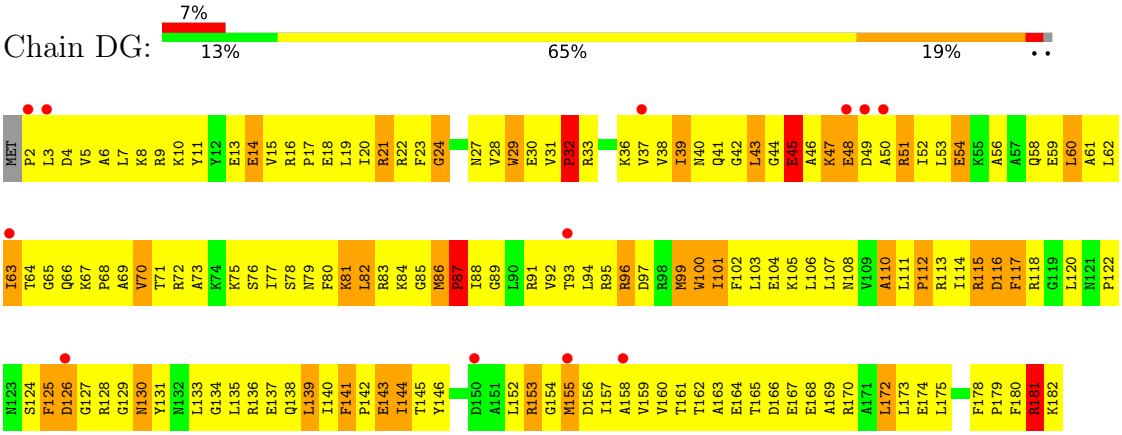

• Molecule 32: 50S ribosomal protein L6

Chain BH:

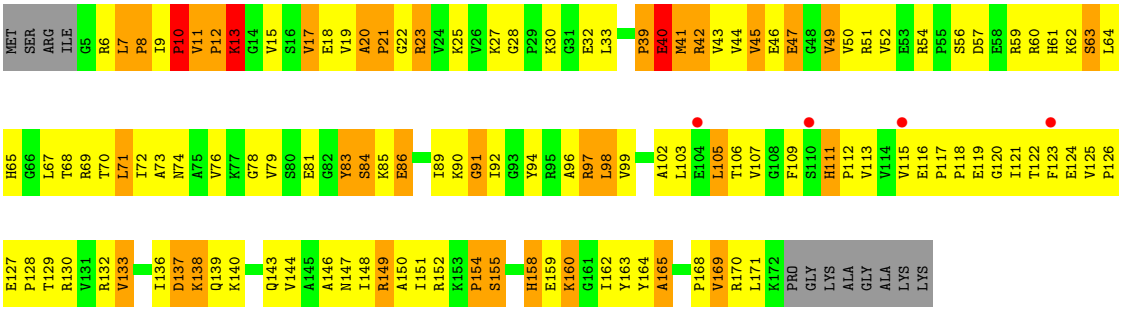

- Molecule 32: 50S ribosomal protein L6

Chain DH:

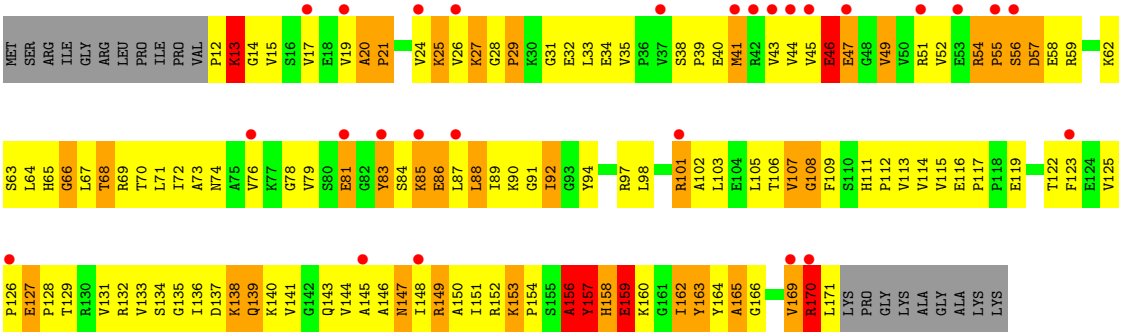

- Molecule 33: 50S ribosomal protein L9

Chain BI:

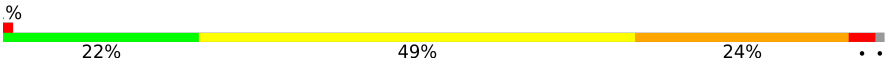

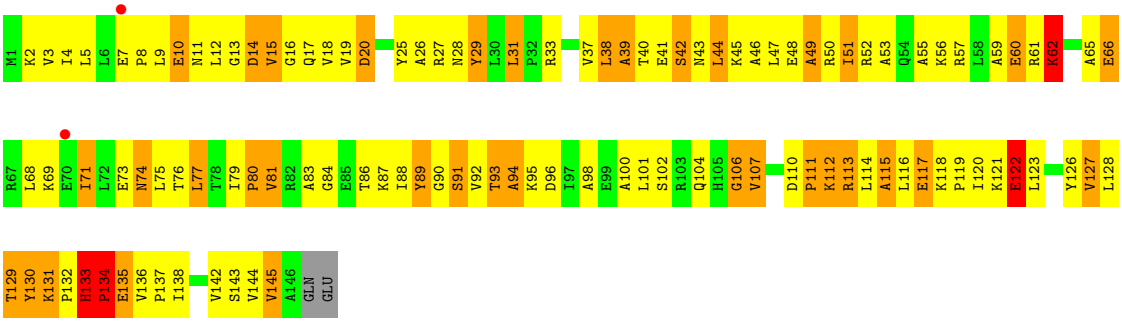

- Molecule 33: 50S ribosomal protein L9

Chain DI:

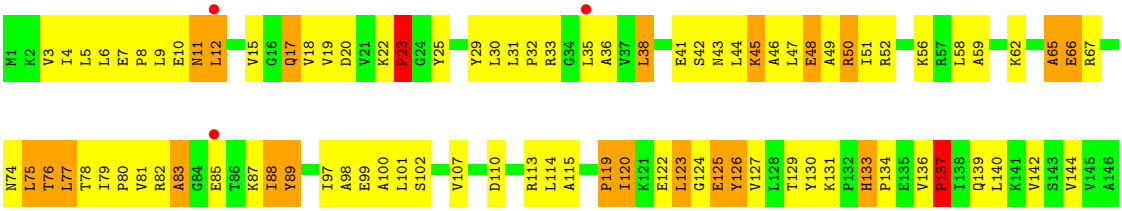

GLN
GLU

• Molecule 34: 50S ribosomal protein L13

Chain BN:

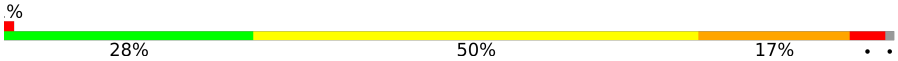

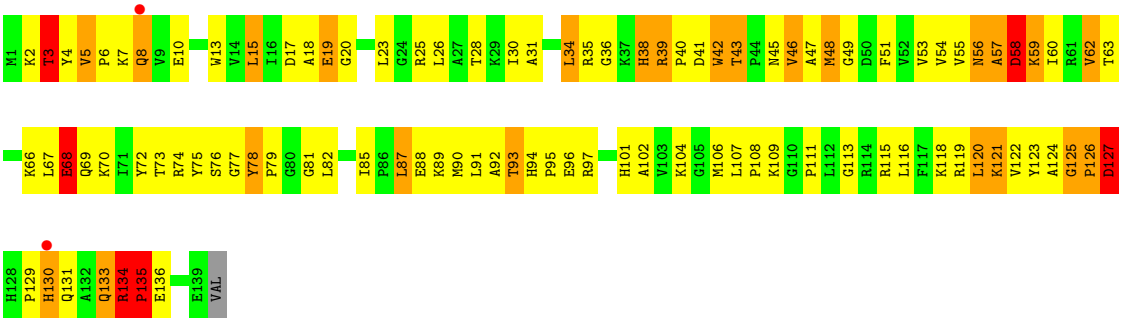

• Molecule 34: 50S ribosomal protein L13

Chain DN:

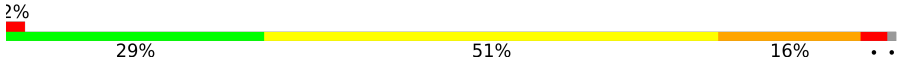

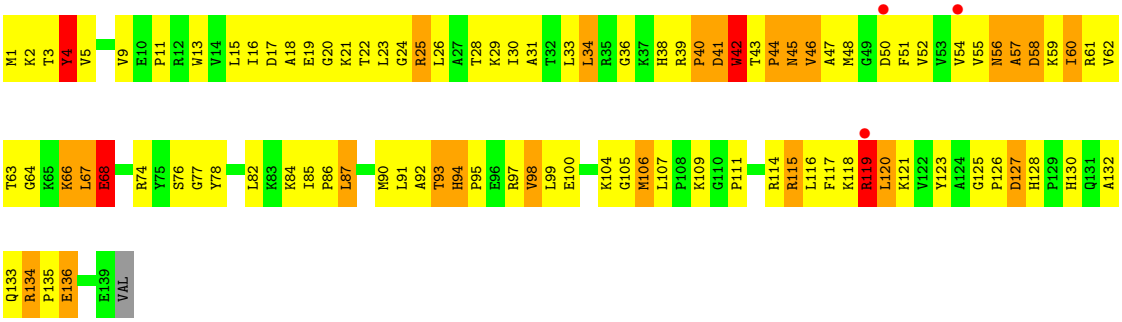

• Molecule 35: 50S ribosomal protein L14

Chain BO:



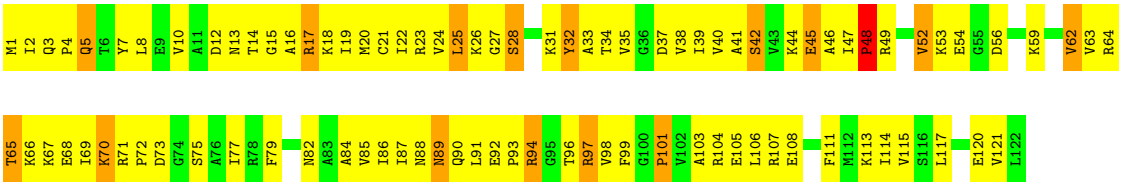

• Molecule 35: 50S ribosomal protein L14

Chain DO:



• Molecule 36: 50S ribosomal protein L15

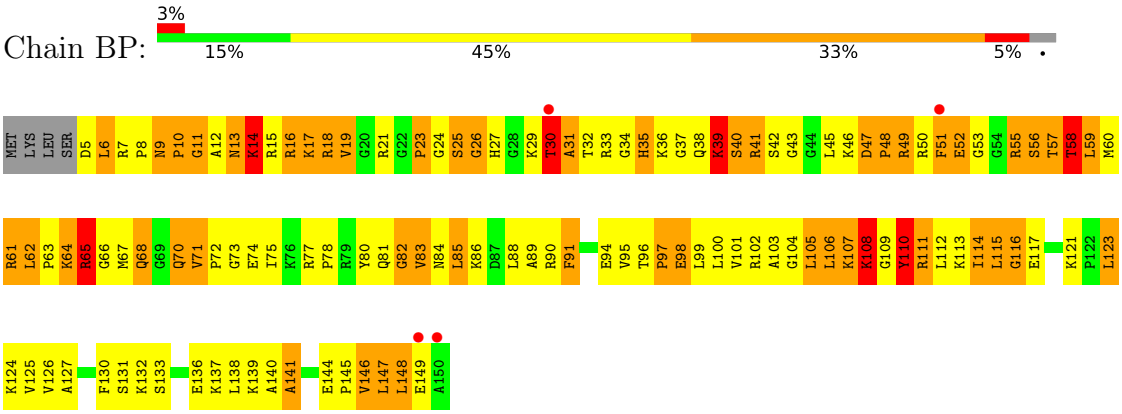

• Molecule 36: 50S ribosomal protein L15

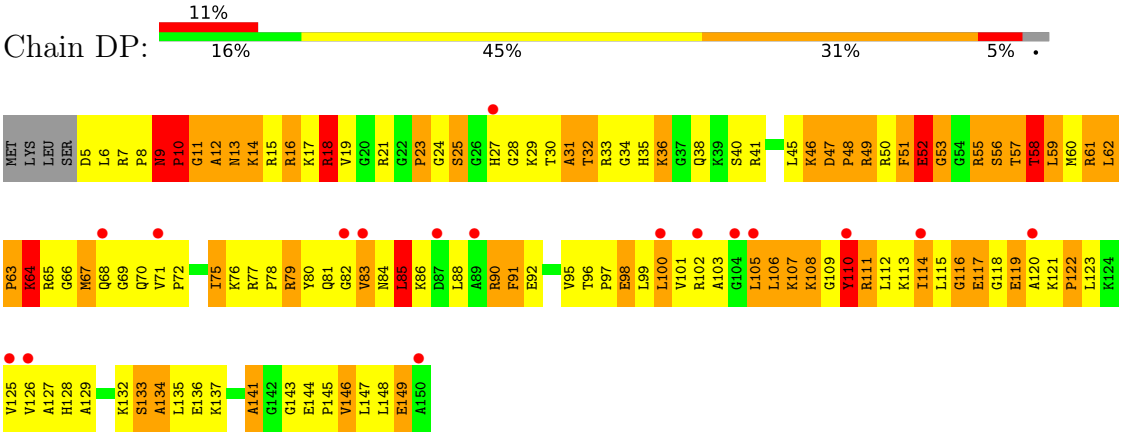

• Molecule 37: 50S ribosomal protein L16

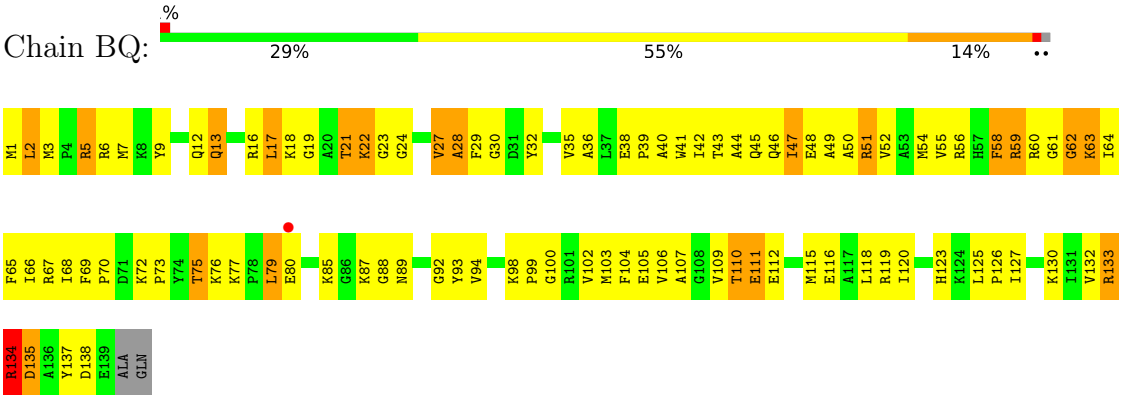

• Molecule 37: 50S ribosomal protein L16

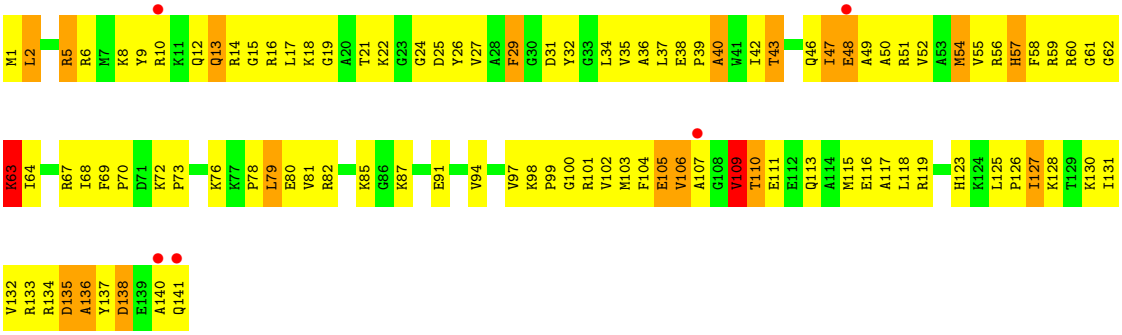

- Molecule 38: 50S ribosomal protein L17

Chain BR:

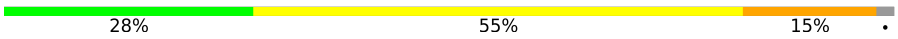

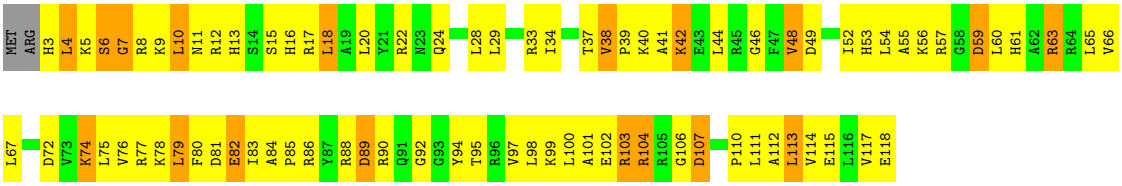

- Molecule 38: 50S ribosomal protein L17

Chain DR:

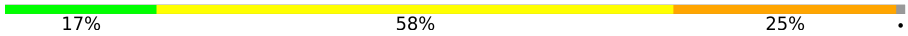

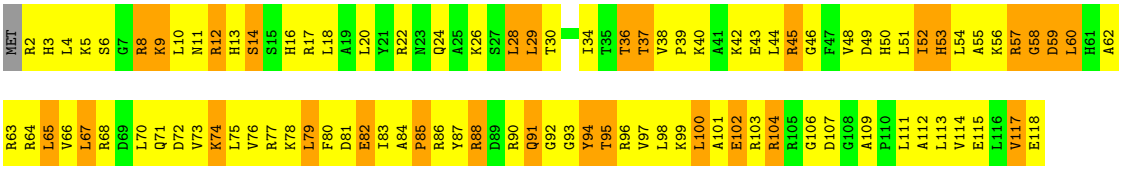

- Molecule 39: 50S ribosomal protein L18

Chain BS:

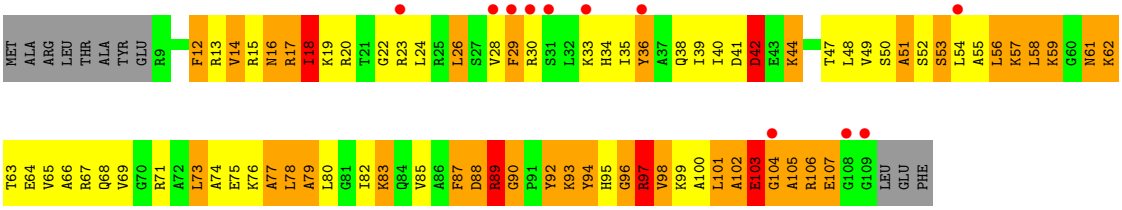

- Molecule 39: 50S ribosomal protein L18

Chain DS:

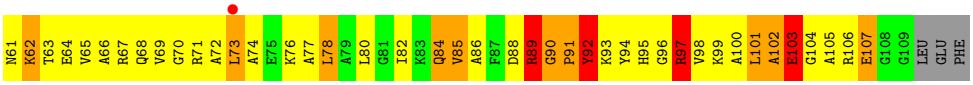

• Molecule 40: 50S ribosomal protein L19

Chain BT:

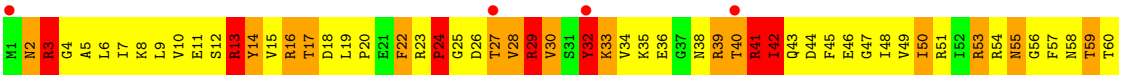

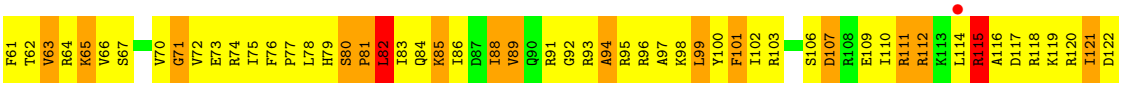

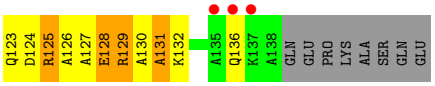

• Molecule 40: 50S ribosomal protein L19

Chain DT:

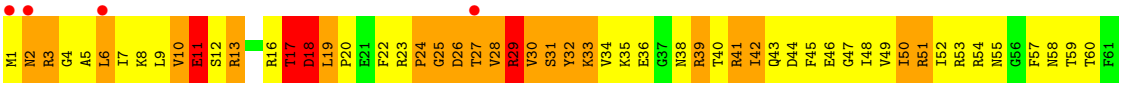

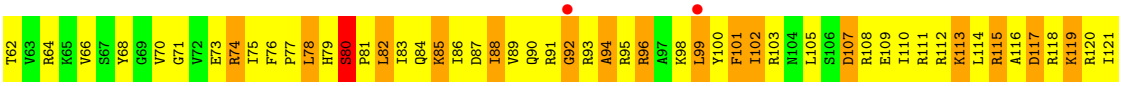

• Molecule 41: 50S ribosomal protein L20

Chain BU:

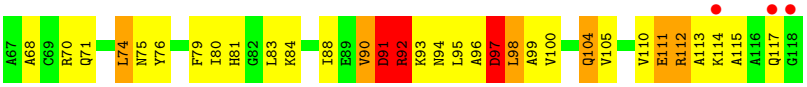

• Molecule 41: 50S ribosomal protein L20

Chain DU:

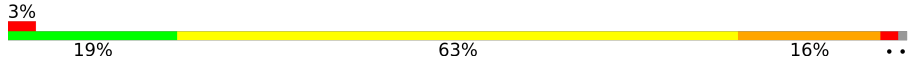

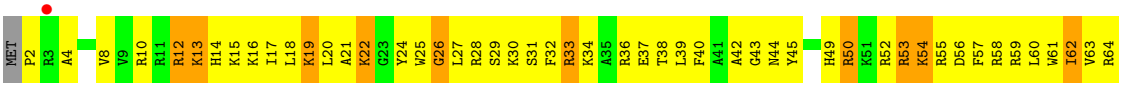

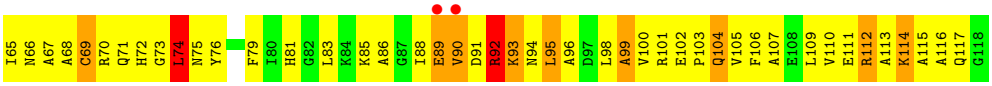

• Molecule 42: 50S ribosomal protein L21

Chain BV:

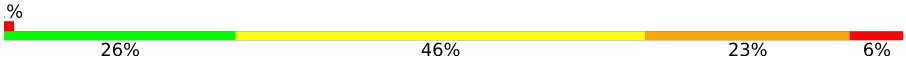

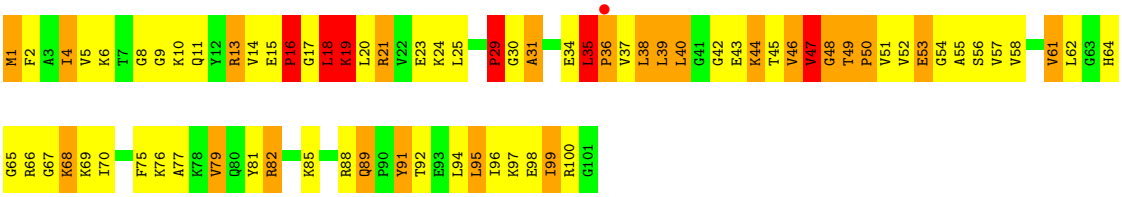

• Molecule 42: 50S ribosomal protein L21

Chain DV:

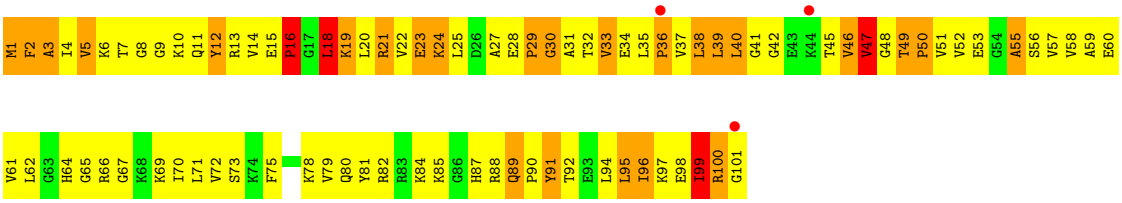

• Molecule 43: 50S ribosomal protein L22

Chain BW:

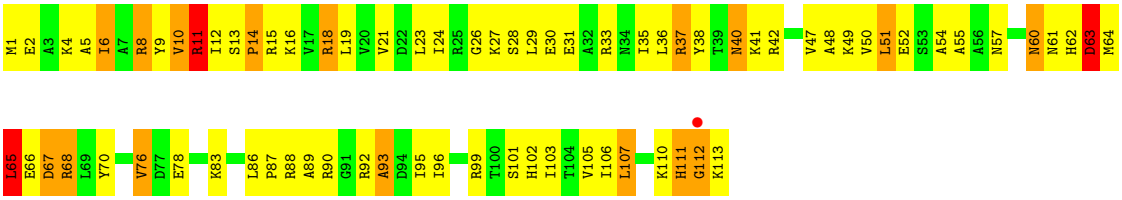

• Molecule 43: 50S ribosomal protein L22

Chain DW:

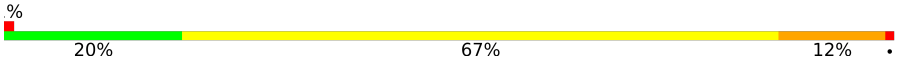

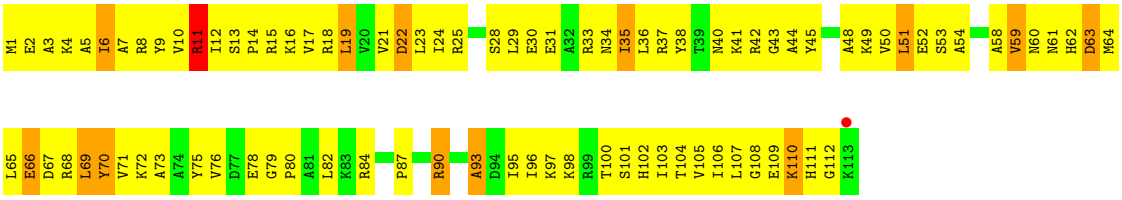

• Molecule 44: 50S ribosomal protein L23

Chain BX:

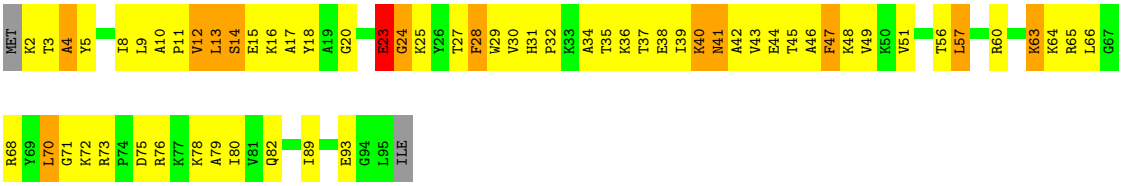

• Molecule 44: 50S ribosomal protein L23

Chain DX:

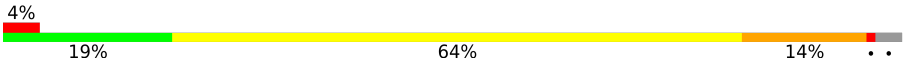

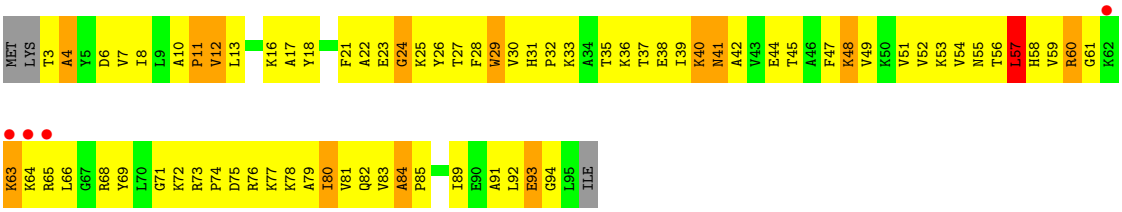

• Molecule 45: 50S ribosomal protein L24

Chain BY:

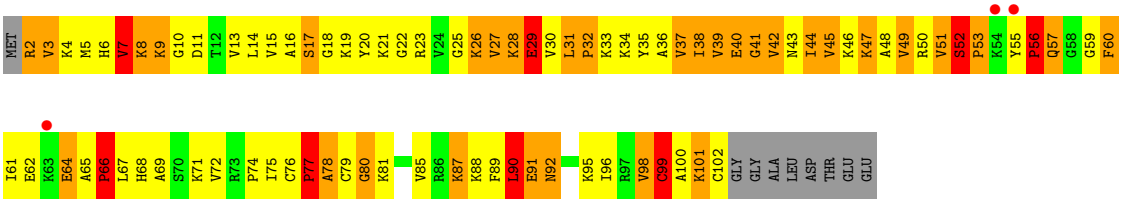

• Molecule 45: 50S ribosomal protein L24

Chain DY:

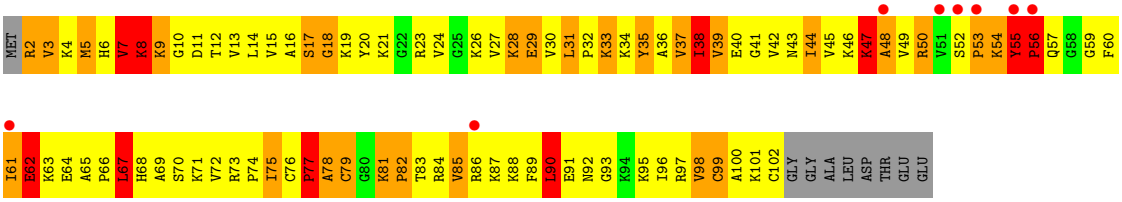

• Molecule 46: 50S ribosomal protein L25

Chain BZ:

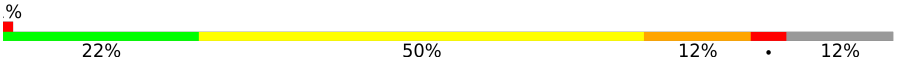

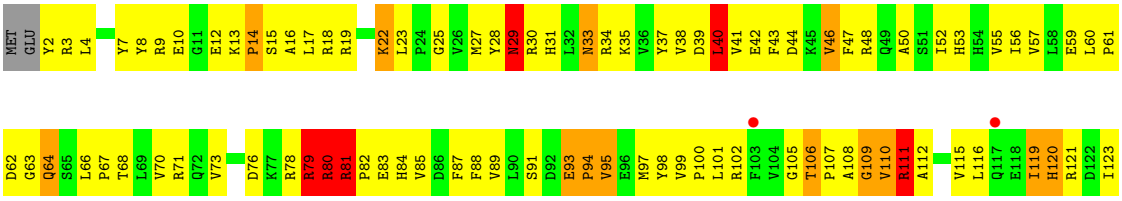

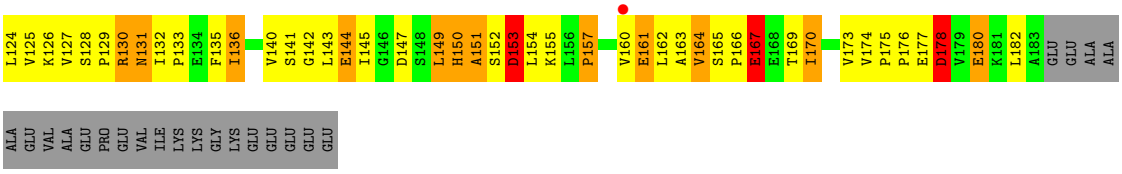

• Molecule 46: 50S ribosomal protein L25

Chain DZ:

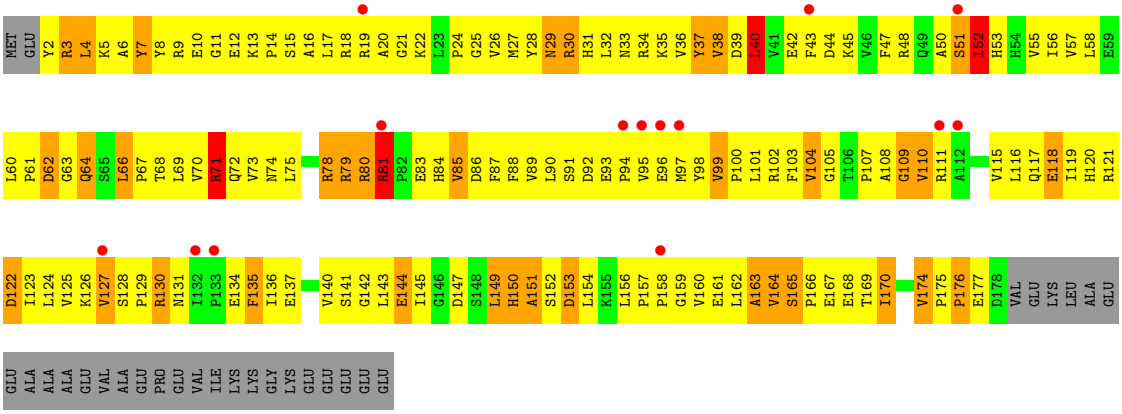

• Molecule 47: 50S ribosomal protein L27

Chain B0:

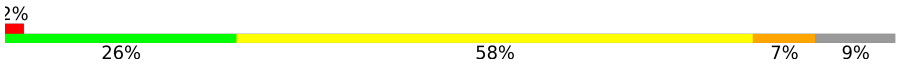

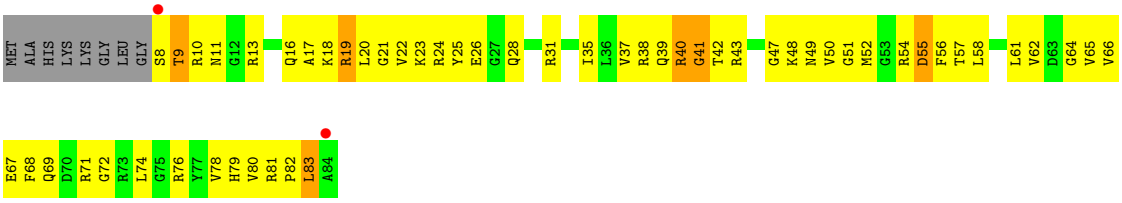

• Molecule 47: 50S ribosomal protein L27

Chain D0:

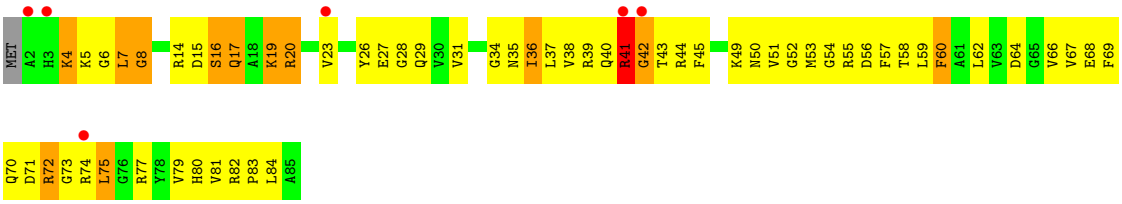

• Molecule 48: 50S ribosomal protein L28

Chain B1:

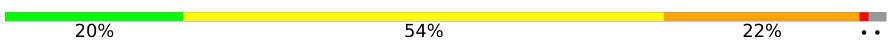

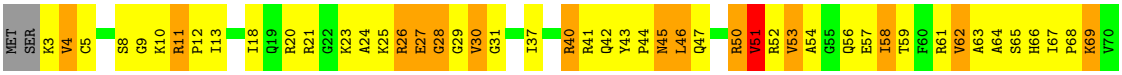

• Molecule 48: 50S ribosomal protein L28

Chain D1:

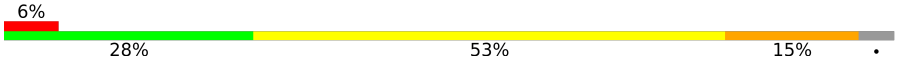



• Molecule 49: 50S ribosomal protein L29

Chain B2:

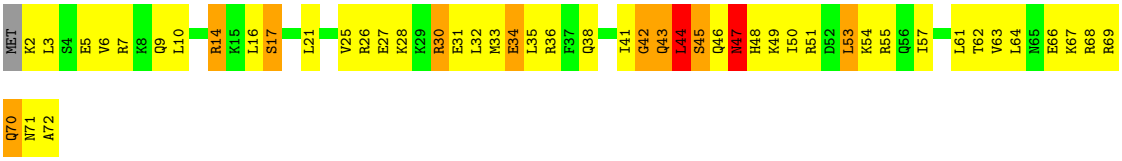

• Molecule 49: 50S ribosomal protein L29

Chain D2:

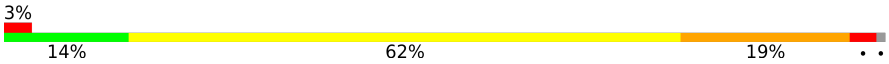



• Molecule 50: 50S ribosomal protein L30

Chain B3:

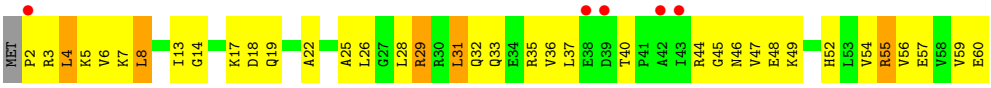

• Molecule 50: 50S ribosomal protein L30

Chain D3:

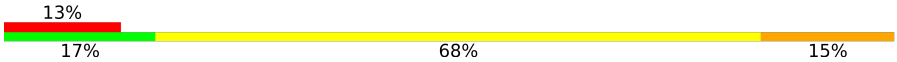

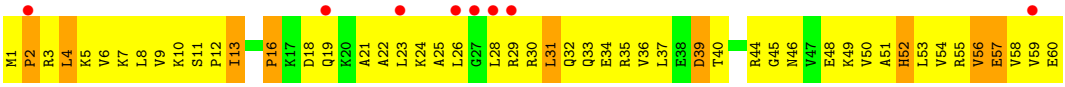

• Molecule 51: 50S ribosomal protein L31

Chain B4:

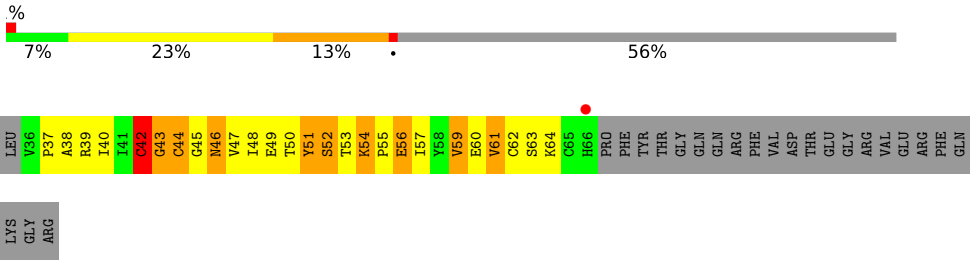

- Molecule 51: 50S ribosomal protein L31

Chain D4:

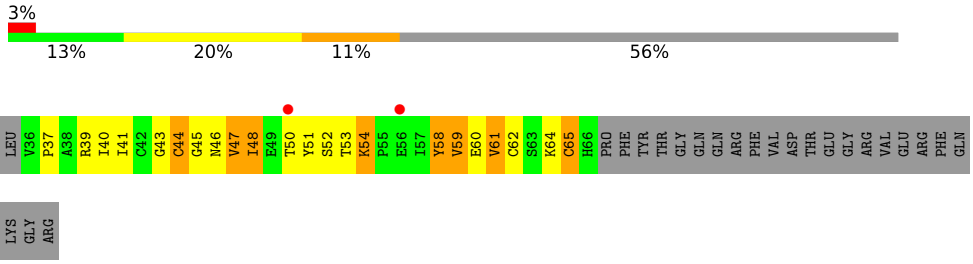

- Molecule 52: 50S ribosomal protein L32

Chain B5:

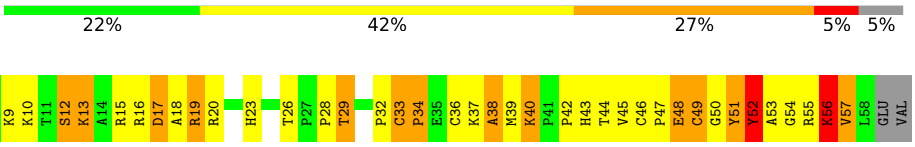

- Molecule 52: 50S ribosomal protein L32

Chain D5:

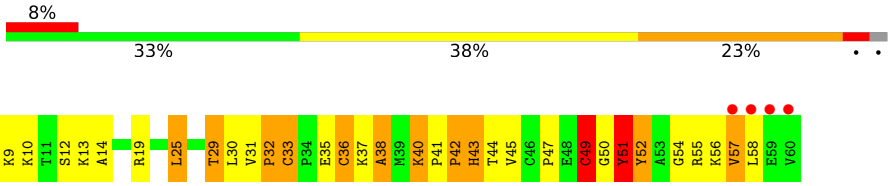

- Molecule 53: 50S ribosomal protein L33

Chain B6:

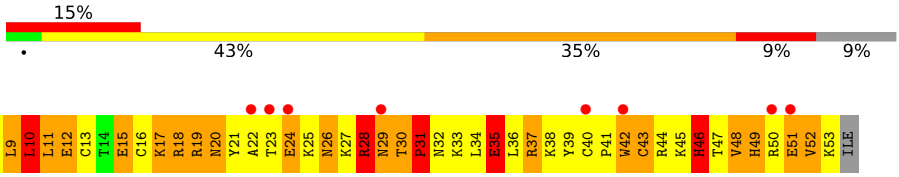

- Molecule 53: 50S ribosomal protein L33

Chain D6:

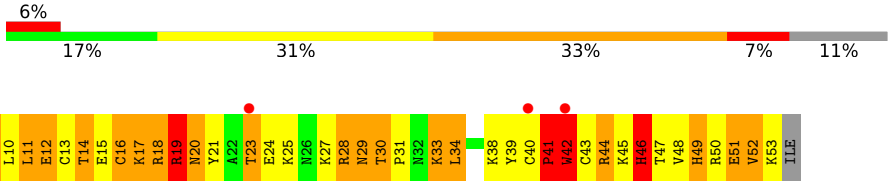

- Molecule 54: 50S ribosomal protein L34

Chain B7:

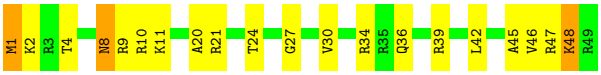

• Molecule 54: 50S ribosomal protein L34

Chain D7:

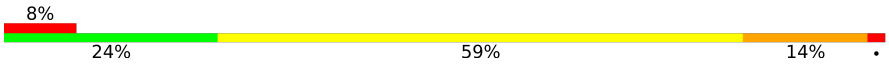



• Molecule 55: 50S ribosomal protein L35

Chain B8:



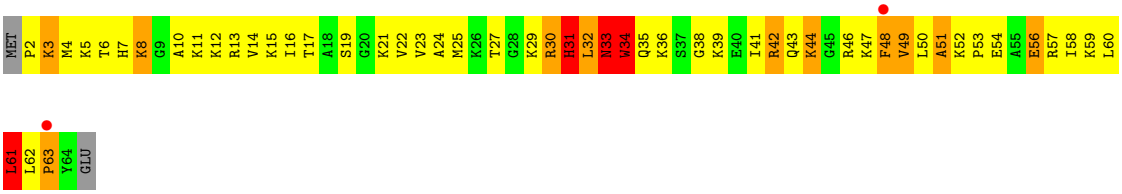

• Molecule 55: 50S ribosomal protein L35

Chain D8:

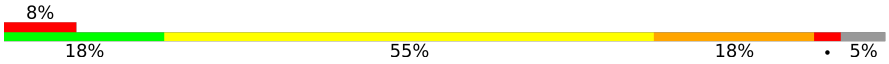

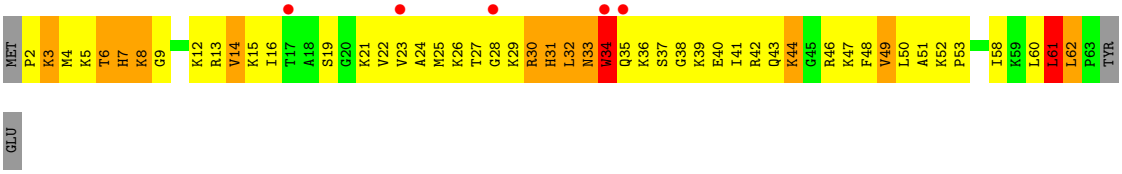

• Molecule 56: 50S ribosomal protein L36

Chain B9:

• Molecule 56: 50S ribosomal protein L36

Chain D9:

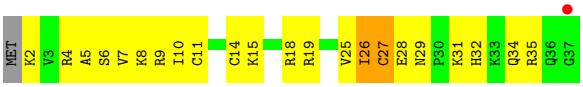

4 Data and refinement statistics (i)

Property	Value	Source
Space group	P 21 21 21	Depositor
Cell constants a, b, c, α, β, γ	209.53Å 447.03Å 622.75Å 90.00° 90.00° 90.00°	Depositor
Resolution (Å)	(Not available) – 3.10 49.65 – 3.10	Depositor EDS
% Data completeness (in resolution range)	(Not available) ((Not available)-3.10) 94.7 (49.65-3.10)	Depositor EDS
R_{merge}	0.26	Depositor
R_{sym}	(Not available)	Depositor
$< I/\sigma(I) >$ [1]	1.10 (at 3.12Å)	Xtriage
Refinement program	CNS	Depositor
R, R_{free}	0.252 , 0.302 0.254 , 0.251	Depositor DCC
R_{free} test set	49631 reflections (5.01%)	wwPDB-VP
Wilson B-factor (Å^2)	72.6	Xtriage
Anisotropy	0.174	Xtriage
Bulk solvent k_{sol}(e/Å^3), B_{sol}(Å^2)	0.25 , 56.8	EDS
L-test for twinning[2]	$< \|L\| > = 0.42$, $< L^2 > = 0.25$	Xtriage
Estimated twinning fraction	No twinning to report.	Xtriage
F_o,F_c correlation	0.88	EDS
Total number of atoms	290405	wwPDB-VP
Average B, all atoms (Å^2)	65.0	wwPDB-VP

Xtriage's analysis on translational NCS is as follows: *The largest off-origin peak in the Patterson function is 1.57% of the height of the origin peak. No significant pseudotranslation is detected.*

[1]Intensities estimated from amplitudes.

[2]Theoretical values of $< |L| >$, $< L^2 >$ for acentric reflections are 0.5, 0.333 respectively for untwinned datasets, and 0.375, 0.2 for perfectly twinned datasets.

5 Model quality (i)

5.1 Standard geometry (i)

Bond lengths and bond angles in the following residue types are not validated in this section: ZN, MG

The Z score for a bond length (or angle) is the number of standard deviations the observed value is removed from the expected value. A bond length (or angle) with $|Z| > 5$ is considered an outlier worth inspection. RMSZ is the root-mean-square of all Z scores of the bond lengths (or angles).

Mol	Chain	Bond lengths		Bond angles	
		RMSZ	$\#\|Z\|>5$	RMSZ	$\#\|Z\|>5$
1	AA	0.82	6/35982 (0.0%)	0.78	24/56156 (0.0%)
1	CA	0.47	0/36193	0.72	9/56490 (0.0%)
2	AB	0.41	0/1936	0.69	0/2611
2	CB	0.43	0/1936	0.73	1/2611 (0.0%)
3	AC	0.41	0/1637	0.66	0/2207
3	CC	0.40	0/1637	0.66	0/2207
4	AD	0.41	0/1733	0.69	0/2318
4	CD	0.42	0/1733	0.72	1/2318 (0.0%)
5	AE	0.42	0/1163	0.68	0/1566
5	CE	0.40	0/1163	0.69	0/1566
6	AF	0.44	0/856	0.71	0/1154
6	CF	0.40	0/856	0.70	0/1154
7	AG	0.42	0/1276	0.67	0/1709
7	CG	0.42	0/1276	0.67	0/1709
8	AH	0.41	0/1136	0.72	0/1527
8	CH	0.39	0/1136	0.67	0/1527
9	AI	0.46	0/1022	0.69	0/1369
9	CI	0.43	0/1022	0.70	0/1369
10	AJ	0.43	0/808	0.71	0/1087
10	CJ	0.45	0/808	0.72	0/1087
11	AK	0.41	0/900	0.72	1/1213 (0.1%)
11	CK	0.39	0/900	0.67	0/1213
12	AL	0.41	0/987	0.78	0/1322
12	CL	0.41	0/987	0.77	1/1322 (0.1%)
13	AM	0.41	0/957	0.78	1/1283 (0.1%)
13	CM	0.39	0/957	0.76	1/1283 (0.1%)
14	AN	0.43	0/501	0.69	0/664
14	CN	0.45	0/501	0.66	0/664
15	AO	0.42	0/745	0.66	0/992
15	CO	0.39	0/745	0.67	1/992 (0.1%)
16	AP	0.42	0/717	0.71	1/965 (0.1%)
16	CP	0.42	0/717	0.73	1/965 (0.1%)

Mol	Chain	Bond lengths		Bond angles	
		RMSZ	#|Z| >5	RMSZ	#|Z| >5
17	AQ	0.44	0/837	0.67	0/1119
17	CQ	0.40	0/837	0.70	0/1119
18	AR	0.40	0/579	0.73	0/768
18	CR	0.45	0/579	0.75	0/768
19	AS	0.42	0/625	0.74	0/844
19	CS	0.45	0/632	0.76	0/853
20	AT	0.37	0/765	0.74	0/1007
20	CT	0.38	0/765	0.73	0/1007
21	AU	0.52	0/213	0.58	0/279
21	CU	0.48	0/213	0.61	0/279
22	AV	0.47	0/1393	0.68	0/1883
22	CV	0.46	0/1393	0.67	0/1883
23	AW	0.61	3/1836 (0.2%)	0.90	6/2859 (0.2%)
23	CW	0.50	1/1836 (0.1%)	0.72	1/2859 (0.0%)
24	AX	0.99	1/123 (0.8%)	0.68	0/188
24	CX	0.89	1/123 (0.8%)	0.67	0/188
25	BA	0.68	8/66745 (0.0%)	0.78	54/104189 (0.1%)
25	DA	0.56	10/66983 (0.0%)	0.76	54/104560 (0.1%)
26	BB	0.50	0/2853	0.79	3/4451 (0.1%)
26	DB	0.47	0/2853	0.72	2/4451 (0.0%)
27	BC	0.41	0/1732	0.69	0/2335
27	DC	0.87	1/1668 (0.1%)	0.65	0/2251
28	BD	0.56	0/2177	0.88	4/2935 (0.1%)
28	DD	0.48	0/2165	0.83	0/2921
29	BE	0.52	0/1597	0.84	2/2155 (0.1%)
29	DE	0.49	0/1597	0.84	1/2155 (0.0%)
30	BF	0.54	0/1659	0.82	1/2246 (0.0%)
30	DF	0.44	0/1659	0.74	0/2246
31	BG	0.45	0/1499	0.75	1/2016 (0.0%)
31	DG	0.43	0/1499	0.77	2/2016 (0.1%)
32	BH	0.55	0/1254	0.83	0/1703
32	DH	0.43	0/1246	0.75	2/1684 (0.1%)
33	BI	0.41	0/1056	0.75	0/1443
33	DI	0.37	0/881	0.73	0/1219
34	BN	0.52	0/1132	0.82	2/1527 (0.1%)
34	DN	0.41	0/1132	0.75	0/1527
35	BO	0.52	0/943	0.79	0/1269
35	DO	0.47	0/943	0.72	0/1269
36	BP	0.54	0/1131	1.08	7/1504 (0.5%)
36	DP	0.45	0/1095	0.90	4/1460 (0.3%)
37	BQ	0.46	0/1120	0.70	0/1498
37	DQ	0.45	0/1143	0.71	0/1527
38	BR	0.49	0/936	0.80	1/1256 (0.1%)

Mol	Chain	Bond lengths		Bond angles	
		RMSZ	#|Z| >5	RMSZ	#|Z| >5
38	DR	0.42	0/974	0.78	0/1302
39	BS	0.47	0/785	0.85	2/1048 (0.2%)
39	DS	0.47	0/779	0.83	1/1038 (0.1%)
40	BT	0.49	0/1156	0.87	3/1544 (0.2%)
40	DT	0.46	0/1156	0.85	1/1544 (0.1%)
41	BU	0.53	0/975	0.79	0/1297
41	DU	0.42	0/975	0.71	0/1297
42	BV	0.54	0/790	0.88	0/1057
42	DV	0.42	0/790	0.77	0/1057
43	BW	0.52	0/907	0.77	0/1216
43	DW	0.42	0/907	0.71	0/1216
44	BX	0.56	0/749	0.81	1/1006 (0.1%)
44	DX	0.47	0/740	0.72	0/995
45	BY	0.58	0/770	0.93	1/1031 (0.1%)
45	DY	0.49	0/789	0.88	1/1053 (0.1%)
46	BZ	0.44	0/1470	0.72	1/1998 (0.1%)
46	DZ	0.42	0/1436	0.70	0/1951
47	B0	0.54	0/621	0.76	0/827
47	D0	0.45	0/671	0.68	0/892
48	B1	0.51	0/764	0.78	0/1014
48	D1	0.41	0/739	0.72	0/983
49	B2	0.45	0/600	0.69	0/793
49	D2	0.42	0/600	0.69	0/793
50	B3	0.47	0/465	0.73	0/625
50	D3	0.36	0/473	0.70	0/636
51	B4	0.57	0/229	0.83	0/311
51	D4	0.46	0/229	0.73	0/311
52	B5	0.58	0/449	0.86	0/608
52	D5	0.51	0/473	0.73	0/639
53	B6	0.68	1/408 (0.2%)	0.95	2/548 (0.4%)
53	D6	0.47	0/328	0.96	1/450 (0.2%)
54	B7	0.59	0/427	0.83	1/563 (0.2%)
54	D7	0.47	0/427	0.74	0/563
55	B8	0.55	0/503	0.94	3/663 (0.5%)
55	D8	0.49	0/473	0.82	0/626
56	B9	0.49	0/297	0.74	0/391
56	D9	0.43	0/302	0.70	0/397
All	All	0.59	32/313996 (0.0%)	0.76	207/468619 (0.0%)

Chiral center outliers are detected by calculating the chiral volume of a chiral center and verifying if the center is modelled as a planar moiety or with the opposite hand.A planarity outlier is detected by checking planarity of atoms in a peptide group, atoms in a mainchain group or atoms of a sidechain that are expected to be planar.

Mol	Chain	#Chirality outliers	#Planarity outliers
1	AA	0	38
1	CA	0	17
23	AW	0	2
23	CW	0	2
25	BA	3	106
25	DA	1	76
26	BB	0	2
26	DB	0	1
28	BD	0	1
52	B5	0	1
52	D5	0	1
All	All	4	247

All (32) bond length outliers are listed below:

Mol	Chain	Res	Type	Atoms	Z	Observed(Å)	Ideal(Å)
1	AA	1223	C	C4'-C3'	85.69	2.47	1.53
1	AA	1223	C	C3'-C2'	69.16	2.29	1.52
1	AA	1223	C	C3'-O3'	-41.26	0.84	1.42
27	DC	180	SER	CB-OG	31.26	1.82	1.42
1	AA	1223	C	N3-C4	27.30	1.53	1.33
1	AA	1223	C	C2-N3	-25.68	1.15	1.35
1	AA	1222	G	O3'-P	15.61	1.79	1.61
25	DA	550	G	C6-O6	12.22	1.35	1.24
25	BA	1106	G	C6-O6	11.44	1.34	1.24
23	AW	17	C	C4-N4	-11.37	1.23	1.33
25	DA	551	G	C6-O6	10.85	1.33	1.24
25	DA	1106	G	C6-O6	10.76	1.33	1.24
24	AX	1	A	OP3-P	-7.27	1.52	1.61
25	DA	652	C	N1-C2	7.19	1.47	1.40
23	AW	1	C	OP3-P	-7.10	1.52	1.61
23	CW	1	C	OP3-P	-7.09	1.52	1.61
25	BA	272(J)	C	N1-C2	7.08	1.47	1.40
24	CX	1	A	OP3-P	-7.05	1.52	1.61
25	DA	277	C	N1-C2	6.82	1.47	1.40
25	DA	1106	G	C2-N2	6.42	1.41	1.34
25	BA	1106	G	C2-N2	6.23	1.40	1.34
23	AW	17	C	N3-C4	6.04	1.38	1.33
25	DA	158	U	N1-C2	5.98	1.44	1.38
25	DA	652	C	C2-O2	5.53	1.29	1.24
25	BA	655	A	C5-C6	5.51	1.46	1.41
25	BA	1106	G	C6-N1	-5.44	1.35	1.39
25	DA	1106	G	C6-N1	-5.43	1.35	1.39

Continued on next page...

Continued from previous page...

Mol	Chain	Res	Type	Atoms	Z	Observed(Å)	Ideal(Å)
25	BA	783	A	C5-C6	-5.40	1.36	1.41
53	B6	42	TRP	CB-CG	5.14	1.59	1.50
25	BA	277	C	N1-C2	5.12	1.45	1.40
25	BA	655	A	N3-C4	5.04	1.37	1.34
25	DA	277	C	C4-C5	5.01	1.47	1.43

All (207) bond angle outliers are listed below:

Mol	Chain	Res	Type	Atoms	Z	Observed(^{o})	Ideal(^{o})
1	AA	1223	C	C4'-C3'-C2'	-42.89	59.71	102.60
1	AA	1223	C	C3'-C2'-C1'	32.11	127.19	101.50
1	AA	1223	C	P-O3'-C3'	-30.31	83.33	119.70
1	AA	1223	C	O4'-C4'-C3'	20.77	124.77	104.00
1	AA	1223	C	N3-C4-C5	-18.18	114.63	121.90
23	AW	17	C	N3-C4-C5	-17.93	114.73	121.90
1	AA	1223	C	C4'-C3'-O3'	-15.78	76.27	109.40
23	AW	17	C	C2-N3-C4	14.39	127.10	119.90
25	DA	551	G	C5-C6-N1	13.00	118.00	111.50
25	DA	550	G	C5-C6-N1	12.55	117.78	111.50
25	DA	1106	G	C5-C6-N1	12.48	117.74	111.50
25	BA	1106	G	C5-C6-N1	12.14	117.57	111.50
25	BA	1992	G	C2'-C3'-O3'	11.20	134.13	109.50
25	DA	551	G	C6-N1-C2	-11.09	118.44	125.10
25	BA	1106	G	C6-N1-C2	-10.91	118.55	125.10
25	DA	1106	G	C6-N1-C2	-10.79	118.62	125.10
25	DA	550	G	C6-N1-C2	-10.75	118.65	125.10
25	DA	1992	G	C2'-C3'-O3'	10.65	132.93	109.50
25	DA	1698	A	N9-C1'-C2'	9.73	126.64	114.00
25	BA	454	A	C2'-C3'-O3'	9.48	130.35	109.50
25	DA	550	G	C5-C6-O6	-9.33	123.00	128.60
25	BA	1106	G	N1-C2-N3	9.26	129.45	123.90
25	DA	551	G	C5-C6-O6	-9.07	123.16	128.60
1	AA	1223	C	N3-C4-N4	8.90	124.23	118.00
25	DA	1385	G	C2'-C3'-O3'	8.85	128.98	109.50
25	DA	1106	G	N1-C2-N3	8.83	129.20	123.90
1	AA	1223	C	C2'-C3'-O3'	-8.81	90.11	109.50
25	DA	550	G	N1-C2-N3	8.75	129.15	123.90
25	DA	551	G	N1-C2-N3	8.68	129.10	123.90
25	DA	1799	G	C2'-C3'-O3'	8.66	128.55	109.50
25	DA	1106	G	C5-C6-O6	-8.63	123.42	128.60
1	AA	575	G	C2'-C3'-O3'	8.44	128.06	109.50
25	BA	775	G	C2'-C3'-O3'	8.43	128.04	109.50

Continued on next page...

Continued from previous page...

Mol	Chain	Res	Type	Atoms	Z	Observed(^{o})	Ideal(^{o})
23	AW	17	C	C5-C4-N4	8.35	126.05	120.20
1	AA	913	A	C2'-C3'-O3'	8.24	127.64	109.50
25	BA	1653	G	C2'-C3'-O3'	8.18	127.49	109.50
25	BA	1396	U	N1-C1'-C2'	7.98	124.38	114.00
25	DA	1653	G	C2'-C3'-O3'	7.94	126.98	109.50
25	BA	1786	A	N9-C1'-C2'	7.91	124.28	114.00
25	BA	1106	G	C5-C6-O6	-7.89	123.87	128.60
36	BP	53	GLY	N-CA-C	-7.77	93.68	113.10
25	BA	479	A	C2'-C3'-O3'	7.75	126.54	109.50
36	BP	41	ARG	N-CA-C	-7.63	90.40	111.00
25	DA	1112	G	N9-C1'-C2'	-7.60	103.64	112.00
25	BA	1799	G	C2'-C3'-O3'	7.60	126.22	109.50
36	BP	52	GLU	N-CA-C	7.57	131.44	111.00
36	BP	58	THR	N-CA-C	-7.55	90.61	111.00
25	DA	1758	G	C2'-C3'-O3'	7.43	125.85	109.50
1	AA	1223	C	C5'-C4'-C3'	-7.42	104.13	116.00
25	BA	1427	A	C2'-C3'-O3'	7.30	125.56	109.50
55	B8	49	VAL	N-CA-C	-7.24	91.46	111.00
25	BA	2753	A	N9-C1'-C2'	-7.09	104.20	112.00
1	CA	274	A	C2'-C3'-O3'	6.93	124.79	113.70
1	AA	1222	G	O3'-P-O5'	-6.93	90.84	104.00
25	BA	627	A	C2'-C3'-O3'	6.90	124.74	113.70
25	BA	1616	A	N9-C1'-C2'	6.88	122.94	114.00
25	BA	48	G	C5'-C4'-C3'	-6.85	105.04	116.00
25	BA	673	C	C5'-C4'-C3'	-6.85	105.04	116.00
25	BA	740	U	C5'-C4'-O4'	-6.84	100.89	109.10
55	B8	32	LEU	CA-CB-CG	6.79	130.92	115.30
25	DA	1493	C	N1-C1'-C2'	6.74	122.77	114.00
23	AW	17	C	N1-C2-O2	6.72	122.93	118.90
25	BA	1616	A	O4'-C1'-N9	6.71	113.57	108.20
28	BD	210	GLY	N-CA-C	-6.71	96.33	113.10
25	DA	2346	A	N9-C1'-C2'	6.68	122.69	114.00
25	BA	1106	G	N3-C2-N2	-6.67	115.23	119.90
25	DA	1786	A	N9-C1'-C2'	6.66	122.65	114.00
25	DA	550	G	N3-C2-N2	-6.62	115.27	119.90
39	BS	16	ASN	N-CA-C	-6.59	93.22	111.00
1	CA	839	U	N1-C1'-C2'	6.56	122.53	114.00
25	DA	1106	G	N3-C2-N2	-6.54	115.32	119.90
1	AA	760	G	N9-C1'-C2'	-6.53	104.82	112.00
1	CA	1456	G	N9-C1'-C2'	6.52	122.48	114.00
25	BA	603	A	C2'-C3'-O3'	6.49	124.09	113.70
25	DA	790	C	C2'-C3'-O3'	6.49	124.08	113.70

Continued on next page...

Continued from previous page...

Mol	Chain	Res	Type	Atoms	Z	Observed(^{o})	Ideal(^{o})
25	BA	1992	G	O4'-C1'-N9	-6.44	103.05	108.20
25	DA	551	G	N3-C2-N2	-6.42	115.40	119.90
36	DP	53	GLY	N-CA-C	-6.38	97.14	113.10
1	AA	1066	C	N1-C1'-C2'	-6.37	104.99	112.00
25	BA	506	G	C2'-C3'-O3'	6.35	123.87	113.70
25	BA	1495	A	N9-C1'-C2'	6.30	122.19	114.00
25	BA	1698	A	O4'-C1'-N9	6.30	113.24	108.20
2	CB	135	GLN	N-CA-C	-6.28	94.05	111.00
31	DG	54	GLU	N-CA-C	-6.26	94.09	111.00
1	AA	328	C	N1-C1'-C2'	6.25	122.12	114.00
25	BA	945	A	C2'-C3'-O3'	6.24	123.69	113.70
36	DP	52	GLU	N-CA-C	6.18	127.70	111.00
1	AA	5	U	O5'-P-OP1	6.17	118.10	110.70
25	BA	1559	G	N9-C1'-C2'	6.16	122.01	114.00
25	DA	973	A	C2'-C3'-O3'	6.13	123.50	113.70
1	CA	652	U	N1-C1'-C2'	6.11	121.94	114.00
23	AW	17	C	N1-C2-N3	-6.11	114.93	119.20
25	BA	2750	A	C2'-C3'-O3'	6.10	123.45	113.70
1	AA	47	C	N1-C1'-C2'	6.09	121.92	114.00
31	DG	60	LEU	CA-CB-CG	6.09	129.31	115.30
25	BA	141	A	N9-C1'-C2'	6.07	121.90	114.00
28	BD	244	ARG	C-N-CD	-6.05	107.28	120.60
40	DT	80	SER	N-CA-C	6.05	127.34	111.00
36	DP	58	THR	N-CA-C	-6.04	94.68	111.00
26	DB	106	G	N9-C1'-C2'	-6.04	105.35	112.00
25	DA	277	C	C1'-O4'-C4'	-6.03	105.08	109.90
25	BA	27	G	N9-C1'-C2'	6.02	121.83	114.00
29	DE	118	LYS	N-CA-C	-6.02	94.74	111.00
25	BA	2491	U	N1-C1'-C2'	-5.97	105.43	112.00
25	DA	332	A	C2'-C3'-O3'	5.96	123.24	113.70
1	CA	1319	A	N9-C1'-C2'	5.94	121.72	114.00
25	DA	2165	G	C2'-C3'-O3'	5.90	123.13	113.70
23	CW	7	G	N9-C1'-C2'	5.89	121.65	114.00
25	DA	2490	G	C2'-C3'-O3'	5.88	123.11	113.70
25	BA	1819	A	C2'-C3'-O3'	5.85	123.07	113.70
32	DH	156	ALA	N-CA-C	-5.85	95.21	111.00
25	DA	158	U	N1-C1'-C2'	5.84	121.59	114.00
25	DA	1698	A	O4'-C1'-N9	5.83	112.87	108.20
25	BA	2346	A	N9-C1'-C2'	5.80	121.53	114.00
26	BB	75	G	C5'-C4'-C3'	-5.78	106.75	116.00
25	BA	1497	U	N1-C1'-C2'	5.78	121.51	114.00
25	DA	1773	A	N9-C1'-C2'	-5.76	105.67	112.00

Continued on next page...

Continued from previous page...

Mol	Chain	Res	Type	Atoms	Z	Observed(^{o})	Ideal(^{o})
25	BA	2116	G	N9-C1'-C2'	5.74	121.47	114.00
36	BP	116	GLY	N-CA-C	5.72	127.41	113.10
46	BZ	178	ASP	N-CA-C	5.70	126.40	111.00
25	BA	1494	A	N9-C1'-C2'	-5.70	105.73	112.00
25	DA	2031	A	N9-C1'-C2'	5.69	121.40	114.00
26	BB	44	G	N9-C1'-C2'	5.69	121.39	114.00
25	BA	1559	G	O4'-C1'-N9	5.68	112.74	108.20
34	BN	43	THR	N-CA-C	-5.68	95.67	111.00
25	DA	1669	A	N9-C1'-C2'	5.65	121.35	114.00
25	DA	2497	A	C2'-C3'-O3'	5.64	122.73	113.70
36	DP	41	ARG	N-CA-C	-5.63	95.79	111.00
32	DH	157	TYR	N-CA-C	-5.58	95.94	111.00
53	D6	46	HIS	N-CA-C	5.58	126.06	111.00
25	DA	932	G	N9-C1'-C2'	5.58	121.25	114.00
1	AA	1053	G	N9-C1'-C2'	5.57	121.24	114.00
15	CO	23	GLY	N-CA-C	-5.55	99.21	113.10
45	BY	52	SER	N-CA-C	-5.54	96.04	111.00
25	BA	585	G	OP2-P-O3'	5.50	117.31	105.20
25	BA	961	C	C5'-C4'-O4'	5.50	115.70	109.10
1	AA	7	G	N9-C1'-C2'	5.50	121.15	114.00
36	BP	51	PHE	N-CA-C	5.50	125.85	111.00
31	BG	129	GLY	N-CA-C	-5.47	99.42	113.10
25	BA	2286	A	C2'-C3'-O3'	5.44	122.41	113.70
25	BA	874	G	N9-C1'-C2'	-5.44	106.02	112.00
28	BD	245	PRO	N-CA-C	-5.43	97.97	112.10
40	BT	29	ARG	N-CA-C	5.42	125.63	111.00
16	CP	4	ILE	N-CA-C	-5.41	96.39	111.00
1	AA	1201	A	C2'-C3'-O3'	5.41	122.35	113.70
45	DY	54	LYS	N-CA-C	-5.40	96.42	111.00
38	BR	7	GLY	N-CA-C	5.39	126.59	113.10
44	BX	23	GLU	N-CA-C	-5.37	96.49	111.00
29	BE	65	GLY	N-CA-C	-5.37	99.67	113.10
53	B6	10	LEU	CA-CB-CG	5.36	127.62	115.30
1	AA	533	A	C2'-C3'-O3'	5.34	122.25	113.70
28	BD	20	ASP	N-CA-C	-5.33	96.60	111.00
39	BS	17	ARG	N-CA-C	-5.33	96.62	111.00
1	AA	792	A	C2'-C3'-O3'	5.32	122.22	113.70
25	DA	1558	A	C2'-C3'-O3'	5.32	122.22	113.70
25	BA	932	G	C2'-C3'-O3'	5.31	122.19	113.70
25	DA	2034	U	N1-C1'-C2'	-5.29	106.18	112.00
1	AA	563	A	N9-C1'-C2'	5.27	120.85	114.00
1	CA	47	C	N1-C1'-C2'	5.27	120.85	114.00

Continued on next page...

Continued from previous page...

Mol	Chain	Res	Type	Atoms	Z	Observed(^{o})	Ideal(^{o})
54	B7	42	LEU	CA-CB-CG	5.25	127.39	115.30
36	BP	70	GLN	N-CA-C	-5.25	96.83	111.00
25	BA	265	A	C2'-C3'-O3'	5.23	122.06	113.70
23	AW	1	C	OP1-P-OP2	-5.22	111.77	119.60
25	DA	2832	U	C2'-C3'-O3'	5.22	122.05	113.70
26	BB	1	U	N1-C1'-C2'	5.21	120.78	114.00
25	DA	1204	A	N9-C1'-C2'	5.21	120.77	114.00
4	CD	12	CYS	CA-CB-SG	5.20	123.36	114.00
25	BA	27	G	C5'-C4'-O4'	-5.19	102.87	109.10
25	DA	2832	U	N1-C1'-C2'	5.19	120.74	114.00
29	BE	118	LYS	N-CA-C	-5.18	97.00	111.00
25	DA	1419	A	N9-C1'-C2'	5.18	120.74	114.00
13	CM	12	ASN	N-CA-C	5.16	124.94	111.00
25	DA	2791	C	N1-C1'-C2'	5.16	120.71	114.00
25	DA	442	G	N9-C1'-C2'	5.15	120.70	114.00
16	AP	12	LYS	N-CA-C	-5.15	97.10	111.00
25	BA	2073	C	N1-C1'-C2'	-5.12	106.37	112.00
25	BA	506	G	N9-C1'-C2'	5.12	120.66	114.00
25	DA	2060	A	C5'-C4'-O4'	-5.12	102.96	109.10
25	DA	673	C	C5'-C4'-C3'	-5.10	107.84	116.00
25	BA	1042	G	N9-C1'-C2'	5.09	120.62	114.00
25	BA	958	U	N1-C1'-C2'	-5.09	106.40	112.00
25	DA	629	G	C5'-C4'-C3'	-5.09	107.85	116.00
25	BA	2033	A	N9-C1'-C2'	5.09	120.61	114.00
25	DA	1955	U	N1-C1'-C2'	5.08	120.61	114.00
1	AA	344	A	C2'-C3'-O3'	5.07	121.82	113.70
30	BF	66	PRO	N-CA-C	5.07	125.28	112.10
55	B8	48	PHE	N-CA-C	-5.07	97.32	111.00
39	DS	16	ASN	N-CA-C	-5.06	97.33	111.00
53	B6	46	HIS	N-CA-C	5.06	124.66	111.00
25	BA	2405	G	N9-C1'-C2'	5.05	120.56	114.00
12	CL	85	GLY	N-CA-C	-5.05	100.48	113.10
1	CA	266	G	C2'-C3'-O3'	5.04	121.77	113.70
1	CA	250	A	N9-C1'-C2'	5.04	120.55	114.00
11	AK	128	ALA	N-CA-C	-5.04	97.40	111.00
25	DA	1980	G	OP1-P-O3'	5.03	116.27	105.20
13	AM	70	LEU	N-CA-C	-5.03	97.42	111.00
25	BA	934	G	C5'-C4'-C3'	-5.03	107.96	116.00
25	BA	1307	A	C5'-C4'-C3'	-5.03	107.96	116.00
25	DA	2581	G	C2'-C3'-O3'	5.03	121.75	113.70
25	DA	1792	G	N9-C1'-C2'	-5.02	106.47	112.00
26	DB	97	G	N9-C1'-C2'	-5.02	106.48	112.00

Continued on next page...

Continued from previous page...

Mol	Chain	Res	Type	Atoms	Z	Observed(^{o})	Ideal(^{o})
40	BT	71	GLY	N-CA-C	-5.02	100.56	113.10
40	BT	59	THR	N-CA-C	-5.01	97.48	111.00
34	BN	3	THR	N-CA-C	-5.00	97.49	111.00
25	BA	142	A	N9-C1'-C2'	5.00	120.50	114.00
1	CA	115	G	N9-C1'-C2'	5.00	120.50	114.00
25	DA	1847	A	N9-C1'-C2'	5.00	120.50	114.00

All (4) chirality outliers are listed below:

Mol	Chain	Res	Type	Atom
25	BA	454	A	C3'
25	BA	775	G	C3'
25	BA	1992	G	C3'
25	DA	1992	G	C3'

All (247) planarity outliers are listed below:

Mol	Chain	Res	Type	Group
1	AA	1049	U	Sidechain
1	AA	1077	G	Sidechain
1	AA	1081	G	Sidechain
1	AA	1126	U	Sidechain
1	AA	114	U	Sidechain
1	AA	1166	G	Sidechain
1	AA	1194	U	Sidechain
1	AA	1223	C	Sidechain
1	AA	127	G	Sidechain
1	AA	1275	A	Sidechain
1	AA	1336	C	Sidechain
1	AA	1380	U	Sidechain
1	AA	1401	G	Sidechain
1	AA	1464	G	Sidechain
1	AA	1522	U	Sidechain
1	AA	1530	G	Sidechain
1	AA	250	A	Sidechain
1	AA	253	U	Sidechain
1	AA	265	G	Sidechain
1	AA	304	U	Sidechain
1	AA	329	A	Sidechain
1	AA	344	A	Sidechain
1	AA	403	C	Sidechain
1	AA	411	A	Sidechain

Continued on next page...

Continued from previous page...

Mol	Chain	Res	Type	Group
1	AA	47	C	Sidechain
1	AA	498	U	Sidechain
1	AA	532	A	Sidechain
1	AA	561	U	Sidechain
1	AA	565	U	Sidechain
1	AA	575	G	Sidechain
1	AA	700	G	Sidechain
1	AA	760	G	Sidechain
1	AA	773	G	Sidechain
1	AA	789	U	Sidechain
1	AA	850	U	Sidechain
1	AA	863	U	Sidechain
1	AA	931	C	Sidechain
1	AA	960	U	Sidechain
23	AW	19	G	Sidechain
23	AW	21	A	Sidechain
52	B5	51	TYR	Sidechain
25	BA	1001	A	Sidechain
25	BA	1139	G	Sidechain
25	BA	1142	U	Sidechain
25	BA	1212	G	Sidechain
25	BA	1215	G	Sidechain
25	BA	1244	G	Sidechain
25	BA	125	G	Sidechain
25	BA	1283	G	Sidechain
25	BA	1300	U	Sidechain
25	BA	1310	G	Sidechain
25	BA	1316	U	Sidechain
25	BA	1320	C	Sidechain
25	BA	1344	G	Sidechain
25	BA	1354	A	Sidechain
25	BA	1377	G	Sidechain
25	BA	1379	A	Sidechain
25	BA	139(A)	G	Sidechain
25	BA	1395	A	Sidechain
25	BA	141	A	Sidechain
25	BA	1433	U	Sidechain
25	BA	1460	A	Sidechain
25	BA	1494	A	Sidechain
25	BA	15	G	Sidechain
25	BA	1532	C	Sidechain
25	BA	1558	A	Sidechain

Continued on next page...

Continued from previous page...

Mol	Chain	Res	Type	Group
25	BA	1559	G	Sidechain
25	BA	1567	A	Sidechain
25	BA	158	U	Sidechain
25	BA	1597	A	Sidechain
25	BA	1633	G	Sidechain
25	BA	1647	G	Sidechain
25	BA	1693	U	Sidechain
25	BA	1754	C	Sidechain
25	BA	1763	G	Sidechain
25	BA	1772	G	Sidechain
25	BA	1773	A	Sidechain
25	BA	1778	U	Sidechain
25	BA	178	G	Sidechain
25	BA	1797	C	Sidechain
25	BA	1801	G	Sidechain
25	BA	1839	G	Sidechain
25	BA	1950	G	Sidechain
25	BA	1956	U	Sidechain
25	BA	196	A	Sidechain
25	BA	1992	G	Sidechain
25	BA	2053	G	Sidechain
25	BA	2093	G	Sidechain
25	BA	2227	A	Sidechain
25	BA	2306	C	Sidechain
25	BA	2307	G	Sidechain
25	BA	2320	A	Sidechain
25	BA	2323	G	Sidechain
25	BA	2382	G	Sidechain
25	BA	2406	U	Sidechain
25	BA	2423	U	Sidechain
25	BA	243	U	Sidechain
25	BA	2452	C	Sidechain
25	BA	2481	G	Sidechain
25	BA	249	C	Sidechain
25	BA	2504	U	Sidechain
25	BA	2517	C	Sidechain
25	BA	2542	A	Sidechain
25	BA	2553	G	Sidechain
25	BA	2569	G	Sidechain
25	BA	2573	C	Sidechain
25	BA	2580	U	Sidechain
25	BA	2581	G	Sidechain

Continued on next page...

Continued from previous page...

Mol	Chain	Res	Type	Group
25	BA	2584	U	Sidechain
25	BA	2586	C	Sidechain
25	BA	2679	A	Sidechain
25	BA	271(D)	G	Sidechain
25	BA	2712	U	Sidechain
25	BA	272(A)	U	Sidechain
25	BA	272(I)	U	Sidechain
25	BA	2739	U	Sidechain
25	BA	2753	A	Sidechain
25	BA	2754	U	Sidechain
25	BA	2836	U	Sidechain
25	BA	308	G	Sidechain
25	BA	363(A)	A	Sidechain
25	BA	395	U	Sidechain
25	BA	463	G	Sidechain
25	BA	51	G	Sidechain
25	BA	511	U	Sidechain
25	BA	515	A	Sidechain
25	BA	555	U	Sidechain
25	BA	568	U	Sidechain
25	BA	607	U	Sidechain
25	BA	648	G	Sidechain
25	BA	652	C	Sidechain
25	BA	666	G	Sidechain
25	BA	685	A	Sidechain
25	BA	70	G	Sidechain
25	BA	746	A	Sidechain
25	BA	747	U	Sidechain
25	BA	767	U	Sidechain
25	BA	787	U	Sidechain
25	BA	807	U	Sidechain
25	BA	820	A	Sidechain
25	BA	845	G	Sidechain
25	BA	892	G	Sidechain
25	BA	9	U	Sidechain
25	BA	913	U	Sidechain
25	BA	958	U	Sidechain
25	BA	959	A	Sidechain
25	BA	992	C	Sidechain
26	BB	66	A	Sidechain
26	BB	96	U	Sidechain
28	BD	9	TYR	Sidechain

Continued on next page...

Continued from previous page...

Mol	Chain	Res	Type	Group
1	CA	1062	U	Sidechain
1	CA	1077	G	Sidechain
1	CA	118	U	Sidechain
1	CA	1278	U	Sidechain
1	CA	1319	A	Sidechain
1	CA	1393	U	Sidechain
1	CA	1522	U	Sidechain
1	CA	244	U	Sidechain
1	CA	250	A	Sidechain
1	CA	266	G	Sidechain
1	CA	481	G	Sidechain
1	CA	484	G	Sidechain
1	CA	652	U	Sidechain
1	CA	760	G	Sidechain
1	CA	79	G	Sidechain
1	CA	90	U	Sidechain
1	CA	921	U	Sidechain
23	CW	61	C	Sidechain
23	CW	71	C	Sidechain
52	D5	51	TYR	Sidechain
25	DA	1026	U	Sidechain
25	DA	1112	G	Sidechain
25	DA	1204	A	Sidechain
25	DA	1220	A	Sidechain
25	DA	1283	G	Sidechain
25	DA	1286	A	Sidechain
25	DA	1300	U	Sidechain
25	DA	1323	U	Sidechain
25	DA	1324	G	Sidechain
25	DA	1379	A	Sidechain
25	DA	1390	U	Sidechain
25	DA	1419	A	Sidechain
25	DA	1452	A	Sidechain
25	DA	1457	A	Sidechain
25	DA	1465	G	Sidechain
25	DA	15	G	Sidechain
25	DA	1529	G	Sidechain
25	DA	1531	C	Sidechain
25	DA	1532	C	Sidechain
25	DA	157	U	Sidechain
25	DA	1693	U	Sidechain
25	DA	1699	G	Sidechain

Continued on next page...

Continued from previous page...

Mol	Chain	Res	Type	Group
25	DA	1772	G	Sidechain
25	DA	1773	A	Sidechain
25	DA	1779	U	Sidechain
25	DA	1792	G	Sidechain
25	DA	1820	U	Sidechain
25	DA	1855	G	Sidechain
25	DA	1938	A	Sidechain
25	DA	1940	U	Sidechain
25	DA	196	A	Sidechain
25	DA	2034	U	Sidechain
25	DA	2086	U	Sidechain
25	DA	2118	U	Sidechain
25	DA	2119	A	Sidechain
25	DA	2181	G	Sidechain
25	DA	2182	G	Sidechain
25	DA	2243	U	Sidechain
25	DA	2328	A	Sidechain
25	DA	2335	A	Sidechain
25	DA	243	U	Sidechain
25	DA	249	C	Sidechain
25	DA	2504	U	Sidechain
25	DA	2525	G	Sidechain
25	DA	2526	G	Sidechain
25	DA	2593	U	Sidechain
25	DA	2611	U	Sidechain
25	DA	2712	U	Sidechain
25	DA	2746	U	Sidechain
25	DA	277	C	Sidechain
25	DA	279	C	Sidechain
25	DA	2857	G	Sidechain
25	DA	2871	C	Sidechain
25	DA	372	G	Sidechain
25	DA	450	G	Sidechain
25	DA	459	U	Sidechain
25	DA	463	G	Sidechain
25	DA	481	G	Sidechain
25	DA	52	A	Sidechain
25	DA	607	U	Sidechain
25	DA	630	G	Sidechain
25	DA	639	U	Sidechain
25	DA	642	G	Sidechain
25	DA	685	A	Sidechain

Continued on next page...

Continued from previous page...

Mol	Chain	Res	Type	Group
25	DA	700	G	Sidechain
25	DA	792	G	Sidechain
25	DA	801	G	Sidechain
25	DA	807	U	Sidechain
25	DA	822	U	Sidechain
25	DA	9	U	Sidechain
25	DA	909	A	Sidechain
25	DA	914	C	Sidechain
25	DA	932	G	Sidechain
25	DA	956	G	Sidechain
25	DA	99	U	Sidechain
25	DA	996	A	Sidechain
26	DB	106	G	Sidechain

5.2 Too-close contacts (i)

In the following table, the Non-H and H(model) columns list the number of non-hydrogen atoms and hydrogen atoms in the chain respectively. The H(added) column lists the number of hydrogen atoms added and optimized by MolProbity. The Clashes column lists the number of clashes within the asymmetric unit, whereas Symm-Clashes lists symmetry-related clashes.

Mol	Chain	Non-H	H(model)	H(added)	Clashes	Symm-Clashes
1	AA	32144	0	16225	1841	0
1	CA	32332	0	16317	1680	0
2	AB	1901	0	1951	360	0
2	CB	1901	0	1951	361	0
3	AC	1613	0	1677	329	0
3	CC	1613	0	1677	275	0
4	AD	1703	0	1763	325	0
4	CD	1703	0	1763	212	0
5	AE	1147	0	1207	168	0
5	CE	1147	0	1207	177	0
6	AF	843	0	857	111	0
6	CF	843	0	857	137	0
7	AG	1257	0	1296	192	0
7	CG	1257	0	1296	213	0
8	AH	1116	0	1177	183	0
8	CH	1116	0	1177	170	0
9	AI	1004	0	1031	187	0
9	CI	1004	0	1031	200	0
10	AJ	795	0	840	215	0
10	CJ	795	0	840	192	0

Continued on next page...

Continued from previous page...

Mol	Chain	Non-H	H(model)	H(added)	Clashes	Symm-Clashes
11	AK	885	0	904	130	0
11	CK	885	0	904	111	0
12	AL	971	0	1057	168	0
12	CL	971	0	1057	133	0
13	AM	947	0	1008	191	0
13	CM	947	0	1008	135	0
14	AN	492	0	533	111	0
14	CN	492	0	533	95	0
15	AO	734	0	771	102	0
15	CO	734	0	771	111	0
16	AP	701	0	720	122	0
16	CP	701	0	720	98	0
17	AQ	824	0	891	108	0
17	CQ	824	0	891	88	0
18	AR	574	0	644	108	0
18	CR	574	0	644	102	0
19	AS	613	0	621	132	0
19	CS	619	0	639	120	0
20	AT	763	0	861	142	0
20	CT	763	0	861	138	0
21	AU	209	0	221	15	0
21	CU	209	0	221	31	0
22	AV	1367	0	1364	182	0
22	CV	1367	0	1364	199	0
23	AW	1644	0	834	67	0
23	CW	1644	0	836	75	0
24	AX	110	0	55	4	0
24	CX	110	0	55	3	0
25	BA	59596	0	30049	2582	0
25	DA	59809	0	30157	2949	0
26	BB	2551	0	1295	92	0
26	DB	2551	0	1295	145	0
27	BC	1702	0	1747	274	0
27	DC	1640	0	1651	242	0
28	BD	2127	0	2208	330	0
28	DD	2115	0	2186	338	0
29	BE	1564	0	1629	252	0
29	DE	1564	0	1629	273	0
30	BF	1624	0	1677	280	0
30	DF	1624	0	1677	300	0
31	BG	1474	0	1535	285	0
31	DG	1474	0	1535	269	0

Continued on next page...

Continued from previous page...

Mol	Chain	Non-H	H(model)	H(added)	Clashes	Symm-Clashes
32	BH	1231	0	1260	198	0
32	DH	1223	0	1282	234	0
33	BI	1043	0	1019	181	0
33	DI	871	0	680	103	0
34	BN	1105	0	1180	132	0
34	DN	1105	0	1180	175	0
35	BO	933	0	996	158	0
35	DO	933	0	996	112	0
36	BP	1114	0	1187	332	0
36	DP	1079	0	1117	265	0
37	BQ	1099	0	1160	144	0
37	DQ	1122	0	1179	190	0
38	BR	923	0	949	105	0
38	DR	960	0	1021	156	0
39	BS	777	0	825	180	0
39	DS	771	0	832	159	0
40	BT	1142	0	1202	274	0
40	DT	1142	0	1202	231	0
41	BU	958	0	1015	150	0
41	DU	958	0	1015	224	0
42	BV	779	0	852	167	0
42	DV	779	0	852	217	0
43	BW	896	0	953	91	0
43	DW	896	0	953	126	0
44	BX	735	0	791	85	0
44	DX	726	0	778	122	0
45	BY	757	0	821	198	0
45	DY	776	0	870	199	0
46	BZ	1438	0	1455	202	0
46	DZ	1404	0	1432	302	0
47	B0	613	0	633	88	0
47	D0	662	0	688	109	0
48	B1	757	0	843	108	0
48	D1	732	0	808	99	0
49	B2	598	0	653	56	0
49	D2	598	0	653	101	0
50	B3	460	0	512	46	0
50	D3	468	0	523	91	0
51	B4	226	0	229	46	0
51	D4	226	0	229	39	0
52	B5	435	0	452	58	0
52	D5	459	0	477	64	0

Continued on next page...

Continued from previous page...

Mol	Chain	Non-H	H(model)	H(added)	Clashes	Symm-Clashes
53	B6	401	0	399	118	0
53	D6	322	0	250	85	0
54	B7	419	0	467	27	0
54	D7	419	0	467	49	0
55	B8	496	0	567	113	0
55	D8	467	0	519	114	0
56	B9	294	0	311	43	0
56	D9	299	0	325	31	0
57	AA	117	0	0	0	0
57	AL	1	0	0	0	0
57	AT	1	0	0	0	0
57	AW	2	0	0	0	0
57	B0	2	0	0	0	0
57	B1	1	0	0	0	0
57	B5	4	0	0	0	0
57	B7	1	0	0	0	0
57	BA	459	0	0	1	0
57	BB	9	0	0	0	0
57	BD	1	0	0	0	0
57	BE	1	0	0	0	0
57	BF	1	0	0	0	0
57	BH	1	0	0	0	0
57	BP	3	0	0	0	0
57	BQ	3	0	0	0	0
57	BR	1	0	0	0	0
57	BT	1	0	0	0	0
57	BU	1	0	0	0	0
57	BX	1	0	0	0	0
57	CA	109	0	0	0	0
57	CE	1	0	0	0	0
57	CW	5	0	0	0	0
57	CX	1	0	0	0	0
57	D5	2	0	0	0	0
57	D6	2	0	0	0	0
57	DA	305	0	0	0	0
57	DB	10	0	0	0	0
57	DD	1	0	0	0	0
57	DF	1	0	0	0	0
57	DP	1	0	0	0	0
57	DR	1	0	0	0	0
58	AD	1	0	0	0	0
58	B5	1	0	0	0	0

Continued on next page...

Continued from previous page...

Mol	Chain	Non-H	H(model)	H(added)	Clashes	Symm-Clashes
58	B9	1	0	0	0	0
58	CD	1	0	0	0	0
58	D5	1	0	0	1	0
58	D9	1	0	0	2	0
All	All	290405	0	198457	23826	0

The all-atom clashscore is defined as the number of clashes found per 1000 atoms (including hydrogen atoms). The all-atom clashscore for this structure is 49.

All (23826) close contacts within the same asymmetric unit are listed below, sorted by their clash magnitude.

Atom-1	Atom-2	Interatomic distance (Å)	Clash overlap (Å)
52:D5:49:CYS:SG	58:D5:103:ZN:ZN	0.84	1.63
56:D9:14:CYS:SG	58:D9:101:ZN:ZN	1.23	1.27
27:DC:180:SER:CB	27:DC:180:SER:OG	1.82	1.25
36:BP:59:LEU:HA	36:BP:61:ARG:NH1	1.53	1.21
39:BS:97:ARG:NH2	39:BS:98:VAL:HA	1.55	1.20
33:BI:117:GLU:HG3	33:BI:118:LYS:H	1.07	1.17
25:BA:2875:C:H4'	40:BT:5:ALA:HB2	1.26	1.17
35:DO:98:VAL:HG12	35:DO:117:LEU:HD22	1.26	1.17
10:AJ:63:PHE:HB3	14:AN:58:LYS:HA	1.26	1.17
32:BH:10:PRO:O	32:BH:11:VAL:HB	1.41	1.17
25:DA:1899:G:N2	25:DA:1902:C:H41	1.42	1.17
25:BA:171:G:H2'	25:BA:172:C:H5"	1.26	1.16
46:DZ:165:SER:HB2	46:DZ:167:GLU:N	1.59	1.16
16:AP:26:ARG:HH11	16:AP:26:ARG:HB3	1.11	1.16
25:DA:543:C:H2'	25:DA:545:G:H5'	1.24	1.15
31:DG:76:SER:HB2	31:DG:83:ARG:HB2	1.19	1.14
2:CB:161:ALA:HB1	2:CB:185:ILE:HD11	1.24	1.14
1:AA:979:C:H3'	1:AA:980:C:H5"	1.17	1.14
34:DN:4:TYR:HB2	41:DU:64:ARG:HH22	1.03	1.14
40:BT:112:ARG:HH11	40:BT:112:ARG:HB3	1.11	1.14
32:DH:43:VAL:HG11	32:DH:52:VAL:HA	1.28	1.14
37:DQ:132:VAL:HG11	46:DZ:80:ARG:HH22	1.01	1.14
25:DA:1884:A:H2'	25:DA:1885:A:H5"	1.26	1.13
44:DX:35:THR:HG22	44:DX:37:THR:H	1.12	1.13
48:D1:86:SER:HB2	48:D1:89:GLU:HB2	1.29	1.13
9:CI:21:PRO:HA	9:CI:59:PHE:HA	1.21	1.13
19:CS:63:THR:HG22	19:CS:66:MET:HG2	1.27	1.13
25:DA:479:A:H4'	25:DA:480:A:H5'	1.21	1.13
25:BA:2206:G:H21	25:BA:2207:G:H5'	1.05	1.13

Continued on next page...

Continued from previous page...

Atom-1	Atom-2	Interatomic distance (Å)	Clash overlap (Å)
25:BA:1108:U:H2'	25:BA:1109:C:H5'	1.29	1.13
32:BH:158:HIS:CB	32:BH:169:VAL:O	1.95	1.13
2:AB:18:GLY:H	2:AB:42:ILE:HG22	1.13	1.12
28:BD:49:ILE:HD11	28:BD:52:ARG:HA	1.19	1.12
25:DA:2645:G:H3'	25:DA:2646:C:H5'	1.22	1.12
1:AA:1348:U:H4'	9:AI:120:ARG:HD2	1.27	1.12
20:AT:42:GLN:HG3	20:AT:43:LEU:HD23	1.29	1.12
25:BA:612:C:H2'	25:BA:613:G:H5"	1.15	1.12
42:DV:19:LYS:HG2	42:DV:94:LEU:HB2	1.30	1.12
38:DR:53:HIS:HA	38:DR:56:LYS:HD3	1.29	1.12
7:CG:4:ARG:HH11	7:CG:4:ARG:HB3	0.99	1.11
25:BA:2178:C:H5"	27:BC:47:LYS:HE2	1.31	1.11
1:CA:1116:C:H2'	1:CA:1117:G:H5"	1.22	1.11
48:D1:46:LEU:HA	48:D1:63:ALA:HA	1.30	1.11
42:BV:47:VAL:HB	42:BV:50:PRO:O	1.48	1.11
1:AA:382:A:H2'	1:AA:383:A:H8	1.12	1.11
2:CB:132:LYS:HA	2:CB:135:GLN:HE21	1.11	1.11
25:BA:242:G:H5"	55:B8:62:LEU:HD13	1.22	1.10
1:CA:979:C:H3'	1:CA:980:C:H5"	1.24	1.10
1:CA:1133:G:H22	1:CA:1143:G:H1'	1.12	1.10
13:CM:91:ARG:HB3	13:CM:98:VAL:HG22	1.24	1.10
45:DY:50:ARG:CZ	45:DY:54:LYS:HB3	1.81	1.10
25:BA:612:C:C2'	25:BA:613:G:H5"	1.81	1.10
25:BA:2645:G:H3'	25:BA:2646:C:H5'	1.32	1.10
25:BA:2787:C:H1'	29:BE:61:ARG:HG3	1.26	1.10
19:CS:32:LYS:HA	19:CS:50:ALA:HB3	1.33	1.10
22:CV:161:VAL:HB	22:CV:165:VAL:HG21	1.29	1.10
33:BI:94:ALA:HB1	33:BI:111:PRO:HB3	1.28	1.09
1:AA:1223:C:C2'	1:AA:1223:C:C3'	2.29	1.09
1:CA:1363(A):A:H4'	1:CA:1364:U:H5"	1.23	1.09
31:DG:39:ILE:HD11	31:DG:155:MET:HG3	1.18	1.09
25:BA:1177:A:H4'	25:BA:1178:C:H5"	1.33	1.09
25:DA:886:C:C2'	25:DA:887:A:H4'	1.82	1.09
25:DA:1359:A:H2'	25:DA:1360:A:H5'	1.31	1.09
25:DA:2701:C:H3'	25:DA:2702:U:H5"	1.20	1.09
45:DY:8:LYS:HE3	45:DY:72:VAL:HG23	1.34	1.09
49:D2:65:ASN:HB3	49:D2:69:ARG:HH22	1.13	1.09
25:BA:143:G:H1'	44:BX:37:THR:HG21	1.31	1.09
29:DE:77:ILE:HG22	29:DE:78:LEU:HG	1.27	1.09
37:DQ:140:ALA:HB3	46:DZ:52:ILE:HD13	1.32	1.09
30:BF:3:GLU:HB2	30:BF:19:GLU:HB2	1.34	1.08

Continued on next page...

Continued from previous page...

Atom-1	Atom-2	Interatomic distance (Å)	Clash overlap (Å)
22:CV:123:THR:HG23	22:CV:176:ARG:HH22	1.07	1.08
25:BA:1899:G:N2	25:BA:1902:C:H41	1.49	1.08
25:DA:2312:U:H2'	25:DA:2313:C:H5"	1.10	1.08
29:BE:59:VAL:HG22	29:BE:60:ASN:H	1.17	1.08
25:DA:279:C:H4'	25:DA:280:C:H5"	1.36	1.08
1:AA:192:U:H4'	20:AT:103:GLY:H	1.17	1.08
1:AA:345:C:H4'	1:AA:346:G:H5'	1.27	1.08
25:BA:2101:G:H2'	25:BA:2102:U:H5"	1.35	1.08
25:DA:542:C:N4	25:DA:551:G:O6	1.85	1.08
38:DR:8:ARG:HA	38:DR:8:ARG:HE	1.01	1.08
3:AC:63:ASN:HA	3:AC:98:ASN:HB3	1.12	1.08
53:B6:44:ARG:O	53:B6:45:LYS:HD2	1.53	1.08
52:B5:4:HIS:HB3	52:B5:5:PRO:CD	1.85	1.07
30:DF:17:ARG:HH11	30:DF:17:ARG:HB2	1.16	1.07
46:DZ:128:SER:HB3	46:DZ:131:ASN:HD22	1.18	1.07
45:BY:10:GLY:HA2	45:BY:27:VAL:HG13	1.08	1.07
2:CB:131:PRO:HG2	2:CB:134:GLU:HB2	1.08	1.07
3:CC:87:LEU:HA	3:CC:90:GLU:HG2	1.28	1.07
25:DA:555:U:H1'	25:DA:556:G:N7	1.69	1.07
25:DA:886:C:H2'	25:DA:887:A:C4'	1.85	1.07
3:AC:92:ALA:HB2	3:AC:99:VAL:HG21	1.36	1.07
10:AJ:27:ALA:HB1	10:AJ:34:VAL:HG21	1.36	1.07
25:BA:1396:U:H1'	25:BA:1397:U:C6	1.90	1.07
27:DC:73:VAL:HG13	27:DC:112:ASP:HB2	1.35	1.07
30:DF:78:ILE:H	30:DF:78:ILE:HD13	1.11	1.07
44:DX:27:THR:HG22	44:DX:80:ILE:HB	1.31	1.07
51:D4:37:PRO:HA	51:D4:51:TYR:HA	1.33	1.07
5:AE:43:LEU:HD21	5:AE:132:ALA:HB1	1.36	1.06
1:AA:1397:C:H3'	1:AA:1398:A:H5"	1.07	1.06
40:BT:62:THR:HG22	40:BT:75:ILE:HG12	1.38	1.06
46:BZ:68:THR:HG22	46:BZ:89:VAL:HA	1.35	1.06
25:DA:1045:A:H5'	25:DA:1047:G:H4'	1.38	1.06
25:BA:1747(A):G:H2'	25:BA:1748:G:H5"	1.38	1.06
18:CR:73:ALA:HB3	18:CR:79:LEU:HD12	1.31	1.06
25:DA:157:U:H3'	25:DA:158:U:H5"	1.31	1.06
25:DA:925:C:H2'	25:DA:926:A:H5"	1.32	1.06
25:DA:2415:G:H4'	36:DP:67:MET:H	1.19	1.06
25:DA:2833:G:H3'	25:DA:2834:G:C5'	1.86	1.06
27:BC:73:VAL:HG13	27:BC:112:ASP:HB2	1.33	1.06
28:BD:270:ILE:HD13	28:BD:270:ILE:H	1.17	1.06
36:BP:16:ARG:HD3	36:BP:18:ARG:H	1.17	1.06

Continued on next page...

Continued from previous page...

Atom-1	Atom-2	Interatomic distance (Å)	Clash overlap (Å)
45:BY:76:CYS:SG	45:BY:77:PRO:HD2	1.96	1.06
25:DA:612:C:H2'	25:DA:613:G:H5"	1.32	1.06
31:DG:139:LEU:HD23	31:DG:139:LEU:H	1.20	1.06
45:BY:87:LYS:HG3	45:BY:88:LYS:H	1.21	1.06
46:BZ:150:HIS:HB3	46:BZ:169:THR:HA	1.10	1.06
25:DA:1668:A:H4'	25:DA:1669:A:H5'	1.37	1.06
7:CG:105:VAL:HG12	7:CG:109:ASN:HD21	1.18	1.05
32:DH:89:ILE:HD12	32:DH:90:LYS:H	1.15	1.05
44:DX:12:VAL:HB	44:DX:17:ALA:HB1	1.37	1.05
25:BA:272(H):C:H3'	25:BA:272(I):U:H5"	1.29	1.05
25:BA:1887:C:H2'	25:BA:1888:G:H5"	1.33	1.05
31:BG:61:ALA:HA	31:BG:64:THR:HG22	1.39	1.05
39:BS:97:ARG:HH21	39:BS:98:VAL:CA	1.68	1.05
25:DA:847:U:O2'	25:DA:848:G:H5'	1.56	1.05
25:DA:1567:A:H5'	28:DD:58:HIS:HD2	1.17	1.05
25:BA:1639:U:O2'	25:BA:1640:C:H5"	1.56	1.05
25:BA:2801(A):A:H4'	25:BA:2802:G:H5'	1.10	1.05
44:DX:12:VAL:HG23	44:DX:13:LEU:H	0.93	1.05
33:BI:92:VAL:HG22	33:BI:120:ILE:HB	1.32	1.04
12:CL:38:ARG:HG2	12:CL:39:THR:H	1.18	1.04
25:DA:2729:G:H1'	29:DE:187:ALA:HB2	1.38	1.04
29:BE:3:GLY:HA3	29:BE:81:ILE:HG21	1.38	1.04
25:DA:242:G:H5"	55:D8:62:LEU:HD13	1.31	1.04
1:AA:1145:C:H4'	1:AA:1146:A:H5'	1.38	1.04
25:BA:1899:G:H22	25:BA:1902:C:N4	1.54	1.04
32:DH:85:LYS:HD3	32:DH:133:VAL:HB	1.36	1.04
8:CH:10:LEU:HD22	8:CH:83:ILE:HD11	1.39	1.04
4:AD:49:ARG:HD3	4:AD:50:ARG:H	1.15	1.04
53:B6:12:GLU:HB3	53:B6:23:THR:HG22	1.39	1.04
44:DX:12:VAL:CG2	44:DX:13:LEU:H	1.71	1.04
27:BC:102:GLN:HE21	27:BC:102:GLN:HA	1.23	1.03
25:BA:542:C:O2'	25:BA:543:C:H5'	1.58	1.03
36:BP:84:ASN:HA	36:BP:115:LEU:O	1.58	1.03
8:CH:6:ILE:H	8:CH:6:ILE:HD12	1.21	1.03
31:DG:115:ARG:HH11	31:DG:136:ARG:HD3	1.14	1.03
28:BD:24:ILE:HG23	28:BD:25:THR:H	1.23	1.03
32:DH:20:ALA:HB2	32:DH:25:LYS:HE3	1.39	1.03
31:DG:16:ARG:HH12	31:DG:28:VAL:HG13	1.20	1.03
1:AA:433:C:H2'	1:AA:434:U:C6	1.94	1.03
41:BU:92:ARG:HD2	42:BV:11:GLN:NE2	1.74	1.03
32:DH:159:GLU:HG3	32:DH:160:LYS:HG3	1.41	1.03

Continued on next page...

Continued from previous page...

Atom-1	Atom-2	Interatomic distance (Å)	Clash overlap (Å)
38:DR:8:ARG:HA	38:DR:8:ARG:NE	1.72	1.03
25:DA:2394:C:OP1	36:DP:63:PRO:HD2	1.58	1.02
31:DG:39:ILE:HD13	31:DG:157:ILE:HG12	1.39	1.02
1:AA:433:C:H2'	1:AA:434:U:H6	1.21	1.02
25:BA:1594:G:H8	25:BA:1594:G:H5'	1.20	1.02
2:CB:33:TYR:HB3	2:CB:41:ILE:HG22	1.38	1.02
25:BA:2876:G:H4'	40:BT:3:ARG:HD3	1.33	1.02
36:BP:146:VAL:HG22	36:BP:147:LEU:H	1.23	1.02
2:CB:61:LEU:HD21	2:CB:68:ILE:HD11	1.41	1.02
25:DA:1747(A):G:H2'	25:DA:1748:G:H5"	1.40	1.02
25:DA:1899:G:H22	25:DA:1902:C:N4	1.58	1.02
32:DH:89:ILE:CD1	32:DH:90:LYS:H	1.72	1.02
41:DU:111:GLU:HA	41:DU:114:LYS:HD3	1.40	1.02
1:AA:1025:U:H4'	1:AA:1026:G:H8	1.25	1.02
2:AB:21:ARG:HB3	2:AB:39:ILE:HA	1.40	1.02
17:AQ:67:LYS:O	17:AQ:68:ARG:HB2	1.59	1.02
19:AS:53:ASN:HD21	19:AS:55:LYS:HB3	1.22	1.02
1:CA:322:C:H4'	20:CT:23:ARG:HD2	1.40	1.02
11:CK:48:ILE:HG22	11:CK:49:GLY:H	1.19	1.02
25:DA:285:C:H2'	25:DA:286:C:H5"	1.37	1.02
25:DA:2887:U:H2'	25:DA:2888:C:C6	1.95	1.02
8:AH:100:ILE:HB	8:AH:125:ARG:HH12	1.22	1.02
28:BD:35:LYS:HB2	28:BD:36:PRO:HD3	1.40	1.02
55:B8:33:ASN:HD22	55:B8:33:ASN:H	1.02	1.02
1:CA:1145:C:H4'	1:CA:1146:A:H5'	1.41	1.02
50:D3:13:ILE:HD12	50:D3:13:ILE:H	1.22	1.02
45:BY:46:LYS:HG2	45:BY:47:LYS:H	1.23	1.01
46:BZ:125:VAL:HG21	46:BZ:160:VAL:HG13	1.41	1.01
16:CP:72:ARG:HH21	16:CP:73:LEU:HD21	1.21	1.01
25:DA:2312:U:C2'	25:DA:2313:C:H5"	1.89	1.01
36:DP:65:ARG:NH2	55:D8:15:LYS:HB2	1.73	1.01
45:DY:28:LYS:HA	45:DY:39:VAL:H	1.22	1.01
25:BA:1851:U:H2'	25:BA:1852:C:H5'	1.38	1.01
40:BT:28:VAL:HG22	40:BT:47:GLY:N	1.73	1.01
8:CH:110:ALA:HB3	8:CH:121:ASP:HB3	1.38	1.01
25:DA:275:G:H2'	25:DA:276:A:H4'	1.40	1.01
3:AC:71:ALA:HB1	3:AC:109:PRO:HG3	1.38	1.01
37:DQ:141:GLN:H	46:DZ:98:TYR:HB2	1.18	1.01
45:DY:28:LYS:HB2	45:DY:38:ILE:H	1.26	1.01
1:AA:1222:G:C2'	1:AA:1223:C:H5'	1.90	1.01
4:AD:108:LEU:HD11	4:AD:174:LEU:HD22	1.43	1.01

Continued on next page...

Continued from previous page...

Atom-1	Atom-2	Interatomic distance (Å)	Clash overlap (Å)
25:BA:541:C:C4	25:BA:542:C:N4	2.28	1.01
29:BE:32:PRO:HB3	29:BE:69:LYS:HB3	1.43	1.01
30:BF:178:PRO:HB2	30:BF:201:VAL:HG11	1.42	1.01
25:BA:2175:C:H2'	25:BA:2176:A:H5"	1.41	1.01
45:BY:27:VAL:HA	45:BY:28:LYS:NZ	1.76	1.01
41:DU:92:ARG:HB2	41:DU:92:ARG:HH11	1.26	1.01
44:DX:12:VAL:HG23	44:DX:13:LEU:N	1.72	1.01
13:AM:97:PRO:HB2	13:AM:101:GLN:NE2	1.75	1.00
25:BA:2468:G:HO2'	25:BA:2469:A:H8	1.03	1.00
32:BH:46:GLU:HG3	32:BH:51:ARG:HB2	1.41	1.00
35:BO:97:ARG:HA	35:BO:117:LEU:HD21	1.41	1.00
1:CA:1305:G:H22	1:CA:1331:G:H2'	1.20	1.00
43:DW:4:LYS:HG2	43:DW:106:ILE:HG22	1.40	1.00
1:CA:1133:G:N2	1:CA:1143:G:H1'	1.74	1.00
25:BA:272(H):C:H3'	25:BA:272(I):U:C5'	1.91	1.00
12:CL:44:LYS:HB3	12:CL:45:PRO:CD	1.91	1.00
52:D5:4:HIS:HB3	52:D5:5:PRO:HD3	1.39	1.00
25:BA:886:C:H2'	25:BA:887:A:H4'	1.01	1.00
25:DA:2701:C:H3'	25:DA:2702:U:C5'	1.91	1.00
28:DD:49:ILE:HD11	28:DD:52:ARG:HA	1.41	1.00
2:AB:115:LEU:HD23	2:AB:153:ARG:HD2	1.42	1.00
28:DD:44:ASN:HB3	28:DD:49:ILE:HA	1.44	1.00
43:DW:73:ALA:HB3	43:DW:106:ILE:HD11	1.39	1.00
53:D6:41:PRO:CD	53:D6:46:HIS:H	1.75	1.00
1:AA:265:G:H2'	1:AA:266:G:H5"	1.43	0.99
36:BP:62:LEU:HD13	36:BP:62:LEU:H	1.24	0.99
3:CC:52:LEU:HD23	3:CC:52:LEU:H	1.28	0.99
45:BY:26:LYS:HG2	45:BY:27:VAL:H	1.22	0.99
3:CC:124:ILE:HG21	3:CC:189:ALA:HB1	1.44	0.99
25:DA:958:U:H5"	37:DQ:14:ARG:HD3	1.42	0.99
25:DA:271(S):G:H2'	25:DA:271(T):C:H5"	1.41	0.99
11:AK:111:ASP:HA	18:AR:84:LYS:HG3	1.44	0.99
38:DR:2:ARG:NH2	38:DR:5:LYS:HE2	1.76	0.99
11:AK:127:LYS:HE2	11:AK:127:LYS:HA	1.38	0.99
3:CC:20:SER:HB2	3:CC:40:ARG:HH22	1.23	0.99
36:BP:85:LEU:HA	36:BP:88:LEU:HD13	1.45	0.99
2:CB:178:ARG:HB2	2:CB:178:ARG:HH11	1.28	0.99
1:CA:1305:G:H5"	21:CU:5:ASP:H	1.24	0.99
1:AA:1152:A:H5"	10:AJ:13:HIS:HB2	1.41	0.99
25:BA:330:A:H2	25:BA:1210:A:H2'	1.26	0.99
4:AD:62:GLN:HE22	4:AD:65:ARG:HE	0.99	0.99

Continued on next page...

Continued from previous page...

Atom-1	Atom-2	Interatomic distance (Å)	Clash overlap (Å)
5:AE:76:ILE:HG12	5:AE:77:PRO:HD2	1.41	0.99
11:CK:127:LYS:HE2	11:CK:127:LYS:HA	1.43	0.99
53:D6:12:GLU:HA	53:D6:23:THR:HA	1.44	0.99
45:BY:27:VAL:HA	45:BY:28:LYS:HZ1	1.25	0.98
25:DA:2749:A:H4'	32:DH:62:LYS:HB3	1.45	0.98
55:B8:32:LEU:HB3	55:B8:36:LYS:HZ3	1.24	0.98
30:DF:3:GLU:HA	30:DF:24:LEU:HB3	1.43	0.98
2:AB:168:THR:HG23	2:AB:192:SER:OG	1.62	0.98
28:BD:242:ARG:HD2	28:BD:242:ARG:H	1.28	0.98
22:CV:8:ARG:HE	23:CW:4:G:H5"	1.29	0.98
40:DT:60:THR:HG22	40:DT:77:PRO:HA	1.44	0.98
3:AC:50:ALA:HB1	3:AC:70:VAL:HG11	1.39	0.98
42:DV:62:LEU:HD21	42:DV:95:LEU:HB2	1.42	0.98
46:DZ:127:VAL:HG22	46:DZ:128:SER:H	1.27	0.98
2:AB:14:GLY:O	2:AB:15:VAL:HG22	1.63	0.98
5:AE:145:LYS:HA	8:AH:107:LEU:HD21	1.43	0.98
25:BA:272(D):G:H1	25:BA:364:C:H42	1.11	0.98
32:BH:123:PHE:HA	32:BH:133:VAL:HG22	1.45	0.98
3:CC:182:ILE:HG12	3:CC:203:PHE:HA	1.44	0.98
22:CV:72:TYR:N	22:CV:109:THR:HG21	1.77	0.98
31:BG:137:GLU:HG2	31:BG:152:LEU:HD11	1.44	0.98
1:CA:1134:G:H22	1:CA:1141:C:H1'	1.22	0.98
25:DA:10:G:H2'	25:DA:11:G:H8	1.26	0.98
40:DT:50:ILE:HD11	40:DT:102:ILE:HD11	1.41	0.98
25:BA:2758:A:H2'	25:BA:2759:G:H5"	1.45	0.98
31:BG:161:THR:HG22	31:BG:163:ALA:H	1.27	0.98
9:CI:26:VAL:HG22	9:CI:61:ALA:HB3	1.46	0.98
1:AA:1289:A:H5"	21:AU:10:ARG:HH21	1.28	0.98
25:BA:1803:A:O2'	28:BD:259:THR:HG21	1.64	0.98
41:BU:90:VAL:C	41:BU:92:ARG:HD3	1.84	0.98
46:DZ:149:LEU:HD13	46:DZ:149:LEU:H	1.29	0.98
1:CA:1000:U:H2'	1:CA:1001:A:H8	1.29	0.97
5:CE:50:GLU:HG3	5:CE:52:PRO:HD2	1.42	0.97
25:DA:2839:G:H21	38:DR:92:GLY:HA3	1.27	0.97
10:AJ:5:ARG:HH21	10:AJ:99:LYS:HB2	1.23	0.97
25:BA:1697:G:H3'	25:BA:1698:A:H5"	1.46	0.97
1:CA:1346:A:H61	1:CA:1374:A:H3'	1.26	0.97
25:BA:886:C:C2'	25:BA:887:A:H4'	1.93	0.97
25:DA:2245:U:H5'	25:DA:2246:G:H5'	1.46	0.97
25:DA:2792:G:H1	25:DA:2804:C:H42	1.03	0.97
2:CB:69:LEU:HD22	2:CB:91:PRO:HB2	1.41	0.97

Continued on next page...

Continued from previous page...

Atom-1	Atom-2	Interatomic distance (Å)	Clash overlap (Å)
25:DA:1865:G:H5'	25:DA:1866:C:OP2	1.65	0.97
31:DG:114:ILE:HB	31:DG:117:PHE:HB2	1.46	0.97
8:AH:64:LYS:HG2	8:AH:79:VAL:HG21	1.43	0.97
42:BV:19:LYS:HG3	42:BV:20:LEU:O	1.65	0.97
1:CA:1133:G:H2'	1:CA:1134:G:C8	2.00	0.97
2:CB:48:MET:HA	2:CB:51:LEU:HD12	1.44	0.97
28:DD:28:GLU:H	28:DD:29:PRO:HD2	1.27	0.97
28:DD:106:ILE:HD11	28:DD:196:VAL:HG13	1.45	0.97
40:DT:34:VAL:HA	40:DT:39:ARG:HA	1.45	0.97
1:CA:975:A:H4'	1:CA:976:G:H5"	1.41	0.97
25:DA:2648:C:H2'	25:DA:2649:U:H6	1.27	0.97
33:DI:45:LYS:HE3	33:DI:46:ALA:N	1.78	0.97
31:BG:51:ARG:HA	31:BG:51:ARG:HE	1.28	0.97
45:DY:27:VAL:HA	45:DY:28:LYS:HZ1	1.29	0.97
7:AG:69:VAL:HG21	7:AG:104:LEU:HD21	1.46	0.97
25:BA:886:C:H2'	25:BA:887:A:C4'	1.95	0.97
25:DA:94(A):G:H21	49:D2:47:ASN:HD22	1.09	0.97
47:D0:72:ARG:HE	47:D0:75:LEU:HD13	1.26	0.97
25:BA:925:C:H2'	25:BA:926:A:H5"	1.45	0.97
30:BF:46:ARG:HH11	30:BF:46:ARG:HG3	1.30	0.97
30:BF:67:GLN:O	30:BF:67:GLN:HG3	1.64	0.97
15:CO:87:ILE:HG22	15:CO:88:ARG:H	1.26	0.97
40:DT:92:GLY:O	40:DT:93:ARG:HG2	1.65	0.97
25:BA:34:C:O2'	25:BA:35:G:H5'	1.64	0.96
25:BA:1779:U:H5	25:BA:1784:A:N7	1.63	0.96
42:BV:19:LYS:NZ	42:BV:20:LEU:H	1.63	0.96
25:DA:2887:U:H2'	25:DA:2888:C:H6	1.27	0.96
32:DH:19:VAL:HG12	32:DH:20:ALA:H	1.29	0.96
25:BA:1022:G:H22	25:BA:1142(A):A:H2	1.11	0.96
48:B1:51:VAL:HG21	48:B1:74:VAL:HG21	1.42	0.96
6:CF:91:VAL:HG11	18:CR:72:ARG:NH2	1.80	0.96
22:CV:12:LYS:HD3	22:CV:65:VAL:HB	1.45	0.96
25:DA:925:C:C2'	25:DA:926:A:H5"	1.93	0.96
27:DC:15:VAL:HG22	27:DC:29:LEU:HD21	1.47	0.96
3:AC:40:ARG:HA	3:AC:43:LEU:HD12	1.46	0.96
30:BF:191:ARG:HH11	30:BF:191:ARG:HB3	1.28	0.96
14:CN:23:ARG:HH11	14:CN:30:ALA:HB2	1.28	0.96
30:DF:9:ILE:HA	30:DF:13:SER:O	1.65	0.96
36:DP:16:ARG:HD3	36:DP:18:ARG:H	1.30	0.96
43:DW:13:SER:HB3	43:DW:16:LYS:HE3	1.48	0.96
17:AQ:67:LYS:HA	17:AQ:70:ARG:HH12	1.31	0.96

Continued on next page...

Continued from previous page...

Atom-1	Atom-2	Interatomic distance (Å)	Clash overlap (Å)
1:CA:1116:C:C2'	1:CA:1117:G:H5"	1.96	0.96
1:AA:1397:C:C3'	1:AA:1398:A:H5"	1.96	0.96
39:BS:97:ARG:HH21	39:BS:98:VAL:HA	0.82	0.96
2:CB:122:PHE:HA	2:CB:139:LYS:NZ	1.80	0.96
50:D3:8:LEU:HD12	50:D3:31:LEU:HA	1.48	0.96
3:AC:63:ASN:HA	3:AC:98:ASN:CB	1.95	0.96
3:AC:83:ARG:O	3:AC:86:VAL:HG22	1.65	0.96
14:AN:26:ARG:HH12	14:AN:47:LEU:HD11	1.29	0.96
53:D6:14:THR:O	53:D6:49:HIS:HA	1.66	0.96
11:AK:50:TYR:HD2	11:AK:54:ARG:HB3	1.30	0.96
46:BZ:78:ARG:O	46:BZ:79:ARG:HB2	1.66	0.96
36:BP:48:PRO:HG2	36:BP:49:ARG:H	1.29	0.96
45:BY:28:LYS:HZ2	45:BY:28:LYS:N	1.64	0.96
53:B6:11:LEU:HD13	53:B6:12:GLU:H	1.27	0.96
1:CA:1252:A:H61	1:CA:1285:A:H61	1.14	0.96
25:DA:1484:G:H3'	25:DA:1485:G:H5"	1.46	0.95
41:DU:92:ARG:HD2	41:DU:95:LEU:HB2	1.43	0.95
41:BU:92:ARG:HH21	41:BU:95:LEU:N	1.64	0.95
1:CA:1000:U:H2'	1:CA:1001:A:C8	2.01	0.95
1:CA:1298:C:H2'	7:CG:114:ARG:NH1	1.81	0.95
25:DA:2348:U:H2'	25:DA:2349:G:H5"	1.45	0.95
37:DQ:132:VAL:HG11	46:DZ:80:ARG:NH2	1.79	0.95
25:DA:543:C:C2'	25:DA:545:G:H5'	1.96	0.95
40:DT:3:ARG:HB2	40:DT:6:LEU:HB2	1.45	0.95
44:DX:80:ILE:HD13	44:DX:80:ILE:O	1.66	0.95
25:BA:272(I):U:H2'	25:BA:274:G:C8	2.01	0.95
33:BI:3:VAL:HG12	33:BI:38:LEU:HA	1.46	0.95
19:CS:19:VAL:O	19:CS:23:ASN:HB2	1.64	0.95
29:DE:55:ASN:ND2	29:DE:58:ARG:HH11	1.65	0.95
47:B0:40:ARG:H	47:B0:40:ARG:HD2	1.26	0.95
31:DG:137:GLU:HG2	31:DG:152:LEU:HD11	1.49	0.95
45:DY:75:ILE:HG12	45:DY:79:CYS:HA	1.48	0.95
1:AA:1321:C:C5'	1:AA:1322:C:H5"	1.95	0.95
25:BA:571:A:H5'	25:BA:2030:A:H62	1.32	0.95
30:BF:2:LYS:HE2	30:BF:25:PRO:HB3	1.48	0.95
35:BO:86:ILE:HG22	35:BO:94:ARG:HG3	1.48	0.95
25:DA:2689:U:H5"	25:DA:2690:C:H5'	1.49	0.95
31:DG:82:LEU:HD22	31:DG:87:PRO:HG3	1.47	0.95
25:DA:2832:U:H4'	25:DA:2833:G:C5'	1.96	0.95
36:DP:83:VAL:HG22	36:DP:88:LEU:HD11	1.48	0.95
45:DY:95:LYS:HG3	45:DY:100:ALA:HA	1.48	0.95

Continued on next page...

Continued from previous page...

Atom-1	Atom-2	Interatomic distance (Å)	Clash overlap (Å)
49:D2:35:LEU:HD12	49:D2:53:LEU:HD12	1.47	0.95
1:AA:197:A:H4'	1:AA:198:G:O5'	1.66	0.95
29:BE:77:ILE:HG22	29:BE:78:LEU:H	1.30	0.95
31:BG:51:ARG:HA	31:BG:51:ARG:NE	1.80	0.95
36:BP:40:SER:O	36:BP:41:ARG:HD2	1.66	0.95
39:BS:56:LEU:HD22	39:BS:58:LEU:HD13	1.45	0.95
25:DA:1689:A:H62	25:DA:1698:A:H2	1.13	0.95
52:B5:45:VAL:HG13	52:B5:50:GLY:HA2	1.49	0.95
3:CC:76:VAL:HA	3:CC:83:ARG:CZ	1.97	0.95
17:CQ:76:LEU:HD21	17:CQ:79:SER:HB2	1.49	0.95
25:DA:612:C:C2'	25:DA:613:G:H5"	1.97	0.95
37:DQ:38:GLU:HG3	37:DQ:127:ILE:HG22	1.47	0.95
15:AO:82:ILE:HG12	15:AO:87:ILE:HB	1.49	0.95
25:BA:2206:G:H21	25:BA:2207:G:C5'	1.78	0.95
36:BP:9:ASN:H	36:BP:10:PRO:HD3	1.30	0.95
25:DA:886:C:H2'	25:DA:887:A:H4'	0.97	0.95
47:D0:40:GLN:HE22	47:D0:45:PHE:H	1.10	0.95
1:AA:1305:G:N2	1:AA:1331:G:H2'	1.82	0.94
25:BA:662:G:OP1	36:BP:18:ARG:HD2	1.65	0.94
25:DA:2645:G:H3'	25:DA:2646:C:C5'	1.95	0.94
28:DD:26:LYS:HZ3	28:DD:82:ILE:H	1.13	0.94
5:AE:11:ILE:HD11	5:AE:33:VAL:HG23	1.46	0.94
25:BA:1332:G:H8	25:BA:1332:G:H5"	1.30	0.94
31:BG:63:ILE:HA	31:BG:143:GLU:HG3	1.46	0.94
10:CJ:48:THR:HA	10:CJ:62:HIS:HB3	1.48	0.94
30:DF:20:LEU:HB3	30:DF:23:ASP:OD2	1.67	0.94
31:DG:103:LEU:HA	31:DG:106:LEU:HB3	1.49	0.94
30:BF:22:ALA:HA	30:BF:26:ALA:HB2	1.49	0.94
32:BH:18:GLU:HB2	32:BH:25:LYS:HG3	1.50	0.94
25:DA:272(G):C:H42	25:DA:363(C):G:H1	1.00	0.94
25:DA:1411:C:H2'	25:DA:1412:A:C8	2.02	0.94
47:D0:36:ILE:HD11	47:D0:39:ARG:HG2	1.49	0.94
25:BA:2101:G:C2'	25:BA:2102:U:H5"	1.97	0.94
54:D7:8:ASN:HD22	54:D7:9:ARG:N	1.64	0.94
1:AA:1373:G:H4'	7:AG:31:MET:HE1	1.45	0.94
25:BA:1389:G:H1	25:BA:1398:C:H42	1.01	0.94
36:BP:81:GLN:HG2	36:BP:106:LEU:HA	1.46	0.94
45:BY:37:VAL:HG21	45:BY:72:VAL:HG21	1.46	0.94
1:CA:1200:C:H5"	1:CA:1201:A:H3'	1.50	0.94
1:AA:963:G:H21	10:AJ:55:LYS:HD3	1.29	0.94
31:BG:47:LYS:HD3	31:BG:82:LEU:HG	1.48	0.94

Continued on next page...

Continued from previous page...

Atom-1	Atom-2	Interatomic distance (Å)	Clash overlap (Å)
1:CA:1033:G:H3'	1:CA:1034:G:C5'	1.97	0.94
25:DA:910:A:H62	37:DQ:12:GLN:HA	1.31	0.94
39:DS:58:LEU:HD21	39:DS:68:GLN:HB2	1.49	0.94
45:DY:27:VAL:HA	45:DY:28:LYS:NZ	1.81	0.94
19:AS:50:ALA:HB1	19:AS:57:HIS:HB3	1.50	0.94
25:BA:1464:C:HO2'	25:BA:1528:A:H8	1.05	0.94
30:BF:25:PRO:HG3	30:BF:119:ARG:HA	1.50	0.94
40:DT:13:ARG:NH1	40:DT:13:ARG:HA	1.83	0.94
1:AA:382:A:H2'	1:AA:383:A:C8	2.02	0.94
1:AA:555:C:H2'	1:AA:556:C:H6	1.31	0.94
25:BA:1019:U:H3	25:BA:1142(A):A:H62	1.12	0.94
25:BA:2394:C:OP1	36:BP:63:PRO:HD2	1.66	0.94
39:BS:89:ARG:HB3	39:BS:92:TYR:HB3	1.48	0.94
4:AD:14:ARG:HB2	4:AD:40:PRO:HD2	1.50	0.94
2:CB:16:HIS:HD2	2:CB:210:SER:HA	1.33	0.94
2:CB:111:ARG:HE	2:CB:111:ARG:HA	1.31	0.94
26:DB:7:G:H3'	26:DB:8:U:H5"	1.47	0.94
39:DS:17:ARG:HG3	39:DS:18:ILE:H	1.29	0.94
45:DY:10:GLY:HA2	45:DY:27:VAL:HG13	1.49	0.94
25:BA:1314:C:H5'	25:BA:1314:C:H6	1.32	0.94
40:BT:29:ARG:HB2	40:BT:85:LYS:NZ	1.83	0.94
42:DV:46:VAL:HG22	42:DV:47:VAL:H	1.32	0.94
3:AC:76:VAL:HA	3:AC:83:ARG:HH12	1.33	0.93
3:AC:157:ILE:HD13	3:AC:166:GLU:HB2	1.48	0.93
45:BY:28:LYS:HB2	45:BY:37:VAL:HB	1.46	0.93
23:CW:1:C:H2'	23:CW:2:G:H8	1.32	0.93
25:DA:1411:C:H2'	25:DA:1412:A:H8	1.32	0.93
46:DZ:25:GLY:HA3	46:DZ:85:VAL:HG23	1.47	0.93
9:AI:53:VAL:HG23	9:AI:54:ASP:H	1.31	0.93
25:BA:857:C:H5'	47:B0:76:ARG:HH22	1.31	0.93
39:BS:14:VAL:HG12	39:BS:15:ARG:H	1.33	0.93
41:BU:92:ARG:NH2	41:BU:94:ASN:HB3	1.84	0.93
43:BW:60:ASN:HD22	43:BW:60:ASN:N	1.65	0.93
13:CM:3:ARG:HH21	13:CM:7:VAL:HA	1.32	0.93
30:DF:132:VAL:HG13	30:DF:133:ASN:H	1.32	0.93
38:DR:8:ARG:HE	38:DR:8:ARG:CA	1.81	0.93
1:AA:344:A:H3'	1:AA:346:G:O6	1.66	0.93
1:AA:1056:U:H5'	3:AC:163:ALA:HB2	1.51	0.93
32:BH:89:ILE:HD11	32:BH:129:THR:HB	1.47	0.93
25:DA:2833:G:H3'	25:DA:2834:G:H5"	1.49	0.93
29:DE:55:ASN:HD21	29:DE:58:ARG:HH11	1.14	0.93

Continued on next page...

Continued from previous page...

Atom-1	Atom-2	Interatomic distance (Å)	Clash overlap (Å)
25:BA:1689:A:H62	25:BA:1698:A:H2	1.12	0.93
25:BA:2472:G:H5'	25:BA:2473:U:H5"	1.50	0.93
40:BT:112:ARG:HB3	40:BT:112:ARG:NH1	1.83	0.93
25:DA:1567:A:H5'	28:DD:58:HIS:CD2	2.02	0.93
25:DA:2090:G:H21	48:D1:45:ASN:HD21	1.12	0.93
45:DY:76:CYS:SG	45:DY:77:PRO:HD2	2.08	0.93
1:AA:473:G:H2'	1:AA:474:G:H8	1.31	0.93
1:AA:1348:U:HO2'	1:AA:1349:A:H8	1.02	0.93
25:DA:10:G:H2'	25:DA:11:G:C8	2.04	0.93
36:DP:96:THR:HG22	36:DP:126:VAL:HB	1.51	0.93
42:DV:51:VAL:HG12	42:DV:52:VAL:H	1.31	0.93
28:BD:270:ILE:H	28:BD:270:ILE:CD1	1.82	0.93
34:DN:15:LEU:HD13	34:DN:16:ILE:N	1.83	0.93
53:D6:40:CYS:HA	53:D6:46:HIS:CB	1.98	0.93
45:BY:10:GLY:CA	45:BY:27:VAL:HG13	1.97	0.93
53:B6:12:GLU:HA	53:B6:23:THR:HA	1.50	0.93
1:CA:1030:C:H2'	1:CA:1030(A):G:H5'	1.51	0.93
34:DN:23:LEU:HB3	34:DN:60:ILE:HG21	1.48	0.93
39:DS:66:ALA:O	39:DS:69:VAL:HG12	1.69	0.93
25:BA:676:A:H8	25:BA:2069:G:H21	1.15	0.93
27:BC:71:LYS:HG2	27:BC:158:LYS:HD2	1.48	0.93
3:CC:47:LEU:HD21	3:CC:68:VAL:HG11	1.51	0.93
33:DI:127:VAL:HA	33:DI:139:GLN:HA	1.51	0.93
39:DS:34:HIS:HB3	39:DS:53:SER:HB3	1.51	0.93
25:BA:1747(A):G:C2'	25:BA:1748:G:H5"	1.99	0.93
28:BD:273:ARG:HH11	28:BD:273:ARG:CB	1.81	0.93
32:BH:111:HIS:CD2	32:BH:112:PRO:HD2	2.04	0.93
55:B8:33:ASN:O	55:B8:34:TRP:HB3	1.67	0.93
1:CA:1113:C:H5'	3:CC:14:ILE:HD12	1.49	0.93
1:CA:1124:G:H5'	10:CJ:35:SER:HB2	1.51	0.93
1:CA:1316:G:H2'	1:CA:1317:C:H5"	1.51	0.93
28:DD:244:ARG:HG2	28:DD:245:PRO:HG3	1.50	0.93
31:DG:76:SER:HB2	31:DG:83:ARG:CB	1.99	0.93
1:AA:1223:C:C3'	1:AA:1223:C:C4'	2.47	0.93
25:DA:285:C:C2'	25:DA:286:C:H5"	1.97	0.93
25:DA:2170:A:H5"	27:DC:135:ARG:HH12	1.33	0.93
1:AA:1158:C:H4'	2:AB:133:LYS:HE3	1.48	0.92
25:BA:2206:G:N2	25:BA:2207:G:H5'	1.83	0.92
37:DQ:24:GLY:HA2	37:DQ:67:ARG:HH22	1.32	0.92
25:BA:2491:U:H5'	25:BA:2570:G:H5"	1.50	0.92
1:CA:1137:C:H4'	1:CA:1138:G:C2	2.04	0.92

Continued on next page...

Continued from previous page...

Atom-1	Atom-2	Interatomic distance (Å)	Clash overlap (Å)
2:CB:208:ILE:HA	2:CB:211:ILE:HD12	1.50	0.92
19:CS:11:VAL:HA	19:CS:38:SER:HB3	1.48	0.92
53:D6:41:PRO:HD3	53:D6:46:HIS:H	1.32	0.92
1:AA:1194:U:H2'	1:AA:1195:C:C6	2.05	0.92
2:AB:91:PRO:HG2	2:AB:155:LEU:HB2	1.50	0.92
25:DA:157:U:C3'	25:DA:158:U:H5"	1.99	0.92
27:DC:150:ILE:O	27:DC:154:ILE:HG13	1.67	0.92
29:DE:34:VAL:HG23	29:DE:48:GLN:HE21	1.34	0.92
40:DT:82:LEU:H	40:DT:82:LEU:HD12	1.31	0.92
25:BA:2090:G:H21	48:B1:45:ASN:ND2	1.66	0.92
27:BC:84:ILE:HG23	27:BC:95:VAL:HG11	1.49	0.92
3:CC:52:LEU:HD12	3:CC:55:VAL:HG22	1.50	0.92
38:DR:67:LEU:HD13	38:DR:76:VAL:HG21	1.50	0.92
4:AD:7:PRO:HB2	4:AD:10:ARG:HD2	1.48	0.92
30:BF:8:GLN:HB3	30:BF:126:VAL:HA	1.51	0.92
36:BP:23:PRO:HB2	36:BP:33:ARG:HG3	1.50	0.92
39:BS:67:ARG:NH1	39:BS:100:ALA:H	1.66	0.92
42:BV:18:LEU:HD13	42:BV:19:LYS:H	1.33	0.92
2:CB:131:PRO:HG2	2:CB:134:GLU:CB	1.97	0.92
25:DA:481:G:H1'	25:DA:506:G:N2	1.84	0.92
29:DE:59:VAL:HG22	29:DE:60:ASN:H	1.31	0.92
8:AH:127:LEU:O	8:AH:127:LEU:HD13	1.70	0.92
25:DA:1686:C:H5'	25:DA:1686:C:H6	1.34	0.92
25:DA:1747(A):G:C2'	25:DA:1748:G:H5"	2.00	0.92
36:DP:83:VAL:HG11	36:DP:112:LEU:HD21	1.50	0.92
25:BA:171:G:C2'	25:BA:172:C:H5"	1.99	0.92
25:BA:2513:G:N2	29:BE:143:ASN:HD21	1.67	0.92
31:BG:76:SER:HB2	31:BG:83:ARG:HB2	1.52	0.92
22:CV:13:VAL:HA	22:CV:62:ASP:HA	1.52	0.92
25:DA:1467:C:H42	25:DA:1525:G:H1	1.11	0.92
25:DA:2753:A:O2'	25:DA:2754:U:H5'	1.68	0.92
31:DG:111:LEU:HD22	31:DG:120:LEU:HD21	1.49	0.92
1:AA:392:G:H2'	1:AA:393:A:C8	2.05	0.92
1:AA:1116:C:C2'	1:AA:1117:G:H5"	1.99	0.92
1:AA:1338:G:H4'	22:AV:183:ARG:HH22	1.35	0.92
3:AC:134:ILE:HG21	3:AC:168:ALA:HB3	1.50	0.92
4:AD:33:MET:CE	4:AD:37:PRO:HA	1.98	0.92
25:BA:784:A:N7	28:BD:229:VAL:HG21	1.84	0.92
25:BA:2290:G:H8	25:BA:2290:G:H5'	1.32	0.92
40:BT:115:ARG:HA	40:BT:115:ARG:HE	1.34	0.92
33:BI:133:HIS:HB2	33:BI:134:PRO:HD2	1.49	0.92

Continued on next page...

Continued from previous page...

Atom-1	Atom-2	Interatomic distance (Å)	Clash overlap (Å)
55:B8:6:THR:HA	55:B8:61:LEU:HD11	1.52	0.92
18:CR:50:ILE:HD12	18:CR:70:ILE:HG21	1.51	0.92
31:DG:39:ILE:HG23	31:DG:92:VAL:HG13	1.52	0.92
39:DS:97:ARG:NH2	39:DS:98:VAL:HA	1.85	0.92
43:DW:73:ALA:O	43:DW:106:ILE:HG12	1.70	0.92
48:D1:52:ARG:HG3	48:D1:53:VAL:H	1.34	0.92
12:AL:66:TYR:HD1	12:AL:87:VAL:HG21	1.33	0.92
30:BF:3:GLU:HA	30:BF:24:LEU:HB3	1.51	0.92
35:DO:104:ARG:HE	40:DT:33:LYS:HE3	1.33	0.92
53:D6:12:GLU:HB3	53:D6:23:THR:HG22	1.50	0.92
29:BE:93:VAL:HG21	29:BE:180:ASN:HA	1.50	0.91
40:BT:55:ASN:H	40:BT:59:THR:HG22	1.33	0.91
1:CA:77:G:H1	1:CA:92:C:N4	1.67	0.91
10:CJ:4:ILE:HB	10:CJ:74:ILE:HD11	1.50	0.91
25:DA:495:G:H21	43:DW:61:ASN:HD21	1.18	0.91
25:DA:1717:G:H3'	25:DA:1718:G:H5"	1.48	0.91
25:BA:1590:U:C2'	25:BA:1591:G:H5"	1.99	0.91
28:BD:85:ASP:HB2	28:BD:92:ILE:HD12	1.53	0.91
1:CA:1342:C:H1'	9:CI:124:GLN:NE2	1.85	0.91
20:CT:50:GLU:HA	20:CT:100:ILE:HG21	1.52	0.91
20:CT:82:SER:O	20:CT:86:ARG:HB2	1.68	0.91
31:DG:161:THR:HG22	31:DG:163:ALA:H	1.31	0.91
1:AA:376:G:OP2	16:AP:67:THR:HG21	1.70	0.91
1:AA:392:G:H2'	1:AA:393:A:H8	1.33	0.91
3:AC:63:ASN:CA	3:AC:98:ASN:HB3	2.00	0.91
25:BA:2068:U:H3	25:BA:2430:A:H2	1.04	0.91
7:CG:4:ARG:HB3	7:CG:4:ARG:NH1	1.85	0.91
42:DV:19:LYS:HZ3	42:DV:20:LEU:HB2	1.34	0.91
7:CG:4:ARG:HH11	7:CG:4:ARG:CB	1.83	0.91
25:DA:64:A:H8	25:DA:64:A:H5'	1.35	0.91
25:DA:106:C:H2'	25:DA:107:C:H6	1.33	0.91
27:DC:21:TYR:HB2	27:DC:225:ILE:HG22	1.50	0.91
2:AB:122:PHE:HB2	2:AB:139:LYS:NZ	1.86	0.91
25:BA:528:A:C2	25:BA:2042:A:H2'	2.06	0.91
25:BA:626:U:H5"	25:BA:627:A:H5'	1.53	0.91
29:BE:9:VAL:HG12	29:BE:25:VAL:O	1.70	0.91
5:CE:79:GLU:HB3	5:CE:92:LYS:HA	1.51	0.91
23:CW:59:A:H2'	23:CW:60:U:H5'	1.52	0.91
25:DA:27:G:O2'	25:DA:28:A:H8	1.54	0.91
25:DA:2206:G:H21	25:DA:2207:G:H5'	1.31	0.91
1:AA:1128:C:H1'	1:AA:1146:A:H61	1.33	0.91

Continued on next page...

Continued from previous page...

Atom-1	Atom-2	Interatomic distance (Å)	Clash overlap (Å)
3:AC:34:LEU:HG	3:AC:38:ARG:HH21	1.35	0.91
36:BP:50:ARG:HG3	36:BP:51:PHE:N	1.83	0.91
36:BP:105:LEU:O	36:BP:106:LEU:HB3	1.69	0.91
25:DA:61:G:H1	25:DA:94:C:N4	1.68	0.91
25:DA:676:A:H8	25:DA:2069:G:H21	1.11	0.91
25:DA:730:C:H2'	25:DA:731:C:H6	1.34	0.91
25:DA:2176:A:H4'	27:DC:216:THR:HG21	1.50	0.91
25:DA:2468:G:HO2'	25:DA:2469:A:H8	1.12	0.91
48:D1:3:LYS:HG3	48:D1:4:VAL:H	1.35	0.91
36:BP:115:LEU:HB2	36:BP:131:SER:HB3	1.52	0.91
51:B4:62:CYS:SG	51:B4:64:LYS:HG2	2.11	0.91
25:BA:1396:U:H1'	25:BA:1397:U:H6	1.27	0.91
25:BA:1614:A:H62	43:BW:93:ALA:HB2	1.34	0.91
45:BY:49:VAL:HG23	45:BY:50:ARG:H	1.36	0.91
1:CA:472:A:H4'	16:CP:82:GLN:HE22	1.35	0.91
2:CB:29:ALA:HA	2:CB:32:ILE:HD13	1.51	0.91
3:CC:132:ARG:HH12	4:CD:47:ARG:HH22	1.00	0.91
25:DA:274:G:H22	25:DA:363:G:H22	1.18	0.91
25:DA:914:C:H2'	25:DA:915:C:H5'	1.52	0.91
1:AA:1030:C:H41	1:AA:1031:G:H21	1.19	0.91
5:CE:72:GLN:HE21	5:CE:144:THR:HG22	1.33	0.91
25:DA:243:U:OP1	55:D8:6:THR:HG21	1.70	0.91
25:DA:2832:U:H4'	25:DA:2833:G:H5"	1.51	0.91
41:DU:90:VAL:HG12	41:DU:91:ASP:H	1.33	0.91
25:BA:2090:G:H21	48:B1:45:ASN:HD21	1.18	0.91
52:B5:4:HIS:HB3	52:B5:5:PRO:HD3	1.53	0.91
7:CG:72:ARG:H	7:CG:138:LYS:HE2	1.35	0.91
27:DC:43:GLU:HB2	27:DC:216:THR:O	1.70	0.91
1:AA:838:G:H2'	1:AA:839:U:H5"	1.53	0.90
25:BA:1173:G:H3'	25:BA:1174:A:C5'	2.00	0.90
32:BH:12:PRO:O	32:BH:13:LYS:HB2	1.68	0.90
29:DE:181:LEU:HD21	40:DT:7:ILE:HG22	1.54	0.90
31:DG:76:SER:HB3	31:DG:84:LYS:H	1.35	0.90
32:DH:85:LYS:HD2	32:DH:141:VAL:HG12	1.53	0.90
41:BU:74:LEU:H	41:BU:74:LEU:HD12	1.36	0.90
1:CA:652:U:O2'	1:CA:653:A:H5"	1.71	0.90
1:AA:1397:C:H3'	1:AA:1398:A:C5'	1.98	0.90
2:AB:44:LEU:H	2:AB:44:LEU:HD12	1.36	0.90
12:AL:38:ARG:HD2	12:AL:40:VAL:HG12	1.52	0.90
27:BC:128:LEU:HA	27:BC:131:ILE:HD12	1.51	0.90
28:BD:244:ARG:HG2	28:BD:245:PRO:HG3	1.54	0.90

Continued on next page...

Continued from previous page...

Atom-1	Atom-2	Interatomic distance (Å)	Clash overlap (Å)
40:BT:112:ARG:HH11	40:BT:112:ARG:CB	1.84	0.90
42:BV:19:LYS:HG2	42:BV:94:LEU:HB2	1.52	0.90
1:CA:76:C:N4	1:CA:93:G:H1	1.70	0.90
26:BB:48:A:H4'	39:BS:95:HIS:HD2	1.36	0.90
2:CB:28:PHE:HB2	2:CB:194:PRO:HD3	1.53	0.90
34:DN:25:ARG:HH11	34:DN:25:ARG:HG3	1.37	0.90
10:AJ:12:ASP:OD1	10:AJ:15:THR:HG23	1.71	0.90
11:AK:32:ILE:HD13	11:AK:32:ILE:H	1.36	0.90
15:AO:25:THR:HG21	15:AO:70:LEU:HB2	1.52	0.90
27:BC:80:LYS:HG2	31:BG:50:ALA:H	1.34	0.90
1:CA:1012:U:H2'	1:CA:1013:G:C8	2.06	0.90
25:DA:286:C:H2'	25:DA:287:C:H5'	1.52	0.90
25:DA:881:G:H2'	25:DA:882:G:C8	2.06	0.90
28:DD:79:VAL:HG11	28:DD:111:LEU:HD11	1.54	0.90
2:CB:21:ARG:HB3	2:CB:39:ILE:HA	1.54	0.90
14:AN:27:CYS:SG	14:AN:29:ARG:HB2	2.12	0.90
16:AP:50:LYS:HD3	16:AP:51:VAL:N	1.86	0.90
25:BA:2829:C:H2'	25:BA:2830:G:H8	1.35	0.90
5:CE:17:ALA:HA	5:CE:26:PHE:HA	1.53	0.90
25:DA:954:G:H5"	37:DQ:13:GLN:OE1	1.72	0.90
25:DA:1654:A:P	38:DR:3:HIS:HB2	2.12	0.90
36:DP:75:ILE:HD12	36:DP:75:ILE:H	1.36	0.90
1:AA:56:U:H2'	1:AA:57:G:C8	2.07	0.90
28:BD:155:LEU:HD23	28:BD:177:LEU:HD22	1.53	0.90
31:BG:139:LEU:HD23	31:BG:139:LEU:H	1.34	0.90
39:BS:89:ARG:HB3	39:BS:92:TYR:CB	2.02	0.90
40:BT:28:VAL:HG22	40:BT:47:GLY:H	1.37	0.90
1:CA:1028:C:O2	1:CA:1033:G:H2'	1.72	0.90
3:CC:16:ARG:HB2	3:CC:16:ARG:HH11	1.36	0.90
25:DA:310:A:O2'	25:DA:311:A:H2'	1.71	0.90
31:DG:66:GLN:NE2	31:DG:94:LEU:HD23	1.87	0.90
33:DI:12:LEU:HB2	33:DI:19:VAL:HG11	1.52	0.90
52:D5:4:HIS:HB3	52:D5:5:PRO:CD	1.99	0.90
1:AA:57:G:H2'	1:AA:58:C:C6	2.06	0.90
1:AA:501:C:H2'	1:AA:502:G:H8	1.35	0.90
50:B3:44:ARG:O	50:B3:48:GLU:HG2	1.70	0.90
1:CA:80:G:H1	1:CA:90:U:H4'	1.37	0.90
10:CJ:30:SER:OG	10:CJ:81:THR:HG22	1.71	0.90
25:DA:1654:A:OP1	38:DR:3:HIS:HB2	1.71	0.90
32:DH:85:LYS:HG3	32:DH:145:ALA:HB2	1.50	0.90
41:DU:92:ARG:HG2	42:DV:11:GLN:HB2	1.51	0.90

Continued on next page...

Continued from previous page...

Atom-1	Atom-2	Interatomic distance (Å)	Clash overlap (Å)
45:DY:7:VAL:HB	45:DY:8:LYS:HD2	1.54	0.90
30:BF:9:ILE:HG12	30:BF:14:PRO:HA	1.52	0.90
36:BP:58:THR:O	36:BP:61:ARG:CZ	2.20	0.90
1:CA:266:G:H5"	1:CA:268:C:H41	1.35	0.90
22:CV:71:GLN:HE21	22:CV:72:TYR:H	1.15	0.90
25:DA:571:A:H5'	25:DA:2030:A:H62	1.34	0.90
23:AW:1:C:H42	23:AW:72:A:H61	1.19	0.89
25:BA:524:U:H2'	25:BA:525:U:C6	2.07	0.89
1:CA:76:C:H42	1:CA:93:G:H1	0.91	0.89
12:CL:67:ILE:HG12	12:CL:97:ILE:HD12	1.52	0.89
40:DT:54:ARG:HA	40:DT:59:THR:OG1	1.72	0.89
25:BA:549:G:H2'	25:BA:551:G:H5"	1.52	0.89
27:BC:29:LEU:HD21	27:BC:223:VAL:HG11	1.54	0.89
25:DA:528:A:H8	25:DA:528:A:H3'	1.36	0.89
2:AB:9:GLU:O	2:AB:12:GLU:HB2	1.72	0.89
29:BE:154:LYS:HA	29:BE:154:LYS:HE3	1.54	0.89
3:CC:132:ARG:NH1	4:CD:47:ARG:HH22	1.70	0.89
28:DD:101:GLU:OE1	28:DD:103:ARG:HD3	1.72	0.89
38:DR:2:ARG:CZ	38:DR:5:LYS:HE2	2.03	0.89
45:BY:45:VAL:HG22	45:BY:61:ILE:HA	1.54	0.89
45:BY:50:ARG:HD3	45:BY:53:PRO:CG	2.02	0.89
7:CG:20:ASP:HB3	7:CG:23:VAL:HG23	1.55	0.89
25:DA:2611:U:H5'	25:DA:2611:U:H6	1.38	0.89
31:DG:82:LEU:HD13	31:DG:87:PRO:HB3	1.53	0.89
36:BP:64:LYS:HB3	55:B8:25:MET:HG3	1.53	0.89
46:BZ:15:SER:HA	46:BZ:18:ARG:HD2	1.52	0.89
53:B6:30:THR:HB	53:B6:31:PRO:HD2	1.52	0.89
3:CC:89:GLU:HG3	3:CC:90:GLU:OE2	1.71	0.89
12:CL:22:PRO:O	12:CL:24:LEU:HD13	1.71	0.89
3:AC:134:ILE:HG23	3:AC:151:VAL:HB	1.55	0.89
25:BA:330:A:HO2'	25:BA:331:A:H8	1.17	0.89
54:B7:8:ASN:C	54:B7:8:ASN:HD22	1.76	0.89
2:CB:8:LYS:C	2:CB:12:GLU:HG3	1.93	0.89
23:CW:23:C:H2'	23:CW:24:U:H6	1.38	0.89
30:DF:10:PRO:HG2	30:DF:13:SER:HB2	1.55	0.89
4:AD:131:ARG:HD3	4:AD:131:ARG:H	1.38	0.89
25:BA:1114:G:H3'	25:BA:1115:G:H5"	1.52	0.89
25:BA:2833:G:H3'	25:BA:2834:G:C5'	2.02	0.89
28:BD:240:ALA:HB1	28:BD:241:PRO:HD2	1.55	0.89
41:DU:90:VAL:HG21	42:DV:39:LEU:HG	1.55	0.89
47:D0:53:MET:HB3	47:D0:59:LEU:HD23	1.54	0.89

Continued on next page...

Continued from previous page...

Atom-1	Atom-2	Interatomic distance (Å)	Clash overlap (Å)
1:AA:878:G:H5'	8:AH:89:PRO:HG2	1.52	0.89
1:AA:1363(A):A:H5"	1:AA:1364:U:OP1	1.72	0.89
3:AC:54:ARG:HG2	3:AC:55:VAL:N	1.86	0.89
8:AH:100:ILE:HB	8:AH:125:ARG:NH1	1.87	0.89
13:AM:70:LEU:O	13:AM:74:VAL:HG23	1.73	0.89
19:AS:39:THR:HG22	19:AS:40:ILE:H	1.36	0.89
2:CB:54:THR:O	2:CB:58:ILE:HG12	1.71	0.89
19:CS:16:LEU:O	19:CS:20:LEU:HG	1.71	0.89
1:AA:134:A:H61	16:AP:25:ARG:NH1	1.70	0.89
4:AD:49:ARG:HD3	4:AD:50:ARG:N	1.88	0.89
4:AD:62:GLN:NE2	4:AD:65:ARG:HE	1.70	0.89
20:AT:26:ASN:HD22	20:AT:27:LYS:H	1.19	0.89
55:B8:32:LEU:HB3	55:B8:36:LYS:NZ	1.88	0.89
2:AB:80:ILE:HD11	2:AB:215:LEU:HB2	1.55	0.89
28:BD:70:TRP:CH2	28:BD:150:LYS:HA	2.08	0.89
3:CC:58:GLU:HB3	3:CC:65:ALA:HB2	1.55	0.89
1:AA:21:G:H2'	1:AA:22:G:C8	2.08	0.88
1:AA:977:A:N6	1:AA:1224:G:OP1	2.06	0.88
29:BE:51:PHE:O	29:BE:74:PRO:HB2	1.73	0.88
2:CB:47:THR:HG23	2:CB:202:PRO:HG2	1.55	0.88
25:DA:1175:U:H4'	25:DA:1176:G:H2'	1.55	0.88
25:DA:2126:A:H4'	25:DA:2127:G:O5'	1.73	0.88
40:DT:66:VAL:HA	40:DT:71:GLY:HA2	1.54	0.88
1:AA:192:U:H4'	20:AT:103:GLY:N	1.88	0.88
25:BA:2387:U:H5'	25:BA:2388:A:OP2	1.73	0.88
31:BG:72:ARG:NH1	31:BG:86:MET:HG2	1.88	0.88
36:BP:64:LYS:CB	55:B8:25:MET:HG3	2.03	0.88
42:BV:35:LEU:HB3	42:BV:37:VAL:HG23	1.56	0.88
1:CA:613:C:H42	1:CA:627:G:H1	1.18	0.88
32:DH:13:LYS:HD3	32:DH:14:GLY:H	1.38	0.88
35:DO:87:ILE:HG22	35:DO:88:ASN:H	1.37	0.88
1:AA:9:G:H5'	5:AE:122:GLU:OE2	1.74	0.88
25:BA:1591:G:H5'	25:BA:1591:G:H8	1.36	0.88
22:CV:172:LYS:HG3	22:CV:184:ALA:HA	1.53	0.88
25:DA:2184:G:H21	25:DA:2185:C:H41	1.21	0.88
30:DF:155:LEU:HD21	30:DF:186:ILE:HD13	1.54	0.88
10:AJ:32:ALA:H	10:AJ:76:ASN:CB	1.86	0.88
25:BA:2701:C:H3'	25:BA:2702:U:C5'	2.03	0.88
32:BH:27:LYS:HG2	32:BH:32:GLU:HG3	1.52	0.88
51:B4:53:THR:O	51:B4:54:LYS:HG2	1.73	0.88
2:CB:113:HIS:O	2:CB:117:GLU:HG3	1.74	0.88

Continued on next page...

Continued from previous page...

Atom-1	Atom-2	Interatomic distance (Å)	Clash overlap (Å)
5:CE:72:GLN:NE2	5:CE:144:THR:HG22	1.88	0.88
45:DY:28:LYS:H	45:DY:28:LYS:HZ2	1.20	0.88
48:D1:5:CYS:SG	48:D1:62:VAL:HG23	2.14	0.88
51:D4:48:ILE:HD12	51:D4:48:ILE:H	1.37	0.88
5:AE:51:VAL:HB	5:AE:52:PRO:HD3	1.53	0.88
28:BD:270:ILE:O	28:BD:271:ILE:HB	1.71	0.88
36:BP:16:ARG:NH1	36:BP:16:ARG:HB2	1.88	0.88
40:BT:85:LYS:HZ2	40:BT:85:LYS:HA	1.35	0.88
11:CK:96:ARG:HA	11:CK:99:GLN:HG2	1.54	0.88
1:AA:405:U:H3'	1:AA:406:G:H5'	1.56	0.88
7:AG:23:VAL:HG13	7:AG:43:PHE:CE2	2.09	0.88
25:BA:541:C:N3	25:BA:542:C:N4	2.22	0.88
27:BC:75:VAL:HG22	27:BC:113:ALA:HB3	1.54	0.88
28:BD:79:VAL:HG21	28:BD:111:LEU:HD21	1.53	0.88
31:BG:51:ARG:HE	31:BG:51:ARG:CA	1.85	0.88
36:BP:62:LEU:HD13	36:BP:62:LEU:N	1.88	0.88
46:BZ:143:LEU:HD11	46:BZ:149:LEU:HD12	1.53	0.88
28:DD:30:GLU:HG3	28:DD:63:ARG:CZ	2.02	0.88
1:AA:424:G:H2'	1:AA:425:G:H8	1.35	0.88
1:AA:627:G:O2'	1:AA:628:G:H5'	1.74	0.88
1:AA:1187:G:OP1	9:AI:113:LYS:HE2	1.73	0.88
33:BI:115:ALA:HB2	33:BI:129:THR:OG1	1.71	0.88
36:BP:25:SER:O	36:BP:30:THR:HG23	1.73	0.88
40:BT:28:VAL:HG12	40:BT:29:ARG:HD3	1.54	0.88
22:CV:136:PRO:O	22:CV:149:LYS:HD2	1.74	0.88
25:DA:1884:A:C2'	25:DA:1885:A:H5"	2.02	0.88
34:DN:28:THR:HG23	34:DN:29:LYS:H	1.37	0.88
46:DZ:164:VAL:HG13	46:DZ:168:GLU:HB3	1.52	0.88
1:AA:1222:G:H2'	1:AA:1223:C:H5'	1.56	0.88
4:AD:11:LEU:HD13	4:AD:66:ARG:HD3	1.55	0.88
10:AJ:4:ILE:HB	10:AJ:74:ILE:HG13	1.53	0.88
10:AJ:5:ARG:NH2	10:AJ:99:LYS:HB2	1.88	0.88
25:BA:1504:C:H2'	25:BA:1505:C:H5"	1.56	0.88
27:BC:79:ALA:HA	27:BC:120:VAL:HG21	1.56	0.88
28:BD:31:LYS:HG3	28:BD:33:LEU:HD13	1.55	0.88
36:BP:23:PRO:HB2	36:BP:33:ARG:CD	2.03	0.88
55:B8:33:ASN:H	55:B8:33:ASN:ND2	1.72	0.88
36:DP:59:LEU:HA	36:DP:61:ARG:CZ	2.03	0.88
40:DT:28:VAL:HG13	40:DT:46:GLU:HA	1.54	0.88
41:DU:95:LEU:HD21	42:DV:13:ARG:HB2	1.54	0.88
1:AA:1435:G:H2'	1:AA:1436:U:C6	2.09	0.88

Continued on next page...

Continued from previous page...

Atom-1	Atom-2	Interatomic distance (Å)	Clash overlap (Å)
2:AB:140:HIS:HA	2:AB:143:GLU:HG3	1.54	0.88
19:AS:16:LEU:O	19:AS:20:LEU:HG	1.74	0.88
28:BD:44:ASN:HB3	28:BD:49:ILE:HA	1.54	0.88
1:CA:1310:G:H5'	13:CM:77:ASN:HD21	1.38	0.88
27:DC:37:LYS:HD2	27:DC:37:LYS:H	1.36	0.88
42:DV:39:LEU:HD12	42:DV:51:VAL:HA	1.55	0.88
29:BE:75:VAL:O	29:BE:77:ILE:N	2.07	0.88
31:BG:44:GLY:H	31:BG:88:ILE:HG12	1.39	0.88
1:CA:1123:A:N3	10:CJ:38:ILE:HG22	1.89	0.88
40:DT:27:THR:HG23	40:DT:28:VAL:H	1.37	0.88
43:DW:59:VAL:HG23	43:DW:65:LEU:H	1.38	0.88
49:D2:65:ASN:HB3	49:D2:69:ARG:NH2	1.89	0.88
16:AP:58:TYR:O	16:AP:61:SER:HB3	1.74	0.87
25:BA:847:U:H2'	25:BA:848:G:H5"	1.53	0.87
27:BC:172:ILE:HG21	27:BC:197:LEU:HD21	1.55	0.87
30:BF:198:ALA:O	30:BF:201:VAL:HG12	1.74	0.87
40:DT:13:ARG:HA	40:DT:13:ARG:CZ	2.04	0.87
40:DT:115:ARG:HA	40:DT:115:ARG:HE	1.39	0.87
25:BA:2689:U:H5"	25:BA:2690:C:H5'	1.56	0.87
27:BC:46:ALA:HA	27:BC:212:SER:O	1.73	0.87
29:BE:78:LEU:C	29:BE:79:ARG:HD2	1.93	0.87
33:BI:117:GLU:HG3	33:BI:118:LYS:N	1.89	0.87
51:B4:44:CYS:HB2	51:B4:64:LYS:HG3	1.56	0.87
1:CA:1324:A:H4'	1:CA:1362:C:H4'	1.54	0.87
11:CK:126:ARG:HB3	11:CK:126:ARG:NH1	1.89	0.87
25:DA:2168:G:H2'	25:DA:2169:A:H5"	1.55	0.87
25:DA:2803:C:H2'	25:DA:2804:C:C5	2.09	0.87
25:BA:740:U:H5'	25:BA:740:U:H6	1.38	0.87
36:BP:65:ARG:HG3	36:BP:65:ARG:HH11	1.37	0.87
25:DA:81:G:H21	45:DY:2:ARG:HH12	1.20	0.87
25:DA:271(S):G:C2'	25:DA:271(T):C:H5"	2.05	0.87
25:DA:1194:A:H3'	25:DA:1195:G:H5"	1.54	0.87
25:DA:2330:G:H1'	47:D0:41:ARG:HB2	1.56	0.87
27:DC:146:VAL:HG12	27:DC:147:GLY:H	1.39	0.87
30:DF:4:VAL:HA	30:DF:18:ARG:O	1.74	0.87
34:DN:4:TYR:HB2	41:DU:64:ARG:NH2	1.87	0.87
37:DQ:102:VAL:HG12	37:DQ:103:MET:H	1.37	0.87
3:AC:70:VAL:HG12	3:AC:72:LYS:H	1.39	0.87
9:AI:18:PHE:HD1	9:AI:62:TYR:HD2	1.21	0.87
10:AJ:40:LEU:HD23	10:AJ:40:LEU:H	1.40	0.87
25:BA:1598:C:H5'	44:BX:36:LYS:HB2	1.53	0.87

Continued on next page...

Continued from previous page...

Atom-1	Atom-2	Interatomic distance (Å)	Clash overlap (Å)
28:BD:44:ASN:HB2	28:BD:48:ARG:O	1.74	0.87
30:BF:111:ALA:HB2	30:BF:206:ILE:HG21	1.56	0.87
7:AG:145:ALA:O	7:AG:146:GLU:HB2	1.73	0.87
25:BA:612:C:H2'	25:BA:613:G:C5'	2.02	0.87
25:BA:1594:G:H5'	25:BA:1594:G:C8	2.09	0.87
1:AA:920:U:H2'	1:AA:921:U:H6	1.37	0.87
13:AM:66:LEU:HA	13:AM:70:LEU:HD12	1.55	0.87
25:BA:2645:G:H3'	25:BA:2646:C:C5'	2.02	0.87
41:BU:92:ARG:NH2	41:BU:95:LEU:HG	1.89	0.87
25:DA:828:U:H2'	25:DA:829:A:C8	2.08	0.87
1:AA:67:C:O2'	1:AA:171:A:H1'	1.74	0.87
1:AA:1203:C:H2'	1:AA:1204:A:H8	1.37	0.87
18:AR:82:THR:HG22	18:AR:83:GLU:H	1.40	0.87
1:CA:1062:U:H2'	1:CA:1063:C:C6	2.10	0.87
1:CA:1139:G:H5'	1:CA:1140:C:OP1	1.74	0.87
8:AH:85:ARG:HD3	8:AH:86:ILE:N	1.89	0.87
29:BE:116:VAL:O	29:BE:117:MET:HB3	1.75	0.87
6:CF:6:VAL:HG22	6:CF:90:VAL:HG22	1.56	0.87
1:AA:1301:U:H3'	1:AA:1302:U:H5"	1.56	0.87
25:BA:330:A:C2	25:BA:1210:A:H2'	2.10	0.87
25:BA:1397:U:H5'	25:BA:1398:C:OP2	1.74	0.87
28:BD:273:ARG:NH1	28:BD:273:ARG:HB2	1.90	0.87
36:BP:7:ARG:O	36:BP:10:PRO:HD3	1.73	0.87
40:BT:3:ARG:O	40:BT:7:ILE:HG12	1.75	0.87
42:BV:35:LEU:C	42:BV:37:VAL:H	1.79	0.87
15:CO:33:THR:HA	15:CO:63:ARG:HH21	1.40	0.87
22:CV:45:GLU:HA	22:CV:121:LYS:HD3	1.56	0.87
25:DA:2701:C:C3'	25:DA:2702:U:H5"	2.05	0.87
27:DC:215:VAL:HB	27:DC:223:VAL:HB	1.55	0.87
32:DH:156:ALA:HB3	32:DH:159:GLU:HB3	1.54	0.87
36:DP:59:LEU:HA	36:DP:61:ARG:NH1	1.90	0.87
2:AB:68:ILE:HD12	2:AB:161:ALA:HB3	1.57	0.86
3:AC:57:ILE:HA	3:AC:65:ALA:HB3	1.55	0.86
25:BA:409:C:O2'	25:BA:410:G:H5'	1.75	0.86
25:BA:1019:U:HO2'	25:BA:1021:A:H2	0.87	0.86
25:BA:1481:U:H5'	25:BA:1482:G:OP2	1.75	0.86
25:BA:1902:C:H4'	28:BD:244:ARG:HA	1.57	0.86
27:BC:80:LYS:HD3	27:BC:120:VAL:HG12	1.57	0.86
32:BH:117:PRO:HB3	32:BH:123:PHE:CE1	2.10	0.86
53:B6:20:ASN:ND2	53:B6:21:TYR:H	1.72	0.86
20:CT:73:HIS:HB3	20:CT:74:LYS:HD3	1.55	0.86

Continued on next page...

Continued from previous page...

Atom-1	Atom-2	Interatomic distance (Å)	Clash overlap (Å)
8:AH:63:LEU:HD23	8:AH:65:TYR:HH	1.39	0.86
25:BA:2317:C:H2'	25:BA:2318:G:H5'	1.56	0.86
27:BC:43:GLU:HB2	27:BC:216:THR:HG23	1.56	0.86
1:CA:1154:G:H2'	1:CA:1155:G:C8	2.09	0.86
1:CA:1154:G:H2'	1:CA:1155:G:H8	1.38	0.86
3:CC:64:VAL:HG13	3:CC:97:LYS:NZ	1.90	0.86
4:CD:30:LYS:HA	4:CD:35:ARG:HD2	1.54	0.86
4:CD:128:VAL:HG12	4:CD:129:ASN:ND2	1.88	0.86
19:CS:36:ARG:HH12	19:CS:75:ALA:HB3	1.40	0.86
25:DA:2169:A:H1'	27:DC:130:ARG:HH22	1.39	0.86
25:DA:2392:A:H2	25:DA:2424:C:H42	1.20	0.86
27:DC:139:PRO:HB3	27:DC:146:VAL:HG22	1.54	0.86
28:DD:10:THR:HG23	28:DD:13:ARG:CB	2.05	0.86
27:BC:80:LYS:HG2	31:BG:50:ALA:N	1.90	0.86
45:BY:49:VAL:CG2	45:BY:50:ARG:H	1.88	0.86
5:CE:64:ARG:HA	5:CE:64:ARG:HE	1.40	0.86
5:CE:82:VAL:HG11	5:CE:137:GLU:HB3	1.57	0.86
28:BD:108:PRO:HG2	28:BD:111:LEU:HB2	1.56	0.86
40:BT:125:ARG:HA	40:BT:125:ARG:HH11	1.39	0.86
32:DH:44:VAL:HG12	32:DH:45:VAL:H	1.40	0.86
45:BY:16:ALA:HB1	45:BY:21:LYS:NZ	1.90	0.86
52:B5:37:LYS:HG3	52:B5:38:ALA:H	1.40	0.86
1:CA:1101:A:H4'	1:CA:1102:A:O5'	1.75	0.86
9:CI:17:VAL:HG11	9:CI:81:ILE:HD13	1.57	0.86
30:DF:168:ARG:HG2	30:DF:175:THR:HG21	1.58	0.86
30:DF:195:ASP:HB2	30:DF:198:ALA:HB3	1.55	0.86
55:D8:32:LEU:HG	55:D8:36:LYS:HE2	1.55	0.86
16:AP:20:VAL:HG23	16:AP:34:GLU:O	1.75	0.86
25:BA:494:G:H21	43:BW:57:ASN:HD21	1.20	0.86
25:DA:158:U:H4'	25:DA:159:U:OP1	1.73	0.86
28:DD:44:ASN:CB	28:DD:49:ILE:HA	2.03	0.86
34:DN:111:PRO:HA	34:DN:114:ARG:NH1	1.91	0.86
45:DY:50:ARG:NH2	45:DY:54:LYS:HB3	1.90	0.86
25:BA:27:G:N2	25:BA:512:G:H2'	1.91	0.86
25:BA:364:C:H2'	25:BA:365:C:H5"	1.56	0.86
25:BA:539:G:H5'	25:BA:539:G:H8	1.37	0.86
25:BA:1887:C:C2'	25:BA:1888:G:H5"	2.06	0.86
28:BD:35:LYS:HA	28:BD:64:ILE:HG22	1.57	0.86
10:CJ:49:VAL:HG23	14:CN:41:ARG:HB2	1.56	0.86
25:DA:522:G:H2'	25:DA:523:C:C6	2.09	0.86
39:DS:20:ARG:N	39:DS:20:ARG:HH11	1.73	0.86

Continued on next page...

Continued from previous page...

Atom-1	Atom-2	Interatomic distance (Å)	Clash overlap (Å)
41:DU:65:ILE:HD11	41:DU:96:ALA:CB	2.04	0.86
1:AA:1006:C:H2'	1:AA:1007:C:C6	2.10	0.86
4:AD:79:PHE:CZ	4:AD:204:ILE:HA	2.11	0.86
25:BA:157:U:H2'	25:BA:158:U:C6	2.10	0.86
36:BP:23:PRO:HB2	36:BP:33:ARG:CG	2.06	0.86
1:CA:81:U:H5'	1:CA:81:U:H6	1.41	0.86
2:CB:137:ARG:NH1	2:CB:141:GLU:HB2	1.89	0.86
22:CV:123:THR:HG23	22:CV:176:ARG:NH2	1.90	0.86
39:DS:84:GLN:HA	39:DS:106:ARG:HB2	1.58	0.86
1:AA:1036:G:H2'	1:AA:1037:C:H5'	1.55	0.86
5:AE:11:ILE:HD11	5:AE:33:VAL:CG2	2.05	0.86
15:AO:75:PRO:HB2	15:AO:79:ARG:HH21	1.40	0.86
33:BI:113:ARG:NH1	33:BI:132:PRO:HD3	1.91	0.86
2:CB:19:HIS:ND1	2:CB:20:GLU:HG2	1.91	0.86
3:CC:94:LEU:HD12	3:CC:95:THR:N	1.91	0.86
14:CN:26:ARG:HD2	14:CN:43:CYS:SG	2.16	0.86
30:DF:53:THR:HG23	30:DF:55:GLY:H	1.39	0.86
30:DF:78:ILE:H	30:DF:78:ILE:CD1	1.84	0.86
41:DU:69:CYS:SG	41:DU:74:LEU:HD13	2.14	0.86
50:D3:40:THR:O	50:D3:44:ARG:HG3	1.76	0.86
3:AC:20:SER:HB2	3:AC:40:ARG:HH22	1.41	0.86
3:AC:83:ARG:HH11	3:AC:83:ARG:HG2	1.39	0.86
33:BI:48:GLU:HA	33:BI:51:ILE:HG22	1.57	0.86
25:DA:1126:A:H4'	25:DA:1127:A:O5'	1.76	0.86
25:DA:2092:U:H4'	25:DA:2093:G:O5'	1.75	0.86
44:DX:12:VAL:HB	44:DX:17:ALA:CB	2.06	0.86
1:AA:373:A:O2'	1:AA:374:A:H5'	1.76	0.85
22:AV:29:LYS:HG3	25:BA:2254:C:H4'	1.57	0.85
25:BA:2845:G:O2'	25:BA:2846:G:H5'	1.75	0.85
27:DC:132:LEU:HD22	27:DC:137:LEU:HB2	1.58	0.85
39:DS:62:LYS:H	39:DS:65:VAL:HG23	1.41	0.85
1:AA:979:C:H3'	1:AA:980:C:C5'	2.03	0.85
1:AA:1036:G:H5"	1:AA:1037:C:C5	2.10	0.85
22:AV:130:LEU:HB3	22:AV:153:LEU:HD12	1.56	0.85
29:DE:48:GLN:HE22	29:DE:64:LYS:HE3	1.40	0.85
29:DE:52:LEU:HD23	29:DE:75:VAL:HB	1.58	0.85
46:DZ:29:ASN:O	46:DZ:31:HIS:N	2.08	0.85
25:BA:275:G:H2'	25:BA:276:A:H4'	1.59	0.85
25:BA:925:C:C2'	25:BA:926:A:H5"	2.06	0.85
38:BR:67:LEU:HD13	38:BR:76:VAL:HG21	1.56	0.85
39:BS:17:ARG:C	39:BS:19:LYS:H	1.78	0.85

Continued on next page...

Continued from previous page...

Atom-1	Atom-2	Interatomic distance (Å)	Clash overlap (Å)
44:BX:63:LYS:HE3	44:BX:72:LYS:HE3	1.56	0.85
4:CD:170:VAL:HG12	4:CD:171:GLY:H	1.40	0.85
9:CI:53:VAL:HG23	9:CI:54:ASP:H	1.39	0.85
25:DA:71:A:H5"	25:DA:73:A:C8	2.11	0.85
25:DA:1503:U:H2'	25:DA:1504:C:H6	1.41	0.85
26:DB:68:C:H2'	26:DB:69:G:H8	1.39	0.85
6:AF:69:GLU:HG2	6:AF:70:ASP:H	1.39	0.85
16:AP:56:ALA:O	16:AP:60:LEU:HG	1.76	0.85
25:BA:524:U:H2'	25:BA:525:U:H6	1.39	0.85
39:BS:34:HIS:ND1	39:BS:54:LEU:HB2	1.91	0.85
42:BV:39:LEU:HB3	42:BV:47:VAL:HG11	1.56	0.85
46:BZ:165:SER:HB2	46:BZ:167:GLU:N	1.90	0.85
2:CB:134:GLU:HA	2:CB:137:ARG:HB3	1.58	0.85
10:CJ:37:PRO:HA	10:CJ:72:VAL:HG22	1.58	0.85
13:CM:51:ALA:O	13:CM:55:ARG:HB2	1.76	0.85
29:DE:108:SER:HB3	29:DE:165:VAL:HG21	1.57	0.85
34:DN:111:PRO:HA	34:DN:114:ARG:HH12	1.40	0.85
39:DS:85:VAL:H	39:DS:106:ARG:HG3	1.39	0.85
25:BA:1717:G:H2'	25:BA:1718:G:H5"	1.58	0.85
41:BU:112:ARG:HH11	41:BU:112:ARG:HG2	1.38	0.85
3:CC:33:LEU:HD21	14:CN:53:LEU:HD22	1.57	0.85
26:DB:15:A:H5'	26:DB:16:G:H8	1.42	0.85
26:DB:68:C:H2'	26:DB:69:G:C8	2.12	0.85
25:BA:1394:U:C3'	25:BA:1395:A:H5"	2.07	0.85
35:BO:104:ARG:NE	40:BT:33:LYS:HD2	1.92	0.85
40:BT:27:THR:HG23	40:BT:28:VAL:H	1.40	0.85
45:BY:13:VAL:HG12	45:BY:74:PRO:HA	1.56	0.85
45:BY:53:PRO:HD2	45:BY:56:PRO:HA	1.57	0.85
56:B9:11:CYS:HB3	56:B9:32:HIS:HE1	1.40	0.85
2:CB:236:TYR:HA	2:CB:239:VAL:CG2	2.06	0.85
25:DA:2348:U:C2'	25:DA:2349:G:H5"	2.04	0.85
25:DA:2876:G:H4'	40:DT:3:ARG:HD3	1.59	0.85
34:DN:4:TYR:CB	41:DU:64:ARG:HH22	1.89	0.85
36:DP:146:VAL:HG13	36:DP:147:LEU:H	1.42	0.85
53:D6:19:ARG:HG2	53:D6:20:ASN:N	1.92	0.85
1:AA:372:C:H4'	1:AA:373:A:OP1	1.75	0.85
25:BA:848:G:H2'	25:BA:849:A:C8	2.12	0.85
25:BA:2883:A:H5'	25:BA:2884:U:H5'	1.58	0.85
25:DA:543:C:H2'	25:DA:545:G:C5'	2.05	0.85
28:DD:81:ALA:HA	28:DD:113:VAL:HG12	1.56	0.85
46:DZ:150:HIS:HA	46:DZ:170:ILE:HG12	1.59	0.85

Continued on next page...

Continued from previous page...

Atom-1	Atom-2	Interatomic distance (Å)	Clash overlap (Å)
6:AF:24:GLU:HG3	6:AF:25:ILE:N	1.92	0.85
10:AJ:48:THR:HA	10:AJ:62:HIS:CB	2.07	0.85
42:BV:18:LEU:HD22	42:BV:19:LYS:N	1.91	0.85
43:BW:5:ALA:HB1	43:BW:50:VAL:HG22	1.58	0.85
1:CA:1134:G:N2	1:CA:1141:C:H1'	1.92	0.85
20:CT:26:ASN:HB2	20:CT:71:THR:HG23	1.58	0.85
20:CT:43:LEU:HB3	20:CT:48:LYS:HB2	1.59	0.85
25:DA:528:A:H3'	25:DA:528:A:C8	2.12	0.85
25:DA:638:G:H2'	25:DA:639:U:C6	2.11	0.85
25:DA:1186:G:H2'	25:DA:1187:G:O4'	1.76	0.85
25:DA:2681:C:H5	25:DA:2725:A:H62	1.22	0.85
1:AA:444:C:H2'	1:AA:445:G:H8	1.42	0.85
4:AD:119:GLN:HG2	4:AD:123:HIS:CD2	2.10	0.85
28:BD:270:ILE:HD13	28:BD:270:ILE:N	1.92	0.85
1:CA:1157:A:H5'	1:CA:1158:C:C5	2.11	0.85
25:DA:2233:U:H2'	25:DA:2234:G:C8	2.12	0.85
30:DF:137:LYS:HA	30:DF:140:LEU:HD23	1.59	0.85
37:DQ:141:GLN:N	46:DZ:98:TYR:HB2	1.91	0.85
46:DZ:9:ARG:HH21	46:DZ:25:GLY:N	1.75	0.85
47:D0:41:ARG:H	47:D0:41:ARG:HD2	1.39	0.85
1:AA:939:G:H5"	7:AG:102:ARG:HH12	1.42	0.85
1:AA:1323:G:H2'	1:AA:1324:A:C8	2.11	0.85
10:AJ:4:ILE:HG13	10:AJ:77:PRO:HB3	1.58	0.85
25:BA:784:A:C5	28:BD:229:VAL:HG21	2.11	0.85
39:BS:97:ARG:HE	39:BS:98:VAL:N	1.75	0.85
44:BX:30:VAL:HG21	44:BX:39:ILE:HD11	1.58	0.85
1:CA:1391:U:H2'	1:CA:1392:G:C8	2.12	0.85
5:CE:137:GLU:HA	5:CE:140:ARG:NH1	1.91	0.85
9:CI:10:ARG:NH2	9:CI:11:LYS:HE2	1.91	0.85
25:DA:479:A:H4'	25:DA:480:A:C5'	2.06	0.85
25:DA:1018:C:H2'	25:DA:1019:U:H6	1.40	0.85
25:DA:1666:G:O3'	35:DO:6:THR:HG23	1.77	0.85
1:AA:1106:G:H4'	3:AC:171:GLY:O	1.75	0.84
2:AB:18:GLY:H	2:AB:42:ILE:CG2	1.89	0.84
25:BA:1178:C:HO2'	25:BA:1179:C:H6	0.86	0.84
25:BA:1504:C:C2'	25:BA:1505:C:H5"	2.07	0.84
25:BA:1590:U:H2'	25:BA:1591:G:H5"	1.58	0.84
15:CO:74:ASP:OD2	15:CO:77:ARG:HG2	1.77	0.84
25:DA:2165:G:O2'	25:DA:2166:G:H5'	1.75	0.84
1:AA:10:A:H2'	1:AA:11:G:H8	1.39	0.84
4:AD:49:ARG:HA	4:AD:49:ARG:HH11	1.41	0.84

Continued on next page...

Continued from previous page...

Atom-1	Atom-2	Interatomic distance (Å)	Clash overlap (Å)
19:AS:62:ILE:HD12	19:AS:66:MET:HG3	1.57	0.84
25:BA:280:C:H5'	25:BA:280:C:H6	1.38	0.84
34:BN:2:LYS:O	34:BN:3:THR:HG23	1.76	0.84
1:CA:524:G:H2'	1:CA:525:C:C6	2.11	0.84
20:CT:86:ARG:O	20:CT:90:GLN:HG3	1.77	0.84
25:DA:1318:C:H3'	25:DA:1319:G:H5"	1.59	0.84
28:DD:2:ALA:HB3	28:DD:20:ASP:OD2	1.77	0.84
28:DD:43:ARG:HB3	28:DD:54:ARG:HB2	1.59	0.84
29:DE:48:GLN:NE2	29:DE:78:LEU:HD13	1.92	0.84
1:AA:942:G:H21	9:AI:124:GLN:HE22	1.25	0.84
25:BA:2175:C:C2'	25:BA:2176:A:H5"	2.06	0.84
44:BX:12:VAL:HG22	44:BX:27:THR:O	1.77	0.84
3:CC:20:SER:HB2	3:CC:40:ARG:NH2	1.91	0.84
6:CF:17:SER:O	6:CF:21:LEU:HD22	1.77	0.84
20:CT:57:ARG:HB2	20:CT:57:ARG:NH1	1.91	0.84
22:CV:6:ASP:HA	22:CV:8:ARG:NH1	1.92	0.84
25:DA:638:G:H2'	25:DA:639:U:H6	1.42	0.84
31:BG:95:ARG:HH11	31:BG:95:ARG:HG2	1.41	0.84
2:AB:30:ARG:HH21	2:AB:194:PRO:HG2	1.39	0.84
25:BA:613:G:H8	25:BA:613:G:H5'	1.43	0.84
25:BA:1458:C:H4'	25:BA:1459:G:O5'	1.74	0.84
25:DA:18:C:H2'	25:DA:19:C:H6	1.42	0.84
46:DZ:156:LEU:HD11	46:DZ:162:LEU:HG	1.58	0.84
7:AG:109:ASN:O	7:AG:110:GLN:HG3	1.78	0.84
10:AJ:31:GLY:HA2	10:AJ:76:ASN:HD22	1.40	0.84
11:AK:97:ALA:O	11:AK:101:SER:HB3	1.76	0.84
27:BC:98:GLU:CD	27:BC:98:GLU:H	1.80	0.84
6:CF:100:ASN:H	18:CR:23:LYS:NZ	1.75	0.84
30:DF:160:ASN:ND2	30:DF:162:LEU:H	1.76	0.84
36:DP:63:PRO:C	36:DP:65:ARG:H	1.81	0.84
44:DX:36:LYS:HD3	44:DX:56:THR:HG23	1.58	0.84
45:DY:96:ILE:CG1	45:DY:99:CYS:HB2	2.05	0.84
1:AA:472:A:H5"	16:AP:80:PHE:HB3	1.59	0.84
13:AM:34:LEU:HD22	13:AM:39:ILE:HB	1.57	0.84
25:BA:191:A:H2'	25:BA:192:C:H6	1.42	0.84
25:BA:1826:G:H4'	28:BD:242:ARG:HH21	1.42	0.84
28:BD:43:ARG:HB3	28:BD:54:ARG:HB2	1.59	0.84
33:BI:88:ILE:HG22	33:BI:90:GLY:H	1.41	0.84
41:BU:92:ARG:HH21	41:BU:95:LEU:H	1.20	0.84
19:CS:50:ALA:HB1	19:CS:57:HIS:HB3	1.56	0.84
22:CV:135:THR:HB	22:CV:151:ALA:HB2	1.60	0.84

Continued on next page...

Continued from previous page...

Atom-1	Atom-2	Interatomic distance (Å)	Clash overlap (Å)
25:DA:779:U:OP1	28:DD:49:ILE:HG22	1.78	0.84
25:DA:903:C:H2'	25:DA:904:C:C6	2.11	0.84
32:DH:85:LYS:CD	32:DH:133:VAL:HB	2.06	0.84
40:DT:100:TYR:O	40:DT:102:ILE:N	2.10	0.84
41:DU:58:ARG:O	41:DU:62:ILE:HG12	1.77	0.84
45:DY:50:ARG:HD3	45:DY:54:LYS:H	1.41	0.84
31:BG:47:LYS:O	31:BG:51:ARG:HG2	1.77	0.84
53:B6:9:LEU:HD23	53:B6:9:LEU:O	1.78	0.84
2:CB:16:HIS:CD2	2:CB:210:SER:HA	2.11	0.84
25:DA:389:G:H22	36:DP:72:PRO:HD3	1.41	0.84
25:DA:1494:A:O2'	25:DA:1495:A:H5"	1.78	0.84
35:DO:98:VAL:CG1	35:DO:117:LEU:HD22	2.07	0.84
36:DP:16:ARG:HB2	36:DP:16:ARG:NH1	1.92	0.84
46:DZ:165:SER:HB2	46:DZ:167:GLU:H	1.40	0.84
19:AS:9:VAL:O	19:AS:11:VAL:N	2.09	0.84
25:BA:1038:C:H42	25:BA:1117:G:H1	1.26	0.84
29:BE:69:LYS:HD3	29:BE:89:ASP:HA	1.57	0.84
1:CA:1161:C:H2'	1:CA:1162:C:H6	1.40	0.84
12:CL:121:LYS:HD2	12:CL:122:PRO:HD2	1.60	0.84
25:DA:913:U:H4'	25:DA:914:C:OP1	1.76	0.84
25:DA:1591:G:H8	25:DA:1591:G:H5'	1.43	0.84
25:DA:2648:C:H2'	25:DA:2649:U:C6	2.13	0.84
3:AC:59:ARG:HG2	3:AC:63:ASN:O	1.77	0.84
4:AD:50:ARG:HB3	4:AD:50:ARG:NH1	1.93	0.84
25:BA:271(S):G:H2'	25:BA:271(T):C:C6	2.13	0.84
32:BH:43:VAL:HG12	32:BH:52:VAL:HA	1.59	0.84
10:CJ:51:ARG:HG3	10:CJ:59:SER:O	1.77	0.84
25:DA:2870:C:H2'	25:DA:2871:C:H5'	1.59	0.84
28:DD:159:ALA:HB1	28:DD:198:ASN:HB3	1.60	0.84
34:DN:74:ARG:HH12	34:DN:85:ILE:HD12	1.42	0.84
38:DR:4:LEU:O	38:DR:4:LEU:HD13	1.77	0.84
39:DS:13:ARG:O	39:DS:15:ARG:HG2	1.77	0.84
45:DY:88:LYS:HB3	45:DY:90:LEU:HD12	1.57	0.84
25:BA:8:A:H2'	25:BA:9:U:C5	2.13	0.83
29:BE:59:VAL:HG22	29:BE:60:ASN:N	1.93	0.83
25:DA:130:C:H2'	25:DA:131:G:H5"	1.58	0.83
25:DA:1410:G:H2'	25:DA:1411:C:C6	2.13	0.83
25:DA:1685:C:C2'	25:DA:1686:C:H5"	2.07	0.83
25:DA:1717:G:C3'	25:DA:1718:G:H5"	2.08	0.83
5:AE:71:LEU:HD21	5:AE:115:VAL:HG22	1.59	0.83
13:AM:3:ARG:HG2	13:AM:9:ILE:HD11	1.59	0.83

Continued on next page...

Continued from previous page...

Atom-1	Atom-2	Interatomic distance (Å)	Clash overlap (Å)
21:AU:6:ARG:HD3	21:AU:15:ARG:NH2	1.93	0.83
25:BA:774:A:H2	25:BA:787:U:HO2'	1.23	0.83
31:BG:44:GLY:N	31:BG:88:ILE:HG12	1.93	0.83
33:BI:133:HIS:HB2	33:BI:134:PRO:CD	2.08	0.83
1:CA:1363(A):A:H1'	1:CA:1365:G:N7	1.92	0.83
2:CB:124:SER:OG	2:CB:126:GLU:HG3	1.78	0.83
23:CW:10:G:H5'	23:CW:10:G:H8	1.41	0.83
26:DB:87:G:H3'	26:DB:88:C:H5"	1.61	0.83
30:DF:78:ILE:HD13	30:DF:78:ILE:N	1.91	0.83
33:DI:10:GLU:O	33:DI:11:ASN:HB2	1.78	0.83
45:DY:4:LYS:HD2	45:DY:32:PRO:CG	2.07	0.83
25:BA:274:G:H3'	25:BA:274:G:N3	1.93	0.83
36:BP:146:VAL:HG22	36:BP:147:LEU:N	1.94	0.83
45:BY:10:GLY:HA2	45:BY:27:VAL:CG1	2.01	0.83
1:CA:992:U:H1'	1:CA:993:G:C2	2.13	0.83
34:DN:114:ARG:HH11	34:DN:114:ARG:HB2	1.43	0.83
43:DW:5:ALA:HB1	43:DW:50:VAL:HG22	1.60	0.83
1:AA:375:U:H4'	16:AP:17:TYR:HE2	1.43	0.83
2:AB:100:GLY:HA2	2:AB:103:THR:HB	1.60	0.83
10:AJ:50:ILE:HA	10:AJ:60:ARG:HG2	1.60	0.83
15:AO:17:ARG:HD3	15:AO:26:GLU:HG3	1.59	0.83
27:BC:21:TYR:HB2	27:BC:225:ILE:HG22	1.61	0.83
40:BT:78:LEU:O	40:BT:78:LEU:HD23	1.77	0.83
2:CB:55:PHE:HE1	2:CB:218:ALA:HA	1.42	0.83
25:DA:884:C:H3'	25:DA:885:C:H5'	1.61	0.83
34:DN:107:LEU:HD22	34:DN:116:LEU:HD12	1.60	0.83
52:D5:25:LEU:H	52:D5:25:LEU:HD12	1.42	0.83
1:AA:522:C:H41	12:AL:50:ARG:HH22	1.22	0.83
13:AM:23:TYR:HB3	13:AM:67:GLU:HB2	1.58	0.83
14:AN:4:LYS:HD2	14:AN:7:ILE:HD11	1.61	0.83
36:BP:64:LYS:O	36:BP:66:GLY:N	2.12	0.83
1:CA:355:C:H5'	1:CA:389:A:OP2	1.78	0.83
4:CD:145:GLU:HG2	4:CD:184:LYS:HG2	1.60	0.83
15:CO:82:ILE:HD11	15:CO:88:ARG:HG3	1.60	0.83
25:DA:2474:C:O2	25:DA:2474:C:H2'	1.77	0.83
25:DA:2791:C:H1'	25:DA:2792:G:C8	2.13	0.83
30:DF:160:ASN:HD21	30:DF:162:LEU:HB2	1.42	0.83
38:DR:98:LEU:HB2	38:DR:113:LEU:HB3	1.58	0.83
1:AA:1036:G:H3'	1:AA:1037:C:C6	2.13	0.83
32:BH:132:ARG:O	32:BH:133:VAL:HG23	1.79	0.83
40:BT:50:ILE:HD11	40:BT:102:ILE:HD11	1.60	0.83

Continued on next page...

Continued from previous page...

Atom-1	Atom-2	Interatomic distance (Å)	Clash overlap (Å)
40:BT:54:ARG:HA	40:BT:59:THR:HB	1.59	0.83
11:CK:48:ILE:HG22	11:CK:49:GLY:N	1.91	0.83
25:DA:2712:U:H1'	25:DA:2712(A):A:C8	2.12	0.83
25:BA:90:U:O2'	25:BA:92:A:H5"	1.79	0.83
27:BC:74:ARG:O	27:BC:111:PHE:HB2	1.79	0.83
1:CA:112:G:H21	1:CA:354:G:H5'	1.41	0.83
30:DF:117:ARG:HD2	30:DF:190:GLU:O	1.79	0.83
30:DF:167:ALA:HB1	30:DF:173:VAL:HG11	1.61	0.83
45:DY:28:LYS:HB2	45:DY:38:ILE:N	1.93	0.83
55:D8:61:LEU:HD22	55:D8:62:LEU:HG	1.58	0.83
2:AB:45:GLN:HG2	2:AB:49:GLU:OE1	1.79	0.83
17:AQ:91:ARG:HH11	17:AQ:91:ARG:HB3	1.44	0.83
22:AV:134:ASP:CG	22:AV:135:THR:H	1.81	0.83
25:BA:94:C:H5'	25:BA:94(A):G:OP2	1.78	0.83
25:BA:285:C:H2'	25:BA:286:C:H5'	1.59	0.83
28:BD:108:PRO:HB3	28:BD:143:HIS:CE1	2.13	0.83
40:BT:50:ILE:HD11	40:BT:102:ILE:CD1	2.08	0.83
46:BZ:150:HIS:HB3	46:BZ:169:THR:CA	2.04	0.83
1:CA:81:U:O4	1:CA:83:U:H3'	1.79	0.83
3:CC:58:GLU:O	3:CC:64:VAL:HA	1.79	0.83
7:CG:91:VAL:HG12	7:CG:92:SER:H	1.43	0.83
25:DA:2881:C:H2'	25:DA:2882:A:C8	2.13	0.83
48:D1:52:ARG:HH12	48:D1:78:LYS:HD3	1.42	0.83
25:BA:389:G:H22	36:BP:72:PRO:HD3	1.44	0.83
28:BD:242:ARG:HD2	28:BD:242:ARG:N	1.91	0.83
44:BX:56:THR:HG22	44:BX:79:ALA:HB2	1.59	0.83
10:CJ:49:VAL:CG2	14:CN:41:ARG:HB2	2.09	0.83
25:DA:910:A:C5	37:DQ:13:GLN:HG3	2.14	0.83
25:DA:1190:G:H5"	36:DP:35:HIS:HA	1.61	0.83
45:DY:2:ARG:O	45:DY:5:MET:HG2	1.77	0.83
54:D7:8:ASN:HD22	54:D7:8:ASN:C	1.81	0.83
1:AA:1162:C:H2'	1:AA:1163:C:C6	2.13	0.83
12:AL:80:VAL:HG11	12:AL:97:ILE:HG12	1.61	0.83
25:BA:875:G:H2'	25:BA:876:C:C6	2.13	0.83
28:BD:30:GLU:CD	28:BD:30:GLU:H	1.79	0.83
32:BH:7:LEU:N	32:BH:8:PRO:HD3	1.94	0.83
50:B3:47:VAL:HG11	50:B3:56:VAL:HG21	1.60	0.83
1:CA:979:C:H3'	1:CA:980:C:C5'	2.08	0.83
6:CF:72:VAL:HG13	6:CF:73:ASN:H	1.44	0.83
8:CH:89:PRO:HA	8:CH:92:ARG:HH11	1.42	0.83
25:DA:555:U:H1'	25:DA:556:G:C8	2.14	0.83

Continued on next page...

Continued from previous page...

Atom-1	Atom-2	Interatomic distance (Å)	Clash overlap (Å)
28:DD:30:GLU:HG3	28:DD:63:ARG:NH2	1.94	0.83
29:DE:31:CYS:HG	29:DE:51:PHE:HD2	1.26	0.83
34:DN:62:VAL:HG22	34:DN:66:LYS:HE3	1.61	0.83
37:DQ:63:LYS:HZ3	46:DZ:174:VAL:HG21	1.43	0.83
8:AH:102:ARG:H	8:AH:102:ARG:HE	1.23	0.82
25:BA:141:A:H8	25:BA:1408:C:HO2'	1.24	0.82
25:BA:779:U:OP1	28:BD:49:ILE:HG22	1.79	0.82
25:BA:1750:G:O2'	25:BA:1751:C:H5'	1.78	0.82
36:BP:17:LYS:O	36:BP:19:VAL:N	2.09	0.82
36:BP:68:GLN:HE21	36:BP:68:GLN:C	1.82	0.82
42:BV:18:LEU:CD1	42:BV:19:LYS:H	1.92	0.82
25:DA:1286:A:H2'	25:DA:1288:U:OP2	1.78	0.82
25:DA:2178:C:O2'	27:DC:169:THR:HB	1.78	0.82
42:DV:18:LEU:HD22	42:DV:19:LYS:H	1.44	0.82
47:D0:70:GLN:NE2	47:D0:80:HIS:HE2	1.75	0.82
53:D6:12:GLU:CB	53:D6:23:THR:HG22	2.08	0.82
1:AA:977:A:C2	1:AA:1224:G:N1	2.47	0.82
6:AF:91:VAL:HG13	18:AR:72:ARG:NH2	1.93	0.82
25:BA:2763:G:H8	25:BA:2763:G:H5'	1.42	0.82
32:BH:123:PHE:HA	32:BH:133:VAL:CG2	2.08	0.82
37:BQ:51:ARG:HH11	37:BQ:51:ARG:HB3	1.42	0.82
42:BV:25:LEU:H	42:BV:92:THR:HG21	1.42	0.82
12:CL:22:PRO:C	12:CL:24:LEU:H	1.82	0.82
18:CR:70:ILE:HG22	18:CR:74:ARG:HD2	1.59	0.82
25:DA:81:G:H21	45:DY:2:ARG:NH1	1.78	0.82
25:DA:1171:G:H3'	25:DA:1173:G:H4'	1.59	0.82
25:DA:1639:U:H2'	25:DA:1640:C:H5"	1.61	0.82
28:DD:5:LYS:HA	28:DD:17:THR:HG22	1.60	0.82
25:BA:12:U:H2'	25:BA:12:U:O2	1.77	0.82
25:BA:27:G:H22	25:BA:512:G:H2'	1.42	0.82
41:BU:92:ARG:HD2	42:BV:11:GLN:CD	1.98	0.82
51:B4:42:CYS:SG	51:B4:62:CYS:HB3	2.20	0.82
1:CA:418:C:H2'	1:CA:419:C:H6	1.43	0.82
22:CV:24:GLU:OE2	22:CV:40:LYS:HD3	1.79	0.82
25:DA:774:A:H2	25:DA:787:U:HO2'	0.87	0.82
25:DA:1902:C:O2'	28:DD:244:ARG:HB2	1.79	0.82
28:DD:130:ALA:C	28:DD:131:LEU:HD12	2.00	0.82
47:D0:53:MET:HB3	47:D0:59:LEU:CD2	2.09	0.82
53:D6:40:CYS:HA	53:D6:46:HIS:HB3	1.60	0.82
9:AI:3:GLN:HG2	9:AI:20:ARG:HH12	1.43	0.82
25:BA:8:A:H2'	25:BA:9:U:C6	2.13	0.82

Continued on next page...

Continued from previous page...

Atom-1	Atom-2	Interatomic distance (Å)	Clash overlap (Å)
14:CN:12:ARG:C	14:CN:14:PRO:HD2	1.99	0.82
25:DA:18:C:H2'	25:DA:19:C:C6	2.13	0.82
25:DA:1246:A:OP2	36:DP:18:ARG:HG3	1.78	0.82
53:D6:10:LEU:HG	55:D8:34:TRP:CD1	2.15	0.82
1:AA:523:A:N6	12:AL:50:ARG:HH12	1.77	0.82
1:AA:939:G:H1	1:AA:1344:C:H42	1.27	0.82
1:AA:1321:C:H5'	1:AA:1322:C:H5"	1.62	0.82
10:AJ:27:ALA:CB	10:AJ:34:VAL:HG21	2.10	0.82
36:BP:50:ARG:HD3	55:B8:59:LYS:HZ1	1.44	0.82
4:CD:13:ARG:HD3	4:CD:36:ARG:O	1.78	0.82
25:DA:586:A:H5'	30:DF:89:VAL:HG21	1.61	0.82
25:DA:1590:U:C2'	25:DA:1591:G:H5"	2.09	0.82
28:DD:70:TRP:CH2	28:DD:150:LYS:HA	2.14	0.82
38:DR:10:LEU:HD22	38:DR:17:ARG:HH11	1.42	0.82
38:DR:104:ARG:HH12	38:DR:109:ALA:HB3	1.43	0.82
4:AD:173:TRP:HZ3	4:AD:193:ASP:HB3	1.44	0.82
25:BA:1639:U:H4'	25:BA:2699:C:H4'	1.60	0.82
25:BA:2808:U:H2'	25:BA:2809:A:H5'	1.61	0.82
1:CA:999:C:H2'	1:CA:1000:U:C6	2.15	0.82
1:CA:1139:G:H1'	1:CA:1141:C:H41	1.43	0.82
2:CB:132:LYS:HA	2:CB:135:GLN:NE2	1.92	0.82
5:CE:137:GLU:HA	5:CE:140:ARG:HH12	1.45	0.82
25:DA:2875:C:H4'	40:DT:5:ALA:HB2	1.61	0.82
27:DC:150:ILE:HG23	27:DC:154:ILE:HD11	1.59	0.82
29:DE:47:VAL:HG23	29:DE:84:PHE:O	1.79	0.82
36:DP:78:PRO:HB2	36:DP:111:ARG:HD2	1.62	0.82
37:DQ:24:GLY:HA2	37:DQ:67:ARG:NH2	1.94	0.82
8:AH:101:PRO:HA	8:AH:102:ARG:HH21	1.43	0.82
1:CA:503:C:OP2	12:CL:113:SER:HB3	1.80	0.82
4:CD:3:ARG:O	4:CD:5:ILE:HG13	1.80	0.82
16:CP:20:VAL:HG23	16:CP:34:GLU:O	1.80	0.82
25:DA:2206:G:N2	25:DA:2207:G:H5'	1.95	0.82
40:DT:133:GLU:OE2	40:DT:137:LYS:HB2	1.78	0.82
46:DZ:3:ARG:HG3	46:DZ:57:VAL:HB	1.61	0.82
46:DZ:128:SER:CB	46:DZ:131:ASN:HD22	1.93	0.82
55:D8:4:MET:O	55:D8:62:LEU:HD11	1.80	0.82
10:AJ:48:THR:HA	10:AJ:62:HIS:HB2	1.61	0.82
25:BA:1108:U:C2'	25:BA:1109:C:H5'	2.08	0.82
30:BF:116:ASP:HB2	30:BF:119:ARG:HH21	1.45	0.82
55:B8:52:LYS:N	55:B8:53:PRO:HD2	1.95	0.82
25:DA:1109:C:H41	25:DA:1110:G:N2	1.77	0.82

Continued on next page...

Continued from previous page...

Atom-1	Atom-2	Interatomic distance (Å)	Clash overlap (Å)
1:AA:1305:G:H22	1:AA:1331:G:H2'	1.44	0.82
8:AH:87:SER:HA	8:AH:93:VAL:HG23	1.61	0.82
19:AS:46:GLY:HA2	19:AS:61:TYR:HE1	1.43	0.82
25:BA:1348:G:H2'	25:BA:1349:A:H5"	1.62	0.82
30:BF:4:VAL:HA	30:BF:19:GLU:HB3	1.62	0.82
1:CA:1305:G:N2	1:CA:1331:G:H2'	1.94	0.82
2:CB:97:TRP:HZ2	2:CB:102:LEU:HD13	1.44	0.82
7:CG:46:ALA:O	7:CG:50:ILE:HG12	1.78	0.82
19:CS:63:THR:CG2	19:CS:66:MET:HG2	2.09	0.82
25:DA:271(I):G:H3'	25:DA:271(J):C:H6	1.45	0.82
25:DA:1300:U:H4'	25:DA:1301:A:O5'	1.79	0.82
26:DB:87:G:C3'	26:DB:88:C:H5"	2.10	0.82
42:DV:1:MET:H3	42:DV:15:GLU:HG2	1.45	0.82
50:D3:3:ARG:O	50:D3:58:VAL:HG13	1.80	0.82
1:AA:56:U:H2'	1:AA:57:G:H8	1.44	0.82
1:AA:67:C:H2'	1:AA:68:G:C8	2.15	0.82
2:AB:187:LEU:HD12	2:AB:205:ASP:HB3	1.61	0.82
7:AG:113:GLU:CG	7:AG:119:ARG:HG2	2.10	0.82
8:AH:102:ARG:H	8:AH:102:ARG:NE	1.77	0.82
25:BA:2331:G:H4'	47:B0:42:THR:H	1.43	0.82
26:BB:87:G:H1'	26:BB:90:A:H62	1.45	0.82
40:BT:85:LYS:HZ2	40:BT:85:LYS:CA	1.93	0.82
45:BY:49:VAL:HG23	45:BY:50:ARG:N	1.94	0.82
55:B8:61:LEU:HD12	55:B8:61:LEU:N	1.93	0.82
1:CA:664:G:H22	1:CA:741:G:H1	1.28	0.82
1:CA:1225:A:H5'	13:CM:103:THR:OG1	1.79	0.82
7:CG:13:GLN:HG3	7:CG:14:PRO:HD2	1.61	0.82
25:DA:34:C:O2'	25:DA:35:G:H5'	1.79	0.82
40:DT:83:ILE:HG13	40:DT:84:GLN:N	1.95	0.82
3:AC:21:ARG:HG2	3:AC:58:GLU:HG2	1.61	0.81
4:AD:33:MET:HE1	4:AD:37:PRO:HA	1.62	0.81
5:AE:87:SER:HB3	5:AE:131:ILE:HD13	1.62	0.81
8:AH:54:ASP:O	8:AH:56:LYS:HG3	1.80	0.81
20:AT:89:ARG:HD2	20:AT:104:LEU:HD11	1.60	0.81
25:BA:1484:G:C3'	25:BA:1485:G:H5"	2.10	0.81
1:CA:982:U:H5	14:CN:31:ARG:HH12	1.27	0.81
10:CJ:49:VAL:O	10:CJ:60:ARG:HB3	1.78	0.81
40:DT:83:ILE:HG13	40:DT:84:GLN:H	1.44	0.81
1:AA:974:A:H1'	14:AN:31:ARG:HE	1.45	0.81
1:AA:1330:U:H3'	1:AA:1331:G:O4'	1.80	0.81
22:AV:80:MET:HE2	22:AV:98:VAL:HG11	1.59	0.81

Continued on next page...

Continued from previous page...

Atom-1	Atom-2	Interatomic distance (Å)	Clash overlap (Å)
22:AV:132:VAL:HG21	22:AV:151:ALA:HB1	1.62	0.81
25:BA:70:G:H21	25:BA:71:A:H62	1.25	0.81
25:BA:1494:A:O2'	25:BA:1495:A:H5"	1.78	0.81
44:BX:8:ILE:HD11	44:BX:43:VAL:HG22	1.61	0.81
6:CF:69:GLU:HG2	6:CF:70:ASP:H	1.44	0.81
9:CI:4:TYR:HB2	9:CI:19:LEU:HB2	1.62	0.81
22:CV:105:LYS:HG2	22:CV:106:GLU:H	1.45	0.81
25:DA:925:C:H2'	25:DA:926:A:C5'	2.10	0.81
25:DA:1451:C:H5'	25:DA:1452:A:H5'	1.62	0.81
28:DD:28:GLU:H	28:DD:29:PRO:CD	1.92	0.81
35:DO:107:ARG:NH1	40:DT:35:LYS:HD2	1.94	0.81
45:DY:4:LYS:HD2	45:DY:32:PRO:HG3	1.61	0.81
49:D2:2:LYS:HA	49:D2:2:LYS:HE3	1.61	0.81
3:AC:15:THR:HG21	3:AC:181:ASN:HB2	1.61	0.81
6:AF:2:ARG:HD2	6:AF:69:GLU:HB3	1.63	0.81
9:AI:96:LEU:CG	9:AI:102:LEU:HB2	2.10	0.81
11:AK:126:ARG:C	11:AK:128:ALA:H	1.84	0.81
12:AL:44:LYS:HB3	12:AL:45:PRO:CD	2.11	0.81
16:AP:26:ARG:HB3	16:AP:26:ARG:NH1	1.94	0.81
22:AV:3:SER:HA	22:AV:59:LYS:HA	1.62	0.81
25:BA:251:A:H5'	36:BP:51:PHE:HZ	1.45	0.81
25:BA:821:A:H2'	25:BA:946:G:H5"	1.63	0.81
25:BA:1301:A:O2'	25:BA:1302:A:H3'	1.81	0.81
30:BF:134:GLY:H	30:BF:162:LEU:HG	1.45	0.81
31:BG:9:ARG:HH11	31:BG:9:ARG:HB3	1.45	0.81
42:BV:19:LYS:HG3	42:BV:20:LEU:N	1.95	0.81
1:CA:453:A:H4'	16:CP:72:ARG:HG3	1.60	0.81
1:CA:1128:C:H1'	1:CA:1146:A:H61	1.45	0.81
16:CP:20:VAL:HG21	16:CP:32:TYR:CG	2.15	0.81
25:DA:1923:U:H2'	25:DA:1924:C:H6	1.44	0.81
25:DA:2090:G:H21	48:D1:45:ASN:ND2	1.79	0.81
25:DA:2804:C:H2'	25:DA:2805:G:H5'	1.63	0.81
28:DD:244:ARG:HG2	28:DD:245:PRO:CG	2.09	0.81
29:DE:3:GLY:O	29:DE:4:ILE:HB	1.80	0.81
32:DH:43:VAL:CG1	32:DH:52:VAL:HA	2.09	0.81
36:DP:64:LYS:HB3	55:D8:25:MET:HG3	1.62	0.81
39:DS:17:ARG:O	39:DS:19:LYS:N	2.13	0.81
46:DZ:79:ARG:O	46:DZ:80:ARG:HG2	1.80	0.81
53:D6:38:LYS:HA	53:D6:47:THR:O	1.79	0.81
1:AA:1278:U:H5"	1:AA:1279:A:O4'	1.80	0.81
3:AC:76:VAL:HA	3:AC:83:ARG:NH1	1.95	0.81

Continued on next page...

Continued from previous page...

Atom-1	Atom-2	Interatomic distance (Å)	Clash overlap (Å)
3:AC:123:GLN:O	3:AC:128:PHE:HB2	1.81	0.81
38:BR:117:VAL:O	38:BR:118:GLU:HB2	1.81	0.81
53:B6:13:CYS:O	53:B6:21:TYR:HA	1.81	0.81
2:CB:87:ARG:HE	2:CB:233:SER:HB2	1.46	0.81
2:CB:122:PHE:HA	2:CB:139:LYS:HZ1	1.42	0.81
7:CG:71:PRO:HG3	7:CG:103:TRP:HZ3	1.45	0.81
9:CI:9:ARG:O	9:CI:10:ARG:HB2	1.79	0.81
25:DA:538:G:H2'	25:DA:539:G:H8	1.43	0.81
28:DD:112:GLN:H	28:DD:115:GLN:NE2	1.77	0.81
32:DH:85:LYS:HZ2	32:DH:133:VAL:HG21	1.44	0.81
33:DI:133:HIS:CB	33:DI:134:PRO:HD3	2.09	0.81
40:DT:27:THR:O	40:DT:28:VAL:HB	1.81	0.81
1:AA:1025:U:H4'	1:AA:1026:G:C8	2.15	0.81
1:AA:1322:C:H4'	1:AA:1323:G:OP1	1.79	0.81
22:AV:23:VAL:HG23	22:AV:24:GLU:HG2	1.62	0.81
25:BA:784:A:H5"	28:BD:227:ASN:HD21	1.45	0.81
25:BA:1851:U:C2'	25:BA:1852:C:H5'	2.10	0.81
31:BG:88:ILE:HG13	31:BG:89:GLY:H	1.44	0.81
6:CF:61:LEU:O	6:CF:62:TRP:HB2	1.80	0.81
25:DA:2267:A:H3'	25:DA:2268:A:H5"	1.63	0.81
28:DD:36:PRO:HA	28:DD:62:TYR:O	1.80	0.81
2:AB:163:PHE:HA	2:AB:185:ILE:O	1.80	0.81
3:AC:14:ILE:HG22	14:AN:57:ARG:HH21	1.45	0.81
5:AE:50:GLU:HG3	5:AE:52:PRO:HD2	1.63	0.81
22:AV:161:VAL:HB	22:AV:165:VAL:HG21	1.63	0.81
25:BA:1389:G:H1	25:BA:1398:C:N4	1.79	0.81
29:BE:44:TYR:O	29:BE:45:THR:HB	1.80	0.81
30:BF:46:ARG:HH11	30:BF:46:ARG:CG	1.92	0.81
33:BI:4:ILE:HA	33:BI:17:GLN:O	1.80	0.81
41:BU:90:VAL:HG12	41:BU:91:ASP:H	1.44	0.81
1:CA:1343:G:H1'	9:CI:121:ARG:HH12	1.46	0.81
8:CH:97:VAL:HG13	8:CH:98:LYS:H	1.45	0.81
15:CO:64:ARG:HH11	15:CO:68:ARG:NH2	1.78	0.81
25:DA:730:C:H2'	25:DA:731:C:C6	2.16	0.81
25:DA:2784:C:H2'	25:DA:2785:C:C6	2.16	0.81
25:DA:2870:C:C2'	25:DA:2871:C:H5'	2.11	0.81
40:DT:89:VAL:HG12	40:DT:91:ARG:HG3	1.63	0.81
45:DY:28:LYS:CA	45:DY:39:VAL:H	1.93	0.81
45:DY:31:LEU:HG	45:DY:34:LYS:HB3	1.62	0.81
1:AA:17:U:H2'	1:AA:18:C:C6	2.16	0.81
1:AA:963:G:N2	10:AJ:55:LYS:HD3	1.94	0.81

Continued on next page...

Continued from previous page...

Atom-1	Atom-2	Interatomic distance (Å)	Clash overlap (Å)
31:BG:2:PRO:HG2	51:B4:51:TYR:CD2	2.15	0.81
31:BG:47:LYS:HE3	31:BG:81:LYS:HB2	1.63	0.81
31:BG:128:ARG:C	31:BG:130:ASN:H	1.79	0.81
36:BP:23:PRO:CB	36:BP:33:ARG:HG3	2.11	0.81
46:BZ:101:LEU:HB2	46:BZ:121:ARG:O	1.80	0.81
6:CF:21:LEU:O	6:CF:25:ILE:HG12	1.80	0.81
25:DA:7:G:H2'	25:DA:8:A:C8	2.16	0.81
25:DA:999:U:H2'	25:DA:1000:A:H5'	1.63	0.81
29:DE:116:VAL:O	29:DE:117:MET:HB3	1.81	0.81
31:DG:43:LEU:HB2	31:DG:88:ILE:HD11	1.63	0.81
33:DI:9:LEU:HD21	33:DI:35:LEU:HD13	1.63	0.81
39:DS:34:HIS:HA	39:DS:54:LEU:HD23	1.62	0.81
1:AA:1121:U:H2'	1:AA:1122:U:H6	1.46	0.81
1:AA:1502:A:H5"	1:AA:1504:G:N7	1.96	0.81
2:AB:16:HIS:NE2	2:AB:213:LEU:HD13	1.96	0.81
13:AM:49:THR:HB	13:AM:52:GLU:HG3	1.61	0.81
25:BA:2681:C:H5	25:BA:2725:A:H62	1.29	0.81
36:BP:17:LYS:O	36:BP:17:LYS:HG3	1.80	0.81
37:BQ:62:GLY:HA2	46:BZ:115:VAL:HG21	1.63	0.81
39:BS:17:ARG:O	39:BS:19:LYS:N	2.14	0.81
42:BV:46:VAL:HG22	42:BV:47:VAL:H	1.43	0.81
45:BY:88:LYS:HB3	45:BY:90:LEU:HD12	1.63	0.81
1:CA:1346:A:N6	1:CA:1374:A:H3'	1.94	0.81
30:DF:9:ILE:HG22	30:DF:11:VAL:O	1.80	0.81
41:DU:92:ARG:HH11	41:DU:92:ARG:CB	1.94	0.81
45:DY:2:ARG:HD2	45:DY:3:VAL:HG23	1.62	0.81
46:DZ:164:VAL:CG1	46:DZ:168:GLU:HB3	2.10	0.81
1:AA:1129:C:H5"	1:AA:1139:G:O6	1.80	0.81
11:AK:33:THR:HG22	11:AK:39:PRO:HA	1.60	0.81
25:BA:1484:G:H3'	25:BA:1485:G:H5"	1.63	0.81
45:BY:28:LYS:HA	45:BY:39:VAL:H	1.44	0.81
1:CA:1034:G:H2'	1:CA:1035:A:C8	2.16	0.81
1:CA:1322:C:H5"	13:CM:100:GLY:HA3	1.63	0.81
14:CN:23:ARG:NH1	14:CN:30:ALA:HB2	1.94	0.81
25:DA:2122:U:H3	25:DA:2176:A:H61	1.28	0.81
25:DA:2808:U:C2'	25:DA:2809:A:H5'	2.11	0.81
42:DV:19:LYS:HG2	42:DV:94:LEU:CB	2.11	0.81
5:AE:33:VAL:O	5:AE:112:LEU:HD12	1.80	0.81
13:AM:66:LEU:H	13:AM:66:LEU:HD12	1.45	0.81
32:BH:85:LYS:HZ2	32:BH:133:VAL:HB	1.45	0.81
1:CA:1324:A:C4'	1:CA:1362:C:H4'	2.10	0.81

Continued on next page...

Continued from previous page...

Atom-1	Atom-2	Interatomic distance (Å)	Clash overlap (Å)
22:CV:68:ARG:HH11	22:CV:68:ARG:HB2	1.46	0.81
25:DA:2186:G:O2'	25:DA:2187:G:H5'	1.81	0.81
37:DQ:56:ARG:HH11	37:DQ:56:ARG:HA	1.44	0.81
38:DR:104:ARG:HH11	38:DR:104:ARG:CB	1.94	0.81
42:DV:28:GLU:HB3	42:DV:29:PRO:HD2	1.62	0.81
25:BA:1846:G:H5'	25:BA:1847:A:OP2	1.81	0.80
29:BE:33:VAL:HG13	29:BE:69:LYS:HE3	1.62	0.80
5:CE:110:LEU:HD13	5:CE:118:ILE:HD13	1.63	0.80
28:DD:182:LEU:O	28:DD:271:ILE:HG13	1.81	0.80
40:DT:28:VAL:O	40:DT:29:ARG:HG2	1.80	0.80
44:DX:35:THR:HG22	44:DX:37:THR:N	1.94	0.80
50:D3:28:LEU:HD21	50:D3:35:ARG:HB2	1.61	0.80
9:AI:53:VAL:HG13	9:AI:95:LYS:HE3	1.62	0.80
36:BP:29:LYS:N	36:BP:29:LYS:HD2	1.95	0.80
1:CA:742:G:H5"	15:CO:58:MET:HE1	1.63	0.80
25:DA:151:C:O2'	25:DA:152:G:H5'	1.81	0.80
25:DA:903:C:H2'	25:DA:904:C:H6	1.46	0.80
31:DG:76:SER:CB	31:DG:84:LYS:H	1.94	0.80
46:DZ:150:HIS:HB2	46:DZ:169:THR:HA	1.64	0.80
1:CA:1071:C:H2'	1:CA:1072:G:H8	1.46	0.80
1:CA:1492:A:H3'	1:CA:1493:A:H8	1.43	0.80
3:CC:62:ASP:HA	3:CC:97:LYS:HE2	1.61	0.80
25:DA:61:G:H1	25:DA:94:C:H42	0.84	0.80
25:DA:1278:A:OP1	38:DR:36:THR:HG22	1.80	0.80
25:DA:2680:C:H5'	29:DE:189:PRO:HA	1.63	0.80
1:AA:148:G:H2'	1:AA:149:A:C8	2.16	0.80
1:AA:878:G:C5'	8:AH:89:PRO:HG2	2.11	0.80
9:AI:114:TYR:HE1	10:AJ:60:ARG:H	1.25	0.80
28:BD:65:ILE:HD13	28:BD:65:ILE:H	1.46	0.80
53:B6:7:ILE:O	53:B6:28:ARG:HB2	1.79	0.80
53:B6:11:LEU:HD13	53:B6:12:GLU:N	1.94	0.80
6:CF:91:VAL:HG11	18:CR:72:ARG:HH21	1.45	0.80
25:DA:1784:A:H4'	25:DA:1785:A:O5'	1.80	0.80
28:DD:24:ILE:CG1	28:DD:25:THR:H	1.90	0.80
28:DD:35:LYS:H	28:DD:36:PRO:CD	1.95	0.80
40:DT:82:LEU:HD12	40:DT:82:LEU:N	1.95	0.80
50:D3:29:ARG:HH11	50:D3:29:ARG:CB	1.94	0.80
1:AA:1291:G:H4'	9:AI:38:GLN:O	1.82	0.80
19:AS:20:LEU:HA	19:AS:23:ASN:HB2	1.64	0.80
28:BD:30:GLU:CD	28:BD:30:GLU:N	2.35	0.80
36:BP:29:LYS:HD2	36:BP:29:LYS:H	1.45	0.80

Continued on next page...

Continued from previous page...

Atom-1	Atom-2	Interatomic distance (Å)	Clash overlap (Å)
48:B1:50:ARG:HG2	48:B1:50:ARG:HH11	1.46	0.80
10:CJ:34:VAL:CG1	10:CJ:72:VAL:HG12	2.12	0.80
25:DA:1024:G:H3'	25:DA:1025:G:H5"	1.64	0.80
25:DA:1340:U:H4'	25:DA:1341:U:OP2	1.80	0.80
27:DC:76:LEU:HD11	27:DC:100:ILE:HG12	1.62	0.80
28:DD:24:ILE:CG1	28:DD:25:THR:N	2.44	0.80
32:DH:89:ILE:HD12	32:DH:90:LYS:N	1.96	0.80
46:DZ:130:ARG:HD3	46:DZ:130:ARG:N	1.95	0.80
47:D0:40:GLN:NE2	47:D0:45:PHE:H	1.79	0.80
48:D1:80:LEU:O	48:D1:82:LEU:HD22	1.81	0.80
3:AC:50:ALA:CB	3:AC:70:VAL:HG11	2.12	0.80
34:BN:96:GLU:OE2	34:BN:96:GLU:N	2.13	0.80
36:BP:64:LYS:C	36:BP:66:GLY:H	1.83	0.80
39:BS:106:ARG:HD2	39:BS:107:GLU:O	1.81	0.80
1:CA:1277:C:H2'	1:CA:1278:U:C5'	2.12	0.80
2:CB:19:HIS:CE1	2:CB:20:GLU:HG2	2.16	0.80
2:CB:215:LEU:O	2:CB:219:VAL:HG23	1.81	0.80
3:CC:16:ARG:HB2	3:CC:16:ARG:NH1	1.96	0.80
5:CE:148:VAL:HG21	8:CH:107:LEU:HD13	1.64	0.80
17:CQ:22:LEU:HD13	17:CQ:41:LYS:HG2	1.63	0.80
25:DA:2227:A:H5'	28:DD:263:ARG:NH1	1.96	0.80
25:DA:2808:U:H2'	25:DA:2809:A:H5'	1.63	0.80
10:AJ:33:GLN:HB2	10:AJ:75:ILE:HD11	1.63	0.80
16:AP:4:ILE:HB	16:AP:66:PRO:HB3	1.62	0.80
25:BA:265:A:H1'	25:BA:266:G:O4'	1.81	0.80
25:BA:2166:G:H2'	25:BA:2167:U:H6	1.45	0.80
36:BP:65:ARG:NH2	55:B8:15:LYS:HB2	1.97	0.80
39:BS:14:VAL:HG12	39:BS:15:ARG:N	1.96	0.80
40:BT:27:THR:O	40:BT:28:VAL:HB	1.82	0.80
4:CD:128:VAL:HG12	4:CD:129:ASN:HD21	1.45	0.80
25:DA:833:U:H2'	25:DA:834:C:C6	2.15	0.80
42:DV:39:LEU:HB3	42:DV:47:VAL:HG21	1.64	0.80
46:DZ:13:LYS:HB2	46:DZ:17:LEU:HD13	1.64	0.80
55:D8:61:LEU:CD2	55:D8:62:LEU:HG	2.11	0.80
3:AC:58:GLU:O	3:AC:59:ARG:HG3	1.80	0.80
12:AL:73:ASN:ND2	12:AL:74:LEU:H	1.79	0.80
40:BT:89:VAL:HG11	40:BT:91:ARG:NE	1.97	0.80
6:CF:11:ASN:O	6:CF:14:LEU:HG	1.81	0.80
31:DG:125:PHE:O	31:DG:128:ARG:HG2	1.80	0.80
35:DO:87:ILE:HG22	35:DO:88:ASN:N	1.95	0.80
42:DV:19:LYS:HG3	42:DV:20:LEU:N	1.97	0.80

Continued on next page...

Continued from previous page...

Atom-1	Atom-2	Interatomic distance (Å)	Clash overlap (Å)
1:AA:499:A:H4'	1:AA:500:G:H5'	1.64	0.80
28:BD:273:ARG:HH11	28:BD:273:ARG:HB3	1.47	0.80
30:BF:7:TYR:HD2	30:BF:16:GLY:H	1.30	0.80
31:BG:28:VAL:O	31:BG:31:VAL:HG12	1.80	0.80
46:BZ:9:ARG:HH21	46:BZ:25:GLY:H	1.30	0.80
1:CA:826:C:H2'	1:CA:827:U:H6	1.44	0.80
1:CA:838:G:H2'	1:CA:839:U:H5"	1.62	0.80
3:CC:52:LEU:H	3:CC:52:LEU:CD2	1.94	0.80
5:CE:76:ILE:HG12	5:CE:77:PRO:HD2	1.64	0.80
10:CJ:63:PHE:HA	14:CN:59:ALA:HB2	1.64	0.80
18:CR:22:VAL:HB	18:CR:56:THR:HA	1.64	0.80
18:CR:37:VAL:HG11	18:CR:78:LEU:HB3	1.64	0.80
25:DA:1846:G:H5'	25:DA:1847:A:OP2	1.82	0.80
25:DA:2116:G:H3'	25:DA:2117:A:C8	2.16	0.80
25:DA:2645:G:C3'	25:DA:2646:C:H5'	2.09	0.80
55:D8:52:LYS:N	55:D8:53:PRO:HD2	1.97	0.80
1:AA:1053:G:C3'	1:AA:1054:C:H5'	2.11	0.80
2:AB:114:ARG:HH11	2:AB:114:ARG:HG3	1.44	0.80
12:AL:121:LYS:HD2	12:AL:122:PRO:HD2	1.62	0.80
25:BA:158:U:H4'	25:BA:159:U:OP1	1.82	0.80
28:BD:71:ASP:HB2	28:BD:103:ARG:HH22	1.46	0.80
35:BO:104:ARG:HE	40:BT:33:LYS:HD2	1.46	0.80
39:BS:97:ARG:HE	39:BS:97:ARG:C	1.86	0.80
1:CA:1142:G:O2'	1:CA:1143:G:H5'	1.81	0.80
4:CD:28:SER:O	4:CD:30:LYS:N	2.14	0.80
4:CD:78:LEU:HD21	4:CD:96:LEU:HB3	1.64	0.80
9:CI:95:LYS:HD3	9:CI:96:LEU:N	1.96	0.80
25:DA:271(Z):C:O2	25:DA:272(C):G:H1'	1.80	0.80
25:DA:2340:G:O2'	25:DA:2341:G:H5'	1.82	0.80
40:DT:62:THR:HG22	40:DT:75:ILE:HG12	1.64	0.80
40:DT:88:ILE:HG22	40:DT:89:VAL:HG23	1.64	0.80
41:DU:104:GLN:CD	41:DU:104:GLN:H	1.84	0.80
56:D9:7:VAL:HG13	56:D9:34:GLN:HE21	1.47	0.80
1:AA:458:C:H2'	1:AA:460:G:H8	1.44	0.79
1:AA:1123:A:H4'	10:AJ:36:GLY:HA3	1.64	0.79
10:AJ:34:VAL:HG13	10:AJ:73:ASP:O	1.81	0.79
22:AV:84:ASP:HB3	22:AV:89:GLU:OE1	1.82	0.79
22:AV:149:LYS:HZ3	22:AV:163:LEU:HA	1.46	0.79
25:BA:1332:G:H5"	25:BA:1332:G:C8	2.16	0.79
25:BA:2393:A:H5'	36:BP:62:LEU:HB3	1.63	0.79
36:BP:16:ARG:NE	36:BP:18:ARG:HB2	1.96	0.79

Continued on next page...

Continued from previous page...

Atom-1	Atom-2	Interatomic distance (Å)	Clash overlap (Å)
40:BT:129:ARG:CZ	40:BT:131:ALA:HB3	2.11	0.79
20:CT:32:ALA:O	20:CT:36:LEU:HD23	1.82	0.79
25:DA:1962:C:H4'	25:DA:1963:U:OP1	1.81	0.79
2:AB:61:LEU:HD23	2:AB:68:ILE:HD11	1.65	0.79
20:AT:44:ALA:HB2	20:AT:88:VAL:HG13	1.62	0.79
25:BA:2159:G:H3'	25:BA:2159:G:N3	1.97	0.79
42:BV:39:LEU:CB	42:BV:47:VAL:HG11	2.12	0.79
1:CA:1346:A:N1	1:CA:1374:A:H5"	1.96	0.79
13:CM:39:ILE:HD12	13:CM:56:LEU:HD21	1.64	0.79
25:DA:1796:U:H4'	28:DD:256:GLY:H	1.48	0.79
29:DE:134:ILE:N	29:DE:134:ILE:HD13	1.97	0.79
36:DP:85:LEU:HA	36:DP:88:LEU:HD22	1.63	0.79
37:DQ:17:LEU:O	37:DQ:18:LYS:HD2	1.83	0.79
40:DT:28:VAL:HG21	40:DT:46:GLU:HG3	1.63	0.79
1:AA:300:A:H2'	1:AA:301:G:O4'	1.81	0.79
2:AB:114:ARG:NH1	2:AB:118:LEU:HD21	1.96	0.79
5:AE:76:ILE:HG22	5:AE:93:PRO:HB3	1.64	0.79
6:AF:78:GLU:HA	6:AF:81:ILE:HD11	1.62	0.79
20:AT:57:ARG:NH1	20:AT:102:GLY:HA3	1.97	0.79
25:BA:955:C:OP1	37:BQ:87:LYS:HE2	1.81	0.79
32:BH:8:PRO:C	32:BH:9:ILE:HD12	2.02	0.79
32:BH:54:ARG:HH11	32:BH:65:HIS:CD2	2.01	0.79
34:BN:120:LEU:HD22	34:BN:121:LYS:N	1.96	0.79
40:BT:56:GLY:O	40:BT:59:THR:HG23	1.81	0.79
1:CA:990:C:H2'	1:CA:991:U:C6	2.16	0.79
1:CA:1305:G:H5"	21:CU:5:ASP:N	1.97	0.79
3:CC:147:LYS:HB3	3:CC:203:PHE:CD2	2.18	0.79
6:CF:40:VAL:O	6:CF:41:GLU:HG2	1.81	0.79
19:CS:36:ARG:HA	19:CS:71:LEU:HB2	1.65	0.79
21:CU:18:TYR:HB3	21:CU:22:ARG:O	1.80	0.79
25:DA:361:G:H2'	25:DA:362:U:H5"	1.64	0.79
25:DA:529:A:H62	25:DA:2041:U:H3	1.30	0.79
36:DP:105:LEU:N	36:DP:105:LEU:HD23	1.96	0.79
2:AB:35:GLU:H	2:AB:36:ARG:HE	1.31	0.79
17:AQ:80:GLY:O	17:AQ:81:ARG:HG2	1.82	0.79
27:BC:46:ALA:HB2	27:BC:213:VAL:HG13	1.64	0.79
1:CA:222:U:H2'	1:CA:223:U:C6	2.17	0.79
7:CG:25:ALA:HA	7:CG:28:ASN:HD22	1.47	0.79
20:CT:15:ARG:O	20:CT:19:SER:HB2	1.81	0.79
25:DA:814:C:H1'	25:DA:1225:G:H21	1.44	0.79
30:DF:143:ALA:HB1	30:DF:148:LEU:HB2	1.63	0.79

Continued on next page...

Continued from previous page...

Atom-1	Atom-2	Interatomic distance (Å)	Clash overlap (Å)
35:DO:44:LYS:O	35:DO:54:GLU:HG2	1.83	0.79
44:DX:65:ARG:HH11	44:DX:65:ARG:HG2	1.46	0.79
45:DY:90:LEU:O	45:DY:91:GLU:HG3	1.82	0.79
50:D3:7:LYS:O	50:D3:54:VAL:HG13	1.82	0.79
55:D8:61:LEU:HD22	55:D8:62:LEU:N	1.98	0.79
1:AA:1313:U:OP1	19:AS:6:LYS:HG3	1.81	0.79
25:BA:1434:A:H61	25:BA:1558:A:N6	1.81	0.79
25:BA:2197:U:O2'	25:BA:2198:A:H2'	1.83	0.79
25:BA:2815:C:H5'	52:B5:29:THR:HG21	1.64	0.79
27:BC:84:ILE:O	27:BC:88:GLU:HG2	1.83	0.79
1:CA:45:U:H2'	1:CA:46:G:C8	2.17	0.79
1:CA:946:A:H2'	1:CA:947:G:C8	2.18	0.79
14:CN:13:THR:N	14:CN:14:PRO:HD2	1.97	0.79
22:CV:69:GLU:HG2	22:CV:85:LEU:HG	1.65	0.79
34:DN:15:LEU:HD13	34:DN:16:ILE:H	1.43	0.79
45:DY:17:SER:HB2	45:DY:71:LYS:HD2	1.63	0.79
1:AA:1116:C:H2'	1:AA:1117:G:H5"	1.63	0.79
4:AD:31:CYS:O	4:AD:31:CYS:SG	2.39	0.79
16:AP:28:ARG:HH11	16:AP:28:ARG:HG2	1.48	0.79
25:BA:1178:C:O2'	25:BA:1179:C:H6	1.64	0.79
1:CA:1137:C:H4'	1:CA:1138:G:N1	1.97	0.79
2:CB:164:VAL:HB	2:CB:186:ALA:HB2	1.64	0.79
32:DH:12:PRO:HG2	32:DH:49:VAL:HA	1.62	0.79
50:D3:4:LEU:HD23	50:D3:5:LYS:N	1.98	0.79
25:BA:2285:C:H5'	25:BA:2286:A:OP2	1.82	0.79
48:B1:11:ARG:HH11	48:B1:11:ARG:HB3	1.47	0.79
1:CA:930:C:H2'	1:CA:931:C:H5'	1.64	0.79
3:CC:68:VAL:HG12	3:CC:70:VAL:HG23	1.63	0.79
9:CI:3:GLN:HG2	9:CI:20:ARG:HG3	1.64	0.79
13:CM:32:GLU:HA	13:CM:35:GLU:HG2	1.65	0.79
25:DA:1045:A:H5'	25:DA:1047:G:C4'	2.11	0.79
25:DA:2068:U:H3	25:DA:2430:A:H2	1.30	0.79
25:DA:2162:G:H2'	25:DA:2163:C:H6	1.48	0.79
29:DE:9:VAL:HG13	29:DE:25:VAL:O	1.82	0.79
53:D6:19:ARG:NH1	53:D6:43:CYS:SG	2.56	0.79
2:AB:114:ARG:HH12	2:AB:118:LEU:HD11	1.48	0.79
10:AJ:50:ILE:HD11	14:AN:41:ARG:HD3	1.62	0.79
20:AT:26:ASN:HD22	20:AT:27:LYS:N	1.80	0.79
25:BA:191:A:H2'	25:BA:192:C:C6	2.17	0.79
25:BA:276:A:H3'	25:BA:276:A:N3	1.97	0.79
25:BA:1884:A:H2'	25:BA:1885:A:H5"	1.64	0.79

Continued on next page...

Continued from previous page...

Atom-1	Atom-2	Interatomic distance (Å)	Clash overlap (Å)
25:BA:2801(A):A:C4'	25:BA:2802:G:H5'	2.05	0.79
26:BB:30:C:H2'	26:BB:31:C:H5'	1.63	0.79
28:BD:31:LYS:O	28:BD:36:PRO:HD3	1.81	0.79
36:BP:127:ALA:O	36:BP:148:LEU:HD12	1.82	0.79
39:BS:67:ARG:NH1	39:BS:100:ALA:N	2.30	0.79
1:CA:673:G:H2'	1:CA:674:G:C8	2.18	0.79
3:CC:148:GLY:HA3	3:CC:172:ARG:O	1.82	0.79
41:DU:88:ILE:HD12	41:DU:88:ILE:O	1.82	0.79
46:DZ:175:PRO:HB2	46:DZ:176:PRO:HD2	1.65	0.79
48:D1:52:ARG:NH1	48:D1:78:LYS:HD3	1.98	0.79
1:AA:377:G:OP1	16:AP:3:LYS:HD2	1.82	0.79
25:BA:1884:A:C2'	25:BA:1885:A:H5"	2.13	0.79
31:BG:180:PHE:C	31:BG:182:LYS:H	1.86	0.79
39:BS:67:ARG:HH12	39:BS:100:ALA:H	1.31	0.79
55:B8:33:ASN:HD22	55:B8:33:ASN:N	1.80	0.79
1:CA:189(A):C:H2'	1:CA:189(B):C:C6	2.17	0.79
7:CG:83:ALA:HB3	7:CG:85:TYR:CE2	2.18	0.79
25:DA:94(A):G:H21	49:D2:47:ASN:ND2	1.80	0.79
25:DA:1336:A:H2'	25:DA:1337:G:H8	1.48	0.79
25:DA:1497:U:H5'	25:DA:1498:C:C5	2.18	0.79
25:DA:2881:C:H2'	25:DA:2882:A:H8	1.47	0.79
28:DD:35:LYS:H	28:DD:36:PRO:HD2	1.47	0.79
30:DF:24:LEU:HB3	30:DF:25:PRO:HD2	1.62	0.79
32:DH:83:TYR:HA	32:DH:135:GLY:H	1.46	0.79
32:DH:147:ASN:N	32:DH:147:ASN:HD22	1.81	0.79
55:D8:30:ARG:HE	55:D8:30:ARG:HA	1.46	0.79
12:AL:24:LEU:HD11	12:AL:61:TYR:OH	1.83	0.79
25:BA:1651:G:OP1	38:BR:40:LYS:HE2	1.81	0.79
25:BA:1779:U:C5	25:BA:1784:A:N7	2.51	0.79
32:BH:63:SER:O	32:BH:64:LEU:HB2	1.81	0.79
32:BH:85:LYS:CD	32:BH:133:VAL:HB	2.12	0.79
42:BV:14:VAL:HB	42:BV:96:ILE:HG13	1.64	0.79
13:CM:44:ARG:HB2	13:CM:47:ASP:OD1	1.83	0.79
17:CQ:19:VAL:HG23	17:CQ:44:ALA:HB3	1.65	0.79
22:CV:84:ASP:O	22:CV:85:LEU:HB2	1.82	0.79
25:DA:271(E):U:H2'	25:DA:271(F):C:C6	2.17	0.79
25:DA:1667:G:H22	25:DA:1992:G:H5'	1.48	0.79
25:DA:2180:U:H2'	25:DA:2181:G:C8	2.18	0.79
26:DB:11:C:H3'	26:DB:12:C:H6	1.48	0.79
28:DD:65:ILE:HD11	28:DD:67:PHE:CE1	2.17	0.79
28:DD:182:LEU:H	28:DD:272:ALA:HB3	1.45	0.79

Continued on next page...

Continued from previous page...

Atom-1	Atom-2	Interatomic distance (Å)	Clash overlap (Å)
29:DE:154:LYS:HE3	29:DE:154:LYS:HA	1.64	0.79
45:DY:31:LEU:HD23	45:DY:36:ALA:H	1.47	0.79
45:DY:81:LYS:HD3	45:DY:97:ARG:HB3	1.65	0.79
50:D3:10:LYS:HG3	50:D3:11:SER:H	1.44	0.79
2:AB:80:ILE:CD1	2:AB:212:GLN:HA	2.13	0.78
30:BF:191:ARG:HH11	30:BF:191:ARG:CB	1.96	0.78
1:CA:1123:A:O2'	10:CJ:36:GLY:HA3	1.83	0.78
13:CM:34:LEU:HD13	13:CM:41:PRO:HG3	1.65	0.78
25:DA:833:U:H2'	25:DA:834:C:H6	1.48	0.78
25:DA:1176:G:O2'	25:DA:1177:A:H5'	1.83	0.78
27:DC:74:ARG:HH11	27:DC:74:ARG:HB2	1.48	0.78
38:DR:79:LEU:HA	38:DR:83:ILE:CG1	2.14	0.78
53:D6:13:CYS:HA	53:D6:50:ARG:O	1.82	0.78
1:AA:423:G:H2'	1:AA:423:G:N3	1.99	0.78
1:AA:1032:G:H2'	1:AA:1033:G:C8	2.18	0.78
1:AA:1065:U:H4'	1:AA:1066:C:C5'	2.13	0.78
4:AD:121:VAL:O	4:AD:134:ASP:HA	1.82	0.78
9:AI:11:LYS:H	9:AI:104:ARG:NH2	1.81	0.78
13:AM:52:GLU:O	13:AM:56:LEU:HB2	1.83	0.78
25:BA:1396:U:H1'	25:BA:1397:U:C5	2.19	0.78
28:BD:267:SER:HA	28:BD:270:ILE:HD12	1.65	0.78
30:BF:19:GLU:O	30:BF:20:LEU:HB2	1.82	0.78
32:BH:43:VAL:HG11	32:BH:52:VAL:HG22	1.65	0.78
39:BS:95:HIS:CG	39:BS:96:GLY:H	2.02	0.78
46:BZ:152:SER:O	46:BZ:154:LEU:N	2.17	0.78
7:CG:132:GLY:HA3	7:CG:135:VAL:HG23	1.65	0.78
9:CI:19:LEU:HB3	9:CI:59:PHE:CD2	2.17	0.78
20:CT:92:LEU:O	20:CT:96:GLY:HA3	1.82	0.78
22:CV:24:GLU:HB2	22:CV:40:LYS:HB3	1.65	0.78
28:DD:35:LYS:O	28:DD:64:ILE:HG22	1.84	0.78
30:DF:176:LEU:HG	30:DF:177:ALA:H	1.46	0.78
1:AA:157:G:H2'	1:AA:158:G:H8	1.47	0.78
25:BA:2199:A:H5'	25:BA:2200:C:OP2	1.84	0.78
48:B1:26:ARG:CZ	48:B1:26:ARG:HB2	2.12	0.78
1:CA:797:C:OP1	11:CK:124:LYS:HE2	1.84	0.78
1:CA:1129:C:H41	1:CA:1135:U:H3	1.31	0.78
1:CA:1248:A:H2'	1:CA:1249:C:H5'	1.66	0.78
1:CA:1374:A:H2'	1:CA:1375:A:H8	1.48	0.78
7:CG:15:ASP:H	7:CG:20:ASP:N	1.80	0.78
19:CS:15:LEU:HD12	19:CS:31:ILE:HD11	1.65	0.78
25:DA:265:A:H1'	25:DA:266:G:O4'	1.82	0.78

Continued on next page...

Continued from previous page...

Atom-1	Atom-2	Interatomic distance (Å)	Clash overlap (Å)
25:DA:271(E):U:H2'	25:DA:271(F):C:H6	1.48	0.78
41:DU:86:ALA:HB2	41:DU:116:ALA:HB2	1.65	0.78
1:AA:148:G:H2'	1:AA:149:A:H8	1.48	0.78
1:AA:963:G:H21	10:AJ:55:LYS:CD	1.97	0.78
4:AD:92:VAL:O	4:AD:96:LEU:HD22	1.84	0.78
4:AD:173:TRP:CD1	4:AD:174:LEU:HG	2.19	0.78
7:AG:69:VAL:HG21	7:AG:104:LEU:CD2	2.12	0.78
25:BA:784:A:H5"	28:BD:227:ASN:ND2	1.99	0.78
25:BA:2317:C:C2'	25:BA:2318:G:H5'	2.12	0.78
28:BD:5:LYS:HA	28:BD:17:THR:HG22	1.63	0.78
31:BG:68:PRO:HB2	31:BG:90:LEU:HD22	1.66	0.78
41:BU:65:ILE:HD11	41:BU:96:ALA:HB3	1.64	0.78
49:B2:42:GLY:O	49:B2:44:LEU:N	2.16	0.78
53:B6:10:LEU:HD12	55:B8:34:TRP:CD1	2.19	0.78
3:CC:147:LYS:HG3	3:CC:204:LEU:O	1.83	0.78
8:CH:7:ALA:HB2	8:CH:85:ARG:HG3	1.64	0.78
8:CH:23:SER:HA	8:CH:63:LEU:CD2	2.13	0.78
9:CI:56:LEU:O	9:CI:56:LEU:HD23	1.82	0.78
22:CV:135:THR:HB	22:CV:151:ALA:CB	2.14	0.78
25:DA:2171:A:H2'	25:DA:2172:U:C6	2.19	0.78
27:DC:140:ASN:HB3	27:DC:143:ALA:HB3	1.63	0.78
40:DT:136:GLN:HG3	40:DT:137:LYS:H	1.49	0.78
2:AB:61:LEU:HD21	2:AB:160:ASP:HB2	1.64	0.78
25:BA:2068:U:N3	25:BA:2430:A:H2	1.79	0.78
3:CC:43:LEU:HD11	3:CC:91:LEU:HD21	1.65	0.78
25:DA:479:A:C4'	25:DA:480:A:H5'	2.08	0.78
28:DD:43:ARG:CB	28:DD:54:ARG:HB2	2.13	0.78
1:AA:203:U:H1'	1:AA:216:G:C6	2.18	0.78
1:AA:818:G:O2'	1:AA:819:A:H5'	1.82	0.78
1:AA:975:A:H4'	1:AA:976:G:H5"	1.66	0.78
3:AC:63:ASN:H	3:AC:97:LYS:NZ	1.79	0.78
13:AM:2:ALA:HB3	13:AM:9:ILE:HG23	1.64	0.78
17:AQ:91:ARG:HA	17:AQ:94:ASN:HD22	1.46	0.78
22:AV:101:ALA:O	22:AV:104:PHE:HB2	1.84	0.78
25:BA:1983:C:O2'	25:BA:1984:G:H5'	1.83	0.78
25:BA:2543:G:H2'	25:BA:2544:G:C8	2.19	0.78
31:BG:61:ALA:HB2	31:BG:68:PRO:HD3	1.64	0.78
40:BT:89:VAL:HG11	40:BT:91:ARG:HE	1.47	0.78
1:CA:862:C:O2'	1:CA:863:U:H5'	1.84	0.78
1:CA:1372:U:H5"	9:CI:71:SER:HB3	1.66	0.78
25:DA:203:C:H3'	25:DA:204:A:H5"	1.66	0.78

Continued on next page...

Continued from previous page...

Atom-1	Atom-2	Interatomic distance (Å)	Clash overlap (Å)
28:DD:166:GLN:HA	28:DD:166:GLN:HE21	1.49	0.78
45:DY:28:LYS:HB2	45:DY:37:VAL:HB	1.64	0.78
46:DZ:157:PRO:HG2	46:DZ:160:VAL:HG21	1.65	0.78
1:AA:104:G:O2'	1:AA:105:G:H5'	1.84	0.78
8:AH:102:ARG:HE	8:AH:102:ARG:N	1.80	0.78
9:AI:97:LYS:HB3	9:AI:98:PRO:HD3	1.66	0.78
25:BA:242:G:H5"	55:B8:62:LEU:CD1	2.11	0.78
36:BP:9:ASN:H	36:BP:10:PRO:CD	1.97	0.78
38:BR:12:ARG:HH11	38:BR:12:ARG:HG3	1.48	0.78
46:BZ:68:THR:CG2	46:BZ:89:VAL:HA	2.14	0.78
1:CA:1165:C:H2'	1:CA:1166:G:H8	1.47	0.78
7:CG:105:VAL:HG12	7:CG:109:ASN:ND2	1.97	0.78
25:DA:191:A:H2'	25:DA:192:C:C6	2.17	0.78
25:DA:2695:C:H2'	25:DA:2696:U:H6	1.49	0.78
26:DB:22:U:H3	26:DB:61:G:H1	1.31	0.78
36:DP:128:HIS:CD2	36:DP:148:LEU:HD12	2.18	0.78
2:AB:178:ARG:HH11	2:AB:178:ARG:HG2	1.46	0.78
6:AF:37:VAL:HA	6:AF:65:VAL:HG12	1.65	0.78
8:AH:84:ARG:O	8:AH:135:CYS:HB2	1.84	0.78
25:BA:780:G:H21	25:BA:783:A:H62	1.32	0.78
25:BA:2245:U:H5'	25:BA:2246:G:H5'	1.66	0.78
25:BA:2290:G:H5'	25:BA:2290:G:C8	2.16	0.78
25:BA:2839:G:H5'	38:BR:46:GLY:HA2	1.64	0.78
28:BD:10:THR:HG23	28:BD:13:ARG:HB3	1.65	0.78
29:BE:119:ARG:HG2	29:BE:160:TYR:HB2	1.66	0.78
35:BO:17:ARG:CD	35:BO:47:ILE:HD11	2.13	0.78
39:BS:89:ARG:O	39:BS:92:TYR:HB3	1.83	0.78
41:BU:92:ARG:HH22	41:BU:94:ASN:HB3	1.48	0.78
1:CA:1033:G:H3'	1:CA:1034:G:H5"	1.64	0.78
31:DG:101:ILE:HD13	31:DG:102:PHE:N	1.99	0.78
31:DG:114:ILE:HB	31:DG:117:PHE:CB	2.14	0.78
1:AA:555:C:H2'	1:AA:556:C:C6	2.18	0.78
1:AA:1036:G:H5"	1:AA:1037:C:H5	1.46	0.78
1:AA:1036:G:C2'	1:AA:1037:C:H5'	2.13	0.78
1:AA:1262:C:H2'	1:AA:1263:C:C6	2.19	0.78
2:AB:34:ALA:HB3	2:AB:41:ILE:HB	1.66	0.78
4:AD:101:LEU:HB2	4:AD:138:TYR:HB3	1.65	0.78
12:AL:52:VAL:HG13	12:AL:65:ALA:O	1.83	0.78
12:AL:116:LYS:HB2	12:AL:117:TYR:HD1	1.47	0.78
20:AT:86:ARG:O	20:AT:90:GLN:HG3	1.83	0.78
25:BA:159:U:C2'	25:BA:160:U:H5'	2.14	0.78

Continued on next page...

Continued from previous page...

Atom-1	Atom-2	Interatomic distance (Å)	Clash overlap (Å)
25:BA:2022:U:O2'	25:BA:2617:C:H5'	1.84	0.78
27:BC:69:LEU:HD12	27:BC:162:ILE:HG23	1.65	0.78
29:BE:101:ARG:NH1	29:BE:171:GLU:HB2	1.98	0.78
32:BH:20:ALA:HB1	32:BH:21:PRO:CD	2.14	0.78
55:B8:52:LYS:N	55:B8:53:PRO:CD	2.46	0.78
1:CA:175:C:H2'	1:CA:176:C:C6	2.19	0.78
25:DA:1365:A:H5"	48:D1:41:ARG:HH12	1.48	0.78
31:DG:134:GLY:C	31:DG:135:LEU:HD12	2.04	0.78
37:DQ:18:LYS:O	37:DQ:98:LYS:HD3	1.83	0.78
39:DS:34:HIS:CE1	39:DS:54:LEU:HB2	2.18	0.78
45:DY:28:LYS:O	45:DY:38:ILE:HB	1.84	0.78
46:DZ:150:HIS:CB	46:DZ:169:THR:HA	2.14	0.78
23:AW:3:C:H2'	23:AW:4:G:C8	2.19	0.78
25:BA:607:U:OP1	30:BF:102:PRO:HA	1.84	0.78
25:BA:1173:G:H3'	25:BA:1174:A:H5'	1.66	0.78
25:BA:2758:A:C2'	25:BA:2759:G:H5"	2.14	0.78
42:BV:5:VAL:CG2	42:BV:35:LEU:HG	2.14	0.78
1:CA:1194:U:H2'	1:CA:1195:C:H6	1.48	0.78
2:CB:9:GLU:CD	2:CB:9:GLU:H	1.87	0.78
5:CE:6:PHE:HB2	5:CE:34:VAL:HG13	1.66	0.78
9:CI:52:ALA:HB1	9:CI:95:LYS:HB2	1.66	0.78
15:CO:61:GLY:O	15:CO:64:ARG:HB3	1.84	0.78
25:DA:1336:A:H2'	25:DA:1337:G:C8	2.19	0.78
25:DA:1375:C:H2'	25:DA:1376:C:H6	1.49	0.78
25:DA:1889:A:O2'	25:DA:2087:G:H5'	1.84	0.78
26:DB:15:A:H3'	26:DB:16:G:H5'	1.65	0.78
1:AA:1003:G:H2'	1:AA:1004:A:H4'	1.66	0.77
5:AE:127:ASN:O	5:AE:131:ILE:HG12	1.84	0.77
11:AK:85:ARG:HG2	11:AK:111:ASP:O	1.83	0.77
25:BA:740:U:H5'	25:BA:740:U:C6	2.18	0.77
26:BB:65:C:C2'	26:BB:66:A:H5'	2.14	0.77
41:BU:90:VAL:O	41:BU:92:ARG:HD3	1.82	0.77
1:CA:180:U:H2'	1:CA:181:G:H5'	1.65	0.77
1:CA:1289:A:H2'	1:CA:1290:G:H5'	1.65	0.77
2:CB:7:VAL:HB	2:CB:11:LEU:HD12	1.66	0.77
3:CC:6:HIS:HB2	14:CN:49:HIS:HB3	1.64	0.77
8:CH:1:MET:HE2	8:CH:2:LEU:H	1.49	0.77
25:DA:1799:G:H5'	25:DA:1819:A:H61	1.47	0.77
29:DE:132:HIS:O	29:DE:133:LYS:HG3	1.84	0.77
30:DF:195:ASP:HB2	30:DF:198:ALA:CB	2.13	0.77
55:D8:32:LEU:HD23	55:D8:32:LEU:H	1.47	0.77

Continued on next page...

Continued from previous page...

Atom-1	Atom-2	Interatomic distance (Å)	Clash overlap (Å)
1:AA:475:G:H2'	1:AA:476:G:H8	1.50	0.77
1:AA:664:G:H22	1:AA:741:G:H1	1.32	0.77
2:AB:55:PHE:CD1	2:AB:221:LEU:HG	2.18	0.77
13:AM:65:LYS:HD2	13:AM:69:GLU:HG3	1.66	0.77
25:BA:279:C:OP1	25:BA:280:C:H5"	1.84	0.77
25:BA:2759:G:H5'	25:BA:2759:G:C8	2.19	0.77
1:CA:137:C:H42	1:CA:226:G:H1	1.29	0.77
1:CA:333:G:H4'	20:CT:16:HIS:CE1	2.19	0.77
6:CF:60:PHE:C	6:CF:61:LEU:HD12	2.04	0.77
9:CI:23:ASN:N	9:CI:23:ASN:HD22	1.78	0.77
25:DA:1188:U:O2'	25:DA:1189:A:H5'	1.84	0.77
28:DD:24:ILE:HG13	28:DD:25:THR:N	1.97	0.77
45:DY:31:LEU:HB2	45:DY:32:PRO:HA	1.65	0.77
1:AA:77:G:H1	1:AA:92:C:N4	1.82	0.77
25:BA:1114:G:C3'	25:BA:1115:G:H5"	2.13	0.77
29:BE:49:LEU:H	29:BE:49:LEU:HD12	1.48	0.77
30:BF:195:ASP:HB2	30:BF:198:ALA:HB2	1.65	0.77
46:BZ:149:LEU:H	46:BZ:149:LEU:HD13	1.49	0.77
56:B9:14:CYS:HB3	56:B9:27:CYS:HB2	1.65	0.77
1:CA:597:G:H1'	1:CA:644:G:N2	1.99	0.77
1:CA:818:G:O2'	1:CA:819:A:H5'	1.83	0.77
6:CF:99:ALA:O	6:CF:100:ASN:HB2	1.84	0.77
12:CL:38:ARG:CG	12:CL:39:THR:H	1.92	0.77
22:CV:161:VAL:CB	22:CV:165:VAL:HG21	2.12	0.77
25:DA:881:G:H2'	25:DA:882:G:H8	1.46	0.77
25:DA:1529:G:H2'	25:DA:1530:C:C5	2.20	0.77
25:DA:1685:C:H2'	25:DA:1686:C:H5"	1.64	0.77
25:DA:2360:A:OP1	55:D8:49:VAL:HG12	1.85	0.77
32:DH:44:VAL:HG12	32:DH:45:VAL:N	1.98	0.77
37:DQ:43:THR:HB	37:DQ:94:VAL:HG12	1.66	0.77
54:D7:21:ARG:HH11	54:D7:21:ARG:HG2	1.47	0.77
1:AA:356:A:C2'	1:AA:357:G:H5'	2.14	0.77
1:AA:939:G:H5"	7:AG:102:ARG:HH22	1.49	0.77
25:BA:1717:G:C2'	25:BA:1718:G:H5"	2.14	0.77
27:BC:164:PHE:O	27:BC:172:ILE:HD11	1.84	0.77
31:BG:114:ILE:HB	31:BG:117:PHE:HB2	1.67	0.77
32:BH:85:LYS:NZ	32:BH:133:VAL:HB	1.99	0.77
37:BQ:29:PHE:HB2	37:BQ:105:GLU:OE2	1.85	0.77
38:BR:78:LYS:O	38:BR:82:GLU:HB3	1.85	0.77
46:BZ:111:ARG:HD3	46:BZ:112:ALA:N	1.99	0.77
53:B6:8:LYS:O	53:B6:9:LEU:HB3	1.84	0.77

Continued on next page...

Continued from previous page...

Atom-1	Atom-2	Interatomic distance (Å)	Clash overlap (Å)
56:B9:11:CYS:HB3	56:B9:32:HIS:CE1	2.19	0.77
1:CA:523:A:H61	12:CL:50:ARG:HH12	1.32	0.77
1:CA:1172:C:H2'	1:CA:1173:G:H8	1.48	0.77
1:CA:1352:C:H2'	1:CA:1353:G:C8	2.19	0.77
2:CB:87:ARG:HE	2:CB:233:SER:CB	1.96	0.77
32:DH:89:ILE:HD11	32:DH:129:THR:HG22	1.67	0.77
35:DO:35:VAL:HG11	35:DO:103:ALA:HB3	1.66	0.77
37:DQ:81:VAL:HG23	47:D0:7:LEU:HD22	1.66	0.77
42:DV:18:LEU:HD22	42:DV:19:LYS:N	1.99	0.77
1:AA:1101:A:H4'	1:AA:1102:A:O5'	1.83	0.77
3:AC:113:ALA:HB3	3:AC:114:PRO:HD3	1.66	0.77
10:AJ:63:PHE:CB	14:AN:58:LYS:HA	2.11	0.77
13:AM:13:LYS:HA	13:AM:44:ARG:NH1	1.99	0.77
25:BA:2116:G:H5"	25:BA:2117:A:N7	1.99	0.77
31:BG:97:ASP:O	31:BG:101:ILE:HG23	1.85	0.77
42:BV:53:GLU:O	42:BV:55:ALA:N	2.17	0.77
45:BY:11:ASP:H	45:BY:28:LYS:HZ1	1.29	0.77
20:CT:23:ARG:O	20:CT:27:LYS:HB2	1.83	0.77
25:DA:242:G:H5"	55:D8:62:LEU:CD1	2.13	0.77
31:DG:39:ILE:HD12	31:DG:156:ASP:O	1.83	0.77
46:DZ:126:LYS:HB3	46:DZ:161:GLU:HB3	1.66	0.77
28:BD:273:ARG:CB	28:BD:273:ARG:NH1	2.45	0.77
31:BG:106:LEU:HA	31:BG:110:ALA:HB3	1.64	0.77
37:BQ:43:THR:HB	37:BQ:45:GLN:HG2	1.65	0.77
53:B6:28:ARG:NH1	53:B6:29:ASN:H	1.80	0.77
29:DE:33:VAL:HG21	29:DE:36:ARG:HH21	1.50	0.77
1:AA:1208:C:H2'	1:AA:1209:C:H6	1.48	0.77
2:AB:139:LYS:O	2:AB:143:GLU:HG2	1.84	0.77
2:AB:217:ARG:N	2:AB:217:ARG:HD3	2.00	0.77
4:AD:22:LYS:O	4:AD:113:SER:HB3	1.85	0.77
22:AV:43:ASN:HD22	22:AV:48:ALA:HB3	1.48	0.77
25:BA:2171:A:H4'	25:BA:2172:U:H5'	1.67	0.77
40:BT:92:GLY:C	40:BT:94:ALA:H	1.88	0.77
41:BU:90:VAL:HG12	41:BU:91:ASP:N	1.99	0.77
53:B6:19:ARG:HG3	53:B6:20:ASN:H	1.48	0.77
1:CA:1492:A:H3'	1:CA:1493:A:C8	2.20	0.77
10:CJ:63:PHE:HA	14:CN:59:ALA:CB	2.15	0.77
12:CL:23:ALA:HA	12:CL:95:TYR:HE2	1.50	0.77
19:CS:15:LEU:O	19:CS:19:VAL:HB	1.84	0.77
22:CV:147:GLY:HA3	22:CV:163:LEU:HD13	1.65	0.77
25:DA:782:A:H5'	25:DA:783:A:C2	2.20	0.77

Continued on next page...

Continued from previous page...

Atom-1	Atom-2	Interatomic distance (Å)	Clash overlap (Å)
25:DA:935:C:H2'	25:DA:936:C:H6	1.49	0.77
25:DA:1348:G:C2'	25:DA:1349:A:H5"	2.15	0.77
25:DA:1952:A:C2	35:DO:22:ILE:HG23	2.20	0.77
28:DD:24:ILE:HD12	28:DD:25:THR:H	1.49	0.77
31:DG:39:ILE:CD1	31:DG:155:MET:HG3	2.09	0.77
40:DT:28:VAL:HG22	40:DT:47:GLY:N	1.99	0.77
1:AA:404:U:H2'	1:AA:405:U:H6	1.50	0.77
1:AA:947:G:H2'	1:AA:948:C:C6	2.20	0.77
2:AB:16:HIS:HA	2:AB:210:SER:OG	1.85	0.77
2:AB:127:ILE:HA	2:AB:130:ARG:HG3	1.66	0.77
22:AV:79:GLU:HG2	22:AV:94:PRO:HA	1.66	0.77
25:BA:2477:C:N4	56:B9:10:ILE:HG12	1.98	0.77
36:BP:125:VAL:O	36:BP:145:PRO:HD2	1.84	0.77
1:CA:1218:C:H2'	1:CA:1219:U:C5	2.20	0.77
2:CB:223:ILE:HA	2:CB:226:ARG:HB2	1.67	0.77
23:CW:23:C:H2'	23:CW:24:U:C6	2.20	0.77
25:DA:274:G:N2	25:DA:363:G:H22	1.81	0.77
25:DA:2533:A:H3'	25:DA:2534:A:H5"	1.65	0.77
25:DA:2838:G:H1'	38:DR:45:ARG:HH12	1.50	0.77
30:DF:192:LEU:HD23	30:DF:193:VAL:N	1.98	0.77
45:DY:8:LYS:HE3	45:DY:72:VAL:CG2	2.13	0.77
53:D6:19:ARG:HG2	53:D6:20:ASN:H	1.46	0.77
1:AA:1363(A):A:H1'	1:AA:1365:G:N7	1.99	0.77
2:AB:217:ARG:O	2:AB:221:LEU:HB2	1.85	0.77
16:AP:21:VAL:HG13	16:AP:33:ILE:HB	1.66	0.77
22:AV:147:GLY:HA2	22:AV:163:LEU:HG	1.65	0.77
25:BA:1190:G:H5"	36:BP:35:HIS:HA	1.66	0.77
25:BA:1509(A):A:H2'	25:BA:1509(B):A:C8	2.20	0.77
30:BF:132:VAL:HG22	30:BF:133:ASN:H	1.50	0.77
43:BW:28:SER:OG	43:BW:31:GLU:HB3	1.85	0.77
1:CA:1014:A:H2'	1:CA:1015:A:C8	2.19	0.77
5:CE:81:GLU:HG2	5:CE:90:VAL:HG12	1.64	0.77
29:DE:51:PHE:O	29:DE:74:PRO:HB2	1.84	0.77
29:DE:78:LEU:O	29:DE:79:ARG:HD2	1.84	0.77
32:DH:40:GLU:HB2	32:DH:41:MET:SD	2.24	0.77
32:DH:117:PRO:HB3	32:DH:123:PHE:CE1	2.20	0.77
38:DR:10:LEU:HD22	38:DR:17:ARG:NH1	2.00	0.77
39:DS:90:GLY:C	39:DS:92:TYR:H	1.85	0.77
45:DY:95:LYS:HE3	45:DY:99:CYS:O	1.85	0.77
53:D6:41:PRO:HD3	53:D6:46:HIS:N	1.99	0.77
55:D8:33:ASN:N	55:D8:33:ASN:HD22	1.83	0.77

Continued on next page...

Continued from previous page...

Atom-1	Atom-2	Interatomic distance (Å)	Clash overlap (Å)
3:AC:34:LEU:HG	3:AC:38:ARG:NH2	2.00	0.77
25:BA:61:G:H1	25:BA:94:C:H42	1.31	0.77
29:BE:96:PHE:O	29:BE:97:LYS:HE2	1.85	0.77
34:BN:34:LEU:HD23	34:BN:107:LEU:HD11	1.67	0.77
36:BP:47:ASP:HB3	36:BP:48:PRO:CA	2.14	0.77
7:CG:80:VAL:HG21	7:CG:85:TYR:CD1	2.19	0.77
25:DA:271(U):G:O2'	25:DA:271(V):G:H5'	1.84	0.77
25:DA:345:A:H5"	25:DA:346:A:OP1	1.85	0.77
25:DA:2815:C:H5'	52:D5:29:THR:HG21	1.66	0.77
28:DD:83:GLU:HB2	28:DD:92:ILE:HD11	1.67	0.77
30:DF:17:ARG:HH11	30:DF:17:ARG:CB	1.96	0.77
36:DP:133:SER:O	36:DP:135:LEU:N	2.18	0.77
37:DQ:21:THR:HG21	37:DQ:101:ARG:HB2	1.65	0.77
43:DW:8:ARG:HH11	43:DW:8:ARG:HG3	1.50	0.77
55:D8:39:LYS:HA	55:D8:42:ARG:NH1	2.00	0.77
1:AA:458:C:H2'	1:AA:460:G:C8	2.20	0.76
6:AF:9:VAL:HB	6:AF:87:ARG:HB2	1.65	0.76
23:AW:17:C:H2'	23:AW:17(B):U:C5	2.19	0.76
27:BC:156:GLU:OE1	27:BC:159:ALA:HB3	1.84	0.76
55:B8:19:SER:HB2	55:B8:21:LYS:HG3	1.67	0.76
1:CA:135:C:H2'	1:CA:136:C:H5'	1.67	0.76
1:CA:353:A:H8	1:CA:353:A:H5'	1.49	0.76
7:CG:47:CYS:HB3	7:CG:58:PRO:HG2	1.67	0.76
9:CI:47:LEU:C	9:CI:49:PRO:HD2	2.05	0.76
25:DA:27:G:HO2'	25:DA:28:A:H8	0.81	0.76
25:DA:478:A:H2'	25:DA:479:A:H5'	1.66	0.76
31:DG:16:ARG:HH12	31:DG:28:VAL:CG1	1.96	0.76
36:DP:101:VAL:HB	36:DP:107:LYS:HA	1.66	0.76
1:AA:599:C:H2'	1:AA:600:C:H6	1.50	0.76
2:AB:189:ASP:HB3	2:AB:203:GLY:O	1.85	0.76
3:AC:54:ARG:HG2	3:AC:55:VAL:H	1.49	0.76
11:AK:19:ALA:HB2	11:AK:32:ILE:HG22	1.66	0.76
11:AK:111:ASP:HA	18:AR:84:LYS:CG	2.15	0.76
22:AV:60:LEU:O	22:AV:61:GLU:HB3	1.84	0.76
25:BA:2784:C:H1'	29:BE:37:ARG:HH12	1.49	0.76
36:BP:59:LEU:HA	36:BP:61:ARG:HH11	1.46	0.76
42:BV:38:LEU:O	42:BV:39:LEU:HD13	1.85	0.76
45:BY:50:ARG:HD3	45:BY:53:PRO:HG2	1.67	0.76
1:CA:1186:G:H3'	1:CA:1187:G:H5"	1.67	0.76
2:CB:97:TRP:CZ2	2:CB:102:LEU:HD13	2.20	0.76
10:CJ:34:VAL:HG22	10:CJ:74:ILE:HG22	1.66	0.76

Continued on next page...

Continued from previous page...

Atom-1	Atom-2	Interatomic distance (Å)	Clash overlap (Å)
15:CO:23:GLY:O	15:CO:24:SER:HB3	1.85	0.76
25:DA:8:A:H2'	25:DA:9:U:C6	2.20	0.76
25:DA:286:C:H5'	25:DA:286:C:H6	1.48	0.76
25:DA:2801(A):A:H4'	25:DA:2802:G:H5'	1.67	0.76
30:DF:3:GLU:HA	30:DF:24:LEU:CB	2.15	0.76
33:DI:12:LEU:HD23	33:DI:12:LEU:H	1.50	0.76
52:D5:52:TYR:N	52:D5:52:TYR:CD1	2.53	0.76
1:AA:96:U:H2'	1:AA:97:G:C8	2.21	0.76
1:AA:1221:G:OP1	19:AS:36:ARG:HD3	1.84	0.76
3:AC:62:ASP:HA	3:AC:97:LYS:HE2	1.67	0.76
12:AL:66:TYR:CD1	12:AL:87:VAL:HG21	2.20	0.76
25:BA:528:A:H2	25:BA:2043:C:H5'	1.49	0.76
25:BA:1111:A:O2'	25:BA:1112:G:H4'	1.85	0.76
25:BA:2182:G:H2'	25:BA:2183:C:C6	2.20	0.76
25:BA:2762:G:H2'	25:BA:2763:G:H5"	1.67	0.76
25:BA:2795:G:N3	25:BA:2795:G:H2'	1.98	0.76
27:BC:132:LEU:HB2	27:BC:137:LEU:HB2	1.67	0.76
36:BP:144:GLU:N	36:BP:145:PRO:HD3	1.99	0.76
40:BT:51:ARG:HG3	40:BT:98:LYS:HG3	1.67	0.76
45:BY:16:ALA:HB1	45:BY:21:LYS:HZ2	1.45	0.76
12:CL:43:LYS:HG2	12:CL:44:LYS:N	1.99	0.76
25:DA:2162:G:O2'	25:DA:2163:C:H5'	1.85	0.76
29:DE:120:TRP:CE3	29:DE:155:LYS:HE3	2.20	0.76
37:DQ:135:ASP:CG	37:DQ:136:ALA:H	1.88	0.76
42:DV:20:LEU:HB3	42:DV:21:ARG:HE	1.48	0.76
43:DW:59:VAL:C	43:DW:60:ASN:HD22	1.87	0.76
1:AA:40:C:H2'	1:AA:41:G:C8	2.20	0.76
1:AA:243:A:H4'	1:AA:244:U:O5'	1.84	0.76
2:AB:77:ALA:HB2	2:AB:211:ILE:HD13	1.67	0.76
11:AK:29:ILE:HD13	11:AK:44:SER:HB3	1.67	0.76
18:AR:46:GLU:HB3	18:AR:85:LEU:HD13	1.66	0.76
25:BA:1175:U:H4'	25:BA:1176:G:H2'	1.65	0.76
25:BA:2103:C:H42	25:BA:2186:G:H1	1.33	0.76
25:BA:2369:A:O2'	25:BA:2370:G:H5'	1.85	0.76
38:BR:74:LYS:CE	38:BR:77:ARG:HH21	1.98	0.76
4:CD:30:LYS:C	4:CD:32:ALA:H	1.86	0.76
6:CF:74:ASP:HA	6:CF:77:ARG:HH12	1.50	0.76
7:CG:146:GLU:HA	7:CG:149:ARG:HB2	1.68	0.76
9:CI:95:LYS:NZ	9:CI:96:LEU:HD12	2.00	0.76
18:CR:70:ILE:O	18:CR:74:ARG:HG3	1.85	0.76
25:DA:26:G:H1'	25:DA:515:A:H61	1.49	0.76

Continued on next page...

Continued from previous page...

Atom-1	Atom-2	Interatomic distance (Å)	Clash overlap (Å)
25:DA:1108:U:H2'	25:DA:1109:C:H5'	1.66	0.76
25:DA:2297:C:O2'	25:DA:2298:A:H5'	1.86	0.76
28:DD:24:ILE:CD1	28:DD:25:THR:H	1.99	0.76
28:DD:28:GLU:N	28:DD:29:PRO:HD2	2.00	0.76
29:DE:34:VAL:O	29:DE:35:GLN:HB3	1.83	0.76
38:DR:117:VAL:O	38:DR:118:GLU:HB2	1.84	0.76
42:DV:98:GLU:OE1	42:DV:100:ARG:HD3	1.85	0.76
50:D3:1:MET:N	50:D3:2:PRO:HD3	1.99	0.76
1:AA:1200:C:H5"	1:AA:1201:A:H3'	1.66	0.76
1:AA:1207:G:H2'	1:AA:1208:C:C6	2.21	0.76
17:AQ:50:LYS:HE3	17:AQ:51:TYR:CE1	2.21	0.76
22:AV:126:THR:HG22	22:AV:174:ASP:OD1	1.86	0.76
26:BB:87:G:C3'	26:BB:88:C:H5"	2.15	0.76
27:BC:69:LEU:CD1	27:BC:162:ILE:HG23	2.16	0.76
30:BF:108:LYS:HD2	30:BF:112:MET:HE2	1.67	0.76
30:BF:164:ARG:HG3	30:BF:175:THR:OG1	1.86	0.76
37:BQ:134:ARG:HA	37:BQ:137:TYR:CE1	2.20	0.76
45:BY:48:ALA:O	45:BY:49:VAL:HG22	1.86	0.76
46:BZ:13:LYS:HE3	46:BZ:16:ALA:CB	2.14	0.76
47:B0:18:LYS:C	47:B0:19:ARG:HD2	2.05	0.76
52:B5:53:ALA:HA	52:B5:56:LYS:HZ1	1.49	0.76
25:DA:1276:A:H1'	38:DR:16:HIS:HE1	1.51	0.76
25:DA:1590:U:H2'	25:DA:1591:G:C5'	2.16	0.76
25:DA:1899:G:N2	25:DA:1902:C:N4	2.24	0.76
25:DA:2317:C:C2'	25:DA:2318:G:H5'	2.15	0.76
25:DA:2727:G:O3'	35:DO:70:LYS:HE2	1.84	0.76
32:DH:126:PRO:O	32:DH:127:GLU:HB2	1.86	0.76
35:DO:10:VAL:HG21	35:DO:16:ALA:O	1.85	0.76
38:DR:84:ALA:HB3	38:DR:85:PRO:HD3	1.67	0.76
47:D0:5:LYS:HZ3	47:D0:6:GLY:H	1.34	0.76
55:D8:39:LYS:HA	55:D8:42:ARG:HH12	1.51	0.76
1:AA:1211:U:H5'	1:AA:1212:U:OP1	1.85	0.76
6:AF:7:ASN:N	6:AF:7:ASN:HD22	1.82	0.76
10:AJ:6:ILE:HD11	10:AJ:72:VAL:HB	1.65	0.76
11:AK:41:THR:HG22	11:AK:42:TRP:H	1.51	0.76
25:BA:847:U:H2'	25:BA:848:G:C5'	2.15	0.76
25:BA:2787:C:H1'	29:BE:61:ARG:CG	2.12	0.76
31:BG:173:LEU:HA	31:BG:176:LEU:HD12	1.67	0.76
34:BN:134:ARG:HD3	34:BN:134:ARG:N	2.00	0.76
35:BO:35:VAL:HG11	35:BO:103:ALA:HB3	1.68	0.76
39:BS:95:HIS:CG	39:BS:96:GLY:N	2.53	0.76

Continued on next page...

Continued from previous page...

Atom-1	Atom-2	Interatomic distance (Å)	Clash overlap (Å)
2:CB:140:HIS:HA	2:CB:143:GLU:HG3	1.68	0.76
19:CS:48:THR:HG22	19:CS:61:TYR:HA	1.66	0.76
25:DA:676:A:H2	25:DA:802:A:H61	1.34	0.76
36:DP:6:LEU:HD23	36:DP:6:LEU:H	1.49	0.76
37:DQ:24:GLY:CA	37:DQ:67:ARG:HH22	1.98	0.76
38:DR:79:LEU:HA	38:DR:83:ILE:HG13	1.66	0.76
53:D6:12:GLU:CD	53:D6:12:GLU:H	1.89	0.76
55:D8:60:LEU:O	55:D8:61:LEU:HD13	1.86	0.76
1:AA:1372:U:H5"	9:AI:71:SER:HB3	1.65	0.76
8:AH:63:LEU:HD23	8:AH:65:TYR:OH	1.86	0.76
25:BA:2648:C:H2'	25:BA:2649:U:C6	2.20	0.76
30:BF:65:TRP:CZ3	30:BF:73:ALA:O	2.38	0.76
36:BP:50:ARG:HG3	36:BP:51:PHE:H	1.48	0.76
37:BQ:59:ARG:HH11	37:BQ:59:ARG:HB2	1.51	0.76
53:B6:28:ARG:HH11	53:B6:29:ASN:H	1.33	0.76
4:CD:39:PRO:HD2	4:CD:44:GLY:O	1.85	0.76
9:CI:97:LYS:HB3	9:CI:98:PRO:HD3	1.68	0.76
22:CV:172:LYS:HB2	22:CV:181:VAL:HG22	1.66	0.76
25:DA:2348:U:H2'	25:DA:2349:G:C5'	2.16	0.76
25:DA:2389:G:H5"	25:DA:2390:U:H5'	1.68	0.76
25:DA:2415:G:O3'	36:DP:66:GLY:HA3	1.86	0.76
27:DC:37:LYS:HD2	27:DC:37:LYS:N	1.99	0.76
30:DF:178:PRO:HB3	30:DF:201:VAL:HG11	1.66	0.76
39:DS:69:VAL:O	39:DS:72:ALA:HB3	1.86	0.76
40:DT:32:TYR:HD2	40:DT:32:TYR:H	1.33	0.76
42:DV:18:LEU:HD13	42:DV:19:LYS:H	1.50	0.76
46:DZ:68:THR:HG22	46:DZ:89:VAL:HA	1.67	0.76
1:AA:1116:C:O2'	1:AA:1117:G:H5"	1.86	0.76
1:AA:1128:C:H5"	9:AI:16:ARG:HH22	1.50	0.76
4:AD:79:PHE:HZ	4:AD:204:ILE:HA	1.49	0.76
19:AS:18:LYS:O	19:AS:18:LYS:HD3	1.85	0.76
22:AV:114:MET:SD	22:AV:119:PRO:HG3	2.24	0.76
25:BA:875:G:H2'	25:BA:876:C:H6	1.49	0.76
25:BA:2729:G:H1'	29:BE:187:ALA:HB2	1.67	0.76
33:BI:51:ILE:HD13	33:BI:51:ILE:O	1.84	0.76
35:BO:53:LYS:HD2	35:BO:53:LYS:N	2.01	0.76
1:CA:189(A):C:H2'	1:CA:189(B):C:H6	1.47	0.76
1:CA:1035:A:H2'	1:CA:1036:G:O4'	1.86	0.76
2:CB:16:HIS:HA	2:CB:210:SER:OG	1.84	0.76
8:CH:91:ARG:HH11	8:CH:91:ARG:HG2	1.49	0.76
15:CO:7:GLU:O	15:CO:10:LYS:HG2	1.85	0.76

Continued on next page...

Continued from previous page...

Atom-1	Atom-2	Interatomic distance (Å)	Clash overlap (Å)
1:AA:110:C:H2'	1:AA:111:G:O4'	1.86	0.76
1:AA:1007:C:H2'	1:AA:1008:C:H6	1.51	0.76
25:BA:212:G:O2'	25:BA:213:A:H5'	1.86	0.76
25:BA:541:C:H2'	25:BA:542:C:C6	2.21	0.76
25:BA:1494:A:H2'	25:BA:1494:A:N3	2.00	0.76
25:BA:2528:U:H5"	56:B9:31:LYS:HE2	1.67	0.76
1:CA:1305:G:H5'	21:CU:4:GLY:HA3	1.66	0.76
13:CM:15:VAL:HG23	13:CM:16:ASP:H	1.51	0.76
20:CT:33:ILE:HG23	20:CT:63:ILE:HG12	1.67	0.76
25:DA:1318:C:C3'	25:DA:1319:G:H5"	2.15	0.76
25:DA:1590:U:H2'	25:DA:1591:G:H5"	1.66	0.76
25:DA:1824:G:O2'	25:DA:1825:A:H5'	1.85	0.76
25:DA:2169:A:C1'	27:DC:130:ARG:HH22	1.98	0.76
25:DA:2791:C:H1'	25:DA:2792:G:N7	2.01	0.76
31:DG:86:MET:HB3	31:DG:87:PRO:HD3	1.68	0.76
1:AA:59:A:H5'	1:AA:60:A:C5'	2.16	0.76
1:AA:270:A:H2'	1:AA:271:C:C6	2.21	0.76
1:AA:1338:G:O2'	1:AA:1339:A:H5'	1.86	0.76
7:AG:18:TYR:CD2	7:AG:59:LEU:HD12	2.21	0.76
14:AN:8:GLU:HB3	14:AN:12:ARG:HH11	1.50	0.76
25:BA:445:C:O2'	25:BA:446:G:H5'	1.86	0.76
25:BA:1503:U:H2'	25:BA:1504:C:C6	2.21	0.76
30:BF:3:GLU:CB	30:BF:19:GLU:HB2	2.16	0.76
30:BF:20:LEU:HB3	30:BF:23:ASP:OD2	1.86	0.76
1:CA:323:U:O3'	20:CT:22:ARG:HD3	1.86	0.76
1:CA:1142:G:H2'	1:CA:1143:G:H8	1.51	0.76
4:CD:13:ARG:HD2	4:CD:38:TYR:O	1.85	0.76
10:CJ:26:ALA:HA	10:CJ:29:ARG:HH21	1.50	0.76
16:CP:74:LEU:O	16:CP:79:VAL:HG23	1.87	0.76
23:CW:47:U:H3'	23:CW:48:C:C5'	2.16	0.76
42:DV:49:THR:HB	42:DV:50:PRO:CD	2.16	0.76
1:AA:538:G:OP2	12:AL:112:LYS:HB2	1.87	0.75
6:AF:19:LEU:HD21	6:AF:59:TYR:CE2	2.21	0.75
8:AH:16:ALA:O	8:AH:19:VAL:HG22	1.85	0.75
10:AJ:24:VAL:O	10:AJ:28:ARG:HG3	1.85	0.75
17:AQ:27:PHE:CZ	17:AQ:36:ILE:HD11	2.21	0.75
25:BA:1590:U:H2'	25:BA:1591:G:C5'	2.16	0.75
28:BD:24:ILE:HG13	28:BD:83:GLU:HA	1.68	0.75
40:BT:28:VAL:HG13	40:BT:46:GLU:HA	1.67	0.75
40:BT:41:ARG:O	40:BT:42:ILE:HD12	1.86	0.75
44:BX:3:THR:O	44:BX:4:ALA:HB2	1.84	0.75

Continued on next page...

Continued from previous page...

Atom-1	Atom-2	Interatomic distance (Å)	Clash overlap (Å)
54:B7:24:THR:HG23	54:B7:27:GLY:H	1.49	0.75
1:CA:736:C:H2'	1:CA:737:A:C8	2.21	0.75
1:CA:821:G:H2'	1:CA:822:C:H6	1.51	0.75
3:CC:20:SER:CB	3:CC:40:ARG:HH22	1.99	0.75
25:DA:271(K):U:H2'	33:DI:50:ARG:NH2	2.01	0.75
25:DA:1041:C:N4	25:DA:1115:G:H1	1.84	0.75
25:DA:2758:A:H3'	25:DA:2759:G:H5"	1.67	0.75
28:DD:108:PRO:HB3	28:DD:143:HIS:CE1	2.20	0.75
32:DH:159:GLU:HG3	32:DH:160:LYS:N	2.00	0.75
34:DN:104:LYS:HB2	34:DN:117:PHE:CE1	2.21	0.75
44:DX:32:PRO:HA	44:DX:77:LYS:HB2	1.68	0.75
53:D6:19:ARG:CG	53:D6:20:ASN:H	1.99	0.75
1:AA:473:G:H2'	1:AA:474:G:C8	2.17	0.75
2:AB:9:GLU:HA	2:AB:12:GLU:OE1	1.86	0.75
2:AB:30:ARG:HH21	2:AB:194:PRO:CG	1.99	0.75
13:AM:49:THR:HG22	13:AM:51:ALA:H	1.51	0.75
29:BE:167:VAL:HG11	29:BE:187:ALA:O	1.85	0.75
30:BF:67:GLN:O	30:BF:67:GLN:CG	2.34	0.75
36:BP:47:ASP:HB3	36:BP:48:PRO:HA	1.66	0.75
1:CA:1118:C:OP1	9:CI:9:ARG:HD3	1.87	0.75
12:CL:22:PRO:O	12:CL:24:LEU:N	2.14	0.75
25:DA:608:A:H2'	25:DA:609:A:C8	2.21	0.75
32:DH:117:PRO:HB3	32:DH:123:PHE:CD1	2.21	0.75
1:AA:1190:G:OP1	3:AC:5:ILE:HG13	1.85	0.75
2:AB:18:GLY:N	2:AB:42:ILE:HG22	1.96	0.75
3:AC:48:TYR:HA	3:AC:52:LEU:HD22	1.67	0.75
11:AK:24:SER:O	11:AK:88:GLY:HA2	1.86	0.75
22:AV:13:VAL:HG21	22:AV:60:LEU:HB3	1.68	0.75
25:BA:2850:A:OP2	25:BA:2866:U:H5	1.68	0.75
29:BE:55:ASN:O	29:BE:57:LYS:N	2.17	0.75
33:BI:117:GLU:CG	33:BI:118:LYS:H	1.92	0.75
42:BV:5:VAL:HG21	42:BV:35:LEU:HG	1.67	0.75
52:B5:13:LYS:H	52:B5:13:LYS:HD2	1.51	0.75
2:CB:155:LEU:HD13	2:CB:157:ARG:H	1.50	0.75
4:CD:157:LEU:HB3	4:CD:161:ASN:ND2	2.01	0.75
5:CE:51:VAL:O	5:CE:55:VAL:HG23	1.87	0.75
7:CG:26:PHE:O	7:CG:30:ILE:HG12	1.86	0.75
25:DA:1952:A:C6	35:DO:22:ILE:HD12	2.21	0.75
25:DA:2787:C:H1'	29:DE:61:ARG:HG2	1.68	0.75
25:DA:2880:C:H1'	38:DR:92:GLY:O	1.87	0.75
26:DB:15:A:H1'	26:DB:110:G:C8	2.21	0.75

Continued on next page...

Continued from previous page...

Atom-1	Atom-2	Interatomic distance (Å)	Clash overlap (Å)
30:DF:8:GLN:HB3	30:DF:126:VAL:HA	1.68	0.75
32:DH:85:LYS:HD2	32:DH:141:VAL:CG1	2.16	0.75
39:DS:74:ALA:O	39:DS:78:LEU:HD12	1.85	0.75
1:AA:235:C:H2'	1:AA:236:G:H8	1.50	0.75
1:AA:972:C:O3'	10:AJ:57:LYS:HG3	1.85	0.75
2:AB:178:ARG:HH21	8:AH:68:ARG:NH2	1.85	0.75
4:AD:96:LEU:HB3	4:AD:139:ARG:NH1	2.02	0.75
8:AH:88:LYS:HB3	8:AH:89:PRO:HD2	1.68	0.75
10:AJ:28:ARG:NH1	10:AJ:34:VAL:H	1.84	0.75
11:AK:69:ALA:HB1	11:AK:103:LEU:HD21	1.66	0.75
22:AV:40:LYS:HG3	22:AV:51:GLU:HB2	1.69	0.75
30:BF:9:ILE:HA	30:BF:13:SER:O	1.87	0.75
35:BO:17:ARG:HD3	35:BO:47:ILE:HD11	1.69	0.75
39:BS:92:TYR:O	39:BS:94:TYR:N	2.19	0.75
4:CD:162:LEU:HD12	4:CD:181:MET:CE	2.17	0.75
7:CG:75:VAL:HG12	7:CG:88:PRO:HB3	1.66	0.75
25:DA:71:A:H5'	25:DA:71:A:H8	1.50	0.75
25:DA:280:C:H42	25:DA:360:G:H1	1.34	0.75
25:DA:850:C:O2'	25:DA:851:U:H5'	1.86	0.75
25:DA:1210:A:H4'	25:DA:1211:U:O5'	1.86	0.75
25:DA:2803:C:OP1	25:DA:2803:C:H4'	1.84	0.75
29:DE:110:GLY:O	38:DR:2:ARG:NE	2.17	0.75
30:DF:28:ILE:HG21	30:DF:116:ASP:HB2	1.68	0.75
50:D3:29:ARG:NH1	50:D3:29:ARG:HB2	2.02	0.75
1:AA:386:C:O2'	1:AA:387:U:H5'	1.86	0.75
1:AA:407:G:O2'	4:AD:116:GLN:HG3	1.87	0.75
1:AA:556:C:O2'	1:AA:557:G:H5'	1.86	0.75
1:AA:1277:C:C2'	1:AA:1278:U:H5'	2.17	0.75
2:AB:16:HIS:HD2	2:AB:210:SER:HA	1.50	0.75
2:AB:122:PHE:HB2	2:AB:139:LYS:HZ1	1.48	0.75
10:AJ:16:LEU:O	10:AJ:20:ALA:HB2	1.87	0.75
15:AO:4:THR:HB	15:AO:6:GLU:OE2	1.87	0.75
25:BA:1394:U:C2'	25:BA:1395:A:H5"	2.17	0.75
25:BA:2102:U:H2'	25:BA:2103:C:O4'	1.87	0.75
25:BA:2168:G:N2	25:BA:2170:A:H3'	2.02	0.75
45:BY:87:LYS:O	45:BY:88:LYS:HB2	1.85	0.75
49:B2:17:SER:H	49:B2:67:LYS:HZ2	1.31	0.75
8:CH:39:LEU:HD13	8:CH:44:PHE:HB2	1.68	0.75
18:CR:56:THR:OG1	18:CR:58:LEU:HD13	1.86	0.75
22:CV:71:GLN:NE2	22:CV:72:TYR:H	1.84	0.75
25:DA:1639:U:C2'	25:DA:1640:C:H5"	2.15	0.75

Continued on next page...

Continued from previous page...

Atom-1	Atom-2	Interatomic distance (Å)	Clash overlap (Å)
41:DU:59:ARG:O	41:DU:63:VAL:HG23	1.87	0.75
45:DY:86:ARG:HG2	45:DY:88:LYS:H	1.51	0.75
1:AA:1030(A):G:H1'	1:AA:1031:G:H1	1.51	0.75
4:AD:33:MET:HE3	4:AD:37:PRO:HA	1.66	0.75
8:AH:6:ILE:H	8:AH:6:ILE:HD12	1.52	0.75
14:AN:8:GLU:HB3	14:AN:12:ARG:NH1	2.01	0.75
16:AP:53:VAL:O	16:AP:57:ARG:HG2	1.87	0.75
19:AS:10:PHE:HZ	19:AS:70:LYS:HD2	1.49	0.75
25:BA:251:A:H5'	36:BP:51:PHE:CZ	2.21	0.75
25:BA:1032:A:OP1	56:B9:8:LYS:HE3	1.85	0.75
25:BA:1434:A:H61	25:BA:1558:A:H62	1.31	0.75
25:BA:1931:U:H5'	25:BA:1931:U:H6	1.50	0.75
34:BN:34:LEU:O	34:BN:49:GLY:HA3	1.84	0.75
49:B2:2:LYS:HD2	49:B2:5:GLU:OE1	1.87	0.75
49:B2:17:SER:H	49:B2:67:LYS:NZ	1.84	0.75
1:CA:734:G:N2	18:CR:75:ILE:HD11	2.01	0.75
1:CA:821:G:H2'	1:CA:822:C:C6	2.22	0.75
4:CD:112:VAL:HG12	4:CD:116:GLN:OE1	1.86	0.75
25:DA:2123:G:H2'	25:DA:2124:G:C8	2.22	0.75
25:DA:2801:A:H5'	25:DA:2802:G:N7	2.01	0.75
25:DA:2828:C:O2'	25:DA:2829:C:H5'	1.87	0.75
36:DP:80:TYR:CE1	36:DP:111:ARG:HD3	2.22	0.75
37:DQ:82:ARG:NH2	47:D0:4:LYS:HD3	2.02	0.75
38:DR:8:ARG:O	38:DR:10:LEU:HG	1.87	0.75
38:DR:51:LEU:HD13	38:DR:70:LEU:HD21	1.66	0.75
38:DR:74:LYS:HE2	38:DR:77:ARG:HH21	1.52	0.75
55:D8:33:ASN:HA	55:D8:36:LYS:HD2	1.68	0.75
1:AA:1117:G:H4'	9:AI:104:ARG:NH1	2.02	0.75
25:BA:1161:C:H1'	42:BV:8:GLY:O	1.87	0.75
25:BA:1314:C:H5'	25:BA:1314:C:C6	2.20	0.75
31:BG:161:THR:HG22	31:BG:163:ALA:N	2.02	0.75
42:BV:18:LEU:HD13	42:BV:19:LYS:N	2.00	0.75
10:CJ:34:VAL:HG12	10:CJ:72:VAL:HG12	1.66	0.75
11:CK:32:ILE:CD1	11:CK:72:ALA:HB2	2.17	0.75
22:CV:84:ASP:HB2	22:CV:89:GLU:HG2	1.68	0.75
25:DA:628:G:H2'	25:DA:629:G:H8	1.50	0.75
25:DA:2107:C:H3'	25:DA:2108:C:H5"	1.68	0.75
25:DA:2472:G:C5'	25:DA:2473:U:H5"	2.17	0.75
33:DI:127:VAL:HA	33:DI:139:GLN:CA	2.16	0.75
36:DP:16:ARG:CD	36:DP:18:ARG:H	2.00	0.75
44:DX:55:ASN:HB2	44:DX:80:ILE:HD12	1.69	0.75

Continued on next page...

Continued from previous page...

Atom-1	Atom-2	Interatomic distance (Å)	Clash overlap (Å)
55:D8:51:ALA:N	55:D8:53:PRO:HD2	2.01	0.75
1:AA:560:U:H5'	1:AA:566:G:N2	2.01	0.75
2:AB:21:ARG:HB3	2:AB:39:ILE:CA	2.14	0.75
18:AR:40:LEU:HB3	18:AR:79:LEU:HD11	1.68	0.75
20:AT:26:ASN:HB2	20:AT:71:THR:HG23	1.69	0.75
25:BA:1902:C:O2'	28:BD:244:ARG:HB2	1.85	0.75
31:BG:124:SER:HB2	31:BG:131:TYR:CE1	2.22	0.75
33:BI:81:VAL:HG11	33:BI:88:ILE:HD12	1.68	0.75
1:CA:131:C:H2'	1:CA:132:C:H6	1.52	0.75
1:CA:1165:C:H2'	1:CA:1166:G:C8	2.22	0.75
22:CV:11:THR:HG22	22:CV:12:LYS:H	1.51	0.75
25:DA:275:G:H3'	25:DA:276:A:H5"	1.68	0.75
25:DA:997:G:OP1	41:DU:93:LYS:HD3	1.87	0.75
25:DA:2330:G:H1'	47:D0:41:ARG:CB	2.17	0.75
26:DB:11:C:H3'	26:DB:12:C:C6	2.21	0.75
30:DF:124:LEU:HD11	30:DF:126:VAL:HG12	1.69	0.75
38:DR:72:ASP:O	38:DR:76:VAL:HG23	1.85	0.75
40:DT:31:SER:HB2	40:DT:32:TYR:CD2	2.21	0.75
42:DV:29:PRO:O	42:DV:31:ALA:N	2.19	0.75
1:AA:10:A:H2'	1:AA:11:G:C8	2.21	0.75
1:AA:184:G:C4'	1:AA:224:C:H4'	2.16	0.75
2:AB:114:ARG:HA	2:AB:117:GLU:OE1	1.86	0.75
8:AH:23:SER:HB2	8:AH:61:VAL:O	1.86	0.75
25:BA:159:U:O2'	25:BA:160:U:H5'	1.86	0.75
25:BA:1885:A:H8	25:BA:1885:A:H5'	1.52	0.75
30:BF:89:VAL:HG12	30:BF:90:PHE:N	2.02	0.75
30:BF:132:VAL:HG13	30:BF:133:ASN:N	2.02	0.75
41:BU:92:ARG:HB2	41:BU:92:ARG:CZ	2.17	0.75
48:B1:11:ARG:HB3	48:B1:11:ARG:NH1	2.00	0.75
49:B2:2:LYS:HA	49:B2:5:GLU:OE1	1.87	0.75
31:DG:39:ILE:HG23	31:DG:92:VAL:CG1	2.16	0.75
49:D2:10:LEU:HD21	49:D2:59:ARG:CD	2.17	0.75
2:AB:54:THR:HG21	2:AB:201:ILE:HD11	1.69	0.74
2:AB:172:ILE:H	2:AB:172:ILE:HD12	1.51	0.74
36:BP:24:GLY:HA2	36:BP:33:ARG:NH1	2.02	0.74
45:BY:87:LYS:HG3	45:BY:88:LYS:N	2.01	0.74
1:CA:1112:C:O2	3:CC:179:ARG:HG2	1.86	0.74
1:CA:1161:C:H2'	1:CA:1162:C:C6	2.21	0.74
3:CC:132:ARG:HH22	4:CD:47:ARG:NH2	1.85	0.74
7:CG:147:ALA:C	7:CG:148:ASN:HD22	1.90	0.74
25:DA:851:U:H3	25:DA:926:A:H61	1.34	0.74

Continued on next page...

Continued from previous page...

Atom-1	Atom-2	Interatomic distance (Å)	Clash overlap (Å)
25:DA:1142:U:H5"	25:DA:1142(A):A:C8	2.22	0.74
25:DA:1530:C:H2'	25:DA:1531:C:C6	2.22	0.74
25:DA:2060:A:H3'	30:DF:68:LYS:NZ	2.02	0.74
37:DQ:140:ALA:CB	46:DZ:52:ILE:HD13	2.15	0.74
1:AA:531:U:H4'	1:AA:532:A:H4'	1.66	0.74
1:AA:992:U:H1'	1:AA:993:G:C2	2.22	0.74
3:AC:20:SER:HB2	3:AC:40:ARG:NH2	2.02	0.74
7:AG:74:GLU:HG2	7:AG:91:VAL:HG22	1.68	0.74
13:AM:74:VAL:O	13:AM:78:ILE:HG13	1.87	0.74
27:BC:130:ARG:HH11	27:BC:130:ARG:HB3	1.52	0.74
28:BD:25:THR:HB	28:BD:26:LYS:HD3	1.68	0.74
45:BY:28:LYS:HZ2	45:BY:28:LYS:H	1.35	0.74
8:CH:7:ALA:CB	8:CH:85:ARG:HG3	2.16	0.74
25:DA:242:G:C5'	55:D8:62:LEU:HD13	2.15	0.74
25:DA:924:C:H2'	25:DA:925:C:H6	1.51	0.74
25:DA:1887:C:H3'	25:DA:1888:G:H5"	1.67	0.74
37:DQ:58:PHE:HZ	37:DQ:106:VAL:HG11	1.51	0.74
1:AA:571:U:O5'	1:AA:571:U:H6	1.70	0.74
25:BA:154:G:H1	25:BA:172:C:H42	1.34	0.74
25:BA:1106:G:N2	25:BA:1107:G:O6	2.19	0.74
29:BE:48:GLN:HG2	29:BE:48:GLN:O	1.85	0.74
33:BI:7:GLU:OE2	33:BI:8:PRO:HD2	1.87	0.74
35:BO:25:LEU:HD12	35:BO:38:VAL:HG12	1.70	0.74
1:CA:742:G:H5"	15:CO:58:MET:CE	2.16	0.74
1:CA:1298:C:H2'	7:CG:114:ARG:HH11	1.50	0.74
6:CF:38:GLU:O	6:CF:39:LYS:HB2	1.86	0.74
25:DA:159:U:O2	25:DA:159:U:H2'	1.86	0.74
25:DA:286:C:H2'	25:DA:287:C:C5'	2.16	0.74
25:DA:1484:G:C3'	25:DA:1485:G:H5"	2.15	0.74
42:DV:31:ALA:O	42:DV:60:GLU:HG3	1.86	0.74
46:DZ:130:ARG:HD3	46:DZ:130:ARG:H	1.49	0.74
46:DZ:135:PHE:CE1	46:DZ:137:GLU:HG2	2.22	0.74
50:D3:4:LEU:HD23	50:D3:5:LYS:H	1.52	0.74
1:AA:1181:G:H2'	1:AA:1182:G:O4'	1.88	0.74
6:AF:24:GLU:HG3	6:AF:25:ILE:H	1.48	0.74
7:AG:113:GLU:HG3	7:AG:119:ARG:HG2	1.67	0.74
8:AH:63:LEU:HB3	8:AH:65:TYR:CE1	2.22	0.74
10:AJ:50:ILE:H	10:AJ:50:ILE:HD13	1.51	0.74
12:AL:61:TYR:HD1	12:AL:61:TYR:H	1.35	0.74
13:AM:3:ARG:HG2	13:AM:9:ILE:CD1	2.15	0.74
19:AS:29:ARG:HH11	19:AS:30:LEU:HB2	1.51	0.74

Continued on next page...

Continued from previous page...

Atom-1	Atom-2	Interatomic distance (Å)	Clash overlap (Å)
23:AW:23:C:H2'	23:AW:24:U:C6	2.23	0.74
25:BA:1488:G:H5'	25:BA:1489:U:OP2	1.87	0.74
25:BA:1497:U:C5'	25:BA:1498:C:H5	2.00	0.74
25:BA:2833:G:H3'	25:BA:2834:G:H5'	1.68	0.74
27:BC:42:VAL:HG21	27:BC:186:LEU:HD13	1.69	0.74
1:CA:738:C:H2'	1:CA:739:C:H6	1.52	0.74
2:CB:140:HIS:O	2:CB:143:GLU:HB2	1.88	0.74
9:CI:9:ARG:HA	9:CI:13:ALA:O	1.88	0.74
25:DA:2312:U:H2'	25:DA:2313:C:C5'	2.04	0.74
32:DH:38:SER:O	32:DH:40:GLU:N	2.18	0.74
32:DH:159:GLU:HG3	32:DH:160:LYS:CG	2.16	0.74
38:DR:67:LEU:HD21	38:DR:73:VAL:HG22	1.70	0.74
46:DZ:156:LEU:HB3	46:DZ:160:VAL:O	1.87	0.74
55:D8:50:LEU:HD12	55:D8:51:ALA:H	1.51	0.74
1:AA:411:A:H62	1:AA:413:G:H21	1.36	0.74
1:AA:1437:C:H2'	1:AA:1438:G:C8	2.22	0.74
2:AB:91:PRO:HG3	2:AB:154:LEU:HB2	1.70	0.74
4:AD:62:GLN:HE22	4:AD:65:ARG:NE	1.80	0.74
4:AD:110:PHE:CE2	4:AD:148:VAL:HG23	2.22	0.74
4:AD:175:SER:OG	4:AD:186:LEU:HD21	1.87	0.74
15:AO:23:GLY:O	15:AO:24:SER:HB3	1.86	0.74
25:BA:1491:G:H5'	28:BD:99:ASP:OD1	1.87	0.74
25:BA:2786:U:H2'	25:BA:2787:C:H6	1.52	0.74
33:BI:91:SER:HB2	33:BI:119:PRO:HB2	1.68	0.74
36:BP:58:THR:O	36:BP:61:ARG:NE	2.21	0.74
40:BT:34:VAL:HG13	40:BT:39:ARG:HA	1.69	0.74
41:BU:74:LEU:HD12	41:BU:74:LEU:N	1.99	0.74
47:B0:19:ARG:HD2	47:B0:19:ARG:N	2.02	0.74
10:CJ:40:LEU:HG	10:CJ:69:ASN:HB3	1.69	0.74
14:CN:12:ARG:HD3	14:CN:12:ARG:H	1.52	0.74
25:DA:1348:G:H2'	25:DA:1349:A:H5"	1.68	0.74
25:DA:1531:C:O5'	25:DA:1531:C:H6	1.70	0.74
29:DE:134:ILE:HD13	29:DE:134:ILE:H	1.51	0.74
34:DN:42:TRP:H	34:DN:48:MET:HE1	1.52	0.74
1:AA:59:A:H5'	1:AA:60:A:H5"	1.70	0.74
1:AA:601:C:H2'	1:AA:602:A:C8	2.23	0.74
1:AA:838:G:C2'	1:AA:839:U:H5"	2.17	0.74
12:AL:43:LYS:HG2	12:AL:44:LYS:N	2.02	0.74
25:BA:106:C:H2'	25:BA:107:C:H6	1.51	0.74
25:BA:277:C:O2	25:BA:277:C:H2'	1.86	0.74
25:BA:686:G:H5"	54:B7:11:LYS:HE2	1.69	0.74

Continued on next page...

Continued from previous page...

Atom-1	Atom-2	Interatomic distance (Å)	Clash overlap (Å)
25:BA:807:U:OP2	36:BP:39:LYS:HG3	1.88	0.74
25:BA:2202:C:H1'	28:BD:151:LYS:NZ	2.03	0.74
33:BI:94:ALA:HB1	33:BI:111:PRO:CB	2.14	0.74
48:B1:24:ALA:HB3	48:B1:27:GLU:HG3	1.69	0.74
2:CB:15:VAL:HG21	2:CB:209:ARG:HE	1.51	0.74
6:CF:21:LEU:O	6:CF:24:GLU:HG2	1.87	0.74
7:CG:49:ILE:HG22	7:CG:53:LYS:HG3	1.68	0.74
9:CI:81:ILE:O	9:CI:85:LEU:HG	1.87	0.74
11:CK:29:ILE:HD12	11:CK:43:SER:O	1.87	0.74
22:CV:8:ARG:NE	23:CW:4:G:H5"	2.01	0.74
22:CV:72:TYR:OH	22:CV:75:PRO:HG3	1.88	0.74
22:CV:132:VAL:HG12	22:CV:169:GLU:O	1.88	0.74
31:DG:139:LEU:H	31:DG:139:LEU:CD2	1.99	0.74
36:DP:146:VAL:HG13	36:DP:147:LEU:N	2.02	0.74
42:DV:19:LYS:CE	42:DV:20:LEU:H	2.00	0.74
45:DY:8:LYS:HZ1	45:DY:73:ARG:C	1.89	0.74
1:AA:522:C:H41	12:AL:50:ARG:NH2	1.85	0.74
1:AA:997:U:H2'	1:AA:998:G:H5'	1.68	0.74
10:AJ:51:ARG:HG2	10:AJ:61:GLU:H	1.52	0.74
18:AR:82:THR:HG22	18:AR:83:GLU:N	2.01	0.74
25:BA:2127:G:H4'	27:BC:38:PHE:HD2	1.51	0.74
32:BH:30:LYS:NZ	32:BH:81:GLU:HG2	2.02	0.74
36:BP:7:ARG:O	36:BP:7:ARG:HD3	1.86	0.74
42:BV:34:GLU:O	42:BV:36:PRO:HD3	1.87	0.74
19:CS:6:LYS:HE3	19:CS:6:LYS:H	1.53	0.74
25:DA:176:G:O2'	25:DA:177:G:H5'	1.88	0.74
25:DA:608:A:OP1	30:DF:100:THR:HG21	1.88	0.74
25:DA:1278:A:O2'	25:DA:1279:G:H5'	1.87	0.74
25:DA:1281:G:H8	25:DA:1281:G:H5'	1.53	0.74
25:DA:2267:A:N3	25:DA:2267:A:H2'	2.00	0.74
36:DP:90:ARG:HD2	36:DP:91:PHE:CD1	2.23	0.74
44:DX:27:THR:HA	44:DX:80:ILE:HA	1.70	0.74
5:AE:45:PHE:HE1	5:AE:47:LYS:HE3	1.52	0.74
13:AM:27:LYS:HE3	13:AM:31:LYS:HE3	1.70	0.74
25:BA:549:G:C2'	25:BA:551:G:H5"	2.18	0.74
25:BA:752:A:O2'	25:BA:753:C:OP2	2.06	0.74
25:BA:2763:G:H5'	25:BA:2763:G:C8	2.22	0.74
26:BB:48:A:H4'	39:BS:95:HIS:CD2	2.22	0.74
31:BG:126:ASP:O	31:BG:128:ARG:NE	2.17	0.74
1:CA:1071:C:H2'	1:CA:1072:G:C8	2.22	0.74
10:CJ:63:PHE:HB2	14:CN:57:ARG:O	1.87	0.74

Continued on next page...

Continued from previous page...

Atom-1	Atom-2	Interatomic distance (Å)	Clash overlap (Å)
23:CW:62:C:H2'	23:CW:63:G:H8	1.50	0.74
25:DA:843:G:O2'	25:DA:844:C:H5'	1.88	0.74
25:DA:2110:G:H5"	25:DA:2118:U:N3	2.02	0.74
25:DA:2469:A:N6	25:DA:2481:G:H1'	2.03	0.74
30:DF:34:TRP:CZ2	36:DP:12:ALA:HB2	2.23	0.74
31:DG:10:LYS:O	31:DG:15:VAL:HG23	1.88	0.74
41:DU:29:SER:OG	41:DU:30:LYS:HE2	1.88	0.74
42:DV:19:LYS:HZ3	42:DV:20:LEU:CB	2.00	0.74
53:D6:39:TYR:C	53:D6:46:HIS:HB2	2.08	0.74
1:AA:271:C:H2'	1:AA:272:C:H6	1.51	0.74
7:AG:100:ALA:O	7:AG:104:LEU:HD23	1.86	0.74
13:AM:66:LEU:HD12	13:AM:66:LEU:N	2.01	0.74
19:AS:36:ARG:HB2	19:AS:72:GLY:CA	2.18	0.74
20:AT:72:LEU:HD23	20:AT:73:HIS:H	1.52	0.74
25:BA:197:A:H8	25:BA:197:A:H5'	1.52	0.74
25:BA:1459:G:H2'	25:BA:1459:G:N3	2.02	0.74
25:BA:1800:C:OP1	28:BD:266:SER:HB2	1.88	0.74
25:BA:2415:G:O3'	36:BP:66:GLY:HA3	1.88	0.74
25:BA:2492:U:H2'	25:BA:2493:U:C6	2.22	0.74
48:B1:13:ILE:HD12	48:B1:13:ILE:O	1.88	0.74
53:B6:9:LEU:HD23	53:B6:9:LEU:C	2.07	0.74
1:CA:723:U:O2	1:CA:723:U:H2'	1.87	0.74
1:CA:973:G:H3'	1:CA:974:A:H5"	1.68	0.74
2:CB:183:PRO:HA	2:CB:198:ASP:OD1	1.88	0.74
25:DA:1614:A:H62	43:DW:93:ALA:HB2	1.52	0.74
30:DF:54:ARG:O	30:DF:54:ARG:HD3	1.88	0.74
36:DP:16:ARG:HH11	36:DP:16:ARG:C	1.90	0.74
40:DT:32:TYR:CD2	40:DT:32:TYR:N	2.56	0.74
1:AA:375:U:H4'	16:AP:17:TYR:CE2	2.23	0.74
1:AA:947:G:H2'	1:AA:948:C:H6	1.52	0.74
16:AP:20:VAL:HG21	16:AP:32:TYR:CG	2.23	0.74
25:BA:2883:A:C5'	25:BA:2884:U:H5'	2.18	0.74
33:BI:26:ALA:O	33:BI:31:LEU:HB2	1.87	0.74
35:BO:71:ARG:HG3	35:BO:71:ARG:HH11	1.53	0.74
56:B9:13:LYS:HD3	56:B9:28:GLU:OE2	1.88	0.74
1:CA:1411:C:H2'	1:CA:1412:C:C6	2.22	0.74
25:DA:64:A:H5'	25:DA:64:A:C8	2.22	0.74
25:DA:649:G:H2'	25:DA:650:C:C6	2.23	0.74
28:DD:10:THR:HG23	28:DD:13:ARG:HB2	1.67	0.74
32:DH:103:LEU:HD23	32:DH:103:LEU:H	1.53	0.74
37:DQ:64:ILE:HG23	37:DQ:106:VAL:HG13	1.69	0.74

Continued on next page...

Continued from previous page...

Atom-1	Atom-2	Interatomic distance (Å)	Clash overlap (Å)
46:DZ:164:VAL:HG12	46:DZ:165:SER:N	2.01	0.74
50:D3:8:LEU:O	50:D3:31:LEU:HD23	1.87	0.74
50:D3:10:LYS:HB3	50:D3:53:LEU:HA	1.70	0.74
1:AA:734:G:H21	18:AR:75:ILE:HD11	1.53	0.73
1:AA:965:A:H4'	1:AA:966:G:OP1	1.87	0.73
5:AE:11:ILE:HD12	5:AE:31:LEU:CD1	2.17	0.73
12:AL:116:LYS:HB2	12:AL:117:TYR:CD1	2.22	0.73
22:AV:132:VAL:HG12	22:AV:169:GLU:O	1.88	0.73
25:BA:893:C:H2'	25:BA:894:C:C6	2.23	0.73
25:BA:1292:U:H2'	25:BA:1293:C:H6	1.52	0.73
25:BA:1751:C:O2'	25:BA:1752:C:H5'	1.87	0.73
30:BF:65:TRP:HZ3	30:BF:73:ALA:O	1.70	0.73
36:BP:16:ARG:HD3	36:BP:18:ARG:N	1.99	0.73
1:CA:6:G:H4'	1:CA:298:A:H4'	1.68	0.73
1:CA:79:G:N2	1:CA:91:C:H41	1.86	0.73
1:CA:167:G:O2'	1:CA:168:G:H5'	1.88	0.73
4:CD:24:GLU:HG3	4:CD:112:VAL:HG21	1.70	0.73
25:DA:2050:C:H1'	29:DE:156:MET:CE	2.17	0.73
27:DC:67:HIS:NE2	27:DC:188:ASP:HB2	2.03	0.73
30:DF:46:ARG:HH11	30:DF:46:ARG:HG2	1.52	0.73
30:DF:118:ALA:HA	30:DF:123:LEU:HB3	1.70	0.73
31:DG:115:ARG:NH1	31:DG:136:ARG:HD3	1.98	0.73
31:DG:139:LEU:HA	31:DG:144:ILE:HG21	1.68	0.73
42:DV:34:GLU:O	42:DV:36:PRO:HD3	1.86	0.73
42:DV:39:LEU:O	42:DV:40:LEU:HB2	1.86	0.73
50:D3:13:ILE:H	50:D3:13:ILE:CD1	2.00	0.73
1:AA:250:A:H4'	1:AA:251:G:O5'	1.88	0.73
1:AA:532:A:H62	3:AC:156:ARG:HH12	1.36	0.73
7:AG:138:LYS:HE2	7:AG:142:GLU:OE1	1.87	0.73
10:AJ:9:ARG:HG2	10:AJ:69:ASN:OD1	1.87	0.73
22:AV:24:GLU:HB2	22:AV:40:LYS:HB2	1.70	0.73
23:AW:17:C:H2'	23:AW:17(B):U:H5	1.50	0.73
25:BA:649:G:H2'	25:BA:650:C:C6	2.23	0.73
26:BB:65:C:H41	26:BB:109:C:H2'	1.52	0.73
27:BC:7:ARG:HE	27:BC:11:LEU:HD22	1.53	0.73
32:BH:9:ILE:HD12	32:BH:9:ILE:N	2.03	0.73
35:BO:107:ARG:HH21	40:BT:35:LYS:HD2	1.53	0.73
45:BY:11:ASP:H	45:BY:28:LYS:NZ	1.86	0.73
46:BZ:105:GLY:O	46:BZ:140:VAL:HG13	1.86	0.73
1:CA:513:C:H2'	1:CA:514:C:H6	1.51	0.73
6:CF:40:VAL:HG22	6:CF:41:GLU:H	1.53	0.73

Continued on next page...

Continued from previous page...

Atom-1	Atom-2	Interatomic distance (Å)	Clash overlap (Å)
13:CM:39:ILE:HD12	13:CM:56:LEU:CD2	2.18	0.73
25:DA:528:A:H2	25:DA:2043:C:C5'	2.01	0.73
25:DA:1741:A:H2'	25:DA:1742:G:O4'	1.88	0.73
28:DD:112:GLN:N	28:DD:115:GLN:NE2	2.35	0.73
32:DH:25:LYS:HB2	32:DH:32:GLU:OE2	1.88	0.73
53:D6:39:TYR:O	53:D6:46:HIS:HB2	1.88	0.73
1:AA:841:U:O2'	1:AA:848:C:H5'	1.88	0.73
1:AA:1053:G:N7	1:AA:1199:U:H2'	2.04	0.73
4:AD:36:ARG:HH11	4:AD:36:ARG:HB3	1.51	0.73
25:BA:272(I):U:OP1	25:BA:272(I):U:H4'	1.86	0.73
25:BA:279:C:OP1	25:BA:279:C:H4'	1.88	0.73
25:BA:402:A:O2'	25:BA:403:U:H5'	1.87	0.73
37:BQ:17:LEU:HD23	37:BQ:17:LEU:N	2.03	0.73
37:BQ:110:THR:OG1	37:BQ:112:GLU:HG2	1.88	0.73
48:B1:93:GLU:O	48:B1:96:LYS:HG2	1.88	0.73
1:CA:93:G:O2'	1:CA:96:U:H5'	1.89	0.73
1:CA:1260:C:H4'	1:CA:1283:G:O2'	1.88	0.73
2:CB:91:PRO:HA	2:CB:151:GLY:O	1.87	0.73
4:CD:100:ARG:O	4:CD:104:VAL:HG23	1.88	0.73
6:CF:67:MET:HB2	6:CF:68:PRO:HD2	1.69	0.73
9:CI:50:LEU:HA	9:CI:53:VAL:HG22	1.68	0.73
25:DA:821:A:H2'	25:DA:946:G:H5"	1.69	0.73
25:DA:2537:U:H2'	25:DA:2538:C:C6	2.22	0.73
26:DB:41:U:O4	31:DG:71:THR:HA	1.88	0.73
32:DH:106:THR:HG22	32:DH:112:PRO:HB3	1.71	0.73
34:DN:25:ARG:HH11	34:DN:25:ARG:CG	2.02	0.73
34:DN:91:LEU:HD23	34:DN:98:VAL:HG21	1.70	0.73
42:DV:14:VAL:HB	42:DV:96:ILE:HG13	1.68	0.73
42:DV:21:ARG:N	42:DV:21:ARG:NE	2.36	0.73
44:DX:26:TYR:CD2	44:DX:92:LEU:HD12	2.22	0.73
53:D6:10:LEU:HG	55:D8:34:TRP:HD1	1.52	0.73
1:AA:411:A:O2'	1:AA:413:G:H5'	1.89	0.73
1:AA:1136:U:H5"	1:AA:1137:C:C4	2.23	0.73
2:AB:220:ASP:HA	2:AB:223:ILE:HG12	1.71	0.73
16:AP:26:ARG:HH11	16:AP:26:ARG:CB	1.97	0.73
18:AR:50:ILE:HD12	18:AR:70:ILE:HD13	1.69	0.73
25:BA:2175:C:H4'	27:BC:220:GLY:HA2	1.69	0.73
25:BA:2308:G:O6	25:BA:2310:A:H2'	1.88	0.73
31:BG:172:LEU:O	31:BG:176:LEU:HG	1.88	0.73
32:BH:10:PRO:HD2	32:BH:50:VAL:O	1.89	0.73
1:CA:233:C:H2'	1:CA:234:C:H6	1.52	0.73

Continued on next page...

Continued from previous page...

Atom-1	Atom-2	Interatomic distance (Å)	Clash overlap (Å)
1:CA:738:C:H2'	1:CA:739:C:C6	2.23	0.73
1:CA:1027:C:H1'	1:CA:1035:A:C2	2.24	0.73
6:CF:48:LEU:HD21	6:CF:60:PHE:CZ	2.23	0.73
11:CK:44:SER:N	11:CK:47:VAL:HG23	2.03	0.73
11:CK:44:SER:H	11:CK:47:VAL:HG23	1.52	0.73
25:DA:1025:G:N7	25:DA:1135:C:H1'	2.04	0.73
25:DA:2396:G:O2'	48:D1:29:GLY:HA3	1.89	0.73
27:DC:101:ILE:HG23	27:DC:102:GLN:N	2.03	0.73
29:DE:73:GLU:HG3	29:DE:74:PRO:HD2	1.69	0.73
33:DI:41:GLU:O	33:DI:45:LYS:HG3	1.86	0.73
42:DV:28:GLU:HB3	42:DV:29:PRO:CD	2.19	0.73
1:AA:372:C:O2	1:AA:372:C:H2'	1.87	0.73
1:AA:1230:C:H2'	1:AA:1231:G:H8	1.52	0.73
2:AB:47:THR:HA	2:AB:202:PRO:HG2	1.71	0.73
7:AG:50:ILE:HG21	7:AG:58:PRO:HA	1.69	0.73
25:BA:1607:C:H4'	25:BA:1608:A:O5'	1.87	0.73
25:BA:2292:C:O2'	25:BA:2293:C:H5'	1.88	0.73
25:BA:2332:U:H5'	25:BA:2336:A:N6	2.02	0.73
32:BH:27:LYS:HG2	32:BH:32:GLU:CG	2.18	0.73
33:BI:113:ARG:O	33:BI:130:TYR:HA	1.87	0.73
34:BN:5:VAL:O	34:BN:5:VAL:HG13	1.89	0.73
1:CA:270:A:H2'	1:CA:271:C:C6	2.23	0.73
2:CB:114:ARG:HH12	2:CB:118:LEU:HD21	1.54	0.73
4:CD:96:LEU:H	4:CD:96:LEU:HD12	1.53	0.73
7:CG:50:ILE:O	7:CG:54:THR:HG22	1.87	0.73
25:DA:191:A:H2'	25:DA:192:C:H6	1.54	0.73
25:DA:263:C:O2'	25:DA:264:C:H5'	1.89	0.73
27:DC:218:THR:O	27:DC:219:MET:HG3	1.89	0.73
41:DU:90:VAL:C	41:DU:92:ARG:H	1.91	0.73
44:DX:25:LYS:HA	44:DX:81:VAL:O	1.87	0.73
1:AA:438:G:H4'	4:AD:123:HIS:HD1	1.52	0.73
2:AB:220:ASP:HA	2:AB:223:ILE:CG1	2.19	0.73
3:AC:140:ARG:HG3	3:AC:140:ARG:HH11	1.53	0.73
5:AE:95:ALA:HB1	5:AE:96:PRO:CD	2.18	0.73
7:AG:79:ARG:HE	7:AG:81:GLY:HA2	1.52	0.73
10:AJ:39:PRO:HA	10:AJ:70:ARG:HA	1.69	0.73
11:AK:50:TYR:CD2	11:AK:54:ARG:HB3	2.21	0.73
18:AR:37:VAL:HG23	18:AR:38:GLU:N	2.03	0.73
19:AS:32:LYS:HA	19:AS:50:ALA:HB3	1.70	0.73
25:BA:171:G:H2'	25:BA:172:C:C5'	2.14	0.73
25:BA:483:A:O2'	45:BY:48:ALA:HB3	1.89	0.73

Continued on next page...

Continued from previous page...

Atom-1	Atom-2	Interatomic distance (Å)	Clash overlap (Å)
25:BA:827:U:O2	25:BA:2246:G:H4'	1.89	0.73
27:BC:45:HIS:ND1	27:BC:173:HIS:HB3	2.03	0.73
30:BF:102:PRO:HB2	30:BF:105:VAL:HG23	1.71	0.73
33:BI:94:ALA:CB	33:BI:111:PRO:HB3	2.16	0.73
37:BQ:1:MET:O	37:BQ:2:LEU:HB2	1.88	0.73
38:BR:84:ALA:HB3	38:BR:85:PRO:HD3	1.70	0.73
39:BS:76:LYS:O	39:BS:80:LEU:HD13	1.88	0.73
44:BX:71:GLY:C	44:BX:72:LYS:HD2	2.07	0.73
45:BY:27:VAL:CA	45:BY:28:LYS:NZ	2.51	0.73
1:CA:1174:G:H2'	1:CA:1175:G:H8	1.53	0.73
2:CB:172:ILE:HD12	2:CB:172:ILE:H	1.54	0.73
11:CK:48:ILE:CG2	11:CK:49:GLY:H	1.99	0.73
27:DC:84:ILE:HD11	31:DG:50:ALA:HB1	1.70	0.73
31:DG:137:GLU:HB3	31:DG:139:LEU:CD2	2.19	0.73
35:DO:3:GLN:HB2	35:DO:4:PRO:HD2	1.70	0.73
40:DT:28:VAL:HB	40:DT:88:ILE:HG12	1.71	0.73
1:AA:677:U:H3	1:AA:713:G:H22	1.35	0.73
1:AA:1158:C:H4'	2:AB:133:LYS:CE	2.19	0.73
1:AA:1405:G:O4'	1:AA:1519:A:H4'	1.89	0.73
10:AJ:30:SER:OG	10:AJ:81:THR:HG22	1.87	0.73
10:AJ:84:GLN:HA	10:AJ:88:LEU:HD23	1.71	0.73
20:AT:30:LYS:O	20:AT:30:LYS:HE2	1.87	0.73
22:AV:131:LYS:HB2	22:AV:170:VAL:HG22	1.70	0.73
23:AW:47:U:H3'	23:AW:48:C:C5'	2.18	0.73
25:BA:1639:U:C2'	25:BA:1640:C:H5"	2.18	0.73
28:BD:24:ILE:HD12	28:BD:84:TYR:HB2	1.68	0.73
28:BD:31:LYS:HB3	28:BD:35:LYS:HG3	1.70	0.73
36:BP:17:LYS:C	36:BP:19:VAL:H	1.92	0.73
53:B6:20:ASN:ND2	53:B6:21:TYR:N	2.36	0.73
1:CA:977:A:H2'	1:CA:978:A:H5"	1.71	0.73
2:CB:97:TRP:CH2	2:CB:173:ALA:HA	2.24	0.73
5:CE:12:LEU:HD13	5:CE:13:ILE:N	2.04	0.73
22:CV:73:LEU:HD21	22:CV:83:MET:HB2	1.70	0.73
22:CV:161:VAL:HG12	22:CV:171:ILE:HD12	1.70	0.73
27:DC:140:ASN:HB3	27:DC:143:ALA:CB	2.19	0.73
27:DC:158:LYS:HE2	27:DC:158:LYS:HA	1.71	0.73
37:DQ:63:LYS:HA	46:DZ:177:GLU:OE1	1.89	0.73
40:DT:91:ARG:HA	40:DT:117:ASP:H	1.54	0.73
42:DV:19:LYS:HB3	42:DV:94:LEU:O	1.88	0.73
1:AA:21:G:H2'	1:AA:22:G:H8	1.51	0.73
3:AC:41:GLY:O	3:AC:45:LYS:HG3	1.88	0.73

Continued on next page...

Continued from previous page...

Atom-1	Atom-2	Interatomic distance (Å)	Clash overlap (Å)
5:AE:105:VAL:H	5:AE:106:PRO:HD2	1.54	0.73
10:AJ:16:LEU:O	10:AJ:16:LEU:HD13	1.88	0.73
21:AU:16:GLY:O	21:AU:17:THR:HG23	1.87	0.73
25:BA:1443:G:O2'	25:BA:1444:G:H5'	1.89	0.73
31:BG:76:SER:CB	31:BG:84:LYS:H	2.01	0.73
32:BH:54:ARG:HB3	32:BH:65:HIS:HD2	1.53	0.73
39:BS:61:ASN:HB3	39:BS:64:GLU:HB3	1.70	0.73
53:B6:30:THR:HB	53:B6:31:PRO:CD	2.18	0.73
4:CD:170:VAL:HG12	4:CD:171:GLY:N	2.04	0.73
6:CF:76:ALA:O	6:CF:80:ARG:HG2	1.89	0.73
18:CR:73:ALA:CB	18:CR:79:LEU:HD12	2.15	0.73
23:CW:59:A:C2'	23:CW:60:U:H5'	2.18	0.73
25:DA:946:G:O2'	25:DA:947:G:H5'	1.89	0.73
25:DA:2884:U:H1'	52:D5:52:TYR:HH	1.54	0.73
31:DG:108:ASN:C	31:DG:112:PRO:HG2	2.09	0.73
42:DV:19:LYS:NZ	42:DV:20:LEU:H	1.85	0.73
43:DW:87:PRO:HA	43:DW:93:ALA:HA	1.69	0.73
1:AA:523:A:H61	12:AL:89:ASP:HB2	1.53	0.73
1:AA:1260:C:OP1	1:AA:1284:C:H4'	1.89	0.73
1:AA:1367:C:H5'	10:AJ:60:ARG:NH1	2.04	0.73
3:AC:83:ARG:HG2	3:AC:83:ARG:NH1	1.97	0.73
6:AF:23:LYS:O	6:AF:27:GLN:HG2	1.88	0.73
17:AQ:13:ASP:H	17:AQ:14:LYS:NZ	1.87	0.73
22:AV:102:GLU:HB2	22:AV:103:PHE:CD1	2.24	0.73
25:BA:613:G:H5'	25:BA:613:G:C8	2.24	0.73
25:BA:1591:G:H5'	25:BA:1591:G:C8	2.23	0.73
25:BA:1591:G:O2'	25:BA:1592:C:H5'	1.88	0.73
25:BA:1839:G:H8	25:BA:1839:G:H5'	1.54	0.73
29:BE:32:PRO:CB	29:BE:69:LYS:HB3	2.18	0.73
1:CA:942:G:N2	9:CI:124:GLN:HE22	1.85	0.73
3:CC:83:ARG:O	3:CC:83:ARG:HD2	1.89	0.73
7:CG:108:ALA:HA	7:CG:111:ARG:HD2	1.69	0.73
8:CH:4:ASP:OD1	8:CH:85:ARG:NH1	2.22	0.73
8:CH:11:THR:HG22	8:CH:15:ASN:HD21	1.54	0.73
25:DA:106:C:H2'	25:DA:107:C:C6	2.22	0.73
25:DA:1025:G:C8	25:DA:1135:C:H1'	2.24	0.73
28:DD:45:ASN:ND2	28:DD:50:THR:HG21	2.04	0.73
1:AA:840:C:H4'	1:AA:848:C:N3	2.04	0.73
25:BA:365:C:H5'	25:BA:365:C:H6	1.53	0.73
25:BA:1394:U:H2'	25:BA:1395:A:H5"	1.71	0.73
25:BA:1494:A:O2'	25:BA:1495:A:C5'	2.36	0.73

Continued on next page...

Continued from previous page...

Atom-1	Atom-2	Interatomic distance (Å)	Clash overlap (Å)
35:BO:86:ILE:CG2	35:BO:94:ARG:HG3	2.18	0.73
37:BQ:67:ARG:NH1	37:BQ:102:VAL:HB	2.03	0.73
40:BT:100:TYR:HD2	40:BT:103:ARG:HH21	1.33	0.73
45:BY:46:LYS:HG2	45:BY:47:LYS:N	2.01	0.73
1:CA:197:A:N6	1:CA:221:C:H5'	2.04	0.73
1:CA:990:C:H2'	1:CA:991:U:H6	1.54	0.73
1:CA:1004:A:N7	1:CA:1035:A:N7	2.37	0.73
9:CI:53:VAL:HG23	9:CI:54:ASP:N	2.03	0.73
31:DG:51:ARG:HA	31:DG:51:ARG:HE	1.54	0.73
34:DN:115:ARG:HH11	34:DN:115:ARG:HG3	1.52	0.73
42:DV:1:MET:N	42:DV:15:GLU:HG2	2.03	0.73
47:D0:36:ILE:HD12	47:D0:58:THR:HG23	1.70	0.73
1:AA:346:G:OP1	40:BT:41:ARG:CZ	2.37	0.72
1:AA:500:G:N2	1:AA:546:G:H1'	2.04	0.72
1:AA:806:C:H2'	1:AA:807:A:H8	1.52	0.72
3:AC:39:ILE:O	3:AC:43:LEU:HG	1.89	0.72
4:AD:10:ARG:HH11	4:AD:10:ARG:HG2	1.53	0.72
4:AD:30:LYS:C	4:AD:32:ALA:H	1.91	0.72
16:AP:28:ARG:HG2	16:AP:28:ARG:NH1	2.03	0.72
25:BA:389:G:H5"	48:B1:26:ARG:HH12	1.52	0.72
25:BA:2791:C:H4'	25:BA:2792:G:O5'	1.87	0.72
32:BH:119:GLU:O	32:BH:140:LYS:NZ	2.22	0.72
33:BI:38:LEU:H	33:BI:38:LEU:HD12	1.53	0.72
36:BP:88:LEU:HD23	36:BP:95:VAL:HG21	1.72	0.72
46:BZ:10:GLU:HB2	46:BZ:12:GLU:OE1	1.88	0.72
48:B1:73:LEU:HD13	48:B1:94:LEU:HD22	1.71	0.72
53:B6:28:ARG:NH1	53:B6:29:ASN:N	2.36	0.72
53:B6:28:ARG:HH11	53:B6:28:ARG:HB3	1.53	0.72
3:CC:189:ALA:HB3	3:CC:196:LEU:HB2	1.71	0.72
5:CE:150:ARG:CZ	5:CE:150:ARG:HB2	2.19	0.72
7:CG:56:GLN:H	7:CG:56:GLN:NE2	1.87	0.72
25:DA:676:A:H8	25:DA:2069:G:N2	1.87	0.72
25:DA:1297:C:H2'	25:DA:1298:C:H6	1.54	0.72
25:DA:1686:C:H5'	25:DA:1686:C:C6	2.20	0.72
25:DA:2227:A:H5'	28:DD:263:ARG:HH11	1.52	0.72
1:AA:356:A:O2'	1:AA:357:G:H5'	1.90	0.72
1:AA:1321:C:H5"	1:AA:1322:C:H5"	1.70	0.72
2:AB:194:PRO:HG2	2:AB:195:ASP:H	1.54	0.72
2:AB:233:SER:OG	2:AB:234:PRO:HD2	1.89	0.72
5:AE:8:GLU:HG3	5:AE:32:VAL:HG11	1.69	0.72
25:BA:2759:G:H5'	25:BA:2759:G:H8	1.54	0.72

Continued on next page...

Continued from previous page...

Atom-1	Atom-2	Interatomic distance (Å)	Clash overlap (Å)
28:BD:43:ARG:HH11	28:BD:44:ASN:CG	1.91	0.72
29:BE:119:ARG:CG	29:BE:160:TYR:HB2	2.18	0.72
40:BT:27:THR:HG23	40:BT:28:VAL:N	2.03	0.72
4:CD:146:ILE:H	4:CD:146:ILE:HD12	1.53	0.72
7:CG:99:LEU:HB3	7:CG:103:TRP:CZ3	2.24	0.72
8:CH:49:GLU:HG3	8:CH:60:ARG:HB2	1.70	0.72
9:CI:11:LYS:H	9:CI:104:ARG:HH21	1.37	0.72
25:DA:7:G:H2'	25:DA:8:A:H8	1.51	0.72
29:DE:77:ILE:HG22	29:DE:78:LEU:H	1.55	0.72
31:DG:2:PRO:O	31:DG:3:LEU:HB2	1.89	0.72
36:DP:50:ARG:HG3	36:DP:51:PHE:N	2.03	0.72
39:DS:18:ILE:HG23	39:DS:18:ILE:O	1.87	0.72
54:D7:16:HIS:CB	54:D7:44:PRO:HG2	2.19	0.72
1:AA:47:C:O2'	1:AA:48:C:H5'	1.89	0.72
1:AA:475:G:H2'	1:AA:476:G:C8	2.24	0.72
1:AA:552:U:H4'	12:AL:83:ARG:HG2	1.70	0.72
13:AM:25:ILE:CD1	13:AM:66:LEU:HD23	2.17	0.72
20:AT:58:LYS:O	20:AT:61:SER:HB3	1.89	0.72
25:BA:994:C:H3'	41:BU:54:LYS:HE3	1.71	0.72
25:BA:2682:U:H5'	25:BA:2682:U:H6	1.55	0.72
33:BI:92:VAL:CG2	33:BI:120:ILE:HB	2.17	0.72
39:BS:52:SER:OG	39:BS:55:ALA:HB3	1.89	0.72
40:BT:12:SER:C	40:BT:14:TYR:H	1.92	0.72
40:BT:85:LYS:C	40:BT:85:LYS:HE3	2.10	0.72
2:CB:14:GLY:O	2:CB:15:VAL:HG13	1.90	0.72
2:CB:116:GLU:HA	2:CB:119:GLU:HB2	1.70	0.72
23:CW:47:U:H3'	23:CW:48:C:H5'	1.72	0.72
25:DA:2472:G:H5'	25:DA:2473:U:H5"	1.71	0.72
26:DB:15:A:H3'	26:DB:16:G:C5'	2.19	0.72
28:DD:80:ALA:HB2	28:DD:96:HIS:CD2	2.24	0.72
29:DE:59:VAL:HG22	29:DE:60:ASN:N	2.02	0.72
36:DP:17:LYS:HG2	36:DP:17:LYS:O	1.90	0.72
39:DS:34:HIS:CG	39:DS:54:LEU:HB2	2.24	0.72
41:DU:90:VAL:HG12	41:DU:91:ASP:N	2.04	0.72
46:DZ:95:VAL:O	46:DZ:127:VAL:HG12	1.89	0.72
1:AA:92:C:H2'	1:AA:93:G:H8	1.53	0.72
1:AA:1030:C:H2'	1:AA:1030(A):G:H5'	1.69	0.72
1:AA:1056:U:H2'	1:AA:1057:G:H8	1.54	0.72
1:AA:1288:A:N1	1:AA:1371:G:H1'	2.05	0.72
12:AL:24:LEU:HD11	12:AL:61:TYR:CZ	2.24	0.72
16:AP:82:GLN:O	16:AP:83:GLU:HB2	1.89	0.72

Continued on next page...

Continued from previous page...

Atom-1	Atom-2	Interatomic distance (Å)	Clash overlap (Å)
25:BA:2701:C:H3'	25:BA:2702:U:H5"	1.69	0.72
41:BU:88:ILE:HG23	42:BV:47:VAL:HG23	1.69	0.72
42:BV:4:ILE:HB	42:BV:39:LEU:O	1.90	0.72
1:CA:631:G:H2'	1:CA:632:A:C8	2.24	0.72
1:CA:1216:G:H5"	14:CN:5:ALA:HB2	1.72	0.72
1:CA:1518:A:H2'	1:CA:1519:A:C8	2.24	0.72
2:CB:52:GLU:HB2	2:CB:56:ARG:HH12	1.52	0.72
8:CH:29:SER:HB3	8:CH:32:LYS:HG3	1.71	0.72
11:CK:84:VAL:HG11	11:CK:95:ILE:HD11	1.70	0.72
25:DA:150:C:H2'	25:DA:151:C:C6	2.25	0.72
25:DA:2870:C:H2'	25:DA:2871:C:C5'	2.19	0.72
28:DD:26:LYS:HZ3	28:DD:82:ILE:N	1.86	0.72
32:DH:83:TYR:HA	32:DH:135:GLY:N	2.03	0.72
1:AA:1255:G:H3'	1:AA:1279:A:H62	1.55	0.72
2:AB:33:TYR:HB2	2:AB:43:ASP:HA	1.71	0.72
9:AI:96:LEU:HG	9:AI:102:LEU:HB2	1.72	0.72
25:BA:848:G:O6	25:BA:928:G:H2'	1.90	0.72
25:BA:2531:A:H61	25:BA:2662:A:H61	1.37	0.72
33:BI:27:ARG:HD3	48:B1:71:TYR:CE1	2.24	0.72
37:BQ:134:ARG:NH2	46:BZ:121:ARG:HD2	2.04	0.72
41:BU:95:LEU:HD11	42:BV:11:GLN:O	1.90	0.72
3:CC:141:VAL:HG12	3:CC:146:ALA:CB	2.19	0.72
4:CD:34:GLU:O	4:CD:37:PRO:HD3	1.89	0.72
11:CK:96:ARG:HA	11:CK:99:GLN:CG	2.19	0.72
13:CM:3:ARG:NH2	13:CM:7:VAL:HA	2.05	0.72
25:DA:667:U:O2	55:D8:2:PRO:HD2	1.88	0.72
25:DA:2327:A:H2'	25:DA:2328:A:C8	2.25	0.72
31:DG:76:SER:HB3	31:DG:84:LYS:N	2.03	0.72
39:DS:35:ILE:H	39:DS:53:SER:CB	2.03	0.72
44:DX:24:GLY:O	44:DX:82:GLN:HA	1.90	0.72
52:D5:3:LYS:HA	52:D5:3:LYS:HE3	1.71	0.72
1:AA:267:C:OP2	17:AQ:67:LYS:HD2	1.89	0.72
1:AA:472:A:H4'	16:AP:80:PHE:O	1.90	0.72
1:AA:502:G:H2'	1:AA:503:C:H6	1.54	0.72
1:AA:793:U:O2	1:AA:1516:G:H4'	1.90	0.72
1:AA:1081:G:O2'	1:AA:1082:G:H5'	1.88	0.72
3:AC:41:GLY:HA3	3:AC:45:LYS:HZ2	1.54	0.72
5:AE:50:GLU:HB3	5:AE:53:LEU:HD13	1.71	0.72
5:AE:68:GLU:O	5:AE:70:PRO:HD3	1.89	0.72
6:AF:60:PHE:O	6:AF:61:LEU:HD12	1.88	0.72
8:AH:20:TYR:HE2	8:AH:75:ARG:HE	1.35	0.72

Continued on next page...

Continued from previous page...

Atom-1	Atom-2	Interatomic distance (Å)	Clash overlap (Å)
14:AN:26:ARG:NH1	14:AN:47:LEU:HD11	2.04	0.72
16:AP:43:LYS:HG3	16:AP:48:TRP:CD2	2.24	0.72
22:AV:102:GLU:CD	22:AV:102:GLU:H	1.91	0.72
25:BA:2219:G:O2'	25:BA:2220:G:H5'	1.90	0.72
34:BN:13:TRP:O	34:BN:135:PRO:HD2	1.89	0.72
38:BR:113:LEU:O	38:BR:113:LEU:HD23	1.88	0.72
40:BT:88:ILE:HG22	40:BT:89:VAL:N	2.03	0.72
1:CA:991:U:O2	1:CA:991:U:H2'	1.89	0.72
1:CA:1277:C:H2'	1:CA:1278:U:H5"	1.71	0.72
4:CD:187:ARG:NH2	4:CD:193:ASP:OD2	2.23	0.72
9:CI:26:VAL:HB	9:CI:33:PHE:HB2	1.71	0.72
10:CJ:31:GLY:HA2	10:CJ:78:ASN:OD1	1.90	0.72
13:CM:89:GLY:O	13:CM:93:ARG:HD2	1.88	0.72
25:DA:1230:C:H2'	25:DA:1231:G:C8	2.25	0.72
27:DC:97:GLY:O	27:DC:100:ILE:HG22	1.89	0.72
34:DN:74:ARG:HH12	34:DN:85:ILE:CD1	2.02	0.72
38:DR:45:ARG:HG3	38:DR:95:THR:CG2	2.20	0.72
39:DS:56:LEU:O	39:DS:56:LEU:HD23	1.89	0.72
1:AA:344:A:H5"	1:AA:345:C:C5	2.24	0.72
2:AB:172:ILE:HD12	2:AB:172:ILE:N	2.05	0.72
3:AC:7:PRO:O	3:AC:11:ARG:HG2	1.89	0.72
3:AC:20:SER:CB	3:AC:40:ARG:HH22	2.03	0.72
25:BA:58:G:C2	25:BA:59:U:O2	2.42	0.72
25:BA:1434:A:O2'	25:BA:1435:G:H5'	1.90	0.72
25:BA:1709:U:H2'	25:BA:1710:C:C6	2.24	0.72
25:BA:2277:G:C2'	25:BA:2278:A:H5'	2.19	0.72
29:BE:47:VAL:O	29:BE:80:GLU:HA	1.89	0.72
42:BV:18:LEU:HD22	42:BV:19:LYS:H	1.52	0.72
50:B3:19:GLN:HE22	50:B3:52:HIS:HE1	1.35	0.72
1:CA:1004:A:H62	1:CA:1035:A:H8	1.35	0.72
5:CE:83:GLU:HG3	5:CE:88:LYS:HG3	1.70	0.72
10:CJ:56:HIS:O	10:CJ:58:ASP:N	2.21	0.72
16:CP:39:TYR:CD2	16:CP:73:LEU:HD11	2.25	0.72
25:DA:631:A:OP1	36:DP:64:LYS:HE2	1.90	0.72
25:DA:1887:C:C3'	25:DA:1888:G:H5"	2.20	0.72
25:DA:2308:G:O6	25:DA:2310:A:H2'	1.89	0.72
28:DD:32:SER:O	28:DD:34:VAL:N	2.21	0.72
30:DF:160:ASN:HD22	30:DF:162:LEU:H	1.35	0.72
32:DH:83:TYR:HB3	32:DH:134:SER:HA	1.69	0.72
35:DO:63:VAL:HG23	35:DO:64:ARG:HG3	1.72	0.72
36:DP:121:LYS:O	36:DP:123:LEU:HG	1.89	0.72

Continued on next page...

Continued from previous page...

Atom-1	Atom-2	Interatomic distance (Å)	Clash overlap (Å)
39:DS:85:VAL:N	39:DS:106:ARG:HG3	2.05	0.72
40:DT:3:ARG:CB	40:DT:6:LEU:HB2	2.18	0.72
41:DU:98:LEU:HD22	42:DV:2:PHE:HZ	1.55	0.72
45:DY:48:ALA:HB3	45:DY:59:GLY:O	1.89	0.72
45:DY:96:ILE:HD11	45:DY:99:CYS:SG	2.29	0.72
3:AC:31:HIS:HA	3:AC:34:LEU:HD22	1.72	0.72
5:AE:107:ARG:HG2	5:AE:108:ALA:N	2.04	0.72
7:AG:51:GLN:HG2	7:AG:58:PRO:HD3	1.72	0.72
8:AH:44:PHE:HA	8:AH:79:VAL:HG12	1.70	0.72
25:BA:277:C:H4'	25:BA:278:A:OP2	1.89	0.72
32:BH:91:GLY:HA2	32:BH:160:LYS:CB	2.20	0.72
45:BY:53:PRO:C	45:BY:55:TYR:H	1.93	0.72
55:B8:51:ALA:HA	55:B8:54:GLU:OE2	1.90	0.72
1:CA:820:U:H4'	1:CA:821:G:OP2	1.90	0.72
1:CA:881:G:P	12:CL:9:ARG:HH22	2.13	0.72
6:CF:97:PHE:CD2	18:CR:31:LEU:HD21	2.24	0.72
6:CF:100:ASN:H	18:CR:23:LYS:HZ1	1.35	0.72
9:CI:46:ALA:HB2	9:CI:74:ILE:HG23	1.72	0.72
10:CJ:8:LEU:HB2	10:CJ:70:ARG:HB3	1.71	0.72
13:CM:23:TYR:CZ	13:CM:71:ARG:HD3	2.25	0.72
25:DA:1794:U:H2'	25:DA:1795:C:H6	1.54	0.72
25:DA:2183:C:H2'	25:DA:2184:G:H8	1.54	0.72
25:DA:2884:U:H1'	52:D5:52:TYR:OH	1.89	0.72
30:DF:32:LEU:O	30:DF:36:VAL:HG23	1.90	0.72
46:DZ:127:VAL:HG22	46:DZ:128:SER:N	2.03	0.72
47:D0:72:ARG:HB2	47:D0:75:LEU:HB3	1.72	0.72
48:D1:19:GLN:HB2	48:D1:35:THR:HG23	1.69	0.72
2:AB:130:ARG:HB2	2:AB:135:GLN:HE21	1.54	0.72
5:AE:76:ILE:CG1	5:AE:77:PRO:HD2	2.19	0.72
6:AF:77:ARG:HB2	6:AF:77:ARG:HH11	1.53	0.72
25:BA:911:A:H2'	37:BQ:9:TYR:OH	1.90	0.72
25:BA:1332:G:N2	25:BA:1609:A:H2'	2.05	0.72
25:BA:1801:G:OP2	28:BD:154:LYS:HE2	1.90	0.72
29:BE:105:THR:HG23	29:BE:166:THR:OG1	1.89	0.72
32:BH:32:GLU:HG2	32:BH:33:LEU:H	1.55	0.72
35:BO:3:GLN:HG3	35:BO:4:PRO:HD2	1.70	0.72
37:BQ:60:ARG:HB3	37:BQ:60:ARG:CZ	2.20	0.72
40:BT:62:THR:CG2	40:BT:75:ILE:HG12	2.18	0.72
42:BV:19:LYS:HB3	42:BV:94:LEU:O	1.89	0.72
1:CA:1250:A:H4'	9:CI:68:GLY:H	1.53	0.72
1:CA:1281:U:H4'	1:CA:1282:C:OP2	1.88	0.72

Continued on next page...

Continued from previous page...

Atom-1	Atom-2	Interatomic distance (Å)	Clash overlap (Å)
25:DA:849:A:H2	50:D3:24:LYS:HG2	1.55	0.72
25:DA:1032:A:OP1	56:D9:8:LYS:HE3	1.90	0.72
25:DA:2317:C:H2'	25:DA:2318:G:H5'	1.69	0.72
27:DC:226:ASN:OD1	27:DC:227:PRO:HD2	1.90	0.72
34:DN:28:THR:HG23	34:DN:29:LYS:N	2.04	0.72
35:DO:64:ARG:HH21	35:DO:100:GLY:HA3	1.54	0.72
39:DS:17:ARG:HG3	39:DS:18:ILE:N	2.04	0.72
43:DW:23:LEU:HD13	52:D5:25:LEU:HD13	1.70	0.72
44:DX:12:VAL:HG12	44:DX:27:THR:OG1	1.90	0.72
45:DY:11:ASP:O	45:DY:28:LYS:HE2	1.90	0.72
1:AA:448:A:H2'	1:AA:449:C:C6	2.25	0.72
2:AB:80:ILE:HD12	2:AB:212:GLN:HA	1.72	0.72
8:AH:7:ALA:HB2	8:AH:85:ARG:HG3	1.71	0.72
25:BA:1803:A:H2	25:BA:1822:G:N3	1.86	0.72
25:BA:2784:C:H1'	29:BE:37:ARG:NH1	2.05	0.72
25:BA:2808:U:C2'	25:BA:2809:A:H5'	2.19	0.72
28:BD:121:PRO:HB3	28:BD:135:PHE:CE1	2.25	0.72
31:BG:21:ARG:HD3	31:BG:21:ARG:C	2.11	0.72
31:BG:148:MET:O	31:BG:149:VAL:HG13	1.89	0.72
35:BO:18:LYS:HB2	35:BO:45:GLU:HG2	1.71	0.72
47:B0:54:ARG:CZ	47:B0:54:ARG:HB3	2.18	0.72
1:CA:1343:G:H2'	1:CA:1344:C:C6	2.24	0.72
2:CB:33:TYR:HB3	2:CB:41:ILE:CG2	2.17	0.72
3:CC:15:THR:HG22	3:CC:16:ARG:N	2.05	0.72
11:CK:93:GLN:O	11:CK:97:ALA:HB2	1.89	0.72
22:CV:84:ASP:HB3	22:CV:89:GLU:H	1.55	0.72
25:DA:1140:C:H5"	34:DN:66:LYS:NZ	2.04	0.72
25:DA:1301:A:O2'	25:DA:1302:A:H3'	1.89	0.72
25:DA:2176:A:C4'	27:DC:216:THR:HG21	2.20	0.72
25:DA:2415:G:H4'	36:DP:67:MET:N	2.00	0.72
25:DA:2792:G:H1	25:DA:2804:C:N4	1.83	0.72
27:DC:77:ALA:HA	27:DC:115:VAL:HG23	1.71	0.72
38:DR:11:ASN:O	38:DR:12:ARG:HG3	1.90	0.72
38:DR:104:ARG:HH11	38:DR:104:ARG:HB2	1.53	0.72
39:DS:92:TYR:CD1	39:DS:93:LYS:N	2.58	0.72
44:DX:31:HIS:ND1	44:DX:32:PRO:HD2	2.04	0.72
15:AO:82:ILE:HG23	15:AO:83:GLU:H	1.55	0.71
17:AQ:78:GLU:OE2	17:AQ:81:ARG:HD2	1.89	0.71
27:BC:73:VAL:HG13	27:BC:112:ASP:CB	2.17	0.71
30:BF:183:VAL:O	30:BF:187:VAL:HG23	1.90	0.71
32:BH:10:PRO:O	32:BH:11:VAL:CB	2.25	0.71

Continued on next page...

Continued from previous page...

Atom-1	Atom-2	Interatomic distance (Å)	Clash overlap (Å)
35:BO:104:ARG:HH21	40:BT:33:LYS:HE2	1.55	0.71
1:CA:973:G:H1'	10:CJ:55:LYS:HE2	1.71	0.71
1:CA:1363(A):A:H5"	1:CA:1364:U:OP1	1.90	0.71
4:CD:133:VAL:HG13	4:CD:135:LEU:CD2	2.20	0.71
7:CG:64:GLN:HE21	7:CG:68:ASN:ND2	1.88	0.71
15:CO:87:ILE:HG22	15:CO:88:ARG:N	2.01	0.71
25:DA:481:G:H1'	25:DA:506:G:H22	1.53	0.71
25:DA:1678:G:N2	25:DA:1989:G:H22	1.87	0.71
27:DC:74:ARG:HB2	27:DC:111:PHE:HA	1.71	0.71
32:DH:94:TYR:HE1	32:DH:108:GLY:H	1.36	0.71
46:DZ:125:VAL:HB	46:DZ:161:GLU:O	1.90	0.71
1:AA:992:U:H3	1:AA:1044:A:N6	1.88	0.71
1:AA:1003:G:C2'	1:AA:1004:A:H4'	2.19	0.71
3:AC:86:VAL:O	3:AC:89:GLU:HB3	1.90	0.71
4:AD:59:ARG:CZ	4:AD:59:ARG:HA	2.20	0.71
5:AE:10:MET:HA	5:AE:32:VAL:HG22	1.73	0.71
18:AR:85:LEU:HG	18:AR:86:VAL:H	1.55	0.71
25:BA:286:C:H5'	25:BA:286:C:H6	1.55	0.71
25:BA:1547:C:O2'	25:BA:1548:C:H5'	1.90	0.71
25:BA:2103:C:C3'	25:BA:2104:G:H5"	2.20	0.71
25:BA:2110:G:H2'	25:BA:2120:G:H5'	1.70	0.71
26:BB:29:A:H2'	26:BB:30:C:C6	2.25	0.71
27:BC:73:VAL:CG1	27:BC:112:ASP:HB2	2.15	0.71
28:BD:270:ILE:O	28:BD:271:ILE:CB	2.37	0.71
29:BE:173:VAL:O	29:BE:174:ASP:HB3	1.90	0.71
31:BG:39:ILE:HD11	31:BG:155:MET:HB2	1.72	0.71
43:BW:10:VAL:O	43:BW:11:ARG:HB2	1.88	0.71
1:CA:386:C:O2'	1:CA:387:U:H5'	1.89	0.71
1:CA:930:C:C2'	1:CA:931:C:H5'	2.21	0.71
3:CC:132:ARG:HH12	4:CD:47:ARG:NH2	1.83	0.71
6:CF:69:GLU:O	6:CF:72:VAL:HG12	1.90	0.71
12:CL:38:ARG:HG2	12:CL:39:THR:N	1.98	0.71
16:CP:72:ARG:NH2	16:CP:73:LEU:HD21	2.02	0.71
19:CS:64:GLU:O	19:CS:67:VAL:HG23	1.90	0.71
25:DA:323:G:H2'	30:DF:169:ASN:ND2	2.05	0.71
25:DA:902:C:H2'	25:DA:903:C:C6	2.25	0.71
29:DE:59:VAL:HG11	29:DE:63:LEU:HD11	1.71	0.71
37:DQ:135:ASP:C	37:DQ:137:TYR:H	1.94	0.71
46:DZ:107:PRO:HA	46:DZ:141:SER:HA	1.71	0.71
46:DZ:163:ALA:O	46:DZ:164:VAL:HG23	1.90	0.71
1:AA:107:G:H2'	1:AA:108:G:H5'	1.72	0.71

Continued on next page...

Continued from previous page...

Atom-1	Atom-2	Interatomic distance (Å)	Clash overlap (Å)
1:AA:1152:A:H5'	10:AJ:70:ARG:NH2	2.05	0.71
7:AG:93:PRO:O	7:AG:96:GLN:HB3	1.90	0.71
9:AI:112:LYS:HA	9:AI:119:ALA:HB2	1.72	0.71
25:BA:2876:G:H4'	40:BT:3:ARG:CD	2.15	0.71
26:BB:24:G:N7	26:BB:56:G:H2'	2.04	0.71
33:BI:68:LEU:HA	33:BI:71:ILE:CG2	2.19	0.71
38:BR:53:HIS:HB2	38:BR:94:TYR:CE1	2.25	0.71
46:BZ:149:LEU:HD13	46:BZ:149:LEU:N	2.04	0.71
47:B0:67:GLU:CG	47:B0:79:HIS:HB2	2.20	0.71
48:B1:73:LEU:HD22	48:B1:97:LEU:HD12	1.70	0.71
56:B9:7:VAL:HG21	56:B9:36:GLN:HB2	1.71	0.71
1:CA:436:C:H2'	1:CA:437:U:H6	1.55	0.71
1:CA:662:G:H2'	1:CA:663:A:C8	2.25	0.71
1:CA:1036:G:H5"	1:CA:1037:C:C5	2.25	0.71
7:CG:12:LEU:CD1	7:CG:25:ALA:HB2	2.20	0.71
23:CW:17:C:H2'	23:CW:17(B):U:H5	1.55	0.71
25:DA:140:G:H1'	25:DA:141:A:H2	1.55	0.71
25:DA:185:U:H2'	25:DA:186:G:C8	2.25	0.71
25:DA:952:G:P	37:DQ:16:ARG:HH22	2.13	0.71
25:DA:1047:G:H21	25:DA:1111:A:H62	1.37	0.71
30:DF:36:VAL:HG11	30:DF:183:VAL:CG1	2.20	0.71
35:DO:86:ILE:HD12	35:DO:86:ILE:H	1.56	0.71
41:DU:73:GLY:O	41:DU:74:LEU:HD12	1.90	0.71
43:DW:5:ALA:HB3	43:DW:105:VAL:H	1.55	0.71
48:D1:84:GLY:O	48:D1:86:SER:N	2.17	0.71
1:AA:19:C:O2'	1:AA:20:U:H5'	1.89	0.71
1:AA:191:G:H2'	1:AA:192:U:C6	2.25	0.71
10:AJ:7:LYS:HB2	10:AJ:97:GLU:HB2	1.72	0.71
11:AK:111:ASP:CA	18:AR:84:LYS:HG3	2.19	0.71
25:BA:2308:G:H22	31:BG:77:ILE:HG21	1.55	0.71
29:BE:97:LYS:HE2	29:BE:97:LYS:HA	1.73	0.71
43:BW:50:VAL:HG13	43:BW:105:VAL:HG21	1.72	0.71
46:BZ:111:ARG:HD3	46:BZ:111:ARG:C	2.10	0.71
54:B7:8:ASN:HD22	54:B7:9:ARG:N	1.88	0.71
1:CA:1492:A:OP1	1:CA:1492:A:H4'	1.89	0.71
3:CC:33:LEU:O	3:CC:37:GLN:HG2	1.90	0.71
3:CC:58:GLU:HB3	3:CC:65:ALA:CB	2.21	0.71
18:CR:59:SER:OG	18:CR:62:GLU:HG3	1.90	0.71
25:DA:272(G):C:N4	25:DA:363(C):G:H1	1.84	0.71
25:DA:1803:A:O2'	28:DD:259:THR:HG21	1.89	0.71
25:DA:1971:A:C4	28:DD:241:PRO:HG3	2.25	0.71

Continued on next page...

Continued from previous page...

Atom-1	Atom-2	Interatomic distance (Å)	Clash overlap (Å)
25:DA:2168:G:C2'	25:DA:2169:A:H5"	2.20	0.71
27:DC:101:ILE:HG23	27:DC:102:GLN:H	1.55	0.71
41:DU:92:ARG:HE	41:DU:94:ASN:HD22	1.36	0.71
46:DZ:11:GLY:HA3	46:DZ:35:LYS:NZ	2.05	0.71
1:AA:77:G:H1	1:AA:92:C:H42	1.38	0.71
1:AA:424:G:H2'	1:AA:425:G:C8	2.22	0.71
1:AA:539:A:H2'	1:AA:540:G:C8	2.26	0.71
3:AC:19:GLU:HA	3:AC:54:ARG:HH12	1.56	0.71
10:AJ:63:PHE:HB3	14:AN:58:LYS:CA	2.15	0.71
25:BA:1497:U:H5"	25:BA:1498:C:H5	1.55	0.71
28:BD:27:THR:HG23	28:BD:83:GLU:HB3	1.73	0.71
39:BS:33:LYS:HB3	39:BS:34:HIS:CD2	2.26	0.71
45:BY:8:LYS:NZ	45:BY:72:VAL:HB	2.05	0.71
46:BZ:80:ARG:O	46:BZ:81:ARG:C	2.28	0.71
47:B0:47:GLY:H	47:B0:50:VAL:HB	1.54	0.71
50:B3:19:GLN:HE22	50:B3:52:HIS:CE1	2.09	0.71
2:CB:115:LEU:HD13	2:CB:145:LEU:HD12	1.72	0.71
9:CI:50:LEU:HD22	9:CI:55:ALA:HB3	1.72	0.71
13:CM:4:ILE:HD12	13:CM:10:PRO:HG3	1.72	0.71
13:CM:97:PRO:HA	13:CM:110:ARG:HD3	1.72	0.71
22:CV:72:TYR:HE1	22:CV:80:MET:HB3	1.55	0.71
25:DA:2105:C:H2'	25:DA:2106:G:C5'	2.20	0.71
26:DB:45:A:H1'	31:DG:95:ARG:NH2	2.05	0.71
29:DE:4:ILE:HD13	29:DE:91:VAL:HG12	1.73	0.71
35:DO:4:PRO:O	35:DO:5:GLN:HB2	1.91	0.71
36:DP:63:PRO:HB3	55:D8:13:ARG:HB3	1.70	0.71
37:DQ:111:GLU:O	37:DQ:115:MET:HG2	1.90	0.71
1:AA:1034:G:H21	1:AA:1035:A:H62	1.36	0.71
20:AT:50:GLU:HG3	20:AT:51:GLU:N	2.05	0.71
22:AV:60:LEU:O	22:AV:61:GLU:CB	2.39	0.71
22:AV:68:ARG:HD2	22:AV:114:MET:HG3	1.72	0.71
22:AV:132:VAL:CG2	22:AV:151:ALA:HB1	2.20	0.71
25:BA:2572:A:N7	29:BE:145:LYS:HB2	2.05	0.71
29:BE:68:ALA:C	29:BE:70:ALA:H	1.94	0.71
38:BR:10:LEU:CB	38:BR:17:ARG:NE	2.54	0.71
39:BS:62:LYS:H	39:BS:65:VAL:HG23	1.56	0.71
1:CA:77:G:H1	1:CA:92:C:H42	1.33	0.71
1:CA:863:U:H2'	1:CA:865:A:OP2	1.91	0.71
1:CA:1238:A:OP1	1:CA:1335:C:H1'	1.91	0.71
8:CH:11:THR:HG22	8:CH:15:ASN:ND2	2.06	0.71
11:CK:32:ILE:HD13	11:CK:72:ALA:HB2	1.70	0.71

Continued on next page...

Continued from previous page...

Atom-1	Atom-2	Interatomic distance (Å)	Clash overlap (Å)
12:CL:66:TYR:HB3	12:CL:96:HIS:HD2	1.55	0.71
20:CT:54:LYS:O	20:CT:57:ARG:HB3	1.90	0.71
25:DA:1467:C:N4	25:DA:1525:G:H1	1.87	0.71
31:DG:103:LEU:H	31:DG:103:LEU:HD12	1.55	0.71
32:DH:94:TYR:HE1	32:DH:108:GLY:N	1.88	0.71
37:DQ:35:VAL:HG12	37:DQ:130:LYS:HB3	1.71	0.71
44:DX:12:VAL:CB	44:DX:17:ALA:HB1	2.18	0.71
55:D8:32:LEU:HG	55:D8:36:LYS:CE	2.21	0.71
1:AA:356:A:H2'	1:AA:357:G:H5'	1.72	0.71
1:AA:1321:C:H4'	13:AM:87:TYR:CE2	2.25	0.71
7:AG:13:GLN:O	7:AG:24:THR:HG21	1.91	0.71
10:AJ:34:VAL:CG2	10:AJ:74:ILE:HG22	2.21	0.71
13:AM:93:ARG:HD2	13:AM:93:ARG:N	2.05	0.71
19:AS:53:ASN:ND2	19:AS:55:LYS:HB3	2.00	0.71
25:BA:871:U:OP1	37:BQ:5:ARG:HG3	1.89	0.71
32:BH:113:VAL:HG11	32:BH:151:ILE:HD12	1.72	0.71
48:B1:51:VAL:CG2	48:B1:74:VAL:HG21	2.20	0.71
48:B1:80:LEU:HD23	48:B1:81:LYS:N	2.05	0.71
53:B6:48:VAL:O	53:B6:49:HIS:HB2	1.90	0.71
1:CA:184:G:H5'	1:CA:224:C:H4'	1.71	0.71
7:CG:140:ASP:HA	7:CG:143:ARG:HH11	1.56	0.71
10:CJ:78:ASN:ND2	10:CJ:80:LYS:HB3	2.06	0.71
22:CV:71:GLN:C	22:CV:109:THR:HG21	2.10	0.71
25:DA:320:A:H2'	30:DF:136:THR:HG21	1.72	0.71
25:DA:607:U:OP1	30:DF:102:PRO:HA	1.90	0.71
25:DA:2306:C:H5	25:DA:2307:G:HO2'	1.39	0.71
25:DA:2838:G:H1'	38:DR:45:ARG:NH1	2.05	0.71
25:DA:2889:C:H2'	25:DA:2889:C:O2	1.88	0.71
37:DQ:67:ARG:NH1	37:DQ:102:VAL:HB	2.06	0.71
47:D0:41:ARG:H	47:D0:41:ARG:CD	2.04	0.71
47:D0:82:ARG:HG3	47:D0:82:ARG:O	1.90	0.71
48:D1:46:LEU:CA	48:D1:63:ALA:HA	2.15	0.71
1:AA:802:A:H3'	1:AA:803:G:H8	1.56	0.71
3:AC:64:VAL:HG22	3:AC:98:ASN:O	1.91	0.71
7:AG:132:GLY:H	7:AG:135:VAL:CG2	2.04	0.71
10:AJ:3:LYS:HD2	10:AJ:77:PRO:HG3	1.73	0.71
25:BA:558:G:P	34:BN:111:PRO:HD2	2.30	0.71
29:BE:75:VAL:HG12	29:BE:76:ARG:H	1.55	0.71
36:BP:101:VAL:HG23	36:BP:102:ARG:N	2.04	0.71
37:BQ:60:ARG:HG2	46:BZ:178:ASP:HB3	1.73	0.71
45:BY:8:LYS:HE2	45:BY:37:VAL:HG11	1.72	0.71

Continued on next page...

Continued from previous page...

Atom-1	Atom-2	Interatomic distance (Å)	Clash overlap (Å)
1:CA:460:G:H1'	1:CA:472:A:H61	1.55	0.71
1:CA:1017:G:H2'	1:CA:1018:C:C6	2.25	0.71
2:CB:111:ARG:HA	2:CB:111:ARG:NE	2.05	0.71
5:CE:75:THR:HG23	5:CE:76:ILE:H	1.56	0.71
14:CN:6:LEU:HB3	14:CN:23:ARG:NH2	2.05	0.71
23:CW:10:G:H5'	23:CW:10:G:C8	2.24	0.71
25:DA:434:U:H4'	25:DA:435:C:OP1	1.90	0.71
25:DA:1503:U:H2'	25:DA:1504:C:C6	2.24	0.71
25:DA:2734:A:H5'	25:DA:2735:G:OP2	1.89	0.71
29:DE:32:PRO:HB3	29:DE:69:LYS:HB3	1.72	0.71
29:DE:203:LYS:HG3	29:DE:204:ALA:N	2.05	0.71
33:DI:5:LEU:HD23	33:DI:7:GLU:O	1.90	0.71
33:DI:38:LEU:HD12	33:DI:38:LEU:H	1.56	0.71
36:DP:63:PRO:C	36:DP:65:ARG:N	2.41	0.71
37:DQ:35:VAL:CG1	37:DQ:130:LYS:HB3	2.20	0.71
39:DS:85:VAL:H	39:DS:106:ARG:CG	2.02	0.71
42:DV:51:VAL:HG12	42:DV:52:VAL:N	2.05	0.71
45:DY:36:ALA:HB1	45:DY:67:LEU:O	1.90	0.71
1:AA:235:C:H5'	17:AQ:70:ARG:HG2	1.71	0.71
2:AB:43:ASP:OD2	2:AB:46:LYS:HB2	1.90	0.71
13:AM:3:ARG:HB3	13:AM:7:VAL:HA	1.73	0.71
18:AR:85:LEU:HG	18:AR:86:VAL:N	2.06	0.71
19:AS:39:THR:HG22	19:AS:40:ILE:N	2.06	0.71
25:BA:271(M):G:C2'	25:BA:271(N):U:H5"	2.21	0.71
25:BA:1313:U:H2'	25:BA:1610:A:C2	2.26	0.71
25:BA:1474:C:H2'	25:BA:1475:G:H8	1.55	0.71
31:BG:180:PHE:C	31:BG:182:LYS:N	2.42	0.71
32:BH:32:GLU:O	32:BH:33:LEU:HD23	1.91	0.71
32:BH:85:LYS:HD3	32:BH:133:VAL:CG1	2.20	0.71
4:CD:19:LEU:HD23	4:CD:21:LEU:HD11	1.73	0.71
19:CS:40:ILE:HB	19:CS:69:HIS:O	1.90	0.71
25:DA:64:A:H5"	44:DX:64:LYS:CE	2.21	0.71
25:DA:276:A:H3'	25:DA:276:A:N3	2.04	0.71
25:DA:1165:U:H2'	25:DA:1166:C:C6	2.26	0.71
25:DA:2046:G:H5'	52:D5:19:ARG:HB2	1.73	0.71
30:DF:36:VAL:HG11	30:DF:183:VAL:HG11	1.71	0.71
44:DX:56:THR:O	44:DX:57:LEU:HB3	1.89	0.71
1:AA:939:G:H5"	7:AG:102:ARG:NH1	2.06	0.71
1:AA:1157:A:H4'	1:AA:1158:C:O5'	1.91	0.71
8:AH:52:ASP:O	8:AH:53:VAL:HG23	1.89	0.71
9:AI:88:TYR:O	9:AI:89:ASN:HB2	1.89	0.71

Continued on next page...

Continued from previous page...

Atom-1	Atom-2	Interatomic distance (Å)	Clash overlap (Å)
12:AL:25:LYS:HE3	12:AL:30:ARG:HH12	1.53	0.71
25:BA:1204:A:H61	25:BA:1240:U:H2'	1.55	0.71
25:BA:1722:A:O2'	25:BA:1739:U:H5"	1.91	0.71
25:BA:1958:C:O2'	25:BA:1959:G:H5'	1.90	0.71
25:BA:2103:C:H2'	25:BA:2104:G:H5"	1.73	0.71
27:BC:74:ARG:HB2	27:BC:111:PHE:HA	1.73	0.71
28:BD:182:LEU:O	28:BD:270:ILE:O	2.09	0.71
29:BE:24:THR:HG22	29:BE:186:GLY:H	1.55	0.71
35:BO:71:ARG:HH12	40:BT:74:ARG:NH1	1.89	0.71
46:BZ:150:HIS:HA	46:BZ:170:ILE:HG12	1.72	0.71
1:CA:130:A:C8	17:CQ:63:ARG:HG3	2.25	0.71
1:CA:624:C:H2'	1:CA:625:G:C8	2.26	0.71
1:CA:645:C:H2'	1:CA:646:U:H6	1.54	0.71
1:CA:1363(A):A:H4'	1:CA:1364:U:C5'	2.12	0.71
3:CC:50:ALA:HB1	3:CC:70:VAL:HG11	1.72	0.71
10:CJ:78:ASN:HD21	10:CJ:80:LYS:HB3	1.55	0.71
12:CL:44:LYS:HB3	12:CL:45:PRO:HD2	1.72	0.71
23:CW:59:A:H2'	23:CW:60:U:C5'	2.21	0.71
25:DA:71:A:H4'	25:DA:72:U:O5'	1.89	0.71
25:DA:118:A:OP2	25:DA:119:A:H5"	1.91	0.71
25:DA:1132:A:H5"	34:DN:82:LEU:CD2	2.21	0.71
25:DA:2894:G:H2'	25:DA:2894:G:N3	2.06	0.71
27:DC:135:ARG:HB3	27:DC:137:LEU:HD13	1.71	0.71
32:DH:86:GLU:HA	32:DH:132:ARG:HA	1.73	0.71
48:D1:52:ARG:HH12	48:D1:78:LYS:CD	2.02	0.71
1:AA:1116:C:H2'	1:AA:1117:G:C5'	2.21	0.70
6:AF:60:PHE:C	6:AF:61:LEU:HD12	2.11	0.70
11:AK:44:SER:H	11:AK:47:VAL:CG2	2.04	0.70
22:AV:172:LYS:HB2	22:AV:181:VAL:HG23	1.73	0.70
25:BA:1171:G:H5"	25:BA:1173:G:H4'	1.73	0.70
30:BF:123:LEU:HD12	30:BF:124:LEU:H	1.55	0.70
31:BG:39:ILE:HD11	31:BG:155:MET:SD	2.31	0.70
31:BG:96:ARG:O	31:BG:99:MET:HB3	1.90	0.70
45:BY:48:ALA:O	45:BY:50:ARG:N	2.23	0.70
55:B8:4:MET:HB3	55:B8:61:LEU:HD22	1.71	0.70
1:CA:1057:G:H2'	1:CA:1058:G:O4'	1.90	0.70
12:CL:44:LYS:HB3	12:CL:45:PRO:HD3	1.72	0.70
15:CO:70:LEU:HD21	15:CO:77:ARG:O	1.91	0.70
22:CV:102:GLU:CD	22:CV:102:GLU:H	1.95	0.70
25:DA:942:G:O2'	25:DA:943:U:H5'	1.90	0.70
25:DA:2314:C:O2'	25:DA:2315:G:H5'	1.90	0.70

Continued on next page...

Continued from previous page...

Atom-1	Atom-2	Interatomic distance (Å)	Clash overlap (Å)
25:DA:2804:C:C2'	25:DA:2805:G:H5'	2.21	0.70
29:DE:36:ARG:HH22	29:DE:88:GLY:HA3	1.55	0.70
32:DH:20:ALA:HB1	32:DH:21:PRO:CD	2.20	0.70
40:DT:27:THR:HG23	40:DT:28:VAL:N	2.06	0.70
3:AC:105:GLU:HG2	3:AC:106:VAL:N	2.04	0.70
5:AE:98:THR:HG22	5:AE:117:ASP:HB3	1.71	0.70
8:AH:10:LEU:H	8:AH:10:LEU:HD12	1.55	0.70
13:AM:94:ARG:O	13:AM:96:LEU:HG	1.91	0.70
22:AV:134:ASP:CG	22:AV:135:THR:N	2.44	0.70
25:BA:1756:G:H4'	25:BA:1758:G:O4'	1.91	0.70
25:BA:2092:U:H5	25:BA:2226:C:OP2	1.74	0.70
25:BA:2126:A:C6	25:BA:2163:C:H4'	2.27	0.70
25:BA:2785:C:O2'	25:BA:2786:U:H5'	1.91	0.70
28:BD:28:GLU:H	28:BD:29:PRO:HD2	1.53	0.70
28:BD:142:VAL:HG21	28:BD:191:ALA:HB1	1.72	0.70
29:BE:16:ARG:O	29:BE:17:ASP:HB2	1.89	0.70
34:BN:42:TRP:HA	34:BN:48:MET:CE	2.21	0.70
35:BO:1:MET:CE	35:BO:67:LYS:HG2	2.21	0.70
35:BO:49:ARG:HH11	35:BO:49:ARG:HG2	1.56	0.70
36:BP:85:LEU:HD23	36:BP:85:LEU:N	2.06	0.70
41:BU:66:ASN:HD21	41:BU:70:ARG:HH21	1.39	0.70
42:BV:77:ALA:O	42:BV:79:VAL:HG12	1.91	0.70
1:CA:532:A:H3'	1:CA:533:A:H5"	1.72	0.70
25:DA:538:G:H2'	25:DA:539:G:C8	2.25	0.70
25:DA:902:C:H2'	25:DA:903:C:H6	1.55	0.70
25:DA:953:A:OP2	37:DQ:16:ARG:NH2	2.23	0.70
25:DA:996:A:H1'	42:DV:9:GLY:O	1.91	0.70
28:DD:71:ASP:HB2	28:DD:103:ARG:HH22	1.55	0.70
31:DG:16:ARG:NH1	31:DG:28:VAL:HG13	2.03	0.70
42:DV:20:LEU:HB3	42:DV:21:ARG:HH21	1.55	0.70
50:D3:6:VAL:HB	50:D3:54:VAL:CG1	2.20	0.70
1:AA:60:A:H4'	1:AA:61:G:O5'	1.90	0.70
1:AA:878:G:H5'	8:AH:89:PRO:CG	2.22	0.70
3:AC:62:ASP:OD2	3:AC:97:LYS:HG3	1.91	0.70
5:AE:110:LEU:O	5:AE:113:ALA:HB3	1.91	0.70
17:AQ:78:GLU:HG2	17:AQ:81:ARG:HD2	1.72	0.70
25:BA:1342:A:C5	25:BA:1397:U:OP2	2.44	0.70
25:BA:1884:A:H2'	25:BA:1885:A:C5'	2.20	0.70
28:BD:155:LEU:HD23	28:BD:177:LEU:CD2	2.19	0.70
30:BF:3:GLU:HB2	30:BF:19:GLU:CB	2.18	0.70
35:BO:45:GLU:HA	35:BO:54:GLU:OE1	1.91	0.70

Continued on next page...

Continued from previous page...

Atom-1	Atom-2	Interatomic distance (Å)	Clash overlap (Å)
39:BS:92:TYR:C	39:BS:94:TYR:H	1.94	0.70
42:BV:18:LEU:CG	42:BV:19:LYS:H	2.02	0.70
42:BV:46:VAL:HG13	42:BV:47:VAL:N	2.06	0.70
1:CA:1240:U:O3'	7:CG:38:LEU:HD21	1.91	0.70
6:CF:89:MET:HG2	6:CF:89:MET:O	1.91	0.70
7:CG:6:ARG:HH21	7:CG:94:ARG:HH22	1.37	0.70
9:CI:4:TYR:HA	9:CI:88:TYR:CD1	2.26	0.70
25:DA:271(T):C:H6	25:DA:271(T):C:H5'	1.56	0.70
25:DA:612:C:C3'	25:DA:613:G:H5"	2.21	0.70
25:DA:814:C:O2'	25:DA:815:C:H5'	1.91	0.70
25:DA:1491:G:O2'	25:DA:1492:G:H5'	1.91	0.70
25:DA:1721:G:C6	25:DA:1739:U:H5'	2.27	0.70
25:DA:2182:G:O2'	25:DA:2183:C:H5'	1.91	0.70
25:DA:2502:G:H5"	25:DA:2503:A:H5"	1.73	0.70
26:DB:50:G:P	39:DS:63:THR:HG23	2.31	0.70
32:DH:19:VAL:HG12	32:DH:20:ALA:N	2.06	0.70
41:DU:65:ILE:HD11	41:DU:96:ALA:HB3	1.73	0.70
41:DU:90:VAL:HG13	42:DV:11:GLN:NE2	2.06	0.70
1:AA:718:G:H5'	11:AK:117:ASN:CG	2.12	0.70
3:AC:128:PHE:HD2	3:AC:129:ALA:H	1.38	0.70
8:AH:5:PRO:HG2	8:AH:6:ILE:HD12	1.73	0.70
11:AK:44:SER:H	11:AK:47:VAL:HG23	1.56	0.70
13:AM:10:PRO:O	13:AM:11:ARG:HB2	1.90	0.70
23:AW:47:U:H3'	23:AW:48:C:H5"	1.72	0.70
25:BA:271(M):G:O2'	25:BA:271(N):U:H5"	1.91	0.70
36:BP:23:PRO:C	36:BP:33:ARG:CZ	2.60	0.70
51:B4:37:PRO:O	51:B4:55:PRO:HG3	1.92	0.70
53:B6:19:ARG:HG3	53:B6:20:ASN:N	2.06	0.70
1:CA:878:G:H5"	8:CH:89:PRO:HG2	1.72	0.70
1:CA:935:A:H8	1:CA:935:A:H5'	1.55	0.70
25:DA:271(T):C:H6	25:DA:271(T):C:C5'	2.03	0.70
25:DA:2019:A:O3'	41:DU:27:LEU:HD12	1.92	0.70
25:DA:2103:C:C3'	25:DA:2104:G:H5"	2.19	0.70
25:DA:2298:A:H2'	25:DA:2299:G:O4'	1.90	0.70
28:DD:26:LYS:O	28:DD:27:THR:HB	1.91	0.70
36:DP:58:THR:C	36:DP:60:MET:H	1.93	0.70
48:D1:50:ARG:HG2	48:D1:50:ARG:NH1	2.06	0.70
50:D3:50:VAL:O	50:D3:50:VAL:HG23	1.91	0.70
1:AA:973:G:O4'	10:AJ:55:LYS:HB3	1.91	0.70
1:AA:1313:U:P	19:AS:6:LYS:HG3	2.31	0.70
17:AQ:68:ARG:H	17:AQ:70:ARG:HH11	1.38	0.70

Continued on next page...

Continued from previous page...

Atom-1	Atom-2	Interatomic distance (Å)	Clash overlap (Å)
19:AS:36:ARG:HB2	19:AS:72:GLY:HA2	1.72	0.70
22:AV:71:GLN:O	22:AV:82:PHE:HA	1.91	0.70
25:BA:271(U):G:O2'	25:BA:271(V):G:H5'	1.92	0.70
25:BA:628:G:H2'	25:BA:629:G:H8	1.57	0.70
25:BA:2053:G:H5'	29:BE:144:ARG:O	1.91	0.70
25:BA:2700:C:O2'	25:BA:2701:C:H5'	1.90	0.70
32:BH:64:LEU:HD23	32:BH:67:LEU:HD23	1.74	0.70
33:BI:83:ALA:HA	33:BI:89:TYR:CD1	2.26	0.70
36:BP:114:ILE:HD12	36:BP:115:LEU:N	2.07	0.70
46:BZ:64:GLN:OE1	46:BZ:66:LEU:HD11	1.91	0.70
46:BZ:145:ILE:HG22	46:BZ:173:VAL:HG12	1.71	0.70
1:CA:1305:G:OP1	21:CU:2:GLY:HA3	1.91	0.70
3:CC:27:LYS:NZ	3:CC:27:LYS:HB3	2.06	0.70
7:CG:15:ASP:HB3	7:CG:19:GLY:N	2.06	0.70
8:CH:1:MET:HE2	8:CH:2:LEU:N	2.05	0.70
25:DA:1034:G:H5'	56:D9:18:ARG:HD2	1.73	0.70
26:DB:88:C:H2'	26:DB:89:G:C8	2.27	0.70
30:DF:64:ILE:HD12	30:DF:78:ILE:HG23	1.73	0.70
38:DR:81:ASP:O	38:DR:82:GLU:HB2	1.91	0.70
40:DT:80:SER:HB3	40:DT:81:PRO:HD3	1.73	0.70
42:DV:18:LEU:CD2	42:DV:19:LYS:H	2.04	0.70
1:AA:256:U:H2'	1:AA:257:G:H8	1.57	0.70
1:AA:1005:A:H4'	1:AA:1037:C:O2'	1.91	0.70
1:AA:1131:G:H2'	1:AA:1132:C:C6	2.26	0.70
1:AA:1279:A:H61	3:AC:26:LYS:NZ	1.90	0.70
2:AB:115:LEU:HD13	2:AB:145:LEU:HB3	1.72	0.70
3:AC:5:ILE:HD13	3:AC:10:PHE:HB2	1.74	0.70
4:AD:9:CYS:SG	4:AD:22:LYS:HD2	2.32	0.70
7:AG:108:ALA:O	7:AG:119:ARG:HD2	1.92	0.70
11:AK:13:GLN:HE22	11:AK:75:TYR:HA	1.55	0.70
22:AV:110:ALA:HB1	22:AV:123:THR:O	1.92	0.70
25:BA:28:A:N6	25:BA:512:G:H1'	2.05	0.70
25:BA:330:A:O2'	25:BA:331:A:H8	1.74	0.70
25:BA:528:A:H3'	25:BA:528:A:H8	1.56	0.70
25:BA:857:C:H5'	47:B0:76:ARG:NH2	2.07	0.70
32:BH:98:LEU:HD12	32:BH:102:ALA:O	1.91	0.70
36:BP:16:ARG:CZ	36:BP:18:ARG:HB2	2.21	0.70
36:BP:81:GLN:CG	36:BP:106:LEU:HA	2.19	0.70
50:B3:52:HIS:H	50:B3:52:HIS:CD2	2.09	0.70
53:B6:35:GLU:N	53:B6:51:GLU:OE2	2.25	0.70
3:CC:8:ILE:HD12	3:CC:16:ARG:NH2	2.07	0.70

Continued on next page...

Continued from previous page...

Atom-1	Atom-2	Interatomic distance (Å)	Clash overlap (Å)
10:CJ:48:THR:CA	10:CJ:62:HIS:HB3	2.20	0.70
16:CP:21:VAL:O	16:CP:33:ILE:HG12	1.91	0.70
17:CQ:76:LEU:HD12	17:CQ:77:VAL:H	1.57	0.70
25:DA:1319:G:O2'	25:DA:1320:C:H5'	1.91	0.70
25:DA:1636:C:H2'	25:DA:1637:A:C8	2.26	0.70
25:DA:2036:C:H5'	25:DA:2036:C:H6	1.57	0.70
1:AA:404:U:H2'	1:AA:405:U:C6	2.27	0.70
1:AA:688:G:O2'	1:AA:689:C:H5'	1.92	0.70
1:AA:999:C:H2'	1:AA:1000:U:C6	2.26	0.70
5:AE:135:THR:O	5:AE:138:ALA:HB3	1.92	0.70
9:AI:17:VAL:HG21	9:AI:80:GLY:HA3	1.73	0.70
10:AJ:51:ARG:NE	10:AJ:61:GLU:HB2	2.06	0.70
25:BA:2884:U:C2	52:B5:51:TYR:HE1	2.09	0.70
27:BC:101:ILE:O	27:BC:105:LEU:HB2	1.90	0.70
28:BD:31:LYS:O	28:BD:35:LYS:HB2	1.91	0.70
31:BG:72:ARG:HD3	31:BG:86:MET:HA	1.74	0.70
1:CA:731:G:OP1	1:CA:766:A:H1'	1.92	0.70
3:CC:134:ILE:HG22	3:CC:168:ALA:HB3	1.73	0.70
5:CE:51:VAL:HB	5:CE:52:PRO:HD3	1.74	0.70
5:CE:70:PRO:HB3	5:CE:144:THR:HG23	1.74	0.70
12:CL:44:LYS:CB	12:CL:45:PRO:CD	2.70	0.70
25:DA:615:G:OP2	30:DF:40:GLN:HG2	1.92	0.70
30:DF:75:HIS:HE1	30:DF:82:ILE:HD11	1.57	0.70
30:DF:152:GLU:OE2	30:DF:191:ARG:HD2	1.91	0.70
49:D2:13:ALA:O	49:D2:16:LEU:HB2	1.91	0.70
54:D7:26:GLY:O	54:D7:30:VAL:HG23	1.92	0.70
55:D8:43:GLN:C	55:D8:44:LYS:HD2	2.12	0.70
55:D8:52:LYS:N	55:D8:53:PRO:CD	2.54	0.70
1:AA:539:A:OP1	12:AL:111:LYS:HE2	1.91	0.70
25:BA:252:G:OP2	36:BP:50:ARG:NH1	2.24	0.70
25:BA:1270:C:H5"	25:BA:1271:G:O5'	1.90	0.70
25:BA:2277:G:O2'	25:BA:2278:A:H5'	1.91	0.70
27:BC:118:PRO:HD2	27:BC:148:PHE:CE1	2.27	0.70
32:BH:84:SER:O	32:BH:85:LYS:HB3	1.91	0.70
39:BS:13:ARG:O	39:BS:15:ARG:HG2	1.91	0.70
46:BZ:107:PRO:HB3	46:BZ:143:LEU:HB2	1.72	0.70
52:B5:4:HIS:HB3	52:B5:5:PRO:HD2	1.71	0.70
1:CA:96:U:O2'	1:CA:97:G:H5'	1.91	0.70
1:CA:181:G:H4'	1:CA:182:U:H5'	1.72	0.70
1:CA:677:U:H3	1:CA:713:G:H22	1.40	0.70
1:CA:1347:G:H8	9:CI:107:ARG:HB3	1.56	0.70

Continued on next page...

Continued from previous page...

Atom-1	Atom-2	Interatomic distance (Å)	Clash overlap (Å)
2:CB:219:VAL:HA	2:CB:222:ILE:CD1	2.21	0.70
25:DA:589:C:H2'	25:DA:590:A:H8	1.55	0.70
45:DY:47:LYS:HD2	45:DY:47:LYS:N	2.06	0.70
1:AA:1034:G:N2	1:AA:1035:A:H62	1.89	0.70
1:AA:1314:C:H2'	1:AA:1315:U:C6	2.27	0.70
10:AJ:5:ARG:HG2	10:AJ:6:ILE:N	2.06	0.70
25:BA:908:C:O2'	25:BA:909:A:H5'	1.92	0.70
28:BD:210:GLY:O	28:BD:211:ARG:HB3	1.92	0.70
32:BH:7:LEU:N	32:BH:8:PRO:CD	2.54	0.70
36:BP:16:ARG:HB2	36:BP:16:ARG:CZ	2.21	0.70
38:BR:63:ARG:HB2	38:BR:63:ARG:HH11	1.57	0.70
39:BS:78:LEU:HD11	39:BS:103:GLU:HB3	1.74	0.70
46:BZ:9:ARG:HH21	46:BZ:25:GLY:N	1.88	0.70
52:B5:54:GLY:H	52:B5:56:LYS:NZ	1.90	0.70
1:CA:139:G:O2'	1:CA:140:A:H5'	1.92	0.70
1:CA:627:G:O2'	1:CA:628:G:H5'	1.91	0.70
9:CI:10:ARG:NH2	9:CI:72:GLY:HA2	2.06	0.70
12:CL:66:TYR:O	12:CL:68:PRO:HD3	1.91	0.70
38:DR:8:ARG:HB3	38:DR:43:GLU:OE1	1.91	0.70
45:DY:14:LEU:HG	45:DY:15:VAL:H	1.56	0.70
50:D3:30:ARG:HD3	50:D3:33:GLN:NE2	2.07	0.70
1:AA:357:G:OP1	1:AA:367:U:H5"	1.92	0.70
3:AC:92:ALA:HB2	3:AC:99:VAL:CG2	2.19	0.70
12:AL:44:LYS:HB3	12:AL:45:PRO:HD3	1.73	0.70
13:AM:55:ARG:O	13:AM:58:GLU:HB2	1.92	0.70
17:AQ:92:ARG:O	17:AQ:95:TYR:HB2	1.91	0.70
20:AT:99:LEU:C	20:AT:100:ILE:HD12	2.12	0.70
22:AV:29:LYS:HG3	25:BA:2254:C:C4'	2.21	0.70
25:BA:1658:C:OP1	57:BA:3459:MG:MG	1.33	0.70
26:BB:2:C:H2'	26:BB:3:C:C6	2.26	0.70
27:BC:80:LYS:HE3	31:BG:48:GLU:HA	1.73	0.70
28:BD:35:LYS:NZ	28:BD:103:ARG:HA	2.07	0.70
28:BD:121:PRO:HB3	28:BD:135:PHE:HE1	1.54	0.70
38:BR:72:ASP:HB3	38:BR:75:LEU:HB3	1.72	0.70
42:BV:49:THR:HG22	42:BV:50:PRO:HD3	1.72	0.70
1:CA:840:C:H5"	1:CA:841:U:OP1	1.92	0.70
1:CA:1124:G:C5'	10:CJ:35:SER:HB2	2.22	0.70
4:CD:63:LYS:HE3	4:CD:198:VAL:HG22	1.71	0.70
6:CF:11:ASN:HB3	6:CF:14:LEU:HD21	1.73	0.70
13:CM:69:GLU:HA	13:CM:69:GLU:OE1	1.92	0.70
20:CT:69:GLY:O	20:CT:73:HIS:NE2	2.23	0.70

Continued on next page...

Continued from previous page...

Atom-1	Atom-2	Interatomic distance (Å)	Clash overlap (Å)
25:DA:612:C:H2'	25:DA:613:G:C5'	2.15	0.70
25:DA:1227:G:O2'	25:DA:1228:G:H5'	1.92	0.70
25:DA:2600:A:H2'	25:DA:2601:C:C6	2.27	0.70
28:DD:257:LEU:HD13	28:DD:257:LEU:O	1.92	0.70
29:DE:34:VAL:HG21	29:DE:78:LEU:HD22	1.73	0.70
33:DI:97:ILE:O	33:DI:100:ALA:HB3	1.91	0.70
48:D1:15:ALA:O	48:D1:40:ARG:HG3	1.92	0.70
53:D6:13:CYS:O	53:D6:21:TYR:HA	1.92	0.70
2:AB:97:TRP:CZ2	2:AB:102:LEU:HD13	2.27	0.69
5:AE:12:LEU:HD13	5:AE:13:ILE:N	2.06	0.69
8:AH:103:VAL:CG2	8:AH:110:ALA:HB2	2.22	0.69
25:BA:242:G:C5'	55:B8:62:LEU:HD13	2.14	0.69
25:BA:1292:U:H2'	25:BA:1293:C:C6	2.27	0.69
28:BD:24:ILE:HG23	28:BD:25:THR:N	2.04	0.69
29:BE:47:VAL:HG21	29:BE:86:PRO:HD3	1.72	0.69
29:BE:101:ARG:CZ	29:BE:171:GLU:HB2	2.21	0.69
41:BU:112:ARG:HH11	41:BU:112:ARG:CG	2.04	0.69
43:BW:60:ASN:N	43:BW:60:ASN:ND2	2.40	0.69
49:B2:38:GLN:HB3	49:B2:44:LEU:O	1.92	0.69
56:B9:9:ARG:HB3	56:B9:9:ARG:NH1	2.07	0.69
1:CA:1194:U:H2'	1:CA:1195:C:C6	2.26	0.69
1:CA:1293:G:H2'	1:CA:1294:G:C8	2.27	0.69
2:CB:55:PHE:CE1	2:CB:218:ALA:HA	2.27	0.69
6:CF:19:LEU:HD11	6:CF:59:TYR:CE1	2.26	0.69
9:CI:63:ILE:HD11	9:CI:81:ILE:HD11	1.74	0.69
13:CM:66:LEU:HD12	13:CM:66:LEU:N	2.07	0.69
17:CQ:13:ASP:N	17:CQ:14:LYS:HZ2	1.90	0.69
23:CW:51:C:H2'	23:CW:52:G:O4'	1.92	0.69
25:DA:2061:G:OP2	25:DA:2502:G:H5'	1.91	0.69
25:DA:2185:C:H5'	25:DA:2186:G:OP2	1.92	0.69
29:DE:54:GLN:O	29:DE:55:ASN:HB2	1.91	0.69
41:DU:52:ARG:HD3	41:DU:55:ARG:HE	1.57	0.69
53:D6:15:GLU:O	53:D6:15:GLU:HG3	1.91	0.69
1:AA:599:C:H2'	1:AA:600:C:C6	2.27	0.69
1:AA:920:U:H2'	1:AA:921:U:C6	2.26	0.69
1:AA:1137:C:H4'	1:AA:1138:G:C2	2.27	0.69
1:AA:1442(A):G:C8	40:BT:118:ARG:HD2	2.27	0.69
2:AB:114:ARG:NH1	2:AB:118:LEU:HD11	2.06	0.69
2:AB:122:PHE:HB2	2:AB:139:LYS:HZ2	1.58	0.69
3:AC:127:ARG:HH11	3:AC:127:ARG:HG2	1.57	0.69
16:AP:9:PHE:HE2	16:AP:18:ARG:HD2	1.57	0.69

Continued on next page...

Continued from previous page...

Atom-1	Atom-2	Interatomic distance (Å)	Clash overlap (Å)
25:BA:289:A:H2'	25:BA:290:G:O4'	1.92	0.69
25:BA:479:A:H4'	25:BA:480:A:H5'	1.73	0.69
25:BA:850:C:O3'	50:B3:49:LYS:NZ	2.26	0.69
25:BA:2178:C:C5'	27:BC:47:LYS:HE2	2.18	0.69
36:BP:65:ARG:HG3	36:BP:65:ARG:NH1	2.05	0.69
37:BQ:27:VAL:O	37:BQ:28:ALA:HB3	1.91	0.69
53:B6:19:ARG:O	53:B6:20:ASN:O	2.09	0.69
1:CA:131:C:H2'	1:CA:132:C:C6	2.27	0.69
2:CB:178:ARG:HH11	2:CB:178:ARG:CB	2.04	0.69
5:CE:37:ARG:HH12	5:CE:112:LEU:HD22	1.55	0.69
8:CH:110:ALA:HB3	8:CH:121:ASP:CB	2.19	0.69
12:CL:23:ALA:C	12:CL:24:LEU:HD22	2.11	0.69
17:CQ:86:GLU:O	17:CQ:90:ILE:HG12	1.91	0.69
18:CR:31:LEU:HD23	18:CR:31:LEU:H	1.55	0.69
22:CV:12:LYS:CD	22:CV:65:VAL:HB	2.22	0.69
25:DA:813:U:H2'	25:DA:814:C:C6	2.27	0.69
25:DA:889:C:H1'	25:DA:890:A:O4'	1.91	0.69
25:DA:1194:A:C3'	25:DA:1195:G:H5"	2.22	0.69
25:DA:2331:G:O4'	47:D0:42:GLY:HA3	1.91	0.69
26:DB:88:C:H2'	26:DB:89:G:N9	2.07	0.69
29:DE:101:ARG:NE	29:DE:169:ASN:HD21	1.90	0.69
31:DG:152:LEU:O	31:DG:153:ARG:HB2	1.91	0.69
36:DP:86:LYS:HB2	36:DP:118:GLY:HA3	1.73	0.69
36:DP:107:LYS:O	36:DP:109:GLY:N	2.25	0.69
39:DS:69:VAL:CG1	39:DS:99:LYS:HE3	2.22	0.69
39:DS:69:VAL:HG13	39:DS:99:LYS:HE3	1.73	0.69
41:DU:92:ARG:NE	41:DU:94:ASN:HB3	2.06	0.69
55:D8:28:GLY:C	55:D8:32:LEU:HD21	2.12	0.69
1:AA:1030(D):A:H3'	1:AA:1031:G:H8	1.56	0.69
1:AA:1162:C:H2'	1:AA:1163:C:H6	1.56	0.69
4:AD:173:TRP:HB3	4:AD:187:ARG:NH1	2.06	0.69
32:BH:12:PRO:HD2	32:BH:49:VAL:HA	1.74	0.69
33:BI:48:GLU:HA	33:BI:51:ILE:CG2	2.21	0.69
42:BV:18:LEU:CD2	42:BV:19:LYS:H	2.06	0.69
49:B2:46:GLN:OE1	49:B2:46:GLN:HA	1.90	0.69
1:CA:838:G:C2'	1:CA:839:U:H5"	2.22	0.69
3:CC:35:GLU:HA	3:CC:38:ARG:CD	2.23	0.69
6:CF:48:LEU:HD21	6:CF:60:PHE:HZ	1.56	0.69
10:CJ:9:ARG:O	10:CJ:94:VAL:HG13	1.92	0.69
22:CV:43:ASN:HB3	22:CV:46:THR:O	1.92	0.69
25:DA:275:G:C2'	25:DA:276:A:H4'	2.18	0.69

Continued on next page...

Continued from previous page...

Atom-1	Atom-2	Interatomic distance (Å)	Clash overlap (Å)
25:DA:784:A:C5	28:DD:229:VAL:HG21	2.27	0.69
25:DA:1668:A:C4'	25:DA:1669:A:H5'	2.19	0.69
28:DD:79:VAL:HG11	28:DD:111:LEU:CD1	2.22	0.69
28:DD:182:LEU:N	28:DD:272:ALA:HB3	2.06	0.69
29:DE:116:VAL:HG21	29:DE:122:PHE:CD2	2.27	0.69
31:DG:82:LEU:HD22	31:DG:87:PRO:CG	2.21	0.69
35:DO:98:VAL:HG12	35:DO:117:LEU:CD2	2.14	0.69
40:DT:112:ARG:NH2	40:DT:113:LYS:HE3	2.06	0.69
49:D2:17:SER:O	49:D2:21:LEU:HB2	1.92	0.69
1:AA:1004:A:H2'	1:AA:1037:C:O2	1.93	0.69
12:AL:76:GLU:O	12:AL:77:HIS:HB2	1.92	0.69
25:BA:1109:C:C5	25:BA:1110:G:H1'	2.27	0.69
25:BA:2391:G:OP1	55:B8:32:LEU:HD12	1.92	0.69
26:BB:40:U:H1'	26:BB:45:A:H61	1.57	0.69
28:BD:2:ALA:HB3	28:BD:20:ASP:OD2	1.92	0.69
30:BF:66:PRO:O	30:BF:67:GLN:HB3	1.90	0.69
45:BY:2:ARG:N	45:BY:4:LYS:HG2	2.08	0.69
46:BZ:60:LEU:HD22	46:BZ:60:LEU:H	1.57	0.69
1:CA:1004:A:O2'	1:CA:1005:A:H5'	1.93	0.69
1:CA:1014:A:N3	1:CA:1219:U:H1'	2.07	0.69
1:CA:1117:G:H21	1:CA:1180:A:H1'	1.58	0.69
1:CA:1237:C:H4'	1:CA:1334:G:N2	2.06	0.69
4:CD:135:LEU:HB2	4:CD:138:TYR:HB2	1.74	0.69
6:CF:97:PHE:HD2	18:CR:31:LEU:HD21	1.58	0.69
15:CO:39:LEU:HD13	15:CO:56:LEU:HD13	1.74	0.69
16:CP:26:ARG:HD2	16:CP:31:LYS:O	1.92	0.69
19:CS:10:PHE:HZ	19:CS:70:LYS:HZ3	1.39	0.69
25:DA:81:G:N2	45:DY:2:ARG:HH12	1.89	0.69
25:DA:652:C:O2	25:DA:652:C:H2'	1.92	0.69
25:DA:2104:G:H5'	25:DA:2104:G:N3	2.06	0.69
25:DA:2175:C:H2'	25:DA:2176:A:H5"	1.74	0.69
46:DZ:111:ARG:HH11	46:DZ:111:ARG:HG2	1.57	0.69
1:AA:512:U:H2'	1:AA:513:C:C6	2.26	0.69
1:AA:1206:G:H4'	3:AC:192:THR:O	1.92	0.69
3:AC:70:VAL:HG12	3:AC:71:ALA:N	2.07	0.69
5:AE:41:VAL:CG2	5:AE:113:ALA:HA	2.22	0.69
23:AW:50:U:H3	23:AW:64:G:H1	1.40	0.69
25:BA:272(I):U:H2'	25:BA:274:G:H8	1.56	0.69
25:BA:529:A:H62	25:BA:2041:U:H3	1.37	0.69
27:BC:10:ALA:HA	27:BC:13:GLU:OE1	1.93	0.69
27:BC:62:THR:HG22	27:BC:163:GLU:HG2	1.74	0.69

Continued on next page...

Continued from previous page...

Atom-1	Atom-2	Interatomic distance (Å)	Clash overlap (Å)
27:BC:133:GLY:HA2	27:BC:138:LEU:HD12	1.74	0.69
27:BC:184:GLU:CD	27:BC:184:GLU:H	1.95	0.69
28:BD:73:VAL:HG13	28:BD:120:GLY:HA2	1.75	0.69
30:BF:195:ASP:HB2	30:BF:198:ALA:CB	2.21	0.69
32:BH:32:GLU:HG2	32:BH:33:LEU:N	2.07	0.69
36:BP:97:PRO:HD3	36:BP:126:VAL:O	1.92	0.69
38:BR:54:LEU:HD23	38:BR:66:VAL:HG23	1.75	0.69
41:BU:49:HIS:HA	41:BU:52:ARG:HB2	1.74	0.69
45:BY:29:GLU:N	45:BY:29:GLU:OE1	2.26	0.69
1:CA:624:C:H2'	1:CA:625:G:H8	1.57	0.69
5:CE:81:GLU:HB3	5:CE:88:LYS:NZ	2.08	0.69
25:DA:323:G:H1'	25:DA:1205:U:O2	1.92	0.69
25:DA:2175:C:H1'	27:DC:219:MET:HA	1.74	0.69
28:DD:268:ARG:HH11	28:DD:268:ARG:HB2	1.56	0.69
34:DN:76:SER:O	34:DN:78:TYR:N	2.25	0.69
35:DO:1:MET:HB2	35:DO:32:TYR:HB3	1.74	0.69
37:DQ:58:PHE:HD1	37:DQ:58:PHE:O	1.76	0.69
37:DQ:61:GLY:O	46:DZ:177:GLU:HB2	1.91	0.69
38:DR:98:LEU:HD12	38:DR:113:LEU:HD23	1.72	0.69
2:AB:68:ILE:CD1	2:AB:161:ALA:HB3	2.22	0.69
2:AB:75:LYS:HE3	2:AB:78:GLN:OE1	1.93	0.69
10:AJ:34:VAL:HG22	10:AJ:74:ILE:HG22	1.72	0.69
16:AP:49:LEU:HD22	16:AP:73:LEU:HD22	1.74	0.69
22:AV:112:GLY:HA2	22:AV:121:LYS:O	1.91	0.69
25:BA:2340:G:O2'	25:BA:2341:G:H5'	1.92	0.69
25:BA:2762:G:C2'	25:BA:2763:G:H5"	2.22	0.69
30:BF:111:ALA:HB2	30:BF:206:ILE:CG2	2.22	0.69
31:BG:76:SER:HB3	31:BG:84:LYS:H	1.57	0.69
1:CA:152:A:H61	1:CA:170:U:H1'	1.57	0.69
1:CA:376:G:OP2	16:CP:67:THR:HG21	1.93	0.69
1:CA:1141:C:H2'	1:CA:1142:G:N7	2.07	0.69
1:CA:1277:C:O2'	1:CA:1279:A:H1'	1.93	0.69
6:CF:82:ARG:HA	6:CF:82:ARG:HH11	1.57	0.69
25:DA:8:A:H2'	25:DA:9:U:C5	2.28	0.69
25:DA:1862:G:O2'	25:DA:1863:G:H5'	1.91	0.69
28:DD:142:VAL:HG23	28:DD:192:THR:C	2.12	0.69
31:DG:128:ARG:C	31:DG:130:ASN:H	1.96	0.69
31:DG:139:LEU:HA	31:DG:144:ILE:HG12	1.74	0.69
38:DR:24:GLN:HE22	38:DR:36:THR:HG21	1.56	0.69
1:AA:974:A:H1'	14:AN:31:ARG:NE	2.07	0.69
2:AB:97:TRP:HZ2	2:AB:102:LEU:HD13	1.56	0.69

Continued on next page...

Continued from previous page...

Atom-1	Atom-2	Interatomic distance (Å)	Clash overlap (Å)
4:AD:36:ARG:HH11	4:AD:36:ARG:CG	2.04	0.69
9:AI:70:LYS:O	9:AI:74:ILE:HG13	1.92	0.69
10:AJ:4:ILE:HA	10:AJ:100:THR:HG22	1.74	0.69
12:AL:87:VAL:HG12	12:AL:89:ASP:H	1.58	0.69
16:AP:74:LEU:O	16:AP:79:VAL:HG23	1.92	0.69
25:BA:528:A:H3'	25:BA:528:A:C8	2.28	0.69
25:BA:1408:C:O2'	25:BA:1409:C:H5'	1.92	0.69
26:BB:8:U:H5'	39:BS:17:ARG:HH12	1.57	0.69
28:BD:130:ALA:C	28:BD:131:LEU:HD12	2.12	0.69
34:BN:76:SER:O	34:BN:78:TYR:N	2.26	0.69
45:BY:77:PRO:O	45:BY:99:CYS:SG	2.48	0.69
48:B1:23:LYS:HD3	48:B1:28:GLY:HA3	1.74	0.69
53:B6:20:ASN:HB2	53:B6:42:TRP:CD1	2.27	0.69
1:CA:460:G:C6	1:CA:470:C:H5"	2.28	0.69
1:CA:826:C:H2'	1:CA:827:U:C6	2.26	0.69
1:CA:1244:C:H2'	1:CA:1245:A:C8	2.28	0.69
2:CB:132:LYS:CA	2:CB:135:GLN:HE21	1.99	0.69
3:CC:132:ARG:O	3:CC:136:GLN:HB2	1.93	0.69
22:CV:163:LEU:HD23	22:CV:163:LEU:N	2.08	0.69
28:DD:176:ARG:HH11	28:DD:176:ARG:HG2	1.58	0.69
31:DG:56:ALA:HB2	31:DG:153:ARG:CZ	2.23	0.69
32:DH:68:THR:C	32:DH:70:THR:H	1.95	0.69
32:DH:127:GLU:HG3	32:DH:128:PRO:HD2	1.75	0.69
34:DN:23:LEU:HB3	34:DN:60:ILE:CG2	2.21	0.69
45:DY:2:ARG:HD2	45:DY:3:VAL:H	1.58	0.69
54:D7:30:VAL:O	54:D7:34:ARG:HG3	1.93	0.69
1:AA:502:G:H2'	1:AA:503:C:C6	2.27	0.69
1:AA:625:G:H2'	1:AA:626:U:C6	2.27	0.69
1:AA:1412:C:H2'	1:AA:1413:A:C8	2.28	0.69
4:AD:50:ARG:HB3	4:AD:50:ARG:HH11	1.55	0.69
5:AE:57:LYS:HE2	5:AE:61:TYR:OH	1.92	0.69
6:AF:6:VAL:C	6:AF:7:ASN:HD22	1.96	0.69
6:AF:86:ARG:O	6:AF:87:ARG:HG2	1.91	0.69
9:AI:18:PHE:CD1	9:AI:62:TYR:HD2	2.09	0.69
10:AJ:50:ILE:HD13	10:AJ:50:ILE:N	2.07	0.69
13:AM:108:ARG:HA	13:AM:108:ARG:HH11	1.58	0.69
22:AV:84:ASP:C	22:AV:86:GLU:H	1.94	0.69
23:AW:28:C:O2'	23:AW:29:G:H5'	1.93	0.69
25:BA:176:G:O2'	25:BA:177:G:H5'	1.92	0.69
25:BA:481:G:H1'	25:BA:506:G:N2	2.08	0.69
25:BA:518:G:H4'	43:BW:18:ARG:NH1	2.08	0.69

Continued on next page...

Continued from previous page...

Atom-1	Atom-2	Interatomic distance (Å)	Clash overlap (Å)
25:BA:528:A:O2'	25:BA:529:A:H5'	1.93	0.69
25:BA:2371:G:H4'	53:B6:45:LYS:HG3	1.75	0.69
25:BA:2563:U:O2'	35:BO:28:SER:HB2	1.93	0.69
25:BA:2875:C:C4'	40:BT:5:ALA:HB2	2.15	0.69
27:BC:128:LEU:HB3	27:BC:132:LEU:HD21	1.73	0.69
27:BC:165:ARG:HH11	27:BC:165:ARG:CB	2.06	0.69
28:BD:12:SER:C	28:BD:14:ARG:H	1.94	0.69
28:BD:77:ALA:HB2	28:BD:97:TYR:CD2	2.27	0.69
29:BE:1:MET:HB2	29:BE:83:ASP:O	1.91	0.69
31:BG:47:LYS:HD3	31:BG:82:LEU:CG	2.22	0.69
31:BG:98:ARG:HA	31:BG:101:ILE:HD12	1.75	0.69
40:BT:27:THR:CG2	40:BT:28:VAL:H	2.05	0.69
1:CA:45:U:H2'	1:CA:46:G:H8	1.55	0.69
1:CA:255:G:H1'	17:CQ:16:GLN:NE2	2.07	0.69
1:CA:537:G:H5"	12:CL:110:ARG:NH1	2.08	0.69
1:CA:1347:G:N2	1:CA:1373:G:H2'	2.08	0.69
2:CB:188:ALA:O	2:CB:189:ASP:HB3	1.93	0.69
13:CM:102:ARG:O	13:CM:107:ALA:HB2	1.93	0.69
15:CO:70:LEU:HD23	15:CO:78:TYR:HA	1.74	0.69
17:CQ:27:PHE:HE1	17:CQ:36:ILE:HD11	1.57	0.69
18:CR:44:LEU:HD11	18:CR:79:LEU:HD22	1.73	0.69
22:CV:11:THR:HG22	22:CV:12:LYS:N	2.08	0.69
22:CV:110:ALA:HB2	22:CV:125:PRO:HD3	1.74	0.69
25:DA:847:U:HO2'	25:DA:848:G:H5'	1.56	0.69
25:DA:924:C:H2'	25:DA:925:C:C6	2.28	0.69
25:DA:935:C:H2'	25:DA:936:C:C6	2.28	0.69
25:DA:1458:C:H4'	25:DA:1459:G:O5'	1.91	0.69
25:DA:1685:C:H2'	25:DA:1686:C:C5'	2.22	0.69
28:DD:80:ALA:HB2	28:DD:96:HIS:HD2	1.57	0.69
32:DH:109:PHE:HE1	32:DH:152:ARG:HG2	1.58	0.69
37:DQ:78:PRO:HD2	37:DQ:81:VAL:HG11	1.72	0.69
39:DS:15:ARG:HB3	39:DS:18:ILE:HG21	1.75	0.69
39:DS:99:LYS:O	39:DS:101:LEU:HD12	1.92	0.69
43:DW:18:ARG:HG2	43:DW:76:VAL:HG11	1.75	0.69
45:DY:23:ARG:HH21	45:DY:40:GLU:CB	2.06	0.69
46:DZ:94:PRO:HA	46:DZ:127:VAL:O	1.92	0.69
54:D7:2:LYS:N	54:D7:2:LYS:HD2	2.07	0.69
1:AA:501:C:H2'	1:AA:502:G:C8	2.25	0.69
1:AA:881:G:P	12:AL:9:ARG:HH22	2.16	0.69
3:AC:29:TYR:O	3:AC:33:LEU:HB2	1.93	0.69
4:AD:57:ARG:HG3	4:AD:57:ARG:HH11	1.57	0.69

Continued on next page...

Continued from previous page...

Atom-1	Atom-2	Interatomic distance (Å)	Clash overlap (Å)
6:AF:77:ARG:HG3	6:AF:78:GLU:N	2.06	0.69
10:AJ:6:ILE:HG12	10:AJ:72:VAL:O	1.93	0.69
20:AT:42:GLN:HG3	20:AT:43:LEU:CD2	2.18	0.69
21:AU:10:ARG:HA	21:AU:13:ILE:HD12	1.75	0.69
25:BA:110:G:O2'	25:BA:111:A:H5'	1.92	0.69
25:BA:907:U:OP1	37:BQ:24:GLY:N	2.26	0.69
25:BA:1348:G:C2'	25:BA:1349:A:H5"	2.23	0.69
27:BC:119:ASP:OD2	27:BC:148:PHE:HE1	1.76	0.69
30:BF:22:ALA:CA	30:BF:26:ALA:HB2	2.21	0.69
45:BY:42:VAL:HG12	45:BY:65:ALA:HB3	1.75	0.69
47:B0:22:VAL:HA	47:B0:37:VAL:HG22	1.74	0.69
1:CA:556:C:O2'	1:CA:557:G:H5'	1.93	0.69
1:CA:600:C:H2'	1:CA:601:C:H6	1.58	0.69
1:CA:1295:G:H21	1:CA:1302:U:H3	1.40	0.69
1:CA:1452:C:H1'	1:CA:1456:G:N2	2.08	0.69
2:CB:80:ILE:HD13	2:CB:211:ILE:CG2	2.22	0.69
16:CP:13:HIS:C	16:CP:15:PRO:HD3	2.12	0.69
25:DA:574:C:N3	29:DE:145:LYS:HE2	2.08	0.69
25:DA:688:U:H5'	25:DA:1780:A:C2	2.28	0.69
25:DA:784:A:N7	28:DD:229:VAL:HG21	2.08	0.69
25:DA:2537:U:H2'	25:DA:2538:C:H6	1.58	0.69
25:DA:2892:A:H3'	25:DA:2893:G:H5"	1.73	0.69
29:DE:48:GLN:CD	29:DE:78:LEU:HD13	2.12	0.69
31:DG:122:PRO:HD3	31:DG:181:ARG:HB3	1.74	0.69
33:DI:83:ALA:CB	33:DI:88:ILE:HA	2.23	0.69
37:DQ:58:PHE:O	37:DQ:58:PHE:CD1	2.46	0.69
48:D1:50:ARG:HG2	48:D1:50:ARG:HH11	1.57	0.69
56:D9:26:ILE:HD12	56:D9:26:ILE:N	2.08	0.69
1:AA:309:G:H2'	1:AA:310:G:H8	1.58	0.69
6:AF:61:LEU:HD23	6:AF:63:TYR:OH	1.92	0.69
12:AL:107:VAL:HG23	12:AL:117:TYR:HB3	1.74	0.69
13:AM:101:GLN:N	13:AM:101:GLN:HE21	1.91	0.69
25:BA:1935:G:H1'	25:BA:1964:G:N2	2.08	0.69
25:BA:1951:U:H2'	25:BA:1953:A:OP2	1.93	0.69
25:BA:2531:A:H2	25:BA:2658:C:O2	1.76	0.69
25:BA:2533:A:H2'	25:BA:2534:A:H5"	1.74	0.69
30:BF:4:VAL:H	30:BF:19:GLU:CB	2.05	0.69
33:BI:133:HIS:O	33:BI:134:PRO:C	2.30	0.69
34:BN:68:GLU:HG2	34:BN:88:GLU:CD	2.13	0.69
36:BP:48:PRO:HG2	36:BP:49:ARG:N	2.07	0.69
36:BP:85:LEU:CD2	36:BP:85:LEU:H	2.06	0.69

Continued on next page...

Continued from previous page...

Atom-1	Atom-2	Interatomic distance (Å)	Clash overlap (Å)
1:CA:191:G:C4	20:CT:105:SER:HB3	2.28	0.69
1:CA:477:A:O2'	1:CA:479:C:H5'	1.93	0.69
1:CA:1163:C:H2'	1:CA:1164:G:C8	2.28	0.69
2:CB:122:PHE:HA	2:CB:139:LYS:HZ2	1.57	0.69
2:CB:179:LYS:HA	8:CH:72:PRO:HD3	1.75	0.69
3:CC:19:GLU:HA	3:CC:54:ARG:HH22	1.58	0.69
20:CT:21:LYS:O	20:CT:25:ARG:HB2	1.91	0.69
25:DA:83:G:N2	25:DA:102:G:H2'	2.08	0.69
25:DA:1026:U:O2'	25:DA:1027:A:H5'	1.93	0.69
25:DA:2631:G:N3	25:DA:2810:A:H2	1.91	0.69
25:DA:2695:C:H2'	25:DA:2696:U:C6	2.28	0.69
33:DI:3:VAL:HG12	33:DI:38:LEU:HA	1.73	0.69
39:DS:35:ILE:H	39:DS:53:SER:HB3	1.55	0.69
41:DU:24:TYR:HB2	41:DU:29:SER:HB3	1.74	0.69
44:DX:27:THR:HG22	44:DX:80:ILE:CB	2.16	0.69
47:D0:71:ASP:C	47:D0:72:ARG:HG2	2.12	0.69
1:AA:667:G:H4'	15:AO:51:HIS:CE1	2.27	0.68
1:AA:1131:G:H1	1:AA:1143:G:H21	1.39	0.68
1:AA:1203:C:O2'	1:AA:1204:A:H5'	1.93	0.68
3:AC:64:VAL:HG22	3:AC:99:VAL:HA	1.74	0.68
9:AI:8:GLY:HA3	9:AI:76:ALA:O	1.93	0.68
10:AJ:32:ALA:H	10:AJ:76:ASN:HB2	1.58	0.68
12:AL:107:VAL:HG21	12:AL:117:TYR:HD2	1.57	0.68
22:AV:78:GLU:O	22:AV:95:ARG:HG3	1.92	0.68
25:BA:141:A:H1'	25:BA:1408:C:O2'	1.92	0.68
25:BA:1040:C:H2'	25:BA:1041:C:O4'	1.94	0.68
25:BA:1300:U:H4'	25:BA:1301:A:O5'	1.94	0.68
25:BA:1396:U:C1'	25:BA:1397:U:C6	2.74	0.68
26:BB:65:C:O2'	26:BB:66:A:H5'	1.94	0.68
27:BC:68:GLY:H	27:BC:181:PHE:HZ	1.41	0.68
30:BF:124:LEU:O	30:BF:193:VAL:HA	1.93	0.68
31:BG:81:LYS:O	31:BG:82:LEU:O	2.11	0.68
36:BP:85:LEU:HD23	36:BP:85:LEU:H	1.58	0.68
41:BU:93:LYS:HA	41:BU:96:ALA:HB3	1.74	0.68
42:BV:38:LEU:O	42:BV:51:VAL:HG13	1.93	0.68
1:CA:1026:G:H2'	1:CA:1026:G:N3	2.07	0.68
1:CA:1342:C:H1'	9:CI:124:GLN:HE22	1.54	0.68
2:CB:185:ILE:HD12	2:CB:185:ILE:H	1.59	0.68
2:CB:200:ILE:HG22	2:CB:202:PRO:HD3	1.74	0.68
15:CO:56:LEU:O	15:CO:60:VAL:HG23	1.92	0.68
25:DA:932:G:H4'	25:DA:933:A:O5'	1.93	0.68

Continued on next page...

Continued from previous page...

Atom-1	Atom-2	Interatomic distance (Å)	Clash overlap (Å)
25:DA:2082:A:H2'	25:DA:2083:G:O4'	1.93	0.68
29:DE:101:ARG:HH21	29:DE:171:GLU:N	1.91	0.68
30:DF:156:LEU:HD12	30:DF:157:VAL:N	2.08	0.68
31:DG:39:ILE:HD11	31:DG:155:MET:CG	2.11	0.68
36:DP:71:VAL:HG12	36:DP:72:PRO:HD3	1.76	0.68
40:DT:92:GLY:C	40:DT:94:ALA:H	1.96	0.68
42:DV:18:LEU:HD13	42:DV:19:LYS:N	2.08	0.68
1:AA:437:U:OP1	4:AD:155:LEU:HD22	1.94	0.68
1:AA:539:A:H2'	1:AA:540:G:H8	1.57	0.68
22:AV:45:GLU:CD	22:AV:45:GLU:H	1.96	0.68
25:BA:142:A:H8	25:BA:1595:G:H21	1.40	0.68
28:BD:30:GLU:N	28:BD:30:GLU:OE1	2.25	0.68
28:BD:31:LYS:CE	28:BD:94:LEU:HD11	2.23	0.68
28:BD:44:ASN:CB	28:BD:49:ILE:HA	2.23	0.68
39:BS:34:HIS:CE1	39:BS:54:LEU:HB2	2.28	0.68
1:CA:253:U:H2'	1:CA:254:G:H8	1.57	0.68
1:CA:1062:U:H2'	1:CA:1063:C:C5	2.27	0.68
4:CD:104:VAL:HG21	4:CD:140:VAL:HG21	1.76	0.68
10:CJ:54:PHE:CG	10:CJ:55:LYS:HE3	2.27	0.68
23:CW:19:G:H3'	23:CW:20:U:H5'	1.75	0.68
25:DA:882:G:H2'	25:DA:883:G:H8	1.58	0.68
28:DD:44:ASN:HB2	28:DD:48:ARG:O	1.92	0.68
28:DD:145:VAL:HG12	28:DD:146:GLU:O	1.93	0.68
45:DY:47:LYS:HA	45:DY:60:PHE:CZ	2.28	0.68
50:D3:29:ARG:HH11	50:D3:29:ARG:HB2	1.55	0.68
1:AA:67:C:H2'	1:AA:68:G:H8	1.57	0.68
1:AA:1324:A:H4'	1:AA:1362:C:O3'	1.93	0.68
1:AA:1446:U:H3	1:AA:1452:C:HO2'	1.41	0.68
2:AB:113:HIS:O	2:AB:117:GLU:HG3	1.93	0.68
3:AC:182:ILE:HG23	3:AC:202:ILE:O	1.93	0.68
7:AG:32:ARG:O	7:AG:33:ASP:HB2	1.93	0.68
25:BA:71:A:C8	25:BA:71:A:H5'	2.28	0.68
25:BA:1713:U:O2'	25:BA:1714:G:H5'	1.94	0.68
25:BA:1952:A:C5	35:BO:22:ILE:HD12	2.28	0.68
29:BE:89:ASP:O	29:BE:90:THR:HB	1.92	0.68
32:BH:40:GLU:O	32:BH:41:MET:HB2	1.92	0.68
34:BN:2:LYS:NZ	41:BU:95:LEU:HD21	2.08	0.68
40:BT:32:TYR:HB2	40:BT:81:PRO:HB3	1.73	0.68
43:BW:111:HIS:CG	43:BW:112:GLY:H	2.11	0.68
46:BZ:60:LEU:HD22	46:BZ:60:LEU:N	2.08	0.68
1:CA:495:A:H4'	1:CA:496:A:O5'	1.92	0.68

Continued on next page...

Continued from previous page...

Atom-1	Atom-2	Interatomic distance (Å)	Clash overlap (Å)
1:CA:757:U:O2'	1:CA:758:G:H5'	1.94	0.68
1:CA:1305:G:H22	1:CA:1331:G:C2'	2.03	0.68
16:CP:14:ASN:N	16:CP:15:PRO:HD3	2.08	0.68
22:CV:12:LYS:O	22:CV:63:ILE:HG12	1.93	0.68
25:DA:1907:G:O2'	25:DA:1908:C:H5'	1.92	0.68
27:DC:73:VAL:HA	27:DC:112:ASP:CG	2.14	0.68
29:DE:80:GLU:O	29:DE:81:ILE:HD13	1.93	0.68
29:DE:111:ARG:HA	38:DR:2:ARG:HB2	1.74	0.68
39:DS:53:SER:OG	39:DS:54:LEU:HD22	1.94	0.68
45:DY:96:ILE:HG12	45:DY:99:CYS:HB2	1.75	0.68
46:DZ:16:ALA:HA	46:DZ:19:ARG:HD2	1.76	0.68
46:DZ:118:GLU:HB2	46:DZ:121:ARG:HG2	1.73	0.68
52:D5:37:LYS:HG3	52:D5:38:ALA:N	2.07	0.68
5:AE:113:ALA:HB3	5:AE:115:VAL:HG23	1.75	0.68
22:AV:103:PHE:CD1	22:AV:103:PHE:N	2.59	0.68
25:BA:518:G:H4'	43:BW:18:ARG:HH11	1.56	0.68
25:BA:1204:A:N6	25:BA:1240:U:H2'	2.08	0.68
25:BA:1215:G:O2'	25:BA:1216:G:H5'	1.93	0.68
25:BA:2392:A:OP2	55:B8:31:HIS:HE1	1.76	0.68
25:BA:2543:G:H2'	25:BA:2544:G:H8	1.57	0.68
25:BA:2645:G:C3'	25:BA:2646:C:H5'	2.16	0.68
34:BN:42:TRP:HA	34:BN:48:MET:HE1	1.75	0.68
39:BS:92:TYR:CD1	39:BS:93:LYS:N	2.61	0.68
40:BT:85:LYS:NZ	40:BT:85:LYS:HA	2.09	0.68
42:BV:15:GLU:HB3	42:BV:16:PRO:HD2	1.73	0.68
55:B8:43:GLN:C	55:B8:44:LYS:HD2	2.13	0.68
1:CA:797:C:O2'	1:CA:798:G:H5'	1.93	0.68
1:CA:1411:C:H2'	1:CA:1412:C:H6	1.57	0.68
1:CA:1423:G:H5'	35:DO:49:ARG:NH2	2.07	0.68
7:CG:21:VAL:HG23	7:CG:22:LEU:H	1.58	0.68
12:CL:99:ARG:HB2	12:CL:117:TYR:HA	1.76	0.68
25:DA:225:A:H2'	25:DA:226:G:H5'	1.73	0.68
25:DA:1174:A:H5"	25:DA:1175:U:H5'	1.76	0.68
25:DA:2795:G:H2'	25:DA:2795:G:N3	2.07	0.68
26:DB:15:A:H5'	26:DB:16:G:C8	2.25	0.68
26:DB:41:U:C5	31:DG:69:ALA:HB1	2.28	0.68
27:DC:54:ARG:HB3	27:DC:54:ARG:NH1	2.08	0.68
32:DH:163:TYR:N	32:DH:163:TYR:CD1	2.61	0.68
36:DP:5:ASP:OD2	36:DP:6:LEU:HD23	1.93	0.68
1:AA:324:G:OP1	20:AT:70:SER:HB3	1.92	0.68
1:AA:853:G:O2'	1:AA:854:G:H5'	1.94	0.68

Continued on next page...

Continued from previous page...

Atom-1	Atom-2	Interatomic distance (Å)	Clash overlap (Å)
1:AA:1053:G:H5"	1:AA:1200:C:H41	1.59	0.68
2:AB:8:LYS:HD3	2:AB:8:LYS:N	2.09	0.68
7:AG:115:ARG:O	7:AG:118:VAL:HG22	1.93	0.68
13:AM:91:ARG:HB3	13:AM:98:VAL:HG22	1.74	0.68
25:BA:1297:C:OP1	25:BA:2710:C:H4'	1.93	0.68
25:BA:2178:C:H5"	27:BC:47:LYS:CE	2.19	0.68
27:BC:57:GLN:HG2	27:BC:202:PRO:HB2	1.74	0.68
27:BC:60:ARG:NE	27:BC:165:ARG:HD2	2.08	0.68
27:BC:195:ARG:HD2	27:BC:198:GLU:OE1	1.93	0.68
29:BE:34:VAL:HG21	29:BE:78:LEU:HD22	1.74	0.68
30:BF:140:LEU:HD13	30:BF:170:LEU:HD21	1.74	0.68
33:BI:8:PRO:O	33:BI:9:LEU:HD23	1.92	0.68
33:BI:88:ILE:HG12	33:BI:122:GLU:N	2.09	0.68
34:BN:2:LYS:HZ3	41:BU:95:LEU:HD21	1.58	0.68
2:CB:185:ILE:HD12	2:CB:185:ILE:N	2.08	0.68
7:CG:12:LEU:HD11	7:CG:25:ALA:HB2	1.75	0.68
25:DA:861:A:H2'	25:DA:862:G:O4'	1.93	0.68
25:DA:951:C:O2'	25:DA:952:G:H5'	1.93	0.68
25:DA:1257:C:H5'	30:DF:75:HIS:NE2	2.07	0.68
25:DA:1494:A:C2'	25:DA:1495:A:H5"	2.23	0.68
25:DA:2556:C:H2'	25:DA:2557:G:O4'	1.93	0.68
31:DG:48:GLU:O	31:DG:51:ARG:HG2	1.93	0.68
31:DG:106:LEU:O	31:DG:110:ALA:HB3	1.94	0.68
33:DI:4:ILE:HG12	33:DI:18:VAL:HG22	1.76	0.68
1:AA:417:C:O2'	1:AA:418:C:H5'	1.93	0.68
1:AA:544:G:H2'	1:AA:545:C:H6	1.58	0.68
1:AA:575:G:OP1	1:AA:575:G:H4'	1.92	0.68
1:AA:1010:G:H2'	1:AA:1011:G:C8	2.29	0.68
1:AA:1074:G:O2'	2:AB:103:THR:HG21	1.92	0.68
1:AA:1456:G:H5"	1:AA:1456:G:N3	2.08	0.68
2:AB:11:LEU:HB3	2:AB:213:LEU:HD11	1.74	0.68
22:AV:126:THR:O	22:AV:127:VAL:HB	1.92	0.68
25:BA:271(E):U:H2'	25:BA:271(F):C:C6	2.28	0.68
25:BA:364:C:C2'	25:BA:365:C:H5"	2.24	0.68
25:BA:1360:A:H5'	25:BA:1361:G:OP2	1.92	0.68
25:BA:2829:C:H2'	25:BA:2830:G:C8	2.24	0.68
29:BE:174:ASP:OD2	29:BE:175:VAL:N	2.27	0.68
36:BP:24:GLY:O	36:BP:25:SER:HB2	1.94	0.68
40:BT:11:GLU:N	40:BT:11:GLU:OE2	2.26	0.68
42:BV:39:LEU:HB3	42:BV:47:VAL:CG1	2.23	0.68
45:BY:26:LYS:HG2	45:BY:27:VAL:N	2.04	0.68

Continued on next page...

Continued from previous page...

Atom-1	Atom-2	Interatomic distance (Å)	Clash overlap (Å)
48:B1:53:VAL:HG11	48:B1:90:ILE:HG21	1.74	0.68
52:B5:51:TYR:O	52:B5:52:TYR:C	2.32	0.68
1:CA:1030(A):G:H2'	1:CA:1030(C):G:OP2	1.93	0.68
1:CA:1412:C:H2'	1:CA:1413:A:C8	2.28	0.68
2:CB:75:LYS:HA	2:CB:78:GLN:HB2	1.76	0.68
2:CB:132:LYS:O	2:CB:136:VAL:HG23	1.93	0.68
6:CF:86:ARG:O	6:CF:87:ARG:HB2	1.93	0.68
7:CG:64:GLN:HE21	7:CG:68:ASN:HD22	1.38	0.68
7:CG:113:GLU:HB2	7:CG:119:ARG:HG2	1.76	0.68
9:CI:49:PRO:HA	9:CI:101:PHE:CE1	2.29	0.68
11:CK:22:HIS:HB3	11:CK:29:ILE:HG23	1.76	0.68
14:CN:6:LEU:HB3	14:CN:23:ARG:HH21	1.58	0.68
21:CU:25:LYS:HB2	21:CU:25:LYS:NZ	2.08	0.68
25:DA:626:U:H5'	25:DA:627:A:C5'	2.23	0.68
25:DA:2615:U:C2	52:D5:7:PRO:HA	2.28	0.68
25:DA:2691:C:O2'	25:DA:2692:C:H5'	1.94	0.68
27:DC:80:LYS:HZ1	31:DG:49:ASP:H	1.41	0.68
30:DF:153:SER:OG	30:DF:190:GLU:HG3	1.92	0.68
44:DX:63:LYS:HA	44:DX:72:LYS:HA	1.76	0.68
46:DZ:134:GLU:O	46:DZ:135:PHE:HB3	1.93	0.68
48:D1:46:LEU:CD2	48:D1:46:LEU:H	2.06	0.68
1:AA:601:C:H2'	1:AA:602:A:H8	1.58	0.68
1:AA:613:C:H2'	1:AA:614:A:C8	2.29	0.68
1:AA:957:U:H1'	1:AA:960:U:N3	2.08	0.68
1:AA:1251:A:O2'	1:AA:1252:A:H5'	1.92	0.68
2:AB:170:GLU:O	2:AB:174:VAL:HG23	1.94	0.68
3:AC:46:GLU:O	3:AC:47:LEU:HB3	1.93	0.68
5:AE:137:GLU:O	5:AE:141:GLN:HG3	1.93	0.68
11:AK:101:SER:OG	11:AK:103:LEU:HD23	1.94	0.68
20:AT:50:GLU:O	20:AT:54:LYS:HB2	1.93	0.68
25:BA:997:G:OP1	41:BU:93:LYS:HD3	1.93	0.68
25:BA:2101:G:H2'	25:BA:2102:U:C5'	2.18	0.68
25:BA:2175:C:C3'	25:BA:2176:A:H5"	2.23	0.68
27:BC:60:ARG:HD3	27:BC:165:ARG:HB3	1.75	0.68
32:BH:43:VAL:HG23	32:BH:43:VAL:O	1.94	0.68
35:BO:14:THR:HG22	35:BO:52:VAL:HG11	1.74	0.68
35:BO:75:SER:HA	40:BT:75:ILE:O	1.93	0.68
35:BO:97:ARG:HG3	35:BO:97:ARG:HH11	1.58	0.68
40:BT:83:ILE:HG13	40:BT:84:GLN:HG2	1.76	0.68
41:BU:91:ASP:CG	41:BU:96:ALA:HB2	2.14	0.68
50:B3:8:LEU:HB2	50:B3:28:LEU:HD13	1.75	0.68

Continued on next page...

Continued from previous page...

Atom-1	Atom-2	Interatomic distance (Å)	Clash overlap (Å)
1:CA:112:G:N2	1:CA:354:G:H5'	2.09	0.68
1:CA:243:A:H4'	1:CA:244:U:O5'	1.94	0.68
1:CA:708:C:H2'	1:CA:709:G:H8	1.58	0.68
2:CB:204:ASN:C	2:CB:204:ASN:HD22	1.95	0.68
10:CJ:39:PRO:HA	10:CJ:70:ARG:HA	1.74	0.68
14:CN:13:THR:N	14:CN:14:PRO:CD	2.57	0.68
14:CN:50:LYS:HE3	14:CN:52:GLN:HE22	1.58	0.68
25:DA:280:C:N4	25:DA:360:G:H1	1.90	0.68
25:DA:1316:U:O2'	25:DA:1317:A:H5'	1.93	0.68
25:DA:1829:A:H5'	25:DA:1829:A:H8	1.57	0.68
27:DC:223:VAL:O	27:DC:225:ILE:HG23	1.93	0.68
30:DF:72:ARG:HB3	30:DF:72:ARG:NH1	2.08	0.68
32:DH:71:LEU:H	32:DH:74:ASN:ND2	1.92	0.68
34:DN:15:LEU:HB3	34:DN:136:GLU:HA	1.75	0.68
36:DP:111:ARG:HA	36:DP:128:HIS:ND1	2.08	0.68
37:DQ:133:ARG:HH11	37:DQ:133:ARG:HG3	1.59	0.68
43:DW:8:ARG:HG3	43:DW:8:ARG:NH1	2.07	0.68
46:DZ:90:LEU:H	46:DZ:90:LEU:HD12	1.59	0.68
46:DZ:124:LEU:O	46:DZ:163:ALA:HB3	1.94	0.68
48:D1:67:ILE:N	48:D1:68:PRO:HD2	2.09	0.68
49:D2:65:ASN:ND2	49:D2:69:ARG:HH12	1.92	0.68
56:D9:7:VAL:HG13	56:D9:34:GLN:NE2	2.07	0.68
1:AA:40:C:H2'	1:AA:41:G:H8	1.59	0.68
1:AA:448:A:H2'	1:AA:449:C:H6	1.58	0.68
1:AA:1060:C:C5	3:AC:2:GLY:HA2	2.28	0.68
1:AA:1121:U:H2'	1:AA:1122:U:C6	2.28	0.68
1:AA:1125:U:O4	10:AJ:5:ARG:HD3	1.93	0.68
1:AA:1500:A:O2'	1:AA:1501:C:H5'	1.92	0.68
3:AC:92:ALA:CA	3:AC:99:VAL:HG11	2.24	0.68
5:AE:73:ASN:O	5:AE:75:THR:N	2.27	0.68
7:AG:76:ARG:HD3	7:AG:89:MET:SD	2.34	0.68
10:AJ:29:ARG:NH2	10:AJ:30:SER:HB3	2.08	0.68
10:AJ:82:ILE:HG23	10:AJ:86:MET:SD	2.34	0.68
23:AW:37:A:H3'	23:AW:38:A:H8	1.59	0.68
25:BA:610:G:H2'	25:BA:611:C:C6	2.29	0.68
25:BA:674:G:O2'	30:BF:74:ARG:HD3	1.94	0.68
33:BI:129:THR:O	33:BI:130:TYR:HB2	1.92	0.68
34:BN:40:PRO:HB3	41:BU:68:ALA:HB2	1.76	0.68
41:BU:65:ILE:HD11	41:BU:96:ALA:CB	2.23	0.68
46:BZ:22:LYS:N	46:BZ:22:LYS:HD2	2.09	0.68
52:B5:4:HIS:CB	52:B5:5:PRO:CD	2.69	0.68

Continued on next page...

Continued from previous page...

Atom-1	Atom-2	Interatomic distance (Å)	Clash overlap (Å)
1:CA:1117:G:N2	1:CA:1180:A:H1'	2.07	0.68
1:CA:1131:G:H2'	1:CA:1132:C:C6	2.29	0.68
1:CA:1179:A:H5"	9:CI:102:LEU:HD12	1.76	0.68
2:CB:23:ARG:O	2:CB:23:ARG:HD2	1.94	0.68
2:CB:72:GLY:HA2	2:CB:165:VAL:HG21	1.76	0.68
3:CC:76:VAL:HG12	3:CC:83:ARG:NH2	2.08	0.68
8:CH:14:ARG:O	8:CH:18:ARG:HD3	1.94	0.68
9:CI:15:ALA:HB2	9:CI:65:VAL:HB	1.74	0.68
25:DA:141:A:H8	25:DA:1408:C:HO2'	1.42	0.68
25:DA:271(I):G:H3'	25:DA:271(J):C:C6	2.27	0.68
25:DA:906:G:H5'	25:DA:907:U:OP2	1.94	0.68
25:DA:911:A:H2'	37:DQ:9:TYR:OH	1.93	0.68
25:DA:1042:G:H1'	25:DA:1115:G:N2	2.09	0.68
25:DA:1151:G:H2'	25:DA:1152:C:C6	2.29	0.68
25:DA:1803:A:H4'	28:DD:259:THR:CG2	2.24	0.68
25:DA:2175:C:C3'	25:DA:2176:A:H5"	2.23	0.68
28:DD:31:LYS:HZ2	28:DD:33:LEU:HD22	1.58	0.68
37:DQ:47:ILE:C	37:DQ:49:ALA:H	1.97	0.68
39:DS:34:HIS:CD2	39:DS:54:LEU:HB2	2.29	0.68
39:DS:96:GLY:O	39:DS:98:VAL:N	2.22	0.68
44:DX:44:GLU:O	44:DX:48:LYS:HA	1.94	0.68
44:DX:53:LYS:HB3	44:DX:82:GLN:HB3	1.76	0.68
48:D1:13:ILE:HD11	48:D1:42:GLN:OE1	1.94	0.68
1:AA:438:G:H4'	4:AD:123:HIS:ND1	2.08	0.68
1:AA:490:G:O2'	1:AA:491:G:H5'	1.92	0.68
1:AA:965:A:O2'	1:AA:966:G:H5'	1.93	0.68
1:AA:1223:C:C4'	1:AA:1223:C:O3'	2.41	0.68
5:AE:41:VAL:HG21	5:AE:113:ALA:HA	1.74	0.68
15:AO:55:GLY:HA2	15:AO:58:MET:HE3	1.75	0.68
19:AS:29:ARG:O	19:AS:31:ILE:HG22	1.93	0.68
25:BA:229:A:H3'	25:BA:230:U:H5'	1.76	0.68
25:BA:271(S):G:H2'	25:BA:271(T):C:H6	1.58	0.68
30:BF:134:GLY:N	30:BF:162:LEU:HG	2.08	0.68
36:BP:125:VAL:O	36:BP:125:VAL:HG23	1.94	0.68
46:BZ:7:TYR:HB2	46:BZ:37:TYR:CE2	2.29	0.68
46:BZ:180:GLU:CD	46:BZ:180:GLU:H	1.97	0.68
1:CA:57:G:H2'	1:CA:58:C:C6	2.29	0.68
1:CA:1174:G:H2'	1:CA:1175:G:C8	2.29	0.68
3:CC:124:ILE:CG2	3:CC:189:ALA:HB1	2.23	0.68
4:CD:162:LEU:HD12	4:CD:181:MET:HE3	1.75	0.68
8:CH:97:VAL:HG13	8:CH:98:LYS:N	2.08	0.68

Continued on next page...

Continued from previous page...

Atom-1	Atom-2	Interatomic distance (Å)	Clash overlap (Å)
10:CJ:32:ALA:HB3	10:CJ:75:ILE:HG13	1.76	0.68
10:CJ:80:LYS:O	10:CJ:84:GLN:NE2	2.27	0.68
25:DA:404:C:H4'	25:DA:405:U:H5'	1.75	0.68
25:DA:2691:C:H5'	25:DA:2691:C:H6	1.59	0.68
30:DF:101:LEU:O	30:DF:106:ARG:NH1	2.27	0.68
41:DU:79:PHE:HE2	41:DU:83:LEU:HD22	1.57	0.68
43:DW:5:ALA:HB2	43:DW:105:VAL:HB	1.75	0.68
49:D2:5:GLU:O	49:D2:8:LYS:HB2	1.92	0.68
50:D3:6:VAL:HG12	50:D3:56:VAL:HA	1.75	0.68
56:D9:10:ILE:HB	56:D9:32:HIS:HD2	1.58	0.68
1:AA:1030(A):G:H2'	1:AA:1030(C):G:OP2	1.94	0.68
1:AA:1115:C:H2'	1:AA:1116:C:C6	2.28	0.68
8:AH:5:PRO:O	8:AH:8:ASP:HB3	1.93	0.68
19:AS:46:GLY:HA2	19:AS:61:TYR:CE1	2.28	0.68
25:BA:910:A:C5	37:BQ:13:GLN:HG3	2.29	0.68
25:BA:1909:C:H42	25:BA:1921:G:H1	1.41	0.68
27:BC:57:GLN:HG2	27:BC:202:PRO:CB	2.23	0.68
27:BC:71:LYS:C	27:BC:73:VAL:H	1.97	0.68
33:BI:144:VAL:HG23	33:BI:145:VAL:N	2.09	0.68
38:BR:117:VAL:HG12	38:BR:118:GLU:N	2.09	0.68
40:BT:53:ARG:HD2	40:BT:60:THR:OG1	1.93	0.68
40:BT:117:ASP:O	40:BT:121:ILE:HB	1.94	0.68
1:CA:734:G:H21	18:CR:75:ILE:HD11	1.58	0.68
1:CA:853:G:O2'	1:CA:854:G:H5'	1.93	0.68
3:CC:43:LEU:HD12	3:CC:43:LEU:N	2.09	0.68
10:CJ:83:GLU:C	10:CJ:85:LEU:H	1.98	0.68
12:CL:38:ARG:HH11	12:CL:38:ARG:HB3	1.57	0.68
25:DA:557:U:H2'	25:DA:558:G:C8	2.29	0.68
25:DA:719:C:O2'	25:DA:720:C:H5'	1.93	0.68
25:DA:1464:C:H2'	25:DA:1465:G:H8	1.59	0.68
26:DB:91:C:H2'	26:DB:92:C:C6	2.29	0.68
33:DI:38:LEU:HD12	33:DI:38:LEU:N	2.09	0.68
40:DT:54:ARG:HH11	40:DT:54:ARG:HG2	1.59	0.68
44:DX:7:VAL:CG1	44:DX:39:ILE:HD13	2.24	0.68
44:DX:60:ARG:HH22	54:D7:47:ARG:NH2	1.91	0.68
1:AA:579:G:H5'	1:AA:728:A:H1'	1.75	0.67
1:AA:1412:C:H2'	1:AA:1413:A:H8	1.59	0.67
4:AD:18:LYS:HG2	4:AD:33:MET:CG	2.24	0.67
5:AE:92:LYS:HB3	5:AE:119:LEU:HB2	1.74	0.67
6:AF:69:GLU:O	6:AF:71:ARG:N	2.27	0.67
25:BA:1509(A):A:H2'	25:BA:1509(B):A:H8	1.57	0.67

Continued on next page...

Continued from previous page...

Atom-1	Atom-2	Interatomic distance (Å)	Clash overlap (Å)
25:BA:2330:G:H4'	47:B0:43:ARG:HH12	1.59	0.67
25:BA:2512:C:H2'	25:BA:2513:G:O4'	1.93	0.67
29:BE:59:VAL:CG2	29:BE:60:ASN:H	2.00	0.67
31:BG:5:VAL:HG11	31:BG:101:ILE:HG22	1.75	0.67
46:BZ:129:PRO:HA	46:BZ:132:ILE:HD11	1.75	0.67
4:CD:96:LEU:HD12	4:CD:96:LEU:N	2.07	0.67
7:CG:57:GLU:O	7:CG:61:VAL:HG23	1.95	0.67
7:CG:113:GLU:CG	7:CG:119:ARG:HG2	2.24	0.67
9:CI:42:ARG:HG2	9:CI:42:ARG:HH11	1.59	0.67
10:CJ:17:ASP:HA	10:CJ:70:ARG:NH1	2.10	0.67
22:CV:101:ALA:O	22:CV:104:PHE:HB2	1.94	0.67
25:DA:171:G:H2'	25:DA:172:C:O4'	1.94	0.67
25:DA:185:U:H2'	25:DA:186:G:H8	1.59	0.67
25:DA:271(J):C:H5'	25:DA:271(K):U:OP2	1.94	0.67
25:DA:292:C:H42	25:DA:348:G:H1	1.42	0.67
25:DA:310:A:OP1	45:DY:18:GLY:HA2	1.94	0.67
25:DA:528:A:C2	25:DA:2043:C:H4'	2.29	0.67
25:DA:626:U:H3	36:DP:105:LEU:HA	1.58	0.67
25:DA:1107:G:H2'	25:DA:1108:U:C6	2.28	0.67
25:DA:1496:A:H5'	25:DA:1497:U:OP2	1.94	0.67
25:DA:2472:G:H5'	25:DA:2473:U:C5'	2.24	0.67
29:DE:24:THR:HB	29:DE:186:GLY:HA2	1.75	0.67
40:DT:92:GLY:O	40:DT:94:ALA:N	2.22	0.67
47:D0:53:MET:HE3	47:D0:57:PHE:HA	1.75	0.67
49:D2:64:LEU:HD21	49:D2:68:ARG:HH21	1.58	0.67
50:D3:8:LEU:HA	50:D3:54:VAL:HG22	1.75	0.67
1:AA:167:G:O2'	1:AA:168:G:H5'	1.94	0.67
1:AA:255:G:H1'	17:AQ:16:GLN:NE2	2.09	0.67
1:AA:589:C:H42	1:AA:650:G:H1	1.43	0.67
1:AA:1371:G:O3'	9:AI:69:GLY:HA3	1.94	0.67
6:AF:3:ARG:HB3	6:AF:93:SER:HB2	1.76	0.67
7:AG:4:ARG:HB3	7:AG:5:ARG:HH11	1.59	0.67
12:AL:67:ILE:HG12	12:AL:97:ILE:HD12	1.76	0.67
17:AQ:67:LYS:O	17:AQ:68:ARG:CB	2.41	0.67
20:AT:87:LYS:HE3	20:AT:91:LEU:HG	1.75	0.67
22:AV:131:LYS:HE2	22:AV:168:GLY:O	1.94	0.67
25:BA:858:U:O2	25:BA:2268:A:H2'	1.94	0.67
28:BD:69:ARG:HH21	28:BD:192:THR:HG21	1.59	0.67
42:BV:19:LYS:HE2	42:BV:19:LYS:HA	1.76	0.67
46:BZ:165:SER:HB2	46:BZ:166:PRO:C	2.15	0.67
1:CA:1106:G:H2'	1:CA:1107:C:H6	1.60	0.67

Continued on next page...

Continued from previous page...

Atom-1	Atom-2	Interatomic distance (Å)	Clash overlap (Å)
7:CG:83:ALA:HB3	7:CG:85:TYR:HE2	1.56	0.67
9:CI:69:GLY:O	9:CI:73:GLN:HG3	1.95	0.67
17:CQ:7:THR:CG2	17:CQ:58:GLU:HG2	2.25	0.67
20:CT:41:ILE:HA	20:CT:44:ALA:HB3	1.76	0.67
25:DA:235:U:H2'	25:DA:236:C:H6	1.59	0.67
25:DA:1436:G:H1'	25:DA:1477:A:O2'	1.93	0.67
25:DA:1952:A:C5	35:DO:22:ILE:HD12	2.29	0.67
30:DF:160:ASN:HD22	30:DF:160:ASN:C	1.97	0.67
36:DP:45:LEU:HD23	36:DP:46:LYS:H	1.59	0.67
45:DY:75:ILE:HD11	45:DY:79:CYS:HB2	1.75	0.67
53:D6:40:CYS:HA	53:D6:46:HIS:HB2	1.75	0.67
1:AA:444:C:H2'	1:AA:445:G:C8	2.27	0.67
1:AA:1007:C:H2'	1:AA:1008:C:C6	2.29	0.67
1:AA:1117:G:O2'	9:AI:104:ARG:HG2	1.93	0.67
1:AA:1189:C:P	10:AJ:51:ARG:HH22	2.17	0.67
1:AA:1252:A:H2	1:AA:1355:G:H4'	1.59	0.67
1:AA:1442(A):G:H8	40:BT:118:ARG:HH11	1.41	0.67
2:AB:13:ALA:C	2:AB:15:VAL:H	1.96	0.67
15:AO:26:GLU:OE2	15:AO:77:ARG:HD2	1.95	0.67
20:AT:72:LEU:HD23	20:AT:73:HIS:N	2.08	0.67
25:BA:587:C:C5	36:BP:33:ARG:HG2	2.29	0.67
25:BA:1666:G:O2'	25:BA:1667:G:H5'	1.95	0.67
25:BA:2023:G:H5'	25:BA:2617:C:H4'	1.77	0.67
33:BI:83:ALA:HB2	33:BI:88:ILE:HA	1.77	0.67
38:BR:61:HIS:O	38:BR:65:LEU:HD13	1.94	0.67
51:B4:39:ARG:HG2	51:B4:49:GLU:OE1	1.94	0.67
1:CA:1348:U:H2'	1:CA:1349:A:H8	1.60	0.67
3:CC:29:TYR:HE2	3:CC:33:LEU:HD22	1.59	0.67
15:CO:6:GLU:CD	15:CO:6:GLU:H	1.96	0.67
20:CT:46:GLU:OE1	20:CT:48:LYS:HG2	1.94	0.67
25:DA:2292:C:O2'	25:DA:2293:C:H5'	1.94	0.67
25:DA:2533:A:C3'	25:DA:2534:A:H5"	2.23	0.67
30:DF:136:THR:HA	30:DF:166:ALA:HB1	1.76	0.67
41:DU:111:GLU:HA	41:DU:114:LYS:CD	2.20	0.67
2:AB:30:ARG:O	2:AB:46:LYS:HE2	1.94	0.67
3:AC:14:ILE:HG22	14:AN:57:ARG:NH2	2.10	0.67
12:AL:38:ARG:HG2	12:AL:39:THR:N	2.10	0.67
22:AV:72:TYR:HD1	22:AV:73:LEU:H	1.41	0.67
25:BA:1914:C:H2'	25:BA:1915:U:O4'	1.94	0.67
27:BC:139:PRO:CB	27:BC:146:VAL:HG22	2.25	0.67
32:BH:98:LEU:HA	32:BH:103:LEU:HA	1.75	0.67

Continued on next page...

Continued from previous page...

Atom-1	Atom-2	Interatomic distance (Å)	Clash overlap (Å)
36:BP:99:LEU:O	36:BP:99:LEU:HD23	1.95	0.67
40:BT:70:VAL:HG12	40:BT:71:GLY:N	2.08	0.67
1:CA:1252:A:H61	1:CA:1285:A:N6	1.91	0.67
1:CA:1462:G:O2'	1:CA:1463:C:H5'	1.94	0.67
2:CB:131:PRO:CG	2:CB:134:GLU:HB2	2.04	0.67
5:CE:88:LYS:HG2	5:CE:89:ILE:N	2.10	0.67
10:CJ:78:ASN:ND2	10:CJ:80:LYS:CB	2.58	0.67
12:CL:5:ASN:HB2	17:CQ:34:LYS:NZ	2.09	0.67
13:CM:78:ILE:HA	13:CM:81:LEU:HD12	1.75	0.67
15:CO:87:ILE:CG2	15:CO:88:ARG:H	2.04	0.67
22:CV:127:VAL:H	22:CV:174:ASP:HA	1.58	0.67
25:DA:626:U:H5'	25:DA:627:A:H5'	1.76	0.67
25:DA:971:C:C2'	25:DA:972:G:H5'	2.24	0.67
41:DU:101:ARG:O	41:DU:102:GLU:HG2	1.94	0.67
42:DV:19:LYS:HG3	42:DV:20:LEU:H	1.58	0.67
43:DW:1:MET:CE	43:DW:2:GLU:H	2.08	0.67
45:DY:96:ILE:HG13	45:DY:99:CYS:HB2	1.76	0.67
46:DZ:149:LEU:HD13	46:DZ:149:LEU:N	2.06	0.67
1:AA:639:G:O2'	1:AA:640:A:H5'	1.94	0.67
25:BA:586:A:H5'	30:BF:89:VAL:HG21	1.76	0.67
25:BA:919:G:H22	25:BA:2268:A:H3'	1.60	0.67
25:BA:1365:A:H5"	48:B1:41:ARG:HH22	1.58	0.67
25:BA:2791:C:H41	25:BA:2803:C:N4	1.91	0.67
27:BC:150:ILE:HA	27:BC:153:ILE:HD12	1.76	0.67
30:BF:52:LYS:HA	30:BF:56:GLU:OE2	1.94	0.67
31:BG:125:PHE:O	31:BG:128:ARG:HG2	1.95	0.67
32:BH:6:ARG:CA	32:BH:8:PRO:HD3	2.24	0.67
32:BH:91:GLY:HA2	32:BH:160:LYS:HB3	1.75	0.67
36:BP:71:VAL:O	36:BP:72:PRO:C	2.27	0.67
37:BQ:60:ARG:HA	46:BZ:178:ASP:OD1	1.95	0.67
40:BT:34:VAL:HG22	40:BT:39:ARG:HB3	1.75	0.67
1:CA:265:G:H2'	1:CA:267:C:H5	1.59	0.67
1:CA:1025:U:H4'	1:CA:1026:G:H8	1.58	0.67
2:CB:171:ALA:HA	2:CB:174:VAL:HG23	1.76	0.67
2:CB:194:PRO:O	2:CB:196:LEU:N	2.27	0.67
6:CF:18:GLN:HA	6:CF:21:LEU:HD23	1.77	0.67
7:CG:50:ILE:HD11	7:CG:121:ALA:HB1	1.75	0.67
11:CK:50:TYR:HD2	11:CK:54:ARG:HB3	1.59	0.67
25:DA:292:C:N4	25:DA:348:G:H1	1.92	0.67
25:DA:922:U:H2'	25:DA:923:C:C6	2.29	0.67
25:DA:1175:U:O5'	25:DA:1176:G:H5'	1.94	0.67

Continued on next page...

Continued from previous page...

Atom-1	Atom-2	Interatomic distance (Å)	Clash overlap (Å)
25:DA:1598:C:H5'	44:DX:36:LYS:HB2	1.75	0.67
25:DA:1705:G:O2'	25:DA:1706:U:H5'	1.94	0.67
25:DA:2305:A:H3'	25:DA:2306:C:H5"	1.77	0.67
27:DC:90:ALA:HB2	27:DC:155:ARG:NH1	2.08	0.67
30:DF:7:TYR:HB2	30:DF:16:GLY:C	2.15	0.67
36:DP:128:HIS:HD2	36:DP:148:LEU:HD12	1.58	0.67
37:DQ:134:ARG:HE	46:DZ:121:ARG:HH11	1.40	0.67
42:DV:39:LEU:HB3	42:DV:47:VAL:HG11	1.76	0.67
47:D0:49:LYS:HG3	47:D0:80:HIS:ND1	2.09	0.67
53:D6:52:VAL:HG12	53:D6:53:LYS:N	2.09	0.67
1:AA:113:G:H2'	1:AA:114:U:H6	1.58	0.67
1:AA:1241:G:H1	1:AA:1296:C:H42	1.43	0.67
3:AC:63:ASN:N	3:AC:97:LYS:HZ3	1.92	0.67
3:AC:112:SER:O	3:AC:116:VAL:HG23	1.93	0.67
6:AF:19:LEU:O	6:AF:19:LEU:HD23	1.95	0.67
6:AF:19:LEU:O	6:AF:23:LYS:HG3	1.94	0.67
10:AJ:48:THR:HA	10:AJ:62:HIS:HB3	1.77	0.67
13:AM:3:ARG:NE	13:AM:7:VAL:HB	2.10	0.67
25:BA:997:G:O2'	25:BA:998:C:H5'	1.94	0.67
25:BA:1459:G:C8	25:BA:1461:G:H1'	2.30	0.67
25:BA:2059:A:H5'	25:BA:2060:A:OP2	1.93	0.67
29:BE:101:ARG:NH2	29:BE:169:ASN:O	2.26	0.67
31:BG:40:ASN:HB2	31:BG:91:ARG:HB2	1.77	0.67
31:BG:55:LYS:NZ	31:BG:150:ASP:H	1.93	0.67
32:BH:149:ARG:HD3	32:BH:164:TYR:CD1	2.29	0.67
38:BR:102:GLU:OE1	43:BW:37:ARG:NH1	2.28	0.67
44:BX:24:GLY:O	44:BX:82:GLN:HA	1.94	0.67
53:B6:20:ASN:HB2	53:B6:42:TRP:HD1	1.58	0.67
1:CA:562:C:H5'	1:CA:562:C:H6	1.59	0.67
1:CA:1134:G:H2'	1:CA:1135:U:H5'	1.77	0.67
2:CB:139:LYS:O	2:CB:143:GLU:HG2	1.93	0.67
3:CC:87:LEU:CA	3:CC:90:GLU:HG2	2.15	0.67
10:CJ:40:LEU:HB2	10:CJ:41:PRO:HD2	1.76	0.67
20:CT:12:ALA:C	20:CT:14:LYS:H	1.96	0.67
22:CV:95:ARG:NH2	22:CV:101:ALA:HB3	2.10	0.67
25:DA:521:G:H2'	25:DA:522:G:H8	1.59	0.67
25:DA:2389:G:C5'	25:DA:2390:U:H5'	2.25	0.67
29:DE:169:ASN:C	29:DE:169:ASN:HD22	1.95	0.67
30:DF:10:PRO:CG	30:DF:13:SER:HB2	2.23	0.67
31:DG:172:LEU:O	31:DG:172:LEU:HD12	1.94	0.67
39:DS:15:ARG:HB3	39:DS:18:ILE:CG2	2.25	0.67

Continued on next page...

Continued from previous page...

Atom-1	Atom-2	Interatomic distance (Å)	Clash overlap (Å)
42:DV:18:LEU:CD1	42:DV:19:LYS:H	2.08	0.67
45:DY:37:VAL:HG21	45:DY:72:VAL:HG11	1.75	0.67
1:AA:323:U:H2'	1:AA:324:G:O4'	1.94	0.67
1:AA:975:A:H8	1:AA:975:A:H5'	1.57	0.67
2:AB:116:GLU:HB3	2:AB:153:ARG:NH2	2.09	0.67
9:AI:53:VAL:HG23	9:AI:54:ASP:N	2.06	0.67
19:AS:29:ARG:HD2	19:AS:30:LEU:N	2.10	0.67
20:AT:16:HIS:CE1	20:AT:20:LEU:HD21	2.29	0.67
25:BA:71:A:H5'	25:BA:71:A:H8	1.59	0.67
25:BA:80:G:O2'	25:BA:81:G:H5'	1.94	0.67
25:BA:174:C:H3'	25:BA:175:G:H5"	1.76	0.67
25:BA:674:G:H1'	30:BF:74:ARG:HD2	1.77	0.67
25:BA:1224:C:O2'	42:BV:85:LYS:HD3	1.95	0.67
25:BA:1396:U:C1'	25:BA:1397:U:H6	2.04	0.67
25:BA:2184:G:H2'	25:BA:2185:C:C6	2.28	0.67
25:BA:2701:C:C3'	25:BA:2702:U:H5"	2.24	0.67
26:BB:106:G:O2'	26:BB:107:G:H5'	1.95	0.67
27:BC:102:GLN:HE21	27:BC:102:GLN:CA	2.00	0.67
28:BD:270:ILE:HG12	28:BD:271:ILE:H	1.59	0.67
30:BF:28:ILE:HD12	30:BF:28:ILE:O	1.94	0.67
30:BF:34:TRP:CZ2	36:BP:12:ALA:HB2	2.30	0.67
30:BF:123:LEU:HD12	30:BF:124:LEU:N	2.10	0.67
32:BH:117:PRO:HB3	32:BH:123:PHE:HE1	1.58	0.67
40:BT:83:ILE:HG13	40:BT:84:GLN:N	2.09	0.67
44:BX:65:ARG:HG2	44:BX:66:LEU:N	2.10	0.67
46:BZ:13:LYS:C	46:BZ:15:SER:H	1.98	0.67
51:B4:42:CYS:HA	51:B4:59:VAL:O	1.95	0.67
1:CA:967:C:H4'	9:CI:125:TYR:HE2	1.60	0.67
1:CA:1376:U:H2'	1:CA:1377:A:C8	2.28	0.67
5:CE:88:LYS:HG2	5:CE:89:ILE:H	1.59	0.67
22:CV:84:ASP:CB	22:CV:89:GLU:H	2.08	0.67
22:CV:114:MET:SD	22:CV:119:PRO:HG3	2.34	0.67
25:DA:157:U:H3'	25:DA:158:U:C5'	2.16	0.67
25:DA:1843:C:H5'	28:DD:253:GLN:NE2	2.10	0.67
25:DA:2050:C:H1'	29:DE:156:MET:HE1	1.76	0.67
25:DA:2122:U:H3	25:DA:2176:A:N6	1.92	0.67
27:DC:148:PHE:C	27:DC:150:ILE:H	1.97	0.67
28:DD:271:ILE:O	28:DD:272:ALA:HB2	1.93	0.67
31:DG:7:LEU:HD22	31:DG:100:TRP:CZ3	2.28	0.67
32:DH:156:ALA:C	32:DH:158:HIS:N	2.47	0.67
32:DH:163:TYR:HD1	32:DH:163:TYR:H	1.43	0.67

Continued on next page...

Continued from previous page...

Atom-1	Atom-2	Interatomic distance (Å)	Clash overlap (Å)
34:DN:125:GLY:HA3	34:DN:126:PRO:O	1.94	0.67
42:DV:39:LEU:HB3	42:DV:47:VAL:CG2	2.25	0.67
1:AA:224:C:O2'	1:AA:225:C:H5'	1.94	0.67
1:AA:545:C:H5"	4:AD:72:GLU:HG2	1.77	0.67
1:AA:1131:G:H2'	1:AA:1132:C:H6	1.58	0.67
1:AA:1194:U:H2'	1:AA:1195:C:H6	1.56	0.67
1:AA:1216:G:OP1	14:AN:2:ALA:HA	1.94	0.67
3:AC:34:LEU:HD23	3:AC:35:GLU:N	2.09	0.67
3:AC:40:ARG:HA	3:AC:43:LEU:CD1	2.22	0.67
22:AV:130:LEU:CB	22:AV:153:LEU:HD12	2.25	0.67
22:AV:163:LEU:O	22:AV:165:VAL:N	2.27	0.67
31:BG:54:GLU:HA	31:BG:54:GLU:OE1	1.95	0.67
37:BQ:56:ARG:HH11	37:BQ:56:ARG:HG2	1.60	0.67
43:BW:60:ASN:HD22	43:BW:60:ASN:H	1.43	0.67
47:B0:9:THR:HG22	47:B0:10:ARG:H	1.60	0.67
48:B1:5:CYS:SG	48:B1:62:VAL:HG23	2.35	0.67
2:CB:72:GLY:HA2	2:CB:165:VAL:CG2	2.25	0.67
2:CB:219:VAL:HA	2:CB:222:ILE:HD12	1.77	0.67
7:CG:38:LEU:O	7:CG:42:ILE:HG13	1.94	0.67
8:CH:21:LYS:O	8:CH:63:LEU:HD23	1.95	0.67
10:CJ:63:PHE:N	10:CJ:63:PHE:CD2	2.62	0.67
13:CM:57:ARG:NH1	51:D4:60:GLU:HG3	2.09	0.67
17:CQ:12:SER:HA	17:CQ:14:LYS:HZ3	1.59	0.67
17:CQ:52:LYS:HD2	17:CQ:52:LYS:H	1.59	0.67
25:DA:588:U:H1'	30:DF:90:PHE:CD1	2.29	0.67
25:DA:650:C:N3	25:DA:651:G:N7	2.42	0.67
25:DA:1142(A):A:OP2	25:DA:1142(A):A:H3'	1.95	0.67
25:DA:1296:G:O2'	25:DA:1297:C:H5'	1.94	0.67
25:DA:1799:G:H5'	25:DA:1819:A:N6	2.09	0.67
25:DA:2840:C:H4'	38:DR:53:HIS:CD2	2.29	0.67
27:DC:181:PHE:CB	27:DC:186:LEU:HG	2.24	0.67
29:DE:10:GLY:HA2	29:DE:192:ASN:HD21	1.58	0.67
32:DH:89:ILE:HG13	32:DH:129:THR:O	1.93	0.67
33:DI:48:GLU:C	33:DI:50:ARG:H	1.96	0.67
36:DP:62:LEU:HG	36:DP:63:PRO:N	2.08	0.67
43:DW:59:VAL:O	43:DW:59:VAL:HG13	1.95	0.67
48:D1:29:GLY:C	48:D1:30:VAL:HG23	2.16	0.67
49:D2:16:LEU:O	49:D2:17:SER:HB3	1.95	0.67
1:AA:939:G:H1	1:AA:1344:C:N4	1.92	0.67
10:AJ:25:GLU:C	10:AJ:27:ALA:H	1.96	0.67
17:AQ:18:THR:HG23	17:AQ:69:LYS:HE3	1.76	0.67

Continued on next page...

Continued from previous page...

Atom-1	Atom-2	Interatomic distance (Å)	Clash overlap (Å)
20:AT:71:THR:HG22	20:AT:72:LEU:N	2.10	0.67
25:BA:248:G:C2	25:BA:2431:U:H4'	2.29	0.67
25:BA:1397:U:O2	25:BA:1397:U:H2'	1.94	0.67
25:BA:1416:G:HO2'	25:BA:1417:C:H6	1.41	0.67
25:BA:1593:G:C2'	25:BA:1594:G:H5"	2.25	0.67
25:BA:2197:U:O2'	25:BA:2198:A:C8	2.46	0.67
30:BF:53:THR:HG22	30:BF:56:GLU:CG	2.25	0.67
31:BG:173:LEU:HD22	31:BG:178:PHE:CZ	2.30	0.67
37:BQ:68:ILE:HG23	37:BQ:103:MET:HA	1.77	0.67
37:BQ:134:ARG:HA	37:BQ:137:TYR:HE1	1.60	0.67
42:BV:2:PHE:O	42:BV:14:VAL:O	2.13	0.67
45:BY:43:ASN:HA	45:BY:64:GLU:HA	1.75	0.67
48:B1:80:LEU:HD22	48:B1:82:LEU:CD1	2.25	0.67
1:CA:1129:C:H5"	1:CA:1139:G:O6	1.95	0.67
2:CB:207:ALA:HB1	2:CB:209:ARG:HG2	1.74	0.67
6:CF:23:LYS:O	6:CF:27:GLN:HG2	1.95	0.67
18:CR:82:THR:HG22	18:CR:83:GLU:H	1.60	0.67
25:DA:20:C:H2'	25:DA:21:A:H8	1.60	0.67
25:DA:971:C:O2'	25:DA:972:G:H5'	1.95	0.67
25:DA:1796:U:H4'	28:DD:256:GLY:N	2.09	0.67
26:DB:7:G:H3'	26:DB:8:U:C5'	2.23	0.67
29:DE:61:ARG:HB3	29:DE:62:PRO:CD	2.25	0.67
30:DF:156:LEU:HD12	30:DF:157:VAL:H	1.58	0.67
37:DQ:141:GLN:HE22	46:DZ:71:ARG:HD3	1.59	0.67
41:DU:92:ARG:O	41:DU:94:ASN:N	2.26	0.67
45:DY:31:LEU:HB2	45:DY:32:PRO:CA	2.24	0.67
1:AA:865:A:H2	1:AA:918:A:H4'	1.60	0.67
1:AA:1288:A:H2'	1:AA:1289:A:C8	2.30	0.67
2:AB:9:GLU:HA	2:AB:12:GLU:CD	2.15	0.67
2:AB:35:GLU:HG2	2:AB:38:GLY:O	1.94	0.67
10:AJ:50:ILE:HA	10:AJ:60:ARG:CG	2.25	0.67
25:BA:1125:G:H5'	56:B9:37:GLY:HA2	1.74	0.67
27:BC:69:LEU:HD13	27:BC:160:GLY:C	2.16	0.67
28:BD:10:THR:HG23	28:BD:13:ARG:CB	2.25	0.67
28:BD:21:PHE:O	28:BD:23:GLU:N	2.27	0.67
33:BI:102:SER:HA	33:BI:107:VAL:H	1.60	0.67
42:BV:19:LYS:HZ3	42:BV:20:LEU:H	1.43	0.67
48:B1:52:ARG:HG3	48:B1:53:VAL:H	1.60	0.67
49:B2:64:LEU:O	49:B2:64:LEU:HD23	1.94	0.67
53:B6:40:CYS:SG	53:B6:45:LYS:NZ	2.65	0.67
1:CA:270:A:H2'	1:CA:271:C:H6	1.58	0.67

Continued on next page...

Continued from previous page...

Atom-1	Atom-2	Interatomic distance (Å)	Clash overlap (Å)
1:CA:609:A:O2'	1:CA:610:G:H5'	1.95	0.67
1:CA:1277:C:H2'	1:CA:1278:U:H5'	1.76	0.67
6:CF:75:LEU:HD23	6:CF:75:LEU:C	2.15	0.67
7:CG:78:ARG:HE	7:CG:79:ARG:H	1.41	0.67
7:CG:100:ALA:O	7:CG:104:LEU:HD23	1.94	0.67
9:CI:22:GLY:C	9:CI:23:ASN:HD22	1.99	0.67
10:CJ:32:ALA:N	10:CJ:76:ASN:HB2	2.10	0.67
13:CM:106:ASN:C	13:CM:108:ARG:H	1.98	0.67
25:DA:556:G:H2'	25:DA:557:U:C6	2.30	0.67
25:DA:563:G:H5'	25:DA:572:A:H4'	1.75	0.67
25:DA:1116:C:O2'	25:DA:1117:G:H5'	1.93	0.67
25:DA:1762:A:H8	25:DA:1762:A:O5'	1.78	0.67
25:DA:2028:U:H2'	25:DA:2029:G:O4'	1.95	0.67
31:DG:81:LYS:O	31:DG:82:LEU:O	2.13	0.67
32:DH:67:LEU:O	32:DH:71:LEU:HB2	1.95	0.67
34:DN:74:ARG:HH11	34:DN:74:ARG:HG3	1.59	0.67
46:DZ:165:SER:HB2	46:DZ:166:PRO:C	2.15	0.67
1:AA:1222:G:O2'	1:AA:1223:C:H5'	1.95	0.66
3:AC:44:GLU:HG2	3:AC:52:LEU:HD11	1.76	0.66
8:AH:20:TYR:HA	8:AH:65:TYR:CE2	2.30	0.66
10:AJ:89:ASP:C	10:AJ:90:LEU:HD12	2.15	0.66
13:AM:23:TYR:CE1	13:AM:71:ARG:HD3	2.31	0.66
22:AV:72:TYR:HD1	22:AV:73:LEU:N	1.93	0.66
25:BA:1042:G:H21	25:BA:1043:C:H4'	1.58	0.66
25:BA:1203:G:H3'	25:BA:1204:A:H5"	1.76	0.66
25:BA:1342:A:N1	25:BA:1396:U:O2'	2.26	0.66
27:BC:34:ALA:HB2	27:BC:217:THR:HB	1.76	0.66
29:BE:52:LEU:HD22	29:BE:76:ARG:HD2	1.75	0.66
30:BF:25:PRO:HG3	30:BF:119:ARG:CA	2.25	0.66
31:BG:61:ALA:HA	31:BG:64:THR:CG2	2.20	0.66
31:BG:76:SER:O	31:BG:77:ILE:HD13	1.96	0.66
36:BP:95:VAL:HG22	36:BP:125:VAL:HG12	1.78	0.66
1:CA:1392:G:N2	1:CA:1502:A:H8	1.93	0.66
2:CB:236:TYR:HA	2:CB:239:VAL:HG23	1.77	0.66
6:CF:19:LEU:O	6:CF:19:LEU:HD23	1.94	0.66
12:CL:123:LYS:HE2	12:CL:123:LYS:HA	1.76	0.66
17:CQ:78:GLU:O	17:CQ:78:GLU:HG3	1.94	0.66
25:DA:1530:C:O5'	25:DA:1530:C:H6	1.78	0.66
25:DA:2178:C:H2'	25:DA:2179:C:H6	1.61	0.66
25:DA:2684:U:O2'	35:DO:68:GLU:HG3	1.94	0.66
25:DA:2795:G:N1	25:DA:2799:C:H5'	2.10	0.66

Continued on next page...

Continued from previous page...

Atom-1	Atom-2	Interatomic distance (Å)	Clash overlap (Å)
30:DF:84:VAL:HG12	30:DF:85:GLY:N	2.09	0.66
32:DH:46:GLU:O	32:DH:47:GLU:CB	2.43	0.66
37:DQ:47:ILE:O	37:DQ:49:ALA:N	2.28	0.66
39:DS:89:ARG:HH11	39:DS:92:TYR:HA	1.60	0.66
41:DU:92:ARG:NE	41:DU:94:ASN:HD22	1.93	0.66
49:D2:29:LYS:O	49:D2:32:LEU:HB3	1.95	0.66
1:AA:523:A:H61	12:AL:50:ARG:HH12	1.40	0.66
1:AA:1432:G:OP1	40:BT:107:ASP:HB2	1.95	0.66
2:AB:187:LEU:HD23	2:AB:214:ILE:HG21	1.77	0.66
8:AH:73:ASP:OD2	8:AH:75:ARG:HD3	1.95	0.66
9:AI:48:GLU:N	9:AI:49:PRO:HD2	2.10	0.66
19:AS:49:ILE:HD12	19:AS:49:ILE:N	2.10	0.66
22:AV:134:ASP:HB3	22:AV:152:THR:H	1.58	0.66
23:AW:71:C:H2'	23:AW:72:A:O4'	1.95	0.66
25:BA:630:G:H4'	25:BA:640:C:H4'	1.76	0.66
25:BA:1019:U:H3	25:BA:1142(A):A:N6	1.90	0.66
25:BA:1484:G:H2'	25:BA:1485:G:H5"	1.77	0.66
25:BA:2158:A:H3'	25:BA:2159:G:H5"	1.77	0.66
25:BA:2636:U:H4'	29:BE:80:GLU:OE1	1.94	0.66
31:BG:95:ARG:HG2	31:BG:95:ARG:NH1	2.10	0.66
31:BG:128:ARG:C	31:BG:130:ASN:N	2.48	0.66
34:BN:90:MET:O	34:BN:93:THR:O	2.13	0.66
36:BP:71:VAL:HG12	36:BP:72:PRO:HD3	1.77	0.66
40:BT:55:ASN:H	40:BT:59:THR:CG2	2.05	0.66
42:BV:65:GLY:O	42:BV:66:ARG:HG3	1.95	0.66
48:B1:80:LEU:HB3	48:B1:82:LEU:HD21	1.77	0.66
48:B1:86:SER:HB3	48:B1:89:GLU:OE2	1.95	0.66
1:CA:379:C:O2'	1:CA:380:G:H5'	1.95	0.66
1:CA:1288:A:H2'	1:CA:1289:A:C8	2.30	0.66
2:CB:24:TRP:CZ3	2:CB:26:PRO:HA	2.30	0.66
6:CF:100:ASN:ND2	18:CR:23:LYS:HE3	2.09	0.66
9:CI:80:GLY:O	9:CI:84:ALA:N	2.27	0.66
11:CK:27:ASN:ND2	11:CK:55:LYS:HE2	2.10	0.66
25:DA:283:A:H5'	25:DA:284:U:H5	1.60	0.66
25:DA:782:A:C2	28:DD:226:MET:HG2	2.30	0.66
29:DE:196:VAL:HG23	29:DE:197:ILE:N	2.10	0.66
30:DF:178:PRO:HG2	30:DF:179:GLU:OE2	1.94	0.66
31:DG:178:PHE:HB3	31:DG:180:PHE:CE1	2.30	0.66
42:DV:40:LEU:HA	42:DV:45:THR:HB	1.77	0.66
1:AA:523:A:H61	12:AL:89:ASP:CB	2.09	0.66
2:AB:48:MET:HA	2:AB:51:LEU:HD12	1.76	0.66

Continued on next page...

Continued from previous page...

Atom-1	Atom-2	Interatomic distance (Å)	Clash overlap (Å)
4:AD:61:LYS:HE2	4:AD:65:ARG:HD3	1.77	0.66
25:BA:271(J):C:C3'	25:BA:271(K):U:H5"	2.25	0.66
25:BA:278:A:H4'	25:BA:279:C:OP2	1.95	0.66
25:BA:479:A:H4'	25:BA:480:A:C5'	2.25	0.66
25:BA:1484:G:C2'	25:BA:1485:G:H5"	2.26	0.66
25:BA:1490:A:H5'	25:BA:1491:G:OP2	1.95	0.66
25:BA:2162:G:O2'	25:BA:2163:C:H5'	1.95	0.66
25:BA:2414:G:H21	36:BP:67:MET:CE	2.08	0.66
29:BE:81:ILE:HG22	29:BE:81:ILE:O	1.93	0.66
30:BF:20:LEU:O	30:BF:24:LEU:HB2	1.95	0.66
31:BG:83:ARG:HH11	31:BG:84:LYS:HZ2	1.43	0.66
42:BV:1:MET:HB2	42:BV:99:ILE:HG13	1.77	0.66
1:CA:1305:G:HO2'	1:CA:1306:A:H8	1.37	0.66
1:CA:1343:G:H1'	9:CI:121:ARG:NH1	2.10	0.66
2:CB:18:GLY:N	2:CB:42:ILE:HG22	2.11	0.66
4:CD:74:GLN:HE22	4:CD:137:SER:HB3	1.59	0.66
6:CF:41:GLU:O	6:CF:43:LEU:N	2.28	0.66
10:CJ:95:GLU:HA	10:CJ:95:GLU:OE2	1.94	0.66
11:CK:126:ARG:HB3	11:CK:126:ARG:HH11	1.60	0.66
12:CL:43:LYS:HG2	12:CL:44:LYS:H	1.59	0.66
17:CQ:14:LYS:HE3	17:CQ:14:LYS:N	2.10	0.66
25:DA:299:A:H5"	45:DY:84:ARG:HH21	1.60	0.66
25:DA:2126:A:N1	25:DA:2162:G:O2'	2.27	0.66
25:DA:2758:A:C3'	25:DA:2759:G:H5"	2.24	0.66
28:DD:131:LEU:HD12	28:DD:131:LEU:N	2.10	0.66
30:DF:196:LEU:O	30:DF:199:TRP:HB3	1.95	0.66
32:DH:89:ILE:HD11	32:DH:129:THR:CG2	2.25	0.66
41:DU:98:LEU:O	41:DU:100:VAL:N	2.27	0.66
47:D0:7:LEU:HD23	47:D0:7:LEU:N	2.10	0.66
48:D1:86:SER:HB2	48:D1:89:GLU:CB	2.18	0.66
50:D3:10:LYS:HB3	50:D3:53:LEU:HD23	1.77	0.66
1:AA:784:C:H4'	25:BA:1837:C:OP1	1.95	0.66
1:AA:1027:C:H2'	1:AA:1028:C:C5	2.30	0.66
1:AA:1111:A:H2'	1:AA:1112:C:C6	2.29	0.66
3:AC:75:VAL:O	3:AC:83:ARG:NH1	2.28	0.66
7:AG:101:LEU:O	7:AG:105:VAL:HG23	1.96	0.66
8:AH:11:THR:HG22	8:AH:15:ASN:HD21	1.59	0.66
12:AL:123:LYS:HE2	12:AL:124:GLU:C	2.16	0.66
17:AQ:60:ILE:HG22	17:AQ:72:ARG:O	1.94	0.66
25:BA:2389:G:H5"	25:BA:2390:U:H5'	1.76	0.66
25:BA:2415:G:H4'	36:BP:67:MET:N	2.11	0.66

Continued on next page...

Continued from previous page...

Atom-1	Atom-2	Interatomic distance (Å)	Clash overlap (Å)
29:BE:47:VAL:HG21	29:BE:86:PRO:CD	2.25	0.66
30:BF:34:TRP:CH2	36:BP:12:ALA:HB2	2.30	0.66
32:BH:70:THR:O	32:BH:72:ILE:N	2.29	0.66
36:BP:45:LEU:HD23	36:BP:46:LYS:N	2.11	0.66
43:BW:52:GLU:O	43:BW:55:ALA:HB3	1.95	0.66
1:CA:18:C:H5"	5:CE:127:ASN:HD21	1.61	0.66
1:CA:1246:C:H2'	1:CA:1247:U:C6	2.30	0.66
7:CG:71:PRO:O	7:CG:91:VAL:HG21	1.95	0.66
8:CH:6:ILE:HD12	8:CH:6:ILE:N	2.05	0.66
10:CJ:33:GLN:H	10:CJ:75:ILE:HG12	1.59	0.66
25:DA:996:A:H4'	41:DU:92:ARG:NH1	2.11	0.66
25:DA:1049:C:O2	25:DA:1049:C:H2'	1.94	0.66
25:DA:1257:C:H4'	30:DF:83:PHE:CE2	2.30	0.66
25:DA:1851:U:O2'	25:DA:1852:C:H5'	1.95	0.66
25:DA:2106:G:H2'	25:DA:2107:C:O4'	1.95	0.66
27:DC:140:ASN:OD1	27:DC:142:LYS:HG2	1.95	0.66
35:DO:14:THR:HG22	35:DO:16:ALA:H	1.61	0.66
37:DQ:102:VAL:HG12	37:DQ:103:MET:N	2.08	0.66
37:DQ:134:ARG:NH2	46:DZ:121:ARG:HD2	2.10	0.66
42:DV:37:VAL:O	42:DV:38:LEU:HB2	1.93	0.66
45:DY:86:ARG:HD2	45:DY:88:LYS:HD2	1.77	0.66
45:DY:95:LYS:HG3	45:DY:100:ALA:CA	2.25	0.66
1:AA:315:A:H4'	1:AA:316:G:H5"	1.77	0.66
1:AA:544:G:H2'	1:AA:545:C:C6	2.30	0.66
7:AG:78:ARG:HB3	7:AG:87:VAL:HG23	1.78	0.66
13:AM:65:LYS:HG2	13:AM:69:GLU:O	1.96	0.66
20:AT:63:ILE:HG22	20:AT:77:ALA:HB1	1.77	0.66
23:AW:61:C:O2'	23:AW:62:C:H5'	1.94	0.66
25:BA:1697:G:C3'	25:BA:1698:A:H5"	2.24	0.66
25:BA:2090:G:N2	48:B1:45:ASN:HD21	1.92	0.66
25:BA:2371:G:C4'	53:B6:45:LYS:HG3	2.26	0.66
34:BN:36:GLY:O	34:BN:42:TRP:CE3	2.49	0.66
39:BS:85:VAL:HG23	39:BS:106:ARG:HG3	1.78	0.66
53:B6:44:ARG:O	53:B6:45:LYS:CD	2.39	0.66
1:CA:34:C:H42	1:CA:550:G:H1	1.44	0.66
1:CA:394:G:H2'	1:CA:395:C:C6	2.30	0.66
1:CA:394:G:H2'	1:CA:395:C:H6	1.60	0.66
1:CA:1033:G:C3'	1:CA:1034:G:C5'	2.73	0.66
1:CA:1161:C:O2'	1:CA:1162:C:H5'	1.96	0.66
1:CA:1186:G:C3'	1:CA:1187:G:H5"	2.25	0.66
1:CA:1281:U:H5'	1:CA:1282:C:H5	1.60	0.66

Continued on next page...

Continued from previous page...

Atom-1	Atom-2	Interatomic distance (Å)	Clash overlap (Å)
2:CB:204:ASN:ND2	2:CB:206:ASP:H	1.92	0.66
13:CM:57:ARG:HH12	51:D4:60:GLU:HG3	1.60	0.66
23:CW:1:C:O2'	23:CW:2:G:H5'	1.96	0.66
25:DA:380:U:H2'	25:DA:381:G:H8	1.61	0.66
25:DA:875:G:H4'	46:DZ:169:THR:HG21	1.77	0.66
25:DA:1047:G:N2	25:DA:1111:A:H62	1.94	0.66
25:DA:1310:G:H2'	25:DA:1311:G:H5'	1.78	0.66
25:DA:1684:C:H2'	25:DA:1685:C:H6	1.60	0.66
30:DF:167:ALA:HA	30:DF:170:LEU:HD13	1.77	0.66
31:DG:111:LEU:HA	31:DG:114:ILE:HD11	1.78	0.66
37:DQ:132:VAL:CG1	46:DZ:80:ARG:HH22	1.94	0.66
44:DX:40:LYS:O	44:DX:42:ALA:N	2.27	0.66
46:DZ:6:ALA:O	46:DZ:60:LEU:HA	1.96	0.66
46:DZ:157:PRO:HG2	46:DZ:160:VAL:CG2	2.24	0.66
49:D2:42:GLY:O	49:D2:44:LEU:N	2.28	0.66
1:AA:235:C:H2'	1:AA:236:G:C8	2.30	0.66
1:AA:1298:C:H1'	1:AA:1299:A:C2	2.31	0.66
4:AD:110:PHE:HE2	4:AD:148:VAL:HG23	1.58	0.66
4:AD:122:ARG:O	4:AD:134:ASP:HB3	1.95	0.66
5:AE:7:GLU:O	5:AE:8:GLU:HB3	1.96	0.66
7:AG:59:LEU:O	7:AG:59:LEU:HD23	1.96	0.66
11:AK:12:ARG:HE	11:AK:14:VAL:HG12	1.60	0.66
25:BA:154:G:C6	25:BA:154(A):C:C4	2.84	0.66
25:BA:389:G:H22	36:BP:72:PRO:CD	2.08	0.66
25:BA:1587:A:H3'	25:BA:1588:C:H6	1.59	0.66
25:BA:2879:C:H4'	25:BA:2880:C:OP1	1.96	0.66
28:BD:69:ARG:NH2	28:BD:192:THR:HG21	2.11	0.66
36:BP:107:LYS:O	36:BP:109:GLY:N	2.27	0.66
37:BQ:134:ARG:CZ	46:BZ:121:ARG:HD2	2.25	0.66
39:BS:88:ASP:CG	39:BS:89:ARG:H	1.98	0.66
45:BY:90:LEU:HD13	45:BY:91:GLU:H	1.59	0.66
1:CA:80:G:H2'	1:CA:81:U:H5	1.61	0.66
1:CA:223:U:O2'	1:CA:224:C:H5'	1.96	0.66
1:CA:1148:U:H2'	1:CA:1149:C:O4'	1.96	0.66
2:CB:212:GLN:NE2	2:CB:216:SER:HB2	2.10	0.66
3:CC:52:LEU:HD23	3:CC:52:LEU:N	2.05	0.66
4:CD:96:LEU:H	4:CD:96:LEU:CD1	2.08	0.66
19:CS:49:ILE:HD12	19:CS:60:VAL:HG13	1.78	0.66
25:DA:1108:U:C2'	25:DA:1109:C:H5'	2.26	0.66
25:DA:1899:G:H22	25:DA:1902:C:H41	0.72	0.66
25:DA:2358:G:H1	36:DP:55:ARG:HH22	1.42	0.66

Continued on next page...

Continued from previous page...

Atom-1	Atom-2	Interatomic distance (Å)	Clash overlap (Å)
28:DD:218:ARG:HB3	28:DD:219:PRO:HD2	1.78	0.66
31:DG:129:GLY:O	31:DG:161:THR:HB	1.95	0.66
32:DH:43:VAL:HG11	32:DH:52:VAL:CA	2.18	0.66
34:DN:58:ASP:O	34:DN:60:ILE:N	2.23	0.66
34:DN:134:ARG:HD3	34:DN:134:ARG:N	2.11	0.66
38:DR:45:ARG:HD3	38:DR:97:VAL:HG23	1.75	0.66
46:DZ:67:PRO:HB2	46:DZ:90:LEU:HD13	1.77	0.66
1:AA:807:A:H2'	1:AA:808:C:C6	2.29	0.66
1:AA:1030(A):G:H1'	1:AA:1031:G:N1	2.10	0.66
1:AA:1382:C:H2'	1:AA:1383:C:C6	2.30	0.66
4:AD:3:ARG:HD3	4:AD:3:ARG:O	1.95	0.66
4:AD:131:ARG:H	4:AD:131:ARG:CD	2.09	0.66
11:AK:122:LYS:O	11:AK:126:ARG:HG3	1.95	0.66
12:AL:79:VAL:H	12:AL:103:ASP:CG	1.98	0.66
19:AS:32:LYS:O	19:AS:33:THR:HB	1.96	0.66
20:AT:81:LYS:C	20:AT:83:ARG:H	1.98	0.66
25:BA:631:A:OP1	36:BP:64:LYS:HE2	1.96	0.66
26:BB:56:G:H4'	26:BB:57:A:H8	1.61	0.66
26:BB:56:G:H5'	31:BG:27:ASN:ND2	2.11	0.66
28:BD:82:ILE:HG22	28:BD:82:ILE:O	1.95	0.66
31:BG:59:GLU:OE2	31:BG:144:ILE:HG12	1.96	0.66
37:BQ:61:GLY:O	37:BQ:62:GLY:O	2.14	0.66
42:BV:66:ARG:HH11	42:BV:66:ARG:HG2	1.60	0.66
1:CA:222:U:H2'	1:CA:223:U:H6	1.60	0.66
3:CC:66:VAL:O	3:CC:66:VAL:HG12	1.96	0.66
10:CJ:50:ILE:HD13	10:CJ:60:ARG:HD3	1.77	0.66
11:CK:27:ASN:CG	11:CK:55:LYS:HE2	2.16	0.66
11:CK:111:ASP:HA	18:CR:84:LYS:HD2	1.77	0.66
15:CO:74:ASP:OD1	15:CO:76:GLU:HB3	1.96	0.66
16:CP:67:THR:HB	16:CP:70:ALA:HB2	1.78	0.66
25:DA:9:U:O4	25:DA:2629:A:N7	2.29	0.66
25:DA:274:G:H22	25:DA:363:G:N2	1.94	0.66
25:DA:852:G:H2'	25:DA:853:G:H8	1.58	0.66
25:DA:1686:C:H2'	25:DA:1687:G:O4'	1.95	0.66
25:DA:2346:A:H8	25:DA:2383:G:C5	2.13	0.66
25:DA:2439:A:H5'	25:DA:2439:A:C8	2.30	0.66
27:DC:73:VAL:HG13	27:DC:112:ASP:CB	2.20	0.66
32:DH:108:GLY:HA3	32:DH:152:ARG:HH21	1.61	0.66
36:DP:105:LEU:HD23	36:DP:105:LEU:H	1.59	0.66
36:DP:114:ILE:HD12	36:DP:115:LEU:N	2.09	0.66
46:DZ:55:VAL:HG12	46:DZ:56:ILE:N	2.10	0.66

Continued on next page...

Continued from previous page...

Atom-1	Atom-2	Interatomic distance (Å)	Clash overlap (Å)
1:AA:460:G:H1'	1:AA:472:A:H61	1.61	0.66
1:AA:1281:U:H5'	1:AA:1282:C:C5	2.31	0.66
1:AA:1382:C:H2'	1:AA:1383:C:H6	1.61	0.66
2:AB:19:HIS:O	2:AB:39:ILE:HG23	1.95	0.66
3:AC:14:ILE:CD1	3:AC:178:LEU:HB3	2.26	0.66
10:AJ:17:ASP:O	10:AJ:20:ALA:HB3	1.96	0.66
11:AK:95:ILE:HG23	11:AK:108:ILE:HD11	1.78	0.66
13:AM:83:ASP:CG	13:AM:84:ILE:H	1.98	0.66
25:BA:2348:U:H2'	25:BA:2349:G:C5'	2.25	0.66
27:BC:182:PRO:HG2	27:BC:185:LYS:HD2	1.78	0.66
30:BF:28:ILE:HG21	30:BF:116:ASP:HB3	1.77	0.66
31:BG:129:GLY:HA3	31:BG:163:ALA:O	1.95	0.66
32:BH:85:LYS:HG2	32:BH:133:VAL:HB	1.77	0.66
35:BO:1:MET:HE2	35:BO:67:LYS:HG2	1.76	0.66
36:BP:48:PRO:CG	36:BP:49:ARG:H	2.05	0.66
36:BP:80:TYR:CE1	36:BP:111:ARG:HB3	2.30	0.66
40:BT:13:ARG:HA	40:BT:13:ARG:NH1	2.11	0.66
45:BY:90:LEU:CD1	45:BY:91:GLU:H	2.08	0.66
48:B1:86:SER:HB2	48:B1:89:GLU:HB2	1.76	0.66
1:CA:179:A:H2'	1:CA:180:U:H6	1.60	0.66
1:CA:487:A:H2'	1:CA:488:C:O4'	1.96	0.66
1:CA:1382:C:O2'	1:CA:1383:C:H5'	1.96	0.66
13:CM:40:ASN:HD21	13:CM:42:ALA:HB3	1.61	0.66
22:CV:73:LEU:HD12	22:CV:81:VAL:HG12	1.78	0.66
25:DA:192:C:H2'	25:DA:193:U:H5'	1.78	0.66
25:DA:528:A:H2	25:DA:2043:C:H5'	1.60	0.66
25:DA:1174:A:H5"	25:DA:1175:U:C5'	2.25	0.66
29:DE:176:ILE:HD12	29:DE:176:ILE:N	2.10	0.66
30:DF:1:MET:CE	30:DF:27:GLU:HG3	2.26	0.66
31:DG:137:GLU:HB3	31:DG:139:LEU:HD21	1.77	0.66
32:DH:156:ALA:H	32:DH:158:HIS:H	1.42	0.66
34:DN:114:ARG:NH1	34:DN:114:ARG:HB2	2.11	0.66
40:DT:28:VAL:O	40:DT:29:ARG:CG	2.44	0.66
42:DV:46:VAL:O	42:DV:47:VAL:HG13	1.95	0.66
44:DX:12:VAL:HG12	44:DX:27:THR:O	1.95	0.66
44:DX:26:TYR:HD2	44:DX:92:LEU:HD12	1.59	0.66
46:DZ:135:PHE:HE1	46:DZ:137:GLU:HG2	1.60	0.66
51:D4:37:PRO:HB3	51:D4:51:TYR:CD2	2.30	0.66
1:AA:10:A:OP2	5:AE:126:ARG:HD3	1.96	0.66
1:AA:35:G:O2'	12:AL:118:GLY:HA2	1.96	0.66
1:AA:258:G:H2'	1:AA:259:G:H8	1.61	0.66

Continued on next page...

Continued from previous page...

Atom-1	Atom-2	Interatomic distance (Å)	Clash overlap (Å)
1:AA:557:G:H2'	1:AA:558:G:C8	2.30	0.66
1:AA:975:A:H5'	1:AA:975:A:C8	2.31	0.66
1:AA:1053:G:H3'	1:AA:1054:C:H5'	1.76	0.66
1:AA:1123:A:O2'	10:AJ:38:ILE:HG23	1.96	0.66
2:AB:168:THR:HG23	2:AB:192:SER:HG	1.57	0.66
3:AC:90:GLU:HA	3:AC:93:LYS:HB3	1.78	0.66
6:AF:49:ALA:HB2	18:AR:78:LEU:O	1.96	0.66
7:AG:43:PHE:O	7:AG:46:ALA:HB3	1.96	0.66
18:AR:44:LEU:HD11	18:AR:79:LEU:HB3	1.78	0.66
25:BA:620:G:H4'	25:BA:621:A:C5'	2.24	0.66
25:BA:1786:A:C2	25:BA:2606:C:H1'	2.30	0.66
25:BA:2202:C:H1'	28:BD:151:LYS:HZ1	1.60	0.66
27:BC:6:LYS:NZ	27:BC:6:LYS:HB3	2.10	0.66
28:BD:26:LYS:HZ1	28:BD:82:ILE:HB	1.60	0.66
28:BD:43:ARG:HD2	28:BD:44:ASN:OD1	1.96	0.66
29:BE:68:ALA:HB3	29:BE:69:LYS:NZ	2.10	0.66
31:BG:5:VAL:HG22	31:BG:8:LYS:HB2	1.78	0.66
31:BG:72:ARG:CZ	31:BG:86:MET:HG2	2.25	0.66
39:BS:85:VAL:H	39:BS:106:ARG:HB2	1.60	0.66
40:BT:65:LYS:HE3	40:BT:66:VAL:C	2.16	0.66
40:BT:80:SER:CB	40:BT:81:PRO:HD3	2.25	0.66
41:BU:90:VAL:CG1	41:BU:91:ASP:H	2.03	0.66
44:BX:60:ARG:HH22	54:B7:47:ARG:NH2	1.94	0.66
45:BY:8:LYS:HZ1	45:BY:72:VAL:HB	1.60	0.66
53:B6:12:GLU:CA	53:B6:23:THR:HA	2.26	0.66
55:B8:58:ILE:HG22	55:B8:58:ILE:O	1.95	0.66
19:CS:62:ILE:HG23	19:CS:62:ILE:O	1.95	0.66
22:CV:71:GLN:HG3	22:CV:72:TYR:N	2.11	0.66
25:DA:1027:A:H4'	26:DB:88:C:N3	2.10	0.66
25:DA:1192:G:O2'	25:DA:1193:G:H5'	1.96	0.66
25:DA:1591:G:H5'	25:DA:1591:G:C8	2.29	0.66
25:DA:2356:C:O3'	47:D0:20:ARG:HD3	1.95	0.66
28:DD:93:ALA:HB3	28:DD:105:ILE:HG23	1.78	0.66
29:DE:10:GLY:HA2	29:DE:192:ASN:ND2	2.11	0.66
32:DH:149:ARG:HD3	32:DH:164:TYR:HE1	1.61	0.66
35:DO:87:ILE:HG21	35:DO:91:LEU:HA	1.78	0.66
44:DX:72:LYS:N	44:DX:72:LYS:HD2	2.11	0.66
45:DY:37:VAL:HG11	45:DY:72:VAL:HG21	1.78	0.66
46:DZ:44:ASP:O	46:DZ:48:ARG:HG2	1.96	0.66
1:AA:315:A:O2'	1:AA:316:G:OP2	2.09	0.66
1:AA:1126:U:O2'	1:AA:1127:G:H5'	1.95	0.66

Continued on next page...

Continued from previous page...

Atom-1	Atom-2	Interatomic distance (Å)	Clash overlap (Å)
2:AB:187:LEU:HA	2:AB:201:ILE:HB	1.78	0.66
12:AL:42:PRO:HG3	12:AL:48:ALA:N	2.10	0.66
19:AS:24:ALA:O	19:AS:25:LYS:HB2	1.95	0.66
25:BA:80:G:C2'	25:BA:81:G:H5'	2.26	0.66
25:BA:181:A:H5"	54:B7:36:GLN:NE2	2.11	0.66
25:BA:792:G:H5"	25:BA:793:A:H5'	1.77	0.66
25:BA:1111:A:C2'	25:BA:1112:G:H4'	2.26	0.66
25:BA:1472:A:H2'	25:BA:1473:G:O4'	1.95	0.66
25:BA:2300:G:H1	25:BA:2316:C:H42	1.43	0.66
36:BP:89:ALA:HA	36:BP:121:LYS:HD3	1.77	0.66
36:BP:136:GLU:O	36:BP:139:LYS:N	2.25	0.66
38:BR:3:HIS:O	38:BR:4:LEU:CB	2.44	0.66
46:BZ:91:SER:O	46:BZ:129:PRO:HG2	1.96	0.66
1:CA:192:U:H4'	20:CT:103:GLY:HA2	1.78	0.66
1:CA:226:G:O2'	1:CA:227:G:H5'	1.96	0.66
1:CA:929:G:H2'	1:CA:930:C:C6	2.31	0.66
1:CA:942:G:H21	9:CI:124:GLN:HE22	1.43	0.66
1:CA:952:U:H2'	1:CA:953:G:H8	1.59	0.66
6:CF:100:ASN:N	18:CR:23:LYS:NZ	2.42	0.66
17:CQ:89:LEU:HD23	17:CQ:89:LEU:O	1.96	0.66
25:DA:528:A:C8	25:DA:528:A:C3'	2.77	0.66
25:DA:1709:U:H2'	25:DA:1710:C:C6	2.31	0.66
25:DA:2060:A:H3'	30:DF:68:LYS:HZ1	1.61	0.66
25:DA:2715:C:H2'	25:DA:2716:U:H6	1.60	0.66
25:DA:2853:C:H2'	25:DA:2854:G:H8	1.60	0.66
27:DC:15:VAL:HG13	27:DC:21:TYR:CE1	2.31	0.66
27:DC:80:LYS:HE3	31:DG:50:ALA:H	1.60	0.66
28:DD:264:LYS:HG3	28:DD:265:PRO:HD2	1.76	0.66
37:DQ:5:ARG:O	37:DQ:6:ARG:HG2	1.95	0.66
38:DR:4:LEU:O	38:DR:4:LEU:CD1	2.44	0.66
38:DR:99:LYS:HB2	38:DR:99:LYS:NZ	2.10	0.66
39:DS:93:LYS:HG3	39:DS:93:LYS:O	1.96	0.66
42:DV:35:LEU:C	42:DV:37:VAL:H	1.99	0.66
47:D0:40:GLN:HG3	47:D0:42:GLY:O	1.96	0.66
3:AC:3:ASN:O	3:AC:4:LYS:HB2	1.96	0.65
4:AD:14:ARG:HA	4:AD:39:PRO:HB3	1.78	0.65
19:AS:46:GLY:H	19:AS:62:ILE:HG23	1.59	0.65
25:BA:363(A):A:N3	25:BA:363(A):A:H2'	2.09	0.65
30:BF:116:ASP:HB2	30:BF:119:ARG:NH2	2.11	0.65
33:BI:3:VAL:O	33:BI:18:VAL:HA	1.96	0.65
33:BI:132:PRO:HB2	33:BI:133:HIS:CE1	2.32	0.65

Continued on next page...

Continued from previous page...

Atom-1	Atom-2	Interatomic distance (Å)	Clash overlap (Å)
34:BN:15:LEU:C	34:BN:15:LEU:HD12	2.17	0.65
37:BQ:43:THR:OG1	37:BQ:46:GLN:HG3	1.96	0.65
38:BR:20:LEU:O	38:BR:24:GLN:HG3	1.95	0.65
50:B3:47:VAL:HG11	50:B3:56:VAL:CG2	2.24	0.65
1:CA:927:G:H2'	1:CA:928:G:C8	2.31	0.65
1:CA:1001:A:H2'	1:CA:1001:A:N3	2.11	0.65
1:CA:1025:U:H4'	1:CA:1026:G:C8	2.31	0.65
1:CA:1277:C:H6	1:CA:1278:U:H5'	1.59	0.65
1:CA:1305:G:O2'	1:CA:1306:A:H8	1.78	0.65
3:CC:64:VAL:N	3:CC:97:LYS:HZ1	1.94	0.65
6:CF:2:ARG:O	6:CF:66:GLU:HA	1.96	0.65
7:CG:13:GLN:HG3	7:CG:14:PRO:CD	2.26	0.65
25:DA:1109:C:H41	25:DA:1110:G:H21	1.43	0.65
25:DA:1459:G:C8	25:DA:1461:G:H1'	2.31	0.65
25:DA:2833:G:H3'	25:DA:2834:G:H5'	1.76	0.65
25:DA:2853:C:H2'	25:DA:2854:G:C8	2.30	0.65
30:DF:28:ILE:HG12	30:DF:119:ARG:NH2	2.11	0.65
32:DH:83:TYR:CA	32:DH:135:GLY:H	2.08	0.65
35:DO:49:ARG:HH11	35:DO:49:ARG:HG2	1.61	0.65
37:DQ:140:ALA:HA	46:DZ:98:TYR:CG	2.31	0.65
39:DS:61:ASN:O	39:DS:62:LYS:HB2	1.95	0.65
43:DW:35:ILE:HG22	43:DW:35:ILE:O	1.96	0.65
46:DZ:7:TYR:CD1	46:DZ:7:TYR:N	2.61	0.65
46:DZ:27:MET:SD	46:DZ:58:LEU:HD12	2.36	0.65
46:DZ:143:LEU:HD11	46:DZ:149:LEU:HD12	1.78	0.65
1:AA:100:C:H2'	1:AA:101:A:O4'	1.96	0.65
1:AA:256:U:H2'	1:AA:257:G:C8	2.32	0.65
1:AA:828:A:H2'	1:AA:829:G:O4'	1.95	0.65
1:AA:939:G:H5"	7:AG:102:ARG:NH2	2.11	0.65
1:AA:1410:G:H2'	1:AA:1411:C:H6	1.61	0.65
1:AA:1440:C:H2'	1:AA:1441:G:H5'	1.78	0.65
4:AD:36:ARG:HH11	4:AD:36:ARG:CB	2.08	0.65
9:AI:40:LEU:HB2	9:AI:43:ALA:HB2	1.78	0.65
10:AJ:7:LYS:HD3	10:AJ:71:LEU:HD13	1.78	0.65
18:AR:35:ARG:O	18:AR:37:VAL:HG13	1.96	0.65
25:BA:262:A:H2'	25:BA:263:C:O4'	1.96	0.65
25:BA:541:C:H2'	25:BA:542:C:C5	2.30	0.65
25:BA:806:C:OP2	36:BP:39:LYS:HD3	1.95	0.65
25:BA:1998:G:O2'	25:BA:1999:C:H5'	1.96	0.65
25:BA:2127:G:H4'	27:BC:38:PHE:CD2	2.30	0.65
25:BA:2491:U:H5'	25:BA:2570:G:C5'	2.25	0.65

Continued on next page...

Continued from previous page...

Atom-1	Atom-2	Interatomic distance (Å)	Clash overlap (Å)
33:BI:144:VAL:HG23	33:BI:145:VAL:H	1.62	0.65
43:BW:4:LYS:HA	43:BW:106:ILE:HG22	1.78	0.65
45:BY:50:ARG:HD3	45:BY:53:PRO:HG3	1.77	0.65
47:B0:50:VAL:HG22	47:B0:80:VAL:HG23	1.77	0.65
54:B7:45:ALA:O	54:B7:46:VAL:HG23	1.96	0.65
3:CC:8:ILE:HG23	3:CC:16:ARG:HG2	1.79	0.65
3:CC:137:ALA:HA	3:CC:140:ARG:HB2	1.79	0.65
9:CI:19:LEU:HB3	9:CI:59:PHE:HD2	1.59	0.65
11:CK:23:ALA:HB1	11:CK:88:GLY:HA3	1.77	0.65
22:CV:7:LEU:O	22:CV:8:ARG:HD2	1.97	0.65
25:DA:863:A:H2'	25:DA:864:G:H8	1.61	0.65
25:DA:1280:G:H2'	25:DA:1281:G:H5"	1.78	0.65
25:DA:1788:C:O2'	25:DA:1789:A:H5'	1.95	0.65
25:DA:2617:C:O2'	25:DA:2618:G:H5'	1.96	0.65
25:DA:2790:A:H2'	25:DA:2791:C:H5'	1.77	0.65
29:DE:77:ILE:HG22	29:DE:78:LEU:N	2.11	0.65
32:DH:28:GLY:HA3	32:DH:79:VAL:HG21	1.78	0.65
34:DN:56:ASN:HD21	34:DN:59:LYS:HG3	1.61	0.65
38:DR:54:LEU:HD23	38:DR:66:VAL:HG23	1.79	0.65
43:DW:84:ARG:HB2	43:DW:96:ILE:HG22	1.77	0.65
54:D7:32:LYS:O	54:D7:32:LYS:HD3	1.96	0.65
56:D9:26:ILE:HG22	56:D9:27:CYS:H	1.61	0.65
1:AA:107:G:C2'	1:AA:108:G:H5'	2.26	0.65
1:AA:537:G:H2'	1:AA:538:G:H8	1.60	0.65
1:AA:1133:G:H2'	1:AA:1134:G:C8	2.31	0.65
1:AA:1301:U:H3'	1:AA:1302:U:C5'	2.26	0.65
2:AB:31:TYR:HA	2:AB:46:LYS:HG2	1.78	0.65
4:AD:100:ARG:HH22	4:AD:137:SER:HB3	1.62	0.65
15:AO:87:ILE:HG22	15:AO:88:ARG:N	2.12	0.65
17:AQ:68:ARG:H	17:AQ:70:ARG:NH1	1.94	0.65
25:BA:2103:C:C2'	25:BA:2104:G:H5"	2.26	0.65
30:BF:9:ILE:HA	30:BF:14:PRO:O	1.95	0.65
36:BP:146:VAL:O	36:BP:148:LEU:N	2.29	0.65
39:BS:36:TYR:N	39:BS:36:TYR:HD1	1.94	0.65
40:BT:129:ARG:NH1	40:BT:131:ALA:HB3	2.12	0.65
41:BU:91:ASP:O	41:BU:93:LYS:N	2.29	0.65
47:B0:55:ASP:O	47:B0:56:PHE:HB2	1.96	0.65
1:CA:447:G:N1	1:CA:485:G:H1'	2.12	0.65
1:CA:880:C:O2'	1:CA:881:G:H5'	1.96	0.65
1:CA:1128:C:H2'	1:CA:1139:G:O6	1.96	0.65
2:CB:7:VAL:O	2:CB:11:LEU:HB2	1.95	0.65

Continued on next page...

Continued from previous page...

Atom-1	Atom-2	Interatomic distance (Å)	Clash overlap (Å)
10:CJ:84:GLN:O	10:CJ:85:LEU:HD23	1.96	0.65
15:CO:78:TYR:C	15:CO:80:ALA:H	1.99	0.65
17:CQ:20:THR:HA	17:CQ:43:LEU:HD23	1.77	0.65
20:CT:22:ARG:HH11	20:CT:22:ARG:HG3	1.61	0.65
22:CV:3:SER:HA	22:CV:59:LYS:HA	1.77	0.65
22:CV:8:ARG:HH21	23:CW:4:G:C5'	2.08	0.65
25:DA:1528(A):A:N7	25:DA:1529:G:C8	2.64	0.65
25:DA:2022:U:O2'	25:DA:2617:C:H5'	1.95	0.65
30:DF:129:PHE:CD2	30:DF:163:VAL:HG21	2.30	0.65
38:DR:78:LYS:O	38:DR:82:GLU:HB3	1.97	0.65
40:DT:89:VAL:HG11	40:DT:91:ARG:HE	1.61	0.65
45:DY:2:ARG:HD2	45:DY:3:VAL:CG2	2.26	0.65
45:DY:38:ILE:HG22	45:DY:39:VAL:N	2.11	0.65
53:D6:12:GLU:CD	53:D6:12:GLU:N	2.48	0.65
1:AA:180:U:H2'	1:AA:181:G:H5'	1.77	0.65
10:AJ:56:HIS:O	10:AJ:58:ASP:N	2.28	0.65
13:AM:101:GLN:HE21	13:AM:101:GLN:H	1.45	0.65
25:BA:17:G:H2'	25:BA:18:C:C6	2.31	0.65
25:BA:271(A):A:H5'	25:BA:271(B):C:OP2	1.96	0.65
25:BA:1712:C:O2'	25:BA:1713:U:H5'	1.95	0.65
28:BD:92:ILE:HD13	28:BD:92:ILE:H	1.60	0.65
32:BH:19:VAL:HG11	32:BH:43:VAL:O	1.97	0.65
43:BW:111:HIS:CD2	43:BW:113:LYS:H	2.14	0.65
1:CA:1172:C:H2'	1:CA:1173:G:C8	2.29	0.65
1:CA:1291:G:O3'	9:CI:39:GLY:HA3	1.96	0.65
3:CC:127:ARG:HH11	3:CC:127:ARG:HG2	1.60	0.65
3:CC:134:ILE:C	3:CC:136:GLN:H	1.99	0.65
3:CC:157:ILE:HD13	3:CC:166:GLU:HB2	1.78	0.65
4:CD:26:CYS:HA	4:CD:31:CYS:HB2	1.78	0.65
4:CD:189:PRO:HB2	4:CD:194:LEU:HD21	1.78	0.65
6:CF:87:ARG:HH11	6:CF:87:ARG:HG2	1.61	0.65
12:CL:114:ARG:HB3	12:CL:119:THR:HB	1.78	0.65
20:CT:71:THR:HG22	20:CT:72:LEU:H	1.61	0.65
22:CV:173:VAL:HA	22:CV:179:GLU:O	1.95	0.65
22:CV:174:ASP:OD2	22:CV:177:THR:HG23	1.96	0.65
25:DA:614(A):U:H5"	25:DA:614(B):G:OP1	1.95	0.65
25:DA:1591:G:H2'	25:DA:1592:C:C6	2.32	0.65
25:DA:1798:U:C5'	28:DD:259:THR:HG22	2.26	0.65
25:DA:2776:A:H4'	25:DA:2777:G:H5"	1.78	0.65
31:DG:72:ARG:NH1	31:DG:86:MET:HA	2.11	0.65
32:DH:147:ASN:HD22	32:DH:147:ASN:H	1.43	0.65

Continued on next page...

Continued from previous page...

Atom-1	Atom-2	Interatomic distance (Å)	Clash overlap (Å)
33:DI:42:SER:O	33:DI:45:LYS:HE2	1.96	0.65
38:DR:52:ILE:O	38:DR:55:ALA:N	2.29	0.65
44:DX:8:ILE:HD12	44:DX:8:ILE:N	2.11	0.65
46:DZ:150:HIS:ND1	46:DZ:151:ALA:N	2.44	0.65
1:AA:833:U:H2'	1:AA:834:C:C6	2.31	0.65
1:AA:977:A:N1	1:AA:1224:G:C2	2.64	0.65
2:AB:82:ARG:HD2	2:AB:83:MET:CE	2.27	0.65
3:AC:103:VAL:HG12	3:AC:103:VAL:O	1.96	0.65
3:AC:107:GLN:O	3:AC:109:PRO:HD3	1.95	0.65
4:AD:31:CYS:C	4:AD:33:MET:H	1.98	0.65
8:AH:12:ARG:NH1	8:AH:26:VAL:HA	2.10	0.65
11:AK:110:ASP:O	18:AR:84:LYS:HD2	1.97	0.65
14:AN:27:CYS:SG	14:AN:27:CYS:O	2.54	0.65
25:BA:271(M):G:O2'	25:BA:271(N):U:H3'	1.97	0.65
25:BA:542:C:O5'	25:BA:542:C:H6	1.78	0.65
25:BA:1941:C:H5'	25:BA:1941:C:H6	1.61	0.65
25:BA:1999:C:H4'	25:BA:2723:C:O2	1.96	0.65
25:BA:2520:C:C6	25:BA:2567:G:H1'	2.32	0.65
34:BN:57:ALA:O	34:BN:58:ASP:O	2.15	0.65
37:BQ:63:LYS:HB2	37:BQ:63:LYS:NZ	2.10	0.65
39:BS:74:ALA:HB2	39:BS:101:LEU:HD23	1.78	0.65
39:BS:99:LYS:O	39:BS:101:LEU:HD12	1.97	0.65
49:B2:64:LEU:HD21	49:B2:68:ARG:HE	1.62	0.65
55:B8:32:LEU:O	55:B8:33:ASN:O	2.14	0.65
3:CC:78:GLY:HA3	3:CC:83:ARG:HB3	1.77	0.65
6:CF:91:VAL:CG1	18:CR:72:ARG:NH2	2.56	0.65
7:CG:66:VAL:HG12	7:CG:66:VAL:O	1.96	0.65
13:CM:9:ILE:HG22	13:CM:9:ILE:O	1.95	0.65
17:CQ:32:TYR:O	17:CQ:34:LYS:N	2.30	0.65
19:CS:9:VAL:O	19:CS:11:VAL:N	2.28	0.65
19:CS:44:MET:HA	19:CS:44:MET:CE	2.26	0.65
20:CT:13:LEU:HD12	20:CT:17:ARG:HH21	1.60	0.65
25:DA:309:G:N3	25:DA:329:G:O2'	2.29	0.65
25:DA:875:G:H2'	25:DA:876:C:C6	2.32	0.65
25:DA:1497:U:H5'	25:DA:1498:C:H5	1.59	0.65
25:DA:2189:U:C3'	25:DA:2190:G:H5"	2.27	0.65
27:DC:47:LYS:NZ	27:DC:212:SER:HB2	2.11	0.65
29:DE:101:ARG:CD	29:DE:169:ASN:HD21	2.10	0.65
55:D8:8:LYS:O	55:D8:12:LYS:HG3	1.96	0.65
1:AA:390:C:H2'	1:AA:391:G:C8	2.32	0.65
3:AC:90:GLU:OE1	3:AC:93:LYS:HD3	1.97	0.65

Continued on next page...

Continued from previous page...

Atom-1	Atom-2	Interatomic distance (Å)	Clash overlap (Å)
5:AE:26:PHE:N	5:AE:26:PHE:CD1	2.64	0.65
10:AJ:24:VAL:HG22	10:AJ:72:VAL:HG11	1.77	0.65
29:BE:37:ARG:O	29:BE:45:THR:HA	1.96	0.65
29:BE:78:LEU:O	29:BE:79:ARG:HD2	1.95	0.65
31:BG:5:VAL:HG23	31:BG:8:LYS:H	1.61	0.65
33:BI:56:LYS:O	33:BI:60:GLU:HB3	1.96	0.65
1:CA:155:C:O2'	1:CA:156:G:H5'	1.97	0.65
1:CA:721:G:H4'	1:CA:722:A:O4'	1.97	0.65
1:CA:725:G:O2'	1:CA:726:C:H5'	1.97	0.65
1:CA:998:G:H2'	1:CA:999:C:C6	2.31	0.65
1:CA:1313:U:OP1	19:CS:6:LYS:HG3	1.96	0.65
19:CS:5:LEU:HG	19:CS:10:PHE:CD1	2.31	0.65
22:CV:45:GLU:HA	22:CV:121:LYS:CD	2.24	0.65
27:DC:186:LEU:HA	27:DC:189:ASN:HD22	1.61	0.65
30:DF:65:TRP:CZ3	30:DF:72:ARG:HB2	2.31	0.65
30:DF:155:LEU:HB2	30:DF:189:THR:OG1	1.97	0.65
31:DG:39:ILE:CG2	31:DG:92:VAL:HG13	2.25	0.65
32:DH:149:ARG:HA	32:DH:162:ILE:HG21	1.79	0.65
36:DP:58:THR:O	36:DP:61:ARG:NE	2.29	0.65
39:DS:20:ARG:N	39:DS:20:ARG:NH1	2.44	0.65
43:DW:40:ASN:O	43:DW:41:LYS:HG2	1.97	0.65
45:DY:98:VAL:O	45:DY:99:CYS:SG	2.54	0.65
46:DZ:144:GLU:H	46:DZ:147:ASP:HB3	1.61	0.65
1:AA:45:U:H2'	1:AA:46:G:C8	2.32	0.65
1:AA:1056:U:H5'	3:AC:163:ALA:CB	2.26	0.65
1:AA:1106:G:H5"	3:AC:172:ARG:HG2	1.78	0.65
3:AC:43:LEU:O	3:AC:47:LEU:HB3	1.97	0.65
4:AD:146:ILE:HD12	4:AD:146:ILE:N	2.11	0.65
5:AE:129:ILE:O	5:AE:132:ALA:HB3	1.97	0.65
8:AH:90:GLY:O	8:AH:91:ARG:HB2	1.96	0.65
15:AO:7:GLU:O	15:AO:10:LYS:HG2	1.97	0.65
23:AW:1:C:H42	23:AW:72:A:N6	1.92	0.65
25:BA:2790:A:H2'	25:BA:2790:A:N3	2.10	0.65
30:BF:84:VAL:HG12	30:BF:85:GLY:N	2.09	0.65
37:BQ:17:LEU:HD11	37:BQ:41:TRP:CD1	2.31	0.65
46:BZ:142:GLY:O	46:BZ:143:LEU:HD22	1.97	0.65
49:B2:32:LEU:O	49:B2:32:LEU:HD23	1.96	0.65
1:CA:1486:G:H2'	1:CA:1487:G:O4'	1.96	0.65
2:CB:7:VAL:O	2:CB:11:LEU:HD12	1.97	0.65
22:CV:73:LEU:CD2	22:CV:83:MET:HB2	2.26	0.65
25:DA:15:G:H2'	25:DA:16:G:H8	1.61	0.65

Continued on next page...

Continued from previous page...

Atom-1	Atom-2	Interatomic distance (Å)	Clash overlap (Å)
25:DA:221:A:C4	25:DA:233:A:H1'	2.31	0.65
25:DA:1578:U:H2'	25:DA:1579:A:H5'	1.79	0.65
25:DA:2103:C:H5'	25:DA:2104:G:OP2	1.97	0.65
25:DA:2208:A:H1'	25:DA:2219:G:C5	2.32	0.65
28:DD:45:ASN:HD21	28:DD:50:THR:HG21	1.59	0.65
34:DN:34:LEU:HD21	34:DN:120:LEU:HG	1.79	0.65
35:DO:86:ILE:HD12	35:DO:86:ILE:N	2.12	0.65
43:DW:7:ALA:O	43:DW:102:HIS:HA	1.97	0.65
43:DW:29:LEU:HD22	43:DW:69:LEU:HD12	1.79	0.65
1:AA:137:C:H42	1:AA:226:G:H1	1.44	0.65
2:AB:204:ASN:HD21	2:AB:207:ALA:H	1.43	0.65
7:AG:80:VAL:HG21	7:AG:85:TYR:HD1	1.62	0.65
19:AS:10:PHE:CZ	19:AS:70:LYS:HD2	2.31	0.65
25:BA:11:G:O2'	25:BA:12:U:H5'	1.97	0.65
25:BA:2590:A:O2'	25:BA:2591:C:H5'	1.96	0.65
31:BG:29:TRP:O	31:BG:31:VAL:N	2.29	0.65
31:BG:75:LYS:O	31:BG:84:LYS:HA	1.96	0.65
42:BV:4:ILE:HG22	42:BV:39:LEU:HD23	1.77	0.65
45:BY:27:VAL:HG12	45:BY:28:LYS:N	2.12	0.65
45:BY:101:LYS:HG2	45:BY:102:CYS:N	2.12	0.65
1:CA:418:C:H2'	1:CA:419:C:C6	2.30	0.65
2:CB:140:HIS:HA	2:CB:143:GLU:CG	2.27	0.65
3:CC:64:VAL:HG13	3:CC:97:LYS:HZ1	1.61	0.65
3:CC:141:VAL:HG12	3:CC:146:ALA:HB2	1.78	0.65
8:CH:42:GLU:HG3	8:CH:109:ILE:HD12	1.78	0.65
18:CR:59:SER:H	18:CR:62:GLU:CD	2.00	0.65
25:DA:325:G:H2'	25:DA:326:G:H8	1.62	0.65
25:DA:646:A:H2'	25:DA:647:G:O4'	1.97	0.65
25:DA:955:C:OP1	37:DQ:87:LYS:HE2	1.96	0.65
25:DA:1140:C:O2	25:DA:1140:C:H2'	1.96	0.65
26:DB:55:U:H1'	31:DG:29:TRP:CD1	2.32	0.65
27:DC:163:GLU:HG2	27:DC:164:PHE:N	2.12	0.65
31:DG:134:GLY:O	31:DG:135:LEU:HD12	1.97	0.65
37:DQ:27:VAL:HG23	37:DQ:137:TYR:CE2	2.32	0.65
40:DT:8:LYS:O	40:DT:10:VAL:N	2.30	0.65
41:DU:111:GLU:O	41:DU:114:LYS:HG2	1.96	0.65
44:DX:60:ARG:HA	44:DX:75:ASP:OD2	1.96	0.65
48:D1:3:LYS:HG3	48:D1:4:VAL:N	2.08	0.65
1:AA:237:C:H5"	17:AQ:25:ARG:HH11	1.61	0.65
1:AA:393:A:O2'	1:AA:394:G:H5'	1.97	0.65
1:AA:708:C:H2'	1:AA:709:G:H8	1.62	0.65

Continued on next page...

Continued from previous page...

Atom-1	Atom-2	Interatomic distance (Å)	Clash overlap (Å)
1:AA:1002:G:N3	1:AA:1002:G:H2'	2.11	0.65
1:AA:1410:G:O2'	1:AA:1411:C:H5'	1.97	0.65
3:AC:89:GLU:O	3:AC:93:LYS:N	2.25	0.65
4:AD:14:ARG:HG3	4:AD:15:GLU:N	2.11	0.65
25:BA:74:A:H4'	25:BA:75:G:O5'	1.96	0.65
25:BA:2112:G:O2'	25:BA:2113:U:H5'	1.97	0.65
29:BE:84:PHE:CZ	29:BE:86:PRO:HG3	2.32	0.65
31:BG:60:LEU:O	31:BG:63:ILE:HG12	1.95	0.65
35:BO:113:LYS:O	35:BO:117:LEU:HB2	1.97	0.65
40:BT:88:ILE:HG22	40:BT:89:VAL:HG23	1.79	0.65
42:BV:45:THR:HG22	42:BV:45:THR:O	1.97	0.65
42:BV:98:GLU:OE1	42:BV:100:ARG:HD3	1.96	0.65
45:BY:7:VAL:HB	45:BY:8:LYS:HZ3	1.61	0.65
45:BY:8:LYS:HD2	45:BY:8:LYS:N	2.11	0.65
47:B0:37:VAL:HG12	47:B0:39:GLN:HG2	1.79	0.65
52:B5:53:ALA:CA	52:B5:56:LYS:HZ1	2.10	0.65
1:CA:677:U:H2'	1:CA:678:U:C6	2.32	0.65
1:CA:980:C:H5'	1:CA:981:U:C5	2.32	0.65
1:CA:1288:A:H2'	1:CA:1289:A:H8	1.62	0.65
1:CA:1363(A):A:H1'	1:CA:1365:G:C8	2.30	0.65
2:CB:141:GLU:O	2:CB:145:LEU:HB2	1.96	0.65
4:CD:126:ILE:HG22	4:CD:127:THR:N	2.12	0.65
13:CM:92:HIS:HA	13:CM:110:ARG:NH2	2.11	0.65
22:CV:19:LEU:HD22	22:CV:63:ILE:HD13	1.78	0.65
25:DA:52:A:O2'	25:DA:53:A:H5'	1.97	0.65
25:DA:271(P):C:H5"	33:DI:45:LYS:NZ	2.12	0.65
25:DA:2553:G:H3'	25:DA:2554:U:H5"	1.78	0.65
25:DA:2787:C:O2	29:DE:61:ARG:NH1	2.26	0.65
31:DG:43:LEU:HD12	31:DG:153:ARG:HG3	1.78	0.65
32:DH:147:ASN:H	32:DH:147:ASN:ND2	1.95	0.65
35:DO:1:MET:HE3	35:DO:67:LYS:HG2	1.79	0.65
35:DO:35:VAL:HG21	35:DO:69:ILE:HD13	1.78	0.65
37:DQ:10:ARG:HG3	37:DQ:10:ARG:HH11	1.61	0.65
1:AA:318:G:O2'	1:AA:319:G:H5'	1.97	0.65
1:AA:538:G:H2'	1:AA:539:A:C8	2.32	0.65
1:AA:1080:A:H4'	5:AE:16:THR:OG1	1.96	0.65
4:AD:88:VAL:HG13	5:AE:97:GLY:HA3	1.79	0.65
25:BA:374:A:H1'	25:BA:401:A:N6	2.12	0.65
25:BA:539:G:H5'	25:BA:539:G:C8	2.26	0.65
25:BA:2331:G:O3'	47:B0:42:THR:HG22	1.97	0.65
25:BA:2476:A:H2'	25:BA:2477:C:H5"	1.77	0.65

Continued on next page...

Continued from previous page...

Atom-1	Atom-2	Interatomic distance (Å)	Clash overlap (Å)
29:BE:67:PHE:O	29:BE:70:ALA:HB2	1.97	0.65
30:BF:7:TYR:CE1	30:BF:196:LEU:HD11	2.31	0.65
30:BF:133:ASN:HA	30:BF:162:LEU:HD21	1.79	0.65
30:BF:191:ARG:HB3	30:BF:191:ARG:NH1	2.08	0.65
34:BN:36:GLY:HA3	34:BN:48:MET:CE	2.27	0.65
39:BS:85:VAL:CG2	39:BS:106:ARG:HG3	2.27	0.65
39:BS:101:LEU:HD22	39:BS:102:ALA:O	1.98	0.65
43:BW:111:HIS:CD2	43:BW:112:GLY:H	2.15	0.65
48:B1:13:ILE:HD12	48:B1:13:ILE:C	2.18	0.65
1:CA:47:C:H4'	1:CA:48:C:O5'	1.96	0.65
1:CA:1240:U:OP2	7:CG:116:ALA:HB2	1.97	0.65
1:CA:1510:U:H2'	1:CA:1511:G:C8	2.32	0.65
8:CH:12:ARG:HG2	8:CH:24:THR:HG21	1.79	0.65
11:CK:96:ARG:CA	11:CK:99:GLN:HG2	2.27	0.65
13:CM:33:ALA:HA	13:CM:59:TYR:HE2	1.61	0.65
13:CM:47:ASP:O	13:CM:48:LEU:HB3	1.96	0.65
19:CS:19:VAL:HG22	19:CS:44:MET:SD	2.37	0.65
23:CW:50:U:H3	23:CW:64:G:H1	1.43	0.65
25:DA:1190:G:H2'	25:DA:1191:G:H8	1.62	0.65
25:DA:2126:A:H5'	27:DC:38:PHE:CZ	2.32	0.65
25:DA:2170:A:H5"	27:DC:135:ARG:NH1	2.08	0.65
25:DA:2474:C:H5"	25:DA:2475:C:H5	1.62	0.65
25:DA:2808:U:H2'	25:DA:2809:A:C5'	2.27	0.65
29:DE:33:VAL:HG12	29:DE:90:THR:H	1.62	0.65
29:DE:36:ARG:HH22	29:DE:88:GLY:CA	2.09	0.65
32:DH:68:THR:C	32:DH:70:THR:N	2.51	0.65
40:DT:28:VAL:HG22	40:DT:46:GLU:C	2.18	0.65
40:DT:34:VAL:HG13	40:DT:39:ARG:CG	2.27	0.65
42:DV:19:LYS:CG	42:DV:94:LEU:HB2	2.18	0.65
50:D3:8:LEU:CD1	50:D3:31:LEU:HA	2.26	0.65
1:AA:763:G:H2'	1:AA:764:C:H6	1.62	0.64
1:AA:795:C:H1'	1:AA:1506:U:C6	2.32	0.64
1:AA:1066:C:H42	1:AA:1191:A:H62	1.43	0.64
1:AA:1321:C:H5'	1:AA:1322:C:C5'	2.27	0.64
8:AH:6:ILE:HD12	8:AH:6:ILE:N	2.10	0.64
11:AK:81:ASP:OD1	11:AK:106:LYS:HD3	1.97	0.64
13:AM:40:ASN:HD22	13:AM:43:THR:HG23	1.63	0.64
13:AM:97:PRO:HA	13:AM:110:ARG:HD3	1.79	0.64
15:AO:55:GLY:HA2	15:AO:58:MET:CE	2.28	0.64
18:AR:46:GLU:HB3	18:AR:85:LEU:CD1	2.27	0.64
19:AS:29:ARG:NH1	19:AS:30:LEU:HB2	2.12	0.64

Continued on next page...

Continued from previous page...

Atom-1	Atom-2	Interatomic distance (Å)	Clash overlap (Å)
20:AT:50:GLU:HG3	20:AT:51:GLU:H	1.61	0.64
25:BA:92:A:O2'	25:BA:93:G:H5'	1.97	0.64
25:BA:197:A:H5'	25:BA:197:A:C8	2.32	0.64
25:BA:862:G:H2'	25:BA:863:A:O4'	1.97	0.64
25:BA:1025:G:OP1	25:BA:1025:G:H8	1.81	0.64
25:BA:1473:G:O2'	25:BA:1474:C:H5'	1.97	0.64
25:BA:1614:A:N6	43:BW:93:ALA:HB2	2.12	0.64
25:BA:1773:A:H2'	25:BA:1774:C:H5'	1.79	0.64
25:BA:2491:U:C5'	25:BA:2570:G:H5"	2.25	0.64
25:BA:2533:A:C3'	25:BA:2534:A:H5"	2.27	0.64
25:BA:2864:G:O2'	25:BA:2865:U:H5'	1.96	0.64
30:BF:3:GLU:HA	30:BF:24:LEU:CB	2.25	0.64
35:BO:59:LYS:NZ	35:BO:89:ASN:HD21	1.95	0.64
1:CA:1033:G:C3'	1:CA:1034:G:H5"	2.27	0.64
1:CA:1056:U:H5'	3:CC:163:ALA:HB2	1.77	0.64
1:CA:1179:A:H2'	1:CA:1180:A:O4'	1.98	0.64
1:CA:1452:C:H4'	1:CA:1456:G:C4	2.32	0.64
5:CE:37:ARG:NH1	5:CE:112:LEU:HD22	2.11	0.64
5:CE:80:ILE:HG22	8:CH:104:ARG:NH2	2.12	0.64
8:CH:12:ARG:NH1	8:CH:27:PRO:HD3	2.12	0.64
25:DA:1991:U:H2'	25:DA:1992:G:H5"	1.79	0.64
25:DA:2192:G:H2'	25:DA:2193:G:H5"	1.78	0.64
26:DB:29:A:H2'	26:DB:30:C:C6	2.32	0.64
29:DE:2:LYS:HE3	29:DE:95:ILE:HG23	1.79	0.64
30:DF:164:ARG:HD2	30:DF:176:LEU:O	1.96	0.64
33:DI:12:LEU:O	33:DI:12:LEU:HG	1.98	0.64
36:DP:63:PRO:O	36:DP:65:ARG:N	2.30	0.64
38:DR:63:ARG:HA	38:DR:80:PHE:CZ	2.32	0.64
42:DV:72:VAL:HG22	42:DV:85:LYS:HB3	1.79	0.64
1:AA:1207:G:H2'	1:AA:1208:C:H6	1.62	0.64
1:AA:1330:U:H4'	13:AM:23:TYR:CE2	2.32	0.64
2:AB:95:GLN:HE21	2:AB:147:LYS:CG	2.08	0.64
3:AC:175:LEU:HD11	3:AC:201:TYR:CD2	2.32	0.64
12:AL:15:VAL:HG23	12:AL:16:ARG:N	2.11	0.64
22:AV:80:MET:SD	22:AV:101:ALA:HB1	2.37	0.64
25:BA:139(A):G:N2	44:BX:44:GLU:OE1	2.29	0.64
26:BB:30:C:C2'	26:BB:31:C:H5'	2.26	0.64
30:BF:46:ARG:CG	30:BF:46:ARG:NH1	2.51	0.64
33:BI:12:LEU:O	33:BI:12:LEU:HG	1.97	0.64
39:BS:35:ILE:H	39:BS:53:SER:HB3	1.60	0.64
53:B6:19:ARG:CG	53:B6:20:ASN:H	2.02	0.64

Continued on next page...

Continued from previous page...

Atom-1	Atom-2	Interatomic distance (Å)	Clash overlap (Å)
53:B6:20:ASN:C	53:B6:21:TYR:CD1	2.71	0.64
1:CA:80:G:H3'	1:CA:81:U:H5'	1.79	0.64
1:CA:165:C:H2'	1:CA:166:G:H8	1.61	0.64
1:CA:707:C:O2	11:CK:39:PRO:HD3	1.98	0.64
7:CG:115:ARG:HB2	7:CG:118:VAL:CG2	2.27	0.64
8:CH:35:ILE:O	8:CH:39:LEU:HB2	1.97	0.64
9:CI:50:LEU:HD13	9:CI:55:ALA:O	1.97	0.64
9:CI:82:ALA:O	9:CI:96:LEU:HD11	1.96	0.64
11:CK:96:ARG:O	11:CK:99:GLN:HG2	1.97	0.64
15:CO:65:ARG:HH11	15:CO:65:ARG:HG2	1.62	0.64
22:CV:72:TYR:CE1	22:CV:80:MET:HB3	2.32	0.64
25:DA:287:C:H2'	25:DA:288:C:O4'	1.97	0.64
25:DA:1024:G:OP2	25:DA:1025:G:H3'	1.97	0.64
25:DA:1268:A:H2'	25:DA:1269:A:O4'	1.97	0.64
25:DA:2346:A:C8	25:DA:2383:G:C5	2.85	0.64
26:DB:55:U:O2'	26:DB:56:G:H5'	1.97	0.64
28:DD:33:LEU:HD22	28:DD:102:LYS:HZ2	1.60	0.64
31:DG:141:PHE:O	31:DG:144:ILE:HG22	1.96	0.64
34:DN:115:ARG:HG3	34:DN:115:ARG:NH1	2.10	0.64
35:DO:1:MET:HE3	35:DO:67:LYS:HE2	1.78	0.64
36:DP:49:ARG:HD2	55:D8:58:ILE:HG22	1.78	0.64
36:DP:120:ALA:HB3	36:DP:137:LYS:O	1.97	0.64
41:DU:73:GLY:O	41:DU:74:LEU:O	2.15	0.64
44:DX:7:VAL:HG12	44:DX:39:ILE:HD13	1.79	0.64
49:D2:10:LEU:HD21	49:D2:59:ARG:HD3	1.79	0.64
49:D2:17:SER:HB3	49:D2:20:GLU:HB3	1.79	0.64
53:D6:44:ARG:O	53:D6:45:LYS:HG2	1.97	0.64
1:AA:831:U:H2'	1:AA:832:C:H6	1.61	0.64
6:AF:63:TYR:O	6:AF:65:VAL:HG13	1.96	0.64
14:AN:57:ARG:HG2	14:AN:58:LYS:H	1.62	0.64
19:AS:12:ASP:OD1	19:AS:37:ARG:NH1	2.31	0.64
19:AS:20:LEU:HA	19:AS:23:ASN:CB	2.28	0.64
25:BA:154(A):C:N3	25:BA:172:C:N4	2.46	0.64
25:BA:828:U:H3'	25:BA:828:U:O2	1.97	0.64
25:BA:1755:A:H2'	25:BA:1756:G:H5'	1.77	0.64
25:BA:2187:G:O2'	25:BA:2188:C:H5'	1.97	0.64
28:BD:32:SER:O	28:BD:34:VAL:N	2.30	0.64
29:BE:34:VAL:HG21	29:BE:48:GLN:HE21	1.62	0.64
30:BF:132:VAL:HG22	30:BF:133:ASN:N	2.11	0.64
40:BT:28:VAL:HG22	40:BT:46:GLU:HA	1.78	0.64
41:BU:90:VAL:HG22	42:BV:39:LEU:HG	1.79	0.64

Continued on next page...

Continued from previous page...

Atom-1	Atom-2	Interatomic distance (Å)	Clash overlap (Å)
1:CA:579:G:H5'	1:CA:728:A:H1'	1.78	0.64
1:CA:1133:G:H2'	1:CA:1134:G:H8	1.61	0.64
1:CA:1504:G:OP1	1:CA:1507:A:H4'	1.97	0.64
12:CL:89:ASP:O	12:CL:91:PRO:HD3	1.97	0.64
14:CN:4:LYS:HA	14:CN:7:ILE:HD11	1.78	0.64
16:CP:25:ARG:HH11	16:CP:25:ARG:HG3	1.62	0.64
25:DA:884:C:C3'	25:DA:885:C:H5'	2.27	0.64
25:DA:2060:A:C3'	30:DF:68:LYS:HZ1	2.10	0.64
25:DA:2174:C:O2'	27:DC:219:MET:HG2	1.97	0.64
25:DA:2892:A:H3'	25:DA:2893:G:C5'	2.27	0.64
31:DG:96:ARG:O	31:DG:99:MET:HB3	1.96	0.64
32:DH:15:VAL:HG21	32:DH:76:VAL:HG13	1.80	0.64
35:DO:88:ASN:O	35:DO:90:GLN:N	2.29	0.64
36:DP:83:VAL:O	36:DP:83:VAL:HG13	1.96	0.64
36:DP:97:PRO:O	36:DP:98:GLU:HB3	1.97	0.64
42:DV:21:ARG:HE	42:DV:21:ARG:N	1.94	0.64
46:DZ:124:LEU:HD12	46:DZ:125:VAL:N	2.12	0.64
1:AA:532:A:H3'	1:AA:533:A:C5'	2.27	0.64
1:AA:1286:A:H2'	1:AA:1287:A:H4'	1.79	0.64
1:AA:1349:A:OP2	9:AI:118:LYS:NZ	2.30	0.64
1:AA:1507:A:H2'	1:AA:1508:G:C8	2.32	0.64
7:AG:140:ASP:HA	7:AG:143:ARG:NH1	2.12	0.64
10:AJ:6:ILE:O	10:AJ:71:LEU:HD12	1.96	0.64
25:BA:1012:U:O4	34:BN:28:THR:HG21	1.97	0.64
25:BA:1665:A:H5"	35:BO:66:LYS:HG3	1.79	0.64
25:BA:1747(A):G:H2'	25:BA:1748:G:C5'	2.23	0.64
25:BA:2477:C:H41	56:B9:10:ILE:HG12	1.63	0.64
25:BA:2514:U:H2'	25:BA:2515:C:C6	2.32	0.64
27:BC:43:GLU:HB2	27:BC:216:THR:CG2	2.27	0.64
28:BD:78:LYS:HE2	28:BD:114:GLY:O	1.97	0.64
32:BH:98:LEU:HD22	32:BH:125:VAL:HG23	1.79	0.64
36:BP:90:ARG:HH22	36:BP:105:LEU:HD22	1.62	0.64
1:CA:927:G:H2'	1:CA:928:G:H8	1.60	0.64
1:CA:1027:C:H2'	1:CA:1028:C:C5	2.32	0.64
1:CA:1252:A:N6	1:CA:1285:A:H61	1.91	0.64
3:CC:70:VAL:HG12	3:CC:71:ALA:N	2.11	0.64
3:CC:114:PRO:HD3	3:CC:183:ASP:OD1	1.97	0.64
7:CG:60:LYS:HA	7:CG:60:LYS:NZ	2.12	0.64
8:CH:46:LYS:HG3	8:CH:63:LEU:O	1.98	0.64
16:CP:22:THR:HA	16:CP:33:ILE:HG12	1.77	0.64
25:DA:325:G:H2'	25:DA:326:G:C8	2.33	0.64

Continued on next page...

Continued from previous page...

Atom-1	Atom-2	Interatomic distance (Å)	Clash overlap (Å)
25:DA:1140:C:H5"	34:DN:66:LYS:HZ3	1.61	0.64
25:DA:1567:A:C8	28:DD:84:TYR:HE2	2.15	0.64
25:DA:2267:A:H3'	25:DA:2268:A:C5'	2.27	0.64
27:DC:150:ILE:HG23	27:DC:154:ILE:CD1	2.27	0.64
28:DD:69:ARG:NH2	28:DD:192:THR:HB	2.12	0.64
28:DD:146:GLU:HB3	28:DD:189:CYS:SG	2.37	0.64
30:DF:4:VAL:H	30:DF:19:GLU:HB2	1.62	0.64
31:DG:104:GLU:HG2	51:D4:50:THR:HG21	1.79	0.64
34:DN:36:GLY:O	34:DN:48:MET:HE2	1.97	0.64
36:DP:83:VAL:CG1	36:DP:112:LEU:HD21	2.23	0.64
36:DP:85:LEU:HD12	36:DP:120:ALA:HB2	1.80	0.64
40:DT:32:TYR:O	40:DT:33:LYS:HB2	1.97	0.64
42:DV:18:LEU:CG	42:DV:19:LYS:H	2.10	0.64
46:DZ:27:MET:HG3	46:DZ:87:PHE:HB3	1.80	0.64
1:AA:522:C:N4	12:AL:50:ARG:HH22	1.95	0.64
1:AA:1324:A:O4'	1:AA:1362:C:H4'	1.98	0.64
1:AA:1442:G:H1	1:AA:1461:G:H21	1.45	0.64
6:AF:42:GLU:O	6:AF:44:GLY:N	2.30	0.64
13:AM:66:LEU:HA	13:AM:70:LEU:CD1	2.26	0.64
25:BA:90:U:H2'	25:BA:90:U:O2	1.97	0.64
25:BA:1187:G:H5"	42:BV:81:TYR:CE2	2.32	0.64
25:BA:1394:U:H3'	25:BA:1395:A:H5"	1.79	0.64
25:BA:1766:U:H2'	25:BA:1767:C:H6	1.63	0.64
25:BA:2124:G:H1'	27:BC:43:GLU:OE2	1.97	0.64
25:BA:2344:U:OP1	53:B6:38:LYS:HD2	1.97	0.64
29:BE:173:VAL:O	29:BE:174:ASP:CB	2.45	0.64
31:BG:64:THR:HG23	31:BG:66:GLN:H	1.62	0.64
31:BG:129:GLY:O	31:BG:161:THR:HB	1.97	0.64
32:BH:89:ILE:HG13	32:BH:129:THR:O	1.97	0.64
38:BR:56:LYS:HE3	38:BR:94:TYR:OH	1.97	0.64
45:BY:68:HIS:HB3	45:BY:71:LYS:NZ	2.12	0.64
1:CA:642:A:N3	8:CH:113:SER:OG	2.27	0.64
1:CA:1313:U:P	19:CS:6:LYS:HG3	2.37	0.64
6:CF:98:LEU:HD22	18:CR:28:GLU:OE1	1.98	0.64
10:CJ:54:PHE:CE2	10:CJ:55:LYS:HD2	2.32	0.64
16:CP:82:GLN:N	16:CP:82:GLN:HE21	1.95	0.64
17:CQ:67:LYS:HA	17:CQ:70:ARG:HH12	1.61	0.64
25:DA:70:G:H21	25:DA:71:A:H62	1.46	0.64
25:DA:179:G:O2'	25:DA:180:G:H5'	1.96	0.64
25:DA:272(C):G:H2'	25:DA:272(D):G:H8	1.62	0.64
25:DA:1106:G:N3	25:DA:1107:G:N7	2.46	0.64

Continued on next page...

Continued from previous page...

Atom-1	Atom-2	Interatomic distance (Å)	Clash overlap (Å)
25:DA:1149:G:H2'	25:DA:1150:C:C6	2.33	0.64
25:DA:1171:G:H5'	25:DA:1173:G:H5"	1.79	0.64
25:DA:1567:A:C5'	28:DD:58:HIS:HD2	2.01	0.64
25:DA:2092:U:C5	25:DA:2226:C:OP2	2.50	0.64
25:DA:2192:G:C2'	25:DA:2193:G:H5"	2.28	0.64
25:DA:2749:A:H4'	32:DH:62:LYS:CB	2.24	0.64
26:DB:105:A:H2'	26:DB:106:G:O4'	1.97	0.64
28:DD:270:ILE:H	28:DD:270:ILE:HD12	1.62	0.64
35:DO:111:PHE:O	35:DO:115:VAL:HG23	1.97	0.64
39:DS:76:LYS:O	39:DS:80:LEU:HD13	1.97	0.64
44:DX:89:ILE:O	44:DX:93:GLU:HG2	1.97	0.64
46:DZ:71:ARG:HB2	46:DZ:86:ASP:HB3	1.79	0.64
1:AA:27:G:H5'	4:AD:209:ARG:HD3	1.78	0.64
1:AA:96:U:H2'	1:AA:97:G:H8	1.63	0.64
1:AA:351:G:H8	1:AA:351:G:OP2	1.81	0.64
1:AA:1280:A:C8	10:AJ:41:PRO:HD2	2.32	0.64
5:AE:41:VAL:HG12	5:AE:42:GLY:N	2.12	0.64
11:AK:120:ARG:NH1	11:AK:126:ARG:NE	2.46	0.64
12:AL:66:TYR:HD2	12:AL:67:ILE:N	1.96	0.64
14:AN:22:THR:CG2	14:AN:33:VAL:HB	2.27	0.64
17:AQ:14:LYS:NZ	17:AQ:14:LYS:N	2.46	0.64
25:BA:576:U:H2'	25:BA:577:G:C8	2.32	0.64
25:BA:2617:C:O2'	25:BA:2618:G:H5'	1.97	0.64
29:BE:9:VAL:HG12	29:BE:25:VAL:C	2.18	0.64
31:BG:51:ARG:HE	31:BG:51:ARG:N	1.95	0.64
34:BN:36:GLY:HA3	34:BN:48:MET:HE3	1.79	0.64
40:BT:80:SER:HB3	40:BT:81:PRO:CD	2.27	0.64
42:BV:39:LEU:O	42:BV:40:LEU:HB2	1.96	0.64
53:B6:40:CYS:SG	53:B6:45:LYS:HE3	2.37	0.64
1:CA:714:G:H2'	1:CA:715:A:C8	2.31	0.64
3:CC:92:ALA:HB2	3:CC:99:VAL:HG21	1.80	0.64
5:CE:145:LYS:O	5:CE:149:GLU:HG2	1.97	0.64
9:CI:10:ARG:HH21	9:CI:11:LYS:HE2	1.60	0.64
11:CK:127:LYS:HE2	11:CK:127:LYS:CA	2.24	0.64
18:CR:86:VAL:O	18:CR:87:ARG:O	2.16	0.64
25:DA:648:G:O2'	25:DA:649:G:H5'	1.97	0.64
25:DA:1529:G:C5	25:DA:1530:C:N4	2.65	0.64
25:DA:2092:U:H5	25:DA:2226:C:OP2	1.80	0.64
25:DA:2370:G:O2'	53:D6:45:LYS:HE2	1.98	0.64
26:DB:10:C:H2'	26:DB:11:C:H6	1.62	0.64
27:DC:116:ALA:HB1	27:DC:120:VAL:CG2	2.28	0.64

Continued on next page...

Continued from previous page...

Atom-1	Atom-2	Interatomic distance (Å)	Clash overlap (Å)
30:DF:54:ARG:HG3	30:DF:81:PRO:HD3	1.78	0.64
40:DT:11:GLU:CD	40:DT:11:GLU:N	2.51	0.64
42:DV:11:GLN:C	42:DV:12:TYR:HD2	2.01	0.64
53:D6:27:LYS:O	53:D6:28:ARG:C	2.36	0.64
1:AA:398:C:O2'	1:AA:399:G:H5'	1.98	0.64
1:AA:957:U:H1'	1:AA:960:U:H3	1.62	0.64
7:AG:77:SER:HA	7:AG:86:GLN:HA	1.79	0.64
9:AI:11:LYS:H	9:AI:104:ARG:HH21	1.43	0.64
9:AI:49:PRO:HG3	9:AI:81:ILE:HB	1.80	0.64
16:AP:43:LYS:HG3	16:AP:48:TRP:CG	2.33	0.64
22:AV:43:ASN:ND2	22:AV:48:ALA:HB3	2.13	0.64
25:BA:39:C:O2	30:BF:46:ARG:NH2	2.31	0.64
25:BA:557:U:O2'	25:BA:558:G:H5'	1.98	0.64
25:BA:576:U:H6	25:BA:576:U:O5'	1.81	0.64
25:BA:1429:G:H2'	25:BA:1430:C:C6	2.33	0.64
28:BD:54:ARG:NH1	28:BD:54:ARG:HG3	2.11	0.64
31:BG:43:LEU:HB2	31:BG:88:ILE:CG1	2.28	0.64
31:BG:134:GLY:C	31:BG:135:LEU:HD12	2.18	0.64
35:BO:90:GLN:O	35:BO:91:LEU:HB2	1.96	0.64
35:BO:107:ARG:NH2	40:BT:35:LYS:HD2	2.12	0.64
36:BP:81:GLN:HG2	36:BP:106:LEU:CA	2.25	0.64
36:BP:115:LEU:HB2	36:BP:131:SER:CB	2.27	0.64
46:BZ:39:ASP:OD1	46:BZ:41:VAL:HG12	1.97	0.64
1:CA:79:G:N1	1:CA:91:C:H5	1.96	0.64
1:CA:1270:C:OP2	21:CU:24:ARG:NH2	2.29	0.64
2:CB:21:ARG:H	2:CB:23:ARG:HH22	1.46	0.64
4:CD:13:ARG:C	4:CD:15:GLU:H	1.99	0.64
13:CM:33:ALA:HA	13:CM:59:TYR:CE2	2.32	0.64
20:CT:39:LYS:O	20:CT:42:GLN:HB3	1.98	0.64
25:DA:142:A:H5'	25:DA:142(A):C:OP2	1.97	0.64
29:DE:47:VAL:HG21	29:DE:86:PRO:HD2	1.79	0.64
29:DE:77:ILE:CG2	29:DE:78:LEU:HG	2.16	0.64
29:DE:92:THR:O	29:DE:95:ILE:HD13	1.97	0.64
30:DF:181:LEU:HD11	30:DF:186:ILE:HD11	1.77	0.64
31:DG:21:ARG:HD3	31:DG:22:ARG:N	2.13	0.64
32:DH:85:LYS:HE2	32:DH:145:ALA:N	2.12	0.64
40:DT:24:PRO:HA	40:DT:49:VAL:HG13	1.80	0.64
44:DX:29:TRP:HA	44:DX:29:TRP:CE3	2.33	0.64
47:D0:72:ARG:NE	47:D0:75:LEU:HD13	2.08	0.64
1:AA:237:C:H5"	17:AQ:25:ARG:NH1	2.12	0.64
4:AD:42:GLN:HG2	4:AD:43:HIS:CD2	2.32	0.64

Continued on next page...

Continued from previous page...

Atom-1	Atom-2	Interatomic distance (Å)	Clash overlap (Å)
5:AE:101:ILE:HD11	5:AE:119:LEU:HD23	1.79	0.64
10:AJ:32:ALA:CB	10:AJ:76:ASN:HB2	2.28	0.64
16:AP:63:GLY:O	16:AP:64:ALA:HB2	1.98	0.64
17:AQ:52:LYS:H	17:AQ:52:LYS:HD2	1.63	0.64
18:AR:46:GLU:HB3	18:AR:85:LEU:HD22	1.79	0.64
19:AS:9:VAL:C	19:AS:11:VAL:H	1.99	0.64
19:AS:19:VAL:HG11	19:AS:44:MET:HG3	1.78	0.64
25:BA:2064:C:H2'	25:BA:2065:C:C6	2.33	0.64
25:BA:2331:G:O2'	25:BA:2336:A:N1	2.20	0.64
30:BF:132:VAL:HG13	30:BF:133:ASN:H	1.61	0.64
34:BN:116:LEU:O	34:BN:119:ARG:HB2	1.97	0.64
35:BO:104:ARG:NH1	35:BO:104:ARG:HB3	2.13	0.64
41:BU:24:TYR:HB2	41:BU:29:SER:HB3	1.80	0.64
44:BX:70:LEU:HD12	44:BX:70:LEU:N	2.12	0.64
45:BY:46:LYS:CG	45:BY:47:LYS:H	2.03	0.64
48:B1:73:LEU:HD13	48:B1:94:LEU:CD2	2.28	0.64
55:B8:51:ALA:HA	55:B8:54:GLU:CD	2.18	0.64
1:CA:1124:G:H1'	10:CJ:38:ILE:HG21	1.79	0.64
1:CA:1127:G:H2'	1:CA:1128:C:O4'	1.98	0.64
1:CA:1293:G:H2'	1:CA:1294:G:H8	1.60	0.64
1:CA:1352:C:H2'	1:CA:1353:G:H8	1.62	0.64
1:CA:1423:G:C5'	35:DO:49:ARG:NH2	2.60	0.64
7:CG:20:ASP:HB3	7:CG:23:VAL:CG2	2.28	0.64
10:CJ:38:ILE:HG13	10:CJ:71:LEU:O	1.98	0.64
12:CL:2:PRO:HA	12:CL:6:GLN:NE2	2.12	0.64
12:CL:43:LYS:CG	12:CL:44:LYS:H	2.11	0.64
17:CQ:13:ASP:H	17:CQ:14:LYS:NZ	1.95	0.64
20:CT:57:ARG:HB2	20:CT:57:ARG:HH11	1.63	0.64
25:DA:271(O):C:OP1	25:DA:271(O):C:H3'	1.98	0.64
25:DA:557:U:H2'	25:DA:558:G:H8	1.63	0.64
25:DA:1423:G:H2'	25:DA:1424:G:H8	1.62	0.64
25:DA:2105:C:H2'	25:DA:2106:G:H5'	1.80	0.64
25:DA:2644:G:H2'	25:DA:2645:G:C8	2.33	0.64
28:DD:43:ARG:HD2	28:DD:44:ASN:OD1	1.98	0.64
30:DF:64:ILE:HD12	30:DF:78:ILE:CG2	2.28	0.64
33:DI:41:GLU:HA	33:DI:44:LEU:HB3	1.79	0.64
36:DP:65:ARG:NH2	55:D8:15:LYS:CB	2.56	0.64
37:DQ:132:VAL:CG1	46:DZ:80:ARG:HH12	2.11	0.64
40:DT:108:ARG:HA	40:DT:111:ARG:NH1	2.11	0.64
42:DV:3:ALA:HB1	42:DV:38:LEU:HD11	1.78	0.64
52:D5:42:PRO:O	52:D5:44:THR:HG23	1.97	0.64

Continued on next page...

Continued from previous page...

Atom-1	Atom-2	Interatomic distance (Å)	Clash overlap (Å)
1:AA:1030:C:N4	1:AA:1031:G:H21	1.92	0.64
3:AC:42:LEU:HA	3:AC:45:LYS:HD2	1.79	0.64
6:AF:46:ARG:HH12	18:AR:37:VAL:HG21	1.62	0.64
7:AG:47:CYS:HB3	7:AG:58:PRO:HB3	1.78	0.64
7:AG:108:ALA:HA	7:AG:111:ARG:HD2	1.78	0.64
13:AM:65:LYS:CD	13:AM:69:GLU:HG3	2.27	0.64
16:AP:13:HIS:C	16:AP:15:PRO:HD3	2.18	0.64
17:AQ:13:ASP:H	17:AQ:14:LYS:HZ1	1.44	0.64
22:AV:44:LEU:HD13	22:AV:65:VAL:HG11	1.79	0.64
25:BA:287:C:H2'	25:BA:288:C:H6	1.63	0.64
25:BA:1022:G:N2	25:BA:1142(A):A:C2	2.62	0.64
25:BA:1925:C:O2'	25:BA:1926:U:H5'	1.97	0.64
25:BA:2759:G:H8	25:BA:2759:G:C5'	2.11	0.64
28:BD:26:LYS:HD3	28:BD:26:LYS:N	2.13	0.64
29:BE:2:LYS:NZ	29:BE:95:ILE:O	2.30	0.64
36:BP:147:LEU:O	36:BP:148:LEU:O	2.16	0.64
1:CA:1157:A:H5'	1:CA:1158:C:C6	2.32	0.64
3:CC:70:VAL:HG12	3:CC:72:LYS:N	2.13	0.64
8:CH:91:ARG:NH1	17:CQ:33:GLY:HA3	2.12	0.64
9:CI:3:GLN:HG2	9:CI:20:ARG:CG	2.27	0.64
17:CQ:27:PHE:CE1	17:CQ:36:ILE:HD11	2.33	0.64
20:CT:96:GLY:O	20:CT:97:ALA:HB3	1.97	0.64
25:DA:1170:G:H1	25:DA:1179:C:H42	1.45	0.64
25:DA:2751:G:H3'	25:DA:2752:C:H6	1.63	0.64
27:DC:149:ASN:HB2	27:DC:152:GLU:HG3	1.79	0.64
28:DD:79:VAL:CG1	28:DD:111:LEU:HD11	2.28	0.64
29:DE:4:ILE:O	29:DE:5:LEU:HD23	1.98	0.64
36:DP:85:LEU:HA	36:DP:88:LEU:HD13	1.80	0.64
38:DR:44:LEU:HD13	38:DR:44:LEU:O	1.98	0.64
38:DR:74:LYS:CE	38:DR:77:ARG:HH21	2.10	0.64
42:DV:2:PHE:HB2	42:DV:42:GLY:N	2.13	0.64
1:AA:490:G:H2'	1:AA:491:G:H8	1.61	0.64
2:AB:114:ARG:HG3	2:AB:114:ARG:NH1	2.13	0.64
3:AC:41:GLY:CA	3:AC:45:LYS:HZ2	2.10	0.64
10:AJ:46:ARG:HG2	10:AJ:64:GLU:OE1	1.98	0.64
12:AL:80:VAL:HG12	12:AL:81:LEU:N	2.13	0.64
15:AO:63:ARG:HG2	15:AO:67:LEU:HD12	1.80	0.64
25:BA:58:G:H1	25:BA:69:C:H42	1.46	0.64
25:BA:404:C:H4'	25:BA:405:U:H5'	1.79	0.64
25:BA:786:C:O2'	25:BA:787:U:H5'	1.98	0.64
30:BF:108:LYS:HD2	30:BF:112:MET:CE	2.27	0.64

Continued on next page...

Continued from previous page...

Atom-1	Atom-2	Interatomic distance (Å)	Clash overlap (Å)
41:BU:91:ASP:C	41:BU:93:LYS:N	2.45	0.64
44:BX:63:LYS:HE3	44:BX:72:LYS:CE	2.28	0.64
50:B3:28:LEU:HA	50:B3:33:GLN:OE1	1.98	0.64
1:CA:80:G:H2'	1:CA:81:U:C5	2.33	0.64
1:CA:125:U:H2'	1:CA:126:G:C8	2.33	0.64
1:CA:1149:C:H2'	1:CA:1150:U:C6	2.34	0.64
6:CF:6:VAL:HA	6:CF:90:VAL:HA	1.79	0.64
20:CT:72:LEU:HD13	20:CT:72:LEU:O	1.98	0.64
25:DA:516:C:C2'	25:DA:517:C:H5'	2.28	0.64
25:DA:2820:A:O3'	38:DR:2:ARG:NH2	2.31	0.64
27:DC:139:PRO:CB	27:DC:146:VAL:HG22	2.27	0.64
32:DH:44:VAL:CG1	32:DH:45:VAL:H	2.11	0.64
34:DN:28:THR:O	34:DN:31:ALA:HB3	1.97	0.64
1:AA:757:U:H2'	1:AA:758:G:O4'	1.99	0.63
1:AA:1320:C:N4	19:AS:37:ARG:HB3	2.13	0.63
2:AB:68:ILE:O	2:AB:91:PRO:HD2	1.98	0.63
3:AC:68:VAL:HG12	3:AC:70:VAL:HG23	1.79	0.63
7:AG:113:GLU:HB2	7:AG:119:ARG:HG2	1.81	0.63
10:AJ:32:ALA:N	10:AJ:76:ASN:CB	2.59	0.63
12:AL:25:LYS:C	12:AL:27:ALA:H	2.01	0.63
14:AN:51:GLY:C	14:AN:53:LEU:H	2.01	0.63
23:AW:6:G:N2	23:AW:68:C:H1'	2.12	0.63
25:BA:2171:A:C4'	25:BA:2172:U:H5'	2.28	0.63
28:BD:65:ILE:H	28:BD:65:ILE:CD1	2.10	0.63
29:BE:47:VAL:HG23	29:BE:84:PHE:O	1.97	0.63
32:BH:117:PRO:HB3	32:BH:123:PHE:CD1	2.32	0.63
35:BO:69:ILE:HD12	35:BO:69:ILE:N	2.12	0.63
36:BP:127:ALA:C	36:BP:148:LEU:HD12	2.18	0.63
53:B6:12:GLU:HA	53:B6:23:THR:CA	2.26	0.63
54:B7:8:ASN:C	54:B7:8:ASN:ND2	2.45	0.63
55:B8:51:ALA:HA	55:B8:54:GLU:OE1	1.97	0.63
1:CA:1096:C:H2'	1:CA:1097:C:C6	2.32	0.63
2:CB:88:ALA:HB2	2:CB:219:VAL:HG13	1.80	0.63
3:CC:15:THR:HG22	3:CC:16:ARG:H	1.62	0.63
4:CD:18:LYS:HE3	4:CD:20:TYR:CZ	2.32	0.63
5:CE:81:GLU:HG2	5:CE:90:VAL:HA	1.81	0.63
19:CS:16:LEU:O	19:CS:20:LEU:N	2.31	0.63
19:CS:63:THR:HG22	19:CS:66:MET:CG	2.17	0.63
23:CW:29:G:O2'	23:CW:30:G:H5'	1.98	0.63
25:DA:1359:A:H62	25:DA:1372:U:H3	1.44	0.63
25:DA:2208:A:H1'	25:DA:2219:G:C4	2.32	0.63

Continued on next page...

Continued from previous page...

Atom-1	Atom-2	Interatomic distance (Å)	Clash overlap (Å)
25:DA:2832:U:H4'	25:DA:2833:G:H5'	1.80	0.63
25:DA:2839:G:N2	38:DR:92:GLY:HA3	2.08	0.63
26:DB:55:U:H1'	31:DG:29:TRP:HD1	1.61	0.63
27:DC:181:PHE:HB2	27:DC:186:LEU:HG	1.80	0.63
30:DF:1:MET:SD	30:DF:26:ALA:HA	2.37	0.63
47:D0:23:VAL:HA	47:D0:38:VAL:HG22	1.78	0.63
1:AA:474:G:O2'	1:AA:475:G:H5'	1.99	0.63
2:AB:41:ILE:HD12	2:AB:41:ILE:N	2.14	0.63
3:AC:100:ALA:O	3:AC:101:LEU:HB2	1.97	0.63
4:AD:9:CYS:SG	4:AD:31:CYS:O	2.56	0.63
4:AD:108:LEU:HD11	4:AD:174:LEU:CD2	2.25	0.63
25:BA:184:C:H2'	25:BA:185:U:C6	2.33	0.63
25:BA:1589:C:H2'	25:BA:1590:U:C6	2.33	0.63
25:BA:1798:U:C5'	28:BD:259:THR:HG22	2.28	0.63
25:BA:1902:C:H5'	28:BD:246:PRO:HD3	1.79	0.63
25:BA:2282:G:H5"	25:BA:2283:C:O4'	1.98	0.63
25:BA:2291:U:H5"	25:BA:2380:C:O2'	1.98	0.63
28:BD:102:LYS:C	28:BD:103:ARG:HG2	2.18	0.63
30:BF:88:VAL:HG13	30:BF:89:VAL:N	2.12	0.63
41:BU:39:LEU:O	41:BU:42:ALA:N	2.31	0.63
1:CA:192:U:C4'	20:CT:103:GLY:HA2	2.29	0.63
1:CA:532:A:H3'	1:CA:533:A:C5'	2.28	0.63
4:CD:100:ARG:HH12	4:CD:137:SER:HB3	1.63	0.63
6:CF:89:MET:SD	18:CR:76:LEU:HD21	2.38	0.63
7:CG:78:ARG:HG3	7:CG:79:ARG:N	2.12	0.63
7:CG:92:SER:O	7:CG:96:GLN:HB2	1.99	0.63
9:CI:21:PRO:CA	9:CI:59:PHE:HA	2.14	0.63
11:CK:50:TYR:CD2	11:CK:54:ARG:HB3	2.32	0.63
22:CV:84:ASP:OD1	22:CV:85:LEU:N	2.32	0.63
25:DA:94:C:H5'	25:DA:94(A):G:OP2	1.97	0.63
25:DA:260:G:H5'	25:DA:261:G:OP2	1.97	0.63
25:DA:814:C:H1'	25:DA:1225:G:N2	2.11	0.63
25:DA:1178:C:H2'	25:DA:1179:C:C6	2.33	0.63
25:DA:1216:G:H2'	25:DA:1217:C:C6	2.33	0.63
27:DC:30:VAL:HA	27:DC:33:LEU:HB2	1.79	0.63
29:DE:8:LYS:HE3	29:DE:188:VAL:HG13	1.80	0.63
29:DE:50:GLY:O	29:DE:51:PHE:HB2	1.98	0.63
30:DF:155:LEU:CD2	30:DF:186:ILE:HA	2.28	0.63
31:DG:13:GLU:O	31:DG:14:GLU:HB2	1.99	0.63
31:DG:111:LEU:HD13	31:DG:120:LEU:HD11	1.81	0.63
34:DN:2:LYS:NZ	41:DU:95:LEU:HG	2.13	0.63

Continued on next page...

Continued from previous page...

Atom-1	Atom-2	Interatomic distance (Å)	Clash overlap (Å)
34:DN:9:VAL:HG11	34:DN:39:ARG:HH12	1.63	0.63
36:DP:146:VAL:HG22	36:DP:147:LEU:N	2.13	0.63
41:DU:34:LYS:HA	41:DU:34:LYS:HE2	1.80	0.63
41:DU:44:ASN:HD21	42:DV:75:PHE:N	1.95	0.63
41:DU:92:ARG:HD2	41:DU:95:LEU:H	1.63	0.63
42:DV:15:GLU:CB	42:DV:16:PRO:HD2	2.28	0.63
42:DV:19:LYS:NZ	42:DV:20:LEU:HB2	2.11	0.63
43:DW:18:ARG:HG2	43:DW:76:VAL:CG1	2.27	0.63
48:D1:46:LEU:H	48:D1:46:LEU:HD22	1.63	0.63
50:D3:45:GLY:O	50:D3:48:GLU:HB2	1.98	0.63
1:AA:91:C:C5	1:AA:92:C:H1'	2.34	0.63
1:AA:157:G:H2'	1:AA:158:G:C8	2.32	0.63
1:AA:1030:C:H5	1:AA:1031:G:N2	1.96	0.63
1:AA:1107:C:P	3:AC:172:ARG:HD2	2.39	0.63
3:AC:123:GLN:HB3	3:AC:128:PHE:CD1	2.34	0.63
5:AE:57:LYS:HG2	5:AE:61:TYR:CE2	2.34	0.63
7:AG:92:SER:O	7:AG:96:GLN:HB2	1.98	0.63
7:AG:132:GLY:H	7:AG:135:VAL:HG21	1.63	0.63
13:AM:90:LEU:O	13:AM:91:ARG:HG2	1.98	0.63
25:BA:363(F):A:O2'	25:BA:364:C:C5	2.51	0.63
25:BA:2577:A:H5"	25:BA:2578:G:H5'	1.79	0.63
27:BC:178:LYS:O	27:BC:181:PHE:HB2	1.98	0.63
28:BD:142:VAL:HG23	28:BD:192:THR:C	2.19	0.63
30:BF:22:ALA:HA	30:BF:26:ALA:CB	2.25	0.63
35:BO:71:ARG:HE	35:BO:105:GLU:CD	2.02	0.63
36:BP:6:LEU:C	36:BP:9:ASN:HD21	2.01	0.63
40:BT:3:ARG:C	40:BT:5:ALA:H	2.00	0.63
46:BZ:29:ASN:C	46:BZ:31:HIS:H	2.01	0.63
1:CA:62:U:O2'	1:CA:379:C:H1'	1.97	0.63
1:CA:1202:G:H2'	1:CA:1203:C:C6	2.33	0.63
2:CB:16:HIS:CE1	2:CB:213:LEU:HD12	2.33	0.63
8:CH:101:PRO:HA	8:CH:102:ARG:HH21	1.63	0.63
9:CI:48:GLU:HB2	9:CI:78:LYS:HZ3	1.63	0.63
17:CQ:43:LEU:O	17:CQ:69:LYS:HG3	1.98	0.63
25:DA:330:A:H2	25:DA:1210:A:H2'	1.62	0.63
25:DA:922:U:H2'	25:DA:923:C:H6	1.63	0.63
25:DA:2660:A:H2'	25:DA:2661:G:O4'	1.99	0.63
25:DA:2747:G:O6	25:DA:2755:C:H5"	1.98	0.63
25:DA:2756:U:H1'	25:DA:2757:A:H5"	1.79	0.63
27:DC:131:ILE:HD12	27:DC:131:ILE:N	2.13	0.63
27:DC:174:ALA:HB1	27:DC:175:PRO:HD2	1.81	0.63

Continued on next page...

Continued from previous page...

Atom-1	Atom-2	Interatomic distance (Å)	Clash overlap (Å)
29:DE:81:ILE:HG22	29:DE:81:ILE:O	1.98	0.63
29:DE:202:LYS:HD3	29:DE:202:LYS:N	2.12	0.63
31:DG:161:THR:HG22	31:DG:163:ALA:N	2.10	0.63
38:DR:98:LEU:O	38:DR:113:LEU:N	2.31	0.63
42:DV:22:VAL:O	42:DV:23:GLU:HB2	1.99	0.63
44:DX:57:LEU:HD13	44:DX:57:LEU:O	1.98	0.63
49:D2:31:GLU:O	49:D2:35:LEU:HB2	1.99	0.63
1:AA:265:G:C2'	1:AA:266:G:H5"	2.23	0.63
1:AA:472:A:H1'	16:AP:82:GLN:OE1	1.98	0.63
1:AA:592:G:H2'	1:AA:593:G:H8	1.62	0.63
1:AA:1026:G:N3	1:AA:1026:G:H2'	2.13	0.63
2:AB:30:ARG:NH2	2:AB:194:PRO:HG2	2.13	0.63
2:AB:76:GLN:O	2:AB:208:ILE:HG12	1.98	0.63
6:AF:25:ILE:HG22	6:AF:26:ILE:N	2.14	0.63
17:AQ:91:ARG:HB3	17:AQ:91:ARG:NH1	2.12	0.63
25:BA:141:A:H8	25:BA:1408:C:O2'	1.80	0.63
25:BA:2306:C:C5	25:BA:2307:G:H1'	2.33	0.63
25:BA:2338:G:O2'	25:BA:2339:G:H5'	1.98	0.63
25:BA:2799:C:H5"	25:BA:2802:G:C6	2.33	0.63
36:BP:6:LEU:HD12	36:BP:9:ASN:HB3	1.81	0.63
40:BT:28:VAL:HG13	40:BT:46:GLU:CA	2.28	0.63
41:BU:28:ARG:HD3	41:BU:38:THR:OG1	1.98	0.63
1:CA:15:G:H4'	5:CE:24:ARG:HH12	1.63	0.63
1:CA:1139:G:H1'	1:CA:1141:C:N4	2.12	0.63
1:CA:1327:C:OP1	21:CU:20:LYS:HB3	1.99	0.63
1:CA:1347:G:C8	9:CI:107:ARG:HB3	2.34	0.63
9:CI:23:ASN:N	9:CI:23:ASN:ND2	2.45	0.63
10:CJ:22:LYS:NZ	10:CJ:23:ILE:HG12	2.13	0.63
11:CK:111:ASP:O	11:CK:112:THR:C	2.36	0.63
13:CM:35:GLU:HG3	13:CM:36:LYS:N	2.13	0.63
25:DA:999:U:C2'	25:DA:1000:A:H5'	2.28	0.63
25:DA:2315:G:H2'	25:DA:2316:C:C6	2.34	0.63
39:DS:30:ARG:H	39:DS:89:ARG:NH2	1.96	0.63
41:DU:20:LEU:HD13	41:DU:20:LEU:O	1.97	0.63
42:DV:62:LEU:CD2	42:DV:95:LEU:HB2	2.25	0.63
45:DY:14:LEU:HD12	45:DY:24:VAL:HG22	1.80	0.63
45:DY:28:LYS:CB	45:DY:37:VAL:HB	2.28	0.63
51:D4:60:GLU:O	51:D4:61:VAL:HB	1.99	0.63
55:D8:30:ARG:HA	55:D8:30:ARG:NE	2.10	0.63
1:AA:626:U:H2'	1:AA:627:G:C8	2.34	0.63
1:AA:1293:G:O2'	1:AA:1294:G:H5'	1.97	0.63

Continued on next page...

Continued from previous page...

Atom-1	Atom-2	Interatomic distance (Å)	Clash overlap (Å)
1:AA:1354:C:O2'	1:AA:1355:G:H5'	1.97	0.63
1:AA:1499:A:O2'	1:AA:1500:A:H5'	1.98	0.63
2:AB:95:GLN:HE21	2:AB:147:LYS:HG2	1.63	0.63
5:AE:83:GLU:HG2	5:AE:88:LYS:HG3	1.80	0.63
6:AF:98:LEU:H	6:AF:98:LEU:HD12	1.64	0.63
8:AH:54:ASP:HB2	8:AH:56:LYS:HE2	1.79	0.63
9:AI:17:VAL:HG21	9:AI:80:GLY:CA	2.29	0.63
9:AI:95:LYS:HD3	9:AI:96:LEU:N	2.13	0.63
14:AN:27:CYS:O	14:AN:29:ARG:N	2.31	0.63
22:AV:153:LEU:HD21	22:AV:159:VAL:HG12	1.81	0.63
25:BA:30:G:H2'	25:BA:31:C:C6	2.33	0.63
25:BA:780:G:OP1	28:BD:218:ARG:NH2	2.32	0.63
25:BA:825:C:O2'	36:BP:55:ARG:HD3	1.98	0.63
25:BA:2865:U:P	40:BT:119:LYS:HZ1	2.21	0.63
27:BC:69:LEU:HB3	27:BC:160:GLY:HA2	1.80	0.63
29:BE:102:VAL:HG22	29:BE:170:LEU:O	1.98	0.63
30:BF:20:LEU:HB3	30:BF:23:ASP:CG	2.19	0.63
31:BG:125:PHE:CZ	31:BG:173:LEU:HD12	2.34	0.63
31:BG:137:GLU:HG2	31:BG:139:LEU:HD21	1.80	0.63
37:BQ:66:ILE:HG12	37:BQ:104:PHE:CE2	2.32	0.63
39:BS:33:LYS:C	39:BS:34:HIS:HD2	2.02	0.63
41:BU:31:SER:HB3	41:BU:34:LYS:HB2	1.80	0.63
1:CA:1271:G:H5'	1:CA:1314:C:C5'	2.28	0.63
5:CE:69:VAL:CG1	5:CE:71:LEU:HG	2.29	0.63
9:CI:17:VAL:CG1	9:CI:81:ILE:HD13	2.28	0.63
13:CM:23:TYR:CE1	13:CM:70:LEU:HD13	2.34	0.63
25:DA:598:G:H5'	36:DP:15:ARG:HD2	1.80	0.63
25:DA:1142(A):A:H5'	25:DA:1142(A):A:H8	1.64	0.63
25:DA:1722:A:O2'	25:DA:1739:U:H5"	1.98	0.63
26:DB:3:C:H42	26:DB:118:G:H1	1.47	0.63
30:DF:161:GLU:HG2	30:DF:164:ARG:NH2	2.12	0.63
38:DR:10:LEU:HB3	38:DR:17:ARG:HD2	1.81	0.63
38:DR:86:ARG:HB3	38:DR:118:GLU:OE2	1.98	0.63
40:DT:23:ARG:CZ	40:DT:120:ARG:HD3	2.29	0.63
47:D0:70:GLN:NE2	47:D0:80:HIS:NE2	2.46	0.63
48:D1:29:GLY:O	48:D1:30:VAL:HG23	1.98	0.63
53:D6:15:GLU:CG	53:D6:18:ARG:HG2	2.28	0.63
53:D6:42:TRP:CE3	53:D6:42:TRP:HA	2.33	0.63
1:AA:434:U:H2'	1:AA:435:C:C6	2.32	0.63
1:AA:1277:C:O2'	1:AA:1278:U:H5'	1.99	0.63
3:AC:64:VAL:CG2	3:AC:99:VAL:HA	2.27	0.63

Continued on next page...

Continued from previous page...

Atom-1	Atom-2	Interatomic distance (Å)	Clash overlap (Å)
10:AJ:39:PRO:HB3	10:AJ:70:ARG:HG3	1.81	0.63
12:AL:38:ARG:HD2	12:AL:40:VAL:CG1	2.28	0.63
16:AP:43:LYS:HE3	16:AP:48:TRP:CZ3	2.33	0.63
25:BA:558:G:OP2	34:BN:111:PRO:HD2	1.99	0.63
25:BA:608:A:OP1	30:BF:100:THR:HG21	1.99	0.63
25:BA:925:C:H2'	25:BA:926:A:C5'	2.27	0.63
25:BA:1177:A:C4'	25:BA:1178:C:H5"	2.21	0.63
28:BD:92:ILE:HD13	28:BD:92:ILE:N	2.14	0.63
32:BH:124:GLU:HB2	32:BH:132:ARG:HB2	1.79	0.63
39:BS:61:ASN:CB	39:BS:64:GLU:HB3	2.28	0.63
45:BY:66:PRO:O	45:BY:67:LEU:HB3	1.98	0.63
47:B0:40:ARG:H	47:B0:40:ARG:CD	2.05	0.63
50:B3:5:LYS:HG3	50:B3:36:VAL:HG12	1.78	0.63
1:CA:1119:C:H2'	1:CA:1120:G:O4'	1.98	0.63
1:CA:1225:A:H5"	1:CA:1226:C:C5	2.33	0.63
2:CB:24:TRP:CG	2:CB:25:ASN:N	2.67	0.63
3:CC:60:ALA:HB3	3:CC:63:ASN:OD1	1.99	0.63
6:CF:72:VAL:HG13	6:CF:73:ASN:N	2.12	0.63
8:CH:86:ILE:HG12	8:CH:135:CYS:HA	1.80	0.63
9:CI:9:ARG:N	9:CI:76:ALA:HB1	2.14	0.63
25:DA:1118:C:H5'	46:DZ:79:ARG:HH22	1.63	0.63
25:DA:1547:C:H2'	25:DA:1548:C:H6	1.62	0.63
25:DA:1750:G:O2'	25:DA:1751:C:H5'	1.99	0.63
25:DA:2306:C:H5	25:DA:2307:G:O2'	1.82	0.63
25:DA:2840:C:H1'	38:DR:91:GLN:OE1	1.97	0.63
26:DB:70:C:H2'	26:DB:71:C:H6	1.64	0.63
27:DC:74:ARG:HB2	27:DC:74:ARG:NH1	2.13	0.63
29:DE:75:VAL:O	29:DE:77:ILE:N	2.23	0.63
30:DF:28:ILE:O	30:DF:28:ILE:HD12	1.98	0.63
34:DN:90:MET:HB3	34:DN:98:VAL:HG22	1.80	0.63
41:DU:50:ARG:HH21	41:DU:50:ARG:HG3	1.64	0.63
42:DV:4:ILE:O	42:DV:39:LEU:HD22	1.98	0.63
43:DW:73:ALA:HB3	43:DW:106:ILE:CD1	2.22	0.63
46:DZ:110:VAL:O	46:DZ:110:VAL:HG13	1.99	0.63
53:D6:9:LEU:CD2	53:D6:11:LEU:HB3	2.29	0.63
1:AA:203:U:H1'	1:AA:216:G:N1	2.14	0.63
1:AA:484:G:H4'	1:AA:485:G:O5'	1.99	0.63
1:AA:807:A:H2'	1:AA:808:C:H6	1.63	0.63
1:AA:841:U:H3'	1:AA:848:C:O4'	1.99	0.63
1:AA:1115:C:H2'	1:AA:1116:C:H6	1.62	0.63
1:AA:1151:A:H5'	10:AJ:41:PRO:HA	1.79	0.63

Continued on next page...

Continued from previous page...

Atom-1	Atom-2	Interatomic distance (Å)	Clash overlap (Å)
2:AB:24:TRP:CZ2	2:AB:26:PRO:HB3	2.33	0.63
2:AB:52:GLU:HG2	2:AB:52:GLU:O	1.98	0.63
5:AE:48:ALA:HB3	5:AE:54:ALA:N	2.14	0.63
9:AI:26:VAL:HA	9:AI:60:ASP:O	1.98	0.63
23:AW:28:C:H42	23:AW:42:G:H1	1.46	0.63
25:BA:143:G:H1'	44:BX:37:THR:CG2	2.20	0.63
25:BA:286:C:O2'	25:BA:287:C:H5'	1.98	0.63
25:BA:2277:G:H2'	25:BA:2278:A:H5'	1.80	0.63
28:BD:33:LEU:HD12	28:BD:33:LEU:H	1.64	0.63
29:BE:101:ARG:NH2	29:BE:171:GLU:N	2.47	0.63
31:BG:64:THR:CG2	31:BG:66:GLN:H	2.11	0.63
32:BH:122:THR:O	32:BH:133:VAL:HG22	1.99	0.63
37:BQ:27:VAL:HG12	37:BQ:28:ALA:N	2.12	0.63
56:B9:17:ILE:CD1	56:B9:18:ARG:H	2.12	0.63
1:CA:299:G:H2'	1:CA:300:A:C8	2.34	0.63
1:CA:1014:A:H2	1:CA:1219:U:O2	1.82	0.63
1:CA:1036:G:H5"	1:CA:1037:C:H5	1.62	0.63
1:CA:1129:C:H5"	1:CA:1139:G:C6	2.34	0.63
2:CB:218:ALA:O	2:CB:222:ILE:HG13	1.98	0.63
3:CC:112:SER:HB3	3:CC:115:LEU:HD12	1.81	0.63
7:CG:73:MET:HA	7:CG:91:VAL:HG23	1.81	0.63
7:CG:139:GLU:O	7:CG:142:GLU:HB2	1.99	0.63
14:CN:2:ALA:O	14:CN:6:LEU:HD12	1.99	0.63
25:DA:6:A:H2	25:DA:7:G:C8	2.17	0.63
25:DA:93:G:H2'	25:DA:94:C:C6	2.33	0.63
25:DA:910:A:N6	37:DQ:12:GLN:HA	2.10	0.63
25:DA:1902:C:H5'	28:DD:246:PRO:HD3	1.80	0.63
25:DA:2069:G:H2'	25:DA:2070:G:H5'	1.80	0.63
25:DA:2199:A:H3'	25:DA:2200:C:H6	1.64	0.63
25:DA:2256:G:H2'	25:DA:2257:U:H6	1.64	0.63
25:DA:2443:C:O2'	25:DA:2444:G:H5'	1.99	0.63
25:DA:2712:U:O2'	25:DA:2713:A:H5'	1.99	0.63
30:DF:132:VAL:HG13	30:DF:133:ASN:N	2.09	0.63
31:DG:143:GLU:HA	51:D4:54:LYS:CE	2.28	0.63
33:DI:45:LYS:HE3	33:DI:45:LYS:C	2.18	0.63
34:DN:99:LEU:HD13	34:DN:99:LEU:O	1.97	0.63
36:DP:16:ARG:HD3	36:DP:18:ARG:N	2.08	0.63
36:DP:16:ARG:NH1	36:DP:16:ARG:O	2.30	0.63
41:DU:93:LYS:HA	41:DU:96:ALA:HB2	1.81	0.63
41:DU:95:LEU:HD11	42:DV:12:TYR:C	2.19	0.63
51:D4:61:VAL:HG13	51:D4:65:CYS:HB2	1.80	0.63

Continued on next page...

Continued from previous page...

Atom-1	Atom-2	Interatomic distance (Å)	Clash overlap (Å)
1:AA:631:G:H2'	1:AA:632:A:C8	2.34	0.63
1:AA:895:G:H2'	1:AA:896:C:C6	2.33	0.63
4:AD:100:ARG:CZ	4:AD:137:SER:HA	2.29	0.63
7:AG:26:PHE:O	7:AG:30:ILE:HG12	1.99	0.63
14:AN:48:ALA:HA	14:AN:53:LEU:HD12	1.80	0.63
17:AQ:67:LYS:HA	17:AQ:70:ARG:NH1	2.07	0.63
20:AT:51:GLU:HA	20:AT:54:LYS:CB	2.29	0.63
25:BA:755:C:H2'	25:BA:756:C:C6	2.33	0.63
25:BA:852:G:O2'	25:BA:853:G:H5'	1.98	0.63
25:BA:1106:G:H2'	25:BA:1107:G:H8	1.62	0.63
25:BA:1173:G:H2'	25:BA:1175:U:H5	1.63	0.63
25:BA:1499:C:O2'	25:BA:1500:G:H5'	1.99	0.63
25:BA:1570:A:H2'	25:BA:1571:A:C8	2.34	0.63
25:BA:2071:A:H8	25:BA:2071:A:OP2	1.81	0.63
25:BA:2528:U:H5"	56:B9:31:LYS:CE	2.28	0.63
36:BP:85:LEU:HD21	36:BP:116:GLY:O	1.98	0.63
39:BS:17:ARG:C	39:BS:19:LYS:N	2.46	0.63
39:BS:78:LEU:HD11	39:BS:103:GLU:CB	2.29	0.63
42:BV:91:TYR:C	42:BV:91:TYR:CD1	2.72	0.63
47:B0:65:VAL:O	47:B0:80:VAL:HA	1.99	0.63
52:B5:16:ARG:C	52:B5:18:ALA:H	2.02	0.63
1:CA:375:U:O2'	16:CP:28:ARG:HD2	1.99	0.63
1:CA:1133:G:C8	1:CA:1134:G:N7	2.67	0.63
1:CA:1242:C:O2'	1:CA:1243:C:H5'	1.99	0.63
8:CH:10:LEU:HD22	8:CH:83:ILE:CD1	2.25	0.63
8:CH:12:ARG:HH12	8:CH:27:PRO:HD3	1.64	0.63
9:CI:53:VAL:CG2	9:CI:54:ASP:H	2.12	0.63
12:CL:74:LEU:HD21	12:CL:104:ALA:HA	1.80	0.63
25:DA:75:G:H4'	49:D2:55:ARG:HH11	1.64	0.63
25:DA:98:G:OP1	49:D2:3:LEU:HB2	1.99	0.63
25:DA:1281:G:H5'	25:DA:1281:G:C8	2.34	0.63
28:DD:39:LYS:HD2	28:DD:62:TYR:HB2	1.81	0.63
32:DH:89:ILE:CD1	32:DH:90:LYS:N	2.53	0.63
34:DN:56:ASN:C	34:DN:56:ASN:HD22	2.01	0.63
35:DO:7:TYR:C	35:DO:8:LEU:HD23	2.19	0.63
36:DP:56:SER:O	36:DP:57:THR:C	2.37	0.63
42:DV:49:THR:HB	42:DV:50:PRO:HD2	1.80	0.63
45:DY:12:THR:HA	45:DY:26:LYS:HA	1.81	0.63
55:D8:43:GLN:O	55:D8:44:LYS:HD2	1.97	0.63
55:D8:50:LEU:HA	55:D8:53:PRO:HG3	1.79	0.63
1:AA:723:U:H2'	1:AA:723:U:O2	1.98	0.63

Continued on next page...

Continued from previous page...

Atom-1	Atom-2	Interatomic distance (Å)	Clash overlap (Å)
1:AA:1385:G:O2'	1:AA:1386:G:H5'	1.99	0.63
1:AA:1524:C:H2'	1:AA:1525:G:C8	2.33	0.63
4:AD:61:LYS:HE3	4:AD:207:TYR:OH	1.99	0.63
9:AI:79:LEU:HD13	9:AI:79:LEU:O	1.99	0.63
12:AL:29:PHE:HE1	12:AL:83:ARG:HG3	1.63	0.63
12:AL:44:LYS:CB	12:AL:45:PRO:HD3	2.29	0.63
25:BA:1405:U:H2'	25:BA:1406:U:C6	2.33	0.63
25:BA:1451:C:O2'	25:BA:1457:A:N6	2.32	0.63
25:BA:1797:C:C2'	25:BA:1798:U:H5'	2.28	0.63
25:BA:2308:G:H8	25:BA:2309:A:H3'	1.63	0.63
26:BB:87:G:H3'	26:BB:88:C:H5"	1.79	0.63
32:BH:121:ILE:HG13	32:BH:140:LYS:HE2	1.81	0.63
34:BN:62:VAL:HG22	34:BN:66:LYS:HD2	1.81	0.63
38:BR:101:ALA:O	38:BR:102:GLU:HB2	1.98	0.63
39:BS:97:ARG:CZ	39:BS:98:VAL:HA	2.24	0.63
45:BY:26:LYS:HG2	45:BY:27:VAL:HG23	1.80	0.63
45:BY:53:PRO:C	45:BY:55:TYR:N	2.53	0.63
1:CA:328:C:H2'	1:CA:328:C:O2	1.98	0.63
7:CG:78:ARG:HB3	7:CG:85:TYR:O	1.99	0.63
10:CJ:4:ILE:HB	10:CJ:74:ILE:CD1	2.28	0.63
19:CS:20:LEU:HA	19:CS:23:ASN:CB	2.28	0.63
25:DA:229:A:H3'	25:DA:230:U:H5'	1.80	0.63
25:DA:637:A:H4'	25:DA:638:G:O5'	1.99	0.63
25:DA:917:A:H2'	25:DA:918:A:O4'	1.99	0.63
25:DA:1019:U:HO2'	25:DA:1021:A:H2	1.45	0.63
30:DF:28:ILE:HG22	30:DF:112:MET:CG	2.28	0.63
37:DQ:63:LYS:NZ	46:DZ:174:VAL:HG21	2.14	0.63
39:DS:88:ASP:OD2	39:DS:89:ARG:N	2.31	0.63
45:DY:66:PRO:O	45:DY:67:LEU:HD23	1.98	0.63
45:DY:97:ARG:HH11	45:DY:97:ARG:HG2	1.62	0.63
46:DZ:56:ILE:O	46:DZ:67:PRO:HA	1.98	0.63
47:D0:36:ILE:HD12	47:D0:58:THR:CG2	2.29	0.63
1:AA:598:U:H4'	8:AH:94:TYR:CG	2.33	0.62
1:AA:724:G:O2'	1:AA:725:G:H5'	1.99	0.62
2:AB:80:ILE:HD11	2:AB:215:LEU:CB	2.29	0.62
4:AD:57:ARG:HG3	4:AD:57:ARG:NH1	2.11	0.62
14:AN:32:SER:OG	14:AN:41:ARG:HB3	1.99	0.62
25:BA:370:G:H4'	25:BA:371:A:OP2	1.98	0.62
25:BA:535:C:O2'	25:BA:536:A:H5'	1.99	0.62
25:BA:1587:A:H3'	25:BA:1588:C:C6	2.34	0.62
25:BA:2563:U:H4'	35:BO:28:SER:HA	1.79	0.62

Continued on next page...

Continued from previous page...

Atom-1	Atom-2	Interatomic distance (Å)	Clash overlap (Å)
27:BC:164:PHE:O	27:BC:164:PHE:HD1	1.82	0.62
30:BF:53:THR:HG23	30:BF:55:GLY:H	1.63	0.62
31:BG:131:TYR:HB3	31:BG:159:VAL:CG1	2.29	0.62
43:BW:86:LEU:HD12	43:BW:87:PRO:HD2	1.80	0.62
46:BZ:38:VAL:HG21	46:BZ:43:PHE:CD2	2.34	0.62
55:B8:4:MET:HE1	55:B8:61:LEU:HD23	1.80	0.62
55:B8:4:MET:O	55:B8:62:LEU:HD11	1.99	0.62
1:CA:419:C:H2'	1:CA:419:C:O2	1.96	0.62
1:CA:683:G:H2'	1:CA:684:A:C8	2.34	0.62
1:CA:1217:C:H2'	1:CA:1218:C:O4'	1.99	0.62
1:CA:1348:U:H4'	9:CI:120:ARG:HD2	1.81	0.62
1:CA:1469:G:H2'	1:CA:1470:G:H8	1.64	0.62
3:CC:173:VAL:HG13	3:CC:182:ILE:HD13	1.80	0.62
7:CG:47:CYS:HB3	7:CG:58:PRO:CG	2.28	0.62
7:CG:59:LEU:HD23	7:CG:59:LEU:C	2.20	0.62
25:DA:26:G:H1'	25:DA:515:A:N6	2.14	0.62
25:DA:64:A:H5"	44:DX:64:LYS:HE3	1.80	0.62
25:DA:335:C:H2'	25:DA:336:C:H6	1.64	0.62
25:DA:971:C:H2'	25:DA:972:G:H5'	1.81	0.62
25:DA:1132:A:H5"	34:DN:82:LEU:HD22	1.80	0.62
25:DA:2175:C:C1'	27:DC:219:MET:HA	2.29	0.62
31:DG:139:LEU:HD23	31:DG:139:LEU:N	2.04	0.62
38:DR:104:ARG:HB2	38:DR:111:LEU:HD21	1.80	0.62
39:DS:90:GLY:C	39:DS:92:TYR:N	2.53	0.62
1:AA:189(D):C:H1'	1:AA:189(H):G:C2	2.34	0.62
1:AA:343:U:H2'	1:AA:346:G:O6	1.99	0.62
1:AA:523:A:N6	12:AL:89:ASP:HB2	2.13	0.62
1:AA:1010:G:H2'	1:AA:1011:G:H8	1.64	0.62
1:AA:1180:A:OP1	9:AI:103:THR:HG23	1.98	0.62
1:AA:1296:C:H5'	1:AA:1297:C:OP2	1.99	0.62
1:AA:1518:A:H2'	1:AA:1519:A:C8	2.34	0.62
6:AF:91:VAL:HG12	6:AF:92:LYS:N	2.14	0.62
13:AM:23:TYR:HE1	13:AM:71:ARG:HA	1.63	0.62
13:AM:40:ASN:HB3	13:AM:43:THR:HG23	1.80	0.62
25:BA:637:A:H2'	36:BP:117:GLU:OE2	1.98	0.62
25:BA:673:C:C2'	25:BA:674:G:H5'	2.29	0.62
25:BA:898:C:O2'	25:BA:899:A:H5'	1.98	0.62
25:BA:2287:A:H2	25:BA:2346:A:N1	1.97	0.62
25:BA:2303:G:O2'	31:BG:132:ASN:HB2	1.98	0.62
25:BA:2348:U:C2'	25:BA:2349:G:H5"	2.29	0.62
29:BE:97:LYS:O	29:BE:100:GLU:HB2	1.99	0.62

Continued on next page...

Continued from previous page...

Atom-1	Atom-2	Interatomic distance (Å)	Clash overlap (Å)
30:BF:43:LYS:HA	30:BF:98:SER:HB3	1.81	0.62
30:BF:68:LYS:HA	30:BF:68:LYS:NZ	2.14	0.62
32:BH:8:PRO:CA	32:BH:9:ILE:HD12	2.29	0.62
33:BI:9:LEU:H	33:BI:13:GLY:HA2	1.63	0.62
35:BO:17:ARG:HD2	35:BO:47:ILE:HD11	1.80	0.62
35:BO:59:LYS:HZ1	35:BO:89:ASN:HD21	1.46	0.62
36:BP:95:VAL:CG2	36:BP:125:VAL:HG12	2.29	0.62
37:BQ:36:ALA:HB1	37:BQ:127:ILE:HD12	1.79	0.62
40:BT:16:ARG:HD2	40:BT:18:ASP:OD1	1.99	0.62
45:BY:76:CYS:O	45:BY:99:CYS:SG	2.57	0.62
46:BZ:119:ILE:O	46:BZ:120:HIS:CB	2.47	0.62
49:B2:14:ARG:HG3	49:B2:14:ARG:HH11	1.63	0.62
1:CA:367:U:C6	1:CA:394:G:N2	2.67	0.62
1:CA:599:C:H4'	8:CH:130:GLY:O	1.98	0.62
2:CB:210:SER:O	2:CB:214:ILE:HG12	1.99	0.62
4:CD:108:LEU:CD1	4:CD:174:LEU:HD13	2.30	0.62
8:CH:119:LEU:HB3	8:CH:123:GLU:HB2	1.81	0.62
12:CL:19:SER:O	12:CL:21:VAL:N	2.32	0.62
25:DA:270:A:O2'	25:DA:271:A:H5'	1.99	0.62
25:DA:288:C:H2'	25:DA:289:A:C8	2.34	0.62
25:DA:312:G:H5'	25:DA:331:A:O2'	2.00	0.62
25:DA:752:A:O2'	25:DA:753:C:OP2	2.18	0.62
25:DA:1014:U:H2'	25:DA:1015:G:H8	1.64	0.62
25:DA:1923:U:O2'	25:DA:1924:C:H5'	1.98	0.62
25:DA:2465:C:O2'	25:DA:2466:C:H5'	1.98	0.62
25:DA:2572:A:C8	29:DE:144:ARG:HB3	2.33	0.62
27:DC:121:MET:CE	27:DC:139:PRO:HB2	2.29	0.62
28:DD:92:ILE:H	28:DD:92:ILE:HD13	1.62	0.62
31:DG:36:LYS:HA	31:DG:99:MET:CE	2.29	0.62
34:DN:4:TYR:N	34:DN:4:TYR:CD1	2.66	0.62
40:DT:23:ARG:HG2	40:DT:120:ARG:NH1	2.14	0.62
43:DW:10:VAL:O	43:DW:12:ILE:HG22	1.98	0.62
43:DW:19:LEU:HB3	52:D5:25:LEU:HD11	1.81	0.62
43:DW:29:LEU:O	43:DW:29:LEU:HD12	1.99	0.62
1:AA:453:A:H2'	1:AA:454:C:C6	2.34	0.62
1:AA:504:C:H2'	1:AA:511:C:H5	1.63	0.62
1:AA:1152:A:OP1	10:AJ:68:HIS:HD2	1.82	0.62
2:AB:19:HIS:NE2	2:AB:206:ASP:HB2	2.13	0.62
2:AB:66:GLY:HA2	2:AB:160:ASP:OD1	1.99	0.62
2:AB:188:ALA:HB3	2:AB:200:ILE:HG23	1.81	0.62
3:AC:92:ALA:HA	3:AC:95:THR:O	1.99	0.62

Continued on next page...

Continued from previous page...

Atom-1	Atom-2	Interatomic distance (Å)	Clash overlap (Å)
3:AC:189:ALA:HB3	3:AC:196:LEU:H	1.63	0.62
4:AD:79:PHE:CE1	4:AD:204:ILE:HA	2.35	0.62
14:AN:27:CYS:C	14:AN:29:ARG:H	2.03	0.62
18:AR:50:ILE:CD1	18:AR:70:ILE:HG21	2.29	0.62
19:AS:29:ARG:O	19:AS:31:ILE:N	2.31	0.62
22:AV:19:LEU:HB3	22:AV:44:LEU:HD12	1.79	0.62
25:BA:507:A:H5"	25:BA:508:G:H5"	1.81	0.62
25:BA:829:A:N7	25:BA:2248:C:H5'	2.14	0.62
25:BA:1186:G:H2'	25:BA:1187:G:O4'	1.99	0.62
25:BA:1262:A:N3	52:B5:10:LYS:HE3	2.13	0.62
25:BA:1667:G:H22	25:BA:1992:G:H5'	1.63	0.62
25:BA:2559:C:H2'	25:BA:2559:C:O2	1.98	0.62
30:BF:40:GLN:HE22	30:BF:182:ASN:HB2	1.63	0.62
30:BF:101:LEU:H	30:BF:106:ARG:HH12	1.47	0.62
31:BG:9:ARG:HB3	31:BG:9:ARG:NH1	2.14	0.62
36:BP:62:LEU:HD11	55:B8:27:THR:HA	1.81	0.62
39:BS:101:LEU:H	39:BS:101:LEU:CD1	2.12	0.62
46:BZ:177:GLU:C	46:BZ:178:ASP:OD1	2.37	0.62
51:B4:57:ILE:CG2	51:B4:59:VAL:HG23	2.29	0.62
2:CB:24:TRP:CZ3	2:CB:29:ALA:HB2	2.35	0.62
7:CG:133:GLY:O	7:CG:136:LYS:HB2	1.98	0.62
13:CM:69:GLU:O	13:CM:70:LEU:HB2	1.99	0.62
18:CR:70:ILE:CG2	18:CR:74:ARG:HD2	2.29	0.62
25:DA:343:C:H2'	25:DA:343:C:O2	1.97	0.62
25:DA:558:G:O2'	25:DA:559:G:H5'	1.99	0.62
25:DA:939:G:O2'	25:DA:940:G:H5'	1.98	0.62
25:DA:1171:G:C5'	25:DA:1173:G:H5"	2.29	0.62
25:DA:1313:U:H4'	25:DA:1332:G:H4'	1.80	0.62
25:DA:2344:U:H4'	25:DA:2345:G:OP1	1.97	0.62
26:DB:7:G:H4'	39:DS:29:PHE:CD1	2.34	0.62
30:DF:160:ASN:ND2	30:DF:162:LEU:HB2	2.12	0.62
32:DH:156:ALA:CB	32:DH:159:GLU:HB3	2.27	0.62
34:DN:67:LEU:HD12	34:DN:67:LEU:N	2.13	0.62
36:DP:75:ILE:HD12	36:DP:75:ILE:N	2.12	0.62
39:DS:62:LYS:H	39:DS:65:VAL:CG2	2.09	0.62
45:DY:61:ILE:O	45:DY:62:GLU:HB2	1.99	0.62
52:D5:4:HIS:CB	52:D5:5:PRO:CD	2.76	0.62
53:D6:15:GLU:HG3	53:D6:18:ARG:HE	1.63	0.62
1:AA:334:C:H2'	1:AA:335:C:C6	2.34	0.62
1:AA:767:A:H2'	1:AA:768:A:O4'	1.99	0.62
2:AB:200:ILE:H	2:AB:200:ILE:HD12	1.64	0.62

Continued on next page...

Continued from previous page...

Atom-1	Atom-2	Interatomic distance (Å)	Clash overlap (Å)
4:AD:172:PRO:O	4:AD:174:LEU:N	2.33	0.62
5:AE:148:VAL:HG11	8:AH:107:LEU:HD22	1.81	0.62
15:AO:35:ARG:O	15:AO:38:ARG:HB2	1.99	0.62
19:AS:29:ARG:HD2	19:AS:30:LEU:H	1.65	0.62
19:AS:53:ASN:ND2	19:AS:55:LYS:H	1.98	0.62
25:BA:538:G:H2'	25:BA:539:G:H5'	1.81	0.62
25:BA:954:G:H4'	37:BQ:13:GLN:NE2	2.15	0.62
25:BA:1024:G:H3'	25:BA:1025:G:H5"	1.81	0.62
25:BA:1603:A:H5'	25:BA:1603:A:H8	1.64	0.62
27:BC:7:ARG:HD3	27:BC:7:ARG:C	2.19	0.62
28:BD:112:GLN:O	28:BD:115:GLN:HB2	1.99	0.62
28:BD:179:SER:HB2	28:BD:274:ARG:HG2	1.82	0.62
29:BE:44:TYR:O	29:BE:45:THR:CB	2.48	0.62
31:BG:57:ALA:HB2	31:BG:90:LEU:HD11	1.81	0.62
31:BG:63:ILE:CA	31:BG:143:GLU:HG3	2.26	0.62
31:BG:106:LEU:HA	31:BG:110:ALA:CB	2.30	0.62
33:BI:93:THR:N	33:BI:96:ASP:OD1	2.29	0.62
37:BQ:59:ARG:HH11	37:BQ:59:ARG:CB	2.12	0.62
44:BX:35:THR:O	44:BX:39:ILE:HG12	1.99	0.62
44:BX:64:LYS:HD3	44:BX:73:ARG:CZ	2.29	0.62
47:B0:40:ARG:HD2	47:B0:40:ARG:N	2.07	0.62
48:B1:56:GLN:HE22	48:B1:85:LEU:HD23	1.63	0.62
53:B6:34:LEU:O	53:B6:35:GLU:HB3	1.97	0.62
1:CA:254:G:OP1	17:CQ:67:LYS:O	2.18	0.62
1:CA:1158:C:H4'	2:CB:133:LYS:HE3	1.80	0.62
1:CA:1329:A:H62	21:CU:7:ARG:NH2	1.96	0.62
2:CB:36:ARG:H	2:CB:41:ILE:HD13	1.65	0.62
8:CH:20:TYR:OH	8:CH:75:ARG:HB3	1.99	0.62
9:CI:104:ARG:O	9:CI:105:ASP:HB2	1.98	0.62
10:CJ:4:ILE:HG23	10:CJ:99:LYS:O	1.98	0.62
25:DA:571:A:O2'	42:DV:78:LYS:HE2	1.99	0.62
25:DA:755:C:H2'	25:DA:756:C:H6	1.64	0.62
25:DA:971:C:H2'	25:DA:972:G:C5'	2.29	0.62
25:DA:1547:C:H2'	25:DA:1548:C:C6	2.34	0.62
27:DC:80:LYS:HB3	31:DG:50:ALA:HA	1.80	0.62
32:DH:12:PRO:O	32:DH:15:VAL:HG22	1.99	0.62
56:D9:2:LYS:N	56:D9:4:ARG:HH21	1.98	0.62
1:AA:189(C):C:H2'	1:AA:189(D):C:O4'	2.00	0.62
1:AA:681:C:H2'	1:AA:682:G:H8	1.63	0.62
1:AA:992:U:H3	1:AA:1044:A:H62	1.46	0.62
6:AF:8:ILE:HG22	6:AF:9:VAL:N	2.14	0.62

Continued on next page...

Continued from previous page...

Atom-1	Atom-2	Interatomic distance (Å)	Clash overlap (Å)
7:AG:27:ILE:HD12	7:AG:40:ALA:HA	1.81	0.62
9:AI:26:VAL:HG13	9:AI:61:ALA:O	1.99	0.62
9:AI:121:ARG:HH11	9:AI:121:ARG:HG2	1.64	0.62
10:AJ:80:LYS:HE3	10:AJ:83:GLU:OE2	2.00	0.62
13:AM:19:LEU:HB3	13:AM:25:ILE:HG21	1.80	0.62
14:AN:26:ARG:HD2	14:AN:43:CYS:SG	2.38	0.62
16:AP:4:ILE:HB	16:AP:66:PRO:CB	2.30	0.62
19:AS:62:ILE:HD12	19:AS:66:MET:CG	2.27	0.62
20:AT:30:LYS:HE2	20:AT:30:LYS:HA	1.80	0.62
20:AT:89:ARG:CD	20:AT:104:LEU:HD11	2.30	0.62
25:BA:271(R):G:H2'	25:BA:271(S):G:H8	1.64	0.62
25:BA:614(A):U:H5"	25:BA:614(B):G:OP1	1.99	0.62
25:BA:1952:A:C6	25:BA:1953:A:N1	2.66	0.62
27:BC:29:LEU:CD2	27:BC:223:VAL:HG11	2.29	0.62
27:BC:165:ARG:HH11	27:BC:165:ARG:HB2	1.62	0.62
36:BP:64:LYS:C	36:BP:66:GLY:N	2.51	0.62
41:BU:31:SER:C	41:BU:33:ARG:H	2.03	0.62
45:BY:8:LYS:HE3	45:BY:72:VAL:HG11	1.80	0.62
46:BZ:94:PRO:HB2	46:BZ:126:LYS:HE3	1.82	0.62
1:CA:987:G:H2'	1:CA:988:G:H8	1.64	0.62
1:CA:1016:A:H2'	1:CA:1017:G:O4'	2.00	0.62
2:CB:171:ALA:HA	2:CB:174:VAL:CG2	2.28	0.62
5:CE:96:PRO:HA	5:CE:117:ASP:OD2	2.00	0.62
10:CJ:16:LEU:HD11	10:CJ:70:ARG:HB2	1.80	0.62
10:CJ:65:LEU:O	10:CJ:65:LEU:HG	1.97	0.62
25:DA:409:C:O2'	25:DA:410:G:H5'	1.99	0.62
25:DA:1107:G:H2'	25:DA:1108:U:H6	1.63	0.62
25:DA:2668:G:O2'	25:DA:2669:G:H5'	2.00	0.62
28:DD:108:PRO:HG2	28:DD:111:LEU:HB2	1.82	0.62
38:DR:100:LEU:O	52:D5:44:THR:HB	1.98	0.62
40:DT:28:VAL:CG1	40:DT:46:GLU:HA	2.27	0.62
42:DV:38:LEU:O	42:DV:51:VAL:HG13	2.00	0.62
45:DY:27:VAL:HG12	45:DY:29:GLU:H	1.64	0.62
46:DZ:6:ALA:O	46:DZ:60:LEU:HD13	1.99	0.62
48:D1:88:LYS:HD3	48:D1:88:LYS:C	2.20	0.62
52:D5:51:TYR:O	52:D5:54:GLY:N	2.31	0.62
1:AA:45:U:H2'	1:AA:46:G:H8	1.63	0.62
1:AA:492:G:H2'	1:AA:493:G:C8	2.35	0.62
1:AA:1152:A:H5'	10:AJ:70:ARG:HH22	1.63	0.62
1:AA:1300:G:O6	1:AA:1334:G:H3'	2.00	0.62
1:AA:1502:A:H5"	1:AA:1504:G:C8	2.33	0.62

Continued on next page...

Continued from previous page...

Atom-1	Atom-2	Interatomic distance (Å)	Clash overlap (Å)
4:AD:9:CYS:O	4:AD:13:ARG:HD3	1.99	0.62
5:AE:116:THR:HG22	5:AE:117:ASP:OD1	2.00	0.62
7:AG:12:LEU:HD11	7:AG:25:ALA:HB2	1.81	0.62
16:AP:39:TYR:O	16:AP:39:TYR:CG	2.52	0.62
17:AQ:76:LEU:HD12	17:AQ:77:VAL:H	1.65	0.62
19:AS:42:PRO:O	19:AS:44:MET:SD	2.58	0.62
23:AW:67:C:H2'	23:AW:68:C:H5'	1.81	0.62
25:BA:1112:G:O2'	25:BA:1113:U:O4'	2.16	0.62
25:BA:2787:C:O2	29:BE:61:ARG:NH1	2.32	0.62
32:BH:144:VAL:O	32:BH:148:ILE:HG12	1.99	0.62
35:BO:47:ILE:HD12	35:BO:47:ILE:H	1.64	0.62
39:BS:79:ALA:O	39:BS:80:LEU:HD12	1.99	0.62
55:B8:17:THR:OG1	55:B8:21:LYS:HB2	2.00	0.62
1:CA:193:C:H2'	1:CA:194:C:C6	2.35	0.62
1:CA:389:A:H2'	1:CA:390:C:H5'	1.82	0.62
1:CA:444:C:H2'	1:CA:445:G:H8	1.65	0.62
1:CA:626:U:H2'	1:CA:627:G:H8	1.63	0.62
1:CA:1310:G:O2'	1:CA:1311:G:H5'	2.00	0.62
1:CA:1316:G:C2'	1:CA:1317:C:H5"	2.28	0.62
2:CB:74:LYS:HB2	2:CB:76:GLN:HE21	1.63	0.62
4:CD:8:VAL:C	4:CD:10:ARG:H	2.03	0.62
4:CD:133:VAL:HG13	4:CD:135:LEU:HD23	1.81	0.62
5:CE:94:ALA:HB1	5:CE:98:THR:HG21	1.82	0.62
6:CF:30:LEU:HB3	6:CF:35:ALA:HB3	1.82	0.62
6:CF:52:ILE:O	6:CF:53:ALA:HB3	2.00	0.62
7:CG:31:MET:SD	7:CG:34:GLY:HA2	2.38	0.62
7:CG:73:MET:HE1	7:CG:90:GLU:HG2	1.82	0.62
8:CH:28:ALA:HB2	8:CH:59:LEU:HG	1.80	0.62
9:CI:17:VAL:HG22	9:CI:63:ILE:HD13	1.81	0.62
18:CR:54:ARG:HH11	18:CR:54:ARG:HG3	1.65	0.62
19:CS:66:MET:HB2	19:CS:74:PHE:CZ	2.34	0.62
23:CW:19:G:H3'	23:CW:20:U:C5'	2.29	0.62
25:DA:534:U:O2'	41:DU:49:HIS:HD2	1.82	0.62
25:DA:1805:U:O2	28:DD:50:THR:HB	1.98	0.62
25:DA:2387:U:H5'	25:DA:2388:A:OP2	2.00	0.62
25:DA:2807:G:C3'	25:DA:2808:U:H5"	2.29	0.62
27:DC:80:LYS:HD3	27:DC:119:ASP:HB2	1.81	0.62
28:DD:25:THR:O	28:DD:26:LYS:C	2.38	0.62
28:DD:31:LYS:HG3	28:DD:33:LEU:HB2	1.80	0.62
29:DE:38:THR:OG1	29:DE:41:LYS:HG2	2.00	0.62
30:DF:10:PRO:HG2	30:DF:13:SER:CB	2.28	0.62

Continued on next page...

Continued from previous page...

Atom-1	Atom-2	Interatomic distance (Å)	Clash overlap (Å)
38:DR:54:LEU:O	38:DR:57:ARG:HG3	1.99	0.62
42:DV:58:VAL:HB	42:DV:98:GLU:HG2	1.79	0.62
43:DW:12:ILE:HD13	43:DW:17:VAL:CG1	2.30	0.62
43:DW:111:HIS:CG	43:DW:112:GLY:H	2.17	0.62
1:AA:24:U:H2'	1:AA:25:C:H6	1.65	0.62
1:AA:317:G:O5'	1:AA:317:G:H8	1.83	0.62
1:AA:514:C:H2'	1:AA:515:G:C8	2.35	0.62
1:AA:542:G:H5'	4:AD:41:GLY:CA	2.30	0.62
1:AA:849:C:O2'	1:AA:850:U:H5'	2.00	0.62
1:AA:986:A:H1'	19:AS:54:GLY:O	1.99	0.62
2:AB:172:ILE:H	2:AB:172:ILE:CD1	2.12	0.62
3:AC:38:ARG:O	3:AC:42:LEU:HD12	2.00	0.62
3:AC:89:GLU:HG3	3:AC:93:LYS:HD2	1.80	0.62
4:AD:38:TYR:CD2	4:AD:45:GLN:HB3	2.34	0.62
7:AG:12:LEU:HD22	7:AG:24:THR:OG1	1.99	0.62
8:AH:119:LEU:HB2	8:AH:124:ALA:HB2	1.82	0.62
14:AN:53:LEU:HB3	14:AN:56:VAL:HG21	1.80	0.62
18:AR:63:GLN:HA	18:AR:63:GLN:OE1	1.99	0.62
19:AS:15:LEU:O	19:AS:19:VAL:HG23	2.00	0.62
25:BA:207:A:H2'	25:BA:208:C:O4'	2.00	0.62
25:BA:286:C:H2'	25:BA:287:C:H6	1.64	0.62
25:BA:536:A:H2'	25:BA:537:C:C6	2.35	0.62
25:BA:1174:A:H3'	25:BA:1174:A:N3	2.14	0.62
25:BA:2031:A:C6	25:BA:2498:C:H1'	2.35	0.62
25:BA:2160:G:H2'	25:BA:2161:C:C6	2.34	0.62
25:BA:2313:C:H4'	31:BG:91:ARG:HG3	1.81	0.62
26:BB:58:A:H3'	26:BB:59:A:H8	1.64	0.62
27:BC:102:GLN:HA	27:BC:102:GLN:NE2	2.07	0.62
29:BE:68:ALA:O	29:BE:70:ALA:N	2.32	0.62
30:BF:184:TYR:O	30:BF:188:ARG:HG2	1.99	0.62
31:BG:165:THR:HB	31:BG:167:GLU:OE2	1.99	0.62
32:BH:30:LYS:HZ2	32:BH:81:GLU:HG2	1.64	0.62
40:BT:128:GLU:O	40:BT:130:ALA:N	2.33	0.62
45:BY:38:ILE:HG22	45:BY:39:VAL:N	2.13	0.62
1:CA:16:A:O2'	1:CA:17:U:H5'	1.99	0.62
12:CL:67:ILE:HD13	12:CL:72:HIS:CD2	2.35	0.62
25:DA:271(I):G:N3	25:DA:271(J):C:H1'	2.14	0.62
25:DA:1777:U:O2'	25:DA:1778:U:H5'	1.99	0.62
25:DA:2756:U:H4'	25:DA:2757:A:OP1	1.98	0.62
25:DA:2845:G:O2'	25:DA:2846:G:H5'	1.98	0.62
25:DA:2884:U:C2	52:D5:51:TYR:HE1	2.18	0.62

Continued on next page...

Continued from previous page...

Atom-1	Atom-2	Interatomic distance (Å)	Clash overlap (Å)
27:DC:47:LYS:HZ3	27:DC:212:SER:HB2	1.64	0.62
27:DC:67:HIS:CE1	27:DC:185:LYS:HA	2.33	0.62
29:DE:34:VAL:HG23	29:DE:34:VAL:O	1.99	0.62
31:DG:63:ILE:HB	31:DG:141:PHE:CD1	2.34	0.62
31:DG:111:LEU:CD2	31:DG:120:LEU:HD21	2.27	0.62
31:DG:180:PHE:C	31:DG:182:LYS:H	2.03	0.62
32:DH:56:SER:OG	32:DH:58:GLU:HG3	1.99	0.62
33:DI:100:ALA:C	33:DI:102:SER:H	2.00	0.62
36:DP:65:ARG:HH12	55:D8:46:ARG:HH22	1.47	0.62
38:DR:9:LYS:O	38:DR:10:LEU:HG	2.00	0.62
40:DT:129:ARG:O	40:DT:129:ARG:HG3	1.99	0.62
40:DT:136:GLN:CG	40:DT:137:LYS:H	2.05	0.62
41:DU:88:ILE:O	41:DU:90:VAL:N	2.32	0.62
45:DY:50:ARG:HD3	45:DY:54:LYS:N	2.13	0.62
50:D3:5:LYS:HA	50:D3:35:ARG:O	1.99	0.62
54:D7:16:HIS:HB3	54:D7:44:PRO:HG2	1.81	0.62
1:AA:1346:A:O3'	1:AA:1347:G:H4'	1.99	0.62
10:AJ:32:ALA:O	10:AJ:33:GLN:HG3	2.00	0.62
13:AM:7:VAL:O	13:AM:9:ILE:HG13	1.99	0.62
16:AP:22:THR:HA	16:AP:33:ILE:HG12	1.80	0.62
25:BA:943:U:OP2	36:BP:38:GLN:OE1	2.17	0.62
25:BA:2100:G:H1	25:BA:2189:U:H5	1.47	0.62
25:BA:2642:G:O2'	25:BA:2643:G:H5'	2.00	0.62
27:BC:132:LEU:HG	27:BC:138:LEU:HG	1.80	0.62
32:BH:20:ALA:HB1	32:BH:21:PRO:HD3	1.82	0.62
36:BP:41:ARG:CD	36:BP:45:LEU:HD12	2.30	0.62
36:BP:101:VAL:CG2	36:BP:102:ARG:N	2.63	0.62
37:BQ:46:GLN:NE2	37:BQ:126:PRO:HD3	2.14	0.62
45:BY:8:LYS:HD2	45:BY:8:LYS:H	1.63	0.62
1:CA:639:G:O2'	1:CA:640:A:H5'	2.00	0.62
1:CA:946:A:H2'	1:CA:947:G:H8	1.63	0.62
1:CA:997:U:O2'	1:CA:998:G:H5'	2.00	0.62
1:CA:1311:G:H2'	1:CA:1312:G:O4'	2.00	0.62
5:CE:6:PHE:HB3	5:CE:35:GLY:O	1.99	0.62
8:CH:112:LEU:HD12	8:CH:112:LEU:O	1.98	0.62
10:CJ:49:VAL:HG23	14:CN:41:ARG:HD2	1.81	0.62
11:CK:87:THR:HA	11:CK:91:ARG:NH1	2.14	0.62
16:CP:43:LYS:HG3	16:CP:48:TRP:CD2	2.35	0.62
25:DA:57:C:H2'	25:DA:58:G:O4'	1.99	0.62
25:DA:809:G:O2'	25:DA:810:U:H5'	1.98	0.62
25:DA:862:G:H2'	25:DA:863:A:H8	1.64	0.62

Continued on next page...

Continued from previous page...

Atom-1	Atom-2	Interatomic distance (Å)	Clash overlap (Å)
25:DA:1570:A:H5'	28:DD:38:LYS:HB2	1.82	0.62
25:DA:1790:C:H5"	25:DA:1791:A:OP1	2.00	0.62
25:DA:1885:A:H5'	25:DA:1885:A:H8	1.64	0.62
32:DH:156:ALA:C	32:DH:158:HIS:H	2.00	0.62
46:DZ:151:ALA:HB3	46:DZ:153:ASP:OD1	1.99	0.62
48:D1:86:SER:O	48:D1:90:ILE:HG12	1.99	0.62
1:AA:1031:G:H2'	1:AA:1032:G:C8	2.35	0.62
1:AA:1199:U:H4'	10:AJ:54:PHE:CZ	2.35	0.62
1:AA:1437:C:H2'	1:AA:1438:G:H8	1.61	0.62
5:AE:12:LEU:HD22	5:AE:13:ILE:H	1.64	0.62
7:AG:6:ARG:HH21	7:AG:94:ARG:NH2	1.97	0.62
11:AK:92:GLU:O	11:AK:96:ARG:HG3	2.00	0.62
21:AU:25:LYS:HG2	21:AU:26:LYS:N	2.14	0.62
25:BA:285:C:C2'	25:BA:286:C:H5'	2.30	0.62
25:BA:1188:U:H4'	42:BV:79:VAL:HG23	1.80	0.62
25:BA:1503:U:H2'	25:BA:1504:C:H6	1.65	0.62
25:BA:1827:C:O2'	25:BA:1828:G:H5'	1.98	0.62
25:BA:1843:C:O2'	25:BA:1844:C:H5'	2.00	0.62
25:BA:2691:C:H5'	25:BA:2691:C:H6	1.65	0.62
28:BD:97:TYR:HE1	28:BD:103:ARG:HG3	1.63	0.62
28:BD:210:GLY:O	28:BD:211:ARG:CB	2.47	0.62
30:BF:11:VAL:HG12	30:BF:12:LEU:H	1.63	0.62
35:BO:35:VAL:HG21	35:BO:69:ILE:HG12	1.81	0.62
39:BS:61:ASN:O	39:BS:62:LYS:HB2	1.99	0.62
40:BT:15:VAL:HA	40:BT:79:HIS:HD2	1.64	0.62
40:BT:55:ASN:N	40:BT:59:THR:HG22	2.11	0.62
41:BU:90:VAL:O	41:BU:92:ARG:N	2.33	0.62
1:CA:18:C:H5"	5:CE:127:ASN:ND2	2.14	0.62
1:CA:1152:A:OP1	10:CJ:68:HIS:NE2	2.33	0.62
1:CA:1208:C:H2'	1:CA:1209:C:C6	2.35	0.62
1:CA:1297:C:H1'	1:CA:1298:C:H5	1.65	0.62
2:CB:15:VAL:HG21	2:CB:209:ARG:NE	2.14	0.62
3:CC:70:VAL:HG12	3:CC:72:LYS:H	1.62	0.62
6:CF:27:GLN:O	6:CF:31:GLU:HB2	2.00	0.62
7:CG:145:ALA:O	7:CG:146:GLU:HB2	1.99	0.62
13:CM:12:ASN:HA	13:CM:45:VAL:HB	1.80	0.62
25:DA:1779:U:H5	25:DA:1784:A:N7	1.98	0.62
25:DA:2110:G:H5"	25:DA:2118:U:C4	2.35	0.62
25:DA:2716:U:O2'	25:DA:2717:G:H5'	2.00	0.62
25:DA:2876:G:H4'	40:DT:2:ASN:O	2.00	0.62
27:DC:186:LEU:HD23	27:DC:189:ASN:HD22	1.63	0.62

Continued on next page...

Continued from previous page...

Atom-1	Atom-2	Interatomic distance (Å)	Clash overlap (Å)
28:DD:26:LYS:NZ	28:DD:82:ILE:H	1.94	0.62
37:DQ:37:LEU:HB2	37:DQ:128:LYS:O	1.99	0.62
37:DQ:62:GLY:HA2	46:DZ:115:VAL:HG21	1.82	0.62
41:DU:81:HIS:O	41:DU:85:LYS:HB2	2.00	0.62
45:DY:26:LYS:O	45:DY:28:LYS:HE3	2.00	0.62
45:DY:95:LYS:CG	45:DY:100:ALA:HA	2.26	0.62
47:D0:5:LYS:NZ	47:D0:6:GLY:H	1.96	0.62
48:D1:50:ARG:O	48:D1:51:VAL:HB	1.99	0.62
53:D6:41:PRO:HD3	53:D6:46:HIS:CA	2.29	0.62
1:AA:718:G:H5'	11:AK:117:ASN:OD1	2.00	0.62
1:AA:953:G:H2'	1:AA:954:G:O4'	1.99	0.62
1:AA:1114:C:H1'	14:AN:60:SER:OG	2.00	0.62
1:AA:1128:C:C5'	9:AI:16:ARG:HH22	2.13	0.62
4:AD:108:LEU:HB3	4:AD:110:PHE:CE1	2.34	0.62
8:AH:43:GLY:O	8:AH:45:ILE:N	2.32	0.62
12:AL:24:LEU:HD23	12:AL:59:SER:HB2	1.82	0.62
12:AL:44:LYS:CB	12:AL:45:PRO:CD	2.78	0.62
13:AM:65:LYS:HE3	13:AM:73:GLU:OE2	2.00	0.62
15:AO:8:LYS:HE3	15:AO:31:LEU:HD11	1.81	0.62
17:AQ:14:LYS:N	17:AQ:14:LYS:HZ2	1.98	0.62
17:AQ:59:ILE:HG22	17:AQ:71:PHE:CD1	2.34	0.62
25:BA:481:G:O2'	25:BA:482:A:P	2.58	0.62
25:BA:1260:G:H2'	25:BA:1261:C:C6	2.35	0.62
25:BA:1573:G:H2'	25:BA:1574:C:H5'	1.81	0.62
25:BA:2176:A:H4'	27:BC:222:SER:OG	1.99	0.62
25:BA:2178:C:H2'	25:BA:2179:C:H6	1.64	0.62
25:BA:2873:A:C2	38:BR:7:GLY:HA2	2.35	0.62
27:BC:87:ALA:HA	27:BC:154:ILE:HD12	1.79	0.62
27:BC:164:PHE:O	27:BC:164:PHE:CD1	2.53	0.62
29:BE:170:LEU:HD23	29:BE:184:VAL:HG11	1.80	0.62
33:BI:93:THR:H	33:BI:96:ASP:CG	2.02	0.62
36:BP:112:LEU:HD22	36:BP:113:LYS:N	2.15	0.62
39:BS:106:ARG:HD2	39:BS:106:ARG:O	1.99	0.62
40:BT:29:ARG:HB2	40:BT:85:LYS:HZ1	1.62	0.62
40:BT:98:LYS:HB3	40:BT:100:TYR:CE1	2.35	0.62
40:BT:118:ARG:HA	40:BT:121:ILE:HB	1.81	0.62
41:BU:91:ASP:OD2	41:BU:96:ALA:CB	2.48	0.62
42:BV:18:LEU:HD22	42:BV:19:LYS:CA	2.30	0.62
47:B0:40:ARG:NH1	47:B0:43:ARG:HD2	2.15	0.62
48:B1:26:ARG:HB2	48:B1:26:ARG:NH1	2.15	0.62
1:CA:564:C:H5'	12:CL:7:LEU:CD1	2.30	0.62

Continued on next page...

Continued from previous page...

Atom-1	Atom-2	Interatomic distance (Å)	Clash overlap (Å)
1:CA:1151:A:H2'	1:CA:1152:A:C8	2.35	0.62
2:CB:95:GLN:HE21	2:CB:147:LYS:CG	2.12	0.62
10:CJ:33:GLN:OE1	10:CJ:75:ILE:HD11	2.00	0.62
10:CJ:34:VAL:HG13	10:CJ:73:ASP:C	2.20	0.62
25:DA:171:G:O2'	25:DA:172:C:H5'	2.00	0.62
25:DA:265:A:C8	25:DA:266:G:H1'	2.34	0.62
25:DA:543:C:C2	25:DA:551:G:N2	2.67	0.62
25:DA:1150:C:O2'	25:DA:1151:G:H5'	1.99	0.62
25:DA:1853:A:H2'	25:DA:1854:A:C8	2.34	0.62
25:DA:2014:A:H2'	25:DA:2015:A:C8	2.33	0.62
25:DA:2178:C:H2'	25:DA:2179:C:C6	2.33	0.62
25:DA:2712:U:OP1	25:DA:2714:G:H4'	2.00	0.62
25:DA:2728:U:O2'	25:DA:2729:G:H5'	1.99	0.62
26:DB:32:C:C2	26:DB:51:G:N2	2.68	0.62
26:DB:44:G:H1'	26:DB:47:C:N4	2.15	0.62
28:DD:146:GLU:HG2	28:DD:152:GLY:O	2.00	0.62
30:DF:72:ARG:HB3	30:DF:72:ARG:HH11	1.63	0.62
31:DG:76:SER:CB	31:DG:83:ARG:HB2	2.13	0.62
31:DG:117:PHE:O	31:DG:118:ARG:HG3	2.00	0.62
32:DH:83:TYR:HA	32:DH:135:GLY:CA	2.29	0.62
37:DQ:42:ILE:HG12	37:DQ:103:MET:HE2	1.81	0.62
45:DY:23:ARG:NH2	45:DY:40:GLU:O	2.33	0.62
46:DZ:13:LYS:HB3	46:DZ:16:ALA:HB3	1.82	0.62
48:D1:84:GLY:C	48:D1:86:SER:H	2.02	0.62
1:AA:1222:G:O2'	1:AA:1223:C:C5'	2.48	0.61
2:AB:29:ALA:O	2:AB:32:ILE:HG22	2.00	0.61
2:AB:208:ILE:HA	2:AB:211:ILE:HD12	1.81	0.61
7:AG:44:TYR:O	7:AG:46:ALA:N	2.29	0.61
14:AN:24:CYS:H	14:AN:33:VAL:HG11	1.62	0.61
22:AV:75:PRO:HD3	22:AV:106:GLU:HG2	1.82	0.61
25:BA:29:U:H2'	25:BA:30:G:C8	2.35	0.61
25:BA:848:G:H2'	25:BA:849:A:H8	1.61	0.61
25:BA:910:A:N7	37:BQ:13:GLN:HG3	2.15	0.61
27:BC:128:LEU:HB3	27:BC:132:LEU:CD2	2.30	0.61
27:BC:143:ALA:O	27:BC:145:THR:HG23	2.00	0.61
29:BE:55:ASN:C	29:BE:57:LYS:H	2.03	0.61
32:BH:8:PRO:HA	32:BH:9:ILE:HD12	1.82	0.61
32:BH:85:LYS:CG	32:BH:133:VAL:HB	2.30	0.61
45:BY:31:LEU:HB2	45:BY:32:PRO:HA	1.82	0.61
46:BZ:29:ASN:HB2	46:BZ:88:PHE:CE2	2.35	0.61
2:CB:144:ARG:HG3	2:CB:145:LEU:N	2.15	0.61

Continued on next page...

Continued from previous page...

Atom-1	Atom-2	Interatomic distance (Å)	Clash overlap (Å)
9:CI:9:ARG:H	9:CI:76:ALA:HB1	1.65	0.61
9:CI:63:ILE:HG22	9:CI:64:THR:N	2.15	0.61
18:CR:47:THR:HB	18:CR:49:LYS:HG2	1.81	0.61
25:DA:863:A:O2'	25:DA:864:G:H5'	2.00	0.61
25:DA:1523:U:H2'	25:DA:1524:G:H8	1.65	0.61
25:DA:1971:A:H1'	28:DD:240:ALA:O	1.99	0.61
25:DA:2175:C:C2'	25:DA:2176:A:H5"	2.30	0.61
25:DA:2333:A:H5'	25:DA:2335:A:O4'	2.00	0.61
28:DD:43:ARG:HB3	28:DD:54:ARG:CB	2.30	0.61
31:DG:96:ARG:N	31:DG:99:MET:HE3	2.14	0.61
31:DG:116:ASP:O	31:DG:118:ARG:HG3	1.99	0.61
32:DH:149:ARG:HD3	32:DH:164:TYR:CE1	2.34	0.61
35:DO:104:ARG:NE	40:DT:33:LYS:HE3	2.10	0.61
39:DS:25:ARG:CZ	39:DS:40:ILE:HD12	2.30	0.61
39:DS:34:HIS:ND1	39:DS:54:LEU:HB2	2.15	0.61
52:D5:35:GLU:O	52:D5:36:CYS:SG	2.57	0.61
1:AA:169:C:H2'	1:AA:170:U:H5'	1.82	0.61
1:AA:186:C:H2'	1:AA:187:C:C6	2.35	0.61
1:AA:225:C:H2'	1:AA:226:G:H8	1.65	0.61
1:AA:405:U:C3'	1:AA:406:G:H5'	2.29	0.61
1:AA:409:G:OP1	4:AD:24:GLU:HB2	1.99	0.61
1:AA:1026:G:H3'	1:AA:1027:C:C5'	2.30	0.61
1:AA:1206:G:O4'	3:AC:194:GLY:HA2	1.99	0.61
2:AB:46:LYS:HA	2:AB:49:GLU:OE2	2.00	0.61
2:AB:140:HIS:HA	2:AB:143:GLU:CG	2.27	0.61
3:AC:32:LEU:O	3:AC:36:ASP:HB2	2.00	0.61
3:AC:35:GLU:O	3:AC:39:ILE:HG13	2.00	0.61
4:AD:146:ILE:HD12	4:AD:146:ILE:H	1.65	0.61
7:AG:67:GLU:HA	7:AG:67:GLU:OE2	1.99	0.61
10:AJ:24:VAL:HG21	10:AJ:37:PRO:HG3	1.81	0.61
10:AJ:50:ILE:CD1	14:AN:41:ARG:HD3	2.28	0.61
11:AK:80:VAL:CG1	11:AK:103:LEU:HD12	2.30	0.61
22:AV:13:VAL:HG22	22:AV:14:LYS:N	2.15	0.61
22:AV:65:VAL:HG12	22:AV:65:VAL:O	2.00	0.61
25:BA:27:G:N2	25:BA:512:G:C2'	2.63	0.61
25:BA:857:C:C5'	47:B0:76:ARG:HH22	2.09	0.61
25:BA:871:U:H4'	37:BQ:69:PHE:CD2	2.35	0.61
25:BA:1497:U:H5"	25:BA:1498:C:C5	2.35	0.61
25:BA:1530:C:H6	25:BA:1530:C:O5'	1.83	0.61
25:BA:2685:G:H5'	35:BO:68:GLU:OE1	2.00	0.61
31:BG:126:ASP:C	31:BG:128:ARG:H	2.04	0.61

Continued on next page...

Continued from previous page...

Atom-1	Atom-2	Interatomic distance (Å)	Clash overlap (Å)
32:BH:85:LYS:HB3	32:BH:133:VAL:O	2.01	0.61
37:BQ:72:LYS:HB3	37:BQ:94:VAL:CG2	2.31	0.61
39:BS:38:GLN:OE1	39:BS:47:THR:HG21	2.01	0.61
39:BS:41:ASP:OD2	39:BS:44:LYS:HD3	2.00	0.61
40:BT:80:SER:HB3	40:BT:81:PRO:HD3	1.82	0.61
40:BT:88:ILE:HG22	40:BT:89:VAL:CG2	2.30	0.61
42:BV:35:LEU:O	42:BV:37:VAL:N	2.34	0.61
43:BW:38:TYR:OH	52:B5:47:PRO:HG3	2.00	0.61
1:CA:9:G:H5"	5:CE:122:GLU:OE1	2.00	0.61
1:CA:229:U:O2'	1:CA:230:G:H5'	1.99	0.61
1:CA:880:C:H2'	1:CA:881:G:H8	1.65	0.61
1:CA:956:U:H2'	1:CA:957:U:H6	1.64	0.61
1:CA:973:G:C1'	10:CJ:55:LYS:HE2	2.29	0.61
3:CC:181:ASN:ND2	3:CC:204:LEU:HB2	2.15	0.61
6:CF:62:TRP:CH2	6:CF:64:GLN:HB2	2.35	0.61
7:CG:108:ALA:HB1	7:CG:120:ILE:HD13	1.81	0.61
7:CG:148:ASN:C	7:CG:150:ALA:H	2.03	0.61
8:CH:23:SER:HA	8:CH:63:LEU:HD23	1.80	0.61
23:CW:22:G:O2'	23:CW:23:C:H5'	2.01	0.61
25:DA:908:C:O2'	25:DA:909:A:H5'	1.99	0.61
25:DA:2779:U:H4'	25:DA:2780:G:H5'	1.81	0.61
27:DC:37:LYS:O	27:DC:38:PHE:HB3	1.99	0.61
29:DE:61:ARG:HB3	29:DE:62:PRO:HD3	1.81	0.61
31:DG:72:ARG:HH11	31:DG:86:MET:HA	1.65	0.61
32:DH:108:GLY:HA3	32:DH:152:ARG:NH2	2.15	0.61
32:DH:156:ALA:N	32:DH:158:HIS:H	1.98	0.61
34:DN:90:MET:HA	34:DN:90:MET:CE	2.30	0.61
36:DP:45:LEU:HD23	36:DP:46:LYS:N	2.15	0.61
39:DS:85:VAL:C	39:DS:106:ARG:HG3	2.20	0.61
41:DU:91:ASP:OD2	41:DU:96:ALA:HA	1.99	0.61
41:DU:93:LYS:HA	41:DU:96:ALA:CB	2.30	0.61
45:DY:44:ILE:HG22	45:DY:45:VAL:N	2.15	0.61
1:AA:545:C:O2'	1:AA:546:G:H5'	2.00	0.61
1:AA:735:C:H2'	1:AA:736:C:C6	2.35	0.61
1:AA:1347:G:N2	1:AA:1373:G:H2'	2.15	0.61
8:AH:91:ARG:HH11	8:AH:91:ARG:HG2	1.65	0.61
10:AJ:16:LEU:HD11	10:AJ:70:ARG:HB2	1.80	0.61
14:AN:26:ARG:HG3	14:AN:27:CYS:H	1.64	0.61
18:AR:26:LEU:HD13	18:AR:39:VAL:HG13	1.82	0.61
25:BA:181:A:H5"	54:B7:36:GLN:HE21	1.64	0.61
25:BA:286:C:H2'	25:BA:287:C:C6	2.35	0.61

Continued on next page...

Continued from previous page...

Atom-1	Atom-2	Interatomic distance (Å)	Clash overlap (Å)
25:BA:1678:G:N2	25:BA:1989:G:H22	1.97	0.61
25:BA:1739:U:H2'	25:BA:1739:U:O2	2.00	0.61
26:BB:111:G:H2'	26:BB:112:U:O4'	2.01	0.61
29:BE:14:ILE:HB	40:BT:14:TYR:CE2	2.36	0.61
29:BE:32:PRO:HB3	29:BE:69:LYS:CB	2.25	0.61
36:BP:24:GLY:CA	36:BP:33:ARG:NH1	2.63	0.61
40:BT:28:VAL:HG21	40:BT:46:GLU:HG3	1.80	0.61
40:BT:56:GLY:O	40:BT:59:THR:CG2	2.48	0.61
40:BT:124:ASP:O	40:BT:127:ALA:HB3	2.01	0.61
49:B2:63:VAL:HA	49:B2:66:GLU:HG2	1.82	0.61
1:CA:201:C:H42	1:CA:216:G:H1	1.48	0.61
1:CA:948:C:C5	13:CM:106:ASN:ND2	2.69	0.61
1:CA:1211:U:H5'	1:CA:1212:U:OP1	1.99	0.61
1:CA:1353:G:O2'	1:CA:1354:C:H5'	2.00	0.61
2:CB:56:ARG:HH11	2:CB:56:ARG:HG2	1.64	0.61
4:CD:62:GLN:HE21	4:CD:62:GLN:HA	1.64	0.61
12:CL:108:LYS:O	12:CL:109:ASP:HB2	1.98	0.61
13:CM:82:MET:HG2	13:CM:82:MET:O	1.98	0.61
22:CV:138:GLY:C	22:CV:149:LYS:HB3	2.21	0.61
23:CW:16:C:H4'	23:CW:60:U:O2'	2.00	0.61
25:DA:491:G:O6	43:DW:49:LYS:HE2	1.99	0.61
25:DA:1755:A:H2'	25:DA:1756:G:H5'	1.81	0.61
25:DA:1971:A:C5	28:DD:241:PRO:HG3	2.35	0.61
27:DC:47:LYS:CE	27:DC:212:SER:HB2	2.30	0.61
27:DC:193:PHE:HE2	27:DC:197:LEU:HD22	1.65	0.61
29:DE:71:GLY:O	29:DE:73:GLU:N	2.34	0.61
35:DO:53:LYS:N	35:DO:53:LYS:HD2	2.14	0.61
38:DR:37:THR:OG1	38:DR:39:PRO:HD2	2.00	0.61
44:DX:55:ASN:HB2	44:DX:80:ILE:CD1	2.30	0.61
46:DZ:9:ARG:HH21	46:DZ:25:GLY:H	1.46	0.61
53:D6:16:CYS:SG	53:D6:49:HIS:N	2.62	0.61
1:AA:627:G:C2'	1:AA:628:G:H5'	2.30	0.61
1:AA:1144:G:H21	1:AA:1146:A:H62	1.47	0.61
1:AA:1447:A:H8	1:AA:1456:G:O6	1.83	0.61
2:AB:178:ARG:HG3	8:AH:71:GLY:HA2	1.82	0.61
3:AC:8:ILE:HG22	14:AN:49:HIS:O	2.01	0.61
6:AF:97:PHE:C	6:AF:97:PHE:CD2	2.74	0.61
8:AH:44:PHE:O	8:AH:64:LYS:HB3	2.00	0.61
10:AJ:47:PHE:HZ	10:AJ:65:LEU:HB2	1.66	0.61
22:AV:67:THR:HG22	22:AV:67:THR:O	1.99	0.61
25:BA:197:A:N6	25:BA:2430:A:H2'	2.15	0.61

Continued on next page...

Continued from previous page...

Atom-1	Atom-2	Interatomic distance (Å)	Clash overlap (Å)
25:BA:272(D):G:H1	25:BA:364:C:N4	1.90	0.61
25:BA:389:G:H1	36:BP:71:VAL:HG12	1.65	0.61
25:BA:481:G:H1'	25:BA:506:G:H21	1.64	0.61
25:BA:637:A:P	36:BP:116:GLY:HA2	2.41	0.61
25:BA:1462:C:H2'	25:BA:1463:C:C6	2.34	0.61
25:BA:2286:A:H3'	53:B6:31:PRO:HB2	1.83	0.61
25:BA:2469:A:N6	25:BA:2481:G:H1'	2.15	0.61
25:BA:2849:U:O4	40:BT:23:ARG:NH2	2.32	0.61
28:BD:28:GLU:HB2	28:BD:29:PRO:HD3	1.81	0.61
29:BE:75:VAL:HG12	29:BE:76:ARG:N	2.15	0.61
30:BF:21:ALA:C	30:BF:23:ASP:H	2.04	0.61
31:BG:51:ARG:NE	31:BG:51:ARG:CA	2.50	0.61
32:BH:137:ASP:HB3	32:BH:140:LYS:HB3	1.83	0.61
34:BN:133:GLN:HG2	34:BN:134:ARG:N	2.15	0.61
36:BP:95:VAL:HA	36:BP:99:LEU:HD13	1.82	0.61
43:BW:62:HIS:O	43:BW:64:MET:HG3	1.99	0.61
48:B1:50:ARG:HG2	48:B1:50:ARG:NH1	2.15	0.61
52:B5:4:HIS:CB	52:B5:5:PRO:HD3	2.28	0.61
1:CA:366:C:O2'	1:CA:394:G:N2	2.33	0.61
1:CA:536:C:H2'	1:CA:537:G:C8	2.36	0.61
1:CA:735:C:H5'	18:CR:71:LYS:HD3	1.83	0.61
1:CA:1123:A:O2'	10:CJ:38:ILE:HG23	1.99	0.61
1:CA:1292:U:C5'	9:CI:38:GLN:HE22	2.13	0.61
6:CF:50:TYR:HE2	6:CF:52:ILE:HD11	1.64	0.61
9:CI:5:TYR:O	9:CI:84:ALA:HA	2.01	0.61
22:CV:138:GLY:O	22:CV:163:LEU:HB3	2.00	0.61
22:CV:170:VAL:HB	22:CV:184:ALA:HB3	1.82	0.61
23:CW:1:C:H2'	23:CW:2:G:C8	2.23	0.61
25:DA:116:C:O2'	25:DA:117:G:H5'	2.00	0.61
25:DA:275:G:H3'	25:DA:276:A:C5'	2.31	0.61
25:DA:543:C:C3'	25:DA:545:G:H5'	2.30	0.61
25:DA:927:G:H2'	25:DA:928:G:H5'	1.81	0.61
25:DA:1711:C:H2'	25:DA:1712:C:C6	2.36	0.61
25:DA:2125:G:N2	25:DA:2174:C:H42	1.98	0.61
33:DI:119:PRO:O	33:DI:120:ILE:C	2.38	0.61
34:DN:58:ASP:O	34:DN:60:ILE:HG13	2.01	0.61
36:DP:16:ARG:HB2	36:DP:16:ARG:CZ	2.30	0.61
36:DP:119:GLU:HA	36:DP:119:GLU:OE1	2.01	0.61
39:DS:19:LYS:HB3	39:DS:20:ARG:HH12	1.65	0.61
39:DS:106:ARG:O	39:DS:107:GLU:HB3	1.99	0.61
41:DU:114:LYS:HA	41:DU:117:GLN:HB2	1.82	0.61

Continued on next page...

Continued from previous page...

Atom-1	Atom-2	Interatomic distance (Å)	Clash overlap (Å)
48:D1:7:ILE:HG22	48:D1:8:SER:N	2.15	0.61
55:D8:40:GLU:O	55:D8:44:LYS:HD3	2.01	0.61
1:AA:518:C:H2'	1:AA:530:G:N3	2.16	0.61
1:AA:1169:A:H2'	1:AA:1170:A:C8	2.35	0.61
1:AA:1289:A:H5"	21:AU:10:ARG:NH2	2.10	0.61
3:AC:127:ARG:N	3:AC:127:ARG:HD2	2.14	0.61
11:AK:127:LYS:HA	11:AK:127:LYS:CE	2.23	0.61
25:BA:17:G:H2'	25:BA:18:C:H6	1.65	0.61
25:BA:336:C:O2'	25:BA:337:C:H5'	2.00	0.61
41:BU:25:TRP:CD1	41:BU:26:GLY:N	2.68	0.61
42:BV:17:GLY:O	42:BV:18:LEU:HB3	2.00	0.61
42:BV:39:LEU:HD12	42:BV:47:VAL:HG11	1.81	0.61
46:BZ:164:VAL:HG12	46:BZ:165:SER:N	2.15	0.61
1:CA:295:C:O2'	1:CA:296:U:H5'	2.01	0.61
1:CA:736:C:H2'	1:CA:737:A:H8	1.62	0.61
1:CA:1320:C:O2	19:CS:72:GLY:HA3	2.01	0.61
3:CC:13:GLY:HA3	14:CN:57:ARG:HH21	1.66	0.61
4:CD:88:VAL:O	4:CD:92:VAL:HG23	2.01	0.61
7:CG:140:ASP:HA	7:CG:143:ARG:NH1	2.15	0.61
10:CJ:24:VAL:HG22	10:CJ:72:VAL:HG11	1.81	0.61
11:CK:103:LEU:HD13	11:CK:104:GLN:N	2.16	0.61
16:CP:82:GLN:N	16:CP:82:GLN:NE2	2.48	0.61
25:DA:274:G:H3'	25:DA:274:G:N3	2.15	0.61
25:DA:825:C:O2	36:DP:55:ARG:HD3	2.01	0.61
25:DA:874:G:H2'	25:DA:875:G:H8	1.66	0.61
25:DA:1039:G:H1	25:DA:1116:C:N4	1.98	0.61
25:DA:1359:A:C2'	25:DA:1360:A:H5'	2.17	0.61
25:DA:1405:U:H2'	25:DA:1406:U:H6	1.64	0.61
25:DA:1773:A:H2'	25:DA:1774:C:H5'	1.81	0.61
25:DA:2105:C:C2'	25:DA:2106:G:H5"	2.30	0.61
26:DB:48:A:H4'	39:DS:95:HIS:HD2	1.66	0.61
29:DE:111:ARG:HH11	29:DE:111:ARG:HG2	1.66	0.61
29:DE:178:GLU:HG3	29:DE:179:GLU:OE2	2.01	0.61
30:DF:3:GLU:CD	30:DF:3:GLU:H	2.03	0.61
30:DF:41:LEU:O	30:DF:44:ARG:HG2	2.00	0.61
37:DQ:57:HIS:HE1	37:DQ:116:GLU:HB3	1.65	0.61
47:D0:72:ARG:HE	47:D0:75:LEU:CD1	2.06	0.61
53:D6:40:CYS:SG	53:D6:45:LYS:NZ	2.70	0.61
1:AA:1349:A:H2'	1:AA:1350:A:O4'	1.99	0.61
2:AB:238:LEU:H	2:AB:238:LEU:HD23	1.66	0.61
4:AD:74:GLN:HA	4:AD:77:ASN:HD22	1.66	0.61

Continued on next page...

Continued from previous page...

Atom-1	Atom-2	Interatomic distance (Å)	Clash overlap (Å)
8:AH:44:PHE:HB3	8:AH:80:ILE:HG12	1.82	0.61
9:AI:4:TYR:N	9:AI:4:TYR:HD1	1.99	0.61
10:AJ:8:LEU:O	10:AJ:16:LEU:HD21	2.01	0.61
10:AJ:48:THR:HG23	10:AJ:62:HIS:HB3	1.82	0.61
15:AO:17:ARG:HG3	15:AO:17:ARG:HH11	1.66	0.61
17:AQ:78:GLU:CG	17:AQ:81:ARG:HD2	2.30	0.61
22:AV:7:LEU:HB2	22:AV:25:TYR:CE1	2.35	0.61
25:BA:871:U:H4'	37:BQ:69:PHE:CE2	2.35	0.61
25:BA:1453:U:OP1	38:BR:77:ARG:NH1	2.33	0.61
25:BA:1718:G:C2'	25:BA:1719:G:H5'	2.30	0.61
25:BA:2485:G:H5"	37:BQ:46:GLN:HE21	1.65	0.61
28:BD:245:PRO:O	28:BD:246:PRO:C	2.39	0.61
33:BI:38:LEU:HD12	33:BI:38:LEU:N	2.15	0.61
33:BI:93:THR:O	33:BI:96:ASP:HB2	2.00	0.61
40:BT:29:ARG:N	40:BT:45:PHE:O	2.33	0.61
41:BU:65:ILE:HD11	41:BU:93:LYS:HA	1.82	0.61
43:BW:18:ARG:HG3	43:BW:76:VAL:CG1	2.30	0.61
46:BZ:13:LYS:HE3	46:BZ:16:ALA:HB2	1.82	0.61
46:BZ:97:MET:O	46:BZ:124:LEU:HA	1.99	0.61
1:CA:180:U:C2'	1:CA:181:G:H5'	2.29	0.61
1:CA:197:A:N3	1:CA:198:G:H1'	2.15	0.61
5:CE:69:VAL:C	5:CE:71:LEU:H	2.04	0.61
13:CM:78:ILE:HG23	13:CM:92:HIS:ND1	2.15	0.61
17:CQ:13:ASP:H	17:CQ:14:LYS:HZ2	1.45	0.61
23:CW:68:C:O2'	23:CW:69:C:H5'	2.00	0.61
25:DA:495:G:H21	43:DW:61:ASN:ND2	1.93	0.61
25:DA:659:C:H6	25:DA:659:C:H5"	1.65	0.61
25:DA:664:C:H2'	25:DA:665:C:H6	1.66	0.61
25:DA:2025:C:H2'	25:DA:2026:C:C6	2.35	0.61
25:DA:2080:G:OP1	48:D1:35:THR:HG21	2.00	0.61
25:DA:2512:C:H2'	25:DA:2513:G:O4'	1.99	0.61
26:DB:10:C:H2'	26:DB:11:C:C6	2.36	0.61
28:DD:111:LEU:HD13	28:DD:112:GLN:N	2.15	0.61
29:DE:147:PRO:HB2	29:DE:149:ARG:HG2	1.83	0.61
34:DN:121:LYS:HB3	34:DN:123:TYR:HE1	1.65	0.61
36:DP:23:PRO:HB3	36:DP:34:GLY:H	1.66	0.61
52:D5:25:LEU:HD12	52:D5:25:LEU:N	2.15	0.61
1:AA:186:C:H5'	20:AT:78:ALA:HB1	1.83	0.61
1:AA:398:C:H2'	1:AA:399:G:H8	1.65	0.61
1:AA:802:A:H3'	1:AA:803:G:C8	2.35	0.61
1:AA:864:A:H2'	1:AA:865:A:C8	2.34	0.61

Continued on next page...

Continued from previous page...

Atom-1	Atom-2	Interatomic distance (Å)	Clash overlap (Å)
1:AA:1007:C:C6	1:AA:1008:C:H5	2.19	0.61
1:AA:1322:C:OP1	1:AA:1322:C:H6	1.83	0.61
2:AB:15:VAL:HG23	2:AB:15:VAL:O	2.01	0.61
7:AG:113:GLU:CB	7:AG:119:ARG:HG2	2.31	0.61
9:AI:96:LEU:O	9:AI:101:PHE:N	2.27	0.61
11:AK:120:ARG:HH12	11:AK:126:ARG:NE	1.99	0.61
13:AM:47:ASP:O	13:AM:48:LEU:HD13	2.00	0.61
13:AM:55:ARG:HA	13:AM:58:GLU:HG3	1.83	0.61
22:AV:149:LYS:HZ3	22:AV:163:LEU:CA	2.13	0.61
25:BA:17:G:H4'	41:BU:25:TRP:CH2	2.36	0.61
25:BA:229:A:C5'	25:BA:230:U:H5'	2.30	0.61
25:BA:821:A:C2'	25:BA:946:G:H5"	2.30	0.61
25:BA:1651:G:H2'	25:BA:1652:A:O4'	2.01	0.61
25:BA:1882:C:H5'	25:BA:1883:G:OP2	2.00	0.61
25:BA:2826:A:C2'	25:BA:2827:C:H5'	2.30	0.61
29:BE:93:VAL:CG2	29:BE:180:ASN:HA	2.29	0.61
30:BF:114:VAL:HG11	30:BF:202:PHE:CE2	2.36	0.61
31:BG:46:ALA:HA	31:BG:51:ARG:CB	2.31	0.61
32:BH:70:THR:OG1	32:BH:71:LEU:N	2.34	0.61
39:BS:36:TYR:N	39:BS:36:TYR:CD1	2.65	0.61
39:BS:88:ASP:CG	39:BS:89:ARG:N	2.54	0.61
45:BY:43:ASN:O	45:BY:44:ILE:HB	2.01	0.61
49:B2:21:LEU:O	49:B2:25:VAL:HG23	2.00	0.61
56:B9:9:ARG:NH2	56:B9:14:CYS:O	2.33	0.61
1:CA:1036:G:H5'	1:CA:1037:C:OP2	2.00	0.61
1:CA:1273:G:H3'	1:CA:1274:G:H8	1.65	0.61
1:CA:1492:A:C3'	1:CA:1493:A:H8	2.13	0.61
2:CB:77:ALA:HB1	2:CB:211:ILE:HD13	1.81	0.61
2:CB:123:ALA:O	2:CB:124:SER:HB2	2.00	0.61
2:CB:124:SER:C	2:CB:126:GLU:H	2.02	0.61
2:CB:149:LEU:O	2:CB:152:PHE:HB3	2.01	0.61
4:CD:30:LYS:C	4:CD:32:ALA:N	2.54	0.61
5:CE:150:ARG:HB2	5:CE:150:ARG:NH1	2.16	0.61
8:CH:73:ASP:OD2	8:CH:75:ARG:HD3	2.00	0.61
12:CL:22:PRO:C	12:CL:24:LEU:N	2.53	0.61
15:CO:65:ARG:HG2	15:CO:65:ARG:NH1	2.15	0.61
20:CT:33:ILE:HD12	20:CT:63:ILE:HA	1.82	0.61
25:DA:274:G:N3	25:DA:274:G:H2'	2.15	0.61
25:DA:319:C:H2'	25:DA:320:A:C8	2.35	0.61
25:DA:1719:G:O2'	25:DA:1720:U:H5'	2.01	0.61
25:DA:2665:A:O2'	25:DA:2666:C:H5'	2.01	0.61

Continued on next page...

Continued from previous page...

Atom-1	Atom-2	Interatomic distance (Å)	Clash overlap (Å)
27:DC:69:LEU:CD2	27:DC:70:GLY:H	2.14	0.61
28:DD:106:ILE:HD11	28:DD:196:VAL:CG1	2.24	0.61
30:DF:179:GLU:OE2	30:DF:179:GLU:N	2.23	0.61
41:DU:79:PHE:O	41:DU:83:LEU:HB2	2.01	0.61
43:DW:18:ARG:NH1	43:DW:76:VAL:HG13	2.15	0.61
46:DZ:91:SER:HB3	46:DZ:93:GLU:HG2	1.82	0.61
1:AA:746:A:H2'	1:AA:747:C:H6	1.66	0.61
1:AA:902:G:O2'	1:AA:903:G:H5'	2.01	0.61
1:AA:1145:C:H5'	1:AA:1146:A:OP1	2.00	0.61
1:AA:1187:G:N2	14:AN:60:SER:OG	2.33	0.61
3:AC:63:ASN:N	3:AC:97:LYS:NZ	2.49	0.61
20:AT:51:GLU:HA	20:AT:54:LYS:HB3	1.82	0.61
21:AU:9:ARG:O	21:AU:13:ILE:HG13	2.01	0.61
25:BA:600:G:N2	25:BA:605:C:O3'	2.34	0.61
25:BA:747:U:OP2	52:B5:3:LYS:HE2	2.00	0.61
25:BA:1683:C:H2'	25:BA:1684:C:H6	1.65	0.61
25:BA:1778:U:H2'	25:BA:1784:A:N6	2.16	0.61
25:BA:1843:C:H2'	25:BA:1844:C:H6	1.66	0.61
25:BA:2360:A:H2'	25:BA:2361:A:O4'	2.00	0.61
28:BD:39:LYS:HB2	28:BD:62:TYR:HB2	1.82	0.61
29:BE:179:GLU:HB3	29:BE:181:LEU:HD13	1.82	0.61
30:BF:4:VAL:H	30:BF:19:GLU:HB2	1.64	0.61
30:BF:4:VAL:HB	30:BF:17:ARG:NE	2.15	0.61
30:BF:53:THR:HG22	30:BF:56:GLU:HG3	1.82	0.61
30:BF:68:LYS:HG3	30:BF:69:HIS:CE1	2.35	0.61
32:BH:103:LEU:H	32:BH:103:LEU:HD23	1.66	0.61
36:BP:33:ARG:O	36:BP:35:HIS:O	2.19	0.61
39:BS:34:HIS:CG	39:BS:54:LEU:HB2	2.35	0.61
43:BW:10:VAL:O	43:BW:11:ARG:CB	2.49	0.61
46:BZ:68:THR:HB	46:BZ:88:PHE:O	2.00	0.61
49:B2:28:LYS:HB3	49:B2:57:ILE:CD1	2.31	0.61
1:CA:974:A:P	14:CN:41:ARG:HH12	2.24	0.61
1:CA:1038:C:H2'	1:CA:1039:C:C6	2.36	0.61
3:CC:35:GLU:HA	3:CC:38:ARG:HD2	1.83	0.61
3:CC:62:ASP:OD2	3:CC:97:LYS:HG3	2.00	0.61
10:CJ:50:ILE:HG22	10:CJ:52:GLY:H	1.64	0.61
10:CJ:69:ASN:O	10:CJ:70:ARG:HB2	2.00	0.61
23:CW:58:A:H1'	23:CW:60:U:C5	2.35	0.61
25:DA:20:C:H2'	25:DA:21:A:C8	2.36	0.61
25:DA:620:G:H5'	25:DA:621:A:OP1	2.01	0.61
26:DB:13:A:C2	26:DB:16:G:H1'	2.36	0.61

Continued on next page...

Continued from previous page...

Atom-1	Atom-2	Interatomic distance (Å)	Clash overlap (Å)
29:DE:59:VAL:HG13	29:DE:60:ASN:N	2.15	0.61
29:DE:134:ILE:N	29:DE:134:ILE:CD1	2.63	0.61
31:DG:66:GLN:HE21	31:DG:94:LEU:HD23	1.63	0.61
31:DG:72:ARG:HH11	31:DG:72:ARG:HG2	1.66	0.61
37:DQ:5:ARG:C	37:DQ:6:ARG:HG2	2.21	0.61
38:DR:98:LEU:HB2	38:DR:113:LEU:CB	2.28	0.61
38:DR:104:ARG:NH1	38:DR:109:ALA:HB3	2.14	0.61
40:DT:11:GLU:CD	40:DT:11:GLU:H	2.03	0.61
45:DY:28:LYS:NZ	45:DY:28:LYS:H	1.95	0.61
46:DZ:98:TYR:HA	46:DZ:123:ILE:O	1.99	0.61
52:D5:50:GLY:O	52:D5:51:TYR:O	2.18	0.61
1:AA:227:G:H2'	1:AA:228:A:C8	2.35	0.61
1:AA:979:C:C3'	1:AA:980:C:H5"	2.11	0.61
1:AA:1423:G:H5"	35:BO:49:ARG:HH22	1.64	0.61
12:AL:44:LYS:CG	12:AL:45:PRO:HD3	2.31	0.61
13:AM:24:GLY:C	13:AM:25:ILE:HD12	2.20	0.61
20:AT:30:LYS:HE2	20:AT:30:LYS:CA	2.31	0.61
25:BA:302:C:H2'	25:BA:303:U:H6	1.66	0.61
25:BA:330:A:H2	25:BA:1210:A:C2'	2.08	0.61
25:BA:774:A:H2	25:BA:787:U:O2'	1.83	0.61
25:BA:1034:G:H5'	56:B9:18:ARG:CD	2.31	0.61
25:BA:2553:G:H3'	25:BA:2554:U:H5"	1.82	0.61
27:BC:178:LYS:HE2	27:BC:178:LYS:HA	1.82	0.61
28:BD:267:SER:C	28:BD:269:PHE:H	2.02	0.61
34:BN:89:LYS:O	34:BN:93:THR:HG22	2.01	0.61
40:BT:64:ARG:HD2	40:BT:73:GLU:HG2	1.82	0.61
41:BU:46:ALA:O	41:BU:50:ARG:HG3	2.01	0.61
44:BX:30:VAL:HG21	44:BX:39:ILE:CD1	2.30	0.61
45:BY:20:TYR:O	45:BY:23:ARG:HG3	2.01	0.61
1:CA:99:U:H2'	1:CA:100:C:C6	2.36	0.61
1:CA:777:A:H2'	1:CA:778:G:H8	1.66	0.61
1:CA:1014:A:C2	1:CA:1219:U:H1'	2.36	0.61
7:CG:39:ALA:HA	7:CG:42:ILE:HD12	1.82	0.61
8:CH:54:ASP:HB3	8:CH:56:LYS:HE2	1.82	0.61
9:CI:10:ARG:HD2	9:CI:105:ASP:OD1	2.01	0.61
10:CJ:63:PHE:HD2	10:CJ:63:PHE:H	1.48	0.61
20:CT:100:ILE:H	20:CT:100:ILE:HD12	1.66	0.61
22:CV:169:GLU:OE2	22:CV:183:ARG:NH1	2.34	0.61
25:DA:274:G:N2	25:DA:275:G:O4'	2.33	0.61
25:DA:402:A:O2'	25:DA:403:U:H5'	1.99	0.61
25:DA:852:G:H2'	25:DA:853:G:C8	2.35	0.61

Continued on next page...

Continued from previous page...

Atom-1	Atom-2	Interatomic distance (Å)	Clash overlap (Å)
25:DA:876:C:H2'	25:DA:877:U:C6	2.36	0.61
28:DD:65:ILE:HA	28:DD:104:TYR:HB2	1.83	0.61
32:DH:31:GLY:O	32:DH:79:VAL:HG11	2.01	0.61
34:DN:42:TRP:CH2	34:DN:44:PRO:HA	2.36	0.61
40:DT:28:VAL:HG13	40:DT:46:GLU:CA	2.30	0.61
41:DU:44:ASN:HD21	42:DV:75:PHE:HB3	1.65	0.61
42:DV:14:VAL:HG11	42:DV:96:ILE:HD11	1.82	0.61
46:DZ:4:LEU:HD12	46:DZ:5:LYS:N	2.16	0.61
46:DZ:8:TYR:CD1	46:DZ:60:LEU:HD12	2.36	0.61
46:DZ:53:HIS:HE1	46:DZ:122:ASP:OD2	1.84	0.61
55:D8:29:LYS:HG2	55:D8:29:LYS:O	2.00	0.61
1:AA:452:A:HO2'	1:AA:453:A:H8	1.48	0.61
1:AA:1100:C:OP2	2:AB:96:ARG:HG2	2.00	0.61
1:AA:1321:C:H5"	1:AA:1322:C:H3'	1.83	0.61
3:AC:157:ILE:CD1	3:AC:166:GLU:HB2	2.28	0.61
6:AF:49:ALA:CB	18:AR:78:LEU:O	2.49	0.61
10:AJ:49:VAL:CG2	14:AN:41:ARG:HB2	2.31	0.61
14:AN:34:TYR:H	14:AN:34:TYR:HD1	1.47	0.61
15:AO:82:ILE:HD11	15:AO:87:ILE:O	2.00	0.61
17:AQ:51:TYR:CD2	17:AQ:57:VAL:HG11	2.36	0.61
22:AV:136:PRO:C	22:AV:138:GLY:H	2.01	0.61
25:BA:43:A:O2'	25:BA:44:G:H5'	2.00	0.61
25:BA:1826:G:H4'	28:BD:242:ARG:NH2	2.15	0.61
39:BS:34:HIS:HB3	39:BS:53:SER:HB3	1.83	0.61
39:BS:79:ALA:C	39:BS:80:LEU:HD12	2.22	0.61
40:BT:19:LEU:HD22	40:BT:85:LYS:HB2	1.82	0.61
40:BT:125:ARG:HH11	40:BT:125:ARG:CA	2.13	0.61
45:BY:27:VAL:C	45:BY:28:LYS:HZ2	2.02	0.61
46:BZ:29:ASN:O	46:BZ:29:ASN:CG	2.38	0.61
46:BZ:144:GLU:OE2	46:BZ:145:ILE:HG12	2.01	0.61
1:CA:952:U:H2'	1:CA:953:G:C8	2.36	0.61
2:CB:15:VAL:CG2	2:CB:209:ARG:HB3	2.31	0.61
3:CC:33:LEU:HD21	14:CN:53:LEU:CD2	2.31	0.61
4:CD:146:ILE:HD12	4:CD:146:ILE:N	2.15	0.61
5:CE:47:LYS:O	5:CE:48:ALA:HB2	2.01	0.61
9:CI:19:LEU:O	9:CI:21:PRO:HD3	2.00	0.61
9:CI:43:ALA:HA	9:CI:74:ILE:HD13	1.81	0.61
12:CL:23:ALA:HA	12:CL:95:TYR:CE2	2.34	0.61
13:CM:25:ILE:CD1	13:CM:66:LEU:HD23	2.30	0.61
17:CQ:45:HIS:CD2	17:CQ:47:PRO:HD3	2.36	0.61
22:CV:19:LEU:HB3	22:CV:44:LEU:HD12	1.82	0.61

Continued on next page...

Continued from previous page...

Atom-1	Atom-2	Interatomic distance (Å)	Clash overlap (Å)
25:DA:478:A:C2'	25:DA:479:A:H5'	2.30	0.61
25:DA:807:U:H2'	25:DA:808:G:C8	2.36	0.61
25:DA:2694:G:O2'	25:DA:2695:C:H5'	2.01	0.61
25:DA:2787:C:H1'	29:DE:61:ARG:CG	2.31	0.61
46:DZ:9:ARG:NH2	46:DZ:25:GLY:N	2.46	0.61
46:DZ:156:LEU:HD22	46:DZ:160:VAL:HG12	1.83	0.61
1:AA:67:C:HO2'	1:AA:171:A:H1'	1.64	0.60
1:AA:109:A:C8	1:AA:326:G:H2'	2.35	0.60
1:AA:271:C:H2'	1:AA:272:C:C6	2.34	0.60
1:AA:659:U:O2'	1:AA:660:G:H5'	2.01	0.60
1:AA:930:C:O2'	1:AA:931:C:H5'	2.01	0.60
1:AA:1036:G:H3'	1:AA:1037:C:H6	1.62	0.60
4:AD:18:LYS:C	4:AD:19:LEU:HD12	2.22	0.60
15:AO:17:ARG:CD	15:AO:26:GLU:HG3	2.31	0.60
15:AO:70:LEU:HD12	15:AO:70:LEU:O	2.01	0.60
18:AR:53:ARG:HD2	18:AR:63:GLN:HB2	1.82	0.60
22:AV:169:GLU:OE2	22:AV:183:ARG:HD2	2.00	0.60
25:BA:229:A:H5"	25:BA:230:U:H5'	1.82	0.60
25:BA:901:A:H3'	25:BA:902:C:H6	1.65	0.60
25:BA:1474:C:H2'	25:BA:1475:G:C8	2.34	0.60
25:BA:1997:G:O2'	25:BA:1998:G:H5'	2.01	0.60
25:BA:2072:G:O2'	25:BA:2073:C:H5'	2.00	0.60
27:BC:139:PRO:HB3	27:BC:146:VAL:HG22	1.83	0.60
28:BD:51:VAL:O	28:BD:51:VAL:HG12	2.01	0.60
28:BD:166:GLN:HE21	28:BD:166:GLN:N	1.99	0.60
30:BF:11:VAL:HG12	30:BF:12:LEU:N	2.16	0.60
32:BH:43:VAL:CG1	32:BH:52:VAL:HG22	2.31	0.60
32:BH:85:LYS:HD3	32:BH:133:VAL:HB	1.83	0.60
32:BH:154:PRO:O	32:BH:155:SER:CB	2.49	0.60
33:BI:57:ARG:NE	33:BI:57:ARG:HA	2.16	0.60
35:BO:47:ILE:HG23	35:BO:48:PRO:HD2	1.82	0.60
36:BP:23:PRO:O	36:BP:33:ARG:HD2	2.01	0.60
40:BT:80:SER:CB	40:BT:81:PRO:CD	2.79	0.60
41:BU:27:LEU:O	41:BU:29:SER:N	2.33	0.60
45:BY:32:PRO:C	45:BY:34:LYS:H	2.03	0.60
45:BY:78:ALA:HB3	45:BY:99:CYS:SG	2.41	0.60
47:B0:71:ARG:O	47:B0:74:LEU:HB2	2.01	0.60
55:B8:29:LYS:HG3	55:B8:29:LYS:O	2.01	0.60
1:CA:707:C:H2'	1:CA:708:C:C6	2.36	0.60
1:CA:1216:G:H5"	14:CN:5:ALA:CB	2.30	0.60
6:CF:24:GLU:O	6:CF:28:ARG:HG3	2.01	0.60

Continued on next page...

Continued from previous page...

Atom-1	Atom-2	Interatomic distance (Å)	Clash overlap (Å)
11:CK:111:ASP:OD2	18:CR:84:LYS:HE3	2.00	0.60
12:CL:38:ARG:HB3	12:CL:38:ARG:NH1	2.16	0.60
22:CV:66:GLU:O	22:CV:114:MET:HB2	2.01	0.60
25:DA:158:U:O3'	25:DA:159:U:H4'	2.01	0.60
25:DA:900:A:C2	25:DA:901:A:H1'	2.36	0.60
25:DA:2107:C:C3'	25:DA:2108:C:H5"	2.31	0.60
25:DA:2836:U:H2'	25:DA:2837:G:C8	2.36	0.60
29:DE:34:VAL:O	29:DE:35:GLN:CB	2.49	0.60
33:DI:133:HIS:CB	33:DI:134:PRO:CD	2.78	0.60
35:DO:47:ILE:HG13	35:DO:48:PRO:HD2	1.82	0.60
38:DR:67:LEU:HD13	38:DR:76:VAL:CG2	2.29	0.60
42:DV:99:ILE:H	42:DV:99:ILE:HD13	1.66	0.60
47:D0:36:ILE:CD1	47:D0:39:ARG:HG2	2.26	0.60
1:AA:988:G:H21	1:AA:1016:A:H1'	1.66	0.60
1:AA:1003:G:H2'	1:AA:1004:A:C4'	2.30	0.60
1:AA:1248:A:H2'	1:AA:1249:C:H5'	1.83	0.60
1:AA:1391:U:H2'	1:AA:1392:G:C8	2.36	0.60
2:AB:96:ARG:HH11	2:AB:148:TYR:HE1	1.49	0.60
3:AC:76:VAL:CA	3:AC:83:ARG:HH12	2.12	0.60
3:AC:108:ASN:OD1	3:AC:110:ASN:HB2	1.99	0.60
8:AH:54:ASP:CB	8:AH:56:LYS:HE2	2.32	0.60
15:AO:39:LEU:HD13	15:AO:56:LEU:HB2	1.83	0.60
19:AS:42:PRO:O	19:AS:43:GLU:HB2	1.99	0.60
23:AW:24:U:O2'	25:BA:1923:U:H5"	2.00	0.60
25:BA:1907:G:O2'	25:BA:1908:C:H5'	2.01	0.60
25:BA:2126:A:H4'	25:BA:2127:G:O5'	2.01	0.60
27:BC:201:LYS:HE3	27:BC:209:PHE:HB2	1.82	0.60
31:BG:165:THR:OG1	31:BG:168:GLU:HG3	2.01	0.60
33:BI:48:GLU:CA	33:BI:51:ILE:HG22	2.28	0.60
33:BI:114:LEU:O	33:BI:115:ALA:HB2	2.01	0.60
37:BQ:58:PHE:HD1	37:BQ:58:PHE:O	1.84	0.60
55:B8:4:MET:CE	55:B8:61:LEU:HD23	2.30	0.60
2:CB:103:THR:C	2:CB:105:PHE:H	2.05	0.60
13:CM:49:THR:HG22	13:CM:51:ALA:H	1.66	0.60
25:DA:690:G:H2'	25:DA:691:C:C6	2.37	0.60
25:DA:807:U:H2'	25:DA:808:G:H8	1.65	0.60
25:DA:921:G:H4'	25:DA:2269:A:C5	2.36	0.60
25:DA:979:G:H3'	25:DA:980:A:H5"	1.83	0.60
25:DA:1042:G:C4	25:DA:1114:G:N2	2.69	0.60
25:DA:1679:U:C2'	25:DA:1680:U:H5'	2.31	0.60
25:DA:1751:C:O2'	25:DA:1752:C:H5'	2.00	0.60

Continued on next page...

Continued from previous page...

Atom-1	Atom-2	Interatomic distance (Å)	Clash overlap (Å)
27:DC:83:LYS:HD3	27:DC:86:GLU:OE1	2.01	0.60
28:DD:211:ARG:O	28:DD:215:LEU:HG	2.01	0.60
29:DE:36:ARG:HD3	29:DE:85:ASN:ND2	2.15	0.60
32:DH:98:LEU:HD12	32:DH:102:ALA:O	2.01	0.60
36:DP:16:ARG:NH2	36:DP:18:ARG:HG2	2.15	0.60
40:DT:62:THR:CG2	40:DT:75:ILE:HG12	2.30	0.60
43:DW:66:GLU:O	43:DW:68:ARG:N	2.34	0.60
45:DY:8:LYS:NZ	45:DY:74:PRO:N	2.49	0.60
1:AA:657:G:H4'	15:AO:28:GLN:HG2	1.83	0.60
1:AA:942:G:N2	9:AI:124:GLN:HE22	1.96	0.60
1:AA:1203:C:OP1	14:AN:3:ARG:HD3	2.01	0.60
2:AB:91:PRO:HG3	2:AB:155:LEU:H	1.67	0.60
3:AC:16:ARG:HH22	3:AC:183:ASP:HA	1.65	0.60
7:AG:6:ARG:HE	7:AG:94:ARG:HH12	1.48	0.60
13:AM:20:THR:HA	13:AM:25:ILE:HG22	1.82	0.60
18:AR:37:VAL:CG2	18:AR:38:GLU:N	2.64	0.60
19:AS:5:LEU:HD11	19:AS:9:VAL:HA	1.82	0.60
20:AT:50:GLU:CA	20:AT:100:ILE:HG12	2.31	0.60
25:BA:1419:A:O2'	25:BA:1420:U:H5"	2.01	0.60
36:BP:47:ASP:OD1	36:BP:49:ARG:HG3	2.00	0.60
36:BP:57:THR:OG1	36:BP:59:LEU:HB2	2.00	0.60
38:BR:104:ARG:HD3	38:BR:111:LEU:HD21	1.82	0.60
39:BS:87:PHE:HZ	39:BS:97:ARG:HH12	1.48	0.60
45:BY:100:ALA:O	45:BY:101:LYS:HB2	2.01	0.60
1:CA:376:G:O2'	1:CA:377:G:H5'	2.01	0.60
1:CA:777:A:H2'	1:CA:778:G:C8	2.35	0.60
1:CA:953:G:H2'	1:CA:954:G:O4'	2.01	0.60
7:CG:60:LYS:HA	7:CG:60:LYS:HZ3	1.64	0.60
25:DA:407:G:H2'	25:DA:408:G:C8	2.36	0.60
25:DA:1310:G:OP2	54:D7:9:ARG:HD2	2.00	0.60
25:DA:2611:U:H5'	25:DA:2611:U:C6	2.29	0.60
28:DD:26:LYS:NZ	28:DD:82:ILE:O	2.34	0.60
28:DD:183:ARG:NH1	28:DD:184:LYS:O	2.34	0.60
29:DE:92:THR:O	29:DE:94:GLU:N	2.34	0.60
32:DH:89:ILE:O	32:DH:90:LYS:HB2	2.02	0.60
32:DH:94:TYR:HD1	32:DH:107:VAL:HA	1.65	0.60
36:DP:16:ARG:NE	36:DP:18:ARG:HB2	2.16	0.60
39:DS:89:ARG:O	39:DS:92:TYR:HB3	2.00	0.60
41:DU:50:ARG:HG3	41:DU:50:ARG:NH2	2.14	0.60
42:DV:49:THR:CB	42:DV:50:PRO:CD	2.80	0.60
1:AA:77:G:H2'	1:AA:77:G:N3	2.16	0.60

Continued on next page...

Continued from previous page...

Atom-1	Atom-2	Interatomic distance (Å)	Clash overlap (Å)
1:AA:414:A:H2'	1:AA:415:A:C8	2.36	0.60
1:AA:433:C:H2'	1:AA:434:U:C5	2.36	0.60
1:AA:932:C:H3'	7:AG:3:ARG:HD2	1.82	0.60
1:AA:1055:A:O2'	3:AC:156:ARG:HD2	2.01	0.60
1:AA:1065:U:H4'	1:AA:1066:C:O5'	2.01	0.60
2:AB:58:ILE:CD1	2:AB:185:ILE:HD13	2.32	0.60
2:AB:155:LEU:HD22	2:AB:157:ARG:H	1.66	0.60
7:AG:79:ARG:HH11	7:AG:79:ARG:HG3	1.66	0.60
12:AL:108:LYS:O	12:AL:109:ASP:HB2	2.02	0.60
22:AV:90:GLN:HB2	27:BC:140:ASN:HD21	1.65	0.60
25:BA:322:A:OP1	30:BF:168:ARG:HD3	2.01	0.60
25:BA:2383:G:O2'	25:BA:2384:G:H5'	2.00	0.60
28:BD:35:LYS:HB3	28:BD:104:TYR:CE1	2.37	0.60
31:BG:53:LEU:N	31:BG:53:LEU:HD22	2.15	0.60
31:BG:88:ILE:HG13	31:BG:89:GLY:N	2.16	0.60
31:BG:110:ALA:C	31:BG:112:PRO:HD2	2.22	0.60
36:BP:148:LEU:O	36:BP:149:GLU:HB2	2.00	0.60
38:BR:11:ASN:OD1	38:BR:11:ASN:O	2.19	0.60
39:BS:83:LYS:HG2	39:BS:105:ALA:HB3	1.82	0.60
42:BV:18:LEU:HD22	42:BV:19:LYS:HA	1.83	0.60
42:BV:39:LEU:CD1	42:BV:51:VAL:HA	2.31	0.60
44:BX:47:PHE:HD2	44:BX:89:ILE:HG23	1.67	0.60
45:BY:28:LYS:HB2	45:BY:38:ILE:H	1.66	0.60
47:B0:51:GLY:N	47:B0:61:LEU:HD12	2.16	0.60
1:CA:879:C:O2'	1:CA:880:C:H5'	2.00	0.60
1:CA:977:A:C2'	1:CA:978:A:H5"	2.31	0.60
1:CA:1191:A:H5"	3:CC:4:LYS:NZ	2.17	0.60
1:CA:1460:A:OP2	20:CT:27:LYS:NZ	2.35	0.60
2:CB:20:GLU:HB2	2:CB:190:THR:OG1	2.01	0.60
2:CB:98:LEU:HB2	2:CB:101:MET:HE2	1.83	0.60
13:CM:52:GLU:O	13:CM:56:LEU:HD23	2.02	0.60
19:CS:16:LEU:C	19:CS:20:LEU:HG	2.21	0.60
25:DA:320:A:H3'	30:DF:136:THR:HG22	1.82	0.60
25:DA:593:G:C5'	55:D8:61:LEU:HD23	2.31	0.60
25:DA:1798:U:H5"	28:DD:259:THR:HG22	1.82	0.60
25:DA:2892:A:H2'	25:DA:2893:G:H4'	1.83	0.60
28:DD:268:ARG:HB2	28:DD:268:ARG:NH1	2.16	0.60
29:DE:44:TYR:O	29:DE:45:THR:HB	2.00	0.60
41:DU:52:ARG:HD3	41:DU:55:ARG:NE	2.17	0.60
42:DV:87:HIS:C	42:DV:87:HIS:CD2	2.74	0.60
45:DY:88:LYS:NZ	45:DY:93:GLY:HA3	2.15	0.60

Continued on next page...

Continued from previous page...

Atom-1	Atom-2	Interatomic distance (Å)	Clash overlap (Å)
1:AA:1082:G:O2'	1:AA:1083:U:H5'	2.02	0.60
1:AA:1152:A:H3'	10:AJ:13:HIS:HD2	1.67	0.60
2:AB:10:LEU:C	2:AB:12:GLU:H	2.05	0.60
3:AC:76:VAL:HG21	3:AC:103:VAL:HG11	1.83	0.60
3:AC:175:LEU:HD11	3:AC:201:TYR:HD2	1.66	0.60
4:AD:145:GLU:OE1	4:AD:182:LYS:HD2	2.01	0.60
4:AD:157:LEU:O	4:AD:161:ASN:ND2	2.34	0.60
5:AE:110:LEU:HD13	5:AE:118:ILE:HG21	1.83	0.60
11:AK:67:ASP:OD2	11:AK:71:LYS:HE3	2.01	0.60
13:AM:94:ARG:NH2	25:BA:887:A:H3'	2.17	0.60
18:AR:46:GLU:O	18:AR:85:LEU:HD13	2.01	0.60
22:AV:40:LYS:HA	22:AV:51:GLU:HA	1.84	0.60
25:BA:152:G:O2'	25:BA:153:C:H5'	2.02	0.60
25:BA:414:C:H2'	25:BA:415:A:C8	2.37	0.60
25:BA:2680:C:H5'	29:BE:189:PRO:HA	1.83	0.60
25:BA:2882:A:H2'	25:BA:2883:A:O5'	2.02	0.60
27:BC:40:GLU:HB3	27:BC:218:THR:HB	1.84	0.60
27:BC:86:GLU:OE1	27:BC:150:ILE:HG22	2.00	0.60
31:BG:132:ASN:OD1	31:BG:158:ALA:HB2	2.02	0.60
32:BH:39:PRO:C	32:BH:40:GLU:HG2	2.22	0.60
32:BH:86:GLU:N	32:BH:86:GLU:OE1	2.34	0.60
33:BI:113:ARG:HD3	33:BI:131:LYS:H	1.65	0.60
36:BP:7:ARG:HD3	36:BP:7:ARG:C	2.21	0.60
39:BS:85:VAL:O	39:BS:106:ARG:HG2	2.01	0.60
2:CB:121:LEU:O	2:CB:121:LEU:HD23	2.01	0.60
8:CH:69:ARG:NH1	8:CH:75:ARG:O	2.33	0.60
9:CI:22:GLY:HA3	9:CI:60:ASP:OD2	2.02	0.60
11:CK:122:LYS:O	11:CK:126:ARG:HG3	2.02	0.60
20:CT:51:GLU:O	20:CT:55:ILE:HG12	2.01	0.60
20:CT:60:GLU:O	20:CT:63:ILE:HB	2.02	0.60
22:CV:172:LYS:HB2	22:CV:181:VAL:CG2	2.32	0.60
25:DA:1234:U:O2'	25:DA:1235:G:H5'	2.01	0.60
25:DA:1416:G:N2	25:DA:1583:A:H1'	2.17	0.60
25:DA:1773:A:C2'	25:DA:1774:C:H5'	2.31	0.60
25:DA:2522:U:C2'	25:DA:2523:G:H5'	2.32	0.60
35:DO:9:GLU:O	35:DO:83:ALA:HA	2.00	0.60
36:DP:96:THR:HG22	36:DP:126:VAL:CB	2.30	0.60
41:DU:44:ASN:ND2	42:DV:75:PHE:HB3	2.16	0.60
45:DY:46:LYS:HB3	45:DY:47:LYS:CE	2.31	0.60
46:DZ:108:ALA:O	46:DZ:110:VAL:N	2.34	0.60
1:AA:177:C:H2'	1:AA:178:C:H6	1.67	0.60

Continued on next page...

Continued from previous page...

Atom-1	Atom-2	Interatomic distance (Å)	Clash overlap (Å)
1:AA:589:C:O2'	1:AA:590:C:H5'	2.00	0.60
2:AB:24:TRP:NE1	2:AB:26:PRO:HD3	2.16	0.60
3:AC:37:GLN:C	3:AC:37:GLN:HE21	2.05	0.60
6:AF:42:GLU:C	6:AF:44:GLY:H	2.03	0.60
16:AP:57:ARG:NH1	16:AP:79:VAL:O	2.35	0.60
19:AS:28:LYS:HD2	19:AS:29:ARG:CZ	2.32	0.60
25:BA:483:A:H4'	45:BY:49:VAL:HG13	1.82	0.60
25:BA:795:C:H2'	25:BA:796:C:H6	1.65	0.60
25:BA:2750:A:H1'	25:BA:2752:C:H41	1.66	0.60
32:BH:91:GLY:HA3	32:BH:94:TYR:CD2	2.35	0.60
32:BH:109:PHE:CE1	32:BH:152:ARG:NH2	2.70	0.60
32:BH:152:ARG:HB2	32:BH:162:ILE:HG13	1.83	0.60
35:BO:5:GLN:HE21	35:BO:20:MET:CE	2.14	0.60
43:BW:87:PRO:HA	43:BW:93:ALA:HA	1.84	0.60
47:B0:65:VAL:HG12	47:B0:66:VAL:N	2.16	0.60
1:CA:137:C:N4	1:CA:226:G:H1	1.99	0.60
1:CA:194:C:H2'	1:CA:195:A:H5"	1.82	0.60
1:CA:1391:U:H2'	1:CA:1392:G:H8	1.63	0.60
3:CC:70:VAL:O	3:CC:106:VAL:HG23	2.00	0.60
3:CC:108:ASN:HB3	3:CC:111:LEU:HB2	1.84	0.60
5:CE:135:THR:O	5:CE:138:ALA:HB3	2.01	0.60
7:CG:50:ILE:C	7:CG:54:THR:HG22	2.21	0.60
7:CG:113:GLU:CB	7:CG:119:ARG:HG2	2.32	0.60
20:CT:75:ASN:O	20:CT:78:ALA:HB3	2.01	0.60
25:DA:856:C:O2'	47:D0:69:PHE:HE1	1.84	0.60
25:DA:1817:G:H2'	25:DA:1818:U:H5'	1.83	0.60
25:DA:1968:G:H5'	25:DA:1969:A:OP1	2.01	0.60
25:DA:2105:C:H2'	25:DA:2106:G:H5"	1.82	0.60
29:DE:4:ILE:C	29:DE:5:LEU:HD23	2.22	0.60
29:DE:163:GLU:O	29:DE:165:VAL:HG23	2.02	0.60
34:DN:120:LEU:HD13	34:DN:120:LEU:O	2.01	0.60
40:DT:38:ASN:O	40:DT:39:ARG:C	2.39	0.60
40:DT:115:ARG:HE	40:DT:115:ARG:CA	2.14	0.60
41:DU:43:GLY:HA3	42:DV:73:SER:OG	2.02	0.60
41:DU:58:ARG:HA	41:DU:61:TRP:CE3	2.36	0.60
41:DU:90:VAL:CG2	42:DV:39:LEU:HG	2.29	0.60
43:DW:30:GLU:O	43:DW:33:ARG:HB2	2.01	0.60
44:DX:12:VAL:CG1	44:DX:27:THR:O	2.49	0.60
1:AA:221:C:H2'	1:AA:222:U:H6	1.66	0.60
1:AA:499:A:C4'	1:AA:500:G:H5'	2.30	0.60
1:AA:865:A:C2	1:AA:918:A:H4'	2.36	0.60

Continued on next page...

Continued from previous page...

Atom-1	Atom-2	Interatomic distance (Å)	Clash overlap (Å)
1:AA:1018:C:H2'	1:AA:1019:C:C6	2.36	0.60
2:AB:16:HIS:CD2	2:AB:210:SER:HA	2.34	0.60
2:AB:22:LYS:H	2:AB:40:HIS:CE1	2.20	0.60
6:AF:87:ARG:O	6:AF:88:VAL:HG23	2.02	0.60
7:AG:21:VAL:HG23	7:AG:22:LEU:H	1.65	0.60
9:AI:118:LYS:O	9:AI:119:ALA:HB3	2.02	0.60
11:AK:12:ARG:NE	11:AK:14:VAL:HG12	2.16	0.60
18:AR:44:LEU:HA	18:AR:49:LYS:O	2.02	0.60
19:AS:5:LEU:CD1	19:AS:9:VAL:HA	2.32	0.60
22:AV:67:THR:H	23:AW:17(B):U:H3	1.49	0.60
25:BA:2115:G:N2	25:BA:2117:A:C2	2.69	0.60
25:BA:2668:G:O2'	25:BA:2669:G:H5'	2.02	0.60
28:BD:97:TYR:CE1	28:BD:103:ARG:HG3	2.37	0.60
29:BE:179:GLU:O	29:BE:180:ASN:HB2	2.02	0.60
30:BF:65:TRP:CZ3	30:BF:72:ARG:HB2	2.36	0.60
34:BN:97:ARG:O	34:BN:101:HIS:HB2	2.01	0.60
36:BP:39:LYS:HE2	36:BP:39:LYS:HA	1.82	0.60
37:BQ:51:ARG:HH11	37:BQ:51:ARG:CB	2.13	0.60
37:BQ:54:MET:HG2	37:BQ:64:ILE:HD11	1.83	0.60
40:BT:114:LEU:O	40:BT:115:ARG:O	2.20	0.60
42:BV:35:LEU:C	42:BV:37:VAL:N	2.53	0.60
50:B3:35:ARG:HG2	50:B3:37:LEU:HD21	1.83	0.60
1:CA:125:U:H2'	1:CA:126:G:H8	1.66	0.60
1:CA:1005:A:H4'	1:CA:1037:C:O2'	2.02	0.60
1:CA:1372:U:H5"	9:CI:71:SER:CB	2.32	0.60
3:CC:6:HIS:CB	14:CN:49:HIS:HB3	2.30	0.60
3:CC:64:VAL:HG22	3:CC:99:VAL:HA	1.83	0.60
4:CD:19:LEU:HG	4:CD:21:LEU:HD21	1.84	0.60
7:CG:18:TYR:HB3	7:CG:59:LEU:HD12	1.83	0.60
10:CJ:7:LYS:O	10:CJ:96:ILE:HA	2.01	0.60
25:DA:335:C:O2'	25:DA:336:C:H5'	2.01	0.60
25:DA:1042:G:H2'	25:DA:1042:G:N3	2.16	0.60
25:DA:1116:C:H2'	25:DA:1117:G:H8	1.66	0.60
25:DA:1899:G:O2'	25:DA:1900:A:H5"	2.01	0.60
25:DA:1917:U:O2'	25:DA:1918:A:H5'	2.01	0.60
25:DA:2245:U:H5'	25:DA:2246:G:C5'	2.26	0.60
25:DA:2305:A:C3'	25:DA:2306:C:H5"	2.31	0.60
27:DC:193:PHE:CZ	27:DC:197:LEU:HD13	2.37	0.60
28:DD:244:ARG:CG	28:DD:245:PRO:HG3	2.29	0.60
29:DE:101:ARG:NE	29:DE:169:ASN:ND2	2.49	0.60
36:DP:143:GLY:C	36:DP:145:PRO:HD3	2.21	0.60

Continued on next page...

Continued from previous page...

Atom-1	Atom-2	Interatomic distance (Å)	Clash overlap (Å)
40:DT:17:THR:HG23	40:DT:18:ASP:H	1.65	0.60
41:DU:89:GLU:O	41:DU:89:GLU:HG3	2.01	0.60
45:DY:2:ARG:CD	45:DY:3:VAL:H	2.15	0.60
52:D5:33:CYS:SG	52:D5:35:GLU:O	2.60	0.60
2:AB:127:ILE:CA	2:AB:130:ARG:HG3	2.31	0.60
2:AB:162:ILE:HD11	2:AB:184:VAL:HG13	1.83	0.60
6:AF:72:VAL:HG13	6:AF:73:ASN:H	1.67	0.60
8:AH:15:ASN:O	8:AH:19:VAL:HG13	2.01	0.60
10:AJ:63:PHE:HA	14:AN:59:ALA:H	1.67	0.60
11:AK:19:ALA:CB	11:AK:32:ILE:HG22	2.32	0.60
12:AL:5:ASN:OD1	17:AQ:34:LYS:HE2	2.01	0.60
20:AT:50:GLU:CB	20:AT:100:ILE:HG12	2.32	0.60
25:BA:1721:G:H8	25:BA:1741:A:H62	1.50	0.60
25:BA:1773:A:C2'	25:BA:1774:C:H5'	2.31	0.60
25:BA:1798:U:H5"	28:BD:259:THR:HG22	1.84	0.60
25:BA:1907:G:H2'	25:BA:1908:C:C6	2.37	0.60
25:BA:2803:C:H4'	25:BA:2803:C:OP1	2.00	0.60
28:BD:26:LYS:NZ	28:BD:82:ILE:HB	2.17	0.60
28:BD:142:VAL:HG21	28:BD:191:ALA:CB	2.32	0.60
29:BE:73:GLU:HG3	29:BE:74:PRO:HD2	1.83	0.60
41:BU:61:TRP:HB3	41:BU:93:LYS:HB3	1.82	0.60
45:BY:9:LYS:HA	45:BY:30:VAL:HG21	1.84	0.60
45:BY:27:VAL:CA	45:BY:28:LYS:HZ2	2.14	0.60
1:CA:1010:G:H2'	1:CA:1011:G:C8	2.36	0.60
13:CM:93:ARG:C	13:CM:94:ARG:HD2	2.22	0.60
25:DA:1204:A:H1'	25:DA:1206:G:C5	2.37	0.60
25:DA:2807:G:H2'	25:DA:2808:U:H5"	1.83	0.60
25:DA:2838:G:C1'	38:DR:45:ARG:HH12	2.14	0.60
29:DE:39:PRO:HA	29:DE:43:GLY:CA	2.31	0.60
30:DF:111:ALA:HA	30:DF:202:PHE:HZ	1.67	0.60
31:DG:17:PRO:O	31:DG:20:ILE:N	2.33	0.60
36:DP:147:LEU:HG	36:DP:148:LEU:H	1.66	0.60
39:DS:54:LEU:C	39:DS:56:LEU:H	2.05	0.60
45:DY:8:LYS:C	45:DY:9:LYS:HG2	2.20	0.60
45:DY:37:VAL:O	45:DY:66:PRO:HA	2.01	0.60
47:D0:70:GLN:HE21	47:D0:80:HIS:HE2	1.47	0.60
49:D2:64:LEU:O	49:D2:67:LYS:HB2	2.02	0.60
50:D3:1:MET:H3	50:D3:2:PRO:HD3	1.64	0.60
50:D3:7:LYS:HE2	50:D3:32:GLN:HA	1.84	0.60
1:AA:356:A:H2'	1:AA:357:G:C5'	2.31	0.60
1:AA:908:A:H2'	1:AA:909:A:C8	2.37	0.60

Continued on next page...

Continued from previous page...

Atom-1	Atom-2	Interatomic distance (Å)	Clash overlap (Å)
11:AK:48:ILE:HD11	11:AK:64:ALA:HA	1.84	0.60
25:BA:665:C:O2'	25:BA:666:G:H5'	2.02	0.60
25:BA:779:U:P	28:BD:49:ILE:HG22	2.42	0.60
25:BA:1721:G:H5'	25:BA:1722:A:OP2	2.02	0.60
25:BA:2632:A:C2	29:BE:61:ARG:HD3	2.37	0.60
26:BB:106:G:H5'	46:BZ:30:ARG:HB2	1.83	0.60
27:BC:45:HIS:CE1	27:BC:173:HIS:HB3	2.36	0.60
27:BC:198:GLU:HG2	27:BC:210:LEU:HD11	1.83	0.60
30:BF:125:LEU:HD11	30:BF:199:TRP:CD1	2.37	0.60
31:BG:115:ARG:HH11	31:BG:136:ARG:HD3	1.67	0.60
39:BS:67:ARG:HH12	39:BS:100:ALA:HB3	1.66	0.60
40:BT:70:VAL:HG12	40:BT:71:GLY:O	2.01	0.60
40:BT:106:SER:C	40:BT:107:ASP:OD1	2.40	0.60
42:BV:4:ILE:HD12	42:BV:40:LEU:HD12	1.82	0.60
42:BV:19:LYS:CG	42:BV:20:LEU:O	2.43	0.60
52:B5:54:GLY:N	52:B5:56:LYS:NZ	2.49	0.60
1:CA:9:G:O2'	1:CA:10:A:H5'	2.02	0.60
1:CA:1060:C:H4'	10:CJ:51:ARG:HB3	1.84	0.60
2:CB:98:LEU:HB2	2:CB:101:MET:CE	2.32	0.60
5:CE:31:LEU:HD11	5:CE:43:LEU:CD1	2.31	0.60
5:CE:103:GLY:O	5:CE:107:ARG:HB3	2.02	0.60
9:CI:8:GLY:O	9:CI:9:ARG:HB2	2.02	0.60
10:CJ:5:ARG:HG2	10:CJ:99:LYS:HB2	1.84	0.60
13:CM:4:ILE:CD1	13:CM:10:PRO:HG3	2.32	0.60
19:CS:6:LYS:H	19:CS:6:LYS:CE	2.13	0.60
20:CT:100:ILE:HD12	20:CT:100:ILE:N	2.16	0.60
25:DA:213:A:O2'	25:DA:214:G:H5'	2.02	0.60
25:DA:286:C:C2'	25:DA:287:C:C5'	2.80	0.60
25:DA:824:A:H2'	25:DA:825:C:C6	2.36	0.60
25:DA:1902:C:H4'	28:DD:244:ARG:HA	1.84	0.60
25:DA:1910:G:O2'	25:DA:1911:U:H5'	2.02	0.60
25:DA:2183:C:OP2	25:DA:2183:C:H3'	2.02	0.60
25:DA:2412:A:H2'	25:DA:2413:G:O4'	2.01	0.60
25:DA:2474:C:O2	25:DA:2474:C:C2'	2.49	0.60
25:DA:2540:C:O2'	25:DA:2541:A:H5'	2.02	0.60
27:DC:182:PRO:HD2	27:DC:185:LYS:HB2	1.84	0.60
27:DC:216:THR:HG23	27:DC:220:GLY:O	2.02	0.60
30:DF:63:LYS:NZ	30:DF:67:GLN:HB2	2.17	0.60
34:DN:67:LEU:O	34:DN:68:GLU:HB2	2.02	0.60
41:DU:79:PHE:CE2	41:DU:83:LEU:HD22	2.36	0.60
1:AA:376:G:O3'	16:AP:5:ARG:HD2	2.01	0.60

Continued on next page...

Continued from previous page...

Atom-1	Atom-2	Interatomic distance (Å)	Clash overlap (Å)
1:AA:413:G:H1'	1:AA:428:G:H21	1.67	0.60
1:AA:1316:G:H2'	1:AA:1317:C:H5"	1.84	0.60
1:AA:1333:A:H2'	1:AA:1334:G:O4'	2.02	0.60
4:AD:11:LEU:CD1	4:AD:66:ARG:HD3	2.31	0.60
12:AL:107:VAL:CG2	12:AL:117:TYR:HB3	2.32	0.60
13:AM:91:ARG:CB	13:AM:98:VAL:HG22	2.32	0.60
15:AO:82:ILE:HD13	15:AO:82:ILE:C	2.21	0.60
20:AT:67:ALA:HA	20:AT:72:LEU:O	2.01	0.60
25:BA:61:G:H1	25:BA:94:C:N4	1.99	0.60
25:BA:141:A:C8	25:BA:1408:C:O2'	2.54	0.60
25:BA:507:A:H5"	25:BA:508:G:C5'	2.31	0.60
25:BA:881:G:N2	25:BA:895:U:O2	2.25	0.60
25:BA:1246:A:O2'	25:BA:1247:A:H5'	2.02	0.60
25:BA:1410:G:O2'	25:BA:1411:C:H5'	2.01	0.60
25:BA:1854:A:H62	25:BA:1888:G:H8	1.48	0.60
25:BA:2344:U:H4'	25:BA:2345:G:OP1	2.02	0.60
27:BC:42:VAL:HG21	27:BC:186:LEU:CD1	2.31	0.60
29:BE:119:ARG:HG2	29:BE:160:TYR:CB	2.30	0.60
30:BF:3:GLU:CB	30:BF:24:LEU:HG	2.31	0.60
36:BP:112:LEU:HD13	36:BP:112:LEU:C	2.22	0.60
39:BS:67:ARG:HH12	39:BS:100:ALA:CB	2.15	0.60
39:BS:90:GLY:C	39:BS:92:TYR:H	2.05	0.60
40:BT:3:ARG:C	40:BT:5:ALA:N	2.55	0.60
49:B2:43:GLN:O	49:B2:44:LEU:HD23	2.02	0.60
53:B6:36:LEU:HD12	53:B6:48:VAL:HG11	1.83	0.60
1:CA:149:A:H2'	1:CA:150:C:C6	2.36	0.60
1:CA:412:A:H4'	1:CA:413:G:O5'	2.01	0.60
1:CA:1020:U:O2	1:CA:1020:U:H2'	2.01	0.60
1:CA:1363(A):A:H2'	1:CA:1363(A):A:N3	2.16	0.60
2:CB:96:ARG:HD2	2:CB:96:ARG:H	1.67	0.60
3:CC:130:VAL:O	3:CC:134:ILE:HG12	2.01	0.60
6:CF:61:LEU:O	6:CF:62:TRP:CB	2.49	0.60
10:CJ:54:PHE:CD1	10:CJ:55:LYS:HE3	2.37	0.60
13:CM:66:LEU:HA	13:CM:70:LEU:HD12	1.83	0.60
25:DA:61:G:H5'	49:D2:50:ILE:HD12	1.83	0.60
25:DA:272(I):U:H5"	25:DA:272(J):C:OP1	2.02	0.60
25:DA:609:A:H2'	25:DA:610:G:O4'	2.02	0.60
25:DA:2808:U:O2'	25:DA:2809:A:H5'	2.02	0.60
40:DT:28:VAL:CG2	40:DT:46:GLU:HG3	2.32	0.60
46:DZ:29:ASN:O	46:DZ:29:ASN:CG	2.40	0.60
55:D8:49:VAL:O	55:D8:53:PRO:HG3	2.01	0.60

Continued on next page...

Continued from previous page...

Atom-1	Atom-2	Interatomic distance (Å)	Clash overlap (Å)
55:D8:50:LEU:O	55:D8:51:ALA:HB3	2.02	0.60
1:AA:47:C:O2'	1:AA:48:C:C5'	2.49	0.59
1:AA:1015:A:H2'	1:AA:1016:A:C8	2.37	0.59
1:AA:1018:C:H2'	1:AA:1019:C:H6	1.67	0.59
1:AA:1148:U:O2'	1:AA:1149:C:H5'	2.02	0.59
2:AB:101:MET:O	2:AB:105:PHE:HA	2.02	0.59
8:AH:87:SER:HA	8:AH:93:VAL:CG2	2.30	0.59
8:AH:98:LYS:C	8:AH:99:GLU:HG3	2.21	0.59
9:AI:4:TYR:HB2	9:AI:19:LEU:HD12	1.84	0.59
9:AI:20:ARG:O	9:AI:59:PHE:HA	2.02	0.59
10:AJ:29:ARG:HH22	10:AJ:80:LYS:CD	2.15	0.59
10:AJ:49:VAL:HG23	14:AN:41:ARG:HB2	1.83	0.59
17:AQ:45:HIS:HB2	17:AQ:65:ILE:HD13	1.83	0.59
25:BA:458:G:O2'	54:B7:39:ARG:HD3	2.02	0.59
25:BA:890:A:H2'	25:BA:892:G:C8	2.37	0.59
25:BA:1312:U:OP1	44:BX:63:LYS:HD2	2.02	0.59
25:BA:2331:G:C4'	47:B0:41:GLY:HA3	2.32	0.59
30:BF:2:LYS:N	30:BF:2:LYS:HD3	2.16	0.59
33:BI:79:ILE:HB	33:BI:142:VAL:HA	1.84	0.59
34:BN:125:GLY:HA3	34:BN:126:PRO:O	2.02	0.59
36:BP:26:GLY:HA2	36:BP:30:THR:CG2	2.31	0.59
36:BP:112:LEU:HD22	36:BP:113:LYS:H	1.66	0.59
36:BP:132:LYS:O	36:BP:136:GLU:HG2	2.02	0.59
40:BT:28:VAL:HG22	40:BT:46:GLU:C	2.21	0.59
41:BU:39:LEU:O	41:BU:40:PHE:C	2.40	0.59
42:BV:1:MET:HB2	42:BV:99:ILE:CG1	2.32	0.59
42:BV:21:ARG:HD3	42:BV:21:ARG:H	1.67	0.59
44:BX:56:THR:HG22	44:BX:79:ALA:CB	2.30	0.59
48:B1:8:SER:OG	48:B1:10:LYS:HG3	2.01	0.59
1:CA:386:C:C2'	1:CA:387:U:H5'	2.31	0.59
1:CA:568:G:O6	12:CL:2:PRO:HD3	2.02	0.59
1:CA:1366:C:H2'	1:CA:1367:C:H6	1.65	0.59
4:CD:108:LEU:HD12	4:CD:174:LEU:HD13	1.83	0.59
9:CI:11:LYS:O	9:CI:12:GLU:HB2	2.02	0.59
17:CQ:22:LEU:CD1	17:CQ:41:LYS:HG2	2.29	0.59
25:DA:534:U:O2'	41:DU:49:HIS:CD2	2.55	0.59
25:DA:543:C:C2'	25:DA:545:G:C5'	2.73	0.59
25:DA:1019:U:H3	25:DA:1142(A):A:H62	1.49	0.59
25:DA:1668:A:O4'	25:DA:1669:A:C2	2.54	0.59
25:DA:1866:C:H2'	25:DA:1876:A:O4'	2.01	0.59
25:DA:2218:U:H2'	25:DA:2219:G:H5'	1.84	0.59

Continued on next page...

Continued from previous page...

Atom-1	Atom-2	Interatomic distance (Å)	Clash overlap (Å)
31:DG:174:GLU:HA	31:DG:178:PHE:HB2	1.84	0.59
32:DH:58:GLU:O	32:DH:62:LYS:HG3	2.02	0.59
32:DH:85:LYS:HZ2	32:DH:133:VAL:CG2	2.12	0.59
33:DI:83:ALA:HB1	33:DI:88:ILE:HA	1.82	0.59
36:DP:58:THR:O	36:DP:60:MET:N	2.35	0.59
36:DP:122:PRO:HG3	36:DP:141:ALA:O	2.00	0.59
43:DW:90:ARG:HG3	43:DW:90:ARG:HH11	1.67	0.59
45:DY:28:LYS:CB	45:DY:38:ILE:H	2.09	0.59
50:D3:1:MET:HG3	50:D3:39:ASP:O	2.01	0.59
50:D3:56:VAL:HG12	50:D3:57:GLU:N	2.17	0.59
54:D7:35:ARG:NH1	54:D7:42:LEU:HD11	2.17	0.59
1:AA:411:A:N6	1:AA:413:G:H21	1.99	0.59
1:AA:530:G:N2	1:AA:1492:A:H61	1.99	0.59
1:AA:777:A:H2'	1:AA:778:G:C8	2.37	0.59
2:AB:36:ARG:N	2:AB:36:ARG:NE	2.50	0.59
5:AE:100:VAL:HG23	5:AE:116:THR:O	2.02	0.59
10:AJ:4:ILE:HG22	10:AJ:5:ARG:N	2.17	0.59
13:AM:79:LYS:O	13:AM:82:MET:N	2.35	0.59
16:AP:28:ARG:HG2	16:AP:29:ASP:OD2	2.02	0.59
25:BA:2170:A:H5'	27:BC:135:ARG:HH12	1.67	0.59
25:BA:2202:C:H2'	25:BA:2203:U:O4'	2.01	0.59
25:BA:2529:G:OP2	25:BA:2530:A:H5"	2.02	0.59
25:BA:2584:U:O2	25:BA:2585:U:C4	2.56	0.59
26:BB:78:A:H2'	26:BB:79:C:O4'	2.02	0.59
27:BC:117:THR:HA	27:BC:147:GLY:O	2.01	0.59
29:BE:92:THR:H	29:BE:95:ILE:HD13	1.65	0.59
29:BE:175:VAL:O	29:BE:175:VAL:HG23	2.01	0.59
30:BF:3:GLU:CA	30:BF:24:LEU:HB3	2.28	0.59
32:BH:137:ASP:OD1	32:BH:138:LYS:N	2.35	0.59
35:BO:12:ASP:HA	35:BO:97:ARG:O	2.02	0.59
36:BP:10:PRO:O	36:BP:11:GLY:O	2.19	0.59
36:BP:62:LEU:N	36:BP:62:LEU:CD1	2.59	0.59
43:BW:1:MET:HE2	43:BW:2:GLU:O	2.03	0.59
52:B5:16:ARG:HD2	52:B5:20:ARG:NH1	2.16	0.59
1:CA:90:U:OP1	1:CA:91:C:H5"	2.01	0.59
1:CA:91:C:H2'	1:CA:92:C:O5'	2.02	0.59
1:CA:141:A:H1'	1:CA:182:U:O2	2.02	0.59
1:CA:302:G:N3	1:CA:556:C:H4'	2.17	0.59
1:CA:433:C:O2'	1:CA:434:U:H5'	2.01	0.59
1:CA:582:U:OP1	15:CO:68:ARG:NH2	2.35	0.59
4:CD:135:LEU:HD22	4:CD:135:LEU:H	1.67	0.59

Continued on next page...

Continued from previous page...

Atom-1	Atom-2	Interatomic distance (Å)	Clash overlap (Å)
8:CH:31:PHE:HZ	8:CH:134:ILE:HD11	1.67	0.59
9:CI:18:PHE:O	9:CI:19:LEU:HD23	2.03	0.59
9:CI:53:VAL:O	9:CI:54:ASP:HB2	2.01	0.59
16:CP:70:ALA:O	16:CP:74:LEU:HD12	2.02	0.59
23:CW:10:G:N2	23:CW:26:G:H1'	2.16	0.59
25:DA:1012:U:O4	34:DN:28:THR:HG21	2.02	0.59
25:DA:1474:C:H2'	25:DA:1475:G:O4'	2.02	0.59
25:DA:2069:G:C2'	25:DA:2070:G:H5'	2.30	0.59
25:DA:2115:G:H22	25:DA:2119:A:P	2.26	0.59
25:DA:2581:G:O2'	25:DA:2582:G:OP2	2.17	0.59
28:DD:165:ILE:HG23	28:DD:173:VAL:HG21	1.85	0.59
31:DG:70:VAL:O	31:DG:70:VAL:HG23	2.02	0.59
38:DR:44:LEU:HD13	38:DR:44:LEU:C	2.22	0.59
38:DR:58:GLY:O	38:DR:59:ASP:O	2.20	0.59
38:DR:97:VAL:HA	38:DR:113:LEU:O	2.02	0.59
44:DX:29:TRP:CZ3	44:DX:78:LYS:HD3	2.37	0.59
45:DY:6:HIS:CE1	45:DY:30:VAL:HG11	2.37	0.59
50:D3:4:LEU:HD11	50:D3:56:VAL:HG13	1.84	0.59
53:D6:20:ASN:ND2	53:D6:21:TYR:N	2.49	0.59
55:D8:50:LEU:C	55:D8:53:PRO:HD2	2.22	0.59
56:D9:26:ILE:HD12	56:D9:26:ILE:H	1.67	0.59
1:AA:521:G:O2'	1:AA:522:C:H5'	2.02	0.59
1:AA:831:U:H2'	1:AA:832:C:C6	2.36	0.59
1:AA:1002:G:N2	1:AA:1039:C:O2	2.35	0.59
1:AA:1121:U:H3	1:AA:1152:A:H61	1.51	0.59
1:AA:1148:U:H2'	1:AA:1149:C:O4'	2.02	0.59
1:AA:1270:C:O2'	1:AA:1271:G:H5'	2.02	0.59
2:AB:28:PHE:CD1	2:AB:28:PHE:O	2.55	0.59
2:AB:178:ARG:HG2	2:AB:178:ARG:NH1	2.16	0.59
5:AE:70:PRO:HB3	5:AE:144:THR:CG2	2.31	0.59
6:AF:61:LEU:HB3	6:AF:63:TYR:HE2	1.67	0.59
10:AJ:96:ILE:H	10:AJ:96:ILE:HD13	1.67	0.59
14:AN:25:VAL:HG23	14:AN:38:GLY:O	2.02	0.59
14:AN:32:SER:O	14:AN:40:CYS:HA	2.02	0.59
16:AP:58:TYR:C	16:AP:58:TYR:CD1	2.75	0.59
19:AS:33:THR:HG21	19:AS:49:ILE:HG22	1.84	0.59
22:AV:153:LEU:CD2	22:AV:159:VAL:HG12	2.32	0.59
25:BA:1451:C:N3	25:BA:1459:G:O6	2.35	0.59
25:BA:2261:C:O2'	25:BA:2262:U:H5'	2.02	0.59
27:BC:60:ARG:CZ	27:BC:165:ARG:HD2	2.33	0.59
44:BX:63:LYS:HB3	44:BX:72:LYS:HE3	1.84	0.59

Continued on next page...

Continued from previous page...

Atom-1	Atom-2	Interatomic distance (Å)	Clash overlap (Å)
45:BY:39:VAL:HG12	45:BY:40:GLU:N	2.17	0.59
47:B0:54:ARG:CZ	47:B0:54:ARG:CB	2.80	0.59
1:CA:64:G:H4'	1:CA:65:U:H5"	1.82	0.59
1:CA:1033:G:H8	1:CA:1033:G:O5'	1.86	0.59
1:CA:1141:C:H2'	1:CA:1142:G:C8	2.37	0.59
1:CA:1502:A:H2	1:CA:1505:G:H1	1.49	0.59
2:CB:124:SER:OG	2:CB:125:PRO:HD2	2.02	0.59
2:CB:125:PRO:O	2:CB:128:GLU:HB2	2.03	0.59
8:CH:4:ASP:OD2	8:CH:6:ILE:HD13	2.02	0.59
12:CL:44:LYS:CB	12:CL:45:PRO:HD3	2.31	0.59
20:CT:12:ALA:C	20:CT:14:LYS:N	2.54	0.59
22:CV:7:LEU:O	22:CV:25:TYR:CD1	2.55	0.59
25:DA:729:G:N7	28:DD:209:ALA:HB3	2.17	0.59
27:DC:85:LYS:HA	27:DC:88:GLU:HG3	1.84	0.59
30:DF:20:LEU:O	30:DF:24:LEU:HB2	2.01	0.59
30:DF:66:PRO:O	30:DF:67:GLN:HB3	2.03	0.59
31:DG:43:LEU:N	31:DG:43:LEU:HD13	2.18	0.59
46:DZ:127:VAL:CG2	46:DZ:128:SER:H	2.03	0.59
1:AA:161:A:H2'	1:AA:162:A:C8	2.36	0.59
1:AA:978:A:H61	1:AA:1316:G:H21	1.50	0.59
2:AB:35:GLU:HA	2:AB:39:ILE:O	2.02	0.59
2:AB:98:LEU:O	2:AB:101:MET:HG3	2.02	0.59
3:AC:54:ARG:CG	3:AC:55:VAL:H	2.14	0.59
5:AE:11:ILE:CD1	5:AE:33:VAL:HG23	2.26	0.59
8:AH:53:VAL:HG12	8:AH:54:ASP:OD2	2.02	0.59
20:AT:50:GLU:HA	20:AT:100:ILE:HG12	1.84	0.59
25:BA:186:G:O2'	25:BA:187:G:H5'	2.01	0.59
25:BA:309:G:O3'	45:BY:18:GLY:HA2	2.03	0.59
25:BA:556:G:H2'	25:BA:557:U:C6	2.38	0.59
25:BA:1403:C:H5"	25:BA:1471:A:H1'	1.84	0.59
25:BA:1757:U:H3'	25:BA:1758:G:H5"	1.83	0.59
25:BA:2672:G:H3'	25:BA:2673:G:H5"	1.84	0.59
27:BC:8:TYR:O	27:BC:11:LEU:HB3	2.02	0.59
28:BD:28:GLU:CD	28:BD:28:GLU:N	2.56	0.59
30:BF:64:ILE:HD12	30:BF:78:ILE:HG22	1.85	0.59
31:BG:63:ILE:HA	31:BG:143:GLU:CG	2.28	0.59
31:BG:76:SER:HB3	31:BG:84:LYS:N	2.18	0.59
33:BI:113:ARG:CD	33:BI:131:LYS:H	2.16	0.59
39:BS:35:ILE:H	39:BS:53:SER:CB	2.15	0.59
44:BX:10:ALA:HB1	44:BX:11:PRO:HD2	1.85	0.59
45:BY:13:VAL:HG12	45:BY:74:PRO:CA	2.30	0.59

Continued on next page...

Continued from previous page...

Atom-1	Atom-2	Interatomic distance (Å)	Clash overlap (Å)
46:BZ:23:LEU:HD21	46:BZ:85:VAL:HG13	1.85	0.59
48:B1:78:LYS:O	48:B1:80:LEU:N	2.35	0.59
1:CA:407:G:O2'	4:CD:116:GLN:HG3	2.02	0.59
1:CA:609:A:C2'	1:CA:610:G:H5'	2.32	0.59
1:CA:1033:G:H3'	1:CA:1034:G:H5'	1.80	0.59
1:CA:1036:G:H3'	1:CA:1037:C:C6	2.37	0.59
1:CA:1131:G:H1	1:CA:1143:G:H21	1.51	0.59
1:CA:1218:C:H2'	1:CA:1219:U:C6	2.37	0.59
1:CA:1277:C:C2'	1:CA:1278:U:C5'	2.80	0.59
1:CA:1320:C:C2	19:CS:72:GLY:HA3	2.37	0.59
1:CA:1363:C:H5'	1:CA:1363(A):A:O5'	2.01	0.59
3:CC:189:ALA:O	3:CC:191:THR:HG23	2.02	0.59
4:CD:166:LYS:HG2	4:CD:178:VAL:HG11	1.85	0.59
8:CH:20:TYR:HA	8:CH:65:TYR:CZ	2.37	0.59
18:CR:71:LYS:HA	18:CR:74:ARG:HD3	1.84	0.59
25:DA:976:C:H42	25:DA:987:G:H1	1.49	0.59
25:DA:1359:A:H2'	25:DA:1360:A:C5'	2.19	0.59
25:DA:1568:G:P	28:DD:63:ARG:HH22	2.25	0.59
25:DA:1684:C:H2'	25:DA:1685:C:C6	2.36	0.59
25:DA:2751:G:H3'	25:DA:2752:C:C6	2.37	0.59
31:DG:47:LYS:NZ	31:DG:82:LEU:HD12	2.17	0.59
31:DG:64:THR:OG1	31:DG:94:LEU:HD21	2.02	0.59
34:DN:58:ASP:C	34:DN:60:ILE:H	2.05	0.59
35:DO:11:ALA:O	35:DO:98:VAL:HA	2.02	0.59
38:DR:24:GLN:HB2	38:DR:44:LEU:HD23	1.84	0.59
38:DR:75:LEU:HD13	38:DR:75:LEU:O	2.01	0.59
40:DT:8:LYS:O	40:DT:11:GLU:OE2	2.20	0.59
40:DT:28:VAL:HG11	40:DT:46:GLU:HG3	1.84	0.59
40:DT:34:VAL:HG13	40:DT:39:ARG:HG3	1.82	0.59
41:DU:27:LEU:HB3	41:DU:31:SER:HB3	1.85	0.59
44:DX:8:ILE:HD12	44:DX:8:ILE:H	1.67	0.59
44:DX:29:TRP:CZ3	44:DX:78:LYS:HB3	2.37	0.59
45:DY:78:ALA:O	45:DY:79:CYS:HB3	2.01	0.59
45:DY:82:PRO:O	45:DY:96:ILE:HG22	2.02	0.59
1:AA:369:C:OP2	1:AA:388:G:N2	2.35	0.59
1:AA:1384:C:H2'	1:AA:1385:G:C8	2.38	0.59
1:AA:1489:G:O2'	1:AA:1490:C:H5'	2.02	0.59
3:AC:46:GLU:O	3:AC:47:LEU:CB	2.50	0.59
3:AC:182:ILE:HG23	3:AC:202:ILE:C	2.22	0.59
9:AI:31:GLN:HG2	9:AI:35:GLU:HB3	1.83	0.59
16:AP:49:LEU:HD12	16:AP:50:LYS:N	2.18	0.59

Continued on next page...

Continued from previous page...

Atom-1	Atom-2	Interatomic distance (Å)	Clash overlap (Å)
22:AV:161:VAL:HG12	22:AV:180:TYR:HB2	1.85	0.59
23:AW:76:A:H3'	25:BA:2602:A:N6	2.17	0.59
25:BA:1718:G:H2'	25:BA:1719:G:H5'	1.84	0.59
25:BA:2084:C:O2'	25:BA:2085:C:H5'	2.01	0.59
25:BA:2162:G:H2'	25:BA:2163:C:O4'	2.02	0.59
25:BA:2389:G:C5'	25:BA:2390:U:H5'	2.32	0.59
26:BB:8:U:O2'	39:BS:40:ILE:HD13	2.02	0.59
28:BD:108:PRO:HB3	28:BD:143:HIS:HE1	1.67	0.59
30:BF:149:ASP:OD2	30:BF:151:SER:HB2	2.02	0.59
32:BH:85:LYS:O	32:BH:132:ARG:HA	2.03	0.59
39:BS:35:ILE:HG22	39:BS:53:SER:HB2	1.84	0.59
41:BU:34:LYS:HE2	41:BU:34:LYS:HA	1.84	0.59
45:BY:27:VAL:HG12	45:BY:28:LYS:H	1.65	0.59
46:BZ:15:SER:HA	46:BZ:18:ARG:CD	2.31	0.59
47:B0:69:GLN:NE2	47:B0:79:HIS:NE2	2.49	0.59
1:CA:663:A:O2'	1:CA:664:G:H5'	2.02	0.59
1:CA:830:G:H2'	1:CA:831:U:O4'	2.02	0.59
1:CA:930:C:H2'	1:CA:931:C:C5'	2.32	0.59
1:CA:1053:G:C3'	1:CA:1054:C:H5'	2.32	0.59
1:CA:1096:C:H2'	1:CA:1097:C:H6	1.68	0.59
7:CG:75:VAL:HA	7:CG:88:PRO:HA	1.84	0.59
16:CP:58:TYR:C	16:CP:58:TYR:CD1	2.75	0.59
22:CV:127:VAL:N	22:CV:174:ASP:HA	2.16	0.59
23:CW:17(B):U:H4'	23:CW:18:G:OP1	2.01	0.59
25:DA:54:G:H2'	25:DA:55:G:H5"	1.85	0.59
25:DA:649:G:H2'	25:DA:650:C:H6	1.67	0.59
25:DA:742:G:H2'	25:DA:743:G:H8	1.67	0.59
25:DA:1171:G:H3'	25:DA:1173:G:C4'	2.32	0.59
25:DA:1482:G:H2'	25:DA:1484:G:C8	2.38	0.59
25:DA:1529:G:H3'	25:DA:1530:C:H5	1.68	0.59
25:DA:2165:G:H2'	25:DA:2166:G:C8	2.37	0.59
25:DA:2166:G:H2'	25:DA:2167:U:O4'	2.03	0.59
25:DA:2192:G:H2'	25:DA:2193:G:C5'	2.33	0.59
25:DA:2679:A:O2'	25:DA:2680:C:H5'	2.02	0.59
27:DC:74:ARG:HB3	27:DC:94:TYR:HE2	1.68	0.59
30:DF:3:GLU:HB2	30:DF:24:LEU:HG	1.84	0.59
33:DI:127:VAL:HA	33:DI:139:GLN:CB	2.32	0.59
37:DQ:85:LYS:HG3	47:D0:7:LEU:HB2	1.83	0.59
38:DR:22:ARG:O	38:DR:26:LYS:HG3	2.02	0.59
38:DR:29:LEU:HD23	38:DR:75:LEU:HD11	1.85	0.59
42:DV:66:ARG:O	42:DV:88:ARG:NH2	2.35	0.59

Continued on next page...

Continued from previous page...

Atom-1	Atom-2	Interatomic distance (Å)	Clash overlap (Å)
46:DZ:56:ILE:CG2	46:DZ:57:VAL:N	2.65	0.59
48:D1:82:LEU:O	48:D1:82:LEU:HD23	2.03	0.59
50:D3:10:LYS:HG3	50:D3:11:SER:N	2.16	0.59
53:D6:30:THR:CB	53:D6:31:PRO:CD	2.80	0.59
1:AA:113:G:H2'	1:AA:114:U:C6	2.37	0.59
1:AA:859:A:H2'	1:AA:860:A:O4'	2.03	0.59
1:AA:1111:A:H2'	1:AA:1112:C:H6	1.67	0.59
2:AB:115:LEU:CD1	2:AB:142:LEU:HD12	2.33	0.59
2:AB:164:VAL:HB	2:AB:186:ALA:CB	2.33	0.59
7:AG:6:ARG:HG2	7:AG:6:ARG:O	2.02	0.59
9:AI:53:VAL:CG1	9:AI:95:LYS:HE3	2.32	0.59
10:AJ:29:ARG:HH21	10:AJ:30:SER:HB3	1.68	0.59
10:AJ:34:VAL:HG22	10:AJ:74:ILE:HA	1.84	0.59
11:AK:111:ASP:HA	18:AR:84:LYS:CD	2.33	0.59
12:AL:32:GLY:HA3	12:AL:57:LEU:HD13	1.84	0.59
12:AL:37:VAL:HG12	12:AL:37:VAL:O	2.03	0.59
16:AP:55:ARG:O	16:AP:58:TYR:N	2.36	0.59
17:AQ:10:VAL:HG23	17:AQ:55:ASP:O	2.02	0.59
23:AW:62:C:H2'	23:AW:63:G:C8	2.37	0.59
25:BA:274:G:N3	25:BA:274:G:C3'	2.66	0.59
25:BA:773:U:H4'	28:BD:47:GLY:HA3	1.85	0.59
25:BA:1444:G:H2'	25:BA:1445(A):C:C5	2.37	0.59
25:BA:1839:G:H5'	25:BA:1839:G:C8	2.37	0.59
26:BB:55:U:O2'	26:BB:56:G:H5'	2.03	0.59
27:BC:164:PHE:C	27:BC:172:ILE:HD11	2.23	0.59
28:BD:65:ILE:HD13	28:BD:65:ILE:N	2.17	0.59
28:BD:223:GLY:HA3	28:BD:231:HIS:CE1	2.38	0.59
32:BH:12:PRO:CD	32:BH:49:VAL:HA	2.33	0.59
36:BP:62:LEU:H	36:BP:62:LEU:CD1	1.93	0.59
36:BP:107:LYS:C	36:BP:109:GLY:H	2.05	0.59
40:BT:106:SER:CB	40:BT:110:ILE:HD11	2.33	0.59
45:BY:87:LYS:CG	45:BY:88:LYS:H	2.05	0.59
48:B1:56:GLN:NE2	48:B1:85:LEU:HD23	2.16	0.59
1:CA:79:G:H1'	1:CA:80:G:P	2.43	0.59
1:CA:234:C:H2'	1:CA:235:C:H6	1.67	0.59
1:CA:323:U:H5'	20:CT:23:ARG:HB2	1.84	0.59
1:CA:491:G:H2'	1:CA:492:G:H8	1.68	0.59
1:CA:590:C:H2'	1:CA:591:U:H6	1.68	0.59
1:CA:1066:C:H5'	1:CA:1067:A:OP2	2.03	0.59
1:CA:1261:A:H4'	1:CA:1283:G:H5"	1.84	0.59
1:CA:1305:G:C5'	21:CU:5:ASP:H	2.09	0.59

Continued on next page...

Continued from previous page...

Atom-1	Atom-2	Interatomic distance (Å)	Clash overlap (Å)
2:CB:9:GLU:N	2:CB:12:GLU:HG3	2.17	0.59
2:CB:187:LEU:HD22	2:CB:205:ASP:HB3	1.84	0.59
4:CD:89:THR:O	4:CD:90:GLY:C	2.41	0.59
5:CE:57:LYS:O	5:CE:60:TYR:HB3	2.02	0.59
8:CH:5:PRO:HD2	8:CH:6:ILE:HD12	1.85	0.59
13:CM:82:MET:O	13:CM:83:ASP:O	2.19	0.59
19:CS:45:VAL:C	19:CS:47:HIS:H	2.05	0.59
21:CU:10:ARG:HA	21:CU:13:ILE:HD12	1.83	0.59
25:DA:275:G:N2	25:DA:363:G:C6	2.71	0.59
25:DA:522:G:H2'	25:DA:523:C:H6	1.67	0.59
25:DA:912:C:OP1	37:DQ:8:LYS:NZ	2.35	0.59
25:DA:1280:G:C3'	25:DA:1281:G:H5"	2.33	0.59
25:DA:2183:C:H2'	25:DA:2184:G:C8	2.36	0.59
25:DA:2773:C:O2'	25:DA:2774:C:H5'	2.01	0.59
25:DA:2833:G:C3'	25:DA:2834:G:C5'	2.74	0.59
26:DB:2:C:H2'	26:DB:3:C:C6	2.38	0.59
28:DD:65:ILE:HD11	28:DD:67:PHE:CD1	2.36	0.59
28:DD:210:GLY:O	28:DD:212:SER:N	2.34	0.59
31:DG:125:PHE:N	31:DG:125:PHE:CD1	2.69	0.59
32:DH:84:SER:O	32:DH:85:LYS:HB3	2.00	0.59
40:DT:27:THR:O	40:DT:28:VAL:CB	2.50	0.59
42:DV:15:GLU:CG	42:DV:16:PRO:HD2	2.33	0.59
47:D0:66:VAL:O	47:D0:81:VAL:HA	2.03	0.59
49:D2:47:ASN:O	49:D2:49:LYS:N	2.36	0.59
53:D6:51:GLU:O	53:D6:52:VAL:HB	2.03	0.59
54:D7:36:GLN:HG2	54:D7:36:GLN:O	2.02	0.59
1:AA:115:G:H4'	1:AA:116:A:O5'	2.00	0.59
1:AA:665:A:H1'	1:AA:733:A:O4'	2.03	0.59
1:AA:763:G:H2'	1:AA:764:C:C6	2.37	0.59
5:AE:43:LEU:HD22	5:AE:136:MET:HG2	1.84	0.59
10:AJ:4:ILE:HG22	10:AJ:5:ARG:H	1.67	0.59
11:AK:22:HIS:HB3	11:AK:29:ILE:HG23	1.83	0.59
12:AL:26:GLY:O	12:AL:27:ALA:C	2.41	0.59
15:AO:27:VAL:HG12	15:AO:28:GLN:N	2.16	0.59
22:AV:84:ASP:O	22:AV:86:GLU:N	2.36	0.59
25:BA:1525:G:H2'	25:BA:1526:G:H8	1.68	0.59
25:BA:1567:A:H5'	28:BD:58:HIS:CD2	2.37	0.59
25:BA:2366:A:H4'	47:B0:61:LEU:HD21	1.85	0.59
25:BA:2533:A:C2'	25:BA:2534:A:H5"	2.32	0.59
25:BA:2635:C:OP1	29:BE:77:ILE:HD13	2.03	0.59
28:BD:85:ASP:CB	28:BD:92:ILE:HD12	2.29	0.59

Continued on next page...

Continued from previous page...

Atom-1	Atom-2	Interatomic distance (Å)	Clash overlap (Å)
31:BG:9:ARG:HH11	31:BG:9:ARG:CB	2.13	0.59
36:BP:82:GLY:O	36:BP:83:VAL:HB	2.03	0.59
43:BW:35:ILE:HG23	52:B5:28:PRO:HD2	1.84	0.59
46:BZ:133:PRO:HD3	46:BZ:160:VAL:CG2	2.33	0.59
47:B0:51:GLY:H	47:B0:61:LEU:HD12	1.68	0.59
53:B6:19:ARG:CG	53:B6:20:ASN:N	2.58	0.59
53:B6:36:LEU:HD23	53:B6:36:LEU:H	1.68	0.59
56:B9:14:CYS:HB3	56:B9:27:CYS:CB	2.32	0.59
1:CA:349:A:O2'	1:CA:350:G:H5'	2.02	0.59
1:CA:716:A:H1'	11:CK:118:GLY:HA2	1.82	0.59
1:CA:865:A:H5'	1:CA:1078:U:C5	2.37	0.59
1:CA:881:G:H2'	1:CA:882:C:O4'	2.03	0.59
1:CA:1028:C:O5'	1:CA:1028:C:H6	1.84	0.59
1:CA:1392:G:H21	1:CA:1502:A:H8	1.50	0.59
1:CA:1452:C:O2	1:CA:1452:C:H2'	2.03	0.59
2:CB:58:ILE:O	2:CB:62:ALA:HB2	2.03	0.59
2:CB:96:ARG:O	2:CB:98:LEU:N	2.35	0.59
2:CB:217:ARG:O	2:CB:221:LEU:HD23	2.02	0.59
4:CD:102:ASP:HB3	4:CD:136:PRO:HA	1.83	0.59
18:CR:68:LYS:HE3	18:CR:71:LYS:NZ	2.18	0.59
25:DA:195:A:OP1	36:DP:46:LYS:HE2	2.02	0.59
25:DA:271(K):U:H3'	25:DA:271(M):G:N2	2.17	0.59
25:DA:274:G:N3	25:DA:274:G:C2'	2.65	0.59
25:DA:520:G:H2'	25:DA:521:G:H8	1.68	0.59
25:DA:636:G:OP1	36:DP:132:LYS:HB2	2.02	0.59
25:DA:1149:G:H2'	25:DA:1150:C:C5	2.37	0.59
25:DA:1682:G:H2'	25:DA:1683:C:C6	2.37	0.59
25:DA:1998:G:H4'	25:DA:2724:C:O2'	2.01	0.59
29:DE:134:ILE:HG12	29:DE:134:ILE:O	2.01	0.59
29:DE:173:VAL:HG23	29:DE:183:LEU:HB3	1.84	0.59
32:DH:79:VAL:C	32:DH:81:GLU:H	2.04	0.59
32:DH:108:GLY:CA	32:DH:152:ARG:HH21	2.16	0.59
36:DP:16:ARG:HD3	36:DP:17:LYS:N	2.17	0.59
36:DP:65:ARG:HH22	55:D8:15:LYS:HB2	1.66	0.59
37:DQ:32:TYR:O	37:DQ:105:GLU:HB2	2.03	0.59
38:DR:10:LEU:HB3	38:DR:17:ARG:NE	2.18	0.59
38:DR:94:TYR:N	38:DR:94:TYR:CD1	2.71	0.59
39:DS:90:GLY:O	39:DS:92:TYR:N	2.35	0.59
40:DT:6:LEU:O	40:DT:10:VAL:HG23	2.01	0.59
46:DZ:97:MET:CE	46:DZ:99:VAL:HG22	2.33	0.59
48:D1:62:VAL:HG22	48:D1:63:ALA:N	2.18	0.59

Continued on next page...

Continued from previous page...

Atom-1	Atom-2	Interatomic distance (Å)	Clash overlap (Å)
52:D5:35:GLU:O	52:D5:49:CYS:SG	2.60	0.59
1:AA:194:C:H2'	1:AA:195:A:H5"	1.83	0.59
1:AA:406:G:H5"	4:AD:5:ILE:HD13	1.84	0.59
1:AA:1049:U:H5'	1:AA:1201:A:OP2	2.02	0.59
1:AA:1064:G:H21	1:AA:1190:G:H2'	1.68	0.59
1:AA:1230:C:O2'	1:AA:1231:G:H5'	2.03	0.59
2:AB:22:LYS:O	2:AB:24:TRP:N	2.32	0.59
9:AI:4:TYR:N	9:AI:4:TYR:CD1	2.69	0.59
9:AI:43:ALA:HA	9:AI:74:ILE:HG21	1.85	0.59
14:AN:2:ALA:O	14:AN:6:LEU:HD12	2.03	0.59
16:AP:19:ILE:O	16:AP:20:VAL:HB	2.02	0.59
25:BA:1130:U:O2	25:BA:2025:C:H5"	2.01	0.59
25:BA:1824:G:O2'	25:BA:1825:A:H5'	2.02	0.59
28:BD:54:ARG:CG	28:BD:54:ARG:HH11	2.15	0.59
28:BD:205:VAL:O	28:BD:206:LEU:C	2.40	0.59
30:BF:24:LEU:CD1	30:BF:25:PRO:HD2	2.32	0.59
33:BI:93:THR:HA	33:BI:116:LEU:CD2	2.33	0.59
34:BN:133:GLN:CG	34:BN:134:ARG:N	2.66	0.59
35:BO:111:PHE:O	35:BO:115:VAL:HG23	2.03	0.59
36:BP:9:ASN:N	36:BP:10:PRO:HD3	2.09	0.59
40:BT:28:VAL:O	40:BT:29:ARG:CB	2.50	0.59
40:BT:53:ARG:HH11	40:BT:53:ARG:HG2	1.67	0.59
40:BT:80:SER:OG	40:BT:81:PRO:HD3	2.02	0.59
43:BW:13:SER:HB3	43:BW:16:LYS:HD2	1.85	0.59
45:BY:13:VAL:HG21	45:BY:72:VAL:CG1	2.31	0.59
53:B6:15:GLU:O	53:B6:15:GLU:HG2	2.03	0.59
53:B6:18:ARG:HD3	53:B6:18:ARG:N	2.18	0.59
54:B7:48:LYS:HD3	54:B7:48:LYS:N	2.17	0.59
1:CA:309:G:O2'	1:CA:310:G:H5'	2.03	0.59
1:CA:913:A:O2'	1:CA:914:A:OP2	2.20	0.59
1:CA:1106:G:H5"	3:CC:172:ARG:CD	2.33	0.59
11:CK:126:ARG:HB3	11:CK:126:ARG:CZ	2.33	0.59
16:CP:18:ARG:HD3	16:CP:35:LYS:HD2	1.85	0.59
17:CQ:19:VAL:CG2	17:CQ:44:ALA:HB3	2.33	0.59
17:CQ:76:LEU:HD12	17:CQ:77:VAL:N	2.17	0.59
19:CS:15:LEU:O	19:CS:19:VAL:N	2.35	0.59
22:CV:68:ARG:HH11	22:CV:68:ARG:CB	2.14	0.59
25:DA:442:G:O4'	30:DF:46:ARG:HD3	2.02	0.59
25:DA:814:C:C1'	25:DA:1225:G:H21	2.13	0.59
25:DA:2271:G:H4'	47:D0:20:ARG:NH1	2.18	0.59
26:DB:87:G:H3'	26:DB:88:C:C5'	2.32	0.59

Continued on next page...

Continued from previous page...

Atom-1	Atom-2	Interatomic distance (Å)	Clash overlap (Å)
27:DC:71:LYS:O	27:DC:72:GLN:HG2	2.03	0.59
28:DD:244:ARG:HG2	28:DD:245:PRO:CB	2.32	0.59
31:DG:137:GLU:HB3	31:DG:139:LEU:HD23	1.85	0.59
33:DI:4:ILE:HD11	33:DI:44:LEU:HA	1.84	0.59
33:DI:7:GLU:OE2	33:DI:8:PRO:HD2	2.02	0.59
38:DR:10:LEU:HB3	38:DR:17:ARG:CZ	2.33	0.59
41:DU:65:ILE:HD11	41:DU:96:ALA:HB1	1.83	0.59
41:DU:92:ARG:CG	42:DV:11:GLN:NE2	2.66	0.59
42:DV:52:VAL:HG13	42:DV:55:ALA:HB2	1.85	0.59
43:DW:3:ALA:HB3	43:DW:58:ALA:HB2	1.83	0.59
48:D1:83:GLU:O	48:D1:84:GLY:O	2.21	0.59
1:AA:950:U:H2'	1:AA:951:G:C8	2.37	0.59
1:AA:997:U:H2'	1:AA:998:G:C5'	2.32	0.59
1:AA:1037:C:O2'	1:AA:1038:C:H5'	2.03	0.59
1:AA:1068:G:N7	1:AA:1094:G:H2'	2.18	0.59
1:AA:1277:C:H2'	1:AA:1278:U:H5'	1.85	0.59
10:AJ:11:PHE:HE2	10:AJ:67:THR:HG1	1.51	0.59
13:AM:8:GLU:OE1	13:AM:22:ILE:HG23	2.03	0.59
16:AP:11:SER:HB2	16:AP:14:ASN:HB3	1.84	0.59
25:BA:271(J):C:H5'	25:BA:271(K):U:OP2	2.03	0.59
25:BA:1294:U:O2'	25:BA:1295:C:H5'	2.02	0.59
25:BA:2223:G:H2'	25:BA:2224:G:H5'	1.84	0.59
25:BA:2348:U:H2'	25:BA:2349:G:H5"	1.85	0.59
25:BA:2472:G:H5'	25:BA:2473:U:C5'	2.30	0.59
25:BA:2833:G:H3'	25:BA:2834:G:H5"	1.85	0.59
27:BC:22:THR:H	27:BC:25:GLU:HB2	1.67	0.59
29:BE:70:ALA:O	29:BE:71:GLY:C	2.40	0.59
30:BF:4:VAL:HB	30:BF:17:ARG:HE	1.68	0.59
31:BG:166:ASP:O	31:BG:170:ARG:N	2.19	0.59
31:BG:171:ALA:O	31:BG:174:GLU:HB3	2.02	0.59
33:BI:113:ARG:HH11	33:BI:132:PRO:HD3	1.62	0.59
40:BT:115:ARG:HA	40:BT:115:ARG:NE	2.13	0.59
43:BW:92:ARG:HH11	43:BW:92:ARG:HG2	1.67	0.59
44:BX:30:VAL:HG11	44:BX:39:ILE:HD12	1.83	0.59
45:BY:59:GLY:O	45:BY:60:PHE:HB2	2.01	0.59
56:B9:12:ASP:OD1	56:B9:13:LYS:N	2.35	0.59
1:CA:107:G:C2'	1:CA:108:G:H5'	2.32	0.59
1:CA:1225:A:H5"	1:CA:1226:C:H5	1.68	0.59
1:CA:1302:U:OP1	13:CM:13:LYS:NZ	2.33	0.59
2:CB:23:ARG:CZ	2:CB:23:ARG:HB3	2.33	0.59
4:CD:200:GLU:CD	4:CD:200:GLU:H	2.06	0.59

Continued on next page...

Continued from previous page...

Atom-1	Atom-2	Interatomic distance (Å)	Clash overlap (Å)
7:CG:55:GLY:H	7:CG:56:GLN:NE2	2.00	0.59
7:CG:55:GLY:N	7:CG:56:GLN:HE21	2.00	0.59
10:CJ:83:GLU:O	10:CJ:85:LEU:N	2.35	0.59
15:CO:64:ARG:NH1	15:CO:68:ARG:NH2	2.50	0.59
19:CS:41:VAL:HG12	19:CS:42:PRO:HD2	1.84	0.59
25:DA:176:G:C2'	25:DA:177:G:H5'	2.33	0.59
25:DA:230:U:O2'	25:DA:231:C:H5'	2.02	0.59
25:DA:720:C:H2'	25:DA:721:C:H6	1.68	0.59
25:DA:742:G:H2'	25:DA:743:G:C8	2.38	0.59
25:DA:2810:A:H2'	29:DE:61:ARG:CZ	2.33	0.59
28:DD:166:GLN:HE21	28:DD:166:GLN:CA	2.14	0.59
31:DG:36:LYS:HD3	31:DG:95:ARG:NH1	2.18	0.59
32:DH:13:LYS:CD	32:DH:14:GLY:H	2.14	0.59
33:DI:45:LYS:C	33:DI:47:LEU:N	2.56	0.59
36:DP:83:VAL:H	36:DP:115:LEU:HD21	1.66	0.59
39:DS:57:LYS:HG2	39:DS:58:LEU:N	2.17	0.59
41:DU:70:ARG:HA	41:DU:74:LEU:O	2.03	0.59
41:DU:102:GLU:HG3	42:DV:2:PHE:CE1	2.38	0.59
42:DV:19:LYS:CG	42:DV:20:LEU:N	2.66	0.59
43:DW:34:ASN:C	43:DW:36:LEU:H	2.06	0.59
45:DY:23:ARG:HH21	45:DY:40:GLU:HB2	1.68	0.59
45:DY:31:LEU:N	45:DY:31:LEU:HD22	2.18	0.59
45:DY:44:ILE:HG22	45:DY:45:VAL:H	1.67	0.59
1:AA:364:A:H2'	1:AA:365:U:O2	2.02	0.59
1:AA:538:G:O3'	12:AL:111:LYS:HD3	2.02	0.59
1:AA:735:C:H2'	1:AA:736:C:H6	1.68	0.59
2:AB:19:HIS:CG	2:AB:20:GLU:H	2.21	0.59
4:AD:79:PHE:CE1	4:AD:204:ILE:HD13	2.37	0.59
5:AE:45:PHE:CE1	5:AE:47:LYS:HE3	2.35	0.59
6:AF:74:ASP:O	6:AF:77:ARG:N	2.35	0.59
8:AH:84:ARG:HG3	8:AH:85:ARG:N	2.18	0.59
9:AI:18:PHE:O	9:AI:61:ALA:HA	2.03	0.59
10:AJ:50:ILE:HA	10:AJ:60:ARG:CB	2.33	0.59
13:AM:55:ARG:HA	13:AM:58:GLU:CG	2.33	0.59
17:AQ:56:VAL:O	17:AQ:76:LEU:HD12	2.02	0.59
17:AQ:66:SER:O	17:AQ:67:LYS:C	2.41	0.59
25:BA:195:A:OP1	36:BP:46:LYS:HE2	2.03	0.59
25:BA:688:U:H5'	25:BA:1780:A:C2	2.38	0.59
25:BA:1033:U:H5"	25:BA:1034:G:OP1	2.03	0.59
25:BA:1043:C:O2'	25:BA:1044:G:H8	1.85	0.59
25:BA:1902:C:H4'	28:BD:244:ARG:CA	2.32	0.59

Continued on next page...

Continued from previous page...

Atom-1	Atom-2	Interatomic distance (Å)	Clash overlap (Å)
25:BA:2160:G:O2'	25:BA:2161:C:H5'	2.03	0.59
25:BA:2875:C:O2'	40:BT:5:ALA:HB3	2.03	0.59
26:BB:8:U:H5'	39:BS:17:ARG:NH1	2.17	0.59
28:BD:71:ASP:CB	28:BD:103:ARG:HH22	2.14	0.59
31:BG:98:ARG:HA	31:BG:101:ILE:CD1	2.33	0.59
34:BN:41:ASP:O	34:BN:42:TRP:C	2.42	0.59
34:BN:134:ARG:NE	34:BN:134:ARG:O	2.35	0.59
43:BW:57:ASN:O	43:BW:61:ASN:HB2	2.03	0.59
45:BY:78:ALA:CB	45:BY:99:CYS:SG	2.91	0.59
47:B0:52:MET:HB2	47:B0:58:LEU:HD23	1.83	0.59
1:CA:437:U:H2'	1:CA:438:G:H5'	1.83	0.59
1:CA:444:C:H2'	1:CA:445:G:C8	2.37	0.59
1:CA:636:U:O2'	1:CA:637:G:H5'	2.03	0.59
2:CB:9:GLU:HA	2:CB:12:GLU:OE1	2.03	0.59
2:CB:237:ALA:O	2:CB:238:LEU:HB3	2.03	0.59
3:CC:61:ALA:O	3:CC:62:ASP:HB2	2.01	0.59
3:CC:64:VAL:HG13	3:CC:97:LYS:HZ2	1.68	0.59
14:CN:26:ARG:CD	14:CN:43:CYS:SG	2.89	0.59
25:DA:483:A:H1'	45:DY:60:PHE:HZ	1.66	0.59
25:DA:979:G:H3'	25:DA:980:A:C5'	2.33	0.59
25:DA:2773:C:OP1	29:DE:166:THR:OG1	2.21	0.59
26:DB:17:C:H2'	26:DB:18:G:C8	2.38	0.59
26:DB:94:C:O2'	26:DB:95:C:H5'	2.02	0.59
29:DE:181:LEU:HD11	40:DT:7:ILE:HG21	1.84	0.59
30:DF:8:GLN:CB	30:DF:126:VAL:HA	2.33	0.59
30:DF:24:LEU:HB3	30:DF:25:PRO:CD	2.31	0.59
31:DG:40:ASN:O	31:DG:155:MET:HB2	2.03	0.59
31:DG:102:PHE:HE2	31:DG:141:PHE:HE1	1.49	0.59
33:DI:136:VAL:HG22	33:DI:136:VAL:O	2.03	0.59
36:DP:143:GLY:O	36:DP:145:PRO:HD3	2.03	0.59
37:DQ:21:THR:CG2	37:DQ:101:ARG:HB2	2.31	0.59
38:DR:101:ALA:HB2	52:D5:44:THR:OG1	2.02	0.59
43:DW:64:MET:HE1	43:DW:108:GLY:HA2	1.85	0.59
44:DX:35:THR:O	44:DX:39:ILE:HG12	2.03	0.59
1:AA:19:C:H2'	1:AA:20:U:H6	1.68	0.58
1:AA:125:U:H2'	1:AA:126:G:C8	2.38	0.58
1:AA:353:A:H5'	1:AA:353:A:H8	1.67	0.58
1:AA:658:G:C2	1:AA:749:C:N3	2.70	0.58
1:AA:1351:U:H4'	7:AG:33:ASP:OD2	2.03	0.58
2:AB:21:ARG:HA	2:AB:40:HIS:ND1	2.18	0.58
6:AF:74:ASP:O	6:AF:75:LEU:C	2.40	0.58

Continued on next page...

Continued from previous page...

Atom-1	Atom-2	Interatomic distance (Å)	Clash overlap (Å)
18:AR:66:LEU:HG	18:AR:70:ILE:HD11	1.83	0.58
19:AS:18:LYS:O	19:AS:22:LEU:HD23	2.03	0.58
25:BA:86:C:H4'	25:BA:104:U:H1'	1.85	0.58
27:BC:71:LYS:CG	27:BC:158:LYS:HD2	2.28	0.58
32:BH:25:LYS:HB2	32:BH:32:GLU:OE2	2.03	0.58
33:BI:93:THR:H	33:BI:96:ASP:CB	2.15	0.58
33:BI:101:LEU:O	33:BI:107:VAL:HG12	2.02	0.58
40:BT:13:ARG:HA	40:BT:13:ARG:CZ	2.33	0.58
41:BU:68:ALA:O	41:BU:71:GLN:HG3	2.02	0.58
42:BV:4:ILE:HG22	42:BV:4:ILE:O	2.01	0.58
44:BX:3:THR:O	44:BX:4:ALA:CB	2.51	0.58
53:B6:37:ARG:O	53:B6:48:VAL:O	2.21	0.58
1:CA:437:U:C2'	1:CA:438:G:H5'	2.33	0.58
1:CA:1030(B):C:H3'	1:CA:1030(C):G:C8	2.38	0.58
1:CA:1118:C:H1'	1:CA:1179:A:C4	2.37	0.58
1:CA:1349:A:H5"	9:CI:121:ARG:HB2	1.85	0.58
1:CA:1515:C:H2'	1:CA:1516:G:H8	1.67	0.58
2:CB:19:HIS:O	2:CB:20:GLU:O	2.20	0.58
2:CB:124:SER:O	2:CB:127:ILE:HG12	2.03	0.58
3:CC:114:PRO:HA	3:CC:185:GLY:HA3	1.84	0.58
4:CD:150:GLU:O	4:CD:153:ARG:HG2	2.02	0.58
9:CI:126:SER:C	9:CI:128:ARG:H	2.05	0.58
12:CL:24:LEU:HD13	12:CL:24:LEU:N	2.17	0.58
19:CS:51:VAL:O	19:CS:58:VAL:HG22	2.03	0.58
20:CT:79:ARG:HD2	20:CT:83:ARG:NH1	2.18	0.58
22:CV:102:GLU:CD	22:CV:102:GLU:N	2.56	0.58
25:DA:54:G:C3'	25:DA:55:G:H5"	2.33	0.58
25:DA:528:A:N1	25:DA:2042:A:H2'	2.18	0.58
25:DA:583:G:H5"	41:DU:10:ARG:NH1	2.18	0.58
25:DA:828:U:C2'	25:DA:829:A:C8	2.84	0.58
25:DA:919:G:H2'	25:DA:920:G:H8	1.68	0.58
25:DA:1027:A:H4'	26:DB:88:C:C2	2.37	0.58
25:DA:1035:U:H3	25:DA:1120:G:H1	1.50	0.58
31:DG:88:ILE:HG13	31:DG:89:GLY:H	1.68	0.58
35:DO:4:PRO:O	35:DO:5:GLN:CB	2.50	0.58
36:DP:98:GLU:HG2	36:DP:99:LEU:N	2.17	0.58
38:DR:24:GLN:HE22	38:DR:36:THR:CG2	2.15	0.58
42:DV:40:LEU:C	42:DV:45:THR:HB	2.22	0.58
42:DV:99:ILE:H	42:DV:99:ILE:CD1	2.15	0.58
48:D1:70:VAL:HA	48:D1:73:LEU:HD12	1.85	0.58
1:AA:629:G:H2'	1:AA:630:G:O4'	2.03	0.58

Continued on next page...

Continued from previous page...

Atom-1	Atom-2	Interatomic distance (Å)	Clash overlap (Å)
1:AA:1288:A:H2'	1:AA:1289:A:H8	1.67	0.58
1:AA:1316:G:N2	1:AA:1318:A:H3'	2.18	0.58
1:AA:1327:C:H5"	21:AU:20:LYS:HB3	1.85	0.58
4:AD:18:LYS:HG2	4:AD:33:MET:HG2	1.83	0.58
6:AF:43:LEU:HB2	6:AF:60:PHE:HB2	1.85	0.58
12:AL:76:GLU:O	12:AL:77:HIS:CB	2.50	0.58
16:AP:20:VAL:HG21	16:AP:32:TYR:CD2	2.37	0.58
20:AT:63:ILE:HG21	20:AT:77:ALA:O	2.03	0.58
22:AV:149:LYS:HE2	22:AV:162:PRO:O	2.04	0.58
25:BA:391:G:H2'	25:BA:391:G:N3	2.18	0.58
25:BA:969:U:H2'	25:BA:970:C:C6	2.38	0.58
25:BA:1019:U:O2'	25:BA:1021:A:H2	1.70	0.58
25:BA:1907:G:H2'	25:BA:1908:C:H6	1.67	0.58
25:BA:1930:G:N2	25:BA:1968:G:H2'	2.17	0.58
25:BA:2826:A:H2'	25:BA:2827:C:H5'	1.85	0.58
27:BC:101:ILE:HG12	27:BC:128:LEU:HD11	1.85	0.58
28:BD:80:ALA:HB2	28:BD:96:HIS:CD2	2.38	0.58
30:BF:155:LEU:HD23	30:BF:186:ILE:HD13	1.83	0.58
32:BH:85:LYS:CE	32:BH:133:VAL:HB	2.33	0.58
33:BI:60:GLU:HG3	33:BI:61:ARG:N	2.17	0.58
34:BN:2:LYS:HZ1	42:BV:13:ARG:H	1.50	0.58
42:BV:19:LYS:CG	42:BV:20:LEU:N	2.66	0.58
45:BY:85:VAL:HG13	45:BY:92:ASN:OD1	2.01	0.58
46:BZ:79:ARG:O	46:BZ:81:ARG:N	2.34	0.58
48:B1:29:GLY:O	48:B1:31:GLY:N	2.36	0.58
1:CA:32:A:H2'	1:CA:33:A:C8	2.37	0.58
1:CA:667:G:H4'	15:CO:51:HIS:ND1	2.18	0.58
1:CA:1129:C:OP1	1:CA:1130:A:H5"	2.03	0.58
1:CA:1288:A:H1'	1:CA:1352:C:HO2'	1.68	0.58
1:CA:1368:G:H4'	10:CJ:46:ARG:HH12	1.68	0.58
2:CB:9:GLU:HA	2:CB:12:GLU:CD	2.23	0.58
3:CC:119:ARG:NH2	3:CC:140:ARG:HD3	2.18	0.58
5:CE:69:VAL:HG12	5:CE:71:LEU:HG	1.85	0.58
5:CE:110:LEU:CD1	5:CE:118:ILE:HD13	2.33	0.58
8:CH:89:PRO:CA	8:CH:92:ARG:HH11	2.12	0.58
15:CO:39:LEU:O	15:CO:39:LEU:HD23	2.03	0.58
18:CR:86:VAL:C	18:CR:87:ARG:HD3	2.24	0.58
25:DA:150:C:H2'	25:DA:151:C:H6	1.66	0.58
25:DA:327:G:N2	25:DA:328:U:H1'	2.18	0.58
25:DA:1280:G:C2'	25:DA:1281:G:H5"	2.32	0.58
25:DA:1577:C:H2'	25:DA:1578:U:C6	2.38	0.58

Continued on next page...

Continued from previous page...

Atom-1	Atom-2	Interatomic distance (Å)	Clash overlap (Å)
25:DA:2162:G:H2'	25:DA:2163:C:C6	2.33	0.58
25:DA:2772:C:H2'	25:DA:2773:C:H6	1.68	0.58
26:DB:106:G:O2'	26:DB:107:G:H5'	2.03	0.58
29:DE:46:ALA:HB2	29:DE:82:ARG:HA	1.85	0.58
29:DE:47:VAL:HG21	29:DE:86:PRO:CD	2.33	0.58
33:DI:48:GLU:O	33:DI:50:ARG:N	2.32	0.58
36:DP:14:LYS:C	36:DP:15:ARG:HG3	2.24	0.58
39:DS:23:ARG:O	39:DS:24:LEU:HB2	2.03	0.58
41:DU:105:VAL:HG11	42:DV:2:PHE:CE2	2.38	0.58
43:DW:72:LYS:HB3	43:DW:106:ILE:HG13	1.85	0.58
44:DX:12:VAL:HG21	44:DX:21:PHE:CZ	2.38	0.58
47:D0:60:PHE:N	47:D0:60:PHE:CD2	2.71	0.58
54:D7:8:ASN:ND2	54:D7:10:ARG:H	2.01	0.58
1:AA:390:C:H2'	1:AA:391:G:H8	1.64	0.58
1:AA:664:G:N2	1:AA:741:G:H1	2.00	0.58
1:AA:1026:G:H3'	1:AA:1027:C:H5'	1.85	0.58
1:AA:1227:A:O2'	13:AM:115:LYS:CB	2.50	0.58
1:AA:1273:G:H3'	1:AA:1274:G:H8	1.68	0.58
1:AA:1315:U:H2'	1:AA:1316:G:C8	2.38	0.58
2:AB:74:LYS:O	2:AB:76:GLN:N	2.37	0.58
5:AE:41:VAL:O	5:AE:66:MET:HA	2.03	0.58
5:AE:150:ARG:HG3	5:AE:150:ARG:HH11	1.67	0.58
6:AF:21:LEU:O	6:AF:24:GLU:HG2	2.03	0.58
10:AJ:89:ASP:O	10:AJ:90:LEU:HD12	2.03	0.58
12:AL:73:ASN:CG	12:AL:74:LEU:H	2.02	0.58
12:AL:78:SER:HB3	12:AL:103:ASP:HB3	1.85	0.58
18:AR:82:THR:CG2	18:AR:83:GLU:H	2.13	0.58
19:AS:36:ARG:C	19:AS:38:SER:H	2.06	0.58
25:BA:397:G:O2'	25:BA:398:G:H5'	2.03	0.58
25:BA:506:G:O2'	25:BA:507:A:OP2	2.19	0.58
25:BA:1448:G:H21	25:BA:1528(A):A:H2	1.51	0.58
25:BA:1579:A:H2'	25:BA:1580:A:O4'	2.03	0.58
25:BA:1662:C:O2'	25:BA:1663:C:H5'	2.02	0.58
25:BA:2307:G:H5"	25:BA:2307:G:N3	2.19	0.58
27:BC:26:ALA:O	27:BC:30:VAL:HB	2.03	0.58
29:BE:9:VAL:CG1	29:BE:25:VAL:HB	2.33	0.58
33:BI:93:THR:N	33:BI:96:ASP:HB2	2.19	0.58
33:BI:102:SER:O	33:BI:106:GLY:HA2	2.04	0.58
36:BP:16:ARG:HD3	36:BP:16:ARG:C	2.23	0.58
36:BP:56:SER:O	36:BP:58:THR:N	2.37	0.58
40:BT:100:TYR:O	40:BT:103:ARG:HG3	2.03	0.58

Continued on next page...

Continued from previous page...

Atom-1	Atom-2	Interatomic distance (Å)	Clash overlap (Å)
41:BU:88:ILE:HG23	42:BV:47:VAL:CG2	2.33	0.58
42:BV:51:VAL:HG12	42:BV:52:VAL:N	2.19	0.58
43:BW:61:ASN:N	43:BW:61:ASN:HD22	2.02	0.58
46:BZ:150:HIS:CB	46:BZ:169:THR:HA	2.06	0.58
1:CA:948:C:O2'	1:CA:949:A:H5'	2.03	0.58
1:CA:1162:C:O2'	1:CA:1163:C:H5'	2.04	0.58
1:CA:1248:A:C2'	1:CA:1249:C:H5'	2.32	0.58
1:CA:1485:U:O2'	1:CA:1486:G:H5'	2.03	0.58
3:CC:24:ALA:HB1	3:CC:32:LEU:HD12	1.85	0.58
3:CC:100:ALA:O	3:CC:101:LEU:HB2	2.01	0.58
6:CF:100:ASN:CB	18:CR:28:GLU:HA	2.32	0.58
7:CG:16:LEU:CD1	9:CI:45:ALA:HB2	2.32	0.58
9:CI:23:ASN:HB2	9:CI:25:LYS:HG2	1.84	0.58
17:CQ:59:ILE:CG2	17:CQ:71:PHE:HB3	2.33	0.58
25:DA:380:U:H2'	25:DA:381:G:C8	2.39	0.58
25:DA:481:G:H1'	25:DA:506:G:H21	1.68	0.58
25:DA:1216:G:O2'	25:DA:1217:C:H5'	2.02	0.58
25:DA:1565:C:H2'	28:DD:21:PHE:HE1	1.68	0.58
28:DD:65:ILE:HD13	28:DD:65:ILE:O	2.03	0.58
30:DF:84:VAL:O	30:DF:86:GLY:N	2.35	0.58
32:DH:46:GLU:O	32:DH:46:GLU:HG2	2.02	0.58
34:DN:30:ILE:HG22	34:DN:34:LEU:HD22	1.84	0.58
34:DN:46:VAL:CG1	34:DN:48:MET:HG2	2.32	0.58
36:DP:47:ASP:HB3	36:DP:48:PRO:CA	2.33	0.58
36:DP:80:TYR:CZ	36:DP:111:ARG:HD3	2.39	0.58
38:DR:99:LYS:HB2	38:DR:99:LYS:HZ2	1.67	0.58
39:DS:98:VAL:O	39:DS:98:VAL:HG13	2.03	0.58
45:DY:36:ALA:HB1	45:DY:67:LEU:C	2.22	0.58
45:DY:101:LYS:HG2	45:DY:102:CYS:N	2.18	0.58
53:D6:40:CYS:CA	53:D6:46:HIS:CB	2.79	0.58
1:AA:394:G:H2'	1:AA:395:C:C6	2.38	0.58
1:AA:644:G:O2'	1:AA:645:C:H5'	2.04	0.58
1:AA:1036:G:C3'	1:AA:1037:C:H5'	2.34	0.58
1:AA:1128:C:H2'	1:AA:1139:G:O6	2.02	0.58
3:AC:63:ASN:H	3:AC:97:LYS:HZ1	1.49	0.58
5:AE:51:VAL:O	5:AE:55:VAL:HG23	2.03	0.58
7:AG:15:ASP:O	7:AG:19:GLY:HA2	2.04	0.58
8:AH:40:ALA:HA	8:AH:45:ILE:HG13	1.85	0.58
11:AK:59:TYR:CE2	11:AK:63:LEU:HD11	2.38	0.58
13:AM:11:ARG:HG2	13:AM:12:ASN:H	1.68	0.58
13:AM:114:ARG:O	13:AM:115:LYS:HD3	2.04	0.58

Continued on next page...

Continued from previous page...

Atom-1	Atom-2	Interatomic distance (Å)	Clash overlap (Å)
14:AN:54:PRO:O	14:AN:56:VAL:HG23	2.03	0.58
20:AT:75:ASN:O	20:AT:78:ALA:N	2.36	0.58
25:BA:271(P):C:OP1	33:BI:45:LYS:HE3	2.03	0.58
25:BA:807:U:O2'	25:BA:808:G:H5'	2.02	0.58
25:BA:2122:U:H3	25:BA:2176:A:H61	1.50	0.58
25:BA:2273:A:O2'	25:BA:2274:A:H5'	2.02	0.58
27:BC:149:ASN:O	27:BC:151:GLY:N	2.37	0.58
30:BF:4:VAL:CA	30:BF:19:GLU:HB3	2.32	0.58
31:BG:2:PRO:C	31:BG:4:ASP:H	2.06	0.58
31:BG:61:ALA:CA	31:BG:64:THR:HG22	2.25	0.58
31:BG:72:ARG:HH11	31:BG:72:ARG:HG2	1.67	0.58
33:BI:14:ASP:O	33:BI:15:VAL:O	2.21	0.58
35:BO:5:GLN:HG3	35:BO:20:MET:HE2	1.86	0.58
42:BV:17:GLY:HA2	42:BV:96:ILE:O	2.02	0.58
44:BX:29:TRP:CE3	44:BX:78:LYS:HB3	2.38	0.58
44:BX:41:ASN:HD22	44:BX:41:ASN:N	2.00	0.58
1:CA:152:A:N6	1:CA:170:U:H1'	2.18	0.58
1:CA:878:G:C5'	8:CH:89:PRO:HG2	2.33	0.58
1:CA:1321:C:H5"	1:CA:1322:C:H2'	1.84	0.58
2:CB:74:LYS:HB2	2:CB:76:GLN:NE2	2.19	0.58
2:CB:95:GLN:HE21	2:CB:147:LYS:HG2	1.66	0.58
3:CC:35:GLU:O	3:CC:39:ILE:HG13	2.03	0.58
3:CC:64:VAL:HG21	3:CC:99:VAL:HG12	1.85	0.58
4:CD:15:GLU:CG	4:CD:63:LYS:HG2	2.33	0.58
5:CE:75:THR:HG23	5:CE:76:ILE:N	2.17	0.58
7:CG:115:ARG:HB2	7:CG:118:VAL:HG21	1.85	0.58
15:CO:69:TYR:O	15:CO:72:ARG:HB3	2.04	0.58
22:CV:136:PRO:O	22:CV:138:GLY:N	2.35	0.58
25:DA:158:U:H1'	25:DA:159:U:C5'	2.33	0.58
25:DA:628:G:H2'	25:DA:629:G:C8	2.36	0.58
25:DA:1441:G:O2'	25:DA:1442:G:H5'	2.03	0.58
25:DA:1477:A:C2	25:DA:1515:G:C2	2.91	0.58
25:DA:2052:G:C8	29:DE:141:ILE:HD11	2.38	0.58
25:DA:2310:A:O2'	25:DA:2311:A:H5'	2.04	0.58
28:DD:172:TYR:CD1	28:DD:186:HIS:HA	2.38	0.58
31:DG:7:LEU:HD22	31:DG:100:TRP:HZ3	1.68	0.58
32:DH:19:VAL:CG1	32:DH:20:ALA:H	2.11	0.58
32:DH:159:GLU:HG3	32:DH:160:LYS:H	1.68	0.58
35:DO:10:VAL:HG22	35:DO:17:ARG:O	2.03	0.58
36:DP:58:THR:C	36:DP:60:MET:N	2.56	0.58
40:DT:38:ASN:O	40:DT:38:ASN:OD1	2.21	0.58

Continued on next page...

Continued from previous page...

Atom-1	Atom-2	Interatomic distance (Å)	Clash overlap (Å)
48:D1:86:SER:CB	48:D1:89:GLU:HB2	2.19	0.58
53:D6:42:TRP:HA	53:D6:42:TRP:HE3	1.66	0.58
1:AA:8:A:N7	4:AD:208:SER:HB2	2.18	0.58
1:AA:284:G:O2'	1:AA:285:G:H5'	2.03	0.58
1:AA:334:C:H2'	1:AA:335:C:H6	1.68	0.58
1:AA:1038:C:H2'	1:AA:1039:C:C2	2.39	0.58
2:AB:127:ILE:HG22	2:AB:127:ILE:O	2.04	0.58
3:AC:114:PRO:HD3	3:AC:184:TYR:O	2.02	0.58
4:AD:108:LEU:CD1	4:AD:174:LEU:HD13	2.33	0.58
4:AD:114:ARG:HH11	4:AD:114:ARG:HG3	1.67	0.58
22:AV:172:LYS:HB2	22:AV:181:VAL:CG2	2.34	0.58
25:BA:615:G:OP2	30:BF:43:LYS:HD3	2.04	0.58
25:BA:620:G:H4'	25:BA:621:A:H5'	1.85	0.58
25:BA:848:G:N9	25:BA:933:A:H8	2.02	0.58
25:BA:1718:G:H8	25:BA:1718:G:H5'	1.69	0.58
25:BA:1819:A:H5"	28:BD:161:THR:HG21	1.84	0.58
33:BI:40:THR:O	33:BI:44:LEU:HB2	2.04	0.58
34:BN:58:ASP:O	34:BN:59:LYS:C	2.41	0.58
41:BU:66:ASN:HB2	41:BU:76:TYR:HB2	1.84	0.58
43:BW:110:LYS:HG3	43:BW:111:HIS:ND1	2.18	0.58
46:BZ:78:ARG:HH11	46:BZ:78:ARG:HG3	1.69	0.58
1:CA:19:C:O2'	1:CA:20:U:H5'	2.04	0.58
1:CA:848:C:H2'	1:CA:849:C:C6	2.39	0.58
1:CA:1157:A:H4'	1:CA:1158:C:O5'	2.04	0.58
1:CA:1268:A:H2'	1:CA:1269:A:C8	2.38	0.58
2:CB:111:ARG:HE	2:CB:111:ARG:CA	2.12	0.58
3:CC:64:VAL:CG2	3:CC:99:VAL:HG12	2.33	0.58
10:CJ:97:GLU:OE2	10:CJ:97:GLU:HA	2.02	0.58
19:CS:31:ILE:O	19:CS:31:ILE:HG23	2.03	0.58
25:DA:225:A:C2'	25:DA:226:G:H5'	2.33	0.58
25:DA:419:C:H2'	25:DA:420:C:H6	1.68	0.58
25:DA:1445(A):C:H2'	25:DA:1446:C:C6	2.39	0.58
25:DA:1528(A):A:C8	25:DA:1529:G:C8	2.91	0.58
28:DD:146:GLU:HG2	28:DD:152:GLY:C	2.24	0.58
28:DD:175:LEU:HD12	28:DD:185:VAL:CG2	2.33	0.58
30:DF:18:ARG:O	30:DF:19:GLU:HB3	2.03	0.58
30:DF:57:VAL:HG12	30:DF:59:TYR:HD1	1.67	0.58
32:DH:115:VAL:HG11	32:DH:148:ILE:HD11	1.84	0.58
35:DO:87:ILE:CG2	35:DO:88:ASN:H	2.10	0.58
37:DQ:58:PHE:CZ	37:DQ:106:VAL:HG11	2.37	0.58
38:DR:54:LEU:HD23	38:DR:66:VAL:CG2	2.32	0.58

Continued on next page...

Continued from previous page...

Atom-1	Atom-2	Interatomic distance (Å)	Clash overlap (Å)
40:DT:54:ARG:HG2	40:DT:54:ARG:NH1	2.17	0.58
42:DV:15:GLU:HB3	42:DV:16:PRO:HD2	1.83	0.58
46:DZ:11:GLY:HA3	46:DZ:35:LYS:HZ1	1.69	0.58
49:D2:25:VAL:O	49:D2:28:LYS:HB2	2.03	0.58
49:D2:38:GLN:OE1	49:D2:44:LEU:HD12	2.04	0.58
49:D2:65:ASN:CB	49:D2:69:ARG:HH22	2.01	0.58
1:AA:939:G:C5'	7:AG:102:ARG:HH22	2.13	0.58
1:AA:1016:A:H2'	1:AA:1017:G:O4'	2.04	0.58
1:AA:1319:A:H2'	1:AA:1323:G:C8	2.39	0.58
3:AC:134:ILE:HD12	3:AC:151:VAL:HB	1.85	0.58
3:AC:134:ILE:HD11	3:AC:153:VAL:HG21	1.85	0.58
7:AG:155:ARG:O	7:AG:156:TRP:HD1	1.85	0.58
9:AI:74:ILE:HG22	9:AI:74:ILE:O	2.03	0.58
10:AJ:32:ALA:N	10:AJ:76:ASN:HB2	2.18	0.58
25:BA:197:A:H62	25:BA:2430:A:H2'	1.67	0.58
25:BA:826:U:H2'	25:BA:828:U:O4'	2.03	0.58
25:BA:943:U:OP2	36:BP:38:GLN:CD	2.42	0.58
25:BA:2526:G:H5'	25:BA:2742:C:O2'	2.02	0.58
25:BA:2683:C:P	40:BT:53:ARG:HH22	2.26	0.58
25:BA:2850:A:OP2	25:BA:2866:U:C5	2.53	0.58
26:BB:40:U:H1'	26:BB:45:A:N6	2.18	0.58
32:BH:22:GLY:C	32:BH:23:ARG:HD3	2.23	0.58
32:BH:54:ARG:HB3	32:BH:65:HIS:CD2	2.38	0.58
33:BI:116:LEU:C	33:BI:117:GLU:HG2	2.24	0.58
34:BN:4:TYR:H	41:BU:64:ARG:HH22	1.51	0.58
38:BR:74:LYS:HE2	38:BR:77:ARG:HH21	1.66	0.58
40:BT:28:VAL:O	40:BT:29:ARG:CG	2.52	0.58
40:BT:78:LEU:C	40:BT:79:HIS:ND1	2.57	0.58
40:BT:92:GLY:C	40:BT:94:ALA:N	2.53	0.58
55:B8:22:VAL:O	55:B8:49:VAL:HG23	2.04	0.58
1:CA:189(J):G:O2'	1:CA:189(K):U:H5'	2.04	0.58
1:CA:1079:G:H2'	1:CA:1080:A:C8	2.37	0.58
2:CB:166:ASP:HB3	2:CB:170:GLU:OE1	2.03	0.58
3:CC:16:ARG:HH11	3:CC:16:ARG:CB	2.12	0.58
4:CD:33:MET:CE	4:CD:37:PRO:HA	2.33	0.58
5:CE:94:ALA:CB	5:CE:98:THR:HG21	2.33	0.58
6:CF:77:ARG:HB3	6:CF:77:ARG:NH1	2.18	0.58
6:CF:86:ARG:O	6:CF:87:ARG:CB	2.52	0.58
10:CJ:78:ASN:OD1	10:CJ:81:THR:HG23	2.02	0.58
18:CR:58:LEU:HB3	18:CR:62:GLU:HB2	1.85	0.58
22:CV:6:ASP:HA	22:CV:8:ARG:HH11	1.67	0.58

Continued on next page...

Continued from previous page...

Atom-1	Atom-2	Interatomic distance (Å)	Clash overlap (Å)
25:DA:71:A:H5'	25:DA:71:A:C8	2.36	0.58
25:DA:172:C:H2'	25:DA:173:G:H8	1.69	0.58
25:DA:1111:A:H2'	25:DA:1112:G:O4'	2.03	0.58
25:DA:1405:U:H2'	25:DA:1406:U:C6	2.38	0.58
25:DA:2091:U:H1'	48:D1:47:GLN:NE2	2.19	0.58
25:DA:2680:C:H2'	25:DA:2681:C:O2	2.03	0.58
26:DB:69:G:O2'	26:DB:70:C:H5'	2.04	0.58
26:DB:88:C:C4	26:DB:89:G:C6	2.91	0.58
27:DC:82:GLU:CD	27:DC:82:GLU:H	2.07	0.58
29:DE:111:ARG:C	38:DR:2:ARG:HB2	2.24	0.58
30:DF:114:VAL:HG21	30:DF:202:PHE:CE2	2.38	0.58
30:DF:125:LEU:HD11	30:DF:199:TRP:CD1	2.39	0.58
30:DF:157:VAL:O	30:DF:158:THR:HB	2.03	0.58
30:DF:188:ARG:HG3	36:DP:7:ARG:HH12	1.68	0.58
32:DH:20:ALA:HB1	32:DH:21:PRO:HD2	1.86	0.58
37:DQ:116:GLU:O	37:DQ:119:ARG:N	2.37	0.58
39:DS:97:ARG:CZ	39:DS:98:VAL:HA	2.33	0.58
42:DV:25:LEU:H	42:DV:92:THR:HG21	1.69	0.58
46:DZ:142:GLY:C	46:DZ:143:LEU:HD22	2.23	0.58
49:D2:38:GLN:HB3	49:D2:44:LEU:HD12	1.85	0.58
50:D3:54:VAL:HG12	50:D3:55:ARG:N	2.18	0.58
52:D5:40:LYS:HD2	52:D5:41:PRO:O	2.03	0.58
54:D7:21:ARG:HG2	54:D7:21:ARG:NH1	2.19	0.58
1:AA:1070:U:H2'	1:AA:1071:C:H6	1.67	0.58
1:AA:1406:U:O2'	1:AA:1407:C:H5'	2.04	0.58
1:AA:1442(A):G:N7	40:BT:118:ARG:HD2	2.19	0.58
3:AC:25:GLY:C	3:AC:27:LYS:H	2.07	0.58
3:AC:48:TYR:HA	3:AC:52:LEU:CD2	2.31	0.58
4:AD:58:LEU:HD22	4:AD:59:ARG:NH1	2.19	0.58
6:AF:99:ALA:HB2	18:AR:31:LEU:HD22	1.85	0.58
9:AI:46:ALA:HB1	9:AI:77:ILE:CG2	2.34	0.58
13:AM:3:ARG:NH2	31:BG:139:LEU:HD12	2.18	0.58
13:AM:23:TYR:CE1	13:AM:71:ARG:HA	2.39	0.58
20:AT:56:MET:SD	20:AT:85:MET:HB3	2.44	0.58
25:BA:159:U:C3'	25:BA:160:U:H5'	2.33	0.58
25:BA:479:A:C4'	25:BA:480:A:H5'	2.34	0.58
25:BA:649:G:H2'	25:BA:650:C:H6	1.67	0.58
25:BA:982:C:O5'	25:BA:982:C:H6	1.85	0.58
25:BA:1358:G:O2'	25:BA:1359:A:H5"	2.04	0.58
25:BA:1666:G:C2'	25:BA:1667:G:H5'	2.34	0.58
25:BA:1902:C:C5'	28:BD:246:PRO:HD3	2.34	0.58

Continued on next page...

Continued from previous page...

Atom-1	Atom-2	Interatomic distance (Å)	Clash overlap (Å)
25:BA:2095:C:H2'	25:BA:2096:U:O4'	2.03	0.58
25:BA:2348:U:H2'	25:BA:2349:G:H5'	1.85	0.58
25:BA:2799:C:H5"	25:BA:2802:G:O6	2.02	0.58
27:BC:63:VAL:O	27:BC:161:ARG:HA	2.04	0.58
33:BI:25:TYR:O	33:BI:29:TYR:HB3	2.04	0.58
33:BI:52:ARG:HG3	33:BI:53:ALA:N	2.18	0.58
35:BO:64:ARG:NH2	35:BO:99:PHE:O	2.37	0.58
38:BR:53:HIS:HD2	38:BR:94:TYR:OH	1.87	0.58
41:BU:12:ARG:HA	41:BU:15:LYS:HD2	1.85	0.58
50:B3:54:VAL:HG12	50:B3:55:ARG:N	2.19	0.58
55:B8:33:ASN:O	55:B8:34:TRP:CB	2.49	0.58
1:CA:436:C:H2'	1:CA:437:U:C6	2.39	0.58
1:CA:1139:G:H4'	1:CA:1140:C:C6	2.38	0.58
1:CA:1190:G:OP1	3:CC:4:LYS:HA	2.04	0.58
1:CA:1191:A:OP1	3:CC:3:ASN:ND2	2.35	0.58
1:CA:1273:G:H3'	1:CA:1274:G:C8	2.39	0.58
1:CA:1300:G:HO2'	1:CA:1301:U:H6	1.51	0.58
1:CA:1457:G:H2'	1:CA:1458:G:C8	2.38	0.58
2:CB:24:TRP:HZ3	2:CB:29:ALA:HB2	1.67	0.58
3:CC:43:LEU:HD11	3:CC:91:LEU:CD2	2.33	0.58
3:CC:164:ARG:HG2	3:CC:165:THR:H	1.68	0.58
5:CE:96:PRO:HA	5:CE:117:ASP:CG	2.23	0.58
8:CH:38:ILE:HD11	8:CH:118:VAL:O	2.04	0.58
15:CO:5:LYS:O	15:CO:9:GLN:HG2	2.04	0.58
17:CQ:76:LEU:HD11	17:CQ:78:GLU:O	2.03	0.58
22:CV:6:ASP:HA	22:CV:8:ARG:HH12	1.65	0.58
25:DA:370:G:H4'	25:DA:371:A:OP2	2.02	0.58
25:DA:642:G:H21	25:DA:646:A:H2	1.50	0.58
25:DA:1590:U:H2'	25:DA:1591:G:H5'	1.86	0.58
25:DA:1923:U:H2'	25:DA:1924:C:C6	2.33	0.58
25:DA:2472:G:H5"	25:DA:2473:U:H5"	1.85	0.58
25:DA:2839:G:H5'	38:DR:46:GLY:HA2	1.86	0.58
33:DI:126:TYR:O	33:DI:140:LEU:N	2.37	0.58
37:DQ:27:VAL:HG23	37:DQ:137:TYR:HE2	1.69	0.58
40:DT:8:LYS:HA	40:DT:11:GLU:OE2	2.03	0.58
46:DZ:149:LEU:H	46:DZ:149:LEU:CD1	2.11	0.58
48:D1:23:LYS:HE2	48:D1:28:GLY:HA3	1.85	0.58
50:D3:26:LEU:HD21	50:D3:46:ASN:HB2	1.85	0.58
1:AA:321:A:H2'	1:AA:322:C:C6	2.38	0.58
1:AA:942:G:H21	9:AI:124:GLN:NE2	1.99	0.58
1:AA:973:G:C1'	10:AJ:55:LYS:HE2	2.34	0.58

Continued on next page...

Continued from previous page...

Atom-1	Atom-2	Interatomic distance (Å)	Clash overlap (Å)
3:AC:8:ILE:HG22	3:AC:9:GLY:N	2.17	0.58
4:AD:53:ASP:O	4:AD:57:ARG:NH1	2.37	0.58
4:AD:154:ASN:O	4:AD:159:ARG:HG2	2.02	0.58
5:AE:152:ARG:HG2	8:AH:43:GLY:HA3	1.84	0.58
6:AF:37:VAL:HG12	6:AF:38:GLU:N	2.19	0.58
6:AF:46:ARG:NH1	18:AR:37:VAL:HG11	2.19	0.58
9:AI:4:TYR:HB2	9:AI:19:LEU:HB2	1.85	0.58
9:AI:21:PRO:HA	9:AI:58:HIS:O	2.03	0.58
9:AI:106:ALA:O	9:AI:108:VAL:HG13	2.03	0.58
14:AN:26:ARG:CD	14:AN:43:CYS:SG	2.92	0.58
18:AR:30:ASP:C	18:AR:32:ARG:H	2.07	0.58
22:AV:42:LYS:HG2	22:AV:49:THR:HG22	1.84	0.58
25:BA:542:C:HO2'	25:BA:543:C:H5'	1.63	0.58
25:BA:1853:A:H2'	25:BA:1854:A:C8	2.38	0.58
25:BA:1864:U:H2'	25:BA:1865:G:H5'	1.85	0.58
25:BA:2065:C:H2'	25:BA:2066:C:H6	1.69	0.58
25:BA:2159:G:H2'	25:BA:2160:G:O4'	2.04	0.58
32:BH:6:ARG:C	32:BH:8:PRO:HD3	2.24	0.58
39:BS:30:ARG:HB3	39:BS:89:ARG:NH2	2.18	0.58
39:BS:38:GLN:HB2	39:BS:47:THR:CG2	2.33	0.58
1:CA:1292:U:H5'	9:CI:38:GLN:NE2	2.18	0.58
1:CA:1322:C:H5"	13:CM:100:GLY:CA	2.34	0.58
4:CD:33:MET:HE1	4:CD:37:PRO:HA	1.84	0.58
7:CG:47:CYS:HA	7:CG:50:ILE:HB	1.83	0.58
9:CI:26:VAL:CG2	9:CI:61:ALA:HB3	2.29	0.58
9:CI:114:TYR:CE1	10:CJ:60:ARG:N	2.72	0.58
12:CL:24:LEU:C	12:CL:26:GLY:H	2.06	0.58
12:CL:54:LYS:HG2	12:CL:64:THR:HG22	1.86	0.58
20:CT:16:HIS:O	20:CT:19:SER:HB3	2.04	0.58
21:CU:10:ARG:O	21:CU:13:ILE:HB	2.03	0.58
25:DA:467:G:OP1	54:D7:33:ARG:HD2	2.03	0.58
25:DA:882:G:H2'	25:DA:883:G:C8	2.38	0.58
25:DA:942:G:C2'	25:DA:943:U:H5'	2.34	0.58
25:DA:1468:C:H2'	25:DA:1469:A:H8	1.68	0.58
25:DA:1669:A:H5"	35:DO:5:GLN:HE21	1.68	0.58
25:DA:2567:G:H2'	25:DA:2568:C:C6	2.39	0.58
26:DB:40:U:HO2'	26:DB:43:C:H5	1.52	0.58
27:DC:130:ARG:HH11	27:DC:130:ARG:HG2	1.67	0.58
29:DE:34:VAL:CG2	29:DE:48:GLN:HE21	2.11	0.58
30:DF:22:ALA:O	30:DF:26:ALA:HB2	2.03	0.58
30:DF:110:LEU:HD21	30:DF:181:LEU:HD23	1.84	0.58

Continued on next page...

Continued from previous page...

Atom-1	Atom-2	Interatomic distance (Å)	Clash overlap (Å)
30:DF:164:ARG:HH11	30:DF:164:ARG:HG2	1.69	0.58
31:DG:38:VAL:HG22	31:DG:93:THR:HG23	1.84	0.58
31:DG:107:LEU:HD11	31:DG:178:PHE:CE1	2.38	0.58
31:DG:180:PHE:C	31:DG:182:LYS:N	2.57	0.58
32:DH:159:GLU:CG	32:DH:160:LYS:N	2.65	0.58
36:DP:99:LEU:HG	36:DP:102:ARG:HH11	1.69	0.58
40:DT:93:ARG:NH1	40:DT:95:ARG:HD3	2.19	0.58
42:DV:2:PHE:CB	42:DV:42:GLY:N	2.67	0.58
43:DW:50:VAL:HG13	43:DW:105:VAL:HG21	1.84	0.58
44:DX:7:VAL:HG11	44:DX:39:ILE:HA	1.84	0.58
1:AA:692:U:H2'	1:AA:694:A:OP2	2.04	0.58
1:AA:895:G:H2'	1:AA:896:C:H6	1.68	0.58
2:AB:74:LYS:HE3	2:AB:166:ASP:CB	2.34	0.58
13:AM:15:VAL:CG2	13:AM:34:LEU:HD11	2.33	0.58
17:AQ:90:ILE:HG22	17:AQ:94:ASN:HD21	1.68	0.58
20:AT:74:LYS:HD3	20:AT:74:LYS:H	1.68	0.58
25:BA:154:G:C6	25:BA:154(A):C:N4	2.71	0.58
25:BA:389:G:N1	36:BP:71:VAL:HG12	2.18	0.58
25:BA:528:A:H2	25:BA:2043:C:C5'	2.15	0.58
25:BA:543:C:O5'	25:BA:543:C:H6	1.86	0.58
25:BA:591:C:O2	55:B8:2:PRO:HA	2.03	0.58
25:BA:874:G:O2'	25:BA:875:G:H5'	2.04	0.58
25:BA:1022:G:N2	25:BA:1142(A):A:H2	1.93	0.58
25:BA:1712:C:C2'	25:BA:1713:U:H5'	2.34	0.58
25:BA:1860:G:O2'	25:BA:1861:G:H5'	2.04	0.58
27:BC:54:ARG:HH11	27:BC:54:ARG:HG2	1.67	0.58
28:BD:26:LYS:O	28:BD:27:THR:HB	2.03	0.58
29:BE:92:THR:O	29:BE:95:ILE:HD13	2.03	0.58
31:BG:68:PRO:HB2	31:BG:90:LEU:CD2	2.33	0.58
31:BG:180:PHE:O	31:BG:182:LYS:N	2.37	0.58
32:BH:9:ILE:HG21	32:BH:49:VAL:HG21	1.84	0.58
35:BO:10:VAL:HG21	35:BO:16:ALA:C	2.24	0.58
36:BP:65:ARG:NH2	55:B8:46:ARG:HH22	2.02	0.58
39:BS:33:LYS:C	39:BS:34:HIS:CD2	2.77	0.58
39:BS:97:ARG:C	39:BS:97:ARG:NE	2.57	0.58
41:BU:93:LYS:HA	41:BU:96:ALA:CB	2.33	0.58
48:B1:3:LYS:HG3	48:B1:4:VAL:H	1.68	0.58
1:CA:55:A:C6	1:CA:56:U:C2	2.91	0.58
1:CA:296:U:H2'	1:CA:297:G:C8	2.38	0.58
1:CA:628:G:H2'	1:CA:629:G:C8	2.39	0.58
1:CA:955:U:H2'	1:CA:956:U:O4'	2.04	0.58

Continued on next page...

Continued from previous page...

Atom-1	Atom-2	Interatomic distance (Å)	Clash overlap (Å)
1:CA:973:G:H1'	10:CJ:55:LYS:CE	2.33	0.58
1:CA:1221:G:OP1	19:CS:36:ARG:HD3	2.03	0.58
1:CA:1347:G:H21	1:CA:1373:G:H2'	1.68	0.58
1:CA:1471:G:O2'	1:CA:1472:U:H5'	2.04	0.58
3:CC:73:PRO:C	3:CC:75:VAL:H	2.07	0.58
3:CC:147:LYS:HB2	3:CC:203:PHE:O	2.03	0.58
3:CC:207:VAL:HG12	3:CC:207:VAL:O	2.04	0.58
6:CF:3:ARG:HH12	6:CF:38:GLU:CD	2.07	0.58
8:CH:137:VAL:HG12	8:CH:138:TRP:N	2.19	0.58
19:CS:67:VAL:HG12	19:CS:68:GLY:N	2.18	0.58
25:DA:254:G:O6	55:D8:5:LYS:HG2	2.04	0.58
25:DA:274:G:H1	25:DA:363:G:N2	2.02	0.58
25:DA:278:A:O5'	25:DA:278:A:C8	2.57	0.58
25:DA:309:G:O3'	45:DY:18:GLY:HA2	2.03	0.58
25:DA:573:G:O2'	25:DA:574:C:H3'	2.04	0.58
25:DA:651:G:N2	25:DA:652:C:C4	2.72	0.58
25:DA:910:A:C6	25:DA:911:A:C6	2.91	0.58
25:DA:1524:G:H2'	25:DA:1525:G:H8	1.69	0.58
25:DA:1786:A:C2	25:DA:2606:C:H1'	2.38	0.58
25:DA:1899:G:H21	25:DA:1902:C:H5	1.52	0.58
46:DZ:101:LEU:HD11	46:DZ:123:ILE:HG22	1.86	0.58
47:D0:52:GLY:O	47:D0:59:LEU:HD23	2.02	0.58
49:D2:46:GLN:O	49:D2:49:LYS:HB2	2.04	0.58
1:AA:233:C:O2'	1:AA:234:C:H5'	2.03	0.58
1:AA:255:G:H2'	1:AA:256:U:C6	2.39	0.58
1:AA:336:C:H2'	1:AA:337:C:H6	1.69	0.58
1:AA:1360:A:H2'	1:AA:1361:G:O4'	2.03	0.58
1:AA:1410:G:H2'	1:AA:1411:C:C6	2.39	0.58
2:AB:131:PRO:O	2:AB:135:GLN:HB2	2.03	0.58
3:AC:88:ARG:HA	3:AC:91:LEU:HD12	1.86	0.58
4:AD:188:LEU:N	4:AD:188:LEU:HD23	2.19	0.58
7:AG:6:ARG:NH2	7:AG:94:ARG:NH2	2.51	0.58
7:AG:44:TYR:HE1	9:AI:41:VAL:HG11	1.68	0.58
7:AG:149:ARG:HD3	11:AK:59:TYR:CZ	2.39	0.58
9:AI:78:LYS:HE3	9:AI:101:PHE:HE2	1.69	0.58
10:AJ:50:ILE:H	10:AJ:50:ILE:CD1	2.15	0.58
13:AM:4:ILE:HG22	13:AM:5:ALA:H	1.69	0.58
13:AM:11:ARG:HG2	13:AM:12:ASN:N	2.18	0.58
13:AM:97:PRO:CA	13:AM:110:ARG:HD3	2.34	0.58
14:AN:24:CYS:H	14:AN:33:VAL:CG1	2.16	0.58
20:AT:42:GLN:HE21	20:AT:43:LEU:HA	1.69	0.58

Continued on next page...

Continued from previous page...

Atom-1	Atom-2	Interatomic distance (Å)	Clash overlap (Å)
23:AW:3:C:H2'	23:AW:4:G:H8	1.69	0.58
23:AW:61:C:H2'	23:AW:62:C:H6	1.68	0.58
25:BA:172:C:H2'	25:BA:172:C:O2	2.04	0.58
25:BA:528:A:C8	25:BA:528:A:C3'	2.86	0.58
25:BA:626:U:C5'	25:BA:627:A:H5'	2.32	0.58
25:BA:628:G:H2'	25:BA:629:G:C8	2.39	0.58
25:BA:1106:G:H2'	25:BA:1107:G:C8	2.38	0.58
25:BA:1718:G:O2'	25:BA:1719:G:H5'	2.04	0.58
25:BA:2308:G:N2	31:BG:79:ASN:HB2	2.17	0.58
25:BA:2376:A:N6	39:BS:92:TYR:HE2	2.01	0.58
25:BA:2771:C:H2'	25:BA:2772:C:C6	2.38	0.58
26:BB:1:U:O2	26:BB:1:U:H2'	2.04	0.58
29:BE:23:VAL:HA	29:BE:184:VAL:O	2.04	0.58
31:BG:111:LEU:HA	31:BG:114:ILE:HD11	1.84	0.58
35:BO:4:PRO:O	35:BO:5:GLN:HB2	2.03	0.58
35:BO:87:ILE:HG22	35:BO:88:ASN:O	2.04	0.58
37:BQ:35:VAL:HG23	37:BQ:100:GLY:O	2.04	0.58
53:B6:33:LYS:HE2	53:B6:33:LYS:HA	1.85	0.58
1:CA:312:C:H2'	1:CA:313:A:H8	1.68	0.58
1:CA:676:A:H1'	11:CK:115:PRO:HB3	1.85	0.58
1:CA:1313:U:OP2	19:CS:6:LYS:HB3	2.04	0.58
1:CA:1327:C:H2'	1:CA:1328:C:C6	2.39	0.58
5:CE:11:ILE:O	5:CE:12:LEU:O	2.21	0.58
5:CE:26:PHE:O	5:CE:27:ARG:HB2	2.03	0.58
5:CE:91:LEU:HD12	5:CE:120:THR:HG22	1.86	0.58
6:CF:14:LEU:HB3	6:CF:18:GLN:HE21	1.69	0.58
6:CF:100:ASN:N	18:CR:23:LYS:HZ2	2.01	0.58
25:DA:271(S):G:C3'	25:DA:271(T):C:H5"	2.33	0.58
25:DA:960:A:C4'	25:DA:2457:U:H4'	2.34	0.58
25:DA:997:G:H5'	41:DU:93:LYS:NZ	2.18	0.58
25:DA:1018:C:H2'	25:DA:1019:U:C6	2.31	0.58
25:DA:1310:G:C2'	25:DA:1311:G:H5'	2.34	0.58
25:DA:2009:G:C2'	25:DA:2010:G:H5'	2.34	0.58
25:DA:2200:C:OP1	48:D1:50:ARG:HG3	2.03	0.58
25:DA:2290:G:O2'	25:DA:2381:C:H1'	2.04	0.58
26:DB:59:A:H2'	26:DB:60:C:C6	2.38	0.58
29:DE:105:THR:HB	29:DE:197:ILE:CG2	2.33	0.58
30:DF:53:THR:HG22	30:DF:56:GLU:OE2	2.03	0.58
30:DF:133:ASN:HA	30:DF:162:LEU:HD23	1.86	0.58
31:DG:56:ALA:HB2	31:DG:153:ARG:NH1	2.19	0.58
41:DU:14:HIS:C	41:DU:16:LYS:N	2.57	0.58

Continued on next page...

Continued from previous page...

Atom-1	Atom-2	Interatomic distance (Å)	Clash overlap (Å)
46:DZ:78:ARG:O	46:DZ:79:ARG:HB2	2.03	0.58
46:DZ:125:VAL:HG12	46:DZ:162:LEU:HA	1.86	0.58
47:D0:29:GLN:O	47:D0:31:VAL:HG13	2.04	0.58
50:D3:36:VAL:O	50:D3:36:VAL:HG23	2.03	0.58
1:AA:445:G:H2'	1:AA:446:G:H8	1.69	0.57
1:AA:1509:C:O2'	1:AA:1510:U:H5'	2.04	0.57
3:AC:36:ASP:HA	3:AC:39:ILE:HD12	1.85	0.57
4:AD:122:ARG:O	4:AD:124:GLY:N	2.36	0.57
4:AD:187:ARG:HH12	4:AD:189:PRO:HA	1.69	0.57
6:AF:30:LEU:HD23	6:AF:75:LEU:HD11	1.86	0.57
6:AF:49:ALA:HB1	18:AR:80:PRO:HB3	1.86	0.57
12:AL:24:LEU:N	12:AL:24:LEU:HD22	2.19	0.57
25:BA:75:G:H4'	49:B2:55:ARG:NH1	2.19	0.57
25:BA:699:A:H4'	25:BA:1634:A:N7	2.18	0.57
25:BA:1711:C:O2'	25:BA:1712:C:H5'	2.03	0.57
25:BA:2558:C:C4	25:BA:2559:C:C5	2.92	0.57
25:BA:2626:C:O2'	25:BA:2627:G:H5'	2.04	0.57
25:BA:2701:C:C3'	25:BA:2702:U:C5'	2.80	0.57
27:BC:7:ARG:HD3	27:BC:8:TYR:N	2.19	0.57
28:BD:24:ILE:HG12	28:BD:25:THR:N	2.19	0.57
28:BD:31:LYS:HE3	28:BD:94:LEU:HD11	1.84	0.57
31:BG:16:ARG:CZ	31:BG:31:VAL:HG13	2.34	0.57
31:BG:47:LYS:N	31:BG:51:ARG:HG3	2.19	0.57
32:BH:41:MET:O	32:BH:42:ARG:O	2.22	0.57
32:BH:89:ILE:HD11	32:BH:129:THR:CB	2.27	0.57
33:BI:4:ILE:HG12	33:BI:18:VAL:HG22	1.86	0.57
34:BN:4:TYR:CG	41:BU:100:VAL:HG11	2.38	0.57
37:BQ:42:ILE:CG2	37:BQ:47:ILE:HG13	2.34	0.57
38:BR:77:ARG:HH11	38:BR:77:ARG:HG3	1.68	0.57
39:BS:61:ASN:C	39:BS:61:ASN:HD22	2.06	0.57
46:BZ:177:GLU:C	46:BZ:178:ASP:CG	2.62	0.57
1:CA:16:A:N1	1:CA:919:A:H2	2.01	0.57
1:CA:39:G:O2'	1:CA:40:C:H5'	2.03	0.57
1:CA:1288:A:H1'	1:CA:1352:C:O2'	2.03	0.57
1:CA:1408:A:H2'	1:CA:1409:C:C6	2.39	0.57
2:CB:131:PRO:O	2:CB:135:GLN:HG3	2.04	0.57
2:CB:204:ASN:HD22	2:CB:206:ASP:H	1.50	0.57
3:CC:59:ARG:HG2	3:CC:64:VAL:HG12	1.86	0.57
5:CE:32:VAL:HG12	5:CE:33:VAL:N	2.19	0.57
13:CM:33:ALA:HB2	13:CM:64:TRP:HZ2	1.68	0.57
16:CP:22:THR:HA	16:CP:33:ILE:CG1	2.34	0.57

Continued on next page...

Continued from previous page...

Atom-1	Atom-2	Interatomic distance (Å)	Clash overlap (Å)
22:CV:171:ILE:HG13	22:CV:180:TYR:HD1	1.69	0.57
25:DA:272:G:N3	25:DA:272(B):G:H1'	2.19	0.57
25:DA:310:A:P	45:DY:18:GLY:HA2	2.44	0.57
25:DA:378:C:O2'	25:DA:379:G:H5'	2.04	0.57
25:DA:500:G:N1	25:DA:503:A:OP2	2.37	0.57
25:DA:1925:C:O2'	25:DA:1926:U:H5'	2.04	0.57
25:DA:2839:G:H5'	38:DR:46:GLY:CA	2.34	0.57
27:DC:193:PHE:CE2	27:DC:197:LEU:HD22	2.38	0.57
31:DG:47:LYS:N	31:DG:51:ARG:HG3	2.19	0.57
34:DN:118:LYS:C	34:DN:120:LEU:H	2.07	0.57
39:DS:20:ARG:NH1	39:DS:20:ARG:HG2	2.18	0.57
39:DS:56:LEU:O	39:DS:57:LYS:HB3	2.04	0.57
41:DU:61:TRP:O	41:DU:63:VAL:N	2.37	0.57
41:DU:92:ARG:HD2	41:DU:95:LEU:N	2.19	0.57
44:DX:73:ARG:HB3	44:DX:74:PRO:HD2	1.86	0.57
45:DY:9:LYS:O	45:DY:28:LYS:NZ	2.32	0.57
1:AA:598:U:H4'	8:AH:94:TYR:CD2	2.39	0.57
1:AA:693:G:H1'	7:AG:82:GLY:HA3	1.86	0.57
1:AA:1128:C:N4	1:AA:1139:G:H2'	2.19	0.57
1:AA:1468:A:H2'	1:AA:1469:G:O4'	2.04	0.57
2:AB:178:ARG:O	8:AH:72:PRO:HD3	2.04	0.57
7:AG:44:TYR:CE1	9:AI:41:VAL:HG11	2.39	0.57
9:AI:46:ALA:HB1	9:AI:77:ILE:HG21	1.86	0.57
10:AJ:67:THR:HG22	10:AJ:67:THR:O	2.04	0.57
11:AK:80:VAL:HG11	11:AK:103:LEU:HD12	1.85	0.57
13:AM:2:ALA:O	13:AM:10:PRO:HD2	2.03	0.57
15:AO:49:ASP:OD1	15:AO:52:SER:HB2	2.05	0.57
15:AO:82:ILE:HG23	15:AO:83:GLU:N	2.18	0.57
22:AV:84:ASP:OD2	22:AV:86:GLU:HB3	2.04	0.57
25:BA:655:A:OP2	25:BA:655:A:H3'	2.04	0.57
25:BA:1109:C:C6	25:BA:1110:G:H1'	2.39	0.57
25:BA:1190:G:H5"	36:BP:35:HIS:CA	2.34	0.57
25:BA:1576:U:H2'	25:BA:1577:C:C6	2.39	0.57
25:BA:2481:G:HO2'	25:BA:2482:G:P	2.26	0.57
25:BA:2716:U:O2'	25:BA:2717:G:H5'	2.03	0.57
32:BH:103:LEU:HG	32:BH:105:LEU:CD2	2.34	0.57
33:BI:93:THR:H	33:BI:96:ASP:HB2	1.69	0.57
35:BO:8:LEU:HB2	35:BO:19:ILE:HG13	1.85	0.57
36:BP:25:SER:C	36:BP:27:HIS:H	2.06	0.57
36:BP:71:VAL:CG1	36:BP:72:PRO:HD3	2.34	0.57
40:BT:22:PHE:N	40:BT:22:PHE:CD2	2.72	0.57

Continued on next page...

Continued from previous page...

Atom-1	Atom-2	Interatomic distance (Å)	Clash overlap (Å)
40:BT:85:LYS:NZ	40:BT:85:LYS:CA	2.67	0.57
47:B0:25:TYR:O	47:B0:28:GLN:HG3	2.04	0.57
1:CA:601:C:H2'	1:CA:602:A:C8	2.39	0.57
1:CA:628:G:H2'	1:CA:629:G:H8	1.69	0.57
1:CA:1231:G:H5"	9:CI:128:ARG:HG3	1.86	0.57
2:CB:48:MET:O	2:CB:51:LEU:HB2	2.04	0.57
2:CB:121:LEU:HD23	2:CB:121:LEU:C	2.25	0.57
4:CD:15:GLU:HG3	4:CD:63:LYS:HG2	1.85	0.57
5:CE:144:THR:O	5:CE:147:ASP:OD2	2.22	0.57
7:CG:57:GLU:HG3	7:CG:60:LYS:HB3	1.86	0.57
8:CH:86:ILE:HG21	8:CH:133:LEU:HD22	1.86	0.57
12:CL:15:VAL:HG23	12:CL:16:ARG:H	1.68	0.57
14:CN:24:CYS:SG	14:CN:24:CYS:O	2.61	0.57
25:DA:614(B):G:H1'	30:DF:44:ARG:HD2	1.86	0.57
25:DA:1160:G:H2'	25:DA:1161:C:C6	2.39	0.57
25:DA:1589:C:H2'	25:DA:1590:U:H6	1.69	0.57
25:DA:2098:U:H2'	25:DA:2099:U:C6	2.39	0.57
25:DA:2124:G:H5'	27:DC:175:PRO:HD3	1.85	0.57
25:DA:2422:A:H4'	25:DA:2423:U:OP1	2.03	0.57
27:DC:149:ASN:O	27:DC:152:GLU:HG3	2.04	0.57
28:DD:159:ALA:CB	28:DD:198:ASN:HB3	2.33	0.57
33:DI:10:GLU:CD	33:DI:11:ASN:N	2.57	0.57
34:DN:74:ARG:HH22	34:DN:85:ILE:HD11	1.69	0.57
36:DP:133:SER:O	36:DP:136:GLU:N	2.28	0.57
38:DR:37:THR:HG21	38:DR:40:LYS:HE3	1.86	0.57
39:DS:56:LEU:O	39:DS:57:LYS:CB	2.52	0.57
40:DT:23:ARG:O	40:DT:25:GLY:N	2.37	0.57
41:DU:90:VAL:O	41:DU:92:ARG:N	2.32	0.57
44:DX:47:PHE:HE2	44:DX:91:ALA:HB3	1.68	0.57
46:DZ:174:VAL:HG23	46:DZ:175:PRO:O	2.04	0.57
51:D4:43:GLY:C	51:D4:45:GLY:H	2.07	0.57
1:AA:180:U:C2'	1:AA:181:G:H5'	2.34	0.57
1:AA:912:C:H2'	1:AA:913:A:C8	2.40	0.57
2:AB:9:GLU:C	2:AB:12:GLU:HB2	2.25	0.57
2:AB:62:ALA:HB2	2:AB:222:ILE:HG23	1.85	0.57
2:AB:147:LYS:HE2	2:AB:148:TYR:CE1	2.40	0.57
2:AB:178:ARG:NH1	2:AB:196:LEU:HA	2.20	0.57
4:AD:15:GLU:HG3	4:AD:63:LYS:HE2	1.86	0.57
4:AD:126:ILE:HG22	4:AD:127:THR:H	1.69	0.57
6:AF:22:GLU:HA	6:AF:22:GLU:OE2	2.03	0.57
6:AF:38:GLU:O	6:AF:39:LYS:HB2	2.04	0.57

Continued on next page...

Continued from previous page...

Atom-1	Atom-2	Interatomic distance (Å)	Clash overlap (Å)
8:AH:10:LEU:H	8:AH:10:LEU:CD1	2.18	0.57
8:AH:10:LEU:HD12	8:AH:10:LEU:N	2.19	0.57
9:AI:10:ARG:HD3	9:AI:75:ASP:CG	2.25	0.57
9:AI:23:ASN:HB2	9:AI:60:ASP:OD1	2.04	0.57
10:AJ:84:GLN:HA	10:AJ:88:LEU:HB3	1.86	0.57
11:AK:29:ILE:HD12	11:AK:30:VAL:N	2.19	0.57
18:AR:50:ILE:HD12	18:AR:70:ILE:CD1	2.34	0.57
22:AV:4:VAL:O	22:AV:6:ASP:N	2.37	0.57
25:BA:771:G:OP1	54:B7:10:ARG:NH1	2.38	0.57
25:BA:958:U:O4	37:BQ:40:ALA:HA	2.03	0.57
25:BA:1006:C:C2	25:BA:1138:G:N2	2.72	0.57
25:BA:1203:G:H3'	25:BA:1204:A:C5'	2.33	0.57
25:BA:1342:A:C2	25:BA:1396:U:O2'	2.56	0.57
25:BA:1745(A):C:H5'	25:BA:1746:G:OP2	2.05	0.57
25:BA:2282:G:O2'	25:BA:2283:C:OP2	2.22	0.57
25:BA:2746:U:H2'	25:BA:2747:G:H5'	1.86	0.57
28:BD:147:LEU:HD13	28:BD:155:LEU:CD1	2.34	0.57
29:BE:24:THR:HG22	29:BE:186:GLY:N	2.19	0.57
35:BO:18:LYS:HB2	35:BO:45:GLU:CG	2.33	0.57
44:BX:10:ALA:O	44:BX:28:PHE:HB3	2.04	0.57
45:BY:8:LYS:CE	45:BY:37:VAL:HG11	2.34	0.57
49:B2:6:VAL:O	49:B2:9:GLN:HB2	2.04	0.57
1:CA:963:G:H21	10:CJ:55:LYS:HD3	1.69	0.57
1:CA:1012:U:H2'	1:CA:1013:G:H8	1.68	0.57
1:CA:1044:A:H2'	1:CA:1045:C:O4'	2.04	0.57
1:CA:1072:G:H2'	1:CA:1073:U:C6	2.40	0.57
1:CA:1515:C:H2'	1:CA:1516:G:C8	2.39	0.57
2:CB:115:LEU:HD13	2:CB:145:LEU:HB3	1.86	0.57
4:CD:117:ALA:O	4:CD:121:VAL:HG23	2.05	0.57
4:CD:133:VAL:HG13	4:CD:135:LEU:HD22	1.86	0.57
4:CD:150:GLU:HG2	4:CD:151:LYS:N	2.19	0.57
7:CG:75:VAL:HG21	7:CG:144:MET:HB3	1.86	0.57
18:CR:52:PRO:HB2	18:CR:54:ARG:NH1	2.19	0.57
22:CV:7:LEU:C	22:CV:8:ARG:HD2	2.24	0.57
22:CV:72:TYR:H	22:CV:109:THR:HG21	1.67	0.57
25:DA:991:C:H5'	25:DA:991:C:H6	1.69	0.57
25:DA:1109:C:H5	25:DA:1110:G:N3	2.02	0.57
25:DA:1138:G:H1'	34:DN:105:GLY:O	2.04	0.57
25:DA:1416:G:H2'	25:DA:1417:C:C6	2.39	0.57
25:DA:2510:C:O2'	25:DA:2511:U:H5'	2.04	0.57
25:DA:2521:C:H42	25:DA:2544:G:H1	1.51	0.57

Continued on next page...

Continued from previous page...

Atom-1	Atom-2	Interatomic distance (Å)	Clash overlap (Å)
25:DA:2541:A:H4'	25:DA:2764:A:C2	2.38	0.57
27:DC:66:PRO:HG2	27:DC:67:HIS:CD2	2.40	0.57
27:DC:188:ASP:HA	27:DC:191:ARG:HB3	1.87	0.57
28:DD:33:LEU:H	28:DD:33:LEU:HD12	1.69	0.57
29:DE:78:LEU:C	29:DE:79:ARG:HD2	2.25	0.57
31:DG:173:LEU:HD22	31:DG:178:PHE:CZ	2.39	0.57
32:DH:127:GLU:CG	32:DH:128:PRO:HD2	2.34	0.57
36:DP:49:ARG:HD2	55:D8:58:ILE:CG2	2.35	0.57
36:DP:111:ARG:HG2	36:DP:128:HIS:ND1	2.18	0.57
37:DQ:39:PRO:O	37:DQ:40:ALA:HB2	2.04	0.57
40:DT:28:VAL:O	40:DT:29:ARG:CB	2.52	0.57
44:DX:53:LYS:HB3	44:DX:82:GLN:CB	2.34	0.57
45:DY:86:ARG:HG2	45:DY:88:LYS:N	2.20	0.57
46:DZ:56:ILE:HG22	46:DZ:57:VAL:N	2.19	0.57
53:D6:15:GLU:HG2	53:D6:18:ARG:HG2	1.86	0.57
1:AA:920:U:O2'	1:AA:921:U:H5'	2.04	0.57
1:AA:924:C:H2'	1:AA:925:G:C8	2.39	0.57
1:AA:1157:A:C1'	1:AA:1181:G:H21	2.17	0.57
1:AA:1195:C:H5"	1:AA:1196:U:OP2	2.03	0.57
1:AA:1327:C:H5"	21:AU:20:LYS:CB	2.34	0.57
4:AD:60:GLU:HG2	4:AD:202:LEU:CB	2.35	0.57
6:AF:72:VAL:HG13	6:AF:73:ASN:N	2.18	0.57
9:AI:96:LEU:CD2	9:AI:102:LEU:HB2	2.33	0.57
11:AK:34:ASP:HB2	11:AK:35:PRO:HD2	1.86	0.57
12:AL:83:ARG:HB2	12:AL:98:VAL:CG2	2.34	0.57
19:AS:52:TYR:CE1	19:AS:56:GLN:HA	2.40	0.57
25:BA:582:G:H2'	25:BA:583:G:C8	2.39	0.57
25:BA:2232:U:O2'	25:BA:2233:U:H5'	2.04	0.57
25:BA:2701:C:H2'	25:BA:2702:U:H5"	1.87	0.57
28:BD:71:ASP:HB2	28:BD:103:ARG:NH2	2.17	0.57
36:BP:85:LEU:N	36:BP:85:LEU:CD2	2.67	0.57
40:BT:41:ARG:O	40:BT:41:ARG:HD2	2.05	0.57
45:BY:28:LYS:NZ	45:BY:28:LYS:N	2.47	0.57
48:B1:75:GLU:O	48:B1:78:LYS:HB2	2.03	0.57
1:CA:81:U:H5'	1:CA:81:U:C6	2.31	0.57
1:CA:190:U:H2'	1:CA:191:G:H8	1.70	0.57
1:CA:1030(C):G:O2'	1:CA:1030(D):A:H5'	2.05	0.57
12:CL:48:ALA:HB3	12:CL:50:ARG:HE	1.68	0.57
12:CL:48:ALA:O	12:CL:49:LEU:HD22	2.04	0.57
13:CM:35:GLU:HG3	13:CM:36:LYS:H	1.69	0.57
14:CN:29:ARG:HH21	14:CN:42:ILE:HD11	1.69	0.57

Continued on next page...

Continued from previous page...

Atom-1	Atom-2	Interatomic distance (Å)	Clash overlap (Å)
19:CS:20:LEU:HA	19:CS:23:ASN:HB2	1.87	0.57
25:DA:38:A:H2'	25:DA:39:C:C6	2.39	0.57
25:DA:2175:C:H3'	25:DA:2176:A:H5"	1.86	0.57
25:DA:2399:G:N2	25:DA:2418:A:H1'	2.19	0.57
27:DC:135:ARG:HG3	27:DC:135:ARG:HH11	1.70	0.57
28:DD:92:ILE:H	28:DD:92:ILE:CD1	2.17	0.57
29:DE:57:LYS:HB3	29:DE:57:LYS:NZ	2.19	0.57
29:DE:61:ARG:CB	29:DE:62:PRO:CD	2.82	0.57
31:DG:13:GLU:O	31:DG:14:GLU:CB	2.53	0.57
32:DH:91:GLY:HA3	32:DH:94:TYR:CD2	2.39	0.57
36:DP:16:ARG:HD3	36:DP:16:ARG:C	2.25	0.57
36:DP:50:ARG:CG	36:DP:51:PHE:N	2.67	0.57
38:DR:38:VAL:O	38:DR:42:LYS:HG3	2.04	0.57
45:DY:4:LYS:HD2	45:DY:32:PRO:HG2	1.84	0.57
45:DY:8:LYS:CE	45:DY:72:VAL:HG23	2.23	0.57
46:DZ:7:TYR:N	46:DZ:7:TYR:HD1	2.02	0.57
46:DZ:162:LEU:HD22	46:DZ:166:PRO:HG3	1.87	0.57
1:AA:226:G:O2'	1:AA:227:G:H5'	2.04	0.57
1:AA:255:G:H2'	1:AA:256:U:H6	1.69	0.57
4:AD:14:ARG:HA	4:AD:39:PRO:CB	2.35	0.57
5:AE:26:PHE:H	5:AE:26:PHE:HD1	1.51	0.57
9:AI:2:GLU:HG2	9:AI:3:GLN:HG3	1.86	0.57
9:AI:83:ARG:O	9:AI:86:VAL:HG12	2.04	0.57
9:AI:104:ARG:O	9:AI:105:ASP:CB	2.52	0.57
12:AL:83:ARG:HB2	12:AL:98:VAL:HG22	1.86	0.57
15:AO:18:PHE:CE1	15:AO:21:ASP:HB2	2.40	0.57
16:AP:53:VAL:HG23	16:AP:54:GLU:H	1.70	0.57
19:AS:9:VAL:O	19:AS:9:VAL:HG12	2.04	0.57
25:BA:252:G:H2'	25:BA:253:C:H6	1.70	0.57
25:BA:494:G:N2	43:BW:57:ASN:HD21	1.97	0.57
25:BA:538:G:C2'	25:BA:539:G:H5"	2.33	0.57
25:BA:1003:G:N2	25:BA:1153:C:C2	2.71	0.57
25:BA:1239:G:H2'	25:BA:1240:U:O4'	2.05	0.57
25:BA:2262:U:O2'	25:BA:2263:C:H5'	2.03	0.57
25:BA:2758:A:C3'	25:BA:2759:G:H5"	2.34	0.57
29:BE:71:GLY:O	29:BE:72:VAL:C	2.42	0.57
30:BF:19:GLU:CD	30:BF:19:GLU:N	2.57	0.57
33:BI:83:ALA:HB1	33:BI:87:LYS:O	2.05	0.57
34:BN:36:GLY:O	34:BN:42:TRP:HE3	1.87	0.57
35:BO:117:LEU:O	35:BO:117:LEU:HD23	2.04	0.57
42:BV:19:LYS:HZ2	42:BV:20:LEU:H	1.47	0.57

Continued on next page...

Continued from previous page...

Atom-1	Atom-2	Interatomic distance (Å)	Clash overlap (Å)
43:BW:14:PRO:HG2	43:BW:78:GLU:HG3	1.85	0.57
1:CA:1118:C:H5'	9:CI:104:ARG:HG2	1.85	0.57
1:CA:1237:C:H3'	1:CA:1336:C:H41	1.69	0.57
2:CB:52:GLU:O	2:CB:56:ARG:HG2	2.05	0.57
2:CB:68:ILE:HD12	2:CB:161:ALA:HB3	1.86	0.57
2:CB:96:ARG:HD2	2:CB:96:ARG:N	2.19	0.57
2:CB:102:LEU:HD12	2:CB:102:LEU:N	2.19	0.57
14:CN:59:ALA:HB1	14:CN:61:TRP:HZ3	1.70	0.57
15:CO:25:THR:HG21	15:CO:70:LEU:HD13	1.85	0.57
17:CQ:31:LEU:HG	17:CQ:32:TYR:CE2	2.38	0.57
25:DA:26:G:N1	25:DA:27:G:N2	2.53	0.57
25:DA:1022:G:O6	34:DN:66:LYS:HD3	2.04	0.57
25:DA:1434:A:H61	25:DA:1558:A:H62	1.50	0.57
25:DA:2060:A:O2'	25:DA:2061:G:P	2.62	0.57
25:DA:2692:C:H2'	25:DA:2693:A:H8	1.70	0.57
25:DA:2788:C:O2'	25:DA:2809:A:N3	2.38	0.57
28:DD:25:THR:HG22	28:DD:26:LYS:H	1.69	0.57
28:DD:37:LEU:O	28:DD:38:LYS:C	2.42	0.57
29:DE:104:VAL:HG11	29:DE:188:VAL:CG2	2.34	0.57
30:DF:176:LEU:HG	30:DF:177:ALA:N	2.19	0.57
34:DN:57:ALA:O	34:DN:58:ASP:O	2.22	0.57
36:DP:146:VAL:HG22	36:DP:147:LEU:H	1.68	0.57
37:DQ:59:ARG:O	37:DQ:60:ARG:HB2	2.04	0.57
39:DS:17:ARG:CG	39:DS:18:ILE:N	2.67	0.57
40:DT:34:VAL:HA	40:DT:39:ARG:CA	2.28	0.57
40:DT:64:ARG:HD3	40:DT:73:GLU:HG3	1.85	0.57
41:DU:36:ARG:HH21	42:DV:82:ARG:NH1	2.02	0.57
46:DZ:19:ARG:C	46:DZ:21:GLY:H	2.07	0.57
47:D0:52:GLY:H	47:D0:62:LEU:CD1	2.17	0.57
50:D3:5:LYS:NZ	50:D3:34:GLU:OE2	2.31	0.57
1:AA:436:C:H2'	1:AA:437:U:C6	2.40	0.57
1:AA:783:C:O2'	1:AA:784:C:H5'	2.04	0.57
1:AA:974:A:O4'	14:AN:31:ARG:HD3	2.05	0.57
4:AD:3:ARG:HE	4:AD:5:ILE:HG13	1.70	0.57
4:AD:22:LYS:HG3	4:AD:26:CYS:SG	2.44	0.57
4:AD:133:VAL:HG12	4:AD:135:LEU:H	1.70	0.57
6:AF:75:LEU:HD23	6:AF:79:LEU:HG	1.87	0.57
8:AH:46:LYS:HE2	8:AH:63:LEU:O	2.03	0.57
8:AH:134:ILE:O	8:AH:135:CYS:HB3	2.04	0.57
9:AI:96:LEU:HD21	9:AI:102:LEU:HB2	1.86	0.57
11:AK:57:THR:CG2	11:AK:58:PRO:HD2	2.34	0.57

Continued on next page...

Continued from previous page...

Atom-1	Atom-2	Interatomic distance (Å)	Clash overlap (Å)
13:AM:40:ASN:ND2	13:AM:43:THR:HG23	2.19	0.57
16:AP:28:ARG:C	16:AP:30:GLY:H	2.07	0.57
20:AT:38:LYS:HA	20:AT:41:ILE:HG12	1.85	0.57
20:AT:46:GLU:OE1	20:AT:48:LYS:HE2	2.04	0.57
25:BA:106:C:H2'	25:BA:107:C:C6	2.38	0.57
25:BA:769:G:H5'	25:BA:1379:A:N6	2.19	0.57
25:BA:1139:G:O2'	25:BA:1140:C:H5'	2.05	0.57
25:BA:1497:U:H2'	25:BA:1497:U:O2	2.04	0.57
25:BA:2108:C:H2'	25:BA:2108:C:O2	2.04	0.57
26:BB:32:C:C2	26:BB:51:G:N2	2.72	0.57
27:BC:52:PRO:HG2	27:BC:168:LYS:O	2.04	0.57
28:BD:35:LYS:HB2	28:BD:36:PRO:CD	2.25	0.57
33:BI:48:GLU:O	33:BI:51:ILE:HG22	2.04	0.57
35:BO:47:ILE:HD12	35:BO:47:ILE:N	2.18	0.57
37:BQ:63:LYS:HD3	37:BQ:65:PHE:CZ	2.39	0.57
38:BR:49:ASP:OD1	38:BR:95:THR:HG22	2.04	0.57
39:BS:92:TYR:C	39:BS:94:TYR:N	2.53	0.57
40:BT:118:ARG:O	40:BT:119:LYS:C	2.42	0.57
43:BW:29:LEU:HD13	43:BW:51:LEU:HD11	1.87	0.57
45:BY:61:ILE:O	45:BY:62:GLU:CD	2.43	0.57
46:BZ:153:ASP:O	46:BZ:154:LEU:HG	2.05	0.57
47:B0:39:GLN:NE2	47:B0:42:THR:HA	2.19	0.57
52:B5:51:TYR:O	52:B5:52:TYR:O	2.22	0.57
1:CA:201:C:N4	1:CA:216:G:H1	2.03	0.57
1:CA:224:C:H2'	1:CA:225:C:H6	1.70	0.57
1:CA:1004:A:N6	1:CA:1035:A:H8	2.02	0.57
1:CA:1038:C:H2'	1:CA:1039:C:C5	2.39	0.57
1:CA:1333:A:H2'	1:CA:1334:G:O4'	2.04	0.57
2:CB:231:GLU:HB2	2:CB:232:PRO:CD	2.35	0.57
4:CD:11:LEU:O	4:CD:13:ARG:O	2.21	0.57
6:CF:72:VAL:O	6:CF:75:LEU:HB3	2.04	0.57
7:CG:15:ASP:O	7:CG:16:LEU:HG	2.03	0.57
9:CI:8:GLY:HA3	9:CI:15:ALA:H	1.69	0.57
11:CK:67:ASP:OD2	11:CK:71:LYS:HE3	2.05	0.57
19:CS:63:THR:HG23	19:CS:65:ASN:N	2.19	0.57
25:DA:154(A):C:N3	25:DA:171:G:O6	2.38	0.57
25:DA:528:A:C2	25:DA:2043:C:C5'	2.86	0.57
25:DA:869:G:H2'	25:DA:870:A:H8	1.69	0.57
25:DA:2282:G:H1'	25:DA:2390:U:H3	1.69	0.57
25:DA:2364:C:O2'	25:DA:2365:G:H5'	2.04	0.57
27:DC:27:ALA:HB1	27:DC:183:PRO:HA	1.86	0.57

Continued on next page...

Continued from previous page...

Atom-1	Atom-2	Interatomic distance (Å)	Clash overlap (Å)
28:DD:10:THR:HG23	28:DD:13:ARG:HB3	1.85	0.57
33:DI:76:THR:O	33:DI:77:LEU:CB	2.52	0.57
34:DN:43:THR:O	34:DN:46:VAL:HG12	2.04	0.57
37:DQ:26:TYR:HA	37:DQ:137:TYR:CE1	2.40	0.57
44:DX:3:THR:HA	44:DX:6:ASP:OD2	2.03	0.57
45:DY:28:LYS:C	45:DY:38:ILE:HB	2.24	0.57
48:D1:52:ARG:HG3	48:D1:53:VAL:N	2.13	0.57
48:D1:53:VAL:CG1	48:D1:90:ILE:HG21	2.34	0.57
49:D2:57:ILE:O	49:D2:58:ALA:C	2.43	0.57
50:D3:29:ARG:HH11	50:D3:29:ARG:HB3	1.70	0.57
1:AA:134:A:H2'	1:AA:135:C:O4'	2.05	0.57
1:AA:178:C:O2'	1:AA:179:A:H5'	2.05	0.57
1:AA:643:C:H5'	8:AH:31:PHE:CD1	2.40	0.57
1:AA:737:A:H2'	1:AA:738:C:H6	1.70	0.57
3:AC:70:VAL:HG12	3:AC:72:LYS:N	2.16	0.57
5:AE:76:ILE:HG22	5:AE:93:PRO:CB	2.35	0.57
9:AI:11:LYS:C	9:AI:13:ALA:H	2.08	0.57
10:AJ:29:ARG:HH22	10:AJ:80:LYS:HD2	1.68	0.57
14:AN:12:ARG:C	14:AN:14:PRO:HD2	2.25	0.57
22:AV:7:LEU:HB2	22:AV:25:TYR:CD1	2.40	0.57
25:BA:669:G:H2'	25:BA:669:G:N3	2.20	0.57
25:BA:2357:U:OP1	47:B0:19:ARG:NH1	2.37	0.57
27:BC:183:PRO:HB2	27:BC:184:GLU:OE2	2.05	0.57
29:BE:3:GLY:HA3	29:BE:81:ILE:CG2	2.23	0.57
31:BG:76:SER:CB	31:BG:83:ARG:HB2	2.31	0.57
34:BN:78:TYR:HD1	34:BN:78:TYR:H	1.52	0.57
38:BR:17:ARG:O	38:BR:20:LEU:HB3	2.04	0.57
42:BV:46:VAL:HG22	42:BV:47:VAL:N	2.18	0.57
45:BY:78:ALA:HB2	45:BY:99:CYS:HG	1.70	0.57
1:CA:115:G:O2'	1:CA:116:A:OP2	2.20	0.57
1:CA:513:C:H2'	1:CA:514:C:C6	2.36	0.57
1:CA:612:C:O2'	1:CA:613:C:H5'	2.04	0.57
1:CA:741:G:O2'	1:CA:742:G:H5'	2.04	0.57
1:CA:1123:A:H4'	10:CJ:36:GLY:HA2	1.85	0.57
1:CA:1151:A:C6	1:CA:1152:A:N6	2.73	0.57
5:CE:72:GLN:O	5:CE:73:ASN:HB3	2.04	0.57
7:CG:143:ARG:O	7:CG:147:ALA:CB	2.53	0.57
8:CH:91:ARG:HH12	17:CQ:33:GLY:HA3	1.70	0.57
9:CI:4:TYR:HB2	9:CI:19:LEU:HD12	1.86	0.57
12:CL:80:VAL:HG12	12:CL:81:LEU:N	2.20	0.57
16:CP:49:LEU:O	16:CP:49:LEU:HG	2.04	0.57

Continued on next page...

Continued from previous page...

Atom-1	Atom-2	Interatomic distance (Å)	Clash overlap (Å)
19:CS:42:PRO:O	19:CS:43:GLU:HB3	2.04	0.57
25:DA:49:A:H5"	25:DA:50:U:H3'	1.85	0.57
25:DA:227:A:H5"	36:DP:76:LYS:HE2	1.87	0.57
25:DA:521:G:H2'	25:DA:522:G:C8	2.39	0.57
25:DA:1215:G:O2'	25:DA:1216:G:H5'	2.05	0.57
25:DA:2291:U:O2'	25:DA:2374:C:H1'	2.05	0.57
28:DD:133:LEU:CB	28:DD:173:VAL:HG11	2.35	0.57
36:DP:9:ASN:H	36:DP:10:PRO:HD2	1.70	0.57
43:DW:21:VAL:O	43:DW:24:ILE:HG12	2.04	0.57
43:DW:38:TYR:OH	52:D5:47:PRO:HG3	2.03	0.57
45:DY:23:ARG:HH21	45:DY:40:GLU:HB3	1.70	0.57
45:DY:29:GLU:N	45:DY:29:GLU:OE1	2.37	0.57
49:D2:65:ASN:HD22	49:D2:69:ARG:HH12	1.52	0.57
53:D6:41:PRO:HD2	53:D6:46:HIS:H	1.63	0.57
1:AA:254:G:O2'	1:AA:255:G:H5'	2.05	0.57
1:AA:479:C:H2'	1:AA:480:U:C6	2.40	0.57
1:AA:838:G:N2	1:AA:849:C:H1'	2.19	0.57
1:AA:1071:C:O2'	1:AA:1072:G:H5'	2.04	0.57
1:AA:1261:A:H2'	1:AA:1262:C:O4'	2.04	0.57
12:AL:43:LYS:HG2	12:AL:44:LYS:H	1.69	0.57
23:AW:29:G:C2'	23:AW:30:G:H5'	2.35	0.57
25:BA:271(J):C:H3'	25:BA:271(K):U:H5"	1.85	0.57
25:BA:863:A:O2'	25:BA:864:G:H5'	2.05	0.57
25:BA:1688:U:H5'	25:BA:1689:A:OP1	2.04	0.57
25:BA:1786:A:H2	25:BA:2606:C:H1'	1.69	0.57
25:BA:1991:U:H2'	25:BA:1992:G:H5"	1.85	0.57
25:BA:2476:A:H2	25:BA:2477:C:C5	2.22	0.57
25:BA:2759:G:C8	25:BA:2759:G:C5'	2.85	0.57
27:BC:85:LYS:HD3	27:BC:88:GLU:OE2	2.05	0.57
29:BE:30:PRO:O	29:BE:32:PRO:HD3	2.05	0.57
31:BG:64:THR:HG23	31:BG:66:GLN:N	2.19	0.57
37:BQ:66:ILE:HG12	37:BQ:104:PHE:HE2	1.69	0.57
37:BQ:69:PHE:CD1	37:BQ:70:PRO:HD2	2.39	0.57
42:BV:19:LYS:CE	42:BV:20:LEU:H	2.18	0.57
46:BZ:13:LYS:N	46:BZ:14:PRO:HD3	2.19	0.57
1:CA:406:G:H2'	1:CA:407:G:H8	1.70	0.57
1:CA:538:G:O3'	12:CL:111:LYS:HE2	2.05	0.57
1:CA:659:U:H2'	1:CA:660:G:C8	2.39	0.57
1:CA:1176:A:H2'	1:CA:1177:G:O4'	2.05	0.57
1:CA:1327:C:H2'	1:CA:1328:C:H6	1.68	0.57
3:CC:54:ARG:NH1	3:CC:56:ASP:HB2	2.20	0.57

Continued on next page...

Continued from previous page...

Atom-1	Atom-2	Interatomic distance (Å)	Clash overlap (Å)
3:CC:127:ARG:HG2	3:CC:127:ARG:NH1	2.20	0.57
4:CD:57:ARG:HB3	4:CD:206:PHE:HB2	1.85	0.57
8:CH:95:VAL:HB	8:CH:99:GLU:HB2	1.87	0.57
9:CI:15:ALA:HA	9:CI:65:VAL:HA	1.85	0.57
9:CI:26:VAL:HG13	9:CI:61:ALA:O	2.05	0.57
17:CQ:92:ARG:HA	17:CQ:95:TYR:CD2	2.39	0.57
25:DA:151:C:HO2'	25:DA:152:G:H5'	1.70	0.57
25:DA:747:U:O2	25:DA:2014:A:H1'	2.05	0.57
25:DA:1171:G:H3'	25:DA:1173:G:C5'	2.35	0.57
25:DA:1214:A:H2'	25:DA:1215:G:H8	1.69	0.57
25:DA:1513:C:H2'	25:DA:1514:U:H6	1.69	0.57
25:DA:2074:U:O2'	25:DA:2597:G:H1'	2.04	0.57
25:DA:2261:C:O2'	25:DA:2262:U:H5'	2.05	0.57
25:DA:2876:G:O5'	40:DT:3:ARG:HA	2.05	0.57
26:DB:42:C:H4'	31:DG:67:LYS:O	2.04	0.57
26:DB:52:A:H62	39:DS:33:LYS:HE3	1.69	0.57
27:DC:74:ARG:CB	27:DC:111:PHE:HA	2.35	0.57
30:DF:192:LEU:HD23	30:DF:193:VAL:H	1.66	0.57
31:DG:85:GLY:O	31:DG:87:PRO:HD2	2.05	0.57
31:DG:102:PHE:CE2	31:DG:141:PHE:HE1	2.22	0.57
34:DN:45:ASN:CG	34:DN:45:ASN:O	2.42	0.57
35:DO:104:ARG:HH22	40:DT:35:LYS:NZ	2.03	0.57
36:DP:24:GLY:O	36:DP:25:SER:HB2	2.03	0.57
36:DP:85:LEU:HB3	36:DP:114:ILE:HD11	1.86	0.57
48:D1:44:PRO:O	48:D1:46:LEU:HD22	2.05	0.57
1:AA:1106:G:H5"	3:AC:172:ARG:CG	2.34	0.57
1:AA:1216:G:H2'	1:AA:1217:C:C6	2.40	0.57
1:AA:1232:U:H2'	1:AA:1233:G:O4'	2.05	0.57
1:AA:1336:C:H4'	1:AA:1337:G:C4	2.39	0.57
1:AA:1394:A:C6	1:AA:1501:C:H4'	2.40	0.57
1:AA:1440:C:C2'	1:AA:1441:G:H5'	2.34	0.57
2:AB:19:HIS:CE1	2:AB:206:ASP:HB2	2.40	0.57
4:AD:59:ARG:HA	4:AD:59:ARG:NE	2.20	0.57
4:AD:98:GLU:OE2	4:AD:103:ASN:ND2	2.34	0.57
8:AH:22:GLU:OE1	8:AH:62:TYR:HE1	1.88	0.57
9:AI:42:ARG:HH11	9:AI:42:ARG:HG2	1.69	0.57
10:AJ:4:ILE:CG1	10:AJ:77:PRO:HB3	2.31	0.57
14:AN:23:ARG:O	14:AN:23:ARG:HG3	2.04	0.57
20:AT:83:ARG:O	20:AT:86:ARG:HB3	2.04	0.57
25:BA:814:C:C5	36:BP:27:HIS:NE2	2.73	0.57
25:BA:839:U:O2'	25:BA:1191:G:H1'	2.04	0.57

Continued on next page...

Continued from previous page...

Atom-1	Atom-2	Interatomic distance (Å)	Clash overlap (Å)
25:BA:1642:G:O2'	25:BA:1643:G:H5'	2.04	0.57
25:BA:2160:G:H2'	25:BA:2161:C:H6	1.70	0.57
25:BA:2291:U:H2'	25:BA:2292:C:C6	2.40	0.57
25:BA:2349:G:H5'	25:BA:2349:G:H8	1.70	0.57
25:BA:2762:G:C3'	25:BA:2763:G:H5"	2.35	0.57
27:BC:48:LEU:HD22	27:BC:210:LEU:HD23	1.85	0.57
28:BD:12:SER:C	28:BD:14:ARG:N	2.58	0.57
28:BD:45:ASN:ND2	28:BD:50:THR:HG21	2.20	0.57
28:BD:68:LYS:HB2	28:BD:70:TRP:CH2	2.40	0.57
30:BF:3:GLU:HB3	30:BF:24:LEU:HG	1.86	0.57
31:BG:98:ARG:O	31:BG:101:ILE:HD13	2.04	0.57
31:BG:139:LEU:HD23	31:BG:139:LEU:N	2.12	0.57
34:BN:57:ALA:C	34:BN:58:ASP:O	2.42	0.57
36:BP:35:HIS:O	36:BP:36:LYS:HB2	2.05	0.57
38:BR:79:LEU:HA	38:BR:83:ILE:HG13	1.87	0.57
39:BS:12:PHE:HD1	39:BS:12:PHE:O	1.88	0.57
42:BV:49:THR:CG2	42:BV:50:PRO:HD3	2.34	0.57
46:BZ:165:SER:HB2	46:BZ:166:PRO:CA	2.35	0.57
52:B5:37:LYS:HG3	52:B5:38:ALA:N	2.16	0.57
1:CA:1066:C:H3'	1:CA:1067:A:C8	2.40	0.57
1:CA:1151:A:H1'	10:CJ:39:PRO:CG	2.35	0.57
1:CA:1405:G:O4'	1:CA:1519:A:H4'	2.05	0.57
10:CJ:34:VAL:CG2	10:CJ:74:ILE:HG22	2.35	0.57
10:CJ:89:ASP:C	10:CJ:91:PRO:HD3	2.25	0.57
11:CK:34:ASP:HB2	11:CK:35:PRO:CD	2.35	0.57
14:CN:59:ALA:HB1	14:CN:61:TRP:CZ3	2.40	0.57
19:CS:53:ASN:OD1	19:CS:56:GLN:N	2.38	0.57
22:CV:161:VAL:O	22:CV:162:PRO:O	2.23	0.57
25:DA:125:G:H1'	54:D7:13:ALA:HB1	1.86	0.57
25:DA:832:G:H21	36:DP:53:GLY:CA	2.17	0.57
25:DA:1042:G:C1'	25:DA:1114:G:H22	2.16	0.57
25:DA:1276:A:H1'	38:DR:16:HIS:CE1	2.36	0.57
25:DA:2349:G:H8	25:DA:2349:G:H5'	1.70	0.57
28:DD:133:LEU:HB3	28:DD:173:VAL:HG11	1.87	0.57
28:DD:210:GLY:HA2	28:DD:213:ARG:HG2	1.86	0.57
31:DG:47:LYS:HD3	31:DG:82:LEU:CD1	2.35	0.57
36:DP:31:ALA:C	36:DP:33:ARG:H	2.08	0.57
40:DT:88:ILE:CG2	40:DT:89:VAL:HG23	2.34	0.57
43:DW:5:ALA:HB3	43:DW:105:VAL:N	2.18	0.57
46:DZ:18:ARG:HB3	46:DZ:81:ARG:HH12	1.69	0.57
1:AA:1149:C:H2'	1:AA:1150:U:C6	2.40	0.57

Continued on next page...

Continued from previous page...

Atom-1	Atom-2	Interatomic distance (Å)	Clash overlap (Å)
1:AA:1256:A:O3'	1:AA:1257:U:H4'	2.05	0.57
1:AA:1496:C:H2'	1:AA:1497:G:O4'	2.05	0.57
1:AA:1500:A:C2'	1:AA:1501:C:H5'	2.35	0.57
2:AB:220:ASP:HA	2:AB:223:ILE:CD1	2.35	0.57
3:AC:189:ALA:CB	3:AC:196:LEU:HB2	2.35	0.57
4:AD:60:GLU:HG2	4:AD:202:LEU:HG	1.87	0.57
4:AD:135:LEU:C	4:AD:137:SER:H	2.09	0.57
7:AG:16:LEU:CD1	9:AI:45:ALA:HB2	2.35	0.57
11:AK:98:LEU:O	11:AK:101:SER:OG	2.23	0.57
13:AM:88:ARG:O	13:AM:98:VAL:HG11	2.04	0.57
15:AO:28:GLN:OE1	15:AO:66:LEU:HD21	2.05	0.57
19:AS:33:THR:CG2	19:AS:49:ILE:HG22	2.35	0.57
19:AS:36:ARG:CZ	19:AS:75:ALA:HB3	2.35	0.57
25:BA:2787:C:O2	25:BA:2787:C:H2'	2.04	0.57
27:BC:19:LYS:HG2	27:BC:20:VAL:N	2.20	0.57
27:BC:22:THR:O	27:BC:24:ASP:N	2.37	0.57
29:BE:52:LEU:HB3	29:BE:75:VAL:HB	1.87	0.57
31:BG:16:ARG:O	31:BG:20:ILE:HG13	2.05	0.57
39:BS:82:ILE:HG22	39:BS:83:LYS:N	2.19	0.57
39:BS:88:ASP:OD2	39:BS:89:ARG:N	2.38	0.57
41:BU:74:LEU:N	41:BU:74:LEU:CD1	2.68	0.57
46:BZ:4:LEU:HD21	46:BZ:38:VAL:HG11	1.87	0.57
46:BZ:13:LYS:O	46:BZ:15:SER:N	2.37	0.57
46:BZ:101:LEU:HD11	46:BZ:123:ILE:HG22	1.87	0.57
46:BZ:129:PRO:HA	46:BZ:132:ILE:CD1	2.35	0.57
1:CA:157:G:O2'	1:CA:158:G:H5'	2.05	0.57
1:CA:502:G:H2'	1:CA:503:C:C6	2.40	0.57
1:CA:828:A:H2'	1:CA:829:G:O4'	2.05	0.57
1:CA:930:C:O2'	1:CA:931:C:H5'	2.04	0.57
2:CB:177:ALA:HA	2:CB:182:ILE:HD12	1.85	0.57
3:CC:63:ASN:HA	3:CC:98:ASN:O	2.05	0.57
4:CD:170:VAL:CG1	4:CD:171:GLY:H	2.16	0.57
5:CE:144:THR:O	5:CE:145:LYS:C	2.43	0.57
7:CG:3:ARG:O	7:CG:4:ARG:HG2	2.05	0.57
11:CK:57:THR:HG23	11:CK:58:PRO:HD2	1.84	0.57
11:CK:124:LYS:HD2	11:CK:125:PHE:CE1	2.39	0.57
18:CR:47:THR:HG21	18:CR:49:LYS:HE2	1.86	0.57
25:DA:664:C:H2'	25:DA:665:C:C6	2.39	0.57
25:DA:996:A:C2	25:DA:997:G:C8	2.93	0.57
25:DA:1047:G:N7	25:DA:1110:G:C6	2.72	0.57
25:DA:1118:C:H5'	46:DZ:79:ARG:NH2	2.18	0.57

Continued on next page...

Continued from previous page...

Atom-1	Atom-2	Interatomic distance (Å)	Clash overlap (Å)
25:DA:1204:A:HO2'	25:DA:1205:U:P	2.28	0.57
25:DA:1508:A:H4'	25:DA:1509(A):A:C5	2.40	0.57
25:DA:1556:C:H2'	25:DA:1557:C:C6	2.39	0.57
31:DG:39:ILE:HD12	31:DG:40:ASN:H	1.69	0.57
34:DN:42:TRP:CD1	41:DU:63:VAL:HG11	2.39	0.57
36:DP:59:LEU:CA	36:DP:61:ARG:CZ	2.81	0.57
39:DS:85:VAL:H	39:DS:106:ARG:HB2	1.70	0.57
40:DT:134:GLU:O	40:DT:135:ALA:HB2	2.05	0.57
43:DW:84:ARG:O	43:DW:95:ILE:HA	2.05	0.57
45:DY:42:VAL:O	45:DY:64:GLU:HA	2.05	0.57
53:D6:40:CYS:CA	53:D6:46:HIS:HB3	2.33	0.57
1:AA:514:C:H2'	1:AA:515:G:H8	1.68	0.56
1:AA:656:C:H4'	15:AO:62:GLN:NE2	2.19	0.56
1:AA:789:U:H2'	1:AA:791:G:OP2	2.05	0.56
1:AA:1117:G:H8	1:AA:1117:G:H5'	1.70	0.56
3:AC:173:VAL:HG12	3:AC:173:VAL:O	2.05	0.56
4:AD:36:ARG:HH11	4:AD:36:ARG:HG2	1.69	0.56
6:AF:1:MET:O	6:AF:2:ARG:HG3	2.04	0.56
6:AF:15:ASP:OD1	6:AF:17:SER:HB2	2.05	0.56
7:AG:50:ILE:C	7:AG:54:THR:HG23	2.25	0.56
7:AG:80:VAL:HG21	7:AG:85:TYR:CD1	2.38	0.56
11:AK:125:PHE:O	11:AK:128:ALA:HB3	2.05	0.56
13:AM:56:LEU:O	13:AM:60:VAL:HG23	2.05	0.56
18:AR:21:LYS:O	18:AR:23:LYS:N	2.39	0.56
25:BA:71:A:H2	44:BX:31:HIS:CE1	2.21	0.56
25:BA:990:A:OP2	25:BA:991:C:OP2	2.23	0.56
25:BA:1589:C:H2'	25:BA:1590:U:H6	1.69	0.56
25:BA:1590:U:O2'	25:BA:1591:G:H5"	2.05	0.56
25:BA:1952:A:C2	35:BO:22:ILE:HG23	2.40	0.56
28:BD:31:LYS:CB	28:BD:35:LYS:HG3	2.34	0.56
33:BI:93:THR:HA	33:BI:116:LEU:HD21	1.87	0.56
35:BO:87:ILE:CG2	35:BO:91:LEU:HA	2.35	0.56
35:BO:91:LEU:HD12	35:BO:111:PHE:CZ	2.40	0.56
36:BP:101:VAL:CG2	36:BP:102:ARG:H	2.19	0.56
38:BR:12:ARG:HH11	38:BR:12:ARG:CG	2.18	0.56
40:BT:53:ARG:O	40:BT:53:ARG:HD3	2.06	0.56
40:BT:85:LYS:C	40:BT:85:LYS:CE	2.73	0.56
42:BV:29:PRO:O	42:BV:61:VAL:HG22	2.05	0.56
1:CA:446:G:H2'	1:CA:447:G:O4'	2.05	0.56
1:CA:1065:U:O2'	1:CA:1066:C:OP2	2.21	0.56
1:CA:1376:U:H2'	1:CA:1377:A:H8	1.68	0.56

Continued on next page...

Continued from previous page...

Atom-1	Atom-2	Interatomic distance (Å)	Clash overlap (Å)
2:CB:21:ARG:H	2:CB:23:ARG:NH2	2.03	0.56
3:CC:175:LEU:H	3:CC:175:LEU:HD12	1.70	0.56
4:CD:77:ASN:O	4:CD:78:LEU:C	2.43	0.56
7:CG:69:VAL:O	7:CG:138:LYS:HG3	2.05	0.56
7:CG:70:LYS:O	7:CG:138:LYS:HE3	2.04	0.56
14:CN:3:ARG:O	14:CN:6:LEU:N	2.38	0.56
25:DA:283:A:O2'	25:DA:284:U:OP1	2.23	0.56
25:DA:484:C:H2'	25:DA:485:C:H6	1.70	0.56
25:DA:999:U:O2'	25:DA:1000:A:H5"	2.05	0.56
25:DA:1138:G:H2'	25:DA:1139:G:O4'	2.05	0.56
25:DA:1272:A:H3'	25:DA:1273:U:H5'	1.87	0.56
25:DA:1494:A:H3'	25:DA:1494:A:N3	2.20	0.56
25:DA:2007:C:H4'	25:DA:2824:C:H4'	1.87	0.56
25:DA:2469:A:H62	25:DA:2481:G:H1'	1.70	0.56
27:DC:87:ALA:HA	27:DC:154:ILE:HD13	1.85	0.56
27:DC:173:HIS:O	27:DC:174:ALA:HB3	2.03	0.56
28:DD:166:GLN:HA	28:DD:166:GLN:NE2	2.18	0.56
38:DR:11:ASN:O	38:DR:12:ARG:CG	2.52	0.56
39:DS:106:ARG:HD2	39:DS:107:GLU:O	2.05	0.56
40:DT:13:ARG:CZ	40:DT:13:ARG:CA	2.81	0.56
41:DU:26:GLY:C	41:DU:28:ARG:H	2.07	0.56
41:DU:110:VAL:O	41:DU:113:ALA:N	2.36	0.56
42:DV:39:LEU:CD1	42:DV:51:VAL:HA	2.30	0.56
44:DX:32:PRO:HA	44:DX:77:LYS:CB	2.34	0.56
1:AA:176:C:O2'	1:AA:177:C:H5'	2.05	0.56
1:AA:428:G:O4'	1:AA:430:A:C8	2.59	0.56
1:AA:624:C:H2'	1:AA:625:G:C8	2.40	0.56
1:AA:1217:C:O2'	1:AA:1218:C:H5'	2.05	0.56
1:AA:1354:C:H2'	1:AA:1355:G:H8	1.69	0.56
3:AC:70:VAL:O	3:AC:106:VAL:N	2.38	0.56
4:AD:108:LEU:HB3	4:AD:110:PHE:HE1	1.70	0.56
7:AG:31:MET:SD	7:AG:34:GLY:HA2	2.45	0.56
11:AK:13:GLN:NE2	11:AK:75:TYR:HA	2.19	0.56
16:AP:75:ARG:HH11	16:AP:75:ARG:HG3	1.70	0.56
17:AQ:21:VAL:HG11	17:AQ:59:ILE:HD11	1.87	0.56
20:AT:94:ALA:O	20:AT:95:ALA:HB2	2.05	0.56
22:AV:90:GLN:HB2	27:BC:140:ASN:ND2	2.20	0.56
25:BA:26:G:N1	25:BA:27:G:N2	2.52	0.56
25:BA:277:C:OP1	25:BA:277:C:H6	1.87	0.56
25:BA:674:G:O2'	30:BF:67:GLN:OE1	2.23	0.56
25:BA:1210:A:H5'	25:BA:1212:G:O4'	2.05	0.56

Continued on next page...

Continued from previous page...

Atom-1	Atom-2	Interatomic distance (Å)	Clash overlap (Å)
25:BA:2306:C:H5	25:BA:2307:G:H1'	1.70	0.56
25:BA:2405:G:O2'	25:BA:2411:A:N6	2.38	0.56
25:BA:2492:U:H2'	25:BA:2493:U:H6	1.66	0.56
25:BA:2564:A:C2	25:BA:2647:U:H4'	2.40	0.56
25:BA:2652:C:H42	25:BA:2668:G:H1	1.52	0.56
25:BA:2828:C:O2'	25:BA:2829:C:H5'	2.05	0.56
27:BC:118:PRO:HA	27:BC:121:MET:HB2	1.87	0.56
28:BD:145:VAL:HG12	28:BD:146:GLU:O	2.05	0.56
32:BH:17:VAL:O	32:BH:45:VAL:HG21	2.05	0.56
45:BY:52:SER:O	45:BY:53:PRO:O	2.23	0.56
53:B6:16:CYS:O	53:B6:18:ARG:NH1	2.39	0.56
1:CA:59:A:H3'	1:CA:331:G:H22	1.69	0.56
1:CA:119:A:O2'	1:CA:120:A:OP2	2.18	0.56
1:CA:165:C:O2'	1:CA:166:G:H5'	2.05	0.56
1:CA:431:A:O2'	1:CA:432:A:H5'	2.05	0.56
1:CA:707:C:H2'	1:CA:708:C:H6	1.69	0.56
1:CA:757:U:H1'	1:CA:879:C:H1'	1.87	0.56
1:CA:1091:U:H1'	1:CA:1095:U:O2	2.05	0.56
1:CA:1243:C:OP2	21:CU:10:ARG:NH2	2.38	0.56
1:CA:1277:C:C2'	1:CA:1278:U:H5"	2.35	0.56
3:CC:180:ALA:O	3:CC:205:GLY:O	2.24	0.56
4:CD:145:GLU:HG2	4:CD:184:LYS:CG	2.33	0.56
7:CG:155:ARG:O	7:CG:156:TRP:HD1	1.88	0.56
8:CH:28:ALA:HA	8:CH:59:LEU:CD1	2.35	0.56
10:CJ:30:SER:HB2	10:CJ:81:THR:HA	1.86	0.56
14:CN:24:CYS:O	14:CN:26:ARG:N	2.38	0.56
18:CR:19:LYS:N	18:CR:19:LYS:HE2	2.20	0.56
18:CR:43:PHE:C	18:CR:51:LEU:HD12	2.25	0.56
18:CR:52:PRO:HB2	18:CR:54:ARG:HH11	1.69	0.56
20:CT:57:ARG:HB2	20:CT:57:ARG:CZ	2.34	0.56
25:DA:1681:G:H8	25:DA:1681:G:OP2	1.88	0.56
25:DA:2233:U:H2'	25:DA:2234:G:H8	1.63	0.56
27:DC:37:LYS:H	27:DC:37:LYS:CD	2.13	0.56
27:DC:82:GLU:CD	27:DC:82:GLU:N	2.58	0.56
28:DD:83:GLU:OE1	28:DD:104:TYR:CE2	2.59	0.56
30:DF:28:ILE:HG22	30:DF:112:MET:HG2	1.86	0.56
30:DF:38:ARG:HD3	30:DF:99:TYR:OH	2.05	0.56
36:DP:97:PRO:O	36:DP:98:GLU:CB	2.53	0.56
38:DR:28:LEU:HD21	38:DR:114:VAL:HG12	1.86	0.56
40:DT:25:GLY:O	40:DT:26:ASP:HB2	2.05	0.56
40:DT:49:VAL:HG13	40:DT:49:VAL:O	2.05	0.56

Continued on next page...

Continued from previous page...

Atom-1	Atom-2	Interatomic distance (Å)	Clash overlap (Å)
44:DX:26:TYR:O	44:DX:81:VAL:HG22	2.05	0.56
46:DZ:13:LYS:HB2	46:DZ:17:LEU:CD1	2.35	0.56
47:D0:73:GLY:O	47:D0:75:LEU:N	2.38	0.56
49:D2:53:LEU:HD22	49:D2:57:ILE:HD11	1.86	0.56
54:D7:16:HIS:HB2	54:D7:44:PRO:HG2	1.86	0.56
1:AA:16:A:O2'	1:AA:17:U:H5'	2.06	0.56
1:AA:68:G:H1	1:AA:101:A:H61	1.52	0.56
1:AA:580:U:H2'	1:AA:581:G:C8	2.40	0.56
1:AA:882:C:O2'	1:AA:883:C:H5'	2.05	0.56
1:AA:1037:C:H2'	1:AA:1038:C:C6	2.40	0.56
1:AA:1124:G:H1'	10:AJ:38:ILE:CG2	2.35	0.56
1:AA:1134:G:N2	1:AA:1141:C:C2	2.73	0.56
1:AA:1238:A:OP1	1:AA:1335:C:H1'	2.05	0.56
2:AB:140:HIS:CA	2:AB:143:GLU:HG3	2.32	0.56
2:AB:178:ARG:HG3	8:AH:71:GLY:C	2.25	0.56
2:AB:207:ALA:O	2:AB:211:ILE:HG13	2.06	0.56
3:AC:54:ARG:CG	3:AC:55:VAL:N	2.61	0.56
4:AD:13:ARG:HB2	4:AD:38:TYR:O	2.05	0.56
4:AD:68:TYR:HA	4:AD:114:ARG:HD2	1.87	0.56
4:AD:195:ALA:C	4:AD:196:LEU:HD12	2.26	0.56
5:AE:51:VAL:HB	5:AE:52:PRO:CD	2.30	0.56
10:AJ:4:ILE:CG2	10:AJ:74:ILE:HD11	2.35	0.56
10:AJ:40:LEU:HG	10:AJ:69:ASN:HB3	1.88	0.56
11:AK:120:ARG:NH1	11:AK:126:ARG:HE	2.04	0.56
12:AL:7:LEU:O	12:AL:11:GLY:HA2	2.05	0.56
12:AL:29:PHE:HD1	12:AL:83:ARG:HA	1.70	0.56
13:AM:48:LEU:N	13:AM:48:LEU:HD22	2.20	0.56
13:AM:117:VAL:HG12	13:AM:118:ALA:N	2.20	0.56
15:AO:25:THR:HG21	15:AO:70:LEU:CB	2.30	0.56
17:AQ:55:ASP:HB3	17:AQ:76:LEU:HD13	1.88	0.56
17:AQ:78:GLU:CD	17:AQ:81:ARG:HD2	2.25	0.56
18:AR:66:LEU:O	18:AR:69:THR:N	2.36	0.56
20:AT:37:SER:O	20:AT:40:ALA:HB3	2.05	0.56
22:AV:153:LEU:HD21	22:AV:159:VAL:CG1	2.36	0.56
23:AW:5:G:O2'	23:AW:6:G:H5'	2.05	0.56
25:BA:364:C:H2'	25:BA:365:C:C5'	2.33	0.56
25:BA:538:G:H2'	25:BA:539:G:C5'	2.35	0.56
25:BA:712:G:O2'	25:BA:713:G:H5'	2.05	0.56
25:BA:773:U:C4'	28:BD:47:GLY:HA3	2.35	0.56
25:BA:1458:C:C4'	25:BA:1459:G:O5'	2.50	0.56
25:BA:1797:C:H2'	25:BA:1798:U:H5'	1.87	0.56

Continued on next page...

Continued from previous page...

Atom-1	Atom-2	Interatomic distance (Å)	Clash overlap (Å)
25:BA:2102:U:H5	25:BA:2187:G:H22	1.53	0.56
25:BA:2371:G:H4'	53:B6:45:LYS:CB	2.36	0.56
25:BA:2416:C:H2'	25:BA:2417:C:H6	1.70	0.56
25:BA:2636:U:H2'	25:BA:2637:U:C6	2.40	0.56
25:BA:2808:U:H2'	25:BA:2809:A:C5'	2.32	0.56
25:BA:2856:C:O2'	25:BA:2857:G:H5'	2.04	0.56
28:BD:96:HIS:ND1	28:BD:102:LYS:HG2	2.21	0.56
30:BF:68:LYS:HA	30:BF:68:LYS:HZ3	1.69	0.56
30:BF:185:ASP:HA	30:BF:188:ARG:HG3	1.87	0.56
30:BF:192:LEU:O	30:BF:193:VAL:HG23	2.04	0.56
41:BU:66:ASN:HD21	41:BU:70:ARG:NH2	2.03	0.56
45:BY:6:HIS:HE1	45:BY:32:PRO:HB3	1.70	0.56
1:CA:15:G:H8	1:CA:1396:A:O2'	1.87	0.56
1:CA:59:A:H5'	1:CA:60:A:C5'	2.36	0.56
1:CA:173:U:H5"	1:CA:197:A:O4'	2.05	0.56
1:CA:181:G:H4'	1:CA:182:U:C5'	2.35	0.56
1:CA:262:A:H2'	1:CA:263:A:C8	2.40	0.56
1:CA:406:G:H1'	1:CA:495:A:N1	2.20	0.56
1:CA:452:A:HO2'	1:CA:453:A:H8	1.53	0.56
1:CA:453:A:C4'	16:CP:72:ARG:HG3	2.31	0.56
1:CA:613:C:N4	1:CA:627:G:H1	1.96	0.56
1:CA:626:U:H2'	1:CA:627:G:C8	2.40	0.56
1:CA:659:U:OP1	15:CO:9:GLN:NE2	2.38	0.56
1:CA:710:G:H2'	1:CA:711:G:H8	1.70	0.56
1:CA:1290:G:H2'	1:CA:1291:G:H5'	1.87	0.56
2:CB:17:PHE:HB2	2:CB:42:ILE:HG23	1.87	0.56
2:CB:105:PHE:O	2:CB:107:THR:N	2.39	0.56
2:CB:213:LEU:O	2:CB:213:LEU:HD23	2.05	0.56
5:CE:76:ILE:HG22	5:CE:93:PRO:HB3	1.87	0.56
6:CF:2:ARG:NE	6:CF:69:GLU:HB3	2.20	0.56
7:CG:120:ILE:HG22	7:CG:124:LEU:HD11	1.87	0.56
8:CH:88:LYS:HB3	8:CH:89:PRO:HD2	1.87	0.56
9:CI:16:ARG:HB2	9:CI:64:THR:CG2	2.35	0.56
10:CJ:17:ASP:HA	10:CJ:70:ARG:HH11	1.70	0.56
10:CJ:20:ALA:O	10:CJ:24:VAL:HG23	2.05	0.56
10:CJ:32:ALA:O	10:CJ:33:GLN:HG3	2.05	0.56
10:CJ:34:VAL:HG11	10:CJ:72:VAL:HG12	1.87	0.56
11:CK:115:PRO:C	11:CK:117:ASN:H	2.08	0.56
17:CQ:93:GLN:HA	17:CQ:96:GLU:OE1	2.04	0.56
22:CV:41:PHE:N	22:CV:41:PHE:CD1	2.74	0.56
22:CV:67:THR:H	23:CW:17(B):U:H3	1.53	0.56

Continued on next page...

Continued from previous page...

Atom-1	Atom-2	Interatomic distance (Å)	Clash overlap (Å)
25:DA:252:G:O2'	25:DA:253:C:H5'	2.05	0.56
25:DA:606:U:H4'	25:DA:658:C:H4'	1.87	0.56
25:DA:640:C:H2'	25:DA:641:C:C6	2.39	0.56
25:DA:783:A:H4'	25:DA:1779:U:O2	2.05	0.56
25:DA:820:A:O2'	25:DA:821:A:H5'	2.05	0.56
25:DA:848:G:O2'	25:DA:849:A:H5'	2.06	0.56
25:DA:850:C:C2'	25:DA:851:U:H5'	2.35	0.56
25:DA:914:C:C2'	25:DA:915:C:H5'	2.32	0.56
25:DA:927:G:C2'	25:DA:928:G:H5'	2.35	0.56
25:DA:1169:G:H2'	25:DA:1170:G:O4'	2.05	0.56
25:DA:1277:G:H4'	38:DR:20:LEU:HD11	1.87	0.56
25:DA:1464:C:H2'	25:DA:1465:G:C8	2.39	0.56
25:DA:1491:G:O4'	28:DD:99:ASP:OD2	2.23	0.56
25:DA:1877:A:H5'	25:DA:1878:G:OP2	2.05	0.56
27:DC:54:ARG:NH1	27:DC:54:ARG:CB	2.69	0.56
27:DC:71:LYS:N	27:DC:71:LYS:HD3	2.19	0.56
27:DC:76:LEU:CD2	27:DC:104:ILE:HD11	2.35	0.56
27:DC:80:LYS:CE	31:DG:50:ALA:H	2.18	0.56
30:DF:127:GLU:OE1	30:DF:196:LEU:HD12	2.06	0.56
30:DF:132:VAL:HG22	30:DF:133:ASN:N	2.20	0.56
30:DF:202:PHE:HE1	30:DF:206:ILE:HD13	1.71	0.56
32:DH:157:TYR:O	32:DH:158:HIS:HB2	2.05	0.56
33:DI:98:ALA:C	33:DI:100:ALA:H	2.08	0.56
35:DO:24:VAL:CG2	35:DO:33:ALA:HB2	2.35	0.56
41:DU:90:VAL:CG1	42:DV:11:GLN:NE2	2.68	0.56
42:DV:12:TYR:HD2	42:DV:12:TYR:N	2.03	0.56
42:DV:19:LYS:CG	42:DV:20:LEU:H	2.18	0.56
46:DZ:28:TYR:O	46:DZ:88:PHE:HA	2.04	0.56
49:D2:18:PRO:HG2	49:D2:19:VAL:H	1.70	0.56
49:D2:38:GLN:HB2	49:D2:45:SER:HB2	1.87	0.56
1:AA:221:C:H2'	1:AA:222:U:C6	2.40	0.56
1:AA:724:G:C2	1:AA:725:G:C8	2.94	0.56
1:AA:781:A:H2'	1:AA:782:A:H5'	1.88	0.56
1:AA:1030:C:C5	1:AA:1031:G:N2	2.73	0.56
1:AA:1282:C:H2'	1:AA:1283:G:C8	2.40	0.56
1:AA:1380:U:O2'	1:AA:1381:U:H5"	2.04	0.56
5:AE:33:VAL:HG11	5:AE:109:ILE:HA	1.87	0.56
5:AE:53:LEU:H	5:AE:53:LEU:HD12	1.69	0.56
10:AJ:4:ILE:HB	10:AJ:74:ILE:CG1	2.29	0.56
15:AO:87:ILE:O	15:AO:88:ARG:HB2	2.06	0.56
20:AT:50:GLU:HB3	20:AT:100:ILE:HG12	1.86	0.56

Continued on next page...

Continued from previous page...

Atom-1	Atom-2	Interatomic distance (Å)	Clash overlap (Å)
25:BA:1011:G:OP2	41:BU:66:ASN:ND2	2.37	0.56
25:BA:1165:U:O2'	25:BA:1166:C:H5'	2.05	0.56
25:BA:1405:U:H2'	25:BA:1406:U:H6	1.69	0.56
25:BA:1889:A:N1	25:BA:2234:G:H1'	2.20	0.56
25:BA:2186:G:H2'	25:BA:2187:G:C8	2.41	0.56
25:BA:2208:A:H1'	25:BA:2219:G:C5	2.39	0.56
25:BA:2223:G:OP1	28:BD:172:TYR:OH	2.20	0.56
25:BA:2285:C:C5	53:B6:27:LYS:HE3	2.40	0.56
25:BA:2461:C:H2'	25:BA:2462:U:C6	2.40	0.56
25:BA:2753:A:C2	25:BA:2754:U:C2	2.93	0.56
27:BC:165:ARG:HB2	27:BC:165:ARG:NH1	2.20	0.56
28:BD:108:PRO:HG2	28:BD:111:LEU:CB	2.33	0.56
28:BD:146:GLU:HA	28:BD:153:ALA:HA	1.88	0.56
31:BG:83:ARG:HH11	31:BG:84:LYS:NZ	2.03	0.56
33:BI:90:GLY:O	33:BI:91:SER:HB3	2.05	0.56
37:BQ:32:TYR:OH	37:BQ:111:GLU:HB2	2.05	0.56
40:BT:20:PRO:HD2	40:BT:85:LYS:O	2.05	0.56
41:BU:112:ARG:CG	41:BU:112:ARG:NH1	2.65	0.56
46:BZ:150:HIS:O	46:BZ:151:ALA:O	2.23	0.56
1:CA:176:C:O2'	1:CA:177:C:H5'	2.06	0.56
1:CA:1202:G:H2'	1:CA:1203:C:O4'	2.05	0.56
3:CC:78:GLY:CA	3:CC:83:ARG:HB3	2.34	0.56
3:CC:97:LYS:HG2	3:CC:98:ASN:N	2.20	0.56
7:CG:143:ARG:O	7:CG:147:ALA:HB2	2.04	0.56
12:CL:8:VAL:HG13	17:CQ:29:HIS:CD2	2.40	0.56
13:CM:11:ARG:O	13:CM:45:VAL:HG21	2.05	0.56
13:CM:48:LEU:HG	13:CM:53:VAL:HG23	1.87	0.56
17:CQ:83:ASP:HA	17:CQ:86:GLU:OE1	2.06	0.56
18:CR:19:LYS:O	18:CR:20:ALA:HB3	2.05	0.56
19:CS:61:TYR:O	19:CS:62:ILE:HB	2.05	0.56
22:CV:42:LYS:HD3	22:CV:47:GLY:O	2.06	0.56
25:DA:142:A:H8	25:DA:1595:G:H21	1.49	0.56
25:DA:286:C:C2'	25:DA:287:C:H5'	2.29	0.56
25:DA:1754:C:H5'	40:DT:101:PHE:CE2	2.40	0.56
25:DA:1921:G:O2'	25:DA:1922:G:H5'	2.05	0.56
25:DA:2540:C:C2'	25:DA:2541:A:H5'	2.36	0.56
25:DA:2680:C:C5'	29:DE:189:PRO:HA	2.35	0.56
28:DD:183:ARG:HG2	28:DD:184:LYS:N	2.20	0.56
30:DF:101:LEU:HD12	30:DF:102:PRO:HD2	1.86	0.56
37:DQ:116:GLU:OE2	37:DQ:119:ARG:NH2	2.38	0.56
42:DV:39:LEU:HB3	42:DV:47:VAL:CG1	2.35	0.56

Continued on next page...

Continued from previous page...

Atom-1	Atom-2	Interatomic distance (Å)	Clash overlap (Å)
47:D0:43:THR:O	47:D0:43:THR:HG23	2.06	0.56
47:D0:45:PHE:O	47:D0:59:LEU:HD11	2.05	0.56
56:D9:26:ILE:HG22	56:D9:27:CYS:N	2.20	0.56
1:AA:175:C:O2'	1:AA:176:C:H5'	2.05	0.56
1:AA:660:G:H2'	1:AA:661:G:O4'	2.05	0.56
1:AA:1424:C:O2'	1:AA:1425:U:H5'	2.06	0.56
2:AB:55:PHE:CE1	2:AB:221:LEU:HG	2.40	0.56
3:AC:35:GLU:O	3:AC:38:ARG:HG2	2.05	0.56
3:AC:153:VAL:HG13	3:AC:198:VAL:HG13	1.88	0.56
5:AE:95:ALA:HB1	5:AE:96:PRO:HD2	1.87	0.56
7:AG:18:TYR:HD2	7:AG:59:LEU:HD12	1.70	0.56
7:AG:135:VAL:C	7:AG:137:LYS:H	2.08	0.56
8:AH:86:ILE:HG22	8:AH:87:SER:N	2.21	0.56
9:AI:48:GLU:N	9:AI:49:PRO:CD	2.69	0.56
13:AM:3:ARG:HG2	13:AM:9:ILE:CG1	2.34	0.56
25:BA:12:U:O2	25:BA:12:U:C2'	2.53	0.56
25:BA:2031:A:O2'	25:BA:2032:G:P	2.64	0.56
25:BA:2070:G:H2'	25:BA:2071:A:O4'	2.06	0.56
25:BA:2261:C:OP1	47:B0:16:GLN:HG2	2.05	0.56
27:BC:70:GLY:C	27:BC:72:GLN:H	2.09	0.56
29:BE:72:VAL:O	29:BE:73:GLU:O	2.24	0.56
30:BF:36:VAL:HG11	30:BF:183:VAL:HG11	1.88	0.56
31:BG:16:ARG:NH1	31:BG:31:VAL:CG1	2.69	0.56
34:BN:58:ASP:O	34:BN:60:ILE:N	2.38	0.56
35:BO:25:LEU:HD12	35:BO:38:VAL:CG1	2.35	0.56
36:BP:80:TYR:CD1	36:BP:111:ARG:HB3	2.40	0.56
37:BQ:27:VAL:O	37:BQ:28:ALA:CB	2.53	0.56
37:BQ:111:GLU:OE2	37:BQ:133:ARG:NH2	2.37	0.56
40:BT:88:ILE:HG22	40:BT:89:VAL:H	1.70	0.56
43:BW:12:ILE:HG13	43:BW:42:ARG:HH12	1.71	0.56
48:B1:95:LEU:C	48:B1:97:LEU:N	2.59	0.56
1:CA:80:G:H5'	1:CA:83:U:OP1	2.05	0.56
1:CA:81:U:H2'	1:CA:82:U:C6	2.41	0.56
1:CA:1250:A:H4'	9:CI:68:GLY:N	2.21	0.56
1:CA:1318:A:H1'	19:CS:37:ARG:NH2	2.20	0.56
3:CC:7:PRO:O	3:CC:11:ARG:HG2	2.05	0.56
3:CC:116:VAL:O	3:CC:119:ARG:HB3	2.05	0.56
4:CD:62:GLN:HA	4:CD:62:GLN:NE2	2.20	0.56
5:CE:72:GLN:HE21	5:CE:77:PRO:HB3	1.70	0.56
15:CO:66:LEU:O	15:CO:69:TYR:HB3	2.05	0.56
22:CV:89:GLU:O	22:CV:90:GLN:HB2	2.04	0.56

Continued on next page...

Continued from previous page...

Atom-1	Atom-2	Interatomic distance (Å)	Clash overlap (Å)
25:DA:1048:A:OP2	25:DA:1110:G:N2	2.38	0.56
25:DA:1244:G:H4'	36:DP:11:GLY:HA2	1.87	0.56
25:DA:1579:A:H2'	25:DA:1580:A:C8	2.40	0.56
25:DA:1679:U:H2'	25:DA:1680:U:H5'	1.88	0.56
25:DA:1747(A):G:C3'	25:DA:1748:G:H5"	2.35	0.56
25:DA:2812:G:N2	25:DA:2889:C:H1'	2.20	0.56
31:DG:88:ILE:HG13	31:DG:89:GLY:N	2.21	0.56
32:DH:71:LEU:HA	32:DH:74:ASN:HD22	1.70	0.56
33:DI:19:VAL:HG22	33:DI:20:ASP:H	1.70	0.56
37:DQ:81:VAL:HG23	47:D0:7:LEU:CD2	2.36	0.56
39:DS:34:HIS:CA	39:DS:54:LEU:HD23	2.34	0.56
40:DT:7:ILE:O	40:DT:10:VAL:HB	2.06	0.56
40:DT:23:ARG:NH2	40:DT:120:ARG:HD3	2.20	0.56
40:DT:113:LYS:O	40:DT:114:LEU:HD23	2.06	0.56
53:D6:19:ARG:O	53:D6:20:ASN:O	2.24	0.56
1:AA:47:C:HO2'	1:AA:48:C:H5'	1.69	0.56
1:AA:473:G:H4'	16:AP:81:ARG:HH21	1.70	0.56
1:AA:662:G:O2'	1:AA:836:G:H5'	2.05	0.56
1:AA:1053:G:C5	1:AA:1199:U:H2'	2.40	0.56
1:AA:1223:C:C2'	1:AA:1223:C:O3'	2.44	0.56
2:AB:7:VAL:N	2:AB:8:LYS:HZ3	2.03	0.56
3:AC:178:LEU:C	3:AC:180:ALA:H	2.09	0.56
3:AC:186:PHE:CG	3:AC:187:ALA:N	2.73	0.56
5:AE:111:GLU:C	5:AE:113:ALA:H	2.09	0.56
8:AH:6:ILE:H	8:AH:6:ILE:CD1	2.18	0.56
9:AI:3:GLN:HG2	9:AI:20:ARG:NH1	2.17	0.56
13:AM:80:ARG:C	13:AM:82:MET:H	2.09	0.56
18:AR:43:PHE:HE2	18:AR:58:LEU:HD11	1.71	0.56
20:AT:85:MET:O	20:AT:85:MET:HG3	2.05	0.56
25:BA:280:C:H5'	25:BA:280:C:C6	2.30	0.56
25:BA:380:U:H5'	48:B1:18:ILE:HD13	1.87	0.56
25:BA:461:C:O2'	25:BA:462:C:H5'	2.04	0.56
25:BA:1028:A:N6	25:BA:1125:G:H2'	2.21	0.56
25:BA:2310:A:O2'	25:BA:2311:A:H5'	2.06	0.56
25:BA:2322:A:H2'	25:BA:2323:G:O4'	2.04	0.56
25:BA:2807:G:C3'	25:BA:2808:U:H5"	2.36	0.56
28:BD:28:GLU:HB2	28:BD:29:PRO:CD	2.35	0.56
28:BD:131:LEU:HD12	28:BD:131:LEU:N	2.20	0.56
33:BI:128:LEU:O	33:BI:137:PRO:HA	2.06	0.56
34:BN:55:VAL:HG22	34:BN:126:PRO:HA	1.87	0.56
35:BO:71:ARG:HG3	35:BO:71:ARG:NH1	2.16	0.56

Continued on next page...

Continued from previous page...

Atom-1	Atom-2	Interatomic distance (Å)	Clash overlap (Å)
40:BT:28:VAL:HG22	40:BT:46:GLU:CA	2.35	0.56
44:BX:12:VAL:HG21	44:BX:27:THR:HB	1.88	0.56
45:BY:36:ALA:HA	45:BY:69:ALA:H	1.70	0.56
46:BZ:8:TYR:CE2	46:BZ:34:ARG:HD2	2.41	0.56
53:B6:48:VAL:O	53:B6:49:HIS:CB	2.53	0.56
1:CA:1244:C:H2'	1:CA:1245:A:H8	1.66	0.56
1:CA:1251:A:H1'	1:CA:1369:C:O2'	2.05	0.56
1:CA:1316:G:H2'	1:CA:1317:C:C5'	2.31	0.56
6:CF:97:PHE:O	18:CR:31:LEU:HD23	2.05	0.56
7:CG:71:PRO:HA	7:CG:138:LYS:HG2	1.86	0.56
7:CG:75:VAL:HG12	7:CG:88:PRO:CB	2.35	0.56
12:CL:80:VAL:HG13	12:CL:97:ILE:HG23	1.86	0.56
22:CV:105:LYS:HG2	22:CV:106:GLU:N	2.18	0.56
25:DA:278:A:O5'	25:DA:278:A:H8	1.89	0.56
25:DA:352:G:H2'	25:DA:352:G:N3	2.20	0.56
25:DA:520:G:H2'	25:DA:521:G:C8	2.41	0.56
25:DA:718:A:H2'	25:DA:719:C:O4'	2.05	0.56
25:DA:836:G:H2'	25:DA:837:C:C6	2.41	0.56
25:DA:862:G:H2'	25:DA:863:A:C8	2.41	0.56
25:DA:910:A:C4	37:DQ:13:GLN:HG3	2.41	0.56
25:DA:1721:G:O6	25:DA:1739:U:H5'	2.06	0.56
25:DA:2492:U:H2'	25:DA:2492:U:O2	2.04	0.56
25:DA:2866:U:C6	25:DA:2868:A:H1'	2.40	0.56
27:DC:80:LYS:NZ	31:DG:48:GLU:HB2	2.21	0.56
27:DC:98:GLU:O	27:DC:101:ILE:HG22	2.05	0.56
27:DC:138:LEU:HD13	27:DC:139:PRO:N	2.19	0.56
29:DE:6:GLY:O	29:DE:196:VAL:HG22	2.05	0.56
30:DF:31:HIS:HB2	36:DP:13:ASN:HB3	1.86	0.56
31:DG:86:MET:HB3	31:DG:87:PRO:CD	2.35	0.56
34:DN:114:ARG:HH11	34:DN:114:ARG:CB	2.16	0.56
36:DP:79:ARG:NH2	36:DP:109:GLY:HA3	2.20	0.56
38:DR:10:LEU:HB3	38:DR:17:ARG:CD	2.36	0.56
45:DY:10:GLY:CA	45:DY:27:VAL:HG13	2.29	0.56
45:DY:43:ASN:HA	45:DY:64:GLU:HA	1.88	0.56
55:D8:33:ASN:N	55:D8:33:ASN:ND2	2.49	0.56
55:D8:61:LEU:HD22	55:D8:62:LEU:H	1.71	0.56
1:AA:556:C:C2'	1:AA:557:G:H5'	2.36	0.56
1:AA:642:A:N3	8:AH:113:SER:OG	2.38	0.56
1:AA:1002:G:N2	1:AA:1003:G:H1'	2.19	0.56
1:AA:1004:A:N6	1:AA:1035:A:C8	2.73	0.56
1:AA:1318:A:H4'	19:AS:10:PHE:HB2	1.87	0.56

Continued on next page...

Continued from previous page...

Atom-1	Atom-2	Interatomic distance (Å)	Clash overlap (Å)
2:AB:142:LEU:HA	2:AB:145:LEU:HB2	1.87	0.56
2:AB:220:ASP:HA	2:AB:223:ILE:HD11	1.87	0.56
3:AC:21:ARG:O	3:AC:58:GLU:HA	2.05	0.56
4:AD:30:LYS:C	4:AD:32:ALA:N	2.58	0.56
4:AD:108:LEU:HD12	4:AD:174:LEU:HD13	1.88	0.56
5:AE:143:ARG:HD2	8:AH:77:GLU:OE2	2.06	0.56
17:AQ:45:HIS:CB	17:AQ:65:ILE:HD13	2.36	0.56
25:BA:1106:G:C2'	25:BA:1107:G:C8	2.88	0.56
25:BA:1252:G:C2	25:BA:1253:A:C2	2.93	0.56
25:BA:1530:C:O2'	25:BA:1531:C:H5'	2.06	0.56
25:BA:1558:A:O2'	25:BA:1559:G:OP2	2.18	0.56
25:BA:2263:C:H2'	25:BA:2264:C:H6	1.69	0.56
25:BA:2787:C:C1'	29:BE:61:ARG:HG3	2.18	0.56
28:BD:147:LEU:HD13	28:BD:155:LEU:HD11	1.88	0.56
29:BE:65:GLY:HA2	29:BE:70:ALA:HB1	1.87	0.56
30:BF:3:GLU:HA	30:BF:24:LEU:HD12	1.87	0.56
33:BI:133:HIS:ND1	33:BI:133:HIS:N	2.52	0.56
34:BN:108:PRO:O	34:BN:113:GLY:HA3	2.05	0.56
39:BS:16:ASN:O	39:BS:19:LYS:HB3	2.04	0.56
44:BX:41:ASN:O	44:BX:45:THR:HG23	2.05	0.56
44:BX:47:PHE:N	44:BX:47:PHE:CD1	2.73	0.56
49:B2:27:GLU:O	49:B2:31:GLU:HG3	2.06	0.56
53:B6:12:GLU:HB3	53:B6:23:THR:CG2	2.27	0.56
1:CA:191:G:O2'	1:CA:192:U:H5'	2.05	0.56
1:CA:501:C:H2'	1:CA:502:G:H8	1.70	0.56
1:CA:1116:C:C3'	1:CA:1117:G:H5"	2.35	0.56
1:CA:1128:C:O2'	1:CA:1146:A:N1	2.38	0.56
1:CA:1228:C:OP1	13:CM:115:LYS:HD3	2.05	0.56
1:CA:1478:C:H2'	1:CA:1479:C:H6	1.71	0.56
1:CA:1484:C:O2'	1:CA:1485:U:H5'	2.06	0.56
3:CC:62:ASP:CA	3:CC:97:LYS:HE2	2.35	0.56
3:CC:111:LEU:HD21	3:CC:145:GLY:O	2.06	0.56
6:CF:82:ARG:HA	6:CF:82:ARG:NH1	2.20	0.56
6:CF:91:VAL:HG11	18:CR:72:ARG:HH22	1.67	0.56
11:CK:103:LEU:HD13	11:CK:104:GLN:H	1.71	0.56
13:CM:14:ARG:HA	13:CM:43:THR:O	2.06	0.56
13:CM:92:HIS:CD2	13:CM:98:VAL:HG21	2.40	0.56
15:CO:11:VAL:O	15:CO:14:GLU:N	2.38	0.56
18:CR:31:LEU:H	18:CR:31:LEU:CD2	2.19	0.56
19:CS:6:LYS:HG2	19:CS:7:LYS:CE	2.36	0.56
20:CT:57:ARG:NH1	20:CT:103:GLY:H	2.03	0.56

Continued on next page...

Continued from previous page...

Atom-1	Atom-2	Interatomic distance (Å)	Clash overlap (Å)
22:CV:78:GLU:O	22:CV:95:ARG:HG3	2.05	0.56
22:CV:153:LEU:C	22:CV:155:THR:H	2.08	0.56
23:CW:41:C:O2'	23:CW:42:G:H5'	2.06	0.56
25:DA:1352:U:O2'	25:DA:1353:A:H5'	2.06	0.56
25:DA:1827:C:C2'	25:DA:1828:G:H5'	2.36	0.56
25:DA:1858:G:H2'	25:DA:1883:G:N2	2.21	0.56
25:DA:2402:C:H2'	25:DA:2403:C:C5'	2.36	0.56
25:DA:2485:G:H5"	37:DQ:46:GLN:HE21	1.69	0.56
25:DA:2795:G:C2	25:DA:2799:C:H5'	2.40	0.56
29:DE:128:SER:O	29:DE:130:GLY:N	2.38	0.56
30:DF:5:ALA:HB3	30:DF:18:ARG:HB3	1.88	0.56
32:DH:85:LYS:CG	32:DH:133:VAL:HB	2.36	0.56
40:DT:118:ARG:O	40:DT:121:ILE:HG22	2.06	0.56
46:DZ:102:ARG:HB2	46:DZ:135:PHE:CD1	2.41	0.56
55:D8:50:LEU:HD12	55:D8:51:ALA:N	2.19	0.56
1:AA:134:A:N6	16:AP:25:ARG:NH1	2.48	0.56
1:AA:149:A:H2'	1:AA:150:C:C6	2.41	0.56
1:AA:370:C:H2'	1:AA:371:G:C8	2.41	0.56
1:AA:823:G:H21	8:AH:1:MET:HE3	1.70	0.56
1:AA:1112:C:C4	3:AC:178:LEU:HD23	2.40	0.56
1:AA:1132:C:O2'	1:AA:1133:G:H5'	2.06	0.56
1:AA:1387:G:H2'	1:AA:1388:C:C6	2.40	0.56
1:AA:1425:U:H2'	1:AA:1426:C:H6	1.71	0.56
3:AC:3:ASN:ND2	3:AC:4:LYS:NZ	2.53	0.56
4:AD:154:ASN:O	4:AD:155:LEU:C	2.44	0.56
10:AJ:45:ARG:HD3	10:AJ:47:PHE:CE2	2.41	0.56
15:AO:11:VAL:HG21	15:AO:34:LEU:HD22	1.87	0.56
15:AO:63:ARG:HG2	15:AO:67:LEU:CD1	2.35	0.56
16:AP:67:THR:HG22	16:AP:68:ASP:H	1.71	0.56
18:AR:53:ARG:HB2	18:AR:63:GLN:HE21	1.70	0.56
25:BA:755:C:H2'	25:BA:756:C:H6	1.70	0.56
25:BA:1021:A:H3'	25:BA:1021:A:C8	2.41	0.56
25:BA:1830:C:O2'	25:BA:1831:G:H5'	2.06	0.56
25:BA:2261:C:P	47:B0:16:GLN:HG2	2.46	0.56
25:BA:2271:G:H5'	47:B0:19:ARG:HG3	1.88	0.56
27:BC:34:ALA:HB2	27:BC:217:THR:CB	2.35	0.56
29:BE:5:LEU:HD12	29:BE:51:PHE:HB2	1.88	0.56
29:BE:97:LYS:HE2	29:BE:97:LYS:CA	2.36	0.56
33:BI:68:LEU:HA	33:BI:71:ILE:HG21	1.88	0.56
52:B5:13:LYS:H	52:B5:13:LYS:CD	2.18	0.56
55:B8:51:ALA:C	55:B8:53:PRO:HD2	2.26	0.56

Continued on next page...

Continued from previous page...

Atom-1	Atom-2	Interatomic distance (Å)	Clash overlap (Å)
1:CA:221:C:H2'	1:CA:222:U:C6	2.41	0.56
1:CA:939:G:H2'	1:CA:940:C:C6	2.41	0.56
1:CA:942:G:H21	9:CI:124:GLN:NE2	2.03	0.56
1:CA:1151:A:H1'	10:CJ:39:PRO:HG3	1.86	0.56
1:CA:1246:C:H2'	1:CA:1247:U:H6	1.71	0.56
3:CC:9:GLY:O	14:CN:58:LYS:HG3	2.06	0.56
3:CC:41:GLY:O	3:CC:45:LYS:HG3	2.06	0.56
3:CC:82:GLU:O	3:CC:86:VAL:HG22	2.06	0.56
4:CD:180:GLY:C	4:CD:182:LYS:HE3	2.26	0.56
4:CD:190:ASP:C	4:CD:190:ASP:OD2	2.44	0.56
6:CF:69:GLU:HG2	6:CF:70:ASP:N	2.19	0.56
6:CF:79:LEU:HD12	6:CF:88:VAL:HG11	1.86	0.56
7:CG:119:ARG:O	7:CG:123:GLU:HB2	2.06	0.56
22:CV:72:TYR:N	22:CV:109:THR:CG2	2.60	0.56
25:DA:184:C:H2'	25:DA:185:U:C6	2.41	0.56
25:DA:593:G:O4'	55:D8:4:MET:HE1	2.06	0.56
25:DA:637:A:O5'	36:DP:116:GLY:HA2	2.06	0.56
25:DA:758:C:H2'	25:DA:759:G:H8	1.70	0.56
25:DA:973:A:O4'	25:DA:1188:U:C6	2.58	0.56
25:DA:1281:G:H2'	25:DA:1282:U:O4'	2.05	0.56
25:DA:1656:C:H2'	25:DA:1657:C:H6	1.70	0.56
25:DA:2110:G:H5"	25:DA:2118:U:H3	1.70	0.56
25:DA:2271:G:H4'	47:D0:20:ARG:HH12	1.71	0.56
26:DB:17:C:H2'	26:DB:18:G:H8	1.71	0.56
29:DE:132:HIS:O	29:DE:133:LYS:CG	2.53	0.56
32:DH:91:GLY:HA3	32:DH:94:TYR:HD2	1.71	0.56
38:DR:101:ALA:O	38:DR:102:GLU:CB	2.54	0.56
39:DS:35:ILE:O	39:DS:35:ILE:HG23	2.05	0.56
39:DS:98:VAL:CG2	39:DS:100:ALA:HB2	2.35	0.56
40:DT:82:LEU:H	40:DT:82:LEU:CD1	2.12	0.56
41:DU:92:ARG:CD	41:DU:95:LEU:H	2.19	0.56
41:DU:104:GLN:CD	41:DU:104:GLN:N	2.57	0.56
44:DX:12:VAL:HG21	44:DX:21:PHE:HZ	1.71	0.56
46:DZ:9:ARG:HA	46:DZ:37:TYR:HD2	1.71	0.56
46:DZ:26:VAL:HG12	46:DZ:86:ASP:OD2	2.05	0.56
47:D0:72:ARG:HB2	47:D0:75:LEU:CB	2.36	0.56
1:AA:393:A:C2'	1:AA:394:G:H5'	2.36	0.56
1:AA:1051:C:H2'	1:AA:1052:U:C6	2.41	0.56
1:AA:1089:G:H2'	1:AA:1090:U:H6	1.71	0.56
2:AB:23:ARG:HG2	2:AB:23:ARG:O	2.04	0.56
2:AB:149:LEU:HD22	2:AB:152:PHE:HD1	1.70	0.56

Continued on next page...

Continued from previous page...

Atom-1	Atom-2	Interatomic distance (Å)	Clash overlap (Å)
4:AD:98:GLU:HG3	4:AD:103:ASN:HD21	1.69	0.56
4:AD:122:ARG:C	4:AD:124:GLY:H	2.09	0.56
12:AL:61:TYR:N	12:AL:61:TYR:CD1	2.74	0.56
18:AR:36:ASN:ND2	18:AR:39:VAL:HB	2.21	0.56
18:AR:50:ILE:HD12	18:AR:70:ILE:HG21	1.88	0.56
25:BA:127:A:H5"	25:BA:128:C:C6	2.41	0.56
25:BA:740:U:H6	25:BA:740:U:C5'	2.13	0.56
25:BA:2313:C:H2'	25:BA:2314:C:H6	1.71	0.56
25:BA:2370:G:H2'	25:BA:2371:G:O4'	2.06	0.56
25:BA:2795:G:N1	25:BA:2799:C:H5'	2.21	0.56
25:BA:2853:C:H2'	25:BA:2854:G:H8	1.71	0.56
25:BA:2882:A:C2'	25:BA:2883:A:O5'	2.53	0.56
30:BF:66:PRO:O	30:BF:67:GLN:CB	2.53	0.56
31:BG:53:LEU:HD22	31:BG:53:LEU:H	1.70	0.56
34:BN:120:LEU:HD11	34:BN:122:VAL:CG2	2.36	0.56
38:BR:59:ASP:N	38:BR:59:ASP:OD2	2.38	0.56
45:BY:45:VAL:CG2	45:BY:61:ILE:HA	2.33	0.56
50:B3:35:ARG:HG3	50:B3:35:ARG:HH11	1.70	0.56
1:CA:115:G:H1'	1:CA:116:A:N7	2.20	0.56
1:CA:341:C:H2'	1:CA:342:C:C6	2.40	0.56
1:CA:430:A:P	4:CD:8:VAL:H	2.28	0.56
1:CA:542:G:H2'	1:CA:543:C:H6	1.71	0.56
1:CA:779:C:C2'	1:CA:780:A:H5'	2.36	0.56
1:CA:1113:C:O2'	1:CA:1114:C:H5'	2.05	0.56
1:CA:1292:U:H5'	9:CI:38:GLN:HE22	1.71	0.56
1:CA:1341:U:O2'	1:CA:1342:C:H5'	2.05	0.56
1:CA:1424:C:O2'	1:CA:1425:U:H5'	2.06	0.56
2:CB:128:GLU:HG3	2:CB:129:GLU:HG3	1.88	0.56
2:CB:187:LEU:HD22	2:CB:205:ASP:CB	2.36	0.56
3:CC:181:ASN:HD21	3:CC:204:LEU:HB2	1.70	0.56
8:CH:29:SER:HB2	8:CH:32:LYS:NZ	2.20	0.56
10:CJ:48:THR:HG22	10:CJ:49:VAL:N	2.20	0.56
11:CK:59:TYR:O	11:CK:62:GLN:HB3	2.05	0.56
14:CN:40:CYS:HG	14:CN:43:CYS:HG	1.51	0.56
16:CP:20:VAL:HG21	16:CP:32:TYR:CD1	2.41	0.56
18:CR:37:VAL:HG23	18:CR:38:GLU:N	2.20	0.56
20:CT:96:GLY:O	20:CT:97:ALA:CB	2.54	0.56
22:CV:127:VAL:HG21	23:CW:23:C:H5"	1.88	0.56
25:DA:74:A:H4'	25:DA:75:G:O5'	2.06	0.56
25:DA:1810:A:H2'	25:DA:1811:G:O4'	2.06	0.56
25:DA:2189:U:H3'	25:DA:2190:G:H5"	1.87	0.56

Continued on next page...

Continued from previous page...

Atom-1	Atom-2	Interatomic distance (Å)	Clash overlap (Å)
25:DA:2346:A:C8	25:DA:2383:G:C6	2.94	0.56
25:DA:2476:A:C2	25:DA:2477:C:C4	2.94	0.56
25:DA:2522:U:H2'	25:DA:2523:G:H5'	1.88	0.56
25:DA:2757:A:C2	32:DH:63:SER:HB3	2.41	0.56
25:DA:2791:C:H6	25:DA:2792:G:N7	2.03	0.56
25:DA:2818:G:O2'	25:DA:2819:G:H5'	2.06	0.56
27:DC:78:ILE:HG22	27:DC:120:VAL:HG11	1.88	0.56
28:DD:26:LYS:HZ1	28:DD:82:ILE:HB	1.71	0.56
28:DD:30:GLU:HG3	28:DD:63:ARG:NE	2.20	0.56
28:DD:270:ILE:H	28:DD:270:ILE:CD1	2.19	0.56
31:DG:29:TRP:HA	31:DG:29:TRP:CE3	2.41	0.56
34:DN:2:LYS:O	34:DN:4:TYR:CZ	2.59	0.56
35:DO:52:VAL:HG23	35:DO:56:ASP:OD1	2.06	0.56
37:DQ:135:ASP:C	37:DQ:137:TYR:N	2.58	0.56
42:DV:22:VAL:O	42:DV:23:GLU:CB	2.53	0.56
45:DY:54:LYS:O	45:DY:55:TYR:O	2.23	0.56
52:D5:4:HIS:O	52:D5:5:PRO:C	2.42	0.56
54:D7:29:LYS:O	54:D7:33:ARG:HB2	2.06	0.56
55:D8:51:ALA:C	55:D8:53:PRO:HD2	2.26	0.56
56:D9:11:CYS:SG	56:D9:32:HIS:CD2	2.99	0.56
1:AA:546:G:P	4:AD:72:GLU:HB3	2.46	0.56
1:AA:1208:C:H2'	1:AA:1209:C:C6	2.34	0.56
4:AD:96:LEU:N	4:AD:96:LEU:HD13	2.21	0.56
6:AF:7:ASN:N	6:AF:7:ASN:ND2	2.54	0.56
6:AF:97:PHE:C	6:AF:97:PHE:HD2	2.08	0.56
10:AJ:51:ARG:CZ	10:AJ:61:GLU:HB2	2.36	0.56
10:AJ:84:GLN:CA	10:AJ:88:LEU:HD23	2.36	0.56
12:AL:123:LYS:HD2	12:AL:124:GLU:H	1.71	0.56
22:AV:136:PRO:C	22:AV:138:GLY:N	2.60	0.56
23:AW:3:C:H6	23:AW:3:C:O5'	1.88	0.56
25:BA:541:C:N3	25:BA:542:C:C4	2.73	0.56
25:BA:848:G:C1'	25:BA:933:A:H8	2.18	0.56
25:BA:2734:A:H2'	25:BA:2735:G:O4'	2.06	0.56
26:BB:56:G:H4'	26:BB:57:A:C8	2.40	0.56
28:BD:21:PHE:O	28:BD:24:ILE:HG22	2.06	0.56
33:BI:75:LEU:O	33:BI:76:THR:HG23	2.05	0.56
33:BI:92:VAL:CG2	33:BI:120:ILE:HD12	2.36	0.56
34:BN:47:ALA:HB1	34:BN:116:LEU:HD21	1.87	0.56
34:BN:58:ASP:C	34:BN:60:ILE:N	2.58	0.56
36:BP:96:THR:O	36:BP:98:GLU:HG2	2.05	0.56
36:BP:108:LYS:C	36:BP:110:TYR:N	2.57	0.56

Continued on next page...

Continued from previous page...

Atom-1	Atom-2	Interatomic distance (Å)	Clash overlap (Å)
36:BP:113:LYS:O	36:BP:113:LYS:HG2	2.05	0.56
42:BV:47:VAL:O	42:BV:49:THR:O	2.23	0.56
45:BY:50:ARG:O	45:BY:51:VAL:HG23	2.05	0.56
46:BZ:56:ILE:O	46:BZ:67:PRO:HA	2.06	0.56
49:B2:28:LYS:HB3	49:B2:57:ILE:HD13	1.87	0.56
52:B5:53:ALA:HA	52:B5:56:LYS:NZ	2.21	0.56
52:B5:54:GLY:H	52:B5:56:LYS:HZ1	1.51	0.56
55:B8:53:PRO:O	55:B8:57:ARG:N	2.34	0.56
1:CA:600:C:H2'	1:CA:601:C:C6	2.41	0.56
1:CA:1316:G:N1	1:CA:1319:A:OP2	2.39	0.56
1:CA:1426:C:O2'	1:CA:1427:U:H5'	2.06	0.56
6:CF:18:GLN:O	6:CF:21:LEU:N	2.39	0.56
7:CG:66:VAL:O	7:CG:70:LYS:HB2	2.06	0.56
8:CH:7:ALA:HB2	8:CH:85:ARG:HH11	1.70	0.56
9:CI:42:ARG:HG2	9:CI:42:ARG:NH1	2.21	0.56
19:CS:4:SER:O	19:CS:5:LEU:HB2	2.04	0.56
19:CS:20:LEU:HA	19:CS:23:ASN:HB3	1.88	0.56
25:DA:404:C:H4'	25:DA:405:U:C5'	2.35	0.56
25:DA:597:U:H2'	25:DA:598:G:C8	2.41	0.56
25:DA:621:A:H3'	25:DA:622:G:H8	1.71	0.56
25:DA:917:A:C2	25:DA:918:A:H1'	2.41	0.56
25:DA:1014:U:H2'	25:DA:1015:G:C8	2.41	0.56
25:DA:1205:U:H3'	25:DA:1206:G:H5'	1.87	0.56
25:DA:1495:A:H3'	25:DA:1496:A:C2	2.41	0.56
25:DA:2012:G:O3'	43:DW:96:ILE:HD11	2.06	0.56
25:DA:2013:A:H4'	43:DW:96:ILE:HD12	1.88	0.56
25:DA:2426:A:H3'	25:DA:2427:C:H5'	1.87	0.56
25:DA:2810:A:O2'	29:DE:61:ARG:HG3	2.06	0.56
28:DD:30:GLU:CD	28:DD:63:ARG:HE	2.09	0.56
28:DD:209:ALA:C	28:DD:210:GLY:O	2.43	0.56
28:DD:268:ARG:NH1	28:DD:268:ARG:CB	2.69	0.56
29:DE:24:THR:HG21	29:DE:188:VAL:CG1	2.36	0.56
31:DG:102:PHE:HE2	31:DG:141:PHE:CE1	2.24	0.56
35:DO:107:ARG:HH11	40:DT:35:LYS:HD2	1.67	0.56
41:DU:71:GLN:O	41:DU:73:GLY:N	2.37	0.56
45:DY:8:LYS:HD2	45:DY:8:LYS:N	2.21	0.56
50:D3:9:VAL:HA	50:D3:32:GLN:OE1	2.06	0.56
1:AA:300:A:H1'	1:AA:565:U:O2	2.06	0.55
1:AA:808:C:OP2	15:AO:48:LYS:HE3	2.06	0.55
4:AD:79:PHE:CE1	4:AD:203:VAL:HG12	2.41	0.55
9:AI:40:LEU:HB2	9:AI:43:ALA:CB	2.35	0.55

Continued on next page...

Continued from previous page...

Atom-1	Atom-2	Interatomic distance (Å)	Clash overlap (Å)
11:AK:41:THR:HG21	11:AK:71:LYS:CB	2.35	0.55
12:AL:38:ARG:CG	12:AL:39:THR:N	2.70	0.55
12:AL:55:VAL:HG12	12:AL:57:LEU:HD22	1.88	0.55
17:AQ:6:LEU:HD23	17:AQ:23:VAL:HG21	1.88	0.55
18:AR:46:GLU:CB	18:AR:85:LEU:HD22	2.35	0.55
19:AS:33:THR:HG23	19:AS:51:VAL:HA	1.88	0.55
19:AS:51:VAL:HB	19:AS:58:VAL:HG22	1.88	0.55
20:AT:30:LYS:O	20:AT:33:ILE:HB	2.04	0.55
22:AV:85:LEU:HD11	22:AV:109:THR:HG22	1.87	0.55
22:AV:103:PHE:N	22:AV:103:PHE:HD1	2.02	0.55
25:BA:535:C:C2'	25:BA:536:A:H5'	2.35	0.55
25:BA:1139:G:H5'	34:BN:102:ALA:CB	2.37	0.55
25:BA:1525:G:H2'	25:BA:1526:G:C8	2.41	0.55
25:BA:1576:U:H2'	25:BA:1577:C:H6	1.70	0.55
25:BA:1718:G:H2'	25:BA:1719:G:C5'	2.36	0.55
31:BG:39:ILE:HD11	31:BG:155:MET:CB	2.35	0.55
34:BN:43:THR:HB	34:BN:46:VAL:HG12	1.88	0.55
36:BP:98:GLU:HA	36:BP:101:VAL:HG22	1.88	0.55
40:BT:28:VAL:C	40:BT:29:ARG:HD3	2.27	0.55
46:BZ:124:LEU:HD23	46:BZ:163:ALA:O	2.05	0.55
48:B1:80:LEU:HD23	48:B1:81:LYS:H	1.72	0.55
1:CA:17:U:O4'	1:CA:1080:A:H1'	2.06	0.55
1:CA:188:C:O2'	1:CA:189:G:H5'	2.06	0.55
1:CA:328:C:O2	1:CA:328:C:C2'	2.53	0.55
1:CA:674:G:H2'	1:CA:675:A:H8	1.70	0.55
1:CA:711:G:O2'	1:CA:712:A:H5'	2.06	0.55
6:CF:74:ASP:HA	6:CF:77:ARG:NH1	2.19	0.55
10:CJ:90:LEU:N	10:CJ:91:PRO:HD3	2.21	0.55
12:CL:124:GLU:CD	12:CL:124:GLU:H	2.10	0.55
17:CQ:66:SER:OG	17:CQ:69:LYS:HB3	2.06	0.55
18:CR:82:THR:HG22	18:CR:83:GLU:N	2.21	0.55
25:DA:418:G:O2'	25:DA:419:C:H5'	2.06	0.55
25:DA:839:U:H2'	25:DA:840:C:C6	2.40	0.55
25:DA:1518:U:H2'	25:DA:1519:G:O4'	2.06	0.55
25:DA:2123:G:H2'	25:DA:2124:G:H8	1.69	0.55
25:DA:2163:C:H2'	25:DA:2164:C:O4'	2.05	0.55
28:DD:68:LYS:O	28:DD:68:LYS:HG3	2.04	0.55
32:DH:122:THR:HB	32:DH:134:SER:HB2	1.88	0.55
33:DI:10:GLU:OE2	33:DI:11:ASN:N	2.40	0.55
40:DT:88:ILE:HG22	40:DT:89:VAL:N	2.20	0.55
40:DT:92:GLY:C	40:DT:94:ALA:N	2.59	0.55

Continued on next page...

Continued from previous page...

Atom-1	Atom-2	Interatomic distance (Å)	Clash overlap (Å)
42:DV:20:LEU:CB	42:DV:21:ARG:HE	2.16	0.55
43:DW:29:LEU:CD2	43:DW:69:LEU:HD12	2.37	0.55
45:DY:42:VAL:HB	45:DY:65:ALA:HB3	1.86	0.55
46:DZ:97:MET:HE3	46:DZ:99:VAL:HG22	1.87	0.55
48:D1:52:ARG:CG	48:D1:53:VAL:H	2.09	0.55
49:D2:41:ILE:HD11	49:D2:44:LEU:HG	1.88	0.55
53:D6:41:PRO:HD3	53:D6:46:HIS:HA	1.88	0.55
1:AA:184:G:O4'	1:AA:224:C:H4'	2.06	0.55
1:AA:877:C:OP1	8:AH:88:LYS:HE3	2.07	0.55
1:AA:1513:A:H2'	1:AA:1514:C:C6	2.42	0.55
2:AB:67:THR:O	2:AB:68:ILE:HD13	2.07	0.55
2:AB:237:ALA:H	2:AB:239:VAL:HG23	1.71	0.55
3:AC:62:ASP:HA	3:AC:97:LYS:CE	2.36	0.55
4:AD:10:ARG:NH1	4:AD:40:PRO:HG3	2.22	0.55
4:AD:135:LEU:N	4:AD:135:LEU:HD22	2.22	0.55
10:AJ:39:PRO:CA	10:AJ:70:ARG:HG3	2.36	0.55
12:AL:14:LYS:CD	12:AL:15:VAL:H	2.19	0.55
15:AO:43:LEU:C	15:AO:45:VAL:H	2.08	0.55
22:AV:114:MET:HE1	22:AV:119:PRO:HD3	1.87	0.55
23:AW:37:A:H3'	23:AW:38:A:C8	2.39	0.55
25:BA:481:G:H4'	25:BA:482:A:H5'	1.88	0.55
25:BA:549:G:C3'	25:BA:551:G:H5"	2.35	0.55
25:BA:588:U:H2'	25:BA:589:C:C6	2.41	0.55
25:BA:1638:C:H4'	25:BA:2710:C:O2	2.06	0.55
25:BA:1866:C:H2'	25:BA:1876:A:O4'	2.06	0.55
25:BA:2166:G:H2'	25:BA:2167:U:C6	2.35	0.55
25:BA:2873:A:H2	38:BR:7:GLY:HA2	1.69	0.55
27:BC:26:ALA:HB1	27:BC:223:VAL:HG21	1.89	0.55
28:BD:117:VAL:HG12	28:BD:118:VAL:N	2.21	0.55
30:BF:185:ASP:OD1	30:BF:188:ARG:NH1	2.39	0.55
31:BG:5:VAL:HG12	51:B4:51:TYR:CE1	2.41	0.55
32:BH:67:LEU:O	32:BH:71:LEU:HB2	2.05	0.55
33:BI:92:VAL:HG21	33:BI:120:ILE:HD12	1.87	0.55
34:BN:74:ARG:HH12	34:BN:85:ILE:CD1	2.20	0.55
35:BO:1:MET:HB2	35:BO:32:TYR:HB3	1.89	0.55
35:BO:22:ILE:HB	35:BO:40:VAL:HG12	1.87	0.55
36:BP:23:PRO:HB2	36:BP:33:ARG:NE	2.21	0.55
38:BR:72:ASP:HB3	38:BR:75:LEU:CB	2.36	0.55
40:BT:45:PHE:HE2	40:BT:63:VAL:HB	1.70	0.55
45:BY:16:ALA:HA	45:BY:21:LYS:HD2	1.87	0.55
46:BZ:52:ILE:HG22	46:BZ:70:VAL:HB	1.88	0.55

Continued on next page...

Continued from previous page...

Atom-1	Atom-2	Interatomic distance (Å)	Clash overlap (Å)
51:B4:37:PRO:HA	51:B4:51:TYR:HA	1.87	0.55
52:B5:48:GLU:O	52:B5:49:CYS:HB3	2.07	0.55
53:B6:19:ARG:HG3	53:B6:42:TRP:HE1	1.70	0.55
53:B6:20:ASN:HD22	53:B6:21:TYR:H	1.54	0.55
1:CA:81:U:O4	1:CA:84:U:OP2	2.25	0.55
1:CA:460:G:N1	1:CA:470:C:H5"	2.21	0.55
1:CA:658:G:O2'	15:CO:22:THR:HG21	2.06	0.55
1:CA:679:C:O2'	1:CA:680:C:H5'	2.05	0.55
1:CA:1106:G:H2'	1:CA:1107:C:C6	2.40	0.55
1:CA:1281:U:H3'	1:CA:1282:C:C6	2.41	0.55
1:CA:1372:U:H2'	1:CA:1373:G:O4'	2.05	0.55
2:CB:167:PRO:O	2:CB:170:GLU:N	2.40	0.55
4:CD:166:LYS:HG2	4:CD:178:VAL:CG1	2.36	0.55
5:CE:31:LEU:HD11	5:CE:43:LEU:HD11	1.87	0.55
8:CH:137:VAL:HG12	8:CH:138:TRP:H	1.71	0.55
14:CN:26:ARG:HG3	14:CN:27:CYS:H	1.71	0.55
15:CO:12:ILE:O	15:CO:16:ALA:HB2	2.06	0.55
16:CP:52:ASP:OD1	16:CP:55:ARG:HG2	2.07	0.55
22:CV:70:LEU:HA	22:CV:85:LEU:HB2	1.88	0.55
25:DA:1333:C:H2'	25:DA:1334:G:H8	1.70	0.55
25:DA:1360:A:H2'	25:DA:1361:G:O4'	2.06	0.55
25:DA:1645:G:OP1	25:DA:1646:C:H5'	2.06	0.55
25:DA:1710:C:H2'	25:DA:1711:C:H6	1.72	0.55
25:DA:2832:U:C4'	25:DA:2833:G:H5"	2.28	0.55
28:DD:20:ASP:O	28:DD:22:SER:N	2.39	0.55
28:DD:159:ALA:HA	28:DD:196:VAL:HG12	1.89	0.55
31:DG:117:PHE:C	31:DG:118:ARG:HG3	2.27	0.55
32:DH:12:PRO:HD2	32:DH:49:VAL:HG12	1.87	0.55
34:DN:51:PHE:CE2	34:DN:119:ARG:HD2	2.42	0.55
35:DO:20:MET:HE2	35:DO:44:LYS:HE3	1.89	0.55
42:DV:46:VAL:CG2	42:DV:47:VAL:H	2.14	0.55
42:DV:69:LYS:HG3	42:DV:87:HIS:H	1.71	0.55
44:DX:21:PHE:C	44:DX:23:GLU:H	2.08	0.55
47:D0:51:VAL:HG12	47:D0:59:LEU:HD22	1.87	0.55
55:D8:23:VAL:HG12	55:D8:46:ARG:HH11	1.70	0.55
1:AA:267:C:P	17:AQ:67:LYS:HB2	2.46	0.55
1:AA:685:G:O2'	1:AA:686:U:H5'	2.06	0.55
1:AA:693:G:H2'	1:AA:694:A:C8	2.41	0.55
1:AA:1028:C:C2'	1:AA:1029:C:H5'	2.36	0.55
1:AA:1065:U:H1'	1:AA:1066:C:OP2	2.06	0.55
1:AA:1320:C:H5'	1:AA:1320:C:H6	1.70	0.55

Continued on next page...

Continued from previous page...

Atom-1	Atom-2	Interatomic distance (Å)	Clash overlap (Å)
2:AB:141:GLU:HG2	2:AB:145:LEU:HD23	1.89	0.55
3:AC:21:ARG:HE	3:AC:58:GLU:CD	2.10	0.55
5:AE:7:GLU:HG3	5:AE:8:GLU:N	2.22	0.55
11:AK:23:ALA:HB1	11:AK:88:GLY:HA3	1.88	0.55
14:AN:24:CYS:HB2	14:AN:33:VAL:HG12	1.87	0.55
20:AT:42:GLN:HG3	20:AT:43:LEU:N	2.20	0.55
21:AU:2:GLY:O	21:AU:4:GLY:N	2.39	0.55
25:BA:231:C:O2'	25:BA:232:G:H5'	2.06	0.55
25:BA:662:G:OP1	36:BP:18:ARG:CD	2.46	0.55
25:BA:903:C:H2'	25:BA:904:C:C6	2.41	0.55
25:BA:1042:G:C3'	25:BA:1043:C:H5'	2.36	0.55
25:BA:1396:U:C6	25:BA:1397:U:C6	2.94	0.55
25:BA:2389:G:H5"	25:BA:2390:U:O4'	2.06	0.55
25:BA:2762:G:C3'	25:BA:2763:G:C5'	2.84	0.55
25:BA:2807:G:H3'	25:BA:2808:U:H5"	1.86	0.55
26:BB:17:C:C2'	26:BB:18:G:H5'	2.36	0.55
26:BB:45:A:H1'	31:BG:95:ARG:HH21	1.70	0.55
27:BC:130:ARG:HH11	27:BC:130:ARG:CB	2.18	0.55
29:BE:120:TRP:O	29:BE:121:ASN:HB2	2.07	0.55
29:BE:175:VAL:HG12	29:BE:182:LEU:CD1	2.36	0.55
30:BF:20:LEU:HB3	30:BF:23:ASP:OD1	2.06	0.55
31:BG:47:LYS:HA	31:BG:82:LEU:HD21	1.87	0.55
31:BG:126:ASP:HA	31:BG:166:ASP:OD1	2.06	0.55
33:BI:44:LEU:O	33:BI:47:LEU:HB3	2.05	0.55
34:BN:43:THR:HG22	34:BN:45:ASN:OD1	2.05	0.55
35:BO:91:LEU:HD12	35:BO:111:PHE:CE1	2.41	0.55
37:BQ:43:THR:O	37:BQ:46:GLN:N	2.39	0.55
41:BU:58:ARG:HA	41:BU:61:TRP:CE3	2.41	0.55
42:BV:5:VAL:HG23	42:BV:35:LEU:HG	1.88	0.55
45:BY:25:GLY:HA3	45:BY:39:VAL:HG13	1.89	0.55
50:B3:35:ARG:HG3	50:B3:35:ARG:NH1	2.20	0.55
52:B5:40:LYS:HB2	52:B5:40:LYS:NZ	2.22	0.55
53:B6:40:CYS:SG	53:B6:45:LYS:CE	2.95	0.55
1:CA:164:U:H2'	1:CA:165:C:C6	2.41	0.55
1:CA:848:C:H2'	1:CA:849:C:H6	1.72	0.55
1:CA:1098:C:H2'	1:CA:1099:G:O4'	2.06	0.55
1:CA:1200:C:H5"	1:CA:1201:A:C3'	2.31	0.55
1:CA:1255:G:O2'	1:CA:1259:C:O4'	2.24	0.55
3:CC:83:ARG:HD2	3:CC:83:ARG:C	2.27	0.55
8:CH:21:LYS:O	8:CH:22:GLU:C	2.45	0.55
13:CM:16:ASP:HB3	13:CM:34:LEU:HD11	1.87	0.55

Continued on next page...

Continued from previous page...

Atom-1	Atom-2	Interatomic distance (Å)	Clash overlap (Å)
15:CO:8:LYS:O	15:CO:12:ILE:HG13	2.05	0.55
15:CO:25:THR:O	15:CO:29:VAL:HG23	2.05	0.55
19:CS:10:PHE:HZ	19:CS:70:LYS:NZ	2.03	0.55
25:DA:19:C:O2'	25:DA:20:C:H5'	2.07	0.55
25:DA:203:C:C3'	25:DA:204:A:H5"	2.36	0.55
25:DA:469:G:C2'	25:DA:470:A:H5"	2.36	0.55
25:DA:680:G:H2'	25:DA:681:G:C8	2.41	0.55
25:DA:1902:C:H1'	28:DD:244:ARG:HG3	1.88	0.55
29:DE:70:ALA:O	29:DE:71:GLY:C	2.45	0.55
30:DF:40:GLN:OE1	30:DF:184:TYR:HB2	2.07	0.55
31:DG:16:ARG:HH22	31:DG:28:VAL:HG12	1.71	0.55
32:DH:158:HIS:O	32:DH:159:GLU:CB	2.53	0.55
37:DQ:141:GLN:HB2	46:DZ:98:TYR:H	1.72	0.55
41:DU:90:VAL:C	41:DU:92:ARG:N	2.60	0.55
42:DV:4:ILE:HA	42:DV:12:TYR:O	2.06	0.55
44:DX:29:TRP:CE3	44:DX:78:LYS:HB3	2.41	0.55
46:DZ:9:ARG:NH1	46:DZ:35:LYS:HB2	2.21	0.55
49:D2:32:LEU:HD22	49:D2:36:ARG:NH1	2.20	0.55
1:AA:457:C:H2'	1:AA:458:C:C6	2.41	0.55
1:AA:688:G:H2'	1:AA:689:C:C6	2.41	0.55
1:AA:1089:G:H2'	1:AA:1090:U:C6	2.42	0.55
1:AA:1228:C:OP1	13:AM:108:ARG:NH2	2.40	0.55
3:AC:83:ARG:HH11	3:AC:83:ARG:CG	2.13	0.55
4:AD:196:LEU:C	4:AD:198:VAL:H	2.10	0.55
7:AG:111:ARG:HB3	7:AG:113:GLU:OE2	2.07	0.55
9:AI:15:ALA:HB2	9:AI:65:VAL:HG23	1.88	0.55
25:BA:32:C:O2'	25:BA:33:U:H5'	2.06	0.55
25:BA:413:C:H2'	25:BA:414:C:H6	1.70	0.55
25:BA:1888:G:H5'	25:BA:1888:G:N3	2.19	0.55
25:BA:2287:A:H62	25:BA:2344:U:H3	1.51	0.55
25:BA:2823:A:OP1	29:BE:113:PHE:HB2	2.05	0.55
27:BC:9:ARG:HD3	27:BC:10:ALA:N	2.22	0.55
28:BD:134:ARG:HB3	28:BD:187:GLY:HA3	1.88	0.55
30:BF:113:ALA:HB1	30:BF:186:ILE:HG21	1.89	0.55
32:BH:81:GLU:HB3	32:BH:83:TYR:CE1	2.42	0.55
37:BQ:3:MET:O	37:BQ:3:MET:HG3	2.07	0.55
39:BS:87:PHE:CG	39:BS:88:ASP:N	2.74	0.55
42:BV:2:PHE:HB3	42:BV:42:GLY:N	2.21	0.55
1:CA:189(C):C:H2'	1:CA:189(D):C:O4'	2.05	0.55
1:CA:452:A:O2'	1:CA:453:A:H5'	2.06	0.55
1:CA:1410:G:H2'	1:CA:1411:C:C6	2.42	0.55

Continued on next page...

Continued from previous page...

Atom-1	Atom-2	Interatomic distance (Å)	Clash overlap (Å)
1:CA:1469:G:H2'	1:CA:1470:G:C8	2.42	0.55
4:CD:76:ARG:O	4:CD:80:GLU:HG2	2.07	0.55
4:CD:88:VAL:HG13	5:CE:97:GLY:CA	2.36	0.55
5:CE:26:PHE:CD1	5:CE:26:PHE:N	2.72	0.55
10:CJ:9:ARG:O	10:CJ:16:LEU:HD23	2.06	0.55
13:CM:106:ASN:C	13:CM:108:ARG:N	2.60	0.55
20:CT:50:GLU:HA	20:CT:100:ILE:CG2	2.33	0.55
25:DA:550:G:H2'	25:DA:551:G:O4'	2.07	0.55
25:DA:861:A:C2	25:DA:917:A:C4	2.94	0.55
25:DA:1004:C:H1'	25:DA:1010:A:C4	2.42	0.55
25:DA:1636:C:H2'	25:DA:1637:A:H8	1.71	0.55
25:DA:1778:U:O4	25:DA:1784:A:H1'	2.07	0.55
25:DA:2050:C:H2'	25:DA:2051:A:O4'	2.06	0.55
29:DE:137:HIS:ND1	29:DE:138:PRO:HD2	2.22	0.55
31:DG:29:TRP:HA	31:DG:29:TRP:HE3	1.72	0.55
31:DG:103:LEU:CA	31:DG:106:LEU:HB3	2.30	0.55
31:DG:128:ARG:HB3	31:DG:130:ASN:ND2	2.22	0.55
32:DH:12:PRO:HG2	32:DH:49:VAL:CA	2.33	0.55
34:DN:30:ILE:O	34:DN:34:LEU:HB2	2.06	0.55
36:DP:56:SER:O	36:DP:58:THR:N	2.40	0.55
36:DP:146:VAL:CG1	36:DP:147:LEU:H	2.09	0.55
38:DR:57:ARG:HH21	38:DR:62:ALA:HB2	1.70	0.55
39:DS:35:ILE:O	39:DS:53:SER:HB2	2.05	0.55
41:DU:92:ARG:O	41:DU:92:ARG:HD3	2.06	0.55
41:DU:104:GLN:HA	41:DU:107:ALA:HB3	1.87	0.55
42:DV:20:LEU:HB3	42:DV:21:ARG:NH2	2.21	0.55
42:DV:38:LEU:HD23	42:DV:39:LEU:N	2.22	0.55
46:DZ:51:SER:O	46:DZ:52:ILE:HG23	2.07	0.55
55:D8:33:ASN:CA	55:D8:36:LYS:HD2	2.35	0.55
1:AA:666:G:O2'	1:AA:667:G:H5'	2.07	0.55
1:AA:797:C:H2'	1:AA:798:G:H8	1.72	0.55
1:AA:1092:A:C2	1:AA:1183:A:C2	2.93	0.55
2:AB:96:ARG:O	2:AB:98:LEU:N	2.39	0.55
3:AC:127:ARG:HD2	3:AC:127:ARG:H	1.72	0.55
4:AD:60:GLU:OE1	4:AD:199:ASN:HB2	2.06	0.55
7:AG:28:ASN:OD1	7:AG:36:LYS:NZ	2.40	0.55
7:AG:152:ALA:C	7:AG:154:TYR:H	2.10	0.55
9:AI:37:PHE:CZ	9:AI:74:ILE:HG12	2.42	0.55
10:AJ:63:PHE:HB2	14:AN:57:ARG:O	2.05	0.55
12:AL:44:LYS:HG2	12:AL:45:PRO:HD3	1.88	0.55
14:AN:41:ARG:HH11	14:AN:41:ARG:HG2	1.72	0.55

Continued on next page...

Continued from previous page...

Atom-1	Atom-2	Interatomic distance (Å)	Clash overlap (Å)
15:AO:3:ILE:HD13	15:AO:3:ILE:H	1.71	0.55
16:AP:19:ILE:HG22	16:AP:36:ILE:HD11	1.89	0.55
25:BA:224:G:H2'	25:BA:225:A:O4'	2.06	0.55
25:BA:438:G:O2'	25:BA:440:G:H5'	2.05	0.55
25:BA:639:U:O2'	25:BA:640:C:H5'	2.07	0.55
25:BA:782:A:H5'	25:BA:783:A:C2	2.41	0.55
25:BA:2208:A:H1'	25:BA:2219:G:C4	2.42	0.55
25:BA:2564:A:OP1	25:BA:2648:C:H4'	2.07	0.55
25:BA:2841:C:O2'	25:BA:2842:G:H5'	2.07	0.55
27:BC:150:ILE:O	27:BC:154:ILE:HG13	2.06	0.55
32:BH:44:VAL:O	32:BH:45:VAL:C	2.44	0.55
33:BI:83:ALA:HA	33:BI:89:TYR:CE1	2.42	0.55
33:BI:123:LEU:HD13	33:BI:144:VAL:HG12	1.87	0.55
35:BO:52:VAL:O	35:BO:52:VAL:HG13	2.06	0.55
37:BQ:51:ARG:O	37:BQ:55:VAL:HG13	2.07	0.55
38:BR:100:LEU:HD21	38:BR:113:LEU:HB2	1.89	0.55
41:BU:91:ASP:C	41:BU:93:LYS:H	2.08	0.55
41:BU:91:ASP:OD2	41:BU:96:ALA:HA	2.06	0.55
42:BV:9:GLY:O	42:BV:10:LYS:HG3	2.06	0.55
46:BZ:108:ALA:O	46:BZ:110:VAL:N	2.40	0.55
53:B6:30:THR:O	53:B6:31:PRO:C	2.45	0.55
1:CA:22:G:H2'	1:CA:23:C:C6	2.42	0.55
1:CA:253:U:H2'	1:CA:254:G:C8	2.41	0.55
2:CB:163:PHE:HD2	2:CB:185:ILE:HB	1.71	0.55
3:CC:113:ALA:HB2	3:CC:183:ASP:HB3	1.89	0.55
5:CE:43:LEU:H	5:CE:136:MET:HE1	1.69	0.55
5:CE:90:VAL:HG22	5:CE:121:LYS:HB3	1.89	0.55
7:CG:9:VAL:HG12	7:CG:11:GLN:H	1.72	0.55
7:CG:99:LEU:HD23	7:CG:102:ARG:NH1	2.22	0.55
8:CH:20:TYR:O	8:CH:21:LYS:HB2	2.07	0.55
8:CH:89:PRO:HA	8:CH:92:ARG:NH1	2.18	0.55
16:CP:52:ASP:O	16:CP:54:GLU:N	2.39	0.55
22:CV:16:ASP:O	22:CV:17:GLY:C	2.44	0.55
25:DA:39:C:H2'	25:DA:40:C:C6	2.41	0.55
25:DA:80:G:O2'	25:DA:81:G:H5'	2.06	0.55
25:DA:209:C:H2'	25:DA:210:C:H6	1.71	0.55
25:DA:518:G:H4'	43:DW:18:ARG:NH1	2.21	0.55
25:DA:614:U:H4'	25:DA:614(C):A:N6	2.21	0.55
25:DA:900:A:H2'	25:DA:900:A:N3	2.22	0.55
25:DA:919:G:N2	25:DA:2269:A:OP2	2.40	0.55
25:DA:1219:G:H1	25:DA:1230:C:H42	1.55	0.55

Continued on next page...

Continued from previous page...

Atom-1	Atom-2	Interatomic distance (Å)	Clash overlap (Å)
25:DA:1281:G:O2'	25:DA:1282:U:H5'	2.06	0.55
25:DA:1319:G:C2'	25:DA:1320:C:H5'	2.37	0.55
25:DA:1339:G:C2	25:DA:1340:U:H5	2.23	0.55
25:DA:1979:C:H6	25:DA:1979:C:O5'	1.89	0.55
25:DA:2193:G:H2'	25:DA:2194:G:O4'	2.07	0.55
25:DA:2642:G:O2'	25:DA:2643:G:H5'	2.05	0.55
25:DA:2682:U:H5'	25:DA:2682:U:H6	1.72	0.55
25:DA:2801:A:H2'	25:DA:2801:A:N3	2.20	0.55
28:DD:31:LYS:NZ	28:DD:102:LYS:HZ2	2.04	0.55
30:DF:17:ARG:HB2	30:DF:17:ARG:NH1	2.01	0.55
32:DH:88:LEU:HD12	32:DH:88:LEU:N	2.21	0.55
37:DQ:133:ARG:HG3	37:DQ:133:ARG:NH1	2.20	0.55
39:DS:84:GLN:HA	39:DS:106:ARG:CB	2.33	0.55
40:DT:50:ILE:HA	40:DT:99:LEU:CD1	2.37	0.55
40:DT:57:PHE:O	40:DT:58:ASN:OD1	2.22	0.55
40:DT:112:ARG:O	40:DT:112:ARG:HG2	2.06	0.55
45:DY:8:LYS:HG2	45:DY:13:VAL:HG11	1.88	0.55
50:D3:1:MET:HG3	50:D3:44:ARG:HH21	1.71	0.55
56:D9:15:LYS:O	56:D9:26:ILE:HD12	2.05	0.55
1:AA:441:A:N7	1:AA:442:C:C4	2.75	0.55
1:AA:1106:G:OP1	3:AC:172:ARG:HD3	2.07	0.55
1:AA:1435:G:H2'	1:AA:1436:U:H6	1.67	0.55
2:AB:33:TYR:HB2	2:AB:43:ASP:CA	2.36	0.55
2:AB:228:GLY:C	2:AB:230:VAL:H	2.09	0.55
3:AC:21:ARG:HE	3:AC:58:GLU:CG	2.18	0.55
8:AH:98:LYS:O	8:AH:99:GLU:HG3	2.06	0.55
10:AJ:28:ARG:HH12	10:AJ:33:GLN:HB3	1.71	0.55
12:AL:22:PRO:O	12:AL:24:LEU:HD22	2.06	0.55
12:AL:55:VAL:O	12:AL:62:GLU:HA	2.07	0.55
14:AN:24:CYS:HG	14:AN:43:CYS:HG	1.52	0.55
16:AP:56:ALA:O	16:AP:60:LEU:CG	2.50	0.55
17:AQ:7:THR:HG23	17:AQ:58:GLU:HG2	1.87	0.55
25:BA:125:G:C6	54:B7:10:ARG:HG3	2.41	0.55
25:BA:480:A:O4'	45:BY:44:ILE:HG21	2.07	0.55
25:BA:605:C:H1'	25:BA:657:U:O2'	2.06	0.55
25:BA:652:C:O2'	25:BA:655:A:N6	2.39	0.55
25:BA:1012:U:O4	34:BN:25:ARG:HA	2.05	0.55
25:BA:1479:G:H5'	25:BA:1558:A:H2	1.71	0.55
25:BA:1784:A:H4'	25:BA:1785:A:C5'	2.37	0.55
25:BA:1932:A:H2'	25:BA:1933:G:O4'	2.06	0.55
32:BH:118:PRO:HG2	32:BH:121:ILE:HD12	1.89	0.55

Continued on next page...

Continued from previous page...

Atom-1	Atom-2	Interatomic distance (Å)	Clash overlap (Å)
36:BP:75:ILE:O	36:BP:75:ILE:HG22	2.06	0.55
37:BQ:59:ARG:HB2	37:BQ:59:ARG:NH1	2.19	0.55
38:BR:53:HIS:HA	38:BR:56:LYS:HB2	1.89	0.55
40:BT:41:ARG:O	40:BT:42:ILE:C	2.45	0.55
42:BV:39:LEU:N	42:BV:39:LEU:HD22	2.22	0.55
43:BW:26:GLY:O	43:BW:27:LYS:HG3	2.07	0.55
43:BW:95:ILE:HD12	43:BW:95:ILE:O	2.07	0.55
1:CA:791:G:C6	1:CA:792:A:N7	2.73	0.55
1:CA:833:U:H2'	1:CA:834:C:C6	2.41	0.55
1:CA:1208:C:H2'	1:CA:1209:C:H6	1.70	0.55
1:CA:1423:G:H5'	35:DO:49:ARG:HH21	1.72	0.55
2:CB:126:GLU:C	2:CB:128:GLU:N	2.59	0.55
5:CE:100:VAL:O	5:CE:107:ARG:NH2	2.39	0.55
6:CF:100:ASN:H	18:CR:23:LYS:HZ2	1.53	0.55
11:CK:32:ILE:HD11	11:CK:41:THR:HG22	1.89	0.55
16:CP:64:ALA:O	16:CP:65:GLN:C	2.45	0.55
16:CP:72:ARG:O	16:CP:75:ARG:HB3	2.06	0.55
17:CQ:86:GLU:O	17:CQ:90:ILE:N	2.38	0.55
20:CT:89:ARG:O	20:CT:93:GLU:HB3	2.07	0.55
25:DA:151:C:C2'	25:DA:152:G:H5'	2.37	0.55
25:DA:180:G:OP2	54:D7:32:LYS:HE2	2.07	0.55
25:DA:442:G:C4'	30:DF:46:ARG:HD3	2.37	0.55
25:DA:1255:U:C5	30:DF:73:ALA:HA	2.41	0.55
25:DA:1779:U:C5	25:DA:1784:A:N7	2.75	0.55
25:DA:1803:A:C8	25:DA:1804:C:C5	2.95	0.55
25:DA:2328:A:H2'	25:DA:2329:G:O4'	2.07	0.55
25:DA:2629:A:H3'	25:DA:2629:A:N3	2.22	0.55
25:DA:2771:C:H2'	25:DA:2772:C:C6	2.42	0.55
28:DD:134:ARG:HG3	28:DD:135:PHE:CD2	2.42	0.55
28:DD:158:ALA:O	28:DD:159:ALA:C	2.44	0.55
34:DN:22:THR:O	34:DN:25:ARG:HB2	2.07	0.55
37:DQ:17:LEU:HD12	37:DQ:39:PRO:HB2	1.89	0.55
37:DQ:67:ARG:HH11	37:DQ:102:VAL:HB	1.70	0.55
37:DQ:81:VAL:CG2	47:D0:7:LEU:HB3	2.37	0.55
37:DQ:135:ASP:CG	37:DQ:136:ALA:N	2.59	0.55
41:DU:26:GLY:C	41:DU:28:ARG:N	2.59	0.55
41:DU:92:ARG:HG2	42:DV:11:GLN:CB	2.33	0.55
45:DY:76:CYS:HG	45:DY:77:PRO:HD2	1.71	0.55
1:AA:15:G:N2	5:AE:18:ARG:HA	2.21	0.55
1:AA:736:C:H2'	1:AA:737:A:C8	2.42	0.55
1:AA:1034:G:H21	1:AA:1035:A:N6	2.04	0.55

Continued on next page...

Continued from previous page...

Atom-1	Atom-2	Interatomic distance (Å)	Clash overlap (Å)
1:AA:1039:C:H2'	1:AA:1040:U:C6	2.41	0.55
1:AA:1053:G:N7	1:AA:1199:U:H3'	2.22	0.55
1:AA:1510:U:H2'	1:AA:1511:G:C8	2.42	0.55
3:AC:41:GLY:C	3:AC:45:LYS:HZ2	2.10	0.55
5:AE:19:MET:O	5:AE:20:GLN:HB2	2.06	0.55
12:AL:123:LYS:HD2	12:AL:124:GLU:N	2.22	0.55
14:AN:26:ARG:HG2	14:AN:26:ARG:HH11	1.71	0.55
18:AR:35:ARG:C	18:AR:37:VAL:H	2.09	0.55
18:AR:86:VAL:HG12	18:AR:87:ARG:N	2.21	0.55
25:BA:315:G:H2'	25:BA:316:C:C6	2.42	0.55
25:BA:523:C:O2'	25:BA:524:U:H5'	2.06	0.55
25:BA:538:G:O2'	25:BA:539:G:H5"	2.06	0.55
25:BA:1109:C:H5	25:BA:1110:G:H1'	1.71	0.55
25:BA:1658:C:H2'	25:BA:1659:U:C6	2.41	0.55
25:BA:2880:C:H1'	38:BR:92:GLY:O	2.07	0.55
26:BB:112:U:H2'	26:BB:113:G:C8	2.42	0.55
29:BE:38:THR:HB	29:BE:40:GLU:OE2	2.07	0.55
29:BE:199:ARG:HB2	29:BE:199:ARG:NH1	2.22	0.55
31:BG:114:ILE:O	31:BG:116:ASP:N	2.40	0.55
33:BI:120:ILE:HG22	33:BI:122:GLU:H	1.71	0.55
39:BS:67:ARG:NH1	39:BS:100:ALA:HB3	2.21	0.55
41:BU:44:ASN:HD22	41:BU:44:ASN:N	2.05	0.55
42:BV:39:LEU:HD12	42:BV:51:VAL:HA	1.88	0.55
44:BX:60:ARG:HH22	54:B7:47:ARG:HH21	1.54	0.55
48:B1:80:LEU:HD22	48:B1:82:LEU:CD2	2.37	0.55
1:CA:608:A:H2'	1:CA:609:A:H8	1.72	0.55
1:CA:974:A:OP1	1:CA:974:A:H8	1.89	0.55
1:CA:1291:G:H4'	9:CI:38:GLN:O	2.07	0.55
8:CH:46:LYS:HE2	8:CH:63:LEU:O	2.05	0.55
9:CI:118:LYS:O	9:CI:119:ALA:HB3	2.06	0.55
10:CJ:12:ASP:OD2	10:CJ:13:HIS:N	2.40	0.55
10:CJ:63:PHE:N	10:CJ:63:PHE:HD2	2.04	0.55
13:CM:19:LEU:HB3	13:CM:25:ILE:HG21	1.88	0.55
14:CN:27:CYS:O	14:CN:29:ARG:N	2.40	0.55
20:CT:56:MET:HG3	20:CT:84:LEU:CD1	2.36	0.55
25:DA:157:U:C2'	25:DA:158:U:H5"	2.37	0.55
25:DA:1485:G:C8	25:DA:1486:A:N7	2.75	0.55
25:DA:2123:G:C4	25:DA:2176:A:C2	2.95	0.55
25:DA:2314:C:H2'	25:DA:2315:G:H8	1.72	0.55
25:DA:2572:A:P	29:DE:144:ARG:HB2	2.46	0.55
28:DD:26:LYS:O	28:DD:27:THR:CB	2.55	0.55

Continued on next page...

Continued from previous page...

Atom-1	Atom-2	Interatomic distance (Å)	Clash overlap (Å)
31:DG:111:LEU:CD1	31:DG:120:LEU:HD11	2.36	0.55
31:DG:115:ARG:HH11	31:DG:136:ARG:CD	2.04	0.55
41:DU:111:GLU:CA	41:DU:114:LYS:HD3	2.27	0.55
46:DZ:28:TYR:O	46:DZ:29:ASN:HB3	2.07	0.55
54:D7:46:VAL:HG12	54:D7:47:ARG:N	2.21	0.55
1:AA:220:G:O2'	1:AA:221:C:H5'	2.07	0.55
1:AA:1096:C:H2'	1:AA:1097:C:C6	2.41	0.55
4:AD:104:VAL:HG11	4:AD:146:ILE:HG12	1.87	0.55
7:AG:65:ALA:HB1	7:AG:127:ALA:HB3	1.89	0.55
13:AM:74:VAL:O	13:AM:77:ASN:HB2	2.07	0.55
15:AO:87:ILE:CG2	15:AO:88:ARG:N	2.70	0.55
17:AQ:59:ILE:CG2	17:AQ:71:PHE:HB3	2.37	0.55
20:AT:50:GLU:O	20:AT:53:LEU:HD12	2.06	0.55
22:AV:104:PHE:O	22:AV:155:THR:HG21	2.06	0.55
22:AV:126:THR:O	22:AV:127:VAL:CB	2.55	0.55
22:AV:148:SER:HA	22:AV:161:VAL:O	2.07	0.55
25:BA:211:A:O2'	25:BA:212:G:H5'	2.07	0.55
25:BA:541:C:N4	25:BA:542:C:N4	2.54	0.55
25:BA:1113:U:OP1	25:BA:1113:U:H4'	2.07	0.55
25:BA:1184:G:H5'	50:B3:29:ARG:HH12	1.70	0.55
25:BA:1721:G:H8	25:BA:1741:A:N6	2.04	0.55
25:BA:2016:U:O2'	25:BA:2017:U:H5'	2.06	0.55
25:BA:2287:A:C2	25:BA:2346:A:N1	2.75	0.55
25:BA:2833:G:C3'	25:BA:2834:G:C5'	2.81	0.55
27:BC:60:ARG:CD	27:BC:165:ARG:HB3	2.36	0.55
28:BD:79:VAL:HG21	28:BD:111:LEU:CD2	2.30	0.55
28:BD:240:ALA:HB1	28:BD:241:PRO:CD	2.33	0.55
30:BF:148:LEU:HD22	30:BF:154:VAL:HG21	1.87	0.55
31:BG:137:GLU:CG	31:BG:152:LEU:HD11	2.26	0.55
33:BI:113:ARG:HD3	33:BI:131:LYS:N	2.22	0.55
36:BP:16:ARG:HB2	36:BP:16:ARG:HH11	1.69	0.55
40:BT:28:VAL:CG2	40:BT:47:GLY:N	2.61	0.55
44:BX:75:ASP:C	44:BX:76:ARG:HG3	2.27	0.55
45:BY:28:LYS:O	45:BY:29:GLU:C	2.45	0.55
48:B1:18:ILE:HG21	48:B1:20:ARG:CZ	2.37	0.55
1:CA:61:G:O2'	1:CA:62:U:H5'	2.06	0.55
1:CA:62:U:H2'	1:CA:63:C:C6	2.41	0.55
1:CA:116:A:H61	1:CA:313:A:H1'	1.71	0.55
1:CA:250:A:H5"	1:CA:251:G:OP1	2.06	0.55
1:CA:312:C:H2'	1:CA:313:A:C8	2.42	0.55
1:CA:1290:G:C2'	1:CA:1291:G:H5'	2.37	0.55

Continued on next page...

Continued from previous page...

Atom-1	Atom-2	Interatomic distance (Å)	Clash overlap (Å)
1:CA:1320:C:H2'	1:CA:1321:C:O4'	2.06	0.55
7:CG:87:VAL:HG11	7:CG:155:ARG:HA	1.87	0.55
8:CH:104:ARG:C	8:CH:106:GLY:H	2.11	0.55
11:CK:120:ARG:NH1	11:CK:126:ARG:HD2	2.22	0.55
18:CR:54:ARG:HG3	18:CR:54:ARG:NH1	2.21	0.55
25:DA:57:C:O2'	25:DA:58:G:H5'	2.07	0.55
25:DA:243:U:O2'	25:DA:244:A:H5'	2.06	0.55
25:DA:271(P):C:C5'	33:DI:45:LYS:NZ	2.69	0.55
25:DA:275:G:H3'	25:DA:275:G:C8	2.42	0.55
25:DA:611:C:H2'	25:DA:612:C:C6	2.42	0.55
25:DA:613:G:N2	25:DA:614(C):A:O2'	2.40	0.55
25:DA:1042:G:H1'	25:DA:1115:G:H21	1.72	0.55
25:DA:1106:G:H2'	25:DA:1107:G:H5"	1.89	0.55
25:DA:2189:U:H2'	25:DA:2190:G:H5"	1.88	0.55
25:DA:2256:G:H2'	25:DA:2257:U:C6	2.41	0.55
26:DB:94:C:H2'	26:DB:95:C:H6	1.72	0.55
29:DE:3:GLY:HA3	29:DE:81:ILE:HG21	1.89	0.55
30:DF:19:GLU:O	30:DF:20:LEU:HB2	2.06	0.55
32:DH:85:LYS:NZ	32:DH:133:VAL:HG11	2.22	0.55
33:DI:65:ALA:O	33:DI:67:ARG:N	2.40	0.55
36:DP:71:VAL:CG1	36:DP:72:PRO:HD3	2.36	0.55
37:DQ:79:LEU:HD22	37:DQ:80:GLU:CG	2.37	0.55
39:DS:48:LEU:HD12	39:DS:48:LEU:N	2.21	0.55
41:DU:13:LYS:O	41:DU:17:ILE:HG12	2.07	0.55
41:DU:15:LYS:O	41:DU:19:LYS:HG3	2.06	0.55
41:DU:117:GLN:HA	41:DU:117:GLN:NE2	2.21	0.55
44:DX:7:VAL:HB	44:DX:8:ILE:HD12	1.87	0.55
44:DX:60:ARG:NH2	54:D7:47:ARG:NH2	2.54	0.55
45:DY:8:LYS:HZ1	45:DY:74:PRO:N	2.04	0.55
50:D3:51:ALA:O	50:D3:54:VAL:N	2.37	0.55
1:AA:62:U:H4'	1:AA:385:C:O2	2.07	0.55
1:AA:833:U:H2'	1:AA:834:C:H6	1.71	0.55
1:AA:960:U:H1'	1:AA:1223:C:H5"	1.88	0.55
1:AA:1342:C:H4'	9:AI:125:TYR:HB3	1.88	0.55
3:AC:41:GLY:C	3:AC:45:LYS:HG3	2.27	0.55
3:AC:155:GLY:O	3:AC:157:ILE:HG13	2.07	0.55
5:AE:101:ILE:H	5:AE:101:ILE:HD13	1.72	0.55
8:AH:48:TYR:HA	8:AH:60:ARG:O	2.07	0.55
12:AL:2:PRO:O	12:AL:3:THR:C	2.46	0.55
12:AL:38:ARG:HG2	12:AL:39:THR:H	1.70	0.55
12:AL:78:SER:HA	12:AL:103:ASP:OD2	2.07	0.55

Continued on next page...

Continued from previous page...

Atom-1	Atom-2	Interatomic distance (Å)	Clash overlap (Å)
13:AM:22:ILE:HB	13:AM:25:ILE:HB	1.89	0.55
14:AN:24:CYS:SG	14:AN:43:CYS:SG	3.00	0.55
15:AO:80:ALA:O	15:AO:84:LYS:HB2	2.07	0.55
19:AS:39:THR:CG2	19:AS:40:ILE:H	2.16	0.55
25:BA:58:G:H1	25:BA:69:C:N4	2.03	0.55
25:BA:58:G:N2	25:BA:70:G:C4	2.75	0.55
25:BA:708:C:H42	25:BA:723:G:H1	1.53	0.55
25:BA:786:C:C2'	25:BA:787:U:H5'	2.37	0.55
25:BA:2006:C:O2'	25:BA:2823:A:N3	2.40	0.55
25:BA:2103:C:N4	25:BA:2186:G:H1	2.05	0.55
25:BA:2170:A:H5"	27:BC:135:ARG:NH2	2.22	0.55
26:BB:30:C:H2'	26:BB:31:C:C5'	2.33	0.55
28:BD:26:LYS:O	28:BD:27:THR:CB	2.55	0.55
28:BD:34:VAL:O	28:BD:34:VAL:HG13	2.07	0.55
30:BF:102:PRO:HB2	30:BF:105:VAL:CG2	2.36	0.55
40:BT:100:TYR:HB3	40:BT:103:ARG:HE	1.72	0.55
42:BV:39:LEU:HA	42:BV:47:VAL:CG1	2.37	0.55
44:BX:23:GLU:O	44:BX:25:LYS:N	2.39	0.55
52:B5:47:PRO:O	52:B5:48:GLU:HG3	2.07	0.55
1:CA:78:G:N2	1:CA:79:G:N1	2.55	0.55
1:CA:233:C:O2'	1:CA:234:C:H5'	2.06	0.55
1:CA:302:G:O2'	1:CA:556:C:H5"	2.07	0.55
1:CA:757:U:H2'	1:CA:758:G:O4'	2.07	0.55
1:CA:1047:G:O2'	1:CA:1048:G:H5'	2.07	0.55
1:CA:1251:A:H2'	1:CA:1252:A:C8	2.42	0.55
1:CA:1374:A:H2'	1:CA:1375:A:C8	2.36	0.55
2:CB:231:GLU:HB2	2:CB:232:PRO:HD2	1.89	0.55
3:CC:76:VAL:HA	3:CC:83:ARG:NH2	2.22	0.55
7:CG:27:ILE:HD13	7:CG:40:ALA:HA	1.88	0.55
7:CG:73:MET:HG3	7:CG:89:MET:O	2.06	0.55
8:CH:113:SER:HA	8:CH:118:VAL:HA	1.89	0.55
11:CK:34:ASP:HB3	11:CK:40:ILE:HD11	1.89	0.55
11:CK:57:THR:CG2	11:CK:58:PRO:HD2	2.37	0.55
15:CO:75:PRO:O	15:CO:78:TYR:HB3	2.06	0.55
22:CV:161:VAL:CG1	22:CV:171:ILE:HD12	2.37	0.55
25:DA:21:A:O2'	25:DA:22:C:H5'	2.07	0.55
25:DA:141:A:H8	25:DA:1408:C:O2'	1.89	0.55
25:DA:435:C:H2'	25:DA:436:C:H5'	1.89	0.55
25:DA:821:A:C2'	25:DA:946:G:H5"	2.36	0.55
25:DA:2089:U:O2'	25:DA:2090:G:H5'	2.06	0.55
25:DA:2111:C:H5'	25:DA:2118:U:H1'	1.89	0.55

Continued on next page...

Continued from previous page...

Atom-1	Atom-2	Interatomic distance (Å)	Clash overlap (Å)
28:DD:26:LYS:O	28:DD:26:LYS:HG2	2.05	0.55
28:DD:70:TRP:HZ3	28:DD:146:GLU:OE2	1.90	0.55
28:DD:257:LEU:C	28:DD:257:LEU:HD22	2.28	0.55
31:DG:138:GLN:NE2	31:DG:153:ARG:HB3	2.21	0.55
36:DP:125:VAL:O	36:DP:145:PRO:HD2	2.07	0.55
37:DQ:17:LEU:CD1	37:DQ:39:PRO:HB2	2.37	0.55
37:DQ:110:THR:OG1	37:DQ:113:GLN:HG3	2.07	0.55
39:DS:18:ILE:O	39:DS:18:ILE:CG2	2.53	0.55
40:DT:111:ARG:HH11	40:DT:111:ARG:HG3	1.71	0.55
41:DU:40:PHE:CD1	42:DV:75:PHE:CE2	2.95	0.55
42:DV:12:TYR:N	42:DV:12:TYR:CD2	2.75	0.55
42:DV:20:LEU:HD23	42:DV:21:ARG:HH21	1.70	0.55
45:DY:30:VAL:HG12	45:DY:31:LEU:N	2.21	0.55
46:DZ:111:ARG:HG2	46:DZ:111:ARG:NH1	2.20	0.55
52:D5:2:ALA:O	52:D5:3:LYS:HE3	2.07	0.55
1:AA:505:G:H5'	1:AA:534:U:H2'	1.89	0.55
1:AA:537:G:H2'	1:AA:538:G:C8	2.41	0.55
1:AA:683:G:C2	1:AA:708:C:N3	2.75	0.55
1:AA:706:A:O2'	11:AK:31:THR:HG21	2.07	0.55
1:AA:973:G:H1'	10:AJ:55:LYS:HE2	1.89	0.55
1:AA:1363(A):A:H1'	1:AA:1365:G:C8	2.41	0.55
1:AA:1502:A:H2	1:AA:1505:G:H1	1.54	0.55
2:AB:34:ALA:HB1	2:AB:36:ARG:HE	1.72	0.55
2:AB:112:VAL:HG13	2:AB:153:ARG:HG2	1.89	0.55
2:AB:114:ARG:HD2	2:AB:117:GLU:OE1	2.07	0.55
3:AC:14:ILE:HD11	3:AC:178:LEU:HB3	1.88	0.55
4:AD:101:LEU:HG	4:AD:121:VAL:CG1	2.36	0.55
6:AF:1:MET:H1	6:AF:1:MET:HE2	1.72	0.55
7:AG:23:VAL:HG13	7:AG:43:PHE:HE2	1.69	0.55
22:AV:175:THR:C	22:AV:176:ARG:HD3	2.28	0.55
25:BA:171:G:C3'	25:BA:172:C:H5"	2.37	0.55
25:BA:726:G:O2'	25:BA:727:A:P	2.64	0.55
25:BA:796:C:H2'	25:BA:797:C:C6	2.41	0.55
25:BA:1139:G:H5'	34:BN:102:ALA:HB1	1.89	0.55
25:BA:1272:A:H3'	25:BA:1273:U:H5'	1.89	0.55
25:BA:1386:C:H5"	25:BA:1396:U:O4	2.07	0.55
25:BA:1939:U:OP1	25:BA:2604:U:O2'	2.25	0.55
25:BA:2363:C:O2'	25:BA:2364:C:H5'	2.07	0.55
27:BC:8:TYR:O	27:BC:12:LEU:N	2.39	0.55
29:BE:3:GLY:CA	29:BE:81:ILE:HG21	2.27	0.55
29:BE:34:VAL:CG2	29:BE:48:GLN:HE21	2.20	0.55

Continued on next page...

Continued from previous page...

Atom-1	Atom-2	Interatomic distance (Å)	Clash overlap (Å)
29:BE:64:LYS:HG2	29:BE:64:LYS:O	2.07	0.55
31:BG:109:VAL:HG13	51:B4:59:VAL:CG1	2.36	0.55
33:BI:68:LEU:O	33:BI:68:LEU:HD23	2.07	0.55
33:BI:122:GLU:OE1	33:BI:123:LEU:O	2.25	0.55
35:BO:49:ARG:HG2	35:BO:49:ARG:NH1	2.21	0.55
36:BP:6:LEU:C	36:BP:9:ASN:ND2	2.61	0.55
40:BT:2:ASN:O	40:BT:4:GLY:N	2.40	0.55
42:BV:62:LEU:HD21	42:BV:95:LEU:HB2	1.88	0.55
43:BW:90:ARG:NH1	43:BW:90:ARG:HG3	2.22	0.55
45:BY:31:LEU:N	45:BY:31:LEU:HD22	2.22	0.55
46:BZ:94:PRO:O	46:BZ:95:VAL:C	2.45	0.55
52:B5:36:CYS:SG	52:B5:37:LYS:N	2.80	0.55
1:CA:353:A:H5'	1:CA:353:A:C8	2.37	0.55
1:CA:803:G:H2'	1:CA:804:U:O4'	2.06	0.55
1:CA:1457:G:H2'	1:CA:1458:G:H8	1.72	0.55
3:CC:141:VAL:HG11	3:CC:202:ILE:HD12	1.88	0.55
4:CD:11:LEU:C	4:CD:13:ARG:N	2.58	0.55
4:CD:59:ARG:O	4:CD:63:LYS:HG3	2.07	0.55
4:CD:116:GLN:O	4:CD:119:GLN:HB3	2.07	0.55
11:CK:82:VAL:HG11	11:CK:95:ILE:HD13	1.88	0.55
11:CK:86:GLY:O	11:CK:91:ARG:NH1	2.40	0.55
13:CM:93:ARG:O	13:CM:94:ARG:HD2	2.07	0.55
17:CQ:89:LEU:HD23	17:CQ:89:LEU:C	2.26	0.55
22:CV:46:THR:O	22:CV:47:GLY:C	2.46	0.55
25:DA:622:G:O2'	25:DA:623:G:H5'	2.07	0.55
25:DA:947:G:H2'	25:DA:948:G:H8	1.72	0.55
25:DA:994:C:H3'	41:DU:54:LYS:HE3	1.89	0.55
25:DA:1223:G:N2	25:DA:1225:G:H3'	2.22	0.55
25:DA:1452:A:O2'	25:DA:1453:U:H2'	2.06	0.55
25:DA:1748:G:H5'	25:DA:1748:G:C8	2.42	0.55
25:DA:1818:U:C4	28:DD:154:LYS:HG2	2.41	0.55
25:DA:1914:C:H2'	25:DA:1915:U:O4'	2.06	0.55
25:DA:2107:C:H2'	25:DA:2108:C:O4'	2.07	0.55
25:DA:2196:C:O2'	25:DA:2197:U:H5'	2.07	0.55
26:DB:57:A:H1'	31:DG:30:GLU:HB3	1.88	0.55
27:DC:226:ASN:ND2	27:DC:228:HIS:H	2.05	0.55
28:DD:158:ALA:O	28:DD:161:THR:HG23	2.05	0.55
29:DE:21:VAL:HG23	29:DE:21:VAL:O	2.07	0.55
29:DE:33:VAL:HG21	29:DE:36:ARG:NH2	2.20	0.55
29:DE:71:GLY:C	29:DE:73:GLU:H	2.11	0.55
29:DE:174:ASP:O	29:DE:183:LEU:HB2	2.07	0.55

Continued on next page...

Continued from previous page...

Atom-1	Atom-2	Interatomic distance (Å)	Clash overlap (Å)
30:DF:182:ASN:O	30:DF:186:ILE:HG12	2.06	0.55
32:DH:88:LEU:N	32:DH:88:LEU:CD1	2.70	0.55
34:DN:41:ASP:O	41:DU:64:ARG:NE	2.39	0.55
36:DP:70:GLN:HB3	36:DP:72:PRO:HD2	1.88	0.55
40:DT:3:ARG:CG	40:DT:6:LEU:HB2	2.37	0.55
43:DW:51:LEU:HD22	43:DW:51:LEU:O	2.07	0.55
46:DZ:9:ARG:HB2	46:DZ:37:TYR:HB3	1.88	0.55
46:DZ:18:ARG:HA	46:DZ:22:LYS:O	2.07	0.55
47:D0:52:GLY:N	47:D0:62:LEU:HD11	2.22	0.55
48:D1:56:GLN:HG3	48:D1:87:PRO:HA	1.89	0.55
49:D2:10:LEU:HB3	49:D2:14:ARG:NH1	2.22	0.55
50:D3:54:VAL:CG1	50:D3:55:ARG:N	2.70	0.55
1:AA:481:G:H21	1:AA:482:A:N6	2.05	0.54
1:AA:533:A:O2'	1:AA:534:U:H5"	2.07	0.54
1:AA:709:G:O2'	1:AA:710:G:H5'	2.06	0.54
1:AA:1314:C:H2'	1:AA:1315:U:H6	1.72	0.54
3:AC:89:GLU:CG	3:AC:93:LYS:HD2	2.37	0.54
12:AL:24:LEU:HD21	12:AL:61:TYR:CE1	2.42	0.54
12:AL:38:ARG:CG	12:AL:39:THR:H	2.21	0.54
13:AM:117:VAL:HG12	13:AM:118:ALA:H	1.71	0.54
22:AV:87:THR:O	27:BC:141:PRO:HG2	2.06	0.54
23:AW:39:C:H2'	23:AW:40:C:H6	1.72	0.54
25:BA:816:C:H2'	25:BA:817:C:H6	1.71	0.54
25:BA:901:A:H3'	25:BA:902:C:C6	2.42	0.54
25:BA:1002:G:H2'	25:BA:1003:G:O4'	2.07	0.54
25:BA:1496:A:C8	25:BA:1577:C:O2'	2.59	0.54
25:BA:1590:U:C2'	25:BA:1591:G:C5'	2.78	0.54
25:BA:2580:U:H5"	29:BE:130:GLY:O	2.06	0.54
26:BB:65:C:H2'	26:BB:66:A:H5'	1.89	0.54
28:BD:109:ASP:HB2	28:BD:197:GLY:N	2.22	0.54
29:BE:137:HIS:HB3	29:BE:138:PRO:CD	2.37	0.54
30:BF:3:GLU:CD	30:BF:3:GLU:H	2.10	0.54
30:BF:63:LYS:HE3	30:BF:67:GLN:HB3	1.89	0.54
30:BF:84:VAL:C	30:BF:86:GLY:H	2.11	0.54
36:BP:108:LYS:HD2	36:BP:108:LYS:N	2.22	0.54
41:BU:39:LEU:HA	41:BU:42:ALA:HB3	1.89	0.54
42:BV:99:ILE:HD13	42:BV:99:ILE:H	1.72	0.54
45:BY:48:ALA:HB2	45:BY:59:GLY:C	2.27	0.54
46:BZ:13:LYS:HB3	46:BZ:16:ALA:CB	2.37	0.54
46:BZ:28:TYR:O	46:BZ:29:ASN:HB3	2.06	0.54
46:BZ:98:TYR:HA	46:BZ:123:ILE:O	2.08	0.54

Continued on next page...

Continued from previous page...

Atom-1	Atom-2	Interatomic distance (Å)	Clash overlap (Å)
1:CA:20:U:O2'	1:CA:21:G:H5'	2.07	0.54
1:CA:217:C:H2'	1:CA:218:C:C6	2.42	0.54
1:CA:1013:G:N2	1:CA:1015:A:H3'	2.22	0.54
3:CC:11:ARG:HD2	3:CC:178:LEU:O	2.08	0.54
4:CD:166:LYS:HA	4:CD:178:VAL:HG11	1.88	0.54
4:CD:188:LEU:O	4:CD:190:ASP:N	2.40	0.54
5:CE:15:ARG:CZ	5:CE:26:PHE:CE2	2.90	0.54
5:CE:41:VAL:HG13	5:CE:113:ALA:HA	1.90	0.54
9:CI:95:LYS:HZ3	9:CI:96:LEU:HD12	1.71	0.54
16:CP:28:ARG:NH1	16:CP:29:ASP:OD2	2.40	0.54
18:CR:53:ARG:HH21	18:CR:59:SER:C	2.09	0.54
25:DA:2262:U:O2'	25:DA:2263:C:H5'	2.07	0.54
25:DA:2702:U:OP1	25:DA:2702:U:H6	1.90	0.54
28:DD:12:SER:HB2	28:DD:208:LYS:HB3	1.87	0.54
30:DF:4:VAL:H	30:DF:19:GLU:CB	2.19	0.54
36:DP:115:LEU:HG	36:DP:116:GLY:N	2.22	0.54
39:DS:88:ASP:CG	39:DS:89:ARG:H	2.09	0.54
46:DZ:70:VAL:HG22	46:DZ:87:PHE:HE2	1.72	0.54
48:D1:84:GLY:C	48:D1:86:SER:N	2.58	0.54
51:D4:41:ILE:HD13	51:D4:47:VAL:HG22	1.89	0.54
54:D7:8:ASN:C	54:D7:8:ASN:ND2	2.52	0.54
1:AA:59:A:C5'	1:AA:60:A:H5"	2.35	0.54
1:AA:167:G:C2'	1:AA:168:G:H5'	2.38	0.54
1:AA:955:U:O2'	1:AA:956:U:H5'	2.07	0.54
1:AA:1372:U:H5"	9:AI:71:SER:CB	2.35	0.54
1:AA:1413:A:O2'	1:AA:1414:U:H5'	2.07	0.54
2:AB:80:ILE:HD12	2:AB:212:GLN:HG2	1.89	0.54
6:AF:77:ARG:HH11	6:AF:77:ARG:CB	2.21	0.54
7:AG:146:GLU:HA	7:AG:149:ARG:HB2	1.88	0.54
9:AI:81:ILE:O	9:AI:85:LEU:HG	2.08	0.54
11:AK:111:ASP:HA	18:AR:84:LYS:HE3	1.89	0.54
11:AK:126:ARG:C	11:AK:128:ALA:N	2.56	0.54
13:AM:8:GLU:OE2	13:AM:67:GLU:HG2	2.07	0.54
19:AS:62:ILE:HG13	19:AS:63:THR:N	2.20	0.54
25:BA:649:G:C5	25:BA:650:C:C4	2.94	0.54
25:BA:2065:C:O2'	25:BA:2066:C:H5'	2.06	0.54
25:BA:2277:G:OP2	47:B0:9:THR:HG21	2.07	0.54
25:BA:2803:C:H5'	25:BA:2804:C:OP1	2.07	0.54
25:BA:2876:G:H2'	25:BA:2877:G:H8	1.71	0.54
26:BB:5:C:O2'	26:BB:6:C:H5'	2.08	0.54
36:BP:65:ARG:HB2	55:B8:12:LYS:O	2.06	0.54

Continued on next page...

Continued from previous page...

Atom-1	Atom-2	Interatomic distance (Å)	Clash overlap (Å)
36:BP:102:ARG:HB2	36:BP:102:ARG:HH21	1.72	0.54
37:BQ:38:GLU:HA	37:BQ:99:PRO:HG3	1.89	0.54
40:BT:23:ARG:O	40:BT:25:GLY:N	2.40	0.54
41:BU:66:ASN:C	41:BU:68:ALA:H	2.10	0.54
42:BV:19:LYS:NZ	42:BV:20:LEU:N	2.46	0.54
45:BY:50:ARG:CD	45:BY:53:PRO:HG3	2.37	0.54
1:CA:402:G:O2'	1:CA:403:C:H5'	2.07	0.54
1:CA:524:G:H2'	1:CA:525:C:H6	1.66	0.54
1:CA:859:A:H2'	1:CA:860:A:O4'	2.08	0.54
1:CA:1018:C:H2'	1:CA:1019:C:C6	2.42	0.54
1:CA:1119:C:O2'	1:CA:1120:G:H5'	2.07	0.54
1:CA:1346:A:C6	7:CG:10:ARG:HD3	2.42	0.54
1:CA:1367:C:H5'	10:CJ:60:ARG:NH2	2.21	0.54
2:CB:9:GLU:N	2:CB:9:GLU:OE2	2.38	0.54
5:CE:107:ARG:C	5:CE:109:ILE:N	2.58	0.54
7:CG:75:VAL:CG2	7:CG:144:MET:HB3	2.37	0.54
7:CG:132:GLY:HA3	7:CG:135:VAL:CG2	2.36	0.54
12:CL:34:CYS:HB3	12:CL:55:VAL:HG22	1.89	0.54
20:CT:104:LEU:HD23	20:CT:104:LEU:C	2.28	0.54
22:CV:127:VAL:HA	22:CV:174:ASP:HA	1.88	0.54
23:CW:29:G:C2'	23:CW:30:G:H5'	2.38	0.54
25:DA:8:A:H2'	25:DA:9:U:H6	1.71	0.54
25:DA:543:C:C3'	25:DA:545:G:C5'	2.85	0.54
25:DA:768:G:O2'	25:DA:1379:A:N6	2.40	0.54
25:DA:1344:G:H5'	25:DA:1384:A:N1	2.22	0.54
25:DA:1475:G:H5'	25:DA:1476:C:OP2	2.06	0.54
25:DA:2870:C:O2'	25:DA:2871:C:H5'	2.07	0.54
29:DE:111:ARG:CA	38:DR:2:ARG:HB2	2.37	0.54
29:DE:113:PHE:HE2	29:DE:157:ALA:HB1	1.71	0.54
31:DG:71:THR:OG1	31:DG:89:GLY:HA3	2.08	0.54
31:DG:131:TYR:O	31:DG:159:VAL:HG12	2.07	0.54
32:DH:24:VAL:HG22	32:DH:35:VAL:O	2.06	0.54
32:DH:115:VAL:HG21	32:DH:148:ILE:HD12	1.89	0.54
36:DP:48:PRO:O	36:DP:49:ARG:C	2.44	0.54
42:DV:5:VAL:HG12	42:DV:14:VAL:HG22	1.89	0.54
42:DV:20:LEU:HB3	42:DV:21:ARG:NE	2.18	0.54
43:DW:82:LEU:HB2	43:DW:98:LYS:HB2	1.88	0.54
45:DY:14:LEU:HG	45:DY:15:VAL:N	2.21	0.54
50:D3:1:MET:N	50:D3:2:PRO:CD	2.70	0.54
50:D3:3:ARG:HB3	50:D3:59:VAL:O	2.07	0.54
1:AA:23:C:O2'	1:AA:24:U:H5'	2.08	0.54

Continued on next page...

Continued from previous page...

Atom-1	Atom-2	Interatomic distance (Å)	Clash overlap (Å)
1:AA:99:U:H2'	1:AA:100:C:C6	2.42	0.54
1:AA:1071:C:H2'	1:AA:1072:G:H8	1.72	0.54
1:AA:1425:U:H2'	1:AA:1426:C:C6	2.42	0.54
2:AB:87:ARG:HG2	2:AB:87:ARG:O	2.05	0.54
2:AB:188:ALA:O	2:AB:203:GLY:N	2.38	0.54
3:AC:3:ASN:HD21	3:AC:4:LYS:HZ1	1.54	0.54
4:AD:4:TYR:CD2	4:AD:5:ILE:N	2.75	0.54
9:AI:96:LEU:CD1	9:AI:102:LEU:HB2	2.38	0.54
9:AI:114:TYR:N	9:AI:114:TYR:CD2	2.73	0.54
11:AK:124:LYS:HD2	11:AK:125:PHE:CE1	2.42	0.54
15:AO:37:ASN:N	15:AO:37:ASN:HD22	2.04	0.54
16:AP:17:TYR:N	16:AP:17:TYR:CD1	2.75	0.54
18:AR:46:GLU:HB3	18:AR:85:LEU:CD2	2.38	0.54
25:BA:247:G:H4'	25:BA:386:G:C5	2.42	0.54
25:BA:272(I):U:N3	25:BA:363(A):A:C6	2.74	0.54
25:BA:428:A:H8	25:BA:428:A:OP2	1.90	0.54
25:BA:2114:A:H2'	25:BA:2115:G:O4'	2.07	0.54
25:BA:2171:A:O2'	25:BA:2172:U:H6	1.90	0.54
25:BA:2469:A:C2	25:BA:2470:G:H1'	2.43	0.54
27:BC:65:LEU:N	27:BC:160:GLY:O	2.32	0.54
31:BG:43:LEU:HB2	31:BG:88:ILE:HD11	1.89	0.54
31:BG:135:LEU:HD21	31:BG:157:ILE:HD11	1.90	0.54
32:BH:43:VAL:O	32:BH:43:VAL:CG2	2.55	0.54
32:BH:147:ASN:O	32:BH:150:ALA:HB3	2.07	0.54
33:BI:81:VAL:CG1	33:BI:88:ILE:HD12	2.36	0.54
37:BQ:46:GLN:O	37:BQ:47:ILE:C	2.45	0.54
40:BT:50:ILE:HG22	40:BT:62:THR:OG1	2.07	0.54
40:BT:83:ILE:HD11	40:BT:84:GLN:HE21	1.71	0.54
40:BT:92:GLY:O	40:BT:94:ALA:N	2.37	0.54
43:BW:18:ARG:HG3	43:BW:76:VAL:HG13	1.89	0.54
45:BY:27:VAL:HA	45:BY:28:LYS:HZ2	1.65	0.54
46:BZ:178:ASP:OD1	46:BZ:178:ASP:N	2.39	0.54
47:B0:67:GLU:HG2	47:B0:79:HIS:HB2	1.88	0.54
48:B1:46:LEU:HA	48:B1:63:ALA:HA	1.88	0.54
50:B3:49:LYS:HG2	50:B3:49:LYS:O	2.07	0.54
1:CA:370:C:O2'	1:CA:371:G:H5'	2.08	0.54
1:CA:544:G:OP1	4:CD:66:ARG:NH2	2.40	0.54
1:CA:601:C:O2'	1:CA:602:A:H5'	2.08	0.54
1:CA:961:U:O2'	1:CA:962:C:H5'	2.07	0.54
1:CA:976:G:OP1	14:CN:32:SER:N	2.38	0.54
1:CA:1277:C:C3'	1:CA:1278:U:C5'	2.85	0.54

Continued on next page...

Continued from previous page...

Atom-1	Atom-2	Interatomic distance (Å)	Clash overlap (Å)
1:CA:1427:U:H2'	1:CA:1428:A:C8	2.42	0.54
2:CB:34:ALA:O	2:CB:41:ILE:HB	2.08	0.54
2:CB:221:LEU:N	2:CB:221:LEU:HD22	2.22	0.54
3:CC:113:ALA:HB3	3:CC:183:ASP:CG	2.27	0.54
3:CC:150:LYS:HE2	3:CC:152:ILE:HD11	1.89	0.54
6:CF:9:VAL:HB	6:CF:87:ARG:HB2	1.89	0.54
8:CH:89:PRO:HA	8:CH:92:ARG:CD	2.37	0.54
16:CP:58:TYR:HD1	16:CP:59:TRP:N	2.06	0.54
19:CS:6:LYS:HG2	19:CS:7:LYS:HE3	1.89	0.54
22:CV:28:GLN:HG3	22:CV:30:LEU:HD23	1.88	0.54
23:CW:28:C:H2'	23:CW:29:G:H8	1.72	0.54
25:DA:141:A:C8	25:DA:1408:C:O2'	2.57	0.54
25:DA:607:U:H5'	25:DA:619:G:O6	2.08	0.54
25:DA:920:G:O2'	25:DA:921:G:H5'	2.06	0.54
25:DA:1508:A:H5'	25:DA:1509:C:OP1	2.07	0.54
25:DA:2736:G:O2'	25:DA:2737:G:H5'	2.07	0.54
26:DB:20:C:O2'	26:DB:21:G:H5'	2.07	0.54
27:DC:135:ARG:O	27:DC:137:LEU:HD12	2.07	0.54
29:DE:6:GLY:C	29:DE:196:VAL:HG22	2.27	0.54
31:DG:125:PHE:HB2	31:DG:166:ASP:OD2	2.08	0.54
45:DY:16:ALA:HB1	45:DY:21:LYS:NZ	2.22	0.54
46:DZ:150:HIS:HB3	46:DZ:169:THR:HA	1.89	0.54
1:AA:185:A:H2'	1:AA:186:C:C6	2.42	0.54
1:AA:223:U:H2'	1:AA:224:C:C6	2.42	0.54
1:AA:274:A:O2'	1:AA:275:G:H8	1.88	0.54
1:AA:336:C:H2'	1:AA:337:C:C6	2.42	0.54
1:AA:872:A:O2'	1:AA:873:A:H5"	2.07	0.54
1:AA:1070:U:OP1	5:AE:18:ARG:NH2	2.40	0.54
1:AA:1118:C:H1'	1:AA:1179:A:C4	2.42	0.54
1:AA:1148:U:O3'	9:AI:14:VAL:HG11	2.08	0.54
1:AA:1422:G:O2'	1:AA:1423:G:H5'	2.07	0.54
3:AC:74:GLY:HA2	3:AC:77:ILE:HD12	1.89	0.54
4:AD:63:LYS:O	4:AD:67:ILE:HG13	2.08	0.54
5:AE:73:ASN:O	5:AE:73:ASN:CG	2.46	0.54
5:AE:144:THR:O	5:AE:145:LYS:C	2.46	0.54
7:AG:32:ARG:O	7:AG:33:ASP:CB	2.56	0.54
9:AI:73:GLN:C	9:AI:75:ASP:H	2.10	0.54
9:AI:96:LEU:HD12	9:AI:101:PHE:CB	2.37	0.54
9:AI:111:ARG:HG2	9:AI:112:LYS:N	2.22	0.54
10:AJ:4:ILE:HG23	10:AJ:100:THR:HG22	1.89	0.54
10:AJ:6:ILE:CD1	10:AJ:72:VAL:HB	2.37	0.54

Continued on next page...

Continued from previous page...

Atom-1	Atom-2	Interatomic distance (Å)	Clash overlap (Å)
17:AQ:91:ARG:CA	17:AQ:94:ASN:HD22	2.19	0.54
25:BA:478:A:C2'	25:BA:479:A:H5'	2.38	0.54
25:BA:528:A:H2	25:BA:2042:A:H2'	1.68	0.54
25:BA:528:A:N1	25:BA:2042:A:H2'	2.21	0.54
25:BA:613:G:C5'	25:BA:613:G:H8	2.17	0.54
25:BA:809:G:O2'	25:BA:810:U:H5'	2.07	0.54
25:BA:923:C:O2'	25:BA:924:C:H5'	2.07	0.54
25:BA:1006:C:O2	34:BN:106:MET:HG2	2.07	0.54
25:BA:1181:C:H2'	25:BA:1182:A:C8	2.43	0.54
25:BA:2038:G:H2'	25:BA:2039:C:C6	2.42	0.54
25:BA:2416:C:P	36:BP:66:GLY:HA3	2.47	0.54
25:BA:2514:U:H2'	25:BA:2515:C:H6	1.71	0.54
27:BC:69:LEU:HD13	27:BC:160:GLY:HA2	1.90	0.54
29:BE:68:ALA:HB3	29:BE:69:LYS:HZ3	1.71	0.54
30:BF:53:THR:HG22	30:BF:56:GLU:CD	2.28	0.54
30:BF:117:ARG:HH21	30:BF:187:VAL:HA	1.71	0.54
32:BH:85:LYS:HD3	32:BH:133:VAL:CB	2.38	0.54
33:BI:37:VAL:HG13	33:BI:38:LEU:HD12	1.89	0.54
33:BI:81:VAL:HG11	33:BI:88:ILE:CD1	2.37	0.54
33:BI:130:TYR:HB3	33:BI:136:VAL:CG1	2.37	0.54
34:BN:5:VAL:O	34:BN:5:VAL:CG1	2.54	0.54
36:BP:33:ARG:O	36:BP:34:GLY:C	2.45	0.54
36:BP:61:ARG:O	55:B8:13:ARG:HD3	2.08	0.54
36:BP:71:VAL:HG13	36:BP:72:PRO:N	2.23	0.54
39:BS:14:VAL:HG13	39:BS:90:GLY:HA2	1.89	0.54
39:BS:28:VAL:HG12	39:BS:29:PHE:N	2.22	0.54
44:BX:12:VAL:HG21	44:BX:17:ALA:HB1	1.89	0.54
45:BY:16:ALA:HB1	45:BY:21:LYS:HZ3	1.72	0.54
46:BZ:107:PRO:HA	46:BZ:141:SER:O	2.08	0.54
54:B7:36:GLN:HG2	54:B7:36:GLN:O	2.07	0.54
55:B8:44:LYS:HD2	55:B8:44:LYS:N	2.21	0.54
1:CA:971:G:P	1:CA:1231:G:H21	2.30	0.54
1:CA:980:C:H3'	1:CA:981:U:C6	2.42	0.54
1:CA:1227:A:C8	1:CA:1228:C:H1'	2.42	0.54
1:CA:1258:G:O2'	1:CA:1259:C:H5'	2.07	0.54
1:CA:1375:A:H5'	7:CG:28:ASN:HB3	1.90	0.54
9:CI:4:TYR:HA	9:CI:88:TYR:CE1	2.42	0.54
20:CT:33:ILE:HG23	20:CT:63:ILE:CG1	2.38	0.54
25:DA:224:G:N7	25:DA:420:C:H4'	2.23	0.54
25:DA:651:G:N2	25:DA:652:C:N4	2.55	0.54
25:DA:998:C:H2'	25:DA:999:U:O4'	2.08	0.54

Continued on next page...

Continued from previous page...

Atom-1	Atom-2	Interatomic distance (Å)	Clash overlap (Å)
25:DA:1496:A:H8	25:DA:1577:C:O2'	1.90	0.54
26:DB:98:G:H2'	26:DB:99:G:O4'	2.08	0.54
29:DE:4:ILE:HG12	29:DE:28:ALA:HB1	1.89	0.54
31:DG:36:LYS:HA	31:DG:99:MET:HE2	1.89	0.54
32:DH:24:VAL:O	32:DH:24:VAL:HG23	2.08	0.54
33:DI:88:ILE:O	33:DI:89:TYR:C	2.45	0.54
37:DQ:140:ALA:HA	46:DZ:98:TYR:CB	2.37	0.54
38:DR:50:HIS:O	38:DR:54:LEU:HB2	2.08	0.54
39:DS:89:ARG:HB3	39:DS:92:TYR:HB3	1.88	0.54
1:AA:106:C:H2'	1:AA:107:G:H8	1.73	0.54
1:AA:158:G:H2'	1:AA:159:G:H8	1.73	0.54
1:AA:499:A:H4'	1:AA:500:G:OP1	2.07	0.54
1:AA:1125:U:OP2	1:AA:1145:C:N4	2.41	0.54
1:AA:1321:C:C3'	1:AA:1322:C:H5"	2.38	0.54
2:AB:220:ASP:CA	2:AB:223:ILE:HG12	2.37	0.54
5:AE:13:ILE:HD13	5:AE:51:VAL:HG13	1.90	0.54
6:AF:21:LEU:O	6:AF:24:GLU:CG	2.55	0.54
6:AF:91:VAL:CG1	6:AF:92:LYS:N	2.71	0.54
7:AG:111:ARG:CB	7:AG:113:GLU:HG2	2.37	0.54
13:AM:66:LEU:O	13:AM:67:GLU:O	2.25	0.54
16:AP:21:VAL:HG12	16:AP:34:GLU:O	2.07	0.54
18:AR:44:LEU:CD1	18:AR:80:PRO:HD2	2.38	0.54
22:AV:84:ASP:C	22:AV:86:GLU:N	2.60	0.54
25:BA:266:G:H2'	25:BA:267:C:O5'	2.07	0.54
25:BA:746:A:C6	25:BA:2611:U:H5"	2.42	0.54
25:BA:1416:G:O2'	25:BA:1417:C:H6	1.90	0.54
25:BA:1784:A:H4'	25:BA:1785:A:H5"	1.90	0.54
25:BA:1884:A:O3'	27:BC:207:GLY:HA2	2.08	0.54
25:BA:2123:G:O4'	27:BC:173:HIS:HD2	1.91	0.54
25:BA:2476:A:C2	25:BA:2477:C:C4	2.96	0.54
27:BC:216:THR:OG1	27:BC:217:THR:N	2.41	0.54
30:BF:40:GLN:O	30:BF:43:LYS:HG2	2.06	0.54
32:BH:137:ASP:CB	32:BH:140:LYS:HB3	2.37	0.54
34:BN:91:LEU:O	34:BN:95:PRO:HB3	2.07	0.54
35:BO:63:VAL:HG11	35:BO:85:VAL:HG23	1.88	0.54
36:BP:16:ARG:O	36:BP:18:ARG:N	2.41	0.54
39:BS:13:ARG:O	39:BS:14:VAL:HB	2.07	0.54
41:BU:31:SER:O	41:BU:33:ARG:N	2.32	0.54
43:BW:86:LEU:HD12	43:BW:87:PRO:CD	2.36	0.54
46:BZ:135:PHE:O	46:BZ:136:ILE:HG13	2.08	0.54
46:BZ:180:GLU:CD	46:BZ:180:GLU:N	2.58	0.54

Continued on next page...

Continued from previous page...

Atom-1	Atom-2	Interatomic distance (Å)	Clash overlap (Å)
48:B1:30:VAL:HG23	48:B1:31:GLY:H	1.72	0.54
1:CA:22:G:H4'	1:CA:885:G:C8	2.43	0.54
1:CA:1478:C:H2'	1:CA:1479:C:C6	2.43	0.54
6:CF:75:LEU:O	6:CF:79:LEU:HG	2.07	0.54
7:CG:69:VAL:HG13	7:CG:134:ALA:O	2.07	0.54
25:DA:147:U:H2'	25:DA:148:C:C6	2.43	0.54
25:DA:686:G:H5"	54:D7:11:LYS:HE2	1.89	0.54
25:DA:720:C:H2'	25:DA:721:C:C6	2.41	0.54
25:DA:1590:U:O2'	25:DA:1591:G:H5"	2.06	0.54
25:DA:2619:C:H4'	29:DE:151:TYR:O	2.08	0.54
28:DD:4:LYS:HE3	28:DD:19:ALA:O	2.08	0.54
30:DF:52:LYS:O	30:DF:88:VAL:HG12	2.08	0.54
31:DG:117:PHE:HZ	31:DG:179:PRO:HB2	1.72	0.54
32:DH:70:THR:HA	32:DH:73:ALA:HB3	1.89	0.54
33:DI:4:ILE:HG21	33:DI:47:LEU:HD21	1.89	0.54
38:DR:67:LEU:HD12	38:DR:67:LEU:O	2.08	0.54
44:DX:35:THR:HG22	44:DX:36:LYS:N	2.22	0.54
46:DZ:100:PRO:O	46:DZ:135:PHE:HA	2.08	0.54
48:D1:72:GLU:O	48:D1:75:GLU:HB3	2.07	0.54
2:AB:92:TYR:N	2:AB:151:GLY:O	2.40	0.54
4:AD:79:PHE:HE1	4:AD:203:VAL:HG12	1.73	0.54
5:AE:107:ARG:CG	5:AE:108:ALA:N	2.70	0.54
10:AJ:89:ASP:HB3	10:AJ:91:PRO:HD3	1.90	0.54
11:AK:33:THR:HB	11:AK:38:ASN:O	2.08	0.54
12:AL:14:LYS:HD2	12:AL:15:VAL:H	1.72	0.54
14:AN:48:ALA:CA	14:AN:53:LEU:HD12	2.37	0.54
15:AO:78:TYR:O	15:AO:81:LEU:HB3	2.07	0.54
16:AP:54:GLU:O	16:AP:57:ARG:HB2	2.08	0.54
25:BA:357:A:H2'	25:BA:358:U:C6	2.43	0.54
25:BA:392:C:H5"	25:BA:409:C:H5"	1.89	0.54
25:BA:651:G:N2	25:BA:652:C:H41	2.06	0.54
25:BA:1018:C:O2'	25:BA:1019:U:H5'	2.08	0.54
25:BA:1109:C:H41	25:BA:1110:G:H21	1.56	0.54
25:BA:1260:G:H2'	25:BA:1261:C:H6	1.72	0.54
25:BA:1863:G:H2'	25:BA:1864:U:C6	2.42	0.54
25:BA:2103:C:H3'	25:BA:2104:G:H5"	1.90	0.54
25:BA:2736:G:O2'	25:BA:2737:G:H5'	2.07	0.54
29:BE:14:ILE:HB	40:BT:14:TYR:CZ	2.43	0.54
30:BF:139:PHE:CE2	30:BF:167:ALA:HB2	2.42	0.54
31:BG:16:ARG:N	31:BG:17:PRO:HD2	2.21	0.54
34:BN:4:TYR:O	34:BN:5:VAL:O	2.25	0.54

Continued on next page...

Continued from previous page...

Atom-1	Atom-2	Interatomic distance (Å)	Clash overlap (Å)
36:BP:139:LYS:C	36:BP:141:ALA:H	2.09	0.54
39:BS:28:VAL:HB	39:BS:89:ARG:CG	2.38	0.54
40:BT:50:ILE:CD1	40:BT:102:ILE:HD11	2.34	0.54
42:BV:39:LEU:CD1	42:BV:47:VAL:HG11	2.37	0.54
43:BW:62:HIS:O	43:BW:63:ASP:C	2.46	0.54
47:B0:23:LYS:O	47:B0:24:ARG:HG2	2.08	0.54
53:B6:11:LEU:O	53:B6:23:THR:HA	2.08	0.54
1:CA:1431:C:C2'	1:CA:1432:G:H5'	2.38	0.54
2:CB:233:SER:OG	2:CB:234:PRO:HD2	2.06	0.54
4:CD:101:LEU:HD13	4:CD:133:VAL:HG11	1.87	0.54
4:CD:126:ILE:HG22	4:CD:127:THR:H	1.72	0.54
4:CD:165:MET:HE2	4:CD:176:LEU:CD2	2.38	0.54
5:CE:82:VAL:HG11	5:CE:137:GLU:CB	2.35	0.54
10:CJ:32:ALA:HB2	10:CJ:76:ASN:CG	2.27	0.54
22:CV:167:PRO:C	22:CV:169:GLU:H	2.11	0.54
22:CV:172:LYS:CB	22:CV:181:VAL:HG22	2.36	0.54
23:CW:17:C:H2'	23:CW:17(B):U:C5	2.40	0.54
25:DA:272(J):C:H5'	25:DA:274:G:O5'	2.07	0.54
25:DA:330:A:C2	25:DA:1210:A:H2'	2.43	0.54
25:DA:352:G:H1'	25:DA:354:G:N7	2.22	0.54
25:DA:760:G:H2'	25:DA:761:A:O4'	2.08	0.54
25:DA:1178:C:H2'	25:DA:1179:C:C5	2.43	0.54
25:DA:1416:G:H22	25:DA:1583:A:H1'	1.72	0.54
25:DA:1685:C:O2'	25:DA:1686:C:H5"	2.06	0.54
25:DA:2700:C:O2'	25:DA:2701:C:H5'	2.08	0.54
25:DA:2776:A:H4'	25:DA:2777:G:C5'	2.37	0.54
25:DA:2892:A:C5	25:DA:2893:G:H1'	2.41	0.54
27:DC:54:ARG:HB3	27:DC:54:ARG:CZ	2.37	0.54
27:DC:135:ARG:HB3	27:DC:137:LEU:CD1	2.37	0.54
29:DE:81:ILE:O	29:DE:82:ARG:O	2.25	0.54
31:DG:114:ILE:HG22	31:DG:115:ARG:N	2.22	0.54
32:DH:66:GLY:HA2	32:DH:69:ARG:HB3	1.88	0.54
40:DT:98:LYS:HB3	40:DT:100:TYR:CE1	2.42	0.54
42:DV:19:LYS:HZ3	42:DV:20:LEU:H	1.56	0.54
44:DX:28:PHE:CZ	44:DX:92:LEU:HD11	2.43	0.54
55:D8:6:THR:O	55:D8:8:LYS:N	2.40	0.54
1:AA:376:G:O2'	1:AA:377:G:H5'	2.07	0.54
1:AA:399:G:H2'	1:AA:400:C:C6	2.43	0.54
1:AA:532:A:H62	3:AC:156:ARG:NH1	2.05	0.54
1:AA:552:U:C4'	12:AL:83:ARG:HG2	2.38	0.54
1:AA:1024:G:H2'	1:AA:1025:U:C5	2.43	0.54

Continued on next page...

Continued from previous page...

Atom-1	Atom-2	Interatomic distance (Å)	Clash overlap (Å)
1:AA:1239:A:H2'	1:AA:1298:C:H42	1.72	0.54
1:AA:1498:U:H1'	1:AA:1499:A:N7	2.23	0.54
3:AC:77:ILE:O	3:AC:83:ARG:HB3	2.07	0.54
3:AC:112:SER:HB3	3:AC:115:LEU:HD12	1.89	0.54
3:AC:125:GLU:HG2	3:AC:189:ALA:O	2.08	0.54
4:AD:30:LYS:CB	4:AD:35:ARG:HH11	2.20	0.54
4:AD:119:GLN:HG2	4:AD:123:HIS:HD2	1.69	0.54
5:AE:92:LYS:O	5:AE:118:ILE:HD12	2.07	0.54
6:AF:50:TYR:CZ	18:AR:77:GLY:HA2	2.42	0.54
8:AH:31:PHE:O	8:AH:35:ILE:HG13	2.07	0.54
22:AV:134:ASP:HB3	22:AV:152:THR:N	2.22	0.54
23:AW:17(B):U:H4'	23:AW:18:G:OP1	2.07	0.54
25:BA:97:C:H5"	49:B2:2:LYS:HB2	1.90	0.54
25:BA:174:C:C3'	25:BA:175:G:H5"	2.37	0.54
25:BA:541:C:C2	25:BA:542:C:C4	2.96	0.54
25:BA:857:C:H1'	47:B0:25:TYR:CE2	2.43	0.54
25:BA:1410:G:H1	25:BA:1592:C:H42	1.54	0.54
25:BA:1656:C:H2'	25:BA:1657:C:C6	2.43	0.54
25:BA:1897:G:H2'	25:BA:1898:U:O4'	2.08	0.54
25:BA:2126:A:N6	25:BA:2163:C:H4'	2.23	0.54
25:BA:2392:A:H2	25:BA:2424:C:H42	1.55	0.54
25:BA:2402:C:O2'	25:BA:2403:C:H6	1.91	0.54
25:BA:2849:U:OP2	40:BT:95:ARG:NH1	2.36	0.54
27:BC:148:PHE:C	27:BC:150:ILE:H	2.10	0.54
29:BE:93:VAL:HG21	29:BE:180:ASN:CA	2.32	0.54
29:BE:104:VAL:HG11	29:BE:188:VAL:HG23	1.89	0.54
30:BF:3:GLU:HB3	30:BF:20:LEU:O	2.08	0.54
31:BG:58:GLN:O	31:BG:62:LEU:HB2	2.06	0.54
38:BR:95:THR:HA	38:BR:117:VAL:HG23	1.89	0.54
42:BV:5:VAL:HG22	42:BV:6:LYS:N	2.22	0.54
45:BY:37:VAL:HG23	45:BY:38:ILE:N	2.23	0.54
48:B1:20:ARG:HH11	48:B1:20:ARG:HG2	1.72	0.54
53:B6:12:GLU:HB2	53:B6:21:TYR:HB3	1.89	0.54
53:B6:26:ASN:O	53:B6:27:LYS:HG2	2.08	0.54
53:B6:28:ARG:HA	53:B6:32:ASN:ND2	2.23	0.54
1:CA:382:A:H2'	1:CA:383:A:C8	2.43	0.54
1:CA:1095:U:P	1:CA:1108:G:H22	2.30	0.54
1:CA:1152:A:O2'	1:CA:1153:C:H6	1.91	0.54
1:CA:1158:C:N3	1:CA:1160:G:C8	2.75	0.54
1:CA:1225:A:H5'	13:CM:103:THR:HG1	1.70	0.54
1:CA:1237:C:C4'	1:CA:1334:G:H21	2.20	0.54

Continued on next page...

Continued from previous page...

Atom-1	Atom-2	Interatomic distance (Å)	Clash overlap (Å)
1:CA:1292:U:H5'	9:CI:38:GLN:OE1	2.07	0.54
1:CA:1427:U:H2'	1:CA:1428:A:H8	1.71	0.54
1:CA:1468:A:H2'	1:CA:1469:G:O4'	2.08	0.54
1:CA:1513:A:H2'	1:CA:1514:C:C6	2.43	0.54
2:CB:42:ILE:HD11	2:CB:202:PRO:HB2	1.90	0.54
3:CC:28:GLN:HG3	3:CC:31:HIS:HD2	1.72	0.54
12:CL:24:LEU:C	12:CL:26:GLY:N	2.60	0.54
25:DA:27:G:N2	25:DA:512:G:H2'	2.23	0.54
25:DA:70:G:H21	25:DA:71:A:N6	2.05	0.54
25:DA:310:A:O2'	25:DA:311:A:C8	2.61	0.54
25:DA:446:G:H4'	25:DA:447:A:H5'	1.90	0.54
25:DA:466:A:OP1	54:D7:34:ARG:NH1	2.41	0.54
25:DA:565:C:H4'	25:DA:1253:A:C6	2.43	0.54
25:DA:1022:G:C6	25:DA:1140:C:C4	2.95	0.54
25:DA:1855:G:C6	25:DA:1888:G:C8	2.96	0.54
25:DA:2402:C:H2'	25:DA:2403:C:H5'	1.90	0.54
27:DC:215:VAL:O	27:DC:223:VAL:HG23	2.07	0.54
28:DD:28:GLU:N	28:DD:29:PRO:CD	2.57	0.54
28:DD:205:VAL:O	28:DD:207:GLY:N	2.41	0.54
29:DE:19:ARG:O	29:DE:19:ARG:HG3	2.06	0.54
34:DN:28:THR:CG2	34:DN:29:LYS:H	2.15	0.54
34:DN:90:MET:HA	34:DN:90:MET:HE2	1.90	0.54
37:DQ:64:ILE:HG23	37:DQ:106:VAL:CG1	2.37	0.54
38:DR:78:LYS:O	38:DR:83:ILE:HG12	2.07	0.54
41:DU:27:LEU:HB3	41:DU:31:SER:CB	2.38	0.54
43:DW:33:ARG:O	43:DW:37:ARG:HB2	2.08	0.54
43:DW:78:GLU:HG3	43:DW:79:GLY:O	2.08	0.54
45:DY:17:SER:OG	45:DY:18:GLY:N	2.40	0.54
45:DY:88:LYS:HB3	45:DY:90:LEU:CD1	2.33	0.54
46:DZ:55:VAL:HG11	46:DZ:67:PRO:HB3	1.90	0.54
46:DZ:175:PRO:CB	46:DZ:176:PRO:HD2	2.37	0.54
47:D0:26:TYR:O	47:D0:29:GLN:HB2	2.08	0.54
47:D0:52:GLY:N	47:D0:62:LEU:CD1	2.71	0.54
1:AA:155:C:O2'	1:AA:156:G:H5'	2.08	0.54
1:AA:247:G:OP2	17:AQ:100:LYS:N	2.41	0.54
1:AA:986:A:H2'	1:AA:987:G:C8	2.43	0.54
1:AA:1124:G:H1'	10:AJ:38:ILE:HG21	1.90	0.54
1:AA:1170:A:H2'	1:AA:1171:G:O4'	2.07	0.54
4:AD:10:ARG:HG2	4:AD:10:ARG:NH1	2.22	0.54
7:AG:144:MET:O	7:AG:147:ALA:HB3	2.07	0.54
8:AH:83:ILE:O	8:AH:83:ILE:HG23	2.08	0.54

Continued on next page...

Continued from previous page...

Atom-1	Atom-2	Interatomic distance (Å)	Clash overlap (Å)
19:AS:51:VAL:CG1	19:AS:75:ALA:HB2	2.37	0.54
25:BA:66:C:O2'	25:BA:67:U:H5'	2.08	0.54
25:BA:350:U:H2'	25:BA:351:G:O4'	2.08	0.54
25:BA:363(C):G:H2'	25:BA:363(D):G:H8	1.73	0.54
25:BA:535:C:O2	25:BA:559:G:C2	2.61	0.54
25:BA:651:G:N2	25:BA:652:C:N4	2.55	0.54
25:BA:810:U:O2'	36:BP:33:ARG:NH1	2.40	0.54
25:BA:1343:G:N3	25:BA:1384:A:H2	2.05	0.54
25:BA:1571:A:H2'	25:BA:1572:A:C8	2.43	0.54
25:BA:1863:G:H2'	25:BA:1864:U:H6	1.73	0.54
25:BA:2701:C:C2'	25:BA:2702:U:H5"	2.38	0.54
27:BC:62:THR:HG22	27:BC:163:GLU:CG	2.38	0.54
28:BD:26:LYS:HE2	28:BD:113:VAL:HG21	1.89	0.54
28:BD:142:VAL:CG2	28:BD:191:ALA:HB1	2.38	0.54
31:BG:111:LEU:HD22	31:BG:120:LEU:HD21	1.90	0.54
43:BW:29:LEU:HD12	43:BW:29:LEU:O	2.07	0.54
51:B4:60:GLU:O	51:B4:61:VAL:HB	2.08	0.54
55:B8:23:VAL:CG1	55:B8:46:ARG:HB3	2.37	0.54
1:CA:186:C:H1'	20:CT:85:MET:CE	2.38	0.54
1:CA:190:U:O2	20:CT:105:SER:HB2	2.07	0.54
1:CA:1424:C:H2'	1:CA:1425:U:O4'	2.08	0.54
1:CA:1523:G:H2'	1:CA:1524:C:H6	1.73	0.54
2:CB:15:VAL:HB	2:CB:209:ARG:HB3	1.90	0.54
2:CB:208:ILE:HA	2:CB:211:ILE:CD1	2.31	0.54
4:CD:150:GLU:CG	4:CD:151:LYS:H	2.21	0.54
5:CE:17:ALA:HB2	5:CE:26:PHE:CD2	2.42	0.54
5:CE:72:GLN:NE2	5:CE:77:PRO:HB3	2.23	0.54
7:CG:109:ASN:HA	7:CG:119:ARG:NH2	2.23	0.54
11:CK:30:VAL:O	11:CK:30:VAL:HG23	2.08	0.54
12:CL:57:LEU:HD21	12:CL:63:VAL:HG22	1.89	0.54
15:CO:9:GLN:C	15:CO:11:VAL:N	2.56	0.54
16:CP:68:ASP:O	16:CP:71:ARG:HG2	2.08	0.54
19:CS:9:VAL:HG12	19:CS:39:THR:HB	1.89	0.54
19:CS:64:GLU:O	19:CS:65:ASN:C	2.46	0.54
22:CV:97:ARG:HD3	22:CV:120:ILE:O	2.07	0.54
25:DA:6:A:H2'	25:DA:6:A:N3	2.23	0.54
25:DA:843:G:C2'	25:DA:844:C:H5'	2.38	0.54
25:DA:1190:G:C2	25:DA:1191:G:N7	2.76	0.54
25:DA:2199:A:H5'	25:DA:2200:C:OP2	2.08	0.54
25:DA:2363:C:O2'	25:DA:2364:C:H5'	2.08	0.54
25:DA:2707:G:H2'	25:DA:2708:G:H8	1.72	0.54

Continued on next page...

Continued from previous page...

Atom-1	Atom-2	Interatomic distance (Å)	Clash overlap (Å)
26:DB:58:A:H2'	26:DB:59:A:O4'	2.07	0.54
26:DB:73:A:C4	26:DB:105:A:C2	2.96	0.54
27:DC:83:LYS:NZ	27:DC:148:PHE:HB3	2.23	0.54
27:DC:146:VAL:HG12	27:DC:147:GLY:N	2.18	0.54
27:DC:209:PHE:O	27:DC:211:ARG:N	2.41	0.54
31:DG:144:ILE:O	31:DG:144:ILE:HG23	2.08	0.54
32:DH:70:THR:O	32:DH:72:ILE:N	2.35	0.54
32:DH:153:LYS:HD3	32:DH:153:LYS:N	2.23	0.54
34:DN:42:TRP:CE3	34:DN:43:THR:N	2.73	0.54
34:DN:116:LEU:O	34:DN:119:ARG:N	2.41	0.54
36:DP:31:ALA:C	36:DP:33:ARG:N	2.61	0.54
36:DP:91:PHE:CD1	36:DP:91:PHE:N	2.75	0.54
41:DU:90:VAL:HA	42:DV:11:GLN:HE22	1.73	0.54
46:DZ:8:TYR:HD1	46:DZ:60:LEU:HD12	1.72	0.54
46:DZ:81:ARG:NH2	46:DZ:83:GLU:HA	2.22	0.54
47:D0:5:LYS:HB3	47:D0:5:LYS:HZ2	1.72	0.54
48:D1:69:LYS:HE3	48:D1:72:GLU:OE2	2.08	0.54
51:D4:39:ARG:C	51:D4:40:ILE:HD12	2.28	0.54
1:AA:7:G:H21	5:AE:121:LYS:HG2	1.72	0.54
1:AA:225:C:H2'	1:AA:226:G:C8	2.42	0.54
1:AA:416:G:H1	1:AA:427:U:H3	1.56	0.54
1:AA:697:U:C2'	1:AA:698:G:H5'	2.37	0.54
1:AA:1363(A):A:N3	1:AA:1363(A):A:H2'	2.23	0.54
1:AA:1365:G:O2'	1:AA:1366:C:H5'	2.08	0.54
1:AA:1391:U:H2'	1:AA:1392:G:H8	1.73	0.54
1:AA:1473:A:O2'	1:AA:1474:G:H5'	2.08	0.54
2:AB:194:PRO:O	2:AB:197:VAL:HG23	2.08	0.54
2:AB:200:ILE:HD12	2:AB:200:ILE:N	2.22	0.54
7:AG:5:ARG:O	7:AG:7:ALA:N	2.36	0.54
7:AG:85:TYR:CD1	7:AG:154:TYR:HE1	2.26	0.54
9:AI:43:ALA:O	9:AI:45:ALA:N	2.34	0.54
12:AL:72:HIS:HB3	12:AL:99:ARG:HH12	1.72	0.54
14:AN:13:THR:N	14:AN:14:PRO:CD	2.71	0.54
18:AR:19:LYS:O	18:AR:20:ALA:HB2	2.07	0.54
18:AR:87:ARG:HG2	18:AR:88:LYS:N	2.23	0.54
25:BA:94(A):G:N3	49:B2:47:ASN:ND2	2.56	0.54
25:BA:314:A:O2'	25:BA:315:G:H5'	2.08	0.54
25:BA:401:A:H2'	25:BA:402:A:C8	2.43	0.54
25:BA:517:C:OP1	52:B5:16:ARG:NH2	2.41	0.54
25:BA:673:C:H5'	30:BF:54:ARG:HH12	1.73	0.54
25:BA:816:C:H2'	25:BA:817:C:C6	2.42	0.54

Continued on next page...

Continued from previous page...

Atom-1	Atom-2	Interatomic distance (Å)	Clash overlap (Å)
25:BA:1887:C:C3'	25:BA:1888:G:H5"	2.38	0.54
25:BA:2417:C:C2	25:BA:2418:A:C8	2.96	0.54
25:BA:2549:G:H1	25:BA:2559:C:H42	1.56	0.54
30:BF:4:VAL:H	30:BF:19:GLU:HB3	1.70	0.54
32:BH:149:ARG:O	32:BH:149:ARG:HG3	2.07	0.54
37:BQ:54:MET:HG2	37:BQ:64:ILE:CD1	2.38	0.54
39:BS:89:ARG:CB	39:BS:92:TYR:HB3	2.30	0.54
40:BT:106:SER:O	40:BT:107:ASP:CB	2.55	0.54
42:BV:38:LEU:C	42:BV:39:LEU:HD13	2.27	0.54
43:BW:37:ARG:HG3	43:BW:37:ARG:HH11	1.73	0.54
49:B2:55:ARG:HH21	49:B2:55:ARG:HG3	1.73	0.54
55:B8:53:PRO:HA	55:B8:56:GLU:HB3	1.89	0.54
1:CA:811:C:O2'	1:CA:901:A:N1	2.41	0.54
1:CA:862:C:C2'	1:CA:863:U:H5'	2.37	0.54
1:CA:967:C:H4'	9:CI:125:TYR:CE2	2.43	0.54
1:CA:1115:C:H2'	1:CA:1116:C:C6	2.42	0.54
1:CA:1416:G:N2	1:CA:1485:U:H1'	2.23	0.54
5:CE:53:LEU:H	5:CE:53:LEU:HD12	1.73	0.54
6:CF:40:VAL:HG22	6:CF:41:GLU:N	2.23	0.54
8:CH:39:LEU:HD13	8:CH:44:PHE:CB	2.36	0.54
8:CH:119:LEU:HD13	8:CH:123:GLU:HB3	1.90	0.54
12:CL:38:ARG:CG	12:CL:39:THR:N	2.65	0.54
13:CM:24:GLY:HA3	13:CM:66:LEU:HB3	1.90	0.54
18:CR:75:ILE:HG22	18:CR:76:LEU:HD22	1.88	0.54
25:DA:555:U:C1'	25:DA:556:G:N7	2.59	0.54
25:DA:664:C:H4'	25:DA:941:A:OP1	2.08	0.54
25:DA:1355:G:O2'	25:DA:1356:G:H5'	2.07	0.54
25:DA:1936:A:H2	25:DA:1962:C:O2	1.91	0.54
25:DA:2240:C:O2'	25:DA:2241:A:H5'	2.07	0.54
25:DA:2533:A:H2'	25:DA:2534:A:C4'	2.37	0.54
25:DA:2723:C:OP1	38:DR:5:LYS:NZ	2.41	0.54
25:DA:2791:C:C1'	25:DA:2792:G:C8	2.88	0.54
29:DE:142:GLY:O	29:DE:143:ASN:ND2	2.41	0.54
29:DE:175:VAL:HG12	29:DE:182:LEU:HD13	1.88	0.54
31:DG:64:THR:HG23	31:DG:66:GLN:H	1.73	0.54
33:DI:114:LEU:O	33:DI:115:ALA:HB3	2.08	0.54
42:DV:46:VAL:HG22	42:DV:47:VAL:N	2.13	0.54
45:DY:8:LYS:HZ1	45:DY:73:ARG:CA	2.20	0.54
49:D2:51:ARG:O	49:D2:54:LYS:HB2	2.08	0.54
1:AA:980:C:H3'	1:AA:981:U:C6	2.43	0.54
3:AC:57:ILE:HG12	3:AC:66:VAL:H	1.72	0.54

Continued on next page...

Continued from previous page...

Atom-1	Atom-2	Interatomic distance (Å)	Clash overlap (Å)
10:AJ:22:LYS:NZ	10:AJ:23:ILE:HA	2.23	0.54
16:AP:28:ARG:HH11	16:AP:28:ARG:CG	2.17	0.54
25:BA:610:G:H2'	25:BA:611:C:H6	1.72	0.54
25:BA:773:U:H2'	25:BA:774:A:H5'	1.89	0.54
25:BA:1162:G:H4'	42:BV:24:LYS:CB	2.38	0.54
25:BA:1310:G:H1'	25:BA:1611:C:H5'	1.90	0.54
25:BA:2124:G:N2	27:BC:219:MET:HE3	2.23	0.54
28:BD:28:GLU:H	28:BD:29:PRO:CD	2.20	0.54
28:BD:65:ILE:HD11	28:BD:67:PHE:CE1	2.43	0.54
29:BE:181:LEU:HD21	40:BT:7:ILE:HG22	1.88	0.54
30:BF:20:LEU:CB	30:BF:23:ASP:OD2	2.56	0.54
30:BF:133:ASN:O	30:BF:138:GLU:OE1	2.26	0.54
33:BI:74:ASN:H	33:BI:74:ASN:HD22	1.56	0.54
34:BN:115:ARG:HH11	34:BN:115:ARG:HG2	1.71	0.54
36:BP:50:ARG:HB3	55:B8:59:LYS:HD2	1.90	0.54
37:BQ:61:GLY:O	46:BZ:176:PRO:HB3	2.07	0.54
40:BT:30:VAL:HG22	40:BT:84:GLN:O	2.07	0.54
45:BY:42:VAL:CG1	45:BY:65:ALA:HB3	2.37	0.54
48:B1:66:HIS:C	48:B1:68:PRO:HD2	2.28	0.54
1:CA:269:C:H2'	1:CA:270:A:C8	2.42	0.54
1:CA:598:U:H2'	1:CA:599:C:C6	2.42	0.54
1:CA:1070:U:H5'	5:CE:18:ARG:HH22	1.73	0.54
1:CA:1202:G:O2'	1:CA:1203:C:H5'	2.08	0.54
2:CB:114:ARG:HA	2:CB:117:GLU:CD	2.28	0.54
2:CB:122:PHE:O	2:CB:127:ILE:HD11	2.08	0.54
3:CC:15:THR:O	3:CC:16:ARG:C	2.46	0.54
4:CD:13:ARG:O	4:CD:15:GLU:N	2.37	0.54
4:CD:79:PHE:O	4:CD:82:ALA:HB3	2.08	0.54
6:CF:84:ASN:O	6:CF:86:ARG:HG3	2.08	0.54
10:CJ:32:ALA:C	10:CJ:33:GLN:HG3	2.28	0.54
11:CK:87:THR:HG22	11:CK:87:THR:O	2.08	0.54
11:CK:115:PRO:C	11:CK:117:ASN:N	2.61	0.54
16:CP:25:ARG:HG3	16:CP:25:ARG:NH1	2.23	0.54
16:CP:60:LEU:HD23	16:CP:64:ALA:HB3	1.90	0.54
18:CR:57:GLY:O	18:CR:58:LEU:HD12	2.08	0.54
23:CW:58:A:H4'	23:CW:59:A:OP1	2.07	0.54
25:DA:274:G:H1	25:DA:363:G:H22	1.56	0.54
25:DA:1000:A:C2	25:DA:1155:A:C4	2.96	0.54
25:DA:1048:A:N6	25:DA:1108:U:H5	2.06	0.54
25:DA:1231:G:H2'	25:DA:1232:G:H8	1.73	0.54
25:DA:1246:A:O2'	25:DA:1247:A:H5'	2.08	0.54

Continued on next page...

Continued from previous page...

Atom-1	Atom-2	Interatomic distance (Å)	Clash overlap (Å)
25:DA:1281:G:C2'	25:DA:1282:U:H5'	2.38	0.54
25:DA:1286:A:C2'	25:DA:1288:U:OP2	2.52	0.54
25:DA:1322:A:OP1	43:DW:11:ARG:HG3	2.08	0.54
25:DA:1346:G:H2'	25:DA:1347:G:H8	1.72	0.54
25:DA:1590:U:C2'	25:DA:1591:G:C5'	2.79	0.54
25:DA:2766:G:H2'	25:DA:2766:G:N3	2.23	0.54
27:DC:178:LYS:HB2	27:DC:181:PHE:CE1	2.43	0.54
30:DF:3:GLU:CG	30:DF:19:GLU:HB2	2.37	0.54
30:DF:84:VAL:C	30:DF:86:GLY:H	2.10	0.54
31:DG:111:LEU:HB2	31:DG:112:PRO:HD3	1.90	0.54
33:DI:98:ALA:O	33:DI:100:ALA:N	2.41	0.54
34:DN:43:THR:HG22	34:DN:45:ASN:ND2	2.23	0.54
34:DN:55:VAL:HG13	34:DN:126:PRO:HA	1.90	0.54
36:DP:50:ARG:HG2	36:DP:50:ARG:HH21	1.73	0.54
39:DS:89:ARG:HB3	39:DS:92:TYR:CB	2.38	0.54
40:DT:31:SER:HB2	40:DT:32:TYR:CE2	2.42	0.54
40:DT:130:ALA:O	40:DT:132:LYS:N	2.41	0.54
41:DU:101:ARG:C	41:DU:102:GLU:HG2	2.28	0.54
43:DW:9:TYR:N	43:DW:9:TYR:CD2	2.76	0.54
44:DX:40:LYS:HG2	44:DX:41:ASN:N	2.23	0.54
50:D3:29:ARG:CB	50:D3:29:ARG:NH1	2.63	0.54
52:D5:31:VAL:HB	52:D5:32:PRO:HD2	1.90	0.54
53:D6:33:LYS:O	53:D6:34:LEU:O	2.26	0.54
1:AA:473:G:H4'	16:AP:81:ARG:NH2	2.23	0.53
1:AA:576:G:N2	1:AA:760:G:OP2	2.40	0.53
1:AA:879:C:O2'	1:AA:880:C:H5'	2.07	0.53
1:AA:1105:A:H2'	1:AA:1106:G:H8	1.73	0.53
1:AA:1430:C:H2'	1:AA:1431:C:C6	2.43	0.53
1:AA:1525:G:O2'	1:AA:1526:G:H5'	2.07	0.53
2:AB:61:LEU:CD1	2:AB:66:GLY:HA3	2.38	0.53
3:AC:3:ASN:HD21	3:AC:4:LYS:NZ	2.05	0.53
3:AC:205:GLY:O	3:AC:206:GLU:HG3	2.09	0.53
4:AD:61:LYS:O	4:AD:65:ARG:HB2	2.08	0.53
4:AD:156:GLU:HB3	4:AD:160:GLN:HE21	1.72	0.53
4:AD:199:ASN:CG	4:AD:202:LEU:HD23	2.28	0.53
9:AI:114:TYR:N	9:AI:114:TYR:HD2	2.07	0.53
19:AS:62:ILE:CD1	19:AS:66:MET:HG3	2.34	0.53
25:BA:481:G:O2'	25:BA:482:A:OP2	2.26	0.53
25:BA:651:G:H2'	25:BA:651:G:N3	2.23	0.53
25:BA:1177:A:H4'	25:BA:1178:C:C5'	2.22	0.53
25:BA:1367:A:N7	25:BA:1368:G:H1'	2.23	0.53

Continued on next page...

Continued from previous page...

Atom-1	Atom-2	Interatomic distance (Å)	Clash overlap (Å)
25:BA:2035:G:H4'	25:BA:2036:C:OP2	2.08	0.53
25:BA:2101:G:C3'	25:BA:2102:U:H5"	2.39	0.53
25:BA:2533:A:H3'	25:BA:2534:A:H5"	1.89	0.53
25:BA:2701:C:H3'	25:BA:2702:U:H5'	1.87	0.53
28:BD:21:PHE:HB3	28:BD:24:ILE:CG2	2.38	0.53
29:BE:119:ARG:HG2	29:BE:160:TYR:CG	2.44	0.53
31:BG:137:GLU:CG	31:BG:139:LEU:HD21	2.37	0.53
33:BI:15:VAL:O	33:BI:17:GLN:N	2.42	0.53
36:BP:96:THR:O	36:BP:98:GLU:N	2.41	0.53
46:BZ:3:ARG:HG3	46:BZ:57:VAL:HB	1.89	0.53
53:B6:36:LEU:HD13	53:B6:50:ARG:NH1	2.23	0.53
56:B9:7:VAL:CG2	56:B9:36:GLN:HB2	2.36	0.53
1:CA:78:G:H21	1:CA:79:G:H1	1.54	0.53
1:CA:296:U:H2'	1:CA:297:G:H8	1.72	0.53
1:CA:547:A:H4'	1:CA:548:G:O5'	2.07	0.53
1:CA:1033:G:C2'	1:CA:1034:G:H5"	2.38	0.53
1:CA:1286:A:H2'	1:CA:1287:A:H4'	1.90	0.53
3:CC:64:VAL:O	3:CC:66:VAL:HG23	2.08	0.53
3:CC:124:ILE:HG21	3:CC:189:ALA:CB	2.28	0.53
5:CE:31:LEU:CD2	5:CE:45:PHE:HB2	2.37	0.53
5:CE:81:GLU:HA	5:CE:89:ILE:O	2.08	0.53
5:CE:82:VAL:HG21	5:CE:138:ALA:HA	1.89	0.53
8:CH:20:TYR:HD1	8:CH:65:TYR:CE2	2.26	0.53
9:CI:53:VAL:O	9:CI:54:ASP:CB	2.56	0.53
10:CJ:34:VAL:HA	10:CJ:73:ASP:O	2.07	0.53
10:CJ:63:PHE:CB	14:CN:59:ALA:H	2.21	0.53
13:CM:88:ARG:HA	13:CM:98:VAL:CG1	2.38	0.53
17:CQ:77:VAL:O	17:CQ:78:GLU:HG2	2.08	0.53
20:CT:43:LEU:HB3	20:CT:48:LYS:CB	2.36	0.53
25:DA:43:A:O2'	25:DA:44:G:H5'	2.08	0.53
25:DA:2183:C:OP2	25:DA:2183:C:C6	2.61	0.53
25:DA:2287:A:C4	25:DA:2289:G:C8	2.96	0.53
25:DA:2533:A:H2'	25:DA:2534:A:C5'	2.38	0.53
27:DC:42:VAL:N	27:DC:177:GLY:O	2.40	0.53
27:DC:47:LYS:HE2	27:DC:212:SER:HB2	1.90	0.53
27:DC:173:HIS:N	27:DC:173:HIS:CD2	2.74	0.53
30:DF:18:ARG:HG3	30:DF:19:GLU:H	1.72	0.53
30:DF:28:ILE:HG22	30:DF:112:MET:HG3	1.89	0.53
30:DF:102:PRO:HB2	30:DF:105:VAL:HG23	1.90	0.53
31:DG:77:ILE:HG22	31:DG:79:ASN:H	1.73	0.53
32:DH:89:ILE:CG1	32:DH:129:THR:HA	2.37	0.53

Continued on next page...

Continued from previous page...

Atom-1	Atom-2	Interatomic distance (Å)	Clash overlap (Å)
34:DN:97:ARG:O	34:DN:100:GLU:N	2.42	0.53
35:DO:14:THR:HG21	35:DO:86:ILE:HD13	1.90	0.53
39:DS:20:ARG:HH11	39:DS:20:ARG:HG2	1.70	0.53
40:DT:3:ARG:HH11	40:DT:3:ARG:HG3	1.72	0.53
40:DT:27:THR:CG2	40:DT:28:VAL:H	2.04	0.53
42:DV:34:GLU:O	42:DV:36:PRO:CD	2.55	0.53
43:DW:5:ALA:HB1	43:DW:50:VAL:CG2	2.35	0.53
45:DY:28:LYS:HA	45:DY:39:VAL:N	2.06	0.53
46:DZ:78:ARG:HG3	46:DZ:78:ARG:HH11	1.73	0.53
50:D3:7:LYS:HA	50:D3:33:GLN:O	2.08	0.53
54:D7:5:TRP:HA	54:D7:5:TRP:CE3	2.42	0.53
1:AA:115:G:O2'	1:AA:116:A:OP2	2.24	0.53
1:AA:125:U:H2'	1:AA:126:G:H8	1.72	0.53
1:AA:155:C:H2'	1:AA:156:G:H8	1.73	0.53
1:AA:360:A:O2'	1:AA:361:G:H5'	2.09	0.53
1:AA:386:C:C2'	1:AA:387:U:H5'	2.38	0.53
1:AA:398:C:H2'	1:AA:399:G:C8	2.44	0.53
1:AA:419:C:H5'	1:AA:513:C:H4'	1.90	0.53
1:AA:639:G:H2'	1:AA:640:A:H8	1.72	0.53
1:AA:731:G:OP1	1:AA:766:A:H1'	2.08	0.53
1:AA:1056:U:C5'	3:AC:163:ALA:HB2	2.31	0.53
2:AB:116:GLU:OE2	2:AB:153:ARG:NH2	2.41	0.53
4:AD:29:PRO:HA	4:AD:34:GLU:HG2	1.90	0.53
5:AE:41:VAL:HG12	5:AE:42:GLY:H	1.71	0.53
14:AN:12:ARG:C	14:AN:14:PRO:CD	2.77	0.53
22:AV:159:VAL:HG23	22:AV:178:GLY:O	2.08	0.53
25:BA:747:U:O2	25:BA:2014:A:H1'	2.08	0.53
25:BA:1264:G:C6	25:BA:1265:A:N6	2.76	0.53
25:BA:1844:C:O2'	25:BA:1845:G:H5'	2.07	0.53
25:BA:2183:C:H2'	25:BA:2184:G:H8	1.74	0.53
25:BA:2562:U:C2'	25:BA:2563:U:H5'	2.39	0.53
27:BC:60:ARG:CD	27:BC:165:ARG:HD2	2.37	0.53
27:BC:133:GLY:HA2	27:BC:138:LEU:CD1	2.38	0.53
28:BD:18:VAL:CG1	28:BD:19:ALA:N	2.70	0.53
30:BF:151:SER:O	30:BF:152:GLU:HG3	2.08	0.53
31:BG:5:VAL:O	31:BG:9:ARG:HG3	2.07	0.53
31:BG:85:GLY:C	31:BG:87:PRO:HD2	2.28	0.53
31:BG:107:LEU:HD22	31:BG:178:PHE:HA	1.90	0.53
36:BP:140:ALA:O	36:BP:141:ALA:HB3	2.09	0.53
39:BS:104:GLY:O	39:BS:106:ARG:N	2.37	0.53
43:BW:21:VAL:C	43:BW:23:LEU:H	2.11	0.53

Continued on next page...

Continued from previous page...

Atom-1	Atom-2	Interatomic distance (Å)	Clash overlap (Å)
46:BZ:140:VAL:HA	46:BZ:143:LEU:HD23	1.90	0.53
56:B9:17:ILE:HD13	56:B9:18:ARG:H	1.73	0.53
1:CA:161:A:O2'	1:CA:162:A:H5'	2.08	0.53
1:CA:443:C:H2'	1:CA:444:C:C6	2.43	0.53
1:CA:1034:G:H3'	1:CA:1034:G:H8	1.72	0.53
1:CA:1270:C:O2'	1:CA:1314:C:H5'	2.08	0.53
2:CB:23:ARG:O	2:CB:23:ARG:CG	2.55	0.53
5:CE:43:LEU:H	5:CE:136:MET:CE	2.21	0.53
8:CH:21:LYS:HG2	8:CH:23:SER:O	2.08	0.53
8:CH:97:VAL:C	8:CH:99:GLU:H	2.12	0.53
10:CJ:7:LYS:NZ	10:CJ:40:LEU:CD2	2.71	0.53
12:CL:67:ILE:HD13	12:CL:74:LEU:HD12	1.90	0.53
22:CV:71:GLN:HA	22:CV:109:THR:OG1	2.07	0.53
25:DA:209:C:H2'	25:DA:210:C:C6	2.43	0.53
25:DA:271(T):C:H5'	25:DA:271(T):C:C6	2.38	0.53
25:DA:764:A:OP1	28:DD:208:LYS:HE2	2.08	0.53
25:DA:952:G:OP1	37:DQ:16:ARG:NH2	2.41	0.53
25:DA:1225:G:H2'	25:DA:1226:A:C8	2.43	0.53
25:DA:1444:G:H2'	25:DA:1445(A):C:C5	2.43	0.53
25:DA:1678:G:H22	25:DA:1989:G:H22	1.54	0.53
25:DA:1920:C:O2'	25:DA:1921:G:H5'	2.07	0.53
25:DA:2320:A:N3	25:DA:2320:A:H2'	2.23	0.53
25:DA:2635:C:O2'	29:DE:80:GLU:HG3	2.08	0.53
26:DB:38:C:O2	26:DB:48:A:H1'	2.08	0.53
27:DC:47:LYS:O	27:DC:211:ARG:HB2	2.07	0.53
29:DE:8:LYS:O	29:DE:193:GLY:N	2.40	0.53
30:DF:117:ARG:NH2	30:DF:187:VAL:HA	2.23	0.53
33:DI:74:ASN:O	33:DI:75:LEU:O	2.27	0.53
34:DN:126:PRO:O	34:DN:127:ASP:HB2	2.08	0.53
43:DW:68:ARG:O	43:DW:110:LYS:HD3	2.09	0.53
46:DZ:78:ARG:HG3	46:DZ:78:ARG:NH1	2.23	0.53
47:D0:49:LYS:HE3	47:D0:80:HIS:CD2	2.43	0.53
1:AA:189(F):U:O4	17:AQ:63:ARG:N	2.38	0.53
1:AA:195:A:H2'	1:AA:196:A:C8	2.43	0.53
1:AA:342:C:H2'	1:AA:343:U:C6	2.44	0.53
1:AA:374:A:C2	1:AA:391:G:O4'	2.61	0.53
1:AA:1030(D):A:H3'	1:AA:1031:G:C8	2.42	0.53
1:AA:1327:C:O2'	1:AA:1328:C:H5'	2.08	0.53
1:AA:1363(A):A:H1'	1:AA:1365:G:C5	2.42	0.53
4:AD:76:ARG:HH11	4:AD:76:ARG:HG2	1.73	0.53
4:AD:169:LYS:HE2	4:AD:170:VAL:N	2.24	0.53

Continued on next page...

Continued from previous page...

Atom-1	Atom-2	Interatomic distance (Å)	Clash overlap (Å)
7:AG:108:ALA:C	7:AG:110:GLN:H	2.10	0.53
8:AH:4:ASP:CG	8:AH:85:ARG:HH12	2.12	0.53
8:AH:11:THR:HA	8:AH:14:ARG:NH1	2.23	0.53
9:AI:10:ARG:HD3	9:AI:75:ASP:HB3	1.88	0.53
9:AI:16:ARG:O	9:AI:63:ILE:HG23	2.09	0.53
13:AM:101:GLN:NE2	13:AM:101:GLN:N	2.54	0.53
14:AN:23:ARG:HD2	14:AN:28:GLY:O	2.08	0.53
16:AP:20:VAL:HG22	16:AP:21:VAL:N	2.23	0.53
17:AQ:52:LYS:HD2	17:AQ:55:ASP:OD2	2.08	0.53
20:AT:86:ARG:HG3	20:AT:86:ARG:HH11	1.73	0.53
21:AU:2:GLY:C	21:AU:4:GLY:H	2.12	0.53
22:AV:124:PRO:HD2	22:AV:176:ARG:HH12	1.72	0.53
23:AW:38:A:H2'	23:AW:39:C:O4'	2.09	0.53
23:AW:61:C:H2'	23:AW:62:C:C6	2.42	0.53
25:BA:1176:G:O2'	25:BA:1177:A:H5'	2.08	0.53
25:BA:1639:U:H4'	25:BA:2699:C:C4'	2.34	0.53
25:BA:1763:G:OP1	25:BA:1763:G:H4'	2.07	0.53
25:BA:1857:G:C6	25:BA:1858:G:N1	2.77	0.53
25:BA:2158:A:H3'	25:BA:2159:G:C5'	2.38	0.53
25:BA:2320:A:H2'	25:BA:2320:A:N3	2.23	0.53
25:BA:2602:A:OP2	25:BA:2603:G:H5"	2.08	0.53
27:BC:50:ILE:HD12	27:BC:51:ASP:N	2.24	0.53
31:BG:5:VAL:CG2	31:BG:8:LYS:H	2.21	0.53
31:BG:120:LEU:H	31:BG:180:PHE:HA	1.73	0.53
33:BI:79:ILE:O	33:BI:143:SER:HB3	2.08	0.53
35:BO:2:ILE:HG22	35:BO:3:GLN:N	2.22	0.53
39:BS:50:SER:O	39:BS:51:ALA:CB	2.56	0.53
40:BT:100:TYR:CD2	40:BT:103:ARG:NH2	2.70	0.53
43:BW:110:LYS:HG3	43:BW:111:HIS:CE1	2.44	0.53
46:BZ:94:PRO:HA	46:BZ:127:VAL:O	2.08	0.53
51:B4:38:ALA:HA	51:B4:55:PRO:HB3	1.89	0.53
51:B4:44:CYS:CB	51:B4:64:LYS:HG3	2.32	0.53
53:B6:11:LEU:CD1	53:B6:12:GLU:N	2.69	0.53
53:B6:36:LEU:HD12	53:B6:48:VAL:CG1	2.37	0.53
1:CA:337:C:N4	1:CA:338:A:H62	2.06	0.53
1:CA:343:U:O3'	1:CA:344:A:H8	1.91	0.53
1:CA:1001(A):G:H2'	1:CA:1002:G:O4'	2.08	0.53
2:CB:87:ARG:HG3	2:CB:233:SER:CB	2.38	0.53
3:CC:134:ILE:CG2	3:CC:168:ALA:HB3	2.38	0.53
3:CC:182:ILE:HG23	3:CC:202:ILE:C	2.28	0.53
4:CD:134:ASP:OD2	4:CD:135:LEU:HD13	2.08	0.53

Continued on next page...

Continued from previous page...

Atom-1	Atom-2	Interatomic distance (Å)	Clash overlap (Å)
5:CE:110:LEU:O	5:CE:115:VAL:HB	2.08	0.53
5:CE:150:ARG:CZ	5:CE:150:ARG:CB	2.86	0.53
13:CM:22:ILE:CG2	13:CM:25:ILE:HD13	2.38	0.53
19:CS:35:SER:O	19:CS:71:LEU:HD12	2.07	0.53
25:DA:436:C:H2'	25:DA:437:G:C8	2.43	0.53
25:DA:895:U:H5"	25:DA:896:A:OP1	2.08	0.53
25:DA:914:C:H6	25:DA:914:C:H3'	1.73	0.53
25:DA:1164:G:H2'	25:DA:1165:U:C6	2.43	0.53
25:DA:2105:C:O2'	25:DA:2106:G:H5"	2.08	0.53
25:DA:2855:C:O2'	25:DA:2856:C:H5'	2.08	0.53
27:DC:80:LYS:HE3	31:DG:50:ALA:N	2.22	0.53
27:DC:118:PRO:HD3	27:DC:147:GLY:O	2.07	0.53
30:DF:93:LYS:HD2	30:DF:94:PRO:HD2	1.89	0.53
33:DI:12:LEU:HD23	33:DI:12:LEU:N	2.22	0.53
34:DN:42:TRP:CE3	34:DN:42:TRP:HA	2.44	0.53
34:DN:57:ALA:O	34:DN:58:ASP:C	2.46	0.53
37:DQ:35:VAL:HG22	37:DQ:36:ALA:N	2.23	0.53
41:DU:90:VAL:CG1	41:DU:91:ASP:H	2.08	0.53
45:DY:50:ARG:CZ	45:DY:54:LYS:CB	2.72	0.53
46:DZ:29:ASN:C	46:DZ:31:HIS:H	2.07	0.53
46:DZ:47:PHE:CD2	46:DZ:51:SER:HA	2.44	0.53
46:DZ:151:ALA:C	46:DZ:153:ASP:H	2.12	0.53
47:D0:73:GLY:C	47:D0:75:LEU:H	2.10	0.53
56:D9:32:HIS:O	56:D9:34:GLN:HG3	2.08	0.53
1:AA:617:G:C6	1:AA:618:C:C5	2.97	0.53
1:AA:745:C:O2'	1:AA:746:A:H5'	2.08	0.53
1:AA:1095:U:H5"	1:AA:1109:C:O2	2.08	0.53
1:AA:1157:A:H1'	1:AA:1181:G:H21	1.72	0.53
3:AC:47:LEU:HD12	3:AC:47:LEU:O	2.09	0.53
3:AC:73:PRO:O	3:AC:76:VAL:N	2.39	0.53
4:AD:101:LEU:CD2	4:AD:133:VAL:HB	2.38	0.53
4:AD:172:PRO:O	4:AD:186:LEU:HD12	2.08	0.53
7:AG:49:ILE:HA	7:AG:52:GLU:HB2	1.89	0.53
9:AI:95:LYS:O	9:AI:99:LEU:HB3	2.08	0.53
25:BA:312:G:H5'	25:BA:331:A:O2'	2.07	0.53
25:BA:704:G:H1'	25:BA:726:G:N2	2.23	0.53
25:BA:952:G:OP1	37:BQ:16:ARG:NH2	2.42	0.53
25:BA:1042:G:H5"	25:BA:1043:C:C6	2.43	0.53
25:BA:1171:G:H3'	25:BA:1173:G:H4'	1.90	0.53
25:BA:1497:U:H5'	25:BA:1498:C:H5	1.74	0.53
25:BA:1508:A:H4'	25:BA:1509(A):A:C5	2.44	0.53

Continued on next page...

Continued from previous page...

Atom-1	Atom-2	Interatomic distance (Å)	Clash overlap (Å)
25:BA:2006:C:O5'	25:BA:2006:C:H6	1.91	0.53
25:BA:2677:G:H2'	25:BA:2678:C:H6	1.72	0.53
26:BB:56:G:H4'	26:BB:57:A:O5'	2.07	0.53
27:BC:194:ILE:O	27:BC:198:GLU:HG3	2.07	0.53
28:BD:166:GLN:HE21	28:BD:166:GLN:CA	2.22	0.53
29:BE:165:VAL:HG12	29:BE:166:THR:N	2.22	0.53
30:BF:113:ALA:O	30:BF:114:VAL:C	2.47	0.53
33:BI:69:LYS:O	33:BI:73:GLU:HG2	2.09	0.53
33:BI:130:TYR:HB3	33:BI:136:VAL:HG13	1.90	0.53
35:BO:97:ARG:HG3	35:BO:97:ARG:NH1	2.24	0.53
36:BP:34:GLY:O	36:BP:35:HIS:O	2.26	0.53
36:BP:125:VAL:HG23	36:BP:130:PHE:HZ	1.72	0.53
40:BT:20:PRO:CD	40:BT:85:LYS:O	2.57	0.53
41:BU:10:ARG:O	41:BU:11:ARG:C	2.46	0.53
42:BV:1:MET:H3	42:BV:16:PRO:HD3	1.74	0.53
45:BY:100:ALA:O	45:BY:101:LYS:CB	2.57	0.53
47:B0:69:GLN:CD	47:B0:71:ARG:HD3	2.29	0.53
49:B2:32:LEU:HD22	49:B2:36:ARG:HH11	1.72	0.53
49:B2:47:ASN:O	49:B2:49:LYS:N	2.41	0.53
52:B5:54:GLY:N	52:B5:56:LYS:HZ1	2.04	0.53
53:B6:12:GLU:CB	53:B6:23:THR:HG22	2.27	0.53
1:CA:80:G:N1	1:CA:90:U:H4'	2.15	0.53
1:CA:671:G:O2'	1:CA:672:U:H5'	2.09	0.53
1:CA:923:A:OP1	5:CE:21:ALA:HB2	2.08	0.53
1:CA:973:G:N3	10:CJ:55:LYS:NZ	2.54	0.53
1:CA:1000:U:O5'	1:CA:1000:U:H6	1.91	0.53
1:CA:1059:C:H2'	1:CA:1060:C:C6	2.44	0.53
2:CB:100:GLY:CA	2:CB:104:ASN:HB3	2.39	0.53
3:CC:34:LEU:HG	3:CC:38:ARG:NH2	2.24	0.53
3:CC:143:GLU:C	3:CC:145:GLY:H	2.12	0.53
4:CD:64:LEU:HD11	4:CD:97:LEU:CD1	2.39	0.53
8:CH:91:ARG:HG2	8:CH:91:ARG:NH1	2.22	0.53
9:CI:63:ILE:CD1	9:CI:81:ILE:HD11	2.39	0.53
16:CP:63:GLY:O	16:CP:64:ALA:HB2	2.08	0.53
22:CV:29:LYS:O	22:CV:29:LYS:HG3	2.07	0.53
25:DA:234:C:H2'	25:DA:235:U:C6	2.44	0.53
25:DA:236:C:O2'	25:DA:237:C:H5'	2.08	0.53
25:DA:1039:G:H1	25:DA:1116:C:H42	1.56	0.53
25:DA:1495:A:H3'	25:DA:1496:A:N3	2.24	0.53
25:DA:1495:A:N3	25:DA:1495:A:H2'	2.24	0.53
25:DA:1657:C:H2'	25:DA:1658:C:H6	1.73	0.53

Continued on next page...

Continued from previous page...

Atom-1	Atom-2	Interatomic distance (Å)	Clash overlap (Å)
25:DA:1746:G:C2	25:DA:1747:G:C8	2.97	0.53
27:DC:92:ALA:O	27:DC:94:TYR:N	2.42	0.53
30:DF:53:THR:HG22	30:DF:56:GLU:CD	2.29	0.53
30:DF:199:TRP:O	30:DF:202:PHE:HB3	2.08	0.53
34:DN:13:TRP:HA	34:DN:51:PHE:O	2.08	0.53
36:DP:80:TYR:CD1	36:DP:111:ARG:HB3	2.44	0.53
36:DP:107:LYS:C	36:DP:109:GLY:H	2.10	0.53
40:DT:24:PRO:HA	40:DT:49:VAL:O	2.07	0.53
43:DW:37:ARG:HH11	43:DW:37:ARG:HG3	1.74	0.53
43:DW:64:MET:O	43:DW:109:GLU:OE1	2.26	0.53
43:DW:72:LYS:HB3	43:DW:106:ILE:O	2.08	0.53
46:DZ:127:VAL:HG13	46:DZ:128:SER:N	2.23	0.53
53:D6:30:THR:CB	53:D6:31:PRO:HD3	2.39	0.53
53:D6:51:GLU:O	53:D6:52:VAL:CB	2.57	0.53
1:AA:189(B):C:H42	1:AA:189(I):G:H1	1.57	0.53
1:AA:446:G:O2'	1:AA:447:G:H5'	2.08	0.53
1:AA:797:C:O2'	1:AA:798:G:H5'	2.08	0.53
1:AA:1071:C:H2'	1:AA:1072:G:C8	2.43	0.53
1:AA:1255:G:H5'	1:AA:1256:A:OP1	2.09	0.53
1:AA:1369:C:H2'	1:AA:1370:G:O4'	2.09	0.53
2:AB:82:ARG:HD2	2:AB:83:MET:HE1	1.90	0.53
3:AC:79:ARG:HG3	3:AC:82:GLU:OE2	2.09	0.53
4:AD:36:ARG:HG2	4:AD:36:ARG:NH1	2.23	0.53
4:AD:205:GLU:OE1	5:AE:100:VAL:HB	2.08	0.53
9:AI:17:VAL:CG2	9:AI:80:GLY:HA3	2.38	0.53
17:AQ:5:VAL:HG13	17:AQ:59:ILE:O	2.09	0.53
19:AS:63:THR:HG23	19:AS:65:ASN:H	1.73	0.53
20:AT:49:ALA:HB1	20:AT:100:ILE:HD13	1.89	0.53
23:AW:64:G:C6	23:AW:65:C:C4	2.96	0.53
25:BA:315:G:H2'	25:BA:316:C:H6	1.74	0.53
25:BA:993:G:OP1	41:BU:50:ARG:NH2	2.41	0.53
25:BA:1593:G:C3'	25:BA:1594:G:H5"	2.38	0.53
25:BA:1655:A:H3'	25:BA:1656:C:C6	2.44	0.53
25:BA:1755:A:H2'	25:BA:1756:G:C5'	2.39	0.53
25:BA:1771:C:H1'	25:BA:1786:A:C8	2.44	0.53
25:BA:2327:A:H2'	25:BA:2328:A:C8	2.43	0.53
25:BA:2364:C:C2'	25:BA:2365:G:H5'	2.39	0.53
28:BD:25:THR:C	28:BD:26:LYS:HD3	2.29	0.53
28:BD:264:LYS:HD3	28:BD:266:SER:OG	2.09	0.53
29:BE:55:ASN:C	29:BE:57:LYS:N	2.59	0.53
34:BN:30:ILE:HD13	34:BN:54:VAL:HG21	1.90	0.53

Continued on next page...

Continued from previous page...

Atom-1	Atom-2	Interatomic distance (Å)	Clash overlap (Å)
36:BP:91:PHE:CD2	36:BP:95:VAL:HG12	2.44	0.53
38:BR:99:LYS:O	52:B5:44:THR:HA	2.08	0.53
40:BT:15:VAL:HA	40:BT:79:HIS:CD2	2.43	0.53
40:BT:27:THR:O	40:BT:28:VAL:CB	2.53	0.53
48:B1:75:GLU:HA	48:B1:78:LYS:HE2	1.91	0.53
55:B8:6:THR:HA	55:B8:61:LEU:CD1	2.34	0.53
1:CA:149:A:H2'	1:CA:150:C:H6	1.73	0.53
1:CA:241:C:O2'	1:CA:242:C:H5'	2.08	0.53
1:CA:745:C:H2'	1:CA:746:A:H8	1.73	0.53
1:CA:784:C:H4'	25:DA:1837:C:OP1	2.08	0.53
3:CC:60:ALA:O	3:CC:61:ALA:HB3	2.08	0.53
4:CD:110:PHE:N	4:CD:110:PHE:CD1	2.76	0.53
8:CH:17:THR:HG22	8:CH:63:LEU:HD12	1.91	0.53
9:CI:83:ARG:C	9:CI:86:VAL:HG12	2.29	0.53
11:CK:41:THR:HG23	11:CK:42:TRP:N	2.24	0.53
14:CN:4:LYS:HA	14:CN:7:ILE:CD1	2.39	0.53
16:CP:55:ARG:NE	16:CP:55:ARG:HA	2.23	0.53
25:DA:192:C:O2'	25:DA:802:A:N3	2.39	0.53
25:DA:947:G:H2'	25:DA:948:G:C8	2.43	0.53
25:DA:976:C:N4	25:DA:987:G:H1	2.06	0.53
25:DA:1019:U:H3	25:DA:1142(A):A:N6	2.06	0.53
25:DA:2517:C:H2'	25:DA:2542:A:C2	2.43	0.53
25:DA:2732:G:O2'	25:DA:2733:A:H5'	2.08	0.53
26:DB:73:A:O2'	26:DB:74:U:H5'	2.09	0.53
26:DB:117:G:H5'	39:DS:55:ALA:HB1	1.90	0.53
27:DC:45:HIS:O	27:DC:46:ALA:HB2	2.08	0.53
27:DC:82:GLU:O	27:DC:85:LYS:HB2	2.08	0.53
28:DD:270:ILE:C	28:DD:271:ILE:HG12	2.29	0.53
29:DE:55:ASN:ND2	29:DE:58:ARG:NH1	2.47	0.53
35:DO:69:ILE:HD12	35:DO:77:ILE:HG23	1.88	0.53
37:DQ:42:ILE:N	37:DQ:42:ILE:CD1	2.71	0.53
42:DV:39:LEU:HB2	42:DV:40:LEU:HD23	1.91	0.53
42:DV:72:VAL:CG2	42:DV:85:LYS:HB3	2.38	0.53
45:DY:14:LEU:N	45:DY:73:ARG:O	2.35	0.53
45:DY:28:LYS:CB	45:DY:39:VAL:H	2.21	0.53
46:DZ:149:LEU:N	46:DZ:149:LEU:CD1	2.72	0.53
46:DZ:153:ASP:C	46:DZ:154:LEU:HD23	2.29	0.53
1:AA:806:C:O2'	1:AA:807:A:H5'	2.09	0.53
1:AA:1070:U:H2'	1:AA:1071:C:C6	2.43	0.53
1:AA:1116:C:C2'	1:AA:1117:G:C5'	2.78	0.53
1:AA:1222:G:C3'	1:AA:1223:C:H5'	2.39	0.53

Continued on next page...

Continued from previous page...

Atom-1	Atom-2	Interatomic distance (Å)	Clash overlap (Å)
1:AA:1399:C:C2	1:AA:1502:A:N6	2.77	0.53
2:AB:8:LYS:O	2:AB:12:GLU:N	2.42	0.53
5:AE:41:VAL:O	5:AE:67:VAL:N	2.41	0.53
5:AE:145:LYS:O	5:AE:149:GLU:HG2	2.09	0.53
7:AG:111:ARG:HB2	7:AG:113:GLU:HG2	1.91	0.53
8:AH:20:TYR:HA	8:AH:65:TYR:HE2	1.73	0.53
10:AJ:29:ARG:NH2	10:AJ:30:SER:CB	2.72	0.53
22:AV:12:LYS:HB3	22:AV:63:ILE:HD11	1.90	0.53
22:AV:134:ASP:CB	22:AV:152:THR:HB	2.39	0.53
25:BA:480:A:C1'	45:BY:44:ILE:HG21	2.39	0.53
25:BA:843:G:C2'	25:BA:844:C:H5'	2.39	0.53
25:BA:1243:G:H2'	25:BA:1244:G:O4'	2.08	0.53
25:BA:1348:G:H2'	25:BA:1349:A:C5'	2.35	0.53
25:BA:2123:G:O4'	27:BC:173:HIS:CD2	2.62	0.53
25:BA:2170:A:H5"	27:BC:135:ARG:HH22	1.74	0.53
29:BE:116:VAL:HG21	29:BE:122:PHE:CD2	2.43	0.53
30:BF:178:PRO:CB	30:BF:201:VAL:HG11	2.26	0.53
31:BG:15:VAL:HG21	31:BG:176:LEU:HD23	1.89	0.53
31:BG:47:LYS:NZ	31:BG:82:LEU:HD12	2.23	0.53
37:BQ:107:ALA:C	37:BQ:109:VAL:H	2.10	0.53
39:BS:19:LYS:C	39:BS:20:ARG:HH11	2.11	0.53
40:BT:33:LYS:HE2	40:BT:43:GLN:NE2	2.23	0.53
40:BT:85:LYS:HZ2	40:BT:85:LYS:C	2.12	0.53
46:BZ:79:ARG:C	46:BZ:81:ARG:H	2.11	0.53
46:BZ:149:LEU:N	46:BZ:149:LEU:CD1	2.71	0.53
1:CA:955:U:O2'	1:CA:956:U:H5'	2.08	0.53
1:CA:1106:G:C4	1:CA:1107:C:C5	2.96	0.53
1:CA:1142:G:H2'	1:CA:1143:G:C8	2.39	0.53
1:CA:1232:U:H2'	1:CA:1233:G:O4'	2.08	0.53
1:CA:1277:C:C2'	1:CA:1278:U:H5'	2.37	0.53
1:CA:1305:G:C5'	21:CU:4:GLY:HA3	2.37	0.53
4:CD:8:VAL:C	4:CD:10:ARG:N	2.61	0.53
7:CG:32:ARG:O	7:CG:33:ASP:CB	2.57	0.53
7:CG:73:MET:HA	7:CG:91:VAL:CG2	2.39	0.53
10:CJ:34:VAL:HG13	10:CJ:73:ASP:O	2.08	0.53
12:CL:29:PHE:CE1	12:CL:83:ARG:HG3	2.44	0.53
13:CM:69:GLU:OE1	13:CM:72:ALA:HB3	2.08	0.53
16:CP:72:ARG:HH21	16:CP:73:LEU:CD2	2.09	0.53
19:CS:48:THR:HA	19:CS:61:TYR:O	2.08	0.53
22:CV:131:LYS:HG3	22:CV:168:GLY:O	2.08	0.53
25:DA:271(J):C:O2	25:DA:271(J):C:H2'	2.08	0.53

Continued on next page...

Continued from previous page...

Atom-1	Atom-2	Interatomic distance (Å)	Clash overlap (Å)
25:DA:516:C:OP1	52:D5:13:LYS:NZ	2.41	0.53
25:DA:884:C:H2'	25:DA:884:C:O2	2.07	0.53
25:DA:1022:G:O2'	25:DA:1023:U:P	2.66	0.53
25:DA:1513:C:H2'	25:DA:1514:U:C6	2.43	0.53
25:DA:2262:U:H5	47:D0:16:SER:HG	1.56	0.53
25:DA:2738:A:C2	25:DA:2767:C:O2	2.61	0.53
25:DA:2749:A:O3'	32:DH:62:LYS:HD3	2.09	0.53
29:DE:24:THR:HG21	29:DE:188:VAL:HG12	1.91	0.53
33:DI:47:LEU:O	33:DI:51:ILE:N	2.27	0.53
34:DN:2:LYS:HZ3	41:DU:95:LEU:HG	1.73	0.53
35:DO:7:TYR:O	35:DO:8:LEU:HD23	2.09	0.53
35:DO:119:PRO:HB2	40:DT:68:TYR:CE2	2.44	0.53
36:DP:106:LEU:HD13	36:DP:112:LEU:HD23	1.90	0.53
40:DT:32:TYR:CD1	40:DT:81:PRO:HB2	2.43	0.53
44:DX:48:LYS:O	44:DX:49:VAL:HG13	2.09	0.53
55:D8:32:LEU:CG	55:D8:36:LYS:HE2	2.35	0.53
1:AA:142:G:N3	1:AA:142:G:H2'	2.24	0.53
1:AA:166:G:O2'	1:AA:167:G:H5'	2.09	0.53
1:AA:1186:G:H21	14:AN:61:TRP:C	2.12	0.53
2:AB:47:THR:HA	2:AB:202:PRO:CG	2.37	0.53
2:AB:95:GLN:HG3	2:AB:148:TYR:HA	1.89	0.53
5:AE:80:ILE:HG13	5:AE:91:LEU:HD23	1.90	0.53
6:AF:82:ARG:C	6:AF:84:ASN:H	2.11	0.53
8:AH:54:ASP:C	8:AH:56:LYS:H	2.11	0.53
8:AH:86:ILE:O	8:AH:88:LYS:HG3	2.09	0.53
10:AJ:40:LEU:HG	10:AJ:69:ASN:CB	2.39	0.53
18:AR:43:PHE:O	18:AR:44:LEU:O	2.27	0.53
20:AT:26:ASN:HB3	20:AT:71:THR:OG1	2.08	0.53
25:BA:512:G:HO2'	25:BA:513:A:P	2.31	0.53
25:BA:661:C:O2'	36:BP:16:ARG:O	2.22	0.53
25:BA:662:G:P	36:BP:18:ARG:HD2	2.48	0.53
25:BA:882:G:H2'	25:BA:883:G:C8	2.44	0.53
25:BA:1021:A:H62	25:BA:1141:U:H3	1.57	0.53
25:BA:1473:G:C2'	25:BA:1474:C:H5'	2.39	0.53
25:BA:1504:C:C3'	25:BA:1505:C:H5"	2.38	0.53
25:BA:2733:A:O2'	25:BA:2734:A:H5'	2.09	0.53
26:BB:110:G:H2'	26:BB:111:G:H8	1.73	0.53
28:BD:35:LYS:HB3	28:BD:104:TYR:HE1	1.73	0.53
29:BE:184:VAL:CG1	29:BE:185:LYS:N	2.72	0.53
31:BG:138:GLN:H	31:BG:139:LEU:HD23	1.74	0.53
33:BI:47:LEU:C	33:BI:47:LEU:HD23	2.29	0.53

Continued on next page...

Continued from previous page...

Atom-1	Atom-2	Interatomic distance (Å)	Clash overlap (Å)
34:BN:126:PRO:HG2	34:BN:127:ASP:OD1	2.09	0.53
35:BO:101:PRO:HG3	40:BT:67:SER:OG	2.08	0.53
36:BP:23:PRO:HD2	36:BP:33:ARG:HE	1.72	0.53
38:BR:38:VAL:O	38:BR:42:LYS:HG3	2.09	0.53
39:BS:26:LEU:HG	39:BS:39:ILE:HD11	1.91	0.53
40:BT:48:ILE:H	40:BT:48:ILE:HD12	1.74	0.53
45:BY:32:PRO:O	45:BY:34:LYS:N	2.42	0.53
52:B5:42:PRO:HB2	52:B5:43:HIS:HD2	1.74	0.53
55:B8:52:LYS:H	55:B8:53:PRO:CD	2.22	0.53
1:CA:41:G:H2'	1:CA:42:G:C8	2.42	0.53
1:CA:579:G:H2'	1:CA:580:U:C6	2.44	0.53
1:CA:1372:U:OP2	9:CI:11:LYS:HE3	2.09	0.53
1:CA:1458:G:H2'	1:CA:1459:C:H6	1.72	0.53
4:CD:64:LEU:HB2	4:CD:198:VAL:HG11	1.90	0.53
6:CF:3:ARG:HH11	6:CF:64:GLN:HE21	1.56	0.53
6:CF:49:ALA:O	6:CF:50:TYR:HB3	2.09	0.53
9:CI:50:LEU:HA	9:CI:53:VAL:CG2	2.36	0.53
12:CL:30:ARG:HG2	12:CL:57:LEU:HD12	1.91	0.53
13:CM:26:GLY:O	13:CM:30:ALA:HB2	2.08	0.53
14:CN:24:CYS:HB2	14:CN:40:CYS:N	2.24	0.53
19:CS:19:VAL:HG22	19:CS:44:MET:HG2	1.91	0.53
19:CS:36:ARG:CZ	19:CS:72:GLY:HA2	2.39	0.53
25:DA:384:U:H2'	25:DA:385:C:H6	1.73	0.53
25:DA:394:A:O2'	25:DA:395:U:H5'	2.09	0.53
25:DA:501:A:OP1	25:DA:501:A:H8	1.92	0.53
25:DA:779:U:P	28:DD:49:ILE:HG22	2.49	0.53
25:DA:1141:U:OP1	34:DN:25:ARG:NH1	2.42	0.53
25:DA:1464:C:HO2'	25:DA:1528:A:H8	1.56	0.53
25:DA:2283:C:H2'	25:DA:2284:C:O4'	2.09	0.53
25:DA:2488:A:O2'	25:DA:2489:G:H5'	2.09	0.53
27:DC:225:ILE:O	27:DC:225:ILE:HG13	2.08	0.53
28:DD:270:ILE:HD12	28:DD:270:ILE:N	2.23	0.53
29:DE:101:ARG:HD3	29:DE:169:ASN:HD21	1.72	0.53
30:DF:170:LEU:HB2	30:DF:173:VAL:HB	1.91	0.53
31:DG:59:GLU:C	31:DG:61:ALA:N	2.61	0.53
31:DG:106:LEU:HG	31:DG:107:LEU:N	2.23	0.53
32:DH:169:VAL:O	32:DH:171:LEU:N	2.41	0.53
36:DP:16:ARG:HH11	36:DP:16:ARG:CB	2.22	0.53
36:DP:17:LYS:C	36:DP:19:VAL:H	2.10	0.53
38:DR:81:ASP:O	38:DR:82:GLU:CB	2.57	0.53
40:DT:57:PHE:CD2	40:DT:58:ASN:N	2.76	0.53

Continued on next page...

Continued from previous page...

Atom-1	Atom-2	Interatomic distance (Å)	Clash overlap (Å)
40:DT:62:THR:HA	40:DT:74:ARG:O	2.08	0.53
43:DW:90:ARG:HG3	43:DW:90:ARG:NH1	2.23	0.53
44:DX:28:PHE:O	44:DX:30:VAL:HG13	2.09	0.53
49:D2:27:GLU:O	49:D2:31:GLU:HG3	2.09	0.53
55:D8:21:LYS:HD3	55:D8:48:PHE:CZ	2.44	0.53
1:AA:583:A:H2'	1:AA:584:G:O4'	2.09	0.53
1:AA:1028:C:H2'	1:AA:1033:G:H22	1.74	0.53
2:AB:172:ILE:N	2:AB:172:ILE:CD1	2.72	0.53
2:AB:233:SER:OG	2:AB:234:PRO:CD	2.56	0.53
3:AC:149:ALA:O	3:AC:150:LYS:HB2	2.08	0.53
4:AD:42:GLN:O	4:AD:43:HIS:HD2	1.92	0.53
7:AG:6:ARG:HH21	7:AG:94:ARG:CZ	2.21	0.53
7:AG:70:LYS:HB3	7:AG:96:GLN:OE1	2.09	0.53
8:AH:39:LEU:HD22	8:AH:39:LEU:H	1.73	0.53
9:AI:13:ALA:HB1	9:AI:73:GLN:HA	1.90	0.53
13:AM:79:LYS:O	13:AM:81:LEU:N	2.41	0.53
20:AT:30:LYS:HE2	20:AT:30:LYS:C	2.29	0.53
25:BA:154(A):C:C4	25:BA:157:U:C4	2.96	0.53
25:BA:1036:G:O2'	25:BA:1037:G:H5'	2.08	0.53
25:BA:1268:A:H2'	25:BA:1269:A:O4'	2.09	0.53
25:BA:1338:G:O2'	25:BA:1393:A:N1	2.39	0.53
25:BA:2062:A:H2'	25:BA:2063:C:H5'	1.91	0.53
25:BA:2115:G:C6	25:BA:2117:A:H2'	2.43	0.53
25:BA:2243:U:O2'	25:BA:2244:U:H5'	2.09	0.53
25:BA:2681:C:H5	25:BA:2725:A:N6	2.02	0.53
25:BA:2712:U:H1'	25:BA:2712(A):A:C8	2.44	0.53
28:BD:34:VAL:O	28:BD:35:LYS:HD3	2.08	0.53
28:BD:46:GLN:N	28:BD:46:GLN:OE1	2.42	0.53
28:BD:64:ILE:O	28:BD:64:ILE:HG23	2.08	0.53
28:BD:221:VAL:HG13	28:BD:226:MET:HE1	1.90	0.53
29:BE:38:THR:OG1	29:BE:40:GLU:HG2	2.07	0.53
33:BI:12:LEU:N	33:BI:12:LEU:HD23	2.24	0.53
33:BI:107:VAL:O	33:BI:107:VAL:HG13	2.09	0.53
34:BN:18:ALA:O	34:BN:19:GLU:C	2.47	0.53
35:BO:97:ARG:HA	35:BO:117:LEU:CD2	2.27	0.53
36:BP:83:VAL:HG12	36:BP:83:VAL:O	2.08	0.53
40:BT:64:ARG:HA	40:BT:72:VAL:O	2.08	0.53
41:BU:40:PHE:CZ	42:BV:82:ARG:HD3	2.44	0.53
44:BX:29:TRP:CZ2	44:BX:76:ARG:NH2	2.76	0.53
48:B1:5:CYS:O	48:B1:9:GLY:HA2	2.08	0.53
1:CA:83:U:O2	1:CA:83:U:H2'	2.08	0.53

Continued on next page...

Continued from previous page...

Atom-1	Atom-2	Interatomic distance (Å)	Clash overlap (Å)
1:CA:332:G:OP2	20:CT:10:LEU:HD22	2.08	0.53
1:CA:1135:U:H2'	1:CA:1137:C:O4'	2.09	0.53
4:CD:78:LEU:HD21	4:CD:96:LEU:CB	2.35	0.53
6:CF:61:LEU:HB3	6:CF:63:TYR:HE2	1.73	0.53
8:CH:103:VAL:HG23	8:CH:110:ALA:HB2	1.90	0.53
10:CJ:22:LYS:HZ1	10:CJ:23:ILE:HG12	1.73	0.53
10:CJ:29:ARG:HH12	10:CJ:30:SER:HB3	1.73	0.53
10:CJ:50:ILE:HG22	10:CJ:51:ARG:N	2.23	0.53
11:CK:87:THR:HA	11:CK:91:ARG:HH12	1.72	0.53
14:CN:4:LYS:HD2	14:CN:7:ILE:HD11	1.91	0.53
16:CP:67:THR:HG22	16:CP:68:ASP:N	2.23	0.53
18:CR:87:ARG:O	18:CR:88:LYS:HB2	2.09	0.53
22:CV:71:GLN:NE2	22:CV:109:THR:HG23	2.23	0.53
22:CV:149:LYS:HG2	22:CV:162:PRO:O	2.09	0.53
25:DA:94(A):G:N2	49:D2:47:ASN:ND2	2.55	0.53
25:DA:284:U:H2'	25:DA:285:C:C6	2.43	0.53
25:DA:583:G:H5"	41:DU:10:ARG:HH12	1.74	0.53
25:DA:874:G:H2'	25:DA:875:G:C8	2.43	0.53
25:DA:1227:G:C2'	25:DA:1228:G:H5'	2.39	0.53
25:DA:2478:A:H2'	25:DA:2479:G:H5'	1.90	0.53
25:DA:2784:C:H2'	25:DA:2785:C:H6	1.70	0.53
27:DC:215:VAL:CG2	27:DC:225:ILE:HD13	2.38	0.53
31:DG:170:ARG:O	31:DG:170:ARG:HD2	2.09	0.53
32:DH:46:GLU:O	32:DH:47:GLU:HB2	2.09	0.53
36:DP:47:ASP:HB3	36:DP:48:PRO:HA	1.89	0.53
37:DQ:46:GLN:O	37:DQ:49:ALA:HB3	2.08	0.53
41:DU:90:VAL:CA	42:DV:11:GLN:HE22	2.22	0.53
42:DV:28:GLU:O	42:DV:61:VAL:HG21	2.09	0.53
43:DW:29:LEU:HG	43:DW:33:ARG:NH1	2.23	0.53
47:D0:49:LYS:HG3	47:D0:80:HIS:CG	2.43	0.53
1:AA:189(B):C:N4	1:AA:189(I):G:H1	2.07	0.53
1:AA:394:G:H2'	1:AA:395:C:H6	1.74	0.53
1:AA:472:A:C1'	16:AP:82:GLN:HE22	2.22	0.53
1:AA:746:A:H2'	1:AA:747:C:C6	2.44	0.53
1:AA:750:G:N3	15:AO:23:GLY:HA3	2.24	0.53
3:AC:87:LEU:O	3:AC:91:LEU:HG	2.08	0.53
4:AD:80:GLU:C	4:AD:84:LYS:HE2	2.29	0.53
7:AG:12:LEU:HD21	7:AG:28:ASN:ND2	2.24	0.53
7:AG:52:GLU:C	7:AG:54:THR:H	2.12	0.53
7:AG:150:ALA:HB2	11:AK:50:TYR:HE2	1.74	0.53
16:AP:8:ARG:HH11	16:AP:8:ARG:HG2	1.73	0.53

Continued on next page...

Continued from previous page...

Atom-1	Atom-2	Interatomic distance (Å)	Clash overlap (Å)
16:AP:20:VAL:HG21	16:AP:32:TYR:CB	2.38	0.53
16:AP:59:TRP:O	16:AP:60:LEU:C	2.45	0.53
16:AP:68:ASP:C	16:AP:70:ALA:H	2.12	0.53
20:AT:26:ASN:ND2	20:AT:27:LYS:H	2.00	0.53
25:BA:498:G:HO2'	45:BY:60:PHE:HZ	1.57	0.53
25:BA:616:G:H2'	25:BA:618:C:O4'	2.08	0.53
25:BA:1111:A:H2'	25:BA:1112:G:C4'	2.39	0.53
25:BA:1424:G:H2'	25:BA:1425:G:O4'	2.08	0.53
25:BA:2195:C:O2'	25:BA:2196:C:H5'	2.09	0.53
25:BA:2521:C:H5'	25:BA:2522:U:OP2	2.09	0.53
29:BE:66:HIS:O	29:BE:66:HIS:HD2	1.92	0.53
30:BF:19:GLU:O	30:BF:20:LEU:CB	2.56	0.53
32:BH:9:ILE:CG2	32:BH:49:VAL:HG21	2.39	0.53
35:BO:14:THR:HG22	35:BO:52:VAL:CG1	2.38	0.53
35:BO:87:ILE:HG22	35:BO:88:ASN:N	2.23	0.53
36:BP:62:LEU:N	36:BP:62:LEU:HD22	2.23	0.53
36:BP:125:VAL:HG21	36:BP:138:LEU:CD2	2.39	0.53
37:BQ:58:PHE:O	37:BQ:58:PHE:CD1	2.62	0.53
41:BU:26:GLY:C	41:BU:28:ARG:N	2.60	0.53
45:BY:79:CYS:O	45:BY:80:GLY:O	2.27	0.53
46:BZ:93:GLU:O	46:BZ:129:PRO:HD3	2.07	0.53
1:CA:107:G:H2'	1:CA:108:G:H5'	1.90	0.53
1:CA:589:C:O2'	1:CA:590:C:H5'	2.09	0.53
1:CA:604:G:O2'	1:CA:605:U:H5'	2.09	0.53
1:CA:939:G:H5"	7:CG:102:ARG:NH2	2.23	0.53
1:CA:1030(A):G:H21	1:CA:1032:G:H1	1.57	0.53
1:CA:1236:A:OP1	21:CU:3:LYS:HG3	2.09	0.53
1:CA:1372:U:O2'	1:CA:1373:G:H5'	2.09	0.53
1:CA:1437:C:O2'	1:CA:1438:G:H5'	2.07	0.53
1:CA:1442(B):A:OP2	1:CA:1442(B):A:H3'	2.09	0.53
3:CC:26:LYS:HG3	3:CC:27:LYS:N	2.22	0.53
3:CC:89:GLU:OE2	3:CC:90:GLU:HA	2.09	0.53
7:CG:71:PRO:HG3	7:CG:103:TRP:CZ3	2.35	0.53
7:CG:148:ASN:HD22	7:CG:148:ASN:N	2.06	0.53
9:CI:95:LYS:HZ2	9:CI:96:LEU:HD12	1.70	0.53
9:CI:111:ARG:HG2	9:CI:112:LYS:N	2.23	0.53
13:CM:108:ARG:NH2	13:CM:114:ARG:HA	2.24	0.53
17:CQ:51:TYR:OH	17:CQ:75:ARG:HA	2.08	0.53
22:CV:74:TYR:CE2	22:CV:81:VAL:HG21	2.44	0.53
25:DA:310:A:C2'	25:DA:311:A:H2'	2.39	0.53
25:DA:775:G:O2'	25:DA:776:G:OP2	2.25	0.53

Continued on next page...

Continued from previous page...

Atom-1	Atom-2	Interatomic distance (Å)	Clash overlap (Å)
25:DA:816:C:O2'	25:DA:817:C:H5'	2.09	0.53
25:DA:909:A:H2'	25:DA:912:C:H5	1.73	0.53
25:DA:954:G:N3	25:DA:2274:A:H2	2.07	0.53
25:DA:999:U:C2'	25:DA:1000:A:C5'	2.87	0.53
25:DA:1602:U:H3'	25:DA:1603:A:H5'	1.91	0.53
25:DA:2023:G:H5'	25:DA:2617:C:H4'	1.90	0.53
25:DA:2811:G:C2'	25:DA:2812:G:H5'	2.39	0.53
27:DC:121:MET:HE1	27:DC:139:PRO:HB2	1.90	0.53
28:DD:10:THR:O	28:DD:13:ARG:HB3	2.09	0.53
28:DD:129:ASN:O	28:DD:192:THR:HA	2.09	0.53
30:DF:101:LEU:CD1	30:DF:102:PRO:HD2	2.39	0.53
31:DG:173:LEU:HD22	31:DG:178:PHE:CE2	2.44	0.53
34:DN:42:TRP:HA	34:DN:42:TRP:HE3	1.73	0.53
39:DS:19:LYS:C	39:DS:20:ARG:NH1	2.62	0.53
41:DU:28:ARG:NH1	41:DU:38:THR:OG1	2.39	0.53
42:DV:15:GLU:HG2	42:DV:16:PRO:HD2	1.91	0.53
1:AA:373:A:HO2'	1:AA:374:A:H5'	1.73	0.53
1:AA:414:A:H2'	1:AA:415:A:O4'	2.09	0.53
1:AA:530:G:H22	1:AA:1492:A:H61	1.56	0.53
1:AA:949:A:C6	1:AA:950:U:C4	2.97	0.53
1:AA:1126:U:H1'	1:AA:1280:A:C2	2.44	0.53
2:AB:24:TRP:CD1	2:AB:26:PRO:HD3	2.44	0.53
2:AB:104:ASN:ND2	2:AB:107:THR:HB	2.24	0.53
8:AH:52:ASP:O	8:AH:53:VAL:CG2	2.57	0.53
9:AI:95:LYS:HD3	9:AI:95:LYS:C	2.29	0.53
10:AJ:4:ILE:HG12	10:AJ:100:THR:CG2	2.39	0.53
11:AK:19:ALA:HA	11:AK:32:ILE:HA	1.90	0.53
20:AT:57:ARG:HD2	20:AT:102:GLY:CA	2.39	0.53
20:AT:103:GLY:O	20:AT:104:LEU:O	2.27	0.53
25:BA:272(I):U:N3	25:BA:274:G:O6	2.41	0.53
25:BA:492:A:H2'	25:BA:493:G:O4'	2.09	0.53
25:BA:541:C:C2	25:BA:542:C:C5	2.97	0.53
25:BA:1045:A:N6	25:BA:1111:A:N7	2.57	0.53
25:BA:1416:G:N2	25:BA:1582:C:O2	2.36	0.53
25:BA:2813:A:C2'	25:BA:2814:C:H5'	2.39	0.53
26:BB:45:A:H1'	31:BG:95:ARG:NH2	2.24	0.53
30:BF:117:ARG:NH2	30:BF:187:VAL:HA	2.24	0.53
31:BG:48:GLU:O	31:BG:49:ASP:HB3	2.09	0.53
32:BH:113:VAL:HG21	32:BH:151:ILE:CG2	2.39	0.53
34:BN:68:GLU:HG2	34:BN:88:GLU:OE2	2.09	0.53
34:BN:104:LYS:HG2	34:BN:104:LYS:O	2.09	0.53

Continued on next page...

Continued from previous page...

Atom-1	Atom-2	Interatomic distance (Å)	Clash overlap (Å)
38:BR:10:LEU:CB	38:BR:17:ARG:HE	2.22	0.53
39:BS:106:ARG:HD2	39:BS:106:ARG:C	2.29	0.53
40:BT:106:SER:O	40:BT:107:ASP:HB3	2.09	0.53
46:BZ:46:VAL:O	46:BZ:48:ARG:N	2.42	0.53
46:BZ:78:ARG:O	46:BZ:79:ARG:CB	2.48	0.53
48:B1:57:GLU:O	48:B1:58:ILE:O	2.27	0.53
50:B3:36:VAL:HG23	50:B3:36:VAL:O	2.09	0.53
56:B9:11:CYS:O	56:B9:14:CYS:SG	2.67	0.53
1:CA:49:U:C2	1:CA:361:G:N2	2.77	0.53
1:CA:91:C:C2'	1:CA:92:C:O5'	2.57	0.53
1:CA:117:G:O2'	1:CA:118:U:H5'	2.09	0.53
1:CA:246:A:O3'	1:CA:247:G:H4'	2.09	0.53
1:CA:841:U:O2'	1:CA:848:C:H5'	2.09	0.53
1:CA:880:C:H2'	1:CA:881:G:C8	2.44	0.53
3:CC:89:GLU:O	3:CC:93:LYS:N	2.42	0.53
4:CD:31:CYS:O	4:CD:31:CYS:SG	2.67	0.53
13:CM:65:LYS:HD2	13:CM:69:GLU:OE2	2.08	0.53
13:CM:88:ARG:HA	13:CM:98:VAL:HG13	1.90	0.53
15:CO:3:ILE:HG23	15:CO:38:ARG:HH12	1.74	0.53
21:CU:24:ARG:O	21:CU:25:LYS:CB	2.57	0.53
25:DA:64:A:H5"	44:DX:64:LYS:HE2	1.89	0.53
25:DA:262:A:H2'	25:DA:263:C:O4'	2.08	0.53
25:DA:271(P):C:C5'	33:DI:45:LYS:HZ1	2.22	0.53
25:DA:603:A:H4'	25:DA:604:G:OP1	2.08	0.53
25:DA:914:C:H5	25:DA:915:C:C6	2.27	0.53
25:DA:1505:C:C5	25:DA:1506:C:H1'	2.44	0.53
25:DA:1885:A:H2	25:DA:2103:C:HO2'	1.57	0.53
25:DA:2317:C:H2'	25:DA:2318:G:C5'	2.39	0.53
25:DA:2720:U:H2'	25:DA:2720:U:O2	2.08	0.53
26:DB:29:A:OP2	39:DS:32:LEU:HB2	2.09	0.53
29:DE:19:ARG:HA	35:DO:73:ASP:HA	1.91	0.53
29:DE:47:VAL:HG12	29:DE:49:LEU:HD12	1.91	0.53
29:DE:63:LEU:O	29:DE:64:LYS:C	2.47	0.53
31:DG:143:GLU:HA	51:D4:54:LYS:HE2	1.90	0.53
32:DH:149:ARG:HG3	32:DH:150:ALA:N	2.23	0.53
34:DN:24:GLY:O	34:DN:28:THR:HG22	2.09	0.53
35:DO:64:ARG:NH1	35:DO:81:ASP:OD2	2.42	0.53
39:DS:14:VAL:HG13	39:DS:90:GLY:HA2	1.89	0.53
44:DX:26:TYR:CG	44:DX:89:ILE:HD12	2.44	0.53
46:DZ:38:VAL:HG23	46:DZ:39:ASP:N	2.24	0.53
46:DZ:79:ARG:C	46:DZ:81:ARG:H	2.13	0.53

Continued on next page...

Continued from previous page...

Atom-1	Atom-2	Interatomic distance (Å)	Clash overlap (Å)
49:D2:54:LYS:O	49:D2:57:ILE:HG12	2.09	0.53
50:D3:4:LEU:HD22	50:D3:6:VAL:HG13	1.90	0.53
55:D8:61:LEU:HD21	55:D8:62:LEU:HG	1.91	0.53
1:AA:229:U:O2'	1:AA:230:G:H5'	2.09	0.52
1:AA:980:C:H5'	1:AA:981:U:C5	2.44	0.52
1:AA:1040:U:H2'	1:AA:1041:A:C8	2.44	0.52
1:AA:1253:G:H1	1:AA:1284:C:H42	1.57	0.52
1:AA:1360:A:O2'	1:AA:1361:G:H5'	2.08	0.52
2:AB:35:GLU:N	2:AB:41:ILE:HD13	2.23	0.52
4:AD:175:SER:HB3	4:AD:186:LEU:HD11	1.90	0.52
8:AH:53:VAL:HB	8:AH:58:TYR:CD1	2.44	0.52
11:AK:29:ILE:HD11	11:AK:42:TRP:HE3	1.75	0.52
11:AK:105:VAL:O	11:AK:105:VAL:HG23	2.08	0.52
12:AL:73:ASN:CG	12:AL:74:LEU:N	2.62	0.52
13:AM:20:THR:O	13:AM:22:ILE:N	2.38	0.52
16:AP:43:LYS:HA	16:AP:48:TRP:HB3	1.90	0.52
25:BA:321:G:N3	30:BF:165:ARG:HD3	2.24	0.52
25:BA:644:A:C2'	25:BA:645:C:H5"	2.39	0.52
25:BA:671:C:O2'	25:BA:672:C:H5'	2.08	0.52
25:BA:836:G:H2'	25:BA:837:C:C6	2.45	0.52
25:BA:1264:G:OP1	52:B5:19:ARG:NH2	2.38	0.52
25:BA:1342:A:N1	25:BA:1345:C:C2	2.77	0.52
25:BA:2285:C:C5'	25:BA:2286:A:OP2	2.56	0.52
28:BD:49:ILE:HD11	28:BD:52:ARG:CA	2.14	0.52
29:BE:75:VAL:CG1	29:BE:76:ARG:H	2.18	0.52
30:BF:149:ASP:OD1	30:BF:149:ASP:N	2.40	0.52
31:BG:55:LYS:HZ1	31:BG:150:ASP:H	1.57	0.52
31:BG:72:ARG:HH12	31:BG:86:MET:CE	2.22	0.52
33:BI:61:ARG:O	33:BI:62:LYS:C	2.46	0.52
33:BI:88:ILE:HG22	33:BI:90:GLY:N	2.20	0.52
36:BP:26:GLY:HA2	36:BP:30:THR:HG23	1.89	0.52
36:BP:71:VAL:C	36:BP:73:GLY:N	2.57	0.52
37:BQ:1:MET:O	37:BQ:2:LEU:CB	2.56	0.52
39:BS:35:ILE:CG2	39:BS:53:SER:HB2	2.39	0.52
40:BT:78:LEU:O	40:BT:79:HIS:ND1	2.42	0.52
46:BZ:119:ILE:O	46:BZ:120:HIS:HB2	2.09	0.52
1:CA:648:A:H2'	1:CA:649:G:C8	2.43	0.52
2:CB:44:LEU:HD12	2:CB:44:LEU:N	2.24	0.52
2:CB:54:THR:C	2:CB:58:ILE:HG12	2.30	0.52
2:CB:61:LEU:CD2	2:CB:68:ILE:HD11	2.26	0.52
3:CC:90:GLU:O	3:CC:93:LYS:HB3	2.09	0.52

Continued on next page...

Continued from previous page...

Atom-1	Atom-2	Interatomic distance (Å)	Clash overlap (Å)
7:CG:148:ASN:N	7:CG:148:ASN:ND2	2.56	0.52
9:CI:113:LYS:N	9:CI:113:LYS:HD2	2.23	0.52
11:CK:72:ALA:C	11:CK:74:ALA:H	2.11	0.52
19:CS:64:GLU:HG3	19:CS:65:ASN:N	2.23	0.52
20:CT:100:ILE:H	20:CT:100:ILE:CD1	2.22	0.52
22:CV:172:LYS:CG	22:CV:184:ALA:HA	2.31	0.52
23:CW:53:G:O2'	23:CW:54:U:H5'	2.09	0.52
25:DA:27:G:H22	25:DA:512:G:H2'	1.74	0.52
25:DA:782:A:O2'	28:DD:225:ALA:HB1	2.09	0.52
25:DA:871:U:OP1	37:DQ:5:ARG:HG3	2.09	0.52
25:DA:1529:G:C4	25:DA:1530:C:N4	2.78	0.52
25:DA:1591:G:H2'	25:DA:1592:C:H6	1.71	0.52
25:DA:1887:C:C2'	25:DA:1888:G:H5"	2.38	0.52
25:DA:1887:C:H2'	25:DA:1888:G:H5"	1.91	0.52
25:DA:2187:G:O2'	25:DA:2188:C:H5'	2.10	0.52
25:DA:2366:A:H2'	25:DA:2367:G:O4'	2.09	0.52
25:DA:2476:A:C2	25:DA:2477:C:C5	2.97	0.52
26:DB:64:C:O2'	26:DB:65:C:H5'	2.09	0.52
28:DD:56:GLY:O	28:DD:57:GLY:O	2.27	0.52
29:DE:97:LYS:H	29:DE:100:GLU:CD	2.13	0.52
29:DE:121:ASN:O	29:DE:122:PHE:C	2.47	0.52
30:DF:116:ASP:OD2	36:DP:5:ASP:N	2.42	0.52
30:DF:180:GLY:O	30:DF:181:LEU:C	2.47	0.52
31:DG:128:ARG:C	31:DG:130:ASN:N	2.58	0.52
32:DH:43:VAL:HB	32:DH:51:ARG:O	2.09	0.52
35:DO:1:MET:CE	35:DO:67:LYS:HE2	2.39	0.52
36:DP:50:ARG:HG2	36:DP:50:ARG:NH2	2.24	0.52
37:DQ:24:GLY:O	37:DQ:101:ARG:HA	2.09	0.52
37:DQ:134:ARG:HE	46:DZ:121:ARG:NH1	2.06	0.52
41:DU:69:CYS:SG	41:DU:79:PHE:HB2	2.49	0.52
41:DU:92:ARG:HD2	41:DU:95:LEU:CB	2.29	0.52
1:AA:343:U:N3	1:AA:346:G:N2	2.57	0.52
1:AA:1128:C:H1'	1:AA:1146:A:N6	2.13	0.52
1:AA:1346:A:C6	7:AG:10:ARG:NE	2.77	0.52
2:AB:61:LEU:CD2	2:AB:68:ILE:HD11	2.37	0.52
3:AC:11:ARG:HG2	3:AC:11:ARG:HH11	1.74	0.52
4:AD:13:ARG:O	4:AD:15:GLU:N	2.42	0.52
4:AD:117:ALA:O	4:AD:121:VAL:HG23	2.08	0.52
6:AF:10:LEU:HD12	6:AF:10:LEU:N	2.23	0.52
7:AG:153:HIS:CE1	11:AK:57:THR:HG23	2.45	0.52
11:AK:50:TYR:CD2	11:AK:54:ARG:HD2	2.43	0.52

Continued on next page...

Continued from previous page...

Atom-1	Atom-2	Interatomic distance (Å)	Clash overlap (Å)
13:AM:102:ARG:HH11	13:AM:102:ARG:HB3	1.73	0.52
16:AP:49:LEU:CD2	16:AP:73:LEU:HD22	2.37	0.52
16:AP:67:THR:HB	16:AP:70:ALA:HB2	1.92	0.52
17:AQ:13:ASP:N	17:AQ:14:LYS:NZ	2.55	0.52
22:AV:102:GLU:O	22:AV:104:PHE:N	2.42	0.52
25:BA:271(Y):U:HO2'	25:BA:271(Z):C:H6	1.58	0.52
25:BA:528:A:C2	25:BA:2043:C:H5'	2.39	0.52
25:BA:649:G:H2'	25:BA:650:C:O4'	2.09	0.52
25:BA:1442:G:O2'	25:BA:1443:G:H5'	2.09	0.52
25:BA:1490:A:H5'	25:BA:1494:A:N6	2.24	0.52
25:BA:1884:A:C2'	25:BA:1885:A:C5'	2.85	0.52
25:BA:1910:G:O2'	25:BA:1911:U:H5'	2.09	0.52
25:BA:2331:G:O4'	47:B0:41:GLY:HA3	2.08	0.52
28:BD:209:ALA:C	28:BD:210:GLY:O	2.43	0.52
30:BF:83:PHE:O	30:BF:85:GLY:N	2.42	0.52
31:BG:17:PRO:HA	31:BG:20:ILE:HD12	1.91	0.52
34:BN:62:VAL:CG2	34:BN:66:LYS:HD2	2.39	0.52
36:BP:50:ARG:HB3	55:B8:59:LYS:NZ	2.24	0.52
37:BQ:1:MET:O	37:BQ:1:MET:HG2	2.09	0.52
43:BW:48:ALA:O	43:BW:51:LEU:HB3	2.09	0.52
46:BZ:38:VAL:HG21	46:BZ:43:PHE:HB2	1.91	0.52
46:BZ:66:LEU:HD23	46:BZ:89:VAL:HG11	1.91	0.52
53:B6:35:GLU:O	53:B6:51:GLU:HG3	2.09	0.52
55:B8:60:LEU:C	55:B8:61:LEU:HD12	2.28	0.52
1:CA:453:A:H8	1:CA:453:A:H5'	1.73	0.52
1:CA:868:C:H2'	1:CA:869:G:O4'	2.10	0.52
1:CA:935:A:H5'	1:CA:935:A:C8	2.41	0.52
1:CA:975:A:C4'	1:CA:976:G:H5"	2.27	0.52
1:CA:1151:A:H2'	1:CA:1152:A:H8	1.72	0.52
1:CA:1297:C:H1'	1:CA:1298:C:C5	2.42	0.52
5:CE:90:VAL:CG2	5:CE:121:LYS:HB3	2.39	0.52
22:CV:153:LEU:O	22:CV:155:THR:N	2.40	0.52
25:DA:95:G:N2	25:DA:96:G:H1'	2.23	0.52
25:DA:803:U:O2'	25:DA:804:A:H5'	2.09	0.52
25:DA:1557:C:OP2	25:DA:1558:A:O2'	2.20	0.52
25:DA:1794:U:H2'	25:DA:1795:C:C6	2.41	0.52
25:DA:2177:C:H4'	27:DC:214:TYR:CD1	2.44	0.52
25:DA:2807:G:C2'	25:DA:2808:U:H5"	2.39	0.52
29:DE:105:THR:O	29:DE:197:ILE:HG22	2.08	0.52
29:DE:132:HIS:O	29:DE:133:LYS:CB	2.58	0.52
30:DF:63:LYS:HZ1	30:DF:67:GLN:HB2	1.74	0.52

Continued on next page...

Continued from previous page...

Atom-1	Atom-2	Interatomic distance (Å)	Clash overlap (Å)
31:DG:111:LEU:O	31:DG:114:ILE:HG13	2.09	0.52
33:DI:48:GLU:C	33:DI:50:ARG:N	2.61	0.52
34:DN:97:ARG:O	34:DN:98:VAL:C	2.47	0.52
36:DP:59:LEU:HG	55:D8:13:ARG:NH1	2.24	0.52
36:DP:84:ASN:ND2	36:DP:115:LEU:HG	2.24	0.52
37:DQ:42:ILE:N	37:DQ:42:ILE:HD12	2.25	0.52
38:DR:26:LYS:NZ	38:DR:71:GLN:HB3	2.24	0.52
38:DR:96:ARG:NE	38:DR:115:GLU:OE1	2.39	0.52
40:DT:89:VAL:O	40:DT:91:ARG:N	2.42	0.52
46:DZ:40:LEU:O	46:DZ:44:ASP:HB2	2.09	0.52
1:AA:182:U:OP2	1:AA:183:G:OP2	2.26	0.52
1:AA:1139:G:N2	1:AA:1142:G:O6	2.42	0.52
1:AA:1372:U:O2'	1:AA:1373:G:H5'	2.08	0.52
2:AB:115:LEU:HD11	2:AB:142:LEU:HD12	1.91	0.52
3:AC:52:LEU:H	3:AC:52:LEU:HD23	1.73	0.52
4:AD:39:PRO:HD2	4:AD:44:GLY:O	2.09	0.52
4:AD:91:SER:O	4:AD:92:VAL:C	2.47	0.52
7:AG:20:ASP:HB3	7:AG:23:VAL:CG2	2.39	0.52
11:AK:88:GLY:C	11:AK:90:GLY:H	2.13	0.52
20:AT:38:LYS:O	20:AT:39:LYS:C	2.48	0.52
22:AV:102:GLU:C	22:AV:104:PHE:H	2.13	0.52
25:BA:154:G:H1	25:BA:172:C:N4	2.04	0.52
25:BA:271(O):C:HO2'	25:BA:271(P):C:H6	1.57	0.52
25:BA:328:U:H6	25:BA:328:U:O5'	1.92	0.52
25:BA:622:G:O2'	25:BA:623:G:H5'	2.10	0.52
25:BA:1188:U:C4'	42:BV:79:VAL:HG23	2.39	0.52
25:BA:1342:A:C6	25:BA:1396:U:O3'	2.63	0.52
25:BA:1381:G:H2'	25:BA:1382:G:H5'	1.91	0.52
25:BA:1508:A:H4'	25:BA:1509(A):A:C8	2.44	0.52
25:BA:2402:C:O2'	25:BA:2403:C:C6	2.61	0.52
25:BA:2534:A:H5'	25:BA:2534:A:H8	1.74	0.52
27:BC:149:ASN:OD1	27:BC:153:ILE:HG13	2.09	0.52
27:BC:182:PRO:HG2	27:BC:185:LYS:CD	2.39	0.52
30:BF:1:MET:HB3	30:BF:26:ALA:HA	1.91	0.52
39:BS:28:VAL:HB	39:BS:89:ARG:HG3	1.90	0.52
42:BV:52:VAL:O	42:BV:52:VAL:HG13	2.09	0.52
45:BY:88:LYS:O	45:BY:89:PHE:HB2	2.10	0.52
46:BZ:9:ARG:NH2	46:BZ:25:GLY:O	2.43	0.52
46:BZ:62:ASP:C	46:BZ:64:GLN:H	2.12	0.52
47:B0:48:LYS:H	47:B0:79:HIS:HD1	1.57	0.52
1:CA:189:G:H1	1:CA:189(K):U:H3	1.58	0.52

Continued on next page...

Continued from previous page...

Atom-1	Atom-2	Interatomic distance (Å)	Clash overlap (Å)
1:CA:229:U:C2'	1:CA:230:G:H5'	2.40	0.52
1:CA:324:G:N2	1:CA:327:A:C8	2.77	0.52
1:CA:1206:G:H2'	1:CA:1207:G:H8	1.74	0.52
22:CV:20:TRP:CZ3	22:CV:43:ASN:HB2	2.44	0.52
22:CV:70:LEU:HD23	22:CV:70:LEU:N	2.24	0.52
23:CW:16:C:O5'	23:CW:16:C:H6	1.92	0.52
25:DA:71:A:C5'	25:DA:73:A:C8	2.89	0.52
25:DA:528:A:C2	25:DA:2042:A:H2'	2.44	0.52
25:DA:1174:A:H3'	25:DA:1174:A:N3	2.23	0.52
25:DA:1218:C:H2'	25:DA:1218:C:O2	2.08	0.52
25:DA:1958:C:O2'	25:DA:1959:G:H5'	2.09	0.52
25:DA:2466:C:H5"	56:D9:6:SER:HB2	1.91	0.52
25:DA:2695:C:O2'	25:DA:2696:U:H5'	2.08	0.52
25:DA:2707:G:H5"	38:DR:68:ARG:HH21	1.74	0.52
25:DA:2720:U:H3'	25:DA:2721:A:H8	1.75	0.52
25:DA:2790:A:H2'	25:DA:2790:A:N3	2.24	0.52
25:DA:2815:C:O2'	52:D5:43:HIS:HD2	1.91	0.52
26:DB:59:A:H2'	26:DB:60:C:H6	1.73	0.52
29:DE:4:ILE:HG13	29:DE:5:LEU:H	1.74	0.52
29:DE:39:PRO:O	29:DE:43:GLY:HA2	2.09	0.52
30:DF:19:GLU:O	30:DF:20:LEU:CB	2.58	0.52
30:DF:111:ALA:HA	30:DF:202:PHE:CZ	2.43	0.52
31:DG:41:GLN:HG2	31:DG:155:MET:HB3	1.91	0.52
31:DG:139:LEU:HA	31:DG:144:ILE:CG2	2.38	0.52
32:DH:13:LYS:HE2	32:DH:13:LYS:HA	1.91	0.52
32:DH:68:THR:O	32:DH:70:THR:O	2.28	0.52
32:DH:85:LYS:HE3	32:DH:144:VAL:HB	1.91	0.52
32:DH:139:GLN:HG3	32:DH:140:LYS:N	2.24	0.52
33:DI:123:LEU:O	33:DI:142:VAL:HA	2.09	0.52
35:DO:1:MET:HB2	35:DO:32:TYR:CB	2.39	0.52
37:DQ:140:ALA:HB2	46:DZ:122:ASP:CB	2.39	0.52
38:DR:45:ARG:HD3	38:DR:97:VAL:CG2	2.40	0.52
40:DT:3:ARG:HB2	40:DT:6:LEU:H	1.74	0.52
40:DT:16:ARG:NH1	40:DT:16:ARG:HG3	2.24	0.52
40:DT:28:VAL:HG22	40:DT:46:GLU:HA	1.92	0.52
40:DT:30:VAL:HG21	40:DT:84:GLN:H	1.75	0.52
40:DT:32:TYR:O	40:DT:41:ARG:O	2.26	0.52
40:DT:59:THR:O	40:DT:59:THR:HG23	2.09	0.52
41:DU:104:GLN:NE2	41:DU:105:VAL:HG23	2.23	0.52
42:DV:66:ARG:HH11	42:DV:66:ARG:HG2	1.74	0.52
43:DW:4:LYS:CG	43:DW:106:ILE:HG22	2.28	0.52

Continued on next page...

Continued from previous page...

Atom-1	Atom-2	Interatomic distance (Å)	Clash overlap (Å)
43:DW:84:ARG:HB2	43:DW:96:ILE:CG2	2.39	0.52
45:DY:50:ARG:HD3	45:DY:53:PRO:HA	1.90	0.52
45:DY:88:LYS:HZ1	45:DY:93:GLY:HA3	1.73	0.52
46:DZ:130:ARG:H	46:DZ:130:ARG:CD	2.19	0.52
46:DZ:143:LEU:CD1	46:DZ:149:LEU:HD12	2.38	0.52
48:D1:88:LYS:NZ	48:D1:92:LYS:HB2	2.24	0.52
53:D6:52:VAL:HG12	53:D6:53:LYS:H	1.73	0.52
56:D9:11:CYS:SG	56:D9:14:CYS:SG	3.01	0.52
1:AA:176:C:H2'	1:AA:177:C:C6	2.44	0.52
1:AA:540:G:H2'	1:AA:541:G:O4'	2.09	0.52
1:AA:591:U:H2'	1:AA:592:G:H8	1.75	0.52
1:AA:1323:G:H2'	1:AA:1324:A:H8	1.70	0.52
2:AB:80:ILE:HD12	2:AB:212:GLN:CA	2.40	0.52
2:AB:86:GLU:C	2:AB:88:ALA:H	2.11	0.52
5:AE:15:ARG:CZ	5:AE:26:PHE:CE2	2.92	0.52
5:AE:98:THR:H	5:AE:117:ASP:CG	2.13	0.52
10:AJ:96:ILE:N	10:AJ:96:ILE:CD1	2.72	0.52
14:AN:45:ARG:HH11	14:AN:45:ARG:HG3	1.74	0.52
19:AS:29:ARG:HD2	19:AS:29:ARG:H	1.74	0.52
22:AV:19:LEU:HD12	22:AV:120:ILE:HD13	1.90	0.52
22:AV:147:GLY:N	22:AV:163:LEU:CD2	2.72	0.52
25:BA:301:G:H5'	25:BA:334:C:O2'	2.09	0.52
25:BA:352:G:H1'	25:BA:354:G:N7	2.24	0.52
25:BA:1493:C:O2	25:BA:1493:C:C2'	2.58	0.52
25:BA:1515:G:O2'	25:BA:1516:C:H5'	2.10	0.52
25:BA:1799:G:N7	28:BD:179:SER:OG	2.37	0.52
25:BA:2176:A:O2'	27:BC:45:HIS:CD2	2.63	0.52
25:BA:2203:U:O2'	28:BD:151:LYS:HG2	2.09	0.52
29:BE:63:LEU:O	29:BE:64:LYS:C	2.47	0.52
31:BG:47:LYS:CD	31:BG:82:LEU:HG	2.29	0.52
31:BG:111:LEU:HA	31:BG:114:ILE:CD1	2.38	0.52
33:BI:47:LEU:O	33:BI:50:ARG:N	2.38	0.52
35:BO:47:ILE:CG2	35:BO:48:PRO:HD2	2.39	0.52
36:BP:121:LYS:HE2	36:BP:123:LEU:HD21	1.91	0.52
37:BQ:19:GLY:O	37:BQ:98:LYS:HD3	2.09	0.52
37:BQ:65:PHE:HB2	37:BQ:105:GLU:O	2.09	0.52
39:BS:19:LYS:C	39:BS:20:ARG:NH1	2.62	0.52
41:BU:91:ASP:O	41:BU:92:ARG:NE	2.43	0.52
44:BX:41:ASN:ND2	44:BX:41:ASN:H	2.08	0.52
45:BY:68:HIS:HB3	45:BY:71:LYS:HZ2	1.74	0.52
46:BZ:38:VAL:CG2	46:BZ:43:PHE:HB2	2.39	0.52

Continued on next page...

Continued from previous page...

Atom-1	Atom-2	Interatomic distance (Å)	Clash overlap (Å)
46:BZ:71:ARG:HG2	46:BZ:88:PHE:HB2	1.92	0.52
53:B6:9:LEU:HD22	53:B6:26:ASN:HB3	1.92	0.52
1:CA:390:C:O3'	16:CP:28:ARG:NH2	2.42	0.52
1:CA:486:U:H2'	1:CA:487:A:H8	1.74	0.52
1:CA:628:G:O2'	1:CA:629:G:H5'	2.09	0.52
1:CA:1206:G:H2'	1:CA:1207:G:C8	2.45	0.52
1:CA:1319:A:H5'	1:CA:1320:C:OP1	2.10	0.52
2:CB:121:LEU:HA	2:CB:126:GLU:OE1	2.08	0.52
3:CC:19:GLU:HG3	3:CC:54:ARG:CZ	2.39	0.52
4:CD:150:GLU:CG	4:CD:151:LYS:N	2.73	0.52
5:CE:71:LEU:HD21	5:CE:115:VAL:HG22	1.90	0.52
6:CF:97:PHE:HD2	18:CR:31:LEU:CD2	2.23	0.52
6:CF:100:ASN:HB3	18:CR:28:GLU:HA	1.91	0.52
10:CJ:30:SER:O	10:CJ:78:ASN:ND2	2.39	0.52
11:CK:29:ILE:CD1	11:CK:44:SER:HB3	2.39	0.52
12:CL:80:VAL:CG1	12:CL:81:LEU:N	2.72	0.52
14:CN:7:ILE:HG22	14:CN:28:GLY:HA3	1.91	0.52
19:CS:58:VAL:O	19:CS:58:VAL:HG23	2.09	0.52
25:DA:49:A:H5"	25:DA:51:G:H5'	1.90	0.52
25:DA:152:G:H2'	25:DA:153:C:O4'	2.08	0.52
25:DA:245:G:H5'	36:DP:69:GLY:HA3	1.91	0.52
25:DA:823:G:H2'	25:DA:824:A:C8	2.44	0.52
25:DA:1328:G:H2'	25:DA:1330:C:C5	2.45	0.52
25:DA:1345:C:H5'	25:DA:1396:U:C5	2.45	0.52
25:DA:2392:A:N1	25:DA:2424:C:N3	2.58	0.52
25:DA:2538:C:O2'	25:DA:2539:C:H5'	2.10	0.52
27:DC:117:THR:HA	27:DC:147:GLY:O	2.09	0.52
29:DE:32:PRO:O	29:DE:34:VAL:HG13	2.08	0.52
30:DF:155:LEU:CD2	30:DF:186:ILE:HD13	2.35	0.52
36:DP:85:LEU:HB3	36:DP:114:ILE:CD1	2.39	0.52
37:DQ:57:HIS:ND1	37:DQ:117:ALA:HA	2.25	0.52
38:DR:109:ALA:O	38:DR:111:LEU:HD22	2.09	0.52
40:DT:82:LEU:N	40:DT:82:LEU:CD1	2.68	0.52
42:DV:19:LYS:HZ3	42:DV:20:LEU:N	2.07	0.52
42:DV:20:LEU:CA	42:DV:21:ARG:HE	2.22	0.52
44:DX:65:ARG:HG3	44:DX:69:TYR:O	2.09	0.52
46:DZ:129:PRO:HB2	46:DZ:130:ARG:HD3	1.91	0.52
46:DZ:136:ILE:HD13	46:DZ:156:LEU:HD23	1.91	0.52
53:D6:16:CYS:O	53:D6:17:LYS:CB	2.57	0.52
53:D6:17:LYS:CB	53:D6:18:ARG:NH1	2.72	0.52
1:AA:24:U:H2'	1:AA:25:C:C6	2.44	0.52

Continued on next page...

Continued from previous page...

Atom-1	Atom-2	Interatomic distance (Å)	Clash overlap (Å)
1:AA:102:G:O2'	1:AA:103:C:H5'	2.09	0.52
1:AA:134:A:H61	16:AP:25:ARG:HH12	1.55	0.52
1:AA:428:G:C6	1:AA:430:A:N6	2.78	0.52
1:AA:1191:A:H2'	1:AA:1192:C:C6	2.43	0.52
1:AA:1470:G:O2'	1:AA:1471:G:H5'	2.10	0.52
2:AB:95:GLN:HG3	2:AB:148:TYR:HD1	1.74	0.52
4:AD:112:VAL:HG22	4:AD:116:GLN:NE2	2.25	0.52
4:AD:185:PHE:CE2	4:AD:189:PRO:HD3	2.45	0.52
9:AI:28:VAL:HA	9:AI:63:ILE:O	2.09	0.52
9:AI:37:PHE:HB3	9:AI:43:ALA:HB1	1.92	0.52
10:AJ:15:THR:C	10:AJ:17:ASP:H	2.11	0.52
11:AK:38:ASN:HD22	11:AK:38:ASN:N	2.07	0.52
22:AV:4:VAL:C	22:AV:6:ASP:N	2.61	0.52
25:BA:150:C:H42	25:BA:176:G:H1	1.58	0.52
25:BA:302:C:H2'	25:BA:303:U:C6	2.43	0.52
25:BA:606:U:H4'	25:BA:658:C:H4'	1.90	0.52
25:BA:814:C:H5	36:BP:27:HIS:CD2	2.27	0.52
25:BA:1027:A:C2	25:BA:2488:A:H5'	2.44	0.52
25:BA:1484:G:H21	25:BA:1505:C:N4	2.07	0.52
25:BA:1496:A:H8	25:BA:1577:C:O2'	1.93	0.52
25:BA:1578:U:H6	25:BA:1578:U:OP2	1.92	0.52
25:BA:2298:A:H2'	25:BA:2299:G:O4'	2.10	0.52
25:BA:2473:U:O2	25:BA:2473:U:C2'	2.58	0.52
26:BB:110:G:H2'	26:BB:111:G:C8	2.43	0.52
27:BC:6:LYS:HB3	27:BC:6:LYS:HZ2	1.72	0.52
27:BC:118:PRO:HD3	27:BC:147:GLY:C	2.30	0.52
27:BC:209:PHE:O	27:BC:211:ARG:HG3	2.09	0.52
27:BC:223:VAL:O	27:BC:223:VAL:HG23	2.10	0.52
30:BF:3:GLU:HB3	30:BF:24:LEU:CB	2.40	0.52
31:BG:46:ALA:HA	31:BG:51:ARG:HB2	1.90	0.52
31:BG:83:ARG:NH1	31:BG:84:LYS:NZ	2.58	0.52
36:BP:85:LEU:HB3	36:BP:114:ILE:HD11	1.90	0.52
40:BT:28:VAL:CG2	40:BT:47:GLY:H	2.18	0.52
40:BT:78:LEU:O	40:BT:78:LEU:CD2	2.56	0.52
42:BV:23:GLU:OE1	42:BV:23:GLU:HA	2.07	0.52
45:BY:28:LYS:C	45:BY:38:ILE:HB	2.30	0.52
46:BZ:109:GLY:HA3	46:BZ:173:VAL:HG11	1.92	0.52
46:BZ:127:VAL:HG22	46:BZ:128:SER:N	2.24	0.52
47:B0:69:GLN:OE1	47:B0:71:ARG:HD3	2.09	0.52
50:B3:59:VAL:HG12	50:B3:60:GLU:N	2.25	0.52
1:CA:556:C:C2'	1:CA:557:G:H5'	2.38	0.52

Continued on next page...

Continued from previous page...

Atom-1	Atom-2	Interatomic distance (Å)	Clash overlap (Å)
1:CA:1070:U:H2'	1:CA:1071:C:H6	1.75	0.52
1:CA:1316:G:H4'	14:CN:18:VAL:CG1	2.40	0.52
2:CB:9:GLU:CD	2:CB:9:GLU:N	2.58	0.52
2:CB:167:PRO:O	2:CB:168:THR:C	2.47	0.52
4:CD:25:ARG:O	4:CD:27:TYR:N	2.42	0.52
4:CD:121:VAL:O	4:CD:134:ASP:HA	2.10	0.52
6:CF:7:ASN:HD21	6:CF:62:TRP:HD1	1.58	0.52
7:CG:43:PHE:O	7:CG:46:ALA:HB3	2.10	0.52
12:CL:39:THR:HG23	12:CL:39:THR:O	2.09	0.52
15:CO:64:ARG:HH11	15:CO:68:ARG:HH21	1.53	0.52
25:DA:140:G:O2'	25:DA:141:A:N3	2.42	0.52
25:DA:239:U:H2'	25:DA:240:G:O4'	2.09	0.52
25:DA:272:G:C2	25:DA:272(B):G:C4	2.97	0.52
25:DA:626:U:H5'	25:DA:627:A:O5'	2.09	0.52
25:DA:1657:C:H2'	25:DA:1658:C:C6	2.45	0.52
25:DA:2290:G:N1	25:DA:2343:C:O2	2.43	0.52
25:DA:2301:C:H2'	25:DA:2302:G:H8	1.74	0.52
25:DA:2417:C:O2'	25:DA:2418:A:H5'	2.08	0.52
25:DA:2468:G:H8	25:DA:2476:A:H62	1.58	0.52
25:DA:2555:U:H2'	25:DA:2556:C:H5'	1.92	0.52
25:DA:2572:A:H8	29:DE:144:ARG:HB3	1.72	0.52
29:DE:2:LYS:HZ1	29:DE:96:PHE:HD1	1.56	0.52
29:DE:3:GLY:O	29:DE:4:ILE:CB	2.54	0.52
30:DF:157:VAL:O	30:DF:158:THR:CB	2.56	0.52
31:DG:17:PRO:HA	31:DG:20:ILE:HD12	1.92	0.52
31:DG:80:PHE:O	31:DG:81:LYS:O	2.28	0.52
32:DH:83:TYR:CB	32:DH:135:GLY:H	2.22	0.52
32:DH:170:ARG:N	32:DH:170:ARG:HD2	2.24	0.52
36:DP:111:ARG:HH21	36:DP:111:ARG:HG3	1.75	0.52
37:DQ:134:ARG:HH21	46:DZ:121:ARG:HD2	1.74	0.52
39:DS:53:SER:O	39:DS:56:LEU:HB3	2.10	0.52
41:DU:83:LEU:HG	41:DU:88:ILE:HD11	1.91	0.52
42:DV:2:PHE:O	42:DV:3:ALA:HB3	2.10	0.52
42:DV:38:LEU:HD23	42:DV:38:LEU:C	2.29	0.52
46:DZ:19:ARG:O	46:DZ:21:GLY:N	2.43	0.52
46:DZ:101:LEU:HD12	46:DZ:101:LEU:N	2.25	0.52
49:D2:5:GLU:HA	49:D2:8:LYS:HG3	1.92	0.52
1:AA:741:G:O2'	1:AA:742:G:H5'	2.09	0.52
1:AA:1060:C:O2'	10:AJ:56:HIS:HD2	1.93	0.52
2:AB:173:ALA:HA	2:AB:176:GLU:HB2	1.92	0.52
3:AC:131:ARG:NH2	3:AC:167:TRP:O	2.43	0.52

Continued on next page...

Continued from previous page...

Atom-1	Atom-2	Interatomic distance (Å)	Clash overlap (Å)
3:AC:175:LEU:HD21	3:AC:201:TYR:CE2	2.45	0.52
4:AD:76:ARG:C	4:AD:78:LEU:N	2.60	0.52
5:AE:41:VAL:O	5:AE:67:VAL:HG12	2.10	0.52
6:AF:98:LEU:HD12	6:AF:98:LEU:N	2.24	0.52
8:AH:9:MET:HB2	8:AH:32:LYS:HE2	1.92	0.52
8:AH:65:TYR:HA	8:AH:79:VAL:HG23	1.90	0.52
10:AJ:54:PHE:CD1	10:AJ:55:LYS:HE3	2.44	0.52
12:AL:86:ARG:HB2	12:AL:86:ARG:HH11	1.73	0.52
14:AN:22:THR:HB	14:AN:33:VAL:HG21	1.92	0.52
18:AR:53:ARG:HB2	18:AR:63:GLN:NE2	2.24	0.52
22:AV:83:MET:HE1	22:AV:88:TYR:HB3	1.92	0.52
25:BA:141:A:H1'	25:BA:1408:C:HO2'	1.73	0.52
25:BA:154:G:C5	25:BA:154(A):C:C4	2.98	0.52
25:BA:309:G:H4'	45:BY:18:GLY:HA3	1.91	0.52
25:BA:389:G:C5'	48:B1:26:ARG:HH12	2.19	0.52
25:BA:932:G:H4'	25:BA:933:A:O5'	2.10	0.52
25:BA:932:G:OP1	25:BA:932:G:H3'	2.09	0.52
25:BA:1021:A:H3'	25:BA:1021:A:H8	1.74	0.52
25:BA:1034:G:H5'	56:B9:18:ARG:HD2	1.91	0.52
25:BA:1171:G:H22	25:BA:1175:U:H5"	1.74	0.52
25:BA:1354:A:H2'	25:BA:1355:G:O4'	2.10	0.52
25:BA:1518:U:H2'	25:BA:1519:G:O4'	2.09	0.52
25:BA:1654:A:OP1	38:BR:3:HIS:O	2.26	0.52
25:BA:1748:G:H8	25:BA:1748:G:H5'	1.75	0.52
25:BA:1803:A:C2	25:BA:1822:G:N3	2.75	0.52
25:BA:2006:C:H2'	25:BA:2007:C:H6	1.75	0.52
25:BA:2540:C:O2'	25:BA:2740:A:N3	2.39	0.52
25:BA:2799:C:OP2	25:BA:2799:C:H3'	2.10	0.52
26:BB:8:U:C5'	39:BS:17:ARG:HH12	2.23	0.52
27:BC:173:HIS:N	27:BC:173:HIS:ND1	2.58	0.52
28:BD:102:LYS:O	28:BD:103:ARG:HG2	2.10	0.52
31:BG:66:GLN:HB3	31:BG:92:VAL:HG21	1.90	0.52
32:BH:70:THR:O	32:BH:71:LEU:C	2.47	0.52
32:BH:149:ARG:HD3	32:BH:164:TYR:CE1	2.45	0.52
33:BI:62:LYS:C	33:BI:62:LYS:HD2	2.30	0.52
34:BN:17:ASP:OD2	34:BN:18:ALA:N	2.42	0.52
36:BP:63:PRO:C	36:BP:65:ARG:N	2.63	0.52
38:BR:103:ARG:HH11	43:BW:40:ASN:ND2	2.06	0.52
40:BT:28:VAL:HG13	40:BT:46:GLU:CB	2.40	0.52
43:BW:9:TYR:H	43:BW:102:HIS:CD2	2.27	0.52
43:BW:90:ARG:HG3	43:BW:90:ARG:HH11	1.75	0.52

Continued on next page...

Continued from previous page...

Atom-1	Atom-2	Interatomic distance (Å)	Clash overlap (Å)
45:BY:31:LEU:CB	45:BY:32:PRO:HA	2.39	0.52
1:CA:190:U:C2	20:CT:105:SER:HB2	2.44	0.52
1:CA:443:C:H2'	1:CA:444:C:H6	1.75	0.52
1:CA:913:A:H4'	1:CA:914:A:O5'	2.09	0.52
1:CA:1080:A:H4'	5:CE:16:THR:HB	1.91	0.52
1:CA:1234:C:H1'	1:CA:1364:U:O2	2.09	0.52
1:CA:1300:G:O2'	1:CA:1301:U:H5"	2.09	0.52
1:CA:1409:C:O2'	1:CA:1410:G:H5'	2.09	0.52
2:CB:42:ILE:HD13	2:CB:203:GLY:HA2	1.92	0.52
2:CB:56:ARG:HG2	2:CB:56:ARG:NH1	2.25	0.52
2:CB:92:TYR:C	2:CB:92:TYR:CD1	2.83	0.52
2:CB:137:ARG:HH12	2:CB:141:GLU:HB2	1.74	0.52
2:CB:161:ALA:CB	2:CB:185:ILE:HD11	2.17	0.52
9:CI:121:ARG:HD3	9:CI:121:ARG:C	2.30	0.52
10:CJ:16:LEU:HD11	10:CJ:69:ASN:O	2.09	0.52
13:CM:20:THR:C	13:CM:22:ILE:H	2.11	0.52
14:CN:6:LEU:O	14:CN:8:GLU:N	2.42	0.52
15:CO:9:GLN:O	15:CO:11:VAL:N	2.43	0.52
22:CV:180:TYR:CZ	22:CV:182:GLY:HA2	2.45	0.52
25:DA:1321:A:H2'	25:DA:1322:A:O4'	2.09	0.52
25:DA:1416:G:H2'	25:DA:1417:C:C5	2.44	0.52
25:DA:1529:G:H2'	25:DA:1530:C:C6	2.44	0.52
27:DC:80:LYS:HA	27:DC:84:ILE:HD11	1.92	0.52
27:DC:101:ILE:CG2	27:DC:102:GLN:N	2.71	0.52
28:DD:70:TRP:CZ3	28:DD:150:LYS:HA	2.43	0.52
30:DF:65:TRP:HB3	30:DF:66:PRO:HD2	1.89	0.52
33:DI:31:LEU:HD21	33:DI:38:LEU:HG	1.91	0.52
34:DN:25:ARG:CG	34:DN:25:ARG:NH1	2.65	0.52
42:DV:33:VAL:HG23	42:DV:59:ALA:O	2.09	0.52
42:DV:58:VAL:HB	42:DV:98:GLU:CG	2.39	0.52
45:DY:2:ARG:CD	45:DY:3:VAL:N	2.72	0.52
47:D0:37:LEU:O	47:D0:38:VAL:HG23	2.09	0.52
48:D1:29:GLY:C	48:D1:31:GLY:H	2.13	0.52
48:D1:86:SER:HB3	48:D1:89:GLU:CD	2.30	0.52
49:D2:37:PHE:O	49:D2:41:ILE:HG12	2.10	0.52
50:D3:6:VAL:CG1	50:D3:56:VAL:HA	2.39	0.52
50:D3:10:LYS:CG	50:D3:11:SER:H	2.16	0.52
55:D8:21:LYS:HD3	55:D8:48:PHE:CE2	2.45	0.52
1:AA:538:G:OP1	12:AL:111:LYS:N	2.40	0.52
1:AA:1041:A:H2'	1:AA:1042:G:C8	2.45	0.52
1:AA:1199:U:H4'	10:AJ:54:PHE:CE1	2.45	0.52

Continued on next page...

Continued from previous page...

Atom-1	Atom-2	Interatomic distance (Å)	Clash overlap (Å)
1:AA:1285:A:H4'	1:AA:1286:A:O5'	2.10	0.52
4:AD:101:LEU:CB	4:AD:138:TYR:HB3	2.37	0.52
12:AL:94:ARG:C	12:AL:95:TYR:CD1	2.83	0.52
13:AM:82:MET:HE3	25:BA:888:C:H1'	1.91	0.52
14:AN:46:GLU:O	14:AN:50:LYS:HG3	2.09	0.52
25:BA:213:A:H2'	25:BA:214:G:O4'	2.09	0.52
25:BA:1040:C:N3	25:BA:1115:G:O6	2.43	0.52
25:BA:1434:A:C2'	25:BA:1435:G:H5'	2.40	0.52
25:BA:1436:G:H1'	25:BA:1477:A:O2'	2.10	0.52
25:BA:1718:G:H5'	25:BA:1718:G:C8	2.44	0.52
25:BA:1949:G:H2'	25:BA:1950:G:C8	2.44	0.52
25:BA:2065:C:H2'	25:BA:2066:C:C6	2.44	0.52
25:BA:2124:G:H4'	27:BC:175:PRO:HG3	1.91	0.52
26:BB:42:C:O2'	31:BG:66:GLN:HG2	2.08	0.52
27:BC:118:PRO:HD2	27:BC:148:PHE:CD1	2.45	0.52
28:BD:30:GLU:HB2	28:BD:104:TYR:OH	2.10	0.52
30:BF:83:PHE:O	30:BF:84:VAL:HB	2.09	0.52
31:BG:43:LEU:CB	31:BG:88:ILE:HD11	2.40	0.52
32:BH:44:VAL:O	32:BH:46:GLU:CD	2.47	0.52
34:BN:120:LEU:HD22	34:BN:120:LEU:C	2.30	0.52
36:BP:30:THR:HG22	36:BP:31:ALA:H	1.74	0.52
43:BW:92:ARG:HG2	43:BW:92:ARG:NH1	2.25	0.52
45:BY:20:TYR:CZ	45:BY:42:VAL:HA	2.44	0.52
1:CA:37:U:O2'	1:CA:38:G:H5'	2.09	0.52
1:CA:233:C:H2'	1:CA:234:C:C6	2.40	0.52
1:CA:560:U:H5'	1:CA:566:G:N2	2.24	0.52
1:CA:1116:C:H2'	1:CA:1117:G:C5'	2.15	0.52
1:CA:1285:A:H1'	1:CA:1286:A:OP2	2.09	0.52
1:CA:1327:C:O2'	1:CA:1328:C:H5'	2.09	0.52
1:CA:1338:G:H2'	1:CA:1339:A:C8	2.44	0.52
3:CC:108:ASN:CB	3:CC:111:LEU:HD12	2.40	0.52
8:CH:4:ASP:CG	8:CH:85:ARG:HH12	2.13	0.52
15:CO:33:THR:HA	15:CO:63:ARG:NH2	2.19	0.52
22:CV:19:LEU:HD22	22:CV:63:ILE:CD1	2.39	0.52
25:DA:55:G:H2'	25:DA:56:A:H8	1.74	0.52
25:DA:1278:A:O3'	38:DR:34:ILE:HD12	2.09	0.52
25:DA:1843:C:O2'	25:DA:1844:C:H5'	2.10	0.52
25:DA:2182:G:H2'	25:DA:2183:C:H6	1.74	0.52
25:DA:2203:U:O2'	28:DD:151:LYS:HG2	2.09	0.52
25:DA:2478:A:C2'	25:DA:2479:G:H5'	2.40	0.52
25:DA:2496:C:O2'	25:DA:2497:A:H5'	2.10	0.52

Continued on next page...

Continued from previous page...

Atom-1	Atom-2	Interatomic distance (Å)	Clash overlap (Å)
25:DA:2645:G:C3'	25:DA:2646:C:C5'	2.79	0.52
25:DA:2657:A:O2'	32:DH:160:LYS:HE3	2.10	0.52
27:DC:54:ARG:CB	27:DC:54:ARG:HH11	2.23	0.52
28:DD:111:LEU:O	28:DD:112:GLN:HG3	2.10	0.52
28:DD:228:PRO:HD3	28:DD:235:GLY:HA3	1.92	0.52
29:DE:70:ALA:O	29:DE:73:GLU:N	2.40	0.52
33:DI:29:TYR:C	33:DI:32:PRO:HD2	2.30	0.52
34:DN:26:LEU:HG	34:DN:30:ILE:HD11	1.92	0.52
35:DO:49:ARG:HG2	35:DO:49:ARG:NH1	2.24	0.52
35:DO:97:ARG:HA	35:DO:117:LEU:HD21	1.90	0.52
36:DP:12:ALA:HB1	36:DP:16:ARG:HB3	1.90	0.52
40:DT:74:ARG:HD2	40:DT:76:PHE:CZ	2.45	0.52
40:DT:89:VAL:HG12	40:DT:91:ARG:CG	2.39	0.52
47:D0:27:GLU:OE1	47:D0:68:GLU:HA	2.10	0.52
1:AA:345:C:H4'	1:AA:346:G:C5'	2.19	0.52
1:AA:681:C:O2'	1:AA:682:G:H5'	2.10	0.52
1:AA:996:A:H2'	1:AA:997:U:C6	2.44	0.52
1:AA:1006:C:H2'	1:AA:1007:C:C5	2.44	0.52
1:AA:1028:C:H2'	1:AA:1029:C:H5'	1.91	0.52
1:AA:1149:C:OP2	9:AI:9:ARG:NH2	2.43	0.52
1:AA:1163:C:H2'	1:AA:1164:G:C8	2.45	0.52
1:AA:1223:C:OP2	1:AA:1224:G:N7	2.42	0.52
1:AA:1228:C:N4	13:AM:104:ARG:O	2.42	0.52
1:AA:1348:U:C4'	9:AI:120:ARG:HD2	2.19	0.52
3:AC:115:LEU:O	3:AC:119:ARG:HB2	2.09	0.52
3:AC:126:ARG:O	3:AC:127:ARG:C	2.48	0.52
4:AD:147:ALA:HA	4:AD:182:LYS:HA	1.91	0.52
5:AE:72:GLN:HG3	5:AE:77:PRO:HA	1.91	0.52
5:AE:73:ASN:O	5:AE:75:THR:HG22	2.10	0.52
6:AF:8:ILE:CG2	6:AF:9:VAL:N	2.72	0.52
8:AH:1:MET:SD	8:AH:1:MET:N	2.72	0.52
17:AQ:91:ARG:HH11	17:AQ:91:ARG:CB	2.21	0.52
18:AR:86:VAL:HG12	18:AR:87:ARG:HD2	1.92	0.52
20:AT:43:LEU:HB3	20:AT:52:ALA:HA	1.92	0.52
22:AV:13:VAL:CG2	22:AV:14:LYS:N	2.73	0.52
25:BA:275:G:C2'	25:BA:276:A:H4'	2.38	0.52
25:BA:276:A:N3	25:BA:276:A:C3'	2.72	0.52
25:BA:624:C:O2	25:BA:657:U:H4'	2.10	0.52
25:BA:674:G:C1'	30:BF:74:ARG:HD2	2.39	0.52
25:BA:1827:C:C2'	25:BA:1828:G:H5'	2.39	0.52
25:BA:2406:U:N3	36:BP:75:ILE:HD12	2.24	0.52

Continued on next page...

Continued from previous page...

Atom-1	Atom-2	Interatomic distance (Å)	Clash overlap (Å)
25:BA:2758:A:H2'	25:BA:2759:G:C5'	2.32	0.52
27:BC:15:VAL:HG13	27:BC:223:VAL:HG12	1.91	0.52
27:BC:59:VAL:O	27:BC:165:ARG:HA	2.10	0.52
27:BC:178:LYS:O	27:BC:186:LEU:HD11	2.08	0.52
31:BG:172:LEU:HD21	31:BG:176:LEU:HD11	1.92	0.52
32:BH:46:GLU:CG	32:BH:51:ARG:HB2	2.28	0.52
33:BI:69:LYS:HE3	33:BI:73:GLU:OE1	2.10	0.52
35:BO:17:ARG:HD3	35:BO:47:ILE:CD1	2.40	0.52
37:BQ:36:ALA:HB2	37:BQ:103:MET:SD	2.50	0.52
37:BQ:107:ALA:O	37:BQ:109:VAL:HG23	2.09	0.52
38:BR:97:VAL:HG22	38:BR:114:VAL:HG22	1.92	0.52
39:BS:67:ARG:HH11	39:BS:100:ALA:N	2.04	0.52
40:BT:24:PRO:HB3	40:BT:99:LEU:HD21	1.90	0.52
43:BW:29:LEU:CD1	43:BW:51:LEU:HD11	2.39	0.52
43:BW:111:HIS:CG	43:BW:112:GLY:N	2.78	0.52
44:BX:29:TRP:CZ3	44:BX:78:LYS:HD3	2.45	0.52
45:BY:61:ILE:C	45:BY:62:GLU:OE2	2.48	0.52
46:BZ:41:VAL:HG13	46:BZ:42:GLU:N	2.25	0.52
56:B9:17:ILE:HG23	56:B9:18:ARG:N	2.24	0.52
1:CA:34:C:N4	1:CA:550:G:H1	2.06	0.52
1:CA:35:G:H2'	1:CA:36:C:C6	2.44	0.52
1:CA:79:G:H1'	1:CA:80:G:OP1	2.10	0.52
1:CA:536:C:H2'	1:CA:537:G:H8	1.75	0.52
1:CA:562:C:H5'	1:CA:562:C:C6	2.44	0.52
1:CA:1011:G:H2'	1:CA:1012:U:C6	2.44	0.52
1:CA:1025:U:H5"	1:CA:1026:G:OP1	2.10	0.52
1:CA:1202:G:H2'	1:CA:1203:C:H6	1.74	0.52
1:CA:1367:C:H5'	10:CJ:60:ARG:CZ	2.40	0.52
1:CA:1463:C:O2'	1:CA:1464:G:H5'	2.10	0.52
2:CB:100:GLY:O	2:CB:101:MET:C	2.49	0.52
2:CB:105:PHE:O	2:CB:106:LYS:C	2.48	0.52
2:CB:144:ARG:HA	2:CB:147:LYS:HB3	1.92	0.52
3:CC:96:GLY:O	3:CC:97:LYS:CB	2.58	0.52
4:CD:175:SER:OG	4:CD:184:LYS:HB2	2.09	0.52
5:CE:43:LEU:N	5:CE:136:MET:HE1	2.25	0.52
9:CI:65:VAL:HG21	9:CI:73:GLN:CG	2.39	0.52
9:CI:126:SER:O	9:CI:128:ARG:HD2	2.09	0.52
16:CP:28:ARG:HG2	16:CP:29:ASP:OD2	2.09	0.52
20:CT:43:LEU:HB2	20:CT:52:ALA:HA	1.92	0.52
22:CV:71:GLN:HA	22:CV:109:THR:HG21	1.92	0.52
22:CV:104:PHE:CE1	22:CV:124:PRO:HG3	2.45	0.52

Continued on next page...

Continued from previous page...

Atom-1	Atom-2	Interatomic distance (Å)	Clash overlap (Å)
25:DA:275:G:C8	25:DA:275:G:C3'	2.93	0.52
25:DA:492:A:H2'	25:DA:493:G:O4'	2.10	0.52
25:DA:952:G:P	37:DQ:16:ARG:HH12	2.32	0.52
25:DA:953:A:O2'	25:DA:954:G:H5'	2.09	0.52
25:DA:1151:G:H2'	25:DA:1152:C:H6	1.71	0.52
25:DA:1190:G:H2'	25:DA:1191:G:C8	2.42	0.52
25:DA:1275:A:N1	25:DA:1295:C:O2'	2.35	0.52
25:DA:1353:A:H4'	28:DD:38:LYS:NZ	2.24	0.52
25:DA:1641:A:H2'	25:DA:1642:G:O4'	2.10	0.52
25:DA:1712:C:H2'	25:DA:1713:U:H6	1.74	0.52
25:DA:1858:G:H2'	25:DA:1883:G:H22	1.73	0.52
25:DA:1999:C:H4'	25:DA:2723:C:O2	2.10	0.52
26:DB:11:C:O5'	26:DB:12:C:H5	1.93	0.52
26:DB:76:G:H21	46:DZ:74:ASN:HD21	1.56	0.52
26:DB:118:G:H2'	26:DB:119:G:H8	1.74	0.52
30:DF:164:ARG:HG3	30:DF:175:THR:OG1	2.10	0.52
31:DG:23:PHE:O	31:DG:24:GLY:C	2.48	0.52
39:DS:57:LYS:HG2	39:DS:58:LEU:H	1.75	0.52
39:DS:85:VAL:HG23	39:DS:86:ALA:N	2.24	0.52
42:DV:40:LEU:CA	42:DV:45:THR:HB	2.38	0.52
42:DV:65:GLY:HA3	42:DV:91:TYR:CZ	2.45	0.52
44:DX:65:ARG:HG2	44:DX:65:ARG:NH1	2.22	0.52
46:DZ:128:SER:HB3	46:DZ:131:ASN:ND2	2.03	0.52
47:D0:40:GLN:HE21	47:D0:44:ARG:N	2.07	0.52
53:D6:9:LEU:HD21	53:D6:11:LEU:HB3	1.92	0.52
55:D8:40:GLU:O	55:D8:44:LYS:CD	2.57	0.52
1:AA:370:C:H2'	1:AA:371:G:H8	1.73	0.52
1:AA:492:G:H2'	1:AA:493:G:H8	1.72	0.52
1:AA:617:G:H4'	16:AP:44:THR:O	2.10	0.52
2:AB:141:GLU:O	2:AB:142:LEU:C	2.48	0.52
6:AF:69:GLU:O	6:AF:72:VAL:HG12	2.09	0.52
9:AI:47:LEU:HD12	9:AI:47:LEU:N	2.24	0.52
9:AI:57:GLY:C	9:AI:59:PHE:H	2.13	0.52
10:AJ:28:ARG:NH1	10:AJ:28:ARG:HG2	2.25	0.52
11:AK:108:ILE:HG22	18:AR:87:ARG:HA	1.91	0.52
13:AM:95:GLY:O	13:AM:96:LEU:HD23	2.10	0.52
15:AO:30:ALA:HB2	15:AO:85:LEU:HD11	1.91	0.52
21:AU:18:TYR:HB3	21:AU:22:ARG:O	2.10	0.52
22:AV:149:LYS:NZ	22:AV:163:LEU:HA	2.20	0.52
23:AW:1:C:H2'	23:AW:2:G:H8	1.75	0.52
23:AW:29:G:O2'	23:AW:30:G:H5'	2.10	0.52

Continued on next page...

Continued from previous page...

Atom-1	Atom-2	Interatomic distance (Å)	Clash overlap (Å)
25:BA:363(F):A:HO2'	25:BA:364:C:H5	1.55	0.52
25:BA:374:A:H2'	25:BA:375:C:H5'	1.92	0.52
25:BA:1397:U:O2	25:BA:1397:U:C2'	2.56	0.52
25:BA:1864:U:C2'	25:BA:1865:G:H5'	2.40	0.52
25:BA:1885:A:H5'	25:BA:1885:A:C8	2.38	0.52
25:BA:2171:A:H4'	25:BA:2172:U:C5'	2.37	0.52
25:BA:2880:C:O2'	38:BR:90:ARG:HD3	2.09	0.52
26:BB:56:G:H5'	31:BG:27:ASN:HD21	1.74	0.52
27:BC:29:LEU:HD11	27:BC:33:LEU:HD21	1.92	0.52
29:BE:39:PRO:HG3	29:BE:45:THR:OG1	2.10	0.52
29:BE:51:PHE:CD2	29:BE:52:LEU:N	2.77	0.52
29:BE:71:GLY:O	29:BE:73:GLU:N	2.43	0.52
33:BI:116:LEU:HG	33:BI:117:GLU:H	1.75	0.52
37:BQ:133:ARG:O	37:BQ:134:ARG:HB2	2.09	0.52
40:BT:28:VAL:CG2	40:BT:46:GLU:HG3	2.40	0.52
40:BT:70:VAL:HG12	40:BT:71:GLY:H	1.74	0.52
40:BT:100:TYR:C	40:BT:102:ILE:H	2.14	0.52
42:BV:43:GLU:HA	42:BV:43:GLU:OE1	2.08	0.52
42:BV:89:GLN:HA	42:BV:89:GLN:OE1	2.09	0.52
42:BV:91:TYR:C	42:BV:91:TYR:HD1	2.12	0.52
46:BZ:39:ASP:O	46:BZ:40:LEU:C	2.48	0.52
48:B1:64:ALA:O	48:B1:67:ILE:HG13	2.09	0.52
56:B9:26:ILE:HD12	56:B9:26:ILE:N	2.25	0.52
1:CA:522:C:H41	12:CL:50:ARG:HH22	1.55	0.52
1:CA:1060:C:O2'	1:CA:1061:G:H5'	2.10	0.52
1:CA:1074:G:H1	1:CA:1083:U:H3	1.58	0.52
1:CA:1129:C:OP1	1:CA:1130:A:C5'	2.58	0.52
1:CA:1256:A:O3'	1:CA:1257:U:H4'	2.10	0.52
1:CA:1277:C:C3'	1:CA:1278:U:H5'	2.39	0.52
1:CA:1346:A:H5"	9:CI:120:ARG:HH12	1.73	0.52
2:CB:8:LYS:O	2:CB:11:LEU:N	2.43	0.52
2:CB:60:ASP:O	2:CB:64:ARG:HG2	2.10	0.52
2:CB:87:ARG:HG3	2:CB:233:SER:OG	2.09	0.52
2:CB:114:ARG:HA	2:CB:117:GLU:CG	2.40	0.52
2:CB:217:ARG:HA	2:CB:220:ASP:OD2	2.10	0.52
3:CC:43:LEU:N	3:CC:43:LEU:CD1	2.73	0.52
4:CD:38:TYR:CZ	4:CD:45:GLN:NE2	2.78	0.52
4:CD:110:PHE:N	4:CD:110:PHE:HD1	2.07	0.52
9:CI:114:TYR:CD2	9:CI:114:TYR:N	2.78	0.52
10:CJ:16:LEU:O	10:CJ:20:ALA:HB2	2.10	0.52
23:CW:4:G:H2'	23:CW:5:G:C8	2.45	0.52

Continued on next page...

Continued from previous page...

Atom-1	Atom-2	Interatomic distance (Å)	Clash overlap (Å)
23:CW:35:A:O2'	23:CW:36:U:H5'	2.09	0.52
25:DA:494:G:OP1	43:DW:8:ARG:NH1	2.43	0.52
25:DA:587:C:O2'	25:DA:588:U:OP2	2.22	0.52
25:DA:1019:U:O2'	25:DA:1021:A:H2	1.92	0.52
25:DA:1496:A:C8	25:DA:1577:C:O2'	2.60	0.52
25:DA:1608:A:H1'	25:DA:1610:A:OP2	2.10	0.52
25:DA:1747(A):G:C2	25:DA:1748:G:C8	2.98	0.52
25:DA:2108:C:C2	25:DA:2182:G:C6	2.97	0.52
26:DB:76:G:O3'	46:DZ:18:ARG:NH2	2.42	0.52
28:DD:30:GLU:HA	28:DD:83:GLU:OE2	2.10	0.52
28:DD:118:VAL:HG13	28:DD:123:ALA:HB2	1.91	0.52
28:DD:142:VAL:HG23	28:DD:192:THR:O	2.09	0.52
28:DD:146:GLU:HA	28:DD:152:GLY:O	2.10	0.52
31:DG:165:THR:OG1	31:DG:168:GLU:HG3	2.10	0.52
33:DI:45:LYS:C	33:DI:47:LEU:H	2.13	0.52
37:DQ:42:ILE:HG12	37:DQ:103:MET:CE	2.40	0.52
39:DS:64:GLU:O	39:DS:67:ARG:HB2	2.10	0.52
39:DS:85:VAL:H	39:DS:106:ARG:CB	2.21	0.52
39:DS:97:ARG:NH2	39:DS:98:VAL:CA	2.65	0.52
41:DU:64:ARG:O	41:DU:67:ALA:HB3	2.09	0.52
42:DV:15:GLU:HG2	42:DV:16:PRO:CD	2.39	0.52
46:DZ:55:VAL:HG13	46:DZ:90:LEU:HD11	1.92	0.52
1:AA:542:G:O2'	1:AA:543:C:H5'	2.09	0.52
1:AA:939:G:P	7:AG:95:ARG:HH22	2.33	0.52
1:AA:998:G:H2'	1:AA:999:C:O4'	2.09	0.52
1:AA:1053:G:O5'	1:AA:1054:C:H3'	2.09	0.52
1:AA:1187:G:H2'	1:AA:1188:A:C8	2.45	0.52
1:AA:1402:C:H2'	1:AA:1403:C:O4'	2.09	0.52
1:AA:1484:C:O2'	1:AA:1485:U:H5'	2.09	0.52
2:AB:25:ASN:O	2:AB:27:LYS:N	2.43	0.52
2:AB:56:ARG:O	2:AB:60:ASP:HB2	2.10	0.52
3:AC:15:THR:CG2	3:AC:181:ASN:HB2	2.34	0.52
3:AC:140:ARG:HG3	3:AC:140:ARG:NH1	2.23	0.52
4:AD:132:ARG:HG2	4:AD:132:ARG:HH11	1.74	0.52
6:AF:42:GLU:C	6:AF:44:GLY:N	2.62	0.52
8:AH:86:ILE:HG21	8:AH:133:LEU:HD22	1.92	0.52
8:AH:103:VAL:HG21	8:AH:110:ALA:HB2	1.90	0.52
10:AJ:4:ILE:HG12	10:AJ:100:THR:HG21	1.91	0.52
11:AK:41:THR:HG21	11:AK:71:LYS:HB3	1.92	0.52
12:AL:39:THR:O	12:AL:39:THR:HG23	2.10	0.52
20:AT:72:LEU:HD22	20:AT:77:ALA:HB2	1.91	0.52

Continued on next page...

Continued from previous page...

Atom-1	Atom-2	Interatomic distance (Å)	Clash overlap (Å)
25:BA:758:C:O2	25:BA:1981:A:H2	1.93	0.52
25:BA:857:C:H2'	25:BA:857:C:O2	2.08	0.52
25:BA:999:U:H2'	25:BA:1000:A:C5'	2.40	0.52
25:BA:2371:G:H4'	53:B6:45:LYS:CG	2.39	0.52
25:BA:2477:C:H3'	25:BA:2477:C:H6	1.74	0.52
25:BA:2629:A:H3'	25:BA:2629:A:N3	2.24	0.52
25:BA:2826:A:C3'	25:BA:2827:C:H5'	2.40	0.52
26:BB:11:C:H3'	26:BB:12:C:H6	1.74	0.52
26:BB:41:U:O4	31:BG:71:THR:HA	2.10	0.52
31:BG:152:LEU:HG	31:BG:153:ARG:H	1.75	0.52
32:BH:154:PRO:HB3	32:BH:163:TYR:CZ	2.44	0.52
34:BN:56:ASN:O	34:BN:57:ALA:O	2.28	0.52
34:BN:70:LYS:HE3	34:BN:72:TYR:HE2	1.75	0.52
34:BN:89:LYS:HB3	34:BN:89:LYS:NZ	2.25	0.52
36:BP:59:LEU:HA	36:BP:61:ARG:CZ	2.34	0.52
42:BV:19:LYS:NZ	42:BV:20:LEU:HB2	2.24	0.52
49:B2:64:LEU:HD21	49:B2:68:ARG:NE	2.25	0.52
50:B3:8:LEU:HD23	50:B3:54:VAL:HG22	1.91	0.52
1:CA:591:U:OP2	8:CH:30:ARG:NH2	2.43	0.52
1:CA:1370:G:O2'	1:CA:1371:G:H5'	2.10	0.52
1:CA:1456:G:C2'	1:CA:1457:G:H5'	2.40	0.52
2:CB:238:LEU:O	2:CB:239:VAL:C	2.49	0.52
3:CC:70:VAL:CG1	3:CC:71:ALA:N	2.73	0.52
5:CE:69:VAL:O	5:CE:71:LEU:N	2.42	0.52
6:CF:15:ASP:OD1	6:CF:17:SER:HB2	2.10	0.52
6:CF:79:LEU:O	6:CF:81:ILE:N	2.43	0.52
7:CG:113:GLU:HG3	7:CG:119:ARG:HA	1.92	0.52
10:CJ:49:VAL:CG2	14:CN:41:ARG:HD2	2.40	0.52
15:CO:27:VAL:O	15:CO:28:GLN:C	2.49	0.52
20:CT:40:ALA:C	20:CT:42:GLN:N	2.61	0.52
21:CU:9:ARG:HH11	21:CU:22:ARG:HG3	1.73	0.52
22:CV:126:THR:HG22	22:CV:176:ARG:HG2	1.91	0.52
22:CV:167:PRO:O	22:CV:169:GLU:N	2.43	0.52
25:DA:72:U:C5	49:D2:61:LEU:HB3	2.45	0.52
25:DA:157:U:C4	25:DA:158:U:C5	2.98	0.52
25:DA:158:U:H1'	25:DA:159:U:C4'	2.40	0.52
25:DA:543:C:N3	25:DA:551:G:C2	2.77	0.52
25:DA:784:A:H5'	25:DA:785:G:OP1	2.10	0.52
25:DA:1187:G:H5"	42:DV:81:TYR:CE2	2.44	0.52
25:DA:1904:G:N2	25:DA:1905:C:H1'	2.25	0.52
25:DA:2291:U:H2'	25:DA:2292:C:C6	2.45	0.52

Continued on next page...

Continued from previous page...

Atom-1	Atom-2	Interatomic distance (Å)	Clash overlap (Å)
27:DC:78:ILE:HG12	27:DC:100:ILE:HG21	1.92	0.52
27:DC:101:ILE:CG2	27:DC:102:GLN:H	2.21	0.52
29:DE:61:ARG:HD2	29:DE:62:PRO:HD3	1.91	0.52
29:DE:104:VAL:HG11	29:DE:188:VAL:HG23	1.92	0.52
30:DF:4:VAL:O	30:DF:4:VAL:HG23	2.10	0.52
33:DI:47:LEU:O	33:DI:50:ARG:HB3	2.09	0.52
36:DP:88:LEU:N	36:DP:88:LEU:HD12	2.25	0.52
41:DU:50:ARG:HD3	41:DU:53:ARG:NH2	2.24	0.52
42:DV:51:VAL:CG1	42:DV:52:VAL:H	2.11	0.52
46:DZ:60:LEU:N	46:DZ:60:LEU:HD22	2.25	0.52
49:D2:19:VAL:O	49:D2:23:LYS:HG3	2.09	0.52
51:D4:46:ASN:ND2	51:D4:47:VAL:N	2.58	0.52
1:AA:146:G:H2'	1:AA:146:G:N3	2.26	0.51
1:AA:184:G:H4'	1:AA:224:C:H4'	1.92	0.51
1:AA:939:G:C5'	7:AG:102:ARG:HH12	2.18	0.51
2:AB:22:LYS:H	2:AB:40:HIS:HE1	1.57	0.51
2:AB:24:TRP:CZ3	2:AB:26:PRO:HA	2.45	0.51
2:AB:36:ARG:H	2:AB:41:ILE:HD13	1.76	0.51
3:AC:134:ILE:CG2	3:AC:151:VAL:HB	2.35	0.51
3:AC:175:LEU:HD21	3:AC:201:TYR:HE2	1.75	0.51
4:AD:13:ARG:O	4:AD:14:ARG:HB3	2.08	0.51
9:AI:96:LEU:HD11	9:AI:102:LEU:HB2	1.91	0.51
13:AM:40:ASN:HD22	13:AM:43:THR:CG2	2.22	0.51
25:BA:160:U:H1'	25:BA:171:G:O5'	2.10	0.51
25:BA:233:A:C2'	25:BA:234:C:H5'	2.41	0.51
25:BA:320:A:H2'	30:BF:136:THR:HG21	1.92	0.51
25:BA:327:G:O2'	25:BA:328:U:H5'	2.10	0.51
25:BA:1820:U:H4'	25:BA:1821:A:OP2	2.10	0.51
25:BA:2159:G:N3	25:BA:2159:G:C3'	2.72	0.51
25:BA:2617:C:C2'	25:BA:2618:G:H5'	2.41	0.51
25:BA:2620:C:OP1	29:BE:152:LYS:O	2.29	0.51
25:BA:2803:C:H2'	25:BA:2804:C:C6	2.45	0.51
26:BB:56:G:C5'	31:BG:27:ASN:ND2	2.72	0.51
27:BC:69:LEU:HD11	27:BC:162:ILE:HG23	1.92	0.51
29:BE:48:GLN:NE2	29:BE:78:LEU:HD13	2.25	0.51
30:BF:4:VAL:N	30:BF:19:GLU:HB3	2.24	0.51
30:BF:65:TRP:CH2	30:BF:72:ARG:HB2	2.45	0.51
30:BF:152:GLU:CD	30:BF:191:ARG:HD2	2.30	0.51
34:BN:57:ALA:O	34:BN:58:ASP:C	2.47	0.51
36:BP:24:GLY:N	36:BP:33:ARG:CZ	2.73	0.51
36:BP:98:GLU:C	36:BP:100:LEU:N	2.59	0.51

Continued on next page...

Continued from previous page...

Atom-1	Atom-2	Interatomic distance (Å)	Clash overlap (Å)
36:BP:106:LEU:HG	36:BP:107:LYS:N	2.26	0.51
37:BQ:17:LEU:HD21	37:BQ:41:TRP:HE1	1.75	0.51
43:BW:8:ARG:HB3	43:BW:9:TYR:CD1	2.45	0.51
48:B1:45:ASN:ND2	48:B1:47:GLN:NE2	2.57	0.51
53:B6:41:PRO:HG3	53:B6:49:HIS:HE1	1.74	0.51
54:B7:47:ARG:C	54:B7:48:LYS:HD3	2.30	0.51
1:CA:189(D):C:H3'	1:CA:189(E):U:C5	2.44	0.51
1:CA:303:A:OP1	12:CL:14:LYS:HE3	2.10	0.51
1:CA:359:U:H2'	1:CA:360:A:H8	1.74	0.51
1:CA:676:A:O2'	1:CA:677:U:H5'	2.09	0.51
1:CA:1030(B):C:H6	1:CA:1030(B):C:O5'	1.92	0.51
4:CD:78:LEU:O	4:CD:81:GLU:HB3	2.09	0.51
7:CG:25:ALA:HA	7:CG:28:ASN:ND2	2.22	0.51
8:CH:134:ILE:O	8:CH:135:CYS:HB3	2.10	0.51
12:CL:110:ARG:CZ	12:CL:117:TYR:HE1	2.23	0.51
19:CS:53:ASN:OD1	19:CS:56:GLN:O	2.28	0.51
25:DA:323:G:C2'	30:DF:169:ASN:ND2	2.74	0.51
25:DA:1141:U:P	34:DN:25:ARG:HH12	2.33	0.51
25:DA:1246:A:P	36:DP:18:ARG:HG3	2.49	0.51
25:DA:1653:G:H8	25:DA:1653:G:O5'	1.93	0.51
25:DA:1902:C:C5'	28:DD:246:PRO:HD3	2.40	0.51
25:DA:2432:A:C6	48:D1:33:LYS:HB3	2.45	0.51
27:DC:137:LEU:HD12	27:DC:137:LEU:N	2.25	0.51
30:DF:34:TRP:CH2	36:DP:12:ALA:HB2	2.45	0.51
32:DH:156:ALA:HB3	32:DH:158:HIS:O	2.10	0.51
34:DN:18:ALA:CB	34:DN:26:LEU:HD13	2.41	0.51
34:DN:111:PRO:HA	34:DN:114:ARG:CZ	2.40	0.51
35:DO:90:GLN:O	35:DO:91:LEU:HB2	2.10	0.51
38:DR:24:GLN:NE2	38:DR:36:THR:HG21	2.25	0.51
38:DR:59:ASP:OD2	38:DR:62:ALA:HB3	2.09	0.51
39:DS:36:TYR:HA	39:DS:52:SER:HA	1.91	0.51
43:DW:58:ALA:HB1	43:DW:64:MET:SD	2.50	0.51
44:DX:92:LEU:C	44:DX:94:GLY:H	2.13	0.51
51:D4:58:TYR:O	51:D4:59:VAL:HG23	2.09	0.51
1:AA:9:G:C2	1:AA:26:A:C2	2.98	0.51
1:AA:44:G:OP2	16:AP:12:LYS:HE3	2.10	0.51
1:AA:512:U:H2'	1:AA:513:C:H6	1.70	0.51
1:AA:538:G:H2'	1:AA:539:A:H8	1.74	0.51
1:AA:939:G:H5"	7:AG:102:ARG:CZ	2.40	0.51
2:AB:164:VAL:HB	2:AB:186:ALA:HB2	1.92	0.51
3:AC:44:GLU:HA	3:AC:52:LEU:HD11	1.92	0.51

Continued on next page...

Continued from previous page...

Atom-1	Atom-2	Interatomic distance (Å)	Clash overlap (Å)
3:AC:70:VAL:CG1	3:AC:71:ALA:N	2.73	0.51
3:AC:150:LYS:HG3	3:AC:169:ALA:HB2	1.92	0.51
4:AD:141:ARG:HB3	4:AD:142:PRO:CD	2.41	0.51
5:AE:152:ARG:HD3	8:AH:42:GLU:O	2.10	0.51
7:AG:15:ASP:OD2	7:AG:16:LEU:N	2.44	0.51
9:AI:6:GLY:O	9:AI:80:GLY:HA2	2.10	0.51
9:AI:15:ALA:HB2	9:AI:65:VAL:CG2	2.39	0.51
14:AN:34:TYR:CD1	14:AN:34:TYR:N	2.78	0.51
16:AP:9:PHE:HE2	16:AP:18:ARG:CD	2.21	0.51
19:AS:22:LEU:HD12	19:AS:27:GLU:CB	2.41	0.51
19:AS:29:ARG:HD2	19:AS:29:ARG:N	2.26	0.51
20:AT:24:LEU:HD22	20:AT:24:LEU:O	2.10	0.51
20:AT:38:LYS:HA	20:AT:41:ILE:CG1	2.40	0.51
25:BA:10:G:N3	25:BA:10:G:H2'	2.25	0.51
25:BA:16:G:H2'	25:BA:17:G:H8	1.76	0.51
25:BA:157:U:C4	25:BA:158:U:C4	2.99	0.51
25:BA:1018:C:C2'	25:BA:1019:U:H5'	2.41	0.51
25:BA:1488:G:C6	25:BA:1489:U:N3	2.78	0.51
25:BA:1593:G:H2'	25:BA:1594:G:H5"	1.91	0.51
25:BA:2635:C:OP1	29:BE:77:ILE:HG21	2.09	0.51
26:BB:9:G:OP1	39:BS:17:ARG:NH1	2.43	0.51
26:BB:37:C:O2	39:BS:95:HIS:NE2	2.43	0.51
29:BE:68:ALA:C	29:BE:70:ALA:N	2.63	0.51
30:BF:5:ALA:N	30:BF:18:ARG:O	2.43	0.51
30:BF:176:LEU:HG	30:BF:177:ALA:O	2.11	0.51
31:BG:75:LYS:O	31:BG:76:SER:HB3	2.10	0.51
31:BG:133:LEU:HD23	31:BG:157:ILE:O	2.10	0.51
32:BH:127:GLU:O	32:BH:129:THR:N	2.43	0.51
38:BR:74:LYS:HE3	38:BR:77:ARG:HH21	1.72	0.51
39:BS:34:HIS:CE1	39:BS:54:LEU:CB	2.94	0.51
41:BU:110:VAL:O	41:BU:114:LYS:HG2	2.10	0.51
46:BZ:107:PRO:HD3	46:BZ:140:VAL:HG22	1.91	0.51
55:B8:29:LYS:HD3	55:B8:44:LYS:HG2	1.92	0.51
55:B8:47:LYS:C	55:B8:48:PHE:O	2.46	0.51
1:CA:189(D):C:H3'	1:CA:189(E):U:C6	2.45	0.51
1:CA:572:A:H5"	1:CA:917:G:H4'	1.92	0.51
1:CA:590:C:H2'	1:CA:591:U:C6	2.44	0.51
1:CA:645:C:H2'	1:CA:646:U:C6	2.41	0.51
1:CA:1074:G:O2'	1:CA:1075:C:H5'	2.09	0.51
1:CA:1256:A:H61	1:CA:1278:U:H1'	1.75	0.51
1:CA:1474:G:H4'	25:DA:1701:A:C2	2.45	0.51

Continued on next page...

Continued from previous page...

Atom-1	Atom-2	Interatomic distance (Å)	Clash overlap (Å)
3:CC:19:GLU:HA	3:CC:54:ARG:NH2	2.22	0.51
3:CC:134:ILE:C	3:CC:136:GLN:N	2.64	0.51
5:CE:35:GLY:N	5:CE:112:LEU:HD12	2.25	0.51
5:CE:47:LYS:N	5:CE:47:LYS:HD2	2.26	0.51
6:CF:44:GLY:O	6:CF:59:TYR:HA	2.09	0.51
8:CH:7:ALA:HB2	8:CH:85:ARG:NH1	2.25	0.51
10:CJ:37:PRO:HA	10:CJ:72:VAL:CG2	2.35	0.51
11:CK:27:ASN:ND2	11:CK:55:LYS:CE	2.72	0.51
19:CS:17:GLU:O	19:CS:21:GLU:HG3	2.10	0.51
19:CS:24:ALA:O	19:CS:25:LYS:HB2	2.09	0.51
22:CV:79:GLU:HG2	22:CV:94:PRO:HA	1.93	0.51
22:CV:110:ALA:HB2	22:CV:125:PRO:CD	2.39	0.51
22:CV:110:ALA:CB	22:CV:123:THR:O	2.58	0.51
23:CW:2:G:H5"	47:D0:8:GLY:HA2	1.92	0.51
25:DA:287:C:H42	25:DA:354:G:H1	1.57	0.51
25:DA:678:C:H2'	25:DA:679:C:C6	2.45	0.51
25:DA:715:G:O2'	25:DA:716:A:H5'	2.10	0.51
25:DA:863:A:H2'	25:DA:864:G:C8	2.44	0.51
25:DA:1409:C:H2'	25:DA:1410:G:C8	2.46	0.51
25:DA:1904:G:H2'	25:DA:1905:C:O4'	2.10	0.51
25:DA:1964:G:H4'	25:DA:1965:C:OP2	2.09	0.51
25:DA:2070:G:H2'	25:DA:2071:A:O4'	2.09	0.51
25:DA:2103:C:C2'	25:DA:2104:G:H5"	2.40	0.51
25:DA:2189:U:C2'	25:DA:2190:G:H5"	2.41	0.51
25:DA:2276:G:C2	25:DA:2277:G:C8	2.98	0.51
25:DA:2346:A:C8	25:DA:2383:G:C4	2.99	0.51
25:DA:2808:U:C2	25:DA:2892:A:N6	2.78	0.51
29:DE:52:LEU:HD22	29:DE:76:ARG:HD2	1.91	0.51
30:DF:47:GLY:O	30:DF:94:PRO:HA	2.10	0.51
30:DF:131:GLY:CA	30:DF:138:GLU:HB3	2.40	0.51
30:DF:155:LEU:HD22	30:DF:185:ASP:O	2.10	0.51
34:DN:87:LEU:O	34:DN:91:LEU:HG	2.10	0.51
35:DO:13:ASN:ND2	35:DO:96:THR:OG1	2.44	0.51
36:DP:16:ARG:NH1	36:DP:16:ARG:CB	2.68	0.51
40:DT:115:ARG:HA	40:DT:115:ARG:NE	2.19	0.51
41:DU:8:VAL:HG12	41:DU:12:ARG:HG2	1.92	0.51
42:DV:89:GLN:OE1	42:DV:90:PRO:HD2	2.10	0.51
45:DY:47:LYS:N	45:DY:47:LYS:CD	2.72	0.51
49:D2:22:GLU:O	49:D2:23:LYS:C	2.47	0.51
50:D3:6:VAL:HB	50:D3:54:VAL:HG11	1.90	0.51
1:AA:42:G:H2'	1:AA:43:C:C6	2.45	0.51

Continued on next page...

Continued from previous page...

Atom-1	Atom-2	Interatomic distance (Å)	Clash overlap (Å)
1:AA:708:C:H2'	1:AA:709:G:C8	2.45	0.51
1:AA:734:G:N2	18:AR:75:ILE:HD11	2.22	0.51
1:AA:850:U:H2'	1:AA:851:G:H8	1.75	0.51
2:AB:111:ARG:HH21	2:AB:114:ARG:HG2	1.75	0.51
2:AB:217:ARG:HA	2:AB:220:ASP:OD2	2.10	0.51
4:AD:13:ARG:HH11	4:AD:13:ARG:HG3	1.74	0.51
4:AD:173:TRP:HB3	4:AD:187:ARG:HH11	1.75	0.51
5:AE:150:ARG:HH11	5:AE:150:ARG:CG	2.23	0.51
9:AI:17:VAL:HG21	9:AI:80:GLY:C	2.31	0.51
10:AJ:40:LEU:H	10:AJ:40:LEU:CD2	2.19	0.51
12:AL:43:LYS:NZ	12:AL:44:LYS:HB2	2.25	0.51
15:AO:10:LYS:HG3	15:AO:11:VAL:N	2.24	0.51
18:AR:53:ARG:HE	18:AR:59:SER:C	2.13	0.51
18:AR:66:LEU:O	18:AR:69:THR:HB	2.10	0.51
20:AT:26:ASN:ND2	20:AT:27:LYS:N	2.56	0.51
25:BA:538:G:C2'	25:BA:539:G:C5'	2.88	0.51
25:BA:1028:A:H61	25:BA:1125:G:H2'	1.74	0.51
25:BA:1469:A:O2'	25:BA:1470:G:H5'	2.10	0.51
25:BA:2052:G:H4'	29:BE:143:ASN:O	2.10	0.51
25:BA:2540:C:O2	25:BA:2740:A:H2	1.93	0.51
25:BA:2562:U:H1'	35:BO:23:ARG:HD3	1.92	0.51
25:BA:2623:G:H5'	25:BA:2826:A:O2'	2.11	0.51
25:BA:2721:A:H2'	25:BA:2722:G:O4'	2.11	0.51
26:BB:25:A:H2'	26:BB:26:A:O4'	2.10	0.51
30:BF:40:GLN:NE2	30:BF:182:ASN:HB2	2.25	0.51
31:BG:16:ARG:NH1	31:BG:31:VAL:HG11	2.25	0.51
34:BN:75:TYR:HA	34:BN:81:GLY:O	2.11	0.51
36:BP:40:SER:C	36:BP:41:ARG:HD2	2.29	0.51
37:BQ:29:PHE:HD2	37:BQ:65:PHE:CE1	2.29	0.51
38:BR:117:VAL:CG1	38:BR:118:GLU:N	2.72	0.51
40:BT:92:GLY:O	40:BT:93:ARG:HB3	2.10	0.51
42:BV:21:ARG:HA	42:BV:92:THR:O	2.11	0.51
44:BX:8:ILE:HD11	44:BX:43:VAL:CG2	2.34	0.51
48:B1:12:PRO:HB3	48:B1:44:PRO:HD3	1.92	0.51
48:B1:20:ARG:O	48:B1:21:ARG:HG2	2.10	0.51
53:B6:15:GLU:OE2	53:B6:41:PRO:CB	2.58	0.51
53:B6:36:LEU:HD23	53:B6:36:LEU:N	2.26	0.51
53:B6:41:PRO:HG3	53:B6:49:HIS:CE1	2.45	0.51
56:B9:9:ARG:NH1	56:B9:9:ARG:CB	2.72	0.51
1:CA:624:C:H4'	16:CP:10:GLY:O	2.11	0.51
1:CA:1059:C:H2'	1:CA:1060:C:H6	1.74	0.51

Continued on next page...

Continued from previous page...

Atom-1	Atom-2	Interatomic distance (Å)	Clash overlap (Å)
1:CA:1360:A:H8	1:CA:1360:A:OP1	1.94	0.51
1:CA:1490:C:O2'	1:CA:1491:G:H5'	2.11	0.51
2:CB:133:LYS:O	2:CB:137:ARG:N	2.43	0.51
17:CQ:12:SER:HA	17:CQ:14:LYS:NZ	2.25	0.51
25:DA:510:C:OP1	25:DA:510:C:H3'	2.10	0.51
25:DA:528:A:O2'	25:DA:529:A:H5'	2.10	0.51
25:DA:856:C:O2'	47:D0:69:PHE:CE1	2.59	0.51
25:DA:966:G:H1'	25:DA:2267:A:N6	2.25	0.51
25:DA:1569:A:O2'	28:DD:38:LYS:HG3	2.11	0.51
25:DA:1799:G:C5'	25:DA:1819:A:N6	2.72	0.51
25:DA:2031:A:C6	25:DA:2498:C:H1'	2.45	0.51
25:DA:2184:G:H21	25:DA:2185:C:N4	1.99	0.51
27:DC:96:GLY:HA3	27:DC:100:ILE:HB	1.92	0.51
29:DE:101:ARG:HB3	29:DE:169:ASN:ND2	2.25	0.51
30:DF:3:GLU:HB3	30:DF:20:LEU:O	2.10	0.51
30:DF:174:VAL:O	30:DF:174:VAL:HG12	2.11	0.51
36:DP:61:ARG:HH11	55:D8:13:ARG:HD2	1.76	0.51
39:DS:20:ARG:HH11	39:DS:20:ARG:CG	2.22	0.51
41:DU:104:GLN:H	41:DU:104:GLN:NE2	2.08	0.51
42:DV:35:LEU:O	42:DV:37:VAL:N	2.43	0.51
46:DZ:34:ARG:O	46:DZ:36:VAL:HG13	2.10	0.51
46:DZ:143:LEU:HD22	46:DZ:143:LEU:N	2.25	0.51
46:DZ:149:LEU:HD23	46:DZ:170:ILE:HD11	1.92	0.51
55:D8:36:LYS:O	55:D8:37:SER:C	2.48	0.51
1:AA:189(D):C:H1'	1:AA:189(H):G:N1	2.25	0.51
1:AA:191:G:H1'	20:AT:105:SER:HB3	1.91	0.51
1:AA:384:G:O2'	1:AA:385:C:H5'	2.10	0.51
1:AA:532:A:H3'	1:AA:533:A:H5"	1.91	0.51
1:AA:688:G:H2'	1:AA:689:C:H6	1.73	0.51
1:AA:948:C:O2'	1:AA:949:A:H5'	2.10	0.51
1:AA:1009:G:O2'	1:AA:1010:G:H5'	2.11	0.51
2:AB:35:GLU:HG3	2:AB:40:HIS:CD2	2.45	0.51
4:AD:133:VAL:HG13	4:AD:135:LEU:HD23	1.91	0.51
4:AD:150:GLU:N	4:AD:150:GLU:OE1	2.44	0.51
9:AI:43:ALA:C	9:AI:45:ALA:H	2.12	0.51
9:AI:49:PRO:HG2	9:AI:81:ILE:CG2	2.41	0.51
12:AL:107:VAL:HG21	12:AL:117:TYR:CD2	2.43	0.51
13:AM:86:CYS:HA	19:AS:73:GLU:O	2.09	0.51
14:AN:36:PHE:HD1	14:AN:37:PHE:N	2.09	0.51
22:AV:111:LEU:O	22:AV:122:VAL:HA	2.11	0.51
25:BA:234:C:H2'	25:BA:235:U:C6	2.46	0.51

Continued on next page...

Continued from previous page...

Atom-1	Atom-2	Interatomic distance (Å)	Clash overlap (Å)
25:BA:374:A:C2	25:BA:401:A:C4	2.99	0.51
25:BA:729:G:H5'	25:BA:730:C:H5"	1.93	0.51
25:BA:851:U:H5'	50:B3:49:LYS:HZ2	1.75	0.51
25:BA:1891:G:C6	25:BA:1892:C:C4	2.98	0.51
25:BA:2097:C:H2'	25:BA:2098:U:O4'	2.11	0.51
25:BA:2476:A:N1	25:BA:2477:C:C4	2.78	0.51
25:BA:2552:U:H2'	25:BA:2554:U:H5"	1.92	0.51
25:BA:2744:G:N2	25:BA:2761:G:H1'	2.26	0.51
26:BB:44:G:C2	26:BB:48:A:C2	2.99	0.51
30:BF:132:VAL:O	30:BF:133:ASN:C	2.49	0.51
31:BG:20:ILE:O	31:BG:24:GLY:N	2.44	0.51
31:BG:36:LYS:HD3	31:BG:95:ARG:HH12	1.76	0.51
31:BG:39:ILE:HD11	31:BG:155:MET:CG	2.39	0.51
31:BG:108:ASN:O	31:BG:112:PRO:HG2	2.11	0.51
34:BN:129:PRO:HG2	34:BN:130:HIS:H	1.76	0.51
36:BP:16:ARG:CZ	36:BP:18:ARG:CG	2.88	0.51
39:BS:58:LEU:O	39:BS:59:LYS:O	2.29	0.51
43:BW:47:VAL:O	43:BW:48:ALA:C	2.49	0.51
44:BX:9:LEU:HD11	44:BX:31:HIS:HA	1.92	0.51
44:BX:75:ASP:O	44:BX:76:ARG:HG3	2.11	0.51
46:BZ:3:ARG:HE	46:BZ:59:GLU:HG2	1.74	0.51
46:BZ:164:VAL:HG12	46:BZ:165:SER:H	1.76	0.51
53:B6:15:GLU:O	53:B6:16:CYS:HB2	2.10	0.51
1:CA:202:U:OP2	1:CA:203:U:H5	1.92	0.51
1:CA:457:C:O2'	1:CA:458:C:H5'	2.10	0.51
1:CA:1221:G:O2'	1:CA:1222:G:H5'	2.09	0.51
1:CA:1435:G:H2'	1:CA:1436:U:C6	2.44	0.51
2:CB:28:PHE:CB	2:CB:194:PRO:HD3	2.36	0.51
2:CB:67:THR:O	2:CB:68:ILE:HD13	2.09	0.51
3:CC:124:ILE:HG22	3:CC:125:GLU:N	2.23	0.51
4:CD:62:GLN:HE22	4:CD:65:ARG:HE	1.58	0.51
4:CD:105:VAL:HG21	4:CD:126:ILE:HG13	1.91	0.51
5:CE:30:ALA:O	5:CE:45:PHE:HA	2.11	0.51
5:CE:127:ASN:CB	5:CE:130:ASN:HD22	2.23	0.51
7:CG:79:ARG:HD3	7:CG:81:GLY:H	1.75	0.51
7:CG:99:LEU:HD22	7:CG:103:TRP:CH2	2.46	0.51
10:CJ:85:LEU:O	10:CJ:87:THR:N	2.43	0.51
12:CL:74:LEU:HD21	12:CL:104:ALA:CA	2.40	0.51
13:CM:83:ASP:C	13:CM:85:GLY:H	2.14	0.51
15:CO:63:ARG:HG3	15:CO:64:ARG:N	2.24	0.51
20:CT:82:SER:O	20:CT:86:ARG:CB	2.52	0.51

Continued on next page...

Continued from previous page...

Atom-1	Atom-2	Interatomic distance (Å)	Clash overlap (Å)
22:CV:71:GLN:HE21	22:CV:72:TYR:N	1.98	0.51
23:CW:62:C:H2'	23:CW:63:G:C8	2.38	0.51
25:DA:277:C:H2'	25:DA:277:C:O2	2.08	0.51
25:DA:1036:G:OP1	32:DH:59:ARG:HB2	2.11	0.51
25:DA:1316:U:H2'	25:DA:1317:A:H8	1.75	0.51
25:DA:2105:C:C2'	25:DA:2106:G:C5'	2.87	0.51
25:DA:2485:G:O2'	25:DA:2486:G:H5'	2.10	0.51
26:DB:28:C:H2'	26:DB:29:A:C8	2.45	0.51
27:DC:114:VAL:HG21	27:DC:132:LEU:HD11	1.93	0.51
28:DD:43:ARG:HB2	28:DD:54:ARG:HB2	1.90	0.51
28:DD:248:SER:HB2	28:DD:249:PRO:HD2	1.93	0.51
36:DP:7:ARG:HH11	36:DP:7:ARG:HG2	1.74	0.51
40:DT:10:VAL:O	40:DT:13:ARG:NH2	2.43	0.51
40:DT:96:ARG:HH11	40:DT:96:ARG:HG2	1.74	0.51
41:DU:21:ALA:O	41:DU:22:LYS:C	2.48	0.51
41:DU:62:ILE:HD12	41:DU:76:TYR:OH	2.10	0.51
41:DU:92:ARG:CD	41:DU:94:ASN:HB3	2.41	0.51
42:DV:19:LYS:HZ3	42:DV:20:LEU:CA	2.23	0.51
44:DX:26:TYR:O	44:DX:81:VAL:N	2.38	0.51
44:DX:58:HIS:CD2	44:DX:58:HIS:N	2.79	0.51
45:DY:36:ALA:HA	45:DY:69:ALA:N	2.26	0.51
46:DZ:29:ASN:HB2	46:DZ:88:PHE:CE2	2.46	0.51
50:D3:59:VAL:HG12	50:D3:60:GLU:N	2.26	0.51
53:D6:40:CYS:CA	53:D6:46:HIS:HB2	2.41	0.51
55:D8:60:LEU:C	55:D8:61:LEU:HD13	2.30	0.51
1:AA:99:U:H2'	1:AA:100:C:C5	2.45	0.51
1:AA:542:G:H5'	4:AD:41:GLY:HA2	1.91	0.51
1:AA:1074:G:O2'	2:AB:103:THR:CG2	2.57	0.51
1:AA:1175:G:O2'	1:AA:1176:A:H5'	2.11	0.51
1:AA:1245:A:H2'	1:AA:1246:C:O4'	2.10	0.51
1:AA:1373:G:H4'	7:AG:31:MET:CE	2.30	0.51
2:AB:30:ARG:HG3	2:AB:31:TYR:CE2	2.46	0.51
2:AB:57:PHE:O	2:AB:60:ASP:HB3	2.10	0.51
2:AB:173:ALA:O	2:AB:176:GLU:N	2.43	0.51
2:AB:210:SER:O	2:AB:214:ILE:HG12	2.11	0.51
6:AF:1:MET:H1	6:AF:68:PRO:HA	1.75	0.51
8:AH:85:ARG:HD3	8:AH:85:ARG:C	2.29	0.51
13:AM:23:TYR:HD1	13:AM:67:GLU:HA	1.75	0.51
13:AM:57:ARG:HB3	13:AM:57:ARG:NH1	2.25	0.51
17:AQ:89:LEU:O	17:AQ:92:ARG:HB3	2.10	0.51
18:AR:70:ILE:O	18:AR:74:ARG:HG3	2.11	0.51

Continued on next page...

Continued from previous page...

Atom-1	Atom-2	Interatomic distance (Å)	Clash overlap (Å)
22:AV:98:VAL:HA	22:AV:122:VAL:HB	1.92	0.51
25:BA:38:A:H2'	25:BA:39:C:C6	2.46	0.51
25:BA:233:A:H2'	25:BA:234:C:H5'	1.92	0.51
25:BA:582:G:H2'	25:BA:583:G:H8	1.74	0.51
25:BA:795:C:H2'	25:BA:796:C:C6	2.45	0.51
25:BA:995:C:C5	41:BU:57:PHE:HE1	2.28	0.51
25:BA:1164:G:H2'	25:BA:1165:U:C6	2.46	0.51
25:BA:1954:G:C2	25:BA:2551:C:H5"	2.46	0.51
25:BA:2171:A:HO2'	25:BA:2172:U:P	2.34	0.51
25:BA:2286:A:H8	25:BA:2287:A:C6	2.28	0.51
25:BA:2513:G:N2	29:BE:143:ASN:ND2	2.49	0.51
29:BE:33:VAL:HG23	29:BE:47:VAL:HG13	1.93	0.51
32:BH:111:HIS:CG	32:BH:112:PRO:HD2	2.44	0.51
33:BI:49:ALA:O	33:BI:53:ALA:HB2	2.11	0.51
34:BN:133:GLN:O	34:BN:134:ARG:HB3	2.10	0.51
40:BT:23:ARG:HG2	40:BT:120:ARG:NH1	2.24	0.51
40:BT:85:LYS:HE3	40:BT:85:LYS:O	2.10	0.51
44:BX:72:LYS:HD2	44:BX:72:LYS:N	2.24	0.51
46:BZ:97:MET:O	46:BZ:124:LEU:HD12	2.10	0.51
46:BZ:140:VAL:O	46:BZ:143:LEU:HD23	2.11	0.51
56:B9:22:ARG:HB2	56:B9:24:TYR:HE1	1.76	0.51
1:CA:314:C:O2'	1:CA:315:A:H5'	2.09	0.51
1:CA:640:A:H2'	1:CA:641:U:O4'	2.09	0.51
1:CA:860:A:H2'	1:CA:861:G:O4'	2.10	0.51
2:CB:69:LEU:HD22	2:CB:91:PRO:CB	2.28	0.51
7:CG:29:LYS:HB3	7:CG:105:VAL:HG21	1.91	0.51
8:CH:89:PRO:HA	8:CH:92:ARG:HD2	1.91	0.51
9:CI:16:ARG:O	9:CI:63:ILE:HG23	2.10	0.51
20:CT:13:LEU:HD12	20:CT:13:LEU:C	2.31	0.51
22:CV:83:MET:HE1	22:CV:88:TYR:HB3	1.92	0.51
25:DA:456:C:C2	44:DX:69:TYR:HE2	2.29	0.51
25:DA:524:U:H2'	25:DA:524:U:O2	2.10	0.51
25:DA:579:G:H2'	25:DA:580:C:C6	2.44	0.51
25:DA:990:A:OP2	25:DA:991:C:OP2	2.29	0.51
25:DA:1109:C:C5	25:DA:1110:G:N3	2.79	0.51
25:DA:1359:A:N7	25:DA:1372:U:O4	2.43	0.51
25:DA:1406:U:H3'	25:DA:1407:C:C6	2.45	0.51
25:DA:1451:C:H5'	25:DA:1452:A:C5'	2.37	0.51
25:DA:1497:U:C5'	25:DA:1498:C:C5	2.93	0.51
25:DA:1763:G:H4'	25:DA:1763:G:OP1	2.10	0.51
25:DA:2439:A:H5'	25:DA:2439:A:H8	1.72	0.51

Continued on next page...

Continued from previous page...

Atom-1	Atom-2	Interatomic distance (Å)	Clash overlap (Å)
25:DA:2552:U:H2'	25:DA:2554:U:H5"	1.91	0.51
25:DA:2686:G:C2	25:DA:2724:C:O2	2.63	0.51
25:DA:2827:C:O5'	25:DA:2827:C:H6	1.93	0.51
26:DB:83:G:H4'	50:D3:52:HIS:CD2	2.45	0.51
26:DB:92:C:OP1	37:DQ:19:GLY:N	2.38	0.51
27:DC:45:HIS:CE1	27:DC:173:HIS:HD1	2.29	0.51
28:DD:81:ALA:HA	28:DD:113:VAL:CG1	2.35	0.51
29:DE:68:ALA:O	29:DE:70:ALA:N	2.43	0.51
29:DE:116:VAL:HG21	29:DE:122:PHE:CE2	2.45	0.51
31:DG:167:GLU:C	31:DG:169:ALA:N	2.62	0.51
31:DG:180:PHE:O	31:DG:182:LYS:N	2.44	0.51
32:DH:46:GLU:O	32:DH:46:GLU:CG	2.59	0.51
32:DH:125:VAL:O	32:DH:125:VAL:HG12	2.09	0.51
35:DO:34:THR:HG22	35:DO:37:ASP:OD2	2.10	0.51
37:DQ:63:LYS:HZ3	37:DQ:63:LYS:HB2	1.75	0.51
37:DQ:78:PRO:O	37:DQ:81:VAL:HG12	2.09	0.51
41:DU:91:ASP:O	41:DU:93:LYS:N	2.43	0.51
42:DV:39:LEU:HD12	42:DV:50:PRO:O	2.10	0.51
43:DW:52:GLU:HA	43:DW:52:GLU:OE2	2.10	0.51
45:DY:87:LYS:HG3	45:DY:88:LYS:N	2.25	0.51
48:D1:73:LEU:O	48:D1:77:ALA:HB2	2.11	0.51
1:AA:139:G:H2'	1:AA:140:A:C8	2.45	0.51
1:AA:222:U:H2'	1:AA:223:U:C6	2.45	0.51
1:AA:346:G:N3	1:AA:346:G:C2'	2.74	0.51
1:AA:373:A:C2	1:AA:482:A:N6	2.79	0.51
1:AA:952:U:O2'	1:AA:953:G:H5'	2.11	0.51
1:AA:1086:U:O2'	1:AA:1087:G:H5'	2.10	0.51
1:AA:1228:C:OP1	13:AM:115:LYS:HE3	2.11	0.51
1:AA:1279:A:N6	3:AC:26:LYS:NZ	2.57	0.51
1:AA:1444:C:C2'	1:AA:1445:C:H5'	2.40	0.51
3:AC:105:GLU:CG	3:AC:106:VAL:N	2.74	0.51
3:AC:179:ARG:O	3:AC:206:GLU:HA	2.10	0.51
4:AD:88:VAL:HG22	5:AE:96:PRO:HB2	1.91	0.51
4:AD:134:ASP:OD2	4:AD:134:ASP:N	2.39	0.51
4:AD:162:LEU:HD12	4:AD:181:MET:HE2	1.93	0.51
6:AF:12:PRO:HG2	6:AF:13:ASN:OD1	2.10	0.51
13:AM:3:ARG:CG	13:AM:9:ILE:HD11	2.37	0.51
13:AM:45:VAL:HA	13:AM:48:LEU:HD11	1.93	0.51
25:BA:78:A:H2'	25:BA:79:G:H8	1.76	0.51
25:BA:154(A):C:H2'	25:BA:157:U:O4'	2.09	0.51
25:BA:1171:G:H1	25:BA:1178:C:H42	1.58	0.51

Continued on next page...

Continued from previous page...

Atom-1	Atom-2	Interatomic distance (Å)	Clash overlap (Å)
25:BA:1657:C:O2'	25:BA:1658:C:H5'	2.10	0.51
25:BA:1677:A:H2'	25:BA:1678:G:O4'	2.10	0.51
25:BA:1791:A:H5'	25:BA:1792:G:OP2	2.10	0.51
25:BA:2016:U:O2	52:B5:7:PRO:HG2	2.11	0.51
25:BA:2549:G:H1	25:BA:2559:C:N4	2.08	0.51
27:BC:186:LEU:O	27:BC:190:ILE:HG13	2.10	0.51
29:BE:48:GLN:CG	29:BE:78:LEU:HD13	2.40	0.51
31:BG:172:LEU:HD23	31:BG:173:LEU:N	2.26	0.51
32:BH:149:ARG:HD3	32:BH:164:TYR:HD1	1.72	0.51
36:BP:6:LEU:CB	36:BP:9:ASN:ND2	2.74	0.51
38:BR:41:ALA:HB1	38:BR:114:VAL:CG2	2.40	0.51
41:BU:61:TRP:CB	41:BU:93:LYS:HB3	2.41	0.51
44:BX:70:LEU:HD12	44:BX:70:LEU:H	1.74	0.51
45:BY:17:SER:OG	45:BY:18:GLY:N	2.42	0.51
45:BY:27:VAL:C	45:BY:28:LYS:NZ	2.64	0.51
47:B0:48:LYS:O	47:B0:50:VAL:HG23	2.11	0.51
53:B6:20:ASN:O	53:B6:21:TYR:CG	2.64	0.51
56:B9:9:ARG:CB	56:B9:9:ARG:HH11	2.23	0.51
1:CA:102:G:O2'	1:CA:103:C:H5'	2.11	0.51
1:CA:250:A:H4'	1:CA:251:G:O5'	2.10	0.51
1:CA:745:C:H2'	1:CA:746:A:C8	2.46	0.51
1:CA:1238:A:N1	1:CA:1303:C:H4'	2.26	0.51
2:CB:134:GLU:HA	2:CB:137:ARG:CB	2.36	0.51
3:CC:89:GLU:HG3	3:CC:90:GLU:CD	2.30	0.51
4:CD:64:LEU:O	4:CD:64:LEU:HD12	2.10	0.51
8:CH:97:VAL:O	8:CH:99:GLU:N	2.44	0.51
25:DA:271(F):C:O2'	25:DA:271(G):C:H5'	2.10	0.51
25:DA:277:C:O2	25:DA:277:C:C2'	2.59	0.51
25:DA:543:C:H6	25:DA:543:C:O5'	1.93	0.51
25:DA:686:G:N7	54:D7:5:TRP:CH2	2.79	0.51
25:DA:719:C:C2'	25:DA:720:C:H5'	2.40	0.51
25:DA:1686:C:H2'	25:DA:1687:G:C5'	2.40	0.51
25:DA:2587:A:N6	25:DA:2608:G:H1'	2.26	0.51
26:DB:45:A:H1'	31:DG:95:ARG:CZ	2.41	0.51
28:DD:75:ILE:HD13	28:DD:99:ASP:HB2	1.93	0.51
29:DE:89:ASP:O	29:DE:90:THR:HB	2.10	0.51
30:DF:59:TYR:CD2	30:DF:78:ILE:HG12	2.46	0.51
30:DF:158:THR:OG1	30:DF:159:GLY:N	2.44	0.51
31:DG:125:PHE:HZ	31:DG:180:PHE:CE2	2.29	0.51
32:DH:64:LEU:O	32:DH:66:GLY:N	2.39	0.51
36:DP:90:ARG:HD2	36:DP:91:PHE:HD1	1.75	0.51

Continued on next page...

Continued from previous page...

Atom-1	Atom-2	Interatomic distance (Å)	Clash overlap (Å)
39:DS:74:ALA:HB1	39:DS:103:GLU:HB2	1.91	0.51
40:DT:84:GLN:OE1	40:DT:86:ILE:HG22	2.11	0.51
41:DU:61:TRP:C	41:DU:63:VAL:H	2.14	0.51
42:DV:69:LYS:HA	42:DV:87:HIS:O	2.10	0.51
42:DV:99:ILE:HD13	42:DV:99:ILE:N	2.25	0.51
45:DY:46:LYS:HB3	45:DY:47:LYS:NZ	2.26	0.51
46:DZ:47:PHE:CE2	46:DZ:51:SER:HA	2.46	0.51
46:DZ:55:VAL:CG1	46:DZ:56:ILE:N	2.74	0.51
1:AA:20:U:H2'	1:AA:21:G:O4'	2.10	0.51
1:AA:513:C:O2'	1:AA:514:C:H5'	2.11	0.51
1:AA:613:C:H2'	1:AA:614:A:O4'	2.11	0.51
1:AA:1124:G:O2'	10:AJ:38:ILE:HG21	2.11	0.51
2:AB:44:LEU:H	2:AB:44:LEU:CD1	2.13	0.51
4:AD:3:ARG:O	4:AD:5:ILE:HG13	2.11	0.51
5:AE:28:PHE:O	5:AE:47:LYS:HA	2.10	0.51
5:AE:147:ASP:O	5:AE:150:ARG:HB3	2.10	0.51
7:AG:31:MET:SD	7:AG:35:LYS:N	2.84	0.51
7:AG:79:ARG:HG3	7:AG:79:ARG:NH1	2.23	0.51
8:AH:11:THR:O	8:AH:15:ASN:ND2	2.44	0.51
12:AL:15:VAL:O	12:AL:16:ARG:HB3	2.10	0.51
12:AL:110:ARG:HH11	12:AL:110:ARG:HG2	1.76	0.51
13:AM:94:ARG:O	13:AM:96:LEU:N	2.43	0.51
22:AV:138:GLY:O	22:AV:163:LEU:HD22	2.11	0.51
25:BA:274:G:H22	25:BA:363:G:N2	2.08	0.51
25:BA:278:A:H1'	25:BA:362:U:O2	2.10	0.51
25:BA:514:A:H1'	25:BA:581:C:O2'	2.10	0.51
25:BA:528:A:C2	25:BA:2043:C:C5'	2.92	0.51
25:BA:616:G:N2	25:BA:618:C:H1'	2.26	0.51
25:BA:1445:A:N3	25:BA:1445:A:H2'	2.24	0.51
25:BA:2092:U:C5	25:BA:2226:C:OP2	2.61	0.51
25:BA:2401:U:OP1	53:B6:19:ARG:NH2	2.44	0.51
25:BA:2538:C:O2'	25:BA:2539:C:H5'	2.10	0.51
25:BA:2567:G:H2'	25:BA:2568:C:C6	2.45	0.51
36:BP:125:VAL:HG23	36:BP:130:PHE:CZ	2.45	0.51
40:BT:64:ARG:HH11	40:BT:64:ARG:HG2	1.75	0.51
41:BU:79:PHE:CE2	41:BU:83:LEU:HD22	2.46	0.51
42:BV:5:VAL:CG2	42:BV:6:LYS:N	2.72	0.51
42:BV:64:HIS:ND1	42:BV:92:THR:CG2	2.73	0.51
42:BV:76:LYS:HB3	42:BV:79:VAL:HG11	1.93	0.51
43:BW:33:ARG:NE	43:BW:52:GLU:OE1	2.43	0.51
45:BY:27:VAL:HG12	45:BY:29:GLU:H	1.74	0.51

Continued on next page...

Continued from previous page...

Atom-1	Atom-2	Interatomic distance (Å)	Clash overlap (Å)
46:BZ:66:LEU:HD23	46:BZ:89:VAL:CG1	2.40	0.51
46:BZ:124:LEU:HG	46:BZ:163:ALA:HB3	1.93	0.51
51:B4:51:TYR:N	51:B4:51:TYR:CD1	2.78	0.51
54:B7:34:ARG:HH21	54:B7:39:ARG:NE	2.08	0.51
55:B8:21:LYS:HD3	55:B8:48:PHE:HE2	1.75	0.51
55:B8:39:LYS:O	55:B8:43:GLN:HG3	2.11	0.51
55:B8:51:ALA:CA	55:B8:54:GLU:OE2	2.59	0.51
1:CA:60:A:H4'	1:CA:61:G:O5'	2.11	0.51
1:CA:336:C:O2'	1:CA:337:C:H5'	2.10	0.51
1:CA:647:C:O2'	1:CA:648:A:H5'	2.10	0.51
1:CA:724:G:O2'	1:CA:725:G:H5'	2.11	0.51
1:CA:981:U:O5'	1:CA:981:U:H6	1.94	0.51
1:CA:1033:G:H2'	1:CA:1034:G:H5"	1.93	0.51
1:CA:1228:C:H4'	13:CM:116:THR:H	1.75	0.51
1:CA:1479:C:H2'	1:CA:1480:G:H8	1.76	0.51
2:CB:52:GLU:HB2	2:CB:56:ARG:NH1	2.24	0.51
3:CC:123:GLN:NE2	3:CC:133:ALA:HB1	2.25	0.51
5:CE:26:PHE:O	5:CE:27:ARG:CB	2.59	0.51
5:CE:81:GLU:HB3	5:CE:88:LYS:HZ1	1.74	0.51
8:CH:20:TYR:HA	8:CH:65:TYR:CE2	2.45	0.51
8:CH:31:PHE:CZ	8:CH:134:ILE:HD11	2.46	0.51
8:CH:63:LEU:N	8:CH:63:LEU:HD22	2.26	0.51
8:CH:134:ILE:HG22	8:CH:135:CYS:SG	2.51	0.51
11:CK:44:SER:N	11:CK:47:VAL:CG2	2.73	0.51
11:CK:82:VAL:HG22	11:CK:98:LEU:HD12	1.93	0.51
25:DA:251:A:H5'	36:DP:51:PHE:HE2	1.75	0.51
25:DA:328:U:H4'	45:DY:68:HIS:CD2	2.45	0.51
25:DA:843:G:HO2'	25:DA:844:C:H5'	1.75	0.51
25:DA:894:C:O2'	25:DA:895:U:H5'	2.11	0.51
25:DA:1473:G:H2'	25:DA:1474:C:C6	2.46	0.51
25:DA:1686:C:O2'	25:DA:1687:G:H5'	2.10	0.51
25:DA:1836:C:O2'	25:DA:1837:C:H5'	2.10	0.51
25:DA:1920:C:H6	25:DA:1920:C:O5'	1.93	0.51
25:DA:2068:U:N3	25:DA:2430:A:H2	2.03	0.51
25:DA:2470:G:O6	25:DA:2480:C:N3	2.43	0.51
25:DA:2876:G:P	40:DT:4:GLY:H	2.33	0.51
27:DC:165:ARG:N	27:DC:172:ILE:HD11	2.26	0.51
28:DD:33:LEU:CD2	28:DD:102:LYS:HZ2	2.23	0.51
28:DD:45:ASN:HB2	28:DD:46:GLN:OE1	2.11	0.51
29:DE:26:ILE:HB	29:DE:182:LEU:HB3	1.92	0.51
29:DE:61:ARG:CB	29:DE:62:PRO:HD3	2.40	0.51

Continued on next page...

Continued from previous page...

Atom-1	Atom-2	Interatomic distance (Å)	Clash overlap (Å)
30:DF:158:THR:O	30:DF:178:PRO:HD2	2.10	0.51
30:DF:160:ASN:ND2	30:DF:160:ASN:C	2.64	0.51
41:DU:62:ILE:HG22	41:DU:62:ILE:O	2.10	0.51
43:DW:106:ILE:HG13	43:DW:106:ILE:O	2.11	0.51
45:DY:16:ALA:HB1	45:DY:21:LYS:HZ3	1.75	0.51
50:D3:13:ILE:HD12	50:D3:13:ILE:N	2.07	0.51
53:D6:9:LEU:O	53:D6:25:LYS:HA	2.11	0.51
53:D6:44:ARG:O	53:D6:45:LYS:CG	2.58	0.51
55:D8:49:VAL:HG23	55:D8:53:PRO:HB3	1.91	0.51
1:AA:542:G:OP1	4:AD:10:ARG:NH2	2.44	0.51
1:AA:880:C:O2'	1:AA:881:G:H5'	2.11	0.51
1:AA:988:G:N2	1:AA:1016:A:H1'	2.25	0.51
1:AA:1255:G:H5"	3:AC:26:LYS:NZ	2.26	0.51
3:AC:31:HIS:C	3:AC:33:LEU:N	2.63	0.51
3:AC:155:GLY:O	3:AC:157:ILE:N	2.44	0.51
4:AD:98:GLU:HG3	4:AD:103:ASN:ND2	2.26	0.51
6:AF:61:LEU:O	6:AF:62:TRP:HB2	2.10	0.51
10:AJ:39:PRO:CB	10:AJ:70:ARG:HG3	2.40	0.51
17:AQ:31:LEU:O	17:AQ:31:LEU:HD12	2.11	0.51
25:BA:111:A:O2'	25:BA:112:U:H5'	2.11	0.51
25:BA:686:G:H21	25:BA:788:A:H61	1.59	0.51
25:BA:1644:C:O2	25:BA:1644:C:H2'	2.10	0.51
25:BA:2222:G:O2'	25:BA:2223:G:H5'	2.11	0.51
25:BA:2296:U:H4'	25:BA:2297:C:OP1	2.11	0.51
25:BA:2491:U:O2'	25:BA:2492:U:C5'	2.59	0.51
25:BA:2653:U:O2	25:BA:2668:G:C2	2.64	0.51
29:BE:21:VAL:O	29:BE:23:VAL:HG13	2.11	0.51
30:BF:150:GLY:HA2	30:BF:172:TRP:CD2	2.45	0.51
31:BG:35:GLU:HG3	31:BG:162:THR:HG23	1.92	0.51
31:BG:59:GLU:O	31:BG:62:LEU:N	2.43	0.51
32:BH:89:ILE:HD12	32:BH:90:LYS:N	2.25	0.51
34:BN:55:VAL:HG22	34:BN:56:ASN:H	1.76	0.51
35:BO:34:THR:HG22	35:BO:37:ASP:OD2	2.10	0.51
35:BO:70:LYS:HZ2	35:BO:70:LYS:HB2	1.75	0.51
45:BY:48:ALA:HB2	45:BY:59:GLY:O	2.10	0.51
53:B6:19:ARG:HD3	53:B6:42:TRP:HZ2	1.75	0.51
55:B8:7:HIS:CB	55:B8:59:LYS:HE2	2.40	0.51
1:CA:135:C:C2'	1:CA:136:C:H5'	2.40	0.51
1:CA:199:G:H1	1:CA:218:C:H42	1.57	0.51
1:CA:515:G:N2	1:CA:537:G:C4	2.79	0.51
1:CA:523:A:N6	12:CL:50:ARG:HH12	2.07	0.51

Continued on next page...

Continued from previous page...

Atom-1	Atom-2	Interatomic distance (Å)	Clash overlap (Å)
1:CA:987:G:H2'	1:CA:988:G:C8	2.44	0.51
3:CC:15:THR:HG21	3:CC:181:ASN:HB2	1.93	0.51
3:CC:132:ARG:NH2	4:CD:47:ARG:NH2	2.58	0.51
4:CD:19:LEU:HG	4:CD:21:LEU:CD2	2.41	0.51
4:CD:59:ARG:HH22	4:CD:66:ARG:NH2	2.09	0.51
4:CD:71:SER:OG	4:CD:74:GLN:HB2	2.11	0.51
4:CD:135:LEU:HD22	4:CD:135:LEU:N	2.26	0.51
5:CE:103:GLY:N	5:CE:106:PRO:HG2	2.26	0.51
6:CF:99:ALA:HB2	18:CR:31:LEU:HD22	1.93	0.51
7:CG:55:GLY:H	7:CG:56:GLN:HE21	1.58	0.51
8:CH:26:VAL:O	8:CH:27:PRO:C	2.49	0.51
9:CI:7:THR:HB	9:CI:83:ARG:HH11	1.76	0.51
15:CO:39:LEU:HD13	15:CO:56:LEU:CD1	2.40	0.51
19:CS:64:GLU:O	19:CS:67:VAL:CG2	2.59	0.51
25:DA:274:G:N3	25:DA:274:G:C3'	2.74	0.51
25:DA:483:A:H2'	25:DA:484:C:O4'	2.11	0.51
25:DA:542:C:H2'	25:DA:543:C:C6	2.46	0.51
25:DA:912:C:P	37:DQ:8:LYS:HZ1	2.33	0.51
25:DA:958:U:OP2	37:DQ:14:ARG:NH1	2.44	0.51
25:DA:1158:C:H4'	50:D3:32:GLN:HB2	1.91	0.51
25:DA:1184:G:OP1	50:D3:30:ARG:HD2	2.11	0.51
25:DA:1187:G:H8	25:DA:1187:G:O5'	1.94	0.51
25:DA:1297:C:H2'	25:DA:1298:C:C6	2.42	0.51
25:DA:1300:U:H1'	25:DA:1626:G:C2	2.46	0.51
25:DA:2020:A:H5'	52:D5:12:SER:HB3	1.92	0.51
27:DC:117:THR:HG23	27:DC:150:ILE:HD12	1.93	0.51
28:DD:261:LYS:HB3	28:DD:264:LYS:HB2	1.93	0.51
28:DD:270:ILE:O	28:DD:271:ILE:HG23	2.11	0.51
29:DE:4:ILE:HG13	29:DE:5:LEU:N	2.26	0.51
30:DF:57:VAL:CG1	30:DF:59:TYR:HD1	2.23	0.51
32:DH:15:VAL:O	32:DH:15:VAL:HG23	2.09	0.51
32:DH:71:LEU:HA	32:DH:74:ASN:ND2	2.24	0.51
34:DN:1:MET:H3	42:DV:20:LEU:HD21	1.76	0.51
36:DP:17:LYS:C	36:DP:19:VAL:N	2.64	0.51
36:DP:64:LYS:HD3	36:DP:64:LYS:C	2.30	0.51
36:DP:148:LEU:O	36:DP:149:GLU:HB2	2.11	0.51
37:DQ:68:ILE:HD13	37:DQ:103:MET:HB3	1.93	0.51
39:DS:20:ARG:HH11	39:DS:20:ARG:CA	2.24	0.51
40:DT:48:ILE:HG22	40:DT:49:VAL:N	2.25	0.51
45:DY:28:LYS:HZ2	45:DY:28:LYS:N	2.01	0.51
45:DY:42:VAL:HG12	45:DY:43:ASN:N	2.26	0.51

Continued on next page...

Continued from previous page...

Atom-1	Atom-2	Interatomic distance (Å)	Clash overlap (Å)
47:D0:26:TYR:H	47:D0:29:GLN:NE2	2.08	0.51
50:D3:5:LYS:HE3	50:D3:34:GLU:HB3	1.92	0.51
50:D3:8:LEU:HD21	50:D3:23:LEU:HD21	1.93	0.51
1:AA:36:C:H4'	12:AL:119:THR:O	2.11	0.51
1:AA:158:G:H2'	1:AA:159:G:C8	2.46	0.51
1:AA:198:G:H2'	1:AA:199:G:H8	1.76	0.51
1:AA:258:G:H2'	1:AA:259:G:C8	2.45	0.51
1:AA:695:A:H2'	1:AA:696:A:C8	2.46	0.51
1:AA:824:C:O2'	1:AA:825:G:H5'	2.11	0.51
1:AA:956:U:O2'	1:AA:957:U:H5'	2.11	0.51
1:AA:977:A:H2	1:AA:1224:G:H1	1.59	0.51
1:AA:1055:A:C2	1:AA:1056:U:H1'	2.46	0.51
1:AA:1137:C:C4'	1:AA:1138:G:C2	2.93	0.51
1:AA:1187:G:P	9:AI:113:LYS:HE2	2.51	0.51
1:AA:1256:A:H3'	3:AC:27:LYS:NZ	2.26	0.51
1:AA:1438:G:H2'	1:AA:1439:C:C6	2.46	0.51
1:AA:1444:C:O2'	1:AA:1445:C:H5'	2.11	0.51
8:AH:111:ILE:O	8:AH:112:LEU:HB3	2.11	0.51
16:AP:14:ASN:N	16:AP:15:PRO:HD3	2.25	0.51
17:AQ:45:HIS:CD2	17:AQ:47:PRO:HD3	2.45	0.51
25:BA:287:C:H2'	25:BA:288:C:C6	2.45	0.51
25:BA:616:G:C2	25:BA:618:C:H1'	2.46	0.51
25:BA:620:G:H4'	25:BA:621:A:H5"	1.92	0.51
25:BA:637:A:OP2	36:BP:116:GLY:HA2	2.11	0.51
25:BA:951:C:O2'	25:BA:952:G:H5'	2.10	0.51
25:BA:1313:U:H2'	25:BA:1610:A:N1	2.26	0.51
25:BA:1459:G:N3	25:BA:1459:G:C2'	2.73	0.51
25:BA:1558:A:H4'	25:BA:1559:G:O5'	2.10	0.51
25:BA:1805:U:O2	28:BD:50:THR:HB	2.10	0.51
25:BA:2199:A:H5"	25:BA:2200:C:H5	1.76	0.51
25:BA:2352:A:H2'	25:BA:2353:G:H5'	1.92	0.51
25:BA:2712:U:O2'	25:BA:2712(A):A:P	2.69	0.51
26:BB:87:G:C2'	26:BB:88:C:H5"	2.40	0.51
27:BC:80:LYS:NZ	31:BG:48:GLU:HG3	2.25	0.51
29:BE:137:HIS:HB3	29:BE:138:PRO:HD2	1.93	0.51
30:BF:132:VAL:HG22	30:BF:133:ASN:OD1	2.11	0.51
30:BF:132:VAL:CG1	30:BF:133:ASN:N	2.69	0.51
31:BG:70:VAL:HG23	31:BG:70:VAL:O	2.10	0.51
32:BH:97:ARG:O	32:BH:98:LEU:CB	2.58	0.51
35:BO:69:ILE:HB	35:BO:77:ILE:HG22	1.93	0.51
35:BO:91:LEU:CD2	35:BO:91:LEU:N	2.73	0.51

Continued on next page...

Continued from previous page...

Atom-1	Atom-2	Interatomic distance (Å)	Clash overlap (Å)
41:BU:70:ARG:NH2	41:BU:75:ASN:HB2	2.26	0.51
45:BY:48:ALA:HB2	45:BY:59:GLY:CA	2.41	0.51
45:BY:53:PRO:HD2	45:BY:56:PRO:CA	2.35	0.51
1:CA:147:G:C2'	1:CA:148:G:H5'	2.41	0.51
1:CA:342:C:C2'	1:CA:343:U:H5'	2.41	0.51
1:CA:403:C:H2'	1:CA:404:U:C6	2.45	0.51
1:CA:452:A:C6	1:CA:453:A:C6	2.99	0.51
1:CA:501:C:H2'	1:CA:502:G:C8	2.45	0.51
1:CA:625:G:O2'	1:CA:626:U:H5'	2.10	0.51
1:CA:1055:A:H2	3:CC:194:GLY:HA3	1.75	0.51
1:CA:1227:A:O2'	13:CM:115:LYS:HB2	2.10	0.51
1:CA:1234:C:H4'	1:CA:1364:U:H1'	1.93	0.51
1:CA:1384:C:H2'	1:CA:1385:G:C8	2.45	0.51
3:CC:52:LEU:C	3:CC:54:ARG:H	2.15	0.51
4:CD:4:TYR:O	4:CD:5:ILE:HB	2.11	0.51
5:CE:43:LEU:HD22	5:CE:136:MET:CG	2.40	0.51
5:CE:91:LEU:HD22	5:CE:138:ALA:HB1	1.92	0.51
6:CF:12:PRO:O	6:CF:14:LEU:N	2.40	0.51
7:CG:80:VAL:HG12	7:CG:80:VAL:O	2.10	0.51
12:CL:101:VAL:O	12:CL:102:TYR:HB2	2.11	0.51
13:CM:89:GLY:O	13:CM:91:ARG:N	2.44	0.51
18:CR:52:PRO:O	18:CR:56:THR:HG22	2.11	0.51
19:CS:63:THR:CB	19:CS:66:MET:HE3	2.41	0.51
22:CV:87:THR:C	22:CV:89:GLU:OE2	2.50	0.51
22:CV:110:ALA:HB3	22:CV:123:THR:O	2.11	0.51
23:CW:76:A:OP1	23:CW:76:A:H4'	2.11	0.51
25:DA:43:A:H2'	25:DA:44:G:C8	2.46	0.51
25:DA:55:G:N3	25:DA:127:A:C2	2.78	0.51
25:DA:312:G:H4'	25:DA:331:A:N3	2.26	0.51
25:DA:696:G:O2'	25:DA:697:C:H5'	2.10	0.51
25:DA:730:C:O2'	25:DA:731:C:H5'	2.11	0.51
25:DA:1341:U:O4	44:DX:16:LYS:HE2	2.10	0.51
25:DA:1357:U:H2'	25:DA:1358:G:C8	2.46	0.51
25:DA:1629:U:H2'	25:DA:1630:G:C8	2.45	0.51
25:DA:1710:C:O2'	25:DA:1711:C:H5'	2.10	0.51
27:DC:69:LEU:HD22	27:DC:70:GLY:H	1.76	0.51
28:DD:70:TRP:CD1	28:DD:70:TRP:C	2.84	0.51
28:DD:73:VAL:O	28:DD:75:ILE:N	2.42	0.51
29:DE:38:THR:OG1	29:DE:41:LYS:HE2	2.11	0.51
30:DF:166:ALA:O	30:DF:167:ALA:HB2	2.11	0.51
31:DG:16:ARG:CZ	31:DG:31:VAL:HG11	2.41	0.51

Continued on next page...

Continued from previous page...

Atom-1	Atom-2	Interatomic distance (Å)	Clash overlap (Å)
31:DG:60:LEU:HD22	31:DG:63:ILE:HD11	1.93	0.51
32:DH:85:LYS:HD3	32:DH:133:VAL:CB	2.25	0.51
32:DH:89:ILE:HD13	32:DH:90:LYS:H	1.72	0.51
33:DI:122:GLU:C	33:DI:124:GLY:H	2.14	0.51
35:DO:102:VAL:HB	35:DO:106:LEU:CD1	2.40	0.51
37:DQ:34:LEU:HD23	37:DQ:104:PHE:HD1	1.76	0.51
37:DQ:101:ARG:HG3	37:DQ:102:VAL:O	2.10	0.51
38:DR:87:TYR:O	38:DR:88:ARG:C	2.49	0.51
39:DS:34:HIS:NE2	39:DS:54:LEU:HB2	2.25	0.51
40:DT:112:ARG:HB3	40:DT:112:ARG:NH1	2.26	0.51
42:DV:81:TYR:C	42:DV:82:ARG:HG3	2.32	0.51
43:DW:59:VAL:HG23	43:DW:65:LEU:N	2.18	0.51
49:D2:21:LEU:HD21	49:D2:60:LEU:HD22	1.92	0.51
49:D2:63:VAL:HA	49:D2:66:GLU:CG	2.41	0.51
53:D6:52:VAL:CG1	53:D6:53:LYS:N	2.74	0.51
1:AA:355:C:H5'	1:AA:389:A:OP2	2.11	0.51
1:AA:542:G:H5'	4:AD:41:GLY:HA3	1.93	0.51
1:AA:839:U:H5'	1:AA:840:C:N4	2.26	0.51
1:AA:850:U:H2'	1:AA:851:G:C8	2.45	0.51
1:AA:1307:U:OP1	13:AM:101:GLN:HG2	2.11	0.51
2:AB:110:GLN:O	2:AB:114:ARG:HB2	2.11	0.51
2:AB:157:ARG:HG2	2:AB:158:LEU:H	1.76	0.51
3:AC:71:ALA:CB	3:AC:109:PRO:HG3	2.26	0.51
3:AC:132:ARG:O	3:AC:135:LYS:HB2	2.11	0.51
3:AC:206:GLU:O	3:AC:208:ILE:N	2.44	0.51
4:AD:120:LEU:HD23	4:AD:125:HIS:HD2	1.75	0.51
14:AN:16:PHE:HB3	14:AN:18:VAL:HG23	1.92	0.51
18:AR:86:VAL:O	18:AR:87:ARG:O	2.28	0.51
19:AS:53:ASN:HD21	19:AS:55:LYS:CB	2.09	0.51
22:AV:40:LYS:CG	22:AV:51:GLU:HB2	2.38	0.51
25:BA:7:G:H2'	25:BA:8:A:O4'	2.10	0.51
25:BA:191:A:O2'	25:BA:192:C:H5'	2.11	0.51
25:BA:211:A:H2'	25:BA:212:G:O4'	2.10	0.51
25:BA:272(A):U:C6	25:BA:272(A):U:O5'	2.64	0.51
25:BA:587:C:C4	36:BP:33:ARG:HG2	2.46	0.51
25:BA:1149:G:O2'	25:BA:1150:C:H5'	2.11	0.51
25:BA:1290:C:O2'	25:BA:1291:C:H5'	2.11	0.51
25:BA:1863:G:H2'	25:BA:1864:U:O4'	2.11	0.51
25:BA:2458:G:C4	25:BA:2490:G:C2	2.98	0.51
25:BA:2599:G:O2'	25:BA:2600:A:H5'	2.11	0.51
25:BA:2728:U:O2'	25:BA:2729:G:H5'	2.11	0.51

Continued on next page...

Continued from previous page...

Atom-1	Atom-2	Interatomic distance (Å)	Clash overlap (Å)
26:BB:35:U:O2'	26:BB:36:C:H5'	2.11	0.51
28:BD:21:PHE:HB3	28:BD:24:ILE:HG22	1.92	0.51
29:BE:53:PRO:O	29:BE:75:VAL:HG23	2.10	0.51
30:BF:170:LEU:HD23	30:BF:172:TRP:CE2	2.45	0.51
36:BP:23:PRO:CG	36:BP:33:ARG:HG3	2.41	0.51
37:BQ:55:VAL:CG2	37:BQ:56:ARG:N	2.74	0.51
37:BQ:72:LYS:HB3	37:BQ:94:VAL:HG22	1.93	0.51
41:BU:112:ARG:HG2	41:BU:112:ARG:NH1	2.17	0.51
42:BV:38:LEU:HG	42:BV:39:LEU:N	2.27	0.51
44:BX:12:VAL:O	44:BX:13:LEU:HB2	2.11	0.51
45:BY:38:ILE:O	45:BY:39:VAL:HB	2.11	0.51
53:B6:36:LEU:HB2	53:B6:49:HIS:O	2.10	0.51
55:B8:21:LYS:HD3	55:B8:48:PHE:CE2	2.46	0.51
1:CA:406:G:N2	1:CA:437:U:C2	2.79	0.51
1:CA:424:G:H2'	1:CA:425:G:H8	1.75	0.51
1:CA:502:G:H2'	1:CA:503:C:H6	1.74	0.51
1:CA:1067:A:N1	1:CA:1108:G:O2'	2.40	0.51
1:CA:1138:G:C2	1:CA:1140:C:C4	2.99	0.51
2:CB:167:PRO:HG2	2:CB:192:SER:CB	2.40	0.51
3:CC:108:ASN:CG	3:CC:111:LEU:HD12	2.31	0.51
4:CD:94:LEU:O	4:CD:95:GLY:C	2.49	0.51
4:CD:119:GLN:NE2	4:CD:123:HIS:NE2	2.59	0.51
6:CF:87:ARG:HG2	6:CF:87:ARG:NH1	2.26	0.51
8:CH:93:VAL:HG12	8:CH:94:TYR:N	2.26	0.51
10:CJ:36:GLY:O	10:CJ:72:VAL:HG13	2.10	0.51
12:CL:44:LYS:CG	12:CL:45:PRO:HD3	2.41	0.51
13:CM:98:VAL:HG12	13:CM:98:VAL:O	2.11	0.51
14:CN:24:CYS:O	14:CN:25:VAL:C	2.49	0.51
15:CO:23:GLY:O	15:CO:24:SER:CB	2.58	0.51
22:CV:42:LYS:HE3	22:CV:49:THR:HG22	1.93	0.51
25:DA:76:C:N3	25:DA:111:A:C2	2.78	0.51
25:DA:139:G:N3	44:DX:41:ASN:OD1	2.44	0.51
25:DA:267:C:O2'	25:DA:268:C:H5'	2.11	0.51
25:DA:516:C:O2'	25:DA:517:C:H5'	2.11	0.51
25:DA:1530:C:O5'	25:DA:1530:C:C6	2.63	0.51
25:DA:1907:G:H2'	25:DA:1908:C:C6	2.46	0.51
25:DA:2567:G:H2'	25:DA:2568:C:H6	1.75	0.51
25:DA:2880:C:O3'	38:DR:90:ARG:NH1	2.44	0.51
27:DC:41:THR:HA	27:DC:178:LYS:HA	1.92	0.51
28:DD:264:LYS:CG	28:DD:265:PRO:HD2	2.40	0.51
31:DG:85:GLY:C	31:DG:87:PRO:HD2	2.32	0.51

Continued on next page...

Continued from previous page...

Atom-1	Atom-2	Interatomic distance (Å)	Clash overlap (Å)
31:DG:141:PHE:CD2	31:DG:141:PHE:N	2.79	0.51
32:DH:149:ARG:HA	32:DH:162:ILE:CG2	2.40	0.51
39:DS:19:LYS:HG2	39:DS:19:LYS:O	2.11	0.51
39:DS:26:LEU:HG	39:DS:39:ILE:HD11	1.93	0.51
42:DV:28:GLU:O	42:DV:29:PRO:O	2.29	0.51
44:DX:35:THR:HB	44:DX:38:GLU:H	1.76	0.51
46:DZ:50:ALA:O	46:DZ:51:SER:HB3	2.11	0.51
1:AA:191:G:H2'	1:AA:192:U:H6	1.75	0.50
1:AA:1314:C:H41	19:AS:4:SER:N	2.08	0.50
2:AB:74:LYS:HE3	2:AB:166:ASP:HB2	1.92	0.50
2:AB:155:LEU:HG	2:AB:159:PRO:HG3	1.93	0.50
3:AC:84:ILE:HG13	3:AC:101:LEU:HD13	1.92	0.50
4:AD:36:ARG:CG	4:AD:36:ARG:NH1	2.70	0.50
4:AD:58:LEU:HD22	4:AD:59:ARG:HH12	1.76	0.50
4:AD:90:GLY:O	4:AD:200:GLU:OE2	2.28	0.50
4:AD:127:THR:HG22	4:AD:132:ARG:HA	1.94	0.50
8:AH:85:ARG:HD3	8:AH:86:ILE:H	1.71	0.50
12:AL:109:ASP:O	12:AL:111:LYS:HG3	2.11	0.50
16:AP:39:TYR:CG	16:AP:73:LEU:HD11	2.46	0.50
22:AV:127:VAL:HG22	22:AV:174:ASP:HA	1.92	0.50
25:BA:676:A:H1'	25:BA:2443:C:H1'	1.92	0.50
25:BA:686:G:N2	25:BA:788:A:H61	2.08	0.50
25:BA:1012:U:C4	34:BN:28:THR:HG21	2.46	0.50
25:BA:1108:U:C4	25:BA:1109:C:O2	2.64	0.50
25:BA:1485:G:N2	25:BA:1505:C:C2	2.78	0.50
25:BA:1796:U:H2'	25:BA:1797:C:C6	2.46	0.50
25:BA:2180:U:H2'	25:BA:2181:G:C8	2.46	0.50
25:BA:2491:U:O2'	25:BA:2492:U:H5'	2.10	0.50
26:BB:113:G:H2'	26:BB:114:C:C6	2.45	0.50
27:BC:76:LEU:CD2	27:BC:104:ILE:HD11	2.41	0.50
27:BC:86:GLU:CD	27:BC:150:ILE:HG22	2.31	0.50
30:BF:132:VAL:CG2	30:BF:133:ASN:H	2.13	0.50
30:BF:178:PRO:HB2	30:BF:201:VAL:CG1	2.27	0.50
31:BG:45:GLU:HA	31:BG:45:GLU:OE1	2.12	0.50
35:BO:15:GLY:O	35:BO:46:ALA:HB1	2.12	0.50
36:BP:26:GLY:CA	36:BP:30:THR:HG23	2.42	0.50
40:BT:100:TYR:O	40:BT:102:ILE:N	2.44	0.50
42:BV:66:ARG:HG2	42:BV:66:ARG:NH1	2.26	0.50
45:BY:91:GLU:O	45:BY:92:ASN:HB2	2.12	0.50
55:B8:32:LEU:HB3	55:B8:36:LYS:CE	2.40	0.50
1:CA:34:C:O2'	1:CA:35:G:H5'	2.11	0.50

Continued on next page...

Continued from previous page...

Atom-1	Atom-2	Interatomic distance (Å)	Clash overlap (Å)
1:CA:350:G:O2'	1:CA:351:G:H5'	2.11	0.50
1:CA:1033:G:O5'	1:CA:1033:G:C8	2.63	0.50
1:CA:1302:U:C6	13:CM:17:VAL:HG21	2.46	0.50
1:CA:1447:A:H8	1:CA:1456:G:O6	1.94	0.50
2:CB:21:ARG:CB	2:CB:39:ILE:HA	2.35	0.50
3:CC:27:LYS:HB3	3:CC:27:LYS:HZ3	1.74	0.50
3:CC:119:ARG:HH21	3:CC:140:ARG:HD3	1.77	0.50
5:CE:6:PHE:HB2	5:CE:34:VAL:CG1	2.39	0.50
9:CI:4:TYR:CB	9:CI:19:LEU:HD12	2.41	0.50
11:CK:19:ALA:CB	11:CK:32:ILE:HG22	2.41	0.50
13:CM:11:ARG:O	13:CM:13:LYS:N	2.39	0.50
13:CM:117:VAL:HG13	13:CM:118:ALA:N	2.25	0.50
14:CN:27:CYS:C	14:CN:29:ARG:H	2.15	0.50
14:CN:29:ARG:NH2	14:CN:42:ILE:HD11	2.25	0.50
18:CR:37:VAL:CG1	18:CR:78:LEU:HB3	2.38	0.50
19:CS:61:TYR:O	19:CS:62:ILE:CB	2.58	0.50
20:CT:72:LEU:HD22	20:CT:73:HIS:N	2.26	0.50
22:CV:138:GLY:H	22:CV:149:LYS:HD3	1.76	0.50
25:DA:54:G:H3'	25:DA:55:G:H5"	1.93	0.50
25:DA:68:G:N3	25:DA:68:G:H2'	2.27	0.50
25:DA:149:A:C2	25:DA:150:C:C2	2.98	0.50
25:DA:271(P):C:H2'	25:DA:271(Q):G:H8	1.76	0.50
25:DA:580:C:H2'	25:DA:581:C:H6	1.75	0.50
25:DA:860:U:O2'	25:DA:861:A:H5'	2.11	0.50
25:DA:996:A:H61	25:DA:1159:U:H3	1.59	0.50
25:DA:997:G:O2'	25:DA:998:C:H5'	2.11	0.50
25:DA:1126:A:OP1	25:DA:1126:A:H8	1.94	0.50
25:DA:2400:G:H2'	25:DA:2401:U:O4'	2.11	0.50
25:DA:2543:G:H8	25:DA:2543:G:H5'	1.76	0.50
25:DA:2579:C:H4'	29:DE:134:ILE:HD12	1.93	0.50
27:DC:45:HIS:HA	27:DC:173:HIS:HB3	1.94	0.50
27:DC:130:ARG:HG2	27:DC:130:ARG:NH1	2.26	0.50
28:DD:110:GLY:O	28:DD:112:GLN:HG3	2.12	0.50
28:DD:206:LEU:O	28:DD:211:ARG:HG2	2.10	0.50
30:DF:3:GLU:CB	30:DF:24:LEU:HG	2.41	0.50
31:DG:41:GLN:HB3	31:DG:43:LEU:HD21	1.93	0.50
32:DH:86:GLU:H	32:DH:86:GLU:CD	2.14	0.50
34:DN:97:ARG:HA	34:DN:100:GLU:HB2	1.94	0.50
36:DP:65:ARG:CZ	55:D8:15:LYS:HB2	2.37	0.50
36:DP:86:LYS:CB	36:DP:118:GLY:HA3	2.41	0.50
42:DV:27:ALA:HB2	42:DV:33:VAL:HG11	1.93	0.50

Continued on next page...

Continued from previous page...

Atom-1	Atom-2	Interatomic distance (Å)	Clash overlap (Å)
46:DZ:135:PHE:CD1	46:DZ:136:ILE:N	2.79	0.50
48:D1:52:ARG:O	48:D1:56:GLN:O	2.28	0.50
48:D1:62:VAL:HG11	48:D1:70:VAL:HG21	1.91	0.50
52:D5:31:VAL:N	52:D5:40:LYS:O	2.33	0.50
1:AA:757:U:OP1	1:AA:822:C:O2'	2.27	0.50
1:AA:1193:G:H2'	1:AA:1194:U:C6	2.46	0.50
1:AA:1241:G:H1	1:AA:1296:C:N4	2.06	0.50
2:AB:86:GLU:C	2:AB:88:ALA:N	2.65	0.50
3:AC:181:ASN:HD21	3:AC:204:LEU:HD12	1.76	0.50
4:AD:111:ALA:HB1	4:AD:116:GLN:OE1	2.11	0.50
10:AJ:79:ARG:HD3	10:AJ:82:ILE:HG13	1.93	0.50
10:AJ:96:ILE:HD13	10:AJ:96:ILE:N	2.26	0.50
11:AK:56:GLY:O	11:AK:89:ALA:HB3	2.12	0.50
12:AL:80:VAL:CG1	12:AL:97:ILE:HG23	2.41	0.50
13:AM:15:VAL:HA	13:AM:18:ALA:HB3	1.91	0.50
16:AP:25:ARG:O	16:AP:26:ARG:O	2.29	0.50
20:AT:88:VAL:HG12	20:AT:92:LEU:HD12	1.93	0.50
22:AV:102:GLU:C	22:AV:104:PHE:N	2.63	0.50
25:BA:55:G:N3	25:BA:127:A:H2	2.09	0.50
25:BA:268:C:H2'	25:BA:269:U:O4'	2.11	0.50
25:BA:828:U:O2	25:BA:828:U:C3'	2.59	0.50
25:BA:876:C:O2'	25:BA:877:U:H5'	2.11	0.50
25:BA:996:A:O3'	41:BU:92:ARG:HB3	2.12	0.50
25:BA:1389:G:O6	25:BA:1398:C:N4	2.44	0.50
25:BA:2168:G:H22	25:BA:2170:A:H3'	1.74	0.50
25:BA:2234:G:H2'	25:BA:2235:G:O4'	2.11	0.50
25:BA:2804:C:H2'	25:BA:2805:G:H5'	1.94	0.50
28:BD:11:PRO:O	28:BD:12:SER:CB	2.59	0.50
28:BD:24:ILE:O	28:BD:26:LYS:NZ	2.43	0.50
28:BD:139:GLY:N	28:BD:165:ILE:O	2.45	0.50
31:BG:4:ASP:HA	31:BG:8:LYS:HD3	1.92	0.50
31:BG:148:MET:C	31:BG:149:VAL:HG22	2.32	0.50
32:BH:9:ILE:HG22	32:BH:49:VAL:HB	1.94	0.50
33:BI:46:ALA:O	33:BI:49:ALA:HB3	2.11	0.50
33:BI:47:LEU:O	33:BI:48:GLU:C	2.48	0.50
35:BO:91:LEU:N	35:BO:91:LEU:HD22	2.24	0.50
36:BP:65:ARG:O	36:BP:68:GLN:HG3	2.12	0.50
39:BS:34:HIS:CD2	39:BS:34:HIS:N	2.77	0.50
39:BS:82:ILE:CG2	39:BS:83:LYS:N	2.74	0.50
42:BV:43:GLU:C	42:BV:44:LYS:HG3	2.31	0.50
46:BZ:29:ASN:O	46:BZ:31:HIS:N	2.41	0.50

Continued on next page...

Continued from previous page...

Atom-1	Atom-2	Interatomic distance (Å)	Clash overlap (Å)
46:BZ:61:PRO:C	46:BZ:63:GLY:H	2.13	0.50
49:B2:38:GLN:O	49:B2:41:ILE:HG12	2.11	0.50
53:B6:30:THR:O	53:B6:32:ASN:N	2.43	0.50
55:B8:2:PRO:O	55:B8:3:LYS:C	2.49	0.50
1:CA:759:A:H2'	1:CA:760:G:H5'	1.92	0.50
1:CA:779:C:O2'	1:CA:780:A:H5'	2.12	0.50
1:CA:841:U:H3'	1:CA:848:C:O4'	2.11	0.50
1:CA:929:G:H2'	1:CA:930:C:H6	1.74	0.50
1:CA:938:A:O2'	1:CA:939:G:H5'	2.12	0.50
1:CA:1145:C:H5'	1:CA:1146:A:OP1	2.11	0.50
2:CB:8:LYS:NZ	2:CB:217:ARG:NH1	2.59	0.50
2:CB:45:GLN:O	2:CB:48:MET:N	2.41	0.50
2:CB:124:SER:CB	2:CB:126:GLU:HG3	2.42	0.50
3:CC:43:LEU:CD1	3:CC:43:LEU:H	2.24	0.50
5:CE:31:LEU:HD22	5:CE:45:PHE:HB2	1.92	0.50
5:CE:70:PRO:HB3	5:CE:144:THR:CG2	2.42	0.50
5:CE:76:ILE:CG1	5:CE:77:PRO:HD2	2.40	0.50
6:CF:81:ILE:O	6:CF:82:ARG:C	2.50	0.50
6:CF:92:LYS:HZ2	6:CF:92:LYS:HB2	1.75	0.50
7:CG:75:VAL:HG23	7:CG:75:VAL:O	2.11	0.50
9:CI:17:VAL:HA	9:CI:63:ILE:HG12	1.94	0.50
15:CO:24:SER:C	15:CO:28:GLN:HE21	2.15	0.50
18:CR:87:ARG:HH11	18:CR:87:ARG:HG2	1.75	0.50
20:CT:102:GLY:O	20:CT:104:LEU:N	2.45	0.50
22:CV:8:ARG:HH21	23:CW:4:G:H5"	1.74	0.50
22:CV:70:LEU:HA	22:CV:84:ASP:O	2.10	0.50
25:DA:487:C:H1'	43:DW:53:SER:CB	2.41	0.50
25:DA:686:G:H21	25:DA:788:A:H61	1.58	0.50
25:DA:692:C:H5"	28:DD:42:GLY:H	1.75	0.50
25:DA:815:C:C2	25:DA:1193:G:C2	3.00	0.50
25:DA:1686:C:C2'	25:DA:1687:G:H5'	2.40	0.50
25:DA:1902:C:C1'	28:DD:244:ARG:HG3	2.42	0.50
25:DA:2526:G:C5	25:DA:2527:C:C5	2.99	0.50
27:DC:150:ILE:O	27:DC:154:ILE:CG1	2.52	0.50
28:DD:132:PRO:HG3	28:DD:190:TYR:CZ	2.46	0.50
28:DD:165:ILE:HG23	28:DD:173:VAL:CG2	2.41	0.50
30:DF:7:TYR:HB3	30:DF:16:GLY:N	2.26	0.50
30:DF:75:HIS:CE1	30:DF:82:ILE:HD11	2.42	0.50
32:DH:33:LEU:CD1	32:DH:137:ASP:HA	2.41	0.50
34:DN:92:ALA:O	34:DN:93:THR:HB	2.12	0.50
35:DO:80:ASP:HB2	40:DT:70:VAL:CG1	2.41	0.50

Continued on next page...

Continued from previous page...

Atom-1	Atom-2	Interatomic distance (Å)	Clash overlap (Å)
37:DQ:47:ILE:HG22	37:DQ:48:GLU:N	2.25	0.50
37:DQ:79:LEU:HD22	37:DQ:80:GLU:HG3	1.93	0.50
38:DR:53:HIS:ND1	38:DR:53:HIS:O	2.45	0.50
39:DS:16:ASN:O	39:DS:20:ARG:NH2	2.44	0.50
40:DT:8:LYS:C	40:DT:10:VAL:N	2.64	0.50
41:DU:91:ASP:OD2	41:DU:96:ALA:CB	2.59	0.50
41:DU:106:PHE:HA	41:DU:109:LEU:HD12	1.93	0.50
45:DY:2:ARG:HD2	45:DY:3:VAL:N	2.25	0.50
46:DZ:140:VAL:HG23	46:DZ:143:LEU:CD2	2.42	0.50
1:AA:993:G:H1	1:AA:1045:C:N4	2.09	0.50
1:AA:1083:U:C5	1:AA:1084:G:C5	3.00	0.50
1:AA:1086:U:C2'	1:AA:1087:G:H5'	2.42	0.50
1:AA:1152:A:C3'	10:AJ:13:HIS:HD2	2.24	0.50
1:AA:1474:G:H4'	25:BA:1701:A:C2	2.46	0.50
3:AC:126:ARG:HG2	3:AC:126:ARG:NH1	2.26	0.50
4:AD:162:LEU:CD1	4:AD:181:MET:HG2	2.41	0.50
5:AE:57:LYS:HG2	5:AE:61:TYR:HE2	1.75	0.50
7:AG:60:LYS:HE3	7:AG:60:LYS:HA	1.92	0.50
7:AG:68:ASN:HD22	7:AG:128:ALA:HA	1.75	0.50
8:AH:44:PHE:HA	8:AH:79:VAL:CG1	2.40	0.50
11:AK:24:SER:OG	11:AK:25:TYR:N	2.44	0.50
11:AK:33:THR:CG2	11:AK:39:PRO:HA	2.38	0.50
13:AM:3:ARG:HG2	13:AM:9:ILE:HG12	1.92	0.50
25:BA:614(C):A:H4'	25:BA:615:G:OP1	2.11	0.50
25:BA:992:C:O2'	25:BA:993:G:H5'	2.12	0.50
25:BA:1162:G:O2'	25:BA:1163:G:H5'	2.11	0.50
25:BA:2289:G:H2'	25:BA:2290:G:H5"	1.92	0.50
25:BA:2488:A:H2'	25:BA:2489:G:O4'	2.11	0.50
25:BA:2491:U:O2'	25:BA:2492:U:O5'	2.28	0.50
25:BA:2632:A:H2	29:BE:61:ARG:HD3	1.76	0.50
25:BA:2672:G:C3'	25:BA:2673:G:H5"	2.42	0.50
25:BA:2721:A:H1'	25:BA:2873:A:O2'	2.10	0.50
27:BC:80:LYS:HG2	31:BG:50:ALA:CA	2.42	0.50
29:BE:116:VAL:O	29:BE:117:MET:CB	2.47	0.50
31:BG:39:ILE:CD1	31:BG:155:MET:HB2	2.40	0.50
31:BG:41:GLN:O	31:BG:43:LEU:HD22	2.11	0.50
34:BN:38:HIS:ND1	34:BN:38:HIS:N	2.59	0.50
35:BO:65:THR:O	35:BO:79:PHE:HB2	2.11	0.50
40:BT:129:ARG:NE	40:BT:131:ALA:HB3	2.26	0.50
45:BY:90:LEU:HD13	45:BY:91:GLU:HG2	1.94	0.50
46:BZ:68:THR:HB	46:BZ:88:PHE:C	2.31	0.50

Continued on next page...

Continued from previous page...

Atom-1	Atom-2	Interatomic distance (Å)	Clash overlap (Å)
48:B1:87:PRO:HG2	48:B1:88:LYS:H	1.77	0.50
48:B1:88:LYS:HD3	48:B1:88:LYS:C	2.31	0.50
53:B6:51:GLU:C	53:B6:52:VAL:HG23	2.32	0.50
1:CA:100:C:H2'	1:CA:101:A:O4'	2.11	0.50
1:CA:160:A:H4'	1:CA:344:A:C2	2.47	0.50
1:CA:735:C:O2'	1:CA:736:C:H5'	2.12	0.50
1:CA:1164:G:N1	1:CA:1173:G:C6	2.80	0.50
2:CB:24:TRP:H	2:CB:24:TRP:HD1	1.58	0.50
2:CB:115:LEU:HB2	2:CB:145:LEU:HD12	1.94	0.50
4:CD:13:ARG:C	4:CD:15:GLU:N	2.64	0.50
7:CG:18:TYR:CD2	7:CG:59:LEU:HB2	2.46	0.50
7:CG:54:THR:HG23	7:CG:56:GLN:HE21	1.76	0.50
8:CH:13:ILE:O	8:CH:17:THR:HG23	2.12	0.50
9:CI:53:VAL:HG23	9:CI:55:ALA:H	1.76	0.50
9:CI:53:VAL:HG21	9:CI:85:LEU:HD22	1.93	0.50
9:CI:64:THR:HG23	9:CI:64:THR:O	2.12	0.50
10:CJ:80:LYS:O	10:CJ:80:LYS:HE3	2.12	0.50
12:CL:83:ARG:NH2	12:CL:96:HIS:ND1	2.59	0.50
19:CS:63:THR:HG23	19:CS:64:GLU:N	2.26	0.50
25:DA:90:U:O2	25:DA:90:U:C2'	2.59	0.50
25:DA:197:A:H8	25:DA:197:A:H5'	1.75	0.50
25:DA:272(C):G:H2'	25:DA:272(D):G:C8	2.43	0.50
25:DA:323:G:O2'	25:DA:1205:U:N3	2.42	0.50
25:DA:686:G:N2	25:DA:788:A:H61	2.08	0.50
25:DA:1141:U:H6	34:DN:63:THR:HG1	1.58	0.50
25:DA:1270:C:H5"	25:DA:1271:G:O5'	2.12	0.50
25:DA:1314:C:H5'	25:DA:1314:C:H6	1.76	0.50
25:DA:1330:C:O2'	25:DA:1331:A:H5'	2.11	0.50
25:DA:1400:G:H2'	25:DA:1401:G:C8	2.46	0.50
25:DA:1453:U:H4'	25:DA:1455:G:OP1	2.12	0.50
25:DA:1544:A:N7	25:DA:1545:A:C6	2.80	0.50
25:DA:1817:G:C2'	25:DA:1818:U:H5'	2.41	0.50
25:DA:2052:G:H5'	29:DE:142:GLY:H	1.77	0.50
25:DA:2402:C:H5	25:DA:2415:G:H22	1.59	0.50
25:DA:2467:C:H4'	37:DQ:123:HIS:CD2	2.46	0.50
25:DA:2620:C:OP1	29:DE:152:LYS:O	2.29	0.50
25:DA:2650:U:O2'	25:DA:2651:C:H5'	2.12	0.50
25:DA:2811:G:O2'	25:DA:2812:G:H5'	2.11	0.50
26:DB:76:G:H21	46:DZ:74:ASN:ND2	2.08	0.50
27:DC:74:ARG:HB3	27:DC:94:TYR:CE2	2.47	0.50
27:DC:153:ILE:HA	27:DC:156:GLU:HB3	1.93	0.50

Continued on next page...

Continued from previous page...

Atom-1	Atom-2	Interatomic distance (Å)	Clash overlap (Å)
28:DD:197:GLY:O	28:DD:198:ASN:HB2	2.12	0.50
28:DD:267:SER:CA	28:DD:270:ILE:HD11	2.42	0.50
31:DG:47:LYS:HD3	31:DG:82:LEU:HG	1.93	0.50
32:DH:13:LYS:HD3	32:DH:14:GLY:N	2.19	0.50
36:DP:64:LYS:HD3	36:DP:64:LYS:O	2.12	0.50
37:DQ:76:LYS:HB3	37:DQ:91:GLU:HG3	1.92	0.50
45:DY:28:LYS:HE3	45:DY:28:LYS:N	2.26	0.50
46:DZ:62:ASP:HB2	46:DZ:64:GLN:NE2	2.25	0.50
46:DZ:153:ASP:O	46:DZ:154:LEU:HD23	2.12	0.50
52:D5:32:PRO:O	52:D5:33:CYS:CB	2.59	0.50
52:D5:51:TYR:CD1	52:D5:52:TYR:CE1	3.00	0.50
53:D6:11:LEU:HD22	53:D6:11:LEU:C	2.32	0.50
1:AA:343:U:C2'	1:AA:346:G:O6	2.59	0.50
1:AA:712:A:H2'	1:AA:713:G:C8	2.46	0.50
1:AA:731:G:H2'	1:AA:732:C:C6	2.47	0.50
1:AA:774:G:H2'	1:AA:775:G:H8	1.77	0.50
1:AA:861:G:O2'	1:AA:862:C:H5'	2.12	0.50
1:AA:1186:G:H4'	9:AI:110:GLU:OE2	2.12	0.50
2:AB:28:PHE:O	2:AB:28:PHE:HD1	1.94	0.50
2:AB:44:LEU:HD12	2:AB:44:LEU:N	2.16	0.50
2:AB:108:ILE:O	2:AB:111:ARG:HB2	2.11	0.50
3:AC:25:GLY:C	3:AC:27:LYS:N	2.65	0.50
3:AC:92:ALA:HA	3:AC:99:VAL:HG11	1.93	0.50
3:AC:110:ASN:ND2	3:AC:144:SER:HB2	2.26	0.50
3:AC:134:ILE:HG21	3:AC:168:ALA:CB	2.32	0.50
4:AD:91:SER:O	4:AD:93:PHE:N	2.45	0.50
7:AG:18:TYR:HB3	7:AG:59:LEU:HD12	1.94	0.50
7:AG:24:THR:HA	7:AG:27:ILE:HB	1.93	0.50
12:AL:25:LYS:HE3	12:AL:30:ARG:NH1	2.26	0.50
13:AM:6:GLY:H	31:BG:113:ARG:HH21	1.58	0.50
13:AM:111:LYS:O	13:AM:112:GLY:O	2.28	0.50
16:AP:53:VAL:HG12	16:AP:79:VAL:HG22	1.92	0.50
21:AU:13:ILE:O	21:AU:16:GLY:N	2.43	0.50
22:AV:70:LEU:HB3	22:AV:82:PHE:HB3	1.93	0.50
22:AV:102:GLU:HB2	22:AV:103:PHE:CE1	2.46	0.50
25:BA:926:A:H5'	25:BA:926:A:H8	1.77	0.50
25:BA:995:C:C4	41:BU:57:PHE:HE1	2.30	0.50
25:BA:1430:C:H2'	25:BA:1431:U:C6	2.46	0.50
25:BA:2365:G:O6	55:B8:39:LYS:HE3	2.12	0.50
27:BC:215:VAL:HG23	27:BC:225:ILE:CD1	2.41	0.50
28:BD:70:TRP:C	28:BD:70:TRP:CD1	2.85	0.50

Continued on next page...

Continued from previous page...

Atom-1	Atom-2	Interatomic distance (Å)	Clash overlap (Å)
28:BD:70:TRP:CE2	28:BD:150:LYS:HD3	2.46	0.50
31:BG:111:LEU:HD11	31:BG:120:LEU:HD11	1.93	0.50
31:BG:172:LEU:CD2	31:BG:176:LEU:HD11	2.41	0.50
33:BI:48:GLU:O	33:BI:52:ARG:HG2	2.11	0.50
34:BN:46:VAL:O	34:BN:47:ALA:HB3	2.12	0.50
38:BR:41:ALA:O	38:BR:44:LEU:N	2.45	0.50
40:BT:80:SER:O	40:BT:82:LEU:N	2.43	0.50
45:BY:27:VAL:HG12	45:BY:29:GLU:OE1	2.10	0.50
46:BZ:13:LYS:HB3	46:BZ:16:ALA:HB2	1.94	0.50
1:CA:185:A:H61	1:CA:192:U:H3	1.58	0.50
1:CA:244:U:H5'	1:CA:244:U:H6	1.76	0.50
1:CA:833:U:H2'	1:CA:834:C:H6	1.76	0.50
1:CA:1369:C:H2'	1:CA:1370:G:C8	2.46	0.50
3:CC:23:TYR:HD1	10:CJ:11:PHE:CE2	2.29	0.50
3:CC:119:ARG:HE	3:CC:140:ARG:HD2	1.76	0.50
3:CC:132:ARG:CZ	4:CD:47:ARG:HH22	2.23	0.50
5:CE:43:LEU:HD22	5:CE:136:MET:HG3	1.93	0.50
5:CE:81:GLU:HB3	5:CE:88:LYS:HZ3	1.75	0.50
6:CF:70:ASP:O	6:CF:72:VAL:N	2.44	0.50
7:CG:147:ALA:C	7:CG:148:ASN:ND2	2.62	0.50
10:CJ:81:THR:O	10:CJ:83:GLU:N	2.45	0.50
12:CL:24:LEU:N	12:CL:24:LEU:HD22	2.26	0.50
13:CM:15:VAL:HG23	13:CM:16:ASP:N	2.24	0.50
17:CQ:59:ILE:HG22	17:CQ:71:PHE:CD1	2.46	0.50
17:CQ:83:ASP:O	17:CQ:87:LYS:HG2	2.10	0.50
20:CT:53:LEU:HD12	20:CT:100:ILE:HB	1.94	0.50
20:CT:61:SER:O	20:CT:63:ILE:N	2.45	0.50
22:CV:73:LEU:HD12	22:CV:81:VAL:CG1	2.40	0.50
23:CW:10:G:C6	23:CW:26:G:C2	2.99	0.50
25:DA:185:U:H4'	25:DA:218:A:H4'	1.93	0.50
25:DA:272(D):G:O2'	25:DA:272(E):G:H5'	2.11	0.50
25:DA:275:G:H3'	25:DA:275:G:H8	1.76	0.50
25:DA:1194:A:H2'	25:DA:1195:G:O4'	2.12	0.50
25:DA:1202:C:H42	25:DA:1243:G:H1	1.60	0.50
25:DA:1336:A:O2'	25:DA:1337:G:H5'	2.12	0.50
25:DA:1607:C:H4'	25:DA:1608:A:O5'	2.11	0.50
25:DA:2301:C:H2'	25:DA:2302:G:O4'	2.11	0.50
25:DA:2582:G:N2	25:DA:2583:G:H1'	2.26	0.50
26:DB:44:G:H1'	26:DB:47:C:H41	1.76	0.50
27:DC:76:LEU:O	27:DC:76:LEU:HG	2.12	0.50
28:DD:24:ILE:HD13	28:DD:84:TYR:HB2	1.94	0.50

Continued on next page...

Continued from previous page...

Atom-1	Atom-2	Interatomic distance (Å)	Clash overlap (Å)
28:DD:198:ASN:O	28:DD:200:ASP:N	2.45	0.50
31:DG:45:GLU:C	31:DG:47:LYS:H	2.13	0.50
32:DH:159:GLU:CG	32:DH:160:LYS:HG3	2.28	0.50
35:DO:53:LYS:HD2	35:DO:53:LYS:H	1.76	0.50
36:DP:148:LEU:O	36:DP:149:GLU:CB	2.60	0.50
37:DQ:132:VAL:HB	46:DZ:80:ARG:HH12	1.75	0.50
38:DR:12:ARG:HG2	38:DR:16:HIS:CD2	2.46	0.50
40:DT:17:THR:HG23	40:DT:18:ASP:N	2.27	0.50
40:DT:27:THR:HA	40:DT:87:ASP:HB2	1.94	0.50
43:DW:34:ASN:O	43:DW:36:LEU:N	2.45	0.50
50:D3:8:LEU:O	50:D3:32:GLN:N	2.32	0.50
1:AA:192:U:C1'	20:AT:103:GLY:HA2	2.41	0.50
1:AA:742:G:O2'	1:AA:743:U:H5'	2.11	0.50
1:AA:997:U:C2'	1:AA:998:G:C5'	2.89	0.50
1:AA:1030:C:C2'	1:AA:1030(A):G:H5'	2.38	0.50
1:AA:1061:G:C2'	1:AA:1062:U:H5'	2.41	0.50
1:AA:1255:G:H3'	1:AA:1279:A:N6	2.23	0.50
1:AA:1466:C:O2'	1:AA:1467:G:H5'	2.11	0.50
2:AB:58:ILE:C	2:AB:60:ASP:N	2.64	0.50
2:AB:235:SER:HG	2:AB:236:TYR:HD1	1.58	0.50
4:AD:52:SER:OG	4:AD:55:ALA:HB2	2.12	0.50
9:AI:6:GLY:N	9:AI:84:ALA:HB2	2.27	0.50
9:AI:99:LEU:HD12	9:AI:101:PHE:CE1	2.46	0.50
10:AJ:61:GLU:OE1	14:AN:58:LYS:HE2	2.12	0.50
11:AK:20:TYR:CE2	11:AK:83:ILE:HD12	2.47	0.50
15:AO:37:ASN:O	15:AO:41:GLU:HB2	2.12	0.50
20:AT:87:LYS:HD2	20:AT:90:GLN:HB2	1.93	0.50
25:BA:363(F):A:O2'	25:BA:364:C:H5	1.92	0.50
25:BA:797:C:OP1	30:BF:62:ARG:HB2	2.11	0.50
25:BA:1162:G:H2'	25:BA:1163:G:H8	1.77	0.50
25:BA:1165:U:H2'	25:BA:1166:C:C6	2.46	0.50
25:BA:1342:A:N7	25:BA:1397:U:OP2	2.44	0.50
25:BA:1783:A:C2	25:BA:2587:A:C4	3.00	0.50
25:BA:1826:G:H2'	25:BA:1827:C:H6	1.77	0.50
25:BA:2283:C:H2'	25:BA:2284:C:H5'	1.94	0.50
25:BA:2419:U:H5'	53:B6:23:THR:HG21	1.94	0.50
25:BA:2662:A:H2'	25:BA:2663:G:O4'	2.10	0.50
25:BA:2805:G:C6	25:BA:2807:G:C6	3.00	0.50
25:BA:2845:G:C2'	25:BA:2846:G:H5'	2.42	0.50
28:BD:30:GLU:OE1	28:BD:30:GLU:O	2.29	0.50
28:BD:134:ARG:HG3	28:BD:135:PHE:CD2	2.47	0.50

Continued on next page...

Continued from previous page...

Atom-1	Atom-2	Interatomic distance (Å)	Clash overlap (Å)
29:BE:60:ASN:ND2	29:BE:62:PRO:HD2	2.26	0.50
32:BH:143:GLN:O	32:BH:146:ALA:N	2.45	0.50
40:BT:50:ILE:HD11	40:BT:102:ILE:CG1	2.41	0.50
41:BU:65:ILE:O	41:BU:68:ALA:HB3	2.11	0.50
47:B0:54:ARG:HB2	47:B0:54:ARG:NH1	2.26	0.50
48:B1:52:ARG:O	48:B1:56:GLN:O	2.30	0.50
48:B1:58:ILE:HD12	48:B1:90:ILE:HG22	1.94	0.50
1:CA:109:A:C6	1:CA:326:G:C6	3.00	0.50
1:CA:486:U:H2'	1:CA:487:A:C8	2.46	0.50
1:CA:575:G:H4'	1:CA:575:G:OP1	2.10	0.50
1:CA:1056:U:O3'	3:CC:155:GLY:HA3	2.11	0.50
1:CA:1368:G:H4'	10:CJ:46:ARG:NH1	2.26	0.50
2:CB:213:LEU:HD23	2:CB:213:LEU:C	2.32	0.50
3:CC:43:LEU:HD12	3:CC:43:LEU:H	1.74	0.50
3:CC:126:ARG:HH11	3:CC:126:ARG:HG2	1.75	0.50
4:CD:91:SER:O	4:CD:92:VAL:C	2.49	0.50
7:CG:50:ILE:O	7:CG:50:ILE:HG22	2.11	0.50
7:CG:73:MET:CE	7:CG:90:GLU:HG2	2.41	0.50
7:CG:91:VAL:HG12	7:CG:92:SER:N	2.19	0.50
10:CJ:7:LYS:NZ	10:CJ:40:LEU:HD21	2.25	0.50
15:CO:82:ILE:HG23	15:CO:83:GLU:N	2.26	0.50
16:CP:43:LYS:C	16:CP:45:THR:H	2.14	0.50
20:CT:79:ARG:HD2	20:CT:83:ARG:CZ	2.42	0.50
22:CV:71:GLN:CG	22:CV:72:TYR:N	2.75	0.50
25:DA:201:C:O2'	25:DA:202:U:H5'	2.10	0.50
25:DA:300:A:P	45:DY:84:ARG:HH22	2.34	0.50
25:DA:962:G:O2'	25:DA:963:U:H5'	2.11	0.50
25:DA:1109:C:H5	25:DA:1110:G:C4	2.30	0.50
25:DA:1231:G:O2'	25:DA:1232:G:H5'	2.11	0.50
25:DA:1300:U:O2	25:DA:1300:U:O4'	2.30	0.50
25:DA:1528:A:O2'	25:DA:1528(A):A:H5'	2.11	0.50
27:DC:26:ALA:O	27:DC:30:VAL:HG12	2.11	0.50
28:DD:75:ILE:HG21	28:DD:99:ASP:HB2	1.93	0.50
28:DD:133:LEU:HD21	28:DD:191:ALA:CB	2.42	0.50
30:DF:7:TYR:HB2	30:DF:17:ARG:N	2.27	0.50
30:DF:66:PRO:O	30:DF:67:GLN:CB	2.60	0.50
30:DF:133:ASN:HB2	30:DF:138:GLU:OE2	2.11	0.50
34:DN:30:ILE:O	34:DN:34:LEU:HD22	2.12	0.50
35:DO:76:ALA:HB3	40:DT:75:ILE:HB	1.94	0.50
36:DP:105:LEU:N	36:DP:105:LEU:CD2	2.68	0.50
39:DS:28:VAL:HG12	39:DS:29:PHE:H	1.76	0.50

Continued on next page...

Continued from previous page...

Atom-1	Atom-2	Interatomic distance (Å)	Clash overlap (Å)
40:DT:3:ARG:CG	40:DT:6:LEU:HD12	2.42	0.50
41:DU:110:VAL:HG12	41:DU:114:LYS:NZ	2.26	0.50
42:DV:30:GLY:HA2	42:DV:61:VAL:O	2.11	0.50
42:DV:66:ARG:HB2	42:DV:88:ARG:NH2	2.26	0.50
45:DY:31:LEU:HD23	45:DY:36:ALA:N	2.21	0.50
1:AA:28:G:O2'	1:AA:296:U:H5"	2.12	0.50
1:AA:117:G:H2'	1:AA:118:U:O4'	2.12	0.50
1:AA:127:G:O2'	1:AA:128:G:H5'	2.12	0.50
1:AA:1117:G:H4'	9:AI:104:ARG:HH12	1.74	0.50
2:AB:22:LYS:N	2:AB:40:HIS:HE1	2.10	0.50
7:AG:21:VAL:HG23	7:AG:22:LEU:N	2.26	0.50
9:AI:121:ARG:HG2	9:AI:121:ARG:NH1	2.26	0.50
10:AJ:35:SER:O	10:AJ:36:GLY:O	2.29	0.50
11:AK:95:ILE:HD12	11:AK:108:ILE:CD1	2.41	0.50
12:AL:53:ALA:HB2	12:AL:67:ILE:HD11	1.94	0.50
13:AM:25:ILE:HD11	13:AM:66:LEU:HD23	1.91	0.50
18:AR:36:ASN:ND2	18:AR:39:VAL:CG2	2.75	0.50
22:AV:1:MET:HA	22:AV:61:GLU:HA	1.94	0.50
22:AV:100:GLY:O	22:AV:104:PHE:HD1	1.95	0.50
25:BA:313:C:O2'	25:BA:314:A:H5'	2.12	0.50
25:BA:655:A:C3'	25:BA:656:G:H5'	2.42	0.50
25:BA:662:G:OP1	36:BP:18:ARG:NH1	2.35	0.50
25:BA:1342:A:O2'	25:BA:1344:G:OP2	2.26	0.50
25:BA:1493:C:O2	25:BA:1493:C:H2'	2.11	0.50
25:BA:1638:C:H1'	25:BA:2698:U:O2'	2.11	0.50
25:BA:1903:G:OP1	28:BD:241:PRO:HB2	2.12	0.50
25:BA:2174:C:C2	27:BC:219:MET:HE1	2.46	0.50
25:BA:2182:G:H2'	25:BA:2183:C:C5	2.46	0.50
25:BA:2473:U:O2	25:BA:2473:U:H2'	2.09	0.50
25:BA:2843:G:O2'	25:BA:2844:G:H5'	2.12	0.50
26:BB:87:G:H2'	26:BB:88:C:H5"	1.94	0.50
32:BH:15:VAL:HG11	32:BH:79:VAL:HG23	1.93	0.50
35:BO:69:ILE:HG21	35:BO:105:GLU:OE2	2.12	0.50
36:BP:21:ARG:HD3	36:BP:29:LYS:HE3	1.94	0.50
36:BP:41:ARG:NE	36:BP:45:LEU:HD12	2.26	0.50
37:BQ:16:ARG:C	37:BQ:17:LEU:HD23	2.31	0.50
39:BS:61:ASN:C	39:BS:61:ASN:ND2	2.65	0.50
39:BS:85:VAL:HG22	39:BS:106:ARG:CB	2.41	0.50
40:BT:34:VAL:HG13	40:BT:39:ARG:CA	2.39	0.50
41:BU:112:ARG:HE	42:BV:46:VAL:HG11	1.77	0.50
42:BV:15:GLU:O	42:BV:16:PRO:C	2.49	0.50

Continued on next page...

Continued from previous page...

Atom-1	Atom-2	Interatomic distance (Å)	Clash overlap (Å)
42:BV:19:LYS:CG	42:BV:94:LEU:HB2	2.35	0.50
45:BY:28:LYS:CB	45:BY:37:VAL:HB	2.31	0.50
46:BZ:80:ARG:O	46:BZ:82:PRO:N	2.44	0.50
48:B1:86:SER:CB	48:B1:89:GLU:CD	2.80	0.50
52:B5:15:ARG:O	52:B5:18:ALA:HB3	2.11	0.50
1:CA:323:U:H2'	1:CA:324:G:O4'	2.11	0.50
1:CA:403:C:O2'	1:CA:404:U:H5'	2.11	0.50
1:CA:544:G:C6	1:CA:545:C:C4	3.00	0.50
1:CA:631:G:C2'	1:CA:632:A:C8	2.93	0.50
1:CA:662:G:H2'	1:CA:663:A:H8	1.76	0.50
1:CA:963:G:H21	10:CJ:55:LYS:CD	2.23	0.50
1:CA:1082:G:O2'	1:CA:1083:U:H5'	2.11	0.50
1:CA:1173:G:OP1	7:CG:5:ARG:NH2	2.45	0.50
2:CB:17:PHE:O	2:CB:204:ASN:HB2	2.11	0.50
2:CB:132:LYS:NZ	2:CB:136:VAL:HG21	2.26	0.50
3:CC:64:VAL:CG2	3:CC:99:VAL:HA	2.41	0.50
5:CE:19:MET:SD	5:CE:24:ARG:HB3	2.52	0.50
5:CE:84:PHE:HB2	5:CE:134:ALA:HB2	1.93	0.50
6:CF:4:TYR:OH	6:CF:69:GLU:HA	2.12	0.50
7:CG:30:ILE:HB	7:CG:39:ALA:HB1	1.92	0.50
8:CH:12:ARG:HG2	8:CH:24:THR:CG2	2.41	0.50
12:CL:29:PHE:HE1	12:CL:83:ARG:HG3	1.75	0.50
19:CS:15:LEU:N	19:CS:15:LEU:HD22	2.26	0.50
20:CT:14:LYS:O	20:CT:18:GLN:HG3	2.11	0.50
23:CW:56:C:O2	31:DG:78:SER:HB2	2.11	0.50
25:DA:90:U:O2	25:DA:90:U:H2'	2.12	0.50
25:DA:158:U:H3	25:DA:171:G:P	2.34	0.50
25:DA:309:G:O3'	45:DY:18:GLY:CA	2.59	0.50
25:DA:790:C:O2'	25:DA:791:C:H5'	2.11	0.50
25:DA:968:G:C6	25:DA:969:U:C4	3.00	0.50
25:DA:1022:G:H2'	25:DA:1025:G:N2	2.27	0.50
25:DA:1225:G:O3'	42:DV:84:LYS:HD3	2.11	0.50
25:DA:2100:G:C2'	25:DA:2101:G:H5'	2.42	0.50
25:DA:2109:U:H1'	25:DA:2181:G:N2	2.25	0.50
25:DA:2207:G:N3	25:DA:2207:G:H2'	2.26	0.50
25:DA:2392:A:H5'	25:DA:2392:A:N3	2.26	0.50
25:DA:2563:U:H2'	25:DA:2565:A:OP2	2.10	0.50
28:DD:80:ALA:HB3	28:DD:94:LEU:HD13	1.94	0.50
29:DE:44:TYR:HD2	29:DE:82:ARG:HD3	1.77	0.50
33:DI:8:PRO:HB3	33:DI:15:VAL:H	1.76	0.50
34:DN:74:ARG:HG3	34:DN:74:ARG:NH1	2.25	0.50

Continued on next page...

Continued from previous page...

Atom-1	Atom-2	Interatomic distance (Å)	Clash overlap (Å)
34:DN:99:LEU:HD13	34:DN:99:LEU:C	2.32	0.50
35:DO:98:VAL:O	35:DO:98:VAL:HG13	2.12	0.50
36:DP:31:ALA:O	36:DP:33:ARG:N	2.45	0.50
40:DT:64:ARG:HH12	40:DT:103:ARG:HA	1.77	0.50
43:DW:2:GLU:OE2	43:DW:72:LYS:NZ	2.43	0.50
46:DZ:119:ILE:O	46:DZ:170:ILE:O	2.30	0.50
49:D2:58:ALA:O	49:D2:61:LEU:N	2.43	0.50
54:D7:27:GLY:O	54:D7:30:VAL:N	2.44	0.50
1:AA:19:C:H2'	1:AA:20:U:C6	2.45	0.50
1:AA:152:A:H2'	1:AA:153:C:O4'	2.11	0.50
1:AA:160:A:H2	1:AA:343:U:H1'	1.76	0.50
1:AA:442:C:H42	1:AA:492:G:H1	1.59	0.50
1:AA:490:G:C4	1:AA:491:G:C8	3.00	0.50
1:AA:622:A:C8	1:AA:623:C:C5	2.99	0.50
1:AA:697:U:H2'	1:AA:698:G:H5'	1.93	0.50
1:AA:827:U:O4	1:AA:870:U:H1'	2.11	0.50
1:AA:918:A:H2'	1:AA:919:A:O4'	2.11	0.50
1:AA:957:U:C1'	1:AA:960:U:H3	2.24	0.50
1:AA:967:C:H4'	9:AI:125:TYR:CE2	2.46	0.50
2:AB:24:TRP:CE2	2:AB:26:PRO:HD3	2.47	0.50
2:AB:78:GLN:O	2:AB:81:VAL:HB	2.12	0.50
3:AC:134:ILE:HD11	3:AC:153:VAL:CG2	2.41	0.50
4:AD:164:ALA:O	4:AD:168:ARG:HD2	2.12	0.50
5:AE:53:LEU:O	5:AE:56:GLN:HB3	2.11	0.50
6:AF:63:TYR:O	6:AF:65:VAL:N	2.45	0.50
8:AH:109:ILE:HG23	8:AH:137:VAL:HB	1.94	0.50
15:AO:30:ALA:CA	15:AO:85:LEU:HD11	2.42	0.50
22:AV:71:GLN:H	22:AV:83:MET:H	1.59	0.50
25:BA:159:U:H3'	25:BA:160:U:H2'	1.94	0.50
25:BA:1012:U:C5	34:BN:28:THR:HG21	2.47	0.50
25:BA:1119:C:O2'	25:BA:1120:G:H5'	2.12	0.50
25:BA:1162:G:H4'	42:BV:24:LYS:HB2	1.94	0.50
25:BA:1684:C:H2'	25:BA:1685:C:C6	2.47	0.50
25:BA:1798:U:H5'	28:BD:259:THR:HG22	1.94	0.50
25:BA:1826:G:C4'	28:BD:242:ARG:HH21	2.20	0.50
28:BD:35:LYS:HZ2	28:BD:103:ARG:HA	1.76	0.50
29:BE:36:ARG:HD3	29:BE:85:ASN:ND2	2.27	0.50
29:BE:60:ASN:CG	29:BE:62:PRO:HD2	2.31	0.50
32:BH:164:TYR:O	32:BH:165:ALA:HB2	2.12	0.50
33:BI:9:LEU:HB2	33:BI:12:LEU:O	2.12	0.50
36:BP:94:GLU:HG3	36:BP:124:LYS:HB3	1.93	0.50

Continued on next page...

Continued from previous page...

Atom-1	Atom-2	Interatomic distance (Å)	Clash overlap (Å)
37:BQ:46:GLN:O	37:BQ:48:GLU:N	2.45	0.50
39:BS:17:ARG:O	39:BS:18:ILE:HG22	2.12	0.50
40:BT:111:ARG:HH11	40:BT:111:ARG:HG3	1.75	0.50
51:B4:40:ILE:HB	51:B4:48:ILE:HG13	1.92	0.50
55:B8:6:THR:HG21	55:B8:63:PRO:HD3	1.93	0.50
1:CA:432:A:H2'	1:CA:433:C:O4'	2.12	0.50
1:CA:633:G:H5'	1:CA:634:C:OP2	2.11	0.50
1:CA:1129:C:H1'	1:CA:1132:C:C5	2.47	0.50
1:CA:1260:C:C6	1:CA:1260:C:H3'	2.46	0.50
2:CB:21:ARG:HB2	2:CB:38:GLY:O	2.12	0.50
2:CB:96:ARG:HD3	2:CB:148:TYR:HE1	1.77	0.50
7:CG:32:ARG:O	7:CG:33:ASP:HB2	2.12	0.50
10:CJ:78:ASN:HD22	10:CJ:80:LYS:HB2	1.77	0.50
22:CV:84:ASP:HB3	22:CV:89:GLU:N	2.26	0.50
22:CV:150:PRO:CB	22:CV:160:GLN:HE22	2.24	0.50
25:DA:17:G:H4'	41:DU:25:TRP:CH2	2.47	0.50
25:DA:171:G:OP1	25:DA:171:G:C8	2.64	0.50
25:DA:192:C:C2'	25:DA:193:U:H5'	2.41	0.50
25:DA:332:A:H1'	25:DA:333:G:OP1	2.12	0.50
25:DA:444:C:O2'	25:DA:445:C:H5'	2.12	0.50
25:DA:954:G:OP1	37:DQ:15:GLY:N	2.45	0.50
26:DB:16:G:O2'	26:DB:17:C:H5'	2.11	0.50
27:DC:186:LEU:HA	27:DC:189:ASN:ND2	2.26	0.50
28:DD:271:ILE:O	28:DD:272:ALA:CB	2.58	0.50
33:DI:100:ALA:C	33:DI:102:SER:N	2.65	0.50
35:DO:97:ARG:HH11	35:DO:97:ARG:HG3	1.77	0.50
36:DP:10:PRO:O	36:DP:11:GLY:O	2.30	0.50
36:DP:49:ARG:HH21	36:DP:50:ARG:NH2	2.10	0.50
36:DP:85:LEU:CA	36:DP:88:LEU:HD13	2.41	0.50
39:DS:98:VAL:C	39:DS:100:ALA:H	2.14	0.50
40:DT:39:ARG:O	40:DT:41:ARG:N	2.45	0.50
41:DU:52:ARG:HG3	41:DU:52:ARG:HH11	1.75	0.50
44:DX:29:TRP:HA	44:DX:29:TRP:HE3	1.77	0.50
44:DX:57:LEU:C	44:DX:57:LEU:HD22	2.32	0.50
46:DZ:140:VAL:HG23	46:DZ:143:LEU:HG	1.92	0.50
46:DZ:150:HIS:HA	46:DZ:170:ILE:CG1	2.36	0.50
50:D3:5:LYS:HG3	50:D3:36:VAL:HA	1.94	0.50
51:D4:60:GLU:O	51:D4:61:VAL:CB	2.59	0.50
1:AA:344:A:H3'	1:AA:346:G:C6	2.43	0.50
1:AA:351:G:OP2	1:AA:351:G:C8	2.63	0.50
1:AA:685:G:C2	1:AA:686:U:C4	3.00	0.50

Continued on next page...

Continued from previous page...

Atom-1	Atom-2	Interatomic distance (Å)	Clash overlap (Å)
1:AA:1330:U:H4'	13:AM:23:TYR:CD2	2.46	0.50
1:AA:1364:U:O2'	1:AA:1365:G:H5'	2.12	0.50
1:AA:1509:C:H2'	1:AA:1510:U:O4'	2.12	0.50
3:AC:9:GLY:HA3	14:AN:49:HIS:HA	1.93	0.50
3:AC:70:VAL:HG12	3:AC:71:ALA:H	1.74	0.50
3:AC:104:GLN:NE2	3:AC:105:GLU:O	2.45	0.50
4:AD:61:LYS:C	4:AD:63:LYS:H	2.14	0.50
4:AD:93:PHE:O	4:AD:94:LEU:C	2.50	0.50
7:AG:35:LYS:O	7:AG:38:LEU:N	2.45	0.50
8:AH:51:VAL:HG21	8:AH:60:ARG:HG2	1.94	0.50
13:AM:15:VAL:HG23	13:AM:34:LEU:HD11	1.94	0.50
25:BA:231:C:H2'	25:BA:232:G:O4'	2.11	0.50
25:BA:1469:A:H2'	25:BA:1470:G:C8	2.47	0.50
25:BA:1784:A:H4'	25:BA:1785:A:O5'	2.10	0.50
25:BA:1997:G:H2'	25:BA:1998:G:H8	1.75	0.50
25:BA:2102:U:H5	25:BA:2187:G:H1	1.58	0.50
25:BA:2109:U:H1'	25:BA:2181:G:N2	2.27	0.50
25:BA:2233:U:H2'	25:BA:2234:G:C8	2.47	0.50
25:BA:2348:U:O2'	25:BA:2349:G:H5"	2.11	0.50
25:BA:2611:U:O2'	52:B5:3:LYS:HG2	2.12	0.50
25:BA:2753:A:O2'	25:BA:2754:U:C6	2.63	0.50
27:BC:6:LYS:NZ	27:BC:9:ARG:HB2	2.27	0.50
27:BC:194:ILE:HG22	27:BC:198:GLU:CD	2.32	0.50
29:BE:100:GLU:O	29:BE:172:VAL:HG23	2.12	0.50
29:BE:120:TRP:CD1	29:BE:155:LYS:HB3	2.47	0.50
31:BG:43:LEU:HD21	31:BG:90:LEU:HB2	1.94	0.50
31:BG:110:ALA:O	31:BG:111:LEU:C	2.50	0.50
31:BG:126:ASP:O	31:BG:128:ARG:N	2.43	0.50
32:BH:30:LYS:HZ2	32:BH:81:GLU:HA	1.77	0.50
33:BI:112:LYS:H	33:BI:114:LEU:HD12	1.76	0.50
35:BO:2:ILE:HB	35:BO:33:ALA:HB3	1.94	0.50
36:BP:146:VAL:CG2	36:BP:147:LEU:H	2.01	0.50
37:BQ:61:GLY:O	46:BZ:176:PRO:CB	2.60	0.50
39:BS:68:GLN:HA	39:BS:71:ARG:NH1	2.27	0.50
40:BT:28:VAL:HG12	40:BT:29:ARG:CD	2.34	0.50
43:BW:92:ARG:O	43:BW:93:ALA:HB3	2.11	0.50
48:B1:76:ARG:HH21	48:B1:97:LEU:HB3	1.76	0.50
1:CA:952:U:O2'	1:CA:953:G:H5'	2.12	0.50
1:CA:1047:G:C2'	1:CA:1048:G:H5'	2.41	0.50
3:CC:73:PRO:C	3:CC:75:VAL:N	2.65	0.50
6:CF:53:ALA:C	6:CF:55:ASP:H	2.15	0.50

Continued on next page...

Continued from previous page...

Atom-1	Atom-2	Interatomic distance (Å)	Clash overlap (Å)
14:CN:6:LEU:O	14:CN:9:LYS:N	2.44	0.50
14:CN:50:LYS:HE3	14:CN:52:GLN:NE2	2.25	0.50
16:CP:48:TRP:CE3	16:CP:49:LEU:HB2	2.46	0.50
18:CR:50:ILE:HD11	18:CR:74:ARG:NH1	2.27	0.50
19:CS:20:LEU:O	19:CS:23:ASN:N	2.43	0.50
20:CT:13:LEU:HD12	20:CT:14:LYS:N	2.26	0.50
20:CT:62:LEU:HD23	20:CT:62:LEU:O	2.11	0.50
22:CV:132:VAL:O	22:CV:168:GLY:N	2.45	0.50
23:CW:6:G:O2'	23:CW:7:G:H5'	2.11	0.50
25:DA:251:A:H5'	36:DP:51:PHE:CE2	2.47	0.50
25:DA:337:C:H2'	25:DA:338:G:O4'	2.12	0.50
25:DA:755:C:O2'	25:DA:756:C:H5'	2.12	0.50
25:DA:864:G:H2'	25:DA:865:C:C6	2.46	0.50
25:DA:1666:G:C2'	25:DA:1667:G:H5'	2.42	0.50
25:DA:1764:G:H2'	25:DA:1765:C:C6	2.46	0.50
25:DA:1825:A:O4'	28:DD:254:THR:HG21	2.11	0.50
25:DA:1877:A:H3'	25:DA:1878:G:O4'	2.12	0.50
25:DA:2555:U:C2'	25:DA:2556:C:H5'	2.41	0.50
25:DA:2803:C:H5'	25:DA:2804:C:P	2.51	0.50
26:DB:45:A:C8	31:DG:95:ARG:NE	2.77	0.50
27:DC:60:ARG:HH21	27:DC:143:ALA:HB2	1.76	0.50
32:DH:85:LYS:HZ2	32:DH:133:VAL:HG11	1.76	0.50
32:DH:91:GLY:O	32:DH:92:ILE:HG13	2.11	0.50
32:DH:97:ARG:HG2	32:DH:98:LEU:N	2.27	0.50
33:DI:98:ALA:C	33:DI:100:ALA:N	2.65	0.50
34:DN:126:PRO:C	34:DN:127:ASP:OD1	2.50	0.50
36:DP:35:HIS:O	36:DP:36:LYS:CB	2.59	0.50
36:DP:86:LYS:HB2	36:DP:117:GLU:O	2.11	0.50
40:DT:136:GLN:CG	40:DT:137:LYS:N	2.74	0.50
43:DW:28:SER:OG	43:DW:31:GLU:HB2	2.11	0.50
45:DY:2:ARG:O	45:DY:4:LYS:N	2.45	0.50
45:DY:8:LYS:O	45:DY:9:LYS:HG2	2.11	0.50
51:D4:62:CYS:C	51:D4:64:LYS:H	2.14	0.50
1:AA:33:A:OP2	1:AA:398:C:H5'	2.12	0.50
1:AA:834:C:H2'	1:AA:835:U:C6	2.46	0.50
1:AA:931:C:H42	1:AA:1386:G:H1	1.60	0.50
1:AA:1147:C:O2	9:AI:16:ARG:NH1	2.45	0.50
1:AA:1228:C:O3'	13:AM:116:THR:HA	2.12	0.50
1:AA:1254:C:OP1	10:AJ:45:ARG:HG2	2.11	0.50
1:AA:1363(A):A:C5'	1:AA:1364:U:OP1	2.51	0.50
4:AD:98:GLU:CG	4:AD:103:ASN:HD21	2.25	0.50

Continued on next page...

Continued from previous page...

Atom-1	Atom-2	Interatomic distance (Å)	Clash overlap (Å)
4:AD:100:ARG:NH1	4:AD:137:SER:HA	2.26	0.50
9:AI:126:SER:O	9:AI:128:ARG:HD3	2.12	0.50
10:AJ:13:HIS:HB3	10:AJ:68:HIS:CD2	2.47	0.50
11:AK:32:ILE:H	11:AK:32:ILE:CD1	2.15	0.50
11:AK:123:LYS:HA	11:AK:126:ARG:HG3	1.92	0.50
12:AL:50:ARG:HH11	12:AL:50:ARG:HG2	1.76	0.50
12:AL:87:VAL:C	12:AL:89:ASP:H	2.15	0.50
13:AM:97:PRO:HA	13:AM:110:ARG:CD	2.42	0.50
15:AO:38:ARG:HH11	15:AO:38:ARG:HG2	1.76	0.50
22:AV:64:TYR:CD1	22:AV:64:TYR:N	2.80	0.50
25:BA:226:G:H21	25:BA:228:A:H62	1.59	0.50
25:BA:272(A):U:H6	25:BA:272(A):U:C5'	2.25	0.50
25:BA:478:A:N1	25:BA:500:G:H4'	2.26	0.50
25:BA:781:A:C8	28:BD:219:PRO:HG3	2.47	0.50
25:BA:1154:G:OP2	41:BU:58:ARG:NH1	2.45	0.50
25:BA:1357:U:H2'	25:BA:1358:G:O4'	2.11	0.50
25:BA:1399:C:OP1	44:BX:25:LYS:NZ	2.40	0.50
25:BA:1448:G:HO2'	25:BA:1528(A):A:N6	2.10	0.50
25:BA:1952:A:C6	35:BO:22:ILE:HD12	2.46	0.50
25:BA:1964:G:H4'	25:BA:1965:C:OP2	2.12	0.50
25:BA:2178:C:O2'	27:BC:169:THR:HB	2.12	0.50
25:BA:2180:U:H2'	25:BA:2181:G:O4'	2.10	0.50
25:BA:2289:G:C2'	25:BA:2290:G:H5"	2.42	0.50
26:BB:65:C:N4	26:BB:109:C:H2'	2.24	0.50
29:BE:91:VAL:HG13	29:BE:95:ILE:HG12	1.93	0.50
30:BF:164:ARG:O	30:BF:168:ARG:HB2	2.12	0.50
32:BH:71:LEU:HA	32:BH:74:ASN:HD22	1.77	0.50
33:BI:29:TYR:CE1	33:BI:33:ARG:NE	2.79	0.50
33:BI:80:PRO:O	33:BI:81:VAL:HB	2.11	0.50
36:BP:27:HIS:CD2	36:BP:27:HIS:C	2.85	0.50
36:BP:140:ALA:O	36:BP:141:ALA:CB	2.59	0.50
39:BS:85:VAL:HG22	39:BS:106:ARG:HB2	1.94	0.50
45:BY:2:ARG:O	45:BY:3:VAL:HB	2.11	0.50
46:BZ:17:LEU:O	46:BZ:22:LYS:N	2.41	0.50
53:B6:11:LEU:O	53:B6:24:GLU:N	2.44	0.50
1:CA:81:U:H2'	1:CA:82:U:H6	1.76	0.50
1:CA:189(H):G:O2'	1:CA:189(I):G:H5'	2.12	0.50
1:CA:484:G:O2'	1:CA:485:G:OP2	2.27	0.50
1:CA:1205:U:H4'	3:CC:195:VAL:HG21	1.94	0.50
1:CA:1309:G:C6	1:CA:1329:A:C2	2.99	0.50
1:CA:1522:U:O2'	1:CA:1523:G:H5'	2.12	0.50

Continued on next page...

Continued from previous page...

Atom-1	Atom-2	Interatomic distance (Å)	Clash overlap (Å)
2:CB:8:LYS:O	2:CB:10:LEU:N	2.44	0.50
2:CB:21:ARG:C	2:CB:23:ARG:HH12	2.14	0.50
2:CB:80:ILE:HD11	2:CB:212:GLN:HA	1.93	0.50
5:CE:109:ILE:O	5:CE:111:GLU:N	2.45	0.50
8:CH:33:GLU:O	8:CH:37:ARG:HB2	2.12	0.50
9:CI:114:TYR:HE1	10:CJ:60:ARG:N	2.09	0.50
10:CJ:32:ALA:CB	10:CJ:76:ASN:HB2	2.41	0.50
10:CJ:49:VAL:HG23	14:CN:41:ARG:CD	2.42	0.50
12:CL:65:ALA:HB2	12:CL:82:ILE:HD12	1.94	0.50
13:CM:34:LEU:CD1	13:CM:41:PRO:HG3	2.38	0.50
19:CS:32:LYS:HA	19:CS:50:ALA:CB	2.23	0.50
20:CT:33:ILE:CG2	20:CT:63:ILE:HG12	2.39	0.50
22:CV:27:HIS:HE1	25:DA:2255:G:H5'	1.77	0.50
25:DA:184:C:H2'	25:DA:185:U:H6	1.77	0.50
25:DA:274:G:N2	25:DA:275:G:C1'	2.75	0.50
25:DA:538:G:C2	25:DA:539:G:C5	3.00	0.50
25:DA:939:G:C2'	25:DA:940:G:H5'	2.42	0.50
25:DA:1141:U:H2'	34:DN:63:THR:HB	1.94	0.50
25:DA:1275:A:N7	38:DR:16:HIS:HB2	2.26	0.50
25:DA:1568:G:OP2	28:DD:63:ARG:NH2	2.45	0.50
25:DA:2179:C:H1'	27:DC:169:THR:HG22	1.94	0.50
25:DA:2738:A:N1	25:DA:2739:U:C2	2.80	0.50
27:DC:193:PHE:O	27:DC:196:ALA:N	2.45	0.50
29:DE:21:VAL:O	29:DE:23:VAL:HG13	2.10	0.50
30:DF:154:VAL:N	30:DF:172:TRP:O	2.45	0.50
32:DH:85:LYS:NZ	32:DH:133:VAL:HG21	2.21	0.50
35:DO:1:MET:CE	35:DO:67:LYS:HG2	2.41	0.50
36:DP:58:THR:O	36:DP:58:THR:HG22	2.12	0.50
40:DT:23:ARG:HB2	40:DT:24:PRO:HD2	1.93	0.50
40:DT:28:VAL:HG11	40:DT:46:GLU:CG	2.41	0.50
41:DU:57:PHE:O	41:DU:60:LEU:N	2.45	0.50
41:DU:110:VAL:O	41:DU:113:ALA:HB3	2.12	0.50
41:DU:112:ARG:O	41:DU:115:ALA:HB3	2.12	0.50
42:DV:15:GLU:O	42:DV:16:PRO:C	2.50	0.50
46:DZ:28:TYR:N	46:DZ:87:PHE:O	2.39	0.50
46:DZ:130:ARG:N	46:DZ:130:ARG:CD	2.70	0.50
47:D0:71:ASP:O	47:D0:72:ARG:HG2	2.11	0.50
48:D1:46:LEU:CD2	48:D1:46:LEU:N	2.70	0.50
53:D6:48:VAL:O	53:D6:49:HIS:HB2	2.10	0.50
1:AA:175:C:H4'	20:AT:25:ARG:NH1	2.26	0.49
1:AA:598:U:O2'	1:AA:599:C:H5'	2.12	0.49

Continued on next page...

Continued from previous page...

Atom-1	Atom-2	Interatomic distance (Å)	Clash overlap (Å)
1:AA:791:G:N2	1:AA:1497:G:H4'	2.27	0.49
3:AC:14:ILE:HD13	3:AC:178:LEU:HB3	1.94	0.49
3:AC:35:GLU:HG2	3:AC:39:ILE:HD11	1.94	0.49
4:AD:104:VAL:HG12	4:AD:108:LEU:HD13	1.93	0.49
4:AD:191:ARG:O	4:AD:191:ARG:HD2	2.12	0.49
8:AH:16:ALA:HB1	8:AH:63:LEU:HD21	1.93	0.49
11:AK:52:GLY:O	11:AK:55:LYS:HE2	2.12	0.49
14:AN:21:TYR:HE2	14:AN:23:ARG:HH21	1.60	0.49
20:AT:74:LYS:HD3	20:AT:74:LYS:N	2.24	0.49
22:AV:71:GLN:OE1	22:AV:85:LEU:HD21	2.12	0.49
25:BA:212:G:C2'	25:BA:213:A:H5'	2.41	0.49
25:BA:952:G:C6	25:BA:953:A:N7	2.80	0.49
25:BA:1040:C:O5'	25:BA:1040:C:H6	1.94	0.49
25:BA:1272:A:H3'	25:BA:1273:U:C5'	2.42	0.49
25:BA:1503:U:C4	25:BA:1504:C:N4	2.80	0.49
25:BA:1593:G:C3'	25:BA:1594:G:C5'	2.90	0.49
25:BA:2698:U:H2'	25:BA:2699:C:C6	2.46	0.49
26:BB:17:C:H2'	26:BB:18:G:H5'	1.94	0.49
31:BG:76:SER:CA	31:BG:84:LYS:H	2.25	0.49
32:BH:89:ILE:HD12	32:BH:90:LYS:H	1.77	0.49
32:BH:127:GLU:C	32:BH:129:THR:H	2.15	0.49
34:BN:129:PRO:O	34:BN:131:GLN:OE1	2.30	0.49
36:BP:70:GLN:OE1	36:BP:70:GLN:HA	2.12	0.49
36:BP:71:VAL:O	36:BP:73:GLY:N	2.44	0.49
39:BS:78:LEU:C	39:BS:80:LEU:H	2.15	0.49
40:BT:54:ARG:HG2	40:BT:54:ARG:HH11	1.77	0.49
42:BV:69:LYS:HA	42:BV:88:ARG:HG2	1.93	0.49
44:BX:41:ASN:N	44:BX:41:ASN:ND2	2.59	0.49
44:BX:60:ARG:HH12	54:B7:47:ARG:HH22	1.59	0.49
48:B1:53:VAL:HG23	48:B1:74:VAL:HG13	1.94	0.49
50:B3:26:LEU:O	50:B3:35:ARG:HD3	2.12	0.49
50:B3:54:VAL:HG12	50:B3:55:ARG:H	1.75	0.49
1:CA:64:G:N2	1:CA:67:C:C4	2.80	0.49
1:CA:222:U:C2	1:CA:223:U:C5	3.00	0.49
1:CA:265:G:H2'	1:CA:267:C:C5	2.45	0.49
1:CA:570:G:H1'	1:CA:820:U:C4	2.48	0.49
1:CA:728:A:H2'	1:CA:729:A:C8	2.46	0.49
1:CA:878:G:O4'	8:CH:3:THR:HG21	2.11	0.49
1:CA:1034:G:H3'	1:CA:1034:G:C8	2.47	0.49
1:CA:1320:C:OP1	19:CS:70:LYS:NZ	2.45	0.49
4:CD:57:ARG:NE	4:CD:205:GLU:OE2	2.45	0.49

Continued on next page...

Continued from previous page...

Atom-1	Atom-2	Interatomic distance (Å)	Clash overlap (Å)
6:CF:100:ASN:HB2	18:CR:28:GLU:HA	1.92	0.49
7:CG:71:PRO:CG	7:CG:103:TRP:HZ3	2.22	0.49
7:CG:106:GLN:HA	7:CG:109:ASN:HD22	1.76	0.49
10:CJ:24:VAL:CG2	10:CJ:72:VAL:HG11	2.42	0.49
16:CP:3:LYS:O	16:CP:4:ILE:HG13	2.11	0.49
16:CP:18:ARG:HH11	16:CP:35:LYS:HD2	1.77	0.49
25:DA:148:C:H5'	25:DA:149:A:OP2	2.12	0.49
25:DA:278:A:H5"	25:DA:279:C:OP2	2.11	0.49
25:DA:283:A:H5'	25:DA:284:U:C5	2.45	0.49
25:DA:747:U:H6	25:DA:747:U:O5'	1.95	0.49
25:DA:769:G:O2'	25:DA:770:G:H5'	2.11	0.49
25:DA:775:G:H4'	25:DA:776:G:O5'	2.11	0.49
25:DA:919:G:H2'	25:DA:920:G:C8	2.46	0.49
25:DA:1205:U:H3'	25:DA:1206:G:C5'	2.41	0.49
25:DA:2305:A:H2'	25:DA:2306:C:H5"	1.93	0.49
25:DA:2772:C:H2'	25:DA:2773:C:C6	2.45	0.49
25:DA:2777:G:H5"	25:DA:2778:A:C5'	2.42	0.49
28:DD:134:ARG:HD3	28:DD:135:PHE:CZ	2.47	0.49
32:DH:68:THR:O	32:DH:70:THR:N	2.45	0.49
32:DH:94:TYR:CD1	32:DH:107:VAL:HA	2.46	0.49
36:DP:112:LEU:HD22	36:DP:113:LYS:N	2.27	0.49
40:DT:108:ARG:HA	40:DT:111:ARG:HH12	1.73	0.49
50:D3:4:LEU:O	50:D3:37:LEU:N	2.45	0.49
1:AA:825:G:N2	8:AH:11:THR:HG21	2.27	0.49
1:AA:998:G:O2'	1:AA:999:C:H5'	2.12	0.49
1:AA:1353:G:C2	1:AA:1370:G:C2	3.00	0.49
1:AA:1523:G:OP1	11:AK:123:LYS:HD2	2.11	0.49
2:AB:142:LEU:O	2:AB:143:GLU:C	2.51	0.49
2:AB:178:ARG:HG3	8:AH:71:GLY:CA	2.43	0.49
4:AD:129:ASN:HB2	4:AD:131:ARG:NH1	2.27	0.49
5:AE:40:ARG:HA	5:AE:67:VAL:O	2.12	0.49
5:AE:53:LEU:H	5:AE:53:LEU:CD1	2.24	0.49
16:AP:49:LEU:HD12	16:AP:49:LEU:C	2.33	0.49
19:AS:9:VAL:O	19:AS:11:VAL:HG12	2.12	0.49
19:AS:53:ASN:OD1	19:AS:56:GLN:O	2.30	0.49
23:AW:47:U:H5"	23:AW:48:C:H5'	1.93	0.49
23:AW:59:A:C2'	23:AW:60:U:H5'	2.43	0.49
25:BA:72:U:C4	25:BA:112:U:H4'	2.47	0.49
25:BA:402:A:C2'	25:BA:403:U:H5'	2.43	0.49
25:BA:1315:C:O2'	25:BA:1316:U:H5'	2.11	0.49
25:BA:1983:C:C2'	25:BA:1984:G:H5'	2.42	0.49

Continued on next page...

Continued from previous page...

Atom-1	Atom-2	Interatomic distance (Å)	Clash overlap (Å)
25:BA:2061:G:HO2'	25:BA:2063:C:H5	1.59	0.49
25:BA:2114:A:H2'	25:BA:2115:G:C1'	2.42	0.49
25:BA:2191:G:H2'	25:BA:2192:G:O4'	2.12	0.49
25:BA:2277:G:H2'	25:BA:2278:A:C5'	2.40	0.49
25:BA:2726:U:HO2'	25:BA:2727:G:C5'	2.25	0.49
28:BD:54:ARG:HG3	28:BD:54:ARG:HH11	1.73	0.49
28:BD:125:ILE:HD13	28:BD:131:LEU:HD21	1.93	0.49
29:BE:158:GLY:O	29:BE:159:HIS:C	2.50	0.49
30:BF:111:ALA:O	30:BF:115:ALA:HB2	2.12	0.49
30:BF:196:LEU:C	30:BF:198:ALA:H	2.15	0.49
32:BH:89:ILE:O	32:BH:90:LYS:C	2.48	0.49
35:BO:4:PRO:HA	35:BO:21:CYS:SG	2.52	0.49
35:BO:10:VAL:O	35:BO:10:VAL:HG23	2.12	0.49
40:BT:41:ARG:C	40:BT:42:ILE:HD12	2.32	0.49
41:BU:112:ARG:HH21	42:BV:46:VAL:CG1	2.26	0.49
44:BX:46:ALA:HB3	44:BX:47:PHE:HD1	1.77	0.49
47:B0:10:ARG:O	47:B0:13:ARG:NH2	2.45	0.49
48:B1:66:HIS:O	48:B1:69:LYS:N	2.45	0.49
48:B1:80:LEU:HB3	48:B1:82:LEU:CD2	2.41	0.49
1:CA:189(D):C:H2'	1:CA:189(E):U:O4'	2.12	0.49
1:CA:491:G:C4	1:CA:492:G:C8	2.99	0.49
1:CA:677:U:H2'	1:CA:678:U:H6	1.73	0.49
1:CA:954:G:H2'	1:CA:955:U:C6	2.47	0.49
1:CA:1074:G:C2	1:CA:1075:C:C2	3.00	0.49
1:CA:1287:A:H2'	1:CA:1288:A:C8	2.47	0.49
2:CB:68:ILE:O	2:CB:90:MET:HB3	2.12	0.49
2:CB:91:PRO:CG	2:CB:155:LEU:HB2	2.42	0.49
2:CB:175:ARG:O	2:CB:177:ALA:N	2.45	0.49
2:CB:207:ALA:HB1	2:CB:209:ARG:CG	2.41	0.49
3:CC:5:ILE:O	3:CC:5:ILE:HD12	2.12	0.49
3:CC:11:ARG:HG2	3:CC:11:ARG:HH11	1.78	0.49
3:CC:138:VAL:HG21	3:CC:168:ALA:O	2.13	0.49
4:CD:88:VAL:HG13	5:CE:97:GLY:HA3	1.93	0.49
4:CD:180:GLY:O	4:CD:182:LYS:HE3	2.12	0.49
7:CG:79:ARG:HD3	7:CG:81:GLY:N	2.27	0.49
8:CH:40:ALA:HB2	8:CH:45:ILE:HG13	1.93	0.49
12:CL:116:LYS:O	12:CL:117:TYR:CB	2.60	0.49
14:CN:27:CYS:O	14:CN:27:CYS:SG	2.70	0.49
16:CP:22:THR:HA	16:CP:33:ILE:CD1	2.41	0.49
19:CS:61:TYR:CG	19:CS:62:ILE:N	2.79	0.49
19:CS:63:THR:HB	19:CS:66:MET:HE3	1.93	0.49

Continued on next page...

Continued from previous page...

Atom-1	Atom-2	Interatomic distance (Å)	Clash overlap (Å)
20:CT:46:GLU:O	20:CT:48:LYS:N	2.45	0.49
20:CT:59:ALA:O	20:CT:63:ILE:HG13	2.12	0.49
25:DA:6:A:C2	25:DA:7:G:C5	3.00	0.49
25:DA:26:G:C6	25:DA:27:G:N2	2.79	0.49
25:DA:225:A:O2'	25:DA:257:A:H4'	2.11	0.49
25:DA:632:A:N3	25:DA:2403:C:H1'	2.27	0.49
25:DA:679:C:O2'	25:DA:680:G:H5'	2.13	0.49
25:DA:864:G:N2	25:DA:867:C:N4	2.60	0.49
25:DA:1002:G:H2'	25:DA:1003:G:O4'	2.12	0.49
25:DA:1270:C:O2'	25:DA:1325:G:H2'	2.12	0.49
25:DA:1445(A):C:H2'	25:DA:1446:C:H6	1.77	0.49
25:DA:2515:C:O2	25:DA:2570:G:C2	2.65	0.49
25:DA:2662:A:H2'	25:DA:2663:G:O4'	2.12	0.49
28:DD:245:PRO:O	28:DD:246:PRO:C	2.51	0.49
30:DF:40:GLN:CD	30:DF:184:TYR:HB2	2.33	0.49
30:DF:132:VAL:HG13	30:DF:133:ASN:OD1	2.13	0.49
32:DH:85:LYS:O	32:DH:133:VAL:N	2.45	0.49
33:DI:129:THR:CB	33:DI:137:PRO:HA	2.41	0.49
34:DN:43:THR:HG22	34:DN:45:ASN:HD22	1.77	0.49
35:DO:86:ILE:O	35:DO:87:ILE:HD13	2.12	0.49
36:DP:49:ARG:HH21	36:DP:50:ARG:HH22	1.60	0.49
38:DR:8:ARG:NE	38:DR:9:LYS:H	2.08	0.49
42:DV:8:GLY:O	42:DV:10:LYS:HE2	2.12	0.49
43:DW:51:LEU:HD13	43:DW:51:LEU:C	2.33	0.49
45:DY:31:LEU:CB	45:DY:32:PRO:CA	2.89	0.49
46:DZ:10:GLU:C	46:DZ:12:GLU:OE2	2.50	0.49
46:DZ:101:LEU:HD13	46:DZ:121:ARG:O	2.12	0.49
1:AA:191:G:C1'	20:AT:105:SER:HB3	2.43	0.49
1:AA:267:C:OP1	17:AQ:67:LYS:HB2	2.12	0.49
1:AA:369:C:O2'	1:AA:370:C:H5'	2.12	0.49
1:AA:372:C:C4'	1:AA:373:A:OP1	2.56	0.49
1:AA:377:G:O2'	1:AA:378:G:H5'	2.13	0.49
1:AA:902:G:H2'	1:AA:903:G:H8	1.78	0.49
1:AA:967:C:H4'	9:AI:125:TYR:HE2	1.77	0.49
1:AA:1255:G:H5"	1:AA:1279:A:H61	1.77	0.49
1:AA:1371:G:OP2	9:AI:11:LYS:HD2	2.13	0.49
2:AB:41:ILE:HD12	2:AB:41:ILE:H	1.77	0.49
3:AC:132:ARG:O	3:AC:133:ALA:C	2.51	0.49
4:AD:13:ARG:HG3	4:AD:13:ARG:NH1	2.26	0.49
5:AE:91:LEU:N	5:AE:91:LEU:HD22	2.27	0.49
7:AG:138:LYS:O	7:AG:142:GLU:N	2.44	0.49

Continued on next page...

Continued from previous page...

Atom-1	Atom-2	Interatomic distance (Å)	Clash overlap (Å)
8:AH:29:SER:O	8:AH:32:LYS:HB2	2.12	0.49
10:AJ:37:PRO:HA	10:AJ:72:VAL:HG22	1.94	0.49
10:AJ:98:ILE:HD12	10:AJ:98:ILE:N	2.27	0.49
16:AP:25:ARG:HG3	16:AP:25:ARG:HH11	1.76	0.49
17:AQ:21:VAL:HG21	17:AQ:59:ILE:HD11	1.94	0.49
23:AW:70:G:O2'	23:AW:71:C:H5'	2.12	0.49
25:BA:250:G:C6	25:BA:251:A:C6	3.01	0.49
25:BA:644:A:O2'	25:BA:645:C:H5"	2.13	0.49
25:BA:813:U:H2'	25:BA:814:C:C6	2.46	0.49
25:BA:1721:G:C6	25:BA:1739:U:H5'	2.47	0.49
25:BA:1815:A:OP2	28:BD:54:ARG:NH2	2.43	0.49
25:BA:2286:A:C8	25:BA:2287:A:C6	3.00	0.49
25:BA:2537:U:H2'	25:BA:2538:C:C6	2.47	0.49
25:BA:2876:G:O5'	40:BT:3:ARG:HA	2.11	0.49
26:BB:55:U:O3'	31:BG:27:ASN:ND2	2.38	0.49
27:BC:8:TYR:HA	27:BC:11:LEU:HB3	1.94	0.49
28:BD:70:TRP:CZ3	28:BD:146:GLU:OE2	2.64	0.49
28:BD:202:LYS:CG	28:BD:203:ASN:N	2.75	0.49
30:BF:34:TRP:O	30:BF:36:VAL:N	2.45	0.49
30:BF:132:VAL:CG1	30:BF:133:ASN:H	2.21	0.49
33:BI:20:ASP:C	33:BI:20:ASP:OD2	2.51	0.49
35:BO:65:THR:HA	35:BO:82:ASN:HA	1.94	0.49
35:BO:77:ILE:HD12	40:BT:74:ARG:HG2	1.94	0.49
36:BP:55:ARG:O	36:BP:56:SER:OG	2.24	0.49
40:BT:30:VAL:HA	40:BT:43:GLN:O	2.11	0.49
40:BT:48:ILE:O	40:BT:63:VAL:HA	2.12	0.49
41:BU:27:LEU:C	41:BU:29:SER:H	2.16	0.49
42:BV:76:LYS:O	42:BV:79:VAL:HG13	2.13	0.49
55:B8:53:PRO:HG2	55:B8:54:GLU:N	2.27	0.49
1:CA:153:C:H2'	1:CA:154:C:C6	2.47	0.49
1:CA:197:A:N6	1:CA:221:C:C5'	2.75	0.49
1:CA:271:C:H2'	1:CA:272:C:H6	1.77	0.49
1:CA:735:C:H2'	1:CA:736:C:H6	1.77	0.49
1:CA:898:G:N2	1:CA:901:A:OP2	2.45	0.49
1:CA:1126:U:OP1	1:CA:1126:U:H6	1.95	0.49
1:CA:1201:A:H1'	1:CA:1202:G:OP2	2.12	0.49
1:CA:1260:C:H3'	1:CA:1260:C:H6	1.76	0.49
1:CA:1442(A):G:C5	40:DT:118:ARG:HG3	2.46	0.49
2:CB:82:ARG:O	2:CB:86:GLU:HG3	2.11	0.49
2:CB:103:THR:OG1	2:CB:176:GLU:HG2	2.13	0.49
2:CB:236:TYR:HA	2:CB:239:VAL:HG21	1.92	0.49

Continued on next page...

Continued from previous page...

Atom-1	Atom-2	Interatomic distance (Å)	Clash overlap (Å)
5:CE:107:ARG:O	5:CE:109:ILE:N	2.46	0.49
8:CH:120:THR:C	8:CH:122:ARG:H	2.16	0.49
10:CJ:6:ILE:HG22	10:CJ:98:ILE:HD11	1.92	0.49
10:CJ:32:ALA:HB3	10:CJ:75:ILE:CG1	2.40	0.49
12:CL:80:VAL:CG1	12:CL:97:ILE:HG23	2.41	0.49
16:CP:59:TRP:O	16:CP:64:ALA:HB2	2.12	0.49
25:DA:54:G:C2'	25:DA:55:G:H5"	2.42	0.49
25:DA:384:U:H2'	25:DA:385:C:C6	2.46	0.49
25:DA:434:U:C4'	25:DA:435:C:OP1	2.60	0.49
25:DA:484:C:H2'	25:DA:485:C:C6	2.46	0.49
25:DA:1028:A:N3	25:DA:2486:G:O2'	2.43	0.49
25:DA:1655:A:H4'	29:DE:115:GLY:H	1.77	0.49
25:DA:1682:G:C2	25:DA:1683:C:C2	3.00	0.49
25:DA:2175:C:H2'	25:DA:2176:A:O4'	2.12	0.49
25:DA:2602:A:OP2	25:DA:2603:G:H5"	2.12	0.49
25:DA:2839:G:H4'	38:DR:49:ASP:HB2	1.95	0.49
28:DD:175:LEU:HD12	28:DD:185:VAL:HG21	1.93	0.49
29:DE:108:SER:OG	29:DE:163:GLU:HG2	2.13	0.49
30:DF:77:ASP:C	30:DF:79:GLY:H	2.16	0.49
30:DF:123:LEU:HD12	30:DF:124:LEU:N	2.28	0.49
31:DG:18:GLU:O	31:DG:22:ARG:HB2	2.11	0.49
31:DG:124:SER:HB2	31:DG:131:TYR:CE1	2.48	0.49
33:DI:48:GLU:CD	33:DI:48:GLU:N	2.65	0.49
34:DN:117:PHE:O	34:DN:120:LEU:HB3	2.12	0.49
37:DQ:46:GLN:NE2	37:DQ:126:PRO:HD3	2.27	0.49
38:DR:38:VAL:HG22	38:DR:112:ALA:HB2	1.94	0.49
39:DS:77:ALA:O	39:DS:80:LEU:HB2	2.13	0.49
42:DV:49:THR:CB	42:DV:50:PRO:HD2	2.42	0.49
42:DV:58:VAL:O	42:DV:97:LYS:HB2	2.12	0.49
42:DV:100:ARG:O	42:DV:100:ARG:HG3	2.12	0.49
44:DX:3:THR:O	44:DX:4:ALA:HB3	2.11	0.49
51:D4:46:ASN:HB2	51:D4:64:LYS:HD2	1.94	0.49
52:D5:12:SER:C	52:D5:14:ALA:H	2.14	0.49
1:AA:152:A:C2'	1:AA:153:C:H5'	2.42	0.49
1:AA:164:U:O2'	1:AA:165:C:H5'	2.11	0.49
1:AA:840:C:H5"	1:AA:848:C:O2	2.13	0.49
1:AA:1059:C:O2	10:AJ:53:PRO:HG3	2.12	0.49
1:AA:1151:A:O2'	1:AA:1152:A:H8	1.94	0.49
4:AD:19:LEU:HD12	4:AD:19:LEU:N	2.27	0.49
5:AE:11:ILE:HD12	5:AE:31:LEU:HD12	1.90	0.49
12:AL:117:TYR:CD1	12:AL:117:TYR:N	2.79	0.49

Continued on next page...

Continued from previous page...

Atom-1	Atom-2	Interatomic distance (Å)	Clash overlap (Å)
13:AM:54:VAL:HA	13:AM:57:ARG:HH12	1.78	0.49
13:AM:57:ARG:HB3	13:AM:57:ARG:HH11	1.77	0.49
17:AQ:74:LEU:HD12	17:AQ:75:ARG:HG2	1.94	0.49
25:BA:81:G:H21	45:BY:2:ARG:NH1	2.10	0.49
25:BA:444:C:OP2	30:BF:49:ALA:HB2	2.12	0.49
25:BA:857:C:C5'	47:B0:76:ARG:NH2	2.73	0.49
25:BA:1042:G:N2	25:BA:1043:C:H4'	2.26	0.49
25:BA:1349:A:N6	25:BA:1598:C:N4	2.61	0.49
25:BA:1510:G:H2'	25:BA:1511:C:C6	2.47	0.49
25:BA:1678:G:H22	25:BA:1989:G:H22	1.60	0.49
25:BA:2171:A:O2'	25:BA:2172:U:C6	2.66	0.49
25:BA:2602:A:H4'	25:BA:2603:G:C5'	2.42	0.49
25:BA:2682:U:H5'	25:BA:2682:U:C6	2.42	0.49
25:BA:2753:A:O2'	25:BA:2754:U:O5'	2.30	0.49
28:BD:267:SER:O	28:BD:269:PHE:N	2.46	0.49
29:BE:152:LYS:HB3	34:BN:78:TYR:HA	1.94	0.49
32:BH:33:LEU:HD11	32:BH:136:ILE:O	2.12	0.49
32:BH:63:SER:O	32:BH:64:LEU:CB	2.56	0.49
40:BT:117:ASP:OD1	40:BT:118:ARG:N	2.45	0.49
42:BV:1:MET:N	42:BV:99:ILE:HD11	2.27	0.49
43:BW:61:ASN:N	43:BW:61:ASN:ND2	2.59	0.49
46:BZ:52:ILE:HG22	46:BZ:70:VAL:O	2.12	0.49
50:B3:19:GLN:NE2	50:B3:52:HIS:CE1	2.80	0.49
56:B9:9:ARG:HB3	56:B9:9:ARG:CZ	2.42	0.49
1:CA:900:A:H2'	1:CA:901:A:O4'	2.12	0.49
1:CA:986:A:H2'	1:CA:987:G:C8	2.47	0.49
1:CA:1001(A):G:H2'	1:CA:1002:G:H8	1.77	0.49
1:CA:1440:C:C2'	1:CA:1441:G:H5'	2.43	0.49
2:CB:15:VAL:CG2	2:CB:209:ARG:HE	2.24	0.49
6:CF:30:LEU:CD2	6:CF:75:LEU:HD11	2.41	0.49
6:CF:37:VAL:O	6:CF:38:GLU:HG3	2.13	0.49
6:CF:94:GLN:NE2	18:CR:32:ARG:HD2	2.28	0.49
7:CG:31:MET:CE	7:CG:34:GLY:HA2	2.42	0.49
7:CG:111:ARG:NH1	7:CG:113:GLU:CD	2.66	0.49
9:CI:50:LEU:O	9:CI:54:ASP:N	2.46	0.49
9:CI:88:TYR:O	9:CI:89:ASN:CG	2.51	0.49
10:CJ:99:LYS:O	10:CJ:100:THR:HG23	2.12	0.49
17:CQ:76:LEU:HD11	17:CQ:78:GLU:C	2.31	0.49
18:CR:86:VAL:O	18:CR:87:ARG:HD3	2.12	0.49
25:DA:78:A:H2'	25:DA:79:G:H8	1.76	0.49
25:DA:88:G:C2	25:DA:89:G:C8	2.99	0.49

Continued on next page...

Continued from previous page...

Atom-1	Atom-2	Interatomic distance (Å)	Clash overlap (Å)
25:DA:275:G:C8	25:DA:275:G:P	3.05	0.49
25:DA:286:C:H6	25:DA:286:C:C5'	2.19	0.49
25:DA:551:G:H2'	25:DA:552:G:C8	2.48	0.49
25:DA:610:G:N2	25:DA:619:G:H1'	2.28	0.49
25:DA:702:G:H2'	25:DA:703:U:H6	1.77	0.49
25:DA:758:C:O2	25:DA:1981:A:H2	1.94	0.49
25:DA:1132:A:O2'	25:DA:1133:U:O5'	2.30	0.49
25:DA:1309:G:P	54:D7:9:ARG:HD3	2.53	0.49
25:DA:1547:C:O2'	25:DA:1548:C:H5'	2.12	0.49
25:DA:1794:U:O2'	25:DA:1795:C:H5'	2.12	0.49
25:DA:1882:C:H2'	25:DA:1882:C:O2	2.11	0.49
28:DD:93:ALA:HB3	28:DD:105:ILE:CG2	2.42	0.49
28:DD:156:ALA:O	28:DD:157:ARG:HG3	2.13	0.49
28:DD:222:ARG:NH1	28:DD:224:ALA:HB3	2.26	0.49
29:DE:39:PRO:HA	29:DE:43:GLY:HA2	1.95	0.49
30:DF:3:GLU:HB2	30:DF:19:GLU:HB2	1.92	0.49
36:DP:98:GLU:H	36:DP:101:VAL:HG13	1.76	0.49
37:DQ:1:MET:O	37:DQ:2:LEU:HB2	2.11	0.49
39:DS:17:ARG:C	39:DS:19:LYS:N	2.65	0.49
41:DU:68:ALA:CB	41:DU:99:ALA:HB1	2.41	0.49
43:DW:75:TYR:OH	43:DW:104:THR:HG21	2.12	0.49
44:DX:23:GLU:O	44:DX:25:LYS:N	2.44	0.49
45:DY:8:LYS:N	45:DY:8:LYS:CD	2.76	0.49
49:D2:38:GLN:CD	49:D2:44:LEU:HD12	2.33	0.49
53:D6:20:ASN:C	53:D6:21:TYR:CD1	2.86	0.49
1:AA:950:U:H5	13:AM:102:ARG:HH12	1.60	0.49
1:AA:1004:A:C2'	1:AA:1037:C:O2	2.59	0.49
1:AA:1053:G:N7	1:AA:1199:U:C2'	2.73	0.49
1:AA:1112:C:N3	3:AC:178:LEU:HD23	2.28	0.49
1:AA:1405:G:H1'	1:AA:1519:A:O4'	2.11	0.49
1:AA:1460:A:H2'	1:AA:1461:G:O4'	2.12	0.49
2:AB:51:LEU:O	2:AB:55:PHE:HB2	2.13	0.49
2:AB:88:ALA:HB2	2:AB:219:VAL:CG1	2.42	0.49
4:AD:30:LYS:HB2	4:AD:35:ARG:HH11	1.77	0.49
6:AF:82:ARG:O	6:AF:84:ASN:N	2.42	0.49
7:AG:31:MET:HE1	7:AG:36:LYS:HB2	1.93	0.49
10:AJ:50:ILE:N	10:AJ:50:ILE:CD1	2.75	0.49
10:AJ:81:THR:O	10:AJ:83:GLU:N	2.46	0.49
12:AL:38:ARG:CZ	12:AL:38:ARG:HB2	2.43	0.49
17:AQ:91:ARG:HA	17:AQ:94:ASN:ND2	2.23	0.49
18:AR:37:VAL:CG2	18:AR:38:GLU:H	2.24	0.49

Continued on next page...

Continued from previous page...

Atom-1	Atom-2	Interatomic distance (Å)	Clash overlap (Å)
25:BA:191:A:O2'	25:BA:192:C:O4'	2.28	0.49
25:BA:231:C:C2'	25:BA:232:G:H5'	2.42	0.49
25:BA:511:U:C5	25:BA:512:G:C5	3.00	0.49
25:BA:1332:G:N2	25:BA:1609:A:C2'	2.76	0.49
25:BA:1739:U:O2	25:BA:1739:U:C2'	2.61	0.49
25:BA:2804:C:C2'	25:BA:2805:G:H5'	2.42	0.49
27:BC:27:ALA:O	27:BC:30:VAL:HG12	2.11	0.49
27:BC:57:GLN:HG2	27:BC:202:PRO:HB3	1.94	0.49
27:BC:80:LYS:CD	27:BC:120:VAL:HG12	2.38	0.49
27:BC:119:ASP:OD2	27:BC:148:PHE:CE1	2.62	0.49
27:BC:167:ASP:OD1	27:BC:169:THR:N	2.46	0.49
29:BE:24:THR:CG2	29:BE:186:GLY:HA2	2.42	0.49
29:BE:76:ARG:O	29:BE:77:ILE:O	2.31	0.49
30:BF:21:ALA:C	30:BF:23:ASP:N	2.65	0.49
30:BF:80:ALA:O	30:BF:83:PHE:HB2	2.13	0.49
32:BH:30:LYS:NZ	32:BH:81:GLU:CG	2.73	0.49
35:BO:1:MET:HE3	35:BO:67:LYS:HG2	1.92	0.49
35:BO:8:LEU:HB2	35:BO:19:ILE:CG1	2.41	0.49
40:BT:47:GLY:HA3	40:BT:64:ARG:O	2.11	0.49
40:BT:65:LYS:O	40:BT:65:LYS:HG3	2.13	0.49
41:BU:105:VAL:HG22	42:BV:44:LYS:HG2	1.94	0.49
43:BW:50:VAL:HG21	43:BW:103:ILE:O	2.11	0.49
47:B0:48:LYS:HG3	47:B0:79:HIS:HD1	1.78	0.49
53:B6:19:ARG:HD3	53:B6:42:TRP:CZ2	2.47	0.49
55:B8:7:HIS:CE1	55:B8:59:LYS:HZ3	2.30	0.49
1:CA:184:G:H2'	1:CA:185:A:H8	1.77	0.49
1:CA:708:C:H2'	1:CA:709:G:C8	2.44	0.49
1:CA:838:G:N2	1:CA:849:C:C2	2.80	0.49
3:CC:76:VAL:C	3:CC:83:ARG:HG3	2.32	0.49
4:CD:77:ASN:O	4:CD:80:GLU:N	2.45	0.49
7:CG:15:ASP:CG	7:CG:16:LEU:H	2.16	0.49
18:CR:68:LYS:HE3	18:CR:71:LYS:HZ1	1.78	0.49
19:CS:63:THR:HG22	19:CS:66:MET:HE3	1.93	0.49
20:CT:72:LEU:HD22	20:CT:72:LEU:C	2.33	0.49
25:DA:10:G:O6	25:DA:2629:A:H8	1.96	0.49
25:DA:11:G:H2'	25:DA:11:G:N3	2.27	0.49
25:DA:121:G:H4'	25:DA:149:A:H5'	1.93	0.49
25:DA:275:G:N7	25:DA:276:A:O4'	2.45	0.49
25:DA:296:C:O2'	25:DA:297:C:H5'	2.12	0.49
25:DA:724:U:H2'	25:DA:725:G:O4'	2.12	0.49
25:DA:845:G:OP2	25:DA:845:G:H8	1.94	0.49

Continued on next page...

Continued from previous page...

Atom-1	Atom-2	Interatomic distance (Å)	Clash overlap (Å)
25:DA:875:G:C4'	46:DZ:169:THR:HG21	2.42	0.49
25:DA:1142:U:H5"	25:DA:1142(A):A:H8	1.76	0.49
25:DA:2101:G:N2	25:DA:2189:U:C2	2.79	0.49
25:DA:2166:G:N2	25:DA:2172:U:O4	2.45	0.49
25:DA:2167:U:H2'	25:DA:2168:G:C8	2.46	0.49
25:DA:2342:C:O2	25:DA:2374:C:H5"	2.12	0.49
25:DA:2517:C:H2'	25:DA:2542:A:H2	1.78	0.49
25:DA:2825:C:H2'	25:DA:2826:A:H5'	1.94	0.49
27:DC:138:LEU:HD13	27:DC:139:PRO:CD	2.42	0.49
30:DF:7:TYR:HE2	30:DF:10:PRO:HG3	1.77	0.49
30:DF:84:VAL:C	30:DF:86:GLY:N	2.66	0.49
31:DG:54:GLU:O	31:DG:58:GLN:HG3	2.12	0.49
34:DN:62:VAL:HG22	34:DN:66:LYS:CE	2.37	0.49
37:DQ:12:GLN:HB3	37:DQ:73:PRO:HD2	1.94	0.49
41:DU:57:PHE:O	41:DU:58:ARG:C	2.49	0.49
45:DY:38:ILE:HD12	45:DY:64:GLU:HB2	1.93	0.49
45:DY:87:LYS:C	45:DY:89:PHE:H	2.15	0.49
49:D2:24:LEU:HD23	49:D2:60:LEU:HD21	1.93	0.49
1:AA:27:G:H2'	1:AA:28:G:H8	1.77	0.49
1:AA:32:A:H2'	1:AA:33:A:C8	2.47	0.49
1:AA:243:A:O2'	1:AA:244:U:OP2	2.31	0.49
1:AA:498:U:HO2'	1:AA:499:A:P	2.34	0.49
1:AA:663:A:O2'	1:AA:664:G:H5'	2.13	0.49
1:AA:797:C:OP1	11:AK:124:LYS:HE2	2.13	0.49
1:AA:837:G:O2'	1:AA:838:G:H5'	2.12	0.49
1:AA:874:G:H2'	1:AA:875:C:H6	1.78	0.49
1:AA:908:A:H2'	1:AA:909:A:H8	1.76	0.49
1:AA:1099:G:C5	1:AA:1100:C:C4	3.01	0.49
1:AA:1456:G:H3'	1:AA:1457:G:H8	1.77	0.49
2:AB:60:ASP:O	2:AB:62:ALA:N	2.45	0.49
3:AC:6:HIS:HD2	3:AC:7:PRO:HD2	1.77	0.49
3:AC:60:ALA:O	3:AC:61:ALA:HB2	2.13	0.49
3:AC:92:ALA:HB2	3:AC:99:VAL:HG11	1.94	0.49
4:AD:3:ARG:HE	4:AD:5:ILE:CG1	2.24	0.49
4:AD:131:ARG:HD3	4:AD:131:ARG:N	2.17	0.49
4:AD:188:LEU:HD23	4:AD:188:LEU:H	1.75	0.49
7:AG:16:LEU:HD11	9:AI:45:ALA:HB2	1.94	0.49
8:AH:11:THR:HG22	8:AH:15:ASN:ND2	2.27	0.49
8:AH:127:LEU:HD12	8:AH:129:VAL:HG22	1.93	0.49
10:AJ:39:PRO:HA	10:AJ:70:ARG:HG3	1.93	0.49
10:AJ:90:LEU:N	10:AJ:91:PRO:CD	2.76	0.49

Continued on next page...

Continued from previous page...

Atom-1	Atom-2	Interatomic distance (Å)	Clash overlap (Å)
11:AK:125:PHE:C	11:AK:127:LYS:N	2.62	0.49
14:AN:22:THR:HG21	14:AN:33:VAL:HB	1.94	0.49
17:AQ:22:LEU:HD13	17:AQ:41:LYS:HG2	1.93	0.49
19:AS:12:ASP:O	19:AS:15:LEU:HB2	2.13	0.49
19:AS:16:LEU:O	19:AS:20:LEU:N	2.45	0.49
20:AT:49:ALA:HB1	20:AT:100:ILE:CD1	2.42	0.49
20:AT:64:ASP:HA	20:AT:67:ALA:HB3	1.93	0.49
22:AV:72:TYR:CD1	22:AV:73:LEU:N	2.79	0.49
22:AV:104:PHE:O	22:AV:105:LYS:HB2	2.13	0.49
23:AW:67:C:C2'	23:AW:68:C:H5'	2.43	0.49
25:BA:1704:G:O2'	25:BA:1705:G:H5'	2.13	0.49
25:BA:1933:G:H2'	25:BA:1934:C:C6	2.47	0.49
25:BA:2165:G:H2'	25:BA:2166:G:C8	2.48	0.49
25:BA:2190:G:O2'	25:BA:2191:G:H5'	2.12	0.49
25:BA:2472:G:H3'	25:BA:2475:C:N4	2.27	0.49
25:BA:2528:U:OP1	56:B9:31:LYS:HD2	2.12	0.49
25:BA:2762:G:H3'	25:BA:2763:G:C5'	2.42	0.49
25:BA:2791:C:H41	25:BA:2803:C:H41	1.57	0.49
28:BD:93:ALA:HB2	28:BD:107:ALA:HB2	1.95	0.49
30:BF:167:ALA:HA	30:BF:170:LEU:HD13	1.94	0.49
31:BG:165:THR:HG23	31:BG:168:GLU:OE2	2.13	0.49
33:BI:112:LYS:O	33:BI:114:LEU:N	2.35	0.49
35:BO:3:GLN:O	35:BO:4:PRO:C	2.51	0.49
35:BO:86:ILE:H	35:BO:86:ILE:HD12	1.78	0.49
38:BR:12:ARG:HG3	38:BR:12:ARG:NH1	2.23	0.49
38:BR:117:VAL:O	38:BR:118:GLU:CB	2.56	0.49
40:BT:45:PHE:CE2	40:BT:63:VAL:HB	2.46	0.49
42:BV:49:THR:HB	42:BV:50:PRO:CD	2.43	0.49
50:B3:2:PRO:HG2	50:B3:3:ARG:H	1.78	0.49
1:CA:295:C:H2'	1:CA:296:U:H6	1.78	0.49
1:CA:839:U:H2'	1:CA:839:U:O2	2.12	0.49
2:CB:207:ALA:C	2:CB:209:ARG:H	2.16	0.49
4:CD:8:VAL:HG11	4:CD:21:LEU:HB2	1.94	0.49
7:CG:15:ASP:H	7:CG:19:GLY:C	2.15	0.49
7:CG:73:MET:HE2	7:CG:90:GLU:HA	1.93	0.49
9:CI:10:ARG:NH2	9:CI:11:LYS:CE	2.71	0.49
10:CJ:78:ASN:O	10:CJ:82:ILE:HG12	2.13	0.49
18:CR:60:ALA:O	18:CR:64:ARG:HG3	2.12	0.49
19:CS:36:ARG:HH12	19:CS:75:ALA:CB	2.18	0.49
20:CT:48:LYS:O	20:CT:52:ALA:HB2	2.12	0.49
25:DA:246:C:C2'	25:DA:247:G:H5'	2.43	0.49

Continued on next page...

Continued from previous page...

Atom-1	Atom-2	Interatomic distance (Å)	Clash overlap (Å)
25:DA:274:G:N2	25:DA:275:G:N9	2.60	0.49
25:DA:814:C:H2'	25:DA:815:C:C6	2.47	0.49
25:DA:853:G:H2'	25:DA:854:G:C8	2.48	0.49
25:DA:886:C:H6	25:DA:886:C:O5'	1.96	0.49
25:DA:927:G:C6	25:DA:928:G:N3	2.81	0.49
25:DA:996:A:N6	25:DA:1160:G:C6	2.81	0.49
25:DA:1006:C:O2'	25:DA:1007:C:H5'	2.13	0.49
25:DA:1262:A:N3	52:D5:10:LYS:HE3	2.28	0.49
25:DA:1328:G:H2'	25:DA:1330:C:C4	2.48	0.49
25:DA:1400:G:H2'	25:DA:1401:G:H8	1.77	0.49
25:DA:1892:C:H2'	25:DA:1893:C:H6	1.77	0.49
25:DA:2286:A:C5	25:DA:2346:A:N1	2.80	0.49
25:DA:2469:A:H3'	25:DA:2470:G:O4'	2.12	0.49
25:DA:2783:G:O2'	25:DA:2784:C:H5'	2.12	0.49
28:DD:26:LYS:NZ	28:DD:82:ILE:HB	2.27	0.49
29:DE:97:LYS:HE2	29:DE:97:LYS:HA	1.94	0.49
36:DP:13:ASN:ND2	36:DP:13:ASN:C	2.64	0.49
36:DP:47:ASP:OD2	36:DP:50:ARG:NH2	2.46	0.49
36:DP:64:LYS:O	36:DP:64:LYS:CD	2.61	0.49
37:DQ:140:ALA:HB3	46:DZ:52:ILE:CD1	2.22	0.49
42:DV:95:LEU:O	42:DV:96:ILE:C	2.48	0.49
44:DX:60:ARG:HH11	44:DX:60:ARG:CB	2.26	0.49
45:DY:46:LYS:HG3	45:DY:62:GLU:HG2	1.94	0.49
48:D1:51:VAL:HG21	48:D1:74:VAL:HG21	1.93	0.49
49:D2:53:LEU:O	49:D2:57:ILE:HG12	2.13	0.49
52:D5:41:PRO:HG2	52:D5:44:THR:HG21	1.94	0.49
1:AA:60:A:OP1	1:AA:111:G:N2	2.45	0.49
1:AA:398:C:O5'	1:AA:398:C:H6	1.96	0.49
1:AA:628:G:O2'	1:AA:629:G:H5'	2.12	0.49
1:AA:1258:G:H2'	1:AA:1259:C:C6	2.47	0.49
1:AA:1380:U:H5"	1:AA:1381:U:OP1	2.12	0.49
1:AA:1456:G:H2'	1:AA:1457:G:O4'	2.13	0.49
2:AB:69:LEU:HA	2:AB:91:PRO:O	2.13	0.49
2:AB:105:PHE:O	2:AB:106:LYS:C	2.50	0.49
2:AB:114:ARG:O	2:AB:118:LEU:HG	2.12	0.49
2:AB:219:VAL:O	2:AB:222:ILE:N	2.45	0.49
3:AC:113:ALA:O	3:AC:116:VAL:N	2.46	0.49
4:AD:153:ARG:O	4:AD:154:ASN:C	2.50	0.49
6:AF:14:LEU:HB3	6:AF:18:GLN:HE21	1.78	0.49
7:AG:132:GLY:H	7:AG:135:VAL:HG23	1.78	0.49
8:AH:84:ARG:HH11	8:AH:84:ARG:HG2	1.77	0.49

Continued on next page...

Continued from previous page...

Atom-1	Atom-2	Interatomic distance (Å)	Clash overlap (Å)
8:AH:103:VAL:HB	8:AH:108:GLY:C	2.32	0.49
13:AM:39:ILE:O	13:AM:41:PRO:HD3	2.11	0.49
13:AM:69:GLU:O	13:AM:70:LEU:HB2	2.11	0.49
16:AP:20:VAL:CG2	16:AP:21:VAL:N	2.75	0.49
20:AT:57:ARG:HH11	20:AT:102:GLY:HA3	1.75	0.49
22:AV:4:VAL:HG13	22:AV:60:LEU:HD23	1.94	0.49
22:AV:127:VAL:CG2	22:AV:174:ASP:HA	2.42	0.49
25:BA:152:G:H2'	25:BA:153:C:H6	1.77	0.49
25:BA:229:A:C3'	25:BA:230:U:H5'	2.43	0.49
25:BA:242:G:N2	25:BA:254:G:H2'	2.27	0.49
25:BA:320:A:C2	25:BA:323:G:C6	3.01	0.49
25:BA:696:G:O2'	25:BA:697:C:H5'	2.12	0.49
25:BA:1493:C:H4'	25:BA:1494:A:OP1	2.12	0.49
25:BA:1607:C:N4	25:BA:1621:U:H2'	2.28	0.49
25:BA:1652:A:C2'	25:BA:1653:G:H5'	2.43	0.49
25:BA:2391:G:H1'	25:BA:2424:C:H41	1.76	0.49
25:BA:2521:C:O2	25:BA:2521:C:H2'	2.11	0.49
25:BA:2528:U:H2'	25:BA:2530:A:O5'	2.11	0.49
25:BA:2808:U:H5'	25:BA:2891:G:O6	2.13	0.49
28:BD:52:ARG:O	28:BD:53:PHE:HB2	2.13	0.49
28:BD:82:ILE:O	28:BD:82:ILE:CG2	2.59	0.49
29:BE:102:VAL:O	29:BE:103:ASP:OD1	2.31	0.49
29:BE:184:VAL:HG12	29:BE:185:LYS:N	2.28	0.49
30:BF:45:ARG:NH1	30:BF:97:TYR:CE1	2.81	0.49
33:BI:92:VAL:O	33:BI:92:VAL:HG23	2.12	0.49
34:BN:66:LYS:O	34:BN:70:LYS:HB3	2.12	0.49
39:BS:50:SER:O	39:BS:51:ALA:HB2	2.12	0.49
39:BS:99:LYS:O	39:BS:101:LEU:N	2.44	0.49
40:BT:32:TYR:CB	40:BT:81:PRO:HB3	2.41	0.49
41:BU:58:ARG:O	41:BU:62:ILE:HG12	2.12	0.49
42:BV:45:THR:O	42:BV:46:VAL:O	2.31	0.49
52:B5:12:SER:OG	52:B5:15:ARG:HB3	2.13	0.49
52:B5:37:LYS:O	52:B5:38:ALA:O	2.30	0.49
55:B8:51:ALA:N	55:B8:53:PRO:HD2	2.27	0.49
1:CA:194:C:C2'	1:CA:195:A:H5"	2.42	0.49
1:CA:299:G:C6	1:CA:300:A:C6	3.00	0.49
1:CA:300:A:H1'	1:CA:565:U:O2	2.13	0.49
1:CA:397:A:H5'	1:CA:398:C:OP1	2.12	0.49
1:CA:598:U:H2'	1:CA:599:C:H6	1.78	0.49
1:CA:782:A:O3'	1:CA:1515:C:H4'	2.12	0.49
2:CB:16:HIS:HD2	2:CB:210:SER:CA	2.14	0.49

Continued on next page...

Continued from previous page...

Atom-1	Atom-2	Interatomic distance (Å)	Clash overlap (Å)
3:CC:151:VAL:HG12	3:CC:152:ILE:N	2.28	0.49
7:CG:31:MET:HE3	7:CG:34:GLY:HA2	1.93	0.49
7:CG:63:LYS:O	7:CG:63:LYS:HD2	2.13	0.49
9:CI:15:ALA:CB	9:CI:65:VAL:HB	2.40	0.49
9:CI:26:VAL:O	9:CI:33:PHE:N	2.46	0.49
12:CL:21:VAL:HG13	12:CL:95:TYR:CE2	2.48	0.49
12:CL:124:GLU:CD	12:CL:124:GLU:N	2.65	0.49
16:CP:21:VAL:HG13	16:CP:34:GLU:HB3	1.95	0.49
25:DA:154:G:H2'	25:DA:154:G:N3	2.26	0.49
25:DA:263:C:C2'	25:DA:264:C:H5'	2.42	0.49
25:DA:272(A):U:O4'	25:DA:272(A):U:OP2	2.31	0.49
25:DA:281:G:N2	25:DA:358:U:C5	2.80	0.49
25:DA:1131:G:O2'	25:DA:1132:A:H5'	2.12	0.49
25:DA:1175:U:O2	25:DA:1175:U:C2'	2.60	0.49
25:DA:1209:G:H21	25:DA:1210:A:H62	1.60	0.49
25:DA:1361:G:H1	25:DA:1370:C:H42	1.61	0.49
25:DA:1484:G:H3'	25:DA:1485:G:C5'	2.32	0.49
25:DA:1495:A:C4	25:DA:1496:A:C2	3.01	0.49
25:DA:1983:C:O2'	25:DA:1984:G:H5'	2.12	0.49
25:DA:2123:G:C5	25:DA:2176:A:C6	3.00	0.49
25:DA:2632:A:O2'	29:DE:61:ARG:NH2	2.44	0.49
27:DC:194:ILE:HG23	27:DC:198:GLU:CD	2.33	0.49
29:DE:128:SER:O	29:DE:129:HIS:HB2	2.13	0.49
32:DH:107:VAL:HG23	32:DH:109:PHE:CD1	2.48	0.49
39:DS:43:GLU:HA	39:DS:43:GLU:OE1	2.13	0.49
42:DV:49:THR:O	42:DV:50:PRO:C	2.51	0.49
44:DX:65:ARG:HH11	44:DX:65:ARG:CG	2.19	0.49
47:D0:19:LYS:HD2	47:D0:19:LYS:N	2.28	0.49
53:D6:41:PRO:CD	53:D6:46:HIS:N	2.58	0.49
1:AA:44:G:C6	1:AA:45:U:C2	3.01	0.49
1:AA:186:C:O3'	20:AT:82:SER:HB3	2.13	0.49
1:AA:409:G:P	4:AD:24:GLU:HB2	2.52	0.49
1:AA:671:G:H2'	1:AA:672:U:C6	2.48	0.49
2:AB:141:GLU:O	2:AB:143:GLU:N	2.45	0.49
3:AC:92:ALA:N	3:AC:99:VAL:HG11	2.27	0.49
4:AD:78:LEU:HB2	4:AD:93:PHE:HE2	1.77	0.49
4:AD:109:GLY:C	4:AD:111:ALA:N	2.65	0.49
6:AF:4:TYR:CD2	6:AF:67:MET:HG2	2.47	0.49
6:AF:77:ARG:CB	6:AF:77:ARG:NH1	2.75	0.49
11:AK:96:ARG:HA	11:AK:99:GLN:HG3	1.95	0.49
12:AL:5:ASN:O	12:AL:8:VAL:HB	2.13	0.49

Continued on next page...

Continued from previous page...

Atom-1	Atom-2	Interatomic distance (Å)	Clash overlap (Å)
12:AL:30:ARG:HD3	12:AL:59:SER:HB3	1.95	0.49
14:AN:24:CYS:HG	14:AN:40:CYS:HG	1.59	0.49
19:AS:4:SER:O	19:AS:5:LEU:HB3	2.13	0.49
25:BA:15:G:O2'	25:BA:16:G:H5'	2.13	0.49
25:BA:157:U:O2'	25:BA:171:G:N2	2.43	0.49
25:BA:234:C:H2'	25:BA:235:U:H6	1.77	0.49
25:BA:285:C:C2'	25:BA:286:C:C5'	2.90	0.49
25:BA:460:A:H2'	25:BA:461:C:O4'	2.13	0.49
25:BA:1242:A:H5'	25:BA:1243:G:OP2	2.12	0.49
25:BA:2102:U:O2	25:BA:2102:U:H5'	2.13	0.49
25:BA:2121:G:O2'	27:BC:168:LYS:HG2	2.13	0.49
25:BA:2358:G:H21	55:B8:52:LYS:NZ	2.10	0.49
25:BA:2776:A:H4'	25:BA:2777:G:H5"	1.94	0.49
26:BB:57:A:H4'	31:BG:30:GLU:OE1	2.13	0.49
27:BC:69:LEU:HD13	27:BC:160:GLY:CA	2.42	0.49
27:BC:90:ALA:HB1	27:BC:154:ILE:HB	1.93	0.49
29:BE:170:LEU:HD11	29:BE:187:ALA:HB3	1.95	0.49
30:BF:72:ARG:NH1	30:BF:72:ARG:HB3	2.27	0.49
30:BF:187:VAL:CG1	36:BP:6:LEU:O	2.61	0.49
31:BG:71:THR:O	31:BG:88:ILE:O	2.31	0.49
31:BG:106:LEU:CA	31:BG:110:ALA:HB3	2.39	0.49
32:BH:23:ARG:HG3	32:BH:23:ARG:HH11	1.76	0.49
32:BH:43:VAL:CG1	32:BH:52:VAL:HG13	2.43	0.49
36:BP:62:LEU:H	36:BP:62:LEU:HD22	1.78	0.49
37:BQ:60:ARG:CZ	37:BQ:60:ARG:CB	2.90	0.49
40:BT:126:ALA:C	40:BT:128:GLU:H	2.16	0.49
45:BY:90:LEU:O	45:BY:91:GLU:O	2.31	0.49
46:BZ:78:ARG:HG3	46:BZ:78:ARG:NH1	2.27	0.49
50:B3:36:VAL:O	50:B3:37:LEU:HD23	2.13	0.49
53:B6:13:CYS:HA	53:B6:50:ARG:O	2.12	0.49
53:B6:20:ASN:O	53:B6:21:TYR:CD1	2.66	0.49
1:CA:184:G:O2'	1:CA:185:A:H5'	2.13	0.49
1:CA:320:C:H2'	1:CA:321:A:O4'	2.11	0.49
1:CA:430:A:H2'	1:CA:431:A:H5'	1.95	0.49
1:CA:450:G:N7	1:CA:481:G:C6	2.81	0.49
1:CA:1231:G:C5'	9:CI:128:ARG:HG3	2.42	0.49
1:CA:1326:C:OP1	21:CU:12:LYS:HD2	2.13	0.49
2:CB:103:THR:N	2:CB:176:GLU:OE1	2.46	0.49
2:CB:126:GLU:C	2:CB:128:GLU:H	2.16	0.49
3:CC:47:LEU:HD23	3:CC:52:LEU:HD13	1.94	0.49
4:CD:71:SER:O	4:CD:75:PHE:HB2	2.13	0.49

Continued on next page...

Continued from previous page...

Atom-1	Atom-2	Interatomic distance (Å)	Clash overlap (Å)
4:CD:163:GLU:C	4:CD:165:MET:H	2.16	0.49
9:CI:103:THR:HG22	9:CI:104:ARG:N	2.26	0.49
10:CJ:32:ALA:H	10:CJ:76:ASN:HB2	1.78	0.49
13:CM:93:ARG:HD2	13:CM:93:ARG:N	2.28	0.49
14:CN:24:CYS:HA	14:CN:38:GLY:O	2.13	0.49
15:CO:29:VAL:HB	15:CO:81:LEU:HD21	1.94	0.49
16:CP:45:THR:O	16:CP:48:TRP:HD1	1.95	0.49
20:CT:18:GLN:O	20:CT:19:SER:C	2.51	0.49
20:CT:57:ARG:CZ	20:CT:102:GLY:HA2	2.43	0.49
25:DA:55:G:H2'	25:DA:56:A:C8	2.48	0.49
25:DA:183:C:O2'	25:DA:184:C:H5'	2.12	0.49
25:DA:235:U:H2'	25:DA:236:C:C6	2.44	0.49
25:DA:857:C:H2'	25:DA:857:C:O2	2.11	0.49
25:DA:971:C:OP1	25:DA:974:G:C8	2.65	0.49
25:DA:1444:G:H2'	25:DA:1445(A):C:C4	2.48	0.49
25:DA:2009:G:H2'	25:DA:2010:G:H5'	1.95	0.49
25:DA:2347:C:H2'	25:DA:2348:U:C6	2.48	0.49
25:DA:2583:G:C5	25:DA:2584:U:C4	3.01	0.49
25:DA:2737:G:H2'	25:DA:2738:A:H8	1.78	0.49
29:DE:182:LEU:HD12	29:DE:183:LEU:H	1.78	0.49
29:DE:201:THR:OG1	29:DE:202:LYS:N	2.46	0.49
30:DF:118:ALA:HB2	30:DF:123:LEU:CD2	2.42	0.49
35:DO:25:LEU:CD1	35:DO:40:VAL:HG23	2.43	0.49
36:DP:11:GLY:O	36:DP:12:ALA:C	2.51	0.49
41:DU:102:GLU:HB2	41:DU:105:VAL:CG2	2.42	0.49
42:DV:6:LYS:HG3	42:DV:11:GLN:HG2	1.93	0.49
42:DV:34:GLU:HA	42:DV:57:VAL:O	2.12	0.49
45:DY:50:ARG:CD	45:DY:54:LYS:H	2.20	0.49
47:D0:53:MET:CE	47:D0:57:PHE:HA	2.41	0.49
1:AA:39:G:C5	1:AA:498:U:O4	2.64	0.49
1:AA:135:C:O2	16:AP:1:MET:N	2.42	0.49
1:AA:189(J):G:C6	1:AA:189(K):U:C4	3.00	0.49
1:AA:448:A:C4	1:AA:487:A:C2	3.01	0.49
1:AA:744:C:H2'	1:AA:745:C:C6	2.48	0.49
1:AA:952:U:H4'	1:AA:964:A:N1	2.27	0.49
1:AA:978:A:H1'	1:AA:1322:C:O2	2.13	0.49
4:AD:128:VAL:O	4:AD:129:ASN:HB2	2.13	0.49
4:AD:174:LEU:HD23	4:AD:184:LYS:O	2.13	0.49
7:AG:92:SER:O	7:AG:96:GLN:CB	2.60	0.49
8:AH:12:ARG:NH1	8:AH:25:ASP:O	2.46	0.49
8:AH:86:ILE:HG22	8:AH:93:VAL:HG21	1.95	0.49

Continued on next page...

Continued from previous page...

Atom-1	Atom-2	Interatomic distance (Å)	Clash overlap (Å)
10:AJ:8:LEU:HB2	10:AJ:70:ARG:O	2.12	0.49
14:AN:44:LEU:C	14:AN:44:LEU:HD12	2.33	0.49
17:AQ:74:LEU:HD13	17:AQ:74:LEU:O	2.13	0.49
18:AR:86:VAL:HG12	18:AR:87:ARG:CD	2.42	0.49
19:AS:28:LYS:HD2	19:AS:29:ARG:NE	2.28	0.49
22:AV:4:VAL:C	22:AV:6:ASP:H	2.16	0.49
22:AV:27:HIS:CE1	22:AV:35:ALA:HB1	2.47	0.49
22:AV:50:VAL:O	22:AV:50:VAL:HG13	2.11	0.49
23:AW:22:G:O2'	23:AW:23:C:H5'	2.13	0.49
25:BA:218:A:C2'	25:BA:219:G:H5'	2.43	0.49
25:BA:681:G:H2'	25:BA:682:G:O4'	2.13	0.49
25:BA:744:G:H2'	25:BA:745:G:O4'	2.13	0.49
25:BA:1130:U:C2	25:BA:2025:C:H5"	2.48	0.49
25:BA:1389:G:N1	25:BA:1398:C:N4	2.49	0.49
25:BA:2009:G:N3	38:BR:107:ASP:HA	2.27	0.49
25:BA:2606:C:O2'	25:BA:2607:G:H5'	2.12	0.49
25:BA:2799:C:H1'	25:BA:2801:A:C8	2.48	0.49
27:BC:60:ARG:HD3	27:BC:165:ARG:HD2	1.94	0.49
27:BC:156:GLU:C	27:BC:158:LYS:H	2.15	0.49
29:BE:8:LYS:HE2	29:BE:192:ASN:ND2	2.27	0.49
33:BI:31:LEU:HD21	33:BI:38:LEU:HG	1.94	0.49
35:BO:52:VAL:HA	35:BO:56:ASP:OD1	2.13	0.49
35:BO:53:LYS:HD2	35:BO:53:LYS:H	1.77	0.49
35:BO:104:ARG:HH11	35:BO:104:ARG:CB	2.25	0.49
40:BT:55:ASN:O	40:BT:57:PHE:O	2.31	0.49
42:BV:52:VAL:O	42:BV:53:GLU:O	2.31	0.49
45:BY:41:GLY:O	45:BY:42:VAL:C	2.51	0.49
45:BY:65:ALA:HB1	45:BY:66:PRO:HD2	1.94	0.49
1:CA:985:C:H2'	1:CA:986:A:H8	1.77	0.49
1:CA:1015:A:H2'	1:CA:1016:A:C8	2.48	0.49
1:CA:1082:G:C2'	1:CA:1083:U:H5'	2.43	0.49
1:CA:1119:C:N4	1:CA:1154:G:H1	2.11	0.49
2:CB:168:THR:CA	2:CB:171:ALA:HB2	2.43	0.49
4:CD:163:GLU:O	4:CD:165:MET:N	2.45	0.49
6:CF:60:PHE:O	6:CF:61:LEU:HD12	2.11	0.49
7:CG:16:LEU:HD11	9:CI:45:ALA:HB2	1.94	0.49
15:CO:30:ALA:HA	15:CO:85:LEU:HD11	1.94	0.49
16:CP:18:ARG:HD3	16:CP:35:LYS:CD	2.43	0.49
22:CV:97:ARG:HH11	22:CV:97:ARG:HG2	1.78	0.49
22:CV:150:PRO:HB3	22:CV:160:GLN:HE22	1.78	0.49
25:DA:6:A:H2	25:DA:7:G:C5	2.30	0.49

Continued on next page...

Continued from previous page...

Atom-1	Atom-2	Interatomic distance (Å)	Clash overlap (Å)
25:DA:97:C:H5"	49:D2:2:LYS:CB	2.42	0.49
25:DA:160:U:H2'	25:DA:171:G:O5'	2.13	0.49
25:DA:1132:A:H5"	34:DN:82:LEU:HD21	1.94	0.49
25:DA:1173:G:H2'	25:DA:1174:A:H5'	1.94	0.49
25:DA:1498:C:O4'	25:DA:1577:C:H4'	2.13	0.49
25:DA:2303:G:H1	25:DA:2313:C:N4	2.10	0.49
25:DA:2808:U:H5'	25:DA:2891:G:O6	2.13	0.49
26:DB:25:A:H2'	26:DB:26:A:C8	2.48	0.49
26:DB:73:A:C2'	26:DB:74:U:H5'	2.42	0.49
27:DC:23:ILE:HB	27:DC:191:ARG:NH2	2.28	0.49
32:DH:90:LYS:HB2	32:DH:163:TYR:CE1	2.48	0.49
38:DR:84:ALA:O	38:DR:86:ARG:N	2.46	0.49
39:DS:27:SER:HA	39:DS:88:ASP:HB3	1.94	0.49
41:DU:55:ARG:O	41:DU:59:ARG:HG3	2.13	0.49
41:DU:69:CYS:SG	41:DU:74:LEU:CD1	2.96	0.49
42:DV:2:PHE:HB3	42:DV:41:GLY:HA2	1.95	0.49
45:DY:86:ARG:CD	45:DY:88:LYS:HD2	2.43	0.49
46:DZ:36:VAL:HG21	46:DZ:87:PHE:HD1	1.78	0.49
46:DZ:70:VAL:HG22	46:DZ:87:PHE:CE2	2.48	0.49
48:D1:3:LYS:HG3	48:D1:4:VAL:HG12	1.95	0.49
50:D3:29:ARG:C	50:D3:30:ARG:HG3	2.33	0.49
1:AA:223:U:H2'	1:AA:224:C:H6	1.77	0.49
1:AA:299:G:C6	1:AA:300:A:C6	3.01	0.49
1:AA:651:C:H2'	1:AA:652:U:C6	2.48	0.49
1:AA:655:A:H2'	1:AA:656:C:C6	2.47	0.49
1:AA:738:C:N4	1:AA:739:C:N4	2.61	0.49
1:AA:965:A:C4'	1:AA:966:G:OP1	2.57	0.49
1:AA:1065:U:C5	1:AA:1190:G:H1'	2.48	0.49
1:AA:1095:U:H2'	1:AA:1096:C:C6	2.48	0.49
1:AA:1119:C:N3	1:AA:1154:G:O6	2.45	0.49
4:AD:88:VAL:O	4:AD:92:VAL:HG23	2.13	0.49
6:AF:16:GLN:CD	6:AF:16:GLN:H	2.16	0.49
7:AG:63:LYS:NZ	7:AG:67:GLU:HB2	2.28	0.49
10:AJ:22:LYS:HE3	10:AJ:23:ILE:CG1	2.43	0.49
12:AL:29:PHE:HB3	12:AL:81:LEU:HD11	1.95	0.49
12:AL:67:ILE:HG22	12:AL:99:ARG:HH11	1.77	0.49
12:AL:81:LEU:C	12:AL:81:LEU:HD13	2.33	0.49
13:AM:15:VAL:HG21	13:AM:34:LEU:HD11	1.94	0.49
13:AM:120:LYS:HD3	13:AM:120:LYS:C	2.32	0.49
14:AN:23:ARG:HD3	14:AN:29:ARG:O	2.13	0.49
14:AN:45:ARG:HG3	14:AN:45:ARG:NH1	2.27	0.49

Continued on next page...

Continued from previous page...

Atom-1	Atom-2	Interatomic distance (Å)	Clash overlap (Å)
18:AR:66:LEU:CG	18:AR:70:ILE:HD11	2.41	0.49
20:AT:53:LEU:C	20:AT:55:ILE:N	2.66	0.49
20:AT:57:ARG:HD2	20:AT:102:GLY:C	2.33	0.49
25:BA:280:C:H6	25:BA:280:C:C5'	2.16	0.49
25:BA:358:U:OP2	25:BA:358:U:H6	1.95	0.49
25:BA:554:U:O2'	25:BA:555:U:H5'	2.12	0.49
25:BA:669:G:N3	25:BA:669:G:C2'	2.76	0.49
25:BA:1451:C:H5'	25:BA:1452:A:H5'	1.94	0.49
25:BA:1490:A:C5'	25:BA:1494:A:N6	2.76	0.49
25:BA:1935:G:C1'	25:BA:1964:G:N2	2.75	0.49
27:BC:102:GLN:CA	27:BC:102:GLN:NE2	2.73	0.49
28:BD:21:PHE:O	28:BD:22:SER:C	2.50	0.49
28:BD:26:LYS:HZ2	28:BD:82:ILE:HG22	1.78	0.49
29:BE:203:LYS:HE3	29:BE:203:LYS:O	2.13	0.49
31:BG:54:GLU:O	31:BG:57:ALA:N	2.43	0.49
32:BH:76:VAL:C	32:BH:78:GLY:N	2.65	0.49
33:BI:47:LEU:HD23	33:BI:48:GLU:N	2.27	0.49
33:BI:116:LEU:O	33:BI:117:GLU:CB	2.61	0.49
35:BO:7:TYR:CZ	35:BO:44:LYS:HG3	2.48	0.49
40:BT:41:ARG:HH22	40:BT:43:GLN:HG3	1.77	0.49
41:BU:91:ASP:O	41:BU:92:ARG:C	2.51	0.49
45:BY:32:PRO:C	45:BY:34:LYS:N	2.63	0.49
45:BY:48:ALA:O	45:BY:49:VAL:CG2	2.57	0.49
46:BZ:13:LYS:C	46:BZ:15:SER:N	2.66	0.49
46:BZ:56:ILE:HG22	46:BZ:57:VAL:N	2.28	0.49
1:CA:337:C:H2'	1:CA:338:A:C8	2.47	0.49
1:CA:633:G:H3'	1:CA:634:C:C6	2.47	0.49
1:CA:963:G:N2	10:CJ:55:LYS:HD3	2.28	0.49
1:CA:1206:G:H2'	1:CA:1207:G:O4'	2.13	0.49
1:CA:1298:C:H2'	7:CG:114:ARG:HH12	1.70	0.49
3:CC:84:ILE:O	3:CC:87:LEU:N	2.46	0.49
3:CC:189:ALA:HB3	3:CC:196:LEU:CB	2.41	0.49
4:CD:60:GLU:HG2	4:CD:202:LEU:HD12	1.94	0.49
5:CE:10:MET:SD	5:CE:13:ILE:HD11	2.53	0.49
7:CG:28:ASN:C	7:CG:30:ILE:H	2.16	0.49
8:CH:109:ILE:HG22	8:CH:137:VAL:HB	1.94	0.49
12:CL:57:LEU:HD11	12:CL:82:ILE:HG13	1.95	0.49
12:CL:97:ILE:HG22	12:CL:98:VAL:N	2.27	0.49
25:DA:71:A:H4'	25:DA:72:U:C5'	2.43	0.49
25:DA:288:C:H2'	25:DA:289:A:H8	1.77	0.49
25:DA:412:A:N7	25:DA:2411:A:H2	2.11	0.49

Continued on next page...

Continued from previous page...

Atom-1	Atom-2	Interatomic distance (Å)	Clash overlap (Å)
25:DA:704:G:H1'	25:DA:726:G:N2	2.28	0.49
25:DA:851:U:H2'	25:DA:852:G:H8	1.77	0.49
25:DA:1155:A:O2'	25:DA:1156:A:H2'	2.13	0.49
25:DA:1332:G:N2	25:DA:1610:A:N7	2.55	0.49
25:DA:1459:G:C4	25:DA:1461:G:H1'	2.48	0.49
25:DA:2056:G:H1	52:D5:4:HIS:HD2	1.61	0.49
25:DA:2117:A:H3'	25:DA:2118:U:C5'	2.43	0.49
25:DA:2282:G:H5"	25:DA:2283:C:O4'	2.13	0.49
25:DA:2393:A:H5'	36:DP:62:LEU:HB2	1.95	0.49
27:DC:138:LEU:HD13	27:DC:139:PRO:HD2	1.94	0.49
29:DE:2:LYS:CE	29:DE:95:ILE:HG23	2.42	0.49
29:DE:28:ALA:HB3	29:DE:93:VAL:HG22	1.95	0.49
30:DF:118:ALA:HB2	30:DF:123:LEU:HD22	1.93	0.49
33:DI:25:TYR:CE1	33:DI:30:LEU:HD21	2.48	0.49
34:DN:126:PRO:O	34:DN:127:ASP:CB	2.60	0.49
37:DQ:35:VAL:HG23	37:DQ:100:GLY:O	2.13	0.49
38:DR:9:LYS:O	38:DR:10:LEU:CG	2.61	0.49
40:DT:133:GLU:HG3	40:DT:137:LYS:O	2.13	0.49
41:DU:83:LEU:CG	41:DU:88:ILE:HD11	2.43	0.49
42:DV:2:PHE:HB3	42:DV:41:GLY:CA	2.42	0.49
43:DW:6:ILE:HG22	43:DW:6:ILE:O	2.12	0.49
46:DZ:98:TYR:CE1	46:DZ:124:LEU:HB2	2.46	0.49
51:D4:46:ASN:HD21	51:D4:48:ILE:HG13	1.78	0.49
52:D5:51:TYR:HD1	52:D5:52:TYR:CE1	2.30	0.49
56:D9:14:CYS:HA	56:D9:27:CYS:SG	2.53	0.49
1:AA:8:A:N7	4:AD:208:SER:CB	2.75	0.48
1:AA:9:G:C2	1:AA:26:A:N1	2.81	0.48
1:AA:248:C:O2'	1:AA:249:U:H5'	2.13	0.48
1:AA:260:G:H2'	1:AA:261:U:C6	2.48	0.48
1:AA:477:A:O2'	1:AA:479:C:H5'	2.13	0.48
1:AA:479:C:C6	1:AA:480:U:C5	3.01	0.48
1:AA:1114:C:N3	1:AA:1115:C:C5	2.81	0.48
1:AA:1270:C:H2'	1:AA:1271:G:C8	2.48	0.48
1:AA:1270:C:H2'	1:AA:1271:G:H8	1.78	0.48
2:AB:181:PHE:O	2:AB:183:PRO:HD3	2.13	0.48
3:AC:42:LEU:N	3:AC:45:LYS:NZ	2.61	0.48
3:AC:44:GLU:CG	3:AC:52:LEU:HD11	2.41	0.48
3:AC:140:ARG:O	3:AC:143:GLU:N	2.46	0.48
4:AD:56:VAL:O	4:AD:60:GLU:HB2	2.12	0.48
9:AI:10:ARG:HD3	9:AI:75:ASP:CB	2.43	0.48
9:AI:40:LEU:O	9:AI:43:ALA:HB3	2.13	0.48

Continued on next page...

Continued from previous page...

Atom-1	Atom-2	Interatomic distance (Å)	Clash overlap (Å)
22:AV:4:VAL:HA	22:AV:7:LEU:HG	1.95	0.48
23:AW:64:G:H2'	23:AW:65:C:O4'	2.12	0.48
25:BA:172:C:H2'	25:BA:173:G:H5'	1.95	0.48
25:BA:275:G:C5	25:BA:276:A:H1'	2.48	0.48
25:BA:492:A:C2'	25:BA:493:G:H5'	2.43	0.48
25:BA:643:A:O2'	25:BA:644:A:H5'	2.13	0.48
25:BA:817:C:O2'	25:BA:839:U:H5"	2.13	0.48
25:BA:851:U:H5'	50:B3:49:LYS:NZ	2.28	0.48
25:BA:999:U:H2'	25:BA:1000:A:H5"	1.94	0.48
25:BA:1363:C:O2'	25:BA:1364:G:H5'	2.13	0.48
25:BA:1680:U:O2'	25:BA:1681:G:H5'	2.13	0.48
25:BA:1803:A:O3'	28:BD:259:THR:HG23	2.12	0.48
25:BA:1860:G:H2'	25:BA:1861:G:H8	1.78	0.48
25:BA:1909:C:N4	25:BA:1921:G:H1	2.08	0.48
25:BA:1985:G:O2'	25:BA:1986:A:H5'	2.13	0.48
25:BA:2079:U:H2'	25:BA:2080:G:O4'	2.13	0.48
25:BA:2162:G:H2'	25:BA:2163:C:H6	1.78	0.48
25:BA:2206:G:H3'	25:BA:2206:G:N3	2.28	0.48
25:BA:2801:A:H2'	25:BA:2801:A:N3	2.28	0.48
25:BA:2807:G:H2'	25:BA:2808:U:H5"	1.95	0.48
25:BA:2850:A:N7	25:BA:2868:A:O2'	2.33	0.48
27:BC:132:LEU:HD23	27:BC:132:LEU:H	1.77	0.48
31:BG:71:THR:O	31:BG:89:GLY:HA3	2.13	0.48
34:BN:55:VAL:HG13	34:BN:56:ASN:HB2	1.94	0.48
34:BN:78:TYR:N	34:BN:78:TYR:CD1	2.81	0.48
35:BO:104:ARG:NH1	35:BO:104:ARG:CB	2.76	0.48
37:BQ:6:ARG:O	37:BQ:7:MET:HG3	2.12	0.48
39:BS:14:VAL:CG1	39:BS:15:ARG:H	2.01	0.48
39:BS:34:HIS:CD2	39:BS:54:LEU:HD23	2.48	0.48
39:BS:89:ARG:CD	39:BS:92:TYR:HA	2.43	0.48
1:CA:197:A:C6	1:CA:221:C:H5'	2.47	0.48
1:CA:389:A:C2'	1:CA:390:C:H5'	2.43	0.48
1:CA:523:A:H61	12:CL:50:ARG:NH1	2.06	0.48
1:CA:707:C:O2'	1:CA:708:C:H5'	2.13	0.48
1:CA:737:A:H2'	1:CA:738:C:C6	2.48	0.48
1:CA:922:G:H4'	5:CE:20:GLN:HA	1.95	0.48
1:CA:935:A:H2'	1:CA:936:C:H6	1.78	0.48
1:CA:979:C:OP1	1:CA:981:U:O4	2.31	0.48
1:CA:1070:U:H2'	1:CA:1071:C:C6	2.47	0.48
2:CB:7:VAL:HB	2:CB:11:LEU:CD1	2.40	0.48
2:CB:92:TYR:CD1	2:CB:151:GLY:HA3	2.48	0.48

Continued on next page...

Continued from previous page...

Atom-1	Atom-2	Interatomic distance (Å)	Clash overlap (Å)
3:CC:50:ALA:HB1	3:CC:70:VAL:CG1	2.40	0.48
3:CC:136:GLN:O	3:CC:139:GLN:HB3	2.13	0.48
4:CD:46:LYS:O	4:CD:47:ARG:C	2.50	0.48
5:CE:79:GLU:HA	5:CE:91:LEU:O	2.12	0.48
5:CE:101:ILE:HD11	5:CE:119:LEU:HD23	1.95	0.48
5:CE:133:TYR:O	5:CE:137:GLU:HB2	2.13	0.48
7:CG:145:ALA:O	7:CG:147:ALA:N	2.44	0.48
8:CH:28:ALA:CB	8:CH:59:LEU:HG	2.43	0.48
10:CJ:40:LEU:HG	10:CJ:69:ASN:CB	2.41	0.48
15:CO:75:PRO:HG2	15:CO:76:GLU:H	1.78	0.48
18:CR:25:THR:HG22	18:CR:25:THR:O	2.12	0.48
22:CV:68:ARG:HB2	22:CV:68:ARG:NH1	2.20	0.48
22:CV:177:THR:OG1	22:CV:179:GLU:HB2	2.13	0.48
23:CW:28:C:O2'	23:CW:29:G:H5'	2.13	0.48
25:DA:15:G:H2'	25:DA:16:G:C8	2.44	0.48
25:DA:596:G:O2'	25:DA:597:U:H5'	2.12	0.48
25:DA:651:G:N2	25:DA:652:C:C5	2.81	0.48
25:DA:764:A:N3	28:DD:213:ARG:NH1	2.61	0.48
25:DA:916:G:C2'	25:DA:917:A:H5"	2.42	0.48
25:DA:1198:U:H2'	25:DA:1199:U:H6	1.78	0.48
25:DA:1515:G:O2'	25:DA:1516:C:H5'	2.13	0.48
25:DA:1829:A:H5'	25:DA:1829:A:C8	2.45	0.48
25:DA:2039:C:OP1	34:DN:109:LYS:HD3	2.12	0.48
25:DA:2692:C:H2'	25:DA:2693:A:C8	2.47	0.48
29:DE:176:ILE:N	29:DE:176:ILE:CD1	2.75	0.48
30:DF:79:GLY:O	30:DF:80:ALA:C	2.49	0.48
30:DF:124:LEU:HD11	30:DF:126:VAL:CG1	2.40	0.48
30:DF:132:VAL:O	30:DF:133:ASN:O	2.31	0.48
34:DN:125:GLY:HA3	34:DN:126:PRO:C	2.32	0.48
36:DP:88:LEU:N	36:DP:88:LEU:CD1	2.76	0.48
40:DT:26:ASP:C	40:DT:26:ASP:OD2	2.50	0.48
40:DT:33:LYS:NZ	40:DT:43:GLN:NE2	2.61	0.48
42:DV:1:MET:O	42:DV:15:GLU:HG3	2.12	0.48
45:DY:28:LYS:N	45:DY:28:LYS:CE	2.76	0.48
46:DZ:144:GLU:HA	46:DZ:144:GLU:OE1	2.13	0.48
50:D3:6:VAL:O	50:D3:34:GLU:HA	2.13	0.48
51:D4:48:ILE:H	51:D4:48:ILE:CD1	2.16	0.48
1:AA:152:A:H2'	1:AA:153:C:H5'	1.94	0.48
1:AA:401:C:O2'	1:AA:402:G:H5'	2.13	0.48
1:AA:974:A:C1'	14:AN:31:ARG:NE	2.75	0.48
3:AC:148:GLY:HA3	3:AC:172:ARG:O	2.13	0.48

Continued on next page...

Continued from previous page...

Atom-1	Atom-2	Interatomic distance (Å)	Clash overlap (Å)
3:AC:184:TYR:OH	3:AC:199:LYS:HE2	2.12	0.48
4:AD:126:ILE:HD13	4:AD:126:ILE:N	2.28	0.48
4:AD:173:TRP:HD1	4:AD:174:LEU:HG	1.77	0.48
5:AE:36:ASP:OD2	5:AE:38:GLN:N	2.39	0.48
7:AG:73:MET:HA	7:AG:91:VAL:HG23	1.95	0.48
13:AM:21:TYR:O	13:AM:22:ILE:HG13	2.12	0.48
13:AM:98:VAL:O	13:AM:98:VAL:HG12	2.14	0.48
16:AP:6:LEU:HD12	16:AP:6:LEU:N	2.28	0.48
22:AV:1:MET:SD	22:AV:61:GLU:HB2	2.53	0.48
25:BA:271(A):A:N1	25:BA:272(D):G:O2'	2.38	0.48
25:BA:274:G:H22	25:BA:363:G:H22	1.62	0.48
25:BA:435:C:H2'	25:BA:436:C:H5'	1.95	0.48
25:BA:673:C:H2'	25:BA:674:G:H5'	1.94	0.48
25:BA:858:U:H1'	25:BA:2268:A:O2'	2.13	0.48
25:BA:1792:G:H5'	28:BD:205:VAL:HG13	1.94	0.48
25:BA:2774:C:H2'	25:BA:2775:A:O4'	2.12	0.48
28:BD:39:LYS:HG3	28:BD:40:THR:N	2.28	0.48
29:BE:2:LYS:HE2	29:BE:95:ILE:CG2	2.42	0.48
29:BE:33:VAL:CG2	29:BE:47:VAL:HG13	2.42	0.48
29:BE:128:SER:OG	29:BE:129:HIS:N	2.44	0.48
30:BF:3:GLU:C	30:BF:24:LEU:HD12	2.33	0.48
34:BN:56:ASN:C	34:BN:57:ALA:O	2.49	0.48
35:BO:3:GLN:CG	35:BO:4:PRO:HD2	2.41	0.48
35:BO:104:ARG:HE	40:BT:33:LYS:CD	2.21	0.48
36:BP:16:ARG:CD	36:BP:18:ARG:HB2	2.43	0.48
37:BQ:92:GLY:C	37:BQ:93:TYR:CD1	2.86	0.48
40:BT:28:VAL:O	40:BT:29:ARG:HD3	2.12	0.48
42:BV:34:GLU:O	42:BV:36:PRO:CD	2.60	0.48
49:B2:41:ILE:HD11	49:B2:44:LEU:HG	1.94	0.48
50:B3:4:LEU:CD2	50:B3:56:VAL:HG13	2.42	0.48
53:B6:15:GLU:OE1	53:B6:18:ARG:HG3	2.12	0.48
1:CA:132:C:H5'	1:CA:262:A:O2'	2.13	0.48
1:CA:230:G:N2	1:CA:231:G:H1'	2.29	0.48
1:CA:426:G:O2'	1:CA:427:U:H5'	2.14	0.48
1:CA:622:A:C8	1:CA:623:C:C6	3.00	0.48
1:CA:806:C:H2'	1:CA:807:A:C8	2.48	0.48
1:CA:1030(C):G:C2'	1:CA:1030(D):A:H5'	2.43	0.48
1:CA:1057:G:H5"	3:CC:154:SER:OG	2.13	0.48
1:CA:1240:U:H3'	1:CA:1241:G:C5'	2.42	0.48
1:CA:1502:A:H2	1:CA:1505:G:N1	2.11	0.48
2:CB:87:ARG:HE	2:CB:233:SER:HB3	1.73	0.48

Continued on next page...

Continued from previous page...

Atom-1	Atom-2	Interatomic distance (Å)	Clash overlap (Å)
3:CC:34:LEU:HD13	14:CN:25:VAL:HG11	1.95	0.48
5:CE:81:GLU:CG	5:CE:90:VAL:HA	2.42	0.48
5:CE:105:VAL:HG11	5:CE:131:ILE:HG22	1.95	0.48
7:CG:3:ARG:O	7:CG:3:ARG:HG2	2.12	0.48
7:CG:15:ASP:HB3	7:CG:19:GLY:H	1.78	0.48
8:CH:87:SER:HA	8:CH:93:VAL:HG23	1.94	0.48
11:CK:22:HIS:HB3	11:CK:29:ILE:O	2.13	0.48
12:CL:24:LEU:HD13	12:CL:24:LEU:H	1.77	0.48
13:CM:94:ARG:NH2	25:DA:887:A:H8	2.11	0.48
16:CP:14:ASN:N	16:CP:15:PRO:CD	2.76	0.48
17:CQ:56:VAL:O	17:CQ:76:LEU:HD12	2.13	0.48
22:CV:133:VAL:O	22:CV:134:ASP:HB2	2.13	0.48
22:CV:164:PHE:HE1	22:CV:183:ARG:HD3	1.77	0.48
25:DA:283:A:C2	25:DA:427:U:H1'	2.48	0.48
25:DA:560:C:H4'	41:DU:52:ARG:HH12	1.79	0.48
25:DA:615:G:OP2	30:DF:40:GLN:CG	2.61	0.48
25:DA:635:C:O2'	25:DA:639:U:OP1	2.30	0.48
25:DA:1175:U:O2	25:DA:1175:U:H2'	2.13	0.48
25:DA:1410:G:H1	25:DA:1592:C:H42	1.59	0.48
25:DA:2473:U:C2'	25:DA:2473:U:O2	2.60	0.48
25:DA:2652:C:H5'	25:DA:2653:U:OP2	2.12	0.48
26:DB:15:A:H1'	26:DB:110:G:N7	2.27	0.48
27:DC:131:ILE:HD12	27:DC:131:ILE:H	1.77	0.48
27:DC:181:PHE:HB3	27:DC:186:LEU:HG	1.93	0.48
27:DC:193:PHE:CE2	27:DC:197:LEU:HD13	2.48	0.48
29:DE:2:LYS:HE2	29:DE:96:PHE:CD1	2.48	0.48
29:DE:169:ASN:ND2	29:DE:169:ASN:O	2.46	0.48
30:DF:9:ILE:CG2	30:DF:11:VAL:O	2.57	0.48
31:DG:19:LEU:O	31:DG:23:PHE:HB2	2.12	0.48
32:DH:169:VAL:O	32:DH:169:VAL:HG13	2.13	0.48
36:DP:135:LEU:HD21	36:DP:144:GLU:HG3	1.95	0.48
40:DT:8:LYS:O	40:DT:11:GLU:OE1	2.31	0.48
41:DU:65:ILE:CD1	41:DU:96:ALA:HB1	2.42	0.48
45:DY:11:ASP:H	45:DY:28:LYS:NZ	2.10	0.48
46:DZ:9:ARG:NH2	46:DZ:25:GLY:O	2.46	0.48
53:D6:43:CYS:O	53:D6:44:ARG:CB	2.61	0.48
1:AA:277:C:OP1	17:AQ:41:LYS:HE3	2.13	0.48
1:AA:328:C:H4'	1:AA:329:A:H5'	1.96	0.48
1:AA:518:C:C4	1:AA:530:G:C6	3.01	0.48
1:AA:519:C:O2'	1:AA:520:A:H5'	2.14	0.48
1:AA:731:G:H2'	1:AA:732:C:H6	1.77	0.48

Continued on next page...

Continued from previous page...

Atom-1	Atom-2	Interatomic distance (Å)	Clash overlap (Å)
1:AA:1049:U:C6	1:AA:1201:A:H5'	2.48	0.48
1:AA:1187:G:H2'	1:AA:1188:A:O4'	2.13	0.48
2:AB:88:ALA:HB1	2:AB:90:MET:HE2	1.95	0.48
3:AC:138:VAL:HG13	3:AC:149:ALA:HB3	1.95	0.48
4:AD:17:VAL:HG21	4:AD:197:PRO:HB2	1.94	0.48
4:AD:78:LEU:HD22	4:AD:139:ARG:HH12	1.77	0.48
7:AG:24:THR:O	7:AG:27:ILE:HB	2.14	0.48
7:AG:27:ILE:HD13	7:AG:43:PHE:HB2	1.95	0.48
10:AJ:51:ARG:NH2	10:AJ:61:GLU:HG3	2.27	0.48
11:AK:34:ASP:HB2	11:AK:35:PRO:CD	2.43	0.48
15:AO:65:ARG:O	15:AO:68:ARG:N	2.40	0.48
16:AP:53:VAL:HG23	16:AP:54:GLU:N	2.27	0.48
17:AQ:50:LYS:HE3	17:AQ:51:TYR:CZ	2.48	0.48
25:BA:706:A:C2	25:BA:707:G:H1'	2.49	0.48
25:BA:803:U:H2'	25:BA:804:A:H5'	1.93	0.48
25:BA:1168:G:C2	25:BA:1182:A:C2	3.01	0.48
25:BA:1311:G:C2	44:BX:60:ARG:NH1	2.81	0.48
25:BA:1956:U:H1'	25:BA:2552:U:OP1	2.13	0.48
25:BA:2122:U:H3	25:BA:2176:A:N6	2.11	0.48
25:BA:2223:G:C2'	25:BA:2224:G:H5'	2.43	0.48
25:BA:2347:C:H2'	25:BA:2348:U:C6	2.49	0.48
25:BA:2406:U:O4	36:BP:70:GLN:HB3	2.12	0.48
25:BA:2532:G:H2'	25:BA:2533:A:C8	2.48	0.48
25:BA:2736:G:C2'	25:BA:2737:G:H5'	2.43	0.48
25:BA:2788:C:O2	25:BA:2809:A:H2	1.95	0.48
25:BA:2810:A:H2'	29:BE:61:ARG:NH2	2.28	0.48
28:BD:231:HIS:HD2	28:BD:249:PRO:HG3	1.79	0.48
30:BF:24:LEU:HD12	30:BF:25:PRO:HD2	1.95	0.48
33:BI:114:LEU:O	33:BI:115:ALA:CB	2.61	0.48
35:BO:59:LYS:NZ	35:BO:89:ASN:ND2	2.61	0.48
38:BR:88:ARG:HD2	38:BR:89:ASP:OD1	2.13	0.48
39:BS:82:ILE:O	39:BS:83:LYS:HB2	2.13	0.48
39:BS:85:VAL:O	39:BS:106:ARG:CG	2.61	0.48
40:BT:16:ARG:O	40:BT:17:THR:HB	2.13	0.48
42:BV:64:HIS:ND1	42:BV:92:THR:HG22	2.28	0.48
44:BX:63:LYS:CE	44:BX:72:LYS:HE3	2.37	0.48
45:BY:78:ALA:CB	45:BY:99:CYS:HG	2.25	0.48
47:B0:54:ARG:CB	47:B0:54:ARG:NH1	2.76	0.48
49:B2:17:SER:N	49:B2:67:LYS:NZ	2.58	0.48
51:B4:62:CYS:SG	51:B4:63:SER:N	2.86	0.48
1:CA:80:G:C3'	1:CA:81:U:H5'	2.44	0.48

Continued on next page...

Continued from previous page...

Atom-1	Atom-2	Interatomic distance (Å)	Clash overlap (Å)
1:CA:1002:G:H2'	1:CA:1002:G:N3	2.28	0.48
1:CA:1252:A:H2'	1:CA:1253:G:O4'	2.13	0.48
1:CA:1342:C:H1'	9:CI:124:GLN:HE21	1.75	0.48
1:CA:1431:C:H2'	1:CA:1432:G:H5'	1.95	0.48
2:CB:21:ARG:HB3	2:CB:39:ILE:CA	2.34	0.48
4:CD:13:ARG:O	4:CD:14:ARG:HB3	2.14	0.48
6:CF:54:LYS:HD3	6:CF:54:LYS:N	2.27	0.48
7:CG:109:ASN:HA	7:CG:119:ARG:CZ	2.43	0.48
7:CG:124:LEU:O	7:CG:128:ALA:CB	2.61	0.48
10:CJ:56:HIS:C	10:CJ:58:ASP:H	2.14	0.48
13:CM:25:ILE:HD11	13:CM:66:LEU:HD23	1.94	0.48
15:CO:9:GLN:C	15:CO:11:VAL:H	2.16	0.48
15:CO:37:ASN:O	15:CO:40:SER:HB3	2.13	0.48
17:CQ:53:LEU:HD23	17:CQ:54:GLY:N	2.28	0.48
20:CT:24:LEU:C	20:CT:24:LEU:HD13	2.34	0.48
20:CT:31:SER:O	20:CT:34:LYS:HB2	2.13	0.48
20:CT:75:ASN:OD1	20:CT:75:ASN:N	2.39	0.48
25:DA:157:U:C3'	25:DA:158:U:C5'	2.81	0.48
25:DA:246:C:H41	55:D8:8:LYS:HG2	1.78	0.48
25:DA:436:C:H2'	25:DA:437:G:H8	1.77	0.48
25:DA:637:A:OP2	36:DP:116:GLY:N	2.45	0.48
25:DA:738:G:C2'	25:DA:739:G:H5'	2.43	0.48
25:DA:819:A:C4	25:DA:1189:A:C2	3.01	0.48
25:DA:925:C:C2'	25:DA:926:A:C5'	2.80	0.48
25:DA:1224:C:O2'	42:DV:85:LYS:HA	2.14	0.48
25:DA:1439:A:H2'	25:DA:1440:G:O4'	2.12	0.48
25:DA:1459:G:C2	25:DA:1461:G:C8	3.01	0.48
25:DA:1975:G:C6	25:DA:1976:U:N3	2.81	0.48
25:DA:2164:C:H3'	25:DA:2165:G:H8	1.77	0.48
25:DA:2304:G:H5'	25:DA:2305:A:OP2	2.12	0.48
25:DA:2376:A:OP1	25:DA:2376:A:H8	1.96	0.48
25:DA:2657:A:H2'	25:DA:2658:C:H5'	1.94	0.48
28:DD:162:SER:O	28:DD:178:PRO:HG3	2.14	0.48
32:DH:15:VAL:HG12	32:DH:29:PRO:HD3	1.93	0.48
38:DR:51:LEU:CD1	38:DR:70:LEU:HD21	2.40	0.48
39:DS:43:GLU:O	39:DS:44:LYS:HB2	2.12	0.48
39:DS:99:LYS:C	39:DS:101:LEU:H	2.16	0.48
40:DT:35:LYS:O	40:DT:36:GLU:HB3	2.13	0.48
41:DU:18:LEU:O	41:DU:20:LEU:N	2.46	0.48
42:DV:99:ILE:O	42:DV:101:GLY:N	2.46	0.48
43:DW:64:MET:O	43:DW:65:LEU:HB3	2.14	0.48

Continued on next page...

Continued from previous page...

Atom-1	Atom-2	Interatomic distance (Å)	Clash overlap (Å)
46:DZ:100:PRO:C	46:DZ:101:LEU:HD12	2.34	0.48
51:D4:37:PRO:HB3	51:D4:51:TYR:CE2	2.48	0.48
56:D9:11:CYS:N	56:D9:14:CYS:SG	2.85	0.48
1:AA:346:G:N3	1:AA:346:G:H2'	2.28	0.48
1:AA:565:U:C5	1:AA:566:G:C4	3.01	0.48
1:AA:1014:A:C2	1:AA:1219:U:H1'	2.47	0.48
1:AA:1258:G:O2'	1:AA:1259:C:H5'	2.13	0.48
1:AA:1273:G:H3'	1:AA:1274:G:C8	2.45	0.48
1:AA:1342:C:H6	1:AA:1342:C:O5'	1.97	0.48
1:AA:1421:G:C4	1:AA:1480:G:N2	2.81	0.48
2:AB:92:TYR:C	2:AB:92:TYR:CD1	2.87	0.48
3:AC:87:LEU:O	3:AC:89:GLU:N	2.47	0.48
4:AD:110:PHE:CD2	4:AD:148:VAL:HG23	2.48	0.48
5:AE:10:MET:N	5:AE:32:VAL:HG13	2.27	0.48
5:AE:54:ALA:O	5:AE:57:LYS:N	2.46	0.48
7:AG:43:PHE:C	7:AG:43:PHE:CD1	2.87	0.48
7:AG:155:ARG:O	7:AG:156:TRP:CD1	2.65	0.48
9:AI:96:LEU:HD12	9:AI:101:PHE:HB2	1.95	0.48
15:AO:37:ASN:N	15:AO:37:ASN:ND2	2.61	0.48
20:AT:61:SER:O	20:AT:65:LYS:HG2	2.13	0.48
23:AW:62:C:H2'	23:AW:63:G:H8	1.77	0.48
25:BA:269:U:C5	25:BA:271(Y):U:C4	3.01	0.48
25:BA:492:A:H2'	25:BA:493:G:H5'	1.94	0.48
25:BA:1582:C:O2'	25:BA:1586:A:C8	2.66	0.48
25:BA:1639:U:C2'	25:BA:1640:C:C5'	2.89	0.48
25:BA:2335:A:O2'	25:BA:2336:A:H5"	2.13	0.48
25:BA:2643:G:H2'	25:BA:2644:G:O4'	2.14	0.48
28:BD:30:GLU:HA	28:BD:83:GLU:OE1	2.13	0.48
28:BD:213:ARG:HD2	28:BD:217:ARG:O	2.13	0.48
28:BD:221:VAL:HG13	28:BD:226:MET:CE	2.43	0.48
30:BF:185:ASP:HA	30:BF:188:ARG:CG	2.43	0.48
31:BG:18:GLU:O	31:BG:22:ARG:N	2.43	0.48
31:BG:31:VAL:HG23	31:BG:32:PRO:HD2	1.95	0.48
32:BH:17:VAL:HG21	32:BH:50:VAL:HG22	1.96	0.48
32:BH:103:LEU:HG	32:BH:105:LEU:HD21	1.94	0.48
40:BT:23:ARG:NH2	40:BT:120:ARG:HD3	2.29	0.48
40:BT:29:ARG:HB2	40:BT:85:LYS:HZ3	1.70	0.48
40:BT:106:SER:O	40:BT:107:ASP:OD1	2.32	0.48
1:CA:132:C:C4'	1:CA:262:A:H1'	2.44	0.48
1:CA:1059:C:O5'	1:CA:1059:C:H6	1.97	0.48
1:CA:1106:G:H5"	3:CC:172:ARG:HG2	1.94	0.48

Continued on next page...

Continued from previous page...

Atom-1	Atom-2	Interatomic distance (Å)	Clash overlap (Å)
2:CB:14:GLY:C	2:CB:15:VAL:HG22	2.33	0.48
2:CB:174:VAL:HG11	2:CB:196:LEU:HD13	1.95	0.48
4:CD:30:LYS:HA	4:CD:35:ARG:CD	2.36	0.48
4:CD:79:PHE:HB2	4:CD:93:PHE:CZ	2.49	0.48
4:CD:96:LEU:HB3	4:CD:139:ARG:NH1	2.28	0.48
5:CE:43:LEU:HD11	5:CE:132:ALA:HB1	1.95	0.48
5:CE:45:PHE:CD2	5:CE:47:LYS:HE3	2.48	0.48
6:CF:24:GLU:O	6:CF:28:ARG:NH1	2.47	0.48
7:CG:66:VAL:O	7:CG:70:LYS:HD2	2.14	0.48
10:CJ:8:LEU:HB3	10:CJ:16:LEU:HD21	1.95	0.48
12:CL:95:TYR:N	12:CL:95:TYR:CD1	2.81	0.48
16:CP:22:THR:HA	16:CP:33:ILE:HD11	1.95	0.48
17:CQ:18:THR:HG22	17:CQ:19:VAL:N	2.29	0.48
19:CS:62:ILE:HA	19:CS:66:MET:SD	2.54	0.48
25:DA:270:A:C2'	25:DA:271:A:H5'	2.43	0.48
25:DA:587:C:H4'	25:DA:588:U:O5'	2.13	0.48
25:DA:1221:C:H5'	25:DA:1221:C:H6	1.79	0.48
25:DA:1478:G:C2	25:DA:1479:G:C8	3.01	0.48
25:DA:1689:A:N6	25:DA:1698:A:H2	1.97	0.48
25:DA:1796:U:H2'	25:DA:1797:C:H6	1.78	0.48
25:DA:1815:A:C5	25:DA:1817:G:C6	3.01	0.48
25:DA:2126:A:N6	25:DA:2163:C:H4'	2.28	0.48
25:DA:2225:A:H5'	25:DA:2226:C:O4'	2.13	0.48
25:DA:2729:G:H1'	29:DE:187:ALA:CB	2.28	0.48
25:DA:2816:C:O3'	38:DR:99:LYS:HE2	2.13	0.48
25:DA:2825:C:H2'	25:DA:2826:A:C5'	2.43	0.48
27:DC:150:ILE:HG12	27:DC:154:ILE:HD11	1.95	0.48
28:DD:102:LYS:O	28:DD:103:ARG:HG2	2.12	0.48
28:DD:210:GLY:O	28:DD:211:ARG:CB	2.59	0.48
29:DE:175:VAL:O	29:DE:175:VAL:HG23	2.13	0.48
30:DF:36:VAL:O	30:DF:40:GLN:HB2	2.14	0.48
30:DF:117:ARG:NH2	36:DP:5:ASP:N	2.60	0.48
34:DN:62:VAL:HG11	34:DN:67:LEU:HG	1.94	0.48
36:DP:81:GLN:OE1	36:DP:106:LEU:HA	2.13	0.48
38:DR:13:HIS:O	38:DR:14:SER:C	2.52	0.48
40:DT:45:PHE:CE2	40:DT:74:ARG:HB2	2.48	0.48
41:DU:12:ARG:O	41:DU:14:HIS:N	2.46	0.48
45:DY:47:LYS:HA	45:DY:60:PHE:CE2	2.48	0.48
46:DZ:27:MET:HA	46:DZ:87:PHE:O	2.13	0.48
46:DZ:53:HIS:HB3	46:DZ:100:PRO:HD3	1.94	0.48
46:DZ:101:LEU:HD11	46:DZ:123:ILE:CG2	2.42	0.48

Continued on next page...

Continued from previous page...

Atom-1	Atom-2	Interatomic distance (Å)	Clash overlap (Å)
48:D1:93:GLU:C	48:D1:95:LEU:H	2.16	0.48
49:D2:22:GLU:HA	49:D2:25:VAL:HG23	1.96	0.48
1:AA:191:G:C4	20:AT:105:SER:HB3	2.49	0.48
1:AA:296:U:O2'	1:AA:297:G:H5'	2.14	0.48
1:AA:406:G:H21	4:AD:119:GLN:HE22	1.60	0.48
1:AA:909:A:N3	1:AA:1413:A:O2'	2.36	0.48
1:AA:978:A:O2'	1:AA:1322:C:N3	2.45	0.48
1:AA:1109:C:H2'	1:AA:1110:A:O4'	2.13	0.48
2:AB:111:ARG:HB3	2:AB:149:LEU:HD11	1.95	0.48
2:AB:114:ARG:HH12	2:AB:118:LEU:CD1	2.24	0.48
2:AB:164:VAL:HB	2:AB:186:ALA:HB1	1.96	0.48
2:AB:178:ARG:NH2	8:AH:68:ARG:NH2	2.58	0.48
2:AB:204:ASN:ND2	2:AB:207:ALA:HB3	2.29	0.48
4:AD:62:GLN:O	4:AD:66:ARG:HD2	2.14	0.48
4:AD:96:LEU:HD13	4:AD:96:LEU:H	1.78	0.48
5:AE:111:GLU:C	5:AE:113:ALA:N	2.66	0.48
6:AF:56:PRO:HG2	6:AF:57:GLN:HG3	1.96	0.48
9:AI:50:LEU:HA	9:AI:53:VAL:HG22	1.94	0.48
10:AJ:3:LYS:HD2	10:AJ:77:PRO:CG	2.43	0.48
10:AJ:46:ARG:HA	10:AJ:64:GLU:HA	1.96	0.48
13:AM:66:LEU:O	13:AM:69:GLU:O	2.32	0.48
16:AP:50:LYS:NZ	16:AP:52:ASP:HB2	2.27	0.48
16:AP:59:TRP:C	16:AP:61:SER:N	2.66	0.48
17:AQ:33:GLY:O	17:AQ:34:LYS:O	2.32	0.48
17:AQ:52:LYS:HD2	17:AQ:52:LYS:N	2.27	0.48
20:AT:89:ARG:NH2	20:AT:104:LEU:HD21	2.28	0.48
25:BA:272(I):U:N3	25:BA:363(A):A:N6	2.60	0.48
25:BA:477:A:C6	25:BA:478:A:C6	3.01	0.48
25:BA:1446:C:O2'	25:BA:1447:G:H5'	2.14	0.48
25:BA:1775:U:H2'	25:BA:1776:G:H5'	1.96	0.48
25:BA:2334:G:H5'	39:BS:13:ARG:HG3	1.96	0.48
25:BA:2531:A:C2	25:BA:2658:C:O2	2.62	0.48
25:BA:2677:G:H2'	25:BA:2678:C:C6	2.48	0.48
25:BA:2818:G:H1'	25:BA:2836:U:O2'	2.14	0.48
25:BA:2852:G:O2'	25:BA:2853:C:H5'	2.13	0.48
25:BA:2876:G:C4'	40:BT:3:ARG:HD3	2.24	0.48
29:BE:31:CYS:O	29:BE:90:THR:HA	2.14	0.48
31:BG:131:TYR:HB3	31:BG:159:VAL:HG13	1.96	0.48
32:BH:46:GLU:O	32:BH:47:GLU:O	2.31	0.48
33:BI:10:GLU:O	33:BI:12:LEU:HD23	2.14	0.48
36:BP:7:ARG:O	36:BP:10:PRO:CD	2.55	0.48

Continued on next page...

Continued from previous page...

Atom-1	Atom-2	Interatomic distance (Å)	Clash overlap (Å)
37:BQ:55:VAL:HG23	37:BQ:56:ARG:N	2.28	0.48
38:BR:63:ARG:HA	38:BR:80:PHE:CZ	2.48	0.48
44:BX:31:HIS:ND1	44:BX:32:PRO:HD2	2.28	0.48
1:CA:52:G:H2'	1:CA:53:A:H8	1.79	0.48
1:CA:359:U:H2'	1:CA:360:A:C8	2.48	0.48
1:CA:447:G:C6	1:CA:485:G:H1'	2.48	0.48
1:CA:1456:G:N2	1:CA:1457:G:C4	2.81	0.48
3:CC:29:TYR:CE2	3:CC:33:LEU:HD22	2.43	0.48
3:CC:114:PRO:HD3	3:CC:183:ASP:CG	2.34	0.48
4:CD:56:VAL:HG12	4:CD:202:LEU:HD13	1.96	0.48
4:CD:156:GLU:HB3	4:CD:160:GLN:NE2	2.28	0.48
11:CK:17:GLY:H	11:CK:80:VAL:HG12	1.76	0.48
11:CK:51:LYS:HA	11:CK:55:LYS:HD3	1.94	0.48
13:CM:79:LYS:O	13:CM:82:MET:SD	2.70	0.48
15:CO:72:ARG:HH11	15:CO:72:ARG:HG2	1.78	0.48
16:CP:18:ARG:HD3	16:CP:35:LYS:CE	2.43	0.48
25:DA:99:U:C4'	25:DA:102:G:H1'	2.44	0.48
25:DA:348:G:H2'	25:DA:349:G:H8	1.78	0.48
25:DA:960:A:H4'	25:DA:2457:U:H4'	1.93	0.48
25:DA:1508:A:H4'	25:DA:1509(A):A:C6	2.48	0.48
25:DA:1759:A:H5"	25:DA:2715:C:H1'	1.95	0.48
25:DA:2199:A:C2	25:DA:2200:C:H1'	2.49	0.48
25:DA:2320:A:C2	25:DA:2333:A:N7	2.82	0.48
25:DA:2574:G:O2'	29:DE:143:ASN:HB3	2.12	0.48
25:DA:2722:G:H2'	25:DA:2723:C:C6	2.48	0.48
26:DB:85:G:O2'	26:DB:86:G:H5'	2.13	0.48
28:DD:186:HIS:O	28:DD:189:CYS:HB2	2.13	0.48
29:DE:91:VAL:HG13	29:DE:95:ILE:CD1	2.43	0.48
30:DF:93:LYS:CD	30:DF:94:PRO:HD2	2.44	0.48
32:DH:158:HIS:CD2	32:DH:170:ARG:O	2.67	0.48
40:DT:93:ARG:HH12	40:DT:95:ARG:HD3	1.77	0.48
41:DU:91:ASP:OD2	41:DU:96:ALA:CA	2.62	0.48
42:DV:1:MET:HE1	42:DV:42:GLY:HA3	1.95	0.48
42:DV:38:LEU:C	42:DV:39:LEU:HD13	2.34	0.48
44:DX:36:LYS:CD	44:DX:56:THR:HG23	2.39	0.48
47:D0:53:MET:O	47:D0:53:MET:HG3	2.14	0.48
50:D3:8:LEU:CD1	50:D3:31:LEU:HG	2.44	0.48
51:D4:58:TYR:O	51:D4:59:VAL:CB	2.62	0.48
1:AA:109:A:H3'	1:AA:110:C:H5'	1.96	0.48
1:AA:360:A:H2'	1:AA:361:G:C8	2.49	0.48
1:AA:1104:G:O2'	1:AA:1105:A:H5'	2.13	0.48

Continued on next page...

Continued from previous page...

Atom-1	Atom-2	Interatomic distance (Å)	Clash overlap (Å)
2:AB:137:ARG:HD3	2:AB:138:LEU:N	2.29	0.48
3:AC:76:VAL:CG2	3:AC:103:VAL:HG11	2.42	0.48
5:AE:101:ILE:CD1	5:AE:119:LEU:HD23	2.42	0.48
7:AG:31:MET:HG3	7:AG:32:ARG:N	2.29	0.48
7:AG:31:MET:O	7:AG:32:ARG:HB2	2.13	0.48
7:AG:35:LYS:O	7:AG:38:LEU:HB3	2.14	0.48
7:AG:69:VAL:HB	7:AG:100:ALA:HB1	1.95	0.48
8:AH:120:THR:H	8:AH:123:GLU:HB2	1.77	0.48
10:AJ:50:ILE:HG22	10:AJ:60:ARG:HG2	1.95	0.48
14:AN:16:PHE:CB	14:AN:18:VAL:HG23	2.44	0.48
15:AO:21:ASP:C	15:AO:21:ASP:OD2	2.52	0.48
17:AQ:95:TYR:O	17:AQ:97:SER:N	2.47	0.48
19:AS:44:MET:SD	19:AS:44:MET:N	2.87	0.48
19:AS:55:LYS:O	19:AS:56:GLN:HB3	2.12	0.48
20:AT:71:THR:HG22	20:AT:72:LEU:H	1.77	0.48
22:AV:45:GLU:OE1	22:AV:46:THR:HG23	2.14	0.48
25:BA:829:A:C8	25:BA:2248:C:H5'	2.48	0.48
25:BA:1333:C:H2'	25:BA:1334:G:H8	1.78	0.48
25:BA:2193:G:H2'	25:BA:2194:G:O4'	2.13	0.48
25:BA:2476:A:C2'	25:BA:2477:C:H5"	2.43	0.48
25:BA:2748:A:C6	25:BA:2749:A:C6	3.01	0.48
25:BA:2876:G:H2'	25:BA:2877:G:C8	2.48	0.48
27:BC:118:PRO:HD3	27:BC:147:GLY:O	2.13	0.48
27:BC:182:PRO:HG2	27:BC:185:LYS:CG	2.44	0.48
30:BF:57:VAL:HG13	30:BF:59:TYR:HD1	1.79	0.48
32:BH:59:ARG:C	32:BH:61:HIS:H	2.17	0.48
33:BI:92:VAL:HA	33:BI:96:ASP:OD1	2.13	0.48
44:BX:40:LYS:HG3	44:BX:51:VAL:HB	1.93	0.48
46:BZ:66:LEU:N	46:BZ:66:LEU:HD12	2.29	0.48
46:BZ:116:LEU:CD1	46:BZ:140:VAL:HG21	2.43	0.48
55:B8:53:PRO:O	55:B8:57:ARG:HB2	2.14	0.48
56:B9:20:HIS:C	56:B9:22:ARG:H	2.16	0.48
1:CA:51:A:N7	1:CA:114:U:O2'	2.46	0.48
1:CA:93:G:C2'	1:CA:96:U:H5'	2.43	0.48
1:CA:187:C:O2'	1:CA:188:C:H5'	2.14	0.48
1:CA:384:G:O2'	1:CA:385:C:H5'	2.14	0.48
1:CA:428:G:C8	1:CA:430:A:C4	3.02	0.48
1:CA:484:G:H4'	1:CA:485:G:O5'	2.14	0.48
1:CA:605:U:O2'	1:CA:606:G:H5'	2.14	0.48
1:CA:1225:A:H2'	1:CA:1225:A:N3	2.28	0.48
1:CA:1286:A:C2	21:CU:18:TYR:OH	2.67	0.48

Continued on next page...

Continued from previous page...

Atom-1	Atom-2	Interatomic distance (Å)	Clash overlap (Å)
1:CA:1402:C:H2'	1:CA:1403:C:O4'	2.14	0.48
2:CB:77:ALA:CB	2:CB:211:ILE:HD13	2.42	0.48
2:CB:158:LEU:O	2:CB:159:PRO:O	2.31	0.48
3:CC:35:GLU:C	3:CC:38:ARG:HG2	2.33	0.48
4:CD:67:ILE:O	4:CD:114:ARG:HD2	2.13	0.48
8:CH:45:ILE:HG13	8:CH:45:ILE:O	2.13	0.48
9:CI:70:LYS:O	9:CI:74:ILE:HG13	2.13	0.48
16:CP:8:ARG:HB3	16:CP:28:ARG:NH1	2.28	0.48
17:CQ:13:ASP:H	17:CQ:14:LYS:CE	2.26	0.48
18:CR:61:LYS:O	18:CR:65:ILE:HG13	2.12	0.48
22:CV:163:LEU:N	22:CV:163:LEU:CD2	2.76	0.48
25:DA:98:G:OP1	49:D2:3:LEU:CB	2.62	0.48
25:DA:445:C:H2'	25:DA:446:G:C8	2.49	0.48
25:DA:470:A:H2'	25:DA:471:A:O4'	2.14	0.48
25:DA:487:C:H1'	43:DW:53:SER:HB2	1.94	0.48
25:DA:503:A:H4'	25:DA:504:U:H5"	1.95	0.48
25:DA:556:G:C4	25:DA:557:U:C5	3.01	0.48
25:DA:601:C:O2'	25:DA:605:C:OP1	2.31	0.48
25:DA:1423:G:H2'	25:DA:1424:G:C8	2.45	0.48
25:DA:1493:C:C5	25:DA:2206:G:O2'	2.67	0.48
25:DA:1495:A:N3	25:DA:1496:A:C2	2.81	0.48
25:DA:2039:C:P	34:DN:109:LYS:HD3	2.54	0.48
25:DA:2737:G:O2'	25:DA:2738:A:H5'	2.14	0.48
25:DA:2777:G:H4'	25:DA:2778:A:H5'	1.95	0.48
26:DB:52:A:N7	39:DS:33:LYS:HE2	2.28	0.48
27:DC:148:PHE:C	27:DC:150:ILE:N	2.66	0.48
28:DD:35:LYS:HG3	28:DD:104:TYR:HE1	1.77	0.48
29:DE:100:GLU:C	29:DE:101:ARG:HG2	2.32	0.48
30:DF:202:PHE:CE1	30:DF:206:ILE:HD13	2.48	0.48
31:DG:44:GLY:O	31:DG:46:ALA:N	2.35	0.48
31:DG:76:SER:CB	31:DG:84:LYS:N	2.69	0.48
34:DN:94:HIS:N	34:DN:95:PRO:CD	2.76	0.48
41:DU:36:ARG:HE	41:DU:40:PHE:HZ	1.59	0.48
42:DV:62:LEU:HD22	42:DV:62:LEU:N	2.28	0.48
43:DW:12:ILE:HG13	43:DW:42:ARG:HH12	1.79	0.48
43:DW:19:LEU:HD13	43:DW:19:LEU:N	2.28	0.48
44:DX:61:GLY:H	44:DX:75:ASP:HA	1.79	0.48
45:DY:11:ASP:O	45:DY:13:VAL:HG13	2.13	0.48
48:D1:86:SER:CB	48:D1:89:GLU:CD	2.81	0.48
1:AA:12:U:H4'	1:AA:526:C:H4'	1.95	0.48
1:AA:194:C:C2'	1:AA:195:A:H5"	2.43	0.48

Continued on next page...

Continued from previous page...

Atom-1	Atom-2	Interatomic distance (Å)	Clash overlap (Å)
1:AA:453:A:H2'	1:AA:454:C:H6	1.77	0.48
1:AA:923:A:C5	1:AA:924:C:C4	3.01	0.48
1:AA:994:A:C2	14:AN:5:ALA:HB2	2.48	0.48
1:AA:1286:A:C8	1:AA:1287:A:H4'	2.49	0.48
1:AA:1342:C:O2'	1:AA:1343:G:H5'	2.13	0.48
2:AB:167:PRO:HG2	2:AB:192:SER:HB2	1.95	0.48
3:AC:31:HIS:C	3:AC:33:LEU:H	2.15	0.48
3:AC:40:ARG:HG2	3:AC:55:VAL:HG11	1.95	0.48
3:AC:42:LEU:HD11	3:AC:94:LEU:HD21	1.96	0.48
4:AD:100:ARG:HH11	4:AD:100:ARG:HG2	1.79	0.48
4:AD:118:ARG:O	4:AD:121:VAL:HG23	2.14	0.48
4:AD:134:ASP:O	4:AD:136:PRO:HD3	2.13	0.48
4:AD:156:GLU:HB3	4:AD:160:GLN:NE2	2.28	0.48
6:AF:100:ASN:ND2	18:AR:23:LYS:HE3	2.29	0.48
9:AI:24:GLY:HA2	9:AI:57:GLY:O	2.14	0.48
12:AL:87:VAL:HG12	12:AL:89:ASP:HB2	1.96	0.48
15:AO:79:ARG:HA	15:AO:82:ILE:CG2	2.44	0.48
18:AR:82:THR:C	18:AR:83:GLU:HG2	2.33	0.48
19:AS:51:VAL:O	19:AS:58:VAL:HG13	2.13	0.48
23:AW:11:A:H61	23:AW:24:U:H3	1.60	0.48
25:BA:218:A:C2	25:BA:235:U:H4'	2.49	0.48
25:BA:593:G:H1'	55:B8:4:MET:HE2	1.96	0.48
25:BA:712:G:C2'	25:BA:713:G:H5'	2.43	0.48
25:BA:847:U:C2'	25:BA:848:G:C5'	2.89	0.48
25:BA:1034:G:H5'	56:B9:18:ARG:HD3	1.94	0.48
25:BA:1843:C:O5'	25:BA:1843:C:H6	1.97	0.48
25:BA:1916:A:H3'	25:BA:1917:U:C6	2.47	0.48
25:BA:2728:U:O2'	29:BE:22:PRO:HG3	2.14	0.48
25:BA:2746:U:C2'	25:BA:2747:G:H5'	2.43	0.48
25:BA:2785:C:H2'	25:BA:2786:U:C6	2.48	0.48
27:BC:15:VAL:O	27:BC:17:PRO:HD3	2.13	0.48
28:BD:117:VAL:CG1	28:BD:118:VAL:N	2.77	0.48
29:BE:50:GLY:HA3	29:BE:74:PRO:HG3	1.95	0.48
30:BF:9:ILE:HG22	30:BF:9:ILE:O	2.14	0.48
30:BF:30:PRO:O	30:BF:33:LEU:N	2.47	0.48
30:BF:143:ALA:O	30:BF:144:LYS:C	2.50	0.48
31:BG:133:LEU:HD23	31:BG:133:LEU:N	2.28	0.48
34:BN:2:LYS:HZ3	41:BU:95:LEU:CD2	2.25	0.48
36:BP:23:PRO:HB2	36:BP:33:ARG:HD2	1.93	0.48
41:BU:80:ILE:O	41:BU:81:HIS:C	2.49	0.48
42:BV:21:ARG:HB3	42:BV:91:TYR:HB2	1.96	0.48

Continued on next page...

Continued from previous page...

Atom-1	Atom-2	Interatomic distance (Å)	Clash overlap (Å)
43:BW:65:LEU:HD13	43:BW:68:ARG:HG3	1.96	0.48
45:BY:43:ASN:O	45:BY:44:ILE:CB	2.61	0.48
49:B2:16:LEU:O	49:B2:17:SER:CB	2.62	0.48
1:CA:438:G:H4'	4:CD:123:HIS:ND1	2.29	0.48
1:CA:1200:C:C5'	1:CA:1201:A:H3'	2.35	0.48
1:CA:1431:C:O2'	1:CA:1432:G:H5'	2.13	0.48
3:CC:35:GLU:O	3:CC:38:ARG:HG2	2.14	0.48
3:CC:79:ARG:O	3:CC:79:ARG:HG3	2.12	0.48
4:CD:165:MET:HE2	4:CD:176:LEU:HD22	1.96	0.48
5:CE:70:PRO:O	5:CE:71:LEU:C	2.51	0.48
10:CJ:9:ARG:HA	10:CJ:68:HIS:O	2.13	0.48
12:CL:21:VAL:HG13	12:CL:95:TYR:CZ	2.49	0.48
15:CO:56:LEU:C	15:CO:60:VAL:HG23	2.34	0.48
16:CP:36:ILE:O	16:CP:36:ILE:HG13	2.13	0.48
22:CV:12:LYS:O	22:CV:63:ILE:N	2.45	0.48
23:CW:61:C:OP2	23:CW:61:C:H6	1.96	0.48
25:DA:158:U:H1'	25:DA:159:U:H4'	1.94	0.48
25:DA:782:A:H5'	25:DA:783:A:N3	2.28	0.48
25:DA:841:A:C2	25:DA:938:G:C2	3.01	0.48
25:DA:851:U:H4'	50:D3:46:ASN:OD1	2.12	0.48
25:DA:948:G:O2'	25:DA:949:C:H5'	2.14	0.48
25:DA:976:C:H5'	25:DA:1156:A:N6	2.29	0.48
25:DA:1106:G:H3'	25:DA:1106:G:H8	1.78	0.48
25:DA:1197:G:H2'	25:DA:1198:U:C6	2.49	0.48
25:DA:1198:U:C2	25:DA:1199:U:C5	3.01	0.48
25:DA:2061:G:H5"	25:DA:2503:A:C2	2.49	0.48
25:DA:2228:G:P	28:DD:263:ARG:HH12	2.37	0.48
25:DA:2399:G:H22	25:DA:2418:A:H1'	1.78	0.48
30:DF:128:ALA:O	30:DF:130:ALA:N	2.46	0.48
32:DH:71:LEU:N	32:DH:74:ASN:ND2	2.60	0.48
32:DH:89:ILE:HD11	32:DH:129:THR:CB	2.43	0.48
35:DO:115:VAL:HG13	35:DO:121:VAL:HG21	1.96	0.48
36:DP:133:SER:O	36:DP:134:ALA:C	2.51	0.48
38:DR:111:LEU:HD22	38:DR:111:LEU:N	2.29	0.48
39:DS:24:LEU:N	39:DS:24:LEU:HD22	2.28	0.48
40:DT:124:ASP:C	40:DT:126:ALA:N	2.65	0.48
46:DZ:68:THR:HG22	46:DZ:89:VAL:CA	2.40	0.48
46:DZ:71:ARG:CB	46:DZ:86:ASP:HB3	2.44	0.48
48:D1:66:HIS:O	48:D1:67:ILE:C	2.51	0.48
53:D6:20:ASN:OD1	53:D6:49:HIS:NE2	2.46	0.48
1:AA:15:G:H21	5:AE:18:ARG:HA	1.78	0.48

Continued on next page...

Continued from previous page...

Atom-1	Atom-2	Interatomic distance (Å)	Clash overlap (Å)
1:AA:35:G:H2'	1:AA:36:C:C6	2.48	0.48
1:AA:44:G:H2'	1:AA:45:U:O4'	2.14	0.48
1:AA:376:G:H1	1:AA:387:U:H3	1.61	0.48
1:AA:855:G:O2'	1:AA:856:C:H5'	2.14	0.48
1:AA:952:U:H4'	1:AA:964:A:H61	1.77	0.48
1:AA:1066:C:N4	1:AA:1191:A:H62	2.12	0.48
1:AA:1372:U:H2'	1:AA:1373:G:O4'	2.13	0.48
1:AA:1461:G:O2'	1:AA:1462:G:H5'	2.14	0.48
2:AB:16:HIS:CD2	2:AB:213:LEU:HD22	2.48	0.48
2:AB:75:LYS:O	2:AB:76:GLN:HG3	2.13	0.48
3:AC:11:ARG:O	3:AC:13:GLY:N	2.47	0.48
3:AC:89:GLU:O	3:AC:92:ALA:N	2.46	0.48
3:AC:134:ILE:HG23	3:AC:151:VAL:CB	2.34	0.48
4:AD:127:THR:HB	4:AD:130:GLY:O	2.14	0.48
7:AG:92:SER:HB2	7:AG:93:PRO:HD2	1.94	0.48
10:AJ:22:LYS:HE3	10:AJ:23:ILE:N	2.29	0.48
10:AJ:82:ILE:HG23	10:AJ:86:MET:CE	2.44	0.48
11:AK:51:LYS:CD	11:AK:51:LYS:N	2.76	0.48
13:AM:13:LYS:HA	13:AM:44:ARG:HH11	1.79	0.48
15:AO:49:ASP:OD1	15:AO:49:ASP:C	2.52	0.48
17:AQ:66:SER:O	17:AQ:68:ARG:N	2.46	0.48
20:AT:57:ARG:CZ	20:AT:102:GLY:HA3	2.44	0.48
25:BA:272(A):U:O3'	25:BA:272(B):G:H4'	2.14	0.48
25:BA:272(E):G:C2	25:BA:364:C:C4	3.01	0.48
25:BA:780:G:N2	25:BA:783:A:H62	2.04	0.48
25:BA:1000:A:H62	25:BA:1154:G:H2'	1.79	0.48
25:BA:1171:G:N2	25:BA:1175:U:H5"	2.29	0.48
25:BA:1637:A:H2'	25:BA:1638:C:C6	2.49	0.48
25:BA:1775:U:C2'	25:BA:1776:G:H5'	2.44	0.48
25:BA:1934:C:C2'	25:BA:1935:G:H5'	2.44	0.48
25:BA:2004:G:H2'	25:BA:2005:A:H5'	1.95	0.48
25:BA:2099:U:H2'	25:BA:2100:G:O4'	2.14	0.48
25:BA:2206:G:C2	25:BA:2207:G:H5'	2.48	0.48
25:BA:2436:G:C6	25:BA:2437:U:C4	3.01	0.48
25:BA:2747:G:C2	25:BA:2756:U:C5	3.01	0.48
29:BE:48:GLN:CD	29:BE:78:LEU:HD13	2.34	0.48
30:BF:84:VAL:C	30:BF:86:GLY:N	2.65	0.48
31:BG:47:LYS:HZ2	31:BG:82:LEU:HD12	1.77	0.48
31:BG:106:LEU:O	31:BG:110:ALA:HB3	2.14	0.48
32:BH:20:ALA:CB	32:BH:21:PRO:CD	2.86	0.48
34:BN:94:HIS:N	34:BN:95:PRO:CD	2.76	0.48

Continued on next page...

Continued from previous page...

Atom-1	Atom-2	Interatomic distance (Å)	Clash overlap (Å)
36:BP:133:SER:O	36:BP:136:GLU:HB2	2.13	0.48
40:BT:47:GLY:C	40:BT:63:VAL:HG12	2.35	0.48
40:BT:106:SER:HB2	40:BT:110:ILE:HD11	1.95	0.48
42:BV:58:VAL:O	42:BV:97:LYS:HB2	2.13	0.48
45:BY:52:SER:O	45:BY:53:PRO:C	2.51	0.48
48:B1:23:LYS:CD	48:B1:28:GLY:HA3	2.43	0.48
53:B6:40:CYS:HB2	53:B6:46:HIS:CE1	2.49	0.48
1:CA:148:G:H2'	1:CA:149:A:C8	2.49	0.48
1:CA:661:G:O2'	1:CA:662:G:H5'	2.14	0.48
1:CA:949:A:C4	1:CA:1233:G:C2	3.02	0.48
1:CA:1066:C:H3'	1:CA:1067:A:H8	1.78	0.48
1:CA:1087:G:H2'	1:CA:1088:G:C8	2.49	0.48
2:CB:59:GLU:O	2:CB:62:ALA:HB3	2.12	0.48
2:CB:100:GLY:HA3	2:CB:104:ASN:HB3	1.96	0.48
2:CB:179:LYS:HA	8:CH:72:PRO:CD	2.43	0.48
3:CC:35:GLU:CD	3:CC:95:THR:HG21	2.33	0.48
4:CD:18:LYS:HE3	4:CD:20:TYR:OH	2.14	0.48
4:CD:98:GLU:HA	4:CD:103:ASN:ND2	2.28	0.48
4:CD:162:LEU:HD12	4:CD:181:MET:HE2	1.95	0.48
10:CJ:62:HIS:O	14:CN:59:ALA:HB3	2.13	0.48
11:CK:38:ASN:HA	11:CK:39:PRO:HD3	1.76	0.48
14:CN:53:LEU:O	14:CN:56:VAL:HG23	2.14	0.48
15:CO:3:ILE:CG2	15:CO:34:LEU:HD21	2.44	0.48
16:CP:28:ARG:HG2	16:CP:28:ARG:HH11	1.79	0.48
19:CS:63:THR:CG2	19:CS:66:MET:H	2.26	0.48
20:CT:26:ASN:O	20:CT:30:LYS:HB2	2.12	0.48
20:CT:91:LEU:C	20:CT:93:GLU:H	2.16	0.48
25:DA:9:U:O4	25:DA:2629:A:C5	2.67	0.48
25:DA:83:G:H22	25:DA:102:G:H2'	1.77	0.48
25:DA:243:U:C2'	25:DA:244:A:H5'	2.44	0.48
25:DA:271(P):C:H5"	33:DI:45:LYS:HZ3	1.79	0.48
25:DA:781:A:C8	28:DD:219:PRO:HG3	2.49	0.48
25:DA:875:G:C5	25:DA:876:C:C4	3.02	0.48
25:DA:1170:G:O6	25:DA:1179:C:N4	2.45	0.48
25:DA:1652:A:C2'	25:DA:1653:G:H5'	2.43	0.48
25:DA:1879:C:O2'	25:DA:1880:C:H5'	2.13	0.48
25:DA:2009:G:O2'	25:DA:2010:G:H5'	2.13	0.48
25:DA:2175:C:H2'	25:DA:2176:A:C5'	2.43	0.48
25:DA:2331:G:O2'	47:D0:43:THR:HG22	2.13	0.48
27:DC:139:PRO:HB3	27:DC:145:THR:O	2.14	0.48
29:DE:101:ARG:NH2	29:DE:171:GLU:HB2	2.29	0.48

Continued on next page...

Continued from previous page...

Atom-1	Atom-2	Interatomic distance (Å)	Clash overlap (Å)
30:DF:46:ARG:HG2	30:DF:46:ARG:NH1	2.26	0.48
35:DO:69:ILE:HB	35:DO:77:ILE:HG23	1.95	0.48
36:DP:9:ASN:O	36:DP:10:PRO:C	2.52	0.48
36:DP:85:LEU:CD1	36:DP:120:ALA:HB2	2.44	0.48
37:DQ:63:LYS:HA	46:DZ:177:GLU:CG	2.44	0.48
40:DT:55:ASN:H	40:DT:59:THR:HB	1.78	0.48
43:DW:10:VAL:O	43:DW:12:ILE:N	2.47	0.48
43:DW:14:PRO:O	43:DW:15:ARG:C	2.52	0.48
44:DX:26:TYR:HB3	44:DX:92:LEU:HD12	1.95	0.48
45:DY:60:PHE:HA	45:DY:62:GLU:OE2	2.14	0.48
48:D1:53:VAL:HG11	48:D1:90:ILE:HG21	1.95	0.48
48:D1:63:ALA:O	48:D1:65:SER:N	2.47	0.48
50:D3:8:LEU:HD12	50:D3:30:ARG:O	2.13	0.48
50:D3:52:HIS:ND1	50:D3:53:LEU:HG	2.29	0.48
1:AA:112:G:O2'	1:AA:113:G:H5'	2.14	0.48
1:AA:321:A:H2'	1:AA:322:C:H6	1.76	0.48
1:AA:451:A:C2	1:AA:480:U:C4	3.02	0.48
1:AA:718:G:H21	18:AR:49:LYS:NZ	2.12	0.48
1:AA:779:C:O2'	11:AK:120:ARG:HD3	2.13	0.48
1:AA:811:C:C5	1:AA:812:C:N4	2.81	0.48
1:AA:892:A:O2'	1:AA:1415:G:H4'	2.14	0.48
1:AA:976:G:H5'	1:AA:1358:U:O2'	2.13	0.48
1:AA:1138:G:N2	1:AA:1140:C:C4	2.82	0.48
1:AA:1227:A:O2'	13:AM:115:LYS:HB3	2.13	0.48
1:AA:1318:A:H1'	19:AS:37:ARG:HH21	1.78	0.48
1:AA:1365:G:H2'	1:AA:1366:C:O4'	2.12	0.48
1:AA:1367:C:H5'	10:AJ:60:ARG:HH12	1.78	0.48
1:AA:1430:C:C2	1:AA:1471:G:C2	3.02	0.48
2:AB:33:TYR:HB3	2:AB:41:ILE:O	2.14	0.48
2:AB:82:ARG:HB3	2:AB:83:MET:HE2	1.95	0.48
4:AD:14:ARG:HB2	4:AD:40:PRO:CD	2.34	0.48
4:AD:58:LEU:HD23	4:AD:58:LEU:C	2.34	0.48
4:AD:94:LEU:CD1	4:AD:191:ARG:HD3	2.44	0.48
4:AD:115:ARG:O	4:AD:118:ARG:HB3	2.13	0.48
4:AD:150:GLU:N	4:AD:150:GLU:CD	2.68	0.48
7:AG:43:PHE:C	7:AG:43:PHE:HD1	2.17	0.48
8:AH:86:ILE:O	8:AH:88:LYS:N	2.47	0.48
9:AI:113:LYS:HD2	9:AI:113:LYS:N	2.28	0.48
12:AL:86:ARG:HB3	12:AL:94:ARG:HA	1.96	0.48
12:AL:102:TYR:C	12:AL:104:ALA:H	2.16	0.48
12:AL:114:ARG:HH22	12:AL:121:LYS:HD3	1.78	0.48

Continued on next page...

Continued from previous page...

Atom-1	Atom-2	Interatomic distance (Å)	Clash overlap (Å)
13:AM:3:ARG:HE	13:AM:7:VAL:HB	1.78	0.48
25:BA:66:C:C2'	25:BA:67:U:H5'	2.44	0.48
25:BA:272:G:C4	25:BA:421:U:C5	3.02	0.48
25:BA:286:C:H5'	25:BA:286:C:C6	2.42	0.48
25:BA:753:C:O2'	25:BA:754:C:H5'	2.14	0.48
25:BA:843:G:O2'	25:BA:844:C:H5'	2.13	0.48
25:BA:1397:U:H5'	25:BA:1398:C:P	2.53	0.48
25:BA:1497:U:C5'	25:BA:1498:C:C5	2.90	0.48
25:BA:1710:C:H2'	25:BA:1711:C:C6	2.48	0.48
25:BA:2103:C:H3'	25:BA:2104:G:C5'	2.43	0.48
25:BA:2476:A:C2	25:BA:2477:C:C5	3.02	0.48
26:BB:87:G:H3'	26:BB:88:C:C5'	2.44	0.48
27:BC:44:VAL:O	27:BC:173:HIS:HA	2.13	0.48
28:BD:13:ARG:NH1	28:BD:16:MET:SD	2.87	0.48
30:BF:74:ARG:O	30:BF:74:ARG:HG3	2.14	0.48
31:BG:181:ARG:O	31:BG:182:LYS:OXT	2.32	0.48
32:BH:85:LYS:HD3	32:BH:133:VAL:HG12	1.94	0.48
32:BH:106:THR:HG22	32:BH:112:PRO:HB3	1.96	0.48
34:BN:73:THR:CG2	34:BN:82:LEU:HD11	2.44	0.48
36:BP:126:VAL:HG12	36:BP:148:LEU:HD11	1.94	0.48
38:BR:18:LEU:HD11	38:BR:22:ARG:HE	1.79	0.48
42:BV:30:GLY:O	42:BV:31:ALA:O	2.32	0.48
46:BZ:43:PHE:CZ	46:BZ:85:VAL:HG11	2.49	0.48
46:BZ:73:VAL:HG22	46:BZ:85:VAL:HG12	1.96	0.48
51:B4:37:PRO:HA	51:B4:50:THR:O	2.14	0.48
51:B4:59:VAL:O	51:B4:59:VAL:HG12	2.12	0.48
51:B4:63:SER:O	51:B4:64:LYS:HD3	2.14	0.48
55:B8:32:LEU:CB	55:B8:36:LYS:CE	2.92	0.48
1:CA:16:A:N1	1:CA:919:A:C2	2.82	0.48
1:CA:359:U:O2'	1:CA:360:A:H5'	2.14	0.48
1:CA:968:A:H4'	1:CA:969:A:OP2	2.14	0.48
1:CA:1222:G:OP1	1:CA:1321:C:H2'	2.12	0.48
1:CA:1283:G:O2'	1:CA:1284:C:H5'	2.13	0.48
1:CA:1372:U:C2'	1:CA:1373:G:H5'	2.44	0.48
2:CB:51:LEU:O	2:CB:55:PHE:HD2	1.97	0.48
3:CC:206:GLU:HB3	3:CC:207:VAL:H	1.43	0.48
4:CD:150:GLU:HG2	4:CD:151:LYS:H	1.76	0.48
6:CF:25:ILE:O	6:CF:28:ARG:HB2	2.14	0.48
7:CG:124:LEU:O	7:CG:128:ALA:HB2	2.14	0.48
8:CH:114:THR:C	8:CH:116:LYS:N	2.67	0.48
14:CN:13:THR:HG23	14:CN:20:ALA:HB2	1.94	0.48

Continued on next page...

Continued from previous page...

Atom-1	Atom-2	Interatomic distance (Å)	Clash overlap (Å)
15:CO:82:ILE:CG2	15:CO:83:GLU:N	2.76	0.48
16:CP:26:ARG:CD	16:CP:31:LYS:O	2.62	0.48
22:CV:4:VAL:C	22:CV:6:ASP:H	2.17	0.48
25:DA:27:G:H1'	25:DA:513:A:H62	1.79	0.48
25:DA:51:G:N3	25:DA:119:A:C2	2.81	0.48
25:DA:991:C:O2'	25:DA:992:C:H5'	2.14	0.48
25:DA:1529:G:C2'	25:DA:1530:C:C5	2.92	0.48
25:DA:1608:A:HO2'	25:DA:1610:A:P	2.36	0.48
25:DA:1653:G:H3'	38:DR:4:LEU:HB2	1.95	0.48
25:DA:1658:C:H42	25:DA:2002:G:H1	1.60	0.48
25:DA:2532:G:H4'	25:DA:2657:A:N1	2.29	0.48
26:DB:118:G:H8	26:DB:118:G:O5'	1.96	0.48
27:DC:181:PHE:HB2	27:DC:186:LEU:CG	2.44	0.48
29:DE:59:VAL:O	29:DE:60:ASN:HB3	2.13	0.48
29:DE:158:GLY:O	29:DE:159:HIS:C	2.51	0.48
29:DE:201:THR:C	29:DE:202:LYS:HD3	2.33	0.48
30:DF:152:GLU:CD	30:DF:191:ARG:HD2	2.35	0.48
31:DG:7:LEU:O	31:DG:7:LEU:HD23	2.14	0.48
32:DH:85:LYS:HZ2	32:DH:133:VAL:CB	2.26	0.48
32:DH:101:ARG:HE	32:DH:101:ARG:HB2	1.56	0.48
32:DH:139:GLN:CG	32:DH:140:LYS:N	2.77	0.48
36:DP:6:LEU:H	36:DP:6:LEU:CD2	2.25	0.48
36:DP:118:GLY:O	36:DP:119:GLU:C	2.52	0.48
41:DU:58:ARG:HA	41:DU:61:TRP:HE3	1.76	0.48
45:DY:62:GLU:O	45:DY:63:LYS:HG3	2.14	0.48
50:D3:1:MET:H2	50:D3:2:PRO:HD3	1.77	0.48
1:AA:405:U:O2	1:AA:498:U:H2'	2.13	0.48
1:AA:860:A:H2'	1:AA:861:G:O4'	2.14	0.48
1:AA:950:U:H2'	1:AA:951:G:H8	1.79	0.48
1:AA:959:A:C2	1:AA:1222:G:O4'	2.67	0.48
1:AA:1181:G:C2'	1:AA:1182:G:O4'	2.59	0.48
2:AB:144:ARG:HA	2:AB:147:LYS:HB3	1.95	0.48
2:AB:174:VAL:HG13	2:AB:184:VAL:HG11	1.95	0.48
4:AD:147:ALA:HA	4:AD:182:LYS:CB	2.43	0.48
7:AG:60:LYS:HB2	7:AG:60:LYS:NZ	2.28	0.48
8:AH:33:GLU:O	8:AH:34:GLU:C	2.52	0.48
8:AH:86:ILE:CB	8:AH:133:LEU:HD22	2.44	0.48
11:AK:29:ILE:HD12	11:AK:43:SER:O	2.13	0.48
13:AM:24:GLY:O	13:AM:25:ILE:HD12	2.14	0.48
14:AN:21:TYR:HE2	14:AN:23:ARG:NH2	2.12	0.48
15:AO:27:VAL:O	15:AO:28:GLN:C	2.51	0.48

Continued on next page...

Continued from previous page...

Atom-1	Atom-2	Interatomic distance (Å)	Clash overlap (Å)
18:AR:85:LEU:CG	18:AR:86:VAL:H	2.26	0.48
18:AR:87:ARG:O	18:AR:88:LYS:HB2	2.14	0.48
19:AS:45:VAL:O	19:AS:45:VAL:HG23	2.14	0.48
20:AT:87:LYS:HE3	20:AT:91:LEU:CG	2.42	0.48
22:AV:134:ASP:HB2	22:AV:152:THR:HB	1.96	0.48
25:BA:84:A:H5'	45:BY:9:LYS:HB3	1.96	0.48
25:BA:90:U:O2	25:BA:90:U:C2'	2.60	0.48
25:BA:158:U:H1'	25:BA:159:U:O5'	2.14	0.48
25:BA:175:G:C5'	25:BA:175:G:H8	2.27	0.48
25:BA:1223:G:H5'	25:BA:1224:C:OP2	2.13	0.48
25:BA:1448:G:N3	25:BA:1528(A):A:H2	2.12	0.48
25:BA:1678:G:N2	25:BA:1989:G:N2	2.62	0.48
25:BA:2086:U:H2'	25:BA:2087:G:C8	2.49	0.48
25:BA:2102:U:C2'	25:BA:2103:C:O4'	2.61	0.48
25:BA:2330:G:H4'	47:B0:43:ARG:NH1	2.28	0.48
25:BA:2350:C:H2'	25:BA:2351:G:O4'	2.14	0.48
25:BA:2822:G:O2'	25:BA:2824:C:OP2	2.25	0.48
26:BB:32:C:N3	26:BB:51:G:N2	2.62	0.48
27:BC:38:PHE:C	27:BC:38:PHE:CD1	2.86	0.48
30:BF:25:PRO:HD3	30:BF:118:ALA:HB3	1.96	0.48
30:BF:130:ALA:O	30:BF:132:VAL:N	2.47	0.48
32:BH:85:LYS:CG	32:BH:85:LYS:O	2.60	0.48
33:BI:47:LEU:HD23	33:BI:51:ILE:HB	1.95	0.48
35:BO:86:ILE:HD12	35:BO:86:ILE:N	2.28	0.48
38:BR:12:ARG:CG	38:BR:12:ARG:NH1	2.76	0.48
45:BY:8:LYS:HE3	45:BY:72:VAL:CG1	2.44	0.48
52:B5:33:CYS:O	52:B5:34:PRO:C	2.51	0.48
52:B5:33:CYS:SG	52:B5:36:CYS:HB3	2.54	0.48
53:B6:12:GLU:HG3	53:B6:21:TYR:CD2	2.49	0.48
1:CA:1090:U:H2'	1:CA:1091:U:H6	1.78	0.48
1:CA:1421:G:C6	1:CA:1480:G:C6	3.02	0.48
7:CG:29:LYS:O	7:CG:105:VAL:HG11	2.14	0.48
7:CG:70:LYS:HG2	7:CG:96:GLN:HG2	1.96	0.48
13:CM:83:ASP:C	13:CM:85:GLY:N	2.67	0.48
15:CO:81:LEU:HA	15:CO:84:LYS:HB2	1.96	0.48
19:CS:63:THR:H	19:CS:66:MET:CG	2.27	0.48
25:DA:518:G:H4'	43:DW:18:ARG:CZ	2.43	0.48
25:DA:651:G:N3	25:DA:651:G:H2'	2.29	0.48
25:DA:699:A:C2'	25:DA:700:G:H5'	2.43	0.48
25:DA:1142:U:H5"	25:DA:1142(A):A:N7	2.28	0.48
25:DA:1151:G:H4'	41:DU:81:HIS:CG	2.49	0.48

Continued on next page...

Continued from previous page...

Atom-1	Atom-2	Interatomic distance (Å)	Clash overlap (Å)
25:DA:1204:A:H1'	25:DA:1206:G:N7	2.29	0.48
25:DA:1314:C:OP1	25:DA:1332:G:OP1	2.32	0.48
25:DA:1655:A:C2	25:DA:2049:G:H4'	2.48	0.48
25:DA:1792:G:H5"	28:DD:205:VAL:HG13	1.96	0.48
25:DA:2302:G:C6	25:DA:2315:G:C6	3.01	0.48
25:DA:2722:G:O2'	25:DA:2723:C:H5'	2.14	0.48
27:DC:32:GLU:C	27:DC:34:ALA:H	2.18	0.48
27:DC:53:ARG:NH1	27:DC:53:ARG:HG2	2.29	0.48
28:DD:112:GLN:HB2	28:DD:115:GLN:HE21	1.78	0.48
29:DE:48:GLN:HE22	29:DE:64:LYS:CE	2.20	0.48
29:DE:134:ILE:HB	29:DE:137:HIS:HB2	1.94	0.48
31:DG:64:THR:HG23	31:DG:65:GLY:N	2.29	0.48
32:DH:72:ILE:O	32:DH:76:VAL:HG23	2.13	0.48
33:DI:82:ARG:O	33:DI:83:ALA:HB2	2.14	0.48
38:DR:45:ARG:HG3	38:DR:95:THR:HG21	1.93	0.48
40:DT:8:LYS:C	40:DT:10:VAL:H	2.17	0.48
40:DT:64:ARG:HH11	40:DT:64:ARG:HG2	1.79	0.48
45:DY:33:LYS:HD3	45:DY:33:LYS:H	1.79	0.48
48:D1:50:ARG:HH11	48:D1:50:ARG:CG	2.21	0.48
48:D1:88:LYS:HZ1	48:D1:92:LYS:HB2	1.79	0.48
49:D2:59:ARG:O	49:D2:63:VAL:HG23	2.13	0.48
53:D6:40:CYS:SG	53:D6:45:LYS:CE	3.02	0.48
55:D8:33:ASN:HD22	55:D8:36:LYS:HD2	1.79	0.48
1:AA:472:A:H5"	16:AP:80:PHE:CB	2.39	0.47
1:AA:726:C:O2'	1:AA:727:G:H5'	2.14	0.47
1:AA:737:A:H2'	1:AA:738:C:C6	2.48	0.47
1:AA:1078:U:H4'	5:AE:84:PHE:HZ	1.79	0.47
1:AA:1137:C:H4'	1:AA:1138:G:N2	2.29	0.47
1:AA:1376:U:H2'	1:AA:1377:A:C8	2.48	0.47
1:AA:1428:A:H2'	1:AA:1429:C:C6	2.48	0.47
2:AB:233:SER:O	2:AB:235:SER:N	2.47	0.47
6:AF:38:GLU:O	6:AF:39:LYS:CB	2.62	0.47
8:AH:35:ILE:HG22	8:AH:39:LEU:CD2	2.44	0.47
8:AH:127:LEU:HD12	8:AH:129:VAL:CG2	2.44	0.47
10:AJ:24:VAL:O	10:AJ:24:VAL:HG12	2.13	0.47
10:AJ:25:GLU:C	10:AJ:27:ALA:N	2.64	0.47
13:AM:40:ASN:HB3	13:AM:43:THR:CG2	2.44	0.47
22:AV:4:VAL:O	22:AV:7:LEU:N	2.46	0.47
25:BA:229:A:H3'	25:BA:230:U:C5'	2.42	0.47
25:BA:271(Y):U:O2'	25:BA:271(Z):C:H6	1.97	0.47
25:BA:391:G:N2	25:BA:392:C:H1'	2.29	0.47

Continued on next page...

Continued from previous page...

Atom-1	Atom-2	Interatomic distance (Å)	Clash overlap (Å)
25:BA:614(A):U:H4'	25:BA:614(B):G:O5'	2.13	0.47
25:BA:879:G:N2	25:BA:899:A:H1'	2.29	0.47
25:BA:960:A:C4'	25:BA:2457:U:H4'	2.44	0.47
25:BA:1680:U:C2'	25:BA:1681:G:H5'	2.44	0.47
25:BA:1934:C:O2'	25:BA:1935:G:H5'	2.14	0.47
25:BA:2179:C:H2'	25:BA:2179:C:O2	2.13	0.47
29:BE:69:LYS:HD3	29:BE:89:ASP:CA	2.35	0.47
30:BF:50:SER:HA	30:BF:92:PRO:O	2.14	0.47
31:BG:2:PRO:HD2	51:B4:51:TYR:CE1	2.48	0.47
31:BG:64:THR:CG2	31:BG:65:GLY:N	2.76	0.47
33:BI:127:VAL:C	33:BI:128:LEU:HD23	2.35	0.47
36:BP:10:PRO:O	36:BP:11:GLY:C	2.52	0.47
36:BP:136:GLU:OE1	36:BP:136:GLU:HA	2.14	0.47
37:BQ:63:LYS:HB2	37:BQ:63:LYS:HZ2	1.77	0.47
39:BS:18:ILE:C	39:BS:20:ARG:H	2.17	0.47
39:BS:106:ARG:O	39:BS:107:GLU:O	2.31	0.47
41:BU:66:ASN:ND2	41:BU:70:ARG:HH21	2.11	0.47
45:BY:98:VAL:O	45:BY:99:CYS:O	2.32	0.47
47:B0:35:ILE:C	47:B0:35:ILE:HD12	2.34	0.47
47:B0:52:MET:HE3	47:B0:56:PHE:HA	1.95	0.47
48:B1:23:LYS:O	48:B1:24:ALA:C	2.52	0.47
55:B8:32:LEU:CB	55:B8:36:LYS:HE2	2.43	0.47
56:B9:27:CYS:SG	56:B9:28:GLU:N	2.87	0.47
1:CA:502:G:OP1	12:CL:115:SER:N	2.43	0.47
1:CA:878:G:C6	1:CA:879:C:N4	2.82	0.47
1:CA:1101:A:H1'	1:CA:1102:A:O4'	2.14	0.47
1:CA:1127:G:H21	1:CA:1147:C:H41	1.61	0.47
1:CA:1423:G:H5"	35:DO:49:ARG:HH22	1.78	0.47
2:CB:207:ALA:C	2:CB:209:ARG:N	2.66	0.47
3:CC:54:ARG:HB3	3:CC:69:HIS:HB2	1.96	0.47
3:CC:113:ALA:HB3	3:CC:114:PRO:HD3	1.95	0.47
5:CE:43:LEU:HD21	5:CE:132:ALA:HB1	1.95	0.47
7:CG:102:ARG:O	7:CG:106:GLN:HG3	2.14	0.47
9:CI:8:GLY:N	9:CI:15:ALA:O	2.47	0.47
12:CL:21:VAL:O	12:CL:21:VAL:HG12	2.14	0.47
12:CL:116:LYS:O	12:CL:117:TYR:HB2	2.14	0.47
13:CM:23:TYR:HD1	13:CM:67:GLU:HA	1.79	0.47
13:CM:94:ARG:O	13:CM:96:LEU:HG	2.14	0.47
15:CO:78:TYR:O	15:CO:82:ILE:HG22	2.14	0.47
22:CV:136:PRO:O	22:CV:149:LYS:CD	2.56	0.47
25:DA:245:G:N7	55:D8:8:LYS:NZ	2.59	0.47

Continued on next page...

Continued from previous page...

Atom-1	Atom-2	Interatomic distance (Å)	Clash overlap (Å)
25:DA:287:C:H5'	25:DA:287:C:H6	1.79	0.47
25:DA:710:G:O2'	25:DA:711:G:H5'	2.13	0.47
25:DA:1029:A:H2'	25:DA:1030:G:O4'	2.13	0.47
25:DA:1434:A:H61	25:DA:1558:A:N6	2.12	0.47
25:DA:1614:A:H62	43:DW:93:ALA:CB	2.25	0.47
25:DA:1796:U:H2'	25:DA:1797:C:C6	2.48	0.47
25:DA:2554:U:H2'	25:DA:2555:U:C6	2.49	0.47
25:DA:2822:G:O6	38:DR:4:LEU:HB3	2.14	0.47
28:DD:70:TRP:CZ3	28:DD:146:GLU:OE2	2.66	0.47
29:DE:11:MET:HB2	29:DE:23:VAL:O	2.14	0.47
29:DE:44:TYR:CD2	29:DE:82:ARG:HD3	2.49	0.47
29:DE:101:ARG:HH21	29:DE:170:LEU:C	2.17	0.47
35:DO:86:ILE:H	35:DO:86:ILE:CD1	2.27	0.47
39:DS:98:VAL:HG22	39:DS:100:ALA:HB2	1.95	0.47
42:DV:23:GLU:O	42:DV:24:LYS:C	2.50	0.47
43:DW:1:MET:HE2	43:DW:2:GLU:H	1.79	0.47
46:DZ:30:ARG:NH2	46:DZ:93:GLU:OE2	2.43	0.47
54:D7:47:ARG:O	54:D7:48:LYS:HD3	2.14	0.47
1:AA:60:A:O2'	1:AA:61:G:OP2	2.33	0.47
1:AA:106:C:H2'	1:AA:107:G:C8	2.48	0.47
1:AA:1108:G:H5'	3:AC:176:HIS:ND1	2.29	0.47
3:AC:59:ARG:O	10:AJ:93:GLY:HA2	2.14	0.47
4:AD:70:ILE:HD12	4:AD:100:ARG:NE	2.29	0.47
7:AG:109:ASN:HA	7:AG:119:ARG:HE	1.78	0.47
8:AH:100:ILE:HB	8:AH:125:ARG:CZ	2.43	0.47
20:AT:10:LEU:O	20:AT:12:ALA:N	2.44	0.47
20:AT:30:LYS:HZ3	20:AT:33:ILE:HB	1.80	0.47
20:AT:38:LYS:HG3	20:AT:41:ILE:HD11	1.96	0.47
20:AT:80:ARG:HH11	20:AT:80:ARG:HG2	1.79	0.47
22:AV:83:MET:CE	22:AV:88:TYR:HB3	2.44	0.47
22:AV:131:LYS:HA	22:AV:170:VAL:HA	1.95	0.47
23:AW:1:C:N4	23:AW:72:A:H61	2.00	0.47
25:BA:271(L):U:H4'	25:BA:271(M):G:C4	2.50	0.47
25:BA:1188:U:O2'	25:BA:1189:A:H5'	2.14	0.47
25:BA:1762:A:O5'	25:BA:1762:A:C8	2.67	0.47
25:BA:1882:C:H3'	25:BA:1883:G:H8	1.79	0.47
25:BA:2013:A:C2'	25:BA:2014:A:H5'	2.44	0.47
25:BA:2524:G:H5"	25:BA:2524:G:H8	1.79	0.47
25:BA:2753:A:O2'	25:BA:2754:U:P	2.72	0.47
25:BA:2810:A:C2'	29:BE:61:ARG:NH2	2.77	0.47
25:BA:2832:U:O4	25:BA:2883:A:H5"	2.14	0.47

Continued on next page...

Continued from previous page...

Atom-1	Atom-2	Interatomic distance (Å)	Clash overlap (Å)
27:BC:9:ARG:O	27:BC:13:GLU:HG3	2.13	0.47
27:BC:62:THR:CG2	27:BC:163:GLU:HG2	2.42	0.47
28:BD:18:VAL:HG12	28:BD:19:ALA:N	2.29	0.47
29:BE:12:THR:HG22	40:BT:58:ASN:ND2	2.29	0.47
30:BF:3:GLU:HA	30:BF:24:LEU:CG	2.44	0.47
36:BP:23:PRO:O	36:BP:33:ARG:CZ	2.62	0.47
36:BP:23:PRO:HG2	36:BP:33:ARG:HG3	1.96	0.47
36:BP:101:VAL:HG23	36:BP:102:ARG:H	1.77	0.47
37:BQ:43:THR:CB	37:BQ:45:GLN:HG2	2.40	0.47
37:BQ:115:MET:O	37:BQ:119:ARG:HB2	2.14	0.47
37:BQ:137:TYR:OH	46:BZ:80:ARG:NH1	2.47	0.47
39:BS:35:ILE:O	39:BS:35:ILE:HG23	2.14	0.47
47:B0:39:GLN:HE22	47:B0:42:THR:HA	1.78	0.47
47:B0:50:VAL:CG2	47:B0:80:VAL:HG23	2.43	0.47
49:B2:30:ARG:HG3	49:B2:31:GLU:N	2.29	0.47
56:B9:30:PRO:C	56:B9:32:HIS:N	2.65	0.47
1:CA:189(L):G:O2'	1:CA:190:U:H5'	2.13	0.47
1:CA:236:G:H2'	1:CA:237:C:C6	2.49	0.47
1:CA:532:A:H5'	3:CC:161:GLU:OE2	2.15	0.47
1:CA:664:G:N2	1:CA:741:G:H1	2.06	0.47
1:CA:827:U:H2'	1:CA:870:U:O4	2.13	0.47
1:CA:840:C:H4'	1:CA:848:C:N3	2.28	0.47
1:CA:1112:C:C4	3:CC:178:LEU:HD23	2.50	0.47
1:CA:1138:G:N2	1:CA:1140:C:N4	2.62	0.47
1:CA:1431:C:H2'	1:CA:1432:G:C5'	2.44	0.47
2:CB:23:ARG:O	2:CB:23:ARG:CD	2.60	0.47
2:CB:31:TYR:C	2:CB:32:ILE:HD12	2.35	0.47
2:CB:92:TYR:C	2:CB:92:TYR:HD1	2.16	0.47
2:CB:204:ASN:C	2:CB:204:ASN:ND2	2.65	0.47
3:CC:53:ALA:O	3:CC:54:ARG:HB2	2.14	0.47
5:CE:137:GLU:CA	5:CE:140:ARG:HH12	2.22	0.47
7:CG:10:ARG:O	7:CG:11:GLN:O	2.31	0.47
8:CH:100:ILE:O	8:CH:102:ARG:NH2	2.47	0.47
10:CJ:6:ILE:HD11	10:CJ:72:VAL:HB	1.95	0.47
12:CL:67:ILE:HG21	12:CL:72:HIS:CD2	2.49	0.47
19:CS:20:LEU:C	19:CS:23:ASN:H	2.18	0.47
19:CS:31:ILE:HG23	19:CS:49:ILE:HA	1.95	0.47
22:CV:69:GLU:O	22:CV:85:LEU:HB3	2.14	0.47
25:DA:250:G:C6	25:DA:251:A:C6	3.03	0.47
25:DA:272(E):G:C6	25:DA:364:C:N4	2.82	0.47
25:DA:297:C:H5"	45:DY:85:VAL:HG21	1.95	0.47

Continued on next page...

Continued from previous page...

Atom-1	Atom-2	Interatomic distance (Å)	Clash overlap (Å)
25:DA:429:A:C6	25:DA:430:G:N1	2.82	0.47
25:DA:580:C:H2'	25:DA:581:C:C6	2.49	0.47
25:DA:1259:G:O2'	25:DA:1260:G:H5'	2.13	0.47
25:DA:1409:C:H2'	25:DA:1410:G:H8	1.79	0.47
25:DA:1583:A:H5'	25:DA:1584:C:OP1	2.13	0.47
25:DA:1692:U:O2'	25:DA:1693:U:H2'	2.14	0.47
25:DA:1748:G:H5'	25:DA:1748:G:H8	1.78	0.47
25:DA:1764:G:H2'	25:DA:1765:C:H6	1.79	0.47
25:DA:1863:G:H2'	25:DA:1864:U:O4'	2.14	0.47
25:DA:2049:G:N2	25:DA:2620:C:C2	2.83	0.47
25:DA:2117:A:H3'	25:DA:2118:U:H5"	1.95	0.47
25:DA:2182:G:H2'	25:DA:2183:C:C6	2.48	0.47
25:DA:2514:U:H2'	25:DA:2515:C:C6	2.49	0.47
27:DC:66:PRO:HG3	27:DC:188:ASP:O	2.14	0.47
28:DD:231:HIS:HD2	28:DD:249:PRO:HG3	1.79	0.47
29:DE:197:ILE:HG12	29:DE:197:ILE:O	2.14	0.47
30:DF:28:ILE:HG12	30:DF:119:ARG:HH22	1.78	0.47
31:DG:51:ARG:HA	31:DG:51:ARG:NE	2.24	0.47
32:DH:38:SER:C	32:DH:40:GLU:H	2.12	0.47
32:DH:54:ARG:O	32:DH:55:PRO:O	2.32	0.47
34:DN:33:LEU:HD23	34:DN:52:VAL:CG2	2.44	0.47
35:DO:12:ASP:HB3	35:DO:97:ARG:O	2.15	0.47
36:DP:85:LEU:N	36:DP:85:LEU:HD23	2.28	0.47
40:DT:30:VAL:HG22	40:DT:84:GLN:HG3	1.96	0.47
41:DU:14:HIS:NE2	41:DU:32:PHE:CB	2.77	0.47
41:DU:52:ARG:HG3	41:DU:52:ARG:NH1	2.29	0.47
43:DW:9:TYR:N	43:DW:9:TYR:HD2	2.10	0.47
44:DX:35:THR:HB	44:DX:38:GLU:CB	2.44	0.47
47:D0:7:LEU:HD23	47:D0:7:LEU:H	1.79	0.47
48:D1:52:ARG:HH12	48:D1:78:LYS:CE	2.26	0.47
50:D3:7:LYS:O	50:D3:54:VAL:HG22	2.14	0.47
55:D8:19:SER:HB2	55:D8:21:LYS:HG3	1.96	0.47
1:AA:227:G:H2'	1:AA:228:A:H8	1.79	0.47
1:AA:376:G:H5"	16:AP:5:ARG:HB2	1.96	0.47
1:AA:403:C:H2'	1:AA:404:U:H6	1.80	0.47
1:AA:461:A:C5	1:AA:471:G:C6	3.02	0.47
1:AA:648:A:H2'	1:AA:649:G:H8	1.79	0.47
1:AA:728:A:C8	15:AO:54:ARG:NH1	2.82	0.47
1:AA:1230:C:H2'	1:AA:1231:G:C8	2.41	0.47
1:AA:1248:A:H2'	1:AA:1249:C:C5'	2.44	0.47
1:AA:1311:G:H2'	1:AA:1312:G:O4'	2.14	0.47

Continued on next page...

Continued from previous page...

Atom-1	Atom-2	Interatomic distance (Å)	Clash overlap (Å)
1:AA:1389:C:H2'	1:AA:1390:U:O4'	2.14	0.47
1:AA:1395:C:O5'	1:AA:1395:C:H6	1.97	0.47
4:AD:2:GLY:O	4:AD:3:ARG:C	2.53	0.47
4:AD:22:LYS:CD	4:AD:26:CYS:SG	3.02	0.47
7:AG:49:ILE:HA	7:AG:52:GLU:CB	2.44	0.47
8:AH:41:ARG:O	8:AH:41:ARG:CD	2.62	0.47
10:AJ:46:ARG:HA	10:AJ:64:GLU:HB3	1.94	0.47
11:AK:33:THR:HB	11:AK:38:ASN:C	2.34	0.47
12:AL:78:SER:HB3	12:AL:103:ASP:CB	2.44	0.47
12:AL:80:VAL:CG1	12:AL:81:LEU:N	2.77	0.47
13:AM:49:THR:CB	13:AM:52:GLU:HG3	2.39	0.47
13:AM:97:PRO:HB2	13:AM:101:GLN:HE22	1.68	0.47
14:AN:22:THR:HB	14:AN:33:VAL:CG2	2.43	0.47
15:AO:65:ARG:HG2	15:AO:65:ARG:NH1	2.29	0.47
18:AR:58:LEU:HD23	18:AR:62:GLU:HB3	1.95	0.47
19:AS:5:LEU:HD11	19:AS:9:VAL:CA	2.44	0.47
19:AS:13:ASP:C	19:AS:15:LEU:N	2.68	0.47
25:BA:612:C:C3'	25:BA:613:G:H5"	2.40	0.47
25:BA:1717:G:C3'	25:BA:1718:G:H5"	2.44	0.47
25:BA:1858:G:HO2'	25:BA:1859:A:H8	1.62	0.47
25:BA:1892:C:O2'	25:BA:1893:C:H5'	2.13	0.47
25:BA:2059:A:O2'	30:BF:69:HIS:CD2	2.66	0.47
25:BA:2106:G:O2'	25:BA:2107:C:H5'	2.14	0.47
25:BA:2128:C:O5'	25:BA:2128:C:H6	1.98	0.47
25:BA:2648:C:H2'	25:BA:2649:U:H6	1.72	0.47
25:BA:2811:G:C6	25:BA:2891:G:N2	2.82	0.47
25:BA:2865:U:OP2	40:BT:119:LYS:NZ	2.39	0.47
27:BC:21:TYR:HB3	27:BC:25:GLU:HB2	1.96	0.47
27:BC:80:LYS:HD3	27:BC:120:VAL:CG1	2.39	0.47
29:BE:151:TYR:HB3	34:BN:79:PRO:CG	2.44	0.47
30:BF:4:VAL:N	30:BF:19:GLU:CB	2.74	0.47
34:BN:92:ALA:O	34:BN:93:THR:HB	2.15	0.47
35:BO:88:ASN:OD1	35:BO:92:GLU:N	2.48	0.47
36:BP:6:LEU:HB2	36:BP:9:ASN:HD22	1.78	0.47
37:BQ:29:PHE:CB	37:BQ:105:GLU:OE2	2.57	0.47
39:BS:54:LEU:HD13	39:BS:57:LYS:O	2.14	0.47
41:BU:97:ASP:CG	41:BU:98:LEU:N	2.65	0.47
44:BX:14:SER:O	44:BX:15:GLU:C	2.52	0.47
45:BY:6:HIS:HB3	45:BY:35:TYR:HE1	1.78	0.47
45:BY:25:GLY:HA3	45:BY:39:VAL:CG1	2.43	0.47
50:B3:4:LEU:O	50:B3:36:VAL:HA	2.15	0.47

Continued on next page...

Continued from previous page...

Atom-1	Atom-2	Interatomic distance (Å)	Clash overlap (Å)
52:B5:50:GLY:N	52:B5:56:LYS:HB3	2.29	0.47
1:CA:651:C:H2'	1:CA:652:U:O4'	2.14	0.47
1:CA:941:G:N2	1:CA:942:G:H1'	2.29	0.47
1:CA:967:C:H6	1:CA:967:C:O5'	1.97	0.47
1:CA:997:U:C2'	1:CA:998:G:H5'	2.44	0.47
1:CA:1027:C:O5'	1:CA:1027:C:H6	1.96	0.47
1:CA:1188:A:C2'	1:CA:1189:C:H5'	2.44	0.47
1:CA:1205:U:H4'	3:CC:195:VAL:CG2	2.44	0.47
1:CA:1297:C:O2'	7:CG:114:ARG:NH2	2.47	0.47
1:CA:1331:G:OP2	13:CM:23:TYR:HD2	1.97	0.47
1:CA:1458:G:H5"	20:CT:31:SER:OG	2.14	0.47
3:CC:84:ILE:O	3:CC:87:LEU:HB2	2.14	0.47
7:CG:15:ASP:N	7:CG:19:GLY:HA2	2.28	0.47
7:CG:18:TYR:HB3	7:CG:59:LEU:CD1	2.44	0.47
7:CG:49:ILE:O	7:CG:53:LYS:HB2	2.14	0.47
8:CH:20:TYR:HA	8:CH:65:TYR:OH	2.14	0.47
8:CH:69:ARG:CZ	8:CH:75:ARG:O	2.63	0.47
9:CI:76:ALA:O	9:CI:79:LEU:HB3	2.15	0.47
10:CJ:63:PHE:HB3	14:CN:58:LYS:HA	1.96	0.47
10:CJ:83:GLU:C	10:CJ:85:LEU:N	2.63	0.47
11:CK:12:ARG:HD3	11:CK:13:GLN:N	2.30	0.47
11:CK:127:LYS:HA	11:CK:127:LYS:CE	2.27	0.47
17:CQ:85:VAL:O	17:CQ:86:GLU:C	2.52	0.47
19:CS:9:VAL:O	19:CS:9:VAL:HG12	2.14	0.47
20:CT:30:LYS:O	20:CT:34:LYS:HG3	2.14	0.47
22:CV:41:PHE:HZ	22:CV:54:PHE:HE2	1.62	0.47
22:CV:71:GLN:CA	22:CV:109:THR:HG21	2.43	0.47
22:CV:89:GLU:N	22:CV:89:GLU:CD	2.67	0.47
23:CW:58:A:O2'	23:CW:59:A:O5'	2.32	0.47
25:DA:88:G:H2'	25:DA:88:G:N3	2.28	0.47
25:DA:252:G:P	36:DP:50:ARG:HH11	2.37	0.47
25:DA:341:G:C2	25:DA:342:G:C4	3.02	0.47
25:DA:533:G:H5'	41:DU:24:TYR:CE2	2.50	0.47
25:DA:1031:G:H4'	56:D9:8:LYS:HD2	1.95	0.47
25:DA:1166:C:H2'	25:DA:1167:U:O4'	2.14	0.47
25:DA:1459:G:C6	25:DA:1461:G:C4	3.02	0.47
25:DA:1792:G:C5'	28:DD:205:VAL:HG13	2.43	0.47
25:DA:2615:U:N1	52:D5:7:PRO:HA	2.30	0.47
25:DA:2656:U:C5	25:DA:2664:G:N2	2.82	0.47
27:DC:53:ARG:HG2	27:DC:53:ARG:HH11	1.79	0.47
27:DC:174:ALA:HB1	27:DC:175:PRO:CD	2.44	0.47

Continued on next page...

Continued from previous page...

Atom-1	Atom-2	Interatomic distance (Å)	Clash overlap (Å)
29:DE:65:GLY:HA2	29:DE:70:ALA:CB	2.44	0.47
30:DF:33:LEU:O	30:DF:37:VAL:HG23	2.14	0.47
30:DF:110:LEU:HD13	30:DF:110:LEU:C	2.33	0.47
32:DH:88:LEU:HD13	32:DH:164:TYR:O	2.14	0.47
35:DO:76:ALA:HB3	40:DT:75:ILE:HD12	1.96	0.47
41:DU:79:PHE:HE1	41:DU:110:VAL:HG22	1.78	0.47
41:DU:92:ARG:HH11	41:DU:92:ARG:CG	2.27	0.47
41:DU:92:ARG:HG3	42:DV:11:GLN:NE2	2.29	0.47
45:DY:47:LYS:O	45:DY:49:VAL:HG23	2.14	0.47
46:DZ:58:LEU:HB2	46:DZ:66:LEU:CD1	2.44	0.47
47:D0:40:GLN:NE2	47:D0:44:ARG:N	2.62	0.47
48:D1:52:ARG:CZ	48:D1:78:LYS:HD3	2.44	0.47
1:AA:127:G:H4'	17:AQ:2:PRO:HD2	1.96	0.47
1:AA:375:U:OP1	16:AP:69:THR:HG21	2.13	0.47
1:AA:600:C:O2'	1:AA:601:C:H5'	2.15	0.47
1:AA:942:G:H2'	1:AA:943:U:H6	1.80	0.47
1:AA:948:C:C6	13:AM:106:ASN:ND2	2.82	0.47
1:AA:958:A:N3	1:AA:985:C:O2'	2.45	0.47
1:AA:1119:C:OP1	9:AI:83:ARG:NH1	2.48	0.47
1:AA:1291:G:O2'	9:AI:38:GLN:HB3	2.15	0.47
2:AB:178:ARG:HH12	2:AB:196:LEU:HA	1.79	0.47
4:AD:153:ARG:HG2	4:AD:181:MET:SD	2.54	0.47
5:AE:112:LEU:N	5:AE:112:LEU:HD23	2.30	0.47
10:AJ:49:VAL:C	10:AJ:60:ARG:HB3	2.33	0.47
12:AL:108:LYS:O	12:AL:109:ASP:CB	2.62	0.47
20:AT:42:GLN:CG	20:AT:43:LEU:HD23	2.21	0.47
20:AT:100:ILE:HD12	20:AT:100:ILE:N	2.29	0.47
25:BA:618:C:N4	25:BA:619:G:C6	2.82	0.47
25:BA:1272:A:OP2	25:BA:1647:G:OP1	2.33	0.47
25:BA:1743:C:H2'	25:BA:1744:C:O4'	2.14	0.47
25:BA:1798:U:H5	28:BD:274:ARG:NH1	2.13	0.47
25:BA:2747:G:O6	25:BA:2755:C:H5"	2.13	0.47
25:BA:2875:C:H4'	40:BT:5:ALA:CB	2.20	0.47
28:BD:24:ILE:CG2	28:BD:25:THR:H	2.05	0.47
28:BD:267:SER:C	28:BD:269:PHE:N	2.66	0.47
29:BE:69:LYS:CD	29:BE:89:ASP:HA	2.39	0.47
30:BF:9:ILE:O	30:BF:128:ALA:HB2	2.14	0.47
32:BH:33:LEU:HD21	32:BH:136:ILE:CG2	2.44	0.47
32:BH:94:TYR:CB	32:BH:107:VAL:HG12	2.44	0.47
33:BI:86:THR:C	33:BI:122:GLU:OE2	2.53	0.47
34:BN:134:ARG:O	34:BN:135:PRO:O	2.32	0.47

Continued on next page...

Continued from previous page...

Atom-1	Atom-2	Interatomic distance (Å)	Clash overlap (Å)
35:BO:2:ILE:HG13	35:BO:8:LEU:HD11	1.95	0.47
37:BQ:64:ILE:HA	37:BQ:106:VAL:HG12	1.96	0.47
39:BS:67:ARG:HH12	39:BS:100:ALA:N	2.00	0.47
40:BT:30:VAL:HG21	40:BT:83:ILE:CG1	2.45	0.47
40:BT:32:TYR:CD1	40:BT:81:PRO:HA	2.49	0.47
40:BT:53:ARG:HH11	40:BT:53:ARG:CG	2.27	0.47
41:BU:27:LEU:C	41:BU:29:SER:N	2.68	0.47
42:BV:38:LEU:HD23	42:BV:52:VAL:CG1	2.44	0.47
44:BX:29:TRP:CH2	44:BX:78:LYS:HD3	2.49	0.47
44:BX:40:LYS:O	44:BX:42:ALA:N	2.47	0.47
44:BX:46:ALA:HB3	44:BX:47:PHE:CD1	2.50	0.47
44:BX:47:PHE:CD2	44:BX:89:ILE:HG23	2.47	0.47
45:BY:71:LYS:HZ3	45:BY:71:LYS:HB2	1.80	0.47
51:B4:40:ILE:O	51:B4:47:VAL:HA	2.15	0.47
1:CA:57:G:C5	1:CA:58:C:C4	3.02	0.47
1:CA:338:A:H2'	1:CA:339:C:C6	2.50	0.47
1:CA:385:C:O2'	1:CA:386:C:H5'	2.14	0.47
1:CA:390:C:H6	1:CA:390:C:O5'	1.97	0.47
1:CA:735:C:H2'	1:CA:736:C:C6	2.49	0.47
1:CA:901:A:N7	1:CA:902:G:H1'	2.28	0.47
1:CA:1137:C:H4'	1:CA:1138:G:N2	2.27	0.47
2:CB:7:VAL:HG12	2:CB:11:LEU:HG	1.95	0.47
2:CB:124:SER:C	2:CB:126:GLU:N	2.67	0.47
2:CB:212:GLN:CG	2:CB:235:SER:HB2	2.44	0.47
3:CC:84:ILE:HG23	3:CC:85:ARG:N	2.29	0.47
3:CC:112:SER:CB	3:CC:115:LEU:HD12	2.43	0.47
3:CC:177:THR:HB	3:CC:180:ALA:HB2	1.96	0.47
5:CE:72:GLN:HE21	5:CE:144:THR:CG2	2.18	0.47
6:CF:63:TYR:N	6:CF:63:TYR:CD2	2.82	0.47
10:CJ:26:ALA:CA	10:CJ:29:ARG:HH21	2.22	0.47
11:CK:62:GLN:O	11:CK:66:LEU:HG	2.14	0.47
12:CL:19:SER:C	12:CL:21:VAL:N	2.67	0.47
12:CL:50:ARG:H	12:CL:50:ARG:HD2	1.79	0.47
13:CM:10:PRO:O	13:CM:45:VAL:HG11	2.15	0.47
19:CS:15:LEU:HD12	19:CS:31:ILE:CD1	2.42	0.47
25:DA:142:A:N6	25:DA:1595:G:O2'	2.47	0.47
25:DA:288:C:H2'	25:DA:288:C:O2	2.14	0.47
25:DA:320:A:H3'	30:DF:136:THR:CG2	2.43	0.47
25:DA:344:G:N2	25:DA:345:A:N6	2.62	0.47
25:DA:522:G:C6	25:DA:523:C:N4	2.82	0.47
25:DA:729:G:O2'	25:DA:763:G:H4'	2.13	0.47

Continued on next page...

Continued from previous page...

Atom-1	Atom-2	Interatomic distance (Å)	Clash overlap (Å)
25:DA:856:C:H2'	25:DA:857:C:C6	2.49	0.47
25:DA:874:G:O2'	25:DA:875:G:H5'	2.15	0.47
25:DA:997:G:C2	25:DA:998:C:C6	3.02	0.47
25:DA:1839:G:C8	25:DA:1839:G:H5'	2.49	0.47
25:DA:1984:G:O2'	25:DA:1985:G:H5'	2.14	0.47
25:DA:2125:G:N2	25:DA:2174:C:N4	2.63	0.47
25:DA:2600:A:H2'	25:DA:2601:C:H6	1.76	0.47
25:DA:2612:C:P	29:DE:132:HIS:HE2	2.38	0.47
26:DB:31:C:H2'	26:DB:32:C:H6	1.80	0.47
27:DC:172:ILE:HG21	27:DC:197:LEU:HD11	1.95	0.47
30:DF:110:LEU:O	30:DF:113:ALA:HB3	2.14	0.47
30:DF:185:ASP:OD1	30:DF:185:ASP:N	2.47	0.47
31:DG:28:VAL:HG12	31:DG:28:VAL:O	2.15	0.47
31:DG:108:ASN:CA	31:DG:112:PRO:HG2	2.43	0.47
36:DP:48:PRO:HG2	36:DP:49:ARG:H	1.78	0.47
41:DU:66:ASN:O	41:DU:70:ARG:HB2	2.15	0.47
42:DV:4:ILE:HG23	42:DV:12:TYR:O	2.15	0.47
46:DZ:27:MET:HA	46:DZ:87:PHE:HB2	1.96	0.47
49:D2:21:LEU:CD2	49:D2:60:LEU:HD22	2.44	0.47
49:D2:24:LEU:HD23	49:D2:60:LEU:CD2	2.43	0.47
49:D2:48:HIS:HA	49:D2:51:ARG:HG2	1.95	0.47
1:AA:51:A:N7	1:AA:114:U:O2'	2.42	0.47
1:AA:542:G:P	4:AD:10:ARG:NH2	2.86	0.47
1:AA:671:G:H2'	1:AA:672:U:H6	1.80	0.47
1:AA:878:G:H5"	8:AH:89:PRO:HG2	1.93	0.47
1:AA:1002:G:N2	1:AA:1003:G:C1'	2.78	0.47
1:AA:1027:C:H2'	1:AA:1028:C:C4	2.50	0.47
1:AA:1239:A:H62	1:AA:1299:A:N6	2.12	0.47
1:AA:1414:U:H2'	1:AA:1415:G:H8	1.79	0.47
1:AA:1418:A:H2	25:BA:1948:G:N3	2.13	0.47
2:AB:21:ARG:HD2	2:AB:38:GLY:HA3	1.97	0.47
2:AB:71:VAL:HA	2:AB:93:VAL:HG22	1.95	0.47
4:AD:68:TYR:CE2	4:AD:97:LEU:HB3	2.50	0.47
4:AD:89:THR:O	4:AD:91:SER:N	2.39	0.47
7:AG:44:TYR:HE1	9:AI:41:VAL:HG21	1.79	0.47
8:AH:109:ILE:CG2	8:AH:137:VAL:HB	2.45	0.47
11:AK:12:ARG:HG2	11:AK:13:GLN:N	2.29	0.47
12:AL:123:LYS:HE2	12:AL:124:GLU:O	2.15	0.47
13:AM:108:ARG:HG3	13:AM:108:ARG:NH1	2.29	0.47
15:AO:75:PRO:HB2	15:AO:79:ARG:NH2	2.19	0.47
19:AS:6:LYS:CD	19:AS:6:LYS:H	2.28	0.47

Continued on next page...

Continued from previous page...

Atom-1	Atom-2	Interatomic distance (Å)	Clash overlap (Å)
19:AS:58:VAL:O	19:AS:58:VAL:HG23	2.15	0.47
20:AT:90:GLN:HA	20:AT:93:GLU:OE2	2.14	0.47
22:AV:89:GLU:HG3	22:AV:91:PHE:CZ	2.49	0.47
25:BA:55:G:N3	25:BA:127:A:C2	2.83	0.47
25:BA:71:A:H5"	25:BA:73:A:C8	2.49	0.47
25:BA:94(A):G:H21	49:B2:47:ASN:HD22	1.61	0.47
25:BA:340:A:H2'	25:BA:341:G:O4'	2.14	0.47
25:BA:512:G:O2'	25:BA:513:A:C8	2.67	0.47
25:BA:769:G:O2'	25:BA:770:G:H5'	2.14	0.47
25:BA:1186:G:O2'	25:BA:1187:G:H5'	2.14	0.47
25:BA:1300:U:O2	25:BA:1300:U:H5'	2.15	0.47
25:BA:1625:C:C2'	25:BA:1626:G:H5'	2.44	0.47
25:BA:2367:G:O2'	25:BA:2368:C:H5'	2.14	0.47
25:BA:2749:A:H4'	32:BH:62:LYS:HB3	1.97	0.47
26:BB:87:G:H21	26:BB:90:A:H8	1.58	0.47
27:BC:132:LEU:HA	27:BC:135:ARG:HD2	1.96	0.47
28:BD:155:LEU:HD12	28:BD:155:LEU:N	2.30	0.47
30:BF:54:ARG:O	30:BF:54:ARG:CG	2.63	0.47
33:BI:132:PRO:HB2	33:BI:133:HIS:ND1	2.29	0.47
35:BO:104:ARG:C	35:BO:106:LEU:H	2.17	0.47
39:BS:93:LYS:O	39:BS:94:TYR:C	2.51	0.47
40:BT:14:TYR:N	40:BT:14:TYR:CD1	2.82	0.47
43:BW:76:VAL:CG2	43:BW:101:SER:HB3	2.45	0.47
46:BZ:52:ILE:CG2	46:BZ:70:VAL:HB	2.45	0.47
53:B6:17:LYS:O	53:B6:17:LYS:HD3	2.13	0.47
1:CA:189(E):U:C6	1:CA:189(E):U:OP2	2.68	0.47
1:CA:1003:G:H2'	1:CA:1004:A:O4'	2.15	0.47
1:CA:1134:G:C2'	1:CA:1135:U:H5'	2.44	0.47
1:CA:1188:A:H2'	1:CA:1189:C:H5'	1.96	0.47
1:CA:1352:C:OP1	21:CU:3:LYS:NZ	2.45	0.47
1:CA:1423:G:H5"	35:DO:49:ARG:NH2	2.29	0.47
3:CC:53:ALA:HB2	3:CC:115:LEU:HG	1.96	0.47
5:CE:103:GLY:H	5:CE:106:PRO:HG2	1.79	0.47
7:CG:56:GLN:H	7:CG:56:GLN:CD	2.16	0.47
9:CI:18:PHE:HD1	9:CI:62:TYR:CD2	2.33	0.47
9:CI:69:GLY:O	9:CI:73:GLN:N	2.32	0.47
10:CJ:49:VAL:HG21	14:CN:41:ARG:HB2	1.91	0.47
15:CO:16:ALA:HB1	15:CO:21:ASP:HB3	1.95	0.47
17:CQ:7:THR:HG23	17:CQ:58:GLU:HG2	1.93	0.47
19:CS:6:LYS:CD	19:CS:7:LYS:HE3	2.44	0.47
25:DA:71:A:OP2	25:DA:71:A:H3'	2.13	0.47

Continued on next page...

Continued from previous page...

Atom-1	Atom-2	Interatomic distance (Å)	Clash overlap (Å)
25:DA:97:C:H5"	49:D2:2:LYS:HB2	1.96	0.47
25:DA:271(J):C:C3'	25:DA:271(K):U:H5"	2.44	0.47
25:DA:671:C:O2'	25:DA:672:C:H5'	2.14	0.47
25:DA:776:G:O6	25:DA:793:A:H2'	2.15	0.47
25:DA:805:G:O6	25:DA:2068:U:C5	2.67	0.47
25:DA:947:G:N2	25:DA:971:C:C2	2.82	0.47
25:DA:1012:U:P	41:DU:70:ARG:HH22	2.37	0.47
25:DA:1202:C:C5	25:DA:1203:G:C5	3.02	0.47
25:DA:1221(A):C:H2'	25:DA:1222:C:H6	1.79	0.47
25:DA:2090:G:N2	48:D1:47:GLN:HE22	2.11	0.47
25:DA:2110:G:C5'	25:DA:2118:U:H3	2.26	0.47
25:DA:2219:G:O2'	25:DA:2220:G:H5'	2.14	0.47
26:DB:15:A:H1'	26:DB:110:G:C5	2.50	0.47
27:DC:15:VAL:HG13	27:DC:21:TYR:CZ	2.50	0.47
28:DD:158:ALA:HB3	28:DD:161:THR:HG21	1.95	0.47
28:DD:205:VAL:O	28:DD:206:LEU:C	2.53	0.47
28:DD:231:HIS:CD2	28:DD:249:PRO:HG3	2.50	0.47
28:DD:267:SER:HA	28:DD:270:ILE:HD11	1.95	0.47
29:DE:45:THR:CG2	29:DE:83:ASP:HA	2.45	0.47
29:DE:60:ASN:O	29:DE:61:ARG:C	2.52	0.47
30:DF:114:VAL:HG22	30:DF:192:LEU:CD1	2.45	0.47
33:DI:43:ASN:O	33:DI:46:ALA:N	2.47	0.47
34:DN:26:LEU:HG	34:DN:30:ILE:CD1	2.45	0.47
36:DP:17:LYS:HG3	36:DP:19:VAL:CG2	2.45	0.47
42:DV:15:GLU:CB	42:DV:16:PRO:CD	2.92	0.47
45:DY:54:LYS:O	45:DY:55:TYR:CD1	2.68	0.47
46:DZ:9:ARG:HH11	46:DZ:35:LYS:HB2	1.79	0.47
46:DZ:27:MET:HE2	46:DZ:36:VAL:HG11	1.95	0.47
46:DZ:60:LEU:CD2	46:DZ:60:LEU:H	2.27	0.47
47:D0:73:GLY:C	47:D0:75:LEU:N	2.68	0.47
50:D3:56:VAL:O	50:D3:57:GLU:HB3	2.14	0.47
54:D7:5:TRP:HA	54:D7:5:TRP:HE3	1.78	0.47
1:AA:170:U:O2'	1:AA:171:A:H5'	2.15	0.47
1:AA:245:C:C2	1:AA:284:G:C2	3.02	0.47
1:AA:339:C:OP2	35:BO:97:ARG:NH2	2.47	0.47
1:AA:587:G:O2'	1:AA:588:G:H5'	2.13	0.47
1:AA:721:G:H1'	1:AA:722:A:C2	2.49	0.47
1:AA:1376:U:O2'	1:AA:1377:A:H5'	2.14	0.47
4:AD:172:PRO:C	4:AD:174:LEU:H	2.17	0.47
7:AG:146:GLU:CA	7:AG:149:ARG:HB2	2.45	0.47
12:AL:32:GLY:CA	12:AL:57:LEU:HD13	2.43	0.47

Continued on next page...

Continued from previous page...

Atom-1	Atom-2	Interatomic distance (Å)	Clash overlap (Å)
15:AO:30:ALA:HA	15:AO:85:LEU:HD11	1.95	0.47
15:AO:70:LEU:HD11	15:AO:77:ARG:O	2.15	0.47
16:AP:59:TRP:O	16:AP:61:SER:N	2.47	0.47
20:AT:51:GLU:HA	20:AT:54:LYS:HB2	1.96	0.47
22:AV:45:GLU:CD	22:AV:45:GLU:N	2.67	0.47
23:AW:43:A:H2'	23:AW:44:A:C8	2.49	0.47
25:BA:27:G:O2'	25:BA:28:A:P	2.72	0.47
25:BA:269:U:C5	25:BA:271(Y):U:C5	3.02	0.47
25:BA:319:C:H2'	25:BA:320:A:O4'	2.14	0.47
25:BA:611:C:H2'	25:BA:612:C:C6	2.49	0.47
25:BA:1366:A:H2'	25:BA:1367:A:O4'	2.14	0.47
25:BA:1431:U:H2'	25:BA:1432:C:H6	1.80	0.47
25:BA:1490:A:O5'	25:BA:1494:A:N6	2.48	0.47
25:BA:1558:A:HO2'	25:BA:1559:G:P	2.34	0.47
25:BA:2115:G:O6	25:BA:2117:A:H2'	2.14	0.47
25:BA:2773:C:O2'	25:BA:2774:C:H5'	2.15	0.47
26:BB:89:G:C5	26:BB:90:A:C5	3.03	0.47
27:BC:23:ILE:HG13	27:BC:229:SER:OG	2.14	0.47
30:BF:4:VAL:HA	30:BF:18:ARG:O	2.15	0.47
32:BH:7:LEU:H	32:BH:8:PRO:HD3	1.74	0.47
32:BH:123:PHE:CD2	32:BH:133:VAL:HG21	2.49	0.47
37:BQ:68:ILE:CG2	37:BQ:103:MET:HA	2.44	0.47
38:BR:117:VAL:HG12	38:BR:118:GLU:H	1.75	0.47
46:BZ:70:VAL:HG22	46:BZ:87:PHE:HE2	1.79	0.47
1:CA:109:A:H2'	1:CA:326:G:N2	2.30	0.47
1:CA:188:C:H2'	1:CA:189:G:H8	1.79	0.47
1:CA:189:G:H2'	1:CA:189(A):C:C6	2.50	0.47
1:CA:430:A:C2'	1:CA:431:A:H5'	2.44	0.47
1:CA:520:A:N1	1:CA:536:C:H1'	2.29	0.47
1:CA:537:G:H5"	12:CL:110:ARG:HH12	1.78	0.47
1:CA:655:A:C2	1:CA:754:C:N4	2.82	0.47
1:CA:665:A:H2'	1:CA:725:G:N2	2.30	0.47
1:CA:679:C:H42	1:CA:711:G:H1	1.63	0.47
1:CA:1261:A:H2'	1:CA:1262:C:O4'	2.15	0.47
2:CB:15:VAL:C	2:CB:16:HIS:CG	2.87	0.47
2:CB:28:PHE:CE1	2:CB:32:ILE:HD11	2.49	0.47
2:CB:55:PHE:HA	2:CB:58:ILE:HB	1.96	0.47
2:CB:79:ASP:C	2:CB:81:VAL:N	2.66	0.47
2:CB:168:THR:HG21	2:CB:192:SER:HA	1.97	0.47
4:CD:127:THR:HG23	4:CD:147:ALA:O	2.14	0.47
5:CE:80:ILE:HD11	5:CE:138:ALA:CA	2.44	0.47

Continued on next page...

Continued from previous page...

Atom-1	Atom-2	Interatomic distance (Å)	Clash overlap (Å)
12:CL:16:ARG:HE	12:CL:16:ARG:HB2	1.52	0.47
14:CN:26:ARG:HD2	14:CN:43:CYS:CB	2.44	0.47
25:DA:276:A:N3	25:DA:276:A:C3'	2.77	0.47
25:DA:412:A:H2'	25:DA:413:C:H5'	1.97	0.47
25:DA:495:G:N3	43:DW:61:ASN:OD1	2.47	0.47
25:DA:648:G:C2'	25:DA:649:G:H5'	2.44	0.47
25:DA:823:G:O2'	25:DA:824:A:H5'	2.15	0.47
25:DA:1339:G:C2	25:DA:1340:U:C5	3.02	0.47
25:DA:1625:C:H2'	25:DA:1626:G:O4'	2.15	0.47
25:DA:1656:C:H2'	25:DA:1657:C:C6	2.48	0.47
25:DA:1817:G:H5"	28:DD:88:ARG:NH2	2.30	0.47
25:DA:2168:G:N2	25:DA:2170:A:H3'	2.29	0.47
25:DA:2341:G:H2'	25:DA:2342:C:C6	2.50	0.47
25:DA:2389:G:H5"	25:DA:2390:U:C5'	2.41	0.47
25:DA:2393:A:H4'	36:DP:60:MET:O	2.14	0.47
25:DA:2420:C:OP1	55:D8:34:TRP:HA	2.15	0.47
25:DA:2516:G:C5	25:DA:2517:C:C4	3.02	0.47
25:DA:2543:G:H2'	25:DA:2544:G:C8	2.50	0.47
25:DA:2671:A:C2	25:DA:2672:G:C4	3.02	0.47
25:DA:2707:G:H2'	25:DA:2708:G:C8	2.49	0.47
25:DA:2728:U:O2'	29:DE:22:PRO:HG3	2.14	0.47
27:DC:80:LYS:HZ1	31:DG:48:GLU:HB2	1.80	0.47
28:DD:31:LYS:O	28:DD:32:SER:C	2.52	0.47
28:DD:62:TYR:CD1	28:DD:62:TYR:C	2.88	0.47
28:DD:94:LEU:HD22	28:DD:95:LEU:N	2.29	0.47
29:DE:173:VAL:O	29:DE:174:ASP:O	2.32	0.47
30:DF:63:LYS:NZ	30:DF:75:HIS:O	2.43	0.47
31:DG:125:PHE:N	31:DG:125:PHE:HD1	2.12	0.47
33:DI:100:ALA:O	33:DI:102:SER:N	2.47	0.47
34:DN:67:LEU:O	34:DN:68:GLU:CB	2.61	0.47
36:DP:5:ASP:OD1	36:DP:9:ASN:ND2	2.48	0.47
36:DP:17:LYS:O	36:DP:17:LYS:CG	2.60	0.47
39:DS:98:VAL:HG22	39:DS:100:ALA:N	2.29	0.47
43:DW:2:GLU:HA	43:DW:107:LEU:O	2.14	0.47
46:DZ:8:TYR:CE2	46:DZ:34:ARG:HD2	2.49	0.47
46:DZ:26:VAL:N	46:DZ:85:VAL:O	2.42	0.47
46:DZ:164:VAL:CG1	46:DZ:165:SER:N	2.74	0.47
46:DZ:165:SER:CB	46:DZ:167:GLU:H	2.20	0.47
51:D4:48:ILE:HD12	51:D4:48:ILE:N	2.19	0.47
54:D7:32:LYS:HD3	54:D7:32:LYS:C	2.34	0.47
1:AA:192:U:H4'	20:AT:103:GLY:CA	2.45	0.47

Continued on next page...

Continued from previous page...

Atom-1	Atom-2	Interatomic distance (Å)	Clash overlap (Å)
1:AA:368:U:O2	1:AA:368:U:O4'	2.33	0.47
1:AA:458:C:N3	1:AA:474:G:N1	2.63	0.47
1:AA:557:G:H2'	1:AA:558:G:N9	2.29	0.47
1:AA:883:C:O2'	1:AA:884:U:H5'	2.14	0.47
1:AA:986:A:H2'	1:AA:987:G:H8	1.79	0.47
1:AA:1001(A):G:O2'	1:AA:1002:G:H5'	2.15	0.47
1:AA:1064:G:C5	1:AA:1066:C:N4	2.82	0.47
1:AA:1067:A:H2'	1:AA:1093:A:H4'	1.96	0.47
1:AA:1151:A:C4	1:AA:1152:A:N7	2.82	0.47
1:AA:1286:A:H2'	1:AA:1287:A:C4'	2.44	0.47
1:AA:1307:U:H2'	1:AA:1308:U:C6	2.49	0.47
2:AB:18:GLY:HA2	2:AB:42:ILE:H	1.79	0.47
4:AD:80:GLU:O	4:AD:84:LYS:HE2	2.15	0.47
4:AD:110:PHE:CZ	4:AD:146:ILE:O	2.67	0.47
4:AD:119:GLN:HG2	4:AD:123:HIS:NE2	2.28	0.47
5:AE:41:VAL:HG22	5:AE:112:LEU:O	2.14	0.47
7:AG:44:TYR:CE1	9:AI:41:VAL:HG21	2.50	0.47
8:AH:20:TYR:OH	8:AH:75:ARG:HB3	2.15	0.47
8:AH:106:GLY:O	8:AH:108:GLY:N	2.48	0.47
9:AI:11:LYS:HG2	9:AI:12:GLU:HG2	1.96	0.47
10:AJ:8:LEU:HB3	10:AJ:16:LEU:CD2	2.44	0.47
10:AJ:82:ILE:HG23	10:AJ:86:MET:HE1	1.97	0.47
12:AL:76:GLU:O	12:AL:77:HIS:ND1	2.48	0.47
12:AL:87:VAL:HG12	12:AL:89:ASP:CB	2.45	0.47
13:AM:23:TYR:HE1	13:AM:71:ARG:CA	2.26	0.47
13:AM:34:LEU:CD1	13:AM:41:PRO:HA	2.45	0.47
13:AM:39:ILE:HG22	13:AM:40:ASN:N	2.30	0.47
13:AM:120:LYS:HD3	13:AM:121:LYS:N	2.30	0.47
14:AN:26:ARG:CG	14:AN:27:CYS:H	2.27	0.47
15:AO:3:ILE:HG22	15:AO:38:ARG:NE	2.30	0.47
15:AO:53:HIS:O	15:AO:56:LEU:HB3	2.14	0.47
15:AO:70:LEU:HD11	15:AO:77:ARG:HG3	1.96	0.47
16:AP:4:ILE:H	16:AP:66:PRO:HA	1.78	0.47
16:AP:55:ARG:C	16:AP:57:ARG:N	2.67	0.47
16:AP:68:ASP:C	16:AP:70:ALA:N	2.66	0.47
20:AT:94:ALA:O	20:AT:95:ALA:CB	2.63	0.47
22:AV:23:VAL:CG2	22:AV:24:GLU:HG2	2.37	0.47
22:AV:136:PRO:O	22:AV:138:GLY:N	2.48	0.47
22:AV:150:PRO:HG3	22:AV:160:GLN:HE22	1.79	0.47
25:BA:26:G:C6	25:BA:27:G:C2	3.02	0.47
25:BA:401:A:H2'	25:BA:402:A:H8	1.79	0.47

Continued on next page...

Continued from previous page...

Atom-1	Atom-2	Interatomic distance (Å)	Clash overlap (Å)
25:BA:607:U:P	30:BF:103:LYS:HG3	2.54	0.47
25:BA:814:C:H41	36:BP:27:HIS:CD2	2.33	0.47
25:BA:863:A:H2'	25:BA:864:G:C8	2.50	0.47
25:BA:1215:G:C2'	25:BA:1216:G:H5'	2.44	0.47
25:BA:1232:G:C6	25:BA:1233:C:C4	3.02	0.47
25:BA:1243:G:C6	25:BA:1244:G:C5	3.02	0.47
25:BA:1655:A:H3'	25:BA:1656:C:H6	1.78	0.47
25:BA:1789:A:OP1	28:BD:221:VAL:HA	2.13	0.47
25:BA:1885:A:H2'	25:BA:1886:C:H5'	1.95	0.47
25:BA:2166:G:C5	25:BA:2167:U:C5	3.02	0.47
25:BA:2193:G:H5'	25:BA:2193:G:H8	1.79	0.47
25:BA:2299:G:C6	25:BA:2318:G:C8	3.02	0.47
25:BA:2300:G:H1	25:BA:2316:C:N4	2.09	0.47
25:BA:2336:A:H61	47:B0:42:THR:HG21	1.79	0.47
25:BA:2523:G:N3	25:BA:2764:A:O2'	2.47	0.47
25:BA:2624:G:O2'	25:BA:2625:G:H5'	2.14	0.47
25:BA:2645:G:C3'	25:BA:2646:C:C5'	2.85	0.47
25:BA:2654:A:N1	25:BA:2665:A:H5"	2.30	0.47
25:BA:2846:G:H2'	25:BA:2847:U:O4'	2.15	0.47
26:BB:38:C:O2	26:BB:48:A:H1'	2.14	0.47
26:BB:60:C:H2'	26:BB:61:G:H8	1.79	0.47
26:BB:95:C:H2'	26:BB:96:U:C6	2.50	0.47
26:BB:105:A:H2'	26:BB:106:G:O4'	2.15	0.47
29:BE:2:LYS:CE	29:BE:95:ILE:O	2.63	0.47
29:BE:6:GLY:HA2	29:BE:28:ALA:HA	1.95	0.47
29:BE:33:VAL:N	29:BE:69:LYS:HD2	2.30	0.47
29:BE:66:HIS:CD2	29:BE:66:HIS:C	2.87	0.47
30:BF:45:ARG:HD3	30:BF:97:TYR:CD2	2.50	0.47
30:BF:136:THR:O	30:BF:140:LEU:HB2	2.15	0.47
30:BF:140:LEU:HA	30:BF:140:LEU:HD12	1.76	0.47
31:BG:105:LYS:NZ	51:B4:52:SER:HB3	2.30	0.47
31:BG:135:LEU:HD12	31:BG:135:LEU:N	2.30	0.47
33:BI:56:LYS:O	33:BI:56:LYS:HG3	2.14	0.47
33:BI:65:ALA:O	33:BI:68:LEU:HB3	2.14	0.47
35:BO:40:VAL:CG1	35:BO:41:ALA:N	2.77	0.47
35:BO:45:GLU:HA	35:BO:54:GLU:CG	2.44	0.47
36:BP:50:ARG:HG2	36:BP:50:ARG:NH2	2.29	0.47
36:BP:109:GLY:O	36:BP:110:TYR:CB	2.63	0.47
37:BQ:75:THR:CG2	37:BQ:76:LYS:N	2.76	0.47
38:BR:78:LYS:HG3	38:BR:82:GLU:OE2	2.14	0.47
39:BS:89:ARG:C	39:BS:92:TYR:HB3	2.35	0.47

Continued on next page...

Continued from previous page...

Atom-1	Atom-2	Interatomic distance (Å)	Clash overlap (Å)
40:BT:28:VAL:O	40:BT:29:ARG:HB2	2.13	0.47
41:BU:34:LYS:HE2	41:BU:34:LYS:CA	2.45	0.47
42:BV:35:LEU:HB3	42:BV:37:VAL:CG2	2.36	0.47
42:BV:35:LEU:N	42:BV:35:LEU:HD22	2.29	0.47
42:BV:47:VAL:O	42:BV:50:PRO:O	2.33	0.47
43:BW:60:ASN:ND2	43:BW:60:ASN:H	2.10	0.47
43:BW:89:ALA:O	43:BW:90:ARG:HB2	2.14	0.47
45:BY:20:TYR:CE1	45:BY:42:VAL:HA	2.50	0.47
45:BY:49:VAL:CG2	45:BY:50:ARG:N	2.54	0.47
46:BZ:2:TYR:O	46:BZ:57:VAL:HG23	2.13	0.47
46:BZ:29:ASN:ND2	46:BZ:89:VAL:O	2.47	0.47
52:B5:16:ARG:C	52:B5:18:ALA:N	2.67	0.47
55:B8:36:LYS:HB3	55:B8:41:ILE:HG13	1.96	0.47
1:CA:179:A:C4	1:CA:180:U:C5	3.03	0.47
1:CA:224:C:H2'	1:CA:225:C:C6	2.49	0.47
1:CA:243:A:O2'	1:CA:244:U:OP2	2.26	0.47
1:CA:521:G:O2'	1:CA:522:C:H5'	2.15	0.47
1:CA:648:A:H2'	1:CA:649:G:H8	1.79	0.47
1:CA:877:C:OP1	8:CH:88:LYS:CE	2.63	0.47
1:CA:918:A:H2'	1:CA:919:A:O4'	2.15	0.47
1:CA:950:U:H2'	1:CA:951:G:C8	2.50	0.47
1:CA:990:C:H2'	1:CA:991:U:C1'	2.45	0.47
1:CA:1271:G:H5'	1:CA:1314:C:H5'	1.95	0.47
1:CA:1302:U:H6	13:CM:17:VAL:HG21	1.79	0.47
2:CB:20:GLU:HB3	2:CB:23:ARG:NH1	2.30	0.47
2:CB:213:LEU:C	2:CB:213:LEU:CD2	2.83	0.47
3:CC:22:TRP:CZ3	3:CC:24:ALA:HB2	2.50	0.47
4:CD:157:LEU:O	4:CD:158:ILE:C	2.53	0.47
5:CE:84:PHE:CB	5:CE:134:ALA:HB2	2.44	0.47
5:CE:107:ARG:C	5:CE:109:ILE:H	2.17	0.47
5:CE:127:ASN:HB3	5:CE:130:ASN:HD22	1.78	0.47
6:CF:50:TYR:O	6:CF:50:TYR:CD2	2.67	0.47
7:CG:59:LEU:HD23	7:CG:59:LEU:O	2.15	0.47
8:CH:36:LEU:O	8:CH:45:ILE:HD11	2.15	0.47
9:CI:33:PHE:CZ	9:CI:47:LEU:HD11	2.49	0.47
9:CI:65:VAL:HG21	9:CI:73:GLN:HG2	1.96	0.47
11:CK:32:ILE:O	11:CK:32:ILE:HG13	2.15	0.47
12:CL:87:VAL:O	12:CL:89:ASP:N	2.48	0.47
13:CM:62:ASN:O	13:CM:63:THR:C	2.53	0.47
15:CO:3:ILE:HG21	15:CO:34:LEU:HD21	1.97	0.47
15:CO:41:GLU:HA	15:CO:44:LYS:HE2	1.95	0.47

Continued on next page...

Continued from previous page...

Atom-1	Atom-2	Interatomic distance (Å)	Clash overlap (Å)
18:CR:65:ILE:O	18:CR:66:LEU:C	2.53	0.47
19:CS:16:LEU:O	19:CS:19:VAL:N	2.48	0.47
19:CS:44:MET:HG3	19:CS:47:HIS:CB	2.44	0.47
19:CS:53:ASN:HD21	19:CS:55:LYS:HB3	1.78	0.47
22:CV:19:LEU:HD11	22:CV:115:TYR:CD2	2.49	0.47
22:CV:149:LYS:HE2	22:CV:163:LEU:C	2.35	0.47
25:DA:130:C:C2'	25:DA:131:G:H5"	2.38	0.47
25:DA:148:C:H5'	25:DA:149:A:P	2.55	0.47
25:DA:159:U:O2	25:DA:159:U:C2'	2.60	0.47
25:DA:214:G:H1'	25:DA:216:A:O2'	2.14	0.47
25:DA:271(O):C:O2'	25:DA:271(P):C:C5	2.65	0.47
25:DA:271(P):C:H5'	33:DI:45:LYS:HZ1	1.78	0.47
25:DA:283:A:N1	25:DA:427:U:H1'	2.29	0.47
25:DA:454:A:H4'	25:DA:455:C:OP2	2.13	0.47
25:DA:594:U:H2'	25:DA:595:C:C6	2.50	0.47
25:DA:964:C:C3'	25:DA:965:C:H5"	2.45	0.47
25:DA:1024:G:P	25:DA:1025:G:H3'	2.54	0.47
25:DA:1139:G:C2	25:DA:1140:C:C6	3.03	0.47
25:DA:1142(A):A:O2'	25:DA:1143:A:H3'	2.13	0.47
25:DA:1175:U:C5'	25:DA:1176:G:H8	2.28	0.47
25:DA:1363:C:O2'	25:DA:1809:A:N3	2.43	0.47
25:DA:1474:C:H2'	25:DA:1475:G:C1'	2.44	0.47
25:DA:1906:G:O2'	25:DA:1907:G:H5'	2.15	0.47
25:DA:2361:A:OP1	55:D8:27:THR:HG23	2.15	0.47
25:DA:2416:C:OP1	36:DP:64:LYS:O	2.32	0.47
25:DA:2637:U:C2	25:DA:2782:G:N2	2.82	0.47
25:DA:2761:G:H2'	25:DA:2761:G:N3	2.30	0.47
25:DA:2808:U:H5'	25:DA:2808:U:H6	1.80	0.47
27:DC:73:VAL:CG1	27:DC:112:ASP:HB2	2.26	0.47
27:DC:186:LEU:HD23	27:DC:189:ASN:ND2	2.29	0.47
27:DC:212:SER:HB3	27:DC:224:ARG:NE	2.30	0.47
28:DD:31:LYS:HZ2	28:DD:102:LYS:HZ2	1.63	0.47
28:DD:35:LYS:N	28:DD:36:PRO:CD	2.65	0.47
28:DD:137:PRO:O	28:DD:140:THR:OG1	2.28	0.47
29:DE:29:GLY:HA2	29:DE:180:ASN:CB	2.45	0.47
29:DE:53:PRO:C	29:DE:54:GLN:HG2	2.34	0.47
30:DF:1:MET:O	30:DF:3:GLU:N	2.48	0.47
31:DG:16:ARG:O	31:DG:20:ILE:HG13	2.15	0.47
31:DG:103:LEU:HD12	31:DG:103:LEU:N	2.27	0.47
31:DG:107:LEU:HD23	31:DG:111:LEU:HD12	1.97	0.47
33:DI:25:TYR:O	33:DI:29:TYR:HB3	2.15	0.47

Continued on next page...

Continued from previous page...

Atom-1	Atom-2	Interatomic distance (Å)	Clash overlap (Å)
37:DQ:141:GLN:NE2	46:DZ:71:ARG:HD3	2.27	0.47
40:DT:105:LEU:HD23	40:DT:105:LEU:HA	1.74	0.47
41:DU:14:HIS:O	41:DU:15:LYS:C	2.52	0.47
41:DU:34:LYS:HA	41:DU:34:LYS:CE	2.44	0.47
41:DU:53:ARG:O	41:DU:57:PHE:HD1	1.97	0.47
41:DU:98:LEU:C	41:DU:100:VAL:N	2.68	0.47
42:DV:19:LYS:HE2	42:DV:19:LYS:HA	1.96	0.47
44:DX:24:GLY:O	44:DX:83:VAL:N	2.46	0.47
45:DY:76:CYS:O	45:DY:77:PRO:C	2.53	0.47
46:DZ:60:LEU:HD22	46:DZ:60:LEU:H	1.80	0.47
46:DZ:61:PRO:C	46:DZ:63:GLY:H	2.17	0.47
46:DZ:66:LEU:HA	46:DZ:67:PRO:HD3	1.74	0.47
46:DZ:116:LEU:HD23	46:DZ:116:LEU:C	2.34	0.47
46:DZ:149:LEU:HD23	46:DZ:170:ILE:CD1	2.45	0.47
47:D0:69:PHE:HD2	47:D0:79:VAL:HG22	1.78	0.47
52:D5:6:VAL:CG2	52:D5:7:PRO:HD2	2.44	0.47
52:D5:37:LYS:HG3	52:D5:38:ALA:H	1.80	0.47
53:D6:11:LEU:O	53:D6:24:GLU:N	2.48	0.47
55:D8:33:ASN:HA	55:D8:36:LYS:CD	2.42	0.47
55:D8:37:SER:O	55:D8:39:LYS:N	2.47	0.47
1:AA:344:A:O2'	1:AA:345:C:OP1	2.29	0.47
1:AA:838:G:C2	1:AA:849:C:C2	3.02	0.47
1:AA:1316:G:C2'	1:AA:1317:C:H5"	2.44	0.47
1:AA:1316:G:N1	1:AA:1319:A:OP2	2.43	0.47
1:AA:1381:U:N1	7:AG:156:TRP:HZ3	2.13	0.47
4:AD:101:LEU:HD21	4:AD:133:VAL:HB	1.96	0.47
7:AG:5:ARG:N	7:AG:5:ARG:HD2	2.30	0.47
7:AG:64:GLN:HG2	7:AG:128:ALA:HB1	1.97	0.47
9:AI:104:ARG:HG2	9:AI:104:ARG:HH11	1.80	0.47
10:AJ:6:ILE:CG1	10:AJ:72:VAL:O	2.63	0.47
11:AK:21:ILE:HD12	11:AK:21:ILE:N	2.30	0.47
12:AL:24:LEU:HD23	12:AL:59:SER:CB	2.44	0.47
13:AM:88:ARG:HA	13:AM:98:VAL:CG1	2.45	0.47
17:AQ:93:GLN:HA	17:AQ:96:GLU:OE1	2.14	0.47
18:AR:50:ILE:HG23	18:AR:70:ILE:CD1	2.44	0.47
22:AV:135:THR:HG22	22:AV:167:PRO:HD3	1.96	0.47
25:BA:33:U:HO2'	25:BA:454:A:H2	1.60	0.47
25:BA:254:G:N7	55:B8:5:LYS:HE2	2.30	0.47
25:BA:289:A:H61	25:BA:351:G:H1'	1.80	0.47
25:BA:601:C:OP1	30:BF:108:LYS:NZ	2.42	0.47
25:BA:640:C:O2	25:BA:649:G:C2	2.68	0.47

Continued on next page...

Continued from previous page...

Atom-1	Atom-2	Interatomic distance (Å)	Clash overlap (Å)
25:BA:655:A:H3'	25:BA:655:A:P	2.54	0.47
25:BA:705:A:C8	25:BA:727:A:C2	3.03	0.47
25:BA:719:C:H2'	25:BA:720:C:C6	2.50	0.47
25:BA:960:A:H4'	25:BA:2457:U:H4'	1.96	0.47
25:BA:1106:G:N3	25:BA:1107:G:N7	2.62	0.47
25:BA:1111:A:H2'	25:BA:1112:G:O4'	2.15	0.47
25:BA:1448:G:HO2'	25:BA:1528(A):A:H61	1.61	0.47
25:BA:1994:C:O2'	25:BA:1995:U:H5'	2.15	0.47
25:BA:2364:C:H2'	25:BA:2365:G:H5'	1.97	0.47
26:BB:60:C:H2'	26:BB:61:G:C8	2.49	0.47
27:BC:7:ARG:HH11	27:BC:7:ARG:HG3	1.79	0.47
27:BC:60:ARG:NE	27:BC:143:ALA:HB2	2.30	0.47
27:BC:71:LYS:C	27:BC:73:VAL:N	2.66	0.47
28:BD:12:SER:O	28:BD:14:ARG:N	2.48	0.47
30:BF:36:VAL:HG11	30:BF:183:VAL:CG1	2.44	0.47
33:BI:48:GLU:O	33:BI:50:ARG:N	2.48	0.47
37:BQ:21:THR:O	37:BQ:23:GLY:N	2.48	0.47
39:BS:101:LEU:N	39:BS:101:LEU:HD13	2.30	0.47
40:BT:19:LEU:HD22	40:BT:85:LYS:CB	2.43	0.47
41:BU:61:TRP:CZ2	41:BU:94:ASN:OD1	2.66	0.47
41:BU:68:ALA:C	41:BU:70:ARG:N	2.68	0.47
42:BV:18:LEU:CG	42:BV:19:LYS:N	2.74	0.47
45:BY:13:VAL:HG21	45:BY:72:VAL:HG13	1.96	0.47
46:BZ:10:GLU:HB2	46:BZ:12:GLU:CD	2.35	0.47
48:B1:95:LEU:C	48:B1:97:LEU:H	2.17	0.47
49:B2:64:LEU:HD23	49:B2:64:LEU:C	2.34	0.47
53:B6:20:ASN:CG	53:B6:21:TYR:N	2.68	0.47
55:B8:32:LEU:CB	55:B8:36:LYS:NZ	2.71	0.47
1:CA:224:C:O2'	1:CA:225:C:H5'	2.15	0.47
1:CA:662:G:O2'	1:CA:836:G:H5"	2.14	0.47
1:CA:947:G:H2'	1:CA:948:C:C6	2.50	0.47
1:CA:1162:C:H42	1:CA:1174:G:H1	1.62	0.47
1:CA:1299:A:C5	1:CA:1301:U:C2	3.03	0.47
1:CA:1309:G:O2'	13:CM:77:ASN:ND2	2.48	0.47
1:CA:1372:U:OP1	9:CI:72:GLY:N	2.48	0.47
1:CA:1530:G:HO2'	1:CA:1531:A:H8	1.61	0.47
4:CD:150:GLU:N	4:CD:150:GLU:OE1	2.48	0.47
4:CD:158:ILE:HG22	4:CD:181:MET:HE1	1.96	0.47
4:CD:202:LEU:O	4:CD:205:GLU:HB2	2.15	0.47
6:CF:22:GLU:O	6:CF:25:ILE:HB	2.15	0.47
6:CF:99:ALA:HB2	18:CR:31:LEU:HD13	1.97	0.47

Continued on next page...

Continued from previous page...

Atom-1	Atom-2	Interatomic distance (Å)	Clash overlap (Å)
8:CH:80:ILE:HG22	8:CH:80:ILE:O	2.14	0.47
9:CI:54:ASP:O	9:CI:56:LEU:N	2.42	0.47
10:CJ:45:ARG:CB	10:CJ:65:LEU:HB3	2.44	0.47
10:CJ:63:PHE:CB	14:CN:58:LYS:HA	2.44	0.47
11:CK:24:SER:OG	11:CK:25:TYR:N	2.47	0.47
15:CO:29:VAL:O	15:CO:30:ALA:C	2.53	0.47
18:CR:53:ARG:NH2	18:CR:60:ALA:N	2.63	0.47
20:CT:13:LEU:CD1	20:CT:17:ARG:HH21	2.24	0.47
22:CV:2:ILE:O	22:CV:60:LEU:N	2.44	0.47
25:DA:245:G:O6	55:D8:8:LYS:NZ	2.47	0.47
25:DA:247:G:N7	25:DA:249:C:C2	2.83	0.47
25:DA:566:U:H2'	25:DA:567:A:O4'	2.15	0.47
25:DA:806:C:H2'	25:DA:807:U:H6	1.80	0.47
25:DA:830:G:H4'	25:DA:831:G:OP2	2.14	0.47
25:DA:1839:G:H5'	25:DA:1839:G:H8	1.80	0.47
25:DA:1889:A:N1	25:DA:2234:G:H1'	2.29	0.47
25:DA:2103:C:H2'	25:DA:2104:G:H5"	1.97	0.47
25:DA:2483:C:H2'	25:DA:2484:G:O4'	2.15	0.47
27:DC:181:PHE:HB2	27:DC:186:LEU:CD1	2.45	0.47
27:DC:201:LYS:NZ	27:DC:205:ALA:HB3	2.30	0.47
28:DD:226:MET:HB3	28:DD:230:ASP:HB2	1.97	0.47
30:DF:25:PRO:HG3	30:DF:119:ARG:CA	2.45	0.47
31:DG:139:LEU:CD2	31:DG:139:LEU:N	2.72	0.47
32:DH:113:VAL:CG1	32:DH:114:VAL:N	2.77	0.47
34:DN:56:ASN:C	34:DN:56:ASN:ND2	2.67	0.47
40:DT:8:LYS:O	40:DT:11:GLU:CD	2.53	0.47
40:DT:100:TYR:O	40:DT:101:PHE:C	2.53	0.47
42:DV:19:LYS:HE2	42:DV:20:LEU:H	1.79	0.47
43:DW:71:VAL:HA	43:DW:107:LEU:HD12	1.97	0.47
44:DX:24:GLY:HA2	44:DX:83:VAL:HG23	1.96	0.47
45:DY:17:SER:CB	45:DY:71:LYS:HD2	2.40	0.47
47:D0:36:ILE:CD1	47:D0:58:THR:HG23	2.42	0.47
49:D2:57:ILE:HG22	49:D2:61:LEU:HD11	1.97	0.47
1:AA:186:C:H2'	1:AA:187:C:H6	1.76	0.47
1:AA:189(C):C:O2'	1:AA:189(D):C:H5'	2.15	0.47
1:AA:426:G:C6	1:AA:427:U:C4	3.03	0.47
1:AA:1065:U:H4'	1:AA:1066:C:H5"	1.97	0.47
1:AA:1136:U:H5"	1:AA:1137:C:C5	2.50	0.47
1:AA:1292:U:H2'	1:AA:1293:G:O4'	2.15	0.47
4:AD:3:ARG:NE	4:AD:5:ILE:HD11	2.30	0.47
4:AD:62:GLN:NE2	4:AD:65:ARG:NE	2.51	0.47

Continued on next page...

Continued from previous page...

Atom-1	Atom-2	Interatomic distance (Å)	Clash overlap (Å)
8:AH:49:GLU:O	8:AH:49:GLU:HG3	2.15	0.47
12:AL:21:VAL:HG12	12:AL:23:ALA:CB	2.45	0.47
12:AL:29:PHE:HA	12:AL:82:ILE:O	2.14	0.47
17:AQ:76:LEU:HD21	17:AQ:79:SER:HB2	1.97	0.47
19:AS:10:PHE:CE1	19:AS:39:THR:OG1	2.68	0.47
19:AS:41:VAL:HG13	19:AS:42:PRO:HD2	1.96	0.47
20:AT:21:LYS:O	20:AT:25:ARG:HB2	2.15	0.47
20:AT:26:ASN:HA	20:AT:29:LYS:HE3	1.96	0.47
22:AV:134:ASP:O	22:AV:135:THR:HG22	2.15	0.47
25:BA:79:G:N3	25:BA:346:A:C2	2.83	0.47
25:BA:248:G:O5'	25:BA:249:C:H5"	2.15	0.47
25:BA:285:C:H2'	25:BA:286:C:C5'	2.38	0.47
25:BA:305:U:H2'	25:BA:306:U:C6	2.49	0.47
25:BA:719:C:H6	25:BA:719:C:O5'	1.98	0.47
25:BA:898:C:C2'	25:BA:899:A:H5'	2.44	0.47
25:BA:1013:C:O2'	25:BA:1014:U:H5'	2.15	0.47
25:BA:1114:G:H2'	25:BA:1115:G:O4'	2.15	0.47
25:BA:1389:G:C6	25:BA:1398:C:N4	2.83	0.47
25:BA:1432:C:O2'	25:BA:1433:U:H5'	2.15	0.47
25:BA:1778:U:H2'	25:BA:1784:A:H62	1.80	0.47
25:BA:1790:C:H5"	25:BA:1791:A:OP1	2.14	0.47
25:BA:2177:C:O2'	25:BA:2178:C:H5'	2.15	0.47
25:BA:2230:G:H1'	48:B1:45:ASN:CB	2.45	0.47
25:BA:2317:C:H2'	25:BA:2318:G:C5'	2.38	0.47
25:BA:2359:C:O4'	55:B8:52:LYS:HE3	2.15	0.47
25:BA:2512:C:H5"	29:BE:122:PHE:CD2	2.50	0.47
25:BA:2524:G:H5"	25:BA:2524:G:C8	2.50	0.47
25:BA:2665:A:O2'	25:BA:2666:C:H5'	2.14	0.47
25:BA:2667:C:O2	32:BH:109:PHE:HA	2.15	0.47
25:BA:2756:U:H1'	25:BA:2757:A:H5"	1.97	0.47
25:BA:2863:C:O2'	25:BA:2864:G:H5'	2.15	0.47
27:BC:62:THR:HG22	27:BC:163:GLU:HA	1.97	0.47
28:BD:142:VAL:HG23	28:BD:192:THR:O	2.15	0.47
29:BE:1:MET:SD	29:BE:1:MET:N	2.71	0.47
29:BE:74:PRO:O	29:BE:75:VAL:O	2.33	0.47
29:BE:111:ARG:HD2	29:BE:160:TYR:HE1	1.80	0.47
30:BF:132:VAL:CG2	30:BF:133:ASN:N	2.76	0.47
30:BF:170:LEU:HA	30:BF:171:PRO:HD3	1.74	0.47
32:BH:9:ILE:O	32:BH:10:PRO:C	2.52	0.47
32:BH:23:ARG:HG3	32:BH:23:ARG:NH1	2.30	0.47
32:BH:91:GLY:HA2	32:BH:160:LYS:HB2	1.96	0.47

Continued on next page...

Continued from previous page...

Atom-1	Atom-2	Interatomic distance (Å)	Clash overlap (Å)
32:BH:103:LEU:HD21	32:BH:115:VAL:HB	1.97	0.47
36:BP:35:HIS:O	36:BP:36:LYS:CB	2.63	0.47
36:BP:48:PRO:O	36:BP:50:ARG:N	2.48	0.47
37:BQ:29:PHE:N	37:BQ:105:GLU:OE2	2.47	0.47
37:BQ:50:ALA:O	37:BQ:54:MET:HB2	2.15	0.47
40:BT:118:ARG:HA	40:BT:121:ILE:CB	2.44	0.47
42:BV:45:THR:O	42:BV:45:THR:CG2	2.63	0.47
43:BW:36:LEU:HD13	43:BW:48:ALA:HA	1.95	0.47
45:BY:17:SER:HB2	45:BY:71:LYS:HD2	1.97	0.47
46:BZ:94:PRO:CB	46:BZ:126:LYS:HG2	2.45	0.47
1:CA:341:C:H2'	1:CA:342:C:H6	1.78	0.47
1:CA:429:U:H1'	1:CA:430:A:H5"	1.96	0.47
1:CA:601:C:H2'	1:CA:602:A:H8	1.78	0.47
1:CA:663:A:H5"	18:CR:61:LYS:HE3	1.97	0.47
1:CA:715:A:O2'	1:CA:716:A:H5'	2.15	0.47
2:CB:82:ARG:HA	2:CB:92:TYR:CE2	2.49	0.47
2:CB:212:GLN:O	2:CB:216:SER:HB3	2.15	0.47
5:CE:18:ARG:HG2	5:CE:25:ARG:O	2.14	0.47
5:CE:50:GLU:HB3	5:CE:53:LEU:HD13	1.96	0.47
5:CE:113:ALA:HB3	5:CE:115:VAL:HG23	1.97	0.47
6:CF:82:ARG:O	6:CF:84:ASN:N	2.48	0.47
7:CG:49:ILE:HG22	7:CG:53:LYS:CG	2.40	0.47
8:CH:39:LEU:HD23	8:CH:111:ILE:HD11	1.96	0.47
8:CH:125:ARG:HH11	8:CH:125:ARG:HG3	1.80	0.47
14:CN:15:LYS:HB3	14:CN:16:PHE:CE2	2.50	0.47
16:CP:11:SER:HB2	16:CP:14:ASN:HB3	1.97	0.47
18:CR:36:ASN:O	18:CR:38:GLU:N	2.47	0.47
19:CS:11:VAL:O	19:CS:11:VAL:HG13	2.15	0.47
23:CW:50:U:H6	23:CW:50:U:OP2	1.98	0.47
25:DA:19:C:H2'	25:DA:20:C:H6	1.80	0.47
25:DA:174:C:O2	25:DA:174:C:H2'	2.15	0.47
25:DA:269:U:H2'	25:DA:269:U:O2	2.15	0.47
25:DA:271:A:N6	25:DA:271(X):G:H1'	2.30	0.47
25:DA:271(B):C:O2'	25:DA:271(C):C:H5'	2.15	0.47
25:DA:452:G:H5'	30:DF:59:TYR:CE1	2.50	0.47
25:DA:474:G:O2'	25:DA:475:U:OP1	2.24	0.47
25:DA:572:A:C2	25:DA:2033:A:C2	3.03	0.47
25:DA:1308:A:H2'	25:DA:1309:G:O4'	2.15	0.47
25:DA:1565:C:H42	25:DA:1568:G:H1	1.63	0.47
25:DA:1779:U:H5	25:DA:1784:A:C8	2.33	0.47
25:DA:1784:A:H4'	25:DA:1785:A:C5'	2.45	0.47

Continued on next page...

Continued from previous page...

Atom-1	Atom-2	Interatomic distance (Å)	Clash overlap (Å)
25:DA:2286:A:C5	25:DA:2346:A:C2	3.03	0.47
25:DA:2307:G:N3	25:DA:2307:G:H5"	2.30	0.47
25:DA:2401:U:OP1	53:D6:19:ARG:NH2	2.47	0.47
25:DA:2777:G:H5"	25:DA:2778:A:H5'	1.95	0.47
26:DB:87:G:C2'	26:DB:88:C:H5"	2.45	0.47
28:DD:126:GLN:HE21	28:DD:126:GLN:HB3	1.48	0.47
29:DE:9:VAL:HG22	29:DE:25:VAL:HB	1.96	0.47
30:DF:9:ILE:HG22	30:DF:9:ILE:O	2.15	0.47
30:DF:20:LEU:O	30:DF:21:ALA:O	2.32	0.47
30:DF:28:ILE:CG1	30:DF:119:ARG:NH2	2.76	0.47
31:DG:99:MET:O	31:DG:100:TRP:C	2.53	0.47
32:DH:44:VAL:O	32:DH:46:GLU:OE2	2.32	0.47
33:DI:29:TYR:CE1	33:DI:33:ARG:NE	2.83	0.47
36:DP:58:THR:O	36:DP:61:ARG:CD	2.63	0.47
36:DP:83:VAL:HG23	36:DP:105:LEU:HD12	1.97	0.47
36:DP:85:LEU:HA	36:DP:88:LEU:CD2	2.40	0.47
38:DR:48:VAL:O	38:DR:51:LEU:N	2.48	0.47
38:DR:48:VAL:HG12	38:DR:52:ILE:HG12	1.96	0.47
39:DS:17:ARG:O	39:DS:18:ILE:C	2.53	0.47
39:DS:89:ARG:C	39:DS:92:TYR:HB3	2.36	0.47
40:DT:16:ARG:HD2	40:DT:18:ASP:OD2	2.14	0.47
40:DT:25:GLY:O	40:DT:26:ASP:CB	2.63	0.47
40:DT:73:GLU:OE1	40:DT:103:ARG:NH1	2.47	0.47
40:DT:89:VAL:CG1	40:DT:91:ARG:HG3	2.40	0.47
41:DU:61:TRP:C	41:DU:63:VAL:N	2.67	0.47
45:DY:27:VAL:HG12	45:DY:29:GLU:OE1	2.15	0.47
45:DY:27:VAL:HG12	45:DY:29:GLU:CD	2.35	0.47
46:DZ:63:GLY:O	46:DZ:64:GLN:O	2.32	0.47
47:D0:15:ASP:CG	47:D0:16:SER:H	2.18	0.47
47:D0:17:GLN:HG3	47:D0:19:LYS:HE3	1.97	0.47
47:D0:44:ARG:HH11	47:D0:44:ARG:HG2	1.79	0.47
51:D4:62:CYS:SG	51:D4:64:LYS:HB2	2.55	0.47
55:D8:33:ASN:ND2	55:D8:33:ASN:H	2.12	0.47
1:AA:436:C:H2'	1:AA:437:U:H6	1.80	0.47
1:AA:509:A:H5"	4:AD:55:ALA:HB2	1.97	0.47
1:AA:645:C:O2'	1:AA:646:U:H5'	2.14	0.47
1:AA:718:G:C1'	11:AK:116:HIS:HA	2.45	0.47
1:AA:994:A:H2'	1:AA:995:C:H6	1.80	0.47
1:AA:999:C:H2'	1:AA:1000:U:C5	2.49	0.47
1:AA:1032:G:H2'	1:AA:1033:G:H8	1.73	0.47
1:AA:1149:C:C4	1:AA:1150:U:C4	3.03	0.47

Continued on next page...

Continued from previous page...

Atom-1	Atom-2	Interatomic distance (Å)	Clash overlap (Å)
1:AA:1216:G:H2'	1:AA:1217:C:H6	1.77	0.47
1:AA:1457:G:O2'	1:AA:1458:G:H5'	2.14	0.47
1:AA:1472:U:O2'	1:AA:1473:A:H5'	2.14	0.47
3:AC:66:VAL:HG12	3:AC:66:VAL:O	2.15	0.47
4:AD:68:TYR:N	4:AD:68:TYR:CD1	2.82	0.47
4:AD:98:GLU:HA	4:AD:103:ASN:ND2	2.29	0.47
8:AH:14:ARG:NH1	8:AH:14:ARG:HB3	2.30	0.47
8:AH:116:LYS:O	8:AH:119:LEU:HD21	2.15	0.47
9:AI:112:LYS:HG3	9:AI:118:LYS:HA	1.96	0.47
12:AL:25:LYS:C	12:AL:27:ALA:N	2.68	0.47
13:AM:3:ARG:CZ	13:AM:7:VAL:HB	2.45	0.47
13:AM:83:ASP:CG	13:AM:84:ILE:N	2.66	0.47
18:AR:36:ASN:HD21	18:AR:39:VAL:HB	1.79	0.47
19:AS:6:LYS:H	19:AS:6:LYS:HD2	1.78	0.47
19:AS:14:HIS:O	19:AS:18:LYS:HB3	2.14	0.47
20:AT:44:ALA:CB	20:AT:88:VAL:HG13	2.39	0.47
25:BA:27:G:O2'	25:BA:28:A:C8	2.68	0.47
25:BA:150:C:H2'	25:BA:151:C:H6	1.79	0.47
25:BA:203:C:H2'	25:BA:204:A:OP1	2.15	0.47
25:BA:590:A:H2'	25:BA:591:C:C6	2.50	0.47
25:BA:851:U:P	50:B3:49:LYS:HZ1	2.37	0.47
25:BA:1627:G:C2'	25:BA:1628:G:H5'	2.45	0.47
25:BA:1683:C:H2'	25:BA:1684:C:C6	2.49	0.47
25:BA:1689:A:N7	25:BA:1698:A:N1	2.63	0.47
25:BA:1788:C:OP1	28:BD:222:ARG:NH2	2.48	0.47
25:BA:1884:A:O2'	25:BA:1885:A:H5"	2.13	0.47
25:BA:2124:G:H22	27:BC:219:MET:HE3	1.80	0.47
25:BA:2376:A:H2'	25:BA:2377:A:O4'	2.15	0.47
25:BA:2481:G:O2'	25:BA:2482:G:P	2.73	0.47
27:BC:93:ASP:HB2	27:BC:94:TYR:CD2	2.49	0.47
27:BC:129:GLY:O	27:BC:133:GLY:HA3	2.15	0.47
28:BD:34:VAL:O	28:BD:35:LYS:CD	2.63	0.47
32:BH:154:PRO:HB3	32:BH:163:TYR:OH	2.15	0.47
38:BR:54:LEU:HD23	38:BR:66:VAL:CG2	2.45	0.47
40:BT:12:SER:C	40:BT:14:TYR:N	2.64	0.47
40:BT:38:ASN:O	40:BT:39:ARG:C	2.53	0.47
40:BT:118:ARG:HA	40:BT:121:ILE:CG2	2.45	0.47
40:BT:130:ALA:O	40:BT:132:LYS:HG3	2.14	0.47
41:BU:92:ARG:NH2	41:BU:95:LEU:CG	2.72	0.47
41:BU:111:GLU:O	41:BU:112:ARG:C	2.53	0.47
42:BV:39:LEU:CA	42:BV:47:VAL:HG11	2.45	0.47

Continued on next page...

Continued from previous page...

Atom-1	Atom-2	Interatomic distance (Å)	Clash overlap (Å)
45:BY:35:TYR:CE2	45:BY:69:ALA:HB3	2.50	0.47
45:BY:51:VAL:HG12	45:BY:52:SER:N	2.30	0.47
46:BZ:70:VAL:HG22	46:BZ:87:PHE:CE2	2.50	0.47
46:BZ:127:VAL:HG22	46:BZ:128:SER:H	1.80	0.47
48:B1:80:LEU:HD22	48:B1:82:LEU:HD13	1.96	0.47
53:B6:22:ALA:HB2	53:B6:39:TYR:CE2	2.50	0.47
53:B6:34:LEU:HA	53:B6:51:GLU:OE2	2.15	0.47
1:CA:266:G:H4'	1:CA:267:C:C5	2.50	0.47
1:CA:363:A:C6	12:CL:28:PRO:HD2	2.50	0.47
1:CA:1030:C:H2'	1:CA:1030(A):G:C5'	2.32	0.47
1:CA:1251:A:H5'	9:CI:12:GLU:OE1	2.15	0.47
1:CA:1298:C:H4'	1:CA:1299:A:C4	2.50	0.47
3:CC:35:GLU:OE2	3:CC:95:THR:HG21	2.13	0.47
3:CC:76:VAL:HG12	3:CC:83:ARG:HH22	1.78	0.47
4:CD:153:ARG:HA	4:CD:158:ILE:HG21	1.97	0.47
5:CE:143:ARG:HG3	5:CE:143:ARG:HH11	1.80	0.47
8:CH:28:ALA:HA	8:CH:59:LEU:HD11	1.96	0.47
12:CL:36:VAL:O	12:CL:53:ALA:HA	2.14	0.47
20:CT:48:LYS:O	20:CT:52:ALA:CB	2.63	0.47
20:CT:48:LYS:HD3	20:CT:48:LYS:HA	1.69	0.47
20:CT:90:GLN:O	20:CT:91:LEU:HD23	2.15	0.47
21:CU:24:ARG:O	21:CU:25:LYS:HB3	2.15	0.47
25:DA:160:U:C2'	25:DA:171:G:O5'	2.63	0.47
25:DA:276:A:H3'	25:DA:276:A:C4	2.49	0.47
25:DA:525:U:O2'	25:DA:526:A:H5'	2.14	0.47
25:DA:832:G:H21	36:DP:53:GLY:HA3	1.80	0.47
25:DA:1257:C:H4'	30:DF:83:PHE:CD2	2.50	0.47
25:DA:1448:G:N3	25:DA:1528(A):A:H2	2.13	0.47
25:DA:1469:A:O2'	25:DA:1470:G:H5'	2.15	0.47
25:DA:1666:G:H2'	25:DA:1667:G:H5'	1.96	0.47
25:DA:2225:A:H4'	25:DA:2226:C:C6	2.50	0.47
25:DA:2334:G:H21	39:DS:18:ILE:HG12	1.80	0.47
25:DA:2352:A:H2'	25:DA:2353:G:O4'	2.15	0.47
29:DE:57:LYS:C	29:DE:59:VAL:H	2.18	0.47
30:DF:34:TRP:HE3	30:DF:35:GLU:HG3	1.80	0.47
30:DF:161:GLU:O	30:DF:165:ARG:HG3	2.15	0.47
31:DG:86:MET:O	31:DG:87:PRO:O	2.33	0.47
32:DH:40:GLU:O	32:DH:41:MET:HB2	2.16	0.47
34:DN:63:THR:OG1	34:DN:66:LYS:HE2	2.14	0.47
34:DN:67:LEU:HD12	34:DN:67:LEU:H	1.77	0.47
36:DP:46:LYS:HG2	36:DP:52:GLU:CG	2.45	0.47

Continued on next page...

Continued from previous page...

Atom-1	Atom-2	Interatomic distance (Å)	Clash overlap (Å)
36:DP:83:VAL:H	36:DP:115:LEU:CD2	2.26	0.47
37:DQ:63:LYS:HA	46:DZ:177:GLU:CD	2.34	0.47
37:DQ:104:PHE:O	37:DQ:105:GLU:HB3	2.14	0.47
42:DV:3:ALA:HB1	42:DV:38:LEU:HD21	1.97	0.47
43:DW:52:GLU:C	43:DW:54:ALA:H	2.18	0.47
44:DX:10:ALA:HB1	44:DX:11:PRO:HD2	1.96	0.47
45:DY:81:LYS:O	45:DY:82:PRO:O	2.33	0.47
46:DZ:61:PRO:O	46:DZ:63:GLY:N	2.43	0.47
48:D1:19:GLN:CB	48:D1:35:THR:HG23	2.44	0.47
48:D1:41:ARG:HD3	48:D1:43:TYR:CE2	2.49	0.47
50:D3:1:MET:HG3	50:D3:44:ARG:NH2	2.29	0.47
52:D5:32:PRO:O	52:D5:38:ALA:O	2.33	0.47
1:AA:142:G:H2'	1:AA:143:A:C8	2.50	0.46
1:AA:301:G:H2'	1:AA:302:G:H8	1.80	0.46
1:AA:364:A:C2	1:AA:365:U:O4	2.68	0.46
1:AA:551:U:O2'	12:AL:83:ARG:HD2	2.15	0.46
1:AA:562:C:H1'	12:AL:12:ARG:HD2	1.97	0.46
1:AA:786:G:H2'	1:AA:787:A:O4'	2.15	0.46
1:AA:975:A:O2'	14:AN:32:SER:HA	2.16	0.46
1:AA:1101:A:O2'	1:AA:1102:A:OP2	2.30	0.46
1:AA:1206:G:O4'	3:AC:194:GLY:CA	2.63	0.46
1:AA:1322:C:O2'	1:AA:1323:G:H5'	2.15	0.46
1:AA:1403:C:H6	1:AA:1403:C:O5'	1.98	0.46
3:AC:74:GLY:HA2	3:AC:77:ILE:CD1	2.45	0.46
4:AD:60:GLU:HG2	4:AD:202:LEU:CG	2.45	0.46
4:AD:190:ASP:O	4:AD:194:LEU:HD23	2.14	0.46
6:AF:11:ASN:OD1	6:AF:13:ASN:ND2	2.48	0.46
7:AG:97:GLN:O	7:AG:98:SER:C	2.53	0.46
8:AH:35:ILE:HG23	8:AH:111:ILE:HD13	1.97	0.46
8:AH:41:ARG:HH12	8:AH:123:GLU:CD	2.18	0.46
9:AI:53:VAL:CG2	9:AI:54:ASP:H	2.13	0.46
13:AM:14:ARG:HB2	13:AM:16:ASP:OD2	2.14	0.46
15:AO:43:LEU:HD11	15:AO:53:HIS:HA	1.96	0.46
20:AT:26:ASN:HB2	20:AT:71:THR:CG2	2.42	0.46
25:BA:741:G:O2'	25:BA:742:G:H5'	2.14	0.46
25:BA:773:U:O2'	28:BD:48:ARG:HD3	2.15	0.46
25:BA:1021:A:C8	25:BA:1021:A:C3'	2.98	0.46
25:BA:1144:G:H2'	25:BA:1145:C:C6	2.50	0.46
25:BA:1316:U:O2'	25:BA:1317:A:H5'	2.15	0.46
25:BA:1593:G:H2'	25:BA:1594:G:C5'	2.44	0.46
25:BA:1625:C:H2'	25:BA:1626:G:O4'	2.15	0.46

Continued on next page...

Continued from previous page...

Atom-1	Atom-2	Interatomic distance (Å)	Clash overlap (Å)
25:BA:1719:G:C6	25:BA:1720:U:C4	3.03	0.46
25:BA:1751:C:C2'	25:BA:1752:C:H5'	2.45	0.46
25:BA:2063:C:C4	25:BA:2064:C:C4	3.03	0.46
25:BA:2192:G:H2'	25:BA:2193:G:H5"	1.96	0.46
25:BA:2197:U:O2'	25:BA:2198:A:H8	1.94	0.46
25:BA:2203:U:H1'	28:BD:151:LYS:HE2	1.97	0.46
25:BA:2581:G:H2'	25:BA:2581:G:N3	2.30	0.46
29:BE:50:GLY:HA2	29:BE:78:LEU:HB3	1.97	0.46
29:BE:154:LYS:HE3	29:BE:154:LYS:CA	2.30	0.46
29:BE:175:VAL:HG12	29:BE:182:LEU:HD13	1.96	0.46
31:BG:43:LEU:HB2	31:BG:88:ILE:CD1	2.45	0.46
31:BG:72:ARG:NH1	31:BG:72:ARG:HG2	2.30	0.46
33:BI:50:ARG:C	33:BI:52:ARG:N	2.68	0.46
35:BO:4:PRO:O	35:BO:5:GLN:CB	2.62	0.46
36:BP:6:LEU:HD12	36:BP:9:ASN:ND2	2.30	0.46
37:BQ:79:LEU:HD23	37:BQ:80:GLU:HG3	1.97	0.46
38:BR:53:HIS:ND1	38:BR:53:HIS:O	2.49	0.46
38:BR:55:ALA:HB3	38:BR:84:ALA:HB2	1.97	0.46
40:BT:70:VAL:CG1	40:BT:71:GLY:N	2.75	0.46
42:BV:24:LYS:HA	42:BV:92:THR:HG23	1.97	0.46
45:BY:53:PRO:O	45:BY:55:TYR:N	2.48	0.46
56:B9:17:ILE:HB	56:B9:26:ILE:HD13	1.97	0.46
1:CA:255:G:O6	1:CA:266:G:O6	2.34	0.46
1:CA:273:A:O2'	1:CA:274:A:H5'	2.14	0.46
1:CA:507:C:H2'	1:CA:508:C:C5	2.50	0.46
1:CA:599:C:O2'	1:CA:600:C:H5'	2.15	0.46
1:CA:754:C:H3'	1:CA:754:C:O2	2.15	0.46
1:CA:1030(A):G:O2'	1:CA:1031:G:N2	2.47	0.46
1:CA:1233:G:OP2	9:CI:124:GLN:HG3	2.15	0.46
3:CC:94:LEU:HD12	3:CC:95:THR:H	1.79	0.46
4:CD:88:VAL:HG22	5:CE:96:PRO:HB2	1.97	0.46
7:CG:26:PHE:CZ	7:CG:30:ILE:HD11	2.51	0.46
8:CH:18:ARG:HA	8:CH:78:GLN:OE1	2.15	0.46
9:CI:49:PRO:HA	9:CI:101:PHE:HE1	1.78	0.46
10:CJ:8:LEU:CB	10:CJ:70:ARG:HB3	2.43	0.46
11:CK:82:VAL:N	11:CK:107:SER:O	2.47	0.46
13:CM:99:ARG:O	13:CM:101:GLN:HG3	2.14	0.46
16:CP:75:ARG:C	16:CP:77:ALA:H	2.19	0.46
20:CT:25:ARG:HH11	20:CT:25:ARG:HG3	1.80	0.46
22:CV:3:SER:OG	22:CV:4:VAL:N	2.47	0.46
25:DA:271(H):G:H2'	25:DA:271(I):G:O4'	2.15	0.46

Continued on next page...

Continued from previous page...

Atom-1	Atom-2	Interatomic distance (Å)	Clash overlap (Å)
25:DA:320:A:C2'	30:DF:136:THR:HG21	2.43	0.46
25:DA:516:C:H2'	25:DA:517:C:H5'	1.97	0.46
25:DA:872:A:C6	25:DA:906:G:C2	3.03	0.46
25:DA:942:G:H2'	25:DA:943:U:C5'	2.45	0.46
25:DA:1022:G:O2'	25:DA:1023:U:OP2	2.33	0.46
25:DA:1125:G:C6	25:DA:1126:A:N6	2.83	0.46
25:DA:1561:G:O2'	25:DA:1562:A:H5'	2.15	0.46
25:DA:1567:A:C5	28:DD:84:TYR:CE2	3.03	0.46
25:DA:1644:C:H2'	25:DA:1644:C:O2	2.13	0.46
25:DA:1666:G:O2'	25:DA:1667:G:H5'	2.15	0.46
25:DA:1917:U:C2'	25:DA:1918:A:H5'	2.44	0.46
25:DA:2124:G:C5'	27:DC:175:PRO:HD3	2.45	0.46
25:DA:2162:G:H5"	25:DA:2172:U:O2'	2.15	0.46
25:DA:2174:C:H1'	27:DC:219:MET:HE3	1.97	0.46
25:DA:2515:C:O2'	25:DA:2516:G:H5'	2.14	0.46
25:DA:2785:C:O2'	25:DA:2786:U:H5'	2.16	0.46
25:DA:2801(A):A:O3'	25:DA:2802:G:H3'	2.15	0.46
27:DC:165:ARG:HH11	27:DC:165:ARG:HG3	1.79	0.46
30:DF:36:VAL:HB	30:DF:183:VAL:HG21	1.96	0.46
30:DF:118:ALA:HA	30:DF:123:LEU:CB	2.41	0.46
31:DG:141:PHE:O	31:DG:144:ILE:CG2	2.63	0.46
31:DG:165:THR:C	31:DG:167:GLU:H	2.19	0.46
36:DP:27:HIS:HD2	36:DP:28:GLY:N	2.13	0.46
36:DP:115:LEU:N	36:DP:115:LEU:HD23	2.30	0.46
40:DT:10:VAL:C	40:DT:12:SER:H	2.17	0.46
40:DT:16:ARG:HD2	40:DT:18:ASP:OD1	2.14	0.46
41:DU:91:ASP:OD2	41:DU:96:ALA:HB2	2.15	0.46
42:DV:24:LYS:HA	42:DV:92:THR:HG23	1.98	0.46
43:DW:62:HIS:O	43:DW:63:ASP:C	2.53	0.46
44:DX:80:ILE:HD13	44:DX:80:ILE:C	2.33	0.46
45:DY:75:ILE:HG12	45:DY:79:CYS:CA	2.33	0.46
47:D0:27:GLU:H	47:D0:69:PHE:HE1	1.63	0.46
49:D2:34:GLU:O	49:D2:38:GLN:HG2	2.16	0.46
50:D3:2:PRO:O	50:D3:39:ASP:HB3	2.14	0.46
55:D8:46:ARG:HG2	55:D8:46:ARG:NH1	2.29	0.46
1:AA:510:A:N3	1:AA:543:C:H1'	2.30	0.46
1:AA:591:U:H2'	1:AA:592:G:C8	2.50	0.46
1:AA:724:G:H2'	1:AA:725:G:H8	1.80	0.46
1:AA:729:A:H2'	1:AA:730:G:H8	1.80	0.46
1:AA:858:G:O2'	1:AA:859:A:H5"	2.15	0.46
1:AA:1348:U:O2'	1:AA:1349:A:O5'	2.33	0.46

Continued on next page...

Continued from previous page...

Atom-1	Atom-2	Interatomic distance (Å)	Clash overlap (Å)
4:AD:59:ARG:NH2	4:AD:62:GLN:HB2	2.30	0.46
5:AE:150:ARG:CZ	5:AE:150:ARG:HB2	2.45	0.46
7:AG:41:ARG:HG2	7:AG:41:ARG:HH11	1.80	0.46
12:AL:47:SER:O	12:AL:48:ALA:HB2	2.16	0.46
14:AN:9:LYS:HA	14:AN:12:ARG:HD3	1.96	0.46
14:AN:16:PHE:CD2	14:AN:16:PHE:N	2.80	0.46
18:AR:71:LYS:HA	18:AR:74:ARG:HD2	1.96	0.46
20:AT:13:LEU:HD12	20:AT:14:LYS:N	2.30	0.46
20:AT:81:LYS:C	20:AT:83:ARG:N	2.67	0.46
20:AT:86:ARG:HG3	20:AT:86:ARG:NH1	2.30	0.46
22:AV:68:ARG:HB3	22:AV:84:ASP:OD1	2.15	0.46
22:AV:164:PHE:O	22:AV:166:GLU:HG2	2.15	0.46
22:AV:176:ARG:HD3	22:AV:176:ARG:N	2.31	0.46
25:BA:93:G:H2'	25:BA:94:C:C6	2.51	0.46
25:BA:614(C):A:C8	30:BF:180:GLY:HA3	2.50	0.46
25:BA:638:G:H2'	25:BA:639:U:H6	1.79	0.46
25:BA:1045:A:N7	25:BA:1111:A:N6	2.63	0.46
25:BA:1301:A:C8	25:BA:1303:G:C8	3.02	0.46
25:BA:1485:G:C8	25:BA:1486:A:N7	2.84	0.46
25:BA:1526:G:C6	25:BA:1527:G:C2	3.02	0.46
25:BA:1877:A:H5'	25:BA:1878:G:OP2	2.15	0.46
25:BA:2038:G:H2'	25:BA:2039:C:H6	1.78	0.46
25:BA:2600:A:H2'	25:BA:2601:C:C6	2.50	0.46
25:BA:2750:A:H1'	25:BA:2752:C:N4	2.30	0.46
25:BA:2816:C:O2	25:BA:2883:A:O2'	2.24	0.46
26:BB:40:U:O2'	26:BB:45:A:N6	2.48	0.46
27:BC:6:LYS:HZ2	27:BC:6:LYS:CB	2.28	0.46
31:BG:22:ARG:HH11	31:BG:22:ARG:HG2	1.81	0.46
31:BG:76:SER:HB3	31:BG:84:LYS:HA	1.98	0.46
31:BG:76:SER:HA	31:BG:84:LYS:H	1.81	0.46
31:BG:103:LEU:HD23	31:BG:106:LEU:HD23	1.98	0.46
33:BI:83:ALA:CB	33:BI:88:ILE:HA	2.43	0.46
36:BP:144:GLU:N	36:BP:145:PRO:CD	2.74	0.46
37:BQ:29:PHE:CA	37:BQ:105:GLU:OE2	2.64	0.46
37:BQ:46:GLN:O	37:BQ:49:ALA:N	2.48	0.46
37:BQ:64:ILE:CG2	37:BQ:65:PHE:N	2.79	0.46
43:BW:5:ALA:HB2	43:BW:54:ALA:HB2	1.96	0.46
46:BZ:9:ARG:O	46:BZ:35:LYS:HB2	2.15	0.46
46:BZ:53:HIS:CG	46:BZ:100:PRO:HG3	2.50	0.46
51:B4:59:VAL:O	51:B4:61:VAL:N	2.48	0.46
1:CA:114:U:H2'	1:CA:115:G:C8	2.49	0.46

Continued on next page...

Continued from previous page...

Atom-1	Atom-2	Interatomic distance (Å)	Clash overlap (Å)
1:CA:452:A:C5	1:CA:453:A:C5	3.03	0.46
1:CA:458:C:H42	1:CA:473:G:H1	1.62	0.46
1:CA:994:A:H61	1:CA:1047:G:H4'	1.80	0.46
1:CA:1260:C:O2'	1:CA:1283:G:H4'	2.14	0.46
1:CA:1387:G:C6	1:CA:1388:C:N4	2.83	0.46
2:CB:155:LEU:CD1	2:CB:157:ARG:H	2.22	0.46
3:CC:8:ILE:HD12	3:CC:16:ARG:CZ	2.45	0.46
4:CD:192:GLU:HG3	4:CD:193:ASP:N	2.30	0.46
7:CG:99:LEU:O	7:CG:100:ALA:C	2.53	0.46
7:CG:127:ALA:HA	7:CG:132:GLY:HA3	1.97	0.46
15:CO:82:ILE:HD13	15:CO:82:ILE:O	2.15	0.46
19:CS:36:ARG:HH11	19:CS:36:ARG:HB3	1.80	0.46
19:CS:44:MET:HA	19:CS:44:MET:HE2	1.95	0.46
22:CV:73:LEU:HD21	22:CV:83:MET:CB	2.43	0.46
22:CV:84:ASP:CG	22:CV:85:LEU:N	2.69	0.46
24:CX:3:A:H2'	24:CX:4:U:C6	2.50	0.46
25:DA:171:G:C2'	25:DA:172:C:H5'	2.45	0.46
25:DA:171:G:N7	25:DA:172:C:C4	2.83	0.46
25:DA:275:G:H1'	25:DA:363:G:N2	2.30	0.46
25:DA:292:C:OP2	25:DA:292:C:H6	1.99	0.46
25:DA:632:A:H2'	25:DA:633:A:C8	2.51	0.46
25:DA:1032:A:H2	25:DA:1122:G:H22	1.61	0.46
25:DA:1272:A:C3'	25:DA:1273:U:H5'	2.45	0.46
25:DA:1278:A:H4'	38:DR:34:ILE:HD12	1.97	0.46
25:DA:1417:C:H1'	25:DA:1586:A:N6	2.30	0.46
25:DA:1529:G:H3'	25:DA:1530:C:C5	2.50	0.46
25:DA:1792:G:O2'	25:DA:1793:C:H5'	2.15	0.46
26:DB:35:U:O2'	26:DB:36:C:H5'	2.15	0.46
34:DN:57:ALA:C	34:DN:58:ASP:O	2.53	0.46
37:DQ:47:ILE:C	37:DQ:49:ALA:N	2.60	0.46
37:DQ:132:VAL:CB	46:DZ:80:ARG:HH12	2.28	0.46
44:DX:21:PHE:C	44:DX:23:GLU:N	2.68	0.46
46:DZ:24:PRO:O	46:DZ:84:HIS:HA	2.15	0.46
46:DZ:62:ASP:O	46:DZ:64:GLN:HG3	2.16	0.46
46:DZ:140:VAL:HG23	46:DZ:143:LEU:HD23	1.96	0.46
46:DZ:167:GLU:CD	46:DZ:167:GLU:C	2.74	0.46
50:D3:29:ARG:O	50:D3:30:ARG:HG3	2.15	0.46
1:AA:374:A:H2'	1:AA:375:U:O4'	2.16	0.46
1:AA:482:A:O2'	1:AA:483:C:O4'	2.34	0.46
1:AA:592:G:H2'	1:AA:593:G:C8	2.46	0.46
1:AA:782:A:H4'	1:AA:1514:C:O2'	2.15	0.46

Continued on next page...

Continued from previous page...

Atom-1	Atom-2	Interatomic distance (Å)	Clash overlap (Å)
3:AC:21:ARG:CG	3:AC:58:GLU:HG2	2.40	0.46
3:AC:73:PRO:HG3	3:AC:105:GLU:HB2	1.98	0.46
8:AH:6:ILE:N	8:AH:6:ILE:CD1	2.78	0.46
8:AH:68:ARG:HG2	8:AH:68:ARG:NH1	2.30	0.46
9:AI:37:PHE:HA	9:AI:40:LEU:HD12	1.98	0.46
10:AJ:63:PHE:CD2	10:AJ:63:PHE:N	2.83	0.46
19:AS:6:LYS:C	19:AS:7:LYS:HE3	2.36	0.46
20:AT:44:ALA:HA	20:AT:92:LEU:HD21	1.97	0.46
25:BA:267:C:O2'	25:BA:268:C:H5'	2.15	0.46
25:BA:1188:U:H5'	42:BV:79:VAL:CG2	2.45	0.46
25:BA:1221:C:O2'	25:BA:1221(A):C:H5'	2.16	0.46
25:BA:1401:G:H2'	25:BA:1402:C:O4'	2.15	0.46
25:BA:1694:C:O4'	25:BA:1695:G:C2	2.68	0.46
25:BA:2169:A:H2'	25:BA:2170:A:O4'	2.15	0.46
27:BC:58:ASN:HD22	27:BC:58:ASN:N	2.13	0.46
28:BD:198:ASN:ND2	28:BD:198:ASN:O	2.48	0.46
29:BE:60:ASN:C	29:BE:62:PRO:HD2	2.35	0.46
29:BE:92:THR:N	29:BE:95:ILE:HD13	2.30	0.46
36:BP:108:LYS:O	36:BP:110:TYR:N	2.48	0.46
40:BT:13:ARG:CZ	40:BT:13:ARG:CA	2.93	0.46
41:BU:91:ASP:CG	41:BU:96:ALA:CB	2.82	0.46
42:BV:18:LEU:CD2	42:BV:19:LYS:N	2.65	0.46
42:BV:47:VAL:O	42:BV:48:GLY:C	2.52	0.46
46:BZ:125:VAL:HG23	46:BZ:161:GLU:C	2.36	0.46
49:B2:32:LEU:HD11	49:B2:54:LYS:HG2	1.97	0.46
53:B6:9:LEU:CD2	53:B6:26:ASN:HB3	2.45	0.46
1:CA:324:G:N2	1:CA:326:G:H3'	2.31	0.46
1:CA:688:G:H2'	1:CA:689:C:C6	2.50	0.46
1:CA:770:C:O4'	1:CA:900:A:H2	1.97	0.46
1:CA:1134:G:H2'	1:CA:1135:U:C5'	2.44	0.46
1:CA:1145:C:H1'	1:CA:1146:A:N7	2.31	0.46
4:CD:18:LYS:CE	4:CD:20:TYR:OH	2.64	0.46
5:CE:106:PRO:O	5:CE:109:ILE:HB	2.15	0.46
6:CF:24:GLU:HG3	6:CF:28:ARG:HH12	1.80	0.46
8:CH:29:SER:CB	8:CH:32:LYS:NZ	2.78	0.46
9:CI:6:GLY:HA2	9:CI:83:ARG:HG2	1.96	0.46
10:CJ:78:ASN:ND2	10:CJ:80:LYS:HB2	2.31	0.46
11:CK:41:THR:HG21	11:CK:71:LYS:HB2	1.97	0.46
12:CL:114:ARG:NH2	12:CL:121:LYS:HA	2.31	0.46
13:CM:13:LYS:O	13:CM:14:ARG:O	2.32	0.46
13:CM:112:GLY:O	13:CM:113:PRO:O	2.34	0.46

Continued on next page...

Continued from previous page...

Atom-1	Atom-2	Interatomic distance (Å)	Clash overlap (Å)
15:CO:64:ARG:HH11	15:CO:68:ARG:HH22	1.60	0.46
25:DA:84:A:H1'	25:DA:85:G:O4'	2.15	0.46
25:DA:96:G:H4'	49:D2:48:HIS:CD2	2.50	0.46
25:DA:115:C:O2'	25:DA:116:C:H5'	2.15	0.46
25:DA:321:G:C2	25:DA:341:G:H4'	2.50	0.46
25:DA:652:C:O2	25:DA:652:C:C2'	2.61	0.46
25:DA:1193:G:H2'	25:DA:1194:A:H8	1.80	0.46
25:DA:2127:G:C2	25:DA:2128:C:C4	3.03	0.46
25:DA:2400:G:N2	25:DA:2417:C:C2	2.83	0.46
25:DA:2419:U:O4	55:D8:30:ARG:NH1	2.48	0.46
25:DA:2574:G:N3	29:DE:143:ASN:ND2	2.62	0.46
25:DA:2726:U:H6	35:DO:67:LYS:HZ3	1.63	0.46
27:DC:60:ARG:HH21	27:DC:143:ALA:CB	2.29	0.46
27:DC:76:LEU:HD21	27:DC:104:ILE:HD11	1.98	0.46
28:DD:24:ILE:O	28:DD:26:LYS:HD3	2.16	0.46
28:DD:44:ASN:OD1	28:DD:44:ASN:N	2.49	0.46
28:DD:92:ILE:HD13	28:DD:92:ILE:N	2.26	0.46
30:DF:113:ALA:HB1	30:DF:186:ILE:HG21	1.97	0.46
30:DF:165:ARG:HG3	30:DF:165:ARG:HH11	1.79	0.46
31:DG:37:VAL:HG13	31:DG:158:ALA:O	2.15	0.46
32:DH:70:THR:C	32:DH:72:ILE:H	2.17	0.46
32:DH:89:ILE:HG12	32:DH:129:THR:HA	1.97	0.46
34:DN:34:LEU:HD11	34:DN:119:ARG:O	2.16	0.46
35:DO:12:ASP:CB	35:DO:97:ARG:O	2.63	0.46
36:DP:16:ARG:HH11	36:DP:16:ARG:CA	2.27	0.46
36:DP:79:ARG:NH2	36:DP:109:GLY:CA	2.79	0.46
38:DR:63:ARG:HG3	38:DR:80:PHE:CE2	2.50	0.46
41:DU:8:VAL:O	41:DU:12:ARG:HG2	2.15	0.46
41:DU:53:ARG:O	41:DU:56:ASP:HB2	2.16	0.46
41:DU:89:GLU:CD	42:DV:50:PRO:HG3	2.36	0.46
43:DW:1:MET:HE3	43:DW:2:GLU:H	1.80	0.46
45:DY:37:VAL:HG21	45:DY:72:VAL:CG1	2.42	0.46
46:DZ:55:VAL:HG12	46:DZ:56:ILE:H	1.78	0.46
49:D2:5:GLU:O	49:D2:9:GLN:HG3	2.16	0.46
49:D2:38:GLN:O	49:D2:41:ILE:HG13	2.14	0.46
1:AA:157:G:O2'	1:AA:158:G:H5'	2.15	0.46
1:AA:600:C:OP1	8:AH:97:VAL:HG12	2.16	0.46
1:AA:946:A:OP1	13:AM:114:ARG:NH2	2.49	0.46
1:AA:1037:C:H6	1:AA:1037:C:OP2	1.98	0.46
1:AA:1055:A:N7	1:AA:1206:G:C6	2.84	0.46
1:AA:1065:U:C4	1:AA:1190:G:H1'	2.51	0.46

Continued on next page...

Continued from previous page...

Atom-1	Atom-2	Interatomic distance (Å)	Clash overlap (Å)
1:AA:1291:G:OP1	7:AG:37:ASN:ND2	2.49	0.46
1:AA:1349:A:OP1	9:AI:121:ARG:N	2.49	0.46
1:AA:1405:G:H1'	1:AA:1519:A:C4'	2.45	0.46
2:AB:34:ALA:HB1	2:AB:36:ARG:NE	2.31	0.46
2:AB:149:LEU:O	2:AB:150:SER:C	2.54	0.46
3:AC:36:ASP:O	3:AC:39:ILE:HB	2.15	0.46
4:AD:141:ARG:HB3	4:AD:142:PRO:HD3	1.98	0.46
6:AF:75:LEU:O	6:AF:79:LEU:HG	2.16	0.46
10:AJ:5:ARG:HH21	10:AJ:99:LYS:CB	2.10	0.46
11:AK:50:TYR:HD2	11:AK:54:ARG:CB	2.14	0.46
13:AM:93:ARG:N	13:AM:93:ARG:CD	2.75	0.46
18:AR:85:LEU:CG	18:AR:86:VAL:N	2.78	0.46
19:AS:31:ILE:HG23	19:AS:31:ILE:O	2.15	0.46
20:AT:104:LEU:C	20:AT:104:LEU:HD23	2.35	0.46
22:AV:65:VAL:HG22	22:AV:115:TYR:HB2	1.97	0.46
22:AV:125:PRO:HD2	22:AV:128:VAL:HG12	1.97	0.46
25:BA:271(K):U:H2'	33:BI:50:ARG:HD3	1.97	0.46
25:BA:752:A:H4'	25:BA:753:C:O5'	2.16	0.46
25:BA:2002:G:O2'	25:BA:2003:G:H5'	2.15	0.46
25:BA:2059:A:O2'	30:BF:69:HIS:HD2	1.99	0.46
25:BA:2103:C:C3'	25:BA:2104:G:C5'	2.93	0.46
25:BA:2235:G:H2'	25:BA:2236:C:C6	2.50	0.46
25:BA:2476:A:N1	25:BA:2477:C:N3	2.63	0.46
25:BA:2647:U:O2'	25:BA:2648:C:H5'	2.15	0.46
25:BA:2807:G:H2'	25:BA:2808:U:C4'	2.45	0.46
30:BF:65:TRP:CH2	30:BF:72:ARG:CB	2.98	0.46
31:BG:72:ARG:NH1	31:BG:86:MET:HE2	2.29	0.46
31:BG:109:VAL:HG13	51:B4:59:VAL:HG11	1.96	0.46
31:BG:111:LEU:N	31:BG:112:PRO:CD	2.78	0.46
32:BH:9:ILE:HG23	32:BH:51:ARG:HG3	1.97	0.46
33:BI:43:ASN:O	33:BI:44:LEU:C	2.54	0.46
35:BO:22:ILE:HG12	35:BO:41:ALA:HA	1.97	0.46
36:BP:111:ARG:HG3	36:BP:111:ARG:HH21	1.80	0.46
40:BT:128:GLU:C	40:BT:128:GLU:OE1	2.53	0.46
43:BW:37:ARG:HH11	43:BW:37:ARG:CG	2.28	0.46
45:BY:6:HIS:CE1	45:BY:32:PRO:HB3	2.50	0.46
46:BZ:151:ALA:HA	46:BZ:167:GLU:N	2.31	0.46
48:B1:64:ALA:HA	48:B1:67:ILE:HG13	1.97	0.46
1:CA:24:U:H2'	1:CA:25:C:H6	1.79	0.46
1:CA:357:G:OP1	1:CA:367:U:H5"	2.16	0.46
1:CA:657:G:O2'	1:CA:658:G:H5'	2.15	0.46

Continued on next page...

Continued from previous page...

Atom-1	Atom-2	Interatomic distance (Å)	Clash overlap (Å)
1:CA:838:G:N1	1:CA:840:C:O4'	2.49	0.46
1:CA:857:C:H2'	1:CA:858:G:O4'	2.14	0.46
1:CA:1023:G:H8	1:CA:1023:G:OP2	1.98	0.46
1:CA:1133:G:C4	1:CA:1142:G:N2	2.84	0.46
1:CA:1237:C:H3'	1:CA:1336:C:N4	2.31	0.46
1:CA:1271:G:H5'	1:CA:1314:C:H5"	1.94	0.46
1:CA:1292:U:H5'	9:CI:38:GLN:CD	2.35	0.46
1:CA:1521:G:H2'	1:CA:1522:U:C6	2.50	0.46
2:CB:163:PHE:CE1	2:CB:215:LEU:HD23	2.50	0.46
2:CB:166:ASP:OD2	2:CB:167:PRO:HD2	2.15	0.46
2:CB:212:GLN:HG3	2:CB:235:SER:HB2	1.96	0.46
3:CC:8:ILE:C	3:CC:10:PHE:N	2.68	0.46
5:CE:37:ARG:HG2	5:CE:37:ARG:HH11	1.80	0.46
7:CG:16:LEU:CD2	9:CI:45:ALA:HB2	2.44	0.46
8:CH:6:ILE:H	8:CH:6:ILE:CD1	1.97	0.46
12:CL:45:PRO:C	12:CL:46:ASN:HD22	2.19	0.46
12:CL:55:VAL:O	12:CL:62:GLU:HA	2.14	0.46
18:CR:37:VAL:CG2	18:CR:38:GLU:N	2.79	0.46
19:CS:22:LEU:N	19:CS:22:LEU:HD22	2.30	0.46
22:CV:83:MET:HE2	22:CV:88:TYR:C	2.35	0.46
25:DA:140:G:N2	25:DA:142:A:N1	2.61	0.46
25:DA:180:G:P	54:D7:32:LYS:HE2	2.55	0.46
25:DA:414:C:H4'	25:DA:1879:C:O2	2.14	0.46
25:DA:456:C:C4	44:DX:69:TYR:CE2	3.04	0.46
25:DA:543:C:C4	25:DA:551:G:N1	2.83	0.46
25:DA:592:G:O2'	55:D8:4:MET:HB3	2.14	0.46
25:DA:916:G:O2'	25:DA:917:A:H5"	2.15	0.46
25:DA:1403:C:H5"	25:DA:1471:A:H1'	1.98	0.46
26:DB:57:A:H5'	31:DG:27:ASN:HD22	1.81	0.46
26:DB:83:G:O2'	26:DB:84:C:H5'	2.14	0.46
27:DC:19:LYS:HD3	27:DC:21:TYR:CZ	2.50	0.46
27:DC:48:LEU:HD11	27:DC:172:ILE:CG2	2.45	0.46
27:DC:185:LYS:O	27:DC:189:ASN:ND2	2.49	0.46
29:DE:101:ARG:NH2	29:DE:171:GLU:N	2.62	0.46
29:DE:182:LEU:HD12	29:DE:183:LEU:N	2.30	0.46
29:DE:200:GLU:HG2	29:DE:201:THR:N	2.31	0.46
30:DF:57:VAL:CG1	30:DF:59:TYR:CD1	2.98	0.46
30:DF:157:VAL:HG12	30:DF:158:THR:N	2.30	0.46
32:DH:108:GLY:C	32:DH:152:ARG:HH21	2.18	0.46
33:DI:10:GLU:OE1	33:DI:11:ASN:OD1	2.34	0.46
34:DN:15:LEU:HD12	34:DN:136:GLU:HG3	1.98	0.46

Continued on next page...

Continued from previous page...

Atom-1	Atom-2	Interatomic distance (Å)	Clash overlap (Å)
34:DN:19:GLU:HG3	34:DN:20:GLY:N	2.31	0.46
36:DP:17:LYS:O	36:DP:19:VAL:N	2.47	0.46
36:DP:82:GLY:O	36:DP:83:VAL:HB	2.14	0.46
36:DP:105:LEU:O	36:DP:106:LEU:HB3	2.15	0.46
37:DQ:37:LEU:HD23	37:DQ:128:LYS:O	2.16	0.46
37:DQ:38:GLU:HG3	37:DQ:127:ILE:CG2	2.34	0.46
38:DR:10:LEU:HD13	38:DR:17:ARG:NH1	2.30	0.46
40:DT:109:GLU:O	40:DT:110:ILE:C	2.54	0.46
42:DV:2:PHE:HB2	42:DV:42:GLY:CA	2.46	0.46
45:DY:32:PRO:O	45:DY:35:TYR:N	2.49	0.46
46:DZ:13:LYS:C	46:DZ:15:SER:H	2.18	0.46
46:DZ:13:LYS:C	46:DZ:15:SER:N	2.66	0.46
47:D0:72:ARG:HH21	47:D0:75:LEU:HD11	1.80	0.46
48:D1:18:ILE:HG12	48:D1:37:ILE:HG12	1.96	0.46
49:D2:38:GLN:O	49:D2:44:LEU:HB3	2.15	0.46
50:D3:39:ASP:OD1	50:D3:44:ARG:HG2	2.14	0.46
55:D8:13:ARG:HG3	55:D8:13:ARG:O	2.16	0.46
1:AA:533:A:C5	1:AA:536:C:C4	3.04	0.46
1:AA:727:G:N1	1:AA:731:G:C6	2.83	0.46
1:AA:993:G:O6	1:AA:1045:C:N4	2.48	0.46
1:AA:1086:U:H6	1:AA:1086:U:H5'	1.79	0.46
1:AA:1397:C:C3'	1:AA:1398:A:C5'	2.76	0.46
1:AA:1429:C:H2'	1:AA:1430:C:C6	2.51	0.46
1:AA:1516:G:H2'	1:AA:1518:A:OP2	2.15	0.46
2:AB:61:LEU:HG	2:AB:66:GLY:HA3	1.97	0.46
2:AB:71:VAL:HG13	2:AB:93:VAL:HG21	1.98	0.46
2:AB:92:TYR:CD1	2:AB:151:GLY:HA3	2.51	0.46
3:AC:34:LEU:CG	3:AC:38:ARG:HH21	2.15	0.46
4:AD:74:GLN:O	4:AD:78:LEU:HG	2.15	0.46
4:AD:98:GLU:CD	4:AD:103:ASN:HD21	2.19	0.46
5:AE:48:ALA:O	5:AE:50:GLU:N	2.48	0.46
8:AH:68:ARG:HG2	8:AH:68:ARG:HH11	1.79	0.46
10:AJ:5:ARG:CG	10:AJ:6:ILE:N	2.76	0.46
11:AK:29:ILE:HD12	11:AK:30:VAL:H	1.79	0.46
11:AK:82:VAL:CG1	11:AK:108:ILE:HG12	2.45	0.46
13:AM:27:LYS:HE3	13:AM:31:LYS:CE	2.43	0.46
13:AM:79:LYS:O	13:AM:82:MET:HG2	2.16	0.46
14:AN:51:GLY:C	14:AN:53:LEU:N	2.69	0.46
17:AQ:52:LYS:N	17:AQ:55:ASP:OD2	2.42	0.46
17:AQ:65:ILE:O	17:AQ:66:SER:HB3	2.16	0.46
19:AS:72:GLY:C	19:AS:74:PHE:H	2.19	0.46

Continued on next page...

Continued from previous page...

Atom-1	Atom-2	Interatomic distance (Å)	Clash overlap (Å)
22:AV:159:VAL:HG22	22:AV:160:GLN:N	2.31	0.46
25:BA:272(I):U:C2	25:BA:274:G:N7	2.84	0.46
25:BA:386:G:H3'	25:BA:388:G:N2	2.30	0.46
25:BA:658:C:H2'	25:BA:659:C:H6	1.80	0.46
25:BA:999:U:C2'	25:BA:1000:A:H5"	2.45	0.46
25:BA:1109:C:H5	25:BA:1110:G:N3	2.13	0.46
25:BA:1131:G:H21	34:BN:73:THR:CG2	2.28	0.46
25:BA:1495:A:N3	25:BA:1496:A:C2	2.83	0.46
25:BA:1532:C:O5'	25:BA:1532:C:H6	1.97	0.46
25:BA:1636:C:H2'	25:BA:1637:A:C8	2.50	0.46
25:BA:2116:G:H4'	25:BA:2117:A:OP1	2.14	0.46
25:BA:2171:A:H1'	25:BA:2172:U:O4'	2.16	0.46
25:BA:2287:A:C2	25:BA:2346:A:C2	3.04	0.46
25:BA:2313:C:H2'	25:BA:2314:C:C6	2.51	0.46
25:BA:2359:C:C1'	55:B8:52:LYS:HE3	2.46	0.46
25:BA:2591:C:H2'	25:BA:2592:G:C8	2.50	0.46
25:BA:2646:C:H6	25:BA:2646:C:O5'	1.97	0.46
25:BA:2818:G:H4'	25:BA:2837:G:C4'	2.46	0.46
26:BB:30:C:H1'	26:BB:57:A:H61	1.81	0.46
28:BD:26:LYS:NZ	28:BD:82:ILE:H	2.14	0.46
30:BF:21:ALA:N	30:BF:23:ASP:OD1	2.49	0.46
30:BF:24:LEU:HD13	30:BF:25:PRO:HD2	1.97	0.46
30:BF:143:ALA:O	30:BF:146:ALA:N	2.49	0.46
33:BI:47:LEU:CD2	33:BI:51:ILE:HB	2.45	0.46
33:BI:55:ALA:O	33:BI:59:ALA:HB3	2.16	0.46
36:BP:56:SER:O	36:BP:57:THR:C	2.54	0.46
36:BP:105:LEU:HD23	36:BP:105:LEU:N	2.31	0.46
38:BR:38:VAL:HA	38:BR:112:ALA:HB2	1.97	0.46
38:BR:53:HIS:CD2	38:BR:94:TYR:OH	2.67	0.46
40:BT:102:ILE:O	40:BT:106:SER:HB3	2.16	0.46
48:B1:46:LEU:HD23	48:B1:46:LEU:H	1.80	0.46
48:B1:50:ARG:O	48:B1:58:ILE:O	2.34	0.46
48:B1:86:SER:HB2	48:B1:89:GLU:CB	2.45	0.46
53:B6:23:THR:O	53:B6:23:THR:OG1	2.34	0.46
55:B8:58:ILE:O	55:B8:58:ILE:CG2	2.62	0.46
1:CA:41:G:H2'	1:CA:42:G:H8	1.79	0.46
1:CA:44:G:OP2	16:CP:12:LYS:HE3	2.16	0.46
1:CA:59:A:C5'	1:CA:60:A:H5"	2.46	0.46
1:CA:153:C:O2'	1:CA:154:C:H5'	2.15	0.46
1:CA:412:A:H5'	1:CA:413:G:OP1	2.16	0.46
1:CA:509:A:N3	1:CA:543:C:O2'	2.45	0.46

Continued on next page...

Continued from previous page...

Atom-1	Atom-2	Interatomic distance (Å)	Clash overlap (Å)
1:CA:706:A:O2'	11:CK:31:THR:HG22	2.16	0.46
1:CA:1324:A:O4'	1:CA:1362:C:H4'	2.16	0.46
2:CB:80:ILE:HD13	2:CB:211:ILE:HB	1.97	0.46
2:CB:103:THR:O	2:CB:105:PHE:N	2.36	0.46
4:CD:163:GLU:O	4:CD:166:LYS:HG3	2.16	0.46
6:CF:100:ASN:HD22	18:CR:23:LYS:HE3	1.79	0.46
8:CH:137:VAL:O	8:CH:138:TRP:HB3	2.16	0.46
12:CL:50:ARG:HD2	12:CL:50:ARG:N	2.30	0.46
15:CO:49:ASP:OD1	15:CO:52:SER:HB2	2.16	0.46
15:CO:87:ILE:O	15:CO:88:ARG:HB2	2.15	0.46
18:CR:57:GLY:C	18:CR:58:LEU:HD12	2.36	0.46
20:CT:39:LYS:C	20:CT:42:GLN:HB3	2.35	0.46
21:CU:6:ARG:C	21:CU:8:THR:H	2.18	0.46
25:DA:182:A:O2'	25:DA:183:C:H5'	2.15	0.46
25:DA:1006:C:C2	25:DA:1138:G:N2	2.83	0.46
25:DA:1148:A:C4	25:DA:1149:G:C8	3.03	0.46
25:DA:1447:G:H1'	25:DA:1545:A:H1'	1.98	0.46
25:DA:1528:A:C5	25:DA:1544:A:N1	2.84	0.46
25:DA:1577:C:H2'	25:DA:1578:U:C1'	2.46	0.46
25:DA:1669:A:H2'	25:DA:1670:C:H5'	1.97	0.46
25:DA:2100:G:H2'	25:DA:2101:G:H5'	1.97	0.46
25:DA:2248:C:H2'	25:DA:2249:U:H5'	1.97	0.46
25:DA:2365:G:H4'	47:D0:60:PHE:CZ	2.50	0.46
25:DA:2520:C:H6	25:DA:2520:C:O5'	1.98	0.46
25:DA:2547:U:H2'	25:DA:2548:G:H8	1.81	0.46
25:DA:2683:C:P	40:DT:53:ARG:HH22	2.38	0.46
25:DA:2712:U:O2'	25:DA:2712(A):A:P	2.73	0.46
27:DC:38:PHE:CD1	27:DC:39:ASP:N	2.83	0.46
27:DC:69:LEU:CD2	27:DC:70:GLY:N	2.78	0.46
28:DD:210:GLY:O	28:DD:211:ARG:HB3	2.16	0.46
29:DE:46:ALA:CB	29:DE:82:ARG:HA	2.46	0.46
30:DF:155:LEU:HB3	30:DF:192:LEU:HA	1.97	0.46
30:DF:165:ARG:HG3	30:DF:165:ARG:NH1	2.30	0.46
32:DH:86:GLU:HA	32:DH:131:VAL:O	2.15	0.46
32:DH:164:TYR:O	32:DH:165:ALA:HB2	2.15	0.46
35:DO:75:SER:HB3	40:DT:32:TYR:OH	2.16	0.46
39:DS:30:ARG:H	39:DS:89:ARG:HH21	1.63	0.46
46:DZ:11:GLY:N	46:DZ:12:GLU:OE2	2.49	0.46
46:DZ:127:VAL:CG2	46:DZ:128:SER:N	2.72	0.46
48:D1:50:ARG:O	48:D1:51:VAL:CB	2.63	0.46
53:D6:41:PRO:HD2	53:D6:45:LYS:HA	1.98	0.46

Continued on next page...

Continued from previous page...

Atom-1	Atom-2	Interatomic distance (Å)	Clash overlap (Å)
1:AA:104:G:C2'	1:AA:105:G:H5'	2.45	0.46
1:AA:156:G:C2'	1:AA:157:G:H5'	2.46	0.46
1:AA:839:U:O2	1:AA:839:U:C2'	2.63	0.46
1:AA:948:C:C5	13:AM:106:ASN:ND2	2.84	0.46
1:AA:1027:C:H6	1:AA:1027:C:O5'	1.98	0.46
1:AA:1030(C):G:C4	1:AA:1030(D):A:C8	3.03	0.46
1:AA:1174:G:O2'	1:AA:1175:G:H5'	2.15	0.46
1:AA:1174:G:H2'	1:AA:1175:G:H8	1.80	0.46
1:AA:1221:G:O2'	1:AA:1222:G:H5'	2.15	0.46
1:AA:1487:G:O2'	1:AA:1488:G:H5'	2.16	0.46
2:AB:91:PRO:CG	2:AB:155:LEU:H	2.28	0.46
2:AB:188:ALA:O	2:AB:202:PRO:HA	2.15	0.46
3:AC:73:PRO:O	3:AC:76:VAL:HG22	2.16	0.46
3:AC:116:VAL:HA	3:AC:119:ARG:HD2	1.97	0.46
4:AD:156:GLU:N	4:AD:156:GLU:OE1	2.48	0.46
5:AE:77:PRO:HG2	5:AE:78:HIS:H	1.80	0.46
6:AF:91:VAL:CG1	18:AR:72:ARG:NH2	2.74	0.46
7:AG:151:TYR:O	7:AG:154:TYR:HB2	2.15	0.46
8:AH:12:ARG:HH11	8:AH:26:VAL:HA	1.78	0.46
17:AQ:38:ARG:HA	17:AQ:38:ARG:HE	1.81	0.46
23:AW:58:A:O2'	23:AW:60:U:C5	2.65	0.46
25:BA:118:A:H5'	25:BA:119:A:H8	1.80	0.46
25:BA:244:A:C2	25:BA:255:A:C4	3.03	0.46
25:BA:590:A:OP1	30:BF:95:ARG:NH1	2.48	0.46
25:BA:646:A:H2'	25:BA:647:G:O4'	2.15	0.46
25:BA:743:G:O2'	25:BA:744:G:H5'	2.15	0.46
25:BA:1639:U:H2'	25:BA:1640:C:C5'	2.46	0.46
25:BA:2293:C:H2'	25:BA:2294:C:H6	1.80	0.46
25:BA:2318:G:C2'	25:BA:2319:G:OP1	2.64	0.46
25:BA:2579:C:O2'	25:BA:2580:U:H5'	2.16	0.46
25:BA:2839:G:C5'	38:BR:46:GLY:HA2	2.42	0.46
29:BE:19:ARG:HA	35:BO:73:ASP:HA	1.97	0.46
29:BE:77:ILE:HG22	29:BE:78:LEU:N	2.13	0.46
29:BE:78:LEU:O	29:BE:78:LEU:HD12	2.15	0.46
30:BF:167:ALA:HB1	30:BF:173:VAL:HG11	1.96	0.46
34:BN:2:LYS:O	34:BN:3:THR:CG2	2.56	0.46
35:BO:88:ASN:O	35:BO:90:GLN:N	2.49	0.46
35:BO:94:ARG:HH11	35:BO:94:ARG:HB3	1.81	0.46
37:BQ:110:THR:OG1	37:BQ:111:GLU:N	2.48	0.46
37:BQ:133:ARG:HB3	37:BQ:134:ARG:H	1.59	0.46
39:BS:14:VAL:CG1	39:BS:15:ARG:N	2.64	0.46

Continued on next page...

Continued from previous page...

Atom-1	Atom-2	Interatomic distance (Å)	Clash overlap (Å)
39:BS:28:VAL:CG1	39:BS:29:PHE:N	2.79	0.46
39:BS:56:LEU:O	39:BS:56:LEU:HD23	2.16	0.46
39:BS:93:LYS:O	39:BS:93:LYS:HG3	2.16	0.46
52:B5:4:HIS:O	52:B5:6:VAL:HG13	2.16	0.46
54:B7:1:MET:O	54:B7:2:LYS:C	2.52	0.46
1:CA:79:G:H8	1:CA:84:U:OP1	1.98	0.46
1:CA:234:C:H2'	1:CA:235:C:C6	2.49	0.46
1:CA:600:C:O2'	1:CA:601:C:H5'	2.15	0.46
1:CA:609:A:H2'	1:CA:610:G:H5'	1.96	0.46
1:CA:957:U:O2	1:CA:959:A:H8	1.99	0.46
1:CA:1129:C:O5'	1:CA:1130:A:H5'	2.15	0.46
1:CA:1260:C:C6	1:CA:1260:C:C3'	2.98	0.46
1:CA:1260:C:OP1	1:CA:1284:C:H4'	2.14	0.46
2:CB:75:LYS:HG2	2:CB:78:GLN:OE1	2.16	0.46
4:CD:110:PHE:CD1	4:CD:162:LEU:HD21	2.50	0.46
4:CD:123:HIS:HB2	4:CD:125:HIS:CD2	2.51	0.46
7:CG:3:ARG:O	7:CG:4:ARG:CG	2.63	0.46
7:CG:27:ILE:HA	7:CG:30:ILE:CG1	2.46	0.46
7:CG:143:ARG:O	7:CG:145:ALA:O	2.34	0.46
10:CJ:17:ASP:CA	10:CJ:70:ARG:NH1	2.76	0.46
12:CL:55:VAL:O	12:CL:62:GLU:HG3	2.15	0.46
15:CO:21:ASP:OD2	15:CO:24:SER:HB2	2.16	0.46
15:CO:54:ARG:HH11	15:CO:54:ARG:HG2	1.80	0.46
16:CP:55:ARG:HA	16:CP:55:ARG:HE	1.81	0.46
18:CR:87:ARG:HG2	18:CR:87:ARG:NH1	2.30	0.46
21:CU:9:ARG:O	21:CU:13:ILE:HG13	2.15	0.46
25:DA:593:G:H5'	55:D8:61:LEU:HD23	1.97	0.46
25:DA:699:A:H2'	25:DA:700:G:H5'	1.98	0.46
25:DA:790:C:O2'	25:DA:791:C:C5'	2.64	0.46
25:DA:795:C:H2'	25:DA:796:C:H6	1.80	0.46
25:DA:1197:G:H2'	25:DA:1198:U:H6	1.79	0.46
25:DA:1962:C:O2'	25:DA:1963:U:H3'	2.15	0.46
25:DA:2508:G:C2	25:DA:2582:G:C6	3.03	0.46
26:DB:42:C:H5'	31:DG:68:PRO:O	2.15	0.46
26:DB:54:G:C2	26:DB:55:U:C5	3.04	0.46
27:DC:21:TYR:CD2	27:DC:25:GLU:OE1	2.69	0.46
27:DC:80:LYS:HZ3	31:DG:48:GLU:CB	2.29	0.46
28:DD:65:ILE:HD13	28:DD:65:ILE:C	2.35	0.46
28:DD:155:LEU:HD23	28:DD:177:LEU:HD21	1.98	0.46
28:DD:175:LEU:HD12	28:DD:185:VAL:HG23	1.97	0.46
31:DG:60:LEU:O	31:DG:64:THR:HG22	2.15	0.46

Continued on next page...

Continued from previous page...

Atom-1	Atom-2	Interatomic distance (Å)	Clash overlap (Å)
32:DH:44:VAL:CG1	32:DH:45:VAL:N	2.68	0.46
32:DH:85:LYS:O	32:DH:132:ARG:HA	2.16	0.46
34:DN:15:LEU:HD12	34:DN:136:GLU:CG	2.45	0.46
36:DP:47:ASP:HB3	36:DP:48:PRO:C	2.36	0.46
36:DP:101:VAL:HG12	36:DP:106:LEU:HD23	1.97	0.46
37:DQ:135:ASP:O	37:DQ:137:TYR:N	2.49	0.46
40:DT:31:SER:HA	40:DT:82:LEU:HA	1.97	0.46
42:DV:79:VAL:O	42:DV:80:GLN:C	2.54	0.46
43:DW:60:ASN:HD22	43:DW:60:ASN:N	2.13	0.46
46:DZ:109:GLY:O	46:DZ:110:VAL:HB	2.16	0.46
51:D4:61:VAL:HG13	51:D4:65:CYS:CB	2.45	0.46
53:D6:17:LYS:CB	53:D6:18:ARG:CZ	2.93	0.46
54:D7:12:ARG:CZ	54:D7:44:PRO:HB3	2.46	0.46
55:D8:46:ARG:HH11	55:D8:46:ARG:HG2	1.80	0.46
55:D8:61:LEU:HD13	55:D8:62:LEU:H	1.80	0.46
1:AA:197:A:N6	1:AA:221:C:C5'	2.79	0.46
1:AA:266:G:H1	1:AA:270:A:H62	1.63	0.46
1:AA:406:G:O2'	1:AA:407:G:H5'	2.16	0.46
1:AA:698:G:C5	1:AA:699:C:C5	3.04	0.46
1:AA:861:G:C2'	1:AA:862:C:H5'	2.45	0.46
1:AA:890:G:O2'	1:AA:906:G:O6	2.32	0.46
1:AA:922:G:N3	1:AA:1398:A:H2	2.14	0.46
1:AA:1279:A:N6	3:AC:26:LYS:HZ3	2.14	0.46
1:AA:1442:G:H2'	1:AA:1442(A):G:H5'	1.97	0.46
2:AB:30:ARG:HE	2:AB:194:PRO:HG3	1.79	0.46
3:AC:23:TYR:CD1	10:AJ:10:GLY:HA2	2.51	0.46
3:AC:52:LEU:CD2	3:AC:52:LEU:H	2.28	0.46
3:AC:140:ARG:O	3:AC:142:MET:N	2.48	0.46
4:AD:14:ARG:CG	4:AD:15:GLU:N	2.75	0.46
6:AF:5:GLU:O	6:AF:7:ASN:ND2	2.48	0.46
8:AH:48:TYR:O	8:AH:49:GLU:HB3	2.16	0.46
8:AH:65:TYR:N	8:AH:65:TYR:CD1	2.84	0.46
14:AN:4:LYS:HA	14:AN:7:ILE:HG12	1.98	0.46
14:AN:13:THR:HG22	14:AN:13:THR:O	2.16	0.46
23:AW:19:G:C2	23:AW:57:A:C2	3.04	0.46
25:BA:18:C:O2'	25:BA:554:U:OP1	2.34	0.46
25:BA:298:G:N2	25:BA:339:U:C5	2.84	0.46
25:BA:765:G:H2'	25:BA:766:C:C6	2.51	0.46
25:BA:783:A:H2'	25:BA:784:A:O5'	2.16	0.46
25:BA:969:U:H4'	50:B3:14:GLY:O	2.15	0.46
25:BA:1662:C:HO2'	25:BA:1663:C:H5'	1.80	0.46

Continued on next page...

Continued from previous page...

Atom-1	Atom-2	Interatomic distance (Å)	Clash overlap (Å)
25:BA:1719:G:O2'	25:BA:1720:U:H5'	2.15	0.46
25:BA:2591:C:OP2	28:BD:238:GLY:O	2.33	0.46
27:BC:37:LYS:N	27:BC:37:LYS:CD	2.79	0.46
29:BE:93:VAL:HG11	29:BE:181:LEU:O	2.15	0.46
30:BF:88:VAL:CG1	30:BF:89:VAL:N	2.78	0.46
30:BF:129:PHE:CD2	30:BF:163:VAL:HG21	2.50	0.46
30:BF:179:GLU:OE2	30:BF:179:GLU:N	2.36	0.46
31:BG:148:MET:O	31:BG:149:VAL:HG22	2.15	0.46
33:BI:121:LYS:O	33:BI:122:GLU:HB2	2.14	0.46
35:BO:63:VAL:H	35:BO:84:ALA:HA	1.81	0.46
35:BO:86:ILE:HG22	35:BO:94:ARG:CG	2.33	0.46
37:BQ:21:THR:O	37:BQ:22:LYS:C	2.52	0.46
37:BQ:36:ALA:O	37:BQ:99:PRO:HA	2.16	0.46
49:B2:49:LYS:O	49:B2:53:LEU:HB2	2.16	0.46
49:B2:64:LEU:O	49:B2:68:ARG:HG2	2.15	0.46
52:B5:4:HIS:O	52:B5:6:VAL:CG1	2.64	0.46
1:CA:77:G:H2'	1:CA:78:G:H5'	1.97	0.46
1:CA:117:G:H2'	1:CA:118:U:O4'	2.16	0.46
1:CA:276:G:H5'	17:CQ:15:MET:SD	2.56	0.46
1:CA:456:C:H2'	1:CA:457:C:C6	2.51	0.46
1:CA:659:U:H2'	1:CA:660:G:H8	1.81	0.46
1:CA:975:A:C8	1:CA:1357:A:H2	2.34	0.46
2:CB:23:ARG:O	2:CB:23:ARG:HG2	2.15	0.46
2:CB:24:TRP:CZ2	2:CB:26:PRO:HB3	2.50	0.46
2:CB:133:LYS:O	2:CB:137:ARG:HB2	2.15	0.46
2:CB:175:ARG:O	2:CB:176:GLU:C	2.53	0.46
2:CB:209:ARG:NH1	2:CB:240:GLN:HG3	2.30	0.46
5:CE:10:MET:CE	5:CE:13:ILE:HD11	2.46	0.46
6:CF:8:ILE:HG22	6:CF:9:VAL:N	2.30	0.46
7:CG:152:ALA:O	7:CG:155:ARG:HG3	2.16	0.46
8:CH:39:LEU:O	8:CH:44:PHE:HB2	2.16	0.46
9:CI:48:GLU:HB2	9:CI:78:LYS:NZ	2.28	0.46
13:CM:31:LYS:O	13:CM:34:LEU:HB2	2.15	0.46
16:CP:76:GLN:HG2	16:CP:76:GLN:O	2.15	0.46
19:CS:19:VAL:CG2	19:CS:44:MET:HG2	2.45	0.46
25:DA:540:C:O2'	25:DA:541:C:H5'	2.15	0.46
25:DA:563:G:H21	41:DU:37:GLU:CD	2.19	0.46
25:DA:588:U:H2'	25:DA:589:C:C6	2.51	0.46
25:DA:845:G:O2'	25:DA:846:C:H5	1.98	0.46
25:DA:1038:C:O2	25:DA:1038:C:H2'	2.16	0.46
25:DA:1375:C:H2'	25:DA:1376:C:C6	2.39	0.46

Continued on next page...

Continued from previous page...

Atom-1	Atom-2	Interatomic distance (Å)	Clash overlap (Å)
25:DA:1956:U:H1'	25:DA:2552:U:OP1	2.15	0.46
25:DA:2392:A:H2'	25:DA:2393:A:O4'	2.16	0.46
25:DA:2533:A:H2'	25:DA:2534:A:H5"	1.98	0.46
25:DA:2846:G:H2'	25:DA:2847:U:O4'	2.15	0.46
26:DB:7:G:O5'	39:DS:29:PHE:CE1	2.69	0.46
26:DB:15:A:C3'	26:DB:16:G:H5'	2.40	0.46
27:DC:149:ASN:ND2	27:DC:153:ILE:HG12	2.31	0.46
27:DC:150:ILE:CG2	27:DC:154:ILE:HD11	2.37	0.46
28:DD:125:ILE:HD13	28:DD:131:LEU:HD22	1.97	0.46
30:DF:53:THR:C	30:DF:55:GLY:H	2.19	0.46
31:DG:115:ARG:HD3	31:DG:136:ARG:HD2	1.96	0.46
31:DG:141:PHE:HB3	31:DG:142:PRO:HD2	1.98	0.46
35:DO:87:ILE:CG2	35:DO:91:LEU:HA	2.45	0.46
43:DW:50:VAL:HG13	43:DW:105:VAL:CG2	2.46	0.46
43:DW:52:GLU:C	43:DW:54:ALA:N	2.69	0.46
46:DZ:11:GLY:HA3	46:DZ:35:LYS:HZ2	1.80	0.46
46:DZ:13:LYS:O	46:DZ:17:LEU:HD13	2.16	0.46
51:D4:62:CYS:SG	51:D4:64:LYS:CB	3.04	0.46
53:D6:9:LEU:HD23	53:D6:9:LEU:C	2.36	0.46
1:AA:197:A:N6	1:AA:221:C:H5'	2.30	0.46
1:AA:255:G:H1'	17:AQ:16:GLN:HE21	1.81	0.46
1:AA:600:C:H4'	8:AH:128:GLY:O	2.16	0.46
1:AA:681:C:H2'	1:AA:682:G:C8	2.47	0.46
1:AA:1014:A:H4'	19:AS:14:HIS:NE2	2.31	0.46
1:AA:1030(D):A:H2'	1:AA:1031:G:O4'	2.16	0.46
1:AA:1236:A:H2'	1:AA:1237:C:C6	2.51	0.46
1:AA:1321:C:H3'	1:AA:1322:C:H5"	1.97	0.46
1:AA:1423:G:C5'	35:BO:49:ARG:NH2	2.79	0.46
3:AC:5:ILE:C	3:AC:5:ILE:HD12	2.35	0.46
5:AE:74:GLY:O	5:AE:116:THR:N	2.46	0.46
5:AE:82:VAL:CG1	5:AE:83:GLU:N	2.78	0.46
6:AF:62:TRP:C	6:AF:63:TYR:CD2	2.89	0.46
6:AF:76:ALA:O	6:AF:80:ARG:HG3	2.16	0.46
8:AH:12:ARG:CZ	8:AH:27:PRO:HD3	2.45	0.46
8:AH:84:ARG:HG2	8:AH:84:ARG:NH1	2.31	0.46
10:AJ:34:VAL:HG21	10:AJ:74:ILE:HG22	1.95	0.46
11:AK:32:ILE:HG13	11:AK:72:ALA:HB2	1.98	0.46
12:AL:21:VAL:HG12	12:AL:23:ALA:HB2	1.97	0.46
12:AL:42:PRO:HA	12:AL:90:LEU:CD2	2.46	0.46
12:AL:80:VAL:HG13	12:AL:97:ILE:HG23	1.98	0.46
15:AO:32:LEU:O	15:AO:33:THR:C	2.52	0.46

Continued on next page...

Continued from previous page...

Atom-1	Atom-2	Interatomic distance (Å)	Clash overlap (Å)
19:AS:6:LYS:H	19:AS:6:LYS:CE	2.28	0.46
25:BA:178:G:O2'	25:BA:179:G:H5'	2.16	0.46
25:BA:376:C:H2'	25:BA:377:C:C6	2.50	0.46
25:BA:414:C:H1'	25:BA:1864:U:O2'	2.16	0.46
25:BA:449:A:C2'	25:BA:450:G:H5'	2.46	0.46
25:BA:455:C:N3	25:BA:472:A:H2'	2.30	0.46
25:BA:568:U:O2	25:BA:570:G:C8	2.68	0.46
25:BA:580:C:H2'	25:BA:581:C:C6	2.51	0.46
25:BA:918:A:H4'	26:BB:98:G:N3	2.30	0.46
25:BA:1272:A:C3'	25:BA:1273:U:C5'	2.94	0.46
25:BA:1627:G:H2'	25:BA:1628:G:H5'	1.98	0.46
25:BA:1917:U:H2'	25:BA:1918:A:C8	2.51	0.46
25:BA:2177:C:H5"	27:BC:214:TYR:CZ	2.51	0.46
25:BA:2270:G:H2'	25:BA:2271:G:O4'	2.16	0.46
25:BA:2348:U:C2'	25:BA:2349:G:C5'	2.90	0.46
26:BB:29:A:O2'	26:BB:58:A:N1	2.40	0.46
29:BE:66:HIS:O	29:BE:66:HIS:CD2	2.69	0.46
31:BG:42:GLY:O	31:BG:44:GLY:N	2.40	0.46
32:BH:85:LYS:NZ	32:BH:133:VAL:CB	2.75	0.46
32:BH:115:VAL:HG11	32:BH:148:ILE:CD1	2.46	0.46
35:BO:97:ARG:HH21	35:BO:99:PHE:HE1	1.64	0.46
36:BP:88:LEU:HD12	36:BP:88:LEU:N	2.30	0.46
36:BP:146:VAL:CG2	36:BP:147:LEU:N	2.66	0.46
37:BQ:72:LYS:HB3	37:BQ:94:VAL:HG23	1.97	0.46
41:BU:91:ASP:OD2	41:BU:96:ALA:HB2	2.13	0.46
42:BV:1:MET:CB	42:BV:99:ILE:HG13	2.44	0.46
45:BY:48:ALA:HB2	45:BY:59:GLY:N	2.30	0.46
45:BY:52:SER:C	45:BY:53:PRO:O	2.52	0.46
50:B3:4:LEU:HD23	50:B3:57:GLU:O	2.15	0.46
51:B4:57:ILE:HG22	51:B4:59:VAL:HG23	1.96	0.46
1:CA:37:U:H5"	12:CL:121:LYS:HB2	1.98	0.46
1:CA:742:G:H5"	15:CO:58:MET:HE2	1.97	0.46
1:CA:1036:G:OP2	1:CA:1037:C:N4	2.48	0.46
1:CA:1296:C:H5'	1:CA:1297:C:OP2	2.16	0.46
2:CB:12:GLU:O	2:CB:16:HIS:ND1	2.41	0.46
4:CD:57:ARG:NH1	4:CD:57:ARG:HG3	2.31	0.46
4:CD:200:GLU:O	4:CD:204:ILE:HG12	2.16	0.46
10:CJ:49:VAL:HG22	10:CJ:50:ILE:N	2.31	0.46
11:CK:92:GLU:C	11:CK:94:ALA:H	2.17	0.46
13:CM:102:ARG:NH1	13:CM:102:ARG:HG3	2.30	0.46
14:CN:24:CYS:HA	14:CN:39:LEU:HA	1.98	0.46

Continued on next page...

Continued from previous page...

Atom-1	Atom-2	Interatomic distance (Å)	Clash overlap (Å)
15:CO:3:ILE:HG21	15:CO:34:LEU:CD2	2.44	0.46
15:CO:9:GLN:NE2	15:CO:12:ILE:HD12	2.31	0.46
15:CO:62:GLN:O	15:CO:66:LEU:HD13	2.16	0.46
25:DA:64:A:H2'	25:DA:65:C:O4'	2.15	0.46
25:DA:81:G:N2	45:DY:2:ARG:NH1	2.53	0.46
25:DA:84:A:H5'	45:DY:9:LYS:HB3	1.97	0.46
25:DA:152:G:H1	25:DA:174:C:H42	1.63	0.46
25:DA:248:G:C2	25:DA:2431:U:H4'	2.51	0.46
25:DA:269:U:H1'	25:DA:424:G:N2	2.31	0.46
25:DA:543:C:C2	25:DA:551:G:C2	3.04	0.46
25:DA:1112:G:O2'	25:DA:1113:U:O4'	2.33	0.46
25:DA:1333:C:H2'	25:DA:1334:G:C8	2.50	0.46
25:DA:1862:G:C2'	25:DA:1863:G:H5'	2.46	0.46
25:DA:2328:A:H2'	25:DA:2329:G:C8	2.50	0.46
25:DA:2665:A:C2	25:DA:2666:C:C2	3.04	0.46
25:DA:2672:G:H3'	25:DA:2673:G:H5"	1.97	0.46
25:DA:2784:C:C4	25:DA:2785:C:N4	2.84	0.46
26:DB:52:A:O2'	26:DB:53:A:C8	2.67	0.46
26:DB:69:G:C6	26:DB:70:C:C4	3.04	0.46
29:DE:45:THR:O	29:DE:46:ALA:HB2	2.16	0.46
31:DG:36:LYS:HD3	31:DG:95:ARG:HH12	1.80	0.46
31:DG:103:LEU:H	31:DG:103:LEU:CD1	2.25	0.46
31:DG:114:ILE:O	31:DG:115:ARG:C	2.54	0.46
31:DG:130:ASN:HB3	31:DG:160:VAL:HA	1.98	0.46
32:DH:46:GLU:O	32:DH:47:GLU:HB3	2.16	0.46
32:DH:55:PRO:O	32:DH:56:SER:O	2.34	0.46
33:DI:124:GLY:O	33:DI:125:GLU:CB	2.64	0.46
34:DN:62:VAL:O	34:DN:62:VAL:HG13	2.15	0.46
34:DN:97:ARG:O	34:DN:99:LEU:N	2.49	0.46
35:DO:80:ASP:HB2	40:DT:70:VAL:HG12	1.98	0.46
35:DO:87:ILE:HG23	35:DO:92:GLU:O	2.16	0.46
37:DQ:46:GLN:HE22	37:DQ:126:PRO:HG3	1.81	0.46
46:DZ:103:PHE:O	46:DZ:104:VAL:C	2.54	0.46
49:D2:52:ASP:O	49:D2:56:GLN:HG3	2.15	0.46
52:D5:41:PRO:O	52:D5:44:THR:HG23	2.15	0.46
1:AA:191:G:O2'	1:AA:192:U:H5'	2.16	0.46
1:AA:268:C:H2'	1:AA:269:C:H6	1.81	0.46
1:AA:271:C:O2'	1:AA:272:C:H5'	2.15	0.46
1:AA:542:G:H2'	1:AA:543:C:H6	1.81	0.46
1:AA:612:C:O2'	1:AA:613:C:H5'	2.16	0.46
1:AA:1150:U:O2'	10:AJ:39:PRO:O	2.30	0.46

Continued on next page...

Continued from previous page...

Atom-1	Atom-2	Interatomic distance (Å)	Clash overlap (Å)
1:AA:1269:A:N1	1:AA:1313:U:O4'	2.49	0.46
1:AA:1310:G:N2	1:AA:1328:C:C2	2.84	0.46
1:AA:1378:C:OP1	7:AG:7:ALA:HB3	2.16	0.46
1:AA:1459:C:O2'	1:AA:1460:A:H5'	2.16	0.46
2:AB:22:LYS:N	2:AB:40:HIS:CE1	2.84	0.46
3:AC:40:ARG:HH11	3:AC:40:ARG:HG3	1.81	0.46
4:AD:11:LEU:N	4:AD:11:LEU:HD23	2.31	0.46
6:AF:37:VAL:C	6:AF:38:GLU:HG3	2.37	0.46
7:AG:69:VAL:O	7:AG:71:PRO:HD3	2.15	0.46
7:AG:91:VAL:HB	7:AG:96:GLN:NE2	2.30	0.46
12:AL:24:LEU:O	12:AL:26:GLY:N	2.49	0.46
23:AW:47:U:C5'	23:AW:48:C:H5'	2.46	0.46
25:BA:7:G:H5'	34:BN:130:HIS:HD2	1.81	0.46
25:BA:258:G:O2'	25:BA:259:G:H5'	2.16	0.46
25:BA:272:G:N3	25:BA:272(B):G:H1'	2.31	0.46
25:BA:380:U:O2'	25:BA:381:G:H5'	2.15	0.46
25:BA:528:A:C2'	25:BA:529:A:H5'	2.46	0.46
25:BA:960:A:C8	25:BA:962:G:C8	3.04	0.46
25:BA:971:C:H2'	25:BA:972:G:O4'	2.16	0.46
25:BA:987:G:O2'	25:BA:1000:A:H1'	2.16	0.46
25:BA:1245:G:OP1	36:BP:16:ARG:NE	2.48	0.46
25:BA:1388:G:H2'	25:BA:1389:G:H8	1.81	0.46
25:BA:1638:C:O2'	25:BA:1639:U:H5'	2.16	0.46
25:BA:2127:G:O6	25:BA:2162:G:C6	2.69	0.46
25:BA:2351:G:O6	55:B8:39:LYS:HG3	2.15	0.46
25:BA:2512:C:H4'	29:BE:122:PHE:CE2	2.50	0.46
27:BC:115:VAL:HG21	27:BC:154:ILE:HG12	1.98	0.46
27:BC:157:ILE:HG22	27:BC:157:ILE:O	2.16	0.46
28:BD:16:MET:HB2	28:BD:207:GLY:HA3	1.98	0.46
29:BE:48:GLN:O	29:BE:48:GLN:CG	2.59	0.46
29:BE:108:SER:HB3	29:BE:165:VAL:HG21	1.97	0.46
30:BF:10:PRO:HA	30:BF:127:GLU:HB3	1.96	0.46
30:BF:199:TRP:O	30:BF:203:GLN:HG3	2.16	0.46
33:BI:112:LYS:C	33:BI:114:LEU:H	2.17	0.46
34:BN:7:LYS:O	34:BN:8:GLN:C	2.54	0.46
34:BN:58:ASP:OD1	34:BN:124:ALA:HB1	2.16	0.46
36:BP:16:ARG:C	36:BP:16:ARG:HH11	2.19	0.46
37:BQ:116:GLU:OE2	37:BQ:119:ARG:NH2	2.42	0.46
40:BT:24:PRO:HA	40:BT:49:VAL:HG13	1.98	0.46
40:BT:129:ARG:HD2	40:BT:131:ALA:CB	2.46	0.46
48:B1:72:GLU:OE1	48:B1:76:ARG:HD3	2.16	0.46

Continued on next page...

Continued from previous page...

Atom-1	Atom-2	Interatomic distance (Å)	Clash overlap (Å)
50:B3:7:LYS:HE2	50:B3:32:GLN:HA	1.98	0.46
54:B7:27:GLY:O	54:B7:30:VAL:HB	2.16	0.46
1:CA:132:C:H4'	1:CA:262:A:H1'	1.98	0.46
1:CA:235:C:H5'	17:CQ:70:ARG:HG2	1.97	0.46
1:CA:398:C:O2'	1:CA:399:G:H5'	2.16	0.46
1:CA:403:C:H2'	1:CA:404:U:H6	1.81	0.46
1:CA:419:C:O2	1:CA:419:C:C2'	2.64	0.46
1:CA:775:G:O2'	1:CA:776:G:H5'	2.16	0.46
1:CA:960:U:H2'	1:CA:1225:A:H62	1.80	0.46
1:CA:985:C:H2'	1:CA:986:A:C8	2.51	0.46
1:CA:1048:G:OP1	14:CN:3:ARG:HB3	2.16	0.46
1:CA:1118:C:H5'	9:CI:104:ARG:CG	2.45	0.46
1:CA:1379:G:C6	1:CA:1380:U:O4	2.69	0.46
2:CB:54:THR:HG22	2:CB:58:ILE:CG1	2.46	0.46
2:CB:80:ILE:HD11	2:CB:212:GLN:CA	2.45	0.46
2:CB:127:ILE:O	2:CB:129:GLU:N	2.48	0.46
2:CB:236:TYR:HA	2:CB:239:VAL:CB	2.46	0.46
3:CC:43:LEU:C	3:CC:45:LYS:N	2.68	0.46
5:CE:105:VAL:CG1	5:CE:131:ILE:HG22	2.46	0.46
6:CF:81:ILE:HG22	6:CF:82:ARG:N	2.29	0.46
7:CG:15:ASP:OD2	7:CG:44:TYR:OH	2.33	0.46
7:CG:116:ALA:O	7:CG:120:ILE:HG12	2.16	0.46
7:CG:140:ASP:C	7:CG:142:GLU:N	2.69	0.46
11:CK:114:VAL:O	11:CK:114:VAL:HG13	2.16	0.46
22:CV:73:LEU:HD21	22:CV:83:MET:HG3	1.97	0.46
25:DA:207:A:H2'	25:DA:208:C:O4'	2.16	0.46
25:DA:292:C:H2'	25:DA:293:U:H5'	1.97	0.46
25:DA:618:C:OP2	30:DF:103:LYS:HE3	2.16	0.46
25:DA:669:G:H2'	25:DA:670:A:N7	2.31	0.46
25:DA:997:G:C2'	25:DA:998:C:H5'	2.46	0.46
25:DA:1012:U:OP1	41:DU:70:ARG:NH1	2.48	0.46
25:DA:1158:C:H4'	50:D3:31:LEU:O	2.16	0.46
25:DA:1272:A:H3'	25:DA:1273:U:C5'	2.45	0.46
25:DA:1430:C:H2'	25:DA:1431:U:C6	2.51	0.46
25:DA:2086:U:H2'	25:DA:2087:G:C8	2.51	0.46
25:DA:2117:A:H3'	25:DA:2118:U:H3'	1.97	0.46
25:DA:2331:G:N3	25:DA:2336:A:H2	2.13	0.46
25:DA:2344:U:C4'	25:DA:2345:G:OP1	2.62	0.46
26:DB:50:G:OP2	39:DS:62:LYS:HD3	2.15	0.46
29:DE:14:ILE:HG12	29:DE:21:VAL:HG23	1.97	0.46
29:DE:106:GLY:HA3	29:DE:189:PRO:HG2	1.97	0.46

Continued on next page...

Continued from previous page...

Atom-1	Atom-2	Interatomic distance (Å)	Clash overlap (Å)
30:DF:19:GLU:N	30:DF:19:GLU:OE1	2.49	0.46
30:DF:65:TRP:CZ3	30:DF:72:ARG:CB	2.98	0.46
32:DH:158:HIS:O	32:DH:159:GLU:HB3	2.15	0.46
36:DP:147:LEU:HG	36:DP:148:LEU:N	2.30	0.46
37:DQ:34:LEU:HD13	37:DQ:118:LEU:HB3	1.98	0.46
37:DQ:51:ARG:HH11	37:DQ:51:ARG:HG2	1.81	0.46
39:DS:35:ILE:H	39:DS:53:SER:HB2	1.79	0.46
44:DX:3:THR:CA	44:DX:6:ASP:OD2	2.64	0.46
44:DX:35:THR:CG2	44:DX:36:LYS:N	2.78	0.46
44:DX:59:VAL:O	44:DX:59:VAL:HG12	2.15	0.46
46:DZ:8:TYR:HE2	46:DZ:34:ARG:HD2	1.81	0.46
46:DZ:19:ARG:HH11	46:DZ:19:ARG:HG3	1.79	0.46
46:DZ:134:GLU:O	46:DZ:134:GLU:HG2	2.16	0.46
1:AA:116:A:C2'	1:AA:117:G:H5'	2.46	0.46
1:AA:926:G:H22	24:AX:2:A:H3'	1.81	0.46
2:AB:103:THR:HG22	2:AB:104:ASN:N	2.31	0.46
3:AC:87:LEU:C	3:AC:89:GLU:N	2.69	0.46
4:AD:110:PHE:CD2	4:AD:148:VAL:CG2	2.99	0.46
7:AG:111:ARG:HE	7:AG:123:GLU:CA	2.29	0.46
12:AL:38:ARG:HB3	12:AL:38:ARG:NH1	2.31	0.46
13:AM:55:ARG:C	13:AM:58:GLU:HB2	2.36	0.46
13:AM:57:ARG:HH21	51:B4:60:GLU:HG2	1.81	0.46
14:AN:36:PHE:CD1	14:AN:36:PHE:C	2.89	0.46
19:AS:47:HIS:O	19:AS:48:THR:C	2.55	0.46
20:AT:88:VAL:O	20:AT:92:LEU:HB2	2.16	0.46
22:AV:29:LYS:HD3	22:AV:29:LYS:O	2.16	0.46
23:AW:28:C:C2'	23:AW:29:G:H5'	2.45	0.46
25:BA:512:G:O2'	25:BA:513:A:P	2.73	0.46
25:BA:688:U:C5'	25:BA:1780:A:C2	2.99	0.46
25:BA:723:G:C2	25:BA:724:U:C2	3.04	0.46
25:BA:833:U:H2'	25:BA:834:C:C6	2.51	0.46
25:BA:1333:C:O2'	25:BA:1334:G:H5'	2.16	0.46
25:BA:1443:G:C2'	25:BA:1444:G:H5'	2.45	0.46
25:BA:1510:G:O2'	25:BA:1511:C:H5'	2.16	0.46
25:BA:1598:C:C5'	44:BX:36:LYS:HB2	2.38	0.46
25:BA:1884:A:H2'	25:BA:1885:A:H5'	1.97	0.46
25:BA:2414:G:H21	36:BP:67:MET:HE1	1.79	0.46
27:BC:23:ILE:HG22	27:BC:24:ASP:N	2.30	0.46
28:BD:79:VAL:CG2	28:BD:111:LEU:HD21	2.36	0.46
28:BD:139:GLY:HA2	28:BD:165:ILE:O	2.15	0.46
31:BG:21:ARG:HD3	31:BG:22:ARG:N	2.31	0.46

Continued on next page...

Continued from previous page...

Atom-1	Atom-2	Interatomic distance (Å)	Clash overlap (Å)
32:BH:8:PRO:C	32:BH:9:ILE:CD1	2.81	0.46
32:BH:121:ILE:HD12	32:BH:144:VAL:HG21	1.97	0.46
39:BS:61:ASN:O	39:BS:62:LYS:CB	2.64	0.46
40:BT:28:VAL:HG13	40:BT:46:GLU:HB2	1.97	0.46
41:BU:61:TRP:O	41:BU:62:ILE:C	2.53	0.46
42:BV:65:GLY:HA3	42:BV:91:TYR:CE1	2.51	0.46
42:BV:75:PHE:C	42:BV:75:PHE:CD1	2.89	0.46
43:BW:9:TYR:O	43:BW:10:VAL:C	2.50	0.46
43:BW:111:HIS:CD2	43:BW:113:LYS:N	2.84	0.46
45:BY:22:GLY:O	45:BY:23:ARG:HG2	2.16	0.46
46:BZ:8:TYR:HE2	46:BZ:34:ARG:HD2	1.78	0.46
47:B0:16:GLN:O	47:B0:18:LYS:HD3	2.16	0.46
47:B0:23:LYS:O	47:B0:24:ARG:HD3	2.16	0.46
49:B2:35:LEU:O	49:B2:38:GLN:N	2.49	0.46
1:CA:16:A:C2'	1:CA:17:U:H5'	2.45	0.46
1:CA:277:C:H2'	1:CA:278:G:H8	1.81	0.46
1:CA:791:G:C5	1:CA:792:A:N7	2.84	0.46
1:CA:891:U:O2'	1:CA:892:A:H5'	2.16	0.46
1:CA:1125:U:OP2	1:CA:1145:C:N4	2.47	0.46
1:CA:1401:G:H2'	1:CA:1402:C:O4'	2.16	0.46
1:CA:1409:C:H4'	25:DA:1915:U:O4	2.16	0.46
1:CA:1443:G:C6	1:CA:1460:A:C2	3.03	0.46
1:CA:1475:G:H4'	25:DA:1689:A:H4'	1.97	0.46
2:CB:12:GLU:C	2:CB:14:GLY:H	2.20	0.46
2:CB:130:ARG:HB2	2:CB:135:GLN:HG2	1.98	0.46
5:CE:75:THR:CG2	5:CE:76:ILE:H	2.21	0.46
6:CF:68:PRO:O	6:CF:69:GLU:C	2.54	0.46
7:CG:95:ARG:HH11	7:CG:95:ARG:HG3	1.81	0.46
8:CH:21:LYS:HB2	8:CH:21:LYS:HE3	1.65	0.46
8:CH:97:VAL:CG1	8:CH:98:LYS:N	2.79	0.46
9:CI:11:LYS:O	9:CI:11:LYS:HG2	2.16	0.46
11:CK:34:ASP:CB	11:CK:35:PRO:CD	2.93	0.46
16:CP:55:ARG:O	16:CP:58:TYR:HB3	2.16	0.46
17:CQ:40:LYS:HE2	17:CQ:42:TYR:CE2	2.51	0.46
25:DA:84:A:H4'	25:DA:85:G:OP1	2.16	0.46
25:DA:540:C:H2'	25:DA:541:C:H6	1.80	0.46
25:DA:690:G:H4'	25:DA:780:G:OP1	2.16	0.46
25:DA:880:G:O6	25:DA:897:C:N4	2.49	0.46
25:DA:881:G:O2'	25:DA:882:G:H5'	2.16	0.46
25:DA:1469:A:H2'	25:DA:1470:G:C8	2.51	0.46
25:DA:1509(A):A:O2'	25:DA:1509(B):A:H5'	2.15	0.46

Continued on next page...

Continued from previous page...

Atom-1	Atom-2	Interatomic distance (Å)	Clash overlap (Å)
25:DA:1789:A:H2'	25:DA:1790:C:C6	2.51	0.46
25:DA:2339:G:H2'	25:DA:2340:G:H8	1.80	0.46
25:DA:2346:A:N7	25:DA:2383:G:N1	2.63	0.46
25:DA:2402:C:O2'	25:DA:2403:C:H5'	2.16	0.46
25:DA:2577:A:H5"	25:DA:2578:G:H5'	1.96	0.46
25:DA:2584:U:H2'	25:DA:2585:U:H2'	1.97	0.46
25:DA:2630:G:H1'	25:DA:2894:G:C4	2.51	0.46
25:DA:2687:U:H2'	25:DA:2688:U:O4'	2.15	0.46
25:DA:2791:C:C6	25:DA:2792:G:N7	2.83	0.46
27:DC:92:ALA:C	27:DC:94:TYR:H	2.19	0.46
27:DC:213:VAL:HB	27:DC:225:ILE:O	2.16	0.46
28:DD:25:THR:O	28:DD:27:THR:HG22	2.15	0.46
28:DD:99:ASP:OD2	28:DD:99:ASP:O	2.34	0.46
28:DD:142:VAL:O	28:DD:142:VAL:HG13	2.16	0.46
30:DF:59:TYR:CD2	30:DF:78:ILE:CG1	2.99	0.46
32:DH:27:LYS:HG2	32:DH:32:GLU:CD	2.37	0.46
34:DN:104:LYS:C	34:DN:106:MET:H	2.18	0.46
40:DT:27:THR:HG22	40:DT:49:VAL:HB	1.97	0.46
41:DU:8:VAL:HG12	41:DU:12:ARG:CG	2.45	0.46
41:DU:90:VAL:CG1	41:DU:91:ASP:N	2.73	0.46
41:DU:104:GLN:HE22	41:DU:105:VAL:HG23	1.81	0.46
42:DV:64:HIS:CE1	42:DV:92:THR:HG22	2.50	0.46
46:DZ:55:VAL:HA	46:DZ:69:LEU:HD23	1.98	0.46
46:DZ:62:ASP:HB2	46:DZ:64:GLN:HE21	1.81	0.46
52:D5:45:VAL:HG22	52:D5:51:TYR:CD2	2.51	0.46
56:D9:8:LYS:H	56:D9:34:GLN:HE22	1.64	0.46
1:AA:16:A:C2'	1:AA:17:U:H5'	2.46	0.45
1:AA:173:U:H1'	1:AA:174:C:OP1	2.16	0.45
1:AA:644:G:C2'	1:AA:645:C:H5'	2.46	0.45
1:AA:662:G:H2'	1:AA:663:A:C8	2.52	0.45
1:AA:1263:C:H2'	1:AA:1264:C:C6	2.52	0.45
1:AA:1336:C:H1'	1:AA:1337:G:C6	2.51	0.45
2:AB:88:ALA:C	2:AB:90:MET:HE2	2.36	0.45
2:AB:89:GLY:O	2:AB:154:LEU:HD13	2.16	0.45
2:AB:93:VAL:O	2:AB:93:VAL:HG23	2.16	0.45
2:AB:214:ILE:O	2:AB:218:ALA:HB2	2.16	0.45
2:AB:225:ALA:O	2:AB:226:ARG:HB2	2.17	0.45
3:AC:39:ILE:HA	3:AC:42:LEU:HD13	1.98	0.45
3:AC:42:LEU:CD2	3:AC:90:GLU:HB3	2.47	0.45
8:AH:2:LEU:HD11	8:AH:5:PRO:HA	1.96	0.45
9:AI:115:GLY:HA2	10:AJ:58:ASP:OD1	2.15	0.45

Continued on next page...

Continued from previous page...

Atom-1	Atom-2	Interatomic distance (Å)	Clash overlap (Å)
10:AJ:69:ASN:O	10:AJ:70:ARG:HB2	2.14	0.45
11:AK:58:PRO:O	11:AK:61:ALA:N	2.49	0.45
12:AL:29:PHE:CE1	12:AL:83:ARG:HG3	2.49	0.45
12:AL:116:LYS:C	12:AL:117:TYR:HD1	2.19	0.45
13:AM:11:ARG:CG	13:AM:12:ASN:H	2.28	0.45
13:AM:19:LEU:C	13:AM:25:ILE:HG21	2.36	0.45
14:AN:29:ARG:NH2	14:AN:41:ARG:CZ	2.80	0.45
17:AQ:20:THR:HG23	17:AQ:43:LEU:HD23	1.98	0.45
20:AT:26:ASN:O	20:AT:27:LYS:C	2.54	0.45
25:BA:57:C:O2'	25:BA:58:G:H5'	2.15	0.45
25:BA:493:G:H2'	25:BA:494:G:O4'	2.16	0.45
25:BA:1603:A:H5'	25:BA:1603:A:C8	2.46	0.45
25:BA:1684:C:H2'	25:BA:1685:C:H6	1.79	0.45
25:BA:1921:G:O2'	25:BA:1922:G:H5'	2.15	0.45
25:BA:1990:C:H2'	25:BA:1991:U:C6	2.51	0.45
25:BA:2123:G:C1'	27:BC:173:HIS:HD2	2.29	0.45
25:BA:2127:G:H2'	25:BA:2128:C:C6	2.51	0.45
25:BA:2227:A:H5"	28:BD:263:ARG:NH1	2.31	0.45
25:BA:2282:G:H4'	25:BA:2389:G:O2'	2.16	0.45
25:BA:2582:G:C2	25:BA:2583:G:C8	3.04	0.45
25:BA:2606:C:C2'	25:BA:2607:G:H5'	2.46	0.45
27:BC:80:LYS:CE	31:BG:48:GLU:HA	2.42	0.45
27:BC:92:ALA:O	27:BC:94:TYR:N	2.49	0.45
29:BE:153:GLY:O	29:BE:154:LYS:C	2.54	0.45
31:BG:85:GLY:O	31:BG:87:PRO:HD2	2.16	0.45
33:BI:84:GLY:O	33:BI:86:THR:N	2.45	0.45
35:BO:24:VAL:O	35:BO:24:VAL:HG13	2.15	0.45
35:BO:63:VAL:HG11	35:BO:85:VAL:CG2	2.46	0.45
36:BP:50:ARG:HB3	55:B8:59:LYS:CE	2.46	0.45
37:BQ:107:ALA:C	37:BQ:109:VAL:N	2.69	0.45
38:BR:117:VAL:CG1	38:BR:118:GLU:H	2.28	0.45
39:BS:16:ASN:C	39:BS:17:ARG:O	2.52	0.45
40:BT:3:ARG:O	40:BT:5:ALA:N	2.49	0.45
44:BX:9:LEU:O	44:BX:10:ALA:HB2	2.16	0.45
46:BZ:177:GLU:O	46:BZ:178:ASP:CG	2.54	0.45
47:B0:20:LEU:HD13	47:B0:40:ARG:NE	2.31	0.45
48:B1:13:ILE:C	48:B1:13:ILE:CD1	2.84	0.45
48:B1:26:ARG:HH11	48:B1:26:ARG:CG	2.28	0.45
50:B3:36:VAL:O	50:B3:36:VAL:CG2	2.64	0.45
53:B6:18:ARG:HB2	53:B6:19:ARG:H	1.47	0.45
1:CA:236:G:H2'	1:CA:237:C:H6	1.81	0.45

Continued on next page...

Continued from previous page...

Atom-1	Atom-2	Interatomic distance (Å)	Clash overlap (Å)
1:CA:542:G:P	4:CD:10:ARG:HH21	2.38	0.45
1:CA:1106:G:H5"	3:CC:172:ARG:CG	2.45	0.45
1:CA:1299:A:H2'	1:CA:1299:A:N3	2.31	0.45
1:CA:1369:C:H2'	1:CA:1370:G:O4'	2.16	0.45
1:CA:1458:G:H2'	1:CA:1459:C:C6	2.51	0.45
3:CC:13:GLY:CA	14:CN:57:ARG:HH21	2.28	0.45
7:CG:101:LEU:O	7:CG:102:ARG:C	2.53	0.45
8:CH:39:LEU:HD22	8:CH:39:LEU:HA	1.77	0.45
10:CJ:45:ARG:NH1	14:CN:36:PHE:CE2	2.79	0.45
12:CL:67:ILE:CD1	12:CL:74:LEU:HD12	2.46	0.45
13:CM:97:PRO:CA	13:CM:110:ARG:HD3	2.44	0.45
13:CM:111:LYS:HB3	13:CM:112:GLY:H	1.48	0.45
14:CN:22:THR:OG1	14:CN:33:VAL:CG2	2.64	0.45
14:CN:24:CYS:SG	14:CN:27:CYS:SG	3.10	0.45
15:CO:78:TYR:C	15:CO:80:ALA:N	2.68	0.45
17:CQ:30:PRO:O	17:CQ:31:LEU:HB2	2.15	0.45
22:CV:112:GLY:HA2	22:CV:122:VAL:HA	1.98	0.45
25:DA:108:U:H2'	25:DA:109:G:C8	2.51	0.45
25:DA:272(A):U:O4'	25:DA:272(A):U:P	2.73	0.45
25:DA:321:G:H2'	25:DA:340:A:N3	2.32	0.45
25:DA:348:G:C4	25:DA:349:G:C8	3.04	0.45
25:DA:519:U:O4'	43:DW:75:TYR:HB3	2.16	0.45
25:DA:537:C:OP1	25:DA:995:C:N4	2.49	0.45
25:DA:568:U:O2	25:DA:570:G:H8	2.00	0.45
25:DA:705:A:C2	25:DA:727:A:H1'	2.50	0.45
25:DA:729:G:H5'	25:DA:730:C:H5"	1.98	0.45
25:DA:839:U:H2'	25:DA:840:C:H6	1.81	0.45
25:DA:914:C:C5	25:DA:915:C:C6	3.04	0.45
25:DA:1565:C:H2'	28:DD:21:PHE:CE1	2.51	0.45
25:DA:1857:G:H4'	25:DA:2188:C:O2'	2.16	0.45
25:DA:1973:G:H2'	25:DA:1974:C:C6	2.50	0.45
25:DA:2064:C:H2'	25:DA:2065:C:C6	2.51	0.45
25:DA:2124:G:H5"	27:DC:175:PRO:HG3	1.98	0.45
25:DA:2128:C:OP1	27:DC:37:LYS:N	2.49	0.45
25:DA:2177:C:O2'	25:DA:2178:C:H5'	2.15	0.45
25:DA:2617:C:C2'	25:DA:2618:G:H5'	2.45	0.45
25:DA:2768:C:H2'	25:DA:2769:C:O4'	2.15	0.45
25:DA:2777:G:C4'	25:DA:2778:A:H5'	2.47	0.45
26:DB:39:A:N3	26:DB:39:A:H2'	2.31	0.45
27:DC:161:ARG:HD2	27:DC:161:ARG:O	2.16	0.45
27:DC:227:PRO:HG2	27:DC:228:HIS:CD2	2.51	0.45

Continued on next page...

Continued from previous page...

Atom-1	Atom-2	Interatomic distance (Å)	Clash overlap (Å)
28:DD:30:GLU:CD	28:DD:63:ARG:NE	2.69	0.45
28:DD:63:ARG:HG3	28:DD:63:ARG:HH11	1.82	0.45
28:DD:240:ALA:HA	28:DD:241:PRO:HD3	1.73	0.45
30:DF:84:VAL:HG12	30:DF:85:GLY:H	1.80	0.45
31:DG:42:GLY:C	31:DG:43:LEU:HD22	2.37	0.45
31:DG:106:LEU:HA	31:DG:110:ALA:CB	2.46	0.45
32:DH:85:LYS:O	32:DH:133:VAL:HG23	2.16	0.45
36:DP:84:ASN:N	36:DP:84:ASN:HD22	2.14	0.45
37:DQ:52:VAL:HG12	37:DQ:56:ARG:HG2	1.98	0.45
37:DQ:79:LEU:HD23	37:DQ:80:GLU:N	2.32	0.45
37:DQ:97:VAL:HG11	37:DQ:103:MET:CE	2.46	0.45
37:DQ:119:ARG:HH11	37:DQ:119:ARG:HG2	1.81	0.45
40:DT:29:ARG:HH21	40:DT:88:ILE:HD11	1.81	0.45
40:DT:77:PRO:O	40:DT:78:LEU:HB2	2.16	0.45
41:DU:90:VAL:CG1	42:DV:11:GLN:HE22	2.30	0.45
48:D1:45:ASN:HD21	48:D1:47:GLN:NE2	2.14	0.45
53:D6:40:CYS:N	53:D6:46:HIS:HB2	2.31	0.45
1:AA:7:G:C2	1:AA:298:A:C6	3.05	0.45
1:AA:266:G:O2'	1:AA:267:C:OP2	2.31	0.45
1:AA:304:U:H2'	1:AA:305:G:C8	2.52	0.45
1:AA:516:U:O4	1:AA:533:A:OP2	2.34	0.45
1:AA:922:G:H2'	1:AA:923:A:C8	2.51	0.45
1:AA:1079:G:C6	1:AA:1080:A:N6	2.84	0.45
1:AA:1118:C:O2'	1:AA:1119:C:H5'	2.16	0.45
1:AA:1131:G:H1	1:AA:1143:G:N2	2.08	0.45
2:AB:212:GLN:O	2:AB:216:SER:N	2.49	0.45
5:AE:41:VAL:CG1	5:AE:42:GLY:N	2.80	0.45
8:AH:97:VAL:HG13	8:AH:98:LYS:HG3	1.98	0.45
9:AI:125:TYR:OH	9:AI:127:LYS:HG3	2.16	0.45
10:AJ:50:ILE:CG1	14:AN:41:ARG:HD3	2.46	0.45
12:AL:89:ASP:O	12:AL:90:LEU:HD23	2.16	0.45
13:AM:14:ARG:H	13:AM:14:ARG:HG2	1.53	0.45
17:AQ:45:HIS:CG	17:AQ:47:PRO:HD3	2.51	0.45
18:AR:53:ARG:HD2	18:AR:63:GLN:CB	2.46	0.45
19:AS:37:ARG:H	19:AS:37:ARG:HG3	1.45	0.45
20:AT:38:LYS:O	20:AT:40:ALA:N	2.49	0.45
25:BA:195:A:H4'	25:BA:251:A:O2'	2.16	0.45
25:BA:225:A:C2'	25:BA:226:G:H5'	2.47	0.45
25:BA:271(C):C:O2'	25:BA:271(D):G:H5'	2.16	0.45
25:BA:630:G:C4'	25:BA:640:C:H4'	2.46	0.45
25:BA:956:G:H5"	37:BQ:77:LYS:HE2	1.98	0.45

Continued on next page...

Continued from previous page...

Atom-1	Atom-2	Interatomic distance (Å)	Clash overlap (Å)
25:BA:1009:A:H5"	41:BU:63:VAL:CG2	2.46	0.45
25:BA:1381:G:C2'	25:BA:1382:G:H5'	2.46	0.45
25:BA:1414:G:C6	25:BA:1415:U:C4	3.04	0.45
25:BA:1636:C:H2'	25:BA:1637:A:H8	1.80	0.45
25:BA:1637:A:C6	25:BA:1638:C:C4	3.05	0.45
25:BA:1885:A:C2'	25:BA:1886:C:H5'	2.45	0.45
25:BA:2302:G:C2'	25:BA:2303:G:H5'	2.46	0.45
25:BA:2663:G:C6	25:BA:2664:G:C4	3.04	0.45
25:BA:2668:G:C2'	25:BA:2669:G:H5'	2.46	0.45
28:BD:10:THR:CG2	28:BD:13:ARG:HB3	2.42	0.45
28:BD:243:GLY:O	28:BD:244:ARG:HB3	2.16	0.45
30:BF:7:TYR:HD2	30:BF:16:GLY:N	2.05	0.45
33:BI:144:VAL:CG2	33:BI:145:VAL:N	2.79	0.45
44:BX:12:VAL:HG21	44:BX:17:ALA:CB	2.45	0.45
44:BX:57:LEU:CD1	44:BX:78:LYS:HG2	2.46	0.45
45:BY:26:LYS:CG	45:BY:27:VAL:H	2.01	0.45
46:BZ:18:ARG:HH12	46:BZ:83:GLU:HB3	1.81	0.45
1:CA:18:C:OP1	5:CE:14:ARG:NH1	2.47	0.45
1:CA:256:U:H2'	1:CA:257:G:O4'	2.16	0.45
1:CA:511:C:C2	1:CA:512:U:C5	3.03	0.45
1:CA:538:G:O2'	1:CA:539:A:H5'	2.15	0.45
1:CA:544:G:P	4:CD:66:ARG:HH22	2.40	0.45
1:CA:936:C:O2'	1:CA:937:A:H5'	2.16	0.45
1:CA:1442(A):G:N7	40:DT:118:ARG:HG3	2.32	0.45
2:CB:20:GLU:HA	2:CB:20:GLU:OE1	2.16	0.45
2:CB:71:VAL:O	2:CB:165:VAL:HG22	2.16	0.45
2:CB:188:ALA:O	2:CB:189:ASP:CB	2.63	0.45
4:CD:128:VAL:O	4:CD:129:ASN:ND2	2.50	0.45
5:CE:12:LEU:HD23	5:CE:128:PRO:CB	2.47	0.45
5:CE:101:ILE:CD1	5:CE:119:LEU:HD23	2.46	0.45
8:CH:25:ASP:O	8:CH:26:VAL:HB	2.16	0.45
8:CH:26:VAL:HG13	8:CH:59:LEU:HB2	1.97	0.45
10:CJ:31:GLY:N	10:CJ:81:THR:CG2	2.79	0.45
10:CJ:55:LYS:HE2	10:CJ:55:LYS:HB3	1.75	0.45
11:CK:79:SER:OG	11:CK:106:LYS:HD2	2.16	0.45
11:CK:90:GLY:C	11:CK:92:GLU:N	2.67	0.45
13:CM:5:ALA:HB3	13:CM:22:ILE:HG23	1.97	0.45
15:CO:28:GLN:O	15:CO:32:LEU:HG	2.15	0.45
21:CU:25:LYS:HB2	21:CU:25:LYS:HZ2	1.78	0.45
22:CV:11:THR:CG2	22:CV:12:LYS:N	2.78	0.45
22:CV:20:TRP:HA	22:CV:42:LYS:O	2.17	0.45

Continued on next page...

Continued from previous page...

Atom-1	Atom-2	Interatomic distance (Å)	Clash overlap (Å)
22:CV:149:LYS:CD	22:CV:163:LEU:HA	2.46	0.45
25:DA:7:G:C5'	34:DN:130:HIS:HD2	2.29	0.45
25:DA:422:A:H2'	25:DA:423:A:C8	2.51	0.45
25:DA:1004:C:O4'	25:DA:1010:A:C6	2.68	0.45
25:DA:1313:U:H2'	25:DA:1313:U:O2	2.16	0.45
25:DA:1957:C:H2'	25:DA:1958:C:C6	2.51	0.45
25:DA:2012:G:O2'	43:DW:96:ILE:HD11	2.16	0.45
25:DA:2058:A:N6	25:DA:2059:A:N6	2.64	0.45
25:DA:2737:G:H2'	25:DA:2738:A:C8	2.52	0.45
25:DA:2821:A:OP2	29:DE:110:GLY:N	2.48	0.45
25:DA:2842:G:H2'	25:DA:2843:G:O4'	2.15	0.45
27:DC:53:ARG:O	27:DC:54:ARG:C	2.54	0.45
27:DC:150:ILE:CG2	27:DC:151:GLY:N	2.78	0.45
29:DE:188:VAL:CG2	29:DE:189:PRO:HD2	2.46	0.45
30:DF:59:TYR:HD2	30:DF:78:ILE:CG1	2.29	0.45
30:DF:158:THR:O	30:DF:177:ALA:HA	2.16	0.45
31:DG:59:GLU:C	31:DG:61:ALA:H	2.19	0.45
31:DG:115:ARG:HD2	31:DG:136:ARG:HG3	1.98	0.45
31:DG:116:ASP:O	31:DG:117:PHE:O	2.34	0.45
34:DN:1:MET:N	42:DV:20:LEU:HD21	2.31	0.45
34:DN:104:LYS:HB2	34:DN:117:PHE:HE1	1.74	0.45
36:DP:55:ARG:O	36:DP:56:SER:OG	2.30	0.45
36:DP:99:LEU:HG	36:DP:102:ARG:NH1	2.30	0.45
36:DP:126:VAL:HG12	36:DP:127:ALA:N	2.31	0.45
41:DU:33:ARG:O	41:DU:37:GLU:HG3	2.16	0.45
41:DU:90:VAL:HA	42:DV:11:GLN:NE2	2.31	0.45
42:DV:35:LEU:C	42:DV:37:VAL:N	2.68	0.45
44:DX:27:THR:HA	44:DX:79:ALA:O	2.16	0.45
44:DX:47:PHE:CD2	44:DX:89:ILE:HG23	2.51	0.45
45:DY:42:VAL:HG12	45:DY:43:ASN:H	1.81	0.45
46:DZ:14:PRO:O	46:DZ:18:ARG:NE	2.50	0.45
48:D1:94:LEU:O	48:D1:96:LYS:N	2.49	0.45
53:D6:12:GLU:HA	53:D6:23:THR:CA	2.30	0.45
1:AA:243:A:C2	1:AA:246:A:C8	3.05	0.45
1:AA:376:G:N3	1:AA:389:A:C2	2.84	0.45
1:AA:426:G:P	4:AD:36:ARG:HH22	2.39	0.45
4:AD:63:LYS:HB2	4:AD:63:LYS:HE3	1.71	0.45
4:AD:89:THR:C	4:AD:91:SER:H	2.20	0.45
4:AD:96:LEU:O	4:AD:99:SER:N	2.46	0.45
4:AD:126:ILE:HG22	4:AD:127:THR:N	2.32	0.45
5:AE:150:ARG:HB2	5:AE:150:ARG:NH1	2.30	0.45

Continued on next page...

Continued from previous page...

Atom-1	Atom-2	Interatomic distance (Å)	Clash overlap (Å)
6:AF:11:ASN:HB3	6:AF:14:LEU:HG	1.97	0.45
6:AF:37:VAL:O	6:AF:38:GLU:HG3	2.16	0.45
8:AH:86:ILE:HB	8:AH:133:LEU:HD22	1.99	0.45
12:AL:15:VAL:HG23	12:AL:16:ARG:H	1.78	0.45
16:AP:39:TYR:CD2	16:AP:73:LEU:HD11	2.51	0.45
20:AT:83:ARG:O	20:AT:84:LEU:C	2.53	0.45
25:BA:11:G:C2'	25:BA:12:U:H5'	2.46	0.45
25:BA:179:G:O2'	25:BA:180:G:H5'	2.16	0.45
25:BA:205:G:O2'	25:BA:206:U:OP2	2.35	0.45
25:BA:274:G:N3	25:BA:274:G:C2'	2.79	0.45
25:BA:461:C:C2'	25:BA:462:C:H5'	2.47	0.45
25:BA:1639:U:HO2'	25:BA:1640:C:H5"	1.74	0.45
25:BA:1707:G:H2'	25:BA:1708:C:O4'	2.15	0.45
25:BA:1819:A:H4'	25:BA:1820:U:O5'	2.16	0.45
25:BA:2013:A:H2'	25:BA:2014:A:H5'	1.96	0.45
25:BA:2177:C:O5'	25:BA:2177:C:H6	1.98	0.45
25:BA:2291:U:O2'	25:BA:2374:C:H1'	2.17	0.45
25:BA:2562:U:H1'	35:BO:23:ARG:CD	2.47	0.45
25:BA:2679:A:O2'	25:BA:2680:C:H5'	2.15	0.45
27:BC:174:ALA:HA	27:BC:175:PRO:HD3	1.83	0.45
27:BC:181:PHE:CD2	27:BC:186:LEU:HG	2.52	0.45
28:BD:39:LYS:HB2	28:BD:39:LYS:HE3	1.73	0.45
28:BD:139:GLY:HA2	28:BD:164:GLN:HG2	1.98	0.45
30:BF:114:VAL:HG11	30:BF:202:PHE:HE2	1.80	0.45
31:BG:50:ALA:C	31:BG:51:ARG:HE	2.20	0.45
31:BG:59:GLU:O	31:BG:60:LEU:C	2.54	0.45
31:BG:105:LYS:CE	51:B4:52:SER:HB3	2.46	0.45
32:BH:96:ALA:HB2	32:BH:105:LEU:HD13	1.98	0.45
32:BH:97:ARG:O	32:BH:98:LEU:HB2	2.16	0.45
36:BP:125:VAL:HG21	36:BP:138:LEU:HD21	1.98	0.45
38:BR:18:LEU:HD11	38:BR:22:ARG:NE	2.31	0.45
39:BS:54:LEU:C	39:BS:56:LEU:H	2.19	0.45
40:BT:26:ASP:O	40:BT:26:ASP:OD2	2.34	0.45
40:BT:28:VAL:CG1	40:BT:46:GLU:HA	2.42	0.45
41:BU:18:LEU:O	41:BU:19:LYS:C	2.53	0.45
41:BU:24:TYR:HE1	41:BU:39:LEU:CD2	2.29	0.45
41:BU:65:ILE:HG22	41:BU:66:ASN:N	2.30	0.45
45:BY:3:VAL:HG12	45:BY:3:VAL:O	2.16	0.45
45:BY:14:LEU:HD12	45:BY:15:VAL:H	1.81	0.45
45:BY:36:ALA:HA	45:BY:69:ALA:N	2.31	0.45
45:BY:53:PRO:HD2	45:BY:56:PRO:O	2.17	0.45

Continued on next page...

Continued from previous page...

Atom-1	Atom-2	Interatomic distance (Å)	Clash overlap (Å)
46:BZ:29:ASN:C	46:BZ:31:HIS:N	2.67	0.45
47:B0:65:VAL:CG1	47:B0:66:VAL:N	2.79	0.45
51:B4:54:LYS:C	51:B4:56:GLU:H	2.19	0.45
52:B5:4:HIS:O	52:B5:5:PRO:C	2.51	0.45
1:CA:113:G:H1'	1:CA:354:G:H5"	1.97	0.45
1:CA:397:A:H5"	1:CA:397:A:N3	2.30	0.45
1:CA:424:G:O2'	1:CA:425:G:H5'	2.16	0.45
1:CA:472:A:H2'	1:CA:473:G:O4'	2.15	0.45
1:CA:563:A:N7	1:CA:567:G:H1'	2.31	0.45
1:CA:1117:G:O3'	9:CI:104:ARG:HG2	2.16	0.45
1:CA:1259:C:H42	1:CA:1276:G:H1	1.63	0.45
1:CA:1269:A:C2	1:CA:1313:U:O4'	2.69	0.45
1:CA:1498:U:H4'	1:CA:1519:A:H2	1.81	0.45
2:CB:41:ILE:HG22	2:CB:41:ILE:O	2.16	0.45
6:CF:3:ARG:HD3	6:CF:64:GLN:NE2	2.31	0.45
9:CI:87:GLN:C	9:CI:89:ASN:H	2.19	0.45
10:CJ:3:LYS:HD2	10:CJ:77:PRO:HG3	1.98	0.45
17:CQ:53:LEU:HD22	17:CQ:82:MET:CE	2.46	0.45
19:CS:19:VAL:HG22	19:CS:44:MET:CG	2.46	0.45
20:CT:12:ALA:O	20:CT:14:LYS:N	2.49	0.45
25:DA:84:A:N3	25:DA:85:G:H1'	2.32	0.45
25:DA:271(T):C:C5'	25:DA:271(T):C:C6	2.92	0.45
25:DA:285:C:C3'	25:DA:286:C:H5"	2.44	0.45
25:DA:422:A:C6	25:DA:423:A:C6	3.04	0.45
25:DA:483:A:H1'	45:DY:60:PHE:CZ	2.49	0.45
25:DA:846:C:H6	25:DA:846:C:O5'	1.99	0.45
25:DA:1335:U:H2'	25:DA:1336:A:H8	1.82	0.45
25:DA:1418:G:OP1	25:DA:1588:C:O2'	2.30	0.45
25:DA:1512:U:H2'	25:DA:1513:C:C6	2.52	0.45
25:DA:1759:A:H5"	25:DA:2715:C:C1'	2.46	0.45
25:DA:2103:C:H3'	25:DA:2104:G:C5'	2.45	0.45
25:DA:2122:U:O2'	25:DA:2123:G:H5'	2.15	0.45
25:DA:2297:C:N4	25:DA:2320:A:N7	2.65	0.45
27:DC:74:ARG:HH11	27:DC:111:PHE:HA	1.81	0.45
27:DC:118:PRO:HD2	27:DC:148:PHE:CE1	2.51	0.45
28:DD:228:PRO:HG3	28:DD:234:GLY:O	2.16	0.45
28:DD:263:ARG:O	28:DD:264:LYS:C	2.54	0.45
29:DE:33:VAL:HG23	29:DE:47:VAL:HG13	1.98	0.45
29:DE:50:GLY:O	29:DE:51:PHE:CB	2.65	0.45
30:DF:23:ASP:OD2	30:DF:24:LEU:HD23	2.15	0.45
30:DF:157:VAL:HB	30:DF:194:MET:HB3	1.98	0.45

Continued on next page...

Continued from previous page...

Atom-1	Atom-2	Interatomic distance (Å)	Clash overlap (Å)
31:DG:33:ARG:HB3	31:DG:33:ARG:CZ	2.45	0.45
35:DO:5:GLN:OE1	35:DO:5:GLN:HA	2.17	0.45
37:DQ:42:ILE:CD1	37:DQ:42:ILE:H	2.29	0.45
39:DS:104:GLY:C	39:DS:106:ARG:H	2.18	0.45
42:DV:39:LEU:HD22	42:DV:39:LEU:N	2.32	0.45
44:DX:21:PHE:O	44:DX:23:GLU:N	2.50	0.45
45:DY:4:LYS:CD	45:DY:32:PRO:HG3	2.40	0.45
45:DY:82:PRO:O	45:DY:83:THR:HG23	2.16	0.45
46:DZ:43:PHE:C	46:DZ:43:PHE:CD1	2.89	0.45
50:D3:21:ALA:O	50:D3:24:LYS:N	2.49	0.45
55:D8:41:ILE:O	55:D8:42:ARG:C	2.55	0.45
1:AA:41:G:O2'	1:AA:42:G:H5'	2.16	0.45
1:AA:140:A:H2'	1:AA:141:A:C8	2.52	0.45
1:AA:839:U:O2	1:AA:839:U:H2'	2.16	0.45
1:AA:986:A:H2'	1:AA:987:G:O4'	2.17	0.45
1:AA:997:U:O2'	1:AA:998:G:H5"	2.16	0.45
1:AA:1030(B):C:H3'	1:AA:1030(C):G:C8	2.51	0.45
1:AA:1275:A:O2'	1:AA:1276:G:H5'	2.17	0.45
2:AB:47:THR:HG23	2:AB:202:PRO:HG2	1.98	0.45
3:AC:97:LYS:CG	3:AC:98:ASN:H	2.30	0.45
3:AC:112:SER:OG	3:AC:115:LEU:HG	2.16	0.45
4:AD:3:ARG:NE	4:AD:5:ILE:HG13	2.31	0.45
4:AD:8:VAL:C	4:AD:10:ARG:H	2.19	0.45
4:AD:14:ARG:HA	4:AD:39:PRO:HG3	1.98	0.45
4:AD:152:SER:O	4:AD:153:ARG:C	2.54	0.45
6:AF:4:TYR:CE2	6:AF:67:MET:HG2	2.51	0.45
6:AF:77:ARG:HB2	6:AF:77:ARG:NH1	2.27	0.45
7:AG:28:ASN:C	7:AG:30:ILE:H	2.19	0.45
8:AH:54:ASP:O	8:AH:56:LYS:N	2.49	0.45
10:AJ:32:ALA:H	10:AJ:76:ASN:CG	2.19	0.45
11:AK:21:ILE:HB	11:AK:84:VAL:HG12	1.97	0.45
13:AM:2:ALA:HB3	13:AM:9:ILE:CG2	2.41	0.45
13:AM:92:HIS:CD2	13:AM:98:VAL:HG21	2.52	0.45
13:AM:108:ARG:HH11	13:AM:108:ARG:HG3	1.82	0.45
14:AN:36:PHE:CD1	14:AN:37:PHE:N	2.84	0.45
14:AN:53:LEU:HB3	14:AN:56:VAL:CG2	2.46	0.45
20:AT:57:ARG:HD2	20:AT:102:GLY:HA3	1.98	0.45
25:BA:26:G:C6	25:BA:27:G:N1	2.84	0.45
25:BA:410:G:C2	25:BA:418:G:N3	2.85	0.45
25:BA:666:G:OP1	36:BP:47:ASP:O	2.34	0.45
25:BA:748:G:C8	43:BW:89:ALA:HB1	2.50	0.45

Continued on next page...

Continued from previous page...

Atom-1	Atom-2	Interatomic distance (Å)	Clash overlap (Å)
25:BA:782:A:H4'	25:BA:783:A:O5'	2.17	0.45
25:BA:1689:A:N6	25:BA:1698:A:H2	1.96	0.45
25:BA:1800:C:OP1	28:BD:266:SER:CB	2.63	0.45
25:BA:2784:C:O2'	25:BA:2785:C:H5'	2.17	0.45
25:BA:2886:G:N2	25:BA:2887:U:C2	2.84	0.45
28:BD:133:LEU:HB3	28:BD:173:VAL:HG11	1.98	0.45
29:BE:147:PRO:HG2	29:BE:148:GLY:N	2.32	0.45
30:BF:125:LEU:HD12	30:BF:194:MET:HB2	1.98	0.45
31:BG:42:GLY:O	31:BG:88:ILE:HG12	2.17	0.45
32:BH:28:GLY:HA3	32:BH:79:VAL:CG2	2.46	0.45
32:BH:91:GLY:H	32:BH:160:LYS:HA	1.81	0.45
32:BH:120:GLY:HA3	32:BH:140:LYS:HZ3	1.81	0.45
36:BP:16:ARG:HH11	36:BP:16:ARG:CB	2.28	0.45
40:BT:41:ARG:NH2	40:BT:43:GLN:HB2	2.31	0.45
41:BU:110:VAL:O	41:BU:113:ALA:HB3	2.17	0.45
41:BU:115:ALA:C	41:BU:117:GLN:H	2.19	0.45
46:BZ:61:PRO:C	46:BZ:63:GLY:N	2.69	0.45
46:BZ:119:ILE:O	46:BZ:170:ILE:HA	2.15	0.45
49:B2:70:GLN:HG3	49:B2:71:ASN:H	1.81	0.45
51:B4:42:CYS:HB2	51:B4:43:GLY:H	1.37	0.45
55:B8:62:LEU:N	55:B8:63:PRO:HD2	2.32	0.45
1:CA:84:U:H2'	1:CA:88:A:H5'	1.97	0.45
1:CA:109:A:C6	1:CA:327:A:C6	3.05	0.45
1:CA:245:C:O2'	1:CA:246:A:P	2.74	0.45
1:CA:757:U:H5"	1:CA:822:C:O2	2.16	0.45
1:CA:965:A:C2	1:CA:969:A:C2	3.05	0.45
1:CA:1145:C:C4'	1:CA:1146:A:H5'	2.30	0.45
1:CA:1194:U:H4'	5:CE:22:GLY:O	2.15	0.45
1:CA:1478:C:O2'	1:CA:1479:C:H5'	2.16	0.45
2:CB:53:ARG:NH1	2:CB:199:TYR:HA	2.32	0.45
2:CB:57:PHE:O	2:CB:58:ILE:C	2.55	0.45
3:CC:55:VAL:HG12	3:CC:55:VAL:O	2.16	0.45
8:CH:114:THR:C	8:CH:116:LYS:H	2.20	0.45
8:CH:114:THR:O	8:CH:116:LYS:N	2.50	0.45
10:CJ:6:ILE:HG22	10:CJ:98:ILE:CD1	2.46	0.45
10:CJ:36:GLY:HA2	10:CJ:37:PRO:HD3	1.85	0.45
11:CK:24:SER:O	11:CK:88:GLY:HA2	2.15	0.45
12:CL:58:THR:O	12:CL:59:SER:CB	2.65	0.45
15:CO:7:GLU:O	15:CO:8:LYS:C	2.55	0.45
16:CP:59:TRP:CE3	16:CP:59:TRP:HA	2.51	0.45
19:CS:40:ILE:CG2	19:CS:67:VAL:HA	2.46	0.45

Continued on next page...

Continued from previous page...

Atom-1	Atom-2	Interatomic distance (Å)	Clash overlap (Å)
20:CT:60:GLU:HG3	20:CT:81:LYS:HE3	1.97	0.45
25:DA:139(A):G:O6	25:DA:1596:A:OP1	2.34	0.45
25:DA:151:C:C2	25:DA:176:G:N2	2.85	0.45
25:DA:425:G:O2'	25:DA:426:C:H5'	2.16	0.45
25:DA:568:U:O2	25:DA:570:G:C8	2.69	0.45
25:DA:664:C:O2'	25:DA:665:C:H5'	2.16	0.45
25:DA:805:G:O6	25:DA:2068:U:H5	1.99	0.45
25:DA:863:A:P	37:DQ:22:LYS:HG2	2.56	0.45
25:DA:917:A:N1	25:DA:918:A:N3	2.64	0.45
25:DA:1174:A:H5"	25:DA:1175:U:H5"	1.97	0.45
25:DA:1652:A:O2'	25:DA:1653:G:H5'	2.16	0.45
25:DA:1669:A:H5"	35:DO:5:GLN:NE2	2.31	0.45
25:DA:2331:G:H4'	47:D0:43:THR:H	1.81	0.45
25:DA:2533:A:C2'	25:DA:2534:A:H5"	2.46	0.45
25:DA:2547:U:H2'	25:DA:2548:G:C8	2.50	0.45
25:DA:2807:G:H3'	25:DA:2808:U:H5"	1.99	0.45
26:DB:118:G:H2'	26:DB:119:G:C8	2.50	0.45
28:DD:16:MET:CE	28:DD:211:ARG:HE	2.29	0.45
29:DE:181:LEU:HD11	40:DT:7:ILE:CG2	2.47	0.45
30:DF:170:LEU:HD23	30:DF:172:TRP:CZ2	2.52	0.45
31:DG:73:ALA:O	31:DG:85:GLY:HA2	2.16	0.45
32:DH:102:ALA:HB1	32:DH:115:VAL:O	2.17	0.45
36:DP:32:THR:O	36:DP:33:ARG:CB	2.64	0.45
38:DR:82:GLU:H	38:DR:85:PRO:HD2	1.81	0.45
38:DR:104:ARG:CB	38:DR:104:ARG:NH1	2.71	0.45
40:DT:1:MET:O	40:DT:2:ASN:C	2.55	0.45
43:DW:80:PRO:O	43:DW:100:THR:HG22	2.16	0.45
46:DZ:32:LEU:HD23	46:DZ:89:VAL:HG21	1.99	0.45
46:DZ:37:TYR:CD1	46:DZ:37:TYR:C	2.90	0.45
50:D3:18:ASP:O	50:D3:21:ALA:N	2.50	0.45
51:D4:37:PRO:HB3	51:D4:51:TYR:CG	2.51	0.45
51:D4:58:TYR:O	51:D4:59:VAL:HB	2.16	0.45
54:D7:36:GLN:O	54:D7:36:GLN:CG	2.63	0.45
55:D8:29:LYS:HD3	55:D8:44:LYS:CB	2.45	0.45
1:AA:49:U:O2'	1:AA:50:A:H2'	2.16	0.45
1:AA:145:G:N3	1:AA:146:G:H1'	2.31	0.45
1:AA:185:A:H2'	1:AA:186:C:H6	1.81	0.45
1:AA:529:G:O6	12:AL:46:ASN:ND2	2.49	0.45
1:AA:718:G:H1'	11:AK:116:HIS:HA	1.97	0.45
1:AA:775:G:O2'	1:AA:776:G:H5'	2.16	0.45
1:AA:1107:C:OP1	3:AC:174:PRO:HD3	2.15	0.45

Continued on next page...

Continued from previous page...

Atom-1	Atom-2	Interatomic distance (Å)	Clash overlap (Å)
1:AA:1193:G:O2'	1:AA:1194:U:H5'	2.16	0.45
1:AA:1327:C:H2'	1:AA:1328:C:C6	2.51	0.45
1:AA:1477:C:O2'	1:AA:1478:C:H5'	2.16	0.45
2:AB:14:GLY:O	2:AB:15:VAL:CG2	2.50	0.45
2:AB:95:GLN:CB	2:AB:148:TYR:HD1	2.30	0.45
2:AB:215:LEU:HA	2:AB:218:ALA:CB	2.47	0.45
2:AB:223:ILE:O	2:AB:226:ARG:HB3	2.16	0.45
3:AC:15:THR:HG22	3:AC:16:ARG:N	2.32	0.45
4:AD:28:SER:OG	4:AD:30:LYS:HG2	2.16	0.45
4:AD:30:LYS:HA	4:AD:35:ARG:HD2	1.97	0.45
5:AE:110:LEU:HD22	5:AE:115:VAL:HG21	1.98	0.45
6:AF:78:GLU:O	6:AF:81:ILE:HG13	2.16	0.45
7:AG:15:ASP:H	7:AG:20:ASP:H	1.64	0.45
7:AG:50:ILE:CG2	7:AG:58:PRO:HA	2.44	0.45
8:AH:1:MET:O	8:AH:2:LEU:CB	2.64	0.45
9:AI:50:LEU:O	9:AI:53:VAL:HG22	2.16	0.45
10:AJ:32:ALA:HB3	10:AJ:76:ASN:HB2	1.99	0.45
11:AK:59:TYR:CZ	11:AK:63:LEU:HD11	2.51	0.45
15:AO:40:SER:O	15:AO:44:LYS:HE3	2.17	0.45
16:AP:20:VAL:HG21	16:AP:32:TYR:HB2	1.98	0.45
19:AS:36:ARG:NH2	19:AS:75:ALA:HB3	2.31	0.45
20:AT:43:LEU:HD12	20:AT:52:ALA:HA	1.99	0.45
20:AT:83:ARG:O	20:AT:84:LEU:O	2.35	0.45
22:AV:87:THR:HG1	22:AV:89:GLU:CD	2.19	0.45
22:AV:94:PRO:O	22:AV:96:SER:N	2.50	0.45
25:BA:27:G:O2'	25:BA:28:A:H8	2.00	0.45
25:BA:286:C:H6	25:BA:286:C:C5'	2.27	0.45
25:BA:296:C:O2'	25:BA:297:C:H5'	2.16	0.45
25:BA:784:A:N7	28:BD:229:VAL:CG2	2.67	0.45
25:BA:1021:A:H8	25:BA:1022:G:H4'	1.80	0.45
25:BA:1300:U:O2'	25:BA:1301:A:OP2	2.30	0.45
25:BA:1416:G:O2'	25:BA:1417:C:O5'	2.35	0.45
25:BA:1574:C:O5'	25:BA:1574:C:H6	1.99	0.45
25:BA:1804:C:H6	25:BA:1804:C:O5'	1.98	0.45
25:BA:1899:G:N2	25:BA:1902:C:N4	2.31	0.45
25:BA:1955:U:O2'	25:BA:1956:U:H5'	2.17	0.45
25:BA:2240:C:O2'	25:BA:2241:A:H5'	2.15	0.45
26:BB:12:C:H2'	47:B0:72:GLY:HA3	1.98	0.45
27:BC:112:ASP:O	27:BC:137:LEU:HD22	2.17	0.45
28:BD:146:GLU:HB2	28:BD:189:CYS:HB3	1.97	0.45
29:BE:119:ARG:CD	29:BE:160:TYR:HB2	2.46	0.45

Continued on next page...

Continued from previous page...

Atom-1	Atom-2	Interatomic distance (Å)	Clash overlap (Å)
29:BE:119:ARG:HD3	29:BE:160:TYR:HB2	1.98	0.45
29:BE:179:GLU:CB	29:BE:181:LEU:HD13	2.46	0.45
31:BG:58:GLN:NE2	31:BG:59:GLU:HB2	2.31	0.45
33:BI:10:GLU:O	33:BI:11:ASN:CB	2.65	0.45
33:BI:62:LYS:O	33:BI:66:GLU:HB3	2.16	0.45
34:BN:119:ARG:NH1	34:BN:119:ARG:HG3	2.32	0.45
40:BT:16:ARG:NH2	40:BT:82:LEU:HD12	2.31	0.45
40:BT:28:VAL:O	40:BT:29:ARG:CD	2.65	0.45
47:B0:23:LYS:O	47:B0:24:ARG:CG	2.65	0.45
48:B1:66:HIS:O	48:B1:67:ILE:C	2.55	0.45
51:B4:40:ILE:HB	51:B4:48:ILE:CG1	2.46	0.45
51:B4:60:GLU:O	51:B4:61:VAL:CB	2.64	0.45
55:B8:10:ALA:C	55:B8:12:LYS:N	2.69	0.45
55:B8:14:VAL:HG23	55:B8:24:ALA:HB2	1.99	0.45
1:CA:289:G:C6	1:CA:290:C:N4	2.84	0.45
1:CA:337:C:N4	1:CA:338:A:N6	2.64	0.45
1:CA:550:G:C2	1:CA:551:U:C2	3.04	0.45
1:CA:658:G:O4'	15:CO:22:THR:HB	2.17	0.45
1:CA:753:A:H4'	1:CA:754:C:H5"	1.98	0.45
1:CA:892:A:O2'	1:CA:1415:G:H4'	2.16	0.45
1:CA:909:A:H2'	1:CA:910:C:O4'	2.16	0.45
1:CA:913:A:H1'	1:CA:914:A:O4'	2.17	0.45
1:CA:974:A:OP2	14:CN:41:ARG:NH1	2.49	0.45
1:CA:1101:A:O2'	1:CA:1102:A:OP2	2.35	0.45
1:CA:1129:C:N4	1:CA:1135:U:H3	2.08	0.45
1:CA:1326:C:O2'	1:CA:1327:C:H5'	2.15	0.45
1:CA:1329:A:N7	21:CU:7:ARG:NH2	2.59	0.45
1:CA:1351:U:H2'	1:CA:1352:C:C6	2.51	0.45
1:CA:1432:G:OP1	40:DT:107:ASP:HB2	2.16	0.45
1:CA:1483:A:H2	25:DA:1959:G:N3	2.14	0.45
1:CA:1523:G:H2'	1:CA:1524:C:C6	2.50	0.45
3:CC:113:ALA:CB	3:CC:183:ASP:HB3	2.46	0.45
4:CD:162:LEU:HA	4:CD:162:LEU:HD23	1.64	0.45
7:CG:58:PRO:O	7:CG:61:VAL:N	2.50	0.45
10:CJ:33:GLN:O	10:CJ:75:ILE:HG12	2.17	0.45
10:CJ:50:ILE:CD1	10:CJ:57:LYS:HD2	2.47	0.45
13:CM:23:TYR:CE1	13:CM:71:ARG:HB2	2.51	0.45
17:CQ:77:VAL:O	17:CQ:78:GLU:CB	2.64	0.45
20:CT:94:ALA:O	20:CT:95:ALA:HB3	2.17	0.45
23:CW:5:G:O2'	23:CW:6:G:H5'	2.17	0.45
23:CW:40:C:O2'	23:CW:41:C:H5'	2.16	0.45

Continued on next page...

Continued from previous page...

Atom-1	Atom-2	Interatomic distance (Å)	Clash overlap (Å)
25:DA:70:G:H2'	25:DA:113:G:O2'	2.15	0.45
25:DA:251:A:H2'	25:DA:252:G:O4'	2.17	0.45
25:DA:573:G:O6	25:DA:2030:A:H3'	2.17	0.45
25:DA:598:G:C5'	36:DP:15:ARG:HD2	2.44	0.45
25:DA:672:C:C2	25:DA:809:G:N2	2.85	0.45
25:DA:812:C:O2'	25:DA:813:U:H5'	2.17	0.45
25:DA:950:G:O2'	25:DA:951:C:H5'	2.17	0.45
25:DA:972:G:OP2	25:DA:974:G:H5"	2.16	0.45
25:DA:1312:U:H4'	25:DA:1313:U:O5'	2.16	0.45
25:DA:1578:U:C2'	25:DA:1579:A:H5'	2.45	0.45
25:DA:1702:G:C6	25:DA:1703:G:N7	2.85	0.45
25:DA:1798:U:H5'	28:DD:259:THR:HG22	1.97	0.45
25:DA:2122:U:O2	27:DC:173:HIS:HE1	2.00	0.45
25:DA:2199:A:H3'	25:DA:2200:C:C6	2.50	0.45
25:DA:2742:C:OP1	56:D9:35:ARG:HD3	2.17	0.45
26:DB:92:C:OP2	37:DQ:18:LYS:HE3	2.17	0.45
28:DD:60:ARG:NH1	28:DD:86:PRO:O	2.50	0.45
28:DD:78:LYS:HB2	28:DD:78:LYS:HE3	1.79	0.45
28:DD:155:LEU:HG	28:DD:177:LEU:HD22	1.97	0.45
31:DG:16:ARG:CZ	31:DG:31:VAL:CG1	2.95	0.45
35:DO:14:THR:HG21	35:DO:86:ILE:CD1	2.47	0.45
36:DP:33:ARG:O	36:DP:35:HIS:O	2.34	0.45
36:DP:135:LEU:CD2	36:DP:144:GLU:HG3	2.46	0.45
38:DR:55:ALA:HA	38:DR:80:PHE:CE1	2.52	0.45
38:DR:111:LEU:HD22	38:DR:111:LEU:H	1.81	0.45
40:DT:28:VAL:HG22	40:DT:46:GLU:CA	2.46	0.45
40:DT:102:ILE:O	40:DT:102:ILE:HG13	2.16	0.45
40:DT:134:GLU:O	40:DT:135:ALA:CB	2.65	0.45
41:DU:27:LEU:O	41:DU:31:SER:N	2.35	0.45
41:DU:86:ALA:HB2	41:DU:116:ALA:CB	2.41	0.45
42:DV:20:LEU:C	42:DV:21:ARG:HE	2.20	0.45
45:DY:8:LYS:CD	45:DY:8:LYS:H	2.29	0.45
47:D0:27:GLU:HG3	47:D0:28:GLY:N	2.31	0.45
47:D0:72:ARG:HH21	47:D0:75:LEU:CD1	2.29	0.45
48:D1:72:GLU:HA	48:D1:75:GLU:HB3	1.99	0.45
52:D5:37:LYS:O	52:D5:38:ALA:C	2.54	0.45
53:D6:41:PRO:HG2	53:D6:42:TRP:N	2.31	0.45
1:AA:274:A:O2'	1:AA:275:G:O5'	2.34	0.45
1:AA:885:G:H2'	1:AA:886:G:H8	1.80	0.45
1:AA:988:G:H2'	1:AA:989:C:O4'	2.17	0.45
1:AA:1059:C:H2'	1:AA:1060:C:H6	1.82	0.45

Continued on next page...

Continued from previous page...

Atom-1	Atom-2	Interatomic distance (Å)	Clash overlap (Å)
1:AA:1324:A:H2'	1:AA:1325:C:O4'	2.17	0.45
2:AB:194:PRO:HG2	2:AB:195:ASP:OD1	2.17	0.45
3:AC:19:GLU:HA	3:AC:54:ARG:NH1	2.29	0.45
3:AC:68:VAL:CG1	3:AC:70:VAL:HG23	2.45	0.45
3:AC:76:VAL:HG21	3:AC:103:VAL:CG1	2.45	0.45
4:AD:168:ARG:HH11	4:AD:168:ARG:HG3	1.82	0.45
9:AI:89:ASN:HB3	9:AI:92:TYR:HD1	1.81	0.45
11:AK:17:GLY:HA3	11:AK:77:MET:SD	2.57	0.45
11:AK:57:THR:HG23	11:AK:58:PRO:HD2	1.98	0.45
13:AM:108:ARG:HH11	13:AM:108:ARG:CG	2.30	0.45
14:AN:27:CYS:HB3	14:AN:43:CYS:SG	2.56	0.45
18:AR:44:LEU:O	18:AR:51:LEU:HG	2.15	0.45
19:AS:6:LYS:HE3	19:AS:6:LYS:N	2.32	0.45
22:AV:8:ARG:O	22:AV:9:PRO:C	2.53	0.45
25:BA:658:C:H2'	25:BA:659:C:C6	2.51	0.45
25:BA:1488:G:N2	25:BA:1502:C:C2	2.85	0.45
25:BA:1505:C:C5	25:BA:1506:C:H1'	2.52	0.45
25:BA:1563:G:O2'	25:BA:1564:C:H5'	2.17	0.45
25:BA:1639:U:H2'	25:BA:1640:C:H5"	1.98	0.45
25:BA:1771:C:C1'	25:BA:1786:A:C8	2.99	0.45
25:BA:1935:G:H1'	25:BA:1964:G:C2	2.52	0.45
25:BA:2114:A:H2'	25:BA:2115:G:C8	2.51	0.45
25:BA:2246:G:H1'	25:BA:2426:A:C2	2.52	0.45
25:BA:2492:U:C2	25:BA:2493:U:C5	3.04	0.45
25:BA:2874:C:C6	25:BA:2875:C:H5	2.35	0.45
27:BC:6:LYS:NZ	27:BC:9:ARG:CB	2.79	0.45
27:BC:139:PRO:HA	27:BC:145:THR:OG1	2.17	0.45
27:BC:195:ARG:HG3	27:BC:195:ARG:HH11	1.81	0.45
28:BD:267:SER:O	28:BD:268:ARG:HB2	2.17	0.45
29:BE:134:ILE:O	29:BE:136:ARG:N	2.50	0.45
30:BF:2:LYS:HG2	30:BF:25:PRO:CB	2.46	0.45
30:BF:19:GLU:HG2	30:BF:20:LEU:N	2.31	0.45
30:BF:69:HIS:ND1	30:BF:69:HIS:N	2.64	0.45
30:BF:89:VAL:HG12	30:BF:90:PHE:H	1.77	0.45
31:BG:7:LEU:HD12	31:BG:104:GLU:HA	1.98	0.45
32:BH:41:MET:SD	32:BH:41:MET:N	2.90	0.45
32:BH:98:LEU:HD22	32:BH:125:VAL:CG2	2.47	0.45
33:BI:120:ILE:HD13	33:BI:126:TYR:CD1	2.52	0.45
35:BO:17:ARG:O	35:BO:18:LYS:HD2	2.16	0.45
39:BS:95:HIS:O	39:BS:96:GLY:C	2.53	0.45
40:BT:51:ARG:HG2	40:BT:98:LYS:HE3	1.97	0.45

Continued on next page...

Continued from previous page...

Atom-1	Atom-2	Interatomic distance (Å)	Clash overlap (Å)
42:BV:2:PHE:CB	42:BV:42:GLY:N	2.79	0.45
53:B6:35:GLU:HG3	53:B6:51:GLU:CD	2.37	0.45
54:B7:20:ALA:O	54:B7:21:ARG:C	2.53	0.45
1:CA:25:C:H2'	1:CA:26:A:C8	2.52	0.45
1:CA:472:A:H4'	16:CP:82:GLN:NE2	2.17	0.45
1:CA:1026:G:O6	1:CA:1035:A:N1	2.50	0.45
1:CA:1028:C:H2'	1:CA:1029:C:H5'	1.99	0.45
1:CA:1187:G:OP1	9:CI:113:LYS:HE2	2.16	0.45
1:CA:1473:A:O2'	1:CA:1474:G:H5'	2.16	0.45
3:CC:19:GLU:HG3	3:CC:54:ARG:NH1	2.31	0.45
6:CF:41:GLU:HB2	6:CF:62:TRP:HB3	1.98	0.45
6:CF:72:VAL:CG1	6:CF:73:ASN:H	2.24	0.45
7:CG:136:LYS:NZ	7:CG:140:ASP:OD1	2.45	0.45
10:CJ:18:ALA:C	10:CJ:20:ALA:H	2.19	0.45
11:CK:65:ALA:HB1	11:CK:98:LEU:CD2	2.46	0.45
11:CK:92:GLU:C	11:CK:94:ALA:N	2.70	0.45
13:CM:88:ARG:O	13:CM:98:VAL:HG11	2.17	0.45
15:CO:75:PRO:HG2	15:CO:76:GLU:N	2.32	0.45
17:CQ:14:LYS:CD	17:CQ:14:LYS:H	2.29	0.45
23:CW:19:G:C4	23:CW:57:A:C2	3.05	0.45
25:DA:20:C:O2'	25:DA:21:A:H5'	2.16	0.45
25:DA:74:A:H5"	25:DA:75:G:O4'	2.16	0.45
25:DA:458:G:O2'	54:D7:39:ARG:HD3	2.17	0.45
25:DA:818:G:O2'	25:DA:819:A:H5"	2.16	0.45
25:DA:1106:G:H3'	25:DA:1106:G:C8	2.51	0.45
25:DA:1158:C:H2'	25:DA:1159:U:O4'	2.16	0.45
25:DA:1292:U:H2'	25:DA:1293:C:C6	2.51	0.45
25:DA:1567:A:C5'	28:DD:58:HIS:CD2	2.87	0.45
25:DA:2070:G:C2	25:DA:2442:C:C2	3.04	0.45
25:DA:2103:C:C3'	25:DA:2104:G:C5'	2.92	0.45
25:DA:2183:C:H3'	25:DA:2183:C:P	2.56	0.45
25:DA:2636:U:H4'	29:DE:80:GLU:OE2	2.17	0.45
25:DA:2735:G:H2'	25:DA:2736:G:H8	1.80	0.45
25:DA:2790:A:C2'	25:DA:2791:C:H5'	2.46	0.45
26:DB:65:C:C2'	26:DB:66:A:H5'	2.47	0.45
29:DE:11:MET:HB3	29:DE:24:THR:HA	1.99	0.45
30:DF:59:TYR:HD2	30:DF:78:ILE:HG13	1.81	0.45
31:DG:59:GLU:OE1	31:DG:153:ARG:NH2	2.48	0.45
31:DG:106:LEU:HG	31:DG:107:LEU:HD23	1.99	0.45
32:DH:94:TYR:OH	32:DH:160:LYS:HD3	2.16	0.45
36:DP:33:ARG:O	36:DP:34:GLY:C	2.53	0.45

Continued on next page...

Continued from previous page...

Atom-1	Atom-2	Interatomic distance (Å)	Clash overlap (Å)
38:DR:60:LEU:HD22	38:DR:64:ARG:HG3	1.98	0.45
42:DV:60:GLU:HB3	42:DV:97:LYS:HE2	1.98	0.45
45:DY:68:HIS:HB3	45:DY:71:LYS:HZ3	1.81	0.45
46:DZ:7:TYR:HB2	46:DZ:37:TYR:CZ	2.51	0.45
46:DZ:75:LEU:N	46:DZ:75:LEU:HD22	2.32	0.45
49:D2:10:LEU:HD21	49:D2:59:ARG:HD2	1.96	0.45
50:D3:19:GLN:NE2	50:D3:52:HIS:CE1	2.85	0.45
1:AA:36:C:O2'	1:AA:37:U:H5'	2.17	0.45
1:AA:115:G:H1'	1:AA:116:A:N7	2.32	0.45
1:AA:131:C:H2'	1:AA:132:C:C6	2.51	0.45
1:AA:238:G:P	17:AQ:25:ARG:HH12	2.39	0.45
1:AA:393:A:C2	1:AA:394:G:C8	3.05	0.45
1:AA:473:G:H5"	16:AP:81:ARG:CZ	2.47	0.45
1:AA:565:U:H6	1:AA:566:G:H2'	1.81	0.45
1:AA:613:C:H2'	1:AA:614:A:H8	1.78	0.45
1:AA:688:G:H5'	11:AK:46:GLY:O	2.17	0.45
1:AA:932:C:H42	1:AA:1385:G:H1	1.63	0.45
1:AA:1015:A:C6	1:AA:1016:A:C6	3.04	0.45
1:AA:1025:U:C4'	1:AA:1026:G:H8	2.11	0.45
1:AA:1053:G:C6	1:AA:1199:U:H2'	2.52	0.45
1:AA:1106:G:H5"	3:AC:172:ARG:CD	2.47	0.45
1:AA:1237:C:O4'	1:AA:1334:G:N2	2.49	0.45
1:AA:1313:U:H2'	1:AA:1314:C:H6	1.82	0.45
1:AA:1365:G:H2'	1:AA:1366:C:C6	2.52	0.45
1:AA:1508:G:H2'	1:AA:1509:C:C6	2.52	0.45
3:AC:41:GLY:HA3	3:AC:45:LYS:NZ	2.27	0.45
3:AC:42:LEU:HD12	3:AC:42:LEU:H	1.82	0.45
3:AC:95:THR:HG22	3:AC:97:LYS:H	1.81	0.45
4:AD:31:CYS:C	4:AD:33:MET:N	2.65	0.45
4:AD:76:ARG:C	4:AD:78:LEU:H	2.20	0.45
5:AE:7:GLU:O	5:AE:8:GLU:CB	2.64	0.45
5:AE:98:THR:CG2	5:AE:117:ASP:HB3	2.43	0.45
8:AH:102:ARG:NE	8:AH:102:ARG:N	2.48	0.45
12:AL:3:THR:O	12:AL:4:ILE:C	2.55	0.45
16:AP:28:ARG:O	16:AP:30:GLY:N	2.47	0.45
17:AQ:9:VAL:O	17:AQ:22:LEU:N	2.48	0.45
20:AT:44:ALA:HB1	20:AT:92:LEU:HG	1.99	0.45
22:AV:20:TRP:HA	22:AV:42:LYS:O	2.17	0.45
23:AW:34:C:H42	24:AX:5:G:H1	1.64	0.45
25:BA:157:U:O2	25:BA:171:G:C6	2.69	0.45
25:BA:203:C:C2'	25:BA:204:A:OP1	2.64	0.45

Continued on next page...

Continued from previous page...

Atom-1	Atom-2	Interatomic distance (Å)	Clash overlap (Å)
25:BA:218:A:H2'	25:BA:219:G:H5'	1.98	0.45
25:BA:278:A:C4'	25:BA:279:C:OP2	2.65	0.45
25:BA:656:G:H2'	25:BA:657:U:O4'	2.16	0.45
25:BA:775:G:O5'	25:BA:777:A:H1'	2.17	0.45
25:BA:803:U:C2'	25:BA:804:A:H5'	2.46	0.45
25:BA:806:C:OP2	36:BP:39:LYS:HB3	2.16	0.45
25:BA:881:G:O2'	25:BA:882:G:H5'	2.16	0.45
25:BA:999:U:H5"	25:BA:1154:G:O6	2.16	0.45
25:BA:1484:G:H2'	25:BA:1485:G:C5'	2.46	0.45
25:BA:1582:C:C2	25:BA:1583:A:C8	3.05	0.45
25:BA:1588:C:H2'	25:BA:1588:C:O2	2.17	0.45
25:BA:2610:C:H4'	25:BA:2611:U:OP2	2.16	0.45
25:BA:2780:G:OP1	34:BN:118:LYS:HE2	2.16	0.45
27:BC:33:LEU:HB3	27:BC:221:PRO:HB2	1.99	0.45
28:BD:35:LYS:O	28:BD:64:ILE:N	2.50	0.45
29:BE:36:ARG:CD	29:BE:85:ASN:HD21	2.29	0.45
29:BE:97:LYS:HA	29:BE:97:LYS:CE	2.45	0.45
29:BE:175:VAL:O	29:BE:177:PRO:HD3	2.16	0.45
30:BF:59:TYR:CD2	30:BF:78:ILE:HG12	2.51	0.45
31:BG:59:GLU:HA	31:BG:62:LEU:HB3	1.99	0.45
32:BH:155:SER:O	32:BH:158:HIS:N	2.50	0.45
34:BN:107:LEU:HD23	34:BN:107:LEU:HA	1.74	0.45
36:BP:47:ASP:HB3	36:BP:48:PRO:C	2.37	0.45
37:BQ:111:GLU:O	37:BQ:115:MET:HG2	2.16	0.45
43:BW:11:ARG:HH21	43:BW:99:ARG:N	2.14	0.45
45:BY:31:LEU:CB	45:BY:32:PRO:CA	2.95	0.45
45:BY:37:VAL:O	45:BY:38:ILE:HG12	2.17	0.45
47:B0:26:GLU:HB2	47:B0:68:PHE:HD1	1.82	0.45
48:B1:63:ALA:O	48:B1:64:ALA:C	2.55	0.45
49:B2:33:MET:HA	49:B2:36:ARG:NH1	2.32	0.45
52:B5:55:ARG:HA	52:B5:55:ARG:NE	2.31	0.45
56:B9:29:ASN:HA	56:B9:30:PRO:HD2	1.74	0.45
1:CA:15:G:H4'	5:CE:24:ARG:NH1	2.30	0.45
1:CA:36:C:H5"	12:CL:120:LYS:HD3	1.99	0.45
1:CA:126:G:C6	1:CA:236:G:O6	2.69	0.45
1:CA:189(E):U:OP2	1:CA:189(E):U:H6	1.99	0.45
1:CA:253:U:O2'	1:CA:254:G:H5'	2.16	0.45
1:CA:304:U:H2'	1:CA:305:G:C8	2.51	0.45
1:CA:738:C:H5"	6:CF:69:GLU:HB2	1.99	0.45
1:CA:1023:G:OP2	1:CA:1023:G:C8	2.70	0.45
1:CA:1227:A:C8	1:CA:1228:C:C1'	3.00	0.45

Continued on next page...

Continued from previous page...

Atom-1	Atom-2	Interatomic distance (Å)	Clash overlap (Å)
1:CA:1388:C:H2'	1:CA:1389:C:C6	2.51	0.45
1:CA:1456:G:O3'	20:CT:39:LYS:NZ	2.45	0.45
1:CA:1470:G:O2'	1:CA:1471:G:H5'	2.17	0.45
2:CB:61:LEU:HD21	2:CB:68:ILE:CD1	2.29	0.45
4:CD:10:ARG:HH11	4:CD:10:ARG:HG2	1.81	0.45
4:CD:30:LYS:CA	4:CD:35:ARG:HD2	2.38	0.45
6:CF:75:LEU:HD23	6:CF:76:ALA:N	2.32	0.45
8:CH:12:ARG:HD2	8:CH:26:VAL:HB	1.98	0.45
8:CH:44:PHE:HA	8:CH:79:VAL:HG11	1.99	0.45
9:CI:77:ILE:HG22	9:CI:78:LYS:N	2.30	0.45
9:CI:84:ALA:C	9:CI:86:VAL:H	2.20	0.45
10:CJ:6:ILE:CD1	10:CJ:72:VAL:HB	2.46	0.45
12:CL:57:LEU:CD2	12:CL:63:VAL:HG22	2.47	0.45
12:CL:123:LYS:O	12:CL:125:ALA:N	2.49	0.45
13:CM:106:ASN:O	13:CM:108:ARG:N	2.49	0.45
22:CV:8:ARG:NH2	23:CW:4:G:H5"	2.31	0.45
22:CV:11:THR:CG2	22:CV:12:LYS:H	2.27	0.45
22:CV:96:SER:OG	22:CV:97:ARG:N	2.50	0.45
25:DA:17:G:O2'	25:DA:18:C:H5'	2.16	0.45
25:DA:246:C:N4	55:D8:8:LYS:HG2	2.31	0.45
25:DA:275:G:C8	25:DA:276:A:C4'	2.99	0.45
25:DA:278:A:H4'	25:DA:279:C:OP2	2.17	0.45
25:DA:794:G:O2'	25:DA:795:C:H5'	2.16	0.45
25:DA:840:C:H2'	25:DA:841:A:C8	2.51	0.45
25:DA:884:C:C3'	25:DA:885:C:C5'	2.95	0.45
25:DA:1155:A:H4'	41:DU:55:ARG:HH12	1.81	0.45
25:DA:1197:G:C4	25:DA:1198:U:C5	3.04	0.45
25:DA:1233:C:H2'	25:DA:1234:U:H6	1.82	0.45
25:DA:1353:A:H4'	28:DD:38:LYS:HZ1	1.81	0.45
25:DA:1479:G:H5'	25:DA:1558:A:H2	1.81	0.45
25:DA:1963:U:O2	25:DA:1963:U:H2'	2.17	0.45
25:DA:2305:A:C2'	25:DA:2306:C:H5"	2.46	0.45
25:DA:2393:A:C4'	36:DP:60:MET:O	2.65	0.45
25:DA:2405:G:O2'	25:DA:2411:A:N6	2.44	0.45
25:DA:2473:U:O2	25:DA:2473:U:H2'	2.16	0.45
25:DA:2620:C:O2'	29:DE:157:ALA:O	2.34	0.45
25:DA:2882:A:OP1	38:DR:96:ARG:HD3	2.16	0.45
28:DD:153:ALA:O	28:DD:154:LYS:HG3	2.17	0.45
29:DE:169:ASN:C	29:DE:169:ASN:ND2	2.65	0.45
30:DF:114:VAL:CG2	30:DF:202:PHE:CE2	2.99	0.45
31:DG:59:GLU:HA	31:DG:62:LEU:CD1	2.47	0.45

Continued on next page...

Continued from previous page...

Atom-1	Atom-2	Interatomic distance (Å)	Clash overlap (Å)
31:DG:116:ASP:O	31:DG:117:PHE:C	2.54	0.45
32:DH:87:LEU:HD21	32:DH:145:ALA:HB1	1.99	0.45
32:DH:132:ARG:C	32:DH:133:VAL:CG2	2.85	0.45
32:DH:158:HIS:HD2	32:DH:170:ARG:O	2.00	0.45
35:DO:20:MET:CE	35:DO:44:LYS:HE3	2.47	0.45
36:DP:12:ALA:CB	36:DP:16:ARG:HB3	2.46	0.45
36:DP:58:THR:C	36:DP:61:ARG:NE	2.70	0.45
36:DP:85:LEU:HD22	36:DP:115:LEU:O	2.17	0.45
36:DP:123:LEU:C	36:DP:123:LEU:HD12	2.37	0.45
37:DQ:52:VAL:HA	37:DQ:55:VAL:HG22	1.98	0.45
37:DQ:109:VAL:HG13	37:DQ:110:THR:N	2.32	0.45
40:DT:91:ARG:O	40:DT:93:ARG:N	2.38	0.45
41:DU:96:ALA:C	41:DU:98:LEU:H	2.19	0.45
45:DY:43:ASN:O	45:DY:63:LYS:O	2.35	0.45
49:D2:29:LYS:O	49:D2:32:LEU:CB	2.63	0.45
1:AA:274:A:O2'	1:AA:275:G:C8	2.67	0.45
1:AA:354:G:C2	1:AA:355:C:C6	3.05	0.45
1:AA:602:A:H2'	1:AA:603:U:C6	2.50	0.45
1:AA:688:G:H5'	11:AK:46:GLY:C	2.37	0.45
1:AA:1011:G:O2'	1:AA:1012:U:H5'	2.17	0.45
1:AA:1113:C:O2	1:AA:1113:C:H2'	2.16	0.45
1:AA:1223:C:C2'	1:AA:1224:G:P	3.05	0.45
1:AA:1320:C:H5"	19:AS:70:LYS:NZ	2.32	0.45
1:AA:1436:U:C4	1:AA:1437:C:C4	3.05	0.45
2:AB:187:LEU:HD11	2:AB:204:ASN:O	2.16	0.45
3:AC:91:LEU:O	3:AC:95:THR:HB	2.17	0.45
3:AC:126:ARG:HG2	3:AC:126:ARG:HH11	1.81	0.45
5:AE:101:ILE:HG12	5:AE:119:LEU:HA	1.99	0.45
9:AI:38:GLN:O	9:AI:40:LEU:HG	2.16	0.45
15:AO:79:ARG:O	15:AO:80:ALA:C	2.55	0.45
18:AR:74:ARG:HD3	18:AR:81:PHE:CE1	2.52	0.45
19:AS:10:PHE:HZ	19:AS:70:LYS:CD	2.23	0.45
22:AV:41:PHE:N	22:AV:41:PHE:CD1	2.85	0.45
22:AV:70:LEU:HA	22:AV:83:MET:O	2.17	0.45
23:AW:29:G:H2'	23:AW:30:G:H5'	1.99	0.45
25:BA:171:G:C6	25:BA:172:C:H5	2.35	0.45
25:BA:449:A:O2'	25:BA:450:G:H5'	2.17	0.45
25:BA:520:G:H2'	25:BA:521:G:H8	1.82	0.45
25:BA:615:G:H5'	30:BF:182:ASN:HB3	1.98	0.45
25:BA:626:U:H5"	25:BA:627:A:C5'	2.36	0.45
25:BA:1431:U:H2'	25:BA:1432:C:C6	2.52	0.45

Continued on next page...

Continued from previous page...

Atom-1	Atom-2	Interatomic distance (Å)	Clash overlap (Å)
25:BA:1819:A:H5"	28:BD:158:ALA:HB3	1.98	0.45
25:BA:2295:C:C2	25:BA:2296:U:C5	3.04	0.45
26:BB:75:G:N3	46:BZ:84:HIS:CE1	2.85	0.45
26:BB:90:A:H3'	26:BB:91:C:O4'	2.17	0.45
30:BF:53:THR:OG1	30:BF:54:ARG:N	2.47	0.45
30:BF:196:LEU:HD23	30:BF:196:LEU:HA	1.83	0.45
32:BH:81:GLU:HB3	32:BH:83:TYR:CD1	2.51	0.45
33:BI:41:GLU:O	33:BI:42:SER:C	2.55	0.45
36:BP:5:ASP:O	36:BP:6:LEU:HD23	2.17	0.45
36:BP:8:PRO:O	36:BP:9:ASN:HB3	2.16	0.45
36:BP:95:VAL:HG23	36:BP:95:VAL:O	2.15	0.45
38:BR:44:LEU:O	38:BR:48:VAL:HG23	2.16	0.45
39:BS:77:ALA:O	39:BS:78:LEU:C	2.55	0.45
40:BT:80:SER:O	40:BT:82:LEU:HD12	2.16	0.45
42:BV:36:PRO:HA	42:BV:56:SER:HB3	1.98	0.45
43:BW:8:ARG:HB3	43:BW:9:TYR:CE1	2.51	0.45
44:BX:40:LYS:O	44:BX:41:ASN:C	2.55	0.45
48:B1:26:ARG:HH11	48:B1:26:ARG:HG3	1.80	0.45
48:B1:89:GLU:O	48:B1:90:ILE:C	2.55	0.45
50:B3:36:VAL:C	50:B3:37:LEU:HD23	2.36	0.45
51:B4:40:ILE:HG23	51:B4:59:VAL:CG2	2.47	0.45
51:B4:61:VAL:O	51:B4:61:VAL:HG12	2.15	0.45
54:B7:36:GLN:O	54:B7:36:GLN:CG	2.65	0.45
55:B8:15:LYS:HG2	55:B8:16:ILE:O	2.17	0.45
1:CA:47:C:O2'	1:CA:48:C:H5'	2.16	0.45
1:CA:490:G:H2'	1:CA:491:G:H8	1.82	0.45
1:CA:551:U:H2'	1:CA:552:U:C6	2.52	0.45
1:CA:950:U:H2'	1:CA:951:G:H8	1.82	0.45
1:CA:959:A:H2	1:CA:1221:G:N3	2.15	0.45
1:CA:1140:C:C2	1:CA:1141:C:C2	3.04	0.45
1:CA:1221:G:P	19:CS:36:ARG:HD3	2.56	0.45
1:CA:1271:G:C5'	1:CA:1314:C:H5"	2.46	0.45
1:CA:1404:C:H2'	1:CA:1405:G:C8	2.52	0.45
2:CB:149:LEU:O	2:CB:152:PHE:N	2.48	0.45
2:CB:167:PRO:HG2	2:CB:192:SER:HB3	1.97	0.45
4:CD:8:VAL:HG13	4:CD:21:LEU:HD12	1.97	0.45
4:CD:36:ARG:HB3	4:CD:38:TYR:CE1	2.52	0.45
5:CE:70:PRO:O	5:CE:72:GLN:HG3	2.15	0.45
7:CG:27:ILE:HA	7:CG:30:ILE:HG12	1.98	0.45
7:CG:54:THR:HG23	7:CG:56:GLN:HG2	1.98	0.45
21:CU:25:LYS:HB2	21:CU:25:LYS:HZ3	1.82	0.45

Continued on next page...

Continued from previous page...

Atom-1	Atom-2	Interatomic distance (Å)	Clash overlap (Å)
25:DA:39:C:H2'	25:DA:40:C:H6	1.81	0.45
25:DA:158:U:O2'	25:DA:159:U:H4'	2.17	0.45
25:DA:246:C:H2'	25:DA:247:G:H5'	1.99	0.45
25:DA:528:A:H2	25:DA:2043:C:C4'	2.30	0.45
25:DA:786:C:O2'	25:DA:787:U:H5'	2.17	0.45
25:DA:886:C:O2	25:DA:887:A:H1'	2.17	0.45
25:DA:914:C:H3'	25:DA:914:C:C6	2.51	0.45
25:DA:1272:A:C3'	25:DA:1273:U:C5'	2.94	0.45
25:DA:1445(A):C:O2'	25:DA:1446:C:H5'	2.17	0.45
25:DA:1512:U:H2'	25:DA:1513:C:H6	1.82	0.45
25:DA:2038:G:H2'	25:DA:2039:C:O4'	2.16	0.45
25:DA:2116:G:C8	25:DA:2117:A:N7	2.85	0.45
25:DA:2317:C:O2'	25:DA:2318:G:H5'	2.17	0.45
25:DA:2404:C:O3'	36:DP:77:ARG:NH2	2.49	0.45
27:DC:67:HIS:CD2	27:DC:67:HIS:N	2.82	0.45
28:DD:267:SER:HA	28:DD:270:ILE:CG1	2.46	0.45
29:DE:126:PRO:C	29:DE:128:SER:N	2.70	0.45
29:DE:197:ILE:O	29:DE:197:ILE:HG23	2.16	0.45
33:DI:4:ILE:CD1	33:DI:44:LEU:HA	2.46	0.45
33:DI:7:GLU:CD	33:DI:8:PRO:HD2	2.36	0.45
35:DO:93:PRO:HB3	35:DO:114:ILE:CD1	2.47	0.45
37:DQ:69:PHE:HA	37:DQ:70:PRO:HD3	1.85	0.45
38:DR:44:LEU:HD13	38:DR:48:VAL:HG23	1.99	0.45
42:DV:39:LEU:HD22	42:DV:39:LEU:H	1.81	0.45
42:DV:72:VAL:O	42:DV:72:VAL:HG23	2.17	0.45
46:DZ:13:LYS:O	46:DZ:15:SER:N	2.50	0.45
47:D0:53:MET:HA	47:D0:58:THR:O	2.17	0.45
55:D8:50:LEU:HA	55:D8:53:PRO:CG	2.44	0.45
1:AA:405:U:H3'	1:AA:406:G:C5'	2.38	0.45
1:AA:627:G:C2	1:AA:628:G:C8	3.04	0.45
1:AA:865:A:H2	1:AA:918:A:C4'	2.28	0.45
1:AA:994:A:N3	14:AN:5:ALA:HB2	2.32	0.45
1:AA:1064:G:N2	1:AA:1190:G:H2'	2.32	0.45
1:AA:1202:G:H2'	1:AA:1203:C:O4'	2.16	0.45
1:AA:1227:A:O2'	13:AM:115:LYS:HB2	2.16	0.45
1:AA:1250:A:H2'	1:AA:1251:A:C8	2.51	0.45
1:AA:1290:G:H2'	1:AA:1290:G:N3	2.32	0.45
1:AA:1320:C:O2	19:AS:72:GLY:HA3	2.17	0.45
1:AA:1322:C:C4'	1:AA:1323:G:OP1	2.56	0.45
1:AA:1384:C:H2'	1:AA:1385:G:H8	1.79	0.45
3:AC:23:TYR:CG	3:AC:24:ALA:N	2.85	0.45

Continued on next page...

Continued from previous page...

Atom-1	Atom-2	Interatomic distance (Å)	Clash overlap (Å)
3:AC:114:PRO:HD3	3:AC:183:ASP:OD2	2.17	0.45
4:AD:102:ASP:HB3	4:AD:136:PRO:HA	1.98	0.45
4:AD:203:VAL:O	4:AD:206:PHE:HB3	2.17	0.45
7:AG:6:ARG:NH2	7:AG:94:ARG:HH22	2.15	0.45
7:AG:64:GLN:HG3	7:AG:128:ALA:HA	1.99	0.45
8:AH:11:THR:HA	8:AH:14:ARG:HH12	1.79	0.45
9:AI:16:ARG:HB2	9:AI:64:THR:HG23	1.99	0.45
10:AJ:22:LYS:CE	10:AJ:23:ILE:HG12	2.46	0.45
12:AL:52:VAL:HG12	12:AL:53:ALA:N	2.32	0.45
18:AR:45:SER:C	18:AR:47:THR:H	2.19	0.45
18:AR:71:LYS:O	18:AR:74:ARG:HB2	2.17	0.45
22:AV:19:LEU:HD12	22:AV:120:ILE:CD1	2.47	0.45
25:BA:159:U:H3'	25:BA:160:U:C5'	2.47	0.45
25:BA:304:G:O2'	25:BA:305:U:H5'	2.17	0.45
25:BA:848:G:H1'	25:BA:933:A:H8	1.80	0.45
25:BA:931:G:C2	25:BA:933:A:C5	3.05	0.45
25:BA:1313:U:H3'	25:BA:1314:C:C5'	2.47	0.45
25:BA:1688:U:O2	25:BA:1700:A:H5'	2.17	0.45
25:BA:1783:A:C2	25:BA:2587:A:C5	3.05	0.45
25:BA:1865:G:N2	25:BA:1877:A:OP2	2.48	0.45
25:BA:2469:A:OP2	25:BA:2476:A:H8	2.00	0.45
25:BA:2704:C:H2'	25:BA:2705:A:O4'	2.17	0.45
25:BA:2852:G:H2'	25:BA:2853:C:C6	2.51	0.45
27:BC:71:LYS:HG2	27:BC:158:LYS:CD	2.34	0.45
28:BD:25:THR:O	28:BD:26:LYS:C	2.56	0.45
28:BD:73:VAL:HG13	28:BD:120:GLY:CA	2.43	0.45
28:BD:228:PRO:HD3	28:BD:235:GLY:CA	2.47	0.45
29:BE:68:ALA:HB3	29:BE:69:LYS:HZ1	1.81	0.45
29:BE:89:ASP:O	29:BE:90:THR:CB	2.62	0.45
31:BG:21:ARG:C	31:BG:21:ARG:CD	2.82	0.45
31:BG:55:LYS:HE2	31:BG:149:VAL:HA	1.98	0.45
31:BG:63:ILE:HG22	31:BG:143:GLU:HG2	1.99	0.45
31:BG:95:ARG:NH1	31:BG:95:ARG:CG	2.80	0.45
32:BH:118:PRO:CG	32:BH:121:ILE:HD12	2.46	0.45
33:BI:25:TYR:CE2	33:BI:29:TYR:CD2	3.05	0.45
34:BN:4:TYR:O	34:BN:5:VAL:HG12	2.17	0.45
34:BN:43:THR:HB	34:BN:46:VAL:CG1	2.46	0.45
36:BP:17:LYS:C	36:BP:19:VAL:N	2.62	0.45
36:BP:108:LYS:O	36:BP:109:GLY:C	2.55	0.45
39:BS:29:PHE:HD2	39:BS:30:ARG:N	2.15	0.45
39:BS:75:GLU:HA	39:BS:78:LEU:HD12	1.97	0.45

Continued on next page...

Continued from previous page...

Atom-1	Atom-2	Interatomic distance (Å)	Clash overlap (Å)
43:BW:40:ASN:O	43:BW:41:LYS:HG2	2.17	0.45
45:BY:16:ALA:CB	45:BY:21:LYS:HZ2	2.24	0.45
45:BY:66:PRO:O	45:BY:67:LEU:CB	2.64	0.45
45:BY:76:CYS:HG	45:BY:77:PRO:HD2	1.78	0.45
48:B1:95:LEU:O	48:B1:98:LEU:HD23	2.17	0.45
50:B3:7:LYS:HA	50:B3:33:GLN:O	2.16	0.45
50:B3:8:LEU:HD13	50:B3:31:LEU:HG	1.99	0.45
53:B6:22:ALA:O	53:B6:23:THR:OG1	2.33	0.45
53:B6:28:ARG:N	53:B6:32:ASN:OD1	2.50	0.45
1:CA:295:C:H2'	1:CA:296:U:C6	2.51	0.45
1:CA:311:C:O2'	1:CA:312:C:H5'	2.17	0.45
1:CA:1066:C:C4	1:CA:1067:A:N6	2.85	0.45
1:CA:1119:C:H42	1:CA:1154:G:H1	1.65	0.45
1:CA:1237:C:C4'	1:CA:1334:G:N2	2.72	0.45
1:CA:1261:A:C4'	1:CA:1283:G:H5"	2.46	0.45
1:CA:1277:C:H3'	1:CA:1278:U:H5'	1.99	0.45
2:CB:97:TRP:CE3	2:CB:97:TRP:O	2.70	0.45
2:CB:215:LEU:C	2:CB:219:VAL:HG23	2.36	0.45
4:CD:120:LEU:O	4:CD:123:HIS:N	2.48	0.45
4:CD:134:ASP:O	4:CD:136:PRO:HD3	2.16	0.45
5:CE:47:LYS:HD2	5:CE:47:LYS:H	1.81	0.45
7:CG:113:GLU:HG2	7:CG:119:ARG:HG2	1.96	0.45
9:CI:126:SER:O	9:CI:127:LYS:HB3	2.17	0.45
10:CJ:81:THR:C	10:CJ:83:GLU:N	2.70	0.45
15:CO:63:ARG:NH1	15:CO:87:ILE:HD13	2.32	0.45
17:CQ:50:LYS:HE3	17:CQ:51:TYR:CE1	2.52	0.45
20:CT:56:MET:HG3	20:CT:84:LEU:HD11	1.98	0.45
21:CU:4:GLY:O	21:CU:5:ASP:C	2.55	0.45
22:CV:127:VAL:CA	22:CV:174:ASP:HA	2.46	0.45
25:DA:31:C:H2'	25:DA:32:C:H6	1.80	0.45
25:DA:78:A:H2'	25:DA:79:G:C8	2.52	0.45
25:DA:483:A:H4'	45:DY:47:LYS:HB2	1.98	0.45
25:DA:840:C:OP2	25:DA:932:G:N2	2.47	0.45
25:DA:992:C:HO2'	42:DV:87:HIS:CE1	2.35	0.45
25:DA:1051:G:N3	25:DA:1051:G:C2'	2.80	0.45
25:DA:1442:G:C2	25:DA:1550:C:O2	2.70	0.45
25:DA:1655:A:O2'	29:DE:115:GLY:HA3	2.17	0.45
25:DA:1935:G:H1	25:DA:1962:C:H2'	1.82	0.45
25:DA:2467:C:H2'	25:DA:2468:G:O4'	2.17	0.45
25:DA:2497:A:O5'	25:DA:2497:A:C8	2.70	0.45
25:DA:2505:G:O2'	25:DA:2506:U:H5"	2.17	0.45

Continued on next page...

Continued from previous page...

Atom-1	Atom-2	Interatomic distance (Å)	Clash overlap (Å)
25:DA:2698:U:H2'	25:DA:2699:C:C6	2.52	0.45
25:DA:2850:A:H2'	25:DA:2851:A:C8	2.52	0.45
26:DB:78:A:C2	26:DB:100:A:C4	3.05	0.45
30:DF:25:PRO:HG3	30:DF:119:ARG:HA	1.98	0.45
30:DF:176:LEU:CG	30:DF:177:ALA:H	2.16	0.45
31:DG:118:ARG:O	31:DG:181:ARG:NH2	2.50	0.45
31:DG:155:MET:HE2	31:DG:155:MET:N	2.32	0.45
33:DI:8:PRO:HD3	33:DI:15:VAL:HB	1.99	0.45
36:DP:83:VAL:HG13	36:DP:114:ILE:HA	1.99	0.45
37:DQ:140:ALA:HA	46:DZ:98:TYR:CD2	2.52	0.45
39:DS:30:ARG:HH22	39:DS:62:LYS:HG2	1.80	0.45
41:DU:42:ALA:O	41:DU:45:TYR:HB2	2.17	0.45
41:DU:102:GLU:HB2	41:DU:105:VAL:HG23	1.99	0.45
43:DW:36:LEU:HD13	43:DW:48:ALA:HA	1.99	0.45
46:DZ:134:GLU:O	46:DZ:135:PHE:CB	2.63	0.45
54:D7:31:LEU:O	54:D7:33:ARG:N	2.50	0.45
1:AA:346:G:OP1	40:BT:41:ARG:NH2	2.49	0.45
1:AA:749:C:H6	1:AA:749:C:O5'	2.00	0.45
1:AA:977:A:C2	1:AA:1224:G:C2	3.05	0.45
1:AA:1137:C:H4'	1:AA:1138:G:N3	2.31	0.45
1:AA:1375:A:H4'	7:AG:29:LYS:NZ	2.32	0.45
1:AA:1423:G:C6	1:AA:1424:C:C4	3.05	0.45
1:AA:1474:G:C6	1:AA:1475:G:N7	2.85	0.45
2:AB:174:VAL:O	2:AB:178:ARG:HB2	2.16	0.45
3:AC:13:GLY:HA3	14:AN:57:ARG:CZ	2.47	0.45
3:AC:34:LEU:HD23	3:AC:35:GLU:H	1.82	0.45
3:AC:110:ASN:HD22	3:AC:144:SER:HB2	1.82	0.45
7:AG:53:LYS:C	7:AG:54:THR:HG22	2.38	0.45
9:AI:2:GLU:N	9:AI:88:TYR:HH	2.15	0.45
11:AK:45:GLY:O	11:AK:50:TYR:HB2	2.17	0.45
12:AL:66:TYR:C	12:AL:66:TYR:CD2	2.90	0.45
13:AM:53:VAL:O	13:AM:56:LEU:HB3	2.16	0.45
16:AP:43:LYS:HA	16:AP:48:TRP:CB	2.46	0.45
16:AP:55:ARG:O	16:AP:56:ALA:C	2.55	0.45
17:AQ:14:LYS:H	17:AQ:14:LYS:HZ3	1.65	0.45
17:AQ:19:VAL:HG23	17:AQ:21:VAL:HG23	1.99	0.45
17:AQ:25:ARG:HH21	17:AQ:38:ARG:HB3	1.81	0.45
19:AS:32:LYS:O	19:AS:33:THR:CB	2.64	0.45
20:AT:38:LYS:C	20:AT:40:ALA:N	2.68	0.45
22:AV:19:LEU:O	22:AV:43:ASN:HA	2.16	0.45
22:AV:42:LYS:CG	22:AV:49:THR:HG22	2.47	0.45

Continued on next page...

Continued from previous page...

Atom-1	Atom-2	Interatomic distance (Å)	Clash overlap (Å)
25:BA:55:G:O2'	25:BA:127:A:N1	2.37	0.45
25:BA:223:A:O2'	25:BA:420:C:H1'	2.17	0.45
25:BA:225:A:H2'	25:BA:226:G:H5'	1.98	0.45
25:BA:266:G:C2'	25:BA:267:C:O5'	2.65	0.45
25:BA:723:G:H2'	25:BA:724:U:O4'	2.17	0.45
25:BA:923:C:H1'	47:B0:28:GLN:HG2	1.99	0.45
25:BA:1338:G:N3	25:BA:1393:A:H2	2.15	0.45
25:BA:1531:C:O2	25:BA:1531:C:H2'	2.17	0.45
25:BA:1607:C:H5"	25:BA:1608:A:H5'	1.97	0.45
25:BA:1614:A:H2'	25:BA:1615:C:H5'	1.98	0.45
25:BA:1774:C:O5'	25:BA:1774:C:H6	2.00	0.45
25:BA:1843:C:H2'	25:BA:1844:C:C6	2.48	0.45
25:BA:2117:A:OP2	25:BA:2117:A:C8	2.70	0.45
25:BA:2406:U:C2	36:BP:75:ILE:HD12	2.51	0.45
27:BC:37:LYS:O	27:BC:38:PHE:HB3	2.17	0.45
27:BC:140:ASN:OD1	27:BC:141:PRO:HD2	2.17	0.45
28:BD:25:THR:HB	28:BD:26:LYS:CD	2.44	0.45
30:BF:133:ASN:HA	30:BF:162:LEU:CD2	2.46	0.45
30:BF:183:VAL:O	30:BF:183:VAL:HG23	2.17	0.45
32:BH:30:LYS:HZ2	32:BH:81:GLU:CA	2.30	0.45
32:BH:137:ASP:OD1	32:BH:139:GLN:N	2.50	0.45
34:BN:35:ARG:NH2	34:BN:42:TRP:HH2	2.15	0.45
34:BN:53:VAL:O	34:BN:53:VAL:HG12	2.17	0.45
35:BO:69:ILE:HD13	35:BO:77:ILE:HG23	1.99	0.45
35:BO:71:ARG:O	35:BO:73:ASP:N	2.50	0.45
36:BP:16:ARG:NH2	36:BP:18:ARG:HG3	2.32	0.45
36:BP:62:LEU:HA	36:BP:63:PRO:HD3	1.75	0.45
37:BQ:56:ARG:HH11	37:BQ:56:ARG:CG	2.27	0.45
41:BU:96:ALA:C	41:BU:98:LEU:N	2.69	0.45
43:BW:5:ALA:CB	43:BW:50:VAL:HG22	2.38	0.45
43:BW:14:PRO:O	43:BW:15:ARG:C	2.55	0.45
43:BW:50:VAL:HG13	43:BW:105:VAL:CG2	2.44	0.45
52:B5:40:LYS:HZ3	52:B5:46:CYS:HA	1.82	0.45
1:CA:37:U:O2'	1:CA:500:G:H4'	2.17	0.45
1:CA:69:G:O2'	1:CA:70:G:H5'	2.17	0.45
1:CA:574:A:H5"	1:CA:575:G:OP2	2.17	0.45
1:CA:935:A:C6	1:CA:936:C:C4	3.05	0.45
1:CA:974:A:OP2	14:CN:29:ARG:NH1	2.50	0.45
1:CA:995:C:O5'	1:CA:995:C:H6	1.99	0.45
1:CA:1054:C:H2'	1:CA:1054:C:O2	2.17	0.45
1:CA:1258:G:H2'	1:CA:1259:C:C6	2.52	0.45

Continued on next page...

Continued from previous page...

Atom-1	Atom-2	Interatomic distance (Å)	Clash overlap (Å)
1:CA:1347:G:C5	9:CI:107:ARG:NH2	2.85	0.45
2:CB:80:ILE:HD13	2:CB:211:ILE:HG22	1.96	0.45
2:CB:98:LEU:HD12	2:CB:101:MET:HE3	1.98	0.45
2:CB:114:ARG:HD2	2:CB:117:GLU:OE2	2.17	0.45
3:CC:16:ARG:HH22	3:CC:183:ASP:HA	1.81	0.45
7:CG:62:PHE:O	7:CG:63:LYS:C	2.55	0.45
7:CG:121:ALA:HA	7:CG:124:LEU:HD12	1.99	0.45
10:CJ:30:SER:CB	10:CJ:81:THR:HA	2.47	0.45
15:CO:25:THR:O	15:CO:26:GLU:C	2.56	0.45
15:CO:83:GLU:C	15:CO:85:LEU:H	2.20	0.45
16:CP:17:TYR:HE1	16:CP:41:PRO:HG3	1.82	0.45
16:CP:50:LYS:HD3	16:CP:51:VAL:N	2.32	0.45
17:CQ:6:LEU:HD11	17:CQ:71:PHE:CE1	2.52	0.45
20:CT:18:GLN:O	20:CT:20:LEU:N	2.49	0.45
22:CV:89:GLU:HB2	22:CV:90:GLN:H	1.40	0.45
22:CV:126:THR:O	22:CV:127:VAL:O	2.35	0.45
25:DA:52:A:OP2	25:DA:117:G:N1	2.36	0.45
25:DA:99:U:H4'	25:DA:102:G:H1'	1.98	0.45
25:DA:271(U):G:C2'	25:DA:271(V):G:H5'	2.46	0.45
25:DA:297:C:H2'	25:DA:298:G:O4'	2.16	0.45
25:DA:444:C:OP2	41:DU:2:PRO:HD3	2.17	0.45
25:DA:736:C:O2'	25:DA:737:C:H5'	2.17	0.45
25:DA:914:C:C6	25:DA:914:C:C3'	3.00	0.45
25:DA:1020:A:H4'	25:DA:1021:A:O5'	2.17	0.45
25:DA:1042:G:N3	25:DA:1042:G:C2'	2.80	0.45
25:DA:1315:C:H2'	25:DA:1316:U:C6	2.52	0.45
25:DA:1356:G:O2'	25:DA:1357:U:H5'	2.16	0.45
25:DA:1685:C:C2'	25:DA:1686:C:C5'	2.85	0.45
25:DA:2267:A:N3	25:DA:2267:A:C2'	2.75	0.45
25:DA:2651:C:N3	25:DA:2670:A:C2	2.85	0.45
25:DA:2808:U:H6	25:DA:2808:U:C5'	2.30	0.45
25:DA:2852:G:O2'	25:DA:2853:C:H5'	2.17	0.45
27:DC:120:VAL:O	27:DC:124:VAL:HG23	2.17	0.45
28:DD:177:LEU:HA	28:DD:177:LEU:HD23	1.77	0.45
29:DE:167:VAL:HG11	29:DE:188:VAL:HA	1.99	0.45
31:DG:43:LEU:HD12	31:DG:153:ARG:CG	2.44	0.45
38:DR:52:ILE:O	38:DR:55:ALA:HB3	2.18	0.45
39:DS:97:ARG:NE	39:DS:97:ARG:C	2.70	0.45
40:DT:16:ARG:HG3	40:DT:16:ARG:HH11	1.82	0.45
40:DT:22:PHE:CE2	40:DT:85:LYS:NZ	2.79	0.45
41:DU:103:PRO:O	41:DU:107:ALA:HB2	2.17	0.45

Continued on next page...

Continued from previous page...

Atom-1	Atom-2	Interatomic distance (Å)	Clash overlap (Å)
46:DZ:9:ARG:HB3	46:DZ:35:LYS:O	2.17	0.45
46:DZ:21:GLY:O	46:DZ:40:LEU:HB2	2.16	0.45
46:DZ:27:MET:HG3	46:DZ:87:PHE:CB	2.47	0.45
46:DZ:125:VAL:HA	46:DZ:163:ALA:CB	2.47	0.45
49:D2:63:VAL:O	49:D2:67:LYS:HG2	2.16	0.45
53:D6:40:CYS:SG	53:D6:45:LYS:HE3	2.57	0.45
55:D8:23:VAL:HG12	55:D8:46:ARG:NH1	2.32	0.45
55:D8:23:VAL:CG1	55:D8:46:ARG:HB3	2.46	0.45
1:AA:393:A:OP2	16:AP:12:LYS:HD3	2.18	0.44
1:AA:476:G:N1	1:AA:477:A:C5	2.85	0.44
1:AA:614:A:C2	1:AA:627:G:C2	3.05	0.44
1:AA:624:C:H2'	1:AA:625:G:H8	1.82	0.44
1:AA:774:G:O2'	1:AA:775:G:H5'	2.17	0.44
1:AA:997:U:C2'	1:AA:998:G:H5'	2.44	0.44
1:AA:1166:G:N2	1:AA:1169:A:H3'	2.31	0.44
1:AA:1366:C:H2'	1:AA:1367:C:C6	2.52	0.44
2:AB:8:LYS:N	2:AB:8:LYS:CD	2.74	0.44
2:AB:21:ARG:HB3	2:AB:39:ILE:N	2.32	0.44
2:AB:48:MET:CA	2:AB:51:LEU:HD12	2.47	0.44
2:AB:121:LEU:CD2	2:AB:127:ILE:HD11	2.47	0.44
2:AB:138:LEU:HD23	2:AB:141:GLU:OE2	2.16	0.44
2:AB:189:ASP:C	2:AB:191:ASP:H	2.20	0.44
3:AC:54:ARG:O	3:AC:55:VAL:HG23	2.17	0.44
3:AC:64:VAL:N	3:AC:98:ASN:O	2.48	0.44
3:AC:66:VAL:O	3:AC:68:VAL:HG23	2.16	0.44
3:AC:141:VAL:HG21	3:AC:202:ILE:HD12	2.00	0.44
3:AC:188:LEU:N	3:AC:188:LEU:HD22	2.32	0.44
7:AG:8:GLU:O	7:AG:9:VAL:C	2.56	0.44
9:AI:11:LYS:HG2	9:AI:11:LYS:O	2.18	0.44
12:AL:7:LEU:O	12:AL:11:GLY:CA	2.65	0.44
13:AM:68:GLY:H	13:AM:71:ARG:HB3	1.81	0.44
14:AN:23:ARG:O	14:AN:24:CYS:C	2.56	0.44
17:AQ:3:LYS:O	17:AQ:5:VAL:HG23	2.16	0.44
18:AR:37:VAL:HG23	18:AR:38:GLU:H	1.77	0.44
18:AR:74:ARG:HB3	18:AR:81:PHE:CE1	2.53	0.44
19:AS:48:THR:HG22	19:AS:61:TYR:HD1	1.82	0.44
20:AT:12:ALA:O	20:AT:14:LYS:N	2.50	0.44
20:AT:22:ARG:O	20:AT:25:ARG:HB3	2.17	0.44
20:AT:71:THR:CG2	20:AT:72:LEU:H	2.28	0.44
23:AW:72:A:N6	23:AW:73:A:C6	2.85	0.44
25:BA:94(A):G:H2'	25:BA:95:G:O4'	2.17	0.44

Continued on next page...

Continued from previous page...

Atom-1	Atom-2	Interatomic distance (Å)	Clash overlap (Å)
25:BA:217:G:H2'	25:BA:218:A:O4'	2.16	0.44
25:BA:275:G:N2	25:BA:363:G:C6	2.80	0.44
25:BA:305:U:H2'	25:BA:306:U:H6	1.82	0.44
25:BA:464:U:O2'	25:BA:465:G:H5'	2.16	0.44
25:BA:687:C:H5'	54:B7:4:THR:O	2.18	0.44
25:BA:1140:C:P	34:BN:66:LYS:HZ3	2.39	0.44
25:BA:1516:C:H2'	25:BA:1517:G:H8	1.82	0.44
25:BA:1762:A:O5'	25:BA:1762:A:H8	1.98	0.44
25:BA:2819:G:H2'	25:BA:2821:A:N7	2.33	0.44
25:BA:2822:G:H8	25:BA:2822:G:O5'	2.00	0.44
28:BD:33:LEU:O	28:BD:34:VAL:HG12	2.17	0.44
35:BO:5:GLN:HE21	35:BO:20:MET:HE1	1.81	0.44
35:BO:5:GLN:HA	35:BO:20:MET:HE2	1.98	0.44
36:BP:48:PRO:O	36:BP:51:PHE:N	2.49	0.44
37:BQ:35:VAL:HG23	37:BQ:100:GLY:C	2.38	0.44
38:BR:75:LEU:HD13	38:BR:75:LEU:O	2.16	0.44
40:BT:16:ARG:HB3	40:BT:17:THR:H	1.55	0.44
40:BT:50:ILE:HD11	40:BT:102:ILE:HG12	1.99	0.44
41:BU:37:GLU:O	41:BU:38:THR:C	2.55	0.44
43:BW:86:LEU:HD12	43:BW:87:PRO:N	2.31	0.44
46:BZ:27:MET:O	46:BZ:33:ASN:HA	2.17	0.44
46:BZ:62:ASP:HB2	46:BZ:64:GLN:HG3	1.99	0.44
49:B2:70:GLN:C	49:B2:72:ALA:H	2.21	0.44
55:B8:54:GLU:O	55:B8:58:ILE:HG13	2.17	0.44
1:CA:62:U:H2'	1:CA:63:C:H6	1.80	0.44
1:CA:151:A:H2'	1:CA:152:A:O4'	2.17	0.44
1:CA:252:U:H2'	1:CA:253:U:C6	2.53	0.44
1:CA:255:G:O2'	1:CA:256:U:H5'	2.16	0.44
1:CA:1003:G:H21	1:CA:1039:C:H42	1.65	0.44
1:CA:1064:G:N2	1:CA:1190:G:H2'	2.32	0.44
2:CB:18:GLY:H	2:CB:42:ILE:HG22	1.79	0.44
2:CB:28:PHE:O	2:CB:28:PHE:CD1	2.70	0.44
3:CC:118:GLN:O	3:CC:122:GLU:HG3	2.18	0.44
4:CD:119:GLN:O	4:CD:120:LEU:C	2.55	0.44
5:CE:82:VAL:O	5:CE:89:ILE:HG22	2.17	0.44
6:CF:46:ARG:HH12	18:CR:37:VAL:HG21	1.82	0.44
8:CH:71:GLY:O	8:CH:72:PRO:C	2.55	0.44
10:CJ:62:HIS:CD2	10:CJ:62:HIS:H	2.35	0.44
10:CJ:85:LEU:C	10:CJ:87:THR:N	2.71	0.44
11:CK:91:ARG:HH11	11:CK:91:ARG:HG3	1.81	0.44
12:CL:15:VAL:HG23	12:CL:16:ARG:N	2.32	0.44

Continued on next page...

Continued from previous page...

Atom-1	Atom-2	Interatomic distance (Å)	Clash overlap (Å)
17:CQ:18:THR:HG23	17:CQ:44:ALA:O	2.16	0.44
17:CQ:52:LYS:H	17:CQ:52:LYS:CD	2.27	0.44
19:CS:4:SER:O	19:CS:5:LEU:CB	2.65	0.44
25:DA:108:U:H4'	25:DA:347:A:H2	1.83	0.44
25:DA:535:C:O2'	25:DA:536:A:H5'	2.16	0.44
25:DA:542:C:N3	25:DA:551:G:N1	2.62	0.44
25:DA:570:G:H2'	25:DA:2030:A:C5	2.52	0.44
25:DA:589:C:H2'	25:DA:590:A:C8	2.44	0.44
25:DA:1201:C:N3	25:DA:1245:G:C2	2.85	0.44
25:DA:1291:C:O2'	25:DA:1292:U:H5'	2.17	0.44
25:DA:1481:U:O2	25:DA:1481:U:H2'	2.17	0.44
25:DA:1519:G:H5'	25:DA:1520:G:P	2.57	0.44
25:DA:1655:A:H4'	29:DE:115:GLY:N	2.32	0.44
25:DA:1686:C:H6	25:DA:1686:C:C5'	2.16	0.44
25:DA:1784:A:H2'	25:DA:1784:A:N3	2.31	0.44
25:DA:2060:A:H3'	30:DF:68:LYS:HZ2	1.77	0.44
25:DA:2248:C:C2'	25:DA:2249:U:H5'	2.47	0.44
25:DA:2262:U:H2'	25:DA:2263:C:C6	2.52	0.44
25:DA:2273:A:O2'	25:DA:2274:A:H5'	2.17	0.44
25:DA:2313:C:O4'	31:DG:40:ASN:ND2	2.49	0.44
25:DA:2408:U:H2'	25:DA:2409:G:C8	2.52	0.44
25:DA:2483:C:O2'	37:DQ:49:ALA:HB1	2.17	0.44
25:DA:2639:A:C2	25:DA:2778:A:C8	3.05	0.44
25:DA:2746:U:C4'	32:DH:139:GLN:HA	2.47	0.44
25:DA:2815:C:H2'	25:DA:2816:C:C6	2.52	0.44
25:DA:2864:G:OP1	40:DT:119:LYS:HG3	2.17	0.44
27:DC:191:ARG:HB2	27:DC:191:ARG:NH1	2.33	0.44
28:DD:95:LEU:O	28:DD:102:LYS:HA	2.17	0.44
30:DF:2:LYS:HD3	30:DF:2:LYS:N	2.32	0.44
30:DF:107:LYS:O	30:DF:108:LYS:C	2.55	0.44
31:DG:47:LYS:H	31:DG:51:ARG:HG3	1.82	0.44
31:DG:153:ARG:HG2	31:DG:153:ARG:O	2.18	0.44
32:DH:113:VAL:HG12	32:DH:114:VAL:N	2.31	0.44
32:DH:115:VAL:HG12	32:DH:116:GLU:N	2.32	0.44
32:DH:132:ARG:O	32:DH:133:VAL:HG22	2.17	0.44
33:DI:31:LEU:N	33:DI:31:LEU:CD1	2.80	0.44
34:DN:134:ARG:N	34:DN:134:ARG:CD	2.72	0.44
34:DN:134:ARG:O	34:DN:136:GLU:N	2.49	0.44
36:DP:19:VAL:O	36:DP:19:VAL:HG23	2.16	0.44
36:DP:51:PHE:O	36:DP:52:GLU:HB2	2.16	0.44
36:DP:65:ARG:NH1	55:D8:46:ARG:HH22	2.14	0.44

Continued on next page...

Continued from previous page...

Atom-1	Atom-2	Interatomic distance (Å)	Clash overlap (Å)
36:DP:66:GLY:O	36:DP:67:MET:O	2.36	0.44
36:DP:101:VAL:C	36:DP:103:ALA:H	2.20	0.44
37:DQ:132:VAL:CG1	46:DZ:80:ARG:NH1	2.80	0.44
42:DV:11:GLN:C	42:DV:12:TYR:CD2	2.85	0.44
46:DZ:75:LEU:HD22	46:DZ:75:LEU:H	1.81	0.44
46:DZ:125:VAL:HA	46:DZ:163:ALA:HB3	1.98	0.44
49:D2:21:LEU:O	49:D2:24:LEU:HB3	2.16	0.44
52:D5:30:LEU:HD22	52:D5:40:LYS:C	2.37	0.44
56:D9:7:VAL:HA	56:D9:34:GLN:NE2	2.32	0.44
1:AA:136:C:H1'	16:AP:1:MET:HB2	1.99	0.44
1:AA:146:G:C6	1:AA:147:G:C5	3.05	0.44
1:AA:200:G:H1	1:AA:217:C:N4	2.15	0.44
1:AA:502:G:C2	1:AA:503:C:C2	3.06	0.44
1:AA:1060:C:C4	3:AC:2:GLY:HA2	2.52	0.44
1:AA:1275:A:C5	1:AA:1276:G:C8	3.06	0.44
1:AA:1507:A:C6	1:AA:1530:G:C6	3.05	0.44
2:AB:115:LEU:HD12	2:AB:142:LEU:HD12	1.98	0.44
3:AC:58:GLU:H	3:AC:65:ALA:HB2	1.81	0.44
3:AC:121:ALA:HA	3:AC:198:VAL:HG21	1.98	0.44
3:AC:157:ILE:HD11	3:AC:166:GLU:N	2.32	0.44
5:AE:127:ASN:HB3	5:AE:130:ASN:HB2	1.99	0.44
8:AH:4:ASP:OD1	8:AH:7:ALA:N	2.44	0.44
8:AH:41:ARG:O	8:AH:41:ARG:CG	2.65	0.44
9:AI:104:ARG:O	9:AI:105:ASP:HB3	2.16	0.44
10:AJ:63:PHE:HB3	14:AN:58:LYS:HG2	2.00	0.44
16:AP:82:GLN:HE21	16:AP:82:GLN:HB3	1.64	0.44
19:AS:40:ILE:O	19:AS:67:VAL:O	2.35	0.44
20:AT:100:ILE:HG22	20:AT:102:GLY:H	1.81	0.44
25:BA:29:U:H2'	25:BA:30:G:H8	1.82	0.44
25:BA:251:A:C5'	36:BP:51:PHE:CZ	2.95	0.44
25:BA:1322:A:H2'	25:BA:1323:U:H6	1.82	0.44
25:BA:1773:A:H2'	25:BA:1774:C:C5'	2.45	0.44
25:BA:1786:A:H1'	25:BA:1938:A:N6	2.32	0.44
25:BA:1803:A:H4'	28:BD:259:THR:CG2	2.47	0.44
25:BA:2128:C:OP1	27:BC:37:LYS:HD3	2.17	0.44
25:BA:2562:U:H2'	25:BA:2563:U:H5'	1.99	0.44
27:BC:135:ARG:HH11	27:BC:135:ARG:HG3	1.83	0.44
28:BD:31:LYS:CD	28:BD:94:LEU:HD11	2.47	0.44
28:BD:69:ARG:NH2	28:BD:192:THR:CG2	2.80	0.44
29:BE:24:THR:HG22	29:BE:186:GLY:HA2	1.99	0.44
29:BE:147:PRO:HG2	29:BE:148:GLY:H	1.82	0.44

Continued on next page...

Continued from previous page...

Atom-1	Atom-2	Interatomic distance (Å)	Clash overlap (Å)
30:BF:161:GLU:O	30:BF:165:ARG:HB2	2.17	0.44
31:BG:141:PHE:HB3	31:BG:142:PRO:HD2	2.00	0.44
33:BI:116:LEU:O	33:BI:117:GLU:HG2	2.17	0.44
34:BN:67:LEU:O	34:BN:68:GLU:CB	2.64	0.44
36:BP:94:GLU:OE2	36:BP:124:LYS:HD3	2.17	0.44
39:BS:28:VAL:CG1	39:BS:89:ARG:HG3	2.48	0.44
41:BU:31:SER:C	41:BU:33:ARG:N	2.71	0.44
44:BX:60:ARG:HH12	54:B7:47:ARG:NH2	2.15	0.44
46:BZ:123:ILE:HG12	46:BZ:124:LEU:N	2.31	0.44
52:B5:45:VAL:O	52:B5:46:CYS:C	2.56	0.44
1:CA:83:U:O2	1:CA:83:U:C2'	2.65	0.44
1:CA:162:A:C8	1:CA:163:C:H1'	2.52	0.44
1:CA:171:A:H2'	1:CA:172:A:C8	2.52	0.44
1:CA:324:G:P	20:CT:22:ARG:HD3	2.56	0.44
1:CA:356:A:H2'	1:CA:357:G:O4'	2.16	0.44
1:CA:438:G:H4'	4:CD:123:HIS:HD1	1.81	0.44
1:CA:545:C:O2'	1:CA:546:G:H5'	2.18	0.44
1:CA:1075:C:OP1	2:CB:179:LYS:NZ	2.43	0.44
1:CA:1191:A:H5"	3:CC:4:LYS:HZ3	1.81	0.44
1:CA:1418:A:H2	25:DA:1948:G:N3	2.15	0.44
2:CB:8:LYS:O	2:CB:12:GLU:HG3	2.16	0.44
2:CB:223:ILE:H	2:CB:223:ILE:HG12	1.54	0.44
3:CC:48:TYR:CD1	3:CC:48:TYR:O	2.70	0.44
3:CC:92:ALA:HA	3:CC:95:THR:O	2.17	0.44
9:CI:48:GLU:CB	9:CI:78:LYS:HZ3	2.30	0.44
9:CI:104:ARG:O	9:CI:105:ASP:CB	2.61	0.44
10:CJ:22:LYS:O	10:CJ:22:LYS:HD2	2.16	0.44
17:CQ:21:VAL:HG21	17:CQ:59:ILE:HD11	1.98	0.44
18:CR:81:PHE:O	18:CR:82:THR:OG1	2.31	0.44
19:CS:79:THR:O	19:CS:80:TYR:HB2	2.17	0.44
25:DA:56:A:C2	25:DA:115:C:O2	2.70	0.44
25:DA:329:G:H1	45:DY:19:LYS:HZ2	1.64	0.44
25:DA:479:A:HO2'	25:DA:481:G:H8	1.61	0.44
25:DA:755:C:H2'	25:DA:756:C:C6	2.48	0.44
25:DA:841:A:O5'	25:DA:841:A:H8	2.00	0.44
25:DA:851:U:H3	25:DA:926:A:N6	2.10	0.44
25:DA:1003:G:N2	25:DA:1153:C:C2	2.84	0.44
25:DA:1339:G:H21	25:DA:1603:A:H1'	1.83	0.44
25:DA:1902:C:H2'	25:DA:1903:G:O5'	2.17	0.44
25:DA:1975:G:N1	25:DA:1976:U:C2	2.86	0.44
25:DA:2114:A:N1	25:DA:2119:A:N7	2.64	0.44

Continued on next page...

Continued from previous page...

Atom-1	Atom-2	Interatomic distance (Å)	Clash overlap (Å)
25:DA:2653:U:N3	25:DA:2654:A:C6	2.85	0.44
26:DB:46:A:H2'	26:DB:47:C:C6	2.52	0.44
26:DB:104:U:O2'	26:DB:105:A:H5'	2.16	0.44
28:DD:83:GLU:CB	28:DD:92:ILE:HD11	2.42	0.44
32:DH:79:VAL:C	32:DH:81:GLU:N	2.71	0.44
32:DH:107:VAL:HG23	32:DH:109:PHE:HD1	1.82	0.44
36:DP:91:PHE:CE2	36:DP:95:VAL:HG12	2.52	0.44
37:DQ:130:LYS:HG2	37:DQ:131:ILE:N	2.32	0.44
38:DR:79:LEU:CD2	38:DR:79:LEU:C	2.85	0.44
40:DT:128:GLU:O	40:DT:130:ALA:N	2.51	0.44
41:DU:98:LEU:C	41:DU:100:VAL:H	2.21	0.44
42:DV:35:LEU:HB2	42:DV:57:VAL:HG13	2.00	0.44
42:DV:45:THR:O	42:DV:46:VAL:HG12	2.17	0.44
43:DW:111:HIS:CG	43:DW:112:GLY:N	2.84	0.44
44:DX:92:LEU:O	44:DX:94:GLY:N	2.47	0.44
45:DY:4:LYS:HG3	45:DY:5:MET:N	2.32	0.44
45:DY:46:LYS:C	45:DY:47:LYS:HG3	2.38	0.44
46:DZ:9:ARG:O	46:DZ:35:LYS:HG3	2.17	0.44
46:DZ:29:ASN:HB2	46:DZ:88:PHE:HE2	1.81	0.44
47:D0:67:VAL:HG12	47:D0:68:GLU:N	2.32	0.44
53:D6:52:VAL:CG1	53:D6:53:LYS:H	2.30	0.44
1:AA:6:G:N1	5:AE:98:THR:OG1	2.48	0.44
1:AA:254:G:H21	17:AQ:16:GLN:NE2	2.15	0.44
1:AA:458:C:C2	1:AA:460:G:C8	3.06	0.44
1:AA:656:C:O2'	1:AA:657:G:H5'	2.16	0.44
1:AA:997:U:C2'	1:AA:998:G:H5"	2.47	0.44
1:AA:1187:G:H3'	1:AA:1188:A:H8	1.82	0.44
1:AA:1192:C:O2	5:AE:25:ARG:NH2	2.50	0.44
1:AA:1279:A:H61	3:AC:26:LYS:HZ3	1.62	0.44
1:AA:1377:A:H2'	7:AG:7:ALA:HB2	2.00	0.44
3:AC:11:ARG:O	3:AC:14:ILE:HG23	2.17	0.44
3:AC:143:GLU:C	3:AC:145:GLY:H	2.20	0.44
4:AD:18:LYS:HG2	4:AD:33:MET:HG3	1.98	0.44
4:AD:91:SER:C	4:AD:93:PHE:N	2.70	0.44
7:AG:27:ILE:CD1	7:AG:43:PHE:HB2	2.47	0.44
7:AG:113:GLU:HB2	7:AG:119:ARG:CG	2.46	0.44
9:AI:58:HIS:C	9:AI:59:PHE:CD1	2.91	0.44
9:AI:112:LYS:HD2	9:AI:117:HIS:O	2.16	0.44
12:AL:15:VAL:CG2	12:AL:16:ARG:N	2.77	0.44
20:AT:75:ASN:O	20:AT:78:ALA:HB3	2.17	0.44
21:AU:8:THR:OG1	21:AU:11:GLY:HA3	2.16	0.44

Continued on next page...

Continued from previous page...

Atom-1	Atom-2	Interatomic distance (Å)	Clash overlap (Å)
23:AW:23:C:H2'	23:AW:24:U:H6	1.76	0.44
25:BA:480:A:OP2	45:BY:46:LYS:HE2	2.17	0.44
25:BA:1278:A:O3'	38:BR:34:ILE:HD12	2.18	0.44
25:BA:1450:G:C6	25:BA:1450(A):C:C4	3.05	0.44
25:BA:1776:G:N2	25:BA:1789:A:H1'	2.32	0.44
25:BA:1782:C:H1'	25:BA:2609:U:H5"	1.98	0.44
25:BA:2279:G:N2	25:BA:2280:G:H1'	2.33	0.44
25:BA:2320:A:H8	25:BA:2321:G:O6	2.00	0.44
25:BA:2392:A:OP1	55:B8:32:LEU:CD2	2.66	0.44
25:BA:2518:A:C8	25:BA:2518:A:H5'	2.53	0.44
25:BA:2807:G:H2'	25:BA:2808:U:O4'	2.16	0.44
27:BC:108:TRP:O	27:BC:109:MET:HB2	2.17	0.44
28:BD:70:TRP:HZ3	28:BD:146:GLU:OE2	2.00	0.44
28:BD:154:LYS:C	28:BD:155:LEU:HD12	2.37	0.44
30:BF:3:GLU:CD	30:BF:3:GLU:N	2.69	0.44
31:BG:5:VAL:HG21	31:BG:100:TRP:HB3	1.99	0.44
31:BG:63:ILE:HG22	31:BG:143:GLU:CG	2.46	0.44
31:BG:122:PRO:HD3	31:BG:181:ARG:HB3	1.99	0.44
32:BH:46:GLU:O	32:BH:47:GLU:C	2.56	0.44
32:BH:94:TYR:CZ	32:BH:160:LYS:HD3	2.53	0.44
33:BI:48:GLU:O	33:BI:49:ALA:C	2.55	0.44
34:BN:6:PRO:HD2	34:BN:43:THR:OG1	2.18	0.44
35:BO:19:ILE:HA	35:BO:42:SER:O	2.17	0.44
36:BP:7:ARG:HH11	36:BP:7:ARG:HG2	1.82	0.44
36:BP:25:SER:C	36:BP:27:HIS:N	2.69	0.44
38:BR:12:ARG:HD3	38:BR:16:HIS:ND1	2.33	0.44
39:BS:17:ARG:HA	39:BS:20:ARG:HG2	1.98	0.44
39:BS:24:LEU:N	39:BS:24:LEU:CD2	2.81	0.44
39:BS:26:LEU:HG	39:BS:39:ILE:CD1	2.46	0.44
40:BT:5:ALA:O	40:BT:8:LYS:HB2	2.17	0.44
41:BU:104:GLN:HB2	42:BV:44:LYS:NZ	2.32	0.44
44:BX:93:GLU:HA	44:BX:93:GLU:OE1	2.17	0.44
47:B0:64:GLY:HA3	47:B0:82:PRO:HA	1.99	0.44
48:B1:50:ARG:O	48:B1:51:VAL:CB	2.64	0.44
1:CA:72:C:O2'	1:CA:73:G:H5'	2.17	0.44
1:CA:267:C:OP2	17:CQ:67:LYS:HD2	2.17	0.44
1:CA:293:G:H8	1:CA:293:G:OP2	2.00	0.44
1:CA:337:C:H2'	1:CA:338:A:H8	1.83	0.44
1:CA:428:G:H4'	1:CA:429:U:O5'	2.17	0.44
1:CA:766:A:H2'	1:CA:767:A:O4'	2.18	0.44
1:CA:976:G:P	14:CN:32:SER:H	2.39	0.44

Continued on next page...

Continued from previous page...

Atom-1	Atom-2	Interatomic distance (Å)	Clash overlap (Å)
1:CA:1034:G:C2'	1:CA:1035:A:C8	2.96	0.44
1:CA:1288:A:N1	1:CA:1371:G:H1'	2.31	0.44
1:CA:1417:G:C6	1:CA:1482:G:C6	3.05	0.44
2:CB:32:ILE:HD12	2:CB:32:ILE:N	2.33	0.44
2:CB:164:VAL:CG1	2:CB:166:ASP:H	2.30	0.44
3:CC:141:VAL:HG11	3:CC:202:ILE:CD1	2.48	0.44
3:CC:151:VAL:HG13	3:CC:199:LYS:O	2.17	0.44
5:CE:69:VAL:HG11	5:CE:71:LEU:HG	1.98	0.44
6:CF:77:ARG:HB3	6:CF:77:ARG:CZ	2.47	0.44
7:CG:78:ARG:NE	7:CG:79:ARG:H	2.13	0.44
9:CI:10:ARG:HA	9:CI:104:ARG:HE	1.82	0.44
11:CK:72:ALA:O	11:CK:77:MET:HB2	2.16	0.44
16:CP:58:TYR:O	16:CP:61:SER:OG	2.31	0.44
19:CS:63:THR:H	19:CS:66:MET:HE3	1.82	0.44
21:CU:18:TYR:CD2	21:CU:24:ARG:HG2	2.53	0.44
22:CV:124:PRO:HB2	22:CV:175:THR:HG21	2.00	0.44
22:CV:131:LYS:HB2	22:CV:131:LYS:HE3	1.79	0.44
25:DA:26:G:C6	25:DA:27:G:C2	3.06	0.44
25:DA:310:A:O2'	25:DA:311:A:C2'	2.53	0.44
25:DA:775:G:C2	25:DA:777:A:N6	2.85	0.44
25:DA:1048:A:H61	25:DA:1108:U:H5	1.65	0.44
25:DA:1401:G:C6	25:DA:1402:C:C4	3.06	0.44
25:DA:1469:A:H2'	25:DA:1470:G:H8	1.83	0.44
25:DA:1853:A:N1	25:DA:2087:G:H1'	2.32	0.44
25:DA:2102:U:H2'	25:DA:2103:C:C6	2.52	0.44
25:DA:2801(A):A:C1'	25:DA:2802:G:H2'	2.47	0.44
25:DA:2850:A:OP2	25:DA:2866:U:C5	2.70	0.44
27:DC:102:GLN:O	27:DC:106:ASP:N	2.49	0.44
28:DD:5:LYS:HD2	28:DD:17:THR:HG21	1.99	0.44
29:DE:52:LEU:O	29:DE:53:PRO:O	2.35	0.44
29:DE:59:VAL:HG21	29:DE:63:LEU:HD12	1.99	0.44
30:DF:32:LEU:O	30:DF:32:LEU:HD23	2.17	0.44
34:DN:46:VAL:O	34:DN:47:ALA:HB3	2.17	0.44
40:DT:33:LYS:O	40:DT:39:ARG:O	2.35	0.44
40:DT:93:ARG:O	40:DT:94:ALA:O	2.35	0.44
43:DW:9:TYR:HD2	43:DW:9:TYR:H	1.65	0.44
45:DY:11:ASP:H	45:DY:28:LYS:HZ1	1.65	0.44
45:DY:28:LYS:CB	45:DY:39:VAL:N	2.80	0.44
46:DZ:13:LYS:HE3	46:DZ:16:ALA:HB3	1.99	0.44
46:DZ:73:VAL:O	46:DZ:75:LEU:HD22	2.16	0.44
46:DZ:94:PRO:CA	46:DZ:127:VAL:O	2.64	0.44

Continued on next page...

Continued from previous page...

Atom-1	Atom-2	Interatomic distance (Å)	Clash overlap (Å)
1:AA:113:G:C4	1:AA:114:U:C5	3.05	0.44
1:AA:460:G:H1	1:AA:470:C:H5"	1.81	0.44
1:AA:460:G:N1	1:AA:470:C:H5"	2.32	0.44
1:AA:634:C:H2'	1:AA:635:G:H8	1.82	0.44
1:AA:1275:A:H2'	1:AA:1276:G:H8	1.83	0.44
1:AA:1348:U:H4'	9:AI:120:ARG:CD	2.20	0.44
2:AB:121:LEU:C	2:AB:121:LEU:HD23	2.37	0.44
5:AE:35:GLY:HA3	5:AE:112:LEU:HB3	1.99	0.44
8:AH:91:ARG:HH11	8:AH:91:ARG:CG	2.29	0.44
10:AJ:97:GLU:HA	10:AJ:97:GLU:OE2	2.17	0.44
10:AJ:97:GLU:O	10:AJ:98:ILE:HG13	2.17	0.44
11:AK:26:ASN:O	11:AK:55:LYS:HE3	2.17	0.44
12:AL:66:TYR:HD2	12:AL:66:TYR:C	2.20	0.44
13:AM:76:ALA:O	13:AM:79:LYS:HB2	2.18	0.44
13:AM:108:ARG:NH1	13:AM:111:LYS:O	2.50	0.44
18:AR:33:ASP:OD2	18:AR:34:TYR:N	2.50	0.44
20:AT:46:GLU:O	20:AT:46:GLU:HG2	2.18	0.44
22:AV:114:MET:HE3	22:AV:118:GLN:N	2.32	0.44
25:BA:97:C:H5"	49:B2:2:LYS:CB	2.47	0.44
25:BA:252:G:O2'	25:BA:253:C:H5'	2.18	0.44
25:BA:271(O):C:O2'	25:BA:271(P):C:H6	2.01	0.44
25:BA:329:G:OP2	45:BY:71:LYS:HD3	2.17	0.44
25:BA:918:A:H5"	26:BB:98:G:O2'	2.16	0.44
25:BA:956:G:C5'	37:BQ:77:LYS:HE2	2.48	0.44
25:BA:1210:A:H5"	25:BA:1211:U:H3'	1.98	0.44
25:BA:1560:G:O2'	25:BA:1561:G:H5'	2.16	0.44
25:BA:2331:G:H4'	47:B0:41:GLY:HA3	1.98	0.44
25:BA:2460:U:C2'	25:BA:2461:C:H5'	2.47	0.44
25:BA:2856:C:H2'	25:BA:2857:G:O4'	2.18	0.44
25:BA:2870:C:H5"	38:BR:65:LEU:HD21	1.98	0.44
27:BC:76:LEU:HG	27:BC:78:ILE:HG13	2.00	0.44
28:BD:79:VAL:HG12	28:BD:79:VAL:O	2.16	0.44
28:BD:158:ALA:O	28:BD:196:VAL:HG11	2.17	0.44
28:BD:233:HIS:CD2	28:BD:233:HIS:N	2.85	0.44
31:BG:61:ALA:CB	31:BG:68:PRO:HD3	2.42	0.44
35:BO:104:ARG:C	35:BO:106:LEU:N	2.71	0.44
36:BP:50:ARG:CG	36:BP:51:PHE:N	2.66	0.44
37:BQ:115:MET:HE2	37:BQ:115:MET:HA	1.99	0.44
38:BR:12:ARG:HD3	38:BR:16:HIS:CE1	2.53	0.44
38:BR:52:ILE:C	38:BR:54:LEU:H	2.20	0.44
39:BS:24:LEU:N	39:BS:24:LEU:HD22	2.32	0.44

Continued on next page...

Continued from previous page...

Atom-1	Atom-2	Interatomic distance (Å)	Clash overlap (Å)
39:BS:106:ARG:O	39:BS:106:ARG:CD	2.66	0.44
40:BT:33:LYS:NZ	40:BT:74:ARG:NH1	2.65	0.44
42:BV:19:LYS:HG2	42:BV:94:LEU:CB	2.34	0.44
43:BW:5:ALA:HB1	43:BW:50:VAL:CG2	2.37	0.44
45:BY:13:VAL:CG2	45:BY:72:VAL:HG13	2.48	0.44
45:BY:45:VAL:HG22	45:BY:60:PHE:O	2.17	0.44
1:CA:79:G:N2	1:CA:91:C:N4	2.59	0.44
1:CA:221:C:H2'	1:CA:222:U:H6	1.81	0.44
1:CA:524:G:H8	1:CA:524:G:O5'	2.00	0.44
1:CA:661:G:C2'	1:CA:662:G:H5'	2.47	0.44
1:CA:932:C:H5'	7:CG:4:ARG:HG2	1.99	0.44
1:CA:934:C:H5	1:CA:1344:C:H2'	1.83	0.44
1:CA:972:C:O2'	10:CJ:55:LYS:HB2	2.16	0.44
1:CA:1036:G:H3'	1:CA:1037:C:H6	1.80	0.44
1:CA:1349:A:OP1	9:CI:118:LYS:O	2.36	0.44
2:CB:155:LEU:HD13	2:CB:157:ARG:N	2.25	0.44
2:CB:168:THR:HA	2:CB:171:ALA:HB2	2.00	0.44
3:CC:22:TRP:CH2	14:CN:54:PRO:HG2	2.53	0.44
3:CC:139:GLN:HG3	3:CC:143:GLU:OE2	2.17	0.44
4:CD:151:LYS:HG2	4:CD:151:LYS:O	2.17	0.44
5:CE:150:ARG:C	5:CE:152:ARG:N	2.70	0.44
8:CH:7:ALA:CA	8:CH:85:ARG:HG3	2.47	0.44
12:CL:21:VAL:CG1	12:CL:95:TYR:CE2	3.00	0.44
12:CL:42:PRO:HG2	12:CL:46:ASN:O	2.17	0.44
13:CM:11:ARG:C	13:CM:45:VAL:HG21	2.38	0.44
13:CM:14:ARG:O	13:CM:14:ARG:HG3	2.17	0.44
16:CP:3:LYS:HG2	16:CP:24:ALA:HA	1.99	0.44
16:CP:25:ARG:O	16:CP:26:ARG:O	2.35	0.44
25:DA:407:G:H2'	25:DA:408:G:H8	1.81	0.44
25:DA:627:A:O2'	25:DA:636:G:N2	2.50	0.44
25:DA:649:G:C5	25:DA:650:C:C4	3.05	0.44
25:DA:742:G:H4'	25:DA:1676:A:H5'	1.99	0.44
25:DA:1233:C:C4	25:DA:1234:U:C5	3.06	0.44
25:DA:1249:U:C4'	41:DU:4:ALA:HB3	2.47	0.44
25:DA:1448:G:H5'	25:DA:1449:A:OP1	2.18	0.44
25:DA:2166:G:O2'	25:DA:2167:U:H5'	2.17	0.44
25:DA:2481:G:HO2'	25:DA:2482:G:H8	1.65	0.44
25:DA:2489:G:O2'	25:DA:2490:G:H5'	2.18	0.44
25:DA:2889:C:O2	25:DA:2889:C:C2'	2.59	0.44
27:DC:15:VAL:CG2	27:DC:29:LEU:HD21	2.33	0.44
28:DD:197:GLY:O	28:DD:198:ASN:CB	2.66	0.44

Continued on next page...

Continued from previous page...

Atom-1	Atom-2	Interatomic distance (Å)	Clash overlap (Å)
28:DD:268:ARG:N	28:DD:270:ILE:HD11	2.33	0.44
29:DE:82:ARG:HB3	29:DE:83:ASP:OD2	2.17	0.44
30:DF:140:LEU:H	30:DF:140:LEU:HD22	1.83	0.44
30:DF:168:ARG:CG	30:DF:175:THR:HG21	2.40	0.44
31:DG:128:ARG:HB3	31:DG:130:ASN:HD22	1.82	0.44
32:DH:12:PRO:O	32:DH:15:VAL:CG2	2.64	0.44
32:DH:85:LYS:HG2	32:DH:133:VAL:CG2	2.47	0.44
32:DH:107:VAL:O	32:DH:109:PHE:N	2.50	0.44
32:DH:122:THR:O	32:DH:133:VAL:HG13	2.17	0.44
34:DN:40:PRO:HB3	41:DU:68:ALA:HB2	2.00	0.44
34:DN:55:VAL:HG13	34:DN:56:ASN:N	2.32	0.44
34:DN:63:THR:O	34:DN:66:LYS:HG3	2.18	0.44
34:DN:66:LYS:O	34:DN:87:LEU:HD12	2.18	0.44
34:DN:116:LEU:O	34:DN:117:PHE:C	2.55	0.44
36:DP:29:LYS:HD2	36:DP:29:LYS:N	2.32	0.44
38:DR:49:ASP:OD1	38:DR:95:THR:HB	2.17	0.44
38:DR:58:GLY:C	38:DR:59:ASP:OD2	2.56	0.44
39:DS:34:HIS:HA	39:DS:54:LEU:CD2	2.42	0.44
39:DS:101:LEU:HD22	39:DS:101:LEU:C	2.38	0.44
40:DT:3:ARG:HG3	40:DT:6:LEU:HD12	1.98	0.44
40:DT:28:VAL:CG1	40:DT:46:GLU:HG3	2.47	0.44
40:DT:29:ARG:HD3	40:DT:29:ARG:HA	1.56	0.44
40:DT:77:PRO:O	40:DT:78:LEU:CB	2.65	0.44
41:DU:36:ARG:HH21	42:DV:82:ARG:HH11	1.64	0.44
41:DU:52:ARG:O	41:DU:54:LYS:N	2.50	0.44
41:DU:57:PHE:O	41:DU:60:LEU:HB3	2.16	0.44
41:DU:85:LYS:O	41:DU:85:LYS:HD3	2.16	0.44
42:DV:2:PHE:HB3	42:DV:41:GLY:C	2.37	0.44
42:DV:87:HIS:NE2	42:DV:89:GLN:HG2	2.33	0.44
42:DV:91:TYR:CD1	42:DV:91:TYR:C	2.91	0.44
43:DW:1:MET:HE2	43:DW:2:GLU:O	2.18	0.44
43:DW:64:MET:O	43:DW:65:LEU:CB	2.66	0.44
43:DW:70:TYR:O	43:DW:107:LEU:HG	2.18	0.44
46:DZ:3:ARG:O	46:DZ:4:LEU:HB2	2.18	0.44
52:D5:57:VAL:HG23	52:D5:58:LEU:N	2.33	0.44
55:D8:50:LEU:O	55:D8:51:ALA:CB	2.65	0.44
1:AA:15:G:H1'	5:AE:19:MET:SD	2.58	0.44
1:AA:404:U:C2	1:AA:405:U:C5	3.05	0.44
1:AA:522:C:O2'	1:AA:523:A:H5'	2.17	0.44
1:AA:740:U:O2'	1:AA:741:G:H5'	2.18	0.44
1:AA:771:G:C6	1:AA:772:U:O4	2.70	0.44

Continued on next page...

Continued from previous page...

Atom-1	Atom-2	Interatomic distance (Å)	Clash overlap (Å)
1:AA:1507:A:H2'	1:AA:1508:G:H8	1.81	0.44
2:AB:11:LEU:HA	2:AB:14:GLY:HA3	1.99	0.44
2:AB:111:ARG:HE	2:AB:145:LEU:HD11	1.81	0.44
3:AC:29:TYR:HE1	10:AJ:65:LEU:HD21	1.83	0.44
3:AC:47:LEU:O	3:AC:49:SER:N	2.51	0.44
3:AC:92:ALA:CB	3:AC:99:VAL:HG11	2.47	0.44
3:AC:122:GLU:C	3:AC:124:ILE:N	2.70	0.44
4:AD:49:ARG:HA	4:AD:49:ARG:NH1	2.22	0.44
5:AE:33:VAL:O	5:AE:112:LEU:CD1	2.60	0.44
5:AE:57:LYS:O	5:AE:60:TYR:HB3	2.18	0.44
5:AE:59:GLY:O	5:AE:62:ALA:N	2.50	0.44
7:AG:80:VAL:HG21	7:AG:154:TYR:CE1	2.52	0.44
7:AG:99:LEU:HD22	7:AG:103:TRP:CZ2	2.53	0.44
10:AJ:38:ILE:O	10:AJ:38:ILE:HG13	2.18	0.44
11:AK:122:LYS:HB3	11:AK:122:LYS:HE2	1.76	0.44
12:AL:50:ARG:CB	12:AL:90:LEU:HD11	2.46	0.44
13:AM:11:ARG:CG	13:AM:12:ASN:N	2.81	0.44
17:AQ:78:GLU:OE2	17:AQ:81:ARG:CD	2.62	0.44
18:AR:44:LEU:O	18:AR:45:SER:HB3	2.17	0.44
25:BA:80:G:H2'	25:BA:81:G:H5'	2.00	0.44
25:BA:151:C:O2'	25:BA:152:G:H5'	2.17	0.44
25:BA:272(A):U:C2'	25:BA:272(B):G:OP2	2.65	0.44
25:BA:274:G:N2	25:BA:363:G:H22	2.15	0.44
25:BA:445:C:C2'	25:BA:446:G:H5'	2.46	0.44
25:BA:638:G:C4	25:BA:639:U:C5	3.06	0.44
25:BA:1169:G:N2	25:BA:1181:C:C2	2.85	0.44
25:BA:1355:G:O2'	25:BA:1356:G:H5'	2.17	0.44
25:BA:1416:G:O2'	25:BA:1417:C:O4'	2.35	0.44
25:BA:1425:G:H2'	25:BA:1426:G:O4'	2.18	0.44
25:BA:1448:G:N2	25:BA:1528(A):A:H2	2.15	0.44
25:BA:1462:C:H2'	25:BA:1463:C:H6	1.81	0.44
25:BA:1859:A:N6	25:BA:1883:G:O2'	2.51	0.44
25:BA:2247:A:H2'	25:BA:2248:C:H6	1.83	0.44
25:BA:2387:U:H6	25:BA:2387:U:H5"	1.83	0.44
26:BB:111:G:O2'	26:BB:112:U:H5'	2.18	0.44
27:BC:34:ALA:HB1	27:BC:40:GLU:OE2	2.17	0.44
27:BC:40:GLU:O	27:BC:179:ALA:HB2	2.17	0.44
28:BD:26:LYS:HE2	28:BD:113:VAL:CG2	2.47	0.44
28:BD:51:VAL:O	28:BD:52:ARG:O	2.34	0.44
29:BE:12:THR:HB	29:BE:13:ARG:H	1.53	0.44
29:BE:38:THR:HB	29:BE:40:GLU:CD	2.37	0.44

Continued on next page...

Continued from previous page...

Atom-1	Atom-2	Interatomic distance (Å)	Clash overlap (Å)
29:BE:92:THR:H	29:BE:95:ILE:CD1	2.28	0.44
30:BF:24:LEU:HD13	30:BF:24:LEU:HA	1.87	0.44
31:BG:76:SER:HB3	31:BG:84:LYS:CA	2.48	0.44
34:BN:2:LYS:HZ1	42:BV:13:ARG:N	2.15	0.44
35:BO:69:ILE:HD12	35:BO:69:ILE:H	1.80	0.44
37:BQ:132:VAL:HG11	46:BZ:80:ARG:NH2	2.33	0.44
40:BT:89:VAL:HG12	40:BT:91:ARG:HG3	1.98	0.44
42:BV:25:LEU:O	42:BV:64:HIS:CE1	2.70	0.44
45:BY:14:LEU:HD12	45:BY:15:VAL:N	2.33	0.44
46:BZ:9:ARG:HB3	46:BZ:35:LYS:HB3	1.99	0.44
46:BZ:60:LEU:H	46:BZ:60:LEU:CD2	2.26	0.44
47:B0:11:ASN:HA	47:B0:13:ARG:HH21	1.82	0.44
55:B8:38:GLY:O	55:B8:42:ARG:N	2.34	0.44
1:CA:130:A:N1	1:CA:233:C:H1'	2.33	0.44
1:CA:167:G:C2'	1:CA:168:G:H5'	2.46	0.44
1:CA:277:C:OP2	17:CQ:41:LYS:NZ	2.51	0.44
1:CA:405:U:H3'	1:CA:406:G:H5'	1.98	0.44
1:CA:442:C:H42	1:CA:492:G:H1	1.65	0.44
1:CA:453:A:H5"	16:CP:72:ARG:HD2	1.98	0.44
1:CA:498:U:O2'	1:CA:499:A:H5'	2.18	0.44
1:CA:677:U:H1'	11:CK:119:CYS:SG	2.58	0.44
1:CA:678:U:O2'	1:CA:679:C:H5'	2.18	0.44
1:CA:728:A:C5	15:CO:54:ARG:HD2	2.52	0.44
1:CA:825:G:O2'	8:CH:12:ARG:NH2	2.51	0.44
1:CA:1034:G:C8	1:CA:1034:G:C3'	3.00	0.44
1:CA:1392:G:N2	1:CA:1502:A:C8	2.80	0.44
1:CA:1496:C:H2'	1:CA:1497:G:O4'	2.18	0.44
2:CB:55:PHE:O	2:CB:56:ARG:C	2.56	0.44
2:CB:149:LEU:O	2:CB:150:SER:C	2.55	0.44
3:CC:189:ALA:O	3:CC:191:THR:N	2.48	0.44
4:CD:28:SER:O	4:CD:30:LYS:HG2	2.18	0.44
4:CD:90:GLY:HA3	4:CD:200:GLU:HG3	1.98	0.44
4:CD:108:LEU:HB3	4:CD:110:PHE:CE1	2.52	0.44
7:CG:105:VAL:O	7:CG:109:ASN:ND2	2.51	0.44
7:CG:148:ASN:C	7:CG:150:ALA:N	2.70	0.44
10:CJ:6:ILE:CG1	10:CJ:72:VAL:O	2.66	0.44
10:CJ:88:LEU:HD11	10:CJ:90:LEU:HD11	1.99	0.44
10:CJ:96:ILE:HD13	10:CJ:96:ILE:O	2.18	0.44
12:CL:83:ARG:N	12:CL:96:HIS:O	2.50	0.44
13:CM:32:GLU:HA	13:CM:35:GLU:CG	2.40	0.44
15:CO:35:ARG:O	15:CO:39:LEU:HB2	2.17	0.44

Continued on next page...

Continued from previous page...

Atom-1	Atom-2	Interatomic distance (Å)	Clash overlap (Å)
15:CO:53:HIS:O	15:CO:56:LEU:HB3	2.16	0.44
16:CP:8:ARG:HA	16:CP:17:TYR:HA	2.00	0.44
20:CT:87:LYS:O	20:CT:88:VAL:C	2.56	0.44
22:CV:83:MET:HE2	22:CV:89:GLU:N	2.32	0.44
22:CV:84:ASP:HB3	22:CV:88:TYR:HA	2.00	0.44
23:CW:27:U:O2	23:CW:44:A:C2	2.71	0.44
23:CW:60:U:H5"	23:CW:61:C:OP2	2.17	0.44
25:DA:140:G:N2	25:DA:142:A:C2	2.73	0.44
25:DA:677:A:C6	25:DA:678:C:C4	3.06	0.44
25:DA:968:G:O2'	25:DA:969:U:H5'	2.17	0.44
25:DA:1399:C:O2'	25:DA:1400:G:H5'	2.17	0.44
25:DA:2041:U:C2	25:DA:2042:A:C8	3.05	0.44
25:DA:2301:C:H2'	25:DA:2302:G:C8	2.52	0.44
25:DA:2348:U:C2'	25:DA:2349:G:C5'	2.84	0.44
25:DA:2356:C:O3'	47:D0:20:ARG:CD	2.63	0.44
25:DA:2418:A:H2'	25:DA:2419:U:O4'	2.18	0.44
25:DA:2599:G:O2'	25:DA:2600:A:H5'	2.17	0.44
25:DA:2884:U:C2	52:D5:51:TYR:CE1	3.02	0.44
26:DB:57:A:C1'	31:DG:30:GLU:HB3	2.48	0.44
27:DC:130:ARG:O	27:DC:134:PRO:HD2	2.18	0.44
27:DC:226:ASN:CG	27:DC:227:PRO:HD2	2.37	0.44
28:DD:25:THR:C	28:DD:26:LYS:HD3	2.38	0.44
29:DE:104:VAL:CG1	29:DE:188:VAL:HG23	2.48	0.44
31:DG:7:LEU:HD12	31:DG:104:GLU:HA	1.98	0.44
31:DG:105:LYS:CE	51:D4:52:SER:HB3	2.47	0.44
32:DH:65:HIS:ND1	32:DH:69:ARG:HD2	2.32	0.44
32:DH:138:LYS:N	32:DH:141:VAL:HG23	2.33	0.44
32:DH:146:ALA:O	32:DH:149:ARG:N	2.49	0.44
34:DN:58:ASP:C	34:DN:60:ILE:N	2.69	0.44
34:DN:118:LYS:O	34:DN:121:LYS:HD2	2.18	0.44
36:DP:108:LYS:C	36:DP:110:TYR:H	2.20	0.44
37:DQ:141:GLN:NE2	46:DZ:71:ARG:O	2.50	0.44
38:DR:104:ARG:HH11	38:DR:104:ARG:HB3	1.79	0.44
39:DS:68:GLN:HG2	39:DS:71:ARG:NH1	2.32	0.44
39:DS:70:GLY:C	39:DS:72:ALA:N	2.71	0.44
40:DT:13:ARG:HA	40:DT:13:ARG:NE	2.31	0.44
40:DT:50:ILE:HA	40:DT:99:LEU:HD11	1.98	0.44
41:DU:89:GLU:HG2	42:DV:50:PRO:HG3	1.99	0.44
42:DV:32:THR:HA	42:DV:60:GLU:HA	2.00	0.44
42:DV:39:LEU:CB	42:DV:47:VAL:HG11	2.45	0.44
48:D1:62:VAL:CG2	48:D1:63:ALA:N	2.81	0.44

Continued on next page...

Continued from previous page...

Atom-1	Atom-2	Interatomic distance (Å)	Clash overlap (Å)
49:D2:32:LEU:O	49:D2:32:LEU:HD23	2.17	0.44
1:AA:223:U:C2	1:AA:224:C:C5	3.06	0.44
1:AA:381:C:H2'	1:AA:382:A:O4'	2.17	0.44
1:AA:862:C:O2'	1:AA:863:U:H5'	2.18	0.44
1:AA:877:C:O2'	1:AA:878:G:H5'	2.17	0.44
1:AA:927:G:H2'	1:AA:928:G:H8	1.83	0.44
1:AA:1152:A:C2	1:AA:1153:C:C2	3.05	0.44
1:AA:1329:A:P	13:AM:28:ALA:HB3	2.57	0.44
1:AA:1398:A:N1	5:AE:19:MET:HE2	2.32	0.44
2:AB:117:GLU:O	2:AB:121:LEU:HB3	2.17	0.44
3:AC:6:HIS:CD2	3:AC:8:ILE:HB	2.52	0.44
4:AD:76:ARG:O	4:AD:78:LEU:N	2.51	0.44
5:AE:87:SER:HB3	5:AE:131:ILE:CD1	2.39	0.44
5:AE:148:VAL:HG12	5:AE:149:GLU:OE2	2.18	0.44
8:AH:64:LYS:O	8:AH:79:VAL:HB	2.17	0.44
9:AI:32:ASP:O	9:AI:34:ASN:N	2.50	0.44
13:AM:3:ARG:NE	13:AM:9:ILE:HD11	2.33	0.44
13:AM:50:GLU:O	13:AM:54:VAL:HG23	2.18	0.44
15:AO:32:LEU:C	15:AO:34:LEU:N	2.70	0.44
16:AP:67:THR:CB	16:AP:70:ALA:HB2	2.48	0.44
17:AQ:83:ASP:O	17:AQ:87:LYS:HG2	2.18	0.44
23:AW:58:A:H2'	23:AW:60:U:OP2	2.18	0.44
25:BA:413:C:H2'	25:BA:414:C:C6	2.52	0.44
25:BA:587:C:O2'	25:BA:588:U:P	2.76	0.44
25:BA:623:G:H2'	25:BA:624:C:C6	2.53	0.44
25:BA:820:A:O2'	25:BA:821:A:H5'	2.18	0.44
25:BA:857:C:N4	25:BA:858:U:O4	2.51	0.44
25:BA:1020:A:N1	25:BA:1141:U:H1'	2.33	0.44
25:BA:1021:A:C8	25:BA:1022:G:H4'	2.53	0.44
25:BA:1022:G:C5'	34:BN:69:GLN:HE22	2.31	0.44
25:BA:1191:G:OP1	36:BP:21:ARG:NH1	2.51	0.44
25:BA:1494:A:N3	25:BA:1494:A:C2'	2.75	0.44
25:BA:1567:A:H4'	28:BD:58:HIS:HD2	1.81	0.44
25:BA:1609:A:H5'	25:BA:1617:C:OP1	2.18	0.44
25:BA:1973:G:H2'	25:BA:1974:C:C6	2.52	0.44
25:BA:2177:C:H4'	27:BC:214:TYR:CE1	2.52	0.44
25:BA:2416:C:O5'	25:BA:2416:C:H6	2.01	0.44
25:BA:2682:U:H6	25:BA:2682:U:C5'	2.28	0.44
26:BB:27:C:H3'	26:BB:28:C:C6	2.52	0.44
27:BC:49:GLY:CA	27:BC:211:ARG:HD2	2.48	0.44
27:BC:85:LYS:HA	27:BC:88:GLU:CD	2.37	0.44

Continued on next page...

Continued from previous page...

Atom-1	Atom-2	Interatomic distance (Å)	Clash overlap (Å)
28:BD:183:ARG:HH11	28:BD:183:ARG:HG2	1.82	0.44
31:BG:38:VAL:HG12	31:BG:39:ILE:N	2.33	0.44
33:BI:76:THR:O	33:BI:77:LEU:O	2.36	0.44
33:BI:89:TYR:CD1	33:BI:89:TYR:N	2.85	0.44
34:BN:67:LEU:C	34:BN:88:GLU:HG3	2.38	0.44
35:BO:53:LYS:N	35:BO:56:ASP:OD1	2.50	0.44
36:BP:47:ASP:HB2	36:BP:51:PHE:HB2	1.99	0.44
36:BP:63:PRO:C	36:BP:65:ARG:H	2.19	0.44
36:BP:115:LEU:C	36:BP:115:LEU:HD23	2.38	0.44
37:BQ:27:VAL:HG23	37:BQ:137:TYR:CE1	2.53	0.44
37:BQ:39:PRO:HG3	37:BQ:99:PRO:HD3	1.98	0.44
39:BS:49:VAL:CG2	39:BS:80:LEU:HD22	2.48	0.44
40:BT:33:LYS:HE2	40:BT:43:GLN:HE22	1.82	0.44
40:BT:106:SER:HA	40:BT:110:ILE:HG13	1.98	0.44
40:BT:117:ASP:OD1	40:BT:120:ARG:N	2.30	0.44
42:BV:16:PRO:O	42:BV:96:ILE:O	2.34	0.44
46:BZ:127:VAL:CG2	46:BZ:131:ASN:HD22	2.30	0.44
47:B0:35:ILE:HD13	47:B0:38:ARG:HG2	2.00	0.44
52:B5:45:VAL:CG1	52:B5:50:GLY:HA2	2.32	0.44
1:CA:77:G:N1	1:CA:92:C:N4	2.49	0.44
1:CA:291:C:O2'	1:CA:292:G:H5'	2.17	0.44
1:CA:865:A:H5'	1:CA:1078:U:C4	2.53	0.44
1:CA:881:G:OP2	12:CL:9:ARG:NH2	2.51	0.44
1:CA:1082:G:H2'	1:CA:1083:U:O4'	2.17	0.44
1:CA:1290:G:H2'	1:CA:1291:G:C5'	2.48	0.44
2:CB:80:ILE:HD11	2:CB:212:GLN:N	2.32	0.44
3:CC:153:VAL:O	3:CC:165:THR:HA	2.17	0.44
7:CG:125:MET:O	7:CG:129:GLU:HB2	2.17	0.44
9:CI:87:GLN:O	9:CI:90:PRO:HD3	2.17	0.44
11:CK:29:ILE:HD13	11:CK:44:SER:HB3	2.00	0.44
12:CL:5:ASN:HB2	17:CQ:34:LYS:HZ3	1.82	0.44
13:CM:2:ALA:O	13:CM:4:ILE:HG13	2.17	0.44
15:CO:50:HIS:O	15:CO:53:HIS:N	2.35	0.44
15:CO:64:ARG:NH1	15:CO:68:ARG:HH21	2.13	0.44
17:CQ:2:PRO:O	17:CQ:3:LYS:C	2.56	0.44
17:CQ:60:ILE:HG22	17:CQ:72:ARG:O	2.17	0.44
17:CQ:68:ARG:HG3	17:CQ:68:ARG:O	2.18	0.44
18:CR:58:LEU:HB3	18:CR:62:GLU:CB	2.46	0.44
20:CT:84:LEU:C	20:CT:84:LEU:HD13	2.37	0.44
22:CV:32:ARG:HB3	23:CW:74:C:O2	2.18	0.44
25:DA:204:A:O3'	25:DA:205:G:H4'	2.17	0.44

Continued on next page...

Continued from previous page...

Atom-1	Atom-2	Interatomic distance (Å)	Clash overlap (Å)
25:DA:275:G:N3	25:DA:363:G:C2	2.85	0.44
25:DA:278:A:C4'	25:DA:279:C:OP2	2.65	0.44
25:DA:456:C:N3	44:DX:69:TYR:CE2	2.86	0.44
25:DA:1299:G:H5"	25:DA:1300:U:OP1	2.18	0.44
25:DA:1431:U:H2'	25:DA:1432:C:C6	2.53	0.44
25:DA:1602:U:H3'	25:DA:1603:A:C5'	2.47	0.44
25:DA:1854:A:H62	25:DA:1888:G:H8	1.66	0.44
25:DA:2007:C:C4'	25:DA:2824:C:H4'	2.47	0.44
25:DA:2231:C:H2'	25:DA:2232:U:O4'	2.18	0.44
25:DA:2364:C:C2'	25:DA:2365:G:H5'	2.48	0.44
27:DC:78:ILE:HG22	27:DC:120:VAL:CB	2.47	0.44
28:DD:31:LYS:HG3	28:DD:33:LEU:HD13	2.00	0.44
28:DD:211:ARG:HA	28:DD:214:TRP:CE3	2.53	0.44
30:DF:24:LEU:O	30:DF:25:PRO:C	2.56	0.44
30:DF:108:LYS:O	30:DF:112:MET:HB2	2.18	0.44
30:DF:131:GLY:HA3	30:DF:138:GLU:HB3	1.98	0.44
30:DF:164:ARG:HG2	30:DF:164:ARG:NH1	2.31	0.44
30:DF:175:THR:O	30:DF:175:THR:HG23	2.18	0.44
31:DG:33:ARG:NH2	31:DG:162:THR:HG21	2.33	0.44
32:DH:91:GLY:C	32:DH:92:ILE:HG13	2.37	0.44
34:DN:84:LYS:O	34:DN:86:PRO:HD3	2.18	0.44
37:DQ:59:ARG:HH11	37:DQ:59:ARG:HG3	1.83	0.44
44:DX:24:GLY:CA	44:DX:83:VAL:HG23	2.48	0.44
1:AA:169:C:C2'	1:AA:170:U:H5'	2.47	0.44
1:AA:189:G:C6	1:AA:189(A):C:C4	3.06	0.44
1:AA:363:A:OP2	12:AL:31:ARG:HB3	2.18	0.44
1:AA:427:U:H5"	1:AA:428:G:OP2	2.18	0.44
1:AA:707:C:O2'	1:AA:708:C:H5'	2.18	0.44
1:AA:994:A:H2'	1:AA:995:C:C6	2.53	0.44
1:AA:1036:G:OP2	1:AA:1037:C:N4	2.51	0.44
1:AA:1237:C:H2'	1:AA:1336:C:C5	2.52	0.44
2:AB:10:LEU:C	2:AB:12:GLU:N	2.70	0.44
3:AC:29:TYR:O	3:AC:33:LEU:CB	2.63	0.44
4:AD:150:GLU:O	4:AD:153:ARG:HG3	2.17	0.44
8:AH:35:ILE:HG22	8:AH:39:LEU:HD21	2.00	0.44
9:AI:11:LYS:O	9:AI:13:ALA:N	2.47	0.44
10:AJ:54:PHE:CG	10:AJ:55:LYS:HE3	2.52	0.44
11:AK:95:ILE:O	11:AK:99:GLN:HG2	2.17	0.44
14:AN:41:ARG:HG2	14:AN:41:ARG:NH1	2.33	0.44
14:AN:53:LEU:O	14:AN:56:VAL:HB	2.17	0.44
15:AO:65:ARG:HG2	15:AO:65:ARG:HH11	1.83	0.44

Continued on next page...

Continued from previous page...

Atom-1	Atom-2	Interatomic distance (Å)	Clash overlap (Å)
15:AO:74:ASP:OD2	15:AO:77:ARG:HG2	2.18	0.44
22:AV:127:VAL:HA	22:AV:173:VAL:O	2.17	0.44
25:BA:196:A:O4'	36:BP:46:LYS:HE3	2.17	0.44
25:BA:628:G:C6	25:BA:636:G:C2	3.06	0.44
25:BA:958:U:O2'	25:BA:959:A:P	2.76	0.44
25:BA:1168:G:H1	25:BA:1181:C:H42	1.66	0.44
25:BA:1344:G:H5'	25:BA:1384:A:C6	2.52	0.44
25:BA:1386:C:H2'	25:BA:1387:C:H6	1.83	0.44
25:BA:1594:G:C8	25:BA:1594:G:C5'	2.93	0.44
25:BA:1789:A:H2'	25:BA:1790:C:C6	2.53	0.44
25:BA:1899:G:H22	25:BA:1902:C:H41	0.68	0.44
25:BA:2123:G:H1'	27:BC:173:HIS:HB2	2.00	0.44
25:BA:2485:G:C5'	37:BQ:46:GLN:HE21	2.29	0.44
25:BA:2555:U:H2'	25:BA:2556:C:O4'	2.17	0.44
25:BA:2799:C:H1'	25:BA:2801:A:N7	2.32	0.44
25:BA:2853:C:O2'	25:BA:2854:G:H5'	2.17	0.44
29:BE:111:ARG:HB2	29:BE:160:TYR:O	2.18	0.44
29:BE:195:LEU:HD12	29:BE:196:VAL:N	2.33	0.44
30:BF:7:TYR:HE1	30:BF:196:LEU:HD11	1.79	0.44
30:BF:8:GLN:O	30:BF:9:ILE:C	2.56	0.44
30:BF:34:TRP:O	30:BF:35:GLU:C	2.55	0.44
30:BF:101:LEU:HB3	30:BF:106:ARG:NH1	2.32	0.44
30:BF:123:LEU:HD13	30:BF:192:LEU:HD13	1.99	0.44
31:BG:43:LEU:HB2	31:BG:88:ILE:HG12	1.99	0.44
31:BG:56:ALA:HB2	31:BG:153:ARG:NE	2.33	0.44
31:BG:128:ARG:HB2	31:BG:130:ASN:O	2.18	0.44
33:BI:40:THR:O	33:BI:41:GLU:C	2.56	0.44
33:BI:84:GLY:N	33:BI:89:TYR:HE1	2.16	0.44
34:BN:39:ARG:HH11	34:BN:39:ARG:HG2	1.83	0.44
36:BP:24:GLY:O	36:BP:25:SER:CB	2.62	0.44
36:BP:61:ARG:NH1	55:B8:13:ARG:HD2	2.33	0.44
37:BQ:103:MET:HE1	37:BQ:125:LEU:HD13	1.98	0.44
38:BR:63:ARG:O	38:BR:67:LEU:HB2	2.18	0.44
39:BS:30:ARG:HH22	39:BS:62:LYS:HD2	1.83	0.44
40:BT:120:ARG:HA	40:BT:123:GLN:HG2	1.98	0.44
42:BV:76:LYS:HB2	42:BV:81:TYR:HB3	2.00	0.44
45:BY:23:ARG:HE	45:BY:23:ARG:HB3	1.63	0.44
45:BY:87:LYS:O	45:BY:88:LYS:CB	2.60	0.44
48:B1:67:ILE:N	48:B1:68:PRO:HD2	2.33	0.44
56:B9:30:PRO:C	56:B9:32:HIS:H	2.20	0.44
1:CA:179:A:H2'	1:CA:180:U:C6	2.47	0.44

Continued on next page...

Continued from previous page...

Atom-1	Atom-2	Interatomic distance (Å)	Clash overlap (Å)
1:CA:243:A:C2	1:CA:246:A:C8	3.06	0.44
1:CA:712:A:H2'	1:CA:713:G:O4'	2.18	0.44
1:CA:1097:C:O2'	1:CA:1169:A:H1'	2.18	0.44
1:CA:1118:C:O5'	1:CA:1118:C:H6	2.00	0.44
1:CA:1221:G:O3'	19:CS:77:THR:HG21	2.17	0.44
1:CA:1251:A:H1'	1:CA:1369:C:HO2'	1.83	0.44
1:CA:1363(A):A:C5'	1:CA:1364:U:OP1	2.63	0.44
1:CA:1422:G:H2'	1:CA:1423:G:H8	1.82	0.44
2:CB:19:HIS:HD2	2:CB:204:ASN:ND2	2.16	0.44
3:CC:64:VAL:N	3:CC:97:LYS:NZ	2.62	0.44
3:CC:76:VAL:O	3:CC:83:ARG:HG3	2.17	0.44
3:CC:108:ASN:HA	3:CC:109:PRO:HD3	1.84	0.44
9:CI:80:GLY:O	9:CI:83:ARG:N	2.51	0.44
9:CI:117:HIS:HB2	9:CI:121:ARG:O	2.18	0.44
11:CK:91:ARG:O	11:CK:95:ILE:HG12	2.18	0.44
14:CN:9:LYS:HG2	14:CN:9:LYS:O	2.18	0.44
19:CS:63:THR:CG2	19:CS:66:MET:HE3	2.47	0.44
25:DA:32:C:H1'	25:DA:474:G:N2	2.32	0.44
25:DA:188:G:C6	25:DA:189:G:C4	3.05	0.44
25:DA:299:A:N1	25:DA:322:A:O2'	2.43	0.44
25:DA:542:C:H2'	25:DA:543:C:H6	1.82	0.44
25:DA:588:U:H1'	30:DF:90:PHE:CG	2.52	0.44
25:DA:593:G:C1'	55:D8:4:MET:HE1	2.47	0.44
25:DA:814:C:C5	36:DP:27:HIS:CE1	3.06	0.44
25:DA:852:G:O2'	25:DA:853:G:H5'	2.17	0.44
25:DA:997:G:H5'	41:DU:93:LYS:HZ3	1.80	0.44
25:DA:1578:U:OP2	25:DA:1578:U:H6	2.01	0.44
25:DA:1903:G:OP1	28:DD:241:PRO:O	2.35	0.44
25:DA:1945:G:H8	25:DA:1945:G:O5'	2.01	0.44
25:DA:1955:U:O2'	25:DA:1956:U:H5'	2.17	0.44
25:DA:2672:G:C3'	25:DA:2673:G:H5"	2.47	0.44
26:DB:100:A:C4	26:DB:101:G:C8	3.06	0.44
28:DD:27:THR:O	28:DD:27:THR:HG23	2.16	0.44
29:DE:61:ARG:CG	29:DE:62:PRO:HD3	2.48	0.44
32:DH:33:LEU:HD11	32:DH:136:ILE:O	2.18	0.44
36:DP:13:ASN:ND2	36:DP:13:ASN:O	2.51	0.44
37:DQ:10:ARG:HG3	37:DQ:10:ARG:NH1	2.30	0.44
37:DQ:97:VAL:HG21	37:DQ:103:MET:HE3	2.00	0.44
37:DQ:131:ILE:HG22	37:DQ:132:VAL:N	2.33	0.44
39:DS:36:TYR:CD1	39:DS:36:TYR:N	2.85	0.44
40:DT:64:ARG:HD3	40:DT:73:GLU:CG	2.48	0.44

Continued on next page...

Continued from previous page...

Atom-1	Atom-2	Interatomic distance (Å)	Clash overlap (Å)
45:DY:78:ALA:O	45:DY:79:CYS:CB	2.66	0.44
48:D1:83:GLU:O	48:D1:86:SER:OG	2.36	0.44
51:D4:58:TYR:N	51:D4:58:TYR:CD2	2.86	0.44
52:D5:31:VAL:HB	52:D5:32:PRO:CD	2.48	0.44
53:D6:15:GLU:OE2	53:D6:18:ARG:HG3	2.18	0.44
1:AA:192:U:C4'	20:AT:103:GLY:N	2.73	0.44
1:AA:457:C:C4	1:AA:458:C:N4	2.86	0.44
1:AA:482:A:O2'	1:AA:483:C:C6	2.64	0.44
1:AA:814:A:N7	1:AA:816:A:C4	2.86	0.44
1:AA:1288:A:O2'	1:AA:1289:A:H5'	2.18	0.44
1:AA:1324:A:C4'	1:AA:1362:C:H4'	2.48	0.44
4:AD:68:TYR:N	4:AD:68:TYR:HD1	2.16	0.44
5:AE:82:VAL:HG21	5:AE:138:ALA:HA	2.00	0.44
5:AE:139:LEU:C	5:AE:141:GLN:H	2.21	0.44
6:AF:53:ALA:HB3	6:AF:86:ARG:HD3	2.00	0.44
6:AF:81:ILE:HG13	6:AF:81:ILE:H	1.57	0.44
7:AG:75:VAL:O	7:AG:76:ARG:HG3	2.18	0.44
8:AH:88:LYS:HB3	8:AH:89:PRO:CD	2.44	0.44
9:AI:4:TYR:OH	9:AI:21:PRO:HG3	2.17	0.44
10:AJ:46:ARG:HG2	10:AJ:64:GLU:HB3	1.99	0.44
11:AK:27:ASN:HB2	11:AK:55:LYS:HE3	1.99	0.44
12:AL:110:ARG:HH11	12:AL:110:ARG:CG	2.31	0.44
13:AM:3:ARG:CA	13:AM:9:ILE:HG12	2.48	0.44
13:AM:21:TYR:C	13:AM:22:ILE:HG13	2.38	0.44
15:AO:25:THR:O	15:AO:26:GLU:C	2.57	0.44
15:AO:36:ILE:HG22	15:AO:37:ASN:HD22	1.83	0.44
23:AW:5:G:C2'	23:AW:6:G:H5'	2.48	0.44
25:BA:272(A):U:O5'	25:BA:272(A):U:H6	2.00	0.44
25:BA:289:A:N6	25:BA:351:G:H1'	2.33	0.44
25:BA:492:A:H2'	25:BA:493:G:C5'	2.48	0.44
25:BA:589:C:H2'	25:BA:590:A:C8	2.53	0.44
25:BA:966:G:O4'	25:BA:2267:A:N6	2.51	0.44
25:BA:992:C:H2'	25:BA:993:G:H8	1.83	0.44
25:BA:1493:C:C5	25:BA:2206:G:O2'	2.70	0.44
25:BA:2202:C:H1'	28:BD:151:LYS:HZ3	1.77	0.44
25:BA:2520:C:C6	25:BA:2567:G:C1'	3.00	0.44
25:BA:2692:C:H2'	25:BA:2693:A:C8	2.53	0.44
25:BA:2748:A:N6	25:BA:2749:A:C6	2.86	0.44
25:BA:2776:A:H4'	25:BA:2777:G:C5'	2.48	0.44
25:BA:2870:C:H2'	25:BA:2871:C:O4'	2.16	0.44
27:BC:89:GLU:HA	27:BC:89:GLU:OE1	2.17	0.44

Continued on next page...

Continued from previous page...

Atom-1	Atom-2	Interatomic distance (Å)	Clash overlap (Å)
27:BC:214:TYR:CD2	27:BC:224:ARG:HB2	2.53	0.44
28:BD:35:LYS:CA	28:BD:64:ILE:HG22	2.37	0.44
29:BE:36:ARG:HD3	29:BE:85:ASN:HD21	1.83	0.44
29:BE:62:PRO:HG2	29:BE:62:PRO:O	2.18	0.44
30:BF:68:LYS:CG	30:BF:69:HIS:CE1	3.01	0.44
33:BI:74:ASN:HD22	33:BI:74:ASN:N	2.16	0.44
34:BN:134:ARG:N	34:BN:134:ARG:CD	2.75	0.44
36:BP:24:GLY:CA	36:BP:33:ARG:CZ	2.95	0.44
36:BP:25:SER:O	36:BP:27:HIS:N	2.50	0.44
36:BP:64:LYS:HD2	55:B8:25:MET:SD	2.58	0.44
36:BP:91:PHE:HD2	36:BP:95:VAL:HG12	1.81	0.44
36:BP:98:GLU:H	36:BP:100:LEU:H	1.65	0.44
37:BQ:12:GLN:HB3	37:BQ:73:PRO:HD2	1.99	0.44
38:BR:67:LEU:CD1	38:BR:76:VAL:HG21	2.39	0.44
39:BS:35:ILE:CD1	39:BS:99:LYS:HD3	2.47	0.44
46:BZ:38:VAL:HG21	46:BZ:43:PHE:CG	2.52	0.44
48:B1:72:GLU:OE1	48:B1:72:GLU:C	2.57	0.44
1:CA:246:A:C5	1:CA:279:A:C6	3.06	0.44
1:CA:394:G:C5	1:CA:395:C:C5	3.06	0.44
1:CA:473:G:H5"	16:CP:81:ARG:HH21	1.83	0.44
1:CA:622:A:N7	1:CA:623:C:C6	2.86	0.44
1:CA:913:A:HO2'	1:CA:914:A:P	2.40	0.44
1:CA:1221:G:C2'	1:CA:1222:G:H5'	2.47	0.44
1:CA:1239:A:H62	1:CA:1299:A:H62	1.64	0.44
1:CA:1328:C:OP1	13:CM:28:ALA:HB2	2.18	0.44
2:CB:84:GLU:HB3	2:CB:219:VAL:HG21	1.99	0.44
2:CB:103:THR:C	2:CB:105:PHE:N	2.70	0.44
2:CB:114:ARG:CD	2:CB:117:GLU:OE2	2.66	0.44
2:CB:197:VAL:HB	2:CB:200:ILE:HG12	2.00	0.44
3:CC:9:GLY:HA3	14:CN:49:HIS:HA	1.99	0.44
3:CC:181:ASN:HD22	3:CC:205:GLY:H	1.65	0.44
4:CD:30:LYS:O	4:CD:32:ALA:N	2.50	0.44
4:CD:162:LEU:O	4:CD:165:MET:HB2	2.17	0.44
6:CF:3:ARG:HG3	6:CF:65:VAL:O	2.18	0.44
6:CF:12:PRO:HB3	6:CF:45:LEU:HD13	2.00	0.44
6:CF:99:ALA:N	18:CR:31:LEU:HD22	2.33	0.44
7:CG:95:ARG:HG3	7:CG:95:ARG:NH1	2.32	0.44
7:CG:115:ARG:O	7:CG:119:ARG:HG3	2.18	0.44
8:CH:44:PHE:HA	8:CH:79:VAL:CG1	2.48	0.44
8:CH:63:LEU:HD22	8:CH:63:LEU:H	1.83	0.44
10:CJ:49:VAL:CG2	10:CJ:50:ILE:N	2.80	0.44

Continued on next page...

Continued from previous page...

Atom-1	Atom-2	Interatomic distance (Å)	Clash overlap (Å)
12:CL:24:LEU:HD12	12:CL:61:TYR:CG	2.53	0.44
13:CM:20:THR:HA	13:CM:25:ILE:HG22	1.98	0.44
15:CO:56:LEU:O	15:CO:57:LEU:C	2.55	0.44
20:CT:23:ARG:O	20:CT:27:LYS:CB	2.60	0.44
20:CT:40:ALA:C	20:CT:42:GLN:H	2.20	0.44
25:DA:13:A:N1	25:DA:525:U:H2'	2.33	0.44
25:DA:195:A:H61	25:DA:198:C:H3'	1.82	0.44
25:DA:276:A:N3	25:DA:276:A:C2'	2.81	0.44
25:DA:315:G:H2'	25:DA:316:C:O4'	2.17	0.44
25:DA:419:C:H2'	25:DA:420:C:O4'	2.18	0.44
25:DA:857:C:H5'	47:D0:77:ARG:HH22	1.82	0.44
25:DA:910:A:C6	37:DQ:13:GLN:HG3	2.50	0.44
25:DA:1142(A):A:C8	25:DA:1142(A):A:H5'	2.48	0.44
25:DA:1210:A:H1'	25:DA:1212:G:C2	2.52	0.44
25:DA:1215:G:C2'	25:DA:1216:G:H5'	2.48	0.44
25:DA:1359:A:N6	25:DA:1372:U:H3	2.13	0.44
25:DA:1472:A:H2'	25:DA:1473:G:O4'	2.17	0.44
25:DA:1570:A:O4'	28:DD:38:LYS:HE2	2.17	0.44
25:DA:1843:C:H5'	28:DD:253:GLN:HE22	1.83	0.44
25:DA:2078:C:C4	25:DA:2079:U:C4	3.05	0.44
25:DA:2173:A:O2'	25:DA:2174:C:C6	2.68	0.44
25:DA:2417:C:C2	25:DA:2418:A:C8	3.06	0.44
25:DA:2894:G:N3	25:DA:2894:G:C2'	2.79	0.44
26:DB:73:A:C5	26:DB:105:A:C2	3.06	0.44
27:DC:16:ASP:OD2	27:DC:19:LYS:HB2	2.18	0.44
27:DC:80:LYS:HA	31:DG:50:ALA:CB	2.48	0.44
27:DC:83:LYS:HZ1	27:DC:148:PHE:HB3	1.82	0.44
27:DC:131:ILE:O	27:DC:135:ARG:HD2	2.18	0.44
28:DD:126:GLN:O	28:DD:127:VAL:C	2.56	0.44
28:DD:238:GLY:O	28:DD:239:ARG:O	2.36	0.44
29:DE:59:VAL:CG2	29:DE:60:ASN:N	2.71	0.44
30:DF:178:PRO:CB	30:DF:201:VAL:HG11	2.42	0.44
31:DG:63:ILE:HG22	31:DG:143:GLU:HB2	2.00	0.44
34:DN:3:THR:O	34:DN:5:VAL:HG12	2.18	0.44
34:DN:62:VAL:HG22	34:DN:66:LYS:HB2	1.99	0.44
35:DO:47:ILE:HG23	35:DO:48:PRO:HD2	1.99	0.44
35:DO:63:VAL:HB	35:DO:106:LEU:HD11	2.00	0.44
36:DP:78:PRO:HB2	36:DP:111:ARG:CD	2.41	0.44
37:DQ:16:ARG:CG	37:DQ:17:LEU:H	2.30	0.44
37:DQ:102:VAL:CG1	37:DQ:103:MET:H	2.20	0.44
37:DQ:123:HIS:C	37:DQ:125:LEU:H	2.21	0.44

Continued on next page...

Continued from previous page...

Atom-1	Atom-2	Interatomic distance (Å)	Clash overlap (Å)
39:DS:85:VAL:O	39:DS:106:ARG:HG3	2.17	0.44
40:DT:19:LEU:HA	40:DT:20:PRO:HD3	1.84	0.44
41:DU:110:VAL:HG12	41:DU:114:LYS:HZ2	1.81	0.44
42:DV:47:VAL:HB	42:DV:50:PRO:O	2.18	0.44
45:DY:16:ALA:CB	45:DY:21:LYS:NZ	2.81	0.44
46:DZ:107:PRO:CA	46:DZ:141:SER:HA	2.46	0.44
48:D1:29:GLY:C	48:D1:30:VAL:CG2	2.86	0.44
48:D1:46:LEU:HD23	48:D1:46:LEU:O	2.17	0.44
1:AA:259:G:H1	1:AA:267:C:H42	1.66	0.44
1:AA:298:A:H2'	1:AA:299:G:C8	2.53	0.44
1:AA:451:A:N7	1:AA:481:G:C6	2.86	0.44
1:AA:524:G:H2'	1:AA:525:C:C6	2.52	0.44
1:AA:706:A:O2'	11:AK:31:THR:CG2	2.66	0.44
1:AA:719:C:O2'	18:AR:49:LYS:HB3	2.17	0.44
2:AB:91:PRO:HG3	2:AB:154:LEU:CB	2.45	0.44
2:AB:118:LEU:N	2:AB:118:LEU:HD23	2.33	0.44
6:AF:24:GLU:O	6:AF:27:GLN:HB2	2.17	0.44
6:AF:61:LEU:HB3	6:AF:63:TYR:CE2	2.51	0.44
9:AI:5:TYR:CD2	9:AI:18:PHE:CE2	3.06	0.44
10:AJ:84:GLN:CB	10:AJ:88:LEU:HD23	2.48	0.44
11:AK:82:VAL:HG11	11:AK:95:ILE:CD1	2.48	0.44
11:AK:111:ASP:HA	18:AR:84:LYS:CE	2.47	0.44
13:AM:15:VAL:O	13:AM:19:LEU:CD2	2.66	0.44
15:AO:32:LEU:O	15:AO:35:ARG:N	2.50	0.44
16:AP:15:PRO:O	16:AP:41:PRO:HD2	2.17	0.44
19:AS:36:ARG:HA	19:AS:71:LEU:HB2	2.00	0.44
22:AV:132:VAL:O	22:AV:132:VAL:HG13	2.16	0.44
22:AV:149:LYS:NZ	22:AV:163:LEU:HD23	2.33	0.44
25:BA:150:C:O2'	25:BA:151:C:H5'	2.18	0.44
25:BA:250:G:H2'	25:BA:251:A:C8	2.53	0.44
25:BA:995:C:O2	34:BN:2:LYS:O	2.35	0.44
25:BA:1692:U:H2'	25:BA:1694:C:C5	2.53	0.44
25:BA:1826:G:O2'	28:BD:242:ARG:NH2	2.51	0.44
25:BA:2183:C:O2'	25:BA:2184:G:H5'	2.18	0.44
25:BA:2683:C:OP1	40:BT:53:ARG:NH2	2.51	0.44
25:BA:2830:G:C2	25:BA:2831:G:C8	3.06	0.44
27:BC:6:LYS:HZ1	27:BC:9:ARG:CB	2.31	0.44
28:BD:96:HIS:CE1	28:BD:102:LYS:HE2	2.53	0.44
28:BD:133:LEU:HD11	28:BD:145:VAL:HG13	1.98	0.44
28:BD:204:ILE:O	28:BD:204:ILE:HG13	2.18	0.44
29:BE:111:ARG:HD2	29:BE:160:TYR:CE1	2.52	0.44

Continued on next page...

Continued from previous page...

Atom-1	Atom-2	Interatomic distance (Å)	Clash overlap (Å)
30:BF:28:ILE:CG2	30:BF:116:ASP:HB3	2.45	0.44
30:BF:135:LYS:HB3	30:BF:138:GLU:HG3	1.99	0.44
31:BG:111:LEU:CD1	31:BG:120:LEU:HD11	2.48	0.44
32:BH:73:ALA:O	32:BH:76:VAL:N	2.51	0.44
32:BH:81:GLU:CD	32:BH:83:TYR:HE1	2.21	0.44
32:BH:107:VAL:O	32:BH:107:VAL:HG23	2.18	0.44
36:BP:13:ASN:C	36:BP:13:ASN:HD22	2.20	0.44
38:BR:33:ARG:HG3	38:BR:115:GLU:HB3	1.99	0.44
39:BS:101:LEU:O	39:BS:102:ALA:O	2.36	0.44
41:BU:95:LEU:HD12	42:BV:11:GLN:HB2	1.98	0.44
42:BV:38:LEU:H	42:BV:51:VAL:HG13	1.83	0.44
45:BY:38:ILE:HD13	45:BY:38:ILE:HA	1.91	0.44
47:B0:50:VAL:HG21	47:B0:78:VAL:O	2.17	0.44
49:B2:6:VAL:HG12	49:B2:7:ARG:N	2.31	0.44
1:CA:782:A:H2'	1:CA:783:C:H5'	2.00	0.44
1:CA:1121:U:H2'	1:CA:1122:U:H6	1.82	0.44
1:CA:1148:U:OP1	9:CI:7:THR:HG21	2.17	0.44
1:CA:1152:A:O2'	1:CA:1153:C:P	2.76	0.44
2:CB:173:ALA:O	2:CB:174:VAL:C	2.56	0.44
2:CB:239:VAL:O	2:CB:240:GLN:HB2	2.18	0.44
3:CC:108:ASN:ND2	3:CC:111:LEU:HD12	2.32	0.44
5:CE:82:VAL:CG2	5:CE:138:ALA:HA	2.47	0.44
6:CF:48:LEU:HD21	6:CF:60:PHE:CE1	2.53	0.44
6:CF:49:ALA:O	6:CF:50:TYR:CB	2.66	0.44
6:CF:62:TRP:CD1	18:CR:35:ARG:CZ	3.01	0.44
6:CF:63:TYR:N	6:CF:63:TYR:HD2	2.16	0.44
12:CL:112:LYS:O	12:CL:113:SER:C	2.56	0.44
14:CN:59:ALA:O	14:CN:60:SER:HB2	2.18	0.44
18:CR:37:VAL:O	18:CR:38:GLU:C	2.55	0.44
20:CT:30:LYS:NZ	20:CT:80:ARG:CZ	2.81	0.44
20:CT:33:ILE:CD1	20:CT:63:ILE:HA	2.47	0.44
22:CV:30:LEU:HD11	23:CW:72:A:H5"	1.99	0.44
22:CV:171:ILE:C	22:CV:184:ALA:HB2	2.38	0.44
25:DA:205:G:O2'	25:DA:206:U:P	2.76	0.44
25:DA:282:A:C6	25:DA:284:U:C2	3.05	0.44
25:DA:1149:G:C2	25:DA:1150:C:N4	2.86	0.44
25:DA:1276:A:N7	25:DA:1645:G:C2	2.86	0.44
25:DA:1423:G:H1	25:DA:1575:C:H42	1.64	0.44
25:DA:1526:G:C6	25:DA:1527:G:C2	3.06	0.44
25:DA:1556:C:H2'	25:DA:1557:C:H6	1.81	0.44
25:DA:1904:G:O2'	25:DA:1905:C:H5'	2.18	0.44

Continued on next page...

Continued from previous page...

Atom-1	Atom-2	Interatomic distance (Å)	Clash overlap (Å)
25:DA:1952:A:C5	35:DO:22:ILE:CD1	3.00	0.44
25:DA:2637:U:C2'	25:DA:2638:G:H5'	2.48	0.44
27:DC:135:ARG:HH11	27:DC:135:ARG:CG	2.31	0.44
27:DC:148:PHE:O	27:DC:150:ILE:N	2.51	0.44
28:DD:77:ALA:HA	28:DD:97:TYR:HA	2.00	0.44
28:DD:111:LEU:C	28:DD:112:GLN:HG3	2.38	0.44
29:DE:11:MET:CB	29:DE:24:THR:HA	2.48	0.44
30:DF:79:GLY:O	30:DF:80:ALA:O	2.36	0.44
34:DN:15:LEU:HB3	34:DN:136:GLU:CA	2.46	0.44
37:DQ:46:GLN:O	37:DQ:50:ALA:N	2.40	0.44
37:DQ:132:VAL:HG11	46:DZ:80:ARG:CZ	2.43	0.44
37:DQ:141:GLN:OXT	46:DZ:52:ILE:C	2.56	0.44
38:DR:118:GLU:HA	38:DR:118:GLU:OE1	2.17	0.44
41:DU:98:LEU:O	41:DU:101:ARG:O	2.36	0.44
42:DV:31:ALA:H	42:DV:61:VAL:HG22	1.83	0.44
44:DX:36:LYS:HD2	44:DX:54:VAL:O	2.18	0.44
44:DX:84:ALA:HB1	44:DX:85:PRO:HD2	2.00	0.44
50:D3:46:ASN:O	50:D3:49:LYS:N	2.50	0.44
55:D8:2:PRO:O	55:D8:3:LYS:C	2.55	0.44
55:D8:33:ASN:ND2	55:D8:36:LYS:HD2	2.32	0.44
1:AA:268:C:O2'	1:AA:269:C:H5'	2.18	0.43
1:AA:458:C:C2	1:AA:460:G:N7	2.86	0.43
1:AA:551:U:O2'	1:AA:552:U:H5'	2.18	0.43
1:AA:820:U:H4'	1:AA:821:G:OP2	2.18	0.43
1:AA:909:A:H2'	1:AA:910:C:O4'	2.17	0.43
1:AA:932:C:H5"	7:AG:3:ARG:CD	2.48	0.43
1:AA:1116:C:H2'	1:AA:1117:G:H5'	1.99	0.43
1:AA:1152:A:C4	1:AA:1153:C:C6	3.06	0.43
1:AA:1347:G:O2'	1:AA:1348:U:P	2.76	0.43
2:AB:17:PHE:C	2:AB:17:PHE:CD2	2.91	0.43
2:AB:34:ALA:CB	2:AB:41:ILE:HB	2.44	0.43
2:AB:220:ASP:O	2:AB:224:GLN:N	2.49	0.43
3:AC:3:ASN:ND2	3:AC:4:LYS:HZ1	2.14	0.43
3:AC:181:ASN:ND2	3:AC:204:LEU:HD12	2.33	0.43
4:AD:176:LEU:HD12	4:AD:177:ASP:H	1.82	0.43
4:AD:199:ASN:HB3	4:AD:202:LEU:HB2	2.00	0.43
5:AE:88:LYS:NZ	5:AE:123:LEU:HD12	2.33	0.43
8:AH:47:GLY:O	8:AH:62:TYR:HB2	2.18	0.43
11:AK:111:ASP:CB	18:AR:84:LYS:HG3	2.48	0.43
12:AL:21:VAL:O	12:AL:23:ALA:N	2.45	0.43
12:AL:87:VAL:C	12:AL:89:ASP:N	2.72	0.43

Continued on next page...

Continued from previous page...

Atom-1	Atom-2	Interatomic distance (Å)	Clash overlap (Å)
12:AL:110:ARG:NH1	12:AL:113:SER:O	2.51	0.43
13:AM:66:LEU:O	13:AM:67:GLU:C	2.55	0.43
13:AM:94:ARG:HH21	25:BA:887:A:H3'	1.80	0.43
17:AQ:20:THR:HG23	17:AQ:43:LEU:CD2	2.48	0.43
17:AQ:83:ASP:HA	17:AQ:86:GLU:OE2	2.18	0.43
19:AS:58:VAL:O	19:AS:58:VAL:CG2	2.66	0.43
22:AV:3:SER:O	22:AV:6:ASP:OD2	2.36	0.43
22:AV:20:TRP:CZ3	22:AV:50:VAL:HG12	2.52	0.43
23:AW:14:A:H2'	23:AW:15:G:H5'	2.00	0.43
23:AW:44:A:H2'	23:AW:45:G:O4'	2.17	0.43
25:BA:68:G:N2	25:BA:74:A:C4	2.86	0.43
25:BA:81:G:H2'	25:BA:82:G:O4'	2.18	0.43
25:BA:108:U:H2'	25:BA:109:G:H8	1.83	0.43
25:BA:1252:G:O4'	41:BU:33:ARG:NH1	2.51	0.43
25:BA:1347:G:C2'	25:BA:1348:G:H5'	2.47	0.43
25:BA:1721:G:C2	25:BA:1739:U:OP2	2.72	0.43
25:BA:1826:G:H2'	25:BA:1827:C:C6	2.53	0.43
25:BA:2061:G:N2	25:BA:2062:A:N7	2.66	0.43
25:BA:2296:U:O2	25:BA:2333:A:N3	2.51	0.43
25:BA:2329:G:H2'	25:BA:2330:G:C8	2.53	0.43
25:BA:2331:G:H4'	47:B0:42:THR:N	2.22	0.43
27:BC:54:ARG:HH11	27:BC:54:ARG:CG	2.31	0.43
28:BD:26:LYS:O	28:BD:27:THR:HG22	2.18	0.43
30:BF:64:ILE:HG21	30:BF:75:HIS:HB2	2.00	0.43
31:BG:36:LYS:HB3	31:BG:95:ARG:NH1	2.33	0.43
31:BG:116:ASP:O	31:BG:117:PHE:O	2.36	0.43
39:BS:62:LYS:O	39:BS:65:VAL:HB	2.18	0.43
39:BS:101:LEU:HD12	39:BS:101:LEU:H	1.83	0.43
45:BY:15:VAL:CG1	45:BY:17:SER:HB3	2.48	0.43
45:BY:39:VAL:HG12	45:BY:40:GLU:H	1.83	0.43
45:BY:78:ALA:HB2	45:BY:99:CYS:SG	2.56	0.43
48:B1:18:ILE:HG13	48:B1:37:ILE:HG12	1.99	0.43
53:B6:11:LEU:HD12	53:B6:12:GLU:O	2.19	0.43
53:B6:51:GLU:O	53:B6:52:VAL:HG23	2.18	0.43
1:CA:160:A:H2'	1:CA:161:A:O4'	2.18	0.43
1:CA:838:G:N2	1:CA:840:C:H5'	2.32	0.43
2:CB:24:TRP:CH2	2:CB:26:PRO:HA	2.53	0.43
2:CB:102:LEU:N	2:CB:102:LEU:CD1	2.81	0.43
4:CD:43:HIS:HB3	4:CD:46:LYS:HE2	2.00	0.43
4:CD:120:LEU:O	4:CD:121:VAL:C	2.57	0.43
5:CE:78:HIS:CD2	5:CE:78:HIS:C	2.92	0.43

Continued on next page...

Continued from previous page...

Atom-1	Atom-2	Interatomic distance (Å)	Clash overlap (Å)
7:CG:21:VAL:HG23	7:CG:22:LEU:N	2.28	0.43
7:CG:85:TYR:HE1	7:CG:154:TYR:HH	1.66	0.43
9:CI:7:THR:H	9:CI:83:ARG:CD	2.31	0.43
9:CI:53:VAL:HG11	9:CI:85:LEU:HD13	2.00	0.43
10:CJ:5:ARG:HD2	10:CJ:99:LYS:HG3	1.99	0.43
10:CJ:64:GLU:OE2	10:CJ:66:ARG:NE	2.51	0.43
16:CP:40:ASP:C	16:CP:40:ASP:OD2	2.56	0.43
17:CQ:67:LYS:HA	17:CQ:70:ARG:NH1	2.31	0.43
23:CW:66:C:H2'	23:CW:67:C:O4'	2.17	0.43
25:DA:39:C:O2'	25:DA:40:C:H5'	2.18	0.43
25:DA:363:G:C5	25:DA:363(A):A:N7	2.86	0.43
25:DA:479:A:O4'	25:DA:480:A:C8	2.71	0.43
25:DA:633:A:H2'	25:DA:634:C:H5'	2.00	0.43
25:DA:723:G:H2'	25:DA:724:U:O4'	2.17	0.43
25:DA:811:U:H1'	25:DA:1251:C:O4'	2.18	0.43
25:DA:912:C:O2	25:DA:912:C:H2'	2.18	0.43
25:DA:946:G:H2'	25:DA:947:G:H8	1.83	0.43
25:DA:1011:G:O2'	25:DA:1013:C:H5"	2.18	0.43
25:DA:1459:G:C5	25:DA:1461:G:H1'	2.53	0.43
25:DA:1479:G:C4	25:DA:1480:G:C8	3.06	0.43
25:DA:1498:C:C4'	25:DA:1577:C:H5'	2.48	0.43
25:DA:1827:C:H2'	25:DA:1828:G:H5'	2.00	0.43
25:DA:2034:U:HO2'	25:DA:2035:G:P	2.41	0.43
25:DA:2115:G:N2	25:DA:2119:A:OP2	2.49	0.43
25:DA:2262:U:H2'	25:DA:2263:C:H6	1.83	0.43
25:DA:2627:G:N2	25:DA:2777:G:OP2	2.51	0.43
25:DA:2681:C:C4	25:DA:2724:C:C5	3.06	0.43
25:DA:2822:G:H2'	25:DA:2823:A:H5"	1.99	0.43
28:DD:97:TYR:C	28:DD:99:ASP:H	2.20	0.43
28:DD:244:ARG:HA	28:DD:245:PRO:HA	1.79	0.43
29:DE:4:ILE:HG22	29:DE:198:VAL:O	2.18	0.43
29:DE:75:VAL:C	29:DE:77:ILE:H	2.16	0.43
29:DE:89:ASP:O	29:DE:90:THR:CB	2.66	0.43
29:DE:104:VAL:HG11	29:DE:188:VAL:HG21	2.00	0.43
30:DF:1:MET:HE1	30:DF:27:GLU:HG3	2.00	0.43
31:DG:4:ASP:O	31:DG:4:ASP:CG	2.56	0.43
31:DG:11:TYR:HA	31:DG:15:VAL:HB	2.00	0.43
33:DI:65:ALA:C	33:DI:67:ARG:N	2.72	0.43
34:DN:25:ARG:C	34:DN:28:THR:HG22	2.39	0.43
40:DT:64:ARG:HB2	40:DT:73:GLU:HG2	1.99	0.43
41:DU:69:CYS:O	41:DU:74:LEU:HD12	2.18	0.43

Continued on next page...

Continued from previous page...

Atom-1	Atom-2	Interatomic distance (Å)	Clash overlap (Å)
43:DW:14:PRO:HG3	43:DW:101:SER:OG	2.18	0.43
46:DZ:39:ASP:OD1	46:DZ:42:GLU:HG3	2.18	0.43
49:D2:38:GLN:CA	49:D2:44:LEU:HB3	2.48	0.43
50:D3:19:GLN:HE22	50:D3:52:HIS:CE1	2.36	0.43
53:D6:11:LEU:O	53:D6:11:LEU:HD13	2.18	0.43
54:D7:24:THR:HG23	54:D7:27:GLY:HA3	2.00	0.43
1:AA:139:G:H2'	1:AA:140:A:H8	1.82	0.43
1:AA:1067:A:N3	1:AA:1068:G:H1'	2.33	0.43
1:AA:1132:C:N4	1:AA:1133:G:C6	2.86	0.43
1:AA:1216:G:C6	1:AA:1217:C:N4	2.86	0.43
1:AA:1348:U:N3	1:AA:1374:A:N7	2.66	0.43
1:AA:1406:U:C2'	1:AA:1407:C:H5'	2.48	0.43
1:AA:1431:C:O2'	1:AA:1432:G:H5'	2.19	0.43
1:AA:1485:U:H2'	1:AA:1486:G:C8	2.53	0.43
2:AB:24:TRP:CH2	2:AB:26:PRO:HA	2.54	0.43
2:AB:97:TRP:HZ3	2:AB:176:GLU:OE2	2.01	0.43
2:AB:160:ASP:N	2:AB:160:ASP:OD2	2.51	0.43
3:AC:92:ALA:C	3:AC:94:LEU:H	2.21	0.43
3:AC:130:VAL:HG11	3:AC:157:ILE:HG23	2.00	0.43
4:AD:81:GLU:O	4:AD:85:LYS:HG2	2.18	0.43
5:AE:128:PRO:O	5:AE:129:ILE:C	2.56	0.43
6:AF:74:ASP:C	6:AF:76:ALA:N	2.71	0.43
8:AH:87:SER:HB2	8:AH:93:VAL:HB	1.99	0.43
9:AI:26:VAL:HG22	9:AI:60:ASP:O	2.19	0.43
10:AJ:4:ILE:HG23	10:AJ:100:THR:CG2	2.47	0.43
10:AJ:16:LEU:HD11	10:AJ:69:ASN:O	2.18	0.43
11:AK:44:SER:O	11:AK:47:VAL:N	2.51	0.43
11:AK:109:VAL:HG12	11:AK:110:ASP:N	2.33	0.43
12:AL:21:VAL:C	12:AL:23:ALA:H	2.22	0.43
12:AL:23:ALA:C	12:AL:24:LEU:HD22	2.39	0.43
12:AL:38:ARG:NH1	12:AL:38:ARG:CB	2.82	0.43
12:AL:83:ARG:HH22	12:AL:96:HIS:CD2	2.36	0.43
16:AP:63:GLY:O	16:AP:64:ALA:CB	2.63	0.43
17:AQ:63:ARG:HG2	17:AQ:64:PRO:HD2	2.00	0.43
18:AR:34:TYR:CD1	18:AR:35:ARG:HG3	2.52	0.43
20:AT:15:ARG:HD3	20:AT:15:ARG:HA	1.85	0.43
25:BA:158:U:H1'	25:BA:159:U:H4'	2.00	0.43
25:BA:159:U:C3'	25:BA:160:U:C5'	2.95	0.43
25:BA:248:G:N3	25:BA:2431:U:H4'	2.33	0.43
25:BA:607:U:O4	25:BA:619:G:H2'	2.18	0.43
25:BA:647:G:H21	25:BA:2350:C:H4'	1.81	0.43

Continued on next page...

Continued from previous page...

Atom-1	Atom-2	Interatomic distance (Å)	Clash overlap (Å)
25:BA:873:G:N2	25:BA:905:U:O2	2.51	0.43
25:BA:962:G:H2'	25:BA:963:U:H6	1.83	0.43
25:BA:1958:C:HO2'	25:BA:1959:G:H5'	1.83	0.43
25:BA:1990:C:C2'	25:BA:1991:U:O5'	2.65	0.43
25:BA:2020:A:OP1	41:BU:26:GLY:HA3	2.18	0.43
25:BA:2031:A:H1'	25:BA:2455:G:O2'	2.18	0.43
25:BA:2189:U:O2	25:BA:2189:U:O4'	2.36	0.43
25:BA:2463:C:O2'	25:BA:2464:C:H5'	2.18	0.43
27:BC:85:LYS:HA	27:BC:88:GLU:CG	2.48	0.43
27:BC:132:LEU:HG	27:BC:138:LEU:CG	2.48	0.43
28:BD:211:ARG:O	28:BD:215:LEU:HG	2.18	0.43
29:BE:202:LYS:C	29:BE:204:ALA:N	2.71	0.43
30:BF:3:GLU:HB3	30:BF:24:LEU:CG	2.48	0.43
30:BF:36:VAL:O	30:BF:39:TRP:HB3	2.18	0.43
30:BF:119:ARG:C	30:BF:121:GLY:N	2.71	0.43
31:BG:43:LEU:C	31:BG:45:GLU:N	2.71	0.43
31:BG:49:ASP:O	31:BG:50:ALA:HB3	2.18	0.43
31:BG:120:LEU:O	31:BG:121:ASN:C	2.55	0.43
32:BH:116:GLU:OE2	32:BH:117:PRO:O	2.35	0.43
34:BN:36:GLY:HA3	34:BN:48:MET:HE1	2.00	0.43
35:BO:87:ILE:CG2	35:BO:88:ASN:N	2.80	0.43
36:BP:110:TYR:O	36:BP:111:ARG:C	2.57	0.43
38:BR:110:PRO:C	38:BR:111:LEU:HD22	2.38	0.43
40:BT:121:ILE:HG22	40:BT:122:ASP:N	2.33	0.43
42:BV:14:VAL:HG11	42:BV:96:ILE:HD11	2.00	0.43
47:B0:48:LYS:HB2	47:B0:79:HIS:HB3	1.99	0.43
48:B1:73:LEU:HB3	48:B1:94:LEU:CD2	2.48	0.43
1:CA:324:G:OP1	20:CT:70:SER:HB2	2.17	0.43
1:CA:402:G:C2'	1:CA:403:C:H5'	2.48	0.43
1:CA:646:U:H2'	1:CA:647:C:C6	2.53	0.43
1:CA:656:C:H2'	1:CA:657:G:H8	1.83	0.43
1:CA:922:G:C2	1:CA:923:A:C4	3.06	0.43
1:CA:962:C:H42	1:CA:973:G:H1	1.65	0.43
1:CA:1270:C:O3'	1:CA:1314:C:H4'	2.18	0.43
1:CA:1301:U:H3'	1:CA:1302:U:H5"	1.99	0.43
1:CA:1429:C:H2'	1:CA:1430:C:C6	2.53	0.43
2:CB:29:ALA:CA	2:CB:32:ILE:HD13	2.36	0.43
2:CB:139:LYS:HD3	2:CB:139:LYS:HA	1.72	0.43
5:CE:8:GLU:HG2	5:CE:8:GLU:O	2.18	0.43
6:CF:44:GLY:HA2	6:CF:59:TYR:CE1	2.53	0.43
8:CH:77:GLU:HG3	8:CH:78:GLN:N	2.33	0.43

Continued on next page...

Continued from previous page...

Atom-1	Atom-2	Interatomic distance (Å)	Clash overlap (Å)
9:CI:63:ILE:HG22	9:CI:64:THR:H	1.81	0.43
9:CI:108:VAL:O	9:CI:109:VAL:C	2.57	0.43
10:CJ:54:PHE:CE1	10:CJ:55:LYS:NZ	2.84	0.43
12:CL:38:ARG:HD2	12:CL:40:VAL:HG12	1.99	0.43
14:CN:12:ARG:H	14:CN:12:ARG:CD	2.24	0.43
15:CO:84:LYS:O	15:CO:85:LEU:HD23	2.18	0.43
16:CP:56:ALA:O	16:CP:57:ARG:C	2.55	0.43
17:CQ:7:THR:HG22	17:CQ:58:GLU:HG2	1.99	0.43
19:CS:19:VAL:O	19:CS:19:VAL:HG13	2.18	0.43
19:CS:41:VAL:HA	19:CS:42:PRO:HD3	1.90	0.43
20:CT:53:LEU:CD1	20:CT:100:ILE:HB	2.48	0.43
22:CV:88:TYR:O	27:DC:141:PRO:CG	2.66	0.43
22:CV:96:SER:O	22:CV:98:VAL:N	2.51	0.43
22:CV:150:PRO:HG3	22:CV:160:GLN:HE22	1.83	0.43
25:DA:55:G:H1'	25:DA:127:A:H2	1.83	0.43
25:DA:171:G:H2'	25:DA:172:C:C5'	2.48	0.43
25:DA:296:C:H2'	25:DA:297:C:H6	1.83	0.43
25:DA:532:A:N1	25:DA:2020:A:H1'	2.34	0.43
25:DA:561:G:H1'	41:DU:45:TYR:CE2	2.53	0.43
25:DA:575:A:O2'	25:DA:576:U:H5'	2.18	0.43
25:DA:593:G:H4'	55:D8:61:LEU:HD23	2.00	0.43
25:DA:753:C:H6	25:DA:753:C:O5'	2.01	0.43
25:DA:966:G:C6	25:DA:967:C:N3	2.86	0.43
25:DA:1022:G:N1	25:DA:1140:C:N3	2.66	0.43
25:DA:1164:G:H2'	25:DA:1165:U:H6	1.81	0.43
25:DA:1229:G:C6	25:DA:1230:C:C4	3.06	0.43
25:DA:1346:G:H2'	25:DA:1347:G:C8	2.52	0.43
25:DA:1354:A:H2'	25:DA:1355:G:O4'	2.18	0.43
25:DA:1685:C:H2'	25:DA:1686:C:H5'	2.00	0.43
25:DA:1797:C:O2'	25:DA:1798:U:H5'	2.18	0.43
25:DA:1983:C:C2'	25:DA:1984:G:H5'	2.48	0.43
25:DA:2023:G:C5'	25:DA:2617:C:H4'	2.48	0.43
25:DA:2060:A:HO2'	25:DA:2061:G:P	2.41	0.43
25:DA:2116:G:H8	25:DA:2117:A:N7	2.16	0.43
25:DA:2122:U:O2	27:DC:173:HIS:CE1	2.71	0.43
25:DA:2184:G:O2'	25:DA:2185:C:C2	2.72	0.43
25:DA:2312:U:C2'	25:DA:2313:C:C5'	2.80	0.43
25:DA:2714:G:H2'	25:DA:2715:C:H6	1.82	0.43
25:DA:2729:G:H2'	25:DA:2730:C:C6	2.53	0.43
25:DA:2799:C:O2'	25:DA:2801:A:N7	2.51	0.43
25:DA:2863:C:O2'	25:DA:2864:G:H5'	2.18	0.43

Continued on next page...

Continued from previous page...

Atom-1	Atom-2	Interatomic distance (Å)	Clash overlap (Å)
28:DD:69:ARG:NH2	28:DD:192:THR:CB	2.80	0.43
29:DE:156:MET:O	29:DE:157:ALA:O	2.36	0.43
30:DF:53:THR:O	30:DF:55:GLY:N	2.51	0.43
30:DF:68:LYS:O	30:DF:70:THR:N	2.48	0.43
30:DF:124:LEU:C	30:DF:124:LEU:HD12	2.38	0.43
31:DG:36:LYS:HA	31:DG:99:MET:HE1	2.01	0.43
31:DG:141:PHE:N	31:DG:141:PHE:HD2	2.16	0.43
33:DI:58:LEU:O	33:DI:62:LYS:N	2.37	0.43
33:DI:79:ILE:O	33:DI:81:VAL:N	2.50	0.43
40:DT:91:ARG:HG2	40:DT:116:ALA:HA	2.00	0.43
41:DU:31:SER:HB3	41:DU:34:LYS:HB2	2.00	0.43
42:DV:47:VAL:O	42:DV:48:GLY:C	2.56	0.43
46:DZ:152:SER:HB2	46:DZ:166:PRO:HB2	2.00	0.43
49:D2:10:LEU:CD2	49:D2:59:ARG:HB3	2.47	0.43
55:D8:32:LEU:H	55:D8:32:LEU:CD2	2.25	0.43
1:AA:26:A:O2'	4:AD:209:ARG:NE	2.50	0.43
1:AA:27:G:C5'	4:AD:209:ARG:HD3	2.45	0.43
1:AA:106:C:H2'	1:AA:107:G:O4'	2.18	0.43
1:AA:323:U:OP1	20:AT:23:ARG:HA	2.18	0.43
1:AA:343:U:O2'	1:AA:346:G:O6	2.33	0.43
1:AA:356:A:C2'	1:AA:357:G:C5'	2.90	0.43
1:AA:562:C:H5'	1:AA:562:C:H6	1.83	0.43
1:AA:642:A:H2'	1:AA:643:C:C6	2.53	0.43
1:AA:675:A:H1'	11:AK:116:HIS:ND1	2.33	0.43
1:AA:707:C:H5"	11:AK:85:ARG:NH1	2.33	0.43
1:AA:1037:C:OP2	1:AA:1037:C:H3'	2.17	0.43
1:AA:1261:A:H61	1:AA:1274:G:H1'	1.83	0.43
1:AA:1446:U:C4	1:AA:1452:C:H1'	2.54	0.43
4:AD:122:ARG:O	4:AD:134:ASP:CB	2.66	0.43
7:AG:20:ASP:HB3	7:AG:23:VAL:HB	2.00	0.43
7:AG:50:ILE:HG22	7:AG:50:ILE:O	2.19	0.43
8:AH:65:TYR:CA	8:AH:79:VAL:HG23	2.48	0.43
12:AL:43:LYS:HZ2	12:AL:44:LYS:HB2	1.84	0.43
12:AL:50:ARG:HB2	12:AL:90:LEU:HD11	2.00	0.43
13:AM:15:VAL:O	13:AM:16:ASP:C	2.55	0.43
13:AM:59:TYR:O	13:AM:60:VAL:C	2.56	0.43
15:AO:5:LYS:O	15:AO:9:GLN:HG2	2.18	0.43
16:AP:52:ASP:OD1	16:AP:55:ARG:HG2	2.17	0.43
17:AQ:74:LEU:HD13	17:AQ:74:LEU:C	2.39	0.43
20:AT:42:GLN:HE22	20:AT:46:GLU:HB2	1.83	0.43
22:AV:54:PHE:HB3	22:AV:58:GLU:OE2	2.18	0.43

Continued on next page...

Continued from previous page...

Atom-1	Atom-2	Interatomic distance (Å)	Clash overlap (Å)
22:AV:71:GLN:O	22:AV:82:PHE:CA	2.62	0.43
23:AW:1:C:H2'	23:AW:2:G:C8	2.53	0.43
25:BA:49:A:N6	25:BA:177:G:C4	2.86	0.43
25:BA:299:A:N3	25:BA:319:C:O2'	2.48	0.43
25:BA:330:A:O2'	25:BA:331:A:C8	2.56	0.43
25:BA:498:G:O2'	45:BY:60:PHE:HZ	2.00	0.43
25:BA:742:G:H4'	25:BA:1676:A:H5'	2.00	0.43
25:BA:969:U:OP1	50:B3:17:LYS:HG2	2.17	0.43
25:BA:977:G:O2'	25:BA:978:G:H5'	2.17	0.43
25:BA:1107:G:H2'	25:BA:1108:U:O5'	2.18	0.43
25:BA:1207:C:H2'	25:BA:1208:C:H6	1.82	0.43
25:BA:1246:A:C2'	25:BA:1247:A:H5'	2.48	0.43
25:BA:1754:C:H4'	40:BT:101:PHE:CD2	2.54	0.43
25:BA:2110:G:H4'	25:BA:2111:C:OP2	2.18	0.43
25:BA:2175:C:H2'	25:BA:2176:A:C5'	2.30	0.43
25:BA:2203:U:C1'	28:BD:151:LYS:HE2	2.48	0.43
25:BA:2293:C:OP1	39:BS:92:TYR:OH	2.35	0.43
25:BA:2534:A:C2	25:BA:2535:G:H1'	2.53	0.43
25:BA:2843:G:C4	25:BA:2844:G:C8	3.06	0.43
27:BC:77:ALA:HA	27:BC:115:VAL:HG23	1.99	0.43
28:BD:155:LEU:CD1	28:BD:155:LEU:N	2.82	0.43
28:BD:231:HIS:CD2	28:BD:249:PRO:HG3	2.53	0.43
30:BF:65:TRP:CH2	30:BF:73:ALA:O	2.71	0.43
30:BF:78:ILE:HD13	30:BF:78:ILE:H	1.83	0.43
31:BG:126:ASP:C	31:BG:128:ARG:N	2.71	0.43
32:BH:30:LYS:NZ	32:BH:81:GLU:HA	2.33	0.43
32:BH:68:THR:O	32:BH:69:ARG:C	2.56	0.43
32:BH:85:LYS:HZ2	32:BH:133:VAL:CB	2.24	0.43
32:BH:85:LYS:HG2	32:BH:133:VAL:N	2.33	0.43
32:BH:94:TYR:OH	32:BH:160:LYS:HD3	2.17	0.43
35:BO:63:VAL:HG22	35:BO:84:ALA:HA	2.00	0.43
38:BR:18:LEU:C	38:BR:18:LEU:CD1	2.86	0.43
38:BR:34:ILE:HA	38:BR:34:ILE:HD13	1.72	0.43
39:BS:97:ARG:HH21	39:BS:99:LYS:N	2.16	0.43
40:BT:30:VAL:HG21	40:BT:83:ILE:HG12	2.00	0.43
40:BT:32:TYR:O	40:BT:33:LYS:C	2.56	0.43
40:BT:33:LYS:HZ2	40:BT:74:ARG:CZ	2.31	0.43
41:BU:91:ASP:C	41:BU:92:ARG:NE	2.72	0.43
43:BW:8:ARG:NH1	43:BW:8:ARG:HG3	2.32	0.43
43:BW:88:ARG:HB2	43:BW:92:ARG:HB3	1.98	0.43
45:BY:27:VAL:CG1	45:BY:28:LYS:N	2.79	0.43

Continued on next page...

Continued from previous page...

Atom-1	Atom-2	Interatomic distance (Å)	Clash overlap (Å)
46:BZ:127:VAL:HG23	46:BZ:131:ASN:HD22	1.84	0.43
48:B1:86:SER:HB3	48:B1:89:GLU:CD	2.38	0.43
48:B1:90:ILE:HG22	48:B1:91:LYS:N	2.31	0.43
1:CA:460:G:O6	1:CA:470:C:H5"	2.17	0.43
1:CA:651:C:H2'	1:CA:652:U:C6	2.53	0.43
1:CA:826:C:C2	1:CA:827:U:C5	3.07	0.43
1:CA:966:G:H2'	1:CA:967:C:C6	2.54	0.43
1:CA:1060:C:H2'	1:CA:1061:G:H8	1.83	0.43
1:CA:1112:C:N4	3:CC:178:LEU:HD23	2.33	0.43
1:CA:1128:C:H2'	1:CA:1130:A:N7	2.33	0.43
3:CC:23:TYR:CD1	3:CC:24:ALA:N	2.86	0.43
4:CD:28:SER:HB3	4:CD:30:LYS:HE2	1.98	0.43
5:CE:107:ARG:HG3	5:CE:111:GLU:OE2	2.19	0.43
6:CF:19:LEU:HD23	6:CF:19:LEU:C	2.37	0.43
6:CF:89:MET:HG2	6:CF:91:VAL:HG23	1.99	0.43
8:CH:101:PRO:C	8:CH:102:ARG:HE	2.21	0.43
13:CM:14:ARG:HH21	13:CM:41:PRO:C	2.21	0.43
14:CN:13:THR:CG2	14:CN:20:ALA:HB2	2.48	0.43
22:CV:20:TRP:HB3	22:CV:42:LYS:O	2.19	0.43
23:CW:11:A:O2'	23:CW:12:G:H5'	2.19	0.43
25:DA:20:C:C2	25:DA:21:A:C8	3.06	0.43
25:DA:173:G:H2'	25:DA:173:G:N3	2.32	0.43
25:DA:196:A:H2'	25:DA:196:A:N3	2.33	0.43
25:DA:198:C:H2'	25:DA:199:A:H5"	2.00	0.43
25:DA:519:U:O2'	25:DA:520:G:H5'	2.18	0.43
25:DA:1148:A:H2'	25:DA:1149:G:H8	1.82	0.43
25:DA:1193:G:H2'	25:DA:1194:A:C8	2.53	0.43
25:DA:1488:G:N3	25:DA:1488:G:H2'	2.33	0.43
25:DA:1605:C:H2'	25:DA:1606:G:H5'	2.00	0.43
25:DA:1754:C:H5'	40:DT:101:PHE:CZ	2.53	0.43
25:DA:1797:C:C2'	25:DA:1798:U:H5'	2.47	0.43
25:DA:2021:C:H5	41:DU:25:TRP:CG	2.36	0.43
25:DA:2165:G:H3'	25:DA:2166:G:C8	2.54	0.43
25:DA:2402:C:C2'	25:DA:2403:C:H5'	2.48	0.43
27:DC:144:GLY:O	27:DC:145:THR:HG23	2.19	0.43
28:DD:228:PRO:HD3	28:DD:235:GLY:CA	2.48	0.43
30:DF:54:ARG:HG3	30:DF:54:ARG:NH1	2.33	0.43
31:DG:2:PRO:HD2	51:D4:51:TYR:CE2	2.54	0.43
32:DH:26:VAL:HG11	32:DH:76:VAL:HG22	2.00	0.43
33:DI:35:LEU:O	33:DI:36:ALA:HB2	2.18	0.43
35:DO:64:ARG:NH2	35:DO:100:GLY:HA3	2.27	0.43

Continued on next page...

Continued from previous page...

Atom-1	Atom-2	Interatomic distance (Å)	Clash overlap (Å)
36:DP:46:LYS:HA	36:DP:46:LYS:HD2	1.77	0.43
37:DQ:19:GLY:HA2	37:DQ:99:PRO:HD2	1.99	0.43
39:DS:92:TYR:HD1	39:DS:93:LYS:H	1.56	0.43
40:DT:51:ARG:HG3	40:DT:98:LYS:HE3	1.99	0.43
40:DT:78:LEU:O	40:DT:79:HIS:ND1	2.51	0.43
41:DU:12:ARG:O	41:DU:13:LYS:C	2.57	0.43
41:DU:53:ARG:HG3	41:DU:57:PHE:HE1	1.83	0.43
42:DV:39:LEU:CB	42:DV:47:VAL:HG21	2.43	0.43
42:DV:65:GLY:HA3	42:DV:91:TYR:CE1	2.53	0.43
43:DW:3:ALA:CB	43:DW:58:ALA:HB2	2.47	0.43
44:DX:71:GLY:C	44:DX:72:LYS:HD2	2.38	0.43
46:DZ:10:GLU:HB2	46:DZ:12:GLU:OE2	2.18	0.43
46:DZ:79:ARG:O	46:DZ:81:ARG:N	2.51	0.43
48:D1:67:ILE:N	48:D1:68:PRO:CD	2.80	0.43
54:D7:8:ASN:HD21	54:D7:10:ARG:H	1.63	0.43
1:AA:200:G:N2	1:AA:218:C:C2	2.86	0.43
1:AA:403:C:O2'	1:AA:404:U:H5'	2.17	0.43
1:AA:503:C:O2'	1:AA:504:C:H5'	2.18	0.43
1:AA:613:C:H42	1:AA:627:G:H1	1.64	0.43
1:AA:1072:G:H2'	1:AA:1073:U:C6	2.53	0.43
1:AA:1222:G:O2'	1:AA:1223:C:H5"	2.18	0.43
1:AA:1523:G:C6	1:AA:1524:C:C4	3.06	0.43
2:AB:45:GLN:O	2:AB:46:LYS:C	2.55	0.43
2:AB:88:ALA:CB	2:AB:90:MET:HE2	2.48	0.43
2:AB:126:GLU:C	2:AB:128:GLU:H	2.22	0.43
2:AB:129:GLU:O	2:AB:130:ARG:O	2.37	0.43
3:AC:22:TRP:CH2	3:AC:32:LEU:HB2	2.53	0.43
6:AF:37:VAL:CG1	6:AF:38:GLU:N	2.82	0.43
8:AH:21:LYS:O	8:AH:63:LEU:HD23	2.18	0.43
10:AJ:11:PHE:O	10:AJ:68:HIS:ND1	2.51	0.43
10:AJ:31:GLY:O	10:AJ:32:ALA:C	2.56	0.43
10:AJ:51:ARG:HG3	10:AJ:59:SER:O	2.18	0.43
11:AK:79:SER:OG	11:AK:106:LYS:HD2	2.18	0.43
11:AK:99:GLN:C	11:AK:101:SER:H	2.22	0.43
13:AM:32:GLU:HG2	13:AM:32:GLU:O	2.18	0.43
22:AV:135:THR:OG1	22:AV:149:LYS:HG3	2.19	0.43
25:BA:90:U:HO2'	25:BA:92:A:H5"	1.79	0.43
25:BA:201:C:C2'	25:BA:202:U:H5'	2.48	0.43
25:BA:241:A:O4'	25:BA:243:U:C6	2.71	0.43
25:BA:323:G:C8	30:BF:171:PRO:HG3	2.53	0.43
25:BA:405:U:H3'	25:BA:406:G:H5'	2.00	0.43

Continued on next page...

Continued from previous page...

Atom-1	Atom-2	Interatomic distance (Å)	Clash overlap (Å)
25:BA:975(A):G:H1'	25:BA:990:A:C2	2.53	0.43
25:BA:1270:C:O2'	25:BA:1325:G:H2'	2.18	0.43
25:BA:1854:A:H3'	25:BA:1855:G:H8	1.83	0.43
25:BA:1885:A:H2'	25:BA:1886:C:C5'	2.48	0.43
25:BA:2309:A:N3	25:BA:2310:A:C2	2.87	0.43
25:BA:2352:A:C2'	25:BA:2353:G:H5'	2.49	0.43
25:BA:2388:A:N7	25:BA:2389:G:C6	2.86	0.43
25:BA:2491:U:H4'	25:BA:2570:G:OP1	2.17	0.43
27:BC:115:VAL:HG11	27:BC:153:ILE:HG22	2.00	0.43
28:BD:68:LYS:HB2	28:BD:70:TRP:CZ3	2.54	0.43
29:BE:117:MET:O	29:BE:118:LYS:HB2	2.17	0.43
31:BG:111:LEU:O	31:BG:114:ILE:HG13	2.18	0.43
33:BI:114:LEU:O	33:BI:129:THR:N	2.51	0.43
36:BP:16:ARG:CZ	36:BP:18:ARG:CB	2.93	0.43
40:BT:23:ARG:CZ	40:BT:120:ARG:HD3	2.49	0.43
42:BV:29:PRO:HA	42:BV:61:VAL:HG22	2.00	0.43
43:BW:83:LYS:HG2	43:BW:95:ILE:HD13	1.99	0.43
44:BX:44:GLU:O	44:BX:48:LYS:HA	2.17	0.43
46:BZ:3:ARG:NE	46:BZ:59:GLU:OE2	2.52	0.43
46:BZ:76:ASP:O	46:BZ:80:ARG:N	2.51	0.43
48:B1:85:LEU:O	48:B1:86:SER:CB	2.65	0.43
49:B2:25:VAL:O	49:B2:26:ARG:C	2.57	0.43
49:B2:44:LEU:O	49:B2:45:SER:HB2	2.18	0.43
51:B4:40:ILE:HD12	51:B4:40:ILE:N	2.33	0.43
1:CA:48:C:H6	1:CA:365:U:O4	2.01	0.43
1:CA:225:C:H2'	1:CA:226:G:H8	1.83	0.43
1:CA:317:G:H1	1:CA:336:C:N4	2.16	0.43
1:CA:439:A:H2'	1:CA:441:A:O5'	2.19	0.43
1:CA:968:A:N9	1:CA:1062:U:H4'	2.34	0.43
1:CA:1223:C:OP1	1:CA:1225:A:H8	2.01	0.43
1:CA:1237:C:H2'	1:CA:1336:C:C5	2.53	0.43
1:CA:1277:C:C6	1:CA:1278:U:H5'	2.46	0.43
2:CB:168:THR:N	2:CB:171:ALA:HB2	2.33	0.43
6:CF:44:GLY:O	6:CF:60:PHE:N	2.51	0.43
6:CF:99:ALA:O	6:CF:100:ASN:CB	2.59	0.43
8:CH:97:VAL:CG1	8:CH:98:LYS:H	2.22	0.43
9:CI:103:THR:CG2	9:CI:104:ARG:N	2.81	0.43
11:CK:32:ILE:CD1	11:CK:41:THR:HG22	2.48	0.43
11:CK:96:ARG:C	11:CK:99:GLN:HG2	2.38	0.43
15:CO:3:ILE:HD13	15:CO:38:ARG:NH2	2.33	0.43
15:CO:6:GLU:O	15:CO:7:GLU:C	2.56	0.43

Continued on next page...

Continued from previous page...

Atom-1	Atom-2	Interatomic distance (Å)	Clash overlap (Å)
19:CS:31:ILE:CG2	19:CS:49:ILE:HA	2.48	0.43
19:CS:49:ILE:HD13	19:CS:71:LEU:HD22	1.99	0.43
22:CV:149:LYS:HE3	22:CV:165:VAL:HG23	1.98	0.43
23:CW:17:C:OP1	23:CW:60:U:O2'	2.30	0.43
23:CW:74:C:H2'	23:CW:75:C:H5'	2.00	0.43
25:DA:861:A:C6	25:DA:917:A:C8	3.07	0.43
25:DA:864:G:H2'	25:DA:865:C:H6	1.83	0.43
25:DA:952:G:H21	25:DA:2267:A:H62	1.65	0.43
25:DA:971:C:C2'	25:DA:972:G:C5'	2.92	0.43
25:DA:1639:U:H4'	25:DA:2699:C:H4'	2.00	0.43
25:DA:1676:A:H2'	25:DA:1677:A:O4'	2.18	0.43
25:DA:2046:G:O5'	52:D5:19:ARG:HA	2.18	0.43
25:DA:2406:U:O4	36:DP:70:GLN:HB2	2.18	0.43
25:DA:2493:U:H2'	25:DA:2494:G:O4'	2.18	0.43
25:DA:2624:G:C2'	25:DA:2625:G:H5'	2.49	0.43
25:DA:2736:G:H2'	25:DA:2737:G:H8	1.84	0.43
25:DA:2787:C:O2'	29:DE:61:ARG:HG3	2.19	0.43
27:DC:173:HIS:O	27:DC:174:ALA:CB	2.66	0.43
29:DE:2:LYS:NZ	29:DE:96:PHE:HA	2.33	0.43
29:DE:36:ARG:CD	29:DE:85:ASN:ND2	2.79	0.43
29:DE:113:PHE:CE2	29:DE:157:ALA:HB1	2.52	0.43
30:DF:64:ILE:N	30:DF:76:GLY:O	2.51	0.43
31:DG:42:GLY:O	31:DG:88:ILE:CG1	2.66	0.43
31:DG:110:ALA:HA	31:DG:140:ILE:HG22	2.00	0.43
31:DG:161:THR:C	31:DG:163:ALA:H	2.20	0.43
32:DH:86:GLU:HB3	32:DH:132:ARG:HG2	1.99	0.43
36:DP:66:GLY:O	36:DP:67:MET:C	2.56	0.43
36:DP:98:GLU:C	36:DP:101:VAL:HG22	2.38	0.43
38:DR:77:ARG:O	38:DR:81:ASP:OD1	2.36	0.43
40:DT:124:ASP:O	40:DT:127:ALA:N	2.51	0.43
41:DU:12:ARG:NH1	41:DU:12:ARG:HG3	2.32	0.43
44:DX:35:THR:HB	44:DX:38:GLU:HB3	1.99	0.43
45:DY:28:LYS:CA	45:DY:38:ILE:HB	2.49	0.43
45:DY:28:LYS:HG3	45:DY:37:VAL:HB	2.00	0.43
49:D2:14:ARG:HH11	49:D2:14:ARG:HG2	1.83	0.43
51:D4:41:ILE:HG22	51:D4:41:ILE:O	2.19	0.43
52:D5:6:VAL:HG23	52:D5:7:PRO:HD2	2.00	0.43
55:D8:7:HIS:O	55:D8:9:GLY:N	2.51	0.43
55:D8:16:ILE:HG13	55:D8:22:VAL:HG22	2.00	0.43
1:AA:321:A:H4'	1:AA:1436:U:H5'	2.00	0.43
1:AA:676:A:O2'	1:AA:677:U:H5'	2.18	0.43

Continued on next page...

Continued from previous page...

Atom-1	Atom-2	Interatomic distance (Å)	Clash overlap (Å)
1:AA:720:C:C4	1:AA:721:G:C6	3.06	0.43
1:AA:741:G:H2'	1:AA:742:G:H8	1.82	0.43
1:AA:836:G:C6	1:AA:851:G:C6	3.07	0.43
1:AA:994:A:N1	1:AA:1047:G:H4'	2.34	0.43
1:AA:1030:C:H5	1:AA:1031:G:H22	1.62	0.43
1:AA:1132:C:N4	1:AA:1133:G:N1	2.67	0.43
1:AA:1206:G:C6	1:AA:1207:G:C5	3.06	0.43
1:AA:1222:G:OP2	1:AA:1322:C:N4	2.52	0.43
1:AA:1446:U:N3	1:AA:1452:C:H1'	2.33	0.43
2:AB:21:ARG:O	2:AB:23:ARG:N	2.49	0.43
3:AC:87:LEU:O	3:AC:88:ARG:C	2.57	0.43
3:AC:110:ASN:O	3:AC:111:LEU:C	2.57	0.43
4:AD:9:CYS:HA	4:AD:12:CYS:HB2	2.00	0.43
4:AD:11:LEU:O	4:AD:13:ARG:O	2.37	0.43
4:AD:159:ARG:O	4:AD:160:GLN:C	2.57	0.43
5:AE:150:ARG:O	5:AE:153:LYS:HG2	2.19	0.43
7:AG:65:ALA:HB2	7:AG:128:ALA:HB2	2.00	0.43
14:AN:27:CYS:CB	14:AN:43:CYS:SG	3.06	0.43
17:AQ:48:GLU:O	17:AQ:49:GLU:C	2.57	0.43
17:AQ:90:ILE:O	17:AQ:91:ARG:C	2.57	0.43
19:AS:48:THR:HG22	19:AS:61:TYR:HA	2.01	0.43
19:AS:58:VAL:HG23	19:AS:60:VAL:HG12	2.00	0.43
23:AW:27:U:H2'	23:AW:28:C:C6	2.54	0.43
25:BA:16:G:O2'	25:BA:17:G:H5'	2.18	0.43
25:BA:92:A:H2'	25:BA:93:G:O4'	2.18	0.43
25:BA:253:C:O2'	25:BA:254:G:H5'	2.18	0.43
25:BA:852:G:H5'	50:B3:45:GLY:HA3	1.99	0.43
25:BA:922:U:H2'	25:BA:923:C:C6	2.54	0.43
25:BA:995:C:C4	41:BU:57:PHE:CE1	3.06	0.43
25:BA:1311:G:C5	54:B7:47:ARG:NH2	2.87	0.43
25:BA:1481:U:H5"	25:BA:1481:U:H6	1.83	0.43
25:BA:1756:G:O2'	25:BA:1758:G:H5'	2.18	0.43
25:BA:1949:G:H1	25:BA:1957:C:H42	1.66	0.43
25:BA:2128:C:N3	25:BA:2161:C:O2	2.51	0.43
25:BA:2302:G:H21	31:BG:128:ARG:HD2	1.83	0.43
25:BA:2467:C:H2'	25:BA:2468:G:O4'	2.18	0.43
25:BA:2526:G:O2'	56:B9:2:LYS:NZ	2.42	0.43
28:BD:211:ARG:HA	28:BD:214:TRP:CE3	2.54	0.43
28:BD:223:GLY:C	28:BD:225:ALA:H	2.21	0.43
31:BG:39:ILE:HA	31:BG:156:ASP:O	2.18	0.43
32:BH:54:ARG:NH1	32:BH:65:HIS:CD2	2.78	0.43

Continued on next page...

Continued from previous page...

Atom-1	Atom-2	Interatomic distance (Å)	Clash overlap (Å)
33:BI:95:LYS:HA	33:BI:98:ALA:HB3	2.00	0.43
37:BQ:17:LEU:N	37:BQ:17:LEU:CD2	2.74	0.43
37:BQ:43:THR:O	37:BQ:44:ALA:C	2.55	0.43
37:BQ:51:ARG:HH12	37:BQ:52:VAL:HG23	1.83	0.43
37:BQ:54:MET:SD	37:BQ:118:LEU:HD23	2.59	0.43
37:BQ:134:ARG:NH1	37:BQ:134:ARG:HG3	2.33	0.43
37:BQ:137:TYR:OH	46:BZ:80:ARG:CZ	2.66	0.43
39:BS:50:SER:HB3	39:BS:51:ALA:H	1.64	0.43
40:BT:13:ARG:CA	40:BT:13:ARG:NE	2.80	0.43
40:BT:50:ILE:HD12	40:BT:50:ILE:HA	1.86	0.43
40:BT:93:ARG:O	40:BT:94:ALA:O	2.35	0.43
44:BX:39:ILE:O	44:BX:42:ALA:HB3	2.19	0.43
45:BY:11:ASP:O	45:BY:28:LYS:HE2	2.18	0.43
46:BZ:18:ARG:HH11	46:BZ:18:ARG:HG2	1.83	0.43
46:BZ:37:TYR:O	46:BZ:37:TYR:CG	2.71	0.43
46:BZ:79:ARG:O	46:BZ:80:ARG:HG2	2.18	0.43
1:CA:154:C:O2'	1:CA:155:C:H5'	2.19	0.43
1:CA:166:G:O2'	1:CA:167:G:H5'	2.19	0.43
1:CA:260:G:H2'	1:CA:261:U:C6	2.54	0.43
1:CA:339:C:OP2	35:DO:97:ARG:NH1	2.52	0.43
1:CA:458:C:N4	1:CA:474:G:C6	2.86	0.43
1:CA:486:U:O2'	1:CA:487:A:H5'	2.18	0.43
1:CA:802:A:H2'	1:CA:803:G:H5'	2.00	0.43
1:CA:1005:A:N3	1:CA:1036:G:N1	2.59	0.43
1:CA:1083:U:C5	1:CA:1084:G:C6	3.06	0.43
1:CA:1218:C:H2'	1:CA:1219:U:H5	1.79	0.43
1:CA:1240:U:H3'	1:CA:1241:G:H5'	1.99	0.43
1:CA:1384:C:H2'	1:CA:1385:G:H8	1.84	0.43
2:CB:71:VAL:O	2:CB:165:VAL:HG13	2.18	0.43
4:CD:50:ARG:HA	4:CD:51:PRO:HD3	1.84	0.43
4:CD:57:ARG:HG3	4:CD:57:ARG:HH11	1.83	0.43
4:CD:188:LEU:HD23	4:CD:189:PRO:HD2	2.00	0.43
5:CE:142:LEU:O	5:CE:143:ARG:HG2	2.18	0.43
7:CG:39:ALA:HA	7:CG:42:ILE:CD1	2.46	0.43
8:CH:114:THR:HG22	8:CH:131:GLY:N	2.34	0.43
9:CI:11:LYS:H	9:CI:104:ARG:NH2	2.10	0.43
10:CJ:31:GLY:CA	10:CJ:78:ASN:OD1	2.63	0.43
11:CK:29:ILE:HD12	11:CK:44:SER:HB3	1.99	0.43
12:CL:50:ARG:CB	12:CL:90:LEU:HD11	2.48	0.43
12:CL:51:LYS:N	12:CL:51:LYS:HD2	2.33	0.43
13:CM:25:ILE:N	13:CM:25:ILE:HD12	2.34	0.43

Continued on next page...

Continued from previous page...

Atom-1	Atom-2	Interatomic distance (Å)	Clash overlap (Å)
14:CN:37:PHE:HZ	14:CN:56:VAL:HG21	1.84	0.43
16:CP:50:LYS:HD3	16:CP:50:LYS:C	2.39	0.43
16:CP:52:ASP:OD2	16:CP:54:GLU:HG2	2.18	0.43
18:CR:55:ARG:HH11	18:CR:55:ARG:HG3	1.83	0.43
20:CT:73:HIS:HB3	20:CT:74:LYS:CD	2.35	0.43
22:CV:8:ARG:CZ	23:CW:4:G:H5"	2.49	0.43
22:CV:71:GLN:HA	22:CV:109:THR:CG2	2.48	0.43
25:DA:83:G:N2	25:DA:103:A:OP2	2.51	0.43
25:DA:245:G:O2'	25:DA:246:C:H5'	2.18	0.43
25:DA:286:C:C2'	25:DA:287:C:H5"	2.48	0.43
25:DA:389:G:H1	36:DP:71:VAL:H	1.66	0.43
25:DA:447:A:C6	25:DA:473:G:C4	3.07	0.43
25:DA:576:U:H2'	25:DA:577:G:C8	2.53	0.43
25:DA:631:A:H2'	25:DA:632:A:O4'	2.19	0.43
25:DA:1153:C:OP1	41:DU:76:TYR:OH	2.16	0.43
25:DA:1167:U:C2	25:DA:1183:G:N2	2.86	0.43
25:DA:1240:U:H2'	25:DA:1241:A:OP2	2.18	0.43
25:DA:1458:C:C4'	25:DA:1459:G:O5'	2.64	0.43
25:DA:1515:G:C2'	25:DA:1516:C:H5'	2.48	0.43
25:DA:1835:G:H1'	25:DA:1931:U:C2	2.53	0.43
25:DA:1839:G:C8	25:DA:1927:A:H1'	2.54	0.43
25:DA:1902:C:H4'	28:DD:244:ARG:CA	2.49	0.43
25:DA:2303:G:C4	25:DA:2304:G:C8	3.07	0.43
25:DA:2403:C:N4	25:DA:2415:G:N1	2.65	0.43
25:DA:2755:C:O2'	25:DA:2756:U:H2'	2.19	0.43
25:DA:2801(A):A:O4'	25:DA:2802:G:H2'	2.18	0.43
26:DB:9:G:C6	26:DB:10:C:C4	3.07	0.43
27:DC:226:ASN:ND2	27:DC:228:HIS:N	2.66	0.43
28:DD:118:VAL:HG22	28:DD:119:ALA:N	2.32	0.43
30:DF:144:LYS:O	30:DF:146:ALA:N	2.40	0.43
30:DF:150:GLY:HA2	30:DF:172:TRP:CD2	2.53	0.43
30:DF:162:LEU:C	30:DF:164:ARG:N	2.72	0.43
31:DG:138:GLN:HE22	31:DG:153:ARG:HB3	1.83	0.43
32:DH:101:ARG:HB3	32:DH:117:PRO:HG3	2.00	0.43
34:DN:63:THR:HG1	34:DN:66:LYS:HE2	1.83	0.43
35:DO:104:ARG:HH22	40:DT:35:LYS:HZ3	1.65	0.43
39:DS:28:VAL:HB	39:DS:89:ARG:HG3	1.99	0.43
46:DZ:26:VAL:O	46:DZ:87:PHE:N	2.41	0.43
46:DZ:122:ASP:OD1	46:DZ:122:ASP:N	2.51	0.43
47:D0:71:ASP:OD1	47:D0:72:ARG:N	2.45	0.43
49:D2:39:ALA:O	49:D2:42:GLY:N	2.48	0.43

Continued on next page...

Continued from previous page...

Atom-1	Atom-2	Interatomic distance (Å)	Clash overlap (Å)
50:D3:22:ALA:CB	50:D3:50:VAL:HG11	2.47	0.43
50:D3:52:HIS:CE1	50:D3:53:LEU:HG	2.53	0.43
1:AA:156:G:C6	1:AA:166:G:C6	3.07	0.43
1:AA:189(I):G:H2'	1:AA:189(J):G:H8	1.82	0.43
1:AA:217:C:H2'	1:AA:218:C:C6	2.54	0.43
1:AA:623:C:C4	1:AA:624:C:C5	3.07	0.43
1:AA:658:G:H2'	1:AA:659:U:C6	2.52	0.43
1:AA:714:G:H2'	1:AA:715:A:C8	2.53	0.43
1:AA:829:G:O2'	1:AA:830:G:H5'	2.18	0.43
1:AA:974:A:H5'	1:AA:975:A:OP1	2.18	0.43
1:AA:1014:A:H2'	1:AA:1015:A:C8	2.53	0.43
1:AA:1070:U:P	5:AE:25:ARG:NH1	2.92	0.43
1:AA:1133:G:C2	1:AA:1142:G:N1	2.86	0.43
2:AB:46:LYS:HA	2:AB:49:GLU:CD	2.38	0.43
2:AB:91:PRO:HA	2:AB:151:GLY:O	2.18	0.43
2:AB:104:ASN:CG	2:AB:107:THR:HB	2.38	0.43
3:AC:43:LEU:O	3:AC:46:GLU:O	2.35	0.43
3:AC:138:VAL:HG22	3:AC:149:ALA:HB1	2.00	0.43
3:AC:171:GLY:O	3:AC:172:ARG:HG2	2.19	0.43
4:AD:43:HIS:O	4:AD:45:GLN:N	2.51	0.43
7:AG:31:MET:HG3	7:AG:32:ARG:H	1.84	0.43
7:AG:140:ASP:HA	7:AG:143:ARG:HH12	1.82	0.43
9:AI:45:ALA:O	9:AI:47:LEU:N	2.52	0.43
9:AI:84:ALA:C	9:AI:86:VAL:H	2.22	0.43
9:AI:104:ARG:HH11	9:AI:104:ARG:CG	2.32	0.43
10:AJ:15:THR:C	10:AJ:17:ASP:N	2.72	0.43
11:AK:80:VAL:O	11:AK:105:VAL:HA	2.19	0.43
13:AM:71:ARG:O	13:AM:72:ALA:C	2.56	0.43
18:AR:36:ASN:ND2	18:AR:39:VAL:HG21	2.33	0.43
19:AS:22:LEU:HD12	19:AS:27:GLU:HB3	2.00	0.43
22:AV:166:GLU:HB3	22:AV:167:PRO:HD2	2.00	0.43
23:AW:39:C:H2'	23:AW:40:C:C6	2.53	0.43
25:BA:92:A:H2'	25:BA:93:G:H8	1.83	0.43
25:BA:197:A:H2'	25:BA:198:C:H5'	2.00	0.43
25:BA:248:G:H5'	25:BA:250:G:N7	2.32	0.43
25:BA:271(M):G:H2'	25:BA:271(N):U:H5"	1.97	0.43
25:BA:1213:A:C8	25:BA:1237:A:C6	3.06	0.43
25:BA:1332:G:H22	25:BA:1609:A:H2'	1.80	0.43
25:BA:1606:G:H8	25:BA:1606:G:O5'	2.02	0.43
25:BA:2469:A:O3'	37:BQ:56:ARG:NH2	2.51	0.43
25:BA:2528:U:C5'	56:B9:31:LYS:HE2	2.42	0.43

Continued on next page...

Continued from previous page...

Atom-1	Atom-2	Interatomic distance (Å)	Clash overlap (Å)
25:BA:2742:C:OP1	56:B9:35:ARG:HD3	2.19	0.43
25:BA:2865:U:C4	25:BA:2866:U:C4	3.07	0.43
27:BC:50:ILE:HD12	27:BC:51:ASP:C	2.39	0.43
27:BC:165:ARG:CB	27:BC:165:ARG:NH1	2.79	0.43
27:BC:182:PRO:O	27:BC:185:LYS:HB2	2.18	0.43
28:BD:58:HIS:O	28:BD:59:LYS:C	2.55	0.43
28:BD:122:ASP:OD1	28:BD:123:ALA:N	2.52	0.43
28:BD:246:PRO:HG2	28:BD:255:LYS:HD2	2.00	0.43
30:BF:4:VAL:CB	30:BF:17:ARG:HE	2.30	0.43
31:BG:53:LEU:N	31:BG:53:LEU:CD2	2.81	0.43
31:BG:57:ALA:CB	31:BG:90:LEU:HD11	2.45	0.43
33:BI:68:LEU:O	33:BI:71:ILE:HG23	2.19	0.43
33:BI:122:GLU:OE1	33:BI:123:LEU:N	2.51	0.43
35:BO:64:ARG:HD3	35:BO:79:PHE:CE2	2.53	0.43
36:BP:50:ARG:HG2	36:BP:50:ARG:HH21	1.82	0.43
37:BQ:30:GLY:N	37:BQ:105:GLU:OE2	2.52	0.43
40:BT:39:ARG:O	40:BT:40:THR:O	2.35	0.43
41:BU:91:ASP:C	41:BU:92:ARG:HE	2.22	0.43
46:BZ:155:LYS:O	46:BZ:157:PRO:CD	2.67	0.43
48:B1:80:LEU:HD22	48:B1:82:LEU:HD11	1.97	0.43
53:B6:28:ARG:HH11	53:B6:28:ARG:CB	2.26	0.43
1:CA:152:A:N6	1:CA:170:U:C2	2.87	0.43
1:CA:621:A:H2'	1:CA:622:A:C8	2.54	0.43
1:CA:708:C:O2'	1:CA:709:G:H5'	2.18	0.43
1:CA:1030(C):G:H8	1:CA:1030(C):G:O5'	2.01	0.43
1:CA:1037:C:H2'	1:CA:1038:C:C6	2.53	0.43
1:CA:1174:G:C2	1:CA:1175:G:C5	3.06	0.43
2:CB:80:ILE:HD13	2:CB:211:ILE:CB	2.49	0.43
2:CB:212:GLN:HE22	2:CB:216:SER:HB2	1.84	0.43
4:CD:102:ASP:HB3	4:CD:136:PRO:CA	2.46	0.43
8:CH:4:ASP:HA	8:CH:5:PRO:HD3	1.79	0.43
8:CH:77:GLU:CG	8:CH:78:GLN:N	2.81	0.43
9:CI:52:ALA:HB3	9:CI:95:LYS:HE2	2.00	0.43
9:CI:63:ILE:CG2	9:CI:64:THR:N	2.80	0.43
13:CM:47:ASP:O	13:CM:48:LEU:CB	2.66	0.43
13:CM:66:LEU:N	13:CM:66:LEU:CD1	2.77	0.43
15:CO:78:TYR:O	15:CO:80:ALA:N	2.49	0.43
22:CV:149:LYS:CE	22:CV:165:VAL:HG23	2.49	0.43
23:CW:4:G:H1	23:CW:69:C:H42	1.65	0.43
25:DA:58:G:N2	25:DA:70:G:C4	2.87	0.43
25:DA:157:U:H2'	25:DA:158:U:C4'	2.48	0.43

Continued on next page...

Continued from previous page...

Atom-1	Atom-2	Interatomic distance (Å)	Clash overlap (Å)
25:DA:237:C:H2'	25:DA:238:C:C6	2.53	0.43
25:DA:329:G:H1	45:DY:19:LYS:NZ	2.17	0.43
25:DA:723:G:H2'	25:DA:724:U:C6	2.53	0.43
25:DA:958:U:C5'	37:DQ:14:ARG:HD3	2.30	0.43
25:DA:1022:G:C5	25:DA:1140:C:N4	2.86	0.43
25:DA:1339:G:H5"	44:DX:16:LYS:HD3	2.00	0.43
25:DA:1686:C:H2'	25:DA:1687:G:H5'	2.00	0.43
25:DA:2102:U:O2	25:DA:2102:U:O4'	2.36	0.43
25:DA:2534:A:C6	25:DA:2535:G:C4	3.06	0.43
25:DA:2825:C:C2'	25:DA:2826:A:H5'	2.49	0.43
26:DB:50:G:OP1	39:DS:63:THR:HG23	2.19	0.43
26:DB:117:G:C5'	39:DS:55:ALA:HB1	2.48	0.43
29:DE:16:ARG:O	29:DE:17:ASP:C	2.57	0.43
30:DF:107:LYS:O	30:DF:110:LEU:N	2.51	0.43
33:DI:56:LYS:O	33:DI:59:ALA:HB3	2.18	0.43
34:DN:2:LYS:O	34:DN:4:TYR:CE1	2.71	0.43
35:DO:24:VAL:HG23	35:DO:33:ALA:HB2	2.01	0.43
35:DO:107:ARG:HH21	35:DO:115:VAL:CG1	2.32	0.43
37:DQ:24:GLY:HA3	37:DQ:101:ARG:HD3	2.00	0.43
37:DQ:51:ARG:HG2	37:DQ:51:ARG:NH1	2.33	0.43
40:DT:29:ARG:NH2	40:DT:88:ILE:HD11	2.33	0.43
48:D1:52:ARG:O	48:D1:53:VAL:HB	2.18	0.43
49:D2:2:LYS:HE3	49:D2:2:LYS:CA	2.42	0.43
55:D8:29:LYS:N	55:D8:32:LEU:HD21	2.34	0.43
1:AA:145:G:C2	1:AA:146:G:H1'	2.54	0.43
1:AA:303:A:H2'	1:AA:304:U:H6	1.84	0.43
1:AA:321:A:C2	1:AA:333:G:N2	2.86	0.43
1:AA:892:A:C2	1:AA:893:C:C2	3.07	0.43
1:AA:992:U:H4'	1:AA:993:G:O5'	2.19	0.43
1:AA:1152:A:H3'	10:AJ:13:HIS:CD2	2.50	0.43
1:AA:1319:A:H2'	1:AA:1323:G:N7	2.34	0.43
1:AA:1456:G:O2'	1:AA:1457:G:H5'	2.18	0.43
2:AB:59:GLU:HB2	2:AB:221:LEU:CD1	2.49	0.43
2:AB:81:VAL:HB	2:AB:94:ASN:OD1	2.18	0.43
2:AB:111:ARG:HA	2:AB:111:ARG:NE	2.34	0.43
2:AB:204:ASN:HD21	2:AB:207:ALA:HB3	1.83	0.43
3:AC:23:TYR:CE2	3:AC:24:ALA:O	2.71	0.43
3:AC:42:LEU:HD23	3:AC:90:GLU:HB3	2.01	0.43
3:AC:120:VAL:CG1	3:AC:198:VAL:HG11	2.49	0.43
4:AD:42:GLN:HG2	4:AD:43:HIS:HD2	1.79	0.43
4:AD:154:ASN:HB2	4:AD:155:LEU:H	1.67	0.43

Continued on next page...

Continued from previous page...

Atom-1	Atom-2	Interatomic distance (Å)	Clash overlap (Å)
4:AD:196:LEU:HB3	4:AD:197:PRO:HD2	2.01	0.43
8:AH:127:LEU:O	8:AH:127:LEU:CD1	2.56	0.43
9:AI:5:TYR:CD2	9:AI:18:PHE:HE2	2.36	0.43
9:AI:23:ASN:HB3	9:AI:25:LYS:HG2	2.01	0.43
9:AI:118:LYS:O	9:AI:119:ALA:CB	2.67	0.43
10:AJ:58:ASP:O	10:AJ:59:SER:OG	2.35	0.43
15:AO:43:LEU:C	15:AO:45:VAL:N	2.71	0.43
16:AP:14:ASN:OD1	16:AP:42:ARG:NH2	2.51	0.43
22:AV:70:LEU:HD21	22:AV:91:PHE:CE2	2.53	0.43
22:AV:177:THR:HB	22:AV:179:GLU:HG3	2.01	0.43
23:AW:2:G:C4	23:AW:3:C:C5	3.07	0.43
25:BA:285:C:O2'	25:BA:286:C:H5"	2.18	0.43
25:BA:309:G:H8	25:BA:309:G:O5'	2.01	0.43
25:BA:507:A:H5"	25:BA:508:G:H5'	2.00	0.43
25:BA:515:A:H2	25:BA:1260:G:N3	2.16	0.43
25:BA:742:G:O2'	25:BA:743:G:H5'	2.18	0.43
25:BA:890:A:H2'	25:BA:892:G:H8	1.81	0.43
25:BA:1509(A):A:C2'	25:BA:1509(B):A:H8	2.29	0.43
25:BA:1590:U:H2'	25:BA:1591:G:H5'	1.97	0.43
25:BA:1599:C:OP2	44:BX:36:LYS:HG3	2.18	0.43
25:BA:1860:G:C4	25:BA:1861:G:C8	3.07	0.43
25:BA:2164:C:H2'	25:BA:2165:G:C8	2.54	0.43
25:BA:2226:C:H2'	25:BA:2227:A:O4'	2.17	0.43
25:BA:2284:C:OP1	53:B6:5:VAL:CB	2.67	0.43
25:BA:2365:G:OP1	47:B0:54:ARG:HG3	2.19	0.43
25:BA:2676:C:O2'	25:BA:2677:G:H5'	2.19	0.43
27:BC:26:ALA:HA	27:BC:29:LEU:HB3	2.01	0.43
28:BD:130:ALA:HB2	28:BD:192:THR:HG22	2.01	0.43
28:BD:244:ARG:HG2	28:BD:245:PRO:CG	2.36	0.43
30:BF:169:ASN:O	30:BF:169:ASN:CG	2.55	0.43
30:BF:178:PRO:HG2	30:BF:179:GLU:OE2	2.19	0.43
31:BG:37:VAL:HG22	31:BG:159:VAL:HG23	2.01	0.43
36:BP:98:GLU:O	36:BP:101:VAL:HG22	2.19	0.43
38:BR:29:LEU:N	38:BR:29:LEU:CD1	2.81	0.43
39:BS:74:ALA:HB1	39:BS:103:GLU:HB2	2.00	0.43
39:BS:78:LEU:O	39:BS:80:LEU:N	2.49	0.43
39:BS:95:HIS:O	39:BS:97:ARG:N	2.52	0.43
40:BT:26:ASP:OD2	40:BT:26:ASP:C	2.54	0.43
41:BU:88:ILE:HG22	41:BU:90:VAL:HG23	2.00	0.43
41:BU:97:ASP:O	41:BU:99:ALA:N	2.52	0.43
43:BW:66:GLU:C	43:BW:68:ARG:H	2.22	0.43

Continued on next page...

Continued from previous page...

Atom-1	Atom-2	Interatomic distance (Å)	Clash overlap (Å)
45:BY:8:LYS:HE2	45:BY:37:VAL:CG1	2.46	0.43
46:BZ:16:ALA:HA	46:BZ:19:ARG:HH11	1.84	0.43
46:BZ:55:VAL:HG12	46:BZ:56:ILE:N	2.34	0.43
48:B1:89:GLU:O	48:B1:92:LYS:HB3	2.19	0.43
55:B8:22:VAL:HG21	55:B8:53:PRO:HB2	2.01	0.43
55:B8:32:LEU:HB2	55:B8:36:LYS:HE2	2.00	0.43
1:CA:56:U:O2'	1:CA:57:G:H5'	2.19	0.43
1:CA:179:A:C5	1:CA:180:U:C5	3.06	0.43
1:CA:473:G:H5"	16:CP:81:ARG:NH2	2.34	0.43
1:CA:539:A:H2'	1:CA:540:G:C8	2.54	0.43
1:CA:838:G:C2	1:CA:849:C:N3	2.87	0.43
1:CA:1239:A:N1	1:CA:1296:C:N3	2.67	0.43
1:CA:1354:C:H2'	1:CA:1355:G:C8	2.54	0.43
1:CA:1484:C:H2'	1:CA:1485:U:H6	1.84	0.43
1:CA:1507:A:C2	1:CA:1508:G:C4	3.06	0.43
2:CB:8:LYS:HZ3	2:CB:217:ARG:NH1	2.16	0.43
3:CC:83:ARG:HE	3:CC:87:LEU:HD12	1.82	0.43
3:CC:205:GLY:O	3:CC:206:GLU:HG3	2.19	0.43
4:CD:11:LEU:O	4:CD:12:CYS:C	2.57	0.43
4:CD:177:ASP:O	4:CD:180:GLY:N	2.50	0.43
5:CE:100:VAL:HG13	5:CE:118:ILE:CG2	2.49	0.43
6:CF:53:ALA:HB3	6:CF:86:ARG:NH1	2.34	0.43
7:CG:15:ASP:HB3	7:CG:19:GLY:CA	2.48	0.43
7:CG:32:ARG:HB2	7:CG:32:ARG:HH11	1.83	0.43
8:CH:29:SER:HB2	8:CH:32:LYS:HZ3	1.83	0.43
10:CJ:85:LEU:O	10:CJ:88:LEU:N	2.52	0.43
11:CK:46:GLY:C	11:CK:48:ILE:H	2.21	0.43
12:CL:54:LYS:HG2	12:CL:64:THR:CG2	2.48	0.43
13:CM:4:ILE:HG22	13:CM:5:ALA:N	2.33	0.43
13:CM:88:ARG:HH11	13:CM:88:ARG:HG2	1.83	0.43
14:CN:15:LYS:O	14:CN:16:PHE:O	2.36	0.43
15:CO:27:VAL:O	15:CO:29:VAL:N	2.51	0.43
20:CT:74:LYS:HB2	20:CT:75:ASN:OD1	2.18	0.43
20:CT:100:ILE:N	20:CT:100:ILE:CD1	2.82	0.43
25:DA:7:G:N1	25:DA:2896:C:N4	2.67	0.43
25:DA:57:C:C2'	25:DA:58:G:H5'	2.49	0.43
25:DA:108:U:H2'	25:DA:109:G:H8	1.83	0.43
25:DA:282:A:H2'	25:DA:283:A:H5"	2.00	0.43
25:DA:321:G:OP2	30:DF:136:THR:HG22	2.18	0.43
25:DA:866:A:C6	25:DA:914:C:N3	2.87	0.43
25:DA:918:A:H5"	26:DB:98:G:O2'	2.19	0.43

Continued on next page...

Continued from previous page...

Atom-1	Atom-2	Interatomic distance (Å)	Clash overlap (Å)
25:DA:952:G:C6	25:DA:953:A:N7	2.86	0.43
25:DA:1297:C:OP1	25:DA:2710:C:H4'	2.19	0.43
25:DA:1523:U:C2	25:DA:1524:G:C8	3.07	0.43
25:DA:2034:U:O2'	25:DA:2035:G:O5'	2.33	0.43
25:DA:2100:G:N1	25:DA:2101:G:N3	2.65	0.43
25:DA:2231:C:OP1	48:D1:42:GLN:HA	2.17	0.43
25:DA:2462:U:H2'	25:DA:2463:C:O4'	2.18	0.43
25:DA:2493:U:O5'	25:DA:2493:U:H6	2.01	0.43
25:DA:2744:G:N2	32:DH:143:GLN:OE1	2.51	0.43
25:DA:2758:A:C2'	25:DA:2759:G:H5"	2.49	0.43
26:DB:52:A:H2	26:DB:53:A:N6	2.16	0.43
26:DB:94:C:H2'	26:DB:95:C:C6	2.54	0.43
29:DE:21:VAL:HA	29:DE:22:PRO:HD2	1.82	0.43
29:DE:185:LYS:O	29:DE:187:ALA:N	2.50	0.43
29:DE:190:GLY:HA2	29:DE:191:PRO:HD3	1.86	0.43
31:DG:80:PHE:O	31:DG:80:PHE:HD1	2.02	0.43
32:DH:71:LEU:CA	32:DH:74:ASN:ND2	2.81	0.43
32:DH:163:TYR:N	32:DH:163:TYR:HD1	2.05	0.43
33:DI:130:TYR:N	33:DI:136:VAL:HG12	2.34	0.43
34:DN:93:THR:O	34:DN:93:THR:HG23	2.18	0.43
34:DN:121:LYS:HG2	34:DN:130:HIS:CE1	2.54	0.43
35:DO:12:ASP:HB3	35:DO:98:VAL:HA	2.01	0.43
41:DU:92:ARG:HB2	41:DU:92:ARG:NH1	2.11	0.43
42:DV:39:LEU:O	42:DV:40:LEU:CB	2.61	0.43
45:DY:91:GLU:HB3	45:DY:92:ASN:H	1.68	0.43
46:DZ:10:GLU:OE2	46:DZ:10:GLU:N	2.44	0.43
47:D0:60:PHE:N	47:D0:60:PHE:HD2	2.13	0.43
49:D2:10:LEU:HB3	49:D2:14:ARG:HH12	1.82	0.43
56:D9:7:VAL:HG12	56:D9:25:VAL:CG2	2.49	0.43
1:AA:126:G:C2	1:AA:127:G:C4	3.07	0.43
1:AA:160:A:C2	1:AA:343:U:H1'	2.54	0.43
1:AA:253:U:O2'	1:AA:254:G:H5'	2.19	0.43
1:AA:993:G:H1	1:AA:1045:C:H42	1.65	0.43
1:AA:1139:G:H5'	1:AA:1140:C:OP1	2.18	0.43
1:AA:1199:U:H5'	10:AJ:54:PHE:CE2	2.53	0.43
1:AA:1508:G:O2'	1:AA:1509:C:H5'	2.19	0.43
2:AB:7:VAL:HG12	2:AB:7:VAL:O	2.18	0.43
3:AC:22:TRP:HE3	3:AC:23:TYR:O	2.01	0.43
3:AC:69:HIS:HA	3:AC:104:GLN:O	2.19	0.43
4:AD:50:ARG:HH11	4:AD:50:ARG:CB	2.26	0.43
4:AD:177:ASP:O	4:AD:177:ASP:OD1	2.37	0.43

Continued on next page...

Continued from previous page...

Atom-1	Atom-2	Interatomic distance (Å)	Clash overlap (Å)
5:AE:59:GLY:O	5:AE:60:TYR:C	2.57	0.43
5:AE:72:GLN:N	5:AE:75:THR:O	2.50	0.43
5:AE:107:ARG:O	5:AE:109:ILE:N	2.52	0.43
8:AH:63:LEU:HB3	8:AH:65:TYR:HE1	1.80	0.43
10:AJ:28:ARG:HG2	10:AJ:28:ARG:HH11	1.82	0.43
10:AJ:85:LEU:O	10:AJ:86:MET:C	2.57	0.43
11:AK:33:THR:HG22	11:AK:39:PRO:CA	2.40	0.43
13:AM:83:ASP:OD1	19:AS:74:PHE:CE1	2.71	0.43
13:AM:94:ARG:HA	13:AM:94:ARG:HD3	1.81	0.43
14:AN:24:CYS:SG	14:AN:40:CYS:SG	3.08	0.43
15:AO:37:ASN:HA	15:AO:40:SER:HB3	2.01	0.43
19:AS:33:THR:CG2	19:AS:51:VAL:HA	2.49	0.43
19:AS:52:TYR:CZ	19:AS:56:GLN:HA	2.54	0.43
21:AU:6:ARG:HD3	21:AU:15:ARG:HH22	1.77	0.43
25:BA:190:A:C8	25:BA:207:A:C6	3.07	0.43
25:BA:266:G:H1'	25:BA:283:A:N6	2.34	0.43
25:BA:691:C:H6	25:BA:691:C:O5'	2.02	0.43
25:BA:784:A:C8	28:BD:229:VAL:HG21	2.51	0.43
25:BA:906:G:H5'	25:BA:907:U:OP2	2.19	0.43
25:BA:1107:G:O2'	25:BA:1108:U:H5'	2.19	0.43
25:BA:1270:C:H5"	25:BA:1271:G:C5'	2.48	0.43
25:BA:1351:C:O2'	25:BA:1571:A:H1'	2.18	0.43
25:BA:1509(B):A:H2'	25:BA:1510:G:C8	2.54	0.43
25:BA:2298:A:H62	25:BA:2318:G:H8	1.64	0.43
25:BA:2766:G:H2'	25:BA:2766:G:N3	2.33	0.43
25:BA:2767:C:O2'	25:BA:2768:C:H5'	2.17	0.43
25:BA:2870:C:C5'	38:BR:65:LEU:HD21	2.48	0.43
26:BB:58:A:H3'	26:BB:59:A:C8	2.51	0.43
26:BB:112:U:H2'	26:BB:113:G:H8	1.83	0.43
27:BC:6:LYS:NZ	27:BC:6:LYS:CB	2.80	0.43
27:BC:37:LYS:N	27:BC:37:LYS:HD2	2.34	0.43
27:BC:129:GLY:HA2	27:BC:138:LEU:HD11	2.00	0.43
30:BF:2:LYS:HG2	30:BF:25:PRO:HB2	2.00	0.43
31:BG:59:GLU:C	31:BG:62:LEU:H	2.22	0.43
31:BG:86:MET:O	31:BG:87:PRO:C	2.57	0.43
33:BI:13:GLY:O	33:BI:14:ASP:O	2.36	0.43
33:BI:116:LEU:O	33:BI:117:GLU:HB3	2.18	0.43
36:BP:49:ARG:HB2	36:BP:50:ARG:H	1.50	0.43
39:BS:19:LYS:O	39:BS:20:ARG:NH1	2.52	0.43
39:BS:62:LYS:H	39:BS:65:VAL:CG2	2.30	0.43
40:BT:100:TYR:C	40:BT:102:ILE:N	2.72	0.43

Continued on next page...

Continued from previous page...

Atom-1	Atom-2	Interatomic distance (Å)	Clash overlap (Å)
41:BU:36:ARG:O	41:BU:39:LEU:N	2.52	0.43
41:BU:97:ASP:OD1	41:BU:98:LEU:N	2.52	0.43
41:BU:104:GLN:HB2	41:BU:104:GLN:HE21	1.65	0.43
45:BY:31:LEU:HA	45:BY:31:LEU:HD13	1.66	0.43
45:BY:77:PRO:O	45:BY:78:ALA:HB2	2.19	0.43
46:BZ:3:ARG:HE	46:BZ:59:GLU:CG	2.32	0.43
46:BZ:97:MET:C	46:BZ:124:LEU:HD12	2.39	0.43
47:B0:48:LYS:HG3	47:B0:79:HIS:ND1	2.34	0.43
48:B1:50:ARG:O	48:B1:51:VAL:HB	2.19	0.43
49:B2:43:GLN:O	49:B2:44:LEU:HB2	2.18	0.43
53:B6:11:LEU:HD21	53:B6:53:LYS:N	2.33	0.43
53:B6:32:ASN:HB3	53:B6:33:LYS:H	1.42	0.43
1:CA:52:G:H2'	1:CA:53:A:C8	2.54	0.43
1:CA:59:A:H5'	1:CA:60:A:H5'	1.99	0.43
1:CA:564:C:H5'	12:CL:7:LEU:HD11	2.00	0.43
1:CA:592:G:H2'	1:CA:593:G:H8	1.84	0.43
1:CA:608:A:C4	1:CA:609:A:C8	3.07	0.43
1:CA:1055:A:H1'	3:CC:156:ARG:NH1	2.34	0.43
1:CA:1104:G:C5'	2:CB:111:ARG:HH11	2.32	0.43
1:CA:1290:G:O2'	1:CA:1291:G:H5'	2.18	0.43
1:CA:1508:G:H2'	1:CA:1509:C:O4'	2.19	0.43
2:CB:57:PHE:CZ	2:CB:61:LEU:HD22	2.54	0.43
3:CC:8:ILE:CD1	3:CC:16:ARG:NH2	2.79	0.43
3:CC:188:LEU:N	3:CC:188:LEU:HD22	2.34	0.43
5:CE:81:GLU:HG2	5:CE:90:VAL:CG1	2.44	0.43
7:CG:57:GLU:O	7:CG:57:GLU:HG3	2.19	0.43
9:CI:50:LEU:CA	9:CI:53:VAL:HG22	2.45	0.43
9:CI:86:VAL:HG21	9:CI:96:LEU:HD22	2.01	0.43
10:CJ:7:LYS:HE2	10:CJ:71:LEU:HD13	2.00	0.43
11:CK:72:ALA:HB1	11:CK:77:MET:HG2	2.01	0.43
14:CN:58:LYS:HE3	14:CN:58:LYS:HB3	1.80	0.43
20:CT:22:ARG:NH1	20:CT:22:ARG:CG	2.82	0.43
25:DA:43:A:H2'	25:DA:44:G:H8	1.82	0.43
25:DA:469:G:O2'	25:DA:470:A:H5"	2.18	0.43
25:DA:533:G:H1	25:DA:560:C:H42	1.65	0.43
25:DA:540:C:H2'	25:DA:541:C:C6	2.54	0.43
25:DA:553:G:H2'	25:DA:554:U:O4'	2.19	0.43
25:DA:709:U:H2'	25:DA:710:G:C8	2.54	0.43
25:DA:942:G:H8	25:DA:942:G:O5'	2.01	0.43
25:DA:1048:A:N6	25:DA:1108:U:C5	2.87	0.43
25:DA:1184:G:C2'	25:DA:1185:C:H5'	2.48	0.43

Continued on next page...

Continued from previous page...

Atom-1	Atom-2	Interatomic distance (Å)	Clash overlap (Å)
25:DA:1348:G:H2'	25:DA:1349:A:C5'	2.44	0.43
25:DA:1389:G:C2	25:DA:1399:C:O2	2.72	0.43
25:DA:1443:G:C2'	25:DA:1444:G:H5'	2.48	0.43
25:DA:2036:C:O2'	25:DA:2037:G:H5'	2.18	0.43
25:DA:2104:G:H2'	25:DA:2105:C:H5'	2.00	0.43
25:DA:2532:G:N2	25:DA:2663:G:H1'	2.34	0.43
28:DD:132:PRO:O	28:DD:136:ILE:HG13	2.18	0.43
30:DF:2:LYS:HG2	30:DF:2:LYS:O	2.18	0.43
30:DF:114:VAL:HG22	30:DF:192:LEU:HD11	2.00	0.43
34:DN:3:THR:O	34:DN:5:VAL:N	2.52	0.43
35:DO:71:ARG:NH2	35:DO:122:LEU:OXT	2.41	0.43
39:DS:88:ASP:CG	39:DS:89:ARG:N	2.72	0.43
39:DS:98:VAL:HG21	39:DS:100:ALA:HB2	2.01	0.43
40:DT:8:LYS:CA	40:DT:11:GLU:OE2	2.66	0.43
40:DT:18:ASP:N	40:DT:18:ASP:OD1	2.52	0.43
40:DT:30:VAL:HA	40:DT:44:ASP:HA	1.99	0.43
40:DT:30:VAL:HA	40:DT:43:GLN:O	2.18	0.43
40:DT:70:VAL:HG12	40:DT:71:GLY:O	2.18	0.43
42:DV:1:MET:H3	42:DV:16:PRO:HD3	1.84	0.43
42:DV:12:TYR:CE1	42:DV:22:VAL:HG12	2.53	0.43
42:DV:75:PHE:CD1	42:DV:75:PHE:C	2.92	0.43
46:DZ:9:ARG:HA	46:DZ:37:TYR:CD2	2.52	0.43
46:DZ:174:VAL:HB	46:DZ:175:PRO:HD2	2.01	0.43
49:D2:61:LEU:O	49:D2:64:LEU:HB3	2.19	0.43
50:D3:22:ALA:O	50:D3:25:ALA:HB3	2.18	0.43
51:D4:40:ILE:HD12	51:D4:40:ILE:N	2.34	0.43
52:D5:52:TYR:N	52:D5:52:TYR:HD1	2.11	0.43
1:AA:15:G:C4	1:AA:16:A:C8	3.06	0.43
1:AA:59:A:C5'	1:AA:60:A:C5'	2.93	0.43
1:AA:369:C:O2	1:AA:369:C:H2'	2.18	0.43
1:AA:520:A:P	12:AL:49:LEU:HD23	2.59	0.43
1:AA:590:C:OP1	8:AH:30:ARG:N	2.43	0.43
1:AA:643:C:H5'	8:AH:31:PHE:CE1	2.54	0.43
1:AA:665:A:H2'	1:AA:732:C:O2	2.19	0.43
1:AA:872:A:C5	1:AA:874:G:C8	3.07	0.43
1:AA:1306:A:O2'	1:AA:1307:U:H5'	2.18	0.43
1:AA:1483:A:H1'	25:BA:1948:G:H1'	2.01	0.43
3:AC:6:HIS:CD2	3:AC:7:PRO:HD2	2.52	0.43
7:AG:44:TYR:CD2	7:AG:44:TYR:N	2.86	0.43
7:AG:140:ASP:OD1	7:AG:143:ARG:NH2	2.52	0.43
12:AL:83:ARG:NH2	12:AL:96:HIS:CD2	2.86	0.43

Continued on next page...

Continued from previous page...

Atom-1	Atom-2	Interatomic distance (Å)	Clash overlap (Å)
14:AN:59:ALA:O	14:AN:60:SER:HB2	2.19	0.43
17:AQ:68:ARG:N	17:AQ:70:ARG:NH1	2.66	0.43
22:AV:134:ASP:HB3	22:AV:152:THR:HB	2.01	0.43
25:BA:52:A:O2'	25:BA:53:A:H5'	2.18	0.43
25:BA:556:G:H2'	25:BA:557:U:H6	1.81	0.43
25:BA:727:A:O2'	25:BA:728:G:H5'	2.19	0.43
25:BA:791:C:H4'	25:BA:792:G:OP1	2.18	0.43
25:BA:815:C:OP1	42:BV:85:LYS:NZ	2.51	0.43
25:BA:847:U:H5	25:BA:933:A:H62	1.67	0.43
25:BA:998:C:H2'	25:BA:999:U:O4'	2.18	0.43
25:BA:1339:G:H5"	44:BX:16:LYS:HD3	2.01	0.43
25:BA:1403:C:C5'	25:BA:1471:A:H1'	2.49	0.43
25:BA:1477:A:H5'	25:BA:1478:G:OP2	2.19	0.43
25:BA:1587:A:C3'	25:BA:1588:C:H6	2.29	0.43
25:BA:1742:G:C6	25:BA:1743:C:N3	2.87	0.43
25:BA:2469:A:H5'	25:BA:2470:G:OP2	2.18	0.43
25:BA:2746:U:H2'	25:BA:2747:G:C5'	2.48	0.43
25:BA:2809:A:O2'	25:BA:2810:A:H5'	2.18	0.43
27:BC:48:LEU:CD2	27:BC:210:LEU:HD23	2.48	0.43
28:BD:65:ILE:CD1	28:BD:65:ILE:N	2.78	0.43
28:BD:105:ILE:O	28:BD:106:ILE:C	2.55	0.43
28:BD:266:SER:O	28:BD:267:SER:O	2.37	0.43
29:BE:81:ILE:O	29:BE:81:ILE:CG2	2.64	0.43
30:BF:32:LEU:HD21	30:BF:105:VAL:O	2.19	0.43
31:BG:60:LEU:HB3	31:BG:68:PRO:HG2	2.01	0.43
32:BH:9:ILE:N	32:BH:9:ILE:CD1	2.70	0.43
32:BH:17:VAL:CG2	32:BH:45:VAL:HG13	2.49	0.43
32:BH:123:PHE:CD2	32:BH:133:VAL:CG2	3.01	0.43
36:BP:65:ARG:O	36:BP:66:GLY:C	2.57	0.43
38:BR:5:LYS:O	38:BR:6:SER:CB	2.66	0.43
38:BR:33:ARG:HG3	38:BR:115:GLU:CB	2.49	0.43
39:BS:89:ARG:HD3	39:BS:92:TYR:HA	2.00	0.43
45:BY:48:ALA:CB	45:BY:59:GLY:N	2.82	0.43
46:BZ:3:ARG:HG3	46:BZ:57:VAL:O	2.19	0.43
46:BZ:9:ARG:HG3	46:BZ:17:LEU:HD21	2.01	0.43
51:B4:46:ASN:OD1	51:B4:62:CYS:SG	2.73	0.43
55:B8:51:ALA:O	55:B8:54:GLU:OE1	2.36	0.43
1:CA:78:G:N2	1:CA:79:G:C6	2.87	0.43
1:CA:161:A:H2'	1:CA:162:A:C8	2.53	0.43
1:CA:687:A:H4'	11:CK:47:VAL:HG13	2.01	0.43
1:CA:786:G:H2'	1:CA:787:A:O4'	2.19	0.43

Continued on next page...

Continued from previous page...

Atom-1	Atom-2	Interatomic distance (Å)	Clash overlap (Å)
1:CA:973:G:H1'	10:CJ:55:LYS:HZ3	1.83	0.43
1:CA:1104:G:H5'	2:CB:111:ARG:HH11	1.83	0.43
1:CA:1106:G:C5	1:CA:1107:C:C5	3.07	0.43
1:CA:1241:G:H2'	1:CA:1242:C:C6	2.53	0.43
1:CA:1388:C:O2'	1:CA:1389:C:H5'	2.18	0.43
1:CA:1413:A:H8	1:CA:1413:A:O5'	2.01	0.43
3:CC:60:ALA:O	3:CC:61:ALA:CB	2.67	0.43
3:CC:155:GLY:O	3:CC:156:ARG:HB2	2.18	0.43
4:CD:98:GLU:OE1	4:CD:194:LEU:HD11	2.19	0.43
5:CE:89:ILE:HD11	5:CE:91:LEU:HD13	2.01	0.43
7:CG:40:ALA:O	7:CG:44:TYR:CD1	2.72	0.43
7:CG:66:VAL:O	7:CG:66:VAL:CG1	2.65	0.43
7:CG:136:LYS:C	7:CG:138:LYS:H	2.21	0.43
8:CH:53:VAL:C	8:CH:55:GLY:N	2.71	0.43
8:CH:103:VAL:HG21	8:CH:109:ILE:O	2.19	0.43
12:CL:38:ARG:NH1	12:CL:38:ARG:CB	2.82	0.43
13:CM:83:ASP:N	13:CM:83:ASP:OD2	2.52	0.43
15:CO:76:GLU:C	15:CO:78:TYR:H	2.21	0.43
16:CP:48:TRP:CE3	16:CP:48:TRP:O	2.72	0.43
16:CP:48:TRP:O	16:CP:48:TRP:HE3	2.01	0.43
16:CP:60:LEU:HA	16:CP:64:ALA:HB3	2.01	0.43
17:CQ:14:LYS:H	17:CQ:14:LYS:HD2	1.83	0.43
18:CR:29:PHE:CD1	18:CR:29:PHE:O	2.72	0.43
18:CR:36:ASN:O	18:CR:37:VAL:C	2.57	0.43
20:CT:73:HIS:O	20:CT:76:ALA:HB3	2.18	0.43
25:DA:271(K):U:H2'	33:DI:50:ARG:CZ	2.48	0.43
25:DA:349:G:N3	25:DA:349:G:H2'	2.34	0.43
25:DA:528:A:H2	25:DA:2043:C:H4'	1.80	0.43
25:DA:610:G:H2'	25:DA:611:C:C6	2.54	0.43
25:DA:673:C:OP1	30:DF:54:ARG:NH1	2.52	0.43
25:DA:1041:C:OP1	46:DZ:45:LYS:NZ	2.50	0.43
25:DA:1459:G:H2'	25:DA:1461:G:O4'	2.19	0.43
25:DA:1468:C:H2'	25:DA:1469:A:C8	2.51	0.43
25:DA:1498:C:O4'	25:DA:1577:C:C4'	2.66	0.43
25:DA:1612:C:H2'	25:DA:1613:G:O5'	2.19	0.43
25:DA:1653:G:O5'	25:DA:1653:G:C8	2.71	0.43
25:DA:2192:G:C2'	25:DA:2193:G:C5'	2.94	0.43
25:DA:2200:C:H42	25:DA:2223:G:H1	1.66	0.43
25:DA:2243:U:O2'	25:DA:2244:U:H5'	2.18	0.43
25:DA:2432:A:C5	48:D1:33:LYS:HB3	2.54	0.43
25:DA:2557:G:C6	25:DA:2558:C:N4	2.87	0.43

Continued on next page...

Continued from previous page...

Atom-1	Atom-2	Interatomic distance (Å)	Clash overlap (Å)
26:DB:104:U:H4'	46:DZ:71:ARG:HD2	2.00	0.43
27:DC:23:ILE:HB	27:DC:191:ARG:HH22	1.84	0.43
27:DC:178:LYS:HB2	27:DC:181:PHE:HE1	1.81	0.43
28:DD:65:ILE:HD11	28:DD:67:PHE:CZ	2.54	0.43
30:DF:102:PRO:HB2	30:DF:105:VAL:CG2	2.49	0.43
30:DF:114:VAL:CG2	30:DF:202:PHE:HE2	2.32	0.43
31:DG:5:VAL:HG23	31:DG:8:LYS:HB2	2.00	0.43
31:DG:66:GLN:HE22	31:DG:94:LEU:HA	1.84	0.43
31:DG:115:ARG:HD2	31:DG:136:ARG:CD	2.49	0.43
31:DG:133:LEU:HD23	31:DG:133:LEU:N	2.34	0.43
33:DI:83:ALA:HB2	33:DI:88:ILE:HA	1.96	0.43
34:DN:16:ILE:CG2	34:DN:54:VAL:HA	2.49	0.43
37:DQ:54:MET:O	37:DQ:57:HIS:N	2.52	0.43
37:DQ:56:ARG:HH11	37:DQ:56:ARG:CA	2.24	0.43
39:DS:49:VAL:HG12	39:DS:50:SER:N	2.34	0.43
39:DS:93:LYS:O	39:DS:95:HIS:N	2.51	0.43
40:DT:76:PHE:HA	40:DT:77:PRO:HD3	1.72	0.43
41:DU:52:ARG:O	41:DU:53:ARG:C	2.57	0.43
46:DZ:2:TYR:O	46:DZ:56:ILE:HA	2.18	0.43
46:DZ:11:GLY:O	46:DZ:12:GLU:HG3	2.18	0.43
46:DZ:43:PHE:CZ	46:DZ:47:PHE:CD2	3.06	0.43
49:D2:67:LYS:HD3	49:D2:67:LYS:HA	1.85	0.43
53:D6:28:ARG:O	53:D6:29:ASN:C	2.56	0.43
1:AA:286:G:O2'	1:AA:287:U:H5'	2.19	0.43
1:AA:356:A:O2'	1:AA:368:U:H4'	2.19	0.43
1:AA:461:A:C6	1:AA:471:G:C6	3.06	0.43
1:AA:716:A:H2'	1:AA:717:C:O4'	2.19	0.43
1:AA:758:G:H8	1:AA:758:G:O5'	2.02	0.43
1:AA:1240:U:O2	7:AG:32:ARG:HD3	2.19	0.43
1:AA:1248:A:C2'	1:AA:1249:C:C5'	2.97	0.43
1:AA:1349:A:OP1	9:AI:120:ARG:HB2	2.19	0.43
2:AB:88:ALA:HB1	2:AB:90:MET:CE	2.49	0.43
2:AB:194:PRO:CG	2:AB:195:ASP:H	2.25	0.43
2:AB:206:ASP:O	2:AB:211:ILE:HD11	2.19	0.43
2:AB:215:LEU:HA	2:AB:218:ALA:HB2	2.01	0.43
3:AC:97:LYS:HG2	3:AC:98:ASN:H	1.84	0.43
3:AC:131:ARG:O	3:AC:132:ARG:C	2.57	0.43
4:AD:5:ILE:O	4:AD:5:ILE:HG22	2.19	0.43
4:AD:64:LEU:HB2	4:AD:198:VAL:CG1	2.49	0.43
5:AE:24:ARG:H	5:AE:24:ARG:HG2	1.60	0.43
8:AH:1:MET:O	8:AH:2:LEU:HB3	2.19	0.43

Continued on next page...

Continued from previous page...

Atom-1	Atom-2	Interatomic distance (Å)	Clash overlap (Å)
13:AM:65:LYS:CG	13:AM:69:GLU:O	2.65	0.43
14:AN:26:ARG:HD2	14:AN:43:CYS:CB	2.49	0.43
15:AO:30:ALA:CB	15:AO:85:LEU:HD11	2.47	0.43
16:AP:7:ALA:O	16:AP:8:ARG:C	2.57	0.43
18:AR:66:LEU:HG	18:AR:67:ALA:N	2.32	0.43
19:AS:15:LEU:C	19:AS:19:VAL:HG23	2.39	0.43
19:AS:39:THR:CG2	19:AS:40:ILE:N	2.76	0.43
25:BA:200:U:O2	25:BA:386:G:N2	2.52	0.43
25:BA:478:A:H2'	25:BA:479:A:H5'	2.01	0.43
25:BA:637:A:O5'	36:BP:116:GLY:HA2	2.19	0.43
25:BA:930:U:H4'	25:BA:931:G:O5'	2.19	0.43
25:BA:1221(A):C:O2'	25:BA:1222:C:H5'	2.18	0.43
25:BA:1343:G:N3	25:BA:1384:A:C2	2.86	0.43
25:BA:1394:U:C5	25:BA:1395:A:C5	3.07	0.43
25:BA:1775:U:H2'	25:BA:1776:G:C5'	2.49	0.43
25:BA:1803:A:O3'	28:BD:259:THR:CG2	2.67	0.43
25:BA:2171:A:O2'	25:BA:2172:U:O5'	2.24	0.43
25:BA:2277:G:C2'	25:BA:2278:A:C5'	2.94	0.43
25:BA:2336:A:H61	47:B0:42:THR:CG2	2.32	0.43
25:BA:2570:G:H2'	25:BA:2571:C:C6	2.53	0.43
25:BA:2709:G:H2'	25:BA:2710:C:C6	2.54	0.43
27:BC:181:PHE:CE2	27:BC:185:LYS:HB3	2.53	0.43
28:BD:24:ILE:O	28:BD:82:ILE:HG22	2.19	0.43
28:BD:202:LYS:HG3	28:BD:203:ASN:N	2.33	0.43
29:BE:18:ASP:O	35:BO:73:ASP:HB3	2.18	0.43
31:BG:81:LYS:O	31:BG:82:LEU:C	2.57	0.43
33:BI:130:TYR:O	33:BI:135:GLU:HA	2.19	0.43
33:BI:133:HIS:CB	33:BI:134:PRO:CD	2.86	0.43
36:BP:81:GLN:CD	36:BP:106:LEU:HA	2.39	0.43
37:BQ:119:ARG:NH2	37:BQ:120:ILE:HD11	2.34	0.43
40:BT:118:ARG:O	40:BT:121:ILE:N	2.52	0.43
41:BU:91:ASP:N	41:BU:92:ARG:HD3	2.30	0.43
41:BU:92:ARG:O	41:BU:94:ASN:N	2.43	0.43
45:BY:101:LYS:CG	45:BY:102:CYS:N	2.82	0.43
53:B6:27:LYS:O	53:B6:28:ARG:O	2.37	0.43
1:CA:79:G:C1'	1:CA:80:G:P	3.07	0.43
1:CA:98:G:H2'	1:CA:99:U:O4'	2.19	0.43
1:CA:230:G:C2	1:CA:231:G:H1'	2.54	0.43
1:CA:256:U:O2'	1:CA:257:G:H5'	2.18	0.43
1:CA:363:A:OP2	12:CL:31:ARG:HB3	2.19	0.43
1:CA:831:U:H2'	1:CA:832:C:H6	1.83	0.43

Continued on next page...

Continued from previous page...

Atom-1	Atom-2	Interatomic distance (Å)	Clash overlap (Å)
1:CA:858:G:O6	1:CA:869:G:H3'	2.19	0.43
1:CA:1112:C:H42	3:CC:177:THR:HA	1.84	0.43
1:CA:1527:C:H2'	1:CA:1528:U:C6	2.54	0.43
2:CB:35:GLU:C	2:CB:36:ARG:HE	2.22	0.43
2:CB:68:ILE:CD1	2:CB:161:ALA:HB3	2.48	0.43
2:CB:131:PRO:O	2:CB:134:GLU:N	2.52	0.43
3:CC:105:GLU:HG2	3:CC:106:VAL:N	2.34	0.43
4:CD:93:PHE:O	4:CD:94:LEU:C	2.56	0.43
4:CD:155:LEU:O	4:CD:156:GLU:C	2.56	0.43
4:CD:162:LEU:HD12	4:CD:181:MET:HG2	2.01	0.43
5:CE:145:LYS:C	5:CE:149:GLU:HG2	2.40	0.43
8:CH:23:SER:HB2	8:CH:61:VAL:O	2.19	0.43
8:CH:38:ILE:HG21	8:CH:120:THR:CG2	2.49	0.43
8:CH:120:THR:O	8:CH:122:ARG:N	2.52	0.43
9:CI:40:LEU:HB3	9:CI:43:ALA:HB2	2.00	0.43
9:CI:86:VAL:CG2	9:CI:96:LEU:HD22	2.48	0.43
10:CJ:34:VAL:HG22	10:CJ:74:ILE:HA	2.01	0.43
12:CL:50:ARG:HB3	12:CL:90:LEU:HD11	2.00	0.43
16:CP:49:LEU:O	16:CP:49:LEU:CG	2.65	0.43
17:CQ:67:LYS:O	17:CQ:69:LYS:N	2.51	0.43
25:DA:271(A):A:N7	25:DA:271(W):G:N2	2.67	0.43
25:DA:755:C:O5'	25:DA:755:C:H6	2.02	0.43
25:DA:779:U:O2'	25:DA:780:G:H5'	2.18	0.43
25:DA:863:A:OP1	37:DQ:22:LYS:HG2	2.19	0.43
25:DA:1291:C:H2'	25:DA:1292:U:C6	2.54	0.43
25:DA:1425:G:H2'	25:DA:1426:G:O4'	2.19	0.43
25:DA:1438:U:O2'	25:DA:1439:A:H5'	2.18	0.43
25:DA:1494:A:H4'	25:DA:1496:A:N1	2.34	0.43
25:DA:1967:C:H2'	25:DA:1968:G:O4'	2.19	0.43
25:DA:2039:C:OP2	34:DN:109:LYS:CD	2.67	0.43
25:DA:2106:G:N1	25:DA:2184:G:H1'	2.34	0.43
25:DA:2286:A:O3'	53:D6:31:PRO:HG2	2.19	0.43
25:DA:2532:G:C6	25:DA:2533:A:C6	3.07	0.43
26:DB:52:A:C2	26:DB:53:A:N6	2.87	0.43
26:DB:112:U:H2'	26:DB:113:G:H8	1.83	0.43
28:DD:105:ILE:HD12	28:DD:106:ILE:H	1.83	0.43
32:DH:65:HIS:CE1	32:DH:69:ARG:HD2	2.54	0.43
32:DH:115:VAL:HG11	32:DH:148:ILE:CD1	2.47	0.43
34:DN:39:ARG:HD3	34:DN:41:ASP:OD1	2.19	0.43
36:DP:147:LEU:O	36:DP:148:LEU:CB	2.67	0.43
37:DQ:137:TYR:O	37:DQ:138:ASP:O	2.37	0.43

Continued on next page...

Continued from previous page...

Atom-1	Atom-2	Interatomic distance (Å)	Clash overlap (Å)
37:DQ:140:ALA:HB2	46:DZ:122:ASP:CG	2.40	0.43
39:DS:17:ARG:O	39:DS:20:ARG:NH1	2.51	0.43
44:DX:31:HIS:CD2	44:DX:33:LYS:HB2	2.53	0.43
46:DZ:9:ARG:CA	46:DZ:37:TYR:HD2	2.32	0.43
52:D5:8:LYS:O	52:D5:9:LYS:HG2	2.19	0.43
53:D6:20:ASN:ND2	53:D6:21:TYR:H	2.15	0.43
53:D6:41:PRO:HG2	53:D6:42:TRP:H	1.84	0.43
53:D6:47:THR:HB	53:D6:48:VAL:H	1.69	0.43
1:AA:141:A:C5	1:AA:142:G:C8	3.07	0.42
1:AA:361:G:O2'	1:AA:362:G:H5'	2.18	0.42
1:AA:473:G:O3'	16:AP:81:ARG:NH2	2.52	0.42
1:AA:518:C:O2'	1:AA:530:G:N2	2.51	0.42
1:AA:558:G:C4	1:AA:559:A:C2	3.07	0.42
1:AA:691:G:N2	1:AA:696:A:OP2	2.52	0.42
1:AA:754:C:H1'	15:AO:69:TYR:CG	2.54	0.42
1:AA:1053:G:N7	1:AA:1199:U:C3'	2.81	0.42
1:AA:1331:G:H4'	1:AA:1331:G:OP1	2.19	0.42
1:AA:1370:G:O3'	9:AI:12:GLU:HG3	2.19	0.42
1:AA:1405:G:H21	1:AA:1518:A:H1'	1.83	0.42
1:AA:1406:U:H2'	1:AA:1407:C:C5'	2.49	0.42
1:AA:1430:C:H2'	1:AA:1431:C:H6	1.84	0.42
1:AA:1501:C:N4	1:AA:1504:G:C2	2.87	0.42
2:AB:82:ARG:HB3	2:AB:83:MET:CE	2.48	0.42
2:AB:157:ARG:CZ	2:AB:157:ARG:HB3	2.49	0.42
2:AB:193:ASP:OD2	2:AB:196:LEU:HD11	2.19	0.42
3:AC:76:VAL:CA	3:AC:83:ARG:NH1	2.74	0.42
5:AE:73:ASN:C	5:AE:75:THR:H	2.22	0.42
5:AE:76:ILE:HD11	5:AE:142:LEU:CD1	2.49	0.42
5:AE:92:LYS:HA	5:AE:93:PRO:HD2	1.94	0.42
5:AE:101:ILE:HG12	5:AE:101:ILE:O	2.19	0.42
5:AE:107:ARG:HG2	5:AE:108:ALA:H	1.83	0.42
6:AF:24:GLU:CG	6:AF:25:ILE:N	2.71	0.42
6:AF:46:ARG:HH12	18:AR:37:VAL:HG11	1.84	0.42
6:AF:77:ARG:CG	6:AF:78:GLU:N	2.78	0.42
7:AG:31:MET:SD	7:AG:34:GLY:CA	3.06	0.42
7:AG:78:ARG:HH11	7:AG:78:ARG:HG2	1.84	0.42
8:AH:86:ILE:HG12	8:AH:135:CYS:HA	2.00	0.42
10:AJ:22:LYS:HE3	10:AJ:23:ILE:HG12	2.01	0.42
11:AK:111:ASP:C	18:AR:84:LYS:HE3	2.39	0.42
13:AM:82:MET:O	13:AM:82:MET:HG3	2.18	0.42
14:AN:13:THR:N	14:AN:14:PRO:HD3	2.34	0.42

Continued on next page...

Continued from previous page...

Atom-1	Atom-2	Interatomic distance (Å)	Clash overlap (Å)
14:AN:29:ARG:HH11	14:AN:29:ARG:HG3	1.84	0.42
15:AO:9:GLN:O	15:AO:10:LYS:C	2.58	0.42
15:AO:17:ARG:CG	15:AO:26:GLU:HG3	2.49	0.42
15:AO:87:ILE:CG2	15:AO:88:ARG:H	2.31	0.42
18:AR:58:LEU:HB3	18:AR:62:GLU:CB	2.49	0.42
19:AS:51:VAL:HG11	19:AS:75:ALA:HB2	2.00	0.42
22:AV:29:LYS:CG	25:BA:2254:C:H4'	2.41	0.42
23:AW:11:A:N6	23:AW:24:U:H3	2.17	0.42
25:BA:48:G:O2'	25:BA:118:A:N1	2.47	0.42
25:BA:272(I):U:H2'	25:BA:274:G:N7	2.31	0.42
25:BA:873:G:C2	25:BA:905:U:O2	2.72	0.42
25:BA:877:U:H2'	25:BA:878:A:O5'	2.19	0.42
25:BA:1234:U:C2'	25:BA:1235:G:H5'	2.49	0.42
25:BA:1279:G:H5'	38:BR:34:ILE:CD1	2.49	0.42
25:BA:1573:G:C2'	25:BA:1574:C:H5'	2.49	0.42
25:BA:1593:G:C2'	25:BA:1594:G:C5'	2.96	0.42
25:BA:1609:A:O2'	25:BA:1610:A:H5'	2.18	0.42
25:BA:1803:A:HO2'	28:BD:259:THR:HG21	1.76	0.42
27:BC:115:VAL:HB	27:BC:150:ILE:HD11	2.01	0.42
27:BC:118:PRO:O	27:BC:121:MET:HB2	2.19	0.42
28:BD:70:TRP:HZ3	28:BD:146:GLU:CD	2.21	0.42
30:BF:1:MET:HE1	30:BF:26:ALA:HB1	2.01	0.42
30:BF:53:THR:CG2	30:BF:56:GLU:HG3	2.49	0.42
31:BG:109:VAL:HG13	51:B4:59:VAL:HG13	2.00	0.42
32:BH:54:ARG:HH11	32:BH:65:HIS:CG	2.36	0.42
33:BI:52:ARG:HG3	33:BI:53:ALA:H	1.83	0.42
36:BP:6:LEU:HD12	36:BP:9:ASN:CB	2.48	0.42
36:BP:23:PRO:C	36:BP:33:ARG:NE	2.72	0.42
36:BP:50:ARG:CB	55:B8:59:LYS:NZ	2.82	0.42
36:BP:114:ILE:HD12	36:BP:115:LEU:H	1.83	0.42
37:BQ:64:ILE:HG13	46:BZ:177:GLU:OE2	2.18	0.42
38:BR:77:ARG:NH1	38:BR:77:ARG:HG3	2.34	0.42
39:BS:83:LYS:O	39:BS:105:ALA:HB3	2.18	0.42
41:BU:47:TYR:HA	41:BU:50:ARG:NH2	2.35	0.42
42:BV:8:GLY:HA3	42:BV:23:GLU:CG	2.49	0.42
45:BY:56:PRO:O	45:BY:57:GLN:O	2.37	0.42
50:B3:22:ALA:O	50:B3:25:ALA:HB3	2.19	0.42
1:CA:82:U:H2'	1:CA:83:U:C6	2.54	0.42
1:CA:549:C:O5'	1:CA:549:C:H6	2.01	0.42
1:CA:973:G:H1'	10:CJ:55:LYS:NZ	2.34	0.42
1:CA:992:U:O2'	1:CA:993:G:OP2	2.32	0.42

Continued on next page...

Continued from previous page...

Atom-1	Atom-2	Interatomic distance (Å)	Clash overlap (Å)
1:CA:1129:C:O5'	1:CA:1130:A:H8	2.01	0.42
1:CA:1204:A:H2'	1:CA:1205:U:O4'	2.19	0.42
1:CA:1205:U:O2'	3:CC:195:VAL:HG23	2.18	0.42
1:CA:1216:G:OP1	14:CN:2:ALA:HA	2.19	0.42
1:CA:1343:G:H2'	1:CA:1344:C:H6	1.82	0.42
2:CB:28:PHE:O	2:CB:28:PHE:CG	2.71	0.42
2:CB:85:ALA:O	2:CB:89:GLY:N	2.52	0.42
3:CC:22:TRP:CZ2	14:CN:54:PRO:HG2	2.54	0.42
3:CC:34:LEU:CD1	14:CN:25:VAL:HG11	2.48	0.42
3:CC:206:GLU:O	3:CC:208:ILE:N	2.51	0.42
4:CD:59:ARG:HH11	4:CD:59:ARG:HG2	1.83	0.42
4:CD:150:GLU:C	4:CD:152:SER:N	2.72	0.42
7:CG:15:ASP:H	7:CG:20:ASP:H	1.63	0.42
8:CH:30:ARG:HB2	8:CH:30:ARG:HH11	1.83	0.42
8:CH:97:VAL:C	8:CH:99:GLU:N	2.72	0.42
11:CK:50:TYR:HD2	11:CK:54:ARG:CB	2.29	0.42
12:CL:5:ASN:CB	17:CQ:34:LYS:NZ	2.81	0.42
13:CM:58:GLU:O	13:CM:62:ASN:HB2	2.19	0.42
16:CP:71:ARG:O	16:CP:72:ARG:C	2.57	0.42
16:CP:80:PHE:O	16:CP:81:ARG:C	2.57	0.42
25:DA:30:G:C5	25:DA:31:C:C4	3.07	0.42
25:DA:142(A):C:H2'	25:DA:143:G:O4'	2.19	0.42
25:DA:226:G:H21	25:DA:228:A:H62	1.66	0.42
25:DA:344:G:N2	25:DA:345:A:H62	2.17	0.42
25:DA:348:G:H2'	25:DA:349:G:O4'	2.19	0.42
25:DA:489:G:N2	25:DA:1321:A:OP1	2.51	0.42
25:DA:573:G:H1	25:DA:2031:A:P	2.42	0.42
25:DA:971:C:H2'	25:DA:972:G:O4'	2.19	0.42
25:DA:1031:G:O3'	56:D9:8:LYS:HG2	2.19	0.42
25:DA:1879:C:O5'	25:DA:1879:C:H6	2.01	0.42
25:DA:1899:G:N2	25:DA:1902:C:C5	2.87	0.42
25:DA:2092:U:HO2'	25:DA:2093:G:P	2.42	0.42
25:DA:2402:C:HO2'	25:DA:2403:C:P	2.42	0.42
25:DA:2536:G:C5	25:DA:2537:U:C5	3.07	0.42
26:DB:38:C:H2'	26:DB:39:A:O4'	2.19	0.42
27:DC:77:ALA:HA	27:DC:115:VAL:CG2	2.45	0.42
28:DD:142:VAL:HG23	28:DD:193:VAL:HA	2.02	0.42
28:DD:209:ALA:O	28:DD:210:GLY:O	2.37	0.42
29:DE:105:THR:HB	29:DE:197:ILE:HG23	2.00	0.42
30:DF:19:GLU:CG	30:DF:20:LEU:N	2.82	0.42
30:DF:40:GLN:HE22	30:DF:184:TYR:HB3	1.83	0.42

Continued on next page...

Continued from previous page...

Atom-1	Atom-2	Interatomic distance (Å)	Clash overlap (Å)
31:DG:9:ARG:C	31:DG:11:TYR:N	2.72	0.42
31:DG:137:GLU:O	31:DG:140:ILE:HG13	2.18	0.42
31:DG:143:GLU:HA	51:D4:54:LYS:HE3	2.00	0.42
32:DH:25:LYS:HB3	32:DH:34:GLU:OE2	2.19	0.42
32:DH:66:GLY:CA	32:DH:69:ARG:HB3	2.49	0.42
32:DH:138:LYS:H	32:DH:141:VAL:HG23	1.84	0.42
33:DI:48:GLU:O	33:DI:52:ARG:N	2.52	0.42
34:DN:45:ASN:HD22	34:DN:45:ASN:H	1.67	0.42
34:DN:123:TYR:CE1	34:DN:130:HIS:HE1	2.37	0.42
36:DP:17:LYS:HG3	36:DP:19:VAL:HG23	2.01	0.42
36:DP:47:ASP:HB3	36:DP:48:PRO:O	2.19	0.42
36:DP:68:GLN:HE22	55:D8:12:LYS:HB3	1.84	0.42
36:DP:83:VAL:HG21	36:DP:100:LEU:HD11	2.00	0.42
37:DQ:26:TYR:HB2	37:DQ:137:TYR:CD1	2.54	0.42
37:DQ:34:LEU:HD23	37:DQ:104:PHE:CD1	2.54	0.42
39:DS:35:ILE:HD13	39:DS:66:ALA:HB1	2.01	0.42
40:DT:80:SER:CB	40:DT:81:PRO:HD3	2.46	0.42
41:DU:66:ASN:HB2	41:DU:76:TYR:HB2	2.00	0.42
43:DW:69:LEU:HA	43:DW:108:GLY:O	2.19	0.42
44:DX:29:TRP:HE3	44:DX:77:LYS:O	2.02	0.42
45:DY:28:LYS:HB3	45:DY:39:VAL:N	2.33	0.42
46:DZ:94:PRO:HB3	46:DZ:126:LYS:HE3	1.99	0.42
47:D0:40:GLN:HE22	47:D0:45:PHE:N	1.94	0.42
53:D6:15:GLU:CG	53:D6:18:ARG:HE	2.28	0.42
55:D8:60:LEU:C	55:D8:61:LEU:CD1	2.88	0.42
1:AA:39:G:C4	1:AA:40:C:C5	3.06	0.42
1:AA:193:C:O2'	1:AA:194:C:H5'	2.19	0.42
1:AA:255:G:H1'	17:AQ:16:GLN:HE22	1.84	0.42
1:AA:371:G:H1	1:AA:390:C:N4	2.17	0.42
1:AA:556:C:O2	1:AA:556:C:H2'	2.18	0.42
1:AA:663:A:H5"	18:AR:61:LYS:HE3	2.01	0.42
1:AA:840:C:H5"	1:AA:841:U:OP1	2.19	0.42
1:AA:868:C:O2'	1:AA:869:G:H5'	2.19	0.42
1:AA:922:G:N3	1:AA:1398:A:C2	2.87	0.42
1:AA:922:G:C6	1:AA:923:A:C6	3.07	0.42
1:AA:963:G:H1	1:AA:972:C:H42	1.67	0.42
1:AA:1014:A:H2	1:AA:1219:U:H1'	1.84	0.42
1:AA:1086:U:H2'	1:AA:1087:G:O4'	2.20	0.42
1:AA:1302:U:C5	13:AM:17:VAL:HG21	2.54	0.42
1:AA:1386:G:H2'	1:AA:1387:G:H8	1.84	0.42
1:AA:1392:G:N2	1:AA:1502:A:C8	2.87	0.42

Continued on next page...

Continued from previous page...

Atom-1	Atom-2	Interatomic distance (Å)	Clash overlap (Å)
1:AA:1394:A:OP1	1:AA:1394:A:H8	2.02	0.42
2:AB:25:ASN:HA	2:AB:26:PRO:HD2	1.79	0.42
2:AB:127:ILE:C	2:AB:130:ARG:HG3	2.39	0.42
3:AC:113:ALA:HB3	3:AC:184:TYR:O	2.18	0.42
4:AD:43:HIS:O	4:AD:44:GLY:C	2.57	0.42
4:AD:156:GLU:CB	4:AD:160:GLN:HE21	2.32	0.42
5:AE:50:GLU:OE2	5:AE:51:VAL:HG23	2.19	0.42
5:AE:135:THR:O	5:AE:138:ALA:CB	2.66	0.42
5:AE:150:ARG:CG	5:AE:150:ARG:NH1	2.82	0.42
7:AG:15:ASP:N	7:AG:20:ASP:H	2.17	0.42
7:AG:51:GLN:C	7:AG:54:THR:O	2.57	0.42
7:AG:62:PHE:O	7:AG:63:LYS:C	2.57	0.42
7:AG:138:LYS:O	7:AG:142:GLU:HB2	2.18	0.42
9:AI:47:LEU:N	9:AI:47:LEU:CD1	2.82	0.42
10:AJ:45:ARG:HG3	10:AJ:45:ARG:HH11	1.84	0.42
10:AJ:80:LYS:HE3	10:AJ:80:LYS:O	2.18	0.42
13:AM:4:ILE:HG22	13:AM:5:ALA:N	2.34	0.42
14:AN:4:LYS:HA	14:AN:7:ILE:HD11	2.01	0.42
14:AN:51:GLY:O	14:AN:53:LEU:N	2.52	0.42
15:AO:39:LEU:HD23	15:AO:39:LEU:HA	1.89	0.42
15:AO:82:ILE:CG2	15:AO:83:GLU:H	2.29	0.42
16:AP:14:ASN:OD1	16:AP:16:HIS:HE1	2.02	0.42
18:AR:47:THR:O	18:AR:82:THR:HA	2.19	0.42
22:AV:83:MET:HE2	22:AV:88:TYR:O	2.19	0.42
22:AV:125:PRO:HD2	22:AV:128:VAL:CG1	2.48	0.42
22:AV:147:GLY:N	22:AV:163:LEU:HD21	2.34	0.42
25:BA:36:G:N3	25:BA:450:G:O2'	2.52	0.42
25:BA:141:A:C1'	25:BA:1408:C:HO2'	2.32	0.42
25:BA:910:A:C6	25:BA:911:A:C6	3.07	0.42
25:BA:1025:G:C4	25:BA:1135:C:H1'	2.54	0.42
25:BA:1116:C:O2'	25:BA:1117:G:H5'	2.19	0.42
25:BA:1803:A:H4'	28:BD:259:THR:HG23	2.01	0.42
25:BA:2102:U:H2'	25:BA:2103:C:C6	2.54	0.42
25:BA:2620:C:O2'	29:BE:119:ARG:NH2	2.52	0.42
25:BA:2712:U:O2'	25:BA:2713:A:H5'	2.19	0.42
26:BB:105:A:H4'	46:BZ:88:PHE:CE2	2.54	0.42
27:BC:19:LYS:CG	27:BC:20:VAL:N	2.81	0.42
27:BC:23:ILE:HD12	27:BC:229:SER:O	2.19	0.42
27:BC:68:GLY:N	27:BC:181:PHE:HZ	2.13	0.42
27:BC:80:LYS:HD2	31:BG:49:ASP:H	1.84	0.42
28:BD:26:LYS:HZ1	28:BD:82:ILE:N	2.16	0.42

Continued on next page...

Continued from previous page...

Atom-1	Atom-2	Interatomic distance (Å)	Clash overlap (Å)
28:BD:202:LYS:CG	28:BD:203:ASN:H	2.31	0.42
28:BD:203:ASN:O	28:BD:204:ILE:C	2.58	0.42
30:BF:22:ALA:C	30:BF:26:ALA:HB2	2.39	0.42
31:BG:18:GLU:O	31:BG:19:LEU:C	2.57	0.42
33:BI:40:THR:O	33:BI:44:LEU:CB	2.67	0.42
34:BN:26:LEU:HD12	34:BN:26:LEU:O	2.19	0.42
36:BP:48:PRO:O	36:BP:49:ARG:C	2.56	0.42
36:BP:107:LYS:C	36:BP:109:GLY:N	2.71	0.42
36:BP:136:GLU:O	36:BP:138:LEU:N	2.52	0.42
38:BR:98:LEU:HB2	38:BR:113:LEU:HD22	2.01	0.42
39:BS:52:SER:CB	39:BS:55:ALA:HB3	2.48	0.42
39:BS:97:ARG:NH2	39:BS:99:LYS:H	2.17	0.42
40:BT:26:ASP:O	40:BT:27:THR:O	2.37	0.42
40:BT:51:ARG:O	40:BT:61:PHE:HA	2.19	0.42
40:BT:100:TYR:HB3	40:BT:103:ARG:NE	2.34	0.42
42:BV:69:LYS:HG3	42:BV:70:ILE:N	2.33	0.42
42:BV:76:LYS:O	42:BV:79:VAL:CG1	2.67	0.42
43:BW:110:LYS:O	43:BW:111:HIS:HB3	2.19	0.42
45:BY:20:TYR:O	45:BY:21:LYS:C	2.58	0.42
45:BY:40:GLU:HA	45:BY:40:GLU:OE2	2.18	0.42
45:BY:68:HIS:HB3	45:BY:71:LYS:HZ1	1.83	0.42
46:BZ:41:VAL:HG13	46:BZ:42:GLU:H	1.84	0.42
51:B4:39:ARG:HG2	51:B4:39:ARG:HH11	1.83	0.42
1:CA:80:G:C6	1:CA:88:A:N7	2.87	0.42
1:CA:81:U:H6	1:CA:81:U:C5'	2.23	0.42
1:CA:217:C:H2'	1:CA:218:C:H6	1.83	0.42
1:CA:225:C:H2'	1:CA:226:G:C8	2.54	0.42
1:CA:347:G:C2	1:CA:348:G:C8	3.07	0.42
1:CA:375:U:OP1	16:CP:69:THR:HG21	2.18	0.42
1:CA:922:G:C6	1:CA:923:A:C6	3.07	0.42
1:CA:1028:C:O2	1:CA:1034:G:H5"	2.19	0.42
1:CA:1242:C:H6	1:CA:1242:C:O5'	2.00	0.42
2:CB:24:TRP:HZ3	2:CB:29:ALA:CB	2.32	0.42
3:CC:64:VAL:HG23	3:CC:66:VAL:HG23	2.00	0.42
4:CD:15:GLU:HG2	4:CD:63:LYS:HG2	2.00	0.42
4:CD:20:TYR:CD1	4:CD:20:TYR:N	2.88	0.42
4:CD:63:LYS:HB2	4:CD:198:VAL:HG22	2.01	0.42
4:CD:126:ILE:CG2	4:CD:127:THR:N	2.79	0.42
6:CF:52:ILE:O	6:CF:52:ILE:HG22	2.19	0.42
11:CK:34:ASP:OD2	11:CK:34:ASP:C	2.56	0.42
11:CK:58:PRO:HB2	11:CK:93:GLN:HG3	2.01	0.42

Continued on next page...

Continued from previous page...

Atom-1	Atom-2	Interatomic distance (Å)	Clash overlap (Å)
13:CM:22:ILE:HB	13:CM:25:ILE:HD13	2.01	0.42
18:CR:59:SER:HB3	18:CR:62:GLU:OE2	2.18	0.42
22:CV:70:LEU:HD23	22:CV:70:LEU:H	1.84	0.42
22:CV:97:ARG:NH1	22:CV:120:ILE:O	2.52	0.42
22:CV:128:VAL:N	22:CV:173:VAL:O	2.51	0.42
25:DA:13:A:N3	25:DA:15:G:C6	2.88	0.42
25:DA:158:U:O2	25:DA:159:U:H5'	2.19	0.42
25:DA:764:A:C5	28:DD:209:ALA:HB1	2.55	0.42
25:DA:904:C:O2	25:DA:904:C:H2'	2.19	0.42
25:DA:917:A:C6	25:DA:918:A:C4	3.07	0.42
25:DA:1313:U:O2	25:DA:1313:U:C2'	2.67	0.42
25:DA:1326:U:H6	25:DA:1326:U:O5'	2.01	0.42
25:DA:1466:G:N2	25:DA:1547:C:N3	2.67	0.42
25:DA:1493:C:C2'	25:DA:1493:C:O2	2.66	0.42
25:DA:1949:G:H2'	25:DA:1950:G:O4'	2.19	0.42
25:DA:2094:G:OP2	33:DI:22:LYS:HD2	2.18	0.42
25:DA:2541:A:H4'	25:DA:2764:A:N1	2.34	0.42
25:DA:2578:G:N7	29:DE:140:SER:HB2	2.34	0.42
25:DA:2679:A:H5'	29:DE:165:VAL:HG11	2.01	0.42
27:DC:50:ILE:HD11	27:DC:170:GLY:HA2	2.01	0.42
28:DD:35:LYS:HA	28:DD:35:LYS:HD3	1.77	0.42
28:DD:46:GLN:OE1	28:DD:46:GLN:N	2.51	0.42
28:DD:111:LEU:HD13	28:DD:111:LEU:C	2.38	0.42
30:DF:170:LEU:HA	30:DF:171:PRO:HD3	1.84	0.42
31:DG:5:VAL:O	31:DG:8:LYS:N	2.52	0.42
31:DG:111:LEU:HA	31:DG:114:ILE:CD1	2.49	0.42
32:DH:140:LYS:HG2	32:DH:140:LYS:O	2.19	0.42
33:DI:25:TYR:HE1	33:DI:30:LEU:HD21	1.84	0.42
34:DN:39:ARG:HD2	34:DN:48:MET:HE3	2.01	0.42
35:DO:87:ILE:HD13	35:DO:93:PRO:HA	2.01	0.42
36:DP:7:ARG:N	36:DP:8:PRO:HD2	2.33	0.42
37:DQ:31:ASP:OD2	37:DQ:107:ALA:HA	2.19	0.42
38:DR:84:ALA:HB3	38:DR:85:PRO:CD	2.41	0.42
40:DT:60:THR:HG22	40:DT:77:PRO:CA	2.31	0.42
41:DU:15:LYS:HE3	41:DU:19:LYS:NZ	2.34	0.42
41:DU:102:GLU:N	41:DU:103:PRO:CD	2.82	0.42
42:DV:64:HIS:ND1	42:DV:92:THR:HG22	2.34	0.42
42:DV:85:LYS:HE2	42:DV:85:LYS:HB2	1.75	0.42
43:DW:35:ILE:O	43:DW:35:ILE:CG2	2.66	0.42
43:DW:80:PRO:O	43:DW:100:THR:CG2	2.67	0.42
45:DY:77:PRO:O	45:DY:78:ALA:HB2	2.18	0.42

Continued on next page...

Continued from previous page...

Atom-1	Atom-2	Interatomic distance (Å)	Clash overlap (Å)
46:DZ:19:ARG:C	46:DZ:21:GLY:N	2.72	0.42
46:DZ:140:VAL:HG23	46:DZ:143:LEU:CG	2.49	0.42
49:D2:16:LEU:CD1	49:D2:20:GLU:HG3	2.49	0.42
49:D2:63:VAL:HA	49:D2:66:GLU:HG2	1.99	0.42
55:D8:14:VAL:HG23	55:D8:24:ALA:HB2	2.01	0.42
55:D8:50:LEU:C	55:D8:53:PRO:CD	2.87	0.42
1:AA:20:U:O2'	1:AA:21:G:H5'	2.19	0.42
1:AA:36:C:C4	1:AA:37:U:C4	3.07	0.42
1:AA:59:A:H2'	1:AA:59:A:N3	2.35	0.42
1:AA:247:G:C2	1:AA:248:C:C6	3.07	0.42
1:AA:266:G:H5'	1:AA:267:C:C5	2.54	0.42
1:AA:307:C:C6	1:AA:308:C:C5	3.07	0.42
1:AA:439:A:C5	1:AA:441:A:H1'	2.54	0.42
1:AA:445:G:C6	1:AA:490:G:C6	3.07	0.42
1:AA:515:G:C2	1:AA:537:G:C6	3.07	0.42
1:AA:662:G:O2'	1:AA:836:G:C5'	2.67	0.42
1:AA:792:A:H4'	1:AA:793:U:C5'	2.49	0.42
1:AA:1097:C:O2'	1:AA:1098:C:H5'	2.18	0.42
1:AA:1168:A:OP1	1:AA:1168:A:H8	2.01	0.42
1:AA:1206:G:O4'	3:AC:194:GLY:N	2.52	0.42
1:AA:1251:A:H2'	1:AA:1252:A:O4'	2.18	0.42
1:AA:1352:C:H2'	1:AA:1353:G:C8	2.54	0.42
2:AB:101:MET:O	2:AB:105:PHE:CA	2.67	0.42
2:AB:163:PHE:CE2	2:AB:185:ILE:HG22	2.54	0.42
2:AB:178:ARG:NH1	2:AB:178:ARG:CG	2.79	0.42
3:AC:50:ALA:HB1	3:AC:72:LYS:O	2.20	0.42
3:AC:121:ALA:CA	3:AC:198:VAL:HG21	2.49	0.42
8:AH:38:ILE:HD11	8:AH:118:VAL:O	2.19	0.42
9:AI:42:ARG:HG2	9:AI:42:ARG:NH1	2.33	0.42
13:AM:66:LEU:HA	13:AM:70:LEU:CB	2.49	0.42
15:AO:8:LYS:O	15:AO:9:GLN:C	2.57	0.42
16:AP:17:TYR:N	16:AP:17:TYR:HD1	2.16	0.42
17:AQ:13:ASP:OD1	17:AQ:13:ASP:O	2.37	0.42
19:AS:60:VAL:HG21	19:AS:74:PHE:HB3	2.01	0.42
19:AS:62:ILE:HA	19:AS:66:MET:SD	2.58	0.42
23:AW:59:A:H2'	23:AW:60:U:H5'	2.01	0.42
25:BA:92:A:H2'	25:BA:93:G:C8	2.54	0.42
25:BA:411:G:O2'	36:BP:72:PRO:HG3	2.19	0.42
25:BA:674:G:H1'	30:BF:74:ARG:CD	2.46	0.42
25:BA:799:G:C6	25:BA:800:A:C6	3.07	0.42
25:BA:825:C:C2'	36:BP:55:ARG:HD3	2.49	0.42

Continued on next page...

Continued from previous page...

Atom-1	Atom-2	Interatomic distance (Å)	Clash overlap (Å)
25:BA:877:U:H1'	25:BA:900:A:N6	2.34	0.42
25:BA:1682:G:OP1	25:BA:1699:G:N1	2.51	0.42
25:BA:2192:G:C2'	25:BA:2193:G:H5"	2.48	0.42
25:BA:2393:A:H5'	36:BP:62:LEU:HD12	2.01	0.42
25:BA:2846:G:H2'	25:BA:2847:U:C6	2.54	0.42
26:BB:66:A:C4	26:BB:109:C:C5	3.07	0.42
26:BB:75:G:N1	26:BB:103:G:N2	2.68	0.42
27:BC:36:ALA:HB3	27:BC:40:GLU:OE1	2.20	0.42
27:BC:76:LEU:HD23	27:BC:111:PHE:HE1	1.85	0.42
28:BD:30:GLU:HB3	28:BD:83:GLU:OE1	2.19	0.42
28:BD:70:TRP:CZ2	28:BD:150:LYS:HA	2.49	0.42
29:BE:47:VAL:HG12	29:BE:49:LEU:HD12	2.02	0.42
30:BF:8:GLN:HG2	30:BF:126:VAL:HG12	2.01	0.42
30:BF:54:ARG:O	30:BF:54:ARG:HG2	2.19	0.42
30:BF:65:TRP:HB2	30:BF:66:PRO:HD2	2.01	0.42
32:BH:98:LEU:HB2	32:BH:125:VAL:HG21	2.00	0.42
33:BI:112:LYS:N	33:BI:114:LEU:HD12	2.33	0.42
34:BN:89:LYS:HB3	34:BN:89:LYS:HZ2	1.84	0.42
34:BN:133:GLN:O	34:BN:134:ARG:CB	2.66	0.42
35:BO:48:PRO:HB3	35:BO:49:ARG:NH1	2.34	0.42
35:BO:93:PRO:HB3	35:BO:114:ILE:HD11	2.02	0.42
37:BQ:63:LYS:NZ	37:BQ:63:LYS:CB	2.82	0.42
39:BS:34:HIS:NE2	39:BS:54:LEU:HG	2.33	0.42
40:BT:24:PRO:HA	40:BT:49:VAL:O	2.20	0.42
41:BU:10:ARG:HG2	41:BU:14:HIS:CD2	2.54	0.42
46:BZ:135:PHE:C	46:BZ:136:ILE:HG13	2.39	0.42
52:B5:40:LYS:HB2	52:B5:40:LYS:HZ2	1.84	0.42
52:B5:55:ARG:O	52:B5:56:LYS:O	2.37	0.42
53:B6:19:ARG:HE	53:B6:19:ARG:HB3	1.71	0.42
53:B6:44:ARG:HD3	53:B6:44:ARG:HA	1.80	0.42
1:CA:278:G:N2	17:CQ:95:TYR:HB3	2.33	0.42
1:CA:358:U:O2'	1:CA:359:U:H5'	2.19	0.42
1:CA:602:A:C2	1:CA:637:G:C2	3.07	0.42
1:CA:936:C:H2'	1:CA:937:A:O4'	2.18	0.42
1:CA:1346:A:C5'	9:CI:120:ARG:HH12	2.33	0.42
1:CA:1354:C:H2'	1:CA:1355:G:H8	1.84	0.42
2:CB:29:ALA:HA	2:CB:32:ILE:CD1	2.36	0.42
2:CB:67:THR:HA	2:CB:90:MET:SD	2.59	0.42
3:CC:71:ALA:HB2	3:CC:115:LEU:HD11	2.01	0.42
3:CC:89:GLU:OE2	3:CC:93:LYS:HD2	2.19	0.42
7:CG:50:ILE:CD1	7:CG:121:ALA:HB1	2.45	0.42

Continued on next page...

Continued from previous page...

Atom-1	Atom-2	Interatomic distance (Å)	Clash overlap (Å)
7:CG:146:GLU:OE2	7:CG:149:ARG:HD2	2.19	0.42
8:CH:5:PRO:O	8:CH:8:ASP:HB3	2.19	0.42
13:CM:49:THR:HG22	13:CM:50:GLU:N	2.34	0.42
16:CP:8:ARG:NH2	16:CP:15:PRO:HG3	2.33	0.42
18:CR:39:VAL:O	18:CR:40:LEU:C	2.58	0.42
18:CR:53:ARG:HH21	18:CR:60:ALA:N	2.17	0.42
19:CS:6:LYS:HG2	19:CS:7:LYS:HE2	2.01	0.42
19:CS:63:THR:HG22	19:CS:66:MET:CE	2.50	0.42
22:CV:170:VAL:C	22:CV:184:ALA:HB3	2.38	0.42
25:DA:235:U:C2	25:DA:236:C:C5	3.07	0.42
25:DA:275:G:C8	25:DA:276:A:O4'	2.72	0.42
25:DA:631:A:O2'	36:DP:67:MET:HB3	2.18	0.42
25:DA:638:G:C4	25:DA:639:U:C5	3.08	0.42
25:DA:869:G:H2'	25:DA:870:A:C8	2.53	0.42
25:DA:952:G:C6	25:DA:966:G:C6	3.07	0.42
25:DA:1000:A:H62	25:DA:1154:G:H2'	1.84	0.42
25:DA:1108:U:H2'	25:DA:1109:C:C5'	2.42	0.42
25:DA:1141:U:C5	34:DN:64:GLY:HA3	2.54	0.42
25:DA:1257:C:O2	30:DF:84:VAL:HG23	2.20	0.42
25:DA:1368:G:OP1	54:D7:28:ARG:NH2	2.51	0.42
25:DA:1417:C:H1'	25:DA:1586:A:H62	1.83	0.42
25:DA:1496:A:H8	25:DA:1577:C:HO2'	1.51	0.42
25:DA:1739:U:O2	25:DA:1739:U:H2'	2.18	0.42
25:DA:2006:C:O5'	25:DA:2006:C:H6	2.02	0.42
25:DA:2465:C:O3'	56:D9:5:ALA:HB3	2.18	0.42
25:DA:2755:C:C4	56:D9:19:ARG:NH1	2.88	0.42
25:DA:2839:G:H4'	38:DR:49:ASP:CB	2.48	0.42
30:DF:3:GLU:HG3	30:DF:19:GLU:HB2	2.00	0.42
30:DF:54:ARG:HG3	30:DF:54:ARG:HH11	1.84	0.42
30:DF:126:VAL:O	30:DF:127:GLU:HB2	2.18	0.42
32:DH:103:LEU:O	32:DH:114:VAL:HG13	2.18	0.42
33:DI:119:PRO:O	33:DI:120:ILE:O	2.37	0.42
34:DN:128:HIS:NE2	34:DN:134:ARG:HG2	2.35	0.42
37:DQ:12:GLN:HE21	37:DQ:72:LYS:NZ	2.18	0.42
39:DS:28:VAL:HG12	39:DS:36:TYR:O	2.19	0.42
39:DS:48:LEU:HD12	39:DS:48:LEU:H	1.83	0.42
39:DS:49:VAL:HG11	39:DS:73:LEU:HD23	2.01	0.42
40:DT:136:GLN:HG3	40:DT:137:LYS:HG2	2.00	0.42
41:DU:92:ARG:HD3	41:DU:94:ASN:HB3	2.00	0.42
41:DU:93:LYS:O	41:DU:96:ALA:HB3	2.20	0.42
41:DU:98:LEU:HB2	41:DU:106:PHE:HB2	2.02	0.42

Continued on next page...

Continued from previous page...

Atom-1	Atom-2	Interatomic distance (Å)	Clash overlap (Å)
42:DV:15:GLU:O	42:DV:96:ILE:HG21	2.19	0.42
42:DV:49:THR:HB	42:DV:50:PRO:HD3	1.98	0.42
43:DW:71:VAL:O	43:DW:71:VAL:HG12	2.19	0.42
46:DZ:84:HIS:HE1	46:DZ:86:ASP:OD2	2.02	0.42
48:D1:80:LEU:HD13	48:D1:82:LEU:HD13	2.01	0.42
49:D2:23:LYS:HB3	49:D2:23:LYS:HE2	1.77	0.42
49:D2:53:LEU:O	49:D2:53:LEU:HD23	2.18	0.42
51:D4:43:GLY:C	51:D4:45:GLY:N	2.72	0.42
52:D5:41:PRO:HG2	52:D5:44:THR:CG2	2.49	0.42
55:D8:32:LEU:HD12	55:D8:36:LYS:HZ1	1.84	0.42
55:D8:37:SER:C	55:D8:39:LYS:N	2.72	0.42
1:AA:308:C:H2'	1:AA:309:G:C8	2.55	0.42
1:AA:486:U:O2'	1:AA:487:A:H5'	2.18	0.42
1:AA:600:C:H2'	1:AA:601:C:C6	2.55	0.42
1:AA:623:C:H2'	1:AA:624:C:H6	1.84	0.42
1:AA:954:G:H2'	1:AA:955:U:C6	2.54	0.42
1:AA:1104:G:H2'	1:AA:1105:A:H8	1.85	0.42
1:AA:1124:G:C1'	10:AJ:38:ILE:HG21	2.49	0.42
1:AA:1319:A:C5	1:AA:1323:G:C4	3.08	0.42
1:AA:1320:C:H41	19:AS:37:ARG:HB3	1.83	0.42
1:AA:1353:G:O2'	1:AA:1354:C:H5'	2.19	0.42
3:AC:11:ARG:HH21	3:AC:180:ALA:HB3	1.85	0.42
3:AC:189:ALA:O	3:AC:190:ARG:C	2.57	0.42
4:AD:35:ARG:O	4:AD:37:PRO:HD3	2.19	0.42
4:AD:54:TYR:O	4:AD:55:ALA:C	2.58	0.42
4:AD:105:VAL:HG13	4:AD:110:PHE:HB2	2.02	0.42
5:AE:99:GLY:O	5:AE:101:ILE:HD13	2.18	0.42
6:AF:29:ALA:O	6:AF:30:LEU:C	2.57	0.42
6:AF:99:ALA:HB2	18:AR:31:LEU:HD13	2.01	0.42
7:AG:111:ARG:HE	7:AG:123:GLU:HB2	1.85	0.42
7:AG:121:ALA:O	7:AG:122:HIS:C	2.57	0.42
9:AI:20:ARG:HH11	9:AI:20:ARG:HG3	1.85	0.42
9:AI:117:HIS:C	9:AI:118:LYS:HG3	2.40	0.42
11:AK:44:SER:O	11:AK:46:GLY:N	2.52	0.42
11:AK:88:GLY:C	11:AK:90:GLY:N	2.73	0.42
11:AK:111:ASP:CA	18:AR:84:LYS:HE3	2.49	0.42
12:AL:38:ARG:CZ	12:AL:38:ARG:CB	2.97	0.42
12:AL:123:LYS:CD	12:AL:124:GLU:N	2.82	0.42
19:AS:78:ARG:O	19:AS:79:THR:CB	2.68	0.42
20:AT:30:LYS:O	20:AT:30:LYS:CE	2.60	0.42
25:BA:84:A:H5"	45:BY:9:LYS:HE3	2.02	0.42

Continued on next page...

Continued from previous page...

Atom-1	Atom-2	Interatomic distance (Å)	Clash overlap (Å)
25:BA:239:U:H2'	25:BA:240:G:O4'	2.19	0.42
25:BA:280:C:N4	25:BA:360:G:H1	2.17	0.42
25:BA:322:A:OP2	30:BF:169:ASN:HB2	2.19	0.42
25:BA:542:C:C2'	25:BA:543:C:H5'	2.46	0.42
25:BA:746:A:C5	25:BA:2611:U:H5"	2.54	0.42
25:BA:899:A:H2'	25:BA:899:A:N3	2.33	0.42
25:BA:1106:G:C4	25:BA:1107:G:N7	2.87	0.42
25:BA:1109:C:H5"	25:BA:1110:G:OP2	2.19	0.42
25:BA:1394:U:H3'	25:BA:1395:A:C5'	2.49	0.42
25:BA:1972:A:O2'	25:BA:1973:G:H5'	2.19	0.42
25:BA:2004:G:C2'	25:BA:2005:A:H5'	2.50	0.42
25:BA:2457:U:C2'	25:BA:2458:G:H5'	2.50	0.42
25:BA:2744:G:C2	25:BA:2761:G:C4	3.07	0.42
27:BC:117:THR:OG1	27:BC:120:VAL:HG22	2.19	0.42
29:BE:54:GLN:HB2	29:BE:55:ASN:H	1.49	0.42
31:BG:16:ARG:HA	31:BG:16:ARG:HD3	1.73	0.42
31:BG:66:GLN:O	31:BG:67:LYS:C	2.57	0.42
35:BO:38:VAL:HG12	35:BO:39:ILE:N	2.33	0.42
35:BO:77:ILE:HG23	35:BO:77:ILE:O	2.18	0.42
36:BP:14:LYS:C	36:BP:15:ARG:HG3	2.40	0.42
36:BP:88:LEU:C	36:BP:90:ARG:H	2.22	0.42
38:BR:48:VAL:O	38:BR:49:ASP:C	2.58	0.42
40:BT:8:LYS:HE2	40:BT:8:LYS:HB3	1.78	0.42
41:BU:90:VAL:O	41:BU:92:ARG:CD	2.61	0.42
43:BW:76:VAL:HG21	43:BW:101:SER:HB3	2.01	0.42
44:BX:57:LEU:HD12	44:BX:57:LEU:O	2.19	0.42
50:B3:6:VAL:CG2	50:B3:28:LEU:HD11	2.49	0.42
51:B4:50:THR:OG1	51:B4:51:TYR:N	2.52	0.42
55:B8:34:TRP:CG	55:B8:35:GLN:N	2.87	0.42
55:B8:53:PRO:HG2	55:B8:54:GLU:H	1.85	0.42
1:CA:153:C:H2'	1:CA:154:C:H6	1.84	0.42
1:CA:613:C:H2'	1:CA:614:A:O4'	2.20	0.42
1:CA:885:G:O2'	1:CA:886:G:H5'	2.18	0.42
1:CA:1240:U:C4	7:CG:32:ARG:HD3	2.54	0.42
5:CE:107:ARG:CG	5:CE:108:ALA:N	2.82	0.42
5:CE:127:ASN:HB3	5:CE:130:ASN:HB2	2.01	0.42
7:CG:54:THR:CG2	7:CG:56:GLN:HG2	2.49	0.42
9:CI:10:ARG:HD3	9:CI:75:ASP:HB3	2.01	0.42
12:CL:99:ARG:HD2	12:CL:99:ARG:HA	1.81	0.42
13:CM:108:ARG:HH22	13:CM:114:ARG:HA	1.84	0.42
18:CR:39:VAL:O	18:CR:42:ARG:HB2	2.20	0.42

Continued on next page...

Continued from previous page...

Atom-1	Atom-2	Interatomic distance (Å)	Clash overlap (Å)
20:CT:20:LEU:O	20:CT:21:LYS:C	2.57	0.42
25:DA:738:G:O2'	25:DA:739:G:H5'	2.19	0.42
25:DA:827:U:O2	25:DA:2246:G:H4'	2.19	0.42
25:DA:1028:A:N6	25:DA:1125:G:H2'	2.33	0.42
25:DA:1201:C:C2	25:DA:1245:G:C2	3.07	0.42
25:DA:1224:C:H2'	25:DA:1225:G:O4'	2.20	0.42
25:DA:2402:C:H2'	25:DA:2403:C:O5'	2.20	0.42
25:DA:2403:C:C4	25:DA:2415:G:C2	3.07	0.42
25:DA:2578:G:OP2	25:DA:2578:G:H4'	2.18	0.42
25:DA:2758:A:H2'	25:DA:2759:G:H5"	2.02	0.42
25:DA:2839:G:H5'	38:DR:46:GLY:HA3	2.01	0.42
26:DB:70:C:O2'	26:DB:71:C:H5'	2.19	0.42
27:DC:48:LEU:HD11	27:DC:172:ILE:HB	2.00	0.42
28:DD:7:LYS:HA	28:DD:8:PRO:HD3	1.76	0.42
28:DD:210:GLY:HA2	28:DD:213:ARG:CG	2.49	0.42
29:DE:9:VAL:HG11	29:DE:25:VAL:HG12	2.00	0.42
29:DE:32:PRO:HA	29:DE:90:THR:HA	2.01	0.42
30:DF:68:LYS:HD2	30:DF:68:LYS:HA	1.82	0.42
31:DG:51:ARG:HE	31:DG:51:ARG:CA	2.27	0.42
31:DG:118:ARG:C	31:DG:181:ARG:HH21	2.23	0.42
32:DH:157:TYR:O	32:DH:158:HIS:CB	2.67	0.42
34:DN:118:LYS:C	34:DN:120:LEU:N	2.72	0.42
36:DP:101:VAL:HG23	36:DP:102:ARG:N	2.33	0.42
36:DP:147:LEU:O	36:DP:148:LEU:HB2	2.19	0.42
37:DQ:110:THR:HG23	37:DQ:113:GLN:OE1	2.19	0.42
37:DQ:119:ARG:HG2	37:DQ:119:ARG:NH1	2.35	0.42
39:DS:33:LYS:C	39:DS:34:HIS:HD2	2.23	0.42
39:DS:61:ASN:O	39:DS:62:LYS:CB	2.66	0.42
39:DS:78:LEU:C	39:DS:80:LEU:H	2.22	0.42
42:DV:2:PHE:HB3	42:DV:42:GLY:N	2.34	0.42
42:DV:34:GLU:HA	42:DV:58:VAL:HA	2.02	0.42
43:DW:37:ARG:HG3	43:DW:37:ARG:NH1	2.34	0.42
43:DW:59:VAL:O	43:DW:59:VAL:CG1	2.65	0.42
45:DY:11:ASP:N	45:DY:28:LYS:HZ1	2.17	0.42
45:DY:88:LYS:O	45:DY:89:PHE:HB3	2.20	0.42
46:DZ:13:LYS:N	46:DZ:14:PRO:HD3	2.34	0.42
51:D4:53:THR:O	51:D4:54:LYS:HG2	2.19	0.42
1:AA:79:G:N2	1:AA:91:C:C5	2.87	0.42
1:AA:188:C:H4'	20:AT:89:ARG:NH1	2.34	0.42
1:AA:295:C:H2'	1:AA:296:U:O4'	2.19	0.42
1:AA:382:A:C4	1:AA:383:A:N7	2.88	0.42

Continued on next page...

Continued from previous page...

Atom-1	Atom-2	Interatomic distance (Å)	Clash overlap (Å)
1:AA:727:G:C6	1:AA:731:G:C6	3.07	0.42
1:AA:731:G:O2'	1:AA:732:C:H5'	2.19	0.42
1:AA:922:G:H4'	5:AE:20:GLN:HA	2.00	0.42
1:AA:1128:C:H5"	9:AI:16:ARG:NH2	2.25	0.42
1:AA:1265:G:N2	1:AA:1271:G:H1'	2.35	0.42
3:AC:42:LEU:O	3:AC:45:LYS:HB2	2.20	0.42
5:AE:53:LEU:HD12	5:AE:53:LEU:N	2.34	0.42
5:AE:110:LEU:O	5:AE:115:VAL:HG23	2.20	0.42
7:AG:150:ALA:O	11:AK:57:THR:HG21	2.19	0.42
8:AH:41:ARG:O	8:AH:41:ARG:HD2	2.18	0.42
8:AH:63:LEU:CB	8:AH:65:TYR:CE1	2.98	0.42
10:AJ:47:PHE:CZ	10:AJ:65:LEU:HB2	2.49	0.42
11:AK:29:ILE:CD1	11:AK:44:SER:HB3	2.43	0.42
13:AM:3:ARG:HB3	13:AM:7:VAL:CA	2.45	0.42
15:AO:40:SER:O	15:AO:44:LYS:HB2	2.19	0.42
16:AP:20:VAL:HG23	16:AP:34:GLU:C	2.39	0.42
18:AR:86:VAL:CG1	18:AR:87:ARG:N	2.82	0.42
19:AS:62:ILE:HD12	19:AS:66:MET:SD	2.58	0.42
19:AS:62:ILE:CG1	19:AS:63:THR:N	2.82	0.42
20:AT:98:PRO:C	20:AT:100:ILE:H	2.21	0.42
22:AV:70:LEU:HD11	22:AV:119:PRO:HG2	2.01	0.42
25:BA:275:G:H3'	25:BA:275:G:C8	2.55	0.42
25:BA:565:C:H2'	25:BA:566:U:O4'	2.19	0.42
25:BA:607:U:OP1	30:BF:103:LYS:HG3	2.19	0.42
25:BA:774:A:C2	25:BA:787:U:O2'	2.62	0.42
25:BA:822:U:H2'	25:BA:823:G:C8	2.55	0.42
25:BA:876:C:H6	25:BA:876:C:O5'	2.02	0.42
25:BA:1000:A:H8	25:BA:1000:A:H5'	1.84	0.42
25:BA:1020:A:C2	25:BA:1141:U:C2	3.07	0.42
25:BA:1171:G:O6	25:BA:1178:C:N4	2.53	0.42
25:BA:1641:A:H2'	25:BA:1642:G:O4'	2.19	0.42
25:BA:1827:C:H2'	25:BA:1828:G:C5'	2.49	0.42
25:BA:1850:G:H2'	25:BA:1851:U:C6	2.55	0.42
25:BA:2020:A:O2'	25:BA:2021:C:H5'	2.18	0.42
25:BA:2063:C:C5	25:BA:2064:C:C5	3.08	0.42
25:BA:2353:G:H1	25:BA:2364:C:H42	1.67	0.42
25:BA:2748:A:C6	25:BA:2749:A:C5	3.08	0.42
25:BA:2762:G:H3'	25:BA:2763:G:H5'	2.00	0.42
27:BC:141:PRO:O	27:BC:144:GLY:N	2.52	0.42
27:BC:182:PRO:CG	27:BC:185:LYS:HD2	2.49	0.42
28:BD:61:LEU:HD13	28:BD:61:LEU:HA	1.79	0.42

Continued on next page...

Continued from previous page...

Atom-1	Atom-2	Interatomic distance (Å)	Clash overlap (Å)
30:BF:144:LYS:C	30:BF:146:ALA:H	2.23	0.42
30:BF:158:THR:OG1	30:BF:160:ASN:N	2.51	0.42
32:BH:25:LYS:CB	32:BH:32:GLU:OE2	2.68	0.42
34:BN:51:PHE:CZ	34:BN:119:ARG:CD	3.02	0.42
35:BO:44:LYS:O	35:BO:45:GLU:HB3	2.19	0.42
36:BP:125:VAL:O	36:BP:125:VAL:CG2	2.66	0.42
38:BR:53:HIS:O	38:BR:53:HIS:CG	2.72	0.42
39:BS:51:ALA:O	39:BS:69:VAL:CG2	2.68	0.42
40:BT:13:ARG:CZ	40:BT:13:ARG:N	2.83	0.42
40:BT:53:ARG:CG	40:BT:53:ARG:NH1	2.82	0.42
41:BU:62:ILE:HD13	41:BU:93:LYS:HG2	2.01	0.42
41:BU:94:ASN:O	41:BU:97:ASP:HB3	2.19	0.42
42:BV:39:LEU:HA	42:BV:47:VAL:HG11	2.00	0.42
42:BV:45:THR:O	42:BV:46:VAL:C	2.58	0.42
44:BX:64:LYS:HE2	44:BX:64:LYS:HB3	1.71	0.42
53:B6:8:LYS:O	53:B6:9:LEU:CB	2.55	0.42
53:B6:20:ASN:C	53:B6:21:TYR:CG	2.92	0.42
1:CA:20:U:C2'	1:CA:21:G:H5'	2.50	0.42
1:CA:271:C:H2'	1:CA:272:C:C6	2.54	0.42
1:CA:877:C:H1'	8:CH:3:THR:OG1	2.18	0.42
1:CA:1001:A:N3	1:CA:1001:A:C2'	2.82	0.42
1:CA:1023:G:H2'	1:CA:1023:G:N3	2.34	0.42
1:CA:1113:C:H2'	1:CA:1114:C:H6	1.84	0.42
1:CA:1286:A:H2	21:CU:18:TYR:HH	1.67	0.42
2:CB:79:ASP:C	2:CB:81:VAL:H	2.22	0.42
3:CC:5:ILE:HG23	10:CJ:51:ARG:HH12	1.84	0.42
3:CC:8:ILE:C	3:CC:10:PHE:H	2.22	0.42
3:CC:52:LEU:CD1	3:CC:55:VAL:HG22	2.37	0.42
5:CE:101:ILE:HD11	5:CE:119:LEU:CD2	2.50	0.42
5:CE:127:ASN:O	5:CE:128:PRO:C	2.57	0.42
7:CG:108:ALA:C	7:CG:110:GLN:H	2.21	0.42
10:CJ:63:PHE:HA	14:CN:59:ALA:H	1.84	0.42
13:CM:14:ARG:O	13:CM:15:VAL:C	2.57	0.42
14:CN:42:ILE:O	14:CN:46:GLU:HB2	2.20	0.42
15:CO:3:ILE:HG23	15:CO:38:ARG:NH1	2.34	0.42
15:CO:66:LEU:N	15:CO:66:LEU:HD12	2.34	0.42
16:CP:33:ILE:N	16:CP:33:ILE:HD13	2.34	0.42
18:CR:22:VAL:O	18:CR:23:LYS:C	2.58	0.42
19:CS:28:LYS:HB3	19:CS:29:ARG:H	1.58	0.42
19:CS:66:MET:O	19:CS:66:MET:HG3	2.20	0.42
20:CT:56:MET:HG3	20:CT:84:LEU:HD12	2.01	0.42

Continued on next page...

Continued from previous page...

Atom-1	Atom-2	Interatomic distance (Å)	Clash overlap (Å)
20:CT:72:LEU:HD21	20:CT:77:ALA:CA	2.49	0.42
20:CT:91:LEU:C	20:CT:93:GLU:N	2.73	0.42
22:CV:41:PHE:N	22:CV:41:PHE:HD1	2.16	0.42
23:CW:49:G:H1	23:CW:65:C:H42	1.67	0.42
25:DA:74:A:C5'	25:DA:75:G:O4'	2.68	0.42
25:DA:378:C:C2'	25:DA:379:G:H5'	2.48	0.42
25:DA:389:G:H22	36:DP:72:PRO:CD	2.20	0.42
25:DA:462:C:C4	25:DA:463:G:N7	2.87	0.42
25:DA:539:G:H2'	25:DA:540:C:C6	2.55	0.42
25:DA:661:C:H4'	36:DP:16:ARG:HH12	1.84	0.42
25:DA:1109:C:N4	25:DA:1110:G:H21	2.13	0.42
25:DA:1115:G:H2'	25:DA:1116:C:C6	2.54	0.42
25:DA:1126:A:H4'	25:DA:1127:A:C5'	2.49	0.42
25:DA:1204:A:H61	25:DA:1240:U:H2'	1.84	0.42
25:DA:1221(A):C:O2'	25:DA:1222:C:H5'	2.19	0.42
25:DA:1523:U:H2'	25:DA:1524:G:C8	2.50	0.42
25:DA:1596:A:O2'	25:DA:1597:A:H5'	2.19	0.42
25:DA:1830:C:H6	25:DA:1830:C:O5'	2.02	0.42
25:DA:1902:C:C2'	25:DA:1903:G:O5'	2.67	0.42
25:DA:2047:U:O2'	25:DA:2048:G:H5'	2.19	0.42
25:DA:2496:C:P	37:DQ:82:ARG:HB2	2.58	0.42
25:DA:2803:C:H2'	25:DA:2804:C:C4	2.54	0.42
25:DA:2862:G:C6	25:DA:2863:C:C4	3.08	0.42
26:DB:17:C:H2'	26:DB:18:G:O4'	2.20	0.42
26:DB:95:C:H2'	26:DB:96:U:C6	2.54	0.42
27:DC:55:SER:C	27:DC:57:GLN:N	2.72	0.42
27:DC:120:VAL:O	27:DC:124:VAL:N	2.48	0.42
28:DD:158:ALA:HB3	28:DD:161:THR:CG2	2.49	0.42
30:DF:202:PHE:C	30:DF:202:PHE:CD1	2.93	0.42
31:DG:27:ASN:C	31:DG:29:TRP:H	2.21	0.42
31:DG:125:PHE:HB2	31:DG:126:ASP:H	1.56	0.42
35:DO:68:GLU:HG2	35:DO:68:GLU:O	2.18	0.42
37:DQ:79:LEU:HD22	37:DQ:80:GLU:HG2	2.00	0.42
41:DU:39:LEU:HD23	41:DU:39:LEU:HA	1.85	0.42
41:DU:88:ILE:O	41:DU:88:ILE:CD1	2.62	0.42
41:DU:90:VAL:HA	42:DV:11:GLN:OE1	2.20	0.42
46:DZ:149:LEU:HD22	46:DZ:149:LEU:O	2.19	0.42
46:DZ:175:PRO:HB2	46:DZ:176:PRO:CD	2.43	0.42
49:D2:63:VAL:HA	49:D2:66:GLU:CD	2.40	0.42
50:D3:8:LEU:HD12	50:D3:31:LEU:CA	2.35	0.42
50:D3:12:PRO:HD2	50:D3:13:ILE:HD12	2.01	0.42

Continued on next page...

Continued from previous page...

Atom-1	Atom-2	Interatomic distance (Å)	Clash overlap (Å)
1:AA:184:G:O2'	1:AA:185:A:H5'	2.19	0.42
1:AA:334:C:C4	1:AA:335:C:N4	2.88	0.42
1:AA:689:C:P	11:AK:46:GLY:HA3	2.60	0.42
1:AA:1152:A:H5"	10:AJ:13:HIS:CB	2.30	0.42
1:AA:1241:G:H2'	1:AA:1242:C:C6	2.55	0.42
3:AC:39:ILE:HA	3:AC:42:LEU:CD1	2.49	0.42
3:AC:92:ALA:CB	3:AC:99:VAL:HG21	2.26	0.42
3:AC:127:ARG:HG2	3:AC:127:ARG:NH1	2.27	0.42
3:AC:150:LYS:HA	3:AC:169:ALA:HB2	2.02	0.42
3:AC:150:LYS:O	3:AC:200:ALA:HA	2.20	0.42
4:AD:7:PRO:CB	4:AD:10:ARG:HD2	2.36	0.42
6:AF:69:GLU:HG2	6:AF:70:ASP:N	2.21	0.42
16:AP:58:TYR:C	16:AP:58:TYR:HD1	2.20	0.42
17:AQ:80:GLY:C	17:AQ:81:ARG:HG2	2.37	0.42
20:AT:20:LEU:H	20:AT:20:LEU:HG	1.54	0.42
20:AT:87:LYS:HD2	20:AT:87:LYS:HA	1.67	0.42
22:AV:100:GLY:O	22:AV:102:GLU:O	2.38	0.42
25:BA:70:G:H21	25:BA:71:A:N6	2.04	0.42
25:BA:76:C:C2	25:BA:111:A:C2	3.07	0.42
25:BA:108:U:H2'	25:BA:109:G:C8	2.54	0.42
25:BA:671:C:H41	36:BP:42:SER:HA	1.84	0.42
25:BA:963:U:H2'	25:BA:964:C:C6	2.54	0.42
25:BA:1221:C:H2'	25:BA:1221(A):C:H6	1.84	0.42
25:BA:1491:G:O2'	28:BD:101:GLU:HB2	2.20	0.42
25:BA:1497:U:O2	25:BA:1497:U:C2'	2.68	0.42
25:BA:1499:C:C2'	25:BA:1500:G:H5'	2.49	0.42
25:BA:1686:C:H2'	25:BA:1687:G:O4'	2.19	0.42
25:BA:2205:C:O2	25:BA:2220:G:C2	2.73	0.42
25:BA:2206:G:N2	25:BA:2207:G:C5'	2.60	0.42
25:BA:2368:C:O2'	25:BA:2369:A:H5'	2.20	0.42
25:BA:2404:C:C2'	25:BA:2405:G:H5'	2.49	0.42
25:BA:2712:U:O2'	25:BA:2712(A):A:OP2	2.29	0.42
25:BA:2848:G:C8	40:BT:97:ALA:HB2	2.55	0.42
28:BD:2:ALA:O	28:BD:3:VAL:O	2.37	0.42
28:BD:26:LYS:NZ	28:BD:82:ILE:CB	2.82	0.42
28:BD:31:LYS:HD3	28:BD:94:LEU:HD11	2.00	0.42
28:BD:86:PRO:HG2	28:BD:87:ASN:ND2	2.35	0.42
28:BD:148:GLU:CB	28:BD:151:LYS:HD2	2.50	0.42
29:BE:52:LEU:O	29:BE:75:VAL:N	2.48	0.42
30:BF:45:ARG:HD3	30:BF:97:TYR:CG	2.54	0.42
33:BI:130:TYR:O	33:BI:135:GLU:HB3	2.19	0.42

Continued on next page...

Continued from previous page...

Atom-1	Atom-2	Interatomic distance (Å)	Clash overlap (Å)
35:BO:13:ASN:ND2	35:BO:97:ARG:CB	2.83	0.42
36:BP:16:ARG:NH1	36:BP:16:ARG:CB	2.71	0.42
36:BP:47:ASP:HB3	36:BP:48:PRO:O	2.19	0.42
36:BP:71:VAL:CG1	36:BP:72:PRO:CD	2.97	0.42
36:BP:111:ARG:HG3	36:BP:111:ARG:NH2	2.34	0.42
38:BR:94:TYR:O	38:BR:117:VAL:HG23	2.19	0.42
39:BS:30:ARG:HA	39:BS:30:ARG:HD2	1.91	0.42
40:BT:8:LYS:C	40:BT:10:VAL:N	2.72	0.42
41:BU:58:ARG:HH11	41:BU:58:ARG:HG2	1.83	0.42
42:BV:46:VAL:O	42:BV:47:VAL:HG13	2.19	0.42
44:BX:13:LEU:HD22	44:BX:18:TYR:OH	2.18	0.42
44:BX:65:ARG:CG	44:BX:66:LEU:N	2.80	0.42
45:BY:16:ALA:CB	45:BY:21:LYS:NZ	2.74	0.42
46:BZ:94:PRO:HB3	46:BZ:126:LYS:HG2	2.00	0.42
46:BZ:135:PHE:O	46:BZ:136:ILE:CG1	2.68	0.42
49:B2:34:GLU:O	49:B2:38:GLN:HG3	2.19	0.42
52:B5:16:ARG:HG2	52:B5:17:ASP:OD1	2.19	0.42
53:B6:25:LYS:O	53:B6:25:LYS:CG	2.67	0.42
55:B8:17:THR:CG2	55:B8:23:VAL:HG23	2.50	0.42
1:CA:26:A:H2'	1:CA:27:G:H5'	2.02	0.42
1:CA:80:G:H1	1:CA:90:U:C4'	2.21	0.42
1:CA:187:C:O2'	20:CT:89:ARG:NH2	2.53	0.42
1:CA:328:C:H4'	1:CA:329:A:H5'	2.01	0.42
1:CA:493:G:HO2'	1:CA:494:U:H6	1.63	0.42
1:CA:587:G:C2	1:CA:755:G:C5	3.08	0.42
1:CA:652:U:O4	1:CA:752:G:O2'	2.26	0.42
1:CA:868:C:O2'	1:CA:869:G:H5'	2.19	0.42
1:CA:975:A:H8	1:CA:975:A:H5'	1.85	0.42
1:CA:1027:C:H2'	1:CA:1028:C:C6	2.53	0.42
1:CA:1276:G:O2'	1:CA:1277:C:H5'	2.18	0.42
2:CB:167:PRO:O	2:CB:171:ALA:N	2.52	0.42
3:CC:47:LEU:HD21	3:CC:68:VAL:CG1	2.34	0.42
3:CC:64:VAL:O	3:CC:65:ALA:C	2.57	0.42
3:CC:92:ALA:HB2	3:CC:99:VAL:CG2	2.48	0.42
4:CD:8:VAL:O	4:CD:10:ARG:N	2.53	0.42
8:CH:82:HIS:HB3	8:CH:138:TRP:CE2	2.54	0.42
9:CI:16:ARG:HB2	9:CI:64:THR:HG23	2.01	0.42
9:CI:45:ALA:O	9:CI:78:LYS:NZ	2.52	0.42
9:CI:120:ARG:O	9:CI:122:ALA:N	2.52	0.42
10:CJ:94:VAL:HG12	10:CJ:95:GLU:N	2.34	0.42
13:CM:46:LYS:HG3	13:CM:47:ASP:OD1	2.20	0.42

Continued on next page...

Continued from previous page...

Atom-1	Atom-2	Interatomic distance (Å)	Clash overlap (Å)
14:CN:57:ARG:HG2	14:CN:58:LYS:H	1.84	0.42
15:CO:50:HIS:O	15:CO:53:HIS:HB3	2.20	0.42
16:CP:53:VAL:O	16:CP:57:ARG:HG2	2.20	0.42
19:CS:66:MET:HA	19:CS:69:HIS:HD2	1.85	0.42
19:CS:78:ARG:HH11	19:CS:78:ARG:HG3	1.84	0.42
20:CT:61:SER:C	20:CT:63:ILE:N	2.73	0.42
20:CT:90:GLN:HA	20:CT:93:GLU:OE2	2.18	0.42
25:DA:6:A:H2	25:DA:7:G:C4	2.36	0.42
25:DA:27:G:O2'	25:DA:28:A:P	2.77	0.42
25:DA:27:G:C2'	25:DA:28:A:OP2	2.66	0.42
25:DA:328:U:O2'	45:DY:70:SER:HB3	2.20	0.42
25:DA:774:A:C2	25:DA:787:U:O2'	2.53	0.42
25:DA:844:C:H3'	25:DA:845:G:C8	2.55	0.42
25:DA:932:G:HO2'	25:DA:933:A:P	2.42	0.42
25:DA:948:G:C2	25:DA:949:C:C2	3.08	0.42
25:DA:1204:A:O2'	25:DA:1205:U:O5'	2.35	0.42
25:DA:1204:A:H2	25:DA:1241:A:N1	2.18	0.42
25:DA:1208:C:O2'	25:DA:1209:G:H5'	2.18	0.42
25:DA:1247:A:C2	25:DA:1249:U:C6	3.08	0.42
25:DA:1376:C:O2'	25:DA:1377:G:H5'	2.19	0.42
25:DA:1433:U:O2	25:DA:1561:G:C2	2.72	0.42
25:DA:1612:C:C2'	25:DA:1613:G:O5'	2.67	0.42
25:DA:1991:U:C2'	25:DA:1992:G:H5"	2.46	0.42
25:DA:2021:C:C5	41:DU:25:TRP:CD2	3.07	0.42
25:DA:2062:A:HO2'	25:DA:2063:C:C5'	2.33	0.42
25:DA:2481:G:O2'	25:DA:2482:G:P	2.77	0.42
25:DA:2740:A:C6	25:DA:2741:A:C6	3.08	0.42
25:DA:2799:C:H5"	25:DA:2802:G:C6	2.55	0.42
25:DA:2821:A:H2'	25:DA:2822:G:O4'	2.19	0.42
26:DB:13:A:H2'	26:DB:14:U:H5"	2.02	0.42
28:DD:268:ARG:HH11	28:DD:268:ARG:CB	2.28	0.42
29:DE:8:LYS:HE3	29:DE:188:VAL:CG1	2.49	0.42
30:DF:8:GLN:O	30:DF:9:ILE:C	2.58	0.42
30:DF:34:TRP:CE3	30:DF:35:GLU:HG3	2.54	0.42
30:DF:123:LEU:HD12	30:DF:124:LEU:H	1.85	0.42
30:DF:169:ASN:HD22	30:DF:169:ASN:HA	1.54	0.42
31:DG:48:GLU:C	31:DG:50:ALA:N	2.70	0.42
36:DP:33:ARG:O	36:DP:35:HIS:N	2.53	0.42
40:DT:51:ARG:HG2	40:DT:52:ILE:N	2.34	0.42
43:DW:19:LEU:CB	52:D5:25:LEU:HD11	2.47	0.42
43:DW:62:HIS:CD2	43:DW:62:HIS:N	2.87	0.42

Continued on next page...

Continued from previous page...

Atom-1	Atom-2	Interatomic distance (Å)	Clash overlap (Å)
44:DX:40:LYS:C	44:DX:42:ALA:H	2.22	0.42
45:DY:8:LYS:HB3	45:DY:9:LYS:H	1.40	0.42
45:DY:99:CYS:O	45:DY:100:ALA:HB2	2.19	0.42
46:DZ:162:LEU:O	46:DZ:163:ALA:HB2	2.20	0.42
49:D2:49:LYS:O	49:D2:53:LEU:HB2	2.19	0.42
54:D7:31:LEU:C	54:D7:33:ARG:N	2.73	0.42
55:D8:32:LEU:HB2	55:D8:36:LYS:NZ	2.35	0.42
56:D9:11:CYS:HB2	56:D9:14:CYS:H	1.85	0.42
1:AA:109:A:H8	1:AA:326:G:H2'	1.85	0.42
1:AA:137:C:O2'	16:AP:61:SER:O	2.38	0.42
1:AA:321:A:C2	1:AA:333:G:C2	3.08	0.42
1:AA:369:C:O2	1:AA:370:C:C6	2.73	0.42
1:AA:557:G:C6	1:AA:558:G:C6	3.07	0.42
1:AA:618:C:H5'	1:AA:619:U:H5"	2.02	0.42
1:AA:778:G:O2'	1:AA:779:C:H5'	2.19	0.42
1:AA:965:A:C2	1:AA:969:A:C2	3.08	0.42
1:AA:998:G:H5'	1:AA:998:G:H8	1.85	0.42
1:AA:1085:U:C2	1:AA:1094:G:O6	2.71	0.42
1:AA:1148:U:C2'	1:AA:1149:C:H5'	2.49	0.42
1:AA:1149:C:OP1	9:AI:14:VAL:HG21	2.19	0.42
1:AA:1233:G:C6	1:AA:1234:C:N4	2.87	0.42
2:AB:9:GLU:CA	2:AB:9:GLU:OE2	2.67	0.42
2:AB:41:ILE:N	2:AB:41:ILE:CD1	2.81	0.42
2:AB:95:GLN:CG	2:AB:148:TYR:HD1	2.32	0.42
2:AB:106:LYS:O	2:AB:109:SER:HB2	2.19	0.42
2:AB:133:LYS:C	2:AB:135:GLN:H	2.23	0.42
2:AB:204:ASN:HD21	2:AB:207:ALA:CB	2.33	0.42
2:AB:216:SER:O	2:AB:220:ASP:OD1	2.37	0.42
3:AC:22:TRP:HZ3	3:AC:24:ALA:HB2	1.84	0.42
4:AD:106:TYR:CE1	4:AD:113:SER:HA	2.55	0.42
4:AD:120:LEU:HB3	4:AD:126:ILE:HD11	2.01	0.42
4:AD:127:THR:HG22	4:AD:132:ARG:CA	2.49	0.42
5:AE:48:ALA:C	5:AE:50:GLU:H	2.22	0.42
5:AE:126:ARG:HG3	5:AE:126:ARG:HH11	1.84	0.42
8:AH:44:PHE:CE2	8:AH:109:ILE:HG21	2.54	0.42
9:AI:80:GLY:C	9:AI:82:ALA:H	2.23	0.42
11:AK:58:PRO:HD3	11:AK:89:ALA:O	2.19	0.42
16:AP:66:PRO:C	16:AP:67:THR:O	2.57	0.42
18:AR:63:GLN:OE1	18:AR:63:GLN:CA	2.68	0.42
20:AT:33:ILE:HD13	20:AT:62:LEU:HB3	2.01	0.42
22:AV:25:TYR:CD2	22:AV:25:TYR:C	2.92	0.42

Continued on next page...

Continued from previous page...

Atom-1	Atom-2	Interatomic distance (Å)	Clash overlap (Å)
22:AV:104:PHE:CE1	22:AV:124:PRO:HB3	2.54	0.42
24:AX:3:A:H2'	24:AX:4:U:H6	1.85	0.42
25:BA:31:C:H4'	25:BA:1238:G:H4'	2.01	0.42
25:BA:129:C:H2'	25:BA:130:C:H6	1.84	0.42
25:BA:272(J):C:OP1	25:BA:274:G:C8	2.72	0.42
25:BA:815:C:H2'	25:BA:816:C:H6	1.84	0.42
25:BA:882:G:H2'	25:BA:883:G:H8	1.84	0.42
25:BA:1209:G:O2'	25:BA:1237:A:N1	2.41	0.42
25:BA:1347:G:H2'	25:BA:1348:G:H5'	2.01	0.42
25:BA:1416:G:C2'	25:BA:1417:C:H6	2.32	0.42
25:BA:1858:G:H2'	25:BA:1883:G:H22	1.85	0.42
25:BA:2291:U:O2'	25:BA:2374:C:O2	2.35	0.42
25:BA:2353:G:H5"	47:B0:31:ARG:NH1	2.34	0.42
27:BC:80:LYS:HA	31:BG:50:ALA:HB2	2.01	0.42
29:BE:111:ARG:NE	29:BE:160:TYR:CE1	2.88	0.42
30:BF:117:ARG:HA	30:BF:120:GLU:OE1	2.19	0.42
32:BH:11:VAL:O	32:BH:11:VAL:HG12	2.20	0.42
33:BI:60:GLU:CG	33:BI:61:ARG:N	2.83	0.42
33:BI:113:ARG:HD3	33:BI:131:LYS:HA	2.02	0.42
33:BI:131:LYS:HA	33:BI:132:PRO:HD3	1.74	0.42
34:BN:34:LEU:HD11	34:BN:120:LEU:HB2	2.01	0.42
34:BN:62:VAL:HG13	34:BN:62:VAL:O	2.20	0.42
35:BO:40:VAL:HG12	35:BO:41:ALA:N	2.33	0.42
36:BP:62:LEU:HB2	55:B8:30:ARG:HH21	1.85	0.42
36:BP:99:LEU:O	36:BP:103:ALA:HB2	2.20	0.42
36:BP:101:VAL:HG12	36:BP:106:LEU:HG	2.01	0.42
38:BR:44:LEU:HD13	38:BR:48:VAL:HG21	2.01	0.42
40:BT:49:VAL:HG13	40:BT:49:VAL:O	2.20	0.42
42:BV:1:MET:H3	42:BV:99:ILE:HD11	1.83	0.42
42:BV:21:ARG:HG2	42:BV:91:TYR:CD1	2.54	0.42
47:B0:49:ASN:HB3	47:B0:62:VAL:HG22	2.02	0.42
48:B1:51:VAL:O	48:B1:57:GLU:O	2.37	0.42
48:B1:75:GLU:CD	48:B1:78:LYS:NZ	2.73	0.42
52:B5:2:ALA:O	52:B5:3:LYS:CE	2.68	0.42
1:CA:22:G:O2'	1:CA:23:C:H5'	2.19	0.42
1:CA:79:G:H1'	1:CA:80:G:O5'	2.19	0.42
1:CA:167:G:HO2'	1:CA:168:G:H5'	1.83	0.42
1:CA:233:C:C2	1:CA:234:C:C5	3.08	0.42
1:CA:563:A:C8	1:CA:567:G:H1'	2.55	0.42
1:CA:578:C:O2'	1:CA:728:A:H1'	2.20	0.42
1:CA:715:A:H2'	1:CA:716:A:C8	2.54	0.42

Continued on next page...

Continued from previous page...

Atom-1	Atom-2	Interatomic distance (Å)	Clash overlap (Å)
1:CA:769:G:O2'	1:CA:770:C:H5'	2.20	0.42
1:CA:1090:U:O2'	1:CA:1091:U:H5'	2.20	0.42
1:CA:1142:G:C8	1:CA:1143:G:C8	3.08	0.42
1:CA:1248:A:N3	9:CI:70:LYS:HE3	2.35	0.42
1:CA:1287:A:H61	1:CA:1371:G:C4'	2.31	0.42
1:CA:1288:A:C2	1:CA:1289:A:C4	3.08	0.42
1:CA:1440:C:O2'	1:CA:1441:G:H5'	2.20	0.42
3:CC:5:ILE:HG23	10:CJ:51:ARG:NH1	2.35	0.42
3:CC:143:GLU:C	3:CC:145:GLY:N	2.73	0.42
4:CD:61:LYS:HG2	4:CD:61:LYS:O	2.19	0.42
7:CG:88:PRO:HB3	7:CG:145:ALA:HA	2.02	0.42
10:CJ:48:THR:HG22	10:CJ:49:VAL:H	1.83	0.42
11:CK:61:ALA:HB3	11:CK:90:GLY:HA3	2.02	0.42
15:CO:3:ILE:HD13	15:CO:3:ILE:N	2.34	0.42
17:CQ:22:LEU:HD13	17:CQ:41:LYS:CG	2.44	0.42
24:CX:3:A:H2'	24:CX:4:U:H6	1.84	0.42
25:DA:70:G:O4'	25:DA:73:A:H1'	2.20	0.42
25:DA:702:G:H2'	25:DA:703:U:C6	2.54	0.42
25:DA:817:C:N3	25:DA:1191:G:C6	2.87	0.42
25:DA:1130:U:O2	25:DA:2025:C:H5"	2.20	0.42
25:DA:1186:G:O2'	25:DA:1187:G:H5'	2.19	0.42
25:DA:1710:C:N3	25:DA:1749:A:C2	2.86	0.42
25:DA:1906:G:C2	25:DA:1925:C:O2	2.73	0.42
25:DA:2188:C:C5	25:DA:2189:U:N3	2.88	0.42
25:DA:2238:G:H2'	25:DA:2238:G:N3	2.34	0.42
25:DA:2291:U:C4	25:DA:2292:C:N4	2.88	0.42
25:DA:2426:A:H3'	25:DA:2427:C:C5'	2.48	0.42
25:DA:2427:C:OP1	25:DA:2429:G:OP1	2.37	0.42
25:DA:2643:G:O2'	25:DA:2644:G:H5'	2.20	0.42
26:DB:45:A:H2'	26:DB:45:A:N3	2.35	0.42
26:DB:76:G:H2'	26:DB:77:U:O4'	2.19	0.42
26:DB:83:G:H4'	50:D3:52:HIS:HD2	1.83	0.42
27:DC:132:LEU:HD23	27:DC:132:LEU:HA	1.74	0.42
28:DD:142:VAL:HG23	28:DD:193:VAL:N	2.33	0.42
29:DE:81:ILE:O	29:DE:81:ILE:CG2	2.66	0.42
29:DE:95:ILE:HG22	29:DE:96:PHE:N	2.34	0.42
30:DF:157:VAL:C	30:DF:158:THR:HG22	2.40	0.42
31:DG:181:ARG:O	31:DG:182:LYS:C	2.58	0.42
32:DH:70:THR:C	32:DH:72:ILE:N	2.72	0.42
32:DH:105:LEU:O	32:DH:107:VAL:HG22	2.19	0.42
33:DI:45:LYS:O	33:DI:47:LEU:N	2.52	0.42

Continued on next page...

Continued from previous page...

Atom-1	Atom-2	Interatomic distance (Å)	Clash overlap (Å)
34:DN:15:LEU:CD1	34:DN:16:ILE:N	2.70	0.42
37:DQ:43:THR:HG23	37:DQ:46:GLN:HG3	2.01	0.42
38:DR:18:LEU:HD11	38:DR:22:ARG:CZ	2.50	0.42
39:DS:59:LYS:HB3	39:DS:60:GLY:H	1.57	0.42
41:DU:60:LEU:HD13	41:DU:61:TRP:N	2.35	0.42
42:DV:18:LEU:CD1	42:DV:18:LEU:N	2.83	0.42
42:DV:60:GLU:H	42:DV:97:LYS:HG2	1.85	0.42
46:DZ:53:HIS:HB3	46:DZ:100:PRO:CD	2.50	0.42
52:D5:55:ARG:HD2	52:D5:55:ARG:HA	1.65	0.42
1:AA:8:A:C5	4:AD:208:SER:HB2	2.54	0.42
1:AA:18:C:O2'	1:AA:19:C:H5'	2.20	0.42
1:AA:59:A:H5'	1:AA:60:A:H5'	1.99	0.42
1:AA:197:A:H1'	1:AA:198:G:O4'	2.20	0.42
1:AA:306:G:H2'	1:AA:307:C:H5'	2.02	0.42
1:AA:439:A:C8	1:AA:496:A:N1	2.87	0.42
1:AA:710:G:H2'	1:AA:711:G:H8	1.85	0.42
1:AA:932:C:H4'	7:AG:4:ARG:NH2	2.35	0.42
1:AA:940:C:O2'	1:AA:941:G:H5'	2.19	0.42
1:AA:1158:C:O2'	1:AA:1159:U:H4'	2.19	0.42
1:AA:1179:A:H5"	9:AI:102:LEU:HD12	2.01	0.42
1:AA:1256:A:C8	3:AC:27:LYS:HE3	2.55	0.42
1:AA:1282:C:H2'	1:AA:1283:G:H8	1.82	0.42
1:AA:1375:A:H2'	1:AA:1376:U:O4'	2.19	0.42
2:AB:43:ASP:O	2:AB:44:LEU:C	2.57	0.42
2:AB:187:LEU:HD12	2:AB:205:ASP:CB	2.42	0.42
3:AC:14:ILE:H	14:AN:57:ARG:NH2	2.18	0.42
3:AC:103:VAL:O	3:AC:105:GLU:N	2.52	0.42
7:AG:12:LEU:HD21	7:AG:28:ASN:HD21	1.83	0.42
13:AM:2:ALA:CB	13:AM:9:ILE:HG23	2.44	0.42
13:AM:15:VAL:O	13:AM:19:LEU:HD22	2.20	0.42
15:AO:70:LEU:HD23	15:AO:81:LEU:HD23	2.02	0.42
19:AS:6:LYS:O	19:AS:7:LYS:HE3	2.19	0.42
22:AV:9:PRO:HA	22:AV:22:CYS:O	2.20	0.42
22:AV:132:VAL:HG22	22:AV:134:ASP:H	1.84	0.42
25:BA:196:A:N3	25:BA:196:A:H2'	2.34	0.42
25:BA:274:G:N2	25:BA:275:G:OP2	2.52	0.42
25:BA:346:A:H2'	25:BA:347:A:H5'	2.02	0.42
25:BA:530:G:C5	25:BA:2022:U:H5"	2.55	0.42
25:BA:1003:G:C2	25:BA:1153:C:C2	3.08	0.42
25:BA:1140:C:O3'	34:BN:25:ARG:NH1	2.53	0.42
25:BA:2108:C:O2	25:BA:2108:C:C2'	2.68	0.42

Continued on next page...

Continued from previous page...

Atom-1	Atom-2	Interatomic distance (Å)	Clash overlap (Å)
25:BA:2167:U:O2	25:BA:2167:U:H2'	2.20	0.42
25:BA:2230:G:H1'	48:B1:45:ASN:CG	2.40	0.42
25:BA:2295:C:N3	25:BA:2296:U:C5	2.88	0.42
25:BA:2504:U:O5'	25:BA:2504:U:H6	2.03	0.42
25:BA:2619:C:O2'	25:BA:2620:C:H5'	2.19	0.42
25:BA:2724:C:OP1	29:BE:118:LYS:NZ	2.49	0.42
25:BA:2732:G:H3'	25:BA:2733:A:O4'	2.19	0.42
25:BA:2853:C:H2'	25:BA:2854:G:C8	2.54	0.42
27:BC:80:LYS:HA	31:BG:50:ALA:CB	2.50	0.42
27:BC:214:TYR:N	27:BC:214:TYR:CD1	2.87	0.42
28:BD:52:ARG:O	28:BD:53:PHE:CB	2.68	0.42
29:BE:52:LEU:CD2	29:BE:76:ARG:HD2	2.46	0.42
29:BE:116:VAL:O	29:BE:116:VAL:HG13	2.20	0.42
29:BE:186:GLY:O	29:BE:188:VAL:N	2.48	0.42
29:BE:199:ARG:HB2	29:BE:199:ARG:HH11	1.83	0.42
30:BF:11:VAL:CG1	30:BF:12:LEU:H	2.30	0.42
32:BH:15:VAL:HB	32:BH:27:LYS:O	2.20	0.42
32:BH:20:ALA:HB1	32:BH:21:PRO:HD2	1.98	0.42
32:BH:71:LEU:CA	32:BH:74:ASN:HD22	2.32	0.42
32:BH:91:GLY:HA3	32:BH:94:TYR:CG	2.55	0.42
35:BO:2:ILE:HG22	35:BO:3:GLN:H	1.84	0.42
35:BO:12:ASP:HA	35:BO:98:VAL:HA	2.02	0.42
37:BQ:42:ILE:HA	37:BQ:46:GLN:OE1	2.19	0.42
40:BT:57:PHE:CG	40:BT:58:ASN:N	2.87	0.42
41:BU:52:ARG:O	41:BU:55:ARG:HG3	2.20	0.42
44:BX:5:TYR:CZ	49:B2:30:ARG:HB2	2.54	0.42
1:CA:266:G:H5"	1:CA:268:C:N4	2.18	0.42
1:CA:278:G:O4'	1:CA:282:A:H1'	2.20	0.42
1:CA:604:G:C2	1:CA:635:G:C5	3.07	0.42
1:CA:615:C:H2'	1:CA:616:G:O4'	2.20	0.42
1:CA:886:G:H2'	1:CA:887:G:O4'	2.20	0.42
1:CA:920:U:H1'	1:CA:1080:A:C2	2.54	0.42
1:CA:968:A:C4'	1:CA:969:A:OP2	2.68	0.42
1:CA:1123:A:H4'	10:CJ:36:GLY:CA	2.49	0.42
1:CA:1148:U:O2'	1:CA:1149:C:H5'	2.19	0.42
1:CA:1310:G:OP1	13:CM:77:ASN:OD1	2.38	0.42
1:CA:1385:G:O2'	1:CA:1386:G:H5'	2.20	0.42
2:CB:223:ILE:CA	2:CB:226:ARG:HB2	2.45	0.42
3:CC:11:ARG:O	3:CC:13:GLY:N	2.44	0.42
6:CF:62:TRP:HE3	6:CF:62:TRP:O	2.03	0.42
9:CI:6:GLY:CA	9:CI:84:ALA:HB2	2.49	0.42

Continued on next page...

Continued from previous page...

Atom-1	Atom-2	Interatomic distance (Å)	Clash overlap (Å)
9:CI:52:ALA:CB	9:CI:95:LYS:HE2	2.50	0.42
10:CJ:74:ILE:H	10:CJ:74:ILE:HG12	1.71	0.42
11:CK:17:GLY:CA	11:CK:80:VAL:HG12	2.50	0.42
12:CL:114:ARG:CZ	12:CL:114:ARG:HB2	2.49	0.42
13:CM:12:ASN:HA	13:CM:45:VAL:CG2	2.49	0.42
16:CP:68:ASP:C	16:CP:70:ALA:H	2.23	0.42
19:CS:44:MET:HG3	19:CS:47:HIS:HB2	2.01	0.42
19:CS:46:GLY:N	19:CS:62:ILE:HG23	2.35	0.42
20:CT:98:PRO:C	20:CT:100:ILE:N	2.73	0.42
21:CU:21:TYR:O	21:CU:22:ARG:HB2	2.19	0.42
22:CV:8:ARG:O	22:CV:10:GLY:N	2.53	0.42
22:CV:8:ARG:HA	22:CV:9:PRO:HD3	1.90	0.42
22:CV:28:GLN:OE1	22:CV:38:VAL:HG21	2.20	0.42
23:CW:49:G:O6	23:CW:65:C:N4	2.53	0.42
25:DA:271(G):C:O2'	25:DA:271(H):G:H5'	2.20	0.42
25:DA:827:U:OP2	25:DA:828:U:C5	2.73	0.42
25:DA:985:C:O2'	25:DA:986:C:H5'	2.20	0.42
25:DA:1181:C:H2'	25:DA:1182:A:C8	2.55	0.42
25:DA:1234:U:C2'	25:DA:1235:G:H5'	2.50	0.42
25:DA:1508:A:H4'	25:DA:1509(A):A:C4	2.54	0.42
25:DA:1968:G:H5'	25:DA:1969:A:P	2.59	0.42
25:DA:2341:G:H2'	25:DA:2342:C:O4'	2.19	0.42
25:DA:2543:G:O2'	25:DA:2544:G:H5'	2.20	0.42
25:DA:2684:U:OP1	40:DT:53:ARG:HD3	2.19	0.42
25:DA:2791:C:C1'	25:DA:2792:G:N7	2.80	0.42
25:DA:2838:G:C2	25:DA:2881:C:C2	3.08	0.42
26:DB:51:G:N2	26:DB:52:A:C2	2.88	0.42
27:DC:107:GLY:O	27:DC:108:TRP:C	2.58	0.42
29:DE:137:HIS:HB3	29:DE:138:PRO:HD2	2.02	0.42
31:DG:91:ARG:HD2	31:DG:91:ARG:C	2.40	0.42
32:DH:27:LYS:HE3	32:DH:32:GLU:HB2	2.02	0.42
33:DI:29:TYR:O	33:DI:32:PRO:HD2	2.19	0.42
34:DN:16:ILE:HG22	34:DN:54:VAL:HA	2.01	0.42
35:DO:4:PRO:HA	35:DO:21:CYS:O	2.20	0.42
37:DQ:59:ARG:O	37:DQ:60:ARG:CB	2.68	0.42
38:DR:10:LEU:CB	38:DR:17:ARG:HD2	2.49	0.42
42:DV:81:TYR:C	42:DV:82:ARG:CG	2.88	0.42
43:DW:34:ASN:C	43:DW:36:LEU:N	2.72	0.42
46:DZ:52:ILE:HG22	46:DZ:70:VAL:O	2.18	0.42
46:DZ:55:VAL:CG1	46:DZ:56:ILE:H	2.31	0.42
46:DZ:157:PRO:HD2	46:DZ:160:VAL:HG11	2.01	0.42

Continued on next page...

Continued from previous page...

Atom-1	Atom-2	Interatomic distance (Å)	Clash overlap (Å)
46:DZ:158:PRO:C	46:DZ:160:VAL:H	2.23	0.42
47:D0:70:GLN:HE21	47:D0:70:GLN:HB3	1.62	0.42
48:D1:35:THR:HG23	48:D1:36:GLY:H	1.85	0.42
49:D2:38:GLN:C	49:D2:44:LEU:HB3	2.40	0.42
50:D3:6:VAL:HB	50:D3:54:VAL:HG12	2.01	0.42
52:D5:37:LYS:CG	52:D5:38:ALA:N	2.79	0.42
1:AA:68:G:N2	1:AA:69:G:H1'	2.35	0.42
1:AA:300:A:N3	1:AA:565:U:N3	2.63	0.42
1:AA:848:C:C6	1:AA:848:C:O5'	2.73	0.42
1:AA:926:G:N2	24:AX:2:A:H3'	2.35	0.42
1:AA:950:U:C5	13:AM:102:ARG:NH1	2.88	0.42
1:AA:971:G:OP1	1:AA:972:C:H5"	2.20	0.42
1:AA:1121:U:H3	1:AA:1152:A:N6	2.17	0.42
1:AA:1152:A:O2'	1:AA:1153:C:P	2.78	0.42
1:AA:1338:G:C2'	1:AA:1339:A:H5'	2.48	0.42
1:AA:1479:C:H2'	1:AA:1480:G:C8	2.55	0.42
2:AB:111:ARG:NH2	2:AB:114:ARG:HG2	2.35	0.42
2:AB:115:LEU:C	2:AB:117:GLU:H	2.23	0.42
2:AB:175:ARG:HE	2:AB:175:ARG:HB3	1.71	0.42
3:AC:63:ASN:HA	3:AC:98:ASN:CG	2.40	0.42
3:AC:79:ARG:O	3:AC:82:GLU:OE2	2.37	0.42
3:AC:95:THR:C	3:AC:97:LYS:H	2.24	0.42
3:AC:180:ALA:O	3:AC:181:ASN:HB3	2.20	0.42
5:AE:52:PRO:O	5:AE:53:LEU:C	2.58	0.42
6:AF:39:LYS:HG3	6:AF:40:VAL:N	2.35	0.42
7:AG:24:THR:O	7:AG:27:ILE:N	2.52	0.42
7:AG:41:ARG:HG2	7:AG:41:ARG:NH1	2.34	0.42
7:AG:63:LYS:HZ1	7:AG:67:GLU:HB2	1.84	0.42
8:AH:22:GLU:OE1	8:AH:62:TYR:CE1	2.70	0.42
8:AH:54:ASP:C	8:AH:56:LYS:N	2.73	0.42
8:AH:86:ILE:CG2	8:AH:133:LEU:HD22	2.49	0.42
8:AH:120:THR:HG23	8:AH:123:GLU:OE2	2.20	0.42
9:AI:4:TYR:CE2	9:AI:59:PHE:HE2	2.37	0.42
10:AJ:21:GLN:O	10:AJ:24:VAL:HB	2.20	0.42
10:AJ:51:ARG:HG3	10:AJ:59:SER:C	2.41	0.42
11:AK:50:TYR:N	11:AK:50:TYR:CD1	2.88	0.42
12:AL:33:VAL:HG12	12:AL:34:CYS:N	2.35	0.42
13:AM:108:ARG:HH11	13:AM:108:ARG:CA	2.30	0.42
20:AT:22:ARG:HG3	20:AT:22:ARG:HH11	1.84	0.42
22:AV:165:VAL:O	22:AV:165:VAL:HG23	2.20	0.42
25:BA:9:U:O4	25:BA:2629:A:N7	2.52	0.42

Continued on next page...

Continued from previous page...

Atom-1	Atom-2	Interatomic distance (Å)	Clash overlap (Å)
25:BA:77:C:H5”	49:B2:10:LEU:HD11	2.00	0.42
25:BA:129:C:O2’	25:BA:130:C:H5’	2.19	0.42
25:BA:157:U:N3	25:BA:158:U:C4	2.88	0.42
25:BA:302:C:O2’	25:BA:303:U:H5’	2.20	0.42
25:BA:729:G:OP2	28:BD:13:ARG:NH1	2.53	0.42
25:BA:973:A:C8	25:BA:1188:U:C2	3.08	0.42
25:BA:1276:A:C2	25:BA:1277:G:C8	3.08	0.42
25:BA:1386:C:H2’	25:BA:1387:C:C6	2.55	0.42
25:BA:1530:C:H3’	25:BA:1530:C:C6	2.54	0.42
25:BA:1625:C:H2’	25:BA:1626:G:H5’	2.01	0.42
25:BA:1779:U:C2	25:BA:1783:A:N7	2.87	0.42
25:BA:2370:G:H21	53:B6:45:LYS:NZ	2.17	0.42
25:BA:2444:G:OP1	30:BF:67:GLN:NE2	2.53	0.42
25:BA:2455:G:H2’	25:BA:2456:C:C6	2.54	0.42
25:BA:2810:A:O2’	29:BE:61:ARG:CZ	2.68	0.42
25:BA:2840:C:O5’	25:BA:2840:C:H6	2.03	0.42
26:BB:48:A:H2’	26:BB:49:C:C6	2.54	0.42
29:BE:24:THR:HG22	29:BE:186:GLY:CA	2.49	0.42
29:BE:77:ILE:CG2	29:BE:78:LEU:H	2.07	0.42
29:BE:79:ARG:HD2	29:BE:79:ARG:N	2.31	0.42
34:BN:18:ALA:O	34:BN:20:GLY:N	2.53	0.42
34:BN:31:ALA:HA	34:BN:34:LEU:HB2	2.02	0.42
34:BN:70:LYS:HB3	34:BN:87:LEU:HB2	2.01	0.42
35:BO:88:ASN:OD1	35:BO:92:GLU:O	2.38	0.42
36:BP:13:ASN:HD22	36:BP:13:ASN:N	2.18	0.42
37:BQ:75:THR:HA	37:BQ:89:ASN:O	2.19	0.42
38:BR:86:ARG:NH1	38:BR:118:GLU:HG2	2.35	0.42
39:BS:56:LEU:O	39:BS:57:LYS:HB3	2.20	0.42
40:BT:36:GLU:HG2	40:BT:36:GLU:O	2.19	0.42
43:BW:62:HIS:O	43:BW:63:ASP:O	2.38	0.42
45:BY:75:ILE:HG13	45:BY:79:CYS:O	2.20	0.42
46:BZ:60:LEU:N	46:BZ:60:LEU:CD2	2.79	0.42
48:B1:65:SER:O	48:B1:68:PRO:HD2	2.20	0.42
53:B6:15:GLU:OE1	53:B6:18:ARG:CG	2.67	0.42
1:CA:172:A:H8	1:CA:172:A:OP2	2.03	0.42
1:CA:453:A:H5’	1:CA:453:A:C8	2.53	0.42
1:CA:735:C:OP1	18:CR:68:LYS:HG3	2.20	0.42
1:CA:948:C:C6	13:CM:106:ASN:ND2	2.81	0.42
1:CA:1088:G:N1	1:CA:1089:G:C5	2.88	0.42
1:CA:1120:G:H2’	1:CA:1121:U:C6	2.55	0.42
1:CA:1335:C:H4’	1:CA:1336:C:C5	2.55	0.42

Continued on next page...

Continued from previous page...

Atom-1	Atom-2	Interatomic distance (Å)	Clash overlap (Å)
2:CB:54:THR:HG21	2:CB:201:ILE:HD11	2.01	0.42
3:CC:112:SER:O	3:CC:115:LEU:HB2	2.19	0.42
3:CC:121:ALA:O	3:CC:125:GLU:OE1	2.38	0.42
4:CD:109:GLY:C	4:CD:111:ALA:N	2.73	0.42
5:CE:32:VAL:CG1	5:CE:33:VAL:N	2.83	0.42
5:CE:37:ARG:HA	5:CE:114:GLY:CA	2.49	0.42
6:CF:52:ILE:O	6:CF:53:ALA:CB	2.64	0.42
8:CH:30:ARG:HB2	8:CH:30:ARG:NH1	2.35	0.42
8:CH:56:LYS:HA	8:CH:57:PRO:HD3	1.88	0.42
8:CH:119:LEU:HD13	8:CH:123:GLU:CB	2.50	0.42
9:CI:126:SER:C	9:CI:128:ARG:N	2.73	0.42
10:CJ:81:THR:C	10:CJ:83:GLU:H	2.22	0.42
11:CK:122:LYS:C	11:CK:126:ARG:HG3	2.40	0.42
13:CM:16:ASP:O	13:CM:19:LEU:HB2	2.19	0.42
14:CN:39:LEU:CD1	14:CN:47:LEU:HD12	2.50	0.42
17:CQ:59:ILE:HG22	17:CQ:71:PHE:HD1	1.85	0.42
18:CR:29:PHE:CD1	18:CR:29:PHE:C	2.93	0.42
18:CR:50:ILE:O	18:CR:51:LEU:O	2.37	0.42
19:CS:45:VAL:C	19:CS:47:HIS:N	2.72	0.42
20:CT:46:GLU:O	20:CT:46:GLU:CG	2.67	0.42
22:CV:97:ARG:HG2	22:CV:97:ARG:NH1	2.34	0.42
23:CW:25:C:H2'	23:CW:26:G:O4'	2.19	0.42
25:DA:271(K):U:H2'	33:DI:50:ARG:HH22	1.83	0.42
25:DA:469:G:H2'	25:DA:470:A:H5"	2.01	0.42
25:DA:533:G:H5'	41:DU:24:TYR:CD2	2.55	0.42
25:DA:776:G:H4'	25:DA:777:A:O5'	2.20	0.42
25:DA:841:A:O2'	25:DA:842:G:H5'	2.20	0.42
25:DA:853:G:H2'	25:DA:854:G:H8	1.85	0.42
25:DA:857:C:C5'	47:D0:77:ARG:HH22	2.33	0.42
25:DA:902:C:O2'	25:DA:903:C:H5'	2.20	0.42
25:DA:973:A:H1'	25:DA:974:G:OP1	2.20	0.42
25:DA:975(A):G:O2'	25:DA:976:C:H5'	2.19	0.42
25:DA:1116:C:H2'	25:DA:1117:G:C8	2.52	0.42
25:DA:1141:U:H5"	25:DA:1142(A):A:O4'	2.19	0.42
25:DA:1208:C:C4	25:DA:1209:G:N7	2.88	0.42
25:DA:1632:A:H8	25:DA:1632:A:O5'	2.02	0.42
25:DA:1826:G:H2'	25:DA:1827:C:H6	1.85	0.42
25:DA:2078:C:H2'	25:DA:2079:U:C6	2.55	0.42
25:DA:2287:A:N3	25:DA:2289:G:C8	2.88	0.42
25:DA:2415:G:H2'	25:DA:2416:C:C6	2.54	0.42
25:DA:2481:G:O2'	25:DA:2482:G:O5'	2.38	0.42

Continued on next page...

Continued from previous page...

Atom-1	Atom-2	Interatomic distance (Å)	Clash overlap (Å)
25:DA:2633:G:H1'	29:DE:62:PRO:HG3	2.01	0.42
25:DA:2646:C:H2'	25:DA:2647:U:O4'	2.20	0.42
25:DA:2712:U:O2'	25:DA:2712(A):A:H3'	2.20	0.42
25:DA:2740:A:C6	25:DA:2764:A:C8	3.07	0.42
25:DA:2808:U:C2'	25:DA:2809:A:C5'	2.90	0.42
25:DA:2847:U:OP1	40:DT:98:LYS:HD3	2.19	0.42
25:DA:2882:A:H5'	38:DR:96:ARG:HG3	2.01	0.42
26:DB:87:G:H2'	26:DB:88:C:H5"	2.01	0.42
26:DB:97:G:C6	26:DB:98:G:N7	2.87	0.42
27:DC:15:VAL:HG23	27:DC:29:LEU:HD11	2.02	0.42
28:DD:30:GLU:OE1	28:DD:63:ARG:NE	2.53	0.42
28:DD:133:LEU:HD21	28:DD:191:ALA:HB2	2.01	0.42
31:DG:167:GLU:C	31:DG:169:ALA:H	2.24	0.42
32:DH:76:VAL:C	32:DH:78:GLY:H	2.21	0.42
32:DH:83:TYR:CA	32:DH:135:GLY:N	2.74	0.42
32:DH:144:VAL:O	32:DH:148:ILE:HG12	2.19	0.42
34:DN:93:THR:O	34:DN:94:HIS:HB2	2.19	0.42
36:DP:101:VAL:CG2	36:DP:102:ARG:N	2.83	0.42
36:DP:108:LYS:C	36:DP:110:TYR:N	2.72	0.42
40:DT:10:VAL:O	40:DT:12:SER:N	2.53	0.42
41:DU:18:LEU:C	41:DU:20:LEU:N	2.72	0.42
41:DU:92:ARG:HD3	41:DU:92:ARG:C	2.41	0.42
42:DV:35:LEU:N	42:DV:35:LEU:HD22	2.35	0.42
44:DX:18:TYR:HA	44:DX:21:PHE:CD1	2.55	0.42
44:DX:40:LYS:HG2	44:DX:41:ASN:HD22	1.84	0.42
45:DY:20:TYR:CE1	45:DY:42:VAL:HG22	2.55	0.42
46:DZ:157:PRO:HB2	46:DZ:158:PRO:CD	2.50	0.42
52:D5:25:LEU:H	52:D5:25:LEU:CD1	2.15	0.42
55:D8:29:LYS:HD3	55:D8:44:LYS:HB2	2.01	0.42
1:AA:33:A:N3	12:AL:29:PHE:HE2	2.17	0.42
1:AA:163:C:H2'	1:AA:163:C:O2	2.19	0.42
1:AA:509:A:C6	1:AA:510:A:N1	2.88	0.42
1:AA:656:C:H4'	15:AO:62:GLN:CD	2.40	0.42
1:AA:718:G:H21	18:AR:49:LYS:HZ3	1.67	0.42
1:AA:782:A:H2'	1:AA:783:C:O4'	2.20	0.42
1:AA:786:G:C2	1:AA:797:C:O2	2.73	0.42
1:AA:824:C:H4'	8:AH:1:MET:N	2.35	0.42
1:AA:1320:C:O2'	19:AS:73:GLU:HG2	2.20	0.42
1:AA:1370:G:C2	1:AA:1371:G:N7	2.88	0.42
2:AB:219:VAL:O	2:AB:220:ASP:C	2.58	0.42
3:AC:6:HIS:NE2	3:AC:184:TYR:CG	2.85	0.42

Continued on next page...

Continued from previous page...

Atom-1	Atom-2	Interatomic distance (Å)	Clash overlap (Å)
3:AC:120:VAL:O	3:AC:121:ALA:C	2.59	0.42
4:AD:28:SER:OG	4:AD:29:PRO:CD	2.68	0.42
4:AD:101:LEU:HG	4:AD:121:VAL:HG13	2.01	0.42
4:AD:132:ARG:HG2	4:AD:132:ARG:NH1	2.32	0.42
5:AE:48:ALA:HB3	5:AE:54:ALA:CA	2.49	0.42
6:AF:10:LEU:CD1	6:AF:61:LEU:HD13	2.50	0.42
8:AH:53:VAL:O	8:AH:54:ASP:HB2	2.19	0.42
9:AI:127:LYS:O	9:AI:128:ARG:C	2.58	0.42
12:AL:2:PRO:O	12:AL:3:THR:O	2.38	0.42
12:AL:91:PRO:C	12:AL:93:VAL:H	2.23	0.42
13:AM:97:PRO:HB2	13:AM:101:GLN:CD	2.34	0.42
13:AM:108:ARG:O	13:AM:111:LYS:O	2.37	0.42
15:AO:62:GLN:HA	15:AO:65:ARG:HD3	2.01	0.42
17:AQ:93:GLN:O	17:AQ:94:ASN:C	2.58	0.42
20:AT:43:LEU:HD23	20:AT:43:LEU:N	2.35	0.42
22:AV:24:GLU:CB	22:AV:40:LYS:HB2	2.47	0.42
25:BA:250:G:OP2	55:B8:13:ARG:NH2	2.53	0.42
25:BA:252:G:H2'	25:BA:253:C:C6	2.52	0.42
25:BA:455:C:N3	25:BA:473:G:H5'	2.34	0.42
25:BA:638:G:H2'	25:BA:639:U:C6	2.55	0.42
25:BA:834:C:H4'	55:B8:52:LYS:NZ	2.35	0.42
25:BA:857:C:H1'	47:B0:25:TYR:HE2	1.83	0.42
25:BA:863:A:H2'	25:BA:864:G:H8	1.83	0.42
25:BA:1152:C:O2'	25:BA:1153:C:H5'	2.20	0.42
25:BA:1234:U:O2'	25:BA:1235:G:H5'	2.19	0.42
25:BA:1473:G:H2'	25:BA:1474:C:H5'	2.02	0.42
25:BA:1659:U:O2'	25:BA:2712(A):A:N1	2.48	0.42
25:BA:2008:C:O2'	25:BA:2009:G:H5'	2.20	0.42
25:BA:2116:G:H5'	25:BA:2117:A:OP2	2.19	0.42
25:BA:2344:U:C4'	25:BA:2345:G:OP1	2.66	0.42
25:BA:2580:U:C5'	29:BE:130:GLY:O	2.68	0.42
25:BA:2662:A:C2'	25:BA:2663:G:H5'	2.50	0.42
25:BA:2758:A:C4	32:BH:67:LEU:HD21	2.54	0.42
26:BB:8:U:H3	26:BB:113:G:H1	1.68	0.42
26:BB:37:C:C2'	26:BB:38:C:H5'	2.50	0.42
27:BC:96:GLY:O	27:BC:100:ILE:HB	2.20	0.42
27:BC:172:ILE:CG2	27:BC:197:LEU:HD21	2.38	0.42
29:BE:79:ARG:HH11	29:BE:79:ARG:HG2	1.85	0.42
29:BE:134:ILE:HG22	29:BE:137:HIS:ND1	2.35	0.42
30:BF:3:GLU:CA	30:BF:24:LEU:HD12	2.50	0.42
30:BF:113:ALA:O	30:BF:115:ALA:N	2.53	0.42

Continued on next page...

Continued from previous page...

Atom-1	Atom-2	Interatomic distance (Å)	Clash overlap (Å)
30:BF:198:ALA:C	30:BF:200:GLU:H	2.22	0.42
31:BG:43:LEU:C	31:BG:45:GLU:H	2.23	0.42
31:BG:114:ILE:O	31:BG:114:ILE:HG22	2.20	0.42
34:BN:92:ALA:O	34:BN:93:THR:CB	2.68	0.42
35:BO:104:ARG:O	35:BO:108:GLU:HG3	2.20	0.42
36:BP:62:LEU:H	36:BP:62:LEU:CD2	2.31	0.42
37:BQ:70:PRO:HA	37:BQ:94:VAL:O	2.20	0.42
38:BR:72:ASP:O	38:BR:76:VAL:HG23	2.19	0.42
40:BT:6:LEU:HD23	40:BT:9:LEU:HD12	2.02	0.42
40:BT:101:PHE:CD2	40:BT:101:PHE:O	2.73	0.42
41:BU:66:ASN:O	41:BU:68:ALA:N	2.45	0.42
44:BX:20:GLY:O	44:BX:25:LYS:HB2	2.20	0.42
46:BZ:130:ARG:C	46:BZ:132:ILE:H	2.23	0.42
47:B0:35:ILE:HD12	47:B0:35:ILE:O	2.20	0.42
48:B1:98:LEU:HD23	48:B1:98:LEU:N	2.34	0.42
50:B3:6:VAL:HA	50:B3:55:ARG:O	2.20	0.42
50:B3:18:ASP:OD1	50:B3:18:ASP:N	2.53	0.42
50:B3:44:ARG:HE	50:B3:44:ARG:HB2	1.52	0.42
51:B4:38:ALA:HA	51:B4:55:PRO:CB	2.49	0.42
51:B4:46:ASN:ND2	51:B4:46:ASN:C	2.73	0.42
52:B5:9:LYS:C	52:B5:10:LYS:O	2.54	0.42
1:CA:77:G:C2'	1:CA:78:G:H5'	2.50	0.42
1:CA:88:A:H5"	1:CA:90:U:O2	2.19	0.42
1:CA:189(I):G:O2'	1:CA:189(J):G:H5'	2.20	0.42
1:CA:190:U:N3	20:CT:105:SER:HB2	2.35	0.42
1:CA:226:G:C2'	1:CA:227:G:H5'	2.49	0.42
1:CA:352:C:H4'	1:CA:354:G:OP1	2.19	0.42
1:CA:685:G:C2	1:CA:686:U:C4	3.07	0.42
1:CA:1035:A:C2'	1:CA:1036:G:O4'	2.63	0.42
1:CA:1133:G:N2	1:CA:1143:G:C1'	2.65	0.42
1:CA:1151:A:H1'	10:CJ:39:PRO:HG2	2.02	0.42
2:CB:127:ILE:O	2:CB:128:GLU:C	2.58	0.42
3:CC:15:THR:CG2	3:CC:16:ARG:H	2.24	0.42
3:CC:84:ILE:HG12	3:CC:88:ARG:HG3	2.02	0.42
5:CE:33:VAL:CG2	5:CE:43:LEU:HD12	2.49	0.42
5:CE:39:GLY:O	5:CE:69:VAL:HG23	2.20	0.42
9:CI:40:LEU:HD23	9:CI:40:LEU:HA	1.92	0.42
10:CJ:22:LYS:HB3	10:CJ:22:LYS:HE3	1.79	0.42
13:CM:92:HIS:CG	13:CM:98:VAL:HG21	2.54	0.42
18:CR:59:SER:N	18:CR:62:GLU:OE2	2.53	0.42
22:CV:153:LEU:C	22:CV:155:THR:N	2.72	0.42

Continued on next page...

Continued from previous page...

Atom-1	Atom-2	Interatomic distance (Å)	Clash overlap (Å)
22:CV:171:ILE:HG13	22:CV:180:TYR:CD1	2.53	0.42
22:CV:171:ILE:CA	22:CV:184:ALA:HB2	2.49	0.42
25:DA:55:G:H1'	25:DA:127:A:C2	2.55	0.42
25:DA:135:G:O2'	25:DA:136:G:H5'	2.20	0.42
25:DA:237:C:O2'	25:DA:238:C:H5'	2.19	0.42
25:DA:599:G:C2	25:DA:600:G:C8	3.08	0.42
25:DA:949:C:O2'	25:DA:950:G:H5'	2.19	0.42
25:DA:1053:C:H3'	25:DA:1053:C:O2	2.20	0.42
25:DA:1507:A:H2'	25:DA:1508:A:O4'	2.19	0.42
25:DA:1652:A:H2'	25:DA:1653:G:H5'	2.00	0.42
25:DA:1711:C:H2'	25:DA:1712:C:H6	1.83	0.42
25:DA:1797:C:C4	25:DA:1798:U:C5	3.08	0.42
25:DA:1865:G:H5'	25:DA:1866:C:P	2.59	0.42
25:DA:1918:A:C2	25:DA:1919:A:N6	2.88	0.42
25:DA:2040:C:H2'	25:DA:2041:U:O4'	2.19	0.42
25:DA:2256:G:N2	25:DA:2275:C:N4	2.68	0.42
25:DA:2357:U:P	47:D0:20:ARG:HD3	2.60	0.42
25:DA:2481:G:C2'	25:DA:2482:G:OP2	2.67	0.42
26:DB:13:A:O2'	26:DB:14:U:H3'	2.20	0.42
28:DD:31:LYS:NZ	28:DD:33:LEU:HD13	2.35	0.42
28:DD:91:ARG:O	28:DD:107:ALA:N	2.47	0.42
28:DD:176:ARG:HH11	28:DD:176:ARG:CG	2.30	0.42
29:DE:1:MET:O	29:DE:2:LYS:C	2.58	0.42
30:DF:7:TYR:CE2	30:DF:10:PRO:HG3	2.55	0.42
36:DP:91:PHE:HB2	36:DP:92:GLU:H	1.64	0.42
36:DP:113:LYS:HB2	36:DP:129:ALA:HB3	2.01	0.42
37:DQ:79:LEU:HD23	37:DQ:80:GLU:H	1.85	0.42
37:DQ:141:GLN:CA	46:DZ:52:ILE:HB	2.50	0.42
38:DR:71:GLN:HA	38:DR:71:GLN:HE21	1.84	0.42
40:DT:42:ILE:N	40:DT:42:ILE:HD12	2.35	0.42
40:DT:129:ARG:O	40:DT:129:ARG:CG	2.65	0.42
41:DU:8:VAL:CG1	41:DU:12:ARG:NE	2.83	0.42
45:DY:46:LYS:C	45:DY:47:LYS:CG	2.88	0.42
48:D1:67:ILE:O	48:D1:70:VAL:HB	2.20	0.42
48:D1:94:LEU:O	48:D1:94:LEU:HD22	2.19	0.42
1:AA:47:C:O2'	1:AA:48:C:OP2	2.34	0.41
1:AA:296:U:H2'	1:AA:297:G:C8	2.55	0.41
1:AA:384:G:C6	1:AA:385:C:N4	2.88	0.41
1:AA:434:U:C2	1:AA:435:C:C5	3.08	0.41
1:AA:544:G:C5	1:AA:545:C:C5	3.07	0.41
1:AA:607:A:C4	16:AP:31:LYS:HE3	2.55	0.41

Continued on next page...

Continued from previous page...

Atom-1	Atom-2	Interatomic distance (Å)	Clash overlap (Å)
1:AA:1089:G:C2	1:AA:1090:U:C2	3.08	0.41
1:AA:1118:C:OP1	9:AI:104:ARG:HD3	2.19	0.41
1:AA:1292:U:P	7:AG:41:ARG:NH2	2.93	0.41
1:AA:1308:U:O2'	1:AA:1309:G:H5'	2.20	0.41
1:AA:1444:C:H2'	1:AA:1445:C:H5'	2.00	0.41
1:AA:1452:C:O2'	1:AA:1456:G:N2	2.53	0.41
1:AA:1456:G:O2'	20:AT:36:LEU:HD11	2.19	0.41
2:AB:51:LEU:C	2:AB:53:ARG:H	2.22	0.41
2:AB:121:LEU:HD21	2:AB:127:ILE:HD11	2.01	0.41
3:AC:113:ALA:HB3	3:AC:114:PRO:CD	2.45	0.41
4:AD:33:MET:C	4:AD:35:ARG:H	2.22	0.41
4:AD:46:LYS:O	4:AD:47:ARG:C	2.59	0.41
4:AD:81:GLU:HA	4:AD:84:LYS:HG2	2.02	0.41
7:AG:12:LEU:CD1	7:AG:25:ALA:HB2	2.49	0.41
7:AG:24:THR:O	7:AG:25:ALA:C	2.55	0.41
7:AG:105:VAL:O	7:AG:106:GLN:C	2.58	0.41
7:AG:106:GLN:O	7:AG:107:ALA:C	2.59	0.41
9:AI:18:PHE:CD1	9:AI:62:TYR:CD2	2.99	0.41
17:AQ:14:LYS:NZ	17:AQ:14:LYS:H	2.15	0.41
25:BA:272(I):U:C4	25:BA:363(A):A:N6	2.88	0.41
25:BA:373:U:O2	25:BA:423:A:H2	2.03	0.41
25:BA:514:A:O2'	25:BA:515:A:H5'	2.20	0.41
25:BA:627:A:O2'	25:BA:628:G:C8	2.71	0.41
25:BA:1171:G:H2'	25:BA:1171:G:N3	2.35	0.41
25:BA:1668:A:N3	25:BA:1670:C:C4	2.88	0.41
25:BA:2069:G:N2	25:BA:2443:C:C2	2.89	0.41
25:BA:2116:G:H5"	25:BA:2117:A:C8	2.54	0.41
25:BA:2170:A:C5'	27:BC:135:ARG:HH22	2.33	0.41
25:BA:2314:C:H2'	25:BA:2315:G:H8	1.84	0.41
25:BA:2732:G:H3'	25:BA:2733:A:C5'	2.50	0.41
25:BA:2849:U:O2	25:BA:2866:U:H1'	2.20	0.41
27:BC:121:MET:O	27:BC:124:VAL:HB	2.20	0.41
28:BD:119:ALA:HA	28:BD:130:ALA:O	2.20	0.41
29:BE:144:ARG:HB3	29:BE:145:LYS:H	1.51	0.41
29:BE:197:ILE:HG12	29:BE:197:ILE:O	2.20	0.41
30:BF:161:GLU:HG3	30:BF:164:ARG:HH22	1.85	0.41
32:BH:71:LEU:C	32:BH:73:ALA:N	2.73	0.41
33:BI:2:LYS:HB2	33:BI:39:ALA:HB3	2.02	0.41
33:BI:93:THR:HG23	33:BI:119:PRO:HA	2.02	0.41
34:BN:119:ARG:HG3	34:BN:119:ARG:HH11	1.83	0.41
35:BO:87:ILE:HG21	35:BO:91:LEU:HA	2.00	0.41

Continued on next page...

Continued from previous page...

Atom-1	Atom-2	Interatomic distance (Å)	Clash overlap (Å)
36:BP:24:GLY:HA2	36:BP:33:ARG:HH12	1.80	0.41
36:BP:62:LEU:HD22	36:BP:62:LEU:O	2.20	0.41
36:BP:64:LYS:HB2	55:B8:25:MET:HG3	1.95	0.41
37:BQ:35:VAL:HG12	37:BQ:130:LYS:O	2.20	0.41
38:BR:113:LEU:HD23	38:BR:113:LEU:C	2.38	0.41
39:BS:106:ARG:O	39:BS:106:ARG:CG	2.67	0.41
41:BU:91:ASP:OD2	41:BU:96:ALA:CA	2.67	0.41
42:BV:51:VAL:CG1	42:BV:52:VAL:N	2.83	0.41
43:BW:21:VAL:O	43:BW:24:ILE:HG12	2.19	0.41
44:BX:37:THR:HG22	44:BX:38:GLU:N	2.35	0.41
49:B2:14:ARG:HG3	49:B2:14:ARG:NH1	2.32	0.41
49:B2:27:GLU:O	49:B2:30:ARG:HG2	2.20	0.41
49:B2:35:LEU:O	49:B2:36:ARG:C	2.57	0.41
1:CA:63:C:O2'	1:CA:380:G:H4'	2.20	0.41
1:CA:366:C:O2'	1:CA:367:U:P	2.78	0.41
1:CA:389:A:H2'	1:CA:390:C:C5'	2.47	0.41
1:CA:428:G:C5	1:CA:430:A:C6	3.08	0.41
1:CA:636:U:H5'	17:CQ:2:PRO:HD3	2.01	0.41
1:CA:770:C:O4'	1:CA:900:A:C2	2.73	0.41
1:CA:1134:G:N2	1:CA:1141:C:O2	2.50	0.41
2:CB:150:SER:C	2:CB:152:PHE:H	2.24	0.41
3:CC:27:LYS:HB3	3:CC:27:LYS:HZ2	1.82	0.41
4:CD:92:VAL:O	4:CD:93:PHE:C	2.57	0.41
6:CF:59:TYR:HD2	6:CF:61:LEU:HD11	1.85	0.41
8:CH:77:GLU:HG3	8:CH:78:GLN:H	1.85	0.41
9:CI:32:ASP:O	9:CI:35:GLU:HB3	2.20	0.41
10:CJ:22:LYS:HD2	10:CJ:22:LYS:C	2.40	0.41
15:CO:15:PHE:HE2	15:CO:84:LYS:HB3	1.84	0.41
19:CS:46:GLY:H	19:CS:62:ILE:HG23	1.85	0.41
20:CT:92:LEU:HD23	20:CT:96:GLY:HA3	2.02	0.41
22:CV:8:ARG:HH21	23:CW:4:G:H5'	1.82	0.41
23:CW:58:A:H2'	23:CW:60:U:OP2	2.20	0.41
25:DA:9:U:H5"	34:DN:115:ARG:NH2	2.35	0.41
25:DA:323:G:H3'	30:DF:169:ASN:HD21	1.85	0.41
25:DA:675:A:H4'	30:DF:67:GLN:OE1	2.19	0.41
25:DA:729:G:O4'	28:DD:208:LYS:NZ	2.50	0.41
25:DA:795:C:H2'	25:DA:796:C:C6	2.54	0.41
25:DA:942:G:C2'	25:DA:943:U:C5'	2.98	0.41
25:DA:993:G:C5	25:DA:994:C:C5	3.08	0.41
25:DA:1106:G:H2'	25:DA:1107:G:C5'	2.50	0.41
25:DA:1230:C:H2'	25:DA:1231:G:H8	1.82	0.41

Continued on next page...

Continued from previous page...

Atom-1	Atom-2	Interatomic distance (Å)	Clash overlap (Å)
25:DA:1977:A:C6	25:DA:1978:A:C4	3.08	0.41
25:DA:2173:A:C2	25:DA:2174:C:O2	2.72	0.41
25:DA:2183:C:OP2	25:DA:2183:C:H6	2.01	0.41
25:DA:2198:A:O5'	33:DI:33:ARG:NH2	2.53	0.41
25:DA:2334:G:H5'	39:DS:13:ARG:HG3	2.02	0.41
25:DA:2419:U:O4	55:D8:30:ARG:CZ	2.68	0.41
25:DA:2532:G:H2'	25:DA:2533:A:O4'	2.20	0.41
25:DA:2585:U:O2	25:DA:2585:U:O4'	2.37	0.41
25:DA:2648:C:O2'	25:DA:2649:U:H5'	2.20	0.41
26:DB:46:A:H2'	26:DB:47:C:H6	1.85	0.41
26:DB:48:A:H4'	39:DS:95:HIS:CD2	2.52	0.41
26:DB:97:G:O2'	26:DB:98:G:H5'	2.19	0.41
27:DC:110:ASP:O	27:DC:110:ASP:CG	2.59	0.41
29:DE:9:VAL:CG1	29:DE:25:VAL:HG12	2.49	0.41
29:DE:131:ALA:HB1	29:DE:132:HIS:H	1.62	0.41
30:DF:28:ILE:CG2	30:DF:119:ARG:HH21	2.33	0.41
30:DF:63:LYS:HD3	30:DF:65:TRP:O	2.20	0.41
35:DO:117:LEU:HD23	35:DO:117:LEU:O	2.19	0.41
37:DQ:48:GLU:O	37:DQ:48:GLU:HG3	2.20	0.41
37:DQ:97:VAL:HG11	37:DQ:103:MET:HE3	2.02	0.41
39:DS:35:ILE:HD11	39:DS:99:LYS:HD3	2.02	0.41
39:DS:35:ILE:CG2	39:DS:53:SER:HB2	2.50	0.41
42:DV:15:GLU:H	42:DV:18:LEU:HD11	1.85	0.41
43:DW:31:GLU:HA	43:DW:31:GLU:OE2	2.20	0.41
44:DX:24:GLY:O	44:DX:83:VAL:HG22	2.20	0.41
44:DX:26:TYR:HB3	44:DX:92:LEU:CD1	2.50	0.41
45:DY:50:ARG:NH1	45:DY:54:LYS:HB3	2.30	0.41
45:DY:87:LYS:O	45:DY:91:GLU:O	2.37	0.41
46:DZ:15:SER:OG	46:DZ:19:ARG:NH1	2.53	0.41
46:DZ:119:ILE:HB	46:DZ:170:ILE:O	2.20	0.41
46:DZ:144:GLU:N	46:DZ:147:ASP:HB3	2.32	0.41
47:D0:52:GLY:H	47:D0:62:LEU:HD12	1.84	0.41
48:D1:75:GLU:C	48:D1:77:ALA:H	2.23	0.41
48:D1:88:LYS:HD3	48:D1:89:GLU:N	2.35	0.41
51:D4:40:ILE:O	51:D4:47:VAL:HA	2.20	0.41
54:D7:43:THR:OG1	54:D7:44:PRO:HD2	2.20	0.41
1:AA:91:C:OP2	1:AA:92:C:C4	2.73	0.41
1:AA:193:C:H2'	1:AA:194:C:C6	2.55	0.41
1:AA:355:C:N3	1:AA:356:A:C5	2.88	0.41
1:AA:666:G:C2	1:AA:741:G:C4	3.08	0.41
1:AA:939:G:C6	1:AA:940:C:N4	2.88	0.41

Continued on next page...

Continued from previous page...

Atom-1	Atom-2	Interatomic distance (Å)	Clash overlap (Å)
1:AA:992:U:HO2'	1:AA:993:G:P	2.42	0.41
1:AA:1011:G:C6	1:AA:1012:U:C4	3.08	0.41
1:AA:1066:C:O2'	1:AA:1067:A:O5'	2.38	0.41
1:AA:1131:G:C4	1:AA:1132:C:C5	3.08	0.41
1:AA:1193:G:H2'	1:AA:1194:U:H6	1.84	0.41
2:AB:137:ARG:O	2:AB:141:GLU:N	2.46	0.41
2:AB:170:GLU:C	2:AB:172:ILE:H	2.23	0.41
2:AB:218:ALA:O	2:AB:222:ILE:HG13	2.19	0.41
3:AC:113:ALA:HB1	3:AC:185:GLY:HA3	2.01	0.41
4:AD:7:PRO:HB2	4:AD:10:ARG:CD	2.35	0.41
4:AD:65:ARG:HG3	4:AD:75:PHE:CD1	2.55	0.41
4:AD:100:ARG:NH1	4:AD:100:ARG:HG2	2.35	0.41
8:AH:44:PHE:HB3	8:AH:80:ILE:CG1	2.49	0.41
8:AH:100:ILE:HA	8:AH:101:PRO:HD3	1.85	0.41
12:AL:75:GLN:O	12:AL:77:HIS:N	2.53	0.41
14:AN:26:ARG:HD2	14:AN:43:CYS:HB3	2.02	0.41
16:AP:19:ILE:H	16:AP:19:ILE:HG12	1.61	0.41
16:AP:20:VAL:CG2	16:AP:32:TYR:HB2	2.50	0.41
17:AQ:11:VAL:HG12	17:AQ:85:VAL:HG22	2.03	0.41
17:AQ:19:VAL:HG22	17:AQ:44:ALA:HB3	2.02	0.41
23:AW:31:G:C2	23:AW:40:C:C2	3.08	0.41
25:BA:70:G:H2'	25:BA:113:G:O2'	2.21	0.41
25:BA:181:A:H2	25:BA:434:U:O4'	2.03	0.41
25:BA:278:A:O5'	25:BA:278:A:C8	2.73	0.41
25:BA:324:A:N6	25:BA:338:G:O2'	2.50	0.41
25:BA:663:G:C5	25:BA:664:C:C4	3.08	0.41
25:BA:693:C:H2'	25:BA:694:U:C6	2.55	0.41
25:BA:962:G:OP1	25:BA:963:U:OP2	2.39	0.41
25:BA:1607:C:H4'	25:BA:1608:A:C5'	2.49	0.41
25:BA:2053:G:OP1	29:BE:144:ARG:HD3	2.20	0.41
25:BA:2166:G:C4	25:BA:2167:U:C5	3.09	0.41
25:BA:2662:A:H2'	25:BA:2663:G:H5'	2.01	0.41
27:BC:8:TYR:N	27:BC:8:TYR:CD1	2.84	0.41
27:BC:33:LEU:HD11	27:BC:223:VAL:HG13	2.02	0.41
27:BC:51:ASP:OD1	27:BC:53:ARG:HB2	2.21	0.41
27:BC:87:ALA:O	27:BC:90:ALA:HB3	2.19	0.41
28:BD:35:LYS:NZ	28:BD:102:LYS:O	2.49	0.41
28:BD:63:ARG:N	28:BD:63:ARG:HD2	2.35	0.41
28:BD:218:ARG:HB3	28:BD:219:PRO:HD2	2.02	0.41
29:BE:52:LEU:HD23	29:BE:75:VAL:HB	2.02	0.41
30:BF:95:ARG:NH2	30:BF:97:TYR:HE1	2.18	0.41

Continued on next page...

Continued from previous page...

Atom-1	Atom-2	Interatomic distance (Å)	Clash overlap (Å)
30:BF:161:GLU:HG3	30:BF:164:ARG:NH2	2.34	0.41
31:BG:63:ILE:HB	31:BG:143:GLU:OE1	2.20	0.41
33:BI:68:LEU:CA	33:BI:71:ILE:CG2	2.95	0.41
34:BN:19:GLU:O	34:BN:59:LYS:O	2.37	0.41
35:BO:62:VAL:CG1	35:BO:65:THR:HG22	2.50	0.41
36:BP:77:ARG:HB2	36:BP:78:PRO:HD2	2.02	0.41
36:BP:78:PRO:HB2	36:BP:111:ARG:HD2	2.01	0.41
39:BS:101:LEU:CD1	39:BS:101:LEU:N	2.77	0.41
40:BT:25:GLY:N	40:BT:49:VAL:CG1	2.84	0.41
41:BU:58:ARG:NH2	41:BU:93:LYS:NZ	2.67	0.41
41:BU:66:ASN:C	41:BU:68:ALA:N	2.72	0.41
42:BV:25:LEU:HD12	42:BV:94:LEU:HD21	2.01	0.41
42:BV:91:TYR:HD1	42:BV:92:THR:N	2.18	0.41
44:BX:71:GLY:O	44:BX:72:LYS:HD2	2.21	0.41
45:BY:79:CYS:O	45:BY:80:GLY:C	2.57	0.41
47:B0:21:GLY:O	47:B0:23:LYS:HG2	2.20	0.41
48:B1:73:LEU:CD1	48:B1:94:LEU:HD22	2.46	0.41
50:B3:28:LEU:HA	50:B3:28:LEU:HD23	1.89	0.41
50:B3:52:HIS:CD2	50:B3:52:HIS:N	2.83	0.41
51:B4:62:CYS:SG	51:B4:64:LYS:CG	2.96	0.41
52:B5:46:CYS:C	52:B5:48:GLU:H	2.22	0.41
1:CA:26:A:C2'	1:CA:27:G:H5'	2.50	0.41
1:CA:107:G:O2'	1:CA:108:G:H5'	2.19	0.41
1:CA:386:C:H2'	1:CA:387:U:C5'	2.50	0.41
1:CA:635:G:C6	1:CA:636:U:C4	3.08	0.41
1:CA:688:G:H2'	1:CA:689:C:H6	1.85	0.41
1:CA:750:G:N3	15:CO:23:GLY:HA3	2.35	0.41
1:CA:939:G:H2'	1:CA:940:C:H6	1.84	0.41
1:CA:976:G:OP2	1:CA:1358:U:O2'	2.38	0.41
1:CA:1258:G:H2'	1:CA:1259:C:H6	1.85	0.41
1:CA:1300:G:O2'	1:CA:1301:U:H6	2.02	0.41
1:CA:1442(B):A:H3'	1:CA:1442(B):A:P	2.60	0.41
2:CB:32:ILE:CG2	2:CB:33:TYR:N	2.83	0.41
2:CB:86:GLU:HG3	2:CB:92:TYR:HE2	1.85	0.41
2:CB:221:LEU:N	2:CB:221:LEU:CD2	2.82	0.41
2:CB:236:TYR:C	2:CB:238:LEU:H	2.23	0.41
3:CC:43:LEU:O	3:CC:45:LYS:N	2.52	0.41
3:CC:81:GLY:C	3:CC:82:GLU:HG3	2.40	0.41
4:CD:15:GLU:CD	4:CD:59:ARG:HH21	2.23	0.41
4:CD:58:LEU:CD2	4:CD:58:LEU:C	2.88	0.41
4:CD:204:ILE:HD13	4:CD:204:ILE:N	2.35	0.41

Continued on next page...

Continued from previous page...

Atom-1	Atom-2	Interatomic distance (Å)	Clash overlap (Å)
5:CE:103:GLY:H	5:CE:106:PRO:CG	2.33	0.41
6:CF:41:GLU:HG3	6:CF:62:TRP:CE3	2.56	0.41
7:CG:71:PRO:HA	7:CG:138:LYS:CG	2.51	0.41
7:CG:76:ARG:O	7:CG:77:SER:O	2.38	0.41
7:CG:115:ARG:HB2	7:CG:118:VAL:HG22	2.02	0.41
8:CH:16:ALA:HB2	8:CH:24:THR:OG1	2.20	0.41
8:CH:48:TYR:CD1	8:CH:48:TYR:C	2.94	0.41
8:CH:83:ILE:HG23	8:CH:83:ILE:O	2.19	0.41
9:CI:89:ASN:C	9:CI:91:ASP:H	2.22	0.41
10:CJ:45:ARG:NH1	14:CN:36:PHE:CD2	2.77	0.41
11:CK:34:ASP:HB2	11:CK:35:PRO:HD3	2.02	0.41
11:CK:77:MET:HG3	11:CK:103:LEU:HD21	2.01	0.41
12:CL:58:THR:O	12:CL:59:SER:HB3	2.21	0.41
13:CM:92:HIS:HD2	13:CM:110:ARG:NH2	2.18	0.41
15:CO:18:PHE:CD1	15:CO:18:PHE:C	2.94	0.41
19:CS:63:THR:HG23	19:CS:66:MET:H	1.85	0.41
20:CT:22:ARG:O	20:CT:25:ARG:N	2.53	0.41
20:CT:38:LYS:HB3	20:CT:38:LYS:HE2	1.86	0.41
22:CV:43:ASN:CB	22:CV:48:ALA:HB3	2.50	0.41
25:DA:157:U:N3	25:DA:158:U:C2	2.89	0.41
25:DA:781:A:P	28:DD:218:ARG:HH22	2.43	0.41
25:DA:951:C:H2'	25:DA:952:G:H8	1.85	0.41
25:DA:1141:U:H6	34:DN:63:THR:OG1	2.03	0.41
25:DA:1335:U:O2'	25:DA:1336:A:H5'	2.20	0.41
25:DA:1529:G:C4	25:DA:1530:C:C4	3.08	0.41
25:DA:1678:G:N2	25:DA:1989:G:N2	2.63	0.41
25:DA:1812:A:H2'	25:DA:1813:G:H8	1.85	0.41
25:DA:1826:G:H4'	28:DD:242:ARG:NH1	2.35	0.41
25:DA:2278:A:N6	47:D0:14:ARG:O	2.53	0.41
25:DA:2401:U:H5"	25:DA:2402:C:OP2	2.21	0.41
25:DA:2593:U:O2'	25:DA:2594:C:H5'	2.20	0.41
25:DA:2649:U:O2'	25:DA:2650:U:H5'	2.20	0.41
25:DA:2832:U:O2'	25:DA:2833:G:OP2	2.28	0.41
26:DB:73:A:H2'	26:DB:74:U:H5'	2.02	0.41
28:DD:30:GLU:O	28:DD:32:SER:N	2.53	0.41
28:DD:248:SER:O	28:DD:251:GLY:N	2.38	0.41
29:DE:87:GLU:H	29:DE:87:GLU:HG2	1.71	0.41
30:DF:10:PRO:CD	30:DF:13:SER:HB2	2.50	0.41
30:DF:161:GLU:HA	30:DF:164:ARG:HB2	2.02	0.41
31:DG:62:LEU:C	31:DG:64:THR:H	2.23	0.41
32:DH:55:PRO:O	32:DH:56:SER:C	2.59	0.41

Continued on next page...

Continued from previous page...

Atom-1	Atom-2	Interatomic distance (Å)	Clash overlap (Å)
32:DH:89:ILE:HD11	32:DH:129:THR:HB	2.01	0.41
35:DO:25:LEU:HD11	35:DO:40:VAL:HG23	2.02	0.41
36:DP:25:SER:O	36:DP:30:THR:CB	2.67	0.41
37:DQ:134:ARG:NH2	46:DZ:118:GLU:OE1	2.52	0.41
39:DS:27:SER:HB2	39:DS:88:ASP:OD1	2.20	0.41
39:DS:48:LEU:O	39:DS:49:VAL:HG23	2.20	0.41
40:DT:32:TYR:HD2	40:DT:32:TYR:N	1.92	0.41
40:DT:73:GLU:OE1	40:DT:103:ARG:CZ	2.67	0.41
44:DX:18:TYR:HA	44:DX:21:PHE:CE1	2.55	0.41
44:DX:47:PHE:CE2	44:DX:91:ALA:HB3	2.50	0.41
48:D1:35:THR:HG23	48:D1:36:GLY:N	2.35	0.41
56:D9:14:CYS:CA	56:D9:27:CYS:SG	3.09	0.41
1:AA:7:G:N2	5:AE:121:LYS:HG2	2.35	0.41
1:AA:32:A:H61	1:AA:552:U:H3	1.68	0.41
1:AA:138:G:H1	1:AA:225:C:H42	1.67	0.41
1:AA:742:G:C2'	1:AA:743:U:H5'	2.51	0.41
1:AA:785:G:N2	1:AA:798:G:C4	2.88	0.41
1:AA:834:C:OP1	18:AR:60:ALA:HB2	2.19	0.41
1:AA:874:G:H2'	1:AA:875:C:C6	2.55	0.41
1:AA:1086:U:H2'	1:AA:1087:G:H5'	2.03	0.41
1:AA:1105:A:H2'	1:AA:1106:G:C8	2.54	0.41
1:AA:1118:C:H6	1:AA:1118:C:O5'	2.03	0.41
1:AA:1151:A:C6	1:AA:1152:A:N6	2.87	0.41
1:AA:1160:G:O6	1:AA:1181:G:O6	2.39	0.41
1:AA:1201:A:H4'	1:AA:1203:C:OP2	2.20	0.41
1:AA:1207:G:O2'	1:AA:1208:C:H5'	2.21	0.41
1:AA:1347:G:C6	9:AI:107:ARG:NH2	2.88	0.41
1:AA:1479:C:H2'	1:AA:1480:G:H8	1.85	0.41
2:AB:18:GLY:N	2:AB:42:ILE:CG2	2.71	0.41
2:AB:46:LYS:O	2:AB:50:GLU:HG2	2.21	0.41
2:AB:217:ARG:N	2:AB:217:ARG:CD	2.72	0.41
3:AC:42:LEU:N	3:AC:45:LYS:HZ3	2.18	0.41
3:AC:70:VAL:CG1	3:AC:71:ALA:H	2.32	0.41
4:AD:7:PRO:HB2	4:AD:10:ARG:HB2	2.03	0.41
7:AG:51:GLN:HG2	7:AG:56:GLN:O	2.20	0.41
8:AH:34:GLU:O	8:AH:37:ARG:HB3	2.19	0.41
8:AH:56:LYS:O	8:AH:58:TYR:HD1	2.03	0.41
10:AJ:65:LEU:HD12	14:AN:55:GLY:O	2.20	0.41
10:AJ:84:GLN:O	10:AJ:85:LEU:HD23	2.20	0.41
11:AK:111:ASP:OD2	18:AR:84:LYS:HE3	2.21	0.41
12:AL:42:PRO:HG3	12:AL:47:SER:C	2.40	0.41

Continued on next page...

Continued from previous page...

Atom-1	Atom-2	Interatomic distance (Å)	Clash overlap (Å)
20:AT:45:GLN:C	20:AT:47:GLY:N	2.73	0.41
22:AV:100:GLY:O	22:AV:104:PHE:CD1	2.73	0.41
22:AV:137:PRO:O	22:AV:138:GLY:O	2.38	0.41
25:BA:277:C:OP1	25:BA:277:C:O4'	2.38	0.41
25:BA:773:U:C5'	28:BD:47:GLY:HA3	2.51	0.41
25:BA:826:U:OP1	25:BA:2428:G:H3'	2.20	0.41
25:BA:1324:G:C2	25:BA:1328:G:N1	2.89	0.41
25:BA:1690:A:H2'	25:BA:1691:C:O4'	2.20	0.41
25:BA:2011:U:C2'	25:BA:2012:G:H5'	2.50	0.41
25:BA:2249:U:H4'	25:BA:2275:C:H5	1.85	0.41
25:BA:2389:G:H5"	25:BA:2390:U:C5'	2.45	0.41
25:BA:2394:C:P	36:BP:63:PRO:HD2	2.57	0.41
25:BA:2467:C:H4'	37:BQ:123:HIS:CD2	2.56	0.41
25:BA:2543:G:H2'	25:BA:2544:G:O4'	2.20	0.41
25:BA:2555:U:C2'	25:BA:2556:C:H5'	2.51	0.41
25:BA:2670:A:C2	25:BA:2671:A:C4	3.07	0.41
28:BD:20:ASP:OD1	28:BD:20:ASP:C	2.59	0.41
29:BE:21:VAL:HG23	29:BE:23:VAL:CG1	2.50	0.41
30:BF:32:LEU:O	30:BF:36:VAL:HG23	2.19	0.41
31:BG:135:LEU:N	31:BG:135:LEU:CD1	2.83	0.41
31:BG:165:THR:HG1	31:BG:168:GLU:HG3	1.85	0.41
34:BN:102:ALA:O	34:BN:106:MET:HE3	2.19	0.41
35:BO:88:ASN:ND2	35:BO:90:GLN:OE1	2.52	0.41
36:BP:24:GLY:N	36:BP:33:ARG:NH2	2.67	0.41
37:BQ:60:ARG:CB	37:BQ:60:ARG:NH1	2.83	0.41
38:BR:13:HIS:CD2	38:BR:13:HIS:H	2.38	0.41
41:BU:66:ASN:O	41:BU:70:ARG:HB2	2.21	0.41
41:BU:68:ALA:O	41:BU:71:GLN:N	2.50	0.41
46:BZ:22:LYS:HG2	46:BZ:37:TYR:CE1	2.55	0.41
46:BZ:28:TYR:C	46:BZ:28:TYR:CD1	2.94	0.41
46:BZ:125:VAL:CG2	46:BZ:160:VAL:HG13	2.31	0.41
47:B0:38:ARG:HD3	47:B0:57:THR:OG1	2.20	0.41
47:B0:83:LEU:HD12	47:B0:83:LEU:N	2.35	0.41
48:B1:86:SER:CB	48:B1:89:GLU:OE2	2.67	0.41
1:CA:59:A:H5'	1:CA:60:A:H5"	2.01	0.41
1:CA:199:G:H1	1:CA:218:C:N4	2.18	0.41
1:CA:373:A:C2	1:CA:374:A:C8	3.08	0.41
1:CA:426:G:H4'	4:CD:41:GLY:O	2.20	0.41
1:CA:616:G:H1'	1:CA:625:G:N2	2.35	0.41
1:CA:692:U:H2'	1:CA:694:A:OP2	2.21	0.41
1:CA:710:G:H2'	1:CA:711:G:C8	2.52	0.41

Continued on next page...

Continued from previous page...

Atom-1	Atom-2	Interatomic distance (Å)	Clash overlap (Å)
1:CA:1033:G:C8	1:CA:1034:G:H5"	2.56	0.41
1:CA:1054:C:OP1	1:CA:1198:G:OP2	2.37	0.41
1:CA:1168:A:H8	1:CA:1168:A:P	2.43	0.41
1:CA:1236:A:H2'	1:CA:1237:C:C6	2.55	0.41
1:CA:1296:C:C5	1:CA:1297:C:N4	2.88	0.41
1:CA:1308:U:OP1	13:CM:97:PRO:HA	2.19	0.41
1:CA:1322:C:H4'	1:CA:1323:G:OP1	2.21	0.41
1:CA:1429:C:H2'	1:CA:1430:C:H6	1.85	0.41
2:CB:15:VAL:HG23	2:CB:16:HIS:NE2	2.35	0.41
2:CB:40:HIS:HB2	2:CB:190:THR:HG21	2.02	0.41
3:CC:182:ILE:HG22	3:CC:183:ASP:N	2.35	0.41
5:CE:78:HIS:ND1	8:CH:104:ARG:HG3	2.35	0.41
8:CH:36:LEU:HA	8:CH:36:LEU:HD23	1.85	0.41
8:CH:60:ARG:HH11	8:CH:60:ARG:HG3	1.84	0.41
15:CO:18:PHE:HB2	15:CO:19:PRO:HD2	2.02	0.41
15:CO:34:LEU:HD12	15:CO:34:LEU:O	2.20	0.41
18:CR:78:LEU:HD23	18:CR:78:LEU:HA	1.86	0.41
20:CT:10:LEU:O	20:CT:10:LEU:HD23	2.20	0.41
25:DA:26:G:OP1	43:DW:80:PRO:HB3	2.21	0.41
25:DA:79:G:O2'	25:DA:80:G:H5'	2.20	0.41
25:DA:574:C:N3	29:DE:145:LYS:CE	2.81	0.41
25:DA:597:U:H2'	25:DA:598:G:H8	1.82	0.41
25:DA:672:C:N3	25:DA:809:G:C2	2.88	0.41
25:DA:773:U:H4'	28:DD:47:GLY:CA	2.50	0.41
25:DA:777:A:C2	25:DA:778:G:C4	3.09	0.41
25:DA:1241:A:O2'	25:DA:1242:A:H5'	2.20	0.41
25:DA:1459:G:N9	25:DA:1461:G:H1'	2.34	0.41
25:DA:1748:G:H8	25:DA:1748:G:C5'	2.34	0.41
25:DA:1820:U:H3	28:DD:199:ALA:HA	1.86	0.41
25:DA:1879:C:H2'	25:DA:1880:C:O4'	2.20	0.41
25:DA:1926:U:O2	25:DA:1928:A:C8	2.73	0.41
25:DA:2166:G:C5	25:DA:2167:U:C4	3.08	0.41
25:DA:2173:A:O2'	25:DA:2174:C:O4'	2.38	0.41
25:DA:2416:C:H2'	25:DA:2417:C:H6	1.84	0.41
25:DA:2448:A:HO2'	25:DA:2449:U:H5	1.62	0.41
25:DA:2470:G:H4'	25:DA:2470:G:OP1	2.20	0.41
25:DA:2472:G:H5'	25:DA:2473:U:H5'	2.01	0.41
26:DB:41:U:C6	31:DG:69:ALA:HB1	2.54	0.41
26:DB:48:A:OP1	39:DS:93:LYS:HB3	2.19	0.41
27:DC:28:ARG:O	27:DC:31:LYS:HB2	2.20	0.41
27:DC:78:ILE:HG22	27:DC:120:VAL:CG1	2.49	0.41

Continued on next page...

Continued from previous page...

Atom-1	Atom-2	Interatomic distance (Å)	Clash overlap (Å)
33:DI:65:ALA:O	33:DI:66:GLU:C	2.59	0.41
34:DN:61:ARG:NH1	34:DN:61:ARG:HG3	2.35	0.41
34:DN:62:VAL:CG2	34:DN:66:LYS:HE3	2.40	0.41
36:DP:71:VAL:HG13	36:DP:72:PRO:N	2.35	0.41
36:DP:90:ARG:O	36:DP:90:ARG:HG2	2.19	0.41
37:DQ:52:VAL:O	37:DQ:56:ARG:HG2	2.20	0.41
38:DR:37:THR:CG2	38:DR:40:LYS:HE3	2.49	0.41
38:DR:65:LEU:HD12	38:DR:65:LEU:HA	1.84	0.41
38:DR:78:LYS:NZ	38:DR:83:ILE:HD11	2.36	0.41
40:DT:13:ARG:HA	40:DT:13:ARG:HH11	1.78	0.41
44:DX:31:HIS:NE2	44:DX:33:LYS:HB2	2.34	0.41
45:DY:6:HIS:HE1	45:DY:30:VAL:HG11	1.80	0.41
46:DZ:16:ALA:O	46:DZ:19:ARG:HB2	2.20	0.41
46:DZ:39:ASP:O	46:DZ:40:LEU:C	2.59	0.41
47:D0:43:THR:C	47:D0:45:PHE:N	2.74	0.41
49:D2:34:GLU:O	49:D2:37:PHE:HB2	2.20	0.41
55:D8:32:LEU:HB2	55:D8:36:LYS:HZ1	1.86	0.41
1:AA:180:U:H2'	1:AA:181:G:C5'	2.49	0.41
1:AA:243:A:H4'	1:AA:244:U:C5'	2.50	0.41
1:AA:426:G:C5	1:AA:427:U:C4	3.08	0.41
1:AA:460:G:N3	1:AA:460:G:H2'	2.36	0.41
1:AA:589:C:H2'	1:AA:590:C:H6	1.85	0.41
1:AA:797:C:H2'	1:AA:798:G:C8	2.52	0.41
1:AA:936:C:H2'	1:AA:937:A:H8	1.85	0.41
1:AA:944:G:N1	1:AA:1338:G:OP2	2.52	0.41
1:AA:1075:C:H5'	2:AB:103:THR:HG21	2.02	0.41
1:AA:1152:A:C5'	10:AJ:13:HIS:HB2	2.30	0.41
1:AA:1256:A:H3'	3:AC:27:LYS:HZ3	1.83	0.41
1:AA:1346:A:N1	1:AA:1374:A:H5"	2.36	0.41
2:AB:194:PRO:O	2:AB:195:ASP:C	2.58	0.41
3:AC:3:ASN:ND2	3:AC:4:LYS:HZ3	2.18	0.41
3:AC:116:VAL:HA	3:AC:119:ARG:HB2	2.01	0.41
3:AC:126:ARG:HH11	3:AC:126:ARG:CG	2.34	0.41
3:AC:178:LEU:N	3:AC:178:LEU:HD22	2.36	0.41
4:AD:52:SER:OG	4:AD:55:ALA:CB	2.68	0.41
4:AD:108:LEU:HD23	4:AD:110:PHE:HE1	1.85	0.41
4:AD:109:GLY:C	4:AD:111:ALA:H	2.22	0.41
4:AD:120:LEU:CD2	4:AD:125:HIS:HD2	2.33	0.41
4:AD:161:ASN:C	4:AD:163:GLU:H	2.24	0.41
6:AF:24:GLU:CG	6:AF:25:ILE:H	2.26	0.41
9:AI:16:ARG:HB2	9:AI:64:THR:CG2	2.49	0.41

Continued on next page...

Continued from previous page...

Atom-1	Atom-2	Interatomic distance (Å)	Clash overlap (Å)
9:AI:22:GLY:N	9:AI:58:HIS:O	2.46	0.41
9:AI:78:LYS:HE3	9:AI:101:PHE:CE2	2.53	0.41
9:AI:113:LYS:H	9:AI:119:ALA:HA	1.84	0.41
11:AK:43:SER:HA	11:AK:47:VAL:HG21	2.03	0.41
11:AK:44:SER:C	11:AK:46:GLY:H	2.23	0.41
16:AP:21:VAL:O	16:AP:33:ILE:HB	2.20	0.41
16:AP:55:ARG:HG3	16:AP:55:ARG:HH11	1.85	0.41
17:AQ:57:VAL:HG21	17:AQ:73:VAL:HG13	2.02	0.41
18:AR:56:THR:HB	18:AR:58:LEU:CD1	2.50	0.41
20:AT:55:ILE:O	20:AT:58:LYS:N	2.54	0.41
23:AW:35:A:O2'	23:AW:36:U:H5'	2.20	0.41
25:BA:52:A:H61	25:BA:118:A:H5"	1.86	0.41
25:BA:110:G:C2'	25:BA:111:A:H5'	2.49	0.41
25:BA:243:U:OP1	55:B8:6:THR:HG21	2.19	0.41
25:BA:459:U:OP1	54:B7:39:ARG:HA	2.21	0.41
25:BA:512:G:C2'	25:BA:513:A:OP2	2.68	0.41
25:BA:512:G:O2'	25:BA:513:A:H8	2.03	0.41
25:BA:832:G:O2'	36:BP:52:GLU:HB3	2.20	0.41
25:BA:873:G:O2'	25:BA:874:G:H5'	2.20	0.41
25:BA:1206:G:C6	25:BA:1207:C:C4	3.08	0.41
25:BA:1264:G:H2'	25:BA:2014:A:N6	2.35	0.41
25:BA:1375:C:H6	25:BA:1375:C:O5'	2.03	0.41
25:BA:2290:G:C8	25:BA:2290:G:C5'	2.98	0.41
25:BA:2364:C:O2'	25:BA:2365:G:H5'	2.20	0.41
25:BA:2493:U:H6	25:BA:2493:U:O5'	2.02	0.41
25:BA:2511:U:O2	29:BE:139:GLY:HA3	2.20	0.41
25:BA:2553:G:H3'	25:BA:2554:U:C5'	2.50	0.41
25:BA:2555:U:H2'	25:BA:2556:C:H5'	2.02	0.41
25:BA:2702:U:H4'	25:BA:2703:C:OP1	2.20	0.41
25:BA:2748:A:C2	25:BA:2749:A:C4	3.09	0.41
27:BC:57:GLN:HA	27:BC:202:PRO:HB3	2.02	0.41
28:BD:125:ILE:HD13	28:BD:131:LEU:CD2	2.50	0.41
29:BE:33:VAL:O	29:BE:33:VAL:HG22	2.20	0.41
29:BE:64:LYS:C	29:BE:66:HIS:H	2.23	0.41
29:BE:78:LEU:O	29:BE:79:ARG:CD	2.67	0.41
31:BG:16:ARG:HH21	31:BG:33:ARG:HG3	1.84	0.41
32:BH:94:TYR:HB3	32:BH:107:VAL:HG12	2.03	0.41
36:BP:45:LEU:HD23	36:BP:46:LYS:H	1.83	0.41
36:BP:48:PRO:CG	36:BP:49:ARG:N	2.68	0.41
38:BR:57:ARG:HB3	38:BR:59:ASP:OD2	2.19	0.41
38:BR:111:LEU:HA	38:BR:111:LEU:HD13	1.84	0.41

Continued on next page...

Continued from previous page...

Atom-1	Atom-2	Interatomic distance (Å)	Clash overlap (Å)
39:BS:20:ARG:HD3	39:BS:20:ARG:HA	1.65	0.41
40:BT:16:ARG:O	40:BT:17:THR:CB	2.67	0.41
40:BT:89:VAL:CG1	40:BT:91:ARG:NE	2.77	0.41
41:BU:57:PHE:O	41:BU:58:ARG:C	2.58	0.41
45:BY:71:LYS:NZ	45:BY:71:LYS:HB2	2.36	0.41
46:BZ:13:LYS:HB3	46:BZ:16:ALA:HB3	2.02	0.41
46:BZ:174:VAL:HB	46:BZ:175:PRO:HD2	2.03	0.41
48:B1:26:ARG:NH1	48:B1:26:ARG:CG	2.84	0.41
53:B6:41:PRO:O	53:B6:42:TRP:C	2.58	0.41
54:B7:48:LYS:N	54:B7:48:LYS:CD	2.81	0.41
55:B8:43:GLN:O	55:B8:44:LYS:HD2	2.20	0.41
1:CA:303:A:H2'	1:CA:304:U:H6	1.85	0.41
1:CA:823:G:H21	8:CH:1:MET:CE	2.34	0.41
1:CA:882:C:H41	12:CL:6:GLN:HE22	1.67	0.41
1:CA:1206:G:H4'	3:CC:192:THR:O	2.20	0.41
1:CA:1260:C:H4'	1:CA:1284:C:H5'	2.01	0.41
1:CA:1281:U:H3'	1:CA:1282:C:C5	2.55	0.41
1:CA:1329:A:H62	21:CU:7:ARG:HH22	1.65	0.41
1:CA:1375:A:C6	1:CA:1376:U:C4	3.08	0.41
1:CA:1399:C:C2	1:CA:1502:A:N6	2.89	0.41
2:CB:100:GLY:HA2	2:CB:104:ASN:HB3	2.03	0.41
2:CB:155:LEU:HD11	2:CB:157:ARG:C	2.41	0.41
2:CB:221:LEU:HD13	2:CB:221:LEU:HA	1.92	0.41
3:CC:8:ILE:CG2	3:CC:16:ARG:HG2	2.49	0.41
3:CC:77:ILE:HG23	3:CC:84:ILE:HG21	2.02	0.41
4:CD:78:LEU:HD21	4:CD:139:ARG:HH12	1.86	0.41
5:CE:35:GLY:HA3	5:CE:112:LEU:HB3	2.02	0.41
6:CF:75:LEU:HD23	6:CF:79:LEU:HG	2.01	0.41
7:CG:12:LEU:HD13	7:CG:25:ALA:HB2	2.02	0.41
7:CG:75:VAL:HG12	7:CG:88:PRO:CA	2.50	0.41
8:CH:12:ARG:HH11	8:CH:26:VAL:HA	1.84	0.41
8:CH:48:TYR:HA	8:CH:60:ARG:O	2.20	0.41
9:CI:89:ASN:C	9:CI:91:ASP:N	2.73	0.41
10:CJ:7:LYS:HD3	10:CJ:7:LYS:HA	1.86	0.41
11:CK:123:LYS:HA	11:CK:126:ARG:HG3	2.03	0.41
12:CL:24:LEU:HD23	12:CL:57:LEU:HG	2.01	0.41
13:CM:57:ARG:NH1	51:D4:60:GLU:CG	2.80	0.41
19:CS:39:THR:HG22	19:CS:40:ILE:O	2.20	0.41
20:CT:87:LYS:O	20:CT:90:GLN:N	2.53	0.41
22:CV:4:VAL:C	22:CV:6:ASP:N	2.74	0.41
23:CW:4:G:H2'	23:CW:5:G:H8	1.85	0.41

Continued on next page...

Continued from previous page...

Atom-1	Atom-2	Interatomic distance (Å)	Clash overlap (Å)
25:DA:55:G:C2	25:DA:116:C:C2	3.09	0.41
25:DA:89:G:H3'	25:DA:90:U:C5'	2.50	0.41
25:DA:279:C:C4'	25:DA:280:C:H5"	2.27	0.41
25:DA:327:G:N2	45:DY:70:SER:OG	2.53	0.41
25:DA:876:C:H2'	25:DA:877:U:O4'	2.20	0.41
25:DA:953:A:C2	25:DA:954:G:C8	3.08	0.41
25:DA:1044:G:C6	25:DA:1112:G:C6	3.08	0.41
25:DA:1108:U:H6	25:DA:1108:U:O5'	2.04	0.41
25:DA:1283:G:N2	25:DA:1286:A:OP2	2.53	0.41
25:DA:1498:C:H4'	25:DA:1577:C:H5'	2.01	0.41
25:DA:1907:G:C6	25:DA:1908:C:C4	3.08	0.41
25:DA:2110:G:N2	25:DA:2180:U:C5	2.88	0.41
25:DA:2181:G:H8	25:DA:2181:G:OP2	2.03	0.41
25:DA:2205:C:C4	25:DA:2208:A:C6	3.08	0.41
25:DA:2370:G:H2'	25:DA:2371:G:C8	2.55	0.41
25:DA:2456:C:C2'	25:DA:2457:U:H5'	2.50	0.41
25:DA:2473:U:H3	25:DA:2474:C:H6	1.66	0.41
25:DA:2809:A:C2	25:DA:2892:A:N3	2.89	0.41
26:DB:70:C:HO2'	26:DB:71:C:H5'	1.84	0.41
28:DD:182:LEU:O	28:DD:271:ILE:CG1	2.62	0.41
32:DH:13:LYS:HE2	32:DH:13:LYS:CA	2.50	0.41
32:DH:137:ASP:O	32:DH:138:LYS:HB2	2.21	0.41
32:DH:143:GLN:NE2	32:DH:147:ASN:HD21	2.17	0.41
36:DP:16:ARG:CZ	36:DP:18:ARG:HG2	2.49	0.41
36:DP:71:VAL:O	36:DP:72:PRO:C	2.59	0.41
37:DQ:62:GLY:HA2	46:DZ:115:VAL:CG2	2.50	0.41
39:DS:102:ALA:O	39:DS:104:GLY:N	2.52	0.41
40:DT:79:HIS:O	40:DT:81:PRO:HD3	2.20	0.41
40:DT:99:LEU:HB2	40:DT:101:PHE:CE1	2.56	0.41
41:DU:12:ARG:C	41:DU:14:HIS:N	2.73	0.41
46:DZ:53:HIS:ND1	46:DZ:100:PRO:HD3	2.35	0.41
48:D1:32:LYS:HB3	48:D1:32:LYS:HE2	1.85	0.41
1:AA:61:G:C6	1:AA:62:U:C4	3.07	0.41
1:AA:311:C:O2'	1:AA:312:C:H5'	2.20	0.41
1:AA:645:C:H2'	1:AA:646:U:O4'	2.19	0.41
1:AA:773:G:N1	1:AA:807:A:C6	2.89	0.41
1:AA:778:G:H8	1:AA:778:G:O5'	2.04	0.41
1:AA:848:C:O2'	1:AA:849:C:H5'	2.20	0.41
1:AA:945:G:C2	1:AA:1337:G:C2	3.09	0.41
1:AA:983:A:H5'	1:AA:984:C:OP2	2.20	0.41
1:AA:1221:G:OP1	1:AA:1321:C:N3	2.54	0.41

Continued on next page...

Continued from previous page...

Atom-1	Atom-2	Interatomic distance (Å)	Clash overlap (Å)
1:AA:1268:A:C2	1:AA:1269:A:C2	3.09	0.41
1:AA:1309:G:H2'	1:AA:1310:G:O4'	2.19	0.41
2:AB:34:ALA:HB3	2:AB:41:ILE:CB	2.42	0.41
2:AB:46:LYS:HD2	2:AB:49:GLU:OE2	2.21	0.41
3:AC:90:GLU:CD	3:AC:90:GLU:H	2.24	0.41
4:AD:36:ARG:HB3	4:AD:36:ARG:NH1	2.28	0.41
4:AD:36:ARG:NH1	4:AD:38:TYR:CE1	2.88	0.41
4:AD:89:THR:C	4:AD:91:SER:N	2.73	0.41
4:AD:150:GLU:HG2	4:AD:151:LYS:N	2.35	0.41
7:AG:69:VAL:CG2	7:AG:104:LEU:HD21	2.33	0.41
8:AH:63:LEU:CB	8:AH:65:TYR:HE1	2.34	0.41
8:AH:114:THR:OG1	8:AH:117:GLY:O	2.32	0.41
10:AJ:79:ARG:HD3	10:AJ:79:ARG:HA	1.74	0.41
12:AL:81:LEU:HD13	12:AL:82:ILE:N	2.35	0.41
15:AO:25:THR:CG2	15:AO:70:LEU:HD22	2.49	0.41
15:AO:42:HIS:O	15:AO:45:VAL:HB	2.21	0.41
15:AO:76:GLU:C	15:AO:78:TYR:H	2.24	0.41
25:BA:139:G:H2'	25:BA:139(A):G:H5"	2.02	0.41
25:BA:182:A:H2	25:BA:433:C:O2	2.03	0.41
25:BA:198:C:H6	25:BA:198:C:O5'	2.04	0.41
25:BA:323:G:H2'	30:BF:169:ASN:ND2	2.36	0.41
25:BA:480:A:H2	25:BA:499:U:O2	2.03	0.41
25:BA:784:A:C5'	28:BD:227:ASN:ND2	2.78	0.41
25:BA:945:A:C4	25:BA:2448:A:C2	3.08	0.41
25:BA:1326:U:C2	25:BA:1648:C:H1'	2.55	0.41
25:BA:1591:G:C2'	25:BA:1592:C:H5'	2.51	0.41
25:BA:1933:G:H2'	25:BA:1934:C:H6	1.86	0.41
25:BA:2356:C:H2'	25:BA:2357:U:O4'	2.20	0.41
25:BA:2364:C:H2'	25:BA:2365:G:C5'	2.50	0.41
25:BA:2365:G:P	47:B0:54:ARG:HG3	2.61	0.41
25:BA:2404:C:O3'	36:BP:77:ARG:NH2	2.53	0.41
25:BA:2543:G:O2'	25:BA:2544:G:H5'	2.21	0.41
25:BA:2816:C:H1'	52:B5:43:HIS:CE1	2.55	0.41
28:BD:125:ILE:O	28:BD:126:GLN:HB3	2.20	0.41
29:BE:29:GLY:HA2	29:BE:180:ASN:HB3	2.02	0.41
29:BE:110:GLY:HA2	29:BE:162:ALA:N	2.36	0.41
30:BF:46:ARG:HG3	30:BF:46:ARG:NH1	2.10	0.41
31:BG:2:PRO:C	31:BG:4:ASP:N	2.73	0.41
31:BG:52:ILE:H	31:BG:52:ILE:HG12	1.55	0.41
31:BG:56:ALA:O	31:BG:60:LEU:HB2	2.20	0.41
31:BG:59:GLU:HA	31:BG:62:LEU:CB	2.51	0.41

Continued on next page...

Continued from previous page...

Atom-1	Atom-2	Interatomic distance (Å)	Clash overlap (Å)
31:BG:77:ILE:N	31:BG:83:ARG:HB3	2.36	0.41
31:BG:125:PHE:CZ	31:BG:170:ARG:HA	2.56	0.41
32:BH:6:ARG:C	32:BH:8:PRO:CD	2.87	0.41
33:BI:38:LEU:HD13	33:BI:40:THR:HG23	2.03	0.41
33:BI:89:TYR:N	33:BI:89:TYR:HD1	2.17	0.41
34:BN:87:LEU:O	34:BN:88:GLU:C	2.57	0.41
36:BP:5:ASP:HB3	36:BP:6:LEU:H	1.52	0.41
36:BP:41:ARG:HD3	36:BP:45:LEU:HD12	2.00	0.41
36:BP:68:GLN:HE21	36:BP:68:GLN:CA	2.28	0.41
36:BP:106:LEU:HD11	36:BP:110:TYR:O	2.20	0.41
37:BQ:134:ARG:HA	37:BQ:137:TYR:CD1	2.53	0.41
39:BS:49:VAL:HG22	39:BS:80:LEU:HD22	2.02	0.41
41:BU:36:ARG:CG	41:BU:37:GLU:N	2.83	0.41
41:BU:76:TYR:OH	41:BU:93:LYS:HE3	2.21	0.41
42:BV:18:LEU:O	42:BV:19:LYS:O	2.38	0.41
46:BZ:8:TYR:HE2	46:BZ:34:ARG:CD	2.33	0.41
46:BZ:39:ASP:HB3	46:BZ:42:GLU:HB3	2.02	0.41
46:BZ:125:VAL:HG22	46:BZ:126:LYS:N	2.34	0.41
46:BZ:144:GLU:HA	46:BZ:144:GLU:OE1	2.20	0.41
49:B2:66:GLU:HA	49:B2:69:ARG:NH1	2.35	0.41
51:B4:38:ALA:N	51:B4:50:THR:O	2.54	0.41
56:B9:14:CYS:HB3	56:B9:27:CYS:SG	2.60	0.41
1:CA:11:G:H2'	1:CA:12:U:H6	1.86	0.41
1:CA:79:G:N7	1:CA:80:G:C5	2.89	0.41
1:CA:520:A:C2	1:CA:536:C:H1'	2.56	0.41
1:CA:876:G:O5'	8:CH:14:ARG:NH1	2.53	0.41
1:CA:984:C:H2'	1:CA:985:C:C6	2.56	0.41
1:CA:1119:C:C2'	1:CA:1120:G:H5'	2.51	0.41
1:CA:1144:G:N3	1:CA:1145:C:O2	2.53	0.41
1:CA:1188:A:H2'	1:CA:1189:C:C5'	2.50	0.41
1:CA:1223:C:OP2	1:CA:1224:G:H8	2.04	0.41
1:CA:1347:G:OP2	9:CI:107:ARG:HG2	2.20	0.41
2:CB:195:ASP:C	2:CB:197:VAL:H	2.23	0.41
4:CD:36:ARG:HB3	4:CD:38:TYR:CZ	2.55	0.41
6:CF:50:TYR:HE2	6:CF:52:ILE:CD1	2.31	0.41
15:CO:70:LEU:O	15:CO:71:GLN:C	2.59	0.41
16:CP:60:LEU:HD23	16:CP:60:LEU:HA	1.87	0.41
17:CQ:48:GLU:O	17:CQ:49:GLU:C	2.58	0.41
19:CS:40:ILE:HD13	19:CS:62:ILE:CD1	2.50	0.41
25:DA:6:A:C2	25:DA:7:G:C8	3.04	0.41
25:DA:10:G:C2'	25:DA:11:G:H8	2.13	0.41

Continued on next page...

Continued from previous page...

Atom-1	Atom-2	Interatomic distance (Å)	Clash overlap (Å)
25:DA:27:G:O2'	25:DA:28:A:O5'	2.38	0.41
25:DA:589:C:O2'	25:DA:590:A:H5'	2.21	0.41
25:DA:614:U:O2	25:DA:614:U:O4'	2.39	0.41
25:DA:638:G:C2'	25:DA:639:U:H6	2.22	0.41
25:DA:692:C:O2'	25:DA:693:C:H5'	2.20	0.41
25:DA:710:G:H2'	25:DA:711:G:H8	1.86	0.41
25:DA:818:G:C2'	25:DA:819:A:H5"	2.51	0.41
25:DA:874:G:N2	25:DA:904:C:C2	2.89	0.41
25:DA:884:C:H2'	25:DA:885:C:H5"	2.02	0.41
25:DA:1000:A:N1	25:DA:1155:A:C4	2.89	0.41
25:DA:1131:G:C8	25:DA:2025:C:H4'	2.55	0.41
25:DA:2191:G:N2	25:DA:2192:G:H1'	2.35	0.41
25:DA:2285:C:H42	25:DA:2383:G:H1	1.67	0.41
25:DA:2365:G:OP1	47:D0:54:GLY:HA3	2.20	0.41
25:DA:2605:U:H2'	25:DA:2606:C:C6	2.55	0.41
25:DA:2638:G:P	29:DE:82:ARG:NH2	2.94	0.41
25:DA:2838:G:C6	25:DA:2839:G:C5	3.08	0.41
25:DA:2857:G:N1	25:DA:2861:G:C6	2.88	0.41
26:DB:73:A:H2'	26:DB:74:U:C5'	2.49	0.41
27:DC:84:ILE:HD11	31:DG:50:ALA:CB	2.47	0.41
28:DD:30:GLU:CG	28:DD:63:ARG:NE	2.84	0.41
28:DD:143:HIS:O	28:DD:144:ALA:C	2.57	0.41
29:DE:44:TYR:O	29:DE:45:THR:CB	2.64	0.41
29:DE:69:LYS:HD3	29:DE:89:ASP:HA	2.02	0.41
30:DF:8:GLN:HG2	30:DF:126:VAL:HG12	2.03	0.41
32:DH:12:PRO:HG2	32:DH:49:VAL:CB	2.51	0.41
33:DI:83:ALA:CB	33:DI:88:ILE:CA	2.97	0.41
36:DP:102:ARG:O	36:DP:102:ARG:HG2	2.20	0.41
37:DQ:63:LYS:NZ	37:DQ:63:LYS:HB2	2.35	0.41
37:DQ:64:ILE:HG12	37:DQ:106:VAL:HG12	2.02	0.41
38:DR:34:ILE:HD13	38:DR:34:ILE:HA	1.79	0.41
38:DR:94:TYR:C	38:DR:117:VAL:HG23	2.41	0.41
42:DV:20:LEU:HD23	42:DV:21:ARG:NH2	2.36	0.41
42:DV:21:ARG:HB3	42:DV:91:TYR:HB2	2.03	0.41
42:DV:62:LEU:CD2	42:DV:62:LEU:N	2.84	0.41
45:DY:55:TYR:O	45:DY:56:PRO:C	2.59	0.41
46:DZ:127:VAL:HA	46:DZ:159:GLY:O	2.21	0.41
46:DZ:149:LEU:HD22	46:DZ:149:LEU:C	2.41	0.41
47:D0:50:ASN:ND2	47:D0:83:PRO:HD3	2.36	0.41
49:D2:64:LEU:HD13	49:D2:64:LEU:C	2.40	0.41
1:AA:39:G:C6	1:AA:40:C:C4	3.08	0.41

Continued on next page...

Continued from previous page...

Atom-1	Atom-2	Interatomic distance (Å)	Clash overlap (Å)
1:AA:126:G:N1	1:AA:127:G:C5	2.89	0.41
1:AA:192:U:C4'	20:AT:103:GLY:HA2	2.51	0.41
1:AA:666:G:H5'	1:AA:726:C:H1'	2.01	0.41
1:AA:1014:A:H4'	19:AS:14:HIS:CD2	2.55	0.41
1:AA:1066:C:O2'	1:AA:1067:A:C5'	2.68	0.41
1:AA:1134:G:C2	1:AA:1142:G:C2	3.08	0.41
1:AA:1181:G:C6	1:AA:1182:G:C2	3.09	0.41
1:AA:1237:C:H6	1:AA:1237:C:O5'	2.04	0.41
1:AA:1494:G:C2	1:AA:1495:U:C6	3.09	0.41
2:AB:102:LEU:HD12	2:AB:102:LEU:N	2.36	0.41
5:AE:90:VAL:O	5:AE:90:VAL:CG2	2.68	0.41
6:AF:18:GLN:O	6:AF:21:LEU:N	2.49	0.41
8:AH:11:THR:HG23	8:AH:14:ARG:HH12	1.85	0.41
9:AI:57:GLY:O	9:AI:59:PHE:N	2.53	0.41
13:AM:25:ILE:CD1	13:AM:66:LEU:CD2	2.95	0.41
15:AO:82:ILE:HD13	15:AO:83:GLU:N	2.35	0.41
16:AP:11:SER:HB2	16:AP:14:ASN:CB	2.50	0.41
19:AS:62:ILE:HD12	19:AS:63:THR:H	1.85	0.41
22:AV:47:GLY:O	22:AV:48:ALA:C	2.59	0.41
22:AV:101:ALA:N	22:AV:102:GLU:OE2	2.54	0.41
25:BA:41:C:H2'	25:BA:42:G:O4'	2.21	0.41
25:BA:480:A:H1'	45:BY:44:ILE:HG21	2.02	0.41
25:BA:594:U:H2'	25:BA:595:C:C6	2.55	0.41
25:BA:628:G:C5	25:BA:629:G:N7	2.89	0.41
25:BA:637:A:OP2	36:BP:116:GLY:N	2.54	0.41
25:BA:827:U:H2'	25:BA:2068:U:C2	2.56	0.41
25:BA:1167:U:C2	25:BA:1183:G:N2	2.89	0.41
25:BA:1170:G:C2	25:BA:1171:G:N7	2.89	0.41
25:BA:1655:A:C8	25:BA:1656:C:C5	3.09	0.41
25:BA:1885:A:H4'	27:BC:211:ARG:HH22	1.86	0.41
25:BA:2124:G:H22	27:BC:219:MET:CE	2.33	0.41
25:BA:2203:U:O2	25:BA:2221:G:C2	2.73	0.41
25:BA:2593:U:H2'	25:BA:2594:C:H6	1.84	0.41
25:BA:2706:G:H2'	25:BA:2707:G:O4'	2.20	0.41
25:BA:2755:C:O5'	25:BA:2755:C:H6	2.03	0.41
25:BA:2772:C:O2'	25:BA:2773:C:H5'	2.20	0.41
25:BA:2778:A:O2'	25:BA:2781:A:H5'	2.21	0.41
27:BC:21:TYR:N	27:BC:21:TYR:CD1	2.88	0.41
28:BD:46:GLN:N	28:BD:46:GLN:CD	2.74	0.41
29:BE:2:LYS:HE2	29:BE:95:ILE:HG23	2.03	0.41
30:BF:7:TYR:HB3	30:BF:16:GLY:C	2.40	0.41

Continued on next page...

Continued from previous page...

Atom-1	Atom-2	Interatomic distance (Å)	Clash overlap (Å)
31:BG:118:ARG:O	31:BG:181:ARG:HA	2.20	0.41
33:BI:27:ARG:HD3	48:B1:71:TYR:HE1	1.81	0.41
34:BN:58:ASP:C	34:BN:60:ILE:H	2.24	0.41
36:BP:13:ASN:C	36:BP:13:ASN:ND2	2.73	0.41
37:BQ:51:ARG:CD	37:BQ:66:ILE:HD11	2.50	0.41
38:BR:15:SER:O	38:BR:16:HIS:C	2.59	0.41
39:BS:48:LEU:O	39:BS:49:VAL:HG23	2.21	0.41
41:BU:76:TYR:CZ	41:BU:80:ILE:HG13	2.56	0.41
42:BV:19:LYS:HZ3	42:BV:20:LEU:N	2.11	0.41
45:BY:27:VAL:CG1	45:BY:29:GLU:OE1	2.68	0.41
46:BZ:27:MET:O	46:BZ:27:MET:HG3	2.21	0.41
46:BZ:29:ASN:O	46:BZ:30:ARG:HB3	2.21	0.41
46:BZ:50:ALA:HB1	46:BZ:56:ILE:HD11	2.01	0.41
46:BZ:99:VAL:O	46:BZ:101:LEU:CD1	2.69	0.41
46:BZ:106:THR:HA	46:BZ:107:PRO:HD2	1.90	0.41
49:B2:50:ILE:HG22	49:B2:51:ARG:N	2.35	0.41
53:B6:15:GLU:HB3	53:B6:18:ARG:HG2	2.01	0.41
1:CA:80:G:O6	1:CA:88:A:OP2	2.38	0.41
1:CA:84:U:C2'	1:CA:88:A:H5'	2.51	0.41
1:CA:189(D):C:H2'	1:CA:189(E):U:C6	2.56	0.41
1:CA:366:C:HO2'	1:CA:367:U:P	2.43	0.41
1:CA:414:A:H2'	1:CA:415:A:O4'	2.21	0.41
1:CA:533:A:H1'	1:CA:534:U:OP1	2.20	0.41
1:CA:542:G:H2'	1:CA:543:C:C6	2.52	0.41
1:CA:1108:G:H5'	3:CC:176:HIS:CE1	2.56	0.41
2:CB:68:ILE:O	2:CB:91:PRO:HD2	2.19	0.41
2:CB:121:LEU:CA	2:CB:126:GLU:OE1	2.68	0.41
5:CE:147:ASP:OD2	5:CE:147:ASP:N	2.53	0.41
7:CG:77:SER:O	7:CG:78:ARG:HB2	2.21	0.41
7:CG:146:GLU:CA	7:CG:149:ARG:HB2	2.46	0.41
8:CH:109:ILE:CG2	8:CH:137:VAL:HB	2.51	0.41
9:CI:121:ARG:HH11	9:CI:121:ARG:HG2	1.85	0.41
12:CL:123:LYS:HE2	12:CL:124:GLU:OE1	2.20	0.41
13:CM:39:ILE:O	13:CM:39:ILE:HG22	2.20	0.41
13:CM:84:ILE:HG22	13:CM:84:ILE:O	2.19	0.41
14:CN:6:LEU:O	14:CN:7:ILE:C	2.59	0.41
19:CS:32:LYS:HB2	19:CS:32:LYS:HE3	1.82	0.41
20:CT:12:ALA:O	20:CT:15:ARG:N	2.47	0.41
20:CT:33:ILE:HD11	20:CT:62:LEU:O	2.20	0.41
20:CT:40:ALA:O	20:CT:42:GLN:N	2.53	0.41
22:CV:72:TYR:H	22:CV:109:THR:CG2	2.29	0.41

Continued on next page...

Continued from previous page...

Atom-1	Atom-2	Interatomic distance (Å)	Clash overlap (Å)
22:CV:74:TYR:HA	22:CV:75:PRO:HD3	1.77	0.41
23:CW:19:G:C5	23:CW:57:A:C2	3.09	0.41
25:DA:7:G:H2'	25:DA:8:A:O4'	2.20	0.41
25:DA:7:G:H5"	34:DN:130:HIS:HD2	1.85	0.41
25:DA:31:C:C4	25:DA:32:C:C5	3.09	0.41
25:DA:89:G:N2	25:DA:456:C:N4	2.68	0.41
25:DA:118:A:C8	25:DA:119:A:C8	3.09	0.41
25:DA:319:C:H2'	25:DA:320:A:O4'	2.21	0.41
25:DA:357:A:C2	25:DA:358:U:C2	3.09	0.41
25:DA:480:A:H2	25:DA:499:U:O2	2.04	0.41
25:DA:635:C:O2'	25:DA:636:G:H5'	2.20	0.41
25:DA:645:C:O2	25:DA:645:C:C2'	2.67	0.41
25:DA:729:G:C5	28:DD:208:LYS:HB2	2.56	0.41
25:DA:883:G:N2	25:DA:893:C:O2	2.52	0.41
25:DA:1594:G:N2	25:DA:1595:G:H1'	2.35	0.41
25:DA:1691:C:O2'	25:DA:1692:U:H5'	2.21	0.41
25:DA:2128:C:OP2	27:DC:37:LYS:HD3	2.20	0.41
25:DA:2176:A:OP1	27:DC:221:PRO:HA	2.21	0.41
25:DA:2528:U:H5"	56:D9:31:LYS:CE	2.50	0.41
25:DA:2683:C:H2'	25:DA:2684:U:H6	1.85	0.41
26:DB:26:A:H8	26:DB:26:A:OP2	2.04	0.41
26:DB:40:U:N3	26:DB:43:C:H5"	2.35	0.41
26:DB:103:G:O2'	46:DZ:72:GLN:NE2	2.51	0.41
28:DD:66:ASP:OD2	28:DD:69:ARG:HA	2.21	0.41
29:DE:33:VAL:HG23	29:DE:47:VAL:CG1	2.50	0.41
30:DF:19:GLU:HG2	30:DF:20:LEU:N	2.36	0.41
30:DF:130:ALA:O	30:DF:132:VAL:N	2.54	0.41
31:DG:77:ILE:HG22	31:DG:79:ASN:N	2.35	0.41
31:DG:103:LEU:HA	31:DG:106:LEU:CB	2.36	0.41
31:DG:105:LYS:HE2	51:D4:52:SER:HB3	2.02	0.41
31:DG:175:LEU:N	31:DG:175:LEU:CD1	2.84	0.41
33:DI:5:LEU:HD13	33:DI:17:GLN:O	2.20	0.41
35:DO:71:ARG:NH2	35:DO:77:ILE:HG21	2.34	0.41
39:DS:91:PRO:O	39:DS:93:LYS:N	2.52	0.41
41:DU:69:CYS:O	41:DU:74:LEU:CD1	2.69	0.41
42:DV:34:GLU:CD	42:DV:56:SER:HB2	2.40	0.41
45:DY:16:ALA:HA	45:DY:21:LYS:NZ	2.35	0.41
46:DZ:26:VAL:CG1	46:DZ:86:ASP:OD2	2.69	0.41
48:D1:90:ILE:O	48:D1:94:LEU:N	2.43	0.41
52:D5:45:VAL:HG22	52:D5:51:TYR:HD2	1.85	0.41
1:AA:6:G:H3'	1:AA:6:G:N3	2.35	0.41

Continued on next page...

Continued from previous page...

Atom-1	Atom-2	Interatomic distance (Å)	Clash overlap (Å)
1:AA:109:A:H3'	1:AA:110:C:C5'	2.50	0.41
1:AA:189(C):C:C2'	1:AA:189(D):C:H5'	2.51	0.41
1:AA:924:C:O2'	1:AA:1502:A:N6	2.53	0.41
1:AA:1017:G:H2'	1:AA:1018:C:C6	2.56	0.41
1:AA:1064:G:C6	1:AA:1066:C:N4	2.88	0.41
1:AA:1075:C:H4'	1:AA:1101:A:N6	2.35	0.41
1:AA:1145:C:C4'	1:AA:1146:A:H5'	2.27	0.41
1:AA:1263:C:H2'	1:AA:1264:C:H6	1.86	0.41
1:AA:1376:U:H2'	1:AA:1377:A:H8	1.86	0.41
1:AA:1410:G:N2	1:AA:1491:G:H1'	2.35	0.41
2:AB:17:PHE:O	2:AB:17:PHE:HD2	2.04	0.41
2:AB:154:LEU:O	2:AB:155:LEU:C	2.58	0.41
2:AB:222:ILE:HG13	2:AB:222:ILE:H	1.68	0.41
3:AC:41:GLY:O	3:AC:42:LEU:C	2.59	0.41
7:AG:50:ILE:HA	7:AG:54:THR:HG21	2.01	0.41
7:AG:111:ARG:HE	7:AG:123:GLU:HA	1.86	0.41
8:AH:21:LYS:H	8:AH:65:TYR:HH	1.62	0.41
10:AJ:28:ARG:HH11	10:AJ:28:ARG:CG	2.34	0.41
10:AJ:54:PHE:CE2	10:AJ:55:LYS:HD2	2.56	0.41
10:AJ:89:ASP:HB3	10:AJ:91:PRO:CD	2.51	0.41
12:AL:99:ARG:H	12:AL:99:ARG:HG2	1.70	0.41
13:AM:28:ALA:C	13:AM:30:ALA:H	2.24	0.41
13:AM:34:LEU:CD2	13:AM:39:ILE:HB	2.41	0.41
14:AN:4:LYS:HA	14:AN:7:ILE:CD1	2.50	0.41
15:AO:17:ARG:HD3	15:AO:26:GLU:CG	2.40	0.41
15:AO:81:LEU:O	15:AO:82:ILE:C	2.59	0.41
16:AP:39:TYR:HB2	16:AP:73:LEU:HD13	2.02	0.41
17:AQ:27:PHE:HA	17:AQ:28:PRO:HD3	1.90	0.41
18:AR:50:ILE:O	18:AR:51:LEU:C	2.58	0.41
20:AT:78:ALA:HA	20:AT:81:LYS:HD3	2.02	0.41
22:AV:97:ARG:NH1	22:AV:120:ILE:HG22	2.36	0.41
22:AV:115:TYR:O	22:AV:116:GLU:HB2	2.21	0.41
25:BA:376:C:H2'	25:BA:377:C:H6	1.83	0.41
25:BA:475:U:H4'	25:BA:510:C:H5'	2.03	0.41
25:BA:527:C:H4'	25:BA:528:A:O5'	2.20	0.41
25:BA:613:G:N2	25:BA:614(C):A:O2'	2.54	0.41
25:BA:690:G:H2'	25:BA:691:C:C6	2.56	0.41
25:BA:706:A:H2'	25:BA:707:G:O4'	2.21	0.41
25:BA:815:C:H2'	25:BA:816:C:C6	2.55	0.41
25:BA:834:C:C4'	55:B8:52:LYS:HZ1	2.34	0.41
25:BA:1168:G:H2'	25:BA:1169:G:O4'	2.20	0.41

Continued on next page...

Continued from previous page...

Atom-1	Atom-2	Interatomic distance (Å)	Clash overlap (Å)
25:BA:1362:C:O2'	25:BA:1363:C:H5'	2.20	0.41
25:BA:1657:C:H4'	29:BE:133:LYS:HB3	2.01	0.41
25:BA:1754:C:H5'	40:BT:101:PHE:CZ	2.55	0.41
25:BA:1935:G:O2'	25:BA:1936:A:H5"	2.21	0.41
25:BA:2319:G:H1'	25:BA:2320:A:C4	2.56	0.41
25:BA:2752:C:H2'	25:BA:2753:A:H5'	2.03	0.41
25:BA:2885:C:N3	25:BA:2886:G:H1'	2.35	0.41
26:BB:50:G:OP1	39:BS:63:THR:HG23	2.20	0.41
26:BB:82:G:O2'	26:BB:83:G:H5'	2.21	0.41
27:BC:118:PRO:HB2	27:BC:148:PHE:CZ	2.56	0.41
28:BD:37:LEU:HD23	28:BD:38:LYS:H	1.86	0.41
28:BD:93:ALA:N	28:BD:107:ALA:HB2	2.36	0.41
28:BD:198:ASN:O	28:BD:198:ASN:CG	2.59	0.41
29:BE:117:MET:O	29:BE:117:MET:HG2	2.20	0.41
30:BF:1:MET:HE2	30:BF:26:ALA:C	2.41	0.41
30:BF:13:SER:O	30:BF:14:PRO:O	2.38	0.41
30:BF:175:THR:O	30:BF:176:LEU:HB2	2.19	0.41
33:BI:10:GLU:OE2	33:BI:11:ASN:N	2.53	0.41
33:BI:98:ALA:C	33:BI:100:ALA:N	2.73	0.41
35:BO:71:ARG:NE	35:BO:105:GLU:OE1	2.52	0.41
35:BO:115:VAL:CG1	35:BO:121:VAL:HG21	2.51	0.41
36:BP:6:LEU:HB2	36:BP:9:ASN:ND2	2.36	0.41
36:BP:84:ASN:HD22	36:BP:115:LEU:HD23	1.86	0.41
39:BS:20:ARG:HH11	39:BS:20:ARG:N	2.19	0.41
45:BY:11:ASP:N	45:BY:28:LYS:HZ1	2.09	0.41
46:BZ:127:VAL:CG2	46:BZ:131:ASN:ND2	2.83	0.41
48:B1:40:ARG:HE	48:B1:40:ARG:HB2	1.70	0.41
49:B2:61:LEU:HD23	49:B2:61:LEU:HA	1.91	0.41
51:B4:44:CYS:O	51:B4:45:GLY:C	2.59	0.41
53:B6:9:LEU:C	53:B6:9:LEU:CD2	2.80	0.41
1:CA:99:U:H2'	1:CA:100:C:H6	1.84	0.41
1:CA:189(C):C:O2'	1:CA:189(D):C:H5'	2.21	0.41
1:CA:266:G:C8	1:CA:266:G:H5'	2.55	0.41
1:CA:317:G:C6	1:CA:318:G:N7	2.89	0.41
1:CA:345:C:H3'	40:DT:41:ARG:NH2	2.35	0.41
1:CA:560:U:H6	1:CA:560:U:H2'	1.71	0.41
1:CA:1027:C:H1'	1:CA:1035:A:N1	2.33	0.41
1:CA:1187:G:H2'	1:CA:1188:A:H5'	2.01	0.41
2:CB:97:TRP:CZ2	2:CB:173:ALA:HA	2.53	0.41
3:CC:10:PHE:HD2	3:CC:11:ARG:NH1	2.19	0.41
3:CC:14:ILE:HG21	3:CC:178:LEU:HB3	2.03	0.41

Continued on next page...

Continued from previous page...

Atom-1	Atom-2	Interatomic distance (Å)	Clash overlap (Å)
4:CD:92:VAL:O	4:CD:95:GLY:N	2.54	0.41
4:CD:148:VAL:HG12	4:CD:152:SER:HB2	2.02	0.41
9:CI:118:LYS:NZ	9:CI:118:LYS:CB	2.84	0.41
10:CJ:48:THR:CB	10:CJ:62:HIS:HB3	2.51	0.41
12:CL:63:VAL:HG11	12:CL:95:TYR:CE1	2.55	0.41
12:CL:98:VAL:O	12:CL:99:ARG:C	2.59	0.41
16:CP:58:TYR:CD1	16:CP:59:TRP:N	2.86	0.41
17:CQ:10:VAL:HG13	17:CQ:19:VAL:HB	2.01	0.41
17:CQ:75:ARG:NH1	17:CQ:77:VAL:HG22	2.35	0.41
19:CS:18:LYS:O	19:CS:22:LEU:HD23	2.20	0.41
20:CT:88:VAL:O	20:CT:92:LEU:HB2	2.21	0.41
22:CV:4:VAL:HG23	22:CV:5:THR:N	2.36	0.41
25:DA:94(A):G:C6	25:DA:95:G:N7	2.89	0.41
25:DA:531:C:OP1	25:DA:561:G:N2	2.54	0.41
25:DA:817:C:O2'	25:DA:839:U:H5"	2.21	0.41
25:DA:964:C:H2'	25:DA:965:C:H5"	2.03	0.41
25:DA:1430:C:O2'	25:DA:1431:U:H5'	2.20	0.41
25:DA:1431:U:H2'	25:DA:1432:C:H6	1.85	0.41
25:DA:1471:A:OP2	25:DA:1519:G:N1	2.48	0.41
25:DA:1524:G:C4	25:DA:1525:G:C8	3.09	0.41
25:DA:1594:G:C2	25:DA:1595:G:H1'	2.56	0.41
25:DA:1815:A:C4	25:DA:1817:G:C5	3.08	0.41
25:DA:1815:A:C6	25:DA:1817:G:C6	3.09	0.41
25:DA:2052:G:O4'	29:DE:142:GLY:HA3	2.20	0.41
25:DA:2681:C:OP2	29:DE:109:LYS:NZ	2.47	0.41
25:DA:2684:U:O2'	25:DA:2685:G:H5'	2.20	0.41
25:DA:2772:C:C2	25:DA:2773:C:C5	3.09	0.41
25:DA:2791:C:O2'	25:DA:2792:G:P	2.79	0.41
25:DA:2870:C:C2'	25:DA:2871:C:C5'	2.87	0.41
25:DA:2884:U:H2'	25:DA:2885:C:H5'	2.03	0.41
26:DB:112:U:H2'	26:DB:113:G:C8	2.55	0.41
27:DC:52:PRO:HG2	27:DC:53:ARG:HD2	2.01	0.41
27:DC:69:LEU:HD23	27:DC:70:GLY:N	2.36	0.41
27:DC:118:PRO:HD2	27:DC:148:PHE:CZ	2.56	0.41
28:DD:84:TYR:CD1	28:DD:91:ARG:NH1	2.89	0.41
28:DD:268:ARG:H	28:DD:270:ILE:HD11	1.86	0.41
29:DE:2:LYS:NZ	29:DE:100:GLU:OE2	2.53	0.41
29:DE:93:VAL:C	29:DE:95:ILE:N	2.73	0.41
30:DF:7:TYR:CB	30:DF:16:GLY:N	2.84	0.41
30:DF:66:PRO:C	30:DF:68:LYS:H	2.24	0.41
31:DG:106:LEU:HA	31:DG:110:ALA:HB3	2.02	0.41

Continued on next page...

Continued from previous page...

Atom-1	Atom-2	Interatomic distance (Å)	Clash overlap (Å)
31:DG:114:ILE:CB	31:DG:117:PHE:HB2	2.34	0.41
34:DN:11:PRO:HB3	34:DN:51:PHE:HE1	1.86	0.41
34:DN:34:LEU:HD12	34:DN:34:LEU:HA	1.86	0.41
34:DN:42:TRP:HE3	34:DN:43:THR:H	1.62	0.41
35:DO:16:ALA:HB2	35:DO:52:VAL:HG11	2.02	0.41
35:DO:17:ARG:HB3	35:DO:45:GLU:O	2.20	0.41
37:DQ:101:ARG:HD2	37:DQ:102:VAL:N	2.35	0.41
41:DU:92:ARG:HG2	42:DV:11:GLN:NE2	2.35	0.41
46:DZ:101:LEU:HD11	46:DZ:123:ILE:HB	2.03	0.41
48:D1:15:ALA:O	48:D1:40:ARG:CG	2.66	0.41
49:D2:6:VAL:O	49:D2:9:GLN:HB2	2.20	0.41
49:D2:8:LYS:O	49:D2:9:GLN:C	2.58	0.41
49:D2:41:ILE:O	49:D2:43:GLN:N	2.54	0.41
50:D3:26:LEU:HD21	50:D3:46:ASN:CB	2.50	0.41
54:D7:2:LYS:HD2	54:D7:2:LYS:H	1.82	0.41
1:AA:202:U:H3'	1:AA:203:U:C6	2.56	0.41
1:AA:286:G:H2'	1:AA:287:U:O4'	2.21	0.41
1:AA:570:G:H1'	1:AA:820:U:C4	2.56	0.41
1:AA:577:G:H1'	1:AA:816:A:C4	2.56	0.41
1:AA:594:G:H1	1:AA:645:C:H42	1.69	0.41
1:AA:779:C:H2'	1:AA:780:A:O4'	2.20	0.41
1:AA:902:G:H2'	1:AA:903:G:C8	2.56	0.41
1:AA:903:G:O2'	1:AA:904:C:H5'	2.21	0.41
1:AA:939:G:H4'	7:AG:102:ARG:HH22	1.85	0.41
1:AA:1084:G:OP1	1:AA:1086:U:C4	2.74	0.41
1:AA:1191:A:P	3:AC:3:ASN:HD22	2.44	0.41
1:AA:1220:G:H21	19:AS:54:GLY:CA	2.33	0.41
1:AA:1237:C:H3'	1:AA:1336:C:N4	2.34	0.41
1:AA:1429:C:H2'	1:AA:1430:C:H6	1.85	0.41
2:AB:78:GLN:NE2	2:AB:94:ASN:O	2.48	0.41
2:AB:129:GLU:HB3	2:AB:130:ARG:H	1.56	0.41
3:AC:23:TYR:CD2	3:AC:24:ALA:N	2.89	0.41
4:AD:147:ALA:HA	4:AD:182:LYS:HB3	2.03	0.41
6:AF:18:GLN:O	6:AF:21:LEU:HB2	2.21	0.41
6:AF:68:PRO:O	6:AF:69:GLU:O	2.39	0.41
7:AG:14:PRO:HG3	7:AG:21:VAL:HG13	2.02	0.41
8:AH:133:LEU:C	8:AH:133:LEU:HD23	2.41	0.41
11:AK:95:ILE:CG2	11:AK:108:ILE:HD11	2.48	0.41
16:AP:57:ARG:CZ	16:AP:79:VAL:O	2.69	0.41
16:AP:71:ARG:NH2	16:AP:80:PHE:CE2	2.88	0.41
18:AR:47:THR:O	18:AR:83:GLU:HG2	2.21	0.41

Continued on next page...

Continued from previous page...

Atom-1	Atom-2	Interatomic distance (Å)	Clash overlap (Å)
20:AT:29:LYS:O	20:AT:33:ILE:HG12	2.20	0.41
20:AT:65:LYS:O	20:AT:68:LYS:HG3	2.21	0.41
22:AV:161:VAL:CB	22:AV:165:VAL:HG21	2.43	0.41
25:BA:107:C:H2'	25:BA:108:U:C6	2.55	0.41
25:BA:483:A:H1'	45:BY:60:PHE:HD1	1.86	0.41
25:BA:586:A:N1	25:BA:809:G:O2'	2.46	0.41
25:BA:822:U:O2'	25:BA:823:G:H5'	2.21	0.41
25:BA:1345:C:OP2	25:BA:1346:G:OP2	2.39	0.41
25:BA:1464:C:H2'	25:BA:1465:G:H8	1.86	0.41
25:BA:1467:C:H42	25:BA:1525:G:H1	1.69	0.41
25:BA:1497:U:O4'	25:BA:1497:U:P	2.79	0.41
25:BA:1530:C:C6	25:BA:1530:C:C3'	3.03	0.41
25:BA:1582:C:H2'	25:BA:1583:A:O4'	2.20	0.41
25:BA:1952:A:C5	25:BA:1953:A:C6	3.09	0.41
25:BA:1990:C:H2'	25:BA:1991:U:O5'	2.20	0.41
28:BD:185:VAL:HG12	28:BD:186:HIS:N	2.35	0.41
29:BE:200:GLU:OE2	29:BE:200:GLU:N	2.49	0.41
30:BF:7:TYR:HB2	30:BF:17:ARG:N	2.35	0.41
30:BF:142:TRP:O	30:BF:143:ALA:C	2.58	0.41
31:BG:20:ILE:O	31:BG:24:GLY:HA2	2.21	0.41
31:BG:123:ASN:O	31:BG:126:ASP:OD2	2.38	0.41
32:BH:19:VAL:HG21	32:BH:44:VAL:HA	2.02	0.41
32:BH:170:ARG:O	32:BH:171:LEU:CB	2.69	0.41
33:BI:69:LYS:HB2	33:BI:136:VAL:HB	2.02	0.41
34:BN:26:LEU:O	34:BN:30:ILE:HG13	2.21	0.41
35:BO:2:ILE:HD11	35:BO:82:ASN:HB3	2.02	0.41
36:BP:88:LEU:C	36:BP:90:ARG:N	2.72	0.41
40:BT:12:SER:O	40:BT:14:TYR:N	2.52	0.41
41:BU:80:ILE:O	41:BU:84:LYS:N	2.42	0.41
45:BY:14:LEU:HD11	45:BY:22:GLY:HA2	2.01	0.41
48:B1:73:LEU:O	48:B1:77:ALA:N	2.44	0.41
49:B2:53:LEU:O	49:B2:57:ILE:HG12	2.20	0.41
53:B6:28:ARG:O	53:B6:30:THR:N	2.54	0.41
55:B8:11:LYS:O	55:B8:11:LYS:HG2	2.20	0.41
1:CA:12:U:H3	1:CA:22:G:H1	1.68	0.41
1:CA:161:A:C6	1:CA:162:A:C6	3.09	0.41
1:CA:317:G:C5	1:CA:318:G:N7	2.88	0.41
1:CA:406:G:H2'	1:CA:407:G:C8	2.54	0.41
1:CA:417:C:O2'	1:CA:418:C:H5'	2.19	0.41
1:CA:616:G:N3	1:CA:625:G:C2	2.89	0.41
1:CA:685:G:O2'	1:CA:686:U:H5'	2.20	0.41

Continued on next page...

Continued from previous page...

Atom-1	Atom-2	Interatomic distance (Å)	Clash overlap (Å)
1:CA:687:A:H4'	11:CK:47:VAL:CG1	2.50	0.41
1:CA:1015:A:H2'	1:CA:1016:A:O4'	2.19	0.41
1:CA:1405:G:H1'	1:CA:1518:A:O2'	2.21	0.41
2:CB:36:ARG:C	2:CB:38:GLY:N	2.73	0.41
2:CB:40:HIS:CB	2:CB:190:THR:HG21	2.51	0.41
2:CB:103:THR:HG22	2:CB:104:ASN:N	2.36	0.41
2:CB:113:HIS:C	2:CB:117:GLU:HG3	2.38	0.41
3:CC:89:GLU:OE2	3:CC:93:LYS:HB2	2.20	0.41
3:CC:164:ARG:CG	3:CC:165:THR:H	2.26	0.41
3:CC:173:VAL:O	3:CC:173:VAL:HG12	2.20	0.41
4:CD:135:LEU:O	4:CD:136:PRO:C	2.59	0.41
4:CD:145:GLU:OE1	4:CD:184:LYS:NZ	2.39	0.41
5:CE:47:LYS:O	5:CE:48:ALA:CB	2.67	0.41
5:CE:69:VAL:C	5:CE:71:LEU:N	2.70	0.41
7:CG:78:ARG:CG	7:CG:79:ARG:N	2.81	0.41
8:CH:81:HIS:H	8:CH:81:HIS:HD1	1.69	0.41
10:CJ:8:LEU:HB3	10:CJ:16:LEU:CD2	2.51	0.41
11:CK:58:PRO:HG2	11:CK:59:TYR:H	1.86	0.41
15:CO:25:THR:CG2	15:CO:70:LEU:HD13	2.51	0.41
15:CO:26:GLU:OE2	15:CO:77:ARG:HD2	2.20	0.41
15:CO:33:THR:HG23	15:CO:63:ARG:NH2	2.36	0.41
22:CV:93:VAL:HA	22:CV:94:PRO:HD3	1.90	0.41
22:CV:113:ASP:HB2	22:CV:120:ILE:CG1	2.51	0.41
25:DA:248:G:N3	25:DA:2431:U:H4'	2.36	0.41
25:DA:271(V):G:H2'	25:DA:271(W):G:O4'	2.20	0.41
25:DA:875:G:H2'	25:DA:876:C:H6	1.84	0.41
25:DA:954:G:C5'	37:DQ:13:GLN:OE1	2.57	0.41
25:DA:1122:G:O2'	25:DA:1123:C:H5'	2.20	0.41
25:DA:1131:G:OP2	25:DA:2515:C:H4'	2.20	0.41
25:DA:1171:G:H2'	25:DA:1171:G:N3	2.35	0.41
25:DA:1467:C:H4'	25:DA:1467:C:OP1	2.21	0.41
25:DA:1589:C:O2'	25:DA:1590:U:H5'	2.21	0.41
25:DA:1713:U:O2'	25:DA:1714:G:H5'	2.21	0.41
25:DA:2002:G:O5'	25:DA:2002:G:H8	2.04	0.41
25:DA:2123:G:C6	25:DA:2176:A:C6	3.08	0.41
25:DA:2496:C:C2'	25:DA:2497:A:H5'	2.50	0.41
25:DA:2611:U:H1'	52:D5:3:LYS:HG3	2.02	0.41
25:DA:2770:G:H5'	25:DA:2771:C:OP2	2.20	0.41
27:DC:131:ILE:N	27:DC:131:ILE:CD1	2.82	0.41
27:DC:192:ALA:O	27:DC:193:PHE:C	2.59	0.41
28:DD:63:ARG:HG3	28:DD:63:ARG:NH1	2.35	0.41

Continued on next page...

Continued from previous page...

Atom-1	Atom-2	Interatomic distance (Å)	Clash overlap (Å)
28:DD:244:ARG:HG2	28:DD:245:PRO:CA	2.51	0.41
30:DF:164:ARG:O	30:DF:166:ALA:N	2.54	0.41
30:DF:176:LEU:CG	30:DF:177:ALA:N	2.83	0.41
31:DG:173:LEU:HB3	31:DG:178:PHE:CD2	2.55	0.41
32:DH:71:LEU:HA	32:DH:71:LEU:HD12	1.91	0.41
32:DH:86:GLU:OE1	32:DH:86:GLU:N	2.42	0.41
32:DH:103:LEU:HD23	32:DH:103:LEU:N	2.27	0.41
33:DI:43:ASN:O	33:DI:47:LEU:HD13	2.19	0.41
35:DO:122:LEU:HD23	40:DT:43:GLN:HE22	1.86	0.41
36:DP:10:PRO:O	36:DP:11:GLY:C	2.59	0.41
36:DP:121:LYS:HB3	36:DP:121:LYS:HE2	1.83	0.41
40:DT:64:ARG:HG2	40:DT:64:ARG:NH1	2.35	0.41
41:DU:14:HIS:O	41:DU:16:LYS:N	2.54	0.41
41:DU:98:LEU:CB	41:DU:106:PHE:HB2	2.50	0.41
42:DV:21:ARG:N	42:DV:21:ARG:CD	2.84	0.41
43:DW:43:GLY:O	43:DW:44:ALA:C	2.58	0.41
44:DX:29:TRP:CZ2	44:DX:76:ARG:NH2	2.87	0.41
45:DY:38:ILE:HD13	45:DY:38:ILE:HA	1.81	0.41
46:DZ:68:THR:HG22	46:DZ:89:VAL:HG22	2.03	0.41
47:D0:84:LEU:HD12	47:D0:84:LEU:O	2.20	0.41
49:D2:37:PHE:O	49:D2:40:SER:OG	2.30	0.41
49:D2:65:ASN:HD22	49:D2:69:ARG:NH1	2.17	0.41
53:D6:14:THR:C	53:D6:16:CYS:H	2.24	0.41
56:D9:7:VAL:CG1	56:D9:25:VAL:HG23	2.50	0.41
1:AA:10:A:C2	1:AA:11:G:C5	3.09	0.41
1:AA:10:A:N3	1:AA:11:G:C8	2.88	0.41
1:AA:38:G:H22	1:AA:397:A:C5'	2.34	0.41
1:AA:115:G:H1	1:AA:312:C:H42	1.68	0.41
1:AA:139:G:C2	1:AA:140:A:C4	3.08	0.41
1:AA:271:C:H6	1:AA:271:C:O5'	2.04	0.41
1:AA:344:A:H5"	1:AA:345:C:H5	1.83	0.41
1:AA:390:C:O3'	16:AP:28:ARG:NH2	2.54	0.41
1:AA:417:C:N4	1:AA:426:G:H1	2.19	0.41
1:AA:544:G:C5	1:AA:545:C:C4	3.09	0.41
1:AA:564:C:C6	17:AQ:31:LEU:HD11	2.56	0.41
1:AA:572:A:H5"	1:AA:917:G:H4'	2.02	0.41
1:AA:613:C:N4	1:AA:627:G:H1	2.19	0.41
1:AA:667:G:N3	15:AO:49:ASP:OD2	2.54	0.41
1:AA:721:G:H4'	1:AA:722:A:O4'	2.20	0.41
1:AA:931:C:C2	1:AA:1387:G:C2	3.08	0.41
1:AA:980:C:H3'	1:AA:981:U:H6	1.85	0.41

Continued on next page...

Continued from previous page...

Atom-1	Atom-2	Interatomic distance (Å)	Clash overlap (Å)
1:AA:1023:G:H8	1:AA:1023:G:OP2	2.03	0.41
1:AA:1101:A:HO2'	1:AA:1102:A:P	2.43	0.41
1:AA:1106:G:H5"	3:AC:172:ARG:HD3	2.02	0.41
1:AA:1109:C:O2'	1:AA:1110:A:H5'	2.21	0.41
1:AA:1116:C:HO2'	1:AA:1117:G:H5"	1.85	0.41
1:AA:1140:C:C2	1:AA:1141:C:N3	2.88	0.41
1:AA:1152:A:C4	1:AA:1153:C:C5	3.09	0.41
1:AA:1158:C:H4'	2:AB:133:LYS:NZ	2.35	0.41
1:AA:1255:G:O3'	1:AA:1258:G:H1'	2.21	0.41
1:AA:1299:A:C8	1:AA:1301:U:H1'	2.56	0.41
1:AA:1414:U:H2'	1:AA:1415:G:C8	2.55	0.41
1:AA:1447:A:H2'	1:AA:1456:G:O6	2.21	0.41
1:AA:1490:C:C2	1:AA:1491:G:C8	3.08	0.41
2:AB:49:GLU:H	2:AB:49:GLU:HG3	1.64	0.41
2:AB:75:LYS:C	2:AB:76:GLN:HG3	2.41	0.41
2:AB:118:LEU:O	2:AB:122:PHE:HB2	2.20	0.41
2:AB:140:HIS:O	2:AB:143:GLU:HB2	2.21	0.41
3:AC:188:LEU:HB3	3:AC:189:ALA:H	1.63	0.41
4:AD:14:ARG:HA	4:AD:39:PRO:CG	2.51	0.41
4:AD:52:SER:O	4:AD:53:ASP:C	2.59	0.41
4:AD:188:LEU:H	4:AD:188:LEU:CD2	2.31	0.41
5:AE:9:LYS:HG2	5:AE:9:LYS:O	2.21	0.41
5:AE:60:TYR:CZ	5:AE:64:ARG:NH1	2.89	0.41
5:AE:139:LEU:O	5:AE:142:LEU:HG	2.21	0.41
6:AF:9:VAL:HA	6:AF:59:TYR:O	2.21	0.41
7:AG:12:LEU:HB3	7:AG:13:GLN:H	1.61	0.41
7:AG:152:ALA:O	7:AG:154:TYR:N	2.53	0.41
8:AH:12:ARG:NH1	8:AH:27:PRO:HD3	2.35	0.41
8:AH:52:ASP:C	8:AH:53:VAL:HG23	2.40	0.41
9:AI:5:TYR:CE2	9:AI:18:PHE:HE2	2.39	0.41
9:AI:49:PRO:HG2	9:AI:81:ILE:HG22	2.02	0.41
9:AI:81:ILE:O	9:AI:81:ILE:HG22	2.21	0.41
10:AJ:54:PHE:CZ	10:AJ:55:LYS:NZ	2.82	0.41
12:AL:42:PRO:CG	12:AL:48:ALA:N	2.81	0.41
12:AL:98:VAL:O	12:AL:99:ARG:C	2.59	0.41
13:AM:74:VAL:O	13:AM:77:ASN:CB	2.69	0.41
13:AM:81:LEU:HB3	13:AM:86:CYS:SG	2.61	0.41
15:AO:23:GLY:O	15:AO:24:SER:CB	2.60	0.41
15:AO:38:ARG:HG2	15:AO:38:ARG:NH1	2.36	0.41
17:AQ:44:ALA:HB1	17:AQ:73:VAL:HG22	2.02	0.41
17:AQ:45:HIS:HB2	17:AQ:65:ILE:CD1	2.50	0.41

Continued on next page...

Continued from previous page...

Atom-1	Atom-2	Interatomic distance (Å)	Clash overlap (Å)
17:AQ:87:LYS:O	17:AQ:91:ARG:HG3	2.20	0.41
18:AR:26:LEU:HD11	18:AR:42:ARG:HD2	2.02	0.41
18:AR:30:ASP:C	18:AR:32:ARG:N	2.72	0.41
18:AR:78:LEU:HD23	18:AR:78:LEU:HA	1.84	0.41
19:AS:5:LEU:H	19:AS:6:LYS:NZ	2.19	0.41
19:AS:15:LEU:O	19:AS:16:LEU:C	2.58	0.41
19:AS:17:GLU:O	19:AS:21:GLU:HG3	2.20	0.41
19:AS:22:LEU:HD12	19:AS:27:GLU:HB2	2.02	0.41
19:AS:32:LYS:HB2	19:AS:32:LYS:HE3	1.74	0.41
19:AS:51:VAL:HG12	19:AS:75:ALA:HB2	2.02	0.41
19:AS:63:THR:HG22	19:AS:66:MET:HG2	2.03	0.41
20:AT:42:GLN:CG	20:AT:43:LEU:N	2.84	0.41
20:AT:49:ALA:O	20:AT:52:ALA:HB3	2.20	0.41
20:AT:53:LEU:C	20:AT:55:ILE:H	2.25	0.41
22:AV:71:GLN:N	22:AV:83:MET:O	2.54	0.41
25:BA:271(M):G:C5	25:BA:271(O):C:N4	2.89	0.41
25:BA:271(U):G:C2'	25:BA:271(V):G:H5'	2.50	0.41
25:BA:322:A:P	30:BF:169:ASN:HB2	2.60	0.41
25:BA:363(A):A:N1	25:BA:363(B):G:C4	2.89	0.41
25:BA:435:C:C2'	25:BA:436:C:H5'	2.50	0.41
25:BA:807:U:H2'	25:BA:808:G:H8	1.86	0.41
25:BA:822:U:H2'	25:BA:823:G:H8	1.85	0.41
25:BA:1889:A:H1'	25:BA:2087:G:O4'	2.21	0.41
25:BA:1901:A:H2'	25:BA:1901:A:N3	2.36	0.41
25:BA:2006:C:H2'	25:BA:2007:C:C6	2.56	0.41
25:BA:2027:G:H2'	25:BA:2028:U:O4'	2.21	0.41
25:BA:2112:G:C2'	25:BA:2113:U:H5'	2.50	0.41
25:BA:2199:A:H2'	25:BA:2199:A:N3	2.36	0.41
25:BA:2199:A:H1'	33:BI:28:ASN:ND2	2.35	0.41
25:BA:2261:C:OP1	47:B0:16:GLN:CG	2.68	0.41
25:BA:2285:C:H3'	25:BA:2286:A:H5"	2.03	0.41
25:BA:2287:A:N6	25:BA:2344:U:H3	2.16	0.41
25:BA:2468:G:O2'	25:BA:2469:A:P	2.79	0.41
25:BA:2477:C:C5	56:B9:10:ILE:HD13	2.55	0.41
25:BA:2477:C:C6	25:BA:2477:C:C3'	3.04	0.41
25:BA:2590:A:H5"	28:BD:239:ARG:HH11	1.84	0.41
25:BA:2784:C:H4'	29:BE:42:ASP:OD1	2.20	0.41
26:BB:24:G:C5	26:BB:56:G:C4	3.09	0.41
27:BC:63:VAL:HG12	27:BC:164:PHE:HE2	1.86	0.41
27:BC:69:LEU:HD13	27:BC:161:ARG:N	2.36	0.41
27:BC:111:PHE:N	27:BC:111:PHE:CD2	2.89	0.41

Continued on next page...

Continued from previous page...

Atom-1	Atom-2	Interatomic distance (Å)	Clash overlap (Å)
27:BC:132:LEU:HG	27:BC:138:LEU:CD2	2.50	0.41
27:BC:178:LYS:HA	27:BC:178:LYS:CE	2.49	0.41
29:BE:21:VAL:O	29:BE:21:VAL:HG23	2.21	0.41
29:BE:31:CYS:HA	29:BE:32:PRO:HD3	1.80	0.41
30:BF:34:TRP:O	30:BF:37:VAL:N	2.54	0.41
30:BF:63:LYS:NZ	30:BF:75:HIS:O	2.52	0.41
31:BG:88:ILE:CG1	31:BG:89:GLY:H	2.24	0.41
32:BH:54:ARG:CB	32:BH:65:HIS:HD2	2.26	0.41
35:BO:12:ASP:C	35:BO:12:ASP:OD2	2.60	0.41
36:BP:47:ASP:CB	36:BP:48:PRO:CA	2.91	0.41
36:BP:65:ARG:HH22	55:B8:15:LYS:HB2	1.80	0.41
36:BP:108:LYS:C	36:BP:110:TYR:H	2.23	0.41
37:BQ:32:TYR:O	37:BQ:105:GLU:HA	2.21	0.41
37:BQ:59:ARG:H	37:BQ:59:ARG:HG2	1.65	0.41
37:BQ:63:LYS:HB2	37:BQ:63:LYS:HZ3	1.85	0.41
38:BR:37:THR:OG1	38:BR:39:PRO:HD2	2.20	0.41
38:BR:95:THR:CA	38:BR:117:VAL:HG23	2.50	0.41
38:BR:107:ASP:C	38:BR:107:ASP:OD2	2.59	0.41
39:BS:66:ALA:O	39:BS:67:ARG:C	2.59	0.41
39:BS:85:VAL:HG22	39:BS:106:ARG:HG3	2.02	0.41
39:BS:101:LEU:HD22	39:BS:101:LEU:C	2.42	0.41
40:BT:27:THR:OG1	40:BT:28:VAL:N	2.52	0.41
40:BT:57:PHE:CD2	40:BT:58:ASN:N	2.87	0.41
40:BT:88:ILE:CG2	40:BT:89:VAL:H	2.27	0.41
40:BT:129:ARG:HD2	40:BT:131:ALA:HB3	2.01	0.41
41:BU:92:ARG:N	41:BU:92:ARG:CD	2.83	0.41
42:BV:25:LEU:H	42:BV:92:THR:CG2	2.22	0.41
42:BV:67:GLY:O	42:BV:68:LYS:C	2.59	0.41
43:BW:14:PRO:O	43:BW:16:LYS:N	2.54	0.41
43:BW:51:LEU:HD13	43:BW:51:LEU:C	2.41	0.41
44:BX:28:PHE:CD1	44:BX:28:PHE:N	2.88	0.41
44:BX:40:LYS:HE3	44:BX:41:ASN:HD21	1.86	0.41
47:B0:52:MET:CB	47:B0:58:LEU:HD23	2.50	0.41
47:B0:55:ASP:O	47:B0:55:ASP:OD1	2.38	0.41
53:B6:11:LEU:HD11	53:B6:52:VAL:O	2.21	0.41
53:B6:26:ASN:O	53:B6:27:LYS:CG	2.68	0.41
55:B8:29:LYS:CD	55:B8:44:LYS:HG2	2.51	0.41
56:B9:11:CYS:O	56:B9:12:ASP:C	2.59	0.41
1:CA:62:U:OP1	1:CA:385:C:O2'	2.35	0.41
1:CA:189(H):G:C2'	1:CA:189(I):G:H5'	2.51	0.41
1:CA:317:G:C6	1:CA:318:G:C5	3.08	0.41

Continued on next page...

Continued from previous page...

Atom-1	Atom-2	Interatomic distance (Å)	Clash overlap (Å)
1:CA:609:A:H2'	1:CA:610:G:C5'	2.51	0.41
1:CA:649:G:O2'	1:CA:650:G:H5'	2.21	0.41
1:CA:790:A:C6	1:CA:791:G:C6	3.08	0.41
1:CA:875:C:O2'	8:CH:11:THR:HG23	2.20	0.41
1:CA:876:G:P	8:CH:14:ARG:HH11	2.44	0.41
1:CA:946:A:C2	1:CA:1236:A:C2	3.09	0.41
1:CA:991:U:O2	1:CA:991:U:C2'	2.62	0.41
1:CA:1026:G:N3	1:CA:1026:G:C2'	2.81	0.41
1:CA:1072:G:H2'	1:CA:1073:U:H6	1.85	0.41
1:CA:1097:C:O2'	1:CA:1098:C:H5'	2.21	0.41
1:CA:1224:G:O6	1:CA:1322:C:C2	2.74	0.41
1:CA:1225:A:N3	1:CA:1225:A:C2'	2.83	0.41
1:CA:1356:G:O2'	1:CA:1357:A:H5'	2.20	0.41
1:CA:1440:C:H2'	1:CA:1441:G:H5'	2.02	0.41
1:CA:1523:G:OP1	11:CK:123:LYS:HD3	2.21	0.41
2:CB:14:GLY:O	2:CB:15:VAL:HG22	2.20	0.41
2:CB:200:ILE:O	2:CB:201:ILE:HD13	2.21	0.41
3:CC:35:GLU:HA	3:CC:38:ARG:HG2	2.03	0.41
5:CE:53:LEU:HD12	5:CE:53:LEU:N	2.36	0.41
5:CE:83:GLU:CG	5:CE:88:LYS:HG3	2.46	0.41
5:CE:91:LEU:HG	5:CE:118:ILE:HD11	2.03	0.41
6:CF:7:ASN:ND2	6:CF:62:TRP:CD1	2.85	0.41
10:CJ:16:LEU:HD13	10:CJ:70:ARG:HD2	2.02	0.41
11:CK:115:PRO:O	11:CK:117:ASN:N	2.40	0.41
12:CL:4:ILE:HG22	17:CQ:34:LYS:HD2	2.03	0.41
13:CM:27:LYS:O	13:CM:30:ALA:HB3	2.21	0.41
13:CM:86:CYS:O	13:CM:89:GLY:N	2.51	0.41
15:CO:66:LEU:N	15:CO:66:LEU:CD1	2.83	0.41
17:CQ:6:LEU:H	17:CQ:6:LEU:HD12	1.86	0.41
18:CR:53:ARG:NH2	18:CR:59:SER:C	2.73	0.41
20:CT:10:LEU:HD23	20:CT:10:LEU:H	1.86	0.41
20:CT:72:LEU:HD21	20:CT:77:ALA:HB2	2.02	0.41
22:CV:104:PHE:CZ	22:CV:124:PRO:HG3	2.55	0.41
25:DA:32:C:O2	25:DA:32:C:H2'	2.21	0.41
25:DA:39:C:O2	30:DF:46:ARG:NH2	2.54	0.41
25:DA:74:A:O2'	25:DA:75:G:OP2	2.31	0.41
25:DA:299:A:O2'	25:DA:319:C:H4'	2.21	0.41
25:DA:300:A:C4	25:DA:334:C:H1'	2.55	0.41
25:DA:560:C:H4'	41:DU:52:ARG:HH22	1.86	0.41
25:DA:582:G:H2'	25:DA:583:G:C8	2.56	0.41
25:DA:599:G:C6	25:DA:600:G:N7	2.89	0.41

Continued on next page...

Continued from previous page...

Atom-1	Atom-2	Interatomic distance (Å)	Clash overlap (Å)
25:DA:662:G:C2	25:DA:663:G:C5	3.08	0.41
25:DA:725:G:C6	25:DA:726:G:N1	2.89	0.41
25:DA:747:U:C4	25:DA:2613:U:C5	3.09	0.41
25:DA:752:A:H4'	25:DA:753:C:O5'	2.21	0.41
25:DA:946:G:H2'	25:DA:947:G:C8	2.55	0.41
25:DA:975(A):G:N2	25:DA:990:A:O4'	2.54	0.41
25:DA:1049:C:O2	25:DA:1049:C:C2'	2.63	0.41
25:DA:1166:C:O2	25:DA:1184:G:C2	2.74	0.41
25:DA:1201:C:H42	25:DA:1244:G:H1	1.67	0.41
25:DA:1206:G:C2	25:DA:1207:C:C2	3.09	0.41
25:DA:1214:A:H2'	25:DA:1215:G:C8	2.52	0.41
25:DA:1279:G:H2'	25:DA:1280:G:O4'	2.20	0.41
25:DA:1300:U:O2'	25:DA:1301:A:OP2	2.34	0.41
25:DA:1451:C:O2'	25:DA:1457:A:C6	2.74	0.41
25:DA:1524:G:H2'	25:DA:1525:G:C8	2.53	0.41
25:DA:1568:G:H5'	28:DD:60:ARG:HA	2.03	0.41
25:DA:1683:C:H2'	25:DA:1684:C:C6	2.55	0.41
25:DA:1695:G:H2'	25:DA:1696:G:H5'	2.03	0.41
25:DA:2056:G:N3	25:DA:2056:G:H2'	2.35	0.41
25:DA:2091:U:O2'	48:D1:47:GLN:HG3	2.20	0.41
25:DA:2162:G:O3'	25:DA:2172:U:H2'	2.20	0.41
25:DA:2175:C:O4'	27:DC:219:MET:HA	2.21	0.41
25:DA:2177:C:C2'	25:DA:2178:C:H5'	2.51	0.41
25:DA:2262:U:H5	47:D0:16:SER:OG	2.02	0.41
25:DA:2377:A:H2'	25:DA:2378:A:C8	2.56	0.41
25:DA:2481:G:O2'	25:DA:2482:G:H8	2.04	0.41
25:DA:2679:A:H4'	29:DE:165:VAL:HG11	2.03	0.41
25:DA:2699:C:H2'	25:DA:2700:C:O4'	2.21	0.41
26:DB:52:A:N7	39:DS:33:LYS:CE	2.83	0.41
26:DB:77:U:C5	26:DB:99:G:N2	2.89	0.41
26:DB:79:C:O5'	26:DB:79:C:H6	2.04	0.41
27:DC:51:ASP:HA	27:DC:52:PRO:HD2	1.86	0.41
27:DC:80:LYS:NZ	31:DG:49:ASP:H	2.16	0.41
28:DD:146:GLU:CB	28:DD:189:CYS:SG	3.07	0.41
28:DD:210:GLY:C	28:DD:212:SER:N	2.73	0.41
29:DE:51:PHE:O	29:DE:52:LEU:CB	2.68	0.41
31:DG:127:GLY:H	31:DG:166:ASP:HB2	1.85	0.41
32:DH:12:PRO:O	32:DH:13:LYS:CB	2.69	0.41
32:DH:85:LYS:HG3	32:DH:145:ALA:CB	2.37	0.41
32:DH:139:GLN:CD	32:DH:139:GLN:C	2.78	0.41
33:DI:113:ARG:O	33:DI:130:TYR:CB	2.69	0.41

Continued on next page...

Continued from previous page...

Atom-1	Atom-2	Interatomic distance (Å)	Clash overlap (Å)
36:DP:46:LYS:HG2	36:DP:52:GLU:HG2	2.02	0.41
36:DP:101:VAL:C	36:DP:103:ALA:N	2.74	0.41
37:DQ:39:PRO:HA	37:DQ:97:VAL:O	2.20	0.41
37:DQ:101:ARG:HD2	37:DQ:102:VAL:H	1.86	0.41
38:DR:44:LEU:C	38:DR:44:LEU:CD1	2.87	0.41
39:DS:12:PHE:HD1	39:DS:12:PHE:O	2.03	0.41
39:DS:34:HIS:CD2	39:DS:34:HIS:N	2.89	0.41
39:DS:53:SER:OG	39:DS:54:LEU:N	2.51	0.41
39:DS:57:LYS:CG	39:DS:58:LEU:N	2.81	0.41
39:DS:89:ARG:HD3	39:DS:92:TYR:HB3	2.02	0.41
41:DU:92:ARG:NH1	41:DU:92:ARG:CG	2.84	0.41
41:DU:95:LEU:O	41:DU:98:LEU:HG	2.21	0.41
42:DV:39:LEU:N	42:DV:39:LEU:HD13	2.35	0.41
43:DW:15:ARG:HA	43:DW:18:ARG:HD2	2.02	0.41
47:D0:41:ARG:CD	47:D0:41:ARG:N	2.80	0.41
47:D0:70:GLN:OE1	47:D0:72:ARG:HD3	2.21	0.41
48:D1:3:LYS:CG	48:D1:4:VAL:H	2.09	0.41
48:D1:67:ILE:HB	48:D1:68:PRO:CD	2.51	0.41
49:D2:13:ALA:HA	49:D2:16:LEU:HD23	2.02	0.41
53:D6:12:GLU:O	53:D6:51:GLU:O	2.38	0.41
54:D7:2:LYS:N	54:D7:2:LYS:CD	2.79	0.41
54:D7:23:ARG:O	54:D7:28:ARG:NH1	2.51	0.41
54:D7:37:LYS:HG2	54:D7:37:LYS:O	2.21	0.41
1:AA:173:U:H5"	1:AA:197:A:O4'	2.21	0.41
1:AA:268:C:H2'	1:AA:269:C:C6	2.56	0.41
1:AA:407:G:O4'	4:AD:119:GLN:OE1	2.39	0.41
1:AA:471:G:C6	1:AA:472:A:C5	3.08	0.41
1:AA:848:C:C6	1:AA:848:C:H3'	2.56	0.41
1:AA:895:G:C6	1:AA:896:C:C4	3.09	0.41
1:AA:973:G:C6	1:AA:974:A:N6	2.88	0.41
1:AA:1088:G:C2	1:AA:1098:C:C2	3.09	0.41
1:AA:1221:G:H4'	19:AS:77:THR:HG21	2.02	0.41
1:AA:1286:A:N6	1:AA:1354:C:O3'	2.52	0.41
1:AA:1305:G:H8	1:AA:1305:G:OP2	2.04	0.41
1:AA:1423:G:H5"	35:BO:49:ARG:NH2	2.34	0.41
2:AB:9:GLU:O	2:AB:12:GLU:CB	2.58	0.41
2:AB:17:PHE:HB2	2:AB:42:ILE:HG22	2.03	0.41
2:AB:30:ARG:NH2	2:AB:194:PRO:CG	2.75	0.41
2:AB:58:ILE:O	2:AB:60:ASP:N	2.54	0.41
2:AB:158:LEU:HD12	2:AB:158:LEU:N	2.36	0.41
4:AD:3:ARG:NE	4:AD:5:ILE:CG1	2.84	0.41

Continued on next page...

Continued from previous page...

Atom-1	Atom-2	Interatomic distance (Å)	Clash overlap (Å)
4:AD:155:LEU:O	4:AD:156:GLU:C	2.59	0.41
4:AD:156:GLU:O	4:AD:159:ARG:N	2.54	0.41
4:AD:163:GLU:HA	4:AD:163:GLU:OE2	2.20	0.41
4:AD:166:LYS:HG3	4:AD:178:VAL:HG11	2.03	0.41
4:AD:206:PHE:HD2	4:AD:207:TYR:CE1	2.39	0.41
6:AF:18:GLN:C	6:AF:20:ALA:H	2.24	0.41
6:AF:43:LEU:H	6:AF:43:LEU:HD13	1.85	0.41
7:AG:27:ILE:HD11	7:AG:43:PHE:CB	2.51	0.41
9:AI:96:LEU:HA	9:AI:101:PHE:HB2	2.02	0.41
10:AJ:3:LYS:CD	10:AJ:77:PRO:HG3	2.46	0.41
12:AL:42:PRO:HD2	12:AL:48:ALA:O	2.21	0.41
13:AM:94:ARG:O	13:AM:95:GLY:C	2.59	0.41
14:AN:57:ARG:CG	14:AN:58:LYS:H	2.31	0.41
16:AP:15:PRO:HB3	16:AP:17:TYR:HE1	1.85	0.41
22:AV:127:VAL:HG22	22:AV:174:ASP:CA	2.51	0.41
23:AW:58:A:O2'	23:AW:60:U:H5	2.01	0.41
23:AW:76:A:H3'	25:BA:2602:A:H61	1.85	0.41
25:BA:79:G:O2'	25:BA:80:G:H5'	2.21	0.41
25:BA:201:C:O2'	25:BA:202:U:H5'	2.20	0.41
25:BA:651:G:P	55:B8:19:SER:OG	2.79	0.41
25:BA:699:A:C2	25:BA:1633:G:N3	2.89	0.41
25:BA:848:G:N9	25:BA:933:A:C8	2.86	0.41
25:BA:960:A:H4'	25:BA:2457:U:C5'	2.52	0.41
25:BA:1146:C:O2'	25:BA:1147:C:H5'	2.21	0.41
25:BA:1288:U:C2	25:BA:1327:C:O2	2.74	0.41
25:BA:1649:G:N3	38:BR:107:ASP:HB2	2.36	0.41
25:BA:1827:C:H1'	25:BA:1970:A:N3	2.36	0.41
25:BA:2011:U:H2'	25:BA:2012:G:H5'	2.03	0.41
25:BA:2020:A:P	41:BU:27:LEU:HD23	2.61	0.41
25:BA:2068:U:C2	25:BA:2430:A:H2	2.38	0.41
25:BA:2166:G:C8	25:BA:2167:U:H5	2.39	0.41
25:BA:2308:G:N7	25:BA:2309:A:H2'	2.36	0.41
25:BA:2694:G:O2'	25:BA:2695:C:H5'	2.21	0.41
26:BB:17:C:O2'	26:BB:18:G:H5'	2.20	0.41
27:BC:7:ARG:HG3	27:BC:7:ARG:NH1	2.36	0.41
27:BC:118:PRO:HD3	27:BC:147:GLY:CA	2.51	0.41
27:BC:213:VAL:HG21	27:BC:227:PRO:HG3	2.02	0.41
28:BD:35:LYS:CB	28:BD:36:PRO:HD3	2.25	0.41
28:BD:68:LYS:O	28:BD:68:LYS:HG3	2.21	0.41
28:BD:166:GLN:CA	28:BD:166:GLN:NE2	2.82	0.41
28:BD:197:GLY:O	28:BD:198:ASN:HB3	2.21	0.41

Continued on next page...

Continued from previous page...

Atom-1	Atom-2	Interatomic distance (Å)	Clash overlap (Å)
28:BD:238:GLY:O	28:BD:239:ARG:HG2	2.21	0.41
28:BD:270:ILE:HG12	28:BD:271:ILE:N	2.30	0.41
29:BE:165:VAL:CG1	29:BE:166:THR:N	2.83	0.41
32:BH:15:VAL:CG1	32:BH:79:VAL:HG23	2.50	0.41
32:BH:17:VAL:HG23	32:BH:45:VAL:HG13	2.03	0.41
33:BI:12:LEU:HB2	33:BI:19:VAL:HG11	2.02	0.41
37:BQ:75:THR:HG23	37:BQ:76:LYS:N	2.36	0.41
38:BR:53:HIS:HB2	38:BR:94:TYR:CZ	2.55	0.41
38:BR:111:LEU:HD22	38:BR:111:LEU:N	2.36	0.41
39:BS:38:GLN:HB2	39:BS:47:THR:HG21	2.03	0.41
40:BT:2:ASN:HD22	40:BT:3:ARG:NH2	2.19	0.41
40:BT:8:LYS:O	40:BT:9:LEU:C	2.59	0.41
40:BT:13:ARG:HA	40:BT:13:ARG:HH11	1.83	0.41
40:BT:41:ARG:NH2	40:BT:43:GLN:HG3	2.36	0.41
41:BU:114:LYS:HG2	41:BU:114:LYS:H	1.74	0.41
42:BV:2:PHE:HB2	42:BV:42:GLY:CA	2.51	0.41
42:BV:19:LYS:HE2	42:BV:19:LYS:CA	2.49	0.41
42:BV:35:LEU:H	42:BV:35:LEU:CD2	2.34	0.41
43:BW:31:GLU:O	43:BW:35:ILE:HG13	2.21	0.41
45:BY:27:VAL:CG1	45:BY:28:LYS:H	2.32	0.41
45:BY:99:CYS:O	45:BY:100:ALA:HB2	2.21	0.41
46:BZ:40:LEU:O	46:BZ:44:ASP:HB2	2.21	0.41
55:B8:23:VAL:HG12	55:B8:46:ARG:HH11	1.86	0.41
1:CA:5:U:HO2'	1:CA:6:G:P	2.44	0.41
1:CA:540:G:C6	1:CA:541:G:C5	3.08	0.41
1:CA:604:G:C6	1:CA:605:U:N3	2.89	0.41
1:CA:779:C:H2'	1:CA:780:A:O4'	2.21	0.41
1:CA:878:G:H2'	1:CA:879:C:C6	2.56	0.41
1:CA:1041:A:H3'	1:CA:1042:G:C8	2.56	0.41
1:CA:1052:U:O2'	1:CA:1055:A:OP2	2.35	0.41
1:CA:1178:G:OP2	9:CI:93:ARG:NH2	2.54	0.41
1:CA:1372:U:OP2	9:CI:11:LYS:NZ	2.52	0.41
2:CB:39:ILE:O	2:CB:41:ILE:CD1	2.69	0.41
2:CB:84:GLU:OE1	2:CB:216:SER:HA	2.21	0.41
2:CB:111:ARG:HH21	2:CB:114:ARG:CB	2.34	0.41
2:CB:207:ALA:O	2:CB:211:ILE:HG13	2.21	0.41
3:CC:91:LEU:O	3:CC:94:LEU:HG	2.21	0.41
4:CD:10:ARG:HG2	4:CD:10:ARG:NH1	2.36	0.41
4:CD:112:VAL:N	4:CD:116:GLN:OE1	2.50	0.41
6:CF:8:ILE:CG2	6:CF:9:VAL:N	2.84	0.41
7:CG:101:LEU:O	7:CG:104:LEU:N	2.54	0.41

Continued on next page...

Continued from previous page...

Atom-1	Atom-2	Interatomic distance (Å)	Clash overlap (Å)
7:CG:135:VAL:O	7:CG:139:GLU:HG3	2.20	0.41
9:CI:27:THR:O	9:CI:62:TYR:HA	2.20	0.41
9:CI:79:LEU:O	9:CI:83:ARG:N	2.49	0.41
9:CI:95:LYS:HD3	9:CI:95:LYS:C	2.41	0.41
10:CJ:46:ARG:NH1	14:CN:61:TRP:CZ2	2.89	0.41
12:CL:24:LEU:HD12	12:CL:61:TYR:CD1	2.55	0.41
12:CL:46:ASN:N	12:CL:46:ASN:ND2	2.68	0.41
16:CP:3:LYS:HB3	16:CP:4:ILE:H	1.70	0.41
17:CQ:90:ILE:O	17:CQ:91:ARG:C	2.59	0.41
18:CR:71:LYS:O	18:CR:74:ARG:HB2	2.20	0.41
19:CS:34:TRP:CE2	19:CS:57:HIS:HE1	2.39	0.41
20:CT:22:ARG:HG3	20:CT:22:ARG:NH1	2.30	0.41
20:CT:30:LYS:O	20:CT:30:LYS:HD3	2.21	0.41
22:CV:127:VAL:CG2	23:CW:23:C:H5"	2.49	0.41
23:CW:24:U:O2'	25:DA:1923:U:H5"	2.21	0.41
23:CW:74:C:C2'	23:CW:75:C:H5'	2.51	0.41
25:DA:60:G:C6	25:DA:74:A:N6	2.89	0.41
25:DA:178:G:C6	25:DA:179:G:C5	3.08	0.41
25:DA:348:G:H2'	25:DA:349:G:C8	2.55	0.41
25:DA:487:C:C5	25:DA:488:G:N7	2.89	0.41
25:DA:664:C:H4'	25:DA:941:A:P	2.61	0.41
25:DA:850:C:H4'	50:D3:18:ASP:HB2	2.02	0.41
25:DA:896:A:N9	46:DZ:145:ILE:HD12	2.35	0.41
25:DA:1112:G:O2'	25:DA:1113:U:O5'	2.33	0.41
25:DA:1315:C:H2'	25:DA:1316:U:H6	1.85	0.41
25:DA:1496:A:H5'	25:DA:1497:U:P	2.60	0.41
25:DA:1688:U:O2	25:DA:1700:A:H5'	2.21	0.41
25:DA:1721:G:H5'	25:DA:1722:A:OP2	2.21	0.41
25:DA:1783:A:H5'	25:DA:2608:G:H4'	2.03	0.41
25:DA:1799:G:H8	28:DD:181:GLU:OE1	2.03	0.41
25:DA:2182:G:C2	25:DA:2183:C:C5	3.09	0.41
25:DA:2340:G:HO2'	25:DA:2341:G:H5'	1.81	0.41
25:DA:2359:C:H2'	25:DA:2360:A:O4'	2.20	0.41
25:DA:2563:U:H4'	35:DO:28:SER:HA	2.03	0.41
25:DA:2714:G:C5	25:DA:2715:C:C5	3.09	0.41
25:DA:2746:U:H4'	32:DH:139:GLN:HA	2.02	0.41
25:DA:2777:G:C5'	25:DA:2778:A:H5'	2.51	0.41
25:DA:2859:G:C6	25:DA:2860:A:N6	2.89	0.41
25:DA:2881:C:O2'	25:DA:2882:A:H5'	2.21	0.41
26:DB:37:C:N3	26:DB:49:C:O4'	2.54	0.41
26:DB:65:C:O2'	26:DB:66:A:H5'	2.21	0.41

Continued on next page...

Continued from previous page...

Atom-1	Atom-2	Interatomic distance (Å)	Clash overlap (Å)
28:DD:33:LEU:O	28:DD:34:VAL:C	2.59	0.41
29:DE:59:VAL:CG2	29:DE:60:ASN:H	2.07	0.41
31:DG:115:ARG:CD	31:DG:136:ARG:CD	2.99	0.41
32:DH:25:LYS:CD	32:DH:25:LYS:H	2.34	0.41
32:DH:111:HIS:HA	32:DH:112:PRO:HD2	1.94	0.41
34:DN:17:ASP:OD2	34:DN:18:ALA:N	2.53	0.41
34:DN:91:LEU:CD2	34:DN:98:VAL:HG21	2.45	0.41
35:DO:87:ILE:CG2	35:DO:88:ASN:N	2.67	0.41
39:DS:27:SER:CA	39:DS:88:ASP:HB3	2.51	0.41
39:DS:42:ASP:O	39:DS:43:GLU:HB2	2.21	0.41
41:DU:66:ASN:CB	41:DU:76:TYR:HB2	2.51	0.41
42:DV:19:LYS:HG2	42:DV:94:LEU:CA	2.51	0.41
43:DW:14:PRO:O	43:DW:17:VAL:HG22	2.21	0.41
44:DX:42:ALA:O	44:DX:45:THR:N	2.54	0.41
45:DY:37:VAL:O	45:DY:66:PRO:O	2.39	0.41
46:DZ:97:MET:HE2	46:DZ:99:VAL:HG22	2.03	0.41
47:D0:66:VAL:HG12	47:D0:67:VAL:N	2.36	0.41
49:D2:2:LYS:HA	49:D2:2:LYS:CE	2.43	0.41
49:D2:43:GLN:O	49:D2:44:LEU:CD2	2.69	0.41
49:D2:64:LEU:HD21	49:D2:68:ARG:NH2	2.29	0.41
53:D6:9:LEU:HD23	53:D6:11:LEU:HB3	2.03	0.41
1:AA:34:C:H2'	1:AA:35:G:C8	2.56	0.40
1:AA:39:G:C6	1:AA:40:C:N4	2.89	0.40
1:AA:78:G:HO2'	1:AA:79:G:N2	2.18	0.40
1:AA:106:C:C2	1:AA:107:G:C8	3.08	0.40
1:AA:182:U:C4	1:AA:183:G:H1'	2.56	0.40
1:AA:384:G:H2'	1:AA:385:C:C6	2.56	0.40
1:AA:523:A:C2	1:AA:527:G:O6	2.73	0.40
1:AA:537:G:O2'	1:AA:538:G:H5'	2.21	0.40
1:AA:542:G:H2'	1:AA:543:C:C6	2.55	0.40
1:AA:645:C:C2'	1:AA:646:U:H5'	2.51	0.40
1:AA:690:G:H2'	1:AA:691:G:O4'	2.21	0.40
1:AA:724:G:N3	1:AA:725:G:C8	2.89	0.40
1:AA:1045:C:O2	1:AA:1045:C:H2'	2.21	0.40
1:AA:1060:C:C4	3:AC:2:GLY:CA	3.04	0.40
1:AA:1366:C:H2'	1:AA:1367:C:H6	1.86	0.40
1:AA:1452:C:H4'	1:AA:1456:G:N1	2.36	0.40
2:AB:19:HIS:CG	2:AB:20:GLU:N	2.88	0.40
3:AC:94:LEU:HD12	3:AC:94:LEU:C	2.42	0.40
4:AD:196:LEU:HD12	4:AD:196:LEU:N	2.35	0.40
7:AG:148:ASN:C	7:AG:150:ALA:N	2.74	0.40

Continued on next page...

Continued from previous page...

Atom-1	Atom-2	Interatomic distance (Å)	Clash overlap (Å)
10:AJ:31:GLY:CA	10:AJ:76:ASN:HD22	2.20	0.40
10:AJ:40:LEU:O	10:AJ:69:ASN:HB2	2.21	0.40
11:AK:27:ASN:OD1	11:AK:55:LYS:HB3	2.22	0.40
11:AK:48:ILE:HG22	11:AK:49:GLY:H	1.86	0.40
12:AL:24:LEU:HD21	12:AL:61:TYR:CD1	2.56	0.40
13:AM:27:LYS:HA	13:AM:27:LYS:HD2	1.78	0.40
13:AM:59:TYR:HB3	13:AM:60:VAL:H	1.65	0.40
15:AO:47:LYS:H	15:AO:47:LYS:HG2	1.63	0.40
15:AO:52:SER:C	15:AO:54:ARG:N	2.74	0.40
15:AO:63:ARG:NH1	15:AO:87:ILE:HD13	2.36	0.40
16:AP:2:VAL:HA	16:AP:23:ASP:HA	2.02	0.40
16:AP:55:ARG:O	16:AP:57:ARG:N	2.54	0.40
17:AQ:67:LYS:O	17:AQ:67:LYS:HG2	2.19	0.40
22:AV:131:LYS:CB	22:AV:170:VAL:HG22	2.46	0.40
25:BA:15:G:C2	25:BA:16:G:C8	3.09	0.40
25:BA:141:A:H5'	25:BA:141:A:N3	2.36	0.40
25:BA:195:A:C8	25:BA:197:A:OP1	2.73	0.40
25:BA:523:C:H4'	25:BA:553:G:H22	1.86	0.40
25:BA:814:C:H5	36:BP:27:HIS:NE2	2.20	0.40
25:BA:1113:U:OP1	25:BA:1113:U:C4'	2.69	0.40
25:BA:1204:A:N1	25:BA:1241:A:H2	2.18	0.40
25:BA:1322:A:C5	25:BA:1323:U:C5	3.10	0.40
25:BA:1394:U:C3'	25:BA:1395:A:C5'	2.90	0.40
25:BA:1439:A:C2	25:BA:1553:A:C5	3.10	0.40
25:BA:1445(A):C:O2	25:BA:1445(A):C:H2'	2.20	0.40
25:BA:1448:G:H2'	25:BA:1449:A:C8	2.56	0.40
25:BA:1484:G:N2	25:BA:1505:C:N4	2.69	0.40
25:BA:1508:A:H4'	25:BA:1509(A):A:C4	2.56	0.40
25:BA:1721:G:N2	25:BA:1739:U:OP2	2.54	0.40
25:BA:1745:C:H2'	25:BA:1745(A):C:O4'	2.21	0.40
25:BA:1766:U:O2	25:BA:1987:G:C2	2.74	0.40
25:BA:1858:G:N3	25:BA:1883:G:C2	2.88	0.40
25:BA:2052:G:H2'	25:BA:2053:G:H8	1.86	0.40
25:BA:2187:G:C2'	25:BA:2188:C:H5'	2.51	0.40
25:BA:2692:C:H2'	25:BA:2693:A:H8	1.86	0.40
25:BA:2795:G:C2	25:BA:2799:C:H5'	2.55	0.40
25:BA:2807:G:C2'	25:BA:2808:U:H5"	2.50	0.40
26:BB:2:C:C2	26:BB:3:C:C5	3.10	0.40
27:BC:156:GLU:OE1	27:BC:156:GLU:HA	2.21	0.40
29:BE:10:GLY:HA3	40:BT:8:LYS:HD2	2.02	0.40
29:BE:101:ARG:HB2	29:BE:201:THR:CG2	2.51	0.40

Continued on next page...

Continued from previous page...

Atom-1	Atom-2	Interatomic distance (Å)	Clash overlap (Å)
31:BG:2:PRO:HG2	51:B4:51:TYR:CE2	2.55	0.40
32:BH:71:LEU:N	32:BH:74:ASN:ND2	2.69	0.40
32:BH:99:VAL:HG12	32:BH:99:VAL:O	2.21	0.40
33:BI:93:THR:HB	33:BI:94:ALA:H	1.65	0.40
33:BI:123:LEU:HD13	33:BI:144:VAL:CG1	2.51	0.40
33:BI:144:VAL:CG2	33:BI:145:VAL:H	2.30	0.40
34:BN:58:ASP:CA	34:BN:60:ILE:HG13	2.51	0.40
35:BO:5:GLN:HE21	35:BO:20:MET:HE2	1.86	0.40
35:BO:104:ARG:CZ	40:BT:33:LYS:HD2	2.49	0.40
36:BP:50:ARG:HB3	55:B8:59:LYS:HZ2	1.85	0.40
37:BQ:93:TYR:CD1	37:BQ:93:TYR:N	2.90	0.40
39:BS:42:ASP:C	39:BS:44:LYS:N	2.73	0.40
40:BT:23:ARG:HG2	40:BT:120:ARG:HH12	1.85	0.40
41:BU:24:TYR:OH	41:BU:39:LEU:HD23	2.21	0.40
41:BU:62:ILE:HG12	41:BU:62:ILE:H	1.73	0.40
44:BX:12:VAL:CG2	44:BX:27:THR:HB	2.51	0.40
45:BY:6:HIS:CE1	45:BY:30:VAL:HG11	2.55	0.40
46:BZ:116:LEU:C	46:BZ:116:LEU:HD23	2.42	0.40
48:B1:50:ARG:O	48:B1:51:VAL:HG12	2.22	0.40
56:B9:20:HIS:O	56:B9:22:ARG:N	2.52	0.40
56:B9:30:PRO:O	56:B9:32:HIS:N	2.54	0.40
1:CA:299:G:H8	1:CA:299:G:O5'	2.04	0.40
1:CA:452:A:OP1	16:CP:43:LYS:NZ	2.52	0.40
1:CA:555:C:H2'	1:CA:556:C:C6	2.57	0.40
1:CA:680:C:O2'	1:CA:681:C:H5'	2.21	0.40
1:CA:778:G:O2'	1:CA:779:C:H5'	2.21	0.40
1:CA:834:C:H2'	1:CA:835:U:C6	2.56	0.40
1:CA:1067:A:H3'	1:CA:1093:A:O3'	2.21	0.40
1:CA:1145:C:H4'	1:CA:1146:A:C5'	2.31	0.40
1:CA:1207:G:C6	1:CA:1208:C:N4	2.89	0.40
1:CA:1212:U:O2	1:CA:1212:U:O4'	2.38	0.40
1:CA:1498:U:C4	24:CX:4:U:H4'	2.57	0.40
2:CB:11:LEU:HD12	2:CB:217:ARG:NH2	2.36	0.40
2:CB:163:PHE:HE1	2:CB:215:LEU:HD23	1.86	0.40
3:CC:123:GLN:O	3:CC:126:ARG:HB2	2.22	0.40
3:CC:166:GLU:O	3:CC:167:TRP:C	2.59	0.40
5:CE:150:ARG:O	5:CE:152:ARG:N	2.54	0.40
6:CF:24:GLU:C	6:CF:28:ARG:NH1	2.75	0.40
7:CG:45:ASP:O	7:CG:49:ILE:HD11	2.21	0.40
8:CH:5:PRO:HD2	8:CH:6:ILE:CD1	2.50	0.40
9:CI:11:LYS:N	9:CI:104:ARG:HH21	2.11	0.40

Continued on next page...

Continued from previous page...

Atom-1	Atom-2	Interatomic distance (Å)	Clash overlap (Å)
9:CI:79:LEU:O	9:CI:83:ARG:HB3	2.21	0.40
10:CJ:22:LYS:HZ2	10:CJ:23:ILE:HG12	1.83	0.40
12:CL:65:ALA:HB2	12:CL:82:ILE:CD1	2.51	0.40
13:CM:93:ARG:HG2	25:DA:888:C:OP2	2.21	0.40
15:CO:49:ASP:OD1	15:CO:49:ASP:C	2.59	0.40
17:CQ:29:HIS:HA	17:CQ:30:PRO:HD2	1.80	0.40
18:CR:40:LEU:HD23	18:CR:40:LEU:N	2.36	0.40
18:CR:62:GLU:O	18:CR:63:GLN:C	2.60	0.40
19:CS:63:THR:H	19:CS:66:MET:CE	2.34	0.40
20:CT:20:LEU:O	20:CT:23:ARG:N	2.55	0.40
22:CV:149:LYS:HA	22:CV:150:PRO:HD3	1.65	0.40
23:CW:2:G:C5'	47:D0:8:GLY:HA2	2.50	0.40
25:DA:183:C:C2'	25:DA:184:C:H5'	2.51	0.40
25:DA:361:G:C2'	25:DA:362:U:H5"	2.44	0.40
25:DA:636:G:H5'	25:DA:639:U:OP1	2.22	0.40
25:DA:776:G:N7	25:DA:793:A:O2'	2.49	0.40
25:DA:1030:G:H4'	25:DA:2466:C:O2'	2.21	0.40
25:DA:1140:C:H5'	25:DA:1141:U:OP2	2.21	0.40
25:DA:1283:G:H2'	25:DA:1285:G:OP2	2.21	0.40
25:DA:1567:A:C8	28:DD:84:TYR:CE2	3.03	0.40
25:DA:1654:A:OP2	38:DR:3:HIS:HB2	2.21	0.40
25:DA:1935:G:H1'	25:DA:1964:G:N2	2.36	0.40
25:DA:2037:G:H2'	25:DA:2038:G:C8	2.55	0.40
25:DA:2286:A:C4	25:DA:2346:A:N1	2.89	0.40
25:DA:2297:C:O2	25:DA:2297:C:H2'	2.20	0.40
25:DA:2364:C:H2'	25:DA:2365:G:O4'	2.21	0.40
25:DA:2478:A:H2'	25:DA:2479:G:C5'	2.51	0.40
27:DC:78:ILE:O	27:DC:116:ALA:HA	2.20	0.40
28:DD:239:ARG:HH21	28:DD:239:ARG:HG2	1.85	0.40
29:DE:37:ARG:HG3	29:DE:80:GLU:OE1	2.21	0.40
29:DE:161:GLY:O	29:DE:162:ALA:C	2.60	0.40
32:DH:54:ARG:NH2	32:DH:57:ASP:OD1	2.54	0.40
33:DI:22:LYS:O	33:DI:23:PRO:C	2.59	0.40
33:DI:33:ARG:HH11	33:DI:33:ARG:HG2	1.86	0.40
35:DO:68:GLU:HA	35:DO:78:ARG:HB2	2.02	0.40
36:DP:115:LEU:HD23	36:DP:115:LEU:H	1.86	0.40
38:DR:103:ARG:HH11	43:DW:40:ASN:HD22	1.69	0.40
40:DT:32:TYR:O	40:DT:33:LYS:CB	2.66	0.40
41:DU:93:LYS:HA	41:DU:96:ALA:HB3	2.02	0.40
43:DW:7:ALA:N	43:DW:103:ILE:O	2.49	0.40
44:DX:23:GLU:C	44:DX:25:LYS:H	2.23	0.40

Continued on next page...

Continued from previous page...

Atom-1	Atom-2	Interatomic distance (Å)	Clash overlap (Å)
47:D0:51:VAL:CG2	47:D0:81:VAL:HG23	2.51	0.40
47:D0:54:GLY:O	47:D0:56:ASP:N	2.54	0.40
50:D3:51:ALA:O	50:D3:53:LEU:N	2.54	0.40
56:D9:14:CYS:HG	58:D9:101:ZN:ZN	0.09	0.40
1:AA:12:U:H3	1:AA:22:G:H1	1.68	0.40
1:AA:116:A:O2'	1:AA:117:G:H5'	2.20	0.40
1:AA:175:C:O2	1:AA:175:C:H2'	2.21	0.40
1:AA:187:C:O2'	1:AA:188:C:H5'	2.22	0.40
1:AA:194:C:O3'	20:AT:68:LYS:HD3	2.20	0.40
1:AA:458:C:C4	1:AA:460:G:N7	2.90	0.40
1:AA:486:U:H2'	1:AA:487:A:O4'	2.22	0.40
1:AA:545:C:O2'	1:AA:549:C:OP1	2.39	0.40
1:AA:696:A:H1'	1:AA:786:G:O2'	2.21	0.40
1:AA:1080:A:C4'	5:AE:16:THR:OG1	2.67	0.40
1:AA:1102:A:C6	1:AA:1103:C:C4	3.09	0.40
1:AA:1379:G:H2'	1:AA:1380:U:H6	1.86	0.40
1:AA:1383:C:H2'	1:AA:1384:C:C6	2.57	0.40
2:AB:185:ILE:HG12	2:AB:199:TYR:HB2	2.03	0.40
2:AB:197:VAL:HB	2:AB:200:ILE:HG13	2.02	0.40
2:AB:217:ARG:HD3	2:AB:217:ARG:H	1.79	0.40
7:AG:32:ARG:HH11	7:AG:32:ARG:HG2	1.86	0.40
7:AG:108:ALA:O	7:AG:110:GLN:N	2.49	0.40
8:AH:109:ILE:O	8:AH:137:VAL:N	2.50	0.40
9:AI:37:PHE:CE2	9:AI:74:ILE:HG12	2.56	0.40
9:AI:49:PRO:CG	9:AI:81:ILE:HB	2.50	0.40
9:AI:73:GLN:O	9:AI:75:ASP:N	2.55	0.40
13:AM:15:VAL:HG12	13:AM:45:VAL:HG22	2.03	0.40
14:AN:22:THR:HG22	14:AN:33:VAL:HB	2.02	0.40
14:AN:53:LEU:HA	14:AN:53:LEU:HD23	1.87	0.40
23:AW:66:C:H2'	23:AW:67:C:C6	2.56	0.40
25:BA:185:U:H4'	25:BA:218:A:H4'	2.04	0.40
25:BA:322:A:H4'	25:BA:323:G:OP2	2.21	0.40
25:BA:614:U:H2'	25:BA:614(A):U:O4'	2.22	0.40
25:BA:726:G:O2'	25:BA:727:A:O5'	2.39	0.40
25:BA:1042:G:H3'	25:BA:1043:C:H5'	2.02	0.40
25:BA:1342:A:OP1	44:BX:36:LYS:HE2	2.22	0.40
25:BA:1394:U:C4	25:BA:1395:A:C6	3.09	0.40
25:BA:1448:G:H5'	25:BA:1449:A:OP1	2.21	0.40
25:BA:1792:G:C5'	28:BD:205:VAL:HG13	2.51	0.40
25:BA:1829:A:H2'	25:BA:1830:C:H5'	2.02	0.40
25:BA:1832:C:N4	25:BA:1833:U:C4	2.89	0.40

Continued on next page...

Continued from previous page...

Atom-1	Atom-2	Interatomic distance (Å)	Clash overlap (Å)
25:BA:1914:C:O2	25:BA:1914:C:P	2.79	0.40
25:BA:1996:C:P	35:BO:31:LYS:NZ	2.94	0.40
25:BA:2593:U:H2'	25:BA:2594:C:C6	2.57	0.40
25:BA:2818:G:O2'	25:BA:2837:G:H5'	2.21	0.40
26:BB:30:C:O4'	26:BB:58:A:C2	2.75	0.40
27:BC:54:ARG:HB3	27:BC:56:ASP:OD1	2.21	0.40
28:BD:142:VAL:O	28:BD:142:VAL:HG13	2.20	0.40
28:BD:242:ARG:H	28:BD:242:ARG:CD	2.15	0.40
28:BD:274:ARG:H	28:BD:274:ARG:HD3	1.87	0.40
29:BE:86:PRO:C	29:BE:88:GLY:N	2.75	0.40
30:BF:3:GLU:HA	30:BF:24:LEU:CD1	2.50	0.40
30:BF:148:LEU:HD23	30:BF:148:LEU:HA	1.90	0.40
31:BG:12:TYR:O	31:BG:16:ARG:HB2	2.22	0.40
31:BG:39:ILE:HD12	31:BG:156:ASP:O	2.21	0.40
31:BG:104:GLU:O	31:BG:105:LYS:C	2.59	0.40
32:BH:9:ILE:O	32:BH:11:VAL:HG23	2.20	0.40
32:BH:12:PRO:HB2	32:BH:15:VAL:HG22	2.02	0.40
33:BI:5:LEU:H	33:BI:5:LEU:HD12	1.86	0.40
34:BN:55:VAL:HG22	34:BN:56:ASN:N	2.37	0.40
34:BN:120:LEU:HD11	34:BN:122:VAL:HG23	2.03	0.40
36:BP:46:LYS:HG2	36:BP:52:GLU:CD	2.42	0.40
36:BP:84:ASN:C	36:BP:86:LYS:N	2.72	0.40
38:BR:38:VAL:N	38:BR:39:PRO:CD	2.84	0.40
41:BU:117:GLN:NE2	41:BU:117:GLN:HA	2.35	0.40
44:BX:39:ILE:O	44:BX:40:LYS:O	2.39	0.40
45:BY:26:LYS:O	45:BY:28:LYS:HE3	2.21	0.40
46:BZ:41:VAL:O	46:BZ:44:ASP:HB3	2.21	0.40
46:BZ:151:ALA:HA	46:BZ:166:PRO:C	2.42	0.40
47:B0:61:LEU:C	47:B0:62:VAL:HG13	2.41	0.40
48:B1:83:GLU:O	48:B1:84:GLY:O	2.39	0.40
49:B2:5:GLU:O	49:B2:6:VAL:C	2.59	0.40
53:B6:46:HIS:C	53:B6:47:THR:HG23	2.42	0.40
55:B8:34:TRP:CE2	55:B8:35:GLN:HB2	2.56	0.40
1:CA:64:G:H3'	1:CA:64:G:OP1	2.21	0.40
1:CA:89:C:OP1	1:CA:90:U:N3	2.54	0.40
1:CA:192:U:O4'	20:CT:103:GLY:HA2	2.21	0.40
1:CA:246:A:N3	1:CA:247:G:H1'	2.37	0.40
1:CA:600:C:C2	1:CA:639:G:C2	3.09	0.40
1:CA:689:C:P	11:CK:46:GLY:HA3	2.62	0.40
1:CA:1108:G:H5'	3:CC:176:HIS:ND1	2.36	0.40
1:CA:1256:A:O5'	1:CA:1258:G:H1'	2.21	0.40

Continued on next page...

Continued from previous page...

Atom-1	Atom-2	Interatomic distance (Å)	Clash overlap (Å)
1:CA:1445:C:H2'	1:CA:1446:U:O4'	2.21	0.40
1:CA:1461:G:H8	1:CA:1461:G:O5'	2.04	0.40
2:CB:149:LEU:HD22	2:CB:152:PHE:CD1	2.56	0.40
4:CD:3:ARG:H	4:CD:3:ARG:HD3	1.84	0.40
4:CD:157:LEU:HB3	4:CD:161:ASN:HD21	1.82	0.40
5:CE:20:GLN:O	5:CE:21:ALA:C	2.59	0.40
5:CE:110:LEU:O	5:CE:115:VAL:CB	2.69	0.40
8:CH:64:LYS:C	8:CH:65:TYR:CD1	2.95	0.40
9:CI:117:HIS:C	9:CI:118:LYS:HG3	2.42	0.40
10:CJ:17:ASP:HA	10:CJ:20:ALA:HB3	2.04	0.40
11:CK:14:VAL:HG11	11:CK:34:ASP:HB2	2.03	0.40
12:CL:24:LEU:O	12:CL:26:GLY:N	2.54	0.40
13:CM:11:ARG:NH2	31:DG:146:TYR:CD2	2.89	0.40
13:CM:53:VAL:C	13:CM:55:ARG:N	2.75	0.40
20:CT:26:ASN:C	20:CT:26:ASN:HD22	2.25	0.40
20:CT:34:LYS:O	20:CT:37:SER:HB2	2.21	0.40
20:CT:57:ARG:HH11	20:CT:103:GLY:H	1.66	0.40
25:DA:9:U:H5"	34:DN:115:ARG:HH21	1.87	0.40
25:DA:429:A:C5	25:DA:430:G:C6	3.09	0.40
25:DA:493:G:H4'	43:DW:8:ARG:HB2	2.02	0.40
25:DA:708:C:H42	25:DA:723:G:H1	1.69	0.40
25:DA:723:G:H2'	25:DA:724:U:H6	1.86	0.40
25:DA:1001:A:H2'	25:DA:1002:G:O4'	2.21	0.40
25:DA:1133:U:O2	25:DA:1137:G:H5"	2.21	0.40
25:DA:1141:U:OP2	34:DN:22:THR:HG21	2.21	0.40
25:DA:1175:U:O3'	25:DA:1176:G:H3'	2.22	0.40
25:DA:1342:A:N1	25:DA:1345:C:C2	2.89	0.40
25:DA:2031:A:C5	25:DA:2498:C:H1'	2.56	0.40
25:DA:2346:A:N7	25:DA:2383:G:C6	2.90	0.40
25:DA:2347:C:H2'	25:DA:2348:U:H6	1.85	0.40
25:DA:2719:G:C2'	25:DA:2720:U:OP2	2.69	0.40
25:DA:2810:A:C2'	29:DE:61:ARG:CZ	2.99	0.40
28:DD:28:GLU:N	28:DD:28:GLU:CD	2.74	0.40
29:DE:31:CYS:SG	29:DE:51:PHE:CD2	3.07	0.40
30:DF:53:THR:C	30:DF:55:GLY:N	2.74	0.40
30:DF:73:ALA:O	30:DF:74:ARG:C	2.59	0.40
31:DG:6:ALA:O	31:DG:10:LYS:HB2	2.21	0.40
31:DG:135:LEU:HB2	31:DG:155:MET:HE2	2.04	0.40
32:DH:41:MET:SD	32:DH:41:MET:N	2.95	0.40
32:DH:139:GLN:C	32:DH:141:VAL:H	2.25	0.40
33:DI:31:LEU:N	33:DI:31:LEU:HD12	2.35	0.40

Continued on next page...

Continued from previous page...

Atom-1	Atom-2	Interatomic distance (Å)	Clash overlap (Å)
33:DI:43:ASN:O	33:DI:44:LEU:C	2.60	0.40
33:DI:43:ASN:O	33:DI:46:ALA:HB3	2.20	0.40
33:DI:136:VAL:O	33:DI:137:PRO:C	2.60	0.40
36:DP:95:VAL:O	36:DP:95:VAL:HG23	2.20	0.40
36:DP:123:LEU:HD12	36:DP:123:LEU:O	2.20	0.40
38:DR:85:PRO:C	38:DR:87:TYR:H	2.24	0.40
40:DT:27:THR:OG1	40:DT:28:VAL:N	2.54	0.40
42:DV:52:VAL:HG13	42:DV:52:VAL:O	2.20	0.40
44:DX:36:LYS:HE2	44:DX:55:ASN:HA	2.03	0.40
45:DY:27:VAL:HA	45:DY:28:LYS:CE	2.47	0.40
46:DZ:18:ARG:HB3	46:DZ:81:ARG:NH1	2.36	0.40
46:DZ:25:GLY:HA2	46:DZ:84:HIS:CD2	2.56	0.40
46:DZ:37:TYR:CD1	46:DZ:37:TYR:O	2.74	0.40
47:D0:43:THR:O	47:D0:45:PHE:N	2.54	0.40
47:D0:52:GLY:H	47:D0:62:LEU:HD11	1.81	0.40
55:D8:21:LYS:HZ3	55:D8:48:PHE:HZ	1.66	0.40
55:D8:26:LYS:HD3	55:D8:26:LYS:HA	1.76	0.40
1:AA:375:U:H2'	1:AA:376:G:C8	2.57	0.40
1:AA:389:A:H2'	1:AA:390:C:C5'	2.50	0.40
1:AA:741:G:H2'	1:AA:742:G:C8	2.56	0.40
1:AA:914:A:O2'	1:AA:915:A:H5'	2.21	0.40
1:AA:992:U:O2'	1:AA:993:G:P	2.79	0.40
1:AA:1194:U:C2'	1:AA:1195:C:H6	2.30	0.40
1:AA:1265:G:H22	1:AA:1271:G:H1'	1.85	0.40
1:AA:1267:C:C5	1:AA:1268:A:C5	3.09	0.40
1:AA:1298:C:H1'	1:AA:1299:A:N1	2.35	0.40
1:AA:1423:G:C5'	35:BO:49:ARG:HH22	2.30	0.40
1:AA:1485:U:H2'	1:AA:1486:G:H8	1.87	0.40
1:AA:1486:G:H2'	1:AA:1487:G:O4'	2.21	0.40
2:AB:32:ILE:HG13	2:AB:33:TYR:N	2.36	0.40
2:AB:110:GLN:HE21	2:AB:110:GLN:HB2	1.57	0.40
2:AB:198:ASP:HA	8:AH:68:ARG:NH2	2.36	0.40
4:AD:102:ASP:HA	4:AD:121:VAL:HG21	2.02	0.40
4:AD:135:LEU:C	4:AD:137:SER:N	2.73	0.40
5:AE:11:ILE:HB	5:AE:31:LEU:HD12	2.03	0.40
5:AE:33:VAL:HG22	5:AE:109:ILE:HG12	2.02	0.40
6:AF:75:LEU:HD23	6:AF:79:LEU:CG	2.51	0.40
7:AG:46:ALA:HB1	7:AG:121:ALA:HB2	2.03	0.40
9:AI:45:ALA:O	9:AI:46:ALA:C	2.58	0.40
9:AI:122:ALA:HB1	9:AI:123:PRO:HD2	2.02	0.40
10:AJ:22:LYS:HZ2	10:AJ:23:ILE:HA	1.86	0.40

Continued on next page...

Continued from previous page...

Atom-1	Atom-2	Interatomic distance (Å)	Clash overlap (Å)
13:AM:39:ILE:CD1	13:AM:56:LEU:HD23	2.52	0.40
13:AM:57:ARG:NH1	13:AM:57:ARG:CB	2.85	0.40
13:AM:83:ASP:OD1	19:AS:74:PHE:HE1	2.05	0.40
15:AO:63:ARG:O	15:AO:67:LEU:HD12	2.21	0.40
15:AO:76:GLU:OE1	15:AO:76:GLU:HA	2.22	0.40
17:AQ:93:GLN:C	17:AQ:95:TYR:N	2.73	0.40
19:AS:25:LYS:HB2	19:AS:27:GLU:OE2	2.22	0.40
25:BA:221:A:O2'	25:BA:222:A:OP2	2.32	0.40
25:BA:271(T):C:O2'	25:BA:271(U):G:H5'	2.21	0.40
25:BA:275:G:H1'	25:BA:363:G:N2	2.36	0.40
25:BA:444:C:H2'	25:BA:445:C:O5'	2.21	0.40
25:BA:498:G:O2'	25:BA:499:U:H5'	2.21	0.40
25:BA:728:G:C5	25:BA:730:C:C4	3.09	0.40
25:BA:1281:G:N2	25:BA:1290:C:C2	2.89	0.40
25:BA:1331:A:O2'	25:BA:1332:G:C8	2.74	0.40
25:BA:1449:A:N7	25:BA:1450:G:C8	2.90	0.40
25:BA:1934:C:H2'	25:BA:1935:G:H5'	2.03	0.40
25:BA:2049:G:C2'	25:BA:2050:C:H5'	2.51	0.40
25:BA:2072:G:C2'	25:BA:2073:C:H5'	2.51	0.40
25:BA:2228:G:H2'	25:BA:2229:C:O4'	2.22	0.40
25:BA:2302:G:C6	25:BA:2315:G:C6	3.09	0.40
25:BA:2343:C:O3'	25:BA:2373:G:H4'	2.22	0.40
27:BC:131:ILE:HB	27:BC:132:LEU:H	1.73	0.40
27:BC:210:LEU:H	27:BC:210:LEU:HG	1.67	0.40
28:BD:170:GLY:C	28:BD:172:TYR:H	2.24	0.40
28:BD:200:ASP:O	28:BD:202:LYS:N	2.54	0.40
29:BE:11:MET:O	40:BT:8:LYS:NZ	2.53	0.40
30:BF:1:MET:CG	30:BF:26:ALA:HA	2.51	0.40
30:BF:113:ALA:C	30:BF:115:ALA:N	2.70	0.40
30:BF:196:LEU:C	30:BF:198:ALA:N	2.75	0.40
30:BF:202:PHE:O	30:BF:203:GLN:C	2.59	0.40
31:BG:18:GLU:HG3	31:BG:22:ARG:HD2	2.02	0.40
31:BG:39:ILE:HD13	31:BG:157:ILE:HG12	2.03	0.40
31:BG:131:TYR:CE2	31:BG:133:LEU:HD22	2.56	0.40
32:BH:40:GLU:O	32:BH:41:MET:CB	2.65	0.40
32:BH:126:PRO:HG2	32:BH:130:ARG:HB3	2.04	0.40
33:BI:88:ILE:CG1	33:BI:122:GLU:N	2.81	0.40
33:BI:123:LEU:CD1	33:BI:144:VAL:HG12	2.50	0.40
35:BO:77:ILE:HD13	40:BT:74:ARG:HD3	2.02	0.40
37:BQ:103:MET:CE	37:BQ:125:LEU:HD13	2.51	0.40
37:BQ:132:VAL:HG11	46:BZ:80:ARG:HH22	1.85	0.40

Continued on next page...

Continued from previous page...

Atom-1	Atom-2	Interatomic distance (Å)	Clash overlap (Å)
39:BS:26:LEU:HA	39:BS:39:ILE:HD13	2.03	0.40
40:BT:8:LYS:O	40:BT:10:VAL:N	2.54	0.40
40:BT:58:ASN:O	40:BT:58:ASN:OD1	2.38	0.40
41:BU:24:TYR:CE1	41:BU:39:LEU:CD2	3.05	0.40
43:BW:28:SER:C	43:BW:30:GLU:N	2.73	0.40
44:BX:57:LEU:HD11	44:BX:78:LYS:CG	2.51	0.40
46:BZ:102:ARG:HE	46:BZ:102:ARG:HB3	1.62	0.40
46:BZ:127:VAL:HB	46:BZ:160:VAL:HA	2.02	0.40
46:BZ:152:SER:O	46:BZ:153:ASP:C	2.60	0.40
46:BZ:166:PRO:O	46:BZ:167:GLU:HB2	2.21	0.40
49:B2:30:ARG:CG	49:B2:31:GLU:N	2.84	0.40
55:B8:6:THR:HG22	55:B8:61:LEU:HD13	2.04	0.40
55:B8:6:THR:CG2	55:B8:63:PRO:HD3	2.50	0.40
55:B8:50:LEU:O	55:B8:52:LYS:N	2.52	0.40
55:B8:61:LEU:N	55:B8:61:LEU:CD1	2.53	0.40
1:CA:325:A:H2'	1:CA:326:G:O4'	2.22	0.40
1:CA:590:C:O2'	1:CA:591:U:H5'	2.22	0.40
1:CA:699:C:H2'	1:CA:700:G:H5'	2.03	0.40
1:CA:725:G:C2'	1:CA:726:C:H5'	2.52	0.40
1:CA:795:C:O5'	1:CA:795:C:H6	2.04	0.40
1:CA:945:G:H2'	1:CA:945:G:N3	2.36	0.40
1:CA:947:G:C5	1:CA:948:C:C4	3.08	0.40
1:CA:1060:C:C5'	10:CJ:51:ARG:HB3	2.52	0.40
1:CA:1087:G:H2'	1:CA:1088:G:H8	1.86	0.40
1:CA:1152:A:H5"	10:CJ:13:HIS:HD2	1.85	0.40
1:CA:1189:C:OP1	10:CJ:51:ARG:NH2	2.42	0.40
1:CA:1493:A:N1	25:DA:1913:A:N3	2.69	0.40
1:CA:1501:C:N4	1:CA:1504:G:C2	2.90	0.40
2:CB:8:LYS:O	2:CB:12:GLU:N	2.50	0.40
2:CB:82:ARG:HG3	2:CB:92:TYR:OH	2.20	0.40
3:CC:178:LEU:HD13	3:CC:178:LEU:HA	1.81	0.40
5:CE:64:ARG:HG3	5:CE:64:ARG:O	2.21	0.40
7:CG:47:CYS:O	7:CG:51:GLN:HG2	2.21	0.40
7:CG:134:ALA:C	7:CG:136:LYS:N	2.70	0.40
8:CH:7:ALA:HA	8:CH:85:ARG:HG3	2.04	0.40
8:CH:84:ARG:O	8:CH:135:CYS:HB2	2.21	0.40
11:CK:21:ILE:HA	11:CK:30:VAL:HG12	2.02	0.40
13:CM:48:LEU:HG	13:CM:53:VAL:CG2	2.51	0.40
14:CN:4:LYS:O	14:CN:8:GLU:HB2	2.21	0.40
15:CO:46:HIS:O	15:CO:47:LYS:C	2.58	0.40
16:CP:27:LYS:O	16:CP:28:ARG:C	2.60	0.40

Continued on next page...

Continued from previous page...

Atom-1	Atom-2	Interatomic distance (Å)	Clash overlap (Å)
16:CP:76:GLN:O	16:CP:76:GLN:CG	2.68	0.40
17:CQ:11:VAL:HG12	17:CQ:85:VAL:HG22	2.03	0.40
20:CT:41:ILE:CA	20:CT:44:ALA:HB3	2.47	0.40
25:DA:234:C:O2'	25:DA:235:U:H5'	2.21	0.40
25:DA:271(C):C:O2'	25:DA:271(D):G:H5'	2.21	0.40
25:DA:330:A:HO2'	25:DA:331:A:H8	1.68	0.40
25:DA:497:A:H2'	25:DA:498:G:O4'	2.21	0.40
25:DA:579:G:C2	25:DA:1262:A:C4	3.10	0.40
25:DA:608:A:H2'	25:DA:609:A:H8	1.79	0.40
25:DA:1148:A:H2'	25:DA:1149:G:C8	2.56	0.40
25:DA:1349:A:N6	25:DA:1598:C:N4	2.69	0.40
25:DA:1465:G:C2	25:DA:1466:G:N9	2.89	0.40
25:DA:1824:G:N3	28:DD:254:THR:OG1	2.49	0.40
25:DA:1892:C:H2'	25:DA:1893:C:C6	2.56	0.40
25:DA:1910:G:C2'	25:DA:1911:U:H5'	2.52	0.40
25:DA:1952:A:C6	25:DA:1953:A:N1	2.89	0.40
25:DA:1988:C:H2'	25:DA:1989:G:C8	2.56	0.40
25:DA:2084:C:H2'	25:DA:2085:C:H6	1.87	0.40
25:DA:2115:G:H2'	25:DA:2116:G:C5'	2.51	0.40
25:DA:2663:G:H2'	25:DA:2664:G:H8	1.85	0.40
25:DA:2740:A:N6	25:DA:2741:A:C6	2.89	0.40
26:DB:24:G:O2'	26:DB:25:A:OP2	2.29	0.40
27:DC:22:THR:O	27:DC:26:ALA:HB2	2.21	0.40
28:DD:18:VAL:HG12	28:DD:211:ARG:NH2	2.36	0.40
30:DF:51:THR:HB	30:DF:88:VAL:HG11	2.03	0.40
30:DF:57:VAL:HG21	30:DF:87:GLY:CA	2.52	0.40
30:DF:183:VAL:H	30:DF:183:VAL:HG13	1.64	0.40
31:DG:32:PRO:CB	31:DG:172:LEU:HD22	2.51	0.40
31:DG:44:GLY:O	31:DG:47:LYS:NZ	2.55	0.40
31:DG:72:ARG:NH1	31:DG:72:ARG:HG2	2.32	0.40
32:DH:70:THR:HA	32:DH:73:ALA:CB	2.51	0.40
34:DN:18:ALA:HB1	34:DN:21:LYS:HB3	2.02	0.40
34:DN:82:LEU:HD12	34:DN:82:LEU:HA	1.79	0.40
35:DO:11:ALA:O	35:DO:12:ASP:HB3	2.20	0.40
37:DQ:134:ARG:O	37:DQ:135:ASP:HB3	2.22	0.40
39:DS:14:VAL:HG12	39:DS:15:ARG:N	2.36	0.40
40:DT:16:ARG:H	40:DT:79:HIS:CD2	2.39	0.40
40:DT:29:ARG:NH2	40:DT:46:GLU:OE1	2.55	0.40
43:DW:64:MET:HB3	43:DW:109:GLU:OE1	2.21	0.40
44:DX:52:VAL:O	44:DX:52:VAL:HG12	2.22	0.40
48:D1:6:GLU:HG3	48:D1:61:ARG:O	2.20	0.40

Continued on next page...

Continued from previous page...

Atom-1	Atom-2	Interatomic distance (Å)	Clash overlap (Å)
53:D6:10:LEU:CG	55:D8:34:TRP:CD1	2.95	0.40
55:D8:29:LYS:HB2	55:D8:44:LYS:HG2	2.04	0.40
1:AA:300:A:C2	1:AA:566:G:O6	2.74	0.40
1:AA:392:G:C2	1:AA:393:A:C4	3.10	0.40
1:AA:448:A:OP2	1:AA:485:G:N2	2.48	0.40
1:AA:601:C:O2'	1:AA:602:A:H5'	2.21	0.40
1:AA:622:A:C8	1:AA:623:C:C6	3.09	0.40
1:AA:626:U:H2'	1:AA:627:G:H8	1.81	0.40
1:AA:806:C:H2'	1:AA:807:A:C8	2.43	0.40
1:AA:872:A:C2	1:AA:874:G:C6	3.10	0.40
1:AA:977:A:C2	1:AA:1224:G:C6	3.10	0.40
1:AA:1000:U:O5'	1:AA:1000:U:H6	2.04	0.40
1:AA:1060:C:OP1	14:AN:45:ARG:NH2	2.55	0.40
1:AA:1061:G:O2'	1:AA:1062:U:H5'	2.22	0.40
1:AA:1121:U:C6	1:AA:1122:U:H5	2.40	0.40
1:AA:1270:C:H4'	1:AA:1314:C:H5'	2.03	0.40
1:AA:1373:G:OP1	9:AI:42:ARG:HD2	2.22	0.40
1:AA:1486:G:H2'	1:AA:1487:G:C8	2.56	0.40
4:AD:4:TYR:O	4:AD:5:ILE:HB	2.22	0.40
5:AE:17:ALA:HB2	5:AE:26:PHE:CD2	2.56	0.40
5:AE:42:GLY:HA3	5:AE:65:ASN:O	2.22	0.40
5:AE:94:ALA:HB1	5:AE:98:THR:HG21	2.04	0.40
5:AE:139:LEU:O	5:AE:141:GLN:N	2.54	0.40
9:AI:31:GLN:HE21	9:AI:31:GLN:HB2	1.69	0.40
10:AJ:4:ILE:CG2	10:AJ:5:ARG:N	2.85	0.40
10:AJ:33:GLN:O	10:AJ:75:ILE:HG12	2.21	0.40
10:AJ:51:ARG:CG	10:AJ:61:GLU:H	2.28	0.40
11:AK:38:ASN:N	11:AK:38:ASN:ND2	2.69	0.40
12:AL:87:VAL:HG12	12:AL:89:ASP:N	2.33	0.40
13:AM:7:VAL:HG13	31:BG:113:ARG:HD2	2.03	0.40
13:AM:102:ARG:HH11	13:AM:102:ARG:CB	2.33	0.40
13:AM:102:ARG:HH11	13:AM:102:ARG:CG	2.34	0.40
13:AM:108:ARG:HA	13:AM:108:ARG:NH1	2.29	0.40
14:AN:24:CYS:HB2	14:AN:40:CYS:HB3	2.03	0.40
15:AO:57:LEU:HD23	15:AO:57:LEU:HA	1.90	0.40
15:AO:64:ARG:HG2	15:AO:64:ARG:HH11	1.86	0.40
15:AO:69:TYR:O	15:AO:73:GLU:HG2	2.21	0.40
19:AS:36:ARG:NH2	19:AS:72:GLY:O	2.55	0.40
20:AT:45:GLN:O	20:AT:47:GLY:N	2.55	0.40
22:AV:70:LEU:HD23	22:AV:84:ASP:HA	2.04	0.40
22:AV:108:MET:CE	22:AV:109:THR:H	2.35	0.40

Continued on next page...

Continued from previous page...

Atom-1	Atom-2	Interatomic distance (Å)	Clash overlap (Å)
25:BA:19:C:O2'	25:BA:20:C:H5'	2.21	0.40
25:BA:275:G:H3'	25:BA:275:G:H8	1.86	0.40
25:BA:298:G:O5'	25:BA:298:G:H8	2.03	0.40
25:BA:1000:A:C2	25:BA:1155:A:C4	3.09	0.40
25:BA:1005:C:N3	25:BA:1143:A:C2	2.90	0.40
25:BA:1123:C:H2'	25:BA:1124:C:C6	2.57	0.40
25:BA:1309:G:C6	25:BA:1310:G:C5	3.10	0.40
25:BA:1465:G:C6	25:BA:1466:G:N7	2.90	0.40
25:BA:1570:A:H4'	28:BD:38:LYS:HE2	2.03	0.40
25:BA:1952:A:C4	35:BO:22:ILE:HD12	2.57	0.40
25:BA:2117:A:OP2	25:BA:2117:A:H8	2.04	0.40
25:BA:2200:C:H6	25:BA:2200:C:O5'	2.05	0.40
25:BA:2263:C:H2'	25:BA:2264:C:C6	2.54	0.40
25:BA:2309:A:H2'	25:BA:2310:A:H5'	2.02	0.40
25:BA:2792:G:O2'	25:BA:2793:G:H5'	2.21	0.40
25:BA:2831:G:P	29:BE:58:ARG:HH22	2.44	0.40
27:BC:30:VAL:HG22	27:BC:217:THR:HG22	2.02	0.40
28:BD:92:ILE:N	28:BD:92:ILE:CD1	2.83	0.40
28:BD:120:GLY:HA2	28:BD:121:PRO:HD3	1.89	0.40
28:BD:148:GLU:HB2	28:BD:151:LYS:HD2	2.02	0.40
28:BD:266:SER:C	28:BD:267:SER:O	2.59	0.40
30:BF:143:ALA:HB1	30:BF:148:LEU:HB2	2.02	0.40
31:BG:64:THR:OG1	31:BG:94:LEU:HD11	2.22	0.40
31:BG:136:ARG:O	31:BG:154:GLY:CA	2.69	0.40
33:BI:19:VAL:HG22	33:BI:20:ASP:N	2.36	0.40
33:BI:38:LEU:H	33:BI:38:LEU:CD1	2.19	0.40
35:BO:111:PHE:O	35:BO:114:ILE:HB	2.21	0.40
36:BP:65:ARG:NH2	55:B8:15:LYS:CB	2.78	0.40
37:BQ:64:ILE:HG22	37:BQ:65:PHE:N	2.36	0.40
39:BS:39:ILE:HG12	39:BS:73:LEU:HD11	2.04	0.40
39:BS:93:LYS:O	39:BS:93:LYS:CG	2.69	0.40
40:BT:76:PHE:HA	40:BT:77:PRO:HD3	1.76	0.40
40:BT:85:LYS:HZ2	40:BT:86:ILE:N	2.18	0.40
43:BW:6:ILE:HG22	43:BW:8:ARG:HG2	2.02	0.40
43:BW:21:VAL:C	43:BW:23:LEU:N	2.74	0.40
45:BY:27:VAL:C	45:BY:28:LYS:HE3	2.42	0.40
46:BZ:53:HIS:ND1	46:BZ:100:PRO:HD3	2.37	0.40
46:BZ:165:SER:HB2	46:BZ:167:GLU:H	1.80	0.40
47:B0:55:ASP:O	47:B0:56:PHE:CB	2.66	0.40
48:B1:13:ILE:HD11	48:B1:42:GLN:OE1	2.22	0.40
48:B1:43:TYR:HA	48:B1:44:PRO:HD3	1.93	0.40

Continued on next page...

Continued from previous page...

Atom-1	Atom-2	Interatomic distance (Å)	Clash overlap (Å)
48:B1:52:ARG:O	48:B1:53:VAL:HB	2.22	0.40
53:B6:19:ARG:CD	53:B6:42:TRP:HE1	2.34	0.40
53:B6:41:PRO:O	53:B6:43:CYS:N	2.55	0.40
1:CA:9:G:H2'	1:CA:10:A:H8	1.86	0.40
1:CA:59:A:C5'	1:CA:60:A:C5'	2.99	0.40
1:CA:176:C:H2'	1:CA:177:C:C6	2.56	0.40
1:CA:287:U:O2'	1:CA:288:A:H5'	2.22	0.40
1:CA:297:G:H4'	1:CA:557:G:H4'	2.03	0.40
1:CA:355:C:C4	1:CA:356:A:N7	2.90	0.40
1:CA:441:A:N7	1:CA:442:C:C4	2.90	0.40
1:CA:749:C:H2'	1:CA:750:G:H8	1.86	0.40
1:CA:937:A:N6	1:CA:1345:U:O4	2.49	0.40
1:CA:1001(A):G:C8	1:CA:1002:G:C8	3.09	0.40
1:CA:1038:C:H2'	1:CA:1039:C:C4	2.57	0.40
1:CA:1241:G:C6	1:CA:1242:C:N4	2.89	0.40
1:CA:1363(A):A:C8	1:CA:1365:G:C4	3.10	0.40
1:CA:1474:G:H4'	25:DA:1701:A:N3	2.36	0.40
2:CB:15:VAL:CB	2:CB:209:ARG:HB3	2.50	0.40
2:CB:58:ILE:HD11	2:CB:185:ILE:HG21	2.03	0.40
2:CB:161:ALA:HA	2:CB:183:PRO:O	2.22	0.40
4:CD:49:ARG:HH11	4:CD:49:ARG:HG2	1.86	0.40
4:CD:174:LEU:O	4:CD:186:LEU:HD11	2.21	0.40
4:CD:175:SER:O	4:CD:176:LEU:HB2	2.21	0.40
5:CE:40:ARG:HG2	5:CE:40:ARG:HH11	1.86	0.40
8:CH:109:ILE:HD11	8:CH:120:THR:CG2	2.51	0.40
9:CI:21:PRO:HA	9:CI:59:PHE:CA	2.15	0.40
9:CI:102:LEU:HD22	9:CI:102:LEU:HA	1.84	0.40
10:CJ:5:ARG:O	10:CJ:5:ARG:HG3	2.21	0.40
11:CK:95:ILE:O	11:CK:99:GLN:NE2	2.45	0.40
11:CK:126:ARG:C	11:CK:128:ALA:H	2.24	0.40
14:CN:60:SER:C	14:CN:61:TRP:HE3	2.24	0.40
15:CO:9:GLN:O	15:CO:10:LYS:C	2.60	0.40
15:CO:87:ILE:CG2	15:CO:88:ARG:N	2.71	0.40
20:CT:20:LEU:O	20:CT:22:ARG:N	2.54	0.40
25:DA:19:C:H2'	25:DA:20:C:C6	2.56	0.40
25:DA:109:G:O2'	25:DA:110:G:H5'	2.21	0.40
25:DA:139(A):G:N2	44:DX:44:GLU:OE1	2.54	0.40
25:DA:171:G:P	25:DA:171:G:C8	3.14	0.40
25:DA:271(L):U:O2	25:DA:271(M):G:O6	2.39	0.40
25:DA:278:A:P	25:DA:279:C:C4	3.15	0.40
25:DA:716:A:C2	25:DA:717:G:H1'	2.56	0.40

Continued on next page...

Continued from previous page...

Atom-1	Atom-2	Interatomic distance (Å)	Clash overlap (Å)
25:DA:764:A:C5	28:DD:209:ALA:CB	3.04	0.40
25:DA:833:U:O2'	25:DA:834:C:H5'	2.21	0.40
25:DA:885:C:HO2'	25:DA:886:C:C1'	2.34	0.40
25:DA:957:A:N1	25:DA:2458:G:H4'	2.36	0.40
25:DA:999:U:H2'	25:DA:1000:A:C5'	2.41	0.40
25:DA:1012:U:H3	34:DN:25:ARG:NE	2.19	0.40
25:DA:1246:A:H4'	30:DF:45:ARG:HH12	1.85	0.40
25:DA:1387:C:H2'	25:DA:1388:G:O4'	2.22	0.40
25:DA:1569:A:H2'	25:DA:1570:A:O4'	2.22	0.40
25:DA:1575:C:O2	25:DA:1575:C:H2'	2.21	0.40
25:DA:1620:G:O2'	54:D7:2:LYS:HE3	2.21	0.40
25:DA:1801:G:H3'	25:DA:1802:A:H5'	2.03	0.40
25:DA:2224:G:H4'	25:DA:2226:C:C2	2.56	0.40
25:DA:2262:U:C5	47:D0:16:SER:OG	2.74	0.40
25:DA:2370:G:C6	25:DA:2371:G:C6	3.09	0.40
25:DA:2397:G:C2	25:DA:2420:C:C2	3.10	0.40
25:DA:2679:A:C2	25:DA:2729:G:C2	3.10	0.40
25:DA:2751:G:N3	25:DA:2751:G:H2'	2.36	0.40
26:DB:93:G:P	46:DZ:78:ARG:HH12	2.45	0.40
28:DD:11:PRO:C	28:DD:13:ARG:N	2.73	0.40
28:DD:92:ILE:CD1	28:DD:92:ILE:N	2.82	0.40
29:DE:71:GLY:C	29:DE:73:GLU:N	2.73	0.40
29:DE:134:ILE:HA	29:DE:137:HIS:HD2	1.85	0.40
30:DF:3:GLU:CA	30:DF:24:LEU:CB	2.95	0.40
30:DF:181:LEU:CD1	30:DF:186:ILE:HD11	2.47	0.40
30:DF:197:ASP:C	30:DF:199:TRP:N	2.73	0.40
32:DH:127:GLU:C	32:DH:129:THR:H	2.25	0.40
33:DI:47:LEU:N	33:DI:47:LEU:HD12	2.36	0.40
37:DQ:85:LYS:HE2	47:D0:7:LEU:HD12	2.04	0.40
39:DS:29:PHE:HD2	39:DS:30:ARG:N	2.20	0.40
39:DS:38:GLN:OE1	39:DS:47:THR:HG21	2.22	0.40
39:DS:67:ARG:HH11	39:DS:67:ARG:HG2	1.85	0.40
40:DT:70:VAL:HG12	40:DT:71:GLY:N	2.37	0.40
40:DT:83:ILE:CG1	40:DT:84:GLN:H	2.25	0.40
45:DY:28:LYS:HB3	45:DY:39:VAL:CG2	2.50	0.40
46:DZ:52:ILE:CG2	46:DZ:70:VAL:O	2.69	0.40
48:D1:51:VAL:O	48:D1:57:GLU:O	2.39	0.40
49:D2:38:GLN:HG2	49:D2:38:GLN:H	1.63	0.40
50:D3:4:LEU:CD2	50:D3:6:VAL:HG13	2.51	0.40
50:D3:24:LYS:O	50:D3:24:LYS:HG3	2.20	0.40
54:D7:47:ARG:C	54:D7:48:LYS:HD3	2.42	0.40

Continued on next page...

Continued from previous page...

Atom-1	Atom-2	Interatomic distance (Å)	Clash overlap (Å)
1:AA:328:C:O2	1:AA:328:C:C2'	2.70	0.40
1:AA:348:G:C2'	1:AA:349:A:H5'	2.52	0.40
1:AA:353:A:H5'	1:AA:353:A:C8	2.52	0.40
1:AA:484:G:HO2'	1:AA:485:G:P	2.44	0.40
1:AA:697:U:H2'	1:AA:698:G:C5'	2.51	0.40
1:AA:824:C:H4'	8:AH:1:MET:H1	1.87	0.40
1:AA:1080:A:O3'	5:AE:16:THR:OG1	2.40	0.40
1:AA:1148:U:H2'	1:AA:1149:C:C5'	2.52	0.40
1:AA:1239:A:C4	1:AA:1298:C:N4	2.89	0.40
2:AB:92:TYR:C	2:AB:92:TYR:HD1	2.25	0.40
3:AC:91:LEU:N	3:AC:91:LEU:HD23	2.37	0.40
4:AD:8:VAL:O	4:AD:11:LEU:HG	2.21	0.40
4:AD:64:LEU:HD22	4:AD:198:VAL:HG11	2.04	0.40
4:AD:117:ALA:O	4:AD:118:ARG:C	2.59	0.40
4:AD:126:ILE:C	4:AD:127:THR:HG23	2.41	0.40
6:AF:44:GLY:O	6:AF:59:TYR:HA	2.22	0.40
7:AG:140:ASP:O	7:AG:144:MET:HG2	2.22	0.40
8:AH:6:ILE:C	8:AH:8:ASP:N	2.74	0.40
8:AH:18:ARG:N	8:AH:18:ARG:HD2	2.36	0.40
8:AH:19:VAL:O	8:AH:20:TYR:HB2	2.20	0.40
9:AI:11:LYS:C	9:AI:12:GLU:HG2	2.42	0.40
9:AI:24:GLY:CA	9:AI:57:GLY:O	2.70	0.40
12:AL:51:LYS:N	12:AL:51:LYS:HD2	2.36	0.40
13:AM:66:LEU:HA	13:AM:70:LEU:HB2	2.03	0.40
13:AM:78:ILE:HG13	13:AM:78:ILE:H	1.56	0.40
17:AQ:33:GLY:O	17:AQ:34:LYS:C	2.59	0.40
20:AT:16:HIS:O	20:AT:19:SER:N	2.53	0.40
20:AT:45:GLN:C	20:AT:47:GLY:H	2.25	0.40
23:AW:71:C:H2'	23:AW:72:A:C1'	2.51	0.40
25:BA:152:G:C4	25:BA:175:G:N2	2.90	0.40
25:BA:251:A:C5'	36:BP:51:PHE:CE2	3.04	0.40
25:BA:269:U:O2	25:BA:269:U:H2'	2.21	0.40
25:BA:848:G:C4	25:BA:933:A:H8	2.39	0.40
25:BA:871:U:C5'	37:BQ:69:PHE:CE2	3.05	0.40
25:BA:1023:U:H2'	25:BA:1024:G:H5'	2.04	0.40
25:BA:1251:C:OP1	41:BU:10:ARG:HG3	2.21	0.40
25:BA:1387:C:C2	25:BA:1388:G:C8	3.09	0.40
25:BA:1605:C:H5'	25:BA:1610:A:N6	2.37	0.40
25:BA:1613:G:C2	25:BA:1619:G:C5	3.10	0.40
25:BA:1842:G:O2'	28:BD:253:GLN:OE1	2.38	0.40
25:BA:2061:G:N3	25:BA:2062:A:N7	2.70	0.40

Continued on next page...

Continued from previous page...

Atom-1	Atom-2	Interatomic distance (Å)	Clash overlap (Å)
25:BA:2308:G:H22	31:BG:79:ASN:HB2	1.84	0.40
25:BA:2393:A:H4'	36:BP:60:MET:O	2.22	0.40
25:BA:2508:G:C2	25:BA:2582:G:C6	3.10	0.40
26:BB:6:C:O2'	39:BS:29:PHE:HE1	2.04	0.40
26:BB:66:A:H61	26:BB:108:U:H2'	1.86	0.40
28:BD:45:ASN:OD1	28:BD:46:GLN:N	2.55	0.40
32:BH:81:GLU:HB3	32:BH:83:TYR:HE1	1.85	0.40
33:BI:110:ASP:N	33:BI:130:TYR:OH	2.54	0.40
34:BN:123:TYR:CE1	34:BN:130:HIS:HE1	2.39	0.40
35:BO:69:ILE:N	35:BO:69:ILE:CD1	2.80	0.40
37:BQ:85:LYS:HB3	47:B0:8:SER:N	2.37	0.40
37:BQ:137:TYR:OH	46:BZ:80:ARG:NH2	2.54	0.40
41:BU:36:ARG:O	41:BU:37:GLU:C	2.59	0.40
42:BV:17:GLY:O	42:BV:18:LEU:CB	2.66	0.40
43:BW:70:TYR:O	43:BW:107:LEU:HA	2.21	0.40
44:BX:63:LYS:CB	44:BX:72:LYS:HE3	2.51	0.40
46:BZ:79:ARG:C	46:BZ:81:ARG:N	2.75	0.40
48:B1:46:LEU:H	48:B1:46:LEU:CD2	2.34	0.40
50:B3:29:ARG:N	50:B3:33:GLN:OE1	2.51	0.40
53:B6:12:GLU:HA	53:B6:23:THR:N	2.37	0.40
55:B8:23:VAL:HG13	55:B8:46:ARG:HB3	2.03	0.40
1:CA:247:G:C2	1:CA:248:C:C5	3.10	0.40
1:CA:377:G:O2'	1:CA:378:G:H5'	2.22	0.40
1:CA:540:G:H2'	1:CA:541:G:O4'	2.22	0.40
1:CA:911:U:H2'	1:CA:912:C:C6	2.57	0.40
1:CA:935:A:O2'	1:CA:936:C:H5'	2.21	0.40
1:CA:971:G:C8	1:CA:1365:G:H4'	2.55	0.40
1:CA:1081:G:O2'	1:CA:1082:G:H5'	2.21	0.40
1:CA:1234:C:C1'	1:CA:1364:U:O2	2.69	0.40
2:CB:15:VAL:HG21	2:CB:209:ARG:HH21	1.87	0.40
2:CB:19:HIS:CD2	2:CB:204:ASN:HA	2.56	0.40
2:CB:36:ARG:C	2:CB:38:GLY:H	2.24	0.40
2:CB:44:LEU:O	2:CB:47:THR:HB	2.22	0.40
2:CB:92:TYR:CE1	2:CB:151:GLY:N	2.84	0.40
3:CC:112:SER:HB3	3:CC:115:LEU:HB2	2.03	0.40
4:CD:150:GLU:CD	4:CD:151:LYS:H	2.24	0.40
5:CE:33:VAL:HG22	5:CE:43:LEU:HD12	2.02	0.40
5:CE:63:ARG:H	5:CE:63:ARG:HG3	1.59	0.40
5:CE:66:MET:O	5:CE:67:VAL:HB	2.22	0.40
5:CE:79:GLU:CA	5:CE:91:LEU:O	2.69	0.40
6:CF:73:ASN:O	6:CF:74:ASP:C	2.59	0.40

Continued on next page...

Continued from previous page...

Atom-1	Atom-2	Interatomic distance (Å)	Clash overlap (Å)
8:CH:5:PRO:O	8:CH:8:ASP:N	2.54	0.40
9:CI:53:VAL:HG13	9:CI:95:LYS:HE3	2.02	0.40
10:CJ:26:ALA:HA	10:CJ:29:ARG:NH2	2.25	0.40
10:CJ:27:ALA:HA	10:CJ:30:SER:OG	2.21	0.40
11:CK:17:GLY:C	11:CK:80:VAL:HG12	2.42	0.40
11:CK:30:VAL:HG23	11:CK:68:ALA:HB2	2.03	0.40
11:CK:65:ALA:HB1	11:CK:98:LEU:HD23	2.03	0.40
14:CN:3:ARG:O	14:CN:4:LYS:C	2.60	0.40
15:CO:7:GLU:O	15:CO:9:GLN:N	2.54	0.40
16:CP:67:THR:CG2	16:CP:68:ASP:N	2.85	0.40
17:CQ:51:TYR:HE2	17:CQ:76:LEU:N	2.20	0.40
19:CS:9:VAL:C	19:CS:11:VAL:H	2.25	0.40
22:CV:73:LEU:HD21	22:CV:83:MET:CG	2.52	0.40
22:CV:113:ASP:HB2	22:CV:120:ILE:HG12	2.03	0.40
25:DA:9:U:O2	25:DA:9:U:H2'	2.21	0.40
25:DA:95:G:H4'	49:D2:46:GLN:OE1	2.22	0.40
25:DA:157:U:N3	25:DA:171:G:C6	2.90	0.40
25:DA:257:A:C5	25:DA:258:G:C8	3.09	0.40
25:DA:271(L):U:O2	25:DA:271(L):U:O4'	2.39	0.40
25:DA:272(I):U:C5'	25:DA:272(J):C:OP1	2.67	0.40
25:DA:306:U:C2'	25:DA:307:G:H5'	2.52	0.40
25:DA:431:U:O2'	25:DA:432:A:H5'	2.21	0.40
25:DA:636:G:OP1	36:DP:132:LYS:CB	2.69	0.40
25:DA:698:C:O2'	25:DA:734:A:N6	2.52	0.40
25:DA:729:G:OP2	28:DD:13:ARG:NH1	2.53	0.40
25:DA:864:G:H22	25:DA:867:C:H42	1.69	0.40
25:DA:990:A:N6	25:DA:1186:G:H1'	2.36	0.40
25:DA:997:G:H5'	41:DU:93:LYS:HZ2	1.85	0.40
25:DA:1155:A:H4'	41:DU:55:ARG:NH1	2.36	0.40
25:DA:1208:C:C2'	25:DA:1209:G:H5'	2.51	0.40
25:DA:1239:G:H2'	25:DA:1240:U:O4'	2.21	0.40
25:DA:1251:C:OP1	41:DU:13:LYS:HD2	2.22	0.40
25:DA:1567:A:N7	28:DD:84:TYR:CE2	2.90	0.40
25:DA:1788:C:C2'	25:DA:1789:A:H5'	2.50	0.40
25:DA:2065:C:H1'	25:DA:2449:U:O2	2.21	0.40
25:DA:2417:C:H2'	25:DA:2418:A:C8	2.56	0.40
25:DA:2505:G:O6	25:DA:2576:G:H2'	2.22	0.40
25:DA:2790:A:N3	25:DA:2790:A:C2'	2.85	0.40
26:DB:59:A:C5	26:DB:60:C:C4	3.09	0.40
26:DB:70:C:H2'	26:DB:71:C:C6	2.50	0.40
26:DB:83:G:C2'	26:DB:84:C:H5'	2.51	0.40

Continued on next page...

Continued from previous page...

Atom-1	Atom-2	Interatomic distance (Å)	Clash overlap (Å)
28:DD:132:PRO:HG3	28:DD:190:TYR:CE1	2.57	0.40
31:DG:91:ARG:C	31:DG:91:ARG:CD	2.90	0.40
34:DN:2:LYS:HZ2	41:DU:95:LEU:HG	1.84	0.40
36:DP:9:ASN:H	36:DP:10:PRO:CD	2.33	0.40
36:DP:101:VAL:O	36:DP:103:ALA:O	2.40	0.40
40:DT:124:ASP:C	40:DT:126:ALA:H	2.25	0.40
43:DW:22:ASP:OD2	43:DW:25:ARG:NH2	2.54	0.40
43:DW:40:ASN:O	43:DW:41:LYS:CG	2.66	0.40
44:DX:35:THR:H	44:DX:38:GLU:HB3	1.86	0.40
47:D0:34:GLY:O	47:D0:35:ASN:C	2.60	0.40
49:D2:22:GLU:O	49:D2:25:VAL:N	2.55	0.40
49:D2:51:ARG:HB2	49:D2:55:ARG:NH2	2.36	0.40
50:D3:7:LYS:HB2	50:D3:34:GLU:HG2	2.03	0.40
52:D5:12:SER:C	52:D5:14:ALA:N	2.75	0.40
54:D7:6:GLN:O	54:D7:7:PRO:C	2.60	0.40
55:D8:8:LYS:HG3	55:D8:12:LYS:HE3	2.03	0.40
55:D8:30:ARG:O	55:D8:31:HIS:HB3	2.22	0.40

There are no symmetry-related clashes.

5.3 Torsion angles (i)

5.3.1 Protein backbone (i)

In the following table, the Percentiles column shows the percent Ramachandran outliers of the chain as a percentile score with respect to all X-ray entries followed by that with respect to entries of similar resolution.

The Analysed column shows the number of residues for which the backbone conformation was analysed, and the total number of residues.

Mol	Chain	Analysed	Favoured	Allowed	Outliers	Percentiles
2	AB	233/256 (91%)	128 (55%)	72 (31%)	33 (14%)	0 1
2	CB	233/256 (91%)	138 (59%)	54 (23%)	41 (18%)	0 0
3	AC	205/239 (86%)	106 (52%)	68 (33%)	31 (15%)	0 0
3	CC	205/239 (86%)	134 (65%)	45 (22%)	26 (13%)	0 1
4	AD	206/209 (99%)	124 (60%)	52 (25%)	30 (15%)	0 1
4	CD	206/209 (99%)	132 (64%)	46 (22%)	28 (14%)	0 1
5	AE	149/162 (92%)	107 (72%)	26 (17%)	16 (11%)	0 2

Continued on next page...

Continued from previous page...

Mol	Chain	Analysed	Favoured	Allowed	Outliers	Percentiles	
5	CE	149/162 (92%)	98 (66%)	37 (25%)	14 (9%)	0	3
6	AF	99/101 (98%)	63 (64%)	27 (27%)	9 (9%)	1	4
6	CF	99/101 (98%)	61 (62%)	19 (19%)	19 (19%)	0	0
7	AG	153/156 (98%)	98 (64%)	39 (26%)	16 (10%)	0	3
7	CG	153/156 (98%)	95 (62%)	34 (22%)	24 (16%)	0	0
8	AH	136/138 (99%)	96 (71%)	28 (21%)	12 (9%)	1	4
8	CH	136/138 (99%)	93 (68%)	26 (19%)	17 (12%)	0	1
9	AI	125/128 (98%)	82 (66%)	27 (22%)	16 (13%)	0	1
9	CI	125/128 (98%)	80 (64%)	32 (26%)	13 (10%)	0	3
10	AJ	97/105 (92%)	58 (60%)	29 (30%)	10 (10%)	0	3
10	CJ	97/105 (92%)	59 (61%)	26 (27%)	12 (12%)	0	1
11	AK	117/129 (91%)	88 (75%)	23 (20%)	6 (5%)	2	13
11	CK	117/129 (91%)	86 (74%)	25 (21%)	6 (5%)	2	13
12	AL	123/132 (93%)	84 (68%)	23 (19%)	16 (13%)	0	1
12	CL	123/132 (93%)	86 (70%)	21 (17%)	16 (13%)	0	1
13	AM	118/126 (94%)	72 (61%)	24 (20%)	22 (19%)	0	0
13	CM	118/126 (94%)	72 (61%)	22 (19%)	24 (20%)	0	0
14	AN	58/61 (95%)	34 (59%)	14 (24%)	10 (17%)	0	0
14	CN	58/61 (95%)	33 (57%)	15 (26%)	10 (17%)	0	0
15	AO	86/89 (97%)	58 (67%)	20 (23%)	8 (9%)	0	3
15	CO	86/89 (97%)	55 (64%)	19 (22%)	12 (14%)	0	1
16	AP	82/88 (93%)	46 (56%)	26 (32%)	10 (12%)	0	1
16	CP	82/88 (93%)	46 (56%)	26 (32%)	10 (12%)	0	1
17	AQ	98/105 (93%)	73 (74%)	14 (14%)	11 (11%)	0	2
17	CQ	98/105 (93%)	71 (72%)	19 (19%)	8 (8%)	1	5
18	AR	68/88 (77%)	39 (57%)	17 (25%)	12 (18%)	0	0
18	CR	68/88 (77%)	37 (54%)	26 (38%)	5 (7%)	1	6
19	AS	78/93 (84%)	47 (60%)	16 (20%)	15 (19%)	0	0
19	CS	76/93 (82%)	50 (66%)	16 (21%)	10 (13%)	0	1
20	AT	97/106 (92%)	66 (68%)	18 (19%)	13 (13%)	0	1
20	CT	97/106 (92%)	57 (59%)	27 (28%)	13 (13%)	0	1

Continued on next page...

Continued from previous page...

Mol	Chain	Analysed	Favoured	Allowed	Outliers	Percentiles	
21	AU	23/27 (85%)	12 (52%)	7 (30%)	4 (17%)	0	0
21	CU	23/27 (85%)	13 (56%)	7 (30%)	3 (13%)	0	1
22	AV	172/184 (94%)	124 (72%)	31 (18%)	17 (10%)	0	3
22	CV	172/184 (94%)	126 (73%)	28 (16%)	18 (10%)	0	3
27	BC	222/229 (97%)	165 (74%)	33 (15%)	24 (11%)	0	2
27	DC	216/229 (94%)	141 (65%)	62 (29%)	13 (6%)	1	9
28	BD	272/276 (99%)	194 (71%)	47 (17%)	31 (11%)	0	2
28	DD	272/276 (99%)	187 (69%)	47 (17%)	38 (14%)	0	1
29	BE	203/206 (98%)	130 (64%)	37 (18%)	36 (18%)	0	0
29	DE	203/206 (98%)	122 (60%)	35 (17%)	46 (23%)	0	0
30	BF	206/210 (98%)	136 (66%)	46 (22%)	24 (12%)	0	1
30	DF	206/210 (98%)	123 (60%)	48 (23%)	35 (17%)	0	0
31	BG	179/182 (98%)	118 (66%)	43 (24%)	18 (10%)	0	3
31	DG	179/182 (98%)	109 (61%)	44 (25%)	26 (14%)	0	1
32	BH	166/180 (92%)	98 (59%)	33 (20%)	35 (21%)	0	0
32	DH	158/180 (88%)	80 (51%)	49 (31%)	29 (18%)	0	0
33	BI	144/148 (97%)	84 (58%)	32 (22%)	28 (19%)	0	0
33	DI	144/148 (97%)	74 (51%)	41 (28%)	29 (20%)	0	0
34	BN	137/140 (98%)	104 (76%)	14 (10%)	19 (14%)	0	1
34	DN	137/140 (98%)	79 (58%)	38 (28%)	20 (15%)	0	1
35	BO	120/122 (98%)	91 (76%)	17 (14%)	12 (10%)	0	3
35	DO	120/122 (98%)	100 (83%)	15 (12%)	5 (4%)	3	16
36	BP	144/150 (96%)	71 (49%)	34 (24%)	39 (27%)	0	0
36	DP	144/150 (96%)	69 (48%)	34 (24%)	41 (28%)	0	0
37	BQ	137/141 (97%)	102 (74%)	23 (17%)	12 (9%)	1	4
37	DQ	139/141 (99%)	91 (66%)	35 (25%)	13 (9%)	0	3
38	BR	114/118 (97%)	82 (72%)	21 (18%)	11 (10%)	0	3
38	DR	115/118 (98%)	81 (70%)	17 (15%)	17 (15%)	0	0
39	BS	99/112 (88%)	44 (44%)	25 (25%)	30 (30%)	0	0
39	DS	97/112 (87%)	48 (50%)	25 (26%)	24 (25%)	0	0
40	BT	136/146 (93%)	86 (63%)	21 (15%)	29 (21%)	0	0

Continued on next page...

Continued from previous page...

Mol	Chain	Analysed	Favoured	Allowed	Outliers	Percentiles	
40	DT	136/146 (93%)	72 (53%)	33 (24%)	31 (23%)	0	0
41	BU	115/118 (98%)	74 (64%)	31 (27%)	10 (9%)	1	4
41	DU	115/118 (98%)	75 (65%)	25 (22%)	15 (13%)	0	1
42	BV	99/101 (98%)	68 (69%)	13 (13%)	18 (18%)	0	0
42	DV	99/101 (98%)	57 (58%)	20 (20%)	22 (22%)	0	0
43	BW	111/113 (98%)	75 (68%)	24 (22%)	12 (11%)	0	2
43	DW	111/113 (98%)	82 (74%)	18 (16%)	11 (10%)	0	3
44	BX	92/96 (96%)	64 (70%)	21 (23%)	7 (8%)	1	5
44	DX	91/96 (95%)	64 (70%)	16 (18%)	11 (12%)	0	1
45	BY	99/110 (90%)	38 (38%)	23 (23%)	38 (38%)	0	0
45	DY	99/110 (90%)	39 (39%)	26 (26%)	34 (34%)	0	0
46	BZ	180/206 (87%)	114 (63%)	41 (23%)	25 (14%)	0	1
46	DZ	175/206 (85%)	103 (59%)	46 (26%)	26 (15%)	0	0
47	B0	75/85 (88%)	60 (80%)	13 (17%)	2 (3%)	5	25
47	D0	82/85 (96%)	60 (73%)	15 (18%)	7 (8%)	1	5
48	B1	94/98 (96%)	65 (69%)	15 (16%)	14 (15%)	0	0
48	D1	92/98 (94%)	65 (71%)	17 (18%)	10 (11%)	0	2
49	B2	69/72 (96%)	53 (77%)	9 (13%)	7 (10%)	0	3
49	D2	69/72 (96%)	41 (59%)	17 (25%)	11 (16%)	0	0
50	B3	57/60 (95%)	51 (90%)	5 (9%)	1 (2%)	8	34
50	D3	58/60 (97%)	38 (66%)	13 (22%)	7 (12%)	0	1
51	B4	29/71 (41%)	13 (45%)	9 (31%)	7 (24%)	0	0
51	D4	29/71 (41%)	13 (45%)	9 (31%)	7 (24%)	0	0
52	B5	55/60 (92%)	31 (56%)	10 (18%)	14 (26%)	0	0
52	D5	57/60 (95%)	35 (61%)	11 (19%)	11 (19%)	0	0
53	B6	47/54 (87%)	19 (40%)	13 (28%)	15 (32%)	0	0
53	D6	46/54 (85%)	19 (41%)	11 (24%)	16 (35%)	0	0
54	B7	47/49 (96%)	40 (85%)	7 (15%)	0	100	100
54	D7	47/49 (96%)	37 (79%)	6 (13%)	4 (8%)	1	5
55	B8	61/65 (94%)	36 (59%)	16 (26%)	9 (15%)	0	0
55	D8	60/65 (92%)	37 (62%)	14 (23%)	9 (15%)	0	0

Continued on next page...

Continued from previous page...

Mol	Chain	Analysed	Favoured	Allowed	Outliers	Percentiles
56	B9	34/37 (92%)	24 (71%)	9 (26%)	1 (3%)	4 24
56	D9	34/37 (92%)	31 (91%)	3 (9%)	0	100 100
All	All	12117/12954 (94%)	7729 (64%)	2646 (22%)	1742 (14%)	0 1

All (1742) Ramachandran outliers are listed below:

Mol	Chain	Res	Type
2	AB	15	VAL
2	AB	23	ARG
2	AB	26	PRO
2	AB	75	LYS
2	AB	128	GLU
2	AB	129	GLU
2	AB	150	SER
2	AB	154	LEU
2	AB	195	ASP
2	AB	226	ARG
2	AB	230	VAL
2	AB	234	PRO
3	AC	12	LEU
3	AC	61	ALA
3	AC	101	LEU
3	AC	127	ARG
3	AC	156	ARG
3	AC	207	VAL
4	AD	24	GLU
4	AD	47	ARG
4	AD	123	HIS
4	AD	153	ARG
4	AD	154	ASN
4	AD	156	GLU
4	AD	172	PRO
4	AD	173	TRP
4	AD	208	SER
5	AE	74	GLY
5	AE	146	ALA
6	AF	40	VAL
6	AF	69	GLU
6	AF	70	ASP
6	AF	83	ASP
7	AG	9	VAL

Continued on next page...

Continued from previous page...

Mol	Chain	Res	Type
7	AG	33	ASP
8	AH	44	PHE
8	AH	91	ARG
9	AI	23	ASN
9	AI	44	VAL
9	AI	89	ASN
9	AI	95	LYS
9	AI	105	ASP
10	AJ	57	LYS
10	AJ	82	ILE
11	AK	15	ALA
12	AL	25	LYS
12	AL	42	PRO
12	AL	44	LYS
12	AL	59	SER
12	AL	77	HIS
13	AM	12	ASN
13	AM	60	VAL
13	AM	67	GLU
13	AM	70	LEU
13	AM	83	ASP
13	AM	95	GLY
13	AM	113	PRO
13	AM	116	THR
13	AM	117	VAL
14	AN	16	PHE
14	AN	25	VAL
14	AN	59	ALA
14	AN	60	SER
16	AP	26	ARG
16	AP	28	ARG
16	AP	62	VAL
16	AP	64	ALA
17	AQ	34	LYS
17	AQ	67	LYS
18	AR	20	ALA
18	AR	22	VAL
18	AR	37	VAL
18	AR	44	LEU
18	AR	78	LEU
18	AR	87	ARG
19	AS	10	PHE

Continued on next page...

Continued from previous page...

Mol	Chain	Res	Type
19	AS	28	LYS
19	AS	30	LEU
19	AS	32	LYS
19	AS	79	THR
20	AT	11	SER
20	AT	13	LEU
20	AT	70	SER
20	AT	71	THR
20	AT	95	ALA
20	AT	104	LEU
21	AU	3	LYS
22	AV	50	VAL
22	AV	58	GLU
22	AV	61	GLU
22	AV	85	LEU
22	AV	164	PHE
27	BC	7	ARG
27	BC	124	VAL
27	BC	144	GLY
27	BC	150	ILE
27	BC	183	PRO
27	BC	209	PHE
27	BC	221	PRO
28	BD	12	SER
28	BD	22	SER
28	BD	24	ILE
28	BD	27	THR
28	BD	33	LEU
28	BD	45	ASN
28	BD	52	ARG
28	BD	127	VAL
28	BD	141	VAL
28	BD	245	PRO
28	BD	246	PRO
28	BD	271	ILE
29	BE	54	GLN
29	BE	55	ASN
29	BE	71	GLY
29	BE	72	VAL
29	BE	73	GLU
29	BE	75	VAL
29	BE	76	ARG

Continued on next page...

Continued from previous page...

Mol	Chain	Res	Type
29	BE	77	ILE
29	BE	118	LYS
30	BF	2	LYS
30	BF	3	GLU
30	BF	11	VAL
30	BF	14	PRO
30	BF	20	LEU
30	BF	25	PRO
30	BF	53	THR
30	BF	66	PRO
30	BF	132	VAL
31	BG	30	GLU
31	BG	76	SER
31	BG	82	LEU
31	BG	86	MET
31	BG	87	PRO
31	BG	117	PHE
31	BG	149	VAL
32	BH	12	PRO
32	BH	13	LYS
32	BH	21	PRO
32	BH	42	ARG
32	BH	45	VAL
32	BH	47	GLU
32	BH	56	SER
32	BH	71	LEU
32	BH	83	TYR
32	BH	98	LEU
32	BH	138	LYS
32	BH	154	PRO
32	BH	155	SER
32	BH	165	ALA
33	BI	15	VAL
33	BI	94	ALA
33	BI	106	GLY
33	BI	115	ALA
33	BI	117	GLU
33	BI	133	HIS
33	BI	145	VAL
34	BN	3	THR
34	BN	57	ALA
34	BN	58	ASP

Continued on next page...

Continued from previous page...

Mol	Chain	Res	Type
34	BN	62	VAL
34	BN	63	THR
34	BN	68	GLU
34	BN	77	GLY
34	BN	93	THR
34	BN	126	PRO
35	BO	48	PRO
35	BO	52	VAL
36	BP	9	ASN
36	BP	11	GLY
36	BP	17	LYS
36	BP	18	ARG
36	BP	31	ALA
36	BP	35	HIS
36	BP	47	ASP
36	BP	48	PRO
36	BP	56	SER
36	BP	57	THR
36	BP	58	THR
36	BP	65	ARG
36	BP	98	GLU
36	BP	106	LEU
36	BP	107	LYS
36	BP	108	LYS
36	BP	146	VAL
36	BP	147	LEU
36	BP	148	LEU
37	BQ	2	LEU
37	BQ	21	THR
37	BQ	27	VAL
38	BR	4	LEU
38	BR	6	SER
38	BR	9	LYS
39	BS	23	ARG
39	BS	51	ALA
39	BS	58	LEU
39	BS	59	LYS
39	BS	62	LYS
39	BS	83	LYS
39	BS	88	ASP
39	BS	93	LYS
39	BS	102	ALA

Continued on next page...

Continued from previous page...

Mol	Chain	Res	Type
39	BS	103	GLU
39	BS	105	ALA
39	BS	107	GLU
40	BT	3	ARG
40	BT	17	THR
40	BT	24	PRO
40	BT	27	THR
40	BT	30	VAL
40	BT	39	ARG
40	BT	40	THR
40	BT	80	SER
40	BT	88	ILE
40	BT	94	ALA
40	BT	107	ASP
40	BT	115	ARG
41	BU	90	VAL
41	BU	91	ASP
41	BU	98	LEU
42	BV	16	PRO
42	BV	18	LEU
42	BV	19	LYS
42	BV	29	PRO
42	BV	31	ALA
42	BV	35	LEU
42	BV	46	VAL
42	BV	49	THR
42	BV	50	PRO
42	BV	53	GLU
42	BV	54	GLY
43	BW	11	ARG
43	BW	63	ASP
43	BW	111	HIS
44	BX	4	ALA
44	BX	34	ALA
44	BX	40	LYS
45	BY	7	VAL
45	BY	17	SER
45	BY	38	ILE
45	BY	42	VAL
45	BY	51	VAL
45	BY	52	SER
45	BY	56	PRO

Continued on next page...

Continued from previous page...

Mol	Chain	Res	Type
45	BY	60	PHE
45	BY	66	PRO
45	BY	77	PRO
45	BY	78	ALA
45	BY	90	LEU
45	BY	91	GLU
45	BY	92	ASN
45	BY	98	VAL
45	BY	99	CYS
45	BY	101	LYS
46	BZ	79	ARG
46	BZ	95	VAL
46	BZ	110	VAL
46	BZ	151	ALA
46	BZ	153	ASP
46	BZ	167	GLU
48	B1	30	VAL
48	B1	50	ARG
48	B1	58	ILE
48	B1	78	LYS
48	B1	86	SER
49	B2	43	GLN
49	B2	44	LEU
49	B2	47	ASN
49	B2	48	HIS
51	B4	42	CYS
51	B4	52	SER
51	B4	61	VAL
52	B5	4	HIS
52	B5	32	PRO
52	B5	38	ALA
52	B5	49	CYS
52	B5	56	LYS
52	B5	57	VAL
53	B6	15	GLU
53	B6	19	ARG
53	B6	20	ASN
53	B6	28	ARG
53	B6	29	ASN
53	B6	46	HIS
53	B6	48	VAL
53	B6	49	HIS

Continued on next page...

Continued from previous page...

Mol	Chain	Res	Type
55	B8	3	LYS
55	B8	33	ASN
55	B8	34	TRP
2	CB	9	GLU
2	CB	15	VAL
2	CB	18	GLY
2	CB	20	GLU
2	CB	77	ALA
2	CB	105	PHE
2	CB	106	LYS
2	CB	128	GLU
2	CB	143	GLU
2	CB	150	SER
2	CB	159	PRO
2	CB	167	PRO
2	CB	189	ASP
2	CB	195	ASP
2	CB	238	LEU
2	CB	239	VAL
2	CB	240	GLN
3	CC	62	ASP
3	CC	97	LYS
3	CC	101	LEU
3	CC	190	ARG
4	CD	4	TYR
4	CD	29	PRO
4	CD	77	ASN
4	CD	164	ALA
4	CD	178	VAL
4	CD	189	PRO
4	CD	191	ARG
4	CD	208	SER
5	CE	12	LEU
5	CE	26	PHE
5	CE	27	ARG
6	CF	42	GLU
6	CF	50	TYR
6	CF	62	TRP
6	CF	71	ARG
6	CF	81	ILE
6	CF	87	ARG
7	CG	7	ALA

Continued on next page...

Continued from previous page...

Mol	Chain	Res	Type
7	CG	11	GLN
7	CG	12	LEU
7	CG	15	ASP
7	CG	56	GLN
7	CG	77	SER
8	CH	3	THR
9	CI	10	ARG
9	CI	21	PRO
9	CI	54	ASP
9	CI	105	ASP
9	CI	109	VAL
10	CJ	38	ILE
10	CJ	57	LYS
10	CJ	84	GLN
10	CJ	92	THR
11	CK	117	ASN
12	CL	14	LYS
12	CL	20	LYS
12	CL	23	ALA
12	CL	44	LYS
12	CL	59	SER
12	CL	124	GLU
13	CM	12	ASN
13	CM	14	ARG
13	CM	15	VAL
13	CM	63	THR
13	CM	67	GLU
13	CM	70	LEU
13	CM	83	ASP
13	CM	113	PRO
14	CN	14	PRO
14	CN	16	PHE
14	CN	25	VAL
15	CO	73	GLU
16	CP	19	ILE
16	CP	26	ARG
16	CP	64	ALA
17	CQ	31	LEU
17	CQ	33	GLY
17	CQ	34	LYS
18	CR	51	LEU
18	CR	87	ARG

Continued on next page...

Continued from previous page...

Mol	Chain	Res	Type
19	CS	5	LEU
19	CS	10	PHE
19	CS	61	TYR
19	CS	62	ILE
19	CS	80	TYR
20	CT	47	GLY
20	CT	49	ALA
22	CV	9	PRO
22	CV	84	ASP
22	CV	85	LEU
22	CV	90	GLN
22	CV	162	PRO
27	DC	93	ASP
28	DD	3	VAL
28	DD	21	PHE
28	DD	24	ILE
28	DD	27	THR
28	DD	31	LYS
28	DD	33	LEU
28	DD	34	VAL
28	DD	35	LYS
28	DD	57	GLY
28	DD	127	VAL
28	DD	198	ASN
28	DD	199	ALA
28	DD	271	ILE
28	DD	272	ALA
29	DE	4	ILE
29	DE	35	GLN
29	DE	53	PRO
29	DE	55	ASN
29	DE	59	VAL
29	DE	61	ARG
29	DE	69	LYS
29	DE	72	VAL
29	DE	77	ILE
29	DE	82	ARG
29	DE	88	GLY
29	DE	93	VAL
29	DE	118	LYS
29	DE	132	HIS
29	DE	133	LYS

Continued on next page...

Continued from previous page...

Mol	Chain	Res	Type
29	DE	157	ALA
29	DE	174	ASP
29	DE	186	GLY
29	DE	197	ILE
30	DF	2	LYS
30	DF	3	GLU
30	DF	19	GLU
30	DF	20	LEU
30	DF	21	ALA
30	DF	25	PRO
30	DF	69	HIS
30	DF	89	VAL
30	DF	127	GLU
30	DF	132	VAL
30	DF	133	ASN
30	DF	158	THR
30	DF	167	ALA
30	DF	195	ASP
31	DG	14	GLU
31	DG	45	GLU
31	DG	81	LYS
31	DG	82	LEU
31	DG	86	MET
31	DG	87	PRO
31	DG	99	MET
31	DG	110	ALA
31	DG	117	PHE
31	DG	145	THR
31	DG	153	ARG
32	DH	47	GLU
32	DH	55	PRO
32	DH	56	SER
32	DH	138	LYS
32	DH	156	ALA
32	DH	158	HIS
32	DH	159	GLU
32	DH	165	ALA
32	DH	170	ARG
33	DI	75	LEU
33	DI	77	LEU
33	DI	85	GLU
33	DI	87	LYS

Continued on next page...

Continued from previous page...

Mol	Chain	Res	Type
33	DI	88	ILE
33	DI	89	TYR
33	DI	107	VAL
33	DI	120	ILE
33	DI	133	HIS
34	DN	42	TRP
34	DN	58	ASP
34	DN	68	GLU
34	DN	77	GLY
34	DN	93	THR
34	DN	132	ALA
35	DO	48	PRO
35	DO	89	ASN
35	DO	111	PHE
36	DP	10	PRO
36	DP	14	LYS
36	DP	31	ALA
36	DP	46	LYS
36	DP	49	ARG
36	DP	57	THR
36	DP	58	THR
36	DP	83	VAL
36	DP	108	LYS
36	DP	111	ARG
36	DP	119	GLU
36	DP	122	PRO
36	DP	134	ALA
37	DQ	2	LEU
37	DQ	13	GLN
37	DQ	47	ILE
37	DQ	63	LYS
37	DQ	135	ASP
37	DQ	138	ASP
38	DR	12	ARG
38	DR	14	SER
38	DR	59	ASP
38	DR	82	GLU
39	DS	18	ILE
39	DS	44	LYS
39	DS	53	SER
39	DS	57	LYS
39	DS	58	LEU

Continued on next page...

Continued from previous page...

Mol	Chain	Res	Type
39	DS	59	LYS
39	DS	62	LYS
39	DS	90	GLY
39	DS	92	TYR
39	DS	97	ARG
39	DS	103	GLU
40	DT	24	PRO
40	DT	26	ASP
40	DT	29	ARG
40	DT	30	VAL
40	DT	31	SER
40	DT	40	THR
40	DT	80	SER
40	DT	90	GLN
40	DT	94	ALA
40	DT	101	PHE
40	DT	107	ASP
40	DT	131	ALA
41	DU	74	LEU
41	DU	89	GLU
41	DU	92	ARG
41	DU	99	ALA
42	DV	16	PRO
42	DV	29	PRO
42	DV	30	GLY
42	DV	46	VAL
42	DV	47	VAL
42	DV	55	ALA
43	DW	11	ARG
43	DW	35	ILE
43	DW	67	ASP
43	DW	93	ALA
43	DW	110	LYS
44	DX	12	VAL
44	DX	40	LYS
44	DX	41	ASN
44	DX	57	LEU
45	DY	5	MET
45	DY	7	VAL
45	DY	9	LYS
45	DY	17	SER
45	DY	41	GLY

Continued on next page...

Continued from previous page...

Mol	Chain	Res	Type
45	DY	44	ILE
45	DY	47	LYS
45	DY	48	ALA
45	DY	53	PRO
45	DY	55	TYR
45	DY	56	PRO
45	DY	67	LEU
45	DY	77	PRO
45	DY	78	ALA
45	DY	79	CYS
45	DY	82	PRO
46	DZ	4	LEU
46	DZ	29	ASN
46	DZ	30	ARG
46	DZ	40	LEU
46	DZ	64	GLN
46	DZ	92	ASP
46	DZ	110	VAL
46	DZ	135	PHE
46	DZ	151	ALA
46	DZ	163	ALA
46	DZ	164	VAL
47	D0	41	ARG
47	D0	55	ARG
48	D1	30	VAL
48	D1	51	VAL
48	D1	52	ARG
48	D1	58	ILE
49	D2	43	GLN
49	D2	47	ASN
49	D2	48	HIS
50	D3	2	PRO
50	D3	56	VAL
51	D4	59	VAL
51	D4	65	CYS
52	D5	4	HIS
52	D5	32	PRO
52	D5	33	CYS
52	D5	49	CYS
52	D5	51	TYR
52	D5	57	VAL
53	D6	17	LYS

Continued on next page...

Continued from previous page...

Mol	Chain	Res	Type
53	D6	19	ARG
53	D6	20	ASN
53	D6	28	ARG
53	D6	30	THR
53	D6	34	LEU
53	D6	41	PRO
53	D6	44	ARG
53	D6	46	HIS
53	D6	51	GLU
53	D6	52	VAL
55	D8	34	TRP
55	D8	61	LEU
2	AB	9	GLU
2	AB	18	GLY
2	AB	61	LEU
2	AB	97	TRP
2	AB	141	GLU
2	AB	142	LEU
3	AC	18	TRP
3	AC	47	LEU
3	AC	48	TYR
3	AC	66	VAL
3	AC	89	GLU
3	AC	104	GLN
3	AC	141	VAL
3	AC	189	ALA
4	AD	3	ARG
4	AD	4	TYR
4	AD	25	ARG
4	AD	44	GLY
4	AD	91	SER
4	AD	147	ALA
4	AD	155	LEU
4	AD	171	GLY
6	AF	39	LYS
6	AF	43	LEU
7	AG	6	ARG
7	AG	17	VAL
7	AG	32	ARG
7	AG	46	ALA
7	AG	58	PRO
7	AG	113	GLU

Continued on next page...

Continued from previous page...

Mol	Chain	Res	Type
8	AH	53	VAL
8	AH	87	SER
8	AH	107	LEU
9	AI	33	PHE
9	AI	35	GLU
9	AI	46	ALA
9	AI	61	ALA
9	AI	74	ILE
10	AJ	36	GLY
10	AJ	70	ARG
12	AL	3	THR
12	AL	24	LEU
12	AL	38	ARG
12	AL	74	LEU
13	AM	59	TYR
13	AM	71	ARG
13	AM	80	ARG
13	AM	91	ARG
13	AM	112	GLY
14	AN	24	CYS
14	AN	28	GLY
14	AN	29	ARG
15	AO	81	LEU
15	AO	86	GLY
16	AP	20	VAL
16	AP	29	ASP
16	AP	83	GLU
17	AQ	66	SER
17	AQ	68	ARG
17	AQ	80	GLY
18	AR	23	LYS
18	AR	83	GLU
19	AS	37	ARG
19	AS	80	TYR
20	AT	74	LYS
20	AT	84	LEU
20	AT	86	ARG
21	AU	9	ARG
21	AU	23	PRO
22	AV	5	THR
22	AV	48	ALA
22	AV	95	ARG

Continued on next page...

Continued from previous page...

Mol	Chain	Res	Type
22	AV	127	VAL
27	BC	68	GLY
27	BC	93	ASP
27	BC	108	TRP
27	BC	109	MET
27	BC	131	ILE
28	BD	3	VAL
28	BD	26	LYS
28	BD	35	LYS
28	BD	58	HIS
28	BD	267	SER
29	BE	17	ASP
29	BE	29	GLY
29	BE	45	THR
29	BE	60	ASN
29	BE	69	LYS
29	BE	89	ASP
29	BE	93	VAL
29	BE	117	MET
29	BE	159	HIS
29	BE	174	ASP
29	BE	187	ALA
30	BF	21	ALA
30	BF	35	GLU
30	BF	57	VAL
30	BF	115	ALA
30	BF	131	GLY
30	BF	134	GLY
30	BF	143	ALA
31	BG	81	LYS
31	BG	104	GLU
31	BG	115	ARG
31	BG	124	SER
31	BG	126	ASP
32	BH	84	SER
32	BH	92	ILE
32	BH	133	VAL
32	BH	168	PRO
33	BI	14	ASP
33	BI	16	GLY
33	BI	29	TYR
33	BI	77	LEU

Continued on next page...

Continued from previous page...

Mol	Chain	Res	Type
33	BI	80	PRO
33	BI	81	VAL
33	BI	113	ARG
34	BN	5	VAL
34	BN	8	GLN
34	BN	133	GLN
34	BN	135	PRO
35	BO	26	LYS
35	BO	27	GLY
35	BO	62	VAL
35	BO	89	ASN
36	BP	14	LYS
36	BP	25	SER
36	BP	49	ARG
36	BP	82	GLY
36	BP	110	TYR
36	BP	111	ARG
36	BP	141	ALA
37	BQ	18	LYS
37	BQ	47	ILE
37	BQ	62	GLY
37	BQ	88	GLY
37	BQ	134	ARG
38	BR	8	ARG
38	BR	10	LEU
38	BR	82	GLU
39	BS	44	LYS
39	BS	53	SER
39	BS	77	ALA
39	BS	78	LEU
39	BS	79	ALA
39	BS	90	GLY
39	BS	96	GLY
39	BS	97	ARG
39	BS	104	GLY
40	BT	2	ASN
40	BT	28	VAL
40	BT	29	ARG
40	BT	33	LYS
40	BT	41	ARG
40	BT	42	ILE
40	BT	81	PRO

Continued on next page...

Continued from previous page...

Mol	Chain	Res	Type
40	BT	82	LEU
40	BT	101	PHE
40	BT	129	ARG
40	BT	136	GLN
41	BU	25	TRP
41	BU	28	ARG
41	BU	32	PHE
41	BU	92	ARG
42	BV	4	ILE
42	BV	44	LYS
42	BV	79	VAL
43	BW	10	VAL
43	BW	40	ASN
44	BX	24	GLY
45	BY	3	VAL
45	BY	5	MET
45	BY	27	VAL
45	BY	33	LYS
45	BY	39	VAL
45	BY	44	ILE
45	BY	49	VAL
45	BY	80	GLY
45	BY	87	LYS
46	BZ	29	ASN
46	BZ	33	ASN
46	BZ	46	VAL
46	BZ	47	PHE
46	BZ	64	GLN
46	BZ	111	ARG
46	BZ	120	HIS
46	BZ	164	VAL
46	BZ	182	LEU
48	B1	51	VAL
48	B1	79	GLY
48	B1	84	GLY
48	B1	90	ILE
49	B2	42	GLY
52	B5	12	SER
52	B5	52	TYR
53	B6	51	GLU
55	B8	8	LYS
55	B8	31	HIS

Continued on next page...

Continued from previous page...

Mol	Chain	Res	Type
55	B8	56	GLU
55	B8	61	LEU
2	CB	97	TRP
2	CB	98	LEU
2	CB	101	MET
2	CB	104	ASN
2	CB	122	PHE
2	CB	168	THR
2	CB	194	PRO
2	CB	228	GLY
3	CC	4	LYS
3	CC	16	ARG
3	CC	81	GLY
3	CC	145	GLY
3	CC	156	ARG
3	CC	160	ALA
3	CC	167	TRP
3	CC	185	GLY
3	CC	189	ALA
3	CC	207	VAL
4	CD	26	CYS
4	CD	30	LYS
4	CD	56	VAL
4	CD	78	LEU
4	CD	90	GLY
4	CD	153	ARG
5	CE	110	LEU
5	CE	146	ALA
6	CF	13	ASN
6	CF	39	LYS
6	CF	41	GLU
6	CF	80	ARG
6	CF	83	ASP
7	CG	16	LEU
7	CG	33	ASP
8	CH	2	LEU
8	CH	98	LYS
8	CH	121	ASP
9	CI	121	ARG
10	CJ	70	ARG
10	CJ	82	ILE
10	CJ	86	MET

Continued on next page...

Continued from previous page...

Mol	Chain	Res	Type
11	CK	88	GLY
11	CK	118	GLY
12	CL	24	LEU
12	CL	61	TYR
12	CL	76	GLU
12	CL	88	LYS
13	CM	4	ILE
13	CM	48	LEU
13	CM	60	VAL
13	CM	90	LEU
13	CM	91	ARG
13	CM	100	GLY
13	CM	114	ARG
14	CN	7	ILE
14	CN	24	CYS
14	CN	28	GLY
14	CN	59	ALA
15	CO	79	ARG
16	CP	30	GLY
16	CP	53	VAL
17	CQ	78	GLU
17	CQ	80	GLY
18	CR	37	VAL
19	CS	26	GLY
19	CS	31	ILE
19	CS	67	VAL
20	CT	19	SER
20	CT	62	LEU
20	CT	69	GLY
20	CT	71	THR
20	CT	90	GLN
20	CT	103	GLY
22	CV	3	SER
22	CV	48	ALA
22	CV	56	SER
22	CV	127	VAL
22	CV	134	ASP
27	DC	54	ARG
27	DC	108	TRP
27	DC	202	PRO
27	DC	215	VAL
28	DD	42	GLY

Continued on next page...

Continued from previous page...

Mol	Chain	Res	Type
28	DD	51	VAL
28	DD	74	GLY
28	DD	197	GLY
28	DD	206	LEU
28	DD	241	PRO
28	DD	273	ARG
29	DE	2	LYS
29	DE	54	GLN
29	DE	57	LYS
29	DE	60	ASN
29	DE	71	GLY
29	DE	75	VAL
29	DE	76	ARG
29	DE	154	LYS
29	DE	190	GLY
30	DF	4	VAL
30	DF	7	TYR
30	DF	16	GLY
30	DF	84	VAL
30	DF	146	ALA
31	DG	24	GLY
31	DG	63	ILE
31	DG	70	VAL
31	DG	100	TRP
31	DG	126	ASP
31	DG	144	ILE
31	DG	154	GLY
31	DG	172	LEU
32	DH	21	PRO
32	DH	39	PRO
32	DH	46	GLU
32	DH	83	TYR
32	DH	108	GLY
32	DH	119	GLU
33	DI	11	ASN
33	DI	65	ALA
33	DI	66	GLU
33	DI	126	TYR
33	DI	144	VAL
34	DN	4	TYR
34	DN	57	ALA
34	DN	127	ASP

Continued on next page...

Continued from previous page...

Mol	Chain	Res	Type
35	DO	5	GLN
36	DP	11	GLY
36	DP	23	PRO
36	DP	36	LYS
36	DP	38	GLN
36	DP	59	LEU
36	DP	64	LYS
36	DP	67	MET
36	DP	98	GLU
36	DP	107	LYS
36	DP	110	TYR
36	DP	116	GLY
36	DP	146	VAL
36	DP	149	GLU
37	DQ	29	PHE
37	DQ	48	GLU
38	DR	88	ARG
38	DR	93	GLY
38	DR	107	ASP
39	DS	22	GLY
39	DS	23	ARG
39	DS	94	TYR
40	DT	9	LEU
40	DT	11	GLU
40	DT	28	VAL
40	DT	33	LYS
40	DT	85	LYS
40	DT	102	ILE
40	DT	135	ALA
41	DU	26	GLY
41	DU	62	ILE
41	DU	90	VAL
42	DV	2	PHE
42	DV	50	PRO
42	DV	53	GLU
42	DV	67	GLY
42	DV	71	LEU
42	DV	100	ARG
43	DW	63	ASP
43	DW	66	GLU
43	DW	69	LEU
44	DX	4	ALA

Continued on next page...

Continued from previous page...

Mol	Chain	Res	Type
44	DX	93	GLU
45	DY	3	VAL
45	DY	29	GLU
45	DY	35	TYR
45	DY	38	ILE
45	DY	39	VAL
45	DY	90	LEU
45	DY	99	CYS
46	DZ	20	ALA
46	DZ	52	ILE
47	D0	8	GLY
47	D0	17	GLN
47	D0	64	ASP
47	D0	74	ARG
48	D1	7	ILE
48	D1	64	ALA
48	D1	84	GLY
48	D1	95	LEU
49	D2	42	GLY
49	D2	44	LEU
50	D3	39	ASP
50	D3	52	HIS
51	D4	58	TYR
51	D4	61	VAL
52	D5	38	ALA
54	D7	32	LYS
55	D8	7	HIS
55	D8	8	LYS
2	AB	20	GLU
2	AB	95	GLN
2	AB	202	PRO
2	AB	239	VAL
3	AC	22	TRP
3	AC	110	ASN
3	AC	150	LYS
3	AC	179	ARG
3	AC	181	ASN
3	AC	190	ARG
4	AD	93	PHE
4	AD	200	GLU
5	AE	8	GLU
5	AE	73	ASN

Continued on next page...

Continued from previous page...

Mol	Chain	Res	Type
5	AE	140	ARG
6	AF	88	VAL
7	AG	45	ASP
7	AG	146	GLU
7	AG	153	HIS
8	AH	41	ARG
8	AH	55	GLY
8	AH	123	GLU
8	AH	133	LEU
9	AI	58	HIS
9	AI	107	ARG
10	AJ	86	MET
10	AJ	93	GLY
11	AK	90	GLY
11	AK	99	GLN
12	AL	14	LYS
12	AL	76	GLU
12	AL	124	GLU
13	AM	7	VAL
13	AM	48	LEU
13	AM	49	THR
13	AM	85	GLY
14	AN	52	GLN
16	AP	61	SER
17	AQ	3	LYS
17	AQ	31	LEU
17	AQ	78	GLU
17	AQ	96	GLU
18	AR	25	THR
19	AS	15	LEU
19	AS	33	THR
19	AS	39	THR
19	AS	48	THR
20	AT	93	GLU
22	AV	76	GLU
27	BC	23	ILE
27	BC	69	LEU
27	BC	97	GLY
27	BC	164	PHE
28	BD	13	ARG
28	BD	206	LEU
28	BD	224	ALA

Continued on next page...

Continued from previous page...

Mol	Chain	Res	Type
28	BD	242	ARG
29	BE	2	LYS
29	BE	49	LEU
29	BE	82	ARG
29	BE	132	HIS
29	BE	135	HIS
29	BE	138	PRO
29	BE	154	LYS
30	BF	19	GLU
30	BF	84	VAL
31	BG	127	GLY
32	BH	20	ALA
32	BH	39	PRO
32	BH	40	GLU
32	BH	97	ARG
32	BH	137	ASP
33	BI	42	SER
33	BI	62	LYS
33	BI	91	SER
33	BI	111	PRO
33	BI	112	LYS
33	BI	122	GLU
34	BN	19	GLU
36	BP	10	PRO
36	BP	30	THR
36	BP	40	SER
36	BP	97	PRO
36	BP	137	LYS
37	BQ	13	GLN
37	BQ	22	LYS
37	BQ	135	ASP
38	BR	59	ASP
39	BS	14	VAL
39	BS	56	LEU
39	BS	57	LYS
39	BS	87	PHE
39	BS	89	ARG
39	BS	94	TYR
40	BT	13	ARG
40	BT	32	TYR
40	BT	131	ALA
41	BU	97	ASP

Continued on next page...

Continued from previous page...

Mol	Chain	Res	Type
41	BU	111	GLU
42	BV	40	LEU
43	BW	67	ASP
44	BX	41	ASN
45	BY	9	LYS
45	BY	26	LYS
45	BY	53	PRO
45	BY	57	GLN
45	BY	96	ILE
46	BZ	80	ARG
46	BZ	109	GLY
46	BZ	119	ILE
46	BZ	157	PRO
48	B1	27	GLU
48	B1	28	GLY
48	B1	53	VAL
48	B1	54	ALA
51	B4	43	GLY
51	B4	46	ASN
51	B4	59	VAL
52	B5	17	ASP
52	B5	23	HIS
53	B6	17	LYS
53	B6	26	ASN
53	B6	31	PRO
53	B6	35	GLU
55	B8	51	ALA
55	B8	63	PRO
2	CB	25	ASN
2	CB	158	LEU
2	CB	176	GLU
2	CB	234	PRO
3	CC	63	ASN
3	CC	100	ALA
3	CC	181	ASN
4	CD	5	ILE
4	CD	27	TYR
4	CD	47	ARG
4	CD	99	SER
4	CD	131	ARG
4	CD	156	GLU
4	CD	163	GLU

Continued on next page...

Continued from previous page...

Mol	Chain	Res	Type
4	CD	186	LEU
5	CE	96	PRO
5	CE	142	LEU
6	CF	69	GLU
6	CF	70	ASP
6	CF	72	VAL
6	CF	82	ARG
6	CF	100	ASN
7	CG	29	LYS
7	CG	31	MET
7	CG	58	PRO
7	CG	62	PHE
7	CG	100	ALA
7	CG	155	ARG
8	CH	25	ASP
8	CH	26	VAL
9	CI	9	ARG
9	CI	57	GLY
12	CL	74	LEU
12	CL	86	ARG
13	CM	16	ASP
13	CM	97	PRO
14	CN	19	ARG
14	CN	26	ARG
15	CO	12	ILE
15	CO	28	GLN
16	CP	4	ILE
16	CP	28	ARG
17	CQ	68	ARG
18	CR	50	ILE
20	CT	61	SER
20	CT	97	ALA
21	CU	25	LYS
22	CV	44	LEU
22	CV	154	GLU
22	CV	168	GLY
27	DC	149	ASN
27	DC	173	HIS
28	DD	36	PRO
28	DD	156	ALA
28	DD	239	ARG
28	DD	242	ARG

Continued on next page...

Continued from previous page...

Mol	Chain	Res	Type
28	DD	246	PRO
29	DE	29	GLY
29	DE	46	ALA
29	DE	66	HIS
29	DE	108	SER
29	DE	119	ARG
29	DE	131	ALA
29	DE	185	LYS
29	DE	189	PRO
30	DF	5	ALA
30	DF	42	ALA
30	DF	54	ARG
30	DF	72	ARG
30	DF	94	PRO
30	DF	145	GLU
30	DF	165	ARG
31	DG	32	PRO
31	DG	115	ARG
32	DH	13	LYS
32	DH	20	ALA
32	DH	85	LYS
33	DI	23	PRO
33	DI	50	ARG
33	DI	83	ALA
33	DI	99	GLU
33	DI	101	LEU
33	DI	137	PRO
34	DN	44	PRO
34	DN	66	LYS
34	DN	119	ARG
34	DN	133	GLN
34	DN	135	PRO
36	DP	25	SER
36	DP	32	THR
36	DP	47	ASP
36	DP	52	GLU
36	DP	55	ARG
36	DP	56	SER
36	DP	63	PRO
36	DP	106	LEU
37	DQ	105	GLU
37	DQ	136	ALA

Continued on next page...

Continued from previous page...

Mol	Chain	Res	Type
38	DR	102	GLU
39	DS	105	ALA
40	DT	25	GLY
40	DT	27	THR
40	DT	92	GLY
40	DT	129	ARG
40	DT	137	LYS
41	DU	12	ARG
41	DU	13	LYS
41	DU	19	LYS
41	DU	53	ARG
41	DU	54	LYS
41	DU	72	HIS
41	DU	93	LYS
42	DV	23	GLU
42	DV	24	LYS
42	DV	40	LEU
43	DW	45	TYR
44	DX	22	ALA
45	DY	8	LYS
45	DY	50	ARG
45	DY	52	SER
46	DZ	38	VAL
46	DZ	62	ASP
46	DZ	80	ARG
46	DZ	127	VAL
46	DZ	150	HIS
46	DZ	165	SER
46	DZ	176	PRO
48	D1	85	LEU
49	D2	58	ALA
50	D3	13	ILE
51	D4	44	CYS
52	D5	43	HIS
53	D6	23	THR
53	D6	29	ASN
53	D6	33	LYS
55	D8	3	LYS
55	D8	31	HIS
2	AB	44	LEU
2	AB	81	VAL
2	AB	194	PRO

Continued on next page...

Continued from previous page...

Mol	Chain	Res	Type
2	AB	229	VAL
3	AC	29	TYR
3	AC	55	VAL
3	AC	88	ARG
3	AC	131	ARG
3	AC	206	GLU
4	AD	14	ARG
4	AD	73	ARG
4	AD	88	VAL
5	AE	49	PRO
5	AE	77	PRO
5	AE	105	VAL
5	AE	128	PRO
5	AE	129	ILE
5	AE	153	LYS
7	AG	12	LEU
7	AG	109	ASN
9	AI	54	ASP
9	AI	104	ARG
10	AJ	59	SER
10	AJ	84	GLN
11	AK	127	LYS
13	AM	87	TYR
13	AM	106	ASN
15	AO	28	GLN
17	AQ	83	ASP
18	AR	21	LYS
19	AS	73	GLU
19	AS	78	ARG
20	AT	46	GLU
22	AV	105	LYS
27	BC	19	LYS
27	BC	71	LYS
27	BC	98	GLU
27	BC	160	GLY
27	BC	203	GLU
28	BD	25	THR
28	BD	28	GLU
28	BD	115	GLN
28	BD	244	ARG
29	BE	52	LEU
29	BE	185	LYS

Continued on next page...

Continued from previous page...

Mol	Chain	Res	Type
30	BF	26	ALA
30	BF	68	LYS
31	BG	96	ARG
31	BG	110	ALA
32	BH	11	VAL
32	BH	60	ARG
32	BH	128	PRO
32	BH	159	GLU
32	BH	169	VAL
33	BI	39	ALA
33	BI	49	ALA
33	BI	107	VAL
34	BN	42	TRP
34	BN	134	ARG
35	BO	5	GLN
36	BP	37	GLY
36	BP	104	GLY
37	BQ	28	ALA
38	BR	106	GLY
39	BS	42	ASP
40	BT	16	ARG
42	BV	48	GLY
43	BW	65	LEU
43	BW	93	ALA
44	BX	13	LEU
45	BY	29	GLU
45	BY	31	LEU
45	BY	40	GLU
45	BY	81	LYS
46	BZ	14	PRO
46	BZ	40	LEU
46	BZ	178	ASP
47	B0	17	ALA
49	B2	70	GLN
52	B5	33	CYS
52	B5	34	PRO
53	B6	30	THR
53	B6	52	VAL
2	CB	24	TRP
2	CB	83	MET
2	CB	226	ARG
3	CC	13	GLY

Continued on next page...

Continued from previous page...

Mol	Chain	Res	Type
3	CC	46	GLU
3	CC	206	GLU
4	CD	119	GLN
4	CD	120	LEU
5	CE	70	PRO
5	CE	108	ALA
6	CF	53	ALA
7	CG	4	ARG
7	CG	94	ARG
7	CG	129	GLU
8	CH	115	SER
9	CI	55	ALA
9	CI	94	ALA
10	CJ	36	GLY
12	CL	16	ARG
12	CL	118	GLY
13	CM	57	ARG
13	CM	111	LYS
14	CN	60	SER
15	CO	7	GLU
15	CO	25	THR
15	CO	27	VAL
16	CP	83	GLU
17	CQ	14	LYS
17	CQ	30	PRO
18	CR	54	ARG
19	CS	47	HIS
20	CT	21	LYS
21	CU	7	ARG
22	CV	50	VAL
22	CV	97	ARG
27	DC	174	ALA
28	DD	8	PRO
28	DD	257	LEU
28	DD	266	SER
29	DE	17	ASP
29	DE	51	PHE
29	DE	117	MET
29	DE	126	PRO
29	DE	151	TYR
30	DF	11	VAL
30	DF	66	PRO

Continued on next page...

Continued from previous page...

Mol	Chain	Res	Type
30	DF	85	GLY
31	DG	47	LYS
31	DG	75	LYS
32	DH	92	ILE
33	DI	49	ALA
33	DI	78	THR
33	DI	80	PRO
33	DI	125	GLU
34	DN	40	PRO
36	DP	9	ASN
36	DP	12	ALA
36	DP	85	LEU
36	DP	133	SER
37	DQ	57	HIS
38	DR	9	LYS
38	DR	45	ARG
38	DR	106	GLY
39	DS	14	VAL
39	DS	17	ARG
39	DS	107	GLU
40	DT	2	ASN
40	DT	17	THR
40	DT	128	GLU
41	DU	22	LYS
42	DV	18	LEU
42	DV	36	PRO
42	DV	38	LEU
42	DV	49	THR
43	DW	22	ASP
44	DX	48	LYS
45	DY	62	GLU
46	DZ	51	SER
49	D2	21	LEU
51	D4	54	LYS
52	D5	36	CYS
53	D6	42	TRP
55	D8	35	GLN
55	D8	62	LEU
2	AB	11	LEU
2	AB	28	PHE
2	AB	116	GLU
2	AB	130	ARG

Continued on next page...

Continued from previous page...

Mol	Chain	Res	Type
2	AB	190	THR
3	AC	103	VAL
3	AC	121	ALA
3	AC	200	ALA
4	AD	40	PRO
4	AD	189	PRO
5	AE	6	PHE
5	AE	108	ALA
6	AF	62	TRP
7	AG	110	GLN
8	AH	29	SER
8	AH	49	GLU
9	AI	11	LYS
10	AJ	41	PRO
11	AK	51	LYS
11	AK	100	ALA
12	AL	4	ILE
12	AL	16	ARG
12	AL	45	PRO
13	AM	4	ILE
13	AM	21	TYR
14	AN	13	THR
15	AO	77	ARG
15	AO	82	ILE
15	AO	88	ARG
18	AR	31	LEU
18	AR	59	SER
19	AS	27	GLU
19	AS	76	PRO
20	AT	28	ALA
21	AU	13	ILE
22	AV	135	THR
22	AV	175	THR
27	BC	55	SER
27	BC	72	GLN
28	BD	34	VAL
28	BD	201	HIS
28	BD	204	ILE
28	BD	268	ARG
29	BE	84	PHE
30	BF	4	VAL
30	BF	89	VAL

Continued on next page...

Continued from previous page...

Mol	Chain	Res	Type
30	BF	116	ASP
31	BG	153	ARG
32	BH	57	ASP
32	BH	158	HIS
33	BI	31	LEU
33	BI	44	LEU
33	BI	130	TYR
33	BI	134	PRO
34	BN	59	LYS
34	BN	127	ASP
35	BO	25	LEU
35	BO	45	GLU
35	BO	120	GLU
36	BP	23	PRO
36	BP	26	GLY
36	BP	83	VAL
38	BR	42	LYS
38	BR	107	ASP
39	BS	18	ILE
39	BS	22	GLY
40	BT	55	ASN
41	BU	9	VAL
43	BW	6	ILE
43	BW	112	GLY
46	BZ	94	PRO
52	B5	5	PRO
52	B5	48	GLU
56	B9	28	GLU
2	CB	12	GLU
2	CB	13	ALA
2	CB	46	LYS
2	CB	130	ARG
2	CB	204	ASN
3	CC	30	ARG
3	CC	53	ALA
3	CC	109	PRO
4	CD	31	CYS
4	CD	89	THR
5	CE	74	GLY
5	CE	104	ALA
5	CE	129	ILE
7	CG	91	VAL

Continued on next page...

Continued from previous page...

Mol	Chain	Res	Type
7	CG	137	LYS
7	CG	149	ARG
8	CH	20	TYR
8	CH	37	ARG
8	CH	51	VAL
8	CH	71	GLY
8	CH	72	PRO
8	CH	111	ILE
9	CI	85	LEU
10	CJ	27	ALA
10	CJ	93	GLY
11	CK	73	MET
13	CM	7	VAL
13	CM	107	ALA
13	CM	116	THR
15	CO	8	LYS
15	CO	10	LYS
15	CO	56	LEU
16	CP	69	THR
19	CS	30	LEU
20	CT	13	LEU
20	CT	20	LEU
27	DC	124	VAL
27	DC	133	GLY
27	DC	160	GLY
27	DC	193	PHE
29	DE	45	THR
29	DE	56	PRO
29	DE	134	ILE
30	DF	14	PRO
30	DF	178	PRO
31	DG	181	ARG
32	DH	81	GLU
32	DH	127	GLU
32	DH	151	ILE
32	DH	162	ILE
32	DH	166	GLY
32	DH	169	VAL
33	DI	76	THR
33	DI	123	LEU
34	DN	46	VAL
34	DN	60	ILE

Continued on next page...

Continued from previous page...

Mol	Chain	Res	Type
34	DN	94	HIS
34	DN	98	VAL
34	DN	106	MET
36	DP	48	PRO
36	DP	141	ALA
37	DQ	40	ALA
38	DR	52	ILE
38	DR	53	HIS
38	DR	85	PRO
39	DS	102	ALA
40	DT	18	ASP
40	DT	117	ASP
42	DV	3	ALA
42	DV	96	ILE
43	DW	6	ILE
45	DY	57	GLN
46	DZ	104	VAL
46	DZ	109	GLY
49	D2	57	ILE
49	D2	70	GLN
50	D3	16	PRO
50	D3	57	GLU
52	D5	5	PRO
53	D6	49	HIS
4	AD	5	ILE
4	AD	92	VAL
4	AD	109	GLY
4	AD	136	PRO
4	AD	159	ARG
5	AE	70	PRO
7	AG	94	ARG
9	AI	57	GLY
14	AN	14	PRO
15	AO	29	VAL
16	AP	67	THR
22	AV	57	GLY
22	AV	103	PHE
28	BD	270	ILE
29	BE	90	THR
32	BH	8	PRO
32	BH	49	VAL
36	BP	39	LYS

Continued on next page...

Continued from previous page...

Mol	Chain	Res	Type
36	BP	43	GLY
40	BT	116	ALA
43	BW	49	LYS
45	BY	37	VAL
45	BY	41	GLY
45	BY	95	LYS
49	B2	17	SER
2	CB	211	ILE
2	CB	215	LEU
3	CC	51	GLY
3	CC	103	VAL
4	CD	158	ILE
8	CH	100	ILE
9	CI	48	GLU
9	CI	61	ALA
10	CJ	41	PRO
13	CM	23	TYR
15	CO	24	SER
16	CP	65	GLN
22	CV	73	LEU
28	DD	25	THR
28	DD	45	ASN
28	DD	46	GLN
28	DD	244	ARG
29	DE	52	LEU
30	DF	8	GLN
30	DF	47	GLY
31	DG	96	ARG
32	DH	66	GLY
33	DI	110	ASP
33	DI	119	PRO
35	DO	98	VAL
36	DP	18	ARG
38	DR	30	THR
39	DS	85	VAL
39	DS	89	ARG
40	DT	88	ILE
44	DX	24	GLY
45	DY	31	LEU
46	DZ	71	ARG
48	D1	53	VAL
54	D7	44	PRO

Continued on next page...

Continued from previous page...

Mol	Chain	Res	Type
55	D8	38	GLY
2	AB	39	ILE
3	AC	8	ILE
4	AD	178	VAL
6	AF	34	GLY
7	AG	66	VAL
27	BC	114	VAL
32	BH	10	PRO
42	BV	36	PRO
47	B0	41	GLY
3	CC	86	VAL
4	CD	92	VAL
6	CF	6	VAL
6	CF	26	ILE
7	CG	118	VAL
7	CG	130	GLY
13	CM	98	VAL
15	CO	29	VAL
22	CV	4	VAL
22	CV	167	PRO
28	DD	177	LEU
31	DG	112	PRO
37	DQ	109	VAL
38	DR	58	GLY
39	DS	82	ILE
39	DS	91	PRO
44	DX	84	ALA
45	DY	81	LYS
49	D2	18	PRO
51	D4	47	VAL
52	D5	42	PRO
3	AC	159	GLY
8	AH	86	ILE
15	AO	27	VAL
20	AT	97	ALA
28	BD	232	PRO
29	BE	59	VAL
32	BH	91	GLY
34	BN	125	GLY
35	BO	101	PRO
36	BP	71	VAL
38	BR	48	VAL

Continued on next page...

Continued from previous page...

Mol	Chain	Res	Type
43	BW	14	PRO
46	BZ	81	ARG
46	BZ	136	ILE
48	B1	74	VAL
51	B4	54	LYS
2	CB	214	ILE
5	CE	67	VAL
8	CH	106	GLY
12	CL	45	PRO
29	DE	73	GLU
32	DH	29	PRO
32	DH	49	VAL
44	DX	11	PRO
45	DY	37	VAL
46	DZ	105	GLY
54	D7	7	PRO
54	D7	17	GLY
2	AB	228	GLY
3	AC	174	PRO
5	AE	154	GLY
16	AP	78	GLY
17	AQ	30	PRO
29	BE	186	GLY
32	BH	7	LEU
33	BI	131	LYS
35	BO	72	PRO
50	B3	13	ILE
5	CE	13	ILE
7	CG	105	VAL
10	CJ	49	VAL
11	CK	95	ILE
12	CL	122	PRO
27	DC	146	VAL
28	DD	28	GLU
28	DD	238	GLY
28	DD	245	PRO
30	DF	78	ILE
32	DH	154	PRO
33	DI	131	LYS
40	DT	10	VAL
45	DY	98	VAL
47	D0	42	GLY

Continued on next page...

Continued from previous page...

Mol	Chain	Res	Type
10	AJ	74	ILE
22	AV	124	PRO
22	AV	162	PRO
29	BE	4	ILE
29	BE	56	PRO
31	BG	28	VAL
31	BG	142	PRO
2	CB	124	SER
8	CH	5	PRO
8	CH	27	PRO
21	CU	22	ARG
28	DD	249	PRO
30	DF	80	ALA
38	DR	117	VAL
42	DV	99	ILE
45	DY	18	GLY
45	DY	61	ILE
46	DZ	81	ARG
49	D2	25	VAL
5	AE	95	ALA
12	AL	118	GLY
29	BE	61	ARG
30	BF	81	PRO
42	BV	47	VAL
44	BX	49	VAL
7	CG	13	GLN
11	CK	34	ASP
39	DS	35	ILE

5.3.2 Protein sidechains (i)

In the following table, the Percentiles column shows the percent sidechain outliers of the chain as a percentile score with respect to all X-ray entries followed by that with respect to entries of similar resolution.

The Analysed column shows the number of residues for which the sidechain conformation was analysed, and the total number of residues.

Mol	Chain	Analysed	Rotameric	Outliers	Percentiles
2	AB	202/220 (92%)	173 (86%)	29 (14%)	3 14
2	CB	202/220 (92%)	179 (89%)	23 (11%)	5 23
3	AC	160/188 (85%)	142 (89%)	18 (11%)	6 23

Continued on next page...

Continued from previous page...

Mol	Chain	Analysed	Rotameric	Outliers	Percentiles	
3	CC	160/188 (85%)	146 (91%)	14 (9%)	10	36
4	AD	180/181 (99%)	157 (87%)	23 (13%)	4	18
4	CD	180/181 (99%)	158 (88%)	22 (12%)	5	19
5	AE	115/123 (94%)	102 (89%)	13 (11%)	6	23
5	CE	115/123 (94%)	104 (90%)	11 (10%)	8	31
6	AF	90/90 (100%)	77 (86%)	13 (14%)	3	14
6	CF	90/90 (100%)	81 (90%)	9 (10%)	7	28
7	AG	126/127 (99%)	112 (89%)	14 (11%)	6	24
7	CG	126/127 (99%)	110 (87%)	16 (13%)	4	18
8	AH	119/119 (100%)	109 (92%)	10 (8%)	11	38
8	CH	119/119 (100%)	108 (91%)	11 (9%)	9	33
9	AI	97/99 (98%)	80 (82%)	17 (18%)	2	8
9	CI	97/99 (98%)	78 (80%)	19 (20%)	1	6
10	AJ	88/92 (96%)	75 (85%)	13 (15%)	3	13
10	CJ	88/92 (96%)	79 (90%)	9 (10%)	7	27
11	AK	90/99 (91%)	85 (94%)	5 (6%)	21	52
11	CK	90/99 (91%)	81 (90%)	9 (10%)	7	28
12	AL	104/109 (95%)	94 (90%)	10 (10%)	8	31
12	CL	104/109 (95%)	92 (88%)	12 (12%)	5	22
13	AM	95/101 (94%)	74 (78%)	21 (22%)	1	4
13	CM	95/101 (94%)	79 (83%)	16 (17%)	2	9
14	AN	49/50 (98%)	40 (82%)	9 (18%)	1	7
14	CN	49/50 (98%)	44 (90%)	5 (10%)	7	27
15	AO	79/80 (99%)	73 (92%)	6 (8%)	13	41
15	CO	79/80 (99%)	73 (92%)	6 (8%)	13	41
16	AP	72/74 (97%)	64 (89%)	8 (11%)	6	24
16	CP	72/74 (97%)	65 (90%)	7 (10%)	8	30
17	AQ	94/97 (97%)	86 (92%)	8 (8%)	10	37
17	CQ	94/97 (97%)	86 (92%)	8 (8%)	10	37
18	AR	61/77 (79%)	57 (93%)	4 (7%)	16	47
18	CR	61/77 (79%)	54 (88%)	7 (12%)	5	22

Continued on next page...

Continued from previous page...

Mol	Chain	Analysed	Rotameric	Outliers	Percentiles	
19	AS	65/80 (81%)	52 (80%)	13 (20%)	1	5
19	CS	68/80 (85%)	56 (82%)	12 (18%)	2	8
20	AT	76/82 (93%)	67 (88%)	9 (12%)	5	21
20	CT	76/82 (93%)	66 (87%)	10 (13%)	4	17
21	AU	19/22 (86%)	17 (90%)	2 (10%)	7	26
21	CU	19/22 (86%)	18 (95%)	1 (5%)	22	54
22	AV	148/154 (96%)	136 (92%)	12 (8%)	11	39
22	CV	148/154 (96%)	129 (87%)	19 (13%)	4	18
27	BC	175/181 (97%)	148 (85%)	27 (15%)	2	11
27	DC	165/181 (91%)	146 (88%)	19 (12%)	5	22
28	BD	215/218 (99%)	179 (83%)	36 (17%)	2	9
28	DD	213/218 (98%)	184 (86%)	29 (14%)	3	16
29	BE	165/166 (99%)	144 (87%)	21 (13%)	4	18
29	DE	165/166 (99%)	140 (85%)	25 (15%)	3	12
30	BF	165/166 (99%)	137 (83%)	28 (17%)	2	9
30	DF	165/166 (99%)	143 (87%)	22 (13%)	4	16
31	BG	155/156 (99%)	126 (81%)	29 (19%)	1	7
31	DG	155/156 (99%)	132 (85%)	23 (15%)	3	13
32	BH	127/148 (86%)	115 (91%)	12 (9%)	8	32
32	DH	132/148 (89%)	111 (84%)	21 (16%)	2	11
33	BI	97/124 (78%)	78 (80%)	19 (20%)	1	6
33	DI	49/124 (40%)	41 (84%)	8 (16%)	2	10
34	BN	117/119 (98%)	95 (81%)	22 (19%)	1	6
34	DN	117/119 (98%)	100 (86%)	17 (14%)	3	13
35	BO	100/100 (100%)	90 (90%)	10 (10%)	7	28
35	DO	100/100 (100%)	91 (91%)	9 (9%)	9	34
36	BP	112/116 (97%)	88 (79%)	24 (21%)	1	4
36	DP	103/116 (89%)	81 (79%)	22 (21%)	1	4
37	BQ	109/111 (98%)	95 (87%)	14 (13%)	4	18
37	DQ	111/111 (100%)	100 (90%)	11 (10%)	8	29
38	BR	92/101 (91%)	80 (87%)	12 (13%)	4	18

Continued on next page...

Continued from previous page...

Mol	Chain	Analysed	Rotameric	Outliers	Percentiles	
38	DR	100/101 (99%)	83 (83%)	17 (17%)	2	9
39	BS	76/88 (86%)	61 (80%)	15 (20%)	1	6
39	DS	77/88 (88%)	60 (78%)	17 (22%)	1	4
40	BT	120/127 (94%)	94 (78%)	26 (22%)	1	4
40	DT	120/127 (94%)	97 (81%)	23 (19%)	1	6
41	BU	92/94 (98%)	77 (84%)	15 (16%)	2	10
41	DU	92/94 (98%)	82 (89%)	10 (11%)	6	25
42	BV	82/82 (100%)	63 (77%)	19 (23%)	1	3
42	DV	82/82 (100%)	66 (80%)	16 (20%)	1	6
43	BW	91/92 (99%)	77 (85%)	14 (15%)	2	11
43	DW	91/92 (99%)	84 (92%)	7 (8%)	13	41
44	BX	75/78 (96%)	64 (85%)	11 (15%)	3	13
44	DX	74/78 (95%)	66 (89%)	8 (11%)	6	25
45	BY	79/91 (87%)	64 (81%)	15 (19%)	1	6
45	DY	84/91 (92%)	69 (82%)	15 (18%)	2	8
46	BZ	158/179 (88%)	136 (86%)	22 (14%)	3	15
46	DZ	155/179 (87%)	131 (84%)	24 (16%)	2	11
47	B0	62/67 (92%)	56 (90%)	6 (10%)	8	30
47	D0	66/67 (98%)	56 (85%)	10 (15%)	3	12
48	B1	81/83 (98%)	66 (82%)	15 (18%)	1	7
48	D1	78/83 (94%)	69 (88%)	9 (12%)	5	22
49	B2	66/67 (98%)	57 (86%)	9 (14%)	3	16
49	D2	66/67 (98%)	57 (86%)	9 (14%)	3	16
50	B3	50/52 (96%)	43 (86%)	7 (14%)	3	15
50	D3	51/52 (98%)	48 (94%)	3 (6%)	19	50
51	B4	27/63 (43%)	23 (85%)	4 (15%)	3	13
51	D4	27/63 (43%)	25 (93%)	2 (7%)	13	42
52	B5	48/52 (92%)	36 (75%)	12 (25%)	0	2
52	D5	51/52 (98%)	44 (86%)	7 (14%)	3	16
53	B6	43/52 (83%)	32 (74%)	11 (26%)	0	1
53	D6	24/52 (46%)	14 (58%)	10 (42%)	0	0

Continued on next page...

Continued from previous page...

Mol	Chain	Analysed	Rotameric	Outliers	Percentiles
54	B7	41/42 (98%)	38 (93%)	3 (7%)	14 43
54	D7	41/42 (98%)	32 (78%)	9 (22%)	1 4
55	B8	52/55 (94%)	44 (85%)	8 (15%)	2 11
55	D8	46/55 (84%)	36 (78%)	10 (22%)	1 4
56	B9	32/34 (94%)	26 (81%)	6 (19%)	1 6
56	D9	33/34 (97%)	28 (85%)	5 (15%)	3 12
All	All	9998/10736 (93%)	8606 (86%)	1392 (14%)	3 15

All (1392) residues with a non-rotameric sidechain are listed below:

Mol	Chain	Res	Type
2	AB	8	LYS
2	AB	9	GLU
2	AB	17	PHE
2	AB	20	GLU
2	AB	24	TRP
2	AB	30	ARG
2	AB	36	ARG
2	AB	44	LEU
2	AB	69	LEU
2	AB	74	LYS
2	AB	80	ILE
2	AB	92	TYR
2	AB	110	GLN
2	AB	119	GLU
2	AB	121	LEU
2	AB	130	ARG
2	AB	137	ARG
2	AB	146	GLN
2	AB	152	PHE
2	AB	160	ASP
2	AB	175	ARG
2	AB	178	ARG
2	AB	195	ASP
2	AB	196	LEU
2	AB	205	ASP
2	AB	206	ASP
2	AB	220	ASP
2	AB	221	LEU
2	AB	238	LEU

Continued on next page...

Continued from previous page...

Mol	Chain	Res	Type
3	AC	12	LEU
3	AC	14	ILE
3	AC	16	ARG
3	AC	17	ASP
3	AC	21	ARG
3	AC	29	TYR
3	AC	34	LEU
3	AC	37	GLN
3	AC	47	LEU
3	AC	76	VAL
3	AC	83	ARG
3	AC	85	ARG
3	AC	101	LEU
3	AC	126	ARG
3	AC	127	ARG
3	AC	128	PHE
3	AC	175	LEU
3	AC	198	VAL
4	AD	3	ARG
4	AD	9	CYS
4	AD	11	LEU
4	AD	12	CYS
4	AD	13	ARG
4	AD	26	CYS
4	AD	31	CYS
4	AD	36	ARG
4	AD	49	ARG
4	AD	53	ASP
4	AD	68	TYR
4	AD	96	LEU
4	AD	114	ARG
4	AD	121	VAL
4	AD	131	ARG
4	AD	134	ASP
4	AD	150	GLU
4	AD	154	ASN
4	AD	169	LYS
4	AD	178	VAL
4	AD	187	ARG
4	AD	188	LEU
4	AD	200	GLU
5	AE	16	THR

Continued on next page...

Continued from previous page...

Mol	Chain	Res	Type
5	AE	20	GLN
5	AE	24	ARG
5	AE	26	PHE
5	AE	64	ARG
5	AE	73	ASN
5	AE	76	ILE
5	AE	79	GLU
5	AE	98	THR
5	AE	101	ILE
5	AE	107	ARG
5	AE	117	ASP
5	AE	137	GLU
6	AF	3	ARG
6	AF	7	ASN
6	AF	13	ASN
6	AF	16	GLN
6	AF	25	ILE
6	AF	43	LEU
6	AF	46	ARG
6	AF	63	TYR
6	AF	69	GLU
6	AF	77	ARG
6	AF	81	ILE
6	AF	97	PHE
6	AF	100	ASN
7	AG	43	PHE
7	AG	45	ASP
7	AG	52	GLU
7	AG	54	THR
7	AG	57	GLU
7	AG	58	PRO
7	AG	60	LYS
7	AG	79	ARG
7	AG	89	MET
7	AG	113	GLU
7	AG	137	LYS
7	AG	140	ASP
7	AG	142	GLU
7	AG	156	TRP
8	AH	1	MET
8	AH	2	LEU
8	AH	17	THR

Continued on next page...

Continued from previous page...

Mol	Chain	Res	Type
8	AH	25	ASP
8	AH	26	VAL
8	AH	52	ASP
8	AH	63	LEU
8	AH	65	TYR
8	AH	85	ARG
8	AH	102	ARG
9	AI	4	TYR
9	AI	7	THR
9	AI	10	ARG
9	AI	20	ARG
9	AI	28	VAL
9	AI	31	GLN
9	AI	48	GLU
9	AI	66	ARG
9	AI	95	LYS
9	AI	99	LEU
9	AI	102	LEU
9	AI	104	ARG
9	AI	114	TYR
9	AI	116	LYS
9	AI	120	ARG
9	AI	121	ARG
9	AI	128	ARG
10	AJ	17	ASP
10	AJ	22	LYS
10	AJ	40	LEU
10	AJ	45	ARG
10	AJ	47	PHE
10	AJ	50	ILE
10	AJ	57	LYS
10	AJ	62	HIS
10	AJ	63	PHE
10	AJ	80	LYS
10	AJ	86	MET
10	AJ	96	ILE
10	AJ	98	ILE
11	AK	32	ILE
11	AK	51	LYS
11	AK	81	ASP
11	AK	116	HIS
11	AK	117	ASN

Continued on next page...

Continued from previous page...

Mol	Chain	Res	Type
12	AL	41	THR
12	AL	45	PRO
12	AL	50	ARG
12	AL	61	TYR
12	AL	66	TYR
12	AL	86	ARG
12	AL	89	ASP
12	AL	110	ARG
12	AL	117	TYR
12	AL	124	GLU
13	AM	12	ASN
13	AM	14	ARG
13	AM	16	ASP
13	AM	47	ASP
13	AM	48	LEU
13	AM	50	GLU
13	AM	56	LEU
13	AM	59	TYR
13	AM	64	TRP
13	AM	66	LEU
13	AM	70	LEU
13	AM	71	ARG
13	AM	77	ASN
13	AM	101	GLN
13	AM	102	ARG
13	AM	103	THR
13	AM	108	ARG
13	AM	109	THR
13	AM	113	PRO
13	AM	115	LYS
13	AM	120	LYS
14	AN	14	PRO
14	AN	18	VAL
14	AN	26	ARG
14	AN	32	SER
14	AN	33	VAL
14	AN	34	TYR
14	AN	35	ARG
14	AN	41	ARG
14	AN	44	LEU
15	AO	3	ILE
15	AO	41	GLU

Continued on next page...

Continued from previous page...

Mol	Chain	Res	Type
15	AO	49	ASP
15	AO	65	ARG
15	AO	71	GLN
15	AO	82	ILE
16	AP	17	TYR
16	AP	26	ARG
16	AP	28	ARG
16	AP	44	THR
16	AP	58	TYR
16	AP	65	GLN
16	AP	69	THR
16	AP	82	GLN
17	AQ	6	LEU
17	AQ	7	THR
17	AQ	9	VAL
17	AQ	14	LYS
17	AQ	38	ARG
17	AQ	52	LYS
17	AQ	68	ARG
17	AQ	91	ARG
18	AR	31	LEU
18	AR	76	LEU
18	AR	87	ARG
18	AR	88	LYS
19	AS	6	LYS
19	AS	7	LYS
19	AS	11	VAL
19	AS	13	ASP
19	AS	14	HIS
19	AS	16	LEU
19	AS	27	GLU
19	AS	29	ARG
19	AS	37	ARG
19	AS	43	GLU
19	AS	44	MET
19	AS	49	ILE
19	AS	66	MET
20	AT	23	ARG
20	AT	26	ASN
20	AT	30	LYS
20	AT	42	GLN
20	AT	43	LEU

Continued on next page...

Continued from previous page...

Mol	Chain	Res	Type
20	AT	50	GLU
20	AT	53	LEU
20	AT	93	GLU
20	AT	99	LEU
21	AU	17	THR
21	AU	24	ARG
22	AV	30	LEU
22	AV	41	PHE
22	AV	42	LYS
22	AV	45	GLU
22	AV	64	TYR
22	AV	72	TYR
22	AV	90	GLN
22	AV	102	GLU
22	AV	103	PHE
22	AV	104	PHE
22	AV	113	ASP
22	AV	135	THR
27	BC	7	ARG
27	BC	8	TYR
27	BC	24	ASP
27	BC	38	PHE
27	BC	40	GLU
27	BC	54	ARG
27	BC	74	ARG
27	BC	82	GLU
27	BC	93	ASP
27	BC	99	GLU
27	BC	102	GLN
27	BC	105	LEU
27	BC	106	ASP
27	BC	111	PHE
27	BC	119	ASP
27	BC	121	MET
27	BC	130	ARG
27	BC	165	ARG
27	BC	173	HIS
27	BC	181	PHE
27	BC	183	PRO
27	BC	184	GLU
27	BC	208	THR
27	BC	211	ARG

Continued on next page...

Continued from previous page...

Mol	Chain	Res	Type
27	BC	214	TYR
27	BC	216	THR
27	BC	221	PRO
28	BD	10	THR
28	BD	20	ASP
28	BD	25	THR
28	BD	26	LYS
28	BD	30	GLU
28	BD	32	SER
28	BD	37	LEU
28	BD	39	LYS
28	BD	46	GLN
28	BD	52	ARG
28	BD	54	ARG
28	BD	61	LEU
28	BD	65	ILE
28	BD	82	ILE
28	BD	84	TYR
28	BD	92	ILE
28	BD	94	LEU
28	BD	95	LEU
28	BD	104	TYR
28	BD	115	GLN
28	BD	131	LEU
28	BD	140	THR
28	BD	154	LYS
28	BD	166	GLN
28	BD	168	ARG
28	BD	200	ASP
28	BD	227	ASN
28	BD	232	PRO
28	BD	239	ARG
28	BD	246	PRO
28	BD	257	LEU
28	BD	259	THR
28	BD	260	ARG
28	BD	270	ILE
28	BD	273	ARG
28	BD	274	ARG
29	BE	1	MET
29	BE	7	VAL
29	BE	12	THR

Continued on next page...

Continued from previous page...

Mol	Chain	Res	Type
29	BE	49	LEU
29	BE	63	LEU
29	BE	66	HIS
29	BE	67	PHE
29	BE	78	LEU
29	BE	79	ARG
29	BE	82	ARG
29	BE	107	THR
29	BE	113	PHE
29	BE	119	ARG
29	BE	138	PRO
29	BE	144	ARG
29	BE	150	VAL
29	BE	154	LYS
29	BE	163	GLU
29	BE	197	ILE
29	BE	202	LYS
29	BE	203	LYS
30	BF	2	LYS
30	BF	3	GLU
30	BF	19	GLU
30	BF	20	LEU
30	BF	24	LEU
30	BF	25	PRO
30	BF	33	LEU
30	BF	46	ARG
30	BF	57	VAL
30	BF	65	TRP
30	BF	66	PRO
30	BF	67	GLN
30	BF	70	THR
30	BF	74	ARG
30	BF	78	ILE
30	BF	83	PHE
30	BF	88	VAL
30	BF	110	LEU
30	BF	112	MET
30	BF	116	ASP
30	BF	136	THR
30	BF	137	LYS
30	BF	158	THR
30	BF	165	ARG

Continued on next page...

Continued from previous page...

Mol	Chain	Res	Type
30	BF	188	ARG
30	BF	191	ARG
30	BF	192	LEU
30	BF	200	GLU
31	BG	4	ASP
31	BG	7	LEU
31	BG	9	ARG
31	BG	16	ARG
31	BG	21	ARG
31	BG	31	VAL
31	BG	32	PRO
31	BG	39	ILE
31	BG	43	LEU
31	BG	45	GLU
31	BG	51	ARG
31	BG	52	ILE
31	BG	54	GLU
31	BG	60	LEU
31	BG	64	THR
31	BG	66	GLN
31	BG	86	MET
31	BG	87	PRO
31	BG	90	LEU
31	BG	91	ARG
31	BG	101	ILE
31	BG	112	PRO
31	BG	113	ARG
31	BG	116	ASP
31	BG	130	ASN
31	BG	135	LEU
31	BG	139	LEU
31	BG	149	VAL
31	BG	167	GLU
32	BH	10	PRO
32	BH	13	LYS
32	BH	17	VAL
32	BH	23	ARG
32	BH	40	GLU
32	BH	41	MET
32	BH	63	SER
32	BH	86	GLU
32	BH	105	LEU

Continued on next page...

Continued from previous page...

Mol	Chain	Res	Type
32	BH	111	HIS
32	BH	149	ARG
32	BH	160	LYS
33	BI	10	GLU
33	BI	20	ASP
33	BI	38	LEU
33	BI	51	ILE
33	BI	60	GLU
33	BI	62	LYS
33	BI	66	GLU
33	BI	71	ILE
33	BI	74	ASN
33	BI	89	TYR
33	BI	93	THR
33	BI	104	GLN
33	BI	122	GLU
33	BI	127	VAL
33	BI	129	THR
33	BI	133	HIS
33	BI	134	PRO
33	BI	135	GLU
33	BI	138	ILE
34	BN	3	THR
34	BN	10	GLU
34	BN	15	LEU
34	BN	23	LEU
34	BN	34	LEU
34	BN	38	HIS
34	BN	39	ARG
34	BN	46	VAL
34	BN	48	MET
34	BN	56	ASN
34	BN	58	ASP
34	BN	68	GLU
34	BN	78	TYR
34	BN	87	LEU
34	BN	109	LYS
34	BN	120	LEU
34	BN	121	LYS
34	BN	127	ASP
34	BN	130	HIS
34	BN	134	ARG

Continued on next page...

Continued from previous page...

Mol	Chain	Res	Type
34	BN	135	PRO
34	BN	136	GLU
35	BO	17	ARG
35	BO	28	SER
35	BO	32	TYR
35	BO	42	SER
35	BO	48	PRO
35	BO	65	THR
35	BO	70	LYS
35	BO	94	ARG
35	BO	96	THR
35	BO	97	ARG
36	BP	6	LEU
36	BP	13	ASN
36	BP	14	LYS
36	BP	16	ARG
36	BP	19	VAL
36	BP	30	THR
36	BP	32	THR
36	BP	39	LYS
36	BP	55	ARG
36	BP	59	LEU
36	BP	61	ARG
36	BP	62	LEU
36	BP	64	LYS
36	BP	65	ARG
36	BP	68	GLN
36	BP	74	GLU
36	BP	85	LEU
36	BP	91	PHE
36	BP	105	LEU
36	BP	108	LYS
36	BP	110	TYR
36	BP	114	ILE
36	BP	115	LEU
36	BP	123	LEU
37	BQ	5	ARG
37	BQ	17	LEU
37	BQ	51	ARG
37	BQ	58	PHE
37	BQ	59	ARG
37	BQ	63	LYS

Continued on next page...

Continued from previous page...

Mol	Chain	Res	Type
37	BQ	75	THR
37	BQ	79	LEU
37	BQ	110	THR
37	BQ	111	GLU
37	BQ	133	ARG
37	BQ	134	ARG
37	BQ	135	ASP
37	BQ	138	ASP
38	BR	18	LEU
38	BR	28	LEU
38	BR	38	VAL
38	BR	60	LEU
38	BR	63	ARG
38	BR	74	LYS
38	BR	79	LEU
38	BR	81	ASP
38	BR	89	ASP
38	BR	103	ARG
38	BR	104	ARG
38	BR	113	LEU
39	BS	12	PHE
39	BS	18	ILE
39	BS	26	LEU
39	BS	29	PHE
39	BS	36	TYR
39	BS	42	ASP
39	BS	61	ASN
39	BS	73	LEU
39	BS	89	ARG
39	BS	92	TYR
39	BS	97	ARG
39	BS	98	VAL
39	BS	101	LEU
39	BS	103	GLU
39	BS	106	ARG
40	BT	3	ARG
40	BT	13	ARG
40	BT	14	TYR
40	BT	22	PHE
40	BT	24	PRO
40	BT	29	ARG
40	BT	32	TYR

Continued on next page...

Continued from previous page...

Mol	Chain	Res	Type
40	BT	41	ARG
40	BT	42	ILE
40	BT	44	ASP
40	BT	50	ILE
40	BT	53	ARG
40	BT	63	VAL
40	BT	65	LYS
40	BT	82	LEU
40	BT	85	LYS
40	BT	89	VAL
40	BT	96	ARG
40	BT	99	LEU
40	BT	109	GLU
40	BT	111	ARG
40	BT	112	ARG
40	BT	115	ARG
40	BT	121	ILE
40	BT	125	ARG
40	BT	128	GLU
41	BU	5	LYS
41	BU	8	VAL
41	BU	15	LYS
41	BU	16	LYS
41	BU	27	LEU
41	BU	36	ARG
41	BU	44	ASN
41	BU	56	ASP
41	BU	57	PHE
41	BU	74	LEU
41	BU	91	ASP
41	BU	92	ARG
41	BU	97	ASP
41	BU	104	GLN
41	BU	112	ARG
42	BV	1	MET
42	BV	13	ARG
42	BV	16	PRO
42	BV	18	LEU
42	BV	19	LYS
42	BV	21	ARG
42	BV	29	PRO
42	BV	35	LEU

Continued on next page...

Continued from previous page...

Mol	Chain	Res	Type
42	BV	38	LEU
42	BV	39	LEU
42	BV	47	VAL
42	BV	57	VAL
42	BV	61	VAL
42	BV	68	LYS
42	BV	82	ARG
42	BV	89	GLN
42	BV	91	TYR
42	BV	95	LEU
42	BV	99	ILE
43	BW	8	ARG
43	BW	11	ARG
43	BW	18	ARG
43	BW	19	LEU
43	BW	37	ARG
43	BW	51	LEU
43	BW	60	ASN
43	BW	63	ASP
43	BW	65	LEU
43	BW	67	ASP
43	BW	68	ARG
43	BW	76	VAL
43	BW	96	ILE
43	BW	107	LEU
44	BX	2	LYS
44	BX	12	VAL
44	BX	14	SER
44	BX	23	GLU
44	BX	28	PHE
44	BX	47	PHE
44	BX	57	LEU
44	BX	63	LYS
44	BX	68	ARG
44	BX	70	LEU
44	BX	80	ILE
45	BY	2	ARG
45	BY	7	VAL
45	BY	8	LYS
45	BY	19	LYS
45	BY	28	LYS
45	BY	29	GLU

Continued on next page...

Continued from previous page...

Mol	Chain	Res	Type
45	BY	32	PRO
45	BY	45	VAL
45	BY	47	LYS
45	BY	56	PRO
45	BY	64	GLU
45	BY	66	PRO
45	BY	77	PRO
45	BY	90	LEU
45	BY	99	CYS
46	BZ	22	LYS
46	BZ	29	ASN
46	BZ	40	LEU
46	BZ	79	ARG
46	BZ	80	ARG
46	BZ	81	ARG
46	BZ	93	GLU
46	BZ	106	THR
46	BZ	111	ARG
46	BZ	130	ARG
46	BZ	131	ASN
46	BZ	144	GLU
46	BZ	147	ASP
46	BZ	149	LEU
46	BZ	150	HIS
46	BZ	153	ASP
46	BZ	161	GLU
46	BZ	162	LEU
46	BZ	167	GLU
46	BZ	170	ILE
46	BZ	178	ASP
46	BZ	180	GLU
47	B0	9	THR
47	B0	19	ARG
47	B0	40	ARG
47	B0	55	ASP
47	B0	81	ARG
47	B0	83	LEU
48	B1	4	VAL
48	B1	11	ARG
48	B1	25	LYS
48	B1	26	ARG
48	B1	40	ARG

Continued on next page...

Continued from previous page...

Mol	Chain	Res	Type
48	B1	45	ASN
48	B1	46	LEU
48	B1	51	VAL
48	B1	59	THR
48	B1	61	ARG
48	B1	62	VAL
48	B1	69	LYS
48	B1	72	GLU
48	B1	94	LEU
48	B1	95	LEU
49	B2	3	LEU
49	B2	14	ARG
49	B2	30	ARG
49	B2	34	GLU
49	B2	44	LEU
49	B2	45	SER
49	B2	47	ASN
49	B2	53	LEU
49	B2	62	THR
50	B3	4	LEU
50	B3	8	LEU
50	B3	29	ARG
50	B3	31	LEU
50	B3	40	THR
50	B3	46	ASN
50	B3	55	ARG
51	B4	42	CYS
51	B4	44	CYS
51	B4	51	TYR
51	B4	56	GLU
52	B5	3	LYS
52	B5	4	HIS
52	B5	6	VAL
52	B5	13	LYS
52	B5	19	ARG
52	B5	26	THR
52	B5	29	THR
52	B5	39	MET
52	B5	40	LYS
52	B5	52	TYR
52	B5	56	LYS
52	B5	57	VAL

Continued on next page...

Continued from previous page...

Mol	Chain	Res	Type
53	B6	9	LEU
53	B6	10	LEU
53	B6	11	LEU
53	B6	12	GLU
53	B6	18	ARG
53	B6	24	GLU
53	B6	28	ARG
53	B6	31	PRO
53	B6	35	GLU
53	B6	37	ARG
53	B6	43	CYS
54	B7	1	MET
54	B7	8	ASN
54	B7	48	LYS
55	B8	8	LYS
55	B8	30	ARG
55	B8	31	HIS
55	B8	33	ASN
55	B8	34	TRP
55	B8	42	ARG
55	B8	44	LYS
55	B8	61	LEU
56	B9	2	LYS
56	B9	9	ARG
56	B9	12	ASP
56	B9	17	ILE
56	B9	31	LYS
56	B9	34	GLN
2	CB	9	GLU
2	CB	15	VAL
2	CB	16	HIS
2	CB	17	PHE
2	CB	23	ARG
2	CB	24	TRP
2	CB	28	PHE
2	CB	36	ARG
2	CB	44	LEU
2	CB	69	LEU
2	CB	87	ARG
2	CB	92	TYR
2	CB	111	ARG
2	CB	137	ARG

Continued on next page...

Continued from previous page...

Mol	Chain	Res	Type
2	CB	144	ARG
2	CB	145	LEU
2	CB	160	ASP
2	CB	178	ARG
2	CB	185	ILE
2	CB	193	ASP
2	CB	195	ASP
2	CB	204	ASN
2	CB	223	ILE
3	CC	6	HIS
3	CC	12	LEU
3	CC	16	ARG
3	CC	17	ASP
3	CC	52	LEU
3	CC	83	ARG
3	CC	89	GLU
3	CC	98	ASN
3	CC	108	ASN
3	CC	116	VAL
3	CC	124	ILE
3	CC	127	ARG
3	CC	140	ARG
3	CC	186	PHE
4	CD	3	ARG
4	CD	9	CYS
4	CD	15	GLU
4	CD	36	ARG
4	CD	47	ARG
4	CD	49	ARG
4	CD	50	ARG
4	CD	53	ASP
4	CD	58	LEU
4	CD	67	ILE
4	CD	78	LEU
4	CD	102	ASP
4	CD	107	ARG
4	CD	127	THR
4	CD	129	ASN
4	CD	135	LEU
4	CD	150	GLU
4	CD	154	ASN
4	CD	159	ARG

Continued on next page...

Continued from previous page...

Mol	Chain	Res	Type
4	CD	188	LEU
4	CD	190	ASP
4	CD	192	GLU
5	CE	12	LEU
5	CE	26	PHE
5	CE	31	LEU
5	CE	52	PRO
5	CE	64	ARG
5	CE	91	LEU
5	CE	96	PRO
5	CE	101	ILE
5	CE	107	ARG
5	CE	112	LEU
5	CE	137	GLU
6	CF	21	LEU
6	CF	27	GLN
6	CF	30	LEU
6	CF	46	ARG
6	CF	63	TYR
6	CF	86	ARG
6	CF	94	GLN
6	CF	98	LEU
6	CF	100	ASN
7	CG	4	ARG
7	CG	5	ARG
7	CG	49	ILE
7	CG	54	THR
7	CG	56	GLN
7	CG	58	PRO
7	CG	60	LYS
7	CG	79	ARG
7	CG	89	MET
7	CG	113	GLU
7	CG	114	ARG
7	CG	118	VAL
7	CG	136	LYS
7	CG	140	ASP
7	CG	142	GLU
7	CG	156	TRP
8	CH	1	MET
8	CH	6	ILE
8	CH	8	ASP

Continued on next page...

Continued from previous page...

Mol	Chain	Res	Type
8	CH	25	ASP
8	CH	39	LEU
8	CH	54	ASP
8	CH	69	ARG
8	CH	85	ARG
8	CH	102	ARG
8	CH	104	ARG
8	CH	115	SER
9	CI	10	ARG
9	CI	20	ARG
9	CI	21	PRO
9	CI	23	ASN
9	CI	38	GLN
9	CI	42	ARG
9	CI	48	GLU
9	CI	54	ASP
9	CI	83	ARG
9	CI	91	ASP
9	CI	95	LYS
9	CI	96	LEU
9	CI	102	LEU
9	CI	104	ARG
9	CI	105	ASP
9	CI	114	TYR
9	CI	117	HIS
9	CI	121	ARG
9	CI	128	ARG
10	CJ	22	LYS
10	CJ	40	LEU
10	CJ	55	LYS
10	CJ	59	SER
10	CJ	62	HIS
10	CJ	63	PHE
10	CJ	80	LYS
10	CJ	92	THR
10	CJ	96	ILE
11	CK	14	VAL
11	CK	21	ILE
11	CK	41	THR
11	CK	47	VAL
11	CK	92	GLU
11	CK	103	LEU

Continued on next page...

Continued from previous page...

Mol	Chain	Res	Type
11	CK	104	GLN
11	CK	119	CYS
11	CK	120	ARG
12	CL	4	ILE
12	CL	5	ASN
12	CL	18	LYS
12	CL	24	LEU
12	CL	30	ARG
12	CL	34	CYS
12	CL	50	ARG
12	CL	70	GLU
12	CL	81	LEU
12	CL	86	ARG
12	CL	123	LYS
12	CL	124	GLU
13	CM	40	ASN
13	CM	47	ASP
13	CM	48	LEU
13	CM	64	TRP
13	CM	66	LEU
13	CM	69	GLU
13	CM	70	LEU
13	CM	82	MET
13	CM	86	CYS
13	CM	91	ARG
13	CM	92	HIS
13	CM	93	ARG
13	CM	102	ARG
13	CM	108	ARG
13	CM	110	ARG
13	CM	113	PRO
14	CN	12	ARG
14	CN	14	PRO
14	CN	16	PHE
14	CN	23	ARG
14	CN	37	PHE
15	CO	3	ILE
15	CO	22	THR
15	CO	39	LEU
15	CO	41	GLU
15	CO	65	ARG
15	CO	82	ILE

Continued on next page...

Continued from previous page...

Mol	Chain	Res	Type
16	CP	1	MET
16	CP	2	VAL
16	CP	21	VAL
16	CP	27	LYS
16	CP	33	ILE
16	CP	58	TYR
16	CP	82	GLN
17	CQ	6	LEU
17	CQ	7	THR
17	CQ	14	LYS
17	CQ	38	ARG
17	CQ	52	LYS
17	CQ	68	ARG
17	CQ	74	LEU
17	CQ	78	GLU
18	CR	19	LYS
18	CR	31	LEU
18	CR	55	ARG
18	CR	56	THR
18	CR	75	ILE
18	CR	81	PHE
18	CR	87	ARG
19	CS	5	LEU
19	CS	6	LYS
19	CS	7	LYS
19	CS	12	ASP
19	CS	19	VAL
19	CS	29	ARG
19	CS	37	ARG
19	CS	41	VAL
19	CS	44	MET
19	CS	47	HIS
19	CS	49	ILE
19	CS	56	GLN
20	CT	13	LEU
20	CT	26	ASN
20	CT	45	GLN
20	CT	46	GLU
20	CT	57	ARG
20	CT	72	LEU
20	CT	73	HIS
20	CT	74	LYS

Continued on next page...

Continued from previous page...

Mol	Chain	Res	Type
20	CT	75	ASN
20	CT	92	LEU
21	CU	12	LYS
22	CV	1	MET
22	CV	5	THR
22	CV	26	GLN
22	CV	28	GLN
22	CV	29	LYS
22	CV	41	PHE
22	CV	50	VAL
22	CV	55	ASN
22	CV	68	ARG
22	CV	83	MET
22	CV	89	GLU
22	CV	104	PHE
22	CV	108	MET
22	CV	113	ASP
22	CV	163	LEU
22	CV	165	VAL
22	CV	170	VAL
22	CV	171	ILE
22	CV	179	GLU
27	DC	33	LEU
27	DC	40	GLU
27	DC	47	LYS
27	DC	53	ARG
27	DC	57	GLN
27	DC	67	HIS
27	DC	72	GLN
27	DC	82	GLU
27	DC	109	MET
27	DC	152	GLU
27	DC	153	ILE
27	DC	157	ILE
27	DC	161	ARG
27	DC	165	ARG
27	DC	173	HIS
27	DC	184	GLU
27	DC	206	LYS
27	DC	211	ARG
27	DC	219	MET
28	DD	3	VAL

Continued on next page...

Continued from previous page...

Mol	Chain	Res	Type
28	DD	10	THR
28	DD	24	ILE
28	DD	26	LYS
28	DD	43	ARG
28	DD	61	LEU
28	DD	65	ILE
28	DD	92	ILE
28	DD	94	LEU
28	DD	98	VAL
28	DD	105	ILE
28	DD	106	ILE
28	DD	116	GLN
28	DD	122	ASP
28	DD	126	GLN
28	DD	131	LEU
28	DD	155	LEU
28	DD	166	GLN
28	DD	168	ARG
28	DD	176	ARG
28	DD	182	LEU
28	DD	189	CYS
28	DD	192	THR
28	DD	226	MET
28	DD	257	LEU
28	DD	259	THR
28	DD	260	ARG
28	DD	270	ILE
28	DD	271	ILE
29	DE	1	MET
29	DE	45	THR
29	DE	53	PRO
29	DE	54	GLN
29	DE	55	ASN
29	DE	78	LEU
29	DE	79	ARG
29	DE	101	ARG
29	DE	107	THR
29	DE	111	ARG
29	DE	113	PHE
29	DE	119	ARG
29	DE	132	HIS
29	DE	134	ILE

Continued on next page...

Continued from previous page...

Mol	Chain	Res	Type
29	DE	154	LYS
29	DE	169	ASN
29	DE	172	VAL
29	DE	173	VAL
29	DE	181	LEU
29	DE	182	LEU
29	DE	184	VAL
29	DE	192	ASN
29	DE	200	GLU
29	DE	202	LYS
29	DE	203	LYS
30	DF	1	MET
30	DF	2	LYS
30	DF	7	TYR
30	DF	17	ARG
30	DF	19	GLU
30	DF	37	VAL
30	DF	38	ARG
30	DF	54	ARG
30	DF	65	TRP
30	DF	66	PRO
30	DF	67	GLN
30	DF	69	HIS
30	DF	72	ARG
30	DF	78	ILE
30	DF	116	ASP
30	DF	124	LEU
30	DF	160	ASN
30	DF	164	ARG
30	DF	169	ASN
30	DF	183	VAL
30	DF	185	ASP
30	DF	195	ASP
31	DG	21	ARG
31	DG	29	TRP
31	DG	32	PRO
31	DG	39	ILE
31	DG	43	LEU
31	DG	45	GLU
31	DG	48	GLU
31	DG	51	ARG
31	DG	52	ILE

Continued on next page...

Continued from previous page...

Mol	Chain	Res	Type
31	DG	53	LEU
31	DG	87	PRO
31	DG	97	ASP
31	DG	101	ILE
31	DG	113	ARG
31	DG	116	ASP
31	DG	125	PHE
31	DG	130	ASN
31	DG	139	LEU
31	DG	141	PHE
31	DG	143	GLU
31	DG	155	MET
31	DG	164	GLU
31	DG	181	ARG
32	DH	13	LYS
32	DH	17	VAL
32	DH	25	LYS
32	DH	27	LYS
32	DH	41	MET
32	DH	46	GLU
32	DH	54	ARG
32	DH	57	ASP
32	DH	68	THR
32	DH	86	GLU
32	DH	88	LEU
32	DH	101	ARG
32	DH	107	VAL
32	DH	139	GLN
32	DH	147	ASN
32	DH	149	ARG
32	DH	153	LYS
32	DH	157	TYR
32	DH	159	GLU
32	DH	163	TYR
32	DH	170	ARG
33	DI	6	LEU
33	DI	12	LEU
33	DI	17	GLN
33	DI	23	PRO
33	DI	38	LEU
33	DI	45	LYS
33	DI	48	GLU

Continued on next page...

Continued from previous page...

Mol	Chain	Res	Type
33	DI	137	PRO
34	DN	4	TYR
34	DN	25	ARG
34	DN	34	LEU
34	DN	38	HIS
34	DN	41	ASP
34	DN	42	TRP
34	DN	45	ASN
34	DN	50	ASP
34	DN	56	ASN
34	DN	67	LEU
34	DN	68	GLU
34	DN	87	LEU
34	DN	115	ARG
34	DN	119	ARG
34	DN	120	LEU
34	DN	134	ARG
34	DN	136	GLU
35	DO	14	THR
35	DO	23	ARG
35	DO	47	ILE
35	DO	48	PRO
35	DO	49	ARG
35	DO	53	LYS
35	DO	91	LEU
35	DO	96	THR
35	DO	99	PHE
36	DP	9	ASN
36	DP	10	PRO
36	DP	13	ASN
36	DP	16	ARG
36	DP	18	ARG
36	DP	21	ARG
36	DP	40	SER
36	DP	51	PHE
36	DP	52	GLU
36	DP	61	ARG
36	DP	62	LEU
36	DP	64	LYS
36	DP	75	ILE
36	DP	79	ARG
36	DP	85	LEU

Continued on next page...

Continued from previous page...

Mol	Chain	Res	Type
36	DP	90	ARG
36	DP	91	PHE
36	DP	100	LEU
36	DP	105	LEU
36	DP	110	TYR
36	DP	114	ILE
36	DP	117	GLU
37	DQ	5	ARG
37	DQ	25	ASP
37	DQ	29	PHE
37	DQ	43	THR
37	DQ	54	MET
37	DQ	63	LYS
37	DQ	79	LEU
37	DQ	106	VAL
37	DQ	109	VAL
37	DQ	110	THR
37	DQ	127	ILE
38	DR	6	SER
38	DR	8	ARG
38	DR	28	LEU
38	DR	29	LEU
38	DR	36	THR
38	DR	37	THR
38	DR	57	ARG
38	DR	60	LEU
38	DR	65	LEU
38	DR	67	LEU
38	DR	74	LYS
38	DR	79	LEU
38	DR	91	GLN
38	DR	94	TYR
38	DR	95	THR
38	DR	100	LEU
38	DR	104	ARG
39	DS	12	PHE
39	DS	13	ARG
39	DS	18	ILE
39	DS	20	ARG
39	DS	28	VAL
39	DS	29	PHE
39	DS	36	TYR

Continued on next page...

Continued from previous page...

Mol	Chain	Res	Type
39	DS	40	ILE
39	DS	48	LEU
39	DS	73	LEU
39	DS	78	LEU
39	DS	84	GLN
39	DS	89	ARG
39	DS	92	TYR
39	DS	97	ARG
39	DS	101	LEU
39	DS	103	GLU
40	DT	3	ARG
40	DT	6	LEU
40	DT	11	GLU
40	DT	13	ARG
40	DT	17	THR
40	DT	18	ASP
40	DT	19	LEU
40	DT	29	ARG
40	DT	32	TYR
40	DT	39	ARG
40	DT	41	ARG
40	DT	42	ILE
40	DT	50	ILE
40	DT	51	ARG
40	DT	74	ARG
40	DT	78	LEU
40	DT	82	LEU
40	DT	96	ARG
40	DT	99	LEU
40	DT	113	LYS
40	DT	115	ARG
40	DT	119	LYS
40	DT	128	GLU
41	DU	33	ARG
41	DU	50	ARG
41	DU	69	CYS
41	DU	74	LEU
41	DU	75	ASN
41	DU	92	ARG
41	DU	95	LEU
41	DU	104	GLN
41	DU	112	ARG

Continued on next page...

Continued from previous page...

Mol	Chain	Res	Type
41	DU	114	LYS
42	DV	1	MET
42	DV	5	VAL
42	DV	7	THR
42	DV	12	TYR
42	DV	16	PRO
42	DV	18	LEU
42	DV	19	LYS
42	DV	21	ARG
42	DV	33	VAL
42	DV	39	LEU
42	DV	47	VAL
42	DV	70	ILE
42	DV	89	GLN
42	DV	91	TYR
42	DV	95	LEU
42	DV	99	ILE
43	DW	11	ARG
43	DW	19	LEU
43	DW	51	LEU
43	DW	59	VAL
43	DW	70	TYR
43	DW	90	ARG
43	DW	97	LYS
44	DX	29	TRP
44	DX	51	VAL
44	DX	57	LEU
44	DX	60	ARG
44	DX	63	LYS
44	DX	66	LEU
44	DX	68	ARG
44	DX	80	ILE
45	DY	2	ARG
45	DY	7	VAL
45	DY	8	LYS
45	DY	28	LYS
45	DY	33	LYS
45	DY	38	ILE
45	DY	47	LYS
45	DY	55	TYR
45	DY	56	PRO
45	DY	62	GLU

Continued on next page...

Continued from previous page...

Mol	Chain	Res	Type
45	DY	67	LEU
45	DY	75	ILE
45	DY	77	PRO
45	DY	85	VAL
45	DY	90	LEU
46	DZ	3	ARG
46	DZ	7	TYR
46	DZ	33	ASN
46	DZ	37	TYR
46	DZ	40	LEU
46	DZ	52	ILE
46	DZ	66	LEU
46	DZ	71	ARG
46	DZ	78	ARG
46	DZ	79	ARG
46	DZ	81	ARG
46	DZ	85	VAL
46	DZ	96	GLU
46	DZ	99	VAL
46	DZ	117	GLN
46	DZ	118	GLU
46	DZ	120	HIS
46	DZ	122	ASP
46	DZ	130	ARG
46	DZ	144	GLU
46	DZ	149	LEU
46	DZ	153	ASP
46	DZ	170	ILE
46	DZ	174	VAL
47	D0	4	LYS
47	D0	7	LEU
47	D0	16	SER
47	D0	19	LYS
47	D0	20	ARG
47	D0	36	ILE
47	D0	41	ARG
47	D0	60	PHE
47	D0	72	ARG
47	D0	75	LEU
48	D1	35	THR
48	D1	40	ARG
48	D1	46	LEU

Continued on next page...

Continued from previous page...

Mol	Chain	Res	Type
48	D1	59	THR
48	D1	61	ARG
48	D1	72	GLU
48	D1	80	LEU
48	D1	82	LEU
48	D1	94	LEU
49	D2	2	LYS
49	D2	16	LEU
49	D2	21	LEU
49	D2	34	GLU
49	D2	44	LEU
49	D2	53	LEU
49	D2	64	LEU
49	D2	65	ASN
49	D2	71	ASN
50	D3	4	LEU
50	D3	16	PRO
50	D3	31	LEU
51	D4	44	CYS
51	D4	48	ILE
52	D5	3	LYS
52	D5	25	LEU
52	D5	29	THR
52	D5	40	LYS
52	D5	49	CYS
52	D5	52	TYR
52	D5	56	LYS
53	D6	9	LEU
53	D6	11	LEU
53	D6	12	GLU
53	D6	14	THR
53	D6	16	CYS
53	D6	18	ARG
53	D6	19	ARG
53	D6	41	PRO
53	D6	42	TRP
53	D6	46	HIS
54	D7	1	MET
54	D7	4	THR
54	D7	5	TRP
54	D7	8	ASN
54	D7	10	ARG

Continued on next page...

Continued from previous page...

Mol	Chain	Res	Type
54	D7	24	THR
54	D7	41	ARG
54	D7	44	PRO
54	D7	47	ARG
55	D8	6	THR
55	D8	14	VAL
55	D8	30	ARG
55	D8	32	LEU
55	D8	33	ASN
55	D8	34	TRP
55	D8	44	LYS
55	D8	47	LYS
55	D8	49	VAL
55	D8	61	LEU
56	D9	9	ARG
56	D9	26	ILE
56	D9	27	CYS
56	D9	28	GLU
56	D9	29	ASN

Sometimes sidechains can be flipped to improve hydrogen bonding and reduce clashes. All (340) such sidechains are listed below:

Mol	Chain	Res	Type
2	AB	95	GLN
2	AB	110	GLN
2	AB	135	GLN
2	AB	146	GLN
2	AB	212	GLN
3	AC	3	ASN
3	AC	28	GLN
3	AC	37	GLN
3	AC	118	GLN
3	AC	123	GLN
3	AC	162	GLN
3	AC	170	GLN
3	AC	181	ASN
4	AD	42	GLN
4	AD	43	HIS
4	AD	62	GLN
4	AD	77	ASN
4	AD	160	GLN
4	AD	161	ASN

Continued on next page...

Continued from previous page...

Mol	Chain	Res	Type
5	AE	20	GLN
5	AE	56	GLN
5	AE	78	HIS
6	AF	7	ASN
6	AF	18	GLN
6	AF	27	GLN
6	AF	32	ASN
6	AF	64	GLN
6	AF	73	ASN
6	AF	100	ASN
7	AG	13	GLN
7	AG	56	GLN
7	AG	68	ASN
7	AG	106	GLN
7	AG	148	ASN
8	AH	15	ASN
9	AI	23	ASN
9	AI	124	GLN
10	AJ	13	HIS
10	AJ	56	HIS
10	AJ	68	HIS
10	AJ	76	ASN
11	AK	13	GLN
11	AK	38	ASN
11	AK	62	GLN
11	AK	93	GLN
11	AK	117	ASN
12	AL	6	GLN
12	AL	46	ASN
12	AL	96	HIS
13	AM	40	ASN
13	AM	92	HIS
13	AM	101	GLN
14	AN	49	HIS
15	AO	9	GLN
15	AO	13	GLN
15	AO	37	ASN
15	AO	71	GLN
17	AQ	16	GLN
17	AQ	93	GLN
17	AQ	94	ASN
18	AR	36	ASN

Continued on next page...

Continued from previous page...

Mol	Chain	Res	Type
19	AS	47	HIS
19	AS	53	ASN
19	AS	57	HIS
20	AT	18	GLN
20	AT	26	ASN
20	AT	42	GLN
22	AV	26	GLN
22	AV	28	GLN
22	AV	43	ASN
22	AV	118	GLN
22	AV	160	GLN
27	BC	45	HIS
27	BC	58	ASN
27	BC	67	HIS
27	BC	72	GLN
27	BC	102	GLN
28	BD	126	GLN
28	BD	143	HIS
28	BD	166	GLN
28	BD	186	HIS
28	BD	198	ASN
28	BD	220	HIS
28	BD	227	ASN
28	BD	231	HIS
29	BE	48	GLN
29	BE	54	GLN
29	BE	66	HIS
29	BE	85	ASN
29	BE	129	HIS
29	BE	143	ASN
29	BE	192	ASN
30	BF	29	ASN
30	BF	69	HIS
30	BF	160	ASN
30	BF	169	ASN
31	BG	58	GLN
32	BH	65	HIS
32	BH	74	ASN
32	BH	111	HIS
32	BH	147	ASN
33	BI	28	ASN
33	BI	54	GLN

Continued on next page...

Continued from previous page...

Mol	Chain	Res	Type
33	BI	74	ASN
34	BN	56	ASN
34	BN	69	GLN
34	BN	130	HIS
34	BN	131	GLN
35	BO	5	GLN
35	BO	82	ASN
35	BO	89	ASN
36	BP	9	ASN
36	BP	13	ASN
36	BP	68	GLN
36	BP	81	GLN
36	BP	84	ASN
36	BP	128	HIS
37	BQ	13	GLN
37	BQ	45	GLN
37	BQ	123	HIS
38	BR	11	ASN
38	BR	23	ASN
38	BR	53	HIS
38	BR	71	GLN
39	BS	34	HIS
40	BT	2	ASN
40	BT	55	ASN
40	BT	58	ASN
40	BT	84	GLN
40	BT	123	GLN
41	BU	44	ASN
41	BU	49	HIS
41	BU	72	HIS
41	BU	104	GLN
42	BV	11	GLN
43	BW	40	ASN
43	BW	57	ASN
43	BW	60	ASN
43	BW	61	ASN
43	BW	102	HIS
44	BX	41	ASN
44	BX	55	ASN
46	BZ	117	GLN
46	BZ	120	HIS
47	B0	69	GLN

Continued on next page...

Continued from previous page...

Mol	Chain	Res	Type
48	B1	45	ASN
48	B1	47	GLN
48	B1	56	GLN
49	B2	38	GLN
49	B2	43	GLN
49	B2	65	ASN
49	B2	70	GLN
50	B3	19	GLN
50	B3	46	ASN
50	B3	52	HIS
51	B4	46	ASN
52	B5	43	HIS
53	B6	20	ASN
54	B7	8	ASN
54	B7	36	GLN
55	B8	31	HIS
55	B8	33	ASN
56	B9	34	GLN
2	CB	76	GLN
2	CB	95	GLN
2	CB	110	GLN
2	CB	113	HIS
2	CB	135	GLN
2	CB	146	GLN
2	CB	204	ASN
2	CB	212	GLN
3	CC	28	GLN
3	CC	31	HIS
3	CC	37	GLN
3	CC	98	ASN
3	CC	123	GLN
3	CC	139	GLN
3	CC	170	GLN
3	CC	181	ASN
4	CD	45	GLN
4	CD	74	GLN
4	CD	119	GLN
4	CD	160	GLN
4	CD	161	ASN
5	CE	72	GLN
5	CE	73	ASN
5	CE	130	ASN

Continued on next page...

Continued from previous page...

Mol	Chain	Res	Type
6	CF	18	GLN
6	CF	27	GLN
6	CF	32	ASN
6	CF	64	GLN
6	CF	94	GLN
6	CF	100	ASN
7	CG	11	GLN
7	CG	13	GLN
7	CG	28	ASN
7	CG	56	GLN
7	CG	68	ASN
7	CG	96	GLN
7	CG	106	GLN
7	CG	109	ASN
7	CG	148	ASN
9	CI	23	ASN
9	CI	31	GLN
9	CI	73	GLN
9	CI	89	ASN
9	CI	124	GLN
10	CJ	13	HIS
10	CJ	56	HIS
11	CK	13	GLN
11	CK	93	GLN
11	CK	117	ASN
12	CL	5	ASN
12	CL	6	GLN
12	CL	46	ASN
12	CL	72	HIS
12	CL	77	HIS
13	CM	40	ASN
13	CM	77	ASN
13	CM	92	HIS
14	CN	49	HIS
14	CN	52	GLN
15	CO	9	GLN
15	CO	13	GLN
15	CO	37	ASN
15	CO	46	HIS
16	CP	16	HIS
16	CP	82	GLN
17	CQ	16	GLN

Continued on next page...

Continued from previous page...

Mol	Chain	Res	Type
19	CS	23	ASN
19	CS	47	HIS
19	CS	56	GLN
19	CS	57	HIS
20	CT	16	HIS
20	CT	26	ASN
20	CT	42	GLN
22	CV	26	GLN
22	CV	27	HIS
22	CV	55	ASN
22	CV	71	GLN
22	CV	118	GLN
22	CV	160	GLN
27	DC	67	HIS
27	DC	72	GLN
27	DC	189	ASN
27	DC	226	ASN
27	DC	228	HIS
28	DD	58	HIS
28	DD	96	HIS
28	DD	115	GLN
28	DD	126	GLN
28	DD	166	GLN
28	DD	198	ASN
28	DD	227	ASN
28	DD	253	GLN
29	DE	48	GLN
29	DE	54	GLN
29	DE	55	ASN
29	DE	66	HIS
29	DE	129	HIS
29	DE	159	HIS
29	DE	169	ASN
29	DE	180	ASN
29	DE	192	ASN
30	DF	160	ASN
30	DF	169	ASN
31	DG	27	ASN
31	DG	40	ASN
31	DG	41	GLN
31	DG	66	GLN
31	DG	130	ASN

Continued on next page...

Continued from previous page...

Mol	Chain	Res	Type
32	DH	74	ASN
32	DH	147	ASN
32	DH	158	HIS
33	DI	11	ASN
33	DI	43	ASN
34	DN	45	ASN
34	DN	56	ASN
34	DN	69	GLN
34	DN	94	HIS
34	DN	130	HIS
34	DN	131	GLN
35	DO	3	GLN
36	DP	13	ASN
36	DP	68	GLN
36	DP	81	GLN
36	DP	84	ASN
37	DQ	12	GLN
37	DQ	141	GLN
38	DR	16	HIS
38	DR	23	ASN
38	DR	24	GLN
38	DR	71	GLN
39	DS	34	HIS
39	DS	95	HIS
40	DT	43	GLN
40	DT	90	GLN
41	DU	44	ASN
41	DU	49	HIS
41	DU	72	HIS
41	DU	81	HIS
41	DU	94	ASN
41	DU	117	GLN
42	DV	11	GLN
43	DW	34	ASN
43	DW	40	ASN
43	DW	61	ASN
43	DW	62	HIS
44	DX	41	ASN
44	DX	55	ASN
45	DY	6	HIS
46	DZ	31	HIS
46	DZ	53	HIS

Continued on next page...

Continued from previous page...

Mol	Chain	Res	Type
46	DZ	54	HIS
46	DZ	64	GLN
46	DZ	72	GLN
46	DZ	74	ASN
46	DZ	117	GLN
46	DZ	131	ASN
47	D0	12	ASN
47	D0	29	GLN
47	D0	40	GLN
47	D0	50	ASN
47	D0	70	GLN
48	D1	45	ASN
48	D1	47	GLN
49	D2	43	GLN
49	D2	47	ASN
49	D2	65	ASN
50	D3	19	GLN
51	D4	46	ASN
52	D5	4	HIS
52	D5	43	HIS
53	D6	20	ASN
54	D7	8	ASN
54	D7	36	GLN
55	D8	7	HIS
55	D8	33	ASN
56	D9	32	HIS
56	D9	34	GLN

5.3.3 RNA (i)

Mol	Chain	Analysed	Backbone Outliers	Pucker Outliers
1	AA	1492/1509 (98%)	236 (15%)	40 (2%)
1	CA	1503/1509 (99%)	227 (15%)	33 (2%)
23	AW	76/77 (98%)	18 (23%)	2 (2%)
23	CW	76/77 (98%)	19 (25%)	6 (7%)
24	AX	4/5 (80%)	0	0
24	CX	4/5 (80%)	0	0
25	BA	2761/2915 (94%)	508 (18%)	77 (2%)
25	DA	2771/2915 (95%)	546 (19%)	84 (3%)
26	BB	118/122 (96%)	19 (16%)	2 (1%)
26	DB	118/122 (96%)	20 (16%)	2 (1%)

Continued on next page...

Continued from previous page...

Mol	Chain	Analysed	Backbone Outliers	Pucker Outliers
All	All	8923/9256 (96%)	1593 (17%)	246 (2%)

All (1593) RNA backbone outliers are listed below:

Mol	Chain	Res	Type
1	AA	9	G
1	AA	31	G
1	AA	32	A
1	AA	39	G
1	AA	47	C
1	AA	48	C
1	AA	51	A
1	AA	54	C
1	AA	61	G
1	AA	79	G
1	AA	116	A
1	AA	120	A
1	AA	121	C
1	AA	129(A)	G
1	AA	131	C
1	AA	137	C
1	AA	144	G
1	AA	146	G
1	AA	173	U
1	AA	174	C
1	AA	182	U
1	AA	189(H)	G
1	AA	195	A
1	AA	198	G
1	AA	201	C
1	AA	203	U
1	AA	204	U
1	AA	216	G
1	AA	217	C
1	AA	244	U
1	AA	247	G
1	AA	251	G
1	AA	267	C
1	AA	268	C
1	AA	275	G
1	AA	279	A
1	AA	289	G

Continued on next page...

Continued from previous page...

Mol	Chain	Res	Type
1	AA	316	G
1	AA	328	C
1	AA	332	G
1	AA	345	C
1	AA	346	G
1	AA	351	G
1	AA	352	C
1	AA	353	A
1	AA	354	G
1	AA	367	U
1	AA	368	U
1	AA	369	C
1	AA	373	A
1	AA	388	G
1	AA	389	A
1	AA	390	C
1	AA	397	A
1	AA	398	C
1	AA	412	A
1	AA	413	G
1	AA	414	A
1	AA	422	C
1	AA	423	G
1	AA	424	G
1	AA	428	G
1	AA	429	U
1	AA	430	A
1	AA	431	A
1	AA	435	C
1	AA	439	A
1	AA	452	A
1	AA	453	A
1	AA	482	A
1	AA	484	G
1	AA	485	G
1	AA	496	A
1	AA	499	A
1	AA	500	G
1	AA	511	C
1	AA	518	C
1	AA	527	G
1	AA	532	A

Continued on next page...

Continued from previous page...

Mol	Chain	Res	Type
1	AA	533	A
1	AA	534	U
1	AA	547	A
1	AA	559	A
1	AA	562	C
1	AA	563	A
1	AA	572	A
1	AA	573	A
1	AA	575	G
1	AA	576	G
1	AA	577	G
1	AA	596	C
1	AA	614	A
1	AA	632	A
1	AA	653	A
1	AA	661	G
1	AA	665	A
1	AA	687	A
1	AA	688	G
1	AA	701	C
1	AA	702	A
1	AA	703	G
1	AA	717	C
1	AA	748	C
1	AA	749	C
1	AA	755	G
1	AA	793	U
1	AA	794	A
1	AA	816	A
1	AA	817	C
1	AA	828	A
1	AA	839	U
1	AA	841	U
1	AA	848	C
1	AA	859	A
1	AA	871	U
1	AA	873	A
1	AA	902	G
1	AA	914	A
1	AA	926	G
1	AA	927	G
1	AA	934	C

Continued on next page...

Continued from previous page...

Mol	Chain	Res	Type
1	AA	935	A
1	AA	961	U
1	AA	966	G
1	AA	969	A
1	AA	971	G
1	AA	972	C
1	AA	974	A
1	AA	975	A
1	AA	976	G
1	AA	977	A
1	AA	978	A
1	AA	980	C
1	AA	991	U
1	AA	992	U
1	AA	993	G
1	AA	998	G
1	AA	1001(A)	G
1	AA	1004	A
1	AA	1005	A
1	AA	1021	G
1	AA	1023	G
1	AA	1025	U
1	AA	1027	C
1	AA	1028	C
1	AA	1030(A)	G
1	AA	1036	G
1	AA	1037	C
1	AA	1050	G
1	AA	1053	G
1	AA	1054	C
1	AA	1064	G
1	AA	1065	U
1	AA	1066	C
1	AA	1086	U
1	AA	1094	G
1	AA	1101	A
1	AA	1102	A
1	AA	1117	G
1	AA	1124	G
1	AA	1125	U
1	AA	1126	U
1	AA	1129	C

Continued on next page...

Continued from previous page...

Mol	Chain	Res	Type
1	AA	1130	A
1	AA	1131	G
1	AA	1137	C
1	AA	1139	G
1	AA	1140	C
1	AA	1141	C
1	AA	1146	A
1	AA	1152	A
1	AA	1153	C
1	AA	1154	G
1	AA	1158	C
1	AA	1159	U
1	AA	1183	A
1	AA	1196	U
1	AA	1201	A
1	AA	1202	G
1	AA	1212	U
1	AA	1213	A
1	AA	1223	C
1	AA	1224	G
1	AA	1227	A
1	AA	1238	A
1	AA	1249	C
1	AA	1256	A
1	AA	1257	U
1	AA	1258	G
1	AA	1260	C
1	AA	1273	G
1	AA	1278	U
1	AA	1280	A
1	AA	1281	U
1	AA	1285	A
1	AA	1286	A
1	AA	1287	A
1	AA	1299	A
1	AA	1300	G
1	AA	1301	U
1	AA	1302	U
1	AA	1317	C
1	AA	1320	C
1	AA	1322	C
1	AA	1323	G

Continued on next page...

Continued from previous page...

Mol	Chain	Res	Type
1	AA	1331	G
1	AA	1336	C
1	AA	1339	A
1	AA	1346	A
1	AA	1347	G
1	AA	1348	U
1	AA	1349	A
1	AA	1363	C
1	AA	1363(A)	A
1	AA	1364	U
1	AA	1365	G
1	AA	1370	G
1	AA	1381	U
1	AA	1398	A
1	AA	1419	G
1	AA	1439	C
1	AA	1442(A)	G
1	AA	1442(B)	A
1	AA	1443	G
1	AA	1452	C
1	AA	1456	G
1	AA	1492	A
1	AA	1499	A
1	AA	1502	A
1	AA	1504	G
1	AA	1506	U
1	AA	1507	A
1	AA	1517	G
1	AA	1520	G
1	AA	1529	G
1	AA	1531	A
23	AW	3	C
23	AW	8	U
23	AW	17	C
23	AW	17(B)	U
23	AW	18	G
23	AW	19	G
23	AW	20	U
23	AW	21	A
23	AW	47	U
23	AW	48	C
23	AW	49	G

Continued on next page...

Continued from previous page...

Mol	Chain	Res	Type
23	AW	59	A
23	AW	61	C
23	AW	63	G
23	AW	67	C
23	AW	72	A
23	AW	75	C
23	AW	76	A
25	BA	13	A
25	BA	28	A
25	BA	34	C
25	BA	45	C
25	BA	49	A
25	BA	55	G
25	BA	69	C
25	BA	71	A
25	BA	72	U
25	BA	74	A
25	BA	75	G
25	BA	84	A
25	BA	88	G
25	BA	90	U
25	BA	92	A
25	BA	94	C
25	BA	100	G
25	BA	102	G
25	BA	118	A
25	BA	119	A
25	BA	120	U
25	BA	139(A)	G
25	BA	141	A
25	BA	159	U
25	BA	160	U
25	BA	171	G
25	BA	172	C
25	BA	175	G
25	BA	196	A
25	BA	197	A
25	BA	204	A
25	BA	205	G
25	BA	214	G
25	BA	216	A
25	BA	221	A

Continued on next page...

Continued from previous page...

Mol	Chain	Res	Type
25	BA	222	A
25	BA	228	A
25	BA	229	A
25	BA	233	A
25	BA	248	G
25	BA	250	G
25	BA	252	G
25	BA	261	G
25	BA	266	G
25	BA	271(A)	A
25	BA	271(J)	C
25	BA	271(K)	U
25	BA	271(L)	U
25	BA	271(N)	U
25	BA	271(O)	C
25	BA	271(P)	C
25	BA	271(Y)	U
25	BA	271(Z)	C
25	BA	272(A)	U
25	BA	272(B)	G
25	BA	272(H)	C
25	BA	272(I)	U
25	BA	272(J)	C
25	BA	274	G
25	BA	275	G
25	BA	276	A
25	BA	277	C
25	BA	278	A
25	BA	279	C
25	BA	281	G
25	BA	286	C
25	BA	311	A
25	BA	329	G
25	BA	330	A
25	BA	352	G
25	BA	353	G
25	BA	356	G
25	BA	358	U
25	BA	362	U
25	BA	363	G
25	BA	363(A)	A
25	BA	363(B)	G

Continued on next page...

Continued from previous page...

Mol	Chain	Res	Type
25	BA	363(E)	U
25	BA	363(F)	A
25	BA	365	C
25	BA	386	G
25	BA	387	U
25	BA	405	U
25	BA	406	G
25	BA	411	G
25	BA	412	A
25	BA	428	A
25	BA	443	A
25	BA	444	C
25	BA	448	U
25	BA	455	C
25	BA	456	C
25	BA	457	A
25	BA	470	A
25	BA	475	U
25	BA	480	A
25	BA	481	G
25	BA	482	A
25	BA	504	U
25	BA	505	A
25	BA	507	A
25	BA	508	G
25	BA	509	C
25	BA	513	A
25	BA	530	G
25	BA	531	C
25	BA	532	A
25	BA	533	G
25	BA	536	A
25	BA	539	G
25	BA	551	G
25	BA	563	G
25	BA	573	G
25	BA	575	A
25	BA	586	A
25	BA	588	U
25	BA	604	G
25	BA	607	U
25	BA	613	G

Continued on next page...

Continued from previous page...

Mol	Chain	Res	Type
25	BA	614(B)	G
25	BA	627	A
25	BA	628	G
25	BA	637	A
25	BA	645	C
25	BA	646	A
25	BA	652	C
25	BA	686	G
25	BA	708	C
25	BA	727	A
25	BA	730	C
25	BA	740	U
25	BA	741	G
25	BA	753	C
25	BA	764	A
25	BA	765	G
25	BA	776	G
25	BA	782	A
25	BA	784	A
25	BA	785	G
25	BA	790	C
25	BA	792	G
25	BA	805	G
25	BA	812	C
25	BA	819	A
25	BA	827	U
25	BA	828	U
25	BA	848	G
25	BA	856	C
25	BA	857	C
25	BA	859	G
25	BA	866	A
25	BA	869	G
25	BA	880	G
25	BA	886	C
25	BA	887	A
25	BA	889	C
25	BA	890	A
25	BA	896	A
25	BA	897	C
25	BA	898	C
25	BA	904	C

Continued on next page...

Continued from previous page...

Mol	Chain	Res	Type
25	BA	907	U
25	BA	910	A
25	BA	917	A
25	BA	926	A
25	BA	932	G
25	BA	933	A
25	BA	941	A
25	BA	945	A
25	BA	946	G
25	BA	958	U
25	BA	959	A
25	BA	961	C
25	BA	962	G
25	BA	974	G
25	BA	975	C
25	BA	975(A)	G
25	BA	980	A
25	BA	983	A
25	BA	990	A
25	BA	991	C
25	BA	996	A
25	BA	1000	A
25	BA	1005	C
25	BA	1012	U
25	BA	1013	C
25	BA	1017	G
25	BA	1022	G
25	BA	1025	G
25	BA	1026	U
25	BA	1034	G
25	BA	1039	G
25	BA	1043	C
25	BA	1110	G
25	BA	1111	A
25	BA	1112	G
25	BA	1113	U
25	BA	1115	G
25	BA	1122	G
25	BA	1135	C
25	BA	1136	G
25	BA	1143	A
25	BA	1155	A

Continued on next page...

Continued from previous page...

Mol	Chain	Res	Type
25	BA	1156	A
25	BA	1170	G
25	BA	1171	G
25	BA	1173	G
25	BA	1174	A
25	BA	1175	U
25	BA	1176	G
25	BA	1177	A
25	BA	1178	C
25	BA	1179	C
25	BA	1195	G
25	BA	1204	A
25	BA	1205	U
25	BA	1211	U
25	BA	1212	G
25	BA	1221	C
25	BA	1244	G
25	BA	1253	A
25	BA	1256	G
25	BA	1271	G
25	BA	1272	A
25	BA	1281	G
25	BA	1300	U
25	BA	1301	A
25	BA	1314	C
25	BA	1320	C
25	BA	1321	A
25	BA	1332	G
25	BA	1345	C
25	BA	1349	A
25	BA	1352	U
25	BA	1359	A
25	BA	1365	A
25	BA	1368	G
25	BA	1379	A
25	BA	1380	G
25	BA	1384	A
25	BA	1385	G
25	BA	1395	A
25	BA	1396	U
25	BA	1398	C
25	BA	1399	C

Continued on next page...

Continued from previous page...

Mol	Chain	Res	Type
25	BA	1407	C
25	BA	1416	G
25	BA	1420	U
25	BA	1421	G
25	BA	1427	A
25	BA	1428	C
25	BA	1445	A
25	BA	1449	A
25	BA	1450	G
25	BA	1451	C
25	BA	1455	G
25	BA	1459	G
25	BA	1461	G
25	BA	1467	C
25	BA	1471	A
25	BA	1478	G
25	BA	1481	U
25	BA	1482	G
25	BA	1485	G
25	BA	1487	G
25	BA	1488	G
25	BA	1490	A
25	BA	1493	C
25	BA	1494	A
25	BA	1495	A
25	BA	1497	U
25	BA	1498	C
25	BA	1502	C
25	BA	1505	C
25	BA	1509	C
25	BA	1509(A)	A
25	BA	1520	G
25	BA	1546	C
25	BA	1558	A
25	BA	1559	G
25	BA	1560	G
25	BA	1569	A
25	BA	1578	U
25	BA	1579	A
25	BA	1584	C
25	BA	1586	A
25	BA	1588	C

Continued on next page...

Continued from previous page...

Mol	Chain	Res	Type
25	BA	1591	G
25	BA	1594	G
25	BA	1598	C
25	BA	1603	A
25	BA	1608	A
25	BA	1616	A
25	BA	1617	C
25	BA	1618	A
25	BA	1640	C
25	BA	1648	C
25	BA	1653	G
25	BA	1654	A
25	BA	1674	G
25	BA	1682	G
25	BA	1696	G
25	BA	1698	A
25	BA	1699	G
25	BA	1700	A
25	BA	1718	G
25	BA	1722	A
25	BA	1739	U
25	BA	1740	G
25	BA	1744	C
25	BA	1745(A)	C
25	BA	1746	G
25	BA	1748	G
25	BA	1758	G
25	BA	1763	G
25	BA	1764	G
25	BA	1769	G
25	BA	1773	A
25	BA	1780	A
25	BA	1791	A
25	BA	1799	G
25	BA	1800	C
25	BA	1816	G
25	BA	1819	A
25	BA	1820	U
25	BA	1829	A
25	BA	1839	G
25	BA	1847	A
25	BA	1865	G

Continued on next page...

Continued from previous page...

Mol	Chain	Res	Type
25	BA	1877	A
25	BA	1878	G
25	BA	1882	C
25	BA	1885	A
25	BA	1888	G
25	BA	1889	A
25	BA	1900	A
25	BA	1906	G
25	BA	1913	A
25	BA	1914	C
25	BA	1916	A
25	BA	1929	G
25	BA	1930	G
25	BA	1931	U
25	BA	1936	A
25	BA	1938	A
25	BA	1941	C
25	BA	1955	U
25	BA	1963	U
25	BA	1967	C
25	BA	1969	A
25	BA	1970	A
25	BA	1971	A
25	BA	1972	A
25	BA	1981	A
25	BA	1982	C
25	BA	1993	U
25	BA	1997	G
25	BA	2020	A
25	BA	2023	G
25	BA	2031	A
25	BA	2032	G
25	BA	2033	A
25	BA	2043	C
25	BA	2052	G
25	BA	2055	C
25	BA	2056	G
25	BA	2059	A
25	BA	2060	A
25	BA	2061	G
25	BA	2062	A
25	BA	2069	G

Continued on next page...

Continued from previous page...

Mol	Chain	Res	Type
25	BA	2071	A
25	BA	2093	G
25	BA	2096	U
25	BA	2102	U
25	BA	2103	C
25	BA	2104	G
25	BA	2111	C
25	BA	2116	G
25	BA	2117	A
25	BA	2127	G
25	BA	2159	G
25	BA	2172	U
25	BA	2173	A
25	BA	2176	A
25	BA	2185	C
25	BA	2190	G
25	BA	2192	G
25	BA	2193	G
25	BA	2198	A
25	BA	2199	A
25	BA	2207	G
25	BA	2208	A
25	BA	2219	G
25	BA	2225	A
25	BA	2238	G
25	BA	2239	G
25	BA	2273	A
25	BA	2275	C
25	BA	2283	C
25	BA	2286	A
25	BA	2287	A
25	BA	2288	A
25	BA	2289	G
25	BA	2290	G
25	BA	2303	G
25	BA	2305	A
25	BA	2307	G
25	BA	2308	G
25	BA	2309	A
25	BA	2316	C
25	BA	2319	G
25	BA	2320	A

Continued on next page...

Continued from previous page...

Mol	Chain	Res	Type
25	BA	2325	G
25	BA	2334	G
25	BA	2335	A
25	BA	2336	A
25	BA	2345	G
25	BA	2347	C
25	BA	2349	G
25	BA	2383	G
25	BA	2385	C
25	BA	2388	A
25	BA	2399	G
25	BA	2402	C
25	BA	2425	A
25	BA	2429	G
25	BA	2430	A
25	BA	2435	A
25	BA	2439	A
25	BA	2441	C
25	BA	2447	G
25	BA	2448	A
25	BA	2469	A
25	BA	2470	G
25	BA	2472	G
25	BA	2475	C
25	BA	2476	A
25	BA	2477	C
25	BA	2478	A
25	BA	2482	G
25	BA	2484	G
25	BA	2491	U
25	BA	2492	U
25	BA	2502	G
25	BA	2505	G
25	BA	2506	U
25	BA	2507	C
25	BA	2513	G
25	BA	2518	A
25	BA	2529	G
25	BA	2534	A
25	BA	2543	G
25	BA	2554	U
25	BA	2559	C

Continued on next page...

Continued from previous page...

Mol	Chain	Res	Type
25	BA	2566	A
25	BA	2567	G
25	BA	2572	A
25	BA	2573	C
25	BA	2585	U
25	BA	2602	A
25	BA	2611	U
25	BA	2612	C
25	BA	2615	U
25	BA	2629	A
25	BA	2630	G
25	BA	2654	A
25	BA	2673	G
25	BA	2690	C
25	BA	2702	U
25	BA	2712(A)	A
25	BA	2713	A
25	BA	2714	G
25	BA	2724	C
25	BA	2726	U
25	BA	2748	A
25	BA	2750	A
25	BA	2751	G
25	BA	2752	C
25	BA	2754	U
25	BA	2757	A
25	BA	2758	A
25	BA	2759	G
25	BA	2762	G
25	BA	2763	G
25	BA	2764	A
25	BA	2765	A
25	BA	2778	A
25	BA	2790	A
25	BA	2791	C
25	BA	2792	G
25	BA	2796	U
25	BA	2799	C
25	BA	2802	G
25	BA	2803	C
25	BA	2804	C
25	BA	2808	U

Continued on next page...

Continued from previous page...

Mol	Chain	Res	Type
25	BA	2820	A
25	BA	2821	A
25	BA	2827	C
25	BA	2833	G
25	BA	2834	G
25	BA	2835	A
25	BA	2849	U
25	BA	2872	G
25	BA	2873	A
25	BA	2874	C
25	BA	2883	A
26	BB	3	C
26	BB	8	U
26	BB	9	G
26	BB	13	A
26	BB	15	A
26	BB	27	C
26	BB	42	C
26	BB	45	A
26	BB	52	A
26	BB	53	A
26	BB	57	A
26	BB	66	A
26	BB	67	G
26	BB	73	A
26	BB	88	C
26	BB	89	G
26	BB	91	C
26	BB	110	G
26	BB	113	G
1	CA	9	G
1	CA	31	G
1	CA	32	A
1	CA	39	G
1	CA	47	C
1	CA	48	C
1	CA	49	U
1	CA	51	A
1	CA	61	G
1	CA	79	G
1	CA	80	G
1	CA	81	U

Continued on next page...

Continued from previous page...

Mol	Chain	Res	Type
1	CA	89	C
1	CA	90	U
1	CA	91	C
1	CA	98	G
1	CA	116	A
1	CA	120	A
1	CA	121	C
1	CA	131	C
1	CA	163	C
1	CA	172	A
1	CA	173	U
1	CA	174	C
1	CA	181	G
1	CA	182	U
1	CA	195	A
1	CA	197	A
1	CA	203	U
1	CA	204	U
1	CA	216	G
1	CA	244	U
1	CA	246	A
1	CA	247	G
1	CA	251	G
1	CA	266	G
1	CA	267	C
1	CA	274	A
1	CA	275	G
1	CA	289	G
1	CA	316	G
1	CA	321	A
1	CA	328	C
1	CA	332	G
1	CA	343	U
1	CA	345	C
1	CA	352	C
1	CA	353	A
1	CA	354	G
1	CA	367	U
1	CA	372	C
1	CA	397	A
1	CA	406	G
1	CA	412	A

Continued on next page...

Continued from previous page...

Mol	Chain	Res	Type
1	CA	413	G
1	CA	414	A
1	CA	422	C
1	CA	429	U
1	CA	430	A
1	CA	439	A
1	CA	442	C
1	CA	452	A
1	CA	453	A
1	CA	454	C
1	CA	482	A
1	CA	484	G
1	CA	485	G
1	CA	496	A
1	CA	498	U
1	CA	511	C
1	CA	518	C
1	CA	527	G
1	CA	532	A
1	CA	533	A
1	CA	534	U
1	CA	547	A
1	CA	559	A
1	CA	562	C
1	CA	572	A
1	CA	573	A
1	CA	575	G
1	CA	576	G
1	CA	577	G
1	CA	596	C
1	CA	630	G
1	CA	632	A
1	CA	653	A
1	CA	661	G
1	CA	665	A
1	CA	666	G
1	CA	687	A
1	CA	688	G
1	CA	703	G
1	CA	723	U
1	CA	724	G
1	CA	731	G

Continued on next page...

Continued from previous page...

Mol	Chain	Res	Type
1	CA	733	A
1	CA	749	C
1	CA	755	G
1	CA	777	A
1	CA	793	U
1	CA	794	A
1	CA	817	C
1	CA	818	G
1	CA	828	A
1	CA	839	U
1	CA	841	U
1	CA	848	C
1	CA	859	A
1	CA	871	U
1	CA	885	G
1	CA	902	G
1	CA	914	A
1	CA	926	G
1	CA	927	G
1	CA	934	C
1	CA	935	A
1	CA	960	U
1	CA	961	U
1	CA	968	A
1	CA	969	A
1	CA	974	A
1	CA	975	A
1	CA	976	G
1	CA	977	A
1	CA	980	C
1	CA	991	U
1	CA	992	U
1	CA	993	G
1	CA	1001(A)	G
1	CA	1003	G
1	CA	1004	A
1	CA	1005	A
1	CA	1006	C
1	CA	1023	G
1	CA	1026	G
1	CA	1027	C
1	CA	1030	C

Continued on next page...

Continued from previous page...

Mol	Chain	Res	Type
1	CA	1030(A)	G
1	CA	1030(D)	A
1	CA	1032	G
1	CA	1034	G
1	CA	1035	A
1	CA	1050	G
1	CA	1054	C
1	CA	1066	C
1	CA	1085	U
1	CA	1086	U
1	CA	1094	G
1	CA	1095	U
1	CA	1101	A
1	CA	1102	A
1	CA	1113	C
1	CA	1117	G
1	CA	1124	G
1	CA	1125	U
1	CA	1126	U
1	CA	1128	C
1	CA	1129	C
1	CA	1130	A
1	CA	1131	G
1	CA	1137	C
1	CA	1138	G
1	CA	1139	G
1	CA	1140	C
1	CA	1141	C
1	CA	1142	G
1	CA	1145	C
1	CA	1146	A
1	CA	1153	C
1	CA	1158	C
1	CA	1159	U
1	CA	1187	G
1	CA	1196	U
1	CA	1197	G
1	CA	1200	C
1	CA	1202	G
1	CA	1212	U
1	CA	1224	G
1	CA	1225	A

Continued on next page...

Continued from previous page...

Mol	Chain	Res	Type
1	CA	1227	A
1	CA	1233	G
1	CA	1238	A
1	CA	1241	G
1	CA	1249	C
1	CA	1253	G
1	CA	1256	A
1	CA	1257	U
1	CA	1278	U
1	CA	1280	A
1	CA	1281	U
1	CA	1286	A
1	CA	1287	A
1	CA	1299	A
1	CA	1300	G
1	CA	1301	U
1	CA	1302	U
1	CA	1303	C
1	CA	1305	G
1	CA	1317	C
1	CA	1319	A
1	CA	1320	C
1	CA	1322	C
1	CA	1331	G
1	CA	1336	C
1	CA	1338	G
1	CA	1346	A
1	CA	1347	G
1	CA	1359	C
1	CA	1363(A)	A
1	CA	1364	U
1	CA	1365	G
1	CA	1394	A
1	CA	1419	G
1	CA	1442(B)	A
1	CA	1443	G
1	CA	1452	C
1	CA	1456	G
1	CA	1487	G
1	CA	1492	A
1	CA	1504	G
1	CA	1506	U

Continued on next page...

Continued from previous page...

Mol	Chain	Res	Type
1	CA	1517	G
1	CA	1520	G
1	CA	1529	G
1	CA	1530	G
1	CA	1531	A
23	CW	3	C
23	CW	8	U
23	CW	10	G
23	CW	17	C
23	CW	17(B)	U
23	CW	18	G
23	CW	19	G
23	CW	20	U
23	CW	21	A
23	CW	22	G
23	CW	47	U
23	CW	48	C
23	CW	52	G
23	CW	59	A
23	CW	61	C
23	CW	62	C
23	CW	65	C
23	CW	75	C
23	CW	76	A
25	DA	13	A
25	DA	28	A
25	DA	34	C
25	DA	45	C
25	DA	49	A
25	DA	55	G
25	DA	61	G
25	DA	64	A
25	DA	69	C
25	DA	71	A
25	DA	72	U
25	DA	73	A
25	DA	75	G
25	DA	84	A
25	DA	85	G
25	DA	88	G
25	DA	90	U
25	DA	92	A

Continued on next page...

Continued from previous page...

Mol	Chain	Res	Type
25	DA	94	C
25	DA	95	G
25	DA	99	U
25	DA	100	G
25	DA	102	G
25	DA	118	A
25	DA	120	U
25	DA	126	A
25	DA	131	G
25	DA	139(A)	G
25	DA	141	A
25	DA	142	A
25	DA	148	C
25	DA	154	G
25	DA	157	U
25	DA	158	U
25	DA	159	U
25	DA	160	U
25	DA	171	G
25	DA	174	C
25	DA	175	G
25	DA	181	A
25	DA	196	A
25	DA	197	A
25	DA	199	A
25	DA	204	A
25	DA	205	G
25	DA	215	G
25	DA	216	A
25	DA	221	A
25	DA	222	A
25	DA	228	A
25	DA	229	A
25	DA	233	A
25	DA	248	G
25	DA	252	G
25	DA	261	G
25	DA	265	A
25	DA	266	G
25	DA	271(J)	C
25	DA	271(K)	U
25	DA	271(L)	U

Continued on next page...

Continued from previous page...

Mol	Chain	Res	Type
25	DA	271(N)	U
25	DA	271(O)	C
25	DA	271(P)	C
25	DA	271(T)	C
25	DA	271(Y)	U
25	DA	272	G
25	DA	272(A)	U
25	DA	272(B)	G
25	DA	272(H)	C
25	DA	272(J)	C
25	DA	274	G
25	DA	275	G
25	DA	276	A
25	DA	277	C
25	DA	278	A
25	DA	279	C
25	DA	281	G
25	DA	283	A
25	DA	284	U
25	DA	286	C
25	DA	287	C
25	DA	292	C
25	DA	316	C
25	DA	321	G
25	DA	322	A
25	DA	329	G
25	DA	330	A
25	DA	332	A
25	DA	333	G
25	DA	346	A
25	DA	352	G
25	DA	353	G
25	DA	362	U
25	DA	363(B)	G
25	DA	363(E)	U
25	DA	370	G
25	DA	371	A
25	DA	386	G
25	DA	396	G
25	DA	405	U
25	DA	406	G
25	DA	411	G

Continued on next page...

Continued from previous page...

Mol	Chain	Res	Type
25	DA	428	A
25	DA	434	U
25	DA	435	C
25	DA	443	A
25	DA	444	C
25	DA	448	U
25	DA	456	C
25	DA	457	A
25	DA	458	G
25	DA	470	A
25	DA	475	U
25	DA	481	G
25	DA	494	G
25	DA	503	A
25	DA	504	U
25	DA	505	A
25	DA	508	G
25	DA	509	C
25	DA	512	G
25	DA	517	C
25	DA	530	G
25	DA	531	C
25	DA	532	A
25	DA	533	G
25	DA	537	C
25	DA	542	C
25	DA	545	G
25	DA	562	U
25	DA	563	G
25	DA	573	G
25	DA	575	A
25	DA	588	U
25	DA	599	G
25	DA	603	A
25	DA	604	G
25	DA	607	U
25	DA	613	G
25	DA	614(B)	G
25	DA	615	G
25	DA	620	G
25	DA	627	A
25	DA	637	A

Continued on next page...

Continued from previous page...

Mol	Chain	Res	Type
25	DA	645	C
25	DA	646	A
25	DA	657	U
25	DA	686	G
25	DA	708	C
25	DA	722	A
25	DA	730	C
25	DA	747	U
25	DA	753	C
25	DA	764	A
25	DA	765	G
25	DA	776	G
25	DA	782	A
25	DA	784	A
25	DA	785	G
25	DA	790	C
25	DA	791	C
25	DA	792	G
25	DA	805	G
25	DA	812	C
25	DA	819	A
25	DA	827	U
25	DA	828	U
25	DA	830	G
25	DA	847	U
25	DA	848	G
25	DA	854	G
25	DA	857	C
25	DA	859	G
25	DA	866	A
25	DA	871	U
25	DA	885	C
25	DA	887	A
25	DA	889	C
25	DA	890	A
25	DA	896	A
25	DA	897	C
25	DA	904	C
25	DA	907	U
25	DA	910	A
25	DA	914	C
25	DA	917	A

Continued on next page...

Continued from previous page...

Mol	Chain	Res	Type
25	DA	926	A
25	DA	932	G
25	DA	933	A
25	DA	934	G
25	DA	941	A
25	DA	946	G
25	DA	958	U
25	DA	959	A
25	DA	961	C
25	DA	964	C
25	DA	965	C
25	DA	973	A
25	DA	974	G
25	DA	975	C
25	DA	975(A)	G
25	DA	983	A
25	DA	990	A
25	DA	991	C
25	DA	996	A
25	DA	1000	A
25	DA	1005	C
25	DA	1012	U
25	DA	1013	C
25	DA	1020	A
25	DA	1021	A
25	DA	1022	G
25	DA	1023	U
25	DA	1025	G
25	DA	1026	U
25	DA	1027	A
25	DA	1041	C
25	DA	1042	G
25	DA	1043	C
25	DA	1044	G
25	DA	1047	G
25	DA	1048	A
25	DA	1049	C
25	DA	1052	C
25	DA	1053	C
25	DA	1110	G
25	DA	1111	A
25	DA	1112	G

Continued on next page...

Continued from previous page...

Mol	Chain	Res	Type
25	DA	1113	U
25	DA	1116	C
25	DA	1126	A
25	DA	1127	A
25	DA	1129	A
25	DA	1132	A
25	DA	1133	U
25	DA	1135	C
25	DA	1136	G
25	DA	1155	A
25	DA	1167	U
25	DA	1173	G
25	DA	1174	A
25	DA	1175	U
25	DA	1176	G
25	DA	1177	A
25	DA	1179	C
25	DA	1186	G
25	DA	1195	G
25	DA	1204	A
25	DA	1205	U
25	DA	1206	G
25	DA	1211	U
25	DA	1212	G
25	DA	1213	A
25	DA	1220	A
25	DA	1221	C
25	DA	1253	A
25	DA	1256	G
25	DA	1271	G
25	DA	1272	A
25	DA	1281	G
25	DA	1300	U
25	DA	1301	A
25	DA	1314	C
25	DA	1319	G
25	DA	1329	U
25	DA	1345	C
25	DA	1349	A
25	DA	1359	A
25	DA	1360	A
25	DA	1365	A

Continued on next page...

Continued from previous page...

Mol	Chain	Res	Type
25	DA	1368	G
25	DA	1379	A
25	DA	1380	G
25	DA	1384	A
25	DA	1386	C
25	DA	1407	C
25	DA	1416	G
25	DA	1417	C
25	DA	1420	U
25	DA	1428	C
25	DA	1437	C
25	DA	1445	A
25	DA	1445(A)	C
25	DA	1449	A
25	DA	1450	G
25	DA	1451	C
25	DA	1452	A
25	DA	1455	G
25	DA	1459	G
25	DA	1461	G
25	DA	1467	C
25	DA	1471	A
25	DA	1475	G
25	DA	1478	G
25	DA	1481	U
25	DA	1482	G
25	DA	1484	G
25	DA	1485	G
25	DA	1488	G
25	DA	1490	A
25	DA	1491	G
25	DA	1493	C
25	DA	1494	A
25	DA	1495	A
25	DA	1496	A
25	DA	1497	U
25	DA	1498	C
25	DA	1505	C
25	DA	1509	C
25	DA	1509(A)	A
25	DA	1520	G
25	DA	1554	A

Continued on next page...

Continued from previous page...

Mol	Chain	Res	Type
25	DA	1558	A
25	DA	1559	G
25	DA	1569	A
25	DA	1578	U
25	DA	1579	A
25	DA	1584	C
25	DA	1586	A
25	DA	1588	C
25	DA	1591	G
25	DA	1594	G
25	DA	1603	A
25	DA	1608	A
25	DA	1609	A
25	DA	1610	A
25	DA	1616	A
25	DA	1617	C
25	DA	1618	A
25	DA	1640	C
25	DA	1648	C
25	DA	1651	G
25	DA	1653	G
25	DA	1654	A
25	DA	1674	G
25	DA	1675	C
25	DA	1686	C
25	DA	1699	G
25	DA	1700	A
25	DA	1718	G
25	DA	1722	A
25	DA	1739	U
25	DA	1740	G
25	DA	1744	C
25	DA	1746	G
25	DA	1748	G
25	DA	1758	G
25	DA	1759	A
25	DA	1763	G
25	DA	1764	G
25	DA	1773	A
25	DA	1780	A
25	DA	1785	A
25	DA	1791	A

Continued on next page...

Continued from previous page...

Mol	Chain	Res	Type
25	DA	1799	G
25	DA	1800	C
25	DA	1801	G
25	DA	1816	G
25	DA	1828	G
25	DA	1829	A
25	DA	1830	C
25	DA	1847	A
25	DA	1848	A
25	DA	1858	G
25	DA	1865	G
25	DA	1878	G
25	DA	1882	C
25	DA	1885	A
25	DA	1888	G
25	DA	1889	A
25	DA	1900	A
25	DA	1906	G
25	DA	1913	A
25	DA	1929	G
25	DA	1930	G
25	DA	1938	A
25	DA	1944	U
25	DA	1955	U
25	DA	1963	U
25	DA	1965	C
25	DA	1967	C
25	DA	1969	A
25	DA	1970	A
25	DA	1971	A
25	DA	1972	A
25	DA	1981	A
25	DA	1982	C
25	DA	1993	U
25	DA	2023	G
25	DA	2031	A
25	DA	2033	A
25	DA	2035	G
25	DA	2036	C
25	DA	2043	C
25	DA	2055	C
25	DA	2056	G

Continued on next page...

Continued from previous page...

Mol	Chain	Res	Type
25	DA	2060	A
25	DA	2061	G
25	DA	2062	A
25	DA	2069	G
25	DA	2092	U
25	DA	2093	G
25	DA	2103	C
25	DA	2104	G
25	DA	2106	G
25	DA	2108	C
25	DA	2111	C
25	DA	2112	G
25	DA	2116	G
25	DA	2117	A
25	DA	2118	U
25	DA	2127	G
25	DA	2166	G
25	DA	2169	A
25	DA	2172	U
25	DA	2173	A
25	DA	2176	A
25	DA	2182	G
25	DA	2183	C
25	DA	2185	C
25	DA	2190	G
25	DA	2193	G
25	DA	2198	A
25	DA	2199	A
25	DA	2200	C
25	DA	2207	G
25	DA	2208	A
25	DA	2219	G
25	DA	2225	A
25	DA	2226	C
25	DA	2238	G
25	DA	2239	G
25	DA	2267	A
25	DA	2268	A
25	DA	2283	C
25	DA	2286	A
25	DA	2287	A
25	DA	2305	A

Continued on next page...

Continued from previous page...

Mol	Chain	Res	Type
25	DA	2306	C
25	DA	2307	G
25	DA	2308	G
25	DA	2309	A
25	DA	2313	C
25	DA	2316	C
25	DA	2319	G
25	DA	2320	A
25	DA	2325	G
25	DA	2327	A
25	DA	2334	G
25	DA	2336	A
25	DA	2342	C
25	DA	2345	G
25	DA	2347	C
25	DA	2349	G
25	DA	2350	C
25	DA	2372	G
25	DA	2382	G
25	DA	2383	G
25	DA	2385	C
25	DA	2392	A
25	DA	2394	C
25	DA	2402	C
25	DA	2403	C
25	DA	2406	U
25	DA	2423	U
25	DA	2424	C
25	DA	2425	A
25	DA	2428	G
25	DA	2429	G
25	DA	2430	A
25	DA	2434	A
25	DA	2435	A
25	DA	2439	A
25	DA	2441	C
25	DA	2448	A
25	DA	2469	A
25	DA	2470	G
25	DA	2476	A
25	DA	2482	G
25	DA	2491	U

Continued on next page...

Continued from previous page...

Mol	Chain	Res	Type
25	DA	2498	C
25	DA	2502	G
25	DA	2505	G
25	DA	2506	U
25	DA	2518	A
25	DA	2520	C
25	DA	2523	G
25	DA	2529	G
25	DA	2534	A
25	DA	2542	A
25	DA	2543	G
25	DA	2554	U
25	DA	2566	A
25	DA	2567	G
25	DA	2573	C
25	DA	2582	G
25	DA	2602	A
25	DA	2609	U
25	DA	2611	U
25	DA	2612	C
25	DA	2629	A
25	DA	2630	G
25	DA	2646	C
25	DA	2654	A
25	DA	2673	G
25	DA	2675	A
25	DA	2682	U
25	DA	2690	C
25	DA	2691	C
25	DA	2702	U
25	DA	2712	U
25	DA	2712(A)	A
25	DA	2713	A
25	DA	2720	U
25	DA	2721	A
25	DA	2726	U
25	DA	2750	A
25	DA	2751	G
25	DA	2752	C
25	DA	2754	U
25	DA	2757	A
25	DA	2759	G

Continued on next page...

Continued from previous page...

Mol	Chain	Res	Type
25	DA	2762	G
25	DA	2765	A
25	DA	2766	G
25	DA	2778	A
25	DA	2780	G
25	DA	2789	C
25	DA	2791	C
25	DA	2792	G
25	DA	2796	U
25	DA	2799	C
25	DA	2802	G
25	DA	2803	C
25	DA	2804	C
25	DA	2808	U
25	DA	2820	A
25	DA	2821	A
25	DA	2833	G
25	DA	2834	G
25	DA	2835	A
25	DA	2849	U
25	DA	2872	G
25	DA	2893	G
25	DA	2894	G
25	DA	2896	C
26	DB	3	C
26	DB	8	U
26	DB	13	A
26	DB	15	A
26	DB	16	G
26	DB	25	A
26	DB	39	A
26	DB	41	U
26	DB	42	C
26	DB	45	A
26	DB	53	A
26	DB	67	G
26	DB	73	A
26	DB	85	G
26	DB	88	C
26	DB	89	G
26	DB	90	A
26	DB	91	C

Continued on next page...

Continued from previous page...

Mol	Chain	Res	Type
26	DB	109	C
26	DB	110	G

All (246) RNA pucker outliers are listed below:

Mol	Chain	Res	Type
1	AA	30	U
1	AA	47	C
1	AA	60	A
1	AA	115	G
1	AA	119	A
1	AA	173	U
1	AA	197	A
1	AA	243	A
1	AA	250	A
1	AA	266	G
1	AA	274	A
1	AA	315	A
1	AA	344	A
1	AA	366	C
1	AA	372	C
1	AA	428	G
1	AA	429	U
1	AA	484	G
1	AA	533	A
1	AA	575	G
1	AA	687	A
1	AA	748	C
1	AA	792	A
1	AA	913	A
1	AA	965	A
1	AA	974	A
1	AA	992	U
1	AA	1049	U
1	AA	1064	G
1	AA	1065	U
1	AA	1101	A
1	AA	1139	G
1	AA	1201	A
1	AA	1223	C
1	AA	1285	A
1	AA	1322	C

Continued on next page...

Continued from previous page...

Mol	Chain	Res	Type
1	AA	1363(A)	A
1	AA	1380	U
1	AA	1442(A)	G
1	AA	1528	U
23	AW	17(B)	U
23	AW	58	A
25	BA	27	G
25	BA	71	A
25	BA	74	A
25	BA	119	A
25	BA	158	U
25	BA	160	U
25	BA	203	C
25	BA	221	A
25	BA	265	A
25	BA	271(Y)	U
25	BA	272(A)	U
25	BA	277	C
25	BA	278	A
25	BA	280	C
25	BA	386	G
25	BA	442	G
25	BA	454	A
25	BA	474	G
25	BA	479	A
25	BA	481	G
25	BA	506	G
25	BA	512	G
25	BA	587	C
25	BA	603	A
25	BA	614(A)	U
25	BA	627	A
25	BA	669	G
25	BA	726	G
25	BA	740	U
25	BA	746	A
25	BA	752	A
25	BA	764	A
25	BA	775	G
25	BA	932	G
25	BA	945	A
25	BA	961	C

Continued on next page...

Continued from previous page...

Mol	Chain	Res	Type
25	BA	1033	U
25	BA	1210	A
25	BA	1300	U
25	BA	1314	C
25	BA	1332	G
25	BA	1427	A
25	BA	1458	C
25	BA	1558	A
25	BA	1594	G
25	BA	1608	A
25	BA	1609	A
25	BA	1653	G
25	BA	1780	A
25	BA	1799	G
25	BA	1819	A
25	BA	1839	G
25	BA	1885	A
25	BA	1941	C
25	BA	1992	G
25	BA	2031	A
25	BA	2110	G
25	BA	2116	G
25	BA	2126	A
25	BA	2171	A
25	BA	2282	G
25	BA	2286	A
25	BA	2334	G
25	BA	2344	U
25	BA	2382	G
25	BA	2468	G
25	BA	2481	G
25	BA	2491	U
25	BA	2506	U
25	BA	2610	C
25	BA	2629	A
25	BA	2689	U
25	BA	2750	A
25	BA	2756	U
25	BA	2763	G
25	BA	2791	C
25	BA	2873	A
26	BB	56	G

Continued on next page...

Continued from previous page...

Mol	Chain	Res	Type
26	BB	109	C
1	CA	30	U
1	CA	47	C
1	CA	60	A
1	CA	79	G
1	CA	115	G
1	CA	119	A
1	CA	173	U
1	CA	243	A
1	CA	250	A
1	CA	266	G
1	CA	274	A
1	CA	353	A
1	CA	366	C
1	CA	412	A
1	CA	428	G
1	CA	429	U
1	CA	484	G
1	CA	495	A
1	CA	533	A
1	CA	687	A
1	CA	748	C
1	CA	913	A
1	CA	968	A
1	CA	992	U
1	CA	1049	U
1	CA	1065	U
1	CA	1085	U
1	CA	1101	A
1	CA	1139	G
1	CA	1201	A
1	CA	1213	A
1	CA	1285	A
1	CA	1363(A)	A
23	CW	10	G
23	CW	16	C
23	CW	17(B)	U
23	CW	58	A
23	CW	60	U
23	CW	61	C
25	DA	27	G
25	DA	71	A

Continued on next page...

Continued from previous page...

Mol	Chain	Res	Type
25	DA	74	A
25	DA	125	G
25	DA	158	U
25	DA	221	A
25	DA	265	A
25	DA	271(N)	U
25	DA	271(Z)	C
25	DA	277	C
25	DA	278	A
25	DA	283	A
25	DA	321	G
25	DA	332	A
25	DA	345	A
25	DA	370	G
25	DA	434	U
25	DA	442	G
25	DA	474	G
25	DA	503	A
25	DA	587	C
25	DA	614(A)	U
25	DA	614(B)	G
25	DA	614(C)	A
25	DA	620	G
25	DA	752	A
25	DA	775	G
25	DA	790	C
25	DA	913	U
25	DA	932	G
25	DA	973	A
25	DA	1020	A
25	DA	1022	G
25	DA	1126	A
25	DA	1204	A
25	DA	1210	A
25	DA	1286	A
25	DA	1300	U
25	DA	1332	G
25	DA	1385	G
25	DA	1458	C
25	DA	1490	A
25	DA	1558	A
25	DA	1591	G

Continued on next page...

Continued from previous page...

Mol	Chain	Res	Type
25	DA	1608	A
25	DA	1653	G
25	DA	1686	C
25	DA	1758	G
25	DA	1784	A
25	DA	1799	G
25	DA	1829	A
25	DA	1962	C
25	DA	1980	G
25	DA	1992	G
25	DA	2060	A
25	DA	2092	U
25	DA	2110	G
25	DA	2126	A
25	DA	2165	G
25	DA	2171	A
25	DA	2172	U
25	DA	2225	A
25	DA	2282	G
25	DA	2286	A
25	DA	2344	U
25	DA	2402	C
25	DA	2405	G
25	DA	2422	A
25	DA	2439	A
25	DA	2468	G
25	DA	2481	G
25	DA	2490	G
25	DA	2497	A
25	DA	2542	A
25	DA	2581	G
25	DA	2610	C
25	DA	2611	U
25	DA	2629	A
25	DA	2689	U
25	DA	2750	A
25	DA	2756	U
25	DA	2791	C
25	DA	2832	U
25	DA	2834	G
26	DB	24	G
26	DB	66	A

5.4 Non-standard residues in protein, DNA, RNA chains (i)

There are no non-standard protein/DNA/RNA residues in this entry.

5.5 Carbohydrates (i)

There are no monosaccharides in this entry.

5.6 Ligand geometry (i)

Of 1056 ligands modelled in this entry, 1056 are monoatomic - leaving 0 for Mogul analysis.

There are no bond length outliers.

There are no bond angle outliers.

There are no chirality outliers.

There are no torsion outliers.

There are no ring outliers.

No monomer is involved in short contacts.

5.7 Other polymers (i)

There are no such residues in this entry.

5.8 Polymer linkage issues (i)

The following chains have linkage breaks:

Mol	Chain	Number of breaks
1	AA	1

All chain breaks are listed below:

Model	Chain	Residue-1	Atom-1	Residue-2	Atom-2	Distance (Å)
1	AA	1222:G	O3'	1223:C	P	1.79

6 Fit of model and data (i)

6.1 Protein, DNA and RNA chains (i)

In the following table, the column labelled '#RSRZ> 2' contains the number (and percentage) of RSRZ outliers, followed by percent RSRZ outliers for the chain as percentile scores relative to all X-ray entries and entries of similar resolution. The OWAB column contains the minimum, median, 95th percentile and maximum values of the occupancy-weighted average B-factor per residue. The column labelled 'Q< 0.9' lists the number of (and percentage) of residues with an average occupancy less than 0.9.

Mol	Chain	Analysed	<RSRZ>	#RSRZ>2			OWAB(Å^2)	Q<0.9
1	AA	1495/1509 (99%)	0.09	40 (2%)	54	31	43, 73, 89, 96	1 (0%)
1	CA	1504/1509 (99%)	0.16	32 (2%)	63	43	47, 71, 88, 97	1 (0%)
2	AB	235/256 (91%)	0.22	18 (7%)	13	5	65, 75, 82, 88	0
2	CB	235/256 (91%)	0.34	22 (9%)	8	3	66, 76, 82, 85	0
3	AC	207/239 (86%)	0.33	12 (5%)	23	10	67, 75, 82, 86	0
3	CC	207/239 (86%)	0.35	19 (9%)	9	3	67, 75, 81, 84	0
4	AD	208/209 (99%)	-0.08	2 (0%)	82	67	61, 72, 79, 85	0
4	CD	208/209 (99%)	-0.05	5 (2%)	59	37	55, 68, 75, 83	0
5	AE	151/162 (93%)	0.22	9 (5%)	21	10	60, 69, 76, 83	0
5	CE	151/162 (93%)	0.21	5 (3%)	46	24	60, 69, 77, 90	0
6	AF	101/101 (100%)	-0.36	1 (0%)	82	67	56, 67, 76, 81	0
6	CF	101/101 (100%)	-0.03	2 (1%)	65	44	61, 70, 78, 83	0
7	AG	155/156 (99%)	0.09	8 (5%)	27	12	63, 74, 80, 83	0
7	CG	155/156 (99%)	0.44	13 (8%)	11	4	67, 74, 81, 84	0
8	AH	138/138 (100%)	-0.04	2 (1%)	75	56	56, 69, 74, 79	0
8	CH	138/138 (100%)	0.02	4 (2%)	51	28	57, 70, 76, 82	0
9	AI	127/128 (99%)	0.55	11 (8%)	10	4	66, 77, 83, 87	0
9	CI	127/128 (99%)	1.02	28 (22%)	0	0	70, 77, 83, 86	0
10	AJ	99/105 (94%)	0.85	15 (15%)	2	1	66, 79, 84, 88	0
10	CJ	99/105 (94%)	1.96	45 (45%)	0	0	66, 79, 84, 87	0
11	AK	119/129 (92%)	0.57	10 (8%)	11	4	58, 68, 78, 82	0
11	CK	119/129 (92%)	0.07	4 (3%)	45	24	64, 72, 78, 84	0
12	AL	125/132 (94%)	-0.10	3 (2%)	59	37	53, 67, 76, 85	0
12	CL	125/132 (94%)	0.29	6 (4%)	30	14	56, 65, 74, 84	0

Continued on next page...

Continued from previous page...

Mol	Chain	Analysed	<RSRZ>	#RSRZ>2	OWAB(Å^2)	Q<0.9
13	AM	120/126 (95%)	0.32	7 (5%) 23 10	66, 75, 81, 83	0
13	CM	120/126 (95%)	0.26	7 (5%) 23 10	65, 75, 81, 84	0
14	AN	60/61 (98%)	0.08	2 (3%) 46 24	65, 74, 80, 82	0
14	CN	60/61 (98%)	0.12	1 (1%) 70 49	62, 74, 78, 82	0
15	AO	88/89 (98%)	-0.05	0 100 100	52, 66, 74, 79	0
15	CO	88/89 (98%)	-0.06	1 (1%) 80 64	59, 68, 76, 78	0
16	AP	84/88 (95%)	0.21	6 (7%) 16 6	62, 69, 77, 80	0
16	CP	84/88 (95%)	0.38	2 (2%) 59 37	59, 66, 75, 83	0
17	AQ	100/105 (95%)	0.17	2 (2%) 65 44	59, 68, 75, 76	0
17	CQ	100/105 (95%)	-0.05	0 100 100	58, 68, 76, 78	0
18	AR	70/88 (79%)	0.07	0 100 100	58, 69, 78, 85	0
18	CR	70/88 (79%)	0.50	4 (5%) 23 11	63, 69, 77, 82	0
19	AS	80/93 (86%)	0.40	5 (6%) 20 8	66, 76, 83, 86	0
19	CS	78/93 (83%)	0.60	9 (11%) 4 2	70, 76, 82, 84	0
20	AT	99/106 (93%)	0.28	6 (6%) 21 9	62, 71, 79, 83	0
20	CT	99/106 (93%)	0.25	5 (5%) 28 13	63, 69, 77, 83	0
21	AU	25/27 (92%)	1.11	5 (20%) 1 0	67, 74, 81, 83	0
21	CU	25/27 (92%)	1.48	6 (24%) 0 0	68, 77, 83, 85	0
22	AV	176/184 (95%)	-0.04	3 (1%) 70 49	51, 71, 79, 83	0
22	CV	176/184 (95%)	0.34	13 (7%) 14 5	58, 72, 80, 84	0
23	AW	77/77 (100%)	0.21	2 (2%) 56 33	45, 69, 81, 92	0
23	CW	77/77 (100%)	-0.18	0 100 100	58, 72, 83, 87	0
24	AX	5/5 (100%)	0.66	0 100 100	65, 65, 83, 88	0
24	CX	5/5 (100%)	0.65	1 (20%) 1 0	68, 70, 82, 88	0
25	BA	2767/2915 (94%)	0.07	48 (1%) 70 49	25, 53, 82, 97	0
25	DA	2777/2915 (95%)	0.13	58 (2%) 63 43	38, 65, 85, 97	0
26	BB	119/122 (97%)	-0.17	0 100 100	53, 67, 77, 86	0
26	DB	119/122 (97%)	0.18	3 (2%) 57 34	68, 77, 83, 92	0
27	BC	224/229 (97%)	0.52	17 (7%) 13 5	67, 76, 81, 86	1 (0%)
27	DC	220/229 (96%)	0.55	24 (10%) 5 2	66, 76, 82, 87	1 (0%)
28	BD	274/276 (99%)	-0.06	2 (0%) 87 75	38, 53, 65, 74	0

Continued on next page...

Continued from previous page...

Mol	Chain	Analysed	<RSRZ>	#RSRZ>2	OWAB(Å^2)	Q<0.9
28	DD	274/276 (99%)	0.08	7 (2%) 56 33	42, 59, 70, 77	0
29	BE	205/206 (99%)	-0.04	2 (0%) 82 67	38, 58, 73, 77	0
29	DE	205/206 (99%)	0.15	11 (5%) 25 12	46, 65, 78, 82	0
30	BF	208/210 (99%)	0.18	10 (4%) 30 14	35, 58, 78, 88	0
30	DF	208/210 (99%)	0.14	5 (2%) 59 37	52, 69, 78, 90	0
31	BG	181/182 (99%)	0.03	4 (2%) 62 41	60, 71, 79, 86	0
31	DG	181/182 (99%)	0.38	12 (6%) 18 7	65, 73, 81, 85	0
32	BH	168/180 (93%)	0.11	4 (2%) 59 37	25, 66, 75, 82	0
32	DH	160/180 (88%)	0.71	27 (16%) 1 0	66, 76, 82, 87	0
33	BI	146/148 (98%)	-0.14	2 (1%) 75 56	55, 71, 77, 84	0
33	DI	146/148 (98%)	0.03	3 (2%) 63 43	60, 73, 80, 83	0
34	BN	139/140 (99%)	-0.15	2 (1%) 75 56	46, 59, 72, 77	0
34	DN	139/140 (99%)	0.23	3 (2%) 62 41	60, 70, 77, 82	0
35	BO	122/122 (100%)	-0.18	0 100 100	44, 59, 70, 73	0
35	DO	122/122 (100%)	0.14	2 (1%) 72 51	50, 63, 71, 75	0
36	BP	146/150 (97%)	0.33	4 (2%) 54 31	40, 65, 76, 81	0
36	DP	146/150 (97%)	0.66	17 (11%) 4 2	52, 70, 78, 82	0
37	BQ	139/141 (98%)	-0.14	1 (0%) 87 75	45, 61, 71, 80	0
37	DQ	141/141 (100%)	0.15	5 (3%) 44 23	54, 69, 77, 83	0
38	BR	116/118 (98%)	-0.00	0 100 100	39, 57, 69, 74	0
38	DR	117/118 (99%)	0.11	0 100 100	50, 63, 73, 78	0
39	BS	101/112 (90%)	0.60	11 (10%) 5 2	49, 69, 74, 80	0
39	DS	99/112 (88%)	0.57	13 (13%) 3 1	63, 72, 79, 86	0
40	BT	138/146 (94%)	0.14	8 (5%) 23 10	52, 65, 79, 83	0
40	DT	138/146 (94%)	0.15	6 (4%) 35 17	56, 67, 81, 84	0
41	BU	117/118 (99%)	0.07	3 (2%) 56 33	41, 54, 68, 78	0
41	DU	117/118 (99%)	0.10	3 (2%) 56 33	55, 67, 76, 81	0
42	BV	101/101 (100%)	-0.15	1 (0%) 82 67	41, 60, 71, 75	0
42	DV	101/101 (100%)	0.37	3 (2%) 50 27	58, 74, 79, 85	0
43	BW	113/113 (100%)	-0.01	1 (0%) 84 69	44, 53, 70, 86	0
43	DW	113/113 (100%)	-0.02	1 (0%) 84 69	56, 64, 78, 87	0

Continued on next page...

Continued from previous page...

Mol	Chain	Analysed	<RSRZ>	#RSRZ>2			OWAB(Å^2)	Q<0.9
44	BX	94/96 (97%)	0.01	0	100	100	42, 57, 69, 79	0
44	DX	93/96 (96%)	0.11	4 (4%)	35	17	53, 67, 73, 81	0
45	BY	101/110 (91%)	0.06	3 (2%)	50	27	51, 64, 77, 81	0
45	DY	101/110 (91%)	0.43	8 (7%)	12	5	63, 74, 82, 85	0
46	BZ	182/206 (88%)	-0.02	3 (1%)	72	51	56, 70, 78, 83	0
46	DZ	177/206 (85%)	0.47	14 (7%)	12	5	68, 76, 83, 87	0
47	B0	77/85 (90%)	0.15	2 (2%)	56	33	49, 59, 72, 81	0
47	D0	84/85 (98%)	0.43	6 (7%)	16	6	59, 68, 78, 84	0
48	B1	96/98 (97%)	-0.09	0	100	100	42, 60, 72, 77	0
48	D1	94/98 (95%)	0.32	6 (6%)	19	8	50, 64, 75, 78	0
49	B2	71/72 (98%)	-0.20	0	100	100	50, 61, 75, 80	0
49	D2	71/72 (98%)	-0.23	2 (2%)	53	30	60, 71, 79, 87	0
50	B3	59/60 (98%)	0.13	5 (8%)	10	4	45, 59, 71, 74	0
50	D3	60/60 (100%)	0.90	8 (13%)	3	1	62, 72, 82, 85	0
51	B4	31/71 (43%)	-0.06	1 (3%)	47	25	69, 75, 80, 86	0
51	D4	31/71 (43%)	0.23	2 (6%)	18	8	67, 74, 81, 84	0
52	B5	57/60 (95%)	-0.22	0	100	100	40, 55, 71, 73	0
52	D5	59/60 (98%)	0.33	5 (8%)	10	4	55, 68, 78, 86	0
53	B6	49/54 (90%)	0.53	8 (16%)	1	1	39, 65, 75, 75	0
53	D6	48/54 (88%)	0.06	3 (6%)	20	8	54, 66, 73, 78	0
54	B7	49/49 (100%)	-0.01	0	100	100	35, 46, 69, 76	0
54	D7	49/49 (100%)	0.76	4 (8%)	11	4	47, 58, 77, 83	0
55	B8	63/65 (96%)	0.11	2 (3%)	47	25	43, 56, 69, 75	0
55	D8	62/65 (95%)	0.33	5 (8%)	12	5	54, 62, 68, 76	0
56	B9	36/37 (97%)	0.45	5 (13%)	2	1	52, 59, 69, 71	0
56	D9	36/37 (97%)	0.30	1 (2%)	53	30	60, 69, 76, 82	0
All	All	21272/22210 (95%)	0.17	823 (3%)	39	20	25, 68, 82, 97	4 (0%)

All (823) RSRZ outliers are listed below:

Mol	Chain	Res	Type	RSRZ
1	CA	82	U	9.6
1	CA	83	U	8.8

Continued on next page...

Continued from previous page...

Mol	Chain	Res	Type	RSRZ
25	DA	2802	G	8.3
45	DY	51	VAL	8.2
1	CA	81	U	7.8
25	BA	2802	G	7.4
1	CA	89	C	7.3
40	DT	2	ASN	7.0
52	D5	59	GLU	6.8
49	D2	72	ALA	6.6
25	BA	2796	U	6.6
45	DY	52	SER	6.5
25	BA	2116	G	6.4
22	CV	184	ALA	6.4
1	CA	84	U	6.3
11	CK	129	SER	6.2
25	DA	2795	G	6.2
25	BA	2799	C	6.1
23	AW	1	C	6.1
10	AJ	73	ASP	6.0
31	DG	2	PRO	5.9
25	DA	2799	C	5.9
52	D5	58	LEU	5.8
10	CJ	34	VAL	5.8
2	CB	131	PRO	5.6
1	CA	88	A	5.6
10	CJ	10	GLY	5.6
25	BA	2115	G	5.6
10	CJ	73	ASP	5.5
12	CL	126	ALA	5.5
11	AK	129	SER	5.5
19	AS	59	PRO	5.5
1	CA	1001(A)	G	5.4
25	DA	2796	U	5.4
1	AA	1030(B)	C	5.4
25	DA	2794	C	5.3
25	BA	886	C	5.3
10	CJ	24	VAL	5.3
10	CJ	36	GLY	5.2
22	CV	138	GLY	5.2
25	DA	272(J)	C	5.2
45	DY	55	TYR	5.2
25	DA	1046	A	5.2
10	CJ	70	ARG	5.1

Continued on next page...

Continued from previous page...

Mol	Chain	Res	Type	RSRZ
9	CI	3	GLN	5.1
31	DG	49	ASP	5.1
10	CJ	8	LEU	5.1
1	AA	1030(C)	G	5.1
1	CA	80	G	5.0
25	DA	2801(A)	A	5.0
55	D8	35	GLN	5.0
31	BG	2	PRO	5.0
25	DA	2793	G	5.0
22	CV	31	GLY	5.0
25	DA	2894	G	4.9
1	CA	1030	C	4.9
36	BP	150	ALA	4.8
36	DP	104	GLY	4.8
25	BA	1174	A	4.8
25	DA	2803	C	4.8
44	DX	64	LYS	4.7
40	DT	1	MET	4.7
25	DA	2174	C	4.7
50	D3	28	LEU	4.7
1	AA	1002	G	4.7
1	CA	1029	C	4.7
36	DP	105	LEU	4.7
14	CN	2	ALA	4.7
25	BA	2801	A	4.6
9	CI	64	THR	4.6
1	AA	1030(A)	G	4.6
25	BA	2117	A	4.6
32	DH	123	PHE	4.6
41	BU	118	GLY	4.6
37	DQ	140	ALA	4.6
50	D3	2	PRO	4.6
2	CB	133	LYS	4.6
47	B0	84	ALA	4.6
46	DZ	95	VAL	4.6
10	CJ	71	LEU	4.5
25	DA	2801	A	4.5
9	CI	66	ARG	4.5
25	BA	1173	G	4.5
46	DZ	158	PRO	4.4
25	BA	1509	C	4.4
10	AJ	77	PRO	4.4

Continued on next page...

Continued from previous page...

Mol	Chain	Res	Type	RSRZ
1	CA	1001	A	4.3
10	CJ	33	GLN	4.3
25	BA	1176	G	4.3
25	BA	2126	A	4.3
40	BT	40	THR	4.3
10	CJ	35	SER	4.3
30	BF	25	PRO	4.3
25	BA	888	C	4.3
7	CG	81	GLY	4.2
2	CB	130	ARG	4.2
3	AC	60	ALA	4.2
1	CA	1003	G	4.2
3	AC	190	ARG	4.2
10	CJ	21	GLN	4.1
54	D7	1	MET	4.1
9	CI	62	TYR	4.1
7	CG	80	VAL	4.1
39	DS	52	SER	4.1
9	CI	19	LEU	4.1
27	DC	15	VAL	4.1
31	DG	50	ALA	4.1
7	CG	2	ALA	4.1
30	DF	12	LEU	4.1
10	AJ	3	LYS	4.0
11	CK	128	ALA	4.0
48	D1	93	GLU	4.0
22	AV	147	GLY	4.0
1	AA	1224	G	4.0
1	CA	1030(A)	G	4.0
1	AA	1030	C	4.0
30	DF	10	PRO	4.0
10	AJ	74	ILE	4.0
37	DQ	141	GLN	4.0
25	BA	1109	C	4.0
2	CB	132	LYS	4.0
10	CJ	19	SER	3.9
25	BA	2801(A)	A	3.9
10	CJ	27	ALA	3.9
45	BY	63	LYS	3.9
1	CA	1002	G	3.9
1	CA	1026	G	3.9
27	BC	64	SER	3.9

Continued on next page...

Continued from previous page...

Mol	Chain	Res	Type	RSRZ
21	CU	5	ASP	3.9
19	AS	10	PHE	3.9
25	DA	2116	G	3.8
10	CJ	69	ASN	3.8
9	CI	4	TYR	3.8
1	CA	91	C	3.8
21	AU	16	GLY	3.8
10	AJ	4	ILE	3.8
36	DP	87	ASP	3.8
25	DA	229	A	3.8
1	AA	1452	C	3.8
39	DS	49	VAL	3.7
25	DA	2804	C	3.7
25	BA	2795	G	3.7
25	DA	645	C	3.7
27	DC	160	GLY	3.7
10	CJ	23	ILE	3.7
9	AI	41	VAL	3.7
46	DZ	127	VAL	3.7
3	CC	100	ALA	3.7
9	AI	104	ARG	3.7
27	DC	206	LYS	3.7
5	CE	154	GLY	3.7
1	AA	1003	G	3.7
5	AE	118	ILE	3.7
29	DE	205	ALA	3.6
54	D7	42	LEU	3.6
16	CP	29	ASP	3.6
9	CI	67	GLY	3.6
46	DZ	133	PRO	3.6
10	CJ	17	ASP	3.6
13	AM	102	ARG	3.6
31	BG	26	GLN	3.6
1	CA	1447	A	3.6
25	DA	2310	A	3.6
33	DI	12	LEU	3.6
46	DZ	96	GLU	3.6
29	DE	1	MET	3.6
46	DZ	132	ILE	3.6
25	BA	1508	A	3.6
30	BF	2	LYS	3.5
30	DF	25	PRO	3.5

Continued on next page...

Continued from previous page...

Mol	Chain	Res	Type	RSRZ
56	B9	37	GLY	3.5
25	BA	11	G	3.5
7	AG	8	GLU	3.5
18	CR	32	ARG	3.5
30	BF	7	TYR	3.5
25	BA	887	A	3.5
16	AP	13	HIS	3.5
10	CJ	54	PHE	3.5
25	DA	1509	C	3.5
25	DA	1045	A	3.5
22	AV	184	ALA	3.5
46	BZ	160	VAL	3.5
30	BF	11	VAL	3.5
46	DZ	94	PRO	3.4
9	CI	81	ILE	3.4
30	BF	24	LEU	3.4
10	CJ	94	VAL	3.4
27	DC	65	LEU	3.4
36	BP	149	GLU	3.4
5	AE	71	LEU	3.4
31	DG	48	GLU	3.4
1	AA	1035	A	3.4
55	B8	63	PRO	3.4
25	BA	885	C	3.4
27	DC	23	ILE	3.4
10	CJ	59	SER	3.4
27	DC	35	THR	3.4
19	CS	47	HIS	3.4
32	DH	148	ILE	3.4
20	CT	101	GLY	3.4
29	DE	143	ASN	3.3
27	DC	29	LEU	3.3
25	DA	1114	G	3.3
17	AQ	5	VAL	3.3
25	BA	655	A	3.3
21	AU	26	LYS	3.3
3	CC	192	THR	3.3
6	CF	97	PHE	3.3
1	AA	1028	C	3.3
32	DH	24	VAL	3.3
41	BU	117	GLN	3.3
1	AA	1027	C	3.3

Continued on next page...

Continued from previous page...

Mol	Chain	Res	Type	RSRZ
39	DS	73	LEU	3.3
9	CI	7	THR	3.3
21	AU	17	THR	3.3
3	AC	39	ILE	3.3
30	BF	23	ASP	3.3
29	DE	204	ALA	3.3
1	AA	1024	G	3.3
10	CJ	72	VAL	3.3
52	D5	2	ALA	3.3
1	AA	1005	A	3.3
5	CE	31	LEU	3.3
7	AG	154	TYR	3.3
30	DF	181	LEU	3.3
1	CA	1030(B)	C	3.3
26	DB	88	C	3.3
43	DW	113	LYS	3.3
36	DP	150	ALA	3.2
56	D9	37	GLY	3.2
27	DC	219	MET	3.2
10	CJ	55	LYS	3.2
12	CL	90	LEU	3.2
27	DC	69	LEU	3.2
50	D3	29	ARG	3.2
9	CI	15	ALA	3.2
3	CC	68	VAL	3.2
2	CB	63	MET	3.2
1	AA	1001(A)	G	3.2
18	CR	31	LEU	3.2
51	D4	50	THR	3.2
7	AG	82	GLY	3.2
27	DC	9	ARG	3.2
1	CA	1034	G	3.2
3	AC	44	GLU	3.2
27	DC	67	HIS	3.2
56	B9	5	ALA	3.2
3	CC	149	ALA	3.2
1	CA	1004	A	3.2
25	DA	1053	C	3.2
10	CJ	9	ARG	3.2
21	AU	2	GLY	3.2
3	AC	207	VAL	3.2
7	CG	115	ARG	3.2

Continued on next page...

Continued from previous page...

Mol	Chain	Res	Type	RSRZ
25	DA	1232	G	3.2
29	DE	69	LYS	3.1
10	CJ	28	ARG	3.1
36	BP	51	PHE	3.1
25	DA	1108	U	3.1
9	AI	4	TYR	3.1
5	AE	81	GLU	3.1
32	DH	169	VAL	3.1
13	CM	101	GLN	3.1
21	CU	26	LYS	3.1
46	DZ	97	MET	3.1
9	CI	18	PHE	3.1
25	BA	2794	C	3.1
1	AA	1026	G	3.1
25	DA	1107	G	3.1
32	DH	19	VAL	3.1
47	D0	2	ALA	3.1
46	DZ	111	ARG	3.1
50	B3	38	GLU	3.1
52	D5	60	VAL	3.1
21	CU	17	THR	3.1
27	DC	33	LEU	3.1
25	BA	900	A	3.1
10	AJ	86	MET	3.1
7	CG	71	PRO	3.1
39	DS	48	LEU	3.1
1	CA	1531	A	3.1
10	AJ	72	VAL	3.1
9	CI	20	ARG	3.1
9	CI	17	VAL	3.1
32	DH	55	PRO	3.0
27	BC	112	ASP	3.0
27	BC	30	VAL	3.0
3	AC	43	LEU	3.0
9	CI	101	PHE	3.0
8	AH	116	LYS	3.0
4	CD	41	GLY	3.0
45	BY	55	TYR	3.0
42	DV	36	PRO	3.0
39	DS	46	VAL	3.0
2	AB	132	LYS	3.0
9	CI	61	ALA	3.0

Continued on next page...

Continued from previous page...

Mol	Chain	Res	Type	RSRZ
10	CJ	20	ALA	3.0
25	BA	2803	C	3.0
1	CA	1035	A	3.0
50	D3	59	VAL	3.0
4	CD	42	GLN	3.0
34	BN	8	GLN	3.0
10	AJ	24	VAL	3.0
32	DH	56	SER	3.0
45	DY	53	PRO	3.0
5	AE	79	GLU	3.0
9	AI	39	GLY	3.0
9	CI	56	LEU	3.0
12	CL	41	THR	3.0
27	DC	71	LYS	3.0
32	DH	81	GLU	3.0
25	DA	2186	G	3.0
36	DP	27	HIS	3.0
10	CJ	40	LEU	3.0
11	AK	127	LYS	3.0
32	DH	85	LYS	3.0
19	CS	10	PHE	2.9
2	AB	232	PRO	2.9
6	AF	101	ALA	2.9
25	DA	274	G	2.9
8	AH	1	MET	2.9
12	AL	125	ALA	2.9
22	CV	127	VAL	2.9
32	DH	26	VAL	2.9
36	DP	110	TYR	2.9
1	AA	1447	A	2.9
54	D7	46	VAL	2.9
25	BA	2793	G	2.9
25	DA	100	G	2.9
27	DC	207	GLY	2.9
27	BC	163	GLU	2.9
3	AC	188	LEU	2.9
7	CG	3	ARG	2.9
25	DA	277	C	2.9
1	AA	1034	G	2.9
48	D1	34	THR	2.9
7	CG	75	VAL	2.9
21	CU	25	LYS	2.9

Continued on next page...

Continued from previous page...

Mol	Chain	Res	Type	RSRZ
25	DA	1043	C	2.9
39	BS	31	SER	2.9
54	D7	48	LYS	2.9
32	DH	145	ALA	2.9
27	DC	70	GLY	2.9
2	CB	112	VAL	2.9
25	DA	2173	A	2.9
11	CK	11	LYS	2.9
36	DP	125	VAL	2.8
1	AA	1029	C	2.8
46	BZ	117	GLN	2.8
15	CO	22	THR	2.8
53	D6	23	THR	2.8
8	CH	131	GLY	2.8
55	D8	23	VAL	2.8
10	CJ	7	LYS	2.8
16	AP	17	TYR	2.8
33	BI	7	GLU	2.8
21	CU	11	GLY	2.8
10	CJ	98	ILE	2.8
2	AB	128	GLU	2.8
25	DA	2117	A	2.8
46	DZ	112	ALA	2.8
50	B3	39	ASP	2.8
25	DA	1743	C	2.8
3	AC	193	TYR	2.8
27	DC	68	GLY	2.8
32	BH	110	SER	2.8
2	AB	133	LYS	2.8
27	DC	30	VAL	2.8
31	DG	126	ASP	2.8
4	CD	209	ARG	2.8
25	BA	1532	C	2.8
10	AJ	23	ILE	2.8
25	BA	1509(A)	A	2.8
51	D4	56	GLU	2.8
31	BG	49	ASP	2.8
40	BT	135	ALA	2.8
39	BS	108	GLY	2.8
50	D3	19	GLN	2.8
10	AJ	35	SER	2.8
9	AI	23	ASN	2.8

Continued on next page...

Continued from previous page...

Mol	Chain	Res	Type	RSRZ
36	DP	120	ALA	2.8
2	AB	124	SER	2.8
10	AJ	76	ASN	2.8
20	AT	80	ARG	2.8
47	B0	8	SER	2.8
10	CJ	77	PRO	2.8
25	DA	1174	A	2.8
29	BE	187	ALA	2.8
23	AW	47	U	2.7
32	DH	41	MET	2.7
28	BD	33	LEU	2.7
30	BF	12	LEU	2.7
10	CJ	15	THR	2.7
10	CJ	67	THR	2.7
40	DT	27	THR	2.7
10	CJ	12	ASP	2.7
1	AA	1017	G	2.7
11	CK	49	GLY	2.7
25	DA	2792	G	2.7
9	CI	96	LEU	2.7
32	DH	51	ARG	2.7
50	D3	23	LEU	2.7
8	CH	130	GLY	2.7
25	DA	1049	C	2.7
42	DV	101	GLY	2.7
9	AI	81	ILE	2.7
16	AP	31	LYS	2.7
46	BZ	103	PHE	2.7
1	CA	1027	C	2.7
22	CV	172	LYS	2.7
7	CG	84	ASN	2.7
20	CT	99	LEU	2.7
39	DS	34	HIS	2.7
7	AG	33	ASP	2.7
10	CJ	89	ASP	2.7
27	BC	208	THR	2.7
40	BT	1	MET	2.7
53	B6	23	THR	2.7
10	CJ	96	ILE	2.7
19	CS	28	LYS	2.7
32	BH	104	GLU	2.7
32	DH	47	GLU	2.7

Continued on next page...

Continued from previous page...

Mol	Chain	Res	Type	RSRZ
45	DY	56	PRO	2.7
18	CR	23	LYS	2.7
32	DH	44	VAL	2.7
1	AA	1036	G	2.7
2	AB	122	PHE	2.7
25	DA	279	C	2.7
10	AJ	5	ARG	2.7
10	CJ	97	GLU	2.7
45	BY	54	LYS	2.7
2	CB	7	VAL	2.7
29	BE	76	ARG	2.7
47	D0	74	ARG	2.7
47	D0	23	VAL	2.7
19	AS	76	PRO	2.7
2	CB	40	HIS	2.7
25	BA	2792	G	2.7
47	D0	42	GLY	2.7
27	BC	221	PRO	2.7
2	AB	96	ARG	2.6
9	AI	105	ASP	2.6
16	CP	22	THR	2.6
7	AG	81	GLY	2.6
32	DH	43	VAL	2.6
25	BA	2111	C	2.6
27	BC	118	PRO	2.6
28	BD	26	LYS	2.6
1	AA	79	G	2.6
2	AB	44	LEU	2.6
11	AK	117	ASN	2.6
2	CB	134	GLU	2.6
9	CI	65	VAL	2.6
37	BQ	80	GLU	2.6
27	DC	82	GLU	2.6
1	CA	427	U	2.6
10	CJ	91	PRO	2.6
39	DS	51	ALA	2.6
25	BA	1743	C	2.6
32	DH	76	VAL	2.6
5	CE	20	GLN	2.6
2	CB	41	ILE	2.6
25	BA	2207	G	2.6
47	D0	3	HIS	2.6

Continued on next page...

Continued from previous page...

Mol	Chain	Res	Type	RSRZ
28	DD	244	ARG	2.6
19	AS	4	SER	2.6
10	AJ	85	LEU	2.6
20	CT	26	ASN	2.6
25	DA	2175	C	2.6
3	AC	179	ARG	2.6
46	DZ	81	ARG	2.6
25	DA	2120	G	2.6
27	BC	70	GLY	2.6
5	AE	92	LYS	2.6
25	DA	2119	A	2.6
29	DE	2	LYS	2.6
2	AB	21	ARG	2.6
27	BC	42	VAL	2.6
32	DH	45	VAL	2.6
7	CG	156	TRP	2.6
8	CH	1	MET	2.6
10	CJ	22	LYS	2.6
27	BC	33	LEU	2.6
16	AP	38	TYR	2.6
25	DA	281	G	2.6
41	DU	3	ARG	2.6
2	CB	229	VAL	2.6
2	CB	230	VAL	2.6
10	AJ	91	PRO	2.6
13	CM	100	GLY	2.6
33	DI	85	GLU	2.6
32	DH	17	VAL	2.6
20	CT	104	LEU	2.6
25	BA	2162	G	2.6
36	DP	126	VAL	2.6
25	BA	1107	G	2.5
6	CF	101	ALA	2.5
19	CS	43	GLU	2.5
27	DC	13	GLU	2.5
27	BC	73	VAL	2.5
5	AE	91	LEU	2.5
2	CB	218	ALA	2.5
13	AM	103	THR	2.5
22	CV	176	ARG	2.5
53	B6	24	GLU	2.5
27	BC	69	LEU	2.5

Continued on next page...

Continued from previous page...

Mol	Chain	Res	Type	RSRZ
39	BS	23	ARG	2.5
42	BV	36	PRO	2.5
20	AT	60	GLU	2.5
11	AK	80	VAL	2.5
40	BT	27	THR	2.5
21	CU	6	ARG	2.5
45	DY	86	ARG	2.5
1	CA	90	U	2.5
19	CS	38	SER	2.5
1	AA	91	C	2.5
10	CJ	93	GLY	2.5
55	D8	28	GLY	2.5
25	DA	2110	G	2.5
25	DA	2124	G	2.5
1	AA	1119	C	2.5
55	B8	48	PHE	2.5
10	CJ	90	LEU	2.5
25	BA	271(N)	U	2.5
31	DG	93	THR	2.5
1	AA	1223	C	2.5
32	BH	123	PHE	2.5
29	DE	85	ASN	2.5
2	AB	131	PRO	2.5
3	CC	50	ALA	2.5
53	B6	42	TRP	2.5
12	AL	16	ARG	2.5
32	DH	101	ARG	2.5
1	CA	1028	C	2.5
32	DH	42	ARG	2.5
3	CC	98	ASN	2.5
13	CM	2	ALA	2.5
39	DS	54	LEU	2.5
10	CJ	37	PRO	2.5
1	AA	220	G	2.5
9	CI	16	ARG	2.5
5	AE	97	GLY	2.4
41	DU	90	VAL	2.4
10	AJ	27	ALA	2.4
22	CV	46	THR	2.4
32	DH	170	ARG	2.4
11	AK	19	ALA	2.4
25	BA	2160	G	2.4

Continued on next page...

Continued from previous page...

Mol	Chain	Res	Type	RSRZ
41	DU	89	GLU	2.4
14	AN	14	PRO	2.4
25	DA	1048	A	2.4
13	AM	98	VAL	2.4
43	BW	112	GLY	2.4
39	DS	50	SER	2.4
3	CC	150	LYS	2.4
25	BA	360	G	2.4
2	AB	126	GLU	2.4
3	CC	101	LEU	2.4
19	CS	44	MET	2.4
1	AA	1020	U	2.4
1	AA	1286	A	2.4
2	AB	123	ALA	2.4
28	DD	83	GLU	2.4
10	CJ	41	PRO	2.4
27	DC	85	LYS	2.4
25	DA	2118	U	2.4
27	DC	89	GLU	2.4
39	BS	36	TYR	2.4
13	AM	4	ILE	2.4
3	CC	87	LEU	2.4
25	BA	6	A	2.4
11	AK	17	GLY	2.4
39	DS	37	ALA	2.4
44	DX	65	ARG	2.4
1	CA	723	U	2.4
48	D1	18	ILE	2.4
13	CM	98	VAL	2.4
40	DT	6	LEU	2.4
30	BF	158	THR	2.4
9	CI	63	ILE	2.4
12	AL	25	LYS	2.4
2	AB	28	PHE	2.4
28	DD	262	ARG	2.4
1	CA	439	A	2.4
12	CL	125	ALA	2.4
13	AM	84	ILE	2.4
11	AK	81	ASP	2.4
18	CR	22	VAL	2.4
36	DP	82	GLY	2.4
10	CJ	68	HIS	2.4

Continued on next page...

Continued from previous page...

Mol	Chain	Res	Type	RSRZ
40	DT	92	GLY	2.3
20	AT	82	SER	2.3
36	DP	71	VAL	2.3
25	DA	896	A	2.3
47	D0	41	ARG	2.3
53	D6	40	CYS	2.3
1	AA	1004	A	2.3
39	DS	40	ILE	2.3
39	BS	29	PHE	2.3
39	BS	109	GLY	2.3
34	BN	130	HIS	2.3
2	AB	129	GLU	2.3
28	DD	28	GLU	2.3
4	CD	134	ASP	2.3
22	CV	113	ASP	2.3
1	AA	1032	G	2.3
1	CA	1033	G	2.3
4	AD	139	ARG	2.3
13	CM	84	ILE	2.3
19	CS	24	ALA	2.3
25	BA	884	C	2.3
25	DA	2893	G	2.3
50	D3	26	LEU	2.3
30	BF	10	PRO	2.3
9	CI	8	GLY	2.3
32	DH	53	GLU	2.3
11	AK	82	VAL	2.3
25	DA	2791	C	2.3
2	CB	111	ARG	2.3
5	CE	155	GLU	2.3
30	BF	1	MET	2.3
7	AG	2	ALA	2.3
9	AI	106	ALA	2.3
40	BT	32	TYR	2.3
9	CI	41	VAL	2.3
29	DE	76	ARG	2.3
1	AA	73	G	2.3
1	AA	1257	U	2.3
7	CG	110	GLN	2.3
27	BC	186	LEU	2.3
22	AV	181	VAL	2.3
28	DD	260	ARG	2.3

Continued on next page...

Continued from previous page...

Mol	Chain	Res	Type	RSRZ
44	DX	62	LYS	2.3
7	AG	16	LEU	2.3
40	DT	99	LEU	2.3
3	CC	61	ALA	2.3
7	CG	62	PHE	2.3
9	CI	29	ASN	2.3
1	AA	1001	A	2.3
34	DN	119	ARG	2.3
36	DP	83	VAL	2.3
56	B9	7	VAL	2.3
1	CA	1257	U	2.3
27	BC	41	THR	2.3
36	BP	30	THR	2.3
17	AQ	15	MET	2.3
1	AA	915	A	2.3
22	CV	44	LEU	2.3
13	AM	8	GLU	2.3
49	D2	71	ASN	2.3
11	AK	126	ARG	2.3
12	CL	81	LEU	2.3
36	DP	102	ARG	2.3
53	B6	50	ARG	2.3
25	BA	2114	A	2.3
56	B9	6	SER	2.3
25	BA	1171	G	2.2
28	DD	30	GLU	2.2
29	DE	83	ASP	2.2
33	DI	35	LEU	2.2
9	CI	126	SER	2.2
51	B4	66	HIS	2.2
39	BS	30	ARG	2.2
28	DD	147	LEU	2.2
1	AA	1456	G	2.2
1	CA	951	G	2.2
3	CC	67	THR	2.2
16	AP	44	THR	2.2
53	B6	29	ASN	2.2
3	CC	51	GLY	2.2
9	CI	2	GLU	2.2
25	BA	894	C	2.2
27	BC	113	ALA	2.2
33	BI	70	GLU	2.2

Continued on next page...

Continued from previous page...

Mol	Chain	Res	Type	RSRZ
31	DG	3	LEU	2.2
10	CJ	6	ILE	2.2
3	CC	103	VAL	2.2
20	AT	9	ASN	2.2
39	DS	41	ASP	2.2
50	B3	2	PRO	2.2
2	AB	231	GLU	2.2
25	DA	1719	G	2.2
32	DH	83	TYR	2.2
48	D1	20	ARG	2.2
2	AB	97	TRP	2.2
10	CJ	95	GLU	2.2
25	BA	2119	A	2.2
31	BG	138	GLN	2.2
20	CT	100	ILE	2.2
7	AG	58	PRO	2.2
7	CG	83	ALA	2.2
9	CI	6	GLY	2.2
19	CS	25	LYS	2.2
1	AA	65	U	2.2
55	D8	34	TRP	2.2
52	D5	57	VAL	2.2
25	BA	893	C	2.2
29	DE	46	ALA	2.2
32	DH	126	PRO	2.2
3	AC	192	THR	2.2
25	DA	92	A	2.2
25	DA	283	A	2.2
34	DN	54	VAL	2.2
53	B6	40	CYS	2.2
1	AA	92	C	2.2
25	DA	1209	G	2.2
2	CB	35	GLU	2.2
24	CX	1	A	2.2
45	DY	48	ALA	2.2
7	CG	33	ASP	2.2
1	AA	999	C	2.2
9	CI	36	TYR	2.2
21	AU	18	TYR	2.2
39	BS	33	LYS	2.2
48	D1	81	LYS	2.2
3	CC	63	ASN	2.2

Continued on next page...

Continued from previous page...

Mol	Chain	Res	Type	RSRZ
3	CC	76	VAL	2.2
19	AS	29	ARG	2.2
39	BS	54	LEU	2.2
2	AB	10	LEU	2.1
13	CM	34	LEU	2.1
20	AT	62	LEU	2.1
36	DP	89	ALA	2.1
37	DQ	48	GLU	2.1
9	CI	57	GLY	2.1
44	DX	63	LYS	2.1
3	CC	52	LEU	2.1
31	DG	158	ALA	2.1
3	AC	206	GLU	2.1
45	DY	61	ILE	2.1
5	AE	117	ASP	2.1
32	DH	87	LEU	2.1
53	D6	42	TRP	2.1
25	BA	1106	G	2.1
36	DP	68	GLN	2.1
2	CB	37	ASN	2.1
31	DG	63	ILE	2.1
10	CJ	99	LYS	2.1
30	DF	195	ASP	2.1
25	DA	2480	C	2.1
46	DZ	19	ARG	2.1
3	CC	81	GLY	2.1
41	BU	114	LYS	2.1
9	AI	60	ASP	2.1
22	CV	173	VAL	2.1
4	AD	209	ARG	2.1
9	AI	25	LYS	2.1
14	AN	29	ARG	2.1
19	CS	5	LEU	2.1
36	DP	100	LEU	2.1
40	BT	114	LEU	2.1
27	DC	221	PRO	2.1
46	DZ	43	PHE	2.1
29	DE	68	ALA	2.1
53	B6	22	ALA	2.1
50	B3	43	ILE	2.1
1	AA	1260	C	2.1
2	CB	137	ARG	2.1

Continued on next page...

Continued from previous page...

Mol	Chain	Res	Type	RSRZ
22	CV	123	THR	2.1
42	DV	44	LYS	2.1
37	DQ	107	ALA	2.1
32	DH	37	VAL	2.1
50	D3	27	GLY	2.1
25	DA	1445	A	2.1
1	CA	1530	G	2.1
2	CB	31	TYR	2.1
13	CM	102	ARG	2.1
34	DN	50	ASP	2.1
35	DO	12	ASP	2.1
31	DG	155	MET	2.1
1	AA	1398	A	2.1
11	AK	128	ALA	2.1
13	AM	30	ALA	2.1
25	DA	280	C	2.1
32	BH	115	VAL	2.1
46	DZ	51	SER	2.1
25	DA	2207	G	2.1
12	CL	13	GLU	2.1
22	CV	129	GLU	2.1
40	BT	137	LYS	2.1
53	B6	51	GLU	2.1
8	CH	129	VAL	2.1
50	B3	42	ALA	2.1
3	CC	80	GLY	2.1
48	D1	19	GLN	2.0
10	CJ	25	GLU	2.0
25	BA	2109	U	2.0
39	BS	104	GLY	2.0
3	CC	154	SER	2.0
25	DA	2790	A	2.0
37	DQ	10	ARG	2.0
2	AB	7	VAL	2.0
2	CB	26	PRO	2.0
3	AC	177	THR	2.0
5	AE	80	ILE	2.0
31	DG	150	ASP	2.0
40	BT	136	GLN	2.0
1	AA	889	A	2.0
2	CB	222	ILE	2.0
5	CE	95	ALA	2.0

Continued on next page...

Continued from previous page...

Mol	Chain	Res	Type	RSRZ
31	DG	37	VAL	2.0
25	BA	645	C	2.0
16	AP	41	PRO	2.0
56	B9	28	GLU	2.0
2	CB	136	VAL	2.0
9	AI	17	VAL	2.0
39	BS	28	VAL	2.0
27	DC	205	ALA	2.0
36	DP	114	ILE	2.0
39	DS	56	LEU	2.0
2	CB	228	GLY	2.0
22	CV	33	GLY	2.0
26	DB	27	C	2.0
27	BC	38	PHE	2.0
35	DO	14	THR	2.0
27	DC	32	GLU	2.0
27	BC	200	HIS	2.0
26	DB	89	G	2.0
25	BA	899	A	2.0
25	DA	330	A	2.0
20	AT	38	LYS	2.0
55	D8	17	THR	2.0
4	CD	4	TYR	2.0

6.2 Non-standard residues in protein, DNA, RNA chains (i)

There are no non-standard protein/DNA/RNA residues in this entry.

6.3 Carbohydrates (i)

There are no monosaccharides in this entry.

6.4 Ligands (i)

In the following table, the Atoms column lists the number of modelled atoms in the group and the number defined in the chemical component dictionary. The B-factors column lists the minimum, median, 95th percentile and maximum values of B factors of atoms in the group. The column labelled 'Q< 0.9' lists the number of atoms with occupancy less than 0.9.

Continued on next page...

Continued from previous page...

Mol	Type	Chain	Res	Atoms	RSCC	RSR	B-factors(Å^2)	Q<0.9

Mol	Type	Chain	Res	Atoms	RSCC	RSR	B-factors(Å^2)	Q<0.9
57	MG	BA	3022	1/1	0.18	2.25	205,205,205,205	0
57	MG	BA	3442	1/1	0.39	3.28	205,205,205,205	0
57	MG	BA	3139	1/1	0.43	0.88	72,72,72,72	0
57	MG	AA	1611	1/1	0.47	0.91	58,58,58,58	0
57	MG	CW	102	1/1	0.47	0.48	93,93,93,93	0
57	MG	DA	3072	1/1	0.48	0.53	72,72,72,72	0
57	MG	DA	3164	1/1	0.50	0.65	83,83,83,83	0
57	MG	BA	3332	1/1	0.55	0.17	61,61,61,61	0
57	MG	BA	3448	1/1	0.56	0.42	54,54,54,54	0
57	MG	DA	3255	1/1	0.56	0.31	46,46,46,46	0
57	MG	DA	3277	1/1	0.56	0.27	57,57,57,57	0
57	MG	BA	3323	1/1	0.59	1.30	205,205,205,205	0
57	MG	BA	3207	1/1	0.61	0.26	74,74,74,74	0
57	MG	DA	3151	1/1	0.63	0.30	43,43,43,43	0
57	MG	DA	3211	1/1	0.64	0.35	55,55,55,55	0
57	MG	BA	3118	1/1	0.64	2.55	205,205,205,205	0
57	MG	CA	1618	1/1	0.64	0.25	39,39,39,39	0
57	MG	BP	201	1/1	0.65	1.32	205,205,205,205	0
57	MG	DA	3175	1/1	0.66	0.50	56,56,56,56	0
57	MG	AA	1664	1/1	0.66	0.52	77,77,77,77	0
57	MG	AA	1642	1/1	0.67	0.35	67,67,67,67	0
57	MG	DA	3184	1/1	0.67	0.36	54,54,54,54	0
57	MG	BA	3188	1/1	0.67	0.85	87,87,87,87	0
57	MG	AA	1604	1/1	0.67	0.41	38,38,38,38	0
57	MG	CE	201	1/1	0.67	0.35	42,42,42,42	0
57	MG	DA	3107	1/1	0.68	0.40	64,64,64,64	0
57	MG	CA	1608	1/1	0.68	0.70	52,52,52,52	0
57	MG	CA	1708	1/1	0.69	0.74	76,76,76,76	0
57	MG	DA	3195	1/1	0.69	0.85	73,73,73,73	0
57	MG	BA	3399	1/1	0.69	0.28	38,38,38,38	0
57	MG	AA	1689	1/1	0.69	0.17	55,55,55,55	0
57	MG	DA	3267	1/1	0.69	0.48	73,73,73,73	0
57	MG	BA	3052	1/1	0.69	0.45	30,30,30,30	0
57	MG	DA	3033	1/1	0.70	0.59	59,59,59,59	0
57	MG	CA	1604	1/1	0.70	0.26	38,38,38,38	0
57	MG	BA	3317	1/1	0.70	0.37	27,27,27,27	0
57	MG	DA	3300	1/1	0.70	0.20	38,38,38,38	0
57	MG	DA	3108	1/1	0.71	0.61	47,47,47,47	0
57	MG	DA	3122	1/1	0.71	0.19	48,48,48,48	0
57	MG	CA	1601	1/1	0.71	0.22	39,39,39,39	0

Continued on next page...

Continued from previous page...

Mol	Type	Chain	Res	Atoms	RSCC	RSR	B-factors(Å^2)	Q<0.9
57	MG	DA	3070	1/1	0.71	0.39	46,46,46,46	0
57	MG	BA	3176	1/1	0.71	0.18	44,44,44,44	0
57	MG	CA	1686	1/1	0.71	0.29	44,44,44,44	0
57	MG	BA	3249	1/1	0.72	0.27	46,46,46,46	0
57	MG	DB	204	1/1	0.72	0.18	43,43,43,43	0
57	MG	DA	3270	1/1	0.73	0.30	47,47,47,47	0
57	MG	AA	1613	1/1	0.73	0.34	75,75,75,75	0
57	MG	BA	3125	1/1	0.73	0.33	60,60,60,60	0
57	MG	DA	3166	1/1	0.73	0.18	22,22,22,22	0
57	MG	BA	3355	1/1	0.74	0.56	31,31,31,31	0
57	MG	DA	3144	1/1	0.74	0.49	44,44,44,44	0
57	MG	BA	3432	1/1	0.74	0.58	70,70,70,70	0
57	MG	DB	202	1/1	0.74	0.12	61,61,61,61	0
57	MG	DA	3154	1/1	0.74	0.14	61,61,61,61	0
57	MG	BA	3086	1/1	0.75	1.91	130,130,130,130	0
57	MG	BA	3379	1/1	0.75	0.21	40,40,40,40	0
57	MG	AA	1601	1/1	0.75	0.22	47,47,47,47	0
57	MG	DA	3111	1/1	0.75	0.44	76,76,76,76	0
57	MG	BA	3407	1/1	0.75	0.33	66,66,66,66	0
57	MG	AA	1705	1/1	0.75	0.26	66,66,66,66	0
57	MG	BA	3133	1/1	0.75	0.37	60,60,60,60	0
57	MG	DB	210	1/1	0.75	0.23	41,41,41,41	0
57	MG	BA	3449	1/1	0.76	0.21	53,53,53,53	0
57	MG	AA	1622	1/1	0.76	0.22	36,36,36,36	0
57	MG	CA	1652	1/1	0.76	0.47	59,59,59,59	0
57	MG	DA	3246	1/1	0.76	0.33	43,43,43,43	0
57	MG	BA	3388	1/1	0.76	0.40	37,37,37,37	0
57	MG	BA	3424	1/1	0.76	0.16	26,26,26,26	0
57	MG	DA	3266	1/1	0.77	0.36	46,46,46,46	0
57	MG	BA	3431	1/1	0.77	0.38	53,53,53,53	0
57	MG	CA	1655	1/1	0.77	0.19	34,34,34,34	0
57	MG	BA	3344	1/1	0.77	0.22	24,24,24,24	0
57	MG	BA	3268	1/1	0.78	0.61	46,46,46,46	0
57	MG	DA	3123	1/1	0.78	0.24	25,25,25,25	0
57	MG	DA	3142	1/1	0.78	0.26	51,51,51,51	0
57	MG	AA	1637	1/1	0.78	0.36	45,45,45,45	0
57	MG	BA	3175	1/1	0.78	0.23	71,71,71,71	0
57	MG	AA	1709	1/1	0.78	0.21	66,66,66,66	0
57	MG	AA	1621	1/1	0.78	0.19	48,48,48,48	0
57	MG	BA	3029	1/1	0.78	0.14	40,40,40,40	0
57	MG	BA	3038	1/1	0.78	1.44	163,163,163,163	0
57	MG	BA	3258	1/1	0.78	0.27	39,39,39,39	0

Continued on next page...

Continued from previous page...

Mol	Type	Chain	Res	Atoms	RSCC	RSR	B-factors(Å^2)	Q<0.9
57	MG	DB	208	1/1	0.78	0.48	48,48,48,48	0
57	MG	CA	1695	1/1	0.78	0.26	38,38,38,38	0
58	ZN	AD	301	1/1	0.78	0.59	192,192,192,192	0
57	MG	CA	1629	1/1	0.79	0.24	25,25,25,25	0
57	MG	CA	1649	1/1	0.79	0.29	65,65,65,65	0
57	MG	DA	3192	1/1	0.79	0.27	43,43,43,43	0
57	MG	DA	3094	1/1	0.79	0.43	71,71,71,71	0
57	MG	DA	3200	1/1	0.79	0.28	66,66,66,66	0
57	MG	AA	1647	1/1	0.79	0.22	45,45,45,45	0
57	MG	AA	1619	1/1	0.79	0.47	66,66,66,66	0
57	MG	DB	209	1/1	0.79	0.23	41,41,41,41	0
57	MG	BA	3143	1/1	0.79	0.32	31,31,31,31	0
57	MG	DA	3067	1/1	0.79	0.19	56,56,56,56	0
57	MG	DA	3042	1/1	0.80	0.33	28,28,28,28	0
57	MG	BA	3354	1/1	0.80	0.39	25,25,25,25	0
57	MG	AA	1602	1/1	0.80	0.33	77,77,77,77	0
57	MG	DA	3152	1/1	0.80	0.33	61,61,61,61	0
57	MG	BA	3374	1/1	0.80	0.23	51,51,51,51	0
57	MG	BA	3428	1/1	0.80	0.20	24,24,24,24	0
57	MG	DA	3280	1/1	0.80	0.12	44,44,44,44	0
57	MG	BA	3378	1/1	0.80	0.22	55,55,55,55	0
57	MG	BA	3300	1/1	0.80	0.53	67,67,67,67	0
57	MG	BA	3264	1/1	0.80	0.30	34,34,34,34	0
57	MG	DA	3117	1/1	0.80	0.18	42,42,42,42	0
57	MG	DA	3121	1/1	0.80	0.30	57,57,57,57	0
57	MG	BA	3444	1/1	0.80	0.99	101,101,101,101	0
57	MG	CA	1643	1/1	0.80	0.17	44,44,44,44	0
57	MG	AA	1645	1/1	0.81	0.36	52,52,52,52	0
57	MG	BA	3015	1/1	0.81	0.45	21,21,21,21	0
57	MG	BA	3254	1/1	0.81	0.27	37,37,37,37	0
57	MG	BA	3169	1/1	0.81	0.16	21,21,21,21	0
57	MG	CA	1640	1/1	0.81	0.62	61,61,61,61	0
57	MG	AA	1674	1/1	0.81	0.22	49,49,49,49	0
57	MG	CA	1646	1/1	0.81	0.20	59,59,59,59	0
57	MG	DB	203	1/1	0.81	0.20	66,66,66,66	0
57	MG	AA	1618	1/1	0.81	0.21	64,64,64,64	0
57	MG	DA	3204	1/1	0.81	0.12	41,41,41,41	0
57	MG	BA	3425	1/1	0.81	0.17	55,55,55,55	0
57	MG	AA	1659	1/1	0.81	0.19	58,58,58,58	0
57	MG	DF	301	1/1	0.81	0.54	49,49,49,49	0
57	MG	CA	1670	1/1	0.81	0.40	43,43,43,43	0
57	MG	AA	1704	1/1	0.82	0.15	64,64,64,64	0

Continued on next page...

Continued from previous page...

Mol	Type	Chain	Res	Atoms	RSCC	RSR	B-factors(Å^2)	Q<0.9
57	MG	BA	3349	1/1	0.82	0.24	38,38,38,38	0
57	MG	BA	3153	1/1	0.82	0.14	42,42,42,42	0
57	MG	BA	3194	1/1	0.82	0.08	72,72,72,72	0
57	MG	BA	3361	1/1	0.82	0.24	31,31,31,31	0
57	MG	BA	3095	1/1	0.82	0.27	45,45,45,45	0
57	MG	BA	3434	1/1	0.82	0.29	28,28,28,28	0
57	MG	BA	3223	1/1	0.82	0.24	49,49,49,49	0
57	MG	BA	3236	1/1	0.82	0.27	62,62,62,62	0
57	MG	BA	3383	1/1	0.82	0.20	48,48,48,48	0
57	MG	BA	3239	1/1	0.82	0.24	46,46,46,46	0
57	MG	AA	1603	1/1	0.82	0.11	18,18,18,18	0
57	MG	BA	3459	1/1	0.83	0.18	35,35,35,35	0
57	MG	BA	3191	1/1	0.83	0.13	40,40,40,40	0
57	MG	DA	3269	1/1	0.83	0.27	47,47,47,47	0
57	MG	BA	3238	1/1	0.83	0.43	20,20,20,20	0
57	MG	DA	3045	1/1	0.83	0.26	59,59,59,59	0
57	MG	BA	3385	1/1	0.83	0.14	54,54,54,54	0
57	MG	DA	3297	1/1	0.83	0.17	48,48,48,48	0
57	MG	DA	3298	1/1	0.83	0.15	33,33,33,33	0
57	MG	BA	3292	1/1	0.83	0.43	24,24,24,24	0
57	MG	AA	1711	1/1	0.83	0.24	58,58,58,58	0
57	MG	BA	3180	1/1	0.83	0.31	21,21,21,21	0
57	MG	AA	1657	1/1	0.83	0.16	54,54,54,54	0
57	MG	BA	3226	1/1	0.83	0.38	31,31,31,31	0
57	MG	DA	3248	1/1	0.83	0.21	36,36,36,36	0
57	MG	DA	3254	1/1	0.83	0.41	60,60,60,60	0
57	MG	DA	3161	1/1	0.83	0.78	50,50,50,50	0
57	MG	DA	3256	1/1	0.83	0.27	62,62,62,62	0
57	MG	DA	3282	1/1	0.84	0.24	65,65,65,65	0
57	MG	DA	3069	1/1	0.84	0.47	30,30,30,30	0
57	MG	DA	3149	1/1	0.84	0.49	38,38,38,38	0
57	MG	BA	3001	1/1	0.84	0.17	50,50,50,50	0
57	MG	DB	201	1/1	0.84	0.23	53,53,53,53	0
57	MG	BA	3195	1/1	0.84	0.20	47,47,47,47	0
57	MG	DA	3198	1/1	0.84	0.23	31,31,31,31	0
57	MG	BA	3190	1/1	0.84	0.21	34,34,34,34	0
57	MG	BA	3211	1/1	0.84	0.27	38,38,38,38	0
57	MG	DA	3129	1/1	0.84	0.23	47,47,47,47	0
57	MG	DA	3276	1/1	0.84	0.21	51,51,51,51	0
57	MG	DA	3220	1/1	0.84	0.35	31,31,31,31	0
57	MG	AA	1687	1/1	0.84	0.29	44,44,44,44	0
57	MG	AA	1686	1/1	0.85	0.15	42,42,42,42	0

Continued on next page...

Continued from previous page...

Mol	Type	Chain	Res	Atoms	RSCC	RSR	B-factors(Å^2)	Q<0.9
57	MG	BA	3129	1/1	0.85	0.18	25,25,25,25	0
57	MG	CA	1602	1/1	0.85	0.19	35,35,35,35	0
57	MG	CA	1681	1/1	0.85	0.18	44,44,44,44	0
57	MG	AA	1636	1/1	0.85	0.17	62,62,62,62	0
57	MG	DA	3169	1/1	0.85	0.40	18,18,18,18	0
57	MG	AA	1654	1/1	0.85	0.26	29,29,29,29	0
57	MG	BA	3178	1/1	0.85	0.27	22,22,22,22	0
57	MG	DA	3185	1/1	0.85	0.37	37,37,37,37	0
57	MG	CA	1627	1/1	0.85	0.18	24,24,24,24	0
57	MG	BA	3408	1/1	0.85	0.43	57,57,57,57	0
57	MG	CW	105	1/1	0.85	0.33	61,61,61,61	0
57	MG	DA	3302	1/1	0.85	0.34	36,36,36,36	0
57	MG	DA	3010	1/1	0.85	0.41	66,66,66,66	0
57	MG	DA	3020	1/1	0.85	0.35	23,23,23,23	0
57	MG	BA	3446	1/1	0.85	0.69	60,60,60,60	0
57	MG	DA	3143	1/1	0.85	0.21	23,23,23,23	0
57	MG	DA	3227	1/1	0.85	0.35	37,37,37,37	0
57	MG	AA	1605	1/1	0.85	0.18	51,51,51,51	0
57	MG	BA	3381	1/1	0.85	0.43	66,66,66,66	0
57	MG	DA	3150	1/1	0.85	0.27	21,21,21,21	0
57	MG	BA	3427	1/1	0.85	0.18	40,40,40,40	0
57	MG	BA	3151	1/1	0.86	0.41	24,24,24,24	0
57	MG	BU	201	1/1	0.86	0.35	21,21,21,21	0
57	MG	CA	1672	1/1	0.86	0.23	29,29,29,29	0
57	MG	B0	101	1/1	0.86	0.38	30,30,30,30	0
57	MG	BA	3257	1/1	0.86	0.24	41,41,41,41	0
57	MG	AA	1661	1/1	0.86	0.22	67,67,67,67	0
57	MG	BA	3342	1/1	0.86	0.13	22,22,22,22	0
57	MG	DA	3278	1/1	0.86	0.27	59,59,59,59	0
57	MG	DA	3190	1/1	0.86	0.22	44,44,44,44	0
57	MG	BA	3262	1/1	0.86	0.51	32,32,32,32	0
57	MG	DA	3288	1/1	0.86	0.26	60,60,60,60	0
57	MG	BA	3346	1/1	0.86	0.50	50,50,50,50	0
57	MG	CA	1620	1/1	0.86	0.52	29,29,29,29	0
57	MG	AA	1617	1/1	0.86	0.27	43,43,43,43	0
57	MG	DA	3203	1/1	0.86	0.21	52,52,52,52	0
57	MG	BA	3014	1/1	0.86	0.37	24,24,24,24	0
57	MG	DA	3025	1/1	0.86	0.18	38,38,38,38	0
57	MG	DA	3028	1/1	0.86	0.14	34,34,34,34	0
57	MG	BA	3403	1/1	0.86	0.24	48,48,48,48	0
57	MG	DA	3245	1/1	0.86	0.28	52,52,52,52	0
57	MG	AA	1633	1/1	0.86	0.11	36,36,36,36	0

Continued on next page...

Continued from previous page...

Mol	Type	Chain	Res	Atoms	RSCC	RSR	B-factors(Å^2)	Q<0.9
57	MG	BA	3251	1/1	0.86	0.27	23,23,23,23	0
57	MG	BA	3458	1/1	0.86	0.47	47,47,47,47	0
57	MG	D5	101	1/1	0.86	0.20	38,38,38,38	0
57	MG	BA	3372	1/1	0.86	0.25	59,59,59,59	0
57	MG	DA	3223	1/1	0.87	0.24	32,32,32,32	0
57	MG	BA	3390	1/1	0.87	0.20	48,48,48,48	0
57	MG	DA	3132	1/1	0.87	0.39	32,32,32,32	0
57	MG	CA	1635	1/1	0.87	0.25	22,22,22,22	0
57	MG	DA	3021	1/1	0.87	0.26	34,34,34,34	0
57	MG	CA	1638	1/1	0.87	0.39	35,35,35,35	0
57	MG	DA	3026	1/1	0.87	0.09	33,33,33,33	0
57	MG	BA	3270	1/1	0.87	0.31	43,43,43,43	0
57	MG	DA	3261	1/1	0.87	0.21	58,58,58,58	0
57	MG	BA	3243	1/1	0.87	0.27	51,51,51,51	0
57	MG	BA	3456	1/1	0.87	0.26	43,43,43,43	0
57	MG	DA	3044	1/1	0.87	0.42	69,69,69,69	0
57	MG	DA	3158	1/1	0.87	0.36	44,44,44,44	0
57	MG	DA	3273	1/1	0.87	0.30	55,55,55,55	0
57	MG	BA	3296	1/1	0.87	0.18	25,25,25,25	0
57	MG	DA	3049	1/1	0.87	0.25	15,15,15,15	0
57	MG	DA	3165	1/1	0.87	0.14	43,43,43,43	0
57	MG	BA	3204	1/1	0.87	0.45	52,52,52,52	0
57	MG	BA	3412	1/1	0.87	0.27	35,35,35,35	0
57	MG	BA	3373	1/1	0.87	0.21	31,31,31,31	0
57	MG	AA	1646	1/1	0.87	0.15	49,49,49,49	0
57	MG	DA	3073	1/1	0.87	0.45	49,49,49,49	0
57	MG	DA	3088	1/1	0.87	0.20	20,20,20,20	0
57	MG	AA	1679	1/1	0.87	0.26	56,56,56,56	0
57	MG	BA	3092	1/1	0.87	0.34	36,36,36,36	0
57	MG	CA	1687	1/1	0.87	0.17	37,37,37,37	0
57	MG	BA	3380	1/1	0.87	0.31	37,37,37,37	0
57	MG	BA	3136	1/1	0.87	0.93	76,76,76,76	0
57	MG	AA	1685	1/1	0.87	0.29	42,42,42,42	0
57	MG	DA	3205	1/1	0.87	0.32	55,55,55,55	0
57	MG	DA	3208	1/1	0.87	0.09	59,59,59,59	0
57	MG	AA	1665	1/1	0.87	0.38	63,63,63,63	0
57	MG	DA	3213	1/1	0.87	0.17	28,28,28,28	0
57	MG	D6	101	1/1	0.87	0.26	57,57,57,57	0
57	MG	BA	3199	1/1	0.87	0.32	23,23,23,23	0
57	MG	CA	1680	1/1	0.88	0.18	31,31,31,31	0
57	MG	BA	3124	1/1	0.88	0.21	41,41,41,41	0
57	MG	AA	1609	1/1	0.88	0.21	48,48,48,48	0

Continued on next page...

Continued from previous page...

Mol	Type	Chain	Res	Atoms	RSCC	RSR	B-factors(Å^2)	Q<0.9
57	MG	BA	3091	1/1	0.88	0.44	21,21,21,21	0
57	MG	DA	3081	1/1	0.88	0.25	37,37,37,37	0
57	MG	AA	1681	1/1	0.88	0.29	63,63,63,63	0
57	MG	DA	3177	1/1	0.88	0.48	52,52,52,52	0
57	MG	BA	3440	1/1	0.88	0.46	64,64,64,64	0
57	MG	BA	3093	1/1	0.88	0.17	23,23,23,23	0
57	MG	BA	3284	1/1	0.88	0.17	15,15,15,15	0
57	MG	BA	3290	1/1	0.88	0.22	22,22,22,22	0
57	MG	CA	1632	1/1	0.88	0.42	18,18,18,18	0
57	MG	DA	3016	1/1	0.88	0.44	24,24,24,24	0
57	MG	DA	3283	1/1	0.88	0.19	62,62,62,62	0
57	MG	DA	3286	1/1	0.88	0.27	52,52,52,52	0
57	MG	DA	3287	1/1	0.88	0.31	48,48,48,48	0
57	MG	AA	1706	1/1	0.88	0.12	47,47,47,47	0
57	MG	BA	3366	1/1	0.88	0.32	49,49,49,49	0
57	MG	DA	3125	1/1	0.88	0.27	26,26,26,26	0
57	MG	BA	3100	1/1	0.88	0.55	28,28,28,28	0
57	MG	BA	3253	1/1	0.88	0.54	41,41,41,41	0
57	MG	BA	3418	1/1	0.88	0.21	31,31,31,31	0
57	MG	DA	3031	1/1	0.88	0.26	24,24,24,24	0
57	MG	DA	3218	1/1	0.88	0.20	35,35,35,35	0
57	MG	BB	203	1/1	0.88	0.31	21,21,21,21	0
57	MG	BA	3062	1/1	0.88	0.11	19,19,19,19	0
57	MG	DA	3043	1/1	0.88	0.23	39,39,39,39	0
57	MG	DA	3237	1/1	0.88	0.24	33,33,33,33	0
57	MG	BQ	203	1/1	0.88	0.21	27,27,27,27	0
57	MG	BA	3320	1/1	0.88	0.28	25,25,25,25	0
57	MG	BA	3224	1/1	0.88	0.31	31,31,31,31	0
57	MG	CA	1678	1/1	0.88	0.22	25,25,25,25	0
57	MG	BA	3013	1/1	0.89	0.16	56,56,56,56	0
57	MG	DA	3226	1/1	0.89	0.35	32,32,32,32	0
57	MG	CA	1603	1/1	0.89	0.21	49,49,49,49	0
57	MG	DA	3232	1/1	0.89	0.28	40,40,40,40	0
57	MG	CW	103	1/1	0.89	0.34	27,27,27,27	0
57	MG	BA	3301	1/1	0.89	0.22	33,33,33,33	0
57	MG	DA	3136	1/1	0.89	0.16	22,22,22,22	0
57	MG	DA	3001	1/1	0.89	0.32	61,61,61,61	0
57	MG	DA	3251	1/1	0.89	0.31	53,53,53,53	0
57	MG	CA	1605	1/1	0.89	0.42	62,62,62,62	0
57	MG	DA	3014	1/1	0.89	0.24	44,44,44,44	0
57	MG	BA	3311	1/1	0.89	0.18	31,31,31,31	0
57	MG	BA	3430	1/1	0.89	0.35	58,58,58,58	0

Continued on next page...

Continued from previous page...

Mol	Type	Chain	Res	Atoms	RSCC	RSR	B-factors(Å^2)	Q<0.9
57	MG	AA	1632	1/1	0.89	0.44	57,57,57,57	0
57	MG	BA	3212	1/1	0.89	0.42	30,30,30,30	0
57	MG	BA	3218	1/1	0.89	0.39	23,23,23,23	0
57	MG	BA	3163	1/1	0.89	0.17	21,21,21,21	0
57	MG	BA	3384	1/1	0.89	0.25	42,42,42,42	0
57	MG	DA	3274	1/1	0.89	0.25	36,36,36,36	0
57	MG	BA	3111	1/1	0.89	0.15	20,20,20,20	0
57	MG	DA	3038	1/1	0.89	0.47	49,49,49,49	0
57	MG	BA	3445	1/1	0.89	0.14	36,36,36,36	0
57	MG	DA	3279	1/1	0.89	0.25	43,43,43,43	0
57	MG	BA	3171	1/1	0.89	0.44	41,41,41,41	0
57	MG	CA	1644	1/1	0.89	0.39	30,30,30,30	0
57	MG	DA	3176	1/1	0.89	0.32	24,24,24,24	0
57	MG	BA	3230	1/1	0.89	0.29	34,34,34,34	0
57	MG	BA	3232	1/1	0.89	0.43	38,38,38,38	0
57	MG	BA	3116	1/1	0.89	0.11	23,23,23,23	0
57	MG	DA	3291	1/1	0.89	0.23	31,31,31,31	0
57	MG	BA	3406	1/1	0.89	0.15	50,50,50,50	0
57	MG	CA	1660	1/1	0.89	0.41	22,22,22,22	0
57	MG	CA	1663	1/1	0.89	0.19	33,33,33,33	0
57	MG	CA	1665	1/1	0.89	0.25	30,30,30,30	0
57	MG	BA	3198	1/1	0.89	0.16	34,34,34,34	0
57	MG	AA	1675	1/1	0.89	0.18	50,50,50,50	0
57	MG	BB	209	1/1	0.89	0.12	37,37,37,37	0
57	MG	AA	1703	1/1	0.89	0.15	51,51,51,51	0
57	MG	BA	3417	1/1	0.89	0.24	62,62,62,62	0
57	MG	BA	3368	1/1	0.89	0.42	49,49,49,49	0
57	MG	BA	3421	1/1	0.89	0.16	32,32,32,32	0
57	MG	DA	3215	1/1	0.89	0.35	37,37,37,37	0
57	MG	B0	102	1/1	0.89	0.23	33,33,33,33	0
57	MG	BA	3248	1/1	0.89	0.31	34,34,34,34	0
57	MG	DA	3222	1/1	0.89	0.31	26,26,26,26	0
57	MG	BA	3281	1/1	0.90	0.25	29,29,29,29	0
57	MG	CA	1623	1/1	0.90	0.33	59,59,59,59	0
57	MG	DA	3194	1/1	0.90	0.21	61,61,61,61	0
57	MG	CA	1626	1/1	0.90	0.54	67,67,67,67	0
57	MG	AL	201	1/1	0.90	0.38	29,29,29,29	0
57	MG	BA	3233	1/1	0.90	0.69	53,53,53,53	0
57	MG	DA	3201	1/1	0.90	0.45	32,32,32,32	0
57	MG	BA	3370	1/1	0.90	0.10	48,48,48,48	0
57	MG	CA	1634	1/1	0.90	0.10	37,37,37,37	0
57	MG	BA	3291	1/1	0.90	0.34	24,24,24,24	0

Continued on next page...

Continued from previous page...

Mol	Type	Chain	Res	Atoms	RSCC	RSR	B-factors(Å^2)	Q<0.9
57	MG	DA	3050	1/1	0.90	0.40	46,46,46,46	0
57	MG	DA	3061	1/1	0.90	0.25	22,22,22,22	0
57	MG	DA	3065	1/1	0.90	0.35	29,29,29,29	0
57	MG	BA	3157	1/1	0.90	0.15	38,38,38,38	0
57	MG	BA	3438	1/1	0.90	0.22	67,67,67,67	0
57	MG	BA	3294	1/1	0.90	0.33	29,29,29,29	0
57	MG	BA	3196	1/1	0.90	0.16	27,27,27,27	0
57	MG	BA	3123	1/1	0.90	0.25	43,43,43,43	0
57	MG	BA	3166	1/1	0.90	0.56	38,38,38,38	0
57	MG	BA	3028	1/1	0.90	0.22	29,29,29,29	0
57	MG	BA	3382	1/1	0.90	0.23	26,26,26,26	0
57	MG	DA	3098	1/1	0.90	0.40	32,32,32,32	0
57	MG	DA	3238	1/1	0.90	0.23	33,33,33,33	0
57	MG	DA	3101	1/1	0.90	0.23	35,35,35,35	0
57	MG	CA	1658	1/1	0.90	0.17	21,21,21,21	0
57	MG	BA	3315	1/1	0.90	0.16	17,17,17,17	0
57	MG	DA	3110	1/1	0.90	0.33	38,38,38,38	0
57	MG	CA	1661	1/1	0.90	0.26	26,26,26,26	0
57	MG	DA	3112	1/1	0.90	0.27	27,27,27,27	0
57	MG	BA	3450	1/1	0.90	0.41	44,44,44,44	0
57	MG	DA	3119	1/1	0.90	0.24	42,42,42,42	0
57	MG	BA	3205	1/1	0.90	0.10	45,45,45,45	0
57	MG	BA	3318	1/1	0.90	0.39	41,41,41,41	0
57	MG	BA	3387	1/1	0.90	0.26	46,46,46,46	0
57	MG	AA	1701	1/1	0.90	0.32	33,33,33,33	0
57	MG	DA	3272	1/1	0.90	0.21	40,40,40,40	0
57	MG	BB	207	1/1	0.90	0.17	44,44,44,44	0
57	MG	DA	3131	1/1	0.90	0.31	39,39,39,39	0
57	MG	AA	1713	1/1	0.90	0.14	43,43,43,43	0
57	MG	BF	301	1/1	0.90	0.26	62,62,62,62	0
57	MG	DA	3137	1/1	0.90	0.20	30,30,30,30	0
57	MG	BA	3329	1/1	0.90	0.07	26,26,26,26	0
57	MG	AA	1715	1/1	0.90	0.14	62,62,62,62	0
57	MG	DA	3281	1/1	0.90	0.10	49,49,49,49	0
57	MG	CA	1700	1/1	0.90	0.30	56,56,56,56	0
57	MG	CA	1707	1/1	0.90	0.62	62,62,62,62	0
57	MG	BR	201	1/1	0.90	0.43	35,35,35,35	0
57	MG	BA	3217	1/1	0.90	0.23	34,34,34,34	0
57	MG	BA	3097	1/1	0.90	0.40	34,34,34,34	0
57	MG	DA	3290	1/1	0.90	0.55	50,50,50,50	0
57	MG	AA	1717	1/1	0.90	0.27	25,25,25,25	0
57	MG	DA	3293	1/1	0.90	0.23	39,39,39,39	0

Continued on next page...

Continued from previous page...

Mol	Type	Chain	Res	Atoms	RSCC	RSR	B-factors(Å^2)	Q<0.9
57	MG	DA	3155	1/1	0.90	0.06	60,60,60,60	0
57	MG	CW	104	1/1	0.90	0.39	52,52,52,52	0
57	MG	DA	3299	1/1	0.90	0.15	42,42,42,42	0
57	MG	B5	103	1/1	0.90	0.18	20,20,20,20	0
57	MG	BA	3347	1/1	0.90	0.15	28,28,28,28	0
57	MG	BA	3141	1/1	0.90	0.30	45,45,45,45	0
57	MG	BA	3074	1/1	0.90	0.38	31,31,31,31	0
57	MG	BA	3077	1/1	0.90	0.82	63,63,63,63	0
57	MG	BA	3422	1/1	0.90	0.45	20,20,20,20	0
57	MG	BA	3358	1/1	0.90	0.15	38,38,38,38	0
57	MG	CA	1612	1/1	0.90	0.36	55,55,55,55	0
57	MG	DA	3178	1/1	0.90	0.09	30,30,30,30	0
57	MG	DA	3182	1/1	0.90	0.15	37,37,37,37	0
57	MG	CA	1613	1/1	0.90	0.43	42,42,42,42	0
57	MG	BA	3359	1/1	0.90	0.28	44,44,44,44	0
57	MG	DA	3187	1/1	0.90	0.33	48,48,48,48	0
57	MG	BA	3265	1/1	0.91	0.12	67,67,67,67	0
57	MG	DA	3207	1/1	0.91	0.12	26,26,26,26	0
57	MG	BA	3357	1/1	0.91	0.19	38,38,38,38	0
57	MG	CA	1689	1/1	0.91	0.18	39,39,39,39	0
57	MG	DA	3109	1/1	0.91	0.12	33,33,33,33	0
57	MG	DA	3214	1/1	0.91	0.34	29,29,29,29	0
57	MG	CA	1694	1/1	0.91	0.74	51,51,51,51	0
57	MG	DA	3217	1/1	0.91	0.57	54,54,54,54	0
57	MG	BA	3017	1/1	0.91	0.27	20,20,20,20	0
57	MG	CA	1698	1/1	0.91	0.18	33,33,33,33	0
57	MG	BA	3021	1/1	0.91	1.61	180,180,180,180	0
57	MG	CA	1703	1/1	0.91	0.41	34,34,34,34	0
57	MG	AA	1626	1/1	0.91	0.24	35,35,35,35	0
57	MG	CA	1609	1/1	0.91	0.29	27,27,27,27	0
57	MG	DA	3231	1/1	0.91	0.38	45,45,45,45	0
57	MG	BA	3025	1/1	0.91	0.35	31,31,31,31	0
57	MG	AA	1669	1/1	0.91	0.21	70,70,70,70	0
57	MG	BA	3167	1/1	0.91	0.32	65,65,65,65	0
57	MG	DA	3241	1/1	0.91	0.10	26,26,26,26	0
57	MG	AA	1650	1/1	0.91	0.16	28,28,28,28	0
57	MG	BA	3437	1/1	0.91	0.10	27,27,27,27	0
57	MG	DA	3133	1/1	0.91	0.16	31,31,31,31	0
57	MG	DA	3249	1/1	0.91	0.14	33,33,33,33	0
57	MG	DA	3135	1/1	0.91	0.26	42,42,42,42	0
57	MG	CA	1625	1/1	0.91	0.33	31,31,31,31	0
57	MG	DA	3003	1/1	0.91	0.18	30,30,30,30	0

Continued on next page...

Continued from previous page...

Mol	Type	Chain	Res	Atoms	RSCC	RSR	B-factors(Å^2)	Q<0.9
57	MG	BA	3036	1/1	0.91	0.20	30,30,30,30	0
57	MG	AA	1653	1/1	0.91	0.24	28,28,28,28	0
57	MG	BA	3376	1/1	0.91	0.16	33,33,33,33	0
57	MG	BA	3051	1/1	0.91	0.44	51,51,51,51	0
57	MG	DA	3268	1/1	0.91	0.19	43,43,43,43	0
57	MG	BA	3002	1/1	0.91	0.18	39,39,39,39	0
57	MG	DA	3024	1/1	0.91	0.13	33,33,33,33	0
57	MG	BA	3053	1/1	0.91	0.47	63,63,63,63	0
57	MG	BA	3313	1/1	0.91	0.37	26,26,26,26	0
57	MG	BA	3184	1/1	0.91	0.25	53,53,53,53	0
57	MG	DA	3157	1/1	0.91	0.25	30,30,30,30	0
57	MG	DA	3030	1/1	0.91	0.14	46,46,46,46	0
57	MG	DA	3160	1/1	0.91	0.30	38,38,38,38	0
57	MG	BA	3060	1/1	0.91	0.38	47,47,47,47	0
57	MG	BA	3242	1/1	0.91	0.26	24,24,24,24	0
57	MG	DA	3037	1/1	0.91	0.42	45,45,45,45	0
57	MG	CA	1645	1/1	0.91	0.28	41,41,41,41	0
57	MG	DA	3167	1/1	0.91	0.44	38,38,38,38	0
57	MG	DA	3040	1/1	0.91	0.35	26,26,26,26	0
57	MG	DA	3171	1/1	0.91	0.47	27,27,27,27	0
57	MG	DA	3172	1/1	0.91	0.15	30,30,30,30	0
57	MG	DA	3174	1/1	0.91	0.55	23,23,23,23	0
57	MG	BA	3126	1/1	0.91	0.30	66,66,66,66	0
57	MG	CA	1647	1/1	0.91	0.28	61,61,61,61	0
57	MG	BA	3322	1/1	0.91	0.34	29,29,29,29	0
57	MG	CA	1651	1/1	0.91	0.18	28,28,28,28	0
57	MG	BA	3127	1/1	0.91	0.24	30,30,30,30	0
57	MG	BA	3328	1/1	0.91	0.24	32,32,32,32	0
57	MG	DA	3301	1/1	0.91	0.11	33,33,33,33	0
57	MG	CA	1657	1/1	0.91	0.12	37,37,37,37	0
57	MG	DA	3303	1/1	0.91	0.23	54,54,54,54	0
57	MG	DA	3304	1/1	0.91	0.12	35,35,35,35	0
57	MG	AA	1678	1/1	0.91	0.10	33,33,33,33	0
57	MG	BA	3331	1/1	0.91	0.27	28,28,28,28	0
57	MG	BA	3064	1/1	0.91	0.40	44,44,44,44	0
57	MG	AA	1691	1/1	0.91	0.14	39,39,39,39	0
57	MG	BA	3197	1/1	0.91	0.34	20,20,20,20	0
57	MG	AA	1607	1/1	0.91	0.25	51,51,51,51	0
57	MG	DA	3199	1/1	0.91	0.23	67,67,67,67	0
57	MG	BA	3414	1/1	0.91	0.36	36,36,36,36	0
57	MG	DP	201	1/1	0.91	0.15	38,38,38,38	0
57	MG	BA	3016	1/1	0.91	0.48	20,20,20,20	0

Continued on next page...

Continued from previous page...

Mol	Type	Chain	Res	Atoms	RSCC	RSR	B-factors(Å^2)	Q<0.9
57	MG	BA	3088	1/1	0.91	0.28	24,24,24,24	0
57	MG	BA	3148	1/1	0.91	0.23	64,64,64,64	0
57	MG	BA	3057	1/1	0.92	0.41	39,39,39,39	0
57	MG	BA	3235	1/1	0.92	0.26	51,51,51,51	0
57	MG	DA	3196	1/1	0.92	0.31	26,26,26,26	0
57	MG	AA	1716	1/1	0.92	0.11	31,31,31,31	0
57	MG	AA	1649	1/1	0.92	0.29	50,50,50,50	0
57	MG	BA	3326	1/1	0.92	0.17	21,21,21,21	0
57	MG	DA	3048	1/1	0.92	0.24	6,6,6,6	0
57	MG	AA	1625	1/1	0.92	0.20	37,37,37,37	0
57	MG	BA	3240	1/1	0.92	0.22	23,23,23,23	0
57	MG	DA	3059	1/1	0.92	0.24	26,26,26,26	0
57	MG	BA	3066	1/1	0.92	0.20	14,14,14,14	0
57	MG	BA	3426	1/1	0.92	0.11	26,26,26,26	0
57	MG	BA	3069	1/1	0.92	0.27	30,30,30,30	0
57	MG	BA	3187	1/1	0.92	0.41	45,45,45,45	0
57	MG	BA	3343	1/1	0.92	0.19	22,22,22,22	0
57	MG	BA	3071	1/1	0.92	0.34	25,25,25,25	0
57	MG	BA	3345	1/1	0.92	0.29	34,34,34,34	0
57	MG	DA	3080	1/1	0.92	0.28	24,24,24,24	0
57	MG	BA	3433	1/1	0.92	0.50	52,52,52,52	0
57	MG	DA	3087	1/1	0.92	0.39	26,26,26,26	0
57	MG	BA	3024	1/1	0.92	0.34	20,20,20,20	0
57	MG	CA	1654	1/1	0.92	0.13	17,17,17,17	0
57	MG	BA	3252	1/1	0.92	0.14	25,25,25,25	0
57	MG	DA	3228	1/1	0.92	0.22	25,25,25,25	0
57	MG	DA	3099	1/1	0.92	0.43	23,23,23,23	0
57	MG	AW	101	1/1	0.92	0.19	6,6,6,6	0
57	MG	DA	3233	1/1	0.92	0.17	17,17,17,17	0
57	MG	DA	3234	1/1	0.92	0.30	33,33,33,33	0
57	MG	DA	3235	1/1	0.92	0.15	24,24,24,24	0
57	MG	BA	3439	1/1	0.92	0.17	32,32,32,32	0
57	MG	BA	3350	1/1	0.92	0.19	37,37,37,37	0
57	MG	DA	3239	1/1	0.92	0.23	32,32,32,32	0
57	MG	DA	3240	1/1	0.92	0.14	35,35,35,35	0
57	MG	BA	3352	1/1	0.92	0.27	22,22,22,22	0
57	MG	BA	3353	1/1	0.92	0.36	36,36,36,36	0
57	MG	CA	1664	1/1	0.92	0.28	42,42,42,42	0
57	MG	BA	3193	1/1	0.92	0.12	47,47,47,47	0
57	MG	AA	1616	1/1	0.92	0.27	30,30,30,30	0
57	MG	DA	3250	1/1	0.92	0.38	26,26,26,26	0
57	MG	BA	3087	1/1	0.92	0.35	23,23,23,23	0

Continued on next page...

Continued from previous page...

Mol	Type	Chain	Res	Atoms	RSCC	RSR	B-factors(Å^2)	Q<0.9
57	MG	BA	3140	1/1	0.92	0.13	33,33,33,33	0
57	MG	AA	1688	1/1	0.92	0.16	56,56,56,56	0
57	MG	BA	3453	1/1	0.92	0.20	41,41,41,41	0
57	MG	DA	3259	1/1	0.92	0.20	47,47,47,47	0
57	MG	CA	1685	1/1	0.92	0.13	33,33,33,33	0
57	MG	BA	3009	1/1	0.92	0.20	16,16,16,16	0
57	MG	BA	3037	1/1	0.92	0.23	9,9,9,9	0
57	MG	BA	3269	1/1	0.92	0.25	27,27,27,27	0
57	MG	CA	1690	1/1	0.92	0.25	44,44,44,44	0
57	MG	CA	1692	1/1	0.92	0.17	48,48,48,48	0
57	MG	BA	3369	1/1	0.92	0.13	63,63,63,63	0
57	MG	AA	1660	1/1	0.92	0.23	31,31,31,31	0
57	MG	DA	3139	1/1	0.92	0.17	58,58,58,58	0
57	MG	BA	3277	1/1	0.92	0.24	29,29,29,29	0
57	MG	BA	3280	1/1	0.92	0.17	19,19,19,19	0
57	MG	CA	1702	1/1	0.92	0.32	29,29,29,29	0
57	MG	BA	3152	1/1	0.92	0.22	23,23,23,23	0
57	MG	CA	1706	1/1	0.92	0.23	59,59,59,59	0
57	MG	BA	3044	1/1	0.92	0.30	22,22,22,22	0
57	MG	BA	3288	1/1	0.92	0.19	18,18,18,18	0
57	MG	DA	3153	1/1	0.92	0.15	41,41,41,41	0
57	MG	BA	3289	1/1	0.92	0.31	38,38,38,38	0
57	MG	CW	101	1/1	0.92	0.24	22,22,22,22	0
57	MG	BA	3155	1/1	0.92	0.55	37,37,37,37	0
57	MG	AA	1673	1/1	0.92	0.12	40,40,40,40	0
57	MG	B5	102	1/1	0.92	0.38	40,40,40,40	0
57	MG	BA	3215	1/1	0.92	0.20	35,35,35,35	0
57	MG	BA	3158	1/1	0.92	0.28	37,37,37,37	0
57	MG	BA	3162	1/1	0.92	0.10	21,21,21,21	0
57	MG	BA	3297	1/1	0.92	0.23	21,21,21,21	0
57	MG	AA	1684	1/1	0.92	0.13	31,31,31,31	0
57	MG	BA	3107	1/1	0.92	0.13	40,40,40,40	0
57	MG	BA	3306	1/1	0.92	0.33	47,47,47,47	0
57	MG	BA	3394	1/1	0.92	0.12	28,28,28,28	0
57	MG	DA	3023	1/1	0.92	0.23	42,42,42,42	0
57	MG	BA	3395	1/1	0.92	0.46	39,39,39,39	0
57	MG	BA	3310	1/1	0.92	0.19	30,30,30,30	0
57	MG	CA	1615	1/1	0.92	0.37	63,63,63,63	0
57	MG	CA	1616	1/1	0.92	0.16	20,20,20,20	0
57	MG	DA	3180	1/1	0.92	0.30	49,49,49,49	0
57	MG	AA	1702	1/1	0.92	0.11	26,26,26,26	0
57	MG	CA	1619	1/1	0.92	0.15	34,34,34,34	0

Continued on next page...

Continued from previous page...

Mol	Type	Chain	Res	Atoms	RSCC	RSR	B-factors(Å^2)	Q<0.9
57	MG	DA	3032	1/1	0.92	0.23	20,20,20,20	0
57	MG	BA	3113	1/1	0.92	0.37	32,32,32,32	0
57	MG	DA	3189	1/1	0.92	0.20	34,34,34,34	0
57	MG	BA	3231	1/1	0.92	0.38	54,54,54,54	0
57	MG	BA	3170	1/1	0.92	0.18	40,40,40,40	0
57	MG	AW	102	1/1	0.93	0.09	26,26,26,26	0
57	MG	AA	1648	1/1	0.93	0.14	40,40,40,40	0
57	MG	CA	1621	1/1	0.93	0.18	22,22,22,22	0
57	MG	CA	1622	1/1	0.93	0.31	24,24,24,24	0
57	MG	CA	1704	1/1	0.93	0.17	26,26,26,26	0
57	MG	DA	3116	1/1	0.93	0.35	33,33,33,33	0
57	MG	AA	1710	1/1	0.93	0.11	30,30,30,30	0
57	MG	CA	1624	1/1	0.93	0.60	39,39,39,39	0
57	MG	DA	3225	1/1	0.93	0.31	44,44,44,44	0
57	MG	BA	3181	1/1	0.93	0.56	19,19,19,19	0
57	MG	BA	3227	1/1	0.93	0.29	21,21,21,21	0
57	MG	BA	3182	1/1	0.93	0.45	27,27,27,27	0
57	MG	BA	3027	1/1	0.93	0.19	26,26,26,26	0
57	MG	BA	3447	1/1	0.93	0.42	27,27,27,27	0
57	MG	DA	3130	1/1	0.93	0.37	34,34,34,34	0
57	MG	BA	3336	1/1	0.93	0.16	29,29,29,29	0
57	MG	BA	3339	1/1	0.93	0.29	29,29,29,29	0
57	MG	CX	101	1/1	0.93	0.20	22,22,22,22	0
57	MG	CA	1637	1/1	0.93	0.15	26,26,26,26	0
57	MG	BA	3105	1/1	0.93	0.16	15,15,15,15	0
57	MG	CA	1639	1/1	0.93	0.11	22,22,22,22	0
57	MG	BA	3149	1/1	0.93	0.28	27,27,27,27	0
57	MG	DA	3244	1/1	0.93	0.31	26,26,26,26	0
57	MG	DA	3140	1/1	0.93	0.24	36,36,36,36	0
57	MG	DA	3141	1/1	0.93	0.19	25,25,25,25	0
57	MG	CA	1642	1/1	0.93	0.13	37,37,37,37	0
57	MG	DA	3017	1/1	0.93	0.39	21,21,21,21	0
57	MG	BA	3005	1/1	0.93	0.20	23,23,23,23	0
57	MG	DA	3147	1/1	0.93	0.50	18,18,18,18	0
57	MG	DA	3252	1/1	0.93	0.52	27,27,27,27	0
57	MG	BA	3393	1/1	0.93	0.09	61,61,61,61	0
57	MG	BA	3006	1/1	0.93	0.24	27,27,27,27	0
57	MG	BA	3030	1/1	0.93	0.42	37,37,37,37	0
57	MG	AA	1638	1/1	0.93	0.15	55,55,55,55	0
57	MG	CA	1648	1/1	0.93	0.10	28,28,28,28	0
57	MG	DA	3262	1/1	0.93	0.27	29,29,29,29	0
57	MG	BA	3156	1/1	0.93	0.09	26,26,26,26	0

Continued on next page...

Continued from previous page...

Mol	Type	Chain	Res	Atoms	RSCC	RSR	B-factors(Å^2)	Q<0.9
57	MG	BA	3404	1/1	0.93	0.06	53,53,53,53	0
57	MG	BA	3241	1/1	0.93	0.18	50,50,50,50	0
57	MG	BA	3117	1/1	0.93	0.60	42,42,42,42	0
57	MG	BA	3075	1/1	0.93	0.21	24,24,24,24	0
57	MG	DA	3271	1/1	0.93	0.20	42,42,42,42	0
57	MG	BT	201	1/1	0.93	0.21	32,32,32,32	0
57	MG	AA	1629	1/1	0.93	0.15	56,56,56,56	0
57	MG	BX	101	1/1	0.93	0.14	36,36,36,36	0
57	MG	BA	3079	1/1	0.93	0.34	25,25,25,25	0
57	MG	CA	1662	1/1	0.93	0.43	26,26,26,26	0
57	MG	BA	3356	1/1	0.93	0.17	21,21,21,21	0
57	MG	BA	3305	1/1	0.93	0.34	41,41,41,41	0
57	MG	DA	3046	1/1	0.93	0.40	26,26,26,26	0
57	MG	BA	3081	1/1	0.93	0.48	16,16,16,16	0
57	MG	B5	104	1/1	0.93	0.23	33,33,33,33	0
57	MG	CA	1671	1/1	0.93	0.10	54,54,54,54	0
57	MG	DA	3053	1/1	0.93	0.36	21,21,21,21	0
57	MG	BA	3308	1/1	0.93	0.31	22,22,22,22	0
57	MG	CA	1675	1/1	0.93	0.47	33,33,33,33	0
57	MG	DA	3062	1/1	0.93	0.17	33,33,33,33	0
57	MG	DA	3183	1/1	0.93	0.23	54,54,54,54	0
57	MG	DA	3292	1/1	0.93	0.13	17,17,17,17	0
57	MG	AA	1651	1/1	0.93	0.11	49,49,49,49	0
57	MG	BA	3362	1/1	0.93	0.32	30,30,30,30	0
57	MG	BA	3363	1/1	0.93	0.21	23,23,23,23	0
57	MG	CA	1684	1/1	0.93	0.21	42,42,42,42	0
57	MG	BA	3365	1/1	0.93	0.34	23,23,23,23	0
57	MG	AA	1644	1/1	0.93	0.27	40,40,40,40	0
57	MG	AA	1635	1/1	0.93	0.42	31,31,31,31	0
57	MG	AA	1631	1/1	0.93	0.16	29,29,29,29	0
57	MG	DA	3085	1/1	0.93	0.46	49,49,49,49	0
57	MG	DA	3305	1/1	0.93	0.38	35,35,35,35	0
57	MG	BA	3174	1/1	0.93	0.18	53,53,53,53	0
57	MG	CA	1691	1/1	0.93	0.59	67,67,67,67	0
57	MG	DA	3090	1/1	0.93	0.23	31,31,31,31	0
57	MG	AA	1615	1/1	0.93	0.17	46,46,46,46	0
57	MG	DB	205	1/1	0.93	0.33	42,42,42,42	0
57	MG	DA	3096	1/1	0.93	0.20	34,34,34,34	0
57	MG	CA	1693	1/1	0.93	0.21	36,36,36,36	0
57	MG	BA	3319	1/1	0.93	0.07	28,28,28,28	0
57	MG	DA	3206	1/1	0.93	0.17	49,49,49,49	0
57	MG	BA	3263	1/1	0.93	0.09	36,36,36,36	0

Continued on next page...

Continued from previous page...

Mol	Type	Chain	Res	Atoms	RSCC	RSR	B-factors(Å^2)	Q<0.9
57	MG	DA	3104	1/1	0.93	0.23	21,21,21,21	0
57	MG	DA	3209	1/1	0.93	0.26	33,33,33,33	0
57	MG	CA	1696	1/1	0.93	0.30	54,54,54,54	0
58	ZN	D5	103	1/1	0.93	0.16	30,30,30,30	0
57	MG	CA	1659	1/1	0.94	0.36	32,32,32,32	0
57	MG	BA	3131	1/1	0.94	0.33	26,26,26,26	0
57	MG	BA	3309	1/1	0.94	0.07	20,20,20,20	0
57	MG	BA	3132	1/1	0.94	0.28	28,28,28,28	0
57	MG	BB	201	1/1	0.94	0.30	59,59,59,59	0
57	MG	BA	3082	1/1	0.94	0.32	24,24,24,24	0
57	MG	BB	205	1/1	0.94	0.25	19,19,19,19	0
57	MG	DA	3075	1/1	0.94	0.32	27,27,27,27	0
57	MG	DA	3078	1/1	0.94	0.31	44,44,44,44	0
57	MG	CA	1668	1/1	0.94	0.22	27,27,27,27	0
57	MG	DA	3210	1/1	0.94	0.24	41,41,41,41	0
57	MG	BA	3042	1/1	0.94	0.31	10,10,10,10	0
57	MG	BB	208	1/1	0.94	0.33	36,36,36,36	0
57	MG	DA	3086	1/1	0.94	0.34	25,25,25,25	0
57	MG	BA	3137	1/1	0.94	0.41	46,46,46,46	0
57	MG	DA	3216	1/1	0.94	0.41	23,23,23,23	0
57	MG	BA	3183	1/1	0.94	0.12	22,22,22,22	0
57	MG	CA	1677	1/1	0.94	0.36	27,27,27,27	0
57	MG	BH	201	1/1	0.94	0.19	21,21,21,21	0
57	MG	DA	3221	1/1	0.94	0.36	38,38,38,38	0
57	MG	AA	1680	1/1	0.94	0.33	49,49,49,49	0
57	MG	BA	3046	1/1	0.94	0.31	32,32,32,32	0
57	MG	BA	3386	1/1	0.94	0.29	68,68,68,68	0
57	MG	BA	3050	1/1	0.94	0.30	24,24,24,24	0
57	MG	BA	3189	1/1	0.94	0.09	14,14,14,14	0
57	MG	AA	1667	1/1	0.94	0.22	62,62,62,62	0
57	MG	BA	3391	1/1	0.94	0.22	44,44,44,44	0
57	MG	BA	3146	1/1	0.94	0.26	22,22,22,22	0
57	MG	B1	101	1/1	0.94	0.41	63,63,63,63	0
57	MG	BA	3192	1/1	0.94	0.26	27,27,27,27	0
57	MG	AA	1608	1/1	0.94	0.17	65,65,65,65	0
57	MG	DA	3236	1/1	0.94	0.10	30,30,30,30	0
57	MG	DA	3114	1/1	0.94	0.30	30,30,30,30	0
57	MG	DA	3115	1/1	0.94	0.08	36,36,36,36	0
57	MG	BA	3397	1/1	0.94	0.23	44,44,44,44	0
57	MG	B7	101	1/1	0.94	0.14	12,12,12,12	0
57	MG	DA	3118	1/1	0.94	0.18	33,33,33,33	0
57	MG	AT	201	1/1	0.94	0.23	22,22,22,22	0

Continued on next page...

Continued from previous page...

Mol	Type	Chain	Res	Atoms	RSCC	RSR	B-factors(Å^2)	Q<0.9
57	MG	BA	3401	1/1	0.94	0.13	46,46,46,46	0
57	MG	BA	3402	1/1	0.94	0.13	24,24,24,24	0
57	MG	DA	3247	1/1	0.94	0.14	23,23,23,23	0
57	MG	CA	1701	1/1	0.94	0.23	25,25,25,25	0
57	MG	DA	3124	1/1	0.94	0.17	26,26,26,26	0
57	MG	BA	3256	1/1	0.94	0.19	25,25,25,25	0
57	MG	DA	3126	1/1	0.94	0.20	6,6,6,6	0
57	MG	BA	3333	1/1	0.94	0.59	77,77,77,77	0
57	MG	CA	1607	1/1	0.94	0.12	37,37,37,37	0
57	MG	BA	3405	1/1	0.94	0.09	25,25,25,25	0
57	MG	BA	3150	1/1	0.94	0.46	29,29,29,29	0
57	MG	BA	3054	1/1	0.94	0.46	33,33,33,33	0
57	MG	DA	3260	1/1	0.94	0.13	31,31,31,31	0
57	MG	BA	3260	1/1	0.94	0.22	24,24,24,24	0
57	MG	BA	3410	1/1	0.94	0.14	30,30,30,30	0
57	MG	DA	3264	1/1	0.94	0.11	25,25,25,25	0
57	MG	DA	3265	1/1	0.94	0.40	54,54,54,54	0
57	MG	BA	3411	1/1	0.94	0.38	53,53,53,53	0
57	MG	DA	3138	1/1	0.94	0.25	17,17,17,17	0
57	MG	BA	3261	1/1	0.94	0.40	28,28,28,28	0
57	MG	AA	1672	1/1	0.94	0.20	33,33,33,33	0
57	MG	BA	3058	1/1	0.94	0.47	18,18,18,18	0
57	MG	AA	1612	1/1	0.94	0.39	25,25,25,25	0
57	MG	BA	3419	1/1	0.94	0.40	44,44,44,44	0
57	MG	BA	3200	1/1	0.94	0.33	20,20,20,20	0
57	MG	DA	3004	1/1	0.94	0.17	21,21,21,21	0
57	MG	DA	3275	1/1	0.94	0.25	48,48,48,48	0
57	MG	DA	3008	1/1	0.94	0.27	6,6,6,6	0
57	MG	BA	3348	1/1	0.94	0.35	55,55,55,55	0
57	MG	BA	3201	1/1	0.94	0.12	24,24,24,24	0
57	MG	BA	3061	1/1	0.94	0.39	25,25,25,25	0
57	MG	AA	1656	1/1	0.94	0.12	28,28,28,28	0
57	MG	BA	3271	1/1	0.94	0.22	40,40,40,40	0
57	MG	CA	1631	1/1	0.94	0.29	34,34,34,34	0
57	MG	DA	3022	1/1	0.94	0.20	21,21,21,21	0
57	MG	BA	3026	1/1	0.94	0.25	31,31,31,31	0
57	MG	CA	1633	1/1	0.94	0.44	45,45,45,45	0
57	MG	BA	3209	1/1	0.94	0.25	23,23,23,23	0
57	MG	DA	3162	1/1	0.94	0.20	24,24,24,24	0
57	MG	BA	3161	1/1	0.94	0.21	25,25,25,25	0
57	MG	AA	1662	1/1	0.94	0.14	22,22,22,22	0
57	MG	DA	3029	1/1	0.94	0.14	22,22,22,22	0

Continued on next page...

Continued from previous page...

Mol	Type	Chain	Res	Atoms	RSCC	RSR	B-factors(Å^2)	Q<0.9
57	MG	DA	3296	1/1	0.94	0.35	40,40,40,40	0
57	MG	AA	1640	1/1	0.94	0.24	19,19,19,19	0
57	MG	BA	3121	1/1	0.94	0.19	20,20,20,20	0
57	MG	BA	3436	1/1	0.94	0.28	48,48,48,48	0
57	MG	AA	1690	1/1	0.94	0.09	26,26,26,26	0
57	MG	DA	3034	1/1	0.94	0.24	57,57,57,57	0
57	MG	BA	3220	1/1	0.94	0.23	30,30,30,30	0
57	MG	BA	3008	1/1	0.94	0.41	16,16,16,16	0
57	MG	BA	3032	1/1	0.94	0.25	6,6,6,6	0
57	MG	BA	3225	1/1	0.94	0.16	16,16,16,16	0
57	MG	AA	1712	1/1	0.94	0.19	56,56,56,56	0
57	MG	BA	3298	1/1	0.94	0.15	20,20,20,20	0
57	MG	BA	3172	1/1	0.94	0.52	22,22,22,22	0
57	MG	BA	3371	1/1	0.94	0.15	48,48,48,48	0
57	MG	BA	3173	1/1	0.94	0.13	40,40,40,40	0
57	MG	CA	1653	1/1	0.94	0.19	36,36,36,36	0
57	MG	AA	1658	1/1	0.94	0.15	23,23,23,23	0
57	MG	DA	3052	1/1	0.94	0.27	21,21,21,21	0
57	MG	DD	301	1/1	0.94	0.19	18,18,18,18	0
57	MG	DA	3191	1/1	0.94	0.21	18,18,18,18	0
57	MG	AA	1697	1/1	0.94	0.16	27,27,27,27	0
57	MG	DA	3055	1/1	0.94	0.26	24,24,24,24	0
57	MG	D5	102	1/1	0.94	0.44	44,44,44,44	0
57	MG	BA	3451	1/1	0.94	0.20	23,23,23,23	0
57	MG	DA	3060	1/1	0.94	0.28	27,27,27,27	0
57	MG	BA	3375	1/1	0.94	0.41	36,36,36,36	0
57	MG	BA	3330	1/1	0.95	0.17	21,21,21,21	0
57	MG	AA	1671	1/1	0.95	0.23	42,42,42,42	0
57	MG	AA	1698	1/1	0.95	0.35	37,37,37,37	0
57	MG	BA	3145	1/1	0.95	0.35	29,29,29,29	0
57	MG	BA	3334	1/1	0.95	0.18	24,24,24,24	0
57	MG	DA	3243	1/1	0.95	0.12	44,44,44,44	0
57	MG	BA	3011	1/1	0.95	0.22	6,6,6,6	0
57	MG	DA	3063	1/1	0.95	0.17	29,29,29,29	0
57	MG	BA	3338	1/1	0.95	0.09	18,18,18,18	0
57	MG	BA	3279	1/1	0.95	0.07	26,26,26,26	0
57	MG	CA	1697	1/1	0.95	0.08	39,39,39,39	0
57	MG	BA	3112	1/1	0.95	0.23	23,23,23,23	0
57	MG	DA	3071	1/1	0.95	0.31	20,20,20,20	0
57	MG	BA	3454	1/1	0.95	0.14	25,25,25,25	0
57	MG	AA	1700	1/1	0.95	0.19	44,44,44,44	0
57	MG	BA	3282	1/1	0.95	0.40	22,22,22,22	0

Continued on next page...

Continued from previous page...

Mol	Type	Chain	Res	Atoms	RSCC	RSR	B-factors(Å^2)	Q<0.9
57	MG	DA	3077	1/1	0.95	0.39	22,22,22,22	0
57	MG	BA	3114	1/1	0.95	0.38	24,24,24,24	0
57	MG	BA	3286	1/1	0.95	0.36	24,24,24,24	0
57	MG	BA	3115	1/1	0.95	0.24	19,19,19,19	0
57	MG	AA	1683	1/1	0.95	0.31	31,31,31,31	0
57	MG	BB	206	1/1	0.95	0.32	31,31,31,31	0
57	MG	DA	3263	1/1	0.95	0.18	28,28,28,28	0
57	MG	CA	1709	1/1	0.95	0.33	28,28,28,28	0
57	MG	BA	3234	1/1	0.95	0.05	38,38,38,38	0
57	MG	BA	3080	1/1	0.95	0.29	32,32,32,32	0
57	MG	DA	3179	1/1	0.95	0.33	30,30,30,30	0
57	MG	DA	3093	1/1	0.95	0.26	19,19,19,19	0
57	MG	AA	1666	1/1	0.95	0.14	24,24,24,24	0
57	MG	DA	3095	1/1	0.95	0.30	62,62,62,62	0
57	MG	BA	3120	1/1	0.95	0.29	35,35,35,35	0
57	MG	BA	3295	1/1	0.95	0.26	20,20,20,20	0
57	MG	BA	3055	1/1	0.95	0.26	24,24,24,24	0
57	MG	DA	3188	1/1	0.95	0.11	27,27,27,27	0
57	MG	BP	203	1/1	0.95	0.21	27,27,27,27	0
57	MG	DA	3102	1/1	0.95	0.41	32,32,32,32	0
57	MG	DA	3103	1/1	0.95	0.53	19,19,19,19	0
57	MG	BQ	201	1/1	0.95	0.20	24,24,24,24	0
57	MG	DA	3105	1/1	0.95	0.37	30,30,30,30	0
57	MG	DA	3106	1/1	0.95	0.50	25,25,25,25	0
57	MG	BQ	202	1/1	0.95	0.27	30,30,30,30	0
57	MG	BA	3083	1/1	0.95	0.14	22,22,22,22	0
57	MG	BA	3084	1/1	0.95	0.69	61,61,61,61	0
57	MG	DA	3285	1/1	0.95	0.23	38,38,38,38	0
57	MG	AA	1624	1/1	0.95	0.33	33,33,33,33	0
57	MG	DA	3013	1/1	0.95	0.33	20,20,20,20	0
57	MG	BA	3033	1/1	0.95	0.22	34,34,34,34	0
57	MG	BA	3415	1/1	0.95	0.22	36,36,36,36	0
57	MG	CA	1656	1/1	0.95	0.43	43,43,43,43	0
57	MG	BA	3165	1/1	0.95	0.19	25,25,25,25	0
57	MG	AA	1714	1/1	0.95	0.26	42,42,42,42	0
57	MG	DA	3295	1/1	0.95	0.25	40,40,40,40	0
57	MG	AA	1614	1/1	0.95	0.38	29,29,29,29	0
57	MG	B5	101	1/1	0.95	0.40	78,78,78,78	0
57	MG	AA	1693	1/1	0.95	0.11	45,45,45,45	0
57	MG	BA	3063	1/1	0.95	0.24	17,17,17,17	0
57	MG	DA	3212	1/1	0.95	0.20	18,18,18,18	0
57	MG	BA	3367	1/1	0.95	0.39	33,33,33,33	0

Continued on next page...

Continued from previous page...

Mol	Type	Chain	Res	Atoms	RSCC	RSR	B-factors(Å^2)	Q<0.9
57	MG	BA	3206	1/1	0.95	0.25	22,22,22,22	0
57	MG	BA	3041	1/1	0.95	0.47	44,44,44,44	0
57	MG	BA	3135	1/1	0.95	0.16	23,23,23,23	0
57	MG	BA	3316	1/1	0.95	0.18	28,28,28,28	0
57	MG	BA	3210	1/1	0.95	0.30	24,24,24,24	0
57	MG	BA	3259	1/1	0.95	0.19	37,37,37,37	0
57	MG	CA	1674	1/1	0.95	0.27	41,41,41,41	0
57	MG	BA	3023	1/1	0.95	0.42	45,45,45,45	0
57	MG	CA	1676	1/1	0.95	0.20	48,48,48,48	0
57	MG	DA	3224	1/1	0.95	0.41	14,14,14,14	0
57	MG	BA	3007	1/1	0.95	0.38	19,19,19,19	0
57	MG	BA	3321	1/1	0.95	0.37	22,22,22,22	0
57	MG	CA	1679	1/1	0.95	0.12	29,29,29,29	0
57	MG	BA	3377	1/1	0.95	0.11	23,23,23,23	0
57	MG	BA	3138	1/1	0.95	0.13	39,39,39,39	0
57	MG	CA	1683	1/1	0.95	0.15	36,36,36,36	0
57	MG	BA	3103	1/1	0.95	0.32	21,21,21,21	0
57	MG	BA	3104	1/1	0.95	0.17	37,37,37,37	0
57	MG	BA	3179	1/1	0.95	0.48	23,23,23,23	0
57	MG	BA	3221	1/1	0.95	0.21	22,22,22,22	0
57	MG	DA	3019	1/1	0.96	0.46	35,35,35,35	0
57	MG	BA	3147	1/1	0.96	0.32	24,24,24,24	0
57	MG	AA	1641	1/1	0.96	0.17	30,30,30,30	0
57	MG	BA	3185	1/1	0.96	0.24	17,17,17,17	0
57	MG	BA	3228	1/1	0.96	0.37	36,36,36,36	0
57	MG	DA	3120	1/1	0.96	0.23	25,25,25,25	0
57	MG	BA	3186	1/1	0.96	0.54	24,24,24,24	0
57	MG	BA	3012	1/1	0.96	0.38	22,22,22,22	0
57	MG	AA	1682	1/1	0.96	0.21	18,18,18,18	0
57	MG	DA	3027	1/1	0.96	0.13	33,33,33,33	0
57	MG	DA	3229	1/1	0.96	0.17	19,19,19,19	0
57	MG	DA	3230	1/1	0.96	0.31	23,23,23,23	0
57	MG	AA	1628	1/1	0.96	0.45	43,43,43,43	0
57	MG	AA	1692	1/1	0.96	0.23	51,51,51,51	0
57	MG	DA	3128	1/1	0.96	0.26	24,24,24,24	0
57	MG	BA	3416	1/1	0.96	0.13	42,42,42,42	0
57	MG	BA	3059	1/1	0.96	0.34	28,28,28,28	0
57	MG	BA	3085	1/1	0.96	0.18	17,17,17,17	0
57	MG	CA	1669	1/1	0.96	0.18	21,21,21,21	0
57	MG	BA	3122	1/1	0.96	0.38	41,41,41,41	0
57	MG	DA	3134	1/1	0.96	0.16	24,24,24,24	0
57	MG	DA	3035	1/1	0.96	0.51	22,22,22,22	0

Continued on next page...

Continued from previous page...

Mol	Type	Chain	Res	Atoms	RSCC	RSR	B-factors(Å^2)	Q<0.9
57	MG	BA	3034	1/1	0.96	0.21	19,19,19,19	0
57	MG	DA	3242	1/1	0.96	0.09	32,32,32,32	0
57	MG	AA	1643	1/1	0.96	0.15	23,23,23,23	0
57	MG	BA	3360	1/1	0.96	0.16	27,27,27,27	0
57	MG	BA	3159	1/1	0.96	0.47	29,29,29,29	0
57	MG	AA	1707	1/1	0.96	0.23	20,20,20,20	0
57	MG	BA	3020	1/1	0.96	0.35	19,19,19,19	0
57	MG	BA	3302	1/1	0.96	0.10	37,37,37,37	0
57	MG	CA	1606	1/1	0.96	0.38	50,50,50,50	0
57	MG	DA	3047	1/1	0.96	0.34	26,26,26,26	0
57	MG	BA	3304	1/1	0.96	0.10	49,49,49,49	0
57	MG	BA	3244	1/1	0.96	0.25	47,47,47,47	0
57	MG	BA	3246	1/1	0.96	0.10	11,11,11,11	0
57	MG	CA	1611	1/1	0.96	0.10	25,25,25,25	0
57	MG	BA	3247	1/1	0.96	0.06	33,33,33,33	0
57	MG	DA	3258	1/1	0.96	0.21	64,64,64,64	0
57	MG	DA	3054	1/1	0.96	0.58	27,27,27,27	0
57	MG	AA	1694	1/1	0.96	0.18	23,23,23,23	0
57	MG	DA	3057	1/1	0.96	0.23	22,22,22,22	0
57	MG	DA	3156	1/1	0.96	0.83	58,58,58,58	0
57	MG	AA	1695	1/1	0.96	0.20	26,26,26,26	0
57	MG	CA	1688	1/1	0.96	0.12	35,35,35,35	0
57	MG	BA	3130	1/1	0.96	0.39	35,35,35,35	0
57	MG	BA	3312	1/1	0.96	0.31	22,22,22,22	0
57	MG	BA	3203	1/1	0.96	0.35	29,29,29,29	0
57	MG	DA	3064	1/1	0.96	0.26	19,19,19,19	0
57	MG	BA	3314	1/1	0.96	0.07	22,22,22,22	0
57	MG	BA	3067	1/1	0.96	0.18	30,30,30,30	0
57	MG	DA	3068	1/1	0.96	0.22	19,19,19,19	0
57	MG	DA	3168	1/1	0.96	0.24	35,35,35,35	0
57	MG	BA	3068	1/1	0.96	0.23	30,30,30,30	0
57	MG	BA	3255	1/1	0.96	0.44	31,31,31,31	0
57	MG	BA	3099	1/1	0.96	0.48	29,29,29,29	0
57	MG	DA	3173	1/1	0.96	0.19	33,33,33,33	0
57	MG	AA	1696	1/1	0.96	0.22	26,26,26,26	0
57	MG	BA	3208	1/1	0.96	0.05	56,56,56,56	0
57	MG	BA	3070	1/1	0.96	0.15	23,23,23,23	0
57	MG	DA	3076	1/1	0.96	0.13	19,19,19,19	0
57	MG	CA	1628	1/1	0.96	0.12	26,26,26,26	0
57	MG	AA	1620	1/1	0.96	0.18	27,27,27,27	0
57	MG	DA	3079	1/1	0.96	0.21	45,45,45,45	0
57	MG	DA	3284	1/1	0.96	0.13	51,51,51,51	0

Continued on next page...

Continued from previous page...

Mol	Type	Chain	Res	Atoms	RSCC	RSR	B-factors(Å^2)	Q<0.9
57	MG	DA	3181	1/1	0.96	0.31	36,36,36,36	0
57	MG	AA	1634	1/1	0.96	0.40	41,41,41,41	0
57	MG	BA	3106	1/1	0.96	0.34	23,23,23,23	0
57	MG	DA	3084	1/1	0.96	0.12	21,21,21,21	0
57	MG	CA	1705	1/1	0.96	0.26	48,48,48,48	0
57	MG	DA	3186	1/1	0.96	0.08	29,29,29,29	0
57	MG	BA	3214	1/1	0.96	0.11	29,29,29,29	0
57	MG	AA	1652	1/1	0.96	0.16	44,44,44,44	0
57	MG	BA	3457	1/1	0.96	0.16	35,35,35,35	0
57	MG	DA	3089	1/1	0.96	0.13	19,19,19,19	0
57	MG	BA	3177	1/1	0.96	0.30	21,21,21,21	0
57	MG	DA	3091	1/1	0.96	0.14	26,26,26,26	0
57	MG	DA	3092	1/1	0.96	0.36	25,25,25,25	0
57	MG	BA	3110	1/1	0.96	0.23	32,32,32,32	0
57	MG	BA	3076	1/1	0.96	0.34	24,24,24,24	0
57	MG	BB	202	1/1	0.96	0.32	21,21,21,21	0
57	MG	CA	1641	1/1	0.96	0.07	18,18,18,18	0
57	MG	BA	3144	1/1	0.96	0.20	24,24,24,24	0
57	MG	BA	3222	1/1	0.96	0.30	31,31,31,31	0
57	MG	DA	3202	1/1	0.96	0.58	38,38,38,38	0
57	MG	DA	3100	1/1	0.96	0.33	21,21,21,21	0
57	MG	BA	3273	1/1	0.96	0.21	40,40,40,40	0
57	MG	BA	3337	1/1	0.96	0.25	37,37,37,37	0
57	MG	BA	3398	1/1	0.96	0.17	34,34,34,34	0
57	MG	DB	206	1/1	0.96	0.16	19,19,19,19	0
57	MG	BA	3275	1/1	0.96	0.28	27,27,27,27	0
57	MG	DA	3005	1/1	0.96	0.48	45,45,45,45	0
57	MG	DA	3007	1/1	0.96	0.43	54,54,54,54	0
57	MG	BD	301	1/1	0.96	0.25	34,34,34,34	0
57	MG	BE	301	1/1	0.96	0.29	43,43,43,43	0
57	MG	BA	3276	1/1	0.96	0.39	21,21,21,21	0
57	MG	DR	201	1/1	0.96	0.15	22,22,22,22	0
57	MG	AA	1627	1/1	0.96	0.15	21,21,21,21	0
57	MG	DA	3015	1/1	0.96	0.22	36,36,36,36	0
57	MG	BA	3278	1/1	0.96	0.17	33,33,33,33	0
57	MG	DA	3113	1/1	0.96	0.42	26,26,26,26	0
57	MG	BA	3078	1/1	0.96	0.38	29,29,29,29	0
57	MG	CA	1667	1/1	0.97	0.18	23,23,23,23	0
57	MG	DA	3018	1/1	0.97	0.45	21,21,21,21	0
57	MG	AA	1663	1/1	0.97	0.16	27,27,27,27	0
57	MG	DA	3170	1/1	0.97	0.27	22,22,22,22	0
57	MG	BA	3335	1/1	0.97	0.10	47,47,47,47	0

Continued on next page...

Continued from previous page...

Mol	Type	Chain	Res	Atoms	RSCC	RSR	B-factors(Å^2)	Q<0.9
57	MG	BA	3441	1/1	0.97	0.41	37,37,37,37	0
57	MG	BA	3048	1/1	0.97	0.39	27,27,27,27	0
57	MG	BA	3443	1/1	0.97	0.23	24,24,24,24	0
57	MG	CA	1673	1/1	0.97	0.17	26,26,26,26	0
57	MG	BA	3089	1/1	0.97	0.37	24,24,24,24	0
57	MG	AA	1699	1/1	0.97	0.26	29,29,29,29	0
57	MG	BA	3119	1/1	0.97	0.42	23,23,23,23	0
57	MG	BA	3340	1/1	0.97	0.21	29,29,29,29	0
57	MG	CA	1617	1/1	0.97	0.25	35,35,35,35	0
57	MG	BA	3341	1/1	0.97	0.19	28,28,28,28	0
57	MG	BA	3213	1/1	0.97	0.29	43,43,43,43	0
57	MG	AA	1623	1/1	0.97	0.32	18,18,18,18	0
57	MG	CA	1682	1/1	0.97	0.26	40,40,40,40	0
57	MG	AA	1630	1/1	0.97	0.29	41,41,41,41	0
57	MG	BA	3216	1/1	0.97	0.44	20,20,20,20	0
57	MG	BA	3396	1/1	0.97	0.11	26,26,26,26	0
57	MG	BA	3299	1/1	0.97	0.21	22,22,22,22	0
57	MG	DA	3039	1/1	0.97	0.31	18,18,18,18	0
57	MG	BA	3072	1/1	0.97	0.43	23,23,23,23	0
57	MG	DA	3041	1/1	0.97	0.16	19,19,19,19	0
57	MG	BA	3096	1/1	0.97	0.45	24,24,24,24	0
57	MG	BA	3400	1/1	0.97	0.08	32,32,32,32	0
57	MG	BA	3031	1/1	0.97	0.20	21,21,21,21	0
57	MG	BA	3098	1/1	0.97	0.24	25,25,25,25	0
57	MG	DA	3197	1/1	0.97	0.27	27,27,27,27	0
57	MG	CA	1630	1/1	0.97	0.11	29,29,29,29	0
57	MG	BA	3351	1/1	0.97	0.15	56,56,56,56	0
57	MG	BB	204	1/1	0.97	0.38	54,54,54,54	0
57	MG	BA	3003	1/1	0.97	0.12	25,25,25,25	0
57	MG	BA	3019	1/1	0.97	0.34	25,25,25,25	0
57	MG	BA	3307	1/1	0.97	0.46	24,24,24,24	0
57	MG	BA	3101	1/1	0.97	0.10	21,21,21,21	0
57	MG	BA	3056	1/1	0.97	0.42	26,26,26,26	0
57	MG	DA	3127	1/1	0.97	0.33	34,34,34,34	0
57	MG	BA	3160	1/1	0.97	0.15	30,30,30,30	0
57	MG	DA	3056	1/1	0.97	0.22	30,30,30,30	0
57	MG	AA	1639	1/1	0.97	0.15	27,27,27,27	0
57	MG	DA	3058	1/1	0.97	0.21	27,27,27,27	0
57	MG	DA	3289	1/1	0.97	0.15	27,27,27,27	0
57	MG	AA	1606	1/1	0.97	0.23	42,42,42,42	0
57	MG	BA	3413	1/1	0.97	0.29	24,24,24,24	0
57	MG	BA	3229	1/1	0.97	0.26	6,6,6,6	0

Continued on next page...

Continued from previous page...

Mol	Type	Chain	Res	Atoms	RSCC	RSR	B-factors(Å^2)	Q<0.9
57	MG	AA	1676	1/1	0.97	0.30	30,30,30,30	0
57	MG	DA	3294	1/1	0.97	0.41	19,19,19,19	0
57	MG	BA	3164	1/1	0.97	0.16	35,35,35,35	0
57	MG	BA	3272	1/1	0.97	0.48	23,23,23,23	0
57	MG	BA	3134	1/1	0.97	0.17	22,22,22,22	0
57	MG	DA	3066	1/1	0.97	0.30	22,22,22,22	0
57	MG	DA	3219	1/1	0.97	0.45	34,34,34,34	0
57	MG	BA	3274	1/1	0.97	0.35	27,27,27,27	0
57	MG	AA	1677	1/1	0.97	0.13	48,48,48,48	0
57	MG	CA	1650	1/1	0.97	0.12	28,28,28,28	0
57	MG	BA	3108	1/1	0.97	0.23	35,35,35,35	0
57	MG	BA	3423	1/1	0.97	0.08	25,25,25,25	0
57	MG	DA	3145	1/1	0.97	0.73	57,57,57,57	0
57	MG	BA	3168	1/1	0.97	0.14	33,33,33,33	0
57	MG	BA	3109	1/1	0.97	0.29	21,21,21,21	0
57	MG	BA	3039	1/1	0.97	0.75	39,39,39,39	0
57	MG	BA	3324	1/1	0.97	0.17	25,25,25,25	0
57	MG	BA	3325	1/1	0.97	0.33	22,22,22,22	0
57	MG	BA	3202	1/1	0.97	0.16	19,19,19,19	0
57	MG	DB	207	1/1	0.97	0.18	27,27,27,27	0
57	MG	BA	3327	1/1	0.97	0.20	28,28,28,28	0
57	MG	AA	1610	1/1	0.97	0.45	21,21,21,21	0
57	MG	DA	3009	1/1	0.97	0.21	18,18,18,18	0
57	MG	DA	3082	1/1	0.97	0.29	21,21,21,21	0
57	MG	DA	3083	1/1	0.97	0.10	30,30,30,30	0
57	MG	AA	1670	1/1	0.97	0.24	30,30,30,30	0
57	MG	DA	3012	1/1	0.97	0.49	28,28,28,28	0
57	MG	BA	3283	1/1	0.97	0.34	20,20,20,20	0
57	MG	DA	3163	1/1	0.97	0.26	32,32,32,32	0
57	MG	AA	1708	1/1	0.97	0.11	46,46,46,46	0
57	MG	D6	102	1/1	0.97	0.18	23,23,23,23	0
57	MG	BA	3142	1/1	0.97	0.30	25,25,25,25	0
58	ZN	B5	105	1/1	0.97	0.17	90,90,90,90	0
58	ZN	CD	301	1/1	0.97	0.34	81,81,81,81	0
57	MG	BA	3045	1/1	0.97	0.22	6,6,6,6	0
57	MG	BA	3018	1/1	0.98	0.51	21,21,21,21	0
57	MG	BA	3154	1/1	0.98	0.31	38,38,38,38	0
57	MG	BP	202	1/1	0.98	0.14	22,22,22,22	0
57	MG	DA	3097	1/1	0.98	0.26	21,21,21,21	0
57	MG	BA	3065	1/1	0.98	0.31	24,24,24,24	0
57	MG	BA	3293	1/1	0.98	0.24	23,23,23,23	0
57	MG	BA	3047	1/1	0.98	0.39	62,62,62,62	0

Continued on next page...

Continued from previous page...

Mol	Type	Chain	Res	Atoms	RSCC	RSR	B-factors(Å^2)	Q<0.9
57	MG	BA	3364	1/1	0.98	0.17	32,32,32,32	0
57	MG	BA	3389	1/1	0.98	0.24	21,21,21,21	0
57	MG	DA	3146	1/1	0.98	0.25	60,60,60,60	0
57	MG	DA	3193	1/1	0.98	0.31	27,27,27,27	0
57	MG	BA	3128	1/1	0.98	0.40	33,33,33,33	0
57	MG	DA	3148	1/1	0.98	0.33	24,24,24,24	0
57	MG	BA	3102	1/1	0.98	0.55	33,33,33,33	0
57	MG	BA	3392	1/1	0.98	0.14	52,52,52,52	0
57	MG	BA	3420	1/1	0.98	0.18	45,45,45,45	0
57	MG	CA	1699	1/1	0.98	0.23	32,32,32,32	0
57	MG	BA	3219	1/1	0.98	0.12	28,28,28,28	0
57	MG	BA	3040	1/1	0.98	0.24	24,24,24,24	0
57	MG	BA	3237	1/1	0.98	0.13	21,21,21,21	0
57	MG	CA	1666	1/1	0.98	0.41	18,18,18,18	0
57	MG	BA	3455	1/1	0.98	0.21	46,46,46,46	0
57	MG	BA	3049	1/1	0.98	0.43	24,24,24,24	0
57	MG	DA	3253	1/1	0.98	0.21	20,20,20,20	0
57	MG	DA	3159	1/1	0.98	0.49	38,38,38,38	0
57	MG	BA	3035	1/1	0.98	0.41	25,25,25,25	0
57	MG	AA	1668	1/1	0.98	0.13	40,40,40,40	0
57	MG	DA	3257	1/1	0.98	0.16	35,35,35,35	0
57	MG	BA	3303	1/1	0.98	0.34	26,26,26,26	0
57	MG	DA	3074	1/1	0.98	0.26	21,21,21,21	0
57	MG	CA	1636	1/1	0.98	0.16	28,28,28,28	0
57	MG	BA	3094	1/1	0.98	0.30	34,34,34,34	0
57	MG	BA	3429	1/1	0.98	0.05	33,33,33,33	0
57	MG	DA	3036	1/1	0.98	0.49	27,27,27,27	0
57	MG	BA	3043	1/1	0.98	0.34	25,25,25,25	0
57	MG	BA	3010	1/1	0.98	0.24	23,23,23,23	0
57	MG	BA	3073	1/1	0.98	0.21	23,23,23,23	0
57	MG	BA	3245	1/1	0.98	0.18	27,27,27,27	0
57	MG	BA	3285	1/1	0.98	0.14	6,6,6,6	0
57	MG	BA	3435	1/1	0.98	0.05	30,30,30,30	0
57	MG	DA	3002	1/1	0.98	0.64	37,37,37,37	0
57	MG	CA	1610	1/1	0.98	0.34	30,30,30,30	0
57	MG	BA	3004	1/1	0.98	0.54	61,61,61,61	0
57	MG	BA	3266	1/1	0.98	0.46	26,26,26,26	0
57	MG	DA	3006	1/1	0.98	0.34	28,28,28,28	0
57	MG	BA	3267	1/1	0.98	0.16	19,19,19,19	0
57	MG	CA	1614	1/1	0.98	0.15	30,30,30,30	0
57	MG	BA	3409	1/1	0.98	0.11	24,24,24,24	0
57	MG	DA	3051	1/1	0.98	0.18	6,6,6,6	0

Continued on next page...

Continued from previous page...

Mol	Type	Chain	Res	Atoms	RSCC	RSR	B-factors(Å^2)	Q<0.9
57	MG	BA	3287	1/1	0.99	0.17	20,20,20,20	0
57	MG	DA	3011	1/1	0.99	0.35	20,20,20,20	0
57	MG	BA	3452	1/1	0.99	0.15	16,16,16,16	0
57	MG	BA	3090	1/1	0.99	0.24	17,17,17,17	0
58	ZN	B9	101	1/1	0.99	0.12	75,75,75,75	0
57	MG	AA	1655	1/1	0.99	0.21	6,6,6,6	0
57	MG	BA	3250	1/1	0.99	0.50	22,22,22,22	0
58	ZN	D9	101	1/1	0.99	0.15	30,30,30,30	0

6.5 Other polymers (i)

There are no such residues in this entry.