



Full wwPDB EM Validation Report ⓘ

Dec 1, 2025 – 10:20 pm GMT

PDB ID : 9RPV / pdb_00009rpv
EMDB ID : EMD-54172
Title : Structure of the ZAK-bound human disome
Authors : Niu, S.; Beckmann, R.
Deposited on : 2025-06-25
Resolution : 2.35 Å(reported)

This is a Full wwPDB EM Validation Report for a publicly released PDB entry.

We welcome your comments at validation@mail.wwpdb.org

A user guide is available at

<https://www.wwpdb.org/validation/2017/EMValidationReportHelp>

with specific help available everywhere you see the ⓘ symbol.

The types of validation reports are described at

<http://www.wwpdb.org/validation/2017/FAQs#types>.

The following versions of software and data (see [references ⓘ](#)) were used in the production of this report:

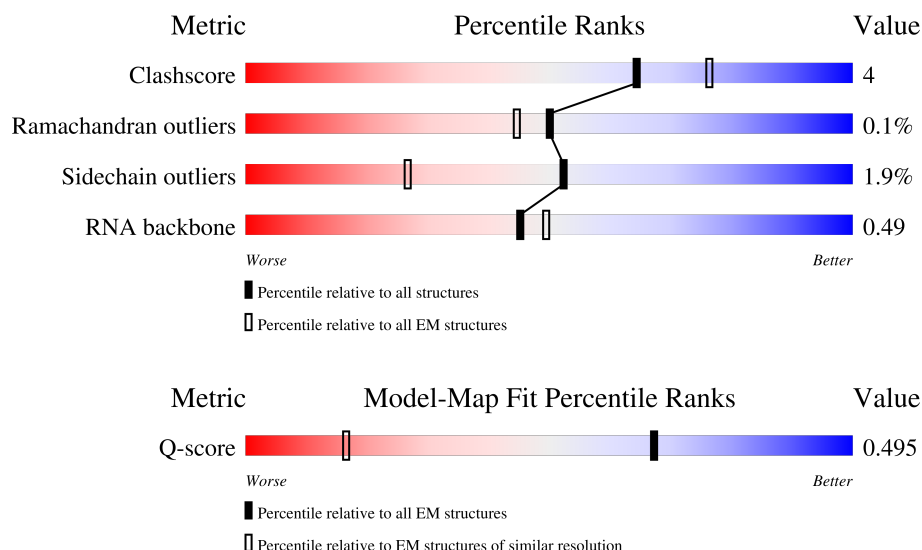
EMDB validation analysis : 0.0.1.dev129
Mogul : 1.8.4, CSD as541be (2020)
MolProbity : 4-5-2 with Phenix2.0
buster-report : 1.1.7 (2018)
Percentile statistics : 20231227.v01 (using entries in the PDB archive December 27th 2023)
EM percentile statistics : 202505.v01 (Using data in the EMDB archive up until May 2025)
MapQ : 1.9.13
Ideal geometry (proteins) : Engh & Huber (2001)
Ideal geometry (DNA, RNA) : Parkinson et al. (1996)
Validation Pipeline (wwPDB-VP) : 2.46

1 Overall quality at a glance

The following experimental techniques were used to determine the structure:
ELECTRON MICROSCOPY

The reported resolution of this entry is 2.35 Å.

Percentile scores (ranging between 0-100) for global validation metrics of the entry are shown in the following graphic. The table shows the number of entries on which the scores are based.






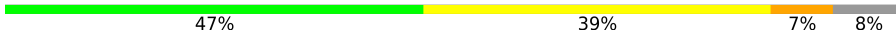
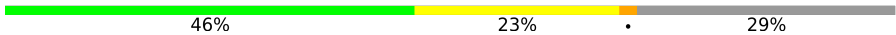








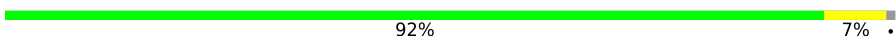











Metric	Whole archive (#Entries)	EM structures (#Entries)	Similar EM resolution (#Entries, resolution range(Å))
Clashscore	210492	15764	-
Ramachandran outliers	207382	16835	-
Sidechain outliers	206894	16415	-
RNA backbone	6643	2191	-
Q-score	-	25397	4607 (1.85 - 2.85)

The table below summarises the geometric issues observed across the polymeric chains and their fit to the map. The red, orange, yellow and green segments of the bar indicate the fraction of residues that contain outliers for ≥ 3 , 2, 1 and 0 types of geometric quality criteria respectively. A grey segment represents the fraction of residues that are not modelled. The numeric value for each fraction is indicated below the corresponding segment, with a dot representing fractions $\leq 5\%$. The upper red bar (where present) indicates the fraction of residues that have poor fit to the EM map (all-atom inclusion $< 40\%$). The numeric value is given above the bar.

Mol	Chain	Length	Quality of chain
1	A4	14	
2	A5	8	
3	B4	150	












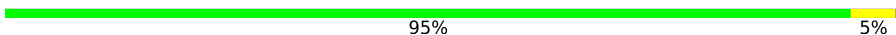













Continued on next page...

Continued from previous page...

Mol	Chain	Length	Quality of chain
4	B5	77	
5	D4	152	
6	E4	148	
7	E5	75	
8	L5	5070	
9	L7	120	
9	M7	120	
10	L8	156	
11	LA	257	
12	LB	403	
13	LC	427	
13	MC	427	
14	LD	297	
14	MD	297	
15	LE	288	
15	ME	288	
16	LF	248	
16	MF	248	
17	LG	266	
17	MG	266	
18	LH	192	
18	MH	192	
19	LI	214	
20	LJ	178	
20	MJ	178	















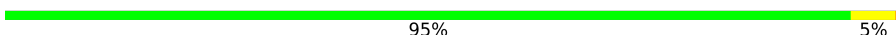










Continued on next page...

Continued from previous page...

Mol	Chain	Length	Quality of chain
21	LL	211	 91% 6% .
21	ML	211	 91% 6% .
22	LM	215	 55% 8% 37%
22	MM	215	 60% . 37%
23	LN	204	 80% 19%
23	MN	204	 90% 9%
24	LO	203	 88% 10% ..
24	MO	203	 91% 8%
25	LP	184	 74% 9% 17%
25	MP	184	 75% 8% 17%
26	LQ	188	 86% 13% ..
26	MQ	188	 95% 5% .
27	LR	196	 80% 8% . 11%
27	MR	196	 89% 7% 5%
28	LS	176	 88% 11% .
28	MS	176	 90% 9% .
29	LT	160	 84% 15% .
29	MT	160	 89% 9% ..
30	LU	128	 65% 13% . 21%
30	MU	128	 62% 13% . 23%
31	LV	140	 74% 19% 6%
31	MV	140	 83% 12% 5%
32	LW	157	 68% 5% 27%
32	MW	157	 66% 8% . 25%
33	LX	156	 65% 12% 23%
















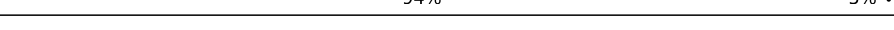









Continued on next page...

Continued from previous page...

Mol	Chain	Length	Quality of chain
33	MX	156	
34	LY	145	
34	MY	145	
35	LZ	136	
35	MZ	136	
36	La	148	
37	Lb	159	
38	Lc	115	
38	Mc	115	
39	Ld	125	
39	Md	125	
40	Le	135	
40	Me	135	
41	Lf	110	
41	Mf	110	
42	Lg	117	
42	Mg	117	
43	Lh	123	
43	Mh	123	
44	Li	105	
44	Mi	105	
45	Lj	97	
45	Mj	97	
46	Lk	70	
46	Mk	70	

Continued on next page...

Continued from previous page...

Mol	Chain	Length	Quality of chain
47	Ll	51	 92% 6%
47	Ml	51	 92% 6%
48	Lm	128	 35% 61%
49	Ln	25	 92% . .
49	Mn	25	 80% 20%
50	Lo	106	 84% 8% 8%
51	Lp	92	 92% 7% .
51	Mp	92	 95% . .
52	Lr	137	 74% 18% 9%
53	M5	5069	 48% 19% . 30%
54	M8	156	 71% 27% .
55	MA	257	 89% 9% .
56	MB	403	 92% 8%
57	MI	214	 86% 9% 5%
58	Ma	148	 94% 5% .
59	Mb	159	 60% 9% 30%
60	Mm	128	 38% . 59%
61	Mo	106	 92% 7% .
62	Mr	137	 82% 9% 8%
63	Ms	217	 86% 14%
64	N1	800	 16% . 82%
64	N2	800	 14% . 86%
65	RA	295	 62% 14% 24%
66	RB	264	 78% 10% 11%
66	SB	264	 70% 10% . 19%






















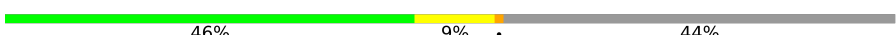


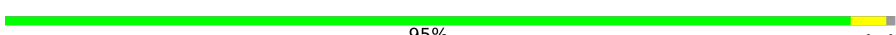
Continued on next page...

Continued from previous page...

Mol	Chain	Length	Quality of chain
67	RC	293	
67	SC	293	
68	RD	243	
68	SD	243	
69	RE	263	
69	SE	263	
70	RF	204	
70	SF	204	
71	RG	249	
71	SG	249	
72	RH	194	
72	SH	194	
73	RI	208	
73	SI	208	
74	RJ	194	
74	SJ	194	
75	RK	165	
75	SK	165	
76	RL	158	
76	SL	158	
77	RM	132	
77	Sf	132	
78	RN	151	
78	SN	151	
79	RO	151	

Continued on next page...

Continued from previous page...

Mol	Chain	Length	Quality of chain
79	SO	151	
80	RP	145	
80	SP	145	
81	RQ	146	
81	SQ	146	
82	RR	135	
82	SR	135	
83	RS	152	
83	SS	152	
84	RT	145	
84	ST	145	
85	RU	119	
85	SU	119	
86	RV	84	
87	RW	130	
87	SW	130	
88	RX	143	
88	SX	143	
89	RY	133	
89	SY	133	
90	RZ	125	
90	SZ	125	
91	Ra	115	
91	Sa	115	
92	Rb	84	

Continued on next page...

Continued from previous page...

Mol	Chain	Length	Quality of chain
92	Sb	84	 86% 13% .
93	Rc	69	 77% 17% 6%
93	Sc	69	 87% . 12%
94	Rd	56	 84% 14% .
94	Sd	56	 75% 18% 7%
95	Re	133	 34% . 62%
95	Se	133	 26% 7% 67%
96	Rf	156	 33% 6% . 60%
96	sh	156	 36% . 60%
97	Rg	317	 87% 12% .
97	Sg	317	 91% 9%
98	S2	1869	 54% 34% 5% 6%
99	S3	1869	 56% 29% . 11%
100	SA	295	 61% 11% 28%
101	SV	83	 93% 7%

2 Entry composition

There are 104 unique types of molecules in this entry. The entry contains 428966 atoms, of which 0 are hydrogens and 0 are deuteriums.

In the tables below, the AltConf column contains the number of residues with at least one atom in alternate conformation and the Trace column contains the number of residues modelled with at most 2 atoms.

- Molecule 1 is a RNA chain called mRNA of the collided 80S.

Mol	Chain	Residues	Atoms					AltConf	Trace
1	A4	14	Total	C	N	O	P	0	0
			287	129	38	106	14		

- Molecule 2 is a RNA chain called mRNA of the stalled 80S.

Mol	Chain	Residues	Atoms					AltConf	Trace
2	A5	7	Total	C	N	O	P	0	0
			150	67	27	49	7		

- Molecule 3 is a RNA chain called P/E tRNA on the collided 80S.

Mol	Chain	Residues	Atoms					AltConf	Trace
3	B4	75	Total	C	N	O	P	0	0
			1604	717	298	515	74		

- Molecule 4 is a RNA chain called P-site tRNA of the stalled 80S.

Mol	Chain	Residues	Atoms						AltConf	Trace
4	B5	77	Total	C	N	O	P	S	0	0
			1645	734	298	535	77	1		

- Molecule 5 is a RNA chain called A/P tRNA on the collided 80S.

Mol	Chain	Residues	Atoms					AltConf	Trace
5	D4	73	Total	C	N	O	P	0	0
			1559	696	283	508	72		

- Molecule 6 is a protein called Endothelial differentiation-related factor 1.

Mol	Chain	Residues	Atoms				AltConf	Trace
6	E4	117	Total	C	N	O	0	0
			921	566	180	175		

- Molecule 7 is a RNA chain called E-site tRNA of the stalled 80S.

Mol	Chain	Residues	Atoms					AltConf	Trace
7	E5	69	Total	C	N	O	P	0	0
			1467	655	262	481	69		

- Molecule 8 is a RNA chain called 28S rRNA of the collided 80S.

Mol	Chain	Residues	Atoms					AltConf	Trace
8	L5	3583	Total	C	N	O	P	0	0
			76803	34202	14050	24969	3582		

- Molecule 9 is a RNA chain called 5S rRNA.

Mol	Chain	Residues	Atoms					AltConf	Trace
9	L7	120	Total	C	N	O	P	0	0
			2558	1141	456	842	119		
9	M7	120	Total	C	N	O	P	0	0
			2558	1141	456	842	119		

- Molecule 10 is a RNA chain called 5.8S rRNA of the collided 80S.

Mol	Chain	Residues	Atoms					AltConf	Trace
10	L8	156	Total	C	N	O	P	0	0
			3314	1480	585	1094	155		

- Molecule 11 is a protein called 60S ribosomal protein L8.

Mol	Chain	Residues	Atoms					AltConf	Trace
11	LA	248	Total	C	N	O	S	0	0
			1886	1183	386	311	6		

- Molecule 12 is a protein called 60S ribosomal protein L3.

Mol	Chain	Residues	Atoms					AltConf	Trace
12	LB	393	Total	C	N	O	S	0	0
			3101	1979	583	525	14		

- Molecule 13 is a protein called 60S ribosomal protein L4.

Mol	Chain	Residues	Atoms					AltConf	Trace
13	LC	365	Total	C	N	O	S	0	0
			2894	1819	578	482	15		

Continued on next page...

Continued from previous page...

Mol	Chain	Residues	Atoms					AltConf	Trace
13	MC	366	Total	C	N	O	S	0	0
			2914	1832	581	487	14		

- Molecule 14 is a protein called 60S ribosomal protein L5.

Mol	Chain	Residues	Atoms					AltConf	Trace
14	LD	293	Total	C	N	O	S	0	0
			2287	1455	426	392	14		
14	MD	294	Total	C	N	O	S	0	0
			2391	1513	436	428	14		

- Molecule 15 is a protein called Large ribosomal subunit protein eL6.

Mol	Chain	Residues	Atoms					AltConf	Trace
15	LE	220	Total	C	N	O	S	0	0
			1713	1104	326	279	4		
15	ME	223	Total	C	N	O	S	0	0
			1786	1150	339	293	4		

- Molecule 16 is a protein called Large ribosomal subunit protein uL30.

Mol	Chain	Residues	Atoms					AltConf	Trace
16	LF	225	Total	C	N	O	S	0	0
			1844	1189	355	291	9		
16	MF	225	Total	C	N	O	S	2	0
			1885	1212	364	300	9		

- Molecule 17 is a protein called 60S ribosomal protein L7a.

Mol	Chain	Residues	Atoms					AltConf	Trace
17	LG	229	Total	C	N	O	S	0	0
			1733	1106	335	288	4		
17	MG	241	Total	C	N	O	S	0	0
			1926	1228	371	323	4		

- Molecule 18 is a protein called 60S ribosomal protein L9.

Mol	Chain	Residues	Atoms					AltConf	Trace
18	LH	189	Total	C	N	O	S	0	0
			1439	910	273	250	6		
18	MH	190	Total	C	N	O	S	0	0
			1518	956	284	272	6		

- Molecule 19 is a protein called Ribosomal protein uL16-like.

Mol	Chain	Residues	Atoms					AltConf	Trace
19	LI	203	Total	C	N	O	S	0	0
			1582	1007	306	255	14		

- Molecule 20 is a protein called 60S ribosomal protein L11.

Mol	Chain	Residues	Atoms					AltConf	Trace
20	LJ	167	Total	C	N	O	S	0	0
			1226	780	228	212	6		
20	MJ	170	Total	C	N	O	S	0	0
			1362	861	254	241	6		

- Molecule 21 is a protein called Large ribosomal subunit protein eL13.

Mol	Chain	Residues	Atoms					AltConf	Trace
21	LL	204	Total	C	N	O	S	0	0
			1580	992	335	249	4		
21	ML	206	Total	C	N	O	S	1	0
			1672	1046	348	274	4		

- Molecule 22 is a protein called 60S ribosomal protein L14.

Mol	Chain	Residues	Atoms					AltConf	Trace
22	LM	136	Total	C	N	O	S	0	0
			1097	705	211	174	7		
22	MM	136	Total	C	N	O	S	0	0
			1120	719	215	179	7		

- Molecule 23 is a protein called 60S ribosomal protein L15.

Mol	Chain	Residues	Atoms					AltConf	Trace
23	LN	203	Total	C	N	O	S	0	0
			1693	1068	359	262	4		
23	MN	203	Total	C	N	O	S	0	0
			1700	1072	359	265	4		

- Molecule 24 is a protein called 60S ribosomal protein L13a.

Mol	Chain	Residues	Atoms					AltConf	Trace
24	LO	201	Total	C	N	O	S	0	0
			1613	1042	318	248	5		

Continued on next page...

Continued from previous page...

Mol	Chain	Residues	Atoms					AltConf	Trace
24	MO	202	Total	C	N	O	S	0	0
			1654	1066	322	261	5		

- Molecule 25 is a protein called 60S ribosomal protein L17.

Mol	Chain	Residues	Atoms					AltConf	Trace
25	LP	153	Total	C	N	O	S	0	0
			1203	754	238	202	9		
25	MP	153	Total	C	N	O	S	1	0
			1249	781	243	216	9		

- Molecule 26 is a protein called 60S ribosomal protein L18.

Mol	Chain	Residues	Atoms					AltConf	Trace
26	LQ	187	Total	C	N	O	S	0	0
			1493	931	311	246	5		
26	MQ	187	Total	C	N	O	S	0	0
			1512	944	314	249	5		

- Molecule 27 is a protein called 60S ribosomal protein L19.

Mol	Chain	Residues	Atoms					AltConf	Trace
27	LR	175	Total	C	N	O	S	0	0
			1412	874	312	218	8		
27	MR	187	Total	C	N	O	S	0	0
			1566	971	336	250	9		

- Molecule 28 is a protein called 60S ribosomal protein L18a.

Mol	Chain	Residues	Atoms					AltConf	Trace
28	LS	175	Total	C	N	O	S	0	0
			1436	915	281	230	10		
28	MS	176	Total	C	N	O	S	0	0
			1460	930	284	235	11		

- Molecule 29 is a protein called 60S ribosomal protein L21.

Mol	Chain	Residues	Atoms					AltConf	Trace
29	LT	159	Total	C	N	O	S	0	0
			1268	805	249	209	5		
29	MT	159	Total	C	N	O	S	2	0
			1311	833	256	216	6		

- Molecule 30 is a protein called 60S ribosomal protein L22.

Mol	Chain	Residues	Atoms					AltConf	Trace
30	LU	101	Total	C	N	O	S	0	0
			768	497	136	133	2		
30	MU	99	Total	C	N	O	S	0	0
			808	518	141	147	2		

- Molecule 31 is a protein called 60S ribosomal protein L23.

Mol	Chain	Residues	Atoms					AltConf	Trace
31	LV	131	Total	C	N	O	S	0	0
			954	604	180	165	5		
31	MV	133	Total	C	N	O	S	0	0
			988	623	186	174	5		

- Molecule 32 is a protein called 60S ribosomal protein L24.

Mol	Chain	Residues	Atoms					AltConf	Trace
32	LW	115	Total	C	N	O	S	0	0
			784	493	154	135	2		
32	MW	118	Total	C	N	O	S	0	0
			950	595	192	159	4		

- Molecule 33 is a protein called 60S ribosomal protein L23a.

Mol	Chain	Residues	Atoms					AltConf	Trace
33	LX	120	Total	C	N	O	S	0	0
			951	611	182	157	1		
33	MX	118	Total	C	N	O	S	0	0
			966	618	181	166	1		

- Molecule 34 is a protein called 60S ribosomal protein L26.

Mol	Chain	Residues	Atoms					AltConf	Trace
34	LY	134	Total	C	N	O	S	0	0
			1084	681	220	180	3		
34	MY	134	Total	C	N	O	S	0	0
			1115	700	226	186	3		

- Molecule 35 is a protein called 60S ribosomal protein L27.

Mol	Chain	Residues	Atoms					AltConf	Trace
35	LZ	135	Total	C	N	O	S	0	0
			1082	703	207	169	3		
35	MZ	135	Total	C	N	O	S	1	0
			1115	719	211	182	3		

- Molecule 36 is a protein called 60S ribosomal protein L27a.

Mol	Chain	Residues	Atoms					AltConf	Trace
36	La	146	Total	C	N	O	S	0	0
			1145	726	233	183	3		

- Molecule 37 is a protein called 60S ribosomal protein L29.

Mol	Chain	Residues	Atoms					AltConf	Trace
37	Lb	63	Total	C	N	O	S	0	0
			499	310	107	80	2		

- Molecule 38 is a protein called 60S ribosomal protein L30.

Mol	Chain	Residues	Atoms					AltConf	Trace
38	Lc	93	Total	C	N	O	S	0	0
			716	456	125	129	6		
38	Mc	99	Total	C	N	O	S	0	0
			770	488	136	140	6		

- Molecule 39 is a protein called 60S ribosomal protein L31.

Mol	Chain	Residues	Atoms					AltConf	Trace
39	Ld	107	Total	C	N	O	S	0	0
			856	546	168	140	2		
39	Md	107	Total	C	N	O	S	0	0
			888	560	171	155	2		

- Molecule 40 is a protein called 60S ribosomal protein L32.

Mol	Chain	Residues	Atoms					AltConf	Trace
40	Le	127	Total	C	N	O	S	0	0
			1045	661	215	164	5		
40	Me	128	Total	C	N	O	S	1	0
			1061	672	219	165	5		

- Molecule 41 is a protein called 60S ribosomal protein L35a.

Mol	Chain	Residues	Atoms					AltConf	Trace
41	Lf	109	Total	C	N	O	S	0	0
			865	547	173	142	3		
41	Mf	110	Total	C	N	O	S	0	0
			883	560	175	144	4		

- Molecule 42 is a protein called 60S ribosomal protein L34.

Mol	Chain	Residues	Atoms					AltConf	Trace
42	Lg	110	Total	C	N	O	S	0	0
			851	531	175	139	6		
42	Mg	114	Total	C	N	O	S	0	0
			906	566	187	147	6		

- Molecule 43 is a protein called 60S ribosomal protein L35.

Mol	Chain	Residues	Atoms					AltConf	Trace
43	Lh	121	Total	C	N	O	S	0	0
			975	617	200	157	1		
43	Mh	122	Total	C	N	O	S	0	0
			1014	641	205	167	1		

- Molecule 44 is a protein called 60S ribosomal protein L36.

Mol	Chain	Residues	Atoms					AltConf	Trace
44	Li	101	Total	C	N	O	S	0	0
			797	500	170	122	5		
44	Mi	102	Total	C	N	O	S	0	0
			832	521	177	129	5		

- Molecule 45 is a protein called Large ribosomal subunit protein eL37.

Mol	Chain	Residues	Atoms					AltConf	Trace
45	Lj	86	Total	C	N	O	S	0	0
			701	431	154	111	5		
45	Mj	86	Total	C	N	O	S	1	0
			712	439	157	111	5		

- Molecule 46 is a protein called 60S ribosomal protein L38.

Mol	Chain	Residues	Atoms					AltConf	Trace
46	Lk	69	Total	C	N	O	S	0	0
			528	339	99	89	1		

Continued on next page...

Continued from previous page...

Mol	Chain	Residues	Atoms					AltConf	Trace
46	Mk	69	Total	C	N	O	S	0	0
			568	366	103	98	1		

- Molecule 47 is a protein called 60S ribosomal protein L39.

Mol	Chain	Residues	Atoms					AltConf	Trace
47	Ll	50	Total	C	N	O	S	0	0
			440	278	97	64	1		
47	Ml	50	Total	C	N	O	S	0	0
			443	281	98	63	1		

- Molecule 48 is a protein called Ubiquitin-60S ribosomal protein L40.

Mol	Chain	Residues	Atoms					AltConf	Trace
48	Lm	50	Total	C	N	O	S	0	0
			393	244	82	61	6		

- Molecule 49 is a protein called 60S ribosomal protein L41.

Mol	Chain	Residues	Atoms					AltConf	Trace
49	Ln	24	Total	C	N	O	S	0	0
			230	139	62	26	3		
49	Mn	25	Total	C	N	O	S	0	0
			239	145	64	27	3		

- Molecule 50 is a protein called 60S ribosomal protein L36a.

Mol	Chain	Residues	Atoms					AltConf	Trace
50	Lo	98	Total	C	N	O	S	0	0
			774	488	159	121	6		

- Molecule 51 is a protein called 60S ribosomal protein L37a.

Mol	Chain	Residues	Atoms					AltConf	Trace
51	Lp	91	Total	C	N	O	S	0	0
			690	436	132	115	7		
51	Mp	91	Total	C	N	O	S	1	0
			715	450	139	119	7		

- Molecule 52 is a protein called 60S ribosomal protein L28.

Mol	Chain	Residues	Atoms					AltConf	Trace
52	Lr	125	Total	C	N	O	S	0	0
			982	609	205	164	4		

- Molecule 53 is a RNA chain called 28S rRNA of the stalled 80S.

Mol	Chain	Residues	Atoms					AltConf	Trace
53	M5	3546	Total	C	N	O	P	0	0
			76094	33925	13918	24706	3545		

- Molecule 54 is a RNA chain called 5.8S rRNA of the stalled 80S.

Mol	Chain	Residues	Atoms					AltConf	Trace
54	M8	156	Total	C	N	O	P	0	0
			3316	1482	585	1094	155		

- Molecule 55 is a protein called Large ribosomal subunit protein uL2.

Mol	Chain	Residues	Atoms					AltConf	Trace
55	MA	251	Total	C	N	O	S	1	0
			1930	1209	396	319	6		

- Molecule 56 is a protein called Large ribosomal subunit protein uL3.

Mol	Chain	Residues	Atoms					AltConf	Trace
56	MB	402	Total	C	N	O	S	0	0
			3239	2061	608	556	14		

- Molecule 57 is a protein called 60S ribosomal protein L10.

Mol	Chain	Residues	Atoms					AltConf	Trace
57	MI	203	Total	C	N	O	S	0	0
			1645	1045	317	270	13		

- Molecule 58 is a protein called Large ribosomal subunit protein uL15.

Mol	Chain	Residues	Atoms					AltConf	Trace
58	Ma	147	Total	C	N	O	S	0	0
			1162	736	237	186	3		

- Molecule 59 is a protein called Large ribosomal subunit protein eL29.

Mol	Chain	Residues	Atoms					AltConf	Trace
59	Mb	111	Total	C	N	O	S	0	0
			898	560	195	139	4		

- Molecule 60 is a protein called Ubiquitin-ribosomal protein eL40 fusion protein.

Mol	Chain	Residues	Atoms					AltConf	Trace
60	Mm	52	Total	C	N	O	S	1	0
			436	272	91	67	6		

- Molecule 61 is a protein called Large ribosomal subunit protein eL42.

Mol	Chain	Residues	Atoms					AltConf	Trace
61	Mo	105	Total	C	N	O	S	1	0
			870	548	177	139	6		

- Molecule 62 is a protein called Large ribosomal subunit protein eL28.

Mol	Chain	Residues	Atoms					AltConf	Trace
62	Mr	126	Total	C	N	O	S	1	0
			1011	629	208	169	5		

There is a discrepancy between the modelled and reference sequences:

Chain	Residue	Modelled	Actual	Comment	Reference
Mr	1	ACE	-	acetylation	UNP P46779

- Molecule 63 is a protein called 60S ribosomal protein L10a.

Mol	Chain	Residues	Atoms					AltConf	Trace
63	Ms	217	Total	C	N	O	S	0	0
			1744	1114	314	307	9		

- Molecule 64 is a protein called Mitogen-activated protein kinase kinase kinase 20.

Mol	Chain	Residues	Atoms					AltConf	Trace
64	N1	141	Total	C	N	O	S	0	0
			1140	734	192	209	5		
64	N2	116	Total	C	N	O	S	0	0
			933	603	155	172	3		

- Molecule 65 is a protein called Small ribosomal subunit protein uS2.

Mol	Chain	Residues	Atoms					AltConf	Trace
65	RA	223	Total	C	N	O	S	0	0
			1750	1111	306	325	8		

There is a discrepancy between the modelled and reference sequences:

Chain	Residue	Modelled	Actual	Comment	Reference
RA	1	ACE	-	acetylation	UNP P08865

- Molecule 66 is a protein called 40S ribosomal protein S3a.

Mol	Chain	Residues	Atoms					AltConf	Trace
66	RB	234	Total	C	N	O	S	0	0
			1892	1198	337	343	14		
66	SB	214	Total	C	N	O	S	0	0
			1627	1041	296	277	13		

- Molecule 67 is a protein called 40S ribosomal protein S2.

Mol	Chain	Residues	Atoms					AltConf	Trace
67	RC	222	Total	C	N	O	S	0	0
			1725	1115	298	302	10		
67	SC	217	Total	C	N	O	S	0	0
			1590	1039	276	266	9		

- Molecule 68 is a protein called 40S ribosomal protein S3.

Mol	Chain	Residues	Atoms					AltConf	Trace
68	RD	226	Total	C	N	O	S	0	0
			1756	1119	315	314	8		
68	SD	226	Total	C	N	O	S	0	0
			1756	1119	315	314	8		

- Molecule 69 is a protein called Small ribosomal subunit protein eS4, X isoform.

Mol	Chain	Residues	Atoms					AltConf	Trace
69	RE	262	Total	C	N	O	S	0	0
			2076	1324	386	358	8		
69	SE	257	Total	C	N	O	S	0	0
			1891	1218	358	307	8		

- Molecule 70 is a protein called 40S ribosomal protein S5.

Mol	Chain	Residues	Atoms					AltConf	Trace
70	RF	180	Total	C	N	O	S	0	0
			1426	894	266	259	7		
70	SF	180	Total	C	N	O	S	0	0
			1365	861	261	237	6		

- Molecule 71 is a protein called 40S ribosomal protein S6.

Mol	Chain	Residues	Atoms					AltConf	Trace
71	RG	237	Total	C	N	O	S	0	0
			1923	1200	387	329	7		
71	SG	212	Total	C	N	O	S	0	0
			1544	968	312	258	6		

- Molecule 72 is a protein called 40S ribosomal protein S7.

Mol	Chain	Residues	Atoms					AltConf	Trace
72	RH	189	Total	C	N	O	S	0	0
			1517	966	279	271	1		
72	SH	176	Total	C	N	O	S	0	0
			1342	871	249	221	1		

- Molecule 73 is a protein called 40S ribosomal protein S8.

Mol	Chain	Residues	Atoms					AltConf	Trace
73	RI	206	Total	C	N	O	S	0	0
			1686	1058	332	291	5		
73	SI	206	Total	C	N	O	S	0	0
			1686	1058	332	291	5		

- Molecule 74 is a protein called 40S ribosomal protein S9.

Mol	Chain	Residues	Atoms					AltConf	Trace
74	RJ	185	Total	C	N	O	S	0	0
			1525	969	306	248	2		
74	SJ	176	Total	C	N	O	S	0	0
			1407	899	280	226	2		

- Molecule 75 is a protein called 40S ribosomal protein S10.

Mol	Chain	Residues	Atoms					AltConf	Trace
75	RK	96	Total	C	N	O	S	0	0
			810	530	143	131	6		

Continued on next page...

Continued from previous page...

Mol	Chain	Residues	Atoms					AltConf	Trace
75	SK	95	Total	C	N	O	S	0	0
			736	482	131	119	4		

- Molecule 76 is a protein called 40S ribosomal protein S11.

Mol	Chain	Residues	Atoms					AltConf	Trace
76	RL	146	Total	C	N	O	S	0	0
			1200	766	226	202	6		
76	SL	140	Total	C	N	O	S	0	0
			1139	725	214	194	6		

- Molecule 77 is a protein called 40S ribosomal protein S12.

Mol	Chain	Residues	Atoms					AltConf	Trace
77	RM	122	Total	C	N	O	S	0	0
			950	596	168	177	9		
77	Sf	122	Total	C	N	O	S	0	0
			950	596	168	177	9		

- Molecule 78 is a protein called 40S ribosomal protein S13.

Mol	Chain	Residues	Atoms					AltConf	Trace
78	RN	150	Total	C	N	O	S	1	0
			1214	778	231	204	1		
78	SN	150	Total	C	N	O	S	0	0
			1199	766	229	203	1		

- Molecule 79 is a protein called 40S ribosomal protein S14.

Mol	Chain	Residues	Atoms					AltConf	Trace
79	RO	135	Total	C	N	O	S	0	0
			1009	618	198	187	6		
79	SO	135	Total	C	N	O	S	0	0
			1003	615	198	184	6		

- Molecule 80 is a protein called 40S ribosomal protein S15.

Mol	Chain	Residues	Atoms					AltConf	Trace
80	RP	131	Total	C	N	O	S	0	0
			1078	684	204	183	7		
80	SP	127	Total	C	N	O	S	0	0
			1001	636	188	170	7		

- Molecule 81 is a protein called 40S ribosomal protein S16.

Mol	Chain	Residues	Atoms					AltConf	Trace
81	RQ	141	Total	C	N	O	S	0	0
			1123	715	212	193	3		
81	SQ	141	Total	C	N	O	S	0	0
			1078	690	207	178	3		

- Molecule 82 is a protein called 40S ribosomal protein S17.

Mol	Chain	Residues	Atoms					AltConf	Trace
82	RR	134	Total	C	N	O	S	0	0
			1082	680	201	197	4		
82	SR	125	Total	C	N	O	S	0	0
			879	551	166	159	3		

- Molecule 83 is a protein called 40S ribosomal protein S18.

Mol	Chain	Residues	Atoms					AltConf	Trace
83	RS	148	Total	C	N	O	S	0	0
			1214	761	245	207	1		
83	SS	138	Total	C	N	O	S	0	0
			1080	684	220	175	1		

- Molecule 84 is a protein called 40S ribosomal protein S19.

Mol	Chain	Residues	Atoms					AltConf	Trace
84	RT	142	Total	C	N	O	S	1	0
			1121	707	212	199	3		
84	ST	141	Total	C	N	O	S	0	0
			993	624	195	172	2		

- Molecule 85 is a protein called 40S ribosomal protein S20.

Mol	Chain	Residues	Atoms					AltConf	Trace
85	RU	101	Total	C	N	O	S	0	0
			803	504	153	142	4		
85	SU	99	Total	C	N	O	S	0	0
			745	467	143	133	2		

- Molecule 86 is a protein called Small ribosomal subunit protein eS21.

Mol	Chain	Residues	Atoms					AltConf	Trace
86	RV	84	Total	C	N	O	S	0	0
			639	395	117	122	5		

There is a discrepancy between the modelled and reference sequences:

Chain	Residue	Modelled	Actual	Comment	Reference
RV	0	ACE	-	acetylation	UNP P63220

- Molecule 87 is a protein called 40S ribosomal protein S15a.

Mol	Chain	Residues	Atoms					AltConf	Trace
87	RW	129	Total	C	N	O	S	0	0
			1034	659	193	176	6		
87	SW	129	Total	C	N	O	S	0	0
			1027	655	192	174	6		

- Molecule 88 is a protein called 40S ribosomal protein S23.

Mol	Chain	Residues	Atoms					AltConf	Trace
88	RX	140	Total	C	N	O	S	0	0
			1087	687	215	182	3		
88	SX	141	Total	C	N	O	S	0	0
			1048	663	206	176	3		

- Molecule 89 is a protein called 40S ribosomal protein S24.

Mol	Chain	Residues	Atoms					AltConf	Trace
89	RY	131	Total	C	N	O	S	0	0
			1065	673	209	178	5		
89	SY	113	Total	C	N	O	S	0	0
			855	544	164	143	4		

- Molecule 90 is a protein called 40S ribosomal protein S25.

Mol	Chain	Residues	Atoms					AltConf	Trace
90	RZ	84	Total	C	N	O	S	0	0
			674	433	126	114	1		
90	SZ	70	Total	C	N	O	S	0	0
			487	311	90	85	1		

- Molecule 91 is a protein called 40S ribosomal protein S26.

Mol	Chain	Residues	Atoms					AltConf	Trace
91	Ra	99	Total	C	N	O	S	1	0
			800	497	168	130	5		
91	Sa	99	Total	C	N	O	S	0	0
			762	478	157	122	5		

- Molecule 92 is a protein called 40S ribosomal protein S27.

Mol	Chain	Residues	Atoms					AltConf	Trace
92	Rb	83	Total	C	N	O	S	0	0
			651	408	121	115	7		
92	Sb	83	Total	C	N	O	S	0	0
			651	408	121	115	7		

- Molecule 93 is a protein called 40S ribosomal protein S28.

Mol	Chain	Residues	Atoms					AltConf	Trace
93	Rc	65	Total	C	N	O	S	0	0
			512	311	103	96	2		
93	Sc	61	Total	C	N	O	S	0	0
			430	267	83	78	2		

- Molecule 94 is a protein called 40S ribosomal protein S29.

Mol	Chain	Residues	Atoms					AltConf	Trace
94	Rd	55	Total	C	N	O	S	0	0
			458	286	94	73	5		
94	Sd	52	Total	C	N	O	S	0	0
			420	264	83	69	4		

- Molecule 95 is a protein called Ubiquitin-like FUBI-ribosomal protein eS30 fusion protein.

Mol	Chain	Residues	Atoms					AltConf	Trace
95	Re	50	Total	C	N	O	S	0	0
			394	241	88	64	1		
95	Se	44	Total	C	N	O	S	0	0
			338	211	73	53	1		

- Molecule 96 is a protein called Ubiquitin.

Mol	Chain	Residues	Atoms					AltConf	Trace
96	Rf	63	Total	C	N	O	S	0	0
			515	324	98	86	7		

Continued on next page...

Continued from previous page...

Mol	Chain	Residues	Atoms					AltConf	Trace
96	sh	63	Total	C	N	O	S	0	0
			515	324	98	86	7		

- Molecule 97 is a protein called Receptor of activated protein C kinase 1.

Mol	Chain	Residues	Atoms					AltConf	Trace
97	Rg	317	Total	C	N	O	S	0	0
			2467	1552	431	471	13		
97	Sg	317	Total	C	N	O	S	0	0
			2467	1552	431	471	13		

- Molecule 98 is a RNA chain called 18S rRNA of the collided 80S.

Mol	Chain	Residues	Atoms					AltConf	Trace
98	S2	1756	Total	C	N	O	P	0	0
			37129	16555	6634	12185	1755		

- Molecule 99 is a RNA chain called 18S rRNA of the stalled 80S.

Mol	Chain	Residues	Atoms					AltConf	Trace
99	S3	1672	Total	C	N	O	P	0	0
			35736	15981	6403	11681	1671		

- Molecule 100 is a protein called 40S ribosomal protein SA.

Mol	Chain	Residues	Atoms					AltConf	Trace
100	SA	212	Total	C	N	O	S	0	0
			1575	1016	285	266	8		

- Molecule 101 is a protein called 40S ribosomal protein S21.

Mol	Chain	Residues	Atoms					AltConf	Trace
101	SV	83	Total	C	N	O	S	0	0
			590	369	111	105	5		

- Molecule 102 is MAGNESIUM ION (CCD ID: MG) (formula: Mg).

Mol	Chain	Residues	Atoms		AltConf
102	A4	1	Total	Mg	0
			1	1	
102	A5	1	Total	Mg	0
			1	1	

Continued on next page...

Continued from previous page...

Mol	Chain	Residues	Atoms		AltConf
102	B5	2	Total 2	Mg 2	0
102	L5	92	Total 92	Mg 92	0
102	L7	2	Total 2	Mg 2	0
102	L8	5	Total 5	Mg 5	0
102	LQ	1	Total 1	Mg 1	0
102	LV	1	Total 1	Mg 1	0
102	Lj	1	Total 1	Mg 1	0
102	M5	454	Total 454	Mg 454	0
102	M7	13	Total 13	Mg 13	0
102	M8	15	Total 15	Mg 15	0
102	MC	1	Total 1	Mg 1	0
102	MD	2	Total 2	Mg 2	0
102	MF	1	Total 1	Mg 1	0
102	MI	3	Total 3	Mg 3	0
102	ML	2	Total 2	Mg 2	0
102	MN	4	Total 4	Mg 4	0
102	MO	3	Total 3	Mg 3	0
102	MP	3	Total 3	Mg 3	0
102	MQ	1	Total 1	Mg 1	0
102	MS	2	Total 2	Mg 2	0
102	MT	1	Total 1	Mg 1	0

Continued on next page...

Continued from previous page...

Mol	Chain	Residues	Atoms		AltConf
102	MV	1	Total 1	Mg 1	0
102	MY	1	Total 1	Mg 1	0
102	Ma	2	Total 2	Mg 2	0
102	Mc	1	Total 1	Mg 1	0
102	Me	1	Total 1	Mg 1	0
102	Mf	2	Total 2	Mg 2	0
102	Mg	2	Total 2	Mg 2	0
102	Mj	2	Total 2	Mg 2	0
102	Mo	1	Total 1	Mg 1	0
102	Mp	3	Total 3	Mg 3	0
102	Mr	3	Total 3	Mg 3	0
102	RE	1	Total 1	Mg 1	0
102	RG	1	Total 1	Mg 1	0
102	RN	1	Total 1	Mg 1	0
102	RO	1	Total 1	Mg 1	0
102	RS	1	Total 1	Mg 1	0
102	RT	1	Total 1	Mg 1	0
102	RU	1	Total 1	Mg 1	0
102	RX	1	Total 1	Mg 1	0
102	Rd	1	Total 1	Mg 1	0
102	S2	57	Total 57	Mg 57	0

Continued on next page...

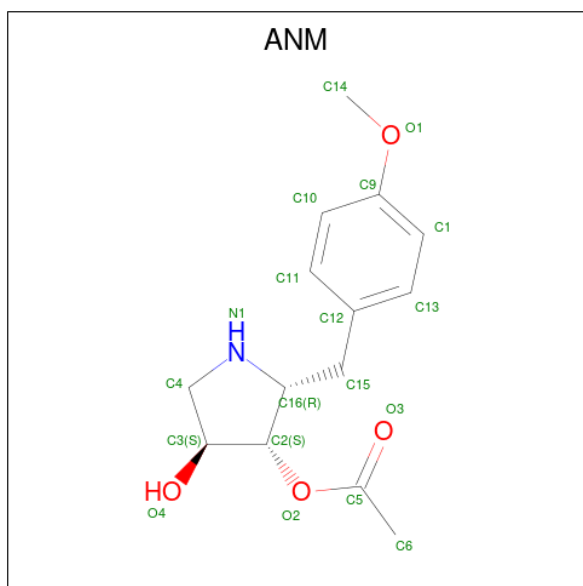
Continued from previous page...

Mol	Chain	Residues	Atoms		AltConf
102	S3	134	Total	Mg	0
			134	134	

- Molecule 103 is ZINC ION (CCD ID: ZN) (formula: Zn).

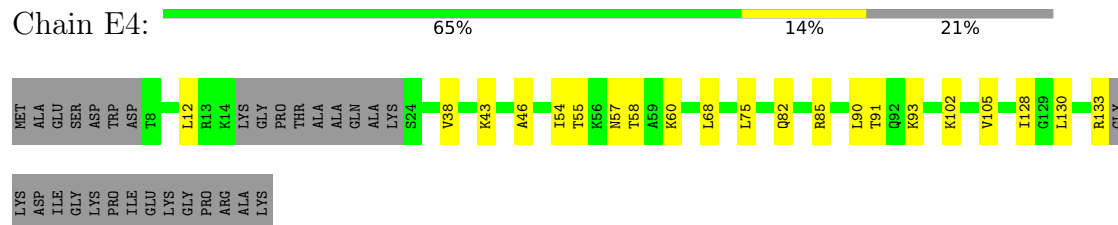
Mol	Chain	Residues	Atoms		AltConf
103	Lg	1	Total	Zn	0
			1	1	
103	Lj	1	Total	Zn	0
			1	1	
103	Lm	1	Total	Zn	0
			1	1	
103	Lo	1	Total	Zn	0
			1	1	
103	Lp	1	Total	Zn	0
			1	1	
103	Sa	1	Total	Zn	0
			1	1	
103	Sd	1	Total	Zn	0
			1	1	

- Molecule 104 is ANISOMYCIN (CCD ID: ANM) (formula: C₁₄H₁₉NO₄).

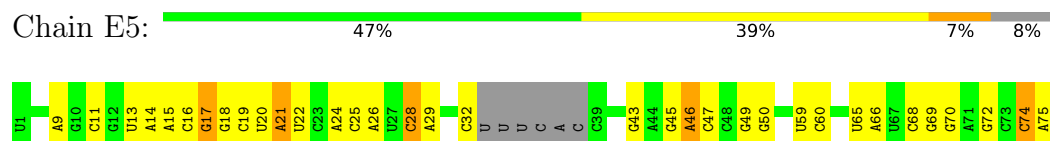


Mol	Chain	Residues	Atoms				AltConf
104	M5	1	Total	C	N	O	0
			19	14	1	4	

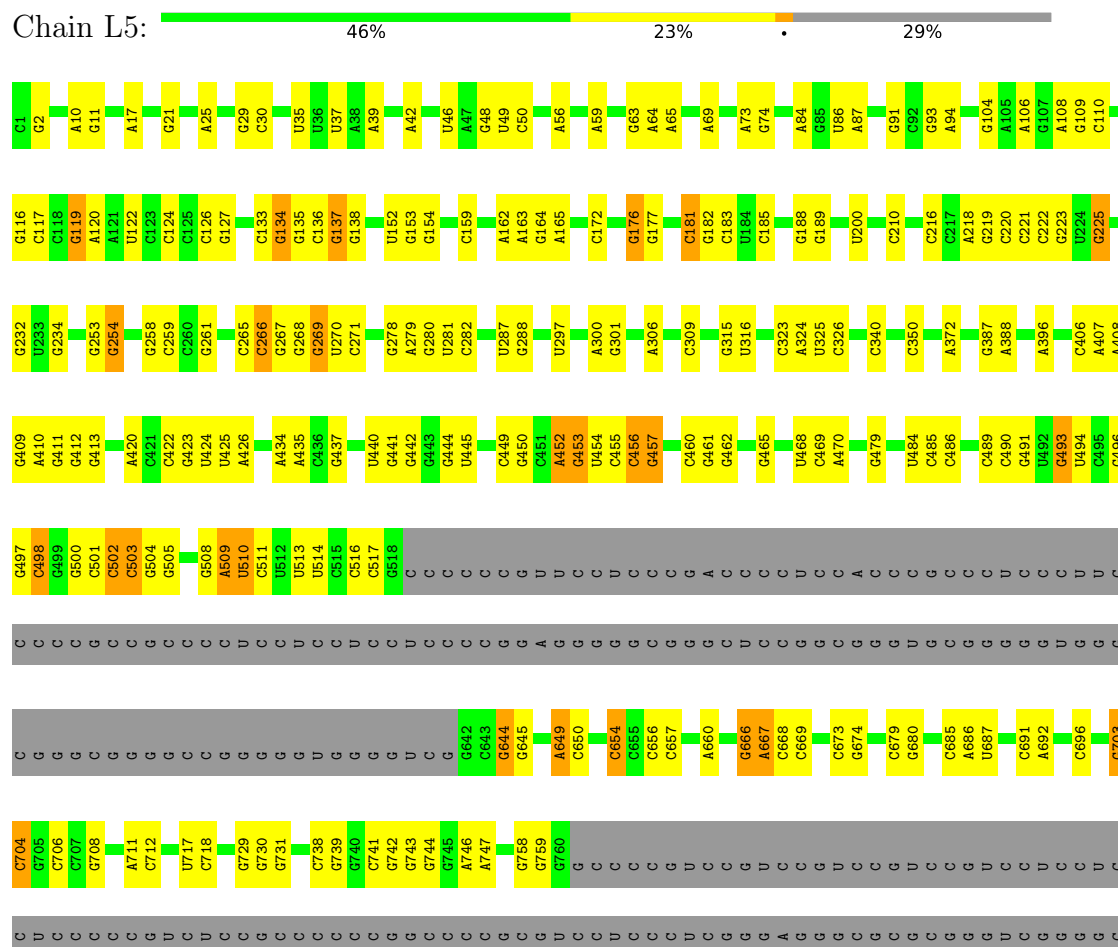
- Molecule 6: Endothelial differentiation-related factor 1



- Molecule 7: E-site tRNA of the stalled 80S




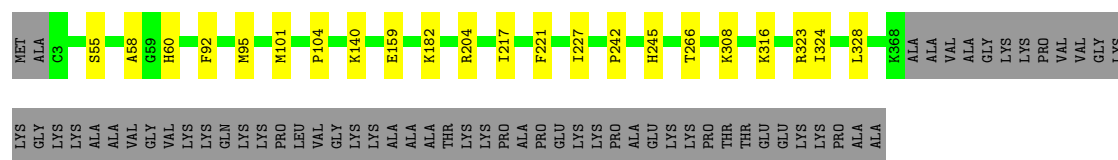
- Molecule 8: 28S rRNA of the collided 80S






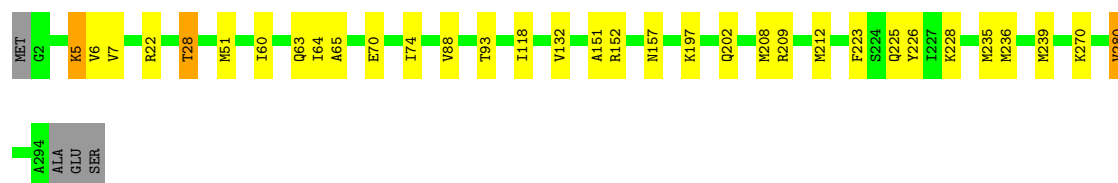
WORLDWIDE
PDB
PROTEIN DATA BANK

Chain MC:  81% 5% 14%



- Molecule 14: 60S ribosomal protein L5

Chain LD:  88% 10% ..



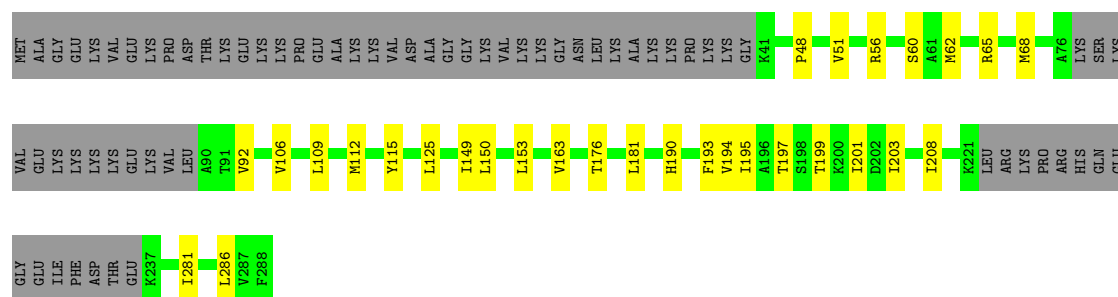
- Molecule 14: 60S ribosomal protein L5

Chain MD:  92% 7% .



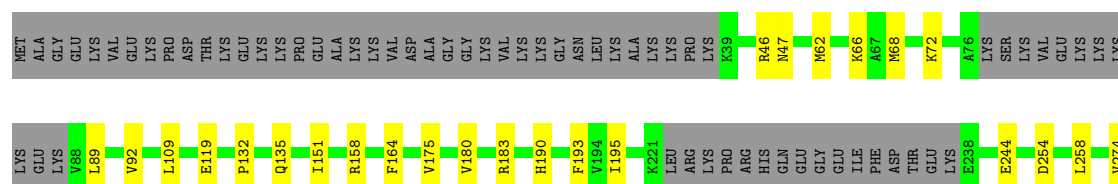
- Molecule 15: Large ribosomal subunit protein eL6

Chain LE:  66% 10% 24%



- Molecule 15: Large ribosomal subunit protein eL6

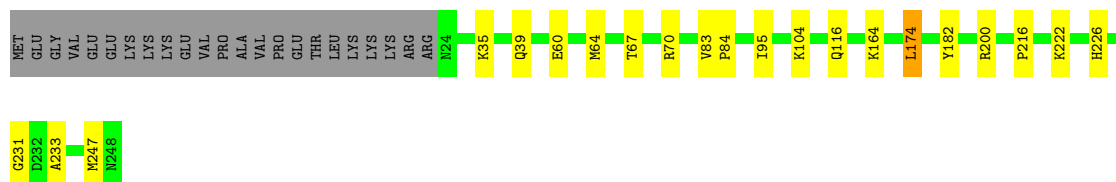
Chain ME:  69% 9% 23%





- Molecule 16: Large ribosomal subunit protein uL30

Chain LF: 82% 8% 9%



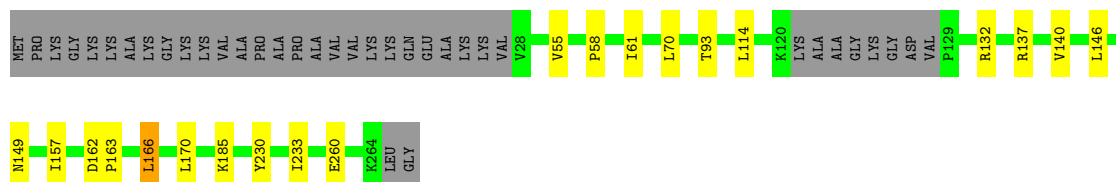
- Molecule 16: Large ribosomal subunit protein uL30

Chain MF: 85% 5% 9%



- Molecule 17: 60S ribosomal protein L7a

Chain LG: 79% 7% 14%



- Molecule 17: 60S ribosomal protein L7a

Chain MG: 85% 6% 9%



- Molecule 18: 60S ribosomal protein L9


Chain LH: 86% 12% 2%



- Molecule 18: 60S ribosomal protein L9


Chain MH: 92% 7% 1%

- Molecule 19: Ribosomal protein uL16-like

Chain LI:  85% 10% 5%




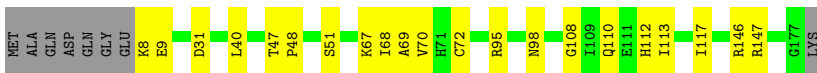
- Molecule 20: 60S ribosomal protein L11

Chain LJ:  86% 7% • 6%



- Molecule 20: 60S ribosomal protein L11

Chain MJ: 



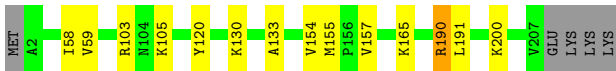
- Molecule 21: Large ribosomal subunit protein eL13

Chain LL:  91% 6%



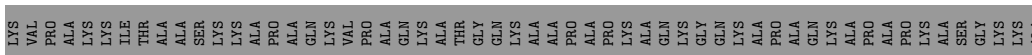
- Molecule 21: Large ribosomal subunit protein eL13

Chain ML: 91% 6%




- Molecule 22: 60S ribosomal protein L14

Chain LM: 




- Molecule 22: 60S ribosomal protein L14

Chain MM:  60% 37%



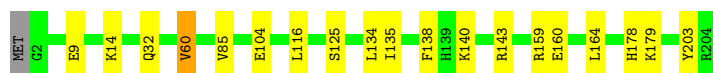
- Molecule 23: 60S ribosomal protein L15

Chain LN:  80% 19%




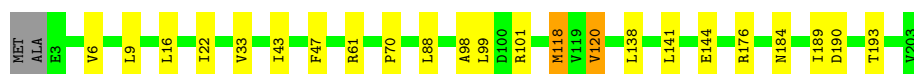
- Molecule 23: 60S ribosomal protein L15

Chain MN:  90% 9%



- Molecule 24: 60S ribosomal protein L13a

Chain LO:  88% 10% ..



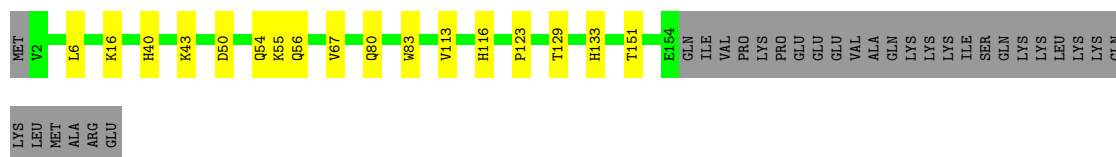
- Molecule 24: 60S ribosomal protein L13a

Chain MO:  91% 8%




- Molecule 25: 60S ribosomal protein L17

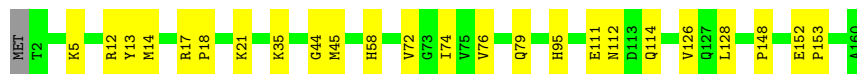
Chain LP:  74% 9% 17%



- Molecule 25: 60S ribosomal protein L17

- Molecule 29: 60S ribosomal protein L21

Chain LT:  84% 15% .



- Molecule 29: 60S ribosomal protein L21

Chain MT:  89% 9% ..




- Molecule 30: 60S ribosomal protein L22

Chain LU:  65% 13% . 21%




- Molecule 30: 60S ribosomal protein L22

Chain MU:  62% 13% . 23%





- Molecule 31: 60S ribosomal protein L23

Chain LV:  74% 19% 6%




- Molecule 31: 60S ribosomal protein L23

Chain MV:  83% 12% 5%



- Molecule 35: 60S ribosomal protein L27

Chain LZ:  85% 13% ..




- Molecule 35: 60S ribosomal protein L27

Chain MZ:  86% 13% .




- Molecule 36: 60S ribosomal protein L27a

Chain La:  89% 10% .



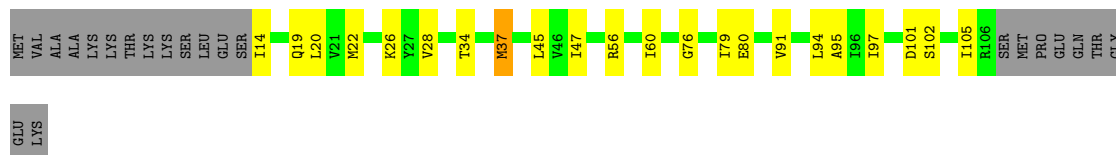
- Molecule 37: 60S ribosomal protein L29

Chain Lb:  35% 60% .



- Molecule 38: 60S ribosomal protein L30

Chain Lc:  62% 18% 19% .



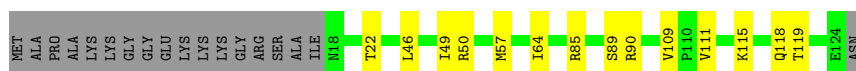
- Molecule 38: 60S ribosomal protein L30

Chain Mc:  70% 14% .. 14%

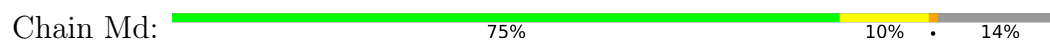


- Molecule 39: 60S ribosomal protein L31

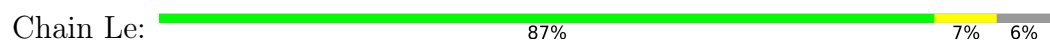
Chain Ld:  74% 11% 14%




- Molecule 39: 60S ribosomal protein L31



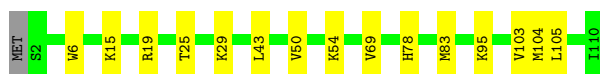
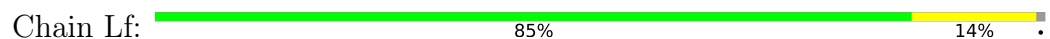
- Molecule 40: 60S ribosomal protein L32



- Molecule 40: 60S ribosomal protein L32



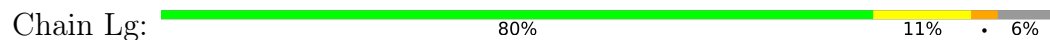
- Molecule 41: 60S ribosomal protein L35a



- Molecule 41: 60S ribosomal protein L35a



- Molecule 42: 60S ribosomal protein L34



- Molecule 42: 60S ribosomal protein L34





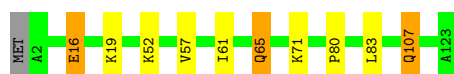
- Molecule 43: 60S ribosomal protein L35

Chain Lh: 89% 9% ..



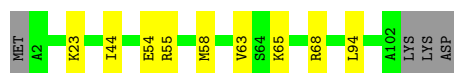
- Molecule 43: 60S ribosomal protein L35

Chain Mh: 91% 6% ..



- Molecule 44: 60S ribosomal protein L36

Chain Li: 88% 9% .



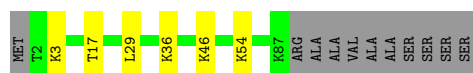
- Molecule 44: 60S ribosomal protein L36

Chain Mi: 90% 7% .




- Molecule 45: Large ribosomal subunit protein eL37

Chain Lj: 82% 6% 11%



- Molecule 45: Large ribosomal subunit protein eL37

Chain Mj: 87% . 11%



- Molecule 46: 60S ribosomal protein L38

Chain Lk: 90% 9% .



- Molecule 46: 60S ribosomal protein L38

Chain Mk: 80% 16% . .



- Molecule 47: 60S ribosomal protein L39

Chain Ll: 92% 6% .



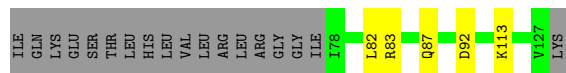
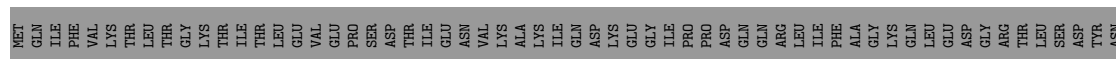
- Molecule 47: 60S ribosomal protein L39

Chain Ml: 92% 6% .



- Molecule 48: Ubiquitin-60S ribosomal protein L40

Chain Lm: 35% . 61%



- Molecule 49: 60S ribosomal protein L41

Chain Ln: 92% . .



- Molecule 49: 60S ribosomal protein L41

Chain Mn: 80% 20%



- Molecule 50: 60S ribosomal protein L36a

MET	V2	N3	V4	R8	C12	C15	Q36	G47	V67	C77	L93	R99	LYS	GLY	GLN	VAL	ILE	GLN	PHE
-----	----	----	----	----	-----	-----	-----	-----	-----	-----	-----	-----	-----	-----	-----	-----	-----	-----	-----

- Chain Lp:  92% 7%

Sequence logo for the 10th position. The y-axis represents information content in bits, ranging from 0 to 1.5. The x-axis shows the amino acid sequence: MET, A2, G9, K27, M47, V52, S59, Y71, Q92. The 'A2' position has the highest information content, with 'A' being the most frequent residue.

- Chain Mp: 95% .

- Chain Lr: 

MET
S2
Q6
U7
M8
F16
K19
R20
T24
T27
S37
Y40
I44
V49
G59
V51
K58
G59
V60
K84
L90
I93
R94
H95
N96
M108
I111
R119
S120
Q121
K122
V126
LYS
ARG
LYS
ARG
THR
ARG
PRO
THR
LYS
SER

- Chain M5: 

C1	G2	A10	G11	C23	G24	A25	U35	A39	A42	G48	U49	C50	A59	A64	A65	C72	G73	A73	G74	G75	A76	A84	G85	G81	G92	G93	A94	G109	C110	G119	A120	G126	G127	G132	C136	G137	G138	G139	G140	C141	G142	C143	G144	G145	G146	G147	G148	G149	G150	G151	G152	G153	G154	G155	G156	G157	G158	G159	G160	G161	G162	G163	G164	G165	G166	G167	G168	G169	G170	G171	G172	G173	G174	G175	G176	G177	G178	G179	G180	G181	G182	G183	G184	G185	G186	G187	G188	G189	G190	G191	G192	G193	G194	G195	G196	G197	G198	G199	G200	G201	G202	G203	G204	G205	G206	G207	G208	G209	G210	G211	G212	G213	G214	G215	G216	G217	G218	G219	G220	G221	G222	G223	G224	G225	G226	G227	G228	G229	G230	G231	G232	G233	G234	G235	G236	G237	G238	G239	G240	G241	G242	G243	G244	G245	G246	G247	G248	G249	G250	G251	G252	G253	G254	G255	G256	G257	G258	G259	G260	G261	G262	G263	G264	G265	G266	G267	G268	G269	G270	G271	G272	G273	G274	G275	G276	G277	G278	G279	G280	G281	G282	G283	G284	G285	G286	G287	G288	G289	G290	G291	G292	G293	G294	G295	G296	G297	G298	G299	G300	G301	G302	G303	G304	G305	G306	G307	G308	G309	G310	G311	G312	G313	G314	G315	G316	G317	G318	G319	G320	G321	G322	G323	G324	G325	G326	G327	G328	G329	G330	G331	G332	G333	G334	G335	G336	G337	G338	G339	G340	G341	G342	G343	G344	G345	G346	G347	G348	G349	G350	G351	G352	G353	G354	G355	G356	G357	G358	G359	G360	G361	G362	G363	G364	G365	G366	G367	G368	G369	G370	G371	G372	G373	G374	G375	G376	G377	G378	G379	G380	G381	G382	G383	G384	G385	G386	G387	G388	G389	G390	G391	G392	G393	G394	G395	G396	G397	G398	G399	G400	G401	G402	G403	G404	G405	G406	G407	G408	G409	G410	G411	G412	G413	G414	G415	G416	G417	G418	G419	G420	G421	G422	G423	G424	G425	G426	G427	G428	G429	G430	G431	G432	G433	G434	G435	G436	G437	G438	G439	G440	G441	G442	G443	G444	G445	G446	G447	G448	G449	G450	G451	G452	G453	G454	G455	G456	G457	G458	G459	G460	G461	G462	G463	G464	G465	G466	G467	G468	G469	G470	G471	G472	G473	G474	G475	G476	G477	G478	G479	G480	G481	G482	G483	G484	G485	G486	G487	G488	G489	G490	G491	G492	G493	G494	G495	G496	G497	G498	G499	G500	G501	G502	G503	G504	G505	G506	G507	G508	G509	G510	G511	G512	G513	G514	G515	G516	G517	G518	G519	G520	G521	G522	G523	G524	G525	G526	G527	G528	G529	G530	G531	G532	G533	G534	G535	G536	G537	G538	G539	G540	G541	G542	G543	G544	G545	G546	G547	G548	G549	G550	G551	G552	G553	G554	G555	G556	G557	G558	G559	G560	G561	G562	G563	G564	G565	G566	G567	G568	G569	G570	G571	G572	G573	G574	G575	G576	G577	G578	G579	G580	G581	G582	G583	G584	G585	G586	G587	G588	G589	G590	G591	G592	G593	G594	G595	G596	G597	G598	G599	G600	G601	G602	G603	G604	G605	G606	G607	G608	G609	G610	G611	G612	G613	G614	G6
----	----	-----	-----	-----	-----	-----	-----	-----	-----	-----	-----	-----	-----	-----	-----	-----	-----	-----	-----	-----	-----	-----	-----	-----	-----	-----	-----	------	------	------	------	------	------	------	------	------	------	------	------	------	------	------	------	------	------	------	------	------	------	------	------	------	------	------	------	------	------	------	------	------	------	------	------	------	------	------	------	------	------	------	------	------	------	------	------	------	------	------	------	------	------	------	------	------	------	------	------	------	------	------	------	------	------	------	------	------	------	------	------	------	------	------	------	------	------	------	------	------	------	------	------	------	------	------	------	------	------	------	------	------	------	------	------	------	------	------	------	------	------	------	------	------	------	------	------	------	------	------	------	------	------	------	------	------	------	------	------	------	------	------	------	------	------	------	------	------	------	------	------	------	------	------	------	------	------	------	------	------	------	------	------	------	------	------	------	------	------	------	------	------	------	------	------	------	------	------	------	------	------	------	------	------	------	------	------	------	------	------	------	------	------	------	------	------	------	------	------	------	------	------	------	------	------	------	------	------	------	------	------	------	------	------	------	------	------	------	------	------	------	------	------	------	------	------	------	------	------	------	------	------	------	------	------	------	------	------	------	------	------	------	------	------	------	------	------	------	------	------	------	------	------	------	------	------	------	------	------	------	------	------	------	------	------	------	------	------	------	------	------	------	------	------	------	------	------	------	------	------	------	------	------	------	------	------	------	------	------	------	------	------	------	------	------	------	------	------	------	------	------	------	------	------	------	------	------	------	------	------	------	------	------	------	------	------	------	------	------	------	------	------	------	------	------	------	------	------	------	------	------	------	------	------	------	------	------	------	------	------	------	------	------	------	------	------	------	------	------	------	------	------	------	------	------	------	------	------	------	------	------	------	------	------	------	------	------	------	------	------	------	------	------	------	------	------	------	------	------	------	------	------	------	------	------	------	------	------	------	------	------	------	------	------	------	------	------	------	------	------	------	------	------	------	------	------	------	------	------	------	------	------	------	------	------	------	------	------	------	------	------	------	------	------	------	------	------	------	------	------	------	------	------	------	------	------	------	------	------	------	------	------	------	------	------	------	------	------	------	------	------	------	------	------	------	------	------	------	------	------	------	------	------	------	------	------	------	------	------	------	------	------	------	------	------	------	------	------	------	------	------	------	------	------	------	------	------	------	------	------	------	------	------	------	------	------	------	------	------	------	------	------	------	------	------	----

G154	A158	C159	A162	A163	C164	G170	U171	C172	C173	C174	G178	G179	C180	C181	C182	C183	U184	C185	C186	U187	C188	C189	G190	G191	U200	U209	C210	A218	C219	G223	U224	C225	G234	G253	G256	C257	G258	C259	C260	G261	C262	C266	C267	C268	G269	...
------	------	------	------	------	------	------	------	------	------	------	------	------	------	------	------	------	------	------	------	------	------	------	------	------	------	------	------	------	------	------	------	------	------	------	------	------	------	------	------	------	------	------	------	------	------	-----

G278
 G279
 G280
 U286
 U287
 U297
 A300
 G301
 A306
 G315
 U316
 A317
 A318
 A319
 U325
 C326
 C340
 U365
 A366
 G387
 G397
 A398
 G399
 A400
 G409
 A410
 G411
 G412
 C422
 G423
 U432
 A433
 A434
 A435
 U440
 C449
 G450
 C451
 A452
 G453
 U454
 G455
 C456

	G461																																																																																																																												
---	------	---	---	---	---	---	---	---	---	---	---	---	---	---	---	---	---	---	---	---	---	---	---	---	---	---	---	---	---	---	---	---	---	---	---	---	---	---	---	---	---	---	---	---	---	---	---	---	---	---	---	---	---	---	---	---	---	---	---	---	---	---	---	---	---	---	---	---	---	---	---	---	---	---	---	---	---	---	---	---	---	---	---	---	---	---	---	---	---	---	---	---	---	---	---	---	---	---	---	---	---	---	---	---	---	---	---	---	---	---	---	---	---	---	---	---	---	---	---	---	---	---	---	---	--

U C C A C C G G C C C U C C C U U C C C C G C C G C C C U C C U C C U C C C C G G A G G G G G C C U C

[illegible]

WORLDWIDE
PDB
PROTEIN DATA BANK

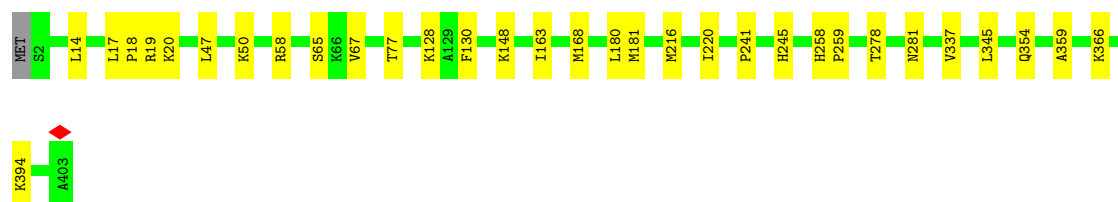


Chain MA:  89% 9% .




- Molecule 56: Large ribosomal subunit protein uL3

Chain MB:  92% 8%



- Molecule 57: 60S ribosomal protein L10

Chain MI:  86% 9% 5%



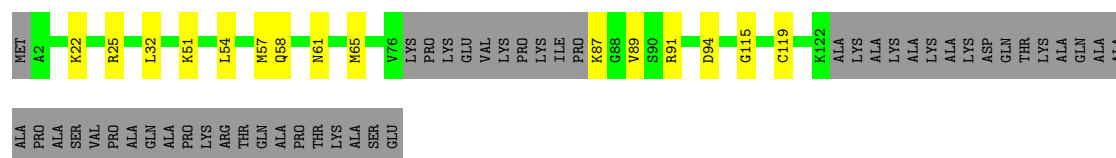
- Molecule 58: Large ribosomal subunit protein uL15

Chain Ma:  94% 5% .




- Molecule 59: Large ribosomal subunit protein eL29

Chain Mb:  60% 9% 30%




- Molecule 60: Ubiquitin-ribosomal protein eL40 fusion protein

Chain Mm:  38% 59%




- Molecule 61: Large ribosomal subunit protein eL42

Sequence logo for the 10th position. The y-axis represents information content in bits, ranging from 0 to 1.2. The x-axis shows the amino acid sequence: MET, V2, Y26, Q36, G49, K53, R57, V67, R99, F106. The 'V2' position shows a very high peak for Valine (V) at approximately 1.1 bits. Other positions show lower peaks for various amino acids, with 'F106' showing a peak for Phenylalanine (F) at approximately 0.8 bits.

- Chain Mr:  82% 9% 8%

ACE1	F16	T27	S37	L43	V51	S68	L90	I93	M96	I111	I117	V126	LYS	ARG	ARG	LYS	ARG	THR	ARG	PRO	THR	LYS	SER	SER
------	-----	-----	-----	-----	-----	-----	-----	-----	-----	------	------	------	-----	-----	-----	-----	-----	-----	-----	-----	-----	-----	-----	-----

- Chain Ms: 

- Chain N1:  16% 2% 82%

MET	SER	SER	LEU	GLY	ALA	PHE	PHE	ASN	ASP	ASP	LEU	GLN	PHE	PHE	GLU	CYS	GLY	GLY	GLY	PHE	SER	SER	GLY	GLY	VAL	TYR	ARG	ALA	LYS	TRP	ILE	ILE	SER	SER	GLN	ASP	ASP	LYS	GLU	VAL	VAL	ALA	VAL	LYS	LYS	LEU	LEU	LYS	ILE	GLU	ILE	GLU	LEU	SER	LEU	VAL	VAL	FEU
-----	-----	-----	-----	-----	-----	-----	-----	-----	-----	-----	-----	-----	-----	-----	-----	-----	-----	-----	-----	-----	-----	-----	-----	-----	-----	-----	-----	-----	-----	-----	-----	-----	-----	-----	-----	-----	-----	-----	-----	-----	-----	-----	-----	-----	-----	-----	-----	-----	-----	-----	-----	-----	-----	-----	-----	-----	-----	-----

SER	HIS	ARG	ASN	ILE	ILE	GLN	PHE	TYR	GLY	VAL	ILE	LEU	GLU	PRO	ASN	PRO	ASN	TYR	GLY	ILE	VAL	THR	GLU	TYR	ALA	SER	LEU	SER	GLY	SER	LEU	TYR	ASP	ASP	ILE	ILE	ASN	SER	ASN	ASN	ARG	SER	GLU	MET	GLU	MET	ASP	MET	ASP	ASP	ILE	THR	TRP	ALA	ALA	GLY	MET	HIS	THR
-----	-----	-----	-----	-----	-----	-----	-----	-----	-----	-----	-----	-----	-----	-----	-----	-----	-----	-----	-----	-----	-----	-----	-----	-----	-----	-----	-----	-----	-----	-----	-----	-----	-----	-----	-----	-----	-----	-----	-----	-----	-----	-----	-----	-----	-----	-----	-----	-----	-----	-----	-----	-----	-----	-----	-----	-----	-----	-----	-----

LEU	HIS	MET	GLU	ALA	PRO	VAL	LYS	VAL	ILE	ILE	HIS	ARG	ASP	LEU	LYS	ARG	SER	ASN	VAL	VAL	VAL	ILE	ALA	ALA	ASP	GLY	VAL	LEU	LYS	ILE	CYS	ASP	PHE	GLY	ALA	SER	ARG	PHE	HIS	ASN	HIS	THR	THR	HIS	MET	SER	LEU	VAL	GLY	THR	PRO	TRP	MET	ALA	PRO	GLU	VAL	ILE	GLN	SER
-----	-----	-----	-----	-----	-----	-----	-----	-----	-----	-----	-----	-----	-----	-----	-----	-----	-----	-----	-----	-----	-----	-----	-----	-----	-----	-----	-----	-----	-----	-----	-----	-----	-----	-----	-----	-----	-----	-----	-----	-----	-----	-----	-----	-----	-----	-----	-----	-----	-----	-----	-----	-----	-----	-----	-----	-----	-----	-----	-----	-----

LEU	PRO	VAL	SER	GLU	THR	CYS	ASP	THR	TYR	SER	TYR	GLY	VAL	VAL	LEU	TRP	GLU	GLU	MET	LEU	THR	THR	ARG	GLU	VAL	PRO	PHE	LYS	GLY	GLY	LEU	GLU	GLY	LEU	VAL	VAL	VAL	GLU	GLU	LYS	ASN	GLU	ARG	LEU	THR	THR	ILE	PRO	SER	SER	CYS	PRO	ARG	SER	PHE	ALA	ALA	GLU	LEU	LEU	LEU	LEU	HS
-----	-----	-----	-----	-----	-----	-----	-----	-----	-----	-----	-----	-----	-----	-----	-----	-----	-----	-----	-----	-----	-----	-----	-----	-----	-----	-----	-----	-----	-----	-----	-----	-----	-----	-----	-----	-----	-----	-----	-----	-----	-----	-----	-----	-----	-----	-----	-----	-----	-----	-----	-----	-----	-----	-----	-----	-----	-----	-----	-----	-----	-----	-----	----

GLN	CYS	TRP	GLU	ALA	ASP	ALA	LYS	ARG	PRO	SER	PHE	GLN	ILE	ILE	SER	ILE	LEU	GLU	SER	MET	SER	ASN	ASP	THR	SER	LEU	PRO	ASP	LYS	CYS	ASN	SER	PHE	LEU	HIS	ASN	LYS	LYS	ALA	ALA	GLU	TRP	ARG	CYS	GLU	ILE	GLU	THR	LEU	LEU	ARG	LEU	LYS	LYS	LEU	GLU	ASP	ARG
-----	-----	-----	-----	-----	-----	-----	-----	-----	-----	-----	-----	-----	-----	-----	-----	-----	-----	-----	-----	-----	-----	-----	-----	-----	-----	-----	-----	-----	-----	-----	-----	-----	-----	-----	-----	-----	-----	-----	-----	-----	-----	-----	-----	-----	-----	-----	-----	-----	-----	-----	-----	-----	-----	-----	-----	-----	-----	-----

LEU	SER	PHE	LYS	GLY	GLN	GLU	LEU	LEU	GLY	ARG	GLU	ARG	ARG	ARG	LEU	LEU	LYS	MET	TRP	GLN	GLN	GLN	ASN	T328	V352	S358	M361	Y364	L367	E370	L378	L379	L380	L381	H389	K422	ASP	SER	SER	GLY	GLY	GLU	PRO	GLU	GLU	ASN	GLU
-----	-----	-----	-----	-----	-----	-----	-----	-----	-----	-----	-----	-----	-----	-----	-----	-----	-----	-----	-----	-----	-----	-----	-----	------	------	------	------	------	------	------	------	------	------	------	------	------	-----	-----	-----	-----	-----	-----	-----	-----	-----	-----	-----

LYS	ILE	VAL	ASN	LEU	GLU	LEU	VAL	PHE	GLY	PHE	HIS	LEU	LYS	PRO	GLY	THR	GLY	GLN	PRO	ASP	CYS	LYS	TRP	LYS	MET	TYR	MET	GLU	MET	ASP	GLY	ASP	GLU	ILE	ALA	ILE	THR	TYR	ILE	LYS	ASP	VAL	THR	PHE	ASN	THR	THR	ASN	LEU	ASP	ALA	GLU	ILE	LEU	LYS	MET	THR	LYS	PRO
-----	-----	-----	-----	-----	-----	-----	-----	-----	-----	-----	-----	-----	-----	-----	-----	-----	-----	-----	-----	-----	-----	-----	-----	-----	-----	-----	-----	-----	-----	-----	-----	-----	-----	-----	-----	-----	-----	-----	-----	-----	-----	-----	-----	-----	-----	-----	-----	-----	-----	-----	-----	-----	-----	-----	-----	-----	-----	-----	-----

PRO	PHE	VAL	VAL	MET	GLU	LYS	TRP	ILE	VAL	GLY	ILE	ALA	LYS	SER	GLN	THR	THR	VAL	GLU	CYS	THR	THR	THR	TYR	GLU	SER	ASP	VAL	ARG	THR	PRO	PRO	LYS	SER	SER	THR	THR	LYS	HIS	HIS	VAL	HIS	SER	ILE	ILE	GLN	GLN	TRP	GLN	ASP	GLU	VAL	LYS	VAL	ALA	ALA	VAL	VAL	GLN	LEU	ALA	ILE	GLN	THR	THR	LEU
-----	-----	-----	-----	-----	-----	-----	-----	-----	-----	-----	-----	-----	-----	-----	-----	-----	-----	-----	-----	-----	-----	-----	-----	-----	-----	-----	-----	-----	-----	-----	-----	-----	-----	-----	-----	-----	-----	-----	-----	-----	-----	-----	-----	-----	-----	-----	-----	-----	-----	-----	-----	-----	-----	-----	-----	-----	-----	-----	-----	-----	-----	-----	-----	-----	-----	-----

PHE	THR	ASN	ASN	ASP	ASP	GLY	ASN	PRO	PRO	GLY	ARG	SER	SER	ASP	S568	W573	A583	ASN	THR	THR	SER	LEU	GLN	ARG	SER	SER	GLN	ASN	PRO	ILE	LEU	GLY	SER	PRO	PHE	PHE	SER	SER	HIS	PHE	ASP	G607	Q608	Y611	A614	R617	K623	Y624	Q625	V630	ASN	GLN	SER
-----	-----	-----	-----	-----	-----	-----	-----	-----	-----	-----	-----	-----	-----	-----	------	-------------	-------------	-----	-----	-----	-----	-----	-----	-----	-----	-----	-----	-----	-----	-----	-----	-----	-----	-----	-----	-----	-----	-----	-----	-----	-----	-------------	-------------	-------------	-------------	-------------	-------------	-------------	-------------	-------------	-----	-----	-----

SER	SER	SER	PRO	THR	GLN	TYR	GLY	LEU	THR	LYS	ASN	PHE	SER	SER	SER	LEU	HIS	LEU	ASN	SER	ARG	ASP	SER	GLY	PHE	SER	SER	SER	GLY	ASN	THR	ASP	THR	THR	SER	SER	GLU	ARG	GLY	ARG	ARG	ASN	ASN	LYS	TYR	GLY	THR	ARG	GLY	SER	SER	SER	PRO	ARG	GLY
-----	-----	-----	-----	-----	-----	-----	-----	-----	-----	-----	-----	-----	-----	-----	-----	-----	-----	-----	-----	-----	-----	-----	-----	-----	-----	-----	-----	-----	-----	-----	-----	-----	-----	-----	-----	-----	-----	-----	-----	-----	-----	-----	-----	-----	-----	-----	-----	-----	-----	-----	-----	-----	-----	-----	-----

THR
ARG
VAL
SER
VAL
GLN
ARG
THR
GLN
ALA
PRO
ALA
VAL
ALA
THR

- Molecule 68: 40S ribosomal protein S3

Chain RD: 81% 10% 7%

M1 L21 L25 V39 R45 I48 I49 I50 E61 R64 V72 R76 S83 Y87 L105 K108 L113 V122 M127 G133 C134 E135 V136 S139 V153 L176 L177 R178 V186 M189 Q226 LYS GLY GLY LYS PRO PRO GLU

PRO
PRO
ALA
MET
PRO
GLN
PRO
VAL
PRO
THR
ALA

- Molecule 68: 40S ribosomal protein S3

Chain SD: 72% 19% 7%

M1 Q4 K8 V41 T44 I198 R45 T46 T63 R64 T65 L59 G60 R65 I66 Q74 K75 P80 E81 E85 L86 K90 R94 G95 L96 E103 R117 K132 E135 K141 R146 V153 I158 R173 L176 Q179 M189

L190 P191 V192 D193 T194 T195 G196 K197 G199 P200 K201 L204 H207 I210 V211 E212 P213 K214 L218 S224 E225 Q226 LYS GLY GLY LYS PRO GLU PRO PRO PRO MET PRO GLN VAL PRO THR ALA

- Molecule 69: Small ribosomal subunit protein eS4, X isoform

Chain RE: 86% 13%

MET A2 R11 W18 A28 P31 G34 K37 E40 I45 V61 M66 P83 M87 D88 D93 I102 T115 P116 K122 L123 C124 T141 R148 D151 I154 L164 F175 M188 R198 F218 I225 K233

I236 S237 L238 P239 K242 K254 G263

- Molecule 69: Small ribosomal subunit protein eS4, X isoform

Chain SE: 79% 17% ..

MET A2 L9 K10 M19 L23 R30 P31 G34 C41 L42 P43 L44 L45 R51 G58 V61 I64 C65 M66 I70 K71 I72 D79 I80 T81 Y82 P83 A84 Q85 F86 M87 D88 V89 I92 D93 K94 R100 K106 G107 R108 F109 I114 T115

E118 C124 P137 T141 R148 Y149 P150 I169 I170 D171 I192 V208 H209 V210 I225 G243 A258 LYS GLN SER SER GLY

- Molecule 70: 40S ribosomal protein S5

Chain RF: 76% 11% 12%

MET THR GLU TRP GLU THR ALA ALA PRO VAL VAL ALA GLU THR D16 L19 K22 Q36 E43 K44 K59 R60 V69 M78 H79 L87 M88 R91 I99 Q110 V111 L112 T126 ARG ILE GLY ARG ALA GLY THR VAL ARG R136 V139 R145



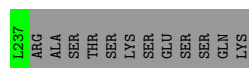
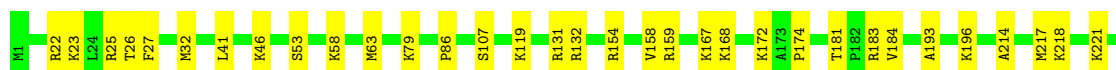
- Molecule 70: 40S ribosomal protein S5

Chain SF: 80% 8% 12%



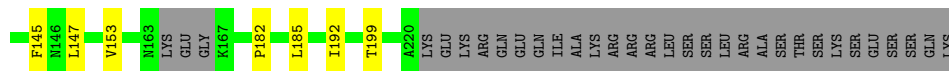
- Molecule 71: 40S ribosomal protein S6

Chain RG: 82% 13% 5%



- Molecule 71: 40S ribosomal protein S6

Chain SG: 72% 13% 15%



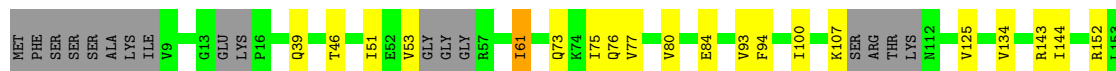
- Molecule 72: 40S ribosomal protein S7

Chain RH: 86% 11% 3%




- Molecule 72: 40S ribosomal protein S7

Chain SH: 75% 15% 9%



- | MET |
|-----|
| L2 |
| N7 |
| B8 |
| I11 |
| Y12 |
| E13 |
| H14 |
| L15 |
| F16 |
| R21 |
| V22 |
| SER |
| L35 |
| A36 |
| V40 |
| V45 |
| R55 |
| A63 |
| V68 |
| G69 |
| Y70 |
| L71 |
| SER |
| T76 |
| L83 |
| P91 |
| L94 |
| R95 |
| SER |
| ARG |
| PRO |
| GLU |
| THR |
| GLY |
| ARG |
| PRO |
| ARG |
| LYS |
| GLY |
| LEU |
| GLU |
| GLY |
| GLU |
| ARG |
| PRO |
| ALA |

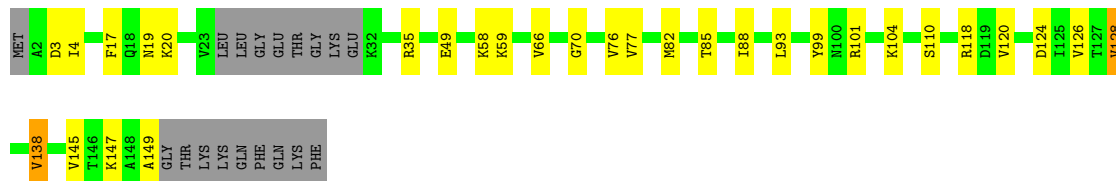
- Molecule 76: 40S ribosomal protein S11

Chain RL:  85% 7% 8%



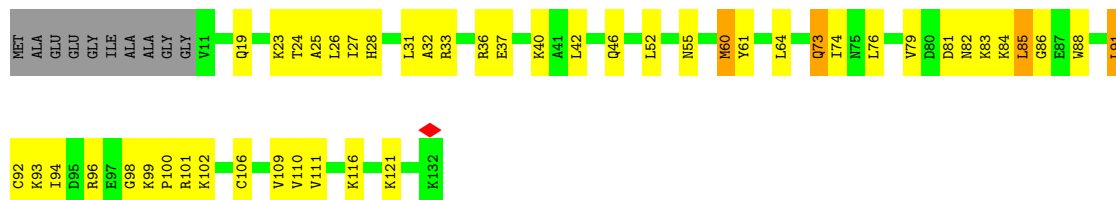
- Molecule 76: 40S ribosomal protein S11

Chain SL:  70% 18% 11%



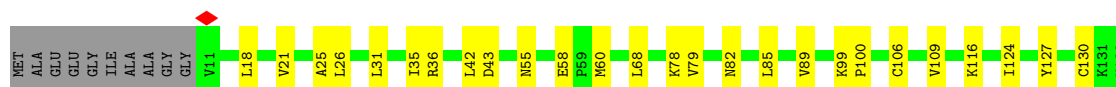
- Molecule 77: 40S ribosomal protein S12

Chain RM:  57% 33% 8%



- Molecule 77: 40S ribosomal protein S12

Chain Sf:  73% 20% 8%



- Molecule 78: 40S ribosomal protein S13

Chain RN:  94% 5% 1%




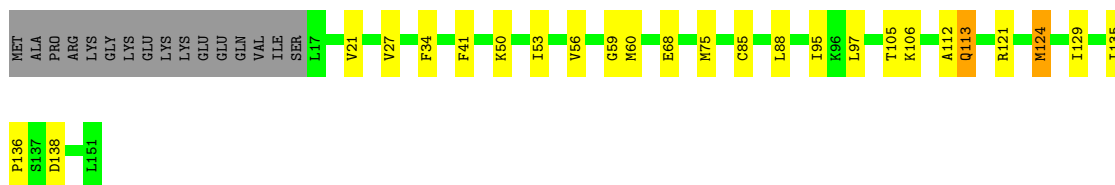
- Molecule 78: 40S ribosomal protein S13

Chain SN:  91% 8% 1%




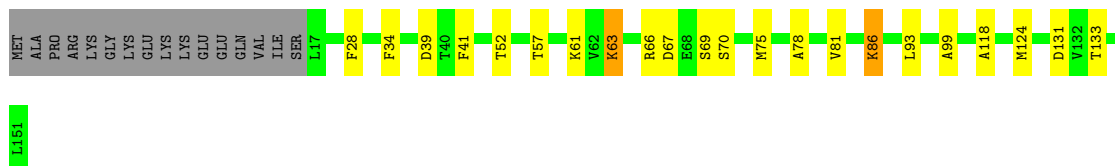
- Molecule 79: 40S ribosomal protein S14

Chain RO:  73% 15% 11%



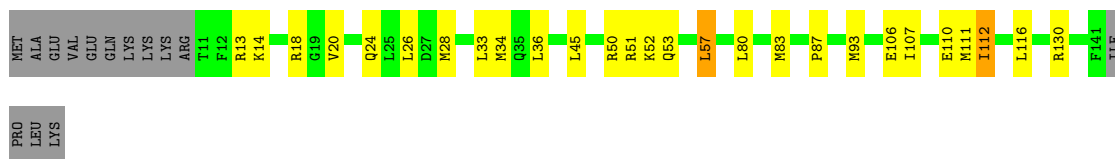
- Molecule 79: 40S ribosomal protein S14

Chain SO:  75% 13% 11%



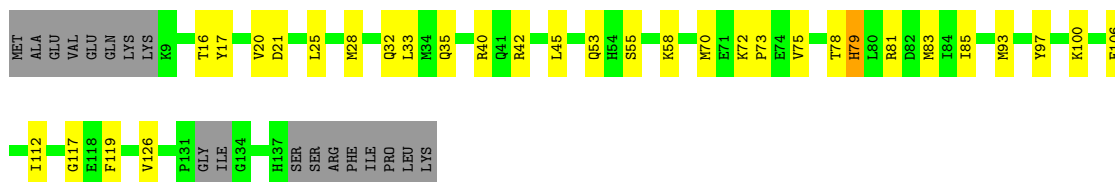
- Molecule 80: 40S ribosomal protein S15

Chain RP:  72% 17% 10%




- Molecule 80: 40S ribosomal protein S15

Chain SP:  66% 21% 12%




- Molecule 81: 40S ribosomal protein S16

Chain RQ:  86% 11% 3%



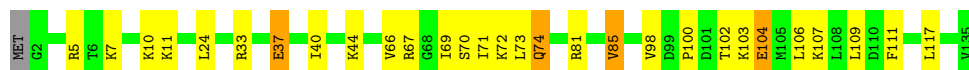
- Molecule 81: 40S ribosomal protein S16

Chain SQ:  80% 16% 4%



- Molecule 82: 40S ribosomal protein S17

Chain RR: 78% 19%



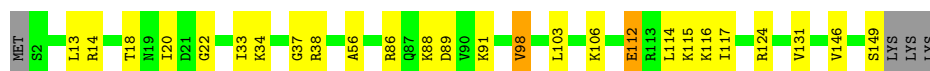
- Molecule 82: 40S ribosomal protein S17

Chain SR: 73% 17% 7%



- Molecule 83: 40S ribosomal protein S18

Chain RS: 80% 16%



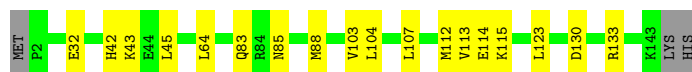
- Molecule 83: 40S ribosomal protein S18

Chain SS: 66% 25% 9%



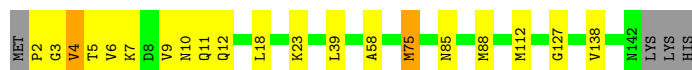
- Molecule 84: 40S ribosomal protein S19

Chain RT: 86% 12%



- Molecule 84: 40S ribosomal protein S19

Chain ST: 83% 12%



- Molecule 85: 40S ribosomal protein S20

Chain RU:  72% 13% 15%



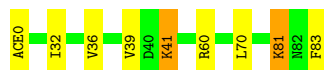
- Molecule 85: 40S ribosomal protein S20

Chain SU:  60% 23% 17%



- Molecule 86: Small ribosomal subunit protein eS21

Chain RV:  89% 8% 3%




- Molecule 87: 40S ribosomal protein S15a

Chain RW:  90% 9% 1%



- Molecule 87: 40S ribosomal protein S15a

Chain SW:  86% 12% 2%




- Molecule 88: 40S ribosomal protein S23

Chain RX:  90% 8% 2%




- Molecule 88: 40S ribosomal protein S23

Chain SX:  86% 12% 2%



- Molecule 89: 40S ribosomal protein S24

Chain RY:  82% 15% ..



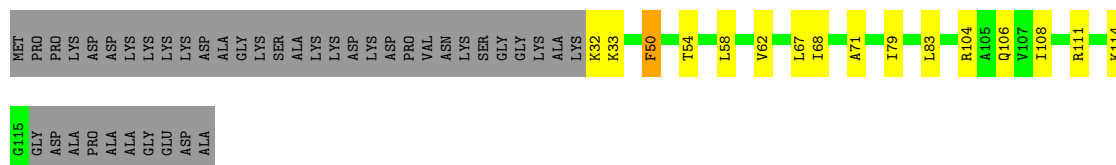
- Molecule 89: 40S ribosomal protein S24

Chain SY:  71% 14% 15%




- Molecule 90: 40S ribosomal protein S25

Chain RZ:  54% 12% 33%




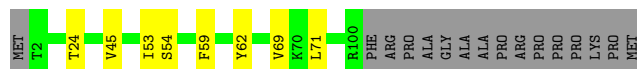
- Molecule 90: 40S ribosomal protein S25

Chain SZ:  46% 9% 44%




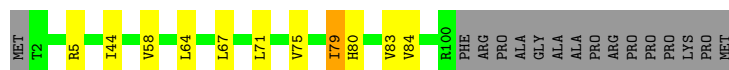
- Molecule 91: 40S ribosomal protein S26

Chain Ra:  79% 7% 14%



- Molecule 91: 40S ribosomal protein S26

Chain Sa:  77% 9% 14%



- Molecule 92: 40S ribosomal protein S27

Diagram illustrating the protein structure, showing the MET domain (grey) and the P2, L24, V53, R72, and H84 residues (yellow) connected by green lines.

-
- | Amino Acid | Relative Abundance (%) |
|------------|------------------------|
| MET | 100 |
| P2 | 95 |
| K5 | 85 |
| D6 | 80 |
| L7 | 75 |
| L8 | 70 |
| E14 | 65 |
| R17 | 60 |
| V25 | 55 |
| M33 | 50 |
| K36 | 45 |
| S48 | 40 |
| C64 | 35 |
| L73 | 30 |
| H84 | 25 |

-


- MET
ASP
THR
SER
ARG
VAL
GLN
P8
L11
L68
ARG

-

- | | | | | | | | | | | | | | | | | | | |
|-----|-----|-----|-----|----|----|-----|-----|-----|-----|-----|-----|-----|-----|-----|-----|-----|-----|-----|
| MET | GLY | HIS | GLN | Q5 | L6 | Q16 | C21 | R22 | V23 | C24 | S25 | N26 | L30 | N37 | R40 | Q41 | C42 | D56 |
|-----|-----|-----|-----|----|----|-----|-----|-----|-----|-----|-----|-----|-----|-----|-----|-----|-----|-----|

- | | | | | | | | | | | | | | | | | | | | | | | | | | | | | | | | | | | | | | | | | | | | | | | | | | | | | | | | | | | | | | | | |
|-----|-----|-----|-----|-----|-----|-----|-----|-----|-----|-----|-----|-----|-----|-----|-----|-----|-----|-----|-----|-----|-----|-----|-----|-----|-----|-----|-----|-----|-----|-----|-----|-----|-----|-----|-----|-----|-----|-----|-----|-----|-----|-----|-----|-----|-----|-----|-----|-----|-----|-----|-----|-----|-----|-----|-----|-----|-----|-----|-----|-----|-----|-----|-----|
| MET | GLN | LEU | LEU | PHE | VAL | ARG | ALA | GLN | GLU | LEU | HIS | THR | PHE | GLU | VAL | THR | GLY | GLN | GLU | THR | VAL | ALA | ALA | GLN | ILE | LYS | ALA | HIS | ALA | VAL | VAL | SER | LEU | LEU | GLY | ILE | LEU | PRO | PRO | GLU | ASP | GLN | VAL | VAL | VAL | LEU | LEU | ALA | ALA | GLY | PRO | LEU | GLU | ASP | GLU | THR | LEU | GLY | GLN | CYS | GLY | VAL | GLU |
|-----|-----|-----|-----|-----|-----|-----|-----|-----|-----|-----|-----|-----|-----|-----|-----|-----|-----|-----|-----|-----|-----|-----|-----|-----|-----|-----|-----|-----|-----|-----|-----|-----|-----|-----|-----|-----|-----|-----|-----|-----|-----|-----|-----|-----|-----|-----|-----|-----|-----|-----|-----|-----|-----|-----|-----|-----|-----|-----|-----|-----|-----|-----|-----|

ALA
THR
LEU
GLU
VAL
ALA
GLY
ARG
MET
LEU
GLY
LYS
VAL
HIS
G78
R82
K85
R115
F116
V119
V120
PRO
THR
PHE
GLY
LYS
LYS
K127
S133









4 Experimental information

Property	Value	Source
EM reconstruction method	SINGLE PARTICLE	Depositor
Imposed symmetry	POINT, Not provided	
Number of particles used	139996	Depositor
Resolution determination method	FSC 0.143 CUT-OFF	Depositor
CTF correction method	PHASE FLIPPING AND AMPLITUDE CORRECTION	Depositor
Microscope	TFS KRIOS	Depositor
Voltage (kV)	300	Depositor
Electron dose ($e^-/\text{\AA}^2$)	40	Depositor
Minimum defocus (nm)	500	Depositor
Maximum defocus (nm)	3500	Depositor
Magnification	Not provided	
Image detector	FEI FALCON IV (4k x 4k)	Depositor
Maximum map value	3.537	Depositor
Minimum map value	-0.173	Depositor
Average map value	0.034	Depositor
Map value standard deviation	0.144	Depositor
Recommended contour level	0.15	Depositor
Map size (Å)	628.128, 628.128, 628.128	wwPDB
Map dimensions	432, 432, 432	wwPDB
Map angles (°)	90.0, 90.0, 90.0	wwPDB
Pixel spacing (Å)	1.454, 1.454, 1.454	Depositor

5 Model quality ⓘ

5.1 Standard geometry ⓘ

Bond lengths and bond angles in the following residue types are not validated in this section: PSU, MLZ, OMC, ANM, 4SU, 1MA, B8N, MA6, ACE, OMU, V5N, M3L, 5MC, OMG, MG, ZN, 6MZ, A2M, G7M, UY1, 4AC, HIC, UR3

The Z score for a bond length (or angle) is the number of standard deviations the observed value is removed from the expected value. A bond length (or angle) with $|Z| > 5$ is considered an outlier worth inspection. RMSZ is the root-mean-square of all Z scores of the bond lengths (or angles).

Mol	Chain	Bond lengths		Bond angles	
		RMSZ	$\# Z > 5$	RMSZ	$\# Z > 5$
1	A4	0.40	0/317	0.60	0/489
2	A5	0.37	0/167	0.59	1/258 (0.4%)
3	B4	0.21	0/1795	0.27	0/2798
4	B5	0.40	1/1743 (0.1%)	0.31	0/2713
5	D4	0.31	0/1741	0.49	0/2709
6	E4	0.29	0/927	0.74	0/1240
7	E5	0.18	0/1637	0.38	1/2546 (0.0%)
8	L5	0.33	1/85855 (0.0%)	0.39	10/133911 (0.0%)
9	L7	0.32	0/2858	0.34	0/4455
9	M7	0.35	0/2858	0.33	0/4455
10	L8	0.31	0/3701	0.38	0/5766
11	LA	0.33	0/1924	0.56	1/2581 (0.0%)
12	LB	0.30	0/3168	0.51	2/4253 (0.0%)
13	LC	0.30	0/2948	0.47	0/3960
13	MC	0.32	0/2968	0.41	0/3985
14	LD	0.29	0/2333	0.53	1/3139 (0.0%)
14	MD	0.28	0/2437	0.42	2/3263 (0.1%)
15	LE	0.26	0/1747	0.50	0/2354
15	ME	0.29	0/1820	0.45	1/2442 (0.0%)
16	LF	0.30	0/1879	0.54	0/2507
16	MF	0.32	0/1926	0.41	0/2567
17	LG	0.28	0/1765	0.60	3/2400 (0.1%)
17	MG	0.31	0/1959	0.52	0/2637
18	LH	0.30	0/1458	0.52	0/1973
18	MH	0.33	0/1537	0.53	0/2066
19	LI	0.29	0/1620	0.52	2/2170 (0.1%)
20	LJ	0.29	0/1249	0.51	0/1690
20	MJ	0.29	0/1385	0.55	0/1852
21	LL	0.28	0/1611	0.50	0/2167
21	ML	0.30	0/1706	0.44	0/2284
22	LM	0.32	0/1119	0.64	2/1501 (0.1%)

Mol	Chain	Bond lengths		Bond angles	
		RMSZ	# Z >5	RMSZ	# Z >5
22	MM	0.31	0/1142	0.49	0/1527
23	LN	0.30	0/1738	0.47	0/2328
23	MN	0.35	0/1745	0.42	0/2338
24	LO	0.34	0/1645	0.54	0/2205
24	MO	0.39	0/1686	0.65	2/2257 (0.1%)
25	LP	0.31	0/1229	0.48	0/1655
25	MP	0.34	0/1279	0.52	0/1716
26	LQ	0.32	0/1517	0.57	2/2030 (0.1%)
26	MQ	0.34	0/1536	0.46	0/2052
27	LR	0.31	0/1428	0.62	1/1897 (0.1%)
27	MR	0.33	0/1582	0.59	0/2091
28	LS	0.31	0/1476	0.50	0/1983
28	MS	0.37	0/1500	0.50	0/2013
29	LT	0.34	0/1296	0.60	0/1734
29	MT	0.35	0/1345	0.67	3/1795 (0.2%)
30	LU	0.31	0/782	0.67	0/1057
30	MU	0.33	0/822	0.72	0/1103
31	LV	0.33	0/968	0.61	0/1303
31	MV	0.36	0/1002	0.62	1/1345 (0.1%)
32	LW	0.30	0/798	0.47	0/1081
32	MW	0.35	0/964	0.63	1/1278 (0.1%)
33	LX	0.31	0/968	0.61	3/1304 (0.2%)
33	MX	0.34	0/983	0.57	0/1323
34	LY	0.30	0/1101	0.60	0/1469
34	MY	0.32	0/1132	0.56	2/1504 (0.1%)
35	LZ	0.28	0/1105	0.49	0/1475
35	MZ	0.34	0/1141	0.55	0/1521
36	La	0.29	0/1173	0.50	0/1568
37	Lb	0.34	0/509	0.57	1/675 (0.1%)
38	Lc	0.34	0/726	0.81	3/977 (0.3%)
38	Mc	0.32	0/780	0.58	2/1046 (0.2%)
39	Ld	0.31	0/871	0.51	0/1176
39	Md	0.36	0/903	0.57	1/1216 (0.1%)
40	Le	0.29	0/1063	0.44	0/1418
40	Me	0.34	0/1082	0.46	0/1443
41	Lf	0.29	0/884	0.54	1/1185 (0.1%)
41	Mf	0.39	0/902	0.48	0/1208
42	Lg	0.30	0/861	0.58	0/1153
42	Mg	0.32	0/916	0.51	0/1220
43	Lh	0.27	0/983	0.52	0/1304
43	Mh	0.32	0/1022	0.60	1/1351 (0.1%)
44	Li	0.29	0/808	0.56	1/1074 (0.1%)
44	Mi	0.29	0/843	0.57	0/1115

Mol	Chain	Bond lengths		Bond angles	
		RMSZ	# Z >5	RMSZ	# Z >5
45	Lj	0.29	0/716	0.45	0/948
45	Mj	0.34	0/731	0.49	0/967
46	Lk	0.31	0/534	0.63	1/712 (0.1%)
46	Mk	0.38	0/574	0.71	0/761
47	Ll	0.29	0/450	0.55	0/595
47	Ml	0.37	0/453	0.46	0/599
48	Lm	0.35	0/399	0.73	3/532 (0.6%)
49	Ln	0.36	0/231	0.81	0/294
49	Mn	0.35	0/240	0.60	0/305
50	Lo	0.27	0/787	0.50	0/1042
51	Lp	0.30	0/700	0.55	0/931
51	Mp	0.34	0/728	0.46	0/967
52	Lr	0.27	0/997	0.49	0/1341
53	M5	0.38	2/82055 (0.0%)	0.37	0/128009
54	M8	0.37	0/3609	0.34	0/5623
55	MA	0.37	0/1958	0.52	0/2623
56	MB	0.37	0/3294	0.49	0/4406
57	MI	0.34	0/1683	0.57	1/2247 (0.0%)
58	Ma	0.32	0/1178	0.49	1/1573 (0.1%)
59	Mb	0.28	0/900	0.46	0/1187
60	Mm	0.34	0/433	0.61	0/575
61	Mo	0.36	0/877	0.54	0/1156
62	Mr	0.32	0/1027	0.41	0/1377
63	Ms	0.22	0/1772	0.56	2/2375 (0.1%)
64	N1	0.25	0/1165	0.54	0/1575
64	N2	0.25	0/955	0.57	1/1291 (0.1%)
65	RA	0.34	0/1785	0.60	1/2426 (0.0%)
66	RB	0.26	0/1920	0.47	2/2568 (0.1%)
66	SB	0.27	0/1654	0.55	0/2227
67	RC	0.31	0/1762	0.56	1/2381 (0.0%)
67	SC	0.27	0/1626	0.49	0/2211
68	RD	0.30	0/1784	0.67	3/2403 (0.1%)
68	SD	0.30	0/1784	0.67	7/2403 (0.3%)
69	RE	0.27	0/2118	0.49	0/2849
69	SE	0.26	0/1933	0.55	1/2623 (0.0%)
70	RF	0.31	0/1446	0.72	2/1944 (0.1%)
70	SF	0.25	0/1385	0.56	0/1870
71	RG	0.23	0/1946	0.52	0/2590
71	SG	0.23	0/1562	0.52	0/2099
72	RH	0.27	0/1540	0.58	0/2064
72	SH	0.27	0/1362	0.61	0/1831
73	RI	0.30	0/1715	0.56	3/2287 (0.1%)
73	SI	0.20	0/1715	0.41	0/2287

Mol	Chain	Bond lengths		Bond angles	
		RMSZ	# Z >5	RMSZ	# Z >5
74	RJ	0.31	0/1550	0.61	0/2069
74	SJ	0.28	0/1432	0.68	0/1926
75	RK	0.36	0/834	0.96	3/1125 (0.3%)
75	SK	0.38	0/759	0.78	0/1036
76	RL	0.29	0/1221	0.47	0/1632
76	SL	0.31	0/1159	0.61	0/1555
77	RM	0.26	0/960	0.70	3/1286 (0.2%)
77	Sf	0.27	0/960	0.69	0/1286
78	RN	0.32	0/1242	0.55	2/1671 (0.1%)
78	SN	0.25	0/1223	0.48	0/1644
79	RO	0.34	0/1022	0.58	0/1372
79	SO	0.33	0/1016	0.68	2/1363 (0.1%)
80	RP	0.26	0/1100	0.66	1/1470 (0.1%)
80	SP	0.33	0/1020	0.78	0/1369
81	RQ	0.38	0/1141	0.75	1/1528 (0.1%)
81	SQ	0.31	0/1096	0.55	0/1473
82	RR	0.41	0/1097	0.88	4/1474 (0.3%)
82	SR	0.40	0/890	0.81	3/1207 (0.2%)
83	RS	0.30	0/1232	0.68	0/1651
83	SS	0.31	0/1098	0.67	0/1480
84	RT	0.31	0/1148	0.65	1/1540 (0.1%)
84	ST	0.29	0/1012	0.54	0/1371
85	RU	0.32	0/813	0.67	0/1092
85	SU	0.46	0/754	0.87	2/1018 (0.2%)
86	RV	0.44	1/644 (0.2%)	0.70	2/862 (0.2%)
87	RW	0.28	0/1051	0.50	0/1406
87	SW	0.38	0/1044	0.73	0/1398
88	RX	0.34	0/1105	0.61	1/1476 (0.1%)
88	SX	0.27	0/1066	0.58	0/1434
89	RY	0.27	0/1083	0.63	0/1438
89	SY	0.22	0/871	0.60	3/1169 (0.3%)
90	RZ	0.34	0/682	0.66	0/911
90	SZ	0.38	0/493	0.76	1/672 (0.1%)
91	Ra	0.41	0/816	0.63	0/1093
91	Sa	0.30	0/775	0.60	0/1042
92	Rb	0.31	0/665	0.59	0/891
92	Sb	0.31	0/665	0.67	0/891
93	Rc	0.31	0/514	0.75	0/688
93	Sc	0.30	0/432	0.65	0/582
94	Rd	0.33	0/469	0.63	0/623
94	Sd	0.32	0/430	0.57	0/573
95	Re	0.26	0/396	0.55	0/519
95	Se	0.29	0/341	0.77	2/449 (0.4%)

Mol	Chain	Bond lengths		Bond angles	
		RMSZ	# Z >5	RMSZ	# Z >5
96	Rf	0.37	0/525	0.88	3/695 (0.4%)
96	sh	0.27	0/525	0.64	0/695
97	Rg	0.36	0/2524	0.52	1/3433 (0.0%)
97	Sg	0.29	0/2524	0.48	1/3433 (0.0%)
98	S2	0.31	0/41489	0.42	1/64620 (0.0%)
99	S3	0.34	0/37935	0.36	0/59125
100	SA	0.30	0/1612	0.58	0/2203
101	SV	0.30	0/597	0.58	0/800
All	All	0.33	5/454929 (0.0%)	0.46	117/668477 (0.0%)

Chiral center outliers are detected by calculating the chiral volume of a chiral center and verifying if the center is modelled as a planar moiety or with the opposite hand. A planarity outlier is detected by checking planarity of atoms in a peptide group, atoms in a mainchain group or atoms of a sidechain that are expected to be planar.

Mol	Chain	#Chirality outliers	#Planarity outliers
17	LG	0	1
29	LT	0	1
41	Mf	0	1
56	MB	0	1
61	Mo	0	1
65	RA	0	1
68	SD	0	2
75	RK	0	2
84	ST	0	1
88	RX	0	1
All	All	0	12

All (5) bond length outliers are listed below:

Mol	Chain	Res	Type	Atoms	Z	Observed(Å)	Ideal(Å)
4	B5	21	U	C4-O4	8.36	1.40	1.23
86	RV	0	ACE	C-N	5.92	1.45	1.33
53	M5	3760	A2M	O3'-P	5.40	1.61	1.56
8	L5	1780	A	O3'-P	-5.06	1.53	1.61
53	M5	398	A2M	O3'-P	5.02	1.61	1.56

All (117) bond angle outliers are listed below:

Mol	Chain	Res	Type	Atoms	Z	Observed(°)	Ideal(°)
8	L5	509	A	P-O3'-C3'	-19.95	90.28	120.20
8	L5	509	A	O3'-P-O5'	-13.19	84.21	104.00

Continued on next page...

Continued from previous page...

Mol	Chain	Res	Type	Atoms	Z	Observed(°)	Ideal(°)
8	L5	649	A	P-O3'-C3'	12.82	139.44	120.20
8	L5	1780	A	P-O3'-C3'	10.52	135.98	120.20
68	SD	197	LYS	CA-CB-CG	9.46	133.01	114.10
8	L5	509	A	OP2-P-O3'	9.12	135.35	108.00
22	LM	44	GLN	CA-CB-CG	8.32	130.74	114.10
8	L5	1780	A	OP2-P-O3'	-8.08	83.77	108.00
39	Md	94	GLU	CA-CB-CG	7.33	128.76	114.10
33	LX	57	GLN	CA-CB-CG	6.85	127.81	114.10
22	LM	44	GLN	CB-CG-CD	6.75	124.08	112.60
70	RF	43	GLU	CA-CB-CG	6.70	127.49	114.10
8	L5	649	A	OP2-P-O3'	-6.61	88.18	108.00
73	RI	125	LYS	CB-CG-CD	6.47	126.17	111.30
90	SZ	78	LYS	CB-CG-CD	6.46	126.16	111.30
11	LA	144	LYS	CB-CG-CD	6.43	126.10	111.30
38	Lc	37	MET	CB-CG-SD	6.27	131.52	112.70
79	SO	86	LYS	CB-CG-CD	6.24	125.64	111.30
70	RF	43	GLU	CB-CA-C	6.24	122.83	110.42
85	SU	34	LYS	CA-CB-CG	6.16	126.42	114.10
80	RP	112	ILE	N-CA-C	-6.12	107.89	113.71
26	LQ	175	GLU	CA-CB-CG	6.12	126.34	114.10
8	L5	649	A	OP1-P-O3'	6.11	126.34	108.00
75	RK	88	GLU	CA-CB-CG	6.11	126.32	114.10
68	SD	196	GLY	N-CA-C	6.09	127.60	113.18
68	RD	178	ARG	CA-CB-CG	6.07	126.23	114.10
17	LG	166	LEU	CA-CB-CG	6.06	137.50	116.30
26	LQ	94	GLU	CA-CB-CG	6.06	126.21	114.10
58	Ma	94	LYS	CB-CG-CD	6.05	125.21	111.30
97	Rg	168	CYS	CA-CB-SG	6.03	128.27	114.40
14	LD	235	MET	CB-CG-SD	6.01	130.74	112.70
77	RM	46	GLN	CA-CB-CG	6.00	126.09	114.10
82	SR	7	LYS	CA-CB-CG	5.96	126.02	114.10
95	Se	91	LYS	CB-CG-CD	5.95	124.98	111.30
29	MT	147	GLU	CA-CB-CG	5.95	126.00	114.10
86	RV	81	LYS	CB-CG-CD	5.92	124.92	111.30
96	Rf	90	LYS	CB-CG-CD	5.86	124.77	111.30
17	LG	163	PRO	CA-C-N	-5.81	116.19	121.65
17	LG	163	PRO	C-N-CA	-5.81	116.19	121.65
48	Lm	92	ASP	CB-CA-C	5.77	121.11	111.30
8	L5	1780	A	OP1-P-O3'	5.76	125.29	108.00
41	Lf	105	LEU	CA-CB-CG	5.75	136.41	116.30
14	MD	235	MET	CA-CB-CG	5.74	125.59	114.10
68	RD	1	MET	CA-CB-CG	5.67	125.44	114.10

Continued on next page...

Continued from previous page...

Mol	Chain	Res	Type	Atoms	Z	Observed(°)	Ideal(°)
2	A5	33	A	O3'-P-O5'	-5.66	95.51	104.00
48	Lm	113	LYS	CB-CG-CD	5.66	124.31	111.30
73	RI	157	LYS	CB-CG-CD	5.65	124.31	111.30
69	SE	87	MET	CB-CG-SD	5.65	129.65	112.70
19	LI	63	GLU	CA-CB-CG	5.63	125.36	114.10
24	MO	68	ARG	N-CA-C	-5.63	106.00	112.92
31	MV	99	GLU	CB-CG-CD	5.61	122.14	112.60
38	Lc	19	GLN	CA-CB-CG	5.58	125.26	114.10
68	SD	197	LYS	N-CA-CB	5.58	118.29	109.82
64	N2	394	LYS	CB-CG-CD	5.55	124.06	111.30
88	RX	53	GLU	CA-CB-CG	5.52	125.15	114.10
15	ME	244	GLU	CA-CB-CG	5.50	125.09	114.10
78	RN	106	ARG	CA-CB-CG	5.50	125.09	114.10
89	SY	13	MET	CB-CG-SD	5.50	129.19	112.70
86	RV	41	LYS	CB-CG-CD	5.49	123.92	111.30
33	LX	71	LEU	CA-CB-CG	5.45	135.38	116.30
96	Rf	110	GLU	CA-CB-CG	5.45	125.00	114.10
29	MT	149	GLU	CA-CB-CG	5.43	124.96	114.10
95	Se	101	LYS	CB-CG-CD	5.42	123.77	111.30
89	SY	39	GLU	CA-CB-CG	5.40	124.91	114.10
33	LX	57	GLN	CB-CA-C	5.39	118.45	111.01
81	RQ	60	LYS	CB-CG-CD	5.39	123.69	111.30
68	SD	214	LYS	CA-CB-CG	5.38	124.86	114.10
65	RA	11	LYS	CB-CG-CD	5.36	123.64	111.30
34	MY	1	MET	CB-CG-SD	5.35	128.75	112.70
68	RD	127	MET	CB-CG-SD	5.35	128.75	112.70
78	RN	106	ARG	CB-CG-CD	5.35	123.60	111.30
82	RR	72	LYS	CA-CB-CG	5.34	124.78	114.10
32	MW	110	ARG	CB-CG-CD	5.34	123.57	111.30
68	SD	197	LYS	CB-CG-CD	5.34	123.57	111.30
37	Lb	43	MET	CA-CB-CG	-5.30	103.51	114.10
38	Mc	103	ASP	CA-CB-CG	5.30	117.90	112.60
75	RK	3	MET	CB-CG-SD	5.29	128.59	112.70
43	Mh	16	GLU	CA-CB-CG	5.29	124.67	114.10
82	SR	104	GLU	CA-CB-CG	5.29	124.67	114.10
57	MI	182	GLU	CA-CB-CG	5.28	124.65	114.10
67	RC	257	LYS	CB-CG-CD	5.26	123.40	111.30
29	MT	111	GLU	CA-CB-CG	5.23	124.57	114.10
66	RB	229	MET	CB-CG-SD	5.23	128.39	112.70
68	SD	1	MET	CB-CG-SD	5.23	128.39	112.70
75	RK	29	MET	CA-CB-CG	5.23	124.56	114.10
77	RM	73	GLN	CA-CB-CG	5.23	124.56	114.10

Continued on next page...

Continued from previous page...

Mol	Chain	Res	Type	Atoms	Z	Observed(°)	Ideal(°)
63	Ms	159	MET	CB-CG-SD	5.21	128.33	112.70
12	LB	94	GLU	CA-CB-CG	5.21	124.52	114.10
38	Lc	22	MET	CB-CG-SD	5.20	128.30	112.70
38	Mc	103	ASP	CB-CA-C	5.20	119.52	110.94
89	SY	114	MET	CB-CG-SD	5.19	128.26	112.70
14	MD	235	MET	CB-CG-SD	5.18	128.25	112.70
7	E5	74	C	C2'-C3'-O3'	5.17	121.45	113.70
79	SO	63	LYS	CB-CG-CD	5.16	123.18	111.30
24	MO	186	GLU	CB-CG-CD	5.16	121.36	112.60
48	Lm	92	ASP	CA-CB-CG	5.14	117.74	112.60
84	RT	114	GLU	CA-CB-CG	5.14	124.37	114.10
97	Sg	273	GLU	CA-CB-CG	5.13	124.37	114.10
82	RR	74	GLN	CB-CG-CD	5.12	121.31	112.60
12	LB	94	GLU	CB-CG-CD	5.11	121.29	112.60
34	MY	66	GLN	CA-CB-CG	5.11	124.33	114.10
19	LI	82	ARG	CA-CB-CG	5.11	124.31	114.10
8	L5	2117	G	P-O3'-C3'	5.10	127.85	120.20
27	LR	96	MET	CA-CB-CG	5.10	124.30	114.10
46	Lk	70	LYS	CA-CB-CG	5.10	124.30	114.10
82	RR	40	ILE	CB-CG1-CD1	5.10	124.50	113.80
98	S2	1849	G	O4'-C1'-N9	5.10	115.85	108.20
73	RI	140	LYS	CB-CG-CD	5.09	123.01	111.30
63	Ms	114	GLU	CA-CB-CG	5.09	124.28	114.10
82	SR	105	MET	CG-SD-CE	-5.08	89.72	100.90
96	Rf	95	ARG	CA-CB-CG	5.07	124.24	114.10
82	RR	37	GLU	CB-CG-CD	5.06	121.20	112.60
77	RM	60	MET	CA-CB-CG	5.06	124.21	114.10
44	Li	23	LYS	CA-CB-CG	5.04	124.18	114.10
68	SD	179	GLN	CB-CG-CD	5.02	121.13	112.60
66	RB	222	LYS	CB-CG-CD	5.01	122.83	111.30
85	SU	24	LEU	CA-CB-CG	5.01	133.82	116.30

There are no chirality outliers.

All (12) planarity outliers are listed below:

Mol	Chain	Res	Type	Group
17	LG	162	ASP	Peptide
29	LT	126	VAL	Peptide
56	MB	19	ARG	Sidechain
41	Mf	1	MET	Peptide
61	Mo	99	ARG	Sidechain
65	RA	85	ARG	Sidechain

Continued on next page...

Continued from previous page...

Mol	Chain	Res	Type	Group
75	RK	20	VAL	Peptide
75	RK	29	MET	Peptide
88	RX	61	GLN	Peptide
68	SD	193	ASP	Peptide
68	SD	196	GLY	Peptide
84	ST	2	PRO	Peptide

5.2 Too-close contacts [i](#)

In the following table, the Non-H and H(model) columns list the number of non-hydrogen atoms and hydrogen atoms in the chain respectively. The H(added) column lists the number of hydrogen atoms added and optimized by MolProbity. The Clashes column lists the number of clashes within the asymmetric unit, whereas Symm-Clashes lists symmetry-related clashes.

Mol	Chain	Non-H	H(model)	H(added)	Clashes	Symm-Clashes
1	A4	287	0	145	0	0
2	A5	150	0	76	0	0
3	B4	1604	0	816	17	0
4	B5	1645	0	842	5	0
5	D4	1559	0	793	14	0
6	E4	921	0	967	13	0
7	E5	1467	0	748	18	0
8	L5	76803	0	38827	436	0
9	L7	2558	0	1296	3	0
9	M7	2558	0	1296	4	0
10	L8	3314	0	1683	21	0
11	LA	1886	0	1973	22	0
12	LB	3101	0	3177	34	0
13	LC	2894	0	3061	23	0
13	MC	2914	0	3087	13	0
14	LD	2287	0	2254	19	0
14	MD	2391	0	2426	15	0
15	LE	1713	0	1812	18	0
15	ME	1786	0	1945	17	0
16	LF	1844	0	1961	14	0
16	MF	1885	0	2022	8	0
17	LG	1733	0	1750	10	0
17	MG	1926	0	2074	10	0
18	LH	1439	0	1469	11	0
18	MH	1518	0	1601	10	0
19	LI	1582	0	1574	11	0
20	LJ	1226	0	1168	7	0

Continued on next page...

Continued from previous page...

Mol	Chain	Non-H	H(model)	H(added)	Clashes	Symm-Clashes
20	MJ	1362	0	1399	13	0
21	LL	1580	0	1646	7	0
21	ML	1672	0	1786	10	0
22	LM	1097	0	1142	10	0
22	MM	1120	0	1187	5	0
23	LN	1693	0	1741	23	0
23	MN	1700	0	1749	14	0
24	LO	1613	0	1737	11	0
24	MO	1654	0	1799	11	0
25	LP	1203	0	1210	10	0
25	MP	1249	0	1276	9	0
26	LQ	1493	0	1587	17	0
26	MQ	1512	0	1628	3	0
27	LR	1412	0	1513	15	0
27	MR	1566	0	1729	8	0
28	LS	1436	0	1457	10	0
28	MS	1460	0	1502	11	0
29	LT	1268	0	1309	13	0
29	MT	1311	0	1392	10	0
30	LU	768	0	762	8	0
30	MU	808	0	831	10	0
31	LV	954	0	994	14	0
31	MV	988	0	1047	9	0
32	LW	784	0	662	4	0
32	MW	950	0	999	10	0
33	LX	951	0	1010	9	0
33	MX	966	0	1040	4	0
34	LY	1084	0	1143	9	0
34	MY	1115	0	1205	3	0
35	LZ	1082	0	1152	9	0
35	MZ	1115	0	1195	10	0
36	La	1145	0	1178	9	0
37	Lb	499	0	506	3	0
38	Lc	716	0	740	8	0
38	Mc	770	0	809	11	0
39	Ld	856	0	890	7	0
39	Md	888	0	930	6	0
40	Le	1045	0	1133	7	0
40	Me	1061	0	1160	4	0
41	Lf	865	0	888	9	0
41	Mf	883	0	924	6	0
42	Lg	851	0	907	10	0

Continued on next page...

Continued from previous page...

Mol	Chain	Non-H	H(model)	H(added)	Clashes	Symm-Clashes
42	Mg	906	0	1002	10	0
43	Lh	975	0	1081	8	0
43	Mh	1014	0	1148	7	0
44	Li	797	0	859	7	0
44	Mi	832	0	917	4	0
45	Lj	701	0	726	4	0
45	Mj	712	0	748	2	0
46	Lk	528	0	554	3	0
46	Mk	568	0	637	7	0
47	Ll	440	0	472	1	0
47	MI	443	0	483	3	0
48	Lm	393	0	410	2	0
49	Ln	230	0	276	1	0
49	Mn	239	0	289	4	0
50	Lo	774	0	819	7	0
51	Lp	690	0	731	2	0
51	Mp	715	0	773	2	0
52	Lr	982	0	1026	19	0
53	M5	76094	0	38530	391	0
54	M8	3316	0	1687	17	0
55	MA	1930	0	2028	15	0
56	MB	3239	0	3377	22	0
57	MI	1645	0	1693	11	0
58	Ma	1162	0	1205	2	0
59	Mb	898	0	983	12	0
60	Mm	436	0	481	2	0
61	Mo	870	0	940	5	0
62	Mr	1011	0	1084	6	0
63	Ms	1744	0	1859	15	0
64	N1	1140	0	1136	12	0
64	N2	933	0	925	5	0
65	RA	1750	0	1755	24	0
66	RB	1892	0	1960	17	0
66	SB	1627	0	1616	17	0
67	RC	1725	0	1813	20	0
67	SC	1590	0	1606	17	0
68	RD	1756	0	1852	16	0
68	SD	1756	0	1852	32	0
69	RE	2076	0	2177	22	0
69	SE	1891	0	1867	31	0
70	RF	1426	0	1471	19	0
70	SF	1365	0	1367	11	0

Continued on next page...

Continued from previous page...

Mol	Chain	Non-H	H(model)	H(added)	Clashes	Symm-Clashes
71	RG	1923	0	2089	24	0
71	SG	1544	0	1503	18	0
72	RH	1517	0	1605	12	0
72	SH	1342	0	1382	19	0
73	RI	1686	0	1772	13	0
73	SI	1686	0	1772	17	0
74	RJ	1525	0	1640	15	0
74	SJ	1407	0	1450	25	0
75	RK	810	0	836	19	0
75	SK	736	0	691	14	0
76	RL	1200	0	1271	5	0
76	SL	1139	0	1185	19	0
77	RM	950	0	987	29	0
77	Sf	950	0	987	19	0
78	RN	1214	0	1301	4	0
78	SN	1199	0	1274	8	0
79	RO	1009	0	1034	12	0
79	SO	1003	0	1028	14	0
80	RP	1078	0	1121	21	0
80	SP	1001	0	1011	20	0
81	RQ	1123	0	1193	9	0
81	SQ	1078	0	1124	14	0
82	RR	1082	0	1137	19	0
82	SR	879	0	816	22	0
83	RS	1214	0	1275	20	0
83	SS	1080	0	1092	24	0
84	RT	1121	0	1151	11	0
84	ST	993	0	928	14	0
85	RU	803	0	873	10	0
85	SU	745	0	761	18	0
86	RV	639	0	638	6	0
87	RW	1034	0	1080	8	0
87	SW	1027	0	1067	14	0
88	RX	1087	0	1154	4	0
88	SX	1048	0	1065	11	0
89	RY	1065	0	1142	15	0
89	SY	855	0	831	16	0
90	RZ	674	0	748	8	0
90	SZ	487	0	453	8	0
91	Ra	800	0	858	4	0
91	Sa	762	0	799	5	0
92	Rb	651	0	672	3	0

Continued on next page...

Continued from previous page...

Mol	Chain	Non-H	H(model)	H(added)	Clashes	Symm-Clashes
92	Sb	651	0	672	6	0
93	Rc	512	0	541	7	0
93	Sc	430	0	425	1	0
94	Rd	458	0	452	8	0
94	Sd	420	0	397	7	0
95	Re	394	0	434	3	0
95	Se	338	0	365	6	0
96	Rf	515	0	525	9	0
96	sh	515	0	525	5	0
97	Rg	2467	0	2424	28	0
97	Sg	2467	0	2424	19	0
98	S2	37129	0	18705	329	0
99	S3	35736	0	18090	249	0
100	SA	1575	0	1533	22	0
101	SV	590	0	566	4	0
102	A4	1	0	0	0	0
102	A5	1	0	0	0	0
102	B5	2	0	0	0	0
102	L5	92	0	0	0	0
102	L7	2	0	0	0	0
102	L8	5	0	0	0	0
102	LQ	1	0	0	0	0
102	LV	1	0	0	0	0
102	Lj	1	0	0	0	0
102	M5	454	0	0	0	0
102	M7	13	0	0	0	0
102	M8	15	0	0	0	0
102	MC	1	0	0	0	0
102	MD	2	0	0	0	0
102	MF	1	0	0	0	0
102	MI	3	0	0	0	0
102	ML	2	0	0	0	0
102	MN	4	0	0	0	0
102	MO	3	0	0	0	0
102	MP	3	0	0	0	0
102	MQ	1	0	0	0	0
102	MS	2	0	0	0	0
102	MT	1	0	0	0	0
102	MV	1	0	0	0	0
102	MY	1	0	0	0	0
102	Ma	2	0	0	0	0
102	Mc	1	0	0	0	0

Continued on next page...

Continued from previous page...

Mol	Chain	Non-H	H(model)	H(added)	Clashes	Symm-Clashes
102	Me	1	0	0	0	0
102	Mf	2	0	0	0	0
102	Mg	2	0	0	0	0
102	Mj	2	0	0	0	0
102	Mo	1	0	0	0	0
102	Mp	3	0	0	0	0
102	Mr	3	0	0	0	0
102	RE	1	0	0	0	0
102	RG	1	0	0	0	0
102	RN	1	0	0	0	0
102	RO	1	0	0	0	0
102	RS	1	0	0	0	0
102	RT	1	0	0	0	0
102	RU	1	0	0	0	0
102	RX	1	0	0	0	0
102	Rd	1	0	0	0	0
102	S2	57	0	0	0	0
102	S3	134	0	0	0	0
103	Lg	1	0	0	0	0
103	Lj	1	0	0	0	0
103	Lm	1	0	0	0	0
103	Lo	1	0	0	0	0
103	Lp	1	0	0	0	0
103	Sa	1	0	0	0	0
103	Sd	1	0	0	0	0
104	M5	19	0	19	1	0
All	All	428966	0	314845	2901	0

The all-atom clashscore is defined as the number of clashes found per 1000 atoms (including hydrogen atoms). The all-atom clashscore for this structure is 4.

All (2901) close contacts within the same asymmetric unit are listed below, sorted by their clash magnitude.

Atom-1	Atom-2	Interatomic distance (Å)	Clash overlap (Å)
53:M5:664:G:H21	53:M5:667:A:N6	1.56	1.04
98:S2:1286:G:N2	98:S2:1313:A:N7	2.08	1.02
98:S2:1748:G:H1	98:S2:1786:U:H3	1.07	0.97
53:M5:664:G:N2	53:M5:667:A:H61	1.63	0.97
98:S2:1729:U:H3	98:S2:1805:G:H1	0.97	0.94
5:D4:51:U:H3	5:D4:63:G:H1	0.95	0.93
4:B5:51:U:H3	4:B5:65:G:H1	1.08	0.92

Continued on next page...

Continued from previous page...

Atom-1	Atom-2	Interatomic distance (Å)	Clash overlap (Å)
98:S2:1451:G:H21	98:S2:1474:A:H62	1.18	0.91
98:S2:690:G:H22	98:S2:740:C:H42	1.19	0.90
8:L5:493:G:H1	8:L5:660:A:H2	1.19	0.89
8:L5:1961:G:H21	8:L5:2025:A:N6	1.70	0.88
98:S2:1656:G:H1	98:S2:1668:U:H3	1.24	0.85
8:L5:511:C:OP2	21:LL:163:LYS:HE3	1.76	0.84
27:LR:163:ARG:HD3	98:S2:871:U:O2	1.77	0.83
27:LR:163:ARG:CD	98:S2:871:U:O2	2.27	0.83
53:M5:1871:A2M:H2'	53:M5:1872:G:H5''	1.60	0.82
8:L5:1961:G:N2	8:L5:2025:A:H62	1.78	0.82
8:L5:508:G:O2'	8:L5:510:U:OP2	1.96	0.81
98:S2:1451:G:H21	98:S2:1474:A:N6	1.78	0.80
53:M5:3946:G:H1	53:M5:4067:U:H3	1.28	0.79
71:RG:22:ARG:HA	71:RG:25:ARG:HH12	1.47	0.79
76:RL:81:LYS:HB3	99:S3:394:G:H5''	1.65	0.79
85:SU:107:GLU:HG3	85:SU:110:VAL:HG22	1.62	0.79
98:S2:525:A:N6	98:S2:588:G:C2	2.51	0.79
98:S2:1286:G:N2	98:S2:1313:A:C8	2.49	0.78
53:M5:2362:U:H2'	53:M5:2363:A2M:H8	1.63	0.77
8:L5:1767:A:H2'	8:L5:1768:C:H1'	1.67	0.76
98:S2:1451:G:N2	98:S2:1474:A:H62	1.83	0.76
27:LR:163:ARG:NE	98:S2:871:U:O2	2.03	0.76
100:SA:51:LEU:H	82:SR:105:MET:HE1	1.51	0.75
74:SJ:130:ILE:HG12	74:SJ:135:ILE:HD11	1.69	0.75
87:SW:51:GLU:HG2	92:Sb:8:LEU:HD21	1.67	0.75
99:S3:928:G:H1	99:S3:1013:U:H3	1.35	0.75
98:S2:525:A:N6	98:S2:588:G:N2	2.35	0.74
53:M5:1759:G:H1	53:M5:1773:U:H3	1.33	0.74
98:S2:1743:G:H21	98:S2:1791:A:H62	1.35	0.74
98:S2:1285:G:H5''	77:Sf:36:ARG:HH12	1.50	0.73
31:LV:96:LEU:HD13	32:LW:20:ARG:HG2	1.69	0.73
63:Ms:116:LEU:HD22	63:Ms:119:GLN:HE21	1.54	0.72
97:Rg:153:CYS:HB2	97:Rg:168:CYS:H	1.55	0.71
97:Sg:109:LEU:HD11	97:Sg:125:ARG:HE	1.54	0.71
71:RG:132:ARG:HH22	99:S3:152:U:H1'	1.55	0.71
3:B4:8:U:H3	3:B4:14:A:H62	1.38	0.71
5:D4:4:C:H42	5:D4:69:G:H1	1.39	0.71
79:RO:121:ARG:HH12	93:Rc:40:ARG:HH22	1.37	0.71
53:M5:433:A:C2	53:M5:3867:A2M:H4'	2.25	0.71
73:RI:98:LYS:HB3	99:S3:377:G:H5''	1.73	0.70
8:L5:1758:G:H3'	8:L5:1759:G:H5''	1.73	0.70

Continued on next page...

Continued from previous page...

Atom-1	Atom-2	Interatomic distance (Å)	Clash overlap (Å)
8:L5:493:G:N1	8:L5:660:A:C2	2.55	0.70
97:Rg:87:LEU:HB2	97:Rg:101:PHE:HB2	1.74	0.70
8:L5:2557:G:H1	8:L5:2570:U:H3	1.40	0.70
98:S2:568:C:H2'	98:S2:569:A:C8	2.26	0.70
8:L5:4139:G:H21	8:L5:4140:C:H41	1.38	0.69
99:S3:1639:G7M:H2'	99:S3:1640:A:C8	2.27	0.69
8:L5:1095:A:H2	8:L5:1200:G:H1	1.36	0.69
97:Sg:87:LEU:HB2	97:Sg:101:PHE:HB2	1.73	0.69
8:L5:3945:A:H62	8:L5:4068:U:H3	1.39	0.69
83:RS:13:LEU:HB2	83:RS:20:ILE:HB	1.75	0.69
67:SC:210:PRO:HB3	67:SC:240:THR:HG21	1.73	0.69
8:L5:1769:G:H2'	8:L5:1770:A:C8	2.27	0.69
75:RK:47:LYS:HA	75:RK:50:GLN:HG2	1.75	0.69
64:N1:623:LYS:HZ1	82:SR:38:ILE:HD12	1.57	0.69
99:S3:1550:G:H3'	99:S3:1579:A:H61	1.58	0.68
53:M5:1940:G:H22	53:M5:4434:C:H5''	1.59	0.68
14:MD:279:ARG:HE	14:MD:283:LYS:HZ1	1.41	0.68
82:SR:14:ARG:HG2	82:SR:67:ARG:HH21	1.58	0.68
49:Mn:7:LYS:HE2	49:Mn:11:ARG:HH21	1.59	0.68
98:S2:1550:G:H3'	98:S2:1579:A:H61	1.59	0.68
99:S3:512:A2M:H2'	99:S3:513:G:H5''	1.75	0.68
67:SC:167:ARG:HB3	67:SC:177:PRO:HB2	1.74	0.68
7:E5:15:A:N1	7:E5:47:C:N3	2.41	0.68
75:RK:50:GLN:HA	75:RK:53:LYS:HG3	1.76	0.68
8:L5:1961:G:H21	8:L5:2025:A:H62	1.35	0.68
70:RF:78:MET:HE1	99:S3:1222:G:H5''	1.76	0.67
13:MC:140:LYS:HE3	13:MC:245:HIS:HB2	1.75	0.67
39:Md:64:ILE:HG23	39:Md:68:LEU:HD23	1.76	0.67
77:RM:93:LYS:HG2	77:RM:101:ARG:HH22	1.59	0.67
83:SS:45:LEU:HD13	83:SS:52:LEU:HD21	1.76	0.67
67:RC:102:LEU:HD12	67:RC:130:ILE:HG13	1.76	0.67
11:LA:114:CYS:HB2	11:LA:169:VAL:HG12	1.76	0.67
25:MP:84:PRO:HB2	25:MP:87:SER:HB2	1.76	0.67
72:SH:144:ILE:HD11	72:SH:152:ARG:HB3	1.75	0.67
7:E5:22:U:H5	7:E5:46:A:H61	1.42	0.67
68:RD:178:ARG:HH22	99:S3:1501:C:H5'	1.58	0.67
89:SY:15:ASN:HB3	89:SY:20:ARG:HB2	1.76	0.67
98:S2:690:G:N2	98:S2:740:C:H42	1.92	0.67
53:M5:2020:U:H2'	53:M5:2021:G:H8	1.60	0.67
53:M5:397:G:H2'	53:M5:398:A2M:H5'	1.77	0.67
99:S3:587:A:H5'	99:S3:592:C:H41	1.60	0.67

Continued on next page...

Continued from previous page...

Atom-1	Atom-2	Interatomic distance (Å)	Clash overlap (Å)
26:LQ:50:ARG:HB3	26:LQ:83:VAL:HG11	1.77	0.66
53:M5:181:C:H2'	53:M5:182:G:H8	1.61	0.66
31:LV:57:VAL:HG11	31:LV:122:ALA:HB3	1.77	0.66
38:Lc:20:LEU:HD11	38:Lc:101:ASP:HB3	1.76	0.66
89:RY:37:LYS:HG3	99:S3:571:U:H5''	1.76	0.66
99:S3:59:U:H5''	99:S3:503:C:H41	1.61	0.65
99:S3:1652:G:H1	99:S3:1672:U:H3	1.44	0.65
30:LU:96:LEU:HD12	30:LU:100:LEU:HD21	1.77	0.65
8:L5:1270:A:H8	8:L5:2106:G:H21	1.43	0.65
77:RM:96:ARG:H	77:RM:96:ARG:HD3	1.62	0.65
8:L5:493:G:O6	8:L5:660:A:N1	2.30	0.65
8:L5:2611:A:H5'	8:L5:2688:G:H4'	1.77	0.65
72:SH:154:ILE:HB	72:SH:185:VAL:HG22	1.78	0.65
8:L5:1443:A:N1	8:L5:2103:G:O6	2.30	0.65
81:SQ:25:CYS:HB3	81:SQ:68:ILE:HG12	1.79	0.65
19:LI:87:MET:HG2	19:LI:138:ILE:HG12	1.78	0.65
100:SA:21:ALA:HB1	100:SA:169:HIS:HB3	1.79	0.65
53:M5:3868:G:H22	53:M5:3900:G:H1'	1.61	0.65
53:M5:2543:A:H4'	54:M8:126:C:H42	1.60	0.65
90:SZ:68:ILE:HB	90:SZ:109:TYR:HB2	1.78	0.65
38:Mc:20:LEU:HB3	38:Mc:102:SER:HB2	1.80	0.64
7:E5:15:A:N6	7:E5:47:C:O2	2.26	0.64
53:M5:3937:C:H1'	23:MN:125:SER:HB2	1.78	0.64
30:MU:23:LEU:HD21	30:MU:83:LEU:HD12	1.78	0.64
39:Md:19:GLU:HG2	39:Md:102:LEU:HD11	1.80	0.64
65:RA:77:ILE:HG21	65:RA:133:PRO:HG3	1.79	0.64
88:SX:100:VAL:HG12	88:SX:125:VAL:HA	1.79	0.64
27:LR:163:ARG:HD3	98:S2:871:U:H1'	1.79	0.64
71:SG:141:ILE:HG21	71:SG:153:VAL:HG21	1.80	0.64
33:LX:91:GLU:HA	33:LX:147:LEU:HD21	1.79	0.64
77:RM:24:THR:HA	77:RM:27:ILE:HG12	1.79	0.64
98:S2:907:G:H2'	98:S2:908:A:C8	2.33	0.64
99:S3:1382:A:C2'	99:S3:1383:A2M:H5'	2.28	0.64
72:SH:144:ILE:HD13	72:SH:154:ILE:HG13	1.80	0.64
98:S2:692:G:H2'	98:S2:693:A:H8	1.63	0.64
8:L5:3664:G:H2'	8:L5:3665:G:H8	1.63	0.64
80:RP:18:ARG:HH11	83:RS:88:LYS:HG2	1.63	0.64
98:S2:525:A:H61	98:S2:588:G:N2	1.96	0.63
98:S2:690:G:H22	98:S2:740:C:N4	1.92	0.63
98:S2:1332:A:H2'	68:SD:141:LYS:HE2	1.80	0.63
15:LE:197:THR:HG23	15:LE:199:THR:H	1.63	0.63

Continued on next page...

Continued from previous page...

Atom-1	Atom-2	Interatomic distance (Å)	Clash overlap (Å)
69:RE:18:TRP:HH2	69:RE:31:PRO:HD3	1.63	0.63
8:L5:4220:A:H2'	8:L5:4222:G:H5''	1.81	0.63
22:LM:38:VAL:HG11	22:LM:55:MET:HE1	1.80	0.63
53:M5:1100:U:O2	53:M5:1195:G:N2	2.30	0.63
99:S3:1461:G:H3'	99:S3:1463:U:H3	1.63	0.63
97:Sg:83:TRP:HA	97:Sg:107:ASP:HB3	1.79	0.63
65:RA:89:LYS:HE2	65:RA:201:LEU:HG	1.81	0.63
75:RK:61:GLN:HB3	75:RK:68:TYR:HB2	1.81	0.63
8:L5:3937:C:H1'	23:LN:125:SER:HB2	1.79	0.62
35:MZ:50:PRO:HD3	35:MZ:68:ILE:HG12	1.81	0.62
70:RF:126:THR:HG21	93:Rc:27:CYS:SG	2.38	0.62
54:M8:52:A:H5'	47:Ml:21:ARG:HD3	1.80	0.62
74:SJ:97:ILE:HG22	74:SJ:100:LEU:HD12	1.80	0.62
82:SR:6:THR:HG22	82:SR:9:VAL:HG12	1.81	0.62
69:SE:79:ASP:HB3	69:SE:82:TYR:HB2	1.82	0.62
81:SQ:35:ASN:HD21	81:SQ:72:VAL:HG12	1.63	0.62
31:MV:13:LYS:HB2	31:MV:128:LEU:HD21	1.79	0.62
81:RQ:131:LYS:HE3	99:S3:1480:A:H5'	1.82	0.62
8:L5:666:G:H1'	8:L5:667:A:H2'	1.82	0.62
8:L5:1503:A:H4'	8:L5:1504:G:H5'	1.82	0.62
12:LB:108:GLU:HG3	12:LB:137:TRP:HB2	1.81	0.62
89:SY:47:MET:HE3	89:SY:47:MET:H	1.65	0.62
8:L5:1443:A:C2	8:L5:2103:G:N1	2.67	0.62
82:RR:69:ILE:HD11	82:RR:74:GLN:HB2	1.82	0.62
98:S2:582:U:H1'	89:SY:33:ALA:HB2	1.82	0.62
98:S2:839:C:H41	89:SY:10:ARG:HA	1.64	0.62
71:SG:145:PHE:HB2	71:SG:147:LEU:HD22	1.81	0.62
84:ST:85:ASN:HB3	84:ST:88:MET:HB3	1.79	0.62
83:SS:113:ARG:HA	83:SS:116:LYS:HE3	1.82	0.62
53:M5:2607:C:H5''	27:MR:96:MET:HE1	1.82	0.62
98:S2:1693:G:H21	98:S2:1834:A:H8	1.47	0.62
8:L5:300:A:H2'	8:L5:301:G:H8	1.64	0.61
66:RB:230:GLU:HA	66:RB:234:GLU:HA	1.81	0.61
8:L5:958:G:H21	15:LE:125:LEU:H	1.46	0.61
8:L5:1533:A:H5'	8:L5:1623:A:H61	1.65	0.61
30:MU:61:VAL:HG22	30:MU:74:SER:HB2	1.83	0.61
8:L5:4635:A:H2	8:L5:4663:G:H21	1.48	0.61
53:M5:498:C:H42	53:M5:656:C:H42	1.45	0.61
99:S3:925:G:H1	99:S3:1017:U:H3	1.46	0.61
8:L5:502:C:H5'	8:L5:503:C:H3'	1.82	0.61
8:L5:1966:C:H42	8:L5:2021:G:H1	1.48	0.61

Continued on next page...

Continued from previous page...

Atom-1	Atom-2	Interatomic distance (Å)	Clash overlap (Å)
23:LN:73:ARG:HB3	23:LN:89:VAL:HG23	1.81	0.61
14:MD:113:PHE:HB3	14:MD:115:MET:HE3	1.81	0.61
74:SJ:84:ILE:HD11	74:SJ:148:ILE:HG13	1.81	0.61
35:LZ:54:THR:H	35:LZ:57:MET:HE3	1.66	0.61
25:MP:94:MET:HE1	25:MP:146:ILE:HB	1.82	0.61
36:La:102:ASP:HA	36:La:125:LYS:HB2	1.82	0.61
52:Lr:119:ARG:HH11	52:Lr:122:LYS:HZ1	1.49	0.61
25:MP:94:MET:HG2	25:MP:148:MET:HE2	1.82	0.61
83:RS:37:GLY:H	99:S3:1630:A:H5''	1.65	0.61
14:LD:88:VAL:HA	14:LD:239:MET:HE2	1.82	0.61
35:MZ:59:LYS:HA	35:MZ:62:ILE:HB	1.82	0.61
71:SG:2:LYS:HB2	71:SG:108:VAL:HG22	1.81	0.61
85:SU:22:ILE:HD11	85:SU:112:VAL:HG13	1.81	0.61
8:L5:3697:U:H5''	8:L5:3698:G:H5'	1.81	0.61
77:RM:25:ALA:HB1	77:RM:31:LEU:HD21	1.83	0.61
99:S3:874:G:H2'	99:S3:875:A:H8	1.65	0.61
88:SX:68:LYS:HB3	88:SX:91:LEU:HD22	1.81	0.61
10:L8:90:C:H1'	34:LY:24:HIS:HB3	1.83	0.61
41:Lf:78:HIS:HB3	41:Lf:83:MET:HB3	1.82	0.61
77:RM:94:ILE:HG23	77:RM:98:GLY:HA2	1.83	0.61
98:S2:1858:G:H2'	98:S2:1859:A:H8	1.65	0.61
99:S3:511:U:H2'	99:S3:512:A2M:H8	1.83	0.61
100:SA:77:ILE:HG13	100:SA:99:ILE:HB	1.83	0.61
15:ME:158:ARG:HG3	41:Mf:1:MET:HE3	1.83	0.60
98:S2:1536:G:H2'	98:S2:1537:A:H8	1.64	0.60
42:Lg:70:THR:HA	42:Lg:73:HIS:CE1	2.37	0.60
72:SH:39:GLN:HE21	72:SH:75:ILE:HG21	1.65	0.60
31:LV:45:ILE:HG21	31:LV:53:PRO:HB3	1.83	0.60
31:LV:48:ARG:HG3	31:LV:49:LEU:H	1.66	0.60
65:RA:184:ARG:HD2	65:RA:191:ARG:HG2	1.83	0.60
99:S3:851:C:H5''	99:S3:852:G:H5'	1.82	0.60
68:SD:213:PRO:HD3	82:SR:19:LYS:HD3	1.84	0.60
8:L5:1762:C:H2'	8:L5:1763:C:C6	2.36	0.60
22:LM:50:MET:HG2	22:LM:55:MET:HE3	1.83	0.60
14:MD:208:MET:HB2	14:MD:233:PRO:HG3	1.82	0.60
93:Rc:43:ILE:HG22	93:Rc:65:ALA:HB3	1.83	0.60
98:S2:377:G:H5'	73:SI:98:LYS:HB3	1.83	0.60
98:S2:1849:G:HO2'	98:S2:1850:A:H8	1.48	0.60
53:M5:2872:C:H5''	49:Mn:25:LYS:HE3	1.82	0.60
65:RA:110:ASN:HB3	65:RA:113:GLN:HG3	1.84	0.60
98:S2:493:A:H1'	98:S2:574:A:H5'	1.83	0.60

Continued on next page...

Continued from previous page...

Atom-1	Atom-2	Interatomic distance (Å)	Clash overlap (Å)
8:L5:4761:G:H2'	8:L5:4762:A:H8	1.66	0.60
53:M5:2557:G:H1	53:M5:2570:U:H3	1.49	0.60
90:RZ:79:ILE:HB	90:RZ:83:LEU:HD23	1.83	0.60
76:SL:120:VAL:HG22	76:SL:145:VAL:HG11	1.84	0.60
8:L5:3930:U:H3	8:L5:4180:G:H1	1.50	0.60
53:M5:4095:G:H1	53:M5:4113:U:H3	1.48	0.60
82:SR:33:ARG:NH1	97:Sg:125:ARG:HD2	2.16	0.60
8:L5:1509:C:H5''	36:La:2:PRO:HD3	1.83	0.60
14:LD:65:ALA:HB2	14:LD:74:ILE:HD13	1.84	0.60
53:M5:3946:G:N2	53:M5:4067:U:O2	2.28	0.60
98:S2:1276:A:H62	98:S2:1321:G:H8	1.50	0.60
77:Sf:25:ALA:HB1	77:Sf:31:LEU:HD21	1.83	0.60
18:LH:128:MET:HE1	18:LH:146:LEU:HD23	1.84	0.60
46:Lk:24:LYS:HD2	46:Lk:69:LEU:HD11	1.84	0.60
53:M5:2492:C:H2'	53:M5:2493:G:H8	1.66	0.60
53:M5:4967:A:H2'	53:M5:4968:A:H8	1.67	0.60
7:E5:25:C:H2'	7:E5:26:A:H8	1.67	0.59
80:RP:110:GLU:HG3	83:RS:117:ILE:HD12	1.84	0.59
89:RY:14:THR:HG23	89:RY:21:LYS:HG2	1.84	0.59
98:S2:1017:U:H5'	78:SN:55:ARG:HD3	1.83	0.59
99:S3:677:G:H21	99:S3:1028:A:H62	1.48	0.59
80:SP:72:LYS:HD3	80:SP:73:PRO:HD2	1.83	0.59
97:Sg:30:MET:HG3	97:Sg:42:MET:HE3	1.83	0.59
12:LB:216:MET:HG2	12:LB:281:ASN:HA	1.85	0.59
23:LN:135:ILE:HG23	23:LN:142:ILE:HD13	1.84	0.59
53:M5:3760:A2M:C6	99:S3:1824:A:H2'	2.31	0.59
75:RK:3:MET:HE3	75:RK:3:MET:H	1.66	0.59
89:SY:20:ARG:HB3	89:SY:74:MET:HE1	1.84	0.59
82:RR:106:LEU:HA	82:RR:109:LEU:HB3	1.84	0.59
99:S3:1030:A:O2'	99:S3:1031:A2M:H5'	2.03	0.59
65:RA:112:ILE:HD11	99:S3:1349:G:H21	1.67	0.59
68:RD:61:GLU:HG2	68:RD:64:ARG:HB2	1.84	0.59
69:RE:87:MET:HE1	69:RE:236:ILE:HD13	1.84	0.59
83:SS:5:ILE:HG13	90:SZ:50:PHE:HB2	1.84	0.59
83:SS:34:LYS:HB3	83:SS:100:ALA:HA	1.84	0.59
19:LI:54:SER:HB2	19:LI:135:ILE:HD11	1.84	0.59
53:M5:1766:A:H5''	83:RS:116:LYS:HA	1.84	0.59
20:MJ:51:SER:HB2	20:MJ:69:ALA:HB3	1.85	0.59
68:RD:39:VAL:HG22	68:RD:48:ILE:HG22	1.85	0.59
98:S2:924:G:H1	98:S2:1018:U:H3	1.51	0.59
63:Ms:63:PHE:HB3	63:Ms:152:LYS:HG2	1.85	0.59

Continued on next page...

Continued from previous page...

Atom-1	Atom-2	Interatomic distance (Å)	Clash overlap (Å)
83:RS:38:ARG:HH12	99:S3:1603:G:H4'	1.68	0.59
100:SA:128:ARG:HH21	100:SA:153:PRO:HD3	1.66	0.59
8:L5:3717:A:H2'	8:L5:3718:A:C8	2.38	0.59
8:L5:4363:A:H5''	50:Lo:36:GLN:HG2	1.84	0.59
57:MI:87:ILE:HG12	57:MI:138:ILE:HG12	1.85	0.59
28:MS:21:LYS:H	28:MS:21:LYS:HE2	1.67	0.59
98:S2:1620:A:H3'	80:SP:40:ARG:HD3	1.82	0.59
8:L5:1906:U:H2'	8:L5:1907:A:H8	1.67	0.59
69:RE:45:ILE:HG13	69:RE:61:VAL:HG11	1.85	0.59
98:S2:874:G:H2'	98:S2:875:A:H8	1.66	0.59
68:SD:135:GLU:HB2	68:SD:153:VAL:HG23	1.84	0.59
69:RE:188:ASN:HD21	69:RE:218:PHE:HB2	1.67	0.59
98:S2:981:A:H2'	98:S2:982:G:C8	2.38	0.59
98:S2:1275:G:H5''	98:S2:1506:A:H61	1.68	0.59
80:SP:79:HIS:HB3	80:SP:97:TYR:HB3	1.85	0.59
28:MS:95:ARG:HD2	28:MS:113:MET:HE2	1.85	0.58
98:S2:529:A:H61	98:S2:555:A:H61	1.50	0.58
98:S2:1743:G:N2	98:S2:1791:A:H62	2.01	0.58
99:S3:1421:A:H1'	99:S3:1422:G:H2'	1.84	0.58
8:L5:493:G:N1	8:L5:660:A:H2	1.94	0.58
55:MA:137:ILE:HD11	55:MA:149:LYS:HB2	1.85	0.58
96:Rf:89:LYS:HG3	99:S3:1507:G:H22	1.68	0.58
98:S2:1616:U:H3	98:S2:1620:A:H2	1.49	0.58
76:SL:101:ARG:HB2	88:SX:10:ALA:HB2	1.85	0.58
80:SP:70:MET:HE3	80:SP:70:MET:H	1.67	0.58
53:M5:664:G:N2	53:M5:667:A:N6	2.27	0.58
53:M5:2303:C:H5''	40:Me:104:SER:HB3	1.85	0.58
85:RU:40:ILE:HD11	85:RU:89:ILE:HD12	1.84	0.58
98:S2:1288:U:H3	98:S2:1311:C:H42	1.51	0.58
83:SS:25:LYS:HE3	83:SS:53:THR:HA	1.86	0.58
77:Sf:89:VAL:HG21	77:Sf:109:VAL:HG21	1.85	0.58
27:LR:109:TYR:HB3	27:LR:115:ILE:HG12	1.85	0.58
56:MB:163:ILE:HG22	56:MB:180:LEU:HD22	1.85	0.58
57:MI:184:MET:HG3	57:MI:190:LEU:HD12	1.86	0.58
73:RI:99:ASN:HB2	99:S3:377:G:H5'	1.86	0.58
98:S2:574:A:H2'	98:S2:575:A:C8	2.38	0.58
79:SO:34:PHE:HB3	79:SO:41:PHE:HB2	1.85	0.58
8:L5:1769:G:H2'	8:L5:1770:A:H8	1.68	0.58
53:M5:184:U:H1'	53:M5:188:G:H1'	1.84	0.58
8:L5:2469:C:H5	8:L5:2471:G:H1	1.51	0.58
8:L5:3717:A:H2'	8:L5:3718:A:H8	1.67	0.58

Continued on next page...

Continued from previous page...

Atom-1	Atom-2	Interatomic distance (Å)	Clash overlap (Å)
17:LG:137:ARG:HD3	17:LG:146:LEU:HD11	1.84	0.58
73:RI:101:ILE:HD12	73:RI:190:LEU:HD11	1.85	0.58
8:L5:703:G:H2'	8:L5:704:C:H4'	1.84	0.58
8:L5:1443:A:N1	8:L5:2103:G:C6	2.72	0.58
8:L5:1824:G:H5''	29:LT:35:LYS:HE2	1.85	0.58
39:Ld:57:MET:HB3	39:Ld:90:ARG:HD3	1.85	0.58
39:Md:112:THR:HG23	39:Md:113:THR:HG22	1.85	0.58
75:RK:72:THR:HG23	75:RK:74:GLU:H	1.68	0.58
99:S3:649:PSU:H2'	99:S3:650:A:H8	1.68	0.58
53:M5:3867:A2M:H2'	53:M5:3868:G:C8	2.39	0.58
98:S2:1535:U:H3	70:SF:159:ARG:HG2	1.68	0.58
100:SA:4:ALA:HA	101:SV:80:SER:HB3	1.85	0.58
98:S2:889:U:H4'	98:S2:890:U:H5'	1.86	0.58
100:SA:57:LYS:HZ2	100:SA:159:ILE:HG23	1.67	0.58
73:SI:46:VAL:HG11	73:SI:56:ARG:HH21	1.68	0.58
83:SS:40:TYR:CZ	83:SS:97:GLN:HG2	2.38	0.58
35:LZ:29:ILE:HG22	35:LZ:32:GLY:H	1.69	0.58
89:RY:27:VAL:HG11	89:RY:35:VAL:HG21	1.85	0.58
98:S2:1834:A:H2	98:S2:1837:G:H1	1.52	0.57
68:SD:8:LYS:HG2	85:SU:61:LEU:HD11	1.86	0.57
70:RF:99:ILE:HD13	70:RF:171:GLU:HB3	1.86	0.57
96:Rf:143:LYS:HD3	99:S3:1310:U:H4'	1.86	0.57
98:S2:1536:G:H2'	98:S2:1537:A:C8	2.38	0.57
8:L5:759:G:H22	8:L5:904:C:H2'	1.68	0.57
27:LR:23:TRP:HB2	27:LR:53:LYS:HD3	1.84	0.57
53:M5:2362:U:H2'	53:M5:2363:A2M:C8	2.34	0.57
98:S2:186:C:N4	98:S2:214:U:H3	2.02	0.57
68:SD:41:VAL:HG23	68:SD:46:THR:HB	1.86	0.57
8:L5:1692:C:H5''	26:LQ:53:MET:HE3	1.85	0.57
8:L5:1759:G:H2'	8:L5:1760:G:C8	2.40	0.57
8:L5:2520:C:H2'	8:L5:2521:G:H8	1.67	0.57
8:L5:4736:C:H2'	8:L5:4737:G:H8	1.69	0.57
36:La:71:PRO:HG2	36:La:108:TYR:HA	1.86	0.57
72:SH:53:VAL:HG21	72:SH:172:THR:HA	1.85	0.57
72:SH:143:ARG:HB3	72:SH:155:LYS:HB2	1.85	0.57
68:RD:49:ILE:HG13	68:RD:87:TYR:HB2	1.85	0.57
74:RJ:136:ARG:HD3	74:RJ:160:SER:HA	1.86	0.57
99:S3:326:C:H5''	99:S3:327:G:H5'	1.87	0.57
77:Sf:55:ASN:HB2	77:Sf:82:ASN:HB2	1.86	0.57
97:Sg:3:GLU:HA	97:Sg:314:ILE:HA	1.86	0.57
53:M5:964:A:H2'	53:M5:965:G:H4'	1.87	0.57

Continued on next page...

Continued from previous page...

Atom-1	Atom-2	Interatomic distance (Å)	Clash overlap (Å)
23:MN:60:VAL:HG22	23:MN:134:LEU:HB2	1.86	0.57
99:S3:928:G:H2'	99:S3:929:G:C8	2.40	0.57
81:SQ:111:ILE:HA	81:SQ:114:GLN:HE21	1.70	0.57
8:L5:1306:C:H2'	8:L5:1307:A:H8	1.69	0.57
53:M5:4122:G:H4'	42:Mg:90:ARG:HD2	1.87	0.57
17:MG:99:ALA:HB1	17:MG:136:LEU:HD11	1.86	0.57
72:SH:100:ILE:HG12	72:SH:125:VAL:HG21	1.87	0.57
8:L5:2745:A:H2'	8:L5:2746:A:H8	1.70	0.57
15:ME:164:PHE:HA	15:ME:175:VAL:HG12	1.85	0.57
99:S3:1513:C:H2'	99:S3:1514:G:H8	1.69	0.57
67:SC:183:LYS:HE3	67:SC:194:ARG:HH21	1.69	0.57
53:M5:1534:A2M:HM'3	53:M5:1637:A:C4	2.39	0.57
16:MF:86:GLU:HB2	29:MT:135:PRO:HB3	1.87	0.57
75:SK:35:LEU:CB	75:SK:40:VAL:HG21	2.35	0.57
66:RB:256:TYR:HE2	74:SJ:83:ARG:HG3	1.69	0.57
98:S2:28:U:H2'	98:S2:29:G:H8	1.69	0.57
99:S3:70:G:H21	99:S3:79:A:H2	1.53	0.57
99:S3:1413:G:H2'	99:S3:1414:A:H8	1.69	0.57
90:SZ:69:THR:HG22	90:SZ:72:VAL:HG13	1.87	0.57
3:B4:53:A:H61	3:B4:57:A:H62	1.52	0.56
8:L5:1332:C:H2'	8:L5:1333:A:H8	1.70	0.56
99:S3:512:A2M:H4'	99:S3:576:A2M:H2	1.87	0.56
76:SL:49:GLU:HG2	76:SL:118:ARG:HH12	1.70	0.56
8:L5:1765:A:H8	8:L5:1767:A:N7	2.04	0.56
87:RW:87:GLU:HA	87:RW:90:GLN:HG3	1.87	0.56
8:L5:137:G:H2'	8:L5:138:G:H8	1.70	0.56
8:L5:1759:G:H2'	8:L5:1760:G:H8	1.71	0.56
42:Lg:62:LYS:HG2	42:Lg:65:MET:HE1	1.86	0.56
53:M5:4736:C:H2'	53:M5:4737:G:H8	1.69	0.56
51:Mp:51:ALA:HB3	51:Mp:54:ILE:HD12	1.87	0.56
62:Mr:28:GLU:HG3	62:Mr:43:LEU:HG	1.87	0.56
64:N1:623:LYS:HZ3	68:SD:211:VAL:HG11	1.69	0.56
67:RC:207:ALA:HB2	99:S3:4:C:H4'	1.87	0.56
77:RM:33:ARG:H	77:RM:37:GLU:HB2	1.69	0.56
99:S3:857:U:H2'	99:S3:858:A:C8	2.40	0.56
76:SL:126:VAL:HG22	76:SL:145:VAL:HG22	1.87	0.56
83:SS:6:PRO:HB2	83:SS:9:PHE:HB2	1.86	0.56
85:SU:25:THR:HB	85:SU:86:LYS:HD2	1.86	0.56
8:L5:1175:A:H2	8:L5:1185:G:H22	1.52	0.56
8:L5:2335:C:H2'	8:L5:2336:G:H8	1.69	0.56
17:LG:70:LEU:HD23	23:LN:25:VAL:HG23	1.87	0.56

Continued on next page...

Continued from previous page...

Atom-1	Atom-2	Interatomic distance (Å)	Clash overlap (Å)
31:MV:129:TRP:HB2	31:MV:132:ILE:HG13	1.87	0.56
77:RM:102:LYS:HD3	99:S3:1283:C:H41	1.69	0.56
98:S2:639:C:H2'	98:S2:640:A:H8	1.71	0.56
47:Ll:24:PRO:HG2	47:Ll:27:ILE:HD13	1.87	0.56
53:M5:1332:C:H2'	53:M5:1333:A:H8	1.69	0.56
53:M5:4611:A:H2	18:MH:120:GLU:HB3	1.71	0.56
66:RB:264:VAL:HG13	74:SJ:94:LEU:HB3	1.87	0.56
99:S3:1228:A:H2'	99:S3:1229:G:C8	2.39	0.56
18:LH:128:MET:HE2	18:LH:134:CYS:HB2	1.86	0.56
53:M5:4099:G:N7	42:Mg:115:LYS:HD3	2.20	0.56
98:S2:877:C:H2'	98:S2:878:G:C8	2.41	0.56
75:SK:7:ASN:HD22	75:SK:40:VAL:HG12	1.70	0.56
57:MI:48:LEU:HB2	57:MI:142:LEU:HD12	1.88	0.56
20:MJ:146:ARG:HG2	20:MJ:147:ARG:HG3	1.86	0.56
22:LM:119:ARG:HG3	24:LO:189:ILE:HD12	1.88	0.56
26:LQ:72:LEU:HB2	26:LQ:75:ARG:HD2	1.88	0.56
74:RJ:47:LYS:HG3	74:RJ:102:ILE:HD12	1.88	0.56
98:S2:582:U:H2'	98:S2:583:A:H8	1.71	0.56
65:RA:57:LYS:HE3	86:RV:70:LEU:HD22	1.88	0.56
68:SD:195:THR:HA	68:SD:201:LYS:HG2	1.88	0.56
66:RB:33:VAL:HG23	66:RB:44:ILE:HB	1.89	0.56
70:RF:19:LEU:HD21	70:RF:69:VAL:HG21	1.88	0.56
74:RJ:32:ILE:HD12	74:RJ:37:LEU:HB2	1.88	0.56
11:LA:130:SER:HB2	11:LA:171:GLY:HA3	1.87	0.55
29:LT:44:GLY:HA2	29:LT:95:HIS:HB3	1.87	0.55
57:MI:47:PRO:HG2	57:MI:142:LEU:HD13	1.87	0.55
20:MJ:48:PRO:HB3	20:MJ:72:CYS:HB3	1.88	0.55
20:MJ:113:ILE:HA	20:MJ:117:ILE:HB	1.86	0.55
67:RC:196:ILE:HB	67:RC:223:TYR:HB2	1.87	0.55
71:RG:181:THR:HG22	71:RG:183:ARG:H	1.71	0.55
98:S2:898:U:H2'	98:S2:899:U:O4'	2.06	0.55
98:S2:1597:C:H4'	98:S2:1603:G:C6	2.42	0.55
69:SE:65:CYS:HA	69:SE:70:ILE:HD11	1.89	0.55
94:Sd:24:CYS:SG	94:Sd:42:CYS:HB3	2.45	0.55
8:L5:4537:C:H2'	8:L5:4538:G:H8	1.69	0.55
30:LU:80:LYS:HZ1	30:LU:109:SER:H	1.54	0.55
39:Ld:46:LEU:HA	39:Ld:49:ILE:HD12	1.88	0.55
63:Ms:67:VAL:HG22	63:Ms:111:LEU:HD12	1.89	0.55
99:S3:391:C:H2'	99:S3:392:A:H8	1.70	0.55
8:L5:1500:A:H5''	8:L5:1501:C:H5''	1.88	0.55
24:LO:22:ILE:HD13	24:LO:120:VAL:HG21	1.88	0.55

Continued on next page...

Continued from previous page...

Atom-1	Atom-2	Interatomic distance (Å)	Clash overlap (Å)
30:LU:63:ILE:HD12	30:LU:72:VAL:HG22	1.87	0.55
22:MM:123:ILE:HD13	24:MO:182:GLU:HG3	1.88	0.55
63:Ms:122:ARG:HD2	63:Ms:123:ILE:HG13	1.87	0.55
98:S2:1010:G:H2'	98:S2:1011:A:H8	1.71	0.55
74:SJ:97:ILE:HA	74:SJ:100:LEU:HB2	1.88	0.55
93:Rc:17:VAL:HG12	93:Rc:30:VAL:HG12	1.89	0.55
98:S2:589:G:H21	98:S2:591:U:H3	1.52	0.55
98:S2:1623:A:H5''	83:SS:133:GLY:HA3	1.87	0.55
3:B4:61:C:H2'	3:B4:62:A:H8	1.71	0.55
8:L5:3928:A:H3'	8:L5:3929:G:H8	1.70	0.55
63:Ms:183:ILE:HG12	63:Ms:206:ILE:HD11	1.88	0.55
71:RG:32:MET:HE1	71:RG:63:MET:HG3	1.88	0.55
80:RP:34:MET:HG2	80:RP:45:LEU:HD23	1.89	0.55
100:SA:76:VAL:HG12	100:SA:123:VAL:HB	1.88	0.55
77:Sf:36:ARG:HD3	77:Sf:36:ARG:H	1.70	0.55
8:L5:1780:A:C6	8:L5:1781:U:C5	2.95	0.55
53:M5:300:A:H2'	53:M5:301:G:H8	1.72	0.55
83:RS:22:GLY:HA2	83:RS:56:ALA:HB3	1.88	0.55
84:RT:103:VAL:HG13	84:RT:104:LEU:HD22	1.88	0.55
6:E4:85:ARG:HG3	6:E4:90:LEU:HB3	1.89	0.55
8:L5:1188:C:H2'	8:L5:1189:G:H8	1.72	0.55
53:M5:4601:U:H2'	53:M5:4602:A:H8	1.72	0.55
13:MC:101:MET:HE2	13:MC:104:PRO:HA	1.89	0.55
39:Md:36:VAL:HG21	39:Md:44:ARG:HG2	1.88	0.55
64:N1:358:SER:H	64:N1:361:MET:HE2	1.70	0.55
80:SP:28:MET:HE3	80:SP:32:GLN:HG3	1.89	0.55
84:ST:5:THR:HG23	84:ST:7:LYS:H	1.72	0.55
28:LS:2:LYS:HE3	28:LS:34:ALA:HA	1.89	0.55
17:MG:58:PRO:HD2	17:MG:61:ILE:HD12	1.89	0.55
64:N1:614:ALA:HA	64:N1:617:ARG:HE	1.71	0.55
67:RC:149:THR:HG22	67:RC:152:ARG:HH21	1.70	0.55
98:S2:740:C:H2'	98:S2:741:C:H2'	1.88	0.55
82:SR:33:ARG:HH12	97:Sg:107:ASP:HB2	1.70	0.55
52:Lr:37:SER:HB3	52:Lr:40:TYR:HB2	1.89	0.55
38:Mc:48:LEU:HD21	38:Mc:60:ILE:HG21	1.89	0.55
46:Mk:34:PHE:HE1	46:Mk:47:ILE:HD11	1.71	0.55
72:RH:73:GLN:HA	72:RH:76:GLN:HB2	1.89	0.55
80:RP:53:GLN:HB3	80:RP:83:MET:HE1	1.89	0.55
98:S2:616:A:H1'	95:Se:85:VAL:HG13	1.88	0.55
98:S2:921:G:C6	87:SW:28:ARG:HD3	2.42	0.55
99:S3:140:C:H42	99:S3:313:A:H61	1.55	0.55

Continued on next page...

Continued from previous page...

Atom-1	Atom-2	Interatomic distance (Å)	Clash overlap (Å)
99:S3:1536:G:H2'	99:S3:1537:A:H8	1.72	0.55
79:SO:67:ASP:HB2	79:SO:70:SER:HB3	1.88	0.55
3:B4:40:C:H2'	3:B4:41:A:H8	1.72	0.55
8:L5:1942:A:H2'	8:L5:1943:A:C8	2.41	0.55
16:LF:222:LYS:HB3	16:LF:231:GLY:HA2	1.89	0.55
98:S2:1348:G:H1	98:S2:1381:G:H22	1.55	0.55
80:SP:75:VAL:HG23	80:SP:93:MET:HB3	1.89	0.55
84:ST:9:VAL:HG11	84:ST:138:VAL:HG13	1.88	0.55
11:LA:102:LEU:HB2	11:LA:107:MET:HE3	1.89	0.54
55:MA:147:ARG:HG3	55:MA:157:VAL:HG22	1.87	0.54
31:MV:33:GLY:HA3	31:MV:69:LYS:HD3	1.89	0.54
98:S2:1499:U:H4'	68:SD:176:LEU:HD11	1.88	0.54
99:S3:158:A:H2'	99:S3:159:A2M:O4'	2.06	0.54
3:B4:68:U:H2'	3:B4:69:G:H8	1.72	0.54
8:L5:3868:G:H22	8:L5:3900:G:H1'	1.72	0.54
21:LL:8:MET:HE2	26:LQ:168:ARG:HA	1.89	0.54
53:M5:469:C:H2'	53:M5:470:A:H8	1.72	0.54
22:MM:37:LEU:HD13	28:MS:100:LEU:HD21	1.90	0.54
23:MN:9:GLU:HB2	44:Mi:44:ILE:HG13	1.90	0.54
59:Mb:58:GLN:HA	59:Mb:61:ASN:HB2	1.88	0.54
8:L5:1502:G:H1	26:LQ:89:ASP:HA	1.72	0.54
8:L5:4174:U:H2'	8:L5:4175:G:H8	1.71	0.54
8:L5:4691:A:H4'	18:LH:71:ARG:HG2	1.89	0.54
24:LO:190:ASP:HA	24:LO:193:THR:HB	1.90	0.54
43:Mh:16:GLU:HA	43:Mh:19:LYS:HB3	1.90	0.54
74:SJ:81:LEU:HA	74:SJ:84:ILE:HG22	1.88	0.54
26:LQ:53:MET:HE2	26:LQ:57:ASN:HB3	1.90	0.54
73:RI:81:VAL:HG22	73:RI:102:VAL:HG12	1.88	0.54
8:L5:2748:C:H4'	42:Lg:65:MET:SD	2.48	0.54
8:L5:4302:U:H4'	29:LT:5:LYS:HD3	1.89	0.54
53:M5:1494:U:H2'	53:M5:1495:G:H8	1.73	0.54
68:RD:135:GLU:HB2	68:RD:153:VAL:HG22	1.90	0.54
98:S2:1010:G:H2'	98:S2:1011:A:C8	2.43	0.54
67:SC:227:ARG:HG3	67:SC:228:GLY:H	1.73	0.54
8:L5:2413:U:H2'	8:L5:2414:G:H8	1.73	0.54
55:MA:201:GLY:HA2	55:MA:204:MET:HE3	1.90	0.54
43:Mh:65:GLN:HE21	43:Mh:65:GLN:C	2.15	0.54
98:S2:303:C:H5''	73:SI:75:LYS:HE2	1.88	0.54
78:SN:106:ARG:HA	78:SN:106:ARG:NH1	2.23	0.54
77:Sf:79:VAL:HG11	77:Sf:85:LEU:HB2	1.90	0.54
8:L5:1780:A:C6	8:L5:1781:U:C4	2.96	0.54

Continued on next page...

Continued from previous page...

Atom-1	Atom-2	Interatomic distance (Å)	Clash overlap (Å)
23:MN:116:LEU:HD22	23:MN:135:ILE:HD11	1.89	0.54
23:MN:138:PHE:HA	23:MN:143:ARG:HD2	1.89	0.54
68:SD:45:ARG:HH22	68:SD:85:GLU:HB3	1.72	0.54
68:SD:74:GLN:HE21	68:SD:81:GLU:HA	1.73	0.54
81:SQ:19:ALA:HB2	81:SQ:75:GLY:HA3	1.89	0.54
8:L5:679:C:H2'	8:L5:680:G:H8	1.71	0.54
8:L5:4966:A:H5''	12:LB:128:LYS:HG3	1.89	0.54
28:MS:30:MET:HE1	28:MS:47:PHE:HB3	1.90	0.54
89:RY:20:ARG:HD2	89:RY:74:MET:HG2	1.89	0.54
80:SP:53:GLN:HB3	80:SP:83:MET:HE3	1.89	0.54
90:SZ:69:THR:HG23	90:SZ:71:ALA:H	1.72	0.54
24:MO:34:VAL:HG22	24:MO:103:LYS:HB2	1.90	0.54
98:S2:691:G:H2'	98:S2:692:G:H8	1.73	0.54
99:S3:1536:G:H2'	99:S3:1537:A:C8	2.43	0.54
69:SE:115:THR:HG23	69:SE:118:GLU:H	1.71	0.54
12:LB:163:ILE:HG22	12:LB:180:LEU:HD22	1.90	0.54
97:Rg:163:PRO:HB2	97:Rg:179:LEU:HB3	1.90	0.54
98:S2:429:C:H5''	69:SE:10:LYS:HD2	1.88	0.54
69:SE:137:PRO:HG2	69:SE:150:PRO:HD2	1.90	0.54
8:L5:1961:G:N2	8:L5:2025:A:N6	2.38	0.53
25:MP:119:VAL:HG22	25:MP:146:ILE:HG23	1.90	0.53
69:RE:34:GLY:HA3	69:RE:83:PRO:HG2	1.91	0.53
68:SD:204:LEU:HB2	68:SD:207:HIS:HB2	1.91	0.53
5:D4:28:G:H2'	5:D4:29:G:H8	1.74	0.53
53:M5:3722:G:H2'	53:M5:3723:A2M:H8	1.90	0.53
55:MA:117:GLU:HG2	55:MA:124:GLY:H	1.74	0.53
77:RM:32:ALA:HB3	77:RM:110:VAL:HB	1.90	0.53
99:S3:512:A2M:C2'	99:S3:513:G:H5''	2.38	0.53
74:SJ:84:ILE:HD12	74:SJ:150:ARG:HA	1.91	0.53
82:SR:35:CYS:HA	82:SR:38:ILE:HG22	1.91	0.53
16:LF:182:TYR:HB3	16:LF:200:ARG:HG3	1.89	0.53
28:LS:69:GLU:HG2	28:LS:101:THR:HG22	1.91	0.53
53:M5:1326:A2M:H2'	53:M5:1327:C:C6	2.44	0.53
53:M5:4594:U:H2'	53:M5:4595:G:H8	1.73	0.53
53:M5:4699:U:H1'	53:M5:4700:A:H5''	1.91	0.53
72:RH:154:ILE:HB	72:RH:185:VAL:HG23	1.90	0.53
100:SA:51:LEU:N	82:SR:105:MET:HE1	2.23	0.53
100:SA:123:VAL:HG13	100:SA:145:ILE:HG13	1.90	0.53
12:LB:92:TYR:HB2	12:LB:159:VAL:HG13	1.89	0.53
52:Lr:94:ARG:HB2	52:Lr:111:ILE:HD11	1.91	0.53
53:M5:260:C:H2'	53:M5:261:G:H8	1.74	0.53

Continued on next page...

Continued from previous page...

Atom-1	Atom-2	Interatomic distance (Å)	Clash overlap (Å)
53:M5:4967:A:H2'	53:M5:4968:A:C8	2.43	0.53
98:S2:145:G:H2'	98:S2:146:G:C8	2.44	0.53
92:Sb:64:CYS:HB3	92:Sb:73:LEU:HD23	1.89	0.53
8:L5:1857:C:H2'	8:L5:1858:A:H8	1.73	0.53
53:M5:2520:C:H2'	53:M5:2521:G:H8	1.74	0.53
77:RM:31:LEU:HB2	77:RM:33:ARG:HH12	1.74	0.53
82:RR:104:GLU:HA	82:RR:107:LYS:HG2	1.89	0.53
66:SB:172:MET:HA	66:SB:193:ILE:HD11	1.89	0.53
77:Sf:42:LEU:HD12	77:Sf:68:LEU:HB3	1.90	0.53
8:L5:3917:A:H2'	8:L5:3918:G:H8	1.73	0.53
25:LP:40:HIS:HA	25:LP:113:VAL:HG12	1.90	0.53
53:M5:126:C:H2'	53:M5:127:G:H8	1.73	0.53
53:M5:3887:OMC:H5''	24:MO:71:TYR:HE2	1.73	0.53
85:RU:67:LYS:HB3	99:S3:1337:4AC:H4'	1.91	0.53
98:S2:84:A:H4'	89:SY:119:GLY:HA3	1.89	0.53
67:SC:106:VAL:HG12	67:SC:128:VAL:HG22	1.91	0.53
8:L5:420:A:H61	10:L8:15:G:H1'	1.72	0.53
8:L5:2745:A:H2'	8:L5:2746:A:C8	2.44	0.53
8:L5:4068:U:H2'	8:L5:4069:U:C6	2.44	0.53
8:L5:4070:U:H2'	8:L5:4071:U:C6	2.44	0.53
11:LA:49:ILE:HD11	11:LA:75:LEU:HD11	1.90	0.53
29:LT:72:VAL:HG13	29:LT:74:ILE:HD11	1.91	0.53
53:M5:4277:G:H5''	29:MT:17:ARG:HG2	1.91	0.53
85:RU:50:VAL:HG12	85:RU:91:LEU:HD21	1.90	0.53
87:RW:81:VAL:HG21	87:RW:125:ILE:HD13	1.91	0.53
97:Rg:317:ARG:H	68:SD:196:GLY:N	2.07	0.53
98:S2:573:U:H1'	98:S2:576:A:N7	2.22	0.53
65:RA:58:LEU:HD21	65:RA:177:MET:HG2	1.90	0.53
84:RT:113:VAL:HA	84:RT:123:LEU:HA	1.91	0.53
99:S3:1588:A:H2'	99:S3:1589:A:C8	2.43	0.53
67:SC:194:ARG:HB3	67:SC:225:SER:HB2	1.90	0.53
8:L5:3943:A:H2'	8:L5:3944:OMG:H5''	1.91	0.53
33:LX:81:LEU:HD22	33:LX:83:THR:HG23	1.89	0.53
53:M5:3887:OMC:H5''	24:MO:71:TYR:CE2	2.44	0.53
21:ML:120:TYR:HA	21:ML:155:MET:HE1	1.91	0.53
63:Ms:91:LYS:HZ3	63:Ms:122:ARG:HH12	1.56	0.53
82:RR:37:GLU:HG2	97:Rg:150:TRP:HE1	1.74	0.53
98:S2:305:U:H4'	73:SI:41:ARG:HH22	1.74	0.53
99:S3:1823:A:H2'	99:S3:1824:A:C8	2.44	0.53
73:SI:81:VAL:HG12	73:SI:102:VAL:HG12	1.91	0.53
8:L5:4233:A:H61	50:Lo:8:ARG:HH22	1.56	0.52

Continued on next page...

Continued from previous page...

Atom-1	Atom-2	Interatomic distance (Å)	Clash overlap (Å)
23:LN:39:ALA:HB3	23:LN:61:ILE:HG22	1.91	0.52
53:M5:1461:C:H2'	53:M5:1462:A:H8	1.74	0.52
14:MD:223:PHE:HB3	14:MD:226:TYR:HB2	1.92	0.52
31:MV:111:GLU:HG3	31:MV:131:ARG:HD3	1.92	0.52
63:Ms:112:ALA:HB2	63:Ms:135:PRO:HB2	1.90	0.52
98:S2:24:C:HO2'	98:S2:25:A:H8	1.56	0.52
98:S2:866:U:O5'	98:S2:866:U:H6	1.93	0.52
98:S2:1274:G:H1	94:Sd:6:LEU:HD22	1.75	0.52
20:LJ:22:LEU:HD13	20:LJ:130:PHE:HB3	1.90	0.52
53:M5:1702:C:H4'	13:MC:308:LYS:HD2	1.90	0.52
53:M5:4274:A:H2'	53:M5:4275:G:C8	2.44	0.52
31:MV:30:ASP:HB3	31:MV:104:VAL:HG12	1.91	0.52
79:RO:97:LEU:HD11	79:RO:112:ALA:HB1	1.90	0.52
98:S2:116:U:H3	98:S2:347:G:H1	1.57	0.52
98:S2:649:U:H2'	98:S2:650:A:H8	1.74	0.52
98:S2:744:G:H1'	72:SH:107:LYS:HE3	1.90	0.52
76:SL:110:SER:HB2	76:SL:138:VAL:HG12	1.92	0.52
97:Sg:163:PRO:HB2	97:Sg:179:LEU:HB3	1.91	0.52
29:LT:14:MET:HE2	29:LT:58:HIS:HB3	1.91	0.52
53:M5:318:A:H2'	53:M5:319:A:H8	1.74	0.52
53:M5:2351:OMC:HM22	53:M5:2352:U:H5'	1.92	0.52
15:ME:46:ARG:HB2	15:ME:62:MET:HE1	1.91	0.52
79:RO:113:GLN:HE21	91:Ra:45:VAL:HA	1.73	0.52
98:S2:51:U:H2'	98:S2:52:G:H8	1.73	0.52
73:SI:101:ILE:HD12	73:SI:190:LEU:HD11	1.92	0.52
8:L5:3598:C:H2'	8:L5:3599:A:H8	1.75	0.52
8:L5:4883:C:H2'	8:L5:4884:G:H8	1.74	0.52
13:LC:221:PHE:HB3	13:LC:227:ILE:HG21	1.91	0.52
53:M5:4363:A:H5''	61:Mo:36:GLN:HG2	1.92	0.52
72:RH:31:GLU:HG3	72:RH:37:LYS:HA	1.89	0.52
98:S2:388:U:H2'	98:S2:389:A:H8	1.74	0.52
98:S2:1657:G:H1	98:S2:1667:U:H3	1.57	0.52
87:SW:27:ILE:HB	87:SW:61:ILE:HB	1.91	0.52
96:sh:132:MET:HE2	96:sh:141:CYS:HB3	1.90	0.52
17:LG:55:VAL:HG12	33:LX:44:PRO:HA	1.92	0.52
99:S3:801:PSU:H2'	99:S3:802:A:H8	1.74	0.52
87:SW:69:LEU:HD21	87:SW:72:CYS:HB3	1.92	0.52
23:MN:159:ARG:HB3	23:MN:164:LEU:HB2	1.91	0.52
69:RE:11:ARG:HA	69:RE:28:ALA:HB2	1.92	0.52
73:RI:25:ARG:HA	99:S3:448:A:H5''	1.90	0.52
98:S2:1244:U:H2'	98:S2:1245:G:H8	1.74	0.52

Continued on next page...

Continued from previous page...

Atom-1	Atom-2	Interatomic distance (Å)	Clash overlap (Å)
69:SE:106:LYS:HB2	69:SE:108:ARG:HH12	1.74	0.52
18:LH:132:VAL:HB	18:LH:154:VAL:HG12	1.92	0.52
53:M5:496:G:H2'	53:M5:497:G:H8	1.75	0.52
28:MS:84:TYR:HE1	28:MS:93:MET:HE3	1.75	0.52
66:RB:150:ILE:HG12	99:S3:1124:C:H5''	1.92	0.52
71:RG:167:LYS:HB2	99:S3:67:C:H42	1.74	0.52
72:RH:60:ILE:HD11	72:RH:92:VAL:HG22	1.90	0.52
98:S2:1115:U:H1'	98:S2:1116:C:H5	1.75	0.52
98:S2:1451:G:N2	98:S2:1474:A:N6	2.49	0.52
99:S3:640:A:H2'	99:S3:641:A:C8	2.45	0.52
3:B4:68:U:H2'	3:B4:69:G:C8	2.45	0.52
14:LD:223:PHE:HB3	14:LD:226:TYR:HB2	1.90	0.52
49:Ln:14:LYS:HD2	98:S2:1172:U:H5''	1.91	0.52
71:RG:53:SER:HB2	99:S3:165:G:H4'	1.92	0.52
94:Rd:19:ARG:HD3	94:Rd:32:ARG:HE	1.75	0.52
88:SX:124:LYS:HA	88:SX:129:SER:HA	1.92	0.52
8:L5:2386:U:H2'	8:L5:2387:G:H8	1.74	0.52
8:L5:4622:A:H4'	12:LB:13:SER:HB2	1.92	0.52
89:RY:40:ILE:HD12	89:RY:40:ILE:H	1.75	0.52
98:S2:690:G:O6	98:S2:740:C:O2	2.27	0.52
98:S2:1845:A:H2'	98:S2:1846:G:C8	2.45	0.52
99:S3:848:U:H2'	99:S3:849:A:H8	1.75	0.52
68:SD:1:MET:HE3	68:SD:4:GLN:HA	1.92	0.52
81:SQ:131:LYS:HB2	81:SQ:140:ARG:HH22	1.75	0.52
95:Se:79:LEU:HD22	95:Se:80:ALA:H	1.75	0.52
53:M5:1751:A:H2'	53:M5:1752:G:H8	1.74	0.52
75:RK:2:LEU:HD22	99:S3:1315:U:H4'	1.92	0.52
77:RM:92:CYS:HB2	77:RM:100:PRO:HB3	1.91	0.52
98:S2:503:C:H3'	98:S2:504:G:H8	1.74	0.52
99:S3:1382:A:H2'	99:S3:1383:A2M:H5'	1.91	0.52
69:SE:44:LEU:HD13	69:SE:82:TYR:HB3	1.92	0.52
52:Lr:93:ILE:HA	52:Lr:96:MET:HE3	1.92	0.51
53:M5:318:A:H2'	53:M5:319:A:C8	2.45	0.51
53:M5:4537:C:H2'	53:M5:4538:G:H8	1.75	0.51
8:L5:3861:A:H2'	8:L5:3862:A:H8	1.75	0.51
8:L5:4274:A:H2'	8:L5:4275:G:C8	2.45	0.51
8:L5:4769:G:H5'	24:LO:176:ARG:HD3	1.91	0.51
41:Lf:50:VAL:HG22	41:Lf:69:VAL:HG22	1.92	0.51
53:M5:2351:OMC:HM23	13:MC:95:MET:HG3	1.91	0.51
53:M5:4095:G:H2'	53:M5:4097:G:C8	2.45	0.51
23:MN:104:GLU:HA	23:MN:160:GLU:HG3	1.93	0.51

Continued on next page...

Continued from previous page...

Atom-1	Atom-2	Interatomic distance (Å)	Clash overlap (Å)
70:RF:110:GLN:HA	70:RF:110:GLN:NE2	2.25	0.51
83:RS:91:LYS:H	83:RS:91:LYS:HD3	1.74	0.51
98:S2:306:C:H4'	98:S2:307:G:H5''	1.92	0.51
98:S2:681:U:H4'	88:SX:9:THR:HG22	1.91	0.51
99:S3:1228:A:H2'	99:S3:1229:G:H8	1.74	0.51
99:S3:1547:C:H1'	99:S3:1670:C:H4'	1.92	0.51
69:SE:124:CYS:HB3	69:SE:141:THR:HB	1.92	0.51
8:L5:496:G:H2'	8:L5:498:C:H5''	1.91	0.51
35:LZ:51:ARG:HB2	35:LZ:65:ARG:HG3	1.91	0.51
38:Mc:47:ILE:HB	38:Mc:94:LEU:HG	1.91	0.51
89:SY:41:ARG:HE	89:SY:55:ILE:HB	1.75	0.51
8:L5:493:G:C6	8:L5:660:A:N1	2.77	0.51
8:L5:2263:A:H5''	52:Lr:108:MET:HG3	1.92	0.51
8:L5:2334:C:H5	13:LC:189:MET:HE1	1.74	0.51
14:LD:197:LYS:HB2	14:LD:202:GLN:HB2	1.91	0.51
53:M5:1188:C:H2'	53:M5:1189:G:H8	1.76	0.51
53:M5:4750:G:H2'	53:M5:4751:G:C8	2.46	0.51
14:MD:33:ARG:HE	29:MT:27:LEU:HD12	1.75	0.51
15:ME:72:LYS:HB2	59:Mb:119:CYS:HB3	1.91	0.51
43:Mh:80:PRO:HD2	43:Mh:83:LEU:HD12	1.93	0.51
71:RG:58:LYS:HA	71:RG:107:SER:HB3	1.93	0.51
79:RO:56:VAL:HA	79:RO:60:MET:HE2	1.93	0.51
84:ST:18:LEU:HD12	84:ST:58:ALA:HA	1.91	0.51
30:LU:100:LEU:HD12	30:LU:112:LEU:HB3	1.91	0.51
53:M5:1763:C:H2'	53:M5:1764:G:C8	2.45	0.51
53:M5:2414:G:H2'	53:M5:2415:OMU:H6	1.92	0.51
55:MA:234:LYS:HG2	55:MA:238:ILE:HG12	1.93	0.51
17:MG:209:SER:HA	17:MG:212:LYS:HG3	1.91	0.51
21:ML:190[B]:ARG:HG2	21:ML:191:LEU:HG	1.93	0.51
32:MW:107:GLN:HE22	32:MW:110:ARG:HH22	1.58	0.51
99:S3:106:C:H2'	99:S3:107:A:H8	1.76	0.51
99:S3:525:A:H2'	99:S3:526:A:H8	1.75	0.51
68:SD:96:LEU:HD12	68:SD:198:ILE:HB	1.93	0.51
8:L5:1346:C:H2'	8:L5:1347:G:H8	1.76	0.51
35:LZ:57:MET:HB3	35:LZ:61:LYS:HD2	1.92	0.51
53:M5:4251:A:H1'	20:MJ:110:GLN:HG3	1.93	0.51
66:RB:68:GLU:OE1	66:RB:83:LYS:HB3	2.11	0.51
70:SF:89:THR:HA	70:SF:92:ILE:HG12	1.92	0.51
88:SX:51:VAL:HA	88:SX:72:VAL:HG22	1.93	0.51
91:Sa:44:ILE:HG12	91:Sa:67:LEU:HB2	1.93	0.51
7:E5:69:G:H2'	7:E5:70:G:C8	2.46	0.51

Continued on next page...

Continued from previous page...

Atom-1	Atom-2	Interatomic distance (Å)	Clash overlap (Å)
8:L5:457:G:H5''	15:LE:115:TYR:HB3	1.91	0.51
11:LA:26:ALA:HB3	11:LA:28:ARG:HD2	1.91	0.51
13:LC:289:LEU:HD23	13:LC:292:ILE:HD11	1.93	0.51
55:MA:107:MET:HE1	55:MA:113:VAL:HG11	1.92	0.51
27:MR:21:LYS:HE3	27:MR:55:VAL:HA	1.93	0.51
30:MU:43:LEU:HD12	30:MU:47:ILE:HD11	1.92	0.51
98:S2:1562:C:H2'	98:S2:1563:G:H8	1.76	0.51
99:S3:1854:U:H2'	99:S3:1855:G:H8	1.76	0.51
96:sh:140:TYR:HB3	96:sh:147:THR:HG23	1.92	0.51
8:L5:516:C:H2'	8:L5:517:C:C6	2.46	0.51
14:LD:22:ARG:HB3	14:LD:28:THR:HG23	1.91	0.51
34:LY:31:SER:HA	34:LY:48:PRO:HA	1.93	0.51
53:M5:4734:A:H2'	53:M5:4735:G:C8	2.45	0.51
29:MT:14:MET:HE2	29:MT:58:HIS:HB3	1.92	0.51
38:Mc:99:PRO:HG3	38:Mc:105:ILE:HD13	1.92	0.51
67:RC:191:VAL:HG11	67:RC:236:PHE:HA	1.93	0.51
98:S2:535:G:H2'	98:S2:536:A:H4'	1.93	0.51
98:S2:925:G:H1	98:S2:1017:U:H3	1.59	0.51
99:S3:600:G:H2'	99:S3:601:OMG:H8	1.75	0.51
97:Sg:249:CYS:HB3	97:Sg:289:LEU:HD13	1.93	0.51
8:L5:4563:U:H2'	8:L5:4564:A:H8	1.74	0.51
13:LC:1:MET:HE3	13:LC:268:ARG:HD2	1.93	0.51
30:LU:60:VAL:HG11	30:LU:76:VAL:HG13	1.92	0.51
38:Lc:56:ARG:O	38:Lc:60:ILE:HG13	2.11	0.51
53:M5:658:C:H2'	53:M5:659:G:H8	1.76	0.51
66:RB:264:VAL:HA	74:SJ:94:LEU:HD22	1.92	0.51
69:RE:124:CYS:HB3	69:RE:141:THR:HB	1.93	0.51
96:Rf:116:ARG:HH21	96:Rf:118:ARG:HE	1.59	0.51
98:S2:106:C:H2'	98:S2:107:A:H8	1.76	0.51
67:SC:193:VAL:HG11	67:SC:240:THR:HG22	1.92	0.51
8:L5:153:G:H2'	8:L5:154:G:H8	1.75	0.51
8:L5:4929:C:H5''	22:LM:114:LYS:HD2	1.92	0.51
53:M5:2745:A:H2'	53:M5:2746:A:C8	2.46	0.51
65:RA:24:HIS:HA	65:RA:49:ILE:HG12	1.93	0.51
98:S2:1101:U:H2'	98:S2:1102:G:C8	2.46	0.51
68:SD:190:LEU:HB3	68:SD:199:GLY:HA2	1.93	0.51
81:SQ:7:LEU:HD11	81:SQ:26:LYS:HB3	1.92	0.51
89:SY:52:PRO:HA	89:SY:55:ILE:HD12	1.91	0.51
77:Sf:124:ILE:HD12	77:Sf:124:ILE:H	1.76	0.51
14:LD:225:GLN:HA	14:LD:228:LYS:HG2	1.93	0.50
53:M5:4099:G:C8	42:Mg:115:LYS:HD3	2.46	0.50

Continued on next page...

Continued from previous page...

Atom-1	Atom-2	Interatomic distance (Å)	Clash overlap (Å)
53:M5:4380:A:H5''	61:Mo:57:ARG:HD2	1.92	0.50
15:ME:190:HIS:HB3	15:ME:193:PHE:HD2	1.76	0.50
18:MH:34:LEU:HB3	18:MH:80:MET:HE2	1.92	0.50
30:MU:100:LEU:HD12	30:MU:112:LEU:HB3	1.93	0.50
67:RC:91:SER:HB3	67:RC:156:ILE:HG23	1.93	0.50
69:RE:66:MET:HE1	99:S3:502:C:C2	2.46	0.50
98:S2:1228:A:H2'	98:S2:1229:G:C8	2.45	0.50
99:S3:1218:C:H2'	99:S3:1219:C:H6	1.75	0.50
8:L5:691:C:H2'	8:L5:692:A:C8	2.46	0.50
8:L5:2411:C:H2'	8:L5:2412:A:H8	1.76	0.50
8:L5:2521:G:H5'	8:L5:2640:G:H1'	1.93	0.50
8:L5:4507:A:H2'	8:L5:4508:C:C6	2.46	0.50
11:LA:45:VAL:HG12	11:LA:61:VAL:HG22	1.92	0.50
31:LV:33:GLY:HA3	31:LV:69:LYS:HD3	1.92	0.50
32:LW:44:ARG:HH21	32:LW:49:ILE:HD12	1.76	0.50
53:M5:158:A:H5''	53:M5:159:C:H2'	1.93	0.50
8:L5:1086:C:H2'	8:L5:1087:A:H8	1.77	0.50
8:L5:1825:A:H2'	8:L5:1826:G:C8	2.47	0.50
26:LQ:67:ILE:HD11	26:LQ:95:VAL:HG23	1.94	0.50
29:LT:152:GLU:HG3	29:LT:153:PRO:HD2	1.94	0.50
53:M5:2089:G:H22	53:M5:2096:G:H1	1.59	0.50
64:N2:378:LEU:HD12	64:N2:381:LEU:HD12	1.93	0.50
98:S2:581:U:H4'	89:SY:66:GLY:HA2	1.93	0.50
98:S2:691:G:H2'	98:S2:692:G:C8	2.46	0.50
99:S3:532:C:H2'	99:S3:533:A:C8	2.46	0.50
66:SB:36:PRO:HD2	66:SB:39:PHE:HE2	1.76	0.50
8:L5:4277:G:H5''	29:LT:17:ARG:HG2	1.93	0.50
53:M5:1820:C:H2'	53:M5:1822:U:H5'	1.92	0.50
98:S2:582:U:H2'	98:S2:583:A:C8	2.47	0.50
71:SG:46:LYS:H	71:SG:119:LYS:HZ3	1.59	0.50
72:SH:144:ILE:HG23	87:SW:52:ILE:HB	1.92	0.50
73:SI:141:ARG:HE	73:SI:141:ARG:H	1.60	0.50
13:LC:321:ASN:HB3	13:LC:324:ILE:HG12	1.93	0.50
53:M5:1534:A2M:HM'3	53:M5:1637:A:N3	2.27	0.50
53:M5:3718:A2M:H2	53:M5:3934:G:O4'	2.11	0.50
97:Rg:100:ARG:HH11	99:S3:1399:C:H5''	1.76	0.50
98:S2:1644:C:H4'	81:SQ:140:ARG:HB2	1.93	0.50
99:S3:51:U:H2'	99:S3:52:G:H8	1.77	0.50
8:L5:2562:G:H21	8:L5:2565:A:H8	1.60	0.50
8:L5:4088:C:H2'	8:L5:4089:G:H8	1.76	0.50
10:L8:55:U:H3	10:L8:62:A:H2	1.57	0.50

Continued on next page...

Continued from previous page...

Atom-1	Atom-2	Interatomic distance (Å)	Clash overlap (Å)
53:M5:3932:U:H2'	53:M5:3933:G:H8	1.76	0.50
57:MI:171:TRP:HB2	57:MI:178:ALA:HA	1.93	0.50
24:MO:61:ARG:HA	24:MO:70:PRO:HD2	1.94	0.50
77:RM:23:LYS:HA	77:RM:26:LEU:HD12	1.94	0.50
98:S2:928:G:H1	98:S2:1013:U:H3	1.58	0.50
98:S2:1693:G:N2	98:S2:1834:A:H8	2.09	0.50
97:Sg:256:ILE:HB	97:Sg:270:LEU:HB2	1.92	0.50
6:E4:12:LEU:HG	91:Ra:54:SER:HB3	1.94	0.50
8:L5:10:A:H2'	8:L5:11:G:C8	2.47	0.50
53:M5:478:G:H2'	53:M5:479:G:H8	1.76	0.50
53:M5:1871:A2M:C2'	53:M5:1872:G:H5''	2.38	0.50
53:M5:2485:U:H2'	53:M5:2486:G:C8	2.47	0.50
53:M5:3664:G:H2'	53:M5:3665:G:H8	1.76	0.50
53:M5:4872:G:H4'	53:M5:4873:G:H5''	1.93	0.50
56:MB:216:MET:HG3	56:MB:281:ASN:HA	1.93	0.50
64:N1:352:VAL:HB	64:N1:361:MET:HB3	1.94	0.50
74:RJ:22:LYS:HE2	99:S3:604:A:H5''	1.94	0.50
98:S2:746:C:H2'	98:S2:747:U:H6	1.76	0.50
74:SJ:46:VAL:HG13	74:SJ:102:ILE:HD11	1.93	0.50
82:SR:6:THR:HG23	82:SR:8:THR:H	1.75	0.50
94:Sd:22:ARG:HD2	94:Sd:37:ASN:HB2	1.93	0.50
8:L5:1207:C:H2'	8:L5:1208:G:H8	1.76	0.50
12:LB:220:ILE:HG23	12:LB:278:THR:HG22	1.93	0.50
15:LE:62:MET:HA	15:LE:65:ARG:HG2	1.94	0.50
53:M5:4452:U:O4'	104:M5:5481:ANM:H10	2.12	0.50
53:M5:4918:C:H2'	53:M5:4919:G:H8	1.77	0.50
53:M5:4966:A:H5''	56:MB:128:LYS:HG3	1.93	0.50
30:MU:84:LYS:HE3	30:MU:102:VAL:HB	1.92	0.50
46:Mk:23:VAL:HG22	46:Mk:36:VAL:HG22	1.92	0.50
98:S2:28:U:H2'	98:S2:29:G:C8	2.46	0.50
98:S2:1864:U:H3'	91:Sa:5:ARG:HH21	1.77	0.50
99:S3:107:A:H2'	99:S3:108:G:C8	2.47	0.50
8:L5:2705:G:H22	8:L5:2710:C:H5	1.59	0.50
12:LB:108:GLU:HB2	12:LB:137:TRP:CD1	2.47	0.50
53:M5:4117:U:H5	55:MA:40:TYR:O	1.95	0.50
53:M5:4537:C:H2'	53:M5:4538:G:C8	2.47	0.50
22:MM:119:ARG:O	22:MM:123:ILE:HG13	2.12	0.50
71:RG:174:PRO:HG3	99:S3:65:C:C2	2.47	0.50
97:Rg:256:ILE:HB	97:Rg:270:LEU:HB2	1.94	0.50
98:S2:64:A:H2	98:S2:83:A:H62	1.59	0.50
99:S3:388:U:H2'	99:S3:389:A:C8	2.47	0.50

Continued on next page...

Continued from previous page...

Atom-1	Atom-2	Interatomic distance (Å)	Clash overlap (Å)
80:SP:55:SER:HA	80:SP:58:LYS:HE3	1.94	0.50
8:L5:1772:C:H2'	8:L5:1773:U:C6	2.48	0.49
8:L5:4240:G:H5''	14:LD:152:ARG:HD3	1.94	0.49
8:L5:4344:U:H2'	8:L5:4345:C:C6	2.47	0.49
8:L5:4992:G:H2'	8:L5:4993:G:C8	2.47	0.49
51:Lp:47:MET:HE3	51:Lp:71:TYR:HE2	1.77	0.49
53:M5:1306:C:H2'	53:M5:1307:A:H8	1.77	0.49
65:RA:201:LEU:HD13	82:RR:85:VAL:HG13	1.94	0.49
84:RT:85:ASN:HB2	84:RT:88:MET:HB3	1.94	0.49
91:Ra:59:PHE:HB2	91:Ra:62:TYR:HB2	1.93	0.49
98:S2:522:A:H5''	74:SJ:145:PRO:HD2	1.92	0.49
98:S2:1144:A:H5'	98:S2:1355:C:H41	1.76	0.49
99:S3:388:U:H2'	99:S3:389:A:H8	1.76	0.49
99:S3:534:G:H2'	99:S3:535:G:H8	1.77	0.49
99:S3:1010:G:H2'	99:S3:1011:A:H8	1.76	0.49
99:S3:1382:A:O2'	99:S3:1383:A2M:H5'	2.12	0.49
66:SB:36:PRO:HD3	66:SB:98:THR:HG22	1.94	0.49
71:SG:55:GLY:H	71:SG:63:MET:HE1	1.77	0.49
8:L5:4642:U:H2'	8:L5:4643:G:H8	1.76	0.49
10:L8:19:C:H2'	10:L8:20:A:C8	2.46	0.49
23:LN:64:ILE:HD11	23:LN:106:ALA:HB2	1.93	0.49
24:LO:138:LEU:HA	24:LO:141:LEU:HB3	1.93	0.49
53:M5:3717:A:H2'	53:M5:3718:A2M:C8	2.41	0.49
15:ME:132:PRO:HG2	15:ME:135:GLN:HG3	1.94	0.49
98:S2:639:C:H2'	98:S2:640:A:C8	2.46	0.49
98:S2:1416:C:O2'	84:ST:3:GLY:O	2.30	0.49
99:S3:1705:C:H2'	99:S3:1706:G:C8	2.47	0.49
66:SB:123:ALA:HB2	66:SB:165:ARG:HG2	1.94	0.49
76:SL:124:ASP:HB3	76:SL:147:LYS:HA	1.94	0.49
79:SO:78:ALA:HB3	79:SO:118:ALA:HB3	1.93	0.49
82:SR:33:ARG:NH1	97:Sg:107:ASP:HB2	2.26	0.49
5:D4:28:G:H2'	5:D4:29:G:C8	2.47	0.49
8:L5:1768:C:H2'	8:L5:1769:G:C8	2.47	0.49
8:L5:2362:U:H2'	8:L5:2363:A:H8	1.77	0.49
8:L5:4238:G:H2'	8:L5:4239:A:C8	2.46	0.49
53:M5:171:U:H4'	53:M5:172:C:H5'	1.94	0.49
53:M5:673:C:H2'	53:M5:674:G:H8	1.77	0.49
53:M5:1332:C:H2'	53:M5:1333:A:C8	2.46	0.49
53:M5:1535:C:H2'	53:M5:1536:PSU:O4'	2.12	0.49
21:ML:154:VAL:HG12	21:ML:155:MET:HG3	1.93	0.49
77:RM:81:ASP:HB3	77:RM:84:LYS:HB3	1.92	0.49

Continued on next page...

Continued from previous page...

Atom-1	Atom-2	Interatomic distance (Å)	Clash overlap (Å)
98:S2:1679:A:H2'	70:SF:60:ARG:HD2	1.93	0.49
99:S3:808:A:H2	99:S3:855:G:H22	1.60	0.49
8:L5:1306:C:H2'	8:L5:1307:A:C8	2.46	0.49
8:L5:1511:U:H2'	8:L5:1512:G:H8	1.77	0.49
8:L5:4174:U:H2'	8:L5:4175:G:C8	2.47	0.49
53:M5:4591:U:H2'	53:M5:4592:C:C6	2.47	0.49
16:MF:105:VAL:HG13	16:MF:136:VAL:HG12	1.93	0.49
27:MR:105:LEU:HD22	27:MR:135:LYS:HG2	1.94	0.49
68:RD:127:MET:HA	68:RD:127:MET:HE3	1.94	0.49
90:RZ:106:GLN:HG3	90:RZ:108:ILE:HD11	1.94	0.49
96:Rf:95:ARG:HH12	99:S3:1302:G:N2	2.10	0.49
98:S2:158:A:H2'	98:S2:159:A:O4'	2.12	0.49
98:S2:806:U:H3	98:S2:857:U:H3	1.60	0.49
98:S2:1454:A:H5''	82:SR:3:ARG:HE	1.77	0.49
99:S3:534:G:H2'	99:S3:535:G:C8	2.48	0.49
99:S3:649:PSU:H2'	99:S3:650:A:C8	2.47	0.49
68:SD:60:GLY:HA3	68:SD:65:ARG:H	1.75	0.49
80:SP:28:MET:HB2	80:SP:33:LEU:HG	1.94	0.49
92:Sb:5:LYS:HE3	92:Sb:7:LEU:HD23	1.93	0.49
7:E5:68:C:H2'	7:E5:69:G:H8	1.78	0.49
8:L5:350:C:H3'	13:LC:197:ARG:HH12	1.77	0.49
8:L5:2520:C:H2'	8:L5:2521:G:C8	2.45	0.49
8:L5:3880:G:H2'	8:L5:3881:G:C8	2.46	0.49
44:Li:63:VAL:HG23	44:Li:65:LYS:HG3	1.94	0.49
53:M5:512:U:H3	53:M5:647:G:H1	1.60	0.49
53:M5:4095:G:H2'	53:M5:4097:G:H8	1.77	0.49
98:S2:750:C:H2'	98:S2:751:G:C8	2.47	0.49
99:S3:382:C:H2'	99:S3:383:G:H8	1.76	0.49
99:S3:1845:A:H2'	99:S3:1846:G:C8	2.47	0.49
69:SE:44:LEU:HD21	69:SE:72:ILE:HD11	1.95	0.49
6:E4:43:LYS:HB2	6:E4:46:ALA:HB2	1.93	0.49
8:L5:452:A:H4'	8:L5:453:G:H5'	1.94	0.49
8:L5:1857:C:H2'	8:L5:1858:A:C8	2.47	0.49
8:L5:4135:G:H2'	8:L5:4136:G:H8	1.77	0.49
8:L5:4537:C:H2'	8:L5:4538:G:C8	2.45	0.49
25:LP:40:HIS:HB3	25:LP:43:LYS:HG2	1.93	0.49
30:LU:99:TRP:HB2	30:LU:100:LEU:HD23	1.95	0.49
14:MD:283:LYS:HD3	57:MI:210:ARG:HH22	1.77	0.49
65:RA:76:VAL:HG12	65:RA:123:VAL:HB	1.93	0.49
68:RD:76:ARG:HB2	75:RK:22:VAL:HG11	1.94	0.49
71:RG:132:ARG:NH2	99:S3:152:U:H1'	2.27	0.49

Continued on next page...

Continued from previous page...

Atom-1	Atom-2	Interatomic distance (Å)	Clash overlap (Å)
75:RK:66:HIS:HB3	75:RK:68:TYR:HE1	1.78	0.49
77:RM:19:GLN:HG2	77:RM:88:TRP:HZ2	1.78	0.49
85:SU:99:LYS:N	85:SU:99:LYS:HE2	2.28	0.49
8:L5:1645:C:H2'	8:L5:1646:A:C8	2.48	0.49
8:L5:1763:C:H2'	8:L5:1764:G:C8	2.47	0.49
8:L5:4274:A:H2'	8:L5:4275:G:H8	1.77	0.49
53:M5:73:A:H5'	21:ML:105:LYS:HD3	1.93	0.49
53:M5:3917:A:H2'	53:M5:3918:G:H8	1.78	0.49
55:MA:104:VAL:HA	55:MA:107:MET:HE2	1.93	0.49
27:MR:105:LEU:HD23	27:MR:138:LEU:HD23	1.93	0.49
65:RA:50:ASN:HB3	65:RA:53:ARG:HB2	1.95	0.49
66:RB:110:MET:HE3	66:RB:113:MET:HE3	1.95	0.49
71:RG:23:LYS:HD3	71:RG:41:LEU:HA	1.93	0.49
98:S2:107:A:H2'	98:S2:108:G:C8	2.48	0.49
99:S3:1113:A:H2'	99:S3:1114:U:C6	2.47	0.49
6:E4:133:ARG:HH12	98:S2:533:A:H4'	1.77	0.49
8:L5:425:U:H2'	8:L5:426:A:H8	1.77	0.49
8:L5:4100:C:H2'	8:L5:4110:C:H42	1.78	0.49
8:L5:4219:A:H2'	8:L5:4220:A:C8	2.48	0.49
14:LD:151:ALA:HB1	14:LD:157:ASN:HD21	1.78	0.49
53:M5:1461:C:H2'	53:M5:1462:A:C8	2.47	0.49
71:RG:181:THR:HB	71:RG:184:VAL:HG23	1.95	0.49
79:RO:53:ILE:HG23	79:RO:88:LEU:HD23	1.93	0.49
82:RR:109:LEU:HD13	82:RR:111:PHE:HD1	1.78	0.49
98:S2:388:U:H2'	98:S2:389:A:C8	2.48	0.49
66:SB:38:MET:HE1	66:SB:182:LYS:HZ3	1.77	0.49
80:SP:17:TYR:HB3	80:SP:25:LEU:HD11	1.94	0.49
97:Sg:165:ILE:HD11	97:Sg:179:LEU:HD13	1.95	0.49
8:L5:1756:U:H3	8:L5:1776:A:H2	1.61	0.49
8:L5:1825:A:H2'	8:L5:1826:G:H8	1.78	0.49
24:LO:47:PHE:HZ	24:LO:144:GLU:HG3	1.77	0.49
41:Lf:95:LYS:H	41:Lf:95:LYS:HD2	1.78	0.49
53:M5:397:G:C2'	53:M5:398:A2M:H5'	2.43	0.49
53:M5:1100:U:H3	53:M5:1195:G:H1	1.59	0.49
64:N2:329:PRO:HD2	64:N2:407:LEU:HD13	1.92	0.49
68:RD:127:MET:HE1	68:RD:133:GLY:HA2	1.95	0.49
83:RS:89:ASP:HB2	83:RS:91:LYS:HZ3	1.77	0.49
97:Rg:153:CYS:HB2	97:Rg:168:CYS:N	2.26	0.49
98:S2:1446:A:H5''	85:SU:58:THR:HG23	1.94	0.49
98:S2:1858:G:H2'	98:S2:1859:A:C8	2.46	0.49
99:S3:454:U:H2'	99:S3:455:A:H8	1.78	0.49

Continued on next page...

Continued from previous page...

Atom-1	Atom-2	Interatomic distance (Å)	Clash overlap (Å)
6:E4:128:ILE:HG13	6:E4:130:LEU:H	1.78	0.49
8:L5:3658:C:H2'	8:L5:3659:G:H8	1.77	0.49
53:M5:280:G:H5''	23:MN:14:LYS:HE2	1.95	0.49
67:RC:114:LYS:HA	99:S3:10:G:H21	1.77	0.49
80:RP:28:MET:HG3	80:RP:33:LEU:HB3	1.95	0.49
85:RU:22:ILE:HB	85:RU:89:ILE:HB	1.94	0.49
86:RV:32:ILE:HG12	86:RV:60:ARG:HD2	1.95	0.49
98:S2:692:G:H2'	98:S2:693:A:C8	2.47	0.49
98:S2:1410:C:H2'	98:S2:1411:G:H8	1.78	0.49
99:S3:393:U:H4'	99:S3:394:G:H5'	1.94	0.49
99:S3:996:A:H2'	99:S3:997:A:C8	2.47	0.49
99:S3:1560:U:H2'	99:S3:1561:A:H8	1.78	0.49
8:L5:29:G:H5''	23:LN:172:ARG:HD2	1.95	0.48
8:L5:93:G:H2'	8:L5:94:A:C8	2.48	0.48
8:L5:729:G:H1	28:LS:67:VAL:HA	1.78	0.48
8:L5:2539:C:H2'	8:L5:2540:C:C6	2.48	0.48
8:L5:2640:G:H2'	8:L5:2641:A:C8	2.48	0.48
21:LL:58:ILE:HG13	21:LL:116:ARG:HH11	1.77	0.48
52:Lr:16:PHE:HB3	52:Lr:27:THR:H	1.77	0.48
53:M5:478:G:H2'	53:M5:479:G:C8	2.48	0.48
53:M5:2478:C:H3'	53:M5:2479:G:H8	1.77	0.48
56:MB:216:MET:HE2	56:MB:359:ALA:HA	1.94	0.48
13:MC:159:GLU:HA	13:MC:217:ILE:HB	1.95	0.48
15:ME:62:MET:HE3	15:ME:66:LYS:HD2	1.95	0.48
28:MS:9:GLU:HG3	28:MS:33:PHE:CE2	2.47	0.48
62:Mr:16:PHE:HB3	62:Mr:27:THR:H	1.77	0.48
82:RR:66:VAL:HG23	82:RR:67:ARG:H	1.77	0.48
88:RX:49:GLY:HA2	88:RX:75:ILE:HG13	1.95	0.48
89:RY:87:PRO:HG2	89:RY:90:ARG:HG3	1.95	0.48
99:S3:609:PSU:H2'	99:S3:610:G:H8	1.78	0.48
100:SA:19:LEU:HD11	82:SR:106:LEU:HD21	1.95	0.48
68:SD:75:LYS:HB3	75:SK:22:VAL:HG21	1.94	0.48
82:SR:20:TYR:CZ	82:SR:38:ILE:HD11	2.47	0.48
8:L5:1514:U:H2'	8:L5:1515:A:C8	2.48	0.48
8:L5:1794:A:H5''	8:L5:4214:A:H61	1.78	0.48
8:L5:2400:G:H21	42:Lg:6:THR:HG22	1.78	0.48
8:L5:3938:G:H4'	8:L5:3939:G:C5'	2.43	0.48
18:LH:95:VAL:HG22	48:Lm:82:LEU:HG	1.94	0.48
53:M5:1086:C:H2'	53:M5:1087:A:H8	1.78	0.48
53:M5:2411:C:H2'	53:M5:2412:A:H8	1.77	0.48
15:ME:47:ASN:HB2	15:ME:62:MET:HE2	1.95	0.48

Continued on next page...

Continued from previous page...

Atom-1	Atom-2	Interatomic distance (Å)	Clash overlap (Å)
98:S2:1745:A:H1'	71:SG:66:GLY:HA2	1.95	0.48
75:SK:8:ARG:HD3	75:SK:8:ARG:H	1.78	0.48
8:L5:4748:U:H5''	41:Lf:54:LYS:HE3	1.95	0.48
13:LC:326:LEU:HD11	13:LC:333:LYS:HB2	1.94	0.48
20:LJ:136:ARG:HD2	20:LJ:155:HIS:CE1	2.48	0.48
53:M5:190:G:H2'	53:M5:191:G:H8	1.79	0.48
53:M5:1730:U:H1'	29:MT:101:SER:HB3	1.96	0.48
53:M5:5006:U:H4'	53:M5:5007:A:H5'	1.94	0.48
18:MH:128:MET:HE1	18:MH:161:ILE:HD11	1.94	0.48
68:RD:136:VAL:HG22	68:RD:186:VAL:HG22	1.94	0.48
80:RP:93:MET:HE1	80:RP:106:GLU:HA	1.95	0.48
99:S3:25:A:O2'	99:S3:26:U:H5''	2.12	0.48
71:SG:88:ARG:HB2	71:SG:91:GLU:HB2	1.95	0.48
75:SK:13:GLU:HB3	75:SK:83:LEU:HD21	1.95	0.48
77:Sf:18:LEU:HA	77:Sf:21:VAL:HG22	1.96	0.48
8:L5:691:C:H2'	8:L5:692:A:H8	1.77	0.48
8:L5:1332:C:H2'	8:L5:1333:A:C8	2.48	0.48
8:L5:1553:A:N6	8:L5:1574:G:H1'	2.29	0.48
8:L5:3611:A:H2	8:L5:5016:A:H8	1.60	0.48
26:LQ:80:ALA:HA	26:LQ:137:VAL:HG22	1.94	0.48
13:MC:182:LYS:HG2	13:MC:204:ARG:HD3	1.95	0.48
40:Me:66:THR:HA	40:Me:69:MET:HE2	1.94	0.48
75:RK:1:MET:HE3	75:RK:3:MET:HE2	1.95	0.48
79:RO:85:CYS:HB3	79:RO:124:MET:HE1	1.96	0.48
100:SA:145:ILE:HG22	100:SA:159:ILE:HB	1.95	0.48
77:Sf:99:LYS:HD2	77:Sf:100:PRO:HD2	1.96	0.48
5:D4:12:U:H3	5:D4:23:A:N6	2.12	0.48
8:L5:1095:A:N1	8:L5:1200:G:O6	2.46	0.48
23:LN:47:LYS:HD2	23:LN:50:ARG:HH12	1.79	0.48
53:M5:492:U:H2'	53:M5:493:G:H8	1.79	0.48
53:M5:3669:G:H21	53:M5:3672:G:H21	1.61	0.48
53:M5:4174:U:H2'	53:M5:4175:G:H8	1.78	0.48
54:M8:141:C:H5''	23:MN:60:VAL:HG11	1.94	0.48
25:MP:40:HIS:HA	25:MP:113:VAL:HG12	1.95	0.48
46:Mk:33:LYS:HG2	46:Mk:46:VAL:HG22	1.96	0.48
70:RF:110:GLN:HE21	70:RF:110:GLN:CA	2.26	0.48
78:RN:119:GLU:HA	78:RN:122:ILE:HD12	1.95	0.48
83:RS:34:LYS:HB3	83:RS:103:LEU:HD23	1.95	0.48
96:Rf:90:LYS:HE2	96:Rf:90:LYS:HA	1.95	0.48
99:S3:1010:G:H2'	99:S3:1011:A:C8	2.48	0.48
66:SB:181:LEU:HA	66:SB:184:VAL:HG22	1.95	0.48

Continued on next page...

Continued from previous page...

Atom-1	Atom-2	Interatomic distance (Å)	Clash overlap (Å)
80:SP:85:ILE:HG22	80:SP:112:ILE:HG22	1.96	0.48
83:SS:59:LEU:HD13	83:SS:63:GLU:HB2	1.95	0.48
8:L5:119:G:C6	17:LG:132:ARG:HG3	2.48	0.48
8:L5:1676:C:H41	8:L5:4378:A:H5''	1.77	0.48
31:LV:42:VAL:HB	31:LV:45:ILE:HG13	1.95	0.48
53:M5:1202:C:H2'	53:M5:1203:G:H8	1.78	0.48
53:M5:3932:U:H2'	53:M5:3933:G:C8	2.49	0.48
34:MY:2:LYS:HE3	34:MY:2:LYS:HB3	1.60	0.48
67:RC:65:LYS:HD2	67:RC:273:LEU:HD23	1.95	0.48
70:RF:60:ARG:HH11	99:S3:1679:A:P	2.36	0.48
98:S2:564:A:H2'	98:S2:565:G:O4'	2.12	0.48
98:S2:640:A:H2'	98:S2:641:A:C8	2.49	0.48
81:SQ:37:ARG:HG3	84:ST:7:LYS:HZ3	1.78	0.48
8:L5:279:A:C4	23:LN:12:ARG:HG2	2.49	0.48
8:L5:1444:G:H1	8:L5:2102:G:H1	1.59	0.48
10:L8:148:A:H2'	10:L8:149:G:C8	2.49	0.48
53:M5:658:C:H2'	53:M5:659:G:C8	2.49	0.48
53:M5:667:A:H2'	53:M5:668:C:C6	2.49	0.48
53:M5:4220:6MZ:H2'	53:M5:4222:G:H5''	1.95	0.48
13:MC:221:PHE:HB3	13:MC:227:ILE:HG21	1.95	0.48
25:MP:39:MET:HB3	25:MP:43:LYS:HD3	1.94	0.48
87:RW:107:SER:HA	99:S3:862:A:C8	2.49	0.48
97:Rg:206:LEU:HD11	97:Rg:218:LEU:HB3	1.96	0.48
98:S2:367:U:H4'	98:S2:371:A:C8	2.49	0.48
98:S2:867:G:H4'	76:SL:149:ALA:HB2	1.95	0.48
98:S2:1205:C:H2'	98:S2:1206:G:H8	1.77	0.48
82:SR:88:VAL:HG13	82:SR:90:ALA:H	1.79	0.48
8:L5:434:A:H3'	8:L5:435:A:H8	1.78	0.48
10:L8:14:U:H5''	25:LP:123:PRO:HD3	1.94	0.48
34:LY:8:THR:HG21	34:LY:13:LYS:HD2	1.96	0.48
35:MZ:57:MET:HB3	35:MZ:61:LYS:HD3	1.96	0.48
35:MZ:109:LYS:HB3	35:MZ:109:LYS:HE2	1.66	0.48
70:RF:110:GLN:HA	70:RF:110:GLN:HE21	1.79	0.48
98:S2:1217:A:H2'	98:S2:1218:C:C6	2.48	0.48
98:S2:1396:A:H4'	98:S2:1396:A:OP1	2.12	0.48
100:SA:23:THR:HG21	100:SA:173:LEU:HD12	1.95	0.48
8:L5:3906:A:H2'	13:LC:69:THR:HG21	1.96	0.48
14:MD:156:GLY:HA2	14:MD:181:PRO:HG3	1.96	0.48
70:RF:167:LYS:HA	90:RZ:71:ALA:HB1	1.94	0.48
72:RH:193:GLN:N	72:RH:193:GLN:HE21	2.11	0.48
98:S2:584:A:P	74:SJ:169:ARG:HH22	2.37	0.48

Continued on next page...

Continued from previous page...

Atom-1	Atom-2	Interatomic distance (Å)	Clash overlap (Å)
98:S2:948:C:H2'	98:S2:949:G:H8	1.77	0.48
98:S2:1098:C:H2'	98:S2:1099:G:C8	2.49	0.48
94:Sd:21:CYS:HB3	94:Sd:26:ASN:H	1.79	0.48
3:B4:40:C:H2'	3:B4:41:A:C8	2.49	0.48
8:L5:2353:U:H5''	13:LC:89:GLN:HG2	1.96	0.48
8:L5:3599:A:H2'	8:L5:3600:G:C8	2.49	0.48
8:L5:4594:U:H2'	8:L5:4595:G:H8	1.78	0.48
35:LZ:134:LEU:HD11	42:Lg:91:ILE:HG23	1.95	0.48
41:Lf:6:TRP:HB3	41:Lf:104:MET:HA	1.94	0.48
43:Lh:105:LYS:HA	43:Lh:108:GLN:HB2	1.95	0.48
53:M5:4353:PSU:H5'	53:M5:4354:U:H5'	1.96	0.48
54:M8:19:C:H2'	54:M8:20:A:C8	2.49	0.48
99:S3:981:A:H2'	99:S3:982:G:C8	2.48	0.48
83:SS:125:HIS:CD2	83:SS:131:VAL:HG11	2.49	0.48
97:Sg:1:MET:HE1	97:Sg:316:THR:HG22	1.96	0.48
8:L5:746:A:H2'	8:L5:747:A:C8	2.49	0.47
8:L5:1308:C:H2'	8:L5:1309:C:C6	2.48	0.47
8:L5:2386:U:H2'	8:L5:2387:G:C8	2.49	0.47
8:L5:2693:G:H2'	8:L5:2694:G:N2	2.29	0.47
23:LN:159:ARG:HB2	23:LN:164:LEU:HB2	1.96	0.47
53:M5:1294:A:H1'	53:M5:1295:C:H5	1.79	0.47
53:M5:1942:A:H2'	53:M5:1943:A:C8	2.49	0.47
53:M5:2386:U:H2'	53:M5:2387:G:H8	1.78	0.47
53:M5:2411:C:H2'	53:M5:2412:A:C8	2.49	0.47
53:M5:2814:C:H5'	53:M5:2815:A2M:OP2	2.14	0.47
53:M5:4750:G:H2'	53:M5:4751:G:H8	1.79	0.47
54:M8:8:U:H2'	54:M8:9:A:C8	2.49	0.47
77:RM:55:ASN:HB2	77:RM:82:ASN:HB2	1.95	0.47
98:S2:399:C:C4	76:SL:104:LYS:HD3	2.49	0.47
98:S2:1189:A:H4'	88:SX:34:THR:HG21	1.96	0.47
79:SO:28:PHE:HZ	91:Sa:58:VAL:HG21	1.79	0.47
87:SW:55:ASP:HB3	92:Sb:25:VAL:HG13	1.95	0.47
7:E5:68:C:H2'	7:E5:69:G:C8	2.49	0.47
8:L5:2568:C:H2'	8:L5:2569:G:H8	1.78	0.47
8:L5:4618:G:H5''	31:LV:15:ARG:HB2	1.96	0.47
11:LA:5:ILE:HG12	11:LA:8:GLN:HB2	1.95	0.47
12:LB:120:LYS:HD3	12:LB:120:LYS:N	2.28	0.47
14:LD:51:MET:HA	14:LD:64:ILE:HG22	1.96	0.47
30:LU:92:LYS:HB2	30:LU:97:ARG:HG3	1.95	0.47
53:M5:4238:G:H2'	53:M5:4239:A:C8	2.49	0.47
56:MB:258:HIS:HA	56:MB:259:PRO:C	2.39	0.47

Continued on next page...

Continued from previous page...

Atom-1	Atom-2	Interatomic distance (Å)	Clash overlap (Å)
16:MF:157:ARG:HD2	16:MF:213:LEU:HD23	1.97	0.47
28:MS:147:ASP:HB3	28:MS:150:ILE:HB	1.95	0.47
74:RJ:129:LEU:HD23	74:RJ:132:GLN:HE21	1.79	0.47
80:RP:130:ARG:HH22	83:RS:149:SER:H	1.62	0.47
98:S2:719:G:H2'	98:S2:720:A:H8	1.78	0.47
98:S2:919:A:H5'	78:SN:16:LEU:HD21	1.94	0.47
99:S3:5:U:H2'	99:S3:6:G:H8	1.79	0.47
99:S3:59:U:H5'	99:S3:501:C:H4'	1.96	0.47
99:S3:145:G:H2'	99:S3:146:G:C8	2.49	0.47
99:S3:1308:U:H2'	99:S3:1309:C:H6	1.79	0.47
68:SD:158:ILE:HG12	68:SD:189:MET:HE1	1.95	0.47
85:SU:104:ILE:C	85:SU:106:ILE:H	2.21	0.47
97:Sg:3:GLU:HG3	97:Sg:314:ILE:HG23	1.96	0.47
8:L5:1245:C:H2'	8:L5:1246:G:H8	1.79	0.47
8:L5:4238:G:H2'	8:L5:4239:A:H8	1.79	0.47
39:Ld:22:THR:HG23	39:Ld:89:SER:HB3	1.95	0.47
40:Le:91:CYS:HB2	40:Le:95:TYR:HD2	1.79	0.47
41:Lf:104:MET:HE3	41:Lf:104:MET:HB3	1.84	0.47
52:Lr:90:LEU:HG	52:Lr:111:ILE:HG23	1.96	0.47
53:M5:4251:A:H5''	20:MJ:108:GLY:HA3	1.96	0.47
79:RO:50:LYS:HZ2	99:S3:951:C:H1'	1.80	0.47
98:S2:982:G:H2'	98:S2:983:A:H8	1.79	0.47
98:S2:1203:G:H2'	98:S2:1204:A:N3	2.28	0.47
98:S2:1869:A:C5	66:SB:115:LYS:HD3	2.49	0.47
99:S3:186:C:H2'	99:S3:187:G:H8	1.79	0.47
99:S3:1195:A:H2'	99:S3:1196:A:H8	1.79	0.47
85:SU:51:LYS:HB3	85:SU:90:ASP:H	1.78	0.47
3:B4:46:U:H5'	3:B4:47:C:H5''	1.97	0.47
8:L5:10:A:H2'	8:L5:11:G:H8	1.79	0.47
8:L5:2337:C:H4'	52:Lr:19:LYS:HB2	1.96	0.47
8:L5:2744:A:H2'	8:L5:2745:A:C8	2.50	0.47
8:L5:2780:C:H2'	8:L5:2781:G:H8	1.80	0.47
8:L5:4071:U:H2'	8:L5:4072:C:C6	2.48	0.47
27:LR:106:LEU:HD21	27:LR:138:LEU:HD21	1.95	0.47
28:LS:41:LYS:HD3	28:LS:61:ILE:HG21	1.95	0.47
28:LS:114:GLY:HA2	28:LS:119:ALA:H	1.80	0.47
53:M5:1751:A:H2'	53:M5:1752:G:C8	2.49	0.47
29:MT:93:ILE:HA	29:MT:96:ILE:HG12	1.97	0.47
35:MZ:91:LEU:HB3	35:MZ:96:VAL:HG21	1.97	0.47
46:Mk:14:THR:HA	46:Mk:17:ARG:HG3	1.97	0.47
69:RE:45:ILE:HA	69:RE:61:VAL:HG21	1.96	0.47

Continued on next page...

Continued from previous page...

Atom-1	Atom-2	Interatomic distance (Å)	Clash overlap (Å)
79:RO:59:GLY:HA2	79:RO:68:GLU:HG2	1.95	0.47
97:Rg:153:CYS:HB3	97:Rg:198:VAL:HG22	1.96	0.47
98:S2:752:G:H21	98:S2:753:C:H41	1.62	0.47
99:S3:1609:C:H2'	99:S3:1610:G:H8	1.79	0.47
78:SN:149:LEU:HD12	78:SN:150:VAL:HG23	1.97	0.47
83:SS:13:LEU:HD23	83:SS:20:ILE:HD11	1.96	0.47
85:SU:32:LEU:HD23	85:SU:110:VAL:HG12	1.95	0.47
7:E5:28:C:H2'	7:E5:29:A:H8	1.79	0.47
38:Lc:76:GLY:HA3	38:Lc:80:GLU:OE2	2.14	0.47
53:M5:1478:C:H2'	53:M5:1479:G:H8	1.78	0.47
56:MB:220:ILE:HG12	56:MB:278:THR:HG23	1.96	0.47
31:MV:60:MET:HE3	31:MV:78:PRO:HB3	1.95	0.47
66:RB:136:ARG:HB2	66:RB:218:LEU:HD11	1.97	0.47
86:RV:41:LYS:HA	86:RV:41:LYS:HE2	1.95	0.47
98:S2:5:U:H2'	98:S2:6:G:C8	2.49	0.47
98:S2:551:U:H2'	98:S2:552:G:H8	1.80	0.47
98:S2:1277:C:H2'	98:S2:1278:A:H8	1.79	0.47
98:S2:1468:C:H2'	98:S2:1469:A:H8	1.80	0.47
99:S3:940:U:H3	99:S3:1002:U:H3	1.61	0.47
69:SE:45:ILE:HB	69:SE:80:ILE:HG12	1.97	0.47
75:SK:63:ALA:HB3	75:SK:68:TYR:HE2	1.79	0.47
85:SU:104:ILE:O	85:SU:106:ILE:N	2.42	0.47
3:B4:61:C:H2'	3:B4:62:A:C8	2.49	0.47
8:L5:441:G:H2'	8:L5:442:G:H8	1.79	0.47
8:L5:1339:U:H2'	8:L5:1340:C:C6	2.50	0.47
8:L5:1876:U:H2'	8:L5:1877:G:C8	2.49	0.47
8:L5:3598:C:H2'	8:L5:3599:A:C8	2.49	0.47
10:L8:67:U:H2'	10:L8:68:G:H8	1.79	0.47
12:LB:29:VAL:HG12	12:LB:31:SER:H	1.77	0.47
13:LC:284:MET:HE2	26:LQ:28:LEU:HG	1.96	0.47
23:LN:200:LEU:HD22	23:LN:204:ARG:HD3	1.97	0.47
24:LO:9:LEU:HD23	24:LO:118:MET:HB2	1.97	0.47
53:M5:153:G:H2'	53:M5:154:G:H8	1.79	0.47
53:M5:181:C:H2'	53:M5:182:G:C8	2.46	0.47
53:M5:2486:G:H2'	53:M5:2487:G:C8	2.49	0.47
68:RD:25:LEU:HD12	68:RD:50:ILE:HD12	1.96	0.47
98:S2:584:A:H2'	98:S2:585:C:C6	2.49	0.47
8:L5:163:A:H2'	8:L5:164:G:H8	1.80	0.47
8:L5:325:U:H2'	8:L5:326:C:C6	2.50	0.47
8:L5:1763:C:H2'	8:L5:1764:G:H8	1.78	0.47
8:L5:3746:A:H5'	11:LA:243:THR:HG22	1.96	0.47

Continued on next page...

Continued from previous page...

Atom-1	Atom-2	Interatomic distance (Å)	Clash overlap (Å)
8:L5:3910:C:H2'	8:L5:3911:C:H6	1.79	0.47
8:L5:4279:A:H5'	8:L5:4281:A:H1'	1.96	0.47
8:L5:4518:A:H5''	8:L5:4520:G:H4'	1.97	0.47
8:L5:4699:U:H1'	8:L5:4700:A:H5''	1.97	0.47
8:L5:4967:A:H2'	8:L5:4968:A:C8	2.50	0.47
12:LB:229:LYS:HG3	12:LB:272:LYS:HD3	1.97	0.47
12:LB:231:VAL:HG21	12:LB:251:VAL:HG23	1.95	0.47
15:LE:115:TYR:HB2	52:Lr:119:ARG:HH21	1.80	0.47
34:LY:82:ILE:HB	34:LY:85:VAL:HG22	1.97	0.47
38:Lc:34:THR:HG23	38:Lc:95:ALA:HB2	1.97	0.47
53:M5:1253:G:H22	53:M5:1256:G:H5'	1.79	0.47
53:M5:1494:U:H2'	53:M5:1495:G:C8	2.50	0.47
53:M5:1524:A2M:HM'2	53:M5:1524:A2M:H1'	1.60	0.47
53:M5:1683:PSU:H2'	53:M5:1684:A:C8	2.50	0.47
53:M5:2816:G:H2'	53:M5:2817:C:H6	1.79	0.47
53:M5:3736:A:H2'	53:M5:3737:A:C8	2.50	0.47
53:M5:4274:A:H2'	53:M5:4275:G:H8	1.79	0.47
54:M8:65:A:H2'	54:M8:66:A:H8	1.80	0.47
25:MP:36:ILE:HA	25:MP:39:MET:SD	2.54	0.47
61:Mo:26:TYR:HB3	61:Mo:67:VAL:HB	1.96	0.47
73:RI:139:LYS:HD2	73:RI:141:ARG:HB3	1.96	0.47
75:RK:8:ARG:HB3	75:RK:8:ARG:HH11	1.80	0.47
97:Rg:5:MET:HE1	97:Rg:291:TRP:HH2	1.79	0.47
98:S2:111:A:H5'	76:SL:70:GLY:HA2	1.95	0.47
98:S2:1714:U:H2'	98:S2:1715:A:C8	2.49	0.47
99:S3:576:A2M:HM'3	99:S3:576:A2M:H1'	1.73	0.47
99:S3:1383:A2M:HM'3	99:S3:1383:A2M:H1'	1.66	0.47
69:SE:41:CYS:HA	69:SE:85:GLY:HA2	1.96	0.47
77:Sf:43:ASP:HB3	96:sh:128:ALA:HB1	1.97	0.47
8:L5:1725:U:H5''	16:LF:104:LYS:HG3	1.96	0.47
8:L5:4260:U:H2'	8:L5:4261:C:C6	2.49	0.47
11:LA:2:GLY:HA2	11:LA:207:VAL:HG23	1.96	0.47
11:LA:27:ALA:HB1	11:LA:77:ILE:HG13	1.96	0.47
34:LY:10:ASP:HB3	34:LY:13:LYS:HB2	1.97	0.47
53:M5:496:G:H2'	53:M5:497:G:C8	2.50	0.47
53:M5:3720:G:H22	53:M5:3733:A:H2	1.61	0.47
53:M5:4992:G:H2'	53:M5:4993:G:C8	2.49	0.47
24:MO:187:LYS:HE2	24:MO:188:LYS:HE3	1.97	0.47
33:MX:81:LEU:HD12	33:MX:81:LEU:HA	1.78	0.47
64:N1:379:LEU:HD13	64:N1:573:TRP:HE1	1.79	0.47
98:S2:876:C:H2'	98:S2:877:C:C6	2.50	0.47

Continued on next page...

Continued from previous page...

Atom-1	Atom-2	Interatomic distance (Å)	Clash overlap (Å)
98:S2:1748:G:O6	98:S2:1786:U:O4	2.33	0.47
99:S3:99:A2M:H2'	99:S3:100:U:O4'	2.14	0.47
99:S3:527:C:H2'	99:S3:528:A:H8	1.80	0.47
99:S3:551:U:H2'	99:S3:552:G:C8	2.50	0.47
8:L5:46:U:H5''	21:LL:16:LYS:HG2	1.97	0.47
8:L5:1442:C:H42	8:L5:2104:G:H2'	1.79	0.47
8:L5:1870:C:H2'	8:L5:1871:A:H8	1.77	0.47
8:L5:4232:U:H3	50:Lo:8:ARG:CZ	2.28	0.47
12:LB:237:THR:HG21	12:LB:251:VAL:HG22	1.97	0.47
15:LE:48:PRO:HD2	15:LE:56:ARG:HB3	1.97	0.47
32:LW:34:ALA:HA	32:LW:37:GLU:HB3	1.96	0.47
41:Lf:29:LYS:HB2	41:Lf:83:MET:HE1	1.97	0.47
53:M5:162:A:H2'	53:M5:163:A:C8	2.50	0.47
53:M5:178:C:H5	53:M5:258:G:H21	1.63	0.47
53:M5:1961:G:H21	53:M5:2025:A:N6	2.13	0.47
20:MJ:40:LEU:HD12	20:MJ:70:VAL:HG13	1.97	0.47
24:MO:111:PRO:HD2	24:MO:112:TYR:CE2	2.49	0.47
26:MQ:50:ARG:HG2	26:MQ:53:MET:HE3	1.97	0.47
65:RA:89:LYS:HD2	82:RR:81:ARG:HH22	1.79	0.47
73:RI:140:LYS:HA	73:RI:140:LYS:HE2	1.97	0.47
75:RK:15:LEU:HG	75:RK:21:MET:HE1	1.96	0.47
80:RP:13:ARG:HD3	80:RP:13:ARG:HA	1.71	0.47
98:S2:126:G:H21	71:SG:192:ILE:HD11	1.80	0.47
98:S2:587:A:H5''	98:S2:592:C:H41	1.80	0.47
79:SO:86:LYS:HA	79:SO:86:LYS:HE3	1.97	0.47
81:SQ:62:ARG:HD3	81:SQ:108:ILE:HG21	1.96	0.47
8:L5:49:U:H2'	8:L5:50:C:H6	1.81	0.47
8:L5:1511:U:H2'	8:L5:1512:G:C8	2.50	0.47
8:L5:1636:U:H5''	8:L5:1637:A:H5'	1.96	0.47
8:L5:3610:A:H2'	8:L5:3611:A:C8	2.50	0.47
13:LC:316:LYS:HB2	13:LC:324:ILE:HD13	1.97	0.47
26:LQ:178:ARG:N	36:La:51:GLY:HA2	2.29	0.47
53:M5:185:C:H3'	53:M5:186:G:H8	1.80	0.47
53:M5:3829:G:H2'	53:M5:3830:A2M:H5'	1.97	0.47
73:RI:206:LYS:HB3	73:RI:206:LYS:HE3	1.64	0.47
77:RM:64:LEU:HD22	96:Rf:106:TYR:HB2	1.95	0.47
89:RY:87:PRO:HB2	89:RY:89:HIS:CD2	2.50	0.47
98:S2:996:A:H2'	98:S2:997:A:C8	2.50	0.47
98:S2:1743:G:H21	98:S2:1791:A:N6	2.09	0.47
83:SS:41:ALA:O	83:SS:45:LEU:HG	2.15	0.47
8:L5:134:G:H1	43:Lh:70:ARG:HD3	1.80	0.46

Continued on next page...

Continued from previous page...

Atom-1	Atom-2	Interatomic distance (Å)	Clash overlap (Å)
8:L5:253:G:H2'	8:L5:254:G:C8	2.50	0.46
8:L5:268:G:H2'	8:L5:269:G:H8	1.79	0.46
8:L5:1868:A:H61	19:LI:115:MET:HE2	1.80	0.46
23:LN:53:TYR:HB2	23:LN:133:ILE:HG21	1.97	0.46
35:LZ:128:LYS:HB3	35:LZ:128:LYS:HE3	1.71	0.46
53:M5:492:U:H2'	53:M5:493:G:C8	2.49	0.46
53:M5:3669:G:H21	53:M5:3672:G:N2	2.13	0.46
15:ME:119:GLU:OE1	40:Me:93:LYS:HB2	2.15	0.46
63:Ms:55:LEU:HD23	63:Ms:185:LEU:HD11	1.97	0.46
84:RT:123:LEU:HD23	84:RT:123:LEU:H	1.80	0.46
97:Rg:3:GLU:HA	97:Rg:315:GLY:H	1.80	0.46
98:S2:919:A:H5'	78:SN:16:LEU:HD11	1.97	0.46
98:S2:962:A:H5''	79:SO:66:ARG:HD2	1.98	0.46
98:S2:1403:C:H41	98:S2:1433:C:H2'	1.79	0.46
98:S2:1410:C:H2'	98:S2:1411:G:C8	2.50	0.46
99:S3:903:A:H2'	99:S3:904:A:C8	2.50	0.46
8:L5:1761:G:H2'	8:L5:1762:C:C6	2.49	0.46
8:L5:3610:A:H2'	8:L5:3611:A:H8	1.80	0.46
8:L5:3641:U:H5	8:L5:3646:A:N7	2.13	0.46
8:L5:4967:A:H2'	8:L5:4968:A:H8	1.80	0.46
10:L8:141:C:H2'	10:L8:142:U:C6	2.51	0.46
17:LG:58:PRO:HD2	17:LG:61:ILE:HD12	1.97	0.46
18:LH:106:GLN:HB2	18:LH:111:LEU:HG	1.96	0.46
25:LP:50:ASP:OD2	25:LP:55:LYS:HB2	2.15	0.46
27:LR:105:LEU:HD23	27:LR:138:LEU:HD23	1.98	0.46
53:M5:676:C:H2'	53:M5:677:G:H8	1.80	0.46
53:M5:1538:U:H2'	53:M5:1539:G:H8	1.79	0.46
53:M5:2293:U:H2'	53:M5:2294:G:C8	2.50	0.46
27:MR:3:MET:HE1	27:MR:5:ARG:HB2	1.98	0.46
67:RC:130:ILE:HD12	67:RC:130:ILE:HA	1.84	0.46
68:RD:105:LEU:HD13	68:RD:122:VAL:HG21	1.97	0.46
81:RQ:40:GLU:HB3	81:RQ:48:GLN:HE22	1.80	0.46
97:Rg:238:ALA:H	97:Rg:251:ALA:HB3	1.81	0.46
98:S2:1174:U:H2'	98:S2:1175:G:C8	2.50	0.46
99:S3:532:C:H2'	99:S3:533:A:H8	1.81	0.46
99:S3:1098:C:H2'	99:S3:1099:G:C8	2.51	0.46
90:SZ:67:LEU:HD12	90:SZ:67:LEU:HA	1.79	0.46
7:E5:28:C:H2'	7:E5:29:A:C8	2.49	0.46
8:L5:4883:C:H2'	8:L5:4884:G:C8	2.50	0.46
53:M5:267:G:H2'	53:M5:268:G:H8	1.80	0.46
53:M5:1468:C:H2'	53:M5:1469:C:H6	1.80	0.46

Continued on next page...

Continued from previous page...

Atom-1	Atom-2	Interatomic distance (Å)	Clash overlap (Å)
53:M5:3717:A:H2'	53:M5:3718:A2M:H8	1.97	0.46
53:M5:3723:A2M:HM'3	53:M5:3723:A2M:H1'	1.68	0.46
55:MA:118:GLU:HG3	55:MA:126:LEU:HD21	1.97	0.46
16:MF:182:TYR:HB3	16:MF:200:ARG:HG3	1.95	0.46
38:Mc:62:TYR:CE1	42:Mg:99:GLU:HG2	2.51	0.46
74:RJ:26:ASP:HB3	95:Re:116:PHE:HZ	1.81	0.46
98:S2:828:G:H4'	69:SE:23:LEU:HD21	1.98	0.46
98:S2:1845:A:H2'	98:S2:1846:G:H8	1.80	0.46
67:SC:267:GLN:HA	67:SC:270:THR:HG23	1.97	0.46
84:ST:75:MET:HE2	84:ST:75:MET:HB2	1.67	0.46
8:L5:425:U:H2'	8:L5:426:A:C8	2.50	0.46
8:L5:4635:A:H8	8:L5:5048:A:H61	1.63	0.46
27:LR:96:MET:HE2	27:LR:100:ARG:CZ	2.46	0.46
53:M5:260:C:H2'	53:M5:261:G:C8	2.51	0.46
53:M5:3930:U:H3	53:M5:4180:G:H1	1.62	0.46
53:M5:4260:U:H2'	53:M5:4261:C:C6	2.50	0.46
53:M5:4733:C:H4'	53:M5:4734:A:H5'	1.98	0.46
66:RB:109:LYS:HG3	66:RB:113:MET:HE2	1.98	0.46
99:S3:152:U:H2'	99:S3:153:G:C8	2.51	0.46
66:SB:119:THR:HG23	66:SB:155:TYR:HA	1.98	0.46
68:SD:210:ILE:HD12	82:SR:15:VAL:HG13	1.98	0.46
83:SS:98:VAL:HG11	83:SS:106:LYS:HD2	1.98	0.46
8:L5:3910:C:H2'	8:L5:3911:C:C6	2.50	0.46
8:L5:4743:G:H2'	8:L5:4744:A:C8	2.50	0.46
12:LB:339:GLY:HA3	12:LB:343:ARG:HG2	1.96	0.46
26:MQ:79:THR:HB	26:MQ:136:THR:HG22	1.98	0.46
43:Mh:71:LYS:HE3	43:Mh:71:LYS:HB2	1.74	0.46
65:RA:48:ILE:HD13	82:RR:102:THR:HB	1.98	0.46
81:RQ:97:GLN:HB2	81:RQ:105:LYS:HD3	1.97	0.46
82:RR:81:ARG:C	82:RR:81:ARG:HE	2.23	0.46
89:RY:101:LYS:H	89:RY:101:LYS:HD2	1.79	0.46
98:S2:548:C:H2'	98:S2:549:C:C6	2.50	0.46
98:S2:1256:G:C8	94:Sd:40:ARG:HD3	2.51	0.46
67:SC:137:VAL:HB	67:SC:217:ALA:HA	1.97	0.46
8:L5:1604:G:H2'	8:L5:1605:G:C8	2.51	0.46
8:L5:1755:C:H2'	8:L5:1756:U:O4'	2.16	0.46
8:L5:2859:G:H21	8:L5:3837:C:H1'	1.81	0.46
8:L5:4989:U:H1'	8:L5:4990:C:H5	1.81	0.46
16:LF:116:GLN:HB3	26:LQ:3:VAL:HG12	1.96	0.46
18:LH:48:LEU:HD11	18:LH:56:ARG:HE	1.81	0.46
22:LM:13:ALA:HA	22:LM:58:THR:HG23	1.96	0.46

Continued on next page...

Continued from previous page...

Atom-1	Atom-2	Interatomic distance (Å)	Clash overlap (Å)
29:LT:18:PRO:HG2	29:LT:21:LYS:HB2	1.98	0.46
40:Le:78:LEU:HB3	52:Lr:20:ARG:HD3	1.96	0.46
53:M5:3880:G:H2'	53:M5:3881:G:C8	2.50	0.46
53:M5:4195:G:C8	53:M5:4442:PSU:H5'	2.50	0.46
53:M5:5057:C:H2'	53:M5:5058:A:C8	2.50	0.46
56:MB:50:LYS:HB2	56:MB:345:LEU:HD11	1.96	0.46
24:MO:121:PRO:HA	24:MO:124:LEU:HD12	1.97	0.46
29:MT:117:LYS:HE3	29:MT:117:LYS:HB3	1.80	0.46
83:RS:112:GLU:HA	83:RS:115:LYS:HG2	1.98	0.46
89:RY:58:PHE:HE1	89:RY:74:MET:HE1	1.80	0.46
92:Rb:72:ARG:HH12	99:S3:1120:U:H5'	1.81	0.46
98:S2:563:G:H2'	98:S2:564:A:H8	1.80	0.46
98:S2:827:A:H3'	98:S2:828:G:H8	1.81	0.46
98:S2:1729:U:O2	98:S2:1805:G:N2	2.35	0.46
99:S3:199:C:H5''	99:S3:200:G:C8	2.50	0.46
78:SN:45:LEU:HB3	78:SN:49:GLN:HG3	1.98	0.46
8:L5:3664:G:H2'	8:L5:3665:G:C8	2.45	0.46
8:L5:3848:U:H2'	8:L5:3849:A:H8	1.79	0.46
8:L5:4080:C:H2'	8:L5:4081:G:H8	1.80	0.46
8:L5:4188:U:H2'	8:L5:4189:U:C6	2.51	0.46
15:LE:153:LEU:HD11	15:LE:195:ILE:HG13	1.98	0.46
53:M5:1535:C:H5''	45:Mj:10:LYS:HB2	1.96	0.46
53:M5:4723:A:H2'	53:M5:4724:A:C8	2.50	0.46
70:RF:99:ILE:HG23	90:RZ:67:LEU:HD13	1.97	0.46
75:RK:13:GLU:HB3	75:RK:83:LEU:HD21	1.96	0.46
80:RP:33:LEU:HA	80:RP:36:LEU:HD12	1.97	0.46
98:S2:1589:A:H2'	98:S2:1590:C:C6	2.50	0.46
99:S3:1845:A:H2'	99:S3:1846:G:H8	1.80	0.46
8:L5:2566:G:H2'	8:L5:2567:G:H8	1.81	0.46
8:L5:3848:U:H2'	8:L5:3849:A:C8	2.51	0.46
8:L5:3911:C:H2'	8:L5:3912:U:H6	1.81	0.46
8:L5:4065:G:H2'	8:L5:4066:U:C6	2.50	0.46
8:L5:4504:C:H2'	8:L5:4505:C:C6	2.50	0.46
53:M5:223:G:H4'	53:M5:225:G:N7	2.30	0.46
53:M5:286:U:H2'	53:M5:287:U:C6	2.50	0.46
53:M5:469:C:H2'	53:M5:470:A:C8	2.51	0.46
53:M5:4080:C:H2'	53:M5:4081:G:H8	1.81	0.46
56:MB:58:ARG:HA	56:MB:366:LYS:HG3	1.98	0.46
15:ME:183:ARG:HA	15:ME:183:ARG:HD2	1.75	0.46
28:MS:43:ARG:HA	28:MS:43:ARG:HD2	1.80	0.46
98:S2:795:A:H2'	98:S2:796:G:H8	1.80	0.46

Continued on next page...

Continued from previous page...

Atom-1	Atom-2	Interatomic distance (Å)	Clash overlap (Å)
98:S2:1298:G:H4'	80:SP:78:THR:HA	1.98	0.46
98:S2:1665:G:C6	84:ST:88:MET:HE1	2.50	0.46
99:S3:1653:U:H2'	99:S3:1654:G:C8	2.50	0.46
74:SJ:114:VAL:HG12	74:SJ:157:ILE:HG21	1.98	0.46
8:L5:37:U:H4'	36:La:32:ARG:HD2	1.98	0.46
8:L5:3710:G:H4'	8:L5:3711:A:H5'	1.96	0.46
8:L5:3855:C:H2'	8:L5:3856:A:H8	1.80	0.46
8:L5:3945:A:N6	8:L5:4068:U:H3	2.12	0.46
27:MR:134:ASN:OD1	27:MR:137:ILE:HG13	2.16	0.46
76:RL:111:VAL:HG12	76:RL:140:PHE:HB2	1.98	0.46
85:RU:61:LEU:HB2	85:RU:82:MET:HB3	1.96	0.46
97:Rg:72:SER:HB3	97:Rg:113:PHE:HE2	1.80	0.46
98:S2:1395:C:H1'	98:S2:1474:A:C4	2.51	0.46
99:S3:974:C:H2'	99:S3:975:G:H8	1.81	0.46
99:S3:1692:PSU:H2'	99:S3:1693:G:C8	2.51	0.46
76:SL:77:VAL:HA	76:SL:88:ILE:HA	1.96	0.46
8:L5:1346:C:H2'	8:L5:1347:G:C8	2.51	0.46
8:L5:1517:G:H22	13:LC:103:ALA:HA	1.81	0.46
8:L5:4091:G:H2'	8:L5:4092:G:C8	2.50	0.46
8:L5:4344:U:H2'	8:L5:4345:C:H6	1.82	0.46
8:L5:4578:G:H4'	12:LB:120:LYS:NZ	2.31	0.46
8:L5:4723:A:H2'	8:L5:4724:A:C8	2.51	0.46
8:L5:4750:G:H2'	8:L5:4751:G:C8	2.51	0.46
50:Lo:4:VAL:HG13	50:Lo:93:LEU:HD23	1.97	0.46
53:M5:4238:G:H2'	53:M5:4239:A:H8	1.81	0.46
38:Mc:62:TYR:HE1	42:Mg:99:GLU:HG2	1.81	0.46
41:Mf:78:HIS:HB3	41:Mf:83:MET:HB3	1.97	0.46
64:N1:611:TYR:HA	97:Rg:246:TYR:HE1	1.81	0.46
98:S2:1713:C:H2'	98:S2:1714:U:C6	2.51	0.46
99:S3:1407:U:H2'	99:S3:1408:U:C6	2.51	0.46
69:SE:106:LYS:HE2	69:SE:108:ARG:HH12	1.80	0.46
76:SL:93:LEU:HD11	88:SX:8:ARG:HD3	1.99	0.46
8:L5:461:G:H2'	8:L5:462:G:H8	1.81	0.45
8:L5:3608:A:H2'	8:L5:3609:G:H8	1.81	0.45
10:L8:8:U:H2'	10:L8:9:A:C8	2.51	0.45
22:LM:3:PHE:H	28:LS:175:PHE:HZ	1.63	0.45
44:Li:44:ILE:HD13	44:Li:44:ILE:HA	1.83	0.45
17:MG:77:PRO:HG2	17:MG:80:ILE:HD12	1.98	0.45
18:MH:92:MET:HE1	18:MH:161:ILE:HB	1.98	0.45
26:MQ:42:THR:HA	26:MQ:45:GLN:HG3	1.98	0.45
64:N1:364:TYR:HD1	64:N1:367:LEU:HD12	1.80	0.45

Continued on next page...

Continued from previous page...

Atom-1	Atom-2	Interatomic distance (Å)	Clash overlap (Å)
69:RE:254:LYS:HE2	69:RE:254:LYS:HB3	1.84	0.45
79:RO:34:PHE:HB3	79:RO:41:PHE:HB2	1.97	0.45
81:RQ:16:LYS:HA	81:RQ:16:LYS:HD2	1.68	0.45
98:S2:5:U:H2'	98:S2:6:G:H8	1.80	0.45
98:S2:1798:C:H2'	98:S2:1799:G:O4'	2.16	0.45
99:S3:26:U:H2'	99:S3:27:A2M:H8	1.97	0.45
99:S3:878:G:H22	99:S3:908:A:H2	1.63	0.45
73:SI:57:ALA:H	73:SI:180:GLY:HA2	1.81	0.45
85:SU:26:SER:HB3	85:SU:32:LEU:HD23	1.97	0.45
77:Sf:127:TYR:HA	77:Sf:130:CYS:HB2	1.99	0.45
3:B4:14:A:H61	3:B4:20:A:H2	1.64	0.45
8:L5:1307:A:H2'	8:L5:1308:C:C6	2.50	0.45
8:L5:1590:C:H4'	8:L5:2857:A:H5'	1.97	0.45
14:LD:5:LYS:H	14:LD:5:LYS:HG3	1.52	0.45
53:M5:1281:G:H5'	13:MC:323:ARG:HB2	1.97	0.45
53:M5:1604:G:H2'	53:M5:1605:G:C8	2.51	0.45
53:M5:1645:C:H2'	53:M5:1646:A:C8	2.51	0.45
53:M5:4571:A2M:HM'3	53:M5:4571:A2M:H1'	1.75	0.45
54:M8:67:U:H2'	54:M8:68:G:H8	1.82	0.45
65:RA:211:GLU:HA	65:RA:214:GLU:HB2	1.98	0.45
77:RM:52:LEU:HG	77:RM:76:LEU:HD21	1.98	0.45
77:RM:79:VAL:HG11	77:RM:85:LEU:HB2	1.98	0.45
80:RP:20:VAL:HG13	80:RP:24:GLN:HG3	1.97	0.45
98:S2:1228:A:H2'	98:S2:1229:G:H8	1.82	0.45
99:S3:99:A2M:HM'3	99:S3:99:A2M:H1'	1.73	0.45
99:S3:1856:C:H2'	99:S3:1857:G:C8	2.51	0.45
75:SK:35:LEU:O	75:SK:36:ALA:C	2.59	0.45
3:B4:42:G:H2'	3:B4:43:A:H8	1.81	0.45
8:L5:679:C:H2'	8:L5:680:G:C8	2.51	0.45
8:L5:3721:U:H2'	8:L5:3722:G:H8	1.81	0.45
8:L5:3938:G:P	23:LN:24:ARG:HH21	2.40	0.45
11:LA:83:HIS:CE1	11:LA:86:GLN:HB3	2.51	0.45
53:M5:1468:C:H2'	53:M5:1469:C:C6	2.52	0.45
53:M5:2389:A:H4'	39:Md:70:LYS:HG3	1.97	0.45
53:M5:4954:G:H2'	53:M5:4955:A:C8	2.52	0.45
33:MX:82:THR:HA	33:MX:87:MET:HE3	1.97	0.45
34:MY:1:MET:HA	34:MY:1:MET:HE2	1.98	0.45
76:RL:147:LYS:HB3	76:RL:147:LYS:HE3	1.69	0.45
88:RX:9:THR:HG22	99:S3:681:PSU:H4'	1.98	0.45
92:Rb:72:ARG:NH1	99:S3:1120:U:H5'	2.31	0.45
98:S2:885:U:H2'	98:S2:886:A:C8	2.52	0.45

Continued on next page...

Continued from previous page...

Atom-1	Atom-2	Interatomic distance (Å)	Clash overlap (Å)
98:S2:1101:U:H2'	98:S2:1102:G:H8	1.81	0.45
98:S2:1277:C:H2'	98:S2:1278:A:C8	2.52	0.45
98:S2:1347:U:H2'	98:S2:1348:G:C8	2.51	0.45
98:S2:1560:U:H2'	98:S2:1561:A:H8	1.81	0.45
5:D4:52:G:H2'	5:D4:53:G:O4'	2.16	0.45
21:LL:49:ARG:HG2	43:Lh:119:TYR:CZ	2.52	0.45
31:LV:70:PRO:HA	31:LV:73:ARG:HG3	1.98	0.45
53:M5:2520:C:H2'	53:M5:2521:G:C8	2.52	0.45
13:MC:316:LYS:HB2	13:MC:324:ILE:HG13	1.96	0.45
22:MM:38:VAL:HG11	22:MM:55:MET:HE1	1.98	0.45
65:RA:137:ALA:HB1	65:RA:142:LEU:HB3	1.99	0.45
74:RJ:131:ARG:HA	74:RJ:131:ARG:HD2	1.63	0.45
75:RK:31:LYS:HD2	75:RK:31:LYS:HA	1.80	0.45
98:S2:4:C:H5'	67:SC:230:THR:HG21	1.97	0.45
69:SE:208:VAL:HG11	69:SE:225:ILE:HG13	1.97	0.45
79:SO:63:LYS:HA	79:SO:63:LYS:HE3	1.98	0.45
95:Se:98:LYS:HD2	95:Se:99:LYS:N	2.31	0.45
14:LD:270:LYS:HB2	14:LD:270:LYS:HE2	1.86	0.45
36:La:36:GLY:HA3	36:La:40:HIS:CE1	2.52	0.45
38:Lc:102:SER:HB2	38:Lc:105:ILE:HD13	1.99	0.45
43:Lh:18:LEU:HD23	43:Lh:18:LEU:HA	1.82	0.45
53:M5:1339:U:H2'	53:M5:1340:OMC:C6	2.51	0.45
53:M5:1933:G:H2'	53:M5:1934:A:C8	2.52	0.45
53:M5:3725:G:H5''	63:Ms:199:GLN:HG2	1.98	0.45
53:M5:3868:G:N2	53:M5:3900:G:H1'	2.30	0.45
53:M5:4174:U:H2'	53:M5:4175:G:C8	2.51	0.45
53:M5:4389:C:H2'	53:M5:4390:A:C8	2.51	0.45
23:MN:85:VAL:HA	61:Mo:49:GLY:HA2	1.99	0.45
67:RC:206:SER:HB2	67:RC:210:PRO:HG2	1.98	0.45
82:RR:106:LEU:HD22	82:RR:109:LEU:HD12	1.98	0.45
86:RV:81:LYS:HA	86:RV:81:LYS:HE3	1.98	0.45
88:RX:46:HIS:HB3	88:RX:101:LEU:HD11	1.98	0.45
94:Rd:19:ARG:HD3	94:Rd:32:ARG:HH21	1.80	0.45
98:S2:695:C:H42	98:S2:735:C:H42	1.65	0.45
98:S2:1432:U:H2'	98:S2:1438:A:C8	2.52	0.45
72:SH:134:VAL:HG21	72:SH:158:LEU:HD11	1.99	0.45
74:SJ:124:HIS:HD2	95:Se:104:ARG:HH11	1.64	0.45
79:SO:93:LEU:HD22	79:SO:124:MET:HE2	1.98	0.45
87:SW:30:CYS:HB2	87:SW:61:ILE:HG13	1.98	0.45
8:L5:1538:U:H2'	8:L5:1539:G:H8	1.82	0.45
8:L5:1784:U:H4'	19:LI:91:LEU:HA	1.99	0.45

Continued on next page...

Continued from previous page...

Atom-1	Atom-2	Interatomic distance (Å)	Clash overlap (Å)
10:L8:153:C:H5'	17:LG:185:LYS:HD3	1.98	0.45
26:LQ:66:MET:HE2	26:LQ:66:MET:HB3	1.87	0.45
52:Lr:119:ARG:NH1	52:Lr:122:LYS:HZ1	2.15	0.45
53:M5:300:A:H2'	53:M5:301:G:C8	2.52	0.45
53:M5:673:C:H2'	53:M5:674:G:C8	2.52	0.45
24:MO:47:PHE:HA	24:MO:136:ALA:HB2	1.99	0.45
63:Ms:99:LEU:HD23	63:Ms:102:LYS:HD2	1.97	0.45
71:RG:119:LYS:HE2	71:RG:119:LYS:HB2	1.79	0.45
84:RT:130:ASP:HA	84:RT:133:ARG:HG2	1.98	0.45
85:RU:51:LYS:HG2	99:S3:1402:A:H5'	1.99	0.45
98:S2:570:C:H3'	98:S2:571:U:C6	2.51	0.45
98:S2:1174:U:H2'	98:S2:1175:G:H8	1.81	0.45
99:S3:525:A:H2'	99:S3:526:A:C8	2.52	0.45
99:S3:874:G:H2'	99:S3:875:A:C8	2.50	0.45
99:S3:1442:OMU:HM23	99:S3:1442:OMU:H1'	1.72	0.45
99:S3:1736:G:H2'	99:S3:1737:G:C8	2.52	0.45
66:SB:106:THR:HG23	66:SB:109:LYS:H	1.82	0.45
83:SS:36:VAL:HG23	83:SS:40:TYR:HD2	1.82	0.45
3:B4:8:U:O4	3:B4:14:A:N7	2.50	0.45
6:E4:82:GLN:HE21	6:E4:82:GLN:HA	1.81	0.45
6:E4:102:LYS:HB2	6:E4:105:VAL:HG23	1.99	0.45
8:L5:3604:A:H5'	27:LR:71:ARG:HH12	1.81	0.45
8:L5:3774:A:H2'	8:L5:3775:A:N3	2.32	0.45
8:L5:4088:C:H2'	8:L5:4089:G:C8	2.52	0.45
53:M5:4258:C:H5'	20:MJ:68:ILE:HD11	1.98	0.45
32:MW:82:ILE:HD11	71:RG:158:VAL:HG11	1.98	0.45
32:MW:117:LYS:HA	32:MW:117:LYS:HD3	1.72	0.45
67:RC:70:VAL:HG11	67:RC:93:ILE:HD12	1.97	0.45
98:S2:1082:A:H2'	98:S2:1084:A:H5''	1.99	0.45
98:S2:1230:C:H2'	98:S2:1231:C:H6	1.82	0.45
99:S3:1007:C:H2'	99:S3:1008:A:C8	2.52	0.45
99:S3:1712:A:H2'	99:S3:1713:C:C6	2.52	0.45
66:SB:38:MET:HE1	66:SB:182:LYS:NZ	2.32	0.45
73:SI:57:ALA:HB2	73:SI:183:GLY:HA2	1.99	0.45
3:B4:42:G:H2'	3:B4:43:A:C8	2.51	0.45
7:E5:17:G:H5''	7:E5:59:U:C2	2.52	0.45
8:L5:1757:U:H2'	8:L5:1758:G:H8	1.82	0.45
8:L5:2663:G:H4'	27:LR:117:ARG:HH11	1.81	0.45
8:L5:2730:U:H2'	8:L5:2731:C:C6	2.52	0.45
12:LB:122:TRP:CZ2	12:LB:127:LYS:HD2	2.52	0.45
16:LF:67:THR:HG22	16:LF:70:ARG:HH22	1.82	0.45

Continued on next page...

Continued from previous page...

Atom-1	Atom-2	Interatomic distance (Å)	Clash overlap (Å)
20:LJ:18:ARG:HB2	20:LJ:133:VAL:HG13	1.99	0.45
28:LS:29:ARG:HB2	29:LT:148:PRO:HB2	1.99	0.45
33:LX:128:ILE:HD11	33:LX:134:LYS:HE3	1.98	0.45
38:Lc:47:ILE:HD12	38:Lc:94:LEU:HD11	1.98	0.45
43:Lh:17:LEU:HA	43:Lh:20:GLN:HB3	1.98	0.45
53:M5:1188:C:H2'	53:M5:1189:G:C8	2.51	0.45
53:M5:2492:C:H2'	53:M5:2493:G:C8	2.49	0.45
53:M5:3656:A:H2'	53:M5:3657:U:H6	1.81	0.45
53:M5:3830:A2M:HM'3	53:M5:3830:A2M:H1'	1.75	0.45
56:MB:77:THR:HG21	56:MB:337:VAL:HG22	1.98	0.45
20:MJ:95:ARG:H	20:MJ:98:ASN:HD22	1.64	0.45
65:RA:148:CYS:SG	65:RA:160:ALA:HB1	2.56	0.45
67:RC:210:PRO:HD3	67:RC:236:PHE:CE2	2.52	0.45
76:RL:33:LEU:HD12	76:RL:34:PRO:HD2	1.98	0.45
80:RP:111:MET:HG3	83:RS:117:ILE:HD11	1.98	0.45
84:RT:45:LEU:HD23	84:RT:45:LEU:HA	1.84	0.45
99:S3:159:A2M:H2'	99:S3:160:U:C6	2.51	0.45
99:S3:867:OMG:HM23	99:S3:867:OMG:H1'	1.76	0.45
79:SO:41:PHE:HA	79:SO:57:THR:HG22	1.99	0.45
8:L5:287:U:H2'	8:L5:288:G:C8	2.52	0.45
8:L5:1327:C:H2'	8:L5:1328:G:C8	2.52	0.45
53:M5:3707:U:H2'	53:M5:3708:C:C6	2.52	0.45
53:M5:3760:A2M:C2	99:S3:1825:A:H3'	2.46	0.45
53:M5:4188:U:H2'	53:M5:4189:U:C6	2.52	0.45
9:M7:63:C:H5'	9:M7:64:G:H5''	1.99	0.45
31:MV:112:MET:HE2	31:MV:112:MET:HB3	1.84	0.45
66:RB:35:ALA:HB2	66:RB:44:ILE:HD11	1.99	0.45
69:RE:88:ASP:HA	69:RE:122:LYS:HE3	1.99	0.45
85:RU:61:LEU:HB3	94:Rd:34:TYR:CE2	2.52	0.45
89:RY:10:ARG:HG3	89:RY:24:VAL:HG13	1.99	0.45
98:S2:1160:U:H2'	98:S2:1161:U:C6	2.52	0.45
98:S2:1729:U:O4	98:S2:1805:G:O6	2.35	0.45
98:S2:1849:G:O2'	98:S2:1850:A:H8	1.99	0.45
99:S3:1199:A:H2'	99:S3:1200:A:C8	2.52	0.45
99:S3:1217:A:H2'	99:S3:1218:C:H6	1.82	0.45
99:S3:1421:A:H4'	99:S3:1422:G:H5'	1.99	0.45
100:SA:163:CYS:HB3	100:SA:174:MET:HE3	1.97	0.45
69:SE:192:ILE:HG13	69:SE:243:GLY:HA3	1.99	0.45
92:Sb:14:GLU:HA	92:Sb:17:ARG:HG2	1.98	0.45
5:D4:51:U:O4	5:D4:63:G:O6	2.35	0.45
7:E5:65:U:H2'	7:E5:66:A:H8	1.82	0.45

Continued on next page...

Continued from previous page...

Atom-1	Atom-2	Interatomic distance (Å)	Clash overlap (Å)
8:L5:469:C:H2'	8:L5:470:A:H8	1.81	0.45
8:L5:1760:G:C4	8:L5:1761:G:H1'	2.52	0.45
8:L5:4239:A:H2'	8:L5:4240:G:C8	2.52	0.45
8:L5:4591:U:H2'	8:L5:4592:C:C6	2.52	0.45
13:LC:281:MET:HE3	13:LC:281:MET:HB3	1.69	0.45
13:LC:285:ILE:HG12	26:LQ:122:THR:HG21	2.00	0.45
27:LR:68:LEU:HD23	27:LR:68:LEU:HA	1.83	0.45
40:Le:7:LEU:HB2	40:Le:93:LYS:HB3	1.99	0.45
53:M5:1447:C:H2'	53:M5:1448:G:C8	2.52	0.45
53:M5:1541:C:H5''	55:MA:21:LYS:HG2	1.99	0.45
59:Mb:25:ARG:HA	59:Mb:25:ARG:HD3	1.58	0.45
44:Mi:16:LYS:HA	44:Mi:16:LYS:HD3	1.74	0.45
62:Mr:90:LEU:HD22	62:Mr:111:ILE:HG23	1.98	0.45
69:RE:148:ARG:HH11	99:S3:124:U:H5''	1.82	0.45
69:RE:151:ASP:HB3	69:RE:154:ILE:HG13	1.98	0.45
72:RH:51:ILE:HG21	72:RH:179:LYS:HD2	1.98	0.45
79:RO:95:ILE:HB	79:RO:129:ILE:HA	1.98	0.45
98:S2:1016:U:H6	78:SN:61:ALA:HB1	1.80	0.45
99:S3:1101:U:H2'	99:S3:1102:G:C8	2.52	0.45
66:SB:94:LYS:HA	66:SB:94:LYS:HD2	1.72	0.45
67:SC:102:LEU:HD22	67:SC:130:ILE:HG12	1.99	0.45
68:SD:173:ARG:HE	68:SD:173:ARG:HB3	1.62	0.45
94:Sd:24:CYS:SG	94:Sd:42:CYS:CB	3.05	0.45
8:L5:1333:A:H2'	8:L5:1334:A:C8	2.52	0.44
8:L5:1794:A:H5''	8:L5:4214:A:N6	2.32	0.44
25:LP:67:VAL:HG12	25:LP:80:GLN:HB3	1.97	0.44
53:M5:1097:C:H2'	53:M5:1098:G:C8	2.53	0.44
53:M5:1344:C:H2'	53:M5:1345:A:C8	2.52	0.44
53:M5:2539:C:H2'	53:M5:2540:C:C6	2.52	0.44
53:M5:4584:A:H2'	53:M5:4585:U:O4'	2.16	0.44
53:M5:5061:A:H5''	53:M5:5062:G:H8	1.83	0.44
15:ME:274:VAL:HG21	41:Mf:1:MET:O	2.17	0.44
74:RJ:22:LYS:HD3	74:RJ:22:LYS:HA	1.77	0.44
84:RT:107:LEU:HB2	84:RT:112:MET:HB2	1.99	0.44
98:S2:494:C:N4	98:S2:509:G:H21	2.15	0.44
98:S2:583:A:H2'	98:S2:584:A:C8	2.52	0.44
98:S2:609:U:H2'	98:S2:610:G:H8	1.82	0.44
98:S2:1402:A:O5'	85:SU:51:LYS:HE3	2.16	0.44
99:S3:1201:U:H2'	99:S3:1202:U:C6	2.52	0.44
75:SK:21:MET:HB3	75:SK:69:TRP:HE3	1.82	0.44
83:SS:34:LYS:HG3	83:SS:103:LEU:HD11	1.99	0.44

Continued on next page...

Continued from previous page...

Atom-1	Atom-2	Interatomic distance (Å)	Clash overlap (Å)
8:L5:4146:G:H2'	8:L5:4147:G:H8	1.82	0.44
11:LA:107:MET:HG2	11:LA:111:THR:HG21	1.98	0.44
12:LB:305:THR:HG22	12:LB:308:ASP:HB2	1.98	0.44
25:LP:50:ASP:OD2	25:LP:56:GLN:HG3	2.18	0.44
53:M5:2365:OMC:HM23	53:M5:2365:OMC:H1'	1.82	0.44
65:RA:8:LEU:HD11	86:RV:39:VAL:HG21	1.99	0.44
73:RI:128:LYS:HE3	73:RI:128:LYS:HB3	1.82	0.44
82:RR:33:ARG:HD3	97:Rg:125:ARG:NH1	2.31	0.44
82:RR:44:LYS:HZ1	99:S3:1450:G:P	2.40	0.44
97:Rg:10:THR:HG21	97:Rg:306:LEU:HD13	1.99	0.44
98:S2:719:G:H2'	98:S2:720:A:C8	2.52	0.44
98:S2:1705:C:H2'	98:S2:1706:G:C8	2.52	0.44
99:S3:1797:U:H2'	99:S3:1798:C:C6	2.52	0.44
69:SE:61:VAL:HA	69:SE:64:ILE:HD13	1.99	0.44
72:SH:51:ILE:HG21	72:SH:179:LYS:HE3	1.98	0.44
6:E4:91:THR:HG23	6:E4:93:LYS:H	1.81	0.44
8:L5:422:C:H2'	8:L5:423:G:H8	1.82	0.44
8:L5:3607:U:H2'	8:L5:3608:A:C8	2.52	0.44
8:L5:3871:A:H2'	8:L5:3872:A:C8	2.52	0.44
8:L5:4563:U:H2'	8:L5:4564:A:C8	2.52	0.44
12:LB:28:LYS:HG3	12:LB:30:LYS:HG3	1.99	0.44
31:LV:25:VAL:HG22	31:LV:38:TYR:HD1	1.82	0.44
34:LY:8:THR:HB	34:LY:10:ASP:H	1.82	0.44
53:M5:676:C:H2'	53:M5:677:G:C8	2.52	0.44
53:M5:1327:C:H2'	53:M5:1328:G:C8	2.53	0.44
67:RC:79:GLU:HA	67:RC:82:TYR:HB2	1.99	0.44
75:RK:9:ILE:HA	75:RK:12:TYR:HB2	2.00	0.44
79:RO:75:MET:HE3	79:RO:75:MET:HB3	1.92	0.44
84:RT:42:HIS:HB3	84:RT:83:GLN:HG2	1.98	0.44
98:S2:874:G:H2'	98:S2:875:A:C8	2.51	0.44
66:SB:192:SER:HA	66:SB:195:LYS:HG2	1.99	0.44
5:D4:34:G:H2'	5:D4:35:A:C8	2.53	0.44
8:L5:288:G:H5''	50:Lo:47:GLY:HA2	2.00	0.44
8:L5:325:U:H5''	21:LL:103:ARG:HH21	1.81	0.44
8:L5:1528:U:H2'	8:L5:1529:G:C8	2.53	0.44
53:M5:4117:U:H2'	55:MA:40:TYR:OH	2.17	0.44
13:MC:60:HIS:HA	13:MC:92:PHE:HE1	1.82	0.44
15:ME:254:ASP:HB2	15:ME:258:LEU:HD13	2.00	0.44
17:MG:63:LEU:HD12	23:MN:32:GLN:HB2	2.00	0.44
69:RE:233:LYS:HD2	69:RE:233:LYS:HA	1.83	0.44
98:S2:1595:U:H2'	98:S2:1596:U:C6	2.53	0.44

Continued on next page...

Continued from previous page...

Atom-1	Atom-2	Interatomic distance (Å)	Clash overlap (Å)
98:S2:1856:C:H2'	98:S2:1857:G:C8	2.51	0.44
99:S3:207:G:H3'	99:S3:208:G:H8	1.81	0.44
99:S3:931:C:H2'	99:S3:932:G:C8	2.52	0.44
99:S3:1649:U:H2'	99:S3:1650:A:H8	1.83	0.44
99:S3:1786:U:H2'	99:S3:1787:G:H8	1.83	0.44
3:B4:22:C:H2'	3:B4:23:G:H8	1.82	0.44
8:L5:4246:G:H2'	8:L5:4247:G:H8	1.81	0.44
8:L5:4761:G:H2'	8:L5:4762:A:C8	2.49	0.44
28:LS:161:ARG:HD3	28:LS:164:LYS:HB3	1.99	0.44
53:M5:75:G:H1	21:ML:103:ARG:HH12	1.64	0.44
53:M5:1177:U:H2'	53:M5:1178:G:C8	2.53	0.44
55:MA:60:LYS:HB2	55:MA:60:LYS:HE2	1.70	0.44
14:MD:65:ALA:HB2	14:MD:74:ILE:HD13	1.98	0.44
15:ME:92:VAL:HG13	15:ME:109:LEU:HD21	1.99	0.44
15:ME:180:VAL:HG21	15:ME:258:LEU:HD21	1.99	0.44
74:RJ:60:LEU:HD22	74:RJ:70:ARG:HA	1.98	0.44
77:RM:42:LEU:HD11	77:RM:74:ILE:HG13	1.99	0.44
80:RP:87:PRO:HA	80:RP:112:ILE:HD11	1.99	0.44
97:Rg:100:ARG:NH1	99:S3:1399:C:H5''	2.33	0.44
97:Rg:174:VAL:HB	97:Rg:188:HIS:HB2	2.00	0.44
97:Rg:316:THR:OG1	68:SD:197:LYS:HE2	2.17	0.44
98:S2:928:G:H2'	98:S2:929:G:C8	2.53	0.44
98:S2:1244:U:H2'	98:S2:1245:G:C8	2.52	0.44
99:S3:1287:A:H62	99:S3:1312:G:H21	1.65	0.44
71:SG:135:PRO:HB2	71:SG:141:ILE:HD12	1.98	0.44
75:SK:21:MET:HE3	75:SK:21:MET:HA	1.99	0.44
87:SW:94:LEU:HD21	87:SW:102:ILE:HG13	2.00	0.44
8:L5:424:U:H2'	8:L5:425:U:C6	2.53	0.44
8:L5:1095:A:C2	8:L5:1200:G:N1	2.66	0.44
8:L5:1176:C:H42	8:L5:1184:A:H61	1.65	0.44
8:L5:1767:A:H2'	8:L5:1768:C:C1'	2.44	0.44
8:L5:2540:C:H2'	8:L5:2541:G:H8	1.83	0.44
9:L7:58:A:H2'	9:L7:59:G:C8	2.52	0.44
11:LA:133:TYR:HB3	11:LA:168:VAL:HG22	2.00	0.44
25:LP:43:LYS:HB2	25:LP:43:LYS:HE3	1.69	0.44
33:LX:90:ILE:HG22	33:LX:147:LEU:HD22	1.98	0.44
35:LZ:42:LEU:HB2	35:LZ:74:VAL:HG22	2.00	0.44
39:Ld:50:ARG:HG2	39:Ld:64:ILE:HD11	1.98	0.44
44:Li:65:LYS:HD3	44:Li:68:ARG:HD2	2.00	0.44
53:M5:268:G:H2'	53:M5:269:G:H8	1.82	0.44
53:M5:1523:A:O2'	53:M5:1524:A2M:H5'	2.18	0.44

Continued on next page...

Continued from previous page...

Atom-1	Atom-2	Interatomic distance (Å)	Clash overlap (Å)
53:M5:1677:PSU:H4'	53:M5:1680:G:C2	2.52	0.44
53:M5:3724:A2M:H1'	53:M5:3724:A2M:HM'3	1.78	0.44
53:M5:4594:U:H2'	53:M5:4595:G:C8	2.52	0.44
53:M5:4637:OMG:HM23	53:M5:4637:OMG:H1'	1.76	0.44
77:RM:23:LYS:HA	77:RM:23:LYS:HD3	1.70	0.44
84:RT:115:LYS:HZ2	99:S3:1563:G:H5''	1.82	0.44
90:RZ:58:LEU:O	90:RZ:62:VAL:HB	2.18	0.44
94:Rd:29:GLY:HA3	94:Rd:40:ARG:HG2	2.00	0.44
98:S2:15:U:H2'	98:S2:16:G:O4'	2.18	0.44
98:S2:958:G:H2'	98:S2:959:G:C8	2.52	0.44
98:S2:964:A:H2'	98:S2:965:U:C6	2.53	0.44
98:S2:1204:A:N6	98:S2:1694:U:H3	2.15	0.44
98:S2:1533:A:H2	98:S2:1536:G:N3	2.16	0.44
99:S3:51:U:H2'	99:S3:52:G:C8	2.52	0.44
99:S3:903:A:H2'	99:S3:904:A:H8	1.82	0.44
68:SD:132:LYS:HD3	68:SD:191:PRO:HA	1.99	0.44
69:SE:100:ARG:HB2	69:SE:114:ILE:HD13	1.99	0.44
81:SQ:134:GLY:HA3	81:SQ:140:ARG:HA	2.00	0.44
101:SV:51:LYS:HE2	101:SV:76:ASP:HB3	2.00	0.44
8:L5:3658:C:H2'	8:L5:3659:G:C8	2.53	0.44
15:LE:150:LEU:HD13	15:LE:194:VAL:HG11	1.99	0.44
23:LN:189:ARG:HB3	23:LN:189:ARG:NH1	2.33	0.44
33:LX:73:HIS:ND1	33:LX:115:LYS:HE2	2.32	0.44
53:M5:4518:A:N7	56:MB:258:HIS:HE1	2.16	0.44
20:MJ:8:LYS:HE3	20:MJ:9:GLU:H	1.83	0.44
28:MS:9:GLU:HB3	28:MS:67:VAL:HB	1.99	0.44
63:Ms:34:LEU:HD13	63:Ms:183:ILE:HD11	2.00	0.44
68:RD:139:SER:HB3	99:S3:1334:G:H5''	1.99	0.44
69:RE:238:LEU:HB2	69:RE:242:LYS:HD2	2.00	0.44
71:RG:218:LYS:HA	71:RG:221:LYS:HE2	1.98	0.44
74:RJ:174:LYS:HB2	99:S3:560:A:H5'	1.99	0.44
77:RM:86:GLY:HA2	77:RM:106:CYS:HB3	2.00	0.44
83:RS:14:ARG:HD2	83:RS:14:ARG:HA	1.77	0.44
89:RY:12:PHE:HZ	89:RY:21:LYS:HD2	1.82	0.44
98:S2:699:C:H2'	98:S2:700:G:C8	2.53	0.44
98:S2:866:U:H2'	98:S2:867:G:C8	2.53	0.44
99:S3:1804:OMU:HM23	99:S3:1804:OMU:H1'	1.86	0.44
66:SB:121:ILE:HD12	66:SB:161:VAL:HB	2.00	0.44
8:L5:711:A:H2'	8:L5:712:C:C6	2.52	0.44
8:L5:4146:G:H2'	8:L5:4147:G:C8	2.53	0.44
9:L7:63:C:H1'	14:LD:280:VAL:HG21	1.99	0.44

Continued on next page...

Continued from previous page...

Atom-1	Atom-2	Interatomic distance (Å)	Clash overlap (Å)
12:LB:14:LEU:HD22	12:LB:17:LEU:HG	2.00	0.44
13:LC:138:MET:HE3	13:LC:138:MET:HB3	1.69	0.44
24:LO:88:LEU:HD12	24:LO:99:LEU:HD13	1.99	0.44
46:Lk:13:LEU:HD23	46:Lk:13:LEU:HA	1.83	0.44
52:Lr:8:MET:HE3	52:Lr:8:MET:HB3	1.85	0.44
52:Lr:58:LYS:H	52:Lr:121:GLN:HG2	1.83	0.44
53:M5:1072:C:H2'	53:M5:1073:G:C8	2.53	0.44
53:M5:1326:A2M:HM'3	53:M5:1326:A2M:H1'	1.77	0.44
53:M5:1344:C:H2'	53:M5:1345:A:H8	1.83	0.44
53:M5:1733:G:N3	53:M5:4214:A:H2'	2.33	0.44
54:M8:40:A:H2'	54:M8:41:A:H8	1.83	0.44
18:MH:95:VAL:HG22	60:Mm:82:LEU:HD13	1.99	0.44
28:MS:83:ARG:HG3	28:MS:125:GLN:HB2	2.00	0.44
67:RC:232:THR:HG22	67:RC:235:ASN:H	1.83	0.44
69:RE:37:LYS:HB2	69:RE:40:GLU:HG2	1.98	0.44
70:RF:145:ARG:HB2	93:Rc:48:GLY:HA3	1.99	0.44
91:Ra:24:THR:HG21	91:Ra:71:LEU:HA	1.99	0.44
98:S2:454:U:H2'	98:S2:455:A:C8	2.53	0.44
98:S2:1279:C:H2'	98:S2:1280:G:H8	1.81	0.44
98:S2:1365:G:H2'	98:S2:1366:G:C8	2.52	0.44
98:S2:1670:C:H2'	98:S2:1671:G:C8	2.53	0.44
99:S3:418:A:H2'	99:S3:419:G:C8	2.52	0.44
99:S3:1743:G:H21	99:S3:1791:A:H62	1.65	0.44
68:SD:66:ILE:HD11	68:SD:86:LEU:HB3	2.00	0.44
74:SJ:66:LYS:HD3	74:SJ:66:LYS:HA	1.76	0.44
6:E4:68:LEU:HD22	68:SD:103:GLU:HG3	2.00	0.44
53:M5:1757:U:H2'	53:M5:1758:G:H8	1.83	0.44
53:M5:2664:G:H4'	53:M5:2677:G:H4'	2.00	0.44
53:M5:2816:G:H2'	53:M5:2817:C:C6	2.53	0.44
53:M5:3760:A2M:N1	99:S3:1824:A:H2'	2.33	0.44
53:M5:4138:C:H2'	53:M5:4139:G:C8	2.53	0.44
53:M5:4456:OMC:HM21	56:MB:241:PRO:HD3	2.00	0.44
53:M5:4567:G:H5'	56:MB:20:LYS:HB3	2.00	0.44
53:M5:4680:G:H2'	53:M5:4681:A:C8	2.52	0.44
56:MB:354:GLN:HB3	56:MB:359:ALA:HB1	2.00	0.44
21:ML:58:ILE:HG13	21:ML:157:VAL:HG13	2.00	0.44
23:MN:140:LYS:HA	23:MN:140:LYS:HD3	1.78	0.44
32:MW:61:LYS:HD3	32:MW:61:LYS:HA	1.79	0.44
38:Mc:103:ASP:HA	38:Mc:106:ARG:NH1	2.33	0.44
67:RC:230:THR:HG21	99:S3:4:C:H5'	2.00	0.44
98:S2:604:A:H2'	98:S2:605:A:C8	2.52	0.44

Continued on next page...

Continued from previous page...

Atom-1	Atom-2	Interatomic distance (Å)	Clash overlap (Å)
98:S2:1438:A:H2'	98:S2:1439:A:C8	2.53	0.44
98:S2:1653:U:H2'	98:S2:1654:G:C8	2.52	0.44
98:S2:1692:U:H2'	98:S2:1693:G:C8	2.53	0.44
99:S3:454:U:H2'	99:S3:455:A:C8	2.53	0.44
99:S3:496:C:H2'	99:S3:497:C:H6	1.83	0.44
99:S3:1144:A:H2'	99:S3:1145:A:C8	2.53	0.44
99:S3:1413:G:H2'	99:S3:1414:A:C8	2.52	0.44
68:SD:53:THR:HG21	68:SD:94:ARG:HD3	1.99	0.44
69:SE:34:GLY:HA3	69:SE:83:PRO:HG2	2.00	0.44
91:Sa:64:LEU:HD23	91:Sa:64:LEU:HA	1.83	0.44
8:L5:441:G:H2'	8:L5:442:G:C8	2.53	0.43
8:L5:1617:G:H1'	8:L5:2513:A:N6	2.33	0.43
8:L5:1805:A:C4	37:Lb:28:ARG:HB3	2.53	0.43
8:L5:3733:A:H2'	8:L5:3734:U:O4'	2.17	0.43
8:L5:4093:G:H2'	8:L5:4094:G:C8	2.53	0.43
8:L5:4258:C:H5'	20:LJ:68:ILE:HD11	2.00	0.43
8:L5:4966:A:H2'	8:L5:4967:A:O4'	2.18	0.43
16:LF:60:GLU:O	16:LF:64:MET:HG2	2.18	0.43
31:LV:82:ILE:HG12	31:LV:103:GLY:HA2	1.99	0.43
33:LX:73:HIS:HA	33:LX:76:ILE:HG12	2.00	0.43
35:LZ:41:ALA:HB2	35:LZ:77:TYR:HE1	1.82	0.43
50:Lo:12:CYS:HB3	50:Lo:15:CYS:HB2	1.99	0.43
53:M5:1846:G:H2'	53:M5:1847:C:C6	2.53	0.43
53:M5:2297:G:H4'	13:MC:242:PRO:HB2	2.00	0.43
53:M5:4918:C:H2'	53:M5:4919:G:C8	2.53	0.43
57:MI:47:PRO:HD2	57:MI:141:LYS:HA	1.99	0.43
57:MI:152:LEU:HB3	57:MI:165:ILE:HD12	2.00	0.43
38:Mc:38:ILE:HG21	38:Mc:63:TYR:HB3	2.00	0.43
69:RE:175:PHE:HE1	69:RE:225:ILE:HG21	1.82	0.43
75:RK:49:MET:HE3	75:RK:69:TRP:CD2	2.53	0.43
90:RZ:111:ARG:HD2	90:RZ:114:LYS:HZ2	1.83	0.43
98:S2:198:U:H4'	98:S2:202:G:H22	1.82	0.43
98:S2:502:C:C2	69:SE:66:MET:HE1	2.53	0.43
99:S3:16:G:H2'	99:S3:17:C:C6	2.53	0.43
100:SA:158:ASP:OD2	101:SV:32:ILE:HD13	2.18	0.43
69:SE:9:LEU:HB2	69:SE:30:ARG:HD3	2.00	0.43
70:SF:40:ALA:HB3	70:SF:67:PRO:HA	2.00	0.43
6:E4:54:ILE:HD12	6:E4:55:THR:H	1.83	0.43
8:L5:35:U:H4'	8:L5:1525:A:C2	2.53	0.43
8:L5:126:C:H2'	8:L5:127:G:H8	1.82	0.43
8:L5:1195:G:H2'	8:L5:1196:G:C8	2.52	0.43

Continued on next page...

Continued from previous page...

Atom-1	Atom-2	Interatomic distance (Å)	Clash overlap (Å)
8:L5:1768:C:H2'	8:L5:1769:G:H8	1.84	0.43
8:L5:3608:A:H2'	8:L5:3609:G:C8	2.53	0.43
8:L5:3656:A:H2'	8:L5:3657:U:H6	1.84	0.43
8:L5:4258:C:H2'	8:L5:4259:C:H6	1.82	0.43
8:L5:4458:C:H2'	8:L5:4459:U:C6	2.52	0.43
8:L5:4872:G:H4'	8:L5:4873:G:H5''	2.00	0.43
10:L8:83:C:N4	34:LY:50:ARG:HH22	2.16	0.43
19:LI:38:ARG:HH22	19:LI:45:GLU:HG3	1.83	0.43
23:LN:170:LYS:HB3	23:LN:170:LYS:HE3	1.76	0.43
24:LO:61:ARG:HA	24:LO:70:PRO:HD2	2.00	0.43
53:M5:1204:C:H2'	53:M5:1205:G:H8	1.83	0.43
53:M5:1245:C:H2'	53:M5:1246:G:H8	1.83	0.43
53:M5:1378:C:H4'	53:M5:1379:C:H5'	1.99	0.43
53:M5:1656:U:H2'	53:M5:1657:G:H8	1.83	0.43
53:M5:2363:A2M:H2'	53:M5:2364:OMG:O4'	2.18	0.43
53:M5:2591:A:H2'	53:M5:2592:U:H6	1.82	0.43
53:M5:2640:G:H2'	53:M5:2641:A:C8	2.53	0.43
53:M5:3661:G:H4'	53:M5:3662:A:H5'	2.00	0.43
53:M5:4098:A:H3'	42:Mg:115:LYS:HE3	1.99	0.43
53:M5:4935:C:H2'	53:M5:4936:G:C8	2.53	0.43
32:MW:82:ILE:HG22	71:RG:131:ARG:HB2	2.00	0.43
70:RF:87:LEU:HD23	70:RF:87:LEU:HA	1.77	0.43
74:RJ:29:LEU:HD21	95:Re:115:ARG:HH11	1.83	0.43
81:RQ:19:ALA:HB2	81:RQ:75:GLY:HA3	2.00	0.43
98:S2:736:C:H2'	98:S2:737:G:C8	2.52	0.43
98:S2:806:U:H2'	98:S2:807:G:C8	2.53	0.43
98:S2:943:U:H2'	98:S2:944:A:H8	1.82	0.43
98:S2:1217:A:H2'	98:S2:1218:C:H6	1.83	0.43
70:SF:74:ASN:HA	70:SF:77:MET:HE2	1.99	0.43
71:SG:52:ILE:HD13	71:SG:109:LEU:HD12	1.99	0.43
71:SG:182:PRO:HA	71:SG:185:LEU:HD12	1.99	0.43
72:SH:166:VAL:HG13	72:SH:173:PHE:HE2	1.82	0.43
5:D4:2:C:H4'	19:LI:103:LEU:HD23	2.00	0.43
8:L5:908:G:H2'	8:L5:909:A:H8	1.83	0.43
8:L5:1510:G:H2'	8:L5:1511:U:C6	2.54	0.43
8:L5:1780:A:C5	8:L5:1781:U:C5	3.06	0.43
8:L5:4186:A:H2'	8:L5:4187:G:C8	2.53	0.43
8:L5:4303:C:H3'	8:L5:4305:G:H21	1.83	0.43
23:LN:121:VAL:HG21	23:LN:131:GLU:HG3	1.99	0.43
24:LO:16:LEU:HB2	24:LO:43:ILE:HD12	2.00	0.43
26:LQ:42:THR:HA	26:LQ:45:GLN:HG3	2.00	0.43

Continued on next page...

Continued from previous page...

Atom-1	Atom-2	Interatomic distance (Å)	Clash overlap (Å)
27:LR:93:VAL:HA	27:LR:96:MET:HB2	2.00	0.43
53:M5:35:U:H4'	53:M5:1525:A:C2	2.53	0.43
53:M5:1617:G:H1'	53:M5:2513:A:N6	2.33	0.43
53:M5:1768:C:H2'	53:M5:1769:G:C8	2.53	0.43
53:M5:3925:OMU:HM23	53:M5:3925:OMU:H1'	1.83	0.43
54:M8:141:C:H2'	54:M8:142:U:C6	2.53	0.43
20:MJ:67:LYS:HE2	20:MJ:67:LYS:HB2	1.78	0.43
44:Mi:4:ARG:HD3	44:Mi:4:ARG:HA	1.81	0.43
51:Mp:76:ALA:HA	51:Mp:79:VAL:HG12	1.99	0.43
71:RG:214:ALA:HA	71:RG:217:MET:HE3	2.00	0.43
73:RI:10:LYS:HE3	73:RI:10:LYS:HB3	1.80	0.43
74:RJ:109:ARG:HB2	74:RJ:112:THR:HG23	2.00	0.43
81:RQ:51:LEU:HD12	81:RQ:51:LEU:HA	1.84	0.43
83:RS:124:ARG:HB2	83:RS:131:VAL:HG12	2.00	0.43
96:Rf:119:ARG:HD2	96:Rf:139:HIS:CG	2.53	0.43
98:S2:528:A:H5'	74:SJ:121:LYS:NZ	2.34	0.43
98:S2:1208:A:H4'	98:S2:1835:A:N7	2.33	0.43
99:S3:349:A:H2'	99:S3:350:C:C6	2.54	0.43
69:SE:45:ILE:HD13	69:SE:80:ILE:HD11	2.00	0.43
74:SJ:101:LYS:HE2	74:SJ:103:GLU:HB2	2.00	0.43
75:SK:15:LEU:HD23	75:SK:15:LEU:HA	1.87	0.43
85:SU:21:ARG:HA	85:SU:90:ASP:HA	2.00	0.43
77:Sf:36:ARG:H	77:Sf:36:ARG:CD	2.30	0.43
8:L5:2308:A:H4'	8:L5:2334:C:H4'	2.00	0.43
8:L5:3870:C:H2'	8:L5:3871:A:H8	1.82	0.43
53:M5:163:A:H2'	53:M5:164:G:H8	1.82	0.43
53:M5:669:C:H5'	62:Mr:68:SER:HB2	2.00	0.43
53:M5:2461:G:H2'	53:M5:2462:C:C6	2.54	0.43
31:MV:71:GLU:CD	31:MV:71:GLU:H	2.26	0.43
35:MZ:59:LYS:HE3	35:MZ:59:LYS:HB3	1.90	0.43
59:Mb:91:ARG:HB2	59:Mb:94:ASP:OD1	2.18	0.43
77:RM:31:LEU:HD22	77:RM:111:VAL:HA	2.00	0.43
83:RS:98:VAL:HG11	83:RS:106:LYS:HB2	2.00	0.43
97:Rg:24:THR:HB	97:Rg:71:ILE:HG21	2.00	0.43
98:S2:729:C:H2'	98:S2:730:C:H6	1.82	0.43
99:S3:980:A:H2'	99:S3:981:A:C8	2.54	0.43
74:SJ:77:LEU:O	74:SJ:81:LEU:HD23	2.18	0.43
79:SO:131:ASP:OD1	79:SO:133:THR:HG22	2.17	0.43
89:SY:41:ARG:H	89:SY:41:ARG:HG2	1.57	0.43
89:SY:44:LEU:HA	89:SY:47:MET:HE1	2.00	0.43
7:E5:69:G:H2'	7:E5:70:G:H8	1.82	0.43

Continued on next page...

Continued from previous page...

Atom-1	Atom-2	Interatomic distance (Å)	Clash overlap (Å)
8:L5:1761:G:O6	8:L5:1770:A:N6	2.51	0.43
8:L5:4291:G:H8	8:L5:4328:G:H2'	1.82	0.43
8:L5:4745:G:H1	8:L5:4955:A:H61	1.66	0.43
12:LB:378:ARG:HD3	12:LB:378:ARG:HA	1.72	0.43
15:LE:281:ILE:HG23	15:LE:286:LEU:HD11	2.01	0.43
22:LM:24:LEU:HD11	22:LM:86:TRP:CG	2.54	0.43
23:LN:37:HIS:CE1	23:LN:63:ARG:HE	2.37	0.43
26:LQ:114:LEU:HG	26:LQ:120:ILE:HD12	2.01	0.43
28:LS:161:ARG:HD3	28:LS:164:LYS:HD3	2.00	0.43
29:LT:12:ARG:HD3	29:LT:13:TYR:CZ	2.53	0.43
53:M5:325:U:H2'	53:M5:326:C:C6	2.53	0.43
53:M5:2456:G:H2'	53:M5:2457:G:C8	2.53	0.43
18:MH:48:LEU:HD23	18:MH:48:LEU:HA	1.90	0.43
33:MX:152:LYS:HE2	33:MX:152:LYS:HB3	1.78	0.43
35:MZ:41:ALA:HB2	35:MZ:77:TYR:HE1	1.82	0.43
73:RI:57:ALA:HB2	73:RI:183:GLY:HA2	2.00	0.43
77:RM:91:LEU:HD22	99:S3:1284:A:C6	2.53	0.43
80:RP:14:LYS:HA	80:RP:14:LYS:HD2	1.61	0.43
93:Rc:14:VAL:HA	93:Rc:32:VAL:HG12	1.99	0.43
96:Rf:139:HIS:CE1	96:Rf:148:TYR:HB3	2.53	0.43
98:S2:581:U:H5''	89:SY:66:GLY:N	2.33	0.43
98:S2:1279:C:H2'	98:S2:1280:G:C8	2.54	0.43
99:S3:526:A:H2	99:S3:559:G:H22	1.66	0.43
99:S3:1538:C:H2'	99:S3:1539:U:C6	2.53	0.43
99:S3:1714:U:H2'	99:S3:1715:A:C8	2.54	0.43
69:SE:45:ILE:HD11	69:SE:58:GLY:HA2	2.00	0.43
75:SK:11:ILE:HD11	75:SK:45:VAL:HG23	1.99	0.43
76:SL:101:ARG:HE	87:SW:79:PHE:HE1	1.65	0.43
90:SZ:66:LYS:H	90:SZ:66:LYS:HG2	1.56	0.43
8:L5:223:G:H4'	8:L5:225:G:N7	2.34	0.43
8:L5:1298:C:H2'	8:L5:1299:G:C8	2.53	0.43
8:L5:2079:G:H2'	8:L5:2080:U:C6	2.54	0.43
8:L5:4291:G:N3	8:L5:4291:G:H5'	2.34	0.43
8:L5:4734:A:H1'	8:L5:4735:G:C8	2.53	0.43
16:LF:95:ILE:HD13	16:LF:95:ILE:HA	1.86	0.43
52:Lr:51:VAL:HG23	52:Lr:60:VAL:HG13	2.01	0.43
53:M5:1333:A:H2'	53:M5:1334:A:C8	2.53	0.43
53:M5:2404:A:H1'	45:Mj:12:ARG:HH11	1.83	0.43
53:M5:4739:C:H2'	53:M5:4740:G:H5'	2.00	0.43
54:M8:9:A:H2'	54:M8:10:G:H8	1.83	0.43
17:MG:259:LYS:HD3	17:MG:259:LYS:HA	1.84	0.43

Continued on next page...

Continued from previous page...

Atom-1	Atom-2	Interatomic distance (Å)	Clash overlap (Å)
35:MZ:68:ILE:HD12	35:MZ:119:GLU:HG3	2.00	0.43
47:ML:34:LYS:HE2	47:ML:34:LYS:HB2	1.84	0.43
66:RB:27:LYS:HE2	66:RB:27:LYS:HB3	1.89	0.43
68:RD:45:ARG:HH12	68:RD:83:SER:HA	1.84	0.43
89:RY:18:LEU:HB3	89:RY:20:ARG:HG2	1.99	0.43
98:S2:223:C:H2'	98:S2:224:A:C8	2.54	0.43
98:S2:502:C:N1	69:SE:66:MET:HE1	2.33	0.43
98:S2:520:A:H5''	74:SJ:12:THR:HG23	2.00	0.43
98:S2:1160:U:H2'	98:S2:1161:U:H6	1.84	0.43
98:S2:1521:C:N4	83:SS:137:LYS:HD2	2.34	0.43
99:S3:1667:U:H2'	99:S3:1668:U:C6	2.53	0.43
99:S3:1841:C:H2'	99:S3:1842:4AC:H6	2.01	0.43
76:SL:126:VAL:HG12	76:SL:128:VAL:HG23	2.01	0.43
79:SO:99:ALA:H	79:SO:133:THR:HB	1.84	0.43
83:SS:24:ARG:HG3	83:SS:29:ALA:HB2	2.01	0.43
7:E5:49:G:H2'	7:E5:50:G:H8	1.84	0.43
8:L5:1845:U:H2'	8:L5:1846:G:H8	1.83	0.43
8:L5:3683:C:H2'	11:LA:132:ASN:HD21	1.83	0.43
8:L5:3723:A:H2'	8:L5:3724:A:C8	2.53	0.43
9:L7:58:A:H2'	9:L7:59:G:H8	1.83	0.43
13:LC:101:MET:SD	13:LC:104:PRO:HA	2.59	0.43
14:LD:152:ARG:HA	14:LD:152:ARG:HD2	1.67	0.43
16:LF:164:LYS:HB2	16:LF:164:LYS:HE2	1.75	0.43
19:LI:43:VAL:HG11	19:LI:197:VAL:HG13	2.01	0.43
45:Lj:46:LYS:HD2	45:Lj:54:LYS:HD3	2.00	0.43
53:M5:2390:G:H22	53:M5:2825:A:H2	1.65	0.43
53:M5:4543:G:H2'	53:M5:4544:A:C8	2.54	0.43
17:MG:252:LYS:HE3	17:MG:252:LYS:HB2	1.82	0.43
18:MH:65:LYS:HD3	18:MH:65:LYS:HA	1.74	0.43
63:Ms:96:ASN:HD21	63:Ms:98:LYS:HB2	1.83	0.43
69:RE:87:MET:HA	69:RE:87:MET:HE3	2.00	0.43
75:RK:3:MET:HG2	75:RK:8:ARG:HG2	2.00	0.43
98:S2:287:U:H2'	98:S2:288:G:C8	2.54	0.43
98:S2:433:A:H2'	98:S2:434:G:C8	2.54	0.43
98:S2:1797:U:H2'	98:S2:1798:C:C6	2.53	0.43
99:S3:468:A2M:HM'3	99:S3:468:A2M:H1'	1.82	0.43
99:S3:530:U:H2'	99:S3:531:A:C8	2.53	0.43
69:SE:31:PRO:HB3	69:SE:43:PRO:HG3	2.01	0.43
72:SH:51:ILE:HG12	72:SH:179:LYS:HD2	2.00	0.43
73:SI:119:LEU:HD23	73:SI:119:LEU:HA	1.87	0.43
76:SL:4:ILE:HD13	76:SL:4:ILE:HA	1.90	0.43

Continued on next page...

Continued from previous page...

Atom-1	Atom-2	Interatomic distance (Å)	Clash overlap (Å)
81:SQ:41:MET:HE1	84:ST:10:ASN:HA	2.00	0.43
8:L5:162:A:H2'	8:L5:163:A:C8	2.53	0.43
8:L5:461:G:H2'	8:L5:462:G:C8	2.54	0.43
8:L5:1356:U:H2'	8:L5:1357:C:C6	2.54	0.43
11:LA:144:LYS:HA	11:LA:144:LYS:HE3	2.00	0.43
14:LD:60:ILE:HD11	14:LD:93:THR:HA	2.00	0.43
23:LN:9:GLU:HB2	44:Li:44:ILE:HG13	2.00	0.43
41:Lf:15:LYS:HB3	41:Lf:25:THR:HB	1.99	0.43
52:Lr:119:ARG:HG2	52:Lr:122:LYS:HZ3	1.83	0.43
53:M5:163:A:H2'	53:M5:164:G:C8	2.54	0.43
53:M5:1500:A:H5''	53:M5:1501:C:H5''	2.01	0.43
53:M5:2745:A:H2'	53:M5:2746:A:H8	1.83	0.43
53:M5:3727:A:H2'	53:M5:3728:A:C8	2.53	0.43
54:M8:14:OMU:H1'	54:M8:14:OMU:HM23	1.69	0.43
13:MC:55:SER:HB3	13:MC:58:ALA:HB2	2.00	0.43
14:MD:263:LYS:HD3	14:MD:263:LYS:HA	1.69	0.43
18:MH:7:ASN:HD22	18:MH:56:ARG:HD2	1.83	0.43
66:RB:83:LYS:HE3	66:RB:83:LYS:HB2	1.78	0.43
71:RG:79:LYS:HD2	71:RG:86:PRO:HG3	1.99	0.43
83:RS:114:LEU:HA	83:RS:117:ILE:HG22	2.00	0.43
87:RW:111:MET:HE2	87:RW:111:MET:HB3	1.83	0.43
98:S2:1405:A:H2'	98:S2:1406:G:O4'	2.19	0.43
99:S3:455:A:H2'	99:S3:456:C:C6	2.53	0.43
82:SR:54:VAL:O	82:SR:58:MET:HG2	2.19	0.43
88:SX:32:LEU:HD23	88:SX:32:LEU:HA	1.86	0.43
7:E5:13:U:H2'	7:E5:14:A:C8	2.54	0.43
7:E5:21:A:H61	7:E5:46:A:H2'	1.84	0.43
8:L5:654:C:H5'	13:LC:268:ARG:NH2	2.33	0.43
8:L5:1846:G:H2'	8:L5:1847:C:C6	2.53	0.43
8:L5:2362:U:H2'	8:L5:2363:A:C8	2.54	0.43
8:L5:2411:C:H2'	8:L5:2412:A:C8	2.52	0.43
8:L5:2413:U:H2'	8:L5:2414:G:C8	2.53	0.43
8:L5:4642:U:H2'	8:L5:4643:G:C8	2.53	0.43
8:L5:4750:G:H2'	8:L5:4751:G:H8	1.84	0.43
11:LA:137:ILE:HD11	11:LA:149:LYS:HB2	2.01	0.43
13:LC:95:MET:HE3	13:LC:95:MET:HB3	1.91	0.43
16:LF:226:HIS:HA	16:LF:233:ALA:HB3	2.00	0.43
19:LI:36:LEU:HD21	19:LI:69:ARG:NH1	2.34	0.43
53:M5:456:C:H2'	53:M5:457:G:H8	1.83	0.43
53:M5:2494:U:H2'	53:M5:2495:U:O4'	2.19	0.43
53:M5:2683:C:H2'	53:M5:2684:C:C6	2.54	0.43

Continued on next page...

Continued from previous page...

Atom-1	Atom-2	Interatomic distance (Å)	Clash overlap (Å)
53:M5:3717:A:O2'	53:M5:3718:A2M:H5'	2.19	0.43
53:M5:4444:C:H2'	53:M5:4445:U:H6	1.84	0.43
53:M5:4524:G:OP2	53:M5:4524:G:H4'	2.18	0.43
14:MD:37:VAL:HG12	14:MD:50:ARG:HD3	2.01	0.43
17:MG:114:LEU:HD23	17:MG:114:LEU:HA	1.89	0.43
35:MZ:29:ILE:HG22	35:MZ:32:GLY:H	1.83	0.43
38:Mc:33:GLN:O	38:Mc:37:MET:HG2	2.19	0.43
70:RF:43:GLU:OE1	70:RF:44:LYS:HG3	2.19	0.43
82:RR:5:ARG:HB2	82:RR:10:LYS:HE2	2.01	0.43
98:S2:701:G:H2'	98:S2:702:G:H8	1.84	0.43
98:S2:1373:C:P	82:SR:6:THR:HA	2.59	0.43
98:S2:1702:G:H2'	98:S2:1703:C:O4'	2.19	0.43
98:S2:1844:U:H2'	98:S2:1845:A:C8	2.54	0.43
99:S3:1464:C:H2'	99:S3:1465:A:C8	2.54	0.43
99:S3:1736:G:H2'	99:S3:1737:G:H8	1.83	0.43
71:SG:30:LYS:HG3	71:SG:36:VAL:HG11	2.00	0.43
72:SH:80:VAL:O	72:SH:84:GLU:HG2	2.19	0.43
6:E4:58:THR:HG22	68:SD:117:ARG:HH21	1.84	0.43
8:L5:1086:C:H2'	8:L5:1087:A:C8	2.53	0.43
8:L5:1238:A:H5''	15:LE:60:SER:HB3	2.01	0.43
8:L5:1755:C:N4	8:L5:1777:C:H1'	2.33	0.43
8:L5:1847:C:H2'	8:L5:1848:C:C6	2.53	0.43
8:L5:2274:C:H5''	13:LC:312:ARG:HB3	2.00	0.43
8:L5:4544:A:H5''	11:LA:213:GLY:HA3	2.00	0.43
15:LE:68:MET:HA	15:LE:68:MET:HE3	2.01	0.43
18:LH:55:LEU:HD23	18:LH:77:VAL:HG11	2.01	0.43
23:LN:178:HIS:HA	23:LN:181:HIS:CE1	2.54	0.43
43:Lh:88:THR:HB	43:Lh:91:MET:HB2	2.01	0.43
53:M5:2386:U:H2'	53:M5:2387:G:C8	2.54	0.43
53:M5:3855:C:H2'	53:M5:3856:A:H8	1.83	0.43
53:M5:3933:G:H2'	53:M5:3934:G:H8	1.84	0.43
49:Mn:1:MET:HB2	99:S3:1706:G:H5'	2.01	0.43
49:Mn:16:LYS:HA	49:Mn:16:LYS:HE3	2.00	0.43
68:RD:108:LYS:HD3	68:RD:113:LEU:HD22	2.01	0.43
84:RT:42:HIS:CD2	84:RT:43:LYS:HE2	2.53	0.43
98:S2:496:C:H2'	98:S2:497:C:C6	2.54	0.43
98:S2:808:A:H2	98:S2:855:G:H22	1.67	0.43
99:S3:552:G:H2'	99:S3:553:U:C6	2.54	0.43
99:S3:1609:C:H2'	99:S3:1610:G:C8	2.53	0.43
99:S3:1678:A2M:H1'	99:S3:1678:A2M:HM'3	1.64	0.43
99:S3:1829:G:H1'	99:S3:1850:MA6:H2	2.01	0.43

Continued on next page...

Continued from previous page...

Atom-1	Atom-2	Interatomic distance (Å)	Clash overlap (Å)
67:SC:145:LYS:HE2	67:SC:145:LYS:HB3	1.89	0.43
69:SE:94:LYS:HE3	69:SE:94:LYS:HB2	1.89	0.43
92:Sb:33:MET:HE1	92:Sb:48:SER:HA	2.00	0.43
8:L5:281:U:H2'	8:L5:282:C:H6	1.84	0.42
8:L5:1764:G:C6	8:L5:1765:A:C8	3.07	0.42
12:LB:238:LYS:HE2	12:LB:238:LYS:HB2	1.82	0.42
14:LD:236:MET:HA	14:LD:239:MET:HB3	2.01	0.42
16:LF:39:GLN:H	16:LF:39:GLN:HG3	1.71	0.42
43:Lh:81:LEU:HA	43:Lh:84:ARG:HD2	2.01	0.42
44:Li:94:LEU:HD23	44:Li:94:LEU:HA	1.89	0.42
53:M5:1177:U:H2'	53:M5:1178:G:H8	1.84	0.42
9:M7:110:G:H2'	9:M7:111:C:C6	2.54	0.42
54:M8:8:U:H2'	54:M8:9:A:H8	1.83	0.42
55:MA:247:ARG:HA	55:MA:247:ARG:HD2	1.93	0.42
20:MJ:112:HIS:CD2	20:MJ:117:ILE:HG21	2.54	0.42
21:ML:165:LYS:HB2	21:ML:165:LYS:HE3	1.76	0.42
30:MU:20:LYS:NZ	30:MU:22:THR:HG22	2.34	0.42
58:Ma:119:LYS:HD3	58:Ma:140:VAL:HG23	2.01	0.42
46:Mk:18:LYS:HE2	46:Mk:18:LYS:HB3	1.92	0.42
62:Mr:93:ILE:HA	62:Mr:96:MET:HE3	2.01	0.42
69:RE:87:MET:SD	69:RE:123:LEU:HB2	2.59	0.42
71:RG:168:LYS:HD2	99:S3:73:C:H42	1.84	0.42
80:RP:51:ARG:HE	80:RP:51:ARG:HB3	1.60	0.42
90:RZ:50:PHE:HB2	90:RZ:54:THR:HB	2.01	0.42
98:S2:223:C:H5''	76:SL:20:LYS:NZ	2.34	0.42
98:S2:496:C:H2'	98:S2:497:C:H6	1.83	0.42
98:S2:786:G:H2'	98:S2:787:G:H8	1.83	0.42
98:S2:804:U:H2'	98:S2:805:U:C6	2.54	0.42
98:S2:1584:G:C4	98:S2:1586:U:H1'	2.54	0.42
99:S3:220:U:H2'	99:S3:221:A:H8	1.84	0.42
99:S3:595:U:H2'	99:S3:596:U:C6	2.54	0.42
99:S3:604:A:H2'	99:S3:605:A:C8	2.54	0.42
99:S3:1808:U:H2'	99:S3:1809:A:H8	1.84	0.42
100:SA:54:THR:HG22	100:SA:162:PRO:HB2	2.01	0.42
70:SF:33:ILE:HD11	93:Sc:11:LEU:HD13	2.01	0.42
73:SI:31:ARG:HH12	73:SI:48:VAL:HG12	1.84	0.42
8:L5:444:G:H2'	8:L5:445:U:C6	2.54	0.42
8:L5:1092:G:H2'	8:L5:1093:C:C6	2.54	0.42
8:L5:1600:A:H5'	25:LP:133:HIS:HA	2.00	0.42
8:L5:1767:A:H3'	8:L5:1767:A:N3	2.34	0.42
8:L5:3684:G:H2'	8:L5:3685:C:C6	2.54	0.42

Continued on next page...

Continued from previous page...

Atom-1	Atom-2	Interatomic distance (Å)	Clash overlap (Å)
35:LZ:49:TYR:CD2	35:LZ:133:LYS:HB2	2.54	0.42
37:Lb:36:ASP:HB3	37:Lb:39:PHE:HB3	2.02	0.42
52:Lr:84:LYS:HE2	52:Lr:84:LYS:HB3	1.90	0.42
53:M5:190:G:H2'	53:M5:191:G:C8	2.53	0.42
53:M5:3867:A2M:HM'3	53:M5:3867:A2M:H1'	1.63	0.42
53:M5:4883:C:H2'	53:M5:4884:G:H8	1.83	0.42
53:M5:4991:U:H2'	53:M5:4992:G:H8	1.85	0.42
55:MA:24:LYS:HG3	55:MA:49:ILE:HD12	2.01	0.42
21:ML:130:LYS:HB3	21:ML:133:ALA:HB3	2.00	0.42
31:MV:21:PRO:HA	31:MV:54:ALA:HA	2.01	0.42
32:MW:81:ALA:HB2	32:MW:87:LEU:HG	2.01	0.42
64:N1:625:GLN:NE2	82:SR:40:ILE:HD13	2.34	0.42
66:RB:83:LYS:HE2	66:RB:106:THR:HA	2.00	0.42
78:RN:37:ILE:HD11	78:RN:63:VAL:HG11	2.01	0.42
80:RP:116:LEU:HD23	80:RP:116:LEU:HA	1.89	0.42
89:RY:100:LYS:HE3	89:RY:100:LYS:HB3	1.78	0.42
98:S2:352:U:H2'	98:S2:353:C:C6	2.54	0.42
99:S3:1410:C:H2'	99:S3:1411:G:H8	1.83	0.42
99:S3:1809:A:H2'	99:S3:1810:U:C6	2.54	0.42
76:SL:58:LYS:HE2	76:SL:59:LYS:HE3	2.02	0.42
78:SN:37:ILE:HD11	78:SN:63:VAL:HG11	2.01	0.42
81:SQ:21:ALA:HB2	81:SQ:72:VAL:HG23	2.00	0.42
85:SU:106:ILE:O	85:SU:107:GLU:C	2.62	0.42
77:Sf:78:LYS:HD2	77:Sf:78:LYS:HA	1.85	0.42
4:B5:5:G:H2'	4:B5:6:G:H8	1.83	0.42
7:E5:11:C:H42	7:E5:24:A:H61	1.67	0.42
8:L5:2870:A:H2'	8:L5:2871:A:C8	2.54	0.42
15:LE:112:MET:HE2	15:LE:112:MET:HB2	1.85	0.42
16:LF:216:PRO:HD3	16:LF:247:MET:HE3	2.02	0.42
33:LX:87:MET:HA	33:LX:90:ILE:HG12	2.02	0.42
40:Le:106:LYS:HD3	40:Le:106:LYS:HA	1.65	0.42
53:M5:1359:G:H4'	23:MN:203:TYR:HB2	2.00	0.42
53:M5:2292:C:H2'	53:M5:2293:U:C6	2.54	0.42
53:M5:3873:G:H2'	53:M5:3874:G:C8	2.54	0.42
53:M5:4116:C:H5''	53:M5:4117:U:O2	2.19	0.42
53:M5:4324:A:H2'	53:M5:4325:A:C8	2.54	0.42
47:Ml:16:LYS:HA	47:Ml:16:LYS:HD3	1.81	0.42
62:Mr:51:VAL:HG12	62:Mr:117:ILE:HD12	2.02	0.42
69:RE:102:ILE:HG21	69:RE:239:PRO:HD3	2.00	0.42
74:RJ:126:ALA:O	74:RJ:130:ILE:HD12	2.19	0.42
77:RM:60:MET:HE3	77:RM:60:MET:O	2.19	0.42

Continued on next page...

Continued from previous page...

Atom-1	Atom-2	Interatomic distance (Å)	Clash overlap (Å)
81:RQ:104:SER:O	81:RQ:108:ILE:HG23	2.19	0.42
83:RS:86:ARG:HG3	83:RS:89:ASP:HB3	2.01	0.42
98:S2:1221:G:H2'	98:S2:1222:G:H8	1.85	0.42
99:S3:115:U:H2'	99:S3:116:OMU:C6	2.48	0.42
99:S3:1405:A:H2'	99:S3:1406:G:O4'	2.18	0.42
69:SE:89:VAL:HG12	69:SE:100:ARG:NE	2.34	0.42
81:SQ:34:VAL:HB	81:SQ:42:ILE:HG21	2.00	0.42
77:Sf:116:LYS:HE2	77:Sf:116:LYS:HB2	1.61	0.42
96:sh:104:LYS:H	96:sh:104:LYS:HD3	1.84	0.42
3:B4:22:C:H2'	3:B4:23:G:C8	2.54	0.42
8:L5:176:G:H2'	8:L5:177:G:C8	2.54	0.42
8:L5:323:C:H2'	8:L5:324:A:H8	1.83	0.42
8:L5:649:A:H2'	8:L5:650:C:C6	2.55	0.42
8:L5:1545:G:H2'	8:L5:1546:C:C6	2.54	0.42
18:LH:27:VAL:HG23	18:LH:84:VAL:HG21	2.01	0.42
26:LQ:27:LEU:HD23	26:LQ:30:LYS:HD2	2.01	0.42
53:M5:1414:C:H2'	53:M5:1415:G:H8	1.85	0.42
53:M5:1788:A:H2'	57:MI:22:PHE:CZ	2.54	0.42
53:M5:5002:U:H2'	53:M5:5003:U:H6	1.84	0.42
54:M8:85:U:H5'	54:M8:87:G:H5'	2.02	0.42
56:MB:18:PRO:O	56:MB:20:LYS:N	2.51	0.42
56:MB:181:MET:HE3	56:MB:181:MET:HB2	1.77	0.42
67:RC:76:LYS:HD3	67:RC:76:LYS:HA	1.83	0.42
70:RF:88:MET:O	70:RF:91:ARG:HG3	2.18	0.42
73:RI:103:LEU:HD22	73:RI:170:LYS:HB3	2.01	0.42
98:S2:126:G:C8	71:SG:199:THR:HG21	2.54	0.42
98:S2:617:G:H4'	88:SX:88:ASP:HA	2.00	0.42
98:S2:701:G:H2'	98:S2:702:G:C8	2.55	0.42
98:S2:869:A:C4	98:S2:915:G:H1'	2.54	0.42
98:S2:1373:C:H2'	98:S2:1374:C:C6	2.55	0.42
98:S2:1736:G:H2'	98:S2:1737:G:C8	2.54	0.42
98:S2:1736:G:H2'	98:S2:1737:G:H8	1.84	0.42
99:S3:152:U:H2'	99:S3:153:G:H8	1.84	0.42
99:S3:494:C:N4	99:S3:509:OMG:HN22	2.16	0.42
99:S3:1031:A2M:H1'	99:S3:1031:A2M:HM'3	1.78	0.42
67:SC:204:ILE:HD11	67:SC:211:LYS:HG3	2.00	0.42
72:SH:61:ILE:HD13	72:SH:93:VAL:HG23	2.02	0.42
8:L5:2102:G:H1'	8:L5:2103:G:C8	2.55	0.42
8:L5:2479:G:H2'	8:L5:2480:G:H8	1.84	0.42
8:L5:2671:C:H2'	8:L5:2672:C:C6	2.54	0.42
10:L8:78:G:H2'	10:L8:79:G:O4'	2.20	0.42

Continued on next page...

Continued from previous page...

Atom-1	Atom-2	Interatomic distance (Å)	Clash overlap (Å)
10:L8:119:C:H2'	10:L8:120:G:H8	1.85	0.42
10:L8:121:G:H2'	10:L8:122:G:C8	2.55	0.42
17:LG:230:TYR:HA	17:LG:233:ILE:HB	2.01	0.42
40:Le:109:LYS:HE3	40:Le:109:LYS:HB2	1.76	0.42
53:M5:1564:A:H2'	53:M5:1565:A:C8	2.55	0.42
53:M5:1846:G:H2'	53:M5:1847:C:H6	1.85	0.42
53:M5:3782:5MC:H2'	53:M5:3783:A:H5''	2.00	0.42
53:M5:4743:G:H2'	53:M5:4744:A:C8	2.55	0.42
56:MB:65:SER:HB3	56:MB:67:VAL:H	1.85	0.42
41:Mf:101:ILE:HD13	41:Mf:101:ILE:HA	1.86	0.42
66:RB:229:MET:HA	66:RB:229:MET:HE3	2.01	0.42
77:RM:83:LYS:HE2	77:RM:83:LYS:HB2	1.68	0.42
94:Rd:19:ARG:HH11	94:Rd:32:ARG:NE	2.18	0.42
98:S2:307:G:H1	73:SI:44:HIS:CE1	2.38	0.42
98:S2:574:A:H2'	98:S2:575:A:H8	1.84	0.42
98:S2:750:C:H2'	98:S2:751:G:H8	1.83	0.42
98:S2:876:C:H2'	98:S2:877:C:H6	1.85	0.42
98:S2:1628:C:H2'	98:S2:1629:C:C6	2.54	0.42
98:S2:1831:A:H1'	98:S2:1852:C:H5'	2.02	0.42
99:S3:1709:G:H22	99:S3:1824:A:H2	1.67	0.42
69:SE:51:ARG:HD3	69:SE:51:ARG:HA	1.91	0.42
71:SG:77:LEU:HD23	71:SG:84:TYR:HB3	2.01	0.42
73:SI:56:ARG:HE	73:SI:56:ARG:HB2	1.71	0.42
76:SL:35:ARG:HE	76:SL:35:ARG:HB3	1.72	0.42
79:SO:75:MET:HG2	79:SO:118:ALA:HB2	2.01	0.42
5:D4:68:C:H2'	5:D4:69:G:C8	2.55	0.42
8:L5:1824:G:H2'	8:L5:1825:A:C8	2.55	0.42
8:L5:2447:U:H2'	8:L5:2448:G:H8	1.84	0.42
8:L5:2870:A:H2'	8:L5:2871:A:H8	1.85	0.42
14:LD:228:LYS:HE3	14:LD:228:LYS:HB2	1.92	0.42
18:LH:115:ARG:HG2	18:LH:123:ILE:HD12	2.01	0.42
22:LM:79:LYS:HE3	22:LM:79:LYS:HB3	1.93	0.42
31:LV:128:LEU:HD12	31:LV:128:LEU:HA	1.92	0.42
41:Lf:43:LEU:HD12	41:Lf:43:LEU:HA	1.92	0.42
42:Lg:82:MET:HE2	42:Lg:82:MET:HB2	1.83	0.42
53:M5:23:C:H2'	53:M5:24:G:O4'	2.19	0.42
53:M5:1812:C:H1'	59:Mb:57:MET:HE2	2.01	0.42
53:M5:2488:C:H2'	53:M5:2489:C:O4'	2.19	0.42
53:M5:4323:A:C6	14:MD:153:THR:HG21	2.54	0.42
53:M5:4454:G:H2'	53:M5:4455:G:H8	1.85	0.42
53:M5:4761:G:H2'	53:M5:4762:A:C8	2.55	0.42

Continued on next page...

Continued from previous page...

Atom-1	Atom-2	Interatomic distance (Å)	Clash overlap (Å)
20:MJ:95:ARG:H	20:MJ:98:ASN:ND2	2.17	0.42
21:ML:200:LYS:HE3	21:ML:200:LYS:HB3	1.88	0.42
27:MR:8:LYS:HB2	27:MR:8:LYS:HE3	1.82	0.42
59:Mb:22:LYS:HD3	59:Mb:22:LYS:HA	1.83	0.42
59:Mb:54:LEU:O	59:Mb:57:MET:HB2	2.19	0.42
63:Ms:45:LYS:HA	63:Ms:45:LYS:HD3	1.85	0.42
71:RG:193:ALA:HA	71:RG:196:LYS:HD3	2.01	0.42
77:RM:40:LYS:HZ3	96:Rf:130:VAL:HA	1.83	0.42
80:RP:26:LEU:HD23	80:RP:26:LEU:HA	1.86	0.42
97:Rg:240:CYS:HB3	97:Rg:249:CYS:HB2	1.27	0.42
98:S2:527:C:H2'	98:S2:528:A:C8	2.54	0.42
98:S2:569:A:H2'	98:S2:570:C:O4'	2.20	0.42
98:S2:703:C:H2'	98:S2:704:G:C8	2.55	0.42
98:S2:1451:G:C2	98:S2:1474:A:N6	2.87	0.42
98:S2:1630:A:H5''	83:SS:37:GLY:H	1.83	0.42
99:S3:159:A2M:H2'	99:S3:160:U:C5	2.55	0.42
100:SA:134:LEU:HD23	100:SA:134:LEU:HA	1.87	0.42
76:SL:82:MET:HE2	76:SL:85:THR:HB	2.02	0.42
82:SR:120:THR:O	82:SR:121:GLN:C	2.62	0.42
83:SS:52:LEU:HD23	83:SS:52:LEU:HA	1.75	0.42
77:Sf:35:ILE:HD11	96:sh:103:LEU:HB3	2.00	0.42
3:B4:5:G:H2'	3:B4:6:A:H8	1.84	0.42
8:L5:49:U:H2'	8:L5:50:C:C6	2.55	0.42
8:L5:1340:C:H2'	8:L5:1341:U:H6	1.84	0.42
8:L5:1397:A:OP2	36:La:112:LEU:HB3	2.19	0.42
8:L5:1757:U:H2'	8:L5:1758:G:C8	2.54	0.42
8:L5:3723:A:H2'	8:L5:3724:A:H8	1.85	0.42
10:L8:83:C:H42	34:LY:50:ARG:HH22	1.66	0.42
29:LT:111:GLU:HA	29:LT:114:GLN:HG3	2.02	0.42
53:M5:1176:C:H2'	53:M5:1177:U:H6	1.84	0.42
53:M5:1655:C:H3'	58:Ma:26:ARG:HH12	1.84	0.42
53:M5:2376:A:H2'	53:M5:2377:C:C6	2.55	0.42
53:M5:2824:OMC:HM23	53:M5:2824:OMC:H1'	1.88	0.42
53:M5:4208:U:H2'	53:M5:4209:G:H8	1.85	0.42
53:M5:4651:A:H2'	53:M5:4652:G:O4'	2.20	0.42
54:M8:130:C:H2'	54:M8:131:G:H8	1.84	0.42
14:MD:284:LYS:HE2	57:MI:209:TRP:CE2	2.55	0.42
64:N2:331:LEU:HD13	64:N2:411:TYR:HD1	1.85	0.42
77:RM:36:ARG:HD2	77:RM:36:ARG:HA	1.76	0.42
98:S2:106:C:H2'	98:S2:107:A:C8	2.54	0.42
98:S2:570:C:H3'	98:S2:571:U:H6	1.84	0.42

Continued on next page...

Continued from previous page...

Atom-1	Atom-2	Interatomic distance (Å)	Clash overlap (Å)
98:S2:924:G:N2	98:S2:1018:U:O2	2.40	0.42
98:S2:1205:C:H2'	98:S2:1206:G:C8	2.54	0.42
98:S2:1542:C:H4'	84:ST:11:GLN:HG2	2.02	0.42
70:SF:147:VAL:O	70:SF:151:ILE:HG22	2.20	0.42
82:SR:66:VAL:HG12	82:SR:67:ARG:H	1.85	0.42
84:ST:3:GLY:O	84:ST:4:VAL:HB	2.19	0.42
8:L5:1186:U:H2'	8:L5:1187:G:N3	2.35	0.42
8:L5:1687:U:H2'	8:L5:1688:G:C8	2.55	0.42
8:L5:4951:G:H2'	8:L5:4952:G:H8	1.85	0.42
12:LB:77:THR:HG21	12:LB:337:VAL:HG22	2.01	0.42
12:LB:201:LEU:HD12	12:LB:201:LEU:HA	1.86	0.42
17:LG:157:ILE:HG12	17:LG:170:LEU:HD23	2.01	0.42
31:LV:65:VAL:HG13	31:LV:73:ARG:HA	2.02	0.42
46:Lk:52:LYS:HE2	46:Lk:52:LYS:HB2	1.92	0.42
52:Lr:6:GLN:HB3	52:Lr:44:ILE:HD12	2.00	0.42
53:M5:162:A:H2'	53:M5:163:A:H8	1.83	0.42
53:M5:677:G:H2'	53:M5:678:C:C6	2.55	0.42
53:M5:1326:A2M:OP2	53:M5:4445:U:O2'	2.37	0.42
53:M5:1414:C:H2'	53:M5:1415:G:C8	2.55	0.42
53:M5:2815:A2M:H2'	53:M5:2816:G:C8	2.55	0.42
53:M5:4178:A:H2'	53:M5:4179:G:C8	2.55	0.42
53:M5:5002:U:H2'	53:M5:5003:U:C6	2.54	0.42
28:MS:82:LEU:HD11	28:MS:113:MET:HE3	2.00	0.42
30:MU:107:LYS:HE3	30:MU:107:LYS:HB2	1.86	0.42
67:RC:131:GLY:HA3	67:RC:216:MET:HB3	2.01	0.42
95:Re:82:ARG:HG2	95:Re:85:LYS:HD3	2.02	0.42
98:S2:16:G:H2'	98:S2:17:C:C6	2.55	0.42
98:S2:118:C:H1'	98:S2:445:A:C5	2.55	0.42
98:S2:1450:G:H2'	98:S2:1451:G:O4'	2.19	0.42
98:S2:1805:G:H2'	98:S2:1806:A:H8	1.85	0.42
99:S3:223:C:H2'	99:S3:224:A:C8	2.54	0.42
99:S3:1047:C:H2'	99:S3:1048:G:O4'	2.20	0.42
99:S3:1375:G:H2'	99:S3:1376:A:C8	2.55	0.42
99:S3:1713:C:H2'	99:S3:1714:U:C6	2.55	0.42
72:SH:76:GLN:HE21	72:SH:94:PHE:HD2	1.68	0.42
79:SO:78:ALA:HA	79:SO:81:VAL:HG12	2.01	0.42
83:SS:26:ILE:HG12	83:SS:59:LEU:HD21	2.01	0.42
6:E4:75:LEU:HD23	6:E4:75:LEU:HA	1.95	0.42
8:L5:2634:C:H2'	8:L5:2635:U:H6	1.85	0.42
8:L5:3633:C:H2'	8:L5:3634:G:C8	2.55	0.42
13:LC:228:THR:HG23	13:LC:248:ARG:HH22	1.84	0.42

Continued on next page...

Continued from previous page...

Atom-1	Atom-2	Interatomic distance (Å)	Clash overlap (Å)
15:LE:149:ILE:HG22	15:LE:163:VAL:HG22	2.01	0.42
15:LE:201:ILE:HG13	15:LE:203:ILE:HG23	2.01	0.42
34:LY:30:MET:HE1	34:LY:75:ARG:HG2	2.02	0.42
45:Lj:17:THR:HG23	45:Lj:29:LEU:HD11	2.01	0.42
51:Lp:9:GLY:HA3	51:Lp:27:LYS:HE3	2.02	0.42
53:M5:10:A:H2'	53:M5:11:G:C8	2.55	0.42
53:M5:1327:C:H6	53:M5:1327:C:O5'	2.03	0.42
53:M5:1346:C:H2'	53:M5:1347:G:H8	1.85	0.42
53:M5:3829:G:C2'	53:M5:3830:A2M:H5'	2.49	0.42
53:M5:4523:A2M:H5''	53:M5:4524:G:H5'	2.02	0.42
16:MF:71:MET:HA	16:MF:74:MET:HE3	2.01	0.42
32:MW:40:PHE:HD2	32:MW:41:LEU:HD23	1.85	0.42
46:Mk:5:ILE:HD11	46:Mk:43:TYR:HB3	2.02	0.42
65:RA:80:ARG:O	65:RA:84:GLN:HG3	2.20	0.42
71:RG:159:ARG:HH21	99:S3:77:A:H5''	1.84	0.42
97:Rg:68:ASP:HB3	97:Rg:111:VAL:HG22	2.02	0.42
98:S2:455:A:H2'	98:S2:456:C:H6	1.85	0.42
98:S2:1222:G:H2'	98:S2:1223:A:C8	2.55	0.42
98:S2:1240:A:C4	80:SP:100:LYS:HD3	2.55	0.42
99:S3:186:C:H2'	99:S3:187:G:C8	2.54	0.42
99:S3:220:U:H2'	99:S3:221:A:C8	2.54	0.42
100:SA:144:THR:O	100:SA:158:ASP:HB2	2.20	0.42
66:SB:137:LEU:HG	66:SB:215:VAL:HG13	2.01	0.42
8:L5:181:C:H2'	8:L5:182:G:C8	2.55	0.42
8:L5:1468:C:H2'	8:L5:1469:C:H6	1.84	0.42
8:L5:1732:C:H2'	8:L5:1733:G:C8	2.55	0.42
8:L5:3599:A:H2'	8:L5:3600:G:H8	1.85	0.42
8:L5:3669:G:H21	8:L5:3672:G:N2	2.18	0.42
8:L5:4232:U:H3	50:Lo:8:ARG:NH1	2.17	0.42
8:L5:4578:G:H2'	8:L5:4579:U:C6	2.55	0.42
12:LB:378:ARG:HD2	32:LW:32:LEU:HD21	2.02	0.42
15:LE:190:HIS:HB3	15:LE:193:PHE:HD1	1.85	0.42
16:LF:83:VAL:HA	16:LF:84:PRO:HD3	1.94	0.42
42:Lg:94:ALA:O	42:Lg:98:GLU:HG2	2.20	0.42
53:M5:49:U:H2'	53:M5:50:C:H6	1.83	0.42
53:M5:93:G:H2'	53:M5:94:A:C8	2.55	0.42
53:M5:4452:U:H3	53:M5:4531:PSU:HN3	1.68	0.42
27:MR:71:ARG:HE	27:MR:71:ARG:HB2	1.66	0.42
63:Ms:77:ALA:HB3	63:Ms:84:HIS:HD2	1.85	0.42
64:N1:399:HIS:HB2	64:N2:377:ARG:HE	1.85	0.42
66:RB:44:ILE:HD12	66:RB:69:VAL:HG21	2.02	0.42

Continued on next page...

Continued from previous page...

Atom-1	Atom-2	Interatomic distance (Å)	Clash overlap (Å)
68:RD:76:ARG:HA	75:RK:22:VAL:HG21	2.02	0.42
77:RM:121:LYS:HE2	77:RM:121:LYS:HB2	1.86	0.42
78:RN:84:LEU:HD23	78:RN:84:LEU:HA	1.94	0.42
81:RQ:102:GLU:HA	81:RQ:105:LYS:HB3	2.01	0.42
83:RS:20:ILE:HD11	83:RS:33:ILE:HG13	2.01	0.42
87:RW:107:SER:HA	99:S3:862:A:C5	2.55	0.42
93:Rc:49:PRO:HB3	99:S3:1679:A:OP2	2.20	0.42
98:S2:51:U:H2'	98:S2:52:G:C8	2.54	0.42
98:S2:1189:A:OP1	88:SX:28:LYS:HD3	2.20	0.42
98:S2:1643:U:H2'	98:S2:1644:C:C6	2.55	0.42
99:S3:118:C:H1'	99:S3:445:A:C5	2.55	0.42
68:SD:224:SER:HB3	97:Sg:188:HIS:HA	2.02	0.42
71:SG:67:VAL:HG21	71:SG:99:GLY:HA2	2.02	0.42
72:SH:160:LYS:HE2	72:SH:160:LYS:HB2	1.80	0.42
80:SP:35:GLN:H	80:SP:35:GLN:CD	2.28	0.42
84:ST:39:LEU:HA	84:ST:39:LEU:HD12	1.79	0.42
8:L5:1340:C:H2'	8:L5:1341:U:C6	2.55	0.41
10:L8:5:U:H2'	10:L8:6:C:C6	2.55	0.41
29:LT:17:ARG:CZ	29:LT:45:MET:HE3	2.50	0.41
48:Lm:83:ARG:O	48:Lm:87:GLN:HG3	2.20	0.41
53:M5:732:A:H2'	53:M5:733:A:O4'	2.19	0.41
53:M5:1464:C:H5''	59:Mb:32:LEU:HD12	2.01	0.41
53:M5:4991:U:H2'	53:M5:4992:G:C8	2.55	0.41
9:M7:58:A:H2'	9:M7:59:G:H8	1.84	0.41
54:M8:65:A:H2'	54:M8:66:A:C8	2.55	0.41
33:MX:110:LYS:HG3	33:MX:121:VAL:HB	2.01	0.41
40:Me:106:LYS:HE2	40:Me:106:LYS:HB3	1.83	0.41
73:RI:170:LYS:HE3	73:RI:170:LYS:HB2	1.78	0.41
99:S3:1548:G:H2'	99:S3:1549:U:C6	2.55	0.41
80:SP:35:GLN:HA	80:SP:42:ARG:HH11	1.85	0.41
97:Sg:101:PHE:CD2	97:Sg:136:GLY:HA2	2.55	0.41
8:L5:490:C:H2'	8:L5:491:G:C8	2.55	0.41
8:L5:1662:C:H2'	8:L5:1663:C:C6	2.56	0.41
8:L5:1669:A:H4'	8:L5:1685:G:H22	1.85	0.41
8:L5:1726:U:H2'	8:L5:1727:U:H6	1.84	0.41
8:L5:3652:A:H2'	8:L5:3653:A:C5	2.56	0.41
8:L5:5002:U:H2'	8:L5:5003:U:C6	2.54	0.41
11:LA:130:SER:HA	11:LA:169:VAL:HG22	2.01	0.41
19:LI:61:SER:HA	19:LI:126:VAL:HG12	2.02	0.41
39:Ld:115:LYS:HA	39:Ld:115:LYS:HD3	1.74	0.41
53:M5:1241:C:C6	59:Mb:115:GLY:HA2	2.55	0.41

Continued on next page...

Continued from previous page...

Atom-1	Atom-2	Interatomic distance (Å)	Clash overlap (Å)
53:M5:1545:G:H2'	53:M5:1546:C:C6	2.55	0.41
53:M5:4097:G:H2'	53:M5:4098:A:H8	1.83	0.41
44:Mi:76:ARG:HA	44:Mi:76:ARG:HD3	1.76	0.41
60:Mm:83:ARG:HE	60:Mm:83:ARG:HB2	1.67	0.41
67:RC:132:ASP:HB3	67:RC:136:HIS:HB2	2.02	0.41
70:RF:59:LYS:HE3	70:RF:59:LYS:HB3	1.82	0.41
82:RR:7:LYS:HD2	82:RR:11:LYS:HD3	2.02	0.41
82:RR:98:VAL:HG11	82:RR:117:LEU:HD23	2.01	0.41
94:Rd:13:LYS:HE2	94:Rd:13:LYS:HA	2.02	0.41
97:Rg:168:CYS:SG	97:Rg:198:VAL:HG13	2.60	0.41
98:S2:319:C:H2'	98:S2:320:G:H8	1.85	0.41
98:S2:582:U:H4'	89:SY:32:LYS:C	2.45	0.41
98:S2:1777:G:H2'	98:S2:1778:C:C6	2.55	0.41
99:S3:178:C:H2'	99:S3:179:C:H6	1.85	0.41
99:S3:561:A:H2'	99:S3:562:U:C6	2.55	0.41
99:S3:1702:G:H2'	99:S3:1703:OMC:O4'	2.20	0.41
72:SH:73:GLN:HA	72:SH:76:GLN:HB2	2.02	0.41
74:SJ:144:ILE:HA	74:SJ:145:PRO:HD3	1.85	0.41
8:L5:1077:C:H4'	8:L5:1215:C:C4	2.55	0.41
8:L5:1197:C:H2'	8:L5:1198:G:C8	2.56	0.41
8:L5:1290:G:H2'	8:L5:1291:G:H8	1.85	0.41
8:L5:1669:A:H4'	8:L5:1685:G:N2	2.34	0.41
8:L5:4347:G:H2'	8:L5:4348:A:C8	2.55	0.41
8:L5:4389:C:H2'	8:L5:4390:A:C8	2.55	0.41
12:LB:103:LYS:HD3	12:LB:103:LYS:HA	1.89	0.41
30:LU:92:LYS:HA	30:LU:95:ASN:HA	2.03	0.41
39:Ld:85:ARG:HD3	39:Ld:111:VAL:HG11	2.01	0.41
53:M5:365:U:H2'	53:M5:366:A:H8	1.85	0.41
53:M5:1755:C:N3	14:MD:3:PHE:HB3	2.35	0.41
53:M5:1809:C:H2'	53:M5:1810:G:H8	1.85	0.41
53:M5:4109:G:H2'	53:M5:4110:C:H6	1.84	0.41
53:M5:4504:C:H2'	53:M5:4505:C:C6	2.56	0.41
53:M5:4946:U:O2'	41:Mf:2:SER:HB2	2.19	0.41
16:MF:199:LYS:HD2	16:MF:200:ARG:HG2	2.02	0.41
65:RA:50:ASN:HD22	65:RA:53:ARG:NH1	2.18	0.41
71:RG:172:LYS:HD2	99:S3:65:C:H4'	2.01	0.41
82:RR:71:ILE:HD13	82:RR:71:ILE:HA	1.94	0.41
98:S2:222:U:H5''	76:SL:17:PHE:CG	2.56	0.41
98:S2:454:U:H2'	98:S2:455:A:H8	1.85	0.41
98:S2:857:U:H2'	98:S2:858:A:C8	2.55	0.41
98:S2:1856:C:H2'	98:S2:1857:G:H8	1.83	0.41

Continued on next page...

Continued from previous page...

Atom-1	Atom-2	Interatomic distance (Å)	Clash overlap (Å)
99:S3:1195:A:H2'	99:S3:1196:A:C8	2.54	0.41
73:SI:123:ARG:HD3	73:SI:128:LYS:NZ	2.35	0.41
83:SS:86:ARG:HD2	83:SS:86:ARG:HA	1.90	0.41
85:SU:26:SER:HB2	85:SU:110:VAL:HA	2.01	0.41
87:SW:51:GLU:HG3	87:SW:53:ILE:HD13	2.02	0.41
8:L5:2521:G:H2'	8:L5:2522:G:C8	2.56	0.41
10:L8:75:G:H2'	10:L8:76:C:C6	2.55	0.41
18:LH:12:ILE:HG23	18:LH:16:VAL:HG13	2.03	0.41
20:LJ:151:ILE:HD12	20:LJ:151:ILE:HA	1.95	0.41
21:LL:91:ALA:HB1	21:LL:96:ILE:HB	2.03	0.41
22:LM:3:PHE:CZ	28:LS:155:PRO:HB3	2.55	0.41
31:LV:40:ILE:HB	31:LV:62:MET:HB2	2.01	0.41
33:LX:89:LYS:O	33:LX:95:THR:HG22	2.20	0.41
53:M5:908:G:H2'	53:M5:909:A:H8	1.85	0.41
53:M5:950:G:H2'	53:M5:951:G:H8	1.86	0.41
53:M5:1097:C:H2'	53:M5:1098:G:H8	1.85	0.41
53:M5:1202:C:H2'	53:M5:1203:G:C8	2.56	0.41
53:M5:2486:G:H2'	53:M5:2487:G:H8	1.86	0.41
53:M5:2730:U:H2'	53:M5:2731:C:C6	2.55	0.41
53:M5:4196:OMG:HM23	53:M5:4196:OMG:H1'	1.76	0.41
35:MZ:26:VAL:HG22	35:MZ:91:LEU:HD13	2.02	0.41
59:Mb:87:LYS:HD2	59:Mb:87:LYS:HA	1.79	0.41
61:Mo:53:MLZ:HE2	61:Mo:53:MLZ:HB2	1.92	0.41
71:RG:46:LYS:HD3	71:RG:46:LYS:HA	1.83	0.41
71:RG:154:ARG:HG2	99:S3:77:A:C8	2.55	0.41
87:RW:14:ILE:HG12	87:RW:25:VAL:HG11	2.02	0.41
98:S2:338:G:H2'	98:S2:339:A:C8	2.55	0.41
98:S2:529:A:N6	98:S2:555:A:H61	2.16	0.41
98:S2:569:A:H2	89:SY:33:ALA:HB1	1.86	0.41
70:SF:49:LEU:HD23	70:SF:49:LEU:HA	1.87	0.41
90:SZ:69:THR:HG23	90:SZ:71:ALA:N	2.35	0.41
91:Sa:79:ILE:HD12	91:Sa:80:HIS:N	2.35	0.41
8:L5:717:U:H2'	8:L5:718:C:C6	2.56	0.41
8:L5:2079:G:H2'	8:L5:2080:U:H6	1.85	0.41
8:L5:3643:A:C4	45:Lj:3:LYS:HE3	2.56	0.41
12:LB:62:ARG:HA	12:LB:63:PRO:HD3	1.95	0.41
12:LB:154:LYS:HB3	12:LB:194:LEU:HD23	2.01	0.41
23:LN:84:PRO:HA	23:LN:87:HIS:CG	2.56	0.41
24:LO:98:ALA:HA	24:LO:101:ARG:HD2	2.03	0.41
42:Lg:19:LYS:HD3	42:Lg:19:LYS:HA	1.83	0.41
53:M5:1778:C:H5''	14:MD:5:LYS:HE2	2.02	0.41

Continued on next page...

Continued from previous page...

Atom-1	Atom-2	Interatomic distance (Å)	Clash overlap (Å)
53:M5:2045:G:O2'	53:M5:2046:G:H5''	2.20	0.41
53:M5:2521:G:H4'	42:Mg:26:PRO:HD2	2.02	0.41
53:M5:3652:A:H2'	53:M5:3653:A:C5	2.55	0.41
53:M5:3825:A2M:O5'	53:M5:3825:A2M:H8	2.20	0.41
53:M5:4278:C:H5'	29:MT:47:THR:HG23	2.03	0.41
53:M5:4761:G:H2'	53:M5:4762:A:H8	1.85	0.41
53:M5:5055:G:H2'	53:M5:5056:A:C8	2.56	0.41
54:M8:67:U:H2'	54:M8:68:G:C8	2.56	0.41
14:MD:271:MET:HE1	14:MD:279:ARG:HH11	1.85	0.41
59:Mb:61:ASN:O	59:Mb:65:MET:HE2	2.21	0.41
43:Mh:52:LYS:HA	43:Mh:52:LYS:HD3	1.88	0.41
67:RC:106:VAL:HG12	67:RC:128:VAL:HG22	2.01	0.41
97:Rg:145:GLU:HB3	97:Rg:184:LEU:HD22	2.01	0.41
98:S2:497:C:H2'	98:S2:498:C:C6	2.55	0.41
98:S2:642:U:P	74:SJ:39:ASN:HB2	2.61	0.41
98:S2:745:C:H2'	98:S2:746:C:O4'	2.20	0.41
99:S3:952:G:H2'	99:S3:953:C:C6	2.56	0.41
74:SJ:3:VAL:HG13	74:SJ:7:TRP:HZ2	1.85	0.41
80:SP:81:ARG:HB3	80:SP:117:GLY:HA3	2.02	0.41
4:B5:1:C:H42	4:B5:73:A:H61	1.68	0.41
8:L5:86:U:H2'	8:L5:87:A:H8	1.85	0.41
8:L5:1613:A:H5'	11:LA:183:GLY:HA2	2.03	0.41
8:L5:4260:U:H2'	8:L5:4261:C:H6	1.85	0.41
8:L5:5051:C:H5''	12:LB:324:GLY:HA2	2.02	0.41
15:LE:115:TYR:HB2	52:Lr:119:ARG:NH2	2.35	0.41
17:LG:114:LEU:HD23	17:LG:114:LEU:HA	1.92	0.41
23:LN:140:LYS:O	23:LN:144:ARG:HG2	2.21	0.41
53:M5:1811:G:H2'	53:M5:1812:C:C6	2.56	0.41
53:M5:3689:G:H2'	53:M5:3690:U:C6	2.55	0.41
53:M5:4563:U:H2'	53:M5:4564:A:C8	2.56	0.41
15:ME:89:LEU:HD12	15:ME:89:LEU:HA	1.87	0.41
25:MP:54:GLN:HA	25:MP:83:TRP:CD1	2.55	0.41
64:N1:378:LEU:HD12	64:N1:381:LEU:HD12	2.02	0.41
74:RJ:39:ASN:HB2	99:S3:642:U:OP2	2.21	0.41
76:RL:61:PRO:HA	76:RL:66:VAL:HG22	2.02	0.41
82:RR:100:PRO:HA	82:RR:103:LYS:HB3	2.01	0.41
98:S2:12:U:H2'	98:S2:13:C:C6	2.55	0.41
98:S2:572:U:H5'	89:SY:60:PHE:O	2.21	0.41
98:S2:799:U:C4	98:S2:867:G:N2	2.89	0.41
98:S2:1221:G:H2'	98:S2:1222:G:C8	2.55	0.41
98:S2:1534:C:H5''	98:S2:1536:G:O4'	2.21	0.41

Continued on next page...

Continued from previous page...

Atom-1	Atom-2	Interatomic distance (Å)	Clash overlap (Å)
98:S2:1756:C:H3'	98:S2:1757:G:H8	1.86	0.41
99:S3:166:A2M:HM'3	99:S3:166:A2M:H1'	1.67	0.41
99:S3:553:U:H2'	99:S3:555:A:H8	1.86	0.41
99:S3:1657:G:H1	99:S3:1667:U:H3	1.68	0.41
99:S3:1673:U:H2'	99:S3:1674:G:O4'	2.21	0.41
99:S3:1822:A:H2'	99:S3:1823:A:C8	2.56	0.41
73:SI:98:LYS:HG3	73:SI:178:ARG:HD2	2.02	0.41
75:SK:16:PHE:CE1	75:SK:76:ILE:HD11	2.56	0.41
77:Sf:106:CYS:SG	77:Sf:109:VAL:HG23	2.60	0.41
4:B5:1:C:N4	4:B5:73:A:H61	2.19	0.41
4:B5:5:G:H2'	4:B5:6:G:C8	2.56	0.41
8:L5:266:C:H2'	8:L5:267:G:C8	2.55	0.41
8:L5:1095:A:N1	8:L5:1200:G:C6	2.89	0.41
8:L5:2891:U:H2'	8:L5:2892:C:O4'	2.20	0.41
8:L5:3799:A:H2'	8:L5:3800:A:C8	2.56	0.41
8:L5:4759:C:H2'	8:L5:4760:G:C8	2.55	0.41
10:L8:106:G:H4'	10:L8:137:A:H5'	2.02	0.41
13:LC:40:VAL:HG22	13:LC:115:VAL:HG11	2.01	0.41
14:LD:209:ARG:HA	14:LD:212:MET:HG2	2.03	0.41
38:Lc:37:MET:HA	38:Lc:37:MET:HE3	2.02	0.41
53:M5:179:G:N2	53:M5:258:G:H1'	2.35	0.41
53:M5:456:C:H2'	53:M5:457:G:C8	2.56	0.41
53:M5:1721:G:H2'	53:M5:1722:C:C6	2.56	0.41
53:M5:2735:G:H2'	53:M5:2736:G:H8	1.86	0.41
53:M5:3707:U:H2'	53:M5:3708:C:H6	1.86	0.41
56:MB:14:LEU:HD22	56:MB:17:LEU:HD11	2.02	0.41
56:MB:148:LYS:HE2	56:MB:148:LYS:HB2	1.92	0.41
56:MB:394:LYS:H	56:MB:394:LYS:HG2	1.73	0.41
32:MW:106:GLU:HA	32:MW:109:ILE:HG22	2.03	0.41
43:Mh:107:GLN:O	43:Mh:107:GLN:NE2	2.47	0.41
63:Ms:78:LYS:HE2	63:Ms:84:HIS:NE2	2.36	0.41
70:RF:36:GLN:H	70:RF:36:GLN:HG2	1.59	0.41
80:RP:107:ILE:HA	80:RP:111:MET:HE2	2.03	0.41
98:S2:1139:C:H2'	98:S2:1140:G:O4'	2.20	0.41
98:S2:1277:C:H5'	75:SK:55:ARG:HH11	1.85	0.41
99:S3:352:U:H2'	99:S3:353:C:C6	2.56	0.41
99:S3:1374:C:H2'	99:S3:1375:G:O4'	2.20	0.41
99:S3:1801:A:H2'	99:S3:1802:C:C6	2.55	0.41
100:SA:112:ILE:HD13	100:SA:112:ILE:HA	1.90	0.41
75:SK:15:LEU:HD13	75:SK:71:LEU:HD11	2.02	0.41
81:SQ:138:ARG:HA	81:SQ:138:ARG:HD3	1.87	0.41

Continued on next page...

Continued from previous page...

Atom-1	Atom-2	Interatomic distance (Å)	Clash overlap (Å)
85:SU:98:VAL:O	85:SU:102:THR:HG23	2.21	0.41
3:B4:41:A:H2'	3:B4:42:G:H8	1.86	0.41
6:E4:57:ASN:HD21	6:E4:60:LYS:HB2	1.85	0.41
8:L5:1751:A:H2'	8:L5:1752:G:C8	2.56	0.41
8:L5:2078:C:H2'	8:L5:2079:G:C8	2.55	0.41
8:L5:3600:G:H2'	8:L5:3601:C:C6	2.56	0.41
8:L5:3673:C:P	23:LN:67:ARG:HH22	2.44	0.41
8:L5:3923:A:H2'	8:L5:3924:C:C6	2.55	0.41
8:L5:4086:G:C6	11:LA:67:TYR:HB3	2.55	0.41
8:L5:5057:C:H2'	8:L5:5058:A:C8	2.56	0.41
14:LD:63:GLN:HG3	14:LD:74:ILE:HD12	2.02	0.41
53:M5:138:G:H2'	53:M5:139:G:H8	1.85	0.41
53:M5:677:G:H2'	53:M5:678:C:H6	1.84	0.41
53:M5:1306:C:H2'	53:M5:1307:A:C8	2.54	0.41
53:M5:1356:U:H2'	53:M5:1357:C:C6	2.56	0.41
53:M5:2583:C:OP1	42:Mg:54:ARG:HB2	2.21	0.41
53:M5:2744:A:H2'	53:M5:2745:A:C8	2.56	0.41
9:M7:57:C:H2'	9:M7:58:A:H8	1.86	0.41
57:MI:191:ILE:HD11	57:MI:212:LEU:HD21	2.03	0.41
29:MT:100:LYS:HB2	29:MT:100:LYS:HE2	1.70	0.41
38:Mc:26:LYS:HB2	38:Mc:98:ASP:HB3	2.02	0.41
65:RA:53:ARG:HG3	86:RV:83:PHE:CZ	2.55	0.41
72:RH:85:LYS:HE2	72:RH:85:LYS:HB2	1.76	0.41
72:RH:148:LEU:HD23	72:RH:148:LEU:HA	1.92	0.41
87:RW:102:ILE:HB	87:RW:113:HIS:HB3	2.03	0.41
98:S2:1199:A:H2'	98:S2:1200:A:C8	2.55	0.41
98:S2:1599:U:H5	70:SF:166:ILE:HD13	1.85	0.41
99:S3:511:U:H2'	99:S3:512:A2M:C8	2.49	0.41
68:SD:146:ARG:HD2	68:SD:146:ARG:HA	1.77	0.41
71:SG:56:ASN:HA	71:SG:62:PRO:HA	2.02	0.41
83:SS:61:GLU:HA	83:SS:64:VAL:HB	2.03	0.41
77:Sf:58:GLU:HG3	77:Sf:60:MET:HE3	2.03	0.41
5:D4:62:C:H2'	5:D4:63:G:C8	2.56	0.41
8:L5:221:C:H2'	8:L5:222:C:C6	2.56	0.41
8:L5:270:U:H2'	8:L5:271:C:C6	2.56	0.41
8:L5:741:C:H1'	8:L5:924:C:H41	1.86	0.41
8:L5:1811:G:H2'	8:L5:1812:C:C6	2.56	0.41
8:L5:2521:G:H2'	8:L5:2522:G:H8	1.86	0.41
8:L5:2540:C:H2'	8:L5:2541:G:C8	2.56	0.41
8:L5:3732:A:H2'	8:L5:3733:A:C8	2.56	0.41
8:L5:4348:A:C6	8:L5:4350:C:N4	2.89	0.41

Continued on next page...

Continued from previous page...

Atom-1	Atom-2	Interatomic distance (Å)	Clash overlap (Å)
10:L8:5:U:H2'	10:L8:6:C:H6	1.85	0.41
12:LB:57:VAL:HG22	12:LB:73:VAL:HG22	2.03	0.41
13:LC:128:LEU:HD23	13:LC:128:LEU:HA	1.93	0.41
23:LN:113:LEU:HA	23:LN:137:PRO:HD3	2.02	0.41
29:LT:112:ASN:HA	29:LT:128:LEU:HD12	2.03	0.41
37:Lb:13:SER:HA	37:Lb:16:TRP:CE2	2.56	0.41
40:Le:109:LYS:HA	40:Le:112:VAL:HG22	2.02	0.41
44:Li:55:ARG:HA	44:Li:58:MET:HE2	2.03	0.41
53:M5:434:A:H2'	53:M5:435:A:O4'	2.20	0.41
53:M5:1730:U:H4'	29:MT:100:LYS:HB3	2.01	0.41
53:M5:1762:C:H42	53:M5:1770:A:H61	1.68	0.41
53:M5:1825:A:H2'	53:M5:1826:G:C8	2.55	0.41
53:M5:3598:C:H2'	53:M5:3599:A:H8	1.86	0.41
53:M5:3656:A:H2'	53:M5:3657:U:C6	2.56	0.41
53:M5:3763:A:H2'	53:M5:3764:PSU:O4'	2.21	0.41
53:M5:3870:C:H2'	53:M5:3871:A:H8	1.86	0.41
53:M5:4140:C:H2'	53:M5:4141:G:N3	2.35	0.41
53:M5:4481:U:H2'	53:M5:4482:U:C6	2.56	0.41
53:M5:4551:U:H2'	53:M5:4552:PSU:C6	2.56	0.41
53:M5:4619:U:H2'	53:M5:4620:OMU:H6	2.03	0.41
54:M8:40:A:H2'	54:M8:41:A:C8	2.56	0.41
13:MC:328:LEU:HB3	16:MF:187:MET:HG3	2.03	0.41
16:MF:92:VAL:HG13	16:MF:142:TRP:HB3	2.02	0.41
18:MH:106:GLN:HB2	18:MH:111:LEU:HB3	2.03	0.41
22:MM:63:LYS:HE3	22:MM:63:LYS:HB3	1.80	0.41
32:MW:90:ILE:HB	32:MW:91:MET:HE2	2.02	0.41
34:MY:89:LYS:HB3	34:MY:89:LYS:HE3	1.82	0.41
38:Mc:38:ILE:HD11	38:Mc:46:VAL:HG21	2.03	0.41
46:Mk:8:ILE:O	46:Mk:11:PHE:HB3	2.21	0.41
64:N2:394:LYS:HE2	64:N2:394:LYS:HA	2.02	0.41
65:RA:32:PHE:CD1	99:S3:1097:G:H4'	2.55	0.41
65:RA:66:VAL:HG22	65:RA:186:ARG:HG3	2.03	0.41
65:RA:111:GLN:HA	65:RA:116:PHE:CG	2.56	0.41
66:RB:219:LYS:HB2	66:RB:219:LYS:HE2	1.75	0.41
67:RC:108:LYS:HB3	67:RC:233:LEU:HD22	2.02	0.41
70:RF:22:LYS:HB3	70:RF:22:LYS:HE3	1.79	0.41
72:RH:21:SER:O	72:RH:25:GLN:HG2	2.21	0.41
72:RH:142:LYS:HB3	87:RW:54:ASP:HB3	2.03	0.41
74:RJ:151:LEU:HD23	74:RJ:151:LEU:HA	1.94	0.41
77:RM:24:THR:HB	77:RM:28:HIS:CE1	2.55	0.41
78:RN:132:LYS:HE2	78:RN:132:LYS:HB3	1.83	0.41

Continued on next page...

Continued from previous page...

Atom-1	Atom-2	Interatomic distance (Å)	Clash overlap (Å)
80:RP:50:ARG:HA	80:RP:50:ARG:HD3	1.84	0.41
81:RQ:139:ALA:HB2	99:S3:1650:A:H5''	2.03	0.41
92:Rb:24:LEU:HD12	92:Rb:24:LEU:HA	1.79	0.41
98:S2:38:A:H5''	74:SJ:5:ARG:HB3	2.03	0.41
98:S2:124:U:H5''	69:SE:148:ARG:CZ	2.51	0.41
98:S2:921:G:C5	87:SW:28:ARG:HD3	2.55	0.41
98:S2:964:A:H2'	98:S2:965:U:H6	1.86	0.41
98:S2:1748:G:N2	98:S2:1786:U:O2	2.41	0.41
98:S2:1834:A:H2	98:S2:1837:G:N1	2.19	0.41
99:S3:159:A2M:H1'	99:S3:159:A2M:HM'3	1.84	0.41
99:S3:462:OMC:HM23	99:S3:462:OMC:H1'	1.96	0.41
99:S3:1808:U:H2'	99:S3:1809:A:C8	2.56	0.41
100:SA:57:LYS:HD2	100:SA:57:LYS:HA	1.88	0.41
100:SA:127:PRO:HG2	100:SA:152:SER:HB2	2.03	0.41
67:SC:256:TRP:NE1	87:SW:68:ARG:HG2	2.35	0.41
68:SD:1:MET:HE3	68:SD:1:MET:HA	2.03	0.41
68:SD:218:LEU:HD23	68:SD:218:LEU:HA	1.84	0.41
69:SE:30:ARG:HA	69:SE:30:ARG:HD2	1.89	0.41
69:SE:86:PHE:HA	69:SE:109:PHE:HZ	1.85	0.41
71:SG:133:LEU:HD12	71:SG:133:LEU:HA	1.88	0.41
73:SI:178:ARG:HB2	73:SI:181:GLN:HB2	2.02	0.41
74:SJ:127:ARG:HD3	95:Se:104:ARG:HD3	2.03	0.41
80:SP:119:PHE:HE1	83:SS:117:ILE:HD12	1.85	0.41
85:SU:35:VAL:HG21	85:SU:110:VAL:HG21	2.03	0.41
77:Sf:26:LEU:HD12	77:Sf:26:LEU:HA	1.89	0.41
97:Sg:5:MET:HE1	97:Sg:291:TRP:HH2	1.86	0.41
97:Sg:68:ASP:HB3	97:Sg:111:VAL:HG22	2.03	0.41
5:D4:53:G:H2'	5:D4:54:U:C5	2.56	0.41
8:L5:455:C:O2'	8:L5:456:C:H5'	2.21	0.41
8:L5:1565:A:C5	8:L5:1566:C:H1'	2.56	0.41
8:L5:3939:G:N7	8:L5:4170:A:H2'	2.36	0.41
8:L5:4345:C:H2'	8:L5:4346:U:C6	2.56	0.41
10:L8:90:C:H2'	10:L8:91:A:H8	1.86	0.41
12:LB:165:HIS:HB3	12:LB:180:LEU:HD23	2.02	0.41
15:LE:92:VAL:HG13	15:LE:109:LEU:HD21	2.02	0.41
19:LI:76:MET:HB3	19:LI:85:PHE:CZ	2.55	0.41
27:LR:10:LEU:HD13	27:LR:41:ILE:HD13	2.03	0.41
42:Lg:22:LEU:HA	42:Lg:22:LEU:HD13	1.85	0.41
53:M5:1086:C:H2'	53:M5:1087:A:C8	2.55	0.41
53:M5:1969:G:H3'	53:M5:1970:A:C8	2.56	0.41
53:M5:3744:OMG:HM23	53:M5:3744:OMG:H1'	1.90	0.41

Continued on next page...

Continued from previous page...

Atom-1	Atom-2	Interatomic distance (Å)	Clash overlap (Å)
53:M5:4883:C:H2'	53:M5:4884:G:C8	2.56	0.41
30:MU:20:LYS:HZ2	30:MU:71:THR:HG23	1.85	0.41
59:Mb:51:LYS:HB3	59:Mb:51:LYS:HE3	1.87	0.41
42:Mg:60:ARG:HD2	42:Mg:60:ARG:HA	1.78	0.41
68:RD:21:LEU:HD23	68:RD:25:LEU:HD23	2.03	0.41
97:Rg:242:SER:HA	97:Rg:291:TRP:CD1	2.55	0.41
98:S2:186:C:H2'	98:S2:187:G:C8	2.56	0.41
98:S2:905:C:H2'	98:S2:906:U:C6	2.56	0.41
98:S2:1511:U:H2'	98:S2:1512:C:C6	2.55	0.41
99:S3:467:G:O2'	99:S3:468:A2M:H5'	2.21	0.41
66:SB:44:ILE:HG23	66:SB:69:VAL:HG11	2.02	0.41
67:SC:214:LEU:HD23	67:SC:214:LEU:HA	1.90	0.41
89:SY:49:LYS:HE2	89:SY:49:LYS:HB2	1.95	0.41
5:D4:53:G:H21	5:D4:62:C:N4	2.19	0.40
7:E5:13:U:H2'	7:E5:14:A:H8	1.85	0.40
7:E5:49:G:H2'	7:E5:50:G:C8	2.56	0.40
8:L5:2297:G:H4'	13:LC:242:PRO:HB2	2.02	0.40
8:L5:2538:U:H2'	8:L5:2539:C:C6	2.57	0.40
8:L5:4089:G:H2'	8:L5:4090:G:C8	2.55	0.40
20:LJ:57:VAL:HG23	20:LJ:59:SER:O	2.21	0.40
31:LV:91:LYS:HB2	31:LV:91:LYS:HE2	1.79	0.40
40:Le:44:ARG:H	40:Le:44:ARG:HG2	1.63	0.40
52:Lr:122:LYS:HZ3	52:Lr:122:LYS:HG3	1.71	0.40
53:M5:126:C:H2'	53:M5:127:G:C8	2.54	0.40
53:M5:1308:C:H2'	53:M5:1309:C:C6	2.56	0.40
53:M5:3825:A2M:H1'	53:M5:3825:A2M:HM'3	1.87	0.40
53:M5:4344:U:H2'	53:M5:4345:C:C6	2.56	0.40
53:M5:4727:A:H5'	56:MB:130:PHE:H	1.85	0.40
17:MG:217:LYS:HE2	17:MG:217:LYS:HB3	1.74	0.40
21:ML:120:TYR:HD1	21:ML:155:MET:HE3	1.86	0.40
24:MO:62:MET:HE2	24:MO:62:MET:HB2	1.89	0.40
24:MO:177:LEU:HD23	24:MO:177:LEU:HA	1.95	0.40
30:MU:37:ALA:HB2	30:MU:65:ARG:HH22	1.86	0.40
43:Mh:57:VAL:O	43:Mh:61:ILE:HG13	2.21	0.40
70:RF:112:LEU:HA	70:RF:177:LEU:HD22	2.03	0.40
72:RH:20:GLU:HG2	72:RH:48:ALA:H	1.86	0.40
77:RM:99:LYS:HD3	77:RM:100:PRO:HD2	2.03	0.40
84:RT:64:LEU:HD23	84:RT:64:LEU:HA	1.89	0.40
85:RU:34:LYS:HE3	85:RU:34:LYS:HB3	1.92	0.40
85:RU:56:MET:SD	85:RU:86:LYS:HG3	2.61	0.40
97:Rg:191:HIS:CG	97:Rg:195:LEU:HD21	2.55	0.40

Continued on next page...

Continued from previous page...

Atom-1	Atom-2	Interatomic distance (Å)	Clash overlap (Å)
98:S2:389:A:H2'	98:S2:390:C:C6	2.56	0.40
98:S2:690:G:H8	72:SH:182:GLY:HA3	1.86	0.40
99:S3:652:U:H2'	99:S3:653:A:H8	1.86	0.40
99:S3:1513:C:H2'	99:S3:1514:G:C8	2.53	0.40
100:SA:183:LEU:HA	100:SA:186:ARG:HB2	2.03	0.40
69:SE:92:ILE:HG22	69:SE:94:LYS:HG2	2.03	0.40
73:SI:78:ILE:HG22	73:SI:104:ILE:HG22	2.03	0.40
87:SW:83:LEU:HD13	87:SW:83:LEU:HA	1.87	0.40
8:L5:372:A:H5''	45:Lj:36:LYS:HD3	2.03	0.40
8:L5:460:C:H2'	8:L5:461:G:H8	1.86	0.40
8:L5:644:G:H2'	8:L5:645:G:C8	2.56	0.40
8:L5:4457:U:H1'	12:LB:252:ALA:HB3	2.03	0.40
8:L5:4523:A:H5''	8:L5:4524:G:H5'	2.02	0.40
8:L5:4738:C:H2'	8:L5:4739:C:C6	2.57	0.40
11:LA:248:GLY:HA3	98:S2:1069:U:H5''	2.03	0.40
12:LB:285:TYR:O	12:LB:363:ILE:HD11	2.21	0.40
14:LD:70:GLU:CD	14:LD:70:GLU:H	2.29	0.40
16:LF:35:LYS:O	16:LF:39:GLN:HG3	2.21	0.40
17:LG:140:VAL:HG11	17:LG:166:LEU:HD12	2.03	0.40
19:LI:74:LYS:HB2	19:LI:74:LYS:HE3	1.85	0.40
25:LP:54:GLN:HA	25:LP:83:TRP:CD1	2.56	0.40
53:M5:2605:G:H2'	53:M5:2606:G:C8	2.56	0.40
53:M5:2749:C:H2'	53:M5:2750:G:H8	1.86	0.40
23:MN:178:HIS:CE1	23:MN:179:LYS:HG3	2.56	0.40
42:Mg:93:ARG:O	42:Mg:97:ILE:HG13	2.21	0.40
64:N1:625:GLN:HE22	82:SR:40:ILE:HD13	1.86	0.40
69:RE:115:THR:HA	69:RE:116:PRO:HD3	1.96	0.40
69:RE:175:PHE:HE2	69:RE:198:ARG:HD2	1.87	0.40
70:RF:78:MET:HB3	70:RF:78:MET:HE3	1.71	0.40
71:RG:26:THR:HG23	71:RG:27:PHE:CD1	2.56	0.40
75:RK:64:TRP:CD1	94:Rd:23:VAL:HG13	2.56	0.40
98:S2:825:A:H2'	98:S2:826:A:C8	2.56	0.40
98:S2:1558:C:H2'	98:S2:1559:C:C6	2.56	0.40
99:S3:106:C:H5''	99:S3:431:G:O2'	2.21	0.40
99:S3:540:U:H2'	99:S3:542:U:H5	1.86	0.40
68:SD:55:THR:H	68:SD:90:LYS:NZ	2.19	0.40
70:SF:77:MET:HB3	70:SF:82:ASN:O	2.21	0.40
80:SP:16:THR:HA	80:SP:21:ASP:HA	2.03	0.40
80:SP:79:HIS:HB3	80:SP:97:TYR:CB	2.51	0.40
8:L5:1278:C:H2'	8:L5:1279:A:O4'	2.21	0.40
8:L5:1348:U:H2'	8:L5:1349:G:H8	1.86	0.40

Continued on next page...

Continued from previous page...

Atom-1	Atom-2	Interatomic distance (Å)	Clash overlap (Å)
8:L5:1942:A:H2'	8:L5:1943:A:H8	1.86	0.40
8:L5:2373:C:H5'	39:Ld:46:LEU:HD21	2.02	0.40
8:L5:2640:G:H2'	8:L5:2641:A:H8	1.86	0.40
8:L5:4485:C:H2'	8:L5:4486:C:C6	2.56	0.40
10:L8:90:C:H2'	10:L8:91:A:C8	2.56	0.40
20:LJ:20:LEU:HD11	20:LJ:130:PHE:HB2	2.04	0.40
22:LM:100:ARG:HA	22:LM:103:LYS:HG2	2.02	0.40
25:LP:6:LEU:HD12	25:LP:116:HIS:CD2	2.57	0.40
53:M5:1278:C:H2'	53:M5:1279:A:O4'	2.22	0.40
53:M5:1341:U:H2'	53:M5:1342:A:C8	2.56	0.40
53:M5:2568:C:H2'	53:M5:2569:G:H8	1.86	0.40
53:M5:4454:G:H2'	53:M5:4455:G:C8	2.56	0.40
56:MB:168:MET:HE3	56:MB:168:MET:HB3	2.01	0.40
80:RP:112:ILE:HD12	80:RP:112:ILE:HA	1.87	0.40
88:RX:131:LEU:HD11	88:RX:135:LYS:HE3	2.03	0.40
98:S2:212:C:H2'	98:S2:213:G:C8	2.57	0.40
98:S2:375:U:H2'	98:S2:376:A:C8	2.56	0.40
98:S2:805:U:H5''	87:SW:83:LEU:HD23	2.02	0.40
98:S2:1523:C:H3'	83:SS:141:ARG:HH11	1.86	0.40
98:S2:1536:G:H5'	70:SF:81:ARG:HD2	2.02	0.40
99:S3:527:C:H2'	99:S3:528:A:C8	2.56	0.40
99:S3:1415:C:H2'	99:S3:1416:C:C6	2.56	0.40
67:SC:73:MET:HE2	67:SC:73:MET:H	1.86	0.40
71:SG:57:ASP:HA	71:SG:107:SER:H	1.85	0.40
79:SO:39:ASP:N	79:SO:69:SER:HB3	2.35	0.40
80:SP:72:LYS:HG3	80:SP:93:MET:HE3	2.03	0.40
84:ST:23:LYS:HZ2	84:ST:23:LYS:HG2	1.76	0.40
85:SU:104:ILE:C	85:SU:106:ILE:N	2.79	0.40
90:SZ:49:LEU:HD13	90:SZ:49:LEU:HA	1.90	0.40
8:L5:325:U:H2'	8:L5:326:C:H6	1.85	0.40
8:L5:972:C:H2'	8:L5:973:G:H8	1.86	0.40
8:L5:1906:U:H2'	8:L5:1907:A:C8	2.51	0.40
8:L5:2400:G:N2	42:Lg:6:THR:HG22	2.36	0.40
8:L5:2726:G:H2'	8:L5:2727:C:C6	2.56	0.40
8:L5:3711:A:H2'	8:L5:3712:A:C8	2.56	0.40
8:L5:3911:C:H2'	8:L5:3912:U:C6	2.56	0.40
8:L5:4169:G:H4'	8:L5:4171:C:C2	2.56	0.40
12:LB:160:ILE:HD13	12:LB:160:ILE:HA	1.93	0.40
16:LF:174:LEU:H	16:LF:174:LEU:HG	1.71	0.40
38:Lc:26:LYS:HB3	38:Lc:97:ILE:HB	2.02	0.40
43:Lh:97:LYS:HA	43:Lh:97:LYS:HD3	1.96	0.40

Continued on next page...

Continued from previous page...

Atom-1	Atom-2	Interatomic distance (Å)	Clash overlap (Å)
53:M5:422:C:H2'	53:M5:423:G:H8	1.86	0.40
53:M5:1245:C:H2'	53:M5:1246:G:C8	2.56	0.40
53:M5:1503:A:H1'	53:M5:1504:G:C8	2.56	0.40
53:M5:2415:OMU:HM23	53:M5:2415:OMU:H1'	1.95	0.40
53:M5:2568:C:H2'	53:M5:2569:G:C8	2.57	0.40
53:M5:3610:A:H2'	53:M5:3611:A:H8	1.87	0.40
53:M5:4960:G:H2'	53:M5:4961:G:C8	2.57	0.40
55:MA:105:GLY:HA2	55:MA:139:HIS:CE1	2.57	0.40
56:MB:47:LEU:HD23	56:MB:47:LEU:HA	1.91	0.40
15:ME:151:ILE:HB	15:ME:195:ILE:HB	2.03	0.40
17:MG:151:LYS:HE2	17:MG:151:LYS:HB2	1.87	0.40
25:MP:131:ARG:NH1	25:MP:137:ASN:HD22	2.19	0.40
65:RA:80:ARG:H	65:RA:80:ARG:HG2	1.74	0.40
75:RK:64:TRP:CE2	94:Rd:23:VAL:HG22	2.55	0.40
80:RP:57:LEU:H	80:RP:57:LEU:HG	1.65	0.40
85:RU:74:SER:H	99:S3:1338:G:H4'	1.87	0.40
89:RY:68:LYS:HD2	89:RY:68:LYS:HA	1.90	0.40
89:RY:114:MET:HB3	89:RY:122:LYS:HE3	2.04	0.40
97:Rg:63:SER:HB3	99:S3:1398:G:H1'	2.03	0.40
98:S2:575:A:H2'	98:S2:576:A:O4'	2.21	0.40
98:S2:1621:U:O2'	98:S2:1622:U:H2'	2.22	0.40
99:S3:27:A2M:H1'	99:S3:27:A2M:HM'3	1.87	0.40
99:S3:535:G:H2'	99:S3:536:A:C8	2.56	0.40
99:S3:1484:A:H2'	99:S3:1485:U:C6	2.56	0.40
99:S3:1627:C:H2'	99:S3:1628:C:H6	1.86	0.40
100:SA:56:GLU:HG2	101:SV:83:PHE:HD2	1.87	0.40
66:SB:190:PRO:HG2	66:SB:192:SER:HB3	2.03	0.40
67:SC:192:LEU:HB3	67:SC:227:ARG:HB2	2.04	0.40
68:SD:189:MET:HE3	68:SD:189:MET:HB2	1.88	0.40
74:SJ:29:LEU:HD23	95:Se:115:PHE:HE1	1.86	0.40
84:ST:112:MET:HA	84:ST:127:GLY:HA3	2.03	0.40
5:D4:40:C:H2'	5:D4:41:C:C6	2.57	0.40
8:L5:1095:A:H2	8:L5:1200:G:N1	2.12	0.40
8:L5:1655:C:H3'	36:La:26:ARG:HH12	1.86	0.40
8:L5:2654:C:H2'	8:L5:2655:C:C6	2.57	0.40
8:L5:3870:C:H2'	8:L5:3871:A:C8	2.56	0.40
8:L5:3920:U:H2'	8:L5:3921:U:C6	2.56	0.40
8:L5:4524:G:N3	12:LB:252:ALA:HB1	2.37	0.40
11:LA:117:GLU:HG2	11:LA:124:GLY:H	1.87	0.40
15:LE:208:ILE:H	15:LE:208:ILE:HG12	1.62	0.40
26:LQ:178:ARG:H	36:La:51:GLY:HA2	1.86	0.40

Continued on next page...

Continued from previous page...

Atom-1	Atom-2	Interatomic distance (Å)	Clash overlap (Å)
27:LR:105:LEU:HD22	27:LR:135:LYS:HG3	2.03	0.40
44:Li:54:GLU:H	44:Li:54:GLU:HG2	1.64	0.40
53:M5:10:A:H2'	53:M5:11:G:H8	1.86	0.40
53:M5:173:C:H2'	53:M5:174:C:C6	2.56	0.40
53:M5:491:G:H2'	53:M5:492:U:C6	2.55	0.40
53:M5:3760:A2M:HM'2	53:M5:3760:A2M:H1'	1.57	0.40
15:ME:274:VAL:HG11	41:Mf:1:MET:HA	2.03	0.40
18:MH:141:LYS:HE2	18:MH:141:LYS:N	2.36	0.40
30:MU:29:VAL:HG11	30:MU:36:ALA:HB2	2.02	0.40
32:MW:119:LYS:HD2	32:MW:119:LYS:HA	1.77	0.40
39:Md:101:LYS:HA	39:Md:101:LYS:HD3	1.79	0.40
72:RH:9:VAL:HG22	72:RH:44:ASN:ND2	2.36	0.40
79:RO:106:LYS:HE3	79:RO:136:PRO:HD2	2.04	0.40
80:RP:52:LYS:HG3	80:RP:80:LEU:HD11	2.04	0.40
82:RR:70:SER:HB2	82:RR:73:LEU:HB2	2.03	0.40
83:RS:18:THR:HG21	83:RS:33:ILE:HG23	2.04	0.40
90:RZ:104:ARG:HH12	99:S3:1593:C:H3'	1.87	0.40
98:S2:508:A:H3'	98:S2:509:G:H8	1.86	0.40
98:S2:1839:U:H2'	98:S2:1840:U:C6	2.57	0.40
99:S3:495:U:H2'	99:S3:496:C:O4'	2.22	0.40
99:S3:677:G:N2	99:S3:1028:A:H62	2.17	0.40
66:SB:86:LEU:HD23	66:SB:100:PHE:HA	2.04	0.40
94:Sd:30:LEU:HD12	94:Sd:30:LEU:HA	1.83	0.40
97:Sg:217:MET:HE2	97:Sg:219:TRP:CZ2	2.57	0.40

There are no symmetry-related clashes.

5.3 Torsion angles [i](#)

5.3.1 Protein backbone [i](#)

In the following table, the Percentiles column shows the percent Ramachandran outliers of the chain as a percentile score with respect to all PDB entries followed by that with respect to all EM entries.

The Analysed column shows the number of residues for which the backbone conformation was analysed, and the total number of residues.

Mol	Chain	Analysed	Favoured	Allowed	Outliers	Percentiles
6	E4	113/148 (76%)	109 (96%)	4 (4%)	0	100 100

Continued on next page...

Continued from previous page...

Mol	Chain	Analysed	Favoured	Allowed	Outliers	Percentiles	
11	LA	246/257 (96%)	234 (95%)	12 (5%)	0	100	100
12	LB	389/403 (96%)	366 (94%)	23 (6%)	0	100	100
13	LC	363/427 (85%)	350 (96%)	13 (4%)	0	100	100
13	MC	364/427 (85%)	356 (98%)	8 (2%)	0	100	100
14	LD	291/297 (98%)	283 (97%)	8 (3%)	0	100	100
14	MD	292/297 (98%)	286 (98%)	6 (2%)	0	100	100
15	LE	214/288 (74%)	199 (93%)	15 (7%)	0	100	100
15	ME	217/288 (75%)	210 (97%)	7 (3%)	0	100	100
16	LF	223/248 (90%)	215 (96%)	8 (4%)	0	100	100
16	MF	225/248 (91%)	219 (97%)	6 (3%)	0	100	100
17	LG	225/266 (85%)	212 (94%)	13 (6%)	0	100	100
17	MG	239/266 (90%)	228 (95%)	11 (5%)	0	100	100
18	LH	187/192 (97%)	178 (95%)	9 (5%)	0	100	100
18	MH	188/192 (98%)	183 (97%)	5 (3%)	0	100	100
19	LI	199/214 (93%)	193 (97%)	6 (3%)	0	100	100
20	LJ	165/178 (93%)	161 (98%)	4 (2%)	0	100	100
20	MJ	168/178 (94%)	165 (98%)	3 (2%)	0	100	100
21	LL	202/211 (96%)	193 (96%)	8 (4%)	1 (0%)	25	28
21	ML	205/211 (97%)	199 (97%)	6 (3%)	0	100	100
22	LM	134/215 (62%)	125 (93%)	9 (7%)	0	100	100
22	MM	134/215 (62%)	131 (98%)	3 (2%)	0	100	100
23	LN	201/204 (98%)	197 (98%)	4 (2%)	0	100	100
23	MN	201/204 (98%)	197 (98%)	4 (2%)	0	100	100
24	LO	199/203 (98%)	196 (98%)	3 (2%)	0	100	100
24	MO	200/203 (98%)	199 (100%)	1 (0%)	0	100	100
25	LP	151/184 (82%)	148 (98%)	3 (2%)	0	100	100
25	MP	152/184 (83%)	150 (99%)	2 (1%)	0	100	100
26	LQ	185/188 (98%)	179 (97%)	6 (3%)	0	100	100
26	MQ	185/188 (98%)	182 (98%)	3 (2%)	0	100	100
27	LR	173/196 (88%)	171 (99%)	2 (1%)	0	100	100
27	MR	185/196 (94%)	182 (98%)	3 (2%)	0	100	100

Continued on next page...

Continued from previous page...

Mol	Chain	Analysed	Favoured	Allowed	Outliers	Percentiles	
28	LS	173/176 (98%)	162 (94%)	11 (6%)	0	100	100
28	MS	174/176 (99%)	170 (98%)	4 (2%)	0	100	100
29	LT	157/160 (98%)	147 (94%)	10 (6%)	0	100	100
29	MT	159/160 (99%)	154 (97%)	5 (3%)	0	100	100
30	LU	99/128 (77%)	94 (95%)	5 (5%)	0	100	100
30	MU	97/128 (76%)	95 (98%)	1 (1%)	1 (1%)	13	13
31	LV	129/140 (92%)	120 (93%)	9 (7%)	0	100	100
31	MV	131/140 (94%)	129 (98%)	2 (2%)	0	100	100
32	LW	111/157 (71%)	105 (95%)	6 (5%)	0	100	100
32	MW	114/157 (73%)	110 (96%)	4 (4%)	0	100	100
33	LX	118/156 (76%)	111 (94%)	7 (6%)	0	100	100
33	MX	116/156 (74%)	113 (97%)	3 (3%)	0	100	100
34	LY	132/145 (91%)	125 (95%)	7 (5%)	0	100	100
34	MY	132/145 (91%)	129 (98%)	3 (2%)	0	100	100
35	LZ	133/136 (98%)	131 (98%)	2 (2%)	0	100	100
35	MZ	134/136 (98%)	131 (98%)	3 (2%)	0	100	100
36	La	142/148 (96%)	133 (94%)	9 (6%)	0	100	100
37	Lb	61/159 (38%)	57 (93%)	4 (7%)	0	100	100
38	Lc	91/115 (79%)	87 (96%)	4 (4%)	0	100	100
38	Mc	97/115 (84%)	96 (99%)	1 (1%)	0	100	100
39	Ld	105/125 (84%)	101 (96%)	4 (4%)	0	100	100
39	Md	105/125 (84%)	104 (99%)	1 (1%)	0	100	100
40	Le	125/135 (93%)	121 (97%)	4 (3%)	0	100	100
40	Me	127/135 (94%)	127 (100%)	0	0	100	100
41	Lf	107/110 (97%)	105 (98%)	2 (2%)	0	100	100
41	Mf	108/110 (98%)	107 (99%)	1 (1%)	0	100	100
42	Lg	108/117 (92%)	105 (97%)	3 (3%)	0	100	100
42	Mg	112/117 (96%)	111 (99%)	1 (1%)	0	100	100
43	Lh	119/123 (97%)	118 (99%)	1 (1%)	0	100	100
43	Mh	120/123 (98%)	118 (98%)	2 (2%)	0	100	100
44	Li	99/105 (94%)	98 (99%)	1 (1%)	0	100	100

Continued on next page...

Continued from previous page...

Mol	Chain	Analysed	Favoured	Allowed	Outliers	Percentiles	
44	Mi	100/105 (95%)	99 (99%)	1 (1%)	0	100	100
45	Lj	84/97 (87%)	82 (98%)	2 (2%)	0	100	100
45	Mj	85/97 (88%)	83 (98%)	2 (2%)	0	100	100
46	Lk	67/70 (96%)	65 (97%)	2 (3%)	0	100	100
46	Mk	67/70 (96%)	67 (100%)	0	0	100	100
47	Ll	48/51 (94%)	46 (96%)	2 (4%)	0	100	100
47	Ml	48/51 (94%)	47 (98%)	1 (2%)	0	100	100
48	Lm	48/128 (38%)	48 (100%)	0	0	100	100
49	Ln	22/25 (88%)	22 (100%)	0	0	100	100
49	Mn	23/25 (92%)	23 (100%)	0	0	100	100
50	Lo	96/106 (91%)	93 (97%)	3 (3%)	0	100	100
51	Lp	89/92 (97%)	86 (97%)	3 (3%)	0	100	100
51	Mp	90/92 (98%)	87 (97%)	3 (3%)	0	100	100
52	Lr	123/137 (90%)	118 (96%)	5 (4%)	0	100	100
55	MA	249/257 (97%)	240 (96%)	9 (4%)	0	100	100
56	MB	399/403 (99%)	388 (97%)	11 (3%)	0	100	100
57	MI	199/214 (93%)	196 (98%)	3 (2%)	0	100	100
58	Ma	144/148 (97%)	138 (96%)	5 (4%)	1 (1%)	19	20
59	Mb	106/159 (67%)	102 (96%)	4 (4%)	0	100	100
60	Mm	50/128 (39%)	50 (100%)	0	0	100	100
61	Mo	103/106 (97%)	101 (98%)	2 (2%)	0	100	100
62	Mr	125/137 (91%)	125 (100%)	0	0	100	100
63	Ms	215/217 (99%)	204 (95%)	10 (5%)	1 (0%)	25	28
64	N1	133/800 (17%)	129 (97%)	4 (3%)	0	100	100
64	N2	110/800 (14%)	104 (94%)	6 (6%)	0	100	100
65	RA	221/295 (75%)	215 (97%)	5 (2%)	1 (0%)	25	28
66	RB	228/264 (86%)	226 (99%)	2 (1%)	0	100	100
66	SB	212/264 (80%)	205 (97%)	7 (3%)	0	100	100
67	RC	220/293 (75%)	214 (97%)	6 (3%)	0	100	100
67	SC	215/293 (73%)	213 (99%)	2 (1%)	0	100	100
68	RD	224/243 (92%)	212 (95%)	12 (5%)	0	100	100

Continued on next page...

Continued from previous page...

Mol	Chain	Analysed	Favoured	Allowed	Outliers	Percentiles	
68	SD	224/243 (92%)	213 (95%)	10 (4%)	1 (0%)	30	34
69	RE	260/263 (99%)	251 (96%)	9 (4%)	0	100	100
69	SE	255/263 (97%)	239 (94%)	16 (6%)	0	100	100
70	RF	176/204 (86%)	172 (98%)	3 (2%)	1 (1%)	22	24
70	SF	176/204 (86%)	170 (97%)	6 (3%)	0	100	100
71	RG	235/249 (94%)	229 (97%)	6 (3%)	0	100	100
71	SG	200/249 (80%)	189 (94%)	11 (6%)	0	100	100
72	RH	187/194 (96%)	180 (96%)	7 (4%)	0	100	100
72	SH	168/194 (87%)	162 (96%)	6 (4%)	0	100	100
73	RI	204/208 (98%)	195 (96%)	9 (4%)	0	100	100
73	SI	204/208 (98%)	194 (95%)	10 (5%)	0	100	100
74	RJ	183/194 (94%)	175 (96%)	8 (4%)	0	100	100
74	SJ	174/194 (90%)	167 (96%)	7 (4%)	0	100	100
75	RK	94/165 (57%)	91 (97%)	3 (3%)	0	100	100
75	SK	93/165 (56%)	84 (90%)	7 (8%)	2 (2%)	5	4
76	RL	142/158 (90%)	136 (96%)	6 (4%)	0	100	100
76	SL	136/158 (86%)	124 (91%)	12 (9%)	0	100	100
77	RM	120/132 (91%)	113 (94%)	7 (6%)	0	100	100
77	Sf	120/132 (91%)	113 (94%)	7 (6%)	0	100	100
78	RN	149/151 (99%)	147 (99%)	2 (1%)	0	100	100
78	SN	148/151 (98%)	144 (97%)	4 (3%)	0	100	100
79	RO	133/151 (88%)	123 (92%)	9 (7%)	1 (1%)	16	17
79	SO	133/151 (88%)	127 (96%)	6 (4%)	0	100	100
80	RP	129/145 (89%)	125 (97%)	4 (3%)	0	100	100
80	SP	123/145 (85%)	117 (95%)	6 (5%)	0	100	100
81	RQ	139/146 (95%)	133 (96%)	6 (4%)	0	100	100
81	SQ	139/146 (95%)	130 (94%)	9 (6%)	0	100	100
82	RR	132/135 (98%)	123 (93%)	9 (7%)	0	100	100
82	SR	123/135 (91%)	113 (92%)	10 (8%)	0	100	100
83	RS	146/152 (96%)	142 (97%)	4 (3%)	0	100	100
83	SS	136/152 (90%)	124 (91%)	11 (8%)	1 (1%)	19	20

Continued on next page...

Continued from previous page...

Mol	Chain	Analysed	Favoured	Allowed	Outliers	Percentiles	
84	RT	142/145 (98%)	136 (96%)	6 (4%)	0	100	100
84	ST	139/145 (96%)	136 (98%)	2 (1%)	1 (1%)	19	20
85	RU	99/119 (83%)	96 (97%)	3 (3%)	0	100	100
85	SU	95/119 (80%)	86 (90%)	7 (7%)	2 (2%)	5	4
86	RV	82/84 (98%)	79 (96%)	3 (4%)	0	100	100
87	RW	127/130 (98%)	123 (97%)	4 (3%)	0	100	100
87	SW	127/130 (98%)	119 (94%)	8 (6%)	0	100	100
88	RX	138/143 (96%)	133 (96%)	5 (4%)	0	100	100
88	SX	139/143 (97%)	127 (91%)	12 (9%)	0	100	100
89	RY	129/133 (97%)	126 (98%)	3 (2%)	0	100	100
89	SY	111/133 (84%)	108 (97%)	3 (3%)	0	100	100
90	RZ	82/125 (66%)	74 (90%)	7 (8%)	1 (1%)	11	10
90	SZ	68/125 (54%)	66 (97%)	2 (3%)	0	100	100
91	Ra	98/115 (85%)	96 (98%)	2 (2%)	0	100	100
91	Sa	97/115 (84%)	91 (94%)	6 (6%)	0	100	100
92	Rb	81/84 (96%)	76 (94%)	5 (6%)	0	100	100
92	Sb	81/84 (96%)	76 (94%)	5 (6%)	0	100	100
93	Rc	63/69 (91%)	60 (95%)	3 (5%)	0	100	100
93	Sc	59/69 (86%)	58 (98%)	1 (2%)	0	100	100
94	Rd	53/56 (95%)	52 (98%)	1 (2%)	0	100	100
94	Sd	50/56 (89%)	50 (100%)	0	0	100	100
95	Re	46/133 (35%)	44 (96%)	1 (2%)	1 (2%)	5	4
95	Se	42/133 (32%)	40 (95%)	2 (5%)	0	100	100
96	Rf	61/156 (39%)	55 (90%)	6 (10%)	0	100	100
96	sh	61/156 (39%)	56 (92%)	5 (8%)	0	100	100
97	Rg	315/317 (99%)	297 (94%)	18 (6%)	0	100	100
97	Sg	315/317 (99%)	303 (96%)	12 (4%)	0	100	100
100	SA	210/295 (71%)	201 (96%)	9 (4%)	0	100	100
101	SV	81/83 (98%)	79 (98%)	2 (2%)	0	100	100
All	All	22865/27490 (83%)	22026 (96%)	823 (4%)	16 (0%)	50	59

All (16) Ramachandran outliers are listed below:

Mol	Chain	Res	Type
21	LL	47	ALA
79	RO	138	ASP
58	Ma	15	VAL
63	Ms	197	ASN
75	SK	36	ALA
83	SS	89	ASP
84	ST	4	VAL
90	RZ	33	LYS
95	Re	119	VAL
85	SU	105	SER
65	RA	2(A)	SER
70	RF	79	HIS
30	MU	67	LYS
85	SU	18	HIS
68	SD	80	PRO
75	SK	91	PRO

5.3.2 Protein sidechains ⓘ

In the following table, the Percentiles column shows the percent sidechain outliers of the chain as a percentile score with respect to all PDB entries followed by that with respect to all EM entries.

The Analysed column shows the number of residues for which the sidechain conformation was analysed, and the total number of residues.

Mol	Chain	Analysed	Rotameric	Outliers	Percentiles	
6	E4	99/121 (82%)	98 (99%)	1 (1%)	73	84
11	LA	187/199 (94%)	182 (97%)	5 (3%)	40	50
12	LB	324/349 (93%)	316 (98%)	8 (2%)	42	53
13	LC	301/348 (86%)	298 (99%)	3 (1%)	73	84
13	MC	305/348 (88%)	304 (100%)	1 (0%)	91	95
14	LD	218/250 (87%)	210 (96%)	8 (4%)	29	38
14	MD	247/250 (99%)	247 (100%)	0	100	100
15	LE	179/252 (71%)	175 (98%)	4 (2%)	47	59
15	ME	196/252 (78%)	195 (100%)	1 (0%)	86	93
16	LF	187/215 (87%)	186 (100%)	1 (0%)	86	93
16	MF	196/215 (91%)	196 (100%)	0	100	100
17	LG	167/223 (75%)	164 (98%)	3 (2%)	54	67

Continued on next page...

Continued from previous page...

Mol	Chain	Analysed	Rotameric	Outliers	Percentiles	
17	MG	203/223 (91%)	202 (100%)	1 (0%)	86	93
18	LH	150/171 (88%)	145 (97%)	5 (3%)	33	42
18	MH	169/171 (99%)	169 (100%)	0	100	100
19	LI	156/181 (86%)	154 (99%)	2 (1%)	65	77
20	LJ	113/149 (76%)	108 (96%)	5 (4%)	24	30
20	MJ	143/149 (96%)	141 (99%)	2 (1%)	62	75
21	LL	152/177 (86%)	149 (98%)	3 (2%)	50	63
21	ML	173/177 (98%)	170 (98%)	3 (2%)	56	69
22	LM	110/161 (68%)	105 (96%)	5 (4%)	23	29
22	MM	116/161 (72%)	115 (99%)	1 (1%)	75	85
23	LN	169/172 (98%)	167 (99%)	2 (1%)	67	80
23	MN	171/172 (99%)	170 (99%)	1 (1%)	84	91
24	LO	163/174 (94%)	158 (97%)	5 (3%)	35	44
24	MO	173/174 (99%)	172 (99%)	1 (1%)	84	91
25	LP	124/163 (76%)	121 (98%)	3 (2%)	44	55
25	MP	135/163 (83%)	135 (100%)	0	100	100
26	LQ	159/165 (96%)	157 (99%)	2 (1%)	65	77
26	MQ	164/165 (99%)	161 (98%)	3 (2%)	54	67
27	LR	141/175 (81%)	139 (99%)	2 (1%)	62	75
27	MR	166/175 (95%)	165 (99%)	1 (1%)	84	91
28	LS	151/157 (96%)	145 (96%)	6 (4%)	27	34
28	MS	157/157 (100%)	156 (99%)	1 (1%)	84	91
29	LT	130/140 (93%)	128 (98%)	2 (2%)	60	73
29	MT	141/140 (101%)	138 (98%)	3 (2%)	48	61
30	LU	77/115 (67%)	71 (92%)	6 (8%)	10	10
30	MU	89/115 (77%)	87 (98%)	2 (2%)	47	59
31	LV	94/107 (88%)	89 (95%)	5 (5%)	19	23
31	MV	102/107 (95%)	102 (100%)	0	100	100
32	LW	54/126 (43%)	52 (96%)	2 (4%)	29	38
32	MW	95/126 (75%)	94 (99%)	1 (1%)	70	81
33	LX	98/133 (74%)	95 (97%)	3 (3%)	35	44

Continued on next page...

Continued from previous page...

Mol	Chain	Analysed	Rotameric	Outliers	Percentiles	
33	MX	106/133 (80%)	105 (99%)	1 (1%)	75	85
34	LY	116/135 (86%)	113 (97%)	3 (3%)	41	52
34	MY	124/135 (92%)	122 (98%)	2 (2%)	58	71
35	LZ	109/118 (92%)	104 (95%)	5 (5%)	23	28
35	MZ	118/118 (100%)	115 (98%)	3 (2%)	42	53
36	La	116/121 (96%)	112 (97%)	4 (3%)	32	41
37	Lb	49/126 (39%)	48 (98%)	1 (2%)	50	63
38	Lc	76/97 (78%)	71 (93%)	5 (7%)	14	15
38	Mc	84/97 (87%)	82 (98%)	2 (2%)	44	55
39	Ld	88/110 (80%)	85 (97%)	3 (3%)	32	41
39	Md	98/110 (89%)	95 (97%)	3 (3%)	35	44
40	Le	113/121 (93%)	112 (99%)	1 (1%)	75	85
40	Me	115/121 (95%)	114 (99%)	1 (1%)	75	85
41	Lf	85/89 (96%)	83 (98%)	2 (2%)	44	55
41	Mf	89/89 (100%)	88 (99%)	1 (1%)	70	81
42	Lg	88/100 (88%)	80 (91%)	8 (9%)	7	7
42	Mg	98/100 (98%)	97 (99%)	1 (1%)	73	84
43	Lh	100/110 (91%)	99 (99%)	1 (1%)	73	84
43	Mh	109/110 (99%)	107 (98%)	2 (2%)	54	67
44	Li	79/89 (89%)	79 (100%)	0	100	100
44	Mi	86/89 (97%)	83 (96%)	3 (4%)	31	40
45	Lj	72/80 (90%)	72 (100%)	0	100	100
45	Mj	74/80 (92%)	74 (100%)	0	100	100
46	Lk	52/65 (80%)	51 (98%)	1 (2%)	52	65
46	Mk	64/65 (98%)	62 (97%)	2 (3%)	35	44
47	Ll	46/48 (96%)	45 (98%)	1 (2%)	47	59
47	Ml	47/48 (98%)	47 (100%)	0	100	100
48	Lm	42/116 (36%)	42 (100%)	0	100	100
49	Ln	23/24 (96%)	23 (100%)	0	100	100
49	Mn	24/24 (100%)	24 (100%)	0	100	100
50	Lo	79/94 (84%)	77 (98%)	2 (2%)	42	53

Continued on next page...

Continued from previous page...

Mol	Chain	Analysed	Rotameric	Outliers	Percentiles	
51	Lp	70/75 (93%)	68 (97%)	2 (3%)	37	48
51	Mp	75/75 (100%)	75 (100%)	0	100	100
52	Lr	103/121 (85%)	101 (98%)	2 (2%)	52	65
55	MA	193/198 (98%)	193 (100%)	0	100	100
56	MB	347/348 (100%)	347 (100%)	0	100	100
57	MI	173/181 (96%)	170 (98%)	3 (2%)	56	69
58	Ma	119/120 (99%)	117 (98%)	2 (2%)	56	69
59	Mb	90/125 (72%)	89 (99%)	1 (1%)	70	81
60	Mm	48/115 (42%)	47 (98%)	1 (2%)	48	61
61	Mo	93/93 (100%)	93 (100%)	0	100	100
62	Mr	110/120 (92%)	108 (98%)	2 (2%)	54	67
63	Ms	196/196 (100%)	194 (99%)	2 (1%)	73	84
64	N1	125/718 (17%)	124 (99%)	1 (1%)	79	88
64	N2	102/718 (14%)	102 (100%)	0	100	100
65	RA	184/242 (76%)	180 (98%)	4 (2%)	47	59
66	RB	212/231 (92%)	206 (97%)	6 (3%)	38	49
66	SB	162/231 (70%)	158 (98%)	4 (2%)	42	53
67	RC	188/225 (84%)	185 (98%)	3 (2%)	58	71
67	SC	155/225 (69%)	150 (97%)	5 (3%)	34	43
68	RD	189/202 (94%)	185 (98%)	4 (2%)	48	61
68	SD	189/202 (94%)	186 (98%)	3 (2%)	58	71
69	RE	224/225 (100%)	221 (99%)	3 (1%)	65	77
69	SE	176/225 (78%)	170 (97%)	6 (3%)	32	41
70	RF	153/170 (90%)	147 (96%)	6 (4%)	27	36
70	SF	133/170 (78%)	130 (98%)	3 (2%)	45	56
71	RG	207/218 (95%)	207 (100%)	0	100	100
71	SG	136/218 (62%)	135 (99%)	1 (1%)	81	89
72	RH	168/174 (97%)	163 (97%)	5 (3%)	36	46
72	SH	134/174 (77%)	131 (98%)	3 (2%)	47	59
73	RI	178/180 (99%)	176 (99%)	2 (1%)	70	81
73	SI	178/180 (99%)	176 (99%)	2 (1%)	70	81

Continued on next page...

Continued from previous page...

Mol	Chain	Analysed	Rotameric	Outliers	Percentiles	
74	RJ	161/168 (96%)	158 (98%)	3 (2%)	52	65
74	SJ	140/168 (83%)	137 (98%)	3 (2%)	48	61
75	RK	87/136 (64%)	85 (98%)	2 (2%)	45	56
75	SK	68/136 (50%)	64 (94%)	4 (6%)	16	18
76	RL	132/142 (93%)	129 (98%)	3 (2%)	45	56
76	SL	124/142 (87%)	117 (94%)	7 (6%)	17	20
77	RM	104/108 (96%)	98 (94%)	6 (6%)	17	19
77	Sf	104/108 (96%)	104 (100%)	0	100	100
78	RN	131/131 (100%)	129 (98%)	2 (2%)	60	73
78	SN	127/131 (97%)	125 (98%)	2 (2%)	58	71
79	RO	105/119 (88%)	99 (94%)	6 (6%)	17	19
79	SO	103/119 (87%)	101 (98%)	2 (2%)	52	65
80	RP	117/130 (90%)	116 (99%)	1 (1%)	75	85
80	SP	103/130 (79%)	98 (95%)	5 (5%)	21	25
81	RQ	117/121 (97%)	115 (98%)	2 (2%)	56	69
81	SQ	105/121 (87%)	102 (97%)	3 (3%)	37	48
82	RR	121/122 (99%)	118 (98%)	3 (2%)	42	53
82	SR	77/122 (63%)	73 (95%)	4 (5%)	19	23
83	RS	128/132 (97%)	125 (98%)	3 (2%)	45	56
83	SS	103/132 (78%)	101 (98%)	2 (2%)	52	65
84	RT	114/115 (99%)	113 (99%)	1 (1%)	75	85
84	ST	82/115 (71%)	79 (96%)	3 (4%)	29	38
85	RU	93/107 (87%)	91 (98%)	2 (2%)	47	59
85	SU	78/107 (73%)	72 (92%)	6 (8%)	10	10
86	RV	67/67 (100%)	66 (98%)	1 (2%)	60	73
87	RW	112/113 (99%)	111 (99%)	1 (1%)	75	85
87	SW	110/113 (97%)	107 (97%)	3 (3%)	40	50
88	RX	112/115 (97%)	109 (97%)	3 (3%)	40	50
88	SX	101/115 (88%)	97 (96%)	4 (4%)	27	34
89	RY	113/115 (98%)	110 (97%)	3 (3%)	40	50
89	SY	79/115 (69%)	78 (99%)	1 (1%)	65	77

Continued on next page...

Continued from previous page...

Mol	Chain	Analysed	Rotameric	Outliers	Percentiles	
90	RZ	74/103 (72%)	71 (96%)	3 (4%)	26	33
90	SZ	40/103 (39%)	37 (92%)	3 (8%)	11	11
91	Ra	87/98 (89%)	85 (98%)	2 (2%)	45	56
91	Sa	79/98 (81%)	74 (94%)	5 (6%)	15	16
92	Rb	75/76 (99%)	74 (99%)	1 (1%)	65	77
92	Sb	75/76 (99%)	74 (99%)	1 (1%)	65	77
93	Rc	58/62 (94%)	56 (97%)	2 (3%)	32	41
93	Sc	41/62 (66%)	41 (100%)	0	100	100
94	Rd	48/49 (98%)	47 (98%)	1 (2%)	48	61
94	Sd	42/49 (86%)	41 (98%)	1 (2%)	44	55
95	Re	40/104 (38%)	40 (100%)	0	100	100
95	Se	32/104 (31%)	32 (100%)	0	100	100
96	Rf	56/140 (40%)	56 (100%)	0	100	100
96	sh	56/140 (40%)	56 (100%)	0	100	100
97	Rg	275/275 (100%)	274 (100%)	1 (0%)	89	94
97	Sg	275/275 (100%)	274 (100%)	1 (0%)	89	94
100	SA	147/243 (60%)	144 (98%)	3 (2%)	50	63
101	SV	53/67 (79%)	52 (98%)	1 (2%)	52	65
All	All	19094/23459 (81%)	18731 (98%)	363 (2%)	52	65

All (363) residues with a non-rotameric sidechain are listed below:

Mol	Chain	Res	Type
6	E4	38	VAL
11	LA	62	VAL
11	LA	72	ARG
11	LA	169	VAL
11	LA	243	THR
11	LA	246	LEU
12	LB	60	VAL
12	LB	94	GLU
12	LB	162	VAL
12	LB	207	VAL
12	LB	258	HIS
12	LB	336	CYS
12	LB	352	LEU

Continued on next page...

Continued from previous page...

Mol	Chain	Res	Type
12	LB	353	VAL
13	LC	150	LEU
13	LC	229	LEU
13	LC	325	MET
14	LD	5	LYS
14	LD	6	VAL
14	LD	7	VAL
14	LD	28	THR
14	LD	118	ILE
14	LD	132	VAL
14	LD	208	MET
14	LD	280	VAL
15	LE	51	VAL
15	LE	106	VAL
15	LE	176	THR
15	LE	181	LEU
16	LF	174	LEU
17	LG	93	THR
17	LG	149	ASN
17	LG	260	GLU
18	LH	23	ARG
18	LH	70	VAL
18	LH	126	VAL
18	LH	150	ASP
18	LH	167	VAL
19	LI	123	GLN
19	LI	128	ARG
20	LJ	26	VAL
20	LJ	89	VAL
20	LJ	130	PHE
20	LJ	155	HIS
20	LJ	161	GLU
21	LL	81	LEU
21	LL	154	VAL
21	LL	184	MET
22	LM	7	VAL
22	LM	28	VAL
22	LM	37	LEU
22	LM	48	GLN
22	LM	55	MET
23	LN	80	THR
23	LN	197	THR

Continued on next page...

Continued from previous page...

Mol	Chain	Res	Type
24	LO	6	VAL
24	LO	33	VAL
24	LO	118	MET
24	LO	120	VAL
24	LO	184	ASN
25	LP	16	LYS
25	LP	129	THR
25	LP	151	THR
26	LQ	11	ARG
26	LQ	137	VAL
27	LR	3	MET
27	LR	10	LEU
28	LS	54	MET
28	LS	90	THR
28	LS	126	ILE
28	LS	127	MET
28	LS	129	VAL
28	LS	166	ARG
29	LT	76	VAL
29	LT	79	GLN
30	LU	18	VAL
30	LU	23	LEU
30	LU	34	MET
30	LU	47	ILE
30	LU	83	LEU
30	LU	100	LEU
31	LV	16	ILE
31	LV	76	VAL
31	LV	101	ASN
31	LV	104	VAL
31	LV	117	ILE
32	LW	30	GLN
32	LW	33	ASN
33	LX	93	ASN
33	LX	116	LEU
33	LX	144	TYR
34	LY	8	THR
34	LY	49	ILE
34	LY	73	VAL
35	LZ	24	VAL
35	LZ	26	VAL
35	LZ	72	VAL

Continued on next page...

Continued from previous page...

Mol	Chain	Res	Type
35	LZ	100	VAL
35	LZ	134	LEU
36	La	15	VAL
36	La	61	TYR
36	La	72	THR
36	La	139	SER
37	Lb	17	HIS
38	Lc	14	ILE
38	Lc	28	VAL
38	Lc	45	LEU
38	Lc	79	ILE
38	Lc	91	VAL
39	Ld	109	VAL
39	Ld	118	GLN
39	Ld	119	THR
40	Le	69	MET
41	Lf	19	ARG
41	Lf	103	VAL
42	Lg	5	LEU
42	Lg	30	ILE
42	Lg	31	VAL
42	Lg	65	MET
42	Lg	73	HIS
42	Lg	82	MET
42	Lg	86	CYS
42	Lg	87	VAL
43	Lh	81	LEU
46	Lk	36	VAL
47	Ll	42	ARG
50	Lo	67	VAL
50	Lo	77	CYS
51	Lp	52	VAL
51	Lp	59	SER
52	Lr	24	THR
52	Lr	49	VAL
13	MC	266	THR
15	ME	68	MET
17	MG	198	THR
57	MI	102	MET
57	MI	142	LEU
57	MI	180	GLU
20	MJ	31	ASP

Continued on next page...

Continued from previous page...

Mol	Chain	Res	Type
20	MJ	47	THR
21	ML	59	VAL
21	ML	190[A]	ARG
21	ML	190[B]	ARG
22	MM	43	THR
23	MN	60	VAL
24	MO	111	PRO
26	MQ	14	ARG
26	MQ	92	VAL
26	MQ	100	VAL
27	MR	51	ILE
28	MS	113	MET
29	MT	106	LEU
29	MT	143	THR
29	MT	147	GLU
30	MU	22	THR
30	MU	74	SER
32	MW	87	LEU
33	MX	116	LEU
34	MY	44	VAL
34	MY	46	SER
35	MZ	53	VAL
35	MZ	94	THR
35	MZ	132	GLN
58	Ma	8	THR
58	Ma	102	ASP
59	Mb	89	VAL
38	Mc	20	LEU
38	Mc	103	ASP
39	Md	21	VAL
39	Md	113	THR
39	Md	118	GLN
40	Me	83	LYS
41	Mf	18	LEU
42	Mg	3	GLN
43	Mh	65	GLN
43	Mh	107	GLN
44	Mi	18	THR
44	Mi	33	LEU
44	Mi	60	LEU
46	Mk	8	ILE
46	Mk	47	ILE

Continued on next page...

Continued from previous page...

Mol	Chain	Res	Type
60	Mm	127	VAL
62	Mr	17	LEU
62	Mr	37	SER
63	Ms	174	MET
63	Ms	210	MET
64	N1	624	TYR
65	RA	68	ILE
65	RA	82	THR
65	RA	122	LEU
65	RA	134	LEU
66	RB	75	GLN
66	RB	131	ASP
66	RB	172	MET
66	RB	217	MET
66	RB	232	HIS
66	RB	260	VAL
67	RC	137	VAL
67	RC	262	THR
67	RC	273	LEU
68	RD	50	ILE
68	RD	72	VAL
68	RD	176	LEU
68	RD	189	MET
69	RE	93	ASP
69	RE	164	LEU
69	RE	238	LEU
70	RF	110	GLN
70	RF	126	THR
70	RF	139	VAL
70	RF	166	ILE
70	RF	173	LEU
70	RF	197	GLU
72	RH	27	LEU
72	RH	51	ILE
72	RH	110	THR
72	RH	112	ASN
72	RH	193	GLN
73	RI	130	THR
73	RI	137	LEU
74	RJ	62	THR
74	RJ	88	ASP
74	RJ	112	THR

Continued on next page...

Continued from previous page...

Mol	Chain	Res	Type
75	RK	89	ILE
75	RK	90	VAL
76	RL	4	ILE
76	RL	76	VAL
76	RL	83	GLN
77	RM	61	TYR
77	RM	73	GLN
77	RM	85	LEU
77	RM	91	LEU
77	RM	109	VAL
77	RM	116	LYS
78	RN	123[A]	HIS
78	RN	123[B]	HIS
79	RO	21	VAL
79	RO	27	VAL
79	RO	105	THR
79	RO	113	GLN
79	RO	124	MET
79	RO	135	ILE
80	RP	57	LEU
81	RQ	46	THR
81	RQ	81	ILE
82	RR	24	LEU
82	RR	85	VAL
82	RR	104	GLU
83	RS	98	VAL
83	RS	112	GLU
83	RS	146	VAL
84	RT	32	GLU
85	RU	33	GLU
85	RU	98	VAL
86	RV	36	VAL
87	RW	121	THR
88	RX	57	VAL
88	RX	94	ILE
88	RX	105	PHE
89	RY	18	LEU
89	RY	24	VAL
89	RY	102	THR
90	RZ	32	LYS
90	RZ	50	PHE
90	RZ	68	ILE

Continued on next page...

Continued from previous page...

Mol	Chain	Res	Type
91	Ra	53	ILE
91	Ra	69	VAL
92	Rb	53	VAL
93	Rc	36	ASP
93	Rc	68	LEU
94	Rd	53	ILE
97	Rg	113	PHE
100	SA	25	LEU
100	SA	193	HIS
100	SA	197	VAL
66	SB	38	MET
66	SB	94	LYS
66	SB	98	THR
66	SB	219	LYS
67	SC	112	VAL
67	SC	122	THR
67	SC	212	LYS
67	SC	220	ASP
67	SC	232	THR
68	SD	44	THR
68	SD	59	LEU
68	SD	224	SER
69	SE	19	MET
69	SE	109	PHE
69	SE	169	ILE
69	SE	171	ASP
69	SE	192	ILE
69	SE	210	VAL
70	SF	25	THR
70	SF	33	ILE
70	SF	102	LEU
71	SG	26	THR
72	SH	46	THR
72	SH	61	ILE
72	SH	77	VAL
73	SI	46	VAL
73	SI	171	LEU
74	SJ	60	LEU
74	SJ	81	LEU
74	SJ	100	LEU
75	SK	11	ILE
75	SK	40	VAL

Continued on next page...

Continued from previous page...

Mol	Chain	Res	Type
75	SK	70	TYR
75	SK	94	LEU
76	SL	3	ASP
76	SL	19	ASN
76	SL	66	VAL
76	SL	76	VAL
76	SL	99	TYR
76	SL	128	VAL
76	SL	138	VAL
78	SN	60	VAL
78	SN	134	VAL
79	SO	52	THR
79	SO	61	LYS
80	SP	20	VAL
80	SP	45	LEU
80	SP	79	HIS
80	SP	106	GLU
80	SP	126	VAL
81	SQ	49	TYR
81	SQ	67	ASP
81	SQ	119	LEU
82	SR	9	VAL
82	SR	14	ARG
82	SR	103	LYS
82	SR	124	VAL
83	SS	62	ASP
83	SS	101	ASN
84	ST	6	VAL
84	ST	12	GLN
84	ST	75	MET
85	SU	20	ILE
85	SU	28	ASN
85	SU	63	ILE
85	SU	91	LEU
85	SU	107	GLU
85	SU	115	THR
101	SV	66	ASP
87	SW	33	VAL
87	SW	83	LEU
87	SW	103	VAL
88	SX	55	VAL
88	SX	66	ILE

Continued on next page...

Continued from previous page...

Mol	Chain	Res	Type
88	SX	94	ILE
88	SX	129	SER
89	SY	51	THR
90	SZ	48	VAL
90	SZ	49	LEU
90	SZ	60	LYS
91	Sa	71	LEU
91	Sa	75	VAL
91	Sa	79	ILE
91	Sa	83	VAL
91	Sa	84	VAL
92	Sb	36	LYS
94	Sd	16	GLN
97	Sg	228	TYR

Sometimes sidechains can be flipped to improve hydrogen bonding and reduce clashes. All (192) such sidechains are listed below:

Mol	Chain	Res	Type
6	E4	26	GLN
6	E4	70	HIS
6	E4	119	GLN
11	LA	187	HIS
12	LB	123	HIS
12	LB	138	GLN
13	LC	43	ASN
13	LC	61	GLN
13	LC	187	GLN
13	LC	203	GLN
13	LC	278	ASN
13	LC	310	HIS
13	LC	317	ASN
13	LC	329	ASN
13	LC	347	HIS
14	LD	250	ASN
14	LD	291	GLN
15	LE	284	HIS
16	LF	119	ASN
16	LF	206	ASN
18	LH	39	ASN
18	LH	98	HIS
19	LI	144	ASN
23	LN	32	GLN

Continued on next page...

Continued from previous page...

Mol	Chain	Res	Type
24	LO	50	ASN
25	LP	133	HIS
27	LR	7	GLN
27	LR	27	ASN
28	LS	91	HIS
31	LV	50	ASN
34	LY	14	ASN
34	LY	20	ASN
34	LY	24	HIS
34	LY	100	HIS
36	La	34	ASN
36	La	39	HIS
36	La	60	HIS
37	Lb	6	ASN
39	Ld	34	HIS
40	Le	43	ASN
41	Lf	99	HIS
43	Lh	30	GLN
43	Lh	63	GLN
45	Lj	66	HIS
47	Ll	17	GLN
52	Lr	4	HIS
52	Lr	85	ASN
56	MB	109	HIS
56	MB	184	GLN
56	MB	203	GLN
56	MB	209	GLN
56	MB	289	GLN
13	MC	21	ASN
13	MC	43	ASN
13	MC	212	ASN
13	MC	329	ASN
14	MD	198	HIS
14	MD	225	GLN
14	MD	244	HIS
14	MD	250	ASN
15	ME	245	GLN
16	MF	24	ASN
16	MF	63	GLN
16	MF	80	ASN
17	MG	38	ASN
17	MG	85	GLN

Continued on next page...

Continued from previous page...

Mol	Chain	Res	Type
18	MH	108	ASN
57	MI	14	ASN
57	MI	59	GLN
57	MI	73	ASN
20	MJ	23	ASN
20	MJ	46	GLN
21	ML	205	GLN
22	MM	34	ASN
22	MM	48	GLN
22	MM	66	HIS
23	MN	32	GLN
23	MN	182	HIS
24	MO	167	HIS
25	MP	34	GLN
25	MP	54	GLN
25	MP	75	GLN
25	MP	133	HIS
25	MP	137	ASN
27	MR	36	ASN
27	MR	40	GLN
27	MR	178	GLN
28	MS	108	GLN
28	MS	125	GLN
28	MS	156	HIS
29	MT	139	HIS
30	MU	38	ASN
31	MV	27	ASN
32	MW	17	HIS
32	MW	104	GLN
33	MX	57	GLN
33	MX	69	ASN
34	MY	14	ASN
34	MY	18	HIS
34	MY	61	HIS
58	Ma	120	GLN
38	Mc	72	HIS
38	Mc	73	HIS
39	Md	116	ASN
41	Mf	21	GLN
43	Mh	20	GLN
45	Mj	13	ASN
45	Mj	57	ASN

Continued on next page...

Continued from previous page...

Mol	Chain	Res	Type
62	Mr	30	ASN
63	Ms	72	GLN
63	Ms	94	ASN
63	Ms	119	GLN
64	N2	349	GLN
66	RB	158	HIS
66	RB	159	GLN
68	RD	22	ASN
68	RD	101	GLN
69	RE	98	ASN
69	RE	197	ASN
69	RE	224	ASN
70	RF	203	ASN
71	RG	187	HIS
72	RH	193	GLN
73	RI	167	GLN
73	RI	168	GLN
76	RL	19	ASN
76	RL	100	ASN
76	RL	121	GLN
77	RM	82	ASN
77	RM	119	GLN
80	RP	54	HIS
80	RP	104	GLN
81	RQ	11	GLN
82	RR	93	GLN
83	RS	72	GLN
83	RS	73	ASN
85	RU	47	ASN
86	RV	2	GLN
87	RW	44	HIS
87	RW	120	HIS
88	RX	31	HIS
88	RX	92	ASN
94	Rd	16	GLN
100	SA	110	ASN
100	SA	141	ASN
66	SB	101	HIS
66	SB	163	GLN
68	SD	74	GLN
69	SE	197	ASN
69	SE	216	ASN

Continued on next page...

Continued from previous page...

Mol	Chain	Res	Type
70	SF	95	HIS
70	SF	101	HIS
70	SF	149	GLN
71	SG	56	ASN
72	SH	39	GLN
72	SH	76	GLN
72	SH	193	GLN
73	SI	64	ASN
73	SI	138	ASN
74	SJ	125	HIS
75	SK	28	HIS
75	SK	42	ASN
76	SL	19	ASN
76	SL	141	ASN
78	SN	90	HIS
79	SO	26	ASN
79	SO	113	GLN
80	SP	32	GLN
80	SP	103	ASN
81	SQ	80	GLN
81	SQ	114	GLN
82	SR	26	ASN
83	SS	11	HIS
83	SS	125	HIS
84	ST	42	HIS
84	ST	51	ASN
84	ST	63	HIS
84	ST	85	ASN
101	SV	35	ASN
87	SW	5	ASN
87	SW	70	ASN
87	SW	82	GLN
88	SX	61	GLN
88	SX	110	HIS
89	SY	19	GLN
89	SY	29	HIS
94	Sd	37	ASN
94	Sd	45	GLN
77	Sf	55	ASN
97	Sg	76	GLN
97	Sg	117	ASN
96	sh	151	ASN

5.3.3 RNA ⓘ

Mol	Chain	Analysed	Backbone Outliers	Pucker Outliers
1	A4	13/14 (92%)	3 (23%)	0
10	L8	155/156 (99%)	37 (23%)	2 (1%)
2	A5	6/8 (75%)	2 (33%)	0
3	B4	74/150 (49%)	15 (20%)	0
4	B5	76/77 (98%)	8 (10%)	0
5	D4	70/152 (46%)	26 (37%)	1 (1%)
53	M5	3531/5069 (69%)	588 (16%)	6 (0%)
54	M8	155/156 (99%)	26 (16%)	0
7	E5	67/75 (89%)	15 (22%)	1 (1%)
8	L5	3564/5070 (70%)	766 (21%)	14 (0%)
9	L7	119/120 (99%)	15 (12%)	0
9	M7	119/120 (99%)	8 (6%)	0
98	S2	1717/1869 (91%)	442 (25%)	14 (0%)
99	S3	1667/1869 (89%)	298 (17%)	5 (0%)
All	All	11333/14905 (76%)	2249 (19%)	43 (0%)

All (2249) RNA backbone outliers are listed below:

Mol	Chain	Res	Type
1	A4	52	U
1	A4	53	U
1	A4	54	U
2	A5	34	C
2	A5	36	U
3	B4	2	G
3	B4	9	G
3	B4	16	C
3	B4	17	G
3	B4	18	G
3	B4	19	A
3	B4	20	A
3	B4	21	G
3	B4	45	G
3	B4	47	C
3	B4	48	G
3	B4	54	U
3	B4	56	G
3	B4	62	A
3	B4	75	A
4	B5	2	G
4	B5	9	G

Continued on next page...

Continued from previous page...

Mol	Chain	Res	Type
4	B5	14	A
4	B5	16	C
4	B5	19	G
4	B5	21	U
4	B5	47	G7M
4	B5	77	A
5	D4	2	C
5	D4	3	C
5	D4	6	G
5	D4	7	A
5	D4	8	U
5	D4	10	G
5	D4	14	A
5	D4	19	G
5	D4	22	G
5	D4	30	G
5	D4	32	U
5	D4	35	A
5	D4	44	G
5	D4	46	G
5	D4	47	U
5	D4	48	C
5	D4	49	C
5	D4	52	G
5	D4	61	C
5	D4	62	C
5	D4	63	G
5	D4	71	G
5	D4	72	C
5	D4	73	A
5	D4	74	C
5	D4	76	A
7	E5	9	A
7	E5	16	C
7	E5	17	G
7	E5	18	G
7	E5	19	C
7	E5	20	U
7	E5	21	A
7	E5	28	C
7	E5	32	C
7	E5	43	G

Continued on next page...

Continued from previous page...

Mol	Chain	Res	Type
7	E5	45	G
7	E5	46	A
7	E5	60	C
7	E5	72	G
7	E5	75	A
8	L5	2	G
8	L5	17	A
8	L5	21	G
8	L5	25	A
8	L5	30	C
8	L5	39	A
8	L5	42	A
8	L5	48	G
8	L5	56	A
8	L5	59	A
8	L5	63	G
8	L5	64	A
8	L5	65	A
8	L5	69	A
8	L5	73	A
8	L5	74	G
8	L5	84	A
8	L5	91	G
8	L5	104	G
8	L5	106	A
8	L5	108	A
8	L5	109	G
8	L5	110	C
8	L5	116	G
8	L5	117	C
8	L5	119	G
8	L5	120	A
8	L5	122	U
8	L5	124	C
8	L5	133	C
8	L5	134	G
8	L5	135	G
8	L5	136	C
8	L5	137	G
8	L5	152	U
8	L5	159	C
8	L5	165	A

Continued on next page...

Continued from previous page...

Mol	Chain	Res	Type
8	L5	172	C
8	L5	176	G
8	L5	181	C
8	L5	183	C
8	L5	185	C
8	L5	188	G
8	L5	189	G
8	L5	200	U
8	L5	210	C
8	L5	216	C
8	L5	218	A
8	L5	219	G
8	L5	220	C
8	L5	225	G
8	L5	232	G
8	L5	234	G
8	L5	254	G
8	L5	258	G
8	L5	259	C
8	L5	261	G
8	L5	265	C
8	L5	266	C
8	L5	269	G
8	L5	278	G
8	L5	280	G
8	L5	297	U
8	L5	306	A
8	L5	309	C
8	L5	315	G
8	L5	316	U
8	L5	340	C
8	L5	387	G
8	L5	388	A
8	L5	396	A
8	L5	407	A
8	L5	408	A
8	L5	409	G
8	L5	410	A
8	L5	411	G
8	L5	412	G
8	L5	413	G
8	L5	437	G

Continued on next page...

Continued from previous page...

Mol	Chain	Res	Type
8	L5	440	U
8	L5	449	C
8	L5	450	G
8	L5	452	A
8	L5	453	G
8	L5	454	U
8	L5	456	C
8	L5	457	G
8	L5	465	G
8	L5	468	U
8	L5	479	G
8	L5	484	U
8	L5	485	C
8	L5	486	C
8	L5	489	C
8	L5	493	G
8	L5	494	U
8	L5	497	G
8	L5	498	C
8	L5	500	G
8	L5	501	C
8	L5	502	C
8	L5	503	C
8	L5	504	G
8	L5	505	G
8	L5	509	A
8	L5	510	U
8	L5	513	U
8	L5	514	U
8	L5	644	G
8	L5	654	C
8	L5	656	C
8	L5	657	C
8	L5	666	G
8	L5	667	A
8	L5	668	C
8	L5	669	C
8	L5	673	C
8	L5	674	G
8	L5	685	C
8	L5	686	A
8	L5	687	U

Continued on next page...

Continued from previous page...

Mol	Chain	Res	Type
8	L5	696	C
8	L5	703	G
8	L5	704	C
8	L5	706	C
8	L5	708	G
8	L5	730	G
8	L5	731	G
8	L5	738	C
8	L5	739	G
8	L5	742	G
8	L5	743	G
8	L5	744	G
8	L5	758	G
8	L5	904	C
8	L5	905	C
8	L5	907	C
8	L5	913	U
8	L5	914	U
8	L5	915	A
8	L5	916	C
8	L5	917	A
8	L5	918	G
8	L5	923	C
8	L5	924	C
8	L5	926	G
8	L5	932	A
8	L5	933	G
8	L5	937	U
8	L5	941	C
8	L5	944	A
8	L5	945	U
8	L5	946	C
8	L5	957	G
8	L5	958	G
8	L5	959	G
8	L5	960	A
8	L5	961	G
8	L5	962	C
8	L5	964	A
8	L5	965	G
8	L5	966	A
8	L5	968	C

Continued on next page...

Continued from previous page...

Mol	Chain	Res	Type
8	L5	970	G
8	L5	971	U
8	L5	982	U
8	L5	988	C
8	L5	989	U
8	L5	990	C
8	L5	991	C
8	L5	992	C
8	L5	1070	G
8	L5	1071	C
8	L5	1072	C
8	L5	1075	G
8	L5	1076	C
8	L5	1082	C
8	L5	1083	U
8	L5	1095	A
8	L5	1168	G
8	L5	1170	G
8	L5	1171	G
8	L5	1172	C
8	L5	1173	G
8	L5	1179	U
8	L5	1180	C
8	L5	1181	C
8	L5	1182	C
8	L5	1183	C
8	L5	1200	G
8	L5	1202	C
8	L5	1203	G
8	L5	1210	C
8	L5	1211	G
8	L5	1214	C
8	L5	1215	C
8	L5	1216	C
8	L5	1217	G
8	L5	1219	G
8	L5	1220	G
8	L5	1222	A
8	L5	1241	C
8	L5	1245	C
8	L5	1258	G
8	L5	1266	G

Continued on next page...

Continued from previous page...

Mol	Chain	Res	Type
8	L5	1271	G
8	L5	1273	G
8	L5	1274	A
8	L5	1275	G
8	L5	1280	C
8	L5	1283	G
8	L5	1284	G
8	L5	1287	G
8	L5	1293	G
8	L5	1294	A
8	L5	1295	C
8	L5	1296	G
8	L5	1301	C
8	L5	1304	C
8	L5	1314	C
8	L5	1326	A
8	L5	1344	C
8	L5	1354	A
8	L5	1358	G
8	L5	1359	G
8	L5	1365	C
8	L5	1366	G
8	L5	1368	A
8	L5	1370	G
8	L5	1387	A
8	L5	1394	G
8	L5	1397	A
8	L5	1398	A
8	L5	1404	G
8	L5	1405	C
8	L5	1407	C
8	L5	1410	U
8	L5	1415	G
8	L5	1420	A
8	L5	1421	G
8	L5	1437	C
8	L5	1439	C
8	L5	1442	C
8	L5	1444	G
8	L5	1458	C
8	L5	1482	G
8	L5	1483	C

Continued on next page...

Continued from previous page...

Mol	Chain	Res	Type
8	L5	1497	A
8	L5	1498	G
8	L5	1502	G
8	L5	1523	A
8	L5	1534	A
8	L5	1547	A
8	L5	1566	C
8	L5	1577	G
8	L5	1578	U
8	L5	1586	G
8	L5	1591	U
8	L5	1596	U
8	L5	1597	G
8	L5	1613	A
8	L5	1624	G
8	L5	1625	G
8	L5	1628	C
8	L5	1631	A
8	L5	1633	G
8	L5	1634	A
8	L5	1637	A
8	L5	1638	A
8	L5	1640	C
8	L5	1641	G
8	L5	1642	A
8	L5	1654	G
8	L5	1661	C
8	L5	1670	G
8	L5	1676	C
8	L5	1677	U
8	L5	1691	G
8	L5	1697	G
8	L5	1699	A
8	L5	1701	A
8	L5	1703	C
8	L5	1704	C
8	L5	1705	G
8	L5	1707	C
8	L5	1716	G
8	L5	1717	C
8	L5	1719	A
8	L5	1720	C

Continued on next page...

Continued from previous page...

Mol	Chain	Res	Type
8	L5	1725	U
8	L5	1733	G
8	L5	1734	G
8	L5	1740	C
8	L5	1742	A
8	L5	1750	G
8	L5	1755	C
8	L5	1759	G
8	L5	1761	G
8	L5	1765	A
8	L5	1766	A
8	L5	1768	C
8	L5	1781	U
8	L5	1787	A
8	L5	1797	G
8	L5	1803	G
8	L5	1804	A
8	L5	1806	G
8	L5	1810	G
8	L5	1815	G
8	L5	1820	C
8	L5	1821	G
8	L5	1822	U
8	L5	1834	U
8	L5	1836	G
8	L5	1837	A
8	L5	1842	G
8	L5	1855	G
8	L5	1869	G
8	L5	1882	U
8	L5	1897	A
8	L5	1918	U
8	L5	1919	G
8	L5	1920	C
8	L5	1921	C
8	L5	1922	G
8	L5	1925	G
8	L5	1931	C
8	L5	1932	A
8	L5	1936	C
8	L5	1948	G
8	L5	1959	U

Continued on next page...

Continued from previous page...

Mol	Chain	Res	Type
8	L5	1960	A
8	L5	1961	G
8	L5	1962	A
8	L5	1966	C
8	L5	1968	G
8	L5	1969	G
8	L5	1971	C
8	L5	1996	C
8	L5	1997	U
8	L5	1999	A
8	L5	2018	C
8	L5	2020	U
8	L5	2024	G
8	L5	2025	A
8	L5	2026	A
8	L5	2033	A
8	L5	2046	G
8	L5	2048	U
8	L5	2055	G
8	L5	2056	G
8	L5	2069	A
8	L5	2084	C
8	L5	2085	G
8	L5	2090	U
8	L5	2092	G
8	L5	2093	A
8	L5	2094	G
8	L5	2095	A
8	L5	2096	G
8	L5	2097	U
8	L5	2098	G
8	L5	2101	C
8	L5	2102	G
8	L5	2107	C
8	L5	2116	C
8	L5	2117	G
8	L5	2118	G
8	L5	2119	C
8	L5	2120	G
8	L5	2121	C
8	L5	2122	G
8	L5	2123	C

Continued on next page...

Continued from previous page...

Mol	Chain	Res	Type
8	L5	2255	C
8	L5	2256	C
8	L5	2257	C
8	L5	2258	C
8	L5	2259	G
8	L5	2270	G
8	L5	2289	C
8	L5	2297	G
8	L5	2300	A
8	L5	2301	G
8	L5	2303	C
8	L5	2306	G
8	L5	2313	A
8	L5	2316	G
8	L5	2322	G
8	L5	2333	G
8	L5	2348	G
8	L5	2351	C
8	L5	2360	A
8	L5	2373	C
8	L5	2383	C
8	L5	2395	A
8	L5	2397	G
8	L5	2398	U
8	L5	2412	A
8	L5	2417	A
8	L5	2421	G
8	L5	2422	C
8	L5	2424	G
8	L5	2425	U
8	L5	2441	C
8	L5	2447	U
8	L5	2450	G
8	L5	2453	A
8	L5	2463	G
8	L5	2464	C
8	L5	2465	C
8	L5	2469	C
8	L5	2470	C
8	L5	2474	G
8	L5	2475	G
8	L5	2483	G

Continued on next page...

Continued from previous page...

Mol	Chain	Res	Type
8	L5	2484	A
8	L5	2492	C
8	L5	2493	G
8	L5	2494	U
8	L5	2503	G
8	L5	2504	C
8	L5	2505	C
8	L5	2506	G
8	L5	2511	A
8	L5	2513	A
8	L5	2519	U
8	L5	2520	C
8	L5	2529	A
8	L5	2537	A
8	L5	2544	G
8	L5	2546	G
8	L5	2547	G
8	L5	2554	U
8	L5	2565	A
8	L5	2583	C
8	L5	2586	G
8	L5	2587	A
8	L5	2589	C
8	L5	2600	A
8	L5	2601	A
8	L5	2602	G
8	L5	2618	G
8	L5	2627	C
8	L5	2653	C
8	L5	2662	G
8	L5	2669	C
8	L5	2675	G
8	L5	2676	A
8	L5	2687	U
8	L5	2694	G
8	L5	2695	A
8	L5	2696	A
8	L5	2703	G
8	L5	2707	U
8	L5	2710	C
8	L5	2711	G
8	L5	2719	C

Continued on next page...

Continued from previous page...

Mol	Chain	Res	Type
8	L5	2721	G
8	L5	2724	G
8	L5	2725	A
8	L5	2726	G
8	L5	2739	C
8	L5	2742	G
8	L5	2743	A
8	L5	2754	G
8	L5	2756	G
8	L5	2761	U
8	L5	2763	U
8	L5	2764	A
8	L5	2769	U
8	L5	2770	C
8	L5	2788	U
8	L5	2790	U
8	L5	2794	C
8	L5	2796	G
8	L5	2814	C
8	L5	2815	A
8	L5	2826	U
8	L5	2827	G
8	L5	2829	U
8	L5	2835	A
8	L5	2842	G
8	L5	2855	G
8	L5	2875	C
8	L5	2877	G
8	L5	2900	U
8	L5	2902	G
8	L5	2903	G
8	L5	2904	U
8	L5	2905	C
8	L5	3588	C
8	L5	3590	G
8	L5	3591	C
8	L5	3594	C
8	L5	3595	U
8	L5	3596	A
8	L5	3597	G
8	L5	3599	A
8	L5	3604	A

Continued on next page...

Continued from previous page...

Mol	Chain	Res	Type
8	L5	3605	C
8	L5	3606	U
8	L5	3615	G
8	L5	3616	U
8	L5	3618	C
8	L5	3619	G
8	L5	3626	G
8	L5	3635	A
8	L5	3646	A
8	L5	3662	A
8	L5	3663	A
8	L5	3665	G
8	L5	3673	C
8	L5	3674	G
8	L5	3691	G
8	L5	3692	A
8	L5	3711	A
8	L5	3713	U
8	L5	3714	G
8	L5	3727	A
8	L5	3734	U
8	L5	3735	G
8	L5	3736	A
8	L5	3748	A
8	L5	3750	G
8	L5	3756	A
8	L5	3757	G
8	L5	3758	U
8	L5	3760	A
8	L5	3763	A
8	L5	3769	C
8	L5	3773	U
8	L5	3774	A
8	L5	3776	G
8	L5	3777	G
8	L5	3784	A
8	L5	3786	U
8	L5	3802	U
8	L5	3811	G
8	L5	3812	C
8	L5	3814	U
8	L5	3817	A

Continued on next page...

Continued from previous page...

Mol	Chain	Res	Type
8	L5	3818	U
8	L5	3819	G
8	L5	3823	G
8	L5	3838	U
8	L5	3839	G
8	L5	3840	U
8	L5	3867	A
8	L5	3869	C
8	L5	3877	A
8	L5	3878	C
8	L5	3879	G
8	L5	3881	G
8	L5	3885	G
8	L5	3890	A
8	L5	3892	U
8	L5	3897	G
8	L5	3901	A
8	L5	3906	A
8	L5	3907	G
8	L5	3908	A
8	L5	3915	U
8	L5	3916	G
8	L5	3926	C
8	L5	3928	A
8	L5	3929	G
8	L5	3939	G
8	L5	3944	OMG
8	L5	3946	G
8	L5	4076	G
8	L5	4086	G
8	L5	4092	G
8	L5	4095	G
8	L5	4097	G
8	L5	4099	G
8	L5	4112	C
8	L5	4113	U
8	L5	4114	C
8	L5	4115	G
8	L5	4116	C
8	L5	4117	U
8	L5	4119	C
8	L5	4121	G

Continued on next page...

Continued from previous page...

Mol	Chain	Res	Type
8	L5	4122	G
8	L5	4127	A
8	L5	4139	G
8	L5	4140	C
8	L5	4141	G
8	L5	4142	C
8	L5	4143	G
8	L5	4144	C
8	L5	4150	G
8	L5	4157	A
8	L5	4162	C
8	L5	4163	U
8	L5	4168	G
8	L5	4170	A
8	L5	4183	G
8	L5	4184	G
8	L5	4191	G
8	L5	4196	G
8	L5	4202	U
8	L5	4203	A
8	L5	4213	A
8	L5	4214	A
8	L5	4222	G
8	L5	4225	G
8	L5	4228	G
8	L5	4229	U
8	L5	4233	A
8	L5	4243	C
8	L5	4251	A
8	L5	4254	G
8	L5	4256	A
8	L5	4257	A
8	L5	4265	U
8	L5	4268	A
8	L5	4273	A
8	L5	4291	G
8	L5	4297	G
8	L5	4304	A
8	L5	4305	G
8	L5	4314	C
8	L5	4319	C
8	L5	4326	G

Continued on next page...

Continued from previous page...

Mol	Chain	Res	Type
8	L5	4329	G
8	L5	4330	G
8	L5	4332	C
8	L5	4338	G
8	L5	4349	C
8	L5	4354	U
8	L5	4373	G
8	L5	4376	A
8	L5	4377	G
8	L5	4378	A
8	L5	4380	A
8	L5	4381	A
8	L5	4386	C
8	L5	4387	C
8	L5	4394	A
8	L5	4395	U
8	L5	4415	A
8	L5	4422	A
8	L5	4426	C
8	L5	4430	G
8	L5	4433	G
8	L5	4438	U
8	L5	4444	C
8	L5	4448	G
8	L5	4449	A
8	L5	4453	C
8	L5	4464	A
8	L5	4466	C
8	L5	4471	U
8	L5	4491	G
8	L5	4500	U
8	L5	4512	U
8	L5	4513	A
8	L5	4515	G
8	L5	4518	A
8	L5	4519	C
8	L5	4524	G
8	L5	4525	C
8	L5	4532	U
8	L5	4545	G
8	L5	4554	G
8	L5	4560	C

Continued on next page...

Continued from previous page...

Mol	Chain	Res	Type
8	L5	4567	G
8	L5	4569	U
8	L5	4573	G
8	L5	4575	G
8	L5	4578	G
8	L5	4584	A
8	L5	4589	A
8	L5	4590	A
8	L5	4599	A
8	L5	4600	G
8	L5	4601	U
8	L5	4617	G
8	L5	4627	U
8	L5	4636	U
8	L5	4637	G
8	L5	4648	A
8	L5	4652	G
8	L5	4656	A
8	L5	4670	C
8	L5	4672	A
8	L5	4684	A
8	L5	4695	C
8	L5	4700	A
8	L5	4708	A
8	L5	4709	U
8	L5	4719	G
8	L5	4730	C
8	L5	4731	G
8	L5	4733	C
8	L5	4734	A
8	L5	4740	G
8	L5	4741	C
8	L5	4742	G
8	L5	4745	G
8	L5	4747	C
8	L5	4751	G
8	L5	4754	G
8	L5	4757	C
8	L5	4759	C
8	L5	4761	G
8	L5	4765	G
8	L5	4767	C

Continued on next page...

Continued from previous page...

Mol	Chain	Res	Type
8	L5	4772	C
8	L5	4773	C
8	L5	4775	C
8	L5	4859	C
8	L5	4864	U
8	L5	4870	G
8	L5	4871	C
8	L5	4873	G
8	L5	4875	G
8	L5	4881	U
8	L5	4882	U
8	L5	4883	C
8	L5	4888	U
8	L5	4889	G
8	L5	4895	C
8	L5	4896	G
8	L5	4897	G
8	L5	4900	C
8	L5	4901	G
8	L5	4910	G
8	L5	4912	G
8	L5	4914	C
8	L5	4916	G
8	L5	4919	G
8	L5	4925	U
8	L5	4926	C
8	L5	4927	G
8	L5	4928	C
8	L5	4940	C
8	L5	4943	A
8	L5	4944	C
8	L5	4947	U
8	L5	4949	G
8	L5	4955	A
8	L5	4960	G
8	L5	4961	G
8	L5	4963	G
8	L5	4975	G
8	L5	4976	U
8	L5	4979	A
8	L5	4988	U
8	L5	4989	U

Continued on next page...

Continued from previous page...

Mol	Chain	Res	Type
8	L5	4991	U
8	L5	5014	A
8	L5	5017	G
8	L5	5022	U
8	L5	5029	C
8	L5	5030	U
8	L5	5032	C
8	L5	5034	A
8	L5	5041	G
8	L5	5050	C
8	L5	5054	C
8	L5	5055	G
8	L5	5060	A
8	L5	5062	G
8	L5	5069	U
9	L7	19	C
9	L7	22	A
9	L7	24	C
9	L7	27	G
9	L7	30	C
9	L7	31	G
9	L7	33	U
9	L7	41	G
9	L7	53	U
9	L7	54	A
9	L7	63	C
9	L7	64	G
9	L7	97	G
9	L7	100	A
9	L7	120	U
10	L8	16	G
10	L8	22	U
10	L8	34	U
10	L8	35	C
10	L8	39	G
10	L8	48	A
10	L8	59	A
10	L8	60	G
10	L8	61	A
10	L8	62	A
10	L8	63	U
10	L8	75	G

Continued on next page...

Continued from previous page...

Mol	Chain	Res	Type
10	L8	79	G
10	L8	80	A
10	L8	82	A
10	L8	83	C
10	L8	84	A
10	L8	85	U
10	L8	86	U
10	L8	87	G
10	L8	88	A
10	L8	94	G
10	L8	103	A
10	L8	105	C
10	L8	109	C
10	L8	110	U
10	L8	111	U
10	L8	112	G
10	L8	114	G
10	L8	123	U
10	L8	124	U
10	L8	125	C
10	L8	126	C
10	L8	127	U
10	L8	150	C
10	L8	155	C
10	L8	156	U
53	M5	2	G
53	M5	25	A
53	M5	39	A
53	M5	42	A
53	M5	48	G
53	M5	59	A
53	M5	64	A
53	M5	65	A
53	M5	72	C
53	M5	73	A
53	M5	76	A
53	M5	84	A
53	M5	85	G
53	M5	91	G
53	M5	109	G
53	M5	110	C
53	M5	119	G

Continued on next page...

Continued from previous page...

Mol	Chain	Res	Type
53	M5	120	A
53	M5	132	G
53	M5	136	C
53	M5	140	G
53	M5	141	C
53	M5	142	G
53	M5	143	C
53	M5	159	C
53	M5	170	C
53	M5	178	C
53	M5	179	G
53	M5	181	C
53	M5	184	U
53	M5	186	G
53	M5	187	U
53	M5	188	G
53	M5	189	G
53	M5	200	U
53	M5	209	U
53	M5	210	C
53	M5	218	A
53	M5	219	G
53	M5	234	G
53	M5	253	G
53	M5	256	G
53	M5	257	C
53	M5	259	C
53	M5	262	G
53	M5	266	C
53	M5	272	U
53	M5	280	G
53	M5	297	U
53	M5	306	A
53	M5	315	G
53	M5	316	U
53	M5	340	C
53	M5	387	G
53	M5	409	G
53	M5	410	A
53	M5	412	G
53	M5	432	U
53	M5	440	U

Continued on next page...

Continued from previous page...

Mol	Chain	Res	Type
53	M5	449	C
53	M5	450	G
53	M5	451	C
53	M5	453	G
53	M5	454	U
53	M5	461	G
53	M5	467	U
53	M5	483	G
53	M5	484	U
53	M5	485	C
53	M5	489	C
53	M5	496	G
53	M5	498	C
53	M5	504	G
53	M5	509	A
53	M5	510	U
53	M5	513	U
53	M5	514	U
53	M5	644	G
53	M5	659	G
53	M5	663	G
53	M5	666	G
53	M5	667	A
53	M5	669	C
53	M5	686	A
53	M5	687	U
53	M5	692	A
53	M5	696	C
53	M5	697	G
53	M5	704	C
53	M5	705	G
53	M5	708	G
53	M5	731	G
53	M5	738	C
53	M5	739	G
53	M5	740	G
53	M5	757	G
53	M5	759	G
53	M5	904	C
53	M5	908	G
53	M5	914	U
53	M5	915	A

Continued on next page...

Continued from previous page...

Mol	Chain	Res	Type
53	M5	916	C
53	M5	917	A
53	M5	925	C
53	M5	926	G
53	M5	932	A
53	M5	933	G
53	M5	934	C
53	M5	936	C
53	M5	943	A
53	M5	944	A
53	M5	945	U
53	M5	956	A
53	M5	958	G
53	M5	959	G
53	M5	960	A
53	M5	961	G
53	M5	962	C
53	M5	964	A
53	M5	965	G
53	M5	967	C
53	M5	968	C
53	M5	969	C
53	M5	970	G
53	M5	1072	C
53	M5	1073	G
53	M5	1080	C
53	M5	1094	G
53	M5	1099	C
53	M5	1170	G
53	M5	1182	C
53	M5	1187	G
53	M5	1199	G
53	M5	1200	G
53	M5	1210	C
53	M5	1211	G
53	M5	1215	C
53	M5	1216	C
53	M5	1241	C
53	M5	1253	G
53	M5	1254	A
53	M5	1257	A
53	M5	1263	A

Continued on next page...

Continued from previous page...

Mol	Chain	Res	Type
53	M5	1266	G
53	M5	1270	A
53	M5	1272	C
53	M5	1273	G
53	M5	1279	A
53	M5	1280	C
53	M5	1284	G
53	M5	1285	U
53	M5	1287	G
53	M5	1293	G
53	M5	1302	U
53	M5	1303	A
53	M5	1304	C
53	M5	1313	C
53	M5	1314	C
53	M5	1326	A2M
53	M5	1337	A
53	M5	1354	A
53	M5	1359	G
53	M5	1366	G
53	M5	1370	G
53	M5	1377	G
53	M5	1378	C
53	M5	1379	C
53	M5	1387	A
53	M5	1394	G
53	M5	1397	A
53	M5	1398	A
53	M5	1410	U
53	M5	1411	C
53	M5	1413	C
53	M5	1418	C
53	M5	1420	A
53	M5	1438	U
53	M5	1439	C
53	M5	1441	C
53	M5	1443	A
53	M5	1444	G
53	M5	1446	C
53	M5	1448	G
53	M5	1457	G
53	M5	1476	C

Continued on next page...

Continued from previous page...

Mol	Chain	Res	Type
53	M5	1480	C
53	M5	1498	G
53	M5	1502	G
53	M5	1523	A
53	M5	1524	A2M
53	M5	1525	A
53	M5	1534	A2M
53	M5	1535	C
53	M5	1547	A
53	M5	1566	C
53	M5	1578	U
53	M5	1591	U
53	M5	1596	U
53	M5	1613	A
53	M5	1614	C
53	M5	1624	G
53	M5	1625	OMG
53	M5	1631	A
53	M5	1633	G
53	M5	1634	A
53	M5	1641	G
53	M5	1642	A
53	M5	1650	A
53	M5	1654	G
53	M5	1661	C
53	M5	1676	C
53	M5	1677	PSU
53	M5	1678	C
53	M5	1680	G
53	M5	1691	G
53	M5	1694	C
53	M5	1697	G
53	M5	1698	C
53	M5	1699	A
53	M5	1701	A
53	M5	1702	C
53	M5	1703	C
53	M5	1721	G
53	M5	1724	G
53	M5	1734	G
53	M5	1750	G
53	M5	1755	C

Continued on next page...

Continued from previous page...

Mol	Chain	Res	Type
53	M5	1761	G
53	M5	1764	G
53	M5	1765	A
53	M5	1766	A
53	M5	1768	C
53	M5	1775	A
53	M5	1787	A
53	M5	1789	C
53	M5	1797	G
53	M5	1804	A
53	M5	1815	G
53	M5	1836	G
53	M5	1837	A
53	M5	1842	G
53	M5	1843	A
53	M5	1855	G
53	M5	1869	G
53	M5	1872	G
53	M5	1878	G
53	M5	1883	G
53	M5	1892	A
53	M5	1897	A
53	M5	1917	A
53	M5	1918	U
53	M5	1919	G
53	M5	1920	C
53	M5	1921	C
53	M5	1922	G
53	M5	1925	G
53	M5	1930	U
53	M5	1931	C
53	M5	1932	A
53	M5	1939	A
53	M5	1940	G
53	M5	1941	A
53	M5	1948	G
53	M5	1951	G
53	M5	1961	G
53	M5	1966	C
53	M5	1969	G
53	M5	1970	A
53	M5	2019	C

Continued on next page...

Continued from previous page...

Mol	Chain	Res	Type
53	M5	2024	G
53	M5	2025	A
53	M5	2026	A
53	M5	2046	G
53	M5	2048	U
53	M5	2052	G
53	M5	2055	G
53	M5	2056	G
53	M5	2069	A
53	M5	2084	C
53	M5	2090	U
53	M5	2091	C
53	M5	2092	G
53	M5	2093	A
53	M5	2095	A
53	M5	2096	G
53	M5	2097	U
53	M5	2099	G
53	M5	2102	G
53	M5	2103	G
53	M5	2106	G
53	M5	2266	C
53	M5	2269	C
53	M5	2289	C
53	M5	2294	G
53	M5	2300	A
53	M5	2301	G
53	M5	2306	G
53	M5	2313	A
53	M5	2314	G
53	M5	2316	G
53	M5	2322	G
53	M5	2331	G
53	M5	2333	G
53	M5	2348	G
53	M5	2351	OMC
53	M5	2360	A
53	M5	2395	A
53	M5	2397	G
53	M5	2417	A
53	M5	2421	G
53	M5	2447	U

Continued on next page...

Continued from previous page...

Mol	Chain	Res	Type
53	M5	2450	G
53	M5	2453	A
53	M5	2469	C
53	M5	2470	C
53	M5	2471	G
53	M5	2474	G
53	M5	2475	G
53	M5	2478	C
53	M5	2479	G
53	M5	2483	G
53	M5	2488	C
53	M5	2489	C
53	M5	2504	C
53	M5	2505	C
53	M5	2506	G
53	M5	2511	A
53	M5	2513	A
53	M5	2519	U
53	M5	2520	C
53	M5	2554	U
53	M5	2565	A
53	M5	2566	G
53	M5	2567	G
53	M5	2573	A
53	M5	2583	C
53	M5	2587	A
53	M5	2589	C
53	M5	2601	A
53	M5	2602	G
53	M5	2627	C
53	M5	2653	C
53	M5	2660	A
53	M5	2661	U
53	M5	2662	G
53	M5	2669	C
53	M5	2675	G
53	M5	2687	U
53	M5	2694	G
53	M5	2695	A
53	M5	2696	A
53	M5	2708	U
53	M5	2710	C

Continued on next page...

Continued from previous page...

Mol	Chain	Res	Type
53	M5	2711	G
53	M5	2721	G
53	M5	2726	G
53	M5	2739	C
53	M5	2743	A
53	M5	2754	G
53	M5	2761	U
53	M5	2764	A
53	M5	2770	C
53	M5	2788	U
53	M5	2790	U
53	M5	2794	C
53	M5	2798	A
53	M5	2806	A
53	M5	2814	C
53	M5	2815	A2M
53	M5	2826	U
53	M5	2827	G
53	M5	2855	G
53	M5	2877	G
53	M5	2899	C
53	M5	3596	A
53	M5	3597	G
53	M5	3615	G
53	M5	3619	G
53	M5	3626	G
53	M5	3630	A
53	M5	3635	A
53	M5	3644	U
53	M5	3648	A
53	M5	3662	A
53	M5	3664	G
53	M5	3672	G
53	M5	3673	C
53	M5	3691	G
53	M5	3710	G
53	M5	3711	A
53	M5	3712	A
53	M5	3747	A
53	M5	3748	A
53	M5	3750	G
53	M5	3753	G

Continued on next page...

Continued from previous page...

Mol	Chain	Res	Type
53	M5	3754	G
53	M5	3760	A2M
53	M5	3761	C
53	M5	3776	G
53	M5	3777	G
53	M5	3780	G
53	M5	3784	A
53	M5	3785	A2M
53	M5	3802	U
53	M5	3811	G
53	M5	3812	C
53	M5	3814	U
53	M5	3817	A
53	M5	3819	G
53	M5	3830	A2M
53	M5	3838	U
53	M5	3839	G
53	M5	3840	U
53	M5	3843	C
53	M5	3876	A
53	M5	3877	A
53	M5	3878	C
53	M5	3879	G
53	M5	3892	U
53	M5	3897	G
53	M5	3901	A
53	M5	3904	G
53	M5	3906	A
53	M5	3907	G
53	M5	3908	A
53	M5	3915	U
53	M5	3938	G
53	M5	3946	G
53	M5	4066	U
53	M5	4076	G
53	M5	4084	G
53	M5	4093	G
53	M5	4094	G
53	M5	4096	C
53	M5	4097	G
53	M5	4099	G
53	M5	4102	C

Continued on next page...

Continued from previous page...

Mol	Chain	Res	Type
53	M5	4103	C
53	M5	4105	A
53	M5	4106	G
53	M5	4111	U
53	M5	4115	G
53	M5	4116	C
53	M5	4117	U
53	M5	4118	U
53	M5	4119	C
53	M5	4121	G
53	M5	4122	G
53	M5	4127	A
53	M5	4140	C
53	M5	4141	G
53	M5	4142	C
53	M5	4143	G
53	M5	4145	C
53	M5	4150	G
53	M5	4158	C
53	M5	4162	C
53	M5	4163	U
53	M5	4164	C
53	M5	4170	A
53	M5	4183	G
53	M5	4184	G
53	M5	4191	G
53	M5	4193	C
53	M5	4203	A
53	M5	4206	C
53	M5	4222	G
53	M5	4228	OMG
53	M5	4229	U
53	M5	4233	A
53	M5	4234	A
53	M5	4251	A
53	M5	4254	G
53	M5	4255	A
53	M5	4266	G
53	M5	4268	A
53	M5	4273	A
53	M5	4281	A
53	M5	4282	A

Continued on next page...

Continued from previous page...

Mol	Chain	Res	Type
53	M5	4291	G
53	M5	4305	G
53	M5	4329	G
53	M5	4330	G
53	M5	4332	C
53	M5	4339	A
53	M5	4354	U
53	M5	4373	G
53	M5	4377	G
53	M5	4378	A
53	M5	4379	A
53	M5	4380	A
53	M5	4386	C
53	M5	4387	C
53	M5	4394	A
53	M5	4422	A
53	M5	4426	C
53	M5	4440	G
53	M5	4444	C
53	M5	4448	G
53	M5	4453	C
53	M5	4464	A
53	M5	4465	U
53	M5	4466	C
53	M5	4475	G
53	M5	4512	U
53	M5	4513	A
53	M5	4515	G
53	M5	4519	C
53	M5	4523	A2M
53	M5	4524	G
53	M5	4525	C
53	M5	4528	G
53	M5	4548	A
53	M5	4567	G
53	M5	4573	G
53	M5	4575	G
53	M5	4584	A
53	M5	4590	A2M
53	M5	4600	G
53	M5	4635	A
53	M5	4636	PSU

Continued on next page...

Continued from previous page...

Mol	Chain	Res	Type
53	M5	4652	G
53	M5	4656	A
53	M5	4657	U
53	M5	4670	C
53	M5	4672	A
53	M5	4687	A
53	M5	4694	G
53	M5	4700	A
53	M5	4708	A
53	M5	4709	U
53	M5	4719	G
53	M5	4730	C
53	M5	4731	G
53	M5	4732	G
53	M5	4733	C
53	M5	4740	G
53	M5	4741	C
53	M5	4742	G
53	M5	4743	G
53	M5	4745	G
53	M5	4750	G
53	M5	4754	G
53	M5	4757	C
53	M5	4759	C
53	M5	4761	G
53	M5	4764	A
53	M5	4765	G
53	M5	4771	C
53	M5	4772	C
53	M5	4773	C
53	M5	4860	G
53	M5	4870	G
53	M5	4871	C
53	M5	4875	G
53	M5	4876	U
53	M5	4882	U
53	M5	4883	C
53	M5	4889	G
53	M5	4895	C
53	M5	4900	C
53	M5	4903	G
53	M5	4910	G

Continued on next page...

Continued from previous page...

Mol	Chain	Res	Type
53	M5	4912	G
53	M5	4913	G
53	M5	4914	C
53	M5	4922	C
53	M5	4928	C
53	M5	4934	A
53	M5	4937	C
53	M5	4938	A
53	M5	4943	A
53	M5	4949	G
53	M5	4963	G
53	M5	4975	G
53	M5	4976	U
53	M5	4979	A
53	M5	4985	U
53	M5	4988	U
53	M5	4990	C
53	M5	4991	U
53	M5	4993	G
53	M5	4994	G
53	M5	5017	G
53	M5	5041	G
53	M5	5050	C
53	M5	5054	C
53	M5	5069	U
9	M7	33	U
9	M7	53	U
9	M7	63	C
9	M7	64	G
9	M7	100	A
9	M7	102	U
9	M7	110	G
9	M7	120	U
54	M8	23	C
54	M8	34	U
54	M8	35	C
54	M8	39	G
54	M8	51	U
54	M8	52	A
54	M8	59	A
54	M8	62	A
54	M8	63	U

Continued on next page...

Continued from previous page...

Mol	Chain	Res	Type
54	M8	79	G
54	M8	80	A
54	M8	81	C
54	M8	86	U
54	M8	87	G
54	M8	94	G
54	M8	103	A
54	M8	105	C
54	M8	109	C
54	M8	110	U
54	M8	114	G
54	M8	123	U
54	M8	124	U
54	M8	125	C
54	M8	126	C
54	M8	127	U
54	M8	150	C
98	S2	2	A
98	S2	4	C
98	S2	25	A
98	S2	27	A
98	S2	31	U
98	S2	33	G
98	S2	44	U
98	S2	46	A
98	S2	49	C
98	S2	56	G
98	S2	59	U
98	S2	60	A
98	S2	61	A
98	S2	62	G
98	S2	65	C
98	S2	66	G
98	S2	67	C
98	S2	68	A
98	S2	71	G
98	S2	72	C
98	S2	73	C
98	S2	74	G
98	S2	75	G
98	S2	76	U
98	S2	77	A

Continued on next page...

Continued from previous page...

Mol	Chain	Res	Type
98	S2	93	U
98	S2	99	A
98	S2	103	A
98	S2	113	G
98	S2	121	U
98	S2	122	G
98	S2	126	G
98	S2	127	C
98	S2	129	C
98	S2	130	G
98	S2	142	C
98	S2	143	U
98	S2	148	U
98	S2	156	G
98	S2	160	U
98	S2	161	U
98	S2	162	C
98	S2	163	U
98	S2	168	C
98	S2	169	U
98	S2	170	A
98	S2	171	A
98	S2	173	A
98	S2	182	C
98	S2	194	C
98	S2	198	U
98	S2	203	G
98	S2	206	G
98	S2	207	G
98	S2	214	U
98	S2	215	G
98	S2	290	U
98	S2	293	C
98	S2	295	C
98	S2	297	A
98	S2	306	C
98	S2	307	G
98	S2	308	G
98	S2	309	G
98	S2	311	C
98	S2	312	G
98	S2	318	A

Continued on next page...

Continued from previous page...

Mol	Chain	Res	Type
98	S2	319	C
98	S2	329	G
98	S2	332	G
98	S2	339	A
98	S2	340	C
98	S2	347	G
98	S2	362	C
98	S2	364	A
98	S2	368	U
98	S2	369	C
98	S2	370	G
98	S2	373	G
98	S2	380	G
98	S2	381	C
98	S2	382	C
98	S2	385	G
98	S2	386	C
98	S2	398	A
98	S2	400	C
98	S2	407	G
98	S2	408	A
98	S2	409	C
98	S2	413	G
98	S2	421	G
98	S2	428	U
98	S2	438	G
98	S2	448	A
98	S2	450	C
98	S2	452	G
98	S2	464	A
98	S2	465	A
98	S2	471	G
98	S2	472	C
98	S2	473	A
98	S2	474	G
98	S2	482	G
98	S2	483	C
98	S2	487	U
98	S2	488	U
98	S2	489	A
98	S2	492	C
98	S2	493	A

Continued on next page...

Continued from previous page...

Mol	Chain	Res	Type
98	S2	496	C
98	S2	502	C
98	S2	503	C
98	S2	516	A
98	S2	517	C
98	S2	530	U
98	S2	531	A
98	S2	532	C
98	S2	533	A
98	S2	534	G
98	S2	536	A
98	S2	548	C
98	S2	551	U
98	S2	555	A
98	S2	556	U
98	S2	557	U
98	S2	559	G
98	S2	560	A
98	S2	562	U
98	S2	570	C
98	S2	587	A
98	S2	590	A
98	S2	591	U
98	S2	592	C
98	S2	595	U
98	S2	604	A
98	S2	605	A
98	S2	606	G
98	S2	607	U
98	S2	608	C
98	S2	614	C
98	S2	617	G
98	S2	628	A
98	S2	631	U
98	S2	632	C
98	S2	641	A
98	S2	643	A
98	S2	644	G
98	S2	655	A
98	S2	656	G
98	S2	660	C
98	S2	663	C

Continued on next page...

Continued from previous page...

Mol	Chain	Res	Type
98	S2	668	A
98	S2	669	A
98	S2	671	A
98	S2	672	A
98	S2	673	G
98	S2	683	G
98	S2	684	G
98	S2	688	U
98	S2	689	U
98	S2	691	G
98	S2	699	C
98	S2	702	G
98	S2	712	G
98	S2	716	G
98	S2	722	C
98	S2	723	C
98	S2	731	G
98	S2	733	C
98	S2	739	C
98	S2	740	C
98	S2	741	C
98	S2	742	U
98	S2	743	U
98	S2	744	G
98	S2	747	U
98	S2	748	C
98	S2	749	U
98	S2	752	G
98	S2	753	C
98	S2	788	G
98	S2	797	C
98	S2	798	G
98	S2	799	U
98	S2	801	U
98	S2	821	G
98	S2	822	U
98	S2	824	C
98	S2	827	A
98	S2	830	A
98	S2	835	C
98	S2	840	C
98	S2	841	G

Continued on next page...

Continued from previous page...

Mol	Chain	Res	Type
98	S2	842	C
98	S2	847	A
98	S2	851	C
98	S2	856	C
98	S2	857	U
98	S2	870	A
98	S2	872	A
98	S2	889	U
98	S2	891	G
98	S2	892	U
98	S2	895	G
98	S2	896	U
98	S2	897	U
98	S2	898	U
98	S2	903	A
98	S2	909	G
98	S2	911	C
98	S2	913	A
98	S2	919	A
98	S2	920	A
98	S2	922	A
98	S2	933	G
98	S2	934	G
98	S2	943	U
98	S2	949	G
98	S2	955	A
98	S2	956	G
98	S2	958	G
98	S2	963	A
98	S2	970	G
98	S2	971	G
98	S2	972	A
98	S2	990	A
98	S2	992	A
98	S2	996	A
98	S2	999	G
98	S2	1001	A
98	S2	1016	U
98	S2	1017	U
98	S2	1023	A
98	S2	1027	A
98	S2	1030	A

Continued on next page...

Continued from previous page...

Mol	Chain	Res	Type
98	S2	1043	G
98	S2	1045	U
98	S2	1049	A
98	S2	1055	A
98	S2	1058	A
98	S2	1060	A
98	S2	1061	U
98	S2	1062	A
98	S2	1071	G
98	S2	1080	A
98	S2	1082	A
98	S2	1083	A
98	S2	1084	A
98	S2	1085	C
98	S2	1086	G
98	S2	1089	G
98	S2	1109	C
98	S2	1110	G
98	S2	1114	U
98	S2	1115	U
98	S2	1118	C
98	S2	1119	A
98	S2	1121	G
98	S2	1126	G
98	S2	1133	A
98	S2	1139	C
98	S2	1140	G
98	S2	1148	A
98	S2	1150	A
98	S2	1153	C
98	S2	1154	U
98	S2	1155	U
98	S2	1157	G
98	S2	1183	A
98	S2	1195	A
98	S2	1207	G
98	S2	1208	A
98	S2	1215	C
98	S2	1216	C
98	S2	1217	A
98	S2	1221	G
98	S2	1224	G

Continued on next page...

Continued from previous page...

Mol	Chain	Res	Type
98	S2	1242	U
98	S2	1243	U
98	S2	1251	A
98	S2	1253	A
98	S2	1256	G
98	S2	1257	G
98	S2	1259	A
98	S2	1260	A
98	S2	1261	C
98	S2	1265	A
98	S2	1268	C
98	S2	1270	G
98	S2	1271	C
98	S2	1273	C
98	S2	1274	G
98	S2	1275	G
98	S2	1282	A
98	S2	1283	C
98	S2	1284	A
98	S2	1286	G
98	S2	1287	A
98	S2	1288	U
98	S2	1289	U
98	S2	1294	G
98	S2	1298	G
98	S2	1299	A
98	S2	1301	A
98	S2	1302	G
98	S2	1303	C
98	S2	1308	U
98	S2	1313	A
98	S2	1314	U
98	S2	1321	G
98	S2	1326	U
98	S2	1330	G
98	S2	1331	C
98	S2	1332	A
98	S2	1333	U
98	S2	1341	C
98	S2	1342	U
98	S2	1348	G
98	S2	1371	U

Continued on next page...

Continued from previous page...

Mol	Chain	Res	Type
98	S2	1372	U
98	S2	1373	C
98	S2	1378	A
98	S2	1382	A
98	S2	1396	A
98	S2	1397	U
98	S2	1399	C
98	S2	1402	A
98	S2	1403	C
98	S2	1404	U
98	S2	1409	A
98	S2	1414	A
98	S2	1415	C
98	S2	1423	C
98	S2	1428	G
98	S2	1440	C
98	S2	1446	A
98	S2	1449	G
98	S2	1450	G
98	S2	1454	A
98	S2	1462	U
98	S2	1463	U
98	S2	1474	A
98	S2	1477	U
98	S2	1487	A
98	S2	1489	A
98	S2	1490	G
98	S2	1495	G
98	S2	1498	A
98	S2	1505	U
98	S2	1506	A
98	S2	1507	G
98	S2	1510	G
98	S2	1519	U
98	S2	1520	G
98	S2	1521	C
98	S2	1523	C
98	S2	1527	C
98	S2	1528	G
98	S2	1533	A
98	S2	1535	U
98	S2	1536	G

Continued on next page...

Continued from previous page...

Mol	Chain	Res	Type
98	S2	1543	U
98	S2	1544	C
98	S2	1545	A
98	S2	1546	G
98	S2	1552	G
98	S2	1553	C
98	S2	1556	A
98	S2	1567	G
98	S2	1570	G
98	S2	1580	A
98	S2	1585	U
98	S2	1586	U
98	S2	1587	G
98	S2	1588	A
98	S2	1589	A
98	S2	1594	A
98	S2	1599	U
98	S2	1601	A
98	S2	1606	G
98	S2	1607	A
98	S2	1621	U
98	S2	1623	A
98	S2	1624	U
98	S2	1627	C
98	S2	1632	G
98	S2	1633	A
98	S2	1634	A
98	S2	1636	G
98	S2	1637	A
98	S2	1638	G
98	S2	1644	C
98	S2	1646	C
98	S2	1647	A
98	S2	1648	G
98	S2	1652	G
98	S2	1654	G
98	S2	1662	U
98	S2	1663	A
98	S2	1664	A
98	S2	1665	G
98	S2	1671	G
98	S2	1678	A

Continued on next page...

Continued from previous page...

Mol	Chain	Res	Type
98	S2	1680	G
98	S2	1694	U
98	S2	1695	A
98	S2	1699	A
98	S2	1706	G
98	S2	1715	A
98	S2	1719	A
98	S2	1722	G
98	S2	1725	U
98	S2	1742	C
98	S2	1743	G
98	S2	1744	G
98	S2	1745	A
98	S2	1748	G
98	S2	1754	G
98	S2	1755	C
98	S2	1757	G
98	S2	1758	G
98	S2	1759	G
98	S2	1761	U
98	S2	1779	G
98	S2	1782	G
98	S2	1783	C
98	S2	1813	A
98	S2	1823	A
98	S2	1824	A
98	S2	1825	A
98	S2	1829	G
98	S2	1831	A
98	S2	1838	U
98	S2	1849	G
98	S2	1850	A
98	S2	1851	A
98	S2	1852	C
98	S2	1861	G
98	S2	1862	G
98	S2	1863	A
98	S2	1865	C
98	S2	1869	A
99	S3	2	A
99	S3	3	C
99	S3	17	C

Continued on next page...

Continued from previous page...

Mol	Chain	Res	Type
99	S3	33	G
99	S3	41	G
99	S3	42	A
99	S3	45	A
99	S3	46	A
99	S3	56	G
99	S3	62	G
99	S3	65	C
99	S3	67	C
99	S3	68	A
99	S3	74	G
99	S3	75	G
99	S3	76	U
99	S3	79	A
99	S3	80	G
99	S3	92	A
99	S3	100	U
99	S3	102	A
99	S3	103	A
99	S3	113	G
99	S3	114	G
99	S3	115	U
99	S3	126	G
99	S3	127	C
99	S3	129	C
99	S3	140	C
99	S3	143	U
99	S3	155	G
99	S3	160	U
99	S3	161	U
99	S3	162	C
99	S3	168	C
99	S3	182	C
99	S3	184	G
99	S3	198	U
99	S3	199	C
99	S3	200	G
99	S3	201	C
99	S3	203	G
99	S3	204	G
99	S3	207	G
99	S3	215	G

Continued on next page...

Continued from previous page...

Mol	Chain	Res	Type
99	S3	302	A
99	S3	307	G
99	S3	309	G
99	S3	312	G
99	S3	319	C
99	S3	320	G
99	S3	324	C
99	S3	327	G
99	S3	328	U
99	S3	335	G
99	S3	347	G
99	S3	362	C
99	S3	364	A
99	S3	370	G
99	S3	385	G
99	S3	386	C
99	S3	407	G
99	S3	409	C
99	S3	441	C
99	S3	448	A
99	S3	449	A
99	S3	450	C
99	S3	452	G
99	S3	466	G
99	S3	469	A
99	S3	471	G
99	S3	472	C
99	S3	474	G
99	S3	476	A
99	S3	482	G
99	S3	483	C
99	S3	485	A
99	S3	487	U
99	S3	492	C
99	S3	493	A
99	S3	496	C
99	S3	502	C
99	S3	508	A
99	S3	513	G
99	S3	514	U
99	S3	525	A
99	S3	534	G

Continued on next page...

Continued from previous page...

Mol	Chain	Res	Type
99	S3	544	G
99	S3	546	G
99	S3	554	A
99	S3	555	A
99	S3	558	G
99	S3	559	G
99	S3	563	G
99	S3	564	A
99	S3	576	A2M
99	S3	587	A
99	S3	590	A2M
99	S3	591	U
99	S3	593	C
99	S3	598	G
99	S3	604	A
99	S3	608	C
99	S3	614	C
99	S3	617	G
99	S3	620	G
99	S3	628	A
99	S3	632	C
99	S3	643	A
99	S3	644	OMG
99	S3	655	A
99	S3	656	G
99	S3	660	C
99	S3	663	C
99	S3	668	A2M
99	S3	669	A
99	S3	671	A
99	S3	672	A
99	S3	673	G
99	S3	684	G
99	S3	688	U
99	S3	800	U
99	S3	821	G
99	S3	822	PSU
99	S3	827	A
99	S3	830	A
99	S3	831	G
99	S3	836	G
99	S3	837	A

Continued on next page...

Continued from previous page...

Mol	Chain	Res	Type
99	S3	838	G
99	S3	839	C
99	S3	840	C
99	S3	841	G
99	S3	847	A
99	S3	870	A
99	S3	872	A
99	S3	873	G
99	S3	888	U
99	S3	889	U
99	S3	891	G
99	S3	892	U
99	S3	895	G
99	S3	896	U
99	S3	897	U
99	S3	898	U
99	S3	901	G
99	S3	903	A
99	S3	909	G
99	S3	913	A
99	S3	917	U
99	S3	919	A
99	S3	920	A
99	S3	922	A
99	S3	933	G
99	S3	971	G
99	S3	985	G
99	S3	990	A
99	S3	992	A
99	S3	1017	U
99	S3	1023	A
99	S3	1027	A
99	S3	1028	A
99	S3	1031	A2M
99	S3	1055	A
99	S3	1060	A
99	S3	1061	U
99	S3	1062	A
99	S3	1080	A
99	S3	1083	A
99	S3	1085	C
99	S3	1089	G

Continued on next page...

Continued from previous page...

Mol	Chain	Res	Type
99	S3	1109	C
99	S3	1115	U
99	S3	1121	G
99	S3	1133	A
99	S3	1138	C
99	S3	1153	C
99	S3	1154	U
99	S3	1155	U
99	S3	1157	G
99	S3	1183	A
99	S3	1188	A
99	S3	1195	A
99	S3	1203	G
99	S3	1207	G
99	S3	1208	A
99	S3	1215	C
99	S3	1224	G
99	S3	1242	U
99	S3	1243	PSU
99	S3	1251	A
99	S3	1253	A
99	S3	1256	G
99	S3	1257	G
99	S3	1259	A
99	S3	1274	G
99	S3	1275	G
99	S3	1285	G
99	S3	1286	G
99	S3	1287	A
99	S3	1302	G
99	S3	1303	C
99	S3	1308	U
99	S3	1312	G
99	S3	1313	A
99	S3	1315	U
99	S3	1322	G
99	S3	1341	C
99	S3	1342	U
99	S3	1348	G
99	S3	1358	U
99	S3	1363	C
99	S3	1371	U

Continued on next page...

Continued from previous page...

Mol	Chain	Res	Type
99	S3	1372	U
99	S3	1373	C
99	S3	1378	A
99	S3	1382	A
99	S3	1383	A2M
99	S3	1395	C
99	S3	1402	A
99	S3	1416	C
99	S3	1419	C
99	S3	1420	G
99	S3	1421	A
99	S3	1422	G
99	S3	1423	C
99	S3	1424	G
99	S3	1433	C
99	S3	1435	C
99	S3	1437	C
99	S3	1438	A
99	S3	1439	A
99	S3	1442	OMU
99	S3	1446	A
99	S3	1452	A
99	S3	1454	A
99	S3	1463	U
99	S3	1466	G
99	S3	1484	A
99	S3	1489	A
99	S3	1490	OMG
99	S3	1494	U
99	S3	1498	A
99	S3	1507	G
99	S3	1509	U
99	S3	1521	C
99	S3	1531	A
99	S3	1533	A
99	S3	1546	G
99	S3	1551	U
99	S3	1552	G
99	S3	1553	C
99	S3	1557	C
99	S3	1560	U
99	S3	1564	C

Continued on next page...

Continued from previous page...

Mol	Chain	Res	Type
99	S3	1580	A
99	S3	1581	C
99	S3	1582	C
99	S3	1584	G
99	S3	1585	U
99	S3	1586	U
99	S3	1587	G
99	S3	1588	A
99	S3	1601	A
99	S3	1606	G
99	S3	1621	U
99	S3	1623	A
99	S3	1629	C
99	S3	1637	A
99	S3	1639	G7M
99	S3	1646	C
99	S3	1647	A
99	S3	1648	G
99	S3	1654	G
99	S3	1665	G
99	S3	1671	G
99	S3	1679	A
99	S3	1680	G
99	S3	1695	A
99	S3	1699	A
99	S3	1700	C
99	S3	1721	U
99	S3	1722	G
99	S3	1744	G
99	S3	1748	G
99	S3	1777	G
99	S3	1783	C
99	S3	1829	G
99	S3	1831	A
99	S3	1835	A
99	S3	1838	U
99	S3	1849	G
99	S3	1851	MA6
99	S3	1852	C
99	S3	1861	G
99	S3	1862	G
99	S3	1863	A

Continued on next page...

Continued from previous page...

Mol	Chain	Res	Type
99	S3	1865	C

All (43) RNA pucker outliers are listed below:

Mol	Chain	Res	Type
5	D4	34	G
7	E5	74	C
8	L5	406	C
8	L5	914	U
8	L5	1082	C
8	L5	1633	G
8	L5	1754	U
8	L5	2019	C
8	L5	2117	G
8	L5	2416	G
8	L5	2675	G
8	L5	2760	G
8	L5	3673	C
8	L5	4600	G
8	L5	4699	U
8	L5	4913	G
10	L8	86	U
10	L8	87	G
53	M5	278	G
53	M5	739	G
53	M5	1633	G
53	M5	1754	U
53	M5	1765	A
53	M5	4699	U
98	S2	532	C
98	S2	604	A
98	S2	688	U
98	S2	698	G
98	S2	732	U
98	S2	746	C
98	S2	797	C
98	S2	1207	G
98	S2	1273	C
98	S2	1519	U
98	S2	1585	U
98	S2	1664	A
98	S2	1824	A

Continued on next page...

Continued from previous page...

Mol	Chain	Res	Type
98	S2	1860	A
99	S3	160	U
99	S3	513	G
99	S3	1520	G
99	S3	1679	A
99	S3	1698	C

5.4 Non-standard residues in protein, DNA, RNA chains ⓘ

230 non-standard protein/DNA/RNA residues are modelled in this entry.

In the following table, the Counts columns list the number of bonds (or angles) for which Mogul statistics could be retrieved, the number of bonds (or angles) that are observed in the model and the number of bonds (or angles) that are defined in the Chemical Component Dictionary. The Link column lists molecule types, if any, to which the group is linked. The Z score for a bond length (or angle) is the number of standard deviations the observed value is removed from the expected value. A bond length (or angle) with $|Z| > 2$ is considered an outlier worth inspection. RMSZ is the root-mean-square of all Z scores of the bond lengths (or angles).

Mol	Type	Chain	Res	Link	Bond lengths			Bond angles		
					Counts	RMSZ	# $ Z > 2$	Counts	RMSZ	# $ Z > 2$
53	PSU	M5	3758	53	18,21,22	0.91	1 (5%)	22,30,33	0.69	1 (4%)
99	PSU	S3	105	99	18,21,22	2.35	6 (33%)	22,30,33	1.81	3 (13%)
53	PSU	M5	3764	53	18,21,22	2.33	6 (33%)	22,30,33	1.77	3 (13%)
53	A2M	M5	3785	53	18,25,26	0.62	0	18,36,39	0.77	1 (5%)
53	PSU	M5	1582	53	18,21,22	2.45	6 (33%)	22,30,33	1.83	3 (13%)
53	OMC	M5	2351	102,53	19,22,23	2.02	4 (21%)	26,31,34	1.63	4 (15%)
53	OMU	M5	4498	102,53	19,22,23	2.36	5 (26%)	26,31,34	1.89	5 (19%)
99	PSU	S3	296	99	18,21,22	2.33	6 (33%)	22,30,33	1.82	3 (13%)
53	A2M	M5	398	53	18,25,26	0.61	0	18,36,39	0.85	1 (5%)
53	OMG	M5	4623	53	18,26,27	3.27	4 (22%)	19,38,41	1.43	4 (21%)
53	PSU	M5	3884	53	18,21,22	2.52	7 (38%)	22,30,33	1.74	4 (18%)
99	A2M	S3	512	99	18,25,26	0.58	0	18,36,39	0.81	1 (5%)
99	A2M	S3	668	102,99	18,25,26	0.62	0	18,36,39	0.86	1 (5%)
53	PSU	M5	4673	53	18,21,22	2.44	6 (33%)	22,30,33	1.78	3 (13%)
99	PSU	S3	1445	99	18,21,22	2.37	6 (33%)	22,30,33	1.87	5 (22%)
99	6MZ	S3	1832	102,99	18,25,26	1.75	1 (5%)	16,36,39	2.10	4 (25%)
99	UY1	S3	1326	102,99	19,22,23	1.85	5 (26%)	22,31,34	2.04	4 (18%)
53	PSU	M5	2843	53	18,21,22	2.39	6 (33%)	22,30,33	1.92	4 (18%)

Mol	Type	Chain	Res	Link	Bond lengths			Bond angles		
					Counts	RMSZ	# Z > 2	Counts	RMSZ	# Z > 2
54	PSU	M8	55	54	18,21,22	2.38	6 (33%)	22,30,33	1.92	3 (13%)
99	OMC	S3	174	102,99	19,22,23	1.95	3 (15%)	26,31,34	1.06	1 (3%)
53	OMC	M5	4536	53	19,22,23	2.00	4 (21%)	26,31,34	1.14	2 (7%)
99	A2M	S3	27	102,99	18,25,26	0.60	0	18,36,39	0.83	1 (5%)
99	PSU	S3	649	99	18,21,22	2.44	6 (33%)	22,30,33	1.82	3 (13%)
99	OMU	S3	1442	102,99	19,22,23	2.36	6 (31%)	26,31,34	1.92	6 (23%)
53	PSU	M5	4293	53	18,21,22	2.43	6 (33%)	22,30,33	1.89	3 (13%)
53	A2M	M5	4571	53	18,25,26	0.60	0	18,36,39	0.86	1 (5%)
53	OMU	M5	4306	53	19,22,23	2.36	5 (26%)	26,31,34	1.86	6 (23%)
53	PSU	M5	4493	53	18,21,22	2.44	6 (33%)	22,30,33	1.86	3 (13%)
99	PSU	S3	609	99	18,21,22	2.40	6 (33%)	22,30,33	1.82	3 (13%)
53	PSU	M5	3729	53	18,21,22	2.38	5 (27%)	22,30,33	2.03	4 (18%)
99	PSU	S3	686	99	18,21,22	2.43	6 (33%)	22,30,33	1.91	3 (13%)
99	PSU	S3	814	99	18,21,22	2.32	6 (33%)	22,30,33	1.82	3 (13%)
53	A2M	M5	3760	53,99	18,25,26	0.60	0	18,36,39	0.90	1 (5%)
53	OMG	M5	3744	53	18,26,27	3.27	4 (22%)	19,38,41	1.32	4 (21%)
99	PSU	S3	573	99	18,21,22	2.37	6 (33%)	22,30,33	1.74	3 (13%)
53	PSU	M5	4299	53	18,21,22	2.49	6 (33%)	22,30,33	1.77	3 (13%)
99	OMU	S3	354	99	19,22,23	2.34	5 (26%)	26,31,34	1.90	6 (23%)
99	PSU	S3	36	99	18,21,22	2.34	6 (33%)	22,30,33	1.82	3 (13%)
99	PSU	S3	801	99	18,21,22	2.35	6 (33%)	22,30,33	1.91	4 (18%)
99	PSU	S3	1081	99	18,21,22	2.28	6 (33%)	22,30,33	1.84	5 (22%)
53	PSU	M5	3637	53	18,21,22	2.43	6 (33%)	22,30,33	1.78	3 (13%)
99	PSU	S3	866	99	18,21,22	2.36	6 (33%)	22,30,33	1.88	4 (18%)
53	OMC	M5	2804	53	19,22,23	2.02	4 (21%)	26,31,34	0.96	2 (7%)
59	MLZ	Mb	5	59	8,9,10	0.80	0	4,9,11	0.61	0
53	OMG	M5	4228	53	18,26,27	3.27	4 (22%)	19,38,41	1.44	4 (21%)
53	A2M	M5	1326	53	18,25,26	0.61	1 (5%)	18,36,39	0.79	1 (5%)
53	PSU	M5	4296	53	18,21,22	2.34	6 (33%)	22,30,33	1.92	4 (18%)
53	A2M	M5	400	53	18,25,26	0.60	0	18,36,39	0.78	1 (5%)
53	A2M	M5	2787	102,53	18,25,26	0.62	0	18,36,39	0.96	1 (5%)
99	G7M	S3	1639	4,99	20,26,27	2.45	4 (20%)	17,39,42	0.93	2 (11%)
53	OMC	M5	2365	102,53	19,22,23	0.27	0	26,31,34	0.37	0
53	PSU	M5	3853	102,53	18,21,22	2.40	6 (33%)	22,30,33	1.84	4 (18%)
53	PSU	M5	4361	53	18,21,22	2.42	6 (33%)	22,30,33	1.83	4 (18%)

Mol	Type	Chain	Res	Link	Bond lengths			Bond angles		
					Counts	RMSZ	# Z > 2	Counts	RMSZ	# Z > 2
99	PSU	S3	1239	99	18,21,22	2.38	6 (33%)	22,30,33	1.80	3 (13%)
53	OMC	M5	2861	53	19,22,23	2.01	3 (15%)	26,31,34	1.07	1 (3%)
99	PSU	S3	1056	99	18,21,22	2.38	6 (33%)	22,30,33	1.89	4 (18%)
4	G7M	B5	47	4	20,26,27	2.40	4 (20%)	17,39,42	1.03	1 (5%)
99	MA6	S3	1851	102,99	18,26,27	1.15	2 (11%)	19,38,41	1.56	2 (10%)
53	A2M	M5	4590	53	18,25,26	0.61	0	18,36,39	0.80	1 (5%)
53	A2M	M5	2401	102,53	18,25,26	0.60	0	18,36,39	0.80	1 (5%)
53	PSU	M5	4628	53	18,21,22	2.35	6 (33%)	22,30,33	1.81	3 (13%)
53	PSU	M5	4431	53	18,21,22	2.46	6 (33%)	22,30,33	1.92	3 (13%)
99	PSU	S3	822	99	18,21,22	2.33	6 (33%)	22,30,33	1.86	4 (18%)
99	4AC	S3	1842	99	21,24,25	2.17	7 (33%)	29,34,37	1.24	5 (17%)
53	A2M	M5	3830	53	18,25,26	0.62	0	18,36,39	0.78	1 (5%)
99	4AC	S3	1337	99	21,24,25	2.08	7 (33%)	29,34,37	1.18	3 (10%)
99	PSU	S3	218	99	18,21,22	2.36	6 (33%)	22,30,33	1.83	3 (13%)
54	OMG	M8	75	54	18,26,27	3.30	4 (22%)	19,38,41	1.35	4 (21%)
99	OMC	S3	517	99	19,22,23	1.98	3 (15%)	26,31,34	1.13	1 (3%)
53	PSU	M5	1782	53	18,21,22	2.40	6 (33%)	22,30,33	1.86	4 (18%)
53	PSU	M5	1862	53	18,21,22	2.35	6 (33%)	22,30,33	1.94	4 (18%)
99	PSU	S3	863	99	18,21,22	2.38	5 (27%)	22,30,33	1.85	4 (18%)
99	A2M	S3	159	99	18,25,26	0.60	0	18,36,39	0.76	1 (5%)
53	OMU	M5	2415	53	19,22,23	2.31	6 (31%)	26,31,34	1.96	6 (23%)
53	A2M	M5	1871	102,53	18,25,26	0.60	0	18,36,39	0.85	1 (5%)
53	1MA	M5	1322	102,53	16,25,26	1.85	2 (12%)	18,37,40	1.50	3 (16%)
53	PSU	M5	3639	53	18,21,22	2.43	6 (33%)	22,30,33	1.82	4 (18%)
99	A2M	S3	166	99	18,25,26	0.59	0	18,36,39	0.80	1 (5%)
53	UY1	M5	3818	53	19,22,23	1.95	5 (26%)	22,31,34	1.99	4 (18%)
99	PSU	S3	406	99	18,21,22	2.45	6 (33%)	22,30,33	1.86	4 (18%)
99	A2M	S3	1678	99	18,25,26	0.59	0	18,36,39	0.73	1 (5%)
61	MLZ	Mo	53	61	8,9,10	0.80	0	4,9,11	0.64	0
53	OMU	M5	4620	53	19,22,23	2.39	5 (26%)	26,31,34	1.82	5 (19%)
53	A2M	M5	3867	53	18,25,26	0.61	0	18,36,39	0.75	1 (5%)
53	PSU	M5	4552	53	18,21,22	2.46	6 (33%)	22,30,33	1.81	3 (13%)
53	UR3	M5	4530	53	19,22,23	3.08	7 (36%)	26,32,35	1.23	2 (7%)
99	PSU	S3	1177	99	18,21,22	2.36	6 (33%)	22,30,33	1.92	3 (13%)
99	A2M	S3	576	99	18,25,26	0.60	0	18,36,39	0.75	1 (5%)

Mol	Type	Chain	Res	Link	Bond lengths			Bond angles		
					Counts	RMSZ	# Z > 2	Counts	RMSZ	# Z > 2
53	PSU	M5	1779	53	18,21,22	2.39	6 (33%)	22,30,33	1.87	3 (13%)
99	OMG	S3	601	99	18,26,27	3.29	4 (22%)	19,38,41	1.30	4 (21%)
53	OMC	M5	3808	53	19,22,23	2.07	5 (26%)	26,31,34	1.05	1 (3%)
53	OMG	M5	4494	102,53	18,26,27	3.31	4 (22%)	19,38,41	1.33	4 (21%)
53	PSU	M5	1536	53	18,21,22	2.48	6 (33%)	22,30,33	1.90	4 (18%)
99	OMG	S3	1328	99	18,26,27	3.28	4 (22%)	19,38,41	1.32	4 (21%)
53	OMG	M5	4196	102,53,4	18,26,27	3.30	4 (22%)	19,38,41	1.33	4 (21%)
99	OMG	S3	644	99	18,26,27	3.28	4 (22%)	19,38,41	1.39	4 (21%)
99	PSU	S3	1243	99	18,21,22	2.39	6 (33%)	22,30,33	1.84	4 (18%)
99	PSU	S3	966	99	18,21,22	2.43	6 (33%)	22,30,33	1.86	4 (18%)
53	OMG	M5	3792	53	18,26,27	3.27	4 (22%)	19,38,41	1.39	4 (21%)
53	OMC	M5	3869	53	19,22,23	0.26	0	26,31,34	0.43	0
56	HIC	MB	245	56	8,11,12	1.25	1 (12%)	6,14,16	0.74	0
99	A2M	S3	468	99	18,25,26	0.60	0	18,36,39	0.80	1 (5%)
53	OMC	M5	1340	53	19,22,23	2.03	5 (26%)	26,31,34	1.02	2 (7%)
99	MA6	S3	1850	99	18,26,27	1.15	2 (11%)	19,38,41	1.51	2 (10%)
53	OMG	M5	2364	53	18,26,27	1.01	3 (16%)	19,38,41	0.71	0
99	PSU	S3	1232	99	18,21,22	2.40	6 (33%)	22,30,33	1.88	4 (18%)
8	OMG	L5	3944	8	18,26,27	1.01	2 (11%)	19,38,41	0.68	0
53	PSU	M5	3770	53	18,21,22	2.36	6 (33%)	22,30,33	1.89	3 (13%)
53	PSU	M5	4579	53	18,21,22	2.38	6 (33%)	22,30,33	1.77	3 (13%)
99	A2M	S3	1031	99	18,25,26	0.60	0	18,36,39	0.80	1 (5%)
99	OMG	S3	867	99	18,26,27	3.29	4 (22%)	19,38,41	1.30	4 (21%)
4	PSU	B5	56	4	18,21,22	2.35	6 (33%)	22,30,33	1.80	4 (18%)
53	PSU	M5	4636	102,53	18,21,22	2.37	6 (33%)	22,30,33	1.84	4 (18%)
54	OMU	M8	14	54,53	19,22,23	2.42	6 (31%)	26,31,34	1.97	7 (26%)
53	OMC	M5	2824	53	19,22,23	2.02	4 (21%)	26,31,34	1.04	1 (3%)
99	OMG	S3	509	102,99	18,26,27	3.28	4 (22%)	19,38,41	1.27	3 (15%)
53	OMC	M5	3887	102,53	19,22,23	2.01	4 (21%)	26,31,34	1.13	1 (3%)
99	PSU	S3	1238	99	18,21,22	2.39	6 (33%)	22,30,33	1.83	4 (18%)
53	PSU	M5	3695	53	18,21,22	2.38	6 (33%)	22,30,33	1.88	3 (13%)
53	PSU	M5	1744	53	18,21,22	2.36	6 (33%)	22,30,33	1.74	4 (18%)
99	PSU	S3	1367	99	18,21,22	2.40	6 (33%)	22,30,33	1.81	4 (18%)
53	PSU	M5	1677	53	18,21,22	2.34	7 (38%)	22,30,33	1.84	4 (18%)
53	OMU	M5	3925	53	19,22,23	2.37	5 (26%)	26,31,34	1.92	6 (23%)

Mol	Type	Chain	Res	Link	Bond lengths			Bond angles		
					Counts	RMSZ	# Z > 2	Counts	RMSZ	# Z > 2
99	PSU	S3	572	99	18,21,22	2.35	6 (33%)	22,30,33	1.83	4 (18%)
53	PSU	M5	4531	53	18,21,22	2.39	6 (33%)	22,30,33	1.87	4 (18%)
53	OMG	M5	2424	53	18,26,27	3.33	4 (22%)	19,38,41	1.28	4 (21%)
53	PSU	M5	2839	53	18,21,22	2.36	6 (33%)	22,30,33	1.80	5 (22%)
53	A2M	M5	1524	53	18,25,26	0.64	0	18,36,39	0.83	1 (5%)
99	OMU	S3	1288	99	19,22,23	2.26	5 (26%)	26,31,34	1.76	6 (23%)
53	PSU	M5	5010	53	18,21,22	2.37	6 (33%)	22,30,33	1.78	3 (13%)
53	PSU	M5	3920	102,53	18,21,22	2.46	6 (33%)	22,30,33	1.83	4 (18%)
4	OMC	B5	33	4	19,22,23	1.92	4 (21%)	26,31,34	1.29	3 (11%)
53	PSU	M5	4576	53	18,21,22	2.39	6 (33%)	22,30,33	1.81	3 (13%)
99	PSU	S3	1643	102,99	18,21,22	2.36	6 (33%)	22,30,33	1.77	4 (18%)
53	PSU	M5	1683	53	18,21,22	2.46	6 (33%)	22,30,33	1.89	3 (13%)
99	B8N	S3	1248	99	24,29,30	2.35	8 (33%)	29,42,45	1.78	6 (20%)
53	OMG	M5	4637	53	18,26,27	3.29	4 (22%)	19,38,41	1.35	4 (21%)
53	PSU	M5	3851	53	18,21,22	2.36	6 (33%)	22,30,33	1.85	3 (13%)
53	5MC	M5	4447	53	18,22,23	2.15	6 (33%)	26,32,35	1.37	2 (7%)
53	OMG	M5	4618	53	18,26,27	3.28	4 (22%)	19,38,41	1.42	5 (26%)
53	OMG	M5	3899	102,53	18,26,27	3.30	5 (27%)	19,38,41	1.37	4 (21%)
53	A2M	M5	1534	102,53	18,25,26	0.62	0	18,36,39	0.89	1 (5%)
53	OMG	M5	4392	53	18,26,27	3.21	4 (22%)	19,38,41	1.38	4 (21%)
58	V5N	Ma	39	58	4,11,12	1.09	0	5,14,16	1.64	1 (20%)
99	A2M	S3	99	102,99	18,25,26	0.60	0	18,36,39	0.77	1 (5%)
8	PSU	L5	1779	8	18,21,22	0.88	1 (5%)	22,30,33	0.72	1 (4%)
53	OMC	M5	4456	53	19,22,23	2.12	4 (21%)	26,31,34	1.17	2 (7%)
53	PSU	M5	2508	53	18,21,22	2.37	6 (33%)	22,30,33	1.77	4 (18%)
99	PSU	S3	34	99	18,21,22	2.33	6 (33%)	22,30,33	1.79	3 (13%)
99	OMU	S3	627	99	19,22,23	2.33	5 (26%)	26,31,34	1.87	5 (19%)
53	PSU	M5	3734	53	18,21,22	2.35	6 (33%)	22,30,33	1.81	3 (13%)
53	OMG	M5	3627	53	18,26,27	3.24	4 (22%)	19,38,41	1.50	5 (26%)
53	6MZ	M5	4220	53	18,25,26	1.63	1 (5%)	16,36,39	2.47	4 (25%)
53	OMC	M5	3841	53	19,22,23	2.03	3 (15%)	26,31,34	0.98	2 (7%)
4	4SU	B5	8	4	18,21,22	3.52	6 (33%)	26,30,33	1.95	5 (19%)
53	A2M	M5	3723	53	18,25,26	0.60	0	18,36,39	0.73	1 (5%)
99	PSU	S3	1136	99	18,21,22	2.39	6 (33%)	22,30,33	1.91	3 (13%)
99	PSU	S3	1244	99	18,21,22	2.34	6 (33%)	22,30,33	1.83	4 (18%)

Mol	Type	Chain	Res	Link	Bond lengths			Bond angles		
					Counts	RMSZ	# Z > 2	Counts	RMSZ	# Z > 2
99	A2M	S3	1383	99	18,25,26	0.60	0	18,36,39	0.82	1 (5%)
99	A2M	S3	484	99	18,25,26	0.61	0	18,36,39	0.73	1 (5%)
53	A2M	M5	4523	102,53	18,25,26	0.60	0	18,36,39	0.85	1 (5%)
53	OMC	M5	2422	102,53	19,22,23	1.98	3 (15%)	26,31,34	1.33	3 (11%)
53	PSU	M5	4457	53	18,21,22	2.40	6 (33%)	22,30,33	1.86	4 (18%)
99	OMU	S3	121	99	19,22,23	2.32	5 (26%)	26,31,34	1.83	5 (19%)
53	PSU	M5	4471	53	18,21,22	2.43	6 (33%)	22,30,33	1.75	3 (13%)
99	OMG	S3	1490	102,99	18,26,27	3.29	4 (22%)	19,38,41	1.30	4 (21%)
53	A2M	M5	2363	102,53	18,25,26	0.62	0	18,36,39	0.76	1 (5%)
99	PSU	S3	815	99	18,21,22	2.37	6 (33%)	22,30,33	1.86	4 (18%)
53	PSU	M5	4423	53	18,21,22	2.35	6 (33%)	22,30,33	1.83	3 (13%)
53	OMG	M5	3944	53	18,26,27	3.29	4 (22%)	19,38,41	1.42	4 (21%)
53	PSU	M5	1792	53	18,21,22	2.26	6 (33%)	22,30,33	1.88	4 (18%)
99	PSU	S3	109	99	18,21,22	2.40	6 (33%)	22,30,33	1.90	4 (18%)
53	OMG	M5	2876	53	18,26,27	3.29	4 (22%)	19,38,41	1.38	4 (21%)
53	OMG	M5	4499	53	18,26,27	3.27	4 (22%)	19,38,41	1.31	4 (21%)
99	PSU	S3	1625	99	18,21,22	2.33	6 (33%)	22,30,33	1.81	4 (18%)
53	PSU	M5	4353	53	18,21,22	2.40	6 (33%)	22,30,33	1.88	3 (13%)
54	PSU	M8	69	54,102	18,21,22	2.35	6 (33%)	22,30,33	1.84	5 (22%)
53	PSU	M5	3715	53	18,21,22	2.40	6 (33%)	22,30,33	1.85	4 (18%)
99	PSU	S3	1004	99	18,21,22	2.45	6 (33%)	22,30,33	1.76	3 (13%)
53	PSU	M5	2632	53	18,21,22	2.33	6 (33%)	22,30,33	1.82	4 (18%)
99	OMU	S3	1804	99	19,22,23	2.32	5 (26%)	26,31,34	1.87	6 (23%)
53	PSU	M5	3768	53	18,21,22	2.39	6 (33%)	22,30,33	1.81	4 (18%)
53	A2M	M5	2815	102,53	18,25,26	0.61	0	18,36,39	0.75	1 (5%)
99	OMG	S3	683	99	18,26,27	3.29	4 (22%)	19,38,41	1.36	3 (15%)
53	OMG	M5	1522	53	18,26,27	3.25	4 (22%)	19,38,41	1.38	3 (15%)
53	PSU	M5	4532	53	18,21,22	2.44	6 (33%)	22,30,33	1.86	4 (18%)
53	PSU	M5	4689	53	18,21,22	2.49	6 (33%)	22,30,33	1.70	5 (22%)
99	PSU	S3	1174	99	18,21,22	2.38	6 (33%)	22,30,33	1.87	4 (18%)
60	M3L	Mm	98	60	10,11,12	0.50	0	9,14,16	0.36	0
99	OMC	S3	462	99	19,22,23	1.98	4 (21%)	26,31,34	1.04	1 (3%)
53	PSU	M5	4420	53	18,21,22	2.30	6 (33%)	22,30,33	1.80	5 (22%)
55	V5N	MA	216	55	4,11,12	0.91	0	5,14,16	1.17	0
53	OMC	M5	1881	102,53	19,22,23	2.07	5 (26%)	26,31,34	1.07	1 (3%)

Mol	Type	Chain	Res	Link	Bond lengths			Bond angles		
					Counts	RMSZ	# Z > 2	Counts	RMSZ	# Z > 2
53	PSU	M5	4500	53	18,21,22	2.41	6 (33%)	22,30,33	1.88	3 (13%)
99	OMG	S3	1447	99	18,26,27	3.30	4 (22%)	19,38,41	1.38	4 (21%)
99	PSU	S3	119	99	18,21,22	2.30	6 (33%)	22,30,33	1.86	4 (18%)
99	OMG	S3	436	99	18,26,27	3.29	4 (22%)	19,38,41	1.44	4 (21%)
53	PSU	M5	4972	53	18,21,22	2.42	6 (33%)	22,30,33	1.89	4 (18%)
99	OMC	S3	1391	99	19,22,23	1.98	3 (15%)	26,31,34	1.13	1 (3%)
53	PSU	M5	4569	53	18,21,22	2.46	6 (33%)	22,30,33	1.81	4 (18%)
53	PSU	M5	3844	53	18,21,22	2.50	6 (33%)	22,30,33	1.68	4 (18%)
53	PSU	M5	3762	53	18,21,22	0.88	1 (5%)	22,30,33	0.57	0
53	PSU	M5	4521	102,53	18,21,22	2.43	7 (38%)	22,30,33	1.90	4 (18%)
99	PSU	S3	1692	99	18,21,22	2.42	6 (33%)	22,30,33	1.83	4 (18%)
53	PSU	M5	1860	53	18,21,22	2.47	6 (33%)	22,30,33	1.75	3 (13%)
53	PSU	M5	4312	102,53	18,21,22	2.39	6 (33%)	22,30,33	1.81	3 (13%)
99	OMU	S3	428	99	19,22,23	2.33	5 (26%)	26,31,34	1.87	5 (19%)
99	PSU	S3	93	99	18,21,22	2.32	6 (33%)	22,30,33	1.78	4 (18%)
99	OMU	S3	172	99	19,22,23	2.34	5 (26%)	26,31,34	1.88	5 (19%)
53	PSU	M5	4403	53	18,21,22	2.40	6 (33%)	22,30,33	1.90	5 (22%)
99	PSU	S3	651	99	18,21,22	2.36	6 (33%)	22,30,33	1.85	3 (13%)
53	OMG	M5	1625	53	18,26,27	3.31	4 (22%)	19,38,41	1.26	3 (15%)
99	OMC	S3	1703	102,99	19,22,23	1.99	3 (15%)	26,31,34	0.99	1 (3%)
53	A2M	M5	3724	53	18,25,26	0.61	0	18,36,39	0.75	1 (5%)
53	OMU	M5	4227	53	19,22,23	2.35	5 (26%)	26,31,34	1.95	6 (23%)
53	OMG	M5	1316	53	18,26,27	3.33	4 (22%)	19,38,41	1.30	3 (15%)
53	OMC	M5	3701	53	19,22,23	2.02	3 (15%)	26,31,34	0.89	1 (3%)
53	A2M	M5	3718	53	18,25,26	0.61	0	18,36,39	0.93	1 (5%)
53	5MC	M5	3782	102,53	18,22,23	2.07	5 (27%)	26,32,35	1.21	2 (7%)
53	A2M	M5	3825	53	18,25,26	0.60	0	18,36,39	0.73	1 (5%)
99	OMU	S3	116	99	19,22,23	2.34	5 (26%)	26,31,34	1.82	5 (19%)
99	PSU	S3	1347	99	18,21,22	2.41	6 (33%)	22,30,33	1.81	3 (13%)
99	A2M	S3	590	99	18,25,26	0.60	0	18,36,39	0.84	1 (5%)
99	PSU	S3	918	99	18,21,22	2.40	6 (33%)	22,30,33	1.90	4 (18%)
53	PSU	M5	5001	102,53	18,21,22	2.40	6 (33%)	22,30,33	1.83	3 (13%)
53	PSU	M5	1781	53	18,21,22	2.38	6 (33%)	22,30,33	1.75	4 (18%)
53	PSU	M5	4442	53	18,21,22	2.45	6 (33%)	22,30,33	1.95	4 (18%)
53	OMG	M5	4370	53	18,26,27	3.29	4 (22%)	19,38,41	1.42	4 (21%)

Mol	Type	Chain	Res	Link	Bond lengths			Bond angles		
					Counts	RMSZ	# Z > 2	Counts	RMSZ	# Z > 2
53	OMU	M5	2837	53	19,22,23	2.32	5 (26%)	26,31,34	1.88	6 (23%)
99	PSU	S3	681	99	18,21,22	2.44	6 (33%)	22,30,33	1.80	3 (13%)

In the following table, the Chirals column lists the number of chiral outliers, the number of chiral centers analysed, the number of these observed in the model and the number defined in the Chemical Component Dictionary. Similar counts are reported in the Torsion and Rings columns. '-' means no outliers of that kind were identified.

Mol	Type	Chain	Res	Link	Chirals	Torsions	Rings
53	PSU	M5	3758	53	-	0/7/25/26	0/2/2/2
99	PSU	S3	105	99	-	0/7/25/26	0/2/2/2
53	PSU	M5	3764	53	-	0/7/25/26	0/2/2/2
53	A2M	M5	3785	53	-	2/5/27/28	0/3/3/3
53	PSU	M5	1582	53	-	0/7/25/26	0/2/2/2
53	OMC	M5	2351	102,53	-	4/9/27/28	0/2/2/2
53	OMU	M5	4498	102,53	-	0/9/27/28	0/2/2/2
99	PSU	S3	296	99	-	0/7/25/26	0/2/2/2
53	A2M	M5	398	53	-	0/5/27/28	0/3/3/3
53	OMG	M5	4623	53	-	0/5/27/28	0/3/3/3
53	PSU	M5	3884	53	-	0/7/25/26	0/2/2/2
99	A2M	S3	512	99	-	2/5/27/28	0/3/3/3
99	A2M	S3	668	102,99	-	2/5/27/28	0/3/3/3
53	PSU	M5	4673	53	-	0/7/25/26	0/2/2/2
99	PSU	S3	1445	99	-	0/7/25/26	0/2/2/2
99	6MZ	S3	1832	102,99	-	2/5/27/28	0/3/3/3
99	UY1	S3	1326	102,99	-	2/9/27/28	0/2/2/2
53	PSU	M5	2843	53	-	0/7/25/26	0/2/2/2
54	PSU	M8	55	54	-	0/7/25/26	0/2/2/2
99	OMC	S3	174	102,99	-	0/9/27/28	0/2/2/2
53	OMC	M5	4536	53	-	0/9/27/28	0/2/2/2
99	A2M	S3	27	102,99	-	0/5/27/28	0/3/3/3
99	PSU	S3	649	99	-	0/7/25/26	0/2/2/2
99	OMU	S3	1442	102,99	-	3/9/27/28	0/2/2/2
53	PSU	M5	4293	53	-	0/7/25/26	0/2/2/2
53	A2M	M5	4571	53	-	1/5/27/28	0/3/3/3
53	OMU	M5	4306	53	-	0/9/27/28	0/2/2/2
53	PSU	M5	4493	53	-	0/7/25/26	0/2/2/2
99	PSU	S3	609	99	-	0/7/25/26	0/2/2/2
53	PSU	M5	3729	53	-	2/7/25/26	0/2/2/2
99	PSU	S3	686	99	-	0/7/25/26	0/2/2/2

Continued on next page...

Continued from previous page...

Mol	Type	Chain	Res	Link	Chirals	Torsions	Rings
99	PSU	S3	814	99	-	0/7/25/26	0/2/2/2
53	A2M	M5	3760	53,99	-	4/5/27/28	0/3/3/3
53	OMG	M5	3744	53	-	0/5/27/28	0/3/3/3
99	PSU	S3	573	99	-	0/7/25/26	0/2/2/2
53	PSU	M5	4299	53	-	0/7/25/26	0/2/2/2
99	OMU	S3	354	99	-	0/9/27/28	0/2/2/2
99	PSU	S3	36	99	-	0/7/25/26	0/2/2/2
99	PSU	S3	801	99	-	0/7/25/26	0/2/2/2
99	PSU	S3	1081	99	-	1/7/25/26	0/2/2/2
53	PSU	M5	3637	53	-	0/7/25/26	0/2/2/2
99	PSU	S3	866	99	-	0/7/25/26	0/2/2/2
53	OMC	M5	2804	53	-	0/9/27/28	0/2/2/2
59	MLZ	Mb	5	59	-	3/7/8/10	-
53	OMG	M5	4228	53	-	2/5/27/28	0/3/3/3
53	A2M	M5	1326	53	-	1/5/27/28	0/3/3/3
53	PSU	M5	4296	53	-	0/7/25/26	0/2/2/2
53	A2M	M5	400	53	-	0/5/27/28	0/3/3/3
53	A2M	M5	2787	102,53	-	1/5/27/28	0/3/3/3
99	G7M	S3	1639	4,99	-	0/3/25/26	0/3/3/3
53	OMC	M5	2365	102,53	-	1/9/27/28	0/2/2/2
53	PSU	M5	3853	102,53	-	0/7/25/26	0/2/2/2
53	PSU	M5	4361	53	-	0/7/25/26	0/2/2/2
99	PSU	S3	1239	99	-	0/7/25/26	0/2/2/2
53	OMC	M5	2861	53	-	0/9/27/28	0/2/2/2
99	PSU	S3	1056	99	-	0/7/25/26	0/2/2/2
4	G7M	B5	47	4	-	0/3/25/26	0/3/3/3
99	MA6	S3	1851	102,99	-	3/7/29/30	0/3/3/3
53	A2M	M5	4590	53	-	1/5/27/28	0/3/3/3
53	A2M	M5	2401	102,53	-	1/5/27/28	0/3/3/3
53	PSU	M5	4628	53	-	0/7/25/26	0/2/2/2
53	PSU	M5	4431	53	-	0/7/25/26	0/2/2/2
99	PSU	S3	822	99	-	0/7/25/26	0/2/2/2
99	4AC	S3	1842	99	-	0/11/29/30	0/2/2/2
53	A2M	M5	3830	53	-	3/5/27/28	0/3/3/3
99	4AC	S3	1337	99	-	2/11/29/30	0/2/2/2
99	PSU	S3	218	99	-	0/7/25/26	0/2/2/2
54	OMG	M8	75	54	-	1/5/27/28	0/3/3/3
99	OMC	S3	517	99	-	0/9/27/28	0/2/2/2
53	PSU	M5	1782	53	-	0/7/25/26	0/2/2/2
53	PSU	M5	1862	53	-	0/7/25/26	0/2/2/2
99	PSU	S3	863	99	-	0/7/25/26	0/2/2/2

Continued on next page...

Continued from previous page...

Mol	Type	Chain	Res	Link	Chirals	Torsions	Rings
99	A2M	S3	159	99	-	0/5/27/28	0/3/3/3
53	OMU	M5	2415	53	-	0/9/27/28	0/2/2/2
53	A2M	M5	1871	102,53	-	0/5/27/28	0/3/3/3
53	1MA	M5	1322	102,53	-	0/3/25/26	0/3/3/3
53	PSU	M5	3639	53	-	0/7/25/26	0/2/2/2
99	A2M	S3	166	99	-	1/5/27/28	0/3/3/3
53	UY1	M5	3818	53	-	2/9/27/28	0/2/2/2
99	PSU	S3	406	99	-	0/7/25/26	0/2/2/2
99	A2M	S3	1678	99	-	1/5/27/28	0/3/3/3
61	MLZ	Mo	53	61	-	1/7/8/10	-
53	OMU	M5	4620	53	-	0/9/27/28	0/2/2/2
53	A2M	M5	3867	53	-	2/5/27/28	0/3/3/3
53	PSU	M5	4552	53	-	0/7/25/26	0/2/2/2
53	UR3	M5	4530	53	-	0/7/25/26	0/2/2/2
99	PSU	S3	1177	99	-	0/7/25/26	0/2/2/2
99	A2M	S3	576	99	-	3/5/27/28	0/3/3/3
53	PSU	M5	1779	53	-	0/7/25/26	0/2/2/2
99	OMG	S3	601	99	-	0/5/27/28	0/3/3/3
53	OMC	M5	3808	53	-	0/9/27/28	0/2/2/2
53	OMG	M5	4494	102,53	-	2/5/27/28	0/3/3/3
53	PSU	M5	1536	53	-	0/7/25/26	0/2/2/2
99	OMG	S3	1328	99	-	0/5/27/28	0/3/3/3
53	OMG	M5	4196	102,53,4	-	1/5/27/28	0/3/3/3
99	OMG	S3	644	99	-	3/5/27/28	0/3/3/3
99	PSU	S3	1243	99	-	2/7/25/26	0/2/2/2
99	PSU	S3	966	99	-	0/7/25/26	0/2/2/2
53	OMG	M5	3792	53	-	0/5/27/28	0/3/3/3
53	OMC	M5	3869	53	-	0/9/27/28	0/2/2/2
56	HIC	MB	245	56	-	1/5/6/8	0/1/1/1
99	A2M	S3	468	99	-	1/5/27/28	0/3/3/3
53	OMC	M5	1340	53	-	0/9/27/28	0/2/2/2
99	MA6	S3	1850	99	-	0/7/29/30	0/3/3/3
53	OMG	M5	2364	53	-	1/5/27/28	0/3/3/3
99	PSU	S3	1232	99	-	0/7/25/26	0/2/2/2
8	OMG	L5	3944	8	-	2/5/27/28	0/3/3/3
53	PSU	M5	3770	53	-	0/7/25/26	0/2/2/2
53	PSU	M5	4579	53	-	0/7/25/26	0/2/2/2
99	A2M	S3	1031	99	-	3/5/27/28	0/3/3/3
99	OMG	S3	867	99	-	1/5/27/28	0/3/3/3
4	PSU	B5	56	4	-	0/7/25/26	0/2/2/2

Continued on next page...

Continued from previous page...

Mol	Type	Chain	Res	Link	Chirals	Torsions	Rings
53	PSU	M5	4636	102,53	-	4/7/25/26	0/2/2/2
54	OMU	M8	14	54,53	-	1/9/27/28	0/2/2/2
53	OMC	M5	2824	53	-	0/9/27/28	0/2/2/2
99	OMG	S3	509	102,99	-	1/5/27/28	0/3/3/3
53	OMC	M5	3887	102,53	-	1/9/27/28	0/2/2/2
99	PSU	S3	1238	99	-	0/7/25/26	0/2/2/2
53	PSU	M5	3695	53	-	0/7/25/26	0/2/2/2
53	PSU	M5	1744	53	-	0/7/25/26	0/2/2/2
99	PSU	S3	1367	99	-	0/7/25/26	0/2/2/2
53	PSU	M5	1677	53	-	3/7/25/26	0/2/2/2
53	OMU	M5	3925	53	-	0/9/27/28	0/2/2/2
99	PSU	S3	572	99	-	0/7/25/26	0/2/2/2
53	PSU	M5	4531	53	-	0/7/25/26	0/2/2/2
53	OMG	M5	2424	53	-	0/5/27/28	0/3/3/3
53	PSU	M5	2839	53	-	0/7/25/26	0/2/2/2
53	A2M	M5	1524	53	-	1/5/27/28	0/3/3/3
99	OMU	S3	1288	99	-	0/9/27/28	0/2/2/2
53	PSU	M5	5010	53	-	0/7/25/26	0/2/2/2
53	PSU	M5	3920	102,53	-	0/7/25/26	0/2/2/2
4	OMC	B5	33	4	-	0/9/27/28	0/2/2/2
53	PSU	M5	4576	53	-	0/7/25/26	0/2/2/2
99	PSU	S3	1643	102,99	-	0/7/25/26	0/2/2/2
53	PSU	M5	1683	53	-	0/7/25/26	0/2/2/2
99	B8N	S3	1248	99	-	5/16/34/35	0/2/2/2
53	OMG	M5	4637	53	-	3/5/27/28	0/3/3/3
53	PSU	M5	3851	53	-	2/7/25/26	0/2/2/2
53	5MC	M5	4447	53	-	4/7/25/26	0/2/2/2
53	OMG	M5	4618	53	-	1/5/27/28	0/3/3/3
53	OMG	M5	3899	102,53	-	0/5/27/28	0/3/3/3
53	A2M	M5	1534	102,53	-	2/5/27/28	0/3/3/3
53	OMG	M5	4392	53	-	0/5/27/28	0/3/3/3
58	V5N	Ma	39	58	-	1/5/10/12	0/1/1/1
99	A2M	S3	99	102,99	-	2/5/27/28	0/3/3/3
8	PSU	L5	1779	8	-	0/7/25/26	0/2/2/2
53	OMC	M5	4456	53	-	0/9/27/28	0/2/2/2
53	PSU	M5	2508	53	-	0/7/25/26	0/2/2/2
99	PSU	S3	34	99	-	0/7/25/26	0/2/2/2
99	OMU	S3	627	99	-	0/9/27/28	0/2/2/2
53	PSU	M5	3734	53	-	0/7/25/26	0/2/2/2
53	OMG	M5	3627	53	-	0/5/27/28	0/3/3/3

Continued on next page...

Continued from previous page...

Mol	Type	Chain	Res	Link	Chirals	Torsions	Rings
53	6MZ	M5	4220	53	-	0/5/27/28	0/3/3/3
53	OMC	M5	3841	53	-	0/9/27/28	0/2/2/2
4	4SU	B5	8	4	-	0/7/25/26	0/2/2/2
53	A2M	M5	3723	53	-	1/5/27/28	0/3/3/3
99	PSU	S3	1136	99	-	0/7/25/26	0/2/2/2
99	PSU	S3	1244	99	-	0/7/25/26	0/2/2/2
99	A2M	S3	1383	99	-	4/5/27/28	0/3/3/3
99	A2M	S3	484	99	-	0/5/27/28	0/3/3/3
53	A2M	M5	4523	102,53	-	2/5/27/28	0/3/3/3
53	OMC	M5	2422	102,53	-	2/9/27/28	0/2/2/2
53	PSU	M5	4457	53	-	0/7/25/26	0/2/2/2
99	OMU	S3	121	99	-	0/9/27/28	0/2/2/2
53	PSU	M5	4471	53	-	0/7/25/26	0/2/2/2
99	OMG	S3	1490	102,99	-	2/5/27/28	0/3/3/3
53	A2M	M5	2363	102,53	-	0/5/27/28	0/3/3/3
99	PSU	S3	815	99	-	0/7/25/26	0/2/2/2
53	PSU	M5	4423	53	-	0/7/25/26	0/2/2/2
53	OMG	M5	3944	53	-	1/5/27/28	0/3/3/3
53	PSU	M5	1792	53	-	0/7/25/26	0/2/2/2
99	PSU	S3	109	99	-	0/7/25/26	0/2/2/2
53	OMG	M5	2876	53	-	0/5/27/28	0/3/3/3
53	OMG	M5	4499	53	-	0/5/27/28	0/3/3/3
99	PSU	S3	1625	99	-	0/7/25/26	0/2/2/2
53	PSU	M5	4353	53	-	0/7/25/26	0/2/2/2
54	PSU	M8	69	54,102	-	0/7/25/26	0/2/2/2
53	PSU	M5	3715	53	-	0/7/25/26	0/2/2/2
99	PSU	S3	1004	99	-	0/7/25/26	0/2/2/2
53	PSU	M5	2632	53	-	0/7/25/26	0/2/2/2
99	OMU	S3	1804	99	-	0/9/27/28	0/2/2/2
53	PSU	M5	3768	53	-	0/7/25/26	0/2/2/2
53	A2M	M5	2815	102,53	-	4/5/27/28	0/3/3/3
99	OMG	S3	683	99	-	2/5/27/28	0/3/3/3
53	OMG	M5	1522	53	-	0/5/27/28	0/3/3/3
53	PSU	M5	4532	53	-	0/7/25/26	0/2/2/2
53	PSU	M5	4689	53	-	0/7/25/26	0/2/2/2
99	PSU	S3	1174	99	-	0/7/25/26	0/2/2/2
60	M3L	Mm	98	60	-	0/9/10/12	-
99	OMC	S3	462	99	-	0/9/27/28	0/2/2/2
53	PSU	M5	4420	53	-	0/7/25/26	0/2/2/2
55	V5N	MA	216	55	-	1/5/10/12	0/1/1/1
53	OMC	M5	1881	102,53	-	0/9/27/28	0/2/2/2

Continued on next page...

Continued from previous page...

Mol	Type	Chain	Res	Link	Chirals	Torsions	Rings
53	PSU	M5	4500	53	-	1/7/25/26	0/2/2/2
99	OMG	S3	1447	99	-	2/5/27/28	0/3/3/3
99	PSU	S3	119	99	-	0/7/25/26	0/2/2/2
99	OMG	S3	436	99	-	0/5/27/28	0/3/3/3
53	PSU	M5	4972	53	-	0/7/25/26	0/2/2/2
99	OMC	S3	1391	99	-	0/9/27/28	0/2/2/2
53	PSU	M5	4569	53	-	0/7/25/26	0/2/2/2
53	PSU	M5	3844	53	-	1/7/25/26	0/2/2/2
53	PSU	M5	3762	53	-	0/7/25/26	0/2/2/2
53	PSU	M5	4521	102,53	-	1/7/25/26	0/2/2/2
99	PSU	S3	1692	99	-	0/7/25/26	0/2/2/2
53	PSU	M5	1860	53	-	0/7/25/26	0/2/2/2
53	PSU	M5	4312	102,53	-	0/7/25/26	0/2/2/2
99	OMU	S3	428	99	-	6/9/27/28	0/2/2/2
99	PSU	S3	93	99	-	0/7/25/26	0/2/2/2
99	OMU	S3	172	99	-	0/9/27/28	0/2/2/2
53	PSU	M5	4403	53	-	0/7/25/26	0/2/2/2
99	PSU	S3	651	99	-	0/7/25/26	0/2/2/2
53	OMG	M5	1625	53	-	1/5/27/28	0/3/3/3
99	OMC	S3	1703	102,99	-	1/9/27/28	0/2/2/2
53	A2M	M5	3724	53	-	1/5/27/28	0/3/3/3
53	OMU	M5	4227	53	-	0/9/27/28	0/2/2/2
53	OMG	M5	1316	53	-	0/5/27/28	0/3/3/3
53	OMC	M5	3701	53	-	4/9/27/28	0/2/2/2
53	A2M	M5	3718	53	-	1/5/27/28	0/3/3/3
53	5MC	M5	3782	102,53	-	2/7/25/26	0/2/2/2
53	A2M	M5	3825	53	-	0/5/27/28	0/3/3/3
99	OMU	S3	116	99	-	0/9/27/28	0/2/2/2
99	PSU	S3	1347	99	-	0/7/25/26	0/2/2/2
99	A2M	S3	590	99	-	2/5/27/28	0/3/3/3
99	PSU	S3	918	99	-	2/7/25/26	0/2/2/2
53	PSU	M5	5001	102,53	-	0/7/25/26	0/2/2/2
53	PSU	M5	1781	53	-	2/7/25/26	0/2/2/2
53	PSU	M5	4442	53	-	0/7/25/26	0/2/2/2
53	OMG	M5	4370	53	-	0/5/27/28	0/3/3/3
53	OMU	M5	2837	53	-	0/9/27/28	0/2/2/2
99	PSU	S3	681	99	-	0/7/25/26	0/2/2/2

All (971) bond length outliers are listed below:

Mol	Chain	Res	Type	Atoms	Z	Observed(Å)	Ideal(Å)
53	M5	4530	UR3	O4-C4	10.81	1.46	1.23
53	M5	3944	OMG	O6-C6	10.34	1.44	1.23
99	S3	867	OMG	O6-C6	10.34	1.44	1.23
53	M5	1625	OMG	O6-C6	10.32	1.44	1.23
99	S3	509	OMG	O6-C6	10.30	1.44	1.23
53	M5	2424	OMG	O6-C6	10.26	1.44	1.23
53	M5	4618	OMG	O6-C6	10.26	1.44	1.23
99	S3	1328	OMG	O6-C6	10.26	1.44	1.23
99	S3	1490	OMG	O6-C6	10.25	1.44	1.23
99	S3	644	OMG	O6-C6	10.24	1.44	1.23
53	M5	4228	OMG	O6-C6	10.24	1.44	1.23
53	M5	4196	OMG	O6-C6	10.24	1.44	1.23
53	M5	3744	OMG	O6-C6	10.23	1.44	1.23
99	S3	1447	OMG	O6-C6	10.23	1.44	1.23
54	M8	75	OMG	O6-C6	10.22	1.44	1.23
99	S3	436	OMG	O6-C6	10.21	1.44	1.23
99	S3	683	OMG	O6-C6	10.19	1.44	1.23
53	M5	4637	OMG	O6-C6	10.18	1.44	1.23
53	M5	4494	OMG	O6-C6	10.15	1.43	1.23
53	M5	4370	OMG	O6-C6	10.15	1.43	1.23
53	M5	3627	OMG	O6-C6	10.14	1.43	1.23
53	M5	1522	OMG	O6-C6	10.12	1.43	1.23
53	M5	1316	OMG	O6-C6	10.12	1.43	1.23
53	M5	4623	OMG	O6-C6	10.12	1.43	1.23
99	S3	601	OMG	O6-C6	10.10	1.43	1.23
53	M5	4499	OMG	O6-C6	10.09	1.43	1.23
53	M5	2876	OMG	O6-C6	10.06	1.43	1.23
53	M5	3792	OMG	O6-C6	10.06	1.43	1.23
53	M5	3899	OMG	O6-C6	10.04	1.43	1.23
4	B5	8	4SU	O2-C2	10.02	1.41	1.23
53	M5	4392	OMG	O6-C6	9.88	1.43	1.23
4	B5	8	4SU	C4-S4	8.28	1.84	1.68
99	S3	1248	B8N	O4-C4	7.94	1.39	1.23
99	S3	867	OMG	C2-N2	7.92	1.53	1.34
54	M8	75	OMG	C2-N2	7.91	1.53	1.34
99	S3	1447	OMG	C2-N2	7.91	1.53	1.34
99	S3	644	OMG	C2-N2	7.90	1.52	1.34
99	S3	601	OMG	C2-N2	7.89	1.52	1.34
53	M5	3944	OMG	C2-N2	7.88	1.52	1.34
99	S3	436	OMG	C2-N2	7.87	1.52	1.34
53	M5	1625	OMG	C2-N2	7.86	1.52	1.34
53	M5	2424	OMG	C2-N2	7.85	1.52	1.34
99	S3	683	OMG	C2-N2	7.85	1.52	1.34

Continued on next page...

Continued from previous page...

Mol	Chain	Res	Type	Atoms	Z	Observed(Å)	Ideal(Å)
53	M5	4499	OMG	C2-N2	7.85	1.52	1.34
53	M5	2876	OMG	C2-N2	7.84	1.52	1.34
53	M5	4196	OMG	C2-N2	7.84	1.52	1.34
53	M5	1316	OMG	C2-N2	7.82	1.52	1.34
99	S3	1328	OMG	C2-N2	7.82	1.52	1.34
53	M5	1522	OMG	C2-N2	7.81	1.52	1.34
53	M5	4618	OMG	C2-N2	7.79	1.52	1.34
53	M5	4637	OMG	C2-N2	7.77	1.52	1.34
53	M5	3792	OMG	C2-N2	7.77	1.52	1.34
53	M5	4494	OMG	C2-N2	7.76	1.52	1.34
53	M5	4370	OMG	C2-N2	7.76	1.52	1.34
99	S3	509	OMG	C2-N2	7.74	1.52	1.34
53	M5	4228	OMG	C2-N2	7.69	1.52	1.34
99	S3	1490	OMG	C2-N2	7.68	1.52	1.34
53	M5	3899	OMG	C2-N2	7.68	1.52	1.34
4	B5	47	G7M	O6-C6	7.67	1.38	1.23
53	M5	3627	OMG	C2-N2	7.66	1.52	1.34
99	S3	1639	G7M	O6-C6	7.64	1.38	1.23
53	M5	4623	OMG	C2-N2	7.57	1.52	1.34
53	M5	4392	OMG	C2-N2	7.52	1.52	1.34
53	M5	3744	OMG	C2-N2	7.51	1.52	1.34
99	S3	627	OMU	O4-C4	7.48	1.39	1.24
99	S3	172	OMU	O4-C4	7.43	1.38	1.24
99	S3	1288	OMU	O4-C4	7.41	1.38	1.24
53	M5	2415	OMU	O4-C4	7.33	1.38	1.24
99	S3	1804	OMU	O4-C4	7.30	1.38	1.24
99	S3	116	OMU	O4-C4	7.28	1.38	1.24
99	S3	428	OMU	O4-C4	7.27	1.38	1.24
99	S3	121	OMU	O4-C4	7.25	1.38	1.24
53	M5	4227	OMU	O4-C4	7.23	1.38	1.24
53	M5	4306	OMU	O4-C4	7.18	1.38	1.24
54	M8	14	OMU	O4-C4	7.18	1.38	1.24
53	M5	2837	OMU	O4-C4	7.15	1.38	1.24
99	S3	354	OMU	O4-C4	7.12	1.38	1.24
53	M5	4498	OMU	O4-C4	7.10	1.38	1.24
53	M5	4620	OMU	O4-C4	7.07	1.38	1.24
53	M5	3925	OMU	O4-C4	7.04	1.38	1.24
99	S3	1442	OMU	O4-C4	7.02	1.38	1.24
99	S3	1832	6MZ	C6-N6	6.54	1.45	1.35
53	M5	3844	PSU	C6-C5	6.12	1.42	1.35
4	B5	56	PSU	C6-C5	6.07	1.42	1.35
99	S3	649	PSU	C6-C5	6.02	1.42	1.35

Continued on next page...

Continued from previous page...

Mol	Chain	Res	Type	Atoms	Z	Observed(Å)	Ideal(Å)
53	M5	1582	PSU	C6-C5	6.01	1.42	1.35
53	M5	1322	1MA	C6-N6	6.00	1.42	1.27
99	S3	866	PSU	C6-C5	5.98	1.42	1.35
99	S3	609	PSU	C6-C5	5.95	1.42	1.35
99	S3	1639	G7M	C2-N2	5.94	1.48	1.34
53	M5	4361	PSU	C6-C5	5.94	1.42	1.35
4	B5	47	G7M	C2-N2	5.92	1.48	1.34
99	S3	1239	PSU	C6-C5	5.91	1.42	1.35
99	S3	966	PSU	C6-C5	5.90	1.42	1.35
53	M5	3782	5MC	C4-N4	5.88	1.49	1.34
99	S3	1243	PSU	C6-C5	5.88	1.42	1.35
99	S3	93	PSU	C6-C5	5.86	1.42	1.35
99	S3	1347	PSU	C6-C5	5.85	1.42	1.35
99	S3	573	PSU	C6-C5	5.85	1.42	1.35
53	M5	4531	PSU	C1'-C5	-5.84	1.36	1.50
53	M5	1779	PSU	C6-C5	5.83	1.42	1.35
53	M5	1781	PSU	C6-C5	5.83	1.42	1.35
53	M5	2632	PSU	C6-C5	5.82	1.42	1.35
99	S3	572	PSU	C6-C5	5.82	1.42	1.35
99	S3	1232	PSU	C6-C5	5.81	1.42	1.35
53	M5	4431	PSU	C6-C5	5.80	1.42	1.35
53	M5	4569	PSU	C6-C5	5.80	1.42	1.35
99	S3	34	PSU	C6-C5	5.80	1.42	1.35
53	M5	4447	5MC	C4-N4	5.79	1.49	1.34
53	M5	4689	PSU	C6-C5	5.79	1.42	1.35
53	M5	4972	PSU	C6-C5	5.77	1.42	1.35
99	S3	1004	PSU	C6-C5	5.76	1.42	1.35
53	M5	4299	PSU	C6-C5	5.76	1.42	1.35
53	M5	1744	PSU	C6-C5	5.75	1.42	1.35
99	S3	218	PSU	C6-C5	5.75	1.42	1.35
99	S3	1625	PSU	C6-C5	5.75	1.42	1.35
53	M5	4220	6MZ	C6-N6	5.74	1.44	1.35
53	M5	4673	PSU	C6-C5	5.73	1.42	1.35
53	M5	1683	PSU	C6-C5	5.73	1.42	1.35
99	S3	105	PSU	C6-C5	5.72	1.42	1.35
53	M5	1782	PSU	C6-C5	5.72	1.42	1.35
53	M5	3734	PSU	C6-C5	5.72	1.42	1.35
99	S3	801	PSU	C6-C5	5.72	1.42	1.35
53	M5	4532	PSU	C6-C5	5.72	1.42	1.35
99	S3	119	PSU	C6-C5	5.72	1.42	1.35
99	S3	36	PSU	C6-C5	5.71	1.42	1.35
99	S3	863	PSU	C6-C5	5.71	1.42	1.35

Continued on next page...

Continued from previous page...

Mol	Chain	Res	Type	Atoms	Z	Observed(Å)	Ideal(Å)
53	M5	4420	PSU	C6-C5	5.70	1.42	1.35
53	M5	4493	PSU	C6-C5	5.70	1.42	1.35
99	S3	686	PSU	C6-C5	5.68	1.41	1.35
99	S3	651	PSU	C6-C5	5.67	1.41	1.35
99	S3	681	PSU	C6-C5	5.67	1.41	1.35
99	S3	1174	PSU	C6-C5	5.66	1.41	1.35
99	S3	1367	PSU	C6-C5	5.65	1.41	1.35
99	S3	815	PSU	C6-C5	5.63	1.41	1.35
53	M5	1862	PSU	C6-C5	5.63	1.41	1.35
99	S3	822	PSU	C6-C5	5.61	1.41	1.35
99	S3	296	PSU	C6-C5	5.59	1.41	1.35
99	S3	814	PSU	C6-C5	5.57	1.41	1.35
99	S3	109	PSU	C6-C5	5.56	1.41	1.35
53	M5	3853	PSU	C6-C5	5.56	1.41	1.35
53	M5	1677	PSU	C1'-C5	-5.56	1.37	1.50
53	M5	3884	PSU	C6-C5	5.55	1.41	1.35
53	M5	3768	PSU	C6-C5	5.53	1.41	1.35
53	M5	4471	PSU	C6-C5	5.53	1.41	1.35
53	M5	4500	PSU	C6-C5	5.52	1.41	1.35
53	M5	1536	PSU	C6-C5	5.52	1.41	1.35
53	M5	3637	PSU	C6-C5	5.50	1.41	1.35
53	M5	4293	PSU	C6-C5	5.49	1.41	1.35
53	M5	4423	PSU	C6-C5	5.49	1.41	1.35
99	S3	1692	PSU	C1'-C5	-5.48	1.37	1.50
53	M5	4552	PSU	C6-C5	5.47	1.41	1.35
99	S3	1177	PSU	C6-C5	5.47	1.41	1.35
53	M5	4312	PSU	C6-C5	5.47	1.41	1.35
53	M5	1860	PSU	C6-C5	5.47	1.41	1.35
99	S3	1643	PSU	C6-C5	5.46	1.41	1.35
53	M5	4442	PSU	C1'-C5	-5.45	1.37	1.50
53	M5	4296	PSU	C6-C5	5.45	1.41	1.35
99	S3	918	PSU	C6-C5	5.45	1.41	1.35
53	M5	4579	PSU	C6-C5	5.44	1.41	1.35
53	M5	3770	PSU	C6-C5	5.42	1.41	1.35
99	S3	1244	PSU	C6-C5	5.42	1.41	1.35
53	M5	4442	PSU	C6-C5	5.40	1.41	1.35
53	M5	3715	PSU	C6-C5	5.38	1.41	1.35
53	M5	3884	PSU	C1'-C5	-5.38	1.37	1.50
53	M5	4353	PSU	C6-C5	5.38	1.41	1.35
99	S3	1445	PSU	C1'-C5	-5.37	1.37	1.50
53	M5	4521	PSU	C1'-C5	-5.37	1.37	1.50
53	M5	5010	PSU	C6-C5	5.36	1.41	1.35

Continued on next page...

Continued from previous page...

Mol	Chain	Res	Type	Atoms	Z	Observed(Å)	Ideal(Å)
99	S3	1238	PSU	C6-C5	5.36	1.41	1.35
99	S3	1136	PSU	C6-C5	5.36	1.41	1.35
99	S3	918	PSU	C1'-C5	-5.35	1.38	1.50
53	M5	4628	PSU	C6-C5	5.34	1.41	1.35
53	M5	4299	PSU	C1'-C5	-5.33	1.38	1.50
53	M5	5001	PSU	C6-C5	5.33	1.41	1.35
53	M5	2843	PSU	C1'-C5	-5.32	1.38	1.50
53	M5	3695	PSU	C6-C5	5.32	1.41	1.35
53	M5	4456	OMC	O2-C2	-5.31	1.13	1.23
99	S3	406	PSU	C1'-C5	-5.31	1.38	1.50
53	M5	3639	PSU	C6-C5	5.30	1.41	1.35
99	S3	1643	PSU	C1'-C5	-5.29	1.38	1.50
54	M8	55	PSU	C6-C5	5.29	1.41	1.35
53	M5	3764	PSU	C6-C5	5.29	1.41	1.35
53	M5	3920	PSU	C6-C5	5.29	1.41	1.35
53	M5	1536	PSU	C1'-C5	-5.29	1.38	1.50
53	M5	4521	PSU	C6-C5	5.28	1.41	1.35
53	M5	3715	PSU	C1'-C5	-5.28	1.38	1.50
53	M5	4576	PSU	C6-C5	5.27	1.41	1.35
99	S3	1692	PSU	C6-C5	5.27	1.41	1.35
54	M8	69	PSU	C6-C5	5.27	1.41	1.35
53	M5	4457	PSU	C1'-C5	-5.25	1.38	1.50
53	M5	4403	PSU	C1'-C5	-5.25	1.38	1.50
53	M5	3729	PSU	C6-C5	5.25	1.41	1.35
99	S3	1136	PSU	C1'-C5	-5.25	1.38	1.50
53	M5	4636	PSU	C6-C5	5.25	1.41	1.35
53	M5	4500	PSU	C1'-C5	-5.25	1.38	1.50
53	M5	1792	PSU	C6-C5	5.25	1.41	1.35
99	S3	406	PSU	C6-C5	5.23	1.41	1.35
53	M5	2508	PSU	C1'-C5	-5.23	1.38	1.50
99	S3	1056	PSU	C1'-C5	-5.23	1.38	1.50
99	S3	681	PSU	C1'-C5	-5.22	1.38	1.50
53	M5	2508	PSU	C6-C5	5.22	1.41	1.35
53	M5	4576	PSU	C1'-C5	-5.21	1.38	1.50
99	S3	1243	PSU	C1'-C5	-5.21	1.38	1.50
99	S3	1056	PSU	C6-C5	5.21	1.41	1.35
53	M5	4471	PSU	C1'-C5	-5.21	1.38	1.50
99	S3	1232	PSU	C1'-C5	-5.21	1.38	1.50
99	S3	966	PSU	C1'-C5	-5.20	1.38	1.50
53	M5	3770	PSU	C1'-C5	-5.19	1.38	1.50
99	S3	815	PSU	C1'-C5	-5.18	1.38	1.50
99	S3	863	PSU	C1'-C5	-5.18	1.38	1.50

Continued on next page...

Continued from previous page...

Mol	Chain	Res	Type	Atoms	Z	Observed(Å)	Ideal(Å)
53	M5	1582	PSU	C1'-C5	-5.18	1.38	1.50
99	S3	1004	PSU	C1'-C5	-5.18	1.38	1.50
53	M5	4403	PSU	C6-C5	5.17	1.41	1.35
99	S3	1238	PSU	C1'-C5	-5.17	1.38	1.50
53	M5	3851	PSU	C6-C5	5.17	1.41	1.35
53	M5	4493	PSU	C1'-C5	-5.17	1.38	1.50
53	M5	5001	PSU	C1'-C5	-5.17	1.38	1.50
53	M5	4431	PSU	C1'-C5	-5.16	1.38	1.50
99	S3	1347	PSU	C1'-C5	-5.16	1.38	1.50
99	S3	1367	PSU	C1'-C5	-5.16	1.38	1.50
53	M5	4293	PSU	C1'-C5	-5.16	1.38	1.50
99	S3	109	PSU	C1'-C5	-5.15	1.38	1.50
53	M5	4353	PSU	C1'-C5	-5.14	1.38	1.50
53	M5	4531	PSU	C6-C5	5.13	1.41	1.35
53	M5	4552	PSU	C1'-C5	-5.13	1.38	1.50
53	M5	3639	PSU	C1'-C5	-5.13	1.38	1.50
53	M5	4972	PSU	C1'-C5	-5.11	1.38	1.50
53	M5	3695	PSU	C1'-C5	-5.11	1.38	1.50
99	S3	573	PSU	C1'-C5	-5.11	1.38	1.50
53	M5	4312	PSU	C1'-C5	-5.11	1.38	1.50
99	S3	1842	4AC	C4-N4	5.11	1.47	1.39
99	S3	649	PSU	C1'-C5	-5.10	1.38	1.50
53	M5	4689	PSU	C1'-C5	-5.10	1.38	1.50
53	M5	1782	PSU	C1'-C5	-5.10	1.38	1.50
99	S3	1081	PSU	C6-C5	5.10	1.41	1.35
53	M5	1860	PSU	C1'-C5	-5.10	1.38	1.50
53	M5	3808	OMC	O2-C2	-5.10	1.14	1.23
99	S3	572	PSU	C1'-C5	-5.09	1.38	1.50
54	M8	69	PSU	C1'-C5	-5.09	1.38	1.50
53	M5	5010	PSU	C1'-C5	-5.09	1.38	1.50
53	M5	4457	PSU	C6-C5	5.08	1.41	1.35
53	M5	2839	PSU	C6-C5	5.08	1.41	1.35
99	S3	1842	4AC	C7-N4	5.08	1.46	1.37
53	M5	2843	PSU	C6-C5	5.08	1.41	1.35
53	M5	4628	PSU	C1'-C5	-5.08	1.38	1.50
53	M5	4636	PSU	C1'-C5	-5.07	1.38	1.50
54	M8	55	PSU	C1'-C5	-5.07	1.38	1.50
53	M5	4423	PSU	C1'-C5	-5.05	1.38	1.50
53	M5	3729	PSU	C1'-C5	-5.05	1.38	1.50
53	M5	3764	PSU	C1'-C5	-5.05	1.38	1.50
99	S3	686	PSU	C1'-C5	-5.04	1.38	1.50
53	M5	3734	PSU	C1'-C5	-5.04	1.38	1.50

Continued on next page...

Continued from previous page...

Mol	Chain	Res	Type	Atoms	Z	Observed(Å)	Ideal(Å)
53	M5	2804	OMC	O2-C2	-5.04	1.14	1.23
53	M5	3841	OMC	O2-C2	-5.03	1.14	1.23
53	M5	4532	PSU	C1'-C5	-5.03	1.38	1.50
99	S3	296	PSU	C1'-C5	-5.02	1.38	1.50
53	M5	3637	PSU	C1'-C5	-5.02	1.38	1.50
99	S3	866	PSU	C1'-C5	-5.01	1.38	1.50
53	M5	2861	OMC	O2-C2	-5.01	1.14	1.23
53	M5	3920	PSU	C1'-C5	-5.01	1.38	1.50
53	M5	4673	PSU	C1'-C5	-5.01	1.38	1.50
53	M5	1779	PSU	C1'-C5	-5.00	1.38	1.50
53	M5	1744	PSU	C1'-C5	-4.99	1.38	1.50
53	M5	1683	PSU	C1'-C5	-4.99	1.38	1.50
99	S3	609	PSU	C1'-C5	-4.99	1.38	1.50
99	S3	801	PSU	C1'-C5	-4.99	1.38	1.50
53	M5	3853	PSU	C1'-C5	-4.98	1.38	1.50
53	M5	3768	PSU	C1'-C5	-4.98	1.38	1.50
99	S3	651	PSU	C1'-C5	-4.98	1.38	1.50
99	S3	822	PSU	C1'-C5	-4.97	1.38	1.50
53	M5	3851	PSU	C1'-C5	-4.97	1.38	1.50
53	M5	4579	PSU	C1'-C5	-4.95	1.38	1.50
53	M5	2351	OMC	O2-C2	-4.95	1.14	1.23
99	S3	1239	PSU	C1'-C5	-4.95	1.38	1.50
53	M5	1340	OMC	O2-C2	-4.94	1.14	1.23
99	S3	814	PSU	C1'-C5	-4.93	1.38	1.50
99	S3	1177	PSU	C1'-C5	-4.93	1.38	1.50
53	M5	2839	PSU	C1'-C5	-4.93	1.38	1.50
99	S3	218	PSU	C1'-C5	-4.92	1.38	1.50
53	M5	1881	OMC	O2-C2	-4.91	1.14	1.23
99	S3	1081	PSU	C1'-C5	-4.90	1.39	1.50
99	S3	1174	PSU	C1'-C5	-4.90	1.39	1.50
99	S3	36	PSU	C1'-C5	-4.90	1.39	1.50
4	B5	56	PSU	C1'-C5	-4.89	1.39	1.50
99	S3	1244	PSU	C1'-C5	-4.89	1.39	1.50
53	M5	3844	PSU	C1'-C5	-4.89	1.39	1.50
99	S3	105	PSU	C1'-C5	-4.89	1.39	1.50
53	M5	2422	OMC	O2-C2	-4.88	1.14	1.23
53	M5	2824	OMC	O2-C2	-4.87	1.14	1.23
99	S3	1625	PSU	C1'-C5	-4.87	1.39	1.50
53	M5	4569	PSU	C1'-C5	-4.87	1.39	1.50
99	S3	462	OMC	O2-C2	-4.86	1.14	1.23
53	M5	3887	OMC	O2-C2	-4.85	1.14	1.23
53	M5	1862	PSU	C1'-C5	-4.85	1.39	1.50

Continued on next page...

Continued from previous page...

Mol	Chain	Res	Type	Atoms	Z	Observed(Å)	Ideal(Å)
99	S3	34	PSU	C1'-C5	-4.84	1.39	1.50
53	M5	4361	PSU	C1'-C5	-4.84	1.39	1.50
99	S3	1445	PSU	C6-C5	4.84	1.41	1.35
99	S3	1703	OMC	O2-C2	-4.84	1.14	1.23
53	M5	4296	PSU	C1'-C5	-4.83	1.39	1.50
99	S3	1248	B8N	C4-N3	-4.80	1.31	1.40
53	M5	1677	PSU	C6-C5	4.79	1.40	1.35
53	M5	4536	OMC	O2-C2	-4.79	1.14	1.23
99	S3	174	OMC	O2-C2	-4.79	1.14	1.23
99	S3	517	OMC	O2-C2	-4.77	1.14	1.23
53	M5	3701	OMC	O2-C2	-4.75	1.14	1.23
99	S3	93	PSU	C1'-C5	-4.74	1.39	1.50
53	M5	1792	PSU	C1'-C5	-4.74	1.39	1.50
99	S3	1391	OMC	O2-C2	-4.73	1.15	1.23
99	S3	1391	OMC	C4-N4	4.70	1.45	1.33
53	M5	1781	PSU	C1'-C5	-4.67	1.39	1.50
53	M5	2632	PSU	C1'-C5	-4.66	1.39	1.50
53	M5	2422	OMC	C4-N4	4.65	1.44	1.33
99	S3	174	OMC	C4-N4	4.65	1.44	1.33
99	S3	517	OMC	C4-N4	4.64	1.44	1.33
53	M5	4420	PSU	C1'-C5	-4.63	1.39	1.50
4	B5	33	OMC	C4-N4	4.63	1.44	1.33
99	S3	1337	4AC	C7-N4	4.62	1.45	1.37
53	M5	4456	OMC	C4-N4	4.62	1.44	1.33
99	S3	462	OMC	C4-N4	4.60	1.44	1.33
53	M5	3887	OMC	C4-N4	4.57	1.44	1.33
99	S3	119	PSU	C1'-C5	-4.57	1.39	1.50
4	B5	33	OMC	O2-C2	-4.56	1.15	1.23
99	S3	1703	OMC	C4-N4	4.54	1.44	1.33
99	S3	1337	4AC	C4-N4	4.52	1.46	1.39
53	M5	2824	OMC	C4-N4	4.51	1.44	1.33
53	M5	2861	OMC	C4-N4	4.50	1.44	1.33
53	M5	2351	OMC	C4-N4	4.47	1.44	1.33
53	M5	1340	OMC	C4-N4	4.47	1.44	1.33
53	M5	1881	OMC	C4-N4	4.47	1.44	1.33
53	M5	3808	OMC	C4-N4	4.46	1.44	1.33
53	M5	3701	OMC	C4-N4	4.45	1.44	1.33
53	M5	4536	OMC	C4-N4	4.43	1.44	1.33
53	M5	3841	OMC	C4-N4	4.28	1.44	1.33
4	B5	8	4SU	C4-N3	-4.27	1.33	1.37
53	M5	2804	OMC	C2-N1	-4.23	1.30	1.40
53	M5	1881	OMC	C2-N1	-4.20	1.30	1.40

Continued on next page...

Continued from previous page...

Mol	Chain	Res	Type	Atoms	Z	Observed(Å)	Ideal(Å)
53	M5	2804	OMC	C4-N4	4.19	1.43	1.33
53	M5	3920	PSU	O4-C4	-4.17	1.15	1.23
53	M5	3701	OMC	C2-N1	-4.15	1.31	1.40
53	M5	4498	OMU	C2-N1	-4.13	1.31	1.38
53	M5	4552	PSU	O4-C4	-4.12	1.15	1.23
53	M5	1340	OMC	C2-N1	-4.11	1.31	1.40
99	S3	686	PSU	O4-C4	-4.08	1.15	1.23
53	M5	3841	OMC	C2-N1	-4.08	1.31	1.40
53	M5	1536	PSU	O4-C4	-4.06	1.15	1.23
53	M5	3808	OMC	C2-N1	-4.06	1.31	1.40
99	S3	1337	4AC	C2-N1	-4.03	1.31	1.40
53	M5	1683	PSU	O4-C4	-4.03	1.15	1.23
53	M5	4536	OMC	C2-N1	-4.01	1.31	1.40
53	M5	3639	PSU	O4-C4	-4.01	1.16	1.23
99	S3	428	OMU	C2-N1	-4.01	1.32	1.38
53	M5	3925	OMU	C2-N1	-4.00	1.32	1.38
54	M8	14	OMU	C2-N1	-3.98	1.32	1.38
53	M5	3695	PSU	O4-C4	-3.97	1.16	1.23
53	M5	2824	OMC	C2-N1	-3.96	1.31	1.40
53	M5	4456	OMC	C2-N1	-3.95	1.31	1.40
53	M5	4636	PSU	O4-C4	-3.93	1.16	1.23
53	M5	4530	UR3	C4-N3	-3.92	1.31	1.40
99	S3	1136	PSU	O4-C4	-3.91	1.16	1.23
53	M5	4500	PSU	O4-C4	-3.91	1.16	1.23
53	M5	3818	UY1	C2-N3	-3.91	1.30	1.37
99	S3	1703	OMC	C2-N1	-3.90	1.31	1.40
53	M5	3729	PSU	O4-C4	-3.89	1.16	1.23
53	M5	4576	PSU	O4-C4	-3.89	1.16	1.23
53	M5	4457	PSU	O4-C4	-3.88	1.16	1.23
99	S3	1445	PSU	O4-C4	-3.88	1.16	1.23
53	M5	2861	OMC	C2-N1	-3.88	1.31	1.40
53	M5	4293	PSU	O4-C4	-3.87	1.16	1.23
53	M5	4312	PSU	O4-C4	-3.87	1.16	1.23
99	S3	218	PSU	O4-C4	-3.87	1.16	1.23
99	S3	1239	PSU	O4-C4	-3.86	1.16	1.23
53	M5	4296	PSU	O4-C4	-3.86	1.16	1.23
53	M5	3887	OMC	C2-N1	-3.86	1.31	1.40
53	M5	2843	PSU	O4-C4	-3.86	1.16	1.23
53	M5	4579	PSU	O4-C4	-3.86	1.16	1.23
53	M5	4521	PSU	O4-C4	-3.85	1.16	1.23
53	M5	3884	PSU	O4-C4	-3.85	1.16	1.23
53	M5	4442	PSU	O4-C4	-3.85	1.16	1.23

Continued on next page...

Continued from previous page...

Mol	Chain	Res	Type	Atoms	Z	Observed(Å)	Ideal(Å)
53	M5	3818	UY1	C4-N3	-3.85	1.31	1.38
53	M5	4353	PSU	O4-C4	-3.85	1.16	1.23
53	M5	4620	OMU	C2-N1	-3.84	1.32	1.38
53	M5	4431	PSU	O4-C4	-3.84	1.16	1.23
99	S3	406	PSU	O4-C4	-3.83	1.16	1.23
53	M5	4493	PSU	O4-C4	-3.83	1.16	1.23
99	S3	681	PSU	O4-C4	-3.82	1.16	1.23
99	S3	1177	PSU	O4-C4	-3.82	1.16	1.23
53	M5	4532	PSU	O4-C4	-3.82	1.16	1.23
99	S3	627	OMU	C2-N1	-3.81	1.32	1.38
99	S3	1842	4AC	C2-N1	-3.81	1.31	1.40
53	M5	1860	PSU	O4-C4	-3.81	1.16	1.23
99	S3	822	PSU	O4-C4	-3.80	1.16	1.23
99	S3	109	PSU	O4-C4	-3.80	1.16	1.23
99	S3	651	PSU	O4-C4	-3.80	1.16	1.23
53	M5	4972	PSU	O4-C4	-3.80	1.16	1.23
99	S3	1692	PSU	O4-C4	-3.80	1.16	1.23
99	S3	1248	B8N	C2-N3	-3.78	1.32	1.38
99	S3	815	PSU	O4-C4	-3.78	1.16	1.23
99	S3	119	PSU	O4-C4	-3.78	1.16	1.23
53	M5	4299	PSU	O4-C4	-3.78	1.16	1.23
54	M8	55	PSU	O4-C4	-3.78	1.16	1.23
53	M5	3844	PSU	O4-C4	-3.78	1.16	1.23
53	M5	3637	PSU	O4-C4	-3.78	1.16	1.23
53	M5	3770	PSU	O4-C4	-3.77	1.16	1.23
53	M5	4569	PSU	O4-C4	-3.77	1.16	1.23
53	M5	2839	PSU	O4-C4	-3.77	1.16	1.23
53	M5	4673	PSU	O4-C4	-3.77	1.16	1.23
53	M5	3853	PSU	O4-C4	-3.77	1.16	1.23
99	S3	1238	PSU	O4-C4	-3.76	1.16	1.23
53	M5	4403	PSU	O4-C4	-3.76	1.16	1.23
99	S3	462	OMC	C2-N1	-3.76	1.31	1.40
53	M5	3768	PSU	O4-C4	-3.76	1.16	1.23
53	M5	4361	PSU	O4-C4	-3.75	1.16	1.23
53	M5	4423	PSU	O4-C4	-3.75	1.16	1.23
53	M5	1779	PSU	O4-C4	-3.75	1.16	1.23
99	S3	517	OMC	C2-N1	-3.75	1.31	1.40
99	S3	1367	PSU	O4-C4	-3.75	1.16	1.23
99	S3	172	OMU	C2-N1	-3.75	1.32	1.38
99	S3	116	OMU	C2-N1	-3.74	1.32	1.38
99	S3	1174	PSU	O4-C4	-3.74	1.16	1.23
53	M5	5001	PSU	O4-C4	-3.74	1.16	1.23

Continued on next page...

Continued from previous page...

Mol	Chain	Res	Type	Atoms	Z	Observed(Å)	Ideal(Å)
54	M8	69	PSU	O4-C4	-3.74	1.16	1.23
99	S3	1391	OMC	C2-N1	-3.73	1.31	1.40
99	S3	1056	PSU	O4-C4	-3.73	1.16	1.23
53	M5	1677	PSU	O4-C4	-3.73	1.16	1.23
53	M5	1792	PSU	O4-C4	-3.73	1.16	1.23
53	M5	3715	PSU	O4-C4	-3.72	1.16	1.23
99	S3	1244	PSU	O4-C4	-3.72	1.16	1.23
99	S3	918	PSU	O4-C4	-3.71	1.16	1.23
99	S3	609	PSU	O4-C4	-3.71	1.16	1.23
99	S3	34	PSU	O4-C4	-3.71	1.16	1.23
53	M5	1782	PSU	O4-C4	-3.71	1.16	1.23
99	S3	573	PSU	O4-C4	-3.70	1.16	1.23
53	M5	1862	PSU	O4-C4	-3.70	1.16	1.23
99	S3	354	OMU	C2-N1	-3.70	1.32	1.38
99	S3	801	PSU	O4-C4	-3.69	1.16	1.23
53	M5	1744	PSU	O4-C4	-3.69	1.16	1.23
99	S3	1004	PSU	O4-C4	-3.69	1.16	1.23
99	S3	1326	UY1	O4-C4	-3.69	1.16	1.23
99	S3	1643	PSU	O4-C4	-3.69	1.16	1.23
99	S3	1442	OMU	C4-N3	-3.68	1.32	1.38
53	M5	3764	PSU	O4-C4	-3.68	1.16	1.23
53	M5	4531	PSU	O4-C4	-3.68	1.16	1.23
53	M5	1781	PSU	O4-C4	-3.68	1.16	1.23
53	M5	3851	PSU	O4-C4	-3.68	1.16	1.23
53	M5	4471	PSU	O4-C4	-3.68	1.16	1.23
99	S3	649	PSU	O4-C4	-3.68	1.16	1.23
99	S3	1347	PSU	O4-C4	-3.67	1.16	1.23
53	M5	1582	PSU	O4-C4	-3.67	1.16	1.23
53	M5	4620	OMU	C4-N3	-3.66	1.32	1.38
99	S3	1639	G7M	C6-N1	-3.66	1.32	1.37
99	S3	174	OMC	C2-N1	-3.65	1.32	1.40
53	M5	3782	5MC	C6-N1	-3.65	1.31	1.38
53	M5	2632	PSU	O4-C4	-3.64	1.16	1.23
99	S3	93	PSU	O4-C4	-3.64	1.16	1.23
99	S3	1442	OMU	C2-N1	-3.64	1.32	1.38
53	M5	2839	PSU	C2-N1	-3.63	1.31	1.36
4	B5	56	PSU	O4-C4	-3.63	1.16	1.23
53	M5	4628	PSU	O4-C4	-3.63	1.16	1.23
53	M5	3734	PSU	O4-C4	-3.63	1.16	1.23
53	M5	3818	UY1	O4-C4	-3.63	1.16	1.23
99	S3	1081	PSU	O4-C4	-3.62	1.16	1.23
99	S3	36	PSU	O4-C4	-3.62	1.16	1.23

Continued on next page...

Continued from previous page...

Mol	Chain	Res	Type	Atoms	Z	Observed(Å)	Ideal(Å)
53	M5	4420	PSU	O4-C4	-3.62	1.16	1.23
99	S3	105	PSU	O4-C4	-3.62	1.16	1.23
99	S3	1326	UY1	C4-N3	-3.62	1.32	1.38
99	S3	966	PSU	O4-C4	-3.61	1.16	1.23
53	M5	5010	PSU	O4-C4	-3.61	1.16	1.23
99	S3	572	PSU	O4-C4	-3.61	1.16	1.23
53	M5	4689	PSU	O4-C4	-3.60	1.16	1.23
53	M5	2351	OMC	C2-N1	-3.60	1.32	1.40
53	M5	3729	PSU	C2-N1	-3.60	1.31	1.36
99	S3	814	PSU	O4-C4	-3.60	1.16	1.23
53	M5	3818	UY1	C1'-C5	3.59	1.58	1.50
99	S3	1232	PSU	O4-C4	-3.59	1.16	1.23
53	M5	4306	OMU	C4-N3	-3.58	1.32	1.38
99	S3	1625	PSU	O4-C4	-3.58	1.16	1.23
54	M8	14	OMU	C4-N3	-3.58	1.32	1.38
99	S3	296	PSU	O4-C4	-3.57	1.16	1.23
99	S3	1243	PSU	O4-C4	-3.56	1.16	1.23
53	M5	4227	OMU	C2-N1	-3.56	1.32	1.38
53	M5	2508	PSU	O4-C4	-3.56	1.16	1.23
53	M5	4447	5MC	C6-N1	-3.55	1.32	1.38
99	S3	863	PSU	O4-C4	-3.54	1.16	1.23
99	S3	866	PSU	O4-C4	-3.54	1.16	1.23
53	M5	2837	OMU	C4-N3	-3.50	1.32	1.38
99	S3	1326	UY1	C1'-C5	3.50	1.58	1.50
53	M5	3758	PSU	C6-C5	3.49	1.39	1.35
53	M5	4494	OMG	C5-C6	-3.47	1.40	1.47
99	S3	1804	OMU	C2-N1	-3.46	1.32	1.38
53	M5	3844	PSU	C2-N1	-3.45	1.32	1.36
53	M5	4532	PSU	C2-N1	-3.45	1.32	1.36
53	M5	2837	OMU	C2-N1	-3.44	1.32	1.38
53	M5	1316	OMG	C5-C6	-3.44	1.40	1.47
53	M5	4447	5MC	C6-C5	3.44	1.40	1.34
99	S3	121	OMU	C2-N1	-3.43	1.32	1.38
53	M5	4689	PSU	C2-N1	-3.43	1.32	1.36
99	S3	1326	UY1	C2-N3	-3.43	1.31	1.37
53	M5	3782	5MC	C6-C5	3.42	1.40	1.34
53	M5	3762	PSU	C6-C5	3.42	1.39	1.35
99	S3	1174	PSU	C2-N1	-3.42	1.32	1.36
4	B5	33	OMC	C2-N1	-3.42	1.32	1.40
53	M5	3639	PSU	C2-N1	-3.41	1.32	1.36
8	L5	1779	PSU	C6-C5	3.41	1.39	1.35
53	M5	4498	OMU	C4-N3	-3.41	1.32	1.38

Continued on next page...

Continued from previous page...

Mol	Chain	Res	Type	Atoms	Z	Observed(Å)	Ideal(Å)
53	M5	3925	OMU	C4-N3	-3.41	1.32	1.38
53	M5	2876	OMG	C5-C6	-3.41	1.40	1.47
53	M5	4673	PSU	C2-N1	-3.40	1.32	1.36
53	M5	1683	PSU	C2-N1	-3.39	1.32	1.36
53	M5	2424	OMG	C5-C6	-3.39	1.40	1.47
53	M5	3884	PSU	C2-N1	-3.39	1.32	1.36
53	M5	4306	OMU	C2-N1	-3.39	1.33	1.38
53	M5	4227	OMU	C4-N3	-3.37	1.32	1.38
53	M5	4299	PSU	C2-N1	-3.37	1.32	1.36
99	S3	354	OMU	C4-N3	-3.36	1.32	1.38
54	M8	55	PSU	C2-N1	-3.34	1.32	1.36
99	S3	121	OMU	C4-N3	-3.33	1.32	1.38
53	M5	3899	OMG	C6-N1	-3.33	1.32	1.37
53	M5	4569	PSU	C2-N1	-3.33	1.32	1.36
99	S3	1804	OMU	C4-N3	-3.32	1.32	1.38
53	M5	1316	OMG	C6-N1	-3.32	1.32	1.37
53	M5	4370	OMG	C5-C6	-3.31	1.40	1.47
53	M5	1860	PSU	C2-N1	-3.31	1.32	1.36
53	M5	4552	PSU	C2-N1	-3.31	1.32	1.36
53	M5	3899	OMG	C5-C6	-3.31	1.40	1.47
53	M5	1536	PSU	C2-N1	-3.30	1.32	1.36
99	S3	601	OMG	C5-C6	-3.30	1.40	1.47
53	M5	2422	OMC	C2-N1	-3.30	1.32	1.40
4	B5	8	4SU	C2-N1	-3.29	1.33	1.38
53	M5	3851	PSU	C2-N1	-3.29	1.32	1.36
53	M5	4576	PSU	C2-N1	-3.29	1.32	1.36
99	S3	406	PSU	C2-N1	-3.28	1.32	1.36
99	S3	509	OMG	C6-N1	-3.28	1.33	1.37
53	M5	4493	PSU	C2-N1	-3.28	1.32	1.36
53	M5	4620	OMU	C2-N3	-3.28	1.32	1.38
53	M5	5001	PSU	C2-N1	-3.28	1.32	1.36
53	M5	4530	UR3	C2-N3	-3.27	1.32	1.39
99	S3	1004	PSU	C2-N1	-3.27	1.32	1.36
53	M5	4392	OMG	C6-N1	-3.27	1.33	1.37
53	M5	3792	OMG	C5-C6	-3.26	1.40	1.47
53	M5	2415	OMU	C2-N1	-3.26	1.33	1.38
53	M5	4623	OMG	C6-N1	-3.26	1.33	1.37
54	M8	14	OMU	C2-N3	-3.26	1.32	1.38
53	M5	2415	OMU	C4-N3	-3.25	1.32	1.38
99	S3	1442	OMU	C2-N3	-3.25	1.32	1.38
53	M5	2424	OMG	C6-N1	-3.24	1.33	1.37
53	M5	5010	PSU	C2-N1	-3.24	1.32	1.36

Continued on next page...

Continued from previous page...

Mol	Chain	Res	Type	Atoms	Z	Observed(Å)	Ideal(Å)
99	S3	863	PSU	C2-N1	-3.24	1.32	1.36
53	M5	3768	PSU	C2-N1	-3.24	1.32	1.36
53	M5	3637	PSU	C2-N1	-3.24	1.32	1.36
53	M5	3925	OMU	C2-N3	-3.24	1.32	1.38
53	M5	3853	PSU	C2-N1	-3.23	1.32	1.36
53	M5	4471	PSU	C2-N1	-3.23	1.32	1.36
99	S3	116	OMU	C4-N3	-3.23	1.32	1.38
99	S3	1490	OMG	C6-N1	-3.23	1.33	1.37
53	M5	1781	PSU	C2-N1	-3.22	1.32	1.36
4	B5	47	G7M	C6-N1	-3.22	1.33	1.37
99	S3	436	OMG	C5-C6	-3.21	1.40	1.47
53	M5	4293	PSU	C2-N1	-3.21	1.32	1.36
99	S3	1238	PSU	C2-N1	-3.21	1.32	1.36
53	M5	4361	PSU	C2-N1	-3.21	1.32	1.36
53	M5	3920	PSU	C2-N1	-3.20	1.32	1.36
53	M5	3744	OMG	C6-N1	-3.20	1.33	1.37
53	M5	4530	UR3	O2-C2	-3.19	1.16	1.22
99	S3	1490	OMG	C5-C6	-3.19	1.40	1.47
53	M5	3744	OMG	C5-C6	-3.19	1.40	1.47
53	M5	4457	PSU	C2-N1	-3.18	1.32	1.36
53	M5	4623	OMG	C5-C6	-3.18	1.40	1.47
53	M5	4353	PSU	C2-N1	-3.18	1.32	1.36
99	S3	1177	PSU	C2-N1	-3.18	1.32	1.36
53	M5	4403	PSU	C2-N1	-3.18	1.32	1.36
99	S3	683	OMG	C6-N1	-3.18	1.33	1.37
53	M5	3715	PSU	C2-N1	-3.18	1.32	1.36
99	S3	601	OMG	C6-N1	-3.18	1.33	1.37
53	M5	4392	OMG	C5-C6	-3.17	1.41	1.47
53	M5	4227	OMU	C2-N3	-3.17	1.32	1.38
53	M5	4306	OMU	C2-N3	-3.17	1.32	1.38
53	M5	4628	PSU	C2-N1	-3.16	1.32	1.36
99	S3	1447	OMG	C5-C6	-3.16	1.41	1.47
53	M5	2876	OMG	C6-N1	-3.16	1.33	1.37
53	M5	4296	PSU	C2-N1	-3.16	1.32	1.36
99	S3	683	OMG	C5-C6	-3.16	1.41	1.47
99	S3	1244	PSU	C2-N1	-3.16	1.32	1.36
53	M5	4196	OMG	C5-C6	-3.16	1.41	1.47
99	S3	172	OMU	C4-N3	-3.15	1.32	1.38
99	S3	1288	OMU	C2-N1	-3.15	1.33	1.38
53	M5	3695	PSU	C2-N1	-3.14	1.32	1.36
53	M5	4420	PSU	C2-N1	-3.14	1.32	1.36
53	M5	4447	5MC	C2-N1	-3.13	1.33	1.40

Continued on next page...

Continued from previous page...

Mol	Chain	Res	Type	Atoms	Z	Observed(Å)	Ideal(Å)
99	S3	296	PSU	C2-N1	-3.11	1.32	1.36
99	S3	1056	PSU	C2-N1	-3.11	1.32	1.36
99	S3	1445	PSU	C2-N1	-3.10	1.32	1.36
99	S3	119	PSU	C2-N1	-3.10	1.32	1.36
99	S3	354	OMU	C2-N3	-3.09	1.32	1.38
53	M5	4498	OMU	C2-N3	-3.09	1.32	1.38
53	M5	4636	PSU	C2-N1	-3.09	1.32	1.36
53	M5	3792	OMG	C6-N1	-3.09	1.33	1.37
53	M5	4228	OMG	C5-C6	-3.09	1.41	1.47
53	M5	4637	OMG	C5-C6	-3.09	1.41	1.47
53	M5	1625	OMG	C6-N1	-3.09	1.33	1.37
53	M5	2632	PSU	C2-N1	-3.08	1.32	1.36
53	M5	4370	OMG	C6-N1	-3.07	1.33	1.37
53	M5	4499	OMG	C6-N1	-3.07	1.33	1.37
99	S3	428	OMU	C4-N3	-3.07	1.33	1.38
99	S3	121	OMU	C2-N3	-3.07	1.32	1.38
53	M5	4494	OMG	C6-N1	-3.07	1.33	1.37
53	M5	4637	OMG	C6-N1	-3.07	1.33	1.37
53	M5	4499	OMG	C5-C6	-3.06	1.41	1.47
99	S3	1328	OMG	C5-C6	-3.06	1.41	1.47
54	M8	75	OMG	C5-C6	-3.06	1.41	1.47
53	M5	1779	PSU	C2-N1	-3.06	1.32	1.36
53	M5	1744	PSU	C2-N1	-3.05	1.32	1.36
53	M5	2508	PSU	C2-N1	-3.05	1.32	1.36
53	M5	3627	OMG	C5-C6	-3.05	1.41	1.47
53	M5	4579	PSU	C2-N1	-3.05	1.32	1.36
54	M8	75	OMG	C6-N1	-3.05	1.33	1.37
99	S3	1328	OMG	C6-N1	-3.04	1.33	1.37
53	M5	1625	OMG	C5-C6	-3.04	1.41	1.47
53	M5	4521	PSU	C2-N1	-3.04	1.32	1.36
99	S3	609	PSU	C2-N1	-3.04	1.32	1.36
99	S3	867	OMG	C5-C6	-3.03	1.41	1.47
99	S3	681	PSU	C2-N1	-3.03	1.32	1.36
99	S3	1136	PSU	C2-N1	-3.03	1.32	1.36
53	M5	3764	PSU	C2-N1	-3.03	1.32	1.36
99	S3	36	PSU	C2-N1	-3.02	1.32	1.36
53	M5	1862	PSU	C2-N1	-3.01	1.32	1.36
53	M5	4442	PSU	C2-N1	-3.01	1.32	1.36
99	S3	1367	PSU	C2-N1	-3.01	1.32	1.36
99	S3	1288	OMU	C4-N3	-3.01	1.33	1.38
53	M5	4196	OMG	C6-N1	-3.00	1.33	1.37
99	S3	651	PSU	C2-N1	-3.00	1.32	1.36

Continued on next page...

Continued from previous page...

Mol	Chain	Res	Type	Atoms	Z	Observed(Å)	Ideal(Å)
99	S3	1804	OMU	C2-N3	-3.00	1.32	1.38
54	M8	69	PSU	C2-N1	-3.00	1.32	1.36
53	M5	4423	PSU	C2-N1	-2.99	1.32	1.36
53	M5	4431	PSU	C2-N1	-2.99	1.32	1.36
99	S3	814	PSU	C2-N1	-2.99	1.32	1.36
99	S3	1347	PSU	C2-N1	-2.99	1.32	1.36
99	S3	649	PSU	C2-N1	-2.99	1.32	1.36
4	B5	8	4SU	C2-N3	-2.99	1.32	1.38
53	M5	3944	OMG	C5-C6	-2.98	1.41	1.47
53	M5	4312	PSU	C2-N1	-2.98	1.32	1.36
53	M5	4972	PSU	C2-N1	-2.97	1.32	1.36
99	S3	686	PSU	C2-N1	-2.97	1.32	1.36
99	S3	1842	4AC	O2-C2	-2.96	1.18	1.23
99	S3	1692	PSU	C2-N1	-2.96	1.32	1.36
53	M5	4618	OMG	C5-C6	-2.96	1.41	1.47
99	S3	1625	PSU	C2-N1	-2.96	1.32	1.36
99	S3	1337	4AC	O2-C2	-2.96	1.18	1.23
53	M5	3734	PSU	C2-N1	-2.95	1.32	1.36
99	S3	105	PSU	C2-N1	-2.95	1.32	1.36
99	S3	436	OMG	C6-N1	-2.95	1.33	1.37
53	M5	1792	PSU	C2-N1	-2.94	1.32	1.36
99	S3	1232	PSU	C2-N1	-2.94	1.32	1.36
99	S3	644	OMG	C5-C6	-2.94	1.41	1.47
99	S3	918	PSU	C2-N1	-2.94	1.32	1.36
99	S3	109	PSU	C2-N1	-2.93	1.32	1.36
53	M5	1860	PSU	C2-N3	-2.93	1.32	1.37
99	S3	966	PSU	C2-N1	-2.93	1.32	1.36
99	S3	1081	PSU	C2-N1	-2.93	1.32	1.36
53	M5	1582	PSU	C2-N1	-2.93	1.32	1.36
99	S3	627	OMU	C4-N3	-2.92	1.33	1.38
53	M5	2843	PSU	C2-N1	-2.92	1.32	1.36
53	M5	4618	OMG	C6-N1	-2.91	1.33	1.37
53	M5	3944	OMG	C6-N1	-2.90	1.33	1.37
53	M5	2415	OMU	C2-N3	-2.90	1.32	1.38
99	S3	866	PSU	C2-N1	-2.89	1.32	1.36
99	S3	1239	PSU	C2-N1	-2.89	1.32	1.36
53	M5	2837	OMU	C2-N3	-2.89	1.32	1.38
99	S3	1643	PSU	C2-N1	-2.89	1.32	1.36
99	S3	172	OMU	C2-N3	-2.89	1.32	1.38
99	S3	428	OMU	C2-N3	-2.89	1.32	1.38
53	M5	4500	PSU	C2-N1	-2.88	1.32	1.36
53	M5	3770	PSU	C2-N1	-2.87	1.32	1.36

Continued on next page...

Continued from previous page...

Mol	Chain	Res	Type	Atoms	Z	Observed(Å)	Ideal(Å)
53	M5	1782	PSU	C2-N1	-2.87	1.32	1.36
99	S3	1243	PSU	C2-N1	-2.87	1.32	1.36
99	S3	644	OMG	C6-N1	-2.87	1.33	1.37
99	S3	822	PSU	C2-N1	-2.86	1.32	1.36
99	S3	509	OMG	C5-C6	-2.86	1.41	1.47
53	M5	3920	PSU	C2-N3	-2.86	1.32	1.37
99	S3	627	OMU	C2-N3	-2.84	1.32	1.38
99	S3	867	OMG	C6-N1	-2.84	1.33	1.37
53	M5	4228	OMG	C6-N1	-2.83	1.33	1.37
99	S3	93	PSU	C2-N1	-2.82	1.32	1.36
53	M5	1677	PSU	C2-N1	-2.82	1.32	1.36
99	S3	218	PSU	C2-N1	-2.81	1.32	1.36
99	S3	801	PSU	C2-N1	-2.80	1.32	1.36
99	S3	116	OMU	C2-N3	-2.80	1.33	1.38
99	S3	1447	OMG	C6-N1	-2.80	1.33	1.37
53	M5	1522	OMG	C5-C6	-2.79	1.41	1.47
53	M5	1860	PSU	C4-N3	-2.78	1.33	1.38
4	B5	56	PSU	C2-N1	-2.78	1.33	1.36
53	M5	1322	1MA	C5-C4	-2.77	1.36	1.43
99	S3	572	PSU	C2-N1	-2.73	1.33	1.36
99	S3	815	PSU	C2-N1	-2.73	1.33	1.36
53	M5	4530	UR3	C6-N1	-2.72	1.31	1.38
53	M5	1522	OMG	C6-N1	-2.72	1.33	1.37
53	M5	3920	PSU	C4-N3	-2.72	1.33	1.38
99	S3	1288	OMU	C2-N3	-2.71	1.33	1.38
99	S3	573	PSU	C2-N1	-2.71	1.33	1.36
53	M5	4530	UR3	C2-N1	-2.70	1.34	1.38
8	L5	3944	OMG	C5-C6	-2.69	1.41	1.47
99	S3	406	PSU	C4-N3	-2.69	1.33	1.38
53	M5	4569	PSU	C2-N3	-2.69	1.32	1.37
99	S3	34	PSU	C2-N1	-2.68	1.33	1.36
53	M5	3627	OMG	C6-N1	-2.68	1.33	1.37
53	M5	2364	OMG	C5-C6	-2.66	1.42	1.47
53	M5	4689	PSU	C2-N3	-2.66	1.32	1.37
53	M5	3851	PSU	C2-N3	-2.65	1.33	1.37
53	M5	4531	PSU	C2-N1	-2.65	1.33	1.36
53	M5	2508	PSU	C2-N3	-2.64	1.33	1.37
53	M5	3844	PSU	C2-N3	-2.62	1.33	1.37
53	M5	3818	UY1	C2-N1	-2.62	1.33	1.36
53	M5	3884	PSU	C4-N3	-2.61	1.34	1.38
53	M5	4689	PSU	C4-N3	-2.60	1.34	1.38
99	S3	1337	4AC	C6-N1	-2.60	1.31	1.38

Continued on next page...

Continued from previous page...

Mol	Chain	Res	Type	Atoms	Z	Observed(Å)	Ideal(Å)
53	M5	1782	PSU	C2-N3	-2.60	1.33	1.37
53	M5	4457	PSU	C2-N3	-2.59	1.33	1.37
99	S3	406	PSU	C2-N3	-2.58	1.33	1.37
54	M8	14	OMU	O2-C2	-2.58	1.18	1.23
53	M5	4972	PSU	C2-N3	-2.57	1.33	1.37
53	M5	4299	PSU	C4-N3	-2.57	1.34	1.38
53	M5	4457	PSU	C4-N3	-2.56	1.34	1.38
53	M5	3884	PSU	C2-N3	-2.56	1.33	1.37
53	M5	4579	PSU	C2-N3	-2.56	1.33	1.37
53	M5	4442	PSU	C4-N3	-2.55	1.34	1.38
53	M5	3853	PSU	C4-N3	-2.55	1.34	1.38
53	M5	4521	PSU	C4-N3	-2.53	1.34	1.38
53	M5	3637	PSU	C2-N3	-2.53	1.33	1.37
53	M5	3925	OMU	O2-C2	-2.53	1.18	1.23
4	B5	8	4SU	C5-C4	-2.53	1.39	1.42
53	M5	1781	PSU	C2-N3	-2.53	1.33	1.37
53	M5	5010	PSU	C2-N3	-2.52	1.33	1.37
53	M5	4431	PSU	C4-N3	-2.51	1.34	1.38
53	M5	3844	PSU	C4-N3	-2.51	1.34	1.38
53	M5	1792	PSU	C2-N3	-2.50	1.33	1.37
99	S3	109	PSU	C2-N3	-2.50	1.33	1.37
53	M5	4471	PSU	C2-N3	-2.50	1.33	1.37
53	M5	2508	PSU	C4-N3	-2.49	1.34	1.38
53	M5	3639	PSU	C4-N3	-2.49	1.34	1.38
99	S3	681	PSU	C4-N3	-2.48	1.34	1.38
53	M5	3782	5MC	C2-N1	-2.48	1.34	1.40
53	M5	4403	PSU	C2-N3	-2.48	1.33	1.37
99	S3	1081	PSU	C4-N3	-2.47	1.34	1.38
56	MB	245	HIC	CE1-ND1	-2.47	1.30	1.35
53	M5	4471	PSU	C4-N3	-2.47	1.34	1.38
53	M5	4552	PSU	C2-N3	-2.47	1.33	1.37
99	S3	1842	4AC	C6-N1	-2.47	1.32	1.38
99	S3	1244	PSU	C2-N3	-2.46	1.33	1.37
53	M5	3637	PSU	C4-N3	-2.46	1.34	1.38
53	M5	4552	PSU	C4-N3	-2.46	1.34	1.38
53	M5	4579	PSU	C4-N3	-2.46	1.34	1.38
53	M5	4620	OMU	O2-C2	-2.46	1.18	1.23
99	S3	1445	PSU	C4-N3	-2.45	1.34	1.38
53	M5	4531	PSU	C4-N3	-2.45	1.34	1.38
53	M5	2351	OMC	C5-C4	-2.45	1.37	1.42
99	S3	1851	MA6	C8-N7	-2.45	1.30	1.34
53	M5	2843	PSU	C4-N3	-2.44	1.34	1.38

Continued on next page...

Continued from previous page...

Mol	Chain	Res	Type	Atoms	Z	Observed(Å)	Ideal(Å)
99	S3	1056	PSU	C2-N3	-2.44	1.33	1.37
99	S3	649	PSU	C4-N3	-2.44	1.34	1.38
53	M5	4299	PSU	C2-N3	-2.44	1.33	1.37
53	M5	5001	PSU	C2-N3	-2.44	1.33	1.37
53	M5	3853	PSU	C2-N3	-2.44	1.33	1.37
53	M5	4636	PSU	C2-N3	-2.43	1.33	1.37
53	M5	4353	PSU	C4-N3	-2.43	1.34	1.38
53	M5	4569	PSU	C4-N3	-2.43	1.34	1.38
53	M5	4442	PSU	C2-N3	-2.43	1.33	1.37
99	S3	966	PSU	C4-N3	-2.43	1.34	1.38
99	S3	649	PSU	C2-N3	-2.43	1.33	1.37
53	M5	3768	PSU	C2-N3	-2.42	1.33	1.37
53	M5	4628	PSU	C2-N3	-2.42	1.33	1.37
53	M5	1862	PSU	C4-N3	-2.42	1.34	1.38
53	M5	3715	PSU	C4-N3	-2.42	1.34	1.38
99	S3	1056	PSU	C4-N3	-2.42	1.34	1.38
53	M5	2843	PSU	C2-N3	-2.42	1.33	1.37
53	M5	4361	PSU	C2-N3	-2.41	1.33	1.37
53	M5	4431	PSU	C2-N3	-2.41	1.33	1.37
53	M5	4972	PSU	C4-N3	-2.41	1.34	1.38
99	S3	1238	PSU	C2-N3	-2.40	1.33	1.37
54	M8	55	PSU	C2-N3	-2.40	1.33	1.37
53	M5	1536	PSU	C2-N3	-2.40	1.33	1.37
99	S3	1326	UY1	C2-N1	-2.40	1.33	1.36
53	M5	4493	PSU	C2-N3	-2.40	1.33	1.37
53	M5	3764	PSU	C4-N3	-2.40	1.34	1.38
53	M5	4530	UR3	C6-C5	2.40	1.40	1.35
53	M5	4312	PSU	C2-N3	-2.40	1.33	1.37
53	M5	4293	PSU	C4-N3	-2.40	1.34	1.38
53	M5	4306	OMU	O2-C2	-2.40	1.18	1.23
99	S3	686	PSU	C2-N3	-2.39	1.33	1.37
54	M8	69	PSU	C2-N3	-2.39	1.33	1.37
99	S3	1347	PSU	C4-N3	-2.39	1.34	1.38
53	M5	3764	PSU	C2-N3	-2.39	1.33	1.37
99	S3	1004	PSU	C2-N3	-2.39	1.33	1.37
53	M5	3639	PSU	C2-N3	-2.39	1.33	1.37
99	S3	681	PSU	C2-N3	-2.39	1.33	1.37
53	M5	4293	PSU	C2-N3	-2.39	1.33	1.37
53	M5	4636	PSU	C4-N3	-2.38	1.34	1.38
53	M5	4312	PSU	C4-N3	-2.38	1.34	1.38
53	M5	4403	PSU	C4-N3	-2.38	1.34	1.38
99	S3	109	PSU	C4-N3	-2.38	1.34	1.38

Continued on next page...

Continued from previous page...

Mol	Chain	Res	Type	Atoms	Z	Observed(Å)	Ideal(Å)
53	M5	3768	PSU	C4-N3	-2.38	1.34	1.38
53	M5	4500	PSU	C4-N3	-2.38	1.34	1.38
99	S3	105	PSU	C4-N3	-2.38	1.34	1.38
99	S3	1004	PSU	C4-N3	-2.37	1.34	1.38
99	S3	1850	MA6	C8-N7	-2.37	1.30	1.34
53	M5	1781	PSU	C4-N3	-2.37	1.34	1.38
99	S3	1081	PSU	C2-N3	-2.37	1.33	1.37
99	S3	1692	PSU	C2-N3	-2.37	1.33	1.37
54	M8	55	PSU	C4-N3	-2.37	1.34	1.38
53	M5	1782	PSU	C4-N3	-2.36	1.34	1.38
99	S3	1367	PSU	C4-N3	-2.36	1.34	1.38
99	S3	1639	G7M	C2-N1	-2.36	1.31	1.37
53	M5	1340	OMC	C5-C4	-2.36	1.37	1.42
99	S3	966	PSU	C2-N3	-2.36	1.33	1.37
99	S3	1367	PSU	C2-N3	-2.36	1.33	1.37
53	M5	3851	PSU	C4-N3	-2.35	1.34	1.38
99	S3	1248	B8N	C2-N1	-2.35	1.31	1.39
99	S3	1692	PSU	C4-N3	-2.35	1.34	1.38
53	M5	2839	PSU	C2-N3	-2.35	1.33	1.37
99	S3	1248	B8N	C6-C5	2.35	1.38	1.34
53	M5	4227	OMU	O2-C2	-2.35	1.18	1.23
54	M8	69	PSU	C4-N3	-2.35	1.34	1.38
99	S3	686	PSU	C4-N3	-2.35	1.34	1.38
99	S3	1842	4AC	O7-C7	-2.35	1.17	1.23
53	M5	1536	PSU	C4-N3	-2.35	1.34	1.38
99	S3	105	PSU	C2-N3	-2.35	1.33	1.37
53	M5	4576	PSU	C2-N3	-2.34	1.33	1.37
53	M5	1683	PSU	C2-N3	-2.34	1.33	1.37
53	M5	4673	PSU	C2-N3	-2.34	1.33	1.37
99	S3	1232	PSU	C2-N3	-2.34	1.33	1.37
99	S3	1238	PSU	C4-N3	-2.34	1.34	1.38
53	M5	4576	PSU	C4-N3	-2.33	1.34	1.38
53	M5	4353	PSU	C2-N3	-2.33	1.33	1.37
99	S3	34	PSU	C2-N3	-2.33	1.33	1.37
99	S3	354	OMU	O2-C2	-2.33	1.18	1.23
99	S3	1347	PSU	C2-N3	-2.33	1.33	1.37
53	M5	3695	PSU	C4-N3	-2.33	1.34	1.38
53	M5	5010	PSU	C4-N3	-2.32	1.34	1.38
99	S3	116	OMU	O2-C2	-2.32	1.18	1.23
99	S3	1442	OMU	O2-C2	-2.32	1.18	1.23
53	M5	4423	PSU	C4-N3	-2.31	1.34	1.38
53	M5	2415	OMU	O2-C2	-2.31	1.18	1.23

Continued on next page...

Continued from previous page...

Mol	Chain	Res	Type	Atoms	Z	Observed(Å)	Ideal(Å)
99	S3	218	PSU	C2-N3	-2.31	1.33	1.37
53	M5	4498	OMU	O2-C2	-2.31	1.18	1.23
53	M5	1862	PSU	C2-N3	-2.30	1.33	1.37
99	S3	801	PSU	C4-N3	-2.30	1.34	1.38
99	S3	1445	PSU	C2-N3	-2.30	1.33	1.37
53	M5	4296	PSU	C2-N3	-2.30	1.33	1.37
99	S3	1244	PSU	C4-N3	-2.29	1.34	1.38
53	M5	1582	PSU	C2-N3	-2.29	1.33	1.37
53	M5	4521	PSU	C2-N3	-2.29	1.33	1.37
53	M5	1779	PSU	C2-N3	-2.29	1.33	1.37
99	S3	815	PSU	C4-N3	-2.28	1.34	1.38
99	S3	119	PSU	C2-N3	-2.27	1.33	1.37
53	M5	2804	OMC	C5-C4	-2.27	1.37	1.42
99	S3	801	PSU	C2-N3	-2.27	1.33	1.37
99	S3	1625	PSU	C2-N3	-2.27	1.33	1.37
99	S3	1851	MA6	C10-N6	2.26	1.50	1.45
99	S3	1243	PSU	C4-N3	-2.26	1.34	1.38
99	S3	36	PSU	C4-N3	-2.26	1.34	1.38
99	S3	1177	PSU	C2-N3	-2.25	1.33	1.37
53	M5	4361	PSU	C4-N3	-2.25	1.34	1.38
53	M5	3770	PSU	C4-N3	-2.25	1.34	1.38
99	S3	121	OMU	O2-C2	-2.25	1.18	1.23
99	S3	1248	B8N	O2-C2	-2.25	1.18	1.22
53	M5	1340	OMC	C6-N1	-2.25	1.32	1.38
53	M5	3770	PSU	C2-N3	-2.24	1.33	1.37
99	S3	1232	PSU	C4-N3	-2.24	1.34	1.38
53	M5	4423	PSU	C2-N3	-2.24	1.33	1.37
53	M5	3715	PSU	C2-N3	-2.24	1.33	1.37
53	M5	1683	PSU	C4-N3	-2.24	1.34	1.38
99	S3	814	PSU	C2-N3	-2.24	1.33	1.37
99	S3	815	PSU	C2-N3	-2.24	1.33	1.37
99	S3	1804	OMU	O2-C2	-2.23	1.19	1.23
53	M5	2837	OMU	O2-C2	-2.23	1.19	1.23
53	M5	4532	PSU	C2-N3	-2.23	1.33	1.37
53	M5	5001	PSU	C4-N3	-2.22	1.34	1.38
53	M5	4673	PSU	C4-N3	-2.22	1.34	1.38
99	S3	609	PSU	C4-N3	-2.22	1.34	1.38
99	S3	428	OMU	O2-C2	-2.21	1.19	1.23
99	S3	93	PSU	C2-N3	-2.21	1.33	1.37
99	S3	1643	PSU	C4-N3	-2.21	1.34	1.38
99	S3	609	PSU	C2-N3	-2.21	1.33	1.37
53	M5	4493	PSU	C4-N3	-2.21	1.34	1.38

Continued on next page...

Continued from previous page...

Mol	Chain	Res	Type	Atoms	Z	Observed(Å)	Ideal(Å)
53	M5	1792	PSU	C4-N3	-2.20	1.34	1.38
53	M5	1744	PSU	C2-N3	-2.20	1.33	1.37
53	M5	1881	OMC	C2-N3	-2.20	1.31	1.36
99	S3	34	PSU	C4-N3	-2.19	1.34	1.38
99	S3	172	OMU	O2-C2	-2.19	1.19	1.23
4	B5	33	OMC	C5-C4	-2.19	1.37	1.42
53	M5	1582	PSU	C4-N3	-2.19	1.34	1.38
99	S3	36	PSU	C2-N3	-2.19	1.33	1.37
53	M5	4532	PSU	C4-N3	-2.19	1.34	1.38
99	S3	651	PSU	C4-N3	-2.19	1.34	1.38
53	M5	1677	PSU	C4-N3	-2.19	1.34	1.38
99	S3	1337	4AC	C2-N3	-2.18	1.31	1.36
99	S3	1136	PSU	C2-N3	-2.18	1.33	1.37
53	M5	2839	PSU	C4-N3	-2.18	1.34	1.38
99	S3	1625	PSU	C4-N3	-2.18	1.34	1.38
53	M5	2632	PSU	C2-N3	-2.18	1.33	1.37
53	M5	4420	PSU	C2-N3	-2.17	1.33	1.37
53	M5	1677	PSU	C2-N3	-2.17	1.33	1.37
53	M5	3734	PSU	C4-N3	-2.17	1.34	1.38
99	S3	651	PSU	C2-N3	-2.17	1.33	1.37
99	S3	1243	PSU	C2-N3	-2.17	1.33	1.37
99	S3	1643	PSU	C2-N3	-2.17	1.33	1.37
4	B5	56	PSU	C2-N3	-2.17	1.33	1.37
99	S3	1239	PSU	C4-N3	-2.17	1.34	1.38
99	S3	218	PSU	C4-N3	-2.16	1.34	1.38
99	S3	93	PSU	C4-N3	-2.16	1.34	1.38
99	S3	1850	MA6	C10-N6	2.16	1.50	1.45
99	S3	866	PSU	C4-N3	-2.15	1.34	1.38
53	M5	4500	PSU	C2-N3	-2.15	1.33	1.37
99	S3	119	PSU	C4-N3	-2.15	1.34	1.38
99	S3	572	PSU	C2-N3	-2.15	1.33	1.37
53	M5	4521	PSU	O4'-C1'	-2.15	1.40	1.43
53	M5	3695	PSU	C2-N3	-2.14	1.33	1.37
99	S3	1174	PSU	C2-N3	-2.14	1.33	1.37
53	M5	3808	OMC	C6-N1	-2.14	1.32	1.38
99	S3	822	PSU	C4-N3	-2.14	1.34	1.38
99	S3	573	PSU	C2-N3	-2.14	1.33	1.37
99	S3	573	PSU	C4-N3	-2.14	1.34	1.38
99	S3	1174	PSU	C4-N3	-2.13	1.34	1.38
53	M5	4536	OMC	C5-C4	-2.13	1.38	1.42
53	M5	4531	PSU	C2-N3	-2.13	1.33	1.37
53	M5	1779	PSU	C4-N3	-2.13	1.34	1.38

Continued on next page...

Continued from previous page...

Mol	Chain	Res	Type	Atoms	Z	Observed(Å)	Ideal(Å)
99	S3	1248	B8N	O4'-C1'	-2.12	1.40	1.43
99	S3	1337	4AC	O7-C7	-2.12	1.18	1.23
99	S3	814	PSU	C4-N3	-2.11	1.34	1.38
53	M5	1744	PSU	C4-N3	-2.11	1.34	1.38
99	S3	1288	OMU	O2-C2	-2.11	1.19	1.23
99	S3	627	OMU	O2-C2	-2.11	1.19	1.23
53	M5	2364	OMG	C8-N7	-2.11	1.31	1.35
53	M5	3734	PSU	C2-N3	-2.11	1.33	1.37
53	M5	4296	PSU	C4-N3	-2.11	1.34	1.38
8	L5	3944	OMG	C8-N7	-2.10	1.31	1.35
53	M5	3887	OMC	C5-C4	-2.10	1.38	1.42
99	S3	572	PSU	C4-N3	-2.09	1.35	1.38
99	S3	863	PSU	C4-N3	-2.09	1.35	1.38
4	B5	47	G7M	C2-N1	-2.08	1.32	1.37
99	S3	296	PSU	C2-N3	-2.08	1.33	1.37
99	S3	462	OMC	C5-C4	-2.08	1.38	1.42
53	M5	4628	PSU	C4-N3	-2.07	1.35	1.38
53	M5	3808	OMC	C5-C4	-2.07	1.38	1.42
53	M5	2632	PSU	C4-N3	-2.07	1.35	1.38
99	S3	1136	PSU	C4-N3	-2.07	1.35	1.38
99	S3	822	PSU	C2-N3	-2.07	1.34	1.37
53	M5	4456	OMC	C6-N1	-2.06	1.33	1.38
99	S3	296	PSU	C4-N3	-2.06	1.35	1.38
54	M8	14	OMU	C6-N1	-2.05	1.33	1.38
53	M5	2364	OMG	C5-C4	-2.05	1.37	1.43
99	S3	1239	PSU	C2-N3	-2.05	1.34	1.37
4	B5	56	PSU	C4-N3	-2.05	1.35	1.38
53	M5	2415	OMU	C6-N1	-2.04	1.33	1.38
99	S3	918	PSU	C2-N3	-2.04	1.34	1.37
53	M5	4420	PSU	C4-N3	-2.04	1.35	1.38
53	M5	1677	PSU	O4'-C1'	-2.03	1.41	1.43
53	M5	3782	5MC	O2-C2	-2.03	1.19	1.23
53	M5	4447	5MC	C2-N3	-2.03	1.32	1.36
53	M5	2824	OMC	C5-C4	-2.03	1.38	1.42
99	S3	1442	OMU	C6-N1	-2.03	1.33	1.38
99	S3	1842	4AC	C2-N3	-2.03	1.32	1.36
53	M5	3899	OMG	C5-C4	-2.02	1.37	1.43
99	S3	1248	B8N	C6-N1	-2.02	1.32	1.36
53	M5	4447	5MC	O2-C2	-2.02	1.20	1.23
53	M5	3729	PSU	C4-N3	-2.01	1.35	1.38
99	S3	918	PSU	C4-N3	-2.00	1.35	1.38
53	M5	1881	OMC	C6-N1	-2.00	1.33	1.38

Continued on next page...

Continued from previous page...

Mol	Chain	Res	Type	Atoms	Z	Observed(Å)	Ideal(Å)
53	M5	3884	PSU	O4'-C1'	-2.00	1.41	1.43
99	S3	1177	PSU	C4-N3	-2.00	1.35	1.38
99	S3	866	PSU	C2-N3	-2.00	1.34	1.37
53	M5	1326	A2M	C8-N7	-2.00	1.31	1.34

All (699) bond angle outliers are listed below:

Mol	Chain	Res	Type	Atoms	Z	Observed(°)	Ideal(°)
53	M5	4227	OMU	N3-C2-N1	6.20	123.12	114.89
53	M5	4220	6MZ	C9-N6-C6	-6.17	117.56	122.87
99	S3	1326	UY1	N1-C2-N3	6.05	121.98	115.13
53	M5	4442	PSU	N1-C2-N3	6.00	121.93	115.13
99	S3	1804	OMU	N3-C2-N1	5.98	122.83	114.89
53	M5	4498	OMU	N3-C2-N1	5.93	122.76	114.89
53	M5	2415	OMU	N3-C2-N1	5.92	122.75	114.89
53	M5	4431	PSU	N1-C2-N3	5.87	121.78	115.13
53	M5	3925	OMU	N3-C2-N1	5.87	122.68	114.89
99	S3	354	OMU	N3-C2-N1	5.86	122.67	114.89
53	M5	1862	PSU	N1-C2-N3	5.84	121.75	115.13
54	M8	55	PSU	N1-C2-N3	5.82	121.72	115.13
53	M5	2843	PSU	N1-C2-N3	5.81	121.72	115.13
99	S3	863	PSU	N1-C2-N3	5.81	121.72	115.13
54	M8	14	OMU	N3-C2-N1	5.80	122.59	114.89
99	S3	918	PSU	N1-C2-N3	5.79	121.69	115.13
99	S3	172	OMU	N3-C2-N1	5.78	122.56	114.89
53	M5	3770	PSU	N1-C2-N3	5.76	121.66	115.13
53	M5	4403	PSU	N1-C2-N3	5.76	121.66	115.13
99	S3	121	OMU	N3-C2-N1	5.76	122.54	114.89
53	M5	2837	OMU	N3-C2-N1	5.75	122.53	114.89
53	M5	4972	PSU	N1-C2-N3	5.74	121.63	115.13
99	S3	966	PSU	N1-C2-N3	5.74	121.63	115.13
99	S3	801	PSU	N1-C2-N3	5.72	121.61	115.13
99	S3	109	PSU	N1-C2-N3	5.71	121.59	115.13
99	S3	1056	PSU	N1-C2-N3	5.70	121.59	115.13
99	S3	1442	OMU	N3-C2-N1	5.70	122.46	114.89
99	S3	406	PSU	N1-C2-N3	5.70	121.58	115.13
53	M5	4306	OMU	N3-C2-N1	5.68	122.43	114.89
99	S3	1232	PSU	N1-C2-N3	5.67	121.55	115.13
53	M5	4296	PSU	N1-C2-N3	5.67	121.55	115.13
53	M5	3818	UY1	N1-C2-N3	5.65	121.53	115.13
99	S3	1243	PSU	N1-C2-N3	5.65	121.53	115.13
53	M5	4500	PSU	N1-C2-N3	5.65	121.53	115.13

Continued on next page...

Continued from previous page...

Mol	Chain	Res	Type	Atoms	Z	Observed(°)	Ideal(°)
53	M5	4293	PSU	N1-C2-N3	5.64	121.53	115.13
53	M5	3729	PSU	N1-C2-N3	5.64	121.52	115.13
53	M5	3715	PSU	N1-C2-N3	5.63	121.51	115.13
53	M5	4457	PSU	N1-C2-N3	5.63	121.51	115.13
99	S3	116	OMU	N3-C2-N1	5.62	122.35	114.89
99	S3	866	PSU	N1-C2-N3	5.62	121.50	115.13
53	M5	4531	PSU	N1-C2-N3	5.62	121.49	115.13
99	S3	649	PSU	N1-C2-N3	5.61	121.49	115.13
99	S3	1445	PSU	N1-C2-N3	5.60	121.47	115.13
99	S3	686	PSU	N1-C2-N3	5.59	121.47	115.13
53	M5	3851	PSU	N1-C2-N3	5.59	121.46	115.13
53	M5	1782	PSU	N1-C2-N3	5.59	121.46	115.13
99	S3	627	OMU	N3-C2-N1	5.58	122.30	114.89
53	M5	4299	PSU	N1-C2-N3	5.58	121.45	115.13
53	M5	1779	PSU	N1-C2-N3	5.57	121.45	115.13
99	S3	572	PSU	N1-C2-N3	5.57	121.44	115.13
53	M5	1536	PSU	N1-C2-N3	5.56	121.43	115.13
99	S3	1367	PSU	N1-C2-N3	5.56	121.43	115.13
99	S3	815	PSU	N1-C2-N3	5.56	121.43	115.13
99	S3	1136	PSU	N1-C2-N3	5.56	121.43	115.13
99	S3	651	PSU	N1-C2-N3	5.54	121.41	115.13
53	M5	4493	PSU	N1-C2-N3	5.54	121.41	115.13
53	M5	3853	PSU	N1-C2-N3	5.53	121.40	115.13
53	M5	1683	PSU	N1-C2-N3	5.53	121.39	115.13
99	S3	681	PSU	N1-C2-N3	5.52	121.39	115.13
53	M5	3920	PSU	N1-C2-N3	5.52	121.38	115.13
53	M5	4576	PSU	N1-C2-N3	5.52	121.38	115.13
99	S3	105	PSU	N1-C2-N3	5.51	121.38	115.13
99	S3	1238	PSU	N1-C2-N3	5.51	121.38	115.13
53	M5	5001	PSU	N1-C2-N3	5.51	121.37	115.13
53	M5	4353	PSU	N1-C2-N3	5.51	121.37	115.13
53	M5	4636	PSU	N1-C2-N3	5.51	121.37	115.13
53	M5	1582	PSU	N1-C2-N3	5.50	121.36	115.13
53	M5	4423	PSU	N1-C2-N3	5.50	121.36	115.13
53	M5	4620	OMU	N3-C2-N1	5.49	122.18	114.89
53	M5	4532	PSU	N1-C2-N3	5.49	121.35	115.13
53	M5	4521	PSU	N1-C2-N3	5.49	121.35	115.13
99	S3	1288	OMU	N3-C2-N1	5.48	122.17	114.89
99	S3	428	OMU	N3-C2-N1	5.48	122.17	114.89
53	M5	5010	PSU	N1-C2-N3	5.47	121.33	115.13
99	S3	1692	PSU	N1-C2-N3	5.47	121.33	115.13
99	S3	1347	PSU	N1-C2-N3	5.47	121.33	115.13

Continued on next page...

Continued from previous page...

Mol	Chain	Res	Type	Atoms	Z	Observed(°)	Ideal(°)
99	S3	36	PSU	N1-C2-N3	5.47	121.33	115.13
99	S3	814	PSU	N1-C2-N3	5.47	121.32	115.13
99	S3	218	PSU	N1-C2-N3	5.47	121.32	115.13
53	M5	4471	PSU	N1-C2-N3	5.46	121.31	115.13
99	S3	1177	PSU	N1-C2-N3	5.45	121.31	115.13
53	M5	3695	PSU	N1-C2-N3	5.45	121.31	115.13
99	S3	822	PSU	N1-C2-N3	5.45	121.31	115.13
4	B5	8	4SU	C4-N3-C2	-5.45	122.05	127.34
53	M5	1677	PSU	N1-C2-N3	5.44	121.29	115.13
53	M5	2632	PSU	N1-C2-N3	5.44	121.29	115.13
53	M5	1792	PSU	N1-C2-N3	5.44	121.29	115.13
99	S3	1004	PSU	N1-C2-N3	5.44	121.29	115.13
99	S3	1244	PSU	N1-C2-N3	5.43	121.29	115.13
53	M5	3637	PSU	N1-C2-N3	5.43	121.28	115.13
54	M8	69	PSU	N1-C2-N3	5.42	121.27	115.13
53	M5	3884	PSU	N1-C2-N3	5.42	121.27	115.13
99	S3	609	PSU	N1-C2-N3	5.42	121.27	115.13
53	M5	2508	PSU	N1-C2-N3	5.41	121.26	115.13
99	S3	1174	PSU	N1-C2-N3	5.40	121.25	115.13
99	S3	1625	PSU	N1-C2-N3	5.40	121.25	115.13
99	S3	296	PSU	N1-C2-N3	5.40	121.25	115.13
53	M5	3734	PSU	N1-C2-N3	5.40	121.25	115.13
53	M5	4569	PSU	N1-C2-N3	5.39	121.24	115.13
53	M5	4628	PSU	N1-C2-N3	5.39	121.24	115.13
99	S3	1832	6MZ	C2-N1-C6	5.39	121.21	116.59
53	M5	3768	PSU	N1-C2-N3	5.36	121.20	115.13
53	M5	1860	PSU	N1-C2-N3	5.36	121.20	115.13
53	M5	4673	PSU	N1-C2-N3	5.36	121.20	115.13
99	S3	34	PSU	N1-C2-N3	5.35	121.20	115.13
99	S3	119	PSU	N1-C2-N3	5.33	121.17	115.13
53	M5	4312	PSU	N1-C2-N3	5.32	121.16	115.13
53	M5	3639	PSU	N1-C2-N3	5.32	121.16	115.13
53	M5	4220	6MZ	C2-N1-C6	5.31	121.15	116.59
4	B5	56	PSU	N1-C2-N3	5.31	121.15	115.13
53	M5	3764	PSU	N1-C2-N3	5.31	121.15	115.13
99	S3	573	PSU	N1-C2-N3	5.29	121.13	115.13
99	S3	1643	PSU	N1-C2-N3	5.28	121.11	115.13
53	M5	4361	PSU	N1-C2-N3	5.26	121.09	115.13
53	M5	4552	PSU	N1-C2-N3	5.24	121.07	115.13
99	S3	1081	PSU	N1-C2-N3	5.24	121.07	115.13
53	M5	4579	PSU	N1-C2-N3	5.24	121.07	115.13
99	S3	1239	PSU	N1-C2-N3	5.23	121.06	115.13

Continued on next page...

Continued from previous page...

Mol	Chain	Res	Type	Atoms	Z	Observed(°)	Ideal(°)
53	M5	4447	5MC	C5-C6-N1	-5.21	117.98	123.34
53	M5	4420	PSU	N1-C2-N3	5.16	120.97	115.13
53	M5	2839	PSU	N1-C2-N3	5.14	120.95	115.13
53	M5	1744	PSU	N1-C2-N3	5.13	120.94	115.13
53	M5	3729	PSU	O2-C2-N1	-5.12	117.15	122.79
99	S3	1851	MA6	N3-C2-N1	-5.12	120.68	128.68
99	S3	93	PSU	N1-C2-N3	5.12	120.93	115.13
53	M5	1781	PSU	N1-C2-N3	5.06	120.86	115.13
53	M5	4689	PSU	N1-C2-N3	4.95	120.74	115.13
53	M5	4227	OMU	C4-N3-C2	-4.90	120.12	126.58
99	S3	627	OMU	C4-N3-C2	-4.86	120.17	126.58
99	S3	1850	MA6	N3-C2-N1	-4.82	121.14	128.68
53	M5	3844	PSU	N1-C2-N3	4.82	120.59	115.13
4	B5	8	4SU	N3-C2-N1	4.81	121.28	114.89
99	S3	354	OMU	C4-N3-C2	-4.76	120.30	126.58
99	S3	172	OMU	C4-N3-C2	-4.76	120.30	126.58
99	S3	1442	OMU	C4-N3-C2	-4.76	120.30	126.58
53	M5	2351	OMC	O2-C2-N3	-4.75	114.60	122.33
54	M8	14	OMU	C4-N3-C2	-4.73	120.34	126.58
99	S3	428	OMU	C4-N3-C2	-4.71	120.37	126.58
53	M5	2415	OMU	C4-N3-C2	-4.69	120.39	126.58
53	M5	3925	OMU	C4-N3-C2	-4.66	120.43	126.58
53	M5	4220	6MZ	N3-C2-N1	-4.59	121.50	128.68
53	M5	4498	OMU	C4-N3-C2	-4.58	120.54	126.58
99	S3	1248	B8N	C4-N3-C2	-4.50	119.77	125.46
53	M5	2422	OMC	O2-C2-N3	-4.49	115.03	122.33
99	S3	1832	6MZ	N3-C2-N1	-4.47	121.69	128.68
53	M5	3818	UY1	C4-N3-C2	-4.43	119.96	126.34
99	S3	1248	B8N	C31-N3-C2	4.41	124.27	117.67
99	S3	1804	OMU	C4-N3-C2	-4.39	120.78	126.58
99	S3	1326	UY1	C4-N3-C2	-4.31	120.13	126.34
99	S3	121	OMU	C4-N3-C2	-4.31	120.90	126.58
53	M5	4296	PSU	C4-N3-C2	-4.28	120.17	126.34
53	M5	2837	OMU	C4-N3-C2	-4.27	120.95	126.58
99	S3	918	PSU	C4-N3-C2	-4.25	120.21	126.34
53	M5	1677	PSU	C4-N3-C2	-4.25	120.22	126.34
53	M5	4521	PSU	C4-N3-C2	-4.24	120.23	126.34
99	S3	1177	PSU	C4-N3-C2	-4.23	120.24	126.34
53	M5	2843	PSU	C4-N3-C2	-4.23	120.24	126.34
99	S3	116	OMU	C4-N3-C2	-4.21	121.03	126.58
99	S3	686	PSU	C4-N3-C2	-4.20	120.28	126.34
99	S3	1136	PSU	C4-N3-C2	-4.20	120.29	126.34

Continued on next page...

Continued from previous page...

Mol	Chain	Res	Type	Atoms	Z	Observed(°)	Ideal(°)
53	M5	1536	PSU	C4-N3-C2	-4.19	120.30	126.34
99	S3	801	PSU	C4-N3-C2	-4.16	120.34	126.34
53	M5	1862	PSU	C4-N3-C2	-4.16	120.34	126.34
99	S3	1081	PSU	C4-N3-C2	-4.16	120.35	126.34
53	M5	2351	OMC	C1'-N1-C2	4.15	127.69	118.42
53	M5	1792	PSU	C4-N3-C2	-4.12	120.40	126.34
99	S3	109	PSU	C4-N3-C2	-4.11	120.42	126.34
54	M8	55	PSU	C4-N3-C2	-4.10	120.42	126.34
53	M5	4531	PSU	C4-N3-C2	-4.10	120.43	126.34
99	S3	1056	PSU	C4-N3-C2	-4.10	120.44	126.34
53	M5	4293	PSU	C4-N3-C2	-4.09	120.44	126.34
53	M5	4353	PSU	C4-N3-C2	-4.09	120.45	126.34
53	M5	4442	PSU	C4-N3-C2	-4.09	120.45	126.34
99	S3	815	PSU	C4-N3-C2	-4.07	120.47	126.34
99	S3	1288	OMU	C4-N3-C2	-4.07	121.21	126.58
53	M5	3695	PSU	C4-N3-C2	-4.05	120.50	126.34
53	M5	4403	PSU	C4-N3-C2	-4.05	120.50	126.34
53	M5	4972	PSU	C4-N3-C2	-4.04	120.51	126.34
4	B5	8	4SU	C5-C4-N3	4.04	118.44	114.69
53	M5	3770	PSU	C4-N3-C2	-4.03	120.53	126.34
53	M5	4500	PSU	C4-N3-C2	-4.02	120.54	126.34
53	M5	3639	PSU	C4-N3-C2	-4.01	120.55	126.34
99	S3	1445	PSU	C4-N3-C2	-4.01	120.56	126.34
53	M5	4431	PSU	C4-N3-C2	-4.01	120.57	126.34
99	S3	1692	PSU	C4-N3-C2	-4.01	120.57	126.34
99	S3	866	PSU	C4-N3-C2	-4.00	120.57	126.34
53	M5	1322	1MA	N1-C2-N3	-4.00	121.36	126.02
53	M5	4306	OMU	C4-N3-C2	-3.99	121.32	126.58
99	S3	1232	PSU	C4-N3-C2	-3.98	120.60	126.34
53	M5	3715	PSU	C4-N3-C2	-3.97	120.62	126.34
53	M5	4457	PSU	C4-N3-C2	-3.97	120.62	126.34
54	M8	69	PSU	C4-N3-C2	-3.96	120.63	126.34
99	S3	822	PSU	C4-N3-C2	-3.96	120.64	126.34
53	M5	4530	UR3	C4-N3-C2	-3.94	120.85	124.56
99	S3	572	PSU	C4-N3-C2	-3.93	120.67	126.34
53	M5	1782	PSU	C4-N3-C2	-3.93	120.67	126.34
99	S3	218	PSU	C4-N3-C2	-3.91	120.70	126.34
99	S3	1238	PSU	C4-N3-C2	-3.91	120.70	126.34
53	M5	4423	PSU	C4-N3-C2	-3.91	120.71	126.34
53	M5	1683	PSU	C4-N3-C2	-3.90	120.71	126.34
53	M5	3851	PSU	C4-N3-C2	-3.90	120.72	126.34
99	S3	1243	PSU	C4-N3-C2	-3.88	120.74	126.34

Continued on next page...

Continued from previous page...

Mol	Chain	Res	Type	Atoms	Z	Observed(°)	Ideal(°)
4	B5	56	PSU	C4-N3-C2	-3.88	120.75	126.34
53	M5	1779	PSU	C4-N3-C2	-3.88	120.75	126.34
53	M5	4312	PSU	C4-N3-C2	-3.87	120.76	126.34
53	M5	3920	PSU	C4-N3-C2	-3.87	120.76	126.34
53	M5	1582	PSU	C4-N3-C2	-3.86	120.78	126.34
99	S3	406	PSU	C4-N3-C2	-3.84	120.80	126.34
53	M5	5001	PSU	C4-N3-C2	-3.84	120.81	126.34
53	M5	3734	PSU	C4-N3-C2	-3.83	120.81	126.34
53	M5	4493	PSU	C4-N3-C2	-3.83	120.82	126.34
99	S3	34	PSU	C4-N3-C2	-3.83	120.83	126.34
99	S3	1832	6MZ	C4-C5-N7	-3.82	105.42	109.40
53	M5	4636	PSU	C4-N3-C2	-3.82	120.84	126.34
99	S3	651	PSU	C4-N3-C2	-3.81	120.84	126.34
99	S3	1239	PSU	C4-N3-C2	-3.80	120.86	126.34
99	S3	1174	PSU	C4-N3-C2	-3.79	120.88	126.34
99	S3	1643	PSU	C4-N3-C2	-3.78	120.89	126.34
53	M5	4579	PSU	C4-N3-C2	-3.76	120.91	126.34
99	S3	609	PSU	C4-N3-C2	-3.76	120.92	126.34
99	S3	1244	PSU	C4-N3-C2	-3.75	120.93	126.34
53	M5	4620	OMU	C4-N3-C2	-3.75	121.64	126.58
99	S3	1367	PSU	C4-N3-C2	-3.74	120.94	126.34
99	S3	1347	PSU	C4-N3-C2	-3.74	120.95	126.34
99	S3	966	PSU	C4-N3-C2	-3.74	120.95	126.34
4	B5	33	OMC	O2-C2-N3	-3.73	116.27	122.33
53	M5	4361	PSU	C4-N3-C2	-3.72	120.97	126.34
99	S3	814	PSU	C4-N3-C2	-3.72	120.98	126.34
99	S3	1248	B8N	C32-C31-N3	3.71	118.95	112.00
53	M5	4576	PSU	C4-N3-C2	-3.71	121.00	126.34
53	M5	4628	PSU	C4-N3-C2	-3.70	121.00	126.34
53	M5	2508	PSU	C4-N3-C2	-3.70	121.01	126.34
53	M5	4456	OMC	O2-C2-N3	-3.70	116.32	122.33
53	M5	4532	PSU	C4-N3-C2	-3.69	121.02	126.34
53	M5	3729	PSU	C4-N3-C2	-3.68	121.03	126.34
99	S3	1326	UY1	O2-C2-N1	-3.66	118.76	122.79
53	M5	4552	PSU	C4-N3-C2	-3.66	121.07	126.34
53	M5	3637	PSU	C4-N3-C2	-3.65	121.07	126.34
99	S3	1625	PSU	C4-N3-C2	-3.65	121.07	126.34
99	S3	105	PSU	C4-N3-C2	-3.65	121.08	126.34
99	S3	681	PSU	C4-N3-C2	-3.65	121.08	126.34
53	M5	3764	PSU	C4-N3-C2	-3.64	121.09	126.34
99	S3	93	PSU	C4-N3-C2	-3.64	121.10	126.34
53	M5	3768	PSU	C4-N3-C2	-3.63	121.10	126.34

Continued on next page...

Continued from previous page...

Mol	Chain	Res	Type	Atoms	Z	Observed(°)	Ideal(°)
99	S3	36	PSU	C4-N3-C2	-3.62	121.12	126.34
53	M5	3853	PSU	C4-N3-C2	-3.61	121.13	126.34
99	S3	119	PSU	C4-N3-C2	-3.61	121.13	126.34
99	S3	296	PSU	O2-C2-N1	-3.61	118.82	122.79
99	S3	517	OMC	O2-C2-N3	-3.60	116.47	122.33
53	M5	2632	PSU	C4-N3-C2	-3.60	121.16	126.34
99	S3	649	PSU	C4-N3-C2	-3.59	121.17	126.34
99	S3	1177	PSU	O2-C2-N1	-3.58	118.85	122.79
99	S3	573	PSU	C4-N3-C2	-3.57	121.19	126.34
99	S3	296	PSU	C4-N3-C2	-3.57	121.20	126.34
99	S3	1136	PSU	O2-C2-N1	-3.57	118.86	122.79
53	M5	5010	PSU	C4-N3-C2	-3.56	121.20	126.34
99	S3	1337	4AC	N4-C4-N3	3.55	119.82	113.85
53	M5	4673	PSU	C4-N3-C2	-3.52	121.26	126.34
53	M5	4420	PSU	C4-N3-C2	-3.52	121.27	126.34
53	M5	1683	PSU	O2-C2-N1	-3.52	118.92	122.79
53	M5	4532	PSU	O2-C2-N1	-3.51	118.93	122.79
53	M5	3884	PSU	C4-N3-C2	-3.50	121.30	126.34
99	S3	918	PSU	O2-C2-N1	-3.48	118.95	122.79
53	M5	4471	PSU	C4-N3-C2	-3.46	121.35	126.34
53	M5	3695	PSU	O2-C2-N1	-3.46	118.98	122.79
53	M5	1744	PSU	C4-N3-C2	-3.43	121.40	126.34
99	S3	863	PSU	C4-N3-C2	-3.42	121.41	126.34
99	S3	1391	OMC	O2-C2-N3	-3.42	116.77	122.33
53	M5	4569	PSU	C4-N3-C2	-3.42	121.41	126.34
54	M8	55	PSU	O2-C2-N1	-3.41	119.04	122.79
99	S3	1174	PSU	O2-C2-N1	-3.39	119.05	122.79
99	S3	1004	PSU	C4-N3-C2	-3.39	121.45	126.34
53	M5	4296	PSU	O2-C2-N1	-3.39	119.06	122.79
53	M5	3887	OMC	O2-C2-N3	-3.39	116.82	122.33
99	S3	863	PSU	O2-C2-N1	-3.38	119.07	122.79
53	M5	4353	PSU	O2-C2-N1	-3.36	119.09	122.79
53	M5	4370	OMG	C5-C6-N1	3.36	119.89	113.95
53	M5	3818	UY1	C5-C6-N1	-3.34	117.09	122.11
99	S3	436	OMG	C5-C6-N1	3.34	119.85	113.95
53	M5	1536	PSU	O2-C2-N1	-3.34	119.11	122.79
53	M5	4299	PSU	C4-N3-C2	-3.33	121.54	126.34
99	S3	651	PSU	O2-C2-N1	-3.33	119.13	122.79
53	M5	1322	1MA	C5-C6-N1	3.32	118.85	113.90
53	M5	4493	PSU	O2-C2-N1	-3.32	119.14	122.79
53	M5	2861	OMC	O2-C2-N3	-3.31	116.94	122.33
53	M5	4673	PSU	O2-C2-N1	-3.30	119.16	122.79

Continued on next page...

Continued from previous page...

Mol	Chain	Res	Type	Atoms	Z	Observed(°)	Ideal(°)
53	M5	3792	OMG	C5-C6-N1	3.30	119.78	113.95
99	S3	866	PSU	O2-C2-N1	-3.30	119.16	122.79
53	M5	2632	PSU	O2-C2-N1	-3.28	119.18	122.79
53	M5	1860	PSU	C4-N3-C2	-3.27	121.62	126.34
99	S3	1445	PSU	O2-C2-N1	-3.27	119.19	122.79
99	S3	1232	PSU	O2-C2-N1	-3.27	119.19	122.79
53	M5	2839	PSU	O2-C2-N1	-3.27	119.19	122.79
53	M5	4500	PSU	O2-C2-N1	-3.25	119.21	122.79
99	S3	966	PSU	O2-C2-N1	-3.24	119.22	122.79
53	M5	3627	OMG	C5-C6-N1	3.24	119.68	113.95
99	S3	174	OMC	O2-C2-N3	-3.24	117.06	122.33
99	S3	822	PSU	O2-C2-N1	-3.24	119.23	122.79
4	B5	8	4SU	C5-C4-S4	-3.24	120.30	124.47
53	M5	3944	OMG	C5-C6-N1	3.23	119.65	113.95
54	M8	75	OMG	C5-C6-N1	3.22	119.64	113.95
99	S3	1442	OMU	C5-C4-N3	3.22	119.66	114.84
53	M5	1677	PSU	O2-C2-N1	-3.21	119.25	122.79
99	S3	1851	MA6	C4-C5-N7	-3.21	106.06	109.40
53	M5	4536	OMC	O2-C2-N3	-3.20	117.12	122.33
99	S3	1248	B8N	N3-C2-N1	3.20	121.28	116.76
53	M5	2839	PSU	C4-N3-C2	-3.20	121.72	126.34
53	M5	3770	PSU	O2-C2-N1	-3.20	119.27	122.79
53	M5	2876	OMG	C5-C6-N1	3.20	119.60	113.95
53	M5	4392	OMG	C5-C6-N1	3.20	119.60	113.95
99	S3	644	OMG	C5-C6-N1	3.20	119.60	113.95
54	M8	14	OMU	C5-C4-N3	3.20	119.63	114.84
99	S3	36	PSU	O2-C2-N1	-3.20	119.27	122.79
53	M5	4196	OMG	C5-C6-N1	3.17	119.56	113.95
53	M5	1781	PSU	C4-N3-C2	-3.17	121.77	126.34
53	M5	4361	PSU	O2-C2-N1	-3.17	119.30	122.79
53	M5	2824	OMC	O2-C2-N3	-3.17	117.17	122.33
53	M5	4403	PSU	O2-C2-N1	-3.17	119.31	122.79
53	M5	3899	OMG	C5-C6-N1	3.16	119.54	113.95
53	M5	2843	PSU	O2-C2-N1	-3.16	119.31	122.79
53	M5	3734	PSU	O2-C2-N1	-3.15	119.32	122.79
99	S3	1056	PSU	O2-C2-N1	-3.15	119.33	122.79
53	M5	4637	OMG	C5-C6-N1	3.14	119.50	113.95
99	S3	428	OMU	C5-C4-N3	3.14	119.54	114.84
99	S3	801	PSU	O2-C2-N1	-3.14	119.33	122.79
99	S3	601	OMG	C5-C6-N1	3.14	119.50	113.95
53	M5	4623	OMG	C5-C6-N1	3.13	119.48	113.95
53	M5	3925	OMU	C5-C4-N3	3.13	119.52	114.84

Continued on next page...

Continued from previous page...

Mol	Chain	Res	Type	Atoms	Z	Observed(°)	Ideal(°)
99	S3	109	PSU	O2-C2-N1	-3.12	119.35	122.79
99	S3	1447	OMG	C5-C6-N1	3.12	119.47	113.95
53	M5	4552	PSU	O2-C2-N1	-3.12	119.36	122.79
53	M5	1779	PSU	O2-C2-N1	-3.11	119.36	122.79
53	M5	1862	PSU	O2-C2-N1	-3.11	119.36	122.79
53	M5	3768	PSU	O2-C2-N1	-3.11	119.36	122.79
53	M5	3808	OMC	O2-C2-N3	-3.11	117.27	122.33
99	S3	814	PSU	O2-C2-N1	-3.11	119.37	122.79
53	M5	4293	PSU	O2-C2-N1	-3.11	119.37	122.79
53	M5	4494	OMG	C5-C6-N1	3.11	119.44	113.95
53	M5	4618	OMG	C5-C6-N1	3.10	119.43	113.95
53	M5	4423	PSU	O2-C2-N1	-3.10	119.38	122.79
53	M5	3844	PSU	C6-C5-C4	-3.10	116.03	118.20
99	S3	1244	PSU	O2-C2-N1	-3.10	119.38	122.79
99	S3	1850	MA6	C4-C5-N7	-3.10	106.17	109.40
99	S3	1703	OMC	O2-C2-N3	-3.09	117.31	122.33
53	M5	4636	PSU	O2-C2-N1	-3.09	119.39	122.79
53	M5	4442	PSU	O2-C2-N1	-3.09	119.39	122.79
53	M5	4628	PSU	O2-C2-N1	-3.08	119.40	122.79
53	M5	4499	OMG	C5-C6-N1	3.08	119.38	113.95
53	M5	1522	OMG	C5-C6-N1	3.07	119.37	113.95
53	M5	4569	PSU	O2-C2-N1	-3.06	119.42	122.79
99	S3	683	OMG	C5-C6-N1	3.06	119.36	113.95
53	M5	5001	PSU	O2-C2-N1	-3.06	119.42	122.79
53	M5	2424	OMG	C5-C6-N1	3.06	119.35	113.95
99	S3	119	PSU	C6-C5-C4	-3.05	116.06	118.20
53	M5	4576	PSU	O2-C2-N1	-3.05	119.43	122.79
53	M5	3744	OMG	C5-C6-N1	3.05	119.33	113.95
99	S3	609	PSU	O2-C2-N1	-3.04	119.45	122.79
53	M5	3818	UY1	O2-C2-N1	-3.04	119.45	122.79
54	M8	69	PSU	O2-C2-N1	-3.03	119.45	122.79
99	S3	1328	OMG	C5-C6-N1	3.03	119.30	113.95
99	S3	1004	PSU	O2-C2-N1	-3.03	119.46	122.79
53	M5	3627	OMG	C8-N7-C5	3.03	108.75	102.99
99	S3	1239	PSU	O2-C2-N1	-3.03	119.46	122.79
99	S3	1243	PSU	O2-C2-N1	-3.02	119.46	122.79
53	M5	4228	OMG	C8-N7-C5	3.02	108.74	102.99
53	M5	3715	PSU	O2-C2-N1	-3.02	119.47	122.79
53	M5	4431	PSU	O2-C2-N1	-3.01	119.47	122.79
99	S3	1238	PSU	O2-C2-N1	-3.01	119.47	122.79
53	M5	1522	OMG	C8-N7-C5	3.01	108.72	102.99
99	S3	428	OMU	O2-C2-N1	-3.01	118.79	122.79

Continued on next page...

Continued from previous page...

Mol	Chain	Res	Type	Atoms	Z	Observed(°)	Ideal(°)
53	M5	4498	OMU	C5-C4-N3	3.00	119.33	114.84
99	S3	815	PSU	O2-C2-N1	-3.00	119.49	122.79
53	M5	2839	PSU	C6-C5-C4	-3.00	116.10	118.20
53	M5	3851	PSU	O2-C2-N1	-3.00	119.49	122.79
99	S3	867	OMG	C5-C6-N1	2.99	119.24	113.95
99	S3	627	OMU	C5-C4-N3	2.99	119.31	114.84
99	S3	509	OMG	C5-C6-N1	2.98	119.22	113.95
53	M5	4637	OMG	C8-N7-C5	2.98	108.67	102.99
53	M5	1744	PSU	O2-C2-N1	-2.98	119.51	122.79
99	S3	119	PSU	O2-C2-N1	-2.98	119.51	122.79
53	M5	1782	PSU	O2-C2-N1	-2.98	119.52	122.79
99	S3	686	PSU	O2-C2-N1	-2.97	119.52	122.79
99	S3	462	OMC	O2-C2-N3	-2.97	117.50	122.33
54	M8	14	OMU	O4-C4-C5	-2.96	119.95	125.16
53	M5	3853	PSU	O2-C2-N1	-2.96	119.53	122.79
99	S3	683	OMG	C8-N7-C5	2.96	108.63	102.99
53	M5	1582	PSU	O2-C2-N1	-2.96	119.53	122.79
53	M5	4499	OMG	C8-N7-C5	2.96	108.62	102.99
99	S3	354	OMU	C5-C4-N3	2.96	119.27	114.84
99	S3	1842	4AC	N4-C4-N3	2.95	118.80	113.85
53	M5	3782	5MC	C5-C6-N1	-2.95	120.31	123.34
99	S3	572	PSU	O2-C2-N1	-2.94	119.55	122.79
53	M5	4531	PSU	O2-C2-N1	-2.94	119.55	122.79
99	S3	627	OMU	O2-C2-N1	-2.94	118.88	122.79
99	S3	1625	PSU	O2-C2-N1	-2.93	119.56	122.79
53	M5	4228	OMG	C5-C6-N1	2.93	119.13	113.95
99	S3	1490	OMG	C5-C6-N1	2.93	119.13	113.95
99	S3	406	PSU	O2-C2-N1	-2.93	119.56	122.79
53	M5	1781	PSU	C6-C5-C4	-2.93	116.15	118.20
58	Ma	39	V5N	O2-CB-CA	2.92	113.45	107.28
53	M5	1316	OMG	C5-C6-N1	2.92	119.10	113.95
53	M5	4227	OMU	C5-C4-N3	2.92	119.20	114.84
53	M5	4618	OMG	C8-N7-C5	2.91	108.54	102.99
53	M5	4306	OMU	O2-C2-N3	-2.91	116.08	121.50
53	M5	2351	OMC	C1'-N1-C6	-2.91	114.49	120.84
99	S3	509	OMG	C8-N7-C5	2.91	108.53	102.99
53	M5	1625	OMG	C5-C6-N1	2.91	119.09	113.95
53	M5	3899	OMG	C8-N7-C5	2.91	108.53	102.99
99	S3	436	OMG	C8-N7-C5	2.90	108.52	102.99
99	S3	1326	UY1	C5-C6-N1	-2.90	117.76	122.11
53	M5	4972	PSU	O2-C2-N1	-2.90	119.59	122.79
53	M5	4420	PSU	O2-C2-N1	-2.90	119.60	122.79

Continued on next page...

Continued from previous page...

Mol	Chain	Res	Type	Atoms	Z	Observed(°)	Ideal(°)
53	M5	4623	OMG	C8-N7-C5	2.90	108.51	102.99
53	M5	2415	OMU	O4-C4-C5	-2.90	120.07	125.16
53	M5	4521	PSU	O2-C2-N1	-2.89	119.60	122.79
99	S3	1367	PSU	O2-C2-N1	-2.89	119.61	122.79
53	M5	4196	OMG	C8-N7-C5	2.89	108.49	102.99
99	S3	867	OMG	C8-N7-C5	2.88	108.48	102.99
53	M5	2415	OMU	C5-C4-N3	2.88	119.16	114.84
53	M5	3944	OMG	C8-N7-C5	2.88	108.47	102.99
99	S3	644	OMG	C8-N7-C5	2.88	108.47	102.99
53	M5	3637	PSU	O2-C2-N1	-2.87	119.63	122.79
99	S3	1447	OMG	C8-N7-C5	2.87	108.46	102.99
53	M5	3764	PSU	O2-C2-N1	-2.87	119.63	122.79
53	M5	4457	PSU	O2-C2-N1	-2.87	119.64	122.79
53	M5	4531	PSU	C5-C6-N1	-2.87	117.81	122.11
53	M5	3841	OMC	O2-C2-N3	-2.86	117.67	122.33
99	S3	573	PSU	O2-C2-N1	-2.86	119.64	122.79
99	S3	1692	PSU	O2-C2-N1	-2.86	119.65	122.79
53	M5	4392	OMG	C8-N7-C5	2.85	108.43	102.99
99	S3	649	PSU	O2-C2-N1	-2.85	119.65	122.79
53	M5	1322	1MA	C8-N7-C5	2.85	108.42	102.99
99	S3	172	OMU	C5-C4-N3	2.85	119.10	114.84
99	S3	116	OMU	C5-C4-N3	2.84	119.09	114.84
53	M5	3792	OMG	C8-N7-C5	2.84	108.40	102.99
53	M5	1625	OMG	C8-N7-C5	2.84	108.40	102.99
53	M5	4312	PSU	O2-C2-N1	-2.84	119.67	122.79
53	M5	3782	5MC	O2-C2-N3	-2.83	117.72	122.33
53	M5	1792	PSU	O2-C2-N1	-2.83	119.67	122.79
99	S3	218	PSU	O2-C2-N1	-2.83	119.68	122.79
4	B5	33	OMC	C1'-N1-C2	2.82	124.72	118.42
53	M5	5010	PSU	O2-C2-N1	-2.81	119.70	122.79
53	M5	4370	OMG	C8-N7-C5	2.80	108.33	102.99
53	M5	4498	OMU	O2-C2-N1	-2.80	119.07	122.79
53	M5	2415	OMU	C1'-N1-C2	2.80	122.63	117.57
53	M5	2837	OMU	O4-C4-C5	-2.79	120.25	125.16
99	S3	354	OMU	O4-C4-C5	-2.79	120.25	125.16
99	S3	1328	OMG	C8-N7-C5	2.79	108.31	102.99
99	S3	116	OMU	O4-C4-C5	-2.78	120.26	125.16
53	M5	4306	OMU	C1'-N1-C2	2.78	122.60	117.57
53	M5	3925	OMU	O4-C4-C5	-2.78	120.28	125.16
54	M8	75	OMG	C8-N7-C5	2.77	108.28	102.99
53	M5	3844	PSU	C4-N3-C2	-2.77	122.35	126.34
99	S3	1347	PSU	O2-C2-N1	-2.77	119.74	122.79

Continued on next page...

Continued from previous page...

Mol	Chain	Res	Type	Atoms	Z	Observed(°)	Ideal(°)
53	M5	4620	OMU	C5-C4-N3	2.77	118.98	114.84
53	M5	3639	PSU	O2-C2-N1	-2.76	119.75	122.79
99	S3	121	OMU	C5-C4-N3	2.76	118.97	114.84
99	S3	93	PSU	O2-C2-N1	-2.76	119.75	122.79
53	M5	2837	OMU	C5-C4-N3	2.75	118.96	114.84
99	S3	1804	OMU	C5-C4-N3	2.75	118.95	114.84
99	S3	681	PSU	O2-C2-N1	-2.74	119.78	122.79
99	S3	1643	PSU	O2-C2-N1	-2.73	119.78	122.79
4	B5	56	PSU	O2-C2-N1	-2.73	119.79	122.79
99	S3	1842	4AC	C5-C4-N3	-2.73	118.20	122.59
53	M5	4689	PSU	C6-C5-C4	-2.73	116.29	118.20
99	S3	105	PSU	O2-C2-N1	-2.72	119.80	122.79
53	M5	4498	OMU	O4-C4-C5	-2.72	120.38	125.16
99	S3	601	OMG	C8-N7-C5	2.71	108.16	102.99
53	M5	4471	PSU	O2-C2-N1	-2.70	119.81	122.79
53	M5	2876	OMG	C8-N7-C5	2.70	108.14	102.99
53	M5	4299	PSU	O2-C2-N1	-2.70	119.81	122.79
53	M5	1316	OMG	C8-N7-C5	2.70	108.14	102.99
53	M5	3744	OMG	C8-N7-C5	2.70	108.13	102.99
53	M5	4620	OMU	O4-C4-C5	-2.70	120.41	125.16
99	S3	1442	OMU	O2-C2-N3	-2.69	116.49	121.50
53	M5	4689	PSU	C4-N3-C2	-2.69	122.47	126.34
99	S3	428	OMU	O4-C4-C5	-2.68	120.45	125.16
4	B5	47	G7M	C2-N1-C6	-2.68	120.17	125.10
53	M5	2876	OMG	O6-C6-C5	-2.67	119.15	124.37
53	M5	1860	PSU	O2-C2-N1	-2.67	119.86	122.79
53	M5	4227	OMU	O4-C4-C5	-2.65	120.51	125.16
99	S3	1490	OMG	C8-N7-C5	2.64	108.02	102.99
99	S3	34	PSU	O2-C2-N1	-2.64	119.89	122.79
53	M5	4306	OMU	O4-C4-C5	-2.64	120.52	125.16
53	M5	4494	OMG	C8-N7-C5	2.63	107.99	102.99
99	S3	1288	OMU	C5-C4-N3	2.63	118.77	114.84
53	M5	4689	PSU	O2-C2-N1	-2.62	119.90	122.79
53	M5	4306	OMU	C5-C4-N3	2.61	118.75	114.84
99	S3	627	OMU	O4-C4-C5	-2.61	120.57	125.16
53	M5	2508	PSU	O2-C2-N1	-2.61	119.92	122.79
99	S3	1442	OMU	O4-C4-C5	-2.59	120.60	125.16
99	S3	121	OMU	O4-C4-C5	-2.59	120.61	125.16
99	S3	1804	OMU	O4-C4-C5	-2.57	120.64	125.16
53	M5	4579	PSU	O2-C2-N1	-2.57	119.96	122.79
53	M5	4521	PSU	C5-C6-N1	-2.56	118.26	122.11
99	S3	1081	PSU	O2-C2-N1	-2.56	119.97	122.79

Continued on next page...

Continued from previous page...

Mol	Chain	Res	Type	Atoms	Z	Observed(°)	Ideal(°)
99	S3	1248	B8N	C5-C4-N3	2.55	120.90	116.17
99	S3	172	OMU	O2-C2-N1	-2.55	119.40	122.79
53	M5	3884	PSU	O2-C2-N1	-2.54	119.99	122.79
53	M5	1881	OMC	O2-C2-N3	-2.54	118.20	122.33
99	S3	172	OMU	O4-C4-C5	-2.54	120.69	125.16
53	M5	4569	PSU	C6-C5-C4	-2.53	116.43	118.20
99	S3	1442	OMU	C1'-N1-C2	2.53	122.15	117.57
99	S3	436	OMG	O6-C6-C5	-2.53	119.43	124.37
53	M5	2424	OMG	C8-N7-C5	2.52	107.80	102.99
54	M8	14	OMU	C1'-N1-C2	2.52	122.13	117.57
99	S3	1288	OMU	O4-C4-C5	-2.50	120.77	125.16
53	M5	2415	OMU	O2-C2-N3	-2.49	116.86	121.50
99	S3	1081	PSU	C5-C6-N1	-2.49	118.37	122.11
53	M5	3920	PSU	O2-C2-N1	-2.46	120.08	122.79
53	M5	1781	PSU	O2-C2-N1	-2.46	120.08	122.79
53	M5	3744	OMG	C2-N1-C6	-2.46	120.57	125.10
53	M5	4620	OMU	O2-C2-N3	-2.45	116.94	121.50
53	M5	4220	6MZ	C4-C5-N7	-2.45	106.85	109.40
53	M5	3792	OMG	O6-C6-C5	-2.44	119.60	124.37
53	M5	1340	OMC	N4-C4-N3	2.44	122.25	117.97
53	M5	2424	OMG	O6-C6-C5	-2.44	119.61	124.37
53	M5	2804	OMC	O2-C2-N3	-2.42	118.39	122.33
53	M5	3792	OMG	C2-N1-C6	-2.42	120.64	125.10
99	S3	1174	PSU	C6-C5-C4	-2.42	116.51	118.20
99	S3	1639	G7M	C2-N1-C6	-2.42	120.65	125.10
53	M5	2837	OMU	O2-C2-N3	-2.41	117.01	121.50
53	M5	4370	OMG	C2-N1-C6	-2.41	120.66	125.10
53	M5	4361	PSU	C6-C5-C4	-2.40	116.52	118.20
99	S3	436	OMG	C2-N1-C6	-2.39	120.70	125.10
99	S3	1288	OMU	O2-C2-N3	-2.39	117.05	121.50
53	M5	4623	OMG	C2-N1-C6	-2.39	120.70	125.10
53	M5	3760	A2M	C5-C6-N6	2.38	123.98	120.35
8	L5	1779	PSU	C2'-C3'-C4'	-2.38	98.01	102.64
53	M5	2351	OMC	O2-C2-N1	2.38	123.81	118.89
53	M5	4494	OMG	O6-C6-C5	-2.37	119.75	124.37
53	M5	2787	A2M	C5-C6-N6	2.36	123.94	120.35
53	M5	4442	PSU	C5-C6-N1	-2.36	118.56	122.11
99	S3	863	PSU	C6-N1-C2	-2.36	120.27	122.68
53	M5	3627	OMG	C2-N1-C6	-2.35	120.76	125.10
53	M5	4623	OMG	O6-C6-C5	-2.35	119.78	124.37
53	M5	4196	OMG	C2-N1-C6	-2.34	120.79	125.10
53	M5	4227	OMU	O2-C2-N3	-2.33	117.16	121.50

Continued on next page...

Continued from previous page...

Mol	Chain	Res	Type	Atoms	Z	Observed(°)	Ideal(°)
53	M5	1316	OMG	O6-C6-C5	-2.33	119.82	124.37
99	S3	354	OMU	O2-C2-N1	-2.32	119.70	122.79
99	S3	576	A2M	C5-C6-N6	2.32	123.88	120.35
53	M5	1340	OMC	O2-C2-N3	-2.31	118.58	122.33
53	M5	1534	A2M	C5-C6-N6	2.31	123.86	120.35
53	M5	1871	A2M	C5-C6-N6	2.31	123.86	120.35
53	M5	4227	OMU	O2-C2-N1	-2.31	119.72	122.79
53	M5	2422	OMC	C1'-N1-C2	2.31	123.56	118.42
53	M5	2424	OMG	C2-N1-C6	-2.30	120.86	125.10
53	M5	4196	OMG	O6-C6-C5	-2.30	119.88	124.37
99	S3	644	OMG	C2-N1-C6	-2.30	120.86	125.10
99	S3	1328	OMG	C2-N1-C6	-2.30	120.86	125.10
99	S3	121	OMU	O2-C2-N3	-2.30	117.22	121.50
53	M5	4370	OMG	O6-C6-C5	-2.30	119.89	124.37
53	M5	4392	OMG	C2-N1-C6	-2.30	120.87	125.10
53	M5	4420	PSU	C6-C5-C4	-2.29	116.59	118.20
53	M5	3844	PSU	O2-C2-N1	-2.29	120.27	122.79
99	S3	668	A2M	C5-C6-N6	2.29	123.83	120.35
99	S3	644	OMG	O6-C6-C5	-2.29	119.91	124.37
53	M5	2363	A2M	C5-C6-N6	2.29	123.83	120.35
53	M5	400	A2M	C5-C6-N6	2.28	123.82	120.35
99	S3	918	PSU	C5-C6-N1	-2.28	118.69	122.11
99	S3	601	OMG	O6-C6-C5	-2.28	119.92	124.37
99	S3	1337	4AC	CM7-C7-N4	2.28	119.24	115.29
53	M5	1677	PSU	C5-C6-N1	-2.28	118.69	122.11
99	S3	1804	OMU	O2-C2-N1	-2.28	119.76	122.79
53	M5	4499	OMG	C2-N1-C6	-2.28	120.90	125.10
99	S3	1248	B8N	O4'-C1'-C2'	2.28	108.35	105.14
53	M5	2401	A2M	C5-C6-N6	2.27	123.81	120.35
53	M5	3718	A2M	C5-C6-N6	2.27	123.81	120.35
53	M5	3944	OMG	O6-C6-C5	-2.27	119.93	124.37
54	M8	75	OMG	O6-C6-C5	-2.27	119.93	124.37
99	S3	1328	OMG	O6-C6-C5	-2.27	119.94	124.37
53	M5	2843	PSU	C5-C6-N1	-2.27	118.70	122.11
99	S3	1490	OMG	C2-N1-C6	-2.27	120.92	125.10
99	S3	590	A2M	C5-C6-N6	2.27	123.80	120.35
53	M5	1326	A2M	C5-C6-N6	2.26	123.79	120.35
53	M5	3701	OMC	O2-C2-N3	-2.26	118.65	122.33
99	S3	468	A2M	C5-C6-N6	2.26	123.79	120.35
99	S3	109	PSU	C5-C6-N1	-2.26	118.72	122.11
99	S3	1383	A2M	C5-C6-N6	2.26	123.78	120.35
99	S3	1447	OMG	O6-C6-C5	-2.26	119.97	124.37

Continued on next page...

Continued from previous page...

Mol	Chain	Res	Type	Atoms	Z	Observed(°)	Ideal(°)
99	S3	1842	4AC	O7-C7-CM7	-2.26	117.87	122.06
53	M5	2876	OMG	C2-N1-C6	-2.25	120.95	125.10
53	M5	4420	PSU	O4'-C1'-C2'	2.25	108.32	105.14
99	S3	93	PSU	C6-C5-C4	-2.25	116.62	118.20
53	M5	2804	OMC	N4-C4-N3	2.25	121.92	117.97
99	S3	1692	PSU	C5-C6-N1	-2.25	118.74	122.11
54	M8	14	OMU	O2-C2-N3	-2.25	117.31	121.50
99	S3	1447	OMG	C2-N1-C6	-2.25	120.96	125.10
53	M5	3723	A2M	C5-C6-N6	2.25	123.76	120.35
99	S3	512	A2M	C5-C6-N6	2.24	123.76	120.35
53	M5	3830	A2M	C5-C6-N6	2.24	123.76	120.35
53	M5	1536	PSU	C5-C6-N1	-2.24	118.75	122.11
53	M5	4447	5MC	N1-C2-N3	2.24	122.89	118.81
99	S3	159	A2M	C5-C6-N6	2.24	123.75	120.35
53	M5	4523	A2M	C5-C6-N6	2.24	123.75	120.35
53	M5	4403	PSU	C5-C6-N1	-2.23	118.76	122.11
53	M5	3899	OMG	C2-N1-C6	-2.23	120.99	125.10
99	S3	27	A2M	C5-C6-N6	2.23	123.74	120.35
99	S3	166	A2M	C5-C6-N6	2.23	123.74	120.35
53	M5	3744	OMG	O6-C6-C5	-2.23	120.02	124.37
99	S3	509	OMG	C2-N1-C6	-2.22	121.00	125.10
53	M5	4536	OMC	N4-C4-N3	2.22	121.87	117.97
99	S3	1842	4AC	O2-C2-N3	-2.22	118.72	122.33
99	S3	116	OMU	O2-C2-N1	-2.22	119.83	122.79
53	M5	2815	A2M	C5-C6-N6	2.22	123.72	120.35
53	M5	4590	A2M	C5-C6-N6	2.22	123.72	120.35
99	S3	1678	A2M	C5-C6-N6	2.21	123.72	120.35
99	S3	1031	A2M	C5-C6-N6	2.21	123.71	120.35
53	M5	1524	A2M	C5-C6-N6	2.21	123.71	120.35
53	M5	3724	A2M	C5-C6-N6	2.21	123.71	120.35
53	M5	3867	A2M	C5-C6-N6	2.21	123.71	120.35
53	M5	398	A2M	C5-C6-N6	2.21	123.71	120.35
53	M5	4530	UR3	O2-C2-N3	-2.21	118.23	121.34
53	M5	3899	OMG	O6-C6-C5	-2.21	120.06	124.37
99	S3	1288	OMU	C1'-N1-C2	2.20	121.56	117.57
53	M5	4972	PSU	C5-C6-N1	-2.20	118.81	122.11
53	M5	4457	PSU	C5-C6-N1	-2.20	118.81	122.11
99	S3	1804	OMU	O2-C2-N3	-2.20	117.41	121.50
54	M8	75	OMG	C2-N1-C6	-2.20	121.05	125.10
53	M5	4618	OMG	C2-N1-C6	-2.20	121.06	125.10
53	M5	4571	A2M	C5-C6-N6	2.19	123.69	120.35
53	M5	3925	OMU	O2-C2-N1	-2.19	119.87	122.79

Continued on next page...

Continued from previous page...

Mol	Chain	Res	Type	Atoms	Z	Observed(°)	Ideal(°)
53	M5	3944	OMG	C2-N1-C6	-2.19	121.06	125.10
53	M5	3627	OMG	N2-C2-N1	2.19	121.38	116.71
99	S3	99	A2M	C5-C6-N6	2.19	123.68	120.35
53	M5	2839	PSU	C6-N1-C2	-2.19	120.45	122.68
53	M5	4532	PSU	C6-C5-C4	-2.19	116.67	118.20
99	S3	1832	6MZ	C9-N6-C6	2.18	124.75	122.87
53	M5	3785	A2M	C5-C6-N6	2.18	123.66	120.35
99	S3	484	A2M	C5-C6-N6	2.18	123.66	120.35
99	S3	815	PSU	C5-C6-N1	-2.18	118.84	122.11
53	M5	3925	OMU	O2-C2-N3	-2.18	117.45	121.50
53	M5	3729	PSU	C6-N1-C2	-2.17	120.46	122.68
99	S3	801	PSU	C5-C6-N1	-2.16	118.87	122.11
53	M5	4456	OMC	N1-C2-N3	2.16	122.74	118.81
99	S3	1056	PSU	C5-C6-N1	-2.16	118.88	122.11
99	S3	406	PSU	C5-C6-N1	-2.15	118.89	122.11
53	M5	3825	A2M	C5-C6-N6	2.15	123.61	120.35
53	M5	4637	OMG	C2-N1-C6	-2.14	121.15	125.10
99	S3	822	PSU	O4'-C1'-C2'	2.14	108.17	105.14
53	M5	2508	PSU	C5-C6-N1	-2.14	118.90	122.11
99	S3	867	OMG	O6-C6-C5	-2.14	120.20	124.37
99	S3	1445	PSU	C5-C6-N1	-2.13	118.91	122.11
53	M5	4228	OMG	N2-C2-N1	2.13	121.24	116.71
4	B5	8	4SU	C6-C5-C4	-2.13	118.11	119.95
99	S3	1643	PSU	C5-C6-N1	-2.12	118.94	122.11
53	M5	1744	PSU	C6-C5-C4	-2.11	116.72	118.20
53	M5	4403	PSU	O4'-C1'-C2'	2.11	108.12	105.14
99	S3	1490	OMG	O6-C6-C5	-2.11	120.25	124.37
53	M5	4618	OMG	N2-C2-N1	2.11	121.20	116.71
53	M5	4689	PSU	C6-N1-C2	-2.11	120.53	122.68
53	M5	4637	OMG	O6-C6-C5	-2.10	120.27	124.37
99	S3	601	OMG	C2-N1-C6	-2.10	121.23	125.10
99	S3	1625	PSU	C6-C5-C4	-2.10	116.73	118.20
53	M5	1625	OMG	C2-N1-C6	-2.09	121.24	125.10
53	M5	1522	OMG	C2-N1-C6	-2.09	121.25	125.10
53	M5	1862	PSU	C5-C6-N1	-2.09	118.98	122.11
53	M5	3627	OMG	O6-C6-C5	-2.09	120.30	124.37
54	M8	69	PSU	C5-C6-N1	-2.08	118.98	122.11
99	S3	354	OMU	O2-C2-N3	-2.08	117.63	121.50
53	M5	3715	PSU	C5-C6-N1	-2.08	118.99	122.11
99	S3	1337	4AC	C5-C6-N1	-2.07	118.33	121.81
53	M5	3920	PSU	C5-C6-N1	-2.07	119.00	122.11
99	S3	572	PSU	C5-C6-N1	-2.07	119.00	122.11

Continued on next page...

Continued from previous page...

Mol	Chain	Res	Type	Atoms	Z	Observed(°)	Ideal(°)
99	S3	1238	PSU	C5-C6-N1	-2.07	119.00	122.11
53	M5	4228	OMG	C2-N1-C6	-2.07	121.29	125.10
53	M5	2837	OMU	C1'-N1-C2	2.07	121.31	117.57
99	S3	1639	G7M	O6-C6-N1	-2.06	118.21	120.65
99	S3	1842	4AC	CM7-C7-N4	2.06	118.86	115.29
53	M5	1792	PSU	C5-C6-N1	-2.06	119.01	122.11
53	M5	4494	OMG	C2-N1-C6	-2.06	121.30	125.10
53	M5	4618	OMG	O6-C6-C5	-2.06	120.35	124.37
4	B5	56	PSU	C5-C6-N1	-2.06	119.02	122.11
53	M5	3884	PSU	C5-C6-N1	-2.06	119.03	122.11
99	S3	1243	PSU	C5-C6-N1	-2.06	119.03	122.11
53	M5	1782	PSU	C5-C6-N1	-2.05	119.03	122.11
53	M5	3758	PSU	C2'-C3'-C4'	-2.05	98.66	102.64
53	M5	4296	PSU	C5-C6-N1	-2.05	119.04	122.11
99	S3	1232	PSU	C5-C6-N1	-2.05	119.04	122.11
99	S3	1081	PSU	O4'-C1'-C2'	2.04	108.03	105.14
54	M8	14	OMU	O2-C2-N1	-2.04	120.07	122.79
53	M5	2422	OMC	N1-C2-N3	2.04	122.52	118.81
54	M8	69	PSU	O4'-C1'-C2'	2.04	108.02	105.14
53	M5	3768	PSU	C6-C5-C4	-2.04	116.78	118.20
53	M5	4392	OMG	O6-C6-C5	-2.03	120.40	124.37
99	S3	966	PSU	C5-C6-N1	-2.03	119.07	122.11
53	M5	3841	OMC	N1-C2-N3	2.03	122.50	118.81
53	M5	2632	PSU	C6-C5-C4	-2.02	116.79	118.20
99	S3	1445	PSU	O4'-C1'-C2'	2.02	107.99	105.14
99	S3	1367	PSU	C5-C6-N1	-2.02	119.08	122.11
99	S3	683	OMG	C2-N1-C6	-2.02	121.38	125.10
53	M5	3639	PSU	C5-C6-N1	-2.02	119.08	122.11
99	S3	867	OMG	C2-N1-C6	-2.02	121.38	125.10
53	M5	3853	PSU	C6-C5-C4	-2.01	116.79	118.20
53	M5	4499	OMG	O6-C6-C5	-2.01	120.44	124.37
99	S3	866	PSU	C5-C6-N1	-2.01	119.09	122.11
4	B5	33	OMC	C1'-N1-C6	-2.01	116.46	120.84
99	S3	1244	PSU	C6-C5-C4	-2.01	116.79	118.20
53	M5	4636	PSU	O4'-C1'-C2'	2.00	107.97	105.14

There are no chirality outliers.

All (148) torsion outliers are listed below:

Mol	Chain	Res	Type	Atoms
55	MA	216	V5N	O-C-CA-CB
59	Mb	5	MLZ	N-CA-CB-CG

Continued on next page...

Continued from previous page...

Mol	Chain	Res	Type	Atoms
59	Mb	5	MLZ	C-CA-CB-CG
8	L5	3944	OMG	O4'-C4'-C5'-O5'
8	L5	3944	OMG	C3'-C4'-C5'-O5'
53	M5	1326	A2M	C1'-C2'-O2'-CM'
53	M5	1524	A2M	C1'-C2'-O2'-CM'
53	M5	2364	OMG	C1'-C2'-O2'-CM2
53	M5	2365	OMC	C1'-C2'-O2'-CM2
53	M5	2787	A2M	C1'-C2'-O2'-CM'
53	M5	2815	A2M	C1'-C2'-O2'-CM'
53	M5	3718	A2M	C1'-C2'-O2'-CM'
53	M5	3723	A2M	C1'-C2'-O2'-CM'
53	M5	3724	A2M	C1'-C2'-O2'-CM'
53	M5	3760	A2M	O4'-C4'-C5'-O5'
53	M5	3760	A2M	C1'-C2'-O2'-CM'
53	M5	3830	A2M	C1'-C2'-O2'-CM'
53	M5	3867	A2M	C1'-C2'-O2'-CM'
53	M5	4196	OMG	C1'-C2'-O2'-CM2
53	M5	4523	A2M	O4'-C4'-C5'-O5'
53	M5	4571	A2M	C1'-C2'-O2'-CM'
53	M5	4590	A2M	C4'-C5'-O5'-P
53	M5	4636	PSU	O4'-C1'-C5-C4
53	M5	4636	PSU	O4'-C1'-C5-C6
53	M5	4636	PSU	C3'-C4'-C5'-O5'
54	M8	14	OMU	C1'-C2'-O2'-CM2
99	S3	99	A2M	C1'-C2'-O2'-CM'
99	S3	166	A2M	C1'-C2'-O2'-CM'
99	S3	576	A2M	C3'-C4'-C5'-O5'
99	S3	576	A2M	C1'-C2'-O2'-CM'
99	S3	644	OMG	O4'-C4'-C5'-O5'
99	S3	668	A2M	C1'-C2'-O2'-CM'
99	S3	918	PSU	C2'-C1'-C5-C6
99	S3	918	PSU	O4'-C1'-C5-C6
99	S3	1031	A2M	C1'-C2'-O2'-CM'
99	S3	1326	UY1	C2'-C1'-C5-C6
99	S3	1337	4AC	N3-C4-N4-C7
99	S3	1337	4AC	C5-C4-N4-C7
99	S3	1383	A2M	O4'-C4'-C5'-O5'
99	S3	1383	A2M	C1'-C2'-O2'-CM'
99	S3	1442	OMU	C1'-C2'-O2'-CM2
99	S3	1442	OMU	O4'-C4'-C5'-O5'
99	S3	1678	A2M	C1'-C2'-O2'-CM'
99	S3	1832	6MZ	C5-C6-N6-C9

Continued on next page...

Continued from previous page...

Mol	Chain	Res	Type	Atoms
99	S3	1832	6MZ	N1-C6-N6-C9
99	S3	1851	MA6	O4'-C4'-C5'-O5'
53	M5	2815	A2M	O4'-C4'-C5'-O5'
53	M5	3785	A2M	O4'-C4'-C5'-O5'
53	M5	3830	A2M	O4'-C4'-C5'-O5'
53	M5	4523	A2M	C3'-C4'-C5'-O5'
99	S3	590	A2M	O4'-C4'-C5'-O5'
99	S3	590	A2M	C3'-C4'-C5'-O5'
99	S3	644	OMG	C3'-C4'-C5'-O5'
99	S3	1243	PSU	O4'-C4'-C5'-O5'
99	S3	1851	MA6	C3'-C4'-C5'-O5'
53	M5	1781	PSU	C3'-C4'-C5'-O5'
53	M5	2815	A2M	C3'-C4'-C5'-O5'
53	M5	3729	PSU	O4'-C4'-C5'-O5'
53	M5	3760	A2M	C3'-C4'-C5'-O5'
99	S3	576	A2M	O4'-C4'-C5'-O5'
99	S3	1031	A2M	O4'-C4'-C5'-O5'
99	S3	1031	A2M	C3'-C4'-C5'-O5'
99	S3	1243	PSU	C3'-C4'-C5'-O5'
99	S3	1383	A2M	C3'-C4'-C5'-O5'
99	S3	1442	OMU	C3'-C4'-C5'-O5'
53	M5	3701	OMC	C2'-C1'-N1-C6
99	S3	428	OMU	C2'-C1'-N1-C6
53	M5	4447	5MC	C2'-C1'-N1-C6
53	M5	3701	OMC	C2'-C1'-N1-C2
99	S3	428	OMU	C2'-C1'-N1-C2
53	M5	3851	PSU	C3'-C4'-C5'-O5'
53	M5	4636	PSU	O4'-C4'-C5'-O5'
99	S3	1447	OMG	C3'-C4'-C5'-O5'
61	Mo	53	MLZ	CA-CB-CG-CD
53	M5	1677	PSU	O4'-C4'-C5'-O5'
53	M5	1781	PSU	O4'-C4'-C5'-O5'
53	M5	3867	A2M	C3'-C4'-C5'-O5'
53	M5	4228	OMG	O4'-C4'-C5'-O5'
99	S3	428	OMU	O4'-C4'-C5'-O5'
99	S3	512	A2M	O4'-C4'-C5'-O5'
53	M5	1677	PSU	C3'-C4'-C5'-O5'
53	M5	3729	PSU	C3'-C4'-C5'-O5'
53	M5	3785	A2M	C3'-C4'-C5'-O5'
53	M5	4228	OMG	C3'-C4'-C5'-O5'
53	M5	4500	PSU	C4'-C5'-O5'-P
99	S3	683	OMG	O4'-C4'-C5'-O5'

Continued on next page...

Continued from previous page...

Mol	Chain	Res	Type	Atoms
99	S3	1248	B8N	N34-C33-C34-O35
53	M5	4447	5MC	O4'-C1'-N1-C6
53	M5	3830	A2M	C3'-C4'-C5'-O5'
53	M5	3851	PSU	O4'-C4'-C5'-O5'
99	S3	428	OMU	C3'-C4'-C5'-O5'
99	S3	1447	OMG	O4'-C4'-C5'-O5'
99	S3	1490	OMG	O4'-C4'-C5'-O5'
53	M5	4637	OMG	C1'-C2'-O2'-CM2
99	S3	468	A2M	C1'-C2'-O2'-CM'
99	S3	428	OMU	O4'-C1'-N1-C6
53	M5	4447	5MC	C2'-C1'-N1-C2
53	M5	3701	OMC	O4'-C1'-N1-C2
99	S3	644	OMG	C4'-C5'-O5'-P
53	M5	3701	OMC	O4'-C1'-N1-C6
53	M5	4637	OMG	O4'-C4'-C5'-O5'
53	M5	4447	5MC	O4'-C1'-N1-C2
99	S3	428	OMU	O4'-C1'-N1-C2
99	S3	1248	B8N	N3-C31-C32-C33
53	M5	1534	A2M	C4'-C5'-O5'-P
53	M5	3818	UY1	C4'-C5'-O5'-P
53	M5	3782	5MC	O4'-C4'-C5'-O5'
53	M5	4637	OMG	C3'-C4'-C5'-O5'
53	M5	2815	A2M	C4'-C5'-O5'-P
53	M5	3844	PSU	C4'-C5'-O5'-P
56	MB	245	HIC	CA-CB-CG-ND1
99	S3	1248	B8N	C32-C31-N3-C4
53	M5	4618	OMG	O4'-C4'-C5'-O5'
59	Mb	5	MLZ	CE-CD-CG-CB
99	S3	1490	OMG	C4'-C5'-O5'-P
53	M5	2351	OMC	C2'-C1'-N1-C6
99	S3	99	A2M	C4'-C5'-O5'-P
53	M5	3944	OMG	C3'-C4'-C5'-O5'
53	M5	3818	UY1	O4'-C1'-C5-C4
53	M5	4521	PSU	O4'-C1'-C5-C4
53	M5	2351	OMC	C3'-C2'-O2'-CM2
53	M5	4494	OMG	C3'-C2'-O2'-CM2
58	Ma	39	V5N	C-CA-CB-CG
99	S3	1383	A2M	C4'-C5'-O5'-P
99	S3	1851	MA6	C4'-C5'-O5'-P
53	M5	2422	OMC	O4'-C4'-C5'-O5'
53	M5	2401	A2M	C3'-C4'-C5'-O5'
53	M5	2422	OMC	C3'-C4'-C5'-O5'

Continued on next page...

Continued from previous page...

Mol	Chain	Res	Type	Atoms
99	S3	512	A2M	C3'-C4'-C5'-O5'
99	S3	683	OMG	C3'-C4'-C5'-O5'
53	M5	4494	OMG	C1'-C2'-O2'-CM2
99	S3	867	OMG	C1'-C2'-O2'-CM2
99	S3	1248	B8N	N34-C33-C34-O36
53	M5	2351	OMC	O4'-C4'-C5'-O5'
99	S3	509	OMG	O4'-C4'-C5'-O5'
53	M5	1677	PSU	O4'-C1'-C5-C6
99	S3	1326	UY1	O4'-C1'-C5-C6
53	M5	3760	A2M	C4'-C5'-O5'-P
99	S3	668	A2M	O4'-C4'-C5'-O5'
99	S3	1703	OMC	O4'-C4'-C5'-O5'
99	S3	1248	B8N	C31-C32-C33-C34
53	M5	2351	OMC	C2'-C1'-N1-C2
99	S3	1081	PSU	C4'-C5'-O5'-P
53	M5	1534	A2M	O4'-C4'-C5'-O5'
53	M5	1625	OMG	C3'-C4'-C5'-O5'
53	M5	3782	5MC	C3'-C4'-C5'-O5'
53	M5	3887	OMC	C4'-C5'-O5'-P
54	M8	75	OMG	C4'-C5'-O5'-P

There are no ring outliers.

69 monomers are involved in 107 short contacts:

Mol	Chain	Res	Type	Clashes	Symm-Clashes
53	M5	3764	PSU	1	0
53	M5	2351	OMC	2	0
53	M5	398	A2M	2	0
99	S3	512	A2M	5	0
99	S3	27	A2M	2	0
99	S3	649	PSU	2	0
99	S3	1442	OMU	1	0
53	M5	4571	A2M	1	0
99	S3	609	PSU	1	0
53	M5	3760	A2M	4	0
53	M5	3744	OMG	1	0
99	S3	801	PSU	1	0
53	M5	1326	A2M	3	0
99	S3	1639	G7M	1	0
53	M5	2365	OMC	1	0
99	S3	1842	4AC	1	0
53	M5	3830	A2M	3	0

Continued on next page...

Continued from previous page...

Mol	Chain	Res	Type	Clashes	Symm-Clashes
99	S3	1337	4AC	1	0
99	S3	159	A2M	4	0
53	M5	2415	OMU	2	0
53	M5	1871	A2M	2	0
99	S3	166	A2M	1	0
99	S3	1678	A2M	1	0
61	Mo	53	MLZ	1	0
53	M5	4620	OMU	1	0
53	M5	3867	A2M	3	0
53	M5	4552	PSU	1	0
99	S3	576	A2M	2	0
99	S3	601	OMG	1	0
53	M5	1536	PSU	1	0
53	M5	4196	OMG	1	0
99	S3	468	A2M	2	0
53	M5	1340	OMC	1	0
99	S3	1850	MA6	1	0
53	M5	2364	OMG	1	0
8	L5	3944	OMG	1	0
99	S3	1031	A2M	2	0
99	S3	867	OMG	1	0
54	M8	14	OMU	1	0
53	M5	2824	OMC	1	0
99	S3	509	OMG	1	0
53	M5	3887	OMC	2	0
53	M5	1677	PSU	1	0
53	M5	3925	OMU	1	0
53	M5	4531	PSU	1	0
53	M5	1524	A2M	2	0
53	M5	1683	PSU	1	0
53	M5	4637	OMG	1	0
53	M5	1534	A2M	2	0
99	S3	99	A2M	2	0
53	M5	4456	OMC	1	0
53	M5	4220	6MZ	1	0
53	M5	3723	A2M	2	0
99	S3	1383	A2M	4	0
53	M5	4523	A2M	1	0
53	M5	2363	A2M	3	0
53	M5	4353	PSU	1	0
99	S3	1804	OMU	1	0
53	M5	2815	A2M	2	0

Continued on next page...

Continued from previous page...

Mol	Chain	Res	Type	Clashes	Symm-Clashes
99	S3	462	OMC	1	0
99	S3	1692	PSU	1	0
99	S3	1703	OMC	1	0
53	M5	3724	A2M	1	0
53	M5	3718	A2M	4	0
53	M5	3782	5MC	1	0
53	M5	3825	A2M	2	0
99	S3	116	OMU	1	0
53	M5	4442	PSU	1	0
99	S3	681	PSU	1	0

5.5 Carbohydrates [i](#)

There are no oligosaccharides in this entry.

5.6 Ligand geometry [i](#)

Of 838 ligands modelled in this entry, 837 are monoatomic - leaving 1 for Mogul analysis.

In the following table, the Counts columns list the number of bonds (or angles) for which Mogul statistics could be retrieved, the number of bonds (or angles) that are observed in the model and the number of bonds (or angles) that are defined in the Chemical Component Dictionary. The Link column lists molecule types, if any, to which the group is linked. The Z score for a bond length (or angle) is the number of standard deviations the observed value is removed from the expected value. A bond length (or angle) with $|Z| > 2$ is considered an outlier worth inspection. RMSZ is the root-mean-square of all Z scores of the bond lengths (or angles).

Mol	Type	Chain	Res	Link	Bond lengths			Bond angles		
					Counts	RMSZ	$\# Z > 2$	Counts	RMSZ	$\# Z > 2$
104	ANM	M5	5481	-	20,20,20	0.40	0	22,27,27	0.76	0

In the following table, the Chirals column lists the number of chiral outliers, the number of chiral centers analysed, the number of these observed in the model and the number defined in the Chemical Component Dictionary. Similar counts are reported in the Torsion and Rings columns. '-' means no outliers of that kind were identified.

Mol	Type	Chain	Res	Link	Chirals	Torsions	Rings
104	ANM	M5	5481	-	-	2/10/23/23	0/2/2/2

There are no bond length outliers.

There are no bond angle outliers.

There are no chirality outliers.

All (2) torsion outliers are listed below:

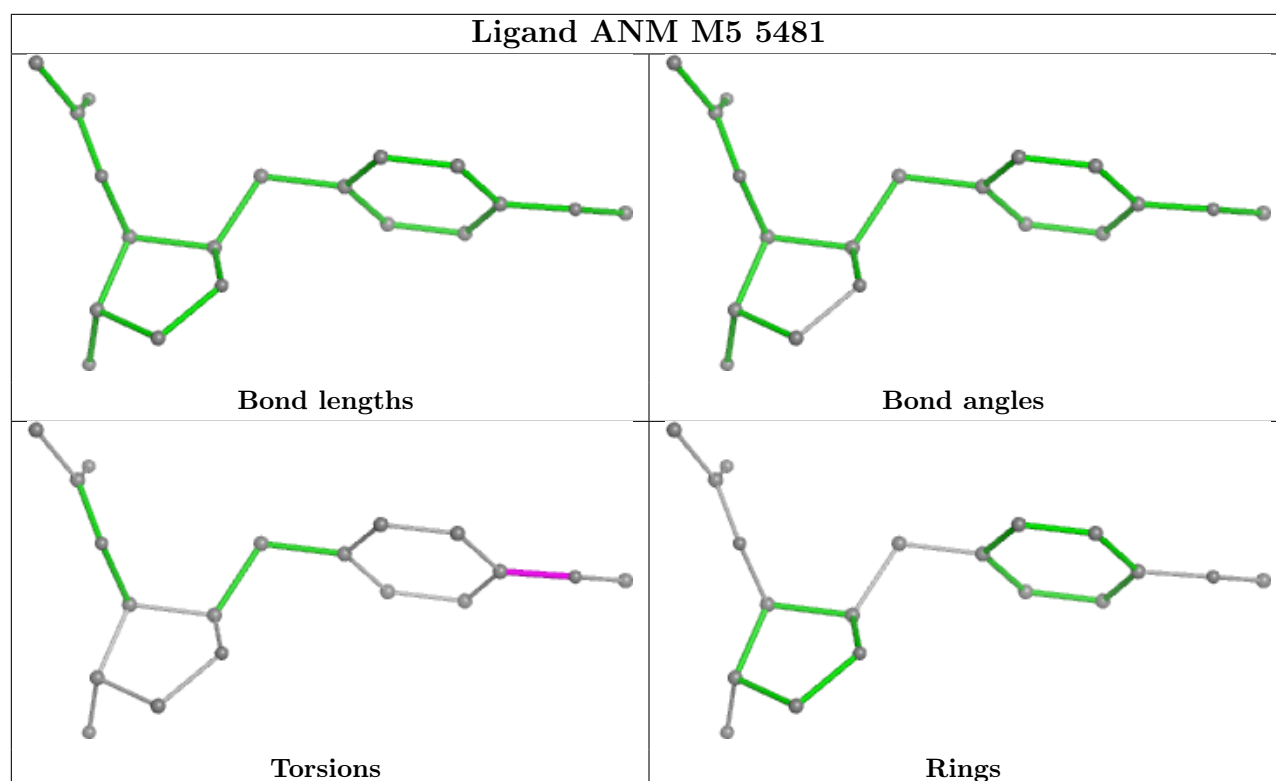
Mol	Chain	Res	Type	Atoms
104	M5	5481	ANM	C10-C9-O1-C14
104	M5	5481	ANM	C1-C9-O1-C14

There are no ring outliers.

1 monomer is involved in 1 short contact:

Mol	Chain	Res	Type	Clashes	Symm-Clashes
104	M5	5481	ANM	1	0

The following is a two-dimensional graphical depiction of Mogul quality analysis of bond lengths, bond angles, torsion angles, and ring geometry for all instances of the Ligand of Interest. In addition, ligands with molecular weight > 250 and outliers as shown on the validation Tables will also be included. For torsion angles, if less than 5% of the Mogul distribution of torsion angles is within 10 degrees of the torsion angle in question, then that torsion angle is considered an outlier. Any bond that is central to one or more torsion angles identified as an outlier by Mogul will be highlighted in the graph. For rings, the root-mean-square deviation (RMSD) between the ring in question and similar rings identified by Mogul is calculated over all ring torsion angles. If the average RMSD is greater than 60 degrees and the minimal RMSD between the ring in question and any Mogul-identified rings is also greater than 60 degrees, then that ring is considered an outlier. The outliers are highlighted in purple. The color gray indicates Mogul did not find sufficient equivalents in the CSD to analyse the geometry.



5.7 Other polymers [i](#)

There are no such residues in this entry.

5.8 Polymer linkage issues [i](#)

There are no chain breaks in this entry.

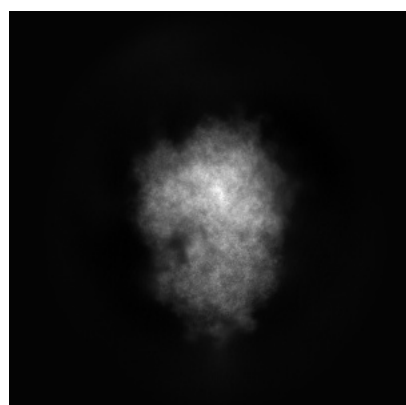
6 Map visualisation [i](#)

This section contains visualisations of the EMDB entry EMD-54172. These allow visual inspection of the internal detail of the map and identification of artifacts.

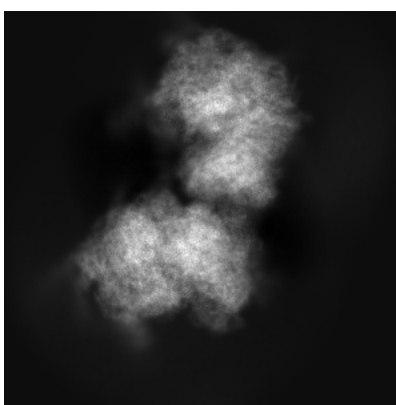
No raw map or half-maps were deposited for this entry and therefore no images, graphs, etc. pertaining to the raw map can be shown.

6.1 Orthogonal projections [i](#)

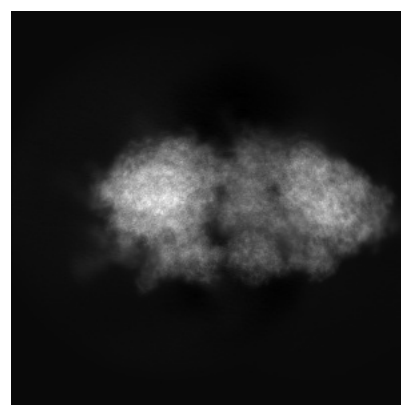
6.1.1 Primary map



X



Y

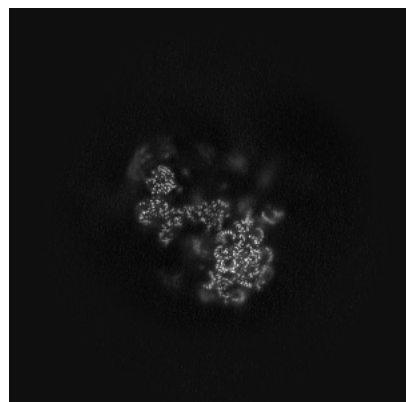


Z

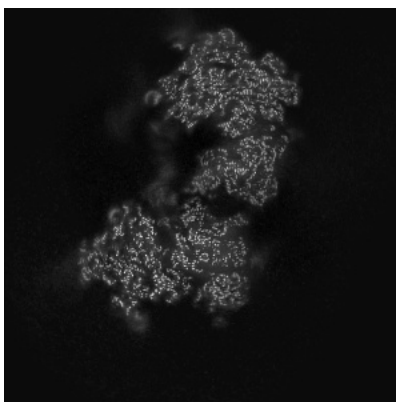
The images above show the map projected in three orthogonal directions.

6.2 Central slices [i](#)

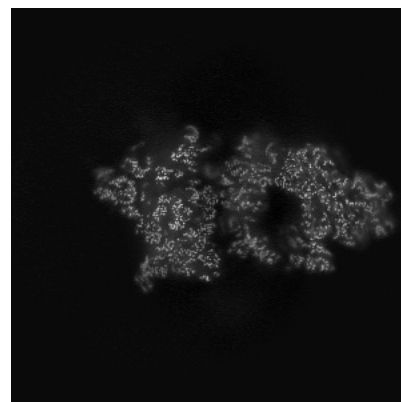
6.2.1 Primary map



X Index: 216



Y Index: 216

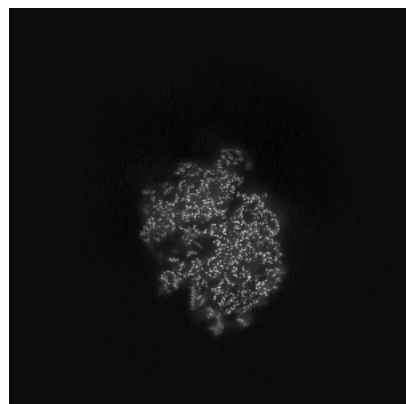


Z Index: 216

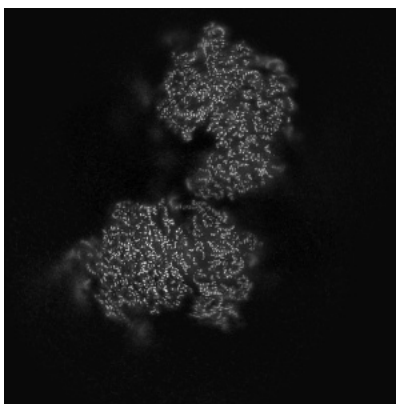
The images above show central slices of the map in three orthogonal directions.

6.3 Largest variance slices [i](#)

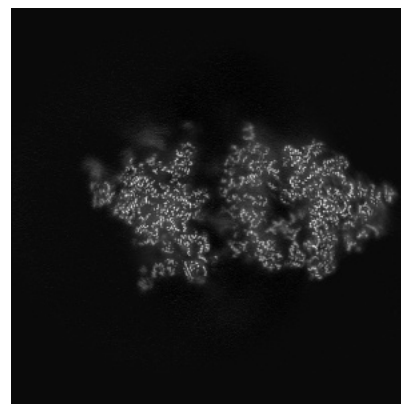
6.3.1 Primary map



X Index: 178



Y Index: 229

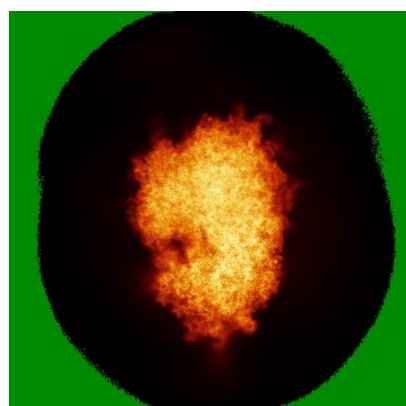


Z Index: 228

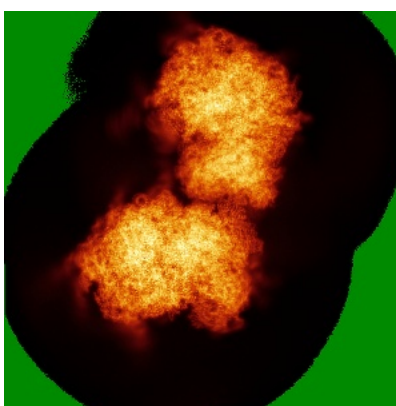
The images above show the largest variance slices of the map in three orthogonal directions.

6.4 Orthogonal standard-deviation projections (False-color) [i](#)

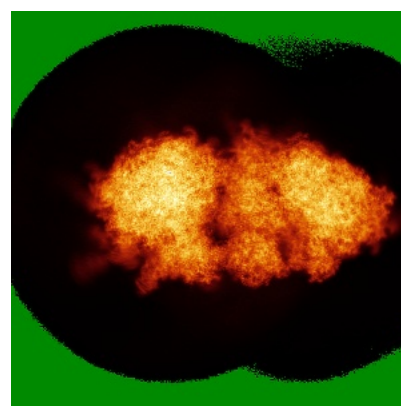
6.4.1 Primary map



X



Y

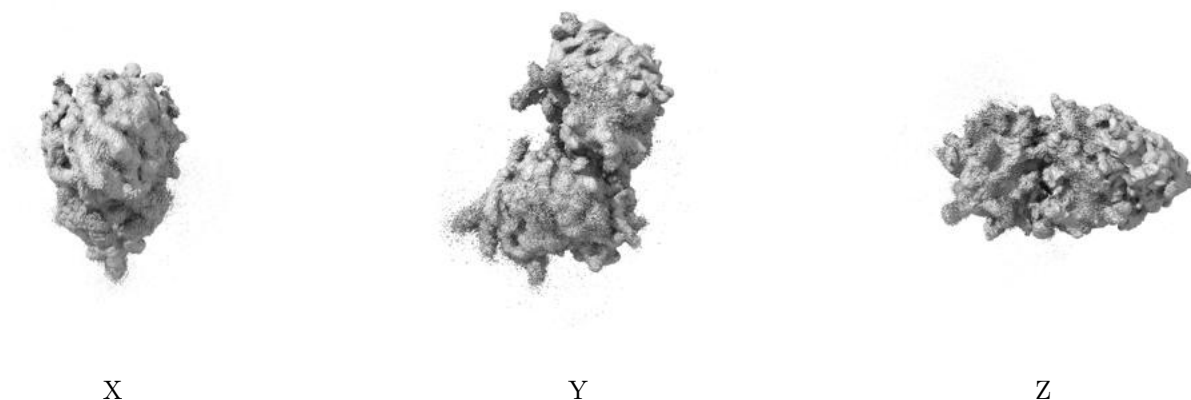


Z

The images above show the map standard deviation projections with false color in three orthogonal directions. Minimum values are shown in green, max in blue, and dark to light orange shades represent small to large values respectively.

6.5 Orthogonal surface views [i](#)

6.5.1 Primary map



The images above show the 3D surface view of the map at the recommended contour level 0.15. These images, in conjunction with the slice images, may facilitate assessment of whether an appropriate contour level has been provided.

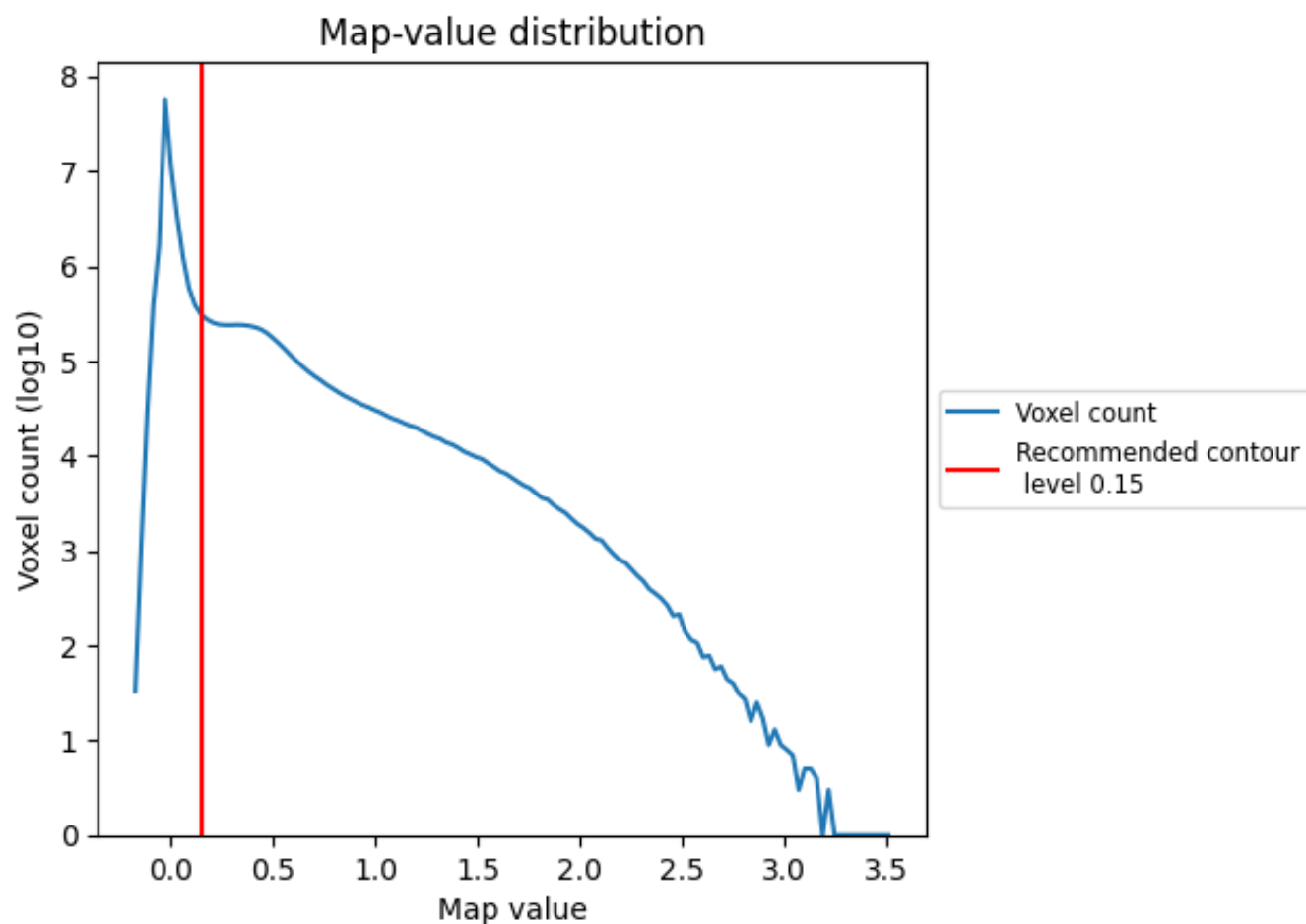
6.6 Mask visualisation [i](#)

This section was not generated. No masks/segmentation were deposited.

7 Map analysis [i](#)

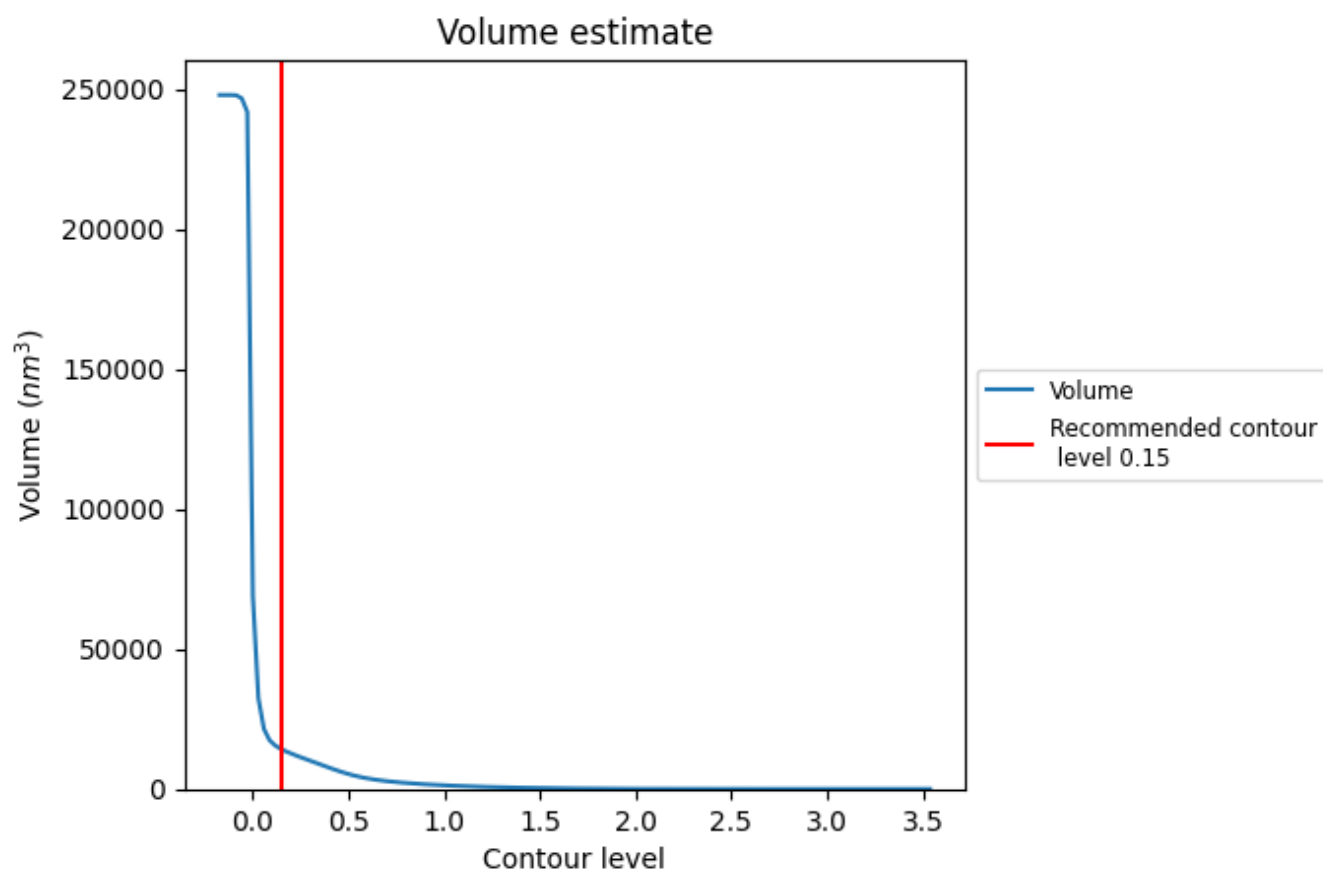
This section contains the results of statistical analysis of the map.

7.1 Map-value distribution [i](#)



The map-value distribution is plotted in 128 intervals along the x-axis. The y-axis is logarithmic. A spike in this graph at zero usually indicates that the volume has been masked.

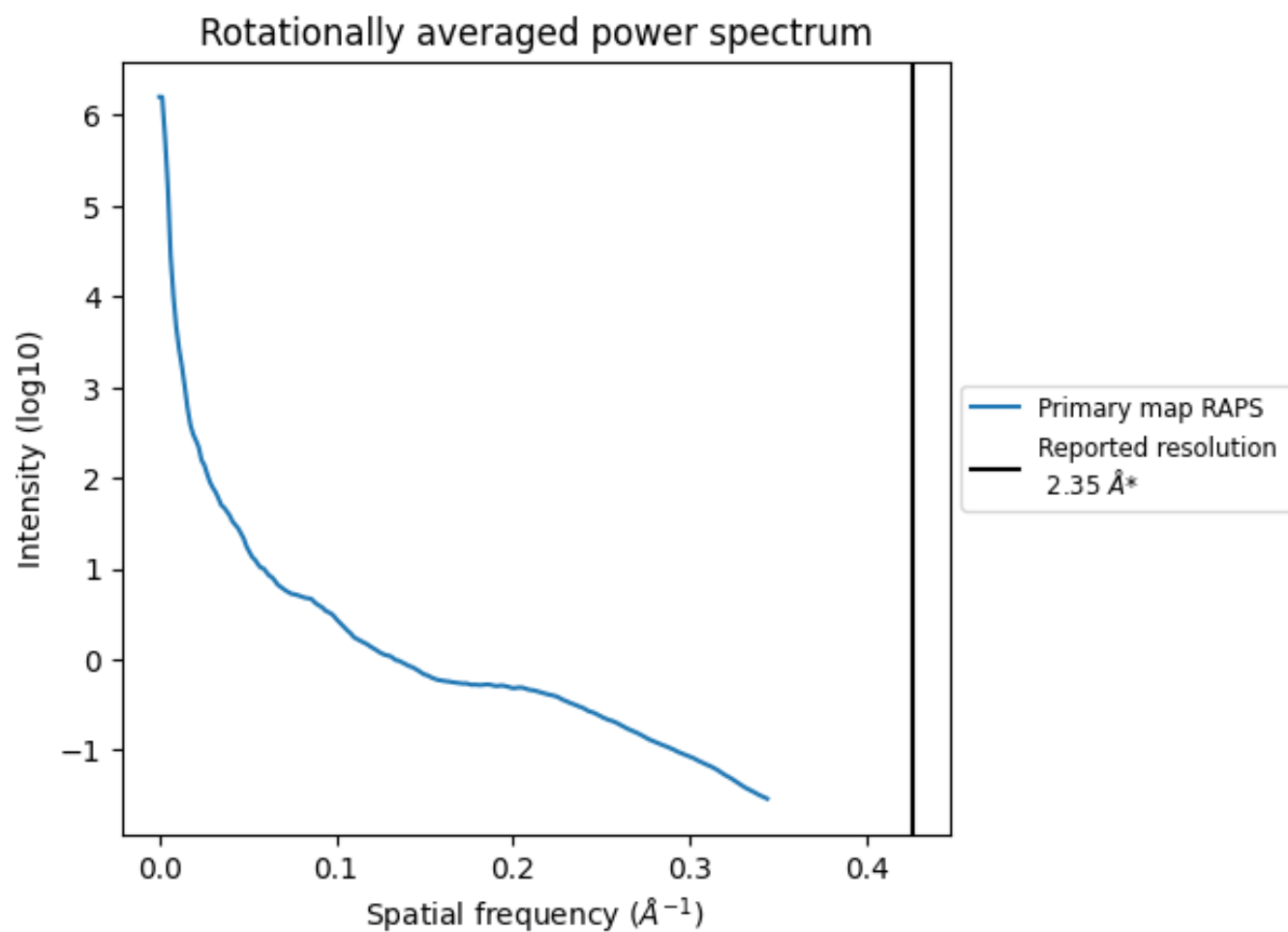
7.2 Volume estimate [i](#)



The volume at the recommended contour level is 14216 nm^3 ; this corresponds to an approximate mass of 12841 kDa.

The volume estimate graph shows how the enclosed volume varies with the contour level. The recommended contour level is shown as a vertical line and the intersection between the line and the curve gives the volume of the enclosed surface at the given level.

7.3 Rotationally averaged power spectrum ⓘ



*Reported resolution corresponds to spatial frequency of 0.426 Å⁻¹

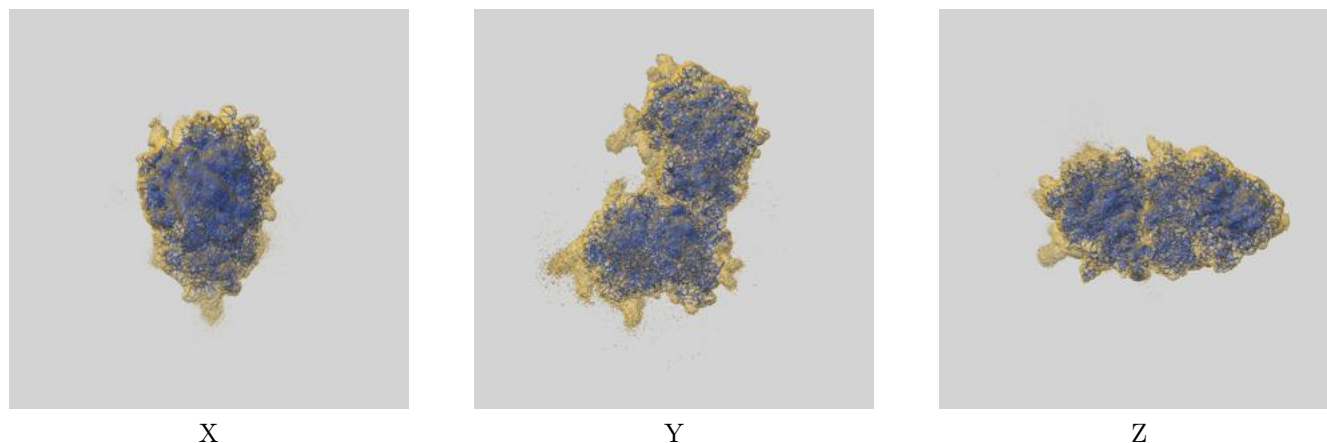
8 Fourier-Shell correlation

This section was not generated. No FSC curve or half-maps provided.

9 Map-model fit [i](#)

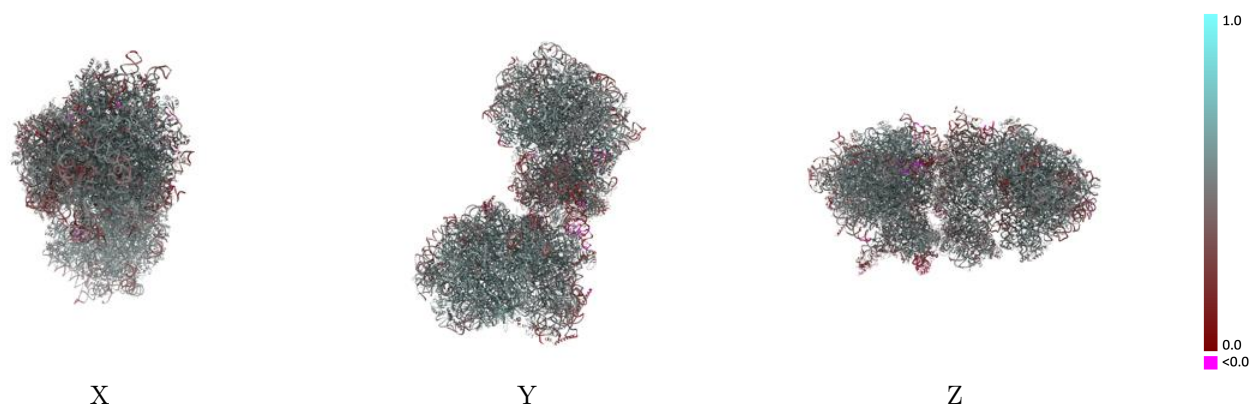
This section contains information regarding the fit between EMDB map EMD-54172 and PDB model 9RPV. Per-residue inclusion information can be found in section [3](#) on page [31](#).

9.1 Map-model overlay [i](#)



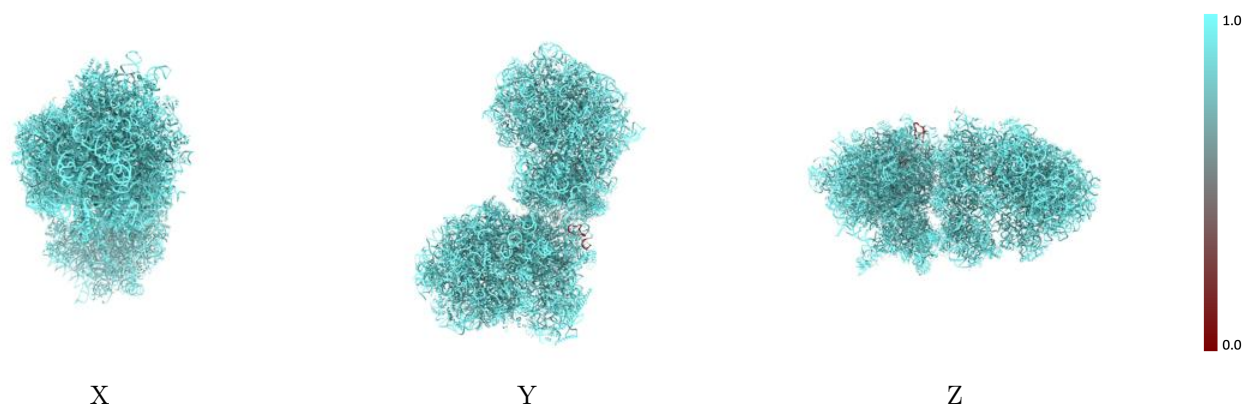
The images above show the 3D surface view of the map at the recommended contour level 0.15 at 50% transparency in yellow overlaid with a ribbon representation of the model coloured in blue. These images allow for the visual assessment of the quality of fit between the atomic model and the map.

9.2 Q-score mapped to coordinate model [i](#)



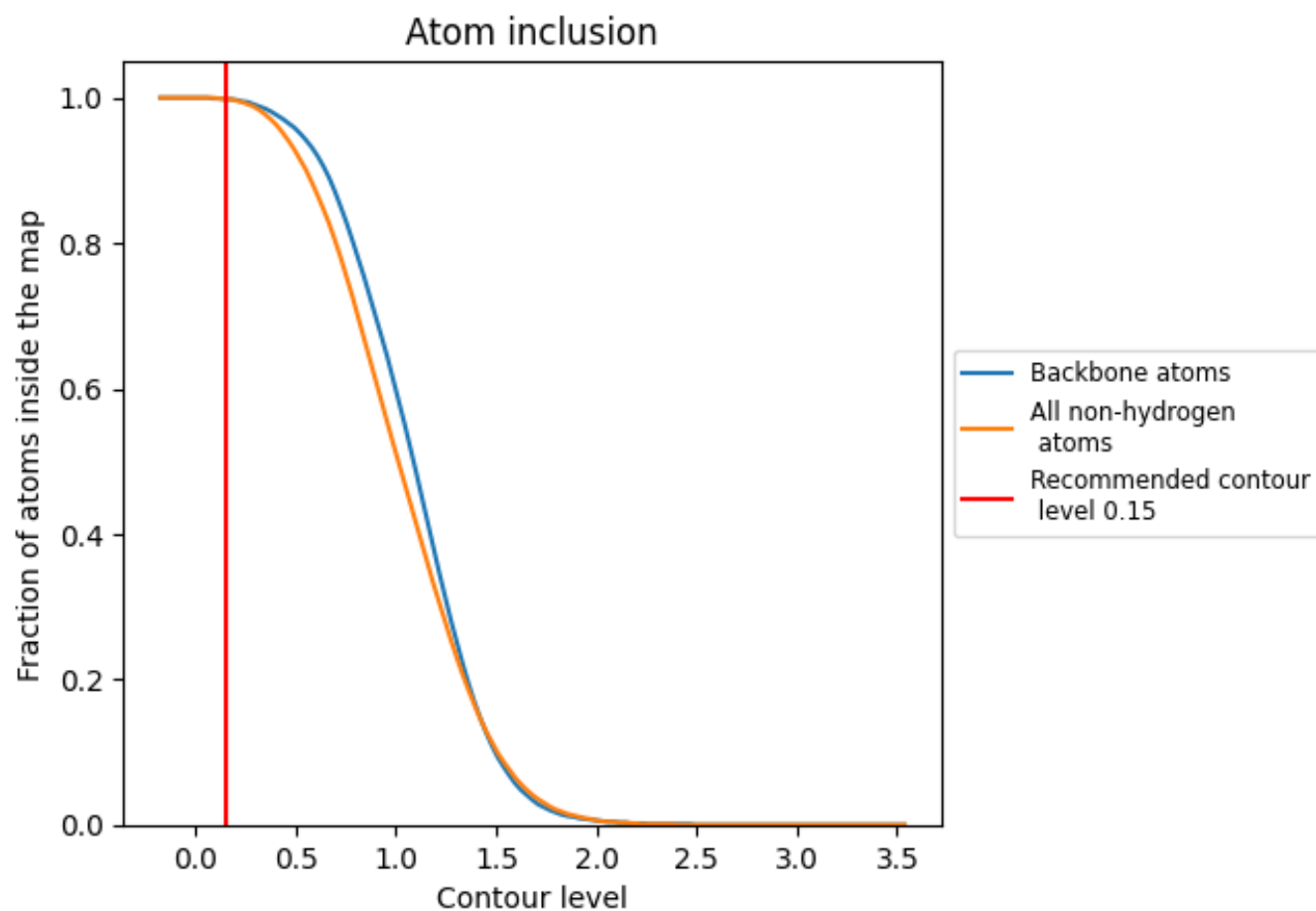
The images above show the model with each residue coloured according its Q-score. This shows their resolvability in the map with higher Q-score values reflecting better resolvability. Please note: Q-score is calculating the resolvability of atoms, and thus high values are only expected at resolutions at which atoms can be resolved. Low Q-score values may therefore be expected for many entries.

9.3 Atom inclusion mapped to coordinate model [i](#)



The images above show the model with each residue coloured according to its atom inclusion. This shows to what extent they are inside the map at the recommended contour level (0.15).







































































9.4 Atom inclusion [i](#)



At the recommended contour level, 100% of all backbone atoms, 100% of all non-hydrogen atoms, are inside the map.

9.5 Map-model fit summary





















































































The table lists the average atom inclusion at the recommended contour level (0.15) and Q-score for the entire model and for each chain.

Chain	Atom inclusion	Q-score
All	 0.9980	 0.4950
A4	 1.0000	 0.3680
A5	 1.0000	 0.5000
B4	 1.0000	 0.3960
B5	 0.9980	 0.4770
D4	 1.0000	 0.2990
E4	 0.9960	 0.3630
E5	 1.0000	 0.3130
L5	 1.0000	 0.4950
L7	 1.0000	 0.5240
L8	 1.0000	 0.5000
LA	 1.0000	 0.5340
LB	 1.0000	 0.5360
LC	 1.0000	 0.5160
LD	 1.0000	 0.4830
LE	 1.0000	 0.4940
LF	 1.0000	 0.5050
LG	 1.0000	 0.4770
LH	 1.0000	 0.5250
LI	 1.0000	 0.5300
LJ	 1.0000	 0.4910
LL	 1.0000	 0.5060
LM	 1.0000	 0.5060
LN	 1.0000	 0.5330
LO	 1.0000	 0.5290
LP	 1.0000	 0.5370
LQ	 1.0000	 0.5210
LR	 1.0000	 0.4980
LS	 1.0000	 0.5380
LT	 1.0000	 0.5040
LU	 1.0000	 0.4590
LV	 1.0000	 0.5610
LW	 1.0000	 0.4410
LX	 1.0000	 0.5030
LY	 1.0000	 0.5050























































































Continued on next page...

Continued from previous page...

Chain	Atom inclusion	Q-score
LZ	 1.0000	 0.5040
La	 1.0000	 0.5330
Lb	 1.0000	 0.4940
Lc	 1.0000	 0.4840
Ld	 1.0000	 0.5270
Le	 1.0000	 0.5360
Lf	 1.0000	 0.5500
Lg	 1.0000	 0.5200
Lh	 1.0000	 0.4980
Li	 1.0000	 0.4800
Lj	 1.0000	 0.5490
Lk	 1.0000	 0.4810
Ll	 1.0000	 0.5190
Lm	 1.0000	 0.5420
Ln	 1.0000	 0.5170
Lo	 1.0000	 0.5350
Lp	 1.0000	 0.5320
Lr	 1.0000	 0.5230
M5	 1.0000	 0.5300
M7	 1.0000	 0.5510
M8	 1.0000	 0.5410
MA	 1.0000	 0.5910
MB	 0.9990	 0.5700
MC	 1.0000	 0.5560
MD	 1.0000	 0.5040
ME	 1.0000	 0.5230
MF	 1.0000	 0.5510
MG	 0.9980	 0.5070
MH	 1.0000	 0.5370
MI	 1.0000	 0.5440
MJ	 1.0000	 0.4900
ML	 0.9980	 0.5240
MM	 1.0000	 0.5260
MN	 1.0000	 0.5900
MO	 1.0000	 0.5570
MP	 1.0000	 0.5700
MQ	 1.0000	 0.5700
MR	 1.0000	 0.5100
MS	 1.0000	 0.5670
MT	 1.0000	 0.5420
MU	 1.0000	 0.4610
MV	 1.0000	 0.5700





















































































Continued on next page...

Continued from previous page...

Chain	Atom inclusion	Q-score
MW	 0.9990	 0.4260
MX	 1.0000	 0.5420
MY	 1.0000	 0.5330
MZ	 1.0000	 0.5380
Ma	 1.0000	 0.5710
Mb	 0.9950	 0.4680
Mc	 1.0000	 0.5400
Md	 1.0000	 0.5530
Me	 1.0000	 0.5720
Mf	 1.0000	 0.5760
Mg	 1.0000	 0.5400
Mh	 1.0000	 0.5240
Mi	 0.9990	 0.5230
Mj	 1.0000	 0.5740
Mk	 1.0000	 0.4800
MI	 1.0000	 0.5740
Mm	 1.0000	 0.5510
Mn	 1.0000	 0.5660
Mo	 1.0000	 0.5570
Mp	 1.0000	 0.5640
Mr	 1.0000	 0.5520
Ms	 0.9850	 0.1540
N1	 0.9630	 0.1960
N2	 0.9620	 0.2010
RA	 0.9840	 0.4790
RB	 0.9990	 0.5030
RC	 0.9990	 0.5070
RD	 0.9980	 0.4310
RE	 1.0000	 0.4780
RF	 1.0000	 0.4960
RG	 1.0000	 0.4120
RH	 1.0000	 0.4280
RI	 1.0000	 0.4940
RJ	 0.9970	 0.4500
RK	 1.0000	 0.3860
RL	 1.0000	 0.5150
RM	 0.9810	 0.2340
RN	 1.0000	 0.5260
RO	 0.9960	 0.5360
RP	 1.0000	 0.4120
RQ	 1.0000	 0.5050
RR	 0.9940	 0.4400

















Continued on next page...

Continued from previous page...

Chain	Atom inclusion	Q-score
RS	 1.0000	 0.4380
RT	 1.0000	 0.4600
RU	 1.0000	 0.4550
RV	 1.0000	 0.5030
RW	 1.0000	 0.5200
RX	 1.0000	 0.5360
RY	 0.9710	 0.4100
RZ	 1.0000	 0.4130
Ra	 1.0000	 0.5440
Rb	 1.0000	 0.5020
Rc	 0.9880	 0.4880
Rd	 1.0000	 0.4850
Re	 1.0000	 0.4660
Rf	 0.9880	 0.2580
Rg	 0.9920	 0.4970
S2	 0.9910	 0.4530
S3	 1.0000	 0.5040
SA	 1.0000	 0.4860
SB	 1.0000	 0.4870
SC	 1.0000	 0.4950
SD	 1.0000	 0.4280
SE	 1.0000	 0.4460
SF	 1.0000	 0.4500
SG	 1.0000	 0.3990
SH	 1.0000	 0.4210
SI	 1.0000	 0.4060
SJ	 1.0000	 0.3910
SK	 1.0000	 0.4080
SL	 1.0000	 0.4620
SN	 1.0000	 0.4820
SO	 1.0000	 0.4610
SP	 1.0000	 0.4360
SQ	 1.0000	 0.4840
SR	 0.9990	 0.4360
SS	 1.0000	 0.4660
ST	 1.0000	 0.4800
SU	 1.0000	 0.4430
SV	 1.0000	 0.4970
SW	 1.0000	 0.4910
SX	 1.0000	 0.4920
SY	 1.0000	 0.4010
SZ	 1.0000	 0.4380

Continued on next page...

Continued from previous page...

Chain	Atom inclusion	Q-score
Sa	 1.0000	 0.4960
Sb	 1.0000	 0.4450
Sc	 1.0000	 0.4700
Sd	 1.0000	 0.4710
Se	 1.0000	 0.3890
Sf	 0.9810	 0.2530
Sg	 0.9890	 0.4750
sh	 1.0000	 0.3280