



Full wwPDB EM Validation Report ⓘ

Dec 8, 2025 – 08:13 pm GMT

PDB ID : 9QCC / pdb_00009qcc
EMDB ID : EMD-53008
Title : Activated XauSPARDA filament assembly with bound dsDNA substrate
Authors : Manakova, E.N.; Zaremba, M.; Jurgelaitis, E.
Deposited on : 2025-03-04
Resolution : 3.00 Å(reported)
Based on initial model : 9QBQ

This is a Full wwPDB EM Validation Report for a publicly released PDB entry.

We welcome your comments at validation@mail.wwpdb.org

A user guide is available at

<https://www.wwpdb.org/validation/2017/EMValidationReportHelp>
with specific help available everywhere you see the ⓘ symbol.

The types of validation reports are described at

<http://www.wwpdb.org/validation/2017/FAQs#types>.

The following versions of software and data (see [references ⓘ](#)) were used in the production of this report:

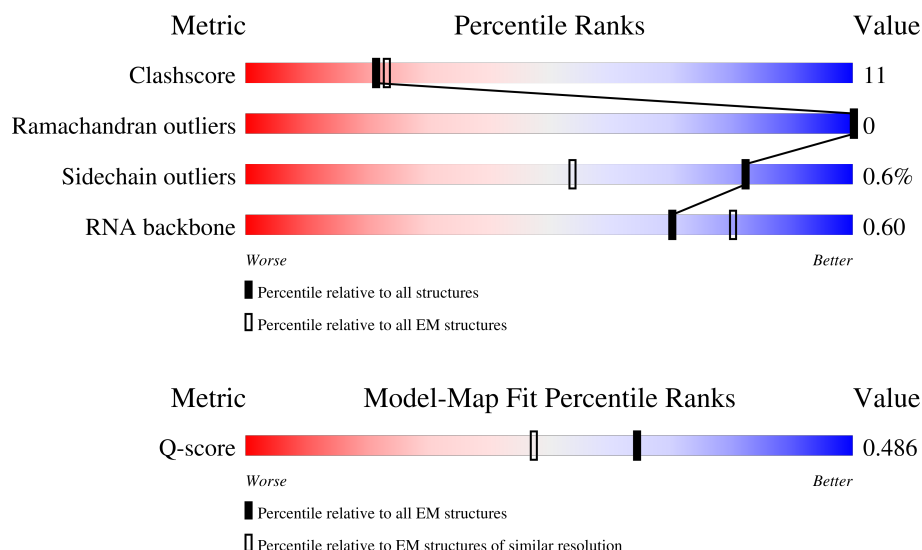
EMDB validation analysis : 0.0.1.dev129
MolProbity : 4-5-2 with Phenix2.0
Percentile statistics : 20231227.v01 (using entries in the PDB archive December 27th 2023)
EM percentile statistics : 202505.v01 (Using data in the EMDB archive up until May 2025)
MapQ : 1.9.13
Ideal geometry (proteins) : Engh & Huber (2001)
Ideal geometry (DNA, RNA) : Parkinson et al. (1996)
Validation Pipeline (wwPDB-VP) : 2.47

1 Overall quality at a glance

The following experimental techniques were used to determine the structure:
ELECTRON MICROSCOPY

The reported resolution of this entry is 3.00 Å.

Percentile scores (ranging between 0-100) for global validation metrics of the entry are shown in the following graphic. The table shows the number of entries on which the scores are based.



Metric	Whole archive (#Entries)	EM structures (#Entries)	Similar EM resolution (#Entries, resolution range(Å))
Clashscore	210492	15764	-
Ramachandran outliers	207382	16835	-
Sidechain outliers	206894	16415	-
RNA backbone	6643	2191	-
Q-score	-	25397	14081 (2.50 - 3.50)

The table below summarises the geometric issues observed across the polymeric chains and their fit to the map. The red, orange, yellow and green segments of the bar indicate the fraction of residues that contain outliers for ≥ 3 , 2, 1 and 0 types of geometric quality criteria respectively. A grey segment represents the fraction of residues that are not modelled. The numeric value for each fraction is indicated below the corresponding segment, with a dot representing fractions $\leq 5\%$. The upper red bar (where present) indicates the fraction of residues that have poor fit to the EM map (all-atom inclusion $< 40\%$). The numeric value is given above the bar.

Mol	Chain	Length	Quality of chain
1	A	458	
1	E	458	
1	I	458	


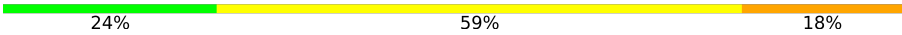

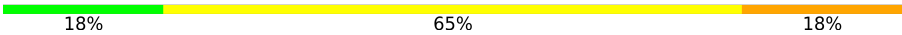


Continued on next page...

Continued from previous page...

Mol	Chain	Length	Quality of chain
1	M	458	
1	Q	458	
1	U	458	
1	W	458	
1	Y	458	
2	B	482	
2	F	482	
2	J	482	
2	N	482	
2	R	482	
2	V	482	
2	X	482	
2	Z	482	
3	1	17	
3	3	17	
3	5	17	
3	7	17	
3	C	17	
3	G	17	
3	K	17	
3	O	17	
4	2	17	
4	4	17	
4	6	17	
4	8	17	

Continued on next page...

Continued from previous page...

Mol	Chain	Length	Quality of chain
4	D	17	
4	H	17	
4	L	17	
4	P	17	
5	S	42	
6	T	42	

2 Entry composition

There are 7 unique types of molecules in this entry. The entry contains 60115 atoms, of which 0 are hydrogens and 0 are deuteriums.

In the tables below, the AltConf column contains the number of residues with at least one atom in alternate conformation and the Trace column contains the number of residues modelled with at most 2 atoms.

- Molecule 1 is a protein called DUF4365 domain-containing protein.

Mol	Chain	Residues	Atoms					AltConf	Trace
1	A	412	Total	C	N	O	S	0	0
			3354	2128	607	615	4		
1	E	407	Total	C	N	O	S	0	0
			3295	2091	593	607	4		
1	I	257	Total	C	N	O	S	0	0
			2113	1345	388	377	3		
1	M	401	Total	C	N	O	S	0	0
			3274	2079	594	597	4		
1	Q	416	Total	C	N	O	S	0	0
			3383	2148	611	620	4		
1	U	407	Total	C	N	O	S	0	0
			3311	2107	596	605	3		
1	W	249	Total	C	N	O	S	0	0
			2055	1309	379	364	3		
1	Y	390	Total	C	N	O	S	0	0
			3200	2032	580	585	3		

There are 112 discrepancies between the modelled and reference sequences:

Chain	Residue	Modelled	Actual	Comment	Reference
A	-13	MET	-	initiating methionine	UNP A7ICE8
A	-12	GLY	-	expression tag	UNP A7ICE8
A	-11	GLY	-	expression tag	UNP A7ICE8
A	-10	SER	-	expression tag	UNP A7ICE8
A	-9	HIS	-	expression tag	UNP A7ICE8
A	-8	HIS	-	expression tag	UNP A7ICE8
A	-7	HIS	-	expression tag	UNP A7ICE8
A	-6	HIS	-	expression tag	UNP A7ICE8
A	-5	HIS	-	expression tag	UNP A7ICE8
A	-4	HIS	-	expression tag	UNP A7ICE8
A	-3	GLY	-	expression tag	UNP A7ICE8
A	-2	MET	-	expression tag	UNP A7ICE8
A	-1	ALA	-	expression tag	UNP A7ICE8
A	0	SER	-	expression tag	UNP A7ICE8

Continued on next page...

Continued from previous page...

Chain	Residue	Modelled	Actual	Comment	Reference
E	-13	MET	-	initiating methionine	UNP A7ICE8
E	-12	GLY	-	expression tag	UNP A7ICE8
E	-11	GLY	-	expression tag	UNP A7ICE8
E	-10	SER	-	expression tag	UNP A7ICE8
E	-9	HIS	-	expression tag	UNP A7ICE8
E	-8	HIS	-	expression tag	UNP A7ICE8
E	-7	HIS	-	expression tag	UNP A7ICE8
E	-6	HIS	-	expression tag	UNP A7ICE8
E	-5	HIS	-	expression tag	UNP A7ICE8
E	-4	HIS	-	expression tag	UNP A7ICE8
E	-3	GLY	-	expression tag	UNP A7ICE8
E	-2	MET	-	expression tag	UNP A7ICE8
E	-1	ALA	-	expression tag	UNP A7ICE8
E	0	SER	-	expression tag	UNP A7ICE8
I	-13	MET	-	initiating methionine	UNP A7ICE8
I	-12	GLY	-	expression tag	UNP A7ICE8
I	-11	GLY	-	expression tag	UNP A7ICE8
I	-10	SER	-	expression tag	UNP A7ICE8
I	-9	HIS	-	expression tag	UNP A7ICE8
I	-8	HIS	-	expression tag	UNP A7ICE8
I	-7	HIS	-	expression tag	UNP A7ICE8
I	-6	HIS	-	expression tag	UNP A7ICE8
I	-5	HIS	-	expression tag	UNP A7ICE8
I	-4	HIS	-	expression tag	UNP A7ICE8
I	-3	GLY	-	expression tag	UNP A7ICE8
I	-2	MET	-	expression tag	UNP A7ICE8
I	-1	ALA	-	expression tag	UNP A7ICE8
I	0	SER	-	expression tag	UNP A7ICE8
M	-13	MET	-	initiating methionine	UNP A7ICE8
M	-12	GLY	-	expression tag	UNP A7ICE8
M	-11	GLY	-	expression tag	UNP A7ICE8
M	-10	SER	-	expression tag	UNP A7ICE8
M	-9	HIS	-	expression tag	UNP A7ICE8
M	-8	HIS	-	expression tag	UNP A7ICE8
M	-7	HIS	-	expression tag	UNP A7ICE8
M	-6	HIS	-	expression tag	UNP A7ICE8
M	-5	HIS	-	expression tag	UNP A7ICE8
M	-4	HIS	-	expression tag	UNP A7ICE8
M	-3	GLY	-	expression tag	UNP A7ICE8
M	-2	MET	-	expression tag	UNP A7ICE8
M	-1	ALA	-	expression tag	UNP A7ICE8
M	0	SER	-	expression tag	UNP A7ICE8

Continued on next page...

Continued from previous page...

Chain	Residue	Modelled	Actual	Comment	Reference
Q	-13	MET	-	initiating methionine	UNP A7ICE8
Q	-12	GLY	-	expression tag	UNP A7ICE8
Q	-11	GLY	-	expression tag	UNP A7ICE8
Q	-10	SER	-	expression tag	UNP A7ICE8
Q	-9	HIS	-	expression tag	UNP A7ICE8
Q	-8	HIS	-	expression tag	UNP A7ICE8
Q	-7	HIS	-	expression tag	UNP A7ICE8
Q	-6	HIS	-	expression tag	UNP A7ICE8
Q	-5	HIS	-	expression tag	UNP A7ICE8
Q	-4	HIS	-	expression tag	UNP A7ICE8
Q	-3	GLY	-	expression tag	UNP A7ICE8
Q	-2	MET	-	expression tag	UNP A7ICE8
Q	-1	ALA	-	expression tag	UNP A7ICE8
Q	0	SER	-	expression tag	UNP A7ICE8
U	-13	MET	-	initiating methionine	UNP A7ICE8
U	-12	GLY	-	expression tag	UNP A7ICE8
U	-11	GLY	-	expression tag	UNP A7ICE8
U	-10	SER	-	expression tag	UNP A7ICE8
U	-9	HIS	-	expression tag	UNP A7ICE8
U	-8	HIS	-	expression tag	UNP A7ICE8
U	-7	HIS	-	expression tag	UNP A7ICE8
U	-6	HIS	-	expression tag	UNP A7ICE8
U	-5	HIS	-	expression tag	UNP A7ICE8
U	-4	HIS	-	expression tag	UNP A7ICE8
U	-3	GLY	-	expression tag	UNP A7ICE8
U	-2	MET	-	expression tag	UNP A7ICE8
U	-1	ALA	-	expression tag	UNP A7ICE8
U	0	SER	-	expression tag	UNP A7ICE8
W	-13	MET	-	initiating methionine	UNP A7ICE8
W	-12	GLY	-	expression tag	UNP A7ICE8
W	-11	GLY	-	expression tag	UNP A7ICE8
W	-10	SER	-	expression tag	UNP A7ICE8
W	-9	HIS	-	expression tag	UNP A7ICE8
W	-8	HIS	-	expression tag	UNP A7ICE8
W	-7	HIS	-	expression tag	UNP A7ICE8
W	-6	HIS	-	expression tag	UNP A7ICE8
W	-5	HIS	-	expression tag	UNP A7ICE8
W	-4	HIS	-	expression tag	UNP A7ICE8
W	-3	GLY	-	expression tag	UNP A7ICE8
W	-2	MET	-	expression tag	UNP A7ICE8
W	-1	ALA	-	expression tag	UNP A7ICE8
W	0	SER	-	expression tag	UNP A7ICE8

Continued on next page...

Continued from previous page...

Chain	Residue	Modelled	Actual	Comment	Reference
Y	-13	MET	-	initiating methionine	UNP A7ICE8
Y	-12	GLY	-	expression tag	UNP A7ICE8
Y	-11	GLY	-	expression tag	UNP A7ICE8
Y	-10	SER	-	expression tag	UNP A7ICE8
Y	-9	HIS	-	expression tag	UNP A7ICE8
Y	-8	HIS	-	expression tag	UNP A7ICE8
Y	-7	HIS	-	expression tag	UNP A7ICE8
Y	-6	HIS	-	expression tag	UNP A7ICE8
Y	-5	HIS	-	expression tag	UNP A7ICE8
Y	-4	HIS	-	expression tag	UNP A7ICE8
Y	-3	GLY	-	expression tag	UNP A7ICE8
Y	-2	MET	-	expression tag	UNP A7ICE8
Y	-1	ALA	-	expression tag	UNP A7ICE8
Y	0	SER	-	expression tag	UNP A7ICE8

- Molecule 2 is a protein called Protein argonaute.

Mol	Chain	Residues	Atoms					AltConf	Trace
2	B	480	Total	C	N	O	S	0	0
			3765	2378	680	701	6		
2	F	476	Total	C	N	O	S	0	0
			3736	2363	676	691	6		
2	J	468	Total	C	N	O	S	0	0
			3683	2335	668	674	6		
2	N	466	Total	C	N	O	S	0	0
			3667	2325	665	671	6		
2	R	468	Total	C	N	O	S	1	0
			3689	2339	669	675	6		
2	V	481	Total	C	N	O	S	1	0
			3783	2388	685	704	6		
2	X	467	Total	C	N	O	S	0	0
			3676	2331	667	672	6		
2	Z	467	Total	C	N	O	S	0	0
			3676	2331	667	672	6		

- Molecule 3 is a DNA chain called DNA (5'-D(*AP*TP*TP*CP*GP*GP*CP*CP*GP*TP*GP*TP*AP*CP*AP*AP*T)-3').

Mol	Chain	Residues	Atoms					AltConf	Trace
3	C	17	Total	C	N	O	P	0	0
			345	166	62	101	16		

Continued on next page...

Continued from previous page...

Mol	Chain	Residues	Atoms					AltConf	Trace
3	G	17	Total 345	C 166	N 62	O 101	P 16	0	0
3	K	17	Total 345	C 166	N 62	O 101	P 16	0	0
3	O	17	Total 345	C 166	N 62	O 101	P 16	0	0
3	1	17	Total 345	C 166	N 62	O 101	P 16	0	0
3	3	17	Total 345	C 166	N 62	O 101	P 16	0	0
3	5	17	Total 345	C 166	N 62	O 101	P 16	0	0
3	7	17	Total 345	C 166	N 62	O 101	P 16	0	0

- Molecule 4 is a RNA chain called RNA (5'-R(P*AP*UP*UP*GP*UP*AP*CP*AP*CP*GP*GP*CP*CP*GP*AP*AP*U)-3').

Mol	Chain	Residues	Atoms					AltConf	Trace
4	D	17	Total 363	C 162	N 65	O 119	P 17	0	0
4	H	17	Total 363	C 162	N 65	O 119	P 17	0	0
4	L	17	Total 363	C 162	N 65	O 119	P 17	0	0
4	P	17	Total 363	C 162	N 65	O 119	P 17	0	0
4	2	17	Total 363	C 162	N 65	O 119	P 17	0	0
4	4	17	Total 363	C 162	N 65	O 119	P 17	0	0
4	6	17	Total 363	C 162	N 65	O 119	P 17	0	0
4	8	17	Total 363	C 162	N 65	O 119	P 17	0	0

- Molecule 5 is a DNA chain called dsDNA substrate, first strand.

Mol	Chain	Residues	Atoms					AltConf	Trace
5	S	19	Total 391	C 187	N 68	O 117	P 19	0	0

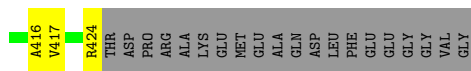
- Molecule 6 is a DNA chain called dsDNA substrate, second strand.

Mol	Chain	Residues	Atoms					AltConf	Trace
6	T	19	Total	C	N	O	P	0	0
			388	185	73	111	19		

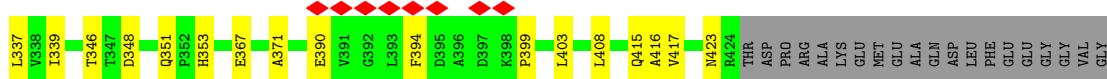
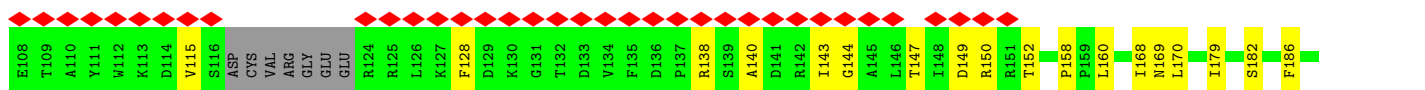
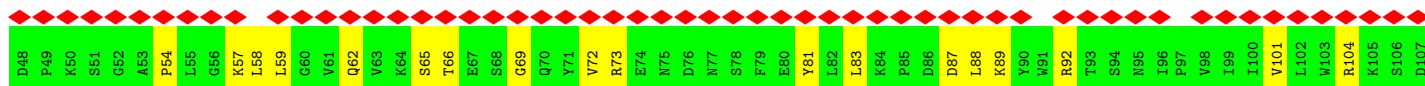
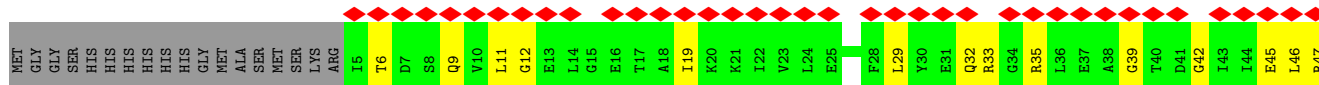
- Molecule 7 is CALCIUM ION (CCD ID: CA) (formula: Ca) (labeled as "Ligand of Interest" by depositor).

Mol	Chain	Residues	Atoms		AltConf
7	A	2	Total	Ca	0
			2	2	
7	B	1	Total	Ca	0
			1	1	
7	F	1	Total	Ca	0
			1	1	
7	J	1	Total	Ca	0
			1	1	
7	N	1	Total	Ca	0
			1	1	
7	Q	1	Total	Ca	0
			1	1	
7	R	1	Total	Ca	0
			1	1	
7	V	1	Total	Ca	0
			1	1	
7	X	1	Total	Ca	0
			1	1	
7	8	1	Total	Ca	0
			1	1	
7	T	1	Total	Ca	0
			1	1	

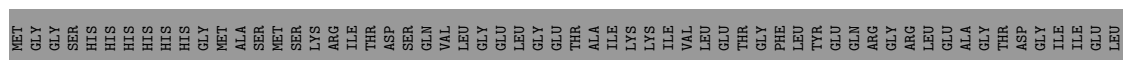
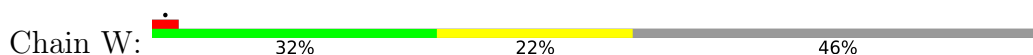
- Molecule 1: DUF4365 domain-containing protein

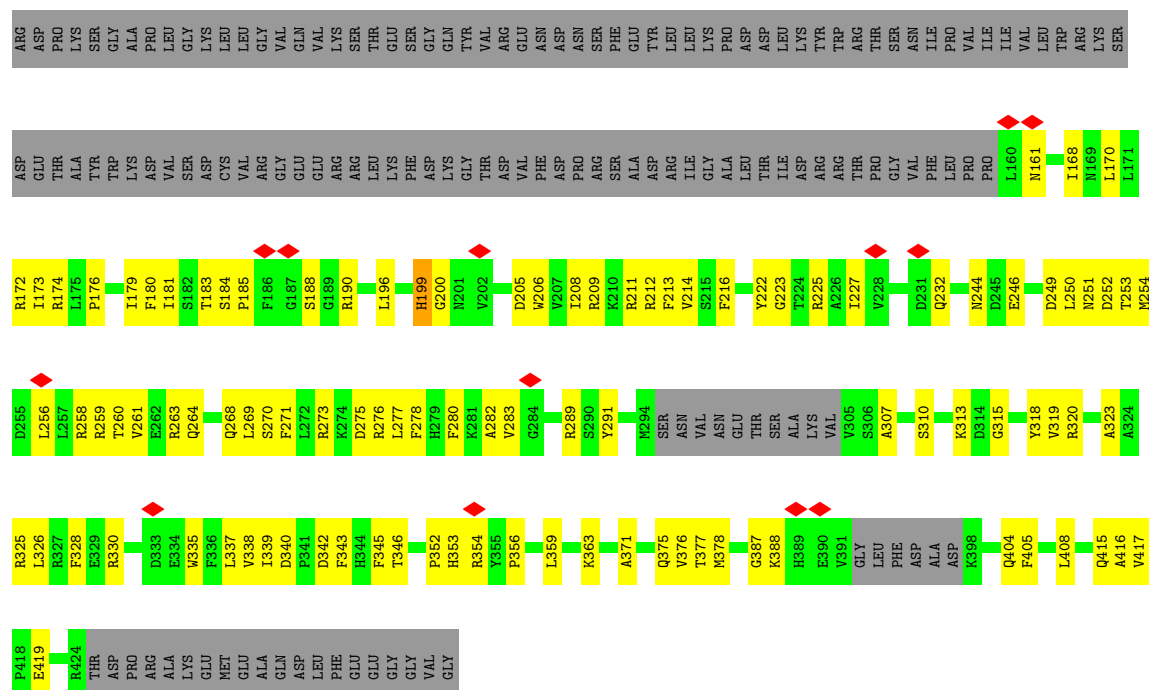


- Molecule 1: DUF4365 domain-containing protein

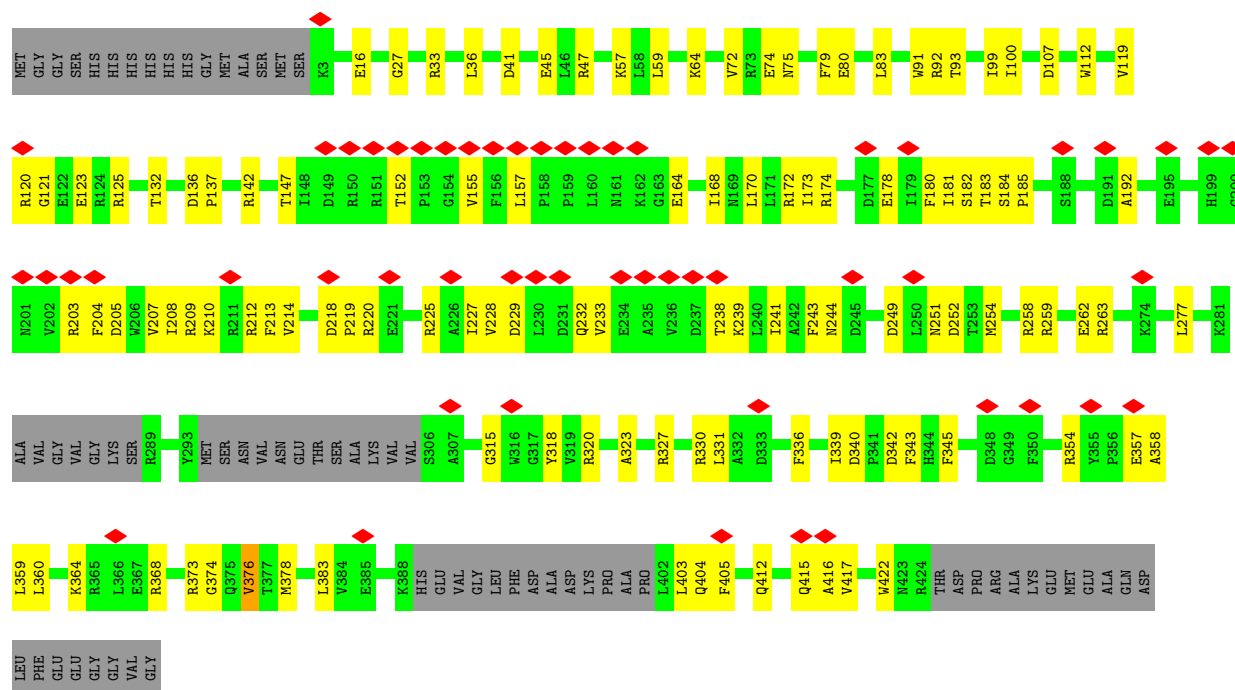


- Molecule 1: DUF4365 domain-containing protein

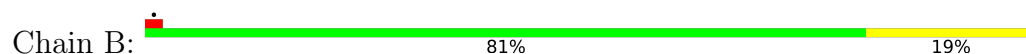


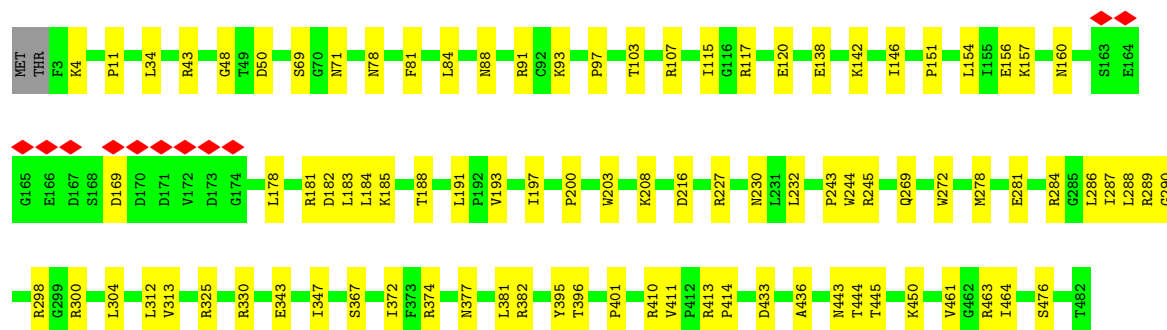


• Molecule 1: DUF4365 domain-containing protein

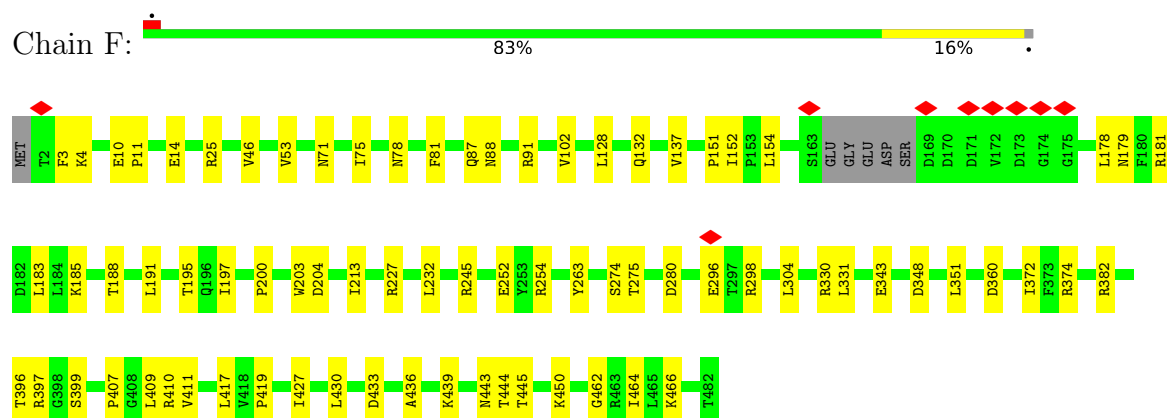


• Molecule 2: Protein argonaute

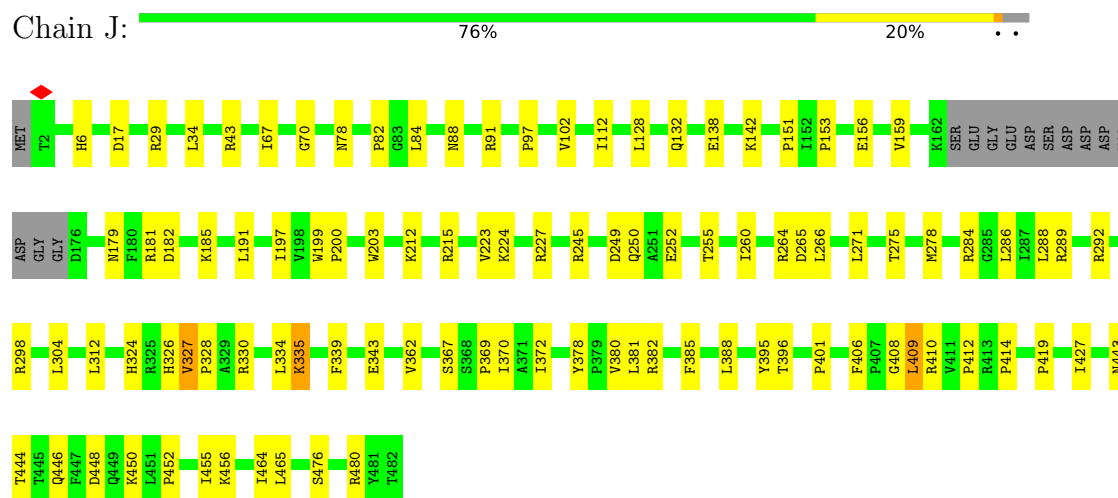




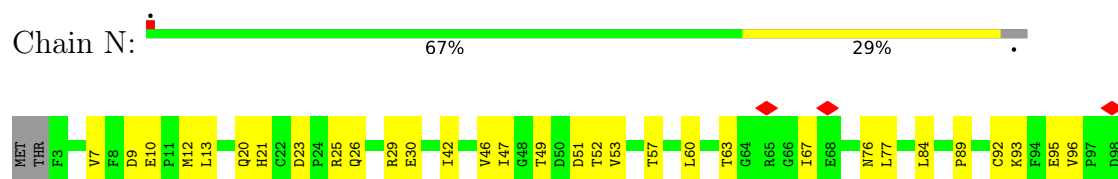
• Molecule 2: Protein argonaute

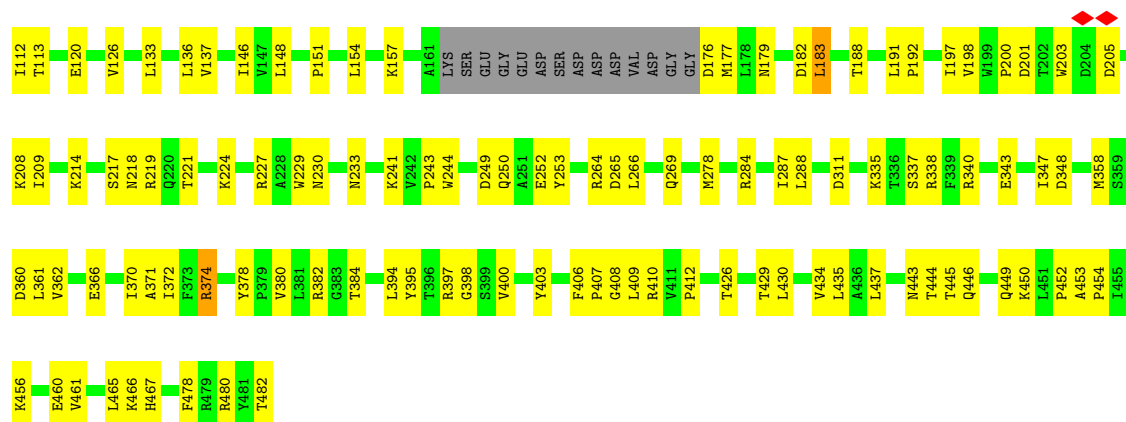


• Molecule 2: Protein argonaute



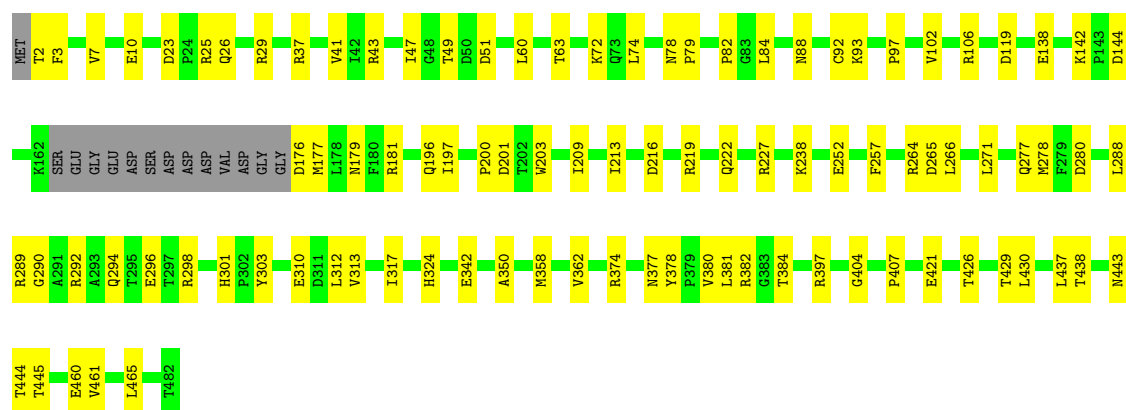
• Molecule 2: Protein argonaute





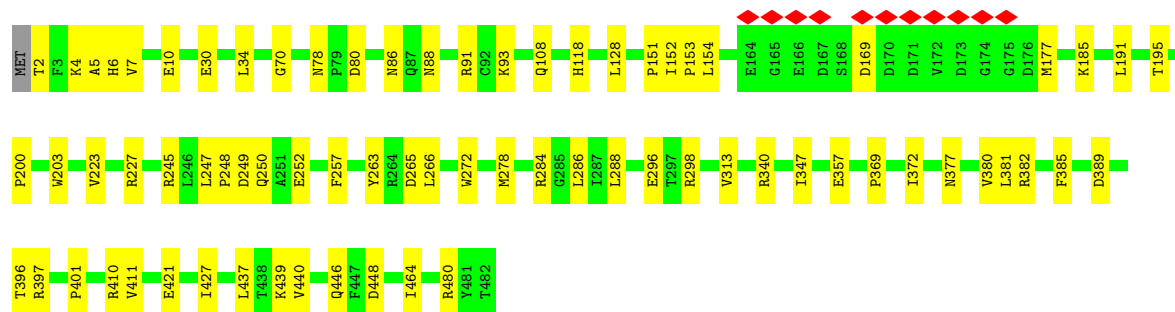
• Molecule 2: Protein argonaute

Chain R: 77% 20% .



• Molecule 2: Protein argonaute

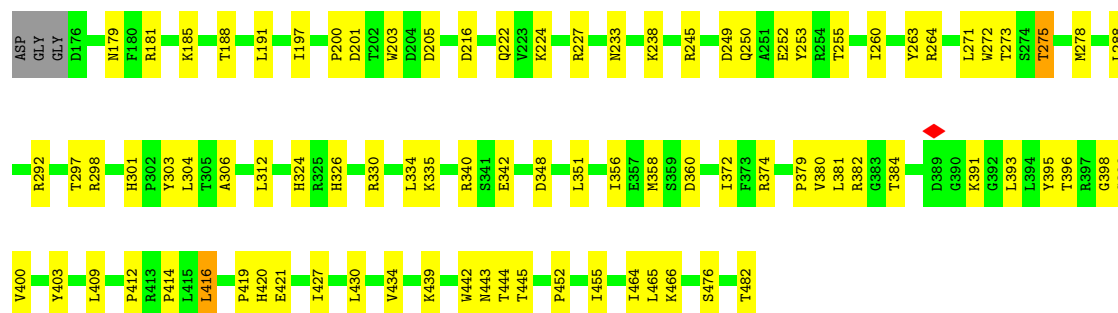
Chain V: 84% 15% .



• Molecule 2: Protein argonaute

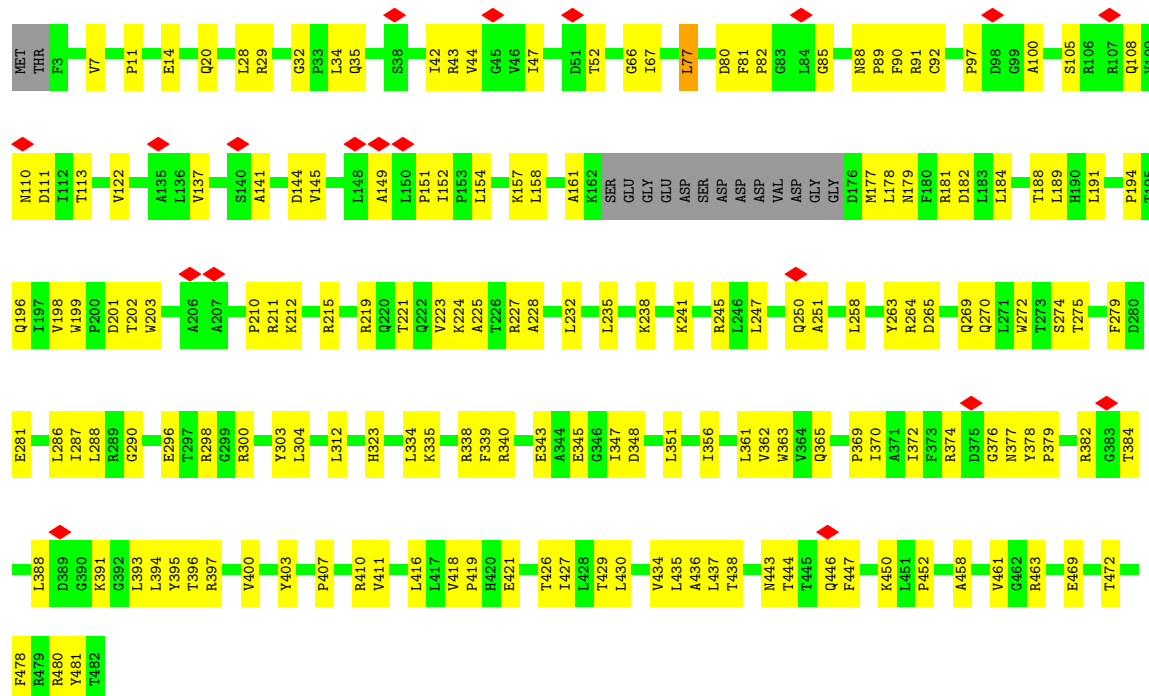
Chain X: 73% 23% .





• Molecule 2: Protein argonaute

Chain Z: 62% 34%



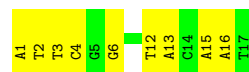
• Molecule 3: DNA (5'-D(*AP*TP*TP*CP*GP*GP*CP*CP*GP*TP*GP*TP*AP*CP*AP*AP*T)-3')

Chain C: 35% 65%



• Molecule 3: DNA (5'-D(*AP*TP*TP*CP*GP*GP*CP*CP*GP*TP*GP*TP*AP*CP*AP*AP*T)-3')

Chain G: 47% 53%



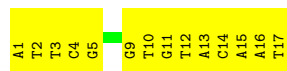
- Molecule 3: DNA (5'-D(*AP*TP*TP*CP*GP*GP*CP*CP*GP*TP*GP*TP*AP*CP*AP*AP*T)-3')

Chain K:  35% 65%



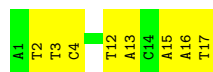
- Molecule 3: DNA (5'-D(*AP*TP*TP*CP*GP*GP*CP*CP*GP*TP*GP*TP*AP*CP*AP*AP*T)-3')

Chain O:  18% 82%



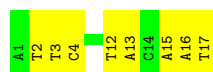
- Molecule 3: DNA (5'-D(*AP*TP*TP*CP*GP*GP*CP*CP*GP*TP*GP*TP*AP*CP*AP*AP*T)-3')

Chain 1:  53% 47%




- Molecule 3: DNA (5'-D(*AP*TP*TP*CP*GP*GP*CP*CP*GP*TP*GP*TP*AP*CP*AP*AP*T)-3')

Chain 3:  53% 47%



- Molecule 3: DNA (5'-D(*AP*TP*TP*CP*GP*GP*CP*CP*GP*TP*GP*TP*AP*CP*AP*AP*T)-3')

Chain 5:  35% 65%



- Molecule 3: DNA (5'-D(*AP*TP*TP*CP*GP*GP*CP*CP*GP*TP*GP*TP*AP*CP*AP*AP*T)-3')

Chain 7:  29% 71%



- Molecule 4: RNA (5'-R(P*AP*UP*UP*GP*UP*AP*CP*AP*CP*GP*GP*CP*CP*GP*AP*A P*U)-3')

Chain D:  24% 65% 12%



- Molecule 4: RNA (5'-R(P*AP*UP*UP*GP*UP*AP*CP*AP*CP*GP*GP*CP*CP*GP*AP*A P*U)-3')

Chain H:  24% 59% 18%




- Molecule 4: RNA (5'-R(P*AP*UP*UP*GP*UP*AP*CP*AP*CP*GP*GP*CP*CP*GP*AP*A P*U)-3')

Chain L:  53% 41% 6%




- Molecule 4: RNA (5'-R(P*AP*UP*UP*GP*UP*AP*CP*AP*CP*GP*GP*CP*CP*GP*AP*A P*U)-3')

Chain P:  18% 65% 18%



- Molecule 4: RNA (5'-R(P*AP*UP*UP*GP*UP*AP*CP*AP*CP*GP*GP*CP*CP*GP*AP*A P*U)-3')

Chain 2:  35% 59% 6%



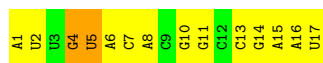
- Molecule 4: RNA (5'-R(P*AP*UP*UP*GP*UP*AP*CP*AP*CP*GP*GP*CP*CP*GP*AP*A P*U)-3')

Chain 4:  53% 41% 6%

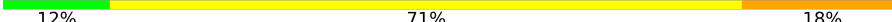


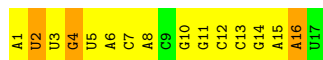
- Molecule 4: RNA (5'-R(P*AP*UP*UP*GP*UP*AP*CP*AP*CP*GP*GP*CP*CP*GP*AP*AP*U)-3')

Chain 6:  18% 71% 12%



- Molecule 4: RNA (5'-R(P*AP*UP*UP*GP*UP*AP*CP*AP*CP*GP*GP*CP*CP*GP*AP*AP*U)-3')

Chain 8:  12% 71% 18%



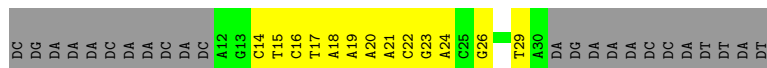
- Molecule 5: dsDNA substrate, first strand

Chain S:  17% 29% 55%



- Molecule 6: dsDNA substrate, second strand

Chain T:  14% 31% 55%



4 Experimental information

Property	Value	Source
EM reconstruction method	SINGLE PARTICLE	Depositor
Imposed symmetry	POINT, C1	Depositor
Number of particles used	204199	Depositor
Resolution determination method	FSC 0.143 CUT-OFF	Depositor
CTF correction method	PHASE FLIPPING AND AMPLITUDE CORRECTION	Depositor
Microscope	TFS GLACIOS	Depositor
Voltage (kV)	200	Depositor
Electron dose ($e^-/\text{\AA}^2$)	30	Depositor
Minimum defocus (nm)	1000	Depositor
Maximum defocus (nm)	2000	Depositor
Magnification	92000	Depositor
Image detector	FEI FALCON III (4k x 4k)	Depositor
Maximum map value	4.522	Depositor
Minimum map value	-1.960	Depositor
Average map value	0.001	Depositor
Map value standard deviation	0.126	Depositor
Recommended contour level	0.5	Depositor
Map size (Å)	563.2, 563.2, 563.2	wwPDB
Map dimensions	512, 512, 512	wwPDB
Map angles (°)	90.0, 90.0, 90.0	wwPDB
Pixel spacing (Å)	1.1, 1.1, 1.1	Depositor

5 Model quality

5.1 Standard geometry

Bond lengths and bond angles in the following residue types are not validated in this section:
CA

The Z score for a bond length (or angle) is the number of standard deviations the observed value is removed from the expected value. A bond length (or angle) with $|Z| > 5$ is considered an outlier worth inspection. RMSZ is the root-mean-square of all Z scores of the bond lengths (or angles).

Mol	Chain	Bond lengths		Bond angles	
		RMSZ	# $ Z > 5$	RMSZ	# $ Z > 5$
1	A	0.11	0/3426	0.30	0/4625
1	E	0.19	0/3365	0.40	1/4544 (0.0%)
1	I	0.13	0/2163	0.36	0/2919
1	M	0.14	0/3344	0.35	0/4513
1	Q	0.10	0/3457	0.30	0/4668
1	U	0.09	0/3384	0.28	0/4571
1	W	0.14	0/2103	0.37	1/2837 (0.0%)
1	Y	0.13	0/3268	0.36	0/4409
2	B	0.10	0/3848	0.26	0/5219
2	F	0.10	0/3818	0.25	0/5178
2	J	0.13	0/3765	0.29	0/5106
2	N	0.14	0/3749	0.32	0/5085
2	R	0.10	0/3774	0.28	0/5118
2	V	0.10	0/3866	0.26	0/5243
2	X	0.11	0/3758	0.28	0/5096
2	Z	0.12	0/3758	0.32	0/5096
3	1	0.18	0/386	0.37	0/594
3	3	0.19	0/386	0.38	0/594
3	5	0.18	0/386	0.39	0/594
3	7	0.17	0/386	0.38	0/594
3	C	0.19	0/386	0.38	0/594
3	G	0.18	0/386	0.37	0/594
3	K	0.18	0/386	0.36	0/594
3	O	0.19	0/386	0.40	0/594
4	2	0.09	0/405	0.25	0/627
4	4	0.09	0/405	0.24	0/627
4	6	0.09	0/405	0.24	0/627
4	8	0.11	0/405	0.27	0/627
4	D	0.09	0/405	0.25	0/627
4	H	0.09	0/405	0.25	0/627
4	L	0.09	0/405	0.26	0/627
4	P	0.10	0/405	0.26	0/627

Mol	Chain	Bond lengths		Bond angles	
		RMSZ	# Z >5	RMSZ	# Z >5
5	S	0.24	0/437	0.50	0/673
6	T	0.16	0/435	0.35	0/668
All	All	0.13	0/62046	0.31	2/85336 (0.0%)

There are no bond length outliers.

All (2) bond angle outliers are listed below:

Mol	Chain	Res	Type	Atoms	Z	Observed(°)	Ideal(°)
1	E	119	VAL	CA-C-O	-6.62	116.87	122.63
1	W	356	PRO	CA-N-CD	-5.04	104.95	112.00

There are no chirality outliers.

There are no planarity outliers.

5.2 Too-close contacts [i](#)

In the following table, the Non-H and H(model) columns list the number of non-hydrogen atoms and hydrogen atoms in the chain respectively. The H(added) column lists the number of hydrogen atoms added and optimized by MolProbity. The Clashes column lists the number of clashes within the asymmetric unit, whereas Symm-Clashes lists symmetry-related clashes.

Mol	Chain	Non-H	H(model)	H(added)	Clashes	Symm-Clashes
1	A	3354	0	3354	66	0
1	E	3295	0	3285	105	0
1	I	2113	0	2095	64	0
1	M	3274	0	3273	103	0
1	Q	3383	0	3380	63	0
1	U	3311	0	3308	62	0
1	W	2055	0	2042	85	0
1	Y	3200	0	3191	103	0
2	B	3765	0	3756	73	0
2	F	3736	0	3738	54	0
2	J	3683	0	3702	73	0
2	N	3667	0	3682	102	0
2	R	3689	0	3710	64	0
2	V	3783	0	3775	58	0
2	X	3676	0	3695	88	0
2	Z	3676	0	3695	135	0
3	1	345	0	194	8	0
3	3	345	0	194	8	0

Continued on next page...

Continued from previous page...

Mol	Chain	Non-H	H(model)	H(added)	Clashes	Symm-Clashes
3	5	345	0	194	11	0
3	7	345	0	194	12	0
3	C	345	0	194	10	0
3	G	345	0	194	9	0
3	K	345	0	194	11	0
3	O	345	0	194	16	0
4	2	363	0	184	11	0
4	4	363	0	184	7	0
4	6	363	0	184	16	0
4	8	363	0	184	18	0
4	D	363	0	184	12	0
4	H	363	0	184	12	0
4	L	363	0	184	10	0
4	P	363	0	184	12	0
5	S	391	0	217	11	0
6	T	388	0	214	18	0
7	8	1	0	0	0	0
7	A	2	0	0	0	0
7	B	1	0	0	0	0
7	F	1	0	0	0	0
7	J	1	0	0	0	0
7	N	1	0	0	0	0
7	Q	1	0	0	0	0
7	R	1	0	0	0	0
7	T	1	0	0	0	0
7	V	1	0	0	0	0
7	X	1	0	0	0	0
All	All	60115	0	57136	1338	0

The all-atom clashscore is defined as the number of clashes found per 1000 atoms (including hydrogen atoms). The all-atom clashscore for this structure is 11.

All (1338) close contacts within the same asymmetric unit are listed below, sorted by their clash magnitude.

Atom-1	Atom-2	Interatomic distance (Å)	Clash overlap (Å)
1:E:98:VAL:H	1:E:115:VAL:CG1	1.57	1.18
2:X:304:LEU:HD21	2:X:312:LEU:HD12	1.26	1.14
2:B:272:TRP:HZ2	2:B:298:ARG:NH1	1.45	1.13
1:E:115:VAL:HG22	1:Y:120:ARG:HH22	1.16	1.09
2:X:304:LEU:HD21	2:X:312:LEU:CD1	1.82	1.08
2:B:272:TRP:CH2	2:B:298:ARG:HG2	1.90	1.05

Continued on next page...

Continued from previous page...

Atom-1	Atom-2	Interatomic distance (Å)	Clash overlap (Å)
2:Z:270:GLN:HG3	2:Z:298:ARG:NH2	1.70	1.04
2:N:253:TYR:CE2	2:N:358:MET:HE1	1.93	1.03
2:V:278:MET:CG	2:V:288:LEU:HD13	1.89	1.02
2:B:272:TRP:CZ2	2:B:298:ARG:NH1	2.28	1.01
1:U:150:ARG:O	1:U:152:THR:HG23	1.63	0.98
1:E:98:VAL:H	1:E:115:VAL:HG12	1.23	0.98
2:X:253:TYR:CE2	2:X:358:MET:HE1	2.03	0.92
1:E:295:SER:HG	1:E:302:ALA:N	1.70	0.90
2:Z:270:GLN:HG3	2:Z:298:ARG:CZ	2.01	0.90
2:X:253:TYR:HE2	2:X:358:MET:HE1	1.36	0.89
2:N:253:TYR:CD2	2:N:358:MET:HE1	2.07	0.89
1:M:170:LEU:HD11	1:M:336:PHE:HB3	1.56	0.88
2:Z:270:GLN:CG	2:Z:298:ARG:NH2	2.38	0.86
2:V:278:MET:HG3	2:V:288:LEU:HD13	1.58	0.85
1:Y:183:THR:HA	1:Y:212:ARG:HG2	1.58	0.85
2:J:260:ILE:HB	2:J:335:LYS:HG2	1.58	0.84
2:B:272:TRP:HH2	2:B:298:ARG:HG2	1.39	0.83
1:M:187:GLY:HA2	1:M:211:ARG:HD2	1.60	0.82
1:E:115:VAL:CG2	1:Y:120:ARG:HH22	1.93	0.82
2:Z:396:THR:HG21	2:Z:450:LYS:HA	1.62	0.82
1:E:98:VAL:N	1:E:115:VAL:CG1	2.41	0.81
2:X:304:LEU:CD2	2:X:312:LEU:HD12	2.09	0.81
5:S:20:DC:H2'	5:S:21:DG:H8	1.46	0.79
1:E:98:VAL:N	1:E:115:VAL:HG12	1.95	0.79
1:M:262:GLU:OE1	1:M:271:PHE:HB2	1.83	0.78
1:E:98:VAL:H	1:E:115:VAL:HG11	1.44	0.78
2:V:278:MET:HG2	2:V:288:LEU:HD13	1.64	0.76
1:M:184:SER:HB2	1:M:228:VAL:HG22	1.67	0.76
1:Q:184:SER:OG	1:Q:228:VAL:HG23	1.86	0.76
2:Z:396:THR:HG23	2:Z:397:ARG:N	2.01	0.75
2:V:118:HIS:ND1	2:V:177:MET:HE3	2.01	0.75
1:E:308:TYR:HB3	1:E:311:LYS:HB2	1.67	0.75
2:V:245:ARG:HG3	2:V:286:LEU:HG	1.68	0.74
1:W:170:LEU:HD11	1:W:408:LEU:HD12	1.69	0.74
1:Y:219:PRO:HB2	1:Y:220:ARG:HE	1.52	0.74
1:I:182:SER:HB2	1:I:213:PHE:HB3	1.69	0.74
2:Z:396:THR:CG2	2:Z:450:LYS:HA	2.18	0.74
2:N:444:THR:HG22	2:N:446:GLN:H	1.53	0.73
1:Y:152:THR:OG1	1:Y:155:VAL:HG21	1.87	0.73
1:Y:339:ILE:HD11	1:Y:376:VAL:HG23	1.72	0.72
2:X:304:LEU:HD21	2:X:312:LEU:HD11	1.72	0.71

Continued on next page...

Continued from previous page...

Atom-1	Atom-2	Interatomic distance (Å)	Clash overlap (Å)
2:Z:421:GLU:OE2	2:Z:421:GLU:N	2.22	0.71
2:X:264:ARG:HH12	4:6:11:G:H21	1.36	0.71
2:X:255:THR:HG22	2:X:330:ARG:HB3	1.73	0.71
2:N:214:LYS:HE2	2:N:217:SER:HB2	1.71	0.71
2:R:84:LEU:HD11	2:R:93:LYS:HE2	1.72	0.71
1:E:152:THR:HA	2:F:75:ILE:HG12	1.73	0.70
1:A:367:GLU:OE1	1:A:375:GLN:NE2	2.25	0.70
2:Z:224:LYS:HG3	2:Z:227:ARG:HH11	1.56	0.70
1:E:185:PRO:HA	1:E:211:ARG:HH21	1.56	0.70
4:8:13:C:H2'	4:8:14:G:H8	1.56	0.70
2:V:421:GLU:OE2	2:V:421:GLU:N	2.22	0.70
1:A:182:SER:HB3	1:A:233:VAL:HA	1.74	0.69
2:N:400:VAL:HG12	2:N:403:TYR:H	1.57	0.69
1:E:168:ILE:HG23	1:E:170:LEU:H	1.57	0.69
1:Y:185:PRO:HD2	1:Y:228:VAL:HA	1.74	0.69
1:A:268:GLN:OE1	1:A:289:ARG:NH1	2.25	0.69
1:E:273:ARG:HH21	1:E:276:ARG:HH12	1.41	0.69
1:Y:209:ARG:O	1:Y:210:LYS:HG2	1.93	0.69
2:Z:211:ARG:NH2	3:7:13:DA:OP2	2.26	0.69
1:M:264:GLN:HE21	1:M:264:GLN:C	2.01	0.69
1:U:46:LEU:HD12	1:U:57:LYS:HB2	1.74	0.69
2:Z:396:THR:HG23	2:Z:397:ARG:H	1.57	0.69
2:J:372:ILE:HG12	2:J:395:TYR:HE2	1.57	0.69
1:E:80:GLU:HB3	1:E:125:ARG:HD3	1.74	0.68
2:B:272:TRP:HZ2	2:B:298:ARG:HH12	1.37	0.68
1:E:246:GLU:HG3	1:E:249:ASP:H	1.58	0.68
1:E:153:PRO:HG2	1:Y:75:ASN:OD1	1.94	0.68
1:M:365:ARG:HD3	3:O:14:DC:H5''	1.75	0.68
1:U:33:ARG:HB3	1:U:42:GLY:HA2	1.76	0.68
2:Z:365:GLN:HB3	2:Z:416:LEU:HB3	1.74	0.68
1:Y:155:VAL:HG12	1:Y:157:LEU:H	1.59	0.68
1:E:34:GLY:HA3	1:E:37:GLU:HG3	1.76	0.67
1:M:13:GLU:HG3	1:Y:36:LEU:HG	1.74	0.67
2:N:12:MET:HE2	2:N:20:GLN:HB2	1.76	0.67
2:J:284:ARG:O	2:J:284:ARG:NE	2.23	0.67
2:R:252:GLU:OE1	2:R:252:GLU:N	2.26	0.67
2:B:245:ARG:HG3	2:B:286:LEU:HD12	1.76	0.67
1:Q:174:ARG:HB3	1:Q:404:GLN:HB2	1.76	0.67
1:U:33:ARG:HH22	1:U:158:PRO:HB2	1.60	0.67
1:A:3:LYS:NZ	6:T:22:DC:OP1	2.25	0.67
2:J:179:ASN:OD1	4:L:1:A:N6	2.27	0.67

Continued on next page...

Continued from previous page...

Atom-1	Atom-2	Interatomic distance (Å)	Clash overlap (Å)
2:R:179:ASN:OD1	4:2:1:A:N6	2.28	0.67
2:Z:152:ILE:HD12	2:Z:152:ILE:H	1.60	0.67
1:E:115:VAL:HG22	1:Y:120:ARG:NH2	2.01	0.66
2:R:176:ASP:OD1	2:R:177:MET:N	2.28	0.66
1:E:181:ILE:HD11	1:E:212:ARG:HE	1.59	0.66
2:R:7:VAL:HG22	2:R:384:THR:HG22	1.78	0.66
2:X:443:ASN:ND2	4:6:4:G:OP1	2.29	0.66
2:J:250:GLN:HE21	2:N:284:ARG:HB2	1.60	0.66
2:R:181:ARG:NH1	4:2:1:A:OP1	2.29	0.66
2:Z:269:GLN:OE1	2:Z:270:GLN:NE2	2.28	0.66
1:U:417:VAL:HG22	2:V:381:LEU:HG	1.78	0.66
1:Y:203:ARG:HH22	1:Y:262:GLU:HB3	1.60	0.66
3:K:4:DC:N3	4:L:15:A:N6	2.44	0.65
2:N:179:ASN:OD1	4:P:1:A:N6	2.30	0.65
2:Z:67:ILE:HG21	2:Z:224:LYS:HB3	1.77	0.65
2:Z:275:THR:HG21	2:Z:312:LEU:HD11	1.77	0.65
1:Y:383:LEU:HB3	1:Y:405:PHE:HD2	1.61	0.65
1:M:66:THR:HG21	2:V:86:ASN:OD1	1.96	0.65
2:R:10:GLU:OE2	2:R:382:ARG:NH1	2.28	0.65
1:I:347:THR:HG23	1:I:353:HIS:HA	1.79	0.65
2:N:338:ARG:HH22	3:O:5:DG:H2"	1.61	0.65
1:Y:203:ARG:HH12	1:Y:262:GLU:HG3	1.59	0.65
1:Y:174:ARG:NH2	1:Y:404:GLN:HB3	2.12	0.65
1:E:268:GLN:OE1	1:E:289:ARG:NH2	2.30	0.64
2:V:296:GLU:HG2	2:V:298:ARG:HD3	1.78	0.64
1:Y:152:THR:OG1	1:Y:155:VAL:CG2	2.45	0.64
1:M:170:LEU:HD13	1:M:338:VAL:HG12	1.80	0.64
2:N:148:LEU:HB3	2:N:197:ILE:HG22	1.79	0.64
2:V:385:PHE:HZ	2:V:427:ILE:HG23	1.63	0.64
1:Y:412:GLN:OE1	1:Y:412:GLN:N	2.31	0.64
2:J:156:GLU:OE2	2:J:215:ARG:NH2	2.31	0.64
1:M:255:ASP:O	1:M:259:ARG:HG2	1.96	0.64
2:X:391:LYS:HD3	2:X:416:LEU:HD11	1.79	0.64
1:W:205:ASP:HB2	1:W:260:THR:HG22	1.80	0.64
2:Z:88:ASN:HD21	2:Z:92:CYS:H	1.45	0.64
1:W:318:TYR:H	1:W:353:HIS:HD2	1.45	0.64
2:B:269:GLN:OE1	2:B:300:ARG:NH1	2.32	0.63
1:M:187:GLY:HA2	1:M:211:ARG:CD	2.26	0.63
1:Y:244:ASN:HD21	1:Y:249:ASP:HB2	1.62	0.63
2:Z:264:ARG:HH22	4:8:11:G:H21	1.45	0.63
2:F:87:GLN:HE21	1:Y:72:VAL:HA	1.63	0.63

Continued on next page...

Continued from previous page...

Atom-1	Atom-2	Interatomic distance (Å)	Clash overlap (Å)
1:I:391:VAL:HG13	1:I:401:PRO:HG2	1.80	0.63
2:Z:137:VAL:HG21	2:Z:191:LEU:HD12	1.80	0.63
2:N:77:LEU:HD11	2:N:407:PRO:HG3	1.80	0.63
4:8:7:C:H2'	4:8:8:A:C8	2.34	0.63
1:W:277:LEU:HB3	1:W:323:ALA:HB1	1.79	0.62
2:N:12:MET:HE3	2:N:13:LEU:H	1.65	0.62
2:N:201:ASP:O	2:N:227:ARG:NH1	2.32	0.62
2:V:118:HIS:ND1	2:V:177:MET:CE	2.62	0.62
2:X:292:ARG:HB2	2:X:465:LEU:HD13	1.80	0.62
1:A:161:ASN:OD1	1:A:162:LYS:N	2.32	0.62
1:W:283:VAL:HG23	1:W:289:ARG:HB2	1.82	0.62
1:Q:281:LYS:O	1:Q:289:ARG:NH1	2.32	0.62
1:W:354:ARG:HA	1:W:354:ARG:CZ	2.29	0.62
2:N:205:ASP:HB3	2:N:227:ARG:HH22	1.65	0.61
2:Z:34:LEU:HD23	2:Z:35:GLN:HG2	1.81	0.61
1:E:401:PRO:O	1:E:404:GLN:NE2	2.33	0.61
2:R:397:ARG:NH2	2:R:407:PRO:O	2.34	0.61
1:M:210:LYS:NZ	4:P:16:A:O3'	2.32	0.61
2:X:25:ARG:HD2	2:X:79:PRO:HG2	1.82	0.61
1:I:221:GLU:O	1:I:225:ARG:NH2	2.33	0.61
1:Q:190:ARG:HH22	1:Q:273:ARG:HH22	1.48	0.61
1:Y:331:LEU:HD21	2:Z:388:LEU:HD12	1.82	0.61
2:J:70:GLY:HA3	2:J:223:VAL:HG11	1.83	0.61
2:R:47:ILE:HG12	2:R:102:VAL:HB	1.82	0.61
3:3:4:DC:N3	4:4:15:A:N6	2.48	0.61
2:X:249:ASP:OD1	2:X:250:GLN:N	2.34	0.61
1:W:275:ASP:HB3	1:W:277:LEU:HD13	1.81	0.61
2:B:443:ASN:ND2	4:D:4:G:OP1	2.33	0.61
2:N:229:TRP:HB3	2:N:445:THR:HG21	1.83	0.61
1:Y:83:LEU:HD13	1:Y:91:TRP:HZ3	1.66	0.61
1:I:186:PHE:O	1:I:211:ARG:NH2	2.34	0.60
1:Y:181:ILE:HD13	1:Y:214:VAL:HG22	1.83	0.60
2:Z:263:TYR:CE1	2:Z:272:TRP:HB2	2.36	0.60
2:V:340:ARG:NH2	4:4:14:G:O2'	2.29	0.60
1:Y:327:ARG:NH2	3:7:6:DG:OP2	2.35	0.60
2:Z:388:LEU:HD23	2:Z:393:LEU:HD23	1.84	0.60
1:U:182:SER:HB3	1:U:233:VAL:HA	1.83	0.60
2:Z:393:LEU:HD22	2:Z:416:LEU:HD13	1.84	0.60
1:M:209:ARG:HG3	1:M:210:LYS:HG3	1.84	0.60
2:N:208:LYS:HE3	2:N:218:ASN:HA	1.83	0.60
3:O:3:DT:H2'	3:O:4:DC:C6	2.37	0.60

Continued on next page...

Continued from previous page...

Atom-1	Atom-2	Interatomic distance (Å)	Clash overlap (Å)
1:Y:241:ILE:O	1:Y:244:ASN:ND2	2.34	0.60
1:A:239:LYS:HD3	1:A:243:PHE:HD2	1.66	0.60
2:R:277[B]:GLN:HG3	2:R:289:ARG:HB2	1.83	0.60
2:F:330:ARG:NH2	2:F:433:ASP:OD2	2.32	0.60
2:J:255:THR:HG22	2:J:330:ARG:HB3	1.84	0.60
2:B:377:ASN:O	3:C:17:DT:N3	2.34	0.60
2:J:102:VAL:HG11	2:J:132:GLN:HB3	1.84	0.60
1:M:83:LEU:HD13	1:M:91:TRP:HZ3	1.67	0.60
1:M:352:PRO:HB2	1:M:354:ARG:HH12	1.67	0.60
3:C:4:DC:N3	4:D:15:A:N6	2.49	0.59
1:E:168:ILE:HG13	2:F:372:ILE:HG22	1.84	0.59
2:F:443:ASN:ND2	4:H:4:G:OP1	2.35	0.59
1:Q:346:THR:HG22	1:Q:352:PRO:HA	1.84	0.59
1:E:104:ARG:HB3	1:E:109:THR:H	1.67	0.59
2:X:381:LEU:HG	1:W:417:VAL:HG22	1.83	0.59
1:W:313:LYS:HG3	1:W:315:GLY:H	1.67	0.59
1:A:168:ILE:HG23	1:A:170:LEU:H	1.66	0.59
2:J:250:GLN:NE2	2:N:284:ARG:HB2	2.17	0.59
1:M:254:MET:HA	1:M:257:LEU:HD12	1.84	0.59
1:Y:119:VAL:HG12	1:Y:121:GLY:H	1.66	0.59
2:Z:391:LYS:HD2	2:Z:418:VAL:HG22	1.84	0.59
1:A:86:ASP:N	1:A:86:ASP:OD1	2.34	0.59
1:M:220:ARG:NH2	1:M:230:LEU:O	2.35	0.59
2:N:200:PRO:HD2	2:N:209:ILE:HD11	1.84	0.59
2:N:253:TYR:HE2	2:N:358:MET:HE1	1.57	0.59
1:Q:33:ARG:NH1	1:Q:40:THR:OG1	2.35	0.59
1:U:260:THR:HG21	1:U:403:LEU:HD13	1.84	0.59
2:Z:400:VAL:HB	2:Z:403:TYR:HB2	1.83	0.59
2:X:179:ASN:OD1	4:6:1:A:N6	2.36	0.59
1:Y:277:LEU:HD11	1:Y:323:ALA:HB1	1.85	0.59
2:Z:338:ARG:O	2:Z:340:ARG:NH1	2.36	0.59
2:X:260:ILE:HB	2:X:335:LYS:HG2	1.84	0.59
2:X:382:ARG:NE	2:X:396:THR:O	2.34	0.59
2:J:88:ASN:O	2:J:91:ARG:NH1	2.35	0.59
2:Z:181:ARG:HH21	2:Z:463:ARG:HH12	1.50	0.59
2:F:102:VAL:HG11	2:F:132:GLN:HB3	1.84	0.59
2:J:17:ASP:OD1	2:J:17:ASP:O	2.21	0.59
1:Q:80:GLU:OE1	1:Q:125:ARG:NH1	2.35	0.59
2:R:443:ASN:ND2	4:2:4:G:OP1	2.36	0.59
2:N:9:ASP:OD1	2:N:10:GLU:N	2.36	0.58
2:X:306:ALA:HB2	2:X:342:GLU:HB2	1.85	0.58

Continued on next page...

Continued from previous page...

Atom-1	Atom-2	Interatomic distance (Å)	Clash overlap (Å)
1:E:105:LYS:N	1:E:105:LYS:HD2	2.18	0.58
1:U:220:ARG:HH21	1:U:233:VAL:HB	1.68	0.58
2:Z:396:THR:CG2	2:Z:397:ARG:H	2.15	0.58
1:Q:189:GLY:HA2	1:Q:208:ILE:HG23	1.83	0.58
2:Z:396:THR:CG2	2:Z:397:ARG:N	2.66	0.58
1:A:220:ARG:O	1:A:225:ARG:NH1	2.37	0.58
2:B:272:TRP:HH2	2:B:298:ARG:CG	2.11	0.58
2:B:372:ILE:HG12	2:B:395:TYR:HE2	1.69	0.58
1:E:34:GLY:N	1:E:160:LEU:O	2.37	0.58
2:F:151:PRO:HG2	2:F:154:LEU:HB2	1.85	0.58
1:Q:355:TYR:HD1	1:Q:355:TYR:O	1.86	0.58
1:W:179:ILE:HD12	1:W:180:PHE:H	1.67	0.58
1:W:209:ARG:NH1	4:6:17:U:O2	2.37	0.58
2:B:181:ARG:HG3	2:B:197:ILE:HD12	1.84	0.58
1:E:33:ARG:O	1:E:35:ARG:NH1	2.36	0.58
1:Y:422:TRP:HB3	2:Z:378:TYR:HE2	1.68	0.58
1:A:255:ASP:OD2	1:A:259:ARG:NH1	2.37	0.58
1:I:336:PHE:HE2	1:I:408:LEU:HD21	1.68	0.58
2:N:372:ILE:HG22	2:N:380:VAL:HG21	1.86	0.58
2:Z:85:GLY:H	2:Z:88:ASN:HB3	1.68	0.58
1:A:326:LEU:HD22	1:A:337:LEU:HD21	1.86	0.58
2:J:78:ASN:ND2	3:K:16:DA:OP2	2.36	0.58
1:U:186:PHE:HE2	1:U:227:ILE:HA	1.69	0.58
2:Z:223:VAL:HG12	2:Z:225:ALA:H	1.68	0.58
1:I:368:ARG:NH1	2:J:409:LEU:O	2.37	0.57
2:R:106:ARG:NH2	2:Z:348:ASP:OD1	2.37	0.57
2:N:264:ARG:O	2:N:466:LYS:NZ	2.34	0.57
1:W:205:ASP:HA	1:W:259:ARG:HB3	1.86	0.57
1:Y:209:ARG:O	1:Y:210:LYS:CG	2.51	0.57
1:E:287:LYS:HA	1:E:312:LYS:HD3	1.86	0.57
1:W:246:GLU:HG3	1:W:249:ASP:H	1.68	0.57
2:Z:144:ASP:OD1	2:Z:145:VAL:N	2.36	0.57
2:Z:210:PRO:HB2	2:Z:215:ARG:HH21	1.67	0.57
1:E:367:GLU:OE1	2:F:410:ARG:NH1	2.29	0.57
2:R:25:ARG:HD3	2:R:79:PRO:HG3	1.86	0.57
2:X:253:TYR:CD2	2:X:358:MET:HE1	2.40	0.57
2:Z:88:ASN:O	2:Z:91:ARG:NH1	2.38	0.57
2:N:233:ASN:HD21	2:N:244:TRP:HZ3	1.51	0.57
2:X:253:TYR:CE2	2:X:358:MET:CE	2.83	0.57
1:W:325:ARG:NH2	1:W:342:ASP:OD2	2.36	0.57
4:8:13:C:H2'	4:8:14:G:C8	2.39	0.57

Continued on next page...

Continued from previous page...

Atom-1	Atom-2	Interatomic distance (Å)	Clash overlap (Å)
1:A:174:ARG:NH1	1:A:174:ARG:HA	2.18	0.57
1:I:424:ARG:HH22	3:K:17:DT:H3'	1.68	0.57
2:Z:42:ILE:HD11	2:Z:92:CYS:HB3	1.86	0.57
1:A:125:ARG:NH2	6:T:14:DC:OP1	2.32	0.57
1:W:264:GLN:NE2	1:W:387:GLY:O	2.38	0.57
2:B:188:THR:HB	2:B:191:LEU:HD12	1.87	0.57
2:F:88:ASN:O	2:F:91:ARG:NH1	2.37	0.57
2:N:378:TYR:OH	3:O:17:DT:OP2	2.20	0.57
1:Y:92:ARG:NH2	1:Y:123:GLU:OE2	2.36	0.57
3:7:14:DC:H2''	3:7:15:DA:C8	2.40	0.57
2:N:176:ASP:HB2	2:N:177:MET:HE2	1.86	0.57
1:E:281:LYS:O	1:E:289:ARG:NH1	2.38	0.57
1:M:385:GLU:HA	1:M:388:LYS:HE3	1.87	0.57
2:V:4:LYS:HD2	2:V:5:ALA:N	2.20	0.57
1:W:256:LEU:O	1:W:260:THR:HG23	2.05	0.57
1:E:312:LYS:HA	1:E:319:VAL:HA	1.87	0.56
1:Q:93:THR:O	1:Y:57:LYS:NZ	2.37	0.56
1:E:203:ARG:O	1:E:206:TRP:NE1	2.37	0.56
1:U:257:LEU:HD13	1:U:403:LEU:HD21	1.86	0.56
2:X:201:ASP:O	2:X:227:ARG:NH1	2.38	0.56
1:W:161:ASN:HB2	1:W:416:ALA:HB3	1.87	0.56
2:Z:443:ASN:ND2	4:8:4:G:OP1	2.38	0.56
6:T:23:DG:H2'	6:T:24:DA:C8	2.40	0.56
1:A:33:ARG:NH2	1:M:45:GLU:OE1	2.37	0.56
1:M:5:ILE:O	1:Q:47:ARG:NH1	2.39	0.56
1:E:354:ARG:NE	1:E:355:TYR:CE1	2.73	0.56
1:Q:174:ARG:NH2	1:Q:406:GLU:OE2	2.39	0.56
2:Z:151:PRO:HG2	2:Z:154:LEU:HD12	1.86	0.56
2:J:443:ASN:ND2	4:L:4:G:OP1	2.38	0.56
1:Q:31:GLU:HB2	1:Q:43:ILE:HB	1.88	0.56
1:W:188:SER:HB2	1:W:190:ARG:HG2	1.88	0.56
1:A:391:VAL:HG22	1:A:391:VAL:O	2.04	0.56
1:I:351:GLN:N	1:I:351:GLN:OE1	2.38	0.56
1:M:73:ARG:NH2	2:V:30:GLU:OE2	2.38	0.56
1:M:339:ILE:HD11	1:M:376:VAL:HA	1.86	0.56
2:N:446:GLN:O	2:N:449:GLN:NE2	2.37	0.56
3:O:12:DT:H2''	3:O:13:DA:H8	1.71	0.56
2:R:37:ARG:NH2	2:R:144:ASP:OD2	2.38	0.56
2:Z:44:VAL:H	2:Z:97:PRO:HD3	1.71	0.56
1:A:203:ARG:HH21	1:A:263:ARG:HE	1.54	0.56
1:E:295:SER:O	1:E:302:ALA:N	2.38	0.56

Continued on next page...

Continued from previous page...

Atom-1	Atom-2	Interatomic distance (Å)	Clash overlap (Å)
1:M:319:VAL:N	1:M:346:THR:O	2.31	0.56
1:W:174:ARG:HB3	1:W:404:GLN:HB2	1.88	0.56
2:J:304:LEU:N	2:J:343:GLU:OE2	2.39	0.56
2:N:191:LEU:O	2:N:480:ARG:NH2	2.38	0.56
2:R:382:ARG:NH2	2:R:438:THR:OG1	2.39	0.56
1:Y:315:GLY:O	1:Y:318:TYR:HB2	2.06	0.56
1:I:354:ARG:HA	1:I:354:ARG:NH1	2.21	0.56
2:X:14:GLU:OE1	2:X:245:ARG:NH2	2.35	0.56
1:Y:415:GLN:HB2	2:Z:7:VAL:HG11	1.87	0.56
2:F:4:LYS:HA	2:F:4:LYS:HE2	1.87	0.55
1:M:292:ARG:NH1	1:M:293:TYR:O	2.39	0.55
2:V:278:MET:HE1	2:V:440:VAL:HG21	1.88	0.55
1:M:193:VAL:HG23	1:M:194:PRO:HD3	1.86	0.55
1:M:369:ASN:HD21	2:N:374:ARG:HG3	1.71	0.55
1:U:367:GLU:OE2	2:V:410:ARG:NE	2.36	0.55
1:E:219:PRO:HB2	1:E:228:VAL:HG11	1.87	0.55
2:X:34:LEU:HD23	2:X:35:GLN:HG3	1.88	0.55
1:A:261:VAL:O	1:A:265:THR:OG1	2.25	0.55
1:Q:179:ILE:HG12	1:Q:241:ILE:HD11	1.88	0.55
5:S:15:DG:N2	6:T:29:DT:O2	2.40	0.55
1:M:311:LYS:HZ2	1:M:343:PHE:HZ	1.54	0.55
2:X:374:ARG:NH2	1:W:419:GLU:OE1	2.40	0.55
2:Z:196:GLN:HG2	2:Z:235:LEU:HD21	1.87	0.55
2:Z:377:ASN:O	3:7:17:DT:N3	2.39	0.55
2:X:393:LEU:HD13	2:X:416:LEU:HD23	1.89	0.55
1:Y:383:LEU:HB3	1:Y:405:PHE:CD2	2.39	0.55
1:A:132:THR:O	1:A:142:ARG:NH1	2.40	0.55
1:I:165:ASP:OD1	1:I:412:GLN:NE2	2.37	0.55
1:W:313:LYS:HB3	1:W:319:VAL:HG22	1.89	0.55
2:Z:300:ARG:CZ	4:8:12:C:H4'	2.37	0.55
2:F:78:ASN:ND2	3:G:16:DA:OP2	2.32	0.55
2:J:181:ARG:NH1	2:J:182:ASP:OD1	2.38	0.55
1:M:182:SER:HB2	1:M:233:VAL:HA	1.88	0.55
1:M:141:ASP:OD1	1:M:142:ARG:N	2.40	0.55
5:S:17:DC:H4'	5:S:18:DG:OP1	2.06	0.55
2:F:71:ASN:HB3	2:F:78:ASN:HD22	1.72	0.55
2:J:34:LEU:HD22	2:J:245:ARG:HB2	1.89	0.55
1:U:58:LEU:H	1:U:149:ASP:HB2	1.71	0.55
1:U:179:ILE:HD11	1:U:214:VAL:HG13	1.89	0.55
2:Z:382:ARG:NH2	2:Z:438:THR:OG1	2.37	0.55
1:E:354:ARG:HG3	1:E:355:TYR:CE2	2.41	0.54

Continued on next page...

Continued from previous page...

Atom-1	Atom-2	Interatomic distance (Å)	Clash overlap (Å)
1:W:258:ARG:O	1:W:261:VAL:HG12	2.05	0.54
1:Y:225:ARG:NH1	1:Y:233:VAL:HG21	2.23	0.54
2:Z:184:LEU:O	2:Z:188:THR:N	2.36	0.54
2:Z:335:LYS:HD3	2:Z:339:PHE:HB2	1.89	0.54
1:E:20:LYS:HE3	1:E:30:TYR:HB3	1.88	0.54
1:E:239:LYS:HA	1:E:243:PHE:HD2	1.71	0.54
3:G:4:DC:N3	4:H:15:A:N6	2.56	0.54
1:I:199:HIS:CE1	1:I:201:ASN:H	2.25	0.54
2:R:181:ARG:NH2	2:R:460:GLU:OE2	2.40	0.54
3:1:4:DC:N3	4:2:15:A:N6	2.56	0.54
2:F:10:GLU:OE1	2:F:439:LYS:NZ	2.35	0.54
2:R:138:GLU:OE2	2:X:476:SER:OG	2.24	0.54
1:W:339:ILE:HD11	1:W:376:VAL:HG13	1.88	0.54
1:I:264:GLN:NE2	1:I:386:SER:O	2.38	0.54
1:M:250:LEU:HD22	1:M:330:ARG:HH11	1.72	0.54
1:M:311:LYS:HG3	1:M:320:ARG:HE	1.72	0.54
2:X:434:VAL:HG13	2:X:452:PRO:HG3	1.89	0.54
1:A:174:ARG:HA	1:A:174:ARG:HH11	1.70	0.54
1:I:212:ARG:NH2	1:I:249:ASP:OD1	2.41	0.54
1:I:260:THR:HG21	1:I:403:LEU:HD13	1.89	0.54
2:J:185:LYS:HB2	2:J:464:ILE:HD12	1.90	0.54
3:O:1:DA:N6	4:P:17:U:H3	2.05	0.54
1:Q:178:GLU:OE1	1:Q:235:ALA:HB1	2.07	0.54
2:R:374:ARG:NH1	2:R:378:TYR:O	2.40	0.54
1:W:199:HIS:ND1	1:W:199:HIS:C	2.65	0.54
1:A:4:ARG:NH1	6:T:20:DA:O5'	2.41	0.54
2:B:216:ASP:OD1	2:B:216:ASP:N	2.41	0.54
2:B:476:SER:OG	2:J:138:GLU:OE2	2.26	0.54
2:F:397:ARG:NH2	2:F:407:PRO:O	2.32	0.54
1:M:174:ARG:HE	1:M:404:GLN:HB3	1.73	0.54
1:M:241:ILE:HD12	1:M:244:ASN:HD22	1.72	0.54
1:Q:225:ARG:HD2	1:Q:230:LEU:HD21	1.88	0.54
1:W:273:ARG:NH2	3:5:2:DT:H5'	2.22	0.54
1:A:327:ARG:NH2	3:C:6:DG:OP2	2.38	0.54
1:M:113:LYS:NZ	1:M:133:ASP:OD2	2.32	0.54
2:N:179:ASN:HB3	2:N:182:ASP:HB2	1.90	0.54
1:W:214:VAL:HG12	1:W:256:LEU:HD22	1.89	0.54
1:Y:244:ASN:O	1:Y:330:ARG:NH2	2.40	0.54
3:7:15:DA:H4'	3:7:16:DA:C4	2.43	0.54
1:I:203:ARG:HE	1:I:263:ARG:HD2	1.72	0.54
2:N:113:THR:HA	2:N:157:LYS:HG2	1.89	0.54

Continued on next page...

Continued from previous page...

Atom-1	Atom-2	Interatomic distance (Å)	Clash overlap (Å)
1:Q:321:HIS:NE2	1:Q:346:THR:OG1	2.38	0.54
2:X:278:MET:HE2	2:X:288:LEU:HD12	1.90	0.54
2:Z:245:ARG:HG3	2:Z:286:LEU:HB2	1.88	0.54
2:B:278:MET:HE3	2:B:288:LEU:HD13	1.90	0.54
2:J:444:THR:HG22	2:J:446:GLN:H	1.73	0.54
1:Q:424:ARG:NH2	2:R:404:GLY:O	2.40	0.54
2:V:372:ILE:HG13	2:V:380:VAL:HG21	1.90	0.54
1:Y:203:ARG:NH2	1:Y:259:ARG:O	2.41	0.54
2:B:138:GLU:OE2	2:J:289:ARG:NH1	2.40	0.53
3:C:12:DT:H2''	3:C:13:DA:H8	1.73	0.53
1:E:354:ARG:HG3	1:E:355:TYR:CD2	2.43	0.53
3:7:2:DT:H2'	3:7:3:DT:C6	2.44	0.53
2:F:304:LEU:N	2:F:343:GLU:OE2	2.34	0.53
2:F:348:ASP:HA	2:F:351:LEU:HD12	1.89	0.53
2:R:301:HIS:HB3	2:R:303:TYR:CE1	2.43	0.53
1:U:231:ASP:N	1:U:231:ASP:OD1	2.42	0.53
2:X:205:ASP:OD1	2:X:227:ARG:NH2	2.38	0.53
1:W:282:ALA:O	1:W:289:ARG:NE	2.32	0.53
2:J:142:LYS:HE2	2:J:142:LYS:HA	1.91	0.53
2:N:29:ARG:HA	2:N:89:PRO:HA	1.91	0.53
1:M:287:LYS:HD3	1:M:313:LYS:HA	1.91	0.53
1:W:325:ARG:HG2	1:W:340:ASP:HB3	1.90	0.53
3:O:9:DG:H2'	3:O:10:DT:H71	1.91	0.53
1:Y:164:GLU:HB2	1:Y:416:ALA:HB2	1.90	0.53
1:Y:417:VAL:H	2:Z:374:ARG:HH12	1.56	0.53
2:B:313:VAL:HG21	2:B:347:ILE:HG23	1.89	0.53
1:E:97:PRO:HG2	1:E:148:ILE:HD11	1.91	0.53
1:E:295:SER:OG	1:E:302:ALA:N	2.38	0.53
2:J:191:LEU:O	2:J:480:ARG:NH1	2.40	0.53
2:X:400:VAL:HG12	2:X:403:TYR:H	1.74	0.53
2:Z:365:GLN:NE2	3:7:6:DG:OP1	2.41	0.53
2:Z:410:ARG:NH2	4:8:6:A:O3'	2.42	0.53
1:I:268:GLN:HG3	1:I:289:ARG:HH22	1.72	0.53
2:V:88:ASN:O	2:V:91:ARG:NH1	2.40	0.53
1:Y:132:THR:O	1:Y:142:ARG:NH2	2.35	0.53
2:B:107:ARG:NH2	2:N:348:ASP:OD1	2.39	0.53
1:E:66:THR:H	1:E:105:LYS:NZ	2.07	0.53
2:F:25:ARG:HG2	2:F:445:THR:HB	1.90	0.53
1:I:198:LYS:HE2	1:I:226:ALA:HB3	1.91	0.53
1:M:168:ILE:HG12	1:M:170:LEU:H	1.74	0.53
2:R:2:THR:OG1	2:R:3:PHE:N	2.42	0.53

Continued on next page...

Continued from previous page...

Atom-1	Atom-2	Interatomic distance (Å)	Clash overlap (Å)
2:Z:396:THR:HG21	2:Z:450:LYS:CA	2.36	0.53
1:A:192:ALA:HB1	1:A:227:ILE:HG23	1.91	0.53
1:A:225:ARG:HE	1:A:230:LEU:HD11	1.74	0.53
2:J:249:ASP:HB2	2:J:252:GLU:HB3	1.91	0.53
1:U:59:LEU:HD22	1:U:147:THR:HG21	1.91	0.53
1:W:212:ARG:NH2	1:W:249:ASP:OD1	2.32	0.53
2:Z:290:GLY:HA3	2:Z:461:VAL:HG21	1.89	0.53
2:Z:351:LEU:HB3	2:Z:356:ILE:HB	1.91	0.53
2:F:185:LYS:HE2	2:F:195:THR:HG23	1.91	0.52
1:U:219:PRO:O	1:U:224:THR:OG1	2.27	0.52
2:Z:52:THR:HB	2:Z:149:ALA:HB1	1.91	0.52
3:G:12:DT:H2''	3:G:13:DA:H8	1.74	0.52
2:N:47:ILE:HD11	2:N:136:LEU:HD22	1.91	0.52
2:V:185:LYS:HB2	2:V:464:ILE:HD12	1.90	0.52
1:W:170:LEU:HB3	1:W:338:VAL:HG12	1.91	0.52
1:U:12:GLY:HA2	1:U:65:SER:HB2	1.90	0.52
1:W:199:HIS:CE1	1:W:222:TYR:CD1	2.98	0.52
2:F:410:ARG:HG2	2:F:411:VAL:H	1.75	0.52
1:W:270:SER:OG	1:W:271:PHE:N	2.42	0.52
1:E:115:VAL:CG2	1:Y:120:ARG:HH12	2.23	0.52
2:F:213:ILE:N	3:G:12:DT:OP1	2.42	0.52
1:Q:354:ARG:NH1	1:Q:355:TYR:HB3	2.25	0.52
2:R:380:VAL:HG22	2:R:384:THR:HG21	1.92	0.52
1:Y:239:LYS:HD3	1:Y:243:PHE:CD2	2.45	0.52
4:H:5:U:H2'	4:H:6:A:C8	2.44	0.52
1:M:170:LEU:HD12	1:M:171:LEU:H	1.75	0.52
1:M:384:VAL:HG21	1:M:407:ARG:HE	1.75	0.52
1:U:332:ALA:N	2:V:389:ASP:OD2	2.42	0.52
1:E:8:SER:O	1:E:12:GLY:N	2.41	0.52
1:E:192:ALA:HB1	1:E:227:ILE:HG12	1.92	0.52
1:I:327:ARG:HD3	2:J:369:PRO:HG3	1.90	0.52
1:I:348:ASP:OD1	1:I:348:ASP:N	2.43	0.52
2:N:264:ARG:NH1	2:N:269:GLN:O	2.43	0.52
2:V:381:LEU:HD22	2:V:401:PRO:HD3	1.91	0.52
1:Y:192:ALA:HB1	1:Y:227:ILE:HD13	1.91	0.52
6:T:20:DA:H2'	6:T:21:DA:H8	1.75	0.52
1:A:164:GLU:OE2	2:B:374:ARG:NH2	2.41	0.52
2:N:93:LYS:HZ3	2:N:95:GLU:HB3	1.75	0.52
3:C:2:DT:H2'	3:C:3:DT:C6	2.45	0.52
1:M:225:ARG:HE	1:M:230:LEU:HD11	1.74	0.52
2:Z:113:THR:HA	2:Z:157:LYS:HG2	1.91	0.52

Continued on next page...

Continued from previous page...

Atom-1	Atom-2	Interatomic distance (Å)	Clash overlap (Å)
2:J:372:ILE:HG12	2:J:395:TYR:CE2	2.41	0.52
1:M:308:TYR:HE1	1:M:311:LYS:HB3	1.74	0.52
1:M:367:GLU:OE1	2:N:410:ARG:NH1	2.42	0.52
1:W:205:ASP:OD1	1:W:205:ASP:N	2.38	0.52
2:Z:335:LYS:HZ3	2:Z:361:LEU:HD23	1.75	0.52
1:A:90:TYR:OH	1:M:45:GLU:OE2	2.22	0.51
1:A:140:ALA:HA	1:A:143:ILE:HD12	1.91	0.51
2:F:179:ASN:OD1	4:H:1:A:N6	2.44	0.51
2:R:196:GLN:OE1	2:R:238:LYS:NZ	2.35	0.51
1:U:326:LEU:HB3	1:U:337:LEU:HD11	1.90	0.51
2:V:410:ARG:HG2	2:V:411:VAL:H	1.75	0.51
2:X:348:ASP:HA	2:X:351:LEU:HD12	1.92	0.51
2:B:50:ASP:OD1	2:B:103:THR:CG2	2.58	0.51
2:B:325:ARG:NH2	2:V:357:GLU:OE1	2.37	0.51
1:E:175:LEU:HD23	1:E:216:PHE:HZ	1.74	0.51
2:N:434:VAL:HG13	2:N:452:PRO:HG3	1.91	0.51
1:U:224:THR:HB	1:U:227:ILE:HD11	1.91	0.51
1:A:29:LEU:HD22	1:M:36:LEU:HD13	1.93	0.51
1:A:31:GLU:OE1	1:M:34:GLY:N	2.36	0.51
1:A:357:GLU:H	1:A:357:GLU:CD	2.17	0.51
1:E:134:VAL:HG23	1:E:136:ASP:OD2	2.10	0.51
1:I:192:ALA:HB1	1:I:227:ILE:HD12	1.91	0.51
1:I:253:THR:HG21	1:I:335:TRP:CZ2	2.45	0.51
1:Q:175:LEU:HD21	1:Q:257:LEU:HD21	1.92	0.51
1:Y:374:GLY:O	1:Y:378:MET:HG3	2.10	0.51
2:Z:258:LEU:O	2:Z:334:LEU:N	2.40	0.51
2:J:292:ARG:HG3	2:J:465:LEU:HD13	1.93	0.51
2:N:426:THR:HG23	2:N:429:THR:H	1.75	0.51
2:X:278:MET:CE	2:X:288:LEU:HD12	2.41	0.51
2:Z:343:GLU:OE1	2:Z:343:GLU:N	2.40	0.51
1:M:209:ARG:NH2	4:P:17:U:O2	2.43	0.51
1:M:294:MET:H	1:M:381:HIS:CE1	2.29	0.51
1:Q:90:TYR:OH	1:Y:45:GLU:OE2	2.25	0.51
2:R:43:ARG:HB3	2:R:97:PRO:HG3	1.91	0.51
2:X:181:ARG:HG3	2:X:197:ILE:HD12	1.92	0.51
2:J:382:ARG:NH1	2:J:396:THR:O	2.41	0.51
2:V:10:GLU:OE1	2:V:439:LYS:NZ	2.38	0.51
2:X:264:ARG:HE	2:X:271:LEU:HD11	1.76	0.51
1:M:118:CYS:SG	1:M:123:GLU:HA	2.50	0.51
1:M:179:ILE:HB	1:M:238:THR:HG22	1.93	0.51
2:N:201:ASP:HB2	2:N:219:ARG:HH21	1.74	0.51

Continued on next page...

Continued from previous page...

Atom-1	Atom-2	Interatomic distance (Å)	Clash overlap (Å)
1:W:199:HIS:CE1	1:W:222:TYR:CG	2.99	0.51
3:5:14:DC:H2''	3:5:15:DA:C8	2.46	0.51
5:S:22:DT:H2'	5:S:23:DT:C6	2.45	0.51
3:O:3:DT:H2'	3:O:4:DC:H6	1.76	0.51
3:O:14:DC:H2''	3:O:15:DA:C8	2.44	0.51
1:Y:184:SER:HB2	1:Y:227:ILE:HG22	1.92	0.51
5:S:21:DG:H2'	5:S:22:DT:C6	2.46	0.51
2:B:169:ASP:OD1	2:B:169:ASP:N	2.43	0.51
1:U:390:GLU:HB2	1:U:394:PHE:HB2	1.93	0.51
2:B:88:ASN:OD1	2:B:91:ARG:N	2.44	0.51
2:B:281:GLU:HG3	2:B:287:ILE:HD11	1.92	0.51
1:M:368:ARG:NH1	2:N:409:LEU:O	2.44	0.51
1:Q:311:LYS:HG2	1:Q:313:LYS:HZ2	1.76	0.51
2:R:278:MET:HB2	2:R:288:LEU:HD13	1.92	0.51
1:W:354:ARG:HA	1:W:354:ARG:NH1	2.26	0.51
1:I:292:ARG:HG2	1:I:304:VAL:HG22	1.94	0.50
1:M:229:ASP:OD1	1:M:229:ASP:N	2.45	0.50
4:P:7:C:H2'	4:P:8:A:C8	2.45	0.50
2:V:152:ILE:HG13	2:V:200:PRO:HG3	1.94	0.50
2:V:382:ARG:NH1	2:V:396:THR:O	2.38	0.50
2:X:304:LEU:CD2	2:X:312:LEU:CD1	2.72	0.50
2:Z:82:PRO:HG2	2:Z:89:PRO:HD3	1.93	0.50
1:M:248:ASP:OD1	1:M:249:ASP:N	2.44	0.50
1:Y:174:ARG:HH21	1:Y:405:PHE:N	2.09	0.50
2:B:330:ARG:NH2	2:B:433:ASP:OD2	2.36	0.50
2:J:200:PRO:HA	2:J:203:TRP:CE2	2.46	0.50
1:M:291:TYR:HB3	1:M:293:TYR:CZ	2.47	0.50
1:W:388:LYS:HZ1	1:W:404:GLN:HG3	1.75	0.50
2:Z:77:LEU:HD21	2:Z:407:PRO:HB3	1.93	0.50
2:B:450:LYS:HD2	4:D:5:U:H5'	1.92	0.50
1:M:288:SER:HA	1:M:310:SER:HB2	1.94	0.50
1:Q:184:SER:OG	1:Q:213:PHE:HB2	2.12	0.50
1:W:170:LEU:HD11	1:W:408:LEU:CD1	2.41	0.50
2:F:450:LYS:HD2	4:H:5:U:H5'	1.93	0.50
2:J:275:THR:HG21	2:J:312:LEU:HD11	1.93	0.50
1:M:259:ARG:NH2	3:O:3:DT:OP1	2.42	0.50
2:N:76:ASN:OD1	2:N:77:LEU:N	2.44	0.50
2:N:126:VAL:HG21	2:N:183:LEU:HB3	1.92	0.50
2:R:310:GLU:HG3	2:R:350:ALA:HB2	1.92	0.50
2:V:78:ASN:ND2	3:3:16:DA:OP2	2.37	0.50
1:W:269:LEU:HD13	1:W:278:PHE:HB3	1.92	0.50

Continued on next page...

Continued from previous page...

Atom-1	Atom-2	Interatomic distance (Å)	Clash overlap (Å)
1:E:325:ARG:NH2	1:E:340:ASP:OD2	2.42	0.50
1:I:256:LEU:O	1:I:260:THR:OG1	2.26	0.50
1:Q:417:VAL:HG22	2:R:381:LEU:HG	1.94	0.50
2:Z:14:GLU:HB2	2:Z:247:LEU:HD23	1.93	0.50
2:Z:339:PHE:HD2	2:Z:343:GLU:HG3	1.77	0.50
2:F:382:ARG:NH1	2:F:396:THR:O	2.41	0.50
2:X:185:LYS:HB2	2:X:464:ILE:HD12	1.92	0.50
2:Z:281:GLU:OE2	2:Z:323:HIS:ND1	2.44	0.50
2:Z:469:GLU:O	2:Z:472:THR:OG1	2.29	0.50
4:8:15:A:H2'	4:8:16:A:C8	2.47	0.50
2:B:381:LEU:HD22	2:B:401:PRO:HD3	1.94	0.50
1:I:231:ASP:OD1	1:I:231:ASP:N	2.45	0.50
2:V:80:ASP:OD1	2:V:80:ASP:N	2.45	0.50
2:Z:113:THR:O	2:Z:157:LYS:NZ	2.44	0.50
1:I:313:LYS:HG3	1:I:318:TYR:CZ	2.47	0.50
1:M:218:ASP:HB3	1:M:220:ARG:HG2	1.93	0.50
2:V:247:LEU:HD12	2:V:248:PRO:HD2	1.92	0.50
1:Y:417:VAL:H	2:Z:374:ARG:NH1	2.10	0.50
2:F:200:PRO:HA	2:F:203:TRP:CE2	2.47	0.49
2:J:227:ARG:HG2	4:L:2:U:N3	2.27	0.49
1:M:417:VAL:HG11	2:N:374:ARG:NH1	2.26	0.49
2:R:200:PRO:HG2	2:R:209:ILE:HD11	1.94	0.49
1:W:388:LYS:NZ	1:W:404:GLN:HG3	2.27	0.49
2:Z:279:PHE:CD2	2:Z:287:ILE:HD11	2.47	0.49
2:J:450:LYS:HD2	4:L:5:U:H5'	1.93	0.49
1:M:182:SER:OG	1:M:183:THR:N	2.45	0.49
1:Q:367:GLU:HB2	1:Q:371:ALA:HB3	1.93	0.49
1:W:343:PHE:HB3	1:W:345:PHE:HE1	1.76	0.49
1:Y:258:ARG:HH21	1:Y:259:ARG:HD3	1.77	0.49
1:I:179:ILE:HD12	1:I:180:PHE:H	1.78	0.49
4:L:5:U:H2'	4:L:6:A:C8	2.47	0.49
1:Q:220:ARG:NH2	1:Q:233:VAL:O	2.45	0.49
2:V:446:GLN:HG2	2:V:448:ASP:OD1	2.12	0.49
2:X:7:VAL:HG22	2:X:384:THR:HG22	1.94	0.49
1:W:319:VAL:N	1:W:346:THR:O	2.40	0.49
1:I:254:MET:HG3	3:K:4:DC:H4'	1.93	0.49
1:Q:41:ASP:N	1:Q:61:VAL:O	2.45	0.49
2:X:409:LEU:HD12	4:6:6:A:H1'	1.95	0.49
1:W:326:LEU:HD12	1:W:337:LEU:HD11	1.94	0.49
3:G:2:DT:H2'	3:G:3:DT:C6	2.47	0.49
1:Y:168:ILE:HD13	1:Y:170:LEU:H	1.76	0.49

Continued on next page...

Continued from previous page...

Atom-1	Atom-2	Interatomic distance (Å)	Clash overlap (Å)
1:U:160:LEU:HB2	1:U:416:ALA:HB3	1.94	0.49
2:V:249:ASP:HB3	2:V:252:GLU:HB3	1.93	0.49
2:Z:201:ASP:HB3	2:Z:221:THR:HG21	1.94	0.49
5:S:18:DG:H8	6:T:26:DG:H1	1.58	0.49
1:A:270:SER:HB3	1:A:281:LYS:HB3	1.95	0.49
1:E:368:ARG:NH1	2:F:409:LEU:O	2.45	0.49
2:J:335:LYS:HG3	2:J:339:PHE:CZ	2.47	0.49
1:M:361:ALA:O	1:M:365:ARG:HB2	2.13	0.49
2:N:188:THR:HA	2:N:191:LEU:HD23	1.95	0.49
1:U:140:ALA:O	1:U:144:GLY:N	2.37	0.49
1:I:171:LEU:HD21	1:I:380:GLN:HG2	1.94	0.49
1:A:95:ASN:HD21	1:M:58:LEU:H	1.61	0.49
4:4:5:U:H2'	4:4:6:A:C8	2.48	0.49
2:X:395:TYR:HE1	2:X:414:PRO:HB3	1.78	0.49
2:Z:188:THR:HA	2:Z:191:LEU:HD23	1.95	0.49
1:E:139:SER:HB3	1:E:142:ARG:HH21	1.78	0.49
1:E:173:ILE:HD11	1:E:337:LEU:HB2	1.94	0.49
2:F:137:VAL:HG21	2:F:191:LEU:HD12	1.95	0.49
3:3:12:DT:H2''	3:3:13:DA:H8	1.78	0.49
2:X:381:LEU:HA	2:X:399:SER:HB2	1.95	0.49
1:E:195:GLU:HA	1:E:198:LYS:HZ2	1.77	0.48
1:M:282:ALA:HB3	1:M:321:HIS:CE1	2.47	0.48
2:R:78:ASN:ND2	3:1:16:DA:OP2	2.33	0.48
1:E:195:GLU:HG2	1:E:227:ILE:HG13	1.95	0.48
1:E:250:LEU:O	1:E:254:MET:HG2	2.13	0.48
2:J:265:ASP:OD1	2:J:266:LEU:N	2.45	0.48
2:J:327:VAL:HG22	2:J:328:PRO:HD2	1.94	0.48
1:Q:39:GLY:O	1:Q:62:GLN:NE2	2.40	0.48
2:V:200:PRO:HA	2:V:203:TRP:CE2	2.47	0.48
1:W:170:LEU:CD1	1:W:408:LEU:HD12	2.40	0.48
1:W:318:TYR:HB2	1:W:345:PHE:HD2	1.76	0.48
2:Z:274:SER:OG	2:Z:458:ALA:O	2.32	0.48
4:8:14:G:H2'	4:8:15:A:C8	2.48	0.48
1:A:290:SER:HB2	1:A:308:TYR:CD1	2.49	0.48
1:E:82:LEU:HD23	1:E:125:ARG:HA	1.96	0.48
1:Q:86:ASP:OD1	1:Q:86:ASP:N	2.46	0.48
2:V:298:ARG:NE	2:V:298:ARG:HA	2.28	0.48
3:3:2:DT:H3	4:4:17:U:H3	1.61	0.48
1:Y:59:LEU:HD11	1:Y:99:ILE:HG23	1.94	0.48
2:N:335:LYS:NZ	2:N:343:GLU:OE1	2.47	0.48
1:Q:57:LYS:NZ	1:Y:93:THR:O	2.45	0.48

Continued on next page...

Continued from previous page...

Atom-1	Atom-2	Interatomic distance (Å)	Clash overlap (Å)
2:R:119:ASP:N	2:R:119:ASP:OD1	2.47	0.48
2:R:377:ASN:O	3:1:17:DT:N3	2.40	0.48
2:V:108:GLN:HG2	2:V:128:LEU:HD11	1.96	0.48
6:T:17:DT:C2	6:T:18:DA:C8	3.01	0.48
1:U:346:THR:HA	1:U:353:HIS:HB2	1.96	0.48
2:V:191:LEU:O	2:V:480:ARG:NH2	2.45	0.48
2:X:200:PRO:HA	2:X:203:TRP:CE2	2.49	0.48
1:A:168:ILE:HG13	2:B:372:ILE:HG22	1.96	0.48
1:A:389:HIS:HB2	1:A:401:PRO:HD2	1.95	0.48
2:N:360:ASP:HB3	2:N:430:LEU:HD21	1.94	0.48
1:Q:357:GLU:OE1	4:2:9:C:H5'	2.14	0.48
1:U:89:LYS:HA	1:U:92:ARG:HD3	1.96	0.48
1:W:251:ASN:OD1	1:W:252:ASP:N	2.47	0.48
2:Z:379:PRO:HB3	2:Z:411:VAL:HG12	1.95	0.48
6:T:17:DT:H2''	6:T:18:DA:H5''	1.96	0.48
1:M:311:LYS:O	1:M:320:ARG:NH2	2.44	0.48
2:R:200:PRO:HA	2:R:203:TRP:CE2	2.48	0.48
3:1:2:DT:H2'	3:1:3:DT:C6	2.48	0.48
1:U:39:GLY:O	1:U:62:GLN:NE2	2.42	0.48
1:W:250:LEU:HD11	1:W:330:ARG:HH21	1.79	0.48
1:A:325:ARG:NH2	1:A:342:ASP:OD2	2.47	0.48
2:F:181:ARG:HG3	2:F:197:ILE:HD12	1.94	0.48
4:2:5:U:H2'	4:2:6:A:C8	2.48	0.48
1:U:245:ASP:OD1	1:U:245:ASP:N	2.43	0.48
2:X:224:LYS:HA	2:X:227:ARG:HE	1.79	0.48
3:5:15:DA:H4'	3:5:16:DA:C4	2.49	0.48
4:6:15:A:H2'	4:6:16:A:C8	2.48	0.48
1:Y:354:ARG:O	1:Y:354:ARG:NH1	2.47	0.48
2:N:437:LEU:HD12	2:N:454:PRO:HD3	1.96	0.48
1:Q:325:ARG:NH2	1:Q:340:ASP:OD2	2.45	0.48
1:U:192:ALA:HB1	1:U:227:ILE:HG22	1.95	0.48
3:3:2:DT:H2'	3:3:3:DT:C6	2.49	0.48
2:X:222:GLN:OE1	4:6:2:U:N3	2.38	0.48
1:I:369:ASN:ND2	2:J:378:TYR:O	2.41	0.48
1:U:69:GLY:O	1:U:104:ARG:NH1	2.47	0.48
1:W:377:THR:HB	1:W:378:MET:HE3	1.95	0.48
2:B:343:GLU:O	2:B:347:ILE:HG12	2.14	0.47
1:E:326:LEU:HB3	1:E:337:LEU:HD11	1.95	0.47
2:N:241:LYS:HA	2:N:241:LYS:HD3	1.73	0.47
1:Q:379:TRP:O	1:Q:383:LEU:HD12	2.13	0.47
2:R:294:GLN:OE1	2:R:294:GLN:HA	2.14	0.47

Continued on next page...

Continued from previous page...

Atom-1	Atom-2	Interatomic distance (Å)	Clash overlap (Å)
1:Y:229:ASP:HB2	1:Y:232:GLN:HG2	1.95	0.47
5:S:18:DG:H8	6:T:26:DG:H22	1.60	0.47
6:T:16:DC:H2'	6:T:17:DT:H71	1.95	0.47
2:B:4:LYS:HE2	2:B:4:LYS:N	2.28	0.47
2:B:181:ARG:NH1	2:B:182:ASP:OD1	2.47	0.47
1:Q:355:TYR:O	1:Q:355:TYR:CD1	2.67	0.47
2:R:292:ARG:HB2	2:R:465:LEU:HD13	1.97	0.47
1:A:277:LEU:HG	1:A:323:ALA:HB1	1.96	0.47
2:B:71:ASN:HB3	2:B:78:ASN:HD22	1.78	0.47
2:B:185:LYS:NZ	4:D:1:A:OP3	2.39	0.47
1:E:97:PRO:HA	1:E:115:VAL:HG13	1.95	0.47
2:J:245:ARG:HG3	2:J:286:LEU:HB2	1.96	0.47
2:N:249:ASP:HB3	2:N:252:GLU:HB3	1.96	0.47
3:O:15:DA:H4'	3:O:16:DA:C4	2.49	0.47
1:Y:323:ALA:HB3	1:Y:342:ASP:C	2.39	0.47
4:D:5:U:H2'	4:D:6:A:C8	2.50	0.47
2:J:419:PRO:HG2	2:J:427:ILE:HD12	1.97	0.47
3:K:2:DT:H2'	3:K:3:DT:C6	2.49	0.47
1:M:227:ILE:HD12	1:M:228:VAL:N	2.28	0.47
2:N:26:GLN:NE2	2:N:30:GLU:OE1	2.44	0.47
1:U:29:LEU:HB2	1:U:45:GLU:HB3	1.96	0.47
2:Z:372:ILE:HG13	2:Z:395:TYR:HE2	1.80	0.47
2:B:117:ARG:HD3	2:B:120:GLU:OE2	2.15	0.47
2:B:367:SER:OG	3:C:7:DC:OP2	2.26	0.47
1:E:354:ARG:HG3	1:E:355:TYR:CZ	2.49	0.47
3:G:2:DT:H3	4:H:17:U:H3	1.62	0.47
2:J:380:VAL:HG11	2:J:395:TYR:CD2	2.50	0.47
3:O:16:DA:H2''	3:O:17:DT:H71	1.96	0.47
2:R:298:ARG:HA	2:R:298:ARG:NE	2.30	0.47
1:U:19:ILE:HD11	1:U:101:VAL:HG11	1.96	0.47
3:3:15:DA:H4'	3:3:16:DA:C4	2.49	0.47
1:I:239:LYS:HG2	1:I:243:PHE:HD2	1.79	0.47
2:J:6:HIS:O	2:J:385:PHE:N	2.41	0.47
1:U:241:ILE:O	1:U:244:ASN:ND2	2.47	0.47
2:V:118:HIS:H	2:V:169:ASP:HB2	1.80	0.47
2:V:377:ASN:O	3:3:17:DT:N3	2.41	0.47
2:X:301:HIS:HB3	2:X:303:TYR:CE2	2.50	0.47
2:X:395:TYR:CE1	2:X:414:PRO:HB3	2.49	0.47
3:5:2:DT:H2'	3:5:3:DT:C6	2.50	0.47
2:J:406:PHE:CE1	2:J:412:PRO:HG3	2.49	0.47
2:R:41:VAL:HG22	2:R:93:LYS:HG2	1.97	0.47

Continued on next page...

Continued from previous page...

Atom-1	Atom-2	Interatomic distance (Å)	Clash overlap (Å)
2:R:421:GLU:OE1	2:R:421:GLU:N	2.32	0.47
1:Y:254:MET:C	1:Y:254:MET:HE2	2.40	0.47
1:Y:364:LYS:HE3	2:Z:410:ARG:NH1	2.30	0.47
2:Z:29:ARG:HD2	2:Z:82:PRO:HG3	1.96	0.47
2:Z:177:MET:HE3	2:Z:178:LEU:N	2.29	0.47
2:Z:303:TYR:OH	4:8:14:G:H4'	2.14	0.47
2:N:398:GLY:HA2	2:N:412:PRO:HG3	1.96	0.47
1:U:143:ILE:O	1:U:147:THR:HG23	2.14	0.47
2:V:249:ASP:N	2:V:252:GLU:OE2	2.47	0.47
3:5:2:DT:H3	4:6:17:U:H3	1.62	0.47
1:A:281:LYS:O	1:A:289:ARG:NH2	2.33	0.47
1:E:66:THR:H	1:E:105:LYS:HZ1	1.62	0.47
1:E:124:ARG:HE	1:E:124:ARG:HB2	1.52	0.47
1:E:389:HIS:CE1	1:E:400:ALA:HA	2.49	0.47
1:I:186:PHE:CE1	1:I:227:ILE:HA	2.50	0.47
1:W:276:ARG:NH1	3:5:4:DC:OP2	2.47	0.47
1:Y:327:ARG:HE	2:Z:369:PRO:HG3	1.80	0.47
2:B:117:ARG:HD3	2:B:120:GLU:CD	2.40	0.47
1:E:164:GLU:OE2	2:F:374:ARG:NH2	2.48	0.47
1:M:334:GLU:HB3	1:M:336:PHE:CE1	2.49	0.47
4:4:16:A:H2'	4:4:17:U:C6	2.50	0.47
2:X:297:THR:H	2:X:298:ARG:HH21	1.63	0.47
1:A:45:GLU:OE1	1:M:33:ARG:NH2	2.37	0.46
3:K:12:DT:H2''	3:K:13:DA:H8	1.80	0.46
4:2:16:A:H2'	4:2:17:U:C6	2.50	0.46
1:U:81:TYR:HB3	1:U:128:PHE:HE2	1.80	0.46
1:U:408:LEU:HD12	2:V:2:THR:HG23	1.97	0.46
1:U:415:GLN:HB2	2:V:7:VAL:HG11	1.98	0.46
1:Y:205:ASP:OD2	1:Y:263:ARG:HD3	2.15	0.46
1:Y:373:ARG:NH2	2:Z:376:GLY:O	2.48	0.46
1:E:169:ASN:ND2	1:E:339:ILE:O	2.47	0.46
2:N:384:THR:HG22	2:N:395:TYR:HB2	1.97	0.46
2:N:443:ASN:ND2	4:P:4:G:OP1	2.48	0.46
1:Q:190:ARG:NH2	3:1:3:DT:OP1	2.47	0.46
1:W:260:THR:O	1:W:264:GLN:HG3	2.15	0.46
2:Z:35:GLN:HB3	2:Z:241:LYS:HD2	1.97	0.46
2:Z:198:VAL:HG13	2:Z:203:TRP:HZ3	1.80	0.46
1:E:348:ASP:N	1:E:348:ASP:OD1	2.48	0.46
1:I:244:ASN:ND2	1:I:249:ASP:OD2	2.47	0.46
2:V:263:TYR:CZ	2:V:272:TRP:HB2	2.50	0.46
1:Q:181:ILE:HG22	1:Q:214:VAL:HG23	1.97	0.46

Continued on next page...

Continued from previous page...

Atom-1	Atom-2	Interatomic distance (Å)	Clash overlap (Å)
2:X:227:ARG:HG2	4:6:2:U:N3	2.31	0.46
1:A:354:ARG:HG3	1:A:355:TYR:CD1	2.50	0.46
1:E:129:ASP:O	1:E:133:ASP:HB2	2.15	0.46
1:I:281:LYS:O	1:I:289:ARG:NH1	2.49	0.46
2:N:67:ILE:HD13	2:N:224:LYS:HG2	1.97	0.46
2:N:347:ILE:HG21	2:N:361:LEU:HD11	1.97	0.46
2:N:366:GLU:OE2	2:N:450:LYS:NZ	2.36	0.46
4:P:8:A:H2'	4:P:9:C:C6	2.50	0.46
1:Q:277:LEU:HG	1:Q:323:ALA:HB1	1.97	0.46
1:U:88:LEU:HG	1:U:92:ARG:HG3	1.96	0.46
2:V:34:LEU:HD22	2:V:245:ARG:HB2	1.98	0.46
2:X:455:ILE:HD12	2:X:455:ILE:H	1.80	0.46
1:W:269:LEU:HB3	1:W:280:PHE:HD1	1.80	0.46
3:5:11:DG:H2'	3:5:12:DT:C6	2.50	0.46
1:Y:172:ARG:HG3	1:Y:336:PHE:CE1	2.51	0.46
1:Y:209:ARG:HD2	1:Y:252:ASP:OD1	2.16	0.46
1:Y:383:LEU:HD12	1:Y:405:PHE:HE2	1.79	0.46
2:R:142:LYS:HE2	2:R:142:LYS:HA	1.97	0.46
3:1:12:DT:H2''	3:1:13:DA:H8	1.80	0.46
2:V:93:LYS:HB2	2:V:93:LYS:HE2	1.69	0.46
2:V:249:ASP:OD1	2:V:250:GLN:N	2.48	0.46
2:X:398:GLY:HA2	2:X:412:PRO:HG3	1.98	0.46
4:6:10:G:H2'	4:6:11:G:C8	2.50	0.46
2:Z:199:TRP:O	2:Z:202:THR:OG1	2.26	0.46
2:Z:340:ARG:N	2:Z:343:GLU:OE2	2.49	0.46
2:Z:347:ILE:O	2:Z:351:LEU:HG	2.16	0.46
2:Z:362:VAL:HA	2:Z:419:PRO:HA	1.97	0.46
1:E:115:VAL:HG22	1:E:115:VAL:O	2.16	0.46
1:E:134:VAL:CG2	1:E:138:ARG:HH22	2.29	0.46
1:E:422:TRP:HH2	2:F:399:SER:HB3	1.80	0.46
2:N:253:TYR:CD2	2:N:358:MET:CE	2.89	0.46
2:N:394:LEU:HD21	2:N:435:LEU:HB2	1.97	0.46
3:O:2:DT:H2'	3:O:3:DT:C6	2.51	0.46
2:R:23:ASP:HB3	2:R:26:GLN:HB3	1.97	0.46
2:V:278:MET:HE1	2:V:440:VAL:CG2	2.45	0.46
2:V:313:VAL:HG21	2:V:347:ILE:HG23	1.97	0.46
2:X:29:ARG:HG2	2:X:87:GLN:HG2	1.98	0.46
2:B:156:GLU:OE1	2:B:160:ASN:ND2	2.37	0.46
1:E:32:GLN:HG3	1:E:35:ARG:HH22	1.80	0.46
1:E:115:VAL:CG2	1:Y:120:ARG:NH2	2.71	0.46
2:J:367:SER:OG	3:K:7:DC:OP2	2.34	0.46

Continued on next page...

Continued from previous page...

Atom-1	Atom-2	Interatomic distance (Å)	Clash overlap (Å)
2:N:51:ASP:OD1	2:N:52:THR:N	2.49	0.46
4:6:5:U:H2'	4:6:6:A:C8	2.51	0.46
1:Y:180:PHE:CE2	1:Y:219:PRO:HG3	2.50	0.46
1:E:179:ILE:HG21	1:E:241:ILE:HG21	1.97	0.46
1:E:224:THR:O	1:E:228:VAL:HG12	2.15	0.46
1:I:250:LEU:O	1:I:254:MET:HE3	2.16	0.46
2:N:84:LEU:HD21	2:N:93:LYS:HG3	1.97	0.46
1:U:281:LYS:O	1:U:289:ARG:NH2	2.31	0.46
1:W:371:ALA:O	1:W:375:GLN:HG3	2.16	0.46
2:Z:382:ARG:NH1	2:Z:396:THR:O	2.43	0.46
2:B:142:LYS:HB3	2:B:142:LYS:HE3	1.69	0.46
2:B:200:PRO:HA	2:B:203:TRP:CE2	2.51	0.46
1:I:208:ILE:HD12	1:I:208:ILE:O	2.16	0.46
1:M:354:ARG:HD3	1:M:354:ARG:HA	1.66	0.46
1:Q:65:SER:O	6:T:24:DA:H5'	2.16	0.46
2:V:6:HIS:O	2:V:385:PHE:N	2.39	0.46
1:W:271:PHE:HE1	1:W:276:ARG:HA	1.80	0.46
1:E:119:VAL:N	1:E:122:GLU:OE2	2.37	0.45
1:E:292:ARG:NH1	1:E:306:SER:HB3	2.31	0.45
2:F:178:LEU:HD13	2:F:183:LEU:HD22	1.97	0.45
1:Q:389:HIS:CD2	1:Q:390:GLU:HG3	2.51	0.45
1:Y:178:GLU:HA	1:Y:238:THR:HG22	1.98	0.45
5:S:13:DT:H2''	5:S:14:DA:C8	2.51	0.45
1:I:251:ASN:OD1	1:I:251:ASN:N	2.49	0.45
2:J:324:HIS:HB3	2:J:326:HIS:CD2	2.51	0.45
1:M:378:MET:HE2	1:M:378:MET:HB2	1.73	0.45
2:N:151:PRO:HG2	2:N:154:LEU:HB2	1.98	0.45
2:N:278:MET:HA	2:N:287:ILE:O	2.16	0.45
4:P:4:G:H2'	4:P:5:U:C6	2.51	0.45
1:Q:161:ASN:HB2	1:Q:416:ALA:HB3	1.99	0.45
1:U:32:GLN:HB3	1:U:35:ARG:HG2	1.99	0.45
1:Y:80:GLU:OE1	1:Y:125:ARG:NH1	2.43	0.45
1:Y:203:ARG:C	1:Y:204:PHE:HD1	2.23	0.45
2:N:198:VAL:HG13	2:N:203:TRP:HZ3	1.81	0.45
2:N:478:PHE:O	2:N:482:THR:OG1	2.30	0.45
4:P:5:U:H2'	4:P:6:A:C8	2.52	0.45
1:Q:231:ASP:N	1:Q:231:ASP:OD1	2.49	0.45
2:X:227:ARG:HG2	4:6:2:U:C4	2.51	0.45
1:Y:403:LEU:HD21	1:Y:405:PHE:CE1	2.51	0.45
4:8:14:G:H2'	4:8:15:A:H8	1.82	0.45
1:A:201:ASN:HB3	1:A:223:GLY:H	1.81	0.45

Continued on next page...

Continued from previous page...

Atom-1	Atom-2	Interatomic distance (Å)	Clash overlap (Å)
1:A:220:ARG:HG2	1:A:230:LEU:HD12	1.99	0.45
2:B:289:ARG:NH1	2:J:138:GLU:OE2	2.49	0.45
1:E:231:ASP:OD1	1:E:231:ASP:N	2.45	0.45
2:F:14:GLU:OE1	2:F:245:ARG:NH2	2.38	0.45
2:F:360:ASP:OD2	2:F:430:LEU:HD21	2.16	0.45
2:J:112:ILE:HD11	2:J:128:LEU:HD23	1.98	0.45
1:M:182:SER:HB3	1:M:213:PHE:HB3	1.97	0.45
1:M:213:PHE:CG	1:M:228:VAL:HG21	2.51	0.45
2:N:120:GLU:HA	2:N:120:GLU:OE2	2.16	0.45
2:N:249:ASP:OD1	2:N:250:GLN:N	2.49	0.45
1:W:183:THR:O	1:W:232:GLN:NE2	2.50	0.45
2:Z:80:ASP:OD1	2:Z:80:ASP:N	2.49	0.45
2:B:151:PRO:HG2	2:B:154:LEU:HB2	1.98	0.45
2:B:185:LYS:HB2	2:B:464:ILE:HD12	1.98	0.45
4:D:16:A:H2'	4:D:17:U:C6	2.52	0.45
1:I:250:LEU:HD11	1:I:330:ARG:HH21	1.81	0.45
2:X:351:LEU:HD23	2:X:356:ILE:HD12	1.97	0.45
1:Y:220:ARG:CZ	1:Y:225:ARG:HD3	2.47	0.45
2:Z:419:PRO:HG3	2:Z:427:ILE:HD13	1.98	0.45
2:Z:461:VAL:HG23	2:Z:481:TYR:CG	2.51	0.45
1:A:4:ARG:HH12	6:T:20:DA:P	2.40	0.45
1:A:91:TRP:CD1	1:A:98:VAL:HG11	2.50	0.45
2:B:413:ARG:NH2	4:D:7:C:OP1	2.49	0.45
1:I:388:LYS:HD3	1:I:388:LYS:HA	1.76	0.45
1:M:334:GLU:HB3	1:M:336:PHE:HE1	1.82	0.45
2:N:221:THR:HG22	2:N:227:ARG:HD3	1.99	0.45
2:R:216:ASP:OD1	2:R:216:ASP:N	2.50	0.45
2:X:111:ASP:O	2:X:115:ILE:HG12	2.17	0.45
2:Z:122:VAL:HA	2:Z:158:LEU:HD22	1.99	0.45
2:Z:264:ARG:N	3:7:9:DG:OP1	2.40	0.45
2:B:34:LEU:HD21	2:B:284:ARG:O	2.17	0.45
1:E:79:PHE:CZ	1:E:128:PHE:HB2	2.51	0.45
2:F:444:THR:HB	4:H:3:U:H4'	1.99	0.45
1:I:275:ASP:OD1	1:I:275:ASP:N	2.45	0.45
1:M:162:LYS:NZ	1:M:165:ASP:HB2	2.32	0.45
1:M:326:LEU:HD12	1:M:337:LEU:HD12	1.99	0.45
1:Q:178:GLU:OE2	1:Q:178:GLU:HA	2.16	0.45
1:A:114:ASP:HB2	1:A:146:LEU:HD21	1.97	0.45
1:E:245:ASP:OD1	1:E:245:ASP:N	2.43	0.45
2:F:46:VAL:HG12	2:F:53:VAL:HG22	1.99	0.45
2:N:397:ARG:HD2	2:N:397:ARG:HA	1.83	0.45

Continued on next page...

Continued from previous page...

Atom-1	Atom-2	Interatomic distance (Å)	Clash overlap (Å)
1:U:83:LEU:HD13	1:U:115:VAL:HG23	1.98	0.45
1:W:181:ILE:HA	1:W:213:PHE:O	2.17	0.45
2:Z:47:ILE:O	2:Z:149:ALA:N	2.50	0.45
1:E:81:TYR:O	1:E:125:ARG:HG3	2.17	0.45
1:I:251:ASN:HD22	4:L:15:A:H2	1.64	0.45
2:J:264:ARG:HA	2:J:271:LEU:HD12	1.99	0.45
1:Q:176:PRO:HD2	1:Q:216:PHE:CE1	2.52	0.45
2:X:10:GLU:OE2	2:X:382:ARG:NH1	2.50	0.45
1:W:185:PRO:HA	1:W:211:ARG:NH1	2.32	0.45
1:W:254:MET:HE3	1:W:254:MET:HB3	1.71	0.45
1:W:346:THR:HA	1:W:353:HIS:H	1.82	0.45
1:Y:318:TYR:HE2	1:Y:359:LEU:HD11	1.81	0.45
1:Y:320:ARG:HA	1:Y:345:PHE:HA	1.98	0.45
2:Z:181:ARG:NH1	4:8:1:A:OP3	2.50	0.45
2:Z:444:THR:HG22	2:Z:446:GLN:H	1.81	0.45
2:N:7:VAL:HA	2:N:384:THR:HA	1.98	0.45
2:N:93:LYS:NZ	2:N:95:GLU:HB3	2.32	0.45
1:Q:185:PRO:HD2	1:Q:228:VAL:HA	1.99	0.45
2:X:249:ASP:HB3	2:X:252:GLU:OE2	2.17	0.45
2:X:360:ASP:OD2	2:X:430:LEU:HD21	2.17	0.45
2:X:372:ILE:HD13	1:W:168:ILE:HG23	1.98	0.45
1:Y:112:TRP:HZ2	1:Y:142:ARG:HE	1.64	0.45
2:B:78:ASN:ND2	3:C:16:DA:OP2	2.33	0.44
2:B:304:LEU:HB2	2:B:343:GLU:HG2	1.97	0.44
4:D:7:C:H2'	4:D:8:A:C8	2.52	0.44
2:J:381:LEU:HD11	2:J:401:PRO:HG3	1.99	0.44
1:M:244:ASN:OD1	1:M:245:ASP:N	2.49	0.44
2:N:406:PHE:CZ	2:N:408:GLY:HA3	2.52	0.44
2:X:379:PRO:O	2:X:399:SER:OG	2.33	0.44
1:W:346:THR:HG22	1:W:352:PRO:HA	1.98	0.44
3:5:12:DT:H2''	3:5:13:DA:H8	1.81	0.44
2:Z:304:LEU:O	2:Z:343:GLU:HB3	2.17	0.44
1:I:411:ILE:HD12	1:I:411:ILE:C	2.43	0.44
2:J:181:ARG:HG3	2:J:197:ILE:HD12	1.98	0.44
1:M:26:THR:HG23	1:M:137:PRO:HA	1.99	0.44
2:R:25:ARG:NH2	2:R:445:THR:OG1	2.34	0.44
2:X:13:LEU:HB2	2:X:15:PHE:CE1	2.52	0.44
3:7:11:DG:H2'	3:7:12:DT:C6	2.52	0.44
1:I:325:ARG:HB2	1:I:340:ASP:HB3	2.00	0.44
2:J:67:ILE:HD13	2:J:224:LYS:HG2	1.99	0.44
2:J:448:ASP:O	2:J:448:ASP:CG	2.61	0.44

Continued on next page...

Continued from previous page...

Atom-1	Atom-2	Interatomic distance (Å)	Clash overlap (Å)
2:J:452:PRO:HG2	2:J:455:ILE:HB	1.99	0.44
2:N:21:HIS:NE2	2:N:30:GLU:OE1	2.50	0.44
2:N:243:PRO:HB2	2:N:244:TRP:CE3	2.52	0.44
2:V:278:MET:HG3	2:V:288:LEU:CD1	2.36	0.44
1:Y:403:LEU:HD21	1:Y:405:PHE:CZ	2.52	0.44
2:Z:161:ALA:H	2:Z:212:LYS:HE3	1.82	0.44
1:A:203:ARG:NH2	1:A:263:ARG:HE	2.15	0.44
1:I:162:LYS:NZ	1:I:412:GLN:OE1	2.47	0.44
2:X:264:ARG:HG3	3:5:9:DG:H5'	1.99	0.44
1:W:415:GLN:HA	1:W:415:GLN:OE1	2.18	0.44
2:F:462:GLY:O	2:F:466:LYS:HG3	2.17	0.44
1:I:163:GLY:HA2	1:I:416:ALA:HB2	2.00	0.44
1:U:196:LEU:HD21	1:U:224:THR:HG22	1.99	0.44
1:Y:345:PHE:CZ	1:Y:359:LEU:HB3	2.53	0.44
1:E:28:PHE:HB3	1:E:44:ILE:HG23	1.99	0.44
1:E:115:VAL:HG23	1:Y:120:ARG:HH12	1.82	0.44
4:H:15:A:H2'	4:H:16:A:C8	2.52	0.44
2:N:60:LEU:O	2:N:63:THR:OG1	2.35	0.44
1:Q:336:PHE:HE2	1:Q:408:LEU:HD11	1.82	0.44
1:U:62:GLN:NE2	1:U:87:ASP:OD1	2.51	0.44
2:X:419:PRO:HG2	2:X:427:ILE:HG12	1.99	0.44
1:A:250:LEU:HG	1:A:254:MET:HE2	1.98	0.44
2:F:263:TYR:CE2	2:F:274:SER:HB3	2.52	0.44
1:Q:184:SER:HB2	1:Q:208:ILE:HD12	1.99	0.44
1:U:239:LYS:HA	1:U:243:PHE:HD2	1.82	0.44
2:X:216:ASP:OD1	2:X:216:ASP:N	2.49	0.44
3:7:16:DA:H2''	3:7:17:DT:H73	1.99	0.44
1:E:258:ARG:O	1:E:262:GLU:N	2.45	0.44
1:E:389:HIS:ND1	1:E:400:ALA:HA	2.33	0.44
4:H:16:A:H2'	4:H:17:U:C6	2.52	0.44
1:M:312:LYS:HA	1:M:312:LYS:HD2	1.80	0.44
2:N:224:LYS:HA	2:N:227:ARG:HE	1.82	0.44
3:O:14:DC:H2''	3:O:15:DA:H8	1.83	0.44
2:R:264:ARG:HA	2:R:271:LEU:HD12	2.00	0.44
1:U:47:ARG:HB3	1:U:54:PRO:HA	1.99	0.44
1:U:261:VAL:O	1:U:265:THR:OG1	2.29	0.44
2:Z:181:ARG:HH21	2:Z:463:ARG:HH22	1.66	0.44
4:8:2:U:H2'	4:8:3:U:O4'	2.17	0.44
1:A:391:VAL:O	1:A:391:VAL:HG13	2.17	0.44
1:E:83:LEU:HD11	1:E:100:ILE:HG12	2.00	0.44
1:E:134:VAL:CG2	1:E:136:ASP:OD2	2.66	0.44

Continued on next page...

Continued from previous page...

Atom-1	Atom-2	Interatomic distance (Å)	Clash overlap (Å)
4:L:15:A:H2'	4:L:16:A:C8	2.53	0.44
1:M:199:HIS:HD1	1:M:199:HIS:N	2.15	0.44
2:N:112:ILE:HG21	2:N:154:LEU:HD21	1.98	0.44
2:N:253:TYR:CE2	2:N:358:MET:CE	2.83	0.44
1:Q:283:VAL:HG22	1:Q:289:ARG:HD2	2.00	0.44
2:V:151:PRO:HG2	2:V:154:LEU:HB2	1.99	0.44
2:X:62:GLU:O	2:X:66:GLY:N	2.51	0.44
2:X:238:LYS:HE2	2:X:482:THR:HG23	1.99	0.44
2:X:340:ARG:HH22	4:6:14:G:H1'	1.83	0.44
1:W:184:SER:HB2	1:W:227:ILE:HA	2.00	0.44
1:W:209:ARG:HH11	4:6:17:U:H1'	1.83	0.44
3:5:9:DG:C8	3:5:10:DT:H72	2.53	0.44
1:Y:208:ILE:HA	1:Y:213:PHE:HA	1.99	0.44
1:Y:331:LEU:HB3	1:Y:336:PHE:CD2	2.53	0.44
2:Z:66:GLY:HA2	2:Z:81:PHE:HB3	2.00	0.44
2:Z:67:ILE:HD12	2:Z:228:ALA:HB2	1.99	0.44
2:Z:250:GLN:OE1	2:Z:251:ALA:N	2.50	0.44
2:Z:345:GLU:HA	2:Z:348:ASP:HB2	2.00	0.44
1:I:336:PHE:CE2	1:I:408:LEU:HD21	2.52	0.43
1:U:6:THR:HB	1:U:9:GLN:HG3	1.99	0.43
2:Z:43:ARG:HG3	2:Z:97:PRO:HB3	1.99	0.43
2:B:84:LEU:HD21	2:B:93:LYS:HG2	2.00	0.43
1:E:291:TYR:CE2	1:E:293:TYR:HB3	2.53	0.43
1:M:35:ARG:NH1	1:Y:16:GLU:OE1	2.50	0.43
1:Q:165:ASP:OD1	1:Q:165:ASP:N	2.51	0.43
2:R:313:VAL:O	2:R:317:ILE:HG12	2.18	0.43
2:X:82:PRO:HB3	2:X:87:GLN:HB3	2.00	0.43
1:W:205:ASP:OD2	1:W:263:ARG:NE	2.51	0.43
2:Z:369:PRO:HG2	2:Z:370:ILE:HD12	2.00	0.43
4:8:7:C:H2'	4:8:8:A:H8	1.81	0.43
1:E:170:LEU:HD12	2:F:3:PHE:CE2	2.53	0.43
1:M:213:PHE:CD2	1:M:228:VAL:HG21	2.53	0.43
1:M:249:ASP:OD1	1:M:250:LEU:N	2.51	0.43
2:N:137:VAL:HG11	2:N:191:LEU:HD12	2.01	0.43
2:N:230:ASN:OD1	2:N:445:THR:HG22	2.18	0.43
1:U:367:GLU:HB2	1:U:371:ALA:HB3	2.01	0.43
3:3:12:DT:H2''	3:3:13:DA:C8	2.53	0.43
2:X:64:GLY:O	2:X:84:LEU:N	2.51	0.43
2:X:253:TYR:CD2	2:X:358:MET:CE	3.01	0.43
1:W:173:ILE:HD11	1:W:337:LEU:HB2	2.01	0.43
2:Z:105:SER:HB3	2:Z:108:GLN:HG3	2.00	0.43

Continued on next page...

Continued from previous page...

Atom-1	Atom-2	Interatomic distance (Å)	Clash overlap (Å)
1:E:134:VAL:CG2	1:E:138:ARG:NH2	2.81	0.43
2:F:188:THR:HB	2:F:191:LEU:HD23	2.00	0.43
1:U:287:LYS:HD2	1:U:287:LYS:HA	1.88	0.43
2:Z:211:ARG:HH11	2:Z:219:ARG:HA	1.84	0.43
6:T:21:DA:H2'	6:T:22:DC:H6	1.84	0.43
2:B:382:ARG:NH1	2:B:396:THR:O	2.40	0.43
1:I:264:GLN:HE22	1:I:386:SER:C	2.25	0.43
1:M:29:LEU:HB2	1:M:45:GLU:HB3	2.00	0.43
1:M:311:LYS:HE3	1:M:322:HIS:CE1	2.53	0.43
1:W:196:LEU:HB3	1:W:225:ARG:CZ	2.49	0.43
1:Y:182:SER:HB3	1:Y:213:PHE:CE1	2.53	0.43
1:Y:184:SER:HA	1:Y:228:VAL:HG23	2.01	0.43
2:Z:20:GLN:OE1	2:Z:20:GLN:C	2.61	0.43
2:Z:189:LEU:O	2:Z:480:ARG:NH1	2.50	0.43
5:S:21:DG:H2'	5:S:22:DT:H6	1.81	0.43
6:T:15:DT:H2''	6:T:16:DC:C6	2.53	0.43
1:A:290:SER:HB2	1:A:308:TYR:HD1	1.83	0.43
1:I:181:ILE:HD12	1:I:182:SER:H	1.81	0.43
2:N:340:ARG:NH2	4:P:14:G:O2'	2.52	0.43
1:Q:148:ILE:HD13	1:Q:157:LEU:HD23	1.99	0.43
2:R:29:ARG:NH1	2:R:82:PRO:HG3	2.34	0.43
2:X:324:HIS:HB3	2:X:326:HIS:CD2	2.54	0.43
2:X:334:LEU:HD22	2:X:455:ILE:HD11	2.00	0.43
1:W:278:PHE:CD1	1:W:326:LEU:HD23	2.54	0.43
2:Z:7:VAL:HA	2:Z:384:THR:HA	2.01	0.43
6:T:21:DA:H2'	6:T:22:DC:C6	2.54	0.43
1:A:321:HIS:NE2	1:A:346:THR:OG1	2.43	0.43
2:B:278:MET:HG3	2:B:286:LEU:HD21	2.01	0.43
1:I:168:ILE:O	1:I:169:ASN:HB3	2.19	0.43
1:I:179:ILE:HD11	1:I:214:VAL:HG22	2.01	0.43
2:J:406:PHE:CZ	2:J:408:GLY:HA3	2.53	0.43
1:M:346:THR:C	1:M:353:HIS:HB2	2.44	0.43
1:M:373:ARG:HA	1:M:376:VAL:HG12	2.01	0.43
2:N:46:VAL:HG12	2:N:53:VAL:HG22	2.00	0.43
2:N:456:LYS:NZ	2:N:460:GLU:OE2	2.52	0.43
4:2:7:C:H2'	4:2:8:A:C8	2.53	0.43
4:2:15:A:H2'	4:2:16:A:C8	2.54	0.43
2:X:233:ASN:ND2	2:X:442:TRP:O	2.51	0.43
1:W:244:ASN:HD21	1:W:249:ASP:CG	2.26	0.43
2:Z:335:LYS:HB3	2:Z:363:TRP:HA	2.01	0.43
1:A:164:GLU:HB2	1:A:416:ALA:HB2	2.00	0.43

Continued on next page...

Continued from previous page...

Atom-1	Atom-2	Interatomic distance (Å)	Clash overlap (Å)
2:B:208:LYS:HA	2:B:208:LYS:HD3	1.82	0.43
1:M:241:ILE:CD1	1:M:244:ASN:HD22	2.31	0.43
2:N:42:ILE:HG13	2:N:92:CYS:SG	2.58	0.43
2:N:49:THR:OG1	2:N:51:ASP:OD1	2.30	0.43
1:Y:174:ARG:NH2	1:Y:405:PHE:O	2.52	0.43
2:Z:434:VAL:HG13	2:Z:452:PRO:HG3	2.01	0.43
1:A:161:ASN:OD1	1:A:161:ASN:C	2.62	0.43
2:F:11:PRO:HG2	2:F:436:ALA:HA	2.01	0.43
2:J:29:ARG:NH1	2:J:82:PRO:HG3	2.33	0.43
2:J:212:LYS:HD3	3:K:11:DG:H5'	2.01	0.43
2:J:334:LEU:HD23	2:J:362:VAL:HB	2.01	0.43
2:J:370:ILE:HG21	2:J:388:LEU:HD21	2.00	0.43
3:1:15:DA:H4'	3:1:16:DA:C4	2.54	0.43
1:Y:107:ASP:OD1	1:Y:107:ASP:N	2.51	0.43
2:Z:28:LEU:HD22	2:Z:32:GLY:O	2.19	0.43
2:Z:430:LEU:HD23	2:Z:430:LEU:HA	1.91	0.43
2:J:181:ARG:O	2:J:185:LYS:HG2	2.19	0.43
2:J:275:THR:HG21	2:J:312:LEU:HD21	1.99	0.43
1:M:188:SER:HB3	1:M:209:ARG:HH11	1.83	0.43
2:N:133:LEU:HD11	2:N:146:ILE:HG21	2.01	0.43
1:U:138:ARG:HA	1:U:138:ARG:HD2	1.86	0.43
4:4:14:G:H2'	4:4:15:A:H8	1.84	0.43
1:W:200:GLY:HA3	1:W:223:GLY:HA3	2.00	0.43
1:W:378:MET:HE3	1:W:378:MET:N	2.33	0.43
1:Y:27:GLY:O	1:Y:47:ARG:NH1	2.43	0.43
1:E:97:PRO:CB	1:E:116:SER:HB2	2.49	0.42
1:I:257:LEU:HD22	1:I:403:LEU:HD21	2.01	0.42
2:J:250:GLN:HA	2:J:250:GLN:OE1	2.18	0.42
2:J:298:ARG:HE	2:J:298:ARG:HA	1.84	0.42
1:M:117:ASP:CG	1:M:117:ASP:O	2.61	0.42
1:U:205:ASP:OD1	1:U:205:ASP:N	2.44	0.42
1:W:176:PRO:HG2	1:W:216:PHE:CD1	2.54	0.42
2:Z:90:PHE:HE2	2:Z:232:LEU:HD23	1.84	0.42
2:Z:269:GLN:HA	2:Z:300:ARG:CZ	2.48	0.42
2:Z:339:PHE:CD2	2:Z:343:GLU:HG3	2.54	0.42
2:B:272:TRP:CZ2	2:B:298:ARG:CZ	2.99	0.42
4:D:13:C:H2'	4:D:14:G:C8	2.54	0.42
4:D:15:A:H2'	4:D:16:A:C8	2.54	0.42
2:F:203:TRP:CE3	2:F:204:ASP:HB2	2.54	0.42
1:I:245:ASP:OD1	1:I:245:ASP:N	2.51	0.42
1:I:313:LYS:HG3	1:I:318:TYR:CE2	2.54	0.42

Continued on next page...

Continued from previous page...

Atom-1	Atom-2	Interatomic distance (Å)	Clash overlap (Å)
3:K:7:DC:H2'	3:K:8:DC:C6	2.54	0.42
1:M:330:ARG:HB2	1:M:335:TRP:CH2	2.55	0.42
2:N:151:PRO:HD2	2:N:154:LEU:HD12	2.00	0.42
1:W:244:ASN:O	1:W:330:ARG:NH2	2.52	0.42
1:Y:343:PHE:O	1:Y:360:LEU:HD12	2.19	0.42
2:Z:14:GLU:OE1	2:Z:245:ARG:NH2	2.41	0.42
2:Z:110:ASN:OD1	2:Z:111:ASP:N	2.52	0.42
2:Z:269:GLN:O	2:Z:300:ARG:HG2	2.20	0.42
1:A:261:VAL:HG22	1:A:405:PHE:HZ	1.84	0.42
2:B:43:ARG:HB3	2:B:97:PRO:HG3	2.00	0.42
1:E:40:THR:OG1	1:E:160:LEU:HD12	2.19	0.42
2:R:213:ILE:N	3:1:12:DT:OP1	2.49	0.42
2:V:34:LEU:HD11	2:V:284:ARG:CG	2.49	0.42
2:X:380:VAL:HG22	2:X:381:LEU:H	1.85	0.42
4:6:13:C:H2'	4:6:14:G:C8	2.54	0.42
2:Z:272:TRP:HZ3	2:Z:296:GLU:HA	1.84	0.42
2:B:50:ASP:OD1	2:B:103:THR:HG21	2.19	0.42
2:B:230:ASN:OD1	2:B:445:THR:OG1	2.33	0.42
2:J:278:MET:HB2	2:J:288:LEU:HD13	2.01	0.42
3:K:3:DT:H2'	3:K:4:DC:C6	2.54	0.42
2:N:137:VAL:HG21	2:N:192:PRO:HD2	2.00	0.42
2:R:257:PHE:CD2	2:R:437:LEU:HD11	2.54	0.42
1:U:222:TYR:OH	1:U:399:PRO:HG3	2.18	0.42
2:X:444:THR:OG1	2:X:445:THR:N	2.51	0.42
1:W:268:GLN:OE1	1:W:289:ARG:NH1	2.52	0.42
1:Y:33:ARG:HG3	1:Y:41:ASP:C	2.44	0.42
2:Z:11:PRO:HG2	2:Z:436:ALA:HA	2.02	0.42
2:Z:394:LEU:HD21	2:Z:435:LEU:HB2	2.01	0.42
2:Z:434:VAL:HA	2:Z:437:LEU:HD12	2.02	0.42
4:8:10:G:H2'	4:8:11:G:C8	2.54	0.42
1:A:122:GLU:HG2	1:A:125:ARG:HG3	2.00	0.42
1:E:35:ARG:HA	1:E:35:ARG:HD3	1.76	0.42
4:H:13:C:H2'	4:H:14:G:C8	2.54	0.42
2:N:47:ILE:HB	2:N:148:LEU:HD13	2.01	0.42
1:U:11:LEU:HD21	1:U:66:THR:HA	2.02	0.42
1:U:239:LYS:HB3	1:U:239:LYS:HE3	1.74	0.42
1:W:172:ARG:HB2	1:W:408:LEU:HD21	2.01	0.42
1:W:206:TRP:CZ3	1:W:208:ILE:HD12	2.55	0.42
2:Z:444:THR:OG1	4:8:3:U:O3'	2.38	0.42
1:A:283:VAL:O	1:A:287:LYS:HB3	2.20	0.42
1:E:313:LYS:HZ3	1:E:320:ARG:HH21	1.68	0.42

Continued on next page...

Continued from previous page...

Atom-1	Atom-2	Interatomic distance (Å)	Clash overlap (Å)
2:J:159:VAL:HG21	2:J:199:TRP:CZ2	2.54	0.42
1:U:169:ASN:ND2	1:U:339:ILE:O	2.36	0.42
1:A:157:LEU:HD23	1:A:157:LEU:HA	1.88	0.42
2:B:178:LEU:HD13	2:B:183:LEU:HD22	2.01	0.42
2:B:312:LEU:HD23	2:B:312:LEU:HA	1.85	0.42
1:E:327:ARG:NH2	3:G:6:DG:OP2	2.49	0.42
2:R:88:ASN:ND2	2:R:92:CYS:O	2.49	0.42
2:X:51:ASP:N	2:X:51:ASP:OD1	2.51	0.42
1:W:249:ASP:O	1:W:253:THR:HG23	2.19	0.42
2:Z:287:ILE:C	2:Z:287:ILE:HD12	2.45	0.42
4:8:12:C:H2'	4:8:13:C:C6	2.55	0.42
1:A:103:TRP:CZ2	1:A:108:GLU:OE1	2.72	0.42
2:B:69:SER:OG	2:B:78:ASN:O	2.37	0.42
2:B:272:TRP:HZ2	2:B:298:ARG:CZ	2.23	0.42
1:E:63:VAL:HG22	1:E:101:VAL:HB	2.02	0.42
2:F:81:PHE:CZ	2:F:232:LEU:HD12	2.55	0.42
4:L:16:A:H2'	4:L:17:U:C6	2.55	0.42
2:N:372:ILE:HB	2:N:395:TYR:CE2	2.54	0.42
2:N:397:ARG:NH2	2:N:407:PRO:O	2.52	0.42
2:N:461:VAL:HG13	2:N:465:LEU:HD13	2.00	0.42
1:Q:319:VAL:N	1:Q:346:THR:O	2.50	0.42
2:R:280:ASP:O	2:R:324:HIS:NE2	2.34	0.42
1:U:348:ASP:HB3	1:U:351:GLN:HE21	1.84	0.42
2:V:200:PRO:HA	2:V:203:TRP:NE1	2.35	0.42
1:Y:254:MET:HE3	3:7:4:DC:H4'	2.02	0.42
2:B:290:GLY:HA3	2:B:461:VAL:HG21	2.02	0.42
2:F:128:LEU:O	2:F:132:GLN:HG2	2.20	0.42
4:H:7:C:H2'	4:H:8:A:C8	2.55	0.42
1:I:168:ILE:HG22	1:I:170:LEU:H	1.85	0.42
2:R:181:ARG:HG3	2:R:197:ILE:HD12	2.01	0.42
2:R:444:THR:HB	4:2:3:U:H4'	2.01	0.42
1:U:29:LEU:O	1:U:45:GLU:N	2.49	0.42
1:Y:136:ASP:HB2	1:Y:137:PRO:HD2	2.02	0.42
1:Y:345:PHE:HE1	1:Y:360:LEU:HB2	1.84	0.42
1:A:389:HIS:CE1	1:A:391:VAL:HB	2.55	0.42
2:B:184:LEU:HD23	2:B:197:ILE:HD11	2.02	0.42
1:M:169:ASN:ND2	2:N:371:ALA:H	2.18	0.42
1:M:170:LEU:HD12	1:M:171:LEU:N	2.35	0.42
3:O:12:DT:H2''	3:O:13:DA:C8	2.53	0.42
4:P:10:G:H2'	4:P:11:G:C8	2.55	0.42
2:R:49:THR:OG1	2:R:51:ASP:OD1	2.26	0.42

Continued on next page...

Continued from previous page...

Atom-1	Atom-2	Interatomic distance (Å)	Clash overlap (Å)
1:U:327:ARG:HE	2:V:369:PRO:HG3	1.84	0.42
2:V:151:PRO:HB2	2:V:153:PRO:HD2	2.02	0.42
2:X:222:GLN:HG2	3:5:15:DA:C2	2.55	0.42
1:W:328:PHE:CE1	1:W:337:LEU:HD13	2.55	0.42
1:Y:373:ARG:NH2	2:Z:376:GLY:H	2.18	0.42
2:B:11:PRO:HG2	2:B:436:ALA:HA	2.00	0.41
1:E:82:LEU:HB2	1:E:125:ARG:NH2	2.35	0.41
1:E:190:ARG:NH1	3:G:1:DA:H8	2.17	0.41
1:E:325:ARG:NH1	1:E:342:ASP:OD2	2.34	0.41
2:F:331:LEU:HD23	2:F:351:LEU:HD21	2.01	0.41
1:I:313:LYS:HD3	1:I:313:LYS:HA	1.90	0.41
3:O:11:DG:H2'	3:O:12:DT:C6	2.55	0.41
2:X:188:THR:HB	2:X:191:LEU:HD12	2.01	0.41
1:W:320:ARG:HG2	1:W:345:PHE:CZ	2.55	0.41
1:Y:209:ARG:HH12	1:Y:251:ASN:ND2	2.18	0.41
1:A:171:LEU:HD11	1:A:380:GLN:HA	2.02	0.41
3:G:15:DA:H4'	3:G:16:DA:C4	2.55	0.41
1:I:195:GLU:HB2	1:I:227:ILE:HD11	2.03	0.41
2:J:84:LEU:HD23	2:J:84:LEU:HA	1.91	0.41
1:M:384:VAL:HG21	1:M:407:ARG:NE	2.35	0.41
1:Q:342:ASP:OD1	1:Q:343:PHE:N	2.48	0.41
1:Q:394:PHE:HD2	1:Q:398:LYS:HD2	1.86	0.41
2:X:273:THR:HG23	2:X:273:THR:O	2.20	0.41
2:X:297:THR:N	2:X:298:ARG:HH21	2.18	0.41
2:Z:181:ARG:NH2	2:Z:463:ARG:HH22	2.18	0.41
5:S:29:DG:H2''	5:S:30:DC:C6	2.55	0.41
1:A:108:GLU:O	1:A:108:GLU:HG3	2.20	0.41
2:B:48:GLY:O	2:B:103:THR:HA	2.20	0.41
1:E:173:ILE:HG21	1:E:257:LEU:HD11	2.02	0.41
1:M:257:LEU:O	1:M:261:VAL:HG13	2.21	0.41
1:M:369:ASN:ND2	2:N:374:ARG:HG3	2.34	0.41
1:Q:351:GLN:C	1:Q:351:GLN:HE21	2.28	0.41
2:R:290:GLY:HA3	2:R:461:VAL:HG21	2.02	0.41
1:Y:64:LYS:HG2	1:Y:100:ILE:HD11	2.01	0.41
1:Y:170:LEU:HD11	1:Y:336:PHE:CD1	2.56	0.41
2:Z:410:ARG:HG2	2:Z:411:VAL:H	1.84	0.41
5:S:23:DT:H2'	5:S:24:DT:H71	2.02	0.41
1:A:27:GLY:O	1:A:47:ARG:NH1	2.47	0.41
2:B:115:ILE:O	2:B:157:LYS:NZ	2.32	0.41
2:B:146:ILE:HG13	2:B:193:VAL:HG11	2.02	0.41
1:E:120:ARG:HB3	1:E:121:GLY:H	1.64	0.41

Continued on next page...

Continued from previous page...

Atom-1	Atom-2	Interatomic distance (Å)	Clash overlap (Å)
1:E:230:LEU:HD12	1:E:230:LEU:HA	1.90	0.41
2:F:152:ILE:HG13	2:F:200:PRO:HG3	2.01	0.41
1:I:171:LEU:HD11	1:I:380:GLN:HA	2.03	0.41
2:J:395:TYR:CE1	2:J:414:PRO:HB3	2.56	0.41
2:R:72:LYS:HA	2:R:72:LYS:HD3	1.82	0.41
2:X:275:THR:HG21	2:X:312:LEU:HD22	2.01	0.41
1:A:96:ILE:HD13	1:M:58:LEU:HD12	2.03	0.41
2:B:81:PHE:CZ	2:B:232:LEU:HD12	2.56	0.41
2:B:243:PRO:HB2	2:B:244:TRP:CE3	2.55	0.41
3:C:12:DT:H2''	3:C:13:DA:C8	2.53	0.41
2:F:185:LYS:HB2	2:F:464:ILE:HD12	2.02	0.41
1:I:206:TRP:HZ3	1:I:208:ILE:HG13	1.84	0.41
1:I:364:LYS:HD2	2:J:410:ARG:NH1	2.35	0.41
1:M:19:ILE:O	1:M:23:VAL:HG23	2.20	0.41
1:Q:424:ARG:NH2	2:R:74:LEU:HD21	2.35	0.41
2:R:362:VAL:HG21	2:R:430:LEU:HD22	2.02	0.41
1:U:72:VAL:HG12	1:U:73:ARG:HG3	2.03	0.41
2:X:62:GLU:H	2:X:62:GLU:CD	2.28	0.41
2:X:439:LYS:HB3	2:X:439:LYS:HE3	1.85	0.41
2:X:466:LYS:HB2	2:X:466:LYS:HE3	1.85	0.41
1:Y:368:ARG:HD3	1:Y:368:ARG:HA	1.96	0.41
3:7:14:DC:H2''	3:7:15:DA:H8	1.85	0.41
1:A:231:ASP:OD1	1:A:231:ASP:N	2.51	0.41
1:E:292:ARG:HD3	1:E:292:ARG:HA	1.95	0.41
1:E:354:ARG:HG3	1:E:355:TYR:CG	2.55	0.41
2:J:278:MET:HE3	2:J:288:LEU:HD13	2.02	0.41
2:N:57:THR:HG22	2:N:96:VAL:HG21	2.02	0.41
2:N:335:LYS:HE2	2:N:337:SER:O	2.21	0.41
1:Q:239:LYS:O	1:Q:239:LYS:NZ	2.41	0.41
1:Q:311:LYS:HD3	1:Q:320:ARG:HH22	1.86	0.41
2:X:154:LEU:HD23	2:X:154:LEU:HA	1.87	0.41
1:Y:210:LYS:NZ	1:Y:252:ASP:OD2	2.32	0.41
2:Z:194:PRO:HG2	2:Z:238:LYS:O	2.21	0.41
4:8:5:U:H2'	4:8:6:A:C8	2.56	0.41
1:A:243:PHE:HE1	1:A:335:TRP:CD1	2.38	0.41
3:C:15:DA:H4'	3:C:16:DA:C4	2.55	0.41
2:F:227:ARG:HG2	4:H:2:U:N3	2.36	0.41
1:I:188:SER:C	1:I:208:ILE:HD11	2.46	0.41
1:I:272:LEU:HD23	1:I:274:LYS:H	1.85	0.41
2:J:43:ARG:HB3	2:J:97:PRO:HG3	2.02	0.41
2:N:265:ASP:OD1	2:N:266:LEU:N	2.52	0.41

Continued on next page...

Continued from previous page...

Atom-1	Atom-2	Interatomic distance (Å)	Clash overlap (Å)
2:R:60:LEU:O	2:R:63:THR:OG1	2.35	0.41
2:R:296:GLU:HB3	2:R:298:ARG:HH21	1.85	0.41
2:V:227:ARG:HG2	4:4:2:U:N3	2.35	0.41
1:Y:219:PRO:HB2	1:Y:220:ARG:HH21	1.85	0.41
2:Z:447:PHE:CD1	2:Z:447:PHE:O	2.74	0.41
2:F:410:ARG:HG2	2:F:411:VAL:N	2.36	0.41
2:R:426:THR:HG23	2:R:429:THR:H	1.85	0.41
2:X:59:PHE:HB2	2:X:203:TRP:HB2	2.02	0.41
2:X:155:ILE:O	2:X:159:VAL:HG12	2.21	0.41
1:W:330:ARG:HD3	1:W:335:TRP:CZ2	2.56	0.41
1:Y:57:LYS:HB3	1:Y:147:THR:OG1	2.21	0.41
1:Y:173:ILE:HG13	1:Y:405:PHE:CE1	2.56	0.41
1:Y:218:ASP:OD1	1:Y:218:ASP:N	2.53	0.41
2:Z:100:ALA:HB2	2:Z:141:ALA:HB1	2.02	0.41
1:A:243:PHE:HE1	1:A:335:TRP:HD1	1.67	0.41
1:A:293:TYR:HE1	1:A:307:ALA:HB2	1.86	0.41
2:F:417:LEU:HB2	2:F:427:ILE:HD11	2.03	0.41
1:I:196:LEU:O	1:I:196:LEU:HD12	2.21	0.41
1:M:24:LEU:HA	1:M:24:LEU:HD23	1.83	0.41
2:N:362:VAL:HG21	2:N:430:LEU:HD22	2.02	0.41
1:Q:4:ARG:HE	1:Q:4:ARG:HB3	1.59	0.41
1:Q:33:ARG:HE	1:Q:33:ARG:HB3	1.77	0.41
1:Q:364:LYS:NZ	4:2:8:A:OP1	2.54	0.41
2:R:201:ASP:HB2	2:R:219:ARG:HH21	1.85	0.41
2:R:358:MET:HE2	2:R:358:MET:HB3	1.89	0.41
2:V:257:PHE:CD1	2:V:437:LEU:HD11	2.56	0.41
2:V:265:ASP:OD1	2:V:266:LEU:N	2.52	0.41
1:W:345:PHE:CE2	1:W:359:LEU:HB3	2.56	0.41
1:Y:74:GLU:HG3	1:Y:79:PHE:HB3	2.03	0.41
1:Y:357:GLU:HG2	1:Y:358:ALA:H	1.86	0.41
2:Z:179:ASN:HB2	2:Z:182:ASP:HB3	2.02	0.41
2:Z:265:ASP:HB2	2:Z:270:GLN:HB2	2.03	0.41
2:Z:426:THR:HG23	2:Z:429:THR:H	1.85	0.41
6:T:18:DA:C4	6:T:19:DA:C8	3.09	0.41
6:T:22:DC:C2	6:T:23:DG:N7	2.88	0.41
2:B:138:GLU:OE2	2:J:476:SER:OG	2.39	0.41
1:E:22:ILE:O	1:E:26:THR:OG1	2.31	0.41
2:F:252:GLU:OE2	2:F:254:ARG:NH2	2.54	0.41
1:M:208:ILE:HG13	1:M:213:PHE:HD1	1.86	0.41
1:M:254:MET:HE3	1:M:254:MET:HB3	1.83	0.41
4:P:2:U:H2'	4:P:3:U:O4'	2.20	0.41

Continued on next page...

Continued from previous page...

Atom-1	Atom-2	Interatomic distance (Å)	Clash overlap (Å)
1:Q:229:ASP:OD1	1:Q:229:ASP:N	2.41	0.41
2:R:342:GLU:OE1	2:R:342:GLU:N	2.51	0.41
1:U:168:ILE:HG12	1:U:170:LEU:HG	2.02	0.41
2:V:70:GLY:HA3	2:V:223:VAL:HG11	2.02	0.41
1:Y:207:VAL:O	1:Y:214:VAL:N	2.44	0.41
2:F:200:PRO:HA	2:F:203:TRP:NE1	2.35	0.40
2:F:252:GLU:OE1	2:F:252:GLU:N	2.54	0.40
2:F:419:PRO:HG3	2:F:427:ILE:HD13	2.03	0.40
2:J:200:PRO:HA	2:J:203:TRP:NE1	2.35	0.40
1:M:186:PHE:HE2	1:M:227:ILE:HA	1.86	0.40
1:M:199:HIS:HE1	1:M:226:ALA:HB2	1.85	0.40
2:N:278:MET:HE1	2:N:453:ALA:HB3	2.03	0.40
1:Q:173:ILE:HG12	1:Q:405:PHE:HE1	1.84	0.40
2:X:151:PRO:HD2	2:X:154:LEU:HD12	2.02	0.40
1:W:173:ILE:HG12	1:W:405:PHE:CE1	2.56	0.40
1:W:320:ARG:HH21	1:W:363:LYS:HE2	1.86	0.40
1:W:346:THR:HA	1:W:353:HIS:N	2.36	0.40
1:Y:220:ARG:HH22	1:Y:225:ARG:H	1.68	0.40
2:B:395:TYR:CE1	2:B:414:PRO:HB3	2.56	0.40
2:J:159:VAL:HG21	2:J:199:TRP:HZ2	1.87	0.40
1:M:247:GLN:O	1:M:251:ASN:N	2.35	0.40
1:Q:77:ASN:OD1	1:Q:77:ASN:C	2.64	0.40
2:R:222:GLN:O	2:R:227:ARG:NH1	2.55	0.40
1:U:305:VAL:HG22	1:U:306:SER:H	1.86	0.40
2:X:263:TYR:CZ	2:X:272:TRP:HB2	2.56	0.40
1:W:269:LEU:HB3	1:W:280:PHE:CD1	2.57	0.40
1:W:291:TYR:O	1:W:307:ALA:N	2.53	0.40
4:6:7:C:H2'	4:6:8:A:C8	2.57	0.40
2:B:227:ARG:HG2	4:D:2:U:N3	2.37	0.40
2:B:444:THR:HB	4:D:3:U:H4'	2.03	0.40
2:B:463:ARG:NH1	3:C:10:DT:OP2	2.42	0.40
1:E:346:THR:HG22	1:E:352:PRO:HA	2.03	0.40
1:I:192:ALA:HB3	1:I:206:TRP:HH2	1.85	0.40
1:I:198:LYS:HE3	1:I:198:LYS:HB2	1.82	0.40
2:J:151:PRO:HB2	2:J:153:PRO:HD2	2.04	0.40
2:J:456:LYS:HE3	4:L:4:G:H5'	2.04	0.40
1:M:269:LEU:HD23	1:M:278:PHE:HB3	2.04	0.40
2:V:4:LYS:HD2	2:V:4:LYS:C	2.45	0.40
2:X:420:HIS:CE1	2:X:421:GLU:HG3	2.56	0.40
2:B:410:ARG:HG2	2:B:411:VAL:H	1.86	0.40
1:E:82:LEU:HB2	1:E:125:ARG:HH21	1.87	0.40

Continued on next page...

Continued from previous page...

Atom-1	Atom-2	Interatomic distance (Å)	Clash overlap (Å)
2:F:296:GLU:OE1	2:F:298:ARG:NH1	2.54	0.40
1:M:169:ASN:HD21	2:N:370:ILE:HA	1.86	0.40
1:M:417:VAL:HA	1:M:418:PRO:HD3	1.96	0.40
2:N:25:ARG:HG2	2:N:229:TRP:CD2	2.56	0.40
1:Q:295:SER:HB3	1:Q:303:LYS:HG2	2.03	0.40
1:U:33:ARG:HH12	1:U:158:PRO:HD2	1.86	0.40
1:U:186:PHE:CE2	1:U:227:ILE:HA	2.52	0.40
2:Z:67:ILE:H	2:Z:81:PHE:HB3	1.87	0.40
2:Z:288:LEU:HD22	2:Z:478:PHE:CG	2.57	0.40
1:A:122:GLU:HG2	1:A:125:ARG:CG	2.52	0.40
1:E:98:VAL:O	1:E:115:VAL:HG12	2.22	0.40
1:E:112:TRP:CZ2	1:E:142:ARG:HD2	2.57	0.40
2:F:280:ASP:OD1	2:F:280:ASP:N	2.53	0.40
3:K:15:DA:H4'	3:K:16:DA:C4	2.57	0.40
1:M:72:VAL:HG12	1:M:73:ARG:HG2	2.02	0.40
2:N:176:ASP:OD1	2:N:176:ASP:N	2.52	0.40
2:N:183:LEU:HD22	2:N:467:HIS:CG	2.57	0.40
2:R:265:ASP:OD1	2:R:266:LEU:N	2.54	0.40
2:R:312:LEU:HD23	2:R:312:LEU:HA	1.95	0.40
1:W:310:SER:HA	1:W:320:ARG:O	2.21	0.40

There are no symmetry-related clashes.

5.3 Torsion angles [i](#)

5.3.1 Protein backbone [i](#)

In the following table, the Percentiles column shows the percent Ramachandran outliers of the chain as a percentile score with respect to all PDB entries followed by that with respect to all EM entries.

The Analysed column shows the number of residues for which the backbone conformation was analysed, and the total number of residues.

Mol	Chain	Analysed	Favoured	Allowed	Outliers	Percentiles	
1	A	406/458 (89%)	398 (98%)	8 (2%)	0	100	100
1	E	401/458 (88%)	381 (95%)	20 (5%)	0	100	100
1	I	253/458 (55%)	241 (95%)	12 (5%)	0	100	100
1	M	395/458 (86%)	371 (94%)	24 (6%)	0	100	100

Continued on next page...

Continued from previous page...

Mol	Chain	Analysed	Favoured	Allowed	Outliers	Percentiles	
1	Q	412/458 (90%)	396 (96%)	16 (4%)	0	100	100
1	U	401/458 (88%)	386 (96%)	15 (4%)	0	100	100
1	W	243/458 (53%)	228 (94%)	15 (6%)	0	100	100
1	Y	382/458 (83%)	364 (95%)	18 (5%)	0	100	100
2	B	478/482 (99%)	468 (98%)	10 (2%)	0	100	100
2	F	472/482 (98%)	463 (98%)	9 (2%)	0	100	100
2	J	464/482 (96%)	448 (97%)	16 (3%)	0	100	100
2	N	462/482 (96%)	450 (97%)	12 (3%)	0	100	100
2	R	465/482 (96%)	455 (98%)	10 (2%)	0	100	100
2	V	480/482 (100%)	471 (98%)	9 (2%)	0	100	100
2	X	463/482 (96%)	455 (98%)	8 (2%)	0	100	100
2	Z	463/482 (96%)	446 (96%)	17 (4%)	0	100	100
All	All	6640/7520 (88%)	6421 (97%)	219 (3%)	0	100	100

There are no Ramachandran outliers to report.

5.3.2 Protein sidechains ⓘ

In the following table, the Percentiles column shows the percent sidechain outliers of the chain as a percentile score with respect to all PDB entries followed by that with respect to all EM entries.

The Analysed column shows the number of residues for which the sidechain conformation was analysed, and the total number of residues.

Mol	Chain	Analysed	Rotameric	Outliers	Percentiles	
1	A	362/396 (91%)	361 (100%)	1 (0%)	91	96
1	E	354/396 (89%)	349 (99%)	5 (1%)	62	83
1	I	225/396 (57%)	223 (99%)	2 (1%)	75	89
1	M	352/396 (89%)	348 (99%)	4 (1%)	70	87
1	Q	364/396 (92%)	363 (100%)	1 (0%)	91	96
1	U	356/396 (90%)	355 (100%)	1 (0%)	91	96
1	W	219/396 (55%)	218 (100%)	1 (0%)	86	94
1	Y	344/396 (87%)	342 (99%)	2 (1%)	84	93
2	B	402/404 (100%)	402 (100%)	0	100	100

Continued on next page...

Continued from previous page...

Mol	Chain	Analysed	Rotameric	Outliers	Percentiles	
2	F	399/404 (99%)	398 (100%)	1 (0%)	91	96
2	J	393/404 (97%)	390 (99%)	3 (1%)	79	90
2	N	391/404 (97%)	385 (98%)	6 (2%)	60	83
2	R	394/404 (98%)	394 (100%)	0	100	100
2	V	404/404 (100%)	402 (100%)	2 (0%)	86	94
2	X	392/404 (97%)	389 (99%)	3 (1%)	79	90
2	Z	392/404 (97%)	391 (100%)	1 (0%)	91	96
All	All	5743/6400 (90%)	5710 (99%)	33 (1%)	82	93

All (33) residues with a non-rotameric sidechain are listed below:

Mol	Chain	Res	Type
1	A	198	LYS
1	E	23	VAL
1	E	120	ARG
1	E	124	ARG
1	E	139	SER
1	E	338	VAL
2	F	275	THR
1	I	168	ILE
1	I	338	VAL
2	J	327	VAL
2	J	335	LYS
2	J	409	LEU
1	M	148	ILE
1	M	202	VAL
1	M	203	ARG
1	M	264	GLN
2	N	23	ASP
2	N	183	LEU
2	N	288	LEU
2	N	311	ASP
2	N	374	ARG
2	N	382	ARG
1	Q	351	GLN
1	U	423	ASN
2	V	195	THR
2	V	397	ARG
2	X	156	GLU
2	X	275	THR

Continued on next page...

Continued from previous page...

Mol	Chain	Res	Type
2	X	416	LEU
1	W	199	HIS
1	Y	340	ASP
1	Y	376	VAL
2	Z	77	LEU

Sometimes sidechains can be flipped to improve hydrogen bonding and reduce clashes. All (45) such sidechains are listed below:

Mol	Chain	Res	Type
1	A	9	GLN
2	B	78	ASN
1	E	199	HIS
1	E	351	GLN
1	E	404	GLN
2	F	78	ASN
1	I	199	HIS
2	J	160	ASN
2	J	218	ASN
2	J	233	ASN
2	J	441	ASN
1	M	264	GLN
1	M	279	HIS
1	M	369	ASN
2	N	21	HIS
2	N	160	ASN
2	N	233	ASN
2	N	269	GLN
1	Q	351	GLN
2	R	301	HIS
1	U	62	GLN
1	U	199	HIS
1	U	247	GLN
1	U	268	GLN
1	U	369	ASN
1	U	389	HIS
2	V	377	ASN
2	V	449	GLN
2	X	21	HIS
2	X	31	HIS
2	X	108	GLN
2	X	233	ASN
2	X	365	GLN

Continued on next page...

Continued from previous page...

Mol	Chain	Res	Type
2	X	446	GLN
1	W	244	ASN
1	W	279	HIS
1	W	369	ASN
1	W	404	GLN
1	Y	9	GLN
1	Y	244	ASN
1	Y	375	GLN
2	Z	88	ASN
2	Z	124	HIS
2	Z	190	HIS
2	Z	196	GLN

5.3.3 RNA ⓘ

Mol	Chain	Analysed	Backbone Outliers	Pucker Outliers
4	2	16/17 (94%)	1 (6%)	0
4	4	16/17 (94%)	2 (12%)	0
4	6	16/17 (94%)	2 (12%)	0
4	8	16/17 (94%)	3 (18%)	0
4	D	16/17 (94%)	2 (12%)	0
4	H	16/17 (94%)	3 (18%)	0
4	L	16/17 (94%)	1 (6%)	0
4	P	16/17 (94%)	3 (18%)	0
All	All	128/136 (94%)	17 (13%)	0

All (17) RNA backbone outliers are listed below:

Mol	Chain	Res	Type
4	D	4	G
4	D	5	U
4	H	2	U
4	H	4	G
4	H	5	U
4	L	4	G
4	P	4	G
4	P	5	U
4	P	17	U
4	2	4	G
4	4	2	U
4	4	4	G

Continued on next page...

Continued from previous page...

Mol	Chain	Res	Type
4	6	4	G
4	6	5	U
4	8	2	U
4	8	4	G
4	8	16	A

There are no RNA pucker outliers to report.

5.4 Non-standard residues in protein, DNA, RNA chains [i](#)

There are no non-standard protein/DNA/RNA residues in this entry.

5.5 Carbohydrates [i](#)

There are no oligosaccharides in this entry.

5.6 Ligand geometry [i](#)

Of 12 ligands modelled in this entry, 12 are monoatomic - leaving 0 for Mogul analysis.

There are no bond length outliers.

There are no bond angle outliers.

There are no chirality outliers.

There are no torsion outliers.

There are no ring outliers.

No monomer is involved in short contacts.

5.7 Other polymers [i](#)

There are no such residues in this entry.

5.8 Polymer linkage issues [i](#)

There are no chain breaks in this entry.

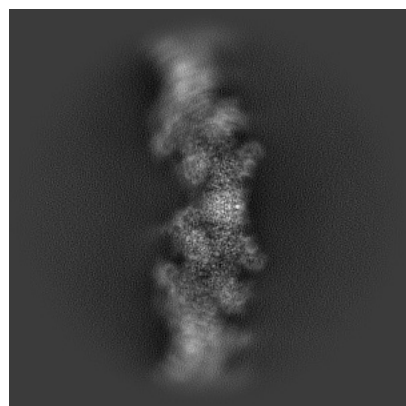
6 Map visualisation [i](#)

This section contains visualisations of the EMDB entry EMD-53008. These allow visual inspection of the internal detail of the map and identification of artifacts.

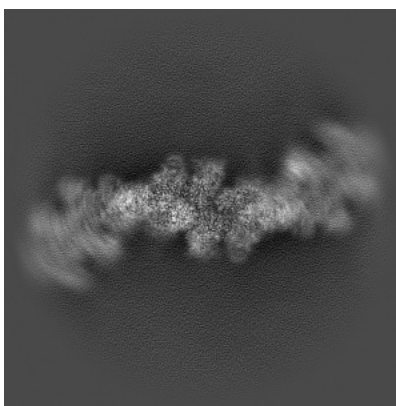
Images derived from a raw map, generated by summing the deposited half-maps, are presented below the corresponding image components of the primary map to allow further visual inspection and comparison with those of the primary map.

6.1 Orthogonal projections [i](#)

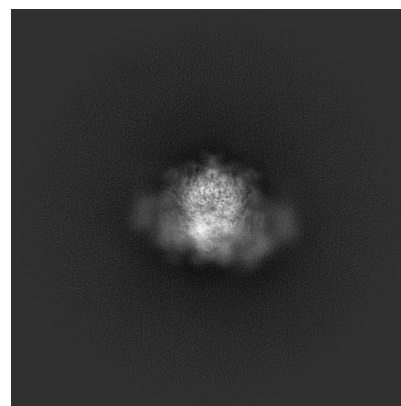
6.1.1 Primary map



X

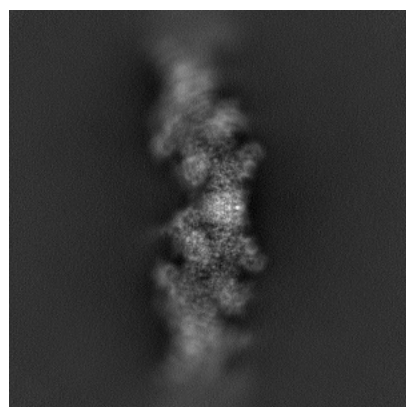


Y

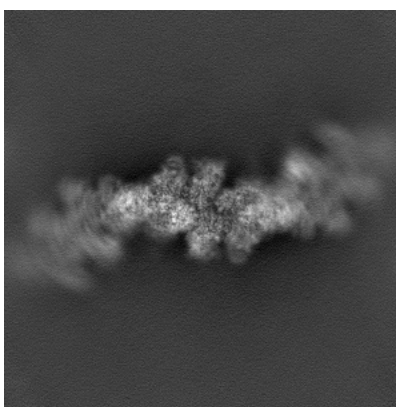


Z

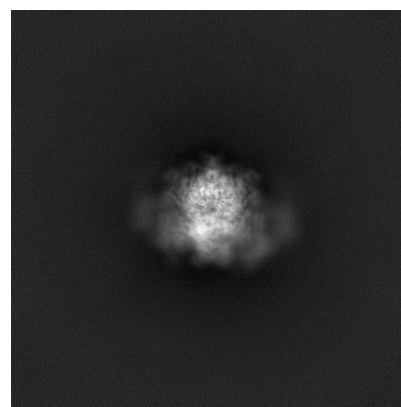
6.1.2 Raw map



X



Y

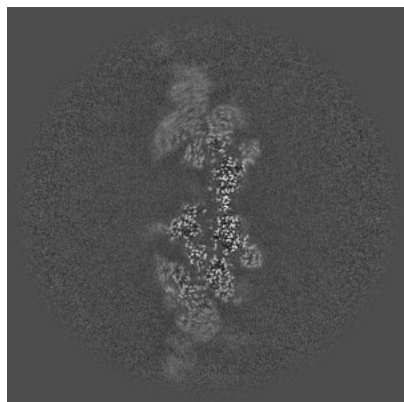


Z

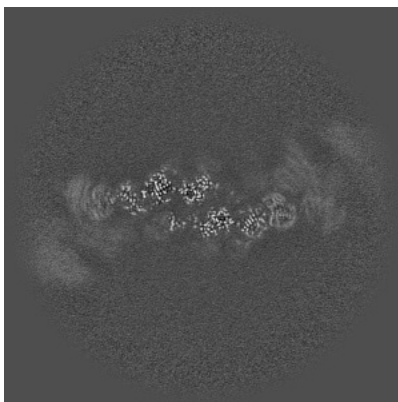
The images above show the map projected in three orthogonal directions.

6.2 Central slices [i](#)

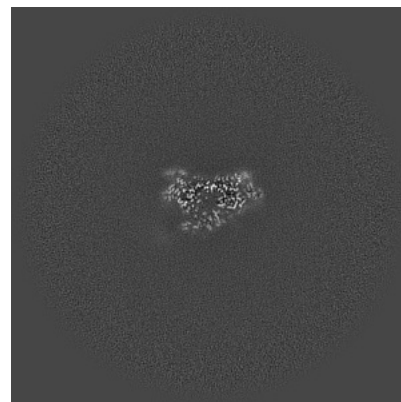
6.2.1 Primary map



X Index: 256

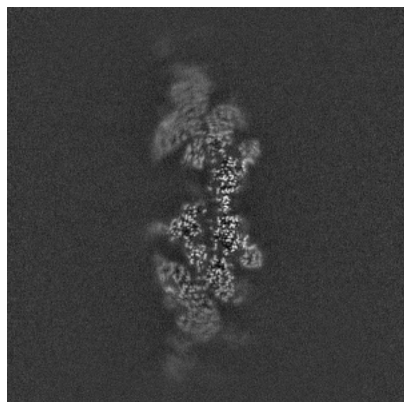


Y Index: 256

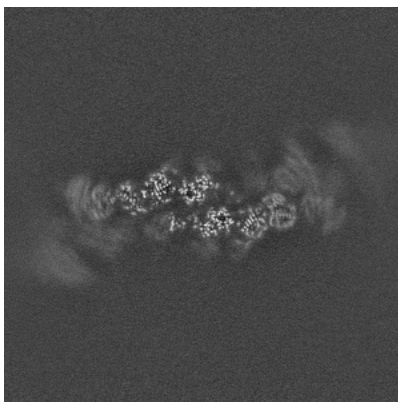


Z Index: 256

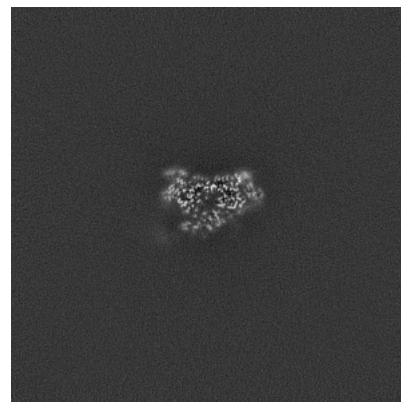
6.2.2 Raw map



X Index: 256



Y Index: 256

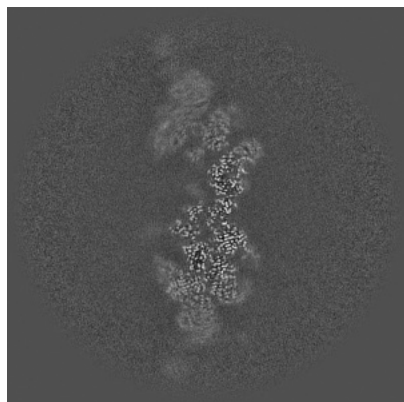


Z Index: 256

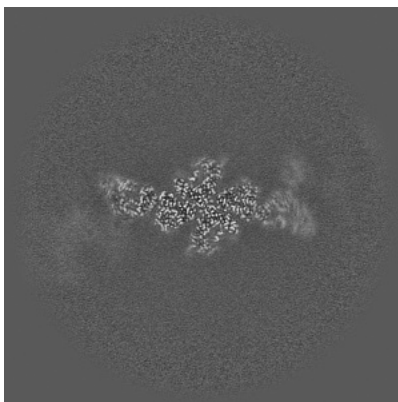
The images above show central slices of the map in three orthogonal directions.

6.3 Largest variance slices [i](#)

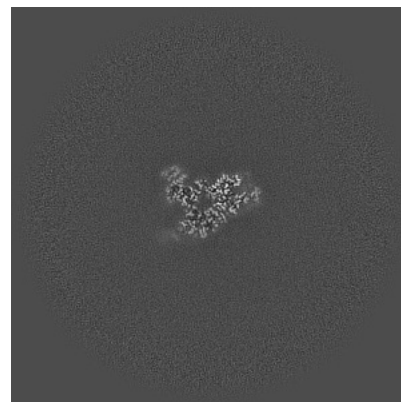
6.3.1 Primary map



X Index: 262

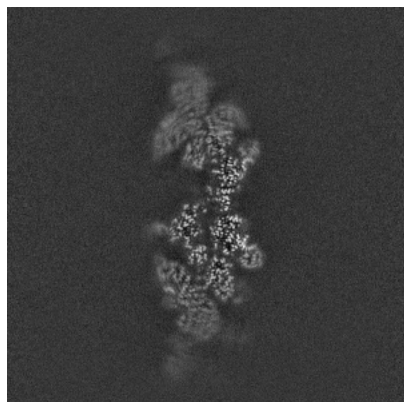


Y Index: 277

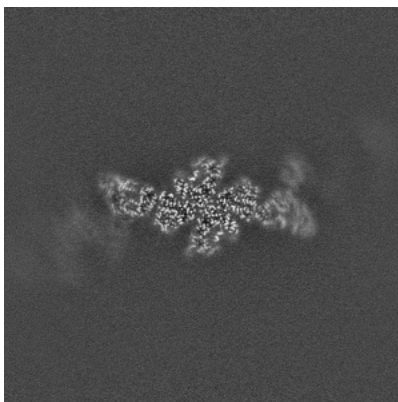


Z Index: 251

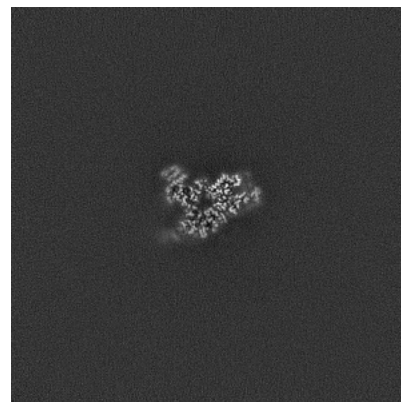
6.3.2 Raw map



X Index: 255



Y Index: 277

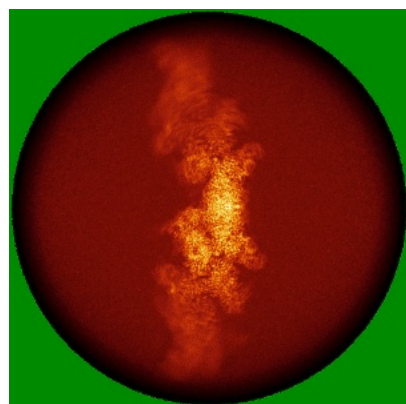


Z Index: 251


The images above show the largest variance slices of the map in three orthogonal directions.

6.4 Orthogonal standard-deviation projections (False-color) [i](#)


6.4.1 Primary map



X

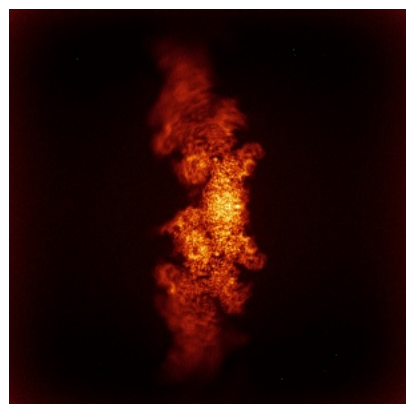


Y




Z

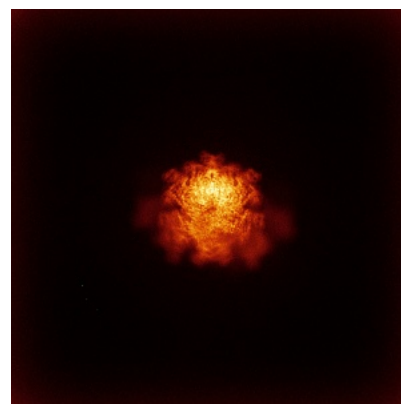
6.4.2 Raw map



X



Y

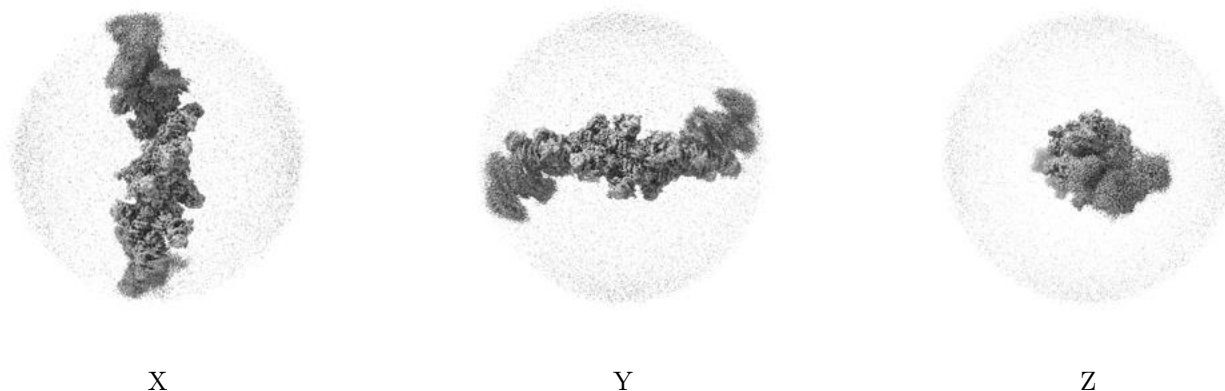


Z

The images above show the map standard deviation projections with false color in three orthogonal directions. Minimum values are shown in green, max in blue, and dark to light orange shades represent small to large values respectively.


6.5 Orthogonal surface views [i](#)

6.5.1 Primary map



The images above show the 3D surface view of the map at the recommended contour level 0.5. These images, in conjunction with the slice images, may facilitate assessment of whether an appropriate contour level has been provided.

6.5.2 Raw map



These images show the 3D surface of the raw map. The raw map's contour level was selected so that its surface encloses the same volume as the primary map does at its recommended contour level.

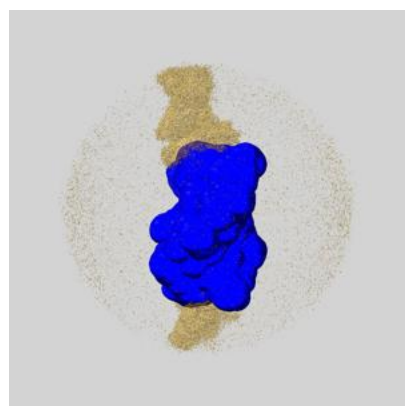
6.6 Mask visualisation [i](#)

This section shows the 3D surface view of the primary map at 50% transparency overlaid with the specified mask at 0% transparency

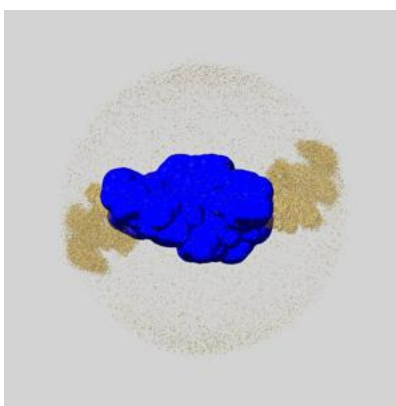
A mask typically either:

- Encompasses the whole structure
- Separates out a domain, a functional unit, a monomer or an area of interest from a larger structure

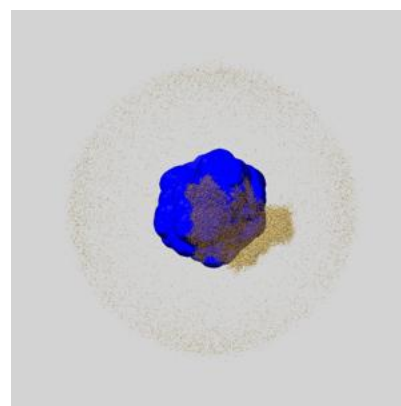
6.6.1 emd_53008_msk_1.map [i](#)



X



Y

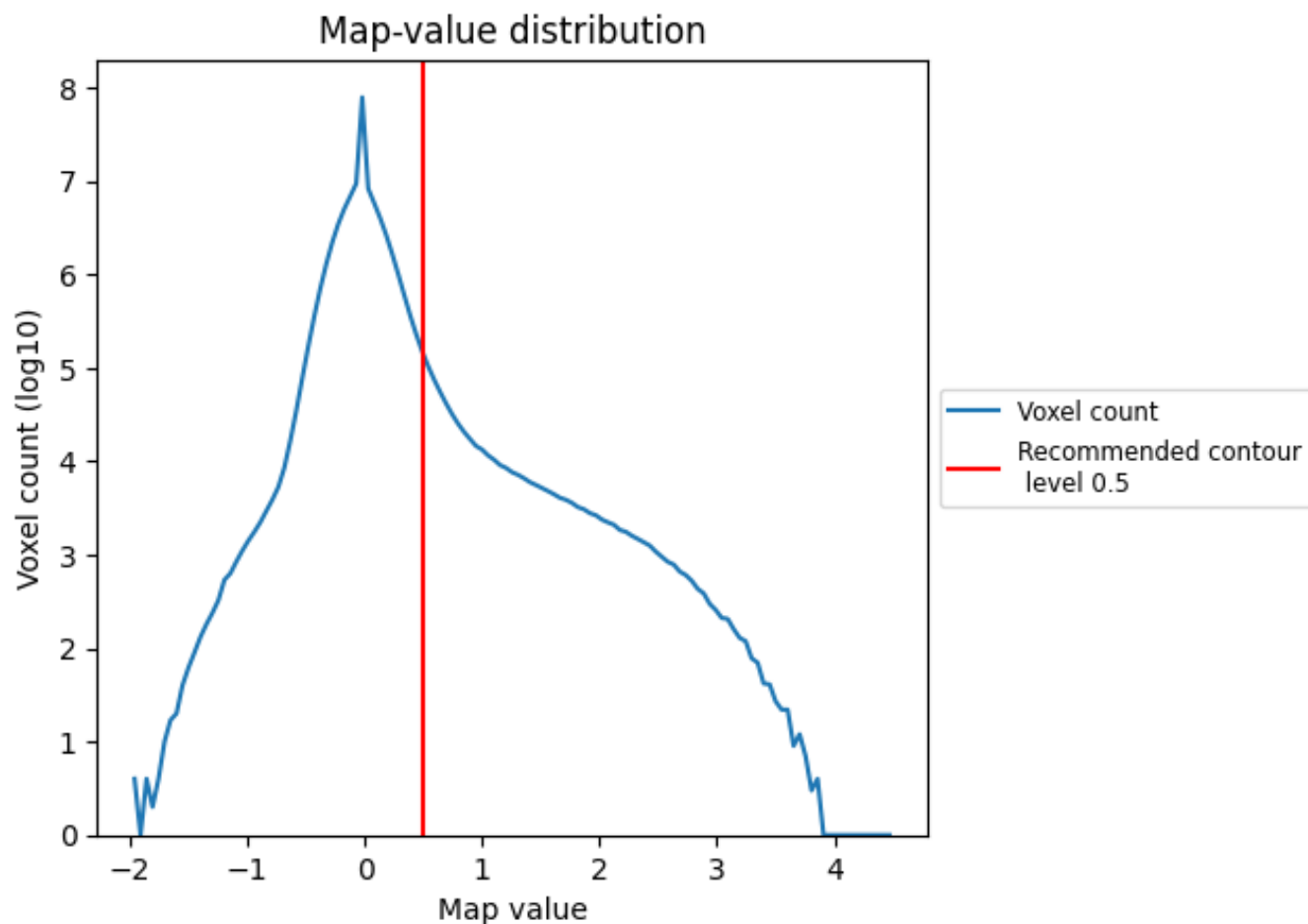


Z

7 Map analysis [i](#)

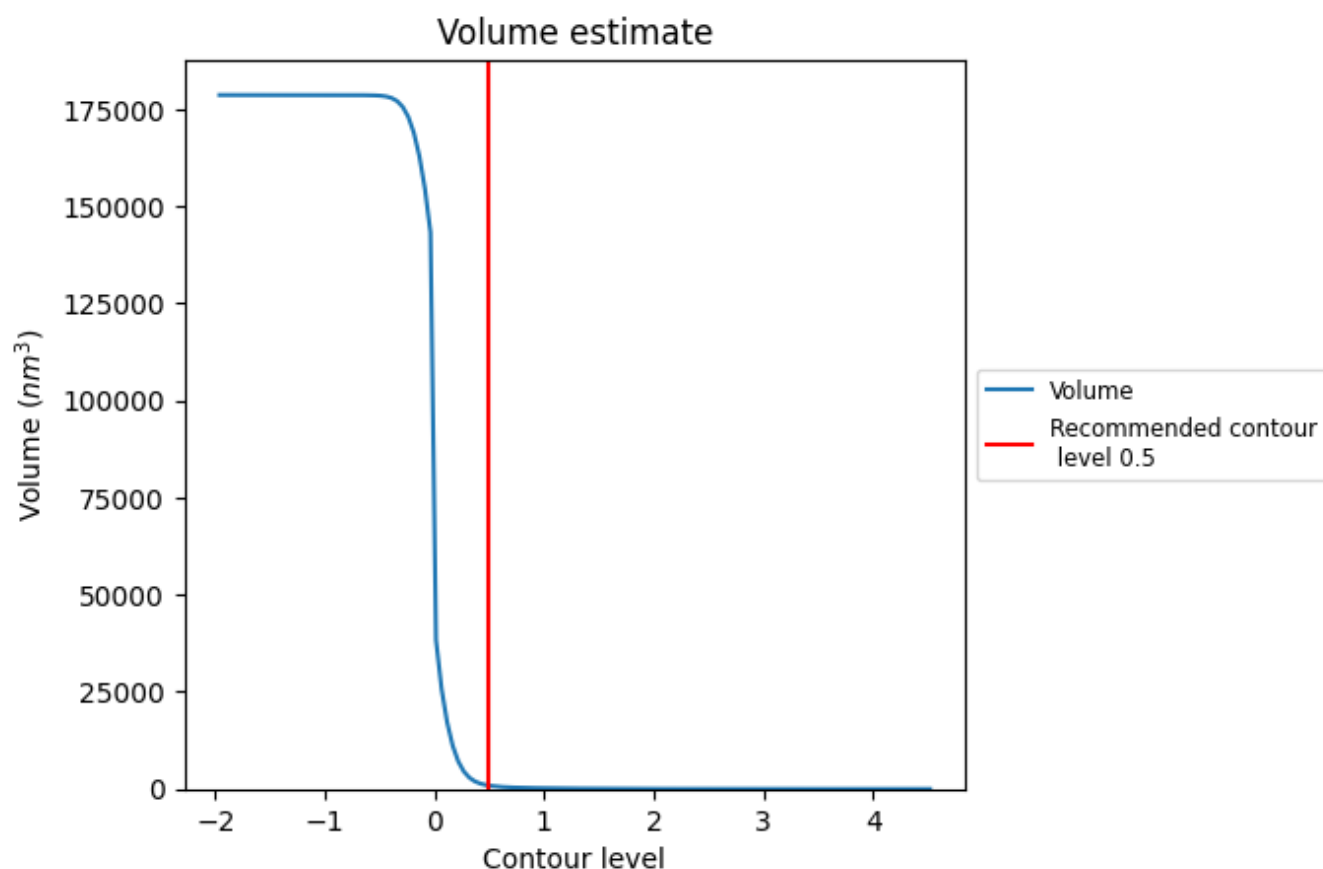
This section contains the results of statistical analysis of the map.

7.1 Map-value distribution [i](#)



The map-value distribution is plotted in 128 intervals along the x-axis. The y-axis is logarithmic. A spike in this graph at zero usually indicates that the volume has been masked.

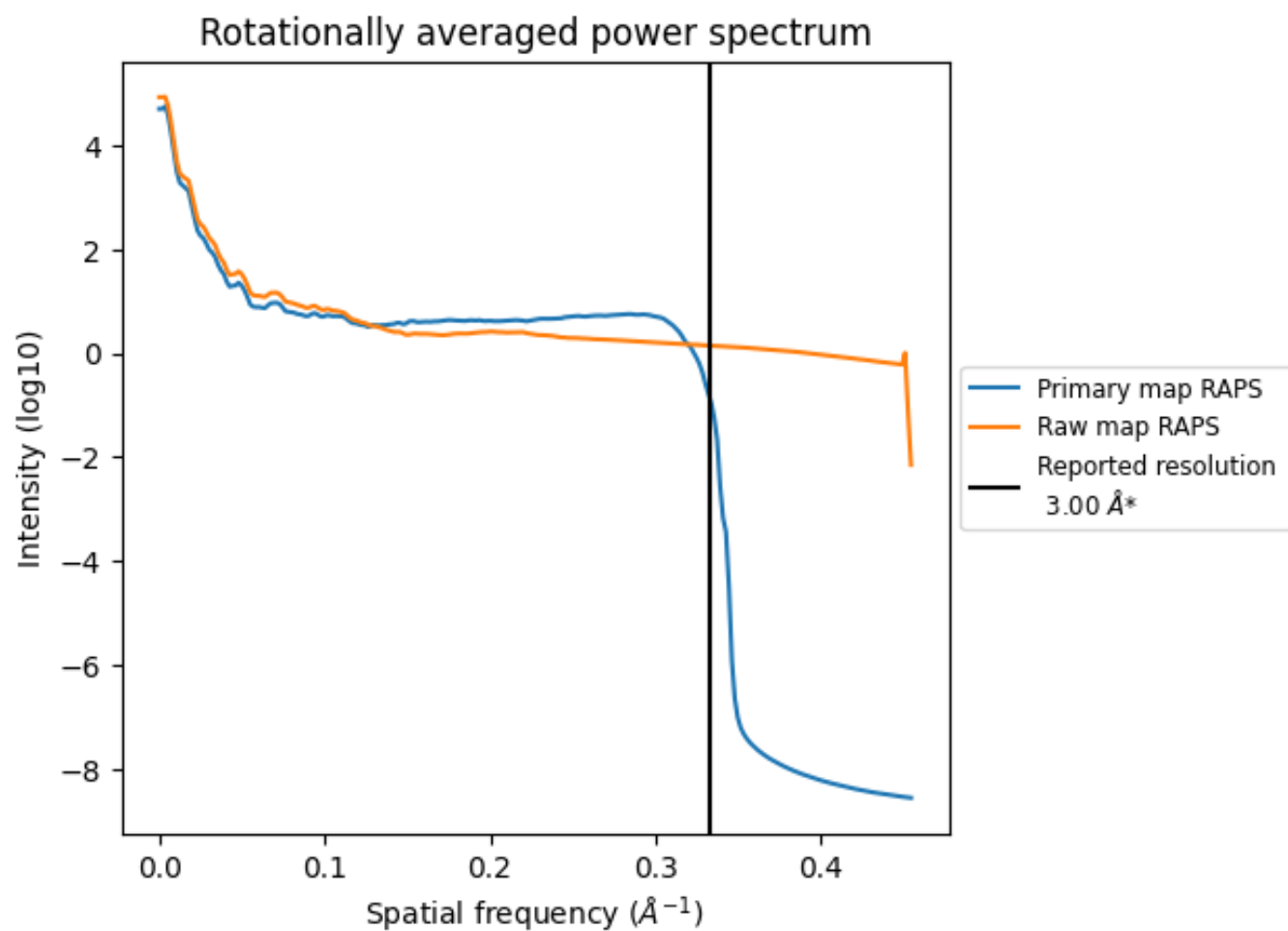
7.2 Volume estimate [i](#)



The volume at the recommended contour level is 878 nm^3 ; this corresponds to an approximate mass of 793 kDa.

The volume estimate graph shows how the enclosed volume varies with the contour level. The recommended contour level is shown as a vertical line and the intersection between the line and the curve gives the volume of the enclosed surface at the given level.

7.3 Rotationally averaged power spectrum ⓘ

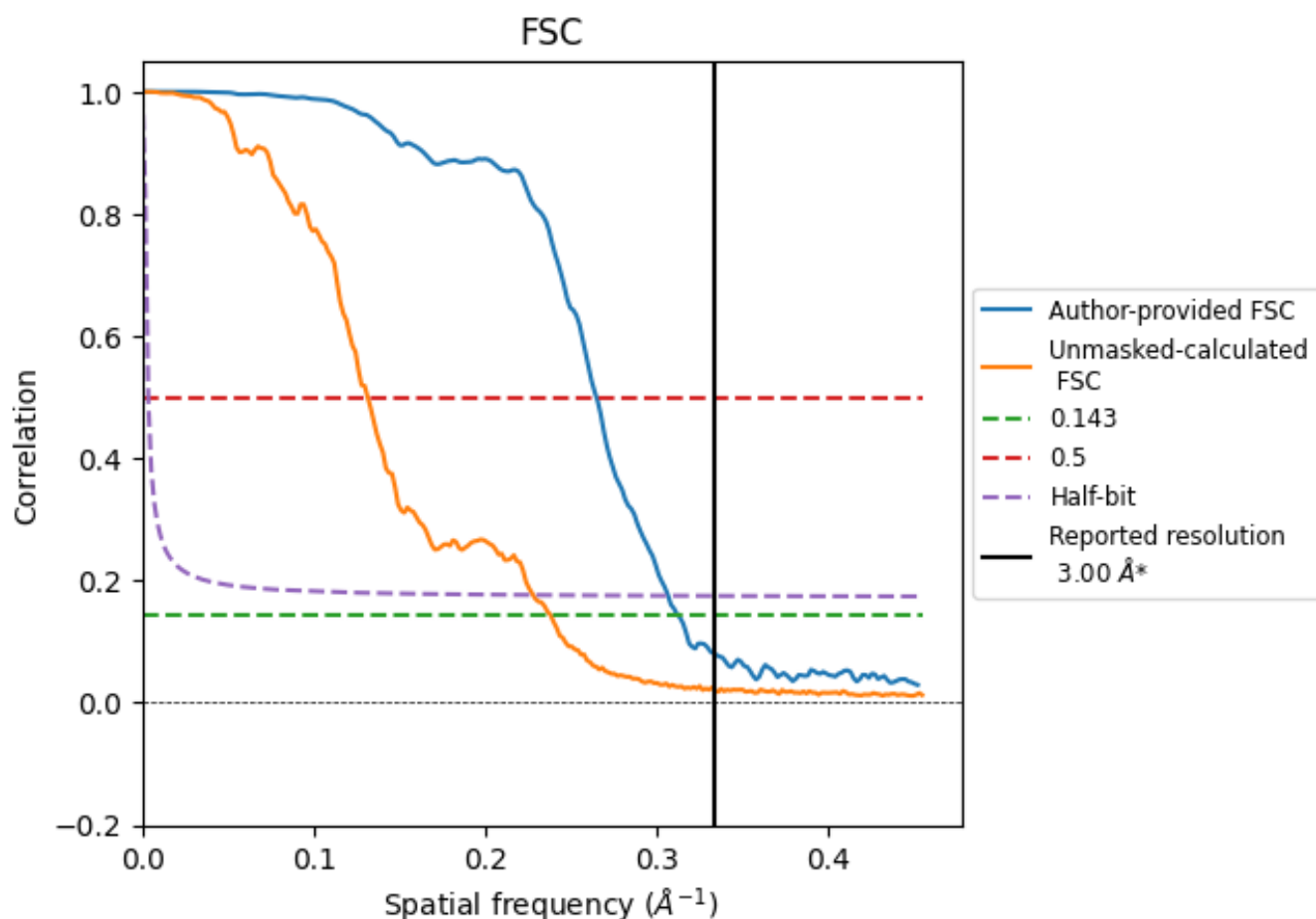


*Reported resolution corresponds to spatial frequency of 0.333 Å⁻¹

8 Fourier-Shell correlation [i](#)

Fourier-Shell Correlation (FSC) is the most commonly used method to estimate the resolution of single-particle and subtomogram-averaged maps. The shape of the curve depends on the imposed symmetry, mask and whether or not the two 3D reconstructions used were processed from a common reference. The reported resolution is shown as a black line. A curve is displayed for the half-bit criterion in addition to lines showing the 0.143 gold standard cut-off and 0.5 cut-off.

8.1 FSC [i](#)



*Reported resolution corresponds to spatial frequency of 0.333 \AA^{-1}

8.2 Resolution estimates [i](#)

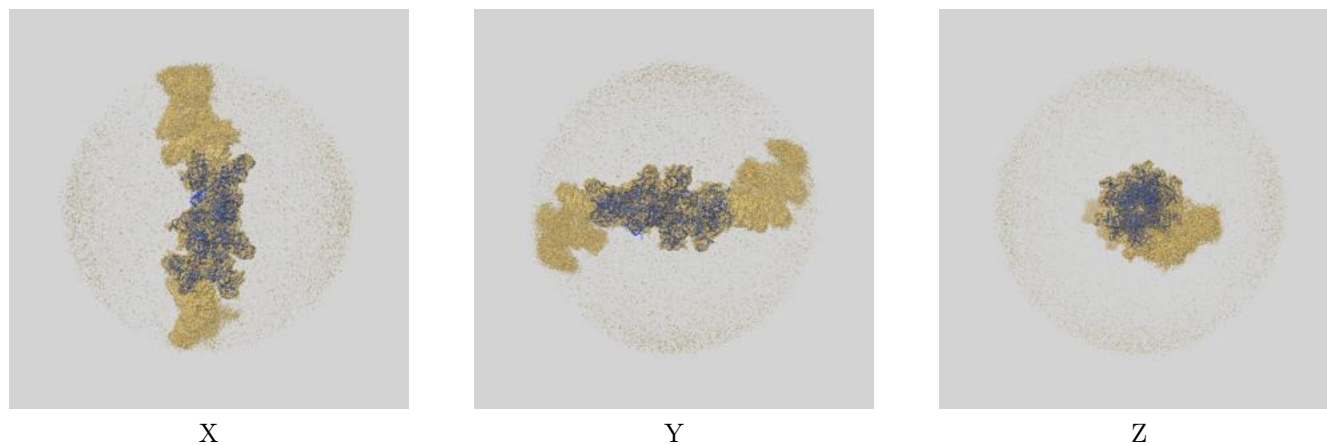
Resolution estimate (Å)	Estimation criterion (FSC cut-off)		
	0.143	0.5	Half-bit
Reported by author	3.00	-	-
Author-provided FSC curve	3.20	3.78	3.26
Unmasked-calculated*	4.20	7.61	4.39

*Resolution estimate based on FSC curve calculated by comparison of deposited half-maps. The value from deposited half-maps intersecting FSC 0.143 CUT-OFF 4.20 differs from the reported value 3.0 by more than 10 %

9 Map-model fit [i](#)

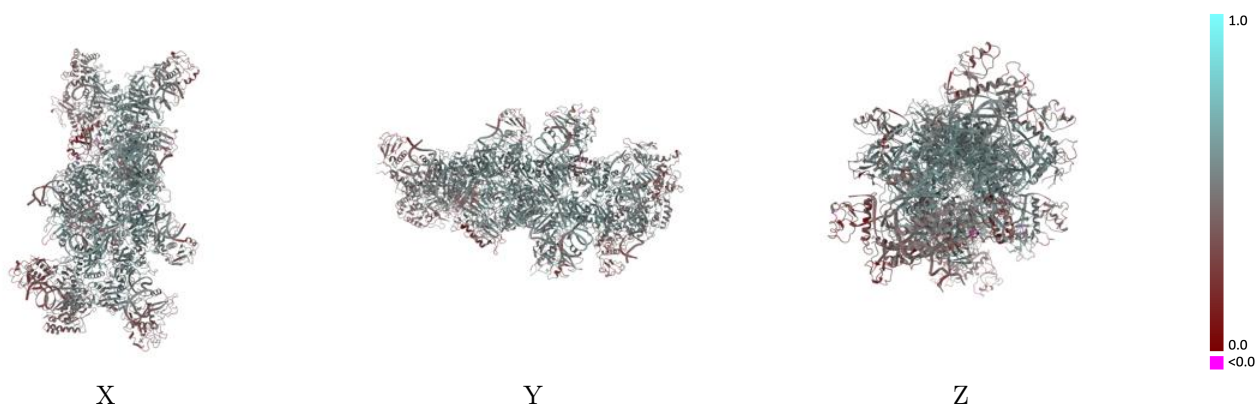
This section contains information regarding the fit between EMDB map EMD-53008 and PDB model 9QCC. Per-residue inclusion information can be found in section [3](#) on page [11](#).

9.1 Map-model overlay [i](#)



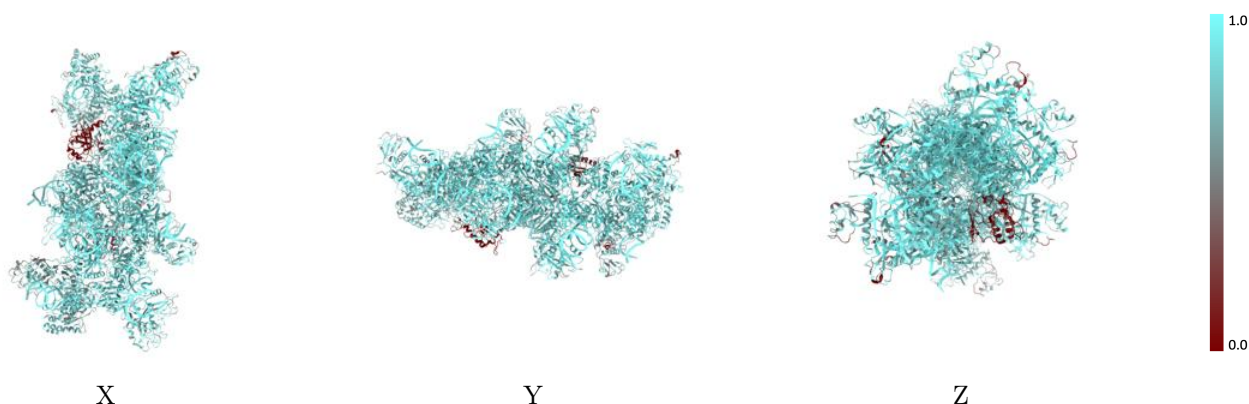
The images above show the 3D surface view of the map at the recommended contour level 0.5 at 50% transparency in yellow overlaid with a ribbon representation of the model coloured in blue. These images allow for the visual assessment of the quality of fit between the atomic model and the map.

9.2 Q-score mapped to coordinate model [i](#)



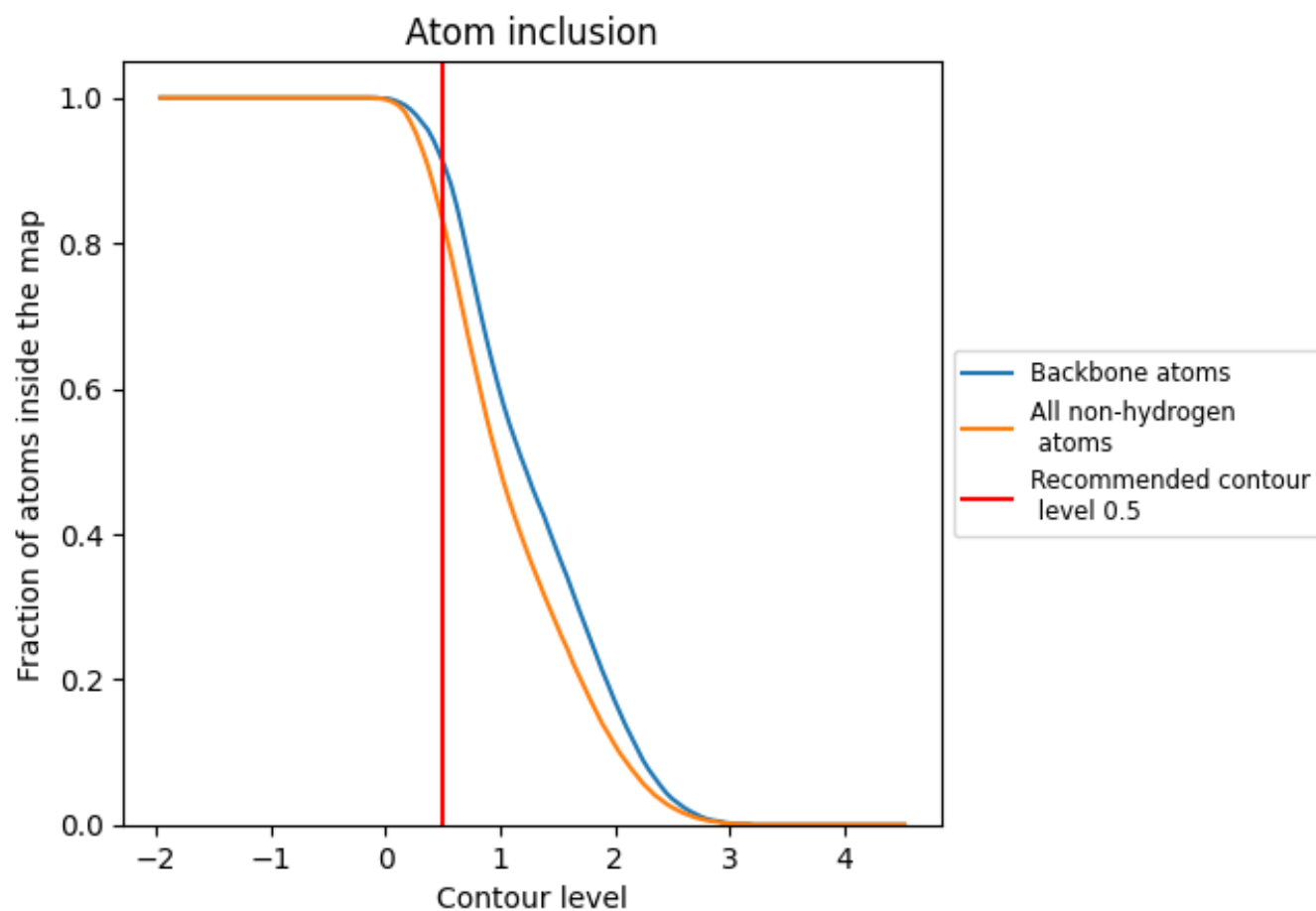
The images above show the model with each residue coloured according to its Q-score. This shows their resolvability in the map with higher Q-score values reflecting better resolvability. Please note: Q-score is calculating the resolvability of atoms, and thus high values are only expected at resolutions at which atoms can be resolved. Low Q-score values may therefore be expected for many entries.

9.3 Atom inclusion mapped to coordinate model [i](#)



The images above show the model with each residue coloured according to its atom inclusion. This shows to what extent they are inside the map at the recommended contour level (0.5).







































































9.4 Atom inclusion [i](#)



At the recommended contour level, 91% of all backbone atoms, 83% of all non-hydrogen atoms, are inside the map.

9.5 Map-model fit summary

The table lists the average atom inclusion at the recommended contour level (0.5) and Q-score for the entire model and for each chain.

Chain	Atom inclusion	Q-score
All	 0.8290	 0.4860
1	 0.9710	 0.5370
2	 0.9780	 0.5110
3	 0.9860	 0.5230
4	 0.9860	 0.5130
5	 0.9570	 0.4660
6	 0.9480	 0.4540
7	 0.9300	 0.3400
8	 0.9450	 0.3460
A	 0.8610	 0.5080
B	 0.9070	 0.5530
C	 0.9830	 0.5360
D	 0.9860	 0.5180
E	 0.5570	 0.4200
F	 0.9220	 0.5630
G	 0.9860	 0.5270
H	 0.9780	 0.5130
I	 0.8000	 0.4380
J	 0.9150	 0.5490
K	 0.9650	 0.4910
L	 0.9560	 0.4840
M	 0.7240	 0.4120
N	 0.8370	 0.4720
O	 0.9330	 0.3830
P	 0.9560	 0.3970
Q	 0.8480	 0.5020
R	 0.9210	 0.5560
S	 0.8850	 0.4320
T	 0.9100	 0.4240
U	 0.5910	 0.4200
V	 0.9050	 0.5580
W	 0.7690	 0.4010
X	 0.8880	 0.5340
Y	 0.6940	 0.4050
Z	 0.7750	 0.4210

