Full wwPDB X-ray Structure Validation Report (i)

Aug 21, 2023 – 11:27 PM EDT

PDB ID	:	2Q4X
Title	:	Ensemble refinement of the protein crystal structure of gene product from Arabidopsis thaliana At3g16990
Authors	:	Levin, E.J.; Kondrashov, D.A.; Wesenberg, G.E.; Phillips Jr., G.N.; Center for Eukaryotic Structural Genomics (CESG)
Deposited on	:	2007-05-31
Resolution	:	2.10 Å(reported)

This is a Full wwPDB X-ray Structure Validation Report for a publicly released PDB entry.

We welcome your comments at *validation@mail.wwpdb.org*
A user guide is available at
https://www.wwpdb.org/validation/2017/XrayValidationReportHelp
with specific help available everywhere you see the (i) symbol.

The types of validation reports are described at
http://www.wwpdb.org/validation/2017/FAQs#types.

The following versions of software and data (see references (i)) were used in the production of this report:

MolProbity	:	4.02b-467
Mogul	:	1.8.5 (274361), CSD as541be (2020)
Xtriage (Phenix)	:	1.13
EDS	:	2.35
Percentile statistics	:	20191225.v01 (using entries in the PDB archive December 25th 2019)
Refmac	:	5.8.0158
CCP4	:	7.0.044 (Gargrove)
Ideal geometry (proteins)	:	Engh & Huber (2001)
Ideal geometry (DNA, RNA)	:	Parkinson et al. (1996)
Validation Pipeline (wwPDB-VP)	:	2.35

1 Overall quality at a glance (i)

The following experimental techniques were used to determine the structure:
X-RAY DIFFRACTION

The reported resolution of this entry is 2.10 Å.

Percentile scores (ranging between 0-100) for global validation metrics of the entry are shown in the following graphic. The table shows the number of entries on which the scores are based.

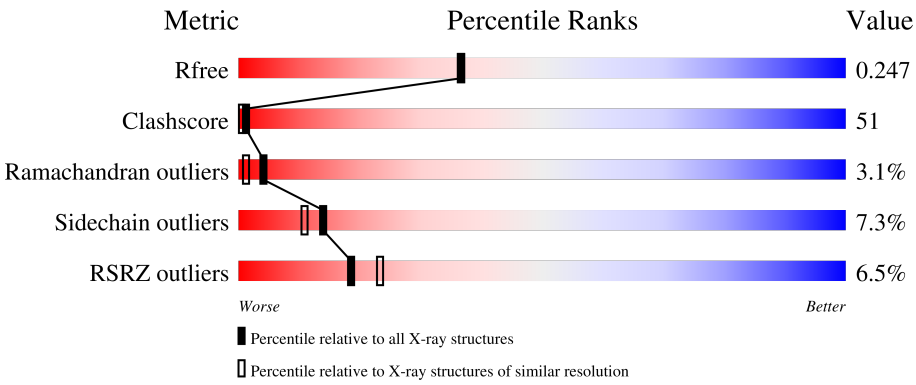

Metric	Whole archive (#Entries)	Similar resolution (#Entries, resolution range(Å))
R_{free}	130704	5197 (2.10-2.10)
Clashscore	141614	5710 (2.10-2.10)
Ramachandran outliers	138981	5647 (2.10-2.10)
Sidechain outliers	138945	5648 (2.10-2.10)
RSRZ outliers	127900	5083 (2.10-2.10)

The table below summarises the geometric issues observed across the polymeric chains and their fit to the electron density. The red, orange, yellow and green segments of the lower bar indicate the fraction of residues that contain outliers for >=3, 2, 1 and 0 types of geometric quality criteria respectively. A grey segment represents the fraction of residues that are not modelled. The numeric value for each fraction is indicated below the corresponding segment, with a dot representing fractions <=5% The upper red bar (where present) indicates the fraction of residues that have poor fit to the electron density. The numeric value is given above the bar.

Mol	Chain	Length	Quality of chain
1	1-A	221	5%; 43%; 49%; 5%; •
1	1-B	221	8%; 38%; 54%; •; 5%
1	2-A	221	5%; 47%; 48%; •; •
1	2-B	221	8%; 34%; 52%; 10%; 5%
1	3-A	221	5%; 44%; 48%; •; •; •

Continued on next page...

Continued from previous page...

Mol	Chain	Length	Quality of chain
1	3-B	221	8% 38% 50% 6% 5%
1	4-A	221	5% 42% 50% 5%
1	4-B	221	8% 43% 46% 6% 5%
1	5-A	221	5% 38% 52% 6%
1	5-B	221	8% 29% 60% 7% 5%
1	6-A	221	5% 40% 48% 9%
1	6-B	221	8% 30% 55% 10% 5%
1	7-A	221	5% 38% 51% 7%
1	7-B	221	8% 34% 52% 10% 5%
1	8-A	221	5% 47% 44% 6%
1	8-B	221	8% 27% 56% 12% 5%

The following table lists non-polymeric compounds, carbohydrate monomers and non-standard residues in protein, DNA, RNA chains that are outliers for geometric or electron-density-fit criteria:

Mol	Type	Chain	Res	Chirality	Geometry	Clashes	Electron density
2	SO4	1-B	1401	-	-	X	-
2	SO4	5-B	1404	-	-	X	-
2	SO4	7-A	1401	-	-	X	-
2	SO4	7-B	1404	-	-	X	-
3	HMH	1-A	1300	-	X	-	-
3	HMH	1-B	1301	-	X	-	-
3	HMH	2-A	1300	-	X	-	-
3	HMH	2-B	1301	-	X	-	-
3	HMH	3-A	1300	-	X	-	-
3	HMH	3-B	1301	-	X	-	-
3	HMH	4-A	1300	-	X	-	-
3	HMH	4-B	1301	-	X	-	-
3	HMH	5-A	1300	-	X	X	-
3	HMH	5-B	1301	-	X	-	-
3	HMH	6-A	1300	-	X	-	-
3	HMH	6-B	1301	-	X	-	-
3	HMH	7-A	1300	-	X	-	-
3	HMH	7-B	1301	-	X	-	-

Continued on next page...

Continued from previous page...

Mol	Type	Chain	Res	Chirality	Geometry	Clashes	Electron density
3	HMH	8-A	1300	-	X	-	-

2 Entry composition (i)

There are 4 unique types of molecules in this entry. The entry contains 30952 atoms, of which 0 are hydrogens and 0 are deuteriums.

In the tables below, the ZeroOcc column contains the number of atoms modelled with zero occupancy, the AltConf column contains the number of residues with at least one atom in alternate conformation and the Trace column contains the number of residues modelled with at most 2 atoms.

- Molecule 1 is a protein called Seed maturation protein PM36 homolog.

Mol	Chain	Residues	Atoms						ZeroOcc	AltConf	Trace
			Total	C	N	O	S	Se			
1	1-A	215	1714	1087	291	327	5	4	0	0	0
1	2-A	215	1714	1087	291	327	5	4	0	0	0
1	3-A	215	1714	1087	291	327	5	4	0	0	0
1	4-A	215	1714	1087	291	327	5	4	0	0	0
1	5-A	215	1714	1087	291	327	5	4	0	0	0
1	6-A	215	1714	1087	291	327	5	4	0	0	0
1	7-A	215	1714	1087	291	327	5	4	0	0	0
1	8-A	215	1714	1087	291	327	5	4	0	0	0
1	1-B	211	1688	1072	289	318	5	4	0	0	0
1	2-B	211	1688	1072	289	318	5	4	0	0	0
1	3-B	211	1688	1072	289	318	5	4	0	0	0
1	4-B	211	1688	1072	289	318	5	4	0	0	0
1	5-B	211	1688	1072	289	318	5	4	0	0	0
1	6-B	211	1688	1072	289	318	5	4	0	0	0
1	7-B	211	1688	1072	289	318	5	4	0	0	0
1	8-B	211	1688	1072	289	318	5	4	0	0	0

There are 12 discrepancies between the modelled and reference sequences:

Chain	Residue	Modelled	Actual	Comment	Reference
A	1	MSE	MET	modified residue	UNP Q9ASY9
A	21	ALA	SER	engineered mutation	UNP Q9ASY9
A	75	MSE	MET	modified residue	UNP Q9ASY9
A	123	MSE	MET	modified residue	UNP Q9ASY9
A	133	MSE	MET	modified residue	UNP Q9ASY9
A	216	MSE	MET	modified residue	UNP Q9ASY9
B	1	MSE	MET	modified residue	UNP Q9ASY9
B	21	ALA	SER	engineered mutation	UNP Q9ASY9
B	75	MSE	MET	modified residue	UNP Q9ASY9
B	123	MSE	MET	modified residue	UNP Q9ASY9
B	133	MSE	MET	modified residue	UNP Q9ASY9
B	216	MSE	MET	modified residue	UNP Q9ASY9

- Molecule 2 is SULFATE ION (three-letter code: SO4) (formula: O_4S).

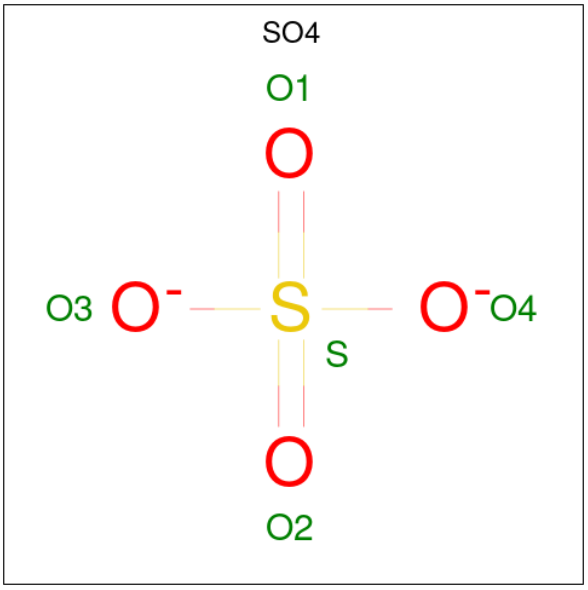

Mol	Chain	Residues	Atoms				ZeroOcc	AltConf
			Total	O	S			
2	1-A	1	5	4	1		0	0
2	2-A	1	5	4	1		0	0
2	3-A	1	5	4	1		0	0
2	4-A	1	5	4	1		0	0
2	5-A	1	5	4	1		0	0

Continued on next page...

Continued from previous page...

Mol	Chain	Residues	Atoms			ZeroOcc	AltConf
			Total	O	S		
2	6-A	1	5	4	1	0	0
			Total	O	S		
2	7-A	1	5	4	1	0	0
			Total	O	S		
2	8-A	1	5	4	1	0	0
			Total	O	S		
2	1-B	1	5	4	1	0	0
			Total	O	S		
2	2-B	1	5	4	1	0	0
			Total	O	S		
2	3-B	1	5	4	1	0	0
			Total	O	S		
2	4-B	1	5	4	1	0	0
			Total	O	S		
2	5-B	1	5	4	1	0	0
			Total	O	S		
2	6-B	1	5	4	1	0	0
			Total	O	S		
2	7-B	1	5	4	1	0	0
			Total	O	S		
2	8-B	1	5	4	1	0	0
			Total	O	S		
2	1-B	1	5	4	1	0	0
			Total	O	S		
2	2-B	1	5	4	1	0	0
			Total	O	S		
2	3-B	1	5	4	1	0	0
			Total	O	S		
2	4-B	1	5	4	1	0	0
			Total	O	S		
2	5-B	1	5	4	1	0	0
			Total	O	S		
2	6-B	1	5	4	1	0	0
			Total	O	S		
2	7-B	1	5	4	1	0	0
			Total	O	S		
2	8-B	1	5	4	1	0	0
			Total	O	S		
2	1-B	1	5	4	1	0	0
			Total	O	S		
2	2-B	1	5	4	1	0	0

Continued on next page...

Continued from previous page...

Mol	Chain	Residues	Atoms				ZeroOcc	AltConf
			Total	O	S			
2	3-B	1	5	4	1		0	0
			Total	O	S			
2	4-B	1	5	4	1		0	0
			Total	O	S			
2	5-B	1	5	4	1		0	0
			Total	O	S			
2	6-B	1	5	4	1		0	0
			Total	O	S			
2	7-B	1	5	4	1		0	0
			Total	O	S			
2	8-B	1	5	4	1		0	0

- Molecule 3 is 4-AMINO-5-HYDROXYMETHYL-2-METHYLPYRIMIDINE (three-letter code: HMH) (formula: $C_6H_9N_3O$).

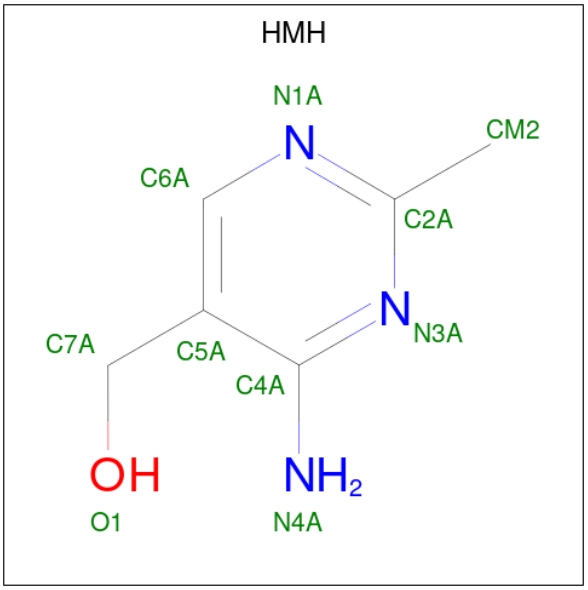

Mol	Chain	Residues	Atoms				ZeroOcc	AltConf
			Total	C	N	O		
3	1-A	1	10	6	3	1	0	0
			Total	C	N	O		
3	2-A	1	10	6	3	1	0	0
			Total	C	N	O		
3	3-A	1	10	6	3	1	0	0
			Total	C	N	O		
3	4-A	1	10	6	3	1	0	0
			Total	C	N	O		
3	5-A	1	10	6	3	1	0	0

Continued on next page...

Continued from previous page...

Mol	Chain	Residues	Atoms				ZeroOcc	AltConf
			Total	C	N	O		
3	6-A	1	10	6	3	1	0	0
3	7-A	1	10	6	3	1	0	0
3	8-A	1	10	6	3	1	0	0
3	1-B	1	10	6	3	1	0	0
3	2-B	1	10	6	3	1	0	0
3	3-B	1	10	6	3	1	0	0
3	4-B	1	10	6	3	1	0	0
3	5-B	1	10	6	3	1	0	0
3	6-B	1	10	6	3	1	0	0
3	7-B	1	10	6	3	1	0	0
3	8-B	1	10	6	3	1	0	0

- Molecule 4 is water.

Mol	Chain	Residues	Atoms		ZeroOcc	AltConf
			Total	O		
4	1-A	213	213	213	0	0
4	2-A	214	214	214	0	0
4	3-A	214	214	214	0	0
4	4-A	214	214	214	0	0
4	5-A	213	213	213	0	0
4	6-A	214	214	214	0	0
4	7-A	214	214	214	0	0
4	8-A	214	214	214	0	0

Continued on next page...

Continued from previous page...

Mol	Chain	Residues	Atoms		ZeroOcc	AltConf
			Total	O		
4	1-B	214	214	214	0	0
			Total	O		
4	2-B	213	213	213	0	0
			Total	O		
4	3-B	213	213	213	0	0
			Total	O		
4	4-B	213	213	213	0	0
			Total	O		
4	5-B	214	214	214	0	0
			Total	O		
4	6-B	213	213	213	0	0
			Total	O		
4	7-B	213	213	213	0	0
			Total	O		
4	8-B	213	213	213	0	0

3 Residue-property plots (i)

These plots are drawn for all protein, RNA, DNA and oligosaccharide chains in the entry. The first graphic for a chain summarises the proportions of the various outlier classes displayed in the second graphic. The second graphic shows the sequence view annotated by issues in geometry and electron density. Residues are color-coded according to the number of geometric quality criteria for which they contain at least one outlier: green = 0, yellow = 1, orange = 2 and red = 3 or more. A red dot above a residue indicates a poor fit to the electron density (RSRZ > 2). Stretches of 2 or more consecutive residues without any outlier are shown as a green connector. Residues present in the sample, but not in the model, are shown in grey.

• Molecule 1: Seed maturation protein PM36 homolog

Chain 1-A:

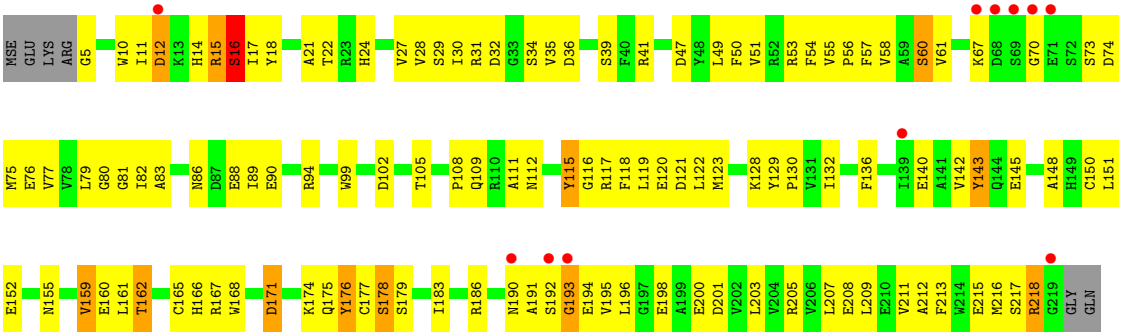

• Molecule 1: Seed maturation protein PM36 homolog

Chain 1-B:

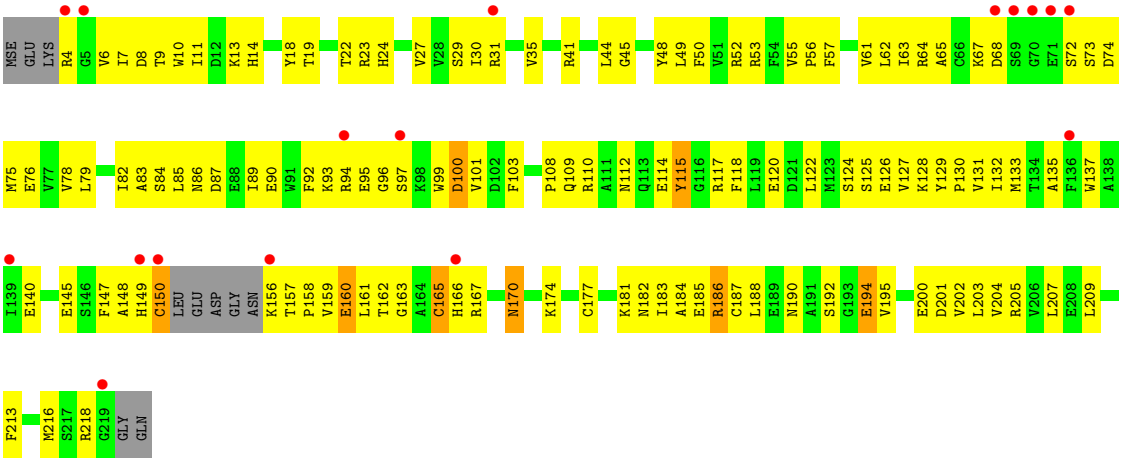

• Molecule 1: Seed maturation protein PM36 homolog

Chain 2-A:

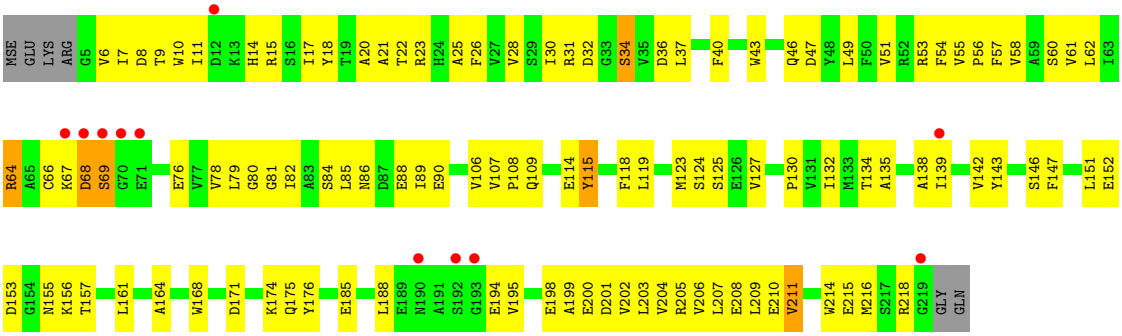

• Molecule 1: Seed maturation protein PM36 homolog

Chain 2-B:

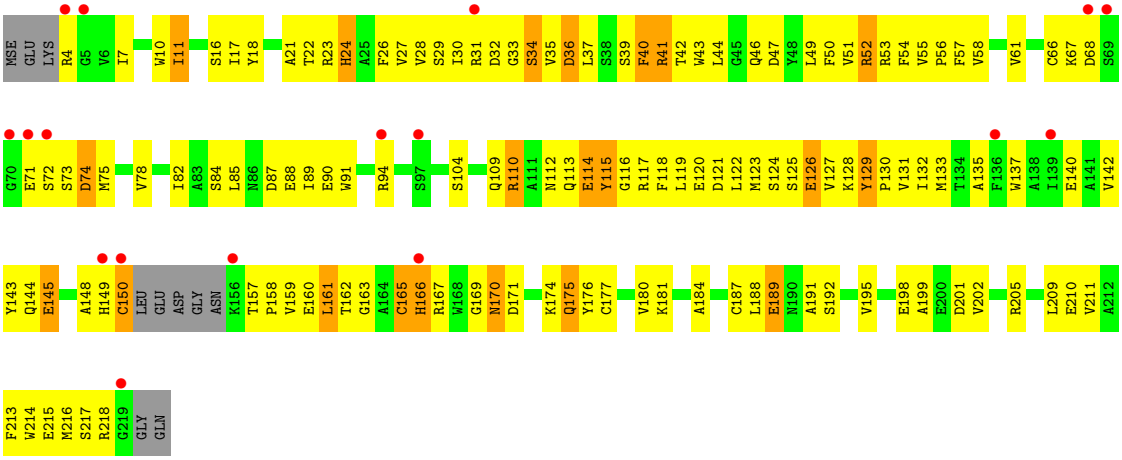

• Molecule 1: Seed maturation protein PM36 homolog

Chain 3-A:

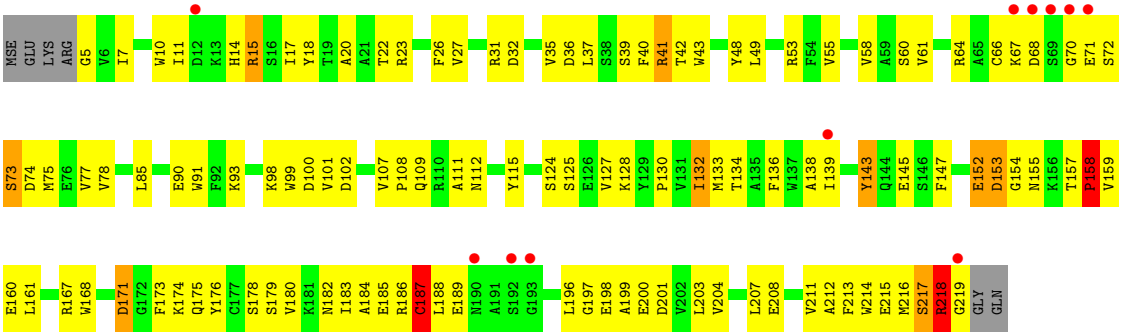

• Molecule 1: Seed maturation protein PM36 homolog

Chain 3-B:

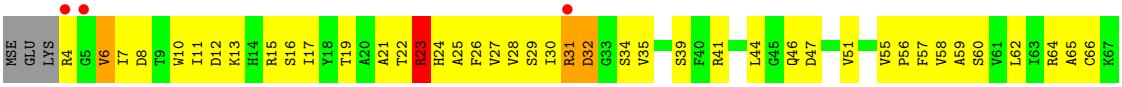

• Molecule 1: Seed maturation protein PM36 homolog

Chain 4-A:

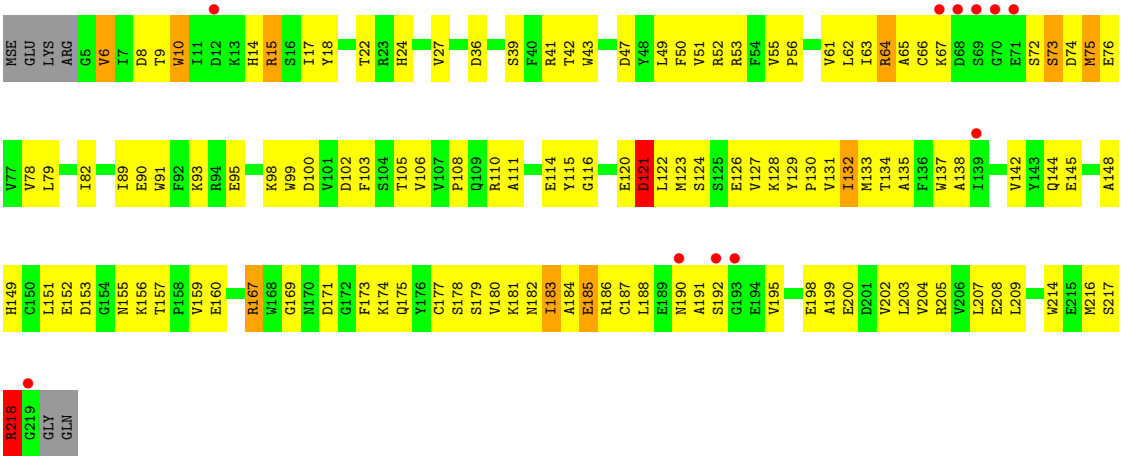

• Molecule 1: Seed maturation protein PM36 homolog

Chain 4-B:

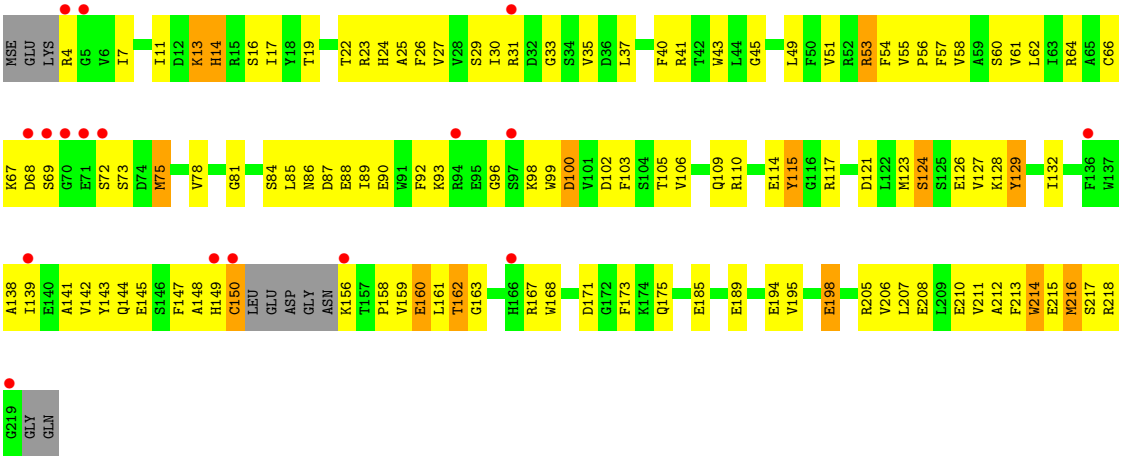

• Molecule 1: Seed maturation protein PM36 homolog

Chain 5-A:

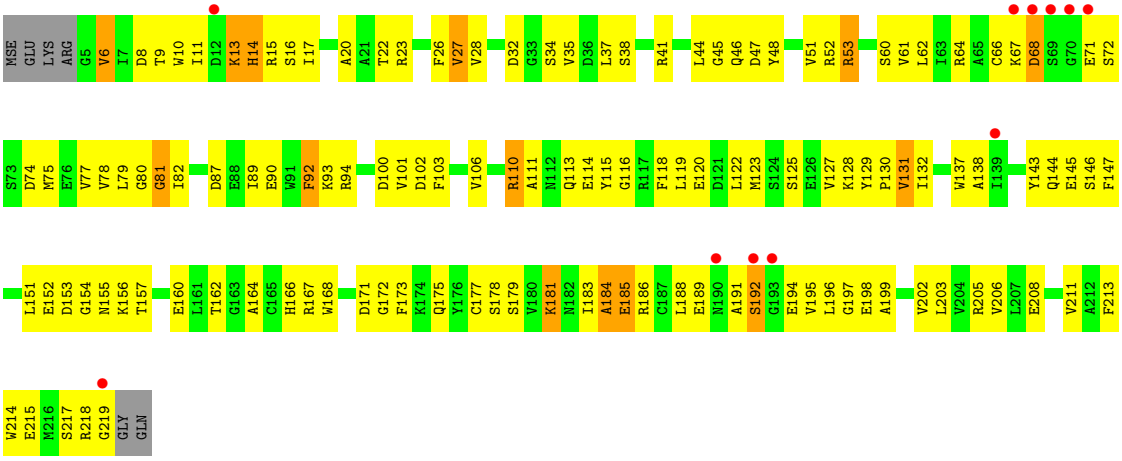

• Molecule 1: Seed maturation protein PM36 homolog

Chain 5-B:

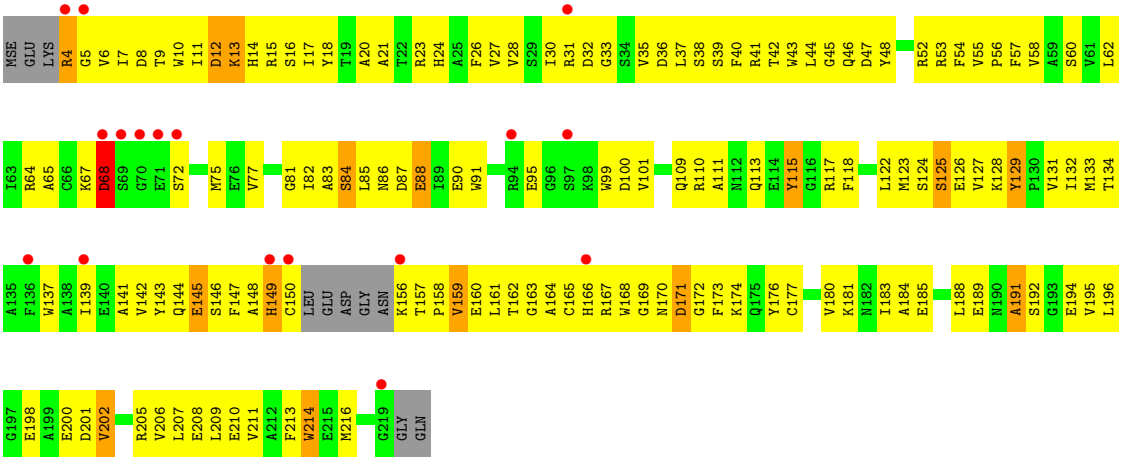

• Molecule 1: Seed maturation protein PM36 homolog

Chain 6-A:

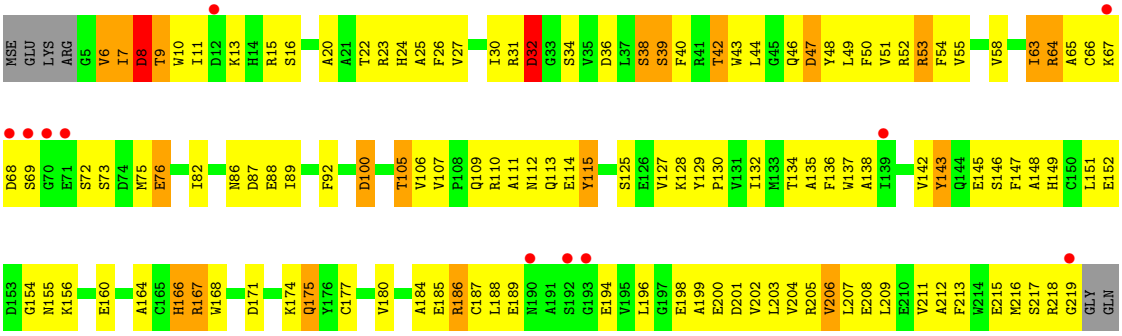

• Molecule 1: Seed maturation protein PM36 homolog

Chain 6-B:

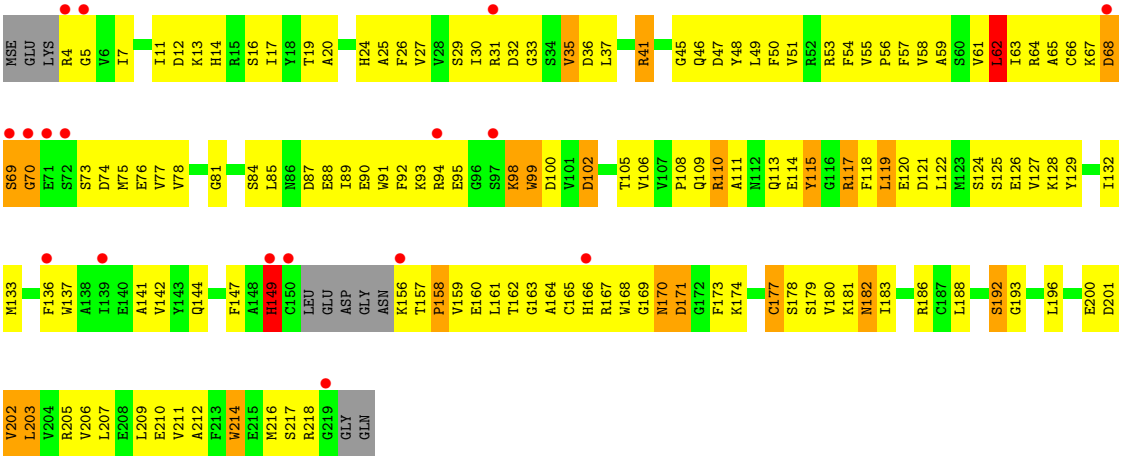

- Molecule 1: Seed maturation protein PM36 homolog

Chain 7-A:

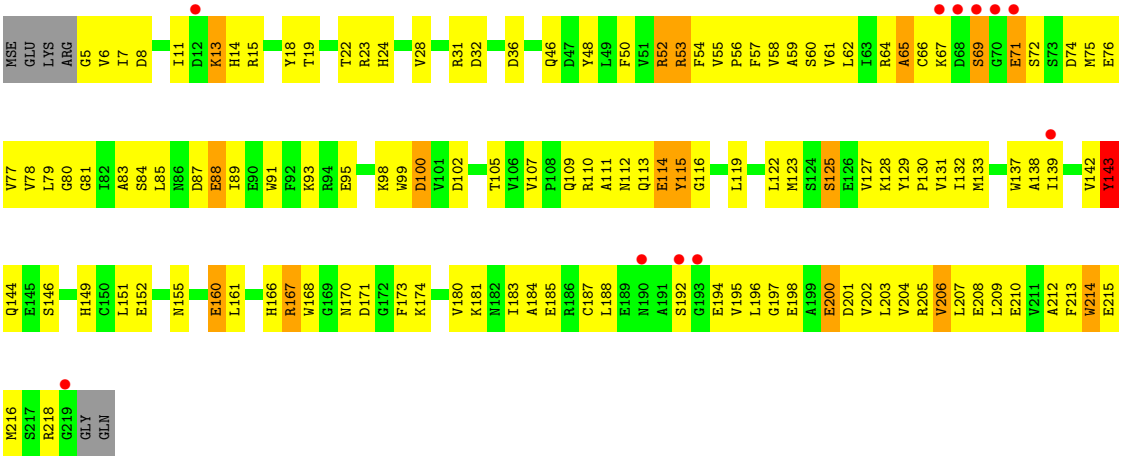

- Molecule 1: Seed maturation protein PM36 homolog

Chain 7-B:

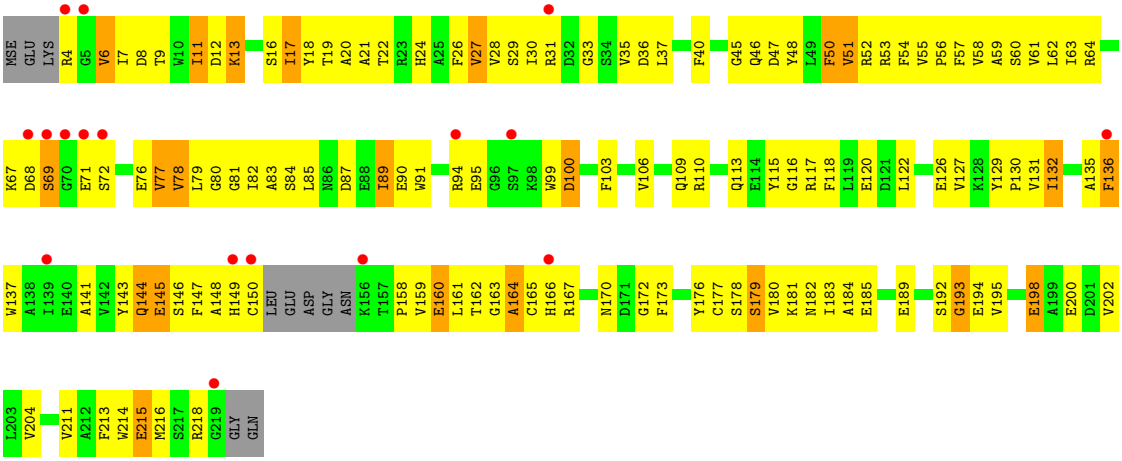

• Molecule 1: Seed maturation protein PM36 homolog

Chain 8-A:

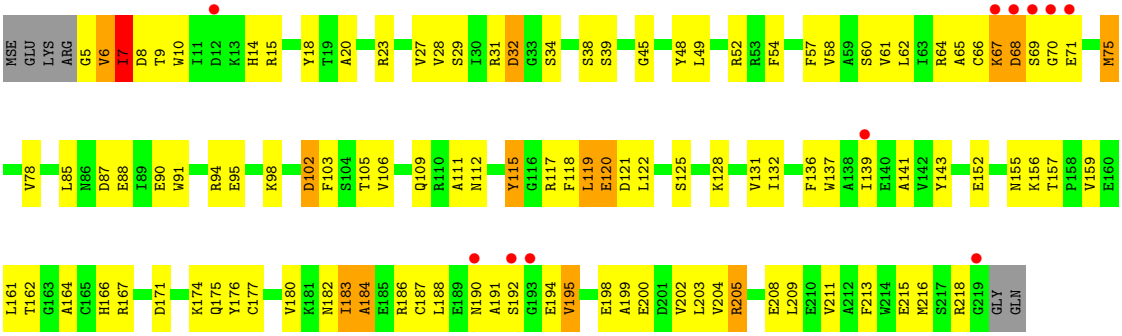

• Molecule 1: Seed maturation protein PM36 homolog

Chain 8-B:

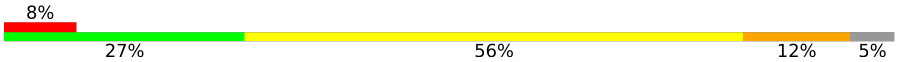

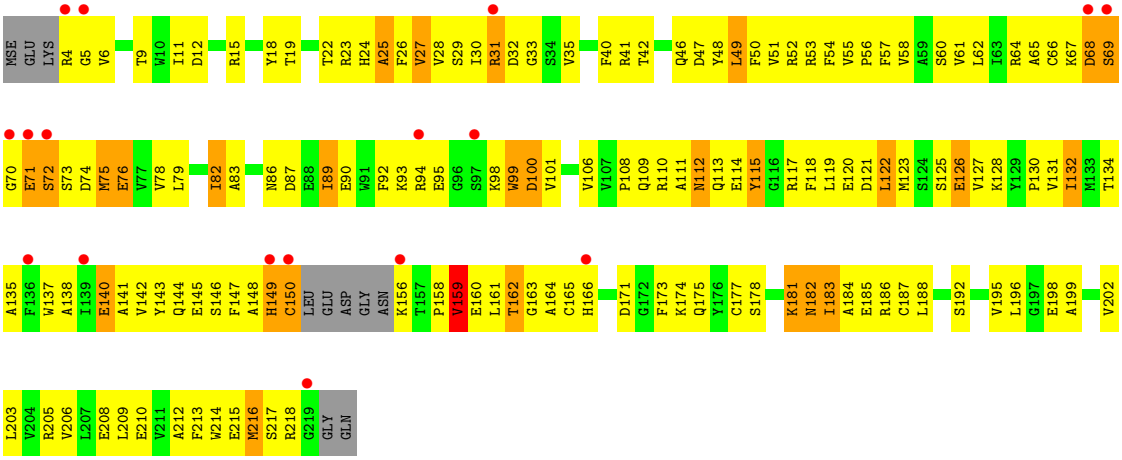

4 Data and refinement statistics (i)

Property	Value	Source
Space group	P 41 21 2	Depositor
Cell constants a, b, c, α, β, γ	62.70Å 62.70Å 287.62Å 90.00° 90.00° 90.00°	Depositor
Resolution (Å)	28.04 – 2.10 28.04 – 2.10	Depositor EDS
% Data completeness (in resolution range)	86.4 (28.04-2.10) 86.5 (28.04-2.10)	Depositor EDS
R_{merge}	(Not available)	Depositor
R_{sym}	(Not available)	Depositor
$< I/\sigma(I) >$ [1]	6.46 (at 2.10Å)	Xtriage
Refinement program	CNS 1.1	Depositor
R, R_{free}	0.136 , 0.231 0.154 , 0.247	Depositor DCC
R_{free} test set	1519 reflections (5.05%)	wwPDB-VP
Wilson B-factor (Å^2)	28.5	Xtriage
Anisotropy	0.142	Xtriage
Bulk solvent k_{sol}(e/Å^3), B_{sol}(Å^2)	0.34 , 85.2	EDS
L-test for twinning[2]	$< \|L\| > = 0.48$, $< L^2 > = 0.32$	Xtriage
Estimated twinning fraction	No twinning to report.	Xtriage
F_o,F_c correlation	0.96	EDS
Total number of atoms	30952	wwPDB-VP
Average B, all atoms (Å^2)	26.0	wwPDB-VP

Xtriage's analysis on translational NCS is as follows: *The largest off-origin peak in the Patterson function is 4.16% of the height of the origin peak. No significant pseudotranslation is detected.*

[1]Intensities estimated from amplitudes.

[2]Theoretical values of $< |L| >$, $< L^2 >$ for acentric reflections are 0.5, 0.333 respectively for untwinned datasets, and 0.375, 0.2 for perfectly twinned datasets.

5 Model quality (i)

5.1 Standard geometry (i)

Bond lengths and bond angles in the following residue types are not validated in this section: HMH, SO4

The Z score for a bond length (or angle) is the number of standard deviations the observed value is removed from the expected value. A bond length (or angle) with $|Z| > 5$ is considered an outlier worth inspection. RMSZ is the root-mean-square of all Z scores of the bond lengths (or angles).

Mol	Chain	Bond lengths		Bond angles	
		RMSZ	$\#\|Z\|>5$	RMSZ	$\#\|Z\|>5$
1	1-A	0.86	0/1749	0.85	0/2362
1	1-B	0.90	0/1722	0.85	1/2323 (0.0%)
1	2-A	0.91	1/1749 (0.1%)	0.90	0/2362
1	2-B	0.91	0/1722	0.89	2/2323 (0.1%)
1	3-A	0.86	0/1749	0.84	1/2362 (0.0%)
1	3-B	0.90	0/1722	0.87	1/2323 (0.0%)
1	4-A	0.87	0/1749	0.88	1/2362 (0.0%)
1	4-B	0.90	0/1722	0.85	0/2323
1	5-A	1.00	1/1749 (0.1%)	1.00	3/2362 (0.1%)
1	5-B	1.01	1/1722 (0.1%)	0.98	0/2323
1	6-A	0.94	0/1749	0.93	3/2362 (0.1%)
1	6-B	0.98	0/1722	0.96	5/2323 (0.2%)
1	7-A	1.02	3/1749 (0.2%)	1.00	4/2362 (0.2%)
1	7-B	1.06	2/1722 (0.1%)	0.97	3/2323 (0.1%)
1	8-A	0.93	0/1749	0.95	2/2362 (0.1%)
1	8-B	0.99	1/1722 (0.1%)	0.95	3/2323 (0.1%)
All	All	0.94	9/27768 (0.0%)	0.92	29/37480 (0.1%)

Chiral center outliers are detected by calculating the chiral volume of a chiral center and verifying if the center is modelled as a planar moiety or with the opposite hand.A planarity outlier is detected by checking planarity of atoms in a peptide group, atoms in a mainchain group or atoms of a sidechain that are expected to be planar.

Mol	Chain	#Chirality outliers	#Planarity outliers
1	2-A	0	1
1	2-B	0	1
1	3-B	0	1
1	4-B	0	1
1	5-B	0	1
1	6-A	0	1
All	All	0	6

All (9) bond length outliers are listed below:

Mol	Chain	Res	Type	Atoms	Z	Observed(Å)	Ideal(Å)
1	7-B	215	GLU	CD-OE1	14.97	1.42	1.25
1	7-A	88	GLU	CG-CD	7.26	1.62	1.51
1	5-B	88	GLU	CB-CG	6.82	1.65	1.52
1	7-A	187	CYS	CB-SG	-6.58	1.71	1.82
1	2-A	114	GLU	CG-CD	6.48	1.61	1.51
1	7-B	198	GLU	CG-CD	5.49	1.60	1.51
1	7-A	143	TYR	CE2-CZ	5.19	1.45	1.38
1	5-A	113	GLN	CG-CD	-5.08	1.39	1.51
1	8-B	83	ALA	CA-CB	5.03	1.63	1.52

All (29) bond angle outliers are listed below:

Mol	Chain	Res	Type	Atoms	Z	Observed(^{o})	Ideal(^{o})
1	8-A	117	ARG	NE-CZ-NH2	-8.87	115.86	120.30
1	7-B	215	GLU	OE1-CD-OE2	8.75	133.80	123.30
1	7-B	215	GLU	CG-CD-OE2	-8.34	101.62	118.30
1	8-A	117	ARG	NE-CZ-NH1	7.75	124.17	120.30
1	2-B	74	ASP	CB-CG-OD1	7.23	124.80	118.30
1	7-A	100	ASP	CB-CG-OD1	7.00	124.61	118.30
1	5-A	110	ARG	NE-CZ-NH2	-6.55	117.03	120.30
1	6-B	117	ARG	NE-CZ-NH1	6.43	123.52	120.30
1	6-A	100	ASP	CB-CG-OD2	6.25	123.93	118.30
1	1-B	23	ARG	NE-CZ-NH2	-6.02	117.29	120.30
1	4-A	167	ARG	NE-CZ-NH2	-5.73	117.44	120.30
1	2-B	74	ASP	CB-CG-OD2	-5.63	113.23	118.30
1	8-B	122	LEU	CA-CB-CG	5.58	128.13	115.30
1	7-A	53	ARG	NE-CZ-NH1	5.55	123.08	120.30
1	7-B	17	ILE	CG1-CB-CG2	5.50	123.49	111.40
1	6-A	100	ASP	CB-CG-OD1	-5.46	113.39	118.30
1	7-A	100	ASP	CB-CG-OD2	-5.46	113.39	118.30
1	7-A	52	ARG	NE-CZ-NH1	-5.41	117.59	120.30
1	6-B	41	ARG	NE-CZ-NH2	-5.38	117.61	120.30
1	6-A	32	ASP	CB-CG-OD1	5.30	123.07	118.30
1	6-B	62	LEU	CA-CB-CG	5.29	127.46	115.30
1	5-A	110	ARG	NE-CZ-NH1	5.25	122.93	120.30
1	8-B	181	LYS	CD-CE-NZ	-5.24	99.65	111.70
1	3-B	165	CYS	CA-CB-SG	5.23	123.42	114.00
1	8-B	49	LEU	CA-CB-CG	5.09	127.01	115.30
1	3-A	41	ARG	NE-CZ-NH1	-5.08	117.76	120.30
1	5-A	171	ASP	CB-CG-OD1	5.08	122.87	118.30
1	6-B	149	HIS	N-CA-C	5.06	124.66	111.00
1	6-B	41	ARG	NE-CZ-NH1	5.04	122.82	120.30

There are no chirality outliers.

All (6) planarity outliers are listed below:

Mol	Chain	Res	Type	Group
1	2-A	176	TYR	Sidechain
1	2-B	129	TYR	Sidechain
1	3-B	129	TYR	Sidechain
1	4-B	129	TYR	Sidechain
1	5-B	129	TYR	Sidechain
1	6-A	143	TYR	Sidechain

5.2 Too-close contacts (i)

In the following table, the Non-H and H(model) columns list the number of non-hydrogen atoms and hydrogen atoms in the chain respectively. The H(added) column lists the number of hydrogen atoms added and optimized by MolProbity. The Clashes column lists the number of clashes within the asymmetric unit, whereas Symm-Clashes lists symmetry-related clashes.

Mol	Chain	Non-H	H(model)	H(added)	Clashes	Symm-Clashes
1	1-A	1714	0	1642	127	0
1	1-B	1688	0	1624	152	0
1	2-A	1714	0	1642	144	0
1	2-B	1688	0	1624	209	0
1	3-A	1714	0	1642	130	0
1	3-B	1688	0	1624	152	0
1	4-A	1714	0	1642	146	0
1	4-B	1688	0	1624	166	0
1	5-A	1714	0	1642	154	0
1	5-B	1688	0	1624	222	0
1	6-A	1714	0	1642	184	0
1	6-B	1688	0	1624	212	0
1	7-A	1714	0	1642	172	0
1	7-B	1688	0	1624	200	0
1	8-A	1714	0	1642	139	0
1	8-B	1688	0	1624	216	0
2	1-A	5	0	0	0	0
2	1-B	15	0	0	3	0
2	2-A	5	0	0	0	0
2	2-B	15	0	0	0	0
2	3-A	5	0	0	0	0
2	3-B	15	0	0	1	0
2	4-A	5	0	0	1	0
2	4-B	15	0	0	1	0

Continued on next page...

Continued from previous page...

Mol	Chain	Non-H	H(model)	H(added)	Clashes	Symm-Clashes
2	5-A	5	0	0	0	0
2	5-B	15	0	0	3	0
2	6-A	5	0	0	1	0
2	6-B	15	0	0	0	0
2	7-A	5	0	0	2	0
2	7-B	15	0	0	4	0
2	8-A	5	0	0	1	0
2	8-B	15	0	0	1	0
3	1-A	10	0	8	1	0
3	1-B	10	0	9	0	0
3	2-A	10	0	8	1	0
3	2-B	10	0	9	1	0
3	3-A	10	0	8	1	0
3	3-B	10	0	9	2	0
3	4-A	10	0	8	0	0
3	4-B	10	0	8	1	0
3	5-A	10	0	9	5	0
3	5-B	10	0	9	1	0
3	6-A	10	0	9	1	0
3	6-B	10	0	8	2	0
3	7-A	10	0	8	0	0
3	7-B	10	0	9	2	0
3	8-A	10	0	8	1	0
3	8-B	10	0	9	3	0
4	1-A	213	0	0	29	0
4	1-B	214	0	0	45	0
4	2-A	214	0	0	23	0
4	2-B	213	0	0	61	0
4	3-A	214	0	0	29	0
4	3-B	213	0	0	45	0
4	4-A	214	0	0	27	0
4	4-B	213	0	0	34	0
4	5-A	213	0	0	37	0
4	5-B	214	0	0	81	0
4	6-A	214	0	0	51	0
4	6-B	213	0	0	52	0
4	7-A	214	0	0	41	0
4	7-B	213	0	0	57	0
4	8-A	214	0	0	43	0
4	8-B	213	0	0	60	0
All	All	30952	0	26264	2728	0

The all-atom clashscore is defined as the number of clashes found per 1000 atoms (including

hydrogen atoms). The all-atom clashscore for this structure is 51.

All (2728) close contacts within the same asymmetric unit are listed below, sorted by their clash magnitude.

Atom-1	Atom-2	Interatomic distance (Å)	Clash overlap (Å)
1:B:41:ARG:NH2	1:B:100:ASP:HB2	1.45	1.30
1:A:27:VAL:HG23	4:A:1410:HOH:O	1.30	1.27
1:B:150:CYS:SG	4:B:1542:HOH:O	1.95	1.25
1:B:72:SER:HA	4:B:1596:HOH:O	1.40	1.22
1:B:149:HIS:HB2	4:B:1463:HOH:O	1.35	1.22
1:A:70:GLY:HA3	4:A:1525:HOH:O	1.40	1.22
1:B:36:ASP:HB2	4:B:1458:HOH:O	1.38	1.19
1:B:117:ARG:HD2	4:B:1560:HOH:O	1.43	1.17
1:B:4:ARG:HD2	4:B:1490:HOH:O	1.45	1.16
1:A:218:ARG:HA	4:A:1594:HOH:O	1.44	1.16
1:B:65:ALA:HA	1:B:69:SER:HB3	1.22	1.15
1:A:195:VAL:HA	1:A:198:GLU:OE1	1.47	1.12
1:B:67:LYS:HG3	4:B:1513:HOH:O	1.52	1.10
1:A:32:ASP:OD1	4:A:1504:HOH:O	1.67	1.09
1:B:161:LEU:HB3	1:B:164:ALA:HB3	1.29	1.09
1:A:88:GLU:HG3	4:A:1450:HOH:O	1.53	1.09
1:B:41:ARG:HH21	1:B:100:ASP:CB	1.64	1.09
1:A:16:SER:HB3	4:A:1427:HOH:O	1.51	1.09
1:B:64:ARG:NH2	4:B:1608:HOH:O	1.85	1.08
1:B:110:ARG:HB3	4:B:1456:HOH:O	1.53	1.07
1:B:30:ILE:HG23	1:B:161:LEU:HD13	1.36	1.06
1:B:171:ASP:HB3	4:B:1566:HOH:O	1.54	1.06
1:B:100:ASP:HB3	4:B:1550:HOH:O	1.55	1.05
1:B:17:ILE:HG13	4:B:1575:HOH:O	1.55	1.04
1:B:111:ALA:O	4:B:1444:HOH:O	1.75	1.04
1:B:16:SER:HB3	4:B:1432:HOH:O	1.57	1.04
1:A:130:PRO:HB3	1:A:187:CYS:HB3	1.37	1.03
1:B:72:SER:HB2	4:B:1578:HOH:O	1.59	1.03
1:A:6:VAL:HG11	1:A:188:LEU:HB3	1.38	1.03
1:A:201:ASP:OD2	4:A:1615:HOH:O	1.77	1.03
1:A:155:ASN:ND2	4:A:1536:HOH:O	1.90	1.02
1:B:128:LYS:O	1:B:132:ILE:HG23	1.58	1.02
1:A:11:ILE:HG23	1:A:15:ARG:HH22	1.16	1.02
1:B:31:ARG:CZ	4:B:1463:HOH:O	2.05	1.01
1:B:132:ILE:HB	4:B:1532:HOH:O	1.59	1.01
1:A:62:LEU:HD13	1:A:78:VAL:HB	1.42	1.01
1:B:109:GLN:OE1	1:B:216:MSE:HG3	1.59	1.01
1:B:53:ARG:CZ	4:B:1408:HOH:O	2.07	1.01

Continued on next page...

Continued from previous page...

Atom-1	Atom-2	Interatomic distance (Å)	Clash overlap (Å)
1:A:48:TYR:OH	1:A:52:ARG:HD2	1.58	1.00
1:A:198:GLU:OE2	4:A:1412:HOH:O	1.80	1.00
1:A:32:ASP:OD1	4:A:1504:HOH:O	1.81	0.99
1:B:27:VAL:HA	1:B:30:ILE:HD12	1.41	0.98
1:B:86:ASN:HB3	4:B:1439:HOH:O	1.63	0.98
1:B:198:GLU:HG2	4:B:1609:HOH:O	1.62	0.98
1:B:218:ARG:NH1	4:B:1416:HOH:O	1.97	0.98
1:B:24:HIS:CG	1:B:214:TRP:HB3	1.99	0.97
1:A:38:SER:OG	4:A:1577:HOH:O	1.82	0.97
1:B:128:LYS:HG3	1:B:195:VAL:HG22	1.42	0.97
1:A:218:ARG:N	1:A:218:ARG:HD3	1.78	0.97
1:B:128:LYS:HE3	4:B:1563:HOH:O	1.63	0.97
1:A:171:ASP:O	1:A:175:GLN:HG2	1.64	0.96
1:B:91:TRP:HE1	1:B:163:GLY:HA3	1.29	0.95
1:A:151:LEU:HD22	4:A:1475:HOH:O	1.66	0.95
1:B:4:ARG:HD3	4:B:1521:HOH:O	1.65	0.95
1:A:69:SER:OG	4:A:1531:HOH:O	1.84	0.95
1:A:20:ALA:O	1:A:211:VAL:HG22	1.66	0.95
1:A:151:LEU:HD22	4:A:1475:HOH:O	1.66	0.95
1:B:170:ASN:H	1:B:170:ASN:HD22	1.13	0.95
1:B:30:ILE:HG23	1:B:161:LEU:HD13	1.47	0.95
1:B:73:SER:HB2	4:B:1464:HOH:O	1.67	0.94
1:A:73:SER:HA	1:A:76:GLU:OE1	1.68	0.94
1:A:208:GLU:OE2	4:A:1480:HOH:O	1.83	0.94
1:B:55:VAL:HG22	1:B:85:LEU:HD13	1.50	0.94
1:A:16:SER:HB2	4:A:1536:HOH:O	1.65	0.94
1:A:127:VAL:CG1	1:A:131:VAL:HG11	1.97	0.94
1:A:11:ILE:CG2	1:A:15:ARG:HH22	1.80	0.94
1:B:69:SER:HB2	1:B:74:ASP:OD2	1.66	0.93
1:B:41:ARG:HH21	1:B:100:ASP:HB2	1.33	0.93
1:A:182:ASN:OD1	4:A:1582:HOH:O	1.84	0.93
1:A:130:PRO:CB	1:A:187:CYS:HB3	1.98	0.93
1:B:65:ALA:HB1	1:B:74:ASP:HB2	1.49	0.93
1:B:109:GLN:OE1	4:B:1478:HOH:O	1.86	0.93
1:A:21:ALA:HB1	1:A:210:GLU:HB2	1.52	0.92
1:B:49:LEU:HB2	1:B:112:ASN:HD21	1.32	0.92
1:A:53:ARG:HH11	1:A:53:ARG:HG2	1.33	0.92
1:A:21:ALA:HB1	1:A:210:GLU:CB	2.00	0.92
1:A:171:ASP:O	1:A:175:GLN:HG2	1.68	0.92
1:B:178:SER:O	1:B:182:ASN:OD1	1.86	0.92
1:A:204:VAL:HG12	1:A:208:GLU:OE2	1.69	0.92

Continued on next page...

Continued from previous page...

Atom-1	Atom-2	Interatomic distance (Å)	Clash overlap (Å)
1:B:161:LEU:HB3	1:B:164:ALA:CB	1.99	0.92
1:B:117:ARG:HD2	4:B:1560:HOH:O	1.70	0.91
1:B:148:ALA:O	4:B:1463:HOH:O	1.87	0.91
1:B:157:THR:HG22	1:B:162:THR:HG22	1.50	0.91
1:B:32:ASP:HA	1:B:156:LYS:HB2	1.50	0.91
1:B:130:PRO:HG2	1:B:191:ALA:HB2	1.54	0.90
1:A:17:ILE:HD11	1:A:208:GLU:HA	1.53	0.90
1:A:153:ASP:O	1:A:157:THR:HG23	1.70	0.90
1:A:22:THR:HG21	1:A:145:GLU:HB3	1.53	0.90
1:A:53:ARG:NH1	4:A:1562:HOH:O	2.04	0.90
1:B:4:ARG:HG2	4:B:1521:HOH:O	1.71	0.90
1:A:218:ARG:HG3	1:A:218:ARG:HH11	1.35	0.90
1:B:150:CYS:HB3	4:B:1542:HOH:O	1.72	0.90
1:A:66:CYS:SG	1:A:75:MSE:HE2	2.12	0.90
1:A:48:TYR:O	1:A:51:VAL:N	2.03	0.90
1:A:28:VAL:HG21	1:A:161:LEU:HG	1.52	0.89
1:B:175:GLN:NE2	4:B:1450:HOH:O	2.03	0.89
1:A:87:ASP:HB2	4:A:1526:HOH:O	1.69	0.89
1:A:72:SER:O	1:A:74:ASP:N	2.04	0.89
1:B:166:HIS:CG	4:B:1448:HOH:O	2.26	0.89
1:B:41:ARG:HH21	1:B:100:ASP:HB2	0.78	0.89
1:A:47:ASP:CG	3:A:1300:HMH:HN41	1.74	0.89
1:B:26:PHE:CE2	1:B:30:ILE:HD11	2.08	0.89
1:B:111:ALA:HB3	1:B:216:MSE:SE	2.23	0.89
1:B:87:ASP:OD1	4:B:1439:HOH:O	1.89	0.89
1:A:160:GLU:HG3	1:A:162:THR:HG22	1.53	0.88
1:A:55:VAL:HG22	1:A:85:LEU:HD13	1.56	0.88
1:A:215:GLU:OE1	4:A:1606:HOH:O	1.91	0.88
1:A:87:ASP:OD1	4:A:1557:HOH:O	1.92	0.88
1:B:149:HIS:NE2	4:B:1580:HOH:O	2.06	0.88
1:A:169:GLY:O	4:A:1455:HOH:O	1.90	0.88
1:A:195:VAL:HA	1:A:198:GLU:OE1	1.71	0.88
1:B:109:GLN:OE1	4:B:1537:HOH:O	1.90	0.88
1:B:138:ALA:HB2	1:B:203:LEU:HD12	1.54	0.88
1:B:105:THR:OG1	4:B:1591:HOH:O	1.92	0.88
1:A:88:GLU:HG2	4:A:1450:HOH:O	1.74	0.88
1:A:105:THR:OG1	4:A:1442:HOH:O	1.92	0.88
1:A:11:ILE:HG23	1:A:15:ARG:NH2	1.89	0.87
1:A:64:ARG:HA	1:A:67:LYS:HE2	1.56	0.87
1:B:201:ASP:OD2	4:B:1609:HOH:O	1.92	0.87
1:B:109:GLN:HG2	4:B:1477:HOH:O	1.71	0.87

Continued on next page...

Continued from previous page...

Atom-1	Atom-2	Interatomic distance (Å)	Clash overlap (Å)
1:B:213:PHE:CD1	4:B:1453:HOH:O	2.28	0.87
1:B:86:ASN:O	1:B:90:GLU:HG3	1.74	0.87
1:B:127:VAL:HA	4:B:1610:HOH:O	1.75	0.87
1:B:117:ARG:CD	4:B:1560:HOH:O	2.11	0.87
1:A:152:GLU:HG3	4:A:1497:HOH:O	1.74	0.87
1:B:150:CYS:CB	4:B:1542:HOH:O	2.16	0.87
1:B:31:ARG:HB3	4:B:1501:HOH:O	1.75	0.87
1:B:110:ARG:NH1	1:B:117:ARG:HH22	1.72	0.86
1:B:124:SER:HB3	1:B:127:VAL:HG23	1.57	0.86
1:B:53:ARG:NH2	4:B:1408:HOH:O	2.07	0.86
1:B:109:GLN:HB2	1:B:216:MSE:SE	2.25	0.86
1:B:37:LEU:HD13	1:B:160:GLU:OE2	1.75	0.86
1:A:64:ARG:HH22	1:A:129:TYR:H	1.20	0.86
1:A:105:THR:HG21	4:A:1539:HOH:O	1.74	0.86
1:A:215:GLU:OE1	4:A:1485:HOH:O	1.93	0.86
1:B:179:SER:HA	1:B:182:ASN:ND2	1.89	0.86
1:A:38:SER:CB	4:A:1577:HOH:O	2.23	0.86
1:A:5:GLY:N	4:A:1599:HOH:O	2.07	0.86
1:B:112:ASN:OD1	4:B:1495:HOH:O	1.94	0.86
1:A:53:ARG:HD3	1:A:116:GLY:CA	2.05	0.85
1:A:186:ARG:NH2	1:A:187:CYS:SG	2.49	0.85
1:B:205:ARG:NH1	4:B:1452:HOH:O	2.07	0.85
1:B:171:ASP:O	1:B:175:GLN:HG3	1.75	0.85
1:A:30:ILE:HA	1:A:34:SER:O	1.76	0.85
1:B:32:ASP:O	1:B:156:LYS:HD2	1.76	0.85
1:B:201:ASP:OD2	4:B:1608:HOH:O	1.92	0.85
1:B:162:THR:N	4:B:1522:HOH:O	2.09	0.85
1:B:30:ILE:HD13	1:B:161:LEU:CD2	2.07	0.85
1:A:185:GLU:OE2	1:A:185:GLU:HA	1.76	0.85
1:B:30:ILE:HG12	1:B:161:LEU:HD13	1.58	0.85
1:A:218:ARG:HA	4:A:1594:HOH:O	1.77	0.84
1:A:152:GLU:HG2	4:A:1453:HOH:O	1.77	0.84
1:A:192:SER:HA	4:A:1521:HOH:O	1.76	0.84
1:A:68:ASP:OD2	4:A:1449:HOH:O	1.95	0.84
1:A:153:ASP:O	1:A:157:THR:HG23	1.77	0.84
1:A:127:VAL:HA	4:A:1412:HOH:O	1.77	0.84
1:B:163:GLY:O	1:B:166:HIS:HB2	1.76	0.84
1:B:16:SER:OG	1:B:17:ILE:N	2.08	0.84
1:A:49:LEU:HD13	1:A:108:PRO:HB3	1.59	0.84
1:B:125:SER:HB3	4:B:1594:HOH:O	1.78	0.84
1:A:175:GLN:OE1	4:A:1567:HOH:O	1.95	0.84

Continued on next page...

Continued from previous page...

Atom-1	Atom-2	Interatomic distance (Å)	Clash overlap (Å)
1:B:37:LEU:HD23	1:B:41:ARG:HH12	1.40	0.83
1:A:100:ASP:OD1	4:A:1487:HOH:O	1.94	0.83
1:B:131:VAL:HG23	1:B:195:VAL:HG13	1.60	0.83
1:B:26:PHE:HB2	1:B:218:ARG:HB2	1.60	0.83
1:A:192:SER:O	1:A:194:GLU:N	2.11	0.83
1:B:15:ARG:HD2	4:B:1554:HOH:O	1.76	0.83
1:A:32:ASP:OD1	4:A:1548:HOH:O	1.95	0.83
1:A:153:ASP:OD1	4:A:1533:HOH:O	1.96	0.83
1:B:110:ARG:HG3	4:B:1613:HOH:O	1.76	0.83
1:B:114:GLU:HG2	1:B:209:LEU:CD2	2.08	0.83
1:B:113:GLN:NE2	4:B:1579:HOH:O	2.03	0.83
1:B:159:VAL:O	4:B:1562:HOH:O	1.96	0.83
1:B:192:SER:O	1:B:196:LEU:HD12	1.79	0.83
1:B:182:ASN:HA	4:B:1519:HOH:O	1.79	0.83
1:A:155:ASN:ND2	4:A:1536:HOH:O	2.11	0.83
1:B:48:TYR:OH	1:B:93:LYS:HE2	1.78	0.83
1:A:77:VAL:HG21	1:A:183:ILE:HD11	1.59	0.83
1:A:186:ARG:O	1:A:189:GLU:HB3	1.79	0.83
1:B:81:GLY:O	1:B:84:SER:HB2	1.77	0.83
1:B:175:GLN:OE1	4:B:1450:HOH:O	1.95	0.83
1:B:109:GLN:HG2	4:B:1477:HOH:O	1.79	0.83
1:A:181:LYS:O	1:A:185:GLU:HB2	1.77	0.83
1:A:53:ARG:NH1	4:A:1563:HOH:O	2.00	0.82
1:B:53:ARG:HG2	1:B:53:ARG:HH11	1.43	0.82
1:B:64:ARG:CZ	4:B:1608:HOH:O	2.23	0.82
1:B:99:TRP:CZ2	1:B:160:GLU:HG3	2.14	0.82
1:A:186:ARG:NE	4:A:1500:HOH:O	2.12	0.82
1:B:24:HIS:O	1:B:27:VAL:HG12	1.80	0.82
1:B:48:TYR:HB2	1:B:92:PHE:CD1	2.14	0.82
1:B:149:HIS:O	4:B:1463:HOH:O	1.97	0.82
1:B:30:ILE:HD13	1:B:161:LEU:HD21	1.60	0.82
1:B:28:VAL:HG13	4:B:1502:HOH:O	1.80	0.82
1:B:179:SER:O	1:B:183:ILE:HD12	1.79	0.82
1:A:18:TYR:HA	1:A:207:LEU:HD22	1.62	0.82
1:A:135:ALA:HB2	1:A:202:VAL:HG11	1.60	0.81
1:B:124:SER:HB3	1:B:127:VAL:HG23	1.62	0.81
1:B:26:PHE:HB2	1:B:218:ARG:HB2	1.62	0.81
1:A:153:ASP:O	1:A:156:LYS:HB2	1.79	0.81
1:A:192:SER:N	4:A:1573:HOH:O	2.14	0.81
1:B:130:PRO:HG2	1:B:191:ALA:CB	2.10	0.81
1:B:171:ASP:HB2	4:B:1492:HOH:O	1.79	0.81

Continued on next page...

Continued from previous page...

Atom-1	Atom-2	Interatomic distance (Å)	Clash overlap (Å)
1:A:53:ARG:HD3	1:A:116:GLY:HA2	1.62	0.81
1:A:68:ASP:HA	4:A:1562:HOH:O	1.80	0.81
1:A:218:ARG:HG3	1:A:218:ARG:NH1	1.89	0.81
1:A:64:ARG:NH2	1:A:129:TYR:H	1.77	0.81
1:A:128:LYS:O	1:A:132:ILE:HD12	1.80	0.81
1:A:205:ARG:O	1:A:209:LEU:HG	1.78	0.81
1:B:77:VAL:HB	1:B:183:ILE:HD11	1.62	0.81
1:B:30:ILE:HA	1:B:35:VAL:HB	1.63	0.81
1:B:121:ASP:O	4:B:1571:HOH:O	1.98	0.81
1:B:114:GLU:HG2	1:B:117:ARG:HH21	1.44	0.80
1:B:36:ASP:HB3	4:B:1458:HOH:O	1.79	0.80
1:A:218:ARG:O	1:A:218:ARG:HG3	1.79	0.80
1:B:159:VAL:HG13	4:B:1486:HOH:O	1.79	0.80
1:B:31:ARG:NH1	4:B:1463:HOH:O	2.09	0.80
1:B:130:PRO:HD2	1:B:195:VAL:HG11	1.63	0.80
1:B:125:SER:O	4:B:1466:HOH:O	1.99	0.80
1:A:35:VAL:HG22	1:A:159:VAL:HG11	1.61	0.80
1:A:23:ARG:CZ	4:A:1495:HOH:O	2.28	0.80
1:B:167:ARG:HB3	4:B:1494:HOH:O	1.80	0.80
1:A:142:VAL:HG21	1:A:210:GLU:OE2	1.80	0.80
1:B:198:GLU:HG3	4:B:1433:HOH:O	1.81	0.80
1:A:155:ASN:OD1	4:A:1554:HOH:O	2.00	0.80
1:B:41:ARG:HG3	1:B:41:ARG:HH11	1.47	0.80
1:B:94:ARG:NE	4:B:1415:HOH:O	2.11	0.80
1:A:66:CYS:SG	1:A:75:MSE:HG3	2.21	0.80
1:B:150:CYS:O	1:B:150:CYS:SG	2.40	0.80
1:A:37:LEU:HB2	1:A:41:ARG:HH12	1.47	0.80
1:A:68:ASP:O	4:A:1531:HOH:O	2.00	0.80
1:B:4:ARG:HG3	4:B:1521:HOH:O	1.81	0.80
1:B:110:ARG:HA	1:B:113:GLN:HE21	1.46	0.80
1:B:157:THR:HB	4:B:1524:HOH:O	1.81	0.80
1:A:21:ALA:CB	1:A:210:GLU:HB2	2.12	0.79
1:A:200:GLU:OE1	4:A:1615:HOH:O	2.00	0.79
1:A:205:ARG:HH11	1:A:208:GLU:HB2	1.45	0.79
1:B:35:VAL:O	1:B:35:VAL:HG13	1.81	0.79
1:A:118:PHE:CZ	1:A:122:LEU:HD11	2.17	0.79
1:A:151:LEU:HD22	4:A:1475:HOH:O	1.81	0.79
1:A:61:VAL:HG22	1:A:132:ILE:HG22	1.62	0.79
1:A:195:VAL:HA	1:A:198:GLU:OE1	1.83	0.79
1:A:12:ASP:OD1	4:A:1489:HOH:O	1.99	0.79
1:B:24:HIS:HD2	1:B:211:VAL:HG13	1.46	0.79

Continued on next page...

Continued from previous page...

Atom-1	Atom-2	Interatomic distance (Å)	Clash overlap (Å)
1:B:195:VAL:HG23	2:B:1404:SO4:O4	1.83	0.79
1:B:133:MSE:HB3	1:B:184:ALA:HA	1.65	0.79
1:B:149:HIS:HA	4:B:1550:HOH:O	1.82	0.79
1:A:218:ARG:O	1:A:218:ARG:HG3	1.83	0.78
1:A:62:LEU:CD1	1:A:78:VAL:HB	2.13	0.78
1:A:9:THR:HB	4:A:1516:HOH:O	1.83	0.78
1:A:65:ALA:C	1:A:69:SER:HB2	2.03	0.78
1:B:41:ARG:NH2	1:B:100:ASP:HB2	1.97	0.78
1:B:110:ARG:HH12	1:B:117:ARG:HH12	1.31	0.78
1:B:134:THR:OG1	1:B:188:LEU:HD11	1.83	0.78
1:B:163:GLY:HA2	1:B:166:HIS:HD2	1.47	0.78
1:B:22:THR:HA	1:B:146:SER:OG	1.84	0.78
1:B:8:ASP:OD2	4:B:1490:HOH:O	2.02	0.78
1:B:150:CYS:O	1:B:165:CYS:HB3	1.84	0.78
1:B:4:ARG:HG2	4:B:1521:HOH:O	1.82	0.78
1:B:110:ARG:HH11	1:B:117:ARG:HH22	1.32	0.78
1:B:170:ASN:HD22	1:B:170:ASN:N	1.80	0.77
1:B:161:LEU:C	4:B:1523:HOH:O	2.22	0.77
1:A:67:LYS:HD3	4:A:1524:HOH:O	1.82	0.77
1:B:100:ASP:HB3	4:B:1552:HOH:O	1.83	0.77
1:B:171:ASP:HB2	4:B:1492:HOH:O	1.84	0.77
1:A:66:CYS:SG	1:A:75:MSE:HE2	2.24	0.77
1:B:174:LYS:NZ	1:B:175:GLN:OE1	2.17	0.77
1:A:218:ARG:HA	4:A:1593:HOH:O	1.84	0.77
1:B:18:TYR:HA	1:B:207:LEU:HD22	1.65	0.77
1:B:148:ALA:O	4:B:1463:HOH:O	2.02	0.77
1:B:12:ASP:OD2	4:B:1521:HOH:O	2.00	0.77
1:A:48:TYR:HE1	1:A:89:ILE:HG23	1.49	0.77
1:B:185:GLU:O	1:B:189:GLU:HG3	1.85	0.77
1:B:109:GLN:OE1	4:B:1537:HOH:O	2.02	0.77
1:A:10:TRP:NE1	1:A:200:GLU:HG3	2.00	0.77
1:A:88:GLU:OE2	4:A:1612:HOH:O	2.01	0.77
1:A:152:GLU:HB3	4:A:1453:HOH:O	1.85	0.77
1:A:174:LYS:HD3	1:A:175:GLN:NE2	2.00	0.77
1:B:133:MSE:HB3	1:B:184:ALA:HB2	1.67	0.77
1:B:76:GLU:OE2	4:B:1535:HOH:O	2.02	0.77
1:A:127:VAL:HB	1:A:132:ILE:HD11	1.65	0.77
1:A:65:ALA:HA	1:A:129:TYR:OH	1.85	0.77
1:B:72:SER:OG	4:B:1584:HOH:O	2.01	0.77
1:B:173:PHE:O	1:B:177:CYS:HB2	1.85	0.77
1:B:182:ASN:ND2	4:B:1485:HOH:O	2.17	0.77

Continued on next page...

Continued from previous page...

Atom-1	Atom-2	Interatomic distance (Å)	Clash overlap (Å)
1:B:131:VAL:HG13	1:B:202:VAL:HG21	1.67	0.77
1:A:152:GLU:CD	4:A:1497:HOH:O	2.22	0.76
1:B:86:ASN:O	4:B:1478:HOH:O	2.02	0.76
1:A:48:TYR:CZ	1:A:52:ARG:HD2	2.20	0.76
1:B:132:ILE:HB	4:B:1532:HOH:O	1.85	0.76
1:A:55:VAL:HG22	1:A:85:LEU:HD13	1.66	0.76
1:B:4:ARG:CB	4:B:1522:HOH:O	2.33	0.76
1:B:163:GLY:O	1:B:167:ARG:HG2	1.86	0.76
1:B:16:SER:CB	4:B:1576:HOH:O	2.32	0.76
1:A:191:ALA:HA	4:A:1573:HOH:O	1.85	0.76
1:A:142:VAL:HG11	1:A:210:GLU:HG3	1.66	0.76
1:B:150:CYS:SG	4:B:1541:HOH:O	2.44	0.76
1:A:208:GLU:OE2	4:A:1480:HOH:O	2.03	0.76
1:B:72:SER:O	4:B:1595:HOH:O	2.04	0.76
1:B:174:LYS:HE3	4:B:1545:HOH:O	1.85	0.76
1:B:72:SER:OG	4:B:1535:HOH:O	2.04	0.76
1:A:60:SER:OG	4:A:1408:HOH:O	2.04	0.76
1:B:75:MSE:HB2	4:B:1595:HOH:O	1.84	0.76
1:B:73:SER:HA	1:B:76:GLU:OE1	1.86	0.76
1:B:100:ASP:OD1	4:B:1551:HOH:O	2.02	0.76
1:B:90:GLU:CD	4:B:1594:HOH:O	2.25	0.75
1:B:137:TRP:HZ2	1:B:181:LYS:HZ1	1.30	0.75
1:B:110:ARG:NH1	1:B:117:ARG:HH12	1.84	0.75
1:B:65:ALA:CA	1:B:69:SER:HB3	2.10	0.75
1:B:30:ILE:HG12	1:B:35:VAL:HB	1.66	0.75
1:A:131:VAL:HG13	1:A:202:VAL:HG21	1.66	0.75
1:B:130:PRO:HG3	1:B:187:CYS:HB3	1.66	0.75
1:A:137:TRP:HB2	1:A:180:VAL:HG12	1.69	0.75
1:B:161:LEU:HA	4:B:1522:HOH:O	1.85	0.75
1:A:190:ASN:ND2	4:A:1500:HOH:O	2.20	0.75
1:B:159:VAL:O	4:B:1468:HOH:O	2.03	0.75
1:B:208:GLU:OE1	4:B:1452:HOH:O	2.04	0.75
1:A:23:ARG:NH1	4:A:1495:HOH:O	2.18	0.75
1:A:53:ARG:HG2	1:A:53:ARG:NH1	1.98	0.75
1:B:87:ASP:OD2	4:B:1439:HOH:O	2.05	0.75
1:B:178:SER:O	1:B:180:VAL:N	2.19	0.75
1:B:60:SER:OG	1:B:123:MSE:HE3	1.87	0.75
1:B:37:LEU:HD23	1:B:41:ARG:NH1	2.00	0.75
1:B:4:ARG:HB3	4:B:1522:HOH:O	1.85	0.75
1:A:218:ARG:HD3	1:A:218:ARG:H	1.52	0.75
1:B:90:GLU:OE1	4:B:1594:HOH:O	2.05	0.75

Continued on next page...

Continued from previous page...

Atom-1	Atom-2	Interatomic distance (Å)	Clash overlap (Å)
1:B:163:GLY:N	4:B:1523:HOH:O	2.17	0.75
1:A:212:ALA:HA	1:A:215:GLU:OE1	1.87	0.75
1:A:17:ILE:HD11	1:A:208:GLU:HA	1.69	0.75
1:B:133:MSE:HE1	1:B:180:VAL:HG13	1.67	0.75
1:A:31:ARG:HG2	1:A:31:ARG:HH11	1.52	0.74
1:B:168:TRP:O	4:B:1447:HOH:O	2.05	0.74
1:A:131:VAL:HG12	1:A:132:ILE:N	2.01	0.74
1:B:128:LYS:HG3	1:B:195:VAL:CG2	2.17	0.74
1:A:88:GLU:OE2	4:A:1612:HOH:O	2.05	0.74
1:B:41:ARG:HH21	1:B:100:ASP:CB	2.00	0.74
1:B:16:SER:OG	4:B:1576:HOH:O	2.03	0.74
1:B:62:LEU:O	1:B:65:ALA:N	2.20	0.74
1:B:55:VAL:HG22	1:B:85:LEU:HD13	1.67	0.74
1:B:48:TYR:CZ	1:B:52:ARG:HD2	2.22	0.74
1:B:24:HIS:O	1:B:27:VAL:HG12	1.87	0.74
1:B:117:ARG:HD3	4:B:1552:HOH:O	1.87	0.74
1:B:132:ILE:HG21	4:B:1533:HOH:O	1.87	0.74
1:A:143:TYR:HB2	3:A:1300:HMH:O1	1.86	0.74
1:B:87:ASP:OD2	4:B:1590:HOH:O	2.05	0.74
1:B:159:VAL:HA	1:B:162:THR:HG23	1.70	0.74
1:A:37:LEU:HB2	1:A:41:ARG:NH1	2.02	0.74
1:B:65:ALA:HA	1:B:129:TYR:OH	1.88	0.74
1:A:151:LEU:HD13	4:A:1491:HOH:O	1.87	0.74
1:B:135:ALA:HB2	1:B:202:VAL:HG11	1.69	0.74
1:B:71:GLU:HG2	4:B:1436:HOH:O	1.87	0.74
1:B:144:GLN:O	1:B:146:SER:N	2.21	0.74
1:B:31:ARG:O	1:B:31:ARG:HG2	1.88	0.74
1:B:42:THR:O	1:B:46:GLN:HG2	1.87	0.74
1:B:114:GLU:HG2	1:B:209:LEU:HD21	1.69	0.74
1:A:18:TYR:HA	1:A:207:LEU:HD22	1.68	0.74
1:A:185:GLU:O	1:A:189:GLU:HG3	1.88	0.74
1:A:17:ILE:HG23	1:A:207:LEU:HD13	1.68	0.73
1:A:218:ARG:N	1:A:218:ARG:CD	2.51	0.73
1:B:218:ARG:NH1	4:B:1416:HOH:O	2.17	0.73
1:A:192:SER:OG	4:A:1569:HOH:O	2.07	0.73
1:A:64:ARG:HH22	1:A:129:TYR:N	1.85	0.73
1:B:75:MSE:HE2	1:B:76:GLU:HG3	1.70	0.73
1:A:67:LYS:NZ	4:A:1488:HOH:O	2.21	0.73
1:A:215:GLU:O	1:A:218:ARG:HG2	1.88	0.73
1:B:67:LYS:HB3	4:B:1513:HOH:O	1.88	0.73
1:A:177:CYS:HB2	4:A:1457:HOH:O	1.89	0.73

Continued on next page...

Continued from previous page...

Atom-1	Atom-2	Interatomic distance (Å)	Clash overlap (Å)
1:B:22:THR:HA	1:B:146:SER:OG	1.87	0.73
1:A:143:TYR:HA	1:A:146:SER:OG	1.89	0.73
1:A:24:HIS:O	1:A:214:TRP:NE1	2.20	0.73
1:B:35:VAL:HA	4:B:1539:HOH:O	1.89	0.73
1:B:109:GLN:HB2	1:B:216:MSE:SE	2.39	0.73
1:B:145:GLU:OE1	1:B:145:GLU:HA	1.89	0.73
1:B:16:SER:OG	1:B:17:ILE:HG13	1.88	0.73
1:B:49:LEU:HD11	1:B:106:VAL:O	1.88	0.73
1:A:37:LEU:HA	4:A:1446:HOH:O	1.87	0.72
1:A:138:ALA:O	1:A:142:VAL:HG13	1.89	0.72
1:B:37:LEU:HD11	1:B:99:TRP:CZ3	2.24	0.72
1:A:53:ARG:NE	4:A:1563:HOH:O	2.18	0.72
1:B:37:LEU:HB3	1:B:41:ARG:NH1	2.03	0.72
1:A:132:ILE:CD1	4:A:1408:HOH:O	2.37	0.72
1:B:132:ILE:CG2	4:B:1533:HOH:O	2.35	0.72
1:A:88:GLU:OE2	4:A:1612:HOH:O	2.06	0.72
1:A:144:GLN:NE2	1:A:174:LYS:HD2	2.03	0.72
1:A:7:ILE:HA	1:A:10:TRP:CE3	2.24	0.72
1:B:175:GLN:CD	4:B:1450:HOH:O	2.27	0.72
1:B:131:VAL:HA	1:B:199:ALA:HB2	1.71	0.72
1:A:132:ILE:HD11	4:A:1408:HOH:O	1.87	0.72
1:B:84:SER:HB2	4:B:1535:HOH:O	1.89	0.72
1:B:72:SER:HB3	4:B:1584:HOH:O	1.90	0.72
1:A:61:VAL:HG22	1:A:132:ILE:HG23	1.70	0.72
1:A:171:ASP:O	1:A:175:GLN:HG2	1.89	0.72
1:B:135:ALA:HB2	1:B:202:VAL:CG1	2.19	0.72
1:B:110:ARG:NH1	1:B:117:ARG:HH21	1.88	0.72
1:A:68:ASP:OD2	4:A:1550:HOH:O	2.06	0.72
1:B:52:ARG:O	1:B:56:PRO:HD2	1.89	0.72
1:A:135:ALA:HB2	1:A:202:VAL:CG1	2.19	0.72
1:B:24:HIS:HE2	1:B:215:GLU:HB2	1.55	0.72
1:B:75:MSE:CE	1:B:76:GLU:HG3	2.20	0.72
1:A:101:VAL:HG12	1:A:101:VAL:O	1.89	0.72
1:B:69:SER:HA	1:B:129:TYR:CE2	2.25	0.72
1:B:137:TRP:HB2	1:B:180:VAL:HG12	1.71	0.72
1:B:174:LYS:HE3	4:B:1511:HOH:O	1.89	0.72
1:A:53:ARG:HH11	1:A:53:ARG:HB3	1.55	0.71
1:B:74:ASP:O	1:B:78:VAL:HG23	1.89	0.71
1:A:109:GLN:HB2	1:A:216:MSE:SE	2.39	0.71
1:A:60:SER:O	1:A:64:ARG:HG2	1.91	0.71
1:A:27:VAL:O	4:A:1446:HOH:O	2.08	0.71

Continued on next page...

Continued from previous page...

Atom-1	Atom-2	Interatomic distance (Å)	Clash overlap (Å)
1:A:185:GLU:OE2	1:A:189:GLU:HG3	1.89	0.71
1:A:109:GLN:HB2	1:A:216:MSE:SE	2.41	0.71
1:B:73:SER:HB3	4:B:1534:HOH:O	1.89	0.71
1:A:210:GLU:OE1	1:A:210:GLU:HA	1.91	0.71
1:B:53:ARG:NH2	4:B:1603:HOH:O	1.94	0.71
1:A:11:ILE:HD13	1:A:203:LEU:HD21	1.72	0.71
1:B:36:ASP:OD1	4:B:1539:HOH:O	2.08	0.71
1:B:58:VAL:HG13	1:B:136:PHE:CZ	2.25	0.71
1:A:121:ASP:O	1:A:123:MSE:N	2.23	0.71
1:A:191:ALA:HA	4:A:1573:HOH:O	1.90	0.71
1:A:191:ALA:HB1	4:A:1572:HOH:O	1.91	0.71
1:A:23:ARG:O	1:A:146:SER:HB2	1.91	0.71
1:B:87:ASP:OD2	4:B:1439:HOH:O	2.07	0.71
1:A:67:LYS:NZ	4:A:1488:HOH:O	2.21	0.71
1:B:21:ALA:HA	1:B:211:VAL:HG22	1.72	0.71
1:B:150:CYS:C	1:B:165:CYS:HB3	2.12	0.71
1:B:143:TYR:O	1:B:147:PHE:HB2	1.90	0.71
1:A:88:GLU:HG2	4:A:1450:HOH:O	1.90	0.71
1:B:200:GLU:O	1:B:204:VAL:HG23	1.90	0.71
1:B:52:ARG:O	4:B:1420:HOH:O	2.08	0.71
1:A:8:ASP:OD2	4:A:1443:HOH:O	2.07	0.70
1:A:174:LYS:HE2	4:A:1519:HOH:O	1.90	0.70
1:B:58:VAL:HG21	1:B:85:LEU:HD11	1.72	0.70
1:A:100:ASP:CG	1:A:100:ASP:O	2.27	0.70
1:B:132:ILE:HB	4:B:1532:HOH:O	1.90	0.70
1:A:37:LEU:O	1:A:41:ARG:HB3	1.91	0.70
1:A:167:ARG:HD3	4:A:1450:HOH:O	1.90	0.70
1:A:10:TRP:CH2	1:A:199:ALA:HB3	2.27	0.70
1:A:47:ASP:OD1	3:A:1300:HMH:N4A	2.18	0.70
1:B:142:VAL:HG21	1:B:210:GLU:HG3	1.73	0.70
1:A:7:ILE:HB	1:A:181:LYS:HE2	1.73	0.70
1:A:140:GLU:HB3	1:A:177:CYS:SG	2.31	0.70
1:B:201:ASP:OD2	4:B:1608:HOH:O	2.08	0.70
1:A:144:GLN:HG3	1:A:174:LYS:HA	1.74	0.70
1:A:205:ARG:NH1	1:A:208:GLU:HB2	2.07	0.70
1:B:19:THR:OG1	4:B:1554:HOH:O	2.08	0.70
1:A:81:GLY:O	1:A:85:LEU:N	2.25	0.70
1:B:110:ARG:HH12	1:B:117:ARG:HH22	1.39	0.70
1:A:25:ALA:HB1	1:A:43:TRP:CD1	2.27	0.70
1:B:54:PHE:O	1:B:58:VAL:HG23	1.91	0.70
1:B:24:HIS:O	1:B:27:VAL:HG12	1.92	0.70

Continued on next page...

Continued from previous page...

Atom-1	Atom-2	Interatomic distance (Å)	Clash overlap (Å)
1:A:11:ILE:HG22	1:A:15:ARG:NH1	2.07	0.70
1:B:53:ARG:NE	4:B:1408:HOH:O	2.17	0.70
1:B:64:ARG:NH2	1:B:129:TYR:N	2.39	0.70
1:B:203:LEU:C	1:B:203:LEU:HD12	2.11	0.70
1:B:9:THR:O	1:B:12:ASP:HB2	1.91	0.70
1:B:52:ARG:O	1:B:56:PRO:HD2	1.91	0.70
1:A:22:THR:OG1	4:A:1436:HOH:O	2.09	0.70
1:A:188:LEU:O	1:A:196:LEU:HD21	1.91	0.70
1:A:212:ALA:HB3	4:A:1459:HOH:O	1.91	0.70
1:A:118:PHE:CZ	1:A:122:LEU:HD11	2.27	0.70
1:B:58:VAL:HB	1:B:82:ILE:CD1	2.21	0.70
1:A:7:ILE:HA	1:A:10:TRP:HE3	1.56	0.69
1:B:81:GLY:HA2	1:B:176:TYR:CE1	2.28	0.69
1:A:10:TRP:CE2	1:A:200:GLU:HB2	2.28	0.69
1:A:145:GLU:OE1	4:A:1436:HOH:O	2.08	0.69
1:A:218:ARG:HH11	1:A:218:ARG:CG	2.05	0.69
1:B:149:HIS:CD2	4:B:1463:HOH:O	2.44	0.69
1:B:125:SER:O	4:B:1466:HOH:O	2.10	0.69
1:A:22:THR:HG21	1:A:145:GLU:HG2	1.75	0.69
1:B:163:GLY:HA3	4:B:1546:HOH:O	1.92	0.69
1:A:64:ARG:O	1:A:68:ASP:HB2	1.90	0.69
1:B:35:VAL:HG21	1:B:161:LEU:CD1	2.22	0.69
1:B:166:HIS:O	1:B:170:ASN:HB3	1.92	0.69
1:A:22:THR:CG2	1:A:145:GLU:HB3	2.22	0.69
1:A:58:VAL:HG13	1:A:136:PHE:CE1	2.27	0.69
1:B:69:SER:HB3	1:B:129:TYR:CE2	2.27	0.69
1:B:213:PHE:O	1:B:216:MSE:HE3	1.92	0.69
1:B:216:MSE:HE3	1:B:217:SER:N	2.08	0.69
1:B:128:LYS:HE3	4:B:1504:HOH:O	1.92	0.69
1:B:78:VAL:O	1:B:82:ILE:HG22	1.93	0.69
1:A:194:GLU:HG2	1:A:198:GLU:OE2	1.92	0.69
1:A:215:GLU:O	1:A:218:ARG:HG2	1.92	0.69
1:B:65:ALA:HB1	1:B:74:ASP:CB	2.21	0.69
1:B:140:GLU:HB3	1:B:177:CYS:SG	2.33	0.69
1:A:90:GLU:OE1	4:A:1467:HOH:O	2.11	0.69
1:B:184:ALA:O	1:B:188:LEU:HD12	1.92	0.69
1:B:73:SER:OG	4:B:1436:HOH:O	2.10	0.69
1:B:72:SER:O	4:B:1595:HOH:O	2.11	0.69
1:B:131:VAL:HG21	4:B:1610:HOH:O	1.92	0.69
1:A:6:VAL:O	1:A:9:THR:N	2.26	0.69
1:A:66:CYS:SG	1:A:75:MSE:HG2	2.32	0.69

Continued on next page...

Continued from previous page...

Atom-1	Atom-2	Interatomic distance (Å)	Clash overlap (Å)
1:A:171:ASP:OD2	1:A:175:GLN:NE2	2.26	0.69
1:A:191:ALA:HB3	1:A:196:LEU:HG	1.75	0.69
1:B:19:THR:O	1:B:23:ARG:HB2	1.93	0.69
1:A:128:LYS:HD2	4:A:1515:HOH:O	1.93	0.68
1:A:75:MSE:HE3	4:A:1605:HOH:O	1.93	0.68
1:B:203:LEU:HD12	1:B:203:LEU:O	1.93	0.68
1:B:50:PHE:O	1:B:52:ARG:N	2.26	0.68
1:B:90:GLU:O	4:B:1472:HOH:O	2.12	0.68
1:A:90:GLU:HG2	4:A:1466:HOH:O	1.92	0.68
1:B:171:ASP:OD1	1:B:175:GLN:HG2	1.93	0.68
1:B:194:GLU:HB3	2:B:1404:SO4:O4	1.93	0.68
1:A:69:SER:HA	4:A:1531:HOH:O	1.94	0.68
1:A:66:CYS:SG	1:A:75:MSE:CE	2.81	0.68
1:B:30:ILE:HG12	1:B:161:LEU:HD13	1.74	0.68
1:A:56:PRO:HB2	1:A:123:MSE:HE1	1.74	0.68
1:A:64:ARG:HD2	1:A:67:LYS:HE3	1.75	0.68
1:A:154:GLY:HA2	1:A:157:THR:HG23	1.75	0.68
1:A:53:ARG:HB3	1:A:119:LEU:HD12	1.75	0.68
1:A:203:LEU:O	1:A:207:LEU:HG	1.94	0.68
1:B:140:GLU:HB3	1:B:177:CYS:SG	2.34	0.68
1:B:22:THR:O	1:B:27:VAL:HG11	1.92	0.68
1:A:67:LYS:HE3	1:A:68:ASP:OD1	1.94	0.68
1:A:187:CYS:O	4:A:1484:HOH:O	2.12	0.68
1:B:216:MSE:HE3	1:B:217:SER:H	1.59	0.68
1:A:42:THR:HB	1:A:217:SER:OG	1.94	0.68
1:A:205:ARG:O	1:A:207:LEU:N	2.27	0.68
1:A:39:SER:HB2	1:A:217:SER:O	1.94	0.68
1:B:158:PRO:HB2	1:B:160:GLU:OE2	1.93	0.68
1:B:115:TYR:OH	1:B:206:VAL:HG13	1.94	0.68
1:B:109:GLN:HB2	1:B:216:MSE:SE	2.43	0.68
1:B:49:LEU:CD1	1:B:108:PRO:HD3	2.24	0.68
1:B:72:SER:HB2	4:B:1577:HOH:O	1.92	0.68
1:B:16:SER:HB3	4:B:1576:HOH:O	1.91	0.67
1:B:132:ILE:CB	4:B:1532:HOH:O	2.30	0.67
1:B:159:VAL:O	4:B:1563:HOH:O	2.11	0.67
1:B:32:ASP:CA	1:B:156:LYS:HB2	2.24	0.67
1:B:150:CYS:SG	4:B:1541:HOH:O	2.52	0.67
1:A:88:GLU:OE1	1:A:168:TRP:HZ2	1.76	0.67
1:B:114:GLU:HG2	1:B:117:ARG:NH2	2.09	0.67
1:B:114:GLU:HA	1:B:117:ARG:HE	1.59	0.67
1:A:171:ASP:OD2	1:A:175:GLN:NE2	2.27	0.67

Continued on next page...

Continued from previous page...

Atom-1	Atom-2	Interatomic distance (Å)	Clash overlap (Å)
1:A:65:ALA:HB1	1:A:74:ASP:HB3	1.74	0.67
1:A:151:LEU:CD2	4:A:1475:HOH:O	2.31	0.67
1:B:31:ARG:HH12	1:B:150:CYS:HB3	1.58	0.67
1:B:110:ARG:NH1	1:B:117:ARG:HH22	1.92	0.67
1:A:218:ARG:H	1:A:218:ARG:CD	2.06	0.67
1:B:5:GLY:HA3	4:B:1405:HOH:O	1.93	0.67
1:B:147:PHE:HD1	1:B:165:CYS:HA	1.59	0.67
1:B:53:ARG:NE	4:B:1603:HOH:O	2.25	0.67
1:A:14:HIS:HB3	1:A:17:ILE:HG22	1.77	0.67
1:A:67:LYS:HD3	4:A:1523:HOH:O	1.95	0.67
1:B:145:GLU:OE1	1:B:145:GLU:HA	1.91	0.67
1:B:63:ILE:HG22	1:B:63:ILE:O	1.94	0.67
1:A:70:GLY:N	4:A:1531:HOH:O	2.27	0.67
1:A:155:ASN:OD1	4:A:1554:HOH:O	2.12	0.67
1:B:149:HIS:NE2	4:B:1511:HOH:O	2.24	0.67
1:B:16:SER:HB3	4:B:1484:HOH:O	1.95	0.67
1:A:43:TRP:O	1:A:47:ASP:N	2.21	0.67
1:A:53:ARG:HD3	1:A:116:GLY:HA3	1.75	0.67
1:A:53:ARG:CD	1:A:116:GLY:HA3	2.25	0.67
1:B:37:LEU:HD11	1:B:99:TRP:CE3	2.30	0.67
2:B:1404:SO4:O3	4:B:1409:HOH:O	2.10	0.67
1:A:61:VAL:HG22	1:A:132:ILE:HG23	1.77	0.67
1:B:96:GLY:O	1:B:101:VAL:N	2.28	0.67
1:B:109:GLN:NE2	4:B:1478:HOH:O	2.28	0.67
1:B:148:ALA:O	1:B:149:HIS:CD2	2.48	0.67
1:B:166:HIS:O	1:B:170:ASN:OD1	2.13	0.67
1:A:48:TYR:O	1:A:52:ARG:HG3	1.95	0.67
1:A:57:PHE:CE1	1:A:122:LEU:HB3	2.29	0.67
1:A:151:LEU:CD2	4:A:1475:HOH:O	2.34	0.67
1:B:130:PRO:HB3	1:B:188:LEU:HG	1.74	0.67
1:B:19:THR:OG1	4:B:1554:HOH:O	2.12	0.67
1:B:45:GLY:HA3	1:B:106:VAL:HG21	1.77	0.67
1:B:110:ARG:HH12	1:B:117:ARG:NH1	1.93	0.67
1:B:20:ALA:HB2	4:B:1418:HOH:O	1.94	0.67
1:B:79:LEU:HA	1:B:82:ILE:HG22	1.75	0.67
1:A:20:ALA:HB1	4:A:1425:HOH:O	1.94	0.67
1:A:166:HIS:HD2	4:A:1607:HOH:O	1.77	0.67
1:B:73:SER:OG	4:B:1436:HOH:O	2.11	0.66
1:A:175:GLN:OE1	4:A:1567:HOH:O	2.13	0.66
1:B:132:ILE:HB	4:B:1532:HOH:O	1.94	0.66
1:A:10:TRP:HB3	1:A:203:LEU:HD23	1.76	0.66

Continued on next page...

Continued from previous page...

Atom-1	Atom-2	Interatomic distance (Å)	Clash overlap (Å)
1:B:14:HIS:NE2	1:B:200:GLU:OE2	2.28	0.66
1:B:91:TRP:CG	1:B:167:ARG:HD3	2.30	0.66
1:B:162:THR:OG1	4:B:1468:HOH:O	2.12	0.66
1:A:7:ILE:HG13	1:A:188:LEU:HD12	1.77	0.66
1:B:161:LEU:C	4:B:1522:HOH:O	2.31	0.66
1:B:166:HIS:ND1	4:B:1448:HOH:O	2.26	0.66
1:A:5:GLY:N	1:A:8:ASP:OD2	2.29	0.66
1:B:109:GLN:CG	4:B:1477:HOH:O	2.37	0.66
1:B:30:ILE:HG12	1:B:35:VAL:CG2	2.26	0.66
1:B:118:PHE:CZ	1:B:122:LEU:HD11	2.31	0.66
1:A:5:GLY:O	1:A:8:ASP:HB2	1.94	0.66
1:B:212:ALA:HB3	4:B:1444:HOH:O	1.95	0.66
1:A:73:SER:HA	1:A:76:GLU:OE1	1.96	0.66
1:A:32:ASP:HB2	4:A:1503:HOH:O	1.95	0.66
1:B:23:ARG:NH2	1:B:148:ALA:HB3	2.11	0.66
1:B:166:HIS:CE1	4:B:1448:HOH:O	2.49	0.66
1:B:170:ASN:H	1:B:170:ASN:ND2	1.91	0.66
1:A:174:LYS:HB2	4:A:1559:HOH:O	1.95	0.66
1:B:84:SER:OG	4:B:1534:HOH:O	2.14	0.66
1:B:53:ARG:CZ	4:B:1603:HOH:O	2.40	0.66
1:B:110:ARG:NH1	1:B:117:ARG:NH2	2.43	0.66
1:B:111:ALA:O	4:B:1444:HOH:O	2.13	0.66
1:B:117:ARG:NH2	4:B:1553:HOH:O	2.15	0.66
1:B:197:GLY:O	1:B:201:ASP:OD1	2.14	0.66
1:B:53:ARG:C	1:B:56:PRO:HD2	2.16	0.66
1:A:192:SER:HB2	4:A:1544:HOH:O	1.96	0.66
1:B:161:LEU:CA	4:B:1522:HOH:O	2.41	0.66
1:B:32:ASP:HA	1:B:156:LYS:CB	2.23	0.66
1:B:86:ASN:CG	4:B:1478:HOH:O	2.35	0.66
1:A:52:ARG:HG2	1:A:52:ARG:HH11	1.61	0.66
1:A:20:ALA:C	1:A:211:VAL:HG22	2.15	0.66
1:B:58:VAL:HB	1:B:82:ILE:HD13	1.77	0.66
1:A:192:SER:HB2	4:A:1544:HOH:O	1.95	0.66
1:B:165:CYS:SG	4:B:1541:HOH:O	2.54	0.66
1:B:4:ARG:HG3	1:B:8:ASP:HB3	1.77	0.66
1:B:46:GLN:O	1:B:213:PHE:HZ	1.78	0.66
1:B:159:VAL:O	1:B:162:THR:OG1	2.14	0.66
1:A:167:ARG:CD	4:A:1450:HOH:O	2.42	0.66
1:B:117:ARG:NE	4:B:1553:HOH:O	2.19	0.66
1:B:148:ALA:O	1:B:149:HIS:HB2	1.96	0.66
1:A:86:ASN:O	1:A:90:GLU:HG3	1.96	0.65

Continued on next page...

Continued from previous page...

Atom-1	Atom-2	Interatomic distance (Å)	Clash overlap (Å)
1:B:127:VAL:CG1	1:B:132:ILE:HG22	2.25	0.65
1:A:152:GLU:O	1:A:156:LYS:HG3	1.96	0.65
1:B:179:SER:HA	1:B:182:ASN:HD21	1.60	0.65
1:B:159:VAL:HG13	4:B:1486:HOH:O	1.96	0.65
1:B:94:ARG:NE	4:B:1415:HOH:O	2.23	0.65
1:B:64:ARG:HD3	4:B:1515:HOH:O	1.96	0.65
1:A:67:LYS:HD3	4:A:1525:HOH:O	1.96	0.65
1:B:43:TRP:NE1	1:B:214:TRP:HZ3	1.94	0.65
1:A:194:GLU:OE2	1:A:198:GLU:OE2	2.15	0.65
1:A:114:GLU:HB3	1:A:209:LEU:HD21	1.78	0.65
1:B:72:SER:OG	4:B:1577:HOH:O	2.14	0.65
1:B:74:ASP:O	1:B:78:VAL:HG23	1.97	0.65
1:A:64:ARG:HD2	1:A:67:LYS:NZ	2.11	0.65
1:B:132:ILE:HG13	1:B:133:MSE:N	2.11	0.65
1:B:162:THR:O	1:B:165:CYS:HB3	1.95	0.65
1:A:64:ARG:NH2	1:A:129:TYR:N	2.43	0.65
1:A:6:VAL:HG11	1:A:188:LEU:HB3	1.77	0.65
1:B:64:ARG:HB3	1:B:129:TYR:CD1	2.31	0.65
1:A:71:GLU:HG3	1:A:186:ARG:NH1	2.12	0.65
1:A:66:CYS:SG	1:A:75:MSE:CG	2.85	0.65
1:A:67:LYS:HB3	4:A:1482:HOH:O	1.96	0.65
1:B:208:GLU:OE1	4:B:1452:HOH:O	2.15	0.65
1:B:149:HIS:CG	4:B:1463:HOH:O	2.44	0.65
1:A:87:ASP:OD1	4:A:1460:HOH:O	2.15	0.65
1:A:88:GLU:OE2	4:A:1437:HOH:O	2.15	0.65
1:B:72:SER:CB	4:B:1577:HOH:O	2.43	0.65
1:A:183:ILE:O	1:A:186:ARG:N	2.28	0.65
1:B:126:GLU:OE1	4:B:1512:HOH:O	2.13	0.65
1:B:55:VAL:HG22	1:B:85:LEU:CD1	2.27	0.65
1:B:133:MSE:HE1	1:B:180:VAL:HG13	1.79	0.65
1:B:42:THR:OG1	4:B:1434:HOH:O	2.14	0.65
1:B:127:VAL:HG12	1:B:132:ILE:HG22	1.78	0.65
1:B:23:ARG:HA	1:B:27:VAL:HG11	1.79	0.65
1:A:44:LEU:HD23	1:A:101:VAL:HB	1.79	0.65
1:B:116:GLY:O	1:B:120:GLU:HG2	1.95	0.65
1:B:15:ARG:CD	4:B:1554:HOH:O	2.41	0.65
1:A:174:LYS:O	4:A:1457:HOH:O	2.13	0.65
1:A:5:GLY:N	4:A:1599:HOH:O	2.30	0.65
1:B:118:PHE:CZ	1:B:122:LEU:HD11	2.32	0.65
1:B:167:ARG:NE	4:B:1495:HOH:O	1.96	0.65
1:B:147:PHE:HB3	1:B:165:CYS:SG	2.37	0.65

Continued on next page...

Continued from previous page...

Atom-1	Atom-2	Interatomic distance (Å)	Clash overlap (Å)
1:B:160:GLU:OE1	4:B:1429:HOH:O	2.15	0.65
1:B:218:ARG:NH1	4:B:1416:HOH:O	2.30	0.64
1:A:91:TRP:CD2	1:A:167:ARG:HD2	2.32	0.64
1:A:187:CYS:O	1:A:190:ASN:HB2	1.97	0.64
1:A:177:CYS:O	1:A:181:LYS:HB2	1.97	0.64
3:A:1300:HMH:O1	4:A:1437:HOH:O	2.15	0.64
1:B:115:TYR:O	1:B:118:PHE:HB3	1.97	0.64
1:B:24:HIS:CE1	1:B:215:GLU:HA	2.32	0.64
1:B:127:VAL:HG12	1:B:132:ILE:CG2	2.28	0.64
1:B:130:PRO:CG	1:B:191:ALA:HB2	2.27	0.64
1:B:163:GLY:HA2	1:B:166:HIS:CD2	2.32	0.64
1:B:174:LYS:HE3	4:B:1581:HOH:O	1.96	0.64
1:A:64:ARG:HB3	1:A:129:TYR:CD1	2.33	0.64
1:A:190:ASN:HB2	4:A:1484:HOH:O	1.96	0.64
1:A:61:VAL:HG22	1:A:132:ILE:CG2	2.27	0.64
1:B:149:HIS:CE1	4:B:1580:HOH:O	2.50	0.64
1:A:53:ARG:HD3	1:A:116:GLY:HA2	1.78	0.64
1:B:214:TRP:O	1:B:217:SER:N	2.30	0.64
1:B:167:ARG:HD3	4:B:1586:HOH:O	1.96	0.64
1:A:10:TRP:HE1	1:A:200:GLU:HG3	1.62	0.64
2:A:1401:SO4:O4	1:B:128:LYS:HB3	1.97	0.64
1:A:67:LYS:NZ	4:A:1487:HOH:O	2.22	0.64
1:A:112:ASN:OD1	1:A:213:PHE:HE2	1.80	0.64
1:B:30:ILE:HG12	1:B:35:VAL:CB	2.27	0.64
1:B:41:ARG:HG3	1:B:41:ARG:NH1	2.10	0.64
1:A:18:TYR:O	1:A:22:THR:HG23	1.97	0.64
1:A:208:GLU:CD	4:A:1480:HOH:O	2.36	0.64
1:B:149:HIS:HA	4:B:1549:HOH:O	1.96	0.64
1:A:90:GLU:HG2	4:A:1466:HOH:O	1.97	0.64
1:A:187:CYS:O	4:A:1484:HOH:O	2.15	0.64
1:B:158:PRO:HA	4:B:1486:HOH:O	1.96	0.64
1:A:27:VAL:HG22	1:A:28:VAL:H	1.63	0.64
1:B:145:GLU:OE2	1:B:145:GLU:O	2.15	0.64
1:A:205:ARG:O	1:A:206:VAL:C	2.36	0.64
1:A:68:ASP:OD2	4:A:1449:HOH:O	2.15	0.64
1:A:50:PHE:O	1:A:53:ARG:N	2.32	0.63
1:A:61:VAL:HG22	1:A:132:ILE:CG2	2.28	0.63
1:B:130:PRO:CD	1:B:195:VAL:HG11	2.28	0.63
1:B:55:VAL:CG2	1:B:85:LEU:HD13	2.28	0.63
1:B:98:LYS:HG2	1:B:99:TRP:CD1	2.32	0.63
1:B:109:GLN:O	1:B:113:GLN:HG3	1.97	0.63

Continued on next page...

Continued from previous page...

Atom-1	Atom-2	Interatomic distance (Å)	Clash overlap (Å)
1:B:77:VAL:O	1:B:79:LEU:N	2.31	0.63
1:A:110:ARG:HA	1:A:113:GLN:OE1	1.99	0.63
1:B:109:GLN:HG2	4:B:1477:HOH:O	1.96	0.63
1:B:144:GLN:NE2	1:B:148:ALA:HB2	2.14	0.63
1:A:85:LEU:HD23	1:A:88:GLU:OE2	1.98	0.63
1:B:95:GLU:OE1	4:B:1542:HOH:O	2.15	0.63
1:A:162:THR:HB	4:A:1491:HOH:O	1.98	0.63
1:B:98:LYS:HG2	1:B:98:LYS:O	1.96	0.63
1:B:142:VAL:HG11	1:B:210:GLU:HG3	1.79	0.63
1:B:7:ILE:HG22	1:B:11:ILE:HD11	1.80	0.63
1:B:129:TYR:HB3	1:B:130:PRO:HD3	1.79	0.63
1:B:49:LEU:CB	1:B:112:ASN:HD21	2.08	0.63
1:B:185:GLU:O	1:B:189:GLU:HG3	1.99	0.63
1:B:30:ILE:CG2	1:B:161:LEU:HD22	2.29	0.63
1:A:131:VAL:CG1	1:A:202:VAL:HG21	2.28	0.63
1:B:109:GLN:HB2	1:B:216:MSE:SE	2.48	0.63
1:B:156:LYS:O	1:B:158:PRO:HD3	1.98	0.63
1:B:205:ARG:NH2	4:B:1506:HOH:O	2.26	0.63
1:B:164:ALA:HA	1:B:167:ARG:HG2	1.80	0.63
1:B:94:ARG:NH2	4:B:1520:HOH:O	2.31	0.63
1:B:27:VAL:O	1:B:30:ILE:HB	1.97	0.63
1:B:131:VAL:O	1:B:134:THR:HB	1.99	0.63
1:A:111:ALA:HB3	1:A:216:MSE:SE	2.48	0.63
1:A:53:ARG:HH11	1:A:53:ARG:CG	2.12	0.63
1:A:53:ARG:HD2	4:A:1501:HOH:O	1.99	0.63
1:B:65:ALA:HB1	1:B:74:ASP:HB3	1.81	0.63
1:B:94:ARG:NH2	1:B:167:ARG:NH2	2.47	0.63
1:B:187:CYS:HB3	4:B:1410:HOH:O	1.98	0.63
1:B:43:TRP:HA	1:B:217:SER:OG	1.99	0.63
1:A:219:GLY:O	4:A:1577:HOH:O	2.15	0.63
1:B:72:SER:O	1:B:75:MSE:HB3	2.00	0.62
1:B:91:TRP:CD2	1:B:167:ARG:HD3	2.34	0.62
1:A:170:ASN:HD21	1:A:173:PHE:HB2	1.63	0.62
1:A:192:SER:O	1:A:196:LEU:HB2	1.99	0.62
1:A:200:GLU:OE1	1:A:200:GLU:C	2.37	0.62
1:A:28:VAL:HG21	1:A:161:LEU:HG	1.79	0.62
1:A:11:ILE:O	1:A:15:ARG:N	2.33	0.62
1:B:86:ASN:ND2	1:B:90:GLU:OE2	2.32	0.62
1:B:30:ILE:HA	1:B:35:VAL:HB	1.81	0.62
1:B:67:LYS:HG3	4:B:1513:HOH:O	1.98	0.62
1:B:147:PHE:HB2	1:B:168:TRP:HB2	1.82	0.62

Continued on next page...

Continued from previous page...

Atom-1	Atom-2	Interatomic distance (Å)	Clash overlap (Å)
1:B:53:ARG:O	1:B:56:PRO:HD2	1.99	0.62
1:B:56:PRO:O	1:B:60:SER:N	2.27	0.62
1:A:15:ARG:NH2	4:A:1423:HOH:O	2.26	0.62
1:B:94:ARG:HD3	4:B:1443:HOH:O	2.00	0.62
1:B:170:ASN:OD1	1:B:171:ASP:N	2.31	0.62
1:A:167:ARG:NH1	4:A:1526:HOH:O	2.31	0.62
1:B:138:ALA:HB2	1:B:203:LEU:CD1	2.27	0.62
1:B:114:GLU:CG	1:B:117:ARG:HH21	2.10	0.62
1:B:30:ILE:HA	1:B:35:VAL:CB	2.30	0.62
1:A:174:LYS:HD2	4:A:1527:HOH:O	1.99	0.62
1:B:125:SER:O	4:B:1466:HOH:O	2.16	0.62
1:A:191:ALA:HB2	4:A:1483:HOH:O	2.00	0.62
1:B:31:ARG:C	1:B:33:GLY:H	2.03	0.62
1:B:159:VAL:HG22	1:B:160:GLU:OE2	2.00	0.62
1:B:128:LYS:HE3	4:B:1503:HOH:O	2.00	0.62
1:B:30:ILE:CG2	1:B:161:LEU:HD13	2.23	0.62
1:B:5:GLY:N	4:B:1490:HOH:O	2.31	0.62
1:B:138:ALA:CB	1:B:203:LEU:HD12	2.29	0.62
1:A:166:HIS:CE1	4:A:1475:HOH:O	2.53	0.62
1:B:99:TRP:CZ2	1:B:160:GLU:HA	2.35	0.62
1:A:23:ARG:HB2	1:A:214:TRP:NE1	2.15	0.62
1:B:49:LEU:HD13	1:B:108:PRO:HB3	1.82	0.62
1:B:44:LEU:HD23	1:B:101:VAL:HB	1.81	0.62
1:B:100:ASP:OD1	4:B:1551:HOH:O	2.16	0.62
1:A:127:VAL:CG1	1:A:131:VAL:CG1	2.76	0.62
1:B:50:PHE:O	1:B:51:VAL:C	2.37	0.62
1:B:18:TYR:HA	1:B:207:LEU:HD22	1.82	0.61
1:A:125:SER:HB3	4:A:1492:HOH:O	1.99	0.61
1:B:137:TRP:CZ2	1:B:181:LYS:NZ	2.65	0.61
1:B:130:PRO:HD2	1:B:195:VAL:CG1	2.30	0.61
1:B:203:LEU:HD11	1:B:207:LEU:HD11	1.82	0.61
1:B:212:ALA:HB3	4:B:1444:HOH:O	2.00	0.61
1:A:205:ARG:HG3	1:A:209:LEU:HD12	1.81	0.61
1:A:174:LYS:HE2	1:A:175:GLN:HE22	1.64	0.61
1:B:53:ARG:HB2	1:B:119:LEU:HD12	1.81	0.61
1:A:64:ARG:NH2	1:A:129:TYR:HB2	2.15	0.61
1:A:179:SER:HA	1:A:182:ASN:ND2	2.15	0.61
1:B:99:TRP:CZ2	1:B:160:GLU:HA	2.35	0.61
1:B:110:ARG:HH12	1:B:117:ARG:NH2	1.97	0.61
1:B:115:TYR:OH	1:B:206:VAL:HG13	1.99	0.61
1:A:23:ARG:CB	1:A:214:TRP:NE1	2.62	0.61

Continued on next page...

Continued from previous page...

Atom-1	Atom-2	Interatomic distance (Å)	Clash overlap (Å)
1:A:184:ALA:O	1:A:188:LEU:HG	2.00	0.61
1:B:194:GLU:HB2	2:B:1404:SO4:O3	2.00	0.61
1:B:68:ASP:O	1:B:69:SER:HB3	2.00	0.61
1:B:132:ILE:CG2	4:B:1532:HOH:O	2.47	0.61
1:B:182:ASN:ND2	4:B:1423:HOH:O	2.33	0.61
1:A:56:PRO:HB2	1:A:123:MSE:CE	2.31	0.61
1:A:151:LEU:HD13	4:A:1475:HOH:O	2.01	0.61
1:A:75:MSE:CE	4:A:1605:HOH:O	2.48	0.61
1:B:78:VAL:HG13	1:B:136:PHE:HE2	1.64	0.61
1:A:68:ASP:OD2	4:A:1550:HOH:O	2.16	0.61
1:B:117:ARG:O	1:B:120:GLU:HB2	2.00	0.61
1:A:186:ARG:O	1:A:189:GLU:CB	2.48	0.61
1:A:23:ARG:NH1	4:A:1495:HOH:O	2.29	0.61
1:B:118:PHE:CZ	1:B:202:VAL:HG22	2.36	0.61
1:A:57:PHE:O	1:A:60:SER:HB2	1.99	0.61
1:A:21:ALA:HB2	1:A:211:VAL:HG23	1.82	0.61
1:A:188:LEU:O	1:A:196:LEU:HD21	2.01	0.61
1:B:115:TYR:HA	1:B:209:LEU:HD13	1.81	0.61
1:A:55:VAL:CG2	1:A:85:LEU:HD13	2.28	0.61
1:B:74:ASP:N	4:B:1436:HOH:O	2.34	0.61
1:A:5:GLY:N	4:A:1599:HOH:O	2.33	0.61
1:B:53:ARG:HH11	1:B:53:ARG:CG	2.12	0.61
1:B:86:ASN:ND2	4:B:1439:HOH:O	2.25	0.61
1:B:117:ARG:HG3	4:B:1515:HOH:O	1.99	0.61
1:A:8:ASP:O	1:A:11:ILE:N	2.33	0.61
1:A:215:GLU:O	1:A:218:ARG:HG2	2.00	0.61
1:B:56:PRO:HA	1:B:59:ALA:HB3	1.82	0.61
1:B:77:VAL:HG21	1:B:183:ILE:CD1	2.31	0.61
1:A:174:LYS:HB2	4:A:1559:HOH:O	2.00	0.61
1:B:163:GLY:O	1:B:167:ARG:HG2	2.00	0.61
1:B:144:GLN:HB2	1:B:173:PHE:CE2	2.36	0.61
1:A:98:LYS:NZ	4:A:1407:HOH:O	2.33	0.61
1:A:65:ALA:O	1:A:69:SER:OG	2.19	0.61
1:B:118:PHE:CZ	1:B:202:VAL:HG22	2.34	0.61
1:A:49:LEU:CD1	1:A:108:PRO:HB3	2.31	0.61
1:B:10:TRP:CE2	1:B:200:GLU:HB2	2.35	0.61
1:B:109:GLN:CD	4:B:1478:HOH:O	2.29	0.61
1:A:194:GLU:O	1:A:198:GLU:HG3	2.00	0.61
1:B:57:PHE:O	1:B:61:VAL:HG23	2.00	0.61
1:B:69:SER:C	1:B:71:GLU:H	2.05	0.61
1:B:78:VAL:O	1:B:82:ILE:HG22	1.99	0.60

Continued on next page...

Continued from previous page...

Atom-1	Atom-2	Interatomic distance (Å)	Clash overlap (Å)
1:A:66:CYS:SG	1:A:75:MSE:HG3	2.41	0.60
1:B:10:TRP:O	1:B:14:HIS:HB2	2.01	0.60
1:B:185:GLU:HG3	1:B:189:GLU:OE2	1.99	0.60
1:B:41:ARG:NH2	1:B:100:ASP:OD2	2.34	0.60
1:A:159:VAL:HG12	4:A:1431:HOH:O	2.00	0.60
1:B:110:ARG:O	1:B:110:ARG:HD3	2.01	0.60
1:B:205:ARG:CZ	1:B:209:LEU:HD21	2.31	0.60
1:A:99:TRP:HH2	1:A:161:LEU:HD22	1.66	0.60
1:B:149:HIS:O	1:B:150:CYS:SG	2.59	0.60
1:A:127:VAL:HG12	1:A:131:VAL:HG11	1.83	0.60
1:B:147:PHE:CE1	1:B:164:ALA:HB1	2.37	0.60
1:A:15:ARG:O	1:A:19:THR:HG23	2.01	0.60
1:A:107:VAL:HB	1:A:109:GLN:HE21	1.66	0.60
1:B:111:ALA:HB1	1:B:213:PHE:HA	1.82	0.60
1:B:7:ILE:HG22	1:B:11:ILE:HD11	1.81	0.60
1:B:15:ARG:NH1	4:B:1555:HOH:O	2.34	0.60
1:A:66:CYS:SG	1:A:75:MSE:HE2	2.41	0.60
1:A:87:ASP:OD1	1:A:87:ASP:N	2.33	0.60
1:B:30:ILE:HG23	1:B:161:LEU:CD1	2.20	0.60
1:B:109:GLN:HB3	4:B:1537:HOH:O	2.00	0.60
1:B:100:ASP:HB3	4:B:1551:HOH:O	2.01	0.60
1:A:77:VAL:HB	1:A:183:ILE:HD11	1.84	0.60
1:A:47:ASP:OD2	3:A:1300:HMH:N4A	2.35	0.60
1:A:18:TYR:CZ	1:A:22:THR:HG21	2.36	0.60
1:A:183:ILE:O	1:A:187:CYS:SG	2.60	0.60
1:A:202:VAL:O	1:A:206:VAL:HG23	2.01	0.60
1:B:17:ILE:HG21	1:B:208:GLU:HG3	1.84	0.60
1:A:53:ARG:HH11	1:A:53:ARG:CB	2.13	0.60
1:B:35:VAL:HG11	1:B:161:LEU:HD11	1.82	0.60
1:B:67:LYS:HE2	4:B:1587:HOH:O	2.00	0.60
1:A:10:TRP:O	1:A:14:HIS:N	2.35	0.60
1:A:71:GLU:N	4:A:1523:HOH:O	2.34	0.60
1:B:42:THR:O	1:B:46:GLN:CG	2.49	0.60
1:B:163:GLY:CA	4:B:1546:HOH:O	2.49	0.60
1:B:48:TYR:O	1:B:51:VAL:HB	2.01	0.60
1:B:162:THR:HA	4:B:1524:HOH:O	2.02	0.60
1:A:52:ARG:HG2	1:A:52:ARG:NH1	2.15	0.60
1:A:64:ARG:NH2	1:A:129:TYR:N	2.49	0.60
1:A:133:MSE:HE2	1:A:183:ILE:HB	1.84	0.60
1:B:213:PHE:O	1:B:216:MSE:HE2	2.02	0.60
1:B:52:ARG:O	1:B:53:ARG:C	2.39	0.60

Continued on next page...

Continued from previous page...

Atom-1	Atom-2	Interatomic distance (Å)	Clash overlap (Å)
1:A:218:ARG:CD	1:A:218:ARG:H	2.15	0.60
1:A:8:ASP:HB2	4:A:1443:HOH:O	2.02	0.60
1:B:111:ALA:HB1	1:B:212:ALA:HB1	1.84	0.60
2:A:1401:SO4:O4	1:B:129:TYR:N	2.34	0.60
1:A:69:SER:HA	4:A:1531:HOH:O	2.01	0.60
1:A:64:ARG:HD2	1:A:67:LYS:HE2	1.82	0.60
1:B:7:ILE:HG22	1:B:11:ILE:HD12	1.84	0.60
1:B:41:ARG:HE	1:B:100:ASP:HB2	1.67	0.60
1:B:149:HIS:HA	4:B:1550:HOH:O	2.02	0.60
1:B:194:GLU:O	1:B:198:GLU:HG2	2.02	0.60
1:A:7:ILE:HD12	1:A:181:LYS:HG3	1.84	0.60
1:A:53:ARG:CD	1:A:116:GLY:CA	2.80	0.60
1:B:91:TRP:HE1	1:B:163:GLY:CA	2.12	0.60
1:A:194:GLU:HG2	1:A:198:GLU:OE2	2.02	0.59
1:A:126:GLU:O	1:A:128:LYS:HD3	2.00	0.59
1:B:26:PHE:HA	1:B:218:ARG:NH1	2.17	0.59
1:B:110:ARG:NH1	1:B:117:ARG:NH2	2.46	0.59
1:A:6:VAL:O	1:A:7:ILE:C	2.40	0.59
1:B:53:ARG:CB	1:B:119:LEU:HD12	2.32	0.59
1:B:118:PHE:CZ	1:B:122:LEU:HD11	2.37	0.59
1:B:16:SER:OG	4:B:1432:HOH:O	2.17	0.59
1:B:25:ALA:HB3	1:B:218:ARG:HD2	1.82	0.59
1:B:142:VAL:HG21	1:B:210:GLU:HG3	1.85	0.59
1:A:115:TYR:HA	1:A:209:LEU:HD13	1.84	0.59
1:B:161:LEU:CB	1:B:164:ALA:HB3	2.20	0.59
1:A:15:ARG:HH21	1:A:18:TYR:HD2	1.49	0.59
1:A:16:SER:HB3	4:A:1427:HOH:O	2.01	0.59
1:A:215:GLU:HB2	4:A:1485:HOH:O	2.02	0.59
1:B:166:HIS:CE1	4:B:1448:HOH:O	2.55	0.59
1:B:53:ARG:O	1:B:56:PRO:HG2	2.02	0.59
1:B:60:SER:O	1:B:64:ARG:HG2	2.02	0.59
1:B:35:VAL:HG23	1:B:39:SER:HB3	1.84	0.59
1:B:60:SER:O	1:B:64:ARG:HG2	2.03	0.59
1:A:10:TRP:CH2	1:A:199:ALA:HB3	2.38	0.59
1:A:55:VAL:HG21	1:A:89:ILE:HD11	1.84	0.59
1:B:109:GLN:CG	4:B:1477:HOH:O	2.49	0.59
1:B:115:TYR:CD2	1:B:209:LEU:HB3	2.36	0.59
1:A:138:ALA:O	1:A:142:VAL:HG13	2.02	0.59
1:A:64:ARG:CB	1:A:129:TYR:CD1	2.86	0.59
1:B:31:ARG:O	1:B:156:LYS:O	2.21	0.59
1:A:90:GLU:O	4:A:1465:HOH:O	2.15	0.59

Continued on next page...

Continued from previous page...

Atom-1	Atom-2	Interatomic distance (Å)	Clash overlap (Å)
1:A:192:SER:N	4:A:1572:HOH:O	1.88	0.59
1:B:149:HIS:CB	4:B:1463:HOH:O	2.14	0.59
1:B:98:LYS:HE2	4:B:1562:HOH:O	2.03	0.59
1:B:46:GLN:HB3	1:B:112:ASN:HD22	1.68	0.59
1:B:46:GLN:OE1	1:B:108:PRO:HA	2.02	0.59
1:B:66:CYS:SG	1:B:75:MSE:HG3	2.43	0.59
1:B:166:HIS:ND1	4:B:1448:HOH:O	2.32	0.59
1:B:55:VAL:H	1:B:56:PRO:HD2	1.67	0.59
1:A:11:ILE:HG13	4:A:1512:HOH:O	2.03	0.59
1:A:77:VAL:HG11	1:A:183:ILE:HD12	1.83	0.59
1:A:167:ARG:HD3	4:A:1450:HOH:O	2.03	0.59
1:B:166:HIS:CG	4:B:1448:HOH:O	2.55	0.59
1:B:88:GLU:HG3	4:B:1494:HOH:O	2.03	0.59
1:A:152:GLU:HG3	4:A:1497:HOH:O	2.02	0.59
1:A:67:LYS:HG3	1:A:68:ASP:N	2.18	0.59
1:A:9:THR:CG2	4:A:1584:HOH:O	2.50	0.59
1:A:72:SER:O	1:A:73:SER:CB	2.50	0.59
1:B:40:PHE:CD1	1:B:161:LEU:HG	2.38	0.59
1:B:216:MSE:O	1:B:216:MSE:HG2	2.03	0.59
1:B:82:ILE:HD12	1:B:85:LEU:HD12	1.84	0.59
1:B:125:SER:O	4:B:1466:HOH:O	2.16	0.58
1:B:7:ILE:O	1:B:10:TRP:HB2	2.03	0.58
1:A:116:GLY:O	1:A:120:GLU:HG3	2.03	0.58
1:A:175:GLN:NE2	4:A:1566:HOH:O	2.36	0.58
1:B:40:PHE:CZ	1:B:44:LEU:HD22	2.38	0.58
1:A:26:PHE:HB2	1:A:39:SER:OG	2.03	0.58
1:A:32:ASP:N	4:A:1540:HOH:O	2.03	0.58
1:B:77:VAL:O	1:B:80:GLY:N	2.34	0.58
1:B:110:ARG:HH11	1:B:117:ARG:HH22	1.47	0.58
1:B:160:GLU:HB3	1:B:161:LEU:HD12	1.84	0.58
1:B:126:GLU:O	1:B:128:LYS:HE2	2.04	0.58
1:A:48:TYR:OH	1:A:52:ARG:CD	2.43	0.58
1:A:9:THR:HG22	4:A:1584:HOH:O	2.02	0.58
1:A:174:LYS:CE	1:A:175:GLN:HE22	2.15	0.58
1:B:126:GLU:HB3	4:B:1493:HOH:O	2.02	0.58
1:B:195:VAL:HG23	2:B:1404:SO4:O4	2.04	0.58
1:B:143:TYR:O	1:B:144:GLN:C	2.40	0.58
1:A:74:ASP:OD2	1:A:186:ARG:NH2	2.35	0.58
1:B:164:ALA:O	1:B:167:ARG:N	2.36	0.58
1:A:10:TRP:CG	1:A:200:GLU:HG3	2.39	0.58
1:B:8:ASP:HA	1:B:11:ILE:HD12	1.86	0.58

Continued on next page...

Continued from previous page...

Atom-1	Atom-2	Interatomic distance (Å)	Clash overlap (Å)
1:A:201:ASP:O	1:A:204:VAL:N	2.36	0.58
1:A:111:ALA:HB1	4:A:1459:HOH:O	2.03	0.58
1:B:145:GLU:O	1:B:148:ALA:HB3	2.02	0.58
1:B:78:VAL:HG13	1:B:136:PHE:CE2	2.38	0.58
1:A:139:ILE:O	1:A:142:VAL:HG22	2.03	0.58
1:B:90:GLU:HA	1:B:93:LYS:CE	2.34	0.58
1:A:65:ALA:O	1:A:69:SER:HB2	2.03	0.58
1:B:117:ARG:NH1	4:B:1560:HOH:O	2.14	0.58
1:B:6:VAL:N	1:B:185:GLU:OE2	2.37	0.58
1:B:33:GLY:N	1:B:156:LYS:O	2.36	0.58
1:A:160:GLU:HG3	1:A:162:THR:CG2	2.30	0.58
1:B:213:PHE:CZ	1:B:216:MSE:HE1	2.39	0.58
1:A:72:SER:C	1:A:74:ASP:H	2.04	0.58
1:A:131:VAL:HG21	1:A:198:GLU:HB2	1.85	0.58
1:B:64:ARG:HD3	4:B:1465:HOH:O	2.04	0.58
1:A:16:SER:HB2	4:A:1534:HOH:O	2.02	0.58
1:B:127:VAL:HG12	1:B:131:VAL:HB	1.86	0.58
1:B:41:ARG:NH2	1:B:100:ASP:CB	2.37	0.58
1:B:159:VAL:HG13	4:B:1486:HOH:O	2.04	0.58
1:A:64:ARG:HD2	1:A:67:LYS:CE	2.34	0.58
1:B:215:GLU:HG2	4:B:1454:HOH:O	2.02	0.58
1:A:49:LEU:CD1	1:A:108:PRO:HB3	2.33	0.58
1:A:218:ARG:HA	4:A:1594:HOH:O	2.02	0.58
1:B:118:PHE:O	1:B:122:LEU:HG	2.01	0.58
1:A:194:GLU:OE1	1:A:198:GLU:OE2	2.21	0.58
1:B:99:TRP:CE2	1:B:160:GLU:HB3	2.39	0.58
1:B:53:ARG:HH21	1:B:120:GLU:HB2	1.68	0.58
1:B:70:GLY:HA3	1:B:186:ARG:NH2	2.18	0.58
1:B:166:HIS:O	1:B:170:ASN:ND2	2.37	0.58
1:A:190:ASN:HB2	4:A:1484:HOH:O	2.04	0.58
1:B:122:LEU:HD13	1:B:135:ALA:CB	2.34	0.58
1:B:4:ARG:HG2	4:B:1520:HOH:O	2.02	0.58
1:A:81:GLY:HA2	1:A:84:SER:HB3	1.84	0.58
1:B:30:ILE:HG12	1:B:161:LEU:HD13	1.85	0.58
1:B:4:ARG:HA	4:B:1490:HOH:O	2.03	0.58
1:B:85:LEU:O	1:B:89:ILE:HG13	2.03	0.58
1:A:21:ALA:HB3	1:A:207:LEU:HD22	1.86	0.58
1:A:27:VAL:HG22	1:A:28:VAL:N	2.19	0.58
1:B:133:MSE:CE	1:B:180:VAL:HG13	2.34	0.58
1:A:105:THR:HG21	4:A:1539:HOH:O	2.04	0.58
1:B:82:ILE:O	1:B:85:LEU:HB2	2.03	0.57

Continued on next page...

Continued from previous page...

Atom-1	Atom-2	Interatomic distance (Å)	Clash overlap (Å)
1:B:40:PHE:CZ	1:B:160:GLU:HB3	2.39	0.57
1:B:117:ARG:HD2	4:B:1560:HOH:O	2.03	0.57
1:A:22:THR:HG21	1:A:145:GLU:HG2	1.84	0.57
1:A:64:ARG:CZ	1:A:129:TYR:HB2	2.33	0.57
1:A:94:ARG:NH1	4:A:1461:HOH:O	2.21	0.57
1:B:30:ILE:HD13	1:B:161:LEU:HD22	1.86	0.57
1:B:167:ARG:O	1:B:173:PHE:HB2	2.04	0.57
1:B:205:ARG:O	1:B:208:GLU:N	2.37	0.57
1:A:13:LYS:HD3	1:A:14:HIS:NE2	2.20	0.57
1:A:10:TRP:HH2	1:A:199:ALA:HB3	1.68	0.57
1:B:111:ALA:CB	1:B:212:ALA:HB1	2.34	0.57
1:B:162:THR:O	1:B:166:HIS:HB2	2.03	0.57
1:B:216:MSE:O	1:B:216:MSE:HG2	2.03	0.57
1:B:79:LEU:HD12	1:B:79:LEU:O	2.04	0.57
1:B:131:VAL:CG1	1:B:202:VAL:HG21	2.34	0.57
1:A:22:THR:HG22	1:A:142:VAL:HA	1.85	0.57
1:A:61:VAL:HG22	1:A:132:ILE:CG2	2.32	0.57
1:B:57:PHE:O	1:B:61:VAL:HG23	2.05	0.57
1:A:65:ALA:HA	1:A:129:TYR:CZ	2.39	0.57
1:A:102:ASP:HB3	1:A:105:THR:OG1	2.04	0.57
1:A:131:VAL:HG22	1:A:199:ALA:CA	2.34	0.57
1:A:87:ASP:HA	1:A:90:GLU:OE1	2.05	0.57
1:B:50:PHE:O	1:B:53:ARG:N	2.34	0.57
1:B:64:ARG:HD3	4:B:1515:HOH:O	2.04	0.57
1:B:62:LEU:O	1:B:65:ALA:HB3	2.05	0.57
1:A:169:GLY:HA2	4:A:1503:HOH:O	2.04	0.57
1:A:51:VAL:HG12	1:A:89:ILE:HD11	1.85	0.57
1:A:24:HIS:O	1:A:25:ALA:C	2.42	0.57
1:B:53:ARG:NH2	1:B:120:GLU:HB2	2.18	0.57
1:B:205:ARG:HD2	4:B:1452:HOH:O	2.02	0.57
1:A:99:TRP:CZ2	1:A:161:LEU:HD13	2.40	0.57
1:B:181:LYS:O	1:B:183:ILE:N	2.37	0.57
1:A:15:ARG:HD3	4:A:1489:HOH:O	2.03	0.57
1:B:138:ALA:O	1:B:142:VAL:HG23	2.04	0.57
1:B:206:VAL:O	1:B:210:GLU:HG2	2.05	0.57
1:B:212:ALA:O	1:B:216:MSE:HB2	2.05	0.57
1:B:177:CYS:SG	4:B:1449:HOH:O	2.58	0.57
1:A:32:ASP:CG	4:A:1504:HOH:O	2.35	0.57
1:B:30:ILE:HD13	1:B:161:LEU:CD2	2.34	0.57
1:B:192:SER:O	1:B:196:LEU:HG	2.04	0.57
1:A:133:MSE:HB3	1:A:184:ALA:HB2	1.85	0.57

Continued on next page...

Continued from previous page...

Atom-1	Atom-2	Interatomic distance (Å)	Clash overlap (Å)
1:A:10:TRP:HH2	1:A:199:ALA:HB3	1.66	0.57
1:A:128:LYS:HG3	1:A:195:VAL:HG22	1.87	0.57
1:B:90:GLU:O	1:B:94:ARG:HG3	2.05	0.57
1:A:68:ASP:O	1:A:68:ASP:OD2	2.23	0.57
1:A:153:ASP:HB3	4:A:1470:HOH:O	2.05	0.57
1:B:40:PHE:HD1	1:B:161:LEU:HG	1.69	0.57
1:B:94:ARG:HH21	1:B:167:ARG:NH2	2.02	0.57
1:A:205:ARG:C	1:A:207:LEU:N	2.57	0.57
1:A:219:GLY:N	4:A:1435:HOH:O	2.38	0.57
1:B:98:LYS:O	1:B:99:TRP:CG	2.57	0.57
1:A:137:TRP:CH2	1:A:181:LYS:HE3	2.40	0.57
1:B:185:GLU:O	1:B:189:GLU:HG3	2.03	0.57
1:A:7:ILE:N	4:A:1443:HOH:O	2.30	0.57
1:B:94:ARG:HD3	4:B:1443:HOH:O	2.03	0.57
1:B:133:MSE:HB3	1:B:184:ALA:CB	2.33	0.57
1:B:132:ILE:HB	4:B:1532:HOH:O	2.05	0.57
1:B:126:GLU:OE1	4:B:1512:HOH:O	2.16	0.57
1:B:8:ASP:OD2	4:B:1491:HOH:O	2.17	0.57
1:B:26:PHE:HA	1:B:218:ARG:HH11	1.69	0.57
1:B:166:HIS:CG	4:B:1448:HOH:O	2.56	0.57
1:A:25:ALA:HB1	1:A:43:TRP:CD1	2.40	0.57
1:B:124:SER:HB3	1:B:127:VAL:CG2	2.34	0.57
1:A:129:TYR:HB3	1:A:130:PRO:HD3	1.87	0.56
1:A:144:GLN:HB2	1:A:173:PHE:CE2	2.39	0.56
1:B:162:THR:N	4:B:1468:HOH:O	2.38	0.56
1:B:64:ARG:HH22	1:B:128:LYS:HA	1.70	0.56
1:A:190:ASN:ND2	4:A:1500:HOH:O	2.38	0.56
1:A:102:ASP:HB3	1:A:105:THR:OG1	2.05	0.56
1:B:183:ILE:O	1:B:186:ARG:N	2.38	0.56
1:B:44:LEU:HD21	1:B:95:GLU:HB3	1.86	0.56
1:B:128:LYS:HD2	4:B:1563:HOH:O	2.06	0.56
1:A:10:TRP:HE1	1:A:200:GLU:CG	2.18	0.56
1:A:174:LYS:HB2	4:A:1559:HOH:O	2.05	0.56
1:A:23:ARG:HD2	4:A:1495:HOH:O	2.05	0.56
1:A:17:ILE:HG23	1:A:207:LEU:CD1	2.36	0.56
1:B:110:ARG:NH1	1:B:117:ARG:HH22	2.02	0.56
1:A:127:VAL:HG11	1:A:131:VAL:HG11	1.83	0.56
1:A:131:VAL:CG1	1:A:132:ILE:N	2.66	0.56
1:B:11:ILE:HD11	1:B:137:TRP:HH2	1.69	0.56
1:B:157:THR:CB	4:B:1524:HOH:O	2.47	0.56
1:B:4:ARG:NE	1:B:8:ASP:HB3	2.20	0.56

Continued on next page...

Continued from previous page...

Atom-1	Atom-2	Interatomic distance (Å)	Clash overlap (Å)
1:B:110:ARG:HH12	1:B:117:ARG:HH22	1.53	0.56
1:B:29:SER:O	1:B:35:VAL:HG12	2.06	0.56
1:B:11:ILE:HD11	1:B:137:TRP:CH2	2.39	0.56
1:B:181:LYS:NZ	4:B:1424:HOH:O	2.39	0.56
1:B:205:ARG:NH2	4:B:1506:HOH:O	2.39	0.56
1:B:26:PHE:CE2	1:B:30:ILE:HD11	2.40	0.56
1:B:191:ALA:HB1	1:B:195:VAL:HB	1.88	0.56
1:B:205:ARG:NH1	1:B:209:LEU:HD21	2.20	0.56
1:B:4:ARG:NH2	1:B:12:ASP:OD2	2.37	0.56
1:A:198:GLU:O	1:A:202:VAL:HG23	2.05	0.56
1:B:29:SER:HB2	1:B:35:VAL:N	2.20	0.56
1:B:33:GLY:C	1:B:35:VAL:H	2.07	0.56
1:B:46:GLN:O	1:B:213:PHE:CZ	2.58	0.56
1:A:111:ALA:HB1	1:A:213:PHE:N	2.21	0.56
1:B:16:SER:OG	4:B:1432:HOH:O	2.18	0.56
1:B:64:ARG:HB3	1:B:129:TYR:HD1	1.68	0.56
1:B:66:CYS:SG	1:B:75:MSE:SE	3.13	0.56
1:A:53:ARG:CB	1:A:119:LEU:HD12	2.35	0.56
1:B:163:GLY:O	1:B:167:ARG:N	2.27	0.56
1:A:98:LYS:HG3	1:A:99:TRP:CD1	2.40	0.56
1:A:137:TRP:HB2	1:A:180:VAL:HG12	1.88	0.56
1:B:88:GLU:CG	4:B:1494:HOH:O	2.53	0.56
1:A:138:ALA:O	1:A:142:VAL:HG13	2.05	0.56
1:B:33:GLY:HA2	1:B:158:PRO:HD3	1.88	0.56
1:A:51:VAL:HG21	1:A:92:PHE:CE2	2.41	0.56
1:A:53:ARG:HD3	4:A:1507:HOH:O	2.06	0.56
1:B:66:CYS:SG	1:B:75:MSE:CG	2.94	0.56
1:A:200:GLU:O	1:A:204:VAL:HG23	2.06	0.56
1:B:181:LYS:HG2	4:B:1519:HOH:O	2.05	0.56
1:B:195:VAL:HA	1:B:198:GLU:CG	2.35	0.56
1:A:53:ARG:HD2	4:A:1500:HOH:O	2.04	0.56
1:A:139:ILE:O	1:A:142:VAL:HG22	2.06	0.56
1:B:19:THR:CB	4:B:1531:HOH:O	2.54	0.56
1:B:33:GLY:C	1:B:35:VAL:H	2.09	0.56
1:B:144:GLN:O	1:B:145:GLU:C	2.42	0.56
1:B:178:SER:C	1:B:180:VAL:H	2.09	0.56
1:A:79:LEU:O	1:A:82:ILE:HG22	2.06	0.56
1:A:23:ARG:HD3	4:A:1425:HOH:O	2.06	0.56
1:A:91:TRP:CE2	1:A:167:ARG:HG3	2.41	0.56
1:B:92:PHE:O	1:B:103:PHE:HE2	1.89	0.56
1:B:81:GLY:O	1:B:84:SER:HB2	2.05	0.56

Continued on next page...

Continued from previous page...

Atom-1	Atom-2	Interatomic distance (Å)	Clash overlap (Å)
1:B:48:TYR:O	1:B:51:VAL:N	2.35	0.56
1:B:145:GLU:OE1	1:B:145:GLU:HA	2.06	0.56
1:A:48:TYR:OH	4:A:1472:HOH:O	2.09	0.56
1:B:24:HIS:CG	1:B:214:TRP:CB	2.83	0.56
1:A:23:ARG:HB2	1:A:214:TRP:NE1	2.21	0.55
1:B:7:ILE:HD11	1:B:188:LEU:HD12	1.87	0.55
1:B:125:SER:HB3	4:B:1537:HOH:O	2.06	0.55
1:B:57:PHE:O	1:B:61:VAL:HG23	2.05	0.55
1:A:134:THR:OG1	1:A:188:LEU:HD11	2.06	0.55
1:A:127:VAL:CG1	1:A:132:ILE:HG13	2.36	0.55
1:A:132:ILE:N	1:A:132:ILE:HD12	2.20	0.55
1:A:211:VAL:O	1:A:215:GLU:HG3	2.07	0.55
1:B:24:HIS:HE1	1:B:215:GLU:OE1	1.87	0.55
1:B:10:TRP:CD1	1:B:200:GLU:OE1	2.60	0.55
1:A:49:LEU:HD22	4:A:1595:HOH:O	2.07	0.55
1:A:61:VAL:HG22	1:A:132:ILE:HG23	1.88	0.55
1:A:51:VAL:HG11	1:A:89:ILE:HG13	1.87	0.55
1:B:91:TRP:CH2	1:B:164:ALA:HB2	2.41	0.55
1:A:72:SER:O	1:A:76:GLU:OE1	2.24	0.55
1:A:65:ALA:O	1:A:69:SER:CB	2.55	0.55
1:B:158:PRO:O	1:B:160:GLU:N	2.39	0.55
1:B:7:ILE:HG13	1:B:188:LEU:HD12	1.87	0.55
1:B:35:VAL:CG1	1:B:158:PRO:HG3	2.36	0.55
1:A:61:VAL:CG2	1:A:132:ILE:HG23	2.37	0.55
1:B:126:GLU:HB3	4:B:1493:HOH:O	2.06	0.55
1:A:64:ARG:NH1	1:A:127:VAL:O	2.37	0.55
1:A:128:LYS:HD3	1:A:128:LYS:N	2.21	0.55
1:B:140:GLU:OE2	4:B:1481:HOH:O	2.18	0.55
1:A:174:LYS:HE3	4:A:1567:HOH:O	2.06	0.55
1:B:182:ASN:HB3	4:B:1485:HOH:O	2.06	0.55
1:A:11:ILE:HG22	1:A:15:ARG:NH1	2.21	0.55
1:A:138:ALA:HB1	1:A:206:VAL:HG11	1.88	0.55
1:A:38:SER:HB2	4:A:1577:HOH:O	1.98	0.55
1:A:67:LYS:HG3	1:A:68:ASP:H	1.72	0.55
1:A:60:SER:OG	4:A:1408:HOH:O	2.18	0.55
1:B:49:LEU:HB2	1:B:112:ASN:HD21	1.69	0.55
1:A:218:ARG:HG3	1:A:218:ARG:NH1	2.21	0.55
1:B:30:ILE:HA	1:B:35:VAL:HG11	1.89	0.55
1:B:22:THR:HG22	1:B:142:VAL:O	2.05	0.55
1:A:8:ASP:HB2	4:A:1443:HOH:O	2.05	0.55
1:B:53:ARG:O	1:B:56:PRO:HD2	2.06	0.55

Continued on next page...

Continued from previous page...

Atom-1	Atom-2	Interatomic distance (Å)	Clash overlap (Å)
1:A:107:VAL:HB	1:A:109:GLN:NE2	2.22	0.55
1:A:205:ARG:NH1	1:A:208:GLU:OE1	2.39	0.55
1:B:172:GLY:O	1:B:173:PHE:C	2.44	0.55
1:A:152:GLU:OE2	1:A:153:ASP:N	2.39	0.55
1:A:137:TRP:CZ2	1:A:181:LYS:HE3	2.42	0.55
1:A:77:VAL:HG12	1:A:78:VAL:N	2.21	0.55
1:B:6:VAL:HG11	1:B:188:LEU:HB3	1.89	0.55
1:A:142:VAL:HG11	1:A:210:GLU:CG	2.36	0.55
1:B:131:VAL:HA	1:B:199:ALA:CB	2.37	0.55
1:A:27:VAL:O	1:A:39:SER:OG	2.23	0.55
1:B:58:VAL:CB	1:B:82:ILE:HD13	2.37	0.55
1:A:119:LEU:O	1:A:121:ASP:N	2.40	0.55
1:B:89:ILE:CG2	1:B:93:LYS:HE3	2.37	0.55
1:B:132:ILE:CB	4:B:1532:HOH:O	2.52	0.55
1:B:58:VAL:HG12	1:B:82:ILE:HB	1.89	0.55
1:A:91:TRP:O	1:A:95:GLU:HG2	2.06	0.55
1:B:93:LYS:HE3	4:B:1499:HOH:O	2.06	0.55
1:B:205:ARG:NH1	4:B:1452:HOH:O	2.21	0.55
1:A:67:LYS:C	1:A:69:SER:H	2.10	0.55
1:B:183:ILE:HG13	4:B:1485:HOH:O	2.07	0.55
1:B:115:TYR:HA	1:B:209:LEU:HD13	1.88	0.55
1:B:9:THR:HB	4:B:1509:HOH:O	2.06	0.55
1:A:62:LEU:HD13	1:A:78:VAL:CB	2.26	0.55
1:A:124:SER:O	1:A:127:VAL:HG23	2.06	0.55
1:B:75:MSE:HB2	4:B:1595:HOH:O	2.07	0.55
1:B:53:ARG:HG2	1:B:53:ARG:NH1	2.19	0.55
1:B:195:VAL:HA	1:B:198:GLU:HG3	1.89	0.55
1:A:154:GLY:C	1:A:156:LYS:N	2.59	0.55
1:B:158:PRO:O	1:B:160:GLU:N	2.40	0.55
1:B:130:PRO:CG	1:B:195:VAL:HG11	2.37	0.54
1:B:47:ASP:OD1	3:B:1301:HMH:N3A	2.40	0.54
1:B:51:VAL:HG12	1:B:89:ILE:HD11	1.89	0.54
1:B:182:ASN:O	4:B:1516:HOH:O	2.18	0.54
1:A:55:VAL:HB	1:A:56:PRO:CD	2.36	0.54
1:A:50:PHE:HB2	1:A:213:PHE:CE2	2.42	0.54
1:B:64:ARG:HG2	4:B:1407:HOH:O	2.06	0.54
1:A:174:LYS:O	1:A:175:GLN:C	2.45	0.54
1:B:53:ARG:HD2	1:B:116:GLY:HA3	1.89	0.54
1:B:94:ARG:HD3	4:B:1441:HOH:O	2.06	0.54
1:B:157:THR:CG2	1:B:162:THR:HG22	2.33	0.54
1:B:174:LYS:HE2	4:B:1511:HOH:O	2.06	0.54

Continued on next page...

Continued from previous page...

Atom-1	Atom-2	Interatomic distance (Å)	Clash overlap (Å)
1:A:159:VAL:O	1:A:160:GLU:HB3	2.07	0.54
1:B:45:GLY:CA	1:B:106:VAL:HG21	2.37	0.54
1:A:116:GLY:O	1:A:120:GLU:HG3	2.07	0.54
1:A:127:VAL:HG12	1:A:131:VAL:CG1	2.37	0.54
1:B:35:VAL:CG2	1:B:39:SER:HB3	2.37	0.54
1:B:117:ARG:CG	4:B:1515:HOH:O	2.54	0.54
1:A:129:TYR:HB3	1:A:130:PRO:HD3	1.89	0.54
1:B:19:THR:HA	4:B:1554:HOH:O	2.07	0.54
1:A:137:TRP:O	1:A:141:ALA:HB2	2.06	0.54
1:A:139:ILE:O	3:A:1300:HMH:HC6	2.06	0.54
1:A:183:ILE:HG22	1:A:184:ALA:N	2.22	0.54
1:B:13:LYS:NZ	4:B:1602:HOH:O	2.40	0.54
1:A:154:GLY:HA3	1:A:160:GLU:OE1	2.08	0.54
1:A:194:GLU:OE2	1:A:195:VAL:N	2.40	0.54
1:B:27:VAL:O	1:B:27:VAL:HG23	2.07	0.54
1:B:90:GLU:HG2	4:B:1499:HOH:O	2.08	0.54
1:A:66:CYS:O	1:A:69:SER:HB2	2.07	0.54
1:B:37:LEU:CD2	1:B:41:ARG:HH12	2.18	0.54
1:A:118:PHE:CD2	1:A:119:LEU:HD23	2.42	0.54
1:B:77:VAL:HB	1:B:183:ILE:CD1	2.35	0.54
1:B:141:ALA:O	1:B:145:GLU:HB2	2.08	0.54
1:B:144:GLN:HB2	1:B:173:PHE:CE2	2.43	0.54
1:B:64:ARG:NH2	1:B:128:LYS:HA	2.22	0.54
1:A:28:VAL:HG12	1:A:159:VAL:HG13	1.90	0.54
1:A:194:GLU:HB2	4:A:1508:HOH:O	2.06	0.54
1:B:24:HIS:CE1	1:B:215:GLU:OE1	2.60	0.54
1:A:133:MSE:HE2	1:A:183:ILE:HB	1.89	0.54
1:A:130:PRO:CG	1:A:187:CYS:HB3	2.36	0.54
1:B:14:HIS:HB3	1:B:17:ILE:HD12	1.90	0.54
1:A:118:PHE:CD1	1:A:205:ARG:HG2	2.41	0.54
1:B:11:ILE:HD11	1:B:137:TRP:CH2	2.42	0.54
1:B:111:ALA:HB1	1:B:212:ALA:CB	2.38	0.54
1:A:77:VAL:HB	1:A:183:ILE:HD11	1.89	0.54
1:B:216:MSE:O	4:B:1455:HOH:O	2.18	0.54
1:B:149:HIS:CA	4:B:1549:HOH:O	2.54	0.54
1:B:126:GLU:CD	4:B:1512:HOH:O	2.46	0.54
1:B:169:GLY:HA2	4:B:1447:HOH:O	2.07	0.54
1:A:32:ASP:HB2	4:A:1504:HOH:O	2.06	0.54
1:B:132:ILE:CG2	4:B:1532:HOH:O	2.55	0.54
1:B:162:THR:N	4:B:1523:HOH:O	2.40	0.54
1:A:205:ARG:O	1:A:206:VAL:C	2.46	0.54

Continued on next page...

Continued from previous page...

Atom-1	Atom-2	Interatomic distance (Å)	Clash overlap (Å)
1:A:7:ILE:HD12	1:A:181:LYS:CG	2.38	0.54
1:A:13:LYS:HD2	1:A:14:HIS:NE2	2.22	0.54
1:A:213:PHE:HA	1:A:216:MSE:HE2	1.88	0.54
1:A:53:ARG:HD3	1:A:116:GLY:CA	2.38	0.54
1:B:205:ARG:NH2	4:B:1506:HOH:O	2.39	0.54
1:B:24:HIS:O	1:B:27:VAL:HG12	2.08	0.54
1:B:99:TRP:CH2	1:B:159:VAL:HG23	2.43	0.54
1:A:50:PHE:O	1:A:53:ARG:N	2.41	0.54
1:A:47:ASP:OD2	1:A:92:PHE:HZ	1.89	0.54
1:A:102:ASP:O	1:A:106:VAL:HG23	2.07	0.54
1:A:181:LYS:O	1:A:184:ALA:HB3	2.08	0.54
1:B:192:SER:OG	2:B:1404:SO4:O4	2.24	0.54
1:A:111:ALA:HB1	1:A:213:PHE:N	2.23	0.54
1:B:132:ILE:CB	4:B:1532:HOH:O	2.51	0.54
1:B:159:VAL:HG23	1:B:160:GLU:N	2.23	0.54
1:B:53:ARG:HD3	1:B:116:GLY:HA3	1.88	0.54
1:A:205:ARG:NH1	1:A:208:GLU:OE1	2.40	0.54
1:B:158:PRO:HA	4:B:1486:HOH:O	2.06	0.54
1:A:138:ALA:HB2	1:A:203:LEU:HD12	1.89	0.54
1:B:51:VAL:O	1:B:55:VAL:HG23	2.08	0.54
1:B:118:PHE:CZ	1:B:122:LEU:HD11	2.43	0.54
1:B:124:SER:HB3	1:B:127:VAL:CG2	2.35	0.54
1:B:110:ARG:HH12	1:B:117:ARG:NH2	2.06	0.54
1:A:61:VAL:HG12	1:A:78:VAL:HG21	1.88	0.54
1:A:115:TYR:HA	1:A:209:LEU:HD13	1.89	0.54
1:B:130:PRO:HB3	1:B:187:CYS:HB3	1.90	0.54
1:B:174:LYS:NZ	4:B:1581:HOH:O	2.39	0.54
1:B:200:GLU:O	1:B:204:VAL:HG23	2.08	0.54
1:B:31:ARG:NE	4:B:1501:HOH:O	2.41	0.54
1:B:36:ASP:HA	4:B:1429:HOH:O	2.07	0.54
1:A:87:ASP:HB2	4:A:1526:HOH:O	2.07	0.54
1:B:63:ILE:O	1:B:63:ILE:CG2	2.56	0.54
1:A:191:ALA:HB1	1:A:195:VAL:HB	1.90	0.54
1:A:102:ASP:HB3	1:A:105:THR:OG1	2.08	0.54
1:A:175:GLN:HA	1:A:178:SER:HB2	1.89	0.54
1:B:49:LEU:O	1:B:53:ARG:HG3	2.08	0.54
1:A:26:PHE:CD2	1:A:40:PHE:HD1	2.26	0.54
1:B:100:ASP:CG	4:B:1551:HOH:O	2.46	0.54
1:A:134:THR:OG1	1:A:188:LEU:HD11	2.07	0.54
1:B:129:TYR:HA	1:B:132:ILE:HG12	1.89	0.54
1:B:128:LYS:CD	4:B:1563:HOH:O	2.55	0.54

Continued on next page...

Continued from previous page...

Atom-1	Atom-2	Interatomic distance (Å)	Clash overlap (Å)
1:B:183:ILE:O	1:B:184:ALA:C	2.47	0.54
1:B:185:GLU:O	1:B:187:CYS:N	2.40	0.53
1:A:15:ARG:NH2	4:A:1423:HOH:O	2.13	0.53
1:B:117:ARG:NH2	4:B:1554:HOH:O	2.41	0.53
1:A:152:GLU:CB	4:A:1453:HOH:O	2.51	0.53
1:B:37:LEU:O	1:B:40:PHE:HB3	2.07	0.53
1:B:27:VAL:HA	1:B:30:ILE:CD1	2.27	0.53
1:B:166:HIS:CD2	4:B:1448:HOH:O	2.61	0.53
1:B:49:LEU:CD1	1:B:108:PRO:HB3	2.37	0.53
1:B:192:SER:OG	1:B:195:VAL:HG23	2.07	0.53
1:B:50:PHE:HE2	1:B:115:TYR:CE1	2.27	0.53
1:B:46:GLN:OE1	1:B:108:PRO:HA	2.08	0.53
1:B:205:ARG:NH2	4:B:1506:HOH:O	2.39	0.53
1:A:47:ASP:CG	3:A:1300:HMH:N4A	2.54	0.53
1:A:177:CYS:HB2	4:A:1457:HOH:O	2.08	0.53
1:B:24:HIS:HA	4:B:1428:HOH:O	2.08	0.53
1:B:109:GLN:NE2	4:B:1599:HOH:O	2.41	0.53
1:B:158:PRO:C	1:B:160:GLU:H	2.11	0.53
1:A:218:ARG:O	1:A:218:ARG:CG	2.52	0.53
1:B:7:ILE:O	1:B:11:ILE:HD12	2.08	0.53
1:B:53:ARG:O	1:B:56:PRO:HG2	2.09	0.53
1:A:57:PHE:CE1	1:A:132:ILE:HG23	2.44	0.53
1:B:163:GLY:N	4:B:1522:HOH:O	2.28	0.53
1:A:64:ARG:O	1:A:68:ASP:HB2	2.08	0.53
1:B:64:ARG:HH21	1:B:129:TYR:N	2.05	0.53
1:B:132:ILE:CG2	4:B:1532:HOH:O	2.57	0.53
1:B:62:LEU:CA	1:B:78:VAL:HG11	2.39	0.53
1:B:64:ARG:CD	4:B:1515:HOH:O	2.55	0.53
1:B:146:SER:C	1:B:148:ALA:H	2.11	0.53
1:B:147:PHE:CE1	1:B:164:ALA:HB1	2.43	0.53
1:B:99:TRP:CZ2	1:B:160:GLU:HB3	2.44	0.53
1:B:129:TYR:CD2	1:B:187:CYS:SG	3.01	0.53
1:B:44:LEU:HD23	1:B:101:VAL:CB	2.39	0.53
1:A:74:ASP:OD2	1:A:183:ILE:HG23	2.08	0.53
1:B:67:LYS:HE3	4:B:1507:HOH:O	2.08	0.53
1:B:218:ARG:NH1	4:B:1416:HOH:O	2.41	0.53
1:A:128:LYS:O	1:A:131:VAL:HB	2.08	0.53
1:A:112:ASN:OD1	1:A:213:PHE:CE2	2.61	0.53
1:A:111:ALA:HB3	1:A:216:MSE:SE	2.59	0.53
1:B:173:PHE:CE2	1:B:177:CYS:SG	3.01	0.53
1:A:6:VAL:HG12	1:A:7:ILE:N	2.24	0.53

Continued on next page...

Continued from previous page...

Atom-1	Atom-2	Interatomic distance (Å)	Clash overlap (Å)
1:A:62:LEU:N	1:A:78:VAL:HG11	2.24	0.53
1:B:163:GLY:N	4:B:1522:HOH:O	2.33	0.53
1:B:89:ILE:O	1:B:92:PHE:N	2.41	0.53
1:B:166:HIS:CD2	4:B:1586:HOH:O	2.61	0.53
1:A:14:HIS:O	1:A:17:ILE:HG22	2.08	0.53
1:B:4:ARG:HH21	1:B:12:ASP:CG	2.13	0.53
1:B:165:CYS:HA	1:B:169:GLY:HA3	1.91	0.53
1:A:205:ARG:O	1:A:209:LEU:HG	2.09	0.53
1:B:30:ILE:HA	1:B:35:VAL:CG1	2.39	0.53
1:B:47:ASP:O	1:B:51:VAL:HG23	2.09	0.53
1:B:157:THR:CG2	4:B:1524:HOH:O	2.57	0.53
1:B:135:ALA:O	1:B:136:PHE:C	2.47	0.53
1:B:47:ASP:CG	3:B:1301:HMH:N4A	2.62	0.53
1:B:99:TRP:CE2	1:B:160:GLU:HG3	2.44	0.53
1:B:128:LYS:HE3	4:B:1503:HOH:O	2.09	0.53
1:B:53:ARG:HB2	1:B:119:LEU:CD1	2.39	0.53
1:A:61:VAL:HG22	1:A:132:ILE:CG2	2.39	0.53
1:A:167:ARG:NH1	4:A:1526:HOH:O	2.42	0.53
1:B:35:VAL:HG12	1:B:158:PRO:HG3	1.91	0.53
1:B:89:ILE:HG22	1:B:93:LYS:HE2	1.91	0.53
1:B:93:LYS:NZ	4:B:1499:HOH:O	2.41	0.53
1:A:80:GLY:O	1:A:81:GLY:C	2.47	0.53
1:B:33:GLY:HA2	1:B:156:LYS:O	2.09	0.53
1:A:8:ASP:O	1:A:9:THR:C	2.47	0.53
1:B:37:LEU:O	1:B:41:ARG:HG3	2.08	0.53
1:B:49:LEU:HD13	1:B:108:PRO:HD3	1.90	0.53
1:A:84:SER:O	1:A:88:GLU:N	2.38	0.53
1:A:17:ILE:HG23	1:A:207:LEU:HB3	1.90	0.52
1:A:77:VAL:HG13	1:A:179:SER:OG	2.08	0.52
1:B:31:ARG:O	1:B:156:LYS:HB2	2.09	0.52
1:A:11:ILE:HG22	1:A:15:ARG:CZ	2.39	0.52
1:B:41:ARG:NE	1:B:100:ASP:HB2	2.24	0.52
1:A:167:ARG:CD	4:A:1450:HOH:O	2.58	0.52
1:B:149:HIS:N	4:B:1550:HOH:O	2.42	0.52
1:A:64:ARG:O	1:A:66:CYS:N	2.42	0.52
1:A:109:GLN:HB2	1:A:216:MSE:SE	2.59	0.52
1:B:23:ARG:HH22	1:B:148:ALA:HB3	1.75	0.52
1:A:17:ILE:CD1	1:A:208:GLU:HG2	2.39	0.52
1:B:33:GLY:C	1:B:35:VAL:HG12	2.29	0.52
1:B:88:GLU:OE1	4:B:1438:HOH:O	2.18	0.52
1:B:163:GLY:HA2	1:B:166:HIS:HB3	1.89	0.52

Continued on next page...

Continued from previous page...

Atom-1	Atom-2	Interatomic distance (Å)	Clash overlap (Å)
1:A:41:ARG:HG3	1:A:101:VAL:HG22	1.90	0.52
1:A:24:HIS:O	1:A:214:TRP:NE1	2.43	0.52
1:A:102:ASP:O	1:A:106:VAL:HG23	2.09	0.52
1:A:121:ASP:C	1:A:123:MSE:H	2.12	0.52
1:A:48:TYR:CE1	1:A:52:ARG:HG3	2.44	0.52
1:A:63:ILE:O	1:A:64:ARG:C	2.47	0.52
1:A:156:LYS:HD2	4:A:1533:HOH:O	2.08	0.52
1:B:66:CYS:SG	1:B:75:MSE:HG3	2.48	0.52
1:B:114:GLU:CG	1:B:209:LEU:HD21	2.39	0.52
1:A:90:GLU:HG2	4:A:1466:HOH:O	2.08	0.52
1:A:188:LEU:O	1:A:191:ALA:N	2.34	0.52
1:B:18:TYR:CE2	1:B:22:THR:HG21	2.45	0.52
1:B:32:ASP:OD1	1:B:32:ASP:C	2.47	0.52
1:A:48:TYR:OH	1:A:93:LYS:HE2	2.09	0.52
1:A:54:PHE:O	1:A:58:VAL:HG23	2.09	0.52
1:A:102:ASP:O	1:A:106:VAL:HG23	2.09	0.52
1:B:48:TYR:CE2	1:B:52:ARG:HD2	2.45	0.52
1:A:72:SER:O	1:A:73:SER:HB3	2.10	0.52
1:A:111:ALA:CB	1:A:212:ALA:C	2.78	0.52
1:A:7:ILE:HG13	1:A:185:GLU:OE1	2.10	0.52
1:B:87:ASP:OD1	4:B:1589:HOH:O	2.19	0.52
1:B:5:GLY:HA3	4:B:1405:HOH:O	2.08	0.52
1:B:15:ARG:O	1:B:19:THR:N	2.35	0.52
1:B:126:GLU:HB3	4:B:1493:HOH:O	2.09	0.52
1:A:77:VAL:O	1:A:78:VAL:C	2.48	0.52
1:B:29:SER:HB3	1:B:35:VAL:N	2.24	0.52
1:B:147:PHE:HB2	1:B:168:TRP:HB2	1.90	0.52
1:B:85:LEU:HD23	1:B:88:GLU:OE1	2.09	0.52
1:B:167:ARG:HB3	4:B:1495:HOH:O	2.09	0.52
1:A:174:LYS:HE2	4:A:1519:HOH:O	2.09	0.52
1:B:30:ILE:HG21	1:B:161:LEU:HD22	1.91	0.52
1:B:158:PRO:O	1:B:162:THR:HG23	2.09	0.52
1:B:180:VAL:O	1:B:183:ILE:HB	2.10	0.52
1:B:205:ARG:CD	4:B:1452:HOH:O	2.56	0.52
1:A:194:GLU:CD	4:A:1569:HOH:O	2.47	0.52
1:B:25:ALA:HB3	1:B:218:ARG:HD2	1.91	0.52
1:A:119:LEU:HA	1:A:122:LEU:HD12	1.91	0.52
1:B:21:ALA:HB2	1:B:211:VAL:HG23	1.90	0.52
1:B:129:TYR:HD2	1:B:187:CYS:HG	1.57	0.52
1:B:130:PRO:HG2	1:B:195:VAL:HG11	1.91	0.52
1:A:61:VAL:HG12	1:A:78:VAL:HG21	1.92	0.52

Continued on next page...

Continued from previous page...

Atom-1	Atom-2	Interatomic distance (Å)	Clash overlap (Å)
1:B:88:GLU:HG3	4:B:1494:HOH:O	2.09	0.52
1:A:137:TRP:HD1	1:A:180:VAL:HB	1.74	0.52
1:A:183:ILE:O	1:A:184:ALA:C	2.47	0.52
1:A:20:ALA:O	1:A:23:ARG:HD2	2.10	0.52
1:A:201:ASP:OD1	4:A:1607:HOH:O	2.19	0.52
1:A:57:PHE:HA	1:A:123:MSE:HG2	1.90	0.52
1:A:11:ILE:HD13	1:A:203:LEU:HD21	1.91	0.52
1:A:174:LYS:NZ	4:A:1520:HOH:O	2.42	0.52
1:A:21:ALA:CB	1:A:210:GLU:CB	2.76	0.52
1:B:128:LYS:O	1:B:132:ILE:CG2	2.45	0.52
1:A:185:GLU:HG3	1:A:185:GLU:O	2.10	0.52
1:A:65:ALA:HB1	1:A:74:ASP:CB	2.40	0.52
1:B:53:ARG:CG	1:B:53:ARG:NH1	2.68	0.52
1:B:37:LEU:HD11	1:B:99:TRP:CE3	2.45	0.52
1:A:28:VAL:HG22	1:A:161:LEU:HD12	1.92	0.52
1:B:7:ILE:HG22	1:B:11:ILE:CD1	2.40	0.52
1:B:215:GLU:OE2	4:B:1604:HOH:O	2.19	0.52
1:B:131:VAL:HG21	4:B:1611:HOH:O	2.09	0.52
1:A:215:GLU:O	1:A:218:ARG:HG2	2.10	0.52
1:B:67:LYS:CG	4:B:1513:HOH:O	2.56	0.52
1:A:174:LYS:CD	1:A:175:GLN:NE2	2.72	0.52
1:A:88:GLU:OE1	1:A:168:TRP:HZ2	1.93	0.52
1:A:89:ILE:CG2	1:A:93:LYS:HE3	2.40	0.52
1:B:54:PHE:O	1:B:58:VAL:HG23	2.10	0.52
1:A:47:ASP:CG	3:A:1300:HMH:HN41	2.13	0.52
1:B:58:VAL:CG1	1:B:82:ILE:HB	2.39	0.52
1:B:31:ARG:HG2	1:B:31:ARG:HH11	1.74	0.52
1:B:69:SER:HB3	1:B:129:TYR:CE2	2.45	0.52
1:A:41:ARG:HH12	1:A:100:ASP:C	2.12	0.52
1:B:43:TRP:O	1:B:47:ASP:N	2.39	0.52
1:B:44:LEU:HD21	1:B:95:GLU:HB3	1.91	0.52
1:A:7:ILE:HG13	1:A:188:LEU:CD1	2.40	0.52
1:A:135:ALA:HB2	1:A:202:VAL:HG11	1.92	0.52
1:B:64:ARG:HH21	1:B:129:TYR:H	1.58	0.52
1:A:131:VAL:HG21	4:A:1412:HOH:O	2.10	0.52
1:B:48:TYR:CZ	1:B:52:ARG:HD2	2.44	0.51
1:B:26:PHE:O	1:B:30:ILE:HG13	2.10	0.51
1:A:62:LEU:HA	1:A:78:VAL:HG11	1.92	0.51
1:A:178:SER:O	1:A:181:LYS:HB3	2.09	0.51
1:A:48:TYR:CE1	1:A:89:ILE:HG23	2.38	0.51
1:A:164:ALA:O	1:A:167:ARG:HB2	2.09	0.51

Continued on next page...

Continued from previous page...

Atom-1	Atom-2	Interatomic distance (Å)	Clash overlap (Å)
1:B:128:LYS:CE	4:B:1563:HOH:O	2.37	0.51
1:A:6:VAL:HG11	1:A:188:LEU:CB	2.26	0.51
1:B:76:GLU:OE1	1:B:76:GLU:N	2.43	0.51
1:B:115:TYR:CD1	1:B:209:LEU:HD13	2.45	0.51
1:A:22:THR:CG2	1:A:142:VAL:HA	2.40	0.51
1:A:31:ARG:O	1:A:34:SER:OG	2.26	0.51
1:B:129:TYR:HB3	1:B:130:PRO:HD3	1.91	0.51
1:A:10:TRP:CE2	1:A:200:GLU:HG3	2.45	0.51
1:B:213:PHE:O	1:B:216:MSE:CE	2.57	0.51
1:A:61:VAL:HG12	1:A:78:VAL:HG11	1.93	0.51
1:A:91:TRP:HB2	1:A:167:ARG:CZ	2.40	0.51
1:B:185:GLU:O	1:B:186:ARG:C	2.49	0.51
1:B:205:ARG:HD2	1:B:209:LEU:HG	1.92	0.51
1:B:62:LEU:HD11	1:B:75:MSE:HG3	1.91	0.51
1:B:99:TRP:CE2	1:B:160:GLU:HA	2.45	0.51
1:B:142:VAL:HG11	1:B:210:GLU:CG	2.40	0.51
1:B:181:LYS:NZ	4:B:1427:HOH:O	2.26	0.51
1:B:79:LEU:O	1:B:83:ALA:CB	2.58	0.51
1:A:194:GLU:OE1	1:A:198:GLU:CD	2.48	0.51
1:B:24:HIS:CD2	1:B:211:VAL:HG13	2.37	0.51
1:A:46:GLN:NE2	1:A:106:VAL:HG13	2.25	0.51
1:A:149:HIS:HA	4:A:1453:HOH:O	2.10	0.51
1:B:72:SER:CB	4:B:1577:HOH:O	2.58	0.51
1:A:204:VAL:HG12	1:A:208:GLU:CD	2.31	0.51
1:B:24:HIS:N	1:B:27:VAL:HG12	2.25	0.51
1:B:138:ALA:O	1:B:142:VAL:HG23	2.11	0.51
1:B:128:LYS:HB2	1:B:131:VAL:HG23	1.91	0.51
1:B:85:LEU:O	1:B:89:ILE:HG13	2.11	0.51
1:B:156:LYS:HG2	1:B:156:LYS:O	2.09	0.51
1:A:114:GLU:HB2	1:A:209:LEU:CD2	2.41	0.51
1:B:126:GLU:CB	4:B:1493:HOH:O	2.59	0.51
1:B:149:HIS:C	1:B:150:CYS:SG	2.89	0.51
1:B:209:LEU:HA	4:B:1444:HOH:O	2.09	0.51
1:A:80:GLY:O	1:A:83:ALA:HB3	2.11	0.51
1:A:22:THR:OG1	4:A:1436:HOH:O	2.19	0.51
1:A:205:ARG:HG3	1:A:209:LEU:HD11	1.93	0.51
1:B:102:ASP:HB3	1:B:105:THR:OG1	2.10	0.51
1:A:154:GLY:C	1:A:156:LYS:H	2.13	0.51
1:B:83:ALA:HB3	4:B:1579:HOH:O	2.10	0.51
1:B:67:LYS:NZ	4:B:1515:HOH:O	2.36	0.51
1:A:22:THR:HG22	1:A:142:VAL:HB	1.92	0.51

Continued on next page...

Continued from previous page...

Atom-1	Atom-2	Interatomic distance (Å)	Clash overlap (Å)
1:A:81:GLY:C	1:A:83:ALA:H	2.14	0.51
1:A:99:TRP:CH2	1:A:161:LEU:HD22	2.46	0.51
1:A:114:GLU:HB2	1:A:209:LEU:HD21	1.92	0.51
1:B:53:ARG:NH1	4:B:1561:HOH:O	2.27	0.51
1:B:135:ALA:O	1:B:136:PHE:O	2.27	0.51
1:A:162:THR:HB	1:A:166:HIS:CE1	2.45	0.51
1:B:48:TYR:HB2	1:B:92:PHE:HD1	1.74	0.51
1:B:177:CYS:O	1:B:181:LYS:HB2	2.11	0.51
1:B:30:ILE:O	1:B:157:THR:HA	2.10	0.51
1:B:46:GLN:C	1:B:213:PHE:HZ	2.14	0.51
1:B:66:CYS:SG	1:B:75:MSE:SE	3.18	0.51
1:A:132:ILE:HD12	4:A:1408:HOH:O	2.11	0.51
1:B:141:ALA:O	1:B:145:GLU:HB2	2.10	0.51
1:A:183:ILE:O	1:A:184:ALA:O	2.29	0.51
1:B:69:SER:C	1:B:71:GLU:H	2.14	0.51
1:B:77:VAL:O	1:B:78:VAL:C	2.49	0.51
1:A:142:VAL:HG23	1:A:143:TYR:N	2.26	0.51
1:B:30:ILE:HG12	1:B:35:VAL:HG21	1.93	0.51
1:B:50:PHE:CD1	1:B:50:PHE:C	2.84	0.51
1:A:194:GLU:O	1:A:197:GLY:N	2.43	0.51
1:B:31:ARG:O	1:B:156:LYS:HB2	2.11	0.51
1:B:47:ASP:OD1	3:B:1301:HMH:N3A	2.44	0.51
1:B:198:GLU:O	1:B:202:VAL:HB	2.11	0.51
1:B:62:LEU:O	1:B:63:ILE:C	2.48	0.51
1:B:149:HIS:CA	4:B:1550:HOH:O	2.50	0.51
1:A:65:ALA:O	1:A:69:SER:HB2	2.11	0.51
1:B:90:GLU:HA	4:B:1499:HOH:O	2.11	0.51
1:B:73:SER:CB	1:B:76:GLU:OE1	2.59	0.51
1:B:90:GLU:OE2	4:B:1594:HOH:O	2.20	0.51
1:B:65:ALA:HB1	1:B:74:ASP:CB	2.41	0.51
1:B:81:GLY:O	1:B:84:SER:CB	2.54	0.51
1:B:31:ARG:NE	4:B:1463:HOH:O	2.33	0.51
1:A:7:ILE:O	1:A:10:TRP:HB2	2.11	0.51
1:A:112:ASN:OD1	1:A:213:PHE:HE2	1.94	0.51
1:A:175:GLN:OE1	1:A:175:GLN:HA	2.11	0.51
1:B:192:SER:O	1:B:196:LEU:CD1	2.55	0.51
1:B:30:ILE:HG12	1:B:161:LEU:HD13	1.92	0.51
1:B:30:ILE:HD13	1:B:161:LEU:HD22	1.89	0.51
1:B:43:TRP:O	1:B:44:LEU:C	2.49	0.51
1:B:32:ASP:O	1:B:156:LYS:HD3	2.11	0.51
1:B:88:GLU:OE1	4:B:1438:HOH:O	2.18	0.51

Continued on next page...

Continued from previous page...

Atom-1	Atom-2	Interatomic distance (Å)	Clash overlap (Å)
1:A:159:VAL:HG22	1:A:160:GLU:H	1.76	0.51
1:A:205:ARG:CZ	1:A:209:LEU:HD21	2.41	0.51
1:B:54:PHE:O	1:B:58:VAL:HG23	2.10	0.51
1:B:55:VAL:HA	1:B:85:LEU:CD1	2.40	0.51
1:B:27:VAL:O	1:B:30:ILE:HB	2.11	0.51
1:B:56:PRO:O	1:B:123:MSE:HE3	2.11	0.51
1:B:95:GLU:HA	1:B:98:LYS:HB3	1.93	0.51
1:A:91:TRP:CZ2	1:A:95:GLU:HG3	2.46	0.51
1:B:122:LEU:HA	1:B:127:VAL:HG21	1.93	0.51
1:A:143:TYR:HE2	1:A:168:TRP:CE2	2.29	0.50
1:B:8:ASP:HB2	4:B:1405:HOH:O	2.12	0.50
1:B:99:TRP:NE1	4:B:1562:HOH:O	2.26	0.50
1:A:145:GLU:O	1:A:148:ALA:HB3	2.11	0.50
1:B:21:ALA:HB1	1:B:210:GLU:HB3	1.92	0.50
1:B:53:ARG:C	1:B:56:PRO:HD2	2.31	0.50
1:B:69:SER:HA	1:B:129:TYR:CZ	2.46	0.50
1:A:151:LEU:HB2	4:A:1475:HOH:O	2.12	0.50
1:B:58:VAL:HG12	1:B:82:ILE:HB	1.92	0.50
1:A:75:MSE:HE1	4:A:1605:HOH:O	2.11	0.50
1:B:53:ARG:NH2	1:B:120:GLU:HG3	2.26	0.50
1:A:138:ALA:HB2	1:A:203:LEU:CD1	2.41	0.50
1:A:182:ASN:ND2	4:A:1572:HOH:O	2.31	0.50
1:A:22:THR:O	1:A:146:SER:HA	2.12	0.50
1:A:9:THR:O	1:A:13:LYS:HB2	2.11	0.50
1:B:99:TRP:HE1	1:B:160:GLU:CB	2.24	0.50
1:B:212:ALA:HB3	4:B:1444:HOH:O	2.11	0.50
1:B:143:TYR:HE1	1:B:210:GLU:OE1	1.94	0.50
1:B:184:ALA:O	1:B:188:LEU:N	2.38	0.50
1:B:84:SER:O	1:B:87:ASP:N	2.42	0.50
1:B:51:VAL:O	1:B:54:PHE:HB3	2.11	0.50
1:A:55:VAL:HG22	1:A:85:LEU:HD13	1.93	0.50
1:B:213:PHE:CE2	1:B:216:MSE:HE1	2.45	0.50
1:B:41:ARG:CZ	1:B:100:ASP:HB2	2.41	0.50
1:B:66:CYS:SG	1:B:75:MSE:HG3	2.52	0.50
1:A:43:TRP:O	1:A:47:ASP:HB2	2.11	0.50
1:B:30:ILE:HA	1:B:35:VAL:CB	2.40	0.50
1:B:67:LYS:CG	4:B:1513:HOH:O	2.30	0.50
1:A:48:TYR:CD2	1:A:103:PHE:HB3	2.46	0.50
1:B:26:PHE:HE2	1:B:30:ILE:HD11	1.71	0.50
1:B:10:TRP:HB3	1:B:203:LEU:HD23	1.93	0.50
1:A:22:THR:HG22	1:A:142:VAL:CA	2.41	0.50

Continued on next page...

Continued from previous page...

Atom-1	Atom-2	Interatomic distance (Å)	Clash overlap (Å)
1:B:186:ARG:O	1:B:188:LEU:N	2.44	0.50
1:A:43:TRP:O	1:A:47:ASP:N	2.38	0.50
1:B:207:LEU:O	1:B:211:VAL:HG23	2.10	0.50
1:B:33:GLY:HA3	1:B:156:LYS:HB3	1.93	0.50
1:B:123:MSE:HA	4:B:1462:HOH:O	2.11	0.50
1:A:53:ARG:NH1	1:A:53:ARG:CG	2.72	0.50
1:B:178:SER:C	1:B:180:VAL:N	2.63	0.50
1:B:191:ALA:HA	4:B:1430:HOH:O	2.11	0.50
1:B:215:GLU:OE1	1:B:218:ARG:HD3	2.11	0.50
1:B:49:LEU:HD12	1:B:108:PRO:HD3	1.92	0.50
1:A:17:ILE:HD13	1:A:208:GLU:CG	2.42	0.50
1:A:81:GLY:O	1:A:84:SER:HB3	2.12	0.50
1:B:213:PHE:CE2	1:B:216:MSE:HE1	2.45	0.50
1:A:158:PRO:HB2	4:A:1431:HOH:O	2.12	0.50
1:A:71:GLU:HG2	1:A:186:ARG:CZ	2.41	0.50
1:B:11:ILE:O	1:B:15:ARG:N	2.45	0.50
1:B:72:SER:CA	4:B:1596:HOH:O	2.17	0.50
1:B:46:GLN:OE1	1:B:108:PRO:HA	2.11	0.50
1:A:151:LEU:HD13	4:A:1475:HOH:O	2.12	0.50
1:A:67:LYS:HE2	1:A:68:ASP:HB2	1.94	0.50
1:B:90:GLU:HA	1:B:93:LYS:HD2	1.94	0.50
1:B:115:TYR:OH	1:B:206:VAL:HG13	2.12	0.50
1:B:184:ALA:C	1:B:188:LEU:HD12	2.32	0.50
1:B:195:VAL:HG23	2:B:1404:SO4:O4	2.12	0.50
1:A:48:TYR:CZ	1:A:52:ARG:HD2	2.46	0.50
1:A:130:PRO:HB3	1:A:187:CYS:HB3	1.92	0.50
1:A:148:ALA:O	1:A:149:HIS:HB2	2.12	0.50
1:B:166:HIS:CG	4:B:1448:HOH:O	2.65	0.50
1:B:9:THR:HB	4:B:1509:HOH:O	2.11	0.50
1:B:54:PHE:O	1:B:57:PHE:HB3	2.12	0.50
1:B:110:ARG:NH1	1:B:117:ARG:NH2	2.59	0.50
1:B:130:PRO:O	1:B:134:THR:N	2.45	0.50
1:B:205:ARG:NH1	4:B:1452:HOH:O	2.40	0.50
1:A:31:ARG:HH11	1:A:31:ARG:CG	2.23	0.50
1:A:81:GLY:HA2	1:A:84:SER:CB	2.41	0.50
1:A:186:ARG:HD2	4:A:1523:HOH:O	2.12	0.50
1:B:91:TRP:CH2	1:B:95:GLU:HG3	2.46	0.50
1:A:64:ARG:HE	1:A:67:LYS:HE2	1.76	0.50
1:A:130:PRO:HG2	1:A:195:VAL:HG11	1.92	0.49
1:B:41:ARG:HG2	1:B:101:VAL:CG2	2.42	0.49
1:B:118:PHE:CE1	1:B:205:ARG:HG2	2.48	0.49

Continued on next page...

Continued from previous page...

Atom-1	Atom-2	Interatomic distance (Å)	Clash overlap (Å)
1:B:37:LEU:HB3	1:B:41:ARG:HH11	1.76	0.49
1:B:143:TYR:HD2	1:B:168:TRP:CE2	2.29	0.49
1:A:47:ASP:O	1:A:51:VAL:HG23	2.11	0.49
1:B:35:VAL:O	1:B:35:VAL:HG13	2.12	0.49
1:B:67:LYS:NZ	4:B:1508:HOH:O	2.33	0.49
1:B:87:ASP:CG	1:B:167:ARG:HH22	2.15	0.49
1:B:159:VAL:O	4:B:1468:HOH:O	2.20	0.49
1:A:48:TYR:HB2	1:A:92:PHE:CD1	2.47	0.49
1:B:84:SER:OG	4:B:1534:HOH:O	2.13	0.49
1:B:42:THR:O	1:B:46:GLN:HG2	2.12	0.49
1:B:110:ARG:HH11	1:B:117:ARG:HH22	1.59	0.49
1:B:181:LYS:NZ	4:B:1427:HOH:O	2.36	0.49
1:A:47:ASP:OD1	3:A:1300:HMH:N3A	2.46	0.49
1:B:26:PHE:CE2	1:B:30:ILE:HD11	2.47	0.49
1:A:41:ARG:NH1	1:A:99:TRP:O	2.45	0.49
1:A:53:ARG:HH11	1:A:53:ARG:HG2	1.78	0.49
1:B:49:LEU:O	1:B:53:ARG:HD2	2.12	0.49
1:A:27:VAL:CG2	1:A:28:VAL:N	2.74	0.49
1:A:178:SER:O	1:A:181:LYS:HB3	2.12	0.49
1:B:27:VAL:HG21	1:B:146:SER:HB3	1.92	0.49
1:B:129:TYR:O	1:B:132:ILE:HG12	2.11	0.49
1:B:181:LYS:O	1:B:184:ALA:N	2.41	0.49
1:B:54:PHE:O	1:B:57:PHE:HB3	2.12	0.49
1:B:162:THR:O	1:B:166:HIS:ND1	2.31	0.49
1:A:76:GLU:O	1:A:79:LEU:HB3	2.13	0.49
1:B:174:LYS:NZ	4:B:1574:HOH:O	2.39	0.49
1:A:143:TYR:HD2	1:A:168:TRP:CE2	2.30	0.49
1:B:33:GLY:C	1:B:35:VAL:N	2.65	0.49
1:A:185:GLU:OE1	4:A:1443:HOH:O	2.19	0.49
1:B:144:GLN:HB2	1:B:173:PHE:CE2	2.48	0.49
1:A:149:HIS:N	4:A:1455:HOH:O	2.43	0.49
1:B:198:GLU:HA	4:B:1609:HOH:O	2.11	0.49
1:B:214:TRP:O	1:B:217:SER:HB2	2.12	0.49
1:A:55:VAL:HG21	1:A:89:ILE:CD1	2.43	0.49
1:B:147:PHE:CD1	1:B:165:CYS:HA	2.44	0.49
1:A:202:VAL:O	1:A:206:VAL:HG23	2.12	0.49
1:B:157:THR:HG21	1:B:162:THR:HA	1.95	0.49
1:B:26:PHE:O	1:B:29:SER:HB2	2.13	0.49
1:A:151:LEU:HD13	4:A:1475:HOH:O	2.11	0.49
1:B:91:TRP:CD1	1:B:167:ARG:NE	2.81	0.49
1:A:53:ARG:O	1:A:56:PRO:HG2	2.12	0.49

Continued on next page...

Continued from previous page...

Atom-1	Atom-2	Interatomic distance (Å)	Clash overlap (Å)
1:B:137:TRP:CZ2	1:B:181:LYS:HD2	2.47	0.49
1:A:12:ASP:CG	1:A:15:ARG:NH1	2.66	0.49
1:A:20:ALA:O	1:A:23:ARG:HG3	2.12	0.49
1:A:125:SER:HB2	4:A:1492:HOH:O	2.13	0.49
1:B:52:ARG:O	1:B:55:VAL:N	2.36	0.49
1:A:31:ARG:HE	1:A:36:ASP:CG	2.16	0.49
1:B:103:PHE:O	1:B:104:SER:C	2.50	0.49
1:A:198:GLU:CD	4:A:1412:HOH:O	2.39	0.49
1:B:23:ARG:HA	1:B:27:VAL:CG1	2.42	0.49
1:B:5:GLY:O	1:B:9:THR:CB	2.60	0.49
1:A:63:ILE:O	1:A:65:ALA:N	2.46	0.49
1:B:110:ARG:NE	1:B:110:ARG:HA	2.26	0.49
1:A:129:TYR:HB3	1:A:130:PRO:HD3	1.94	0.49
1:B:127:VAL:CG1	1:B:132:ILE:HG23	2.42	0.49
1:A:80:GLY:O	1:A:84:SER:HB2	2.13	0.49
1:B:205:ARG:NE	1:B:209:LEU:HD11	2.28	0.49
1:A:22:THR:CG2	1:A:145:GLU:HG2	2.41	0.49
1:B:24:HIS:HE1	1:B:215:GLU:HA	1.75	0.49
1:B:110:ARG:HH12	1:B:117:ARG:CZ	2.25	0.49
1:A:152:GLU:CD	4:A:1496:HOH:O	2.51	0.49
1:B:29:SER:HB3	4:B:1543:HOH:O	2.13	0.49
1:A:61:VAL:HG12	1:A:78:VAL:CG2	2.42	0.49
1:A:192:SER:O	1:A:195:VAL:HG23	2.12	0.49
1:B:5:GLY:O	1:B:9:THR:OG1	2.22	0.49
1:B:53:ARG:NH2	4:B:1549:HOH:O	2.45	0.49
1:A:49:LEU:HD13	1:A:108:PRO:HB3	1.94	0.49
1:A:140:GLU:HA	1:A:140:GLU:OE1	2.13	0.49
1:A:201:ASP:O	1:A:205:ARG:HB2	2.13	0.49
1:B:99:TRP:HH2	1:B:159:VAL:HG23	1.77	0.49
1:B:24:HIS:O	1:B:27:VAL:N	2.46	0.49
1:B:27:VAL:HG13	1:B:28:VAL:N	2.28	0.49
1:A:73:SER:HA	1:A:76:GLU:CD	2.31	0.49
1:B:182:ASN:O	1:B:186:ARG:HB2	2.13	0.49
1:A:98:LYS:HG3	1:A:99:TRP:CD1	2.48	0.49
1:B:58:VAL:HG21	1:B:85:LEU:HD11	1.95	0.49
1:A:137:TRP:HA	1:A:180:VAL:HG11	1.95	0.49
1:A:9:THR:HG21	4:A:1584:HOH:O	2.12	0.49
1:A:51:VAL:O	1:A:55:VAL:HG23	2.13	0.49
1:B:17:ILE:HG13	4:B:1575:HOH:O	2.13	0.49
1:B:130:PRO:HB3	1:B:187:CYS:HB3	1.94	0.49
1:A:27:VAL:N	1:A:39:SER:OG	2.44	0.49

Continued on next page...

Continued from previous page...

Atom-1	Atom-2	Interatomic distance (Å)	Clash overlap (Å)
1:A:178:SER:HA	4:A:1586:HOH:O	2.13	0.49
1:B:24:HIS:HE2	1:B:215:GLU:CB	2.23	0.49
1:B:57:PHE:O	1:B:61:VAL:HG23	2.13	0.49
1:B:72:SER:C	4:B:1596:HOH:O	2.45	0.49
1:A:64:ARG:HD2	1:A:67:LYS:HE3	1.94	0.49
1:A:170:ASN:OD1	1:A:173:PHE:N	2.45	0.49
1:B:127:VAL:CG1	1:B:131:VAL:HB	2.43	0.49
1:A:186:ARG:NH1	4:A:1499:HOH:O	2.45	0.49
1:A:67:LYS:NZ	4:A:1488:HOH:O	2.46	0.49
1:B:24:HIS:CE1	1:B:215:GLU:CA	2.95	0.49
1:A:27:VAL:HG22	1:A:28:VAL:N	2.26	0.49
1:B:166:HIS:CE1	4:B:1448:HOH:O	2.66	0.49
1:B:192:SER:OG	1:B:193:GLY:N	2.43	0.49
1:B:48:TYR:CE2	1:B:103:PHE:HB3	2.47	0.49
1:B:64:ARG:NH2	2:B:1401:SO4:O4	2.46	0.48
1:B:135:ALA:HB2	1:B:202:VAL:CG1	2.43	0.48
1:B:66:CYS:SG	1:B:75:MSE:HG3	2.53	0.48
1:A:118:PHE:HZ	1:A:202:VAL:HG13	1.78	0.48
1:A:6:VAL:O	1:A:7:ILE:C	2.50	0.48
1:A:148:ALA:HA	4:A:1455:HOH:O	2.13	0.48
1:B:31:ARG:C	1:B:33:GLY:N	2.66	0.48
1:A:60:SER:HB3	4:A:1408:HOH:O	2.12	0.48
1:B:30:ILE:CG2	1:B:161:LEU:HD13	2.32	0.48
1:B:40:PHE:CE2	1:B:160:GLU:HB3	2.48	0.48
1:B:64:ARG:HD2	1:B:68:ASP:OD1	2.13	0.48
1:A:162:THR:OG1	4:A:1527:HOH:O	2.20	0.48
1:A:179:SER:O	1:A:183:ILE:HG13	2.14	0.48
1:A:6:VAL:CG1	1:A:188:LEU:HB3	2.27	0.48
1:A:151:LEU:HD13	4:A:1475:HOH:O	2.12	0.48
1:B:160:GLU:O	4:B:1522:HOH:O	2.19	0.48
1:B:176:TYR:O	1:B:176:TYR:CD1	2.66	0.48
1:A:48:TYR:CZ	1:A:52:ARG:HG3	2.48	0.48
1:B:41:ARG:HG2	1:B:101:VAL:CG2	2.43	0.48
1:A:49:LEU:HD13	1:A:108:PRO:HB3	1.94	0.48
1:A:204:VAL:O	1:A:208:GLU:HG3	2.14	0.48
1:B:32:ASP:N	4:B:1501:HOH:O	2.45	0.48
1:B:42:THR:HG22	1:B:217:SER:HA	1.94	0.48
1:B:52:ARG:O	1:B:54:PHE:N	2.46	0.48
1:B:94:ARG:NH2	4:B:1520:HOH:O	2.46	0.48
1:A:43:TRP:HZ2	1:A:143:TYR:OH	1.95	0.48
1:B:110:ARG:HH11	1:B:117:ARG:NH2	2.08	0.48

Continued on next page...

Continued from previous page...

Atom-1	Atom-2	Interatomic distance (Å)	Clash overlap (Å)
1:B:14:HIS:NE2	1:B:200:GLU:CG	2.77	0.48
1:B:68:ASP:OD2	1:B:129:TYR:HB2	2.13	0.48
1:A:9:THR:O	1:A:13:LYS:N	2.45	0.48
1:B:30:ILE:CG1	1:B:35:VAL:HB	2.38	0.48
1:B:15:ARG:O	1:B:18:TYR:HB3	2.14	0.48
1:A:18:TYR:HA	1:A:207:LEU:CD2	2.40	0.48
1:A:30:ILE:O	1:A:31:ARG:HG2	2.14	0.48
1:B:62:LEU:HD13	1:B:78:VAL:HB	1.96	0.48
1:A:48:TYR:OH	1:A:93:LYS:HE2	2.14	0.48
1:A:53:ARG:HH11	1:A:53:ARG:CG	2.12	0.48
1:A:66:CYS:SG	1:A:75:MSE:HG3	2.53	0.48
1:A:174:LYS:O	1:A:175:GLN:C	2.52	0.48
1:B:110:ARG:HH11	1:B:117:ARG:HH21	1.60	0.48
1:B:189:GLU:HA	4:B:1601:HOH:O	2.12	0.48
1:B:150:CYS:HB2	1:B:157:THR:OG1	2.13	0.48
1:A:10:TRP:CZ2	1:A:200:GLU:HB2	2.48	0.48
1:A:111:ALA:O	4:A:1459:HOH:O	2.20	0.48
1:B:13:LYS:NZ	4:B:1602:HOH:O	2.46	0.48
1:B:73:SER:HA	1:B:76:GLU:OE1	2.13	0.48
1:A:31:ARG:HD2	1:A:36:ASP:OD1	2.14	0.48
1:A:130:PRO:HG2	1:A:195:VAL:HG11	1.95	0.48
1:B:47:ASP:OD2	3:B:1301:HMH:N4A	2.44	0.48
1:B:122:LEU:HD21	1:B:202:VAL:CG1	2.43	0.48
1:B:185:GLU:OE1	1:B:185:GLU:HA	2.14	0.48
1:A:17:ILE:HD11	1:A:208:GLU:CA	2.35	0.48
1:A:218:ARG:HG3	1:A:218:ARG:HH11	1.79	0.48
1:B:117:ARG:CD	4:B:1560:HOH:O	2.61	0.48
1:A:200:GLU:O	1:A:204:VAL:HG23	2.13	0.48
1:B:41:ARG:HH21	1:B:100:ASP:CG	2.17	0.48
1:B:158:PRO:HG2	1:B:161:LEU:HB2	1.96	0.48
1:A:17:ILE:HD11	1:A:208:GLU:HA	1.96	0.48
1:B:48:TYR:OH	1:B:52:ARG:HD2	2.14	0.48
1:B:198:GLU:HG2	4:B:1610:HOH:O	2.13	0.48
1:B:162:THR:HG22	4:B:1524:HOH:O	2.12	0.48
1:B:81:GLY:HA3	1:B:176:TYR:OH	2.13	0.48
1:A:174:LYS:HD2	4:A:1527:HOH:O	2.13	0.48
1:B:15:ARG:HA	1:B:18:TYR:HB3	1.95	0.48
1:B:198:GLU:CD	4:B:1610:HOH:O	2.50	0.48
1:B:163:GLY:N	4:B:1521:HOH:O	2.43	0.48
1:A:17:ILE:HD13	1:A:208:GLU:HG2	1.95	0.48
1:A:57:PHE:HE1	1:A:132:ILE:HG23	1.78	0.48

Continued on next page...

Continued from previous page...

Atom-1	Atom-2	Interatomic distance (Å)	Clash overlap (Å)
1:A:86:ASN:O	1:A:90:GLU:HG3	2.13	0.48
1:A:198:GLU:O	1:A:199:ALA:C	2.49	0.48
1:B:126:GLU:CB	4:B:1493:HOH:O	2.60	0.48
1:B:159:VAL:HA	1:B:162:THR:HG23	1.96	0.48
1:A:132:ILE:HD13	4:A:1408:HOH:O	2.14	0.48
1:B:185:GLU:HG2	4:B:1582:HOH:O	2.14	0.48
1:A:177:CYS:SG	4:A:1457:HOH:O	2.61	0.48
1:B:47:ASP:OD2	3:B:1301:HMH:N4A	2.46	0.48
1:B:115:TYR:CG	1:B:209:LEU:HB3	2.49	0.48
1:A:109:GLN:HB2	1:A:216:MSE:SE	2.64	0.48
1:B:33:GLY:O	1:B:35:VAL:N	2.47	0.48
1:B:120:GLU:HB2	4:B:1514:HOH:O	2.12	0.48
1:A:173:PHE:O	1:A:176:TYR:HB3	2.14	0.48
1:A:48:TYR:O	1:A:49:LEU:C	2.52	0.48
1:B:55:VAL:CG2	1:B:85:LEU:HD13	2.35	0.48
1:B:166:HIS:ND1	4:B:1448:HOH:O	2.35	0.48
1:A:55:VAL:HG22	1:A:85:LEU:CD1	2.35	0.48
1:B:118:PHE:CB	1:B:209:LEU:HD11	2.44	0.48
1:A:142:VAL:HG23	1:A:143:TYR:N	2.28	0.48
1:B:75:MSE:O	1:B:79:LEU:N	2.43	0.48
1:B:128:LYS:HE2	4:B:1563:HOH:O	2.14	0.48
1:B:40:PHE:CE2	1:B:160:GLU:HB3	2.49	0.48
1:A:8:ASP:O	1:A:10:TRP:N	2.47	0.48
1:A:50:PHE:CE1	1:A:115:TYR:CE2	3.02	0.48
1:B:47:ASP:OD1	3:B:1301:HMH:N3A	2.47	0.48
1:B:55:VAL:N	1:B:56:PRO:HD2	2.29	0.48
1:A:168:TRP:HD1	1:A:173:PHE:CZ	2.32	0.48
1:A:66:CYS:SG	1:A:75:MSE:HB2	2.54	0.48
1:B:57:PHE:HA	1:B:123:MSE:SE	2.64	0.48
1:A:165:CYS:HB2	4:A:1566:HOH:O	2.14	0.48
1:B:126:GLU:CB	4:B:1493:HOH:O	2.60	0.48
1:B:30:ILE:HG21	1:B:161:LEU:HD22	1.96	0.48
1:B:87:ASP:CG	4:B:1439:HOH:O	2.51	0.48
1:B:167:ARG:HB2	1:B:168:TRP:CD2	2.49	0.48
1:A:62:LEU:CA	1:A:78:VAL:HG11	2.44	0.48
1:B:6:VAL:HB	1:B:185:GLU:OE2	2.14	0.48
1:A:50:PHE:C	1:A:52:ARG:N	2.67	0.48
1:A:85:LEU:HD23	1:A:88:GLU:CD	2.34	0.48
1:B:118:PHE:CE1	1:B:202:VAL:HG22	2.49	0.48
1:B:115:TYR:O	1:B:118:PHE:HB3	2.13	0.47
1:B:130:PRO:O	1:B:134:THR:N	2.43	0.47

Continued on next page...

Continued from previous page...

Atom-1	Atom-2	Interatomic distance (Å)	Clash overlap (Å)
1:B:205:ARG:O	1:B:206:VAL:C	2.52	0.47
1:A:15:ARG:O	1:A:15:ARG:HG3	2.14	0.47
1:A:181:LYS:O	1:A:184:ALA:N	2.47	0.47
1:B:128:LYS:HD2	4:B:1564:HOH:O	2.13	0.47
1:A:66:CYS:O	1:A:69:SER:OG	2.31	0.47
1:B:185:GLU:O	1:B:188:LEU:N	2.46	0.47
1:A:6:VAL:HG23	1:A:185:GLU:OE2	2.14	0.47
1:A:64:ARG:HB2	1:A:129:TYR:CD1	2.49	0.47
1:B:62:LEU:HD12	1:B:62:LEU:O	2.14	0.47
1:B:24:HIS:HE2	1:B:215:GLU:HG2	1.78	0.47
1:B:136:PHE:O	1:B:137:TRP:C	2.51	0.47
1:A:183:ILE:O	1:A:184:ALA:C	2.52	0.47
1:B:57:PHE:O	1:B:61:VAL:HG23	2.14	0.47
1:B:129:TYR:HD2	1:B:187:CYS:SG	2.35	0.47
1:B:23:ARG:HA	1:B:27:VAL:HG11	1.95	0.47
1:A:51:VAL:CG1	1:A:89:ILE:HG13	2.44	0.47
1:A:48:TYR:HH	1:A:52:ARG:HD2	1.72	0.47
1:B:36:ASP:OD2	4:B:1539:HOH:O	2.20	0.47
1:B:113:GLN:CB	1:B:117:ARG:HH21	2.27	0.47
1:A:16:SER:CB	4:A:1427:HOH:O	2.31	0.47
1:A:194:GLU:HB3	4:A:1569:HOH:O	2.13	0.47
1:A:53:ARG:O	1:A:56:PRO:HG2	2.15	0.47
1:B:40:PHE:CD2	1:B:41:ARG:N	2.83	0.47
1:B:57:PHE:O	1:B:60:SER:HB2	2.14	0.47
1:A:61:VAL:HG22	1:A:132:ILE:HG23	1.96	0.47
1:B:13:LYS:CG	1:B:13:LYS:O	2.62	0.47
1:B:24:HIS:ND1	1:B:214:TRP:HB3	2.26	0.47
1:B:30:ILE:HA	1:B:35:VAL:HG11	1.96	0.47
1:B:67:LYS:NZ	4:B:1507:HOH:O	2.23	0.47
1:A:166:HIS:HD2	4:A:1608:HOH:O	1.96	0.47
1:A:204:VAL:O	1:A:207:LEU:HB2	2.14	0.47
1:B:90:GLU:O	1:B:94:ARG:HG3	2.13	0.47
1:A:192:SER:OG	1:A:195:VAL:CG2	2.63	0.47
1:B:56:PRO:O	1:B:57:PHE:C	2.52	0.47
1:A:67:LYS:NZ	4:A:1488:HOH:O	2.35	0.47
1:A:192:SER:N	4:A:1573:HOH:O	2.44	0.47
1:B:174:LYS:NZ	4:B:1511:HOH:O	2.48	0.47
1:A:17:ILE:HG23	1:A:207:LEU:HD13	1.95	0.47
1:B:30:ILE:O	1:B:30:ILE:HG22	2.14	0.47
1:B:91:TRP:O	1:B:95:GLU:HG2	2.14	0.47
1:A:128:LYS:HG3	1:A:195:VAL:HG22	1.96	0.47

Continued on next page...

Continued from previous page...

Atom-1	Atom-2	Interatomic distance (Å)	Clash overlap (Å)
1:B:5:GLY:O	1:B:9:THR:HB	2.14	0.47
1:B:8:ASP:HA	1:B:11:ILE:HD12	1.96	0.47
1:B:54:PHE:CE1	1:B:139:ILE:HG21	2.50	0.47
1:B:132:ILE:HB	4:B:1533:HOH:O	2.14	0.47
1:A:50:PHE:O	1:A:54:PHE:HB2	2.14	0.47
1:B:20:ALA:O	1:B:24:HIS:HB2	2.15	0.47
1:B:64:ARG:HD2	1:B:68:ASP:OD1	2.15	0.47
1:B:167:ARG:NE	4:B:1586:HOH:O	2.46	0.47
1:B:53:ARG:HH22	1:B:120:GLU:HG3	1.78	0.47
1:B:48:TYR:CD2	1:B:103:PHE:HB3	2.49	0.47
1:B:129:TYR:HD2	1:B:187:CYS:HG	1.58	0.47
1:B:133:MSE:HE2	1:B:183:ILE:HB	1.97	0.47
1:A:26:PHE:CE2	1:A:40:PHE:HD1	2.32	0.47
1:A:149:HIS:ND1	1:A:152:GLU:OE1	2.47	0.47
1:B:31:ARG:HB3	4:B:1501:HOH:O	2.15	0.47
1:A:26:PHE:CD1	1:A:26:PHE:C	2.88	0.47
1:A:211:VAL:O	1:A:215:GLU:HG3	2.15	0.47
1:A:36:ASP:OD2	1:A:38:SER:HB3	2.14	0.47
1:A:46:GLN:HB3	1:A:216:MSE:HE1	1.96	0.47
1:A:77:VAL:HG12	1:A:180:VAL:HG22	1.97	0.47
1:A:170:ASN:ND2	1:A:173:PHE:HB2	2.28	0.47
1:A:94:ARG:HD3	4:A:1479:HOH:O	2.13	0.47
1:B:24:HIS:O	1:B:26:PHE:N	2.47	0.47
1:A:192:SER:O	1:A:193:GLY:C	2.52	0.47
1:B:127:VAL:HG11	1:B:132:ILE:HG22	1.96	0.47
1:B:32:ASP:OD1	1:B:33:GLY:N	2.48	0.47
1:B:127:VAL:HG11	1:B:132:ILE:HG22	1.97	0.47
1:B:130:PRO:HG2	1:B:191:ALA:HB1	1.93	0.47
1:B:137:TRP:HB2	1:B:180:VAL:HG12	1.96	0.47
1:A:42:THR:HB	1:A:217:SER:HB2	1.97	0.47
1:A:120:GLU:O	1:A:121:ASP:C	2.53	0.47
1:A:110:ARG:O	1:A:114:GLU:HG3	2.15	0.47
1:B:166:HIS:CE1	4:B:1448:HOH:O	2.67	0.47
1:B:196:LEU:HD21	4:B:1602:HOH:O	2.15	0.47
1:A:40:PHE:CZ	1:A:44:LEU:HD22	2.50	0.47
1:B:24:HIS:N	1:B:27:VAL:HG12	2.29	0.47
1:B:102:ASP:OD2	1:B:105:THR:N	2.48	0.47
1:A:167:ARG:NH1	4:A:1526:HOH:O	2.44	0.47
1:B:46:GLN:HB3	1:B:112:ASN:ND2	2.29	0.47
1:B:132:ILE:HG13	1:B:133:MSE:N	2.30	0.47
1:A:175:GLN:O	1:A:178:SER:HB2	2.15	0.47

Continued on next page...

Continued from previous page...

Atom-1	Atom-2	Interatomic distance (Å)	Clash overlap (Å)
1:B:73:SER:HB2	4:B:1464:HOH:O	2.13	0.47
1:B:117:ARG:NH2	4:B:1553:HOH:O	2.29	0.47
1:A:200:GLU:O	1:A:204:VAL:HG23	2.15	0.47
1:B:88:GLU:OE2	1:B:168:TRP:HZ2	1.98	0.47
1:B:84:SER:O	1:B:87:ASP:HB2	2.15	0.47
1:B:162:THR:HA	4:B:1524:HOH:O	2.15	0.47
1:B:174:LYS:O	1:B:178:SER:OG	2.33	0.47
1:B:57:PHE:HA	1:B:123:MSE:HG2	1.97	0.47
1:B:25:ALA:O	1:B:218:ARG:NH1	2.48	0.47
1:B:94:ARG:NH2	1:B:167:ARG:HH22	2.13	0.47
1:B:19:THR:HB	4:B:1531:HOH:O	2.14	0.47
1:B:58:VAL:HB	1:B:82:ILE:HD12	1.97	0.47
1:B:65:ALA:HB1	1:B:75:MSE:HA	1.97	0.47
1:A:60:SER:OG	1:A:123:MSE:HG2	2.15	0.47
1:B:116:GLY:O	1:B:120:GLU:HG3	2.15	0.47
1:B:56:PRO:O	1:B:123:MSE:HE3	2.15	0.47
1:B:103:PHE:O	1:B:104:SER:O	2.33	0.47
1:A:130:PRO:HB3	1:A:187:CYS:CB	2.27	0.47
1:B:35:VAL:CG1	1:B:158:PRO:HG3	2.44	0.47
1:A:28:VAL:HG12	1:A:35:VAL:HG13	1.97	0.47
1:B:22:THR:HG21	1:B:145:GLU:HB2	1.97	0.47
1:A:11:ILE:CD1	1:A:203:LEU:HD21	2.45	0.46
1:A:27:VAL:O	1:A:39:SER:HB3	2.15	0.46
1:A:79:LEU:O	1:A:82:ILE:HG22	2.15	0.46
1:B:132:ILE:CB	4:B:1533:HOH:O	2.60	0.46
1:B:133:MSE:CE	1:B:180:VAL:HG13	2.44	0.46
1:A:176:TYR:O	1:A:177:CYS:C	2.53	0.46
1:B:6:VAL:HB	1:B:185:GLU:OE2	2.15	0.46
1:A:17:ILE:HG23	1:A:207:LEU:HD13	1.97	0.46
1:A:64:ARG:HD2	1:A:67:LYS:HZ1	1.79	0.46
1:A:84:SER:O	1:A:88:GLU:HG3	2.15	0.46
1:B:37:LEU:N	4:B:1429:HOH:O	2.48	0.46
1:B:43:TRP:NE1	1:B:214:TRP:CZ3	2.79	0.46
1:B:147:PHE:CE2	1:B:214:TRP:HH2	2.33	0.46
1:A:22:THR:HG21	1:A:145:GLU:CB	2.37	0.46
1:A:155:ASN:ND2	1:A:160:GLU:OE1	2.48	0.46
1:A:162:THR:HB	1:A:166:HIS:CE1	2.51	0.46
1:B:37:LEU:O	1:B:41:ARG:HG3	2.16	0.46
1:B:30:ILE:HG23	1:B:161:LEU:HD22	1.96	0.46
1:A:75:MSE:O	1:A:79:LEU:N	2.37	0.46
1:B:62:LEU:HD22	1:B:82:ILE:HG21	1.97	0.46

Continued on next page...

Continued from previous page...

Atom-1	Atom-2	Interatomic distance (Å)	Clash overlap (Å)
1:B:132:ILE:CG2	4:B:1532:HOH:O	2.61	0.46
1:B:143:TYR:O	1:B:147:PHE:HD2	1.98	0.46
1:A:164:ALA:O	1:A:167:ARG:HB2	2.15	0.46
1:B:158:PRO:HG2	1:B:161:LEU:HB2	1.98	0.46
1:A:125:SER:C	1:A:127:VAL:H	2.19	0.46
1:B:90:GLU:HA	1:B:93:LYS:HE2	1.97	0.46
1:B:128:LYS:HA	1:B:128:LYS:HD3	1.77	0.46
1:B:20:ALA:CB	1:B:211:VAL:HG22	2.45	0.46
1:A:48:TYR:C	1:A:50:PHE:N	2.65	0.46
1:B:73:SER:HB3	4:B:1567:HOH:O	2.14	0.46
1:B:115:TYR:CG	1:B:209:LEU:HB3	2.51	0.46
1:B:144:GLN:NE2	1:B:174:LYS:HB2	2.31	0.46
1:B:33:GLY:C	1:B:35:VAL:N	2.68	0.46
1:B:69:SER:O	1:B:71:GLU:N	2.42	0.46
1:A:29:SER:OG	1:A:31:ARG:NH1	2.47	0.46
1:B:133:MSE:CB	1:B:184:ALA:HA	2.42	0.46
1:B:157:THR:HG21	1:B:162:THR:HA	1.96	0.46
1:B:24:HIS:HB3	1:B:27:VAL:HG12	1.98	0.46
1:B:22:THR:HG21	1:B:145:GLU:HB2	1.98	0.46
1:A:61:VAL:HG22	1:A:132:ILE:CG2	2.45	0.46
1:A:129:TYR:HB3	1:A:130:PRO:HD3	1.97	0.46
1:B:111:ALA:C	4:B:1444:HOH:O	2.38	0.46
1:B:144:GLN:O	1:B:148:ALA:HB2	2.16	0.46
1:A:7:ILE:O	1:A:10:TRP:HB2	2.15	0.46
1:B:56:PRO:O	1:B:59:ALA:HB3	2.15	0.46
1:B:57:PHE:HZ	1:B:132:ILE:O	1.98	0.46
1:B:67:LYS:CE	4:B:1507:HOH:O	2.63	0.46
1:B:167:ARG:HG2	4:B:1586:HOH:O	2.16	0.46
1:A:128:LYS:HB3	1:A:130:PRO:HD2	1.98	0.46
1:B:181:LYS:O	1:B:182:ASN:C	2.53	0.46
1:A:213:PHE:CG	1:A:216:MSE:HE2	2.50	0.46
1:A:167:ARG:NH2	4:A:1557:HOH:O	2.42	0.46
1:A:174:LYS:HB2	4:A:1559:HOH:O	2.15	0.46
1:A:191:ALA:CB	1:A:196:LEU:HG	2.42	0.46
1:B:62:LEU:CD1	1:B:78:VAL:HB	2.45	0.46
1:B:18:TYR:CZ	1:B:22:THR:HG21	2.51	0.46
1:A:198:GLU:HA	1:A:201:ASP:OD2	2.14	0.46
1:B:4:ARG:N	4:B:1482:HOH:O	2.48	0.46
1:B:85:LEU:HD23	1:B:85:LEU:HA	1.76	0.46
1:A:53:ARG:NH1	1:A:53:ARG:HG2	2.31	0.46
1:B:87:ASP:O	1:B:90:GLU:N	2.41	0.46

Continued on next page...

Continued from previous page...

Atom-1	Atom-2	Interatomic distance (Å)	Clash overlap (Å)
1:A:202:VAL:HG12	1:A:203:LEU:N	2.30	0.46
1:B:171:ASP:O	1:B:174:LYS:HB3	2.16	0.46
1:A:200:GLU:O	1:A:203:LEU:HB3	2.15	0.46
1:B:24:HIS:O	1:B:27:VAL:N	2.49	0.46
1:B:29:SER:CB	1:B:218:ARG:HH12	2.29	0.46
1:A:205:ARG:O	1:A:208:GLU:N	2.48	0.46
1:B:146:SER:C	1:B:148:ALA:N	2.68	0.46
1:A:111:ALA:CB	1:A:212:ALA:O	2.64	0.46
1:A:171:ASP:O	1:A:175:GLN:HG2	2.15	0.46
1:B:22:THR:HB	1:B:145:GLU:HB3	1.97	0.46
1:B:29:SER:HB3	1:B:218:ARG:HH12	1.80	0.46
1:A:21:ALA:HB1	1:A:210:GLU:CG	2.46	0.46
1:A:204:VAL:HB	4:A:1518:HOH:O	2.15	0.46
1:B:26:PHE:HE1	1:B:39:SER:HG	1.62	0.46
1:B:55:VAL:N	1:B:56:PRO:HD2	2.29	0.46
1:B:192:SER:OG	1:B:194:GLU:HB3	2.15	0.46
1:A:11:ILE:O	1:A:15:ARG:N	2.49	0.46
1:B:162:THR:O	1:B:165:CYS:HB2	2.16	0.46
1:B:28:VAL:HG13	4:B:1501:HOH:O	2.15	0.46
1:B:96:GLY:CA	1:B:101:VAL:O	2.63	0.46
1:B:31:ARG:HB3	4:B:1501:HOH:O	2.15	0.46
1:A:217:SER:OG	1:A:217:SER:O	2.34	0.46
1:B:23:ARG:HA	1:B:27:VAL:CG1	2.46	0.46
1:A:195:VAL:HA	1:A:198:GLU:CD	2.35	0.46
1:B:24:HIS:O	1:B:27:VAL:HG12	2.15	0.46
1:B:32:ASP:OD1	1:B:32:ASP:C	2.54	0.46
1:B:145:GLU:OE1	1:B:145:GLU:CA	2.62	0.46
1:A:175:GLN:OE1	1:A:175:GLN:HA	2.15	0.46
1:A:23:ARG:NH2	2:B:1403:SO4:O2	2.39	0.46
1:B:166:HIS:O	1:B:167:ARG:C	2.55	0.46
1:A:8:ASP:OD1	1:A:181:LYS:NZ	2.32	0.46
1:B:92:PHE:O	1:B:103:PHE:CE2	2.68	0.46
1:A:11:ILE:HD11	1:A:137:TRP:HH2	1.81	0.46
1:A:67:LYS:HG3	1:A:68:ASP:N	2.31	0.46
1:B:62:LEU:HD13	1:B:78:VAL:HB	1.98	0.46
1:A:54:PHE:CE1	1:A:57:PHE:HD2	2.34	0.46
1:A:119:LEU:O	1:A:122:LEU:N	2.49	0.46
1:B:41:ARG:NH2	1:B:99:TRP:O	2.49	0.46
1:B:51:VAL:O	1:B:55:VAL:HG23	2.15	0.46
1:A:64:ARG:NH1	1:A:125:SER:HA	2.31	0.46
1:A:197:GLY:O	1:A:201:ASP:OD2	2.33	0.46

Continued on next page...

Continued from previous page...

Atom-1	Atom-2	Interatomic distance (Å)	Clash overlap (Å)
1:A:75:MSE:HB2	1:A:75:MSE:HE3	1.64	0.46
1:A:135:ALA:HB2	1:A:202:VAL:CG1	2.46	0.46
1:B:90:GLU:HA	1:B:93:LYS:HE3	1.98	0.46
1:A:23:ARG:HB3	1:A:214:TRP:NE1	2.31	0.46
1:A:147:PHE:CE1	1:A:164:ALA:HB1	2.50	0.46
1:B:65:ALA:HA	1:B:129:TYR:OH	2.16	0.46
1:A:143:TYR:CD2	1:A:147:PHE:HE2	2.34	0.46
1:B:47:ASP:OD2	3:B:1301:HMH:N4A	2.49	0.46
1:A:202:VAL:HG13	1:A:203:LEU:N	2.31	0.46
1:A:49:LEU:HD12	1:A:108:PRO:HB3	1.96	0.45
1:B:145:GLU:OE2	1:B:148:ALA:HB3	2.16	0.45
1:A:42:THR:HB	1:A:217:SER:HB2	1.98	0.45
1:A:111:ALA:CB	1:A:212:ALA:C	2.85	0.45
1:B:64:ARG:HH22	1:B:128:LYS:CA	2.29	0.45
1:A:59:ALA:O	1:A:62:LEU:HB3	2.16	0.45
1:B:79:LEU:O	1:B:83:ALA:HB3	2.16	0.45
1:A:119:LEU:O	1:A:120:GLU:C	2.53	0.45
1:A:156:LYS:HD2	4:A:1533:HOH:O	2.16	0.45
1:A:192:SER:OG	1:A:195:VAL:HG23	2.16	0.45
1:B:47:ASP:CG	3:B:1301:HMH:HN41	2.19	0.45
1:B:79:LEU:O	1:B:82:ILE:HB	2.16	0.45
1:B:218:ARG:HG3	4:B:1416:HOH:O	2.16	0.45
1:A:174:LYS:CD	1:A:175:GLN:HE22	2.29	0.45
1:B:31:ARG:HB3	4:B:1501:HOH:O	2.15	0.45
1:B:121:ASP:O	1:B:122:LEU:C	2.53	0.45
1:A:77:VAL:HG11	1:A:183:ILE:CD1	2.47	0.45
1:A:167:ARG:HB2	1:A:168:TRP:CE3	2.51	0.45
1:B:84:SER:O	1:B:87:ASP:HB2	2.16	0.45
1:B:203:LEU:HD11	1:B:207:LEU:HD11	1.98	0.45
1:A:109:GLN:HB2	1:A:216:MSE:SE	2.66	0.45
1:B:30:ILE:HG12	1:B:35:VAL:HG21	1.98	0.45
1:B:31:ARG:HH12	1:B:150:CYS:CB	2.27	0.45
1:A:31:ARG:N	1:A:34:SER:O	2.49	0.45
1:A:211:VAL:O	1:A:214:TRP:HB3	2.16	0.45
1:B:90:GLU:CD	4:B:1440:HOH:O	2.53	0.45
1:A:11:ILE:HD12	1:A:18:TYR:CD1	2.50	0.45
1:B:67:LYS:CE	4:B:1508:HOH:O	2.64	0.45
1:A:47:ASP:O	1:A:50:PHE:HB3	2.16	0.45
1:B:26:PHE:CE2	1:B:30:ILE:HD11	2.50	0.45
1:A:18:TYR:O	1:A:18:TYR:CG	2.70	0.45
1:A:123:MSE:O	4:A:1473:HOH:O	2.21	0.45

Continued on next page...

Continued from previous page...

Atom-1	Atom-2	Interatomic distance (Å)	Clash overlap (Å)
1:A:10:TRP:CD1	1:A:200:GLU:OE2	2.70	0.45
1:A:134:THR:O	1:A:138:ALA:N	2.44	0.45
1:B:98:LYS:HG2	1:B:99:TRP:NE1	2.30	0.45
1:B:168:TRP:HD1	1:B:173:PHE:CE2	2.35	0.45
1:B:33:GLY:CA	1:B:156:LYS:HB3	2.45	0.45
1:B:54:PHE:O	1:B:58:VAL:HG23	2.16	0.45
1:A:32:ASP:OD1	1:A:32:ASP:O	2.33	0.45
1:A:48:TYR:OH	1:A:93:LYS:CE	2.64	0.45
1:A:205:ARG:CD	1:A:208:GLU:OE1	2.65	0.45
1:A:117:ARG:HA	1:A:120:GLU:OE1	2.17	0.45
1:A:22:THR:HG22	1:A:142:VAL:O	2.17	0.45
1:A:54:PHE:O	1:A:58:VAL:HG23	2.17	0.45
1:B:166:HIS:NE2	4:B:1586:HOH:O	2.35	0.45
1:A:60:SER:HB3	1:A:123:MSE:HE3	1.99	0.45
1:B:9:THR:O	1:B:12:ASP:N	2.49	0.45
1:B:176:TYR:O	1:B:180:VAL:HG23	2.16	0.45
1:B:50:PHE:O	1:B:51:VAL:C	2.54	0.45
1:B:194:GLU:HB2	2:B:1404:SO4:S	2.57	0.45
1:A:58:VAL:O	1:A:61:VAL:N	2.43	0.45
1:A:162:THR:HG22	4:A:1513:HOH:O	2.16	0.45
1:A:218:ARG:O	1:A:218:ARG:CG	2.57	0.45
1:B:131:VAL:HG22	1:B:199:ALA:N	2.31	0.45
1:B:144:GLN:HB2	1:B:173:PHE:CE2	2.52	0.45
1:B:122:LEU:O	1:B:124:SER:N	2.50	0.45
1:B:92:PHE:O	1:B:95:GLU:HB2	2.16	0.45
1:A:156:LYS:CE	4:A:1497:HOH:O	2.64	0.45
1:A:118:PHE:CE2	1:A:122:LEU:HD11	2.52	0.45
1:A:118:PHE:HD2	1:A:119:LEU:HD23	1.79	0.45
1:B:158:PRO:O	1:B:161:LEU:N	2.41	0.45
1:A:48:TYR:O	1:A:50:PHE:N	2.50	0.45
1:A:203:LEU:HD11	1:A:207:LEU:HD11	1.99	0.45
1:A:48:TYR:O	1:A:52:ARG:HG3	2.17	0.45
2:A:1401:SO4:O1	1:B:64:ARG:NH2	2.49	0.45
1:B:10:TRP:HB3	1:B:203:LEU:HD23	1.98	0.45
1:B:85:LEU:O	1:B:89:ILE:HG12	2.17	0.45
1:B:149:HIS:CD2	4:B:1511:HOH:O	2.70	0.45
1:B:47:ASP:OD2	3:B:1301:HMH:N4A	2.48	0.45
1:A:144:GLN:HB2	1:A:173:PHE:CE2	2.52	0.45
1:B:21:ALA:O	1:B:214:TRP:NE1	2.48	0.45
1:A:48:TYR:O	1:A:51:VAL:HB	2.16	0.45
1:A:203:LEU:HD12	1:A:203:LEU:O	2.17	0.45

Continued on next page...

Continued from previous page...

Atom-1	Atom-2	Interatomic distance (Å)	Clash overlap (Å)
1:A:102:ASP:CG	4:A:1579:HOH:O	2.55	0.45
1:A:48:TYR:OH	1:A:52:ARG:NH1	2.50	0.45
1:A:184:ALA:O	1:A:188:LEU:HD12	2.17	0.45
1:B:100:ASP:OD1	1:B:100:ASP:N	2.50	0.45
1:A:207:LEU:O	1:A:210:GLU:HB2	2.16	0.45
1:B:41:ARG:NE	1:B:99:TRP:O	2.49	0.45
1:A:156:LYS:HE3	4:A:1456:HOH:O	2.17	0.45
1:A:7:ILE:O	1:A:8:ASP:C	2.56	0.45
1:A:138:ALA:HB2	1:A:203:LEU:CD1	2.46	0.45
1:B:27:VAL:HG21	1:B:147:PHE:CE1	2.52	0.45
1:B:78:VAL:O	1:B:82:ILE:CG2	2.61	0.45
1:B:148:ALA:HB1	4:B:1546:HOH:O	2.17	0.45
1:B:115:TYR:O	1:B:119:LEU:HG	2.16	0.45
1:A:50:PHE:O	1:A:51:VAL:C	2.54	0.45
1:A:117:ARG:O	1:A:120:GLU:HB2	2.17	0.45
1:A:31:ARG:HE	1:A:36:ASP:CG	2.20	0.45
1:A:214:TRP:C	1:A:216:MSE:N	2.70	0.45
1:B:203:LEU:CD1	1:B:207:LEU:HD11	2.47	0.45
1:A:53:ARG:HG2	1:A:53:ARG:NH1	2.32	0.45
1:A:137:TRP:NE1	1:A:177:CYS:O	2.46	0.45
1:A:10:TRP:HA	1:A:13:LYS:HB3	1.98	0.45
1:B:29:SER:HB3	1:B:218:ARG:HH12	1.80	0.45
1:B:51:VAL:HG21	1:B:92:PHE:CE2	2.52	0.45
1:B:77:VAL:HG13	1:B:179:SER:OG	2.17	0.45
1:B:183:ILE:HG23	1:B:186:ARG:NH2	2.31	0.45
1:A:129:TYR:N	1:A:130:PRO:CD	2.80	0.45
1:B:29:SER:CB	4:B:1543:HOH:O	2.65	0.45
1:B:41:ARG:HD3	1:B:100:ASP:O	2.16	0.45
1:B:164:ALA:HA	1:B:167:ARG:HG2	1.98	0.45
1:A:79:LEU:HA	1:A:82:ILE:HG22	1.99	0.45
1:B:62:LEU:HD13	1:B:78:VAL:HB	1.98	0.45
1:B:139:ILE:O	3:B:1301:HMH:HC6	2.17	0.45
1:B:192:SER:O	1:B:195:VAL:N	2.50	0.45
1:B:46:GLN:HG3	1:B:216:MSE:SE	2.67	0.45
1:B:158:PRO:HB2	1:B:160:GLU:OE2	2.17	0.44
1:B:73:SER:HB2	4:B:1523:HOH:O	2.16	0.44
1:B:87:ASP:O	1:B:90:GLU:N	2.50	0.44
1:B:189:GLU:OE1	4:B:1617:HOH:O	2.21	0.44
1:A:127:VAL:HG11	1:A:132:ILE:HG13	1.99	0.44
1:B:192:SER:O	1:B:196:LEU:HG	2.17	0.44
1:B:81:GLY:HA2	1:B:176:TYR:CZ	2.52	0.44

Continued on next page...

Continued from previous page...

Atom-1	Atom-2	Interatomic distance (Å)	Clash overlap (Å)
1:A:36:ASP:OD1	1:A:38:SER:HB3	2.16	0.44
1:A:80:GLY:O	1:A:83:ALA:HB3	2.18	0.44
1:A:155:ASN:ND2	1:A:160:GLU:OE1	2.51	0.44
1:B:58:VAL:HG11	1:B:82:ILE:HA	1.99	0.44
1:B:30:ILE:CD1	1:B:161:LEU:HD21	2.40	0.44
1:B:166:HIS:ND1	1:B:166:HIS:C	2.71	0.44
1:A:35:VAL:HG22	1:A:159:VAL:HG11	1.98	0.44
1:A:24:HIS:HA	4:A:1445:HOH:O	2.16	0.44
1:B:57:PHE:HE2	1:B:136:PHE:HA	1.81	0.44
1:B:62:LEU:N	1:B:78:VAL:HG11	2.32	0.44
1:B:19:THR:OG1	4:B:1554:HOH:O	2.20	0.44
1:B:113:GLN:O	1:B:117:ARG:HB2	2.17	0.44
1:B:122:LEU:HD21	1:B:202:VAL:HG11	1.99	0.44
1:A:18:TYR:OH	1:A:145:GLU:HG2	2.18	0.44
1:A:62:LEU:HD12	1:A:62:LEU:HA	1.83	0.44
1:B:7:ILE:HG13	1:B:188:LEU:HD12	1.99	0.44
1:B:47:ASP:OD1	3:B:1301:HMH:N3A	2.50	0.44
1:B:53:ARG:NH1	4:B:1561:HOH:O	2.23	0.44
1:B:91:TRP:CD1	1:B:167:ARG:HD3	2.51	0.44
1:B:6:VAL:N	1:B:185:GLU:OE2	2.41	0.44
1:B:64:ARG:NH2	1:B:129:TYR:N	2.65	0.44
1:A:58:VAL:C	1:A:60:SER:N	2.67	0.44
1:B:72:SER:CB	4:B:1584:HOH:O	2.64	0.44
1:B:135:ALA:HB2	1:B:202:VAL:HG11	1.99	0.44
1:A:15:ARG:CD	4:A:1489:HOH:O	2.63	0.44
1:A:75:MSE:HG2	1:A:76:GLU:N	2.32	0.44
1:B:147:PHE:CD2	1:B:168:TRP:CE3	3.04	0.44
1:A:7:ILE:HD11	1:A:184:ALA:HB3	2.00	0.44
1:A:136:PHE:CE2	1:A:180:VAL:HG21	2.53	0.44
1:A:19:THR:HG21	4:A:1476:HOH:O	2.18	0.44
1:A:23:ARG:HD2	4:A:1495:HOH:O	2.18	0.44
1:A:60:SER:CB	4:A:1408:HOH:O	2.65	0.44
1:A:215:GLU:HA	1:A:218:ARG:HG2	1.99	0.44
1:A:28:VAL:HG13	1:A:37:LEU:CD2	2.48	0.44
1:A:115:TYR:HD1	1:A:115:TYR:O	2.00	0.44
1:A:200:GLU:HG2	1:A:200:GLU:O	2.17	0.44
1:B:87:ASP:OD1	1:B:87:ASP:O	2.35	0.44
1:B:93:LYS:CE	4:B:1499:HOH:O	2.64	0.44
1:A:62:LEU:HD11	1:A:79:LEU:HB2	1.99	0.44
1:A:198:GLU:H	1:A:198:GLU:HG3	1.53	0.44
1:B:213:PHE:CZ	1:B:216:MSE:HE1	2.53	0.44

Continued on next page...

Continued from previous page...

Atom-1	Atom-2	Interatomic distance (Å)	Clash overlap (Å)
1:B:24:HIS:O	1:B:27:VAL:CG1	2.60	0.44
1:B:163:GLY:O	1:B:166:HIS:HB2	2.18	0.44
1:A:5:GLY:O	1:A:8:ASP:CB	2.64	0.44
1:B:69:SER:C	1:B:71:GLU:N	2.70	0.44
1:B:131:VAL:HG13	1:B:202:VAL:HG21	2.00	0.44
1:B:163:GLY:O	1:B:167:ARG:HG2	2.17	0.44
1:B:167:ARG:NE	4:B:1494:HOH:O	2.09	0.44
1:B:53:ARG:NH2	4:B:1579:HOH:O	2.50	0.44
1:B:167:ARG:NE	4:B:1494:HOH:O	2.40	0.44
1:A:74:ASP:O	1:A:75:MSE:C	2.55	0.44
1:A:102:ASP:C	1:A:102:ASP:OD1	2.55	0.44
1:B:192:SER:O	1:B:196:LEU:CG	2.66	0.44
1:A:207:LEU:HD23	1:A:207:LEU:HA	1.79	0.44
1:A:118:PHE:O	1:A:119:LEU:O	2.35	0.44
1:A:81:GLY:CA	1:A:176:TYR:CE1	3.00	0.44
1:A:194:GLU:O	1:A:198:GLU:HG3	2.18	0.44
1:A:109:GLN:HB2	1:A:216:MSE:SE	2.67	0.44
1:A:204:VAL:CG1	1:A:208:GLU:OE2	2.54	0.44
1:A:36:ASP:HA	4:A:1434:HOH:O	2.18	0.44
1:A:108:PRO:HB2	1:A:112:ASN:HB3	2.00	0.44
1:A:50:PHE:O	1:A:51:VAL:C	2.56	0.44
1:B:121:ASP:OD1	4:B:1514:HOH:O	2.21	0.44
1:B:23:ARG:HH12	1:B:149:HIS:CD2	2.35	0.44
1:B:64:ARG:NH1	1:B:125:SER:O	2.51	0.44
1:A:22:THR:HG21	1:A:145:GLU:HG2	2.00	0.44
1:A:156:LYS:NZ	4:A:1533:HOH:O	2.33	0.44
2:A:1401:SO4:O4	1:B:64:ARG:NH2	2.51	0.44
1:B:7:ILE:HD11	1:B:188:LEU:HD12	1.99	0.44
1:A:115:TYR:N	1:A:209:LEU:HD22	2.31	0.44
1:B:81:GLY:HA3	1:B:176:TYR:CZ	2.52	0.44
1:B:213:PHE:CZ	1:B:216:MSE:HE1	2.52	0.44
1:A:98:LYS:NZ	4:A:1564:HOH:O	2.50	0.44
1:B:98:LYS:HE2	1:B:99:TRP:CZ2	2.52	0.44
1:A:28:VAL:HG22	1:A:161:LEU:CD1	2.48	0.44
1:A:41:ARG:NH1	1:A:99:TRP:O	2.49	0.44
1:B:13:LYS:HE3	1:B:200:GLU:OE2	2.18	0.44
1:B:194:GLU:HB3	4:B:1409:HOH:O	2.17	0.44
1:A:64:ARG:HD2	1:A:67:LYS:HZ3	1.79	0.44
1:A:118:PHE:CZ	1:A:202:VAL:HG22	2.52	0.44
1:B:29:SER:O	1:B:35:VAL:HG12	2.18	0.44
1:B:109:GLN:HB3	4:B:1537:HOH:O	2.17	0.44

Continued on next page...

Continued from previous page...

Atom-1	Atom-2	Interatomic distance (Å)	Clash overlap (Å)
1:B:64:ARG:NH2	1:B:127:VAL:O	2.34	0.44
1:B:186:ARG:NH1	4:B:1423:HOH:O	2.50	0.44
1:A:152:GLU:O	1:A:156:LYS:CG	2.66	0.44
1:A:183:ILE:O	1:A:184:ALA:C	2.56	0.44
1:B:125:SER:CB	4:B:1537:HOH:O	2.65	0.44
1:A:74:ASP:CG	1:A:183:ILE:HG23	2.38	0.44
1:A:167:ARG:O	1:A:170:ASN:ND2	2.51	0.44
1:B:137:TRP:CD1	1:B:181:LYS:HB2	2.52	0.44
1:A:14:HIS:HB3	1:A:17:ILE:CG2	2.47	0.44
1:B:12:ASP:OD1	1:B:15:ARG:NH2	2.51	0.44
1:A:52:ARG:O	1:A:56:PRO:HD2	2.18	0.44
1:A:145:GLU:O	1:A:148:ALA:CB	2.66	0.44
1:A:89:ILE:O	1:A:93:LYS:HG3	2.18	0.44
1:A:102:ASP:HB3	4:A:1416:HOH:O	2.18	0.44
1:A:30:ILE:CA	1:A:34:SER:O	2.59	0.44
1:A:89:ILE:HD13	1:A:89:ILE:HA	1.85	0.44
1:B:117:ARG:CD	4:B:1552:HOH:O	2.55	0.43
1:A:201:ASP:O	1:A:205:ARG:CB	2.66	0.43
1:B:35:VAL:HG13	1:B:158:PRO:HG3	1.99	0.43
1:A:23:ARG:HB3	1:A:214:TRP:HE1	1.82	0.43
1:A:167:ARG:NH1	4:A:1525:HOH:O	2.49	0.43
1:B:147:PHE:O	1:B:148:ALA:C	2.56	0.43
1:B:170:ASN:OD1	1:B:172:GLY:N	2.48	0.43
2:B:1402:SO4:O4	4:B:1480:HOH:O	2.21	0.43
1:A:171:ASP:CG	4:A:1527:HOH:O	2.56	0.43
1:B:218:ARG:HG3	1:B:218:ARG:HH11	1.82	0.43
1:A:69:SER:CA	4:A:1531:HOH:O	2.66	0.43
1:B:64:ARG:NH2	2:B:1401:SO4:O1	2.49	0.43
1:B:176:TYR:O	1:B:177:CYS:C	2.54	0.43
1:B:189:GLU:N	1:B:189:GLU:CD	2.72	0.43
1:B:192:SER:N	4:B:1430:HOH:O	2.11	0.43
1:A:176:TYR:O	1:A:179:SER:HB2	2.18	0.43
1:A:218:ARG:CD	1:A:218:ARG:N	2.81	0.43
1:B:30:ILE:HG12	1:B:161:LEU:CD1	2.48	0.43
1:B:24:HIS:CD2	4:B:1428:HOH:O	2.70	0.43
1:A:39:SER:HB2	1:A:217:SER:O	2.18	0.43
1:A:78:VAL:HG23	1:A:183:ILE:CD1	2.48	0.43
1:A:95:GLU:O	1:A:99:TRP:HD1	2.02	0.43
1:A:109:GLN:O	1:A:112:ASN:N	2.49	0.43
1:A:170:ASN:O	1:A:170:ASN:CG	2.57	0.43
1:A:31:ARG:O	1:A:32:ASP:HB2	2.19	0.43

Continued on next page...

Continued from previous page...

Atom-1	Atom-2	Interatomic distance (Å)	Clash overlap (Å)
1:A:111:ALA:O	4:A:1459:HOH:O	2.21	0.43
1:B:58:VAL:O	1:B:61:VAL:HB	2.18	0.43
1:A:31:ARG:HG2	1:A:31:ARG:NH1	2.26	0.43
1:A:73:SER:O	1:A:77:VAL:HG23	2.18	0.43
1:A:147:PHE:CE1	1:A:164:ALA:HB1	2.53	0.43
1:B:11:ILE:HD11	1:B:137:TRP:HH2	1.82	0.43
1:A:7:ILE:HD11	1:A:184:ALA:CB	2.48	0.43
1:B:167:ARG:HB2	1:B:168:TRP:CE3	2.53	0.43
1:A:88:GLU:HG2	4:A:1450:HOH:O	2.18	0.43
1:B:15:ARG:HD3	1:B:18:TYR:HD2	1.83	0.43
1:B:132:ILE:HG21	4:B:1532:HOH:O	2.14	0.43
1:A:152:GLU:HG2	1:A:156:LYS:HE3	2.01	0.43
1:B:23:ARG:O	1:B:28:VAL:HG23	2.18	0.43
1:B:198:GLU:O	1:B:202:VAL:HG23	2.19	0.43
1:A:36:ASP:CG	1:A:38:SER:HB3	2.39	0.43
1:A:175:GLN:OE1	1:A:175:GLN:CA	2.66	0.43
1:A:186:ARG:HG2	1:A:187:CYS:N	2.33	0.43
1:B:198:GLU:O	1:B:202:VAL:HG23	2.17	0.43
1:B:41:ARG:NH1	1:B:41:ARG:CG	2.75	0.43
1:B:75:MSE:HB2	4:B:1595:HOH:O	2.17	0.43
1:A:74:ASP:OD2	1:A:183:ILE:HG23	2.19	0.43
1:B:29:SER:HB2	1:B:34:SER:OG	2.18	0.43
1:B:186:ARG:C	1:B:188:LEU:H	2.22	0.43
1:A:131:VAL:HG22	1:A:199:ALA:N	2.33	0.43
1:B:51:VAL:CG1	1:B:88:GLU:OE2	2.67	0.43
1:A:218:ARG:O	1:A:219:GLY:C	2.56	0.43
1:B:37:LEU:HG	1:B:41:ARG:CZ	2.47	0.43
1:A:152:GLU:HG2	1:A:152:GLU:H	1.49	0.43
1:B:99:TRP:HA	1:B:99:TRP:CE3	2.53	0.43
1:B:118:PHE:CE1	1:B:202:VAL:HG22	2.52	0.43
1:B:216:MSE:O	1:B:217:SER:C	2.53	0.43
1:B:16:SER:CB	4:B:1483:HOH:O	2.65	0.43
1:B:72:SER:O	1:B:76:GLU:OE1	2.37	0.43
1:A:23:ARG:CD	4:A:1425:HOH:O	2.63	0.43
1:A:58:VAL:HG13	1:A:136:PHE:CE1	2.53	0.43
1:A:64:ARG:HD2	1:A:67:LYS:HE2	2.00	0.43
1:B:109:GLN:HG2	4:B:1477:HOH:O	2.17	0.43
1:B:164:ALA:CA	1:B:167:ARG:HG2	2.49	0.43
1:B:168:TRP:HD1	1:B:173:PHE:CE2	2.36	0.43
1:B:81:GLY:O	1:B:85:LEU:HG	2.19	0.43
1:A:46:GLN:HB3	1:A:216:MSE:HE1	2.01	0.43

Continued on next page...

Continued from previous page...

Atom-1	Atom-2	Interatomic distance (Å)	Clash overlap (Å)
1:A:174:LYS:HD3	1:A:175:GLN:HE22	1.76	0.43
1:A:23:ARG:O	1:A:146:SER:HB2	2.18	0.43
1:B:124:SER:O	1:B:126:GLU:N	2.52	0.43
1:A:68:ASP:OD2	1:A:68:ASP:C	2.56	0.43
1:A:153:ASP:O	1:A:157:THR:HG23	2.19	0.43
1:B:34:SER:CB	4:B:1543:HOH:O	2.67	0.43
1:B:64:ARG:HG3	1:B:132:ILE:CD1	2.47	0.43
1:A:151:LEU:CD1	4:A:1475:HOH:O	2.67	0.43
1:B:191:ALA:HB1	1:B:195:VAL:CG1	2.49	0.43
1:A:43:TRP:HZ2	1:A:168:TRP:CH2	2.36	0.43
1:A:211:VAL:O	1:A:215:GLU:HG3	2.17	0.43
1:A:64:ARG:O	1:A:65:ALA:C	2.57	0.43
1:A:128:LYS:O	1:A:129:TYR:C	2.57	0.43
1:A:167:ARG:HD2	4:A:1450:HOH:O	2.14	0.43
1:A:85:LEU:HD23	1:A:85:LEU:HA	1.88	0.43
1:B:70:GLY:O	1:B:71:GLU:OE1	2.37	0.43
1:B:63:ILE:O	1:B:64:ARG:C	2.57	0.43
1:A:28:VAL:HG13	1:A:37:LEU:HD23	1.99	0.43
1:B:67:LYS:HG3	1:B:68:ASP:OD1	2.19	0.43
1:B:170:ASN:CG	1:B:171:ASP:H	2.16	0.43
1:A:139:ILE:O	3:A:1300:HMH:HC6	2.18	0.43
1:B:29:SER:HB3	1:B:35:VAL:H	1.84	0.43
1:B:126:GLU:CD	4:B:1493:HOH:O	2.56	0.43
1:A:67:LYS:HD3	4:A:1524:HOH:O	2.18	0.43
1:A:90:GLU:HG2	4:A:1429:HOH:O	2.17	0.43
1:A:185:GLU:OE2	1:A:189:GLU:OE2	2.37	0.43
1:B:61:VAL:HG11	1:B:136:PHE:HD2	1.83	0.43
1:B:147:PHE:CE1	1:B:164:ALA:CB	3.02	0.43
1:B:24:HIS:O	1:B:27:VAL:N	2.52	0.43
1:A:118:PHE:O	1:A:119:LEU:C	2.54	0.43
1:A:14:HIS:C	1:A:16:SER:N	2.72	0.43
1:B:130:PRO:HG2	1:B:195:VAL:HG11	2.01	0.43
1:A:201:ASP:O	1:A:205:ARG:HB2	2.19	0.43
1:B:110:ARG:CA	1:B:113:GLN:HE21	2.24	0.43
1:A:65:ALA:CA	1:A:129:TYR:OH	2.61	0.43
1:A:23:ARG:NE	1:A:214:TRP:CZ2	2.86	0.43
1:B:45:GLY:HA3	4:B:1431:HOH:O	2.18	0.43
1:A:23:ARG:HD2	4:A:1425:HOH:O	2.19	0.43
1:A:36:ASP:OD2	1:A:38:SER:CB	2.67	0.43
1:A:111:ALA:HB1	1:A:212:ALA:C	2.39	0.43
1:B:200:GLU:OE1	4:B:1489:HOH:O	2.21	0.43

Continued on next page...

Continued from previous page...

Atom-1	Atom-2	Interatomic distance (Å)	Clash overlap (Å)
1:B:15:ARG:HE	1:B:15:ARG:HB2	1.54	0.43
1:B:25:ALA:HB3	1:B:218:ARG:CD	2.48	0.43
1:B:27:VAL:O	1:B:27:VAL:CG2	2.65	0.43
1:A:10:TRP:NE1	1:A:200:GLU:OE1	2.52	0.43
1:A:10:TRP:NE1	1:A:200:GLU:CG	2.77	0.43
1:A:127:VAL:HG12	1:A:132:ILE:HG13	2.00	0.43
1:B:31:ARG:HG2	1:B:31:ARG:NH1	2.33	0.43
1:B:69:SER:O	1:B:71:GLU:N	2.38	0.43
1:B:157:THR:HG21	4:B:1524:HOH:O	2.19	0.43
1:A:149:HIS:O	1:A:152:GLU:HB3	2.19	0.43
1:A:10:TRP:CH2	1:A:188:LEU:HD22	2.54	0.43
1:A:201:ASP:O	1:A:204:VAL:HB	2.19	0.43
1:B:14:HIS:HB3	1:B:17:ILE:HD12	2.00	0.43
1:B:58:VAL:CG1	1:B:136:PHE:CZ	2.98	0.43
1:A:52:ARG:HH11	1:A:52:ARG:HD2	1.64	0.43
1:A:64:ARG:O	1:A:67:LYS:N	2.50	0.43
1:B:68:ASP:O	1:B:69:SER:HB2	2.19	0.43
1:B:23:ARG:O	1:B:28:VAL:CG2	2.67	0.43
1:B:67:LYS:NZ	4:B:1587:HOH:O	2.52	0.42
1:B:192:SER:OG	1:B:195:VAL:CG2	2.66	0.42
1:B:205:ARG:O	1:B:209:LEU:HG	2.18	0.42
1:B:41:ARG:CG	1:B:101:VAL:HG22	2.49	0.42
1:B:72:SER:OG	4:B:1577:HOH:O	2.22	0.42
1:B:172:GLY:O	1:B:175:GLN:N	2.51	0.42
1:B:25:ALA:HB3	1:B:218:ARG:CD	2.49	0.42
1:B:163:GLY:N	4:B:1531:HOH:O	2.51	0.42
1:B:169:GLY:O	1:B:170:ASN:C	2.55	0.42
1:A:135:ALA:HB2	1:A:202:VAL:CG1	2.49	0.42
1:A:74:ASP:N	4:A:1439:HOH:O	2.51	0.42
1:B:91:TRP:O	1:B:95:GLU:HG2	2.18	0.42
1:B:53:ARG:HG2	4:B:1435:HOH:O	2.19	0.42
1:B:72:SER:HB2	4:B:1577:HOH:O	2.20	0.42
1:A:62:LEU:HD22	1:A:82:ILE:HD12	2.00	0.42
1:B:143:TYR:CZ	1:B:214:TRP:CH2	3.07	0.42
1:B:174:LYS:HZ3	1:B:174:LYS:HG2	1.68	0.42
1:A:26:PHE:CE2	1:A:40:PHE:CD1	3.07	0.42
1:A:126:GLU:O	1:A:127:VAL:C	2.55	0.42
1:A:67:LYS:CE	4:A:1487:HOH:O	2.65	0.42
1:A:50:PHE:CE1	1:A:115:TYR:CD2	3.07	0.42
1:A:151:LEU:HA	1:A:151:LEU:HD12	1.73	0.42
1:B:26:PHE:HD2	1:B:214:TRP:HE3	1.67	0.42

Continued on next page...

Continued from previous page...

Atom-1	Atom-2	Interatomic distance (Å)	Clash overlap (Å)
1:A:204:VAL:HB	4:A:1518:HOH:O	2.19	0.42
1:B:30:ILE:O	1:B:32:ASP:N	2.52	0.42
1:A:28:VAL:HG21	1:A:161:LEU:HG	2.01	0.42
1:A:127:VAL:HG12	1:A:132:ILE:HG13	2.01	0.42
1:B:132:ILE:CB	4:B:1532:HOH:O	2.66	0.42
1:A:63:ILE:C	1:A:65:ALA:N	2.73	0.42
1:B:12:ASP:HA	1:B:15:ARG:HB2	2.01	0.42
1:B:85:LEU:O	1:B:88:GLU:HB3	2.19	0.42
1:B:181:LYS:O	1:B:185:GLU:HB2	2.19	0.42
1:B:205:ARG:O	1:B:206:VAL:C	2.57	0.42
1:B:69:SER:CB	1:B:129:TYR:OH	2.67	0.42
1:A:218:ARG:HA	4:A:1594:HOH:O	2.19	0.42
1:B:57:PHE:CE1	1:B:122:LEU:HD13	2.55	0.42
1:B:71:GLU:HG2	1:B:74:ASP:OD1	2.20	0.42
1:A:152:GLU:OE2	1:A:153:ASP:CA	2.68	0.42
1:A:6:VAL:O	1:A:9:THR:N	2.52	0.42
1:A:10:TRP:CH2	1:A:199:ALA:HB3	2.55	0.42
1:B:157:THR:HG21	1:B:165:CYS:SG	2.59	0.42
1:B:214:TRP:HA	1:B:214:TRP:CE3	2.54	0.42
1:B:61:VAL:HG11	1:B:136:PHE:CD2	2.54	0.42
1:B:62:LEU:O	1:B:66:CYS:N	2.52	0.42
1:B:162:THR:HA	4:B:1524:HOH:O	2.17	0.42
1:A:64:ARG:HH22	1:A:129:TYR:N	2.16	0.42
1:B:13:LYS:HB2	1:B:13:LYS:HE3	1.85	0.42
1:A:67:LYS:HB3	4:A:1482:HOH:O	2.19	0.42
1:A:91:TRP:CG	1:A:167:ARG:HD2	2.54	0.42
1:B:11:ILE:O	1:B:11:ILE:CG2	2.66	0.42
1:A:148:ALA:C	1:A:150:CYS:H	2.23	0.42
1:B:114:GLU:HG2	1:B:117:ARG:CZ	2.50	0.42
1:A:203:LEU:HD12	1:A:203:LEU:O	2.20	0.42
1:B:127:VAL:HA	4:B:1610:HOH:O	2.19	0.42
1:A:94:ARG:HD3	4:A:1478:HOH:O	2.18	0.42
1:A:86:ASN:HB3	4:A:1460:HOH:O	2.18	0.42
1:B:11:ILE:HD11	1:B:137:TRP:CH2	2.54	0.42
1:A:91:TRP:CH2	1:A:95:GLU:HG3	2.54	0.42
1:B:218:ARG:HG3	1:B:218:ARG:NH1	2.34	0.42
1:A:75:MSE:HB3	1:A:75:MSE:HE3	1.75	0.42
1:A:188:LEU:C	1:A:190:ASN:N	2.72	0.42
1:B:69:SER:O	1:B:71:GLU:N	2.51	0.42
1:B:70:GLY:O	1:B:71:GLU:CD	2.58	0.42
1:A:94:ARG:NH2	4:A:1615:HOH:O	2.34	0.42

Continued on next page...

Continued from previous page...

Atom-1	Atom-2	Interatomic distance (Å)	Clash overlap (Å)
1:A:176:TYR:C	1:A:178:SER:N	2.70	0.42
1:B:14:HIS:CD2	1:B:204:VAL:HG22	2.54	0.42
1:A:98:LYS:HG3	1:A:99:TRP:N	2.35	0.42
1:B:56:PRO:HB2	1:B:123:MSE:HE1	2.01	0.42
1:B:144:GLN:O	1:B:148:ALA:HB2	2.18	0.42
1:A:23:ARG:CB	1:A:214:TRP:HE1	2.31	0.42
1:A:79:LEU:O	1:A:80:GLY:C	2.57	0.42
1:A:178:SER:HA	1:A:181:LYS:HB2	2.02	0.42
1:A:203:LEU:HD12	1:A:203:LEU:O	2.20	0.42
1:A:106:VAL:HG12	1:A:107:VAL:N	2.35	0.42
1:B:24:HIS:N	1:B:27:VAL:CG1	2.82	0.42
1:B:91:TRP:O	1:B:92:PHE:C	2.58	0.42
1:B:52:ARG:O	1:B:56:PRO:HD2	2.20	0.42
1:B:67:LYS:CE	4:B:1587:HOH:O	2.63	0.42
1:B:67:LYS:NZ	4:B:1587:HOH:O	2.53	0.42
1:A:128:LYS:HA	1:A:128:LYS:HD3	1.91	0.42
1:A:193:GLY:HA3	4:A:1508:HOH:O	2.20	0.42
1:A:202:VAL:O	1:A:206:VAL:N	2.52	0.42
1:B:94:ARG:NH2	4:B:1415:HOH:O	2.52	0.42
1:A:41:ARG:HH11	1:A:41:ARG:HD2	1.73	0.42
1:A:130:PRO:HB3	1:A:188:LEU:HD23	2.01	0.42
1:A:211:VAL:O	1:A:215:GLU:HG3	2.18	0.42
1:A:213:PHE:HA	1:A:216:MSE:HE2	2.00	0.42
1:A:31:ARG:O	1:A:32:ASP:CG	2.58	0.42
1:A:115:TYR:CE2	1:A:210:GLU:HG2	2.54	0.42
1:A:174:LYS:HB2	4:A:1559:HOH:O	2.18	0.42
1:B:99:TRP:CZ2	1:B:160:GLU:HA	2.54	0.42
1:B:188:LEU:HD22	1:B:196:LEU:HD23	2.01	0.42
1:A:155:ASN:N	1:A:155:ASN:HD22	2.18	0.42
1:A:30:ILE:HG13	4:A:1530:HOH:O	2.20	0.42
1:A:64:ARG:NH1	1:A:125:SER:HA	2.35	0.42
1:B:53:ARG:HB3	1:B:119:LEU:HD12	2.02	0.42
1:B:124:SER:C	1:B:126:GLU:N	2.72	0.42
1:A:131:VAL:HG22	1:A:199:ALA:HB2	2.00	0.42
1:A:213:PHE:CD1	1:A:213:PHE:C	2.93	0.42
1:B:30:ILE:HG12	1:B:161:LEU:CD1	2.46	0.42
1:A:24:HIS:O	1:A:26:PHE:N	2.53	0.42
1:B:201:ASP:O	1:B:205:ARG:HB2	2.19	0.42
1:A:137:TRP:CD1	1:A:181:LYS:HB2	2.55	0.42
1:B:53:ARG:CZ	4:B:1549:HOH:O	2.66	0.42
1:A:28:VAL:CG2	1:A:161:LEU:HD12	2.50	0.42

Continued on next page...

Continued from previous page...

Atom-1	Atom-2	Interatomic distance (Å)	Clash overlap (Å)
1:A:6:VAL:HG12	1:A:10:TRP:CZ3	2.54	0.42
1:B:23:ARG:HA	1:B:23:ARG:HD3	1.93	0.42
1:A:147:PHE:CD2	1:A:168:TRP:HB2	2.55	0.42
1:B:21:ALA:HA	1:B:211:VAL:CG2	2.50	0.42
1:B:98:LYS:O	1:B:99:TRP:CD2	2.73	0.42
1:A:186:ARG:NE	4:A:1500:HOH:O	2.42	0.42
1:B:102:ASP:HB3	1:B:105:THR:HG1	1.84	0.42
1:B:143:TYR:HB3	1:B:168:TRP:CG	2.55	0.42
1:A:189:GLU:HA	4:A:1589:HOH:O	2.20	0.42
1:B:110:ARG:NH2	1:B:113:GLN:HE21	2.18	0.42
1:A:81:GLY:C	1:A:83:ALA:N	2.73	0.42
1:B:21:ALA:HA	1:B:211:VAL:CG2	2.47	0.42
1:B:81:GLY:O	1:B:82:ILE:C	2.56	0.42
1:A:152:GLU:HB2	4:A:1453:HOH:O	2.20	0.42
1:B:72:SER:HB2	4:B:1584:HOH:O	2.19	0.42
1:A:55:VAL:HG21	1:A:89:ILE:HD12	2.02	0.42
1:B:89:ILE:CG2	1:B:93:LYS:HE3	2.49	0.42
1:B:126:GLU:OE2	4:B:1512:HOH:O	2.22	0.42
1:A:37:LEU:N	4:A:1434:HOH:O	2.48	0.42
1:A:53:ARG:HD2	4:A:1507:HOH:O	2.19	0.42
1:B:20:ALA:HB3	1:B:211:VAL:CG2	2.50	0.42
1:B:39:SER:HB2	4:B:1540:HOH:O	2.19	0.42
1:B:31:ARG:O	1:B:33:GLY:N	2.53	0.42
1:B:55:VAL:O	1:B:59:ALA:N	2.46	0.42
1:B:46:GLN:NE2	1:B:106:VAL:CG1	2.83	0.42
1:B:194:GLU:CB	2:B:1404:SO4:O4	2.68	0.42
1:A:157:THR:HB	4:A:1431:HOH:O	2.20	0.42
1:B:145:GLU:O	1:B:148:ALA:HB3	2.19	0.42
1:A:57:PHE:O	1:A:60:SER:N	2.53	0.41
1:A:77:VAL:CB	1:A:183:ILE:HD11	2.49	0.41
1:A:6:VAL:N	1:A:185:GLU:OE2	2.49	0.41
1:B:149:HIS:O	1:B:150:CYS:O	2.37	0.41
1:A:172:GLY:O	1:A:175:GLN:N	2.51	0.41
1:B:23:ARG:HD3	1:B:23:ARG:HA	1.86	0.41
1:B:46:GLN:OE1	1:B:109:GLN:HG2	2.20	0.41
1:B:46:GLN:O	1:B:47:ASP:C	2.55	0.41
1:B:99:TRP:NE1	1:B:160:GLU:CB	2.83	0.41
1:A:15:ARG:O	1:A:18:TYR:N	2.53	0.41
1:A:110:ARG:O	1:A:113:GLN:HB2	2.20	0.41
1:A:91:TRP:CH2	1:A:95:GLU:HG3	2.55	0.41
1:B:137:TRP:CE2	1:B:141:ALA:HB2	2.55	0.41

Continued on next page...

Continued from previous page...

Atom-1	Atom-2	Interatomic distance (Å)	Clash overlap (Å)
1:B:48:TYR:OH	1:B:52:ARG:NH1	2.49	0.41
1:A:138:ALA:CB	1:A:203:LEU:HD12	2.49	0.41
1:B:148:ALA:O	1:B:149:HIS:HB2	2.19	0.41
1:B:10:TRP:CE3	1:B:200:GLU:HA	2.56	0.41
1:B:27:VAL:CG1	1:B:28:VAL:N	2.83	0.41
1:B:164:ALA:HA	1:B:167:ARG:CG	2.50	0.41
1:A:27:VAL:H	1:A:39:SER:HG	1.65	0.41
1:A:31:ARG:O	1:A:32:ASP:HB2	2.19	0.41
1:A:43:TRP:NE1	1:A:47:ASP:CG	2.74	0.41
1:A:50:PHE:O	1:A:52:ARG:N	2.53	0.41
1:B:89:ILE:HB	4:B:1478:HOH:O	2.19	0.41
1:B:73:SER:HA	1:B:76:GLU:OE1	2.20	0.41
1:A:119:LEU:O	1:A:123:MSE:HG3	2.21	0.41
1:A:20:ALA:O	1:A:23:ARG:HG3	2.19	0.41
1:B:22:THR:HB	1:B:146:SER:N	2.35	0.41
1:B:22:THR:HB	1:B:146:SER:CA	2.50	0.41
1:B:186:ARG:C	1:B:188:LEU:N	2.74	0.41
1:A:138:ALA:CB	1:A:206:VAL:HG11	2.50	0.41
1:B:171:ASP:HB3	4:B:1493:HOH:O	2.20	0.41
1:A:42:THR:HG21	1:A:216:MSE:O	2.21	0.41
1:B:62:LEU:HA	1:B:65:ALA:HB3	2.02	0.41
1:A:71:GLU:OE1	1:A:72:SER:N	2.53	0.41
1:B:6:VAL:O	1:B:9:THR:HB	2.19	0.41
1:B:47:ASP:OD1	3:B:1301:HMH:N3A	2.53	0.41
1:B:94:ARG:CZ	4:B:1415:HOH:O	2.62	0.41
1:B:106:VAL:O	1:B:106:VAL:HG12	2.18	0.41
1:B:141:ALA:O	1:B:142:VAL:C	2.58	0.41
1:B:55:VAL:HB	1:B:56:PRO:CD	2.50	0.41
1:A:218:ARG:HH11	1:A:218:ARG:HG3	1.85	0.41
1:B:37:LEU:HD23	1:B:41:ARG:CZ	2.50	0.41
1:A:17:ILE:HD11	1:A:208:GLU:N	2.35	0.41
1:B:10:TRP:CD2	1:B:200:GLU:HB2	2.55	0.41
1:B:118:PHE:HB2	1:B:209:LEU:HD11	2.03	0.41
1:A:77:VAL:HG11	1:A:179:SER:O	2.21	0.41
1:A:82:ILE:CG2	1:A:83:ALA:N	2.84	0.41
1:B:75:MSE:HE3	1:B:76:GLU:HG3	1.99	0.41
1:B:117:ARG:HA	1:B:120:GLU:CD	2.41	0.41
1:A:32:ASP:O	1:A:32:ASP:OD2	2.38	0.41
1:A:154:GLY:HA3	1:A:160:GLU:OE1	2.21	0.41
1:A:186:ARG:O	1:A:189:GLU:N	2.54	0.41
1:B:94:ARG:HD3	4:B:1443:HOH:O	2.21	0.41

Continued on next page...

Continued from previous page...

Atom-1	Atom-2	Interatomic distance (Å)	Clash overlap (Å)
1:A:14:HIS:HB3	1:A:17:ILE:HG22	2.03	0.41
1:A:182:ASN:O	1:A:185:GLU:HB3	2.20	0.41
1:B:148:ALA:C	1:B:149:HIS:CD2	2.93	0.41
1:A:53:ARG:HG3	4:A:1404:HOH:O	2.20	0.41
1:A:166:HIS:CD2	4:A:1608:HOH:O	2.73	0.41
1:A:201:ASP:O	1:A:202:VAL:C	2.58	0.41
1:B:24:HIS:CE1	1:B:214:TRP:HB3	2.56	0.41
1:B:109:GLN:HB2	1:B:216:MSE:HG3	2.03	0.41
1:B:45:GLY:HA3	1:B:106:VAL:HG21	2.02	0.41
1:B:55:VAL:HB	1:B:56:PRO:CD	2.50	0.41
1:B:77:VAL:C	1:B:79:LEU:N	2.72	0.41
1:A:75:MSE:CE	4:A:1605:HOH:O	2.67	0.41
1:B:89:ILE:HG22	1:B:93:LYS:HE3	2.02	0.41
1:B:149:HIS:O	1:B:150:CYS:CB	2.68	0.41
1:A:151:LEU:CD1	4:A:1491:HOH:O	2.58	0.41
1:A:195:VAL:O	1:A:195:VAL:HG12	2.20	0.41
1:A:31:ARG:O	1:A:32:ASP:C	2.59	0.41
1:A:15:ARG:NH2	1:A:18:TYR:CD2	2.88	0.41
1:A:63:ILE:O	1:A:65:ALA:N	2.52	0.41
1:A:75:MSE:O	1:A:76:GLU:C	2.59	0.41
1:B:25:ALA:O	1:B:29:SER:N	2.52	0.41
1:B:174:LYS:CE	4:B:1547:HOH:O	2.68	0.41
1:B:119:LEU:O	1:B:120:GLU:C	2.57	0.41
1:B:207:LEU:O	1:B:211:VAL:HG23	2.20	0.41
1:A:74:ASP:OD2	1:A:129:TYR:OH	2.30	0.41
1:A:128:LYS:N	4:A:1412:HOH:O	2.35	0.41
1:B:148:ALA:O	1:B:149:HIS:CB	2.67	0.41
1:B:193:GLY:O	1:B:194:GLU:C	2.58	0.41
1:A:177:CYS:HB3	4:A:1457:HOH:O	2.20	0.41
1:A:17:ILE:HG23	1:A:207:LEU:CB	2.50	0.41
1:B:45:GLY:HA2	1:B:103:PHE:CE1	2.56	0.41
1:B:83:ALA:O	1:B:84:SER:C	2.59	0.41
1:A:21:ALA:HB3	1:A:207:LEU:HD22	2.02	0.41
1:A:151:LEU:HA	1:A:151:LEU:HD12	1.77	0.41
1:B:67:LYS:CG	4:B:1513:HOH:O	2.69	0.41
1:B:208:GLU:CD	4:B:1452:HOH:O	2.59	0.41
1:B:7:ILE:O	1:B:11:ILE:HG13	2.20	0.41
1:B:127:VAL:HG12	1:B:132:ILE:HG23	2.03	0.41
1:A:46:GLN:HB3	1:A:216:MSE:HE1	2.01	0.41
1:A:215:GLU:CB	1:A:218:ARG:HD3	2.50	0.41
1:B:33:GLY:O	1:B:35:VAL:HG12	2.21	0.41

Continued on next page...

Continued from previous page...

Atom-1	Atom-2	Interatomic distance (Å)	Clash overlap (Å)
1:B:40:PHE:CG	1:B:41:ARG:N	2.88	0.41
1:A:64:ARG:NH2	1:A:129:TYR:CB	2.82	0.41
1:B:24:HIS:CE1	1:B:215:GLU:OE2	2.74	0.41
1:B:161:LEU:HD23	1:B:161:LEU:HA	1.94	0.41
1:A:37:LEU:HD23	1:A:37:LEU:HA	1.88	0.41
1:B:57:PHE:HD1	1:B:123:MSE:HG3	1.86	0.41
1:A:7:ILE:HG22	1:A:8:ASP:N	2.36	0.41
1:A:13:LYS:NZ	1:A:200:GLU:OE2	2.53	0.41
1:A:88:GLU:OE2	4:A:1612:HOH:O	2.22	0.41
1:B:157:THR:O	1:B:158:PRO:O	2.39	0.41
1:A:57:PHE:CD1	1:A:122:LEU:HB3	2.56	0.41
2:A:1401:SO4:O4	1:B:64:ARG:NH2	2.54	0.41
1:B:58:VAL:C	1:B:82:ILE:HD13	2.41	0.41
1:B:137:TRP:NE1	1:B:141:ALA:HB2	2.36	0.41
1:A:171:ASP:O	1:A:174:LYS:HB3	2.20	0.41
1:B:50:PHE:O	1:B:54:PHE:HB2	2.21	0.41
1:B:71:GLU:HG2	1:B:186:ARG:NH1	2.36	0.41
1:A:115:TYR:CE2	1:A:209:LEU:HB3	2.55	0.41
1:A:118:PHE:O	1:A:121:ASP:N	2.54	0.41
1:B:7:ILE:HD12	1:B:185:GLU:OE1	2.21	0.41
1:B:62:LEU:CD1	1:B:75:MSE:O	2.69	0.41
1:B:42:THR:O	1:B:46:GLN:HG2	2.20	0.41
1:B:7:ILE:HG22	1:B:11:ILE:HD12	2.01	0.41
1:B:21:ALA:HA	1:B:211:VAL:HG22	2.02	0.41
1:B:27:VAL:HG13	1:B:28:VAL:N	2.36	0.41
1:B:58:VAL:O	1:B:59:ALA:C	2.59	0.41
1:B:98:LYS:O	1:B:98:LYS:CG	2.67	0.41
1:B:115:TYR:OH	1:B:210:GLU:HG2	2.21	0.41
1:B:144:GLN:HB2	1:B:173:PHE:CD2	2.55	0.41
1:A:62:LEU:O	1:A:65:ALA:HB3	2.21	0.41
1:A:103:PHE:HA	1:A:106:VAL:HG23	2.03	0.41
1:A:133:MSE:HB3	1:A:184:ALA:HB2	2.03	0.41
1:B:40:PHE:HE2	1:B:99:TRP:CB	2.34	0.41
1:B:43:TRP:HH2	1:B:168:TRP:HZ3	1.69	0.41
1:B:43:TRP:HZ2	1:B:143:TYR:CZ	2.38	0.41
1:A:45:GLY:HA2	1:A:103:PHE:CE1	2.55	0.41
1:A:128:LYS:HA	1:A:128:LYS:HD3	1.85	0.41
1:A:31:ARG:N	1:A:34:SER:O	2.52	0.41
1:A:46:GLN:HB3	1:A:216:MSE:CE	2.51	0.41
1:A:51:VAL:HG21	1:A:92:PHE:CE2	2.55	0.41
1:A:128:LYS:HA	1:A:128:LYS:HD3	1.91	0.41

Continued on next page...

Continued from previous page...

Atom-1	Atom-2	Interatomic distance (Å)	Clash overlap (Å)
1:A:130:PRO:HG3	1:A:187:CYS:HB3	2.02	0.41
1:A:218:ARG:O	1:A:219:GLY:C	2.59	0.41
1:A:50:PHE:HB2	1:A:213:PHE:CZ	2.56	0.41
1:A:197:GLY:O	1:A:198:GLU:C	2.58	0.41
1:B:113:GLN:HB3	1:B:117:ARG:HH21	1.86	0.41
1:B:158:PRO:O	1:B:161:LEU:N	2.38	0.41
1:A:30:ILE:C	1:A:31:ARG:HG2	2.41	0.41
1:A:128:LYS:HG3	1:A:195:VAL:CG2	2.50	0.41
1:B:205:ARG:HD2	1:B:209:LEU:CD1	2.50	0.41
1:A:10:TRP:CD1	1:A:200:GLU:HG3	2.56	0.41
1:A:106:VAL:O	1:A:107:VAL:C	2.58	0.41
1:B:39:SER:O	1:B:40:PHE:C	2.56	0.41
1:B:62:LEU:HD12	1:B:62:LEU:O	2.20	0.41
1:B:66:CYS:SG	1:B:75:MSE:HB2	2.62	0.41
1:B:69:SER:HB2	1:B:129:TYR:OH	2.20	0.41
1:A:132:ILE:N	1:A:132:ILE:CD1	2.82	0.41
1:B:11:ILE:HD13	1:B:18:TYR:CD1	2.56	0.41
1:B:26:PHE:HD2	1:B:214:TRP:CE3	2.39	0.41
1:A:54:PHE:CE1	1:A:139:ILE:HD13	2.56	0.41
1:A:184:ALA:O	1:A:188:LEU:HB2	2.21	0.41
1:B:109:GLN:NE2	4:B:1599:HOH:O	2.53	0.41
1:B:118:PHE:HZ	1:B:202:VAL:HG22	1.80	0.41
1:A:39:SER:HB2	1:A:217:SER:O	2.21	0.40
1:A:188:LEU:HD21	1:A:199:ALA:CB	2.52	0.40
1:B:58:VAL:C	1:B:60:SER:N	2.70	0.40
1:A:110:ARG:HG2	1:A:114:GLU:OE2	2.21	0.40
1:B:24:HIS:CG	1:B:214:TRP:HB3	2.56	0.40
1:B:51:VAL:HG21	1:B:92:PHE:CE2	2.56	0.40
1:B:124:SER:HA	4:B:1421:HOH:O	2.20	0.40
1:A:80:GLY:O	1:A:82:ILE:N	2.54	0.40
1:A:181:LYS:HD3	4:A:1581:HOH:O	2.20	0.40
1:B:133:MSE:HB3	1:B:184:ALA:HA	2.02	0.40
1:A:23:ARG:O	1:A:146:SER:CB	2.66	0.40
1:A:143:TYR:CD2	1:A:147:PHE:CE2	3.09	0.40
1:A:186:ARG:O	1:A:187:CYS:C	2.59	0.40
1:A:201:ASP:O	1:A:204:VAL:N	2.54	0.40
1:A:64:ARG:O	1:A:69:SER:N	2.53	0.40
1:A:54:PHE:O	1:A:58:VAL:HG23	2.21	0.40
1:A:56:PRO:O	1:A:57:PHE:C	2.58	0.40
1:A:136:PHE:O	1:A:140:GLU:HG2	2.21	0.40
1:B:50:PHE:HE2	1:B:115:TYR:CD1	2.39	0.40

Continued on next page...

Continued from previous page...

Atom-1	Atom-2	Interatomic distance (Å)	Clash overlap (Å)
1:B:110:ARG:HH11	1:B:117:ARG:NH2	2.20	0.40
1:B:129:TYR:HD2	4:B:1410:HOH:O	2.04	0.40
1:A:26:PHE:CB	1:A:40:PHE:HA	2.51	0.40
1:A:88:GLU:OE1	1:A:168:TRP:CZ2	2.73	0.40
1:A:70:GLY:HA3	4:A:1523:HOH:O	2.20	0.40
1:B:23:ARG:CA	1:B:27:VAL:HG11	2.50	0.40
1:B:86:ASN:O	1:B:90:GLU:HG3	2.20	0.40
1:B:101:VAL:HA	4:B:1534:HOH:O	2.19	0.40
1:B:117:ARG:HD2	4:B:1561:HOH:O	2.20	0.40
1:A:32:ASP:CA	4:A:1540:HOH:O	2.60	0.40
1:A:58:VAL:HG12	1:A:82:ILE:HB	2.03	0.40
1:B:159:VAL:CG2	1:B:160:GLU:N	2.83	0.40
1:B:91:TRP:NE1	1:B:163:GLY:HA3	2.14	0.40
1:A:69:SER:C	4:A:1531:HOH:O	2.56	0.40
1:B:40:PHE:HD1	1:B:161:LEU:HD21	1.85	0.40
1:A:186:ARG:O	1:A:186:ARG:HG2	2.20	0.40
1:A:191:ALA:HB3	1:A:196:LEU:CG	2.48	0.40
1:A:23:ARG:CD	4:A:1425:HOH:O	2.69	0.40
1:A:135:ALA:O	1:A:139:ILE:HG13	2.20	0.40
1:B:7:ILE:HG13	1:B:188:LEU:CD1	2.51	0.40
1:B:169:GLY:O	1:B:170:ASN:O	2.40	0.40
1:A:37:LEU:O	1:A:41:ARG:CB	2.66	0.40
1:A:133:MSE:HE1	1:A:180:VAL:HG13	2.02	0.40
1:B:158:PRO:HA	4:B:1486:HOH:O	2.21	0.40
1:B:24:HIS:CE1	1:B:214:TRP:C	2.95	0.40
1:B:125:SER:CB	4:B:1594:HOH:O	2.50	0.40
1:B:45:GLY:HA3	1:B:106:VAL:HG21	2.04	0.40
1:B:102:ASP:OD2	1:B:105:THR:HG23	2.20	0.40
1:B:117:ARG:O	1:B:121:ASP:CG	2.59	0.40
1:B:164:ALA:O	1:B:169:GLY:N	2.54	0.40
1:B:33:GLY:HA2	1:B:35:VAL:HG12	2.03	0.40
1:B:35:VAL:HG13	1:B:158:PRO:HG3	2.03	0.40
1:B:126:GLU:HB2	4:B:1493:HOH:O	2.21	0.40
1:B:86:ASN:O	1:B:90:GLU:HG3	2.21	0.40
1:A:15:ARG:HD2	4:A:1489:HOH:O	2.22	0.40
1:B:117:ARG:NH1	4:B:1552:HOH:O	2.53	0.40
1:A:40:PHE:CD1	1:A:161:LEU:HD13	2.55	0.40
1:B:40:PHE:O	1:B:42:THR:N	2.55	0.40
1:B:64:ARG:HH21	1:B:129:TYR:N	2.19	0.40
1:B:177:CYS:O	1:B:180:VAL:HB	2.22	0.40
1:A:17:ILE:HD12	1:A:17:ILE:HA	1.94	0.40

Continued on next page...

Continued from previous page...

Atom-1	Atom-2	Interatomic distance (Å)	Clash overlap (Å)
1:A:135:ALA:HB2	1:A:202:VAL:HG12	2.03	0.40
1:A:6:VAL:HG11	1:A:196:LEU:HD22	2.03	0.40
1:A:152:GLU:HG3	1:A:156:LYS:HE3	2.02	0.40
1:B:115:TYR:HE2	1:B:210:GLU:CD	2.25	0.40
1:A:13:LYS:HD2	1:A:14:HIS:CD2	2.57	0.40
1:A:64:ARG:HB3	1:A:129:TYR:HD1	1.85	0.40
1:A:99:TRP:CH2	1:A:161:LEU:HD13	2.57	0.40
1:A:5:GLY:N	4:A:1599:HOH:O	2.54	0.40
1:A:45:GLY:O	1:A:49:LEU:HG	2.21	0.40
1:A:67:LYS:HD2	1:A:67:LYS:C	2.41	0.40
1:B:23:ARG:O	1:B:24:HIS:C	2.59	0.40
1:A:112:ASN:OD1	1:A:213:PHE:HE2	2.04	0.40
1:B:47:ASP:O	1:B:51:VAL:HG23	2.22	0.40
1:B:44:LEU:HG	1:B:103:PHE:CE1	2.57	0.40
1:A:155:ASN:ND2	1:A:160:GLU:OE2	2.53	0.40
1:B:96:GLY:HA3	1:B:103:PHE:CE2	2.57	0.40
1:B:19:THR:HB	4:B:1418:HOH:O	2.22	0.40
1:B:109:GLN:HB2	1:B:216:MSE:CG	2.50	0.40
1:B:141:ALA:O	1:B:142:VAL:C	2.59	0.40
1:B:163:GLY:O	1:B:166:HIS:N	2.42	0.40
1:B:40:PHE:HD1	1:B:161:LEU:HD11	1.86	0.40
1:B:69:SER:C	1:B:71:GLU:N	2.75	0.40
1:B:161:LEU:O	1:B:164:ALA:HB3	2.22	0.40
1:A:14:HIS:CD2	1:A:204:VAL:HG22	2.55	0.40
1:A:29:SER:HB2	4:A:1530:HOH:O	2.20	0.40

There are no symmetry-related clashes.

5.3 Torsion angles (i)

5.3.1 Protein backbone (i)

In the following table, the Percentiles column shows the percent Ramachandran outliers of the chain as a percentile score with respect to all X-ray entries followed by that with respect to entries of similar resolution.

The Analysed column shows the number of residues for which the backbone conformation was analysed, and the total number of residues.

Mol	Chain	Analysed	Favoured	Allowed	Outliers	Percentiles
1	1-A	213/221 (96%)	192 (90%)	15 (7%)	6 (3%)	5 1

Continued on next page...

Continued from previous page...

Mol	Chain	Analysed	Favoured	Allowed	Outliers	Percentiles	
1	1-B	207/221 (94%)	190 (92%)	14 (7%)	3 (1%)	11	6
1	2-A	213/221 (96%)	203 (95%)	8 (4%)	2 (1%)	17	12
1	2-B	207/221 (94%)	179 (86%)	20 (10%)	8 (4%)	3	1
1	3-A	213/221 (96%)	181 (85%)	26 (12%)	6 (3%)	5	1
1	3-B	207/221 (94%)	175 (84%)	23 (11%)	9 (4%)	2	0
1	4-A	213/221 (96%)	186 (87%)	19 (9%)	8 (4%)	3	1
1	4-B	207/221 (94%)	184 (89%)	21 (10%)	2 (1%)	15	11
1	5-A	213/221 (96%)	191 (90%)	16 (8%)	6 (3%)	5	1
1	5-B	207/221 (94%)	184 (89%)	18 (9%)	5 (2%)	6	2
1	6-A	213/221 (96%)	190 (89%)	15 (7%)	8 (4%)	3	1
1	6-B	207/221 (94%)	181 (87%)	17 (8%)	9 (4%)	2	0
1	7-A	213/221 (96%)	188 (88%)	21 (10%)	4 (2%)	8	3
1	7-B	207/221 (94%)	165 (80%)	28 (14%)	14 (7%)	1	0
1	8-A	213/221 (96%)	188 (88%)	19 (9%)	6 (3%)	5	1
1	8-B	207/221 (94%)	179 (86%)	20 (10%)	8 (4%)	3	1
All	All	3360/3536 (95%)	2956 (88%)	300 (9%)	104 (3%)	4	1

All (104) Ramachandran outliers are listed below:

Mol	Chain	Res	Type
1	1-A	190	ASN
1	1-A	193	GLY
1	2-B	170	ASN
1	3-B	124	SER
1	4-A	73	SER
1	4-A	122	LEU
1	5-A	184	ALA
1	5-B	159	VAL
1	6-B	98	LYS
1	7-B	50	PHE
1	7-B	51	VAL
1	7-B	69	SER
1	7-B	136	PHE
1	7-B	145	GLU
1	7-B	179	SER
1	8-A	6	VAL
1	8-B	159	VAL

Continued on next page...

Continued from previous page...

Mol	Chain	Res	Type
1	8-B	182	ASN
1	1-A	218	ARG
1	1-B	148	ALA
1	1-B	186	ARG
1	3-A	73	SER
1	3-A	158	PRO
1	3-A	218	ARG
1	3-B	104	SER
1	3-B	187	CYS
1	4-A	6	VAL
1	4-A	75	MSE
1	4-A	218	ARG
1	4-B	13	LYS
1	5-B	191	ALA
1	6-A	6	VAL
1	6-A	8	ASP
1	6-A	64	ARG
1	6-A	206	VAL
1	6-B	35	VAL
1	6-B	69	SER
1	6-B	158	PRO
1	7-A	65	ALA
1	7-A	69	SER
1	7-B	77	VAL
1	7-B	78	VAL
1	7-B	144	GLN
1	7-B	164	ALA
1	8-A	120	GLU
1	8-B	31	ARG
1	8-B	69	SER
1	1-A	16	SER
1	2-B	41	ARG
1	2-B	123	MSE
1	3-B	25	ALA
1	3-B	68	ASP
1	4-B	14	HIS
1	5-A	13	LYS
1	5-A	14	HIS
1	5-A	185	GLU
1	5-B	149	HIS
1	6-A	9	THR
1	6-B	99	TRP

Continued on next page...

Continued from previous page...

Mol	Chain	Res	Type
1	7-A	206	VAL
1	8-A	119	LEU
1	8-B	25	ALA
1	8-B	149	HIS
1	8-B	183	ILE
1	1-B	124	SER
1	2-A	64	ARG
1	2-B	24	HIS
1	2-B	34	SER
1	3-A	100	ASP
1	3-A	187	CYS
1	3-B	23	ARG
1	3-B	167	ARG
1	4-A	64	ARG
1	5-A	181	LYS
1	5-B	125	SER
1	6-A	7	ILE
1	6-B	32	ASP
1	6-B	170	ASN
1	7-A	146	SER
1	7-B	100	ASP
1	8-A	7	ILE
1	8-B	99	TRP
1	1-A	24	HIS
1	1-A	70	GLY
1	2-B	40	PHE
1	2-B	110	ARG
1	4-A	121	ASP
1	5-B	68	ASP
1	6-A	38	SER
1	6-B	68	ASP
1	7-B	193	GLY
1	8-A	184	ALA
1	2-B	52	ARG
1	3-A	102	ASP
1	3-B	99	TRP
1	5-A	81	GLY
1	3-B	6	VAL
1	6-A	63	ILE
1	6-B	70	GLY
1	7-B	6	VAL
1	7-B	159	VAL

Continued on next page...

Continued from previous page...

Mol	Chain	Res	Type
1	8-A	183	ILE
1	4-A	183	ILE
1	2-A	211	VAL

5.3.2 Protein sidechains (i)

In the following table, the Percentiles column shows the percent sidechain outliers of the chain as a percentile score with respect to all X-ray entries followed by that with respect to entries of similar resolution.

The Analysed column shows the number of residues for which the sidechain conformation was analysed, and the total number of residues.

Mol	Chain	Analysed	Rotameric	Outliers	Percentiles	
1	1-A	184/184 (100%)	169 (92%)	15 (8%)	11	8
1	1-B	181/184 (98%)	171 (94%)	10 (6%)	21	19
1	2-A	184/184 (100%)	179 (97%)	5 (3%)	44	48
1	2-B	181/184 (98%)	165 (91%)	16 (9%)	10	6
1	3-A	184/184 (100%)	170 (92%)	14 (8%)	13	10
1	3-B	181/184 (98%)	166 (92%)	15 (8%)	11	7
1	4-A	184/184 (100%)	172 (94%)	12 (6%)	17	14
1	4-B	181/184 (98%)	168 (93%)	13 (7%)	14	11
1	5-A	184/184 (100%)	170 (92%)	14 (8%)	13	10
1	5-B	181/184 (98%)	166 (92%)	15 (8%)	11	7
1	6-A	184/184 (100%)	169 (92%)	15 (8%)	11	8
1	6-B	181/184 (98%)	167 (92%)	14 (8%)	13	9
1	7-A	184/184 (100%)	173 (94%)	11 (6%)	19	16
1	7-B	181/184 (98%)	173 (96%)	8 (4%)	28	28
1	8-A	184/184 (100%)	169 (92%)	15 (8%)	11	8
1	8-B	181/184 (98%)	160 (88%)	21 (12%)	5	3
All	All	2920/2944 (99%)	2707 (93%)	213 (7%)	14	11

All (213) residues with a non-rotameric sidechain are listed below:

Mol	Chain	Res	Type
1	1-A	12	ASP

Continued on next page...

Continued from previous page...

Mol	Chain	Res	Type
1	1-A	15	ARG
1	1-A	16	SER
1	1-A	32	ASP
1	1-A	34	SER
1	1-A	36	ASP
1	1-A	60	SER
1	1-A	75	MSE
1	1-A	115	TYR
1	1-A	143	TYR
1	1-A	159	VAL
1	1-A	162	THR
1	1-A	171	ASP
1	1-A	176	TYR
1	1-A	178	SER
1	1-B	68	ASP
1	1-B	97	SER
1	1-B	100	ASP
1	1-B	115	TYR
1	1-B	150	CYS
1	1-B	160	GLU
1	1-B	165	CYS
1	1-B	170	ASN
1	1-B	190	ASN
1	1-B	194	GLU
1	2-A	34	SER
1	2-A	68	ASP
1	2-A	69	SER
1	2-A	89	ILE
1	2-A	115	TYR
1	2-B	11	ILE
1	2-B	16	SER
1	2-B	36	ASP
1	2-B	104	SER
1	2-B	114	GLU
1	2-B	115	TYR
1	2-B	125	SER
1	2-B	126	GLU
1	2-B	145	GLU
1	2-B	150	CYS
1	2-B	161	LEU
1	2-B	165	CYS
1	2-B	166	HIS

Continued on next page...

Continued from previous page...

Mol	Chain	Res	Type
1	2-B	175	GLN
1	2-B	189	GLU
1	2-B	215	GLU
1	3-A	15	ARG
1	3-A	107	VAL
1	3-A	115	TYR
1	3-A	124	SER
1	3-A	132	ILE
1	3-A	143	TYR
1	3-A	152	GLU
1	3-A	153	ASP
1	3-A	158	PRO
1	3-A	161	LEU
1	3-A	171	ASP
1	3-A	187	CYS
1	3-A	217	SER
1	3-A	218	ARG
1	3-B	13	LYS
1	3-B	17	ILE
1	3-B	23	ARG
1	3-B	31	ARG
1	3-B	32	ASP
1	3-B	39	SER
1	3-B	68	ASP
1	3-B	76	GLU
1	3-B	100	ASP
1	3-B	115	TYR
1	3-B	178	SER
1	3-B	187	CYS
1	3-B	201	ASP
1	3-B	215	GLU
1	3-B	218	ARG
1	4-A	10	TRP
1	4-A	15	ARG
1	4-A	36	ASP
1	4-A	73	SER
1	4-A	100	ASP
1	4-A	115	TYR
1	4-A	121	ASP
1	4-A	124	SER
1	4-A	132	ILE
1	4-A	171	ASP

Continued on next page...

Continued from previous page...

Mol	Chain	Res	Type
1	4-A	185	GLU
1	4-A	218	ARG
1	4-B	53	ARG
1	4-B	68	ASP
1	4-B	75	MSE
1	4-B	100	ASP
1	4-B	114	GLU
1	4-B	115	TYR
1	4-B	124	SER
1	4-B	150	CYS
1	4-B	160	GLU
1	4-B	162	THR
1	4-B	198	GLU
1	4-B	214	TRP
1	4-B	216	MSE
1	5-A	6	VAL
1	5-A	27	VAL
1	5-A	34	SER
1	5-A	38	SER
1	5-A	53	ARG
1	5-A	68	ASP
1	5-A	72	SER
1	5-A	92	PHE
1	5-A	115	TYR
1	5-A	125	SER
1	5-A	131	VAL
1	5-A	143	TYR
1	5-A	192	SER
1	5-A	217	SER
1	5-B	4	ARG
1	5-B	12	ASP
1	5-B	13	LYS
1	5-B	38	SER
1	5-B	68	ASP
1	5-B	82	ILE
1	5-B	84	SER
1	5-B	115	TYR
1	5-B	126	GLU
1	5-B	143	TYR
1	5-B	145	GLU
1	5-B	171	ASP
1	5-B	201	ASP

Continued on next page...

Continued from previous page...

Mol	Chain	Res	Type
1	5-B	202	VAL
1	5-B	214	TRP
1	6-A	8	ASP
1	6-A	32	ASP
1	6-A	39	SER
1	6-A	42	THR
1	6-A	47	ASP
1	6-A	53	ARG
1	6-A	76	GLU
1	6-A	105	THR
1	6-A	115	TYR
1	6-A	125	SER
1	6-A	134	THR
1	6-A	166	HIS
1	6-A	167	ARG
1	6-A	175	GLN
1	6-A	186	ARG
1	6-B	62	LEU
1	6-B	102	ASP
1	6-B	110	ARG
1	6-B	115	TYR
1	6-B	119	LEU
1	6-B	126	GLU
1	6-B	149	HIS
1	6-B	171	ASP
1	6-B	177	CYS
1	6-B	182	ASN
1	6-B	192	SER
1	6-B	202	VAL
1	6-B	203	LEU
1	6-B	214	TRP
1	7-A	13	LYS
1	7-A	71	GLU
1	7-A	76	GLU
1	7-A	114	GLU
1	7-A	115	TYR
1	7-A	125	SER
1	7-A	143	TYR
1	7-A	160	GLU
1	7-A	167	ARG
1	7-A	200	GLU
1	7-A	214	TRP

Continued on next page...

Continued from previous page...

Mol	Chain	Res	Type
1	7-B	11	ILE
1	7-B	13	LYS
1	7-B	27	VAL
1	7-B	89	ILE
1	7-B	113	GLN
1	7-B	115	TYR
1	7-B	132	ILE
1	7-B	160	GLU
1	8-A	7	ILE
1	8-A	15	ARG
1	8-A	27	VAL
1	8-A	32	ASP
1	8-A	38	SER
1	8-A	39	SER
1	8-A	67	LYS
1	8-A	68	ASP
1	8-A	75	MSE
1	8-A	102	ASP
1	8-A	115	TYR
1	8-A	125	SER
1	8-A	143	TYR
1	8-A	195	VAL
1	8-A	205	ARG
1	8-B	12	ASP
1	8-B	27	VAL
1	8-B	68	ASP
1	8-B	71	GLU
1	8-B	72	SER
1	8-B	75	MSE
1	8-B	76	GLU
1	8-B	82	ILE
1	8-B	89	ILE
1	8-B	100	ASP
1	8-B	112	ASN
1	8-B	114	GLU
1	8-B	115	TYR
1	8-B	126	GLU
1	8-B	132	ILE
1	8-B	140	GLU
1	8-B	150	CYS
1	8-B	159	VAL
1	8-B	162	THR

Continued on next page...

Continued from previous page...

Mol	Chain	Res	Type
1	8-B	178	SER
1	8-B	216	MSE

Sometimes sidechains can be flipped to improve hydrogen bonding and reduce clashes. All (35) such sidechains are listed below:

Mol	Chain	Res	Type
1	1-A	155	ASN
1	1-A	175	GLN
1	1-B	86	ASN
1	1-B	112	ASN
1	1-B	170	ASN
1	1-B	190	ASN
1	2-A	155	ASN
1	2-B	112	ASN
1	2-B	113	GLN
1	3-A	113	GLN
1	3-A	175	GLN
1	3-B	24	HIS
1	3-B	166	HIS
1	3-B	190	ASN
1	4-A	155	ASN
1	4-A	182	ASN
1	4-B	182	ASN
1	5-A	113	GLN
1	5-A	155	ASN
1	5-B	182	ASN
1	6-B	113	GLN
1	6-B	144	GLN
1	6-B	182	ASN
1	7-A	109	GLN
1	7-A	144	GLN
1	7-A	155	ASN
1	7-B	14	HIS
1	7-B	144	GLN
1	8-A	113	GLN
1	8-A	155	ASN
1	8-A	166	HIS
1	8-B	24	HIS
1	8-B	112	ASN
1	8-B	175	GLN
1	8-B	190	ASN

5.3.3 RNA (i)

There are no RNA molecules in this entry.

5.4 Non-standard residues in protein, DNA, RNA chains (i)

There are no non-standard protein/DNA/RNA residues in this entry.

5.5 Carbohydrates (i)

There are no monosaccharides in this entry.

5.6 Ligand geometry (i)

48 ligands are modelled in this entry.

In the following table, the Counts columns list the number of bonds (or angles) for which Mogul statistics could be retrieved, the number of bonds (or angles) that are observed in the model and the number of bonds (or angles) that are defined in the Chemical Component Dictionary. The Link column lists molecule types, if any, to which the group is linked. The Z score for a bond length (or angle) is the number of standard deviations the observed value is removed from the expected value. A bond length (or angle) with $|Z| > 2$ is considered an outlier worth inspection. RMSZ is the root-mean-square of all Z scores of the bond lengths (or angles).

Mol	Type	Chain	Res	Link	Bond lengths			Bond angles		
					Counts	RMSZ	$\#\|Z\| > 2$	Counts	RMSZ	$\#\|Z\| > 2$
2	SO4	2-A	1401	-	4,4,4	0.37	0	6,6,6	0.41	0
3	HMH	7-B	1301	-	10,10,10	1.94	4 (40%)	12,13,13	2.68	8 (66%)
2	SO4	4-B	1404	-	4,4,4	0.39	0	6,6,6	0.28	0
3	HMH	4-A	1300	-	10,10,10	2.35	7 (70%)	12,13,13	3.14	8 (66%)
2	SO4	5-B	1404	-	4,4,4	0.42	0	6,6,6	0.19	0
2	SO4	6-B	1403	-	4,4,4	0.30	0	6,6,6	0.13	0
2	SO4	8-A	1401	-	4,4,4	0.39	0	6,6,6	0.40	0
2	SO4	2-B	1402	-	4,4,4	0.43	0	6,6,6	0.20	0
2	SO4	7-B	1403	-	4,4,4	0.43	0	6,6,6	0.27	0
2	SO4	8-B	1402	-	4,4,4	0.39	0	6,6,6	0.17	0
2	SO4	5-B	1403	-	4,4,4	0.30	0	6,6,6	0.28	0
2	SO4	1-B	1404	-	4,4,4	0.38	0	6,6,6	0.31	0
3	HMH	8-B	1301	-	10,10,10	1.77	3 (30%)	12,13,13	2.36	7 (58%)
3	HMH	3-B	1301	-	10,10,10	1.66	3 (30%)	12,13,13	2.67	8 (66%)
3	HMH	3-A	1300	-	10,10,10	2.45	4 (40%)	12,13,13	3.21	8 (66%)
2	SO4	1-A	1403	-	4,4,4	0.33	0	6,6,6	0.21	0

Mol	Type	Chain	Res	Link	Bond lengths			Bond angles		
					Counts	RMSZ	$\#\|Z\| > 2$	Counts	RMSZ	$\#\|Z\| > 2$
2	SO4	6-A	1401	-	4,4,4	0.27	0	6,6,6	0.55	0
2	SO4	2-B	1404	-	4,4,4	0.36	0	6,6,6	0.22	0
2	SO4	7-A	1401	-	4,4,4	0.50	0	6,6,6	0.54	0
3	HMH	1-B	1301	-	10,10,10	1.75	3 (30%)	12,13,13	2.56	8 (66%)
3	HMH	6-B	1301	-	10,10,10	1.93	4 (40%)	12,13,13	2.74	8 (66%)
2	SO4	1-B	1401	-	4,4,4	0.33	0	6,6,6	0.35	0
2	SO4	3-B	1404	-	4,4,4	0.39	0	6,6,6	0.31	0
2	SO4	5-B	1402	-	4,4,4	0.37	0	6,6,6	0.18	0
2	SO4	4-A	1401	-	4,4,4	0.56	0	6,6,6	0.58	0
2	SO4	4-B	1403	-	4,4,4	0.30	0	6,6,6	0.22	0
3	HMH	1-A	1300	-	10,10,10	2.37	6 (60%)	12,13,13	3.22	8 (66%)
2	SO4	8-B	1404	-	4,4,4	0.40	0	6,6,6	0.20	0
3	HMH	5-A	1300	-	10,10,10	2.65	4 (40%)	12,13,13	3.08	7 (58%)
3	HMH	2-A	1300	-	10,10,10	2.30	5 (50%)	12,13,13	3.11	9 (75%)
2	SO4	3-A	1401	-	4,4,4	0.24	0	6,6,6	0.51	0
2	SO4	7-B	1402	-	4,4,4	0.32	0	6,6,6	0.19	0
2	SO4	6-B	1404	-	4,4,4	0.43	0	6,6,6	0.21	0
3	HMH	2-B	1301	-	10,10,10	1.92	3 (30%)	12,13,13	2.35	8 (66%)
3	HMH	6-A	1300	-	10,10,10	2.57	3 (30%)	12,13,13	2.66	8 (66%)
2	SO4	7-B	1404	-	4,4,4	0.22	0	6,6,6	0.37	0
2	SO4	4-B	1402	-	4,4,4	0.28	0	6,6,6	0.29	0
3	HMH	8-A	1300	-	10,10,10	2.47	6 (60%)	12,13,13	3.10	8 (66%)
2	SO4	1-B	1402	-	4,4,4	0.32	0	6,6,6	0.21	0
2	SO4	2-B	1403	-	4,4,4	0.43	0	6,6,6	0.08	0
3	HMH	4-B	1301	-	10,10,10	1.46	3 (30%)	12,13,13	2.57	8 (66%)
2	SO4	3-B	1402	-	4,4,4	0.30	0	6,6,6	0.17	0
3	HMH	5-B	1301	-	10,10,10	2.24	4 (40%)	12,13,13	2.72	7 (58%)
3	HMH	7-A	1300	-	10,10,10	2.40	4 (40%)	12,13,13	3.02	9 (75%)
2	SO4	6-B	1402	-	4,4,4	0.34	0	6,6,6	0.19	0
2	SO4	5-A	1401	-	4,4,4	0.42	0	6,6,6	0.38	0
2	SO4	8-B	1403	-	4,4,4	0.34	0	6,6,6	0.21	0
2	SO4	3-B	1403	-	4,4,4	0.44	0	6,6,6	0.28	0

In the following table, the Chirals column lists the number of chiral outliers, the number of chiral centers analysed, the number of these observed in the model and the number defined in the Chemical Component Dictionary. Similar counts are reported in the Torsion and Rings columns. '-' means no outliers of that kind were identified.

Mol	Type	Chain	Res	Link	Chirals	Torsions	Rings
3	HMH	7-B	1301	-	-	0/2/2/2	0/1/1/1

Continued on next page...

Continued from previous page...

Mol	Type	Chain	Res	Link	Chirals	Torsions	Rings
3	HMH	5-A	1300	-	-	0/2/2/2	0/1/1/1
3	HMH	4-A	1300	-	-	0/2/2/2	0/1/1/1
3	HMH	8-B	1301	-	-	0/2/2/2	0/1/1/1
3	HMH	2-A	1300	-	-	0/2/2/2	0/1/1/1
3	HMH	8-A	1300	-	-	0/2/2/2	0/1/1/1
3	HMH	3-B	1301	-	-	0/2/2/2	0/1/1/1
3	HMH	3-A	1300	-	-	0/2/2/2	0/1/1/1
3	HMH	4-B	1301	-	-	0/2/2/2	0/1/1/1
3	HMH	5-B	1301	-	-	0/2/2/2	0/1/1/1
3	HMH	7-A	1300	-	-	0/2/2/2	0/1/1/1
3	HMH	2-B	1301	-	-	0/2/2/2	0/1/1/1
3	HMH	6-A	1300	-	-	0/2/2/2	0/1/1/1
3	HMH	6-B	1301	-	-	0/2/2/2	0/1/1/1
3	HMH	1-B	1301	-	-	0/2/2/2	0/1/1/1
3	HMH	1-A	1300	-	-	0/2/2/2	0/1/1/1

All (66) bond length outliers are listed below:

Mol	Chain	Res	Type	Atoms	Z	Observed(Å)	Ideal(Å)
3	6-A	1300	HMH	C4A-N3A	5.16	1.42	1.35
3	5-A	1300	HMH	C6A-N1A	4.35	1.43	1.34
3	3-A	1300	HMH	C4A-N3A	4.23	1.41	1.35
3	7-A	1300	HMH	C4A-N3A	4.22	1.41	1.35
3	5-A	1300	HMH	C6A-C5A	4.20	1.46	1.37
3	8-A	1300	HMH	C4A-N3A	4.20	1.41	1.35
3	6-A	1300	HMH	C6A-C5A	4.20	1.46	1.37
3	4-A	1300	HMH	C6A-C5A	4.15	1.46	1.37
3	2-A	1300	HMH	C6A-C5A	3.90	1.45	1.37
3	1-A	1300	HMH	C6A-C5A	3.89	1.45	1.37
3	5-A	1300	HMH	C4A-N3A	3.84	1.40	1.35
3	7-A	1300	HMH	C6A-C5A	3.72	1.45	1.37
3	2-B	1301	HMH	C4A-N4A	3.69	1.43	1.34
3	5-B	1301	HMH	C4A-N3A	3.68	1.40	1.35
3	8-A	1300	HMH	C6A-N1A	3.49	1.41	1.34
3	2-A	1300	HMH	C4A-N3A	3.48	1.40	1.35
3	3-A	1300	HMH	C6A-N1A	3.45	1.41	1.34
3	5-B	1301	HMH	C4A-N4A	3.33	1.42	1.34
3	7-A	1300	HMH	C4A-N4A	3.33	1.42	1.34
3	8-B	1301	HMH	C6A-C5A	3.32	1.44	1.37
3	6-B	1301	HMH	C5A-C4A	-3.30	1.37	1.42
3	1-B	1301	HMH	C4A-N4A	3.25	1.42	1.34
3	5-B	1301	HMH	C6A-N1A	3.25	1.41	1.34

Continued on next page...

Continued from previous page...

Mol	Chain	Res	Type	Atoms	Z	Observed(Å)	Ideal(Å)
3	1-A	1300	HMH	C5A-C4A	-3.25	1.37	1.42
3	6-A	1300	HMH	C2A-N3A	3.23	1.39	1.34
3	7-B	1301	HMH	C6A-N1A	3.17	1.41	1.34
3	3-A	1300	HMH	C2A-N1A	3.15	1.39	1.34
3	4-A	1300	HMH	C5A-C4A	-3.15	1.37	1.42
3	7-B	1301	HMH	C6A-C5A	3.13	1.44	1.37
3	3-A	1300	HMH	C6A-C5A	3.04	1.44	1.37
3	8-A	1300	HMH	C6A-C5A	3.03	1.44	1.37
3	8-A	1300	HMH	C2A-N1A	2.97	1.39	1.34
3	3-B	1301	HMH	C6A-N1A	2.95	1.40	1.34
3	7-B	1301	HMH	C5A-C4A	-2.91	1.37	1.42
3	1-A	1300	HMH	C6A-N1A	2.91	1.40	1.34
3	2-B	1301	HMH	C6A-C5A	2.81	1.43	1.37
3	2-B	1301	HMH	C4A-N3A	2.75	1.39	1.35
3	6-B	1301	HMH	C6A-C5A	2.75	1.43	1.37
3	2-A	1300	HMH	C4A-N4A	2.72	1.41	1.34
3	1-A	1300	HMH	C2A-N1A	2.69	1.38	1.34
3	3-B	1301	HMH	C6A-C5A	2.69	1.43	1.37
3	4-B	1301	HMH	C6A-C5A	2.63	1.43	1.37
3	6-B	1301	HMH	C6A-N1A	2.61	1.39	1.34
3	3-B	1301	HMH	C5A-C4A	-2.60	1.38	1.42
3	5-A	1300	HMH	C2A-N1A	2.59	1.38	1.34
3	8-B	1301	HMH	C7A-C5A	2.55	1.57	1.51
3	4-A	1300	HMH	C2A-N1A	2.53	1.38	1.34
3	1-B	1301	HMH	C6A-C5A	2.51	1.43	1.37
3	7-A	1300	HMH	C2A-N1A	2.49	1.38	1.34
3	1-B	1301	HMH	C4A-N3A	2.48	1.38	1.35
3	2-A	1300	HMH	C5A-C4A	-2.47	1.38	1.42
3	4-A	1300	HMH	C4A-N3A	2.46	1.38	1.35
3	5-B	1301	HMH	C6A-C5A	2.46	1.42	1.37
3	2-A	1300	HMH	C2A-N1A	2.38	1.38	1.34
3	1-A	1300	HMH	C4A-N3A	2.37	1.38	1.35
3	8-B	1301	HMH	C6A-N1A	2.30	1.39	1.34
3	4-A	1300	HMH	C4A-N4A	2.30	1.39	1.34
3	4-B	1301	HMH	C4A-N4A	2.19	1.39	1.34
3	4-A	1300	HMH	C6A-N1A	2.17	1.39	1.34
3	6-B	1301	HMH	C4A-N4A	2.10	1.39	1.34
3	4-A	1300	HMH	O1-C7A	-2.10	1.32	1.41
3	4-B	1301	HMH	C6A-N1A	2.08	1.38	1.34
3	8-A	1300	HMH	C4A-N4A	2.08	1.39	1.34
3	1-A	1300	HMH	C4A-N4A	2.06	1.39	1.34
3	7-B	1301	HMH	C4A-N3A	2.06	1.38	1.35

Continued on next page...

Continued from previous page...

Mol	Chain	Res	Type	Atoms	Z	Observed(Å)	Ideal(Å)
3	8-A	1300	HMH	C5A-C4A	-2.03	1.39	1.42

All (127) bond angle outliers are listed below:

Mol	Chain	Res	Type	Atoms	Z	Observed(^{o})	Ideal(^{o})
3	5-A	1300	HMH	CM2-C2A-N1A	5.70	123.41	117.14
3	3-A	1300	HMH	C7A-C5A-C6A	5.60	128.49	119.37
3	7-A	1300	HMH	N4A-C4A-N3A	5.41	124.68	117.03
3	2-A	1300	HMH	N4A-C4A-N3A	5.35	124.59	117.03
3	1-A	1300	HMH	C7A-C5A-C6A	5.27	127.94	119.37
3	8-A	1300	HMH	C7A-C5A-C6A	5.23	127.88	119.37
3	1-A	1300	HMH	CM2-C2A-N1A	5.22	122.88	117.14
3	6-A	1300	HMH	N4A-C4A-N3A	5.07	124.20	117.03
3	3-A	1300	HMH	CM2-C2A-N1A	4.97	122.60	117.14
3	5-B	1301	HMH	C7A-C5A-C6A	4.90	127.34	119.37
3	4-A	1300	HMH	C7A-C5A-C6A	4.88	127.30	119.37
3	4-A	1300	HMH	CM2-C2A-N1A	4.80	122.42	117.14
3	8-A	1300	HMH	CM2-C2A-N1A	4.67	122.28	117.14
3	5-A	1300	HMH	C7A-C5A-C6A	4.65	126.94	119.37
3	1-B	1301	HMH	N4A-C4A-N3A	4.64	123.59	117.03
3	4-A	1300	HMH	N4A-C4A-N3A	4.64	123.58	117.03
3	8-A	1300	HMH	N4A-C4A-N3A	4.43	123.29	117.03
3	8-A	1300	HMH	C5A-C4A-N4A	-4.38	115.98	122.19
3	3-A	1300	HMH	C5A-C4A-N4A	-4.34	116.03	122.19
3	3-A	1300	HMH	N4A-C4A-N3A	4.33	123.15	117.03
3	1-A	1300	HMH	N4A-C4A-N3A	4.27	123.07	117.03
3	2-A	1300	HMH	C7A-C5A-C6A	4.25	126.28	119.37
3	1-A	1300	HMH	C5A-C4A-N4A	-4.24	116.17	122.19
3	5-B	1301	HMH	N4A-C4A-N3A	4.17	122.93	117.03
3	6-B	1301	HMH	N4A-C4A-N3A	4.16	122.92	117.03
3	6-B	1301	HMH	C7A-C5A-C6A	4.10	126.03	119.37
3	2-A	1300	HMH	C5A-C4A-N4A	-4.06	116.43	122.19
3	4-B	1301	HMH	C7A-C5A-C6A	4.01	125.89	119.37
3	4-A	1300	HMH	C5A-C4A-N4A	-3.97	116.56	122.19
3	2-A	1300	HMH	CM2-C2A-N1A	3.95	121.48	117.14
3	3-B	1301	HMH	CM2-C2A-N1A	3.89	121.42	117.14
3	2-B	1301	HMH	N4A-C4A-N3A	3.84	122.46	117.03
3	7-B	1301	HMH	CM2-C2A-N1A	3.82	121.34	117.14
3	7-B	1301	HMH	C7A-C5A-C6A	3.81	125.57	119.37
3	5-A	1300	HMH	N1A-C2A-N3A	-3.76	119.07	125.54
3	3-B	1301	HMH	C7A-C5A-C6A	3.74	125.46	119.37
3	7-A	1300	HMH	C7A-C5A-C6A	3.74	125.46	119.37

Continued on next page...

Continued from previous page...

Mol	Chain	Res	Type	Atoms	Z	Observed(^{o})	Ideal(^{o})
3	7-A	1300	HMH	C5A-C4A-N4A	-3.73	116.89	122.19
3	8-B	1301	HMH	CM2-C2A-N1A	3.73	121.24	117.14
3	5-A	1300	HMH	C6A-N1A-C2A	3.72	122.28	115.96
3	4-B	1301	HMH	CM2-C2A-N1A	3.63	121.13	117.14
3	5-A	1300	HMH	C5A-C6A-N1A	-3.61	117.80	123.82
3	7-A	1300	HMH	CM2-C2A-N1A	3.61	121.11	117.14
3	6-B	1301	HMH	CM2-C2A-N1A	3.47	120.95	117.14
3	6-B	1301	HMH	C5A-C4A-N4A	-3.46	117.28	122.19
3	8-B	1301	HMH	C7A-C5A-C6A	3.33	124.79	119.37
3	7-B	1301	HMH	N4A-C4A-N3A	3.33	121.73	117.03
3	6-A	1300	HMH	N1A-C2A-N3A	-3.28	119.89	125.54
3	1-B	1301	HMH	C7A-C5A-C6A	3.21	124.60	119.37
3	8-B	1301	HMH	C6A-N1A-C2A	3.19	121.39	115.96
3	3-B	1301	HMH	N4A-C4A-N3A	3.17	121.51	117.03
3	5-B	1301	HMH	C5A-C4A-N4A	-3.16	117.70	122.19
3	4-B	1301	HMH	C5A-C6A-N1A	-3.15	118.57	123.82
3	8-B	1301	HMH	C2A-N3A-C4A	3.15	122.99	118.08
3	7-B	1301	HMH	C5A-C4A-N4A	-3.14	117.74	122.19
3	4-B	1301	HMH	N4A-C4A-N3A	3.10	121.41	117.03
3	7-B	1301	HMH	N1A-C2A-N3A	-3.09	120.22	125.54
3	3-B	1301	HMH	N1A-C2A-N3A	-3.09	120.22	125.54
3	3-A	1300	HMH	N1A-C2A-N3A	-3.07	120.25	125.54
3	1-B	1301	HMH	C5A-C4A-N4A	-3.02	117.90	122.19
3	3-B	1301	HMH	C5A-C6A-N1A	-3.00	118.82	123.82
3	3-B	1301	HMH	C5A-C4A-N4A	-3.00	117.94	122.19
3	1-A	1300	HMH	C5A-C6A-N1A	-2.99	118.83	123.82
3	6-A	1300	HMH	CM2-C2A-N3A	2.99	121.81	117.15
3	5-A	1300	HMH	C2A-N3A-C4A	2.98	122.73	118.08
3	8-A	1300	HMH	N1A-C2A-N3A	-2.98	120.41	125.54
3	6-A	1300	HMH	C2A-N3A-C4A	2.96	122.69	118.08
3	2-B	1301	HMH	C6A-N1A-C2A	2.95	120.97	115.96
3	3-B	1301	HMH	C6A-N1A-C2A	2.92	120.93	115.96
3	1-A	1300	HMH	N1A-C2A-N3A	-2.90	120.55	125.54
3	5-B	1301	HMH	C2A-N3A-C4A	2.88	122.57	118.08
3	4-A	1300	HMH	C2A-N3A-C4A	2.86	122.55	118.08
3	2-A	1300	HMH	N1A-C2A-N3A	-2.84	120.64	125.54
3	7-A	1300	HMH	C6A-N1A-C2A	2.84	120.80	115.96
3	4-A	1300	HMH	N1A-C2A-N3A	-2.84	120.65	125.54
3	4-B	1301	HMH	C6A-N1A-C2A	2.83	120.78	115.96
3	7-A	1300	HMH	N1A-C2A-N3A	-2.82	120.69	125.54
3	4-A	1300	HMH	C5A-C6A-N1A	-2.81	119.14	123.82
3	7-B	1301	HMH	C5A-C6A-N1A	-2.79	119.16	123.82

Continued on next page...

Continued from previous page...

Mol	Chain	Res	Type	Atoms	Z	Observed(^{o})	Ideal(^{o})
3	7-B	1301	HMH	C2A-N3A-C4A	2.79	122.44	118.08
3	7-B	1301	HMH	C6A-N1A-C2A	2.76	120.67	115.96
3	5-B	1301	HMH	CM2-C2A-N1A	2.76	120.17	117.14
3	5-B	1301	HMH	N1A-C2A-N3A	-2.75	120.81	125.54
3	6-B	1301	HMH	N1A-C2A-N3A	-2.73	120.84	125.54
3	1-A	1300	HMH	C2A-N3A-C4A	2.72	122.32	118.08
3	6-A	1300	HMH	C5A-C4A-N4A	-2.71	118.34	122.19
3	1-B	1301	HMH	CM2-C2A-N1A	2.70	120.11	117.14
3	2-A	1300	HMH	C5A-C6A-N1A	-2.69	119.33	123.82
3	6-B	1301	HMH	C5A-C6A-N1A	-2.69	119.34	123.82
3	6-A	1300	HMH	C6A-N1A-C2A	2.68	120.53	115.96
3	8-B	1301	HMH	N1A-C2A-N3A	-2.68	120.93	125.54
3	3-B	1301	HMH	C2A-N3A-C4A	2.65	122.22	118.08
3	2-A	1300	HMH	C6A-N1A-C2A	2.65	120.48	115.96
3	2-B	1301	HMH	CM2-C2A-N1A	2.63	120.03	117.14
3	8-B	1301	HMH	O1-C7A-C5A	2.61	119.22	111.87
3	2-B	1301	HMH	C5A-C6A-N1A	-2.59	119.50	123.82
3	6-B	1301	HMH	C2A-N3A-C4A	2.59	122.11	118.08
3	4-B	1301	HMH	N1A-C2A-N3A	-2.57	121.12	125.54
3	4-B	1301	HMH	C2A-N3A-C4A	2.56	122.07	118.08
3	4-B	1301	HMH	C5A-C4A-N4A	-2.56	118.55	122.19
3	7-A	1300	HMH	C5A-C6A-N1A	-2.55	119.56	123.82
3	2-B	1301	HMH	C2A-N3A-C4A	2.54	122.04	118.08
3	2-A	1300	HMH	C2A-N3A-C4A	2.53	122.03	118.08
3	1-B	1301	HMH	C6A-N1A-C2A	2.52	120.25	115.96
3	3-A	1300	HMH	C5A-C6A-N1A	-2.52	119.63	123.82
3	5-A	1300	HMH	C5A-C4A-N4A	-2.52	118.62	122.19
3	1-B	1301	HMH	N1A-C2A-N3A	-2.51	121.23	125.54
3	8-B	1301	HMH	C5A-C6A-N1A	-2.50	119.66	123.82
3	3-A	1300	HMH	C6A-N1A-C2A	2.48	120.18	115.96
3	7-A	1300	HMH	C2A-N3A-C4A	2.46	121.91	118.08
3	1-B	1301	HMH	C2A-N3A-C4A	2.44	121.89	118.08
3	2-B	1301	HMH	N1A-C2A-N3A	-2.42	121.38	125.54
3	8-A	1300	HMH	C5A-C6A-N1A	-2.42	119.79	123.82
3	6-A	1300	HMH	C5A-C4A-N3A	-2.41	117.46	121.24
3	6-B	1301	HMH	C6A-N1A-C2A	2.40	120.04	115.96
3	3-A	1300	HMH	C2A-N3A-C4A	2.37	121.77	118.08
3	8-A	1300	HMH	C6A-N1A-C2A	2.34	119.94	115.96
3	2-B	1301	HMH	C7A-C5A-C6A	2.33	123.15	119.37
3	5-B	1301	HMH	C6A-N1A-C2A	2.32	119.90	115.96
3	8-A	1300	HMH	C2A-N3A-C4A	2.27	121.62	118.08
3	1-A	1300	HMH	C6A-N1A-C2A	2.24	119.78	115.96

Continued on next page...

Continued from previous page...

Mol	Chain	Res	Type	Atoms	Z	Observed(^{o})	Ideal(^{o})
3	1-B	1301	HMH	C5A-C6A-N1A	-2.22	120.12	123.82
3	4-A	1300	HMH	C6A-N1A-C2A	2.21	119.72	115.96
3	7-A	1300	HMH	C6A-C5A-C4A	2.11	118.60	115.72
3	2-B	1301	HMH	C5A-C4A-N4A	-2.08	119.23	122.19
3	6-A	1300	HMH	C7A-C5A-C6A	2.07	122.74	119.37
3	2-A	1300	HMH	C6A-C5A-C4A	2.07	118.53	115.72

There are no chirality outliers.

There are no torsion outliers.

There are no ring outliers.

25 monomers are involved in 40 short contacts:

Mol	Chain	Res	Type	Clashes	Symm-Clashes
3	7-B	1301	HMH	2	0
2	4-B	1404	SO4	1	0
2	5-B	1404	SO4	2	0
2	8-A	1401	SO4	1	0
2	1-B	1404	SO4	1	0
3	8-B	1301	HMH	3	0
3	3-B	1301	HMH	2	0
3	3-A	1300	HMH	1	0
2	6-A	1401	SO4	1	0
2	7-A	1401	SO4	2	0
3	6-B	1301	HMH	2	0
2	1-B	1401	SO4	2	0
2	3-B	1404	SO4	1	0
2	5-B	1402	SO4	1	0
2	4-A	1401	SO4	1	0
3	1-A	1300	HMH	1	0
3	5-A	1300	HMH	5	0
3	2-A	1300	HMH	1	0
3	2-B	1301	HMH	1	0
3	6-A	1300	HMH	1	0
2	7-B	1404	SO4	4	0
3	8-A	1300	HMH	1	0
3	4-B	1301	HMH	1	0
3	5-B	1301	HMH	1	0
2	8-B	1403	SO4	1	0

5.7 Other polymers (i)

There are no such residues in this entry.

5.8 Polymer linkage issues (i)

There are no chain breaks in this entry.

6 Fit of model and data (i)

6.1 Protein, DNA and RNA chains (i)

In the following table, the column labelled '#RSRZ> 2' contains the number (and percentage) of RSRZ outliers, followed by percent RSRZ outliers for the chain as percentile scores relative to all X-ray entries and entries of similar resolution. The OWAB column contains the minimum, median, 95th percentile and maximum values of the occupancy-weighted average B-factor per residue. The column labelled 'Q< 0.9' lists the number of (and percentage) of residues with an average occupancy less than 0.9.

Mol	Chain	Analysed	<RSRZ>	#RSRZ>2			OWAB(Å^2)	Q<0.9
1	1-A	211/221 (95%)	-0.11	11 (5%)	27	32	11, 21, 34, 59	211 (100%)
1	1-B	207/221 (93%)	0.14	17 (8%)	11	15	6, 22, 44, 59	207 (100%)
1	2-A	211/221 (95%)	-0.11	11 (5%)	27	32	11, 21, 34, 59	211 (100%)
1	2-B	207/221 (93%)	0.14	17 (8%)	11	15	6, 22, 44, 59	207 (100%)
1	3-A	211/221 (95%)	-0.11	11 (5%)	27	32	11, 21, 34, 59	211 (100%)
1	3-B	207/221 (93%)	0.14	17 (8%)	11	15	6, 22, 44, 59	207 (100%)
1	4-A	211/221 (95%)	-0.11	11 (5%)	27	32	11, 21, 34, 59	211 (100%)
1	4-B	207/221 (93%)	0.14	17 (8%)	11	15	6, 22, 44, 59	207 (100%)
1	5-A	211/221 (95%)	-0.11	11 (5%)	27	32	11, 21, 34, 59	211 (100%)
1	5-B	207/221 (93%)	0.14	17 (8%)	11	15	6, 22, 44, 59	207 (100%)
1	6-A	211/221 (95%)	-0.11	11 (5%)	27	32	11, 21, 34, 59	211 (100%)
1	6-B	207/221 (93%)	0.14	17 (8%)	11	15	6, 22, 44, 59	207 (100%)
1	7-A	211/221 (95%)	-0.11	11 (5%)	27	32	11, 21, 34, 59	211 (100%)
1	7-B	207/221 (93%)	0.14	17 (8%)	11	15	6, 22, 44, 59	207 (100%)
1	8-A	211/221 (95%)	-0.11	11 (5%)	27	32	11, 21, 34, 59	211 (100%)
1	8-B	207/221 (93%)	0.14	17 (8%)	11	15	6, 22, 44, 59	207 (100%)
All	All	3344/3536 (94%)	0.01	224 (6%)	18	22	6, 22, 41, 59	3344 (100%)

All (224) RSRZ outliers are listed below:

Mol	Chain	Res	Type	RSRZ
1	1-B	70	GLY	7.4
1	2-B	70	GLY	7.4
1	3-B	70	GLY	7.4
1	4-B	70	GLY	7.4
1	5-B	70	GLY	7.4

Continued on next page...

Continued from previous page...

Mol	Chain	Res	Type	RSRZ
1	6-B	70	GLY	7.4
1	7-B	70	GLY	7.4
1	8-B	70	GLY	7.4
1	1-A	70	GLY	6.3
1	2-A	70	GLY	6.3
1	3-A	70	GLY	6.3
1	4-A	70	GLY	6.3
1	5-A	70	GLY	6.3
1	6-A	70	GLY	6.3
1	7-A	70	GLY	6.3
1	8-A	70	GLY	6.3
1	1-B	149	HIS	6.1
1	2-B	149	HIS	6.1
1	3-B	149	HIS	6.1
1	4-B	149	HIS	6.1
1	5-B	149	HIS	6.1
1	6-B	149	HIS	6.1
1	7-B	149	HIS	6.1
1	8-B	149	HIS	6.1
1	1-A	69	SER	5.4
1	2-A	69	SER	5.4
1	3-A	69	SER	5.4
1	4-A	69	SER	5.4
1	5-A	69	SER	5.4
1	6-A	69	SER	5.4
1	7-A	69	SER	5.4
1	8-A	69	SER	5.4
1	1-A	68	ASP	4.3
1	2-A	68	ASP	4.3
1	3-A	68	ASP	4.3
1	4-A	68	ASP	4.3
1	5-A	68	ASP	4.3
1	6-A	68	ASP	4.3
1	7-A	68	ASP	4.3
1	8-A	68	ASP	4.3
1	1-B	69	SER	4.3
1	2-B	69	SER	4.3
1	3-B	69	SER	4.3
1	4-B	69	SER	4.3
1	5-B	69	SER	4.3
1	6-B	69	SER	4.3
1	7-B	69	SER	4.3

Continued on next page...

Continued from previous page...

Mol	Chain	Res	Type	RSRZ
1	8-B	69	SER	4.3
1	1-B	139	ILE	4.3
1	2-B	139	ILE	4.3
1	3-B	139	ILE	4.3
1	4-B	139	ILE	4.3
1	5-B	139	ILE	4.3
1	6-B	139	ILE	4.3
1	7-B	139	ILE	4.3
1	8-B	139	ILE	4.3
1	1-B	97	SER	4.1
1	2-B	97	SER	4.1
1	3-B	97	SER	4.1
1	4-B	97	SER	4.1
1	5-B	97	SER	4.1
1	6-B	97	SER	4.1
1	7-B	97	SER	4.1
1	8-B	97	SER	4.1
1	1-A	190	ASN	3.5
1	2-A	190	ASN	3.5
1	3-A	190	ASN	3.5
1	4-A	190	ASN	3.5
1	5-A	190	ASN	3.5
1	6-A	190	ASN	3.5
1	7-A	190	ASN	3.5
1	8-A	190	ASN	3.5
1	1-B	31	ARG	3.4
1	2-B	31	ARG	3.4
1	3-B	31	ARG	3.4
1	4-B	31	ARG	3.4
1	5-B	31	ARG	3.4
1	6-B	31	ARG	3.4
1	7-B	31	ARG	3.4
1	8-B	31	ARG	3.4
1	1-B	219	GLY	3.3
1	2-B	219	GLY	3.3
1	3-B	219	GLY	3.3
1	4-B	219	GLY	3.3
1	5-B	219	GLY	3.3
1	6-B	219	GLY	3.3
1	7-B	219	GLY	3.3
1	8-B	219	GLY	3.3
1	1-B	71	GLU	3.2

Continued on next page...

Continued from previous page...

Mol	Chain	Res	Type	RSRZ
1	2-B	71	GLU	3.2
1	3-B	71	GLU	3.2
1	4-B	71	GLU	3.2
1	5-B	71	GLU	3.2
1	6-B	71	GLU	3.2
1	7-B	71	GLU	3.2
1	8-B	71	GLU	3.2
1	1-A	192	SER	3.2
1	2-A	192	SER	3.2
1	3-A	192	SER	3.2
1	4-A	192	SER	3.2
1	5-A	192	SER	3.2
1	6-A	192	SER	3.2
1	7-A	192	SER	3.2
1	8-A	192	SER	3.2
1	1-A	193	GLY	2.8
1	2-A	193	GLY	2.8
1	3-A	193	GLY	2.8
1	4-A	193	GLY	2.8
1	5-A	193	GLY	2.8
1	6-A	193	GLY	2.8
1	7-A	193	GLY	2.8
1	8-A	193	GLY	2.8
1	1-A	12	ASP	2.8
1	2-A	12	ASP	2.8
1	3-A	12	ASP	2.8
1	4-A	12	ASP	2.8
1	5-A	12	ASP	2.8
1	6-A	12	ASP	2.8
1	7-A	12	ASP	2.8
1	8-A	12	ASP	2.8
1	1-B	156	LYS	2.7
1	2-B	156	LYS	2.7
1	3-B	156	LYS	2.7
1	4-B	156	LYS	2.7
1	5-B	156	LYS	2.7
1	6-B	156	LYS	2.7
1	7-B	156	LYS	2.7
1	8-B	156	LYS	2.7
1	1-B	4	ARG	2.6
1	2-B	4	ARG	2.6
1	3-B	4	ARG	2.6

Continued on next page...

Continued from previous page...

Mol	Chain	Res	Type	RSRZ
1	4-B	4	ARG	2.6
1	5-B	4	ARG	2.6
1	6-B	4	ARG	2.6
1	7-B	4	ARG	2.6
1	8-B	4	ARG	2.6
1	1-A	71	GLU	2.6
1	2-A	71	GLU	2.6
1	3-A	71	GLU	2.6
1	4-A	71	GLU	2.6
1	5-A	71	GLU	2.6
1	6-A	71	GLU	2.6
1	7-A	71	GLU	2.6
1	8-A	71	GLU	2.6
1	1-B	150	CYS	2.6
1	2-B	150	CYS	2.6
1	3-B	150	CYS	2.6
1	4-B	150	CYS	2.6
1	5-B	150	CYS	2.6
1	6-B	150	CYS	2.6
1	7-B	150	CYS	2.6
1	8-B	150	CYS	2.6
1	1-B	5	GLY	2.5
1	2-B	5	GLY	2.5
1	3-B	5	GLY	2.5
1	4-B	5	GLY	2.5
1	5-B	5	GLY	2.5
1	6-B	5	GLY	2.5
1	7-B	5	GLY	2.5
1	8-B	5	GLY	2.5
1	1-B	136	PHE	2.5
1	2-B	136	PHE	2.5
1	3-B	136	PHE	2.5
1	4-B	136	PHE	2.5
1	5-B	136	PHE	2.5
1	6-B	136	PHE	2.5
1	7-B	136	PHE	2.5
1	8-B	136	PHE	2.5
1	1-B	68	ASP	2.3
1	2-B	68	ASP	2.3
1	3-B	68	ASP	2.3
1	4-B	68	ASP	2.3
1	5-B	68	ASP	2.3

Continued on next page...

Continued from previous page...

Mol	Chain	Res	Type	RSRZ
1	6-B	68	ASP	2.3
1	7-B	68	ASP	2.3
1	8-B	68	ASP	2.3
1	1-A	67	LYS	2.2
1	2-A	67	LYS	2.2
1	3-A	67	LYS	2.2
1	4-A	67	LYS	2.2
1	5-A	67	LYS	2.2
1	6-A	67	LYS	2.2
1	7-A	67	LYS	2.2
1	8-A	67	LYS	2.2
1	1-B	94	ARG	2.2
1	2-B	94	ARG	2.2
1	3-B	94	ARG	2.2
1	4-B	94	ARG	2.2
1	5-B	94	ARG	2.2
1	6-B	94	ARG	2.2
1	7-B	94	ARG	2.2
1	8-B	94	ARG	2.2
1	1-A	219	GLY	2.2
1	2-A	219	GLY	2.2
1	3-A	219	GLY	2.2
1	4-A	219	GLY	2.2
1	5-A	219	GLY	2.2
1	6-A	219	GLY	2.2
1	7-A	219	GLY	2.2
1	8-A	219	GLY	2.2
1	1-B	72	SER	2.2
1	2-B	72	SER	2.2
1	3-B	72	SER	2.2
1	4-B	72	SER	2.2
1	5-B	72	SER	2.2
1	6-B	72	SER	2.2
1	7-B	72	SER	2.2
1	8-B	72	SER	2.2
1	1-A	139	ILE	2.1
1	2-A	139	ILE	2.1
1	3-A	139	ILE	2.1
1	4-A	139	ILE	2.1
1	5-A	139	ILE	2.1
1	6-A	139	ILE	2.1
1	7-A	139	ILE	2.1

Continued on next page...

Continued from previous page...

Mol	Chain	Res	Type	RSRZ
1	8-A	139	ILE	2.1
1	1-B	166	HIS	2.1
1	2-B	166	HIS	2.1
1	3-B	166	HIS	2.1
1	4-B	166	HIS	2.1
1	5-B	166	HIS	2.1
1	6-B	166	HIS	2.1
1	7-B	166	HIS	2.1
1	8-B	166	HIS	2.1

6.2 Non-standard residues in protein, DNA, RNA chains (i)

There are no non-standard protein/DNA/RNA residues in this entry.

6.3 Carbohydrates (i)

There are no monosaccharides in this entry.

6.4 Ligands (i)

In the following table, the Atoms column lists the number of modelled atoms in the group and the number defined in the chemical component dictionary. The B-factors column lists the minimum, median, 95th percentile and maximum values of B factors of atoms in the group. The column labelled 'Q< 0.9' lists the number of atoms with occupancy less than 0.9.

Mol	Type	Chain	Res	Atoms	RSCC	RSR	B-factors(Å^2)	Q<0.9
3	HMH	1-A	1300	10/10	0.93	0.23	19,24,25,26	10
3	HMH	2-A	1300	10/10	0.93	0.23	17,23,25,26	10
3	HMH	3-A	1300	10/10	0.93	0.23	21,24,26,28	10
3	HMH	4-A	1300	10/10	0.93	0.23	17,23,25,25	10
3	HMH	5-A	1300	10/10	0.93	0.23	21,25,27,29	10
3	HMH	6-A	1300	10/10	0.93	0.23	14,23,26,27	10
3	HMH	7-A	1300	10/10	0.93	0.23	16,21,23,31	10
3	HMH	8-A	1300	10/10	0.93	0.23	21,24,26,26	10
2	SO4	1-B	1404	5/5	0.94	0.19	66,67,68,69	5
2	SO4	2-B	1404	5/5	0.94	0.19	65,67,68,68	5
2	SO4	3-B	1404	5/5	0.94	0.19	68,68,68,69	5
2	SO4	4-B	1404	5/5	0.94	0.19	66,67,68,69	5
2	SO4	5-B	1404	5/5	0.94	0.19	66,67,68,68	5
2	SO4	6-B	1404	5/5	0.94	0.19	67,67,68,69	5

Continued on next page...

Continued from previous page...

Mol	Type	Chain	Res	Atoms	RSCC	RSR	B-factors(Å^2)	Q<0.9
2	SO4	7-B	1404	5/5	0.94	0.19	63,64,67,67	5
2	SO4	8-B	1404	5/5	0.94	0.19	64,66,67,68	5
3	HMH	1-B	1301	10/10	0.94	0.22	15,19,23,33	10
3	HMH	2-B	1301	10/10	0.94	0.22	15,17,21,34	10
3	HMH	3-B	1301	10/10	0.94	0.22	23,25,29,32	10
3	HMH	4-B	1301	10/10	0.94	0.22	19,21,25,26	10
3	HMH	5-B	1301	10/10	0.94	0.22	17,19,21,24	10
3	HMH	6-B	1301	10/10	0.94	0.22	19,24,26,26	10
3	HMH	7-B	1301	10/10	0.94	0.22	21,25,28,31	10
3	HMH	8-B	1301	10/10	0.94	0.22	3,20,23,24	10
2	SO4	1-A	1403	5/5	0.96	0.15	62,62,62,63	5
2	SO4	5-B	1403	5/5	0.97	0.16	58,61,61,61	5
2	SO4	6-B	1403	5/5	0.97	0.16	57,57,58,58	5
2	SO4	7-B	1403	5/5	0.97	0.16	61,62,63,63	5
2	SO4	8-B	1403	5/5	0.97	0.16	61,61,62,63	5
2	SO4	2-B	1403	5/5	0.97	0.16	58,58,59,59	5
2	SO4	3-B	1403	5/5	0.97	0.16	60,60,61,61	5
2	SO4	4-B	1403	5/5	0.97	0.16	61,62,62,63	5
2	SO4	8-B	1402	5/5	1.00	0.08	21,22,23,25	5
2	SO4	2-A	1401	5/5	1.00	0.14	27,30,30,31	5
2	SO4	3-A	1401	5/5	1.00	0.14	28,30,31,32	5
2	SO4	4-A	1401	5/5	1.00	0.14	29,35,36,36	5
2	SO4	5-A	1401	5/5	1.00	0.14	24,25,27,27	5
2	SO4	6-A	1401	5/5	1.00	0.14	26,28,30,31	5
2	SO4	7-A	1401	5/5	1.00	0.14	26,28,29,29	5
2	SO4	8-A	1401	5/5	1.00	0.14	25,25,26,28	5
2	SO4	1-B	1401	5/5	1.00	0.12	29,29,30,31	5
2	SO4	1-B	1402	5/5	1.00	0.08	21,21,22,23	5
2	SO4	2-B	1402	5/5	1.00	0.08	23,24,26,26	5
2	SO4	3-B	1402	5/5	1.00	0.08	22,22,23,24	5
2	SO4	4-B	1402	5/5	1.00	0.08	24,24,26,26	5
2	SO4	5-B	1402	5/5	1.00	0.08	21,25,26,27	5
2	SO4	6-B	1402	5/5	1.00	0.08	22,22,25,25	5
2	SO4	7-B	1402	5/5	1.00	0.08	22,23,25,25	5

6.5 Other polymers (i)

There are no such residues in this entry.