Full wwPDB X-ray Structure Validation Report (i)

Aug 29, 2023 – 03:53 PM EDT

PDB ID	:	3PVM
Title	:	Structure of Complement C5 in Complex with CVF
Authors	:	Laursen, N.S.; Andersen, K.R.; Braren, I.; Sottrup-Jensen, L.; Spillner, E.; Andersen, G.R.
Deposited on	:	2010-12-07
Resolution	:	4.30 Å(reported)

This is a Full wwPDB X-ray Structure Validation Report for a publicly released PDB entry.

We welcome your comments at *validation@mail.wwpdb.org*
A user guide is available at
https://www.wwpdb.org/validation/2017/XrayValidationReportHelp
with specific help available everywhere you see the (i) symbol.

The types of validation reports are described at
http://www.wwpdb.org/validation/2017/FAQs#types.

The following versions of software and data (see references (i)) were used in the production of this report:

MolProbity	:	4.02b-467
Mogul	:	1.8.5 (274361), CSD as541be (2020)
Xtriage (Phenix)	:	1.13
EDS	:	2.35
Percentile statistics	:	20191225.v01 (using entries in the PDB archive December 25th 2019)
Refmac	:	5.8.0158
CCP4	:	7.0.044 (Gargrove)
Ideal geometry (proteins)	:	Engh & Huber (2001)
Ideal geometry (DNA, RNA)	:	Parkinson et al. (1996)
Validation Pipeline (wwPDB-VP)	:	2.35

1 Overall quality at a glance (i)

The following experimental techniques were used to determine the structure:
X-RAY DIFFRACTION

The reported resolution of this entry is 4.30 Å.

Percentile scores (ranging between 0-100) for global validation metrics of the entry are shown in the following graphic. The table shows the number of entries on which the scores are based.

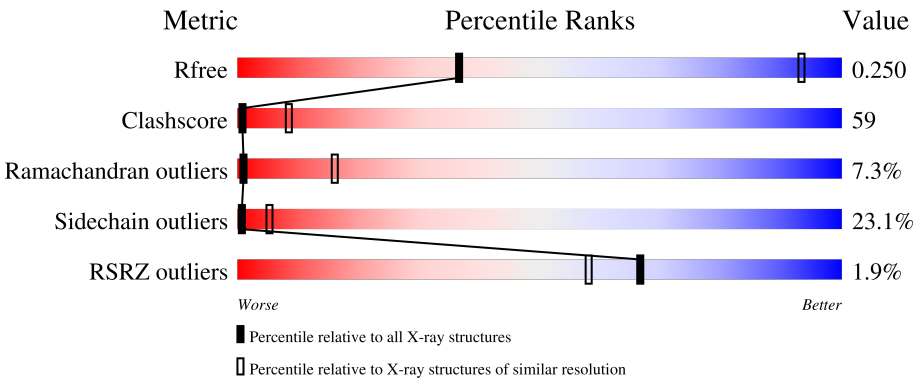

Metric	Whole archive (#Entries)	Similar resolution (#Entries, resolution range(Å))
R_{free}	130704	1014 (4.80-3.80)
Clashscore	141614	1077 (4.80-3.80)
Ramachandran outliers	138981	1029 (4.80-3.80)
Sidechain outliers	138945	1012 (4.80-3.80)
RSRZ outliers	127900	1075 (4.90-3.70)

The table below summarises the geometric issues observed across the polymeric chains and their fit to the electron density. The red, orange, yellow and green segments of the lower bar indicate the fraction of residues that contain outliers for >=3, 2, 1 and 0 types of geometric quality criteria respectively. A grey segment represents the fraction of residues that are not modelled. The numeric value for each fraction is indicated below the corresponding segment, with a dot representing fractions <=5% The upper red bar (where present) indicates the fraction of residues that have poor fit to the electron density. The numeric value is given above the bar.

Mol	Chain	Length	Quality of chain
1	A	1676	2% 24% 52% 20%
1	C	1676	2% 24% 52% 20%
2	B	1642	2% 23% 38% 13% 25%
2	D	1642	% 23% 38% 13% 25%

The following table lists non-polymeric compounds, carbohydrate monomers and non-standard

residues in protein, DNA, RNA chains that are outliers for geometric or electron-density-fit criteria:

Mol	Type	Chain	Res	Chirality	Geometry	Clashes	Electron density
3	NAG	B	2002	-	-	-	X
3	NAG	D	2002	-	-	-	X

2 Entry composition (i)

There are 3 unique types of molecules in this entry. The entry contains 45268 atoms, of which 0 are hydrogens and 0 are deuteriums.

In the tables below, the ZeroOcc column contains the number of atoms modelled with zero occupancy, the AltConf column contains the number of residues with at least one atom in alternate conformation and the Trace column contains the number of residues modelled with at most 2 atoms.

- Molecule 1 is a protein called Complement C5.

Mol	Chain	Residues	Atoms					ZeroOcc	AltConf	Trace
			Total	C	N	O	S			
1	A	1627	12881	8246	2114	2469	52	0	0	0
1	C	1627	12881	8246	2114	2469	52	0	0	0

- Molecule 2 is a protein called Cobra venom factor.

Mol	Chain	Residues	Atoms					ZeroOcc	AltConf	Trace
			Total	C	N	O	S			
2	B	1225	9711	6187	1633	1851	40	0	0	0
2	D	1225	9711	6187	1633	1851	40	0	0	0

- Molecule 3 is 2-acetamido-2-deoxy-beta-D-glucopyranose (three-letter code: NAG) (formula: $C_8H_{15}NO_6$).

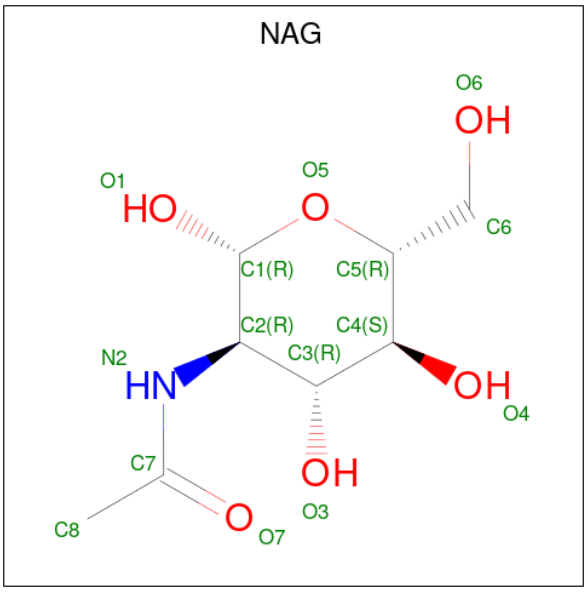

Mol	Chain	Residues	Atoms				ZeroOcc	AltConf
			Total	C	N	O		
3	A	1	14	8	1	5	0	0
3	B	1	14	8	1	5	0	0
3	B	1	14	8	1	5	0	0
3	C	1	14	8	1	5	0	0
3	D	1	14	8	1	5	0	0
3	D	1	14	8	1	5	0	0

3 Residue-property plots (i)

These plots are drawn for all protein, RNA, DNA and oligosaccharide chains in the entry. The first graphic for a chain summarises the proportions of the various outlier classes displayed in the second graphic. The second graphic shows the sequence view annotated by issues in geometry and electron density. Residues are color-coded according to the number of geometric quality criteria for which they contain at least one outlier: green = 0, yellow = 1, orange = 2 and red = 3 or more. A red dot above a residue indicates a poor fit to the electron density (RSRZ > 2). Stretches of 2 or more consecutive residues without any outlier are shown as a green connector. Residues present in the sample, but not in the model, are shown in grey.

- Molecule 1: Complement C5

Chain A: 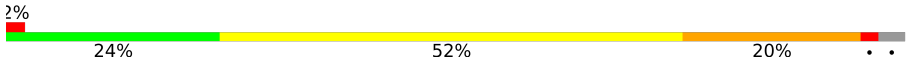

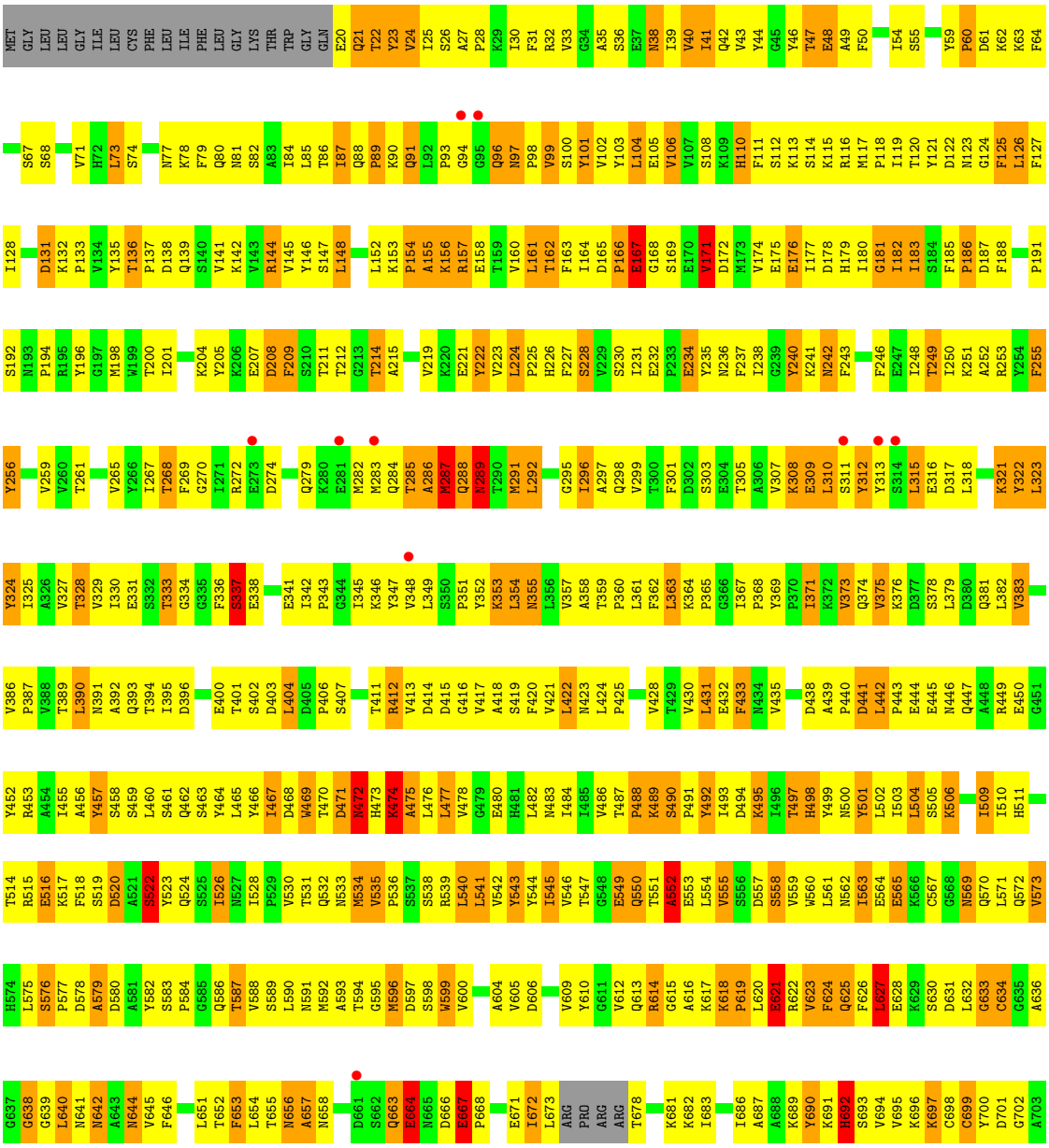

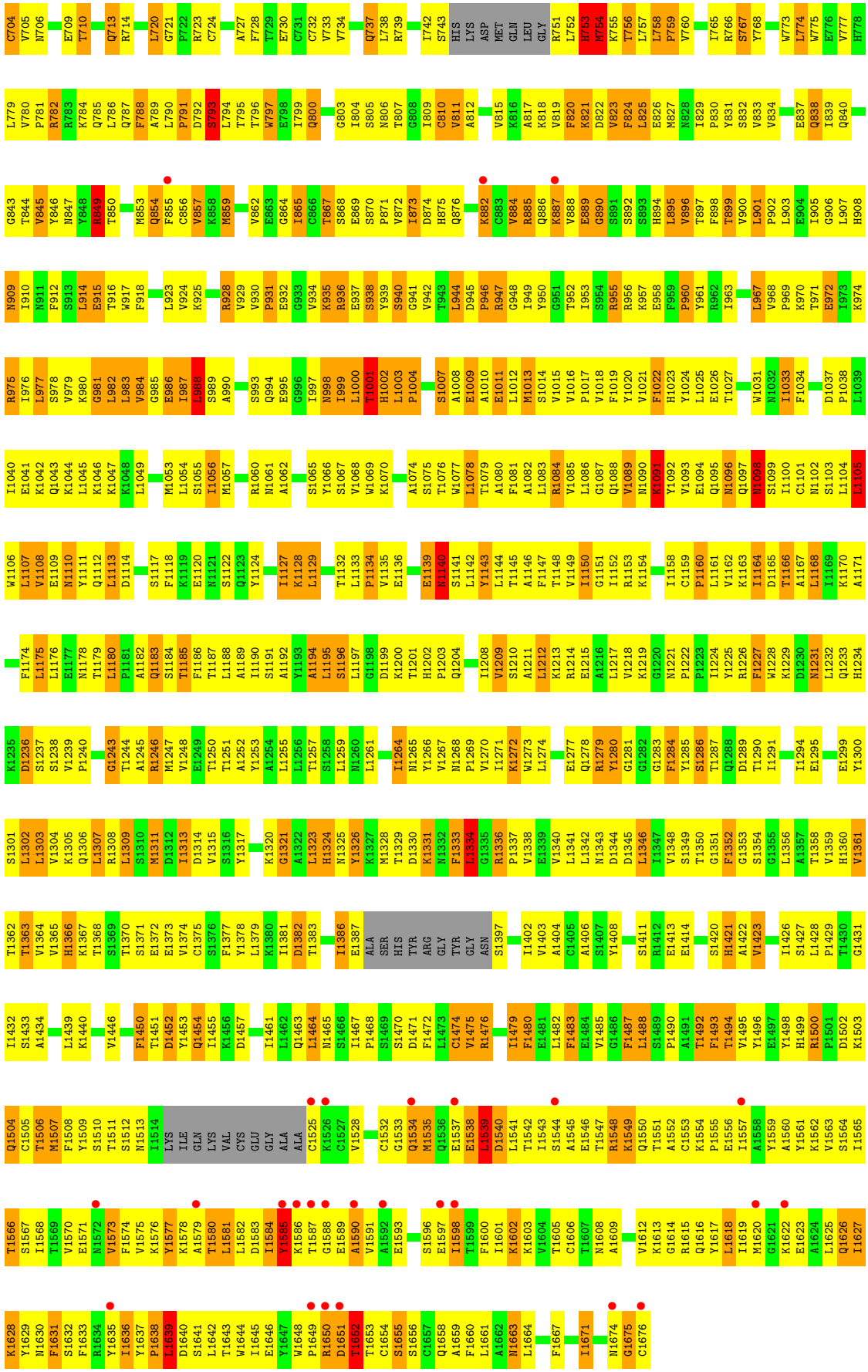

• Molecule 1: Complement C5

Chain C: 2% 24% 52% 20%

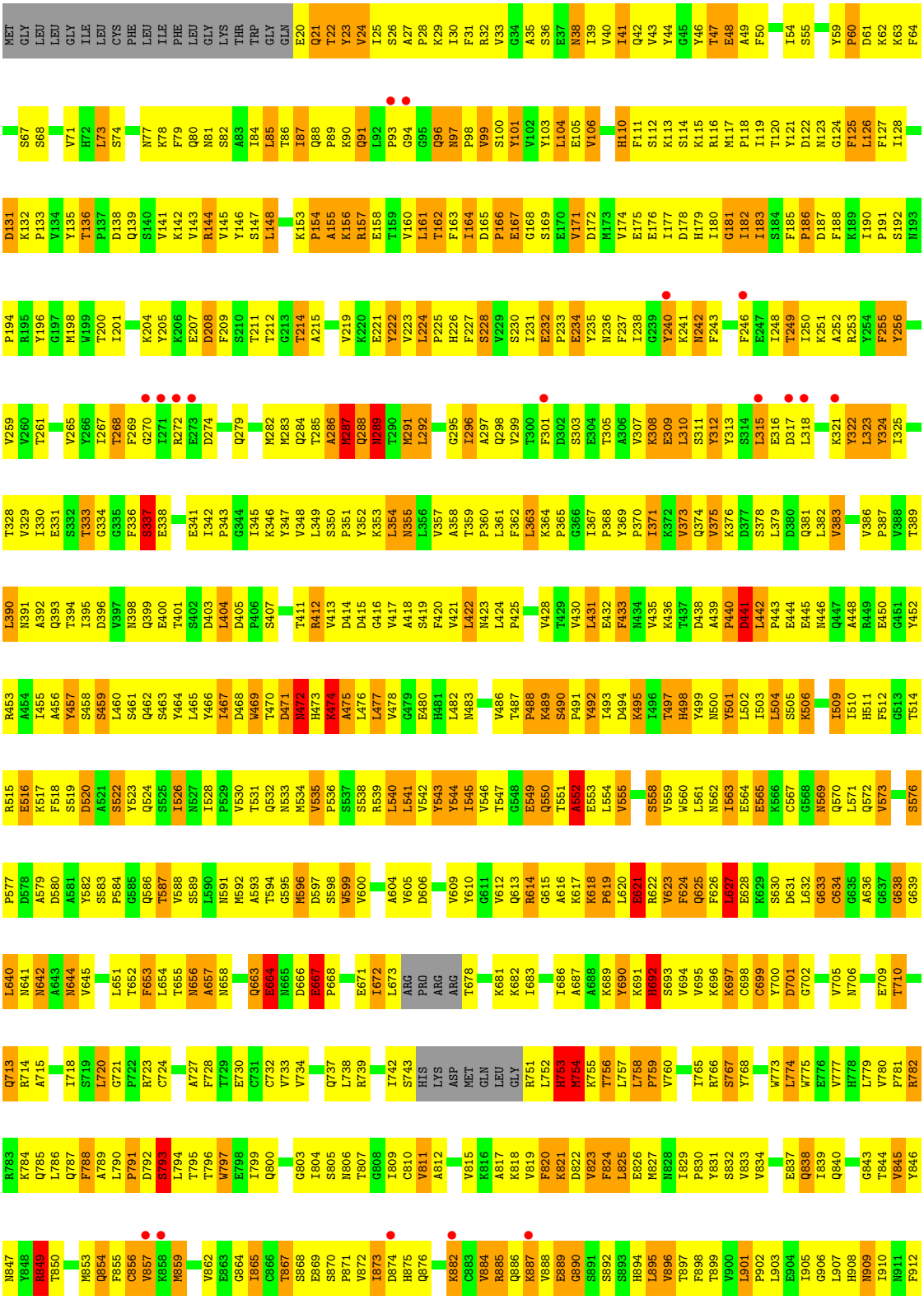

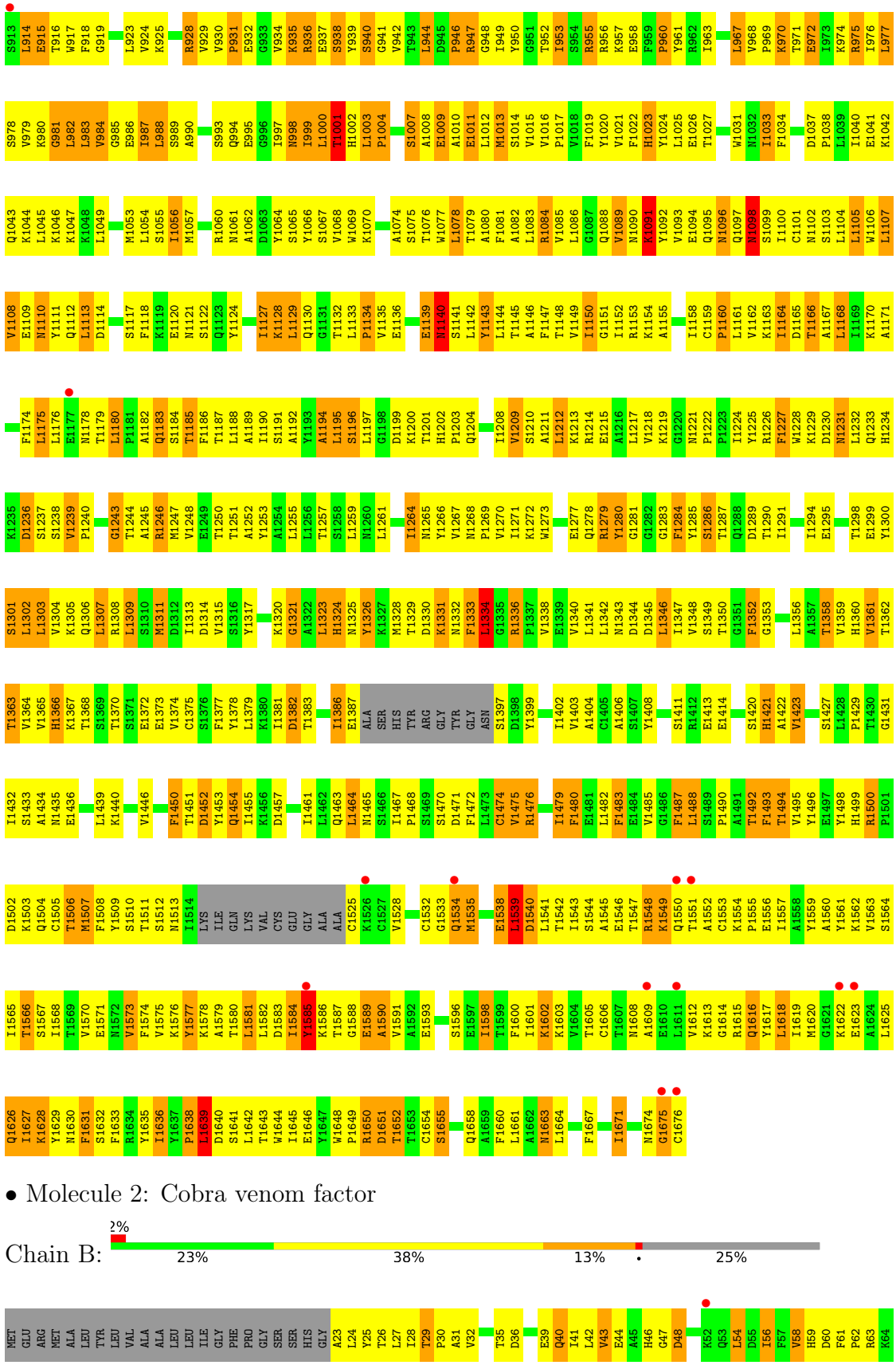

• Molecule 2: Cobra venom factor

Chain B: 2% 23% 38% 13% • 25%

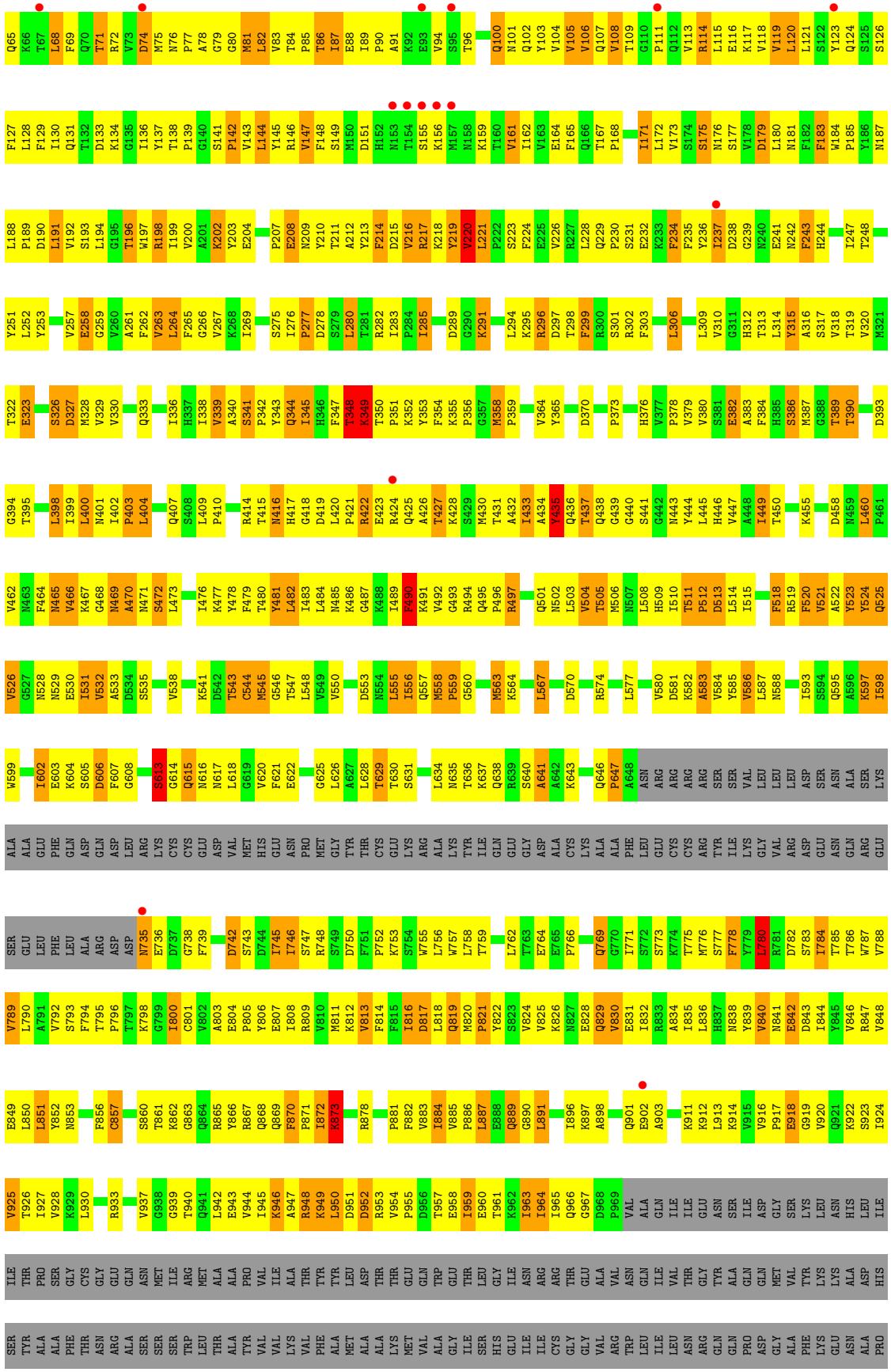

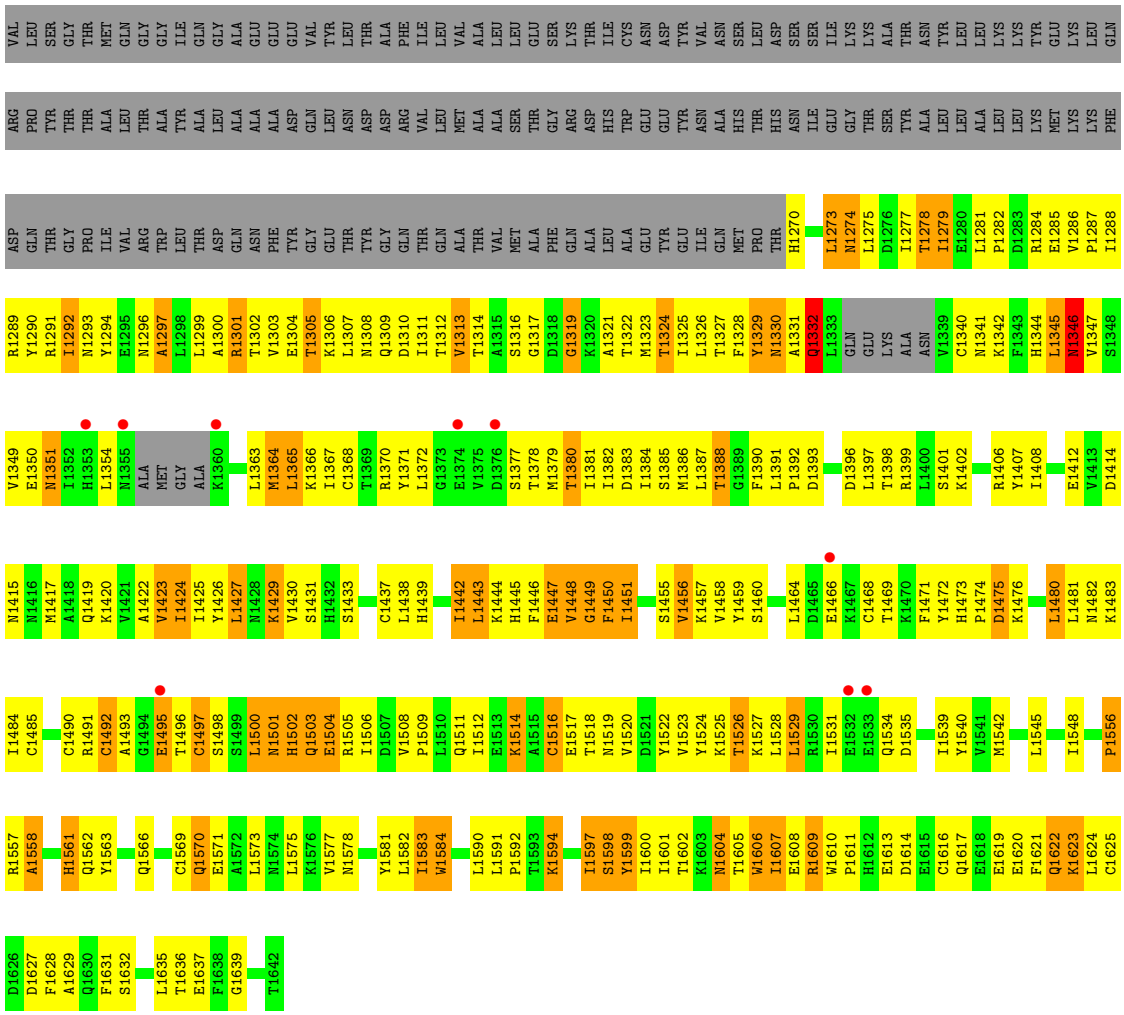

- Molecule 2: Cobra venom factor

Chain D:

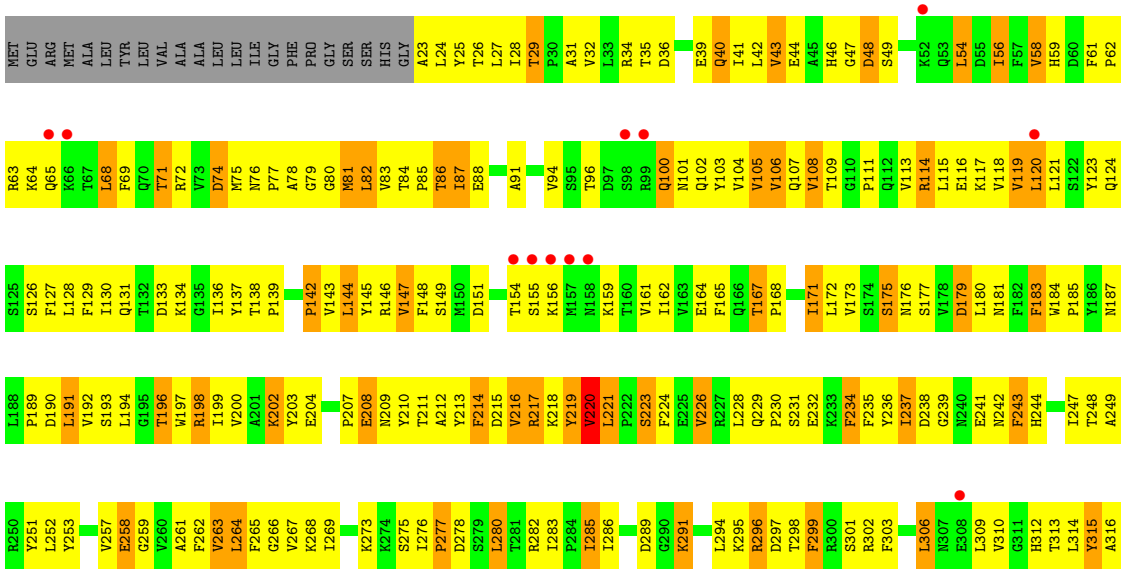

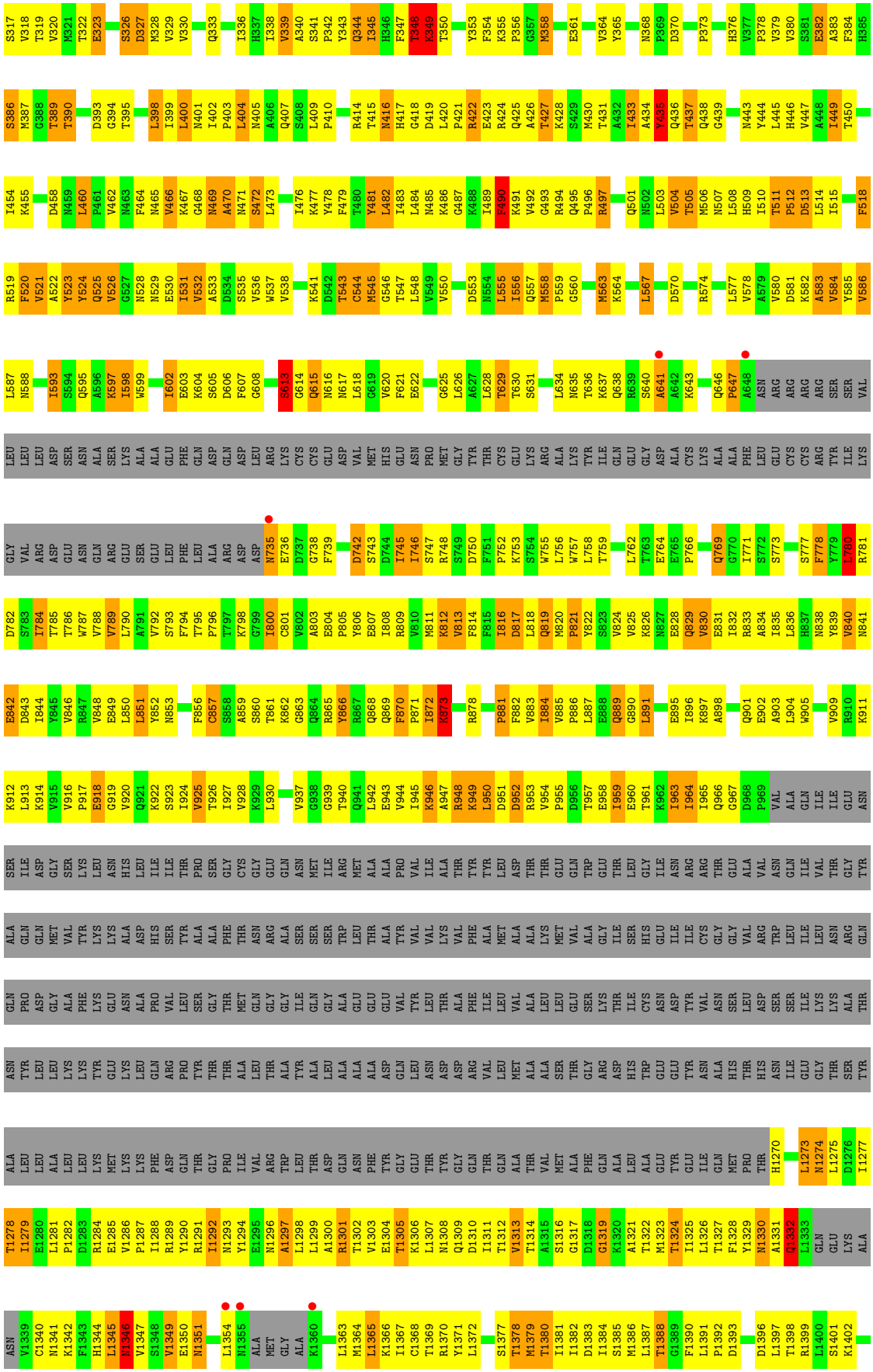
ASN V1339 C1340 N1341 K1342 F1343 H1344 L1345 N1346 V1347 S1348 V1349 E1350 N1351 L1354 N1355 ALA MET GLY ALA R1360 L1363 M1364 L1365 K1366 I1367 C1368 T1369 R1370 Y1371 L1372 S1377 T1378 M1379 T1380 I1381 I1382 D1383 I1384 S1385 M1386 L1387 T1388 G1389 F1390 L1391 P1392 D1393 D1396 L1397 T1398 R1399 L1400 S1401 K1402
T1278 I1279 E1280 L1281 P1282 D1283 R1284 E1285 V1286 P1287 I1288 R1289 Y1290 R1291 I1292 N1293 Y1294 E1295 N1296 A1297 L1298 L1299 A1300 R1301 T1302 V1303 E1304 T1305 K1306 L1307 N1308 Q1309 D1310 I1311 T1312 V1313 T1314 A1315 S1316 G1317 D1318 G1319 K1320 A1321 T1322 M1323 T1324 I1325 L1326 T1327 F1328 Y1329 N1330 A1331 Q1332 L1333 GLN GLU LYS ALA
ALA LEU LEU ALA LEU LEU LYS MET VAL LYS LYS ALA PHE PRO ILE VAL ARG TRP LEU THR ASP GLN ASP ALA ASN ALA ALA ASP GLN THR TYR ASP ASP ARG GLN THR GLY ALA LEU LEU LEU VAL ALA ALA LEU LEU MET ALA ALA LYS MET VAL ALA GLY ILE SER THR GLY SER LYS THR GLU GLN TRP GLU THR LEU GLY HIS TRP GLU GLU TYR GLU ILE GLN ALA HIS THR ILE CYS ASN ASP TYR VAL ASN ILE ARG THR GLU GLY HIS GLU ILE ASN ARG ARG THR GLY VAL ASN SER ALA HIS THR HIS ASN SER ILE ILE GLU GLY ILE ILE LYS LYS ALA ARG GLN
SER ILE ASP GLY SER LYS LEU LEU ASN HIS LEU ILE ILE THR PRO SER GLY CYS GLY GLU GLN ASN MET ILE ARG MET ALA ALA PRO VAL ILE ALA THR TYR VAL LEU ASN ASP ASP ARG VAL LEU LEU THR ALA TYR VAL VAL LYS VAL PHE ALA ILE LEU VAL ALA ALA LYS MET VAL ALA GLY ILE SER HIS LEU GLY VAL ARG VAL ASN GLN GLN ARG THR GLU GLU ILE ASN ARG THR GLU ILE CYS GLY GLY ILE ILE GLU ASN
GLN PRO ASP GLY ALA PHE LYS GLU ASN LYS LEU PRO VAL LEU SER GLY THR MET GLN GLY GLY ILE GLN GLY ALA GLU GLU GLU VAL TYR LEU THR ALA PHE ILE LEU VAL ALA ALA LEU LEU GLU SER LYS THR ILE CYS ASN ASP TYR VAL ASN SER LEU ASP SER ILE ILE LYS LYS ALA ARG THR
GLY VAL ARG ASP GLU ASN GLN ARG GLU LEU PHE LEU ALA ARG ASP ASP N735 E736 D737 G738 F739 D742 S743 D744 I745 I746 S747 R748 S749 D750 F751 P752 K753 S754 W755 L756 W757 L758 T759 L762 T763 E764 E765 P766 Q769 G770 I771 S772 S773 S777 F778 Y779 L780 R781
D782 S783 T784 T785 T786 W787 V788 V789 L790 A791 V792 S793 F794 T795 P796 T797 K798 G799 I800 C801 V802 A803 E804 P805 Y806 E807 I808 R809 V810 M811 K812 V813 F814 F815 I816 D817 L818 Q819 M820 P821 Y822 S823 V824 V825 K826 N827 E828 Q829 V830 E831 I832 R833 A834 I835 L836 H837 N838 Y839 V840 N841
E842 D843 I844 Y845 V846 R847 V848 E849 L850 L851 Y852 N853 F856 C857 S858 A859 S860 T861 K862 G863 Q864 R865 Y866 R867 Q868 Q869 F870 P871 I872 K873 R878 P881 F882 V883 I884 V885 P886 L887 E888 Q889 G890 L891 E895 I896 K897 A898 Q901 E902 A903 L904 W905 V909 R910 K911
K912 L913 K914 V915 V916 P917 E918 G919 V920 Q921 K922 S923 I924 V925 T926 I927 V928 K929 L930 V937 G938 G939 T940 Q941 L942 E943 V944 I945 K946 A947 R948 K949 L950 D951 D952 R953 V954 P955 D956 T957 E958 I959 E960 T961 K962 L963 I964 I965 Q966 G967 D968 P969 VAL ALA GLN ILE ILE GLU ASN
L587 N588 I593 S594 Q595 A596 K597 I598 W599 I602 E603 K604 S605 D606 F607 G608 S613 G614 Q615 N616 N617 L618 G619 V620 F621 E622 G625 L626 A627 L628 T629 T630 S631 L634 N635 T636 K637 Q638 R639 S640 A641 A642 K643 Q646 P647 A648 ASN ARG ARG ARG ARG SER SER VAL
R519 F520 V521 A522 Y523 Y524 Q525 V526 G527 N528 N529 E530 I531 V532 A533 D534 S535 V536 W537 V538 K541 D542 T543 C544 M545 G546 T547 L548 V549 V550 D553 N554 L555 I556 Q557 M558 P559 G560 M563 K564 L567 D570 R574 L577 V578 A579 V580 D581 K582 A583 V584 Y585 V586
I454 K455 D458 N459 L460 P461 V462 N463 F464 N465 V466 K467 G468 N469 A470 N471 S472 L473 I476 K477 Y478 F479 T480 Y481 L482 I483 L484 N485 K486 G487 K488 I489 F490 K491 V492 G493 R494 Q495 P496 R497 Q501 N502 L503 V504 T505 M506 N507 L508 H509 I510 T511 P512 D513 L514 I515 F518
S386 M387 G388 T389 T390 D393 G394 T395 L398 I399 L400 N401 I402 P403 L404 N405 A406 Q407 S408 L409 P410 R414 T415 N416 H417 G418 D419 L420 P421 R422 E423 R424 Q425 A426 T427 K428 S429 M430 T431 A432 I433 A434 Y435 Q436 T437 Q438 G439 N443 Y444 L445 H446 V447 A448 I449 T450
S317 V318 T319 V320 M321 T322 E323 S326 D327 M328 V329 V330 Q333 I336 H337 I338 V339 A340 S341 P342 Y343 Q344 I345 H346 F347 T348 K349 T350 Y353 F354 K355 P356 G357 M358 E361 V364 Y365 N368 P369 D370 P373 H376 V377 P378 V379 V380 S381 E382 A383 F384 H385

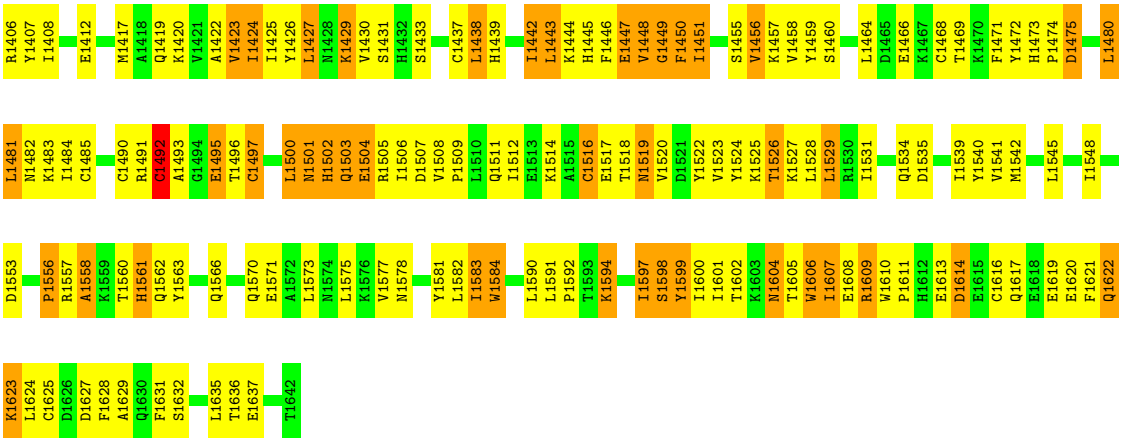
R1406
Y1407
I1408
E1412
M1417
A1418
Q1419
K1420
V1421
A1422
V1423
I1424
I1425
Y1426
L1427
N1428
K1429
V1430
S1431
H1432
S1433
C1437
L1438
H1439
I1442
L1443
K1444
H1445
F1446
E1447
V1448
G1449
F1450
I1451
S1455
V1456
K1457
V1458
Y1459
S1460
L1464
D1465
E1466
K1467
C1468
T1469
K1470
F1471
Y1472
H1473
P1474
D1475
L1480
L1481
N1482
K1483
I1484
C1485
C1490
R1491
G1492
A1493
G1494
E1495
T1496
C1497
L1500
N1501
H1502
Q1503
E1504
R1505
I1506
D1507
V1508
P1509
L1510
Q1511
I1512
E1513
K1514
A1515
C1516
E1517
T1518
N1519
V1520
D1521
Y1522
V1523
Y1524
K1525
T1526
K1527
L1528
L1529
R1530
I1531
Q1534
D1535
I1539
Y1540
V1541
M1542
L1545
I1548
D1553
P1556
R1557
A1558
K1559
T1560
H1561
Q1562
Y1563
Q1566
Q1570
E1571
A1572
L1573
H1574
L1575
K1576
V1577
N1578
Y1581
L1582
I1583
W1584
L1590
L1591
P1592
T1593
K1594
I1597
S1598
Y1599
I1600
I1601
T1602
K1603
N1604
T1605
W1606
I1607
E1608
R1609
W1610
P1611
H1612
E1613
D1614
E1615
C1616
Q1617
E1618
E1619
E1620
F1621
Q1622
K1623
L1624
C1625
D1626
D1627
F1628
A1629
Q1630
F1631
S1632
L1635
T1636
E1637
T1642

4 Data and refinement statistics (i)

Property	Value	Source
Space group	P 2 2 21	Depositor
Cell constants a, b, c, α, β, γ	176.52Å 179.20Å 389.69Å 90.00° 90.00° 90.00°	Depositor
Resolution (Å)	49.47 – 4.30 49.47 – 4.30	Depositor EDS
% Data completeness (in resolution range)	94.2 (49.47-4.30) 94.3 (49.47-4.30)	Depositor EDS
R_{merge}	(Not available)	Depositor
R_{sym}	0.14	Depositor
$< I/\sigma(I) >$ [1]	3.12 (at 4.29Å)	Xtriage
Refinement program	PHENIX (phenix.refine: 1.6.4_486)	Depositor
R, R_{free}	0.233 , 0.262 0.225 , 0.250	Depositor DCC
R_{free} test set	1734 reflections (2.17%)	wwPDB-VP
Wilson B-factor (Å^2)	135.2	Xtriage
Anisotropy	0.503	Xtriage
Bulk solvent k_{sol}(e/Å^3), B_{sol}(Å^2)	0.30 , 172.4	EDS
L-test for twinning[2]	$< \|L\| > = 0.48$, $< L^2 > = 0.31$	Xtriage
Estimated twinning fraction	0.026 for k,h,-l	Xtriage
F_o,F_c correlation	0.90	EDS
Total number of atoms	45268	wwPDB-VP
Average B, all atoms (Å^2)	192.0	wwPDB-VP

Xtriage's analysis on translational NCS is as follows: *The largest off-origin peak in the Patterson function is 2.37% of the height of the origin peak. No significant pseudotranslation is detected.*

[1]Intensities estimated from amplitudes.

[2]Theoretical values of $< |L| >$, $< L^2 >$ for acentric reflections are 0.5, 0.333 respectively for untwinned datasets, and 0.375, 0.2 for perfectly twinned datasets.

5 Model quality (i)

5.1 Standard geometry (i)

Bond lengths and bond angles in the following residue types are not validated in this section: NAG

The Z score for a bond length (or angle) is the number of standard deviations the observed value is removed from the expected value. A bond length (or angle) with $|Z| > 5$ is considered an outlier worth inspection. RMSZ is the root-mean-square of all Z scores of the bond lengths (or angles).

Mol	Chain	Bond lengths		Bond angles	
		RMSZ	$\#\|Z\|>5$	RMSZ	$\#\|Z\|>5$
1	A	0.57	1/13158 (0.0%)	0.77	6/17851 (0.0%)
1	C	0.58	0/13158	0.76	5/17851 (0.0%)
2	B	0.55	0/9912	0.74	1/13454 (0.0%)
2	D	0.55	0/9912	0.74	2/13454 (0.0%)
All	All	0.57	1/46140 (0.0%)	0.75	14/62610 (0.0%)

Chiral center outliers are detected by calculating the chiral volume of a chiral center and verifying if the center is modelled as a planar moiety or with the opposite hand.A planarity outlier is detected by checking planarity of atoms in a peptide group, atoms in a mainchain group or atoms of a sidechain that are expected to be planar.

Mol	Chain	#Chirality outliers	#Planarity outliers
1	A	0	3
1	C	0	3
2	B	0	1
2	D	0	1
All	All	0	8

All (1) bond length outliers are listed below:

Mol	Chain	Res	Type	Atoms	Z	Observed(Å)	Ideal(Å)
1	A	810	CYS	CB-SG	-5.27	1.73	1.81

All (14) bond angle outliers are listed below:

Mol	Chain	Res	Type	Atoms	Z	Observed(^{o})	Ideal(^{o})
1	C	1539	LEU	CA-CB-CG	6.88	131.12	115.30
1	A	1539	LEU	CA-CB-CG	6.87	131.10	115.30
1	A	1195	LEU	CA-CB-CG	-6.42	100.53	115.30
1	C	1195	LEU	CA-CB-CG	-6.27	100.87	115.30

Continued on next page...

Continued from previous page...

Mol	Chain	Res	Type	Atoms	Z	Observed(^{o})	Ideal(^{o})
2	B	1346	ASN	CA-CB-CG	5.54	125.58	113.40
2	D	1346	ASN	CA-CB-CG	5.53	125.56	113.40
1	A	1000	LEU	CA-CB-CG	-5.35	102.99	115.30
1	A	181	GLY	N-CA-C	5.32	126.40	113.10
1	A	1105	LEU	CA-CB-CG	-5.28	103.16	115.30
2	D	1492	CYS	CA-CB-SG	-5.22	104.59	114.00
1	C	982	LEU	CA-CB-CG	-5.19	103.36	115.30
1	C	1000	LEU	CA-CB-CG	-5.19	103.37	115.30
1	A	982	LEU	CA-CB-CG	-5.17	103.40	115.30
1	C	181	GLY	N-CA-C	5.09	125.83	113.10

There are no chirality outliers.

All (8) planarity outliers are listed below:

Mol	Chain	Res	Type	Group
1	A	472	ASN	Peptide
1	A	552	ALA	Peptide
1	A	667	GLU	Peptide
2	B	1351	ASN	Peptide
1	C	472	ASN	Peptide
1	C	552	ALA	Peptide
1	C	667	GLU	Peptide
2	D	1351	ASN	Peptide

5.2 Too-close contacts (i)

In the following table, the Non-H and H(model) columns list the number of non-hydrogen atoms and hydrogen atoms in the chain respectively. The H(added) column lists the number of hydrogen atoms added and optimized by MolProbity. The Clashes column lists the number of clashes within the asymmetric unit, whereas Symm-Clashes lists symmetry-related clashes.

Mol	Chain	Non-H	H(model)	H(added)	Clashes	Symm-Clashes
1	A	12881	0	12821	1676	0
1	C	12881	0	12821	1666	0
2	B	9711	0	9702	1046	0
2	D	9711	0	9702	1061	0
3	A	14	0	13	2	0
3	B	28	0	26	1	0
3	C	14	0	13	2	0
3	D	28	0	26	1	0
All	All	45268	0	45124	5374	0

The all-atom clashscore is defined as the number of clashes found per 1000 atoms (including hydrogen atoms). The all-atom clashscore for this structure is 59.

All (5374) close contacts within the same asymmetric unit are listed below, sorted by their clash magnitude.

Atom-1	Atom-2	Interatomic distance (Å)	Clash overlap (Å)
2:B:380:VAL:HG12	2:B:387:MET:HB3	1.24	1.15
2:D:380:VAL:HG12	2:D:387:MET:HB3	1.26	1.15
2:D:1609:ARG:HG2	2:D:1609:ARG:HH11	1.12	1.13
1:A:386:VAL:H	1:A:411:THR:HG22	1.02	1.12
1:C:386:VAL:H	1:C:411:THR:HG22	1.00	1.11
2:D:261:ALA:HB2	2:D:320:VAL:HG23	1.30	1.11
2:B:1609:ARG:HG2	2:B:1609:ARG:HH11	1.13	1.10
1:A:1228:TRP:H	1:A:1251:THR:HG22	1.13	1.10
1:C:979:VAL:HG21	1:C:1326:TYR:CE1	1.85	1.10
1:A:59:TYR:CE2	1:A:99:VAL:HG21	1.85	1.09
1:A:1278:GLN:OE1	1:A:1283:GLY:HA2	1.49	1.09
1:A:1494:THR:HB	1:A:1506:THR:HG23	1.32	1.07
1:C:1278:GLN:OE1	1:C:1283:GLY:HA2	1.53	1.07
2:D:850:LEU:HB2	2:D:882:PHE:HE1	1.20	1.07
1:C:1228:TRP:H	1:C:1251:THR:HG22	1.12	1.06
2:B:261:ALA:HB2	2:B:320:VAL:HG23	1.36	1.05
2:B:851:LEU:HD23	2:B:852:TYR:H	1.18	1.05
1:A:979:VAL:HG21	1:A:1326:TYR:CE1	1.90	1.05
2:B:344:GLN:HA	2:B:344:GLN:HE21	1.19	1.04
1:C:1228:TRP:H	1:C:1251:THR:CG2	1.70	1.03
2:D:526:VAL:HG23	2:D:530:GLU:HB3	1.37	1.03
2:B:1473:HIS:CD2	2:B:1474:PRO:HD2	1.93	1.03
1:C:492:TYR:CD2	1:C:493:ILE:N	2.27	1.03
1:C:535:VAL:HG23	1:C:536:PRO:HD3	1.40	1.03
1:A:492:TYR:CD2	1:A:493:ILE:N	2.27	1.03
1:C:1494:THR:HB	1:C:1506:THR:HG23	1.39	1.03
1:C:59:TYR:CE2	1:C:99:VAL:HG21	1.92	1.03
1:C:1584:ILE:HG22	1:C:1585:TYR:H	1.24	1.03
2:B:526:VAL:HG23	2:B:530:GLU:HB3	1.39	1.02
2:B:1607:ILE:H	2:B:1607:ILE:HD12	1.22	1.02
1:C:42:GLN:HB2	1:C:80:GLN:HE21	1.24	1.02
1:A:535:VAL:HG23	1:A:536:PRO:HD3	1.40	1.02
2:B:1590:LEU:HD23	2:B:1591:LEU:H	1.21	1.02
1:A:42:GLN:HB2	1:A:80:GLN:HE21	1.25	1.01
1:A:224:LEU:HD22	1:A:225:PRO:HD2	1.39	1.01
1:C:24:VAL:CA	1:C:655:THR:HG21	1.88	1.01
1:A:1228:TRP:H	1:A:1251:THR:CG2	1.73	1.01

Continued on next page...

Continued from previous page...

Atom-1	Atom-2	Interatomic distance (Å)	Clash overlap (Å)
2:D:1473:HIS:CD2	2:D:1474:PRO:HD2	1.96	1.01
2:D:344:GLN:HA	2:D:344:GLN:HE21	1.18	1.01
2:D:1523:VAL:HG22	2:D:1584:TRP:HB2	1.39	1.01
1:C:87:ILE:H	1:C:87:ILE:HD13	1.23	1.00
1:C:222:TYR:HE1	1:C:768:TYR:HB2	1.25	1.00
1:C:1008:ALA:HB3	1:C:1078:LEU:HD11	1.40	1.00
1:A:87:ILE:HD13	1:A:87:ILE:H	1.21	1.00
1:A:1584:ILE:HG22	1:A:1585:TYR:H	1.27	1.00
1:C:24:VAL:HA	1:C:655:THR:CG2	1.89	1.00
2:D:851:LEU:HD23	2:D:852:TYR:H	1.21	1.00
1:A:44:TYR:HE1	1:A:497:THR:HG21	1.24	1.00
2:B:850:LEU:HB2	2:B:882:PHE:HE1	1.25	0.99
1:A:24:VAL:HA	1:A:655:THR:HG21	1.02	0.99
1:A:24:VAL:HA	1:A:655:THR:CG2	1.91	0.99
1:C:831:TYR:O	1:C:928:ARG:HD2	1.63	0.99
1:A:24:VAL:CA	1:A:655:THR:HG21	1.91	0.99
1:A:1056:ILE:HD11	1:A:1066:TYR:HE2	1.25	0.99
2:B:548:LEU:HD22	2:B:793:SER:HB3	1.43	0.99
1:A:222:TYR:HE1	1:A:768:TYR:HB2	1.28	0.99
1:A:831:TYR:O	1:A:928:ARG:HD2	1.62	0.99
2:D:548:LEU:HD22	2:D:793:SER:HB3	1.42	0.99
1:A:576:SER:HB3	1:A:577:PRO:HD3	1.44	0.98
2:D:1607:ILE:H	2:D:1607:ILE:HD12	1.28	0.98
1:C:386:VAL:N	1:C:411:THR:HG22	1.76	0.98
1:A:1008:ALA:HB3	1:A:1078:LEU:HD11	1.44	0.97
1:C:111:PHE:HE2	1:C:113:LYS:HB2	1.26	0.97
2:D:556:ILE:H	2:D:556:ILE:HD12	1.26	0.97
1:C:224:LEU:HD22	1:C:225:PRO:HD2	1.42	0.97
1:C:682:LYS:HZ2	1:C:686:ILE:HD11	1.28	0.97
1:A:1068:VAL:HA	1:A:1078:LEU:HD12	1.47	0.97
1:C:24:VAL:HA	1:C:655:THR:HG21	1.00	0.97
1:C:1056:ILE:HD11	1:C:1066:TYR:HE2	1.27	0.97
1:A:44:TYR:HB2	1:A:545:ILE:HD12	1.47	0.97
2:B:531:ILE:HD11	2:B:634:LEU:HD23	1.42	0.97
1:C:44:TYR:HB2	1:C:545:ILE:HD12	1.47	0.97
1:A:386:VAL:N	1:A:411:THR:HG22	1.79	0.96
2:D:1590:LEU:HD23	2:D:1591:LEU:H	1.27	0.96
2:B:556:ILE:HD12	2:B:556:ILE:H	1.29	0.96
1:C:576:SER:HB3	1:C:577:PRO:HD3	1.44	0.96
1:A:111:PHE:HE2	1:A:113:LYS:HB2	1.27	0.96
2:B:1523:VAL:HG22	2:B:1584:TRP:HB2	1.47	0.96

Continued on next page...

Continued from previous page...

Atom-1	Atom-2	Interatomic distance (Å)	Clash overlap (Å)
1:A:421:VAL:HG11	2:B:505:THR:HG22	1.47	0.96
1:C:386:VAL:H	1:C:411:THR:CG2	1.78	0.96
2:D:531:ILE:HD11	2:D:634:LEU:HD23	1.46	0.96
1:C:44:TYR:HE1	1:C:497:THR:HG21	1.28	0.95
1:C:236:ASN:HB2	1:C:379:LEU:HD21	1.48	0.95
2:D:954:VAL:HB	2:D:957:THR:HG21	1.47	0.95
1:A:853:MET:O	1:A:888:VAL:HG12	1.66	0.95
1:C:395:ILE:HG22	1:C:401:THR:HG22	1.49	0.95
2:D:1284:ARG:CD	2:D:1285:GLU:H	1.80	0.95
1:A:386:VAL:H	1:A:411:THR:CG2	1.79	0.95
1:A:395:ILE:HG22	1:A:401:THR:HG22	1.49	0.95
1:A:702:GLY:HA2	1:A:728:PHE:CE1	2.02	0.94
1:C:330:ILE:HG22	1:C:337:SER:HB2	1.46	0.94
1:C:1068:VAL:HA	1:C:1078:LEU:HD12	1.48	0.94
1:C:1228:TRP:N	1:C:1251:THR:HG22	1.82	0.94
2:B:1284:ARG:CD	2:B:1285:GLU:H	1.81	0.94
1:C:111:PHE:CE2	1:C:113:LYS:HB2	2.02	0.94
1:A:1012:LEU:HD22	1:A:1085:VAL:HG21	1.49	0.94
1:A:236:ASN:HB2	1:A:379:LEU:HD21	1.47	0.94
1:C:145:VAL:HB	1:C:183:ILE:HD12	1.49	0.94
2:D:1450:PHE:HD1	2:D:1451:ILE:H	1.12	0.94
2:B:120:LEU:HD12	2:B:121:LEU:H	1.30	0.94
2:B:481:TYR:HB2	2:B:520:PHE:HE1	1.30	0.94
2:B:1610:TRP:HA	2:B:1628:PHE:HE2	1.33	0.94
2:D:787:TRP:HB2	2:D:808:ILE:HG22	1.49	0.94
2:D:1610:TRP:HA	2:D:1628:PHE:HE2	1.33	0.94
1:A:653:PHE:HD1	1:A:653:PHE:O	1.51	0.94
1:A:1585:TYR:HD1	1:A:1671:ILE:HG12	1.33	0.94
1:C:1585:TYR:HD1	1:C:1671:ILE:HG12	1.33	0.94
1:A:1615:ARG:HH21	1:A:1650:ARG:HH22	1.09	0.93
1:A:374:GLN:HA	1:A:416:GLY:O	1.68	0.93
1:C:853:MET:O	1:C:888:VAL:HG12	1.67	0.93
2:B:1273:LEU:HB2	2:B:1319:GLY:HA3	1.51	0.93
2:B:1491:ARG:HG3	2:B:1492:CYS:H	1.33	0.93
2:D:265:PHE:CD2	2:D:294:LEU:HB2	2.03	0.93
1:A:682:LYS:NZ	1:A:686:ILE:HD11	1.84	0.93
2:B:787:TRP:HB2	2:B:808:ILE:HG22	1.50	0.93
2:B:285:ILE:H	2:B:285:ILE:HD12	1.32	0.92
1:A:135:TYR:CZ	1:A:141:VAL:HG13	2.05	0.92
1:A:1056:ILE:HD11	1:A:1066:TYR:CE2	2.04	0.92
2:D:120:LEU:HD12	2:D:121:LEU:H	1.30	0.92

Continued on next page...

Continued from previous page...

Atom-1	Atom-2	Interatomic distance (Å)	Clash overlap (Å)
2:B:510:ILE:HG23	2:B:514:LEU:HD12	1.52	0.92
2:B:954:VAL:HB	2:B:957:THR:HG21	1.51	0.92
2:B:1607:ILE:HD12	2:B:1607:ILE:N	1.85	0.92
2:D:1273:LEU:HB2	2:D:1319:GLY:HA3	1.51	0.92
2:D:510:ILE:HG23	2:D:514:LEU:HD12	1.50	0.92
1:C:1585:TYR:CD1	1:C:1671:ILE:HG12	2.05	0.92
2:D:1491:ARG:HG3	2:D:1492:CYS:H	1.35	0.92
1:A:371:ILE:HD11	1:A:433:PHE:CE2	2.04	0.91
1:C:1615:ARG:HH21	1:C:1650:ARG:HH22	1.06	0.91
2:D:285:ILE:HD12	2:D:285:ILE:H	1.33	0.91
1:A:145:VAL:HB	1:A:183:ILE:HD12	1.51	0.91
1:A:884:VAL:O	1:A:885:ARG:HB2	1.67	0.91
1:C:135:TYR:CZ	1:C:141:VAL:HG13	2.06	0.91
1:C:222:TYR:CE1	1:C:768:TYR:HB2	2.04	0.91
1:A:351:PRO:HG2	1:A:352:TYR:CD2	2.06	0.91
1:C:489:LYS:C	1:C:491:PRO:HD3	1.91	0.91
2:B:1424:ILE:HD13	2:B:1424:ILE:H	1.34	0.91
1:C:493:ILE:HG22	1:C:495:LYS:H	1.36	0.91
2:D:197:TRP:HB2	2:D:214:PHE:CE1	2.05	0.91
1:A:330:ILE:HG22	1:A:337:SER:HB2	1.51	0.91
2:B:1450:PHE:HD1	2:B:1451:ILE:H	1.13	0.91
1:A:111:PHE:CE2	1:A:113:LYS:HB2	2.06	0.91
1:A:1404:ALA:HB1	1:A:1493:PHE:CE2	2.06	0.91
2:B:435:TYR:HD1	2:B:436:GLN:H	0.94	0.91
1:C:371:ILE:HD11	1:C:433:PHE:CE2	2.06	0.91
1:C:702:GLY:HA2	1:C:728:PHE:CE1	2.06	0.91
2:D:42:LEU:HD11	2:D:82:LEU:HD12	1.52	0.91
1:A:489:LYS:C	1:A:491:PRO:HD3	1.91	0.90
1:A:1228:TRP:N	1:A:1251:THR:HG22	1.85	0.90
2:B:239:GLY:H	2:B:296:ARG:NH2	1.69	0.90
1:C:682:LYS:NZ	1:C:686:ILE:HD11	1.85	0.90
2:B:646:GLN:HB3	2:B:647:PRO:HD2	1.51	0.90
2:D:239:GLY:H	2:D:296:ARG:NH2	1.69	0.90
1:A:1585:TYR:CD1	1:A:1671:ILE:HG12	2.07	0.90
2:B:481:TYR:O	2:B:481:TYR:HD2	1.54	0.90
1:C:374:GLN:HA	1:C:416:GLY:O	1.72	0.90
1:A:60:PRO:HD2	1:A:61:ASP:H	1.36	0.90
1:A:222:TYR:CE1	1:A:768:TYR:HB2	2.06	0.90
1:A:423:ASN:HB3	2:B:501:GLN:NE2	1.86	0.90
1:A:702:GLY:HA2	1:A:728:PHE:HE1	1.37	0.90
2:B:482:LEU:HB3	2:B:492:VAL:HG23	1.54	0.90

Continued on next page...

Continued from previous page...

Atom-1	Atom-2	Interatomic distance (Å)	Clash overlap (Å)
2:B:1331:ALA:O	2:B:1332:GLN:HB3	1.70	0.90
1:A:500:ASN:OD1	1:A:514:THR:HG23	1.71	0.89
1:C:888:VAL:HG23	1:C:894:HIS:HB2	1.52	0.89
2:D:481:TYR:HB2	2:D:520:PHE:HE1	1.36	0.89
1:C:884:VAL:O	1:C:885:ARG:HB2	1.70	0.89
2:D:435:TYR:HD1	2:D:436:GLN:H	0.94	0.89
1:A:884:VAL:HG12	1:A:886:GLN:HG2	1.52	0.89
1:A:849:ARG:HH11	1:A:849:ARG:HG3	1.37	0.89
2:B:927:ILE:HG23	2:B:1324:THR:HG23	1.54	0.89
1:A:493:ILE:HG22	1:A:495:LYS:H	1.36	0.89
1:A:584:PRO:HB3	1:A:792:ASP:HA	1.54	0.89
1:C:539:ARG:NH2	1:C:634:CYS:H	1.69	0.89
2:D:1424:ILE:H	2:D:1424:ILE:HD13	1.36	0.89
2:D:964:ILE:HG13	2:D:1302:THR:HG23	1.55	0.89
1:C:584:PRO:HB3	1:C:792:ASP:HA	1.54	0.89
1:C:1056:ILE:HD11	1:C:1066:TYR:CE2	2.07	0.89
2:D:435:TYR:HD1	2:D:436:GLN:N	1.69	0.89
2:D:850:LEU:HB2	2:D:882:PHE:CE1	2.08	0.89
2:D:646:GLN:HB3	2:D:647:PRO:HD2	1.52	0.89
2:B:42:LEU:HD11	2:B:82:LEU:HD12	1.51	0.89
2:D:1607:ILE:HD12	2:D:1607:ILE:N	1.88	0.89
2:B:265:PHE:CD2	2:B:294:LEU:HB2	2.08	0.88
1:C:653:PHE:O	1:C:653:PHE:HD1	1.56	0.88
2:D:482:LEU:HB3	2:D:492:VAL:HG23	1.55	0.88
1:A:490:SER:N	1:A:491:PRO:CD	2.36	0.88
1:C:1086:LEU:HD12	1:C:1095:GLN:HG3	1.55	0.88
1:C:470:THR:HG22	2:D:450:THR:HG22	1.55	0.88
1:C:60:PRO:HD2	1:C:61:ASP:H	1.38	0.88
1:C:849:ARG:HH11	1:C:849:ARG:HG3	1.37	0.88
1:C:1315:VAL:HG12	1:C:1324:HIS:O	1.72	0.88
2:D:161:VAL:HG21	2:D:180:LEU:HD21	1.55	0.88
2:D:218:LYS:HB3	2:D:822:TYR:CD2	2.08	0.88
2:D:221:LEU:HD11	2:D:753:LYS:HG2	1.55	0.88
2:D:850:LEU:HG	2:D:851:LEU:N	1.89	0.88
1:A:1102:ASN:HD21	1:C:1162:VAL:H	1.20	0.88
2:B:435:TYR:HD1	2:B:436:GLN:N	1.70	0.87
2:D:415:THR:HG1	2:D:425:GLN:HB3	1.39	0.87
1:C:174:VAL:HG22	1:C:175:GLU:H	1.40	0.87
1:C:351:PRO:HG2	1:C:352:TYR:CD2	2.10	0.87
1:A:250:ILE:HD11	1:A:265:VAL:HG11	1.56	0.87
1:C:1012:LEU:HD22	1:C:1085:VAL:HG21	1.57	0.87

Continued on next page...

Continued from previous page...

Atom-1	Atom-2	Interatomic distance (Å)	Clash overlap (Å)
1:A:1162:VAL:HG22	1:C:1102:ASN:ND2	1.89	0.87
2:D:481:TYR:HD2	2:D:481:TYR:O	1.57	0.87
1:A:979:VAL:HG12	1:A:1359:VAL:HG22	1.55	0.87
1:A:1162:VAL:H	1:C:1102:ASN:HD21	1.16	0.87
1:A:869:GLU:C	1:A:871:PRO:HD3	1.95	0.87
1:A:1627:ILE:HD12	1:A:1629:TYR:HB3	1.57	0.87
2:B:221:LEU:HD11	2:B:753:LYS:HG2	1.56	0.87
1:C:127:PHE:HE2	1:C:623:VAL:HG13	1.39	0.87
1:C:614:ARG:HD2	1:C:615:GLY:H	1.39	0.87
2:D:1331:ALA:O	2:D:1332:GLN:HB3	1.70	0.87
1:A:362:PHE:HE1	1:A:640:LEU:HD22	1.39	0.86
1:A:614:ARG:HD2	1:A:615:GLY:H	1.41	0.86
2:B:948:ARG:HH21	2:B:948:ARG:HB2	1.40	0.86
1:C:869:GLU:C	1:C:871:PRO:HD3	1.95	0.86
2:B:192:VAL:HG22	2:B:193:SER:H	1.39	0.86
1:C:884:VAL:HG12	1:C:886:GLN:HG2	1.55	0.86
1:A:999:ILE:HG13	1:A:1000:LEU:H	1.41	0.86
1:C:182:ILE:HG12	1:C:804:ILE:HD11	1.58	0.86
1:C:490:SER:N	1:C:491:PRO:CD	2.38	0.86
1:A:796:THR:HG23	1:A:818:LYS:HB3	1.55	0.86
1:C:504:LEU:HD21	1:C:651:LEU:HG	1.57	0.86
1:C:430:VAL:HG11	1:C:453:ARG:HH21	1.41	0.86
2:B:161:VAL:HG21	2:B:180:LEU:HD21	1.57	0.86
1:A:162:THR:HG21	1:A:204:LYS:HE2	1.56	0.86
1:A:1086:LEU:HD12	1:A:1095:GLN:HG3	1.57	0.85
2:B:850:LEU:HG	2:B:851:LEU:N	1.91	0.85
2:D:508:LEU:HD12	2:D:509:HIS:H	1.40	0.85
1:A:504:LEU:HD21	1:A:651:LEU:HG	1.57	0.85
2:B:415:THR:HG1	2:B:425:GLN:HB3	1.38	0.85
1:C:1144:LEU:O	1:C:1148:THR:HG23	1.75	0.85
1:A:1549:LYS:NZ	1:A:1667:PHE:HB3	1.90	0.85
1:A:967:LEU:HD12	1:A:968:VAL:N	1.91	0.85
2:D:44:GLU:HG2	2:D:82:LEU:HB2	1.58	0.85
2:B:218:LYS:HB3	2:B:822:TYR:CD2	2.10	0.85
1:C:250:ILE:HD11	1:C:265:VAL:HG11	1.58	0.85
1:A:174:VAL:HG22	1:A:175:GLU:H	1.41	0.85
1:A:979:VAL:HG21	1:A:1326:TYR:HE1	1.36	0.85
1:A:539:ARG:NH2	1:A:634:CYS:H	1.72	0.85
1:A:1278:GLN:OE1	1:A:1283:GLY:CA	2.25	0.85
1:C:44:TYR:CE1	1:C:497:THR:HG21	2.12	0.85
1:A:471:ASP:OD2	1:A:474:LYS:HB3	1.76	0.85

Continued on next page...

Continued from previous page...

Atom-1	Atom-2	Interatomic distance (Å)	Clash overlap (Å)
2:B:44:GLU:HG2	2:B:82:LEU:HB2	1.57	0.85
2:D:114:ARG:O	2:D:115:LEU:HD23	1.76	0.85
1:A:470:THR:HG22	2:B:450:THR:HG22	1.57	0.84
1:C:1490:PRO:HB3	1:C:1510:SER:HB2	1.58	0.84
1:A:623:VAL:HG12	1:A:624:PHE:N	1.92	0.84
1:A:1315:VAL:HG12	1:A:1324:HIS:O	1.77	0.84
1:C:623:VAL:HG12	1:C:624:PHE:N	1.92	0.84
1:C:982:LEU:H	1:C:982:LEU:HD12	1.41	0.84
2:D:948:ARG:HH21	2:D:948:ARG:HB2	1.43	0.84
2:D:1450:PHE:CD1	2:D:1451:ILE:N	2.45	0.84
1:A:44:TYR:CE1	1:A:497:THR:HG21	2.10	0.84
1:A:1109:GLU:HG2	1:C:1163:LYS:HZ1	1.41	0.84
2:D:1561:HIS:CE1	2:D:1597:ILE:HD13	2.12	0.84
1:A:888:VAL:HG23	1:A:894:HIS:HB2	1.57	0.84
1:A:1576:LYS:HG2	1:A:1601:ILE:HG22	1.58	0.84
1:C:471:ASP:OD2	1:C:474:LYS:HB3	1.77	0.84
1:C:999:ILE:HG13	1:C:1000:LEU:H	1.42	0.84
1:A:830:PRO:HG3	1:A:1483:PHE:CZ	2.13	0.84
1:A:1490:PRO:HB3	1:A:1510:SER:HB2	1.58	0.84
1:C:1068:VAL:HG21	1:C:1124:TYR:CD1	2.13	0.84
1:A:113:LYS:HG2	1:A:114:SER:H	1.41	0.84
1:C:979:VAL:HG21	1:C:1326:TYR:HE1	1.33	0.84
2:D:482:LEU:HD12	2:D:482:LEU:H	1.43	0.84
1:A:87:ILE:HD13	1:A:87:ILE:N	1.91	0.84
1:C:476:LEU:HD21	1:C:482:LEU:HD12	1.57	0.84
1:A:489:LYS:HZ3	2:B:502:ASN:H	1.24	0.84
1:C:796:THR:HG23	1:C:818:LYS:HB3	1.58	0.84
2:D:1274:ASN:ND2	2:D:1293:ASN:HB3	1.93	0.84
2:B:482:LEU:H	2:B:482:LEU:HD12	1.43	0.83
1:C:549:GLU:H	1:C:549:GLU:CD	1.80	0.83
1:A:546:VAL:O	1:A:553:GLU:HB3	1.78	0.83
1:C:889:GLU:HB2	1:C:892:SER:HB2	1.59	0.83
1:C:1383:THR:HG21	1:C:1511:THR:HG22	1.60	0.83
1:A:127:PHE:HE2	1:A:623:VAL:HG13	1.42	0.83
1:C:467:ILE:HG22	1:C:486:VAL:HG22	1.60	0.83
1:C:1127:ILE:HD12	1:C:1127:ILE:H	1.44	0.83
1:C:113:LYS:HG2	1:C:114:SER:H	1.44	0.83
1:C:830:PRO:HG3	1:C:1483:PHE:CZ	2.12	0.83
1:A:265:VAL:HG22	1:A:329:VAL:HG22	1.61	0.83
2:B:964:ILE:HG13	2:B:1302:THR:HG23	1.60	0.83
1:C:87:ILE:HD13	1:C:87:ILE:N	1.93	0.83

Continued on next page...

Continued from previous page...

Atom-1	Atom-2	Interatomic distance (Å)	Clash overlap (Å)
1:C:1576:LYS:HG2	1:C:1601:ILE:HG22	1.60	0.83
1:A:884:VAL:CG1	1:A:886:GLN:HG2	2.08	0.83
1:C:131:ASP:HB3	1:C:142:LYS:HB2	1.60	0.83
1:C:1370:THR:HG23	1:C:1373:GLU:OE1	1.79	0.83
1:A:42:GLN:HB2	1:A:80:GLN:NE2	1.93	0.83
2:B:285:ILE:HD12	2:B:285:ILE:N	1.94	0.83
2:B:1274:ASN:ND2	2:B:1293:ASN:HB3	1.94	0.83
1:C:42:GLN:HB2	1:C:80:GLN:NE2	1.93	0.83
2:B:508:LEU:HD12	2:B:509:HIS:H	1.44	0.83
1:C:162:THR:HG21	1:C:204:LYS:HE2	1.58	0.83
1:C:1320:LYS:HD2	1:C:1321:GLY:H	1.42	0.83
1:C:1549:LYS:NZ	1:C:1667:PHE:HB3	1.93	0.83
1:C:546:VAL:O	1:C:553:GLU:HB3	1.78	0.83
1:A:491:PRO:HG2	1:A:494:ASP:HB3	1.60	0.82
2:D:344:GLN:HA	2:D:344:GLN:NE2	1.93	0.82
1:A:549:GLU:CD	1:A:549:GLU:H	1.81	0.82
1:A:838:GLN:HA	1:A:901:LEU:HB2	1.59	0.82
1:A:955:ARG:HG2	1:A:1350:THR:HG23	1.60	0.82
1:A:1127:ILE:H	1:A:1127:ILE:HD12	1.44	0.82
2:B:25:TYR:HB2	2:B:631:SER:HB3	1.60	0.82
1:C:443:PRO:HD2	1:C:446:ASN:HB2	1.61	0.82
1:A:905:ILE:HD12	1:A:931:PRO:HD3	1.61	0.82
2:B:476:ILE:O	2:B:497:ARG:HG2	1.78	0.82
1:A:153:LYS:HB2	1:A:154:PRO:HD2	1.58	0.82
1:C:153:LYS:HB2	1:C:154:PRO:HD2	1.60	0.82
1:C:905:ILE:HD12	1:C:931:PRO:HD3	1.60	0.82
1:A:1144:LEU:O	1:A:1148:THR:HG23	1.80	0.82
2:B:1561:HIS:CE1	2:B:1597:ILE:HD13	2.14	0.82
1:C:362:PHE:HE1	1:C:640:LEU:HD22	1.44	0.82
1:C:967:LEU:HD12	1:C:968:VAL:N	1.94	0.82
1:C:743:SER:HB2	1:C:751:ARG:N	1.95	0.82
1:A:238:ILE:HG23	1:A:242:ASN:HD22	1.41	0.82
2:B:1450:PHE:CD1	2:B:1451:ILE:N	2.47	0.82
1:A:1068:VAL:HG21	1:A:1124:TYR:CD1	2.13	0.82
1:A:1320:LYS:HD2	1:A:1321:GLY:H	1.43	0.82
1:C:1561:TYR:CD1	1:C:1581:LEU:HD21	2.14	0.82
1:A:1561:TYR:CD1	1:A:1581:LEU:HD21	2.14	0.82
1:C:979:VAL:HG12	1:C:1359:VAL:HG22	1.60	0.82
1:A:857:VAL:HG23	1:A:884:VAL:HG21	1.59	0.82
1:A:1626:GLN:HB2	1:A:1635:TYR:HD1	1.44	0.82
1:C:1402:ILE:HG13	1:C:1479:ILE:HD12	1.59	0.82

Continued on next page...

Continued from previous page...

Atom-1	Atom-2	Interatomic distance (Å)	Clash overlap (Å)
1:A:1533:GLY:O	1:A:1534:GLN:HB3	1.80	0.81
1:C:35:ALA:O	1:C:86:THR:HG22	1.80	0.81
1:C:491:PRO:HG2	1:C:494:ASP:HB3	1.60	0.81
1:C:1278:GLN:OE1	1:C:1283:GLY:CA	2.28	0.81
2:D:818:LEU:HD21	2:D:820:MET:HE3	1.61	0.81
1:A:1383:THR:HG21	1:A:1511:THR:HG22	1.63	0.81
2:B:339:VAL:HG23	2:B:341:SER:H	1.46	0.81
1:C:160:VAL:HG22	1:C:175:GLU:HB3	1.61	0.81
1:C:702:GLY:HA2	1:C:728:PHE:HE1	1.45	0.81
1:C:857:VAL:HG23	1:C:884:VAL:HG21	1.62	0.81
2:D:745:ILE:CG2	2:D:897:LYS:HD3	2.11	0.81
2:D:1284:ARG:CG	2:D:1285:GLU:H	1.94	0.81
1:A:375:VAL:O	1:A:383:VAL:HG13	1.80	0.81
1:A:773:TRP:HZ3	1:A:788:PHE:CE1	1.98	0.81
1:A:936:ARG:HG3	1:A:936:ARG:HH11	1.44	0.81
1:A:944:LEU:HD12	1:A:1313:ILE:HD11	1.63	0.81
1:A:982:LEU:HD12	1:A:982:LEU:H	1.44	0.81
2:B:344:GLN:HA	2:B:344:GLN:NE2	1.94	0.81
1:C:42:GLN:HG2	1:C:43:VAL:H	1.45	0.81
2:D:339:VAL:HG23	2:D:341:SER:H	1.46	0.81
1:A:182:ILE:HG12	1:A:804:ILE:HD11	1.62	0.81
1:A:520:ASP:OD2	2:B:404:LEU:HB2	1.81	0.81
1:A:113:LYS:HG2	1:A:114:SER:N	1.96	0.81
1:A:753:HIS:O	1:A:754:MET:HB3	1.81	0.81
2:B:294:LEU:HD12	2:B:295:LYS:N	1.95	0.81
1:C:1570:VAL:HA	1:C:1574:PHE:O	1.79	0.81
2:D:422:ARG:H	2:D:422:ARG:HD3	1.45	0.81
1:A:1590:ALA:HB1	1:A:1635:TYR:CE1	2.16	0.81
2:B:850:LEU:HB2	2:B:882:PHE:CE1	2.14	0.81
1:C:838:GLN:HA	1:C:901:LEU:HB2	1.62	0.81
1:A:1370:THR:HG23	1:A:1373:GLU:OE1	1.81	0.81
1:C:917:TRP:HB3	2:D:558:MET:SD	2.21	0.81
1:C:1623:GLU:HB2	1:C:1638:PRO:HG2	1.63	0.81
1:A:160:VAL:HG22	1:A:175:GLU:HB3	1.61	0.81
1:A:309:GLU:HG2	1:A:310:LEU:H	1.44	0.81
1:A:889:GLU:HB2	1:A:892:SER:HB2	1.62	0.81
1:A:1549:LYS:HZ1	1:A:1667:PHE:HB3	1.44	0.81
2:B:415:THR:OG1	2:B:425:GLN:HB3	1.81	0.81
1:C:1176:LEU:HD21	1:C:1195:LEU:CD2	2.10	0.81
1:C:309:GLU:HG2	1:C:310:LEU:H	1.43	0.81
2:B:481:TYR:HE1	2:B:506:MET:SD	2.04	0.80

Continued on next page...

Continued from previous page...

Atom-1	Atom-2	Interatomic distance (Å)	Clash overlap (Å)
1:C:1404:ALA:HB1	1:C:1493:PHE:CE2	2.16	0.80
2:D:1347:VAL:HG22	2:D:1367:ILE:HG23	1.62	0.80
1:A:131:ASP:HB3	1:A:142:LYS:HB2	1.62	0.80
1:A:1620:MET:HB2	1:A:1644:TRP:HB3	1.64	0.80
1:C:753:HIS:O	1:C:754:MET:HB3	1.78	0.80
1:C:1615:ARG:HH21	1:C:1650:ARG:NH2	1.79	0.80
2:D:415:THR:OG1	2:D:425:GLN:HB3	1.81	0.80
1:A:596:MET:HA	1:A:782:ARG:HG2	1.62	0.80
1:A:1570:VAL:HA	1:A:1574:PHE:O	1.80	0.80
2:B:1284:ARG:HG3	2:B:1286:VAL:H	1.47	0.80
1:A:924:VAL:HG21	3:A:2003:NAG:H82	1.64	0.80
1:A:476:LEU:HD21	1:A:482:LEU:HD12	1.61	0.80
1:C:837:GLU:O	1:C:901:LEU:HD12	1.81	0.80
2:D:927:ILE:HG23	2:D:1324:THR:HG23	1.63	0.80
2:B:1506:ILE:HD12	2:B:1627:ASP:HB2	1.64	0.80
1:C:463:SER:HB3	1:C:491:PRO:HA	1.64	0.80
1:C:470:THR:HG22	2:D:450:THR:CG2	2.11	0.80
1:A:743:SER:HB2	1:A:751:ARG:N	1.96	0.80
1:C:265:VAL:HG22	1:C:329:VAL:HG22	1.64	0.80
1:C:500:ASN:CB	1:C:543:TYR:CE1	2.65	0.80
1:C:969:PRO:HG3	1:C:1601:ILE:HD12	1.64	0.80
1:A:35:ALA:O	1:A:86:THR:HG22	1.82	0.80
1:A:1102:ASN:ND2	1:C:1162:VAL:H	1.79	0.80
2:B:484:LEU:HB2	2:B:519:ARG:HB2	1.63	0.80
2:B:262:PHE:CE1	2:B:282:ARG:HG3	2.17	0.80
1:A:443:PRO:HD2	1:A:446:ASN:HB2	1.63	0.79
1:A:1152:ILE:HG21	1:A:1168:LEU:HD21	1.64	0.79
1:C:238:ILE:HG23	1:C:242:ASN:HD22	1.44	0.79
1:C:733:VAL:O	1:C:737:GLN:HG2	1.82	0.79
2:D:25:TYR:HB2	2:D:631:SER:HB3	1.63	0.79
1:A:1176:LEU:HD21	1:A:1195:LEU:CD2	2.12	0.79
1:C:884:VAL:CG1	1:C:886:GLN:HG2	2.11	0.79
2:D:563:MET:HG3	2:D:780:LEU:HD23	1.64	0.79
1:A:500:ASN:HB3	1:A:543:TYR:HE1	1.47	0.79
1:A:1244:THR:HG22	1:A:1247:MET:H	1.47	0.79
2:B:563:MET:SD	2:B:808:ILE:HD11	2.21	0.79
1:C:126:LEU:HD11	1:C:205:TYR:CE2	2.17	0.79
1:C:773:TRP:HZ3	1:C:788:PHE:CE1	2.00	0.79
2:D:164:GLU:HG2	2:D:175:SER:HB2	1.63	0.79
1:A:315:LEU:HD13	1:A:317:ASP:HB2	1.62	0.79
1:A:1309:LEU:HD11	1:A:1328:MET:HG3	1.64	0.79

Continued on next page...

Continued from previous page...

Atom-1	Atom-2	Interatomic distance (Å)	Clash overlap (Å)
2:B:961:THR:HG22	2:B:1327:THR:HG23	1.64	0.79
2:B:1393:ASP:HB2	2:B:1443:LEU:HD11	1.63	0.79
1:A:500:ASN:CB	1:A:543:TYR:CE1	2.65	0.79
2:B:422:ARG:H	2:B:422:ARG:HD3	1.46	0.79
1:C:1590:ALA:HB1	1:C:1635:TYR:CE1	2.18	0.79
2:D:285:ILE:HD12	2:D:285:ILE:N	1.96	0.79
2:D:294:LEU:HD12	2:D:295:LYS:N	1.98	0.79
1:C:1549:LYS:HZ1	1:C:1667:PHE:HB3	1.45	0.79
2:D:262:PHE:CE1	2:D:282:ARG:HG3	2.17	0.79
2:D:518:PHE:CE2	2:D:538:VAL:HB	2.18	0.79
1:A:91:GLN:OE1	1:A:91:GLN:HA	1.77	0.79
1:A:492:TYR:CG	1:A:493:ILE:N	2.50	0.79
1:C:924:VAL:HG21	3:C:2003:NAG:H82	1.65	0.79
1:C:1100:ILE:HG21	1:C:1158:ILE:HD12	1.65	0.79
1:C:596:MET:HA	1:C:782:ARG:HG2	1.64	0.79
1:A:430:VAL:HG11	1:A:453:ARG:HH21	1.46	0.78
2:D:476:ILE:O	2:D:497:ARG:HG2	1.82	0.78
1:A:837:GLU:O	1:A:901:LEU:HD12	1.83	0.78
1:A:1623:GLU:HB2	1:A:1638:PRO:HG2	1.66	0.78
2:B:83:VAL:C	2:B:85:PRO:HD3	2.03	0.78
1:C:1620:MET:HB2	1:C:1644:TRP:HB3	1.65	0.78
1:C:20:GLU:HG2	1:C:20:GLU:O	1.83	0.78
2:B:197:TRP:HB2	2:B:214:PHE:CE1	2.18	0.78
1:C:576:SER:HB2	1:C:589:SER:H	1.48	0.78
2:D:1482:ASN:HB2	2:D:1495:GLU:HG2	1.65	0.78
2:B:1347:VAL:HG22	2:B:1367:ILE:HG23	1.63	0.78
1:C:1186:PHE:HD1	1:C:1250:THR:HG22	1.49	0.78
2:D:476:ILE:O	2:D:476:ILE:HG23	1.82	0.78
1:A:489:LYS:NZ	2:B:502:ASN:H	1.82	0.78
2:D:563:MET:SD	2:D:808:ILE:HD11	2.24	0.78
2:D:1444:LYS:HE2	2:D:1447:GLU:HA	1.64	0.78
1:A:1411:SER:N	1:A:1414:GLU:HG3	1.99	0.78
2:B:165:PHE:CZ	2:B:199:ILE:HD11	2.19	0.78
1:C:91:GLN:OE1	1:C:91:GLN:HA	1.72	0.78
1:C:500:ASN:HB2	1:C:543:TYR:CD1	2.19	0.78
1:C:506:LYS:HD2	1:C:536:PRO:HD2	1.66	0.78
2:D:127:PHE:HE2	2:D:602:ILE:HG23	1.49	0.78
1:A:733:VAL:O	1:A:737:GLN:HG2	1.83	0.78
2:B:244:HIS:HB3	2:B:291:LYS:HD2	1.64	0.78
1:C:1244:THR:HG22	1:C:1247:MET:H	1.49	0.78
1:C:1627:ILE:HD12	1:C:1629:TYR:HB3	1.65	0.78

Continued on next page...

Continued from previous page...

Atom-1	Atom-2	Interatomic distance (Å)	Clash overlap (Å)
2:D:1614:ASP:O	2:D:1617:GLN:HG2	1.83	0.78
1:A:1109:GLU:HG2	1:C:1163:LYS:NZ	1.98	0.77
1:A:1153:ARG:HD2	1:A:1197:LEU:HB3	1.66	0.77
1:C:500:ASN:OD1	1:C:514:THR:HG23	1.83	0.77
2:D:83:VAL:C	2:D:85:PRO:HD3	2.04	0.77
2:D:563:MET:HB3	2:D:778:PHE:CE2	2.19	0.77
1:A:126:LEU:HD11	1:A:205:TYR:CE2	2.19	0.77
1:A:267:ILE:HD12	1:A:299:VAL:HG11	1.67	0.77
1:A:682:LYS:HZ3	1:A:686:ILE:HD11	1.47	0.77
2:B:1482:ASN:HB2	2:B:1495:GLU:HG2	1.66	0.77
1:C:315:LEU:HD13	1:C:317:ASP:HB2	1.64	0.77
1:C:1386:ILE:HG13	1:C:1387:GLU:H	1.50	0.77
1:C:1533:GLY:O	1:C:1534:GLN:HB3	1.83	0.77
2:D:484:LEU:HB2	2:D:519:ARG:HB2	1.66	0.77
1:A:1615:ARG:HH21	1:A:1650:ARG:NH2	1.83	0.77
2:B:1382:ILE:CD1	2:B:1458:VAL:HG22	2.14	0.77
1:A:1053:MET:HE2	1:A:1089:VAL:HG21	1.65	0.77
2:B:1444:LYS:HE2	2:B:1447:GLU:HA	1.65	0.77
2:D:961:THR:HG22	2:D:1327:THR:HG23	1.67	0.77
1:A:179:HIS:O	1:A:180:ILE:HG12	1.85	0.77
1:A:514:THR:O	1:A:515:ARG:HD3	1.84	0.77
2:B:518:PHE:CE2	2:B:538:VAL:HB	2.18	0.77
2:B:818:LEU:HD21	2:B:820:MET:HE3	1.67	0.77
1:A:465:LEU:HG	1:A:466:TYR:N	2.00	0.77
1:A:1186:PHE:HD1	1:A:1250:THR:HG22	1.50	0.77
2:B:1614:ASP:O	2:B:1617:GLN:HG2	1.84	0.77
1:C:365:PRO:HD2	1:C:464:TYR:CD2	2.19	0.77
1:C:365:PRO:HG2	1:C:464:TYR:CE2	2.20	0.77
1:C:465:LEU:HG	1:C:466:TYR:N	2.00	0.77
1:C:500:ASN:HB3	1:C:543:TYR:HE1	1.49	0.77
1:C:1176:LEU:HD21	1:C:1195:LEU:HD22	1.67	0.77
1:A:126:LEU:HD11	1:A:205:TYR:CZ	2.20	0.77
1:C:773:TRP:CE3	1:C:774:LEU:HB2	2.20	0.77
1:C:1645:ILE:O	1:C:1646:GLU:HG3	1.83	0.77
1:A:23:TYR:N	1:A:23:TYR:CD1	2.46	0.77
1:A:362:PHE:CE1	1:A:640:LEU:HD22	2.19	0.77
2:B:462:VAL:HG21	2:B:520:PHE:HE2	1.48	0.77
2:D:194:LEU:CD1	2:D:217:ARG:HA	2.15	0.77
1:A:488:PRO:HG3	1:A:499:TYR:OH	1.84	0.77
1:C:135:TYR:CE1	1:C:141:VAL:HA	2.19	0.77
1:C:1411:SER:N	1:C:1414:GLU:HG3	2.00	0.77

Continued on next page...

Continued from previous page...

Atom-1	Atom-2	Interatomic distance (Å)	Clash overlap (Å)
1:A:576:SER:HB2	1:A:589:SER:H	1.49	0.76
1:C:144:ARG:HD2	1:C:146:TYR:CE1	2.20	0.76
1:C:1623:GLU:CB	1:C:1638:PRO:HG2	2.15	0.76
2:D:221:LEU:CD1	2:D:753:LYS:HG2	2.15	0.76
2:D:462:VAL:HG21	2:D:520:PHE:HE2	1.48	0.76
1:A:1213:LYS:HG2	1:A:1266:TYR:HE2	1.49	0.76
1:C:25:ILE:H	1:C:655:THR:CG2	1.97	0.76
1:C:375:VAL:O	1:C:383:VAL:HG13	1.84	0.76
1:C:1176:LEU:HB3	1:C:1204:GLN:HG2	1.68	0.76
1:A:42:GLN:HG2	1:A:43:VAL:H	1.49	0.76
1:A:1176:LEU:HD21	1:A:1195:LEU:HD22	1.67	0.76
2:B:1284:ARG:CG	2:B:1285:GLU:H	1.98	0.76
1:C:492:TYR:CG	1:C:493:ILE:N	2.50	0.76
1:C:493:ILE:CG2	1:C:495:LYS:HB2	2.14	0.76
2:D:518:PHE:HE2	2:D:538:VAL:HB	1.50	0.76
1:A:773:TRP:CE3	1:A:774:LEU:HB2	2.20	0.76
1:C:132:LYS:NZ	1:C:139:GLN:HE22	1.84	0.76
1:C:563:ILE:HG13	1:C:564:GLU:N	1.98	0.76
2:D:922:LYS:HE3	2:D:1329:TYR:CZ	2.20	0.76
1:A:104:LEU:HD12	1:A:105:GLU:H	1.50	0.76
1:A:493:ILE:HG22	1:A:495:LYS:N	2.01	0.76
1:A:618:LYS:N	1:A:619:PRO:HD2	2.01	0.76
1:C:133:PRO:HD2	1:C:609:VAL:HG11	1.67	0.76
1:C:470:THR:HG22	2:D:450:THR:CB	2.15	0.76
1:C:1152:ILE:HG21	1:C:1168:LEU:HD21	1.68	0.76
1:A:563:ILE:HG13	1:A:564:GLU:N	1.98	0.76
1:A:1100:ILE:HG21	1:A:1158:ILE:HD12	1.68	0.76
1:A:1320:LYS:CD	1:A:1321:GLY:H	1.98	0.76
2:B:114:ARG:O	2:B:115:LEU:HD23	1.85	0.76
1:C:666:ASP:O	1:C:668:PRO:HD2	1.84	0.76
2:D:1393:ASP:HB2	2:D:1443:LEU:HD11	1.66	0.76
1:A:493:ILE:CG2	1:A:495:LYS:HB2	2.14	0.76
2:B:1387:LEU:HD21	2:B:1472:TYR:CE1	2.20	0.76
1:C:412:ARG:HH22	1:C:472:ASN:ND2	1.83	0.76
1:C:1626:GLN:HB2	1:C:1635:TYR:HD1	1.49	0.76
2:D:137:TYR:HB2	2:D:216:VAL:HG23	1.68	0.76
1:A:284:GLN:HG2	1:A:310:LEU:HD22	1.68	0.76
1:A:322:TYR:N	1:A:322:TYR:HD2	1.84	0.76
1:A:467:ILE:HG22	1:A:486:VAL:HG22	1.68	0.76
1:C:59:TYR:CD1	1:C:60:PRO:HD3	2.21	0.76
1:C:1365:VAL:HG22	1:C:1366:HIS:H	1.51	0.76

Continued on next page...

Continued from previous page...

Atom-1	Atom-2	Interatomic distance (Å)	Clash overlap (Å)
1:A:132:LYS:NZ	1:A:139:GLN:HE22	1.84	0.76
1:A:1626:GLN:HB2	1:A:1635:TYR:CD1	2.20	0.76
1:C:618:LYS:N	1:C:619:PRO:HD2	2.01	0.76
1:C:944:LEU:HD12	1:C:1313:ILE:HD11	1.66	0.76
1:C:1560:ALA:CB	1:C:1620:MET:HG2	2.16	0.76
1:A:222:TYR:OH	1:A:224:LEU:HD23	1.86	0.76
1:A:666:ASP:O	1:A:668:PRO:HD2	1.85	0.76
2:B:476:ILE:O	2:B:476:ILE:HG23	1.83	0.76
1:C:873:ILE:HD12	1:C:873:ILE:O	1.85	0.76
1:A:690:TYR:HE1	1:A:696:LYS:HD2	1.51	0.75
2:B:851:LEU:CD2	2:B:852:TYR:H	1.98	0.75
2:B:1450:PHE:HD1	2:B:1451:ILE:N	1.82	0.75
1:C:126:LEU:HD11	1:C:205:TYR:CZ	2.21	0.75
1:C:936:ARG:HH11	1:C:936:ARG:HG3	1.50	0.75
1:C:1176:LEU:N	1:C:1176:LEU:HD23	2.00	0.75
2:D:218:LYS:HD3	2:D:822:TYR:HE2	1.50	0.75
1:A:77:ASN:ND2	1:A:81:ASN:HB2	2.01	0.75
1:A:480:GLU:O	1:A:530:VAL:HG12	1.85	0.75
1:C:267:ILE:HD12	1:C:299:VAL:HG11	1.68	0.75
1:C:1320:LYS:CD	1:C:1321:GLY:H	1.97	0.75
2:D:1450:PHE:HD1	2:D:1451:ILE:N	1.81	0.75
2:D:1609:ARG:HH11	2:D:1609:ARG:CG	1.94	0.75
1:A:873:ILE:HD12	1:A:873:ILE:O	1.87	0.75
1:A:1386:ILE:HG13	1:A:1387:GLU:H	1.52	0.75
2:B:127:PHE:HE2	2:B:602:ILE:HG23	1.52	0.75
2:B:235:PHE:HB3	2:B:338:ILE:HG22	1.68	0.75
2:B:891:LEU:HB3	2:B:912:LYS:HD3	1.66	0.75
1:C:77:ASN:ND2	1:C:81:ASN:HB2	2.01	0.75
2:D:462:VAL:HG21	2:D:520:PHE:CE2	2.21	0.75
1:C:284:GLN:HG2	1:C:310:LEU:HD22	1.67	0.75
1:C:1244:THR:HG23	1:C:1502:ASP:OD2	1.87	0.75
2:D:481:TYR:HE1	2:D:506:MET:SD	2.09	0.75
1:A:1159:CYS:SG	1:A:1161:LEU:HD23	2.27	0.75
2:B:410:PRO:HA	2:B:431:THR:HG22	1.68	0.75
2:B:469:ASN:OD1	2:B:472:SER:HB2	1.85	0.75
2:B:563:MET:HB3	2:B:778:PHE:CE2	2.21	0.75
2:D:1506:ILE:HD12	2:D:1627:ASP:HB2	1.68	0.75
2:B:221:LEU:CD1	2:B:753:LYS:HG2	2.17	0.75
2:B:1583:ILE:HG23	2:B:1607:ILE:HG23	1.67	0.75
1:C:243:PHE:CE1	1:C:316:GLU:HB3	2.22	0.75
2:B:494:ARG:HG3	2:B:494:ARG:HH11	1.51	0.75

Continued on next page...

Continued from previous page...

Atom-1	Atom-2	Interatomic distance (Å)	Clash overlap (Å)
1:C:1085:VAL:O	1:C:1089:VAL:HG23	1.86	0.75
2:D:960:GLU:OE1	2:D:1306:LYS:HE2	1.87	0.75
1:A:765:ILE:HD12	1:A:765:ILE:O	1.87	0.75
2:B:299:PHE:HE1	2:B:303:PHE:HD2	1.35	0.75
1:C:493:ILE:HG22	1:C:495:LYS:N	2.01	0.75
2:D:1284:ARG:HG3	2:D:1286:VAL:H	1.51	0.75
1:A:975:ARG:NH2	1:A:1346:LEU:HD22	2.02	0.74
1:C:111:PHE:HE2	1:C:113:LYS:CB	2.00	0.74
1:C:955:ARG:HG2	1:C:1350:THR:HG23	1.69	0.74
2:D:244:HIS:HB3	2:D:291:LYS:HD2	1.68	0.74
2:B:462:VAL:HG21	2:B:520:PHE:CE2	2.22	0.74
2:B:745:ILE:CG2	2:B:897:LYS:HD3	2.17	0.74
2:B:948:ARG:HB2	2:B:948:ARG:NH2	2.02	0.74
2:D:296:ARG:HH11	2:D:296:ARG:HG3	1.53	0.74
1:A:20:GLU:O	1:A:20:GLU:HG2	1.85	0.74
1:A:500:ASN:HB2	1:A:543:TYR:CD1	2.22	0.74
1:A:506:LYS:HD2	1:A:536:PRO:HD2	1.69	0.74
2:B:518:PHE:HE2	2:B:538:VAL:HB	1.52	0.74
1:C:690:TYR:HE1	1:C:696:LYS:HD2	1.52	0.74
2:D:1457:LYS:HG2	2:D:1469:THR:OG1	1.87	0.74
1:A:322:TYR:N	1:A:322:TYR:CD2	2.55	0.74
1:A:829:ILE:HG12	1:A:925:LYS:HG2	1.69	0.74
1:C:620:LEU:O	1:C:622:ARG:N	2.21	0.74
2:D:825:VAL:HB	2:D:828:GLU:CD	2.08	0.74
1:A:120:THR:HG22	1:A:122:ASP:H	1.52	0.74
1:A:423:ASN:OD1	2:B:504:VAL:HG22	1.87	0.74
1:A:809:ILE:HG12	1:A:810:CYS:N	2.03	0.74
1:A:849:ARG:NH1	2:B:555:LEU:HD13	2.02	0.74
1:C:113:LYS:HG2	1:C:114:SER:N	1.99	0.74
1:C:1033:ILE:HG22	1:C:1034:PHE:CD1	2.22	0.74
1:C:1309:LEU:HD11	1:C:1328:MET:HG3	1.69	0.74
1:A:412:ARG:HH22	1:A:472:ASN:ND2	1.86	0.74
2:B:481:TYR:HB2	2:B:520:PHE:CE1	2.20	0.74
1:C:222:TYR:OH	1:C:224:LEU:HD23	1.87	0.74
1:C:1584:ILE:HG22	1:C:1585:TYR:N	2.02	0.74
2:D:192:VAL:HG22	2:D:193:SER:H	1.51	0.74
1:A:59:TYR:CD1	1:A:60:PRO:HD3	2.23	0.74
1:A:88:GLN:O	1:A:90:LYS:HD3	1.88	0.74
1:A:969:PRO:HG3	1:A:1601:ILE:HD12	1.70	0.74
2:B:825:VAL:HB	2:B:828:GLU:CD	2.07	0.74
1:C:132:LYS:O	1:C:135:TYR:HE2	1.70	0.74

Continued on next page...

Continued from previous page...

Atom-1	Atom-2	Interatomic distance (Å)	Clash overlap (Å)
1:C:809:ILE:HG12	1:C:810:CYS:N	2.03	0.74
2:B:952:ASP:OD1	2:B:952:ASP:N	2.21	0.73
2:D:435:TYR:CD1	2:D:436:GLN:N	2.49	0.73
2:D:1520:VAL:HG11	2:D:1584:TRP:CD1	2.23	0.73
1:C:473:HIS:CE1	2:D:455:LYS:HZ1	2.05	0.73
1:C:937:GLU:O	1:C:1363:THR:HG23	1.88	0.73
2:D:353:TYR:HB2	2:D:613:SER:OG	1.88	0.73
2:D:1387:LEU:HD21	2:D:1472:TYR:CE1	2.23	0.73
1:A:25:ILE:H	1:A:655:THR:CG2	2.00	0.73
1:A:830:PRO:HG3	1:A:1483:PHE:CE2	2.23	0.73
2:B:380:VAL:CG1	2:B:387:MET:HB3	2.13	0.73
1:C:182:ILE:HG12	1:C:804:ILE:CD1	2.18	0.73
2:D:848:VAL:HG22	2:D:898:ALA:HB2	1.70	0.73
1:C:871:PRO:HB3	1:C:882:LYS:HG3	1.70	0.73
1:C:1627:ILE:HG13	1:C:1627:ILE:O	1.88	0.73
2:D:1514:LYS:O	2:D:1517:GLU:HB2	1.89	0.73
1:A:1402:ILE:HG13	1:A:1479:ILE:HD12	1.70	0.73
1:C:135:TYR:HE1	1:C:141:VAL:HA	1.54	0.73
1:A:60:PRO:CD	1:A:61:ASP:H	2.00	0.73
1:A:538:SER:O	1:A:561:LEU:HB2	1.88	0.73
2:B:1457:LYS:HG2	2:B:1469:THR:OG1	1.88	0.73
2:B:1609:ARG:HH11	2:B:1609:ARG:CG	1.95	0.73
1:C:538:SER:O	1:C:561:LEU:HB2	1.88	0.73
1:C:907:LEU:HD12	1:C:908:HIS:H	1.52	0.73
2:D:548:LEU:CD2	2:D:793:SER:HB3	2.16	0.73
1:A:977:LEU:HD22	1:A:978:SER:N	2.04	0.73
1:A:1560:ALA:CB	1:A:1620:MET:HG2	2.19	0.73
1:A:1623:GLU:CB	1:A:1638:PRO:HG2	2.19	0.73
2:D:961:THR:CG2	2:D:1327:THR:HG23	2.19	0.73
2:D:1520:VAL:HG11	2:D:1584:TRP:HD1	1.52	0.73
1:A:1244:THR:HG23	1:A:1502:ASP:OD2	1.89	0.73
1:A:1323:LEU:HD12	1:A:1324:HIS:H	1.54	0.73
1:C:154:PRO:O	1:C:155:ALA:CB	2.37	0.73
2:D:320:VAL:HG12	2:D:329:VAL:HG22	1.71	0.73
1:A:871:PRO:HB3	1:A:882:LYS:HG3	1.70	0.73
2:B:750:ASP:O	2:B:782:ASP:HB2	1.88	0.73
2:B:1408:ILE:HD11	2:B:1425:ILE:HG12	1.71	0.73
1:C:393:GLN:HG2	1:C:403:ASP:OD1	1.89	0.73
1:C:977:LEU:HD22	1:C:978:SER:N	2.03	0.73
2:D:563:MET:HE2	2:D:564:LYS:H	1.54	0.73
1:A:182:ILE:HG12	1:A:804:ILE:CD1	2.19	0.73

Continued on next page...

Continued from previous page...

Atom-1	Atom-2	Interatomic distance (Å)	Clash overlap (Å)
1:A:1176:LEU:N	1:A:1176:LEU:HD23	2.02	0.73
1:A:1627:ILE:CD1	1:A:1629:TYR:HB3	2.17	0.73
2:B:435:TYR:CD1	2:B:436:GLN:N	2.50	0.73
2:B:960:GLU:OE1	2:B:1306:LYS:HE2	1.89	0.73
1:C:830:PRO:HG3	1:C:1483:PHE:CE2	2.22	0.73
1:C:1333:PHE:O	1:C:1334:LEU:HB2	1.88	0.73
1:A:104:LEU:HD12	1:A:105:GLU:N	2.03	0.72
1:A:144:ARG:HD2	1:A:146:TYR:CE1	2.24	0.72
1:C:20:GLU:HB2	1:C:551:THR:HA	1.70	0.72
1:C:480:GLU:O	1:C:530:VAL:HG12	1.89	0.72
1:C:1159:CYS:SG	1:C:1161:LEU:HD23	2.29	0.72
2:D:137:TYR:CZ	2:D:143:VAL:HG22	2.24	0.72
1:A:500:ASN:HB3	1:A:543:TYR:CE1	2.24	0.72
1:A:1090:ASN:O	1:A:1092:TYR:N	2.22	0.72
1:A:1549:LYS:HZ2	1:A:1667:PHE:HD1	1.35	0.72
2:B:104:VAL:HG22	2:B:105:VAL:H	1.54	0.72
2:B:961:THR:CG2	2:B:1327:THR:HG23	2.19	0.72
1:C:88:GLN:O	1:C:90:LYS:HD3	1.89	0.72
1:C:975:ARG:NH1	1:C:1340:VAL:HG11	2.05	0.72
1:C:1323:LEU:HD12	1:C:1324:HIS:H	1.54	0.72
2:D:165:PHE:CZ	2:D:199:ILE:HD11	2.24	0.72
1:A:1083:LEU:HD22	1:A:1104:LEU:HD21	1.70	0.72
2:B:618:LEU:HD22	2:B:636:THR:HA	1.70	0.72
2:B:1473:HIS:HD2	2:B:1474:PRO:HD2	1.54	0.72
1:C:362:PHE:CE1	1:C:640:LEU:HD22	2.23	0.72
1:A:720:LEU:HD13	1:A:724:CYS:HB3	1.72	0.72
2:B:1613:GLU:O	2:B:1616:CYS:HB2	1.89	0.72
1:C:60:PRO:CD	1:C:61:ASP:H	2.01	0.72
1:C:371:ILE:HG22	1:C:420:PHE:HB2	1.70	0.72
1:C:934:VAL:HG22	1:C:1366:HIS:CD2	2.23	0.72
1:A:62:LYS:HD3	1:A:103:TYR:CD2	2.24	0.72
2:B:120:LEU:HD12	2:B:121:LEU:N	2.03	0.72
2:B:164:GLU:HG2	2:B:175:SER:HB2	1.70	0.72
2:B:262:PHE:HE1	2:B:282:ARG:HG3	1.54	0.72
1:A:786:LEU:HD23	1:A:786:LEU:H	1.54	0.72
1:A:796:THR:HG23	1:A:818:LYS:CB	2.18	0.72
1:A:934:VAL:HG22	1:A:1366:HIS:CD2	2.23	0.72
1:A:1573:VAL:O	1:A:1603:LYS:HD2	1.88	0.72
1:C:489:LYS:HG2	1:C:490:SER:N	2.04	0.72
1:C:1549:LYS:HZ2	1:C:1667:PHE:HD1	1.35	0.72
1:C:1568:ILE:HG23	1:C:1577:TYR:HE1	1.54	0.72

Continued on next page...

Continued from previous page...

Atom-1	Atom-2	Interatomic distance (Å)	Clash overlap (Å)
2:D:104:VAL:HG22	2:D:105:VAL:H	1.54	0.72
2:D:127:PHE:CE2	2:D:602:ILE:HG23	2.23	0.72
1:A:1645:ILE:O	1:A:1646:GLU:HG3	1.89	0.72
1:C:720:LEU:HD13	1:C:724:CYS:HB3	1.72	0.72
1:C:1365:VAL:HG22	1:C:1366:HIS:N	2.05	0.72
2:D:120:LEU:HD12	2:D:121:LEU:N	2.04	0.72
2:D:829:GLN:HE22	2:D:883:VAL:HG13	1.53	0.72
2:D:948:ARG:HB2	2:D:948:ARG:NH2	2.04	0.72
2:D:1382:ILE:CD1	2:D:1458:VAL:HG22	2.19	0.72
2:B:922:LYS:HE3	2:B:1329:TYR:CZ	2.24	0.72
1:C:614:ARG:HD2	1:C:615:GLY:N	2.04	0.72
1:C:697:LYS:O	1:C:700:TYR:HB3	1.90	0.72
1:C:1083:LEU:HD22	1:C:1104:LEU:HD21	1.69	0.72
1:A:620:LEU:O	1:A:622:ARG:N	2.23	0.72
2:B:851:LEU:HD23	2:B:852:TYR:N	2.01	0.72
1:C:1153:ARG:HD2	1:C:1197:LEU:HB3	1.71	0.72
1:A:30:ILE:HG23	1:A:118:PRO:HB2	1.71	0.72
1:C:1660:PHE:HE2	1:C:1664:LEU:HD12	1.54	0.72
2:B:1514:LYS:O	2:B:1517:GLU:HB2	1.90	0.71
1:C:786:LEU:H	1:C:786:LEU:HD23	1.53	0.71
1:C:1271:ILE:HD13	1:C:1300:TYR:CE1	2.24	0.71
2:D:422:ARG:H	2:D:422:ARG:CD	2.02	0.71
2:D:449:ILE:HD13	2:D:462:VAL:HG23	1.71	0.71
2:D:925:VAL:HG13	2:D:1326:LEU:HD23	1.71	0.71
2:B:296:ARG:HH11	2:B:296:ARG:HG3	1.54	0.71
2:B:824:VAL:HG21	2:B:830:VAL:HG11	1.70	0.71
1:C:115:LYS:HB2	1:C:654:LEU:HD11	1.71	0.71
1:C:461:SER:HB2	1:C:553:GLU:OE2	1.90	0.71
1:C:554:LEU:HB3	1:C:642:ASN:OD1	1.90	0.71
2:D:745:ILE:HG21	2:D:897:LYS:HD3	1.72	0.71
1:A:1132:THR:HG22	1:A:1133:LEU:H	1.55	0.71
1:A:1333:PHE:O	1:A:1334:LEU:HB2	1.88	0.71
2:B:194:LEU:CD1	2:B:217:ARG:HA	2.20	0.71
2:B:548:LEU:CD2	2:B:793:SER:HB3	2.18	0.71
1:C:148:LEU:HD12	1:C:154:PRO:O	1.91	0.71
1:C:154:PRO:O	1:C:155:ALA:HB3	1.89	0.71
1:C:628:GLU:C	1:C:630:SER:H	1.91	0.71
1:A:115:LYS:HB2	1:A:654:LEU:HD11	1.71	0.71
1:A:365:PRO:HD2	1:A:464:TYR:CD2	2.25	0.71
1:A:393:GLN:HG2	1:A:403:ASP:OD1	1.90	0.71
2:B:137:TYR:CZ	2:B:143:VAL:HG22	2.26	0.71

Continued on next page...

Continued from previous page...

Atom-1	Atom-2	Interatomic distance (Å)	Clash overlap (Å)
1:C:765:ILE:HD12	1:C:765:ILE:O	1.91	0.71
1:A:20:GLU:HB2	1:A:551:THR:HA	1.71	0.71
1:A:135:TYR:CE1	1:A:141:VAL:HA	2.25	0.71
1:A:1098:ASN:OD1	1:C:1160:PRO:HG2	1.90	0.71
2:B:208:GLU:OE1	2:B:210:TYR:HB2	1.91	0.71
2:B:1305:THR:HG23	2:B:1307:LEU:H	1.54	0.71
2:B:1610:TRP:HA	2:B:1628:PHE:CE2	2.23	0.71
1:C:322:TYR:HD2	1:C:322:TYR:N	1.89	0.71
2:D:106:VAL:HG23	2:D:117:LYS:O	1.89	0.71
1:A:133:PRO:HD2	1:A:609:VAL:HG11	1.71	0.71
1:A:638:GLY:HA2	1:A:645:VAL:HG22	1.73	0.71
2:B:106:VAL:HG23	2:B:117:LYS:O	1.89	0.71
1:C:638:GLY:HA2	1:C:645:VAL:HG22	1.72	0.71
1:C:1136:GLU:O	1:C:1139:GLU:HB2	1.91	0.71
2:D:1613:GLU:O	2:D:1616:CYS:HB2	1.91	0.71
1:A:614:ARG:HD2	1:A:615:GLY:N	2.05	0.71
1:A:1227:PHE:C	1:A:1227:PHE:HD1	1.93	0.71
1:A:1365:VAL:HG22	1:A:1366:HIS:H	1.55	0.71
2:B:320:VAL:HG12	2:B:329:VAL:HG22	1.73	0.71
1:C:156:LYS:O	1:C:157:ARG:HG2	1.91	0.71
1:C:1056:ILE:HD13	1:C:1056:ILE:C	2.09	0.71
1:C:1626:GLN:HB2	1:C:1635:TYR:CD1	2.25	0.71
2:D:494:ARG:HH11	2:D:494:ARG:HG3	1.55	0.71
2:D:824:VAL:HG21	2:D:830:VAL:HG11	1.71	0.71
2:B:848:VAL:HG22	2:B:898:ALA:HB2	1.72	0.71
1:C:796:THR:HG23	1:C:818:LYS:CB	2.20	0.71
1:C:1650:ARG:H	1:C:1650:ARG:HD2	1.56	0.71
1:A:489:LYS:HG2	1:A:490:SER:N	2.04	0.71
1:A:682:LYS:HZ2	1:A:686:ILE:HD11	1.55	0.71
1:A:1012:LEU:HD13	1:A:1081:PHE:HD2	1.54	0.71
1:A:506:LYS:HE2	1:A:533:ASN:O	1.90	0.71
1:A:595:GLY:HA2	1:A:782:ARG:HH11	1.56	0.71
1:A:907:LEU:HD12	1:A:908:HIS:H	1.55	0.71
1:A:1176:LEU:HB3	1:A:1204:GLN:HG2	1.73	0.71
1:C:322:TYR:N	1:C:322:TYR:CD2	2.59	0.71
1:C:1581:LEU:CD1	1:C:1598:ILE:HD11	2.21	0.71
2:D:1288:ILE:HD12	2:D:1303:VAL:HG21	1.71	0.71
2:D:1610:TRP:HA	2:D:1628:PHE:CE2	2.24	0.71
1:A:576:SER:CB	1:A:577:PRO:HD3	2.19	0.70
1:A:1479:ILE:HD13	1:A:1479:ILE:N	2.06	0.70
2:B:294:LEU:HD12	2:B:295:LYS:H	1.56	0.70

Continued on next page...

Continued from previous page...

Atom-1	Atom-2	Interatomic distance (Å)	Clash overlap (Å)
1:C:989:SER:O	1:C:993:SER:HB2	1.91	0.70
2:D:262:PHE:HE1	2:D:282:ARG:HG3	1.54	0.70
2:D:1341:ASN:ND2	2:D:1342:LYS:HG2	2.06	0.70
1:A:365:PRO:HG2	1:A:464:TYR:CE2	2.26	0.70
1:A:371:ILE:HG22	1:A:420:PHE:HB2	1.72	0.70
1:C:983:LEU:HD21	1:C:1271:ILE:HD12	1.74	0.70
2:D:218:LYS:HD3	2:D:822:TYR:CE2	2.25	0.70
2:D:299:PHE:HE1	2:D:303:PHE:HD2	1.39	0.70
2:D:380:VAL:CG1	2:D:387:MET:HB3	2.16	0.70
2:B:1288:ILE:HD12	2:B:1303:VAL:HG21	1.71	0.70
2:B:1590:LEU:HD23	2:B:1591:LEU:N	2.02	0.70
2:D:1442:ILE:C	2:D:1443:LEU:HD12	2.11	0.70
1:A:625:GLN:HG2	1:A:626:PHE:N	2.06	0.70
1:A:1085:VAL:O	1:A:1089:VAL:HG23	1.91	0.70
1:A:1627:ILE:O	1:A:1627:ILE:HG13	1.88	0.70
2:B:353:TYR:HB2	2:B:613:SER:OG	1.92	0.70
2:B:449:ILE:HD13	2:B:462:VAL:HG23	1.72	0.70
2:B:1382:ILE:HD12	2:B:1458:VAL:HG22	1.72	0.70
1:C:595:GLY:HA2	1:C:782:ARG:HH11	1.56	0.70
1:C:849:ARG:HG3	1:C:849:ARG:NH1	2.06	0.70
2:D:216:VAL:O	2:D:216:VAL:HG12	1.90	0.70
2:D:829:GLN:HA	2:D:885:VAL:HG12	1.72	0.70
2:D:1305:THR:HG23	2:D:1307:LEU:H	1.55	0.70
1:A:983:LEU:HD21	1:A:1271:ILE:HD12	1.73	0.70
2:B:54:LEU:HD21	2:B:75:MET:HE2	1.72	0.70
2:B:422:ARG:H	2:B:422:ARG:CD	2.04	0.70
1:A:628:GLU:C	1:A:630:SER:H	1.92	0.70
1:A:1584:ILE:HG22	1:A:1585:TYR:N	2.04	0.70
1:C:1145:THR:O	1:C:1149:VAL:HG23	1.92	0.70
2:D:1408:ILE:HD11	2:D:1425:ILE:HG12	1.73	0.70
1:A:1033:ILE:HG22	1:A:1034:PHE:CD1	2.26	0.70
1:C:640:LEU:H	1:C:644:ASN:HB3	1.57	0.70
1:C:1450:PHE:HZ	1:C:1475:VAL:HB	1.57	0.70
1:C:1534:GLN:HG3	1:C:1534:GLN:O	1.91	0.70
1:A:1427:SER:HB3	1:A:1492:THR:HG23	1.74	0.70
2:D:481:TYR:HB2	2:D:520:PHE:CE1	2.25	0.70
1:A:148:LEU:HD12	1:A:154:PRO:O	1.92	0.70
1:A:554:LEU:HB3	1:A:642:ASN:OD1	1.91	0.70
1:A:1145:THR:O	1:A:1149:VAL:HG23	1.92	0.70
1:A:1271:ILE:HD13	1:A:1300:TYR:CE1	2.26	0.70
1:C:506:LYS:HE2	1:C:533:ASN:O	1.92	0.70

Continued on next page...

Continued from previous page...

Atom-1	Atom-2	Interatomic distance (Å)	Clash overlap (Å)
1:A:495:LYS:HE2	1:A:495:LYS:HA	1.72	0.70
1:A:1013:MET:O	1:A:1016:VAL:HG23	1.91	0.70
2:B:127:PHE:CE2	2:B:602:ILE:HG23	2.26	0.70
2:B:525:GLN:HA	2:B:530:GLU:O	1.91	0.70
2:B:1341:ASN:ND2	2:B:1342:LYS:HG2	2.07	0.70
1:C:1226:ARG:CZ	1:C:1266:TYR:HE1	2.05	0.70
2:D:834:ALA:O	2:D:835:ILE:HD13	1.91	0.70
2:D:1275:LEU:HD21	2:D:1319:GLY:O	1.91	0.70
1:A:931:PRO:HB2	1:A:1366:HIS:CD2	2.27	0.69
1:A:955:ARG:HG2	1:A:1350:THR:CG2	2.22	0.69
2:B:239:GLY:H	2:B:296:ARG:HH22	1.37	0.69
2:B:1275:LEU:HD21	2:B:1319:GLY:O	1.92	0.69
1:C:23:TYR:N	1:C:23:TYR:CD1	2.54	0.69
1:C:33:VAL:HG21	1:C:121:TYR:CD1	2.26	0.69
1:C:104:LEU:HD12	1:C:105:GLU:H	1.56	0.69
1:C:180:ILE:O	1:C:182:ILE:N	2.24	0.69
1:C:576:SER:CB	1:C:577:PRO:HD3	2.18	0.69
1:C:1090:ASN:O	1:C:1092:TYR:N	2.25	0.69
1:C:1227:PHE:C	1:C:1227:PHE:HD1	1.95	0.69
2:D:1383:ASP:O	2:D:1456:VAL:HA	1.92	0.69
1:A:687:ALA:O	1:A:690:TYR:HB3	1.92	0.69
1:A:1581:LEU:CD1	1:A:1598:ILE:HD11	2.23	0.69
2:B:481:TYR:O	2:B:481:TYR:CD2	2.42	0.69
1:C:495:LYS:HA	1:C:495:LYS:HE2	1.73	0.69
1:C:625:GLN:HG2	1:C:626:PHE:N	2.06	0.69
1:A:154:PRO:O	1:A:155:ALA:CB	2.40	0.69
1:A:361:LEU:HD12	1:A:361:LEU:N	2.08	0.69
2:B:818:LEU:HD23	2:B:911:LYS:HD2	1.73	0.69
1:C:463:SER:CB	1:C:491:PRO:HA	2.23	0.69
1:C:975:ARG:NH2	1:C:1346:LEU:HD22	2.07	0.69
1:C:1213:LYS:HG2	1:C:1266:TYR:HE2	1.56	0.69
2:B:524:TYR:CE1	2:B:532:VAL:HG12	2.27	0.69
2:D:218:LYS:HB3	2:D:822:TYR:HD2	1.56	0.69
2:D:618:LEU:HD22	2:D:636:THR:HA	1.73	0.69
1:A:1108:VAL:HG11	1:A:1164:ILE:HG22	1.74	0.69
1:C:62:LYS:HD3	1:C:103:TYR:CD2	2.27	0.69
1:C:1244:THR:O	1:C:1247:MET:HB3	1.93	0.69
2:D:750:ASP:O	2:D:782:ASP:HB2	1.91	0.69
1:A:955:ARG:NH1	1:A:1352:PHE:HA	2.06	0.69
1:A:1162:VAL:H	1:C:1102:ASN:ND2	1.88	0.69
2:B:953:ARG:CG	2:B:954:VAL:H	2.05	0.69

Continued on next page...

Continued from previous page...

Atom-1	Atom-2	Interatomic distance (Å)	Clash overlap (Å)
2:B:1590:LEU:CD2	2:B:1591:LEU:H	2.03	0.69
1:C:495:LYS:HA	1:C:495:LYS:CE	2.21	0.69
2:D:168:PRO:HG3	2:D:196:THR:C	2.12	0.69
2:D:891:LEU:HB3	2:D:912:LYS:HD3	1.73	0.69
1:A:493:ILE:HG22	1:A:495:LYS:HB2	1.73	0.69
1:A:1136:GLU:O	1:A:1139:GLU:HB2	1.92	0.69
2:B:137:TYR:HB2	2:B:216:VAL:HG23	1.75	0.69
2:B:603:GLU:O	2:B:605:SER:N	2.25	0.69
1:C:120:THR:HG22	1:C:122:ASP:H	1.57	0.69
1:C:1450:PHE:CZ	1:C:1475:VAL:HB	2.28	0.69
2:D:598:ILE:CD1	2:D:800:ILE:HG21	2.22	0.69
1:A:697:LYS:O	1:A:700:TYR:HB3	1.93	0.69
1:A:824:PHE:H	1:A:824:PHE:HD2	1.39	0.69
1:A:1244:THR:O	1:A:1247:MET:HB3	1.91	0.69
2:B:312:HIS:O	2:B:338:ILE:HG12	1.92	0.69
2:B:1273:LEU:CB	2:B:1319:GLY:HA3	2.22	0.69
1:C:196:TYR:CE1	1:C:221:GLU:HB2	2.28	0.69
1:C:234:GLU:HG3	1:C:235:TYR:CD2	2.27	0.69
1:C:363:LEU:O	1:C:363:LEU:HD12	1.93	0.69
1:C:654:LEU:O	1:C:655:THR:HG23	1.92	0.69
1:C:752:LEU:HD12	1:C:753:HIS:N	2.06	0.69
1:C:834:VAL:HB	1:C:837:GLU:CD	2.13	0.69
1:C:906:GLY:O	1:C:908:HIS:CE1	2.46	0.69
1:C:1013:MET:O	1:C:1016:VAL:HG23	1.92	0.69
1:C:1068:VAL:HG13	1:C:1069:TRP:H	1.58	0.69
1:C:1431:GLY:C	1:C:1432:ILE:HD13	2.13	0.69
1:C:1575:VAL:HB	1:C:1602:LYS:O	1.93	0.69
2:D:235:PHE:HB3	2:D:338:ILE:HG22	1.74	0.69
2:D:1391:LEU:HB2	2:D:1417:MET:HE2	1.75	0.69
1:A:1084:ARG:HD2	1:A:1154:LYS:HG3	1.75	0.69
2:B:1383:ASP:O	2:B:1456:VAL:HA	1.92	0.69
1:C:1211:ALA:HA	1:C:1214:ARG:HH11	1.57	0.69
2:D:469:ASN:OD1	2:D:472:SER:HB2	1.93	0.69
1:A:421:VAL:HG11	2:B:505:THR:CG2	2.20	0.69
1:C:145:VAL:HB	1:C:183:ILE:CD1	2.22	0.69
1:C:931:PRO:HB2	1:C:1366:HIS:CD2	2.27	0.69
1:C:982:LEU:HD12	1:C:982:LEU:N	2.08	0.69
2:D:194:LEU:HD12	2:D:217:ARG:HA	1.73	0.69
2:D:269:ILE:HA	2:D:312:HIS:CD2	2.27	0.69
2:D:603:GLU:O	2:D:605:SER:N	2.26	0.69
2:B:925:VAL:HG13	2:B:1326:LEU:HD23	1.72	0.68

Continued on next page...

Continued from previous page...

Atom-1	Atom-2	Interatomic distance (Å)	Clash overlap (Å)
1:C:500:ASN:HB2	1:C:543:TYR:CE1	2.27	0.68
2:D:1284:ARG:CG	2:D:1285:GLU:N	2.55	0.68
1:A:1211:ALA:HA	1:A:1214:ARG:HH11	1.57	0.68
1:A:1421:HIS:HD2	1:A:1422:ALA:N	1.91	0.68
1:A:1534:GLN:HG3	1:A:1534:GLN:O	1.93	0.68
1:C:514:THR:O	1:C:515:ARG:HD3	1.93	0.68
1:C:1573:VAL:O	1:C:1603:LYS:HD2	1.93	0.68
2:D:76:ASN:HB2	2:D:77:PRO:HD2	1.75	0.68
2:D:513:ASP:OD2	2:D:513:ASP:N	2.25	0.68
2:D:1583:ILE:HG23	2:D:1607:ILE:HG23	1.75	0.68
1:A:1660:PHE:HE2	1:A:1664:LEU:HD12	1.57	0.68
1:C:493:ILE:HG22	1:C:495:LYS:HB2	1.73	0.68
1:C:1279:ARG:HD3	1:C:1280:TYR:N	2.08	0.68
2:B:24:LEU:HB3	2:B:46:HIS:HB2	1.76	0.68
2:B:844:ILE:HG13	2:B:872:ILE:HG12	1.76	0.68
2:B:1442:ILE:C	2:B:1443:LEU:HD12	2.14	0.68
1:C:360:PRO:HB3	1:C:636:ALA:HB3	1.75	0.68
2:D:481:TYR:O	2:D:481:TYR:CD2	2.45	0.68
1:A:154:PRO:O	1:A:155:ALA:HB3	1.92	0.68
1:A:243:PHE:CE1	1:A:316:GLU:HB3	2.28	0.68
1:A:654:LEU:O	1:A:655:THR:HG23	1.93	0.68
2:B:513:ASP:OD2	2:B:513:ASP:N	2.26	0.68
1:C:222:TYR:CD2	1:C:223:VAL:N	2.62	0.68
1:C:1024:TYR:HA	1:C:1302:LEU:HD21	1.75	0.68
1:C:1487:PHE:N	1:C:1487:PHE:CD2	2.61	0.68
1:A:156:LYS:O	1:A:157:ARG:HG2	1.94	0.68
1:A:1019:PHE:C	1:A:1019:PHE:CD2	2.67	0.68
1:A:1450:PHE:HZ	1:A:1475:VAL:HB	1.59	0.68
1:C:500:ASN:HB3	1:C:543:TYR:CE1	2.29	0.68
1:C:1053:MET:HE2	1:C:1089:VAL:HG21	1.75	0.68
2:D:208:GLU:OE1	2:D:210:TYR:HB2	1.94	0.68
2:D:622:GLU:OE2	2:D:637:LYS:HD3	1.93	0.68
1:A:224:LEU:HD22	1:A:225:PRO:CD	2.21	0.68
1:A:439:ALA:HB3	1:A:442:LEU:HD12	1.76	0.68
1:A:1219:LYS:HE2	1:A:1239:VAL:HG21	1.76	0.68
2:B:194:LEU:HD12	2:B:217:ARG:HA	1.75	0.68
1:C:1008:ALA:CB	1:C:1078:LEU:HD11	2.22	0.68
1:C:1024:TYR:HD2	1:C:1025:LEU:N	1.92	0.68
2:D:548:LEU:HD22	2:D:793:SER:CB	2.20	0.68
2:D:818:LEU:HD23	2:D:911:LYS:HD2	1.75	0.68
1:A:936:ARG:HG3	1:A:936:ARG:NH1	2.09	0.68

Continued on next page...

Continued from previous page...

Atom-1	Atom-2	Interatomic distance (Å)	Clash overlap (Å)
1:A:938:SER:C	1:A:940:SER:H	1.97	0.68
2:B:128:LEU:O	2:B:129:PHE:CD1	2.47	0.68
1:A:145:VAL:HB	1:A:183:ILE:CD1	2.24	0.68
1:A:977:LEU:HD23	1:A:1361:VAL:HG13	1.76	0.68
2:B:218:LYS:HB3	2:B:822:TYR:HD2	1.57	0.68
1:A:1561:TYR:HD1	1:A:1581:LEU:HD21	1.57	0.68
1:C:42:GLN:HG2	1:C:43:VAL:N	2.09	0.68
2:D:916:VAL:HG23	2:D:917:PRO:HD2	1.76	0.68
1:A:594:THR:O	1:A:782:ARG:HD3	1.94	0.67
1:A:906:GLY:O	1:A:908:HIS:CE1	2.47	0.67
1:A:1227:PHE:C	1:A:1227:PHE:CD1	2.67	0.67
1:A:1365:VAL:HG22	1:A:1366:HIS:N	2.08	0.67
2:B:168:PRO:HD3	2:B:197:TRP:CD1	2.29	0.67
2:B:563:MET:HE2	2:B:564:LYS:H	1.59	0.67
1:C:269:PHE:HE1	1:C:287:MET:HB3	1.58	0.67
1:C:1644:TRP:NE1	1:C:1646:GLU:OE1	2.26	0.67
2:D:312:HIS:O	2:D:338:ILE:HG12	1.93	0.67
2:D:1501:ASN:HD22	2:D:1501:ASN:H	1.40	0.67
1:C:179:HIS:O	1:C:180:ILE:HG12	1.95	0.67
1:C:1108:VAL:HG11	1:C:1164:ILE:HG22	1.76	0.67
1:C:1174:PHE:O	1:C:1178:ASN:HB2	1.95	0.67
2:D:214:PHE:O	2:D:214:PHE:CD1	2.47	0.67
2:D:482:LEU:HD12	2:D:482:LEU:N	2.09	0.67
2:D:1474:PRO:HG2	2:D:1475:ASP:OD1	1.93	0.67
1:A:222:TYR:CD2	1:A:223:VAL:N	2.63	0.67
1:A:539:ARG:HE	1:A:633:GLY:HA3	1.59	0.67
1:A:1450:PHE:CZ	1:A:1475:VAL:HB	2.29	0.67
2:D:511:THR:O	2:D:514:LEU:HG	1.93	0.67
1:A:269:PHE:HE1	1:A:287:MET:HB3	1.57	0.67
1:A:937:GLU:O	1:A:1363:THR:HG23	1.94	0.67
1:A:1244:THR:HB	1:A:1247:MET:HE3	1.75	0.67
2:B:829:GLN:HE22	2:B:883:VAL:HG13	1.59	0.67
2:D:129:PHE:CE2	2:D:598:ILE:HG23	2.30	0.67
2:D:168:PRO:HD3	2:D:197:TRP:CD1	2.30	0.67
2:D:1382:ILE:HD12	2:D:1458:VAL:HG22	1.75	0.67
1:A:33:VAL:HG21	1:A:121:TYR:CD1	2.29	0.67
1:A:132:LYS:O	1:A:135:TYR:HE2	1.77	0.67
1:A:432:GLU:HG2	1:A:453:ARG:HB3	1.76	0.67
2:B:521:VAL:HG13	2:B:535:SER:HB3	1.76	0.67
1:C:576:SER:HB3	1:C:577:PRO:CD	2.22	0.67
2:D:24:LEU:HB3	2:D:46:HIS:HB2	1.77	0.67

Continued on next page...

Continued from previous page...

Atom-1	Atom-2	Interatomic distance (Å)	Clash overlap (Å)
2:D:239:GLY:H	2:D:296:ARG:HH22	1.39	0.67
1:A:228:SER:O	1:A:252:ALA:HA	1.95	0.67
1:A:425:PRO:O	1:A:428:VAL:HG12	1.94	0.67
1:A:576:SER:HB3	1:A:577:PRO:CD	2.23	0.67
1:A:591:ASN:HB3	1:A:785:GLN:HE21	1.59	0.67
1:A:791:PRO:CG	1:A:797:TRP:HE1	2.06	0.67
1:A:975:ARG:NH1	1:A:1340:VAL:HG11	2.10	0.67
1:A:1102:ASN:ND2	1:C:1162:VAL:HG22	2.10	0.67
1:A:1650:ARG:H	1:A:1650:ARG:HD2	1.60	0.67
2:B:76:ASN:HB2	2:B:77:PRO:HD2	1.75	0.67
2:B:192:VAL:HG22	2:B:193:SER:N	2.09	0.67
1:C:174:VAL:HG22	1:C:175:GLU:N	2.09	0.67
1:C:489:LYS:CG	1:C:490:SER:N	2.58	0.67
1:C:500:ASN:CB	1:C:543:TYR:HE1	2.06	0.67
1:C:941:GLY:O	1:C:942:VAL:HG13	1.94	0.67
1:C:1003:LEU:HD11	1:C:1286:SER:HA	1.75	0.67
1:C:1560:ALA:HB1	1:C:1620:MET:HG2	1.77	0.67
1:A:234:GLU:HG3	1:A:235:TYR:CD2	2.29	0.67
2:B:563:MET:HG3	2:B:780:LEU:HD23	1.76	0.67
2:B:829:GLN:HA	2:B:885:VAL:HG12	1.76	0.67
2:B:1284:ARG:CG	2:B:1285:GLU:N	2.58	0.67
2:B:1520:VAL:HG11	2:B:1584:TRP:CD1	2.30	0.67
1:C:516:GLU:H	1:C:516:GLU:CD	1.97	0.67
1:C:1127:ILE:HG13	1:C:1143:TYR:HE2	1.60	0.67
2:D:1273:LEU:CB	2:D:1319:GLY:HA3	2.24	0.67
1:A:475:ALA:HB1	1:A:477:LEU:HD21	1.76	0.67
1:A:765:ILE:HD13	1:A:767:SER:O	1.94	0.67
2:B:482:LEU:HD12	2:B:482:LEU:N	2.10	0.67
2:B:548:LEU:HD22	2:B:793:SER:CB	2.21	0.67
1:A:174:VAL:HG22	1:A:175:GLU:N	2.09	0.67
1:A:415:ASP:HB2	1:A:417:VAL:HB	1.77	0.67
1:A:1056:ILE:HD13	1:A:1056:ILE:C	2.15	0.67
2:B:29:THR:HB	2:B:41:ILE:HG22	1.77	0.67
1:C:551:THR:O	1:C:552:ALA:HB2	1.93	0.67
1:C:591:ASN:HB3	1:C:785:GLN:HE21	1.60	0.67
2:D:265:PHE:CE2	2:D:294:LEU:HB2	2.30	0.67
2:D:563:MET:HB3	2:D:778:PHE:HE2	1.57	0.67
2:B:218:LYS:HD3	2:B:822:TYR:HE2	1.59	0.67
1:C:39:ILE:HD11	1:C:104:LEU:HD21	1.78	0.67
1:C:90:LYS:O	1:C:91:GLN:NE2	2.28	0.67
1:C:489:LYS:C	1:C:491:PRO:CD	2.63	0.67

Continued on next page...

Continued from previous page...

Atom-1	Atom-2	Interatomic distance (Å)	Clash overlap (Å)
1:C:710:THR:HG23	1:C:713:GLN:NE2	2.10	0.67
2:D:183:PHE:CD2	2:D:183:PHE:N	2.62	0.67
2:D:508:LEU:HD12	2:D:509:HIS:N	2.10	0.67
1:A:500:ASN:HB2	1:A:543:TYR:CE1	2.30	0.66
1:A:504:LEU:HD21	1:A:651:LEU:CG	2.26	0.66
1:C:180:ILE:HG21	1:C:599:TRP:CE3	2.30	0.66
1:C:473:HIS:CE1	2:D:455:LYS:NZ	2.63	0.66
1:C:1561:TYR:HD1	1:C:1581:LEU:HD21	1.57	0.66
1:A:490:SER:N	1:A:491:PRO:HD2	2.09	0.66
1:A:640:LEU:H	1:A:644:ASN:HB3	1.60	0.66
2:B:511:THR:O	2:B:514:LEU:HG	1.95	0.66
1:C:791:PRO:CG	1:C:797:TRP:HE1	2.08	0.66
1:C:1239:VAL:HG12	1:C:1239:VAL:O	1.96	0.66
2:D:214:PHE:O	2:D:214:PHE:HD1	1.78	0.66
1:A:101:TYR:HE1	1:A:116:ARG:CZ	2.07	0.66
1:A:153:LYS:HB2	1:A:154:PRO:CD	2.25	0.66
1:A:982:LEU:HD12	1:A:982:LEU:N	2.10	0.66
1:A:1539:LEU:O	1:A:1540:ASP:HB3	1.94	0.66
1:A:1560:ALA:HB3	1:A:1585:TYR:CE2	2.31	0.66
2:B:531:ILE:HD11	2:B:634:LEU:CD2	2.24	0.66
1:C:1127:ILE:CG1	1:C:1143:TYR:CE2	2.79	0.66
1:C:1227:PHE:C	1:C:1227:PHE:CD1	2.68	0.66
1:C:1244:THR:HB	1:C:1247:MET:HE3	1.76	0.66
1:C:1563:VAL:HG21	1:C:1619:ILE:HD12	1.77	0.66
2:D:147:VAL:H	2:D:183:PHE:HZ	1.42	0.66
2:D:410:PRO:HA	2:D:431:THR:HG22	1.77	0.66
2:D:844:ILE:HG13	2:D:872:ILE:HG12	1.77	0.66
2:D:889:GLN:HE21	2:D:890:GLY:N	1.93	0.66
1:A:160:VAL:HG12	1:A:160:VAL:O	1.94	0.66
2:B:524:TYR:HE1	2:B:532:VAL:HG12	1.61	0.66
1:C:1012:LEU:HD13	1:C:1081:PHE:HD2	1.59	0.66
1:C:1132:THR:HG22	1:C:1133:LEU:H	1.61	0.66
1:C:1493:PHE:HD1	1:C:1494:THR:N	1.92	0.66
2:D:851:LEU:HD23	2:D:852:TYR:N	2.05	0.66
1:A:495:LYS:HA	1:A:495:LYS:CE	2.21	0.66
1:A:1381:ILE:HD12	1:A:1493:PHE:CD2	2.30	0.66
1:A:1568:ILE:HG23	1:A:1577:TYR:HE1	1.60	0.66
1:A:1573:VAL:HG12	1:A:1603:LYS:HB3	1.76	0.66
1:C:30:ILE:HG23	1:C:118:PRO:HB2	1.77	0.66
1:C:439:ALA:HB3	1:C:442:LEU:HD12	1.78	0.66
1:C:1016:VAL:HG11	1:C:1291:ILE:HG13	1.76	0.66

Continued on next page...

Continued from previous page...

Atom-1	Atom-2	Interatomic distance (Å)	Clash overlap (Å)
1:C:1186:PHE:CD1	1:C:1250:THR:HG22	2.30	0.66
2:D:29:THR:HB	2:D:41:ILE:HG22	1.76	0.66
1:A:551:THR:O	1:A:552:ALA:HB2	1.94	0.66
1:A:1226:ARG:CZ	1:A:1266:TYR:HE1	2.09	0.66
1:A:1239:VAL:O	1:A:1239:VAL:HG12	1.96	0.66
1:C:365:PRO:HG2	1:C:464:TYR:HE2	1.57	0.66
1:C:373:VAL:HG23	1:C:418:ALA:HB3	1.78	0.66
1:C:475:ALA:HB1	1:C:477:LEU:HD21	1.76	0.66
1:C:792:ASP:O	1:C:793:SER:HB3	1.94	0.66
1:C:1381:ILE:O	1:C:1382:ASP:HB3	1.96	0.66
1:C:1479:ILE:HD13	1:C:1479:ILE:N	2.11	0.66
2:D:54:LEU:HD21	2:D:75:MET:HE2	1.77	0.66
2:D:1443:LEU:HD12	2:D:1443:LEU:N	2.10	0.66
1:A:111:PHE:HE2	1:A:113:LYS:CB	2.05	0.66
2:B:183:PHE:CD2	2:B:183:PHE:N	2.63	0.66
2:D:347:PHE:O	2:D:349:LYS:N	2.29	0.66
2:D:769:GLN:HB3	2:D:771:ILE:HG12	1.77	0.66
1:A:22:THR:HG21	1:A:656:ASN:O	1.96	0.66
1:A:47:THR:O	1:A:48:GLU:HB2	1.94	0.66
1:A:90:LYS:O	1:A:91:GLN:NE2	2.29	0.66
2:B:266:GLY:HA2	2:B:276:ILE:HG13	1.76	0.66
2:B:613:SER:HA	2:B:620:VAL:HG22	1.78	0.66
1:C:104:LEU:HD12	1:C:105:GLU:N	2.10	0.66
1:C:361:LEU:N	1:C:361:LEU:HD12	2.11	0.66
1:C:470:THR:CG2	2:D:450:THR:HG22	2.25	0.66
1:C:576:SER:HB2	1:C:589:SER:HB2	1.78	0.66
1:C:1053:MET:CE	1:C:1086:LEU:HD22	2.25	0.66
1:C:1627:ILE:CD1	1:C:1629:TYR:HB3	2.25	0.66
2:D:525:GLN:HA	2:D:530:GLU:O	1.95	0.66
2:D:953:ARG:CG	2:D:954:VAL:H	2.07	0.66
1:A:128:ILE:HG22	1:A:145:VAL:HG22	1.77	0.66
1:A:135:TYR:HE1	1:A:141:VAL:HA	1.61	0.66
1:C:228:SER:O	1:C:252:ALA:HA	1.96	0.66
1:C:474:LYS:HD3	1:C:474:LYS:H	1.61	0.66
2:D:1590:LEU:HD23	2:D:1591:LEU:N	2.07	0.66
1:A:412:ARG:HD2	2:B:458:ASP:OD1	1.96	0.65
1:A:535:VAL:O	1:A:563:ILE:HG12	1.96	0.65
1:A:887:LYS:H	1:A:887:LYS:HD2	1.61	0.65
1:A:989:SER:O	1:A:993:SER:HB2	1.96	0.65
1:A:1068:VAL:HG13	1:A:1069:TRP:H	1.61	0.65
1:A:1127:ILE:HG13	1:A:1143:TYR:HE2	1.62	0.65

Continued on next page...

Continued from previous page...

Atom-1	Atom-2	Interatomic distance (Å)	Clash overlap (Å)
2:B:615:GLN:HB2	2:B:616:ASN:HD22	1.60	0.65
1:C:123:ASN:C	1:C:123:ASN:OD1	2.33	0.65
1:C:492:TYR:HD2	1:C:493:ILE:H	1.33	0.65
1:C:829:ILE:HG12	1:C:925:LYS:HG2	1.77	0.65
2:D:417:HIS:O	2:D:419:ASP:N	2.28	0.65
1:A:653:PHE:O	1:A:653:PHE:CD1	2.43	0.65
2:B:144:LEU:HD23	2:B:144:LEU:H	1.62	0.65
2:B:769:GLN:HB3	2:B:771:ILE:HG12	1.78	0.65
1:C:594:THR:O	1:C:782:ARG:HD3	1.96	0.65
1:C:681:LYS:HD2	1:C:738:LEU:HD21	1.77	0.65
1:C:781:PRO:O	1:C:782:ARG:HB2	1.96	0.65
2:D:476:ILE:HG12	2:D:524:TYR:CD2	2.31	0.65
2:D:1563:TYR:HB3	2:D:1601:ILE:HD11	1.76	0.65
1:A:576:SER:HB2	1:A:589:SER:HB2	1.78	0.65
2:B:963:ILE:HD11	2:B:1311:ILE:HG12	1.77	0.65
2:B:1474:PRO:HG2	2:B:1475:ASP:OD1	1.96	0.65
2:B:1601:ILE:N	2:B:1601:ILE:HD12	2.12	0.65
1:C:171:VAL:HG12	1:C:172:ASP:N	2.11	0.65
1:C:1180:LEU:O	1:C:1182:ALA:N	2.30	0.65
1:A:1024:TYR:HD2	1:A:1025:LEU:N	1.94	0.65
2:B:269:ILE:HA	2:B:312:HIS:CD2	2.31	0.65
2:B:800:ILE:HG23	2:B:801:CYS:N	2.10	0.65
2:B:1458:VAL:O	2:B:1466:GLU:HG2	1.97	0.65
1:C:955:ARG:NH1	1:C:1352:PHE:HA	2.12	0.65
1:C:955:ARG:O	1:C:1349:SER:HA	1.96	0.65
1:C:1539:LEU:O	1:C:1540:ASP:HB3	1.95	0.65
2:D:1429:LYS:N	2:D:1429:LYS:HE3	2.12	0.65
1:A:474:LYS:HD3	1:A:474:LYS:H	1.61	0.65
1:A:752:LEU:HD12	1:A:753:HIS:N	2.12	0.65
1:A:1219:LYS:CE	1:A:1239:VAL:HG21	2.27	0.65
2:B:958:GLU:OE1	2:B:958:GLU:HA	1.95	0.65
1:C:160:VAL:O	1:C:160:VAL:HG12	1.97	0.65
1:C:539:ARG:HE	1:C:633:GLY:HA3	1.61	0.65
1:C:687:ALA:O	1:C:690:TYR:HB3	1.97	0.65
1:C:1031:TRP:CZ3	1:C:1042:LYS:HA	2.30	0.65
2:D:919:GLY:HA2	2:D:1332:GLN:HB3	1.79	0.65
2:D:1473:HIS:HD2	2:D:1474:PRO:HD2	1.59	0.65
1:A:849:ARG:HH12	2:B:555:LEU:HD13	1.59	0.65
1:A:1024:TYR:HA	1:A:1302:LEU:HD21	1.77	0.65
2:B:237:ILE:O	2:B:306:LEU:HD11	1.95	0.65
1:C:506:LYS:HD2	1:C:536:PRO:CD	2.26	0.65

Continued on next page...

Continued from previous page...

Atom-1	Atom-2	Interatomic distance (Å)	Clash overlap (Å)
1:C:1016:VAL:N	1:C:1017:PRO:CD	2.60	0.65
2:D:40:GLN:HG3	2:D:86:THR:HG23	1.78	0.65
2:D:218:LYS:HB3	2:D:822:TYR:CE2	2.32	0.65
2:D:476:ILE:O	2:D:476:ILE:CG2	2.44	0.65
2:B:168:PRO:HG3	2:B:196:THR:C	2.16	0.65
2:B:172:LEU:HD12	2:B:173:VAL:H	1.62	0.65
2:B:1408:ILE:CD1	2:B:1425:ILE:HG12	2.27	0.65
1:C:490:SER:N	1:C:491:PRO:HD2	2.11	0.65
1:C:1024:TYR:CD2	1:C:1025:LEU:N	2.64	0.65
1:C:1219:LYS:HE2	1:C:1239:VAL:HG21	1.79	0.65
1:C:1226:ARG:CZ	1:C:1266:TYR:CE1	2.80	0.65
1:C:1584:ILE:CG2	1:C:1585:TYR:H	2.02	0.65
1:A:99:VAL:HG22	1:A:100:SER:O	1.97	0.65
2:B:115:LEU:HD13	2:B:629:THR:HG22	1.79	0.65
2:B:172:LEU:HD12	2:B:173:VAL:N	2.11	0.65
2:B:417:HIS:O	2:B:419:ASP:N	2.30	0.65
2:B:1500:LEU:C	2:B:1500:LEU:HD12	2.17	0.65
1:C:797:TRP:HA	1:C:797:TRP:CE3	2.32	0.65
2:D:136:ILE:HA	2:D:215:ASP:O	1.95	0.65
1:A:196:TYR:CE1	1:A:221:GLU:HB2	2.32	0.65
1:A:976:ILE:HB	1:A:1362:THR:HG22	1.78	0.65
1:A:1562:LYS:HD2	1:A:1648:TRP:HZ2	1.61	0.65
2:B:241:GLU:O	2:B:296:ARG:HD3	1.97	0.65
2:B:1446:PHE:HD2	2:B:1448:VAL:HG22	1.62	0.65
1:C:127:PHE:CE2	1:C:623:VAL:HG13	2.29	0.65
1:C:425:PRO:O	1:C:428:VAL:HG12	1.96	0.65
1:C:1113:LEU:HD23	1:C:1114:ASP:H	1.61	0.65
1:C:1581:LEU:HD12	1:C:1598:ILE:HD11	1.79	0.65
2:D:613:SER:HA	2:D:620:VAL:HG22	1.79	0.65
1:A:123:ASN:C	1:A:123:ASN:OD1	2.35	0.65
1:A:1113:LEU:HD23	1:A:1114:ASP:H	1.61	0.65
1:A:1575:VAL:HB	1:A:1602:LYS:O	1.97	0.65
2:B:622:GLU:OE2	2:B:637:LYS:HD3	1.97	0.65
2:B:889:GLN:HE21	2:B:890:GLY:N	1.95	0.65
1:C:47:THR:O	1:C:48:GLU:HB2	1.96	0.65
1:C:1124:TYR:HA	1:C:1465:ASN:OD1	1.96	0.65
1:C:1431:GLY:O	1:C:1432:ILE:HD13	1.97	0.65
2:D:1277:ILE:CG2	2:D:1290:TYR:HB2	2.27	0.65
1:A:180:ILE:O	1:A:182:ILE:N	2.30	0.64
1:A:864:GLY:HA3	1:A:907:LEU:CD2	2.27	0.64
1:C:442:LEU:HD23	1:C:443:PRO:HD2	1.79	0.64

Continued on next page...

Continued from previous page...

Atom-1	Atom-2	Interatomic distance (Å)	Clash overlap (Å)
2:D:1408:ILE:CD1	2:D:1425:ILE:HG12	2.27	0.64
1:A:1186:PHE:CD1	1:A:1250:THR:HG22	2.31	0.64
1:A:1487:PHE:CD2	1:A:1487:PHE:N	2.64	0.64
2:B:919:GLY:HA2	2:B:1332:GLN:HB3	1.79	0.64
1:C:238:ILE:HG12	1:C:246:PHE:CE1	2.32	0.64
1:C:432:GLU:HG2	1:C:453:ARG:HB3	1.78	0.64
1:C:824:PHE:H	1:C:824:PHE:HD2	1.43	0.64
1:C:871:PRO:CB	1:C:882:LYS:HG3	2.27	0.64
1:C:938:SER:C	1:C:940:SER:H	2.00	0.64
2:D:1274:ASN:HD21	2:D:1293:ASN:HB3	1.62	0.64
1:A:489:LYS:CG	1:A:490:SER:N	2.61	0.64
1:A:830:PRO:HG3	1:A:1483:PHE:HZ	1.60	0.64
1:A:849:ARG:HG3	1:A:849:ARG:NH1	2.08	0.64
1:A:1381:ILE:O	1:A:1382:ASP:HB3	1.98	0.64
1:A:1493:PHE:HD1	1:A:1494:THR:N	1.94	0.64
2:B:1501:ASN:H	2:B:1501:ASN:HD22	1.45	0.64
1:C:415:ASP:HB2	1:C:417:VAL:HB	1.80	0.64
1:C:773:TRP:HZ2	1:C:797:TRP:CD1	2.16	0.64
1:C:969:PRO:O	1:C:971:THR:HG23	1.98	0.64
1:A:681:LYS:HD2	1:A:738:LEU:HD21	1.79	0.64
2:B:547:THR:HG22	2:B:548:LEU:H	1.63	0.64
2:B:1424:ILE:HD13	2:B:1424:ILE:N	2.10	0.64
2:D:294:LEU:HD12	2:D:295:LYS:H	1.62	0.64
1:A:811:VAL:O	1:A:811:VAL:HG12	1.97	0.64
1:A:1124:TYR:HA	1:A:1465:ASN:OD1	1.97	0.64
1:A:1127:ILE:CG1	1:A:1143:TYR:CE2	2.81	0.64
1:A:1174:PHE:O	1:A:1178:ASN:HB2	1.97	0.64
1:A:1279:ARG:HD3	1:A:1280:TYR:N	2.11	0.64
1:A:1587:THR:HB	1:A:1591:VAL:HG22	1.80	0.64
2:B:1285:GLU:O	2:B:1287:PRO:HD3	1.98	0.64
1:C:1019:PHE:C	1:C:1019:PHE:CD2	2.70	0.64
1:C:1084:ARG:HD2	1:C:1154:LYS:HG3	1.80	0.64
1:C:1427:SER:HB3	1:C:1492:THR:HG23	1.79	0.64
2:D:531:ILE:HD11	2:D:634:LEU:CD2	2.26	0.64
1:A:516:GLU:CD	1:A:516:GLU:H	1.99	0.64
1:A:977:LEU:HA	1:A:1361:VAL:CG1	2.27	0.64
2:B:285:ILE:H	2:B:285:ILE:CD1	2.08	0.64
2:B:316:ALA:HB3	2:B:333:GLN:HB3	1.79	0.64
2:B:481:TYR:HE2	2:B:493:GLY:CA	2.11	0.64
2:B:481:TYR:CB	2:B:520:PHE:HE1	2.10	0.64
2:B:598:ILE:CD1	2:B:800:ILE:HG21	2.27	0.64

Continued on next page...

Continued from previous page...

Atom-1	Atom-2	Interatomic distance (Å)	Clash overlap (Å)
2:B:762:LEU:N	2:B:762:LEU:HD12	2.12	0.64
2:D:316:ALA:HB3	2:D:333:GLN:HB3	1.78	0.64
2:D:735:ASN:HB3	2:D:869:GLN:HE22	1.63	0.64
2:D:967:GLY:HA2	2:D:1321:ALA:HA	1.80	0.64
1:A:44:TYR:CB	1:A:545:ILE:HD12	2.26	0.64
1:A:146:TYR:CD1	1:A:182:ILE:HG23	2.32	0.64
1:A:363:LEU:HD12	1:A:363:LEU:O	1.97	0.64
1:A:375:VAL:HG11	1:A:386:VAL:HG11	1.79	0.64
1:A:492:TYR:HD2	1:A:493:ILE:H	1.33	0.64
1:A:1581:LEU:HD12	1:A:1598:ILE:HD11	1.80	0.64
1:C:307:VAL:HG13	1:C:313:TYR:HB2	1.79	0.64
1:C:905:ILE:HD12	1:C:931:PRO:CD	2.27	0.64
1:C:1573:VAL:HG12	1:C:1603:LYS:HB3	1.79	0.64
2:D:482:LEU:HD11	2:D:521:VAL:HB	1.79	0.64
2:D:1429:LYS:HE3	2:D:1429:LYS:H	1.63	0.64
1:A:1204:GLN:O	1:A:1208:ILE:HG13	1.98	0.64
2:B:1365:LEU:HD12	2:B:1366:LYS:H	1.62	0.64
1:C:85:LEU:HD22	1:C:85:LEU:N	2.12	0.64
1:C:1584:ILE:O	1:C:1585:TYR:HB3	1.97	0.64
1:A:353:LYS:HE3	1:A:378:SER:HA	1.80	0.64
1:A:871:PRO:CB	1:A:882:LYS:HG3	2.28	0.64
2:B:476:ILE:HG12	2:B:524:TYR:CD2	2.33	0.64
1:C:146:TYR:CD1	1:C:182:ILE:HG23	2.33	0.64
1:C:243:PHE:CZ	1:C:316:GLU:HB3	2.33	0.64
1:C:1053:MET:HE3	1:C:1086:LEU:HD22	1.80	0.64
1:C:1562:LYS:HD2	1:C:1648:TRP:HZ2	1.63	0.64
2:D:1417:MET:HG2	2:D:1443:LEU:HD22	1.80	0.64
1:A:476:LEU:HB3	1:A:563:ILE:HA	1.80	0.64
2:B:476:ILE:O	2:B:476:ILE:CG2	2.46	0.64
2:B:1274:ASN:HD21	2:B:1293:ASN:HB3	1.63	0.64
2:B:1417:MET:HG2	2:B:1443:LEU:HD22	1.80	0.64
1:C:24:VAL:HG11	1:C:543:TYR:CE2	2.33	0.64
1:C:1554:LYS:HG3	1:C:1555:PRO:HD2	1.80	0.64
2:D:521:VAL:HG13	2:D:535:SER:HB3	1.78	0.64
1:A:33:VAL:HG21	1:A:121:TYR:CE1	2.32	0.63
1:A:315:LEU:HD12	1:A:318:LEU:HG	1.79	0.63
1:A:710:THR:HG23	1:A:713:GLN:NE2	2.12	0.63
1:A:1644:TRP:NE1	1:A:1646:GLU:OE1	2.31	0.63
1:C:830:PRO:HG3	1:C:1483:PHE:HZ	1.60	0.63
1:C:984:VAL:HG22	1:C:987:ILE:HD12	1.79	0.63
1:C:1421:HIS:HD2	1:C:1422:ALA:N	1.95	0.63

Continued on next page...

Continued from previous page...

Atom-1	Atom-2	Interatomic distance (Å)	Clash overlap (Å)
2:D:115:LEU:HD13	2:D:629:THR:HG22	1.81	0.63
1:A:788:PHE:HD2	1:A:788:PHE:N	1.96	0.63
1:A:797:TRP:HA	1:A:797:TRP:CE3	2.32	0.63
1:A:1082:ALA:O	1:A:1086:LEU:HD23	1.99	0.63
1:A:1560:ALA:HB1	1:A:1620:MET:HG2	1.81	0.63
1:A:1627:ILE:O	1:A:1627:ILE:CG1	2.45	0.63
2:B:563:MET:HB3	2:B:778:PHE:HE2	1.63	0.63
1:C:38:ASN:HA	1:C:84:ILE:HG22	1.79	0.63
1:C:705:VAL:HA	1:C:739:ARG:NH1	2.13	0.63
2:D:738:GLY:O	2:D:901:GLN:HA	1.99	0.63
2:D:1365:LEU:HD12	2:D:1366:LYS:H	1.61	0.63
1:A:44:TYR:HB2	1:A:545:ILE:CD1	2.27	0.63
1:A:781:PRO:O	1:A:782:ARG:HB2	1.97	0.63
2:B:416:ASN:HA	2:B:425:GLN:HE22	1.63	0.63
2:B:464:PHE:HB2	2:B:504:VAL:O	1.97	0.63
2:B:1427:LEU:HD13	2:B:1427:LEU:N	2.14	0.63
1:C:219:VAL:O	1:C:219:VAL:HG12	1.98	0.63
1:C:535:VAL:O	1:C:563:ILE:HG12	1.99	0.63
1:C:1315:VAL:HG23	1:C:1348:VAL:HG22	1.81	0.63
1:A:1234:HIS:HD2	1:A:1236:ASP:H	1.46	0.63
2:B:137:TYR:CE2	2:B:143:VAL:HG22	2.34	0.63
2:B:745:ILE:HG21	2:B:897:LYS:HD3	1.80	0.63
2:B:1609:ARG:HG2	2:B:1609:ARG:NH1	1.94	0.63
1:C:753:HIS:O	1:C:754:MET:CB	2.46	0.63
1:C:765:ILE:HD13	1:C:767:SER:O	1.98	0.63
1:C:1033:ILE:HG22	1:C:1034:PHE:N	2.12	0.63
2:D:175:SER:H	2:D:1300:ALA:HB2	1.63	0.63
2:D:416:ASN:HA	2:D:425:GLN:HE22	1.64	0.63
1:A:392:ALA:HB2	1:A:433:PHE:HB3	1.79	0.63
1:A:1031:TRP:CZ3	1:A:1042:LYS:HA	2.33	0.63
1:A:1431:GLY:HA3	1:A:1483:PHE:CE1	2.34	0.63
1:C:307:VAL:CG1	1:C:313:TYR:HB2	2.28	0.63
1:C:491:PRO:CG	1:C:494:ASP:HB3	2.29	0.63
1:C:572:GLN:HB2	1:C:593:ALA:HB3	1.80	0.63
2:D:851:LEU:CD2	2:D:852:TYR:H	2.02	0.63
1:A:599:TRP:NE1	1:A:779:LEU:HA	2.14	0.63
1:A:1431:GLY:CA	1:A:1483:PHE:CE1	2.81	0.63
2:B:967:GLY:HA2	2:B:1321:ALA:HA	1.81	0.63
2:B:1284:ARG:HD2	2:B:1285:GLU:H	1.62	0.63
1:C:820:PHE:O	1:C:821:LYS:HG2	1.98	0.63
1:C:887:LYS:HD2	1:C:887:LYS:H	1.62	0.63

Continued on next page...

Continued from previous page...

Atom-1	Atom-2	Interatomic distance (Å)	Clash overlap (Å)
1:C:1133:LEU:HB2	1:C:1134:PRO:HD3	1.81	0.63
1:C:1255:LEU:O	1:C:1255:LEU:HD12	1.98	0.63
2:D:26:THR:HG22	2:D:630:THR:HG22	1.79	0.63
2:D:524:TYR:CE1	2:D:532:VAL:HG12	2.33	0.63
2:D:1458:VAL:O	2:D:1466:GLU:HG2	1.98	0.63
1:A:422:LEU:H	1:A:422:LEU:HD12	1.63	0.63
1:A:523:TYR:CZ	2:B:359:PRO:HD2	2.34	0.63
1:A:955:ARG:O	1:A:1349:SER:HA	1.98	0.63
1:A:1008:ALA:CB	1:A:1078:LEU:HD11	2.26	0.63
2:B:189:PRO:C	2:B:191:LEU:H	2.02	0.63
2:B:1491:ARG:HG3	2:B:1492:CYS:N	2.11	0.63
1:C:33:VAL:HG21	1:C:121:TYR:CE1	2.33	0.63
1:C:932:GLU:OE1	1:C:932:GLU:N	2.32	0.63
2:D:144:LEU:HD23	2:D:144:LEU:H	1.64	0.63
2:D:1289:ARG:O	2:D:1290:TYR:HD1	1.81	0.63
1:A:171:VAL:HG12	1:A:172:ASP:N	2.13	0.63
1:A:373:VAL:HG23	1:A:418:ALA:HB3	1.81	0.63
1:A:987:ILE:HD11	1:A:1294:ILE:HG23	1.80	0.63
2:B:129:PHE:CE2	2:B:598:ILE:HG23	2.34	0.63
1:C:1128:LYS:C	1:C:1129:LEU:HD23	2.19	0.63
2:D:82:LEU:HG	2:D:83:VAL:N	2.12	0.63
2:D:762:LEU:HD12	2:D:762:LEU:N	2.13	0.63
1:A:360:PRO:HB3	1:A:636:ALA:HB3	1.80	0.63
1:A:627:LEU:O	1:A:627:LEU:HD13	1.99	0.63
1:A:1305:LYS:O	1:A:1307:LEU:HD13	1.99	0.63
1:A:1671:ILE:O	1:A:1671:ILE:HG13	1.98	0.63
1:C:44:TYR:HB2	1:C:545:ILE:CD1	2.28	0.63
1:C:101:TYR:HE1	1:C:116:ARG:CZ	2.12	0.63
1:C:907:LEU:HD12	1:C:908:HIS:N	2.14	0.63
2:D:216:VAL:O	2:D:216:VAL:CG1	2.46	0.63
2:D:856:PHE:CD1	2:D:884:ILE:HD11	2.33	0.63
1:A:503:ILE:HB	1:A:511:HIS:HB2	1.81	0.62
1:A:1226:ARG:CZ	1:A:1266:TYR:CE1	2.82	0.62
1:A:1304:VAL:HG12	1:A:1305:LYS:N	2.13	0.62
2:B:595:GLN:O	2:B:598:ILE:HB	1.99	0.62
2:B:1528:LEU:HD21	2:B:1531:ILE:HD11	1.81	0.62
1:C:128:ILE:HD11	1:C:214:THR:C	2.19	0.62
1:C:392:ALA:HB2	1:C:433:PHE:HB3	1.80	0.62
1:C:1219:LYS:CE	1:C:1239:VAL:HG21	2.28	0.62
2:D:481:TYR:HE2	2:D:493:GLY:CA	2.12	0.62
2:D:595:GLN:O	2:D:598:ILE:HB	1.99	0.62

Continued on next page...

Continued from previous page...

Atom-1	Atom-2	Interatomic distance (Å)	Clash overlap (Å)
2:D:872:ILE:HG22	2:D:878:ARG:HG3	1.81	0.62
2:D:1387:LEU:HB2	2:D:1390:PHE:CD2	2.34	0.62
2:D:1446:PHE:HD2	2:D:1448:VAL:HG22	1.64	0.62
1:A:491:PRO:CG	1:A:494:ASP:HB3	2.29	0.62
1:A:941:GLY:O	1:A:942:VAL:HG13	1.99	0.62
1:A:969:PRO:O	1:A:971:THR:HG23	1.99	0.62
2:B:326:SER:HB2	2:B:819:GLN:HG3	1.81	0.62
2:D:128:LEU:O	2:D:129:PHE:CD1	2.52	0.62
2:D:326:SER:HB2	2:D:819:GLN:HG3	1.81	0.62
2:D:1623:LYS:HZ2	2:D:1623:LYS:HB3	1.64	0.62
1:A:981:GLY:CA	1:A:1333:PHE:HB2	2.29	0.62
1:A:1097:GLN:O	1:A:1098:ASN:C	2.37	0.62
1:A:1180:LEU:O	1:A:1182:ALA:N	2.32	0.62
1:A:1213:LYS:HG2	1:A:1266:TYR:CE2	2.32	0.62
2:B:175:SER:H	2:B:1300:ALA:HB2	1.64	0.62
2:B:1443:LEU:HD12	2:B:1443:LEU:N	2.13	0.62
1:C:627:LEU:O	1:C:627:LEU:HD13	1.99	0.62
1:C:986:GLU:HG2	1:C:987:ILE:N	2.13	0.62
1:C:1304:VAL:HG12	1:C:1305:LYS:N	2.14	0.62
1:C:1560:ALA:HB3	1:C:1585:TYR:CE2	2.34	0.62
2:D:237:ILE:O	2:D:306:LEU:HD11	1.97	0.62
2:D:247:ILE:HD11	2:D:318:VAL:HG21	1.81	0.62
2:D:407:GLN:NE2	2:D:407:GLN:HA	2.15	0.62
2:D:1609:ARG:HG2	2:D:1609:ARG:NH1	1.93	0.62
1:A:38:ASN:HA	1:A:84:ILE:HG22	1.81	0.62
1:A:42:GLN:HG2	1:A:43:VAL:N	2.15	0.62
1:A:292:LEU:HA	1:A:297:ALA:HB2	1.80	0.62
1:A:642:ASN:HD22	1:A:642:ASN:C	2.03	0.62
1:A:1593:GLU:HB2	1:A:1596:SER:OG	1.99	0.62
1:C:623:VAL:O	1:C:624:PHE:C	2.38	0.62
1:C:838:GLN:OE1	1:C:1528:VAL:HG12	2.00	0.62
1:C:1127:ILE:CG1	1:C:1143:TYR:HE2	2.12	0.62
2:D:464:PHE:HB2	2:D:504:VAL:O	1.99	0.62
1:A:376:LYS:HA	1:A:381:GLN:O	2.00	0.62
1:A:461:SER:HB2	1:A:553:GLU:OE2	1.99	0.62
1:A:834:VAL:HB	1:A:837:GLU:CD	2.20	0.62
1:A:968:VAL:HG13	1:A:1366:HIS:O	2.00	0.62
1:A:1008:ALA:O	1:A:1009:GLU:C	2.38	0.62
1:A:1133:LEU:HB2	1:A:1134:PRO:HD3	1.81	0.62
1:A:1431:GLY:C	1:A:1432:ILE:HD13	2.19	0.62
2:B:216:VAL:O	2:B:216:VAL:HG12	1.97	0.62

Continued on next page...

Continued from previous page...

Atom-1	Atom-2	Interatomic distance (Å)	Clash overlap (Å)
2:B:1386:MET:HE2	2:B:1386:MET:HA	1.81	0.62
1:C:788:PHE:N	1:C:788:PHE:HD2	1.97	0.62
1:C:804:ILE:HG22	1:C:809:ILE:HG13	1.79	0.62
1:C:909:ASN:O	1:C:910:ILE:HG12	1.99	0.62
1:C:936:ARG:HG3	1:C:936:ARG:NH1	2.14	0.62
2:D:137:TYR:CE2	2:D:143:VAL:HG22	2.34	0.62
2:D:958:GLU:OE1	2:D:958:GLU:HA	1.97	0.62
1:A:504:LEU:HD12	1:A:509:ILE:HA	1.81	0.62
1:A:506:LYS:HD2	1:A:536:PRO:CD	2.29	0.62
1:A:596:MET:CA	1:A:782:ARG:HG2	2.29	0.62
1:A:849:ARG:NH2	2:B:555:LEU:HB2	2.15	0.62
1:A:1024:TYR:CD2	1:A:1025:LEU:N	2.67	0.62
1:A:1068:VAL:HA	1:A:1078:LEU:CD1	2.27	0.62
1:A:1255:LEU:HD12	1:A:1255:LEU:O	1.99	0.62
2:B:200:VAL:HG23	2:B:200:VAL:O	1.99	0.62
2:B:218:LYS:HD3	2:B:822:TYR:CE2	2.34	0.62
2:B:950:LEU:HD22	2:B:1329:TYR:CE1	2.34	0.62
1:C:371:ILE:CD1	1:C:433:PHE:CE2	2.82	0.62
1:C:476:LEU:HB3	1:C:563:ILE:HA	1.82	0.62
1:C:981:GLY:CA	1:C:1333:PHE:HB2	2.29	0.62
2:D:131:GLN:OE1	2:D:146:ARG:NH1	2.32	0.62
2:D:1284:ARG:HG3	2:D:1285:GLU:N	2.15	0.62
2:D:1427:LEU:HD13	2:D:1427:LEU:N	2.15	0.62
2:B:40:GLN:HG3	2:B:86:THR:HG23	1.81	0.62
1:C:308:LYS:HG3	1:C:309:GLU:N	2.15	0.62
1:C:1143:TYR:CE1	1:C:1147:PHE:HB2	2.34	0.62
1:C:1560:ALA:HB2	1:C:1620:MET:HG2	1.81	0.62
2:D:285:ILE:H	2:D:285:ILE:CD1	2.10	0.62
2:D:944:VAL:HG22	2:D:1312:THR:OG1	1.99	0.62
1:A:39:ILE:HD11	1:A:104:LEU:HD21	1.82	0.62
1:A:970:LYS:HD3	1:A:1640:ASP:OD2	1.99	0.62
1:A:1570:VAL:HG22	1:A:1575:VAL:HG22	1.81	0.62
2:B:955:PRO:O	2:B:957:THR:HG23	2.00	0.62
1:C:132:LYS:O	1:C:135:TYR:CE2	2.53	0.62
1:C:353:LYS:HE3	1:C:378:SER:HA	1.82	0.62
1:C:1431:GLY:CA	1:C:1483:PHE:CE1	2.82	0.62
1:A:788:PHE:N	1:A:788:PHE:CD2	2.67	0.62
1:A:792:ASP:O	1:A:793:SER:HB3	1.99	0.62
1:A:999:ILE:HG13	1:A:1000:LEU:N	2.13	0.62
1:A:1199:ASP:CG	1:A:1199:ASP:O	2.37	0.62
1:A:1431:GLY:HA3	1:A:1483:PHE:HE1	1.64	0.62

Continued on next page...

Continued from previous page...

Atom-1	Atom-2	Interatomic distance (Å)	Clash overlap (Å)
2:B:494:ARG:HG3	2:B:494:ARG:NH1	2.13	0.62
2:B:951:ASP:C	2:B:953:ARG:H	2.02	0.62
1:C:128:ILE:HG22	1:C:145:VAL:HG22	1.81	0.62
1:C:571:LEU:HA	1:C:593:ALA:O	2.00	0.62
1:C:1271:ILE:HD13	1:C:1300:TYR:CZ	2.35	0.62
1:C:1429:PRO:HB2	1:C:1432:ILE:HG13	1.81	0.62
2:D:241:GLU:O	2:D:296:ARG:HD3	2.00	0.62
1:A:85:LEU:N	1:A:85:LEU:HD22	2.14	0.62
1:A:961:TYR:OH	1:A:1343:ASN:CG	2.37	0.62
1:A:1227:PHE:HD2	1:A:1273:TRP:CE2	2.17	0.62
1:A:1315:VAL:HG23	1:A:1348:VAL:HG22	1.82	0.62
2:B:82:LEU:HG	2:B:83:VAL:N	2.14	0.62
2:B:179:ASP:OD1	2:B:181:ASN:HB2	2.00	0.62
2:B:218:LYS:HB3	2:B:822:TYR:CE2	2.35	0.62
2:B:482:LEU:HD11	2:B:521:VAL:HB	1.80	0.62
2:B:953:ARG:CZ	2:B:959:ILE:HD11	2.30	0.62
1:C:977:LEU:HD23	1:C:1361:VAL:HG13	1.81	0.62
1:C:1199:ASP:O	1:C:1199:ASP:CG	2.37	0.62
1:C:1234:HIS:HD2	1:C:1236:ASP:H	1.46	0.62
1:C:1587:THR:HB	1:C:1591:VAL:HG22	1.82	0.62
2:D:1284:ARG:CD	2:D:1285:GLU:N	2.58	0.62
1:A:773:TRP:HZ2	1:A:797:TRP:CD1	2.18	0.61
1:A:905:ILE:HD12	1:A:931:PRO:CD	2.29	0.61
1:C:696:LYS:NZ	1:C:759:PRO:HG2	2.15	0.61
1:C:797:TRP:HA	1:C:797:TRP:HE3	1.63	0.61
1:C:895:LEU:HD12	1:C:896:VAL:N	2.15	0.61
1:C:1012:LEU:O	1:C:1015:VAL:HG12	2.00	0.61
1:C:1127:ILE:HD11	1:C:1143:TYR:CD2	2.35	0.61
1:C:1188:LEU:HD23	1:C:1212:LEU:HD22	1.81	0.61
1:A:423:ASN:CG	2:B:504:VAL:HG22	2.20	0.61
1:A:754:MET:SD	1:A:755:LYS:N	2.73	0.61
2:B:147:VAL:H	2:B:183:PHE:HZ	1.45	0.61
2:B:247:ILE:HD11	2:B:318:VAL:HG21	1.82	0.61
2:B:615:GLN:HB2	2:B:616:ASN:ND2	2.14	0.61
1:C:811:VAL:O	1:C:811:VAL:HG12	1.99	0.61
1:C:1083:LEU:CD2	1:C:1104:LEU:HD21	2.30	0.61
2:D:31:ALA:O	2:D:119:VAL:HG12	2.00	0.61
2:D:137:TYR:HB2	2:D:216:VAL:CG2	2.30	0.61
2:D:172:LEU:HD12	2:D:173:VAL:N	2.15	0.61
2:D:951:ASP:C	2:D:953:ARG:H	2.02	0.61
2:D:1601:ILE:HD12	2:D:1601:ILE:N	2.15	0.61

Continued on next page...

Continued from previous page...

Atom-1	Atom-2	Interatomic distance (Å)	Clash overlap (Å)
1:A:551:THR:O	1:A:552:ALA:CB	2.47	0.61
1:A:977:LEU:HA	1:A:1361:VAL:HG13	1.80	0.61
1:A:1271:ILE:HD13	1:A:1300:TYR:CZ	2.36	0.61
1:A:1554:LYS:HG3	1:A:1555:PRO:HD2	1.83	0.61
2:B:214:PHE:O	2:B:214:PHE:CD1	2.53	0.61
2:B:945:ILE:HD13	2:B:1311:ILE:HB	1.82	0.61
1:C:25:ILE:H	1:C:655:THR:HG23	1.63	0.61
2:D:423:GLU:N	2:D:423:GLU:OE2	2.33	0.61
2:D:838:ASN:OD1	2:D:840:VAL:HG23	1.99	0.61
2:D:1606:TRP:CD1	2:D:1606:TRP:C	2.73	0.61
2:D:1610:TRP:CA	2:D:1628:PHE:HE2	2.11	0.61
1:A:160:VAL:CG2	1:A:175:GLU:HB3	2.30	0.61
1:A:284:GLN:CG	1:A:310:LEU:HD22	2.30	0.61
1:A:1127:ILE:HD11	1:A:1143:TYR:CD2	2.35	0.61
2:B:322:THR:HG21	2:B:326:SER:OG	2.01	0.61
2:B:1520:VAL:HG11	2:B:1584:TRP:HD1	1.63	0.61
1:C:1451:THR:O	1:C:1452:ASP:CB	2.49	0.61
1:A:311:SER:O	1:A:313:TYR:N	2.33	0.61
1:A:655:THR:O	1:A:657:ALA:N	2.33	0.61
1:A:696:LYS:NZ	1:A:759:PRO:HG2	2.16	0.61
1:A:932:GLU:OE1	1:A:932:GLU:N	2.34	0.61
1:A:986:GLU:HG2	1:A:987:ILE:N	2.14	0.61
1:A:1166:THR:O	1:A:1170:LYS:HG2	2.01	0.61
1:C:520:ASP:OD2	2:D:404:LEU:HB2	2.00	0.61
1:C:754:MET:SD	1:C:755:LYS:N	2.74	0.61
1:C:949:ILE:O	1:C:950:TYR:CD1	2.54	0.61
1:C:1082:ALA:O	1:C:1086:LEU:HD23	2.01	0.61
2:D:266:GLY:HA2	2:D:276:ILE:HG13	1.81	0.61
2:D:1517:GLU:OE1	2:D:1517:GLU:HA	1.98	0.61
1:A:371:ILE:CD1	1:A:433:PHE:CE2	2.83	0.61
1:A:572:GLN:HB2	1:A:593:ALA:HB3	1.81	0.61
1:A:702:GLY:CA	1:A:728:PHE:CE1	2.80	0.61
1:A:1033:ILE:HG22	1:A:1034:PHE:N	2.14	0.61
2:B:407:GLN:NE2	2:B:407:GLN:HA	2.14	0.61
2:B:501:GLN:HG2	2:B:504:VAL:HG23	1.81	0.61
1:C:551:THR:O	1:C:552:ALA:CB	2.48	0.61
1:C:642:ASN:C	1:C:642:ASN:HD22	2.04	0.61
1:C:970:LYS:HD3	1:C:1640:ASP:OD2	2.00	0.61
1:C:1229:LYS:NZ	1:C:1240:PRO:HD2	2.15	0.61
1:C:1570:VAL:O	1:C:1571:GLU:HG3	2.01	0.61
1:A:532:GLN:HE21	1:A:807:THR:HB	1.66	0.61

Continued on next page...

Continued from previous page...

Atom-1	Atom-2	Interatomic distance (Å)	Clash overlap (Å)
1:A:1117:SER:HB3	1:A:1174:PHE:CE2	2.36	0.61
1:A:1188:LEU:HD23	1:A:1212:LEU:HD22	1.82	0.61
2:B:28:ILE:HD12	2:B:42:LEU:HD23	1.82	0.61
1:C:292:LEU:HA	1:C:297:ALA:HB2	1.81	0.61
1:C:690:TYR:CE1	1:C:696:LYS:HD2	2.35	0.61
1:C:990:ALA:HB1	1:C:1000:LEU:HD11	1.82	0.61
2:D:358:MET:HE1	2:D:467:LYS:HD2	1.83	0.61
2:D:745:ILE:HG22	2:D:745:ILE:O	2.00	0.61
1:A:231:ILE:O	1:A:231:ILE:HG12	1.99	0.61
1:A:251:LYS:HG2	1:A:296:ILE:HD11	1.82	0.61
1:A:373:VAL:O	1:A:417:VAL:HA	2.01	0.61
1:A:820:PHE:O	1:A:821:LYS:HG2	2.00	0.61
1:A:847:ASN:HD22	1:A:888:VAL:HG13	1.66	0.61
1:A:895:LEU:HD12	1:A:896:VAL:N	2.16	0.61
1:A:1034:PHE:CE2	1:A:1041:GLU:HG2	2.36	0.61
1:C:23:TYR:HA	1:C:43:VAL:HA	1.81	0.61
1:C:742:ILE:O	1:C:742:ILE:HG13	2.01	0.61
1:C:976:ILE:HB	1:C:1362:THR:HG22	1.82	0.61
1:C:1068:VAL:HA	1:C:1078:LEU:CD1	2.28	0.61
1:C:1283:GLY:HA3	1:C:1290:THR:HG23	1.82	0.61
1:C:1381:ILE:HG12	1:C:1382:ASP:N	2.14	0.61
2:D:1284:ARG:HG3	2:D:1285:GLU:H	1.64	0.61
1:A:265:VAL:O	1:A:289:ASN:HA	2.01	0.61
1:A:838:GLN:OE1	1:A:1528:VAL:HG12	2.01	0.61
1:A:1431:GLY:O	1:A:1432:ILE:HD13	2.01	0.61
2:B:508:LEU:HD12	2:B:509:HIS:N	2.14	0.61
2:B:735:ASN:HB3	2:B:869:GLN:HE22	1.65	0.61
2:B:1429:LYS:N	2:B:1429:LYS:HE3	2.14	0.61
2:B:1517:GLU:OE1	2:B:1517:GLU:HA	2.00	0.61
1:C:455:ILE:HG22	1:C:456:ALA:H	1.66	0.61
2:D:261:ALA:N	2:D:285:ILE:HD11	2.15	0.61
2:D:800:ILE:HG23	2:D:801:CYS:N	2.14	0.61
2:D:1399:ARG:HG2	2:D:1399:ARG:HH11	1.66	0.61
1:A:1003:LEU:HD11	1:A:1286:SER:HA	1.82	0.61
2:B:365:TYR:HD1	2:B:395:THR:HG22	1.66	0.61
2:B:816:ILE:HD13	2:B:896:ILE:HG22	1.83	0.61
2:B:1534:GLN:HB2	2:B:1539:ILE:HD11	1.83	0.61
1:C:161:LEU:HD11	1:C:185:PHE:CD1	2.36	0.61
2:D:524:TYR:HE1	2:D:532:VAL:HG12	1.66	0.61
2:D:1285:GLU:O	2:D:1287:PRO:HD3	2.01	0.61
1:A:238:ILE:HG12	1:A:246:PHE:CE1	2.35	0.60

Continued on next page...

Continued from previous page...

Atom-1	Atom-2	Interatomic distance (Å)	Clash overlap (Å)
1:A:270:GLY:HA3	1:A:282:MET:HG3	1.82	0.60
1:A:690:TYR:CE1	1:A:696:LYS:HD2	2.35	0.60
1:A:797:TRP:HA	1:A:797:TRP:HE3	1.64	0.60
1:A:804:ILE:HG22	1:A:809:ILE:HG13	1.83	0.60
2:B:265:PHE:CE2	2:B:294:LEU:HB2	2.36	0.60
1:A:180:ILE:HG21	1:A:599:TRP:CE3	2.36	0.60
1:A:1226:ARG:NH1	1:A:1266:TYR:HE1	1.99	0.60
2:B:916:VAL:HG23	2:B:917:PRO:HD2	1.82	0.60
1:C:532:GLN:HE21	1:C:807:THR:HB	1.67	0.60
1:C:591:ASN:HB3	1:C:785:GLN:HG3	1.82	0.60
1:C:1176:LEU:HD21	1:C:1195:LEU:HD21	1.82	0.60
2:D:963:ILE:HD11	2:D:1311:ILE:HG12	1.81	0.60
2:B:423:GLU:N	2:B:423:GLU:OE2	2.33	0.60
2:B:1391:LEU:HB2	2:B:1417:MET:HE2	1.83	0.60
1:C:160:VAL:CG2	1:C:175:GLU:HB3	2.31	0.60
1:C:640:LEU:H	1:C:644:ASN:CB	2.14	0.60
1:C:950:TYR:OH	1:C:1307:LEU:HD21	2.02	0.60
1:C:1625:LEU:HB3	1:C:1636:ILE:HG22	1.83	0.60
2:D:251:TYR:CE2	2:D:257:VAL:HG22	2.36	0.60
1:A:84:ILE:O	1:A:84:ILE:HD12	2.01	0.60
1:A:307:VAL:CG1	1:A:313:TYR:HB2	2.31	0.60
1:A:1000:LEU:O	1:A:1001:THR:HG23	2.01	0.60
1:A:1016:VAL:N	1:A:1017:PRO:CD	2.64	0.60
1:A:1016:VAL:HG11	1:A:1291:ILE:HG13	1.82	0.60
1:A:1127:ILE:CG1	1:A:1143:TYR:HE2	2.14	0.60
1:A:1423:VAL:HG11	1:A:1496:TYR:CZ	2.36	0.60
1:A:1479:ILE:HD13	1:A:1479:ILE:H	1.65	0.60
2:B:165:PHE:CE2	2:B:199:ILE:HD11	2.35	0.60
2:B:1429:LYS:HE3	2:B:1429:LYS:H	1.66	0.60
1:C:1593:GLU:HB2	1:C:1596:SER:OG	2.01	0.60
2:D:263:VAL:HG23	2:D:283:ILE:HD13	1.83	0.60
2:D:870:PHE:HB2	2:D:871:PRO:HD2	1.82	0.60
1:A:930:VAL:HG22	1:A:931:PRO:HD2	1.84	0.60
1:A:1112:GLN:HB2	1:A:1118:PHE:HE1	1.66	0.60
1:C:39:ILE:CD1	1:C:104:LEU:HD21	2.31	0.60
1:C:596:MET:CA	1:C:782:ARG:HG2	2.32	0.60
2:D:322:THR:HG21	2:D:326:SER:OG	2.01	0.60
1:A:502:LEU:HD22	1:A:509:ILE:HG21	1.83	0.60
1:A:990:ALA:HB1	1:A:1000:LEU:HD11	1.82	0.60
2:B:358:MET:HE1	2:B:467:LYS:HD2	1.83	0.60
2:B:1387:LEU:HB2	2:B:1390:PHE:CD2	2.37	0.60

Continued on next page...

Continued from previous page...

Atom-1	Atom-2	Interatomic distance (Å)	Clash overlap (Å)
1:C:1191:SER:O	1:C:1194:ALA:HB3	2.02	0.60
1:C:1568:ILE:HG23	1:C:1577:TYR:CE1	2.36	0.60
2:D:28:ILE:HD12	2:D:42:LEU:HD23	1.83	0.60
2:D:236:TYR:C	2:D:238:ASP:H	2.05	0.60
2:D:547:THR:HG22	2:D:548:LEU:H	1.67	0.60
2:D:955:PRO:O	2:D:957:THR:HG23	2.00	0.60
1:A:355:ASN:HD22	1:A:355:ASN:N	2.00	0.60
2:B:785:THR:OG1	2:B:786:THR:N	2.29	0.60
1:C:311:SER:O	1:C:313:TYR:N	2.34	0.60
1:C:961:TYR:OH	1:C:1343:ASN:CG	2.40	0.60
1:A:128:ILE:HD11	1:A:214:THR:C	2.22	0.60
1:A:1560:ALA:HB2	1:A:1620:MET:HG2	1.82	0.60
2:B:1611:PRO:HD2	2:B:1628:PHE:CE2	2.37	0.60
1:C:830:PRO:CG	1:C:1483:PHE:HZ	2.14	0.60
2:D:148:PHE:CE2	2:D:792:VAL:HG11	2.36	0.60
1:A:455:ILE:HG22	1:A:456:ALA:H	1.67	0.60
1:A:907:LEU:HD12	1:A:908:HIS:N	2.16	0.60
1:C:308:LYS:HG3	1:C:309:GLU:H	1.66	0.60
1:C:599:TRP:NE1	1:C:779:LEU:HA	2.16	0.60
1:C:788:PHE:N	1:C:788:PHE:CD2	2.68	0.60
1:C:844:THR:HG22	1:C:895:LEU:HB2	1.83	0.60
1:C:1431:GLY:HA3	1:C:1483:PHE:CE1	2.37	0.60
2:D:615:GLN:HB2	2:D:616:ASN:HD22	1.66	0.60
1:A:1132:THR:H	1:A:1135:VAL:HB	1.66	0.60
1:A:1563:VAL:HG21	1:A:1619:ILE:HD12	1.84	0.60
2:B:31:ALA:O	2:B:119:VAL:HG12	2.02	0.60
2:B:148:PHE:CE2	2:B:792:VAL:HG11	2.36	0.60
1:C:44:TYR:CB	1:C:545:ILE:HD12	2.27	0.60
1:C:177:ILE:HG22	1:C:178:ASP:H	1.67	0.60
1:C:655:THR:O	1:C:657:ALA:N	2.35	0.60
1:C:875:HIS:HB2	2:D:901:GLN:NE2	2.17	0.60
1:C:955:ARG:HG2	1:C:1350:THR:CG2	2.31	0.60
1:C:1317:TYR:HD2	1:C:1344:ASP:HB3	1.67	0.60
1:C:1431:GLY:CA	1:C:1483:PHE:HE1	2.15	0.60
1:C:1483:PHE:O	1:C:1483:PHE:HD1	1.85	0.60
1:A:492:TYR:CE2	1:A:493:ILE:HB	2.37	0.59
1:A:1625:LEU:HB3	1:A:1636:ILE:HG22	1.84	0.59
2:B:261:ALA:N	2:B:285:ILE:HD11	2.17	0.59
2:B:745:ILE:O	2:B:745:ILE:HG22	2.01	0.59
1:C:22:THR:HG21	1:C:656:ASN:O	2.02	0.59
1:C:315:LEU:HD12	1:C:318:LEU:HG	1.83	0.59

Continued on next page...

Continued from previous page...

Atom-1	Atom-2	Interatomic distance (Å)	Clash overlap (Å)
1:C:830:PRO:CG	1:C:1483:PHE:CZ	2.84	0.59
1:C:934:VAL:CG2	1:C:1366:HIS:CD2	2.85	0.59
1:C:999:ILE:HG13	1:C:1000:LEU:N	2.14	0.59
1:C:1671:ILE:HG13	1:C:1671:ILE:O	2.02	0.59
2:D:494:ARG:HG3	2:D:494:ARG:NH1	2.14	0.59
2:D:785:THR:OG1	2:D:786:THR:N	2.34	0.59
2:D:1442:ILE:CA	2:D:1443:LEU:HD12	2.32	0.59
1:A:864:GLY:HA3	1:A:907:LEU:HD23	1.84	0.59
2:B:478:TYR:O	2:B:478:TYR:CD1	2.55	0.59
2:B:838:ASN:OD1	2:B:840:VAL:HG23	2.03	0.59
2:B:1591:LEU:C	2:B:1591:LEU:HD23	2.22	0.59
1:C:470:THR:HG22	2:D:450:THR:HB	1.84	0.59
2:D:958:GLU:O	2:D:959:ILE:HG13	2.02	0.59
1:A:128:ILE:HD11	1:A:215:ALA:N	2.17	0.59
1:A:219:VAL:O	1:A:219:VAL:HG12	2.00	0.59
1:A:243:PHE:O	1:A:303:SER:HB2	2.02	0.59
1:A:1377:PHE:CE1	1:A:1408:TYR:HD1	2.21	0.59
1:A:1434:ALA:HA	1:A:1479:ILE:HG22	1.83	0.59
2:B:315:TYR:O	2:B:315:TYR:CD1	2.55	0.59
1:C:628:GLU:HA	1:C:630:SER:OG	2.01	0.59
1:C:790:LEU:HD12	1:C:790:LEU:H	1.66	0.59
1:C:968:VAL:HG23	1:C:971:THR:HG21	1.83	0.59
2:D:189:PRO:C	2:D:191:LEU:H	2.05	0.59
1:A:367:ILE:HD13	1:A:466:TYR:CD2	2.38	0.59
1:A:430:VAL:HG22	1:A:455:ILE:HG23	1.83	0.59
1:A:1013:MET:SD	1:A:1016:VAL:HG21	2.42	0.59
1:C:133:PRO:HD2	1:C:609:VAL:CG1	2.33	0.59
1:C:373:VAL:O	1:C:417:VAL:HA	2.03	0.59
1:C:492:TYR:CE2	1:C:493:ILE:HB	2.37	0.59
1:C:987:ILE:HD11	1:C:1294:ILE:HG23	1.83	0.59
1:C:1133:LEU:H	1:C:1133:LEU:HD12	1.67	0.59
1:C:1431:GLY:HA3	1:C:1483:PHE:HE1	1.67	0.59
2:D:133:ASP:HA	2:D:757:TRP:HZ3	1.67	0.59
2:D:1456:VAL:O	2:D:1456:VAL:HG12	2.01	0.59
1:A:101:TYR:CZ	1:C:1305:LYS:HG3	2.38	0.59
1:A:442:LEU:HD23	1:A:443:PRO:HD2	1.83	0.59
1:A:968:VAL:HG23	1:A:971:THR:HG21	1.83	0.59
1:A:974:LYS:O	1:A:1364:VAL:HG12	2.03	0.59
2:B:857:CYS:H	2:B:887:LEU:HD21	1.67	0.59
1:C:25:ILE:HB	1:C:654:LEU:O	2.03	0.59
1:C:689:LYS:HG2	1:C:699:CYS:SG	2.41	0.59

Continued on next page...

Continued from previous page...

Atom-1	Atom-2	Interatomic distance (Å)	Clash overlap (Å)
1:C:1084:ARG:HD2	1:C:1154:LYS:HE3	1.83	0.59
1:C:1186:PHE:HA	1:C:1250:THR:HG22	1.84	0.59
2:D:355:LYS:N	2:D:355:LYS:HD2	2.17	0.59
2:D:803:ALA:O	2:D:805:PRO:HD3	2.02	0.59
2:D:857:CYS:H	2:D:887:LEU:HD21	1.67	0.59
2:D:1591:LEU:HD23	2:D:1591:LEU:C	2.22	0.59
1:A:128:ILE:HG13	1:A:215:ALA:HB2	1.84	0.59
1:A:595:GLY:HA2	1:A:782:ARG:NH1	2.18	0.59
1:A:640:LEU:HB2	1:A:644:ASN:OD1	2.03	0.59
2:B:28:ILE:HG12	2:B:628:LEU:HD13	1.83	0.59
2:B:236:TYR:C	2:B:238:ASP:H	2.06	0.59
2:B:529:ASN:O	2:B:529:ASN:OD1	2.21	0.59
2:B:1277:ILE:CG2	2:B:1290:TYR:HB2	2.32	0.59
1:C:284:GLN:CG	1:C:310:LEU:HD22	2.32	0.59
1:C:382:LEU:HD22	1:C:416:GLY:HA3	1.85	0.59
1:C:504:LEU:HD21	1:C:651:LEU:CG	2.32	0.59
1:C:1008:ALA:O	1:C:1009:GLU:C	2.41	0.59
1:C:1623:GLU:HB2	1:C:1638:PRO:CG	2.33	0.59
2:D:159:LYS:HD3	2:D:180:LEU:HD12	1.85	0.59
2:D:202:LYS:HG3	2:D:203:TYR:N	2.18	0.59
2:D:257:VAL:CG1	2:D:258:GLU:N	2.65	0.59
2:D:786:THR:OG1	2:D:809:ARG:HG3	2.03	0.59
2:D:1534:GLN:HB2	2:D:1539:ILE:HD11	1.85	0.59
1:A:23:TYR:O	1:A:23:TYR:HD1	1.84	0.59
1:A:591:ASN:HB3	1:A:785:GLN:HG3	1.83	0.59
1:A:1429:PRO:HB2	1:A:1432:ILE:HG13	1.85	0.59
2:B:234:PHE:CD1	2:B:234:PHE:C	2.76	0.59
1:C:1423:VAL:HG11	1:C:1496:TYR:CZ	2.36	0.59
2:D:376:HIS:O	2:D:378:PRO:HD3	2.02	0.59
2:D:1500:LEU:C	2:D:1500:LEU:HD12	2.23	0.59
1:A:1381:ILE:HG12	1:A:1382:ASP:N	2.16	0.59
1:A:1431:GLY:CA	1:A:1483:PHE:HE1	2.16	0.59
2:B:856:PHE:CD1	2:B:884:ILE:HD11	2.37	0.59
2:B:965:ILE:HG13	2:B:1301:ARG:HB2	1.85	0.59
2:B:1610:TRP:CA	2:B:1628:PHE:HE2	2.12	0.59
1:C:265:VAL:O	1:C:289:ASN:HA	2.03	0.59
1:C:488:PRO:HG3	1:C:499:TYR:OH	2.02	0.59
1:C:1627:ILE:O	1:C:1627:ILE:CG1	2.50	0.59
1:A:1012:LEU:HD13	1:A:1081:PHE:CD2	2.37	0.59
1:A:1083:LEU:CD2	1:A:1104:LEU:HD21	2.33	0.59
1:A:1229:LYS:NZ	1:A:1240:PRO:HD2	2.16	0.59

Continued on next page...

Continued from previous page...

Atom-1	Atom-2	Interatomic distance (Å)	Clash overlap (Å)
2:B:347:PHE:O	2:B:349:LYS:N	2.36	0.59
2:B:485:ASN:OD1	2:B:486:LYS:HD2	2.03	0.59
1:C:430:VAL:HG11	1:C:453:ARG:NH2	2.16	0.59
1:C:465:LEU:HD12	1:C:488:PRO:HA	1.85	0.59
1:C:632:LEU:HD23	1:C:632:LEU:N	2.17	0.59
2:D:54:LEU:N	2:D:54:LEU:HD23	2.17	0.59
2:D:243:PHE:CD1	2:D:314:LEU:HD23	2.38	0.59
2:D:1284:ARG:HD2	2:D:1285:GLU:H	1.65	0.59
1:A:25:ILE:H	1:A:655:THR:HG23	1.67	0.59
1:A:39:ILE:CD1	1:A:104:LEU:HD21	2.32	0.59
1:A:505:SER:OG	1:A:506:LYS:HD3	2.03	0.59
1:A:753:HIS:O	1:A:754:MET:CB	2.49	0.59
1:A:799:ILE:HG22	1:A:815:VAL:O	2.01	0.59
1:A:1307:LEU:HD22	1:A:1307:LEU:H	1.68	0.59
1:A:1421:HIS:C	1:A:1421:HIS:CD2	2.75	0.59
1:A:1451:THR:O	1:A:1452:ASP:CB	2.51	0.59
1:A:1576:LYS:HG2	1:A:1601:ILE:CG2	2.32	0.59
2:B:26:THR:HG22	2:B:630:THR:HG22	1.85	0.59
1:C:99:VAL:HG22	1:C:100:SER:O	2.02	0.59
1:C:270:GLY:HA3	1:C:282:MET:HG3	1.84	0.59
1:C:505:SER:OG	1:C:506:LYS:HD3	2.02	0.59
1:C:653:PHE:O	1:C:653:PHE:CD1	2.48	0.59
1:C:949:ILE:O	1:C:949:ILE:HG22	2.03	0.59
2:D:104:VAL:HG22	2:D:105:VAL:N	2.17	0.59
1:A:571:LEU:HA	1:A:593:ALA:O	2.04	0.58
1:A:790:LEU:H	1:A:790:LEU:HD12	1.67	0.58
1:A:833:VAL:O	1:A:929:VAL:HA	2.02	0.58
1:A:1128:LYS:C	1:A:1129:LEU:HD23	2.23	0.58
2:B:247:ILE:CD1	2:B:318:VAL:HG21	2.33	0.58
2:B:299:PHE:HE1	2:B:303:PHE:CD2	2.20	0.58
1:C:23:TYR:O	1:C:23:TYR:HD1	1.86	0.58
1:C:502:LEU:HD22	1:C:509:ILE:HG21	1.85	0.58
1:C:1226:ARG:NH1	1:C:1266:TYR:HE1	2.00	0.58
1:C:1446:VAL:O	1:C:1446:VAL:HG12	2.01	0.58
2:D:35:THR:HB	2:D:91:ALA:HB2	1.84	0.58
2:D:39:GLU:O	2:D:87:ILE:HD12	2.03	0.58
2:D:47:GLY:O	2:D:48:ASP:HB2	2.02	0.58
2:D:745:ILE:CG2	2:D:745:ILE:O	2.51	0.58
1:A:87:ILE:N	1:A:87:ILE:CD1	2.63	0.58
1:A:125:PHE:CD1	1:A:627:LEU:HD21	2.38	0.58
1:A:623:VAL:O	1:A:624:PHE:C	2.39	0.58

Continued on next page...

Continued from previous page...

Atom-1	Atom-2	Interatomic distance (Å)	Clash overlap (Å)
1:A:1180:LEU:CD2	1:A:1208:ILE:HG12	2.33	0.58
1:A:1232:LEU:O	1:A:1233:GLN:HB3	2.02	0.58
1:A:1560:ALA:O	1:A:1585:TYR:HD2	1.86	0.58
2:B:137:TYR:HB2	2:B:216:VAL:CG2	2.33	0.58
2:B:844:ILE:O	2:B:871:PRO:HA	2.04	0.58
1:C:128:ILE:HD11	1:C:215:ALA:N	2.18	0.58
1:C:503:ILE:HB	1:C:511:HIS:HB2	1.85	0.58
1:C:1204:GLN:O	1:C:1208:ILE:HG13	2.03	0.58
1:C:1305:LYS:O	1:C:1307:LEU:HD13	2.02	0.58
2:D:266:GLY:O	2:D:314:LEU:HD12	2.03	0.58
2:D:478:TYR:O	2:D:478:TYR:CD1	2.56	0.58
2:D:950:LEU:HD22	2:D:1329:TYR:CE1	2.37	0.58
2:D:1620:GLU:HG2	2:D:1621:PHE:CE2	2.38	0.58
1:A:625:GLN:HG2	1:A:626:PHE:H	1.68	0.58
1:A:1053:MET:HE2	1:A:1089:VAL:CG2	2.33	0.58
2:B:266:GLY:O	2:B:314:LEU:HD12	2.02	0.58
2:B:748:ARG:HH12	2:B:784:ILE:HG12	1.68	0.58
2:B:891:LEU:CB	2:B:912:LYS:HD3	2.31	0.58
1:C:171:VAL:HG13	1:C:1054:LEU:HD21	1.84	0.58
1:C:355:ASN:HD22	1:C:355:ASN:N	2.02	0.58
1:C:833:VAL:O	1:C:929:VAL:HA	2.02	0.58
2:D:384:PHE:CD1	2:D:400:LEU:HG	2.38	0.58
2:D:1527:LYS:HE2	2:D:1578:ASN:OD1	2.03	0.58
1:A:573:VAL:HG12	1:A:592:MET:HG2	1.84	0.58
1:A:689:LYS:HG2	1:A:699:CYS:SG	2.43	0.58
1:A:734:VAL:O	1:A:737:GLN:HB2	2.04	0.58
1:A:830:PRO:CG	1:A:1483:PHE:CZ	2.86	0.58
2:B:39:GLU:O	2:B:87:ILE:HD12	2.03	0.58
2:B:69:PHE:CG	2:B:87:ILE:HG22	2.38	0.58
2:B:133:ASP:HA	2:B:757:TRP:HZ3	1.68	0.58
2:B:476:ILE:HD11	2:B:524:TYR:HB2	1.86	0.58
2:B:870:PHE:HB2	2:B:871:PRO:HD2	1.85	0.58
2:B:953:ARG:CG	2:B:954:VAL:N	2.67	0.58
2:B:1442:ILE:CA	2:B:1443:LEU:HD12	2.34	0.58
2:B:1475:ASP:OD1	2:B:1475:ASP:N	2.27	0.58
1:C:375:VAL:HG11	1:C:386:VAL:HG11	1.85	0.58
1:C:862:VAL:HB	1:C:865:ILE:HD11	1.86	0.58
1:C:980:LYS:HD3	1:C:986:GLU:HA	1.86	0.58
2:D:172:LEU:HD12	2:D:173:VAL:H	1.67	0.58
2:D:1371:TYR:CG	2:D:1377:SER:HB3	2.38	0.58
1:A:117:MET:HB2	1:A:118:PRO:CD	2.33	0.58

Continued on next page...

Continued from previous page...

Atom-1	Atom-2	Interatomic distance (Å)	Clash overlap (Å)
1:A:292:LEU:HD13	1:A:296:ILE:O	2.03	0.58
1:A:308:LYS:HG3	1:A:309:GLU:N	2.19	0.58
1:A:469:TRP:N	1:A:469:TRP:HE3	2.01	0.58
2:B:606:ASP:OD1	2:B:606:ASP:O	2.21	0.58
2:B:885:VAL:O	2:B:885:VAL:HG23	2.01	0.58
1:C:23:TYR:CD1	1:C:655:THR:HB	2.38	0.58
1:C:84:ILE:HD12	1:C:84:ILE:O	2.03	0.58
1:C:550:GLN:O	1:C:550:GLN:HG2	2.03	0.58
1:C:640:LEU:HB2	1:C:644:ASN:OD1	2.04	0.58
1:C:977:LEU:HA	1:C:1361:VAL:CG1	2.34	0.58
1:C:1000:LEU:O	1:C:1001:THR:HG23	2.03	0.58
2:D:261:ALA:CB	2:D:285:ILE:HD11	2.33	0.58
2:D:476:ILE:HD11	2:D:524:TYR:CG	2.38	0.58
2:D:558:MET:HE3	2:D:559:PRO:HD2	1.86	0.58
2:D:628:LEU:HD12	2:D:629:THR:H	1.69	0.58
1:A:640:LEU:H	1:A:644:ASN:CB	2.16	0.58
2:B:100:GLN:HG3	2:B:101:ASN:N	2.19	0.58
2:B:263:VAL:HG13	2:B:318:VAL:HG23	1.85	0.58
2:B:315:TYR:CD1	2:B:315:TYR:C	2.77	0.58
2:B:953:ARG:HA	2:B:1330:ASN:O	2.03	0.58
2:B:1606:TRP:CD1	2:B:1606:TRP:C	2.76	0.58
2:B:1620:GLU:HG2	2:B:1621:PHE:CE2	2.39	0.58
1:C:502:LEU:HB2	1:C:541:LEU:HD23	1.85	0.58
1:C:576:SER:HB2	1:C:589:SER:CB	2.33	0.58
1:C:799:ILE:HG22	1:C:815:VAL:O	2.04	0.58
1:C:1381:ILE:HD12	1:C:1493:PHE:CD2	2.38	0.58
1:C:1576:LYS:HG2	1:C:1601:ILE:CG2	2.33	0.58
2:D:69:PHE:CG	2:D:87:ILE:HG22	2.38	0.58
2:D:243:PHE:HD1	2:D:314:LEU:HD23	1.67	0.58
2:D:1611:PRO:HD2	2:D:1628:PHE:CE2	2.39	0.58
1:A:1012:LEU:O	1:A:1015:VAL:HG12	2.04	0.58
1:A:1147:PHE:O	1:A:1150:ILE:HB	2.04	0.58
2:B:243:PHE:CD1	2:B:314:LEU:HD23	2.38	0.58
1:C:243:PHE:O	1:C:303:SER:HB2	2.04	0.58
1:C:469:TRP:N	1:C:469:TRP:HE3	2.01	0.58
1:C:493:ILE:HG21	1:C:495:LYS:HB2	1.85	0.58
1:C:628:GLU:C	1:C:630:SER:N	2.56	0.58
1:C:1628:LYS:HB3	1:C:1633:PHE:CD1	2.38	0.58
2:D:628:LEU:HD12	2:D:629:THR:N	2.19	0.58
1:A:77:ASN:HD22	1:A:81:ASN:HB2	1.68	0.58
1:A:113:LYS:CG	1:A:114:SER:H	2.14	0.58

Continued on next page...

Continued from previous page...

Atom-1	Atom-2	Interatomic distance (Å)	Clash overlap (Å)
1:A:357:VAL:O	1:A:359:THR:HG22	2.04	0.58
1:A:705:VAL:HA	1:A:739:ARG:NH1	2.18	0.58
1:A:857:VAL:CG2	1:A:884:VAL:HG21	2.31	0.58
1:A:1176:LEU:HD21	1:A:1195:LEU:HD21	1.84	0.58
1:A:1641:SER:C	1:A:1643:THR:H	2.06	0.58
2:B:263:VAL:HG23	2:B:283:ILE:HD13	1.84	0.58
1:C:177:ILE:HG22	1:C:178:ASP:N	2.19	0.58
1:C:367:ILE:HD13	1:C:466:TYR:CD2	2.39	0.58
1:C:625:GLN:HG2	1:C:626:PHE:H	1.68	0.58
1:C:1474:CYS:HB3	1:C:1476:ARG:HH12	1.67	0.58
2:D:221:LEU:HD11	2:D:753:LYS:CG	2.29	0.58
2:D:476:ILE:HG12	2:D:524:TYR:HD2	1.66	0.58
2:D:963:ILE:HG12	2:D:1325:ILE:HG12	1.86	0.58
1:A:23:TYR:HA	1:A:43:VAL:HA	1.84	0.58
1:A:243:PHE:CZ	1:A:316:GLU:HB3	2.39	0.58
1:A:382:LEU:HD22	1:A:416:GLY:HA3	1.86	0.58
1:A:1143:TYR:CE1	1:A:1147:PHE:HB2	2.38	0.58
2:B:107:GLN:HG3	2:B:116:GLU:HG3	1.86	0.58
2:B:628:LEU:HD12	2:B:629:THR:H	1.69	0.58
2:B:738:GLY:O	2:B:901:GLN:HA	2.03	0.58
2:B:1284:ARG:CD	2:B:1285:GLU:N	2.60	0.58
2:B:1365:LEU:HD12	2:B:1366:LYS:N	2.18	0.58
2:B:1386:MET:HA	2:B:1386:MET:CE	2.34	0.58
2:B:1602:THR:C	2:B:1604:ASN:H	2.05	0.58
1:C:31:PHE:HB2	1:C:119:ILE:HG22	1.86	0.58
1:C:854:GLN:H	1:C:854:GLN:CD	2.07	0.58
2:D:179:ASP:OD1	2:D:181:ASN:HB2	2.03	0.58
1:A:307:VAL:HG13	1:A:313:TYR:HB2	1.84	0.58
1:A:489:LYS:C	1:A:491:PRO:CD	2.63	0.58
1:A:985:GLY:O	1:A:986:GLU:C	2.42	0.58
1:A:1084:ARG:HD2	1:A:1154:LYS:HE3	1.85	0.58
1:A:1221:ASN:HA	1:A:1222:PRO:C	2.24	0.58
1:A:1568:ILE:HG12	1:A:1577:TYR:CE1	2.39	0.58
2:B:130:ILE:HB	2:B:212:ALA:HB2	1.86	0.58
2:B:339:VAL:HG23	2:B:341:SER:N	2.18	0.58
2:B:628:LEU:HD12	2:B:629:THR:N	2.19	0.58
1:C:1033:ILE:CG2	1:C:1034:PHE:CD1	2.87	0.58
1:C:1570:VAL:HG22	1:C:1575:VAL:HG22	1.85	0.58
2:D:247:ILE:CD1	2:D:318:VAL:HG21	2.34	0.58
2:D:342:PRO:HG2	2:D:420:LEU:HD13	1.84	0.58
2:D:1371:TYR:CD1	2:D:1377:SER:HB3	2.39	0.58

Continued on next page...

Continued from previous page...

Atom-1	Atom-2	Interatomic distance (Å)	Clash overlap (Å)
1:A:224:LEU:CD2	1:A:225:PRO:HD2	2.24	0.57
1:A:395:ILE:HD12	1:A:395:ILE:O	2.04	0.57
2:B:476:ILE:HD11	2:B:524:TYR:CG	2.39	0.57
1:C:251:LYS:HG2	1:C:296:ILE:HD11	1.86	0.57
1:C:1097:GLN:O	1:C:1098:ASN:C	2.41	0.57
2:D:825:VAL:HB	2:D:828:GLU:OE2	2.04	0.57
2:D:861:THR:O	2:D:863:GLY:N	2.37	0.57
2:D:1365:LEU:HD12	2:D:1366:LYS:N	2.18	0.57
1:A:457:TYR:C	1:A:457:TYR:CD2	2.78	0.57
1:A:576:SER:HB2	1:A:589:SER:CB	2.34	0.57
1:A:1033:ILE:HD13	1:A:1333:PHE:HZ	1.69	0.57
1:A:1574:PHE:HA	1:A:1603:LYS:CD	2.35	0.57
1:A:1584:ILE:O	1:A:1585:TYR:HB3	2.02	0.57
2:B:243:PHE:HD1	2:B:314:LEU:HD23	1.68	0.57
1:C:117:MET:HB2	1:C:118:PRO:CD	2.34	0.57
1:C:128:ILE:HG13	1:C:215:ALA:HB2	1.84	0.57
1:C:316:GLU:O	1:C:349:LEU:HD21	2.04	0.57
1:C:862:VAL:HB	1:C:865:ILE:CD1	2.34	0.57
1:C:903:LEU:HD22	1:C:903:LEU:N	2.19	0.57
1:C:969:PRO:HG3	1:C:1601:ILE:CD1	2.32	0.57
2:D:100:GLN:HG3	2:D:101:ASN:N	2.18	0.57
2:D:234:PHE:C	2:D:234:PHE:CD1	2.77	0.57
1:A:24:VAL:HG11	1:A:543:TYR:CE2	2.39	0.57
1:A:101:TYR:CE1	1:A:116:ARG:NH2	2.73	0.57
1:A:161:LEU:HD11	1:A:185:PHE:CD1	2.40	0.57
1:A:502:LEU:HB2	1:A:541:LEU:HD23	1.86	0.57
1:A:1227:PHE:HD2	1:A:1273:TRP:NE1	2.02	0.57
2:B:953:ARG:HG2	2:B:954:VAL:H	1.69	0.57
1:C:469:TRP:N	1:C:469:TRP:CE3	2.72	0.57
1:C:1147:PHE:O	1:C:1150:ILE:HB	2.05	0.57
2:D:23:ALA:HB3	2:D:528:ASN:HD22	1.67	0.57
2:D:1573:LEU:HB3	2:D:1575:LEU:HD23	1.86	0.57
1:A:614:ARG:H	1:A:614:ARG:NE	2.01	0.57
1:A:1019:PHE:HD2	1:A:1020:TYR:N	2.03	0.57
2:B:885:VAL:HG23	2:B:887:LEU:HD21	1.86	0.57
2:B:961:THR:HG22	2:B:1327:THR:CG2	2.34	0.57
1:C:249:THR:HG23	1:C:298:GLN:HE21	1.69	0.57
1:C:1132:THR:H	1:C:1135:VAL:HB	1.69	0.57
1:C:1227:PHE:HD2	1:C:1273:TRP:NE1	2.02	0.57
1:A:59:TYR:CZ	1:A:99:VAL:HG21	2.39	0.57
1:A:238:ILE:HG23	1:A:242:ASN:ND2	2.15	0.57

Continued on next page...

Continued from previous page...

Atom-1	Atom-2	Interatomic distance (Å)	Clash overlap (Å)
1:A:250:ILE:HD11	1:A:265:VAL:CG1	2.32	0.57
1:A:365:PRO:HG2	1:A:464:TYR:HE2	1.66	0.57
1:A:692:HIS:HA	1:A:696:LYS:HD3	1.85	0.57
1:A:844:THR:HG22	1:A:895:LEU:HB2	1.85	0.57
1:A:1562:LYS:HD3	1:A:1664:LEU:HD21	1.87	0.57
2:B:1426:TYR:N	2:B:1426:TYR:CD2	2.72	0.57
1:C:231:ILE:O	1:C:231:ILE:HG12	2.02	0.57
1:C:292:LEU:HD13	1:C:296:ILE:O	2.05	0.57
1:C:734:VAL:O	1:C:737:GLN:HB2	2.05	0.57
1:C:1221:ASN:HA	1:C:1222:PRO:C	2.25	0.57
1:C:1227:PHE:HB2	1:C:1251:THR:HG21	1.86	0.57
1:C:1568:ILE:HG12	1:C:1577:TYR:CE1	2.39	0.57
1:C:1622:LYS:HZ2	1:C:1642:LEU:HD13	1.68	0.57
2:D:315:TYR:CD1	2:D:315:TYR:O	2.58	0.57
2:D:390:THR:HG22	2:D:394:GLY:C	2.24	0.57
1:A:1507:MET:HG3	1:A:1508:PHE:O	2.04	0.57
2:B:257:VAL:CG1	2:B:258:GLU:N	2.67	0.57
2:B:944:VAL:HG22	2:B:1312:THR:OG1	2.04	0.57
2:B:1563:TYR:HB3	2:B:1601:ILE:HD11	1.85	0.57
1:C:395:ILE:HD12	1:C:395:ILE:O	2.04	0.57
1:C:461:SER:O	1:C:462:GLN:HB2	2.02	0.57
1:C:595:GLY:HA2	1:C:782:ARG:NH1	2.20	0.57
2:D:200:VAL:O	2:D:200:VAL:HG23	2.04	0.57
2:D:384:PHE:CE1	2:D:400:LEU:HG	2.39	0.57
2:D:953:ARG:CG	2:D:954:VAL:N	2.68	0.57
1:A:308:LYS:HG3	1:A:309:GLU:H	1.69	0.57
1:A:315:LEU:CD1	1:A:318:LEU:HG	2.34	0.57
1:A:493:ILE:HG21	1:A:495:LYS:HB2	1.85	0.57
1:A:742:ILE:O	1:A:742:ILE:HG13	2.04	0.57
1:A:980:LYS:HD3	1:A:986:GLU:HA	1.87	0.57
2:B:640:SER:O	2:B:641:ALA:HB2	2.04	0.57
1:C:161:LEU:HD11	1:C:185:PHE:CG	2.39	0.57
1:C:977:LEU:HD13	1:C:977:LEU:C	2.24	0.57
1:C:1333:PHE:O	1:C:1334:LEU:CB	2.52	0.57
2:D:226:VAL:HG21	2:D:320:VAL:HG11	1.87	0.57
2:D:953:ARG:CZ	2:D:959:ILE:HD11	2.35	0.57
2:D:1424:ILE:HD13	2:D:1424:ILE:N	2.12	0.57
2:D:1602:THR:C	2:D:1604:ASN:H	2.07	0.57
1:A:470:THR:HG22	2:B:450:THR:CG2	2.30	0.57
1:A:540:LEU:C	1:A:540:LEU:HD12	2.25	0.57
1:A:979:VAL:C	1:A:980:LYS:HG2	2.24	0.57

Continued on next page...

Continued from previous page...

Atom-1	Atom-2	Interatomic distance (Å)	Clash overlap (Å)
1:A:1127:ILE:HD11	1:A:1143:TYR:HD2	1.70	0.57
1:A:1323:LEU:HD12	1:A:1324:HIS:N	2.18	0.57
1:A:1570:VAL:O	1:A:1571:GLU:HG3	2.05	0.57
2:B:793:SER:OG	2:B:801:CYS:HB3	2.04	0.57
2:B:958:GLU:O	2:B:959:ILE:HG13	2.04	0.57
2:B:963:ILE:HG12	2:B:1325:ILE:HG12	1.86	0.57
1:C:267:ILE:HG22	1:C:268:THR:N	2.20	0.57
1:C:422:LEU:HD12	1:C:422:LEU:H	1.67	0.57
1:C:709:GLU:HB3	1:C:713:GLN:OE1	2.05	0.57
1:C:1034:PHE:CE2	1:C:1041:GLU:HG2	2.40	0.57
1:C:1450:PHE:HB3	1:C:1463:GLN:O	2.04	0.57
2:D:197:TRP:CB	2:D:214:PHE:CE1	2.85	0.57
1:A:81:ASN:CG	1:A:82:SER:H	2.09	0.57
1:A:182:ILE:CG1	1:A:804:ILE:HD11	2.34	0.57
1:A:469:TRP:N	1:A:469:TRP:CE3	2.73	0.57
1:A:599:TRP:HE1	1:A:779:LEU:HD13	1.69	0.57
1:A:830:PRO:CG	1:A:1483:PHE:HZ	2.16	0.57
1:A:944:LEU:HD12	1:A:1313:ILE:CD1	2.33	0.57
2:B:221:LEU:HD11	2:B:753:LYS:CG	2.31	0.57
2:B:251:TYR:CE2	2:B:257:VAL:HG22	2.39	0.57
1:C:39:ILE:HG21	1:C:54:ILE:HD13	1.87	0.57
1:C:516:GLU:OE1	1:C:516:GLU:N	2.38	0.57
1:C:1084:ARG:CD	1:C:1154:LYS:HE3	2.35	0.57
1:C:1352:PHE:CD2	1:C:1353:GLY:N	2.73	0.57
1:C:1617:TYR:HA	1:C:1646:GLU:O	2.04	0.57
2:D:263:VAL:HG13	2:D:318:VAL:HG23	1.85	0.57
2:D:953:ARG:HA	2:D:1330:ASN:O	2.04	0.57
2:D:965:ILE:HG13	2:D:1301:ARG:HB2	1.87	0.57
1:A:457:TYR:C	1:A:457:TYR:HD2	2.08	0.57
1:A:957:LYS:HD2	1:A:958:GLU:H	1.70	0.57
1:A:1421:HIS:CD2	1:A:1422:ALA:N	2.72	0.57
1:A:1560:ALA:HB3	1:A:1585:TYR:HE2	1.68	0.57
2:B:202:LYS:HG3	2:B:203:TYR:N	2.20	0.57
2:B:766:PRO:HA	2:B:771:ILE:O	2.05	0.57
2:B:825:VAL:HB	2:B:828:GLU:OE2	2.05	0.57
2:B:872:ILE:HG22	2:B:878:ARG:HG3	1.87	0.57
1:C:957:LYS:HD2	1:C:958:GLU:H	1.69	0.57
1:C:985:GLY:O	1:C:986:GLU:C	2.42	0.57
1:C:1166:THR:O	1:C:1170:LYS:HG2	2.05	0.57
1:C:1488:LEU:HD12	1:C:1488:LEU:O	2.05	0.57
2:D:756:LEU:HD22	2:D:778:PHE:CE1	2.40	0.57

Continued on next page...

Continued from previous page...

Atom-1	Atom-2	Interatomic distance (Å)	Clash overlap (Å)
1:A:632:LEU:N	1:A:632:LEU:HD23	2.19	0.56
1:A:934:VAL:CG2	1:A:1366:HIS:CD2	2.88	0.56
1:A:967:LEU:HD12	1:A:968:VAL:H	1.70	0.56
2:B:1399:ARG:HG2	2:B:1399:ARG:HH11	1.70	0.56
1:C:442:LEU:HD23	1:C:443:PRO:CD	2.35	0.56
1:C:779:LEU:O	1:C:781:PRO:HD3	2.05	0.56
1:C:869:GLU:O	1:C:871:PRO:HD3	2.05	0.56
1:C:1551:THR:O	1:C:1557:ILE:HG13	2.05	0.56
1:A:269:PHE:CG	1:A:301:PHE:CE1	2.92	0.56
1:A:501:TYR:O	1:A:501:TYR:HD1	1.88	0.56
1:A:949:ILE:O	1:A:950:TYR:CD1	2.58	0.56
1:A:1081:PHE:O	1:A:1084:ARG:N	2.38	0.56
2:B:745:ILE:CG2	2:B:745:ILE:O	2.53	0.56
2:B:1512:ILE:O	2:B:1516:CYS:HB2	2.06	0.56
1:C:224:LEU:HD22	1:C:225:PRO:CD	2.25	0.56
1:C:539:ARG:NE	1:C:633:GLY:HA3	2.19	0.56
1:C:1053:MET:HE3	1:C:1086:LEU:CD2	2.34	0.56
1:C:1232:LEU:O	1:C:1233:GLN:HB3	2.05	0.56
1:C:1377:PHE:CE1	1:C:1408:TYR:HD1	2.23	0.56
2:D:495:GLN:NE2	2:D:496:PRO:HD2	2.20	0.56
2:D:820:MET:CE	2:D:832:ILE:HD13	2.35	0.56
2:D:1426:TYR:CD2	2:D:1426:TYR:N	2.73	0.56
1:A:39:ILE:HG21	1:A:54:ILE:HD13	1.87	0.56
1:A:165:ASP:C	1:A:165:ASP:OD2	2.44	0.56
1:A:361:LEU:HD12	1:A:361:LEU:H	1.71	0.56
1:A:696:LYS:HZ3	1:A:759:PRO:HG2	1.71	0.56
1:A:869:GLU:O	1:A:871:PRO:HD3	2.05	0.56
1:A:1227:PHE:CD2	1:A:1273:TRP:CE2	2.93	0.56
2:B:23:ALA:HB3	2:B:528:ASN:HD22	1.70	0.56
2:B:239:GLY:N	2:B:296:ARG:NH2	2.48	0.56
2:B:556:ILE:H	2:B:556:ILE:CD1	1.99	0.56
1:C:77:ASN:HD22	1:C:81:ASN:HB2	1.68	0.56
1:C:87:ILE:N	1:C:87:ILE:CD1	2.64	0.56
1:C:153:LYS:HB2	1:C:154:PRO:CD	2.31	0.56
1:C:443:PRO:HD2	1:C:446:ASN:CB	2.33	0.56
1:C:614:ARG:H	1:C:614:ARG:NE	2.03	0.56
1:C:654:LEU:O	1:C:655:THR:CG2	2.53	0.56
1:C:1150:ILE:HG22	1:C:1151:GLY:N	2.20	0.56
1:C:1420:SER:O	1:C:1421:HIS:C	2.44	0.56
1:C:1431:GLY:HA2	1:C:1483:PHE:CE1	2.39	0.56
1:C:1561:TYR:CE1	1:C:1581:LEU:HD21	2.40	0.56

Continued on next page...

Continued from previous page...

Atom-1	Atom-2	Interatomic distance (Å)	Clash overlap (Å)
2:D:165:PHE:CE2	2:D:199:ILE:HD11	2.39	0.56
2:D:191:LEU:HD13	2:D:960:GLU:HB3	1.87	0.56
2:D:237:ILE:HD11	2:D:309:LEU:CB	2.34	0.56
2:D:523:TYR:C	2:D:523:TYR:CD1	2.79	0.56
2:D:804:GLU:OE1	2:D:805:PRO:HD2	2.05	0.56
2:D:961:THR:HG22	2:D:1327:THR:CG2	2.35	0.56
2:D:1346:ASN:O	2:D:1368:CYS:HB2	2.05	0.56
2:B:376:HIS:O	2:B:378:PRO:HD3	2.06	0.56
2:B:476:ILE:HG12	2:B:524:TYR:HD2	1.69	0.56
2:B:803:ALA:O	2:B:805:PRO:HD3	2.05	0.56
2:B:1573:LEU:HB3	2:B:1575:LEU:HD23	1.87	0.56
1:C:73:LEU:HD23	1:C:73:LEU:H	1.71	0.56
1:C:565:GLU:HG3	1:C:624:PHE:CB	2.35	0.56
1:C:803:GLY:O	1:C:810:CYS:CB	2.53	0.56
1:C:1164:ILE:O	1:C:1165:ASP:C	2.41	0.56
1:C:1479:ILE:HD13	1:C:1479:ILE:H	1.70	0.56
2:D:130:ILE:HB	2:D:212:ALA:HB2	1.88	0.56
2:D:477:LYS:HD3	2:D:477:LYS:N	2.20	0.56
2:D:563:MET:HG3	2:D:780:LEU:CD2	2.35	0.56
2:D:615:GLN:HB2	2:D:616:ASN:ND2	2.20	0.56
2:D:885:VAL:HG23	2:D:885:VAL:O	2.05	0.56
2:D:1491:ARG:HG3	2:D:1492:CYS:N	2.13	0.56
2:D:1607:ILE:H	2:D:1607:ILE:CD1	2.11	0.56
1:A:101:TYR:HE1	1:A:116:ARG:NH2	2.03	0.56
1:A:116:ARG:HH21	1:C:1305:LYS:CB	2.17	0.56
1:A:171:VAL:HG13	1:A:1054:LEU:HD21	1.86	0.56
1:A:249:THR:HG23	1:A:298:GLN:HE21	1.71	0.56
1:A:1049:LEU:HD11	1:A:1089:VAL:HG13	1.88	0.56
1:A:1474:CYS:HB3	1:A:1476:ARG:HH12	1.69	0.56
2:B:54:LEU:HD23	2:B:54:LEU:N	2.19	0.56
2:B:1387:LEU:HD12	2:B:1442:ILE:HD11	1.88	0.56
1:C:539:ARG:NH2	1:C:634:CYS:N	2.49	0.56
1:C:1641:SER:C	1:C:1643:THR:H	2.07	0.56
2:D:173:VAL:HG12	2:D:173:VAL:O	2.06	0.56
2:D:228:LEU:HD22	2:D:247:ILE:HG12	1.87	0.56
2:D:299:PHE:HE1	2:D:303:PHE:CD2	2.23	0.56
1:A:23:TYR:CD1	1:A:655:THR:HB	2.40	0.56
1:A:1053:MET:CE	1:A:1086:LEU:HD22	2.34	0.56
1:A:1403:VAL:HG22	1:A:1476:ARG:HB3	1.88	0.56
1:A:1483:PHE:O	1:A:1483:PHE:HD1	1.88	0.56
2:B:127:PHE:O	2:B:149:SER:HA	2.06	0.56

Continued on next page...

Continued from previous page...

Atom-1	Atom-2	Interatomic distance (Å)	Clash overlap (Å)
1:C:535:VAL:HG23	1:C:536:PRO:CD	2.27	0.56
1:C:1560:ALA:O	1:C:1585:TYR:HD2	1.89	0.56
2:D:192:VAL:HG22	2:D:193:SER:N	2.19	0.56
2:D:236:TYR:O	2:D:238:ASP:N	2.38	0.56
2:D:582:LYS:O	2:D:583:ALA:O	2.23	0.56
1:A:455:ILE:HG22	1:A:456:ALA:N	2.21	0.56
1:A:628:GLU:HA	1:A:630:SER:OG	2.05	0.56
1:A:634:CYS:HA	1:A:671:GLU:OE2	2.06	0.56
1:A:653:PHE:CD1	1:A:653:PHE:C	2.79	0.56
1:A:690:TYR:HE1	1:A:696:LYS:CD	2.19	0.56
2:B:235:PHE:CE2	2:B:299:PHE:CE2	2.93	0.56
2:B:518:PHE:HE2	2:B:538:VAL:CB	2.19	0.56
1:C:576:SER:CB	1:C:589:SER:H	2.18	0.56
1:C:1033:ILE:HD13	1:C:1333:PHE:HZ	1.70	0.56
1:C:1112:GLN:NE2	1:C:1171:ALA:HB2	2.20	0.56
1:C:1224:ILE:HG22	1:C:1225:TYR:CD2	2.41	0.56
1:C:1451:THR:O	1:C:1452:ASP:HB2	2.06	0.56
2:D:541:LYS:O	2:D:543:THR:HG23	2.05	0.56
2:D:1367:ILE:HD13	2:D:1456:VAL:HG21	1.88	0.56
1:A:132:LYS:O	1:A:135:TYR:CE2	2.59	0.56
1:A:1016:VAL:HG21	1:A:1291:ILE:HD12	1.88	0.56
1:A:1446:VAL:O	1:A:1446:VAL:HG12	2.05	0.56
1:A:1450:PHE:HB3	1:A:1463:GLN:O	2.05	0.56
1:A:1617:TYR:HA	1:A:1646:GLU:O	2.05	0.56
2:B:136:ILE:HA	2:B:215:ASP:O	2.04	0.56
2:B:214:PHE:O	2:B:214:PHE:HD1	1.88	0.56
2:B:541:LYS:O	2:B:543:THR:HG23	2.05	0.56
2:B:603:GLU:C	2:B:605:SER:H	2.09	0.56
2:B:861:THR:O	2:B:863:GLY:N	2.38	0.56
2:B:1305:THR:CG2	2:B:1307:LEU:H	2.17	0.56
1:C:540:LEU:C	1:C:540:LEU:HD12	2.26	0.56
1:C:827:MET:SD	1:C:843:GLY:HA3	2.46	0.56
1:C:1139:GLU:OE1	1:C:1184:SER:HB3	2.05	0.56
2:D:501:GLN:HG2	2:D:504:VAL:HG23	1.88	0.56
2:D:1387:LEU:HD12	2:D:1442:ILE:HD11	1.88	0.56
1:A:96:GLN:HG3	1:A:97:ASN:ND2	2.20	0.56
1:A:231:ILE:HA	1:A:250:ILE:HG22	1.88	0.56
1:A:628:GLU:C	1:A:630:SER:N	2.57	0.56
1:A:889:GLU:O	1:A:890:GLY:O	2.24	0.56
1:A:1139:GLU:O	1:A:1142:LEU:N	2.38	0.56
1:A:1333:PHE:O	1:A:1334:LEU:CB	2.52	0.56

Continued on next page...

Continued from previous page...

Atom-1	Atom-2	Interatomic distance (Å)	Clash overlap (Å)
1:A:1618:LEU:O	1:A:1618:LEU:HD13	2.06	0.56
1:A:1623:GLU:HB2	1:A:1638:PRO:CG	2.35	0.56
2:B:104:VAL:HG22	2:B:105:VAL:N	2.18	0.56
2:B:173:VAL:O	2:B:173:VAL:HG12	2.06	0.56
2:B:547:THR:HG22	2:B:548:LEU:N	2.21	0.56
2:B:959:ILE:HG22	2:B:959:ILE:O	2.05	0.56
2:B:1284:ARG:HG3	2:B:1285:GLU:N	2.20	0.56
2:B:1548:ILE:HD13	2:B:1548:ILE:N	2.21	0.56
1:C:455:ILE:HG22	1:C:456:ALA:N	2.21	0.56
1:C:1117:SER:HB3	1:C:1174:PHE:CE2	2.41	0.56
1:A:373:VAL:HG11	1:A:435:VAL:HG11	1.87	0.56
1:A:950:TYR:OH	1:A:1307:LEU:HD21	2.06	0.56
1:A:1554:LYS:HE3	1:A:1556:GLU:OE1	2.06	0.56
1:A:1564:SER:HB2	1:A:1616:GLN:HG3	1.88	0.56
2:B:236:TYR:O	2:B:238:ASP:N	2.39	0.56
2:B:342:PRO:HG2	2:B:420:LEU:HD13	1.86	0.56
2:B:786:THR:OG1	2:B:809:ARG:HG3	2.06	0.56
2:B:829:GLN:HB3	2:B:1471:PHE:HE2	1.71	0.56
1:C:182:ILE:CG1	1:C:804:ILE:HD11	2.33	0.56
1:C:968:VAL:HG13	1:C:1366:HIS:O	2.06	0.56
2:D:963:ILE:CG1	2:D:1325:ILE:HG12	2.36	0.56
1:A:161:LEU:HD11	1:A:185:PHE:CG	2.42	0.55
1:A:267:ILE:CD1	1:A:299:VAL:HG11	2.34	0.55
1:A:709:GLU:HB3	1:A:713:GLN:OE1	2.06	0.55
1:A:1264:ILE:O	1:A:1267:VAL:HB	2.06	0.55
1:A:1628:LYS:HB3	1:A:1633:PHE:CD1	2.41	0.55
2:B:482:LEU:CD1	2:B:521:VAL:HB	2.34	0.55
2:B:756:LEU:HD22	2:B:778:PHE:CE1	2.41	0.55
2:B:757:TRP:O	2:B:758:LEU:HD23	2.06	0.55
1:C:125:PHE:CD1	1:C:627:LEU:HD21	2.41	0.55
1:C:906:GLY:O	1:C:908:HIS:NE2	2.39	0.55
1:C:930:VAL:HG22	1:C:931:PRO:HD2	1.88	0.55
1:C:1127:ILE:HD11	1:C:1143:TYR:HD2	1.70	0.55
1:C:1562:LYS:HD3	1:C:1664:LEU:HD21	1.89	0.55
1:C:1574:PHE:HA	1:C:1603:LYS:CD	2.36	0.55
2:D:518:PHE:HE2	2:D:538:VAL:CB	2.19	0.55
2:D:756:LEU:HD12	2:D:758:LEU:HG	1.88	0.55
2:D:885:VAL:HG23	2:D:887:LEU:HD21	1.87	0.55
1:A:862:VAL:HB	1:A:865:ILE:CD1	2.36	0.55
2:B:191:LEU:HD13	2:B:960:GLU:HB3	1.88	0.55
2:B:355:LYS:N	2:B:355:LYS:HD2	2.21	0.55

Continued on next page...

Continued from previous page...

Atom-1	Atom-2	Interatomic distance (Å)	Clash overlap (Å)
1:C:599:TRP:HE1	1:C:779:LEU:HD13	1.71	0.55
1:C:944:LEU:HD12	1:C:1313:ILE:CD1	2.35	0.55
1:C:977:LEU:HA	1:C:1361:VAL:HG13	1.86	0.55
1:C:1377:PHE:CD2	1:C:1495:VAL:HG22	2.41	0.55
1:C:1577:TYR:HB2	1:C:1600:PHE:O	2.06	0.55
2:D:322:THR:HG22	2:D:327:ASP:O	2.06	0.55
2:D:485:ASN:OD1	2:D:486:LYS:HD2	2.06	0.55
2:D:870:PHE:HB2	2:D:871:PRO:CD	2.36	0.55
2:D:1273:LEU:C	2:D:1273:LEU:HD12	2.27	0.55
2:D:1443:LEU:N	2:D:1443:LEU:CD1	2.69	0.55
2:D:1623:LYS:HZ3	2:D:1623:LYS:HA	1.71	0.55
1:A:267:ILE:HG22	1:A:268:THR:N	2.21	0.55
1:A:269:PHE:HB2	1:A:283:MET:HE3	1.87	0.55
1:A:422:LEU:HD12	1:A:422:LEU:N	2.20	0.55
1:A:654:LEU:O	1:A:655:THR:CG2	2.53	0.55
1:A:949:ILE:O	1:A:949:ILE:HG22	2.06	0.55
1:A:981:GLY:HA3	1:A:1333:PHE:HB2	1.87	0.55
1:A:1118:PHE:HD2	1:A:1148:THR:HG1	1.52	0.55
1:A:1159:CYS:O	1:A:1161:LEU:N	2.32	0.55
1:A:1549:LYS:NZ	1:A:1667:PHE:CB	2.67	0.55
2:B:199:ILE:O	2:B:199:ILE:HG22	2.05	0.55
2:B:322:THR:HG22	2:B:327:ASP:O	2.06	0.55
2:B:523:TYR:HB3	2:B:533:ALA:HB2	1.88	0.55
2:B:750:ASP:OD1	2:B:752:PRO:HD3	2.06	0.55
1:C:59:TYR:CG	1:C:60:PRO:HD3	2.41	0.55
1:C:221:GLU:HG2	1:C:222:TYR:O	2.07	0.55
1:C:250:ILE:HD11	1:C:265:VAL:CG1	2.31	0.55
1:C:371:ILE:HG22	1:C:371:ILE:O	2.07	0.55
1:C:457:TYR:C	1:C:457:TYR:CD2	2.79	0.55
1:C:653:PHE:HD1	1:C:653:PHE:C	2.09	0.55
1:C:1139:GLU:O	1:C:1142:LEU:N	2.40	0.55
1:C:1487:PHE:N	1:C:1487:PHE:HD2	2.04	0.55
1:C:1562:LYS:HD2	1:C:1582:LEU:HD11	1.88	0.55
1:C:1562:LYS:C	1:C:1563:VAL:HG13	2.26	0.55
1:C:1622:LYS:NZ	1:C:1642:LEU:HB3	2.21	0.55
2:D:315:TYR:CD1	2:D:315:TYR:C	2.78	0.55
1:A:25:ILE:HB	1:A:654:LEU:O	2.06	0.55
1:A:936:ARG:HH11	1:A:936:ARG:CG	2.17	0.55
1:A:942:VAL:HG11	1:A:957:LYS:CB	2.36	0.55
1:A:1186:PHE:HA	1:A:1250:THR:HG22	1.87	0.55
1:A:1622:LYS:HZ2	1:A:1642:LEU:HD13	1.72	0.55

Continued on next page...

Continued from previous page...

Atom-1	Atom-2	Interatomic distance (Å)	Clash overlap (Å)
2:B:469:ASN:ND2	2:B:469:ASN:C	2.57	0.55
2:B:850:LEU:HD13	2:B:882:PHE:CD1	2.42	0.55
2:B:1447:GLU:HG3	2:B:1447:GLU:O	2.06	0.55
1:C:560:TRP:CH2	1:C:562:ASN:HB2	2.42	0.55
1:C:919:GLY:HA2	2:D:813:VAL:HG11	1.88	0.55
1:C:1129:LEU:HD23	1:C:1129:LEU:N	2.18	0.55
1:C:1323:LEU:HD12	1:C:1324:HIS:N	2.19	0.55
2:D:529:ASN:OD1	2:D:529:ASN:O	2.24	0.55
1:A:599:TRP:CD1	1:A:779:LEU:HA	2.42	0.55
1:A:938:SER:C	1:A:940:SER:N	2.57	0.55
1:A:976:ILE:HB	1:A:1362:THR:CG2	2.36	0.55
1:A:1133:LEU:H	1:A:1133:LEU:HD12	1.72	0.55
2:B:219:TYR:O	2:B:220:VAL:HG13	2.07	0.55
2:B:756:LEU:HD12	2:B:758:LEU:HG	1.89	0.55
2:B:820:MET:CE	2:B:832:ILE:HD13	2.36	0.55
2:B:918:GLU:N	2:B:918:GLU:OE2	2.39	0.55
1:C:634:CYS:HA	1:C:671:GLU:OE2	2.05	0.55
1:C:653:PHE:CD1	1:C:653:PHE:C	2.80	0.55
1:C:690:TYR:HE1	1:C:696:LYS:CD	2.20	0.55
1:C:938:SER:C	1:C:940:SER:N	2.60	0.55
2:D:88:GLU:CD	2:D:155:SER:HB2	2.27	0.55
2:D:339:VAL:HG23	2:D:341:SER:N	2.20	0.55
2:D:603:GLU:C	2:D:605:SER:H	2.10	0.55
2:D:1386:MET:HE2	2:D:1472:TYR:OH	2.06	0.55
1:A:73:LEU:HD23	1:A:73:LEU:H	1.71	0.55
1:A:560:TRP:CE3	1:A:673:LEU:HD22	2.42	0.55
1:A:984:VAL:HG22	1:A:987:ILE:HD12	1.88	0.55
1:A:1019:PHE:CD2	1:A:1020:TYR:N	2.75	0.55
1:A:1488:LEU:HD12	1:A:1488:LEU:O	2.07	0.55
2:B:384:PHE:CE1	2:B:400:LEU:HG	2.41	0.55
2:B:518:PHE:O	2:B:518:PHE:HD2	1.90	0.55
1:C:144:ARG:HD2	1:C:146:TYR:HE1	1.67	0.55
1:C:376:LYS:HA	1:C:381:GLN:O	2.05	0.55
1:C:1227:PHE:HD2	1:C:1273:TRP:CE2	2.24	0.55
1:C:1403:VAL:HG22	1:C:1476:ARG:HB3	1.89	0.55
1:A:54:ILE:HG12	1:A:106:VAL:HG13	1.88	0.55
1:A:127:PHE:CE2	1:A:623:VAL:HG13	2.32	0.55
1:A:1317:TYR:HD2	1:A:1344:ASP:HB3	1.72	0.55
1:A:1420:SER:O	1:A:1421:HIS:C	2.45	0.55
2:B:35:THR:HB	2:B:91:ALA:HB2	1.87	0.55
2:B:216:VAL:O	2:B:216:VAL:CG1	2.54	0.55

Continued on next page...

Continued from previous page...

Atom-1	Atom-2	Interatomic distance (Å)	Clash overlap (Å)
2:B:315:TYR:O	2:B:315:TYR:HD1	1.89	0.55
1:C:430:VAL:HG22	1:C:455:ILE:HG23	1.88	0.55
1:C:752:LEU:HD12	1:C:752:LEU:C	2.25	0.55
1:C:791:PRO:HG3	1:C:797:TRP:HE1	1.71	0.55
1:C:1507:MET:HG3	1:C:1508:PHE:O	2.07	0.55
2:D:219:TYR:O	2:D:220:VAL:HG13	2.07	0.55
2:D:482:LEU:CD1	2:D:521:VAL:HB	2.36	0.55
2:D:850:LEU:HD13	2:D:882:PHE:CD1	2.42	0.55
2:D:953:ARG:HG2	2:D:954:VAL:H	1.71	0.55
2:D:1528:LEU:HD21	2:D:1531:ILE:HD11	1.89	0.55
1:A:523:TYR:CE1	2:B:359:PRO:HG2	2.41	0.55
1:A:539:ARG:NE	1:A:633:GLY:HA3	2.21	0.55
1:A:550:GLN:O	1:A:550:GLN:HG2	2.05	0.55
1:A:653:PHE:HD1	1:A:653:PHE:C	2.08	0.55
1:A:862:VAL:HB	1:A:865:ILE:HD11	1.89	0.55
1:A:993:SER:C	1:A:995:GLU:H	2.10	0.55
1:A:1549:LYS:HZ2	1:A:1667:PHE:HB3	1.72	0.55
2:B:963:ILE:CG1	2:B:1325:ILE:HG12	2.37	0.55
1:C:700:TYR:HD2	1:C:701:ASP:N	2.05	0.55
1:C:1003:LEU:N	1:C:1003:LEU:HD23	2.22	0.55
1:C:1044:LYS:O	1:C:1047:LYS:HB3	2.07	0.55
1:C:1421:HIS:C	1:C:1421:HIS:CD2	2.78	0.55
2:D:235:PHE:CE2	2:D:299:PHE:CE2	2.94	0.55
2:D:296:ARG:HG3	2:D:296:ARG:NH1	2.21	0.55
2:D:793:SER:OG	2:D:801:CYS:HB3	2.05	0.55
1:A:803:GLY:O	1:A:810:CYS:CB	2.55	0.55
1:A:1162:VAL:HG22	1:C:1102:ASN:HD22	1.67	0.55
1:A:1431:GLY:HA2	1:A:1483:PHE:CE1	2.41	0.55
2:B:384:PHE:CD1	2:B:400:LEU:HG	2.41	0.55
1:C:115:LYS:CE	1:C:654:LEU:HD11	2.37	0.55
1:C:296:ILE:HG23	1:C:297:ALA:N	2.21	0.55
1:C:433:PHE:CE1	1:C:452:TYR:HB2	2.42	0.55
1:C:489:LYS:CG	1:C:490:SER:H	2.20	0.55
1:C:599:TRP:CD1	1:C:779:LEU:HA	2.42	0.55
2:D:476:ILE:HD11	2:D:524:TYR:HB2	1.89	0.55
2:D:1600:ILE:O	2:D:1602:THR:HG23	2.05	0.55
1:A:331:GLU:HG2	1:A:333:THR:HG23	1.88	0.55
1:A:471:ASP:OD2	1:A:474:LYS:HD2	2.07	0.55
1:A:700:TYR:HD2	1:A:701:ASP:N	2.06	0.55
1:A:977:LEU:HD13	1:A:977:LEU:C	2.27	0.55
1:A:1003:LEU:HD23	1:A:1003:LEU:N	2.22	0.55

Continued on next page...

Continued from previous page...

Atom-1	Atom-2	Interatomic distance (Å)	Clash overlap (Å)
1:A:1053:MET:HE3	1:A:1086:LEU:HD22	1.89	0.55
1:A:1090:ASN:C	1:A:1092:TYR:H	2.11	0.55
1:A:1252:ALA:O	1:A:1253:TYR:C	2.46	0.55
2:B:138:THR:O	2:B:139:PRO:C	2.44	0.55
1:C:272:ARG:O	1:C:321:LYS:HB2	2.07	0.55
1:C:975:ARG:HG3	1:C:1340:VAL:HB	1.89	0.55
1:C:1090:ASN:C	1:C:1092:TYR:H	2.11	0.55
1:C:1180:LEU:CD2	1:C:1208:ILE:HG12	2.37	0.55
1:C:1268:ASN:N	1:C:1269:PRO:CD	2.70	0.55
2:D:582:LYS:O	2:D:583:ALA:C	2.45	0.55
2:D:748:ARG:HH12	2:D:784:ILE:HG12	1.72	0.55
2:D:750:ASP:OD1	2:D:752:PRO:HD3	2.07	0.55
2:D:945:ILE:HD13	2:D:1311:ILE:HB	1.89	0.55
2:D:1447:GLU:HG3	2:D:1447:GLU:O	2.07	0.55
1:A:221:GLU:HG2	1:A:222:TYR:O	2.07	0.54
1:A:433:PHE:N	1:A:433:PHE:HD1	2.05	0.54
1:A:499:TYR:HE2	1:A:517:LYS:HG3	1.72	0.54
1:A:706:ASN:ND2	1:A:709:GLU:H	2.05	0.54
1:A:1429:PRO:HB2	1:A:1432:ILE:CG1	2.37	0.54
2:B:762:LEU:HD12	2:B:762:LEU:H	1.71	0.54
2:B:834:ALA:O	2:B:835:ILE:HD13	2.07	0.54
1:C:136:THR:O	1:C:139:GLN:HB2	2.08	0.54
1:C:238:ILE:HG23	1:C:242:ASN:ND2	2.18	0.54
1:C:457:TYR:C	1:C:457:TYR:HD2	2.09	0.54
1:C:979:VAL:C	1:C:980:LYS:HG2	2.28	0.54
1:C:1164:ILE:O	1:C:1167:ALA:N	2.40	0.54
2:D:239:GLY:N	2:D:296:ARG:NH2	2.48	0.54
2:D:574:ARG:HG2	2:D:794:PHE:HB3	1.88	0.54
2:D:849:GLU:OE2	2:D:865:ARG:HD2	2.06	0.54
2:D:891:LEU:CB	2:D:912:LYS:HD3	2.36	0.54
2:D:916:VAL:HG22	2:D:917:PRO:N	2.21	0.54
1:A:59:TYR:CG	1:A:60:PRO:HD3	2.42	0.54
1:A:523:TYR:OH	2:B:359:PRO:HD2	2.06	0.54
1:A:791:PRO:HG3	1:A:797:TRP:HE1	1.71	0.54
1:A:805:SER:O	1:A:807:THR:N	2.40	0.54
1:A:1045:LEU:O	1:A:1046:LYS:C	2.45	0.54
1:A:1049:LEU:HD11	1:A:1089:VAL:CG1	2.37	0.54
1:A:1304:VAL:CG1	1:A:1305:LYS:N	2.70	0.54
1:A:1560:ALA:O	1:A:1585:TYR:CD2	2.61	0.54
1:A:1561:TYR:CE1	1:A:1581:LEU:HD21	2.41	0.54
1:C:331:GLU:HG2	1:C:333:THR:HG23	1.88	0.54

Continued on next page...

Continued from previous page...

Atom-1	Atom-2	Interatomic distance (Å)	Clash overlap (Å)
1:C:573:VAL:HG12	1:C:592:MET:HG2	1.88	0.54
1:C:692:HIS:HA	1:C:696:LYS:HD3	1.88	0.54
1:C:993:SER:C	1:C:995:GLU:H	2.11	0.54
1:C:1019:PHE:HD2	1:C:1020:TYR:N	2.05	0.54
2:D:28:ILE:HG12	2:D:628:LEU:HD13	1.88	0.54
2:D:850:LEU:CG	2:D:851:LEU:N	2.69	0.54
2:D:1288:ILE:CD1	2:D:1303:VAL:HG21	2.37	0.54
2:D:1623:LYS:HB3	2:D:1623:LYS:NZ	2.22	0.54
1:A:60:PRO:CD	1:A:61:ASP:N	2.66	0.54
1:A:177:ILE:HG22	1:A:178:ASP:H	1.72	0.54
1:A:970:LYS:O	1:A:971:THR:CG2	2.56	0.54
1:A:1190:ILE:HG12	1:A:1253:TYR:CE1	2.42	0.54
1:A:1440:LYS:HD3	1:A:1453:TYR:OH	2.07	0.54
2:B:302:ARG:HG3	2:B:303:PHE:CD1	2.42	0.54
2:B:1371:TYR:CG	2:B:1377:SER:HB3	2.42	0.54
2:B:1528:LEU:HD13	2:B:1542:MET:CE	2.37	0.54
1:C:864:GLY:HA3	1:C:907:LEU:CD2	2.36	0.54
1:C:888:VAL:CG2	1:C:894:HIS:HB2	2.33	0.54
2:D:816:ILE:HD13	2:D:896:ILE:HG22	1.89	0.54
2:D:1390:PHE:O	2:D:1391:LEU:HD23	2.07	0.54
1:C:371:ILE:CG2	1:C:420:PHE:HB2	2.37	0.54
1:C:961:TYR:CE2	1:C:1343:ASN:HA	2.43	0.54
1:C:1049:LEU:HD11	1:C:1089:VAL:HG13	1.89	0.54
1:A:565:GLU:HG3	1:A:624:PHE:CB	2.37	0.54
1:A:1084:ARG:CD	1:A:1154:LYS:HE3	2.38	0.54
1:A:1451:THR:O	1:A:1452:ASP:HB2	2.08	0.54
2:B:88:GLU:OE1	2:B:155:SER:HB2	2.07	0.54
2:B:481:TYR:CE1	2:B:506:MET:SD	2.94	0.54
1:C:156:LYS:HD2	1:C:156:LYS:C	2.27	0.54
2:D:598:ILE:HD11	2:D:800:ILE:HG21	1.90	0.54
2:D:1475:ASP:OD1	2:D:1475:ASP:N	2.25	0.54
1:A:309:GLU:O	1:A:312:TYR:N	2.39	0.54
1:A:443:PRO:HD2	1:A:446:ASN:CB	2.36	0.54
1:A:1106:TRP:HE3	1:A:1107:LEU:HD13	1.73	0.54
1:A:1129:LEU:HD23	1:A:1129:LEU:N	2.22	0.54
2:B:1288:ILE:CD1	2:B:1303:VAL:HG21	2.38	0.54
2:B:1390:PHE:O	2:B:1391:LEU:HD23	2.08	0.54
2:B:1482:ASN:HB3	2:B:1493:ALA:HB3	1.89	0.54
1:C:286:ALA:O	1:C:287:MET:C	2.46	0.54
1:C:947:ARG:O	1:C:949:ILE:HG12	2.07	0.54
1:C:1023:HIS:CE1	1:C:1302:LEU:HD11	2.43	0.54

Continued on next page...

Continued from previous page...

Atom-1	Atom-2	Interatomic distance (Å)	Clash overlap (Å)
1:C:1127:ILE:HD12	1:C:1127:ILE:N	2.14	0.54
1:A:174:VAL:CG2	1:A:175:GLU:H	2.17	0.54
1:A:955:ARG:CG	1:A:1350:THR:HG23	2.35	0.54
1:A:1139:GLU:O	1:A:1140:ASN:C	2.45	0.54
1:A:1227:PHE:HB2	1:A:1251:THR:HG21	1.90	0.54
1:A:1283:GLY:HA3	1:A:1290:THR:HG23	1.88	0.54
1:A:1582:LEU:HD12	1:A:1583:ASP:H	1.72	0.54
2:B:401:ASN:C	2:B:402:ILE:HD13	2.28	0.54
2:B:481:TYR:CE2	2:B:493:GLY:CA	2.89	0.54
1:C:967:LEU:HD12	1:C:968:VAL:H	1.72	0.54
1:C:981:GLY:HA3	1:C:1333:PHE:HB2	1.89	0.54
1:C:1534:GLN:HA	1:C:1608:ASN:HD22	1.73	0.54
1:C:1554:LYS:HE3	1:C:1556:GLU:OE1	2.08	0.54
2:D:322:THR:HG21	2:D:326:SER:HG	1.73	0.54
1:A:133:PRO:HD2	1:A:609:VAL:CG1	2.37	0.54
1:A:639:GLY:H	1:A:645:VAL:HG22	1.73	0.54
1:A:1093:VAL:O	1:A:1093:VAL:HG12	2.08	0.54
2:B:558:MET:HE3	2:B:559:PRO:HD2	1.89	0.54
2:B:965:ILE:HG22	2:B:1323:MET:HB2	1.90	0.54
1:C:174:VAL:CG2	1:C:175:GLU:H	2.16	0.54
1:C:1093:VAL:HG12	1:C:1093:VAL:O	2.07	0.54
1:C:1317:TYR:CD2	1:C:1344:ASP:HB3	2.43	0.54
2:D:88:GLU:OE1	2:D:155:SER:HB2	2.07	0.54
2:D:142:PRO:HB3	2:D:187:ASN:ND2	2.23	0.54
1:A:371:ILE:HD13	1:A:390:LEU:HD21	1.90	0.54
1:A:483:ASN:ND2	2:B:399:ILE:HB	2.22	0.54
1:A:495:LYS:HE2	1:A:495:LYS:CA	2.38	0.54
1:A:576:SER:CB	1:A:589:SER:H	2.20	0.54
1:A:1033:ILE:CG2	1:A:1034:PHE:CD1	2.91	0.54
1:A:1163:LYS:NZ	1:C:1109:GLU:HG2	2.23	0.54
1:A:1562:LYS:HD2	1:A:1582:LEU:HD11	1.89	0.54
2:B:495:GLN:NE2	2:B:496:PRO:HD2	2.23	0.54
2:B:800:ILE:CG2	2:B:801:CYS:N	2.69	0.54
2:B:1284:ARG:HD2	2:B:1285:GLU:N	2.22	0.54
2:B:1623:LYS:NZ	2:B:1623:LYS:HB3	2.23	0.54
1:C:365:PRO:HD2	1:C:464:TYR:CE2	2.42	0.54
1:C:373:VAL:HG11	1:C:435:VAL:HG11	1.88	0.54
1:C:974:LYS:O	1:C:1364:VAL:HG12	2.08	0.54
1:C:1213:LYS:HG2	1:C:1266:TYR:CE2	2.41	0.54
1:C:1429:PRO:HB2	1:C:1432:ILE:CG1	2.37	0.54
1:C:1560:ALA:HB3	1:C:1585:TYR:HE2	1.72	0.54

Continued on next page...

Continued from previous page...

Atom-1	Atom-2	Interatomic distance (Å)	Clash overlap (Å)
2:D:129:PHE:HE2	2:D:598:ILE:HG23	1.70	0.54
2:D:519:ARG:NH1	2:D:606:ASP:OD2	2.40	0.54
1:A:678:THR:HG21	1:A:742:ILE:HB	1.90	0.54
1:A:934:VAL:CG1	1:A:935:LYS:N	2.71	0.54
1:A:1066:TYR:N	1:A:1066:TYR:CD1	2.74	0.54
1:A:1164:ILE:O	1:A:1167:ALA:N	2.41	0.54
1:A:1573:VAL:C	1:A:1603:LYS:HD2	2.27	0.54
2:B:501:GLN:CG	2:B:504:VAL:HG23	2.38	0.54
2:B:814:PHE:CZ	2:B:846:VAL:HG21	2.43	0.54
2:B:829:GLN:CG	2:B:1480:LEU:HD13	2.38	0.54
2:B:1273:LEU:HD12	2:B:1273:LEU:C	2.29	0.54
1:C:576:SER:HB2	1:C:589:SER:N	2.21	0.54
1:C:1008:ALA:O	1:C:1011:GLU:N	2.40	0.54
1:C:1013:MET:SD	1:C:1016:VAL:HG21	2.48	0.54
1:C:1068:VAL:HG13	1:C:1069:TRP:N	2.23	0.54
1:C:1493:PHE:CD1	1:C:1493:PHE:C	2.79	0.54
2:D:353:TYR:HA	2:D:433:ILE:O	2.07	0.54
2:D:1284:ARG:HD2	2:D:1285:GLU:N	2.22	0.54
2:D:1623:LYS:NZ	2:D:1623:LYS:CB	2.71	0.54
1:A:24:VAL:O	1:A:24:VAL:HG12	2.08	0.53
1:A:115:LYS:CE	1:A:654:LEU:HD11	2.38	0.53
1:A:228:SER:HB3	1:A:253:ARG:HG2	1.90	0.53
1:A:582:TYR:CE2	1:A:817:ALA:HB1	2.43	0.53
1:A:854:GLN:H	1:A:854:GLN:CD	2.11	0.53
1:A:961:TYR:CE2	1:A:1343:ASN:HA	2.43	0.53
1:A:1493:PHE:C	1:A:1493:PHE:CD1	2.79	0.53
1:A:1622:LYS:NZ	1:A:1642:LEU:HB3	2.23	0.53
1:A:1629:TYR:O	1:A:1630:ASN:HB2	2.07	0.53
2:B:296:ARG:HG3	2:B:296:ARG:NH1	2.24	0.53
2:B:462:VAL:CG1	2:B:506:MET:HE2	2.38	0.53
1:C:222:TYR:HD2	1:C:223:VAL:N	2.05	0.53
1:C:1565:ILE:HB	1:C:1614:GLY:H	1.73	0.53
1:C:1582:LEU:HD12	1:C:1583:ASP:H	1.72	0.53
2:D:27:LEU:HD13	2:D:43:VAL:HG23	1.90	0.53
2:D:138:THR:O	2:D:139:PRO:C	2.43	0.53
2:D:262:PHE:CD1	2:D:282:ARG:HG3	2.43	0.53
1:A:698:CYS:C	1:A:700:TYR:H	2.12	0.53
1:A:825:LEU:HD12	1:A:844:THR:O	2.08	0.53
1:A:1008:ALA:O	1:A:1011:GLU:N	2.40	0.53
1:A:1110:ASN:O	1:A:1111:TYR:CG	2.62	0.53
1:A:1268:ASN:H	1:A:1268:ASN:ND2	2.05	0.53

Continued on next page...

Continued from previous page...

Atom-1	Atom-2	Interatomic distance (Å)	Clash overlap (Å)
1:A:1268:ASN:N	1:A:1269:PRO:CD	2.71	0.53
1:A:1565:ILE:HB	1:A:1614:GLY:H	1.72	0.53
1:C:371:ILE:HD13	1:C:390:LEU:HD21	1.90	0.53
1:C:502:LEU:HB2	1:C:541:LEU:CD2	2.39	0.53
1:C:606:ASP:O	1:C:609:VAL:HG23	2.08	0.53
1:C:823:VAL:HG23	1:C:846:TYR:O	2.08	0.53
1:C:875:HIS:CB	2:D:901:GLN:NE2	2.72	0.53
2:D:829:GLN:HB3	2:D:1471:PHE:HE2	1.74	0.53
2:D:829:GLN:CG	2:D:1480:LEU:HD13	2.38	0.53
2:D:866:TYR:CD2	2:D:866:TYR:C	2.82	0.53
1:A:177:ILE:HG22	1:A:178:ASP:N	2.22	0.53
1:A:827:MET:SD	1:A:843:GLY:HA3	2.48	0.53
1:A:969:PRO:HG3	1:A:1601:ILE:CD1	2.37	0.53
1:A:1352:PHE:CD2	1:A:1353:GLY:N	2.76	0.53
1:A:1619:ILE:HG12	1:A:1645:ILE:CD1	2.38	0.53
2:B:806:TYR:CD1	2:B:806:TYR:C	2.81	0.53
2:B:850:LEU:CG	2:B:851:LEU:N	2.70	0.53
1:C:422:LEU:HD12	1:C:422:LEU:N	2.22	0.53
1:C:471:ASP:OD2	1:C:474:LYS:HD2	2.08	0.53
1:C:483:ASN:ND2	2:D:399:ILE:HB	2.24	0.53
1:C:1106:TRP:HE3	1:C:1107:LEU:HD13	1.72	0.53
1:C:1475:VAL:CG2	1:C:1476:ARG:N	2.71	0.53
2:D:184:TRP:HB2	2:D:185:PRO:CD	2.39	0.53
2:D:556:ILE:H	2:D:556:ILE:CD1	1.98	0.53
2:D:830:VAL:CG2	2:D:831:GLU:N	2.71	0.53
2:D:1292:ILE:HD11	2:D:1301:ARG:HE	1.74	0.53
1:A:371:ILE:HD11	1:A:433:PHE:CD2	2.44	0.53
1:A:906:GLY:O	1:A:908:HIS:NE2	2.41	0.53
1:A:1244:THR:HG22	1:A:1246:ARG:N	2.23	0.53
1:A:1548:ARG:HH21	1:A:1550:GLN:HE22	1.56	0.53
1:C:269:PHE:HB2	1:C:283:MET:HE3	1.90	0.53
1:C:889:GLU:O	1:C:890:GLY:O	2.27	0.53
1:C:961:TYR:HD1	1:C:961:TYR:O	1.92	0.53
1:C:1548:ARG:HH21	1:C:1550:GLN:HE22	1.56	0.53
2:D:547:THR:HG22	2:D:548:LEU:N	2.24	0.53
2:D:563:MET:CE	2:D:563:MET:HA	2.38	0.53
1:A:931:PRO:CB	1:A:1366:HIS:CD2	2.91	0.53
2:B:130:ILE:HA	2:B:147:VAL:HG23	1.91	0.53
2:B:261:ALA:CB	2:B:285:ILE:HD11	2.39	0.53
2:B:342:PRO:HB2	2:B:343:TYR:CD1	2.43	0.53
2:B:574:ARG:HG2	2:B:794:PHE:HB3	1.89	0.53

Continued on next page...

Continued from previous page...

Atom-1	Atom-2	Interatomic distance (Å)	Clash overlap (Å)
2:B:820:MET:HE2	2:B:832:ILE:HD13	1.88	0.53
1:C:942:VAL:HG11	1:C:957:LYS:CB	2.38	0.53
1:C:1304:VAL:CG1	1:C:1305:LYS:N	2.71	0.53
1:C:1565:ILE:HG22	1:C:1566:THR:H	1.72	0.53
2:D:25:TYR:CE2	2:D:113:VAL:HG22	2.43	0.53
2:D:646:GLN:CB	2:D:647:PRO:HD2	2.32	0.53
1:A:433:PHE:N	1:A:433:PHE:CD1	2.75	0.53
1:A:442:LEU:HD23	1:A:443:PRO:CD	2.39	0.53
1:A:678:THR:CG2	1:A:742:ILE:HB	2.39	0.53
1:A:1226:ARG:O	1:A:1270:VAL:HG22	2.09	0.53
1:A:1577:TYR:HB2	1:A:1600:PHE:O	2.09	0.53
2:B:315:TYR:C	2:B:315:TYR:HD1	2.12	0.53
2:B:1273:LEU:HD12	2:B:1273:LEU:O	2.09	0.53
2:B:1330:ASN:N	2:B:1330:ASN:ND2	2.56	0.53
2:B:1371:TYR:CD1	2:B:1377:SER:HB3	2.43	0.53
2:B:1482:ASN:H	2:B:1495:GLU:HG2	1.74	0.53
2:B:1609:ARG:CG	2:B:1609:ARG:NH1	2.63	0.53
1:C:185:PHE:HD1	1:C:186:PRO:HD2	1.74	0.53
1:C:433:PHE:N	1:C:433:PHE:HD1	2.07	0.53
1:C:857:VAL:CG2	1:C:884:VAL:HG21	2.37	0.53
1:C:1081:PHE:O	1:C:1084:ARG:N	2.42	0.53
1:C:1533:GLY:O	1:C:1534:GLN:CB	2.56	0.53
1:C:1563:VAL:HG22	1:C:1617:TYR:O	2.08	0.53
2:D:315:TYR:O	2:D:315:TYR:HD1	1.91	0.53
2:D:481:TYR:CE2	2:D:493:GLY:CA	2.90	0.53
1:A:115:LYS:HB2	1:A:654:LEU:CD1	2.38	0.53
2:B:88:GLU:CD	2:B:155:SER:HB2	2.29	0.53
2:B:819:GLN:HA	2:B:819:GLN:HE21	1.74	0.53
2:B:1284:ARG:HG3	2:B:1286:VAL:N	2.21	0.53
2:B:1528:LEU:HD13	2:B:1542:MET:HE2	1.91	0.53
2:B:1621:PHE:O	2:B:1622:GLN:C	2.47	0.53
1:C:473:HIS:HE1	2:D:455:LYS:NZ	2.07	0.53
1:C:1112:GLN:HB2	1:C:1118:PHE:HE1	1.73	0.53
1:C:1244:THR:HG22	1:C:1246:ARG:N	2.23	0.53
1:C:1279:ARG:NH1	1:C:1280:TYR:CE2	2.77	0.53
1:C:1300:TYR:C	1:C:1300:TYR:CD2	2.82	0.53
1:C:1629:TYR:O	1:C:1630:ASN:HB2	2.09	0.53
2:D:789:VAL:C	2:D:790:LEU:HD12	2.28	0.53
1:A:191:PRO:O	1:A:194:PRO:HD3	2.08	0.53
2:B:105:VAL:HG12	2:B:118:VAL:HA	1.91	0.53
2:B:224:PHE:CZ	2:B:329:VAL:HG13	2.44	0.53

Continued on next page...

Continued from previous page...

Atom-1	Atom-2	Interatomic distance (Å)	Clash overlap (Å)
2:B:415:THR:O	2:B:425:GLN:NE2	2.42	0.53
2:B:1446:PHE:CD2	2:B:1448:VAL:HG22	2.44	0.53
1:C:25:ILE:HD13	1:C:41:ILE:HB	1.90	0.53
1:C:847:ASN:HD22	1:C:888:VAL:HG13	1.72	0.53
1:C:1573:VAL:C	1:C:1603:LYS:HD2	2.29	0.53
1:C:1628:LYS:HB3	1:C:1633:PHE:HD1	1.74	0.53
2:D:523:TYR:HB3	2:D:533:ALA:HB2	1.91	0.53
2:D:819:GLN:HE21	2:D:819:GLN:HA	1.72	0.53
2:D:1301:ARG:HB3	2:D:1301:ARG:HH11	1.74	0.53
2:D:1590:LEU:CD2	2:D:1591:LEU:H	2.09	0.53
1:A:125:PHE:CE1	1:A:627:LEU:HD21	2.43	0.53
1:A:423:ASN:HB3	2:B:501:GLN:HE22	1.73	0.53
1:A:461:SER:O	1:A:462:GLN:HB2	2.07	0.53
1:A:463:SER:HB3	1:A:491:PRO:HA	1.91	0.53
1:A:970:LYS:C	1:A:971:THR:HG23	2.29	0.53
1:A:1411:SER:H	1:A:1414:GLU:HG3	1.73	0.53
2:B:224:PHE:CE2	2:B:329:VAL:HG13	2.44	0.53
1:C:495:LYS:HE2	1:C:495:LYS:CA	2.38	0.53
1:C:1268:ASN:ND2	1:C:1268:ASN:H	2.06	0.53
2:D:342:PRO:HB2	2:D:343:TYR:CD1	2.43	0.53
2:D:841:ASN:O	2:D:842:GLU:C	2.47	0.53
2:D:1305:THR:CG2	2:D:1307:LEU:H	2.20	0.53
1:A:371:ILE:CG2	1:A:420:PHE:HB2	2.39	0.53
1:A:520:ASP:N	1:A:520:ASP:OD1	2.41	0.53
1:A:573:VAL:CG1	1:A:592:MET:HG2	2.39	0.53
1:A:576:SER:HB2	1:A:589:SER:N	2.22	0.53
1:A:1139:GLU:OE1	1:A:1184:SER:HB3	2.09	0.53
1:A:1190:ILE:HG12	1:A:1253:TYR:CD1	2.44	0.53
2:B:248:THR:HG22	2:B:289:ASP:OD1	2.09	0.53
2:B:646:GLN:CB	2:B:647:PRO:HD2	2.30	0.53
2:B:1456:VAL:O	2:B:1456:VAL:HG12	2.09	0.53
1:C:433:PHE:N	1:C:433:PHE:CD1	2.77	0.53
1:C:824:PHE:CE2	1:C:846:TYR:HD1	2.27	0.53
1:C:855:PHE:C	1:C:855:PHE:CD1	2.83	0.53
1:C:1183:GLN:NE2	1:C:1232:LEU:HD22	2.23	0.53
1:C:1264:ILE:O	1:C:1267:VAL:HB	2.09	0.53
2:D:1284:ARG:NE	2:D:1285:GLU:H	2.07	0.53
1:A:516:GLU:N	1:A:516:GLU:OE1	2.42	0.52
1:A:598:SER:O	1:A:599:TRP:HD1	1.91	0.52
1:A:706:ASN:HB2	1:A:714:ARG:NH1	2.24	0.52
1:A:779:LEU:O	1:A:781:PRO:HD3	2.09	0.52

Continued on next page...

Continued from previous page...

Atom-1	Atom-2	Interatomic distance (Å)	Clash overlap (Å)
1:A:1191:SER:O	1:A:1194:ALA:HB3	2.08	0.52
1:A:1307:LEU:HD22	1:A:1307:LEU:N	2.24	0.52
1:A:1551:THR:O	1:A:1557:ILE:HG13	2.08	0.52
1:A:1562:LYS:C	1:A:1563:VAL:HG13	2.28	0.52
2:B:131:GLN:OE1	2:B:146:ARG:NH1	2.41	0.52
2:B:159:LYS:HD3	2:B:180:LEU:HD12	1.91	0.52
2:B:228:LEU:HD22	2:B:247:ILE:HG12	1.91	0.52
1:C:23:TYR:CE1	1:C:655:THR:HB	2.43	0.52
1:C:224:LEU:CD2	1:C:225:PRO:HD2	2.28	0.52
1:C:308:LYS:HB3	1:C:309:GLU:OE1	2.09	0.52
1:C:309:GLU:O	1:C:312:TYR:N	2.41	0.52
1:C:678:THR:HG21	1:C:742:ILE:HB	1.91	0.52
1:C:825:LEU:HD12	1:C:844:THR:O	2.08	0.52
1:C:1066:TYR:N	1:C:1066:TYR:CD1	2.75	0.52
2:D:107:GLN:HG3	2:D:116:GLU:HG3	1.91	0.52
2:D:844:ILE:O	2:D:871:PRO:HA	2.09	0.52
1:A:23:TYR:CE1	1:A:655:THR:HB	2.43	0.52
1:A:54:ILE:O	1:A:68:SER:HA	2.09	0.52
1:A:185:PHE:HD1	1:A:186:PRO:HD2	1.73	0.52
1:A:371:ILE:HG22	1:A:371:ILE:O	2.08	0.52
1:A:433:PHE:CE1	1:A:452:TYR:HB2	2.45	0.52
1:A:535:VAL:HG23	1:A:536:PRO:CD	2.28	0.52
1:A:903:LEU:HD22	1:A:903:LEU:N	2.24	0.52
1:A:998:ASN:HB3	1:A:1000:LEU:HG	1.89	0.52
1:A:1022:PHE:O	1:A:1024:TYR:N	2.42	0.52
1:A:1159:CYS:N	1:A:1160:PRO:CD	2.73	0.52
1:A:1562:LYS:HD3	1:A:1648:TRP:HE1	1.74	0.52
2:B:598:ILE:HD11	2:B:800:ILE:HG21	1.91	0.52
2:B:804:GLU:OE1	2:B:805:PRO:HD2	2.10	0.52
2:B:1443:LEU:N	2:B:1443:LEU:CD1	2.72	0.52
1:C:501:TYR:O	1:C:501:TYR:HD1	1.91	0.52
1:C:970:LYS:O	1:C:971:THR:CG2	2.57	0.52
1:C:1268:ASN:HB2	1:C:1269:PRO:HD3	1.91	0.52
1:C:1411:SER:H	1:C:1414:GLU:HG3	1.73	0.52
1:C:1571:GLU:O	1:C:1574:PHE:CD2	2.62	0.52
2:D:813:VAL:HG12	2:D:839:TYR:O	2.09	0.52
2:D:1457:LYS:HG2	2:D:1469:THR:HG1	1.73	0.52
1:A:165:ASP:HB2	1:A:166:PRO:HD2	1.91	0.52
1:A:491:PRO:CG	1:A:494:ASP:CB	2.88	0.52
1:A:824:PHE:CE2	1:A:846:TYR:HD1	2.28	0.52
1:A:840:GLN:NE2	1:A:897:THR:HG21	2.24	0.52

Continued on next page...

Continued from previous page...

Atom-1	Atom-2	Interatomic distance (Å)	Clash overlap (Å)
1:A:938:SER:O	1:A:940:SER:N	2.43	0.52
1:A:1068:VAL:HG21	1:A:1124:TYR:HD1	1.73	0.52
2:B:262:PHE:CD1	2:B:282:ARG:HG3	2.44	0.52
2:B:582:LYS:O	2:B:583:ALA:C	2.46	0.52
2:B:813:VAL:HG12	2:B:839:TYR:O	2.08	0.52
2:B:841:ASN:O	2:B:842:GLU:C	2.48	0.52
2:B:1527:LYS:HE2	2:B:1578:ASN:OD1	2.09	0.52
1:C:165:ASP:C	1:C:165:ASP:OD2	2.47	0.52
1:C:307:VAL:O	1:C:308:LYS:O	2.27	0.52
1:C:961:TYR:HB2	1:C:1345:ASP:OD2	2.10	0.52
1:C:1493:PHE:CD1	1:C:1494:THR:N	2.76	0.52
2:D:762:LEU:HD12	2:D:762:LEU:H	1.74	0.52
1:A:560:TRP:CH2	1:A:562:ASN:HB2	2.44	0.52
1:A:606:ASP:O	1:A:609:VAL:HG23	2.09	0.52
1:A:702:GLY:CA	1:A:728:PHE:CD1	2.93	0.52
1:A:1565:ILE:HG22	1:A:1566:THR:H	1.74	0.52
2:B:353:TYR:HA	2:B:433:ILE:O	2.09	0.52
2:B:518:PHE:C	2:B:518:PHE:CD2	2.83	0.52
2:B:829:GLN:HE21	2:B:830:VAL:N	2.07	0.52
2:B:840:VAL:HG12	2:B:841:ASN:H	1.74	0.52
2:B:881:PRO:O	2:B:882:PHE:CD2	2.63	0.52
2:B:1445:HIS:CG	2:B:1446:PHE:N	2.77	0.52
1:C:269:PHE:CG	1:C:301:PHE:CE1	2.97	0.52
1:C:924:VAL:HG21	3:C:2003:NAG:C8	2.38	0.52
1:C:1012:LEU:HD13	1:C:1081:PHE:CD2	2.44	0.52
1:C:1161:LEU:O	1:C:1164:ILE:HG12	2.09	0.52
2:D:766:PRO:HA	2:D:771:ILE:O	2.09	0.52
2:D:1386:MET:HE2	2:D:1386:MET:HA	1.92	0.52
2:D:1529:LEU:O	2:D:1577:VAL:HG13	2.08	0.52
1:A:1224:ILE:HG22	1:A:1225:TYR:CD2	2.45	0.52
2:B:209:ASN:CG	3:B:2001:NAG:C7	2.78	0.52
2:B:1326:LEU:HD11	2:B:1328:PHE:CE2	2.44	0.52
2:B:1386:MET:HE2	2:B:1472:TYR:OH	2.09	0.52
1:C:96:GLN:HG3	1:C:97:ASN:ND2	2.24	0.52
1:C:191:PRO:HD2	1:C:194:PRO:HB3	1.92	0.52
1:C:560:TRP:CE3	1:C:673:LEU:HD22	2.44	0.52
1:C:1421:HIS:CD2	1:C:1422:ALA:N	2.76	0.52
2:D:415:THR:O	2:D:425:GLN:NE2	2.43	0.52
2:D:640:SER:O	2:D:641:ALA:HB2	2.08	0.52
2:D:806:TYR:CD1	2:D:806:TYR:C	2.83	0.52
2:D:1277:ILE:HG22	2:D:1290:TYR:HB2	1.91	0.52

Continued on next page...

Continued from previous page...

Atom-1	Atom-2	Interatomic distance (Å)	Clash overlap (Å)
1:A:132:LYS:HZ1	1:A:139:GLN:HE22	1.52	0.52
1:A:163:PHE:HE2	1:A:201:ILE:HD13	1.74	0.52
1:A:694:VAL:O	1:A:697:LYS:HE3	2.10	0.52
1:A:862:VAL:HB	1:A:865:ILE:HG13	1.92	0.52
1:A:924:VAL:HG21	3:A:2003:NAG:C8	2.38	0.52
1:A:1300:TYR:C	1:A:1300:TYR:CD2	2.83	0.52
1:A:1423:VAL:HG11	1:A:1496:TYR:CE1	2.45	0.52
1:A:1590:ALA:HB1	1:A:1635:TYR:CD1	2.44	0.52
2:B:235:PHE:HE2	2:B:299:PHE:CE2	2.28	0.52
2:B:746:ILE:H	2:B:746:ILE:HD13	1.74	0.52
1:C:228:SER:HB3	1:C:253:ARG:HG2	1.92	0.52
1:C:238:ILE:HD12	1:C:347:TYR:CE1	2.44	0.52
1:C:998:ASN:HB3	1:C:1000:LEU:HG	1.90	0.52
1:C:1031:TRP:CH2	1:C:1042:LYS:HG3	2.45	0.52
1:C:1053:MET:CE	1:C:1089:VAL:HG21	2.39	0.52
1:C:1229:LYS:HZ1	1:C:1240:PRO:HD2	1.74	0.52
2:D:409:LEU:C	2:D:409:LEU:HD12	2.30	0.52
2:D:1504:GLU:OE2	2:D:1505:ARG:N	2.43	0.52
1:A:617:LYS:C	1:A:619:PRO:HD2	2.30	0.52
1:A:1053:MET:CE	1:A:1089:VAL:HG21	2.38	0.52
1:A:1475:VAL:CG2	1:A:1476:ARG:N	2.72	0.52
2:B:755:TRP:O	2:B:756:LEU:HB3	2.10	0.52
2:B:1290:TYR:CE2	2:B:1301:ARG:HB3	2.45	0.52
1:C:1023:HIS:O	1:C:1027:THR:HB	2.10	0.52
2:D:44:GLU:HG2	2:D:82:LEU:CB	2.36	0.52
2:D:127:PHE:O	2:D:149:SER:HA	2.10	0.52
2:D:860:SER:OG	2:D:866:TYR:N	2.42	0.52
2:D:1354:LEU:O	2:D:1354:LEU:HD23	2.09	0.52
2:B:822:TYR:O	2:B:914:LYS:HB3	2.10	0.52
2:B:1341:ASN:HD22	2:B:1342:LYS:HG2	1.73	0.52
2:B:1480:LEU:HD21	2:B:1483:LYS:NZ	2.25	0.52
2:B:1525:LYS:HD2	2:B:1610:TRP:CH2	2.45	0.52
1:C:267:ILE:CD1	1:C:299:VAL:HG11	2.39	0.52
1:C:365:PRO:CG	1:C:464:TYR:CE2	2.91	0.52
1:C:582:TYR:CE2	1:C:817:ALA:HB1	2.45	0.52
1:C:678:THR:CG2	1:C:742:ILE:HB	2.40	0.52
1:C:698:CYS:C	1:C:700:TYR:H	2.13	0.52
1:C:730:GLU:O	1:C:734:VAL:HG23	2.10	0.52
1:C:840:GLN:NE2	1:C:897:THR:HG21	2.24	0.52
1:C:870:SER:C	1:C:872:VAL:H	2.13	0.52
1:C:1016:VAL:HG21	1:C:1291:ILE:HD12	1.92	0.52

Continued on next page...

Continued from previous page...

Atom-1	Atom-2	Interatomic distance (Å)	Clash overlap (Å)
1:C:1559:TYR:HE1	1:C:1587:THR:HA	1.75	0.52
2:D:27:LEU:O	2:D:628:LEU:HD12	2.10	0.52
2:D:59:HIS:HA	2:D:68:LEU:HD22	1.91	0.52
2:D:952:ASP:OD1	2:D:952:ASP:N	2.43	0.52
2:D:1386:MET:HA	2:D:1386:MET:CE	2.39	0.52
2:D:1556:PRO:O	2:D:1558:ALA:N	2.43	0.52
2:D:1621:PHE:O	2:D:1622:GLN:C	2.48	0.52
1:A:111:PHE:CD2	1:A:112:SER:N	2.76	0.52
1:A:156:LYS:HD2	1:A:156:LYS:C	2.29	0.52
1:A:316:GLU:O	1:A:349:LEU:HD21	2.10	0.52
1:A:430:VAL:HG11	1:A:453:ARG:NH2	2.20	0.52
1:A:489:LYS:CG	1:A:490:SER:H	2.22	0.52
2:B:109:THR:HG22	2:B:114:ARG:HB3	1.91	0.52
2:B:1327:THR:HG22	2:B:1328:PHE:N	2.25	0.52
1:C:101:TYR:CE1	1:C:116:ARG:NH2	2.78	0.52
1:C:113:LYS:CG	1:C:114:SER:H	2.19	0.52
1:C:371:ILE:HD11	1:C:433:PHE:CD2	2.44	0.52
1:C:1190:ILE:HG12	1:C:1253:TYR:CD1	2.45	0.52
1:C:1279:ARG:HB2	1:C:1284:PHE:HB2	1.92	0.52
1:C:1560:ALA:O	1:C:1585:TYR:CD2	2.63	0.52
2:D:365:TYR:HD1	2:D:395:THR:HG22	1.75	0.52
2:D:916:VAL:HG22	2:D:917:PRO:O	2.10	0.52
2:B:25:TYR:CE2	2:B:113:VAL:HG22	2.44	0.52
2:B:44:GLU:HG2	2:B:82:LEU:CB	2.37	0.52
2:B:1556:PRO:O	2:B:1558:ALA:N	2.43	0.52
1:C:91:GLN:OE1	1:C:91:GLN:CA	2.54	0.52
1:C:238:ILE:HB	1:C:347:TYR:CD1	2.45	0.52
1:C:706:ASN:ND2	1:C:709:GLU:H	2.07	0.52
1:C:947:ARG:NH1	1:C:1352:PHE:CE2	2.78	0.52
1:C:1128:LYS:HD3	1:C:1414:GLU:OE1	2.10	0.52
1:C:1440:LYS:HD3	1:C:1453:TYR:OH	2.09	0.52
2:D:235:PHE:HE2	2:D:299:PHE:CE2	2.28	0.52
2:D:302:ARG:HG3	2:D:303:PHE:CD1	2.45	0.52
2:D:319:THR:HG23	2:D:330:VAL:HG12	1.92	0.52
2:D:348:THR:O	2:D:348:THR:OG1	2.23	0.52
2:D:829:GLN:HE21	2:D:830:VAL:N	2.08	0.52
2:D:829:GLN:HG3	2:D:1480:LEU:HD13	1.92	0.52
2:D:1525:LYS:HD2	2:D:1610:TRP:CH2	2.45	0.52
1:A:144:ARG:HD2	1:A:146:TYR:HE1	1.74	0.51
1:A:1020:TYR:CE1	1:A:1295:GLU:HG3	2.45	0.51
2:B:69:PHE:CD2	2:B:87:ILE:HG22	2.45	0.51

Continued on next page...

Continued from previous page...

Atom-1	Atom-2	Interatomic distance (Å)	Clash overlap (Å)
2:B:945:ILE:HD12	2:B:945:ILE:N	2.26	0.51
1:C:81:ASN:CG	1:C:82:SER:H	2.13	0.51
1:C:1096:ASN:O	1:C:1099:SER:HB3	2.09	0.51
1:C:1190:ILE:HG12	1:C:1253:TYR:CE1	2.45	0.51
1:C:1311:MET:HG2	1:C:1313:ILE:HG12	1.91	0.51
1:C:1564:SER:HB2	1:C:1616:GLN:HG3	1.92	0.51
2:D:315:TYR:C	2:D:315:TYR:HD1	2.13	0.51
1:A:307:VAL:O	1:A:308:LYS:O	2.27	0.51
1:A:702:GLY:HA3	1:A:728:PHE:CD1	2.45	0.51
1:A:752:LEU:HD12	1:A:752:LEU:C	2.29	0.51
1:A:947:ARG:O	1:A:949:ILE:HG12	2.09	0.51
1:A:1227:PHE:CD2	1:A:1273:TRP:NE1	2.78	0.51
2:B:69:PHE:CE2	2:B:71:THR:HB	2.45	0.51
2:B:234:PHE:C	2:B:234:PHE:HD1	2.14	0.51
2:B:640:SER:O	2:B:641:ALA:CB	2.57	0.51
2:B:849:GLU:OE2	2:B:865:ARG:HD2	2.10	0.51
1:C:42:GLN:CG	1:C:43:VAL:N	2.71	0.51
1:C:138:ASP:OD1	1:C:192:SER:HA	2.10	0.51
1:C:178:ASP:OD2	1:C:179:HIS:N	2.43	0.51
1:C:478:VAL:HG21	1:C:532:GLN:OE1	2.10	0.51
1:C:956:ARG:HG2	1:C:1349:SER:HB3	1.92	0.51
1:C:1040:ILE:O	1:C:1043:GLN:HB2	2.10	0.51
1:C:1077:TRP:O	1:C:1080:ALA:HB3	2.10	0.51
1:C:1423:VAL:HG11	1:C:1496:TYR:CE1	2.45	0.51
2:D:155:SER:O	2:D:156:LYS:HG2	2.10	0.51
2:D:443:ASN:OD1	2:D:469:ASN:HB3	2.10	0.51
2:D:481:TYR:HE2	2:D:493:GLY:HA3	1.74	0.51
2:D:481:TYR:CB	2:D:520:PHE:HE1	2.16	0.51
2:D:843:ASP:HA	2:D:873:LYS:O	2.10	0.51
2:D:918:GLU:N	2:D:918:GLU:OE2	2.43	0.51
2:D:1273:LEU:HD12	2:D:1273:LEU:O	2.09	0.51
2:D:1330:ASN:N	2:D:1330:ASN:ND2	2.59	0.51
1:A:31:PHE:HB2	1:A:119:ILE:HG22	1.92	0.51
1:A:165:ASP:OD2	1:A:165:ASP:O	2.28	0.51
1:A:191:PRO:HD2	1:A:194:PRO:HB3	1.91	0.51
1:A:870:SER:C	1:A:872:VAL:H	2.14	0.51
2:B:952:ASP:O	2:B:1331:ALA:HA	2.10	0.51
2:B:1292:ILE:HD11	2:B:1301:ARG:HE	1.76	0.51
2:B:1367:ILE:HD13	2:B:1456:VAL:HG21	1.92	0.51
1:C:315:LEU:CD1	1:C:318:LEU:HG	2.40	0.51
1:C:491:PRO:CG	1:C:494:ASP:CB	2.88	0.51

Continued on next page...

Continued from previous page...

Atom-1	Atom-2	Interatomic distance (Å)	Clash overlap (Å)
1:C:641:ASN:O	1:C:642:ASN:C	2.49	0.51
1:C:694:VAL:O	1:C:697:LYS:HE3	2.10	0.51
1:C:1024:TYR:CD2	1:C:1024:TYR:C	2.83	0.51
1:C:1031:TRP:CZ2	1:C:1042:LYS:HG3	2.45	0.51
2:D:130:ILE:HA	2:D:147:VAL:HG23	1.92	0.51
2:D:1445:HIS:CG	2:D:1446:PHE:N	2.79	0.51
2:D:1624:LEU:O	2:D:1625:CYS:C	2.49	0.51
1:A:369:TYR:HB3	1:A:422:LEU:CD1	2.41	0.51
2:B:47:GLY:O	2:B:48:ASP:HB2	2.09	0.51
2:B:252:LEU:HD22	2:B:582:LYS:HB3	1.92	0.51
2:B:814:PHE:HZ	2:B:846:VAL:HG21	1.75	0.51
2:B:1623:LYS:NZ	2:B:1623:LYS:CB	2.74	0.51
1:C:594:THR:OG1	1:C:782:ARG:HA	2.11	0.51
1:C:633:GLY:O	1:C:634:CYS:HB2	2.11	0.51
1:C:874:ASP:O	1:C:875:HIS:CG	2.63	0.51
1:C:984:VAL:O	1:C:984:VAL:HG13	2.10	0.51
1:C:1110:ASN:N	1:C:1110:ASN:OD1	2.44	0.51
1:C:1618:LEU:O	1:C:1618:LEU:HD13	2.11	0.51
2:D:161:VAL:CG2	2:D:180:LEU:HD21	2.36	0.51
2:D:467:LYS:HG2	2:D:468:GLY:N	2.25	0.51
2:D:961:THR:HG22	2:D:1327:THR:CB	2.41	0.51
2:D:1301:ARG:HB3	2:D:1301:ARG:NH1	2.25	0.51
2:D:1480:LEU:HD21	2:D:1483:LYS:NZ	2.25	0.51
1:A:96:GLN:O	1:A:97:ASN:O	2.29	0.51
1:A:286:ALA:O	1:A:287:MET:C	2.48	0.51
1:A:478:VAL:HG21	1:A:532:GLN:OE1	2.11	0.51
1:A:486:VAL:HG11	1:A:499:TYR:CE1	2.45	0.51
1:A:594:THR:OG1	1:A:782:ARG:HA	2.10	0.51
1:A:730:GLU:O	1:A:734:VAL:HG23	2.10	0.51
1:A:1279:ARG:NH1	1:A:1280:TYR:CE2	2.79	0.51
2:B:27:LEU:HD13	2:B:43:VAL:HG23	1.91	0.51
2:B:242:ASN:OD1	2:B:295:LYS:HD2	2.10	0.51
2:B:353:TYR:CD2	2:B:614:GLY:O	2.64	0.51
2:B:415:THR:O	2:B:425:GLN:CD	2.49	0.51
2:B:481:TYR:HE2	2:B:493:GLY:HA3	1.74	0.51
2:B:523:TYR:CB	2:B:533:ALA:HB2	2.41	0.51
1:C:101:TYR:HE1	1:C:116:ARG:NH2	2.08	0.51
1:C:145:VAL:CB	1:C:183:ILE:HD12	2.33	0.51
1:C:1007:SER:OG	1:C:1008:ALA:N	2.40	0.51
1:C:1016:VAL:HG11	1:C:1291:ILE:CG1	2.41	0.51
1:C:1045:LEU:O	1:C:1046:LYS:C	2.47	0.51

Continued on next page...

Continued from previous page...

Atom-1	Atom-2	Interatomic distance (Å)	Clash overlap (Å)
1:C:1139:GLU:OE2	1:C:1187:THR:OG1	2.26	0.51
1:C:1590:ALA:HB1	1:C:1635:TYR:CD1	2.44	0.51
2:D:69:PHE:CE2	2:D:71:THR:HB	2.45	0.51
2:D:210:TYR:CG	2:D:211:THR:N	2.79	0.51
2:D:218:LYS:CD	2:D:822:TYR:HE2	2.23	0.51
2:D:800:ILE:CG2	2:D:801:CYS:N	2.72	0.51
2:D:840:VAL:HG12	2:D:841:ASN:H	1.75	0.51
2:D:881:PRO:O	2:D:882:PHE:CD2	2.64	0.51
2:D:1548:ILE:HD12	2:D:1636:THR:OG1	2.10	0.51
1:A:1110:ASN:OD1	1:A:1110:ASN:N	2.43	0.51
1:A:1279:ARG:HH21	1:A:1362:THR:HG21	1.75	0.51
1:A:1533:GLY:O	1:A:1534:GLN:CB	2.54	0.51
2:B:842:GLU:O	2:B:843:ASP:C	2.48	0.51
1:C:706:ASN:HB2	1:C:714:ARG:NH1	2.25	0.51
1:C:961:TYR:O	1:C:961:TYR:CD1	2.64	0.51
1:C:987:ILE:HG22	1:C:1021:VAL:HG23	1.92	0.51
2:D:257:VAL:HG12	2:D:258:GLU:N	2.25	0.51
2:D:390:THR:HG22	2:D:395:THR:N	2.26	0.51
1:A:138:ASP:OD1	1:A:192:SER:HA	2.10	0.51
1:A:171:VAL:HG22	1:A:1057:MET:HE1	1.92	0.51
1:A:1377:PHE:CD2	1:A:1495:VAL:HG22	2.45	0.51
1:A:1381:ILE:HD12	1:A:1493:PHE:HD2	1.76	0.51
1:A:1568:ILE:HG23	1:A:1577:TYR:CE1	2.41	0.51
2:B:263:VAL:HG22	2:B:318:VAL:HG23	1.92	0.51
2:B:345:ILE:HG13	2:B:428:LYS:CB	2.40	0.51
2:B:518:PHE:O	2:B:518:PHE:CD2	2.63	0.51
2:B:866:TYR:C	2:B:866:TYR:CD2	2.84	0.51
2:B:1278:THR:HB	2:B:1314:THR:HB	1.92	0.51
1:C:33:VAL:HG23	1:C:120:THR:O	2.10	0.51
1:C:862:VAL:HB	1:C:865:ILE:HG13	1.92	0.51
1:C:947:ARG:O	1:C:949:ILE:N	2.44	0.51
1:C:1563:VAL:HG12	1:C:1581:LEU:HD23	1.91	0.51
2:D:198:ARG:HB3	2:D:213:TYR:CE1	2.46	0.51
2:D:251:TYR:CD2	2:D:257:VAL:HG22	2.45	0.51
2:D:347:PHE:O	2:D:348:THR:C	2.49	0.51
2:D:922:LYS:HE3	2:D:1329:TYR:OH	2.10	0.51
1:A:115:LYS:HE2	1:A:654:LEU:HD11	1.93	0.51
1:A:351:PRO:HG2	1:A:352:TYR:HD2	1.67	0.51
1:A:1188:LEU:HD23	1:A:1212:LEU:HA	1.93	0.51
1:A:1421:HIS:CE1	1:A:1498:TYR:CD1	2.98	0.51
1:A:1612:VAL:HB	1:A:1615:ARG:HB3	1.93	0.51

Continued on next page...

Continued from previous page...

Atom-1	Atom-2	Interatomic distance (Å)	Clash overlap (Å)
1:A:1628:LYS:HB3	1:A:1633:PHE:HD1	1.76	0.51
2:B:59:HIS:HA	2:B:68:LEU:HD22	1.92	0.51
2:B:283:ILE:N	2:B:283:ILE:HD12	2.25	0.51
1:C:859:MET:HE1	1:C:898:PHE:CB	2.41	0.51
1:C:1132:THR:HB	1:C:1134:PRO:HD2	1.93	0.51
1:C:1483:PHE:O	1:C:1485:VAL:HG13	2.11	0.51
1:C:1554:LYS:CG	1:C:1555:PRO:HD2	2.41	0.51
1:C:1560:ALA:HB1	1:C:1620:MET:CG	2.40	0.51
1:C:1616:GLN:NE2	1:C:1648:TRP:CZ3	2.79	0.51
2:D:197:TRP:HB2	2:D:214:PHE:CD1	2.46	0.51
2:D:248:THR:HG22	2:D:289:ASP:OD1	2.10	0.51
1:A:146:TYR:HD1	1:A:182:ILE:HG23	1.73	0.51
1:A:365:PRO:HD2	1:A:464:TYR:CE2	2.45	0.51
1:A:884:VAL:O	1:A:885:ARG:CB	2.49	0.51
1:A:1150:ILE:HG22	1:A:1151:GLY:N	2.25	0.51
2:B:319:THR:HG23	2:B:330:VAL:HG12	1.93	0.51
2:B:523:TYR:CD1	2:B:523:TYR:C	2.83	0.51
2:B:746:ILE:HD13	2:B:746:ILE:N	2.26	0.51
1:C:240:TYR:HA	1:C:243:PHE:HB2	1.91	0.51
1:C:357:VAL:O	1:C:359:THR:HG22	2.11	0.51
1:C:369:TYR:HB3	1:C:422:LEU:CD1	2.41	0.51
1:C:477:LEU:HD22	1:C:477:LEU:N	2.26	0.51
1:C:618:LYS:N	1:C:619:PRO:CD	2.73	0.51
1:C:825:LEU:HB2	1:C:845:VAL:HG23	1.92	0.51
1:C:1188:LEU:HD23	1:C:1212:LEU:HA	1.93	0.51
2:D:464:PHE:O	2:D:503:LEU:HA	2.10	0.51
2:D:629:THR:HA	2:D:635:ASN:OD1	2.10	0.51
2:D:818:LEU:CD2	2:D:820:MET:HE3	2.38	0.51
2:D:945:ILE:HD12	2:D:945:ILE:N	2.26	0.51
1:A:25:ILE:HD13	1:A:41:ILE:HB	1.91	0.51
1:A:391:ASN:O	1:A:392:ALA:HB2	2.11	0.51
1:A:961:TYR:O	1:A:961:TYR:HD1	1.94	0.51
1:A:1534:GLN:HA	1:A:1608:ASN:HD22	1.75	0.51
2:B:78:ALA:C	2:B:80:GLY:H	2.14	0.51
2:B:142:PRO:HB3	2:B:187:ASN:HD21	1.76	0.51
2:B:161:VAL:CG2	2:B:180:LEU:HD21	2.37	0.51
2:B:164:GLU:HB2	2:B:200:VAL:HG23	1.93	0.51
2:B:345:ILE:HD11	2:B:427:THR:C	2.31	0.51
2:B:1354:LEU:HD23	2:B:1354:LEU:O	2.11	0.51
2:B:1623:LYS:HZ3	2:B:1623:LYS:HA	1.75	0.51
1:C:820:PHE:CG	1:C:821:LYS:N	2.79	0.51

Continued on next page...

Continued from previous page...

Atom-1	Atom-2	Interatomic distance (Å)	Clash overlap (Å)
1:C:970:LYS:C	1:C:971:THR:HG23	2.30	0.51
1:C:976:ILE:HB	1:C:1362:THR:CG2	2.40	0.51
1:C:1279:ARG:NH1	1:C:1280:TYR:CD2	2.79	0.51
2:D:242:ASN:OD1	2:D:295:LYS:HD2	2.10	0.51
2:D:924:ILE:HG22	2:D:924:ILE:O	2.11	0.51
1:A:518:PHE:O	1:A:520:ASP:N	2.39	0.50
1:A:587:THR:HG22	1:A:789:ALA:HB2	1.92	0.50
1:A:1112:GLN:NE2	1:A:1171:ALA:HB2	2.25	0.50
2:B:1624:LEU:O	2:B:1625:CYS:C	2.49	0.50
1:C:111:PHE:CD2	1:C:112:SER:N	2.76	0.50
1:C:1019:PHE:CD2	1:C:1020:TYR:N	2.78	0.50
1:C:1139:GLU:O	1:C:1140:ASN:C	2.49	0.50
1:C:1279:ARG:HH21	1:C:1362:THR:HG21	1.75	0.50
2:D:130:ILE:HG23	2:D:147:VAL:HG23	1.93	0.50
2:D:234:PHE:C	2:D:234:PHE:HD1	2.15	0.50
2:D:866:TYR:OH	2:D:1388:THR:HG21	2.10	0.50
2:D:959:ILE:HG22	2:D:959:ILE:O	2.11	0.50
2:D:961:THR:HG22	2:D:1327:THR:HA	1.93	0.50
2:D:964:ILE:HG13	2:D:1302:THR:CG2	2.34	0.50
1:A:1007:SER:OG	1:A:1008:ALA:N	2.39	0.50
1:A:1161:LEU:O	1:A:1164:ILE:HG12	2.12	0.50
1:A:1183:GLN:NE2	1:A:1232:LEU:HD22	2.26	0.50
2:B:189:PRO:C	2:B:191:LEU:N	2.65	0.50
2:B:356:PRO:HD2	2:B:444:TYR:CE2	2.46	0.50
2:B:843:ASP:HA	2:B:873:LYS:O	2.11	0.50
1:C:584:PRO:HD3	1:C:820:PHE:HB2	1.93	0.50
1:C:1110:ASN:O	1:C:1111:TYR:CG	2.63	0.50
1:C:1314:ASP:HA	1:C:1325:ASN:HB2	1.93	0.50
1:C:1429:PRO:O	1:C:1432:ILE:HG12	2.11	0.50
1:C:1500:ARG:C	1:C:1502:ASP:H	2.15	0.50
2:D:1482:ASN:H	2:D:1495:GLU:HG2	1.76	0.50
1:A:136:THR:O	1:A:139:GLN:HB2	2.11	0.50
1:A:238:ILE:HB	1:A:347:TYR:CD1	2.46	0.50
1:A:691:LYS:C	1:A:693:SER:H	2.15	0.50
1:A:1559:TYR:HE1	1:A:1587:THR:HA	1.77	0.50
2:B:130:ILE:HG23	2:B:147:VAL:HG23	1.93	0.50
2:B:515:ILE:HG21	2:B:599:TRP:CZ2	2.46	0.50
2:B:949:LYS:O	2:B:950:LEU:HG	2.12	0.50
2:B:1380:THR:HG22	2:B:1381:ILE:H	1.76	0.50
1:C:23:TYR:O	1:C:655:THR:HG21	2.09	0.50
1:C:146:TYR:CE1	1:C:182:ILE:HG23	2.46	0.50

Continued on next page...

Continued from previous page...

Atom-1	Atom-2	Interatomic distance (Å)	Clash overlap (Å)
1:C:504:LEU:HD12	1:C:509:ILE:HA	1.92	0.50
1:C:552:ALA:HB3	1:C:658:ASN:HB3	1.93	0.50
1:C:819:VAL:O	1:C:820:PHE:O	2.29	0.50
1:C:931:PRO:CB	1:C:1366:HIS:CD2	2.95	0.50
2:D:228:LEU:CD2	2:D:247:ILE:HG12	2.41	0.50
2:D:952:ASP:O	2:D:1331:ALA:HA	2.11	0.50
2:D:965:ILE:HG22	2:D:1323:MET:HB2	1.94	0.50
2:D:1529:LEU:N	2:D:1529:LEU:HD12	2.27	0.50
1:A:222:TYR:HD2	1:A:223:VAL:N	2.06	0.50
1:A:820:PHE:CG	1:A:821:LYS:N	2.79	0.50
1:A:855:PHE:CD1	1:A:855:PHE:C	2.84	0.50
1:A:1421:HIS:NE2	1:A:1498:TYR:CD1	2.80	0.50
2:B:235:PHE:HB3	2:B:338:ILE:CG2	2.39	0.50
2:B:421:PRO:HD2	2:B:424:ARG:HG3	1.93	0.50
2:B:519:ARG:CZ	2:B:608:GLY:HA3	2.41	0.50
2:B:1346:ASN:O	2:B:1368:CYS:HB2	2.11	0.50
2:B:1429:LYS:O	2:B:1430:VAL:HG23	2.11	0.50
1:C:191:PRO:O	1:C:194:PRO:HD3	2.11	0.50
1:C:308:LYS:CG	1:C:309:GLU:H	2.22	0.50
1:C:488:PRO:O	1:C:489:LYS:O	2.29	0.50
1:C:790:LEU:HB3	1:C:791:PRO:CD	2.42	0.50
1:C:831:TYR:CZ	1:C:1457:ASP:HB3	2.46	0.50
2:D:253:TYR:HE1	2:D:839:TYR:HE2	1.59	0.50
2:D:345:ILE:HG13	2:D:428:LYS:CB	2.41	0.50
2:D:358:MET:CE	2:D:467:LYS:HD2	2.41	0.50
1:A:178:ASP:OD2	1:A:179:HIS:N	2.45	0.50
1:A:531:THR:HG23	1:A:533:ASN:H	1.77	0.50
1:A:633:GLY:O	1:A:634:CYS:HB2	2.12	0.50
1:A:773:TRP:CZ3	1:A:788:PHE:CE1	2.90	0.50
1:A:947:ARG:O	1:A:949:ILE:N	2.45	0.50
1:A:975:ARG:HG3	1:A:1340:VAL:HB	1.94	0.50
1:A:1162:VAL:N	1:C:1102:ASN:HD21	1.97	0.50
2:B:27:LEU:O	2:B:628:LEU:HD12	2.11	0.50
2:B:259:GLY:HA2	2:B:323:GLU:HB3	1.92	0.50
2:B:347:PHE:O	2:B:348:THR:C	2.49	0.50
2:B:961:THR:HG22	2:B:1327:THR:CB	2.42	0.50
2:B:1602:THR:H	2:B:1605:THR:HB	1.76	0.50
1:C:60:PRO:CD	1:C:61:ASP:N	2.68	0.50
1:C:792:ASP:OD1	1:C:792:ASP:N	2.45	0.50
1:C:1434:ALA:HA	1:C:1479:ILE:HG22	1.92	0.50
2:D:103:TYR:CD2	2:D:103:TYR:N	2.77	0.50

Continued on next page...

Continued from previous page...

Atom-1	Atom-2	Interatomic distance (Å)	Clash overlap (Å)
2:D:356:PRO:HD2	2:D:444:TYR:CE2	2.46	0.50
2:D:421:PRO:HD2	2:D:424:ARG:HG3	1.93	0.50
2:D:512:PRO:O	2:D:515:ILE:HD12	2.11	0.50
2:D:1326:LEU:HD11	2:D:1328:PHE:CE2	2.46	0.50
1:A:20:GLU:HA	1:A:551:THR:HG22	1.94	0.50
1:A:23:TYR:O	1:A:655:THR:HG21	2.11	0.50
1:A:269:PHE:O	1:A:282:MET:HG2	2.11	0.50
1:A:1571:GLU:O	1:A:1574:PHE:CD2	2.64	0.50
2:B:481:TYR:CD2	2:B:493:GLY:O	2.64	0.50
2:B:582:LYS:O	2:B:583:ALA:O	2.30	0.50
2:B:1482:ASN:HB3	2:B:1493:ALA:CB	2.41	0.50
1:C:96:GLN:O	1:C:97:ASN:O	2.30	0.50
1:C:573:VAL:CG1	1:C:592:MET:HG2	2.42	0.50
1:C:1266:TYR:O	1:C:1266:TYR:CD1	2.64	0.50
1:C:1268:ASN:N	1:C:1269:PRO:HD2	2.27	0.50
2:D:345:ILE:HD11	2:D:427:THR:C	2.32	0.50
2:D:523:TYR:CB	2:D:533:ALA:HB2	2.42	0.50
2:D:599:TRP:HA	2:D:599:TRP:CE3	2.45	0.50
2:D:778:PHE:N	2:D:778:PHE:CD2	2.80	0.50
2:D:1520:VAL:CG1	2:D:1584:TRP:HD1	2.24	0.50
1:A:499:TYR:CE2	1:A:517:LYS:HG3	2.47	0.50
1:A:706:ASN:HB2	1:A:714:ARG:HH11	1.77	0.50
1:A:1279:ARG:NH1	1:A:1280:TYR:CD2	2.80	0.50
1:A:1311:MET:HG2	1:A:1313:ILE:HG12	1.93	0.50
1:A:1378:TYR:O	1:A:1406:ALA:HA	2.12	0.50
2:B:467:LYS:HG2	2:B:468:GLY:N	2.26	0.50
2:B:784:ILE:HD12	2:B:817:ASP:OD1	2.11	0.50
2:B:824:VAL:HG22	2:B:825:VAL:H	1.76	0.50
2:B:947:ALA:HB2	2:B:1309:GLN:HA	1.93	0.50
2:B:954:VAL:CG1	2:B:955:PRO:HD2	2.42	0.50
2:B:1607:ILE:H	2:B:1607:ILE:CD1	2.05	0.50
1:C:115:LYS:HE2	1:C:654:LEU:HD11	1.93	0.50
1:C:163:PHE:HE2	1:C:201:ILE:HD13	1.75	0.50
1:C:774:LEU:HG	1:C:788:PHE:CE1	2.46	0.50
1:C:934:VAL:CG1	1:C:935:LYS:N	2.74	0.50
1:C:1049:LEU:HD11	1:C:1089:VAL:CG1	2.41	0.50
2:D:105:VAL:HG12	2:D:118:VAL:HA	1.93	0.50
2:D:237:ILE:HD11	2:D:309:LEU:HB2	1.92	0.50
2:D:481:TYR:CE1	2:D:506:MET:SD	2.98	0.50
2:D:778:PHE:N	2:D:778:PHE:HD2	2.10	0.50
2:D:1382:ILE:HB	2:D:1425:ILE:HB	1.94	0.50

Continued on next page...

Continued from previous page...

Atom-1	Atom-2	Interatomic distance (Å)	Clash overlap (Å)
1:A:477:LEU:HD22	1:A:477:LEU:N	2.27	0.50
1:A:917:TRP:HB3	2:B:558:MET:SD	2.51	0.50
1:A:987:ILE:CD1	1:A:1294:ILE:HG23	2.42	0.50
1:A:1023:HIS:CE1	1:A:1302:LEU:HD11	2.47	0.50
1:A:1031:TRP:CH2	1:A:1042:LYS:HG3	2.47	0.50
1:A:1487:PHE:N	1:A:1487:PHE:HD2	2.05	0.50
1:A:1562:LYS:CD	1:A:1648:TRP:HZ2	2.24	0.50
2:B:546:GLY:HA3	2:B:570:ASP:OD1	2.10	0.50
2:B:550:VAL:HG22	2:B:567:LEU:HD21	1.93	0.50
2:B:563:MET:O	2:B:777:SER:HA	2.12	0.50
2:B:922:LYS:HE3	2:B:1329:TYR:OH	2.11	0.50
1:C:115:LYS:HG3	1:C:116:ARG:O	2.12	0.50
1:C:237:PHE:HA	1:C:345:ILE:HG23	1.94	0.50
1:C:463:SER:O	1:C:555:VAL:HG21	2.11	0.50
1:C:856:CYS:HB2	2:D:904:LEU:HD21	1.94	0.50
1:C:1619:ILE:HG12	1:C:1645:ILE:CD1	2.42	0.50
2:D:142:PRO:HB3	2:D:187:ASN:HD21	1.76	0.50
2:D:415:THR:HG23	2:D:426:ALA:O	2.12	0.50
2:D:445:LEU:HD12	2:D:446:HIS:N	2.27	0.50
2:D:469:ASN:ND2	2:D:469:ASN:C	2.65	0.50
2:D:928:VAL:HG23	2:D:1323:MET:HB3	1.93	0.50
2:D:949:LYS:O	2:D:950:LEU:HG	2.11	0.50
1:A:296:ILE:HG23	1:A:297:ALA:N	2.26	0.50
1:A:1031:TRP:CZ2	1:A:1042:LYS:HG3	2.46	0.50
1:A:1559:TYR:CE1	1:A:1587:THR:HA	2.47	0.50
2:B:142:PRO:HB3	2:B:187:ASN:ND2	2.27	0.50
2:B:870:PHE:HB2	2:B:871:PRO:CD	2.42	0.50
2:B:1284:ARG:NE	2:B:1285:GLU:H	2.09	0.50
2:B:1331:ALA:O	2:B:1332:GLN:CB	2.49	0.50
2:B:1632:SER:O	2:B:1636:THR:HB	2.12	0.50
1:C:115:LYS:HB2	1:C:654:LEU:CD1	2.40	0.50
1:C:323:LEU:O	1:C:323:LEU:HD13	2.12	0.50
1:C:936:ARG:HH11	1:C:936:ARG:CG	2.21	0.50
1:C:955:ARG:CG	1:C:1350:THR:HG23	2.40	0.50
1:C:1019:PHE:CE1	1:C:1088:GLN:HB3	2.47	0.50
1:C:1019:PHE:CZ	1:C:1088:GLN:HB3	2.47	0.50
1:C:1127:ILE:HD13	1:C:1129:LEU:HD21	1.94	0.50
1:C:1227:PHE:CD2	1:C:1273:TRP:CE2	3.00	0.50
1:C:1562:LYS:HD3	1:C:1648:TRP:HE1	1.75	0.50
2:D:204:GLU:O	2:D:204:GLU:HG3	2.12	0.50
2:D:586:VAL:HG12	2:D:587:LEU:N	2.26	0.50

Continued on next page...

Continued from previous page...

Atom-1	Atom-2	Interatomic distance (Å)	Clash overlap (Å)
2:D:950:LEU:O	2:D:951:ASP:HB2	2.12	0.50
1:A:42:GLN:CG	1:A:43:VAL:N	2.75	0.49
1:A:101:TYR:CE1	1:A:116:ARG:CZ	2.93	0.49
1:A:146:TYR:CE1	1:A:182:ILE:HG23	2.46	0.49
1:A:855:PHE:CZ	1:A:886:GLN:HB2	2.47	0.49
1:A:1271:ILE:HD13	1:A:1300:TYR:CD1	2.47	0.49
2:B:162:ILE:CG2	2:B:202:LYS:HG2	2.42	0.49
2:B:358:MET:CE	2:B:467:LYS:HD2	2.41	0.49
2:B:460:LEU:HD23	2:B:460:LEU:O	2.11	0.49
1:C:325:ILE:O	1:C:341:GLU:HB2	2.13	0.49
1:C:824:PHE:O	1:C:845:VAL:HG22	2.12	0.49
1:C:834:VAL:HB	1:C:837:GLU:OE2	2.12	0.49
1:C:1421:HIS:CE1	1:C:1498:TYR:CD1	2.99	0.49
2:D:1331:ALA:O	2:D:1332:GLN:CB	2.49	0.49
1:A:809:ILE:CG1	1:A:810:CYS:N	2.75	0.49
1:A:854:GLN:OE1	1:A:854:GLN:O	2.30	0.49
1:A:1007:SER:HA	1:A:1069:TRP:HD1	1.77	0.49
1:A:1024:TYR:CD2	1:A:1024:TYR:C	2.84	0.49
1:A:1279:ARG:HB2	1:A:1284:PHE:HB2	1.94	0.49
1:A:1299:GLU:O	1:A:1303:LEU:HB2	2.12	0.49
1:A:1543:ILE:O	1:A:1547:THR:HG23	2.12	0.49
1:A:1570:VAL:CG2	1:A:1575:VAL:HG22	2.42	0.49
2:B:184:TRP:HB2	2:B:185:PRO:CD	2.42	0.49
2:B:519:ARG:NH1	2:B:606:ASP:OD2	2.45	0.49
2:B:522:ALA:O	2:B:533:ALA:HB1	2.12	0.49
2:B:965:ILE:CD1	2:B:1277:ILE:HD13	2.42	0.49
2:B:1508:VAL:HB	2:B:1509:PRO:HD3	1.93	0.49
1:C:50:PHE:CD1	1:C:50:PHE:C	2.85	0.49
1:C:54:ILE:O	1:C:68:SER:HA	2.13	0.49
1:C:231:ILE:HA	1:C:250:ILE:HG22	1.94	0.49
1:C:691:LYS:C	1:C:693:SER:H	2.15	0.49
1:C:805:SER:O	1:C:807:THR:N	2.45	0.49
1:C:1053:MET:HE2	1:C:1089:VAL:CG2	2.41	0.49
1:C:1562:LYS:O	1:C:1563:VAL:CG1	2.60	0.49
1:C:1585:TYR:CE2	1:C:1586:LYS:HB3	2.47	0.49
2:D:209:ASN:CG	3:D:2001:NAG:C7	2.80	0.49
2:D:447:VAL:HG13	2:D:447:VAL:O	2.12	0.49
2:D:541:LYS:HG3	2:D:543:THR:HG22	1.94	0.49
2:D:546:GLY:HA3	2:D:570:ASP:OD1	2.11	0.49
2:D:1341:ASN:HD22	2:D:1342:LYS:HG2	1.75	0.49
2:D:1482:ASN:HB3	2:D:1493:ALA:HB3	1.94	0.49

Continued on next page...

Continued from previous page...

Atom-1	Atom-2	Interatomic distance (Å)	Clash overlap (Å)
1:A:33:VAL:HA	1:A:87:ILE:HG12	1.95	0.49
1:A:50:PHE:CD1	1:A:50:PHE:C	2.86	0.49
1:A:185:PHE:CD1	1:A:186:PRO:HD2	2.48	0.49
1:A:520:ASP:HB2	2:B:404:LEU:HD13	1.94	0.49
1:A:540:LEU:HD12	1:A:541:LEU:N	2.27	0.49
1:A:639:GLY:H	1:A:645:VAL:CG2	2.25	0.49
1:A:823:VAL:HG23	1:A:846:TYR:O	2.12	0.49
1:A:825:LEU:HB2	1:A:845:VAL:HG23	1.93	0.49
1:A:984:VAL:HG13	1:A:984:VAL:O	2.12	0.49
1:A:1102:ASN:HD22	1:C:1162:VAL:HG22	1.75	0.49
1:A:1164:ILE:O	1:A:1165:ASP:C	2.47	0.49
1:A:1213:LYS:CG	1:A:1266:TYR:HE2	2.23	0.49
1:A:1317:TYR:CD2	1:A:1344:ASP:HB3	2.47	0.49
2:B:400:LEU:HB3	2:B:402:ILE:HD11	1.94	0.49
2:B:484:LEU:HD11	2:B:626:LEU:HD11	1.94	0.49
2:B:1540:TYR:HE1	2:B:1575:LEU:HB2	1.78	0.49
1:C:331:GLU:CG	1:C:333:THR:HG23	2.41	0.49
1:C:361:LEU:HD12	1:C:361:LEU:H	1.77	0.49
1:C:987:ILE:CD1	1:C:1294:ILE:HG23	2.42	0.49
2:D:226:VAL:O	2:D:226:VAL:HG12	2.11	0.49
2:D:415:THR:O	2:D:425:GLN:CD	2.51	0.49
2:D:550:VAL:HG22	2:D:567:LEU:HD21	1.93	0.49
2:D:563:MET:CB	2:D:778:PHE:CE2	2.94	0.49
2:D:824:VAL:HG12	2:D:913:LEU:HD21	1.94	0.49
2:D:1327:THR:HG22	2:D:1328:PHE:N	2.27	0.49
2:D:1420:LYS:HB3	2:D:1422:ALA:O	2.12	0.49
1:A:116:ARG:O	1:A:117:MET:HB3	2.12	0.49
1:A:126:LEU:HD12	1:A:147:SER:HB2	1.93	0.49
1:A:1268:ASN:H	1:A:1268:ASN:HD22	1.60	0.49
2:B:435:TYR:CE1	2:B:616:ASN:HA	2.47	0.49
2:B:524:TYR:HE1	2:B:532:VAL:CG1	2.25	0.49
2:B:586:VAL:HG12	2:B:587:LEU:N	2.27	0.49
2:B:825:VAL:HG22	2:B:916:VAL:HG13	1.93	0.49
2:B:1301:ARG:HB3	2:B:1301:ARG:NH1	2.27	0.49
2:B:1382:ILE:HB	2:B:1425:ILE:HB	1.94	0.49
2:B:1529:LEU:N	2:B:1529:LEU:HD12	2.27	0.49
1:C:59:TYR:CZ	1:C:99:VAL:HG21	2.44	0.49
1:C:391:ASN:O	1:C:392:ALA:HB2	2.12	0.49
1:C:820:PHE:O	1:C:821:LYS:CG	2.60	0.49
1:C:834:VAL:HA	1:C:930:VAL:O	2.12	0.49
1:C:864:GLY:HA3	1:C:907:LEU:HD23	1.94	0.49

Continued on next page...

Continued from previous page...

Atom-1	Atom-2	Interatomic distance (Å)	Clash overlap (Å)
1:C:1549:LYS:HZ2	1:C:1667:PHE:HB3	1.76	0.49
1:C:1648:TRP:NE1	1:C:1664:LEU:HD22	2.28	0.49
2:D:162:ILE:CG2	2:D:202:LYS:HG2	2.43	0.49
2:D:350:THR:HG23	2:D:350:THR:O	2.11	0.49
2:D:518:PHE:HD2	2:D:518:PHE:O	1.96	0.49
2:D:755:TRP:O	2:D:756:LEU:HB3	2.12	0.49
2:D:1278:THR:HB	2:D:1314:THR:HB	1.94	0.49
2:D:1523:VAL:HG22	2:D:1584:TRP:CB	2.28	0.49
1:A:100:SER:HB2	1:A:101:TYR:HD2	1.78	0.49
1:A:475:ALA:HB1	1:A:477:LEU:CD2	2.42	0.49
1:A:1104:LEU:O	1:A:1108:VAL:HG12	2.11	0.49
1:A:1128:LYS:O	1:A:1128:LYS:HG3	2.11	0.49
1:A:1487:PHE:O	1:A:1488:LEU:C	2.50	0.49
2:B:482:LEU:N	2:B:482:LEU:CD1	2.76	0.49
2:B:930:LEU:HB2	2:B:1321:ALA:HB3	1.93	0.49
2:B:1330:ASN:HD22	2:B:1330:ASN:H	1.60	0.49
2:B:1412:GLU:HB2	2:B:1419:GLN:CG	2.42	0.49
1:C:100:SER:CB	1:C:101:TYR:HD2	2.25	0.49
1:C:792:ASP:O	1:C:793:SER:CB	2.60	0.49
1:C:1549:LYS:NZ	1:C:1667:PHE:CB	2.70	0.49
1:C:1559:TYR:CE1	1:C:1587:THR:HA	2.46	0.49
2:D:224:PHE:CZ	2:D:329:VAL:HG13	2.47	0.49
2:D:820:MET:HE1	2:D:832:ILE:HD13	1.94	0.49
2:D:825:VAL:HG22	2:D:916:VAL:HG13	1.95	0.49
2:D:1278:THR:O	2:D:1313:VAL:HA	2.12	0.49
2:D:1345:LEU:HG	2:D:1345:LEU:O	2.13	0.49
2:D:1512:ILE:O	2:D:1516:CYS:HB2	2.12	0.49
1:A:240:TYR:HA	1:A:243:PHE:HB2	1.93	0.49
1:A:1185:THR:OG1	1:A:1231:ASN:HB3	2.12	0.49
1:A:1560:ALA:HB1	1:A:1620:MET:CG	2.42	0.49
2:B:778:PHE:CD2	2:B:778:PHE:N	2.81	0.49
1:C:21:GLN:HE22	1:C:46:TYR:HD2	1.61	0.49
1:C:357:VAL:HG12	1:C:358:ALA:N	2.27	0.49
1:C:431:LEU:O	1:C:431:LEU:HD13	2.11	0.49
1:C:531:THR:HG23	1:C:533:ASN:H	1.78	0.49
1:C:598:SER:O	1:C:599:TRP:HD1	1.95	0.49
1:C:617:LYS:C	1:C:619:PRO:HD2	2.33	0.49
1:C:702:GLY:CA	1:C:728:PHE:CD1	2.95	0.49
1:C:1004:PRO:HG3	1:C:1461:ILE:HD13	1.95	0.49
1:C:1068:VAL:HG21	1:C:1124:TYR:HD1	1.72	0.49
1:C:1265:ASN:C	1:C:1267:VAL:H	2.16	0.49

Continued on next page...

Continued from previous page...

Atom-1	Atom-2	Interatomic distance (Å)	Clash overlap (Å)
1:C:1543:ILE:O	1:C:1547:THR:HG23	2.13	0.49
2:D:145:TYR:CD1	2:D:145:TYR:C	2.86	0.49
2:D:1429:LYS:O	2:D:1430:VAL:HG23	2.13	0.49
2:D:1507:ASP:OD1	2:D:1509:PRO:HD2	2.12	0.49
1:A:681:LYS:HB2	1:A:738:LEU:HD11	1.95	0.49
1:A:827:MET:HB3	1:A:829:ILE:CD1	2.42	0.49
1:A:946:PRO:HB3	1:A:1352:PHE:O	2.12	0.49
1:A:1016:VAL:HG11	1:A:1291:ILE:CG1	2.43	0.49
1:A:1023:HIS:O	1:A:1027:THR:HB	2.12	0.49
1:A:1584:ILE:CG2	1:A:1585:TYR:H	2.04	0.49
2:B:40:GLN:O	2:B:489:ILE:HD12	2.12	0.49
2:B:61:PHE:CG	2:B:62:PRO:HA	2.47	0.49
2:B:581:ASP:O	2:B:582:LYS:C	2.51	0.49
2:B:806:TYR:CE1	2:B:807:GLU:O	2.66	0.49
2:B:961:THR:HG22	2:B:1327:THR:HA	1.95	0.49
1:C:1252:ALA:O	1:C:1253:TYR:C	2.50	0.49
2:D:84:THR:N	2:D:85:PRO:HD3	2.27	0.49
2:D:199:ILE:O	2:D:199:ILE:HG22	2.12	0.49
2:D:353:TYR:CD2	2:D:614:GLY:O	2.66	0.49
2:D:954:VAL:HB	2:D:957:THR:CG2	2.31	0.49
2:D:1392:PRO:HB2	2:D:1397:LEU:HD22	1.95	0.49
1:A:166:PRO:HB3	1:A:198:MET:H	1.77	0.49
1:A:238:ILE:HD12	1:A:347:TYR:CE1	2.48	0.49
1:A:367:ILE:CD1	1:A:466:TYR:HB3	2.43	0.49
1:A:834:VAL:HB	1:A:837:GLU:OE2	2.13	0.49
1:A:874:ASP:O	1:A:875:HIS:CG	2.66	0.49
2:B:482:LEU:H	2:B:482:LEU:CD1	2.21	0.49
2:B:795:THR:HG22	2:B:796:PRO:HD2	1.95	0.49
2:B:829:GLN:HG3	2:B:1480:LEU:HD13	1.95	0.49
2:B:1349:VAL:HA	2:B:1364:MET:O	2.10	0.49
1:C:128:ILE:HD11	1:C:214:THR:CA	2.43	0.49
1:C:207:GLU:O	1:C:209:PHE:N	2.45	0.49
1:C:773:TRP:HZ3	1:C:788:PHE:HE1	1.56	0.49
1:C:946:PRO:HB3	1:C:1352:PHE:O	2.12	0.49
1:C:989:SER:O	1:C:993:SER:CB	2.60	0.49
1:C:1658:GLN:NE2	1:C:1661:LEU:HD12	2.28	0.49
2:D:61:PHE:CG	2:D:62:PRO:HA	2.47	0.49
2:D:69:PHE:C	2:D:69:PHE:CD2	2.86	0.49
2:D:137:TYR:CE1	2:D:143:VAL:HG22	2.47	0.49
2:D:597:LYS:NZ	2:D:597:LYS:HB3	2.27	0.49
2:D:735:ASN:CB	2:D:869:GLN:HE22	2.25	0.49

Continued on next page...

Continued from previous page...

Atom-1	Atom-2	Interatomic distance (Å)	Clash overlap (Å)
2:D:784:ILE:HD12	2:D:817:ASP:OD1	2.13	0.49
2:D:814:PHE:CZ	2:D:846:VAL:HG21	2.48	0.49
2:D:965:ILE:CD1	2:D:1277:ILE:HD13	2.42	0.49
1:A:27:ALA:HB1	1:A:28:PRO:CD	2.43	0.49
1:A:1109:GLU:HB3	1:A:1110:ASN:OD1	2.11	0.49
1:A:1564:SER:O	1:A:1579:ALA:HB1	2.13	0.49
1:A:1648:TRP:NE1	1:A:1664:LEU:HD22	2.28	0.49
2:B:155:SER:O	2:B:156:LYS:HG2	2.13	0.49
2:B:204:GLU:HG3	2:B:204:GLU:O	2.13	0.49
2:B:417:HIS:N	2:B:425:GLN:OE1	2.45	0.49
2:B:437:THR:HG21	2:B:443:ASN:N	2.27	0.49
2:B:481:TYR:CD2	2:B:481:TYR:C	2.85	0.49
2:B:924:ILE:O	2:B:924:ILE:HG22	2.12	0.49
1:C:20:GLU:HA	1:C:551:THR:HG22	1.93	0.49
1:C:111:PHE:CG	1:C:112:SER:N	2.81	0.49
1:C:222:TYR:HE1	1:C:768:TYR:CB	2.10	0.49
1:C:639:GLY:H	1:C:645:VAL:HG22	1.78	0.49
1:C:1008:ALA:O	1:C:1010:ALA:N	2.45	0.49
2:D:109:THR:HG22	2:D:114:ARG:HB3	1.94	0.49
1:A:120:THR:CG2	1:A:122:ASP:H	2.24	0.49
1:A:331:GLU:CG	1:A:333:THR:HG23	2.42	0.49
1:A:618:LYS:O	1:A:619:PRO:O	2.31	0.49
1:A:773:TRP:HZ3	1:A:788:PHE:HE1	1.55	0.49
1:A:1088:GLN:O	1:A:1090:ASN:N	2.46	0.49
1:A:1101:CYS:O	1:A:1105:LEU:HD12	2.13	0.49
1:A:1132:THR:HB	1:A:1134:PRO:HD2	1.94	0.49
1:A:1140:ASN:O	1:A:1143:TYR:HB3	2.12	0.49
1:A:1152:ILE:CG2	1:A:1168:LEU:HD21	2.40	0.49
1:A:1268:ASN:HB2	1:A:1269:PRO:HD3	1.95	0.49
2:B:103:TYR:CD2	2:B:103:TYR:N	2.79	0.49
1:C:1003:LEU:HA	1:C:1004:PRO:HD2	1.64	0.49
1:C:1024:TYR:O	1:C:1025:LEU:C	2.51	0.49
1:C:1271:ILE:HD13	1:C:1300:TYR:CD1	2.47	0.49
1:C:1279:ARG:NH2	1:C:1362:THR:HG21	2.28	0.49
1:C:1324:HIS:CD2	1:C:1336:ARG:NH2	2.81	0.49
1:C:1365:VAL:CG2	1:C:1366:HIS:H	2.23	0.49
1:C:1455:ILE:HD12	1:C:1455:ILE:N	2.27	0.49
2:D:422:ARG:HD3	2:D:422:ARG:N	2.22	0.49
1:A:471:ASP:O	1:A:472:ASN:HB3	2.13	0.48
1:A:618:LYS:N	1:A:619:PRO:CD	2.72	0.48
1:A:672:ILE:C	1:A:673:LEU:HG	2.33	0.48

Continued on next page...

Continued from previous page...

Atom-1	Atom-2	Interatomic distance (Å)	Clash overlap (Å)
1:A:961:TYR:HB2	1:A:1345:ASP:OD2	2.13	0.48
1:A:1563:VAL:HG12	1:A:1581:LEU:HD23	1.94	0.48
2:B:421:PRO:O	2:B:424:ARG:HB2	2.13	0.48
2:B:481:TYR:CE2	2:B:493:GLY:C	2.86	0.48
2:B:1301:ARG:HB3	2:B:1301:ARG:HH11	1.78	0.48
2:B:1600:ILE:O	2:B:1602:THR:HG23	2.12	0.48
1:C:126:LEU:HD12	1:C:147:SER:HB2	1.94	0.48
1:C:161:LEU:HD11	1:C:185:PHE:CE1	2.47	0.48
1:C:1226:ARG:O	1:C:1270:VAL:HG22	2.13	0.48
1:C:1454:GLN:C	1:C:1455:ILE:HD12	2.33	0.48
1:C:1480:PHE:N	1:C:1480:PHE:CD1	2.81	0.48
2:D:44:GLU:OE2	2:D:523:TYR:OH	2.28	0.48
2:D:58:VAL:HG12	2:D:104:VAL:HG22	1.94	0.48
1:A:142:LYS:HA	1:A:187:ASP:OD1	2.12	0.48
1:A:599:TRP:HE1	1:A:779:LEU:CD1	2.26	0.48
1:A:819:VAL:O	1:A:820:PHE:O	2.30	0.48
1:A:1024:TYR:O	1:A:1025:LEU:C	2.51	0.48
1:A:1493:PHE:CD1	1:A:1494:THR:N	2.79	0.48
1:A:1563:VAL:HG22	1:A:1617:TYR:O	2.14	0.48
2:B:378:PRO:HA	2:B:389:THR:HA	1.94	0.48
2:B:438:GLN:CD	2:B:530:GLU:HG3	2.34	0.48
2:B:742:ASP:C	2:B:742:ASP:OD1	2.52	0.48
2:B:818:LEU:CD2	2:B:820:MET:HE3	2.40	0.48
2:B:1345:LEU:HG	2:B:1345:LEU:O	2.13	0.48
1:C:706:ASN:HB2	1:C:714:ARG:HH11	1.77	0.48
1:C:875:HIS:CB	2:D:901:GLN:HE22	2.25	0.48
2:D:795:THR:HG22	2:D:796:PRO:HD2	1.95	0.48
2:D:850:LEU:HG	2:D:851:LEU:O	2.13	0.48
2:D:913:LEU:HD23	2:D:914:LYS:N	2.28	0.48
2:D:1528:LEU:HD13	2:D:1542:MET:CE	2.43	0.48
1:A:21:GLN:HE22	1:A:46:TYR:HD2	1.61	0.48
1:A:135:TYR:OH	1:A:141:VAL:HG13	2.13	0.48
1:A:790:LEU:HB3	1:A:791:PRO:CD	2.44	0.48
1:A:1077:TRP:O	1:A:1080:ALA:HB3	2.13	0.48
1:A:1229:LYS:HZ1	1:A:1240:PRO:HD2	1.78	0.48
1:A:1500:ARG:C	1:A:1502:ASP:H	2.17	0.48
2:B:44:GLU:OE2	2:B:523:TYR:OH	2.30	0.48
2:B:964:ILE:HG13	2:B:1302:THR:CG2	2.38	0.48
1:C:24:VAL:O	1:C:24:VAL:HG12	2.13	0.48
1:C:113:LYS:CG	1:C:114:SER:N	2.74	0.48
1:C:309:GLU:N	1:C:309:GLU:OE1	2.46	0.48

Continued on next page...

Continued from previous page...

Atom-1	Atom-2	Interatomic distance (Å)	Clash overlap (Å)
1:C:367:ILE:CD1	1:C:466:TYR:HB3	2.43	0.48
1:C:956:ARG:HA	1:C:1348:VAL:O	2.12	0.48
1:C:968:VAL:CG2	1:C:971:THR:HG21	2.43	0.48
1:C:1381:ILE:O	1:C:1382:ASP:CB	2.59	0.48
1:C:1535:MET:HG2	1:C:1608:ASN:O	2.14	0.48
2:D:223:SER:O	2:D:252:LEU:HG	2.13	0.48
2:D:283:ILE:N	2:D:283:ILE:HD12	2.29	0.48
2:D:401:ASN:C	2:D:402:ILE:HD13	2.33	0.48
2:D:1446:PHE:CD2	2:D:1448:VAL:HG22	2.45	0.48
1:A:968:VAL:CG2	1:A:971:THR:HG21	2.44	0.48
1:A:1008:ALA:O	1:A:1010:ALA:N	2.46	0.48
1:A:1069:TRP:CZ3	1:A:1451:THR:HG21	2.48	0.48
1:A:1132:THR:HG22	1:A:1133:LEU:N	2.27	0.48
1:A:1450:PHE:HA	1:A:1464:LEU:HB3	1.96	0.48
2:B:58:VAL:HG12	2:B:104:VAL:HG22	1.94	0.48
2:B:226:VAL:O	2:B:226:VAL:HG12	2.12	0.48
2:B:350:THR:HG23	2:B:350:THR:O	2.12	0.48
2:B:512:PRO:O	2:B:515:ILE:HD12	2.13	0.48
2:B:842:GLU:O	2:B:844:ILE:HG23	2.14	0.48
2:B:1424:ILE:N	2:B:1424:ILE:CD1	2.74	0.48
1:C:146:TYR:HD1	1:C:182:ILE:HG23	1.75	0.48
1:C:494:ASP:CG	1:C:494:ASP:O	2.52	0.48
1:C:540:LEU:HD12	1:C:541:LEU:N	2.28	0.48
1:C:944:LEU:HD23	1:C:944:LEU:N	2.28	0.48
1:C:1022:PHE:O	1:C:1024:TYR:N	2.47	0.48
1:C:1127:ILE:HG12	1:C:1143:TYR:CE2	2.48	0.48
1:C:1560:ALA:O	1:C:1561:TYR:HB3	2.13	0.48
2:D:69:PHE:CD2	2:D:87:ILE:HG22	2.49	0.48
2:D:825:VAL:N	2:D:828:GLU:OE1	2.39	0.48
2:D:1619:GLU:HA	2:D:1622:GLN:NE2	2.27	0.48
1:A:961:TYR:O	1:A:961:TYR:CD1	2.66	0.48
1:A:1279:ARG:NH2	1:A:1362:THR:HG21	2.28	0.48
1:A:1562:LYS:O	1:A:1563:VAL:CG1	2.62	0.48
1:A:1585:TYR:CE2	1:A:1586:LYS:HB3	2.48	0.48
2:B:235:PHE:CE2	2:B:299:PHE:HE2	2.31	0.48
2:B:816:ILE:CD1	2:B:896:ILE:HG22	2.44	0.48
2:B:830:VAL:CG2	2:B:831:GLU:N	2.72	0.48
2:B:1562:GLN:CB	2:B:1598:SER:HB3	2.43	0.48
1:C:185:PHE:CD1	1:C:186:PRO:HD2	2.48	0.48
1:C:227:PHE:HB2	1:C:338:GLU:HG3	1.94	0.48
1:C:623:VAL:CG1	1:C:624:PHE:N	2.61	0.48

Continued on next page...

Continued from previous page...

Atom-1	Atom-2	Interatomic distance (Å)	Clash overlap (Å)
1:C:979:VAL:HG21	1:C:1326:TYR:CZ	2.43	0.48
1:C:1033:ILE:HG22	1:C:1034:PHE:HD1	1.77	0.48
1:C:1061:ASN:HB3	1:C:1062:ALA:H	1.54	0.48
1:C:1109:GLU:HB3	1:C:1110:ASN:OD1	2.13	0.48
1:C:1224:ILE:HG22	1:C:1225:TYR:HD2	1.78	0.48
1:C:1227:PHE:CD2	1:C:1273:TRP:NE1	2.80	0.48
2:D:91:ALA:HA	2:D:94:VAL:HG23	1.96	0.48
2:D:543:THR:OG1	2:D:544:CYS:N	2.43	0.48
1:A:308:LYS:HB3	1:A:309:GLU:OE1	2.13	0.48
1:A:463:SER:O	1:A:555:VAL:HG21	2.14	0.48
1:A:1314:ASP:HA	1:A:1325:ASN:HB2	1.95	0.48
2:B:69:PHE:CD2	2:B:69:PHE:C	2.87	0.48
2:B:83:VAL:HB	2:B:85:PRO:HD3	1.95	0.48
2:B:129:PHE:HE2	2:B:598:ILE:HG23	1.75	0.48
2:B:422:ARG:HD3	2:B:422:ARG:N	2.23	0.48
2:B:541:LYS:HG3	2:B:543:THR:HG22	1.95	0.48
1:C:125:PHE:CE1	1:C:627:LEU:HD21	2.47	0.48
1:C:544:TYR:HE2	1:C:546:VAL:CG2	2.26	0.48
1:C:950:TYR:HD1	1:C:1268:ASN:OD1	1.95	0.48
2:D:511:THR:H	2:D:514:LEU:CD1	2.26	0.48
2:D:742:ASP:C	2:D:742:ASP:OD1	2.52	0.48
2:D:746:ILE:H	2:D:746:ILE:HD13	1.77	0.48
2:D:947:ALA:HB2	2:D:1309:GLN:HA	1.95	0.48
1:A:251:LYS:HG2	1:A:296:ILE:CD1	2.43	0.48
1:A:794:LEU:HD12	1:A:794:LEU:N	2.28	0.48
1:A:831:TYR:CZ	1:A:1457:ASP:HB3	2.48	0.48
1:A:1323:LEU:CD1	1:A:1324:HIS:H	2.26	0.48
2:B:162:ILE:HG21	2:B:202:LYS:HG2	1.94	0.48
2:B:778:PHE:N	2:B:778:PHE:HD2	2.11	0.48
1:C:809:ILE:CG1	1:C:810:CYS:N	2.76	0.48
1:C:855:PHE:CZ	1:C:886:GLN:HB2	2.48	0.48
1:C:1185:THR:OG1	1:C:1231:ASN:HB3	2.13	0.48
1:C:1612:VAL:HB	1:C:1615:ARG:HB3	1.96	0.48
1:C:1675:GLY:O	1:C:1676:CYS:OXT	2.32	0.48
2:D:71:THR:HG23	2:D:72:ARG:N	2.29	0.48
2:D:640:SER:O	2:D:641:ALA:CB	2.61	0.48
2:D:916:VAL:CG2	2:D:917:PRO:HD2	2.43	0.48
1:A:115:LYS:HG3	1:A:116:ARG:O	2.14	0.48
1:A:120:THR:HG22	1:A:121:TYR:N	2.29	0.48
1:A:534:MET:HB3	1:A:538:SER:OG	2.14	0.48
1:A:641:ASN:O	1:A:642:ASN:C	2.50	0.48

Continued on next page...

Continued from previous page...

Atom-1	Atom-2	Interatomic distance (Å)	Clash overlap (Å)
1:A:1143:TYR:O	1:A:1144:LEU:C	2.52	0.48
1:A:1565:ILE:O	1:A:1566:THR:HG22	2.14	0.48
2:B:84:THR:N	2:B:85:PRO:HD3	2.28	0.48
2:B:299:PHE:CE1	2:B:303:PHE:HD2	2.24	0.48
2:B:356:PRO:HD2	2:B:444:TYR:CZ	2.48	0.48
2:B:477:LYS:N	2:B:477:LYS:HD3	2.29	0.48
2:B:860:SER:OG	2:B:866:TYR:N	2.46	0.48
2:B:1300:ALA:O	2:B:1301:ARG:HD2	2.13	0.48
1:C:135:TYR:OH	1:C:141:VAL:HG13	2.14	0.48
1:C:618:LYS:O	1:C:619:PRO:O	2.32	0.48
1:C:1013:MET:HE2	1:C:1287:THR:HB	1.96	0.48
1:C:1020:TYR:CE1	1:C:1295:GLU:HG3	2.48	0.48
1:C:1140:ASN:O	1:C:1143:TYR:HB3	2.14	0.48
1:C:1313:ILE:HD13	1:C:1313:ILE:HA	1.68	0.48
1:C:1563:VAL:HG12	1:C:1581:LEU:CD2	2.44	0.48
2:D:189:PRO:C	2:D:191:LEU:N	2.67	0.48
2:D:214:PHE:CD1	2:D:214:PHE:C	2.86	0.48
2:D:378:PRO:HA	2:D:389:THR:HA	1.95	0.48
1:A:325:ILE:O	1:A:341:GLU:HB2	2.14	0.48
1:A:583:SER:O	1:A:586:GLN:HB3	2.14	0.48
1:A:700:TYR:OH	1:A:757:LEU:HD22	2.14	0.48
1:A:1483:PHE:O	1:A:1485:VAL:HG13	2.14	0.48
2:B:91:ALA:HA	2:B:94:VAL:HG23	1.96	0.48
2:B:276:ILE:O	2:B:277:PRO:C	2.52	0.48
2:B:365:TYR:HA	2:B:394:GLY:O	2.14	0.48
2:B:455:LYS:O	2:B:458:ASP:HB2	2.14	0.48
2:B:850:LEU:HG	2:B:851:LEU:O	2.14	0.48
2:B:916:VAL:HG22	2:B:917:PRO:O	2.14	0.48
2:B:966:GLN:HG3	2:B:966:GLN:O	2.14	0.48
1:C:25:ILE:N	1:C:655:THR:CG2	2.73	0.48
1:C:132:LYS:HZ1	1:C:139:GLN:HE22	1.56	0.48
1:C:166:PRO:HB3	1:C:198:MET:H	1.78	0.48
1:C:700:TYR:OH	1:C:757:LEU:HD22	2.13	0.48
1:C:935:LYS:HD3	1:C:1373:GLU:OE2	2.14	0.48
2:D:421:PRO:O	2:D:424:ARG:HB2	2.14	0.48
1:A:248:ILE:HD13	1:A:325:ILE:CD1	2.44	0.48
1:A:354:LEU:HD23	1:A:450:GLU:HG3	1.96	0.48
1:A:792:ASP:OD1	1:A:792:ASP:N	2.47	0.48
1:A:1268:ASN:N	1:A:1269:PRO:HD2	2.29	0.48
1:A:1381:ILE:O	1:A:1382:ASP:CB	2.62	0.48
1:A:1554:LYS:CG	1:A:1555:PRO:HD2	2.43	0.48

Continued on next page...

Continued from previous page...

Atom-1	Atom-2	Interatomic distance (Å)	Clash overlap (Å)
1:A:1567:SER:HB3	1:A:1578:LYS:HB2	1.96	0.48
2:B:928:VAL:HG23	2:B:1323:MET:HB3	1.96	0.48
1:C:1076:THR:HG22	1:C:1144:LEU:HD11	1.95	0.48
1:C:1474:CYS:HB3	1:C:1476:ARG:NH1	2.29	0.48
1:C:1567:SER:HB3	1:C:1578:LYS:HB2	1.96	0.48
2:D:236:TYR:C	2:D:238:ASP:N	2.67	0.48
2:D:353:TYR:CD2	2:D:614:GLY:C	2.87	0.48
2:D:438:GLN:CD	2:D:530:GLU:HG3	2.35	0.48
2:D:482:LEU:N	2:D:482:LEU:CD1	2.75	0.48
2:D:746:ILE:HD13	2:D:746:ILE:N	2.29	0.48
2:D:1632:SER:O	2:D:1636:THR:HB	2.13	0.48
1:A:494:ASP:CG	1:A:494:ASP:O	2.52	0.47
1:A:811:VAL:O	1:A:811:VAL:CG1	2.62	0.47
1:A:837:GLU:C	1:A:901:LEU:HD12	2.34	0.47
1:A:934:VAL:O	1:A:935:LYS:HG3	2.13	0.47
1:A:1075:SER:HB2	1:A:1120:GLU:OE1	2.14	0.47
1:A:1128:LYS:HD3	1:A:1414:GLU:OE1	2.14	0.47
1:A:1143:TYR:O	1:A:1146:ALA:N	2.47	0.47
1:A:1532:CYS:SG	1:A:1533:GLY:N	2.87	0.47
1:A:1559:TYR:OH	1:A:1591:VAL:HA	2.14	0.47
2:B:145:TYR:C	2:B:145:TYR:CD1	2.88	0.47
2:B:198:ARG:HB3	2:B:213:TYR:CE1	2.49	0.47
2:B:251:TYR:CD2	2:B:257:VAL:HG22	2.49	0.47
2:B:345:ILE:HG13	2:B:428:LYS:HB2	1.94	0.47
2:B:415:THR:HG23	2:B:426:ALA:O	2.13	0.47
2:B:555:LEU:H	2:B:555:LEU:HG	1.49	0.47
2:B:795:THR:CG2	2:B:796:PRO:HD2	2.45	0.47
1:C:100:SER:HB2	1:C:101:TYR:HD2	1.78	0.47
1:C:346:LYS:HE3	1:C:348:VAL:HG22	1.96	0.47
1:C:471:ASP:O	1:C:472:ASN:HB3	2.14	0.47
1:C:854:GLN:OE1	1:C:854:GLN:O	2.32	0.47
1:C:963:ILE:HG23	1:C:967:LEU:HD23	1.95	0.47
1:C:1143:TYR:O	1:C:1146:ALA:N	2.47	0.47
2:D:795:THR:CG2	2:D:796:PRO:HD2	2.44	0.47
2:D:1517:GLU:OE2	2:D:1518:THR:HG22	2.13	0.47
1:A:100:SER:CB	1:A:101:TYR:HD2	2.27	0.47
1:A:163:PHE:HE1	1:A:188:PHE:CB	2.26	0.47
1:A:270:GLY:HA3	1:A:282:MET:CG	2.43	0.47
1:A:968:VAL:HG23	1:A:971:THR:CG2	2.44	0.47
2:B:443:ASN:OD1	2:B:469:ASN:HB3	2.14	0.47
2:B:449:ILE:HG23	2:B:449:ILE:O	2.14	0.47

Continued on next page...

Continued from previous page...

Atom-1	Atom-2	Interatomic distance (Å)	Clash overlap (Å)
2:B:844:ILE:CD1	2:B:872:ILE:HD11	2.44	0.47
2:B:1278:THR:O	2:B:1313:VAL:HA	2.13	0.47
2:B:1420:LYS:HB3	2:B:1422:ALA:O	2.14	0.47
1:C:289:ASN:OD1	1:C:289:ASN:N	2.46	0.47
1:C:330:ILE:HG22	1:C:337:SER:CB	2.31	0.47
1:C:351:PRO:HG2	1:C:352:TYR:HD2	1.71	0.47
1:C:475:ALA:HB1	1:C:477:LEU:CD2	2.44	0.47
1:C:1041:GLU:O	1:C:1045:LEU:HG	2.14	0.47
1:C:1299:GLU:O	1:C:1303:LEU:HB2	2.13	0.47
1:C:1561:TYR:CE1	1:C:1581:LEU:HD11	2.49	0.47
2:D:235:PHE:CE2	2:D:299:PHE:HE2	2.32	0.47
2:D:259:GLY:HA2	2:D:323:GLU:HB3	1.94	0.47
2:D:449:ILE:O	2:D:449:ILE:HG23	2.14	0.47
2:D:628:LEU:HB3	2:D:636:THR:HG23	1.96	0.47
2:D:842:GLU:O	2:D:843:ASP:C	2.53	0.47
2:D:1382:ILE:HG12	2:D:1427:LEU:HD11	1.95	0.47
1:A:600:VAL:CG2	1:A:780:VAL:HG21	2.45	0.47
1:A:1246:ARG:O	1:A:1250:THR:HG23	2.15	0.47
1:A:1271:ILE:CD1	1:A:1300:TYR:CZ	2.97	0.47
1:A:1561:TYR:CE1	1:A:1581:LEU:HD11	2.50	0.47
2:B:1476:LYS:HE3	2:B:1476:LYS:HB3	1.60	0.47
1:C:333:THR:OG1	1:C:334:GLY:N	2.48	0.47
1:C:560:TRP:CZ3	1:C:562:ASN:HB2	2.49	0.47
1:C:774:LEU:HD12	1:C:799:ILE:HD11	1.97	0.47
1:C:990:ALA:HB1	1:C:1000:LEU:CD1	2.44	0.47
1:C:1307:LEU:HD22	1:C:1307:LEU:H	1.79	0.47
1:C:1344:ASP:OD1	1:C:1345:ASP:N	2.47	0.47
2:D:126:SER:OG	2:D:127:PHE:N	2.47	0.47
2:D:139:PRO:HG2	2:D:218:LYS:HE2	1.96	0.47
2:D:217:ARG:HG2	2:D:218:LYS:N	2.29	0.47
2:D:437:THR:HG21	2:D:443:ASN:N	2.30	0.47
2:D:501:GLN:CG	2:D:504:VAL:HG23	2.43	0.47
2:D:581:ASP:O	2:D:582:LYS:C	2.50	0.47
2:D:953:ARG:HG2	2:D:954:VAL:N	2.29	0.47
2:D:1289:ARG:C	2:D:1290:TYR:HD1	2.18	0.47
2:D:1384:ILE:HB	2:D:1423:VAL:HG12	1.96	0.47
2:D:1484:ILE:HG22	2:D:1485:CYS:N	2.29	0.47
2:D:1613:GLU:O	2:D:1616:CYS:CB	2.61	0.47
2:D:1628:PHE:O	2:D:1629:ALA:C	2.52	0.47
1:A:237:PHE:HA	1:A:345:ILE:HG23	1.97	0.47
1:A:308:LYS:CG	1:A:309:GLU:H	2.25	0.47

Continued on next page...

Continued from previous page...

Atom-1	Atom-2	Interatomic distance (Å)	Clash overlap (Å)
1:A:820:PHE:CE2	1:A:821:LYS:O	2.67	0.47
1:A:859:MET:HE1	1:A:898:PHE:CB	2.44	0.47
1:A:864:GLY:HA3	1:A:907:LEU:HD22	1.96	0.47
1:A:1022:PHE:O	1:A:1023:HIS:C	2.51	0.47
1:A:1139:GLU:OE2	1:A:1187:THR:OG1	2.24	0.47
2:B:26:THR:OG1	2:B:44:GLU:HB2	2.15	0.47
2:B:953:ARG:HG2	2:B:954:VAL:N	2.29	0.47
2:B:1427:LEU:HD23	2:B:1430:VAL:HG23	1.96	0.47
1:C:520:ASP:OD1	1:C:520:ASP:N	2.47	0.47
1:C:705:VAL:HA	1:C:739:ARG:HH12	1.77	0.47
1:C:975:ARG:HH22	1:C:1346:LEU:HD22	1.79	0.47
1:C:1104:LEU:O	1:C:1108:VAL:HG12	2.13	0.47
1:C:1487:PHE:O	1:C:1488:LEU:C	2.53	0.47
2:D:40:GLN:O	2:D:489:ILE:HD12	2.14	0.47
2:D:224:PHE:CE2	2:D:329:VAL:HG13	2.49	0.47
2:D:481:TYR:CD2	2:D:493:GLY:O	2.67	0.47
2:D:581:ASP:OD2	2:D:785:THR:HG21	2.12	0.47
2:D:940:THR:HG22	2:D:942:LEU:HD22	1.96	0.47
1:A:23:TYR:CD1	1:A:23:TYR:C	2.88	0.47
1:A:908:HIS:O	1:A:909:ASN:CB	2.61	0.47
1:A:1016:VAL:HG11	1:A:1291:ILE:CD1	2.45	0.47
1:A:1488:LEU:HD12	1:A:1488:LEU:C	2.35	0.47
2:B:192:VAL:CG2	2:B:193:SER:H	2.17	0.47
2:B:584:VAL:HG12	2:B:585:TYR:N	2.29	0.47
2:B:599:TRP:HA	2:B:599:TRP:CE3	2.48	0.47
2:B:825:VAL:N	2:B:828:GLU:OE1	2.39	0.47
2:B:940:THR:HG22	2:B:942:LEU:HD22	1.97	0.47
2:B:1517:GLU:OE2	2:B:1518:THR:HG22	2.14	0.47
1:C:153:LYS:O	1:C:154:PRO:C	2.53	0.47
1:C:163:PHE:CD2	1:C:201:ILE:HG12	2.49	0.47
1:C:373:VAL:CG2	1:C:418:ALA:HB3	2.43	0.47
1:C:531:THR:O	1:C:534:MET:HG3	2.15	0.47
1:C:706:ASN:HD21	1:C:709:GLU:HB2	1.79	0.47
1:C:1183:GLN:HE22	1:C:1232:LEU:HD22	1.80	0.47
1:C:1217:LEU:HD13	1:C:1237:SER:HA	1.95	0.47
2:D:203:TYR:O	2:D:204:GLU:C	2.53	0.47
2:D:781:ARG:HD3	2:D:781:ARG:HA	1.58	0.47
2:D:842:GLU:O	2:D:844:ILE:HG23	2.15	0.47
1:A:117:MET:HB2	1:A:118:PRO:HD2	1.97	0.47
1:A:502:LEU:HB2	1:A:541:LEU:CD2	2.45	0.47
1:A:889:GLU:HB2	1:A:892:SER:CB	2.39	0.47

Continued on next page...

Continued from previous page...

Atom-1	Atom-2	Interatomic distance (Å)	Clash overlap (Å)
1:A:930:VAL:HA	1:A:931:PRO:HD3	1.78	0.47
1:A:1040:ILE:O	1:A:1043:GLN:HB2	2.14	0.47
1:A:1102:ASN:HD21	1:C:1162:VAL:N	1.99	0.47
2:B:416:ASN:HA	2:B:425:GLN:NE2	2.29	0.47
2:B:436:GLN:O	2:B:437:THR:C	2.53	0.47
2:B:735:ASN:CB	2:B:869:GLN:HE22	2.27	0.47
1:C:174:VAL:CG2	1:C:175:GLU:N	2.77	0.47
1:C:500:ASN:O	1:C:542:VAL:HA	2.15	0.47
1:C:958:GLU:HA	1:C:1346:LEU:O	2.14	0.47
1:C:1549:LYS:HZ3	1:C:1549:LYS:HG3	1.57	0.47
2:D:557:GLN:OE1	2:D:557:GLN:HA	2.15	0.47
2:D:1581:TYR:HA	2:D:1608:GLU:O	2.15	0.47
1:A:571:LEU:CD2	1:A:812:ALA:HB2	2.44	0.47
1:A:641:ASN:OD1	1:A:644:ASN:HB2	2.15	0.47
1:A:820:PHE:O	1:A:821:LYS:CG	2.62	0.47
1:A:834:VAL:HA	1:A:930:VAL:O	2.15	0.47
1:A:950:TYR:HD1	1:A:1268:ASN:OD1	1.98	0.47
1:A:1004:PRO:HG3	1:A:1461:ILE:HD13	1.97	0.47
1:A:1044:LYS:O	1:A:1047:LYS:HB3	2.15	0.47
1:A:1054:LEU:HD22	1:A:1057:MET:CE	2.45	0.47
1:A:1190:ILE:HD11	1:A:1253:TYR:CZ	2.50	0.47
1:A:1482:LEU:HD23	1:A:1482:LEU:O	2.15	0.47
2:B:148:PHE:CB	2:B:800:ILE:HD11	2.45	0.47
2:B:236:TYR:C	2:B:238:ASP:N	2.68	0.47
2:B:478:TYR:O	2:B:478:TYR:HD1	1.98	0.47
2:B:553:ASP:CG	2:B:555:LEU:HD11	2.34	0.47
2:B:964:ILE:O	2:B:964:ILE:HG22	2.15	0.47
2:B:1270:HIS:O	2:B:1270:HIS:CG	2.68	0.47
2:B:1370:ARG:HG2	2:B:1371:TYR:O	2.14	0.47
2:B:1623:LYS:HZ3	2:B:1623:LYS:CA	2.28	0.47
1:C:54:ILE:HG12	1:C:106:VAL:HG13	1.95	0.47
1:C:59:TYR:CD1	1:C:60:PRO:CD	2.97	0.47
1:C:624:PHE:CD1	1:C:625:GLN:N	2.83	0.47
1:C:837:GLU:C	1:C:901:LEU:HD12	2.34	0.47
1:C:1320:LYS:HD2	1:C:1321:GLY:N	2.22	0.47
1:C:1421:HIS:NE2	1:C:1498:TYR:CD1	2.82	0.47
1:C:1488:LEU:HD12	1:C:1488:LEU:C	2.35	0.47
1:C:1548:ARG:HD3	1:C:1548:ARG:H	1.79	0.47
1:C:1559:TYR:OH	1:C:1591:VAL:HA	2.14	0.47
1:C:1565:ILE:O	1:C:1566:THR:HG22	2.14	0.47
2:D:63:ARG:HB2	2:D:65:GLN:HG3	1.97	0.47

Continued on next page...

Continued from previous page...

Atom-1	Atom-2	Interatomic distance (Å)	Clash overlap (Å)
2:D:354:PHE:CE2	2:D:409:LEU:HB2	2.50	0.47
2:D:435:TYR:CE1	2:D:616:ASN:HA	2.50	0.47
2:D:481:TYR:CD2	2:D:481:TYR:C	2.87	0.47
2:D:545:MET:HG3	2:D:798:LYS:O	2.15	0.47
2:D:621:PHE:H	2:D:621:PHE:HD2	1.62	0.47
2:D:818:LEU:HG	2:D:818:LEU:O	2.15	0.47
2:D:916:VAL:CG2	2:D:917:PRO:N	2.78	0.47
2:D:1296:ASN:O	2:D:1297:ALA:C	2.53	0.47
2:D:1380:THR:HG22	2:D:1381:ILE:H	1.79	0.47
2:D:1509:PRO:O	2:D:1512:ILE:HG13	2.14	0.47
1:A:265:VAL:HG23	1:A:292:LEU:H	1.79	0.47
1:A:987:ILE:HG22	1:A:1021:VAL:HG23	1.96	0.47
1:A:1076:THR:HG22	1:A:1144:LEU:HD11	1.97	0.47
2:B:646:GLN:HB3	2:B:647:PRO:CD	2.35	0.47
2:B:866:TYR:OH	2:B:1388:THR:HG21	2.15	0.47
1:C:165:ASP:HB2	1:C:166:PRO:HD2	1.97	0.47
1:C:354:LEU:HA	1:C:374:GLN:O	2.15	0.47
1:C:364:LYS:HE2	1:C:465:LEU:O	2.14	0.47
1:C:549:GLU:CD	1:C:549:GLU:N	2.56	0.47
1:C:599:TRP:HE1	1:C:779:LEU:CD1	2.27	0.47
1:C:794:LEU:HD12	1:C:794:LEU:N	2.30	0.47
1:C:1159:CYS:N	1:C:1160:PRO:CD	2.77	0.47
1:C:1209:VAL:HG12	1:C:1210:SER:N	2.30	0.47
1:C:1450:PHE:HA	1:C:1464:LEU:HB3	1.97	0.47
1:C:1475:VAL:HG22	1:C:1476:ARG:N	2.30	0.47
2:D:59:HIS:O	2:D:104:VAL:HG23	2.14	0.47
2:D:252:LEU:HD22	2:D:582:LYS:HB3	1.97	0.47
2:D:1349:VAL:HA	2:D:1364:MET:O	2.14	0.47
2:D:1402:LYS:HD3	2:D:1402:LYS:HA	1.52	0.47
2:D:1412:GLU:HB2	2:D:1419:GLN:CG	2.45	0.47
1:A:365:PRO:CG	1:A:464:TYR:CE2	2.97	0.47
1:A:500:ASN:O	1:A:542:VAL:HA	2.15	0.47
1:A:1454:GLN:C	1:A:1455:ILE:HD12	2.35	0.47
1:A:1548:ARG:H	1:A:1548:ARG:HD3	1.80	0.47
2:B:525:GLN:NE2	2:B:528:ASN:H	2.13	0.47
2:B:563:MET:HG3	2:B:780:LEU:CD2	2.43	0.47
2:B:1330:ASN:N	2:B:1330:ASN:HD22	2.12	0.47
2:B:1599:TYR:N	2:B:1599:TYR:HD1	2.13	0.47
1:C:25:ILE:HD13	1:C:41:ILE:HG13	1.96	0.47
1:C:238:ILE:HG12	1:C:246:PHE:HE1	1.80	0.47
1:C:968:VAL:HG23	1:C:971:THR:CG2	2.44	0.47

Continued on next page...

Continued from previous page...

Atom-1	Atom-2	Interatomic distance (Å)	Clash overlap (Å)
1:C:1000:LEU:HD22	1:C:1281:GLY:CA	2.45	0.47
1:C:1188:LEU:HD23	1:C:1212:LEU:CD2	2.45	0.47
1:C:1304:VAL:CG1	1:C:1305:LYS:H	2.27	0.47
1:C:1323:LEU:CD1	1:C:1324:HIS:H	2.27	0.47
2:D:555:LEU:H	2:D:555:LEU:HG	1.48	0.47
2:D:584:VAL:HG12	2:D:585:TYR:N	2.29	0.47
2:D:745:ILE:HG22	2:D:897:LYS:HD3	1.93	0.47
2:D:853:ASN:C	2:D:853:ASN:OD1	2.53	0.47
2:D:1506:ILE:HD11	2:D:1628:PHE:CE1	2.50	0.47
1:A:36:SER:HA	1:A:86:THR:CG2	2.45	0.47
1:A:136:THR:HG21	1:A:222:TYR:HB2	1.96	0.47
1:A:1113:LEU:HD23	1:A:1114:ASP:N	2.29	0.47
1:A:1344:ASP:OD1	1:A:1345:ASP:N	2.47	0.47
2:B:137:TYR:CE1	2:B:143:VAL:HG22	2.49	0.47
2:B:524:TYR:O	2:B:524:TYR:HD1	1.98	0.47
1:C:165:ASP:OD2	1:C:165:ASP:O	2.32	0.47
1:C:558:SER:HB3	1:C:645:VAL:HG13	1.97	0.47
1:C:1084:ARG:NE	1:C:1154:LYS:HE3	2.30	0.47
1:C:1090:ASN:OD1	1:C:1094:GLU:HA	2.15	0.47
1:C:1268:ASN:H	1:C:1268:ASN:HD22	1.62	0.47
1:C:1584:ILE:HG22	1:C:1586:LYS:H	1.80	0.47
2:D:78:ALA:C	2:D:80:GLY:H	2.18	0.47
2:D:433:ILE:HG22	2:D:434:ALA:N	2.30	0.47
2:D:478:TYR:O	2:D:478:TYR:HD1	1.98	0.47
2:D:515:ILE:HG21	2:D:599:TRP:CZ2	2.50	0.47
2:D:518:PHE:C	2:D:518:PHE:CD2	2.88	0.47
1:A:163:PHE:CD2	1:A:201:ILE:HG12	2.50	0.46
1:A:367:ILE:HD13	1:A:466:TYR:HD2	1.80	0.46
1:A:604:ALA:HB3	1:A:773:TRP:O	2.14	0.46
1:A:784:LYS:HG2	1:A:785:GLN:N	2.30	0.46
1:A:944:LEU:N	1:A:944:LEU:HD23	2.31	0.46
1:A:960:PRO:HB2	1:A:961:TYR:H	1.59	0.46
1:A:1026:GLU:HA	1:A:1031:TRP:HE1	1.79	0.46
1:A:1358:THR:HB	1:A:1360:HIS:CE1	2.51	0.46
1:A:1480:PHE:N	1:A:1480:PHE:CD1	2.83	0.46
2:B:253:TYR:HE1	2:B:839:TYR:HE2	1.62	0.46
2:B:322:THR:HG21	2:B:326:SER:HG	1.80	0.46
2:B:1392:PRO:HB2	2:B:1397:LEU:HD22	1.96	0.46
1:C:36:SER:HA	1:C:86:THR:CG2	2.45	0.46
1:C:116:ARG:O	1:C:117:MET:HB3	2.15	0.46
1:C:136:THR:HG21	1:C:222:TYR:HB2	1.96	0.46

Continued on next page...

Continued from previous page...

Atom-1	Atom-2	Interatomic distance (Å)	Clash overlap (Å)
1:C:938:SER:O	1:C:940:SER:N	2.48	0.46
1:C:985:GLY:O	1:C:987:ILE:N	2.48	0.46
1:C:1146:ALA:O	1:C:1147:PHE:C	2.53	0.46
1:C:1562:LYS:CD	1:C:1648:TRP:HZ2	2.27	0.46
2:D:58:VAL:HG12	2:D:104:VAL:CG2	2.45	0.46
2:D:196:THR:HG23	2:D:215:ASP:OD1	2.16	0.46
2:D:230:PRO:HG3	2:D:333:GLN:HG2	1.97	0.46
2:D:398:LEU:HD23	2:D:398:LEU:HA	1.67	0.46
2:D:522:ALA:O	2:D:533:ALA:HB1	2.15	0.46
2:D:919:GLY:HA2	2:D:1331:ALA:O	2.15	0.46
2:D:930:LEU:HB2	2:D:1321:ALA:HB3	1.96	0.46
2:D:954:VAL:O	2:D:957:THR:HG23	2.16	0.46
2:D:1275:LEU:HA	2:D:1317:GLY:HA3	1.97	0.46
1:A:392:ALA:HB2	1:A:433:PHE:CB	2.45	0.46
1:A:888:VAL:CG2	1:A:894:HIS:HB2	2.38	0.46
1:A:977:LEU:HA	1:A:1361:VAL:HG12	1.97	0.46
1:A:1037:ASP:HA	1:A:1038:PRO:HD3	1.81	0.46
1:A:1180:LEU:HD21	1:A:1208:ILE:HG12	1.95	0.46
1:A:1618:LEU:HD22	1:A:1618:LEU:C	2.35	0.46
2:B:133:ASP:HB3	2:B:757:TRP:CZ3	2.51	0.46
2:B:464:PHE:O	2:B:503:LEU:HA	2.14	0.46
2:B:919:GLY:HA2	2:B:1331:ALA:O	2.16	0.46
2:B:1606:TRP:O	2:B:1606:TRP:HD1	1.98	0.46
2:B:1635:LEU:O	2:B:1637:GLU:N	2.48	0.46
1:C:145:VAL:O	1:C:183:ILE:HD12	2.15	0.46
1:C:421:VAL:HG11	2:D:505:THR:HG22	1.97	0.46
1:C:600:VAL:CG2	1:C:780:VAL:HG21	2.45	0.46
1:C:623:VAL:O	1:C:625:GLN:N	2.49	0.46
1:C:692:HIS:O	1:C:692:HIS:CD2	2.68	0.46
1:C:1563:VAL:CG2	1:C:1619:ILE:HD12	2.43	0.46
2:D:162:ILE:CG2	2:D:162:ILE:O	2.63	0.46
2:D:232:GLU:C	2:D:234:PHE:H	2.19	0.46
2:D:268:LYS:HG3	2:D:273:LYS:HG2	1.97	0.46
2:D:356:PRO:HD2	2:D:444:TYR:CZ	2.50	0.46
2:D:519:ARG:CZ	2:D:608:GLY:HA3	2.44	0.46
2:D:857:CYS:HB3	2:D:885:VAL:CG2	2.46	0.46
2:D:1300:ALA:O	2:D:1301:ARG:HD2	2.15	0.46
1:A:111:PHE:CG	1:A:112:SER:N	2.82	0.46
1:A:346:LYS:HE3	1:A:348:VAL:HG22	1.97	0.46
1:A:774:LEU:HG	1:A:788:PHE:CE1	2.50	0.46
1:A:909:ASN:O	1:A:910:ILE:HG12	2.15	0.46

Continued on next page...

Continued from previous page...

Atom-1	Atom-2	Interatomic distance (Å)	Clash overlap (Å)
1:A:1067:SER:HA	1:A:1074:ALA:HA	1.98	0.46
1:A:1265:ASN:C	1:A:1267:VAL:H	2.17	0.46
1:A:1556:GLU:HB2	1:A:1622:LYS:HE2	1.96	0.46
1:A:1584:ILE:CG2	1:A:1585:TYR:N	2.72	0.46
2:B:214:PHE:CD1	2:B:214:PHE:C	2.88	0.46
2:B:433:ILE:HG22	2:B:434:ALA:N	2.30	0.46
2:B:1289:ARG:O	2:B:1290:TYR:HD1	1.96	0.46
2:B:1292:ILE:HD12	2:B:1296:ASN:OD1	2.16	0.46
2:B:1296:ASN:O	2:B:1297:ALA:C	2.53	0.46
2:B:1312:THR:HG22	2:B:1312:THR:O	2.14	0.46
2:B:1635:LEU:O	2:B:1636:THR:C	2.53	0.46
1:C:683:ILE:O	1:C:687:ALA:HB3	2.15	0.46
1:C:1290:THR:O	1:C:1294:ILE:CG1	2.63	0.46
1:C:1413:GLU:OE2	1:C:1413:GLU:HA	2.15	0.46
1:C:1648:TRP:HE1	1:C:1664:LEU:HD22	1.81	0.46
2:D:162:ILE:HG21	2:D:202:LYS:HG2	1.97	0.46
2:D:757:TRP:O	2:D:758:LEU:HD23	2.16	0.46
1:A:164:ILE:O	1:A:164:ILE:HG22	2.15	0.46
1:A:353:LYS:CE	1:A:378:SER:HA	2.46	0.46
1:A:977:LEU:CD2	1:A:1361:VAL:HG13	2.45	0.46
1:A:1000:LEU:HD22	1:A:1281:GLY:CA	2.45	0.46
1:A:1041:GLU:O	1:A:1045:LEU:HG	2.16	0.46
1:A:1068:VAL:HG13	1:A:1069:TRP:N	2.27	0.46
1:A:1479:ILE:N	1:A:1479:ILE:CD1	2.78	0.46
1:A:1587:THR:HB	1:A:1591:VAL:HG13	1.97	0.46
2:B:237:ILE:HD11	2:B:309:LEU:CB	2.44	0.46
2:B:390:THR:HG22	2:B:394:GLY:C	2.35	0.46
2:B:629:THR:HA	2:B:635:ASN:OD1	2.15	0.46
1:C:466:TYR:CZ	1:C:468:ASP:HB2	2.50	0.46
1:C:700:TYR:CD2	1:C:701:ASP:N	2.83	0.46
1:C:803:GLY:O	1:C:810:CYS:HB2	2.16	0.46
1:C:1271:ILE:CD1	1:C:1300:TYR:CZ	2.98	0.46
1:C:1602:LYS:HB3	1:C:1639:LEU:CB	2.45	0.46
2:D:345:ILE:HG13	2:D:428:LYS:HB2	1.95	0.46
2:D:806:TYR:CE1	2:D:807:GLU:O	2.68	0.46
2:D:824:VAL:HG22	2:D:825:VAL:H	1.79	0.46
1:A:288:GLN:O	1:A:289:ASN:C	2.54	0.46
1:A:488:PRO:O	1:A:489:LYS:O	2.33	0.46
1:A:584:PRO:HD3	1:A:820:PHE:HB2	1.97	0.46
1:A:975:ARG:HH22	1:A:1346:LEU:HD22	1.74	0.46
1:A:1086:LEU:CD1	1:A:1095:GLN:HG3	2.39	0.46

Continued on next page...

Continued from previous page...

Atom-1	Atom-2	Interatomic distance (Å)	Clash overlap (Å)
1:A:1160:PRO:HG2	1:C:1098:ASN:OD1	2.15	0.46
1:A:1188:LEU:HD23	1:A:1212:LEU:CD2	2.45	0.46
1:A:1266:TYR:O	1:A:1266:TYR:CD1	2.69	0.46
1:A:1565:ILE:HD13	1:A:1565:ILE:N	2.30	0.46
1:A:1658:GLN:NE2	1:A:1661:LEU:HD12	2.31	0.46
2:B:445:LEU:HD12	2:B:446:HIS:N	2.31	0.46
2:B:469:ASN:CG	2:B:472:SER:HB2	2.35	0.46
2:B:853:ASN:C	2:B:853:ASN:OD1	2.54	0.46
2:B:885:VAL:HA	2:B:886:PRO:HD3	1.76	0.46
1:C:267:ILE:CG2	1:C:268:THR:N	2.78	0.46
1:C:902:PRO:C	1:C:903:LEU:HD22	2.36	0.46
2:D:162:ILE:O	2:D:162:ILE:HG23	2.16	0.46
2:D:820:MET:HA	2:D:821:PRO:HD3	1.78	0.46
2:D:1522:TYR:HB2	2:D:1524:TYR:CE1	2.50	0.46
2:D:1540:TYR:HE1	2:D:1575:LEU:HB2	1.80	0.46
2:D:1591:LEU:C	2:D:1591:LEU:CD2	2.84	0.46
1:A:955:ARG:HD3	1:A:1351:GLY:O	2.16	0.46
1:A:958:GLU:HA	1:A:1346:LEU:O	2.16	0.46
1:A:1175:LEU:HB3	1:A:1195:LEU:HD11	1.97	0.46
1:A:1474:CYS:HB3	1:A:1476:ARG:NH1	2.31	0.46
1:A:1616:GLN:NE2	1:A:1648:TRP:CZ3	2.84	0.46
2:B:210:TYR:CG	2:B:211:THR:N	2.83	0.46
2:B:848:VAL:HG22	2:B:898:ALA:CB	2.43	0.46
2:B:916:VAL:HG22	2:B:917:PRO:N	2.30	0.46
1:C:251:LYS:HG2	1:C:296:ILE:CD1	2.45	0.46
1:C:286:ALA:O	1:C:287:MET:O	2.33	0.46
1:C:702:GLY:HA2	1:C:728:PHE:CD1	2.48	0.46
1:C:820:PHE:CE2	1:C:821:LYS:O	2.69	0.46
1:C:1320:LYS:CG	1:C:1321:GLY:N	2.79	0.46
1:C:1556:GLU:HB2	1:C:1622:LYS:HE2	1.97	0.46
1:C:1622:LYS:HD2	1:C:1642:LEU:HB2	1.97	0.46
1:C:1623:GLU:CB	1:C:1638:PRO:CG	2.91	0.46
2:D:531:ILE:O	2:D:617:ASN:ND2	2.48	0.46
2:D:822:TYR:O	2:D:914:LYS:HB3	2.15	0.46
2:D:1480:LEU:HD12	2:D:1481:LEU:N	2.31	0.46
2:D:1527:LYS:H	2:D:1545:LEU:HD13	1.81	0.46
2:D:1635:LEU:O	2:D:1636:THR:C	2.53	0.46
1:A:59:TYR:CD1	1:A:60:PRO:CD	2.97	0.46
1:A:259:VAL:HB	1:A:295:GLY:HA2	1.97	0.46
1:A:501:TYR:CD1	1:A:501:TYR:C	2.89	0.46
1:A:642:ASN:HD21	1:A:646:PHE:HE1	1.63	0.46

Continued on next page...

Continued from previous page...

Atom-1	Atom-2	Interatomic distance (Å)	Clash overlap (Å)
1:A:990:ALA:HB1	1:A:1000:LEU:CD1	2.46	0.46
1:A:1088:GLN:C	1:A:1090:ASN:H	2.19	0.46
2:B:63:ARG:HB2	2:B:65:GLN:HG3	1.98	0.46
2:B:563:MET:HA	2:B:563:MET:CE	2.45	0.46
2:B:1591:LEU:C	2:B:1591:LEU:CD2	2.84	0.46
1:C:100:SER:O	1:C:101:TYR:HB2	2.15	0.46
1:C:352:TYR:HE1	1:C:383:VAL:HG21	1.80	0.46
1:C:392:ALA:HB2	1:C:433:PHE:CB	2.45	0.46
1:C:587:THR:HG22	1:C:789:ALA:HB2	1.97	0.46
1:C:672:ILE:C	1:C:673:LEU:HG	2.36	0.46
1:C:1094:GLU:H	1:C:1094:GLU:CD	2.19	0.46
1:C:1159:CYS:O	1:C:1164:ILE:HD11	2.15	0.46
2:D:133:ASP:OD2	2:D:134:LYS:HG2	2.15	0.46
2:D:263:VAL:HG22	2:D:318:VAL:HG23	1.98	0.46
2:D:481:TYR:CE2	2:D:493:GLY:C	2.88	0.46
2:D:485:ASN:C	2:D:487:GLY:H	2.19	0.46
2:D:503:LEU:HD23	2:D:503:LEU:C	2.36	0.46
2:D:844:ILE:CD1	2:D:872:ILE:HD11	2.46	0.46
2:D:1607:ILE:N	2:D:1607:ILE:CD1	2.59	0.46
1:A:23:TYR:HD1	1:A:23:TYR:C	2.18	0.46
1:A:612:VAL:O	1:A:612:VAL:HG12	2.16	0.46
1:A:692:HIS:CD2	1:A:692:HIS:O	2.69	0.46
1:A:694:VAL:HG12	1:A:697:LYS:HE3	1.98	0.46
1:A:956:ARG:HG2	1:A:1349:SER:HB3	1.98	0.46
1:A:985:GLY:O	1:A:987:ILE:N	2.49	0.46
1:A:1117:SER:HB3	1:A:1174:PHE:CD2	2.49	0.46
1:A:1323:LEU:O	1:A:1324:HIS:O	2.33	0.46
1:A:1618:LEU:HD22	1:A:1619:ILE:N	2.31	0.46
1:A:1675:GLY:O	1:A:1676:CYS:OXT	2.34	0.46
2:B:485:ASN:C	2:B:487:GLY:H	2.18	0.46
1:C:431:LEU:HD22	1:C:432:GLU:N	2.30	0.46
1:C:486:VAL:O	1:C:486:VAL:HG12	2.15	0.46
1:C:968:VAL:HG12	1:C:1368:THR:CG2	2.45	0.46
1:C:1013:MET:O	1:C:1017:PRO:HD3	2.16	0.46
1:C:1075:SER:HB2	1:C:1120:GLU:OE1	2.16	0.46
1:C:1142:LEU:HD13	1:C:1187:THR:CG2	2.46	0.46
1:C:1499:HIS:C	1:C:1500:ARG:HG3	2.36	0.46
1:C:1631:PHE:N	1:C:1631:PHE:CD2	2.82	0.46
2:D:378:PRO:HG3	2:D:389:THR:HG23	1.97	0.46
2:D:466:VAL:HG12	2:D:524:TYR:CE2	2.50	0.46
2:D:482:LEU:O	2:D:482:LEU:HD13	2.16	0.46

Continued on next page...

Continued from previous page...

Atom-1	Atom-2	Interatomic distance (Å)	Clash overlap (Å)
2:D:814:PHE:HZ	2:D:846:VAL:HG21	1.81	0.46
2:D:1330:ASN:H	2:D:1330:ASN:HD22	1.64	0.46
1:A:42:GLN:OE1	1:A:500:ASN:ND2	2.49	0.46
1:A:96:GLN:HG3	1:A:97:ASN:H	1.80	0.46
1:A:383:VAL:O	1:A:383:VAL:HG22	2.16	0.46
1:A:552:ALA:HB3	1:A:658:ASN:HB3	1.98	0.46
1:A:849:ARG:NH1	1:A:849:ARG:CG	2.76	0.46
1:A:875:HIS:HB3	2:B:901:GLN:HE22	1.81	0.46
1:A:947:ARG:CZ	1:A:1354:SER:HB3	2.46	0.46
1:A:1631:PHE:CD2	1:A:1631:PHE:N	2.80	0.46
2:B:625:GLY:O	2:B:626:LEU:HG	2.16	0.46
1:C:487:THR:HG22	1:C:523:TYR:HB2	1.98	0.46
1:C:681:LYS:HB2	1:C:738:LEU:HD11	1.96	0.46
1:C:691:LYS:O	1:C:693:SER:N	2.49	0.46
1:C:1570:VAL:CG2	1:C:1575:VAL:HG22	2.46	0.46
2:D:966:GLN:O	2:D:966:GLN:HG3	2.15	0.46
2:D:1610:TRP:HA	2:D:1611:PRO:HD2	1.74	0.46
1:A:33:VAL:HG23	1:A:120:THR:O	2.14	0.46
1:A:145:VAL:O	1:A:183:ILE:HD12	2.15	0.46
1:A:153:LYS:O	1:A:154:PRO:C	2.54	0.46
1:A:596:MET:SD	1:A:782:ARG:HG3	2.56	0.46
1:A:709:GLU:OE1	1:A:709:GLU:HA	2.16	0.46
1:A:756:THR:O	1:A:757:LEU:HD23	2.16	0.46
1:A:1081:PHE:HD1	1:A:1147:PHE:HZ	1.63	0.46
1:A:1183:GLN:HE22	1:A:1232:LEU:HD22	1.81	0.46
1:A:1320:LYS:HD2	1:A:1321:GLY:N	2.23	0.46
1:A:1320:LYS:CG	1:A:1321:GLY:N	2.79	0.46
1:A:1563:VAL:HG12	1:A:1581:LEU:CD2	2.46	0.46
1:A:1612:VAL:HB	1:A:1615:ARG:CB	2.46	0.46
2:B:275:SER:C	2:B:277:PRO:HD3	2.36	0.46
2:B:409:LEU:C	2:B:409:LEU:HD12	2.36	0.46
2:B:950:LEU:O	2:B:951:ASP:HB2	2.16	0.46
2:B:1407:TYR:O	2:B:1408:ILE:HD13	2.16	0.46
2:B:1448:VAL:O	2:B:1449:GLY:O	2.34	0.46
2:B:1590:LEU:CD2	2:B:1591:LEU:N	2.72	0.46
2:B:1599:TYR:N	2:B:1599:TYR:CD1	2.84	0.46
2:B:1628:PHE:O	2:B:1629:ALA:C	2.54	0.46
1:C:398:ASN:O	1:C:399:GLN:HB2	2.16	0.46
1:C:565:GLU:HG3	1:C:624:PHE:CG	2.51	0.46
1:C:604:ALA:HB3	1:C:773:TRP:O	2.14	0.46
1:C:696:LYS:HZ3	1:C:759:PRO:HG2	1.79	0.46

Continued on next page...

Continued from previous page...

Atom-1	Atom-2	Interatomic distance (Å)	Clash overlap (Å)
1:C:1026:GLU:HA	1:C:1031:TRP:HE1	1.80	0.46
2:D:164:GLU:HB2	2:D:200:VAL:HG23	1.97	0.46
2:D:361:GLU:HB3	2:D:399:ILE:CD1	2.46	0.46
2:D:365:TYR:HA	2:D:394:GLY:O	2.16	0.46
2:D:833:ARG:HE	2:D:833:ARG:HB2	1.56	0.46
1:A:156:LYS:O	1:A:156:LYS:HG3	2.16	0.45
1:A:487:THR:HG22	1:A:523:TYR:HB2	1.98	0.45
1:A:824:PHE:O	1:A:845:VAL:HG22	2.17	0.45
1:A:1037:ASP:O	1:A:1040:ILE:HB	2.15	0.45
1:A:1053:MET:HE3	1:A:1086:LEU:CD2	2.46	0.45
1:A:1304:VAL:CG1	1:A:1305:LYS:H	2.28	0.45
1:A:1365:VAL:CG2	1:A:1366:HIS:H	2.25	0.45
1:A:1365:VAL:CG2	1:A:1366:HIS:N	2.77	0.45
1:A:1570:VAL:HG22	1:A:1575:VAL:HG13	1.97	0.45
2:B:257:VAL:HG12	2:B:258:GLU:N	2.30	0.45
2:B:263:VAL:HG13	2:B:318:VAL:HA	1.97	0.45
2:B:415:THR:O	2:B:425:GLN:HB3	2.16	0.45
2:B:511:THR:H	2:B:514:LEU:CD1	2.29	0.45
2:B:916:VAL:CG2	2:B:917:PRO:HD2	2.45	0.45
2:B:1382:ILE:HG12	2:B:1427:LEU:HD11	1.96	0.45
2:B:1512:ILE:HG22	2:B:1631:PHE:CE1	2.51	0.45
1:C:270:GLY:HA3	1:C:282:MET:CG	2.46	0.45
1:C:690:TYR:CZ	1:C:692:HIS:HB2	2.51	0.45
1:C:1106:TRP:CE3	1:C:1107:LEU:HD13	2.51	0.45
1:C:1151:GLY:O	1:C:1152:ILE:C	2.54	0.45
1:C:1189:ALA:O	1:C:1192:ALA:HB3	2.15	0.45
1:C:1271:ILE:HG21	1:C:1300:TYR:CD1	2.51	0.45
1:C:1532:CYS:SG	1:C:1533:GLY:N	2.89	0.45
1:C:1638:PRO:O	1:C:1639:LEU:HD23	2.16	0.45
2:D:813:VAL:HG12	2:D:840:VAL:HG22	1.98	0.45
2:D:1292:ILE:HD12	2:D:1296:ASN:OD1	2.16	0.45
1:A:120:THR:HG22	1:A:122:ASP:N	2.27	0.45
1:A:123:ASN:HB3	1:A:209:PHE:CD2	2.51	0.45
1:A:309:GLU:N	1:A:309:GLU:OE1	2.50	0.45
1:A:706:ASN:HD21	1:A:709:GLU:HB2	1.81	0.45
1:A:956:ARG:HA	1:A:1348:VAL:O	2.16	0.45
2:B:56:ILE:HG12	2:B:71:THR:O	2.16	0.45
2:B:59:HIS:O	2:B:104:VAL:HG23	2.16	0.45
2:B:96:THR:HB	2:B:123:TYR:OH	2.15	0.45
2:B:108:VAL:O	2:B:114:ARG:HA	2.16	0.45
2:B:226:VAL:HG21	2:B:320:VAL:HG11	1.98	0.45

Continued on next page...

Continued from previous page...

Atom-1	Atom-2	Interatomic distance (Å)	Clash overlap (Å)
2:B:543:THR:OG1	2:B:544:CYS:N	2.42	0.45
2:B:884:ILE:CG1	2:B:885:VAL:N	2.79	0.45
2:B:924:ILE:HD13	2:B:1329:TYR:HE2	1.82	0.45
2:B:1602:THR:C	2:B:1604:ASN:N	2.69	0.45
1:C:161:LEU:HD11	1:C:185:PHE:CD2	2.51	0.45
1:C:232:GLU:HA	1:C:233:PRO:HD3	1.77	0.45
1:C:248:ILE:HD13	1:C:325:ILE:CD1	2.46	0.45
1:C:639:GLY:H	1:C:645:VAL:CG2	2.29	0.45
1:C:702:GLY:CA	1:C:728:PHE:CE1	2.88	0.45
2:D:130:ILE:HD13	2:D:199:ILE:HG22	1.98	0.45
2:D:553:ASP:CG	2:D:555:LEU:HD11	2.36	0.45
2:D:1407:TYR:O	2:D:1408:ILE:HD13	2.16	0.45
2:D:1480:LEU:HD12	2:D:1481:LEU:O	2.17	0.45
2:D:1528:LEU:HD13	2:D:1542:MET:HE2	1.98	0.45
1:A:161:LEU:HD11	1:A:185:PHE:CE1	2.51	0.45
1:A:163:PHE:HE1	1:A:188:PHE:HB2	1.81	0.45
1:A:227:PHE:HB2	1:A:338:GLU:HG3	1.98	0.45
1:A:333:THR:OG1	1:A:334:GLY:N	2.49	0.45
1:A:560:TRP:CZ3	1:A:562:ASN:HB2	2.51	0.45
1:A:803:GLY:O	1:A:810:CYS:HB3	2.15	0.45
1:A:1061:ASN:HB3	1:A:1062:ALA:H	1.52	0.45
1:A:1103:SER:O	1:A:1106:TRP:N	2.48	0.45
1:A:1404:ALA:HB1	1:A:1493:PHE:HE2	1.74	0.45
2:B:164:GLU:HB2	2:B:200:VAL:CG2	2.47	0.45
2:B:353:TYR:CD2	2:B:614:GLY:C	2.89	0.45
2:B:466:VAL:HG12	2:B:524:TYR:CE2	2.51	0.45
2:B:490:PHE:CG	2:B:491:LYS:N	2.83	0.45
2:B:824:VAL:HG22	2:B:825:VAL:N	2.32	0.45
2:B:954:VAL:HG12	2:B:955:PRO:HD2	1.99	0.45
2:B:1284:ARG:HG3	2:B:1285:GLU:H	1.71	0.45
2:B:1504:GLU:OE2	2:B:1505:ARG:N	2.49	0.45
2:B:1509:PRO:O	2:B:1512:ILE:HG13	2.15	0.45
1:C:101:TYR:CE1	1:C:116:ARG:CZ	2.97	0.45
1:C:120:THR:CG2	1:C:122:ASP:H	2.27	0.45
1:C:265:VAL:HG23	1:C:292:LEU:H	1.80	0.45
1:C:641:ASN:OD1	1:C:644:ASN:HB2	2.15	0.45
1:C:1088:GLN:O	1:C:1090:ASN:N	2.49	0.45
1:C:1290:THR:O	1:C:1294:ILE:HG12	2.16	0.45
2:D:198:ARG:HB3	2:D:213:TYR:HE1	1.80	0.45
2:D:228:LEU:HD12	2:D:333:GLN:HB2	1.97	0.45
2:D:484:LEU:HD11	2:D:626:LEU:HD11	1.98	0.45

Continued on next page...

Continued from previous page...

Atom-1	Atom-2	Interatomic distance (Å)	Clash overlap (Å)
2:D:563:MET:O	2:D:777:SER:HA	2.16	0.45
2:D:1292:ILE:HD11	2:D:1301:ARG:NE	2.30	0.45
2:D:1444:LYS:CE	2:D:1447:GLU:HA	2.43	0.45
2:D:1466:GLU:OE2	2:D:1468:CYS:HB2	2.16	0.45
2:D:1526:THR:CG2	2:D:1583:ILE:HG13	2.46	0.45
1:A:152:LEU:HD12	1:A:152:LEU:HA	1.81	0.45
1:A:226:HIS:ND1	1:A:336:PHE:CE2	2.85	0.45
1:A:267:ILE:CG2	1:A:268:THR:N	2.79	0.45
1:A:791:PRO:CD	1:A:797:TRP:HE1	2.28	0.45
1:A:1066:TYR:N	1:A:1066:TYR:HD1	2.13	0.45
1:A:1088:GLN:C	1:A:1090:ASN:N	2.69	0.45
1:A:1099:SER:O	1:A:1100:ILE:C	2.55	0.45
1:A:1233:GLN:O	1:A:1234:HIS:HB3	2.17	0.45
1:A:1560:ALA:O	1:A:1561:TYR:HB3	2.16	0.45
1:A:1584:ILE:HG22	1:A:1586:LYS:H	1.82	0.45
2:B:196:THR:HG23	2:B:215:ASP:OD1	2.16	0.45
2:B:203:TYR:O	2:B:204:GLU:C	2.55	0.45
2:B:345:ILE:HD11	2:B:427:THR:N	2.31	0.45
2:B:963:ILE:CD1	2:B:1311:ILE:HG12	2.45	0.45
1:C:296:ILE:CG2	1:C:297:ALA:N	2.78	0.45
1:C:330:ILE:O	1:C:330:ILE:HG13	2.16	0.45
1:C:934:VAL:O	1:C:935:LYS:HG3	2.16	0.45
1:C:942:VAL:CG2	1:C:1359:VAL:HB	2.47	0.45
1:C:1128:LYS:O	1:C:1128:LYS:HG3	2.15	0.45
1:C:1152:ILE:CG2	1:C:1168:LEU:HD21	2.41	0.45
2:D:83:VAL:HB	2:D:85:PRO:HD3	1.98	0.45
2:D:183:PHE:N	2:D:183:PHE:HD2	2.13	0.45
2:D:267:VAL:HG13	2:D:313:THR:O	2.16	0.45
2:D:416:ASN:HA	2:D:425:GLN:NE2	2.30	0.45
2:D:445:LEU:HD12	2:D:465:ASN:O	2.17	0.45
2:D:464:PHE:HB3	2:D:479:PHE:CE2	2.51	0.45
2:D:964:ILE:O	2:D:964:ILE:HG22	2.17	0.45
2:D:1506:ILE:CD1	2:D:1628:PHE:CD1	2.99	0.45
1:A:363:LEU:HD12	1:A:456:ALA:HA	1.98	0.45
1:A:672:ILE:O	1:A:673:LEU:HG	2.15	0.45
1:A:691:LYS:O	1:A:693:SER:N	2.50	0.45
1:A:820:PHE:CZ	1:A:822:ASP:HB2	2.51	0.45
1:A:902:PRO:C	1:A:903:LEU:HD22	2.37	0.45
1:A:1096:ASN:O	1:A:1099:SER:HB3	2.16	0.45
2:B:402:ILE:HA	2:B:403:PRO:HD2	1.76	0.45
2:B:829:GLN:HG2	2:B:1480:LEU:HD13	1.99	0.45

Continued on next page...

Continued from previous page...

Atom-1	Atom-2	Interatomic distance (Å)	Clash overlap (Å)
2:B:1527:LYS:O	2:B:1529:LEU:HD12	2.16	0.45
1:C:365:PRO:CG	1:C:464:TYR:HE2	2.28	0.45
1:C:640:LEU:N	1:C:644:ASN:HB3	2.28	0.45
1:C:856:CYS:HB2	2:D:904:LEU:HD11	1.97	0.45
1:C:908:HIS:O	1:C:909:ASN:CB	2.64	0.45
1:C:917:TRP:O	2:D:813:VAL:CG2	2.65	0.45
1:C:1037:ASP:HA	1:C:1038:PRO:HD3	1.79	0.45
1:C:1054:LEU:HD22	1:C:1057:MET:CE	2.46	0.45
1:C:1079:THR:HG21	1:C:1107:LEU:CD1	2.46	0.45
1:C:1212:LEU:O	1:C:1212:LEU:HD13	2.17	0.45
2:D:1448:VAL:O	2:D:1449:GLY:O	2.34	0.45
2:D:1502:HIS:O	2:D:1503:GLN:HB2	2.16	0.45
1:A:357:VAL:HG12	1:A:358:ALA:N	2.31	0.45
1:A:706:ASN:HD22	1:A:709:GLU:H	1.65	0.45
1:A:792:ASP:O	1:A:793:SER:CB	2.63	0.45
1:A:829:ILE:CG1	1:A:925:LYS:HG2	2.41	0.45
1:A:1020:TYR:HE1	1:A:1295:GLU:HG3	1.80	0.45
1:A:1112:GLN:HB2	1:A:1118:PHE:CE1	2.49	0.45
1:A:1364:VAL:HG13	1:A:1364:VAL:O	2.16	0.45
1:A:1404:ALA:HB1	1:A:1493:PHE:CZ	2.49	0.45
1:A:1455:ILE:HD12	1:A:1455:ILE:N	2.29	0.45
1:A:1549:LYS:HZ3	1:A:1549:LYS:HG3	1.59	0.45
1:A:1627:ILE:O	1:A:1629:TYR:N	2.50	0.45
2:B:824:VAL:HG12	2:B:913:LEU:HD21	1.99	0.45
2:B:942:LEU:HD13	2:B:1314:THR:HG23	1.98	0.45
2:B:1393:ASP:CB	2:B:1443:LEU:HD11	2.42	0.45
2:B:1500:LEU:C	2:B:1500:LEU:CD1	2.84	0.45
1:C:32:ARG:HB2	1:C:35:ALA:HB2	1.98	0.45
1:C:672:ILE:O	1:C:673:LEU:HG	2.16	0.45
1:C:709:GLU:OE1	1:C:709:GLU:HA	2.16	0.45
1:C:773:TRP:NE1	1:C:797:TRP:NE1	2.64	0.45
1:C:856:CYS:SG	2:D:904:LEU:HD21	2.57	0.45
1:C:1552:ALA:HB2	1:C:1620:MET:CE	2.47	0.45
1:C:1581:LEU:HD11	1:C:1598:ILE:HD11	1.96	0.45
1:C:1602:LYS:HB3	1:C:1639:LEU:HB2	1.99	0.45
1:C:1627:ILE:O	1:C:1629:TYR:N	2.50	0.45
2:D:243:PHE:CE1	2:D:336:ILE:HG21	2.52	0.45
2:D:525:GLN:NE2	2:D:528:ASN:H	2.14	0.45
2:D:1270:HIS:CG	2:D:1270:HIS:O	2.70	0.45
2:D:1508:VAL:HB	2:D:1509:PRO:HD3	1.98	0.45
1:A:272:ARG:O	1:A:321:LYS:HB2	2.17	0.45

Continued on next page...

Continued from previous page...

Atom-1	Atom-2	Interatomic distance (Å)	Clash overlap (Å)
1:A:364:LYS:HE2	1:A:465:LEU:O	2.16	0.45
1:A:531:THR:O	1:A:534:MET:HG3	2.16	0.45
1:A:700:TYR:CD2	1:A:701:ASP:N	2.83	0.45
1:A:1020:TYR:O	1:A:1021:VAL:C	2.54	0.45
1:A:1079:THR:HG22	1:A:1107:LEU:HD21	1.99	0.45
1:A:1290:THR:O	1:A:1294:ILE:CG1	2.65	0.45
1:A:1381:ILE:HD13	1:A:1509:TYR:CG	2.52	0.45
2:B:323:GLU:C	2:B:323:GLU:OE1	2.55	0.45
2:B:954:VAL:HB	2:B:957:THR:CG2	2.35	0.45
1:C:915:GLU:OE2	2:D:903:ALA:HA	2.17	0.45
2:D:111:PRO:O	2:D:113:VAL:HG23	2.17	0.45
2:D:825:VAL:O	2:D:826:LYS:C	2.55	0.45
2:D:848:VAL:HG22	2:D:898:ALA:CB	2.43	0.45
2:D:1523:VAL:O	2:D:1548:ILE:HB	2.17	0.45
1:A:78:LYS:HD2	1:A:498:HIS:NE2	2.32	0.45
2:B:151:ASP:HB2	2:B:794:PHE:HZ	1.82	0.45
2:B:172:LEU:HD23	2:B:966:GLN:NE2	2.31	0.45
2:B:183:PHE:N	2:B:183:PHE:HD2	2.15	0.45
2:B:553:ASP:O	2:B:555:LEU:HG	2.17	0.45
2:B:1290:TYR:CD2	2:B:1301:ARG:HB3	2.51	0.45
2:B:1326:LEU:HD11	2:B:1328:PHE:HE2	1.82	0.45
2:B:1601:ILE:N	2:B:1601:ILE:CD1	2.77	0.45
2:B:1601:ILE:HD12	2:B:1601:ILE:H	1.82	0.45
1:C:142:LYS:HA	1:C:187:ASP:OD1	2.17	0.45
1:C:156:LYS:O	1:C:156:LYS:HG3	2.16	0.45
1:C:371:ILE:HG21	1:C:390:LEU:CD2	2.47	0.45
1:C:803:GLY:O	1:C:810:CYS:HB3	2.16	0.45
1:C:889:GLU:HB2	1:C:892:SER:CB	2.38	0.45
1:C:1130:GLN:NE2	1:C:1230:ASP:HB3	2.32	0.45
1:C:1190:ILE:O	1:C:1191:SER:C	2.55	0.45
1:C:1213:LYS:C	1:C:1215:GLU:H	2.20	0.45
1:C:1323:LEU:O	1:C:1324:HIS:O	2.35	0.45
1:C:1565:ILE:HD13	1:C:1565:ILE:N	2.32	0.45
2:D:370:ASP:OD1	2:D:370:ASP:N	2.50	0.45
2:D:417:HIS:N	2:D:425:GLN:OE1	2.48	0.45
2:D:1273:LEU:HB2	2:D:1319:GLY:CA	2.36	0.45
1:A:163:PHE:CE1	1:A:188:PHE:CG	3.04	0.45
1:A:522:SER:HB2	1:A:523:TYR:H	1.60	0.45
1:A:690:TYR:CZ	1:A:692:HIS:HB2	2.52	0.45
1:A:963:ILE:HG23	1:A:967:LEU:HD23	1.97	0.45
1:A:1127:ILE:HG12	1:A:1143:TYR:CE2	2.51	0.45

Continued on next page...

Continued from previous page...

Atom-1	Atom-2	Interatomic distance (Å)	Clash overlap (Å)
1:A:1289:ASP:O	1:A:1290:THR:C	2.55	0.45
1:A:1324:HIS:CD2	1:A:1336:ARG:NH2	2.85	0.45
1:A:1562:LYS:HD2	1:A:1648:TRP:CZ2	2.46	0.45
2:B:228:LEU:CD2	2:B:247:ILE:HG12	2.47	0.45
2:B:390:THR:HG22	2:B:395:THR:N	2.32	0.45
2:B:545:MET:HG3	2:B:798:LYS:O	2.16	0.45
2:B:1282:PRO:HD2	2:B:1309:GLN:CD	2.37	0.45
2:B:1294:TYR:O	2:B:1294:TYR:HD2	1.99	0.45
2:B:1540:TYR:CE1	2:B:1575:LEU:HB2	2.51	0.45
1:C:683:ILE:O	1:C:687:ALA:CB	2.65	0.45
1:C:773:TRP:CZ2	1:C:797:TRP:CD1	3.02	0.45
1:C:829:ILE:CG1	1:C:925:LYS:HG2	2.47	0.45
1:C:862:VAL:HB	1:C:865:ILE:CG1	2.45	0.45
1:C:916:THR:O	1:C:918:PHE:N	2.50	0.45
1:C:1184:SER:O	1:C:1187:THR:HB	2.17	0.45
1:C:1568:ILE:CG2	1:C:1577:TYR:HE1	2.26	0.45
2:D:61:PHE:CE2	2:D:62:PRO:HB3	2.51	0.45
2:D:172:LEU:HD23	2:D:966:GLN:NE2	2.31	0.45
2:D:309:LEU:O	2:D:310:VAL:C	2.54	0.45
2:D:455:LYS:O	2:D:458:ASP:HB2	2.17	0.45
2:D:518:PHE:O	2:D:518:PHE:CD2	2.69	0.45
2:D:954:VAL:CG1	2:D:955:PRO:HD2	2.47	0.45
2:D:1323:MET:HE3	2:D:1325:ILE:HD11	1.97	0.45
1:A:32:ARG:HB2	1:A:35:ALA:HB2	1.99	0.45
1:A:161:LEU:HD11	1:A:185:PHE:CD2	2.52	0.45
1:A:554:LEU:HD23	1:A:554:LEU:HA	1.67	0.45
1:A:829:ILE:N	1:A:829:ILE:HD12	2.32	0.45
1:A:862:VAL:HG12	1:A:907:LEU:HD21	1.99	0.45
1:A:1184:SER:O	1:A:1187:THR:HB	2.17	0.45
1:A:1245:ALA:HB2	1:A:1285:TYR:HB3	1.98	0.45
1:A:1535:MET:HE2	1:A:1645:ILE:HG21	1.99	0.45
1:A:1623:GLU:CB	1:A:1638:PRO:CG	2.93	0.45
2:B:78:ALA:O	2:B:80:GLY:N	2.49	0.45
2:B:148:PHE:HB2	2:B:800:ILE:HD11	1.99	0.45
2:B:265:PHE:O	2:B:276:ILE:HG13	2.17	0.45
2:B:348:THR:O	2:B:348:THR:OG1	2.27	0.45
2:B:373:PRO:HB3	2:B:393:ASP:O	2.17	0.45
2:B:1623:LYS:HB3	2:B:1623:LYS:HZ2	1.82	0.45
1:C:23:TYR:CD1	1:C:23:TYR:C	2.90	0.45
1:C:87:ILE:O	1:C:87:ILE:HG12	2.16	0.45
1:C:259:VAL:HB	1:C:295:GLY:HA2	1.98	0.45

Continued on next page...

Continued from previous page...

Atom-1	Atom-2	Interatomic distance (Å)	Clash overlap (Å)
1:C:532:GLN:O	1:C:535:VAL:HG22	2.17	0.45
1:C:694:VAL:HG12	1:C:697:LYS:HE3	1.99	0.45
1:C:1243:GLY:O	1:C:1285:TYR:CE2	2.69	0.45
1:C:1525:CYS:N	1:C:1528:VAL:HG13	2.32	0.45
2:D:80:GLY:O	2:D:81:MET:HB2	2.17	0.45
2:D:103:TYR:N	2:D:103:TYR:HD2	2.15	0.45
2:D:151:ASP:HB2	2:D:794:PHE:HZ	1.82	0.45
2:D:490:PHE:CG	2:D:491:LYS:N	2.85	0.45
1:A:500:ASN:CB	1:A:543:TYR:HE1	2.10	0.44
1:A:501:TYR:O	1:A:501:TYR:CD1	2.69	0.44
1:A:839:ILE:CD1	1:A:1485:VAL:HG12	2.48	0.44
1:A:947:ARG:NH1	1:A:1352:PHE:CE2	2.84	0.44
1:A:968:VAL:HG12	1:A:1368:THR:CG2	2.47	0.44
1:A:1638:PRO:O	1:A:1639:LEU:HD23	2.17	0.44
1:A:1641:SER:C	1:A:1643:THR:N	2.71	0.44
2:B:484:LEU:HD11	2:B:626:LEU:CD1	2.47	0.44
2:B:628:LEU:HB3	2:B:636:THR:HG23	1.98	0.44
2:B:829:GLN:HE21	2:B:829:GLN:CA	2.30	0.44
2:B:1594:LYS:HA	2:B:1594:LYS:HE2	1.97	0.44
1:C:120:THR:HG22	1:C:121:TYR:N	2.32	0.44
1:C:185:PHE:CB	1:C:186:PRO:HD2	2.47	0.44
1:C:701:ASP:N	1:C:701:ASP:OD1	2.50	0.44
1:C:1061:ASN:HB2	1:C:1065:SER:O	2.17	0.44
1:C:1175:LEU:HB3	1:C:1195:LEU:HD11	1.98	0.44
1:C:1320:LYS:HG2	1:C:1342:LEU:HD12	1.99	0.44
1:C:1564:SER:O	1:C:1579:ALA:HB1	2.17	0.44
2:D:382:GLU:C	2:D:384:PHE:N	2.71	0.44
2:D:884:ILE:CG1	2:D:885:VAL:N	2.79	0.44
2:D:1312:THR:O	2:D:1312:THR:HG22	2.16	0.44
2:D:1387:LEU:O	2:D:1390:PHE:HB2	2.17	0.44
1:A:161:LEU:H	1:A:161:LEU:HD12	1.82	0.44
1:A:534:MET:HG3	1:A:534:MET:H	1.56	0.44
1:A:935:LYS:HD3	1:A:1373:GLU:OE2	2.18	0.44
1:A:1084:ARG:NE	1:A:1154:LYS:HE3	2.33	0.44
1:A:1313:ILE:HD13	1:A:1350:THR:HB	1.99	0.44
1:A:1329:THR:OG1	1:A:1331:LYS:HG2	2.18	0.44
1:A:1648:TRP:HE1	1:A:1664:LEU:HD22	1.82	0.44
2:B:71:THR:HG23	2:B:72:ARG:N	2.32	0.44
2:B:1529:LEU:O	2:B:1577:VAL:HG13	2.16	0.44
2:B:1613:GLU:O	2:B:1616:CYS:CB	2.63	0.44
1:C:23:TYR:HD1	1:C:23:TYR:C	2.20	0.44

Continued on next page...

Continued from previous page...

Atom-1	Atom-2	Interatomic distance (Å)	Clash overlap (Å)
1:C:115:LYS:HE3	1:C:654:LEU:HD11	1.99	0.44
1:C:180:ILE:CG2	1:C:599:TRP:CE3	3.00	0.44
1:C:682:LYS:HZ2	1:C:686:ILE:CD1	2.14	0.44
2:D:400:LEU:HB3	2:D:402:ILE:HD11	1.99	0.44
1:A:539:ARG:NH2	1:A:634:CYS:N	2.52	0.44
1:A:690:TYR:C	1:A:692:HIS:H	2.19	0.44
1:A:875:HIS:HB3	2:B:901:GLN:NE2	2.32	0.44
1:A:961:TYR:HE1	1:A:963:ILE:HG12	1.83	0.44
1:A:1209:VAL:HG12	1:A:1210:SER:N	2.32	0.44
1:A:1217:LEU:HD13	1:A:1237:SER:HA	1.99	0.44
1:A:1231:ASN:O	1:A:1234:HIS:O	2.35	0.44
1:A:1377:PHE:CD1	1:A:1408:TYR:HA	2.53	0.44
2:B:130:ILE:HD13	2:B:199:ILE:HG22	1.99	0.44
2:B:262:PHE:HE1	2:B:282:ARG:CG	2.28	0.44
2:B:1442:ILE:HA	2:B:1443:LEU:HD12	1.99	0.44
1:C:571:LEU:CD2	1:C:812:ALA:HB2	2.47	0.44
1:C:577:PRO:CD	1:C:588:VAL:HG23	2.48	0.44
1:C:695:VAL:HG12	1:C:727:ALA:CB	2.47	0.44
1:C:753:HIS:HB3	1:C:754:MET:H	1.43	0.44
1:C:916:THR:C	1:C:918:PHE:N	2.71	0.44
1:C:1088:GLN:C	1:C:1090:ASN:N	2.71	0.44
1:C:1346:LEU:HD12	1:C:1346:LEU:HA	1.45	0.44
1:C:1366:HIS:N	1:C:1366:HIS:ND1	2.66	0.44
1:C:1381:ILE:HD13	1:C:1509:TYR:CG	2.53	0.44
1:C:1559:TYR:CE1	1:C:1586:LYS:O	2.70	0.44
1:C:1618:LEU:HD22	1:C:1619:ILE:N	2.33	0.44
2:D:32:VAL:HB	2:D:607:PHE:CZ	2.53	0.44
2:D:226:VAL:CG2	2:D:320:VAL:HG11	2.47	0.44
2:D:756:LEU:HD22	2:D:778:PHE:CD1	2.52	0.44
2:D:1442:ILE:HA	2:D:1443:LEU:HD12	2.00	0.44
1:A:207:GLU:O	1:A:209:PHE:N	2.50	0.44
1:A:255:PHE:O	1:A:255:PHE:HD1	2.00	0.44
1:A:565:GLU:H	1:A:565:GLU:CD	2.20	0.44
1:A:591:ASN:C	1:A:592:MET:HG3	2.38	0.44
1:A:623:VAL:O	1:A:625:GLN:N	2.51	0.44
1:A:930:VAL:HG13	1:A:931:PRO:N	2.33	0.44
1:A:970:LYS:C	1:A:971:THR:CG2	2.86	0.44
1:A:1274:LEU:O	1:A:1277:GLU:N	2.49	0.44
1:A:1455:ILE:O	1:A:1455:ILE:HG22	2.16	0.44
2:B:597:LYS:HB3	2:B:597:LYS:NZ	2.33	0.44
2:B:775:THR:HG22	2:B:776:MET:N	2.32	0.44

Continued on next page...

Continued from previous page...

Atom-1	Atom-2	Interatomic distance (Å)	Clash overlap (Å)
2:B:1484:ILE:HG22	2:B:1485:CYS:N	2.31	0.44
2:B:1527:LYS:H	2:B:1545:LEU:HD13	1.82	0.44
1:C:196:TYR:CD2	1:C:196:TYR:N	2.82	0.44
1:C:371:ILE:O	1:C:371:ILE:CG2	2.66	0.44
1:C:412:ARG:HG3	1:C:413:VAL:N	2.32	0.44
1:C:534:MET:HG3	1:C:534:MET:H	1.56	0.44
1:C:961:TYR:HE1	1:C:963:ILE:HG12	1.82	0.44
1:C:1086:LEU:CD1	1:C:1095:GLN:HG3	2.37	0.44
1:C:1113:LEU:HD23	1:C:1114:ASP:N	2.31	0.44
1:C:1179:THR:HG22	1:C:1180:LEU:HD23	2.00	0.44
1:C:1562:LYS:C	1:C:1563:VAL:CG1	2.85	0.44
1:C:1638:PRO:HB2	1:C:1639:LEU:H	1.48	0.44
2:D:319:THR:HG23	2:D:330:VAL:CG1	2.47	0.44
2:D:567:LEU:HD11	2:D:577:LEU:HD21	1.99	0.44
2:D:1501:ASN:H	2:D:1501:ASN:ND2	2.12	0.44
1:A:532:GLN:O	1:A:535:VAL:HG13	2.17	0.44
1:A:961:TYR:HE2	1:A:1343:ASN:HA	1.82	0.44
1:A:1019:PHE:CE1	1:A:1088:GLN:HB3	2.53	0.44
1:A:1366:HIS:N	1:A:1366:HIS:ND1	2.65	0.44
2:B:126:SER:OG	2:B:127:PHE:N	2.49	0.44
2:B:347:PHE:CE1	2:B:430:MET:HG2	2.53	0.44
2:B:355:LYS:O	2:B:358:MET:HB2	2.17	0.44
1:C:234:GLU:HG3	1:C:235:TYR:CE2	2.52	0.44
1:C:255:PHE:O	1:C:255:PHE:HD1	2.00	0.44
1:C:412:ARG:HH12	1:C:472:ASN:HD21	1.64	0.44
1:C:443:PRO:CD	1:C:446:ASN:HB2	2.38	0.44
1:C:518:PHE:O	1:C:520:ASP:N	2.43	0.44
1:C:1099:SER:O	1:C:1100:ILE:C	2.53	0.44
2:D:235:PHE:HB3	2:D:338:ILE:CG2	2.46	0.44
2:D:299:PHE:CE1	2:D:303:PHE:HD2	2.27	0.44
2:D:460:LEU:O	2:D:460:LEU:HD23	2.17	0.44
2:D:1623:LYS:HZ3	2:D:1623:LYS:CA	2.30	0.44
1:A:97:ASN:HA	1:A:98:PRO:HD3	1.83	0.44
1:A:286:ALA:O	1:A:287:MET:O	2.35	0.44
1:A:323:LEU:O	1:A:323:LEU:HD13	2.18	0.44
1:A:352:TYR:HE1	1:A:383:VAL:HG21	1.81	0.44
1:A:431:LEU:HD13	1:A:431:LEU:O	2.17	0.44
1:A:466:TYR:CZ	1:A:468:ASP:HB2	2.53	0.44
1:A:631:ASP:C	1:A:633:GLY:H	2.21	0.44
1:A:1494:THR:CB	1:A:1506:THR:HG23	2.24	0.44
1:A:1566:THR:O	1:A:1613:LYS:HE3	2.18	0.44

Continued on next page...

Continued from previous page...

Atom-1	Atom-2	Interatomic distance (Å)	Clash overlap (Å)
2:B:61:PHE:CE2	2:B:62:PRO:HB3	2.52	0.44
2:B:266:GLY:HA3	2:B:315:TYR:CE1	2.53	0.44
2:B:447:VAL:O	2:B:447:VAL:HG13	2.16	0.44
2:B:913:LEU:HD23	2:B:914:LYS:N	2.33	0.44
2:B:1526:THR:CG2	2:B:1583:ILE:HG13	2.47	0.44
1:C:180:ILE:HB	1:C:599:TRP:CZ3	2.52	0.44
1:C:392:ALA:HB1	1:C:432:GLU:O	2.18	0.44
1:C:690:TYR:C	1:C:692:HIS:H	2.19	0.44
1:C:1085:VAL:O	1:C:1089:VAL:CG2	2.63	0.44
1:C:1117:SER:HB3	1:C:1174:PHE:CD2	2.51	0.44
1:C:1379:LEU:HD12	1:C:1505:CYS:SG	2.58	0.44
1:C:1455:ILE:O	1:C:1455:ILE:HG22	2.18	0.44
1:C:1482:LEU:O	1:C:1482:LEU:HD23	2.17	0.44
1:C:1562:LYS:NZ	1:C:1664:LEU:HD23	2.32	0.44
2:D:113:VAL:HG12	2:D:114:ARG:N	2.33	0.44
2:D:133:ASP:HB3	2:D:757:TRP:CZ3	2.53	0.44
2:D:353:TYR:HB2	2:D:613:SER:HG	1.79	0.44
2:D:469:ASN:CG	2:D:472:SER:HB2	2.36	0.44
2:D:951:ASP:C	2:D:953:ARG:N	2.68	0.44
2:D:1594:LYS:HE2	2:D:1594:LYS:HA	1.99	0.44
1:A:171:VAL:CG1	1:A:172:ASP:N	2.81	0.44
1:A:256:TYR:HE2	1:A:826:GLU:OE2	2.00	0.44
1:A:695:VAL:HG12	1:A:727:ALA:CB	2.47	0.44
1:A:867:THR:O	1:A:868:SER:HB3	2.18	0.44
1:A:1079:THR:HG21	1:A:1107:LEU:CD1	2.47	0.44
1:A:1106:TRP:CE3	1:A:1107:LEU:HD13	2.52	0.44
1:A:1309:LEU:HD22	1:A:1309:LEU:HA	1.77	0.44
1:A:1364:VAL:HG22	1:A:1365:VAL:N	2.32	0.44
2:B:58:VAL:HG12	2:B:104:VAL:CG2	2.48	0.44
2:B:134:LYS:HB2	2:B:584:VAL:HG11	2.00	0.44
2:B:138:THR:HB	2:B:141:SER:OG	2.18	0.44
2:B:319:THR:HG23	2:B:330:VAL:CG1	2.48	0.44
2:B:364:VAL:O	2:B:395:THR:HA	2.18	0.44
2:B:951:ASP:C	2:B:953:ARG:N	2.68	0.44
2:B:1466:GLU:HG3	2:B:1468:CYS:H	1.83	0.44
1:C:33:VAL:HA	1:C:87:ILE:HG12	2.00	0.44
1:C:123:ASN:HB3	1:C:209:PHE:CD2	2.53	0.44
1:C:148:LEU:HD12	1:C:148:LEU:HA	1.79	0.44
1:C:820:PHE:CZ	1:C:822:ASP:HB2	2.53	0.44
1:C:969:PRO:HD3	1:C:1603:LYS:HZ1	1.82	0.44
1:C:1066:TYR:O	1:C:1074:ALA:HB1	2.17	0.44

Continued on next page...

Continued from previous page...

Atom-1	Atom-2	Interatomic distance (Å)	Clash overlap (Å)
1:C:1386:ILE:HG13	1:C:1387:GLU:N	2.28	0.44
2:D:306:LEU:HD12	2:D:306:LEU:HA	1.82	0.44
2:D:345:ILE:HD11	2:D:427:THR:N	2.32	0.44
2:D:476:ILE:CG1	2:D:524:TYR:CD2	3.01	0.44
2:D:1602:THR:C	2:D:1604:ASN:N	2.70	0.44
1:A:27:ALA:HB2	1:A:39:ILE:HG12	1.99	0.44
1:A:87:ILE:HG12	1:A:87:ILE:O	2.18	0.44
1:A:373:VAL:CG2	1:A:418:ALA:HB3	2.47	0.44
1:A:475:ALA:O	1:A:476:LEU:HB2	2.17	0.44
1:A:515:ARG:HG3	1:A:526:ILE:HG23	2.00	0.44
1:A:640:LEU:N	1:A:644:ASN:HB3	2.30	0.44
1:A:1053:MET:HE3	1:A:1086:LEU:HD13	1.99	0.44
1:A:1084:ARG:HB2	1:A:1151:GLY:HA2	1.99	0.44
1:A:1406:ALA:O	1:A:1472:PHE:HA	2.18	0.44
1:A:1475:VAL:HG22	1:A:1476:ARG:N	2.32	0.44
1:A:1562:LYS:HD3	1:A:1664:LEU:CD2	2.46	0.44
1:A:1622:LYS:HD2	1:A:1642:LEU:HB2	1.98	0.44
2:B:1275:LEU:HA	2:B:1317:GLY:HA3	1.99	0.44
2:B:1279:ILE:O	2:B:1287:PRO:HB2	2.18	0.44
2:B:1391:LEU:HD12	2:B:1417:MET:HE1	2.00	0.44
2:B:1610:TRP:CD1	2:B:1628:PHE:HD2	2.36	0.44
1:C:117:MET:HB2	1:C:118:PRO:HD2	1.99	0.44
1:C:269:PHE:O	1:C:282:MET:HG2	2.17	0.44
1:C:914:LEU:HD12	1:C:915:GLU:N	2.32	0.44
1:C:1013:MET:CE	1:C:1287:THR:HB	2.47	0.44
1:C:1257:THR:O	1:C:1261:LEU:HG	2.18	0.44
2:D:347:PHE:CE1	2:D:430:MET:HG2	2.53	0.44
2:D:415:THR:O	2:D:425:GLN:HB3	2.18	0.44
2:D:625:GLY:O	2:D:626:LEU:HG	2.17	0.44
2:D:856:PHE:CG	2:D:884:ILE:HD11	2.53	0.44
2:D:924:ILE:HD13	2:D:1329:TYR:HE2	1.83	0.44
2:D:1279:ILE:O	2:D:1287:PRO:HB2	2.18	0.44
2:D:1466:GLU:HG3	2:D:1468:CYS:H	1.83	0.44
1:A:96:GLN:HG3	1:A:97:ASN:N	2.33	0.44
1:A:110:HIS:ND1	1:A:110:HIS:N	2.65	0.44
1:A:324:TYR:CD2	1:A:324:TYR:C	2.91	0.44
1:A:476:LEU:HD12	1:A:562:ASN:O	2.18	0.44
1:A:530:VAL:HA	1:A:534:MET:SD	2.58	0.44
1:A:1151:GLY:O	1:A:1152:ILE:C	2.53	0.44
1:A:1183:GLN:NE2	1:A:1183:GLN:O	2.50	0.44
1:A:1247:MET:O	1:A:1248:VAL:C	2.56	0.44

Continued on next page...

Continued from previous page...

Atom-1	Atom-2	Interatomic distance (Å)	Clash overlap (Å)
1:A:1285:TYR:O	1:A:1286:SER:O	2.36	0.44
1:A:1559:TYR:CE1	1:A:1586:LYS:O	2.70	0.44
2:B:228:LEU:HD12	2:B:333:GLN:HB2	1.99	0.44
2:B:309:LEU:O	2:B:310:VAL:C	2.57	0.44
2:B:349:LYS:HE2	2:B:365:TYR:CD1	2.53	0.44
1:C:96:GLN:HG3	1:C:97:ASN:H	1.81	0.44
1:C:164:ILE:O	1:C:164:ILE:HG22	2.16	0.44
1:C:412:ARG:HG3	1:C:413:VAL:H	1.82	0.44
1:C:476:LEU:HD12	1:C:562:ASN:O	2.17	0.44
1:C:1013:MET:HE3	1:C:1287:THR:O	2.18	0.44
1:C:1056:ILE:HD13	1:C:1056:ILE:O	2.17	0.44
1:C:1066:TYR:N	1:C:1066:TYR:HD1	2.15	0.44
1:C:1079:THR:HG22	1:C:1107:LEU:HD21	2.00	0.44
2:D:263:VAL:HG13	2:D:318:VAL:HA	1.99	0.44
2:D:1427:LEU:HD23	2:D:1430:VAL:HG23	1.99	0.44
2:D:1480:LEU:HD12	2:D:1480:LEU:C	2.39	0.44
2:D:1599:TYR:N	2:D:1599:TYR:CD1	2.86	0.44
1:A:284:GLN:O	1:A:285:THR:CB	2.66	0.43
1:A:720:LEU:HB2	1:A:721:GLY:H	1.72	0.43
1:A:1552:ALA:HB2	1:A:1620:MET:CE	2.48	0.43
1:A:1562:LYS:NZ	1:A:1664:LEU:HD23	2.32	0.43
1:A:1648:TRP:HE1	1:A:1664:LEU:CD2	2.31	0.43
2:B:354:PHE:CD1	2:B:354:PHE:C	2.91	0.43
2:B:387:MET:O	2:B:398:LEU:HD21	2.18	0.43
2:B:581:ASP:OD2	2:B:785:THR:HG21	2.17	0.43
2:B:1286:VAL:O	2:B:1286:VAL:HG12	2.18	0.43
2:B:1383:ASP:HB3	2:B:1457:LYS:HB2	2.00	0.43
1:C:423:ASN:HB3	2:D:501:GLN:NE2	2.33	0.43
1:C:504:LEU:N	1:C:504:LEU:CD1	2.80	0.43
1:C:695:VAL:HG13	1:C:724:CYS:HA	2.00	0.43
2:D:226:VAL:HG22	2:D:249:ALA:HB2	1.99	0.43
2:D:470:ALA:C	2:D:472:SER:H	2.20	0.43
2:D:558:MET:HE2	2:D:558:MET:HB3	1.70	0.43
2:D:580:VAL:HG12	2:D:581:ASP:N	2.32	0.43
2:D:902:GLU:HG3	2:D:902:GLU:O	2.18	0.43
2:D:916:VAL:CG2	2:D:917:PRO:CD	2.95	0.43
2:D:1438:LEU:HD13	2:D:1438:LEU:N	2.32	0.43
2:D:1482:ASN:HB3	2:D:1493:ALA:CB	2.47	0.43
2:D:1512:ILE:HG23	2:D:1631:PHE:CD1	2.53	0.43
1:A:127:PHE:CD1	1:A:127:PHE:N	2.84	0.43
1:A:154:PRO:HB2	1:A:155:ALA:H	1.57	0.43

Continued on next page...

Continued from previous page...

Atom-1	Atom-2	Interatomic distance (Å)	Clash overlap (Å)
1:A:578:ASP:O	1:A:579:ALA:O	2.35	0.43
1:A:642:ASN:ND2	1:A:646:PHE:CD1	2.86	0.43
1:A:862:VAL:HB	1:A:865:ILE:CG1	2.47	0.43
1:A:917:TRP:O	2:B:813:VAL:HG22	2.18	0.43
1:A:1118:PHE:CD2	1:A:1148:THR:OG1	2.67	0.43
1:A:1142:LEU:O	1:A:1143:TYR:O	2.36	0.43
1:A:1224:ILE:HG22	1:A:1225:TYR:HD2	1.83	0.43
1:A:1267:VAL:O	1:A:1270:VAL:HB	2.17	0.43
1:A:1546:GLU:HG2	1:A:1663:ASN:OD1	2.18	0.43
1:A:1602:LYS:HB3	1:A:1639:LEU:CB	2.48	0.43
2:B:171:ILE:H	2:B:171:ILE:HG13	1.60	0.43
2:B:229:GLN:HA	2:B:230:PRO:HD3	1.81	0.43
2:B:237:ILE:HD11	2:B:309:LEU:HB2	2.00	0.43
2:B:382:GLU:C	2:B:384:PHE:N	2.72	0.43
2:B:410:PRO:CA	2:B:431:THR:HG22	2.44	0.43
2:B:857:CYS:HB3	2:B:885:VAL:CG2	2.48	0.43
2:B:1296:ASN:HB2	2:B:1299:LEU:HD22	2.00	0.43
2:B:1384:ILE:HB	2:B:1423:VAL:HG12	1.99	0.43
2:B:1520:VAL:CG1	2:B:1584:TRP:HD1	2.29	0.43
1:C:439:ALA:O	1:C:441:ASP:N	2.47	0.43
1:C:494:ASP:OD1	1:C:494:ASP:C	2.57	0.43
1:C:612:VAL:O	1:C:612:VAL:HG12	2.17	0.43
1:C:702:GLY:HA3	1:C:728:PHE:CD1	2.53	0.43
1:C:916:THR:C	1:C:918:PHE:H	2.20	0.43
1:C:1158:ILE:O	1:C:1158:ILE:HG22	2.17	0.43
1:C:1279:ARG:C	1:C:1279:ARG:CD	2.87	0.43
1:C:1439:LEU:O	1:C:1440:LYS:C	2.57	0.43
2:D:221:LEU:HD11	2:D:753:LYS:CD	2.48	0.43
2:D:462:VAL:CG1	2:D:506:MET:HE2	2.48	0.43
2:D:789:VAL:HG23	2:D:806:TYR:O	2.18	0.43
2:D:1562:GLN:CB	2:D:1598:SER:HB3	2.48	0.43
1:A:223:VAL:O	1:A:225:PRO:HD3	2.18	0.43
1:A:415:ASP:CB	1:A:417:VAL:HB	2.48	0.43
1:A:701:ASP:O	1:A:704:CYS:HB2	2.18	0.43
1:A:847:ASN:HD21	1:A:853:MET:HB2	1.83	0.43
1:A:984:VAL:O	1:A:987:ILE:HB	2.18	0.43
1:A:1127:ILE:HD13	1:A:1129:LEU:HD21	2.00	0.43
1:A:1146:ALA:O	1:A:1147:PHE:C	2.57	0.43
1:A:1320:LYS:HG2	1:A:1342:LEU:HD12	1.99	0.43
1:A:1549:LYS:NZ	1:A:1667:PHE:CD1	2.84	0.43
1:A:1549:LYS:H	1:A:1549:LYS:HG2	1.49	0.43

Continued on next page...

Continued from previous page...

Atom-1	Atom-2	Interatomic distance (Å)	Clash overlap (Å)
1:A:1562:LYS:C	1:A:1563:VAL:CG1	2.86	0.43
2:B:198:ARG:HB3	2:B:213:TYR:HE1	1.82	0.43
2:B:446:HIS:O	2:B:465:ASN:HB2	2.18	0.43
2:B:567:LEU:HD11	2:B:577:LEU:HD21	1.99	0.43
2:B:856:PHE:CG	2:B:884:ILE:HD11	2.54	0.43
2:B:1482:ASN:C	2:B:1493:ALA:HB3	2.38	0.43
1:C:322:TYR:HA	1:C:346:LYS:HA	2.00	0.43
1:C:439:ALA:HA	1:C:440:PRO:HD3	1.79	0.43
1:C:506:LYS:CE	1:C:533:ASN:O	2.65	0.43
1:C:1016:VAL:CG1	1:C:1291:ILE:HG13	2.45	0.43
1:C:1213:LYS:CG	1:C:1266:TYR:HE2	2.29	0.43
1:C:1231:ASN:O	1:C:1234:HIS:O	2.37	0.43
1:C:1311:MET:HE3	1:C:1311:MET:HB2	1.85	0.43
1:C:1378:TYR:O	1:C:1406:ALA:HA	2.17	0.43
1:C:1562:LYS:HD3	1:C:1664:LEU:CD2	2.47	0.43
2:D:145:TYR:HE2	2:D:165:PHE:CE1	2.35	0.43
2:D:229:GLN:HA	2:D:230:PRO:HD3	1.83	0.43
2:D:261:ALA:HB3	2:D:285:ILE:HD11	1.99	0.43
2:D:466:VAL:CG1	2:D:524:TYR:HE2	2.31	0.43
2:D:820:MET:HE2	2:D:832:ILE:HD13	1.99	0.43
2:D:1284:ARG:HG3	2:D:1286:VAL:N	2.24	0.43
2:D:1527:LYS:O	2:D:1529:LEU:HD12	2.18	0.43
2:D:1601:ILE:N	2:D:1601:ILE:CD1	2.81	0.43
2:D:1609:ARG:CG	2:D:1609:ARG:NH1	2.61	0.43
1:A:165:ASP:C	1:A:167:GLU:H	2.20	0.43
1:A:234:GLU:HG3	1:A:235:TYR:CE2	2.54	0.43
1:A:269:PHE:CE1	1:A:287:MET:HB3	2.46	0.43
1:A:424:LEU:N	1:A:424:LEU:HD23	2.32	0.43
1:A:444:GLU:O	1:A:445:GLU:C	2.57	0.43
1:A:989:SER:O	1:A:993:SER:CB	2.64	0.43
1:A:1033:ILE:HG22	1:A:1034:PHE:HD1	1.81	0.43
2:B:148:PHE:CZ	2:B:792:VAL:HG11	2.53	0.43
2:B:238:ASP:OD1	2:B:238:ASP:O	2.36	0.43
2:B:352:LYS:O	2:B:432:ALA:HB1	2.19	0.43
2:B:919:GLY:CA	2:B:1331:ALA:O	2.66	0.43
1:C:467:ILE:HG22	1:C:486:VAL:CG2	2.38	0.43
1:C:476:LEU:HD23	1:C:476:LEU:HA	1.81	0.43
1:C:610:TYR:N	1:C:610:TYR:CD1	2.86	0.43
1:C:949:ILE:O	1:C:949:ILE:CG2	2.67	0.43
1:C:1279:ARG:O	1:C:1280:TYR:C	2.57	0.43
1:C:1358:THR:HB	1:C:1360:HIS:CE1	2.54	0.43

Continued on next page...

Continued from previous page...

Atom-1	Atom-2	Interatomic distance (Å)	Clash overlap (Å)
1:C:1500:ARG:C	1:C:1502:ASP:N	2.72	0.43
2:D:266:GLY:HA3	2:D:315:TYR:CE1	2.54	0.43
2:D:511:THR:H	2:D:514:LEU:HD11	1.83	0.43
2:D:574:ARG:HH21	2:D:759:THR:HG21	1.83	0.43
2:D:735:ASN:OD1	2:D:735:ASN:N	2.52	0.43
2:D:825:VAL:HA	2:D:916:VAL:O	2.19	0.43
2:D:1599:TYR:N	2:D:1599:TYR:HD1	2.16	0.43
1:A:165:ASP:O	1:A:167:GLU:N	2.48	0.43
1:A:371:ILE:HG21	1:A:390:LEU:CD2	2.49	0.43
1:A:565:GLU:HG3	1:A:624:PHE:CG	2.53	0.43
1:A:565:GLU:HG2	1:A:565:GLU:O	2.18	0.43
1:A:571:LEU:HG	1:A:812:ALA:HB2	2.00	0.43
1:A:705:VAL:HA	1:A:739:ARG:HH12	1.83	0.43
1:A:969:PRO:HD3	1:A:1603:LYS:HZ1	1.83	0.43
1:A:970:LYS:O	1:A:971:THR:HG22	2.19	0.43
1:A:1068:VAL:CG2	1:A:1124:TYR:CD1	2.95	0.43
1:A:1257:THR:O	1:A:1261:LEU:HG	2.18	0.43
2:B:80:GLY:O	2:B:81:MET:HB2	2.17	0.43
2:B:464:PHE:HB3	2:B:479:PHE:CE2	2.54	0.43
1:C:190:ILE:CG2	1:C:194:PRO:HG3	2.48	0.43
1:C:520:ASP:HB2	2:D:404:LEU:HD13	2.01	0.43
1:C:561:LEU:HD23	1:C:561:LEU:HA	1.80	0.43
1:C:955:ARG:HG2	1:C:1350:THR:O	2.18	0.43
1:C:1233:GLN:O	1:C:1234:HIS:HB3	2.18	0.43
1:C:1377:PHE:CD1	1:C:1408:TYR:HA	2.53	0.43
1:C:1546:GLU:HG2	1:C:1663:ASN:OD1	2.18	0.43
1:C:1562:LYS:HD2	1:C:1648:TRP:CZ2	2.48	0.43
1:C:1601:ILE:O	1:C:1638:PRO:O	2.36	0.43
1:C:1660:PHE:HE2	1:C:1664:LEU:CD1	2.26	0.43
2:D:436:GLN:O	2:D:437:THR:C	2.56	0.43
1:A:443:PRO:CD	1:A:446:ASN:HB2	2.41	0.43
1:A:1202:HIS:CG	1:A:1203:PRO:HD2	2.53	0.43
1:A:1264:ILE:H	1:A:1264:ILE:HG13	1.39	0.43
2:B:103:TYR:N	2:B:103:TYR:HD2	2.17	0.43
2:B:230:PRO:HG3	2:B:333:GLN:HG2	2.01	0.43
2:B:621:PHE:H	2:B:621:PHE:HD2	1.66	0.43
2:B:735:ASN:OD1	2:B:735:ASN:N	2.51	0.43
2:B:1502:HIS:O	2:B:1503:GLN:HB2	2.18	0.43
2:B:1548:ILE:CG2	2:B:1635:LEU:HB3	2.48	0.43
1:C:369:TYR:HA	1:C:370:PRO:HD3	1.88	0.43
1:C:500:ASN:ND2	1:C:543:TYR:CE1	2.86	0.43

Continued on next page...

Continued from previous page...

Atom-1	Atom-2	Interatomic distance (Å)	Clash overlap (Å)
1:C:532:GLN:O	1:C:535:VAL:HG13	2.18	0.43
1:C:583:SER:O	1:C:586:GLN:HB3	2.18	0.43
1:C:631:ASP:C	1:C:633:GLY:H	2.22	0.43
1:C:696:LYS:HZ1	1:C:759:PRO:HG2	1.84	0.43
1:C:1243:GLY:O	1:C:1285:TYR:CZ	2.71	0.43
1:C:1644:TRP:CD1	1:C:1646:GLU:OE1	2.71	0.43
2:D:939:GLY:O	2:D:1316:SER:HA	2.18	0.43
2:D:946:LYS:HA	2:D:1310:ASP:OD1	2.18	0.43
2:D:1512:ILE:HG22	2:D:1631:PHE:CE1	2.53	0.43
1:A:651:LEU:HD23	1:A:651:LEU:HA	1.74	0.43
1:A:809:ILE:HG12	1:A:810:CYS:H	1.82	0.43
1:A:1013:MET:HE3	1:A:1287:THR:O	2.19	0.43
1:A:1243:GLY:O	1:A:1285:TYR:CE2	2.72	0.43
1:A:1381:ILE:HB	1:A:1493:PHE:CE2	2.54	0.43
1:A:1622:LYS:HB2	1:A:1643:THR:HG22	1.99	0.43
1:A:1656:SER:O	1:A:1659:ALA:HB3	2.19	0.43
2:B:129:PHE:CE2	2:B:598:ILE:HD13	2.53	0.43
2:B:820:MET:HA	2:B:821:PRO:HD3	1.79	0.43
2:B:1402:LYS:HD3	2:B:1402:LYS:HA	1.53	0.43
1:C:486:VAL:HG11	1:C:499:TYR:CE1	2.54	0.43
1:C:567:CYS:HB3	1:C:570:GLN:HB3	2.01	0.43
1:C:824:PHE:CD2	1:C:824:PHE:N	2.85	0.43
1:C:827:MET:HB3	1:C:829:ILE:CD1	2.47	0.43
1:C:970:LYS:C	1:C:971:THR:CG2	2.87	0.43
1:C:1589:GLU:HB2	1:C:1590:ALA:H	1.46	0.43
2:D:373:PRO:HB3	2:D:393:ASP:O	2.19	0.43
2:D:387:MET:O	2:D:398:LEU:HD21	2.18	0.43
2:D:859:ALA:O	2:D:866:TYR:HB2	2.19	0.43
2:D:866:TYR:OH	2:D:1388:THR:CG2	2.67	0.43
2:D:1330:ASN:N	2:D:1330:ASN:HD22	2.16	0.43
1:A:163:PHE:CE1	1:A:188:PHE:CD1	3.06	0.43
1:A:342:ILE:HA	1:A:343:PRO:HD3	1.74	0.43
1:A:367:ILE:O	1:A:368:PRO:C	2.57	0.43
1:A:494:ASP:OD1	1:A:494:ASP:C	2.57	0.43
1:A:884:VAL:CG1	1:A:886:GLN:CG	2.90	0.43
1:A:1013:MET:O	1:A:1017:PRO:HD3	2.18	0.43
1:A:1212:LEU:O	1:A:1215:GLU:HB2	2.18	0.43
1:A:1637:TYR:HA	1:A:1638:PRO:HD3	1.86	0.43
2:B:445:LEU:HD12	2:B:465:ASN:O	2.19	0.43
2:B:885:VAL:HG23	2:B:887:LEU:CD2	2.48	0.43
2:B:1387:LEU:O	2:B:1390:PHE:HB2	2.18	0.43

Continued on next page...

Continued from previous page...

Atom-1	Atom-2	Interatomic distance (Å)	Clash overlap (Å)
2:B:1390:PHE:CD1	2:B:1442:ILE:HG13	2.54	0.43
1:C:27:ALA:HB2	1:C:39:ILE:HG12	2.01	0.43
1:C:226:HIS:ND1	1:C:336:PHE:CE2	2.86	0.43
1:C:354:LEU:HD23	1:C:450:GLU:HG3	2.01	0.43
1:C:383:VAL:O	1:C:383:VAL:HG22	2.18	0.43
1:C:599:TRP:HE1	1:C:779:LEU:CB	2.32	0.43
1:C:867:THR:O	1:C:868:SER:HB3	2.19	0.43
1:C:1067:SER:HA	1:C:1074:ALA:HA	2.01	0.43
1:C:1120:GLU:OE2	1:C:1121:ASN:N	2.52	0.43
1:C:1127:ILE:HG13	1:C:1143:TYR:CE2	2.44	0.43
1:C:1142:LEU:O	1:C:1143:TYR:O	2.37	0.43
1:C:1159:CYS:O	1:C:1161:LEU:N	2.42	0.43
1:C:1168:LEU:N	1:C:1168:LEU:HD23	2.32	0.43
2:D:261:ALA:N	2:D:285:ILE:CD1	2.82	0.43
2:D:338:ILE:C	2:D:339:VAL:CG1	2.87	0.43
2:D:829:GLN:HE21	2:D:829:GLN:CA	2.31	0.43
2:D:963:ILE:CD1	2:D:1311:ILE:HG12	2.49	0.43
2:D:1296:ASN:HB2	2:D:1299:LEU:HD22	2.01	0.43
1:A:128:ILE:HD11	1:A:214:THR:CA	2.49	0.43
1:A:222:TYR:HE1	1:A:768:TYR:CB	2.13	0.43
1:A:624:PHE:CD1	1:A:625:GLN:N	2.85	0.43
1:A:1148:THR:O	1:A:1149:VAL:C	2.57	0.43
1:A:1650:ARG:HD2	1:A:1650:ARG:N	2.27	0.43
2:B:32:VAL:HB	2:B:607:PHE:CZ	2.54	0.43
2:B:145:TYR:HE2	2:B:165:PHE:CE1	2.37	0.43
2:B:378:PRO:HG3	2:B:389:THR:HG23	2.00	0.43
2:B:485:ASN:O	2:B:486:LYS:HB2	2.18	0.43
2:B:511:THR:O	2:B:513:ASP:N	2.52	0.43
2:B:646:GLN:O	2:B:647:PRO:C	2.57	0.43
2:B:745:ILE:HG22	2:B:897:LYS:HD3	1.97	0.43
2:B:755:TRP:O	2:B:756:LEU:CB	2.66	0.43
2:B:847:ARG:CZ	2:B:867:ARG:NH1	2.82	0.43
2:B:902:GLU:O	2:B:903:ALA:HB2	2.19	0.43
2:B:946:LYS:HA	2:B:1310:ASP:OD1	2.18	0.43
2:B:1391:LEU:HD12	2:B:1417:MET:CE	2.49	0.43
2:B:1556:PRO:C	2:B:1558:ALA:N	2.72	0.43
1:C:156:LYS:C	1:C:156:LYS:CD	2.87	0.43
1:C:223:VAL:O	1:C:225:PRO:HD3	2.19	0.43
1:C:421:VAL:HG23	2:D:507:ASN:ND2	2.33	0.43
1:C:552:ALA:O	1:C:658:ASN:ND2	2.52	0.43
1:C:593:ALA:O	1:C:594:THR:HG23	2.17	0.43

Continued on next page...

Continued from previous page...

Atom-1	Atom-2	Interatomic distance (Å)	Clash overlap (Å)
1:C:756:THR:O	1:C:757:LEU:HD23	2.19	0.43
1:C:804:ILE:HG13	1:C:804:ILE:O	2.19	0.43
1:C:971:THR:O	1:C:972:GLU:C	2.57	0.43
1:C:1022:PHE:O	1:C:1023:HIS:C	2.57	0.43
1:C:1132:THR:HG22	1:C:1133:LEU:N	2.31	0.43
2:D:276:ILE:O	2:D:277:PRO:C	2.57	0.43
2:D:578:VAL:O	2:D:578:VAL:HG13	2.18	0.43
2:D:923:SER:O	2:D:924:ILE:HD12	2.18	0.43
2:D:946:LYS:HD3	2:D:946:LYS:N	2.34	0.43
2:D:1326:LEU:HD11	2:D:1328:PHE:HE2	1.84	0.43
1:A:101:TYR:CD2	1:A:101:TYR:N	2.87	0.43
1:A:354:LEU:HA	1:A:374:GLN:O	2.19	0.43
1:A:412:ARG:HG3	1:A:413:VAL:N	2.34	0.43
1:A:495:LYS:HA	1:A:495:LYS:HD3	1.59	0.43
1:A:504:LEU:HD12	1:A:509:ILE:CA	2.48	0.43
1:A:1153:ARG:NH2	1:A:1168:LEU:HD13	2.34	0.43
1:A:1162:VAL:HG11	1:C:1064:TYR:HE2	1.83	0.43
1:A:1638:PRO:O	1:A:1639:LEU:HB2	2.19	0.43
1:A:1638:PRO:HB2	1:A:1639:LEU:H	1.48	0.43
2:B:355:LYS:HA	2:B:356:PRO:HD3	1.91	0.43
2:B:466:VAL:CG1	2:B:524:TYR:HE2	2.32	0.43
2:B:756:LEU:HD22	2:B:778:PHE:CD1	2.53	0.43
2:B:788:VAL:HG22	2:B:807:GLU:HG2	2.01	0.43
1:C:25:ILE:HD13	1:C:41:ILE:CG1	2.49	0.43
1:C:74:SER:HA	1:C:79:PHE:HE1	1.84	0.43
1:C:101:TYR:N	1:C:101:TYR:CD2	2.87	0.43
1:C:553:GLU:OE1	1:C:553:GLU:HA	2.19	0.43
1:C:773:TRP:CZ3	1:C:788:PHE:CE1	2.92	0.43
1:C:1155:ALA:O	1:C:1158:ILE:HG13	2.19	0.43
1:C:1298:THR:O	1:C:1301:SER:N	2.52	0.43
1:C:1365:VAL:CG2	1:C:1366:HIS:N	2.75	0.43
1:C:1455:ILE:N	1:C:1455:ILE:CD1	2.82	0.43
1:C:1664:LEU:HD23	1:C:1664:LEU:O	2.19	0.43
2:D:74:ASP:OD1	2:D:74:ASP:N	2.52	0.43
2:D:96:THR:HB	2:D:123:TYR:OH	2.18	0.43
2:D:202:LYS:CG	2:D:203:TYR:N	2.82	0.43
2:D:262:PHE:HE1	2:D:282:ARG:CG	2.29	0.43
2:D:646:GLN:HB3	2:D:647:PRO:CD	2.37	0.43
2:D:1525:LYS:HD2	2:D:1610:TRP:CZ2	2.53	0.43
1:A:27:ALA:HB1	1:A:28:PRO:HD2	2.00	0.42
1:A:33:VAL:HA	1:A:87:ILE:CG1	2.49	0.42

Continued on next page...

Continued from previous page...

Atom-1	Atom-2	Interatomic distance (Å)	Clash overlap (Å)
1:A:196:TYR:CD2	1:A:196:TYR:N	2.85	0.42
1:A:412:ARG:HG3	1:A:413:VAL:H	1.84	0.42
1:A:587:THR:CG2	1:A:789:ALA:HB2	2.49	0.42
1:A:916:THR:O	1:A:918:PHE:N	2.52	0.42
2:B:531:ILE:O	2:B:617:ASN:ND2	2.51	0.42
2:B:748:ARG:NH1	2:B:784:ILE:HG12	2.33	0.42
2:B:1466:GLU:OE2	2:B:1468:CYS:HB2	2.19	0.42
2:B:1505:ARG:NH1	2:B:1627:ASP:OD1	2.51	0.42
2:B:1562:GLN:HB2	2:B:1598:SER:HB3	2.00	0.42
1:C:49:ALA:HB2	1:C:74:SER:HB2	2.01	0.42
1:C:348:VAL:HG12	1:C:350:SER:H	1.84	0.42
1:C:473:HIS:HE1	2:D:455:LYS:HZ3	1.67	0.42
1:C:503:ILE:HD11	1:C:528:ILE:HG21	2.01	0.42
1:C:554:LEU:HA	1:C:554:LEU:HD23	1.60	0.42
1:C:1007:SER:HA	1:C:1069:TRP:HD1	1.83	0.42
1:C:1213:LYS:HE2	1:C:1266:TYR:CE2	2.54	0.42
1:C:1648:TRP:HE1	1:C:1664:LEU:CD2	2.32	0.42
2:D:449:ILE:HD13	2:D:462:VAL:CG2	2.45	0.42
2:D:567:LEU:HD23	2:D:567:LEU:HA	1.55	0.42
2:D:580:VAL:CG1	2:D:581:ASP:N	2.81	0.42
2:D:824:VAL:HG22	2:D:825:VAL:N	2.34	0.42
2:D:952:ASP:O	2:D:1331:ALA:HB1	2.19	0.42
1:A:153:LYS:O	1:A:154:PRO:O	2.37	0.42
1:A:171:VAL:HG22	1:A:1057:MET:CE	2.49	0.42
1:A:847:ASN:ND2	1:A:853:MET:HB2	2.34	0.42
1:A:1022:PHE:O	1:A:1025:LEU:N	2.52	0.42
1:A:1060:ARG:CG	1:A:1061:ASN:N	2.82	0.42
1:A:1090:ASN:C	1:A:1092:TYR:N	2.72	0.42
1:A:1226:ARG:HD3	1:A:1266:TYR:CE1	2.54	0.42
1:A:1279:ARG:O	1:A:1280:TYR:C	2.56	0.42
1:A:1413:GLU:OE2	1:A:1413:GLU:HA	2.19	0.42
2:B:350:THR:HA	2:B:351:PRO:HD3	1.88	0.42
2:B:511:THR:OG1	2:B:512:PRO:HD2	2.18	0.42
2:B:946:LYS:HD3	2:B:946:LYS:N	2.34	0.42
1:C:110:HIS:ND1	1:C:110:HIS:N	2.66	0.42
1:C:363:LEU:HD12	1:C:456:ALA:HA	2.00	0.42
1:C:620:LEU:H	1:C:620:LEU:HG	1.60	0.42
1:C:784:LYS:HG2	1:C:785:GLN:N	2.33	0.42
1:C:862:VAL:HG12	1:C:907:LEU:HD21	2.01	0.42
1:C:961:TYR:HE2	1:C:1343:ASN:HA	1.83	0.42
1:C:1118:PHE:HE2	1:C:1148:THR:HG1	1.57	0.42

Continued on next page...

Continued from previous page...

Atom-1	Atom-2	Interatomic distance (Å)	Clash overlap (Å)
1:C:1143:TYR:O	1:C:1144:LEU:C	2.56	0.42
1:C:1255:LEU:HD12	1:C:1255:LEU:C	2.40	0.42
1:C:1324:HIS:CG	1:C:1336:ARG:NH2	2.87	0.42
1:C:1467:ILE:HA	1:C:1468:PRO:HD3	1.78	0.42
1:C:1570:VAL:HG22	1:C:1575:VAL:HG13	2.00	0.42
2:D:129:PHE:CE2	2:D:598:ILE:HD13	2.54	0.42
2:D:275:SER:C	2:D:277:PRO:HD3	2.39	0.42
2:D:358:MET:HE3	2:D:358:MET:HB2	1.95	0.42
2:D:553:ASP:O	2:D:555:LEU:HG	2.19	0.42
2:D:811:MET:HG3	2:D:812:LYS:N	2.34	0.42
2:D:919:GLY:CA	2:D:1331:ALA:O	2.67	0.42
2:D:942:LEU:HD13	2:D:1314:THR:HG23	2.01	0.42
2:D:943:GLU:HB2	2:D:1313:VAL:HG23	2.01	0.42
1:A:832:SER:HA	1:A:928:ARG:HB3	2.02	0.42
1:A:847:ASN:ND2	1:A:853:MET:CB	2.83	0.42
1:A:914:LEU:HD12	1:A:915:GLU:N	2.34	0.42
1:A:1086:LEU:O	1:A:1087:GLY:C	2.57	0.42
1:A:1094:GLU:CD	1:A:1094:GLU:H	2.22	0.42
1:A:1179:THR:HG22	1:A:1180:LEU:HD23	2.01	0.42
1:A:1189:ALA:O	1:A:1192:ALA:HB3	2.19	0.42
1:A:1226:ARG:HD2	1:A:1270:VAL:CG2	2.50	0.42
1:A:1370:THR:O	1:A:1371:SER:C	2.56	0.42
2:B:111:PRO:O	2:B:113:VAL:HG23	2.19	0.42
2:B:113:VAL:HG12	2:B:114:ARG:N	2.34	0.42
2:B:218:LYS:CD	2:B:822:TYR:HE2	2.31	0.42
2:B:336:ILE:HD13	2:B:336:ILE:HA	1.78	0.42
2:B:358:MET:HB2	2:B:358:MET:HE3	1.99	0.42
2:B:775:THR:HG22	2:B:776:MET:H	1.84	0.42
2:B:1273:LEU:HB2	2:B:1319:GLY:CA	2.36	0.42
2:B:1506:ILE:HD11	2:B:1628:PHE:CE1	2.54	0.42
2:B:1548:ILE:HD12	2:B:1636:THR:OG1	2.18	0.42
1:C:144:ARG:HD2	1:C:146:TYR:CZ	2.54	0.42
1:C:499:TYR:HE2	1:C:517:LYS:HG3	1.84	0.42
1:C:534:MET:HB3	1:C:538:SER:OG	2.19	0.42
1:C:584:PRO:CB	1:C:792:ASP:HA	2.37	0.42
1:C:827:MET:HB3	1:C:829:ILE:HD13	2.01	0.42
1:C:870:SER:N	1:C:871:PRO:HD3	2.33	0.42
1:C:1020:TYR:HE1	1:C:1295:GLU:HG3	1.84	0.42
1:C:1068:VAL:CG2	1:C:1124:TYR:CD1	2.94	0.42
1:C:1381:ILE:CG1	1:C:1382:ASP:N	2.81	0.42
1:C:1641:SER:C	1:C:1643:THR:N	2.73	0.42

Continued on next page...

Continued from previous page...

Atom-1	Atom-2	Interatomic distance (Å)	Clash overlap (Å)
1:C:1658:GLN:HA	1:C:1661:LEU:HB2	2.01	0.42
2:D:64:LYS:HG3	2:D:64:LYS:O	2.20	0.42
2:D:69:PHE:HE2	2:D:71:THR:HB	1.84	0.42
2:D:138:THR:HG22	2:D:139:PRO:O	2.18	0.42
2:D:477:LYS:HD3	2:D:477:LYS:H	1.84	0.42
2:D:788:VAL:HG22	2:D:807:GLU:HG2	2.01	0.42
2:D:1305:THR:HG23	2:D:1307:LEU:N	2.30	0.42
1:A:54:ILE:CG1	1:A:106:VAL:HG13	2.49	0.42
1:A:774:LEU:HD12	1:A:799:ILE:HD11	2.02	0.42
1:A:1013:MET:HA	1:A:1016:VAL:HG23	2.00	0.42
1:A:1027:THR:HG21	1:A:1302:LEU:HD13	2.02	0.42
1:A:1664:LEU:HD23	1:A:1664:LEU:O	2.19	0.42
2:B:449:ILE:HD13	2:B:462:VAL:CG2	2.46	0.42
2:B:491:LYS:HE2	2:B:491:LYS:HB3	1.71	0.42
2:B:830:VAL:HG23	2:B:831:GLU:N	2.34	0.42
2:B:933:ARG:HH11	2:B:933:ARG:HG3	1.84	0.42
2:B:1305:THR:HG23	2:B:1306:LYS:N	2.34	0.42
2:B:1525:LYS:HD2	2:B:1610:TRP:CZ2	2.54	0.42
1:C:27:ALA:HB1	1:C:28:PRO:CD	2.50	0.42
1:C:395:ILE:CG1	1:C:430:VAL:HB	2.50	0.42
1:C:424:LEU:N	1:C:424:LEU:HD23	2.34	0.42
1:C:774:LEU:HG	1:C:788:PHE:HE1	1.84	0.42
1:C:780:VAL:HA	1:C:781:PRO:HD3	1.85	0.42
1:C:1027:THR:HG21	1:C:1302:LEU:HD13	2.01	0.42
1:C:1088:GLN:C	1:C:1090:ASN:H	2.22	0.42
1:C:1280:TYR:O	1:C:1280:TYR:CG	2.72	0.42
1:C:1307:LEU:HD22	1:C:1307:LEU:N	2.33	0.42
1:C:1439:LEU:HD23	1:C:1439:LEU:HA	1.61	0.42
1:C:1545:ALA:HB2	1:C:1660:PHE:CE1	2.54	0.42
1:C:1585:TYR:CE1	1:C:1671:ILE:HG12	2.51	0.42
2:D:102:GLN:C	2:D:103:TYR:HD2	2.22	0.42
2:D:415:THR:OG1	2:D:415:THR:O	2.34	0.42
2:D:829:GLN:HG2	2:D:1480:LEU:HD13	2.01	0.42
2:D:1370:ARG:HG2	2:D:1371:TYR:O	2.19	0.42
1:A:532:GLN:O	1:A:535:VAL:HG22	2.20	0.42
1:A:610:TYR:N	1:A:610:TYR:CD1	2.86	0.42
1:A:1016:VAL:CG2	1:A:1291:ILE:HD12	2.49	0.42
1:A:1091:LYS:H	1:A:1091:LYS:HG3	1.39	0.42
2:B:354:PHE:O	2:B:434:ALA:HA	2.19	0.42
2:B:558:MET:HE2	2:B:558:MET:HB3	1.64	0.42
2:B:567:LEU:HD23	2:B:567:LEU:HA	1.52	0.42

Continued on next page...

Continued from previous page...

Atom-1	Atom-2	Interatomic distance (Å)	Clash overlap (Å)
2:B:780:LEU:HA	2:B:780:LEU:HD22	1.83	0.42
2:B:1292:ILE:HD11	2:B:1301:ARG:NE	2.32	0.42
2:B:1506:ILE:CD1	2:B:1628:PHE:CD1	3.03	0.42
2:B:1525:LYS:HD2	2:B:1610:TRP:CZ3	2.54	0.42
1:C:85:LEU:N	1:C:85:LEU:CD2	2.79	0.42
1:C:196:TYR:H	1:C:196:TYR:HD2	1.64	0.42
1:C:256:TYR:HE2	1:C:826:GLU:OE2	2.02	0.42
1:C:444:GLU:O	1:C:445:GLU:C	2.57	0.42
1:C:1083:LEU:CD1	1:C:1104:LEU:HD23	2.49	0.42
1:C:1101:CYS:O	1:C:1105:LEU:HD12	2.20	0.42
1:C:1183:GLN:NE2	1:C:1183:GLN:O	2.53	0.42
2:D:108:VAL:O	2:D:114:ARG:HA	2.18	0.42
2:D:485:ASN:O	2:D:486:LYS:HB2	2.18	0.42
2:D:524:TYR:HE1	2:D:532:VAL:CG1	2.29	0.42
2:D:859:ALA:HB1	2:D:866:TYR:CD1	2.55	0.42
2:D:1385:SER:OG	2:D:1455:SER:N	2.47	0.42
2:D:1606:TRP:HD1	2:D:1606:TRP:O	2.03	0.42
2:D:1635:LEU:O	2:D:1637:GLU:N	2.52	0.42
1:A:185:PHE:CB	1:A:186:PRO:HD2	2.49	0.42
1:A:438:ASP:HA	1:A:447:GLN:NE2	2.35	0.42
1:A:501:TYR:HD1	1:A:501:TYR:C	2.21	0.42
1:A:626:PHE:O	1:A:628:GLU:N	2.52	0.42
1:A:689:LYS:O	1:A:691:LYS:N	2.52	0.42
1:A:1581:LEU:HD11	1:A:1598:ILE:HD11	1.99	0.42
2:B:232:GLU:C	2:B:234:PHE:H	2.22	0.42
2:B:490:PHE:CD1	2:B:490:PHE:C	2.91	0.42
1:C:487:THR:HA	1:C:488:PRO:HD3	1.81	0.42
1:C:516:GLU:CD	1:C:516:GLU:N	2.70	0.42
1:C:715:ALA:O	1:C:718:ILE:HG13	2.20	0.42
1:C:829:ILE:HA	1:C:830:PRO:HD3	1.84	0.42
1:C:839:ILE:CD1	1:C:1485:VAL:HG12	2.50	0.42
1:C:849:ARG:NH2	2:D:556:ILE:O	2.52	0.42
1:C:946:PRO:HB2	1:C:947:ARG:H	1.52	0.42
1:C:1037:ASP:O	1:C:1040:ILE:HB	2.19	0.42
1:C:1618:LEU:HD22	1:C:1618:LEU:C	2.40	0.42
2:D:263:VAL:HG23	2:D:283:ILE:CD1	2.48	0.42
2:D:1367:ILE:HD13	2:D:1456:VAL:CG2	2.49	0.42
2:D:1540:TYR:CE1	2:D:1575:LEU:HB2	2.54	0.42
1:A:1025:LEU:HD23	1:A:1025:LEU:HA	1.72	0.42
1:A:1208:ILE:O	1:A:1208:ILE:HG22	2.19	0.42
1:A:1255:LEU:HD12	1:A:1255:LEU:C	2.39	0.42

Continued on next page...

Continued from previous page...

Atom-1	Atom-2	Interatomic distance (Å)	Clash overlap (Å)
1:A:1311:MET:HE3	1:A:1311:MET:HB2	1.88	0.42
1:A:1504:GLN:HG3	1:A:1505:CYS:N	2.35	0.42
1:A:1602:LYS:HB3	1:A:1639:LEU:HB2	2.02	0.42
1:A:1652:THR:HB	1:A:1653:THR:H	1.73	0.42
2:B:29:THR:CB	2:B:30:PRO:CD	2.97	0.42
2:B:219:TYR:CD1	2:B:220:VAL:N	2.86	0.42
2:B:229:GLN:HA	2:B:229:GLN:OE1	2.19	0.42
2:B:236:TYR:CZ	2:B:424:ARG:HD2	2.54	0.42
2:B:263:VAL:CG1	2:B:318:VAL:HG23	2.50	0.42
2:B:480:THR:OG1	2:B:494:ARG:NE	2.51	0.42
1:C:269:PHE:CE1	1:C:287:MET:HB3	2.47	0.42
1:C:365:PRO:CD	1:C:464:TYR:CE2	3.03	0.42
1:C:864:GLY:HA3	1:C:907:LEU:HD22	2.01	0.42
1:C:1364:VAL:HG22	1:C:1365:VAL:N	2.35	0.42
1:C:1549:LYS:NZ	1:C:1667:PHE:CD1	2.85	0.42
1:C:1549:LYS:H	1:C:1549:LYS:HG2	1.51	0.42
1:C:1658:GLN:N	1:C:1658:GLN:HE21	2.17	0.42
2:D:524:TYR:HD1	2:D:524:TYR:O	2.03	0.42
2:D:848:VAL:O	2:D:848:VAL:HG12	2.18	0.42
2:D:916:VAL:HG23	2:D:917:PRO:CD	2.48	0.42
2:D:1438:LEU:C	2:D:1438:LEU:HD22	2.39	0.42
1:A:25:ILE:HD13	1:A:41:ILE:HG13	2.01	0.42
1:A:162:THR:HG21	1:A:204:LYS:CE	2.40	0.42
1:A:386:VAL:HA	1:A:387:PRO:HD3	1.89	0.42
1:A:391:ASN:HD21	1:A:406:PRO:HG3	1.84	0.42
1:A:517:LYS:HG2	1:A:518:PHE:H	1.85	0.42
1:A:544:TYR:HE2	1:A:546:VAL:CG2	2.33	0.42
1:A:549:GLU:CD	1:A:549:GLU:N	2.57	0.42
1:A:594:THR:OG1	1:A:782:ARG:CA	2.67	0.42
1:A:786:LEU:HD23	1:A:786:LEU:N	2.30	0.42
2:B:69:PHE:HE2	2:B:71:THR:HB	1.85	0.42
2:B:350:THR:O	2:B:350:THR:CG2	2.68	0.42
2:B:398:LEU:HD23	2:B:398:LEU:HA	1.68	0.42
2:B:438:GLN:HB2	2:B:617:ASN:HD21	1.83	0.42
2:B:476:ILE:HD11	2:B:524:TYR:CB	2.49	0.42
2:B:742:ASP:OD1	2:B:743:SER:N	2.53	0.42
2:B:847:ARG:HG3	2:B:869:GLN:CG	2.50	0.42
2:B:954:VAL:O	2:B:957:THR:HG23	2.20	0.42
2:B:1323:MET:HE3	2:B:1325:ILE:HD11	2.02	0.42
2:B:1623:LYS:N	2:B:1623:LYS:HD2	2.31	0.42
1:C:31:PHE:O	1:C:119:ILE:HA	2.19	0.42

Continued on next page...

Continued from previous page...

Atom-1	Atom-2	Interatomic distance (Å)	Clash overlap (Å)
1:C:571:LEU:HD22	1:C:803:GLY:HA3	2.02	0.42
1:C:639:GLY:H	1:C:645:VAL:HA	1.84	0.42
1:C:1043:GLN:O	1:C:1044:LYS:C	2.58	0.42
1:C:1103:SER:O	1:C:1106:TRP:N	2.50	0.42
1:C:1148:THR:O	1:C:1149:VAL:C	2.56	0.42
1:C:1381:ILE:HB	1:C:1493:PHE:CE2	2.55	0.42
1:C:1587:THR:HB	1:C:1591:VAL:HG13	2.01	0.42
2:D:146:ARG:HA	2:D:183:PHE:CE2	2.54	0.42
2:D:164:GLU:HB2	2:D:200:VAL:CG2	2.50	0.42
2:D:264:LEU:HB2	2:D:280:LEU:HB2	2.02	0.42
2:D:354:PHE:O	2:D:434:ALA:HA	2.19	0.42
2:D:819:GLN:CA	2:D:819:GLN:NE2	2.82	0.42
2:D:1286:VAL:O	2:D:1286:VAL:HG12	2.20	0.42
2:D:1371:TYR:HB2	2:D:1377:SER:HB3	2.02	0.42
1:A:831:TYR:O	1:A:928:ARG:CB	2.67	0.42
1:A:870:SER:N	1:A:871:PRO:HD3	2.33	0.42
1:A:1243:GLY:O	1:A:1285:TYR:CZ	2.73	0.42
1:A:1545:ALA:HB2	1:A:1660:PHE:CE1	2.55	0.42
1:A:1587:THR:HB	1:A:1591:VAL:CG2	2.48	0.42
2:B:102:GLN:C	2:B:103:TYR:HD2	2.23	0.42
2:B:370:ASP:OD1	2:B:370:ASP:N	2.52	0.42
2:B:818:LEU:HD23	2:B:911:LYS:CD	2.44	0.42
2:B:963:ILE:O	2:B:963:ILE:HG22	2.20	0.42
2:B:1349:VAL:CG2	2:B:1363:LEU:HD12	2.50	0.42
2:B:1397:LEU:HD12	2:B:1397:LEU:HA	1.75	0.42
1:C:20:GLU:O	1:C:20:GLU:CG	2.61	0.42
1:C:565:GLU:HG2	1:C:565:GLU:O	2.20	0.42
1:C:621:GLU:H	1:C:621:GLU:HG3	1.74	0.42
1:C:949:ILE:C	1:C:950:TYR:CG	2.93	0.42
1:C:1020:TYR:O	1:C:1021:VAL:C	2.59	0.42
1:C:1060:ARG:CG	1:C:1061:ASN:N	2.83	0.42
1:C:1091:LYS:H	1:C:1091:LYS:HG3	1.43	0.42
1:C:1212:LEU:O	1:C:1215:GLU:HB2	2.20	0.42
1:C:1279:ARG:CZ	1:C:1280:TYR:CD2	3.03	0.42
1:C:1545:ALA:CB	1:C:1660:PHE:CE1	3.03	0.42
1:C:1636:ILE:O	1:C:1636:ILE:CG2	2.68	0.42
2:D:296:ARG:NH1	2:D:296:ARG:CG	2.83	0.42
2:D:435:TYR:OH	2:D:617:ASN:HB3	2.20	0.42
2:D:646:GLN:O	2:D:647:PRO:C	2.59	0.42
2:D:739:PHE:CE1	2:D:901:GLN:HB2	2.55	0.42
2:D:830:VAL:HG23	2:D:831:GLU:N	2.34	0.42

Continued on next page...

Continued from previous page...

Atom-1	Atom-2	Interatomic distance (Å)	Clash overlap (Å)
2:D:857:CYS:HB3	2:D:885:VAL:HG22	2.01	0.42
2:D:860:SER:OG	2:D:866:TYR:HB3	2.20	0.42
2:D:1294:TYR:O	2:D:1294:TYR:HD2	2.02	0.42
2:D:1378:THR:O	2:D:1379:MET:C	2.58	0.42
2:D:1424:ILE:N	2:D:1424:ILE:CD1	2.76	0.42
2:D:1602:THR:H	2:D:1605:THR:HB	1.85	0.42
1:A:21:GLN:HB3	1:A:44:TYR:O	2.20	0.42
1:A:144:ARG:HD2	1:A:146:TYR:CZ	2.55	0.42
1:A:289:ASN:OD1	1:A:289:ASN:N	2.52	0.42
1:A:296:ILE:CG2	1:A:297:ALA:N	2.82	0.42
1:A:371:ILE:CG2	1:A:371:ILE:O	2.67	0.42
1:A:472:ASN:O	1:A:473:HIS:CB	2.67	0.42
1:A:663:GLN:O	1:A:664:GLU:HB2	2.20	0.42
1:A:721:GLY:C	1:A:723:ARG:N	2.73	0.42
1:A:780:VAL:HA	1:A:781:PRO:HD3	1.85	0.42
1:A:827:MET:HB3	1:A:829:ILE:HD13	2.01	0.42
1:A:1212:LEU:HD13	1:A:1228:TRP:NE1	2.35	0.42
2:B:825:VAL:O	2:B:826:LYS:C	2.58	0.42
2:B:829:GLN:HE21	2:B:829:GLN:C	2.23	0.42
2:B:1385:SER:OG	2:B:1455:SER:N	2.46	0.42
1:C:96:GLN:HG3	1:C:97:ASN:N	2.35	0.42
1:C:654:LEU:HA	1:C:654:LEU:HD23	1.58	0.42
1:C:1016:VAL:HG11	1:C:1291:ILE:CD1	2.50	0.42
1:C:1153:ARG:NH2	1:C:1168:LEU:HD13	2.35	0.42
2:D:76:ASN:CB	2:D:77:PRO:HD2	2.44	0.42
2:D:171:ILE:H	2:D:171:ILE:HG13	1.59	0.42
2:D:1275:LEU:HD13	2:D:1321:ALA:HB2	2.02	0.42
2:D:1606:TRP:C	2:D:1606:TRP:HD1	2.22	0.42
1:A:222:TYR:CD2	1:A:222:TYR:C	2.94	0.41
1:A:354:LEU:N	1:A:354:LEU:CD2	2.83	0.41
1:A:606:ASP:HB2	1:A:797:TRP:HZ3	1.85	0.41
1:A:654:LEU:C	1:A:655:THR:HG23	2.40	0.41
1:A:773:TRP:CZ3	1:A:774:LEU:HB2	2.55	0.41
1:A:901:LEU:HA	1:A:902:PRO:HD3	1.78	0.41
1:A:1061:ASN:HB2	1:A:1065:SER:O	2.20	0.41
1:A:1641:SER:O	1:A:1643:THR:HG23	2.20	0.41
2:B:36:ASP:OD1	2:B:90:PRO:HA	2.19	0.41
2:B:138:THR:HG22	2:B:139:PRO:O	2.20	0.41
2:B:343:TYR:HE1	2:B:420:LEU:HD11	1.84	0.41
2:B:352:LYS:HG3	2:B:430:MET:HE1	2.02	0.41
2:B:415:THR:OG1	2:B:415:THR:O	2.35	0.41

Continued on next page...

Continued from previous page...

Atom-1	Atom-2	Interatomic distance (Å)	Clash overlap (Å)
2:B:438:GLN:O	2:B:439:GLY:C	2.58	0.41
2:B:748:ARG:NH1	2:B:784:ILE:HG23	2.35	0.41
2:B:811:MET:HG3	2:B:812:LYS:N	2.34	0.41
2:B:1457:LYS:HG2	2:B:1469:THR:HG1	1.83	0.41
1:C:135:TYR:CE1	1:C:141:VAL:HG13	2.51	0.41
1:C:163:PHE:HE1	1:C:188:PHE:HB2	1.85	0.41
1:C:387:PRO:HG2	1:C:438:ASP:O	2.20	0.41
1:C:501:TYR:CD1	1:C:501:TYR:C	2.93	0.41
1:C:504:LEU:N	1:C:504:LEU:HD13	2.35	0.41
1:C:594:THR:OG1	1:C:782:ARG:CA	2.68	0.41
1:C:700:TYR:CZ	1:C:757:LEU:HD22	2.55	0.41
1:C:754:MET:HE1	1:C:756:THR:HA	2.02	0.41
1:C:829:ILE:HD12	1:C:829:ILE:N	2.34	0.41
1:C:1133:LEU:HD12	1:C:1133:LEU:N	2.32	0.41
1:C:1313:ILE:HD13	1:C:1350:THR:HB	2.01	0.41
1:C:1435:ASN:O	1:C:1436:GLU:C	2.58	0.41
2:D:265:PHE:O	2:D:276:ILE:HG13	2.19	0.41
2:D:756:LEU:CD2	2:D:778:PHE:CE1	3.03	0.41
2:D:1301:ARG:HH11	2:D:1301:ARG:CB	2.32	0.41
2:D:1380:THR:HG23	2:D:1460:SER:HA	2.01	0.41
1:A:240:TYR:CD2	1:A:240:TYR:C	2.89	0.41
1:A:518:PHE:HD2	1:A:524:GLN:NE2	2.17	0.41
1:A:621:GLU:H	1:A:621:GLU:HG3	1.73	0.41
1:A:683:ILE:O	1:A:687:ALA:HB3	2.20	0.41
1:A:804:ILE:HG13	1:A:804:ILE:O	2.21	0.41
1:A:824:PHE:CD2	1:A:824:PHE:N	2.82	0.41
1:A:971:THR:O	1:A:972:GLU:C	2.58	0.41
1:A:1003:LEU:HA	1:A:1004:PRO:HD2	1.64	0.41
1:A:1060:ARG:CG	1:A:1061:ASN:H	2.33	0.41
1:A:1271:ILE:O	1:A:1272:LYS:C	2.57	0.41
1:A:1439:LEU:HD23	1:A:1439:LEU:HA	1.58	0.41
1:A:1500:ARG:C	1:A:1502:ASP:N	2.73	0.41
1:A:1545:ALA:CB	1:A:1660:PHE:CE1	3.03	0.41
1:A:1584:ILE:O	1:A:1585:TYR:CB	2.68	0.41
1:A:1641:SER:O	1:A:1642:LEU:HB2	2.20	0.41
2:B:27:LEU:HD11	2:B:29:THR:HG22	2.03	0.41
2:B:264:LEU:HB2	2:B:280:LEU:HB2	2.01	0.41
2:B:267:VAL:HG13	2:B:313:THR:O	2.20	0.41
2:B:1412:GLU:HB2	2:B:1419:GLN:HB2	2.01	0.41
2:B:1445:HIS:CG	2:B:1446:PHE:H	2.37	0.41
2:B:1498:SER:O	2:B:1573:LEU:CD2	2.68	0.41

Continued on next page...

Continued from previous page...

Atom-1	Atom-2	Interatomic distance (Å)	Clash overlap (Å)
1:C:127:PHE:N	1:C:127:PHE:CD1	2.87	0.41
1:C:269:PHE:HB2	1:C:283:MET:CE	2.50	0.41
1:C:405:ASP:N	1:C:405:ASP:OD1	2.52	0.41
1:C:565:GLU:CD	1:C:565:GLU:H	2.22	0.41
1:C:591:ASN:C	1:C:592:MET:HG3	2.40	0.41
1:C:791:PRO:CD	1:C:797:TRP:HE1	2.32	0.41
1:C:1320:LYS:CG	1:C:1321:GLY:H	2.34	0.41
1:C:1329:THR:OG1	1:C:1331:LYS:HG2	2.21	0.41
2:D:214:PHE:HD1	2:D:214:PHE:C	2.22	0.41
2:D:1466:GLU:CD	2:D:1468:CYS:HB2	2.41	0.41
1:A:222:TYR:HH	1:A:224:LEU:HD23	1.83	0.41
1:A:700:TYR:CZ	1:A:757:LEU:HD22	2.55	0.41
1:A:701:ASP:N	1:A:701:ASP:OD1	2.51	0.41
1:A:1158:ILE:HG22	1:A:1158:ILE:O	2.19	0.41
1:A:1336:ARG:HA	1:A:1337:PRO:HD3	1.95	0.41
2:B:1408:ILE:HD11	2:B:1425:ILE:CG1	2.44	0.41
1:C:24:VAL:HG11	1:C:543:TYR:HE2	1.83	0.41
1:C:423:ASN:OD1	2:D:504:VAL:HG22	2.19	0.41
1:C:545:ILE:H	1:C:545:ILE:HG12	1.65	0.41
1:C:977:LEU:CD2	1:C:1361:VAL:HG13	2.50	0.41
1:C:984:VAL:O	1:C:987:ILE:HB	2.19	0.41
1:C:1053:MET:HE1	1:C:1085:VAL:CG1	2.50	0.41
1:C:1081:PHE:HD1	1:C:1147:PHE:HZ	1.68	0.41
1:C:1226:ARG:HD2	1:C:1270:VAL:CG2	2.51	0.41
2:D:41:ILE:O	2:D:85:PRO:HD2	2.20	0.41
2:D:219:TYR:CD1	2:D:220:VAL:N	2.86	0.41
2:D:454:ILE:HD12	2:D:538:VAL:HG11	2.02	0.41
2:D:818:LEU:HD23	2:D:911:LYS:CD	2.47	0.41
2:D:923:SER:C	2:D:924:ILE:HD12	2.41	0.41
2:D:1275:LEU:HD21	2:D:1319:GLY:C	2.39	0.41
2:D:1407:TYR:C	2:D:1407:TYR:CD2	2.92	0.41
1:A:40:VAL:HA	1:A:82:SER:HB3	2.02	0.41
1:A:124:GLY:C	1:A:125:PHE:CG	2.93	0.41
1:A:330:ILE:O	1:A:330:ILE:HG13	2.20	0.41
1:A:412:ARG:CD	2:B:458:ASP:OD1	2.66	0.41
1:A:931:PRO:HG2	1:A:1366:HIS:NE2	2.36	0.41
1:A:987:ILE:HG22	1:A:988:LEU:N	2.34	0.41
1:A:1013:MET:HE2	1:A:1287:THR:HB	2.02	0.41
1:A:1019:PHE:CZ	1:A:1088:GLN:HB3	2.56	0.41
2:B:148:PHE:CZ	2:B:792:VAL:CG1	3.04	0.41
2:B:1275:LEU:HD13	2:B:1321:ALA:HB2	2.02	0.41

Continued on next page...

Continued from previous page...

Atom-1	Atom-2	Interatomic distance (Å)	Clash overlap (Å)
2:B:1277:ILE:HG22	2:B:1290:TYR:HB2	2.02	0.41
1:C:404:LEU:HD22	1:C:404:LEU:HA	1.85	0.41
1:C:915:GLU:HB3	2:D:905:TRP:CZ2	2.55	0.41
1:C:1020:TYR:CZ	1:C:1295:GLU:HB2	2.55	0.41
1:C:1364:VAL:O	1:C:1364:VAL:HG13	2.19	0.41
1:C:1381:ILE:HD12	1:C:1493:PHE:HD2	1.85	0.41
1:C:1587:THR:HB	1:C:1591:VAL:CG2	2.50	0.41
2:D:302:ARG:HG3	2:D:303:PHE:CE1	2.56	0.41
2:D:339:VAL:HG23	2:D:340:ALA:N	2.35	0.41
2:D:438:GLN:HB2	2:D:617:ASN:HD21	1.84	0.41
2:D:1610:TRP:CG	2:D:1628:PHE:CD2	3.07	0.41
1:A:36:SER:HA	1:A:86:THR:HG22	2.02	0.41
1:A:431:LEU:HD22	1:A:432:GLU:N	2.35	0.41
1:A:979:VAL:HG21	1:A:1326:TYR:CZ	2.49	0.41
1:A:1525:CYS:N	1:A:1528:VAL:HG13	2.36	0.41
1:A:1660:PHE:HE2	1:A:1664:LEU:CD1	2.28	0.41
2:B:41:ILE:O	2:B:85:PRO:HD2	2.20	0.41
2:B:133:ASP:OD2	2:B:134:LYS:HG2	2.19	0.41
2:B:330:VAL:O	2:B:330:VAL:HG23	2.20	0.41
2:B:339:VAL:HG23	2:B:340:ALA:N	2.35	0.41
2:B:762:LEU:N	2:B:762:LEU:CD1	2.82	0.41
2:B:939:GLY:O	2:B:1316:SER:HA	2.21	0.41
1:C:24:VAL:HG11	1:C:543:TYR:CZ	2.56	0.41
1:C:74:SER:HA	1:C:79:PHE:CE1	2.56	0.41
1:C:288:GLN:O	1:C:289:ASN:C	2.57	0.41
1:C:654:LEU:C	1:C:655:THR:HG23	2.40	0.41
1:C:960:PRO:HB2	1:C:961:TYR:H	1.62	0.41
1:C:961:TYR:CE1	1:C:963:ILE:HG12	2.55	0.41
1:C:1025:LEU:HA	1:C:1025:LEU:HD23	1.75	0.41
1:C:1208:ILE:O	1:C:1208:ILE:HG22	2.21	0.41
2:D:511:THR:OG1	2:D:512:PRO:HD2	2.20	0.41
2:D:885:VAL:HA	2:D:886:PRO:HD3	1.75	0.41
2:D:902:GLU:O	2:D:903:ALA:HB2	2.20	0.41
2:D:1282:PRO:HD2	2:D:1309:GLN:CD	2.40	0.41
2:D:1349:VAL:CG2	2:D:1363:LEU:HD12	2.50	0.41
2:D:1528:LEU:HD12	2:D:1541:VAL:O	2.20	0.41
2:D:1556:PRO:C	2:D:1558:ALA:N	2.73	0.41
1:A:24:VAL:O	1:A:24:VAL:CG1	2.69	0.41
1:A:59:TYR:N	1:A:60:PRO:CD	2.84	0.41
1:A:470:THR:CG2	2:B:450:THR:HG22	2.40	0.41
1:A:558:SER:HB3	1:A:645:VAL:HG13	2.03	0.41

Continued on next page...

Continued from previous page...

Atom-1	Atom-2	Interatomic distance (Å)	Clash overlap (Å)
1:A:775:TRP:CD1	1:A:775:TRP:O	2.74	0.41
1:A:829:ILE:HG12	1:A:925:LYS:CG	2.45	0.41
1:A:1026:GLU:OE1	1:A:1031:TRP:NE1	2.53	0.41
1:A:1328:MET:HB2	1:A:1328:MET:HE2	1.88	0.41
1:A:1455:ILE:N	1:A:1455:ILE:CD1	2.84	0.41
2:B:789:VAL:C	2:B:790:LEU:HD12	2.41	0.41
2:B:1606:TRP:CD1	2:B:1606:TRP:O	2.74	0.41
1:C:163:PHE:HE1	1:C:188:PHE:CB	2.33	0.41
1:C:342:ILE:HA	1:C:343:PRO:HD3	1.73	0.41
1:C:361:LEU:N	1:C:361:LEU:CD1	2.83	0.41
1:C:501:TYR:CE1	1:C:512:PHE:C	2.94	0.41
1:C:938:SER:OG	1:C:1284:PHE:CZ	2.74	0.41
1:C:1180:LEU:HD21	1:C:1208:ILE:HG12	2.01	0.41
1:C:1226:ARG:HD2	1:C:1270:VAL:HG23	2.02	0.41
1:C:1560:ALA:HA	1:C:1620:MET:HA	2.03	0.41
1:C:1616:GLN:CD	1:C:1648:TRP:CZ3	2.94	0.41
2:D:104:VAL:CG2	2:D:105:VAL:H	2.30	0.41
2:D:466:VAL:CG1	2:D:524:TYR:CE2	3.04	0.41
2:D:1277:ILE:HG12	2:D:1278:THR:N	2.36	0.41
2:D:1445:HIS:CG	2:D:1446:PHE:H	2.38	0.41
2:D:1512:ILE:CG2	2:D:1631:PHE:CD1	3.03	0.41
1:A:81:ASN:CG	1:A:82:SER:N	2.72	0.41
1:A:354:LEU:HD23	1:A:354:LEU:H	1.85	0.41
1:A:484:ILE:HG21	1:A:528:ILE:HD11	2.03	0.41
1:A:626:PHE:C	1:A:628:GLU:H	2.23	0.41
1:A:1133:LEU:HD12	1:A:1133:LEU:N	2.34	0.41
1:A:1161:LEU:N	1:A:1161:LEU:HD22	2.35	0.41
1:A:1162:VAL:HG11	1:C:1064:TYR:CE2	2.56	0.41
1:A:1212:LEU:CD1	1:A:1228:TRP:NE1	2.83	0.41
2:B:756:LEU:CD2	2:B:778:PHE:CE1	3.03	0.41
2:B:857:CYS:O	2:B:885:VAL:HG22	2.20	0.41
2:B:923:SER:O	2:B:924:ILE:HD12	2.20	0.41
2:B:1277:ILE:HG12	2:B:1278:THR:N	2.35	0.41
2:B:1444:LYS:CE	2:B:1447:GLU:HA	2.45	0.41
2:B:1522:TYR:HB2	2:B:1524:TYR:CE1	2.55	0.41
2:B:1581:TYR:HA	2:B:1608:GLU:O	2.20	0.41
1:C:78:LYS:HD2	1:C:498:HIS:NE2	2.35	0.41
1:C:97:ASN:HA	1:C:98:PRO:HD3	1.84	0.41
1:C:1090:ASN:C	1:C:1092:TYR:N	2.71	0.41
1:C:1566:THR:O	1:C:1613:LYS:HE3	2.20	0.41
2:D:25:TYR:CZ	2:D:113:VAL:HG22	2.55	0.41

Continued on next page...

Continued from previous page...

Atom-1	Atom-2	Interatomic distance (Å)	Clash overlap (Å)
2:D:34:ARG:HG2	2:D:34:ARG:HH11	1.85	0.41
2:D:56:ILE:HG12	2:D:71:THR:O	2.20	0.41
2:D:285:ILE:O	2:D:286:ILE:HD13	2.20	0.41
2:D:323:GLU:C	2:D:323:GLU:OE1	2.59	0.41
2:D:338:ILE:C	2:D:339:VAL:HG13	2.41	0.41
2:D:512:PRO:HA	2:D:515:ILE:HD12	2.03	0.41
2:D:593:ILE:O	2:D:593:ILE:HG12	2.10	0.41
2:D:621:PHE:N	2:D:621:PHE:CD2	2.86	0.41
1:A:77:ASN:C	1:A:79:PHE:N	2.73	0.41
1:A:91:GLN:OE1	1:A:91:GLN:CA	2.58	0.41
1:A:108:SER:HG	1:A:111:PHE:C	2.24	0.41
1:A:179:HIS:C	1:A:180:ILE:HG12	2.40	0.41
1:A:571:LEU:HD22	1:A:803:GLY:HA3	2.03	0.41
1:A:690:TYR:O	1:A:690:TYR:CG	2.73	0.41
1:A:888:VAL:HG13	1:A:888:VAL:O	2.20	0.41
1:A:899:THR:C	1:A:900:VAL:HG13	2.41	0.41
1:A:917:TRP:O	2:B:813:VAL:CG2	2.69	0.41
1:A:1313:ILE:HD13	1:A:1313:ILE:HA	1.67	0.41
1:A:1346:LEU:HA	1:A:1346:LEU:HD12	1.46	0.41
1:A:1428:LEU:HD11	1:A:1434:ALA:HB2	2.03	0.41
1:A:1537:GLU:O	1:A:1539:LEU:N	2.54	0.41
1:A:1574:PHE:HA	1:A:1603:LYS:HD2	2.02	0.41
1:A:1667:PHE:CD2	1:A:1667:PHE:N	2.88	0.41
2:B:143:VAL:HG23	2:B:188:LEU:HD11	2.01	0.41
2:B:306:LEU:HD12	2:B:306:LEU:HA	1.83	0.41
2:B:386:SER:O	2:B:398:LEU:HD11	2.21	0.41
2:B:470:ALA:C	2:B:472:SER:H	2.23	0.41
2:B:557:GLN:OE1	2:B:557:GLN:HA	2.19	0.41
2:B:783:SER:HB2	2:B:787:TRP:CZ2	2.55	0.41
2:B:819:GLN:NE2	2:B:819:GLN:CA	2.84	0.41
2:B:891:LEU:HB2	2:B:912:LYS:CE	2.51	0.41
2:B:952:ASP:O	2:B:1331:ALA:HB1	2.21	0.41
2:B:952:ASP:O	2:B:1331:ALA:CA	2.68	0.41
2:B:1623:LYS:HA	2:B:1623:LYS:HD2	1.66	0.41
1:C:42:GLN:OE1	1:C:500:ASN:ND2	2.53	0.41
1:C:1013:MET:HA	1:C:1016:VAL:HG23	2.02	0.41
1:C:1022:PHE:O	1:C:1025:LEU:N	2.54	0.41
1:C:1108:VAL:HG21	1:C:1167:ALA:HB2	2.02	0.41
1:C:1133:LEU:H	1:C:1133:LEU:CD1	2.31	0.41
1:C:1232:LEU:HD12	1:C:1233:GLN:H	1.86	0.41
2:D:229:GLN:HA	2:D:229:GLN:OE1	2.20	0.41

Continued on next page...

Continued from previous page...

Atom-1	Atom-2	Interatomic distance (Å)	Clash overlap (Å)
2:D:247:ILE:HD11	2:D:318:VAL:CG2	2.48	0.41
2:D:383:ALA:C	2:D:384:PHE:CD2	2.94	0.41
2:D:438:GLN:O	2:D:439:GLY:C	2.59	0.41
2:D:839:TYR:HD1	2:D:839:TYR:HA	1.65	0.41
2:D:952:ASP:O	2:D:1331:ALA:CA	2.69	0.41
2:D:1393:ASP:CB	2:D:1443:LEU:HD11	2.44	0.41
1:A:31:PHE:O	1:A:119:ILE:HA	2.21	0.41
1:A:101:TYR:O	1:A:102:VAL:HG23	2.21	0.41
1:A:176:GLU:HB2	1:A:185:PHE:CE1	2.56	0.41
1:A:382:LEU:HD23	1:A:382:LEU:HA	1.87	0.41
1:A:476:LEU:HD23	1:A:476:LEU:HA	1.78	0.41
1:A:539:ARG:HH21	1:A:634:CYS:H	1.59	0.41
1:A:541:LEU:HB2	1:A:557:ASP:O	2.20	0.41
1:A:599:TRP:HE1	1:A:779:LEU:CB	2.34	0.41
1:A:695:VAL:HG13	1:A:724:CYS:HA	2.02	0.41
1:A:1108:VAL:HG12	1:A:1108:VAL:H	1.60	0.41
1:A:1213:LYS:HE2	1:A:1266:TYR:CE2	2.56	0.41
1:A:1271:ILE:HG21	1:A:1300:TYR:CD1	2.55	0.41
1:A:1279:ARG:CZ	1:A:1280:TYR:CD2	3.04	0.41
1:A:1280:TYR:O	1:A:1280:TYR:CG	2.74	0.41
1:A:1320:LYS:CG	1:A:1321:GLY:H	2.34	0.41
1:A:1541:LEU:HD21	1:A:1543:ILE:HD12	2.03	0.41
2:B:74:ASP:OD1	2:B:74:ASP:N	2.54	0.41
2:B:144:LEU:HD23	2:B:144:LEU:N	2.34	0.41
2:B:383:ALA:C	2:B:384:PHE:CD2	2.94	0.41
2:B:440:GLY:O	2:B:441:SER:C	2.60	0.41
2:B:514:LEU:HG	2:B:514:LEU:H	1.73	0.41
2:B:518:PHE:HE2	2:B:538:VAL:CG2	2.33	0.41
2:B:739:PHE:CE1	2:B:901:GLN:HB2	2.56	0.41
2:B:757:TRP:C	2:B:758:LEU:HD23	2.41	0.41
2:B:866:TYR:OH	2:B:1388:THR:CG2	2.69	0.41
2:B:1380:THR:HG23	2:B:1460:SER:HA	2.02	0.41
2:B:1610:TRP:CG	2:B:1628:PHE:CD2	3.08	0.41
1:C:20:GLU:CB	1:C:551:THR:HG22	2.51	0.41
1:C:124:GLY:C	1:C:125:PHE:CG	2.94	0.41
1:C:501:TYR:O	1:C:501:TYR:CD1	2.73	0.41
1:C:515:ARG:HG3	1:C:526:ILE:HG23	2.03	0.41
1:C:599:TRP:HE1	1:C:779:LEU:HB2	1.86	0.41
1:C:663:GLN:O	1:C:664:GLU:HB2	2.21	0.41
1:C:682:LYS:HZ3	1:C:686:ILE:HD11	1.77	0.41
1:C:721:GLY:C	1:C:723:ARG:N	2.73	0.41

Continued on next page...

Continued from previous page...

Atom-1	Atom-2	Interatomic distance (Å)	Clash overlap (Å)
1:C:811:VAL:O	1:C:811:VAL:CG1	2.64	0.41
1:C:1213:LYS:C	1:C:1215:GLU:N	2.73	0.41
2:D:36:ASP:O	2:D:154:THR:HG22	2.20	0.41
2:D:148:PHE:HB2	2:D:800:ILE:HD11	2.02	0.41
2:D:226:VAL:HG21	2:D:320:VAL:CG1	2.51	0.41
2:D:238:ASP:OD1	2:D:238:ASP:O	2.39	0.41
2:D:350:THR:O	2:D:350:THR:CG2	2.69	0.41
2:D:355:LYS:HA	2:D:356:PRO:HD3	1.91	0.41
2:D:407:GLN:HA	2:D:407:GLN:HE21	1.84	0.41
2:D:954:VAL:HG12	2:D:955:PRO:HD2	2.03	0.41
2:D:1632:SER:O	2:D:1636:THR:CB	2.68	0.41
1:A:269:PHE:HB2	1:A:283:MET:CE	2.50	0.41
1:A:392:ALA:HB1	1:A:432:GLU:O	2.21	0.41
1:A:510:ILE:HD12	1:A:533:ASN:HB2	2.02	0.41
1:A:543:TYR:HD1	1:A:543:TYR:H	1.68	0.41
1:A:567:CYS:HB3	1:A:570:GLN:HB3	2.03	0.41
1:A:1013:MET:HA	1:A:1016:VAL:CG2	2.51	0.41
1:A:1159:CYS:O	1:A:1164:ILE:HD11	2.21	0.41
1:A:1379:LEU:HD12	1:A:1505:CYS:SG	2.61	0.41
1:A:1426:ILE:O	1:A:1426:ILE:HG22	2.20	0.41
1:A:1538:GLU:O	1:A:1539:LEU:C	2.59	0.41
1:A:1658:GLN:N	1:A:1658:GLN:HE21	2.17	0.41
2:B:76:ASN:CB	2:B:77:PRO:HD2	2.44	0.41
2:B:217:ARG:HG2	2:B:218:LYS:N	2.33	0.41
2:B:243:PHE:CE1	2:B:336:ILE:HG21	2.56	0.41
2:B:943:GLU:HB2	2:B:1313:VAL:HG23	2.03	0.41
2:B:1407:TYR:CD2	2:B:1407:TYR:C	2.94	0.41
2:B:1501:ASN:H	2:B:1501:ASN:ND2	2.16	0.41
2:B:1575:LEU:N	2:B:1575:LEU:CD2	2.84	0.41
1:C:38:ASN:ND2	1:C:509:ILE:O	2.51	0.41
1:C:77:ASN:C	1:C:79:PHE:N	2.73	0.41
1:C:367:ILE:HD13	1:C:466:TYR:HD2	1.83	0.41
1:C:367:ILE:O	1:C:368:PRO:C	2.58	0.41
1:C:501:TYR:HE1	1:C:512:PHE:C	2.25	0.41
1:C:859:MET:HE1	1:C:898:PHE:HB3	2.02	0.41
1:C:970:LYS:O	1:C:971:THR:HG22	2.21	0.41
1:C:1277:GLU:O	1:C:1278:GLN:C	2.58	0.41
1:C:1570:VAL:HG22	1:C:1575:VAL:HA	2.02	0.41
2:D:147:VAL:O	2:D:147:VAL:CG1	2.68	0.41
2:D:295:LYS:HD2	2:D:295:LYS:HA	1.87	0.41
2:D:860:SER:OG	2:D:866:TYR:CB	2.69	0.41

Continued on next page...

Continued from previous page...

Atom-1	Atom-2	Interatomic distance (Å)	Clash overlap (Å)
2:D:885:VAL:HG23	2:D:887:LEU:CD2	2.49	0.41
2:D:1519:ASN:O	2:D:1520:VAL:CG2	2.69	0.41
1:A:40:VAL:CG2	1:A:41:ILE:N	2.84	0.40
1:A:60:PRO:HD2	1:A:61:ASP:N	2.17	0.40
1:A:99:VAL:HG13	1:A:119:ILE:HD11	2.03	0.40
1:A:463:SER:CB	1:A:491:PRO:HA	2.51	0.40
1:A:862:VAL:CG1	1:A:907:LEU:HD21	2.50	0.40
1:A:949:ILE:O	1:A:949:ILE:CG2	2.69	0.40
1:A:1020:TYR:CZ	1:A:1295:GLU:HB2	2.55	0.40
1:A:1226:ARG:HD2	1:A:1270:VAL:HG23	2.03	0.40
1:A:1568:ILE:CG2	1:A:1577:TYR:HE1	2.30	0.40
1:A:1625:LEU:O	1:A:1627:ILE:HG23	2.20	0.40
2:B:146:ARG:HA	2:B:183:PHE:CE2	2.56	0.40
2:B:402:ILE:HD13	2:B:402:ILE:N	2.36	0.40
2:B:1371:TYR:HB2	2:B:1377:SER:HB3	2.03	0.40
2:B:1414:ASP:O	2:B:1415:ASN:C	2.58	0.40
1:C:36:SER:HA	1:C:86:THR:HG22	2.03	0.40
1:C:163:PHE:CE2	1:C:201:ILE:HG12	2.56	0.40
1:C:355:ASN:N	1:C:355:ASN:ND2	2.67	0.40
1:C:518:PHE:HD2	1:C:524:GLN:NE2	2.19	0.40
1:C:651:LEU:HA	1:C:651:LEU:HD23	1.76	0.40
1:C:758:LEU:CB	1:C:759:PRO:HD2	2.50	0.40
1:C:832:SER:HA	1:C:928:ARG:HB3	2.03	0.40
1:C:1202:HIS:CG	1:C:1203:PRO:HD2	2.56	0.40
1:C:1245:ALA:HB2	1:C:1285:TYR:HB3	2.02	0.40
1:C:1406:ALA:O	1:C:1472:PHE:HA	2.21	0.40
1:C:1541:LEU:HD21	1:C:1543:ILE:HD12	2.03	0.40
2:D:148:PHE:CZ	2:D:792:VAL:HG11	2.55	0.40
2:D:386:SER:O	2:D:398:LEU:HD11	2.21	0.40
2:D:466:VAL:HG12	2:D:524:TYR:HE2	1.86	0.40
2:D:857:CYS:O	2:D:885:VAL:HG22	2.21	0.40
2:D:889:GLN:HE21	2:D:889:GLN:C	2.24	0.40
2:D:1289:ARG:C	2:D:1290:TYR:CD1	2.94	0.40
2:D:1369:THR:OG1	2:D:1370:ARG:N	2.54	0.40
2:D:1459:TYR:HB3	2:D:1466:GLU:HB3	2.03	0.40
1:A:327:VAL:HG12	1:A:328:THR:N	2.36	0.40
1:A:330:ILE:HG22	1:A:337:SER:CB	2.38	0.40
1:A:354:LEU:CD2	1:A:450:GLU:HG3	2.51	0.40
1:A:404:LEU:HD22	1:A:404:LEU:HA	1.85	0.40
1:A:577:PRO:CD	1:A:588:VAL:HG23	2.51	0.40
1:A:700:TYR:HD1	1:A:758:LEU:HD12	1.86	0.40

Continued on next page...

Continued from previous page...

Atom-1	Atom-2	Interatomic distance (Å)	Clash overlap (Å)
1:A:800:GLN:HE21	1:A:800:GLN:HB2	1.69	0.40
1:A:885:ARG:HD3	1:A:885:ARG:HA	1.88	0.40
1:A:916:THR:C	1:A:918:PHE:H	2.25	0.40
1:A:934:VAL:HG13	1:A:935:LYS:N	2.36	0.40
1:A:1127:ILE:HD12	1:A:1127:ILE:N	2.15	0.40
1:A:1161:LEU:HA	1:A:1161:LEU:HD13	1.85	0.40
1:A:1168:LEU:HD22	1:A:1168:LEU:HA	1.77	0.40
1:A:1217:LEU:HD12	1:A:1227:PHE:HE1	1.86	0.40
1:A:1277:GLU:O	1:A:1278:GLN:C	2.58	0.40
1:A:1439:LEU:O	1:A:1440:LYS:C	2.60	0.40
1:A:1580:THR:HG23	1:A:1597:GLU:OE2	2.21	0.40
2:B:354:PHE:CE2	2:B:409:LEU:HB2	2.57	0.40
1:C:23:TYR:C	1:C:655:THR:HG21	2.40	0.40
1:C:196:TYR:CE1	1:C:221:GLU:CB	3.03	0.40
1:C:459:SER:OG	1:C:461:SER:HB3	2.22	0.40
1:C:577:PRO:HD2	1:C:588:VAL:HG23	2.02	0.40
1:C:773:TRP:CZ3	1:C:774:LEU:HB2	2.54	0.40
1:C:953:ILE:HD12	1:C:955:ARG:HH21	1.87	0.40
1:C:1226:ARG:NE	1:C:1266:TYR:CE1	2.89	0.40
1:C:1226:ARG:HD3	1:C:1266:TYR:CE1	2.56	0.40
1:C:1285:TYR:O	1:C:1286:SER:O	2.39	0.40
1:C:1562:LYS:HB2	1:C:1583:ASP:O	2.21	0.40
2:D:41:ILE:HG23	2:D:87:ILE:HD11	2.04	0.40
2:D:167:THR:HG23	2:D:171:ILE:N	2.37	0.40
2:D:354:PHE:CD1	2:D:354:PHE:C	2.93	0.40
2:D:484:LEU:HD11	2:D:626:LEU:CD1	2.51	0.40
2:D:511:THR:O	2:D:513:ASP:N	2.54	0.40
2:D:1635:LEU:HA	2:D:1635:LEU:HD23	1.83	0.40
1:A:49:ALA:HB2	1:A:74:SER:HB2	2.03	0.40
1:A:113:LYS:CG	1:A:114:SER:N	2.69	0.40
1:A:115:LYS:HE3	1:A:654:LEU:HD11	2.02	0.40
1:A:575:LEU:HD23	1:A:590:LEU:HD13	2.04	0.40
1:A:754:MET:HE1	1:A:756:THR:HA	2.03	0.40
1:A:942:VAL:HG11	1:A:957:LYS:HG2	2.03	0.40
1:A:942:VAL:CG2	1:A:1359:VAL:HB	2.52	0.40
1:A:961:TYR:CE1	1:A:963:ILE:HG12	2.56	0.40
1:A:1043:GLN:O	1:A:1044:LYS:C	2.59	0.40
1:A:1083:LEU:CD2	1:A:1104:LEU:CD2	2.99	0.40
1:A:1091:LYS:NZ	1:A:1091:LYS:HB2	2.37	0.40
1:A:1127:ILE:HG13	1:A:1143:TYR:CE2	2.45	0.40
1:A:1467:ILE:HA	1:A:1468:PRO:HD3	1.78	0.40

Continued on next page...

Continued from previous page...

Atom-1	Atom-2	Interatomic distance (Å)	Clash overlap (Å)
2:B:89:ILE:CD1	2:B:121:LEU:HD11	2.52	0.40
2:B:495:GLN:OE1	2:B:506:MET:HB2	2.22	0.40
2:B:580:VAL:CG1	2:B:581:ASP:N	2.84	0.40
2:B:825:VAL:HA	2:B:916:VAL:O	2.22	0.40
2:B:1619:GLU:HA	2:B:1622:GLN:NE2	2.36	0.40
1:C:29:LYS:HB3	1:C:29:LYS:HE3	1.88	0.40
1:C:141:VAL:HG23	1:C:188:PHE:O	2.21	0.40
1:C:354:LEU:HD23	1:C:354:LEU:H	1.86	0.40
1:C:1054:LEU:O	1:C:1057:MET:HB2	2.21	0.40
1:C:1289:ASP:O	1:C:1290:THR:C	2.60	0.40
1:C:1432:ILE:HD13	1:C:1432:ILE:N	2.35	0.40
1:C:1560:ALA:O	1:C:1561:TYR:CB	2.69	0.40
1:C:1568:ILE:HD11	1:C:1613:LYS:HB2	2.03	0.40
1:C:1573:VAL:HG12	1:C:1603:LYS:CB	2.50	0.40
1:C:1578:LYS:HA	1:C:1578:LYS:HD3	1.87	0.40
1:C:1622:LYS:HB2	1:C:1643:THR:HG22	2.02	0.40
2:D:27:LEU:HD11	2:D:29:THR:HG22	2.03	0.40
2:D:341:SER:HA	2:D:342:PRO:HD3	1.82	0.40
2:D:364:VAL:O	2:D:395:THR:HA	2.21	0.40
2:D:536:VAL:HG22	2:D:537:TRP:N	2.37	0.40
2:D:742:ASP:OD1	2:D:743:SER:N	2.55	0.40
2:D:1273:LEU:HD13	2:D:1275:LEU:HG	2.04	0.40
1:A:156:LYS:C	1:A:156:LYS:CD	2.89	0.40
1:A:238:ILE:HG12	1:A:246:PHE:HE1	1.84	0.40
1:A:336:PHE:HB3	1:A:337:SER:H	1.76	0.40
1:A:500:ASN:CB	1:A:543:TYR:CD1	2.94	0.40
1:A:1305:LYS:CB	1:C:116:ARG:HH21	2.35	0.40
1:A:1499:HIS:C	1:A:1500:ARG:HG3	2.42	0.40
2:B:41:ILE:HG23	2:B:87:ILE:HD11	2.04	0.40
2:B:151:ASP:HB2	2:B:794:PHE:CZ	2.56	0.40
2:B:202:LYS:CG	2:B:203:TYR:N	2.84	0.40
2:B:296:ARG:NH1	2:B:296:ARG:CG	2.85	0.40
2:B:302:ARG:HG3	2:B:303:PHE:CE1	2.56	0.40
2:B:511:THR:H	2:B:514:LEU:HD11	1.87	0.40
2:B:574:ARG:HH21	2:B:759:THR:HG21	1.87	0.40
2:B:884:ILE:HG21	2:B:884:ILE:HD13	1.84	0.40
2:B:1327:THR:CG2	2:B:1328:PHE:N	2.84	0.40
2:B:1569:CYS:O	2:B:1570:GLN:C	2.59	0.40
1:C:308:LYS:HA	1:C:313:TYR:O	2.21	0.40
1:C:350:SER:OG	1:C:352:TYR:O	2.40	0.40
1:C:398:ASN:O	1:C:399:GLN:CB	2.69	0.40

Continued on next page...

Continued from previous page...

Atom-1	Atom-2	Interatomic distance (Å)	Clash overlap (Å)
1:C:689:LYS:O	1:C:691:LYS:N	2.52	0.40
1:C:775:TRP:CD1	1:C:775:TRP:O	2.75	0.40
1:C:1016:VAL:N	1:C:1017:PRO:HD2	2.33	0.40
1:C:1244:THR:O	1:C:1248:VAL:HG23	2.22	0.40
1:C:1267:VAL:O	1:C:1270:VAL:HB	2.20	0.40
1:C:1304:VAL:HG12	1:C:1305:LYS:H	1.83	0.40
1:C:1347:ILE:O	1:C:1347:ILE:HG22	2.20	0.40
1:C:1616:GLN:HB2	1:C:1648:TRP:O	2.21	0.40
2:D:42:LEU:HD22	2:D:492:VAL:HG21	2.04	0.40
2:D:151:ASP:HB2	2:D:794:PHE:CZ	2.57	0.40
2:D:343:TYR:HE1	2:D:420:LEU:HD11	1.85	0.40
2:D:824:VAL:CG1	2:D:913:LEU:HD21	2.51	0.40
2:D:895:GLU:HA	2:D:909:VAL:O	2.21	0.40
2:D:965:ILE:HD12	2:D:1277:ILE:HD13	2.03	0.40
2:D:1391:LEU:HD12	2:D:1417:MET:CE	2.52	0.40
2:D:1506:ILE:CD1	2:D:1628:PHE:CE1	3.05	0.40
1:A:40:VAL:HB	1:A:82:SER:HB3	2.02	0.40
1:A:449:ARG:O	1:A:450:GLU:HG2	2.21	0.40
1:A:545:ILE:H	1:A:545:ILE:HG12	1.63	0.40
1:A:945:ASP:OD1	1:A:945:ASP:C	2.59	0.40
1:A:970:LYS:O	1:A:971:THR:HG23	2.21	0.40
1:A:1003:LEU:HD12	1:A:1498:TYR:CE2	2.56	0.40
1:A:1151:GLY:O	1:A:1154:LYS:N	2.52	0.40
1:A:1274:LEU:HA	1:A:1274:LEU:HD23	1.84	0.40
1:A:1324:HIS:CG	1:A:1336:ARG:NH2	2.89	0.40
1:A:1381:ILE:HB	1:A:1493:PHE:CD2	2.57	0.40
1:A:1560:ALA:HA	1:A:1620:MET:HA	2.04	0.40
2:B:60:ASP:N	2:B:68:LEU:HD21	2.37	0.40
2:B:295:LYS:HD2	2:B:295:LYS:HA	1.89	0.40
2:B:376:HIS:HA	2:B:389:THR:HG22	2.04	0.40
2:B:902:GLU:O	2:B:902:GLU:HG3	2.22	0.40
2:B:1459:TYR:HB3	2:B:1466:GLU:HB3	2.03	0.40
2:B:1498:SER:O	2:B:1573:LEU:HD21	2.22	0.40
1:C:23:TYR:CE1	1:C:655:THR:CB	3.05	0.40
1:C:61:ASP:O	1:C:62:LYS:HB2	2.22	0.40
1:C:240:TYR:CD2	1:C:240:TYR:C	2.92	0.40
1:C:324:TYR:CD2	1:C:324:TYR:C	2.95	0.40
1:C:436:LYS:HA	1:C:448:ALA:O	2.22	0.40
1:C:495:LYS:HA	1:C:495:LYS:HD3	1.57	0.40
1:C:970:LYS:O	1:C:971:THR:HG23	2.22	0.40
1:C:1226:ARG:NH1	1:C:1266:TYR:CE1	2.86	0.40

Continued on next page...

Continued from previous page...

Atom-1	Atom-2	Interatomic distance (Å)	Clash overlap (Å)
1:C:1386:ILE:HG22	1:C:1399:TYR:HB2	2.03	0.40
1:C:1538:GLU:O	1:C:1539:LEU:C	2.60	0.40
1:C:1570:VAL:C	1:C:1571:GLU:HG3	2.42	0.40
1:C:1612:VAL:HB	1:C:1615:ARG:CB	2.51	0.40
1:C:1646:GLU:OE2	1:C:1660:PHE:HZ	2.04	0.40
2:D:405:ASN:OD1	2:D:405:ASN:N	2.54	0.40
2:D:1623:LYS:N	2:D:1623:LYS:HD2	2.36	0.40

There are no symmetry-related clashes.

5.3 Torsion angles (i)

5.3.1 Protein backbone (i)

In the following table, the Percentiles column shows the percent Ramachandran outliers of the chain as a percentile score with respect to all X-ray entries followed by that with respect to entries of similar resolution.

The Analysed column shows the number of residues for which the backbone conformation was analysed, and the total number of residues.

Mol	Chain	Analysed	Favoured	Allowed	Outliers	Percentiles	
1	A	1617/1676 (96%)	1173 (72%)	292 (18%)	152 (9%)	0	12
1	C	1617/1676 (96%)	1179 (73%)	288 (18%)	150 (9%)	0	12
2	B	1215/1642 (74%)	998 (82%)	161 (13%)	56 (5%)	2	24
2	D	1215/1642 (74%)	995 (82%)	162 (13%)	58 (5%)	2	23
All	All	5664/6636 (85%)	4345 (77%)	903 (16%)	416 (7%)	1	16

All (416) Ramachandran outliers are listed below:

Mol	Chain	Res	Type
1	A	48	GLU
1	A	60	PRO
1	A	89	PRO
1	A	96	GLN
1	A	97	ASN
1	A	154	PRO
1	A	155	ALA
1	A	181	GLY

Continued on next page...

Continued from previous page...

Mol	Chain	Res	Type
1	A	208	ASP
1	A	255	PHE
1	A	285	THR
1	A	287	MET
1	A	308	LYS
1	A	309	GLU
1	A	312	TYR
1	A	489	LYS
1	A	490	SER
1	A	519	SER
1	A	522	SER
1	A	579	ALA
1	A	619	PRO
1	A	621	GLU
1	A	656	ASN
1	A	692	HIS
1	A	754	MET
1	A	759	PRO
1	A	793	SER
1	A	873	ILE
1	A	884	VAL
1	A	885	ARG
1	A	931	PRO
1	A	946	PRO
1	A	948	GLY
1	A	960	PRO
1	A	1091	LYS
1	A	1143	TYR
1	A	1284	PHE
1	A	1286	SER
1	A	1352	PHE
1	A	1386	ILE
1	A	1452	ASP
1	A	1534	GLN
1	A	1584	ILE
1	A	1585	TYR
1	A	1589	GLU
1	A	1628	LYS
1	A	1638	PRO
1	A	1639	LEU
1	A	1651	ASP
1	A	1654	CYS

Continued on next page...

Continued from previous page...

Mol	Chain	Res	Type
1	A	1674	ASN
2	B	48	ASP
2	B	207	PRO
2	B	220	VAL
2	B	349	LYS
2	B	418	GLY
2	B	490	PHE
2	B	545	MET
2	B	583	ALA
2	B	641	ALA
2	B	643	LYS
2	B	647	PRO
2	B	736	GLU
2	B	937	VAL
2	B	1297	ALA
2	B	1449	GLY
2	B	1529	LEU
2	B	1597	ILE
1	C	48	GLU
1	C	60	PRO
1	C	89	PRO
1	C	96	GLN
1	C	97	ASN
1	C	154	PRO
1	C	155	ALA
1	C	181	GLY
1	C	208	ASP
1	C	255	PHE
1	C	285	THR
1	C	287	MET
1	C	308	LYS
1	C	309	GLU
1	C	312	TYR
1	C	489	LYS
1	C	490	SER
1	C	522	SER
1	C	616	ALA
1	C	621	GLU
1	C	656	ASN
1	C	692	HIS
1	C	754	MET
1	C	759	PRO

Continued on next page...

Continued from previous page...

Mol	Chain	Res	Type
1	C	793	SER
1	C	820	PHE
1	C	873	ILE
1	C	884	VAL
1	C	885	ARG
1	C	931	PRO
1	C	946	PRO
1	C	948	GLY
1	C	960	PRO
1	C	1091	LYS
1	C	1143	TYR
1	C	1284	PHE
1	C	1286	SER
1	C	1352	PHE
1	C	1386	ILE
1	C	1452	ASP
1	C	1534	GLN
1	C	1584	ILE
1	C	1585	TYR
1	C	1589	GLU
1	C	1628	LYS
1	C	1638	PRO
1	C	1639	LEU
1	C	1651	ASP
1	C	1654	CYS
1	C	1674	ASN
2	D	48	ASP
2	D	220	VAL
2	D	348	THR
2	D	349	LYS
2	D	418	GLY
2	D	490	PHE
2	D	545	MET
2	D	583	ALA
2	D	641	ALA
2	D	643	LYS
2	D	647	PRO
2	D	736	GLU
2	D	937	VAL
2	D	1297	ALA
2	D	1449	GLY
2	D	1529	LEU

Continued on next page...

Continued from previous page...

Mol	Chain	Res	Type
2	D	1597	ILE
1	A	459	SER
1	A	474	LYS
1	A	475	ALA
1	A	552	ALA
1	A	569	ASN
1	A	616	ALA
1	A	623	VAL
1	A	627	LEU
1	A	638	GLY
1	A	664	GLU
1	A	806	ASN
1	A	820	PHE
1	A	889	GLU
1	A	890	GLY
1	A	939	TYR
1	A	981	GLY
1	A	998	ASN
1	A	1001	THR
1	A	1004	PRO
1	A	1009	GLU
1	A	1096	ASN
1	A	1122	SER
1	A	1140	ASN
1	A	1238	SER
1	A	1321	GLY
1	A	1324	HIS
1	A	1334	LEU
1	A	1382	ASP
1	A	1421	HIS
1	A	1471	ASP
1	A	1538	GLU
1	A	1590	ALA
2	B	237	ILE
2	B	348	THR
2	B	604	LYS
2	B	842	GLU
2	B	862	LYS
2	B	873	LYS
2	B	1319	GLY
2	B	1379	MET
2	B	1503	GLN

Continued on next page...

Continued from previous page...

Mol	Chain	Res	Type
2	B	1558	ALA
2	B	1570	GLN
1	C	305	THR
1	C	459	SER
1	C	474	LYS
1	C	519	SER
1	C	552	ALA
1	C	569	ASN
1	C	579	ALA
1	C	619	PRO
1	C	623	VAL
1	C	627	LEU
1	C	634	CYS
1	C	638	GLY
1	C	664	GLU
1	C	889	GLU
1	C	890	GLY
1	C	981	GLY
1	C	994	GLN
1	C	998	ASN
1	C	1001	THR
1	C	1004	PRO
1	C	1009	GLU
1	C	1096	ASN
1	C	1140	ASN
1	C	1238	SER
1	C	1321	GLY
1	C	1324	HIS
1	C	1334	LEU
1	C	1382	ASP
1	C	1421	HIS
1	C	1471	ASP
1	C	1538	GLU
1	C	1590	ALA
1	C	1609	ALA
2	D	142	PRO
2	D	207	PRO
2	D	237	ILE
2	D	470	ALA
2	D	604	LYS
2	D	842	GLU
2	D	873	LYS

Continued on next page...

Continued from previous page...

Mol	Chain	Res	Type
2	D	1319	GLY
2	D	1379	MET
2	D	1503	GLN
2	D	1558	ALA
2	D	1570	GLN
1	A	209	PHE
1	A	286	ALA
1	A	289	ASN
1	A	305	THR
1	A	440	PRO
1	A	441	ASP
1	A	472	ASN
1	A	624	PHE
1	A	634	CYS
1	A	657	ALA
1	A	791	PRO
1	A	821	LYS
1	A	823	VAL
1	A	849	ARG
1	A	938	SER
1	A	994	GLN
1	A	1194	ALA
1	A	1196	SER
1	A	1539	LEU
1	A	1588	GLY
1	A	1609	ALA
1	A	1632	SER
1	A	1652	THR
2	B	142	PRO
2	B	435	TYR
2	B	470	ALA
2	B	613	SER
2	B	780	LEU
2	B	1340	CYS
2	B	1497	CYS
2	B	1557	ARG
1	C	167	GLU
1	C	440	PRO
1	C	441	ASP
1	C	472	ASN
1	C	475	ALA
1	C	488	PRO

Continued on next page...

Continued from previous page...

Mol	Chain	Res	Type
1	C	520	ASP
1	C	624	PHE
1	C	657	ALA
1	C	760	VAL
1	C	791	PRO
1	C	806	ASN
1	C	821	LYS
1	C	823	VAL
1	C	849	ARG
1	C	938	SER
1	C	939	TYR
1	C	1122	SER
1	C	1194	ALA
1	C	1196	SER
1	C	1539	LEU
1	C	1632	SER
1	C	1652	THR
2	D	326	SER
2	D	435	TYR
2	D	613	SER
2	D	780	LEU
2	D	862	LYS
2	D	1340	CYS
2	D	1497	CYS
2	D	1557	ARG
1	A	234	GLU
1	A	256	TYR
1	A	520	ASP
1	A	667	GLU
1	A	690	TYR
1	A	760	VAL
1	A	882	LYS
1	A	909	ASN
1	A	988	LEU
1	A	1139	GLU
1	A	1150	ILE
1	A	1513	ASN
1	A	1540	ASP
1	A	1573	VAL
1	A	1655	SER
2	B	81	MET
2	B	277	PRO

Continued on next page...

Continued from previous page...

Mol	Chain	Res	Type
2	B	326	SER
2	B	959	ILE
2	B	1447	GLU
2	B	1501	ASN
1	C	94	GLY
1	C	256	TYR
1	C	286	ALA
1	C	289	ASN
1	C	337	SER
1	C	667	GLU
1	C	690	TYR
1	C	909	ASN
1	C	987	ILE
1	C	988	LEU
1	C	997	ILE
1	C	1098	ASN
1	C	1139	GLU
1	C	1540	ASP
1	C	1573	VAL
1	C	1588	GLY
1	C	1655	SER
2	D	81	MET
2	D	277	PRO
2	D	471	ASN
2	D	821	PRO
2	D	959	ILE
2	D	1298	LEU
2	D	1332	GLN
2	D	1447	GLU
2	D	1501	ASN
2	D	1553	ASP
2	D	1560	THR
1	A	94	GLY
1	A	101	TYR
1	A	167	GLU
1	A	186	PRO
1	A	274	ASP
1	A	291	MET
1	A	337	SER
1	A	488	PRO
1	A	576	SER
1	A	737	GLN

Continued on next page...

Continued from previous page...

Mol	Chain	Res	Type
1	A	753	HIS
1	A	987	ILE
1	A	997	ILE
1	A	1098	ASN
1	A	1134	PRO
1	A	1160	PRO
1	A	1272	LYS
1	A	1675	GLY
2	B	471	ASN
2	B	950	LEU
2	B	1332	GLN
2	B	1556	PRO
2	B	1639	GLY
1	C	101	TYR
1	C	186	PRO
1	C	234	GLU
1	C	291	MET
1	C	576	SER
1	C	753	HIS
1	C	882	LYS
1	C	1023	HIS
1	C	1134	PRO
1	C	1150	ILE
1	C	1513	ASN
1	C	1675	GLY
2	D	1556	PRO
2	D	1592	PRO
1	A	633	GLY
1	A	986	GLU
1	A	1002	HIS
1	A	1022	PHE
1	A	1243	GLY
2	B	560	GLY
2	B	1514	LYS
2	B	1592	PRO
1	C	274	ASP
1	C	970	LYS
1	C	1272	LYS
2	D	49	SER
2	D	950	LEU
2	B	821	PRO
1	C	633	GLY

Continued on next page...

Continued from previous page...

Mol	Chain	Res	Type
1	C	1160	PRO
1	C	1243	GLY
1	C	1649	PRO
2	D	560	GLY
1	A	166	PRO
1	A	1649	PRO
2	B	339	VAL
1	C	510	ILE
1	C	1671	ILE
2	D	339	VAL
2	D	403	PRO
1	A	93	PRO
1	A	171	VAL
1	A	999	ILE
1	A	1671	ILE
2	B	79	GLY
2	B	403	PRO
2	B	512	PRO
2	B	559	PRO
1	C	93	PRO
1	C	166	PRO
1	C	171	VAL
2	D	79	GLY
2	D	512	PRO
2	D	584	VAL
1	A	137	PRO
1	A	168	GLY
1	C	168	GLY
1	C	999	ILE
1	C	1239	VAL

5.3.2 Protein sidechains (i)

In the following table, the Percentiles column shows the percent sidechain outliers of the chain as a percentile score with respect to all X-ray entries followed by that with respect to entries of similar resolution.

The Analysed column shows the number of residues for which the sidechain conformation was analysed, and the total number of residues.

Mol	Chain	Analysed	Rotameric	Outliers	Percentiles
1	A	1446/1484 (97%)	1108 (77%)	338 (23%)	1 5

Continued on next page...

Continued from previous page...

Mol	Chain	Analysed	Rotameric	Outliers	Percentiles
1	C	1446/1484 (97%)	1109 (77%)	337 (23%)	1 5
2	B	1093/1435 (76%)	845 (77%)	248 (23%)	1 6
2	D	1093/1435 (76%)	845 (77%)	248 (23%)	1 6
All	All	5078/5838 (87%)	3907 (77%)	1171 (23%)	1 5

All (1171) residues with a non-rotameric sidechain are listed below:

Mol	Chain	Res	Type
1	A	21	GLN
1	A	22	THR
1	A	23	TYR
1	A	24	VAL
1	A	26	SER
1	A	38	ASN
1	A	40	VAL
1	A	41	ILE
1	A	47	THR
1	A	55	SER
1	A	63	LYS
1	A	64	PHE
1	A	67	SER
1	A	71	VAL
1	A	73	LEU
1	A	87	ILE
1	A	89	PRO
1	A	91	GLN
1	A	99	VAL
1	A	104	LEU
1	A	106	VAL
1	A	110	HIS
1	A	125	PHE
1	A	126	LEU
1	A	131	ASP
1	A	136	THR
1	A	144	ARG
1	A	148	LEU
1	A	156	LYS
1	A	157	ARG
1	A	158	GLU
1	A	161	LEU
1	A	162	THR

Continued on next page...

Continued from previous page...

Mol	Chain	Res	Type
1	A	167	GLU
1	A	169	SER
1	A	171	VAL
1	A	176	GLU
1	A	182	ILE
1	A	183	ILE
1	A	200	THR
1	A	208	ASP
1	A	211	THR
1	A	212	THR
1	A	214	THR
1	A	222	TYR
1	A	224	LEU
1	A	228	SER
1	A	230	SER
1	A	232	GLU
1	A	240	TYR
1	A	241	LYS
1	A	242	ASN
1	A	249	THR
1	A	261	THR
1	A	268	THR
1	A	279	GLN
1	A	287	MET
1	A	288	GLN
1	A	289	ASN
1	A	291	MET
1	A	292	LEU
1	A	296	ILE
1	A	310	LEU
1	A	315	LEU
1	A	321	LYS
1	A	322	TYR
1	A	323	LEU
1	A	324	TYR
1	A	328	THR
1	A	333	THR
1	A	337	SER
1	A	353	LYS
1	A	354	LEU
1	A	355	ASN
1	A	363	LEU

Continued on next page...

Continued from previous page...

Mol	Chain	Res	Type
1	A	371	ILE
1	A	373	VAL
1	A	375	VAL
1	A	383	VAL
1	A	389	THR
1	A	390	LEU
1	A	394	THR
1	A	396	ASP
1	A	400	GLU
1	A	402	SER
1	A	404	LEU
1	A	407	SER
1	A	412	ARG
1	A	414	ASP
1	A	419	SER
1	A	422	LEU
1	A	431	LEU
1	A	433	PHE
1	A	441	ASP
1	A	442	LEU
1	A	457	TYR
1	A	458	SER
1	A	460	LEU
1	A	467	ILE
1	A	469	TRP
1	A	471	ASP
1	A	474	LYS
1	A	477	LEU
1	A	492	TYR
1	A	495	LYS
1	A	497	THR
1	A	498	HIS
1	A	501	TYR
1	A	504	LEU
1	A	506	LYS
1	A	509	ILE
1	A	516	GLU
1	A	522	SER
1	A	526	ILE
1	A	534	MET
1	A	535	VAL
1	A	540	LEU

Continued on next page...

Continued from previous page...

Mol	Chain	Res	Type
1	A	541	LEU
1	A	543	TYR
1	A	545	ILE
1	A	547	THR
1	A	549	GLU
1	A	550	GLN
1	A	555	VAL
1	A	558	SER
1	A	559	VAL
1	A	563	ILE
1	A	565	GLU
1	A	569	ASN
1	A	573	VAL
1	A	580	ASP
1	A	587	THR
1	A	596	MET
1	A	597	ASP
1	A	599	TRP
1	A	605	VAL
1	A	613	GLN
1	A	614	ARG
1	A	618	LYS
1	A	621	GLU
1	A	625	GLN
1	A	627	LEU
1	A	640	LEU
1	A	642	ASN
1	A	644	ASN
1	A	652	THR
1	A	653	PHE
1	A	663	GLN
1	A	664	GLU
1	A	667	GLU
1	A	672	ILE
1	A	692	HIS
1	A	697	LYS
1	A	699	CYS
1	A	704	CYS
1	A	710	THR
1	A	713	GLN
1	A	720	LEU
1	A	732	CYS

Continued on next page...

Continued from previous page...

Mol	Chain	Res	Type
1	A	753	HIS
1	A	754	MET
1	A	756	THR
1	A	758	LEU
1	A	766	ARG
1	A	767	SER
1	A	774	LEU
1	A	777	VAL
1	A	782	ARG
1	A	787	GLN
1	A	788	PHE
1	A	793	SER
1	A	795	THR
1	A	797	TRP
1	A	800	GLN
1	A	811	VAL
1	A	824	PHE
1	A	825	LEU
1	A	838	GLN
1	A	845	VAL
1	A	849	ARG
1	A	850	THR
1	A	854	GLN
1	A	856	CYS
1	A	857	VAL
1	A	859	MET
1	A	865	ILE
1	A	867	THR
1	A	876	GLN
1	A	887	LYS
1	A	895	LEU
1	A	896	VAL
1	A	899	THR
1	A	901	LEU
1	A	912	PHE
1	A	914	LEU
1	A	915	GLU
1	A	923	LEU
1	A	928	ARG
1	A	935	LYS
1	A	936	ARG
1	A	940	SER

Continued on next page...

Continued from previous page...

Mol	Chain	Res	Type
1	A	944	LEU
1	A	947	ARG
1	A	952	THR
1	A	953	ILE
1	A	955	ARG
1	A	967	LEU
1	A	972	GLU
1	A	975	ARG
1	A	977	LEU
1	A	983	LEU
1	A	984	VAL
1	A	988	LEU
1	A	1001	THR
1	A	1002	HIS
1	A	1003	LEU
1	A	1007	SER
1	A	1011	GLU
1	A	1013	MET
1	A	1014	SER
1	A	1018	VAL
1	A	1033	ILE
1	A	1055	SER
1	A	1056	ILE
1	A	1070	LYS
1	A	1078	LEU
1	A	1084	ARG
1	A	1089	VAL
1	A	1091	LYS
1	A	1098	ASN
1	A	1105	LEU
1	A	1107	LEU
1	A	1108	VAL
1	A	1110	ASN
1	A	1113	LEU
1	A	1127	ILE
1	A	1128	LYS
1	A	1129	LEU
1	A	1140	ASN
1	A	1141	SER
1	A	1164	ILE
1	A	1166	THR
1	A	1168	LEU

Continued on next page...

Continued from previous page...

Mol	Chain	Res	Type
1	A	1175	LEU
1	A	1180	LEU
1	A	1183	GLN
1	A	1185	THR
1	A	1196	SER
1	A	1200	LYS
1	A	1201	THR
1	A	1209	VAL
1	A	1212	LEU
1	A	1218	VAL
1	A	1227	PHE
1	A	1231	ASN
1	A	1236	ASP
1	A	1246	ARG
1	A	1259	LEU
1	A	1264	ILE
1	A	1279	ARG
1	A	1280	TYR
1	A	1301	SER
1	A	1302	LEU
1	A	1303	LEU
1	A	1306	GLN
1	A	1307	LEU
1	A	1308	ARG
1	A	1309	LEU
1	A	1311	MET
1	A	1313	ILE
1	A	1323	LEU
1	A	1326	TYR
1	A	1330	ASP
1	A	1331	LYS
1	A	1333	PHE
1	A	1334	LEU
1	A	1336	ARG
1	A	1338	VAL
1	A	1341	LEU
1	A	1346	LEU
1	A	1356	LEU
1	A	1361	VAL
1	A	1363	THR
1	A	1366	HIS
1	A	1367	LYS

Continued on next page...

Continued from previous page...

Mol	Chain	Res	Type
1	A	1372	GLU
1	A	1374	VAL
1	A	1375	CYS
1	A	1397	SER
1	A	1423	VAL
1	A	1433	SER
1	A	1450	PHE
1	A	1454	GLN
1	A	1464	LEU
1	A	1470	SER
1	A	1474	CYS
1	A	1475	VAL
1	A	1476	ARG
1	A	1479	ILE
1	A	1480	PHE
1	A	1483	PHE
1	A	1487	PHE
1	A	1488	LEU
1	A	1492	THR
1	A	1493	PHE
1	A	1494	THR
1	A	1500	ARG
1	A	1503	LYS
1	A	1504	GLN
1	A	1506	THR
1	A	1507	MET
1	A	1512	SER
1	A	1535	MET
1	A	1542	THR
1	A	1544	SER
1	A	1548	ARG
1	A	1549	LYS
1	A	1553	CYS
1	A	1566	THR
1	A	1577	TYR
1	A	1580	THR
1	A	1581	LEU
1	A	1585	TYR
1	A	1598	ILE
1	A	1602	LYS
1	A	1605	THR
1	A	1606	CYS

Continued on next page...

Continued from previous page...

Mol	Chain	Res	Type
1	A	1618	LEU
1	A	1626	GLN
1	A	1627	ILE
1	A	1631	PHE
1	A	1636	ILE
1	A	1639	LEU
1	A	1650	ARG
1	A	1651	ASP
1	A	1652	THR
1	A	1655	SER
1	A	1663	ASN
2	B	29	THR
2	B	40	GLN
2	B	43	VAL
2	B	54	LEU
2	B	56	ILE
2	B	58	VAL
2	B	68	LEU
2	B	71	THR
2	B	74	ASP
2	B	82	LEU
2	B	86	THR
2	B	87	ILE
2	B	100	GLN
2	B	105	VAL
2	B	106	VAL
2	B	108	VAL
2	B	114	ARG
2	B	119	VAL
2	B	120	LEU
2	B	124	GLN
2	B	144	LEU
2	B	147	VAL
2	B	161	VAL
2	B	167	THR
2	B	171	ILE
2	B	175	SER
2	B	176	ASN
2	B	177	SER
2	B	179	ASP
2	B	183	PHE
2	B	190	ASP

Continued on next page...

Continued from previous page...

Mol	Chain	Res	Type
2	B	191	LEU
2	B	196	THR
2	B	198	ARG
2	B	202	LYS
2	B	208	GLU
2	B	214	PHE
2	B	216	VAL
2	B	217	ARG
2	B	219	TYR
2	B	220	VAL
2	B	221	LEU
2	B	223	SER
2	B	231	SER
2	B	234	PHE
2	B	243	PHE
2	B	258	GLU
2	B	263	VAL
2	B	264	LEU
2	B	278	ASP
2	B	280	LEU
2	B	285	ILE
2	B	291	LYS
2	B	296	ARG
2	B	297	ASP
2	B	298	THR
2	B	299	PHE
2	B	301	SER
2	B	306	LEU
2	B	315	TYR
2	B	317	SER
2	B	323	GLU
2	B	327	ASP
2	B	328	MET
2	B	341	SER
2	B	344	GLN
2	B	345	ILE
2	B	348	THR
2	B	349	LYS
2	B	358	MET
2	B	379	VAL
2	B	382	GLU
2	B	386	SER

Continued on next page...

Continued from previous page...

Mol	Chain	Res	Type
2	B	389	THR
2	B	390	THR
2	B	398	LEU
2	B	400	LEU
2	B	404	LEU
2	B	414	ARG
2	B	416	ASN
2	B	422	ARG
2	B	427	THR
2	B	433	ILE
2	B	435	TYR
2	B	437	THR
2	B	449	ILE
2	B	460	LEU
2	B	465	ASN
2	B	466	VAL
2	B	469	ASN
2	B	472	SER
2	B	473	LEU
2	B	481	TYR
2	B	482	LEU
2	B	483	ILE
2	B	490	PHE
2	B	497	ARG
2	B	504	VAL
2	B	505	THR
2	B	511	THR
2	B	513	ASP
2	B	518	PHE
2	B	520	PHE
2	B	521	VAL
2	B	523	TYR
2	B	524	TYR
2	B	525	GLN
2	B	526	VAL
2	B	531	ILE
2	B	532	VAL
2	B	543	THR
2	B	544	CYS
2	B	555	LEU
2	B	556	ILE
2	B	558	MET

Continued on next page...

Continued from previous page...

Mol	Chain	Res	Type
2	B	563	MET
2	B	567	LEU
2	B	586	VAL
2	B	588	ASN
2	B	593	ILE
2	B	597	LYS
2	B	598	ILE
2	B	602	ILE
2	B	606	ASP
2	B	613	SER
2	B	615	GLN
2	B	629	THR
2	B	638	GLN
2	B	735	ASN
2	B	742	ASP
2	B	745	ILE
2	B	746	ILE
2	B	747	SER
2	B	764	GLU
2	B	769	GLN
2	B	773	SER
2	B	778	PHE
2	B	780	LEU
2	B	784	ILE
2	B	789	VAL
2	B	800	ILE
2	B	813	VAL
2	B	816	ILE
2	B	817	ASP
2	B	819	GLN
2	B	829	GLN
2	B	830	VAL
2	B	836	LEU
2	B	840	VAL
2	B	851	LEU
2	B	857	CYS
2	B	868	GLN
2	B	870	PHE
2	B	872	ILE
2	B	873	LYS
2	B	884	ILE
2	B	887	LEU

Continued on next page...

Continued from previous page...

Mol	Chain	Res	Type
2	B	889	GLN
2	B	891	LEU
2	B	918	GLU
2	B	920	VAL
2	B	925	VAL
2	B	926	THR
2	B	946	LYS
2	B	948	ARG
2	B	949	LYS
2	B	952	ASP
2	B	963	ILE
2	B	964	ILE
2	B	1273	LEU
2	B	1274	ASN
2	B	1278	THR
2	B	1279	ILE
2	B	1281	LEU
2	B	1291	ARG
2	B	1292	ILE
2	B	1301	ARG
2	B	1304	GLU
2	B	1305	THR
2	B	1308	ASN
2	B	1313	VAL
2	B	1322	THR
2	B	1324	THR
2	B	1329	TYR
2	B	1330	ASN
2	B	1332	GLN
2	B	1344	HIS
2	B	1345	LEU
2	B	1346	ASN
2	B	1350	GLU
2	B	1351	ASN
2	B	1364	MET
2	B	1365	LEU
2	B	1372	LEU
2	B	1378	THR
2	B	1380	THR
2	B	1388	THR
2	B	1396	ASP
2	B	1398	THR

Continued on next page...

Continued from previous page...

Mol	Chain	Res	Type
2	B	1401	SER
2	B	1406	ARG
2	B	1423	VAL
2	B	1424	ILE
2	B	1427	LEU
2	B	1429	LYS
2	B	1431	SER
2	B	1433	SER
2	B	1437	CYS
2	B	1438	LEU
2	B	1439	HIS
2	B	1442	ILE
2	B	1443	LEU
2	B	1448	VAL
2	B	1450	PHE
2	B	1451	ILE
2	B	1456	VAL
2	B	1464	LEU
2	B	1475	ASP
2	B	1480	LEU
2	B	1481	LEU
2	B	1490	CYS
2	B	1492	CYS
2	B	1495	GLU
2	B	1496	THR
2	B	1497	CYS
2	B	1500	LEU
2	B	1502	HIS
2	B	1504	GLU
2	B	1511	GLN
2	B	1516	CYS
2	B	1519	ASN
2	B	1526	THR
2	B	1535	ASP
2	B	1561	HIS
2	B	1566	GLN
2	B	1571	GLU
2	B	1582	LEU
2	B	1583	ILE
2	B	1584	TRP
2	B	1594	LYS
2	B	1598	SER

Continued on next page...

Continued from previous page...

Mol	Chain	Res	Type
2	B	1599	TYR
2	B	1604	ASN
2	B	1606	TRP
2	B	1607	ILE
2	B	1609	ARG
2	B	1622	GLN
2	B	1623	LYS
1	C	21	GLN
1	C	22	THR
1	C	23	TYR
1	C	24	VAL
1	C	26	SER
1	C	38	ASN
1	C	40	VAL
1	C	41	ILE
1	C	47	THR
1	C	55	SER
1	C	63	LYS
1	C	64	PHE
1	C	67	SER
1	C	71	VAL
1	C	73	LEU
1	C	85	LEU
1	C	87	ILE
1	C	91	GLN
1	C	99	VAL
1	C	104	LEU
1	C	106	VAL
1	C	110	HIS
1	C	125	PHE
1	C	126	LEU
1	C	131	ASP
1	C	136	THR
1	C	143	VAL
1	C	144	ARG
1	C	148	LEU
1	C	156	LYS
1	C	157	ARG
1	C	158	GLU
1	C	161	LEU
1	C	162	THR
1	C	164	ILE

Continued on next page...

Continued from previous page...

Mol	Chain	Res	Type
1	C	167	GLU
1	C	169	SER
1	C	176	GLU
1	C	182	ILE
1	C	183	ILE
1	C	200	THR
1	C	208	ASP
1	C	211	THR
1	C	212	THR
1	C	214	THR
1	C	222	TYR
1	C	224	LEU
1	C	228	SER
1	C	230	SER
1	C	232	GLU
1	C	240	TYR
1	C	241	LYS
1	C	242	ASN
1	C	249	THR
1	C	261	THR
1	C	268	THR
1	C	279	GLN
1	C	287	MET
1	C	288	GLN
1	C	289	ASN
1	C	291	MET
1	C	292	LEU
1	C	296	ILE
1	C	310	LEU
1	C	315	LEU
1	C	322	TYR
1	C	323	LEU
1	C	324	TYR
1	C	328	THR
1	C	333	THR
1	C	337	SER
1	C	354	LEU
1	C	355	ASN
1	C	363	LEU
1	C	371	ILE
1	C	373	VAL
1	C	375	VAL

Continued on next page...

Continued from previous page...

Mol	Chain	Res	Type
1	C	383	VAL
1	C	389	THR
1	C	390	LEU
1	C	394	THR
1	C	396	ASP
1	C	400	GLU
1	C	404	LEU
1	C	407	SER
1	C	412	ARG
1	C	414	ASP
1	C	419	SER
1	C	422	LEU
1	C	431	LEU
1	C	433	PHE
1	C	441	ASP
1	C	442	LEU
1	C	457	TYR
1	C	458	SER
1	C	460	LEU
1	C	467	ILE
1	C	469	TRP
1	C	471	ASP
1	C	474	LYS
1	C	477	LEU
1	C	492	TYR
1	C	495	LYS
1	C	497	THR
1	C	498	HIS
1	C	501	TYR
1	C	504	LEU
1	C	506	LYS
1	C	509	ILE
1	C	516	GLU
1	C	522	SER
1	C	526	ILE
1	C	535	VAL
1	C	540	LEU
1	C	541	LEU
1	C	543	TYR
1	C	544	TYR
1	C	545	ILE
1	C	547	THR

Continued on next page...

Continued from previous page...

Mol	Chain	Res	Type
1	C	549	GLU
1	C	550	GLN
1	C	555	VAL
1	C	558	SER
1	C	559	VAL
1	C	563	ILE
1	C	565	GLU
1	C	569	ASN
1	C	573	VAL
1	C	580	ASP
1	C	587	THR
1	C	596	MET
1	C	597	ASP
1	C	599	TRP
1	C	605	VAL
1	C	613	GLN
1	C	614	ARG
1	C	618	LYS
1	C	621	GLU
1	C	625	GLN
1	C	627	LEU
1	C	640	LEU
1	C	642	ASN
1	C	644	ASN
1	C	652	THR
1	C	653	PHE
1	C	663	GLN
1	C	664	GLU
1	C	667	GLU
1	C	672	ILE
1	C	692	HIS
1	C	697	LYS
1	C	699	CYS
1	C	701	ASP
1	C	710	THR
1	C	713	GLN
1	C	720	LEU
1	C	732	CYS
1	C	753	HIS
1	C	754	MET
1	C	756	THR
1	C	758	LEU

Continued on next page...

Continued from previous page...

Mol	Chain	Res	Type
1	C	766	ARG
1	C	767	SER
1	C	774	LEU
1	C	777	VAL
1	C	782	ARG
1	C	787	GLN
1	C	788	PHE
1	C	793	SER
1	C	795	THR
1	C	797	TRP
1	C	800	GLN
1	C	811	VAL
1	C	824	PHE
1	C	825	LEU
1	C	838	GLN
1	C	845	VAL
1	C	849	ARG
1	C	850	THR
1	C	854	GLN
1	C	856	CYS
1	C	857	VAL
1	C	859	MET
1	C	865	ILE
1	C	867	THR
1	C	876	GLN
1	C	887	LYS
1	C	895	LEU
1	C	896	VAL
1	C	899	THR
1	C	901	LEU
1	C	912	PHE
1	C	914	LEU
1	C	915	GLU
1	C	923	LEU
1	C	928	ARG
1	C	935	LYS
1	C	936	ARG
1	C	940	SER
1	C	944	LEU
1	C	947	ARG
1	C	952	THR
1	C	953	ILE

Continued on next page...

Continued from previous page...

Mol	Chain	Res	Type
1	C	955	ARG
1	C	967	LEU
1	C	972	GLU
1	C	975	ARG
1	C	977	LEU
1	C	983	LEU
1	C	984	VAL
1	C	988	LEU
1	C	1001	THR
1	C	1002	HIS
1	C	1003	LEU
1	C	1007	SER
1	C	1011	GLU
1	C	1013	MET
1	C	1014	SER
1	C	1033	ILE
1	C	1055	SER
1	C	1056	ILE
1	C	1070	LYS
1	C	1078	LEU
1	C	1084	ARG
1	C	1089	VAL
1	C	1091	LYS
1	C	1098	ASN
1	C	1105	LEU
1	C	1107	LEU
1	C	1108	VAL
1	C	1110	ASN
1	C	1113	LEU
1	C	1127	ILE
1	C	1128	LYS
1	C	1129	LEU
1	C	1140	ASN
1	C	1141	SER
1	C	1164	ILE
1	C	1166	THR
1	C	1168	LEU
1	C	1175	LEU
1	C	1180	LEU
1	C	1183	GLN
1	C	1185	THR
1	C	1196	SER

Continued on next page...

Continued from previous page...

Mol	Chain	Res	Type
1	C	1200	LYS
1	C	1201	THR
1	C	1209	VAL
1	C	1212	LEU
1	C	1218	VAL
1	C	1227	PHE
1	C	1231	ASN
1	C	1236	ASP
1	C	1246	ARG
1	C	1259	LEU
1	C	1264	ILE
1	C	1279	ARG
1	C	1280	TYR
1	C	1301	SER
1	C	1302	LEU
1	C	1303	LEU
1	C	1306	GLN
1	C	1307	LEU
1	C	1308	ARG
1	C	1309	LEU
1	C	1311	MET
1	C	1323	LEU
1	C	1326	TYR
1	C	1330	ASP
1	C	1331	LYS
1	C	1332	ASN
1	C	1333	PHE
1	C	1334	LEU
1	C	1336	ARG
1	C	1338	VAL
1	C	1341	LEU
1	C	1346	LEU
1	C	1356	LEU
1	C	1358	THR
1	C	1361	VAL
1	C	1363	THR
1	C	1366	HIS
1	C	1367	LYS
1	C	1372	GLU
1	C	1374	VAL
1	C	1375	CYS
1	C	1397	SER

Continued on next page...

Continued from previous page...

Mol	Chain	Res	Type
1	C	1423	VAL
1	C	1433	SER
1	C	1450	PHE
1	C	1454	GLN
1	C	1464	LEU
1	C	1470	SER
1	C	1474	CYS
1	C	1475	VAL
1	C	1476	ARG
1	C	1479	ILE
1	C	1480	PHE
1	C	1483	PHE
1	C	1487	PHE
1	C	1488	LEU
1	C	1492	THR
1	C	1493	PHE
1	C	1494	THR
1	C	1500	ARG
1	C	1503	LYS
1	C	1504	GLN
1	C	1506	THR
1	C	1507	MET
1	C	1512	SER
1	C	1535	MET
1	C	1542	THR
1	C	1544	SER
1	C	1548	ARG
1	C	1549	LYS
1	C	1553	CYS
1	C	1566	THR
1	C	1577	TYR
1	C	1580	THR
1	C	1581	LEU
1	C	1585	TYR
1	C	1598	ILE
1	C	1602	LYS
1	C	1605	THR
1	C	1606	CYS
1	C	1616	GLN
1	C	1618	LEU
1	C	1626	GLN
1	C	1627	ILE

Continued on next page...

Continued from previous page...

Mol	Chain	Res	Type
1	C	1631	PHE
1	C	1636	ILE
1	C	1639	LEU
1	C	1650	ARG
1	C	1651	ASP
1	C	1652	THR
1	C	1655	SER
1	C	1663	ASN
2	D	29	THR
2	D	40	GLN
2	D	43	VAL
2	D	54	LEU
2	D	56	ILE
2	D	58	VAL
2	D	68	LEU
2	D	71	THR
2	D	74	ASP
2	D	82	LEU
2	D	86	THR
2	D	87	ILE
2	D	100	GLN
2	D	105	VAL
2	D	106	VAL
2	D	108	VAL
2	D	114	ARG
2	D	119	VAL
2	D	120	LEU
2	D	124	GLN
2	D	144	LEU
2	D	147	VAL
2	D	167	THR
2	D	171	ILE
2	D	175	SER
2	D	176	ASN
2	D	177	SER
2	D	179	ASP
2	D	183	PHE
2	D	190	ASP
2	D	191	LEU
2	D	196	THR
2	D	198	ARG
2	D	202	LYS

Continued on next page...

Continued from previous page...

Mol	Chain	Res	Type
2	D	208	GLU
2	D	214	PHE
2	D	216	VAL
2	D	217	ARG
2	D	219	TYR
2	D	220	VAL
2	D	221	LEU
2	D	223	SER
2	D	226	VAL
2	D	231	SER
2	D	234	PHE
2	D	243	PHE
2	D	258	GLU
2	D	263	VAL
2	D	264	LEU
2	D	278	ASP
2	D	280	LEU
2	D	285	ILE
2	D	291	LYS
2	D	296	ARG
2	D	297	ASP
2	D	298	THR
2	D	299	PHE
2	D	301	SER
2	D	306	LEU
2	D	315	TYR
2	D	317	SER
2	D	323	GLU
2	D	327	ASP
2	D	328	MET
2	D	344	GLN
2	D	345	ILE
2	D	348	THR
2	D	349	LYS
2	D	358	MET
2	D	368	ASN
2	D	379	VAL
2	D	382	GLU
2	D	386	SER
2	D	389	THR
2	D	390	THR
2	D	398	LEU

Continued on next page...

Continued from previous page...

Mol	Chain	Res	Type
2	D	400	LEU
2	D	404	LEU
2	D	414	ARG
2	D	416	ASN
2	D	422	ARG
2	D	427	THR
2	D	433	ILE
2	D	435	TYR
2	D	437	THR
2	D	449	ILE
2	D	460	LEU
2	D	466	VAL
2	D	469	ASN
2	D	472	SER
2	D	473	LEU
2	D	481	TYR
2	D	482	LEU
2	D	483	ILE
2	D	490	PHE
2	D	497	ARG
2	D	504	VAL
2	D	505	THR
2	D	511	THR
2	D	513	ASP
2	D	518	PHE
2	D	520	PHE
2	D	521	VAL
2	D	523	TYR
2	D	524	TYR
2	D	525	GLN
2	D	526	VAL
2	D	531	ILE
2	D	532	VAL
2	D	543	THR
2	D	544	CYS
2	D	555	LEU
2	D	556	ILE
2	D	558	MET
2	D	563	MET
2	D	567	LEU
2	D	586	VAL
2	D	588	ASN

Continued on next page...

Continued from previous page...

Mol	Chain	Res	Type
2	D	593	ILE
2	D	597	LYS
2	D	598	ILE
2	D	602	ILE
2	D	613	SER
2	D	615	GLN
2	D	629	THR
2	D	638	GLN
2	D	735	ASN
2	D	742	ASP
2	D	745	ILE
2	D	746	ILE
2	D	747	SER
2	D	764	GLU
2	D	769	GLN
2	D	773	SER
2	D	778	PHE
2	D	780	LEU
2	D	784	ILE
2	D	789	VAL
2	D	800	ILE
2	D	812	LYS
2	D	813	VAL
2	D	816	ILE
2	D	817	ASP
2	D	819	GLN
2	D	829	GLN
2	D	830	VAL
2	D	836	LEU
2	D	840	VAL
2	D	851	LEU
2	D	857	CYS
2	D	866	TYR
2	D	868	GLN
2	D	870	PHE
2	D	872	ILE
2	D	873	LYS
2	D	881	PRO
2	D	884	ILE
2	D	889	GLN
2	D	891	LEU
2	D	918	GLU

Continued on next page...

Continued from previous page...

Mol	Chain	Res	Type
2	D	920	VAL
2	D	925	VAL
2	D	926	THR
2	D	946	LYS
2	D	948	ARG
2	D	949	LYS
2	D	952	ASP
2	D	963	ILE
2	D	964	ILE
2	D	1273	LEU
2	D	1274	ASN
2	D	1278	THR
2	D	1279	ILE
2	D	1281	LEU
2	D	1291	ARG
2	D	1292	ILE
2	D	1301	ARG
2	D	1304	GLU
2	D	1305	THR
2	D	1308	ASN
2	D	1313	VAL
2	D	1322	THR
2	D	1324	THR
2	D	1330	ASN
2	D	1332	GLN
2	D	1344	HIS
2	D	1345	LEU
2	D	1346	ASN
2	D	1349	VAL
2	D	1350	GLU
2	D	1351	ASN
2	D	1365	LEU
2	D	1372	LEU
2	D	1378	THR
2	D	1380	THR
2	D	1388	THR
2	D	1396	ASP
2	D	1398	THR
2	D	1401	SER
2	D	1406	ARG
2	D	1423	VAL
2	D	1424	ILE

Continued on next page...

Continued from previous page...

Mol	Chain	Res	Type
2	D	1427	LEU
2	D	1429	LYS
2	D	1431	SER
2	D	1433	SER
2	D	1437	CYS
2	D	1438	LEU
2	D	1439	HIS
2	D	1442	ILE
2	D	1443	LEU
2	D	1448	VAL
2	D	1450	PHE
2	D	1451	ILE
2	D	1456	VAL
2	D	1464	LEU
2	D	1475	ASP
2	D	1480	LEU
2	D	1481	LEU
2	D	1490	CYS
2	D	1492	CYS
2	D	1495	GLU
2	D	1496	THR
2	D	1497	CYS
2	D	1500	LEU
2	D	1502	HIS
2	D	1504	GLU
2	D	1511	GLN
2	D	1516	CYS
2	D	1519	ASN
2	D	1526	THR
2	D	1535	ASP
2	D	1561	HIS
2	D	1566	GLN
2	D	1571	GLU
2	D	1582	LEU
2	D	1583	ILE
2	D	1584	TRP
2	D	1594	LYS
2	D	1598	SER
2	D	1599	TYR
2	D	1604	ASN
2	D	1606	TRP
2	D	1607	ILE

Continued on next page...

Continued from previous page...

Mol	Chain	Res	Type
2	D	1609	ARG
2	D	1614	ASP
2	D	1622	GLN
2	D	1623	LYS

Sometimes sidechains can be flipped to improve hydrogen bonding and reduce clashes. All (139) such sidechains are listed below:

Mol	Chain	Res	Type
1	A	80	GLN
1	A	97	ASN
1	A	139	GLN
1	A	242	ASN
1	A	257	ASN
1	A	288	GLN
1	A	298	GLN
1	A	355	ASN
1	A	391	ASN
1	A	472	ASN
1	A	473	HIS
1	A	483	ASN
1	A	550	GLN
1	A	569	ASN
1	A	613	GLN
1	A	692	HIS
1	A	706	ASN
1	A	785	GLN
1	A	787	GLN
1	A	800	GLN
1	A	854	GLN
1	A	875	HIS
1	A	876	GLN
1	A	894	HIS
1	A	1023	HIS
1	A	1029	ASN
1	A	1102	ASN
1	A	1112	GLN
1	A	1183	GLN
1	A	1234	HIS
1	A	1241	ASN
1	A	1268	ASN
1	A	1343	ASN
1	A	1366	HIS

Continued on next page...

Continued from previous page...

Mol	Chain	Res	Type
1	A	1550	GLN
1	A	1608	ASN
1	A	1658	GLN
2	B	40	GLN
2	B	65	GLN
2	B	124	GLN
2	B	152	HIS
2	B	176	ASN
2	B	187	ASN
2	B	312	HIS
2	B	333	GLN
2	B	337	HIS
2	B	344	GLN
2	B	417	HIS
2	B	469	ASN
2	B	525	GLN
2	B	528	ASN
2	B	588	ASN
2	B	615	GLN
2	B	735	ASN
2	B	769	GLN
2	B	819	GLN
2	B	829	GLN
2	B	869	GLN
2	B	889	GLN
2	B	901	GLN
2	B	921	GLN
2	B	1330	ASN
2	B	1341	ASN
2	B	1419	GLN
2	B	1473	HIS
2	B	1482	ASN
2	B	1501	ASN
2	B	1503	GLN
2	B	1562	GLN
2	B	1566	GLN
1	C	80	GLN
1	C	97	ASN
1	C	139	GLN
1	C	242	ASN
1	C	257	ASN
1	C	298	GLN

Continued on next page...

Continued from previous page...

Mol	Chain	Res	Type
1	C	355	ASN
1	C	391	ASN
1	C	472	ASN
1	C	473	HIS
1	C	483	ASN
1	C	550	GLN
1	C	569	ASN
1	C	613	GLN
1	C	692	HIS
1	C	706	ASN
1	C	785	GLN
1	C	787	GLN
1	C	800	GLN
1	C	854	GLN
1	C	875	HIS
1	C	876	GLN
1	C	894	HIS
1	C	1023	HIS
1	C	1029	ASN
1	C	1102	ASN
1	C	1112	GLN
1	C	1183	GLN
1	C	1234	HIS
1	C	1241	ASN
1	C	1268	ASN
1	C	1324	HIS
1	C	1366	HIS
1	C	1550	GLN
1	C	1608	ASN
1	C	1658	GLN
2	D	40	GLN
2	D	65	GLN
2	D	124	GLN
2	D	152	HIS
2	D	176	ASN
2	D	187	ASN
2	D	312	HIS
2	D	333	GLN
2	D	337	HIS
2	D	344	GLN
2	D	417	HIS
2	D	507	ASN

Continued on next page...

Continued from previous page...

Mol	Chain	Res	Type
2	D	525	GLN
2	D	528	ASN
2	D	588	ASN
2	D	615	GLN
2	D	735	ASN
2	D	769	GLN
2	D	819	GLN
2	D	829	GLN
2	D	869	GLN
2	D	889	GLN
2	D	901	GLN
2	D	921	GLN
2	D	1330	ASN
2	D	1341	ASN
2	D	1419	GLN
2	D	1473	HIS
2	D	1482	ASN
2	D	1501	ASN
2	D	1503	GLN
2	D	1562	GLN
2	D	1566	GLN

5.3.3 RNA (i)

There are no RNA molecules in this entry.

5.4 Non-standard residues in protein, DNA, RNA chains (i)

There are no non-standard protein/DNA/RNA residues in this entry.

5.5 Carbohydrates (i)

There are no monosaccharides in this entry.

5.6 Ligand geometry (i)

6 ligands are modelled in this entry.

In the following table, the Counts columns list the number of bonds (or angles) for which Mogul statistics could be retrieved, the number of bonds (or angles) that are observed in the model and the number of bonds (or angles) that are defined in the Chemical Component Dictionary. The

Link column lists molecule types, if any, to which the group is linked. The Z score for a bond length (or angle) is the number of standard deviations the observed value is removed from the expected value. A bond length (or angle) with $|Z| > 2$ is considered an outlier worth inspection. RMSZ is the root-mean-square of all Z scores of the bond lengths (or angles).

Mol	Type	Chain	Res	Link	Bond lengths			Bond angles		
					Counts	RMSZ	$\#\|Z\| > 2$	Counts	RMSZ	$\#\|Z\| > 2$
3	NAG	B	2002	2	14,14,15	0.92	0	17,19,21	1.16	1 (5%)
3	NAG	B	2001	2	14,14,15	0.81	1 (7%)	17,19,21	2.07	3 (17%)
3	NAG	C	2003	1	14,14,15	0.58	0	17,19,21	2.21	4 (23%)
3	NAG	A	2003	1	14,14,15	0.60	0	17,19,21	2.19	4 (23%)
3	NAG	D	2002	2	14,14,15	0.92	0	17,19,21	1.16	1 (5%)
3	NAG	D	2001	2	14,14,15	0.74	0	17,19,21	2.16	4 (23%)

In the following table, the Chirals column lists the number of chiral outliers, the number of chiral centers analysed, the number of these observed in the model and the number defined in the Chemical Component Dictionary. Similar counts are reported in the Torsion and Rings columns. '-' means no outliers of that kind were identified.

Mol	Type	Chain	Res	Link	Chirals	Torsions	Rings
3	NAG	B	2002	2	-	0/6/23/26	0/1/1/1
3	NAG	B	2001	2	-	2/6/23/26	0/1/1/1
3	NAG	C	2003	1	-	3/6/23/26	0/1/1/1
3	NAG	A	2003	1	-	3/6/23/26	0/1/1/1
3	NAG	D	2002	2	-	0/6/23/26	0/1/1/1
3	NAG	D	2001	2	-	2/6/23/26	0/1/1/1

All (1) bond length outliers are listed below:

Mol	Chain	Res	Type	Atoms	Z	Observed(Å)	Ideal(Å)
3	B	2001	NAG	C1-C2	2.16	1.55	1.52

All (17) bond angle outliers are listed below:

Mol	Chain	Res	Type	Atoms	Z	Observed(^{o})	Ideal(^{o})
3	D	2001	NAG	C1-O5-C5	6.57	121.10	112.19
3	B	2001	NAG	C1-O5-C5	6.17	120.56	112.19
3	A	2003	NAG	C1-O5-C5	5.70	119.91	112.19
3	C	2003	NAG	C1-O5-C5	5.67	119.87	112.19
3	C	2003	NAG	C4-C3-C2	4.36	117.41	111.02
3	A	2003	NAG	C4-C3-C2	4.24	117.23	111.02
3	B	2001	NAG	O5-C1-C2	3.91	117.46	111.29

Continued on next page...

Continued from previous page...

Mol	Chain	Res	Type	Atoms	Z	Observed(^{o})	Ideal(^{o})
3	B	2002	NAG	O5-C1-C2	-3.70	105.45	111.29
3	D	2002	NAG	O5-C1-C2	-3.68	105.48	111.29
3	D	2001	NAG	O5-C1-C2	3.63	117.02	111.29
3	C	2003	NAG	C1-C2-N2	-3.17	105.07	110.49
3	A	2003	NAG	C1-C2-N2	-3.07	105.25	110.49
3	A	2003	NAG	C3-C4-C5	2.99	115.56	110.24
3	C	2003	NAG	C3-C4-C5	2.95	115.50	110.24
3	D	2001	NAG	C2-N2-C7	-2.57	119.24	122.90
3	B	2001	NAG	C2-N2-C7	-2.38	119.52	122.90
3	D	2001	NAG	O5-C5-C6	2.08	110.46	107.20

There are no chirality outliers.

All (10) torsion outliers are listed below:

Mol	Chain	Res	Type	Atoms
3	A	2003	NAG	C3-C2-N2-C7
3	A	2003	NAG	C8-C7-N2-C2
3	A	2003	NAG	O7-C7-N2-C2
3	B	2001	NAG	C8-C7-N2-C2
3	B	2001	NAG	O7-C7-N2-C2
3	C	2003	NAG	C3-C2-N2-C7
3	C	2003	NAG	C8-C7-N2-C2
3	C	2003	NAG	O7-C7-N2-C2
3	D	2001	NAG	C8-C7-N2-C2
3	D	2001	NAG	O7-C7-N2-C2

There are no ring outliers.

4 monomers are involved in 6 short contacts:

Mol	Chain	Res	Type	Clashes	Symm-Clashes
3	B	2001	NAG	1	0
3	C	2003	NAG	2	0
3	A	2003	NAG	2	0
3	D	2001	NAG	1	0

5.7 Other polymers (i)

There are no such residues in this entry.

5.8 Polymer linkage issues (i)

There are no chain breaks in this entry.

6 Fit of model and data (i)

6.1 Protein, DNA and RNA chains (i)

In the following table, the column labelled '#RSRZ> 2' contains the number (and percentage) of RSRZ outliers, followed by percent RSRZ outliers for the chain as percentile scores relative to all X-ray entries and entries of similar resolution. The OWAB column contains the minimum, median, 95th percentile and maximum values of the occupancy-weighted average B-factor per residue. The column labelled 'Q< 0.9' lists the number of (and percentage) of residues with an average occupancy less than 0.9.

Mol	Chain	Analysed	<RSRZ>	#RSRZ>2			OWAB(Å^2)	Q<0.9
1	A	1627/1676 (97%)	0.03	37 (2%)	60	51	90, 187, 312, 465	0
1	C	1627/1676 (97%)	0.01	31 (1%)	66	58	97, 186, 299, 486	0
2	B	1225/1642 (74%)	-0.01	25 (2%)	65	56	107, 174, 261, 395	0
2	D	1225/1642 (74%)	-0.01	18 (1%)	73	64	114, 181, 263, 371	0
All	All	5704/6636 (85%)	0.01	111 (1%)	66	58	90, 183, 291, 486	0

All (111) RSRZ outliers are listed below:

Mol	Chain	Res	Type	RSRZ
2	D	1355	ASN	5.3
1	A	1650	ARG	5.2
1	A	1622	LYS	4.9
2	B	155	SER	4.8
1	C	1676	CYS	4.8
2	B	156	LYS	4.8
1	A	1676	CYS	4.7
1	A	1585	TYR	4.6
2	D	155	SER	4.3
2	B	111	PRO	4.2
1	A	94	GLY	4.2
1	C	1622	LYS	4.1
1	C	317	ASP	4.1
2	D	154	THR	3.8
1	C	858	LYS	3.6
1	C	1534	GLN	3.5
1	A	1592	ALA	3.4
1	C	240	TYR	3.4
2	B	735	ASN	3.4
1	C	271	ILE	3.3
1	C	882	LYS	3.3

Continued on next page...

Continued from previous page...

Mol	Chain	Res	Type	RSRZ
1	A	1537	GLU	3.2
2	B	154	THR	3.1
2	B	157	MET	3.1
2	B	1355	ASN	3.0
1	A	1526	LYS	3.0
1	C	1526	LYS	3.0
1	A	273	GLU	3.0
2	D	1360	LYS	3.0
2	B	74	ASP	3.0
1	A	1597	GLU	3.0
1	A	1651	ASP	3.0
1	A	314	SER	2.9
1	C	1550	GLN	2.9
2	D	156	LYS	2.9
1	C	874	ASP	2.9
2	D	120	LEU	2.8
1	C	315	LEU	2.8
2	B	93	GLU	2.8
1	A	882	LYS	2.8
1	A	95	GLY	2.8
2	B	123	TYR	2.8
2	B	1353	HIS	2.7
1	A	1525	CYS	2.7
1	A	1598	ILE	2.7
1	C	272	ARG	2.7
1	C	94	GLY	2.6
2	D	735	ASN	2.6
2	B	95	SER	2.6
1	C	318	LEU	2.6
2	D	641	ALA	2.5
1	A	1590	ALA	2.5
2	B	424	ARG	2.5
2	B	1360	LYS	2.5
1	A	1588	GLY	2.5
2	B	1533	GLU	2.5
1	A	311	SER	2.5
1	C	93	PRO	2.5
1	A	1649	PRO	2.4
1	A	661	ASP	2.4
1	A	1572	ASN	2.4
1	A	1635	TYR	2.4
1	C	1551	THR	2.4

Continued on next page...

Continued from previous page...

Mol	Chain	Res	Type	RSRZ
1	A	1586	LYS	2.4
1	A	283	MET	2.4
2	D	157	MET	2.4
2	D	98	SER	2.4
1	A	1587	THR	2.4
1	A	1674	ASN	2.4
1	C	246	PHE	2.3
2	D	1354	LEU	2.3
1	C	301	PHE	2.3
2	D	65	GLN	2.3
1	A	1534	GLN	2.3
1	A	855	PHE	2.2
1	C	270	GLY	2.2
2	B	1495	GLU	2.2
1	C	1623	GLU	2.2
2	B	1374	GLU	2.2
1	C	273	GLU	2.2
1	C	857	VAL	2.2
2	B	902	GLU	2.2
2	B	52	LYS	2.2
2	B	237	ILE	2.2
1	A	313	TYR	2.2
1	C	1585	TYR	2.2
2	B	1532	GLU	2.2
1	C	321	LYS	2.1
1	A	1544	SER	2.1
1	C	1675	GLY	2.1
2	B	1466	GLU	2.1
1	A	281	GLU	2.1
1	A	348	VAL	2.1
2	B	1376	ASP	2.1
2	D	52	LYS	2.1
1	A	1579	ALA	2.1
2	D	308	GLU	2.1
2	B	153	ASN	2.1
1	C	887	LYS	2.1
1	C	1611	LEU	2.1
1	A	1620	MET	2.1
2	D	66	LYS	2.1
2	D	648	ALA	2.1
1	C	913	SER	2.1
2	B	67	THR	2.1

Continued on next page...

Continued from previous page...

Mol	Chain	Res	Type	RSRZ
2	D	99	ARG	2.0
1	A	1557	ILE	2.0
1	C	1609	ALA	2.0
2	D	158	ASN	2.0
1	C	1177	GLU	2.0
1	A	887	LYS	2.0

6.2 Non-standard residues in protein, DNA, RNA chains (i)

There are no non-standard protein/DNA/RNA residues in this entry.

6.3 Carbohydrates (i)

There are no monosaccharides in this entry.

6.4 Ligands (i)

In the following table, the Atoms column lists the number of modelled atoms in the group and the number defined in the chemical component dictionary. The B-factors column lists the minimum, median, 95th percentile and maximum values of B factors of atoms in the group. The column labelled 'Q< 0.9' lists the number of atoms with occupancy less than 0.9.

Mol	Type	Chain	Res	Atoms	RSCC	RSR	B-factors(Å^2)	Q<0.9
3	NAG	B	2002	14/15	0.45	0.44	321,327,336,339	0
3	NAG	A	2003	14/15	0.64	0.38	284,286,289,289	0
3	NAG	C	2003	14/15	0.72	0.34	260,272,284,287	0
3	NAG	D	2002	14/15	0.74	0.47	289,293,305,308	0
3	NAG	B	2001	14/15	0.78	0.26	275,285,305,313	0
3	NAG	D	2001	14/15	0.80	0.31	285,296,309,310	0

6.5 Other polymers (i)

There are no such residues in this entry.