



## Full wwPDB EM Validation Report ⓘ

Dec 8, 2025 – 11:06 AM EST

PDB ID : 9P4W / pdb\_00009p4w  
EMDB ID : EMD-71285  
Title : Atomic model of wild type *S. cerevisiae* Fatty Acid Synthase (FAS)  
Authors : Hasan, N.S.M.; Keszei, F.A.A.; Mazhab-Jafari, M.T.  
Deposited on : 2025-06-17  
Resolution : 2.29 Å (reported)  
Based on initial model : 6TA1

This is a Full wwPDB EM Validation Report for a publicly released PDB entry.

We welcome your comments at [validation@mail.wwpdb.org](mailto:validation@mail.wwpdb.org)

A user guide is available at

<https://www.wwpdb.org/validation/2017/EMValidationReportHelp>  
with specific help available everywhere you see the ⓘ symbol.

The types of validation reports are described at

<http://www.wwpdb.org/validation/2017/FAQs#types>.

---

The following versions of software and data (see [references ⓘ](#)) were used in the production of this report:

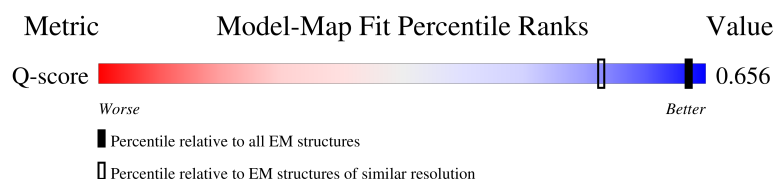
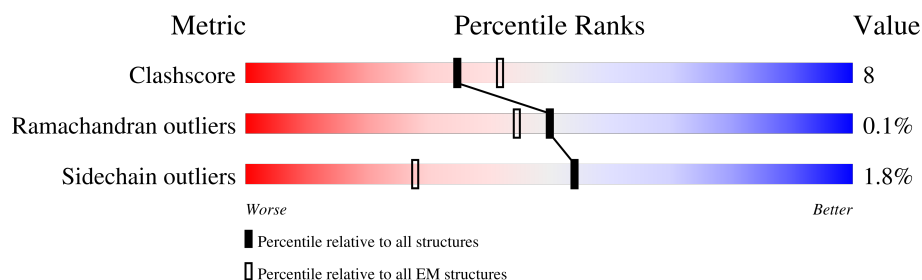
EMDB validation analysis : 0.0.1.dev129  
Mogul : 2022.3.0, CSD as543be (2022)  
MolProbity : 4-5-2 with Phenix2.0  
buster-report : 1.1.7 (2018)  
Percentile statistics : 20231227.v01 (using entries in the PDB archive December 27th 2023)  
EM percentile statistics : 202505.v01 (Using data in the EMDB archive up until May 2025)  
MapQ : 1.9.13  
Ideal geometry (proteins) : Engh & Huber (2001)  
Ideal geometry (DNA, RNA) : Parkinson et al. (1996)  
Validation Pipeline (wwPDB-VP) : 2.47

# 1 Overall quality at a glance

The following experimental techniques were used to determine the structure:  
*ELECTRON MICROSCOPY*

The reported resolution of this entry is 2.29 Å.

Percentile scores (ranging between 0-100) for global validation metrics of the entry are shown in the following graphic. The table shows the number of entries on which the scores are based.



Metric	Whole archive (#Entries)	EM structures (#Entries)	Similar EM resolution (#Entries, resolution range(Å))
Clashscore	210492	15764	-
Ramachandran outliers	207382	16835	-
Sidechain outliers	206894	16415	-
Q-score	-	25397	3699 ( 1.79 - 2.79 )

The table below summarises the geometric issues observed across the polymeric chains and their fit to the map. The red, orange, yellow and green segments of the bar indicate the fraction of residues that contain outliers for  $\geq 3$ , 2, 1 and 0 types of geometric quality criteria respectively. A grey segment represents the fraction of residues that are not modelled. The numeric value for each fraction is indicated below the corresponding segment, with a dot representing fractions  $\leq 5\%$ . The upper red bar (where present) indicates the fraction of residues that have poor fit to the EM map (all-atom inclusion  $< 40\%$ ). The numeric value is given above the bar.

Mol	Chain	Length	Quality of chain
1	A	2051	<div> <div>9%</div> <div>84%</div> <div>14%</div> <div>.</div> </div>
1	E	2051	<div> <div>9%</div> <div>84%</div> <div>14%</div> <div>.</div> </div>
1	I	2051	<div> <div>9%</div> <div>84%</div> <div>14%</div> <div>.</div> </div>
1	L	2051	<div> <div>9%</div> <div>83%</div> <div>14%</div> <div>.</div> </div>

Continued on next page...

*Continued from previous page...*

Mol	Chain	Length	Quality of chain
1	O	2051	
1	R	2051	
2	B	1887	
2	D	1887	
2	H	1887	
2	K	1887	
2	N	1887	
2	Q	1887	

## 2 Entry composition [i](#)

There are 5 unique types of molecules in this entry. The entry contains 165070 atoms, of which 0 are hydrogens and 0 are deuteriums.

In the tables below, the AltConf column contains the number of residues with at least one atom in alternate conformation and the Trace column contains the number of residues modelled with at most 2 atoms.

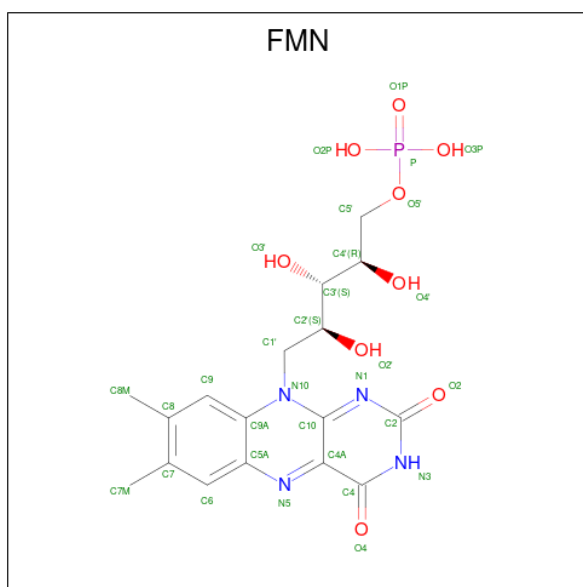
- Molecule 1 is a protein called Fatty acid synthase subunit beta.

Mol	Chain	Residues	Atoms					AltConf	Trace
1	A	2015	Total 15605	C 10032	N 2610	O 2907	S 56	0	0
1	E	2015	Total 15605	C 10032	N 2610	O 2907	S 56	0	0
1	I	2015	Total 15605	C 10032	N 2610	O 2907	S 56	0	0
1	L	2015	Total 15605	C 10032	N 2610	O 2907	S 56	0	0
1	O	2015	Total 15605	C 10032	N 2610	O 2907	S 56	0	0
1	R	2015	Total 15605	C 10032	N 2610	O 2907	S 56	0	0

- Molecule 2 is a protein called Fatty acid synthase subunit alpha.

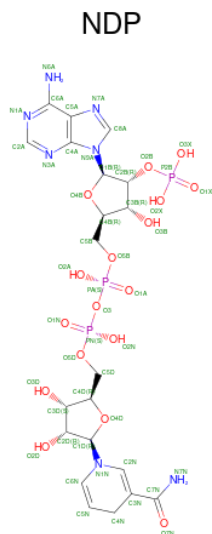
Mol	Chain	Residues	Atoms					AltConf	Trace
2	B	1417	Total 10978	C 6975	N 1860	O 2098	S 45	0	0
2	D	1417	Total 10978	C 6975	N 1860	O 2098	S 45	0	0
2	H	1417	Total 10978	C 6975	N 1860	O 2098	S 45	0	0
2	K	1417	Total 10978	C 6975	N 1860	O 2098	S 45	0	0
2	N	1417	Total 10978	C 6975	N 1860	O 2098	S 45	0	0
2	Q	1417	Total 10978	C 6975	N 1860	O 2098	S 45	0	0

- Molecule 3 is FLAVIN MONONUCLEOTIDE (CCD ID: FMN) (formula:  $C_{17}H_{21}N_4O_9P$ ).



Mol	Chain	Residues	Atoms					AltConf
3	A	1	Total	C	N	O	P	0
			31	17	4	9	1	
3	E	1	Total	C	N	O	P	0
			31	17	4	9	1	
3	I	1	Total	C	N	O	P	0
			31	17	4	9	1	
3	L	1	Total	C	N	O	P	0
			31	17	4	9	1	
3	O	1	Total	C	N	O	P	0
			31	17	4	9	1	
3	R	1	Total	C	N	O	P	0
			31	17	4	9	1	

- Molecule 4 is NADPH DIHYDRO-NICOTINAMIDE-ADENINE-DINUCLEOTIDE PHOSPHATE (CCD ID: NDP) (formula:  $C_{21}H_{30}N_7O_{17}P_3$ ) (labeled as "Ligand of Interest" by depositor).



Mol	Chain	Residues	Atoms					AltConf
4	B	1	Total 48	C 21	N 7	O 17	P 3	0
4	D	1	Total 48	C 21	N 7	O 17	P 3	0
4	H	1	Total 48	C 21	N 7	O 17	P 3	0
4	K	1	Total 48	C 21	N 7	O 17	P 3	0
4	N	1	Total 48	C 21	N 7	O 17	P 3	0
4	Q	1	Total 48	C 21	N 7	O 17	P 3	0

- Molecule 5 is water.

Mol	Chain	Residues	Atoms	AltConf
5	A	379	Total O 379 379	0
5	B	457	Total O 457 457	0
5	D	450	Total O 450 450	0
5	E	381	Total O 381 381	0
5	H	492	Total O 492 492	0
5	I	378	Total O 378 378	0

*Continued on next page...*


*Continued from previous page...*

Mol	Chain	Residues	Atoms		AltConf
5	K	470	Total 470	O 470	0
5	L	378	Total 378	O 378	0
5	N	465	Total 465	O 465	0
5	O	381	Total 381	O 381	0
5	Q	489	Total 489	O 489	0
5	R	378	Total 378	O 378	0

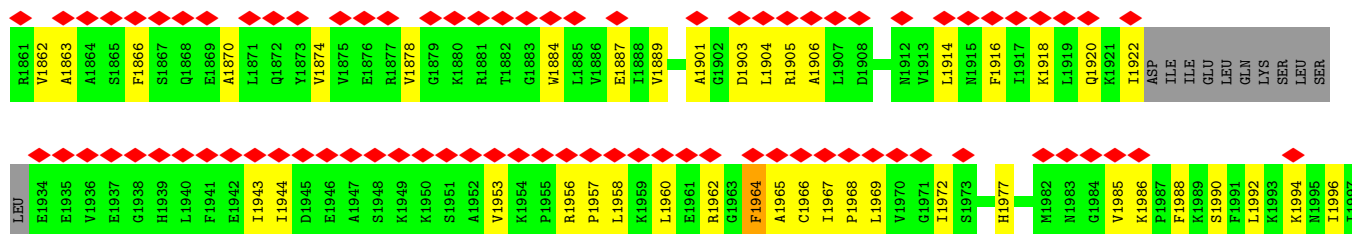
### 3 Residue-property plots

These plots are drawn for all protein, RNA, DNA and oligosaccharide chains in the entry. The first graphic for a chain summarises the proportions of the various outlier classes displayed in the second graphic. The second graphic shows the sequence view annotated by issues in geometry and atom inclusion in map density. Residues are color-coded according to the number of geometric quality criteria for which they contain at least one outlier: green = 0, yellow = 1, orange = 2 and red = 3 or more. A red diamond above a residue indicates a poor fit to the EM map for this residue (all-atom inclusion < 40%). Stretches of 2 or more consecutive residues without any outlier are shown as a green connector. Residues present in the sample, but not in the model, are shown in grey.


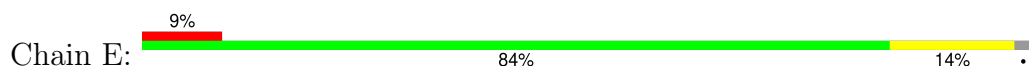
- Molecule 1: Fatty acid synthase subunit beta

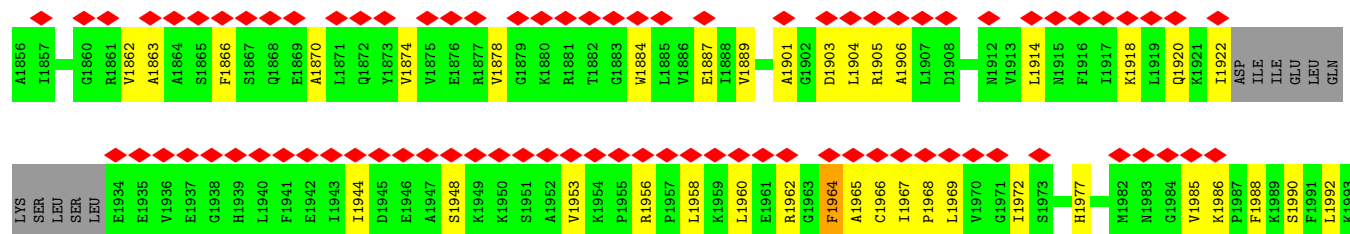




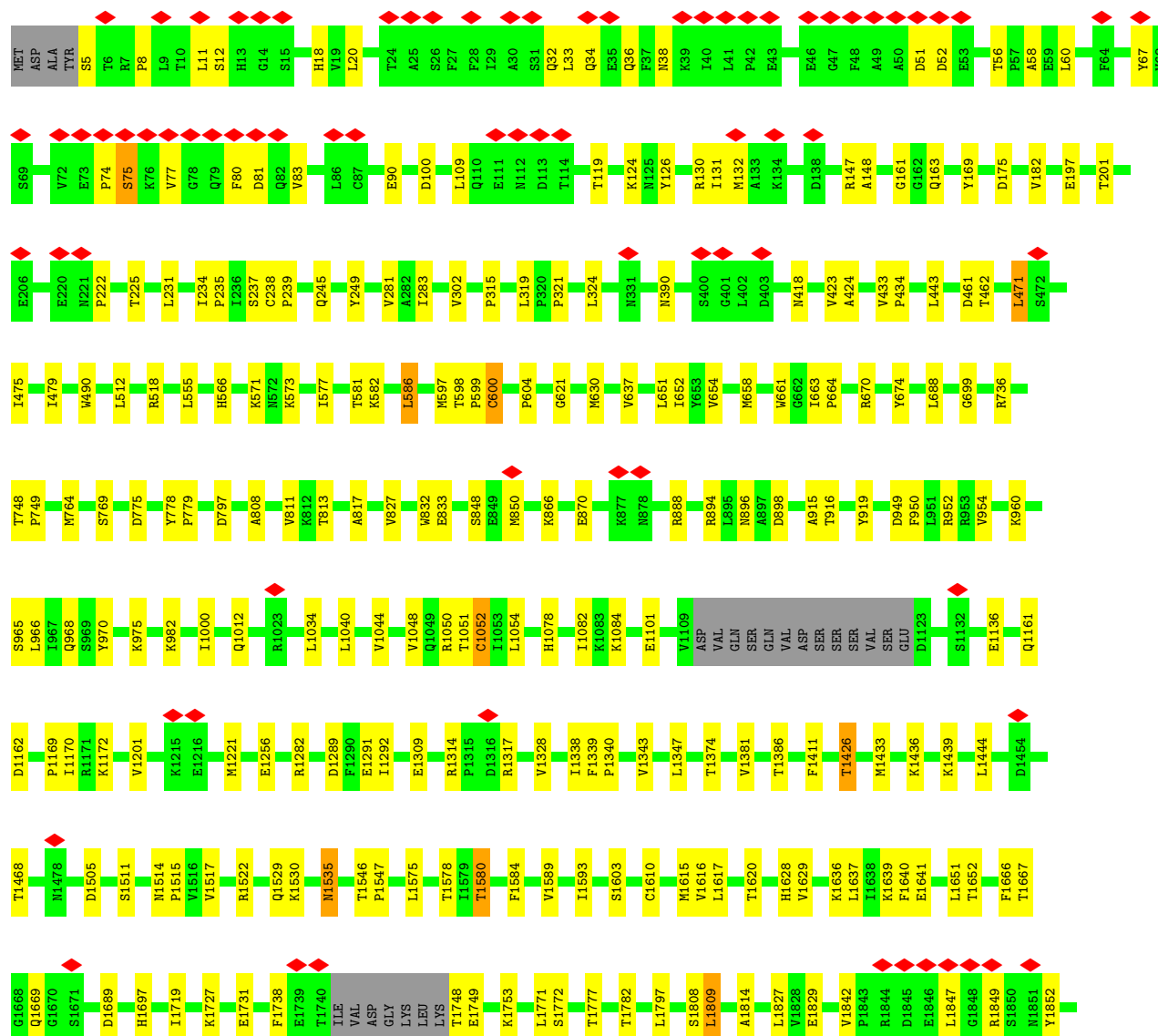
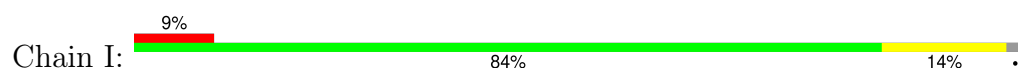


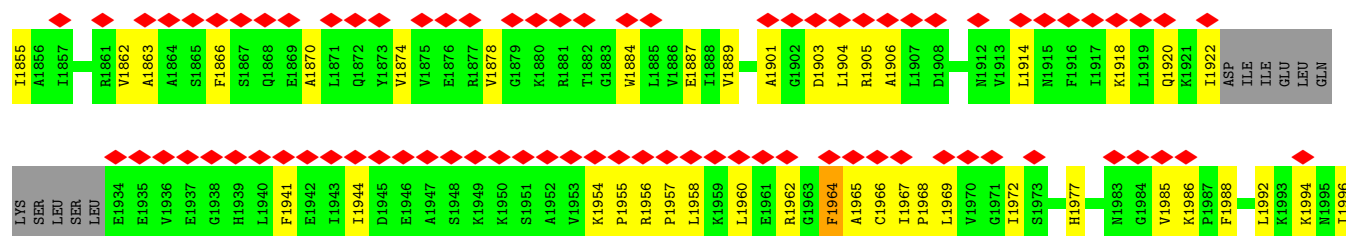
• Molecule 1: Fatty acid synthase subunit beta



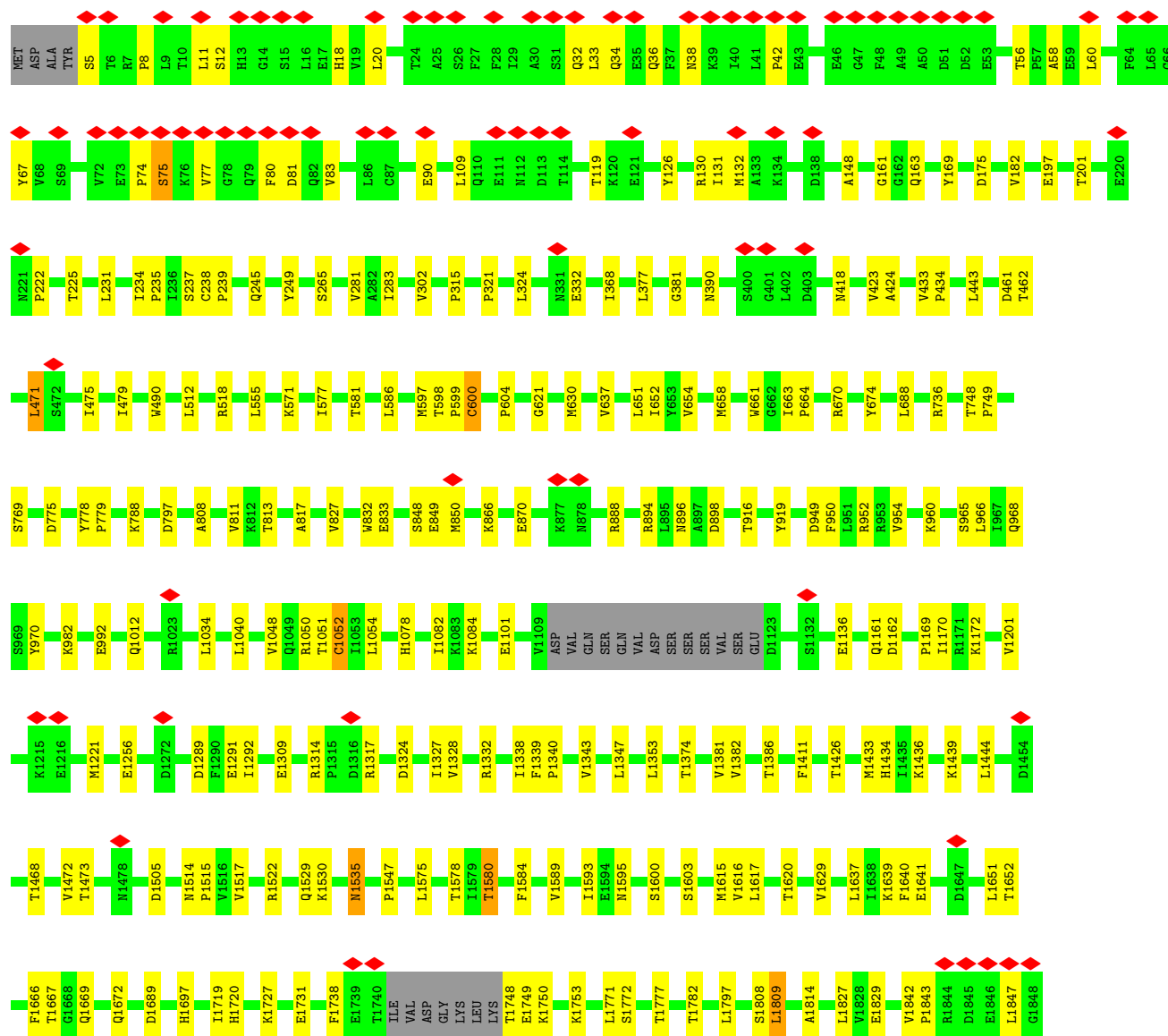
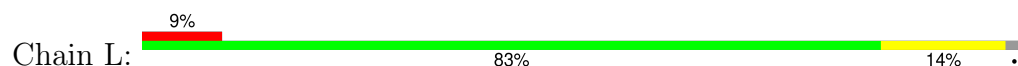


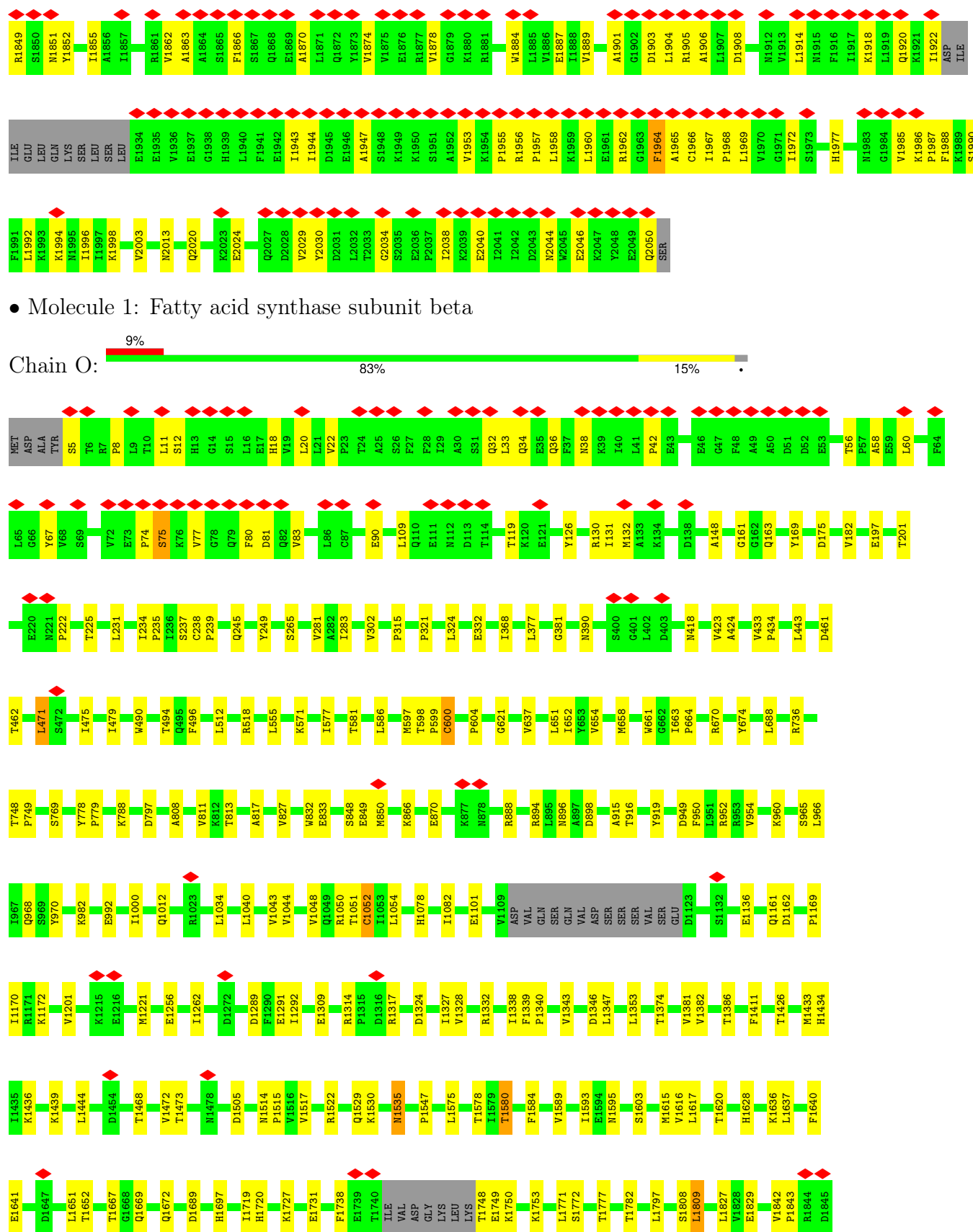
• Molecule 1: Fatty acid synthase subunit beta





• Molecule 1: Fatty acid synthase subunit beta







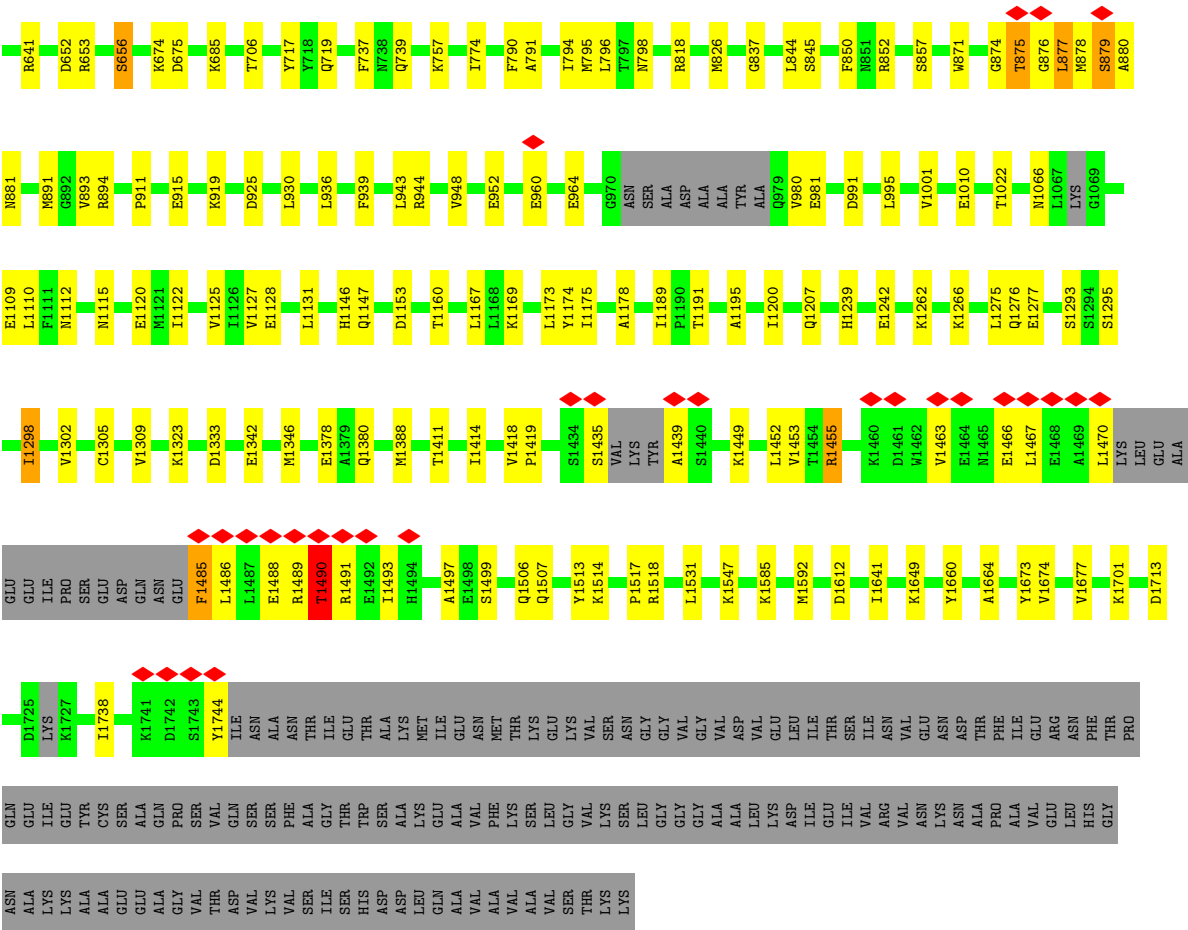









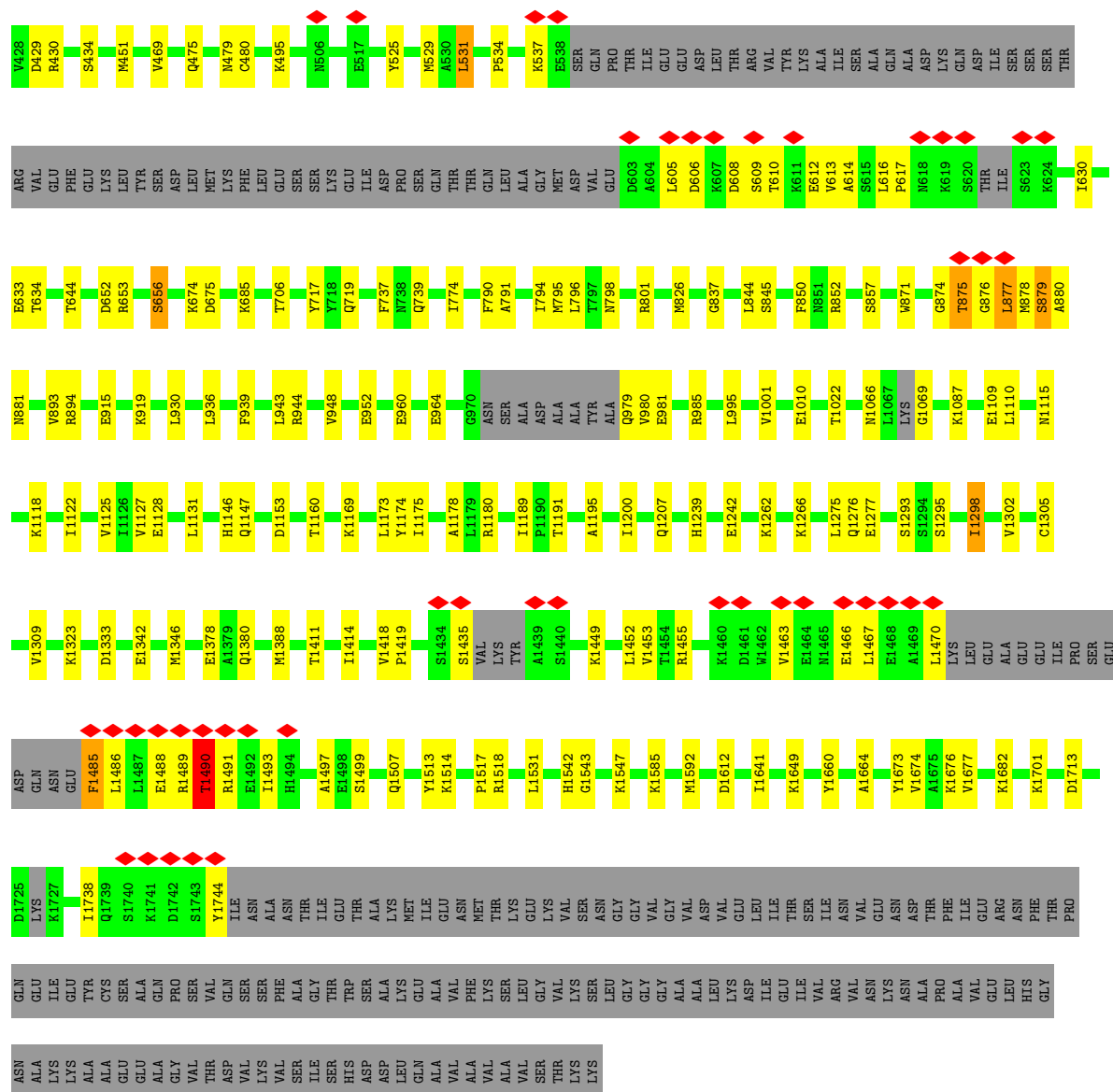




● Molecule 2: Fatty acid synthase subunit alpha







## 4 Experimental information

Property	Value	Source
EM reconstruction method	SINGLE PARTICLE	Depositor
Imposed symmetry	POINT, Not provided	
Number of particles used	260044	Depositor
Resolution determination method	FSC 0.143 CUT-OFF	Depositor
CTF correction method	PHASE FLIPPING AND AMPLITUDE CORRECTION	Depositor
Microscope	TFS KRIOS	Depositor
Voltage (kV)	300	Depositor
Electron dose ( $e^-/\text{\AA}^2$ )	40	Depositor
Minimum defocus (nm)	600	Depositor
Maximum defocus (nm)	2500	Depositor
Magnification	Not provided	
Image detector	FEI FALCON IV (4k x 4k)	Depositor
Maximum map value	1.559	Depositor
Minimum map value	-0.823	Depositor
Average map value	0.001	Depositor
Map value standard deviation	0.083	Depositor
Recommended contour level	0.209	Depositor
Map size (Å)	323.64, 323.64, 323.64	wwPDB
Map dimensions	348, 348, 348	wwPDB
Map angles (°)	90.0, 90.0, 90.0	wwPDB
Pixel spacing (Å)	0.93000007, 0.93000007, 0.93000007	Depositor

## 5 Model quality

### 5.1 Standard geometry

Bond lengths and bond angles in the following residue types are not validated in this section: FMN, NDP

The Z score for a bond length (or angle) is the number of standard deviations the observed value is removed from the expected value. A bond length (or angle) with  $|Z| > 5$  is considered an outlier worth inspection. RMSZ is the root-mean-square of all Z scores of the bond lengths (or angles).

Mol	Chain	Bond lengths		Bond angles	
		RMSZ	$\# Z  > 5$	RMSZ	$\# Z  > 5$
1	A	0.42	0/15968	0.49	6/21703 (0.0%)
1	E	0.42	0/15968	0.49	6/21703 (0.0%)
1	I	0.42	0/15968	0.49	6/21703 (0.0%)
1	L	0.42	0/15968	0.49	6/21703 (0.0%)
1	O	0.42	0/15968	0.49	6/21703 (0.0%)
1	R	0.42	0/15968	0.49	6/21703 (0.0%)
2	B	0.66	1/11192 (0.0%)	0.60	3/15140 (0.0%)
2	D	0.66	1/11192 (0.0%)	0.60	3/15140 (0.0%)
2	H	0.66	1/11192 (0.0%)	0.60	3/15140 (0.0%)
2	K	0.66	1/11192 (0.0%)	0.60	3/15140 (0.0%)
2	N	0.66	1/11192 (0.0%)	0.60	3/15140 (0.0%)
2	Q	0.66	1/11192 (0.0%)	0.60	3/15140 (0.0%)
All	All	0.53	6/162960 (0.0%)	0.54	54/221058 (0.0%)

Chiral center outliers are detected by calculating the chiral volume of a chiral center and verifying if the center is modelled as a planar moiety or with the opposite hand. A planarity outlier is detected by checking planarity of atoms in a peptide group, atoms in a mainchain group or atoms of a sidechain that are expected to be planar.

Mol	Chain	#Chirality outliers	#Planarity outliers
1	A	0	1
1	E	0	1
1	I	0	1
1	L	0	1
1	O	0	1
1	R	0	1
All	All	0	6

All (6) bond length outliers are listed below:

Mol	Chain	Res	Type	Atoms	Z	Observed(Å)	Ideal(Å)
2	D	1115	ASN	C-O	-6.08	1.20	1.25
2	K	1115	ASN	C-O	-6.07	1.20	1.25
2	H	1115	ASN	C-O	-6.04	1.20	1.25
2	Q	1115	ASN	C-O	-6.04	1.20	1.25
2	B	1115	ASN	C-O	-6.00	1.20	1.25
2	N	1115	ASN	C-O	-5.99	1.20	1.25

All (54) bond angle outliers are listed below:

Mol	Chain	Res	Type	Atoms	Z	Observed(°)	Ideal(°)
1	I	600	CYS	N-CA-C	10.13	122.32	111.28
1	L	600	CYS	N-CA-C	10.10	122.29	111.28
1	R	600	CYS	N-CA-C	10.10	122.29	111.28
1	A	600	CYS	N-CA-C	10.08	122.26	111.28
1	E	600	CYS	N-CA-C	10.08	122.26	111.28
1	O	600	CYS	N-CA-C	10.08	122.26	111.28
1	I	1964	PHE	N-CA-C	-6.84	104.90	113.18
1	A	1964	PHE	N-CA-C	-6.83	104.92	113.18
1	E	1964	PHE	N-CA-C	-6.83	104.92	113.18
1	L	1964	PHE	N-CA-C	-6.82	104.93	113.18
1	O	1964	PHE	N-CA-C	-6.82	104.93	113.18
1	I	1051	THR	N-CA-C	6.80	120.44	110.59
1	R	1964	PHE	N-CA-C	-6.80	104.96	113.18
1	L	1051	THR	N-CA-C	6.79	120.44	110.59
1	O	1051	THR	N-CA-C	6.79	120.44	110.59
1	R	1051	THR	N-CA-C	6.79	120.43	110.59
1	A	1051	THR	N-CA-C	6.79	120.43	110.59
1	E	1051	THR	N-CA-C	6.78	120.41	110.59
1	R	1468	THR	N-CA-C	6.42	119.58	110.14
1	I	1468	THR	N-CA-C	6.42	119.57	110.14
1	L	1468	THR	N-CA-C	6.41	119.57	110.14
1	O	1468	THR	N-CA-C	6.41	119.57	110.14
1	A	1468	THR	N-CA-C	6.41	119.56	110.14
1	E	1468	THR	N-CA-C	6.38	119.52	110.14
1	I	1535	ASN	CA-C-N	-5.72	114.07	119.85
1	I	1535	ASN	C-N-CA	-5.72	114.07	119.85
1	R	1535	ASN	CA-C-N	-5.72	114.07	119.85
1	R	1535	ASN	C-N-CA	-5.72	114.07	119.85
2	Q	857	SER	N-CA-C	5.72	120.62	111.81
1	A	1535	ASN	CA-C-N	-5.71	114.08	119.85
1	A	1535	ASN	C-N-CA	-5.71	114.08	119.85
1	E	1535	ASN	CA-C-N	-5.71	114.08	119.85
1	E	1535	ASN	C-N-CA	-5.71	114.08	119.85

*Continued on next page...*

*Continued from previous page...*

Mol	Chain	Res	Type	Atoms	Z	Observed(°)	Ideal(°)
2	H	857	SER	N-CA-C	5.71	120.60	111.81
1	O	1535	ASN	CA-C-N	-5.71	114.09	119.85
1	O	1535	ASN	C-N-CA	-5.71	114.09	119.85
2	D	857	SER	N-CA-C	5.70	120.59	111.81
1	L	1535	ASN	CA-C-N	-5.70	114.09	119.85
1	L	1535	ASN	C-N-CA	-5.70	114.09	119.85
2	B	857	SER	N-CA-C	5.70	120.58	111.81
2	K	857	SER	N-CA-C	5.68	120.56	111.81
2	N	857	SER	N-CA-C	5.67	120.55	111.81
2	H	795	MET	N-CA-C	5.17	119.43	113.18
2	Q	795	MET	N-CA-C	5.17	119.43	113.18
2	K	795	MET	N-CA-C	5.16	119.43	113.18
2	N	795	MET	N-CA-C	5.16	119.43	113.18
2	B	795	MET	N-CA-C	5.16	119.42	113.18
2	D	795	MET	N-CA-C	5.16	119.42	113.18
2	B	1490	THR	N-CA-C	-5.14	105.68	111.28
2	K	1490	THR	N-CA-C	-5.13	105.69	111.28
2	N	1490	THR	N-CA-C	-5.13	105.69	111.28
2	Q	1490	THR	N-CA-C	-5.12	105.70	111.28
2	D	1490	THR	N-CA-C	-5.10	105.72	111.28
2	H	1490	THR	N-CA-C	-5.10	105.72	111.28

There are no chirality outliers.

All (6) planarity outliers are listed below:

Mol	Chain	Res	Type	Group
1	A	598	THR	Peptide
1	E	598	THR	Peptide
1	I	598	THR	Peptide
1	L	598	THR	Peptide
1	O	598	THR	Peptide
1	R	598	THR	Peptide

## 5.2 Too-close contacts

In the following table, the Non-H and H(model) columns list the number of non-hydrogen atoms and hydrogen atoms in the chain respectively. The H(added) column lists the number of hydrogen atoms added and optimized by MolProbity. The Clashes column lists the number of clashes within the asymmetric unit, whereas Symm-Clashes lists symmetry-related clashes.



Mol	Chain	Non-H	H(model)	H(added)	Clashes	Symm-Clashes
1	A	15605	0	15434	218	0
1	E	15605	0	15434	223	0
1	I	15605	0	15434	224	0
1	L	15605	0	15434	253	0
1	O	15605	0	15434	252	0
1	R	15605	0	15434	225	0
2	B	10978	0	10833	227	0
2	D	10978	0	10833	221	0
2	H	10978	0	10833	227	0
2	K	10978	0	10833	228	0
2	N	10978	0	10833	225	0
2	Q	10978	0	10833	231	0
3	A	31	0	19	2	0
3	E	31	0	19	2	0
3	I	31	0	19	2	0
3	L	31	0	19	2	0
3	O	31	0	19	2	0
3	R	31	0	19	2	0
4	B	48	0	26	4	0
4	D	48	0	26	4	0
4	H	48	0	26	4	0
4	K	48	0	26	4	0
4	N	48	0	26	4	0
4	Q	48	0	26	4	0
5	A	379	0	0	35	0
5	B	457	0	0	39	0
5	D	450	0	0	34	0
5	E	381	0	0	37	0
5	H	492	0	0	43	0
5	I	378	0	0	43	0
5	K	470	0	0	40	0
5	L	378	0	0	69	0
5	N	465	0	0	40	0
5	O	381	0	0	71	0
5	Q	489	0	0	44	0
5	R	378	0	0	40	0
All	All	165070	0	157872	2468	0

The all-atom clashscore is defined as the number of clashes found per 1000 atoms (including hydrogen atoms). The all-atom clashscore for this structure is 8.

All (2468) close contacts within the same asymmetric unit are listed below, sorted by their clash magnitude.

Atom-1	Atom-2	Interatomic distance (Å)	Clash overlap (Å)
2:N:475:GLN:NE2	2:N:614:ALA:CB	1.73	1.51
2:B:475:GLN:NE2	2:B:614:ALA:CB	1.73	1.50
2:D:475:GLN:NE2	2:D:614:ALA:CB	1.73	1.50
2:Q:475:GLN:NE2	2:Q:614:ALA:CB	1.73	1.50
2:H:475:GLN:NE2	2:H:614:ALA:CB	1.73	1.47
2:K:475:GLN:NE2	2:K:614:ALA:CB	1.73	1.47
2:Q:475:GLN:NE2	2:Q:614:ALA:HB2	1.14	1.44
2:H:475:GLN:NE2	2:H:614:ALA:HB2	1.14	1.40
2:N:475:GLN:NE2	2:N:614:ALA:HB2	1.13	1.39
2:K:475:GLN:NE2	2:K:614:ALA:HB2	1.14	1.39
2:D:475:GLN:NE2	2:D:614:ALA:HB2	1.14	1.38
2:B:475:GLN:NE2	2:B:614:ALA:HB2	1.14	1.38
1:I:51:ASP:HA	5:I:2243:HOH:O	1.23	1.31
1:R:51:ASP:HA	5:R:2244:HOH:O	1.22	1.30
2:K:1547:LYS:HE2	5:K:2120:HOH:O	1.27	1.28
2:N:1547:LYS:HE2	5:N:2121:HOH:O	1.27	1.27
2:B:915:GLU:OE2	1:R:1727:LYS:NZ	1.72	1.22
1:L:1727:LYS:NZ	2:N:915:GLU:OE2	1.72	1.21
2:K:915:GLU:OE2	1:O:1727:LYS:NZ	1.72	1.20
1:L:1986:LYS:HB2	5:L:2246:HOH:O	1.40	1.19
1:A:1727:LYS:NZ	2:Q:915:GLU:OE2	1.74	1.19
1:R:1944:ILE:HB	5:R:2440:HOH:O	1.40	1.19
2:D:915:GLU:OE2	1:I:1727:LYS:NZ	1.75	1.18
1:I:1944:ILE:HB	5:I:2445:HOH:O	1.38	1.18
1:O:1986:LYS:HB2	5:O:2249:HOH:O	1.40	1.18
1:E:1727:LYS:NZ	2:H:915:GLU:OE2	1.75	1.18
2:H:475:GLN:HE21	2:H:614:ALA:CB	1.41	1.18
2:K:475:GLN:HE21	2:K:614:ALA:CB	1.41	1.16
2:D:475:GLN:HE21	2:D:614:ALA:CB	1.41	1.15
2:D:1547:LYS:HE2	5:D:2262:HOH:O	1.47	1.12
2:B:475:GLN:HE21	2:B:614:ALA:CB	1.41	1.12
2:N:475:GLN:HE21	2:N:614:ALA:CB	1.41	1.12
1:O:1522:ARG:HD2	5:O:2478:HOH:O	1.48	1.11
1:O:1990:SER:HB2	5:O:2406:HOH:O	1.47	1.11
1:L:1990:SER:HB2	5:L:2402:HOH:O	1.47	1.10
2:Q:475:GLN:HE21	2:Q:614:ALA:CB	1.41	1.10
2:B:1547:LYS:HE2	5:B:2269:HOH:O	1.50	1.09
1:E:1809:LEU:HB2	5:E:2528:HOH:O	1.53	1.09
1:L:1522:ARG:HD2	5:L:2473:HOH:O	1.48	1.09
2:Q:1087:LYS:HD3	5:Q:2340:HOH:O	1.53	1.08
1:R:1522:ARG:HD2	5:R:2408:HOH:O	1.53	1.07
2:H:1087:LYS:HD3	5:H:2345:HOH:O	1.51	1.07

Continued on next page...

*Continued from previous page...*

Atom-1	Atom-2	Interatomic distance (Å)	Clash overlap (Å)
1:I:1522:ARG:HD2	5:I:2413:HOH:O	1.53	1.06
1:A:1809:LEU:HB2	5:A:2521:HOH:O	1.53	1.05
2:K:410:LYS:HD2	5:K:2038:HOH:O	1.54	1.04
2:N:410:LYS:HD2	5:N:2037:HOH:O	1.54	1.04
1:E:1956:ARG:HA	5:E:2529:HOH:O	1.56	1.04
1:A:1956:ARG:HA	5:A:2533:HOH:O	1.57	1.01
1:I:1809:LEU:HB2	5:I:2519:HOH:O	1.59	1.01
2:B:475:GLN:HE22	2:B:614:ALA:CB	1.73	1.01
2:B:410:LYS:HD2	5:B:2108:HOH:O	1.61	1.01
2:B:757:LYS:HE2	5:B:2037:HOH:O	1.59	1.00
2:Q:475:GLN:HE22	2:Q:614:ALA:CB	1.73	1.00
1:R:1809:LEU:HB2	5:R:2522:HOH:O	1.59	1.00
2:H:1302:VAL:HG21	2:K:1302:VAL:HG21	1.43	0.99
1:A:1986:LYS:HB2	5:A:2207:HOH:O	1.63	0.99
2:B:1302:VAL:HG21	2:D:1302:VAL:HG21	1.43	0.99
2:D:410:LYS:HD2	5:D:2107:HOH:O	1.63	0.99
2:Q:91:THR:CG2	5:Q:2335:HOH:O	2.11	0.98
2:Q:1547:LYS:HE2	5:Q:2344:HOH:O	1.63	0.98
2:H:91:THR:CG2	5:H:2349:HOH:O	2.11	0.98
2:H:1547:LYS:HE2	5:H:2352:HOH:O	1.63	0.98
1:A:333:GLY:HA3	5:A:2417:HOH:O	1.64	0.97
1:A:699:GLY:HA2	5:A:2344:HOH:O	1.64	0.97
1:E:699:GLY:HA2	5:E:2341:HOH:O	1.65	0.97
1:O:1987:PRO:HB2	5:O:2492:HOH:O	1.64	0.97
2:N:1302:VAL:HG21	2:Q:1302:VAL:HG21	1.43	0.96
1:E:1986:LYS:HB2	5:E:2209:HOH:O	1.64	0.96
1:E:333:GLY:HA3	5:E:2416:HOH:O	1.63	0.96
1:L:1473:THR:HG23	5:L:2228:HOH:O	1.67	0.95
1:R:1986:LYS:HB2	5:R:2208:HOH:O	1.67	0.95
2:B:1175:ILE:HG13	2:D:1173:LEU:CD2	1.97	0.94
2:K:475:GLN:HE22	2:K:614:ALA:CB	1.73	0.94
2:N:475:GLN:HE22	2:N:614:ALA:CB	1.73	0.94
1:O:1473:THR:HG23	5:O:2231:HOH:O	1.67	0.94
2:D:852:ARG:NH2	2:H:837:GLY:O	2.01	0.94
2:K:344:GLN:HB2	5:K:2146:HOH:O	1.67	0.94
1:I:1986:LYS:HB2	5:I:2208:HOH:O	1.66	0.94
2:B:1173:LEU:CD2	2:D:1175:ILE:HG13	1.98	0.94
2:H:1175:ILE:HG13	2:K:1173:LEU:CD2	1.98	0.94
1:L:1987:PRO:HB2	5:L:2470:HOH:O	1.67	0.93
2:N:1173:LEU:CD2	2:Q:1175:ILE:HG13	1.98	0.93
1:R:1772:SER:HB3	5:R:2488:HOH:O	1.68	0.93

*Continued on next page...*

*Continued from previous page...*

Atom-1	Atom-2	Interatomic distance (Å)	Clash overlap (Å)
2:D:837:GLY:O	2:H:852:ARG:NH2	2.01	0.93
2:N:1175:ILE:HG13	2:Q:1173:LEU:CD2	1.98	0.93
2:N:344:GLN:HB2	5:N:2143:HOH:O	1.67	0.93
1:A:274:SER:HA	5:A:2359:HOH:O	1.68	0.93
1:L:1772:SER:HB3	5:L:2471:HOH:O	1.68	0.93
1:L:1809:LEU:HB2	5:L:2516:HOH:O	1.68	0.93
1:L:1956:ARG:HA	5:L:2542:HOH:O	1.68	0.93
2:B:852:ARG:NH2	2:Q:837:GLY:O	2.01	0.93
1:E:274:SER:HA	5:E:2359:HOH:O	1.67	0.92
2:H:94:PRO:HA	5:H:2061:HOH:O	1.70	0.92
2:H:1173:LEU:CD2	2:K:1175:ILE:HG13	1.99	0.92
1:L:2020:GLN:HG3	5:L:2204:HOH:O	1.69	0.92
2:H:427:ASN:HD22	2:H:609:SER:H	1.18	0.92
2:H:475:GLN:HE22	2:H:614:ALA:CB	1.73	0.92
2:D:475:GLN:HE22	2:D:614:ALA:CB	1.73	0.92
2:K:837:GLY:O	2:N:852:ARG:NH2	2.03	0.91
1:O:1956:ARG:HA	5:O:2540:HOH:O	1.67	0.91
2:B:837:GLY:O	2:Q:852:ARG:NH2	2.02	0.91
2:K:475:GLN:NE2	2:K:614:ALA:HB1	1.84	0.91
1:O:1809:LEU:HB2	5:O:2525:HOH:O	1.69	0.91
1:I:1772:SER:HB3	5:I:2495:HOH:O	1.69	0.91
2:D:427:ASN:HD22	2:D:609:SER:H	1.18	0.91
1:O:1772:SER:HB3	5:O:2471:HOH:O	1.69	0.91
2:Q:344:GLN:HB2	5:Q:2209:HOH:O	1.70	0.91
2:H:1293:SER:HB2	2:K:1414:ILE:HG12	1.51	0.91
2:N:1293:SER:HB2	2:Q:1414:ILE:HG12	1.52	0.91
2:K:427:ASN:HD22	2:K:609:SER:H	1.18	0.91
1:O:2020:GLN:HG3	5:O:2209:HOH:O	1.69	0.90
1:I:1317:ARG:HG3	5:I:2315:HOH:O	1.72	0.90
2:K:852:ARG:NH2	2:N:837:GLY:O	2.03	0.90
2:N:427:ASN:HD22	2:N:609:SER:H	1.18	0.90
2:N:1414:ILE:HG12	2:Q:1293:SER:HB2	1.52	0.90
2:Q:475:GLN:NE2	2:Q:614:ALA:HB1	1.84	0.90
2:N:475:GLN:NE2	2:N:614:ALA:HB1	1.84	0.90
2:B:475:GLN:HE22	2:B:614:ALA:HB1	1.37	0.89
2:B:1293:SER:HB2	2:D:1414:ILE:HG12	1.52	0.89
2:H:475:GLN:NE2	2:H:614:ALA:HB1	1.84	0.89
2:B:94:PRO:HA	5:B:2098:HOH:O	1.71	0.89
2:K:475:GLN:HE22	2:K:614:ALA:HB1	1.37	0.89
2:B:1414:ILE:HG12	2:D:1293:SER:HB2	1.54	0.89
2:D:475:GLN:NE2	2:D:614:ALA:HB1	1.84	0.89

*Continued on next page...*

*Continued from previous page...*

Atom-1	Atom-2	Interatomic distance (Å)	Clash overlap (Å)
2:N:1302:VAL:HG21	2:Q:1302:VAL:CG2	2.03	0.89
2:N:1302:VAL:CG2	2:Q:1302:VAL:HG21	2.03	0.89
2:Q:94:PRO:HA	5:Q:2054:HOH:O	1.71	0.89
2:B:427:ASN:HD22	2:B:609:SER:H	1.18	0.89
2:D:94:PRO:HA	5:D:2075:HOH:O	1.73	0.89
2:D:344:GLN:HB2	5:D:2108:HOH:O	1.73	0.89
1:E:1772:SER:HB3	5:E:2493:HOH:O	1.72	0.89
2:H:475:GLN:HE22	2:H:614:ALA:HB1	1.37	0.88
2:Q:475:GLN:HE22	2:Q:614:ALA:HB1	1.37	0.88
1:R:1317:ARG:HG3	5:R:2315:HOH:O	1.73	0.88
1:L:1988:PHE:HA	5:L:2493:HOH:O	1.73	0.88
2:Q:427:ASN:HD22	2:Q:609:SER:H	1.18	0.88
2:B:344:GLN:HB2	5:B:2101:HOH:O	1.74	0.88
2:Q:91:THR:HG22	5:Q:2335:HOH:O	1.73	0.88
2:H:1302:VAL:CG2	2:K:1302:VAL:HG21	2.03	0.87
2:N:475:GLN:HE22	2:N:614:ALA:HB1	1.37	0.87
1:A:1317:ARG:HG3	5:A:2320:HOH:O	1.74	0.87
2:H:1414:ILE:HG12	2:K:1293:SER:HB2	1.54	0.87
1:I:1956:ARG:HA	5:I:2536:HOH:O	1.74	0.87
2:B:1302:VAL:CG2	2:D:1302:VAL:HG21	2.03	0.87
2:H:91:THR:HG22	5:H:2349:HOH:O	1.72	0.87
2:B:1302:VAL:CG2	2:D:1302:VAL:CG2	2.54	0.86
2:H:1302:VAL:HG21	2:K:1302:VAL:CG2	2.04	0.86
2:H:1302:VAL:CG2	2:K:1302:VAL:CG2	2.54	0.86
2:N:1302:VAL:CG2	2:Q:1302:VAL:CG2	2.53	0.86
2:N:1506:GLN:HG2	5:N:2041:HOH:O	1.76	0.86
2:B:1302:VAL:HG21	2:D:1302:VAL:CG2	2.04	0.86
2:D:495:LYS:CE	2:D:606:ASP:OD1	2.24	0.86
2:H:495:LYS:CE	2:H:606:ASP:OD1	2.24	0.86
2:Q:495:LYS:CE	2:Q:606:ASP:OD1	2.24	0.86
1:E:1317:ARG:HG3	5:E:2324:HOH:O	1.74	0.86
1:A:1990:SER:HB3	5:A:2201:HOH:O	1.74	0.86
1:E:1990:SER:HB3	5:E:2203:HOH:O	1.76	0.85
1:O:1988:PHE:HA	5:O:2496:HOH:O	1.74	0.85
2:K:495:LYS:CE	2:K:606:ASP:OD1	2.24	0.85
1:O:788:LYS:HB3	5:O:2516:HOH:O	1.75	0.85
2:N:1160:THR:HG21	5:N:2183:HOH:O	1.76	0.85
2:Q:427:ASN:ND2	2:Q:609:SER:N	2.25	0.85
2:B:495:LYS:CE	2:B:606:ASP:OD1	2.24	0.85
2:N:495:LYS:CE	2:N:606:ASP:OD1	2.24	0.85
2:Q:410:LYS:HD2	5:Q:2205:HOH:O	1.76	0.85

*Continued on next page...*

*Continued from previous page...*

Atom-1	Atom-2	Interatomic distance (Å)	Clash overlap (Å)
1:R:1956:ARG:HA	5:R:2539:HOH:O	1.76	0.84
2:D:475:GLN:HE22	2:D:614:ALA:HB1	1.37	0.84
2:B:427:ASN:ND2	2:B:609:SER:N	2.25	0.84
2:D:427:ASN:ND2	2:D:609:SER:N	2.25	0.84
2:K:392:THR:HB	5:K:2022:HOH:O	1.77	0.84
1:A:1772:SER:HB3	5:A:2522:HOH:O	1.76	0.84
2:H:427:ASN:ND2	2:H:609:SER:N	2.25	0.84
2:H:877:LEU:HD12	2:H:878:MET:N	1.93	0.84
1:L:788:LYS:HB3	5:L:2512:HOH:O	1.75	0.84
2:N:392:THR:HB	5:N:2023:HOH:O	1.77	0.84
2:N:427:ASN:ND2	2:N:609:SER:N	2.25	0.84
1:L:1884:TRP:CZ3	5:L:2270:HOH:O	2.31	0.84
2:B:475:GLN:NE2	2:B:614:ALA:HB1	1.84	0.84
2:K:1506:GLN:HG2	5:K:2042:HOH:O	1.76	0.83
2:D:495:LYS:HE3	2:D:606:ASP:OD1	1.79	0.83
2:K:1160:THR:HG21	5:K:2186:HOH:O	1.76	0.83
2:N:877:LEU:HD12	2:N:878:MET:N	1.93	0.83
2:B:877:LEU:HD12	2:B:878:MET:N	1.93	0.83
2:N:495:LYS:HE3	2:N:606:ASP:OD1	1.79	0.83
2:K:877:LEU:HD12	2:K:878:MET:N	1.93	0.83
2:K:427:ASN:ND2	2:K:609:SER:N	2.25	0.83
2:N:329:GLU:HA	5:N:2432:HOH:O	1.79	0.83
2:Q:877:LEU:HD12	2:Q:878:MET:N	1.93	0.83
2:H:495:LYS:HE3	2:H:606:ASP:OD1	1.79	0.83
2:D:877:LEU:HD12	2:D:878:MET:N	1.93	0.82
2:H:410:LYS:HD2	5:H:2211:HOH:O	1.76	0.82
1:I:573:LYS:HE2	5:I:2266:HOH:O	1.79	0.82
1:O:1884:TRP:CZ3	5:O:2271:HOH:O	2.31	0.82
2:B:429:ASP:CB	5:B:2370:HOH:O	2.28	0.82
2:K:329:GLU:HA	5:K:2435:HOH:O	1.78	0.82
2:K:495:LYS:HE3	2:K:606:ASP:OD1	1.79	0.82
2:D:475:GLN:NE2	2:D:614:ALA:CA	2.43	0.81
2:H:475:GLN:NE2	2:H:614:ALA:CA	2.43	0.81
2:K:845:SER:HG	2:N:845:SER:HG	1.24	0.81
2:Q:495:LYS:HE3	2:Q:606:ASP:OD1	1.79	0.81
2:Q:875:THR:HG22	2:Q:876:GLY:H	1.45	0.81
1:R:573:LYS:HE2	5:R:2270:HOH:O	1.81	0.81
2:B:875:THR:HG22	2:B:876:GLY:H	1.45	0.81
2:H:875:THR:HG22	2:H:876:GLY:H	1.45	0.81
2:N:430:ARG:CD	2:N:605:LEU:HD22	2.11	0.81
2:N:875:THR:HG22	2:N:876:GLY:H	1.45	0.81

*Continued on next page...*

*Continued from previous page...*

Atom-1	Atom-2	Interatomic distance (Å)	Clash overlap (Å)
2:D:429:ASP:CB	5:D:2363:HOH:O	2.27	0.81
2:Q:475:GLN:NE2	2:Q:614:ALA:CA	2.43	0.81
1:E:124:LYS:HG2	5:E:2519:HOH:O	1.81	0.81
2:K:430:ARG:CD	2:K:605:LEU:HD22	2.11	0.81
2:H:430:ARG:CD	2:H:605:LEU:HD22	2.11	0.81
1:O:265:SER:HB3	5:O:2357:HOH:O	1.81	0.81
1:O:848:SER:HA	5:O:2216:HOH:O	1.81	0.80
1:R:1426:THR:HG22	5:R:2519:HOH:O	1.81	0.80
2:B:430:ARG:CD	2:B:605:LEU:HD22	2.11	0.80
2:D:430:ARG:CD	2:D:605:LEU:HD22	2.11	0.80
2:N:475:GLN:NE2	2:N:614:ALA:CA	2.43	0.80
1:O:1884:TRP:HZ3	5:O:2271:HOH:O	1.64	0.80
2:B:475:GLN:NE2	2:B:614:ALA:CA	2.43	0.80
2:B:495:LYS:HE3	2:B:606:ASP:OD1	1.79	0.80
2:H:1309:VAL:HG23	5:H:2021:HOH:O	1.81	0.80
1:L:848:SER:HA	5:L:2214:HOH:O	1.81	0.80
2:D:875:THR:HG22	2:D:876:GLY:H	1.45	0.80
2:K:475:GLN:NE2	2:K:614:ALA:CA	2.43	0.80
2:Q:430:ARG:CD	2:Q:605:LEU:HD22	2.11	0.80
1:A:124:LYS:HG2	5:A:2519:HOH:O	1.81	0.80
2:H:877:LEU:HD12	2:H:878:MET:H	1.47	0.80
2:B:877:LEU:HD12	2:B:878:MET:H	1.47	0.80
1:O:22:VAL:HG12	5:O:2224:HOH:O	1.82	0.80
1:E:1426:THR:HG22	5:E:2542:HOH:O	1.82	0.80
2:K:875:THR:HG22	2:K:876:GLY:H	1.45	0.80
2:Q:877:LEU:HD12	2:Q:878:MET:H	1.47	0.80
1:A:1426:THR:HG22	5:A:2539:HOH:O	1.82	0.79
1:O:22:VAL:CG1	5:O:2224:HOH:O	2.30	0.79
2:B:427:ASN:ND2	2:B:609:SER:H	1.80	0.79
2:N:877:LEU:HD12	2:N:878:MET:H	1.47	0.79
1:I:1426:THR:HG22	5:I:2523:HOH:O	1.82	0.79
2:Q:427:ASN:ND2	2:Q:609:SER:H	1.80	0.79
2:B:1175:ILE:HG13	2:D:1173:LEU:HD23	1.63	0.79
1:I:699:GLY:HA2	5:I:2475:HOH:O	1.82	0.79
2:B:1346:MET:HE1	2:D:1275:LEU:HD23	1.64	0.79
2:N:1302:VAL:HG23	2:Q:1302:VAL:HG23	1.65	0.79
2:B:1173:LEU:HD23	2:D:1175:ILE:HG13	1.63	0.79
2:D:877:LEU:HD12	2:D:878:MET:H	1.47	0.79
1:I:124:LYS:HG2	5:I:2535:HOH:O	1.82	0.79
1:E:1884:TRP:HZ3	5:E:2355:HOH:O	1.65	0.79
2:N:1275:LEU:HD23	2:Q:1346:MET:HE1	1.65	0.79

*Continued on next page...*



*Continued from previous page...*

Atom-1	Atom-2	Interatomic distance (Å)	Clash overlap (Å)
2:N:1175:ILE:HG13	2:Q:1173:LEU:HD23	1.64	0.78
2:Q:1309:VAL:HG12	5:Q:2080:HOH:O	1.82	0.78
1:I:132:MET:HE2	1:I:132:MET:HA	1.65	0.78
1:O:22:VAL:HB	5:O:2224:HOH:O	1.83	0.78
2:B:1302:VAL:HG23	2:D:1302:VAL:HG23	1.66	0.78
2:K:427:ASN:ND2	2:K:609:SER:H	1.80	0.78
1:L:132:MET:HE2	1:L:132:MET:HA	1.66	0.78
2:N:1173:LEU:HD23	2:Q:1175:ILE:HG13	1.64	0.78
2:N:1346:MET:HE1	2:Q:1275:LEU:HD23	1.65	0.78
1:L:888:ARG:HD3	5:L:2229:HOH:O	1.83	0.78
2:N:427:ASN:ND2	2:N:609:SER:H	1.80	0.78
1:R:699:GLY:HA2	5:R:2477:HOH:O	1.82	0.78
1:L:265:SER:HB3	5:L:2357:HOH:O	1.81	0.78
1:R:132:MET:HA	1:R:132:MET:HE2	1.66	0.78
2:H:1175:ILE:HG13	2:K:1173:LEU:HD23	1.64	0.77
2:N:1276:GLN:NE2	2:Q:1419:PRO:HD3	1.99	0.77
2:N:1419:PRO:HD3	2:Q:1276:GLN:NE2	1.99	0.77
1:O:132:MET:HA	1:O:132:MET:HE2	1.66	0.77
1:R:124:LYS:HG2	5:R:2538:HOH:O	1.82	0.77
2:B:1419:PRO:HD3	2:D:1276:GLN:NE2	1.99	0.77
2:H:1173:LEU:HD23	2:K:1175:ILE:HG13	1.63	0.77
2:K:877:LEU:HD12	2:K:878:MET:H	1.47	0.77
2:Q:1309:VAL:HG23	5:Q:2015:HOH:O	1.81	0.77
2:H:1302:VAL:HG23	2:K:1302:VAL:HG23	1.66	0.77
2:H:1346:MET:HE1	2:K:1275:LEU:HD23	1.64	0.77
2:B:930:LEU:HD22	5:B:2125:HOH:O	1.83	0.77
2:B:1275:LEU:HD23	2:D:1346:MET:HE1	1.65	0.77
1:E:132:MET:HE2	1:E:132:MET:HA	1.66	0.77
1:E:1884:TRP:CZ3	5:E:2355:HOH:O	2.37	0.77
1:O:888:ARG:HD3	5:O:2232:HOH:O	1.83	0.77
2:H:427:ASN:HD22	2:H:609:SER:N	1.83	0.77
1:L:1317:ARG:HG3	5:L:2315:HOH:O	1.85	0.77
2:H:1275:LEU:HD23	2:K:1346:MET:HE1	1.65	0.77
1:O:265:SER:CB	5:O:2357:HOH:O	2.33	0.77
1:L:1884:TRP:HZ3	5:L:2270:HOH:O	1.65	0.76
2:H:427:ASN:ND2	2:H:609:SER:H	1.80	0.76
2:H:1309:VAL:HG12	5:H:2081:HOH:O	1.84	0.76
2:H:1419:PRO:HD3	2:K:1276:GLN:NE2	1.99	0.76
1:A:132:MET:HE2	1:A:132:MET:HA	1.66	0.76
2:D:427:ASN:HD22	2:D:609:SER:N	1.83	0.76
1:O:1317:ARG:HG3	5:O:2326:HOH:O	1.86	0.76

*Continued on next page...*



*Continued from previous page...*

Atom-1	Atom-2	Interatomic distance (Å)	Clash overlap (Å)
2:B:1276:GLN:NE2	2:D:1419:PRO:HD3	2.01	0.76
2:D:427:ASN:ND2	2:D:609:SER:H	1.80	0.76
2:H:1276:GLN:NE2	2:K:1419:PRO:HD3	2.01	0.76
2:B:919:LYS:HD3	5:B:2267:HOH:O	1.85	0.75
2:N:1419:PRO:HD3	2:Q:1276:GLN:HE22	1.51	0.75
2:Q:344:GLN:CB	5:Q:2209:HOH:O	2.32	0.75
2:N:427:ASN:HD22	2:N:609:SER:N	1.83	0.75
2:B:427:ASN:HD22	2:B:609:SER:N	1.83	0.75
2:N:344:GLN:CB	5:N:2143:HOH:O	2.31	0.75
1:A:1672:GLN:CB	5:A:2391:HOH:O	2.35	0.75
2:D:919:LYS:HD3	5:D:2271:HOH:O	1.87	0.75
2:H:91:THR:HG23	5:H:2349:HOH:O	1.82	0.75
2:D:1159:GLU:CB	5:D:2247:HOH:O	2.35	0.75
2:K:427:ASN:HD22	2:K:609:SER:N	1.83	0.74
2:H:1419:PRO:HD3	2:K:1276:GLN:HE22	1.51	0.74
1:A:1546:THR:HG22	5:A:2245:HOH:O	1.88	0.74
2:B:1159:GLU:CB	5:B:2245:HOH:O	2.35	0.74
2:B:1419:PRO:HD3	2:D:1276:GLN:HE22	1.51	0.74
1:E:1374:THR:HG22	5:E:2541:HOH:O	1.87	0.74
1:I:888:ARG:HD3	5:I:2270:HOH:O	1.88	0.74
2:H:970:GLY:C	5:H:2290:HOH:O	2.31	0.74
2:N:1276:GLN:HE22	2:Q:1419:PRO:HD3	1.51	0.74
2:D:930:LEU:HD22	5:D:2125:HOH:O	1.86	0.74
1:I:1546:THR:HG22	5:I:2231:HOH:O	1.86	0.74
1:I:1374:THR:HG21	5:I:2250:HOH:O	1.88	0.73
1:E:1672:GLN:CB	5:E:2393:HOH:O	2.35	0.73
1:O:22:VAL:CB	5:O:2224:HOH:O	2.36	0.73
2:B:430:ARG:HD2	2:B:605:LEU:HD22	1.71	0.73
1:L:265:SER:CB	5:L:2357:HOH:O	2.34	0.73
2:B:1276:GLN:HE22	2:D:1419:PRO:HD3	1.53	0.73
1:E:1546:THR:HG22	5:E:2245:HOH:O	1.87	0.73
2:H:1293:SER:HB2	2:K:1414:ILE:CG1	2.17	0.73
2:H:1488:GLU:OE2	2:K:1435:SER:HB3	1.89	0.73
1:R:1374:THR:HG21	5:R:2249:HOH:O	1.88	0.73
1:R:1546:THR:HG22	5:R:2233:HOH:O	1.87	0.73
2:Q:430:ARG:HD2	2:Q:605:LEU:HD22	1.71	0.73
2:N:1309:VAL:HG23	5:N:2098:HOH:O	1.89	0.73
2:H:430:ARG:HD2	2:H:605:LEU:HD22	1.71	0.73
2:B:1293:SER:HB2	2:D:1414:ILE:CG1	2.18	0.73
1:R:888:ARG:HD3	5:R:2264:HOH:O	1.88	0.73
1:A:1374:THR:HG22	5:A:2545:HOH:O	1.88	0.72

*Continued on next page...*

*Continued from previous page...*

Atom-1	Atom-2	Interatomic distance (Å)	Clash overlap (Å)
2:D:430:ARG:HD2	2:D:605:LEU:HD22	1.71	0.72
2:K:430:ARG:HD2	2:K:605:LEU:HD22	1.71	0.72
2:N:1414:ILE:CG1	2:Q:1293:SER:HB2	2.19	0.72
2:H:1414:ILE:CG1	2:K:1293:SER:HB2	2.20	0.72
2:H:1276:GLN:HE22	2:K:1419:PRO:HD3	1.53	0.72
2:H:1682:LYS:HE2	5:H:2459:HOH:O	1.88	0.72
2:K:1309:VAL:HG23	5:K:2100:HOH:O	1.88	0.72
2:B:1293:SER:CB	2:D:1414:ILE:HG12	2.19	0.72
1:L:1433:MET:HE1	1:L:1444:LEU:HD21	1.71	0.72
2:N:1435:SER:HB3	2:Q:1488:GLU:OE2	1.90	0.72
1:A:1433:MET:HE1	1:A:1444:LEU:HD21	1.71	0.72
2:Q:427:ASN:HD22	2:Q:609:SER:N	1.83	0.72
2:H:329:GLU:HA	5:H:2451:HOH:O	1.90	0.72
2:H:1701:LYS:HB2	2:K:1414:ILE:HD12	1.72	0.72
2:N:430:ARG:HD2	2:N:605:LEU:HD22	1.71	0.72
2:N:1701:LYS:HB2	2:Q:1414:ILE:HD12	1.70	0.72
2:H:1414:ILE:HD12	2:K:1701:LYS:HB2	1.72	0.71
1:O:1433:MET:HE1	1:O:1444:LEU:HD21	1.71	0.71
1:E:1433:MET:HE1	1:E:1444:LEU:HD21	1.71	0.71
2:K:930:LEU:HD22	5:K:2167:HOH:O	1.90	0.71
2:N:1414:ILE:HD12	2:Q:1701:LYS:HB2	1.70	0.71
1:O:848:SER:CA	5:O:2216:HOH:O	2.38	0.71
2:B:1488:GLU:OE2	2:D:1435:SER:HB3	1.89	0.71
2:Q:1160:THR:HG21	5:Q:2225:HOH:O	1.90	0.71
2:B:533:GLY:HA2	5:B:2003:HOH:O	1.91	0.71
2:B:1414:ILE:HD12	2:D:1701:LYS:HB2	1.71	0.71
1:I:1771:LEU:O	1:I:1777:THR:OG1	2.09	0.71
2:K:344:GLN:CB	5:K:2146:HOH:O	2.31	0.71
2:N:1293:SER:HB2	2:Q:1414:ILE:CG1	2.19	0.71
1:I:1433:MET:HE1	1:I:1444:LEU:HD21	1.71	0.71
2:N:1293:SER:CB	2:Q:1414:ILE:HG12	2.21	0.71
2:Q:91:THR:HG23	5:Q:2335:HOH:O	1.81	0.71
2:B:1701:LYS:HB2	2:D:1414:ILE:HD12	1.71	0.71
2:N:1488:GLU:OE2	2:Q:1435:SER:HB3	1.90	0.71
2:H:1293:SER:CB	2:K:1414:ILE:HG12	2.19	0.71
2:H:1435:SER:HB3	2:K:1488:GLU:OE2	1.91	0.71
1:O:1771:LEU:O	1:O:1777:THR:OG1	2.09	0.71
1:R:1433:MET:HE1	1:R:1444:LEU:HD21	1.71	0.71
2:N:930:LEU:HD22	5:N:2159:HOH:O	1.90	0.70
2:Q:329:GLU:HA	5:Q:2448:HOH:O	1.90	0.70
2:B:344:GLN:CB	5:B:2101:HOH:O	2.36	0.70

*Continued on next page...*

*Continued from previous page...*

Atom-1	Atom-2	Interatomic distance (Å)	Clash overlap (Å)
1:L:1771:LEU:O	1:L:1777:THR:OG1	2.09	0.70
2:N:1414:ILE:HG12	2:Q:1293:SER:CB	2.21	0.70
1:L:1842:VAL:C	5:L:2205:HOH:O	2.34	0.70
2:Q:1682:LYS:HE2	5:Q:2456:HOH:O	1.89	0.70
2:B:1418:VAL:HB	2:D:1276:GLN:NE2	2.07	0.70
1:L:1750:LYS:HD3	5:L:2374:HOH:O	1.91	0.70
2:H:1160:THR:HG21	5:H:2218:HOH:O	1.91	0.70
2:K:36:LEU:O	2:K:76:ARG:NH2	2.25	0.70
1:L:848:SER:CA	5:L:2214:HOH:O	2.38	0.70
2:Q:36:LEU:O	2:Q:76:ARG:NH2	2.25	0.70
2:D:344:GLN:CB	5:D:2108:HOH:O	2.35	0.69
1:I:1920:GLN:C	5:I:2233:HOH:O	2.36	0.69
2:K:1112:ASN:HB3	5:K:2002:HOH:O	1.92	0.69
1:O:1966:CYS:O	1:O:1967:ILE:HD13	1.92	0.69
2:B:1414:ILE:CG1	2:D:1293:SER:HB2	2.21	0.69
1:R:949:ASP:OD1	1:R:970:TYR:OH	2.11	0.69
2:B:36:LEU:O	2:B:76:ARG:NH2	2.25	0.69
1:O:1842:VAL:C	5:O:2207:HOH:O	2.35	0.69
1:R:1771:LEU:O	1:R:1777:THR:OG1	2.09	0.69
1:R:1966:CYS:O	1:R:1967:ILE:HD13	1.92	0.69
2:H:36:LEU:O	2:H:76:ARG:NH2	2.25	0.69
2:H:1414:ILE:HG12	2:K:1293:SER:CB	2.22	0.69
1:I:949:ASP:OD1	1:I:970:TYR:OH	2.11	0.69
1:R:916:THR:O	1:R:916:THR:HG22	1.93	0.69
1:A:1966:CYS:O	1:A:1967:ILE:HD13	1.92	0.69
2:B:1435:SER:HB3	2:D:1488:GLU:OE2	1.92	0.69
1:E:1966:CYS:O	1:E:1967:ILE:HD13	1.92	0.69
2:B:1414:ILE:HG12	2:D:1293:SER:CB	2.23	0.69
2:H:1418:VAL:HB	2:K:1276:GLN:NE2	2.07	0.69
1:I:1546:THR:CG2	5:I:2231:HOH:O	2.41	0.69
2:N:36:LEU:O	2:N:76:ARG:NH2	2.25	0.69
1:O:1750:LYS:HD3	5:O:2376:HOH:O	1.92	0.69
1:R:848:SER:HA	5:R:2319:HOH:O	1.93	0.69
1:R:1731:GLU:HG3	5:R:2226:HOH:O	1.93	0.69
2:D:36:LEU:O	2:D:76:ARG:NH2	2.25	0.69
1:E:1749:GLU:HG3	1:E:1753:LYS:HE3	1.75	0.69
1:I:848:SER:HA	5:I:2324:HOH:O	1.92	0.69
2:N:358:GLU:CG	5:N:2101:HOH:O	2.40	0.69
2:Q:358:GLU:CG	5:Q:2120:HOH:O	2.41	0.69
1:R:1282:ARG:HD3	5:R:2422:HOH:O	1.92	0.69
1:L:2050:GLN:C	5:L:2300:HOH:O	2.34	0.69

*Continued on next page...*

*Continued from previous page...*

Atom-1	Atom-2	Interatomic distance (Å)	Clash overlap (Å)
1:O:2050:GLN:C	5:O:2303:HOH:O	2.35	0.69
2:H:329:GLU:CB	5:H:2380:HOH:O	2.41	0.68
1:E:1771:LEU:O	1:E:1777:THR:OG1	2.09	0.68
1:O:916:THR:O	1:O:916:THR:HG22	1.93	0.68
2:Q:329:GLU:CB	5:Q:2448:HOH:O	2.40	0.68
1:A:949:ASP:OD1	1:A:970:TYR:OH	2.11	0.68
2:K:358:GLU:CG	5:K:2101:HOH:O	2.41	0.68
1:O:949:ASP:OD1	1:O:970:TYR:OH	2.11	0.68
2:N:392:THR:CB	5:N:2023:HOH:O	2.39	0.68
2:D:1128:GLU:O	2:D:1169:LYS:NZ	2.24	0.68
1:I:1966:CYS:O	1:I:1967:ILE:HD13	1.92	0.68
1:L:949:ASP:OD1	1:L:970:TYR:OH	2.11	0.68
2:N:1418:VAL:HB	2:Q:1276:GLN:NE2	2.09	0.68
1:O:1749:GLU:HG3	1:O:1753:LYS:HE3	1.74	0.68
2:H:329:GLU:CB	5:H:2451:HOH:O	2.42	0.68
2:N:1276:GLN:NE2	2:Q:1418:VAL:HB	2.09	0.68
1:R:1920:GLN:C	5:R:2235:HOH:O	2.35	0.68
2:H:358:GLU:CG	5:H:2126:HOH:O	2.42	0.68
1:I:1749:GLU:HG3	1:I:1753:LYS:HE3	1.74	0.68
1:R:1546:THR:CG2	5:R:2233:HOH:O	2.41	0.68
2:H:1276:GLN:NE2	2:K:1418:VAL:HB	2.10	0.67
1:I:1282:ARG:HD3	5:I:2420:HOH:O	1.93	0.67
1:L:916:THR:O	1:L:916:THR:HG22	1.93	0.67
1:L:1843:PRO:HB3	5:L:2478:HOH:O	1.94	0.67
2:N:1112:ASN:HB3	5:N:2002:HOH:O	1.93	0.67
1:L:1966:CYS:O	1:L:1967:ILE:HD13	1.92	0.67
2:H:1275:LEU:HD23	2:K:1346:MET:CE	2.25	0.67
1:I:1731:GLU:HG3	5:I:2226:HOH:O	1.93	0.67
1:R:1863:ALA:HB3	1:R:1866:PHE:HB2	1.76	0.67
1:I:1863:ALA:HB3	1:I:1866:PHE:HB2	1.77	0.67
1:A:916:THR:O	1:A:916:THR:HG22	1.93	0.67
2:B:1346:MET:CE	2:D:1275:LEU:HD23	2.25	0.67
1:O:1374:THR:HG21	5:O:2315:HOH:O	1.93	0.67
1:A:1749:GLU:HG3	1:A:1753:LYS:HE3	1.74	0.67
1:I:916:THR:O	1:I:916:THR:HG22	1.93	0.67
1:R:1749:GLU:HG3	1:R:1753:LYS:HE3	1.74	0.67
1:A:1750:LYS:HD3	5:A:2479:HOH:O	1.94	0.67
2:B:1676:LYS:HE2	5:B:2377:HOH:O	1.94	0.67
1:E:1863:ALA:HB3	1:E:1866:PHE:HB2	1.77	0.67
1:L:1374:THR:HG21	5:L:2310:HOH:O	1.94	0.67
1:L:1749:GLU:HG3	1:L:1753:LYS:HE3	1.74	0.67

*Continued on next page...*

*Continued from previous page...*

Atom-1	Atom-2	Interatomic distance (Å)	Clash overlap (Å)
1:O:1863:ALA:HB3	1:O:1866:PHE:HB2	1.76	0.67
2:B:1276:GLN:NE2	2:D:1418:VAL:HB	2.10	0.67
2:H:1346:MET:CE	2:K:1275:LEU:HD23	2.25	0.67
2:B:1275:LEU:HD23	2:D:1346:MET:CE	2.25	0.67
1:E:916:THR:O	1:E:916:THR:HG22	1.93	0.67
2:K:1309:VAL:HG12	5:K:2094:HOH:O	1.94	0.66
2:N:1275:LEU:HD23	2:Q:1346:MET:CE	2.25	0.66
1:I:670:ARG:NH1	1:I:674:TYR:O	2.28	0.66
1:O:670:ARG:NH1	1:O:674:TYR:O	2.29	0.66
1:O:1843:PRO:HB3	5:O:2484:HOH:O	1.94	0.66
2:H:1128:GLU:O	2:H:1169:LYS:NZ	2.24	0.66
2:N:1346:MET:CE	2:Q:1275:LEU:HD23	2.25	0.66
1:A:670:ARG:NH1	1:A:674:TYR:O	2.29	0.66
1:E:949:ASP:OD1	1:E:970:TYR:OH	2.11	0.66
2:K:879:SER:O	2:K:880:ALA:HB3	1.96	0.66
2:B:340:ARG:HG3	5:B:2436:HOH:O	1.96	0.66
1:L:670:ARG:NH1	1:L:674:TYR:O	2.28	0.66
2:B:879:SER:O	2:B:880:ALA:HB3	1.96	0.66
2:D:1676:LYS:HE2	5:D:2372:HOH:O	1.95	0.66
1:A:1771:LEU:O	1:A:1777:THR:OG1	2.09	0.66
2:Q:930:LEU:HD22	5:Q:2155:HOH:O	1.94	0.66
2:B:341:GLN:NE2	2:K:348:ARG:HH11	1.94	0.66
2:B:1128:GLU:O	2:B:1169:LYS:NZ	2.24	0.66
2:N:757:LYS:HE2	5:N:2248:HOH:O	1.96	0.66
1:A:1863:ALA:HB3	1:A:1866:PHE:HB2	1.76	0.65
2:N:429:ASP:CB	5:N:2067:HOH:O	2.44	0.65
2:N:1309:VAL:HG12	5:N:2095:HOH:O	1.94	0.65
1:A:573:LYS:HE2	5:A:2310:HOH:O	1.96	0.65
1:L:1863:ALA:HB3	1:L:1866:PHE:HB2	1.77	0.65
1:R:670:ARG:NH1	1:R:674:TYR:O	2.29	0.65
1:E:1546:THR:CG2	5:E:2245:HOH:O	2.44	0.65
2:B:348:ARG:HH11	2:K:341:GLN:NE2	1.94	0.65
2:H:644:THR:HG22	5:H:2201:HOH:O	1.97	0.65
2:H:879:SER:O	2:H:880:ALA:HB3	1.96	0.65
1:L:2040:GLU:O	1:L:2044:ASN:ND2	2.30	0.65
1:O:265:SER:CA	5:O:2357:HOH:O	2.44	0.65
2:Q:879:SER:O	2:Q:880:ALA:HB3	1.96	0.65
1:E:1750:LYS:HD3	5:E:2486:HOH:O	1.95	0.65
2:H:930:LEU:HD22	5:H:2149:HOH:O	1.95	0.65
2:H:1302:VAL:HG23	2:K:1302:VAL:CG2	2.24	0.65
2:N:879:SER:O	2:N:880:ALA:HB3	1.96	0.65

*Continued on next page...*

*Continued from previous page...*

Atom-1	Atom-2	Interatomic distance (Å)	Clash overlap (Å)
1:A:2040:GLU:O	1:A:2044:ASN:ND2	2.30	0.65
2:D:879:SER:O	2:D:880:ALA:HB3	1.96	0.65
1:E:18:HIS:NE2	1:E:90:GLU:OE2	2.26	0.65
2:D:341:GLN:NE2	2:N:348:ARG:HH11	1.95	0.64
2:H:341:GLN:NE2	2:Q:348:ARG:HH11	1.95	0.64
2:Q:358:GLU:HG2	5:Q:2120:HOH:O	1.97	0.64
1:E:573:LYS:HE2	5:E:2309:HOH:O	1.97	0.64
1:I:2040:GLU:O	1:I:2044:ASN:ND2	2.30	0.64
2:K:392:THR:CB	5:K:2022:HOH:O	2.39	0.64
2:K:1128:GLU:O	2:K:1169:LYS:NZ	2.24	0.64
2:K:757:LYS:HE2	5:K:2251:HOH:O	1.96	0.64
1:O:2040:GLU:O	1:O:2044:ASN:ND2	2.30	0.64
1:O:18:HIS:NE2	1:O:90:GLU:OE2	2.26	0.64
1:E:670:ARG:NH1	1:E:674:TYR:O	2.29	0.64
2:H:1676:LYS:HE2	5:H:2411:HOH:O	1.97	0.64
2:K:429:ASP:CB	5:K:2068:HOH:O	2.44	0.64
1:R:2040:GLU:O	1:R:2044:ASN:ND2	2.30	0.64
1:I:1842:VAL:C	5:I:2213:HOH:O	2.40	0.64
2:H:358:GLU:HG2	5:H:2126:HOH:O	1.97	0.64
2:Q:1676:LYS:HE2	5:Q:2418:HOH:O	1.98	0.64
1:R:1842:VAL:C	5:R:2216:HOH:O	2.40	0.64
2:D:348:ARG:HH11	2:N:341:GLN:NE2	1.96	0.63
1:E:2040:GLU:O	1:E:2044:ASN:ND2	2.30	0.63
2:N:1302:VAL:CG2	2:Q:1302:VAL:HG23	2.24	0.63
2:B:1175:ILE:HG13	2:D:1173:LEU:HD21	1.79	0.63
2:Q:644:THR:HG22	5:Q:2201:HOH:O	1.96	0.63
2:N:652:ASP:O	2:N:656:SER:OG	2.16	0.63
1:A:18:HIS:NE2	1:A:90:GLU:OE2	2.26	0.63
2:D:340:ARG:HG3	5:D:2430:HOH:O	1.97	0.63
2:H:348:ARG:HH11	2:Q:341:GLN:NE2	1.96	0.63
2:N:1128:GLU:O	2:N:1169:LYS:NZ	2.24	0.63
2:Q:1673:TYR:O	2:Q:1677:VAL:HG23	1.99	0.63
1:L:265:SER:CA	5:L:2357:HOH:O	2.45	0.63
2:B:1302:VAL:HG23	2:D:1302:VAL:CG2	2.24	0.63
2:B:1673:TYR:O	2:B:1677:VAL:HG23	1.99	0.63
2:N:358:GLU:HG2	5:N:2101:HOH:O	1.99	0.63
2:Q:652:ASP:O	2:Q:656:SER:OG	2.16	0.63
2:D:991:ASP:CA	5:D:2123:HOH:O	2.47	0.63
2:H:1467:LEU:HG	2:H:1493:ILE:HD13	1.81	0.63
1:A:1546:THR:CG2	5:A:2245:HOH:O	2.45	0.62
2:N:1467:LEU:HG	2:N:1493:ILE:HD13	1.81	0.62

*Continued on next page...*



*Continued from previous page...*

Atom-1	Atom-2	Interatomic distance (Å)	Clash overlap (Å)
1:A:2050:GLN:C	5:A:2384:HOH:O	2.41	0.62
1:E:2050:GLN:C	5:E:2387:HOH:O	2.43	0.62
2:H:1175:ILE:HG13	2:K:1173:LEU:HD21	1.80	0.62
2:N:1673:TYR:O	2:N:1677:VAL:HG23	1.99	0.62
1:R:2050:GLN:C	5:R:2327:HOH:O	2.41	0.62
2:H:1673:TYR:O	2:H:1677:VAL:HG23	1.99	0.62
2:D:875:THR:HA	2:D:879:SER:HB2	1.82	0.62
2:H:1302:VAL:CG2	2:K:1302:VAL:HG23	2.25	0.62
2:Q:875:THR:HA	2:Q:879:SER:HB2	1.82	0.62
2:H:1449:LYS:O	2:H:1453:VAL:HG23	2.00	0.62
1:I:2050:GLN:C	5:I:2325:HOH:O	2.42	0.62
2:K:1467:LEU:HG	2:K:1493:ILE:HD13	1.81	0.62
2:H:875:THR:HA	2:H:879:SER:HB2	1.82	0.62
2:N:1449:LYS:O	2:N:1453:VAL:HG23	2.00	0.62
2:Q:1467:LEU:HG	2:Q:1493:ILE:HD13	1.81	0.62
2:B:1449:LYS:O	2:B:1453:VAL:HG23	2.00	0.62
2:K:875:THR:HA	2:K:879:SER:HB2	1.82	0.62
1:I:1955:PRO:HA	5:I:2343:HOH:O	1.99	0.62
1:L:18:HIS:NE2	1:L:90:GLU:OE2	2.26	0.62
2:B:875:THR:HA	2:B:879:SER:HB2	1.82	0.61
1:I:1044:VAL:HG23	5:I:2339:HOH:O	2.00	0.61
2:N:329:GLU:CB	5:N:2432:HOH:O	2.48	0.61
2:D:1467:LEU:HG	2:D:1493:ILE:HD13	1.81	0.61
2:H:11:HIS:HB3	1:I:1998:LYS:HE2	1.83	0.61
2:K:1449:LYS:O	2:K:1453:VAL:HG23	2.00	0.61
2:K:1673:TYR:O	2:K:1677:VAL:HG23	1.99	0.61
2:N:1175:ILE:HG13	2:Q:1173:LEU:HD21	1.81	0.61
2:B:1467:LEU:HG	2:B:1493:ILE:HD13	1.81	0.61
2:K:329:GLU:CB	5:K:2435:HOH:O	2.48	0.61
2:N:1302:VAL:HG23	2:Q:1302:VAL:CG2	2.24	0.61
2:B:1302:VAL:CG2	2:D:1302:VAL:HG23	2.25	0.61
2:Q:11:HIS:HB3	1:R:1998:LYS:HE2	1.83	0.61
2:Q:1449:LYS:O	2:Q:1453:VAL:HG23	2.00	0.61
2:B:790:PHE:CE2	2:B:794:ILE:HD11	2.36	0.61
2:D:1673:TYR:O	2:D:1677:VAL:HG23	1.99	0.61
2:H:1173:LEU:HD21	2:K:1175:ILE:HG13	1.82	0.61
2:Q:790:PHE:CE2	2:Q:794:ILE:HD11	2.36	0.61
2:K:790:PHE:CE2	2:K:794:ILE:HD11	2.36	0.61
2:N:875:THR:HA	2:N:879:SER:HB2	1.82	0.61
2:B:991:ASP:CA	5:B:2126:HOH:O	2.49	0.61
1:I:33:LEU:HD11	1:I:80:PHE:CD1	2.36	0.61

*Continued on next page...*

*Continued from previous page...*

Atom-1	Atom-2	Interatomic distance (Å)	Clash overlap (Å)
1:L:1988:PHE:CA	5:L:2493:HOH:O	2.39	0.61
1:R:18:HIS:NE2	1:R:90:GLU:OE2	2.26	0.61
2:D:11:HIS:HB3	1:E:1998:LYS:HE2	1.83	0.60
2:D:991:ASP:HA	5:D:2123:HOH:O	2.00	0.60
2:H:790:PHE:CE2	2:H:794:ILE:HD11	2.36	0.60
1:O:33:LEU:HD11	1:O:80:PHE:CD1	2.36	0.60
1:L:33:LEU:HD11	1:L:80:PHE:CD1	2.36	0.60
2:N:1309:VAL:CG1	5:N:2095:HOH:O	2.49	0.60
1:A:1998:LYS:HE2	2:B:11:HIS:HB3	1.83	0.60
2:D:1449:LYS:O	2:D:1453:VAL:HG23	2.00	0.60
1:L:2034:GLY:CA	5:L:2376:HOH:O	2.49	0.60
2:N:790:PHE:CE2	2:N:794:ILE:HD11	2.36	0.60
2:B:1173:LEU:HD21	2:D:1175:ILE:HG13	1.81	0.60
2:B:344:GLN:CG	5:B:2101:HOH:O	2.48	0.60
2:B:390:VAL:HB	2:Q:381:GLU:HG2	1.84	0.60
1:E:33:LEU:HD11	1:E:80:PHE:CD1	2.36	0.60
2:N:1173:LEU:HD21	2:Q:1175:ILE:HG13	1.81	0.60
1:R:33:LEU:HD11	1:R:80:PHE:CD1	2.36	0.60
1:R:1955:PRO:HA	5:R:2348:HOH:O	2.00	0.60
1:L:1808:SER:H	1:L:2013:ASN:HD21	1.49	0.60
2:K:11:HIS:HB3	1:L:1998:LYS:HE2	1.83	0.60
1:O:1808:SER:H	1:O:2013:ASN:HD21	1.49	0.60
2:D:358:GLU:CG	5:D:2223:HOH:O	2.50	0.60
2:K:390:VAL:HB	2:N:381:GLU:HG2	1.84	0.60
2:K:1309:VAL:CG1	5:K:2094:HOH:O	2.49	0.60
1:A:1808:SER:H	1:A:2013:ASN:HD21	1.49	0.60
2:D:790:PHE:CE2	2:D:794:ILE:HD11	2.36	0.60
1:A:33:LEU:HD11	1:A:80:PHE:CD1	2.36	0.60
2:D:893:VAL:HG11	2:D:930:LEU:HD12	1.84	0.60
2:D:1470:LEU:HD11	2:D:1489:ARG:CB	2.32	0.60
1:E:1808:SER:H	1:E:2013:ASN:HD21	1.49	0.60
2:B:757:LYS:CE	5:B:2037:HOH:O	2.30	0.59
2:N:11:HIS:HB3	1:O:1998:LYS:HE2	1.83	0.59
2:K:739:GLN:O	2:K:798:ASN:ND2	2.32	0.59
2:N:1470:LEU:HD11	2:N:1489:ARG:CB	2.32	0.59
2:B:381:GLU:HG2	2:Q:390:VAL:HB	1.84	0.59
1:O:77:VAL:HG13	1:O:81:ASP:OD2	2.02	0.59
1:I:77:VAL:HG13	1:I:81:ASP:OD2	2.02	0.59
2:K:358:GLU:HG2	5:K:2101:HOH:O	2.00	0.59
2:N:1120:GLU:CG	5:N:2296:HOH:O	2.51	0.59
1:L:1905:ARG:HA	1:L:1958:LEU:HD11	1.85	0.59

*Continued on next page...*



*Continued from previous page...*

Atom-1	Atom-2	Interatomic distance (Å)	Clash overlap (Å)
2:N:893:VAL:HG11	2:N:930:LEU:HD12	1.84	0.59
1:O:1953:VAL:HG23	5:O:2522:HOH:O	2.02	0.59
2:B:991:ASP:HA	5:B:2126:HOH:O	2.01	0.59
2:H:1470:LEU:HD11	2:H:1489:ARG:CB	2.32	0.59
2:K:381:GLU:HG2	2:N:390:VAL:HB	1.83	0.59
2:N:495:LYS:HE2	2:N:606:ASP:CG	2.28	0.59
1:O:2034:GLY:CA	5:O:2382:HOH:O	2.49	0.59
2:B:358:GLU:CG	5:B:2216:HOH:O	2.50	0.59
2:D:495:LYS:HE2	2:D:606:ASP:CG	2.28	0.59
2:K:495:LYS:HE2	2:K:606:ASP:CG	2.28	0.59
1:R:77:VAL:HG13	1:R:81:ASP:OD2	2.02	0.59
1:A:1905:ARG:HA	1:A:1958:LEU:HD11	1.85	0.59
2:B:1470:LEU:HD11	2:B:1489:ARG:CB	2.32	0.59
1:E:1905:ARG:HA	1:E:1958:LEU:HD11	1.85	0.59
2:Q:1470:LEU:HD11	2:Q:1489:ARG:CB	2.32	0.59
1:R:1905:ARG:HA	1:R:1958:LEU:HD11	1.85	0.59
1:I:18:HIS:NE2	1:I:90:GLU:OE2	2.26	0.58
1:I:1808:SER:H	1:I:2013:ASN:HD21	1.49	0.58
1:I:1905:ARG:HA	1:I:1958:LEU:HD11	1.85	0.58
2:H:893:VAL:HG11	2:H:930:LEU:HD12	1.84	0.58
1:L:2034:GLY:HA3	5:L:2376:HOH:O	2.03	0.58
2:Q:495:LYS:HE2	2:Q:606:ASP:CG	2.28	0.58
1:I:1878:VAL:HG22	1:I:1944:ILE:HG12	1.86	0.58
1:O:1905:ARG:HA	1:O:1958:LEU:HD11	1.85	0.58
2:H:495:LYS:HE2	2:H:606:ASP:CG	2.28	0.58
2:K:1470:LEU:HD11	2:K:1489:ARG:CB	2.32	0.58
1:L:1878:VAL:HG22	1:L:1944:ILE:HG12	1.86	0.58
2:Q:633:GLU:CA	5:Q:2047:HOH:O	2.51	0.58
1:R:1044:VAL:HG23	5:R:2342:HOH:O	2.01	0.58
1:R:1808:SER:H	1:R:2013:ASN:HD21	1.49	0.58
2:D:739:GLN:O	2:D:798:ASN:ND2	2.32	0.58
1:E:77:VAL:HG13	1:E:81:ASP:OD2	2.02	0.58
1:O:1988:PHE:CB	5:O:2496:HOH:O	2.52	0.58
2:Q:531:LEU:HD13	5:Q:2197:HOH:O	2.03	0.58
1:R:1884:TRP:HZ3	5:R:2375:HOH:O	1.87	0.58
2:D:381:GLU:HG2	2:H:390:VAL:HB	1.85	0.58
1:E:1878:VAL:HG22	1:E:1944:ILE:HG12	1.86	0.58
1:L:1953:VAL:HG23	5:L:2519:HOH:O	2.02	0.58
1:A:1731:GLU:HG3	5:A:2259:HOH:O	2.03	0.58
2:N:739:GLN:O	2:N:798:ASN:ND2	2.32	0.58
1:R:471:LEU:HD23	1:R:471:LEU:O	2.04	0.58

*Continued on next page...*

*Continued from previous page...*

Atom-1	Atom-2	Interatomic distance (Å)	Clash overlap (Å)
2:H:16:GLU:OE2	1:I:2038:ILE:HD11	2.04	0.58
1:I:471:LEU:O	1:I:471:LEU:HD23	2.04	0.58
1:I:1884:TRP:HZ3	5:I:2382:HOH:O	1.87	0.58
2:K:16:GLU:OE2	1:L:2038:ILE:HD11	2.04	0.58
1:L:1988:PHE:CB	5:L:2493:HOH:O	2.51	0.58
1:A:77:VAL:HG13	1:A:81:ASP:OD2	2.02	0.58
2:D:344:GLN:CG	5:D:2108:HOH:O	2.49	0.58
2:H:633:GLU:CA	5:H:2044:HOH:O	2.51	0.58
2:K:344:GLN:CG	5:K:2146:HOH:O	2.52	0.58
1:L:77:VAL:HG13	1:L:81:ASP:OD2	2.03	0.58
2:B:495:LYS:HE2	2:B:606:ASP:CG	2.28	0.58
2:H:739:GLN:O	2:H:798:ASN:ND2	2.32	0.58
1:L:1731:GLU:HG3	5:L:2340:HOH:O	2.04	0.58
1:O:1878:VAL:HG22	1:O:1944:ILE:HG12	1.86	0.58
1:R:975:LYS:HG3	5:R:2218:HOH:O	2.04	0.58
2:B:739:GLN:O	2:B:798:ASN:ND2	2.32	0.57
2:B:893:VAL:HG11	2:B:930:LEU:HD12	1.84	0.57
2:D:16:GLU:OE2	1:E:2038:ILE:HD11	2.04	0.57
2:D:390:VAL:HB	2:H:381:GLU:HG2	1.85	0.57
1:E:471:LEU:HD23	1:E:471:LEU:O	2.04	0.57
1:E:1731:GLU:HG3	5:E:2255:HOH:O	2.04	0.57
2:K:893:VAL:HG11	2:K:930:LEU:HD12	1.84	0.57
1:L:1988:PHE:HD1	5:L:2493:HOH:O	1.87	0.57
2:Q:739:GLN:O	2:Q:798:ASN:ND2	2.32	0.57
2:Q:893:VAL:HG11	2:Q:930:LEU:HD12	1.84	0.57
1:O:1988:PHE:HD1	5:O:2496:HOH:O	1.87	0.57
1:A:2038:ILE:HD11	2:B:16:GLU:OE2	2.04	0.57
2:B:1507:GLN:NE2	2:D:1499:SER:OG	2.38	0.57
2:K:495:LYS:HE2	2:K:606:ASP:OD2	2.05	0.57
1:O:2034:GLY:HA3	5:O:2382:HOH:O	2.03	0.57
2:Q:495:LYS:HE2	2:Q:606:ASP:OD2	2.05	0.57
1:E:333:GLY:CA	5:E:2416:HOH:O	2.36	0.57
2:H:495:LYS:HE2	2:H:606:ASP:OD2	2.05	0.57
2:K:1120:GLU:CG	5:K:2305:HOH:O	2.51	0.57
2:N:16:GLU:OE2	1:O:2038:ILE:HD11	2.04	0.57
2:K:915:GLU:OE2	1:O:1727:LYS:CE	2.52	0.57
1:O:471:LEU:HD23	1:O:471:LEU:O	2.04	0.57
2:Q:529:MET:HE1	2:Q:894:ARG:HG2	1.86	0.57
2:B:358:GLU:HG2	5:B:2216:HOH:O	2.03	0.57
1:E:1669:GLN:HE21	1:E:1777:THR:HG21	1.70	0.57
1:I:1338:ILE:HD13	1:I:1347:LEU:HD21	1.87	0.57

*Continued on next page...*

*Continued from previous page...*

Atom-1	Atom-2	Interatomic distance (Å)	Clash overlap (Å)
1:A:471:LEU:O	1:A:471:LEU:HD23	2.04	0.57
2:B:495:LYS:HE2	2:B:606:ASP:OD2	2.05	0.57
2:B:529:MET:HE1	2:B:894:ARG:HG2	1.87	0.57
1:E:36:GLN:OE1	1:E:67:TYR:OH	2.23	0.57
1:L:1338:ILE:HD13	1:L:1347:LEU:HD21	1.87	0.57
1:O:1731:GLU:HG3	5:O:2346:HOH:O	2.04	0.57
2:Q:16:GLU:OE2	1:R:2038:ILE:HD11	2.04	0.57
1:A:1878:VAL:HG22	1:A:1944:ILE:HG12	1.86	0.57
2:D:358:GLU:HG2	5:D:2223:HOH:O	2.03	0.57
2:D:427:ASN:HD21	2:D:610:THR:H	1.53	0.57
1:I:1855:ILE:HD12	1:I:1968:PRO:CA	2.35	0.57
1:L:471:LEU:O	1:L:471:LEU:HD23	2.04	0.57
1:O:36:GLN:OE1	1:O:67:TYR:OH	2.23	0.57
1:O:1530:LYS:CD	1:O:1637:LEU:HD11	2.35	0.57
2:Q:344:GLN:CG	5:Q:2209:HOH:O	2.52	0.57
2:B:644:THR:HG22	5:B:2291:HOH:O	2.05	0.57
2:H:652:ASP:O	2:H:656:SER:OG	2.16	0.57
1:I:36:GLN:OE1	1:I:67:TYR:OH	2.23	0.57
1:O:1988:PHE:CA	5:O:2496:HOH:O	2.40	0.57
1:E:1530:LYS:CD	1:E:1637:LEU:HD11	2.35	0.57
1:E:1855:ILE:HD12	1:E:1968:PRO:HA	1.87	0.57
2:Q:479:ASN:ND2	2:Q:613:VAL:O	2.37	0.57
1:A:1669:GLN:HE21	1:A:1777:THR:HG21	1.70	0.56
1:A:1855:ILE:HD12	1:A:1968:PRO:CA	2.35	0.56
1:E:1530:LYS:HD2	1:E:1637:LEU:HD11	1.87	0.56
1:E:1855:ILE:HD12	1:E:1968:PRO:CA	2.35	0.56
1:I:1669:GLN:HE21	1:I:1777:THR:HG21	1.70	0.56
1:O:1669:GLN:HE21	1:O:1777:THR:HG21	1.70	0.56
1:R:36:GLN:OE1	1:R:67:TYR:OH	2.23	0.56
1:R:1878:VAL:HG22	1:R:1944:ILE:HG12	1.86	0.56
1:I:1874:VAL:O	1:I:1878:VAL:HG23	2.06	0.56
2:K:529:MET:HE1	2:K:894:ARG:HG2	1.87	0.56
1:L:1855:ILE:HD12	1:L:1968:PRO:CA	2.35	0.56
2:N:427:ASN:HD21	2:N:610:THR:H	1.52	0.56
1:A:333:GLY:CA	5:A:2417:HOH:O	2.37	0.56
1:A:1862:VAL:HG13	1:A:1965:ALA:HB3	1.88	0.56
1:E:1338:ILE:HD13	1:E:1347:LEU:HD21	1.87	0.56
1:E:1862:VAL:HG13	1:E:1965:ALA:HB3	1.88	0.56
2:H:427:ASN:HD21	2:H:610:THR:H	1.53	0.56
1:I:1855:ILE:HD12	1:I:1968:PRO:HA	1.87	0.56
1:I:1862:VAL:HG13	1:I:1965:ALA:HB3	1.88	0.56

*Continued on next page...*

*Continued from previous page...*

Atom-1	Atom-2	Interatomic distance (Å)	Clash overlap (Å)
1:L:1669:GLN:HE21	1:L:1777:THR:HG21	1.70	0.56
1:L:1862:VAL:HG13	1:L:1965:ALA:HB3	1.88	0.56
1:O:1530:LYS:HD2	1:O:1637:LEU:HD11	1.87	0.56
1:O:1855:ILE:HD12	1:O:1968:PRO:CA	2.35	0.56
1:R:1530:LYS:CD	1:R:1637:LEU:HD11	2.35	0.56
1:R:1669:GLN:HE21	1:R:1777:THR:HG21	1.70	0.56
1:E:1809:LEU:CD1	5:E:2528:HOH:O	2.53	0.56
2:H:529:MET:HE1	2:H:894:ARG:HG2	1.87	0.56
1:I:582:LYS:HE2	5:I:2216:HOH:O	2.05	0.56
1:I:1530:LYS:HD2	1:I:1637:LEU:HD11	1.87	0.56
1:L:36:GLN:OE1	1:L:67:TYR:OH	2.23	0.56
2:Q:1128:GLU:O	2:Q:1169:LYS:NZ	2.24	0.56
1:A:1578:THR:HG22	1:A:1578:THR:O	2.05	0.56
1:I:975:LYS:HG3	5:I:2214:HOH:O	2.05	0.56
2:K:652:ASP:O	2:K:656:SER:OG	2.16	0.56
1:L:1578:THR:HG22	1:L:1578:THR:O	2.05	0.56
1:L:1641:GLU:HG3	1:L:1652:THR:HG22	1.88	0.56
1:O:1855:ILE:HD12	1:O:1968:PRO:HA	1.87	0.56
1:O:2030:TYR:CZ	5:O:2382:HOH:O	2.58	0.56
1:R:1874:VAL:O	1:R:1878:VAL:HG23	2.06	0.56
1:A:1338:ILE:HD13	1:A:1347:LEU:HD21	1.87	0.56
2:D:427:ASN:ND2	2:D:608:ASP:HA	2.21	0.56
2:D:495:LYS:HE2	2:D:606:ASP:OD2	2.05	0.56
2:D:644:THR:HG22	5:D:2278:HOH:O	2.05	0.56
1:I:1530:LYS:CD	1:I:1637:LEU:HD11	2.35	0.56
1:L:1530:LYS:CD	1:L:1637:LEU:HD11	2.35	0.56
2:N:479:ASN:ND2	2:N:613:VAL:O	2.37	0.56
2:N:495:LYS:HE2	2:N:606:ASP:OD2	2.05	0.56
1:R:1862:VAL:HG13	1:R:1965:ALA:HB3	1.87	0.56
1:A:36:GLN:OE1	1:A:67:TYR:OH	2.23	0.56
2:B:427:ASN:ND2	2:B:608:ASP:HA	2.21	0.56
2:D:529:MET:HE1	2:D:894:ARG:HG2	1.87	0.56
2:H:531:LEU:HD13	5:H:2204:HOH:O	2.06	0.56
1:L:1530:LYS:HD2	1:L:1637:LEU:HD11	1.87	0.56
1:O:1874:VAL:O	1:O:1878:VAL:HG23	2.06	0.56
1:A:1641:GLU:HG3	1:A:1652:THR:HG22	1.88	0.56
1:A:1855:ILE:HD12	1:A:1968:PRO:HA	1.87	0.56
1:I:1578:THR:HG22	1:I:1578:THR:O	2.05	0.56
1:O:1862:VAL:HG13	1:O:1965:ALA:HB3	1.88	0.56
2:Q:1466:GLU:HB2	2:Q:1493:ILE:HD11	1.88	0.56
1:E:1874:VAL:O	1:E:1878:VAL:HG23	2.06	0.56

*Continued on next page...*

*Continued from previous page...*

Atom-1	Atom-2	Interatomic distance (Å)	Clash overlap (Å)
1:L:1874:VAL:O	1:L:1878:VAL:HG23	2.05	0.56
2:N:1470:LEU:CD2	2:N:1489:ARG:HB3	2.36	0.56
1:O:1578:THR:HG22	1:O:1578:THR:O	2.05	0.56
1:R:1530:LYS:HD2	1:R:1637:LEU:HD11	1.87	0.56
2:B:335:HIS:HE1	5:B:2386:HOH:O	1.89	0.56
2:B:1466:GLU:HB2	2:B:1493:ILE:HD11	1.88	0.56
2:D:1072:TYR:HA	5:D:2076:HOH:O	2.06	0.56
2:D:1470:LEU:CD2	2:D:1489:ARG:HB3	2.36	0.56
1:L:2030:TYR:CE1	5:L:2376:HOH:O	2.53	0.56
2:Q:427:ASN:ND2	2:Q:608:ASP:HA	2.21	0.56
2:H:479:ASN:ND2	2:H:613:VAL:O	2.37	0.55
2:N:427:ASN:ND2	2:N:608:ASP:HA	2.21	0.55
2:N:1499:SER:OG	2:Q:1507:GLN:NE2	2.39	0.55
1:R:1338:ILE:HD13	1:R:1347:LEU:HD21	1.87	0.55
1:R:1641:GLU:HG3	1:R:1652:THR:HG22	1.88	0.55
1:A:1530:LYS:CD	1:A:1637:LEU:HD11	2.35	0.55
1:A:1874:VAL:O	1:A:1878:VAL:HG23	2.05	0.55
2:D:1120:GLU:CG	5:D:2352:HOH:O	2.54	0.55
2:H:1507:GLN:NE2	2:K:1499:SER:OG	2.39	0.55
1:I:1641:GLU:HG3	1:I:1652:THR:HG22	1.88	0.55
1:O:42:PRO:HA	5:O:2274:HOH:O	2.07	0.55
1:R:1855:ILE:HD12	1:R:1968:PRO:CA	2.35	0.55
1:A:1530:LYS:HD2	1:A:1637:LEU:HD11	1.87	0.55
2:B:479:ASN:ND2	2:B:613:VAL:O	2.37	0.55
2:B:915:GLU:OE2	1:R:1727:LYS:CE	2.54	0.55
1:L:2030:TYR:CZ	5:L:2376:HOH:O	2.57	0.55
2:N:344:GLN:CG	5:N:2143:HOH:O	2.51	0.55
2:N:1466:GLU:HB2	2:N:1493:ILE:HD11	1.88	0.55
2:N:1507:GLN:NE2	2:Q:1499:SER:OG	2.39	0.55
1:A:1809:LEU:CD1	5:A:2521:HOH:O	2.54	0.55
2:K:479:ASN:ND2	2:K:613:VAL:O	2.37	0.55
1:O:1748:THR:O	1:O:1748:THR:OG1	2.22	0.55
1:A:1309:GLU:O	1:A:1317:ARG:NH2	2.40	0.55
2:B:475:GLN:HE21	2:B:614:ALA:HB2	0.50	0.55
2:D:479:ASN:ND2	2:D:613:VAL:O	2.37	0.55
2:H:427:ASN:ND2	2:H:608:ASP:HA	2.21	0.55
1:O:1309:GLU:O	1:O:1317:ARG:NH2	2.40	0.55
2:B:1120:GLU:CG	5:B:2365:HOH:O	2.53	0.55
2:D:652:ASP:O	2:D:656:SER:OG	2.16	0.55
2:K:427:ASN:HD21	2:K:610:THR:H	1.52	0.55
2:K:495:LYS:CE	2:K:606:ASP:CG	2.80	0.55

*Continued on next page...*

*Continued from previous page...*

Atom-1	Atom-2	Interatomic distance (Å)	Clash overlap (Å)
2:N:877:LEU:HD21	4:N:1901:NDP:H2D	1.88	0.55
2:Q:1470:LEU:CD2	2:Q:1489:ARG:HB3	2.36	0.55
1:R:1855:ILE:HD12	1:R:1968:PRO:HA	1.88	0.55
1:E:1578:THR:O	1:E:1578:THR:HG22	2.05	0.55
2:N:529:MET:HE1	2:N:894:ARG:HG2	1.86	0.55
2:Q:427:ASN:HD21	2:Q:610:THR:H	1.52	0.55
1:R:1309:GLU:O	1:R:1317:ARG:NH2	2.40	0.55
2:B:475:GLN:NE2	2:B:614:ALA:HA	2.21	0.55
2:B:1418:VAL:HB	2:D:1276:GLN:HE22	1.71	0.55
2:K:427:ASN:ND2	2:K:608:ASP:HA	2.21	0.55
1:L:1947:ALA:HA	5:L:2356:HOH:O	2.07	0.55
1:O:1338:ILE:HD13	1:O:1347:LEU:HD21	1.87	0.55
2:Q:495:LYS:CE	2:Q:606:ASP:CG	2.80	0.55
2:D:877:LEU:HD21	4:D:1901:NDP:H2D	1.88	0.55
1:E:1314:ARG:NH2	1:L:315:PRO:O	2.29	0.55
1:E:1641:GLU:HG3	1:E:1652:THR:HG22	1.88	0.55
2:H:1470:LEU:CD2	2:H:1489:ARG:HB3	2.36	0.55
1:I:1309:GLU:O	1:I:1317:ARG:NH2	2.40	0.55
2:K:1466:GLU:HB2	2:K:1493:ILE:HD11	1.88	0.55
2:K:1470:LEU:CD2	2:K:1489:ARG:HB3	2.36	0.55
2:B:1499:SER:OG	2:D:1507:GLN:NE2	2.40	0.55
2:H:344:GLN:HG3	5:H:2003:HOH:O	2.07	0.55
1:I:1903:ASP:N	1:I:1903:ASP:OD1	2.39	0.55
1:L:1727:LYS:CE	2:N:915:GLU:OE2	2.52	0.55
1:L:1855:ILE:HD12	1:L:1968:PRO:HA	1.88	0.55
1:O:1641:GLU:HG3	1:O:1652:THR:HG22	1.88	0.55
1:O:1738:PHE:CG	1:O:1738:PHE:O	2.60	0.55
1:R:1962:ARG:NH2	1:R:1967:ILE:HD12	2.22	0.55
2:D:1466:GLU:HB2	2:D:1493:ILE:HD11	1.88	0.54
1:E:319:LEU:HB2	5:E:2305:HOH:O	2.07	0.54
2:N:495:LYS:CE	2:N:606:ASP:CG	2.80	0.54
1:R:1578:THR:O	1:R:1578:THR:HG22	2.05	0.54
2:B:427:ASN:HD21	2:B:610:THR:H	1.53	0.54
2:D:879:SER:O	2:D:880:ALA:CB	2.56	0.54
1:E:1738:PHE:CG	1:E:1738:PHE:O	2.60	0.54
2:H:495:LYS:CE	2:H:606:ASP:CG	2.80	0.54
1:I:148:ALA:HB2	1:I:555:LEU:HD22	1.89	0.54
1:L:1962:ARG:NH2	1:L:1967:ILE:HD12	2.22	0.54
2:H:1466:GLU:HB2	2:H:1493:ILE:HD11	1.88	0.54
1:L:1738:PHE:CG	1:L:1738:PHE:O	2.60	0.54
1:O:148:ALA:HB2	1:O:555:LEU:HD22	1.89	0.54

*Continued on next page...*



*Continued from previous page...*

Atom-1	Atom-2	Interatomic distance (Å)	Clash overlap (Å)
1:A:1738:PHE:CG	1:A:1738:PHE:O	2.60	0.54
2:D:335:HIS:HE1	5:D:2379:HOH:O	1.89	0.54
1:L:1309:GLU:O	1:L:1317:ARG:NH2	2.40	0.54
2:Q:344:GLN:HG3	5:Q:2003:HOH:O	2.07	0.54
1:R:148:ALA:HB2	1:R:555:LEU:HD22	1.89	0.54
1:I:1738:PHE:CG	1:I:1738:PHE:O	2.60	0.54
1:O:1962:ARG:NH2	1:O:1967:ILE:HD12	2.22	0.54
1:O:2030:TYR:CE1	5:O:2382:HOH:O	2.53	0.54
2:B:1470:LEU:CD2	2:B:1489:ARG:HB3	2.36	0.54
1:E:1309:GLU:O	1:E:1317:ARG:NH2	2.40	0.54
2:H:879:SER:O	2:H:880:ALA:CB	2.56	0.54
2:H:1499:SER:OG	2:K:1507:GLN:NE2	2.41	0.54
1:L:148:ALA:HB2	1:L:555:LEU:HD22	1.89	0.54
1:R:1941:PHE:HA	5:R:2440:HOH:O	2.07	0.54
2:B:495:LYS:CE	2:B:606:ASP:CG	2.80	0.54
1:I:319:LEU:HB2	5:I:2371:HOH:O	2.07	0.54
1:I:1962:ARG:NH2	1:I:1967:ILE:HD12	2.22	0.54
1:O:1595:ASN:HB2	5:O:2378:HOH:O	2.08	0.54
1:O:1903:ASP:N	1:O:1903:ASP:OD1	2.39	0.54
2:Q:475:GLN:NE2	2:Q:614:ALA:HA	2.21	0.54
1:R:1738:PHE:CG	1:R:1738:PHE:O	2.60	0.54
2:H:644:THR:CG2	5:H:2201:HOH:O	2.55	0.54
2:H:1066:ASN:CB	5:H:2333:HOH:O	2.55	0.54
1:L:1473:THR:CG2	5:L:2228:HOH:O	2.41	0.54
2:N:879:SER:O	2:N:880:ALA:CB	2.56	0.54
1:O:1994:LYS:HD3	1:O:1994:LYS:N	2.23	0.54
1:A:1962:ARG:NH2	1:A:1967:ILE:HD12	2.22	0.54
2:B:80:CYS:HG	2:B:82:SER:HG	1.51	0.54
2:B:877:LEU:HD21	4:B:1901:NDP:H2D	1.88	0.54
2:D:495:LYS:CE	2:D:606:ASP:CG	2.80	0.54
2:D:995:LEU:HD13	2:D:1674:VAL:HG22	1.90	0.54
1:R:850:MET:HE2	1:R:850:MET:HA	1.90	0.54
1:A:850:MET:HE2	1:A:850:MET:HA	1.90	0.54
1:A:1727:LYS:CE	2:Q:915:GLU:OE2	2.54	0.54
2:H:877:LEU:HD21	4:H:1901:NDP:H2D	1.88	0.54
2:K:475:GLN:HE21	2:K:614:ALA:HB2	0.50	0.54
1:L:42:PRO:HA	5:L:2271:HOH:O	2.07	0.54
2:N:475:GLN:HE21	2:N:614:ALA:HB2	0.50	0.54
1:R:1994:LYS:HD3	1:R:1994:LYS:N	2.23	0.54
2:N:995:LEU:HD13	2:N:1674:VAL:HG22	1.90	0.53
2:N:1323:LYS:HE3	5:N:2114:HOH:O	2.08	0.53

*Continued on next page...*

*Continued from previous page...*

Atom-1	Atom-2	Interatomic distance (Å)	Clash overlap (Å)
2:Q:877:LEU:HD21	4:Q:1901:NDP:H2D	1.88	0.53
2:Q:1485:PHE:CE2	2:Q:1486:LEU:CD2	2.91	0.53
1:E:148:ALA:HB2	1:E:555:LEU:HD22	1.89	0.53
1:E:1962:ARG:NH2	1:E:1967:ILE:HD12	2.22	0.53
2:N:1276:GLN:HE22	2:Q:1418:VAL:HB	1.73	0.53
1:O:1947:ALA:HA	5:O:2358:HOH:O	2.07	0.53
1:A:319:LEU:HB2	5:A:2305:HOH:O	2.07	0.53
2:D:475:GLN:NE2	2:D:614:ALA:HA	2.21	0.53
1:I:850:MET:HE2	1:I:850:MET:HA	1.90	0.53
2:K:879:SER:O	2:K:880:ALA:CB	2.56	0.53
2:K:1506:GLN:CG	5:K:2042:HOH:O	2.47	0.53
1:L:1317:ARG:HA	5:L:2315:HOH:O	2.07	0.53
1:L:1994:LYS:HD3	1:L:1994:LYS:N	2.23	0.53
2:N:1485:PHE:CE2	2:N:1486:LEU:CD2	2.91	0.53
1:R:1903:ASP:OD1	1:R:1903:ASP:N	2.39	0.53
1:I:1616:VAL:CG1	1:I:1620:THR:HG21	2.39	0.53
2:K:877:LEU:HD21	4:K:1901:NDP:H2D	1.88	0.53
2:K:995:LEU:HD13	2:K:1674:VAL:HG22	1.90	0.53
1:O:1616:VAL:CG1	1:O:1620:THR:HG21	2.39	0.53
2:Q:644:THR:CG2	5:Q:2201:HOH:O	2.54	0.53
1:R:582:LYS:HE2	5:R:2210:HOH:O	2.07	0.53
1:R:1616:VAL:CG1	1:R:1620:THR:HG21	2.39	0.53
1:A:1994:LYS:HD3	1:A:1994:LYS:N	2.23	0.53
1:E:850:MET:HE2	1:E:850:MET:HA	1.90	0.53
2:H:475:GLN:HE21	2:H:614:ALA:HB2	0.50	0.53
1:I:1994:LYS:HD3	1:I:1994:LYS:N	2.23	0.53
2:K:475:GLN:NE2	2:K:614:ALA:HA	2.21	0.53
1:L:850:MET:HE2	1:L:850:MET:HA	1.90	0.53
1:A:1439:LYS:NZ	2:B:952:GLU:OE1	2.42	0.53
1:A:1855:ILE:HD12	1:A:1968:PRO:N	2.24	0.53
2:B:1485:PHE:CE2	2:B:1486:LEU:CD2	2.91	0.53
2:H:630:ILE:O	2:H:653:ARG:NH2	2.42	0.53
2:H:995:LEU:HD13	2:H:1674:VAL:HG22	1.90	0.53
2:H:1673:TYR:CZ	2:H:1677:VAL:HG21	2.44	0.53
2:K:344:GLN:HG3	5:K:2005:HOH:O	2.08	0.53
2:K:1673:TYR:CZ	2:K:1677:VAL:HG21	2.44	0.53
1:L:1616:VAL:CG1	1:L:1620:THR:HG21	2.39	0.53
2:Q:1673:TYR:CZ	2:Q:1677:VAL:HG21	2.44	0.53
1:A:148:ALA:HB2	1:A:555:LEU:HD22	1.89	0.53
1:A:1808:SER:H	1:A:2013:ASN:ND2	2.07	0.53
2:B:652:ASP:O	2:B:656:SER:OG	2.16	0.53

*Continued on next page...*



*Continued from previous page...*

Atom-1	Atom-2	Interatomic distance (Å)	Clash overlap (Å)
2:B:1072:TYR:HA	5:B:2089:HOH:O	2.08	0.53
2:B:1673:TYR:CZ	2:B:1677:VAL:HG21	2.44	0.53
2:D:1470:LEU:CD1	2:D:1489:ARG:HB3	2.39	0.53
1:E:1855:ILE:HD12	1:E:1968:PRO:N	2.24	0.53
1:E:1994:LYS:N	1:E:1994:LYS:HD3	2.23	0.53
2:H:80:CYS:HG	2:H:82:SER:HG	1.53	0.53
2:K:336:LYS:HE2	2:N:349:TYR:CZ	2.44	0.53
2:K:1485:PHE:CE2	2:K:1486:LEU:CD2	2.91	0.53
2:N:475:GLN:NE2	2:N:614:ALA:HA	2.21	0.53
2:N:1470:LEU:CD1	2:N:1489:ARG:HB3	2.39	0.53
2:Q:952:GLU:OE1	1:R:1439:LYS:NZ	2.42	0.53
1:A:1903:ASP:N	1:A:1903:ASP:OD1	2.39	0.53
2:B:879:SER:O	2:B:880:ALA:CB	2.56	0.53
2:D:80:CYS:HG	2:D:82:SER:HG	1.53	0.53
2:N:1066:ASN:CB	5:N:2379:HOH:O	2.57	0.53
2:D:475:GLN:HE21	2:D:614:ALA:HB2	0.50	0.53
2:D:1485:PHE:CE2	2:D:1486:LEU:CD2	2.91	0.53
1:E:1161:GLN:OE1	1:E:1161:GLN:HA	2.09	0.53
2:H:1485:PHE:CE2	2:H:1486:LEU:CD2	2.91	0.53
1:I:1748:THR:O	1:I:1748:THR:OG1	2.22	0.53
2:K:630:ILE:O	2:K:653:ARG:NH2	2.42	0.53
2:K:877:LEU:HD11	4:K:1901:NDP:O7N	2.09	0.53
2:K:1323:LYS:HE3	5:K:2114:HOH:O	2.08	0.53
1:L:1808:SER:H	1:L:2013:ASN:ND2	2.07	0.53
1:R:1855:ILE:HD12	1:R:1968:PRO:N	2.24	0.53
1:A:1616:VAL:CG1	1:A:1620:THR:HG21	2.39	0.53
2:B:630:ILE:O	2:B:653:ARG:NH2	2.42	0.53
2:D:1673:TYR:CZ	2:D:1677:VAL:HG21	2.44	0.53
2:H:329:GLU:CA	5:H:2451:HOH:O	2.52	0.53
2:K:952:GLU:OE1	1:L:1439:LYS:NZ	2.42	0.53
2:N:1418:VAL:HB	2:Q:1276:GLN:HE22	1.74	0.53
2:N:1673:TYR:CZ	2:N:1677:VAL:HG21	2.44	0.53
2:Q:1470:LEU:CD1	2:Q:1489:ARG:HB3	2.39	0.53
1:R:1797:LEU:N	5:R:2203:HOH:O	2.41	0.53
1:R:1808:SER:H	1:R:2013:ASN:ND2	2.07	0.53
5:B:2015:HOH:O	2:D:1118:LYS:HD2	2.08	0.52
1:E:1758:HIS:HD2	5:E:2450:HOH:O	1.91	0.52
2:H:1418:VAL:HB	2:K:1276:GLN:HE22	1.72	0.52
1:I:1797:LEU:N	5:I:2202:HOH:O	2.41	0.52
1:I:1808:SER:H	1:I:2013:ASN:ND2	2.07	0.52
1:O:1855:ILE:HD12	1:O:1968:PRO:N	2.24	0.52

*Continued on next page...*

*Continued from previous page...*

Atom-1	Atom-2	Interatomic distance (Å)	Clash overlap (Å)
2:Q:630:ILE:O	2:Q:653:ARG:NH2	2.42	0.52
2:Q:1066:ASN:CB	5:Q:2317:HOH:O	2.56	0.52
1:R:1505:ASP:O	1:R:1505:ASP:OD1	2.27	0.52
1:A:1758:HIS:HD2	5:A:2448:HOH:O	1.92	0.52
2:B:995:LEU:HD13	2:B:1674:VAL:HG22	1.90	0.52
2:B:1118:LYS:HD2	5:D:2013:HOH:O	2.09	0.52
2:B:1470:LEU:CD1	2:B:1489:ARG:HB3	2.39	0.52
2:D:630:ILE:O	2:D:653:ARG:NH2	2.42	0.52
2:H:1470:LEU:CD1	2:H:1489:ARG:HB3	2.39	0.52
2:N:344:GLN:HG3	5:N:2005:HOH:O	2.08	0.52
1:O:850:MET:HE2	1:O:850:MET:HA	1.90	0.52
1:E:1616:VAL:CG1	1:E:1620:THR:HG21	2.39	0.52
2:H:475:GLN:NE2	2:H:614:ALA:HA	2.21	0.52
1:I:1855:ILE:HD12	1:I:1968:PRO:N	2.24	0.52
2:N:1411:THR:O	2:Q:1295:SER:HA	2.10	0.52
1:O:1317:ARG:HA	5:O:2326:HOH:O	2.08	0.52
1:A:1748:THR:O	1:A:1748:THR:OG1	2.22	0.52
2:K:1242:GLU:HG2	5:K:2361:HOH:O	2.10	0.52
1:L:1505:ASP:OD1	1:L:1505:ASP:O	2.27	0.52
2:N:877:LEU:HD11	4:N:1901:NDP:O7N	2.09	0.52
2:N:952:GLU:OE1	1:O:1439:LYS:NZ	2.42	0.52
2:Q:877:LEU:HD11	4:Q:1901:NDP:O7N	2.09	0.52
1:E:1616:VAL:HG13	1:E:1620:THR:HG21	1.91	0.52
1:I:1616:VAL:HG13	1:I:1620:THR:HG21	1.91	0.52
2:K:1470:LEU:CD1	2:K:1489:ARG:HB3	2.39	0.52
2:Q:995:LEU:HD13	2:Q:1674:VAL:HG22	1.90	0.52
2:H:952:GLU:OE1	1:I:1439:LYS:NZ	2.42	0.52
1:I:1941:PHE:HA	5:I:2445:HOH:O	2.08	0.52
1:L:1855:ILE:HD12	1:L:1968:PRO:N	2.24	0.52
1:A:1953:VAL:HG23	5:A:2482:HOH:O	2.10	0.52
1:L:1161:GLN:OE1	1:L:1161:GLN:HA	2.09	0.52
2:N:630:ILE:O	2:N:653:ARG:NH2	2.42	0.52
1:R:1161:GLN:OE1	1:R:1161:GLN:HA	2.09	0.52
1:A:1169:PRO:HA	1:A:1172:LYS:HG2	1.92	0.52
1:A:1314:ARG:NH2	1:O:315:PRO:O	2.29	0.52
1:E:1505:ASP:O	1:E:1505:ASP:OD1	2.27	0.52
1:E:1727:LYS:CE	2:H:915:GLU:OE2	2.56	0.52
1:L:1595:ASN:HB2	5:L:2379:HOH:O	2.08	0.52
1:O:1808:SER:H	1:O:2013:ASN:ND2	2.07	0.52
2:Q:1242:GLU:HG2	5:Q:2253:HOH:O	2.09	0.52
2:B:877:LEU:HD11	4:B:1901:NDP:O7N	2.09	0.52

*Continued on next page...*

*Continued from previous page...*

Atom-1	Atom-2	Interatomic distance (Å)	Clash overlap (Å)
2:B:1242:GLU:HG2	5:B:2210:HOH:O	2.10	0.52
1:L:848:SER:HB2	5:L:2214:HOH:O	2.10	0.52
1:L:1903:ASP:N	1:L:1903:ASP:OD1	2.39	0.52
1:O:1505:ASP:OD1	1:O:1505:ASP:O	2.27	0.52
1:R:1616:VAL:HG13	1:R:1620:THR:HG21	1.91	0.52
2:D:952:GLU:OE1	1:E:1439:LYS:NZ	2.42	0.52
2:H:877:LEU:HD11	4:H:1901:NDP:O7N	2.09	0.52
2:H:1295:SER:HA	2:K:1411:THR:O	2.10	0.52
1:I:1505:ASP:OD1	1:I:1505:ASP:O	2.27	0.52
2:K:80:CYS:HG	2:K:82:SER:HG	1.56	0.52
2:K:349:TYR:CZ	2:N:336:LYS:HE2	2.44	0.52
1:L:1169:PRO:HA	1:L:1172:LYS:HG2	1.92	0.52
1:A:896:ASN:O	1:A:1050:ARG:NH2	2.43	0.51
1:I:1161:GLN:OE1	1:I:1161:GLN:HA	2.09	0.51
2:N:1275:LEU:HB2	2:Q:1342:GLU:HB3	1.92	0.51
2:N:1295:SER:HA	2:Q:1411:THR:O	2.10	0.51
1:R:319:LEU:HB2	5:R:2382:HOH:O	2.09	0.51
2:D:1470:LEU:CD1	2:D:1489:ARG:CB	2.88	0.51
1:L:896:ASN:O	1:L:1050:ARG:NH2	2.44	0.51
1:O:1161:GLN:OE1	1:O:1161:GLN:HA	2.09	0.51
1:O:1169:PRO:HA	1:O:1172:LYS:HG2	1.92	0.51
2:Q:879:SER:O	2:Q:880:ALA:CB	2.56	0.51
1:A:1505:ASP:OD1	1:A:1505:ASP:O	2.27	0.51
2:B:1470:LEU:CD1	2:B:1489:ARG:CB	2.88	0.51
2:D:89:TYR:OH	1:E:1791:ASP:OD2	2.24	0.51
2:D:877:LEU:HD11	4:D:1901:NDP:O7N	2.09	0.51
2:D:1455:ARG:HD2	2:D:1455:ARG:O	2.10	0.51
2:K:1066:ASN:CB	5:K:2383:HOH:O	2.57	0.51
2:N:1342:GLU:HB3	2:Q:1275:LEU:HB2	1.92	0.51
1:R:896:ASN:O	1:R:1050:ARG:NH2	2.43	0.51
1:A:1161:GLN:OE1	1:A:1161:GLN:HA	2.09	0.51
1:A:1426:THR:CG2	5:A:2539:HOH:O	2.51	0.51
1:E:896:ASN:O	1:E:1050:ARG:NH2	2.44	0.51
1:E:1808:SER:H	1:E:2013:ASN:ND2	2.07	0.51
1:I:896:ASN:O	1:I:1050:ARG:NH2	2.43	0.51
2:Q:429:ASP:CB	5:Q:2044:HOH:O	2.59	0.51
1:R:1426:THR:CG2	5:R:2519:HOH:O	2.51	0.51
2:K:1518:ARG:HD2	5:K:2405:HOH:O	2.10	0.51
1:L:1616:VAL:HG13	1:L:1620:THR:HG21	1.91	0.51
2:N:1463:VAL:HG22	2:N:1497:ALA:HB2	1.93	0.51
1:O:1616:VAL:HG13	1:O:1620:THR:HG21	1.91	0.51

*Continued on next page...*

*Continued from previous page...*

Atom-1	Atom-2	Interatomic distance (Å)	Clash overlap (Å)
2:Q:475:GLN:HE21	2:Q:614:ALA:HB2	0.50	0.51
2:Q:534:PRO:HA	2:Q:537:LYS:HD2	1.93	0.51
1:A:1616:VAL:HG13	1:A:1620:THR:HG21	1.91	0.51
2:B:1295:SER:HA	2:D:1411:THR:O	2.10	0.51
2:D:991:ASP:CB	5:D:2123:HOH:O	2.59	0.51
2:K:1463:VAL:HG22	2:K:1497:ALA:HB2	1.93	0.51
1:O:265:SER:HA	5:O:2357:HOH:O	2.09	0.51
1:O:896:ASN:O	1:O:1050:ARG:NH2	2.43	0.51
1:R:775:ASP:OD1	1:R:1084:LYS:NZ	2.28	0.51
2:B:336:LYS:HE2	2:Q:349:TYR:CZ	2.45	0.51
2:D:534:PRO:HA	2:D:537:LYS:HD2	1.93	0.51
2:D:915:GLU:OE2	1:I:1727:LYS:CE	2.56	0.51
1:E:1903:ASP:OD1	1:E:1903:ASP:N	2.39	0.51
2:H:801:ARG:NH2	5:H:2006:HOH:O	2.44	0.51
2:H:1470:LEU:CD1	2:H:1489:ARG:CB	2.88	0.51
1:L:1998:LYS:HA	1:L:1998:LYS:HE3	1.93	0.51
2:N:534:PRO:HA	2:N:537:LYS:HD2	1.93	0.51
2:B:1276:GLN:HE22	2:D:1418:VAL:HB	1.74	0.51
2:H:429:ASP:CB	5:H:2038:HOH:O	2.59	0.51
2:H:1275:LEU:HB2	2:K:1342:GLU:HB3	1.92	0.51
1:I:1998:LYS:HA	1:I:1998:LYS:HE3	1.93	0.51
1:E:1169:PRO:HA	1:E:1172:LYS:HG2	1.92	0.51
2:K:939:PHE:CE2	2:K:943:LEU:HD11	2.46	0.51
2:K:1112:ASN:CB	5:K:2002:HOH:O	2.54	0.51
1:R:1169:PRO:HA	1:R:1172:LYS:HG2	1.92	0.51
1:E:1998:LYS:HA	1:E:1998:LYS:HE3	1.93	0.51
2:H:1463:VAL:HG22	2:H:1497:ALA:HB2	1.93	0.51
2:Q:1463:VAL:HG22	2:Q:1497:ALA:HB2	1.93	0.51
1:A:390:ASN:OD1	1:A:418:ASN:ND2	2.44	0.50
2:B:534:PRO:HA	2:B:537:LYS:HD2	1.93	0.50
2:N:964:GLU:HG3	1:O:1515:PRO:HB2	1.93	0.50
2:N:1242:GLU:HG2	5:N:2359:HOH:O	2.10	0.50
2:K:1470:LEU:CD1	2:K:1489:ARG:CB	2.88	0.50
2:N:410:LYS:CD	5:N:2037:HOH:O	2.33	0.50
2:Q:939:PHE:CE2	2:Q:943:LEU:HD11	2.46	0.50
1:R:1748:THR:O	1:R:1748:THR:OG1	2.22	0.50
2:D:964:GLU:HG3	1:E:1515:PRO:HB2	1.93	0.50
1:E:919:TYR:CD2	1:E:954:VAL:HG22	2.47	0.50
1:I:1169:PRO:HA	1:I:1172:LYS:HG2	1.92	0.50
1:O:390:ASN:OD1	1:O:418:ASN:ND2	2.44	0.50
2:Q:801:ARG:NH2	5:Q:2007:HOH:O	2.45	0.50

*Continued on next page...*

*Continued from previous page...*

Atom-1	Atom-2	Interatomic distance (Å)	Clash overlap (Å)
1:R:390:ASN:OD1	1:R:418:ASN:ND2	2.45	0.50
2:B:1743:SER:CB	5:B:2074:HOH:O	2.59	0.50
2:D:349:TYR:CZ	2:H:336:LYS:HE2	2.46	0.50
1:E:390:ASN:OD1	1:E:418:ASN:ND2	2.44	0.50
2:H:534:PRO:HA	2:H:537:LYS:HD2	1.93	0.50
1:I:919:TYR:HD2	1:I:954:VAL:HG22	1.77	0.50
2:N:1112:ASN:CB	5:N:2002:HOH:O	2.54	0.50
1:O:1908:ASP:N	5:O:2213:HOH:O	2.44	0.50
1:A:919:TYR:CD2	1:A:954:VAL:HG22	2.47	0.50
1:A:1998:LYS:HA	1:A:1998:LYS:HE3	1.93	0.50
2:B:1275:LEU:HB2	2:D:1342:GLU:HB3	1.92	0.50
2:H:1276:GLN:HE22	2:K:1418:VAL:HB	1.74	0.50
1:I:919:TYR:CD2	1:I:954:VAL:HG22	2.47	0.50
2:K:534:PRO:HA	2:K:537:LYS:HD2	1.93	0.50
2:Q:1470:LEU:CD1	2:Q:1489:ARG:CB	2.88	0.50
2:D:1463:VAL:HG22	2:D:1497:ALA:HB2	1.93	0.50
1:E:1953:VAL:HG23	5:E:2487:HOH:O	2.11	0.50
2:H:939:PHE:CE2	2:H:943:LEU:HD11	2.46	0.50
1:L:390:ASN:OD1	1:L:418:ASN:ND2	2.44	0.50
1:O:919:TYR:CD2	1:O:954:VAL:HG22	2.47	0.50
2:B:1411:THR:O	2:D:1295:SER:HA	2.12	0.50
2:H:874:GLY:O	2:H:879:SER:CB	2.60	0.50
1:I:390:ASN:OD1	1:I:418:ASN:ND2	2.45	0.50
1:L:1580:THR:HG22	1:L:1616:VAL:O	2.12	0.50
2:N:874:GLY:O	2:N:879:SER:CB	2.60	0.50
2:N:939:PHE:CE2	2:N:943:LEU:HD11	2.46	0.50
2:N:1470:LEU:CD1	2:N:1489:ARG:CB	2.88	0.50
1:O:651:LEU:HA	1:O:658:MET:HE2	1.94	0.50
2:Q:874:GLY:O	2:Q:879:SER:CB	2.60	0.50
1:R:651:LEU:HA	1:R:658:MET:HE2	1.94	0.50
1:R:919:TYR:CD2	1:R:954:VAL:HG22	2.47	0.50
1:R:1580:THR:HG22	1:R:1616:VAL:O	2.12	0.50
1:A:1904:LEU:HD21	1:A:1960:LEU:CB	2.42	0.50
2:D:939:PHE:CE2	2:D:943:LEU:HD11	2.46	0.50
1:E:1748:THR:O	1:E:1748:THR:OG1	2.22	0.50
1:I:1904:LEU:HD21	1:I:1960:LEU:CB	2.42	0.50
1:L:919:TYR:HD2	1:L:954:VAL:HG22	1.77	0.50
1:L:1908:ASP:N	5:L:2211:HOH:O	2.44	0.50
2:N:1298:ILE:HG12	2:Q:1649:LYS:HE2	1.93	0.50
1:O:848:SER:HB2	5:O:2216:HOH:O	2.10	0.50
1:O:1884:TRP:CH2	5:O:2271:HOH:O	2.58	0.50

*Continued on next page...*

*Continued from previous page...*

Atom-1	Atom-2	Interatomic distance (Å)	Clash overlap (Å)
1:A:651:LEU:HA	1:A:658:MET:HE2	1.94	0.50
2:B:939:PHE:CE2	2:B:943:LEU:HD11	2.46	0.50
2:D:336:LYS:HE2	2:H:349:TYR:CZ	2.47	0.50
2:K:874:GLY:O	2:K:879:SER:CB	2.60	0.50
1:L:919:TYR:CD2	1:L:954:VAL:HG22	2.46	0.50
1:R:581:THR:HG21	1:R:797:ASP:O	2.12	0.50
1:A:74:PRO:O	1:A:75:SER:CB	2.60	0.49
2:B:1342:GLU:HB3	2:D:1275:LEU:HB2	1.94	0.49
2:D:874:GLY:O	2:D:879:SER:CB	2.60	0.49
2:D:1120:GLU:HG2	5:D:2352:HOH:O	2.11	0.49
1:E:651:LEU:HA	1:E:658:MET:HE2	1.94	0.49
1:E:1514:ASN:OD1	1:E:1517:VAL:HG13	2.12	0.49
2:H:964:GLU:HG3	1:I:1515:PRO:HB2	1.94	0.49
1:I:1580:THR:HG22	1:I:1616:VAL:O	2.12	0.49
1:L:1332:ARG:CB	5:L:2563:HOH:O	2.60	0.49
1:R:651:LEU:HA	1:R:658:MET:CE	2.42	0.49
1:A:651:LEU:HA	1:A:658:MET:CE	2.42	0.49
2:H:1242:GLU:HG2	5:H:2256:HOH:O	2.11	0.49
1:I:651:LEU:HA	1:I:658:MET:CE	2.43	0.49
2:N:1125:VAL:HG12	5:N:2158:HOH:O	2.13	0.49
1:O:581:THR:HG21	1:O:797:ASP:O	2.12	0.49
1:O:1998:LYS:HA	1:O:1998:LYS:HE3	1.93	0.49
2:Q:964:GLU:HG3	1:R:1515:PRO:HB2	1.94	0.49
1:R:74:PRO:O	1:R:75:SER:CB	2.60	0.49
1:E:1034:LEU:HD23	1:E:1052:CYS:SG	2.53	0.49
2:H:1298:ILE:HG12	2:K:1649:LYS:HE2	1.93	0.49
1:I:1034:LEU:HD23	1:I:1052:CYS:SG	2.53	0.49
1:I:1992:LEU:O	1:I:1996:ILE:HG22	2.12	0.49
1:L:651:LEU:HA	1:L:658:MET:HE2	1.94	0.49
1:L:1034:LEU:HD23	1:L:1052:CYS:SG	2.53	0.49
1:O:651:LEU:HA	1:O:658:MET:CE	2.42	0.49
1:O:848:SER:CB	5:O:2216:HOH:O	2.61	0.49
1:O:1580:THR:HG22	1:O:1616:VAL:O	2.12	0.49
1:R:919:TYR:HD2	1:R:954:VAL:HG22	1.77	0.49
2:B:1298:ILE:HG12	2:D:1649:LYS:HE2	1.93	0.49
1:E:621:GLY:HA3	1:E:658:MET:HE3	1.95	0.49
1:I:621:GLY:HA3	1:I:658:MET:HE3	1.95	0.49
1:I:1514:ASN:OD1	1:I:1517:VAL:HG13	2.12	0.49
2:N:1518:ARG:HD2	5:N:2403:HOH:O	2.10	0.49
1:O:1992:LEU:O	1:O:1996:ILE:HG22	2.13	0.49
2:B:1463:VAL:HG22	2:B:1497:ALA:HB2	1.93	0.49

*Continued on next page...*

*Continued from previous page...*

Atom-1	Atom-2	Interatomic distance (Å)	Clash overlap (Å)
1:E:1580:THR:HG22	1:E:1616:VAL:O	2.12	0.49
1:E:1904:LEU:HD21	1:E:1960:LEU:CB	2.42	0.49
2:H:1411:THR:O	2:K:1295:SER:HA	2.12	0.49
2:K:1125:VAL:HG12	5:K:2162:HOH:O	2.12	0.49
1:L:651:LEU:HA	1:L:658:MET:CE	2.43	0.49
2:N:410:LYS:CE	5:N:2037:HOH:O	2.60	0.49
1:O:1843:PRO:CB	5:O:2484:HOH:O	2.58	0.49
1:R:1514:ASN:OD1	1:R:1517:VAL:HG13	2.12	0.49
1:A:581:THR:HG21	1:A:797:ASP:O	2.12	0.49
2:B:349:TYR:CZ	2:Q:336:LYS:HE2	2.47	0.49
2:B:991:ASP:CB	5:B:2126:HOH:O	2.61	0.49
1:E:651:LEU:HA	1:E:658:MET:CE	2.42	0.49
1:E:1992:LEU:O	1:E:1996:ILE:HG22	2.13	0.49
1:I:651:LEU:HA	1:I:658:MET:HE2	1.94	0.49
2:N:1122:ILE:HD11	2:Q:1266:LYS:HG2	1.94	0.49
2:N:1649:LYS:HE2	2:Q:1298:ILE:HG12	1.93	0.49
1:O:621:GLY:HA3	1:O:658:MET:HE3	1.95	0.49
1:R:1904:LEU:HD21	1:R:1960:LEU:CB	2.42	0.49
1:R:1998:LYS:HA	1:R:1998:LYS:HE3	1.93	0.49
1:A:1514:ASN:OD1	1:A:1517:VAL:HG13	2.12	0.49
1:A:1580:THR:HG22	1:A:1616:VAL:O	2.12	0.49
1:L:1161:GLN:O	1:L:1162:ASP:C	2.56	0.49
1:O:1034:LEU:HD23	1:O:1052:CYS:SG	2.53	0.49
1:O:1514:ASN:OD1	1:O:1517:VAL:HG13	2.12	0.49
1:A:1515:PRO:HB2	2:B:964:GLU:HG3	1.93	0.49
1:E:916:THR:O	1:E:916:THR:CG2	2.60	0.49
1:I:1161:GLN:O	1:I:1162:ASP:C	2.56	0.49
2:N:80:CYS:HG	2:N:82:SER:HG	1.55	0.49
1:R:621:GLY:HA3	1:R:658:MET:HE3	1.95	0.49
1:R:1317:ARG:HA	5:R:2315:HOH:O	2.13	0.49
1:R:1992:LEU:O	1:R:1996:ILE:HG22	2.13	0.49
2:B:1744:TYR:HE1	2:D:1517:PRO:HG2	1.78	0.49
1:I:894:ARG:NH1	1:I:898:ASP:OD2	2.46	0.49
1:L:1992:LEU:O	1:L:1996:ILE:HG22	2.13	0.49
2:N:1266:LYS:HG2	2:Q:1122:ILE:HD11	1.94	0.49
1:A:621:GLY:HA3	1:A:658:MET:HE3	1.95	0.49
1:A:2024:GLU:H	1:A:2024:GLU:CD	2.21	0.49
2:D:845:SER:HG	2:H:845:SER:HG	1.21	0.49
2:K:964:GLU:HG3	1:L:1515:PRO:HB2	1.94	0.49
1:L:265:SER:HA	5:L:2357:HOH:O	2.09	0.49
1:O:74:PRO:O	1:O:75:SER:CB	2.60	0.49

*Continued on next page...*



*Continued from previous page...*

Atom-1	Atom-2	Interatomic distance (Å)	Clash overlap (Å)
1:O:894:ARG:NH1	1:O:898:ASP:OD2	2.46	0.49
1:O:1904:LEU:HD21	1:O:1960:LEU:CB	2.42	0.49
1:R:916:THR:O	1:R:916:THR:CG2	2.60	0.49
1:A:281:VAL:HG21	1:A:479:ILE:HD11	1.95	0.48
2:B:874:GLY:O	2:B:879:SER:CB	2.60	0.48
1:E:581:THR:HG21	1:E:797:ASP:O	2.12	0.48
2:H:1266:LYS:HG2	2:K:1122:ILE:HD11	1.95	0.48
1:L:621:GLY:HA3	1:L:658:MET:HE3	1.95	0.48
1:L:894:ARG:NH1	1:L:898:ASP:OD2	2.46	0.48
1:L:916:THR:O	1:L:916:THR:CG2	2.60	0.48
1:O:1332:ARG:CB	5:O:2566:HOH:O	2.61	0.48
1:O:1473:THR:CG2	5:O:2231:HOH:O	2.42	0.48
1:R:1161:GLN:O	1:R:1162:ASP:C	2.56	0.48
1:R:2024:GLU:H	1:R:2024:GLU:CD	2.21	0.48
1:A:1034:LEU:HD23	1:A:1052:CYS:SG	2.53	0.48
1:A:1889:VAL:HG12	1:A:1977:HIS:O	2.14	0.48
1:E:281:VAL:HG21	1:E:479:ILE:HD11	1.95	0.48
1:E:919:TYR:HD2	1:E:954:VAL:HG22	1.77	0.48
1:L:74:PRO:O	1:L:75:SER:CB	2.60	0.48
1:L:1904:LEU:HD21	1:L:1960:LEU:CB	2.42	0.48
1:O:1332:ARG:HB3	5:O:2566:HOH:O	2.13	0.48
1:R:281:VAL:HG21	1:R:479:ILE:HD11	1.95	0.48
2:D:344:GLN:HG2	5:D:2108:HOH:O	2.13	0.48
1:E:894:ARG:NH1	1:E:898:ASP:OD2	2.46	0.48
1:I:52:ASP:CB	5:I:2222:HOH:O	2.62	0.48
1:I:1862:VAL:CG1	1:I:1965:ALA:HB3	2.43	0.48
1:L:281:VAL:HG21	1:L:479:ILE:HD11	1.95	0.48
1:L:1314:ARG:NH1	5:L:2215:HOH:O	2.46	0.48
1:O:281:VAL:HG21	1:O:479:ILE:HD11	1.95	0.48
1:R:894:ARG:NH1	1:R:898:ASP:OD2	2.46	0.48
1:R:1034:LEU:HD23	1:R:1052:CYS:SG	2.53	0.48
1:R:1782:THR:HG22	1:R:1827:LEU:HD21	1.96	0.48
1:A:894:ARG:NH1	1:A:898:ASP:OD2	2.46	0.48
2:B:1178:ALA:N	2:D:1147:GLN:HB2	2.28	0.48
2:D:930:LEU:CD2	5:D:2125:HOH:O	2.56	0.48
2:D:1242:GLU:HG2	5:D:2205:HOH:O	2.12	0.48
1:I:74:PRO:O	1:I:75:SER:CB	2.60	0.48
1:I:1782:THR:HG22	1:I:1827:LEU:HD21	1.96	0.48
1:L:1514:ASN:OD1	1:L:1517:VAL:HG13	2.12	0.48
1:L:1943:ILE:HG23	5:L:2483:HOH:O	2.13	0.48
1:A:1992:LEU:O	1:A:1996:ILE:HG22	2.12	0.48

*Continued on next page...*



*Continued from previous page...*

Atom-1	Atom-2	Interatomic distance (Å)	Clash overlap (Å)
2:B:1649:LYS:HE2	2:D:1298:ILE:HG12	1.95	0.48
1:E:1782:THR:HG22	1:E:1827:LEU:HD21	1.95	0.48
1:I:281:VAL:HG21	1:I:479:ILE:HD11	1.95	0.48
1:I:581:THR:HG21	1:I:797:ASP:O	2.12	0.48
1:I:1889:VAL:HG12	1:I:1977:HIS:O	2.13	0.48
1:L:1922:ILE:HD12	1:L:1922:ILE:N	2.29	0.48
1:O:1161:GLN:O	1:O:1162:ASP:C	2.56	0.48
1:R:1862:VAL:CG1	1:R:1965:ALA:HB3	2.43	0.48
1:A:315:PRO:O	1:I:1314:ARG:NH2	2.30	0.48
1:E:1161:GLN:O	1:E:1162:ASP:C	2.56	0.48
2:H:1342:GLU:HB3	2:K:1275:LEU:HB2	1.94	0.48
1:L:581:THR:HG21	1:L:797:ASP:O	2.12	0.48
1:L:848:SER:CB	5:L:2214:HOH:O	2.60	0.48
1:O:919:TYR:HD2	1:O:954:VAL:HG22	1.77	0.48
2:Q:1713:ASP:HB3	2:Q:1738:ILE:HG21	1.95	0.48
2:K:944:ARG:O	2:K:948:VAL:HG23	2.14	0.48
1:L:1889:VAL:HG12	1:L:1977:HIS:O	2.13	0.48
2:N:1713:ASP:HB3	2:N:1738:ILE:HG21	1.95	0.48
1:O:1862:VAL:CG1	1:O:1965:ALA:HB3	2.43	0.48
1:O:1889:VAL:HG12	1:O:1977:HIS:O	2.14	0.48
1:O:1922:ILE:N	1:O:1922:ILE:HD12	2.29	0.48
1:R:52:ASP:CB	5:R:2221:HOH:O	2.61	0.48
1:R:1969:LEU:HD12	1:R:1972:ILE:HD12	1.96	0.48
1:A:919:TYR:HD2	1:A:954:VAL:HG22	1.77	0.48
1:A:1339:PHE:N	1:A:1340:PRO:CD	2.77	0.48
1:A:1969:LEU:HD12	1:A:1972:ILE:HD12	1.96	0.48
2:D:1713:ASP:HB3	2:D:1738:ILE:HG21	1.95	0.48
1:E:74:PRO:O	1:E:75:SER:CB	2.60	0.48
2:H:875:THR:HG22	2:H:876:GLY:N	2.24	0.48
2:H:1744:TYR:HE1	2:K:1517:PRO:HG2	1.79	0.48
1:L:1317:ARG:NE	5:L:2217:HOH:O	2.47	0.48
1:L:1332:ARG:HB3	5:L:2563:HOH:O	2.13	0.48
1:O:332:GLU:CG	5:O:2450:HOH:O	2.62	0.48
1:A:1161:GLN:O	1:A:1162:ASP:C	2.56	0.48
2:B:1466:GLU:HB2	2:B:1493:ILE:CD1	2.44	0.48
2:H:1649:LYS:HE2	2:K:1298:ILE:HG12	1.95	0.48
2:H:1713:ASP:HB3	2:H:1738:ILE:HG21	1.95	0.48
1:L:736:ARG:NE	1:L:769:SER:O	2.47	0.48
1:O:1617:LEU:O	1:O:1620:THR:HG22	2.14	0.48
1:O:2024:GLU:H	1:O:2024:GLU:CD	2.21	0.48
1:R:1889:VAL:HG12	1:R:1977:HIS:O	2.13	0.48

*Continued on next page...*

*Continued from previous page...*

Atom-1	Atom-2	Interatomic distance (Å)	Clash overlap (Å)
1:A:775:ASP:OD1	1:A:1084:LYS:NZ	2.28	0.48
1:A:1862:VAL:CG1	1:A:1965:ALA:HB3	2.43	0.48
2:D:875:THR:HG22	2:D:876:GLY:N	2.24	0.48
2:D:1466:GLU:HB2	2:D:1493:ILE:CD1	2.44	0.48
1:E:1339:PHE:N	1:E:1340:PRO:CD	2.77	0.48
1:E:1589:VAL:HG21	1:E:1651:LEU:HD23	1.96	0.48
1:E:1922:ILE:N	1:E:1922:ILE:HD12	2.29	0.48
1:I:736:ARG:NE	1:I:769:SER:O	2.47	0.48
1:I:1339:PHE:N	1:I:1340:PRO:CD	2.77	0.48
1:L:2024:GLU:H	1:L:2024:GLU:CD	2.21	0.48
1:O:1339:PHE:N	1:O:1340:PRO:CD	2.77	0.48
1:R:1944:ILE:O	1:R:1948:SER:OG	2.27	0.48
1:A:1782:THR:HG22	1:A:1827:LEU:HD21	1.95	0.47
2:B:59:ARG:CZ	2:B:59:ARG:HB2	2.44	0.47
2:B:944:ARG:O	2:B:948:VAL:HG23	2.14	0.47
2:B:1120:GLU:HG2	5:B:2365:HOH:O	2.12	0.47
2:D:944:ARG:O	2:D:948:VAL:HG23	2.14	0.47
2:H:1470:LEU:HD11	2:H:1489:ARG:HB2	1.96	0.47
1:I:1589:VAL:HG21	1:I:1651:LEU:HD23	1.96	0.47
2:K:1439:ALA:N	5:K:2016:HOH:O	2.47	0.47
2:Q:1466:GLU:HB2	2:Q:1493:ILE:CD1	2.44	0.47
1:A:604:PRO:HB3	1:A:637:VAL:HG23	1.96	0.47
1:A:916:THR:O	1:A:916:THR:CG2	2.60	0.47
2:D:1743:SER:CB	5:D:2083:HOH:O	2.62	0.47
1:E:1617:LEU:O	1:E:1620:THR:HG22	2.14	0.47
1:E:1862:VAL:CG1	1:E:1965:ALA:HB3	2.43	0.47
2:H:1069:GLY:N	5:H:2012:HOH:O	2.46	0.47
1:L:1314:ARG:NH2	1:R:315:PRO:O	2.31	0.47
1:O:1782:THR:HG22	1:O:1827:LEU:HD21	1.96	0.47
2:Q:59:ARG:HB2	2:Q:59:ARG:CZ	2.44	0.47
1:R:1339:PHE:N	1:R:1340:PRO:CD	2.77	0.47
1:A:1078:HIS:CE1	1:A:1082:ILE:HD11	2.50	0.47
1:I:197:GLU:O	1:I:201:THR:HG22	2.15	0.47
1:I:1617:LEU:O	1:I:1620:THR:HG22	2.14	0.47
1:L:1339:PHE:N	1:L:1340:PRO:CD	2.77	0.47
2:N:944:ARG:O	2:N:948:VAL:HG23	2.14	0.47
1:O:736:ARG:NE	1:O:769:SER:O	2.47	0.47
1:O:1905:ARG:N	1:O:1958:LEU:HD21	2.30	0.47
1:R:736:ARG:NE	1:R:769:SER:O	2.47	0.47
1:R:1922:ILE:N	1:R:1922:ILE:HD12	2.29	0.47
1:I:916:THR:O	1:I:916:THR:CG2	2.60	0.47

*Continued on next page...*

*Continued from previous page...*

Atom-1	Atom-2	Interatomic distance (Å)	Clash overlap (Å)
1:I:1922:ILE:HD12	1:I:1922:ILE:N	2.29	0.47
2:K:1466:GLU:HB2	2:K:1493:ILE:CD1	2.44	0.47
1:L:1969:LEU:HD12	1:L:1972:ILE:HD12	1.96	0.47
2:N:59:ARG:CZ	2:N:59:ARG:HB2	2.44	0.47
2:N:1701:LYS:HB2	2:Q:1414:ILE:CD1	2.42	0.47
1:O:1078:HIS:CE1	1:O:1082:ILE:HD11	2.50	0.47
1:R:147:ARG:NH2	5:R:2220:HOH:O	2.47	0.47
1:R:604:PRO:HB3	1:R:637:VAL:HG23	1.96	0.47
1:R:1078:HIS:CE1	1:R:1082:ILE:HD11	2.50	0.47
2:B:1517:PRO:HG2	2:D:1744:TYR:HE1	1.80	0.47
1:E:571:LYS:HB3	1:E:577:ILE:HD13	1.97	0.47
2:K:1713:ASP:HB3	2:K:1738:ILE:HG21	1.95	0.47
1:L:604:PRO:HB3	1:L:637:VAL:HG23	1.96	0.47
1:L:1884:TRP:CH2	5:L:2270:HOH:O	2.59	0.47
2:N:1517:PRO:HG2	2:Q:1744:TYR:HE1	1.79	0.47
1:O:1962:ARG:CZ	1:O:1967:ILE:HD12	2.45	0.47
1:O:1969:LEU:HD12	1:O:1972:ILE:HD12	1.96	0.47
1:A:1922:ILE:HD12	1:A:1922:ILE:N	2.29	0.47
2:B:1266:LYS:HG2	2:D:1122:ILE:HD11	1.95	0.47
2:B:1592:MET:HE2	2:B:1641:ILE:HG23	1.97	0.47
1:E:197:GLU:O	1:E:201:THR:HG22	2.15	0.47
1:E:736:ARG:NE	1:E:769:SER:O	2.47	0.47
1:E:1889:VAL:HG12	1:E:1977:HIS:O	2.13	0.47
2:H:1122:ILE:HD11	2:K:1266:LYS:HG2	1.96	0.47
2:H:1414:ILE:CD1	2:K:1701:LYS:HB2	2.43	0.47
2:H:1466:GLU:HB2	2:H:1493:ILE:CD1	2.44	0.47
1:I:604:PRO:HB3	1:I:637:VAL:HG23	1.97	0.47
1:I:775:ASP:OD1	1:I:1084:LYS:NZ	2.28	0.47
1:I:1809:LEU:CD1	5:I:2519:HOH:O	2.62	0.47
1:I:2024:GLU:H	1:I:2024:GLU:CD	2.21	0.47
1:O:1977:HIS:HD2	5:O:2349:HOH:O	1.98	0.47
1:R:1617:LEU:O	1:R:1620:THR:HG22	2.14	0.47
1:R:1905:ARG:N	1:R:1958:LEU:HD21	2.30	0.47
1:A:490:TRP:CH2	1:A:512:LEU:HD21	2.50	0.47
1:A:736:ARG:NE	1:A:769:SER:O	2.47	0.47
1:A:1589:VAL:HG21	1:A:1651:LEU:HD23	1.96	0.47
1:A:1617:LEU:O	1:A:1620:THR:HG22	2.14	0.47
1:A:1884:TRP:HZ3	5:A:2220:HOH:O	1.95	0.47
2:D:59:ARG:HB2	2:D:59:ARG:CZ	2.44	0.47
2:D:719:GLN:HG3	2:D:1612:ASP:HA	1.97	0.47
2:D:1470:LEU:HD11	2:D:1489:ARG:HB2	1.96	0.47

*Continued on next page...*

*Continued from previous page...*

Atom-1	Atom-2	Interatomic distance (Å)	Clash overlap (Å)
1:E:131:ILE:HG21	1:E:182:VAL:CG1	2.45	0.47
1:E:901:LYS:NZ	5:E:2216:HOH:O	2.48	0.47
1:E:2024:GLU:H	1:E:2024:GLU:CD	2.21	0.47
2:H:612:GLU:HB2	5:H:2404:HOH:O	2.13	0.47
2:H:944:ARG:O	2:H:948:VAL:HG23	2.14	0.47
1:I:34:GLN:NE2	1:I:38:ASN:OD1	2.48	0.47
1:I:126:TYR:OH	1:I:130:ARG:NH1	2.46	0.47
1:I:571:LYS:HB3	1:I:577:ILE:HD13	1.97	0.47
1:I:1078:HIS:CE1	1:I:1082:ILE:HD11	2.50	0.47
1:I:1962:ARG:CZ	1:I:1967:ILE:HD12	2.45	0.47
1:L:197:GLU:O	1:L:201:THR:HG22	2.15	0.47
1:L:1617:LEU:O	1:L:1620:THR:HG22	2.14	0.47
1:L:1748:THR:O	1:L:1748:THR:OG1	2.22	0.47
1:L:1905:ARG:N	1:L:1958:LEU:HD21	2.29	0.47
1:L:1962:ARG:CZ	1:L:1967:ILE:HD12	2.45	0.47
2:N:719:GLN:HG3	2:N:1612:ASP:HA	1.97	0.47
2:N:1466:GLU:HB2	2:N:1493:ILE:CD1	2.44	0.47
1:O:34:GLN:NE2	1:O:38:ASN:OD1	2.48	0.47
1:O:571:LYS:HB3	1:O:577:ILE:HD13	1.97	0.47
1:O:1382:VAL:HG12	5:O:2489:HOH:O	2.14	0.47
2:Q:719:GLN:HG3	2:Q:1612:ASP:HA	1.97	0.47
2:Q:944:ARG:O	2:Q:948:VAL:HG23	2.14	0.47
1:R:490:TRP:CH2	1:R:512:LEU:HD21	2.50	0.47
1:R:1575:LEU:HD22	1:R:1615:MET:HE1	1.97	0.47
1:R:1589:VAL:HG21	1:R:1651:LEU:HD23	1.96	0.47
2:B:719:GLN:HG3	2:B:1612:ASP:HA	1.97	0.47
2:B:1122:ILE:HD11	2:D:1266:LYS:HG2	1.96	0.47
1:E:680:THR:HG21	5:E:2290:HOH:O	2.15	0.47
1:E:1918:LYS:O	1:E:1918:LYS:HD2	2.15	0.47
2:H:609:SER:HA	5:H:2404:HOH:O	2.14	0.47
2:H:876:GLY:HA2	4:H:1901:NDP:O2A	2.15	0.47
2:H:1178:ALA:N	2:K:1147:GLN:HB2	2.28	0.47
1:I:131:ILE:HG21	1:I:182:VAL:CG1	2.45	0.47
2:K:875:THR:HG22	2:K:876:GLY:N	2.24	0.47
1:L:433:VAL:N	1:L:434:PRO:HD2	2.30	0.47
1:L:1078:HIS:CE1	1:L:1082:ILE:HD11	2.50	0.47
1:L:1382:VAL:HG12	5:L:2484:HOH:O	2.14	0.47
2:N:1592:MET:HE2	2:N:1641:ILE:HG23	1.96	0.47
1:O:131:ILE:HG21	1:O:182:VAL:CG1	2.45	0.47
1:O:1589:VAL:HG21	1:O:1651:LEU:HD23	1.96	0.47
1:O:1943:ILE:HG23	5:O:2485:HOH:O	2.14	0.47

*Continued on next page...*

*Continued from previous page...*

Atom-1	Atom-2	Interatomic distance (Å)	Clash overlap (Å)
1:A:1905:ARG:N	1:A:1958:LEU:HD21	2.30	0.47
1:A:1918:LYS:HD2	1:A:1918:LYS:O	2.15	0.47
2:D:59:ARG:HB2	2:D:59:ARG:NH1	2.30	0.47
1:E:433:VAL:N	1:E:434:PRO:HD2	2.30	0.47
1:E:490:TRP:CH2	1:E:512:LEU:HD21	2.50	0.47
1:E:1078:HIS:CE1	1:E:1082:ILE:HD11	2.50	0.47
1:E:1962:ARG:CZ	1:E:1967:ILE:HD12	2.45	0.47
1:E:2046:GLU:OE1	1:E:2046:GLU:N	2.48	0.47
1:I:1969:LEU:HD12	1:I:1972:ILE:HD12	1.96	0.47
2:K:59:ARG:CZ	2:K:59:ARG:HB2	2.44	0.47
2:K:930:LEU:CD2	5:K:2167:HOH:O	2.55	0.47
1:L:1782:THR:HG22	1:L:1827:LEU:HD21	1.95	0.47
1:R:566:HIS:CG	5:R:2214:HOH:O	2.67	0.47
1:R:1593:ILE:HD11	1:R:1640:PHE:CD1	2.50	0.47
1:A:1575:LEU:HD22	1:A:1615:MET:HE1	1.97	0.47
2:B:341:GLN:HE22	2:K:348:ARG:HH11	1.63	0.47
2:K:1470:LEU:HD11	2:K:1489:ARG:HB2	1.96	0.47
2:K:1592:MET:HE2	2:K:1641:ILE:HG23	1.97	0.47
1:L:34:GLN:NE2	1:L:38:ASN:OD1	2.48	0.47
1:L:332:GLU:CG	5:L:2447:HOH:O	2.62	0.47
1:L:490:TRP:CH2	1:L:512:LEU:HD21	2.50	0.47
1:O:433:VAL:N	1:O:434:PRO:HD2	2.30	0.47
1:O:2046:GLU:OE1	1:O:2046:GLU:N	2.48	0.47
2:Q:1069:GLY:N	5:Q:2019:HOH:O	2.47	0.47
1:A:433:VAL:N	1:A:434:PRO:HD2	2.30	0.46
1:A:1382:VAL:HG12	5:A:2473:HOH:O	2.14	0.46
1:A:1593:ILE:HD11	1:A:1640:PHE:CD1	2.50	0.46
2:B:1713:ASP:HB3	2:B:1738:ILE:HG21	1.95	0.46
1:E:34:GLN:NE2	1:E:38:ASN:OD1	2.48	0.46
2:H:59:ARG:NH1	2:H:59:ARG:HB2	2.30	0.46
2:H:719:GLN:HG3	2:H:1612:ASP:HA	1.97	0.46
2:H:1517:PRO:HG2	2:K:1744:TYR:HE1	1.80	0.46
1:I:1317:ARG:HH11	1:I:1317:ARG:HG2	1.80	0.46
2:K:410:LYS:CE	5:K:2038:HOH:O	2.60	0.46
1:L:571:LYS:HB3	1:L:577:ILE:HD13	1.97	0.46
2:N:930:LEU:CD2	5:N:2159:HOH:O	2.56	0.46
2:N:1439:ALA:N	5:N:2016:HOH:O	2.47	0.46
1:O:1593:ILE:HD11	1:O:1640:PHE:CD1	2.50	0.46
1:R:1809:LEU:CD1	5:R:2522:HOH:O	2.63	0.46
1:A:34:GLN:NE2	1:A:38:ASN:OD1	2.48	0.46
1:A:197:GLU:O	1:A:201:THR:HG22	2.15	0.46

*Continued on next page...*

*Continued from previous page...*

Atom-1	Atom-2	Interatomic distance (Å)	Clash overlap (Å)
2:B:344:GLN:HG2	5:B:2101:HOH:O	2.13	0.46
2:D:876:GLY:HA2	4:D:1901:NDP:O2A	2.15	0.46
2:H:1485:PHE:CD1	2:H:1485:PHE:C	2.93	0.46
2:K:525:TYR:CE1	2:K:529:MET:HE3	2.51	0.46
2:K:719:GLN:HG3	2:K:1612:ASP:HA	1.97	0.46
2:K:1455:ARG:O	2:K:1455:ARG:HD2	2.15	0.46
1:L:1862:VAL:CG1	1:L:1965:ALA:HB3	2.43	0.46
1:L:1918:LYS:HD2	1:L:1918:LYS:O	2.15	0.46
2:N:59:ARG:HB2	2:N:59:ARG:NH1	2.30	0.46
2:N:1485:PHE:CD1	2:N:1485:PHE:C	2.93	0.46
2:B:59:ARG:HB2	2:B:59:ARG:NH1	2.30	0.46
2:B:1485:PHE:CD1	2:B:1485:PHE:C	2.93	0.46
1:E:1593:ILE:HD11	1:E:1640:PHE:CD1	2.50	0.46
1:E:1905:ARG:N	1:E:1958:LEU:HD21	2.30	0.46
1:I:490:TRP:CH2	1:I:512:LEU:HD21	2.50	0.46
1:I:566:HIS:CG	5:I:2215:HOH:O	2.68	0.46
1:I:597:MET:HA	3:I:2101:FMN:N5	2.31	0.46
1:L:597:MET:HA	3:L:2101:FMN:N5	2.30	0.46
1:O:1575:LEU:HD22	1:O:1615:MET:HE1	1.97	0.46
2:Q:612:GLU:HB2	5:Q:2397:HOH:O	2.14	0.46
2:Q:1485:PHE:CD1	2:Q:1485:PHE:C	2.93	0.46
1:R:433:VAL:N	1:R:434:PRO:HD2	2.30	0.46
1:R:1918:LYS:HD2	1:R:1918:LYS:O	2.15	0.46
1:R:2046:GLU:OE1	1:R:2046:GLU:N	2.48	0.46
1:A:1962:ARG:CZ	1:A:1967:ILE:HD12	2.45	0.46
2:B:1147:GLN:HB2	2:D:1178:ALA:N	2.30	0.46
2:D:1485:PHE:CD1	2:D:1485:PHE:C	2.93	0.46
1:E:1969:LEU:HD12	1:E:1972:ILE:HD12	1.96	0.46
2:H:1701:LYS:HB2	2:K:1414:ILE:CD1	2.44	0.46
1:I:147:ARG:NH2	5:I:2221:HOH:O	2.47	0.46
2:K:876:GLY:HA2	4:K:1901:NDP:O2A	2.15	0.46
1:L:131:ILE:HG21	1:L:182:VAL:CG1	2.45	0.46
1:L:1434:HIS:CE1	5:L:2499:HOH:O	2.68	0.46
2:N:329:GLU:CA	5:N:2432:HOH:O	2.47	0.46
2:N:1485:PHE:CE2	2:N:1486:LEU:HD22	2.51	0.46
1:O:490:TRP:CH2	1:O:512:LEU:HD21	2.50	0.46
1:O:1918:LYS:HD2	1:O:1918:LYS:O	2.15	0.46
2:Q:1470:LEU:HD11	2:Q:1489:ARG:HB2	1.96	0.46
2:Q:1592:MET:HE2	2:Q:1641:ILE:HG23	1.96	0.46
1:R:131:ILE:HG21	1:R:182:VAL:CG1	2.45	0.46
1:R:1317:ARG:HG2	1:R:1317:ARG:HH11	1.80	0.46

*Continued on next page...*

*Continued from previous page...*

Atom-1	Atom-2	Interatomic distance (Å)	Clash overlap (Å)
1:A:2046:GLU:OE1	1:A:2046:GLU:N	2.48	0.46
1:E:1034:LEU:CD2	1:E:1052:CYS:SG	3.04	0.46
2:H:1147:GLN:HB2	2:K:1178:ALA:N	2.30	0.46
1:I:1317:ARG:HA	5:I:2315:HOH:O	2.14	0.46
1:L:2046:GLU:OE1	1:L:2046:GLU:N	2.48	0.46
2:N:1147:GLN:HB2	2:Q:1178:ALA:N	2.30	0.46
2:N:1744:TYR:HE1	2:Q:1517:PRO:HG2	1.79	0.46
1:O:1317:ARG:HG2	1:O:1317:ARG:HH11	1.80	0.46
1:O:1317:ARG:NE	5:O:2222:HOH:O	2.47	0.46
2:Q:1125:VAL:HG12	5:Q:2152:HOH:O	2.15	0.46
2:Q:1485:PHE:CE2	2:Q:1486:LEU:HD22	2.51	0.46
1:R:1962:ARG:CZ	1:R:1967:ILE:HD12	2.45	0.46
2:B:533:GLY:CA	5:B:2003:HOH:O	2.58	0.46
2:B:1414:ILE:CD1	2:D:1701:LYS:HB2	2.43	0.46
2:D:1592:MET:HE2	2:D:1641:ILE:HG23	1.96	0.46
1:E:471:LEU:HD23	1:E:471:LEU:C	2.41	0.46
1:E:604:PRO:HB3	1:E:637:VAL:HG23	1.96	0.46
2:H:525:TYR:CE1	2:H:529:MET:HE3	2.51	0.46
1:I:433:VAL:N	1:I:434:PRO:HD2	2.30	0.46
1:L:1589:VAL:HG21	1:L:1651:LEU:HD23	1.96	0.46
1:L:1593:ILE:HD11	1:L:1640:PHE:CD1	2.50	0.46
1:L:1672:GLN:CB	5:L:2425:HOH:O	2.63	0.46
2:N:1178:ALA:N	2:Q:1147:GLN:HB2	2.30	0.46
1:O:597:MET:HA	3:O:2101:FMN:N5	2.31	0.46
1:R:571:LYS:HB3	1:R:577:ILE:HD13	1.97	0.46
1:R:1966:CYS:C	1:R:1967:ILE:HD13	2.41	0.46
1:A:45:THR:HB	5:A:2339:HOH:O	2.15	0.46
1:A:131:ILE:HG21	1:A:182:VAL:CG1	2.45	0.46
1:A:901:LYS:NZ	5:A:2218:HOH:O	2.49	0.46
1:A:1697:HIS:NE2	1:A:1829:GLU:OE1	2.49	0.46
1:E:321:PRO:HA	1:E:324:LEU:HD12	1.98	0.46
1:E:1426:THR:CG2	5:E:2542:HOH:O	2.50	0.46
1:E:1966:CYS:C	1:E:1967:ILE:HD13	2.41	0.46
1:I:1905:ARG:N	1:I:1958:LEU:HD21	2.29	0.46
1:I:1918:LYS:HD2	1:I:1918:LYS:O	2.15	0.46
1:R:34:GLN:NE2	1:R:38:ASN:OD1	2.48	0.46
1:R:597:MET:HA	3:R:2101:FMN:N5	2.31	0.46
1:A:571:LYS:HB3	1:A:577:ILE:HD13	1.97	0.46
1:A:680:THR:HG21	5:A:2286:HOH:O	2.15	0.46
1:A:1966:CYS:C	1:A:1967:ILE:HD13	2.41	0.46
2:B:525:TYR:CE1	2:B:529:MET:HE3	2.51	0.46

*Continued on next page...*



*Continued from previous page...*

Atom-1	Atom-2	Interatomic distance (Å)	Clash overlap (Å)
2:B:1701:LYS:HB2	2:D:1414:ILE:CD1	2.44	0.46
2:D:341:GLN:HE22	2:N:348:ARG:HH11	1.64	0.46
2:D:915:GLU:CD	1:I:1727:LYS:HZ3	1.96	0.46
2:D:1195:ALA:HB1	2:D:1200:ILE:HD12	1.98	0.46
1:E:45:THR:HB	5:E:2338:HOH:O	2.15	0.46
1:E:1317:ARG:HG2	1:E:1317:ARG:HH11	1.80	0.46
1:E:1382:VAL:HG12	5:E:2479:HOH:O	2.14	0.46
2:H:685:LYS:HD3	2:H:717:TYR:CE1	2.51	0.46
1:I:222:PRO:O	1:I:225:THR:HG22	2.16	0.46
1:I:321:PRO:HA	1:I:324:LEU:HD12	1.98	0.46
1:I:1966:CYS:C	1:I:1967:ILE:HD13	2.41	0.46
2:K:1120:GLU:HG3	5:K:2305:HOH:O	2.16	0.46
1:L:321:PRO:HA	1:L:324:LEU:HD12	1.98	0.46
1:L:1575:LEU:HD22	1:L:1615:MET:HE1	1.97	0.46
2:N:1414:ILE:CD1	2:Q:1701:LYS:HB2	2.42	0.46
1:O:197:GLU:O	1:O:201:THR:HG22	2.15	0.46
1:O:604:PRO:HB3	1:O:637:VAL:HG23	1.96	0.46
1:R:1034:LEU:CD2	1:R:1052:CYS:SG	3.04	0.46
1:A:1034:LEU:CD2	1:A:1052:CYS:SG	3.04	0.46
2:B:1485:PHE:CE2	2:B:1486:LEU:HD22	2.51	0.46
2:D:525:TYR:CE1	2:D:529:MET:HE3	2.51	0.46
1:E:100:ASP:CG	5:E:2326:HOH:O	2.58	0.46
2:H:59:ARG:HB2	2:H:59:ARG:CZ	2.44	0.46
2:H:871:TRP:CZ2	2:H:881:ASN:HB3	2.51	0.46
2:H:1518:ARG:HD2	5:H:2373:HOH:O	2.16	0.46
1:I:1034:LEU:CD2	1:I:1052:CYS:SG	3.04	0.46
1:I:1593:ILE:HD11	1:I:1640:PHE:CD1	2.50	0.46
1:L:1914:LEU:HD12	1:L:1966:CYS:SG	2.56	0.46
1:L:1977:HIS:CD2	5:L:2343:HOH:O	2.68	0.46
2:N:876:GLY:HA2	4:N:1901:NDP:O2A	2.15	0.46
1:O:1697:HIS:NE2	1:O:1829:GLU:OE1	2.49	0.46
2:Q:59:ARG:HB2	2:Q:59:ARG:NH1	2.30	0.46
2:Q:609:SER:HA	5:Q:2397:HOH:O	2.16	0.46
2:Q:1518:ARG:HD2	5:Q:2370:HOH:O	2.15	0.46
1:R:1697:HIS:NE2	1:R:1829:GLU:OE1	2.49	0.46
2:B:348:ARG:HH11	2:K:341:GLN:HE22	1.63	0.46
2:B:930:LEU:CD2	5:B:2125:HOH:O	2.53	0.46
2:B:1470:LEU:HD11	2:B:1489:ARG:HB2	1.96	0.46
1:E:222:PRO:O	1:E:225:THR:HG22	2.16	0.46
2:H:1592:MET:HE2	2:H:1641:ILE:HG23	1.97	0.46
2:K:80:CYS:SG	2:K:82:SER:OG	2.71	0.46

*Continued on next page...*



*Continued from previous page...*

Atom-1	Atom-2	Interatomic distance (Å)	Clash overlap (Å)
2:K:871:TRP:CZ2	2:K:881:ASN:HB3	2.51	0.46
2:K:1485:PHE:CE2	2:K:1486:LEU:HD22	2.51	0.46
1:O:916:THR:O	1:O:916:THR:CG2	2.60	0.46
1:O:1034:LEU:CD2	1:O:1052:CYS:SG	3.04	0.46
1:R:1914:LEU:HD12	1:R:1966:CYS:SG	2.56	0.46
2:B:876:GLY:HA2	4:B:1901:NDP:O2A	2.15	0.45
2:D:685:LYS:HD3	2:D:717:TYR:CE1	2.51	0.45
2:H:1195:ALA:HB1	2:H:1200:ILE:HD12	1.98	0.45
1:I:2046:GLU:OE1	1:I:2046:GLU:N	2.48	0.45
2:K:59:ARG:HB2	2:K:59:ARG:NH1	2.30	0.45
2:K:329:GLU:CA	5:K:2435:HOH:O	2.47	0.45
1:L:471:LEU:HD23	1:L:471:LEU:C	2.41	0.45
1:L:1034:LEU:CD2	1:L:1052:CYS:SG	3.04	0.45
1:O:126:TYR:OH	1:O:130:ARG:NH1	2.46	0.45
1:O:1977:HIS:CD2	5:O:2349:HOH:O	2.68	0.45
1:R:197:GLU:O	1:R:201:THR:HG22	2.15	0.45
1:R:471:LEU:HD23	1:R:471:LEU:C	2.41	0.45
1:A:471:LEU:HD23	1:A:471:LEU:C	2.41	0.45
2:B:341:GLN:NE2	2:K:348:ARG:NH1	2.64	0.45
2:D:335:HIS:CE1	5:D:2379:HOH:O	2.67	0.45
2:D:531:LEU:HD13	5:D:2149:HOH:O	2.15	0.45
1:E:1575:LEU:HD22	1:E:1615:MET:HE1	1.97	0.45
2:H:1485:PHE:CE2	2:H:1486:LEU:HD22	2.51	0.45
1:I:1914:LEU:HD12	1:I:1966:CYS:SG	2.56	0.45
1:L:222:PRO:O	1:L:225:THR:HG22	2.16	0.45
2:N:706:THR:HB	2:N:737:PHE:HB3	1.99	0.45
2:Q:633:GLU:CB	5:Q:2047:HOH:O	2.64	0.45
1:A:100:ASP:CG	5:A:2330:HOH:O	2.58	0.45
2:B:871:TRP:CZ2	2:B:881:ASN:HB3	2.51	0.45
1:E:126:TYR:OH	1:E:130:ARG:NH1	2.46	0.45
1:L:1317:ARG:HG2	1:L:1317:ARG:HH11	1.80	0.45
1:L:1697:HIS:NE2	1:L:1829:GLU:OE1	2.49	0.45
2:N:1195:ALA:HB1	2:N:1200:ILE:HD12	1.98	0.45
2:N:1470:LEU:HD11	2:N:1489:ARG:HB2	1.96	0.45
1:O:1672:GLN:CB	5:O:2434:HOH:O	2.64	0.45
1:O:2020:GLN:NE2	5:O:2209:HOH:O	2.43	0.45
1:R:1136:GLU:OE1	1:R:1136:GLU:HA	2.17	0.45
2:D:348:ARG:HH11	2:N:341:GLN:HE22	1.65	0.45
1:E:1697:HIS:NE2	1:E:1829:GLU:OE1	2.49	0.45
2:H:1125:VAL:HG12	5:H:2142:HOH:O	2.16	0.45
1:I:471:LEU:HD23	1:I:471:LEU:C	2.41	0.45

*Continued on next page...*

*Continued from previous page...*

Atom-1	Atom-2	Interatomic distance (Å)	Clash overlap (Å)
1:I:1575:LEU:HD22	1:I:1615:MET:HE1	1.97	0.45
2:K:871:TRP:HZ2	2:K:881:ASN:HB3	1.82	0.45
1:L:775:ASP:OD1	1:L:1084:LYS:NZ	2.28	0.45
1:L:1943:ILE:CG2	5:L:2483:HOH:O	2.64	0.45
2:N:1506:GLN:CG	5:N:2041:HOH:O	2.47	0.45
1:O:321:PRO:HA	1:O:324:LEU:HD12	1.98	0.45
2:Q:871:TRP:CZ2	2:Q:881:ASN:HB3	2.51	0.45
2:Q:876:GLY:HA2	4:Q:1901:NDP:O2A	2.15	0.45
1:A:597:MET:HA	3:A:2101:FMN:N5	2.31	0.45
1:A:1914:LEU:HD12	1:A:1966:CYS:SG	2.56	0.45
2:D:871:TRP:HZ2	2:D:881:ASN:HB3	1.82	0.45
2:D:871:TRP:CZ2	2:D:881:ASN:HB3	2.51	0.45
2:D:1066:ASN:CB	5:D:2287:HOH:O	2.65	0.45
2:D:1485:PHE:CE2	2:D:1486:LEU:HD22	2.51	0.45
2:H:871:TRP:HZ2	2:H:881:ASN:HB3	1.82	0.45
2:H:1531:LEU:HD21	2:H:1660:TYR:CZ	2.52	0.45
1:I:18:HIS:HE2	1:I:90:GLU:CD	2.21	0.45
1:I:1954:LYS:CB	5:I:2444:HOH:O	2.64	0.45
2:K:685:LYS:HD3	2:K:717:TYR:CE1	2.51	0.45
2:K:1485:PHE:CD1	2:K:1485:PHE:C	2.93	0.45
1:L:11:LEU:CB	1:L:60:LEU:HD21	2.47	0.45
1:O:222:PRO:O	1:O:225:THR:HG22	2.16	0.45
1:O:1434:HIS:CE1	5:O:2503:HOH:O	2.69	0.45
1:O:1719:ILE:N	1:O:1719:ILE:HD12	2.32	0.45
2:Q:525:TYR:CE1	2:Q:529:MET:HE3	2.51	0.45
2:B:875:THR:HG22	2:B:876:GLY:N	2.24	0.45
1:E:1866:PHE:CE1	1:E:1870:ALA:HB1	2.52	0.45
2:K:1207:GLN:NE2	2:K:1277:GLU:OE2	2.47	0.45
2:K:1531:LEU:HD21	2:K:1660:TYR:CZ	2.52	0.45
1:L:126:TYR:OH	1:L:130:ARG:NH1	2.46	0.45
2:N:991:ASP:CA	5:N:2137:HOH:O	2.64	0.45
1:R:321:PRO:HA	1:R:324:LEU:HD12	1.98	0.45
1:A:321:PRO:HA	1:A:324:LEU:HD12	1.98	0.45
2:D:706:THR:HB	2:D:737:PHE:HB3	1.99	0.45
1:E:597:MET:HA	3:E:2101:FMN:N5	2.31	0.45
1:E:1719:ILE:HD12	1:E:1719:ILE:N	2.32	0.45
1:E:1914:LEU:HD12	1:E:1966:CYS:SG	2.56	0.45
1:I:161:GLY:O	1:I:245:GLN:NE2	2.50	0.45
1:L:1136:GLU:OE1	1:L:1136:GLU:HA	2.17	0.45
1:L:1977:HIS:HD2	5:L:2343:HOH:O	1.98	0.45
2:N:871:TRP:CZ2	2:N:881:ASN:HB3	2.51	0.45

*Continued on next page...*

*Continued from previous page...*

Atom-1	Atom-2	Interatomic distance (Å)	Clash overlap (Å)
1:O:169:TYR:OH	1:O:231:LEU:O	2.33	0.45
1:O:1866:PHE:CE1	1:O:1870:ALA:HB1	2.51	0.45
2:Q:344:GLN:HG2	5:Q:2209:HOH:O	2.16	0.45
1:R:11:LEU:CB	1:R:60:LEU:HD21	2.47	0.45
1:A:1317:ARG:HH11	1:A:1317:ARG:HG2	1.80	0.45
1:A:1719:ILE:N	1:A:1719:ILE:HD12	2.32	0.45
2:K:991:ASP:CA	5:K:2142:HOH:O	2.64	0.45
1:L:1866:PHE:CE1	1:L:1870:ALA:HB1	2.51	0.45
1:L:1966:CYS:C	1:L:1967:ILE:HD13	2.41	0.45
2:N:685:LYS:HD3	2:N:717:TYR:CE1	2.51	0.45
1:O:11:LEU:CB	1:O:60:LEU:HD21	2.47	0.45
1:O:471:LEU:HD23	1:O:471:LEU:C	2.41	0.45
1:R:1719:ILE:HD12	1:R:1719:ILE:N	2.32	0.45
1:A:1904:LEU:HB3	1:A:1958:LEU:HD21	1.99	0.45
2:H:341:GLN:HE22	2:Q:348:ARG:HH11	1.64	0.45
2:B:871:TRP:HZ2	2:B:881:ASN:HB3	1.82	0.45
2:H:774:ILE:HD11	2:H:791:ALA:HB2	1.99	0.45
1:I:1697:HIS:NE2	1:I:1829:GLU:OE1	2.49	0.45
1:L:849:GLU:N	5:L:2214:HOH:O	2.49	0.45
1:L:1719:ILE:N	1:L:1719:ILE:HD12	2.32	0.45
1:L:1843:PRO:CB	5:L:2478:HOH:O	2.58	0.45
2:N:525:TYR:CE1	2:N:529:MET:HE3	2.51	0.45
2:N:1531:LEU:HD21	2:N:1660:TYR:CZ	2.52	0.45
1:R:1920:GLN:OE1	1:R:1920:GLN:N	2.51	0.45
2:B:685:LYS:HD3	2:B:717:TYR:CE1	2.51	0.44
2:B:1195:ALA:HB1	2:B:1200:ILE:HD12	1.98	0.44
2:D:893:VAL:HG12	2:D:894:ARG:N	2.33	0.44
2:D:1251:MET:HE2	5:D:2068:HOH:O	2.16	0.44
2:D:1531:LEU:HD21	2:D:1660:TYR:CZ	2.52	0.44
1:E:11:LEU:CB	1:E:60:LEU:HD21	2.47	0.44
1:I:1511:SER:HB3	5:I:2211:HOH:O	2.17	0.44
1:I:1719:ILE:N	1:I:1719:ILE:HD12	2.32	0.44
2:K:1195:ALA:HB1	2:K:1200:ILE:HD12	1.98	0.44
2:N:871:TRP:HZ2	2:N:881:ASN:HB3	1.82	0.44
2:N:1120:GLU:HG3	5:N:2296:HOH:O	2.16	0.44
1:O:1966:CYS:C	1:O:1967:ILE:HD13	2.41	0.44
2:Q:1309:VAL:CG1	5:Q:2080:HOH:O	2.54	0.44
1:R:1317:ARG:HG2	1:R:1317:ARG:NH1	2.32	0.44
1:R:1904:LEU:HB3	1:R:1958:LEU:HD21	1.99	0.44
1:A:1903:ASP:OD1	1:A:1906:ALA:HB3	2.18	0.44
2:B:1309:VAL:HG23	5:B:2020:HOH:O	2.17	0.44

*Continued on next page...*

*Continued from previous page...*

Atom-1	Atom-2	Interatomic distance (Å)	Clash overlap (Å)
2:B:1531:LEU:HD21	2:B:1660:TYR:CZ	2.52	0.44
1:I:1920:GLN:OE1	1:I:1920:GLN:N	2.51	0.44
1:L:1904:LEU:HB3	1:L:1958:LEU:HD21	1.99	0.44
1:O:849:GLU:N	5:O:2216:HOH:O	2.49	0.44
1:A:11:LEU:CB	1:A:60:LEU:HD21	2.47	0.44
1:A:1920:GLN:OE1	1:A:1920:GLN:N	2.51	0.44
2:B:348:ARG:NH1	2:K:341:GLN:NE2	2.64	0.44
2:D:616:LEU:N	2:D:617:PRO:CD	2.81	0.44
2:D:1131:LEU:HD21	2:D:1173:LEU:HD11	2.00	0.44
1:I:11:LEU:CB	1:I:60:LEU:HD21	2.47	0.44
1:I:1866:PHE:CE1	1:I:1870:ALA:HB1	2.52	0.44
2:K:410:LYS:CD	5:K:2038:HOH:O	2.33	0.44
2:K:774:ILE:HD11	2:K:791:ALA:HB2	1.99	0.44
1:L:1903:ASP:OD1	1:L:1906:ALA:HB3	2.18	0.44
1:L:1920:GLN:OE1	1:L:1920:GLN:N	2.51	0.44
1:O:1904:LEU:HB3	1:O:1958:LEU:HD21	1.99	0.44
1:O:1920:GLN:OE1	1:O:1920:GLN:N	2.51	0.44
2:Q:685:LYS:HD3	2:Q:717:TYR:CE1	2.51	0.44
2:Q:706:THR:HB	2:Q:737:PHE:HB3	1.98	0.44
2:Q:930:LEU:CD2	5:Q:2155:HOH:O	2.62	0.44
2:Q:1531:LEU:HD21	2:Q:1660:TYR:CZ	2.52	0.44
1:R:75:SER:O	1:R:77:VAL:HG12	2.18	0.44
1:R:222:PRO:O	1:R:225:THR:HG22	2.16	0.44
1:R:652:ILE:CG2	1:R:654:VAL:HG22	2.48	0.44
1:R:1866:PHE:CE1	1:R:1870:ALA:HB1	2.52	0.44
1:A:1317:ARG:HA	5:A:2320:HOH:O	2.17	0.44
1:A:1866:PHE:CE1	1:A:1870:ALA:HB1	2.51	0.44
2:H:348:ARG:HH11	2:Q:341:GLN:HE22	1.65	0.44
2:N:340:ARG:NH2	2:N:344:GLN:OE1	2.51	0.44
1:O:1317:ARG:HG2	1:O:1317:ARG:NH1	2.32	0.44
1:O:1386:THR:HG23	1:O:1411:PHE:HZ	1.83	0.44
1:O:1914:LEU:HD12	1:O:1966:CYS:SG	2.57	0.44
2:Q:1323:LYS:HE3	5:Q:2114:HOH:O	2.18	0.44
1:A:75:SER:O	1:A:77:VAL:HG12	2.18	0.44
1:A:1136:GLU:OE1	1:A:1136:GLU:HA	2.17	0.44
1:A:1317:ARG:HG2	1:A:1317:ARG:NH1	2.32	0.44
2:B:877:LEU:HD11	4:B:1901:NDP:C7N	2.48	0.44
2:B:1251:MET:HE2	5:B:2063:HOH:O	2.17	0.44
1:E:1136:GLU:OE1	1:E:1136:GLU:HA	2.17	0.44
2:H:706:THR:HB	2:H:737:PHE:HB3	1.99	0.44
1:I:652:ILE:CG2	1:I:654:VAL:HG22	2.48	0.44

*Continued on next page...*

*Continued from previous page...*

Atom-1	Atom-2	Interatomic distance (Å)	Clash overlap (Å)
1:L:1382:VAL:CG1	5:L:2484:HOH:O	2.65	0.44
1:L:1600:SER:O	1:L:1600:SER:OG	2.33	0.44
2:N:893:VAL:HG12	2:N:894:ARG:N	2.33	0.44
2:N:1131:LEU:HD21	2:N:1173:LEU:HD11	2.00	0.44
2:N:1378:GLU:HG3	2:N:1585:LYS:HD2	2.00	0.44
1:O:471:LEU:HD22	1:O:475:ILE:HG12	2.00	0.44
2:Q:616:LEU:N	2:Q:617:PRO:CD	2.81	0.44
2:Q:871:TRP:HZ2	2:Q:881:ASN:HB3	1.82	0.44
1:R:126:TYR:OH	1:R:130:ARG:NH1	2.46	0.44
1:R:1889:VAL:HG11	1:R:1901:ALA:HB3	2.00	0.44
1:R:1903:ASP:OD1	1:R:1906:ALA:HB3	2.18	0.44
1:A:222:PRO:O	1:A:225:THR:HG22	2.16	0.44
1:A:652:ILE:CG2	1:A:654:VAL:HG22	2.48	0.44
1:A:1855:ILE:HD12	1:A:1967:ILE:C	2.43	0.44
1:E:1944:ILE:O	1:E:1948:SER:OG	2.27	0.44
1:I:471:LEU:HD22	1:I:475:ILE:HG12	2.00	0.44
2:K:706:THR:HB	2:K:737:PHE:HB3	1.99	0.44
1:L:332:GLU:CD	5:L:2447:HOH:O	2.61	0.44
1:O:1903:ASP:OD1	1:O:1906:ALA:HB3	2.18	0.44
1:O:1943:ILE:CG2	5:O:2485:HOH:O	2.65	0.44
2:Q:1195:ALA:HB1	2:Q:1200:ILE:HD12	1.98	0.44
1:A:1889:VAL:HG11	1:A:1901:ALA:HB3	2.00	0.44
2:B:4:GLU:OE1	2:B:4:GLU:N	2.51	0.44
2:D:877:LEU:HD11	4:D:1901:NDP:C7N	2.48	0.44
2:H:616:LEU:N	2:H:617:PRO:CD	2.81	0.44
1:L:471:LEU:HD22	1:L:475:ILE:HG12	2.00	0.44
1:L:652:ILE:CG2	1:L:654:VAL:HG22	2.48	0.44
2:N:616:LEU:N	2:N:617:PRO:CD	2.81	0.44
1:O:56:THR:HG22	1:O:58:ALA:H	1.83	0.44
1:O:234:ILE:N	1:O:235:PRO:CD	2.81	0.44
1:O:1314:ARG:NH1	5:O:2217:HOH:O	2.46	0.44
2:Q:877:LEU:HD11	4:Q:1901:NDP:C7N	2.48	0.44
1:R:966:LEU:HD22	1:R:982:LYS:HE2	2.00	0.44
1:R:1904:LEU:C	1:R:1958:LEU:HD21	2.43	0.44
1:R:1954:LYS:CB	5:R:2442:HOH:O	2.65	0.44
1:A:901:LYS:HE2	5:A:2360:HOH:O	2.17	0.44
1:A:966:LEU:HD22	1:A:982:LYS:HE2	2.00	0.44
1:A:1201:VAL:O	1:A:1201:VAL:HG23	2.18	0.44
2:D:35:PHE:CD1	2:D:35:PHE:C	2.96	0.44
1:E:901:LYS:HE2	5:E:2353:HOH:O	2.17	0.44
1:E:1904:LEU:HB3	1:E:1958:LEU:HD21	1.99	0.44

*Continued on next page...*

*Continued from previous page...*

Atom-1	Atom-2	Interatomic distance (Å)	Clash overlap (Å)
2:H:877:LEU:HD11	4:H:1901:NDP:C7N	2.48	0.44
2:H:1323:LYS:HE3	5:H:2121:HOH:O	2.18	0.44
2:K:4:GLU:OE1	2:K:4:GLU:N	2.51	0.44
1:L:1201:VAL:O	1:L:1201:VAL:HG23	2.18	0.44
1:O:652:ILE:CG2	1:O:654:VAL:HG22	2.48	0.44
1:O:1256:GLU:H	1:O:1256:GLU:CD	2.26	0.44
1:R:1855:ILE:HD12	1:R:1967:ILE:C	2.43	0.44
1:R:1904:LEU:O	1:R:1904:LEU:HD23	2.18	0.44
2:B:706:THR:HB	2:B:737:PHE:HB3	1.99	0.44
2:B:893:VAL:HG12	2:B:894:ARG:N	2.33	0.44
2:B:930:LEU:HD21	2:B:936:LEU:HD21	2.00	0.44
1:E:471:LEU:HD22	1:E:475:ILE:HG12	2.00	0.44
1:E:604:PRO:HD2	5:E:2454:HOH:O	2.18	0.44
1:E:652:ILE:CG2	1:E:654:VAL:HG22	2.48	0.44
1:E:1920:GLN:OE1	1:E:1920:GLN:N	2.50	0.44
2:H:633:GLU:CB	5:H:2044:HOH:O	2.65	0.44
2:H:960:GLU:OE2	2:H:960:GLU:HA	2.18	0.44
1:I:1282:ARG:NH2	5:I:2228:HOH:O	2.50	0.44
1:I:1903:ASP:OD1	1:I:1906:ALA:HB3	2.18	0.44
2:K:1378:GLU:HG3	2:K:1585:LYS:HD2	2.00	0.44
1:L:966:LEU:HD22	1:L:982:LYS:HE2	2.00	0.44
1:L:1988:PHE:CE2	1:L:1992:LEU:HD11	2.53	0.44
1:O:75:SER:O	1:O:77:VAL:HG12	2.18	0.44
1:O:109:LEU:HD11	1:O:119:THR:HG21	2.00	0.44
2:Q:774:ILE:HD11	2:Q:791:ALA:HB2	1.99	0.44
1:R:471:LEU:HD22	1:R:475:ILE:HG12	2.00	0.44
1:A:11:LEU:HB2	1:A:60:LEU:HD21	2.00	0.43
2:B:1378:GLU:HG3	2:B:1585:LYS:HD2	2.00	0.43
2:D:493:VAL:HA	5:D:2360:HOH:O	2.18	0.43
2:D:774:ILE:HD11	2:D:791:ALA:HB2	1.99	0.43
1:E:1256:GLU:CD	1:E:1256:GLU:H	2.26	0.43
2:H:893:VAL:HG12	2:H:894:ARG:N	2.33	0.43
1:I:1855:ILE:HD12	1:I:1967:ILE:C	2.43	0.43
1:I:1904:LEU:HB3	1:I:1958:LEU:HD21	1.99	0.43
2:K:616:LEU:N	2:K:617:PRO:CD	2.81	0.43
1:L:169:TYR:OH	1:L:231:LEU:O	2.33	0.43
1:L:1317:ARG:HG2	1:L:1317:ARG:NH1	2.32	0.43
1:L:1855:ILE:HD12	1:L:1967:ILE:C	2.43	0.43
2:N:1022:THR:HG21	2:N:1388:MET:HE3	2.00	0.43
1:O:1382:VAL:CG1	5:O:2489:HOH:O	2.65	0.43
2:Q:930:LEU:HD21	2:Q:936:LEU:HD21	2.00	0.43

*Continued on next page...*

*Continued from previous page...*

Atom-1	Atom-2	Interatomic distance (Å)	Clash overlap (Å)
1:A:56:THR:HG22	1:A:58:ALA:H	1.83	0.43
1:A:234:ILE:N	1:A:235:PRO:CD	2.81	0.43
1:E:808:ALA:O	1:E:811:VAL:HG12	2.18	0.43
1:E:1386:THR:HG23	1:E:1411:PHE:HZ	1.83	0.43
2:H:35:PHE:CD1	2:H:35:PHE:C	2.96	0.43
2:H:1180:ARG:NH1	5:H:2036:HOH:O	2.51	0.43
1:I:1529:GLN:OE1	1:I:1529:GLN:HA	2.19	0.43
2:N:16:GLU:OE1	1:O:2029:VAL:HG11	2.18	0.43
1:O:1988:PHE:HB2	5:O:2496:HOH:O	2.17	0.43
1:R:1386:THR:HG23	1:R:1411:PHE:HZ	1.83	0.43
1:A:33:LEU:CD1	1:A:83:VAL:HG11	2.48	0.43
1:A:808:ALA:O	1:A:811:VAL:HG12	2.18	0.43
2:B:335:HIS:CE1	5:B:2386:HOH:O	2.67	0.43
2:B:774:ILE:HD11	2:B:791:ALA:HB2	1.99	0.43
1:E:56:THR:HG22	1:E:58:ALA:H	1.83	0.43
1:E:1903:ASP:OD1	1:E:1906:ALA:HB3	2.18	0.43
1:E:1988:PHE:CE2	1:E:1992:LEU:HD11	2.53	0.43
2:H:1131:LEU:HD21	2:H:1173:LEU:HD11	2.00	0.43
1:L:75:SER:O	1:L:77:VAL:HG12	2.18	0.43
2:N:774:ILE:HD11	2:N:791:ALA:HB2	1.99	0.43
1:O:11:LEU:HB2	1:O:60:LEU:HD21	2.00	0.43
1:O:966:LEU:HD22	1:O:982:LYS:HE2	2.00	0.43
1:O:1136:GLU:OE1	1:O:1136:GLU:HA	2.17	0.43
1:O:1855:ILE:HD12	1:O:1967:ILE:C	2.43	0.43
1:R:33:LEU:CD1	1:R:83:VAL:HG11	2.48	0.43
1:R:234:ILE:N	1:R:235:PRO:CD	2.81	0.43
1:R:1256:GLU:H	1:R:1256:GLU:CD	2.26	0.43
1:A:1256:GLU:H	1:A:1256:GLU:CD	2.26	0.43
1:E:1855:ILE:HD12	1:E:1967:ILE:C	2.43	0.43
1:E:1904:LEU:C	1:E:1958:LEU:HD21	2.43	0.43
2:H:1585:LYS:HB3	5:H:2455:HOH:O	2.18	0.43
1:I:11:LEU:HB2	1:I:60:LEU:HD21	2.00	0.43
1:I:1256:GLU:H	1:I:1256:GLU:CD	2.26	0.43
1:I:1904:LEU:HD23	1:I:1904:LEU:O	2.18	0.43
2:K:930:LEU:HD21	2:K:936:LEU:HD21	2.00	0.43
2:K:1022:THR:HG21	2:K:1388:MET:HE3	2.00	0.43
1:L:33:LEU:CD1	1:L:83:VAL:HG11	2.48	0.43
1:L:109:LEU:HD11	1:L:119:THR:HG21	2.00	0.43
1:L:1505:ASP:OD1	1:L:1505:ASP:C	2.62	0.43
1:L:1547:PRO:HD3	1:L:1584:PHE:CZ	2.54	0.43
2:N:4:GLU:OE1	2:N:4:GLU:N	2.51	0.43

*Continued on next page...*



*Continued from previous page...*

Atom-1	Atom-2	Interatomic distance (Å)	Clash overlap (Å)
1:O:808:ALA:O	1:O:811:VAL:HG12	2.18	0.43
1:O:1547:PRO:HD3	1:O:1584:PHE:CZ	2.54	0.43
1:O:1904:LEU:C	1:O:1958:LEU:HD21	2.43	0.43
2:Q:1022:THR:HG21	2:Q:1388:MET:HE3	2.00	0.43
1:R:11:LEU:HB2	1:R:60:LEU:HD21	2.00	0.43
1:A:1529:GLN:OE1	1:A:1529:GLN:HA	2.19	0.43
1:A:1988:PHE:CE2	1:A:1992:LEU:HD11	2.53	0.43
2:B:340:ARG:NH2	2:B:344:GLN:OE1	2.51	0.43
2:D:960:GLU:OE2	2:D:960:GLU:HA	2.18	0.43
2:D:1022:THR:HG21	2:D:1388:MET:HE3	2.00	0.43
1:E:109:LEU:HD11	1:E:119:THR:HG21	2.00	0.43
1:E:965:SER:O	1:E:968:GLN:NE2	2.52	0.43
2:K:340:ARG:NH2	2:K:344:GLN:OE1	2.51	0.43
1:L:234:ILE:N	1:L:235:PRO:CD	2.81	0.43
1:L:1386:THR:HG23	1:L:1411:PHE:HZ	1.83	0.43
1:L:1904:LEU:HD23	1:L:1904:LEU:O	2.18	0.43
2:N:1207:GLN:NE2	2:N:1277:GLU:OE2	2.47	0.43
1:O:1889:VAL:HG11	1:O:1901:ALA:HB3	2.00	0.43
2:Q:960:GLU:HA	2:Q:960:GLU:OE2	2.18	0.43
1:R:1201:VAL:O	1:R:1201:VAL:HG23	2.18	0.43
1:A:471:LEU:HD22	1:A:475:ILE:HG12	2.00	0.43
2:B:35:PHE:CD1	2:B:35:PHE:C	2.96	0.43
2:D:981:GLU:HG2	5:D:2162:HOH:O	2.19	0.43
1:E:234:ILE:N	1:E:235:PRO:CD	2.81	0.43
1:E:1505:ASP:OD1	1:E:1505:ASP:C	2.62	0.43
1:E:1547:PRO:HD3	1:E:1584:PHE:CZ	2.54	0.43
2:H:340:ARG:NH2	2:H:344:GLN:OE1	2.51	0.43
1:I:56:THR:HG22	1:I:58:ALA:H	1.82	0.43
1:I:1201:VAL:O	1:I:1201:VAL:HG23	2.18	0.43
1:I:1317:ARG:HG2	1:I:1317:ARG:NH1	2.32	0.43
1:L:56:THR:HG22	1:L:58:ALA:H	1.83	0.43
1:L:808:ALA:O	1:L:811:VAL:HG12	2.18	0.43
2:N:35:PHE:C	2:N:35:PHE:CD1	2.96	0.43
1:O:1054:LEU:HB2	3:O:2101:FMN:C7M	2.49	0.43
2:Q:427:ASN:HD21	2:Q:609:SER:N	2.14	0.43
2:Q:1207:GLN:NE2	2:Q:1277:GLU:OE2	2.47	0.43
2:Q:1378:GLU:HG3	2:Q:1585:LYS:HD2	2.00	0.43
1:R:1505:ASP:OD1	1:R:1505:ASP:C	2.62	0.43
1:R:1988:PHE:CE2	1:R:1992:LEU:HD11	2.53	0.43
1:A:161:GLY:O	1:A:245:GLN:NE2	2.50	0.43
1:A:1386:THR:HG23	1:A:1411:PHE:HZ	1.83	0.43

*Continued on next page...*



*Continued from previous page...*

Atom-1	Atom-2	Interatomic distance (Å)	Clash overlap (Å)
2:B:1189:ILE:H	2:B:1380:GLN:HE21	1.67	0.43
2:D:1513:TYR:CE2	2:D:1514:LYS:HD2	2.54	0.43
1:E:11:LEU:HB2	1:E:60:LEU:HD21	2.00	0.43
1:E:33:LEU:CD1	1:E:83:VAL:HG11	2.48	0.43
1:E:75:SER:O	1:E:77:VAL:HG12	2.18	0.43
1:E:161:GLY:O	1:E:245:GLN:NE2	2.50	0.43
1:E:1904:LEU:O	1:E:1904:LEU:HD23	2.18	0.43
2:H:891:MET:HE3	2:H:891:MET:HB3	1.96	0.43
1:I:1136:GLU:OE1	1:I:1136:GLU:HA	2.17	0.43
1:I:1889:VAL:HG11	1:I:1901:ALA:HB3	2.00	0.43
1:I:1988:PHE:CE2	1:I:1992:LEU:HD11	2.53	0.43
2:K:877:LEU:HD11	4:K:1901:NDP:C7N	2.48	0.43
1:O:33:LEU:CD1	1:O:83:VAL:HG11	2.48	0.43
1:O:238:CYS:HB2	1:O:239:PRO:HD3	2.01	0.43
1:O:1904:LEU:O	1:O:1904:LEU:HD23	2.18	0.43
1:O:1988:PHE:CE2	1:O:1992:LEU:HD11	2.53	0.43
1:R:56:THR:HG22	1:R:58:ALA:H	1.83	0.43
1:A:2029:VAL:HG11	2:B:16:GLU:OE1	2.18	0.43
2:B:417:TYR:CE2	2:B:421:ILE:HD12	2.54	0.43
2:B:616:LEU:N	2:B:617:PRO:CD	2.81	0.43
2:B:1207:GLN:NE2	2:B:1277:GLU:OE2	2.47	0.43
1:E:966:LEU:HD22	1:E:982:LYS:HE2	2.00	0.43
1:E:1317:ARG:HG2	1:E:1317:ARG:NH1	2.32	0.43
2:H:1513:TYR:CE2	2:H:1514:LYS:HD2	2.54	0.43
1:I:808:ALA:O	1:I:811:VAL:HG12	2.18	0.43
2:K:417:TYR:CE2	2:K:421:ILE:HD12	2.54	0.43
1:L:965:SER:O	1:L:968:GLN:NE2	2.52	0.43
1:L:1256:GLU:H	1:L:1256:GLU:CD	2.26	0.43
1:L:1797:LEU:N	5:L:2236:HOH:O	2.52	0.43
2:N:10:ALA:CB	1:O:2003:VAL:HG22	2.49	0.43
2:N:417:TYR:CE2	2:N:421:ILE:HD12	2.54	0.43
2:N:877:LEU:HD11	4:N:1901:NDP:C7N	2.48	0.43
2:N:960:GLU:OE2	2:N:960:GLU:HA	2.18	0.43
1:O:1201:VAL:O	1:O:1201:VAL:HG23	2.18	0.43
2:Q:35:PHE:CD1	2:Q:35:PHE:C	2.96	0.43
2:Q:417:TYR:CE2	2:Q:421:ILE:HD12	2.54	0.43
2:Q:1189:ILE:H	2:Q:1380:GLN:HE21	1.67	0.43
1:R:109:LEU:HD11	1:R:119:THR:HG21	2.00	0.43
1:R:161:GLY:O	1:R:245:GLN:NE2	2.50	0.43
1:R:1547:PRO:HD3	1:R:1584:PHE:CZ	2.54	0.43
1:A:32:GLN:OE1	1:I:8:PRO:HD2	2.19	0.43

*Continued on next page...*

*Continued from previous page...*

Atom-1	Atom-2	Interatomic distance (Å)	Clash overlap (Å)
1:A:1904:LEU:HD23	1:A:1904:LEU:O	2.18	0.43
2:B:1131:LEU:HD21	2:B:1173:LEU:HD11	2.00	0.43
2:B:1174:TYR:HB2	2:D:1174:TYR:HB2	2.00	0.43
2:D:16:GLU:OE1	1:E:2029:VAL:HG11	2.18	0.43
2:D:1207:GLN:NE2	2:D:1277:GLU:OE2	2.47	0.43
2:D:1378:GLU:HG3	2:D:1585:LYS:HD2	2.00	0.43
1:E:1054:LEU:HB2	3:E:2101:FMN:C7M	2.49	0.43
1:I:33:LEU:CD1	1:I:83:VAL:HG11	2.48	0.43
1:I:234:ILE:N	1:I:235:PRO:CD	2.81	0.43
1:I:1386:THR:HG23	1:I:1411:PHE:HZ	1.83	0.43
1:L:1904:LEU:C	1:L:1958:LEU:HD21	2.43	0.43
1:L:1988:PHE:HB2	5:L:2493:HOH:O	2.16	0.43
1:R:1054:LEU:HB2	3:R:2101:FMN:C7M	2.49	0.43
1:A:1904:LEU:C	1:A:1958:LEU:HD21	2.43	0.43
2:D:10:ALA:CB	1:E:2003:VAL:HG22	2.49	0.43
1:E:175:ASP:C	1:E:175:ASP:OD1	2.62	0.43
1:E:238:CYS:HB2	1:E:239:PRO:HD3	2.01	0.43
1:E:315:PRO:O	1:R:1314:ARG:NH2	2.30	0.43
2:H:1189:ILE:H	2:H:1380:GLN:HE21	1.67	0.43
2:H:1239:HIS:HA	5:H:2166:HOH:O	2.19	0.43
1:I:848:SER:CA	5:I:2324:HOH:O	2.62	0.43
1:I:966:LEU:HD22	1:I:982:LYS:HE2	2.00	0.43
2:K:991:ASP:HA	5:K:2142:HOH:O	2.19	0.43
2:K:1189:ILE:H	2:K:1380:GLN:HE21	1.67	0.43
1:L:1529:GLN:OE1	1:L:1529:GLN:HA	2.19	0.43
1:L:2020:GLN:NE2	5:L:2204:HOH:O	2.42	0.43
1:R:175:ASP:OD1	1:R:175:ASP:C	2.62	0.43
2:B:427:ASN:HD21	2:B:609:SER:N	2.14	0.42
2:D:46:GLU:HG3	2:D:53:LEU:HB2	2.01	0.42
1:E:169:TYR:OH	1:E:231:LEU:O	2.33	0.42
1:E:663:ILE:HB	1:E:664:PRO:HD3	2.01	0.42
2:H:1022:THR:HG21	2:H:1388:MET:HE3	2.00	0.42
1:I:75:SER:O	1:I:77:VAL:HG12	2.18	0.42
1:I:100:ASP:CG	5:I:2298:HOH:O	2.62	0.42
1:I:965:SER:O	1:I:968:GLN:NE2	2.52	0.42
1:I:1339:PHE:O	1:I:1340:PRO:C	2.62	0.42
1:I:1904:LEU:C	1:I:1958:LEU:HD21	2.43	0.42
2:K:46:GLU:HG3	2:K:53:LEU:HB2	2.01	0.42
2:K:826:MET:HE1	2:K:850:PHE:CE2	2.54	0.42
2:K:1513:TYR:CE2	2:K:1514:LYS:HD2	2.54	0.42
1:L:238:CYS:HB2	1:L:239:PRO:HD3	2.01	0.42

*Continued on next page...*

*Continued from previous page...*

Atom-1	Atom-2	Interatomic distance (Å)	Clash overlap (Å)
2:N:930:LEU:HD21	2:N:936:LEU:HD21	2.00	0.42
2:N:991:ASP:CB	5:N:2137:HOH:O	2.66	0.42
2:N:991:ASP:HA	5:N:2137:HOH:O	2.19	0.42
1:O:332:GLU:CD	5:O:2450:HOH:O	2.61	0.42
1:O:381:GLY:HA2	5:O:2362:HOH:O	2.18	0.42
1:O:1353:LEU:HA	5:O:2248:HOH:O	2.19	0.42
2:Q:1180:ARG:NH1	5:Q:2031:HOH:O	2.50	0.42
1:R:808:ALA:O	1:R:811:VAL:HG12	2.18	0.42
1:R:1282:ARG:NH2	5:R:2228:HOH:O	2.50	0.42
1:R:1529:GLN:OE1	1:R:1529:GLN:HA	2.18	0.42
1:A:109:LEU:HD11	1:A:119:THR:HG21	2.00	0.42
1:A:571:LYS:HB3	1:A:577:ILE:CD1	2.49	0.42
1:A:2003:VAL:HG22	2:B:10:ALA:CB	2.49	0.42
2:D:1189:ILE:H	2:D:1380:GLN:HE21	1.67	0.42
1:E:1201:VAL:O	1:E:1201:VAL:HG23	2.18	0.42
1:E:1317:ARG:HA	5:E:2324:HOH:O	2.18	0.42
2:H:16:GLU:OE1	1:I:2029:VAL:HG11	2.18	0.42
1:I:109:LEU:HD11	1:I:119:THR:HG21	2.00	0.42
1:I:1505:ASP:OD1	1:I:1505:ASP:C	2.62	0.42
2:K:991:ASP:CB	5:K:2142:HOH:O	2.66	0.42
2:K:1131:LEU:HD21	2:K:1173:LEU:HD11	2.00	0.42
1:L:381:GLY:HA2	5:L:2362:HOH:O	2.19	0.42
2:N:1174:TYR:HB2	2:Q:1174:TYR:HB2	2.01	0.42
2:N:1189:ILE:H	2:N:1380:GLN:HE21	1.67	0.42
2:N:1513:TYR:CE2	2:N:1514:LYS:HD2	2.54	0.42
1:O:748:THR:OG1	1:O:749:PRO:HD3	2.19	0.42
2:Q:4:GLU:OE1	2:Q:4:GLU:N	2.51	0.42
2:Q:340:ARG:NH2	2:Q:344:GLN:OE1	2.51	0.42
1:R:965:SER:O	1:R:968:GLN:NE2	2.52	0.42
1:R:1339:PHE:O	1:R:1340:PRO:C	2.62	0.42
1:A:663:ILE:HB	1:A:664:PRO:HD3	2.01	0.42
1:A:952:ARG:NH1	2:B:980:VAL:HG11	2.34	0.42
1:A:1547:PRO:HD3	1:A:1584:PHE:CZ	2.54	0.42
1:A:1847:LEU:HG	1:A:1849:ARG:HD3	2.01	0.42
1:E:423:VAL:HG22	1:E:424:ALA:N	2.34	0.42
2:H:46:GLU:HG3	2:H:53:LEU:HB2	2.01	0.42
2:H:980:VAL:HG11	1:I:952:ARG:NH1	2.34	0.42
2:H:1127:VAL:HG22	2:H:1173:LEU:HD12	2.02	0.42
2:K:35:PHE:C	2:K:35:PHE:CD1	2.96	0.42
2:K:375:LEU:HG	2:N:375:LEU:HG	2.00	0.42
2:K:960:GLU:HA	2:K:960:GLU:OE2	2.18	0.42

*Continued on next page...*

*Continued from previous page...*

Atom-1	Atom-2	Interatomic distance (Å)	Clash overlap (Å)
1:L:11:LEU:HB2	1:L:60:LEU:HD21	2.00	0.42
1:L:423:VAL:HG22	1:L:424:ALA:N	2.35	0.42
1:L:992:GLU:HG3	5:L:2513:HOH:O	2.19	0.42
1:L:1054:LEU:HB2	3:L:2101:FMN:C7M	2.49	0.42
2:N:80:CYS:SG	2:N:82:SER:OG	2.71	0.42
1:O:423:VAL:HG22	1:O:424:ALA:N	2.35	0.42
1:O:571:LYS:HB3	1:O:577:ILE:CD1	2.49	0.42
1:O:663:ILE:HB	1:O:664:PRO:HD3	2.01	0.42
1:O:1529:GLN:OE1	1:O:1529:GLN:HA	2.18	0.42
1:R:238:CYS:HB2	1:R:239:PRO:HD3	2.01	0.42
1:R:1847:LEU:HG	1:R:1849:ARG:HD3	2.01	0.42
1:A:965:SER:O	1:A:968:GLN:NE2	2.52	0.42
2:D:4:GLU:OE1	2:D:4:GLU:N	2.51	0.42
2:D:417:TYR:CE2	2:D:421:ILE:HD12	2.54	0.42
2:D:980:VAL:HG11	1:E:952:ARG:NH1	2.34	0.42
1:E:18:HIS:HE2	1:E:90:GLU:CD	2.21	0.42
2:H:1378:GLU:HG3	2:H:1585:LYS:HD2	2.00	0.42
1:I:175:ASP:C	1:I:175:ASP:OD1	2.62	0.42
1:I:1547:PRO:HD3	1:I:1584:PHE:CZ	2.54	0.42
1:I:1610:CYS:SG	5:I:2351:HOH:O	2.58	0.42
2:K:10:ALA:CB	1:L:2003:VAL:HG22	2.49	0.42
1:R:302:VAL:HA	1:R:443:LEU:HD21	2.02	0.42
1:R:423:VAL:HG22	1:R:424:ALA:N	2.35	0.42
1:A:169:TYR:OH	1:A:231:LEU:O	2.33	0.42
1:A:604:PRO:HD2	5:A:2443:HOH:O	2.19	0.42
1:A:832:TRP:CZ2	1:A:833:GLU:HG2	2.55	0.42
1:A:950:PHE:O	1:A:954:VAL:HG23	2.20	0.42
1:A:1054:LEU:HB2	3:A:2101:FMN:C7M	2.49	0.42
1:A:1505:ASP:OD1	1:A:1505:ASP:C	2.62	0.42
2:B:30:GLU:O	2:B:34:VAL:HG23	2.20	0.42
2:D:1542:HIS:O	2:D:1543:GLY:C	2.63	0.42
1:E:1851:ASN:O	1:E:1904:LEU:N	2.47	0.42
1:E:1889:VAL:HG11	1:E:1901:ALA:HB3	2.00	0.42
2:H:4:GLU:OE1	2:H:4:GLU:N	2.51	0.42
2:H:10:ALA:CB	1:I:2003:VAL:HG22	2.49	0.42
1:I:571:LYS:HB3	1:I:577:ILE:CD1	2.49	0.42
1:I:1955:PRO:CA	5:I:2343:HOH:O	2.64	0.42
2:K:893:VAL:HG12	2:K:894:ARG:N	2.33	0.42
2:N:30:GLU:O	2:N:34:VAL:HG23	2.20	0.42
1:O:832:TRP:CZ2	1:O:833:GLU:HG2	2.55	0.42
2:Q:16:GLU:OE1	1:R:2029:VAL:HG11	2.18	0.42

*Continued on next page...*

*Continued from previous page...*

Atom-1	Atom-2	Interatomic distance (Å)	Clash overlap (Å)
2:Q:89:TYR:OH	1:R:1791:ASP:OD2	2.24	0.42
2:Q:451:MET:HE1	2:Q:480:CYS:SG	2.60	0.42
1:R:249:TYR:CE2	1:R:283:ILE:HD12	2.55	0.42
1:A:20:LEU:C	1:A:20:LEU:HD23	2.45	0.42
1:A:423:VAL:HG22	1:A:424:ALA:N	2.35	0.42
2:B:46:GLU:HG3	2:B:53:LEU:HB2	2.01	0.42
2:B:1010:GLU:HA	2:B:1664:ALA:HA	2.02	0.42
2:D:340:ARG:NH2	2:D:344:GLN:OE1	2.51	0.42
2:D:930:LEU:HD21	2:D:936:LEU:HD21	2.00	0.42
1:E:950:PHE:O	1:E:954:VAL:HG23	2.19	0.42
2:H:930:LEU:HD21	2:H:936:LEU:HD21	2.00	0.42
2:H:1174:TYR:HB2	2:K:1174:TYR:HB2	2.01	0.42
1:I:1054:LEU:HB2	3:I:2101:FMN:C7M	2.49	0.42
2:K:16:GLU:OE1	1:L:2029:VAL:HG11	2.19	0.42
2:K:30:GLU:O	2:K:34:VAL:HG23	2.20	0.42
1:L:20:LEU:C	1:L:20:LEU:HD23	2.45	0.42
1:L:571:LYS:HB3	1:L:577:ILE:CD1	2.49	0.42
1:L:663:ILE:HB	1:L:664:PRO:HD3	2.01	0.42
1:L:832:TRP:CZ2	1:L:833:GLU:HG2	2.55	0.42
2:N:46:GLU:HG3	2:N:53:LEU:HB2	2.01	0.42
2:N:1127:VAL:HG22	2:N:1173:LEU:HD12	2.02	0.42
1:O:965:SER:O	1:O:968:GLN:NE2	2.52	0.42
2:Q:826:MET:HE1	2:Q:850:PHE:CE2	2.54	0.42
1:R:100:ASP:CG	5:R:2303:HOH:O	2.62	0.42
2:B:451:MET:HE1	2:B:480:CYS:SG	2.60	0.42
2:B:1066:ASN:CB	5:B:2289:HOH:O	2.66	0.42
2:D:451:MET:HE1	2:D:480:CYS:SG	2.60	0.42
1:E:20:LEU:HD23	1:E:20:LEU:C	2.45	0.42
1:E:866:LYS:O	1:E:870:GLU:HG3	2.19	0.42
2:H:826:MET:HE1	2:H:850:PHE:CE2	2.54	0.42
2:H:1118:LYS:HE2	2:K:1146:HIS:O	2.19	0.42
1:I:315:PRO:O	1:O:1314:ARG:NH2	2.33	0.42
1:I:423:VAL:HG22	1:I:424:ALA:N	2.35	0.42
1:I:748:THR:OG1	1:I:749:PRO:HD3	2.19	0.42
2:K:980:VAL:HG11	1:L:952:ARG:NH1	2.34	0.42
2:K:1127:VAL:HG22	2:K:1173:LEU:HD12	2.01	0.42
1:L:249:TYR:CE2	1:L:283:ILE:HD12	2.55	0.42
1:L:1339:PHE:O	1:L:1340:PRO:C	2.62	0.42
1:L:1889:VAL:HG11	1:L:1901:ALA:HB3	2.00	0.42
2:N:1542:HIS:O	2:N:1543:GLY:C	2.63	0.42
2:Q:30:GLU:O	2:Q:34:VAL:HG23	2.20	0.42

*Continued on next page...*

*Continued from previous page...*

Atom-1	Atom-2	Interatomic distance (Å)	Clash overlap (Å)
2:Q:893:VAL:HG12	2:Q:894:ARG:N	2.33	0.42
2:Q:980:VAL:HG11	1:R:952:ARG:NH1	2.34	0.42
2:Q:1131:LEU:HD21	2:Q:1173:LEU:HD11	2.00	0.42
1:R:950:PHE:O	1:R:954:VAL:HG23	2.19	0.42
1:R:1852:TYR:HA	1:R:1903:ASP:HA	2.01	0.42
1:A:175:ASP:C	1:A:175:ASP:OD1	2.62	0.42
1:A:238:CYS:HB2	1:A:239:PRO:HD3	2.01	0.42
1:A:302:VAL:HA	1:A:443:LEU:HD21	2.02	0.42
2:B:874:GLY:O	2:B:879:SER:HB2	2.20	0.42
2:B:960:GLU:HA	2:B:960:GLU:OE2	2.18	0.42
2:B:1455:ARG:NH1	2:B:1459:ILE:HG13	2.35	0.42
1:E:1529:GLN:OE1	1:E:1529:GLN:HA	2.18	0.42
2:H:30:GLU:O	2:H:34:VAL:HG23	2.20	0.42
2:H:341:GLN:NE2	2:Q:348:ARG:NH1	2.65	0.42
2:H:1490:THR:O	2:H:1493:ILE:HG22	2.20	0.42
1:I:950:PHE:O	1:I:954:VAL:HG23	2.20	0.42
2:K:911:PRO:HD3	5:K:2297:HOH:O	2.20	0.42
1:L:748:THR:OG1	1:L:749:PRO:HD3	2.19	0.42
2:N:826:MET:HE1	2:N:850:PHE:CE2	2.54	0.42
1:O:175:ASP:OD1	1:O:175:ASP:C	2.62	0.42
1:O:866:LYS:O	1:O:870:GLU:HG3	2.19	0.42
1:O:950:PHE:O	1:O:954:VAL:HG23	2.20	0.42
2:Q:10:ALA:CB	1:R:2003:VAL:HG22	2.49	0.42
2:Q:674:LYS:O	2:Q:675:ASP:HB2	2.20	0.42
1:R:866:LYS:O	1:R:870:GLU:HG3	2.19	0.42
1:R:1511:SER:HB3	5:R:2209:HOH:O	2.19	0.42
1:A:126:TYR:OH	1:A:130:ARG:NH1	2.46	0.42
2:B:493:VAL:HA	5:B:2378:HOH:O	2.20	0.42
2:B:1022:THR:HG21	2:B:1388:MET:HE3	2.00	0.42
2:B:1490:THR:HA	2:B:1493:ILE:HG22	2.02	0.42
2:D:874:GLY:O	2:D:879:SER:HB2	2.20	0.42
1:E:571:LYS:HB3	1:E:577:ILE:CD1	2.49	0.42
1:I:169:TYR:OH	1:I:231:LEU:O	2.33	0.42
1:I:249:TYR:CE2	1:I:283:ILE:HD12	2.55	0.42
1:I:1852:TYR:HA	1:I:1903:ASP:HA	2.02	0.42
2:K:451:MET:HE1	2:K:480:CYS:SG	2.60	0.42
1:L:1436:LYS:HA	1:L:1436:LYS:HE2	2.02	0.42
1:L:1472:VAL:C	5:L:2228:HOH:O	2.63	0.42
1:L:1955:PRO:HA	5:L:2341:HOH:O	2.19	0.42
2:N:980:VAL:HG11	1:O:952:ARG:NH1	2.34	0.42
2:N:1239:HIS:HA	5:N:2169:HOH:O	2.20	0.42

*Continued on next page...*

*Continued from previous page...*

Atom-1	Atom-2	Interatomic distance (Å)	Clash overlap (Å)
1:O:1505:ASP:OD1	1:O:1505:ASP:C	2.62	0.42
2:Q:633:GLU:HA	5:Q:2047:HOH:O	2.17	0.42
2:Q:633:GLU:N	5:Q:2047:HOH:O	2.53	0.42
2:Q:1010:GLU:HA	2:Q:1664:ALA:HA	2.02	0.42
2:Q:1127:VAL:HG22	2:Q:1173:LEU:HD12	2.02	0.42
2:Q:1490:THR:HA	2:Q:1493:ILE:HG22	2.02	0.42
1:R:20:LEU:HD23	1:R:20:LEU:C	2.45	0.42
1:R:748:THR:OG1	1:R:749:PRO:HD3	2.19	0.42
1:A:540:ASP:OD1	1:A:540:ASP:N	2.51	0.42
1:A:866:LYS:O	1:A:870:GLU:HG3	2.19	0.42
2:B:844:LEU:HG	2:Q:844:LEU:HG	2.02	0.42
2:B:981:GLU:HG2	5:B:2159:HOH:O	2.19	0.42
2:B:1118:LYS:HE2	2:D:1146:HIS:O	2.19	0.42
2:B:1490:THR:O	2:B:1493:ILE:HG22	2.20	0.42
2:D:1490:THR:O	2:D:1493:ILE:HG22	2.20	0.42
1:E:249:TYR:CE2	1:E:283:ILE:HD12	2.55	0.42
1:E:1040:LEU:HD11	1:E:1048:VAL:CG1	2.50	0.42
2:H:874:GLY:O	2:H:879:SER:HB2	2.20	0.42
1:I:238:CYS:HB2	1:I:239:PRO:HD3	2.01	0.42
1:I:1847:LEU:HG	1:I:1849:ARG:HD3	2.01	0.42
2:K:1490:THR:O	2:K:1493:ILE:HG22	2.20	0.42
1:L:161:GLY:O	1:L:245:GLN:NE2	2.50	0.42
1:L:175:ASP:C	1:L:175:ASP:OD1	2.62	0.42
2:N:1490:THR:HA	2:N:1493:ILE:HG22	2.02	0.42
2:N:1490:THR:O	2:N:1493:ILE:HG22	2.20	0.42
1:O:302:VAL:HA	1:O:443:LEU:HD21	2.02	0.42
2:Q:1513:TYR:CE2	2:Q:1514:LYS:HD2	2.54	0.42
1:R:1436:LYS:HE2	1:R:1436:LYS:HA	2.02	0.42
2:B:1513:TYR:CE2	2:B:1514:LYS:HD2	2.54	0.41
1:E:832:TRP:CZ2	1:E:833:GLU:HG2	2.55	0.41
1:I:1040:LEU:HD11	1:I:1048:VAL:CG1	2.50	0.41
2:K:891:MET:HE3	2:K:891:MET:HB3	1.96	0.41
1:L:8:PRO:HD2	1:R:32:GLN:OE1	2.20	0.41
1:R:663:ILE:HB	1:R:664:PRO:HD3	2.01	0.41
1:R:832:TRP:CZ2	1:R:833:GLU:HG2	2.55	0.41
1:A:1852:TYR:HA	1:A:1903:ASP:HA	2.01	0.41
2:B:674:LYS:O	2:B:675:ASP:HB2	2.20	0.41
2:B:826:MET:HE1	2:B:850:PHE:CE2	2.54	0.41
2:D:30:GLU:O	2:D:34:VAL:HG23	2.20	0.41
1:E:748:THR:OG1	1:E:749:PRO:HD3	2.19	0.41
1:E:1282:ARG:NH2	5:E:2240:HOH:O	2.53	0.41

*Continued on next page...*



*Continued from previous page...*

Atom-1	Atom-2	Interatomic distance (Å)	Clash overlap (Å)
1:E:1600:SER:O	1:E:1600:SER:OG	2.33	0.41
1:E:1847:LEU:HG	1:E:1849:ARG:HD3	2.01	0.41
2:H:417:TYR:CE2	2:H:421:ILE:HD12	2.54	0.41
2:N:674:LYS:O	2:N:675:ASP:HB2	2.20	0.41
1:O:20:LEU:HD23	1:O:20:LEU:C	2.45	0.41
1:O:1043:VAL:HG12	1:O:1044:VAL:N	2.36	0.41
1:O:1628:HIS:CE1	1:O:1636:LYS:HG2	2.56	0.41
1:O:1797:LEU:N	5:O:2239:HOH:O	2.52	0.41
1:A:778:TYR:N	1:A:779:PRO:CD	2.83	0.41
2:B:16:GLU:HG3	2:B:20:TYR:CE2	2.56	0.41
2:D:1309:VAL:HG23	5:D:2020:HOH:O	2.19	0.41
2:H:348:ARG:NH1	2:Q:341:GLN:NE2	2.66	0.41
1:I:20:LEU:C	1:I:20:LEU:HD23	2.45	0.41
1:I:1426:THR:CG2	5:I:2523:HOH:O	2.52	0.41
1:I:1436:LYS:HE2	1:I:1436:LYS:HA	2.02	0.41
2:K:1167:LEU:HD23	2:K:1167:LEU:HA	1.95	0.41
2:N:451:MET:HE1	2:N:480:CYS:SG	2.60	0.41
2:N:874:GLY:O	2:N:879:SER:HB2	2.20	0.41
2:N:911:PRO:HD3	5:N:2297:HOH:O	2.20	0.41
1:O:249:TYR:CE2	1:O:283:ILE:HD12	2.55	0.41
1:O:1291:GLU:OE2	1:O:1292:ILE:N	2.54	0.41
1:O:1436:LYS:HA	1:O:1436:LYS:HE2	2.02	0.41
1:O:1472:VAL:C	5:O:2231:HOH:O	2.63	0.41
2:Q:46:GLU:HG3	2:Q:53:LEU:HB2	2.01	0.41
1:R:571:LYS:HB3	1:R:577:ILE:CD1	2.49	0.41
2:B:1110:LEU:HD21	2:B:1191:THR:HG23	2.02	0.41
2:D:348:ARG:NH1	2:N:341:GLN:NE2	2.66	0.41
2:D:891:MET:HE3	2:D:891:MET:HB3	1.96	0.41
2:D:1010:GLU:HA	2:D:1664:ALA:HA	2.02	0.41
1:E:778:TYR:N	1:E:779:PRO:CD	2.83	0.41
1:E:1339:PHE:O	1:E:1340:PRO:C	2.62	0.41
1:E:1628:HIS:CE1	1:E:1636:LYS:HG2	2.56	0.41
2:H:633:GLU:HA	5:H:2044:HOH:O	2.17	0.41
2:H:633:GLU:N	5:H:2044:HOH:O	2.52	0.41
1:I:461:ASP:OD1	1:I:462:THR:N	2.54	0.41
1:I:866:LYS:O	1:I:870:GLU:HG3	2.19	0.41
2:K:89:TYR:HA	1:L:1797:LEU:HD21	2.03	0.41
2:K:1490:THR:HA	2:K:1493:ILE:HG22	2.02	0.41
1:L:302:VAL:HA	1:L:443:LEU:HD21	2.02	0.41
1:L:866:LYS:O	1:L:870:GLU:HG3	2.19	0.41
1:L:1750:LYS:CD	5:L:2374:HOH:O	2.62	0.41

*Continued on next page...*



*Continued from previous page...*

Atom-1	Atom-2	Interatomic distance (Å)	Clash overlap (Å)
1:L:1847:LEU:HG	1:L:1849:ARG:HD3	2.01	0.41
1:L:1852:TYR:HA	1:L:1903:ASP:HA	2.01	0.41
2:N:1110:LEU:HD21	2:N:1191:THR:HG23	2.02	0.41
1:O:461:ASP:OD1	1:O:462:THR:N	2.53	0.41
1:O:1847:LEU:HG	1:O:1849:ARG:HD3	2.01	0.41
2:Q:1110:LEU:HD21	2:Q:1191:THR:HG23	2.02	0.41
1:R:1043:VAL:HG12	1:R:1044:VAL:N	2.36	0.41
1:R:1628:HIS:CE1	1:R:1636:LYS:HG2	2.56	0.41
1:R:1918:LYS:CG	1:R:1964:PHE:CD1	3.04	0.41
1:A:249:TYR:CE2	1:A:283:ILE:HD12	2.55	0.41
2:B:531:LEU:HD13	5:B:2131:HOH:O	2.20	0.41
1:E:302:VAL:HA	1:E:443:LEU:HD21	2.02	0.41
1:E:1043:VAL:HG12	1:E:1044:VAL:N	2.36	0.41
2:K:16:GLU:HG3	2:K:20:TYR:CE2	2.56	0.41
1:O:1339:PHE:O	1:O:1340:PRO:C	2.62	0.41
2:Q:1542:HIS:O	2:Q:1543:GLY:C	2.63	0.41
2:D:20:TYR:CD1	1:E:1985:VAL:HG11	2.56	0.41
2:D:1127:VAL:HG22	2:D:1173:LEU:HD12	2.02	0.41
1:E:132:MET:HA	1:E:132:MET:CE	2.45	0.41
2:H:89:TYR:HA	1:I:1797:LEU:HD21	2.03	0.41
2:H:979:GLN:N	5:H:2051:HOH:O	2.54	0.41
1:I:832:TRP:CZ2	1:I:833:GLU:HG2	2.55	0.41
2:K:1010:GLU:HA	2:K:1664:ALA:HA	2.02	0.41
1:L:778:TYR:N	1:L:779:PRO:CD	2.83	0.41
1:L:950:PHE:O	1:L:954:VAL:HG23	2.20	0.41
1:L:1040:LEU:HD11	1:L:1048:VAL:CG1	2.50	0.41
1:L:1353:LEU:HA	5:L:2244:HOH:O	2.20	0.41
2:N:16:GLU:HG3	2:N:20:TYR:CE2	2.56	0.41
1:O:658:MET:HA	1:O:661:TRP:NE1	2.36	0.41
2:Q:1239:HIS:HA	5:Q:2160:HOH:O	2.20	0.41
1:R:131:ILE:CB	1:R:182:VAL:HG11	2.51	0.41
1:R:368:ILE:HD13	1:R:377:LEU:HD22	2.03	0.41
1:R:1262:ILE:HD13	1:R:1346:ASP:OD1	2.21	0.41
1:A:1052:CYS:SG	1:A:1052:CYS:O	2.79	0.41
2:B:1127:VAL:HG22	2:B:1173:LEU:HD12	2.02	0.41
2:D:1110:LEU:HD21	2:D:1191:THR:HG23	2.02	0.41
2:D:1490:THR:HA	2:D:1493:ILE:HG22	2.02	0.41
1:E:131:ILE:CB	1:E:182:VAL:HG11	2.51	0.41
1:E:1852:TYR:HA	1:E:1903:ASP:HA	2.02	0.41
1:E:1918:LYS:CG	1:E:1964:PHE:CD1	3.04	0.41
2:H:20:TYR:CD1	1:I:1985:VAL:HG11	2.56	0.41

*Continued on next page...*

*Continued from previous page...*

Atom-1	Atom-2	Interatomic distance (Å)	Clash overlap (Å)
2:H:674:LYS:O	2:H:675:ASP:HB2	2.20	0.41
2:H:1010:GLU:HA	2:H:1664:ALA:HA	2.02	0.41
2:H:1455:ARG:NH1	2:H:1459:ILE:HG13	2.36	0.41
1:I:131:ILE:CB	1:I:182:VAL:HG11	2.51	0.41
1:I:778:TYR:N	1:I:779:PRO:CD	2.83	0.41
2:K:874:GLY:O	2:K:879:SER:HB2	2.20	0.41
2:N:20:TYR:CD1	1:O:1985:VAL:HG11	2.56	0.41
1:O:368:ILE:HD13	1:O:377:LEU:HD22	2.03	0.41
1:O:2038:ILE:HD13	1:O:2038:ILE:HA	1.92	0.41
2:Q:20:TYR:CD1	1:R:1985:VAL:HG11	2.56	0.41
1:R:461:ASP:OD1	1:R:462:THR:N	2.53	0.41
1:R:586:LEU:HG	1:R:764:MET:HE1	2.03	0.41
1:R:658:MET:HA	1:R:661:TRP:NE1	2.36	0.41
1:A:8:PRO:HD2	1:O:32:GLN:OE1	2.21	0.41
1:A:131:ILE:HG21	1:A:182:VAL:HG11	2.03	0.41
1:A:748:THR:OG1	1:A:749:PRO:HD3	2.19	0.41
1:A:1043:VAL:HG12	1:A:1044:VAL:N	2.36	0.41
2:B:845:SER:OG	2:Q:845:SER:OG	2.15	0.41
2:D:826:MET:HE1	2:D:850:PHE:CE2	2.54	0.41
2:H:1542:HIS:O	2:H:1543:GLY:C	2.63	0.41
2:K:20:TYR:CD1	1:L:1985:VAL:HG11	2.56	0.41
1:L:131:ILE:HG21	1:L:182:VAL:HG11	2.03	0.41
1:L:581:THR:HG21	1:L:797:ASP:HA	2.03	0.41
1:L:658:MET:HA	1:L:661:TRP:NE1	2.36	0.41
1:L:1170:ILE:HA	1:L:1221:MET:HE1	2.03	0.41
1:R:540:ASP:OD1	1:R:540:ASP:N	2.51	0.41
1:R:778:TYR:N	1:R:779:PRO:CD	2.83	0.41
1:R:1291:GLU:OE2	1:R:1292:ILE:N	2.54	0.41
1:A:131:ILE:CB	1:A:182:VAL:HG11	2.51	0.41
1:A:586:LEU:HG	1:A:764:MET:HE1	2.03	0.41
1:A:658:MET:HA	1:A:661:TRP:NE1	2.36	0.41
1:A:1797:LEU:HD21	2:B:89:TYR:HA	2.03	0.41
1:A:1918:LYS:CG	1:A:1964:PHE:CD1	3.04	0.41
1:A:1985:VAL:HG11	2:B:20:TYR:CD1	2.56	0.41
2:B:375:LEU:HG	2:Q:375:LEU:HG	2.02	0.41
2:B:1167:LEU:HD23	2:B:1167:LEU:HA	1.95	0.41
2:D:674:LYS:O	2:D:675:ASP:HB2	2.20	0.41
1:E:8:PRO:HD2	1:L:32:GLN:OE1	2.21	0.41
1:E:658:MET:HA	1:E:661:TRP:NE1	2.36	0.41
1:E:813:THR:HG22	1:E:817:ALA:HB3	2.03	0.41
1:E:1052:CYS:SG	1:E:1052:CYS:O	2.79	0.41

*Continued on next page...*

*Continued from previous page...*

Atom-1	Atom-2	Interatomic distance (Å)	Clash overlap (Å)
2:H:451:MET:HE1	2:H:480:CYS:SG	2.60	0.41
2:H:1490:THR:HA	2:H:1493:ILE:HG22	2.02	0.41
1:I:302:VAL:HA	1:I:443:LEU:HD21	2.02	0.41
1:I:813:THR:HG22	1:I:817:ALA:HB3	2.03	0.41
1:I:1170:ILE:HA	1:I:1221:MET:HE1	2.02	0.41
2:K:674:LYS:O	2:K:675:ASP:HB2	2.20	0.41
2:K:818:ARG:HD2	1:O:1720:HIS:CE1	2.56	0.41
2:K:844:LEU:HG	2:N:844:LEU:HG	2.02	0.41
2:K:1470:LEU:HD21	2:K:1489:ARG:CB	2.51	0.41
1:L:131:ILE:CB	1:L:182:VAL:HG11	2.51	0.41
1:L:1052:CYS:SG	1:L:1052:CYS:O	2.79	0.41
1:L:1956:ARG:N	1:L:1957:PRO:CD	2.84	0.41
1:O:131:ILE:HG21	1:O:182:VAL:HG11	2.03	0.41
1:O:778:TYR:N	1:O:779:PRO:CD	2.83	0.41
1:O:1040:LEU:HD11	1:O:1048:VAL:CG1	2.50	0.41
1:O:1052:CYS:SG	1:O:1052:CYS:O	2.79	0.41
1:O:1852:TYR:HA	1:O:1903:ASP:HA	2.02	0.41
1:O:1918:LYS:CG	1:O:1964:PHE:CD1	3.04	0.41
1:O:1956:ARG:N	1:O:1957:PRO:CD	2.84	0.41
2:Q:16:GLU:HG3	2:Q:20:TYR:CE2	2.56	0.41
2:Q:874:GLY:O	2:Q:879:SER:HB2	2.20	0.41
2:Q:1490:THR:O	2:Q:1493:ILE:HG22	2.20	0.41
1:R:1052:CYS:SG	1:R:1052:CYS:O	2.79	0.41
1:R:1170:ILE:HA	1:R:1221:MET:HE1	2.02	0.41
1:R:1956:ARG:N	1:R:1957:PRO:CD	2.84	0.41
1:A:494:THR:HA	1:A:496:PHE:CE2	2.56	0.41
1:A:1262:ILE:HD13	1:A:1346:ASP:OD1	2.21	0.41
1:A:1282:ARG:NH2	5:A:2234:HOH:O	2.52	0.41
2:B:757:LYS:NZ	5:B:2037:HOH:O	2.53	0.41
1:E:461:ASP:OD1	1:E:462:THR:N	2.54	0.41
1:E:586:LEU:HG	1:E:764:MET:HE1	2.03	0.41
1:E:915:ALA:HA	1:E:1000:ILE:HD11	2.03	0.41
1:E:1382:VAL:CG1	5:E:2479:HOH:O	2.69	0.41
1:I:915:ALA:HA	1:I:1000:ILE:HD11	2.03	0.41
1:I:1052:CYS:SG	1:I:1052:CYS:O	2.79	0.41
1:I:1629:VAL:HG21	1:I:1639:LYS:HD3	2.03	0.41
1:L:1291:GLU:OE2	1:L:1292:ILE:N	2.54	0.41
1:L:1918:LYS:CG	1:L:1964:PHE:CD1	3.04	0.41
1:L:2024:GLU:OE2	1:L:2024:GLU:N	2.36	0.41
2:N:1146:HIS:O	2:Q:1118:LYS:HE2	2.20	0.41
2:N:1470:LEU:HD21	2:N:1489:ARG:CB	2.51	0.41

*Continued on next page...*

*Continued from previous page...*

Atom-1	Atom-2	Interatomic distance (Å)	Clash overlap (Å)
1:O:1262:ILE:HD13	1:O:1346:ASP:OD1	2.21	0.41
1:A:581:THR:HG21	1:A:797:ASP:HA	2.03	0.40
1:A:581:THR:HG22	1:A:582:LYS:N	2.36	0.40
1:A:1628:HIS:CE1	1:A:1636:LYS:HG2	2.56	0.40
1:A:1851:ASN:O	1:A:1904:LEU:N	2.47	0.40
2:D:16:GLU:HG3	2:D:20:TYR:CE2	2.56	0.40
1:E:32:GLN:OE1	1:R:8:PRO:HD2	2.21	0.40
1:E:131:ILE:HG21	1:E:182:VAL:HG11	2.03	0.40
1:E:1225:GLU:OE1	1:E:1566:SER:OG	2.30	0.40
1:E:1629:VAL:HG21	1:E:1639:LYS:HD3	2.03	0.40
2:H:16:GLU:HG3	2:H:20:TYR:CE2	2.56	0.40
2:H:1250:GLY:HA3	5:H:2050:HOH:O	2.20	0.40
1:I:581:THR:HG21	1:I:797:ASP:HA	2.03	0.40
1:I:658:MET:HA	1:I:661:TRP:NE1	2.36	0.40
1:I:663:ILE:HB	1:I:664:PRO:HD3	2.01	0.40
1:I:1628:HIS:CE1	1:I:1636:LYS:HG2	2.56	0.40
1:I:1918:LYS:CG	1:I:1964:PHE:CD1	3.03	0.40
1:I:1986:LYS:HB2	1:I:1986:LYS:HE2	1.95	0.40
2:K:1239:HIS:HA	5:K:2171:HOH:O	2.20	0.40
1:L:1324:ASP:O	1:L:1327:ILE:HG22	2.21	0.40
2:N:1010:GLU:HA	2:N:1664:ALA:HA	2.02	0.40
1:O:915:ALA:HA	1:O:1000:ILE:HD11	2.03	0.40
1:O:992:GLU:HG3	5:O:2517:HOH:O	2.19	0.40
1:O:1324:ASP:O	1:O:1327:ILE:HG22	2.21	0.40
2:Q:875:THR:HG22	2:Q:876:GLY:N	2.24	0.40
1:R:1040:LEU:HD11	1:R:1048:VAL:CG1	2.50	0.40
1:A:461:ASP:OD1	1:A:462:THR:N	2.53	0.40
2:B:1470:LEU:HD21	2:B:1489:ARG:CB	2.51	0.40
1:E:1324:ASP:O	1:E:1327:ILE:HG22	2.22	0.40
1:E:1666:PHE:CD1	1:E:1814:ALA:HB2	2.57	0.40
2:H:1403:ILE:HD11	2:H:1661:LEU:HB2	2.04	0.40
2:H:1462:TRP:CE2	2:H:1466:GLU:HG3	2.57	0.40
1:I:32:GLN:OE1	1:O:8:PRO:HD2	2.21	0.40
1:I:1291:GLU:OE2	1:I:1292:ILE:N	2.54	0.40
1:I:1666:PHE:CD1	1:I:1814:ALA:HB2	2.57	0.40
1:I:1956:ARG:N	1:I:1957:PRO:CD	2.84	0.40
1:L:1629:VAL:HG21	1:L:1639:LYS:HD3	2.03	0.40
1:L:1666:PHE:CD1	1:L:1814:ALA:HB2	2.56	0.40
1:L:1720:HIS:CE1	2:N:818:ARG:HD2	2.57	0.40
1:L:1851:ASN:O	1:L:1904:LEU:N	2.47	0.40
2:N:1118:LYS:HE2	2:Q:1146:HIS:O	2.21	0.40

*Continued on next page...*

*Continued from previous page...*

Atom-1	Atom-2	Interatomic distance (Å)	Clash overlap (Å)
2:N:1462:TRP:CE2	2:N:1466:GLU:HG3	2.57	0.40
1:O:161:GLY:O	1:O:245:GLN:NE2	2.50	0.40
1:R:581:THR:HG22	1:R:582:LYS:N	2.36	0.40
1:R:2024:GLU:OE2	1:R:2024:GLU:N	2.36	0.40
1:A:105:ALA:HB1	1:A:119:THR:OG1	2.21	0.40
1:A:1040:LEU:HD11	1:A:1048:VAL:CG1	2.50	0.40
1:A:1916:PHE:CE2	1:A:1943:ILE:HD12	2.57	0.40
1:A:1956:ARG:N	1:A:1957:PRO:CD	2.84	0.40
2:D:1403:ILE:HD11	2:D:1661:LEU:HB2	2.04	0.40
1:E:1436:LYS:HE2	1:E:1436:LYS:HA	2.02	0.40
2:K:1110:LEU:HD21	2:K:1191:THR:HG23	2.02	0.40
1:L:461:ASP:OD1	1:L:462:THR:N	2.54	0.40
1:L:813:THR:HG22	1:L:817:ALA:HB3	2.03	0.40
1:L:1201:VAL:O	1:L:1201:VAL:CG2	2.70	0.40
1:O:1916:PHE:CE2	1:O:1943:ILE:HD12	2.57	0.40
2:Q:979:GLN:N	5:Q:2052:HOH:O	2.54	0.40
1:R:2001:VAL:O	1:R:2001:VAL:HG13	2.21	0.40
1:A:1291:GLU:OE2	1:A:1292:ILE:N	2.54	0.40
1:A:1339:PHE:O	1:A:1340:PRO:C	2.62	0.40
2:B:1511:ASP:HB3	2:B:1514:LYS:HE3	2.04	0.40
1:E:581:THR:HG21	1:E:797:ASP:HA	2.03	0.40
2:H:1110:LEU:HD21	2:H:1191:THR:HG23	2.02	0.40
1:I:586:LEU:HG	1:I:764:MET:HE1	2.03	0.40
1:L:1353:LEU:HD11	1:L:1411:PHE:HB2	2.04	0.40
1:O:131:ILE:CB	1:O:182:VAL:HG11	2.51	0.40
1:O:494:THR:HA	1:O:496:PHE:CE2	2.56	0.40
1:O:1170:ILE:HA	1:O:1221:MET:HE1	2.02	0.40
2:Q:89:TYR:HA	1:R:1797:LEU:HD21	2.03	0.40
2:Q:333:LYS:O	2:Q:337:VAL:HG23	2.22	0.40
2:Q:985:ARG:HD2	1:R:956:GLU:HB3	2.04	0.40
2:Q:1470:LEU:HD21	2:Q:1489:ARG:CB	2.51	0.40
1:A:18:HIS:HE2	1:A:90:GLU:CD	2.21	0.40
1:A:368:ILE:HD13	1:A:377:LEU:HD22	2.03	0.40
2:B:641:ARG:NH2	2:B:925:ASP:OD2	2.55	0.40
2:B:674:LYS:HE3	2:B:674:LYS:HB2	1.98	0.40
2:D:89:TYR:HA	1:E:1797:LEU:HD21	2.03	0.40
2:D:641:ARG:NH2	2:D:925:ASP:OD2	2.55	0.40
2:D:985:ARG:HD2	1:E:956:GLU:HB3	2.04	0.40
2:D:1470:LEU:HD21	2:D:1489:ARG:CB	2.51	0.40
1:E:1353:LEU:HD11	1:E:1411:PHE:HB2	2.04	0.40
2:H:531:LEU:HD12	2:H:531:LEU:HA	1.91	0.40

*Continued on next page...*

Continued from previous page...

Atom-1	Atom-2	Interatomic distance (Å)	Clash overlap (Å)
2:K:641:ARG:NH2	2:K:925:ASP:OD2	2.55	0.40
1:L:368:ILE:HD13	1:L:377:LEU:HD22	2.03	0.40
2:N:641:ARG:NH2	2:N:925:ASP:OD2	2.55	0.40
1:O:813:THR:HG22	1:O:817:ALA:HB3	2.03	0.40
1:R:169:TYR:OH	1:R:231:LEU:O	2.33	0.40
1:R:581:THR:HG21	1:R:797:ASP:HA	2.03	0.40
1:R:1201:VAL:O	1:R:1201:VAL:CG2	2.70	0.40

There are no symmetry-related clashes.

## 5.3 Torsion angles [i](#)

### 5.3.1 Protein backbone [i](#)

In the following table, the Percentiles column shows the percent Ramachandran outliers of the chain as a percentile score with respect to all PDB entries followed by that with respect to all EM entries.

The Analysed column shows the number of residues for which the backbone conformation was analysed, and the total number of residues.

Mol	Chain	Analysed	Favoured	Allowed	Outliers	Percentiles	
1	A	2007/2051 (98%)	1951 (97%)	53 (3%)	3 (0%)	48	60
1	E	2007/2051 (98%)	1950 (97%)	54 (3%)	3 (0%)	48	60
1	I	2007/2051 (98%)	1950 (97%)	54 (3%)	3 (0%)	48	60
1	L	2007/2051 (98%)	1951 (97%)	53 (3%)	3 (0%)	48	60
1	O	2007/2051 (98%)	1951 (97%)	53 (3%)	3 (0%)	48	60
1	R	2007/2051 (98%)	1950 (97%)	54 (3%)	3 (0%)	48	60
2	B	1399/1887 (74%)	1365 (98%)	34 (2%)	0	100	100
2	D	1399/1887 (74%)	1365 (98%)	34 (2%)	0	100	100
2	H	1399/1887 (74%)	1365 (98%)	34 (2%)	0	100	100
2	K	1399/1887 (74%)	1365 (98%)	34 (2%)	0	100	100
2	N	1399/1887 (74%)	1365 (98%)	34 (2%)	0	100	100
2	Q	1399/1887 (74%)	1365 (98%)	34 (2%)	0	100	100
All	All	20436/23628 (86%)	19893 (97%)	525 (3%)	18 (0%)	50	60

All (18) Ramachandran outliers are listed below:

Mol	Chain	Res	Type
1	A	75	SER
1	E	75	SER
1	I	75	SER
1	L	75	SER
1	O	75	SER
1	R	75	SER
1	A	599	PRO
1	E	599	PRO
1	I	599	PRO
1	L	599	PRO
1	O	599	PRO
1	R	599	PRO
1	A	1603	SER
1	E	1603	SER
1	I	1603	SER
1	L	1603	SER
1	O	1603	SER
1	R	1603	SER

### 5.3.2 Protein sidechains ⓘ

In the following table, the Percentiles column shows the percent sidechain outliers of the chain as a percentile score with respect to all PDB entries followed by that with respect to all EM entries.

The Analysed column shows the number of residues for which the sidechain conformation was analysed, and the total number of residues.

Mol	Chain	Analysed	Rotameric	Outliers	Percentiles	
1	A	1684/1789 (94%)	1658 (98%)	26 (2%)	60	76
1	E	1684/1789 (94%)	1659 (98%)	25 (2%)	60	76
1	I	1684/1789 (94%)	1658 (98%)	26 (2%)	60	76
1	L	1684/1789 (94%)	1658 (98%)	26 (2%)	60	76
1	O	1684/1789 (94%)	1659 (98%)	25 (2%)	60	76
1	R	1684/1789 (94%)	1658 (98%)	26 (2%)	60	76
2	B	1166/1566 (74%)	1141 (98%)	25 (2%)	48	66
2	D	1166/1566 (74%)	1140 (98%)	26 (2%)	47	65
2	H	1166/1566 (74%)	1141 (98%)	25 (2%)	48	66
2	K	1166/1566 (74%)	1140 (98%)	26 (2%)	47	65
2	N	1166/1566 (74%)	1142 (98%)	24 (2%)	48	66

*Continued on next page...*

*Continued from previous page...*

Mol	Chain	Analysed	Rotameric	Outliers	Percentiles	
2	Q	1166/1566 (74%)	1140 (98%)	26 (2%)	47	65
All	All	17100/20130 (85%)	16794 (98%)	306 (2%)	54	71

All (306) residues with a non-rotameric sidechain are listed below:

Mol	Chain	Res	Type
1	A	5	SER
1	A	12	SER
1	A	163	GLN
1	A	237	SER
1	A	471	LEU
1	A	518	ARG
1	A	586	LEU
1	A	600	CYS
1	A	630	MET
1	A	688	LEU
1	A	827	VAL
1	A	960	LYS
1	A	1012	GLN
1	A	1052	CYS
1	A	1101	GLU
1	A	1289	ASP
1	A	1328	VAL
1	A	1343	VAL
1	A	1381	VAL
1	A	1426	THR
1	A	1535	ASN
1	A	1580	THR
1	A	1667	THR
1	A	1689	ASP
1	A	1809	LEU
1	A	1887	GLU
2	B	58	GLN
2	B	384	GLU
2	B	427	ASN
2	B	434	SER
2	B	469	VAL
2	B	531	LEU
2	B	634	THR
2	B	656	SER
2	B	796	LEU
2	B	875	THR

*Continued on next page...*



*Continued from previous page...*

Mol	Chain	Res	Type
2	B	877	LEU
2	B	879	SER
2	B	919	LYS
2	B	981	GLU
2	B	1001	VAL
2	B	1109	GLU
2	B	1153	ASP
2	B	1262	LYS
2	B	1298	ILE
2	B	1305	CYS
2	B	1333	ASP
2	B	1452	LEU
2	B	1485	PHE
2	B	1490	THR
2	B	1491	ARG
2	D	58	GLN
2	D	384	GLU
2	D	427	ASN
2	D	434	SER
2	D	469	VAL
2	D	531	LEU
2	D	634	THR
2	D	656	SER
2	D	796	LEU
2	D	875	THR
2	D	877	LEU
2	D	879	SER
2	D	919	LYS
2	D	981	GLU
2	D	1001	VAL
2	D	1109	GLU
2	D	1153	ASP
2	D	1262	LYS
2	D	1298	ILE
2	D	1305	CYS
2	D	1333	ASP
2	D	1452	LEU
2	D	1455	ARG
2	D	1485	PHE
2	D	1490	THR
2	D	1491	ARG
1	E	5	SER

*Continued on next page...*

*Continued from previous page...*

Mol	Chain	Res	Type
1	E	12	SER
1	E	163	GLN
1	E	237	SER
1	E	471	LEU
1	E	518	ARG
1	E	586	LEU
1	E	600	CYS
1	E	688	LEU
1	E	827	VAL
1	E	960	LYS
1	E	1012	GLN
1	E	1052	CYS
1	E	1101	GLU
1	E	1289	ASP
1	E	1328	VAL
1	E	1343	VAL
1	E	1381	VAL
1	E	1426	THR
1	E	1535	ASN
1	E	1580	THR
1	E	1667	THR
1	E	1689	ASP
1	E	1809	LEU
1	E	1887	GLU
2	H	58	GLN
2	H	384	GLU
2	H	427	ASN
2	H	434	SER
2	H	469	VAL
2	H	531	LEU
2	H	634	THR
2	H	656	SER
2	H	796	LEU
2	H	875	THR
2	H	877	LEU
2	H	879	SER
2	H	919	LYS
2	H	981	GLU
2	H	1001	VAL
2	H	1109	GLU
2	H	1153	ASP
2	H	1262	LYS

*Continued on next page...*

*Continued from previous page...*

Mol	Chain	Res	Type
2	H	1298	ILE
2	H	1305	CYS
2	H	1333	ASP
2	H	1452	LEU
2	H	1485	PHE
2	H	1490	THR
2	H	1491	ARG
1	I	5	SER
1	I	12	SER
1	I	163	GLN
1	I	237	SER
1	I	471	LEU
1	I	518	ARG
1	I	586	LEU
1	I	600	CYS
1	I	630	MET
1	I	688	LEU
1	I	827	VAL
1	I	960	LYS
1	I	1012	GLN
1	I	1052	CYS
1	I	1101	GLU
1	I	1289	ASP
1	I	1328	VAL
1	I	1343	VAL
1	I	1381	VAL
1	I	1426	THR
1	I	1535	ASN
1	I	1580	THR
1	I	1667	THR
1	I	1689	ASP
1	I	1809	LEU
1	I	1887	GLU
2	K	58	GLN
2	K	384	GLU
2	K	427	ASN
2	K	434	SER
2	K	469	VAL
2	K	531	LEU
2	K	634	THR
2	K	656	SER
2	K	796	LEU

*Continued on next page...*

*Continued from previous page...*

Mol	Chain	Res	Type
2	K	875	THR
2	K	877	LEU
2	K	879	SER
2	K	919	LYS
2	K	981	GLU
2	K	1001	VAL
2	K	1109	GLU
2	K	1153	ASP
2	K	1262	LYS
2	K	1298	ILE
2	K	1305	CYS
2	K	1333	ASP
2	K	1452	LEU
2	K	1455	ARG
2	K	1485	PHE
2	K	1490	THR
2	K	1491	ARG
1	L	5	SER
1	L	12	SER
1	L	163	GLN
1	L	237	SER
1	L	471	LEU
1	L	518	ARG
1	L	586	LEU
1	L	600	CYS
1	L	630	MET
1	L	688	LEU
1	L	827	VAL
1	L	960	LYS
1	L	1012	GLN
1	L	1052	CYS
1	L	1101	GLU
1	L	1289	ASP
1	L	1328	VAL
1	L	1343	VAL
1	L	1381	VAL
1	L	1426	THR
1	L	1535	ASN
1	L	1580	THR
1	L	1667	THR
1	L	1689	ASP
1	L	1809	LEU

*Continued on next page...*

*Continued from previous page...*

Mol	Chain	Res	Type
1	L	1887	GLU
2	N	58	GLN
2	N	384	GLU
2	N	427	ASN
2	N	434	SER
2	N	469	VAL
2	N	531	LEU
2	N	634	THR
2	N	656	SER
2	N	796	LEU
2	N	875	THR
2	N	877	LEU
2	N	879	SER
2	N	981	GLU
2	N	1001	VAL
2	N	1109	GLU
2	N	1153	ASP
2	N	1262	LYS
2	N	1298	ILE
2	N	1305	CYS
2	N	1333	ASP
2	N	1452	LEU
2	N	1485	PHE
2	N	1490	THR
2	N	1491	ARG
1	O	5	SER
1	O	12	SER
1	O	163	GLN
1	O	237	SER
1	O	471	LEU
1	O	518	ARG
1	O	586	LEU
1	O	600	CYS
1	O	688	LEU
1	O	827	VAL
1	O	960	LYS
1	O	1012	GLN
1	O	1052	CYS
1	O	1101	GLU
1	O	1289	ASP
1	O	1328	VAL
1	O	1343	VAL

*Continued on next page...*

*Continued from previous page...*

Mol	Chain	Res	Type
1	O	1381	VAL
1	O	1426	THR
1	O	1535	ASN
1	O	1580	THR
1	O	1667	THR
1	O	1689	ASP
1	O	1809	LEU
1	O	1887	GLU
2	Q	58	GLN
2	Q	384	GLU
2	Q	427	ASN
2	Q	434	SER
2	Q	469	VAL
2	Q	531	LEU
2	Q	634	THR
2	Q	656	SER
2	Q	796	LEU
2	Q	875	THR
2	Q	877	LEU
2	Q	879	SER
2	Q	919	LYS
2	Q	981	GLU
2	Q	1001	VAL
2	Q	1109	GLU
2	Q	1153	ASP
2	Q	1262	LYS
2	Q	1298	ILE
2	Q	1305	CYS
2	Q	1333	ASP
2	Q	1452	LEU
2	Q	1455	ARG
2	Q	1485	PHE
2	Q	1490	THR
2	Q	1491	ARG
1	R	5	SER
1	R	12	SER
1	R	163	GLN
1	R	237	SER
1	R	471	LEU
1	R	518	ARG
1	R	586	LEU
1	R	600	CYS

*Continued on next page...*

*Continued from previous page...*

Mol	Chain	Res	Type
1	R	630	MET
1	R	688	LEU
1	R	827	VAL
1	R	960	LYS
1	R	1012	GLN
1	R	1052	CYS
1	R	1101	GLU
1	R	1289	ASP
1	R	1328	VAL
1	R	1343	VAL
1	R	1381	VAL
1	R	1426	THR
1	R	1535	ASN
1	R	1580	THR
1	R	1667	THR
1	R	1689	ASP
1	R	1809	LEU
1	R	1887	GLU

Sometimes sidechains can be flipped to improve hydrogen bonding and reduce clashes. All (260) such sidechains are listed below:

Mol	Chain	Res	Type
1	A	34	GLN
1	A	38	ASN
1	A	163	GLN
1	A	214	ASN
1	A	350	GLN
1	A	660	GLN
1	A	878	ASN
1	A	993	GLN
1	A	998	GLN
1	A	1039	HIS
1	A	1046	GLN
1	A	1049	GLN
1	A	1088	GLN
1	A	1226	ASN
1	A	1434	HIS
1	A	1461	ASN
1	A	1535	ASN
1	A	1659	GLN
1	A	1669	GLN
1	A	1758	HIS

*Continued on next page...*

*Continued from previous page...*

Mol	Chain	Res	Type
1	A	1872	GLN
1	A	1895	ASN
1	A	2013	ASN
2	B	341	GLN
2	B	356	ASN
2	B	374	GLN
2	B	427	ASN
2	B	475	GLN
2	B	482	GLN
2	B	618	ASN
2	B	669	ASN
2	B	743	GLN
2	B	777	GLN
2	B	830	HIS
2	B	904	ASN
2	B	979	GLN
2	B	987	ASN
2	B	989	GLN
2	B	1276	GLN
2	B	1389	GLN
2	B	1507	GLN
2	B	1542	HIS
2	B	1549	ASN
2	B	1583	HIS
2	B	1695	ASN
2	D	341	GLN
2	D	356	ASN
2	D	374	GLN
2	D	427	ASN
2	D	475	GLN
2	D	618	ASN
2	D	669	ASN
2	D	743	GLN
2	D	777	GLN
2	D	830	HIS
2	D	904	ASN
2	D	979	GLN
2	D	983	GLN
2	D	987	ASN
2	D	989	GLN
2	D	1276	GLN
2	D	1389	GLN

*Continued on next page...*



*Continued from previous page...*

Mol	Chain	Res	Type
2	D	1507	GLN
2	D	1542	HIS
2	D	1549	ASN
2	D	1583	HIS
2	D	1695	ASN
1	E	34	GLN
1	E	38	ASN
1	E	163	GLN
1	E	214	ASN
1	E	350	GLN
1	E	660	GLN
1	E	993	GLN
1	E	998	GLN
1	E	1039	HIS
1	E	1049	GLN
1	E	1088	GLN
1	E	1226	ASN
1	E	1434	HIS
1	E	1595	ASN
1	E	1627	GLN
1	E	1659	GLN
1	E	1669	GLN
1	E	1758	HIS
1	E	1872	GLN
1	E	1895	ASN
1	E	2013	ASN
2	H	341	GLN
2	H	356	ASN
2	H	374	GLN
2	H	427	ASN
2	H	438	ASN
2	H	475	GLN
2	H	618	ASN
2	H	669	ASN
2	H	698	GLN
2	H	743	GLN
2	H	777	GLN
2	H	829	ASN
2	H	830	HIS
2	H	904	ASN
2	H	979	GLN
2	H	983	GLN

*Continued on next page...*

*Continued from previous page...*

Mol	Chain	Res	Type
2	H	987	ASN
2	H	989	GLN
2	H	1276	GLN
2	H	1507	GLN
2	H	1542	HIS
2	H	1549	ASN
2	H	1583	HIS
2	H	1695	ASN
1	I	34	GLN
1	I	38	ASN
1	I	163	GLN
1	I	350	GLN
1	I	660	GLN
1	I	993	GLN
1	I	1002	HIS
1	I	1039	HIS
1	I	1049	GLN
1	I	1088	GLN
1	I	1226	ASN
1	I	1434	HIS
1	I	1461	ASN
1	I	1581	HIS
1	I	1595	ASN
1	I	1627	GLN
1	I	1659	GLN
1	I	1669	GLN
1	I	1872	GLN
1	I	1895	ASN
1	I	2013	ASN
2	K	341	GLN
2	K	356	ASN
2	K	374	GLN
2	K	379	ASN
2	K	427	ASN
2	K	475	GLN
2	K	482	GLN
2	K	618	ASN
2	K	669	ASN
2	K	743	GLN
2	K	830	HIS
2	K	904	ASN
2	K	979	GLN

*Continued on next page...*

*Continued from previous page...*

Mol	Chain	Res	Type
2	K	983	GLN
2	K	987	ASN
2	K	989	GLN
2	K	1276	GLN
2	K	1389	GLN
2	K	1507	GLN
2	K	1542	HIS
2	K	1549	ASN
2	K	1583	HIS
2	K	1695	ASN
1	L	34	GLN
1	L	38	ASN
1	L	163	GLN
1	L	214	ASN
1	L	350	GLN
1	L	566	HIS
1	L	660	GLN
1	L	993	GLN
1	L	1039	HIS
1	L	1049	GLN
1	L	1088	GLN
1	L	1226	ASN
1	L	1434	HIS
1	L	1535	ASN
1	L	1627	GLN
1	L	1659	GLN
1	L	1669	GLN
1	L	1872	GLN
1	L	1895	ASN
1	L	2013	ASN
1	L	2020	GLN
2	N	341	GLN
2	N	356	ASN
2	N	374	GLN
2	N	379	ASN
2	N	427	ASN
2	N	475	GLN
2	N	618	ASN
2	N	669	ASN
2	N	743	GLN
2	N	830	HIS
2	N	904	ASN

*Continued on next page...*

*Continued from previous page...*

Mol	Chain	Res	Type
2	N	979	GLN
2	N	983	GLN
2	N	987	ASN
2	N	989	GLN
2	N	1276	GLN
2	N	1389	GLN
2	N	1507	GLN
2	N	1542	HIS
2	N	1549	ASN
2	N	1583	HIS
2	N	1695	ASN
1	O	34	GLN
1	O	38	ASN
1	O	163	GLN
1	O	350	GLN
1	O	660	GLN
1	O	993	GLN
1	O	1039	HIS
1	O	1049	GLN
1	O	1088	GLN
1	O	1226	ASN
1	O	1434	HIS
1	O	1659	GLN
1	O	1669	GLN
1	O	1872	GLN
1	O	1895	ASN
1	O	2013	ASN
1	O	2020	GLN
2	Q	341	GLN
2	Q	356	ASN
2	Q	374	GLN
2	Q	427	ASN
2	Q	438	ASN
2	Q	475	GLN
2	Q	482	GLN
2	Q	618	ASN
2	Q	669	ASN
2	Q	698	GLN
2	Q	743	GLN
2	Q	777	GLN
2	Q	829	ASN
2	Q	830	HIS

*Continued on next page...*

*Continued from previous page...*

Mol	Chain	Res	Type
2	Q	904	ASN
2	Q	979	GLN
2	Q	983	GLN
2	Q	987	ASN
2	Q	989	GLN
2	Q	1276	GLN
2	Q	1507	GLN
2	Q	1542	HIS
2	Q	1583	HIS
2	Q	1695	ASN
1	R	34	GLN
1	R	163	GLN
1	R	350	GLN
1	R	660	GLN
1	R	993	GLN
1	R	998	GLN
1	R	1002	HIS
1	R	1039	HIS
1	R	1049	GLN
1	R	1088	GLN
1	R	1226	ASN
1	R	1434	HIS
1	R	1461	ASN
1	R	1535	ASN
1	R	1627	GLN
1	R	1659	GLN
1	R	1669	GLN
1	R	1872	GLN
1	R	1895	ASN
1	R	2013	ASN

### 5.3.3 RNA ⓘ

There are no RNA molecules in this entry.

## 5.4 Non-standard residues in protein, DNA, RNA chains ⓘ

There are no non-standard protein/DNA/RNA residues in this entry.

## 5.5 Carbohydrates [i](#)

There are no oligosaccharides in this entry.

## 5.6 Ligand geometry [i](#)

12 ligands are modelled in this entry.

In the following table, the Counts columns list the number of bonds (or angles) for which Mogul statistics could be retrieved, the number of bonds (or angles) that are observed in the model and the number of bonds (or angles) that are defined in the Chemical Component Dictionary. The Link column lists molecule types, if any, to which the group is linked. The Z score for a bond length (or angle) is the number of standard deviations the observed value is removed from the expected value. A bond length (or angle) with  $|Z| > 2$  is considered an outlier worth inspection. RMSZ is the root-mean-square of all Z scores of the bond lengths (or angles).

Mol	Type	Chain	Res	Link	Bond lengths			Bond angles		
					Counts	RMSZ	# $ Z  > 2$	Counts	RMSZ	# $ Z  > 2$
3	FMN	L	2101	-	33,33,33	1.48	5 (15%)	48,50,50	1.29	7 (14%)
4	NDP	B	1901	-	47,52,52	0.89	1 (2%)	61,80,80	1.14	4 (6%)
3	FMN	E	2101	-	33,33,33	1.49	5 (15%)	48,50,50	1.29	7 (14%)
3	FMN	I	2101	-	33,33,33	1.48	5 (15%)	48,50,50	1.29	8 (16%)
3	FMN	O	2101	-	33,33,33	1.49	5 (15%)	48,50,50	1.30	7 (14%)
4	NDP	D	1901	-	47,52,52	0.88	1 (2%)	61,80,80	1.14	4 (6%)
4	NDP	Q	1901	-	47,52,52	0.88	1 (2%)	61,80,80	1.14	4 (6%)
4	NDP	N	1901	-	47,52,52	0.89	1 (2%)	61,80,80	1.14	4 (6%)
4	NDP	K	1901	-	47,52,52	0.89	1 (2%)	61,80,80	1.14	4 (6%)
4	NDP	H	1901	-	47,52,52	0.89	1 (2%)	61,80,80	1.14	4 (6%)
3	FMN	A	2101	-	33,33,33	1.49	5 (15%)	48,50,50	1.29	7 (14%)
3	FMN	R	2101	-	33,33,33	1.48	5 (15%)	48,50,50	1.29	8 (16%)

In the following table, the Chirals column lists the number of chiral outliers, the number of chiral centers analysed, the number of these observed in the model and the number defined in the Chemical Component Dictionary. Similar counts are reported in the Torsion and Rings columns. '-' means no outliers of that kind were identified.

Mol	Type	Chain	Res	Link	Chirals	Torsions	Rings
3	FMN	L	2101	-	-	2/18/18/18	0/3/3/3
4	NDP	B	1901	-	-	14/30/77/77	0/5/5/5
3	FMN	E	2101	-	-	2/18/18/18	0/3/3/3
3	FMN	I	2101	-	-	2/18/18/18	0/3/3/3

*Continued on next page...*

*Continued from previous page...*

Mol	Type	Chain	Res	Link	Chirals	Torsions	Rings
3	FMN	O	2101	-	-	2/18/18/18	0/3/3/3
4	NDP	D	1901	-	-	14/30/77/77	0/5/5/5
4	NDP	Q	1901	-	-	14/30/77/77	0/5/5/5
4	NDP	N	1901	-	-	14/30/77/77	0/5/5/5
4	NDP	K	1901	-	-	14/30/77/77	0/5/5/5
4	NDP	H	1901	-	-	14/30/77/77	0/5/5/5
3	FMN	A	2101	-	-	2/18/18/18	0/3/3/3
3	FMN	R	2101	-	-	2/18/18/18	0/3/3/3

All (36) bond length outliers are listed below:

Mol	Chain	Res	Type	Atoms	Z	Observed(Å)	Ideal(Å)
3	O	2101	FMN	C9A-C5A	5.27	1.49	1.41
3	I	2101	FMN	C9A-C5A	5.27	1.49	1.41
3	A	2101	FMN	C9A-C5A	5.26	1.49	1.41
3	E	2101	FMN	C9A-C5A	5.26	1.49	1.41
3	R	2101	FMN	C9A-C5A	5.24	1.49	1.41
3	L	2101	FMN	C9A-C5A	5.23	1.49	1.41
3	A	2101	FMN	C8-C7	3.39	1.49	1.40
3	E	2101	FMN	C8-C7	3.39	1.49	1.40
3	L	2101	FMN	C8-C7	3.38	1.49	1.40
3	O	2101	FMN	C8-C7	3.38	1.49	1.40
3	I	2101	FMN	C8-C7	3.36	1.49	1.40
3	R	2101	FMN	C8-C7	3.36	1.49	1.40
3	A	2101	FMN	C4-N3	-2.81	1.33	1.38
3	E	2101	FMN	C4-N3	-2.81	1.33	1.38
3	I	2101	FMN	C4-N3	-2.81	1.33	1.38
3	R	2101	FMN	C4-N3	-2.81	1.33	1.38
3	L	2101	FMN	C4-N3	-2.81	1.33	1.38
3	O	2101	FMN	C4-N3	-2.81	1.33	1.38
3	A	2101	FMN	C5A-N5	-2.44	1.35	1.39
3	E	2101	FMN	C5A-N5	-2.44	1.35	1.39
3	L	2101	FMN	C5A-N5	-2.41	1.35	1.39
3	O	2101	FMN	C5A-N5	-2.41	1.35	1.39
3	I	2101	FMN	C5A-N5	-2.41	1.35	1.39
3	R	2101	FMN	C5A-N5	-2.41	1.35	1.39
3	O	2101	FMN	C2-N3	-2.21	1.34	1.39
3	A	2101	FMN	C2-N3	-2.19	1.34	1.39
3	E	2101	FMN	C2-N3	-2.19	1.34	1.39
3	L	2101	FMN	C2-N3	-2.19	1.34	1.39

*Continued on next page...*

*Continued from previous page...*

Mol	Chain	Res	Type	Atoms	Z	Observed(Å)	Ideal(Å)
3	I	2101	FMN	C2-N3	-2.18	1.34	1.39
3	R	2101	FMN	C2-N3	-2.18	1.34	1.39
4	H	1901	NDP	C6N-C5N	2.02	1.39	1.33
4	B	1901	NDP	C6N-C5N	2.02	1.39	1.33
4	D	1901	NDP	C6N-C5N	2.02	1.39	1.33
4	Q	1901	NDP	C6N-C5N	2.01	1.39	1.33
4	K	1901	NDP	C6N-C5N	2.01	1.39	1.33
4	N	1901	NDP	C6N-C5N	2.01	1.39	1.33

All (68) bond angle outliers are listed below:

Mol	Chain	Res	Type	Atoms	Z	Observed(°)	Ideal(°)
4	K	1901	NDP	N3A-C2A-N1A	-4.73	122.25	128.67
4	N	1901	NDP	N3A-C2A-N1A	-4.71	122.28	128.67
4	B	1901	NDP	N3A-C2A-N1A	-4.69	122.31	128.67
4	D	1901	NDP	N3A-C2A-N1A	-4.69	122.31	128.67
4	Q	1901	NDP	N3A-C2A-N1A	-4.68	122.31	128.67
4	H	1901	NDP	N3A-C2A-N1A	-4.67	122.33	128.67
3	E	2101	FMN	C4A-C10-N1	-2.67	118.04	124.59
3	A	2101	FMN	C4A-C10-N1	-2.67	118.04	124.59
3	O	2101	FMN	C4A-C10-N1	-2.67	118.05	124.59
3	L	2101	FMN	C4A-C10-N1	-2.66	118.06	124.59
3	I	2101	FMN	C4A-C10-N1	-2.66	118.06	124.59
3	R	2101	FMN	C4A-C10-N1	-2.66	118.06	124.59
3	O	2101	FMN	C4-C4A-N5	2.58	121.77	118.21
3	L	2101	FMN	C4-C4A-N5	2.55	121.74	118.21
3	A	2101	FMN	C4-C4A-N5	2.55	121.73	118.21
3	I	2101	FMN	C4-C4A-N5	2.54	121.72	118.21
3	R	2101	FMN	C4-C4A-N5	2.54	121.72	118.21
3	E	2101	FMN	C4-C4A-N5	2.53	121.71	118.21
3	L	2101	FMN	C4A-C10-N10	2.49	120.05	116.48
3	E	2101	FMN	C4A-C10-N10	2.49	120.05	116.48
3	O	2101	FMN	C4A-C10-N10	2.48	120.04	116.48
3	A	2101	FMN	C4A-C10-N10	2.47	120.02	116.48
3	I	2101	FMN	C4A-C10-N10	2.47	120.02	116.48
3	R	2101	FMN	C4A-C10-N10	2.47	120.02	116.48
4	H	1901	NDP	C4A-C5A-N7A	-2.43	106.77	109.34
4	D	1901	NDP	C4A-C5A-N7A	-2.41	106.79	109.34
4	B	1901	NDP	C4A-C5A-N7A	-2.41	106.80	109.34
4	N	1901	NDP	C4A-C5A-N7A	-2.39	106.81	109.34
4	Q	1901	NDP	C4A-C5A-N7A	-2.38	106.82	109.34
4	N	1901	NDP	C6N-N1N-C2N	2.38	121.86	119.32

*Continued on next page...*



*Continued from previous page...*

Mol	Chain	Res	Type	Atoms	Z	Observed(°)	Ideal(°)
4	B	1901	NDP	C6N-N1N-C2N	2.38	121.86	119.32
4	D	1901	NDP	C6N-N1N-C2N	2.38	121.86	119.32
4	K	1901	NDP	C6N-N1N-C2N	2.36	121.84	119.32
4	K	1901	NDP	C4A-C5A-N7A	-2.36	106.85	109.34
4	H	1901	NDP	C6N-N1N-C2N	2.34	121.83	119.32
4	Q	1901	NDP	C6N-N1N-C2N	2.34	121.83	119.32
3	I	2101	FMN	C10-N1-C2	2.24	121.69	116.85
3	R	2101	FMN	C10-N1-C2	2.24	121.69	116.85
3	A	2101	FMN	C10-N1-C2	2.23	121.68	116.85
3	E	2101	FMN	C10-N1-C2	2.23	121.68	116.85
3	O	2101	FMN	C10-N1-C2	2.23	121.67	116.85
3	L	2101	FMN	C10-N1-C2	2.22	121.65	116.85
3	I	2101	FMN	O4-C4-C4A	-2.20	120.73	126.53
3	R	2101	FMN	O4-C4-C4A	-2.20	120.73	126.53
3	O	2101	FMN	O4-C4-C4A	-2.20	120.73	126.53
3	A	2101	FMN	O4-C4-C4A	-2.19	120.75	126.53
3	E	2101	FMN	O4-C4-C4A	-2.18	120.78	126.53
3	O	2101	FMN	C4A-C4-N3	2.18	118.80	113.25
3	L	2101	FMN	O4-C4-C4A	-2.18	120.78	126.53
3	I	2101	FMN	C4A-C4-N3	2.18	118.80	113.25
3	R	2101	FMN	C4A-C4-N3	2.18	118.80	113.25
3	A	2101	FMN	C4A-C4-N3	2.18	118.79	113.25
3	L	2101	FMN	C4A-C4-N3	2.17	118.77	113.25
3	E	2101	FMN	C4A-C4-N3	2.17	118.77	113.25
3	I	2101	FMN	C4-N3-C2	-2.16	121.80	125.64
3	R	2101	FMN	C4-N3-C2	-2.16	121.80	125.64
3	A	2101	FMN	C4-N3-C2	-2.15	121.82	125.64
3	E	2101	FMN	C4-N3-C2	-2.15	121.82	125.64
3	O	2101	FMN	C4-N3-C2	-2.15	121.83	125.64
3	L	2101	FMN	C4-N3-C2	-2.14	121.85	125.64
4	K	1901	NDP	O4D-C1D-N1N	2.08	112.05	108.08
4	Q	1901	NDP	O4D-C1D-N1N	2.07	112.04	108.08
4	N	1901	NDP	O4D-C1D-N1N	2.07	112.03	108.08
4	B	1901	NDP	O4D-C1D-N1N	2.05	112.00	108.08
4	H	1901	NDP	O4D-C1D-N1N	2.04	111.97	108.08
4	D	1901	NDP	O4D-C1D-N1N	2.04	111.97	108.08
3	I	2101	FMN	C9A-N10-C10	-2.00	117.70	120.75
3	R	2101	FMN	C9A-N10-C10	-2.00	117.70	120.75

There are no chirality outliers.

All (96) torsion outliers are listed below:

Mol	Chain	Res	Type	Atoms
4	B	1901	NDP	C5B-O5B-PA-O1A
4	B	1901	NDP	C5B-O5B-PA-O2A
4	B	1901	NDP	C5B-O5B-PA-O3
4	B	1901	NDP	C5D-O5D-PN-O3
4	B	1901	NDP	C5D-O5D-PN-O1N
4	B	1901	NDP	C5D-O5D-PN-O2N
4	D	1901	NDP	C5B-O5B-PA-O1A
4	D	1901	NDP	C5B-O5B-PA-O2A
4	D	1901	NDP	C5B-O5B-PA-O3
4	D	1901	NDP	C5D-O5D-PN-O3
4	D	1901	NDP	C5D-O5D-PN-O1N
4	D	1901	NDP	C5D-O5D-PN-O2N
4	H	1901	NDP	C5B-O5B-PA-O1A
4	H	1901	NDP	C5B-O5B-PA-O2A
4	H	1901	NDP	C5B-O5B-PA-O3
4	H	1901	NDP	C5D-O5D-PN-O3
4	H	1901	NDP	C5D-O5D-PN-O1N
4	H	1901	NDP	C5D-O5D-PN-O2N
4	K	1901	NDP	C5B-O5B-PA-O1A
4	K	1901	NDP	C5B-O5B-PA-O2A
4	K	1901	NDP	C5B-O5B-PA-O3
4	K	1901	NDP	C5D-O5D-PN-O3
4	K	1901	NDP	C5D-O5D-PN-O1N
4	K	1901	NDP	C5D-O5D-PN-O2N
4	N	1901	NDP	C5B-O5B-PA-O1A
4	N	1901	NDP	C5B-O5B-PA-O2A
4	N	1901	NDP	C5B-O5B-PA-O3
4	N	1901	NDP	C5D-O5D-PN-O3
4	N	1901	NDP	C5D-O5D-PN-O1N
4	N	1901	NDP	C5D-O5D-PN-O2N
4	Q	1901	NDP	C5B-O5B-PA-O1A
4	Q	1901	NDP	C5B-O5B-PA-O2A
4	Q	1901	NDP	C5B-O5B-PA-O3
4	Q	1901	NDP	C5D-O5D-PN-O3
4	Q	1901	NDP	C5D-O5D-PN-O1N
4	Q	1901	NDP	C5D-O5D-PN-O2N
4	B	1901	NDP	O4D-C4D-C5D-O5D
4	D	1901	NDP	O4D-C4D-C5D-O5D
4	H	1901	NDP	O4D-C4D-C5D-O5D
4	K	1901	NDP	O4D-C4D-C5D-O5D
4	N	1901	NDP	O4D-C4D-C5D-O5D
4	Q	1901	NDP	O4D-C4D-C5D-O5D
4	B	1901	NDP	C3B-C4B-C5B-O5B

*Continued on next page...*

*Continued from previous page...*

Mol	Chain	Res	Type	Atoms
4	D	1901	NDP	C3B-C4B-C5B-O5B
4	H	1901	NDP	C3B-C4B-C5B-O5B
4	K	1901	NDP	C3B-C4B-C5B-O5B
4	N	1901	NDP	C3B-C4B-C5B-O5B
4	Q	1901	NDP	C3B-C4B-C5B-O5B
4	B	1901	NDP	O4B-C4B-C5B-O5B
4	D	1901	NDP	O4B-C4B-C5B-O5B
4	H	1901	NDP	O4B-C4B-C5B-O5B
4	K	1901	NDP	O4B-C4B-C5B-O5B
4	N	1901	NDP	O4B-C4B-C5B-O5B
4	Q	1901	NDP	O4B-C4B-C5B-O5B
4	B	1901	NDP	C3D-C4D-C5D-O5D
4	D	1901	NDP	C3D-C4D-C5D-O5D
4	H	1901	NDP	C3D-C4D-C5D-O5D
4	K	1901	NDP	C3D-C4D-C5D-O5D
4	N	1901	NDP	C3D-C4D-C5D-O5D
4	Q	1901	NDP	C3D-C4D-C5D-O5D
4	B	1901	NDP	C2B-O2B-P2B-O3X
4	D	1901	NDP	C2B-O2B-P2B-O3X
4	H	1901	NDP	C2B-O2B-P2B-O3X
4	K	1901	NDP	C2B-O2B-P2B-O3X
4	N	1901	NDP	C2B-O2B-P2B-O3X
4	Q	1901	NDP	C2B-O2B-P2B-O3X
4	B	1901	NDP	O4D-C1D-N1N-C6N
4	D	1901	NDP	O4D-C1D-N1N-C6N
4	H	1901	NDP	O4D-C1D-N1N-C6N
4	K	1901	NDP	O4D-C1D-N1N-C6N
4	N	1901	NDP	O4D-C1D-N1N-C6N
4	Q	1901	NDP	O4D-C1D-N1N-C6N
3	A	2101	FMN	O2'-C2'-C3'-O3'
3	E	2101	FMN	O2'-C2'-C3'-O3'
3	I	2101	FMN	O2'-C2'-C3'-O3'
3	L	2101	FMN	O2'-C2'-C3'-O3'
3	O	2101	FMN	O2'-C2'-C3'-O3'
3	R	2101	FMN	O2'-C2'-C3'-O3'
3	A	2101	FMN	O2'-C2'-C3'-C4'
3	E	2101	FMN	O2'-C2'-C3'-C4'
3	I	2101	FMN	O2'-C2'-C3'-C4'
3	L	2101	FMN	O2'-C2'-C3'-C4'
3	O	2101	FMN	O2'-C2'-C3'-C4'
3	R	2101	FMN	O2'-C2'-C3'-C4'
4	B	1901	NDP	C1B-C2B-O2B-P2B

*Continued on next page...*

*Continued from previous page...*

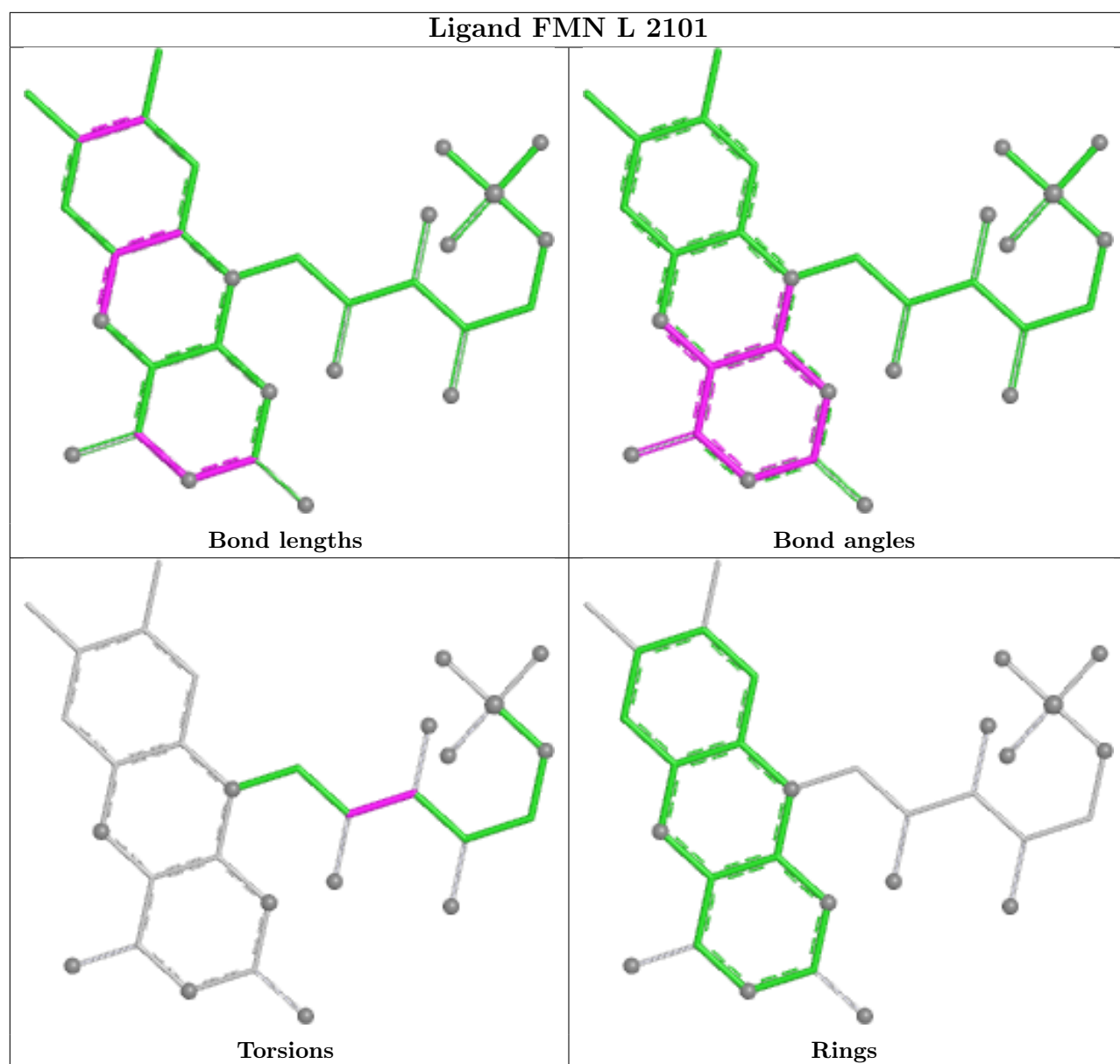
Mol	Chain	Res	Type	Atoms
4	D	1901	NDP	C1B-C2B-O2B-P2B
4	H	1901	NDP	C1B-C2B-O2B-P2B
4	K	1901	NDP	C1B-C2B-O2B-P2B
4	N	1901	NDP	C1B-C2B-O2B-P2B
4	Q	1901	NDP	C1B-C2B-O2B-P2B
4	B	1901	NDP	PA-O3-PN-O2N
4	D	1901	NDP	PA-O3-PN-O2N
4	H	1901	NDP	PA-O3-PN-O2N
4	K	1901	NDP	PA-O3-PN-O2N
4	N	1901	NDP	PA-O3-PN-O2N
4	Q	1901	NDP	PA-O3-PN-O2N

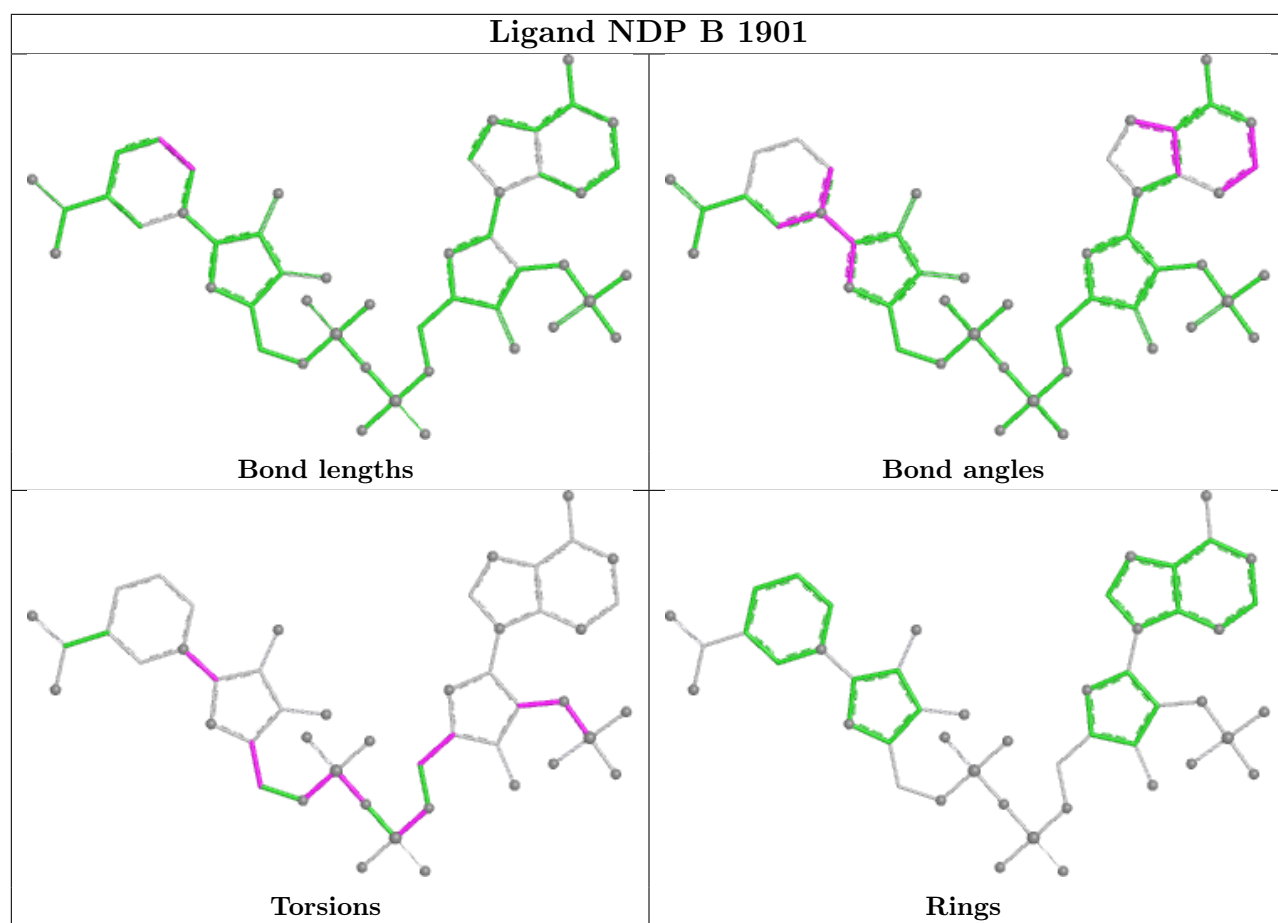
There are no ring outliers.

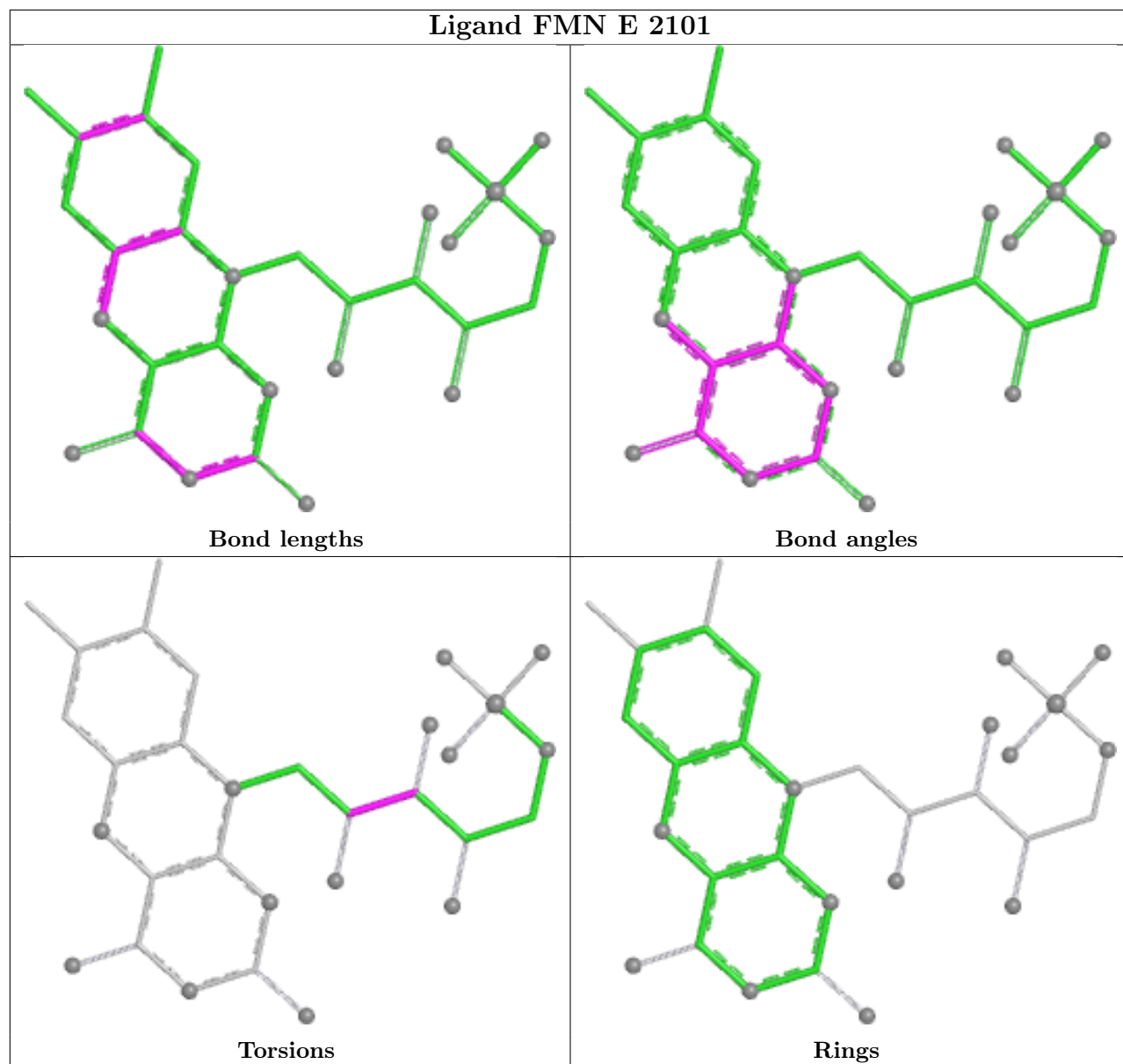
12 monomers are involved in 36 short contacts:

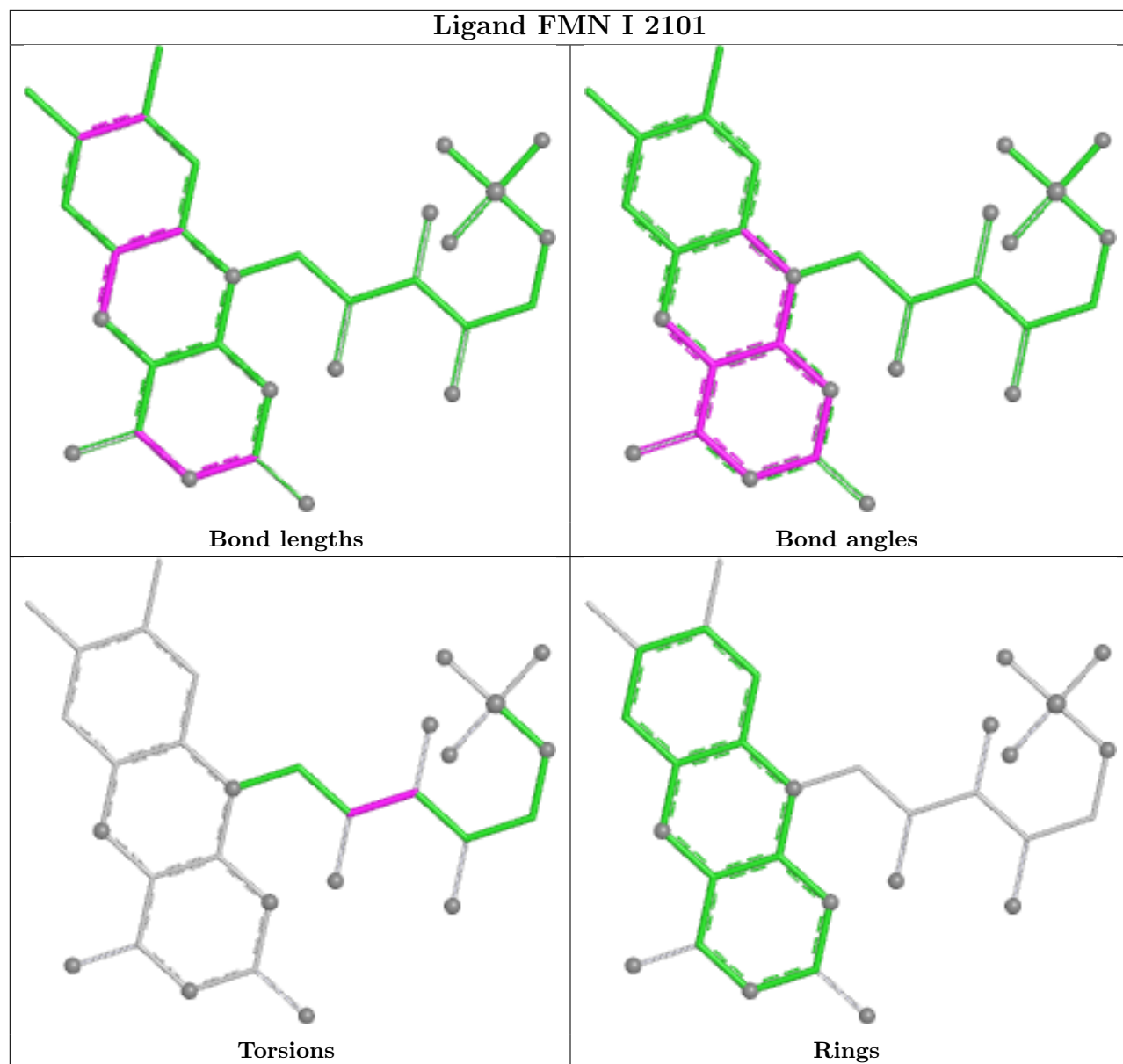
Mol	Chain	Res	Type	Clashes	Symm-Clashes
3	L	2101	FMN	2	0
4	B	1901	NDP	4	0
3	E	2101	FMN	2	0
3	I	2101	FMN	2	0
3	O	2101	FMN	2	0
4	D	1901	NDP	4	0
4	Q	1901	NDP	4	0
4	N	1901	NDP	4	0
4	K	1901	NDP	4	0
4	H	1901	NDP	4	0
3	A	2101	FMN	2	0
3	R	2101	FMN	2	0

The following is a two-dimensional graphical depiction of Mogul quality analysis of bond lengths, bond angles, torsion angles, and ring geometry for all instances of the Ligand of Interest. In addition, ligands with molecular weight > 250 and outliers as shown on the validation Tables will also be included. For torsion angles, if less than 5% of the Mogul distribution of torsion angles is within 10 degrees of the torsion angle in question, then that torsion angle is considered an outlier. Any bond that is central to one or more torsion angles identified as an outlier by Mogul will be highlighted in the graph. For rings, the root-mean-square deviation (RMSD) between the ring in question and similar rings identified by Mogul is calculated over all ring torsion angles. If the average RMSD is greater than 60 degrees and the minimal RMSD between the ring in question and any Mogul-identified rings is also greater than 60 degrees, then that ring is considered an outlier. The outliers are highlighted in purple. The color gray indicates Mogul did not find sufficient equivalents in the CSD to analyse the geometry.



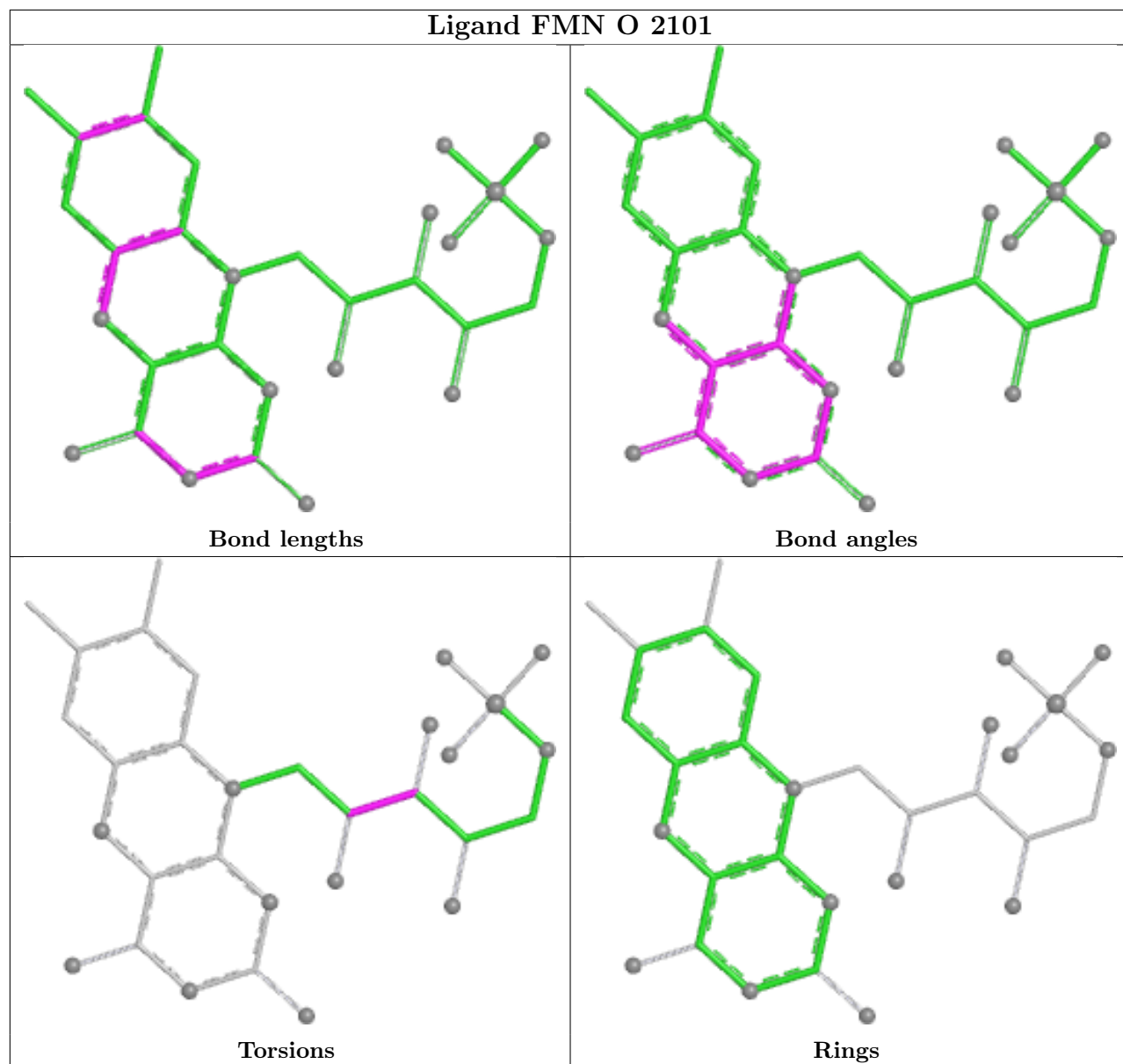


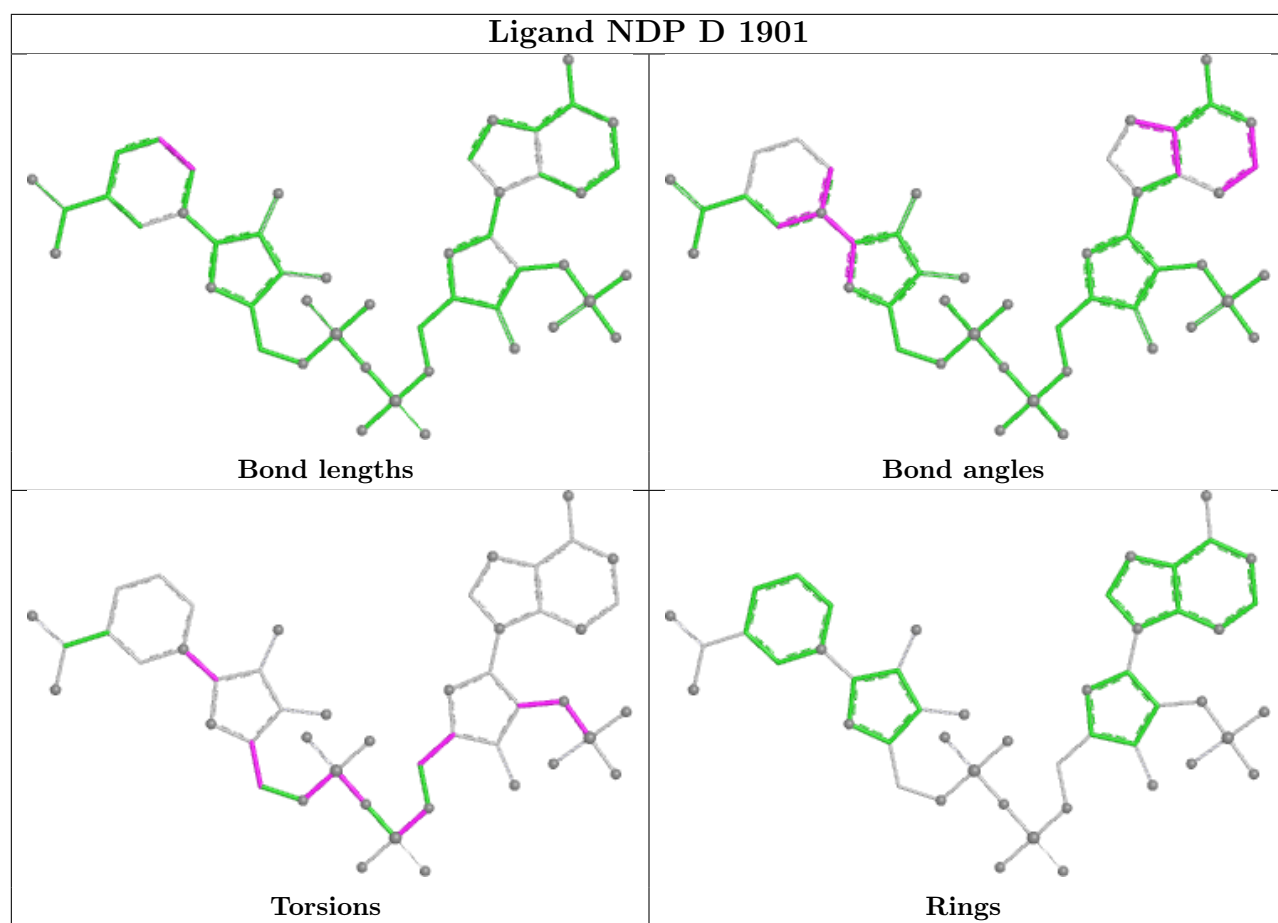


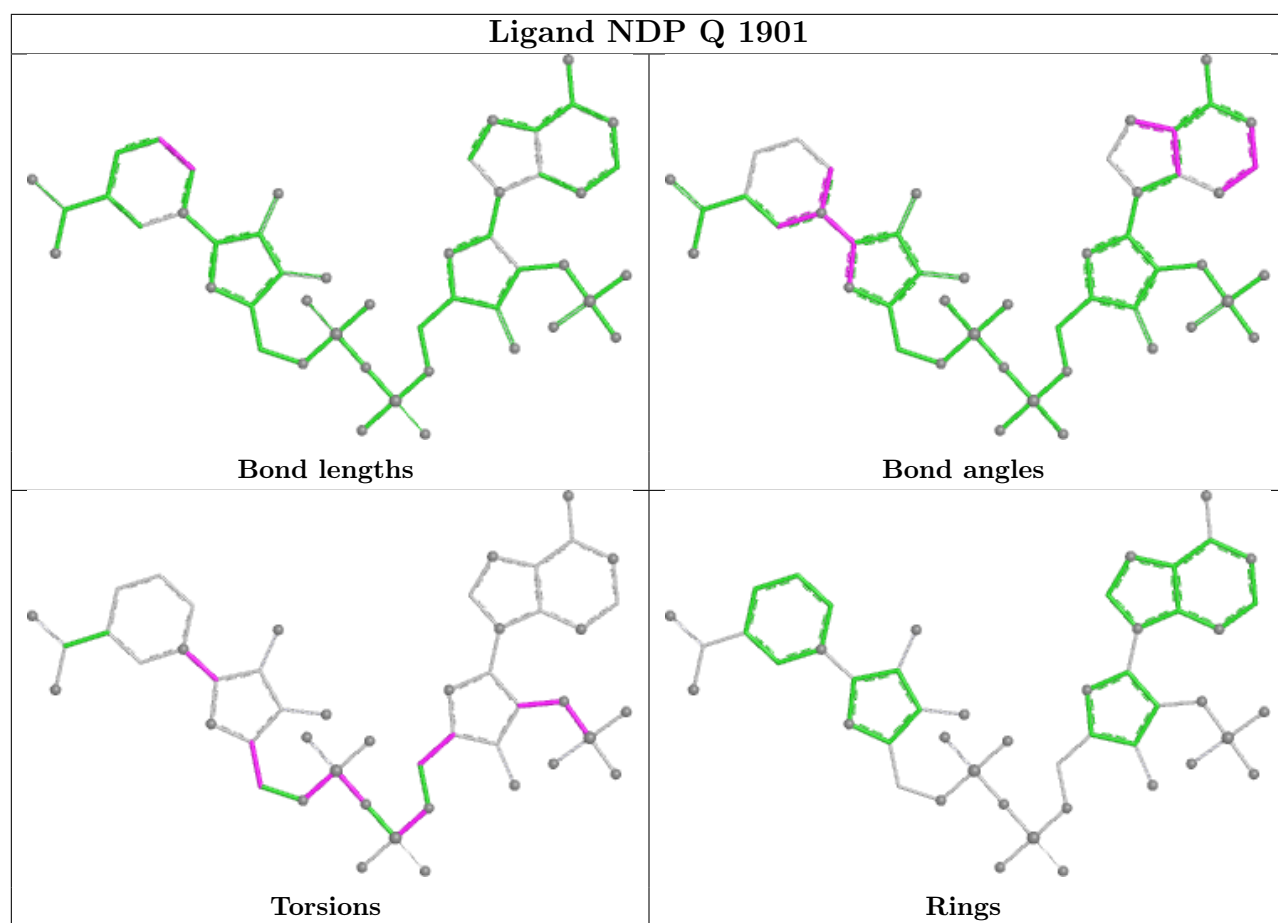


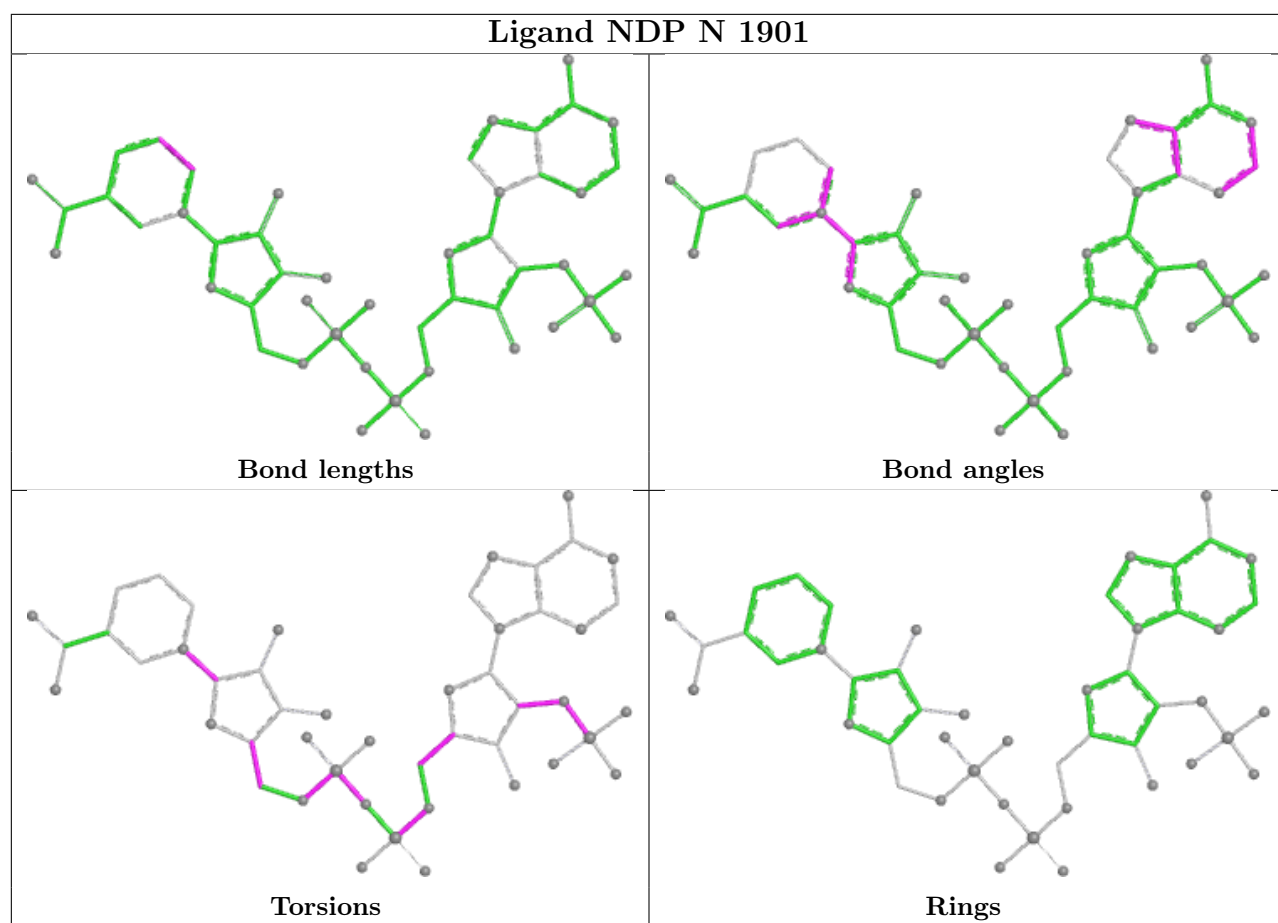


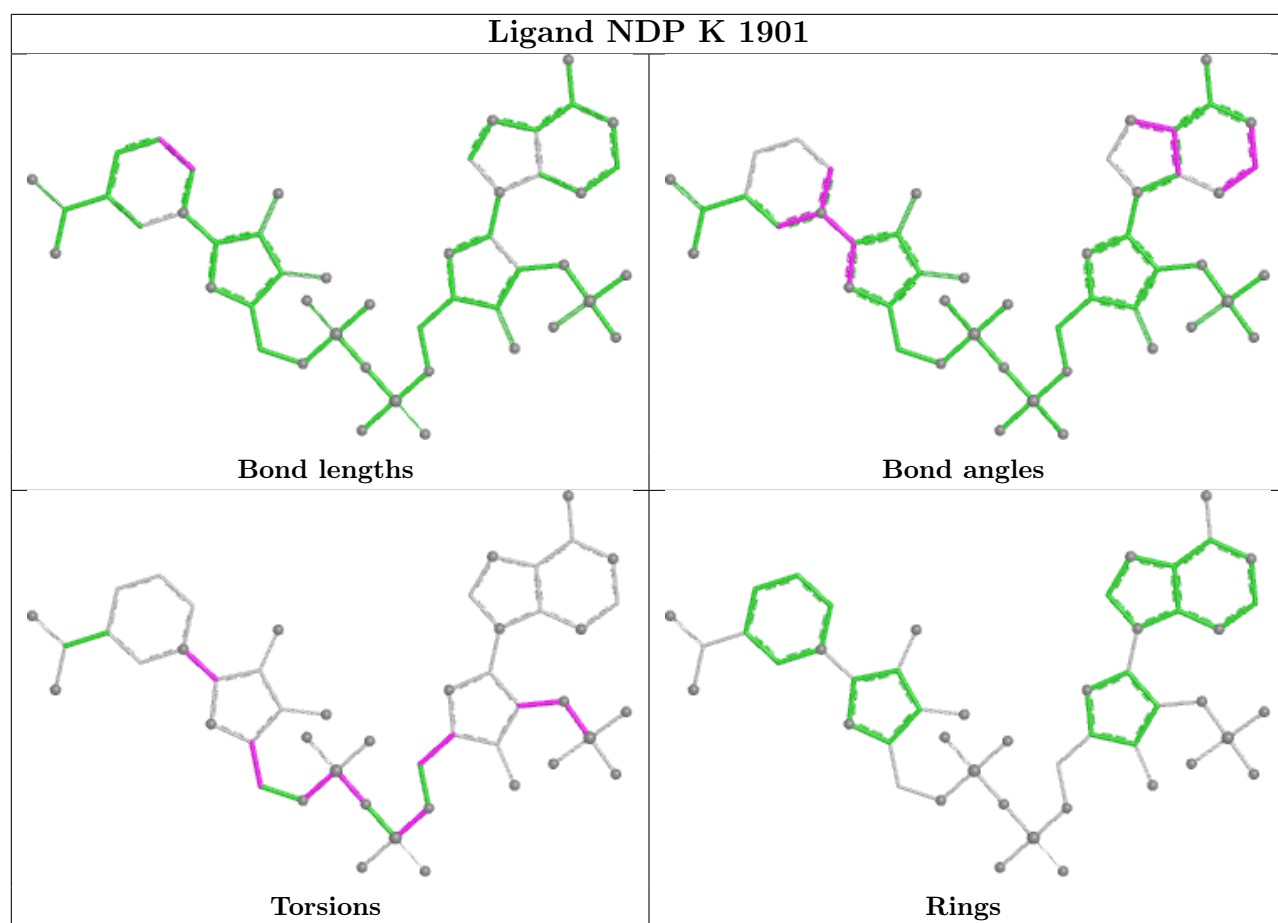
## Ligand FMN O 2101

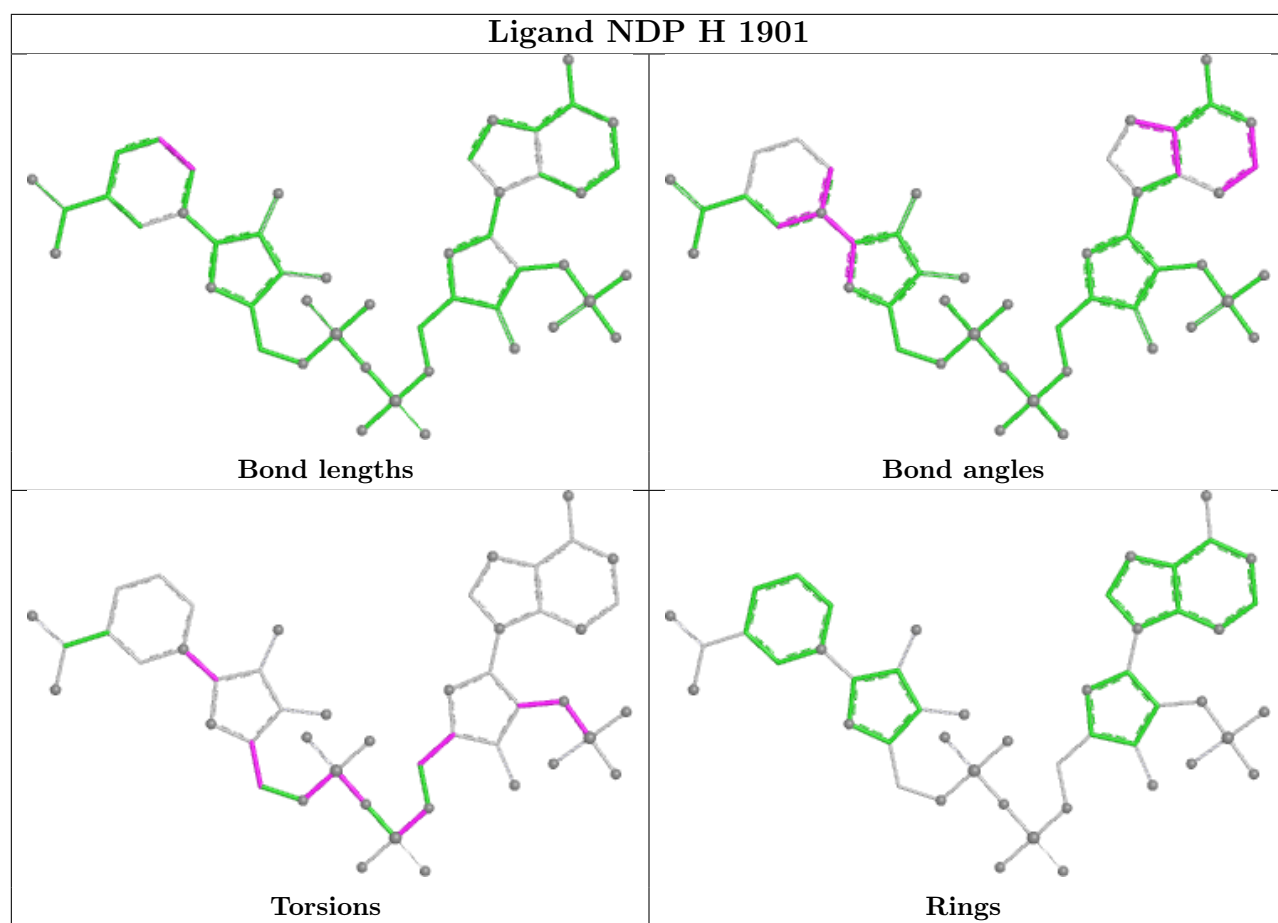


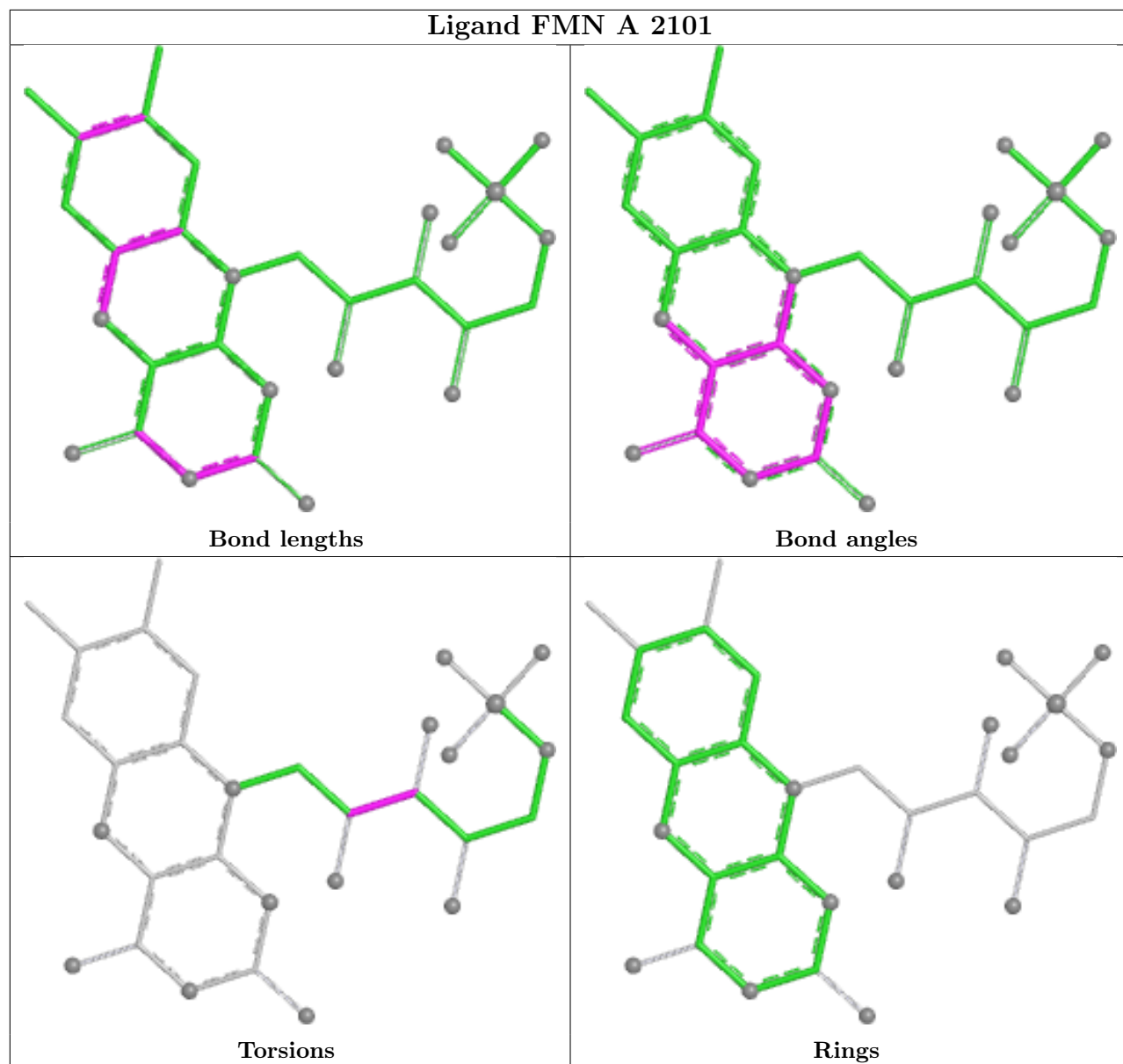


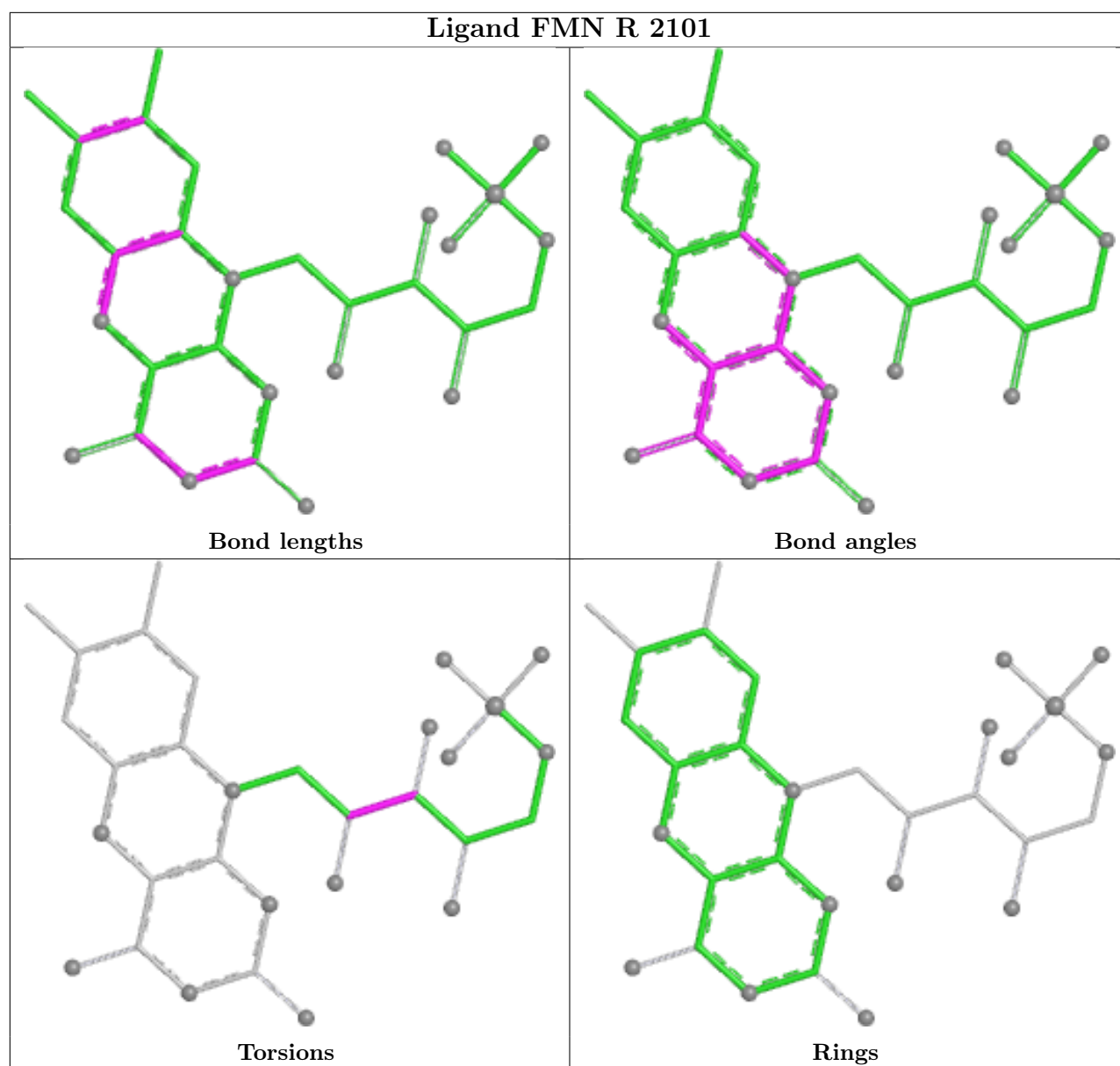












## 5.7 Other polymers [i](#)

There are no such residues in this entry.

## 5.8 Polymer linkage issues [i](#)

There are no chain breaks in this entry.



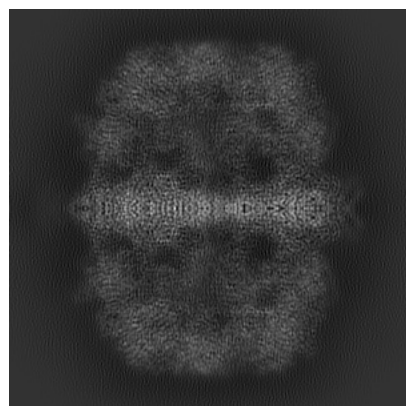
## 6 Map visualisation [i](#)

This section contains visualisations of the EMDB entry EMD-71285. These allow visual inspection of the internal detail of the map and identification of artifacts.

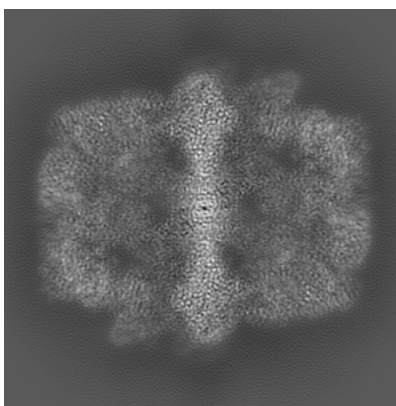
Images derived from a raw map, generated by summing the deposited half-maps, are presented below the corresponding image components of the primary map to allow further visual inspection and comparison with those of the primary map.

### 6.1 Orthogonal projections [i](#)

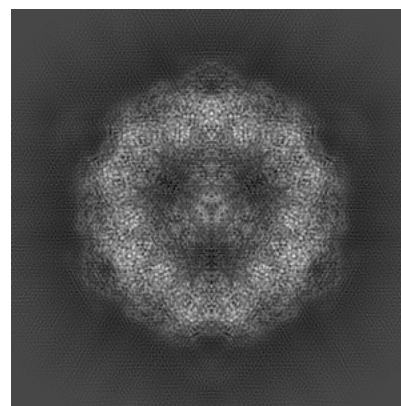
#### 6.1.1 Primary map



X

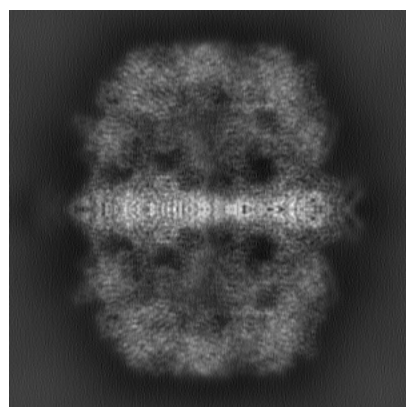


Y

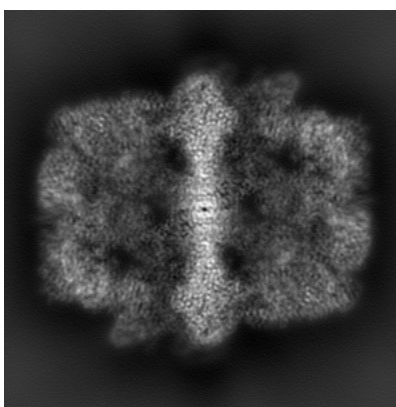


Z

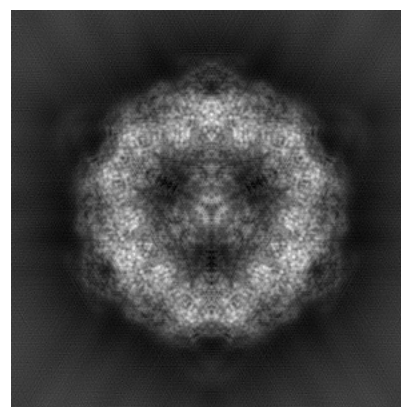
#### 6.1.2 Raw map



X



Y

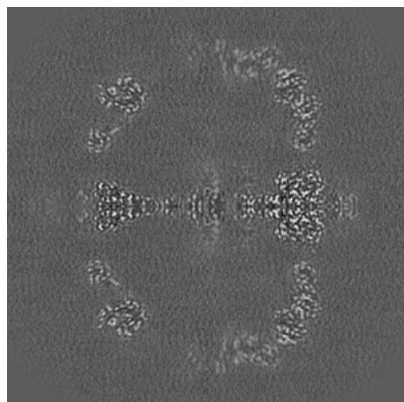


Z

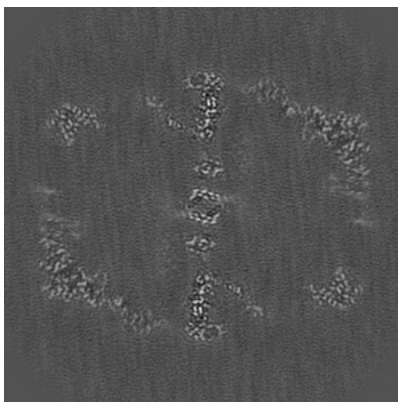
The images above show the map projected in three orthogonal directions.

## 6.2 Central slices [i](#)

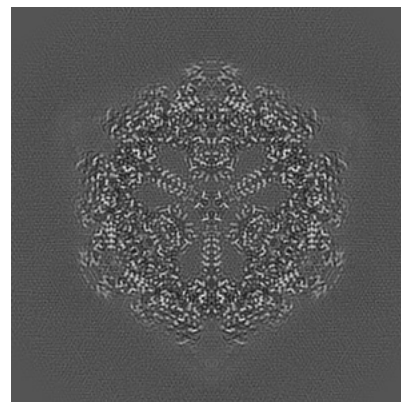
### 6.2.1 Primary map



X Index: 174

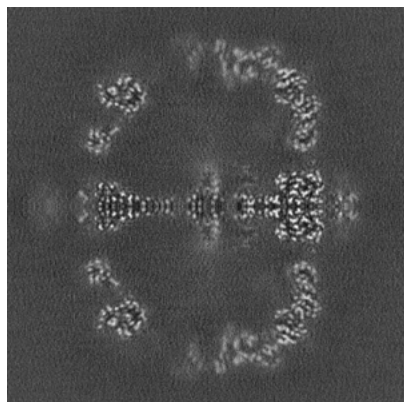


Y Index: 174

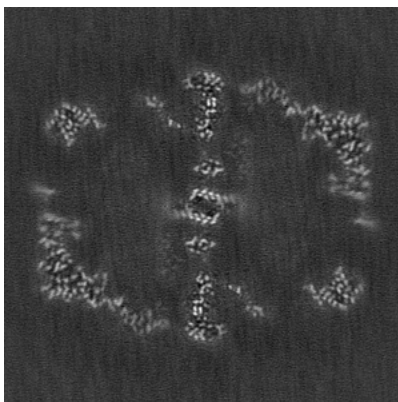


Z Index: 174

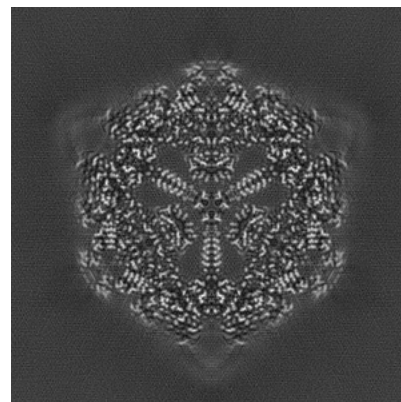
### 6.2.2 Raw map



X Index: 174



Y Index: 174

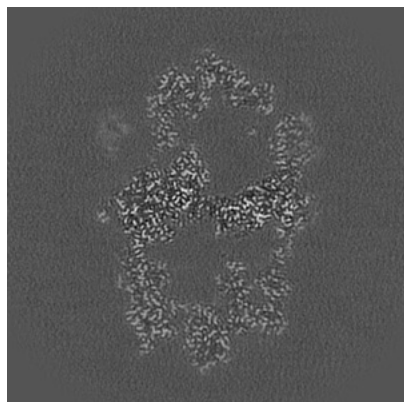


Z Index: 174

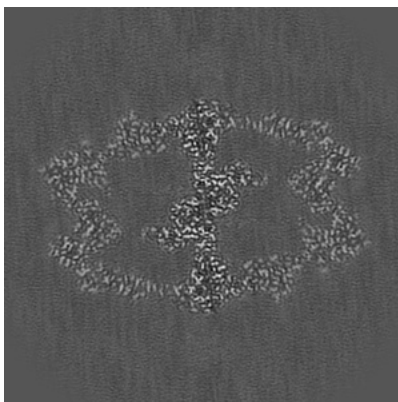
The images above show central slices of the map in three orthogonal directions.

## 6.3 Largest variance slices [i](#)

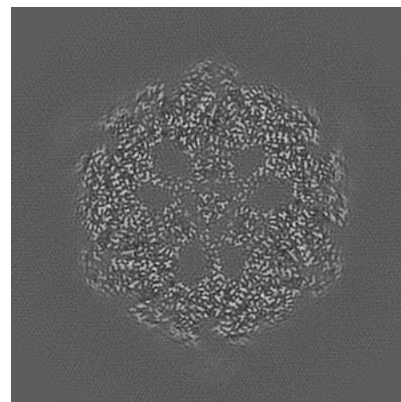
### 6.3.1 Primary map



X Index: 103

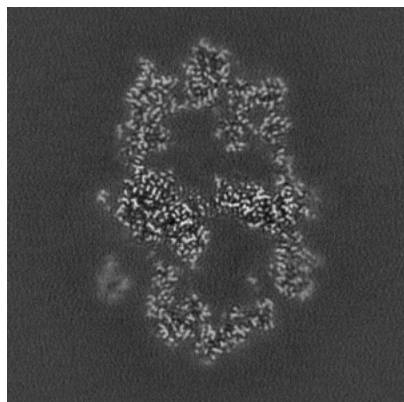


Y Index: 239

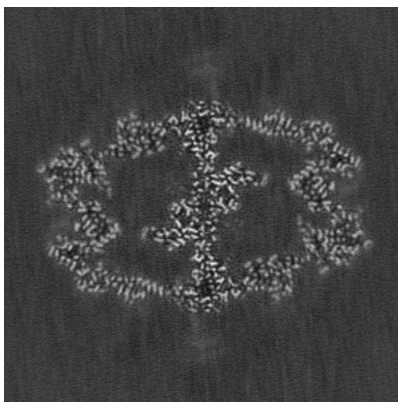


Z Index: 170

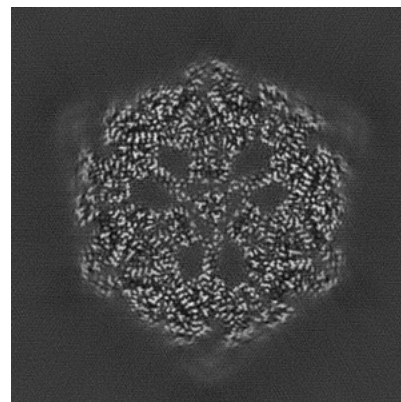
### 6.3.2 Raw map



X Index: 245



Y Index: 238



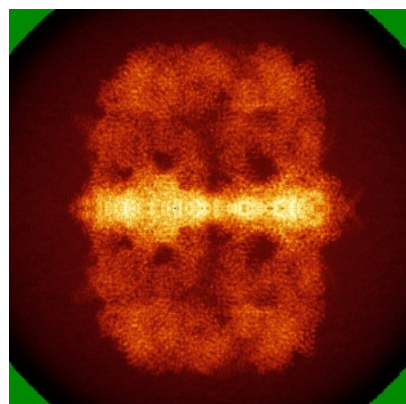
Z Index: 178

The images above show the largest variance slices of the map in three orthogonal directions.

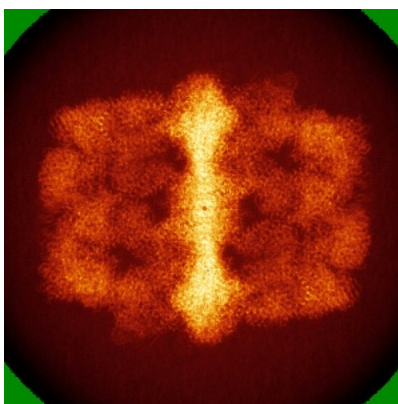


## 6.4 Orthogonal standard-deviation projections (False-color) [i](#)

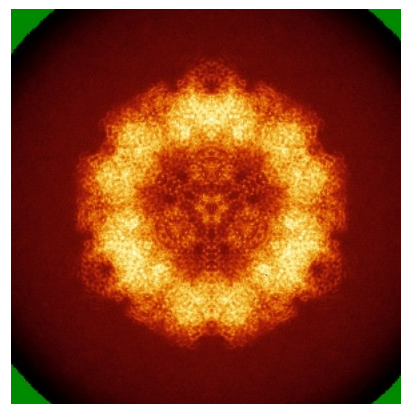
### 6.4.1 Primary map



X

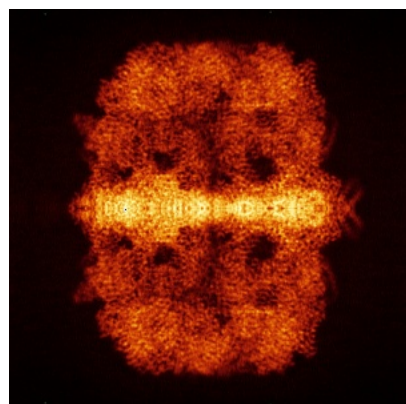


Y

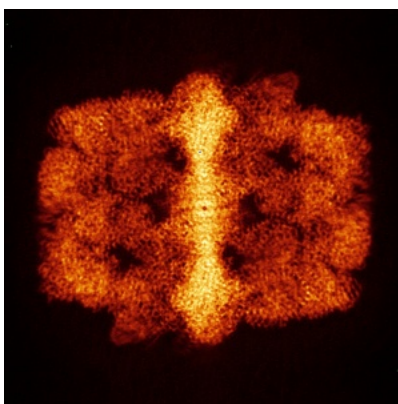


Z

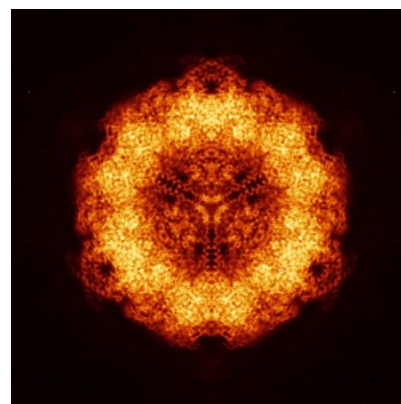
### 6.4.2 Raw map



X



Y




Z


The images above show the map standard deviation projections with false color in three orthogonal directions. Minimum values are shown in green, max in blue, and dark to light orange shades represent small to large values respectively.

## 6.5 Orthogonal surface views [i](#)

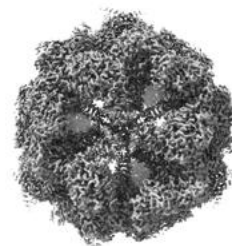
### 6.5.1 Primary map



X



Y




Z

The images above show the 3D surface view of the map at the recommended contour level 0.209. These images, in conjunction with the slice images, may facilitate assessment of whether an appropriate contour level has been provided.

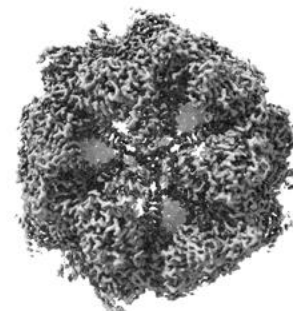
### 6.5.2 Raw map



X



Y



Z

These images show the 3D surface of the raw map. The raw map's contour level was selected so that its surface encloses the same volume as the primary map does at its recommended contour level.

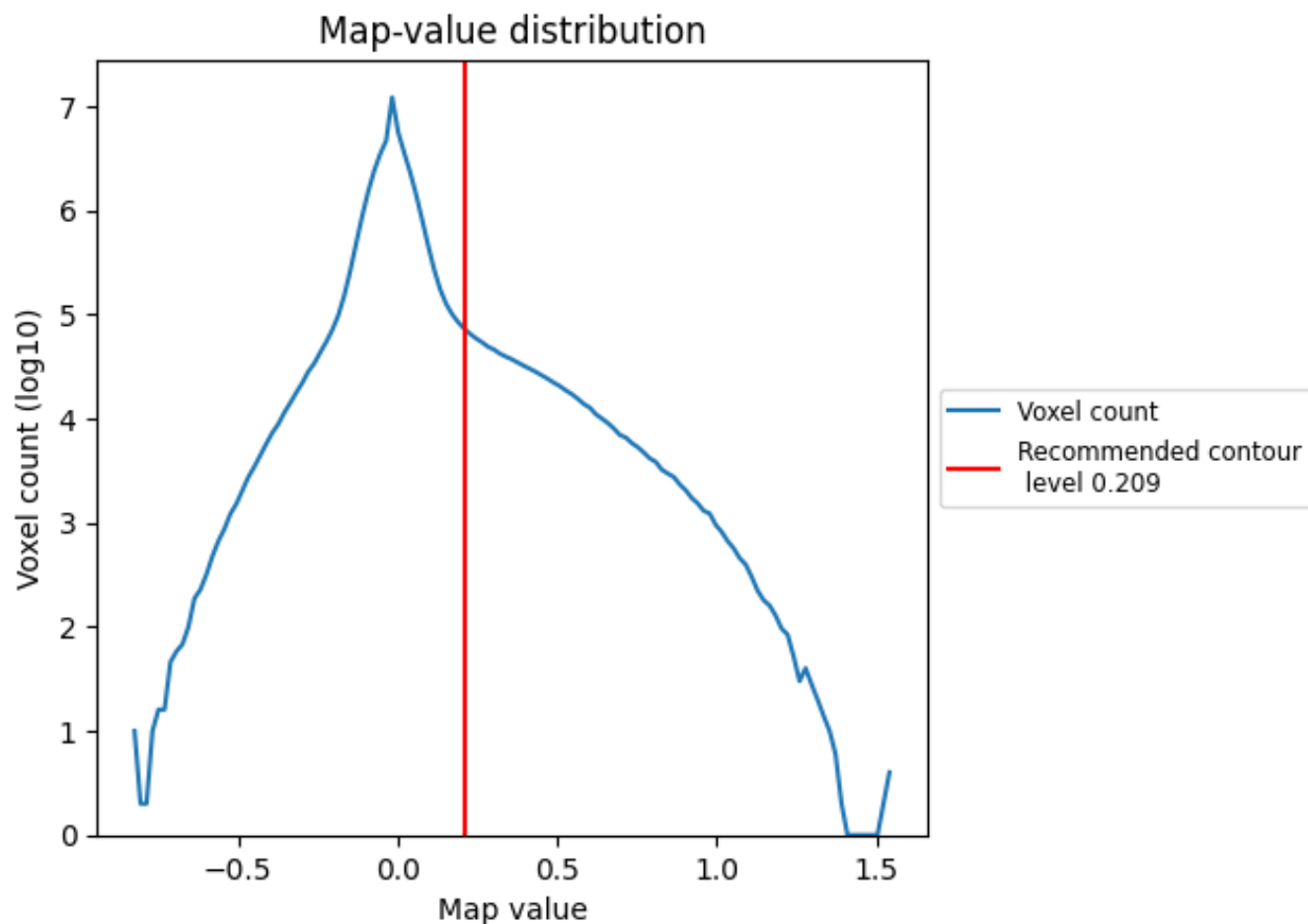
## 6.6 Mask visualisation [i](#)

This section was not generated. No masks/segmentation were deposited.

## 7 Map analysis [i](#)

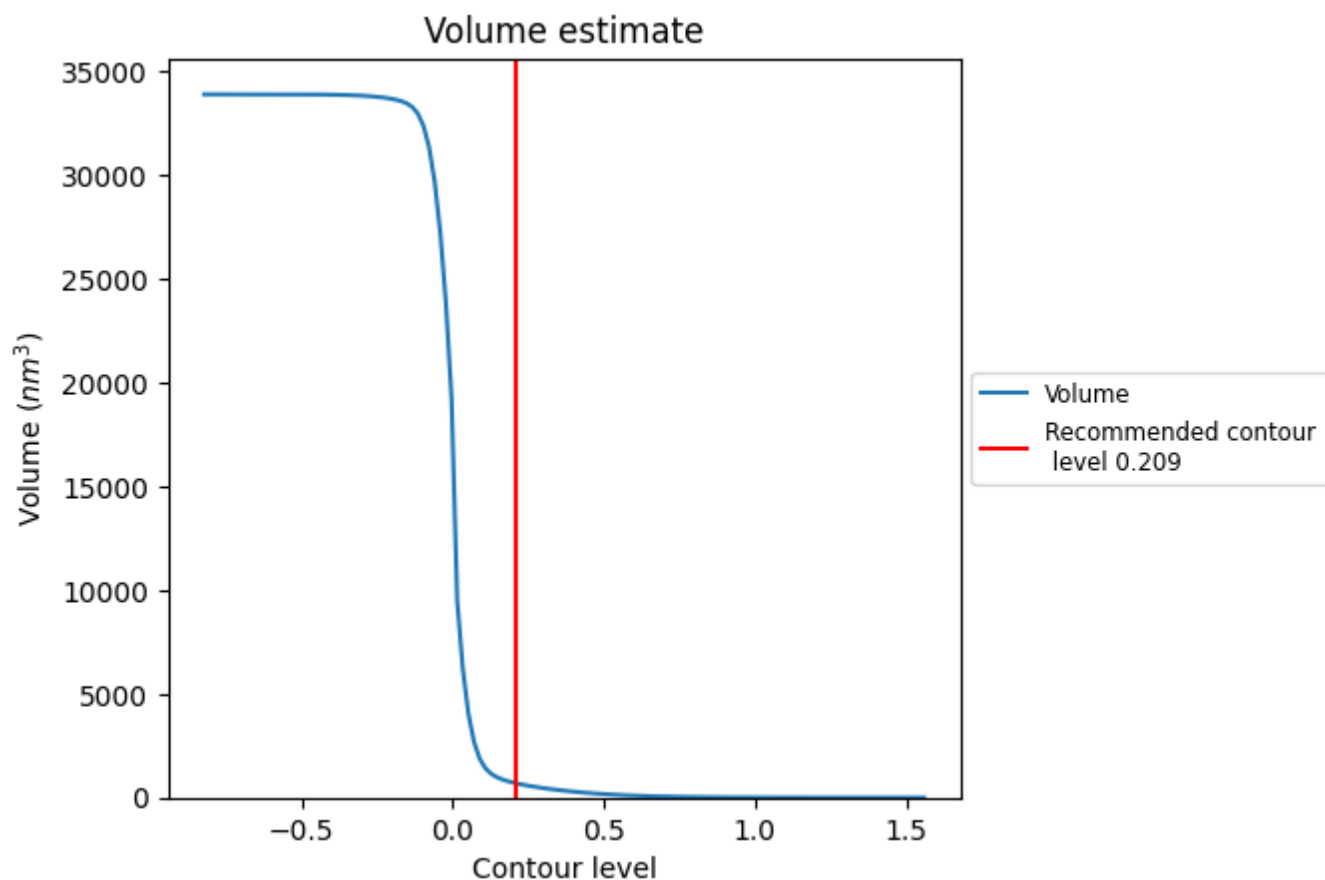
This section contains the results of statistical analysis of the map.

### 7.1 Map-value distribution [i](#)



The map-value distribution is plotted in 128 intervals along the x-axis. The y-axis is logarithmic. A spike in this graph at zero usually indicates that the volume has been masked.

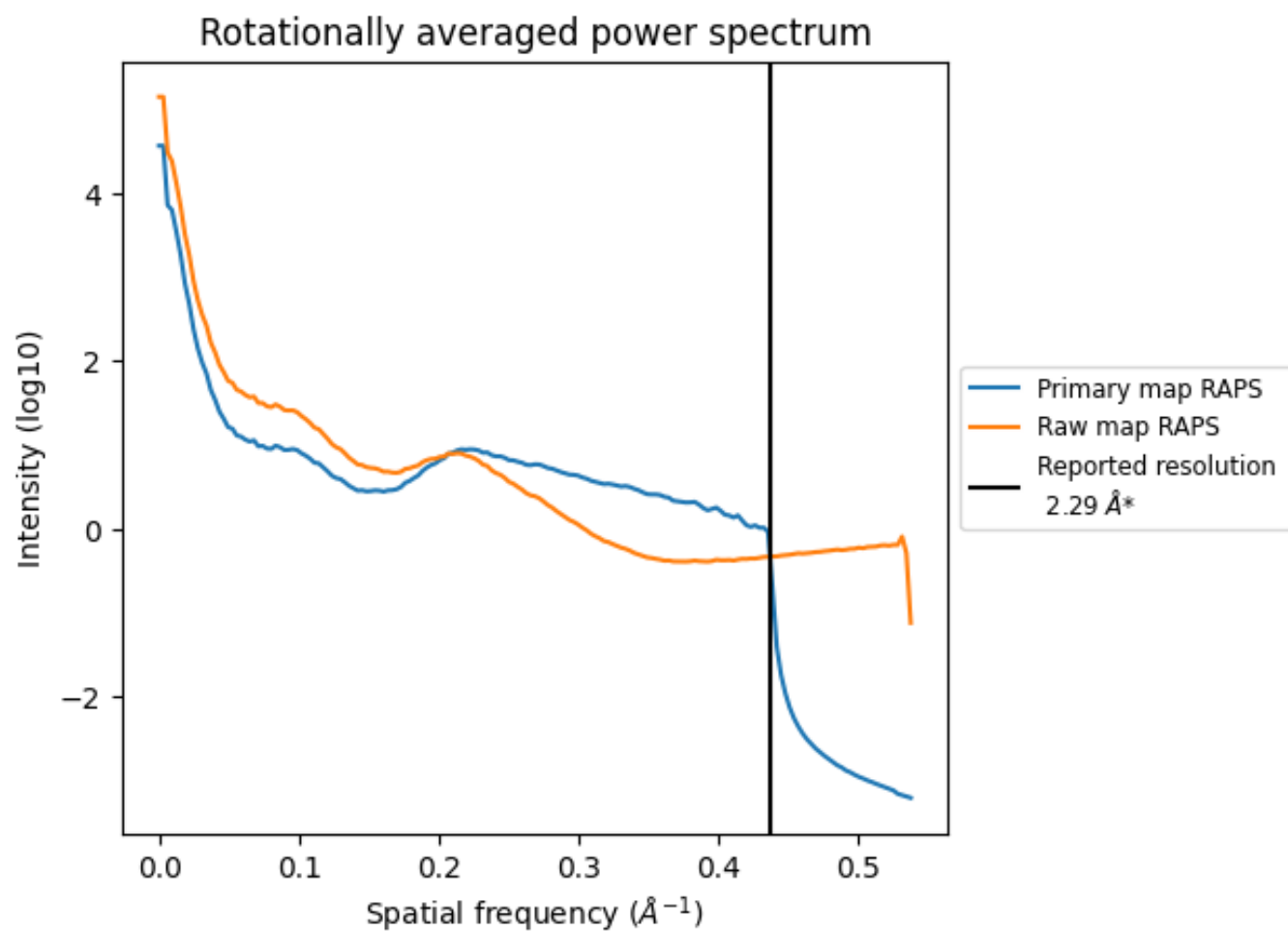
## 7.2 Volume estimate [i](#)



The volume at the recommended contour level is 688  $\text{nm}^3$ ; this corresponds to an approximate mass of 622 kDa.

The volume estimate graph shows how the enclosed volume varies with the contour level. The recommended contour level is shown as a vertical line and the intersection between the line and the curve gives the volume of the enclosed surface at the given level.

### 7.3 Rotationally averaged power spectrum ⓘ



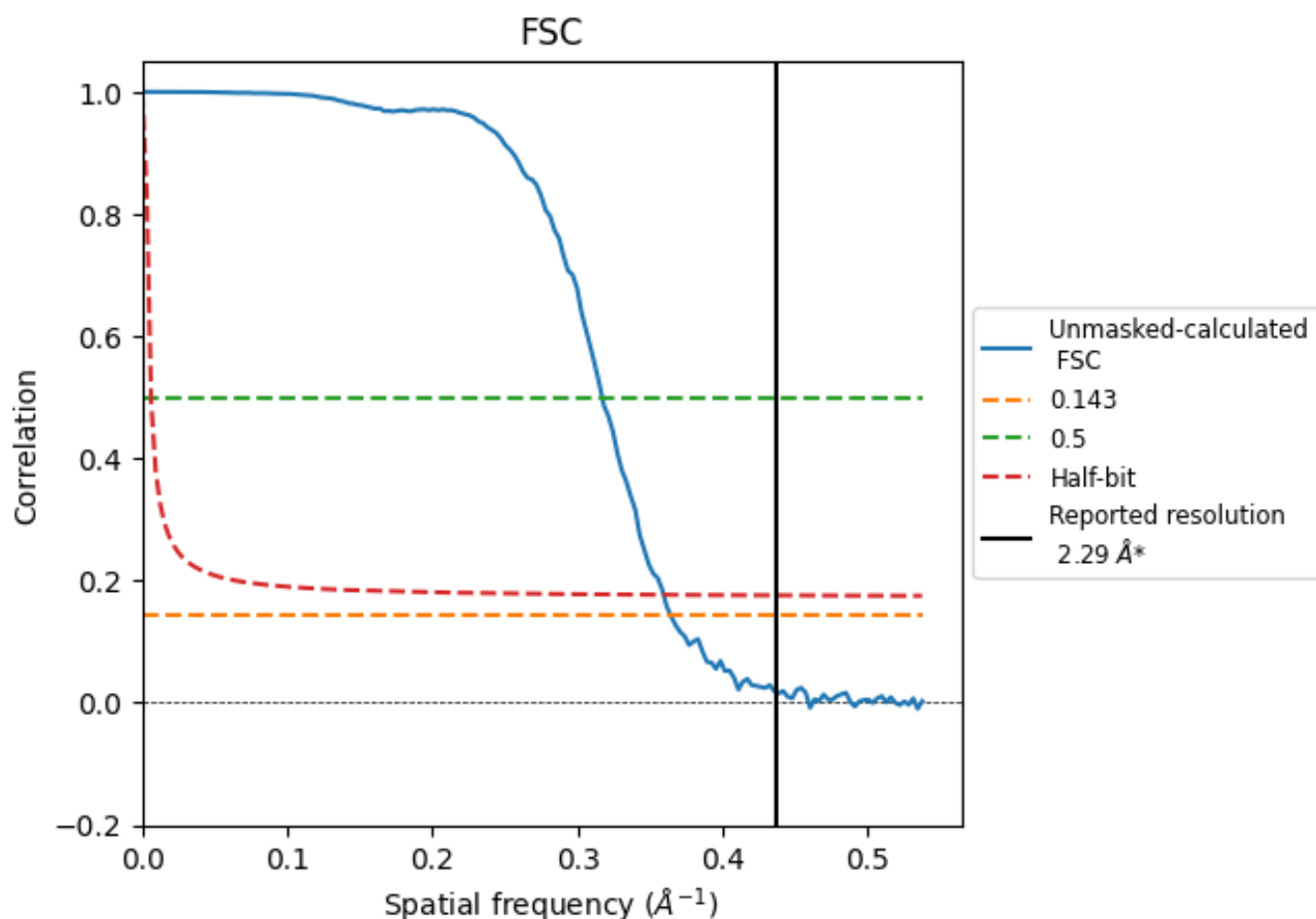
\*Reported resolution corresponds to spatial frequency of 0.437 Å<sup>-1</sup>



## 8 Fourier-Shell correlation [i](#)

Fourier-Shell Correlation (FSC) is the most commonly used method to estimate the resolution of single-particle and subtomogram-averaged maps. The shape of the curve depends on the imposed symmetry, mask and whether or not the two 3D reconstructions used were processed from a common reference. The reported resolution is shown as a black line. A curve is displayed for the half-bit criterion in addition to lines showing the 0.143 gold standard cut-off and 0.5 cut-off.

### 8.1 FSC [i](#)



\*Reported resolution corresponds to spatial frequency of 0.437 Å<sup>-1</sup>

## 8.2 Resolution estimates [i](#)

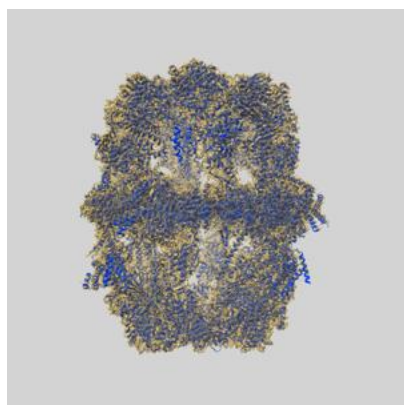
Resolution estimate (Å)	Estimation criterion (FSC cut-off)		
	0.143	0.5	Half-bit
Reported by author	2.29	-	-
Author-provided FSC curve	-	-	-
Unmasked-calculated*	2.74	3.15	2.78

\*Resolution estimate based on FSC curve calculated by comparison of deposited half-maps. The value from deposited half-maps intersecting FSC 0.143 CUT-OFF 2.74 differs from the reported value 2.29 by more than 10 %

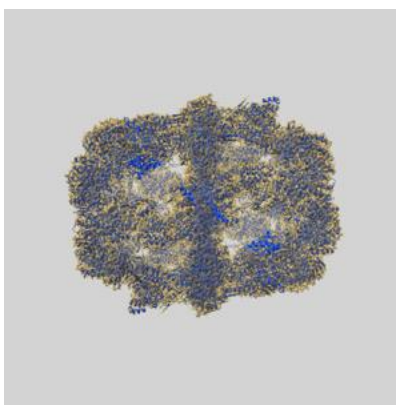
## 9 Map-model fit [i](#)

This section contains information regarding the fit between EMDB map EMD-71285 and PDB model 9P4W. Per-residue inclusion information can be found in [section 3](#) on [page 8](#).

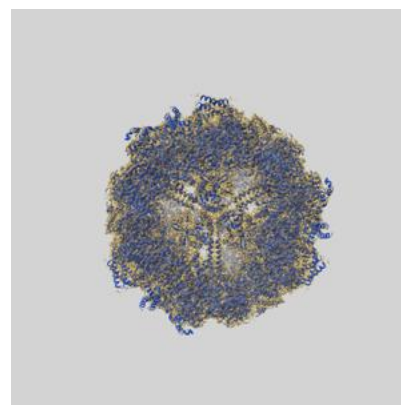
### 9.1 Map-model overlay [i](#)



X



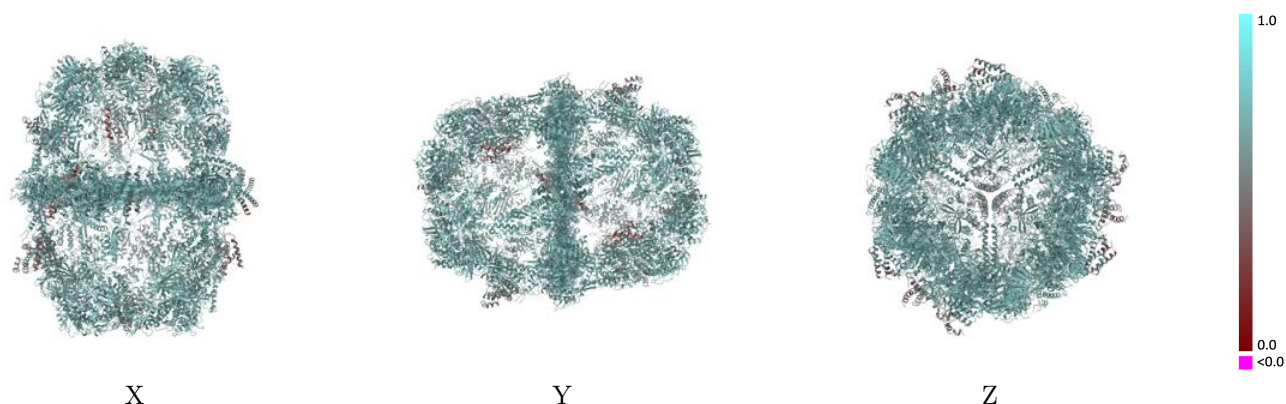
Y



Z

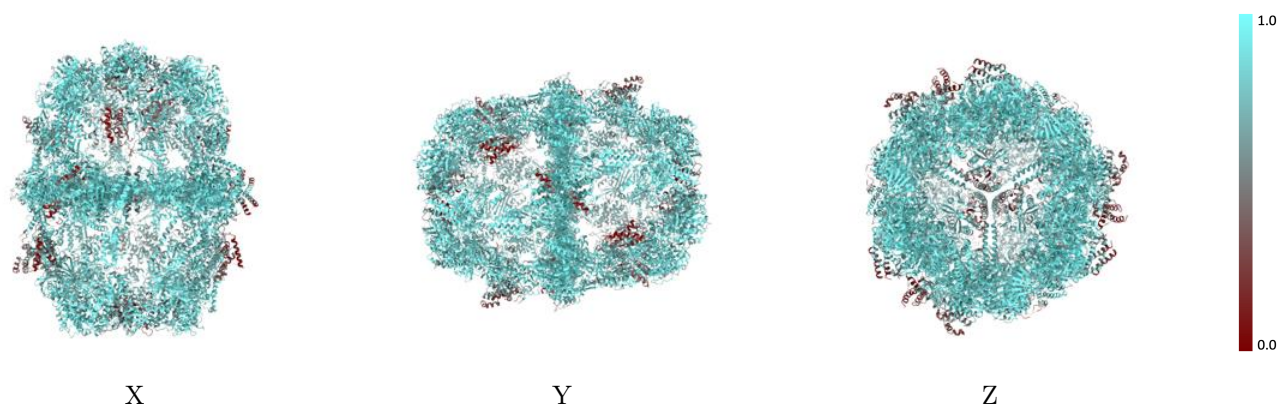
The images above show the 3D surface view of the map at the recommended contour level 0.209 at 50% transparency in yellow overlaid with a ribbon representation of the model coloured in blue. These images allow for the visual assessment of the quality of fit between the atomic model and the map.

## 9.2 Q-score mapped to coordinate model [i](#)



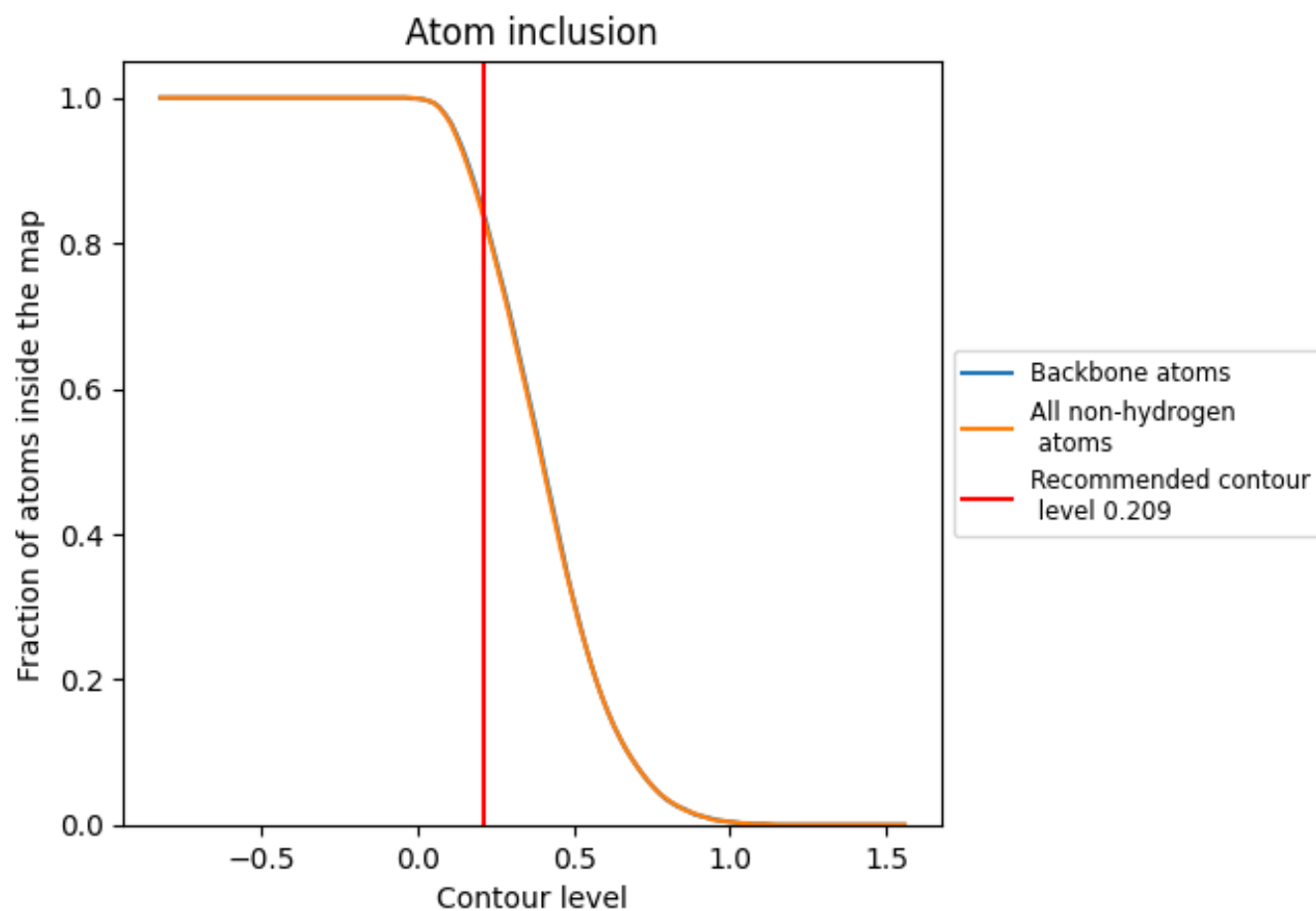
The images above show the model with each residue coloured according to its Q-score. This shows their resolvability in the map with higher Q-score values reflecting better resolvability. Please note: Q-score is calculating the resolvability of atoms, and thus high values are only expected at resolutions at which atoms can be resolved. Low Q-score values may therefore be expected for many entries.

## 9.3 Atom inclusion mapped to coordinate model [i](#)



The images above show the model with each residue coloured according to its atom inclusion. This shows to what extent they are inside the map at the recommended contour level (0.209).

## 9.4 Atom inclusion [i](#)



At the recommended contour level, 84% of all backbone atoms, 84% of all non-hydrogen atoms, are inside the map.

9.5 Map-model fit summary ⓘ

The table lists the average atom inclusion at the recommended contour level (0.209) and Q-score for the entire model and for each chain.

Chain	Atom inclusion	Q-score
All	<div><div></div>0.8390</div>	<div><div></div>0.6560</div>
A	<div><div></div>0.8050</div>	<div><div></div>0.6420</div>
B	<div><div></div>0.8960</div>	<div><div></div>0.6810</div>
D	<div><div></div>0.8960</div>	<div><div></div>0.6810</div>
E	<div><div></div>0.8060</div>	<div><div></div>0.6420</div>
H	<div><div></div>0.8920</div>	<div><div></div>0.6780</div>
I	<div><div></div>0.8020</div>	<div><div></div>0.6400</div>
K	<div><div></div>0.8940</div>	<div><div></div>0.6770</div>
L	<div><div></div>0.8010</div>	<div><div></div>0.6400</div>
N	<div><div></div>0.8940</div>	<div><div></div>0.6770</div>
O	<div><div></div>0.8010</div>	<div><div></div>0.6400</div>
Q	<div><div></div>0.8920</div>	<div><div></div>0.6780</div>
R	<div><div></div>0.8020</div>	<div><div></div>0.6400</div>

