



Full wwPDB EM Validation Report ⓘ

Dec 8, 2025 – 07:13 PM EST

PDB ID : 9P4V / pdb_00009p4v
EMDB ID : EMD-71284
Title : Atomic model of wild type *S. cerevisiae* Fatty Acid Synthase (FAS) in complex with Palmitoyl-CoA (in vitro binding)
Authors : Hasan, N.S.M.; Keszei, F.A.A.; Mazhab-Jafari, M.T.
Deposited on : 2025-06-17
Resolution : 2.08 Å (reported)
Based on initial model : 6TA1

This is a Full wwPDB EM Validation Report for a publicly released PDB entry.

We welcome your comments at validation@mail.wwpdb.org

A user guide is available at

<https://www.wwpdb.org/validation/2017/EMValidationReportHelp>
with specific help available everywhere you see the ⓘ symbol.

The types of validation reports are described at

<http://www.wwpdb.org/validation/2017/FAQs#types>.

The following versions of software and data (see [references ⓘ](#)) were used in the production of this report:

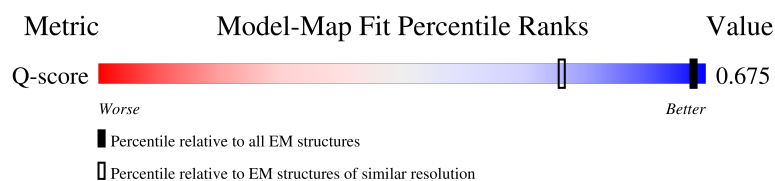
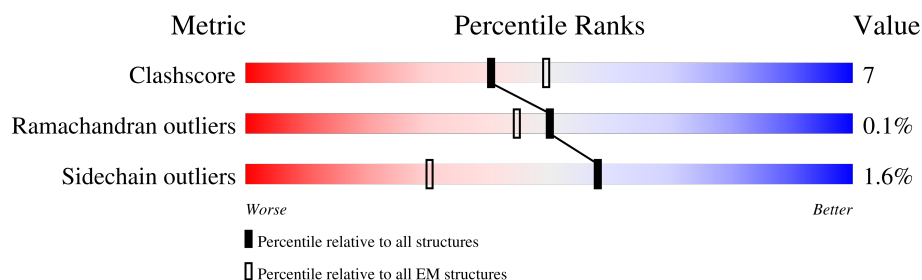
EMDB validation analysis : 0.0.1.dev129
Mogul : 2022.3.0, CSD as543be (2022)
MolProbity : 4-5-2 with Phenix2.0
buster-report : 1.1.7 (2018)
Percentile statistics : 20231227.v01 (using entries in the PDB archive December 27th 2023)
EM percentile statistics : 202505.v01 (Using data in the EMDB archive up until May 2025)
MapQ : 1.9.13
Ideal geometry (proteins) : Engh & Huber (2001)
Ideal geometry (DNA, RNA) : Parkinson et al. (1996)
Validation Pipeline (wwPDB-VP) : 2.47

1 Overall quality at a glance

The following experimental techniques were used to determine the structure:
ELECTRON MICROSCOPY

The reported resolution of this entry is 2.08 Å.

Percentile scores (ranging between 0-100) for global validation metrics of the entry are shown in the following graphic. The table shows the number of entries on which the scores are based.



Metric	Whole archive (#Entries)	EM structures (#Entries)	Similar EM resolution (#Entries, resolution range(Å))
Clashscore	210492	15764	-
Ramachandran outliers	207382	16835	-
Sidechain outliers	206894	16415	-
Q-score	-	25397	1976 (1.58 - 2.58)

The table below summarises the geometric issues observed across the polymeric chains and their fit to the map. The red, orange, yellow and green segments of the bar indicate the fraction of residues that contain outliers for ≥ 3 , 2, 1 and 0 types of geometric quality criteria respectively. A grey segment represents the fraction of residues that are not modelled. The numeric value for each fraction is indicated below the corresponding segment, with a dot representing fractions $\leq 5\%$. The upper red bar (where present) indicates the fraction of residues that have poor fit to the EM map (all-atom inclusion $< 40\%$). The numeric value is given above the bar.

Mol	Chain	Length	Quality of chain
1	A	2051	
1	C	2051	
1	I	2051	
1	N	2051	

Continued on next page...

Continued from previous page...

Mol	Chain	Length	Quality of chain
1	T	2051	
1	Z	2051	
2	1	1887	
2	B	1887	
2	D	1887	
2	J	1887	
2	O	1887	
2	U	1887	

2 Entry composition

There are 6 unique types of molecules in this entry. The entry contains 164381 atoms, of which 0 are hydrogens and 0 are deuteriums.

In the tables below, the AltConf column contains the number of residues with at least one atom in alternate conformation and the Trace column contains the number of residues modelled with at most 2 atoms.

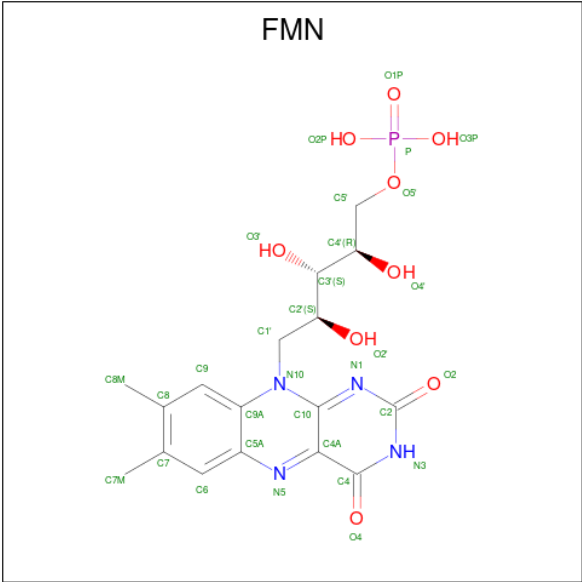
- Molecule 1 is a protein called Fatty acid synthase subunit beta.

Mol	Chain	Residues	Atoms					AltConf	Trace
1	A	1990	Total	C	N	O	S	0	0
			15467	9938	2577	2896	56		
1	C	1990	Total	C	N	O	S	0	0
			15467	9938	2577	2896	56		
1	I	1990	Total	C	N	O	S	0	0
			15467	9938	2577	2896	56		
1	N	1990	Total	C	N	O	S	0	0
			15467	9938	2577	2896	56		
1	T	1990	Total	C	N	O	S	0	0
			15467	9938	2577	2896	56		
1	Z	1990	Total	C	N	O	S	0	0
			15467	9938	2577	2896	56		

- Molecule 2 is a protein called Fatty acid synthase subunit alpha.

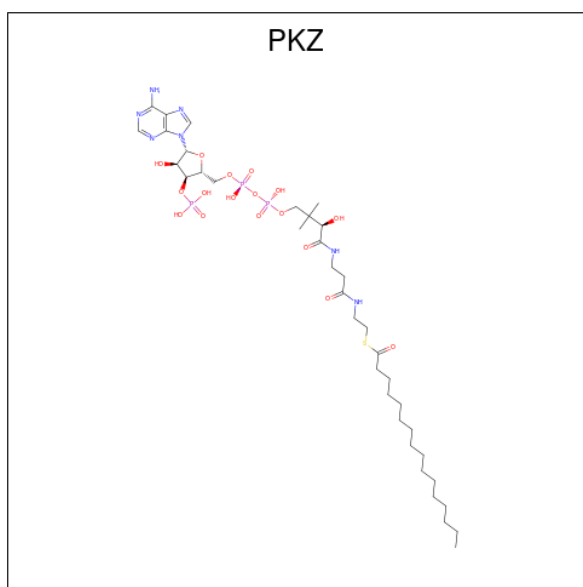
Mol	Chain	Residues	Atoms					AltConf	Trace
2	B	1411	Total	C	N	O	S	0	0
			10964	6963	1852	2104	45		
2	D	1411	Total	C	N	O	S	0	0
			10964	6963	1852	2104	45		
2	J	1411	Total	C	N	O	S	0	0
			10964	6963	1852	2104	45		
2	O	1411	Total	C	N	O	S	0	0
			10964	6963	1852	2104	45		
2	U	1411	Total	C	N	O	S	0	0
			10964	6963	1852	2104	45		
2	1	1411	Total	C	N	O	S	0	0
			10964	6963	1852	2104	45		

- Molecule 3 is FLAVIN MONONUCLEOTIDE (CCD ID: FMN) (formula: $C_{17}H_{21}N_4O_9P$).



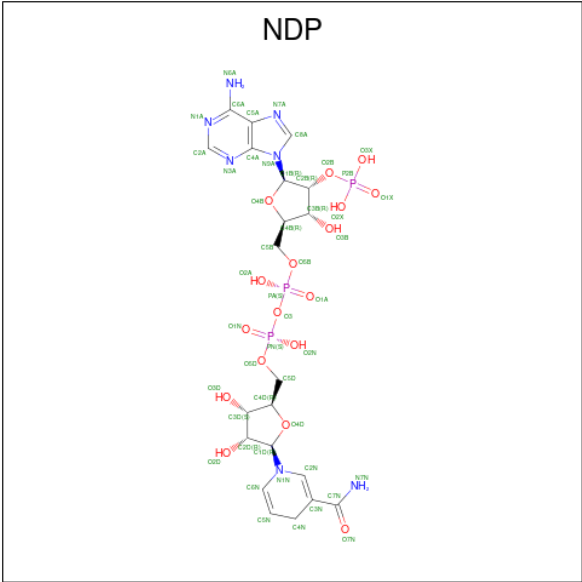
Mol	Chain	Residues	Atoms					AltConf
3	A	1	Total	C	N	O	P	0
			31	17	4	9	1	
3	C	1	Total	C	N	O	P	0
			31	17	4	9	1	
3	I	1	Total	C	N	O	P	0
			31	17	4	9	1	
3	N	1	Total	C	N	O	P	0
			31	17	4	9	1	
3	T	1	Total	C	N	O	P	0
			31	17	4	9	1	
3	Z	1	Total	C	N	O	P	0
			31	17	4	9	1	

- Molecule 4 is Palmitoyl-CoA (CCD ID: PKZ) (formula: C₃₇H₆₆N₇O₁₇P₃S) (labeled as "Ligand of Interest" by depositor).



Mol	Chain	Residues	Atoms						AltConf
4	B	1	Total	C	N	O	P	S	0
			39	27	2	8	1	1	
4	D	1	Total	C	N	O	P	S	0
			39	27	2	8	1	1	
4	J	1	Total	C	N	O	P	S	0
			39	27	2	8	1	1	
4	O	1	Total	C	N	O	P	S	0
			39	27	2	8	1	1	
4	U	1	Total	C	N	O	P	S	0
			39	27	2	8	1	1	
4	1	1	Total	C	N	O	P	S	0
			39	27	2	8	1	1	

- Molecule 5 is NADPH DIHYDRO-NICOTINAMIDE-ADENINE-DINUCLEOTIDE PHOSPHATE (CCD ID: NDP) (formula: $C_{21}H_{30}N_7O_{17}P_3$) (labeled as "Ligand of Interest" by depositor).



Mol	Chain	Residues	Atoms					AltConf
5	B	1	Total	C	N	O	P	0
			48	21	7	17	3	
5	D	1	Total	C	N	O	P	0
			48	21	7	17	3	
5	J	1	Total	C	N	O	P	0
			48	21	7	17	3	
5	O	1	Total	C	N	O	P	0
			48	21	7	17	3	
5	U	1	Total	C	N	O	P	0
			48	21	7	17	3	
5	1	1	Total	C	N	O	P	0
			48	21	7	17	3	

- Molecule 6 is water.

Mol	Chain	Residues	Atoms		AltConf
6	A	246	Total	O	0
			246	246	
6	B	595	Total	O	0
			595	595	
6	C	244	Total	O	0
			244	244	
6	D	621	Total	O	0
			621	621	
6	I	216	Total	O	0
			216	216	
6	J	614	Total	O	0
			614	614	

Continued on next page...


Continued from previous page...

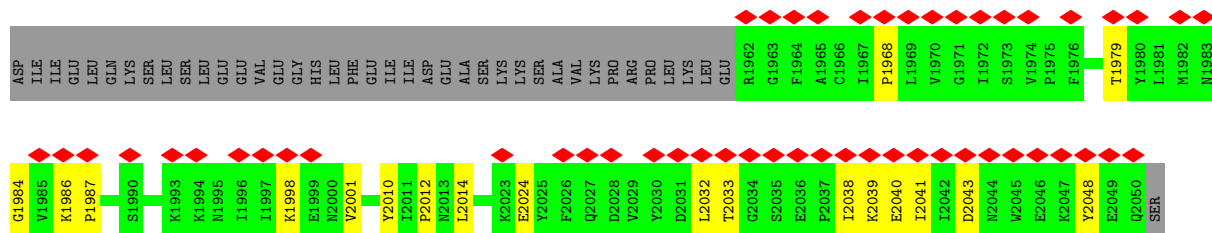
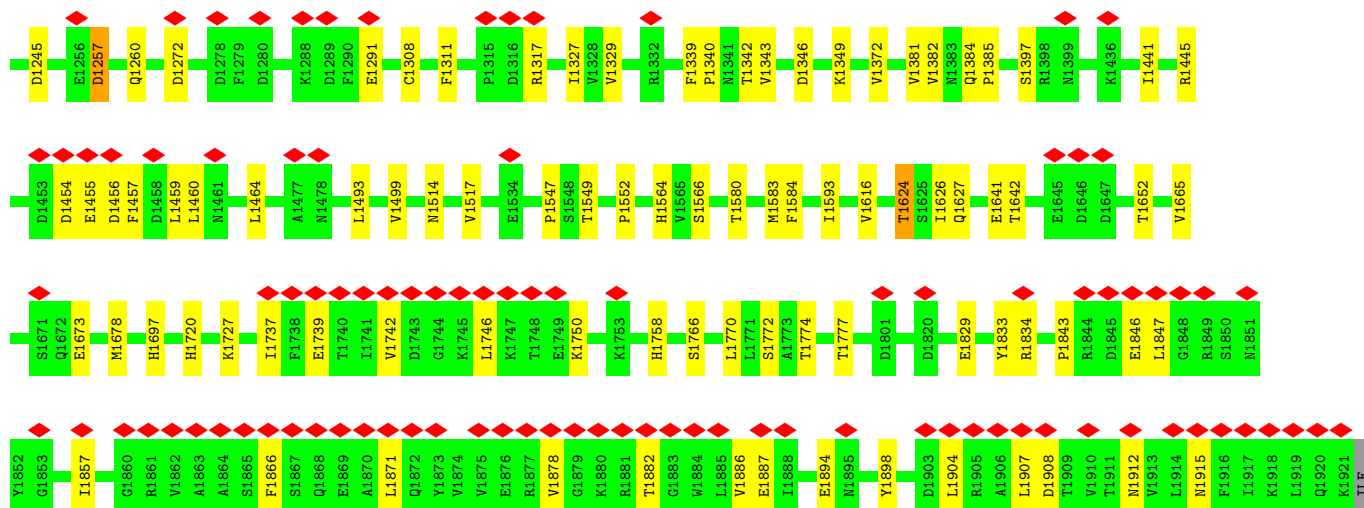
Mol	Chain	Residues	Atoms		AltConf
6	N	245	Total 245	O 245	0
6	O	600	Total 600	O 600	0
6	T	247	Total 247	O 247	0
6	U	622	Total 622	O 622	0
6	1	620	Total 620	O 620	0
6	Z	217	Total 217	O 217	0

3 Residue-property plots

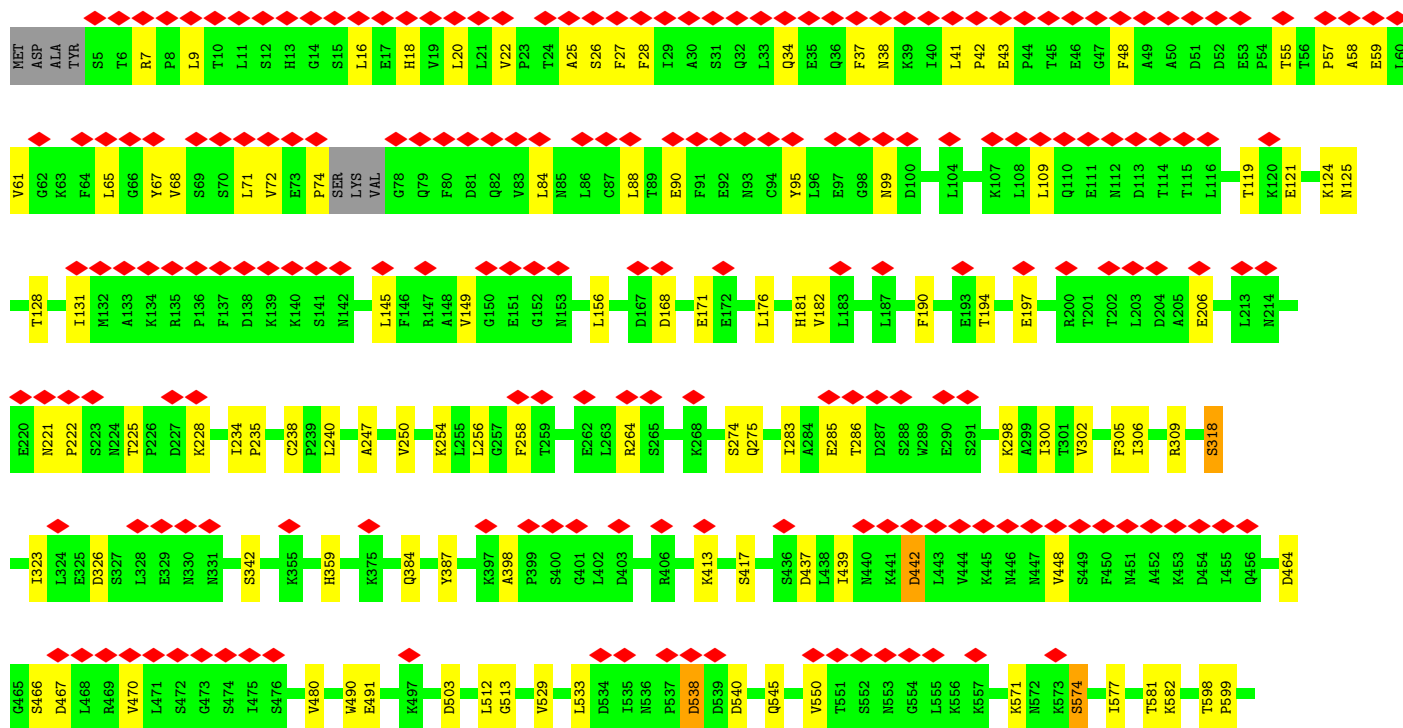
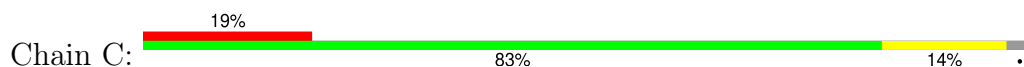
These plots are drawn for all protein, RNA, DNA and oligosaccharide chains in the entry. The first graphic for a chain summarises the proportions of the various outlier classes displayed in the second graphic. The second graphic shows the sequence view annotated by issues in geometry and atom inclusion in map density. Residues are color-coded according to the number of geometric quality criteria for which they contain at least one outlier: green = 0, yellow = 1, orange = 2 and red = 3 or more. A red diamond above a residue indicates a poor fit to the EM map for this residue (all-atom inclusion < 40%). Stretches of 2 or more consecutive residues without any outlier are shown as a green connector. Residues present in the sample, but not in the model, are shown in grey.

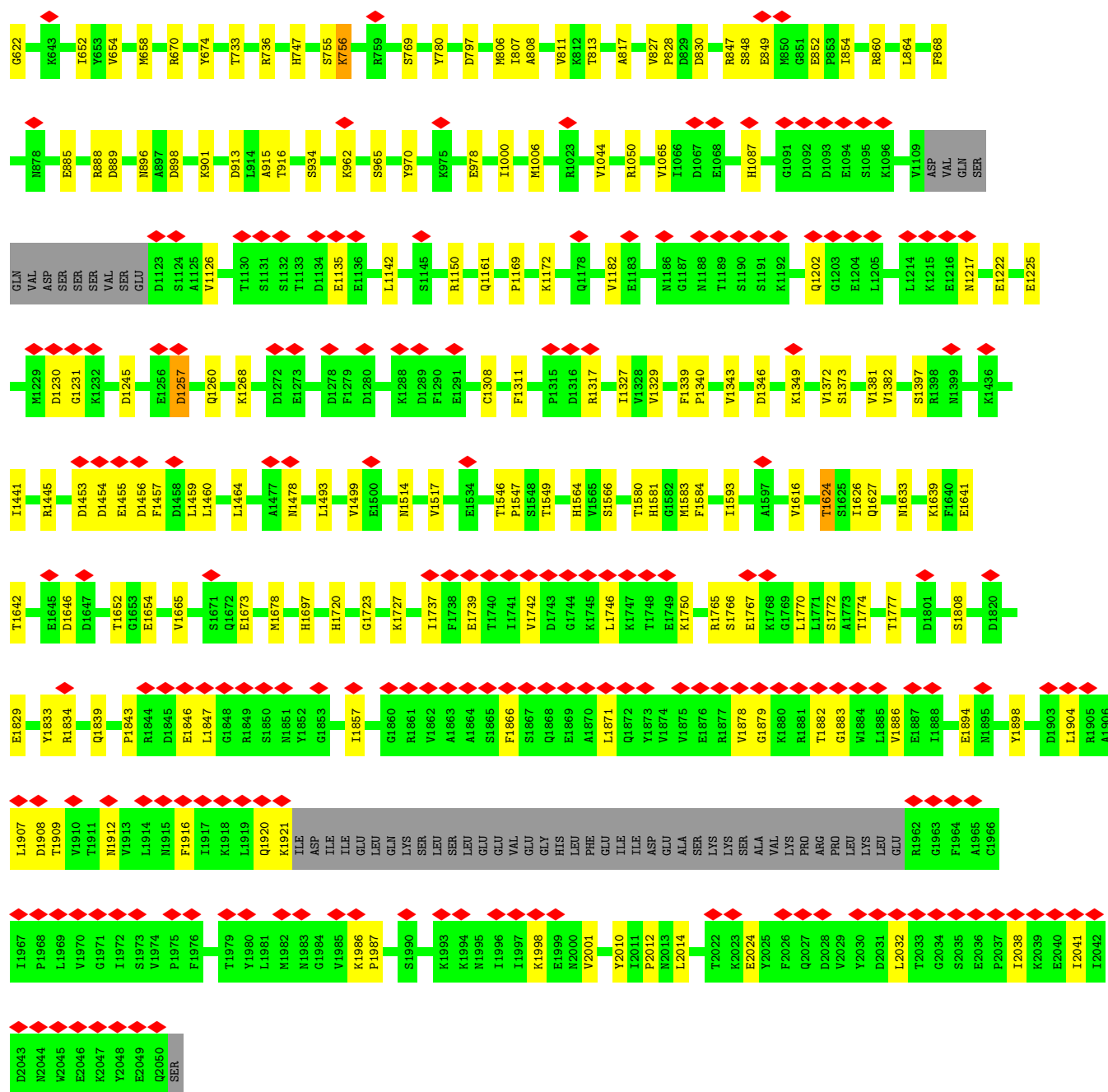
- Molecule 1: Fatty acid synthase subunit beta



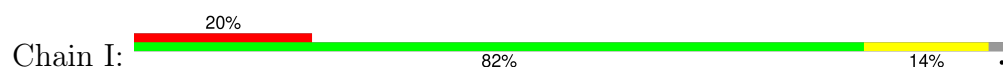


• Molecule 1: Fatty acid synthase subunit beta

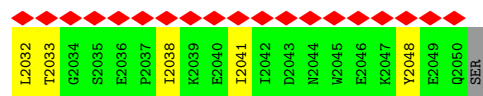





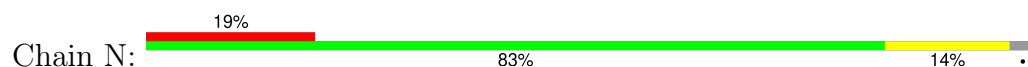
• Molecule 1: Fatty acid synthase subunit beta

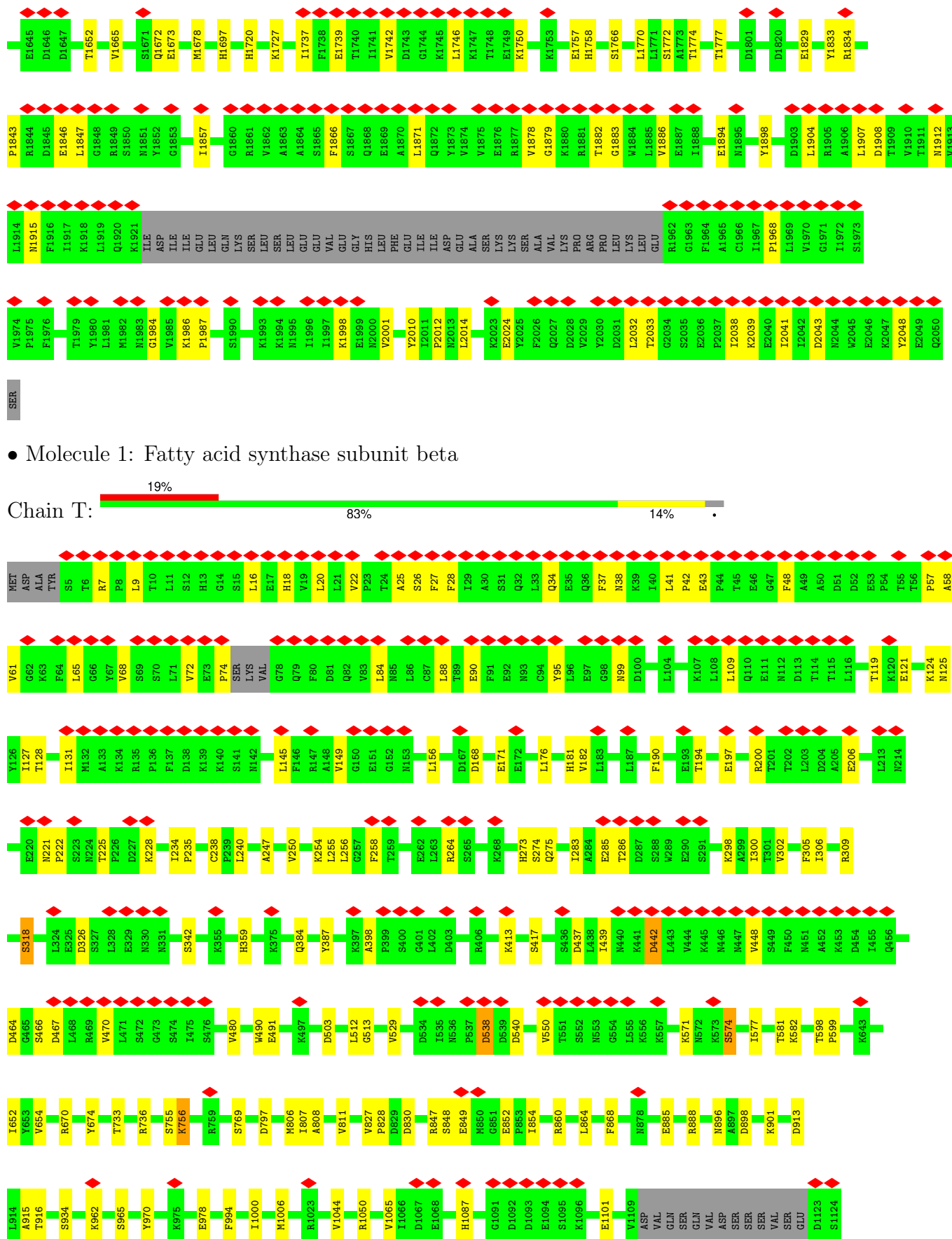


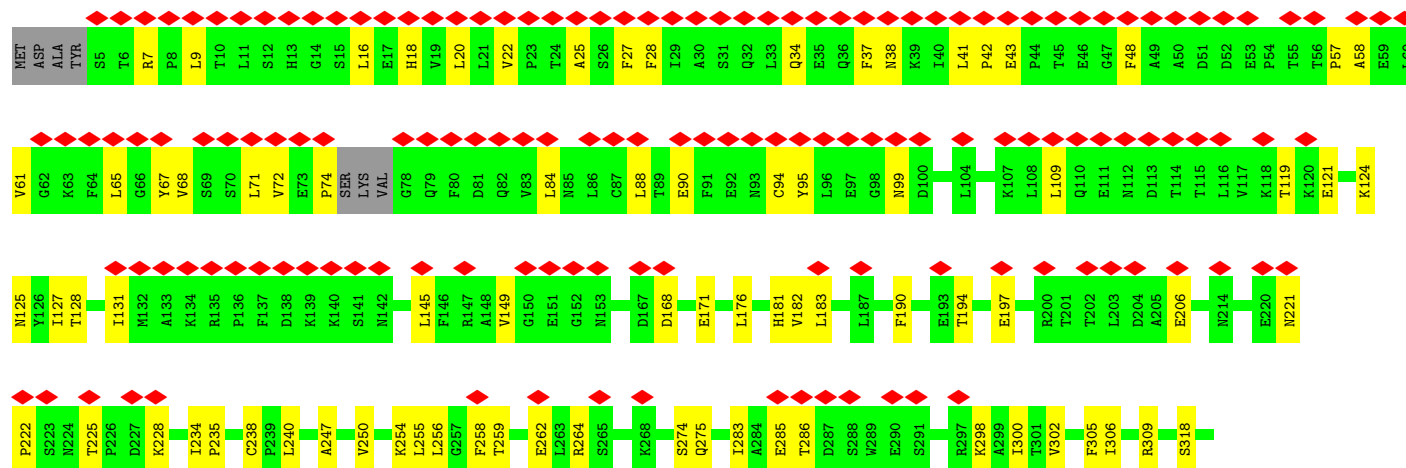
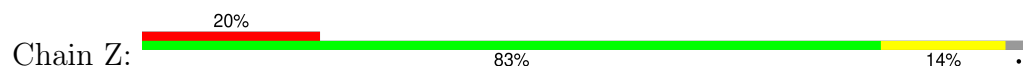




● Molecule 1: Fatty acid synthase subunit beta

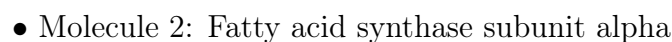






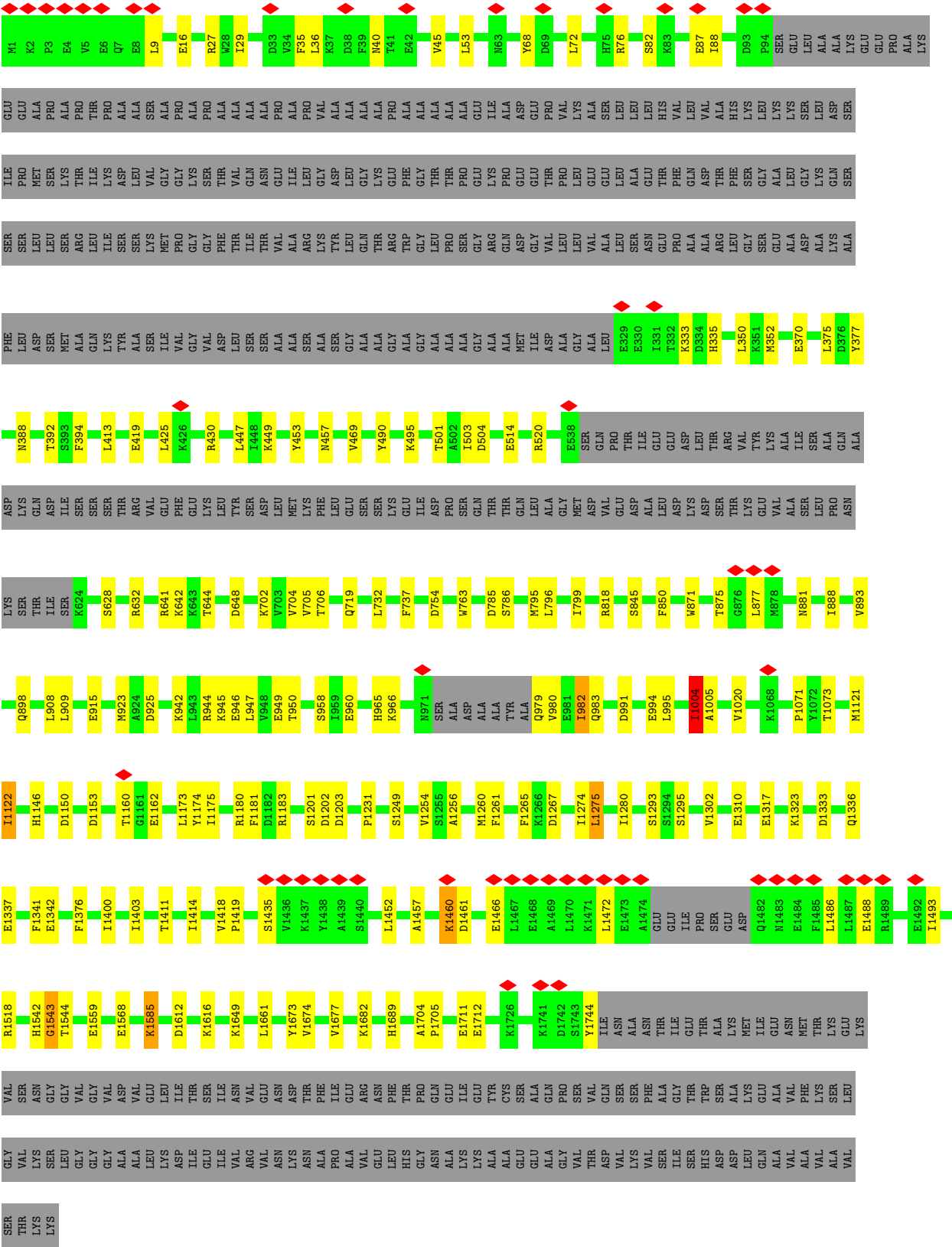






Frequency	Percentage
Daily	65%
Weekly	9%
Monthly	25%





● Molecule 2: Fatty acid synthase subunit alpha





4 Experimental information

Property	Value	Source
EM reconstruction method	SINGLE PARTICLE	Depositor
Imposed symmetry	POINT, D3	Depositor
Number of particles used	166057	Depositor
Resolution determination method	FSC 0.143 CUT-OFF	Depositor
CTF correction method	PHASE FLIPPING AND AMPLITUDE CORRECTION	Depositor
Microscope	TFS KRIOS	Depositor
Voltage (kV)	300	Depositor
Electron dose ($e^-/\text{\AA}^2$)	40	Depositor
Minimum defocus (nm)	600	Depositor
Maximum defocus (nm)	2500	Depositor
Magnification	Not provided	
Image detector	FEI FALCON IV (4k x 4k)	Depositor
Maximum map value	0.738	Depositor
Minimum map value	-0.348	Depositor
Average map value	0.004	Depositor
Map value standard deviation	0.032	Depositor
Recommended contour level	0.1	Depositor
Map size (Å)	323.64, 323.64, 323.64	wwPDB
Map dimensions	348, 348, 348	wwPDB
Map angles (°)	90.0, 90.0, 90.0	wwPDB
Pixel spacing (Å)	0.93000007, 0.93000007, 0.93000007	Depositor

5 Model quality

5.1 Standard geometry

Bond lengths and bond angles in the following residue types are not validated in this section: NDP, FMN, PKZ

The Z score for a bond length (or angle) is the number of standard deviations the observed value is removed from the expected value. A bond length (or angle) with $|Z| > 5$ is considered an outlier worth inspection. RMSZ is the root-mean-square of all Z scores of the bond lengths (or angles).

Mol	Chain	Bond lengths		Bond angles	
		RMSZ	$\# Z > 5$	RMSZ	$\# Z > 5$
1	A	0.21	0/15825	0.35	0/21503
1	C	0.21	0/15825	0.35	0/21503
1	I	0.21	0/15825	0.35	0/21503
1	N	0.21	0/15825	0.35	0/21503
1	T	0.21	0/15825	0.35	0/21503
1	Z	0.21	0/15825	0.35	0/21503
2	1	0.42	0/11180	0.51	4/15127 (0.0%)
2	B	0.42	0/11180	0.51	4/15127 (0.0%)
2	D	0.42	0/11180	0.51	4/15127 (0.0%)
2	J	0.42	0/11180	0.51	4/15127 (0.0%)
2	O	0.42	0/11180	0.51	4/15127 (0.0%)
2	U	0.42	0/11180	0.51	4/15127 (0.0%)
All	All	0.32	0/162030	0.42	24/219780 (0.0%)

Chiral center outliers are detected by calculating the chiral volume of a chiral center and verifying if the center is modelled as a planar moiety or with the opposite hand. A planarity outlier is detected by checking planarity of atoms in a peptide group, atoms in a mainchain group or atoms of a sidechain that are expected to be planar.

Mol	Chain	#Chirality outliers	#Planarity outliers
1	A	0	1
1	C	0	1
1	I	0	1
1	N	0	1
1	T	0	1
1	Z	0	1
All	All	0	6

There are no bond length outliers.

All (24) bond angle outliers are listed below:

Mol	Chain	Res	Type	Atoms	Z	Observed(°)	Ideal(°)
2	J	1004	ILE	N-CA-C	5.94	116.72	110.72
2	D	1004	ILE	N-CA-C	5.92	116.70	110.72
2	U	1004	ILE	N-CA-C	5.92	116.70	110.72
2	B	1004	ILE	N-CA-C	5.91	116.69	110.72
2	1	1004	ILE	N-CA-C	5.90	116.68	110.72
2	O	1004	ILE	N-CA-C	5.89	116.67	110.72
2	U	1337	GLU	N-CA-C	5.62	117.85	111.11
2	O	1337	GLU	N-CA-C	5.61	117.85	111.11
2	J	1337	GLU	N-CA-C	5.60	117.83	111.11
2	B	1337	GLU	N-CA-C	5.60	117.83	111.11
2	1	1337	GLU	N-CA-C	5.59	117.82	111.11
2	D	1337	GLU	N-CA-C	5.58	117.80	111.11
2	1	490	TYR	N-CA-C	-5.37	100.54	109.46
2	B	490	TYR	N-CA-C	-5.36	100.56	109.46
2	J	490	TYR	N-CA-C	-5.36	100.56	109.46
2	O	490	TYR	N-CA-C	-5.35	100.58	109.46
2	D	490	TYR	N-CA-C	-5.34	100.59	109.46
2	U	490	TYR	N-CA-C	-5.34	100.59	109.46
2	D	394	PHE	N-CA-C	5.33	118.23	109.76
2	J	394	PHE	N-CA-C	5.32	118.22	109.76
2	O	394	PHE	N-CA-C	5.32	118.21	109.76
2	U	394	PHE	N-CA-C	5.31	118.21	109.76
2	B	394	PHE	N-CA-C	5.31	118.20	109.76
2	1	394	PHE	N-CA-C	5.29	118.18	109.76

There are no chirality outliers.

All (6) planarity outliers are listed below:

Mol	Chain	Res	Type	Group
1	A	598	THR	Peptide
1	C	598	THR	Peptide
1	I	598	THR	Peptide
1	N	598	THR	Peptide
1	T	598	THR	Peptide
1	Z	598	THR	Peptide

5.2 Too-close contacts ⓘ

In the following table, the Non-H and H(model) columns list the number of non-hydrogen atoms and hydrogen atoms in the chain respectively. The H(added) column lists the number of hydrogen atoms added and optimized by MolProbity. The Clashes column lists the number of clashes within the asymmetric unit, whereas Symm-Clashes lists symmetry-related clashes.

Mol	Chain	Non-H	H(model)	H(added)	Clashes	Symm-Clashes
1	A	15467	0	15321	235	0
1	C	15467	0	15321	229	0
1	I	15467	0	15321	230	0
1	N	15467	0	15321	228	0
1	T	15467	0	15321	241	0
1	Z	15467	0	15321	221	0
2	1	10964	0	10816	196	0
2	B	10964	0	10816	173	0
2	D	10964	0	10816	166	0
2	J	10964	0	10816	191	0
2	O	10964	0	10816	172	0
2	U	10964	0	10816	174	0
3	A	31	0	19	0	0
3	C	31	0	19	0	0
3	I	31	0	19	0	0
3	N	31	0	19	0	0
3	T	31	0	19	0	0
3	Z	31	0	19	0	0
4	1	39	0	0	0	0
4	B	39	0	0	0	0
4	D	39	0	0	0	0
4	J	39	0	0	0	0
4	O	39	0	0	0	0
4	U	39	0	0	0	0
5	1	48	0	26	1	0
5	B	48	0	26	1	0
5	D	48	0	26	1	0
5	J	48	0	26	1	0
5	O	48	0	26	1	0
5	U	48	0	26	1	0
6	1	620	0	0	59	0
6	A	246	0	0	61	0
6	B	595	0	0	32	0
6	C	244	0	0	63	0
6	D	621	0	0	33	0
6	I	216	0	0	52	0
6	J	614	0	0	57	0
6	N	245	0	0	57	0
6	O	600	0	0	34	0
6	T	247	0	0	73	0
6	U	622	0	0	34	0
6	Z	217	0	0	55	0
All	All	164381	0	157092	2155	0

The all-atom clashscore is defined as the number of clashes found per 1000 atoms (including hydrogen atoms). The all-atom clashscore for this structure is 7.

All (2155) close contacts within the same asymmetric unit are listed below, sorted by their clash magnitude.

Atom-1	Atom-2	Interatomic distance (Å)	Clash overlap (Å)
2:J:1293:SER:HB2	2:O:1414:ILE:CD1	1.54	1.38
2:D:1293:SER:HB2	2:U:1414:ILE:CD1	1.54	1.37
2:D:1414:ILE:CD1	2:U:1293:SER:HB2	1.54	1.37
2:B:1293:SER:HB2	2:1:1414:ILE:CD1	1.54	1.35
2:B:1414:ILE:CD1	2:1:1293:SER:HB2	1.56	1.35
2:J:1414:ILE:CD1	2:O:1293:SER:HB2	1.55	1.34
1:I:1342:THR:HG23	6:I:2210:HOH:O	1.22	1.33
1:I:1895:ASN:HB2	6:I:2308:HOH:O	1.15	1.30
1:C:1843:PRO:HD3	6:C:2301:HOH:O	1.22	1.30
1:I:1885:LEU:HD23	6:I:2344:HOH:O	1.32	1.29
1:T:1843:PRO:HD3	6:T:2305:HOH:O	1.22	1.28
1:Z:1342:THR:HG23	6:Z:2209:HOH:O	1.23	1.28
1:Z:1895:ASN:HB2	6:Z:2312:HOH:O	1.15	1.28
1:T:222:PRO:HB2	6:T:2414:HOH:O	1.09	1.26
1:C:934:SER:HA	6:C:2209:HOH:O	1.33	1.26
2:D:1173:LEU:CD2	2:U:1175:ILE:HD13	1.66	1.26
1:Z:94:CYS:HB3	6:Z:2204:HOH:O	1.11	1.26
1:I:94:CYS:HB3	6:I:2205:HOH:O	1.11	1.25
1:C:222:PRO:HB2	6:C:2411:HOH:O	1.09	1.25
2:J:1175:ILE:HD13	2:O:1173:LEU:CD2	1.66	1.25
1:T:934:SER:HA	6:T:2210:HOH:O	1.33	1.25
2:B:1175:ILE:HD13	2:1:1173:LEU:CD2	1.67	1.24
2:J:1173:LEU:CD2	2:O:1175:ILE:HD13	1.67	1.24
2:D:1175:ILE:HD13	2:U:1173:LEU:CD2	1.66	1.23
2:B:1173:LEU:CD2	2:1:1175:ILE:HD13	1.67	1.23
1:N:1342:THR:HG23	6:N:2243:HOH:O	1.37	1.23
1:A:1342:THR:HG23	6:A:2249:HOH:O	1.38	1.23
2:J:1121:MET:HG2	2:O:1267:ASP:OD1	1.39	1.23
1:Z:1885:LEU:HD23	6:Z:2346:HOH:O	1.32	1.22
2:B:370:GLU:HB2	6:B:2555:HOH:O	1.38	1.21
2:D:1267:ASP:OD1	2:U:1121:MET:HG2	1.40	1.21
2:1:1545:SER:HB2	6:1:2153:HOH:O	1.36	1.21
2:J:1267:ASP:OD1	2:O:1121:MET:HG2	1.40	1.21
2:B:1121:MET:HG2	2:1:1267:ASP:OD1	1.39	1.20
1:T:1737:ILE:HG13	6:T:2202:HOH:O	1.39	1.20
2:J:1545:SER:HB2	6:J:2155:HOH:O	1.35	1.20
2:U:1632:LYS:HD3	6:U:2122:HOH:O	1.42	1.19

Continued on next page...

Continued from previous page...

Atom-1	Atom-2	Interatomic distance (Å)	Clash overlap (Å)
2:D:1121:MET:HG2	2:U:1267:ASP:OD1	1.40	1.19
2:D:1173:LEU:HD21	2:U:1175:ILE:CD1	1.74	1.18
2:D:1632:LYS:HD3	6:D:2119:HOH:O	1.41	1.18
2:B:1267:ASP:OD1	2:1:1121:MET:HG2	1.39	1.18
2:J:1175:ILE:CD1	2:O:1173:LEU:HD21	1.74	1.18
1:Z:1884:TRP:HB2	6:Z:2255:HOH:O	1.44	1.18
2:O:370:GLU:HB2	6:O:2560:HOH:O	1.39	1.17
2:J:1173:LEU:HD21	2:O:1175:ILE:CD1	1.74	1.17
2:B:1175:ILE:CD1	2:1:1173:LEU:HD21	1.74	1.16
2:D:1175:ILE:CD1	2:U:1173:LEU:HD21	1.74	1.16
2:B:1173:LEU:HD21	2:1:1175:ILE:CD1	1.75	1.15
2:D:1071:PRO:HD2	6:D:2382:HOH:O	1.48	1.14
2:O:457:ASN:HB3	6:O:2147:HOH:O	1.48	1.14
2:B:1293:SER:HB2	2:1:1414:ILE:HD13	1.15	1.14
1:I:1884:TRP:HB2	6:I:2252:HOH:O	1.44	1.14
2:J:1293:SER:HB2	2:O:1414:ILE:HD13	1.14	1.13
2:U:1071:PRO:HD2	6:U:2388:HOH:O	1.49	1.13
2:J:1414:ILE:HD13	2:O:1293:SER:HB2	1.15	1.13
1:Z:1902:GLY:HA2	6:Z:2346:HOH:O	1.49	1.11
2:U:1490:THR:HA	6:U:2008:HOH:O	1.50	1.11
2:B:457:ASN:HB3	6:B:2137:HOH:O	1.48	1.11
2:J:1071:PRO:HD2	6:J:2400:HOH:O	1.51	1.11
2:1:1071:PRO:HD2	6:1:2402:HOH:O	1.51	1.11
2:B:1414:ILE:HD13	2:1:1293:SER:HB2	1.17	1.10
1:T:384:GLN:HG3	6:T:2411:HOH:O	1.51	1.10
1:I:1902:GLY:HA2	6:I:2344:HOH:O	1.49	1.10
2:D:1490:THR:HA	6:D:2010:HOH:O	1.50	1.09
1:C:1920:GLN:HB2	6:C:2355:HOH:O	1.49	1.09
2:D:1414:ILE:HD13	2:U:1293:SER:HB2	1.14	1.09
1:I:1426:THR:HG22	6:I:2373:HOH:O	1.51	1.09
1:Z:1467:GLU:HB3	6:Z:2226:HOH:O	1.51	1.09
1:T:1920:GLN:HB2	6:T:2358:HOH:O	1.51	1.08
1:Z:1426:THR:HG22	6:Z:2376:HOH:O	1.50	1.08
2:D:1293:SER:HB2	2:U:1414:ILE:HD13	1.15	1.07
1:I:1467:GLU:HB3	6:I:2221:HOH:O	1.51	1.06
1:C:384:GLN:HG3	6:C:2407:HOH:O	1.52	1.06
2:O:1071:PRO:HD2	6:O:2457:HOH:O	1.56	1.05
2:B:1071:PRO:HD2	6:B:2459:HOH:O	1.57	1.05
1:N:1912:ASN:HA	6:N:2256:HOH:O	1.56	1.05
1:A:1912:ASN:HA	6:A:2259:HOH:O	1.55	1.04
1:A:946:PHE:HA	6:A:2278:HOH:O	1.56	1.04

Continued on next page...

Continued from previous page...

Atom-1	Atom-2	Interatomic distance (Å)	Clash overlap (Å)
2:1:67:SER:HA	6:1:2328:HOH:O	1.58	1.04
1:T:124:LYS:HG3	6:T:2376:HOH:O	1.57	1.03
1:A:384:GLN:HG3	6:I:2371:HOH:O	1.58	1.03
2:J:67:SER:HA	6:J:2319:HOH:O	1.57	1.03
1:N:946:PHE:HA	6:N:2282:HOH:O	1.56	1.03
2:D:1173:LEU:HD21	2:U:1175:ILE:HD13	1.35	1.02
1:N:384:GLN:HG3	6:Z:2377:HOH:O	1.59	1.02
1:C:124:LYS:HG3	6:C:2375:HOH:O	1.59	1.01
2:O:1616:LYS:HB3	6:O:2531:HOH:O	1.61	1.00
2:B:1616:LYS:HB3	6:B:2527:HOH:O	1.59	0.99
1:T:1997:ILE:HA	6:T:2225:HOH:O	1.61	0.99
2:B:942:LYS:HE2	6:B:2389:HOH:O	1.63	0.98
2:B:333:LYS:CB	6:B:2427:HOH:O	2.10	0.97
2:O:942:LYS:HE2	6:O:2385:HOH:O	1.63	0.97
2:1:93:ASP:CB	6:1:2064:HOH:O	2.13	0.97
2:D:1293:SER:CB	2:U:1414:ILE:HD13	1.95	0.96
2:J:1293:SER:CB	2:O:1414:ILE:HD13	1.95	0.96
2:O:333:LYS:CB	6:O:2424:HOH:O	2.11	0.96
1:Z:1202:GLN:HG2	6:Z:2280:HOH:O	1.65	0.96
2:1:1214:PHE:HD2	6:1:2384:HOH:O	1.49	0.96
2:B:1175:ILE:HD13	2:1:1173:LEU:HD21	1.35	0.96
2:D:1175:ILE:HD13	2:U:1173:LEU:HD22	1.46	0.95
2:B:1173:LEU:HD22	2:1:1175:ILE:HD13	1.46	0.95
2:D:1414:ILE:HD13	2:U:1293:SER:CB	1.95	0.95
2:B:1293:SER:CB	2:1:1414:ILE:HD13	1.96	0.95
2:J:1214:PHE:HD2	6:J:2378:HOH:O	1.49	0.95
2:J:1173:LEU:HD22	2:O:1175:ILE:HD13	1.46	0.95
2:B:1175:ILE:HD13	2:1:1173:LEU:HD22	1.47	0.94
2:B:1414:ILE:HD13	2:1:1293:SER:CB	1.98	0.94
2:D:1741:LYS:CB	6:D:2580:HOH:O	2.16	0.94
2:J:1414:ILE:HD13	2:O:1293:SER:CB	1.96	0.94
2:J:1486:LEU:HD13	6:J:2081:HOH:O	1.66	0.94
2:1:1486:LEU:HD13	6:1:2076:HOH:O	1.67	0.94
2:1:1468:GLU:HG3	6:1:2071:HOH:O	1.66	0.94
2:D:1173:LEU:HD22	2:U:1175:ILE:HD13	1.46	0.93
1:I:1202:GLN:HG2	6:I:2278:HOH:O	1.66	0.93
2:U:1741:LYS:CB	6:U:2581:HOH:O	2.16	0.93
1:T:756:LYS:HD2	6:T:2374:HOH:O	1.68	0.93
2:J:1175:ILE:HD13	2:O:1173:LEU:HD22	1.46	0.93
2:J:1293:SER:CB	2:O:1414:ILE:CD1	2.47	0.93
2:B:1293:SER:CB	2:1:1414:ILE:CD1	2.47	0.93

Continued on next page...

Continued from previous page...

Atom-1	Atom-2	Interatomic distance (Å)	Clash overlap (Å)
2:1:2:LYS:HD3	6:1:2318:HOH:O	1.70	0.92
2:J:1468:GLU:HG3	6:J:2066:HOH:O	1.67	0.92
1:C:756:LYS:HD2	6:C:2369:HOH:O	1.69	0.91
2:J:2:LYS:HD3	6:J:2313:HOH:O	1.69	0.90
2:D:1293:SER:CB	2:U:1414:ILE:CD1	2.47	0.89
2:D:1175:ILE:HD12	2:U:1173:LEU:HD21	1.55	0.89
2:D:1414:ILE:CD1	2:U:1293:SER:CB	2.47	0.89
2:J:1173:LEU:HD21	2:O:1175:ILE:HD12	1.55	0.89
2:J:1485:PHE:HD2	6:J:2081:HOH:O	1.55	0.89
2:B:504:ASP:CB	6:B:2128:HOH:O	2.22	0.88
2:1:1485:PHE:HD2	6:1:2076:HOH:O	1.55	0.88
1:C:1646:ASP:HA	6:C:2391:HOH:O	1.74	0.88
2:D:1173:LEU:HD21	2:U:1175:ILE:HD12	1.55	0.88
2:J:1414:ILE:CD1	2:O:1293:SER:CB	2.48	0.88
2:B:1121:MET:CG	2:1:1267:ASP:OD1	2.23	0.87
1:Z:756:LYS:HD2	6:Z:2334:HOH:O	1.74	0.87
1:C:934:SER:CA	6:C:2209:HOH:O	2.03	0.87
1:C:1231:GLY:HA2	6:C:2256:HOH:O	1.75	0.87
1:I:756:LYS:HD2	6:I:2334:HOH:O	1.74	0.87
1:T:1646:ASP:HA	6:T:2390:HOH:O	1.73	0.87
2:B:1173:LEU:HD21	2:1:1175:ILE:HD12	1.55	0.87
2:B:1267:ASP:OD1	2:1:1121:MET:CG	2.23	0.87
1:I:264:ARG:NH1	1:I:286:THR:O	2.08	0.86
2:J:1175:ILE:HD13	2:O:1173:LEU:HD21	1.34	0.86
2:O:504:ASP:CB	6:O:2122:HOH:O	2.23	0.86
1:A:264:ARG:NH1	1:A:286:THR:O	2.08	0.86
2:B:1414:ILE:CD1	2:1:1293:SER:CB	2.50	0.86
2:D:1302:VAL:HG21	2:U:1302:VAL:HG21	1.57	0.86
2:J:1175:ILE:HD12	2:O:1173:LEU:HD21	1.55	0.86
2:B:1175:ILE:HD12	2:1:1173:LEU:HD21	1.55	0.86
1:C:264:ARG:NH1	1:C:286:THR:O	2.09	0.85
2:B:1302:VAL:HG21	2:1:1302:VAL:HG21	1.57	0.85
2:J:1121:MET:CG	2:O:1267:ASP:OD1	2.23	0.85
1:N:264:ARG:NH1	1:N:286:THR:O	2.08	0.85
2:D:1121:MET:CG	2:U:1267:ASP:OD1	2.24	0.85
2:D:1267:ASP:OD1	2:U:1121:MET:CG	2.24	0.85
1:N:2043:ASP:HA	6:N:2235:HOH:O	1.74	0.85
1:T:1231:GLY:HA2	6:T:2257:HOH:O	1.75	0.85
1:A:2043:ASP:HA	6:A:2233:HOH:O	1.74	0.85
2:J:1267:ASP:OD1	2:O:1121:MET:CG	2.24	0.85
1:T:264:ARG:NH1	1:T:286:THR:O	2.09	0.85

Continued on next page...

Continued from previous page...

Atom-1	Atom-2	Interatomic distance (Å)	Clash overlap (Å)
1:A:1878:VAL:O	1:A:1882:THR:OG1	1.95	0.85
2:1:1460:LYS:NZ	2:1:1461:ASP:OD1	2.10	0.84
2:J:1173:LEU:CD2	2:O:1175:ILE:CD1	2.42	0.84
2:U:1460:LYS:NZ	2:U:1461:ASP:OD1	2.10	0.84
1:Z:264:ARG:NH1	1:Z:286:THR:O	2.08	0.84
2:J:1175:ILE:CD1	2:O:1173:LEU:CD2	2.42	0.84
2:J:1302:VAL:HG21	2:O:1302:VAL:HG21	1.57	0.84
1:I:124:LYS:HG3	6:I:2386:HOH:O	1.78	0.84
1:Z:1878:VAL:O	1:Z:1882:THR:OG1	1.95	0.84
1:C:1878:VAL:O	1:C:1882:THR:OG1	1.95	0.83
2:J:922:VAL:HB	6:J:2277:HOH:O	1.77	0.83
1:T:1878:VAL:O	1:T:1882:THR:OG1	1.95	0.83
2:1:508:ASN:HA	6:1:2040:HOH:O	1.79	0.83
1:Z:1885:LEU:CD2	6:Z:2346:HOH:O	2.05	0.83
2:O:1460:LYS:NZ	2:O:1461:ASP:OD1	2.10	0.83
2:B:1460:LYS:NZ	2:B:1461:ASP:OD1	2.10	0.83
2:D:1460:LYS:NZ	2:D:1461:ASP:OD1	2.10	0.83
1:N:1878:VAL:O	1:N:1882:THR:OG1	1.95	0.83
1:T:1580:THR:HB	6:T:2302:HOH:O	1.79	0.83
2:J:508:ASN:HA	6:J:2038:HOH:O	1.78	0.83
2:J:1460:LYS:NZ	2:J:1461:ASP:OD1	2.10	0.83
2:D:1488:GLU:OE2	2:U:1435:SER:HB3	1.79	0.82
2:U:504:ASP:CB	6:U:2068:HOH:O	2.27	0.82
1:Z:124:LYS:HG3	6:Z:2386:HOH:O	1.78	0.82
2:B:1488:GLU:OE2	2:1:1435:SER:HB3	1.78	0.82
1:I:1878:VAL:O	1:I:1882:THR:OG1	1.95	0.82
1:C:1580:THR:HB	6:C:2299:HOH:O	1.80	0.82
2:D:1435:SER:HB3	2:U:1488:GLU:OE2	1.79	0.82
2:B:514:GLU:CB	6:B:2487:HOH:O	2.28	0.81
2:J:1435:SER:HB3	2:O:1488:GLU:OE2	1.80	0.81
2:1:922:VAL:HB	6:1:2275:HOH:O	1.78	0.81
1:I:1885:LEU:CD2	6:I:2344:HOH:O	2.04	0.81
2:U:942:LYS:HE2	6:U:2299:HOH:O	1.81	0.81
2:J:1488:GLU:OE2	2:O:1435:SER:HB3	1.78	0.81
2:D:942:LYS:HE2	6:D:2294:HOH:O	1.81	0.81
1:A:1202:GLN:HG2	6:A:2302:HOH:O	1.80	0.80
1:A:2040:GLU:HA	6:A:2236:HOH:O	1.81	0.80
2:B:335:HIS:CE1	2:D:335:HIS:HE2	1.98	0.80
2:O:514:GLU:CB	6:O:2482:HOH:O	2.29	0.80
2:D:504:ASP:CB	6:D:2072:HOH:O	2.28	0.80
2:1:942:LYS:HE2	6:1:2356:HOH:O	1.81	0.80

Continued on next page...

Continued from previous page...

Atom-1	Atom-2	Interatomic distance (Å)	Clash overlap (Å)
2:U:335:HIS:CE1	2:1:335:HIS:HE2	2.00	0.80
1:Z:18:HIS:NE2	1:Z:90:GLU:OE2	2.14	0.80
1:I:1430:VAL:HG13	6:I:2221:HOH:O	1.82	0.80
2:B:1435:SER:HB3	2:1:1488:GLU:OE2	1.80	0.80
1:T:1426:THR:HG22	6:T:2432:HOH:O	1.81	0.80
2:B:335:HIS:HE2	2:J:335:HIS:CE1	1.98	0.80
2:J:942:LYS:HE2	6:J:2352:HOH:O	1.81	0.79
1:N:1202:GLN:HG2	6:N:2301:HOH:O	1.79	0.79
2:O:335:HIS:HE2	2:1:335:HIS:CE1	1.99	0.79
2:O:335:HIS:CE1	2:U:335:HIS:HE2	1.99	0.79
1:T:1833:TYR:CD1	6:T:2291:HOH:O	2.35	0.79
1:A:2040:GLU:CA	6:A:2236:HOH:O	2.30	0.79
1:A:18:HIS:NE2	1:A:90:GLU:OE2	2.14	0.79
1:C:18:HIS:NE2	1:C:90:GLU:OE2	2.14	0.79
1:N:18:HIS:NE2	1:N:90:GLU:OE2	2.14	0.79
2:D:335:HIS:CE1	2:J:335:HIS:HE2	2.00	0.79
1:A:80:PHE:CG	6:A:2366:HOH:O	2.35	0.79
1:Z:1430:VAL:HG13	6:Z:2226:HOH:O	1.81	0.78
1:A:80:PHE:CD1	6:A:2366:HOH:O	2.37	0.78
1:C:1833:TYR:CD1	6:C:2290:HOH:O	2.35	0.78
1:N:80:PHE:CD2	6:N:2368:HOH:O	2.36	0.78
2:O:965:HIS:HB3	6:O:2372:HOH:O	1.84	0.78
1:A:80:PHE:CD2	6:A:2366:HOH:O	2.36	0.78
1:I:25:ALA:C	6:I:2207:HOH:O	2.28	0.77
1:N:80:PHE:CG	6:N:2368:HOH:O	2.36	0.77
1:T:18:HIS:NE2	1:T:90:GLU:OE2	2.14	0.77
1:I:18:HIS:NE2	1:I:90:GLU:OE2	2.14	0.77
2:D:1173:LEU:CD2	2:U:1175:ILE:CD1	2.41	0.77
2:U:87:GLU:OE1	2:U:87:GLU:N	2.18	0.77
1:Z:25:ALA:C	6:Z:2207:HOH:O	2.27	0.77
2:B:965:HIS:HB3	6:B:2376:HOH:O	1.83	0.77
1:Z:1875:VAL:HA	6:Z:2271:HOH:O	1.86	0.76
1:A:848:SER:HB3	1:A:854:ILE:HD11	1.68	0.76
2:1:1547:LYS:HG2	6:1:2568:HOH:O	1.84	0.76
1:Z:95:TYR:CE1	6:Z:2204:HOH:O	2.39	0.76
2:B:875:THR:HG22	2:B:898:GLN:NE2	2.01	0.76
2:J:875:THR:HG22	2:J:898:GLN:NE2	2.01	0.76
2:O:87:GLU:OE1	2:O:87:GLU:N	2.18	0.76
2:D:87:GLU:N	2:D:87:GLU:OE1	2.18	0.76
2:D:1744:TYR:C	6:D:2161:HOH:O	2.28	0.76
1:I:848:SER:HB3	1:I:854:ILE:HD11	1.68	0.76

Continued on next page...

Continued from previous page...

Atom-1	Atom-2	Interatomic distance (Å)	Clash overlap (Å)
2:1:875:THR:HG22	2:1:898:GLN:NE2	2.01	0.76
1:T:848:SER:HB3	1:T:854:ILE:HD11	1.68	0.76
1:Z:848:SER:HB3	1:Z:854:ILE:HD11	1.68	0.76
1:C:848:SER:HB3	1:C:854:ILE:HD11	1.68	0.76
1:N:848:SER:HB3	1:N:854:ILE:HD11	1.68	0.76
2:U:875:THR:HG22	2:U:898:GLN:NE2	2.01	0.76
2:O:875:THR:HG22	2:O:898:GLN:NE2	2.01	0.75
2:U:1741:LYS:CB	6:U:2399:HOH:O	2.35	0.75
2:1:2:LYS:HB3	6:1:2318:HOH:O	1.87	0.75
2:B:87:GLU:OE1	2:B:87:GLU:N	2.18	0.75
2:J:1547:LYS:HG2	6:J:2563:HOH:O	1.85	0.75
2:1:922:VAL:CG2	6:1:2275:HOH:O	2.35	0.75
1:N:80:PHE:CD1	6:N:2368:HOH:O	2.38	0.75
2:D:875:THR:HG22	2:D:898:GLN:NE2	2.01	0.75
1:I:95:TYR:CE1	6:I:2205:HOH:O	2.38	0.75
1:I:1875:VAL:HA	6:I:2267:HOH:O	1.85	0.75
2:1:87:GLU:N	2:1:87:GLU:OE1	2.18	0.75
1:A:80:PHE:CE2	6:A:2366:HOH:O	2.40	0.75
2:J:87:GLU:OE1	2:J:87:GLU:N	2.18	0.75
2:B:1175:ILE:CD1	2:1:1173:LEU:CD2	2.42	0.75
2:B:1414:ILE:HD12	2:1:1293:SER:HB2	1.68	0.75
2:D:1741:LYS:CB	6:D:2404:HOH:O	2.35	0.74
2:U:1744:TYR:C	6:U:2157:HOH:O	2.28	0.74
1:N:260:PRO:HD3	6:N:2287:HOH:O	1.87	0.74
1:Z:1373:SER:HA	6:Z:2242:HOH:O	1.87	0.74
2:O:644:THR:OG1	2:O:648:ASP:OD1	2.06	0.74
1:A:80:PHE:CE1	6:A:2366:HOH:O	2.41	0.74
1:A:260:PRO:HD3	6:A:2287:HOH:O	1.86	0.74
2:1:922:VAL:CB	6:1:2275:HOH:O	2.36	0.74
1:A:1984:GLY:HA3	6:A:2329:HOH:O	1.87	0.74
2:D:644:THR:OG1	2:D:648:ASP:OD1	2.06	0.74
1:T:1546:THR:HG22	6:T:2302:HOH:O	1.87	0.74
2:J:922:VAL:CG2	6:J:2277:HOH:O	2.35	0.73
1:N:1984:GLY:HA3	6:N:2329:HOH:O	1.87	0.73
2:U:947:LEU:CD2	6:U:2513:HOH:O	2.36	0.73
2:J:644:THR:OG1	2:J:648:ASP:OD1	2.06	0.73
1:N:80:PHE:CE2	6:N:2368:HOH:O	2.40	0.73
2:D:947:LEU:CD2	6:D:2512:HOH:O	2.35	0.73
2:O:965:HIS:CD2	6:O:2372:HOH:O	2.41	0.73
1:C:1546:THR:HG22	6:C:2299:HOH:O	1.87	0.73
1:T:25:ALA:C	6:T:2201:HOH:O	2.30	0.73

Continued on next page...

Continued from previous page...

Atom-1	Atom-2	Interatomic distance (Å)	Clash overlap (Å)
2:J:2:LYS:HB3	6:J:2313:HOH:O	1.87	0.73
1:T:1478:ASN:HA	6:T:2285:HOH:O	1.88	0.73
1:C:25:ALA:C	6:C:2202:HOH:O	2.31	0.73
2:U:1542:HIS:HD2	6:U:2465:HOH:O	1.72	0.73
2:B:965:HIS:CD2	6:B:2376:HOH:O	2.40	0.73
2:J:875:THR:HG22	2:J:898:GLN:HE21	1.54	0.73
2:1:644:THR:OG1	2:1:648:ASP:OD1	2.06	0.73
2:U:644:THR:OG1	2:U:648:ASP:OD1	2.06	0.72
2:J:702:LYS:HD2	6:J:2523:HOH:O	1.89	0.72
2:D:702:LYS:HD2	6:D:2495:HOH:O	1.89	0.72
1:I:1373:SER:HA	6:I:2242:HOH:O	1.88	0.72
2:U:875:THR:HG22	2:U:898:GLN:HE21	1.54	0.72
1:A:28:PHE:CE2	1:I:7:ARG:CB	2.73	0.72
2:J:922:VAL:CB	6:J:2277:HOH:O	2.35	0.72
2:U:702:LYS:HD2	6:U:2498:HOH:O	1.89	0.72
2:B:845:SER:OG	2:U:845:SER:OG	2.08	0.72
2:O:875:THR:HG22	2:O:898:GLN:HE21	1.54	0.72
1:T:1765:ARG:HD3	6:T:2206:HOH:O	1.89	0.71
2:B:644:THR:OG1	2:B:648:ASP:OD1	2.06	0.71
2:D:1293:SER:HB2	2:U:1414:ILE:HD12	1.67	0.71
1:C:1478:ASN:HA	6:C:2282:HOH:O	1.89	0.71
2:1:702:LYS:HD2	6:1:2526:HOH:O	1.89	0.71
1:A:1222:GLU:OE1	1:A:1222:GLU:N	2.23	0.71
1:C:1222:GLU:OE1	1:C:1222:GLU:N	2.23	0.71
2:D:875:THR:HG22	2:D:898:GLN:HE21	1.54	0.71
2:1:875:THR:HG22	2:1:898:GLN:HE21	1.54	0.71
1:N:1222:GLU:OE1	1:N:1222:GLU:N	2.23	0.71
1:Z:1222:GLU:OE1	1:Z:1222:GLU:N	2.24	0.71
1:A:80:PHE:CZ	6:A:2366:HOH:O	2.42	0.71
2:B:702:LYS:HD2	6:B:2482:HOH:O	1.90	0.71
2:B:875:THR:HG22	2:B:898:GLN:HE21	1.54	0.71
2:D:1414:ILE:HD12	2:U:1293:SER:HB2	1.66	0.71
1:C:1765:ARG:HD3	6:C:2208:HOH:O	1.90	0.71
1:T:934:SER:CA	6:T:2210:HOH:O	2.03	0.71
2:D:1542:HIS:HD2	6:D:2464:HOH:O	1.73	0.71
1:N:80:PHE:CE1	6:N:2368:HOH:O	2.42	0.71
1:N:1968:PRO:HB3	6:N:2228:HOH:O	1.91	0.71
1:T:1546:THR:CG2	6:T:2302:HOH:O	2.37	0.70
1:C:1546:THR:CG2	6:C:2299:HOH:O	2.38	0.70
2:J:67:SER:CA	6:J:2319:HOH:O	2.27	0.70
2:J:845:SER:OG	2:1:845:SER:OG	2.09	0.70

Continued on next page...

Continued from previous page...

Atom-1	Atom-2	Interatomic distance (Å)	Clash overlap (Å)
2:J:1672:GLU:HG3	6:J:2027:HOH:O	1.90	0.70
1:N:80:PHE:CZ	6:N:2368:HOH:O	2.43	0.70
2:1:1672:GLU:HG3	6:1:2027:HOH:O	1.90	0.70
1:T:7:ARG:CB	1:Z:28:PHE:CE2	2.75	0.70
1:N:7:ARG:CB	1:T:28:PHE:CE2	2.74	0.70
1:A:74:PRO:C	6:A:2377:HOH:O	2.34	0.70
1:C:7:ARG:CB	1:I:28:PHE:CE2	2.74	0.70
2:J:501:THR:HG21	6:J:2023:HOH:O	1.91	0.70
1:A:1968:PRO:HB3	6:A:2229:HOH:O	1.90	0.70
2:J:1293:SER:HB2	2:O:1414:ILE:HD12	1.66	0.70
2:U:1542:HIS:CD2	6:U:2465:HOH:O	2.44	0.70
2:1:501:THR:HG21	6:1:2022:HOH:O	1.91	0.69
1:C:1909:THR:HG22	6:C:2383:HOH:O	1.92	0.69
1:N:2048:TYR:CE1	6:N:2338:HOH:O	2.45	0.69
1:A:7:ARG:CB	1:C:28:PHE:CE2	2.75	0.69
2:D:845:SER:OG	2:O:845:SER:OG	2.09	0.69
1:I:194:THR:HG21	1:I:300:ILE:HD11	1.75	0.69
1:I:1430:VAL:HG22	6:I:2221:HOH:O	1.92	0.69
1:T:194:THR:HG21	1:T:300:ILE:HD11	1.75	0.69
1:T:1225:GLU:OE1	1:T:1566:SER:OG	2.10	0.69
2:B:1293:SER:HB2	2:1:1414:ILE:HD12	1.65	0.69
2:D:1376:PHE:HB3	2:D:1544:THR:HG22	1.75	0.69
1:N:1257:ASP:HB2	6:N:2305:HOH:O	1.93	0.69
2:J:922:VAL:HG23	6:J:2277:HOH:O	1.93	0.69
1:N:28:PHE:CE2	1:Z:7:ARG:CB	2.75	0.69
2:O:1376:PHE:HB3	2:O:1544:THR:HG22	1.75	0.69
1:T:1737:ILE:C	6:T:2202:HOH:O	2.36	0.69
2:D:1542:HIS:CD2	6:D:2464:HOH:O	2.45	0.69
1:N:194:THR:HG21	1:N:300:ILE:HD11	1.75	0.69
1:A:2048:TYR:CE1	6:A:2342:HOH:O	2.46	0.68
1:N:74:PRO:C	6:N:2378:HOH:O	2.35	0.68
1:T:1453:ASP:HB2	6:T:2398:HOH:O	1.92	0.68
1:A:79:GLN:CB	6:A:2366:HOH:O	2.40	0.68
1:A:194:THR:HG21	1:A:300:ILE:HD11	1.75	0.68
1:Z:1430:VAL:HG22	6:Z:2226:HOH:O	1.91	0.68
2:B:335:HIS:NE2	2:J:335:HIS:CE1	2.61	0.68
1:N:1915:ASN:HB3	6:N:2256:HOH:O	1.94	0.68
2:O:702:LYS:HD2	6:O:2478:HOH:O	1.91	0.68
2:1:1376:PHE:HB3	2:1:1544:THR:HG22	1.75	0.68
2:B:991:ASP:HB2	6:B:2540:HOH:O	1.94	0.68
1:C:194:THR:HG21	1:C:300:ILE:HD11	1.75	0.68

Continued on next page...

Continued from previous page...

Atom-1	Atom-2	Interatomic distance (Å)	Clash overlap (Å)
2:D:1175:ILE:CD1	2:U:1173:LEU:CD2	2.42	0.68
1:T:915:ALA:HA	1:T:1000:ILE:HD11	1.75	0.68
1:C:915:ALA:HA	1:C:1000:ILE:HD11	1.75	0.68
1:I:1222:GLU:OE1	1:I:1222:GLU:N	2.23	0.68
1:Z:194:THR:HG21	1:Z:300:ILE:HD11	1.75	0.68
1:A:915:ALA:HA	1:A:1000:ILE:HD11	1.75	0.68
2:B:1376:PHE:HB3	2:B:1544:THR:HG22	1.75	0.68
1:C:1453:ASP:HB2	6:C:2393:HOH:O	1.93	0.68
1:N:915:ALA:HA	1:N:1000:ILE:HD11	1.75	0.68
1:A:1257:ASP:HB2	6:A:2310:HOH:O	1.93	0.68
1:A:936:ASN:CG	6:A:2217:HOH:O	2.37	0.68
1:I:1225:GLU:OE1	1:I:1566:SER:OG	2.10	0.68
1:T:1916:PHE:HD1	6:T:2378:HOH:O	1.77	0.68
1:A:16:LEU:HD23	1:A:48:PHE:CE2	2.29	0.67
1:N:79:GLN:CB	6:N:2368:HOH:O	2.40	0.67
1:Z:16:LEU:HD23	1:Z:48:PHE:CE2	2.29	0.67
1:C:27:PHE:CE2	1:I:28:PHE:CZ	2.82	0.67
2:J:1376:PHE:HB3	2:J:1544:THR:HG22	1.75	0.67
1:T:1222:GLU:OE1	1:T:1222:GLU:N	2.24	0.67
2:B:1173:LEU:CD2	2:1:1175:ILE:CD1	2.42	0.67
1:C:16:LEU:HD23	1:C:48:PHE:CE2	2.29	0.67
1:T:1909:THR:HG22	6:T:2387:HOH:O	1.93	0.67
1:C:27:PHE:CE2	1:I:28:PHE:HZ	2.13	0.67
2:B:335:HIS:CE1	2:D:335:HIS:NE2	2.61	0.67
1:I:503:ASP:OD2	1:I:513:GLY:N	2.28	0.67
2:U:991:ASP:HB2	6:U:2562:HOH:O	1.95	0.67
2:U:1376:PHE:HB3	2:U:1544:THR:HG22	1.75	0.67
2:J:36:LEU:O	2:J:76:ARG:NH2	2.28	0.67
2:U:335:HIS:CE1	2:1:335:HIS:NE2	2.63	0.67
2:1:922:VAL:HG23	6:1:2275:HOH:O	1.92	0.67
1:Z:1202:GLN:CG	6:Z:2280:HOH:O	2.31	0.67
1:A:503:ASP:OD2	1:A:513:GLY:N	2.28	0.67
1:C:1765:ARG:HG2	6:C:2208:HOH:O	1.95	0.67
1:T:16:LEU:HD23	1:T:48:PHE:CE2	2.29	0.67
2:D:335:HIS:CE1	2:J:335:HIS:NE2	2.63	0.66
2:D:991:ASP:HB2	6:D:2561:HOH:O	1.95	0.66
1:I:915:ALA:HA	1:I:1000:ILE:HD11	1.75	0.66
1:N:16:LEU:HD23	1:N:48:PHE:CE2	2.29	0.66
2:O:994:GLU:CD	6:O:2003:HOH:O	2.39	0.66
1:A:28:PHE:CZ	1:I:27:PHE:CE2	2.83	0.66
2:O:335:HIS:CE1	2:U:335:HIS:NE2	2.62	0.66

Continued on next page...

Continued from previous page...

Atom-1	Atom-2	Interatomic distance (Å)	Clash overlap (Å)
1:I:16:LEU:HD23	1:I:48:PHE:CE2	2.29	0.66
2:O:335:HIS:NE2	2:1:335:HIS:CE1	2.63	0.66
1:Z:915:ALA:HA	1:Z:1000:ILE:HD11	1.75	0.66
1:C:503:ASP:OD2	1:C:513:GLY:N	2.28	0.66
1:I:1044:VAL:HG23	6:I:2224:HOH:O	1.94	0.66
2:O:36:LEU:O	2:O:76:ARG:NH2	2.28	0.66
2:O:991:ASP:HB2	6:O:2545:HOH:O	1.93	0.66
1:N:27:PHE:CE2	1:T:28:PHE:CZ	2.84	0.66
1:Z:503:ASP:OD2	1:Z:513:GLY:N	2.28	0.66
1:A:28:PHE:HZ	1:I:27:PHE:CE2	2.14	0.66
1:A:1915:ASN:HB3	6:A:2259:HOH:O	1.96	0.66
2:B:994:GLU:CD	6:B:2004:HOH:O	2.38	0.66
2:J:1643:SER:HB3	6:J:2495:HOH:O	1.94	0.66
1:T:503:ASP:OD2	1:T:513:GLY:N	2.28	0.66
2:1:67:SER:CA	6:1:2328:HOH:O	2.28	0.66
2:B:1302:VAL:CG2	2:1:1302:VAL:HG21	2.26	0.66
1:N:260:PRO:CD	6:N:2287:HOH:O	2.44	0.66
1:N:503:ASP:OD2	1:N:513:GLY:N	2.28	0.66
2:U:36:LEU:O	2:U:76:ARG:NH2	2.28	0.66
1:N:27:PHE:CE2	1:T:28:PHE:HZ	2.14	0.66
1:N:28:PHE:CZ	1:Z:27:PHE:CE2	2.84	0.66
2:D:36:LEU:O	2:D:76:ARG:NH2	2.28	0.65
2:B:36:LEU:O	2:B:76:ARG:NH2	2.28	0.65
1:I:74:PRO:C	6:I:2377:HOH:O	2.40	0.65
1:I:736:ARG:NE	1:I:769:SER:O	2.29	0.65
1:N:936:ASN:CG	6:N:2219:HOH:O	2.37	0.65
1:T:1765:ARG:HG2	6:T:2206:HOH:O	1.95	0.65
2:1:36:LEU:O	2:1:76:ARG:NH2	2.28	0.65
1:Z:342:SER:OG	1:Z:417:SER:OG	2.15	0.65
1:A:342:SER:OG	1:A:417:SER:OG	2.15	0.65
1:N:28:PHE:HZ	1:Z:27:PHE:CE2	2.14	0.65
1:N:736:ARG:NE	1:N:769:SER:O	2.29	0.65
1:T:25:ALA:CB	6:T:2201:HOH:O	2.45	0.65
1:Z:1044:VAL:HG23	6:Z:2228:HOH:O	1.95	0.65
2:J:482:GLN:HG3	6:J:2181:HOH:O	1.97	0.65
6:N:2402:HOH:O	2:O:1689:HIS:HB2	1.97	0.65
1:C:1916:PHE:HD1	6:C:2374:HOH:O	1.78	0.65
1:T:27:PHE:CE2	1:Z:28:PHE:CZ	2.84	0.65
1:Z:736:ARG:NE	1:Z:769:SER:O	2.29	0.65
1:A:736:ARG:NE	1:A:769:SER:O	2.29	0.65
1:T:1997:ILE:HG23	6:T:2225:HOH:O	1.97	0.65

Continued on next page...

Continued from previous page...

Atom-1	Atom-2	Interatomic distance (Å)	Clash overlap (Å)
1:C:342:SER:OG	1:C:417:SER:OG	2.15	0.65
2:1:1643:SER:HB3	6:1:2497:HOH:O	1.95	0.65
1:A:1225:GLU:OE1	1:A:1566:SER:OG	2.10	0.65
2:D:1302:VAL:HG21	2:U:1302:VAL:CG2	2.27	0.65
1:N:1225:GLU:OE1	1:N:1566:SER:OG	2.10	0.65
1:A:27:PHE:CE2	1:C:28:PHE:CZ	2.85	0.64
2:B:1559:GLU:HG3	2:1:1712:GLU:OE1	1.97	0.64
1:T:342:SER:OG	1:T:417:SER:OG	2.15	0.64
2:B:1712:GLU:OE1	2:1:1559:GLU:HG3	1.98	0.64
1:C:736:ARG:NE	1:C:769:SER:O	2.29	0.64
2:J:1302:VAL:CG2	2:O:1302:VAL:HG21	2.27	0.64
1:N:342:SER:OG	1:N:417:SER:OG	2.15	0.64
1:Z:74:PRO:C	6:Z:2378:HOH:O	2.40	0.64
1:A:27:PHE:CE2	1:C:28:PHE:HZ	2.15	0.64
1:T:74:PRO:C	6:T:2406:HOH:O	2.41	0.64
1:T:27:PHE:CE2	1:Z:28:PHE:HZ	2.15	0.64
1:T:736:ARG:NE	1:T:769:SER:O	2.29	0.64
1:Z:1225:GLU:OE1	1:Z:1566:SER:OG	2.10	0.64
1:I:342:SER:OG	1:I:417:SER:OG	2.15	0.64
1:N:756:LYS:HD2	6:N:2267:HOH:O	1.97	0.64
2:J:1414:ILE:HD12	2:O:1293:SER:HB2	1.67	0.64
1:N:1984:GLY:CA	6:N:2329:HOH:O	2.44	0.64
1:A:28:PHE:HE2	1:I:7:ARG:CB	2.11	0.64
1:A:756:LYS:HD2	6:A:2269:HOH:O	1.97	0.64
1:C:1225:GLU:OE1	1:C:1566:SER:OG	2.10	0.64
1:A:25:ALA:C	6:A:2206:HOH:O	2.42	0.63
6:A:2401:HOH:O	2:B:1689:HIS:HB2	1.98	0.63
2:1:482:GLN:HG3	6:1:2187:HOH:O	1.97	0.63
1:C:25:ALA:CB	6:C:2202:HOH:O	2.46	0.63
2:J:1302:VAL:HG21	2:O:1302:VAL:CG2	2.27	0.63
2:O:1744:TYR:C	6:O:2094:HOH:O	2.40	0.63
2:B:1744:TYR:C	6:B:2093:HOH:O	2.42	0.63
2:J:1559:GLU:HG3	2:O:1712:GLU:OE1	1.98	0.63
2:O:947:LEU:CD2	6:O:2499:HOH:O	2.46	0.63
1:T:57:PRO:O	1:T:61:VAL:HG23	1.99	0.63
1:A:28:PHE:CZ	1:I:7:ARG:CB	2.82	0.63
2:B:947:LEU:CD2	6:B:2497:HOH:O	2.47	0.63
2:J:1712:GLU:OE1	2:O:1559:GLU:HG3	1.99	0.63
2:D:344:GLN:HG3	6:D:2500:HOH:O	1.98	0.63
2:D:1302:VAL:CG2	2:U:1302:VAL:HG21	2.27	0.63
1:I:1202:GLN:CG	6:I:2278:HOH:O	2.32	0.63

Continued on next page...

Continued from previous page...

Atom-1	Atom-2	Interatomic distance (Å)	Clash overlap (Å)
1:A:57:PRO:O	1:A:61:VAL:HG23	1.99	0.62
1:A:1044:VAL:HG23	6:A:2355:HOH:O	1.99	0.62
1:I:57:PRO:O	1:I:61:VAL:HG23	1.99	0.62
2:1:2:LYS:CG	6:1:2318:HOH:O	2.47	0.62
1:N:7:ARG:CB	1:T:28:PHE:HE2	2.12	0.62
1:Z:1430:VAL:CG1	6:Z:2226:HOH:O	2.44	0.62
2:J:2:LYS:CG	6:J:2313:HOH:O	2.48	0.62
1:T:1044:VAL:HG23	6:T:2295:HOH:O	2.00	0.62
2:U:344:GLN:HG3	6:U:2505:HOH:O	1.99	0.62
1:A:260:PRO:CD	6:A:2287:HOH:O	2.43	0.62
2:D:1712:GLU:OE1	2:U:1559:GLU:HG3	2.00	0.62
2:D:344:GLN:CG	6:D:2500:HOH:O	2.48	0.62
1:N:1202:GLN:CG	6:N:2301:HOH:O	2.44	0.62
1:C:7:ARG:CB	1:I:28:PHE:HE2	2.12	0.62
1:C:74:PRO:C	6:C:2404:HOH:O	2.42	0.62
1:I:1874:VAL:HG12	6:I:2267:HOH:O	1.99	0.62
2:1:508:ASN:CA	6:1:2040:HOH:O	2.42	0.62
1:Z:57:PRO:O	1:Z:61:VAL:HG23	1.99	0.62
1:A:1984:GLY:CA	6:A:2329:HOH:O	2.44	0.62
2:D:1559:GLU:HG3	2:U:1712:GLU:OE1	1.99	0.62
1:N:57:PRO:O	1:N:61:VAL:HG23	1.99	0.61
1:C:1044:VAL:HG23	6:C:2292:HOH:O	2.00	0.61
1:N:1044:VAL:HG23	6:N:2352:HOH:O	1.99	0.61
2:B:1302:VAL:HG21	2:1:1302:VAL:CG2	2.27	0.61
1:N:7:ARG:CB	1:T:28:PHE:CZ	2.83	0.61
2:U:344:GLN:CG	6:U:2505:HOH:O	2.48	0.61
1:C:57:PRO:O	1:C:61:VAL:HG23	1.99	0.61
1:N:28:PHE:HE2	1:Z:7:ARG:CB	2.13	0.61
1:A:2048:TYR:HE1	6:A:2342:HOH:O	1.82	0.61
1:N:2048:TYR:HE1	6:N:2338:HOH:O	1.80	0.61
1:Z:1874:VAL:HG12	6:Z:2271:HOH:O	1.98	0.61
1:A:7:ARG:CB	1:C:28:PHE:HE2	2.14	0.61
2:J:508:ASN:CA	6:J:2038:HOH:O	2.41	0.61
1:T:7:ARG:CB	1:Z:28:PHE:CZ	2.84	0.61
1:A:1231:GLY:HA2	6:A:2246:HOH:O	2.00	0.61
2:J:1342:GLU:HG3	2:O:1260:MET:HG2	1.83	0.61
1:T:7:ARG:CB	1:Z:28:PHE:HE2	2.13	0.61
1:C:7:ARG:CB	1:I:28:PHE:CZ	2.84	0.60
1:T:1921:LYS:CB	6:T:2332:HOH:O	2.49	0.60
2:J:1260:MET:HG2	2:O:1342:GLU:HG3	1.84	0.60
2:B:877:LEU:HD22	6:B:2241:HOH:O	2.02	0.60

Continued on next page...

Continued from previous page...

Atom-1	Atom-2	Interatomic distance (Å)	Clash overlap (Å)
2:B:966:LYS:HE2	6:B:2446:HOH:O	2.02	0.60
2:J:2:LYS:CD	6:J:2313:HOH:O	2.39	0.60
1:N:25:ALA:C	6:N:2210:HOH:O	2.43	0.60
1:T:529:VAL:HG23	1:T:529:VAL:O	2.02	0.60
1:I:145:LEU:O	1:I:149:VAL:HG23	2.02	0.60
2:J:1302:VAL:CG2	2:O:1302:VAL:CG2	2.80	0.60
1:N:1678:MET:HA	1:N:1678:MET:HE2	1.84	0.60
1:N:1968:PRO:CB	6:N:2228:HOH:O	2.49	0.60
2:B:1342:GLU:HG3	2:1:1260:MET:HG2	1.82	0.60
1:C:145:LEU:O	1:C:149:VAL:HG23	2.02	0.60
1:N:28:PHE:CZ	1:Z:7:ARG:CB	2.84	0.60
1:N:1231:GLY:HA2	6:N:2246:HOH:O	2.01	0.60
1:T:1678:MET:HE2	1:T:1678:MET:HA	1.84	0.60
1:N:2041:ILE:HD12	2:O:9:LEU:HD23	1.84	0.60
1:A:529:VAL:HG23	1:A:529:VAL:O	2.02	0.59
1:C:1921:LYS:CB	6:C:2336:HOH:O	2.50	0.59
1:N:168:ASP:OD2	1:N:228:LYS:NZ	2.35	0.59
2:O:966:LYS:HE2	6:O:2440:HOH:O	2.01	0.59
1:T:1373:SER:HA	6:T:2213:HOH:O	2.01	0.59
2:1:9:LEU:HD23	1:Z:2041:ILE:HD12	1.84	0.59
1:Z:168:ASP:OD2	1:Z:228:LYS:NZ	2.35	0.59
1:A:168:ASP:OD2	1:A:228:LYS:NZ	2.35	0.59
1:C:168:ASP:OD2	1:C:228:LYS:NZ	2.35	0.59
2:D:1302:VAL:CG2	2:U:1302:VAL:CG2	2.80	0.59
1:I:1678:MET:HE2	1:I:1678:MET:HA	1.84	0.59
1:N:145:LEU:O	1:N:149:VAL:HG23	2.02	0.59
1:T:145:LEU:O	1:T:149:VAL:HG23	2.02	0.59
1:C:1373:SER:HA	6:C:2212:HOH:O	2.01	0.59
1:I:168:ASP:OD2	1:I:228:LYS:NZ	2.35	0.59
1:I:529:VAL:HG23	1:I:529:VAL:O	2.02	0.59
1:I:2041:ILE:HD12	2:J:9:LEU:HD23	1.84	0.59
1:A:7:ARG:CB	1:C:28:PHE:CZ	2.84	0.59
1:C:1678:MET:HA	1:C:1678:MET:HE2	1.84	0.59
1:I:1430:VAL:CG1	6:I:2221:HOH:O	2.45	0.59
2:B:1302:VAL:CG2	2:1:1302:VAL:CG2	2.80	0.59
1:N:529:VAL:HG23	1:N:529:VAL:O	2.02	0.59
2:B:1260:MET:HG2	2:1:1342:GLU:HG3	1.83	0.59
1:C:2041:ILE:HD12	2:D:9:LEU:HD23	1.84	0.59
2:U:704:VAL:HG23	2:U:763:TRP:CZ3	2.38	0.59
1:A:1678:MET:HE2	1:A:1678:MET:HA	1.84	0.59
2:D:1260:MET:HG2	2:U:1342:GLU:HG3	1.84	0.59

Continued on next page...

Continued from previous page...

Atom-1	Atom-2	Interatomic distance (Å)	Clash overlap (Å)
2:1:1486:LEU:CD1	6:1:2076:HOH:O	2.38	0.59
1:A:145:LEU:O	1:A:149:VAL:HG23	2.02	0.59
1:Z:95:TYR:CD1	6:Z:2204:HOH:O	2.56	0.59
1:Z:1373:SER:CA	6:Z:2242:HOH:O	2.48	0.59
2:D:704:VAL:HG23	2:D:763:TRP:CZ3	2.38	0.59
1:N:916:THR:CG2	6:N:2395:HOH:O	2.50	0.59
2:O:704:VAL:HG23	2:O:763:TRP:CZ3	2.38	0.59
1:T:168:ASP:OD2	1:T:228:LYS:NZ	2.35	0.59
2:1:704:VAL:HG23	2:1:763:TRP:CZ3	2.38	0.59
1:Z:145:LEU:O	1:Z:149:VAL:HG23	2.02	0.59
1:C:529:VAL:HG23	1:C:529:VAL:O	2.02	0.58
2:D:1342:GLU:HG3	2:U:1260:MET:HG2	1.83	0.58
1:C:670:ARG:NH1	1:C:674:TYR:O	2.36	0.58
1:I:670:ARG:NH1	1:I:674:TYR:O	2.36	0.58
2:J:704:VAL:HG23	2:J:763:TRP:CZ3	2.38	0.58
1:Z:529:VAL:HG23	1:Z:529:VAL:O	2.02	0.58
1:Z:1678:MET:HE2	1:Z:1678:MET:HA	1.84	0.58
2:B:704:VAL:HG23	2:B:763:TRP:CZ3	2.38	0.58
2:D:994:GLU:CD	6:D:2023:HOH:O	2.47	0.58
1:T:2041:ILE:HD12	2:U:9:LEU:HD23	1.84	0.58
1:A:916:THR:CG2	6:A:2396:HOH:O	2.51	0.58
1:A:2041:ILE:HD12	2:B:9:LEU:HD23	1.84	0.58
2:D:1293:SER:HB2	2:U:1414:ILE:HD11	1.76	0.58
1:T:1006:MET:HB2	6:T:2264:HOH:O	2.03	0.58
1:Z:670:ARG:NH1	1:Z:674:TYR:O	2.36	0.58
2:J:1672:GLU:CG	6:J:2027:HOH:O	2.50	0.57
1:N:670:ARG:NH1	1:N:674:TYR:O	2.36	0.57
1:C:1006:MET:HB2	6:C:2258:HOH:O	2.03	0.57
2:J:1629:LYS:CE	6:J:2002:HOH:O	2.52	0.57
2:J:947:LEU:CD2	6:J:2432:HOH:O	2.52	0.57
1:A:306:ILE:HD11	1:A:480:VAL:HG12	1.87	0.57
1:C:131:ILE:HG21	1:C:182:VAL:CG1	2.35	0.57
1:I:1217:ASN:N	1:I:1217:ASN:OD1	2.38	0.57
1:N:1217:ASN:OD1	1:N:1217:ASN:N	2.38	0.57
2:1:1542:HIS:HD2	6:1:2497:HOH:O	1.87	0.57
1:I:306:ILE:HD11	1:I:480:VAL:HG12	1.87	0.57
2:O:877:LEU:HD22	6:O:2249:HOH:O	2.03	0.57
1:T:131:ILE:HG21	1:T:182:VAL:CG1	2.35	0.57
1:T:306:ILE:HD11	1:T:480:VAL:HG12	1.87	0.57
1:Z:131:ILE:HG21	1:Z:182:VAL:CG1	2.35	0.57
1:A:131:ILE:HG21	1:A:182:VAL:CG1	2.35	0.57

Continued on next page...

Continued from previous page...

Atom-1	Atom-2	Interatomic distance (Å)	Clash overlap (Å)
1:N:916:THR:HG23	6:N:2395:HOH:O	2.04	0.57
1:I:131:ILE:HG21	1:I:182:VAL:CG1	2.35	0.57
1:I:326:ASP:OD2	1:I:387:TYR:OH	2.23	0.57
1:T:1217:ASN:N	1:T:1217:ASN:OD1	2.38	0.57
2:U:994:GLU:CD	6:U:2022:HOH:O	2.47	0.57
2:1:2:LYS:CD	6:1:2318:HOH:O	2.38	0.57
2:1:1542:HIS:CD2	6:1:2497:HOH:O	2.56	0.57
1:A:1202:GLN:CG	6:A:2302:HOH:O	2.45	0.57
1:T:326:ASP:OD2	1:T:387:TYR:OH	2.23	0.57
2:J:1180:ARG:HD2	6:J:2279:HOH:O	2.05	0.57
1:N:131:ILE:HG21	1:N:182:VAL:CG1	2.35	0.57
1:N:306:ILE:HD11	1:N:480:VAL:HG12	1.87	0.57
2:U:877:LEU:HD22	6:U:2422:HOH:O	2.04	0.57
1:Z:306:ILE:HD11	1:Z:480:VAL:HG12	1.87	0.57
1:A:916:THR:HG23	6:A:2396:HOH:O	2.05	0.56
1:C:574:SER:OG	1:C:1245:ASP:OD1	2.23	0.56
2:D:1414:ILE:HD11	2:U:1293:SER:HB2	1.76	0.56
1:N:1456:ASP:OD1	1:N:1456:ASP:N	2.37	0.56
1:C:1260:GLN:OE1	1:C:1260:GLN:N	2.39	0.56
1:I:95:TYR:CD1	6:I:2205:HOH:O	2.55	0.56
1:I:1260:GLN:OE1	1:I:1260:GLN:N	2.39	0.56
1:I:1430:VAL:CG2	6:I:2221:HOH:O	2.52	0.56
2:J:1542:HIS:CD2	6:J:2495:HOH:O	2.56	0.56
1:T:670:ARG:NH1	1:T:674:TYR:O	2.36	0.56
1:A:1260:GLN:OE1	1:A:1260:GLN:N	2.39	0.56
1:A:1968:PRO:CB	6:A:2229:HOH:O	2.49	0.56
1:C:306:ILE:HD11	1:C:480:VAL:HG12	1.87	0.56
2:D:877:LEU:HD22	6:D:2420:HOH:O	2.04	0.56
1:I:1373:SER:CA	6:I:2242:HOH:O	2.49	0.56
1:N:326:ASP:OD2	1:N:387:TYR:OH	2.23	0.56
1:N:574:SER:OG	1:N:1245:ASP:OD1	2.23	0.56
1:T:1260:GLN:OE1	1:T:1260:GLN:N	2.39	0.56
2:1:1180:ARG:HD2	6:1:2279:HOH:O	2.05	0.56
1:N:1260:GLN:OE1	1:N:1260:GLN:N	2.39	0.56
1:T:318:SER:HA	6:T:2336:HOH:O	2.06	0.56
1:A:326:ASP:OD2	1:A:387:TYR:OH	2.23	0.56
1:A:1217:ASN:N	1:A:1217:ASN:OD1	2.38	0.56
1:C:318:SER:HA	6:C:2330:HOH:O	2.05	0.56
1:T:124:LYS:CD	6:T:2376:HOH:O	2.54	0.56
1:Z:1430:VAL:CG2	6:Z:2226:HOH:O	2.52	0.56
1:C:326:ASP:OD2	1:C:387:TYR:OH	2.23	0.56

Continued on next page...

Continued from previous page...

Atom-1	Atom-2	Interatomic distance (Å)	Clash overlap (Å)
2:D:1202:ASP:HB3	6:D:2589:HOH:O	2.05	0.56
1:I:9:LEU:HD22	1:I:22:VAL:HG12	1.88	0.56
2:J:1486:LEU:CD1	6:J:2081:HOH:O	2.38	0.56
1:N:9:LEU:HD22	1:N:22:VAL:HG12	1.88	0.56
1:N:190:PHE:O	1:N:194:THR:HG22	2.06	0.56
2:1:947:LEU:CD2	6:1:2429:HOH:O	2.52	0.56
2:B:1472:LEU:HB2	6:B:2076:HOH:O	2.05	0.56
6:J:2511:HOH:O	1:Z:1723:GLY:HA3	2.05	0.56
2:U:1202:ASP:HB3	6:U:2591:HOH:O	2.06	0.56
1:A:670:ARG:NH1	1:A:674:TYR:O	2.36	0.56
2:J:1542:HIS:HD2	6:J:2495:HOH:O	1.87	0.56
1:Z:326:ASP:OD2	1:Z:387:TYR:OH	2.23	0.56
1:Z:1260:GLN:OE1	1:Z:1260:GLN:N	2.39	0.56
1:T:302:VAL:HG23	1:T:448:VAL:HG11	1.89	0.55
2:J:881:ASN:OD1	2:J:944:ARG:NH2	2.39	0.55
1:T:1673:GLU:OE1	1:T:1673:GLU:N	2.37	0.55
1:Z:1217:ASN:OD1	1:Z:1217:ASN:N	2.38	0.55
1:Z:1593:ILE:HD11	1:Z:1626:ILE:HD12	1.89	0.55
2:B:881:ASN:OD1	2:B:944:ARG:NH2	2.40	0.55
2:D:508:ASN:HB2	6:D:2072:HOH:O	2.05	0.55
2:D:881:ASN:OD1	2:D:944:ARG:NH2	2.40	0.55
1:I:190:PHE:O	1:I:194:THR:HG22	2.06	0.55
1:I:1673:GLU:OE1	1:I:1673:GLU:N	2.37	0.55
2:1:881:ASN:OD1	2:1:944:ARG:NH2	2.39	0.55
1:A:359:HIS:CD2	2:J:68:TYR:HA	2.42	0.55
1:A:2039:LYS:CA	6:A:2271:HOH:O	2.54	0.55
1:I:302:VAL:HG23	1:I:448:VAL:HG11	1.89	0.55
1:I:1723:GLY:HA3	6:1:2514:HOH:O	2.05	0.55
2:1:1672:GLU:CG	6:1:2027:HOH:O	2.50	0.55
1:Z:574:SER:OG	1:Z:1245:ASP:OD1	2.23	0.55
1:A:260:PRO:HB3	6:A:2287:HOH:O	2.07	0.55
1:A:652:ILE:HG22	1:A:654:VAL:HG22	1.89	0.55
2:B:1744:TYR:OH	2:1:1518:ARG:NH1	2.39	0.55
1:I:1665:VAL:HG22	2:J:53:LEU:HD13	1.89	0.55
2:J:850:PHE:CG	6:J:2312:HOH:O	2.59	0.55
1:N:1665:VAL:HG22	2:O:53:LEU:HD13	1.89	0.55
1:T:9:LEU:HD22	1:T:22:VAL:HG12	1.88	0.55
1:T:190:PHE:O	1:T:194:THR:HG22	2.06	0.55
1:Z:652:ILE:HG22	1:Z:654:VAL:HG22	1.89	0.55
1:C:190:PHE:O	1:C:194:THR:HG22	2.06	0.55
2:J:994:GLU:CD	6:J:2035:HOH:O	2.50	0.55

Continued on next page...

Continued from previous page...

Atom-1	Atom-2	Interatomic distance (Å)	Clash overlap (Å)
2:U:508:ASN:HB2	6:U:2068:HOH:O	2.05	0.55
2:1:53:LEU:HD13	1:Z:1665:VAL:HG22	1.89	0.55
2:1:67:SER:CB	6:1:2328:HOH:O	2.54	0.55
1:A:302:VAL:HG23	1:A:448:VAL:HG11	1.89	0.55
1:A:1665:VAL:HG22	2:B:53:LEU:HD13	1.89	0.55
1:I:574:SER:OG	1:I:1245:ASP:OD1	2.23	0.55
1:Z:1142:LEU:O	1:Z:1150:ARG:NE	2.36	0.55
1:A:574:SER:OG	1:A:1245:ASP:OD1	2.23	0.55
1:C:9:LEU:HD22	1:C:22:VAL:HG12	1.88	0.55
1:I:901:LYS:HE2	6:I:2279:HOH:O	2.07	0.55
2:O:1472:LEU:HB2	6:O:2084:HOH:O	2.07	0.55
2:U:881:ASN:OD1	2:U:944:ARG:NH2	2.40	0.55
1:Z:916:THR:O	1:Z:916:THR:HG22	2.07	0.55
1:A:190:PHE:O	1:A:194:THR:HG22	2.06	0.55
1:A:1593:ILE:HD11	1:A:1626:ILE:HD12	1.89	0.55
1:C:652:ILE:HG22	1:C:654:VAL:HG22	1.89	0.55
1:C:1665:VAL:HG22	2:D:53:LEU:HD13	1.89	0.55
2:D:419:GLU:HB3	2:D:425:LEU:HD12	1.89	0.55
2:J:67:SER:CB	6:J:2319:HOH:O	2.54	0.55
1:T:652:ILE:HG22	1:T:654:VAL:HG22	1.89	0.55
2:U:419:GLU:HB3	2:U:425:LEU:HD12	1.89	0.55
1:C:1593:ILE:HD11	1:C:1626:ILE:HD12	1.89	0.55
1:N:260:PRO:HB3	6:N:2287:HOH:O	2.06	0.55
1:Z:1904:LEU:O	1:Z:1904:LEU:HD23	2.07	0.55
1:A:9:LEU:HD22	1:A:22:VAL:HG12	1.88	0.54
2:J:1333:ASP:OD2	2:J:1585:LYS:O	2.25	0.54
1:N:260:PRO:CB	6:N:2287:HOH:O	2.54	0.54
1:N:652:ILE:HG22	1:N:654:VAL:HG22	1.89	0.54
1:N:916:THR:HG22	1:N:916:THR:O	2.07	0.54
2:O:1568:GLU:HG2	6:O:2360:HOH:O	2.07	0.54
1:T:124:LYS:HD2	6:T:2376:HOH:O	2.07	0.54
1:T:901:LYS:HE2	6:T:2263:HOH:O	2.07	0.54
1:T:1904:LEU:HD23	1:T:1904:LEU:O	2.07	0.54
2:1:994:GLU:CD	6:1:2037:HOH:O	2.50	0.54
2:B:45:VAL:HG13	2:B:88:ILE:HD12	1.90	0.54
2:O:881:ASN:OD1	2:O:944:ARG:NH2	2.40	0.54
1:T:916:THR:O	1:T:916:THR:HG22	2.06	0.54
2:1:1333:ASP:OD2	2:1:1585:LYS:O	2.25	0.54
1:Z:9:LEU:HD22	1:Z:22:VAL:HG12	1.88	0.54
1:Z:190:PHE:O	1:Z:194:THR:HG22	2.06	0.54
2:J:818:ARG:HD2	1:Z:1720:HIS:CE1	2.42	0.54

Continued on next page...

Continued from previous page...

Atom-1	Atom-2	Interatomic distance (Å)	Clash overlap (Å)
1:N:1904:LEU:HD23	1:N:1904:LEU:O	2.07	0.54
1:T:1665:VAL:HG22	2:U:53:LEU:HD13	1.89	0.54
2:U:1643:SER:HB3	6:U:2465:HOH:O	2.07	0.54
1:A:274:SER:OG	1:A:275:GLN:N	2.41	0.54
1:C:124:LYS:HD2	6:C:2375:HOH:O	2.07	0.54
1:C:1217:ASN:OD1	1:C:1217:ASN:N	2.38	0.54
1:C:1720:HIS:CE1	2:O:818:ARG:HD2	2.42	0.54
2:D:1435:SER:HB3	2:U:1488:GLU:CD	2.32	0.54
1:I:652:ILE:HG22	1:I:654:VAL:HG22	1.89	0.54
1:I:1904:LEU:HD23	1:I:1904:LEU:O	2.07	0.54
1:N:302:VAL:HG23	1:N:448:VAL:HG11	1.89	0.54
2:O:419:GLU:HB3	2:O:425:LEU:HD12	1.89	0.54
2:O:1333:ASP:OD2	2:O:1585:LYS:O	2.25	0.54
1:Z:95:TYR:HE1	6:Z:2204:HOH:O	1.83	0.54
1:A:1720:HIS:CE1	2:U:818:ARG:HD2	2.43	0.54
2:B:1333:ASP:OD2	2:B:1585:LYS:O	2.25	0.54
2:J:419:GLU:HB3	2:J:425:LEU:HD12	1.89	0.54
1:N:1593:ILE:HD11	1:N:1626:ILE:HD12	1.89	0.54
1:T:574:SER:OG	1:T:1245:ASP:OD1	2.23	0.54
2:I:850:PHE:CG	6:I:2316:HOH:O	2.60	0.54
2:D:1488:GLU:CD	2:U:1435:SER:HB3	2.32	0.54
2:J:1265:PHE:CZ	2:O:1122:ILE:HD13	2.43	0.54
1:N:34:GLN:O	1:N:38:ASN:OD1	2.26	0.54
2:I:45:VAL:HG13	2:I:88:ILE:HD12	1.90	0.54
1:Z:302:VAL:HG23	1:Z:448:VAL:HG11	1.89	0.54
2:D:45:VAL:HG13	2:D:88:ILE:HD12	1.90	0.54
2:D:818:ARG:HD2	1:N:1720:HIS:CE1	2.42	0.54
1:I:34:GLN:O	1:I:38:ASN:OD1	2.26	0.54
2:J:1744:TYR:OH	2:O:1518:ARG:NH1	2.41	0.54
1:N:1580:THR:HG22	1:N:1616:VAL:O	2.08	0.54
1:N:2039:LYS:CA	6:N:2278:HOH:O	2.56	0.54
1:T:34:GLN:O	1:T:38:ASN:OD1	2.26	0.54
1:T:206:GLU:OE1	1:T:206:GLU:N	2.41	0.54
2:B:1518:ARG:NH1	2:I:1744:TYR:OH	2.40	0.54
1:C:34:GLN:O	1:C:38:ASN:OD1	2.26	0.54
1:C:302:VAL:HG23	1:C:448:VAL:HG11	1.89	0.54
2:D:1333:ASP:OD2	2:D:1585:LYS:O	2.25	0.54
1:I:1720:HIS:CE1	2:I:818:ARG:HD2	2.42	0.54
1:N:206:GLU:OE1	1:N:206:GLU:N	2.41	0.54
1:T:1593:ILE:HD11	1:T:1626:ILE:HD12	1.89	0.54
2:U:45:VAL:HG13	2:U:88:ILE:HD12	1.90	0.54

Continued on next page...

Continued from previous page...

Atom-1	Atom-2	Interatomic distance (Å)	Clash overlap (Å)
1:C:206:GLU:OE1	1:C:206:GLU:N	2.41	0.54
1:C:889:ASP:HB2	6:C:2414:HOH:O	2.07	0.54
1:C:1580:THR:HG22	1:C:1616:VAL:O	2.08	0.54
1:T:168:ASP:OD1	1:T:171:GLU:HB2	2.08	0.54
2:U:1333:ASP:OD2	2:U:1585:LYS:O	2.25	0.54
1:A:1904:LEU:HD23	1:A:1904:LEU:O	2.07	0.54
1:A:2040:GLU:CB	6:A:2236:HOH:O	2.54	0.54
2:B:818:ARG:HD2	1:T:1720:HIS:CE1	2.43	0.54
2:B:1265:PHE:CZ	2:1:1122:ILE:HD13	2.43	0.54
1:C:916:THR:HG22	1:C:916:THR:O	2.07	0.54
1:C:1904:LEU:HD23	1:C:1904:LEU:O	2.07	0.54
1:I:206:GLU:OE1	1:I:206:GLU:N	2.41	0.54
1:I:916:THR:O	1:I:916:THR:HG22	2.06	0.54
1:T:274:SER:OG	1:T:275:GLN:N	2.41	0.54
1:Z:1006:MET:HB2	6:Z:2261:HOH:O	2.08	0.54
1:A:916:THR:O	1:A:916:THR:HG22	2.06	0.53
2:B:419:GLU:HB3	2:B:425:LEU:HD12	1.89	0.53
1:C:124:LYS:CD	6:C:2375:HOH:O	2.54	0.53
2:D:1173:LEU:HD13	2:U:1173:LEU:HD13	1.90	0.53
2:D:1643:SER:HB3	6:D:2464:HOH:O	2.07	0.53
1:I:1593:ILE:HD11	1:I:1626:ILE:HD12	1.89	0.53
1:T:1202:GLN:HG2	6:T:2314:HOH:O	2.08	0.53
1:A:168:ASP:OD1	1:A:171:GLU:HB2	2.08	0.53
2:D:68:TYR:HA	1:I:359:HIS:CD2	2.43	0.53
2:D:1122:ILE:HD13	2:U:1265:PHE:CZ	2.44	0.53
1:I:1006:MET:HB2	6:I:2256:HOH:O	2.07	0.53
2:1:419:GLU:HB3	2:1:425:LEU:HD12	1.89	0.53
1:Z:34:GLN:O	1:Z:38:ASN:OD1	2.26	0.53
1:A:260:PRO:CB	6:A:2287:HOH:O	2.55	0.53
1:A:1317:ARG:HH11	1:A:1317:ARG:HG2	1.74	0.53
2:B:1231:PRO:HG2	6:B:2252:HOH:O	2.09	0.53
1:I:1202:GLN:CD	6:I:2278:HOH:O	2.52	0.53
2:J:795:MET:O	2:J:799:ILE:HD12	2.09	0.53
2:U:68:TYR:HA	1:Z:359:HIS:CD2	2.43	0.53
1:Z:206:GLU:N	1:Z:206:GLU:OE1	2.41	0.53
1:Z:901:LYS:HE2	6:Z:2281:HOH:O	2.07	0.53
1:Z:1580:THR:HG22	1:Z:1616:VAL:O	2.08	0.53
2:B:68:TYR:HA	1:C:359:HIS:CD2	2.44	0.53
1:C:1202:GLN:HG2	6:C:2309:HOH:O	2.08	0.53
1:I:1580:THR:HG22	1:I:1616:VAL:O	2.08	0.53
1:N:274:SER:OG	1:N:275:GLN:N	2.41	0.53

Continued on next page...

Continued from previous page...

Atom-1	Atom-2	Interatomic distance (Å)	Clash overlap (Å)
2:O:45:VAL:HG13	2:O:88:ILE:HD12	1.90	0.53
2:O:68:TYR:HA	1:T:359:HIS:CD2	2.44	0.53
1:T:1765:ARG:CD	6:T:2206:HOH:O	2.53	0.53
2:1:1008:GLU:HA	6:1:2365:HOH:O	2.08	0.53
1:A:34:GLN:O	1:A:38:ASN:OD1	2.26	0.53
1:A:206:GLU:OE1	1:A:206:GLU:N	2.41	0.53
2:D:1518:ARG:NH1	2:U:1744:TYR:OH	2.42	0.53
1:I:274:SER:OG	1:I:275:GLN:N	2.41	0.53
1:I:1456:ASP:OD1	1:I:1456:ASP:N	2.37	0.53
2:J:45:VAL:HG13	2:J:88:ILE:HD12	1.90	0.53
1:Z:124:LYS:HD2	6:Z:2386:HOH:O	2.09	0.53
1:A:1580:THR:HG22	1:A:1616:VAL:O	2.08	0.53
1:C:168:ASP:OD1	1:C:171:GLU:HB2	2.08	0.53
1:I:168:ASP:OD1	1:I:171:GLU:HB2	2.08	0.53
2:J:1518:ARG:NH1	2:O:1744:TYR:OH	2.41	0.53
1:N:1737:ILE:HG22	1:N:1750:LYS:HG3	1.91	0.53
2:1:795:MET:O	2:1:799:ILE:HD12	2.09	0.53
1:N:168:ASP:OD1	1:N:171:GLU:HB2	2.08	0.53
2:B:795:MET:O	2:B:799:ILE:HD12	2.09	0.53
2:B:1173:LEU:HD13	2:1:1173:LEU:HD13	1.91	0.53
1:C:1737:ILE:HG22	1:C:1750:LYS:HG3	1.91	0.53
1:T:41:LEU:HD23	1:T:41:LEU:C	2.34	0.53
1:T:1580:THR:HG22	1:T:1616:VAL:O	2.08	0.53
1:Z:168:ASP:OD1	1:Z:171:GLU:HB2	2.08	0.53
2:B:1488:GLU:CD	2:1:1435:SER:HB3	2.33	0.53
1:C:26:SER:N	6:C:2202:HOH:O	2.41	0.53
1:C:41:LEU:C	1:C:41:LEU:HD23	2.34	0.53
1:C:124:LYS:CG	6:C:2375:HOH:O	2.34	0.53
1:I:1737:ILE:HG22	1:I:1750:LYS:HG3	1.91	0.53
2:J:501:THR:CG2	6:J:2023:HOH:O	2.55	0.53
1:T:1317:ARG:HH11	1:T:1317:ARG:HG2	1.74	0.53
1:I:41:LEU:C	1:I:41:LEU:HD23	2.34	0.53
2:J:1173:LEU:HD13	2:O:1173:LEU:HD13	1.90	0.53
1:C:852:GLU:HB3	6:C:2410:HOH:O	2.09	0.52
1:I:124:LYS:HD2	6:I:2386:HOH:O	2.09	0.52
2:J:1488:GLU:CD	2:O:1435:SER:HB3	2.32	0.52
2:O:795:MET:O	2:O:799:ILE:HD12	2.09	0.52
2:J:1008:GLU:HA	6:J:2368:HOH:O	2.09	0.52
1:N:1346:ASP:OD2	1:N:1349:LYS:NZ	2.42	0.52
1:Z:1317:ARG:HG2	1:Z:1317:ARG:HH11	1.74	0.52
2:J:1435:SER:HB3	2:O:1488:GLU:CD	2.34	0.52

Continued on next page...

Continued from previous page...

Atom-1	Atom-2	Interatomic distance (Å)	Clash overlap (Å)
1:N:359:HIS:CD2	2:1:68:TYR:HA	2.44	0.52
2:1:1214:PHE:CD2	6:1:2384:HOH:O	2.38	0.52
2:1:1568:GLU:HG2	6:1:2341:HOH:O	2.09	0.52
1:A:1593:ILE:CD1	1:A:1626:ILE:HD12	2.40	0.52
2:O:1231:PRO:HG2	6:O:2250:HOH:O	2.09	0.52
2:B:1323:LYS:HD3	2:1:1317:GLU:OE2	2.10	0.52
1:C:901:LYS:HE2	6:C:2255:HOH:O	2.08	0.52
2:D:795:MET:O	2:D:799:ILE:HD12	2.09	0.52
2:D:1265:PHE:CZ	2:U:1122:ILE:HD13	2.44	0.52
1:I:888:ARG:HD3	6:I:2275:HOH:O	2.09	0.52
1:I:1346:ASP:OD2	1:I:1349:LYS:NZ	2.42	0.52
1:N:41:LEU:C	1:N:41:LEU:HD23	2.34	0.52
1:T:26:SER:N	6:T:2201:HOH:O	2.40	0.52
2:U:795:MET:O	2:U:799:ILE:HD12	2.09	0.52
1:A:41:LEU:HD23	1:A:41:LEU:C	2.34	0.52
2:J:1568:GLU:HG2	6:J:2343:HOH:O	2.09	0.52
2:O:350:LEU:HD13	2:O:352:MET:HE3	1.92	0.52
1:T:1737:ILE:HG22	1:T:1750:LYS:HG3	1.91	0.52
1:A:1737:ILE:HG22	1:A:1750:LYS:HG3	1.91	0.52
2:D:1004:ILE:HG13	2:D:1005:ALA:N	2.25	0.52
2:J:350:LEU:HD13	2:J:352:MET:HE3	1.92	0.52
1:Z:1593:ILE:CD1	1:Z:1626:ILE:HD12	2.40	0.52
1:Z:1737:ILE:HG22	1:Z:1750:LYS:HG3	1.91	0.52
1:C:1346:ASP:OD2	1:C:1349:LYS:NZ	2.42	0.52
1:I:273:HIS:O	1:I:274:SER:OG	2.25	0.52
2:J:787:LYS:CE	6:J:2088:HOH:O	2.58	0.52
1:N:1317:ARG:HG2	1:N:1317:ARG:HH11	1.74	0.52
1:T:1593:ILE:CD1	1:T:1626:ILE:HD12	2.40	0.52
2:1:501:THR:CG2	6:1:2022:HOH:O	2.55	0.52
1:Z:1671:SER:C	6:Z:2257:HOH:O	2.53	0.52
1:C:1317:ARG:HG2	1:C:1317:ARG:HH11	1.74	0.52
1:C:1456:ASP:OD1	1:C:1456:ASP:N	2.37	0.52
1:T:1454:ASP:OD2	1:T:1457:PHE:N	2.43	0.52
1:Z:41:LEU:HD23	1:Z:41:LEU:C	2.34	0.52
1:Z:888:ARG:HD3	6:Z:2273:HOH:O	2.08	0.52
2:B:1122:ILE:HD13	2:1:1265:PHE:CZ	2.45	0.52
1:C:1454:ASP:OD2	1:C:1457:PHE:N	2.43	0.52
1:I:1852:TYR:HE2	6:I:2344:HOH:O	1.92	0.51
1:I:1902:GLY:CA	6:I:2344:HOH:O	2.29	0.51
2:O:1004:ILE:HG13	2:O:1005:ALA:N	2.25	0.51
1:T:852:GLU:HB3	6:T:2409:HOH:O	2.09	0.51

Continued on next page...

Continued from previous page...

Atom-1	Atom-2	Interatomic distance (Å)	Clash overlap (Å)
1:Z:1202:GLN:CD	6:Z:2280:HOH:O	2.51	0.51
1:A:1454:ASP:OD2	1:A:1457:PHE:N	2.43	0.51
1:C:1633:ASN:ND2	6:C:2207:HOH:O	2.42	0.51
1:C:2024:GLU:CD	1:C:2024:GLU:H	2.18	0.51
2:D:875:THR:CG2	2:D:898:GLN:HE21	2.23	0.51
1:N:1454:ASP:OD2	1:N:1457:PHE:N	2.43	0.51
2:J:1122:ILE:HD13	2:O:1265:PHE:CZ	2.45	0.51
2:J:1214:PHE:CD2	6:J:2378:HOH:O	2.38	0.51
1:N:849:GLU:OE1	1:N:849:GLU:N	2.36	0.51
1:T:1633:ASN:ND2	6:T:2205:HOH:O	2.42	0.51
2:U:350:LEU:HD13	2:U:352:MET:HE3	1.92	0.51
1:Z:2024:GLU:H	1:Z:2024:GLU:CD	2.18	0.51
1:C:888:ARG:HD3	6:C:2270:HOH:O	2.10	0.51
2:D:350:LEU:HD13	2:D:352:MET:HE3	1.92	0.51
2:J:641:ARG:NH2	2:J:925:ASP:OD2	2.44	0.51
2:O:875:THR:CG2	2:O:898:GLN:HE21	2.23	0.51
2:1:787:LYS:CE	6:1:2084:HOH:O	2.57	0.51
1:Z:1346:ASP:OD2	1:Z:1349:LYS:NZ	2.42	0.51
2:B:1568:GLU:HG2	6:B:2368:HOH:O	2.09	0.51
1:C:916:THR:O	1:C:916:THR:CG2	2.59	0.51
1:C:1459:LEU:HD12	1:C:1464:LEU:HD11	1.93	0.51
1:C:1593:ILE:CD1	1:C:1626:ILE:HD12	2.40	0.51
2:D:1744:TYR:OH	2:U:1518:ARG:NH1	2.42	0.51
1:I:1593:ILE:CD1	1:I:1626:ILE:HD12	2.40	0.51
1:N:256:LEU:HB3	1:N:258:PHE:CE2	2.46	0.51
1:T:916:THR:O	1:T:916:THR:CG2	2.59	0.51
1:Z:992:GLU:HG2	6:Z:2254:HOH:O	2.09	0.51
2:D:641:ARG:NH2	2:D:925:ASP:OD2	2.44	0.51
1:I:256:LEU:HB3	1:I:258:PHE:CE2	2.46	0.51
1:I:1317:ARG:HH11	1:I:1317:ARG:HG2	1.74	0.51
1:N:1552:PRO:HG2	6:N:2304:HOH:O	2.10	0.51
1:T:2024:GLU:CD	1:T:2024:GLU:H	2.18	0.51
1:Z:1454:ASP:OD2	1:Z:1457:PHE:N	2.43	0.51
2:B:377:TYR:OH	2:U:392:THR:HG23	2.11	0.51
2:B:641:ARG:NH2	2:B:925:ASP:OD2	2.44	0.51
1:C:256:LEU:HB3	1:C:258:PHE:CE2	2.46	0.51
1:N:1593:ILE:CD1	1:N:1626:ILE:HD12	2.40	0.51
2:1:875:THR:CG2	2:1:898:GLN:HE21	2.23	0.51
1:Z:65:LEU:HD21	1:Z:88:LEU:HD12	1.93	0.51
1:Z:256:LEU:HB3	1:Z:258:PHE:CE2	2.46	0.51
1:I:849:GLU:OE1	1:I:849:GLU:N	2.35	0.51

Continued on next page...

Continued from previous page...

Atom-1	Atom-2	Interatomic distance (Å)	Clash overlap (Å)
2:J:1293:SER:HB2	2:O:1414:ILE:HD11	1.76	0.51
2:1:1004:ILE:HG13	2:1:1005:ALA:N	2.25	0.51
1:Z:1459:LEU:HD12	1:Z:1464:LEU:HD11	1.93	0.51
1:A:916:THR:CG2	1:A:916:THR:O	2.59	0.51
1:A:1346:ASP:OD2	1:A:1349:LYS:NZ	2.42	0.51
1:A:1552:PRO:HG2	6:A:2314:HOH:O	2.10	0.51
1:A:2024:GLU:CD	1:A:2024:GLU:H	2.18	0.51
2:J:875:THR:CG2	2:J:898:GLN:HE21	2.23	0.51
1:N:2024:GLU:CD	1:N:2024:GLU:H	2.18	0.51
1:T:1346:ASP:OD2	1:T:1349:LYS:NZ	2.42	0.51
1:T:1459:LEU:HD12	1:T:1464:LEU:HD11	1.93	0.51
2:1:641:ARG:NH2	2:1:925:ASP:OD2	2.44	0.51
1:A:65:LEU:HD21	1:A:88:LEU:HD12	1.93	0.51
2:B:1435:SER:HB3	2:1:1488:GLU:CD	2.35	0.51
1:I:95:TYR:HE1	6:I:2205:HOH:O	1.83	0.51
1:I:1454:ASP:OD2	1:I:1457:PHE:N	2.43	0.51
1:A:256:LEU:HB3	1:A:258:PHE:CE2	2.46	0.50
1:A:965:SER:HB3	2:B:980:VAL:HG23	1.93	0.50
2:B:350:LEU:HD13	2:B:352:MET:HE3	1.92	0.50
2:B:1559:GLU:HG3	6:1:2057:HOH:O	2.11	0.50
2:B:1673:TYR:O	2:B:1677:VAL:HG23	2.11	0.50
1:C:222:PRO:CB	6:C:2411:HOH:O	1.95	0.50
1:I:965:SER:HB3	2:J:980:VAL:HG23	1.93	0.50
1:N:978:GLU:OE1	1:N:978:GLU:N	2.45	0.50
2:1:350:LEU:HD13	2:1:352:MET:HE3	1.92	0.50
1:Z:1852:TYR:HE2	6:Z:2346:HOH:O	1.93	0.50
1:A:1456:ASP:OD1	1:A:1456:ASP:N	2.37	0.50
2:B:1310:GLU:OE1	2:B:1649:LYS:NZ	2.45	0.50
1:C:65:LEU:HD21	1:C:88:LEU:HD12	1.93	0.50
1:I:965:SER:HA	2:J:982:ILE:HD12	1.93	0.50
1:N:965:SER:HB3	2:O:980:VAL:HG23	1.93	0.50
2:1:980:VAL:HG23	1:Z:965:SER:HB3	1.93	0.50
1:C:978:GLU:OE1	1:C:978:GLU:N	2.45	0.50
1:C:1343:VAL:O	1:C:1343:VAL:HG13	2.12	0.50
1:I:259:THR:OG1	1:I:262:GLU:OE2	2.27	0.50
2:J:706:THR:HB	2:J:737:PHE:HB3	1.93	0.50
1:N:916:THR:CG2	1:N:916:THR:O	2.59	0.50
2:U:706:THR:HB	2:U:737:PHE:HB3	1.93	0.50
2:U:1004:ILE:HG13	2:U:1005:ALA:N	2.25	0.50
1:Z:916:THR:O	1:Z:916:THR:CG2	2.59	0.50
2:B:1180:ARG:HD2	6:B:2448:HOH:O	2.11	0.50

Continued on next page...

Continued from previous page...

Atom-1	Atom-2	Interatomic distance (Å)	Clash overlap (Å)
1:I:2024:GLU:CD	1:I:2024:GLU:H	2.18	0.50
2:J:1211:ILE:HG13	6:J:2378:HOH:O	2.10	0.50
2:J:1323:LYS:HD3	2:O:1317:GLU:OE2	2.11	0.50
2:J:1673:TYR:O	2:J:1677:VAL:HG23	2.11	0.50
2:O:1310:GLU:OE1	2:O:1649:LYS:NZ	2.45	0.50
1:T:256:LEU:HB3	1:T:258:PHE:CE2	2.46	0.50
1:A:222:PRO:O	1:A:225:THR:HG22	2.12	0.50
2:B:392:THR:HG23	2:U:377:TYR:OH	2.11	0.50
2:B:875:THR:CG2	2:B:898:GLN:HE21	2.23	0.50
2:B:1414:ILE:HD11	2:1:1293:SER:HB2	1.79	0.50
2:D:1317:GLU:OE2	2:U:1323:LYS:HD3	2.12	0.50
2:J:377:TYR:OH	2:1:392:THR:HG23	2.12	0.50
2:J:1317:GLU:OE2	2:O:1323:LYS:HD3	2.12	0.50
2:J:1673:TYR:CZ	2:J:1677:VAL:HG21	2.47	0.50
1:N:1343:VAL:O	1:N:1343:VAL:HG13	2.12	0.50
2:O:1673:TYR:O	2:O:1677:VAL:HG23	2.11	0.50
1:T:978:GLU:OE1	1:T:978:GLU:N	2.45	0.50
2:U:641:ARG:NH2	2:U:925:ASP:OD2	2.44	0.50
2:U:1673:TYR:CZ	2:U:1677:VAL:HG21	2.47	0.50
2:1:1211:ILE:HG13	6:1:2384:HOH:O	2.10	0.50
2:1:1673:TYR:O	2:1:1677:VAL:HG23	2.12	0.50
1:I:222:PRO:O	1:I:225:THR:HG22	2.12	0.50
1:N:259:THR:OG1	1:N:262:GLU:OE2	2.27	0.50
2:O:641:ARG:NH2	2:O:925:ASP:OD2	2.44	0.50
1:T:65:LEU:HD21	1:T:88:LEU:HD12	1.93	0.50
1:T:222:PRO:O	1:T:225:THR:HG22	2.12	0.50
2:1:1310:GLU:OE1	2:1:1649:LYS:NZ	2.45	0.50
1:Z:581:THR:HG22	1:Z:582:LYS:N	2.27	0.50
1:A:581:THR:HG22	1:A:582:LYS:N	2.27	0.50
1:A:978:GLU:OE1	1:A:978:GLU:N	2.45	0.50
1:A:1459:LEU:HD12	1:A:1464:LEU:HD11	1.93	0.50
2:B:1004:ILE:HG13	2:B:1005:ALA:N	2.25	0.50
2:D:1310:GLU:OE1	2:D:1649:LYS:NZ	2.45	0.50
1:I:581:THR:HG22	1:I:582:LYS:N	2.27	0.50
1:I:916:THR:O	1:I:916:THR:CG2	2.59	0.50
1:I:978:GLU:OE1	1:I:978:GLU:N	2.45	0.50
1:I:1459:LEU:HD12	1:I:1464:LEU:HD11	1.93	0.50
2:J:1629:LYS:NZ	6:J:2002:HOH:O	2.40	0.50
2:O:1180:ARG:HD2	6:O:2451:HOH:O	2.12	0.50
2:O:1673:TYR:CZ	2:O:1677:VAL:HG21	2.47	0.50
1:T:581:THR:HG22	1:T:582:LYS:N	2.27	0.50

Continued on next page...

Continued from previous page...

Atom-1	Atom-2	Interatomic distance (Å)	Clash overlap (Å)
1:A:1843:PRO:CD	6:A:2434:HOH:O	2.60	0.50
2:B:1317:GLU:OE2	2:1:1323:LYS:HD3	2.11	0.50
2:D:1323:LYS:HD3	2:U:1317:GLU:OE2	2.12	0.50
2:D:1673:TYR:O	2:D:1677:VAL:HG23	2.11	0.50
1:I:1343:VAL:O	1:I:1343:VAL:HG13	2.12	0.50
1:I:1774:THR:HA	1:I:1777:THR:HG22	1.94	0.50
2:J:1004:ILE:HG13	2:J:1005:ALA:N	2.25	0.50
2:U:875:THR:CG2	2:U:898:GLN:HE21	2.23	0.50
2:B:706:THR:HB	2:B:737:PHE:HB3	1.93	0.50
2:B:1673:TYR:CZ	2:B:1677:VAL:HG21	2.47	0.50
1:C:965:SER:HA	2:D:982:ILE:HD12	1.93	0.50
2:J:1435:SER:HA	6:J:2204:HOH:O	2.12	0.50
1:N:65:LEU:HD21	1:N:88:LEU:HD12	1.93	0.50
1:T:849:GLU:OE1	1:T:849:GLU:N	2.36	0.50
1:T:965:SER:HA	2:U:982:ILE:HD12	1.93	0.50
2:U:1310:GLU:OE1	2:U:1649:LYS:NZ	2.45	0.50
2:1:850:PHE:CD2	6:1:2316:HOH:O	2.55	0.50
1:Z:222:PRO:O	1:Z:225:THR:HG22	2.12	0.50
1:C:1142:LEU:O	1:C:1150:ARG:NE	2.36	0.49
1:C:1727:LYS:HE2	2:O:915:GLU:OE1	2.12	0.49
2:D:1673:TYR:CZ	2:D:1677:VAL:HG21	2.47	0.49
1:I:1133:THR:HG23	6:I:2376:HOH:O	2.12	0.49
1:N:581:THR:HG22	1:N:582:LYS:N	2.27	0.49
1:T:25:ALA:HB1	6:T:2201:HOH:O	2.11	0.49
2:1:982:ILE:HD12	1:Z:965:SER:HA	1.93	0.49
2:1:1673:TYR:CZ	2:1:1677:VAL:HG21	2.47	0.49
2:B:1254:VAL:HG23	2:B:1336:GLN:HG3	1.95	0.49
1:C:131:ILE:HG21	1:C:182:VAL:HG11	1.95	0.49
2:D:392:THR:HG23	2:O:377:TYR:OH	2.13	0.49
2:J:1202:ASP:HB3	6:J:2583:HOH:O	2.12	0.49
2:J:1310:GLU:OE1	2:J:1649:LYS:NZ	2.45	0.49
1:N:1742:VAL:O	1:N:1742:VAL:HG13	2.13	0.49
2:U:1673:TYR:O	2:U:1677:VAL:HG23	2.11	0.49
2:1:706:THR:HB	2:1:737:PHE:HB3	1.93	0.49
2:D:915:GLU:OE1	1:N:1727:LYS:HE2	2.12	0.49
1:I:1742:VAL:HG13	1:I:1742:VAL:O	2.13	0.49
2:J:850:PHE:CD2	6:J:2312:HOH:O	2.55	0.49
1:N:965:SER:HA	2:O:982:ILE:HD12	1.93	0.49
1:N:1459:LEU:HD12	1:N:1464:LEU:HD11	1.93	0.49
2:1:1202:ASP:HB3	6:1:2588:HOH:O	2.12	0.49
1:Z:131:ILE:HG21	1:Z:182:VAL:HG11	1.95	0.49

Continued on next page...

Continued from previous page...

Atom-1	Atom-2	Interatomic distance (Å)	Clash overlap (Å)
1:Z:1343:VAL:HG13	1:Z:1343:VAL:O	2.12	0.49
1:Z:1875:VAL:CA	6:Z:2271:HOH:O	2.54	0.49
1:C:581:THR:HG22	1:C:582:LYS:N	2.27	0.49
2:D:1121:MET:O	2:D:1122:ILE:HD12	2.13	0.49
1:I:65:LEU:HD21	1:I:88:LEU:HD12	1.93	0.49
1:T:888:ARG:HD3	6:T:2272:HOH:O	2.11	0.49
1:T:1445:ARG:NH2	1:T:1455:GLU:O	2.46	0.49
1:Z:978:GLU:N	1:Z:978:GLU:OE1	2.45	0.49
1:A:1343:VAL:O	1:A:1343:VAL:HG13	2.12	0.49
2:B:1121:MET:O	2:B:1122:ILE:HD12	2.13	0.49
1:C:965:SER:HB3	2:D:980:VAL:HG23	1.93	0.49
1:C:1445:ARG:NH2	1:C:1455:GLU:O	2.46	0.49
1:N:222:PRO:O	1:N:225:THR:HG22	2.12	0.49
2:O:1181:PHE:CE2	2:O:1183:ARG:HB2	2.48	0.49
1:C:464:ASP:OD1	1:C:464:ASP:N	2.46	0.49
1:C:1765:ARG:CD	6:C:2208:HOH:O	2.54	0.49
1:C:1774:THR:HA	1:C:1777:THR:HG22	1.94	0.49
2:D:377:TYR:OH	2:O:392:THR:HG23	2.13	0.49
1:I:1671:SER:C	6:I:2258:HOH:O	2.54	0.49
1:N:1774:THR:HA	1:N:1777:THR:HG22	1.94	0.49
1:Z:464:ASP:OD1	1:Z:464:ASP:N	2.46	0.49
1:A:965:SER:HA	2:B:982:ILE:HD12	1.93	0.49
1:C:970:TYR:HB2	6:C:2332:HOH:O	2.13	0.49
2:J:392:THR:HG23	2:J:377:TYR:OH	2.12	0.49
2:J:1571:PRO:HD2	6:J:2167:HOH:O	2.13	0.49
1:N:131:ILE:HG21	1:N:182:VAL:HG11	1.95	0.49
2:O:706:THR:HB	2:O:737:PHE:HB3	1.93	0.49
2:O:965:HIS:CG	6:O:2372:HOH:O	2.60	0.49
1:Z:1673:GLU:OE1	1:Z:1673:GLU:N	2.37	0.49
1:C:1673:GLU:OE1	1:C:1673:GLU:N	2.37	0.49
1:C:1742:VAL:O	1:C:1742:VAL:HG13	2.13	0.49
1:N:1445:ARG:NH2	1:N:1455:GLU:O	2.46	0.49
2:O:1121:MET:O	2:O:1122:ILE:HD12	2.13	0.49
2:U:1121:MET:O	2:U:1122:ILE:HD12	2.13	0.49
1:I:1834:ARG:HD2	1:I:1834:ARG:N	2.28	0.49
2:J:1254:VAL:HG23	2:J:1336:GLN:HG3	1.95	0.49
1:N:1697:HIS:NE2	1:N:1829:GLU:OE1	2.39	0.49
1:A:131:ILE:HG21	1:A:182:VAL:HG11	1.95	0.49
2:B:1181:PHE:CE2	2:B:1183:ARG:HB2	2.48	0.49
2:J:1121:MET:O	2:J:1122:ILE:HD12	2.13	0.49
1:T:1742:VAL:HG13	1:T:1742:VAL:O	2.13	0.49

Continued on next page...

Continued from previous page...

Atom-1	Atom-2	Interatomic distance (Å)	Clash overlap (Å)
2:U:979:GLN:N	6:U:2017:HOH:O	2.46	0.49
2:1:1121:MET:O	2:1:1122:ILE:HD12	2.13	0.49
1:A:1774:THR:HA	1:A:1777:THR:HG22	1.94	0.48
2:B:915:GLU:OE1	1:T:1727:LYS:HE2	2.13	0.48
1:C:849:GLU:OE1	1:C:849:GLU:N	2.35	0.48
2:D:1181:PHE:CE2	2:D:1183:ARG:HB2	2.48	0.48
2:J:1181:PHE:CE2	2:J:1183:ARG:HB2	2.48	0.48
6:J:2055:HOH:O	2:O:1559:GLU:HG3	2.12	0.48
1:T:965:SER:HB3	2:U:980:VAL:HG23	1.93	0.48
1:I:1445:ARG:NH2	1:I:1455:GLU:O	2.46	0.48
1:N:464:ASP:OD1	1:N:464:ASP:N	2.46	0.48
1:T:1343:VAL:O	1:T:1343:VAL:HG13	2.12	0.48
2:1:1254:VAL:HG23	2:1:1336:GLN:HG3	1.94	0.48
1:Z:1774:THR:HA	1:Z:1777:THR:HG22	1.94	0.48
1:A:1742:VAL:HG13	1:A:1742:VAL:O	2.13	0.48
2:D:706:THR:HB	2:D:737:PHE:HB3	1.93	0.48
1:I:131:ILE:HG21	1:I:182:VAL:HG11	1.95	0.48
2:U:1254:VAL:HG23	2:U:1336:GLN:HG3	1.94	0.48
2:1:1181:PHE:CE2	2:1:1183:ARG:HB2	2.48	0.48
2:1:1435:SER:HA	6:1:2207:HOH:O	2.12	0.48
1:Z:1445:ARG:NH2	1:Z:1455:GLU:O	2.46	0.48
1:A:26:SER:N	6:A:2206:HOH:O	2.47	0.48
1:A:1445:ARG:NH2	1:A:1455:GLU:O	2.46	0.48
1:A:2039:LYS:HA	6:A:2271:HOH:O	2.14	0.48
1:C:222:PRO:O	1:C:225:THR:HG22	2.12	0.48
1:C:860:ARG:NH1	1:C:898:ASP:OD1	2.47	0.48
1:N:1291:GLU:HB3	6:N:2314:HOH:O	2.14	0.48
2:1:1571:PRO:HD2	6:1:2162:HOH:O	2.13	0.48
1:A:1697:HIS:NE2	1:A:1829:GLU:OE1	2.39	0.48
2:B:1302:VAL:HG23	2:1:1302:VAL:HG23	1.95	0.48
1:C:1916:PHE:HA	6:C:2374:HOH:O	2.13	0.48
2:J:915:GLU:OE1	1:Z:1727:LYS:HE2	2.13	0.48
2:O:1254:VAL:HG23	2:O:1336:GLN:HG3	1.95	0.48
1:T:131:ILE:HG21	1:T:182:VAL:HG11	1.95	0.48
2:U:1181:PHE:CE2	2:U:1183:ARG:HB2	2.48	0.48
1:Z:1742:VAL:HG13	1:Z:1742:VAL:O	2.13	0.48
1:A:464:ASP:OD1	1:A:464:ASP:N	2.46	0.48
1:I:860:ARG:NH1	1:I:898:ASP:OD1	2.47	0.48
1:N:1834:ARG:HD2	1:N:1834:ARG:N	2.28	0.48
1:N:1843:PRO:CD	6:N:2433:HOH:O	2.61	0.48
1:Z:1902:GLY:CA	6:Z:2346:HOH:O	2.29	0.48

Continued on next page...

Continued from previous page...

Atom-1	Atom-2	Interatomic distance (Å)	Clash overlap (Å)
1:A:827:VAL:HG22	1:A:828:PRO:HD2	1.96	0.48
1:A:2039:LYS:HB2	6:A:2271:HOH:O	2.13	0.48
1:I:1727:LYS:HE2	2:1:915:GLU:OE1	2.13	0.48
1:Z:1133:THR:HG23	6:Z:2379:HOH:O	2.12	0.48
1:A:1727:LYS:HE2	2:U:915:GLU:OE1	2.14	0.48
1:C:194:THR:HG21	1:C:300:ILE:CD1	2.44	0.48
1:N:1564:HIS:HB2	6:N:2365:HOH:O	2.13	0.48
1:T:540:ASP:N	1:T:540:ASP:OD1	2.46	0.48
1:T:1774:THR:HA	1:T:1777:THR:HG22	1.94	0.48
2:U:1150:ASP:C	2:U:1150:ASP:OD1	2.57	0.48
2:D:1254:VAL:HG23	2:D:1336:GLN:HG3	1.94	0.48
1:T:755:SER:HB2	6:T:2374:HOH:O	2.14	0.48
1:T:827:VAL:HG22	1:T:828:PRO:HD2	1.96	0.48
1:T:860:ARG:NH1	1:T:898:ASP:OD1	2.47	0.48
1:T:1142:LEU:O	1:T:1150:ARG:NE	2.36	0.48
2:D:1302:VAL:HG23	2:U:1302:VAL:HG23	1.96	0.48
1:N:194:THR:HG21	1:N:300:ILE:CD1	2.44	0.48
1:N:860:ARG:NH1	1:N:898:ASP:OD1	2.47	0.48
1:T:885:GLU:OE1	1:T:885:GLU:HA	2.14	0.48
1:Z:860:ARG:NH1	1:Z:898:ASP:OD1	2.47	0.48
1:Z:1624:THR:HG22	1:Z:1642:THR:HG23	1.96	0.48
2:B:413:LEU:HD12	2:B:447:LEU:HD11	1.97	0.47
2:B:1150:ASP:C	2:B:1150:ASP:OD1	2.57	0.47
1:I:1624:THR:HG22	1:I:1642:THR:HG23	1.96	0.47
1:T:464:ASP:OD1	1:T:464:ASP:N	2.46	0.47
1:A:194:THR:HG21	1:A:300:ILE:CD1	2.44	0.47
1:A:860:ARG:NH1	1:A:898:ASP:OD1	2.47	0.47
1:A:1673:GLU:OE1	1:A:1673:GLU:N	2.37	0.47
1:C:755:SER:HB2	6:C:2369:HOH:O	2.14	0.47
1:I:464:ASP:OD1	1:I:464:ASP:N	2.46	0.47
1:N:540:ASP:OD1	1:N:540:ASP:N	2.46	0.47
1:N:2039:LYS:HB2	6:N:2278:HOH:O	2.14	0.47
1:T:1624:THR:HG22	1:T:1642:THR:HG23	1.96	0.47
2:U:501:THR:HG21	6:U:2082:HOH:O	2.14	0.47
2:1:16:GLU:HG3	1:Z:2038:ILE:HD11	1.96	0.47
1:A:28:PHE:N	6:A:2210:HOH:O	2.47	0.47
2:B:719:GLN:HG3	2:B:1612:ASP:HA	1.96	0.47
1:C:1808:SER:HB3	6:C:2206:HOH:O	2.14	0.47
2:D:501:THR:HG21	6:D:2078:HOH:O	2.13	0.47
1:I:491:GLU:HB2	6:I:2264:HOH:O	2.15	0.47
1:I:773:SER:OG	1:I:776:ASP:OD1	2.22	0.47

Continued on next page...

Continued from previous page...

Atom-1	Atom-2	Interatomic distance (Å)	Clash overlap (Å)
2:J:516:ARG:NH1	6:J:2018:HOH:O	2.44	0.47
2:O:719:GLN:HG3	2:O:1612:ASP:HA	1.96	0.47
2:U:413:LEU:HD12	2:U:447:LEU:HD11	1.97	0.47
1:Z:885:GLU:OE1	1:Z:885:GLU:HA	2.14	0.47
1:I:1142:LEU:O	1:I:1150:ARG:NE	2.36	0.47
2:J:1150:ASP:C	2:J:1150:ASP:OD1	2.57	0.47
1:N:1739:GLU:HB3	1:N:1746:LEU:HD11	1.97	0.47
2:1:413:LEU:HD12	2:1:447:LEU:HD11	1.96	0.47
1:Z:827:VAL:HG22	1:Z:828:PRO:HD2	1.96	0.47
1:A:1624:THR:HG22	1:A:1642:THR:HG23	1.97	0.47
1:C:1920:GLN:CD	6:C:2355:HOH:O	2.58	0.47
2:D:979:GLN:N	6:D:2019:HOH:O	2.46	0.47
2:J:719:GLN:HG3	2:J:1612:ASP:HA	1.96	0.47
1:T:194:THR:HG21	1:T:300:ILE:CD1	2.44	0.47
1:T:970:TYR:HB2	6:T:2331:HOH:O	2.14	0.47
1:T:1257:ASP:HB2	6:T:2311:HOH:O	2.15	0.47
1:Z:194:THR:HG21	1:Z:300:ILE:CD1	2.44	0.47
1:Z:894:ARG:NH2	6:Z:2210:HOH:O	2.47	0.47
1:Z:1834:ARG:N	1:Z:1834:ARG:HD2	2.28	0.47
1:A:1834:ARG:HD2	1:A:1834:ARG:N	2.28	0.47
1:A:2038:ILE:HD11	2:B:16:GLU:HG3	1.96	0.47
1:C:885:GLU:OE1	1:C:885:GLU:HA	2.14	0.47
1:C:1624:THR:HG22	1:C:1642:THR:HG23	1.96	0.47
2:D:877:LEU:HD23	5:D:1902:NDP:C2N	2.45	0.47
1:I:194:THR:HG21	1:I:300:ILE:CD1	2.44	0.47
1:I:1857:ILE:N	1:I:1898:TYR:O	2.42	0.47
2:O:1150:ASP:C	2:O:1150:ASP:OD1	2.57	0.47
1:T:1920:GLN:CD	6:T:2358:HOH:O	2.57	0.47
2:1:877:LEU:HD23	5:1:1902:NDP:C2N	2.45	0.47
1:Z:755:SER:HB2	6:Z:2334:HOH:O	2.15	0.47
2:B:965:HIS:CG	6:B:2376:HOH:O	2.59	0.47
2:B:1403:ILE:HD11	2:B:1661:LEU:HB2	1.97	0.47
2:B:1472:LEU:C	6:B:2076:HOH:O	2.56	0.47
1:C:1169:PRO:HA	1:C:1172:LYS:HG2	1.97	0.47
1:C:1564:HIS:HB2	6:C:2364:HOH:O	2.14	0.47
1:C:1641:GLU:HG3	1:C:1652:THR:HG22	1.97	0.47
1:C:2014:LEU:O	2:D:27:ARG:NH1	2.47	0.47
1:C:2038:ILE:HD11	2:D:16:GLU:HG3	1.96	0.47
2:D:1150:ASP:C	2:D:1150:ASP:OD1	2.57	0.47
2:D:1559:GLU:HG2	6:D:2394:HOH:O	2.15	0.47
1:I:538:ASP:OD1	1:I:538:ASP:N	2.48	0.47

Continued on next page...

Continued from previous page...

Atom-1	Atom-2	Interatomic distance (Å)	Clash overlap (Å)
1:I:885:GLU:OE1	1:I:885:GLU:HA	2.14	0.47
1:I:1739:GLU:HB3	1:I:1746:LEU:HD11	1.97	0.47
1:I:1998:LYS:O	1:I:2001:VAL:HG22	2.15	0.47
2:J:413:LEU:HD12	2:J:447:LEU:HD11	1.97	0.47
2:J:1302:VAL:HG23	2:O:1302:VAL:HG23	1.96	0.47
1:N:538:ASP:OD1	1:N:538:ASP:N	2.48	0.47
1:N:1169:PRO:HA	1:N:1172:LYS:HG2	1.97	0.47
2:O:877:LEU:HD23	5:O:1902:NDP:C2N	2.45	0.47
2:O:1472:LEU:CB	6:O:2084:HOH:O	2.63	0.47
1:T:1739:GLU:HB3	1:T:1746:LEU:HD11	1.97	0.47
1:T:1998:LYS:O	1:T:2001:VAL:HG22	2.15	0.47
2:U:1559:GLU:HG2	6:U:2396:HOH:O	2.15	0.47
1:Z:259:THR:OG1	1:Z:262:GLU:OE2	2.27	0.47
1:A:849:GLU:OE1	1:A:849:GLU:N	2.35	0.47
1:A:1169:PRO:HA	1:A:1172:LYS:HG2	1.97	0.47
2:B:877:LEU:HD23	5:B:1902:NDP:C2N	2.45	0.47
2:D:719:GLN:HG3	2:D:1612:ASP:HA	1.96	0.47
1:I:2038:ILE:HD11	2:J:16:GLU:HG3	1.96	0.47
1:T:1834:ARG:HD2	1:T:1834:ARG:N	2.28	0.47
2:U:949:GLU:HG3	2:U:950:THR:N	2.30	0.47
2:1:1403:ILE:HD11	2:1:1661:LEU:HB2	1.97	0.47
1:Z:1169:PRO:HA	1:Z:1172:LYS:HG2	1.97	0.47
1:C:1834:ARG:N	1:C:1834:ARG:HD2	2.28	0.47
1:I:827:VAL:HG22	1:I:828:PRO:HD2	1.96	0.47
2:J:949:GLU:HG3	2:J:950:THR:N	2.30	0.47
1:N:1006:MET:HB2	6:N:2299:HOH:O	2.15	0.47
1:N:1624:THR:HG22	1:N:1642:THR:HG23	1.96	0.47
1:N:2038:ILE:HD11	2:O:16:GLU:HG3	1.96	0.47
2:O:413:LEU:HD12	2:O:447:LEU:HD11	1.97	0.47
1:T:1456:ASP:OD1	1:T:1456:ASP:N	2.37	0.47
2:U:877:LEU:HD23	5:U:1902:NDP:C2N	2.45	0.47
2:1:1150:ASP:C	2:1:1150:ASP:OD1	2.57	0.47
2:1:1547:LYS:CG	6:1:2568:HOH:O	2.54	0.47
1:A:1327:ILE:HG12	1:A:1583:MET:HE2	1.97	0.47
1:A:1998:LYS:O	1:A:2001:VAL:HG22	2.15	0.47
1:C:1327:ILE:HG12	1:C:1583:MET:HE2	1.97	0.47
1:N:885:GLU:OE1	1:N:885:GLU:HA	2.14	0.47
2:O:1472:LEU:C	6:O:2084:HOH:O	2.57	0.47
1:T:1886:VAL:HG23	1:T:1907:LEU:CD2	2.46	0.47
1:A:1564:HIS:HB2	6:A:2368:HOH:O	2.14	0.46
1:A:1766:SER:HB3	1:A:1770:LEU:HD23	1.97	0.46

Continued on next page...

Continued from previous page...

Atom-1	Atom-2	Interatomic distance (Å)	Clash overlap (Å)
1:C:1739:GLU:HB3	1:C:1746:LEU:HD11	1.97	0.46
2:D:413:LEU:HD12	2:D:447:LEU:HD11	1.97	0.46
2:D:1249:SER:HB3	2:D:1280:ILE:HG23	1.97	0.46
1:I:1291:GLU:HB3	6:I:2362:HOH:O	2.15	0.46
2:J:1249:SER:HB3	2:J:1280:ILE:HG23	1.97	0.46
1:N:398:ALA:HB2	1:N:413:LYS:HD3	1.97	0.46
1:N:1673:GLU:OE1	1:N:1673:GLU:N	2.37	0.46
1:N:2039:LYS:HA	6:N:2278:HOH:O	2.15	0.46
1:T:1169:PRO:HA	1:T:1172:LYS:HG2	1.97	0.46
1:T:1916:PHE:HA	6:T:2378:HOH:O	2.14	0.46
1:T:1921:LYS:CA	6:T:2332:HOH:O	2.63	0.46
1:Z:1886:VAL:HG23	1:Z:1907:LEU:CD2	2.46	0.46
2:B:949:GLU:HG3	2:B:950:THR:N	2.30	0.46
1:C:99:ASN:OD1	1:C:550:VAL:HG22	2.15	0.46
1:I:894:ARG:NH2	6:I:2209:HOH:O	2.47	0.46
1:N:773:SER:OG	1:N:776:ASP:OD1	2.22	0.46
1:N:2014:LEU:O	2:O:27:ARG:NH1	2.47	0.46
2:O:1249:SER:HB3	2:O:1280:ILE:HG23	1.97	0.46
1:A:99:ASN:OD1	1:A:550:VAL:HG22	2.15	0.46
1:A:1641:GLU:HG3	1:A:1652:THR:HG22	1.97	0.46
1:A:1968:PRO:CA	6:A:2229:HOH:O	2.64	0.46
1:C:827:VAL:HG22	1:C:828:PRO:HD2	1.96	0.46
1:I:1169:PRO:HA	1:I:1172:LYS:HG2	1.97	0.46
1:T:538:ASP:OD1	1:T:538:ASP:N	2.48	0.46
1:Z:540:ASP:OD1	1:Z:540:ASP:N	2.46	0.46
1:A:581:THR:HG21	1:A:797:ASP:HA	1.98	0.46
1:A:885:GLU:OE1	1:A:885:GLU:HA	2.14	0.46
1:A:1886:VAL:HG23	1:A:1907:LEU:CD2	2.46	0.46
1:C:538:ASP:N	1:C:538:ASP:OD1	2.48	0.46
1:I:1875:VAL:CA	6:I:2267:HOH:O	2.53	0.46
1:I:1886:VAL:HG23	1:I:1907:LEU:CD2	2.46	0.46
1:N:99:ASN:OD1	1:N:550:VAL:HG22	2.15	0.46
1:N:827:VAL:HG22	1:N:828:PRO:HD2	1.96	0.46
2:O:1376:PHE:CB	2:O:1544:THR:HG22	2.44	0.46
1:T:124:LYS:CG	6:T:2376:HOH:O	2.32	0.46
1:T:2033:THR:O	1:T:2033:THR:OG1	2.33	0.46
2:U:1403:ILE:HD11	2:U:1661:LEU:HB2	1.97	0.46
1:Z:491:GLU:HB2	6:Z:2262:HOH:O	2.15	0.46
1:Z:849:GLU:OE1	1:Z:849:GLU:N	2.36	0.46
1:Z:1291:GLU:HB3	6:Z:2365:HOH:O	2.15	0.46
1:Z:1327:ILE:HG12	1:Z:1583:MET:HE2	1.97	0.46

Continued on next page...

Continued from previous page...

Atom-1	Atom-2	Interatomic distance (Å)	Clash overlap (Å)
1:A:581:THR:HG21	1:A:797:ASP:O	2.15	0.46
1:C:398:ALA:HB2	1:C:413:LYS:HD3	1.98	0.46
1:C:1886:VAL:HG23	1:C:1907:LEU:CD2	2.46	0.46
2:J:877:LEU:HD23	5:J:1902:NDP:C2N	2.45	0.46
1:N:41:LEU:HD23	1:N:42:PRO:O	2.16	0.46
2:U:1249:SER:HB3	2:U:1280:ILE:HG23	1.97	0.46
2:U:1275:LEU:O	2:U:1275:LEU:HD22	2.16	0.46
2:1:27:ARG:NH1	1:Z:2014:LEU:O	2.47	0.46
2:1:949:GLU:HG3	2:1:950:THR:N	2.30	0.46
1:A:1739:GLU:HB3	1:A:1746:LEU:HD11	1.97	0.46
2:D:1403:ILE:HD11	2:D:1661:LEU:HB2	1.97	0.46
1:I:398:ALA:HB2	1:I:413:LYS:HD3	1.98	0.46
2:J:1295:SER:HA	2:O:1411:THR:O	2.16	0.46
1:N:1327:ILE:HG12	1:N:1583:MET:HE2	1.97	0.46
1:T:1808:SER:HB3	6:T:2204:HOH:O	2.15	0.46
1:T:1997:ILE:CG2	6:T:2225:HOH:O	2.61	0.46
2:1:719:GLN:HG3	2:1:1612:ASP:HA	1.96	0.46
1:C:128:THR:HG22	1:C:182:VAL:CG2	2.46	0.46
1:C:581:THR:HG21	1:C:797:ASP:HA	1.98	0.46
2:D:883:ILE:HD11	6:D:2291:HOH:O	2.16	0.46
2:D:1376:PHE:CB	2:D:1544:THR:HG22	2.44	0.46
1:I:581:THR:HG21	1:I:797:ASP:O	2.15	0.46
1:I:1766:SER:HB3	1:I:1770:LEU:HD23	1.97	0.46
1:T:581:THR:HG21	1:T:797:ASP:HA	1.98	0.46
1:T:1327:ILE:HG12	1:T:1583:MET:HE2	1.97	0.46
2:1:1249:SER:HB3	2:1:1280:ILE:HG23	1.97	0.46
1:Z:99:ASN:OD1	1:Z:550:VAL:HG22	2.15	0.46
1:Z:581:THR:HG21	1:Z:797:ASP:HA	1.98	0.46
1:Z:1641:GLU:HG3	1:Z:1652:THR:HG22	1.97	0.46
2:B:1020:VAL:HB	2:B:1400:ILE:HG23	1.98	0.46
1:C:807:ILE:HD12	1:C:1065:VAL:O	2.16	0.46
1:I:807:ILE:HD12	1:I:1065:VAL:O	2.16	0.46
2:J:503:ILE:HD11	2:J:947:LEU:CD1	2.46	0.46
1:N:581:THR:HG21	1:N:797:ASP:HA	1.98	0.46
2:O:949:GLU:HG3	2:O:950:THR:N	2.30	0.46
1:T:41:LEU:HD23	1:T:42:PRO:O	2.16	0.46
1:T:1766:SER:HB3	1:T:1770:LEU:HD23	1.97	0.46
1:T:2038:ILE:HD11	2:U:16:GLU:HG3	1.96	0.46
2:1:1275:LEU:O	2:1:1275:LEU:HD22	2.16	0.46
1:Z:128:THR:HG22	1:Z:182:VAL:CG2	2.46	0.46
1:Z:274:SER:OG	1:Z:275:GLN:N	2.41	0.46

Continued on next page...

Continued from previous page...

Atom-1	Atom-2	Interatomic distance (Å)	Clash overlap (Å)
1:Z:2033:THR:O	1:Z:2033:THR:OG1	2.33	0.46
1:C:970:TYR:CG	6:C:2332:HOH:O	2.56	0.46
1:C:1257:ASP:HB2	6:C:2308:HOH:O	2.15	0.46
1:C:1766:SER:HB3	1:C:1770:LEU:HD23	1.97	0.46
2:D:705:VAL:CG1	2:D:732:LEU:HD11	2.46	0.46
2:D:1411:THR:O	2:U:1295:SER:HA	2.16	0.46
2:D:1490:THR:CA	6:D:2010:HOH:O	2.31	0.46
1:I:99:ASN:OD1	1:I:550:VAL:HG22	2.15	0.46
1:I:581:THR:HG21	1:I:797:ASP:HA	1.98	0.46
1:I:755:SER:HB2	6:I:2334:HOH:O	2.15	0.46
2:J:908:LEU:C	2:J:909:LEU:HD22	2.41	0.46
1:N:901:LYS:HE2	6:N:2270:HOH:O	2.15	0.46
1:N:1998:LYS:O	1:N:2001:VAL:HG22	2.15	0.46
2:U:908:LEU:C	2:U:909:LEU:HD22	2.41	0.46
2:1:877:LEU:HD22	6:1:2445:HOH:O	2.16	0.46
2:1:1376:PHE:CB	2:1:1544:THR:HG22	2.44	0.46
1:Z:581:THR:HG21	1:Z:797:ASP:O	2.15	0.46
1:Z:1739:GLU:HB3	1:Z:1746:LEU:HD11	1.97	0.46
1:Z:1998:LYS:O	1:Z:2001:VAL:HG22	2.15	0.46
1:A:41:LEU:HD23	1:A:42:PRO:O	2.16	0.46
1:A:128:THR:HG22	1:A:182:VAL:CG2	2.46	0.46
1:A:1833:TYR:CD1	6:A:2324:HOH:O	2.67	0.46
1:A:2033:THR:O	1:A:2033:THR:OG1	2.33	0.46
2:B:503:ILE:HD11	2:B:947:LEU:CD1	2.46	0.46
2:B:1293:SER:HB2	2:1:1414:ILE:HD11	1.77	0.46
2:B:1295:SER:HA	2:1:1411:THR:O	2.15	0.46
1:C:41:LEU:HD23	1:C:42:PRO:O	2.16	0.46
2:D:503:ILE:HD11	2:D:947:LEU:CD1	2.46	0.46
2:J:1275:LEU:O	2:J:1275:LEU:HD22	2.16	0.46
1:N:807:ILE:HD12	1:N:1065:VAL:O	2.16	0.46
1:N:1766:SER:HB3	1:N:1770:LEU:HD23	1.97	0.46
1:N:1886:VAL:HG23	1:N:1907:LEU:CD2	2.46	0.46
1:T:1641:GLU:HG3	1:T:1652:THR:HG22	1.97	0.46
2:U:705:VAL:CG1	2:U:732:LEU:HD11	2.46	0.46
2:U:719:GLN:HG3	2:U:1612:ASP:HA	1.96	0.46
2:U:775:PRO:HG2	6:U:2142:HOH:O	2.16	0.46
2:1:503:ILE:HD11	2:1:947:LEU:CD1	2.46	0.46
1:Z:538:ASP:N	1:Z:538:ASP:OD1	2.48	0.46
1:A:538:ASP:OD1	1:A:538:ASP:N	2.48	0.45
1:A:901:LYS:HE2	6:A:2276:HOH:O	2.15	0.45
2:B:1472:LEU:CB	6:B:2076:HOH:O	2.61	0.45

Continued on next page...

Continued from previous page...

Atom-1	Atom-2	Interatomic distance (Å)	Clash overlap (Å)
2:D:1020:VAL:HB	2:D:1400:ILE:HG23	1.98	0.45
2:D:1275:LEU:O	2:D:1275:LEU:HD22	2.16	0.45
2:D:1629:LYS:CE	6:D:2024:HOH:O	2.64	0.45
1:I:128:THR:HG22	1:I:182:VAL:CG2	2.46	0.45
1:I:1327:ILE:HG12	1:I:1583:MET:HE2	1.97	0.45
1:N:29:ILE:HG12	6:N:2213:HOH:O	2.15	0.45
1:N:1641:GLU:HG3	1:N:1652:THR:HG22	1.97	0.45
2:O:705:VAL:CG1	2:O:732:LEU:HD11	2.46	0.45
1:T:99:ASN:OD1	1:T:550:VAL:HG22	2.15	0.45
2:U:503:ILE:HD11	2:U:947:LEU:CD1	2.46	0.45
1:Z:398:ALA:HB2	1:Z:413:LYS:HD3	1.98	0.45
1:A:1142:LEU:O	1:A:1150:ARG:NE	2.36	0.45
1:A:2039:LYS:CB	6:A:2271:HOH:O	2.64	0.45
2:B:1249:SER:HB3	2:B:1280:ILE:HG23	1.97	0.45
2:D:949:GLU:HG3	2:D:950:THR:N	2.30	0.45
1:I:41:LEU:HD23	1:I:42:PRO:O	2.16	0.45
2:J:1411:THR:O	2:O:1295:SER:HA	2.17	0.45
1:N:581:THR:HG21	1:N:797:ASP:O	2.15	0.45
2:U:1409:THR:HG22	6:U:2516:HOH:O	2.16	0.45
2:1:705:VAL:CG1	2:1:732:LEU:HD11	2.46	0.45
1:A:305:PHE:CG	1:A:442:ASP:OD2	2.70	0.45
2:B:1275:LEU:O	2:B:1275:LEU:HD22	2.16	0.45
1:C:1921:LYS:CA	6:C:2336:HOH:O	2.64	0.45
2:D:908:LEU:C	2:D:909:LEU:HD22	2.41	0.45
1:I:1373:SER:HB3	6:I:2242:HOH:O	2.16	0.45
1:I:1846:GLU:C	1:I:1847:LEU:HD12	2.42	0.45
1:T:128:THR:HG22	1:T:182:VAL:CG2	2.46	0.45
1:T:1564:HIS:HB2	6:T:2363:HOH:O	2.15	0.45
2:1:516:ARG:NH1	6:1:2017:HOH:O	2.44	0.45
1:C:1230:ASP:O	1:C:1230:ASP:OD1	2.35	0.45
2:J:1409:THR:HG22	6:J:2498:HOH:O	2.17	0.45
1:N:128:THR:HG22	1:N:182:VAL:CG2	2.46	0.45
2:O:909:LEU:HD22	2:O:909:LEU:N	2.32	0.45
1:T:305:PHE:CG	1:T:442:ASP:OD2	2.70	0.45
1:T:807:ILE:HD12	1:T:1065:VAL:O	2.16	0.45
1:T:1230:ASP:OD1	1:T:1230:ASP:O	2.35	0.45
2:U:909:LEU:HD22	2:U:909:LEU:N	2.32	0.45
2:1:908:LEU:C	2:1:909:LEU:HD22	2.41	0.45
1:Z:305:PHE:CG	1:Z:442:ASP:OD2	2.70	0.45
1:Z:1766:SER:HB3	1:Z:1770:LEU:HD23	1.97	0.45
1:A:250:VAL:HG13	1:A:254:LYS:HE2	1.99	0.45

Continued on next page...

Continued from previous page...

Atom-1	Atom-2	Interatomic distance (Å)	Clash overlap (Å)
2:B:908:LEU:C	2:B:909:LEU:HD22	2.41	0.45
1:C:581:THR:HG21	1:C:797:ASP:O	2.15	0.45
1:C:970:TYR:CD2	6:C:2332:HOH:O	2.70	0.45
2:J:705:VAL:CG1	2:J:732:LEU:HD11	2.46	0.45
2:J:1403:ILE:HD11	2:J:1661:LEU:HB2	1.97	0.45
1:N:305:PHE:CG	1:N:442:ASP:OD2	2.70	0.45
2:O:1403:ILE:HD11	2:O:1661:LEU:HB2	1.97	0.45
1:T:1581:HIS:HD2	6:T:2413:HOH:O	2.00	0.45
1:A:29:ILE:HG12	6:A:2210:HOH:O	2.17	0.45
1:A:807:ILE:HD12	1:A:1065:VAL:O	2.16	0.45
1:I:250:VAL:HG13	1:I:254:LYS:HE2	1.99	0.45
1:T:581:THR:HG21	1:T:797:ASP:O	2.15	0.45
1:T:1839:GLN:NE2	6:T:2218:HOH:O	2.49	0.45
1:T:2014:LEU:O	2:U:27:ARG:NH1	2.47	0.45
1:Z:1373:SER:HB3	6:Z:2242:HOH:O	2.16	0.45
1:Z:1846:GLU:C	1:Z:1847:LEU:HD12	2.42	0.45
1:A:398:ALA:HB2	1:A:413:LYS:HD3	1.97	0.45
2:B:705:VAL:CG1	2:B:732:LEU:HD11	2.46	0.45
2:B:1376:PHE:CB	2:B:1544:THR:HG22	2.44	0.45
1:C:1998:LYS:O	1:C:2001:VAL:HG22	2.15	0.45
2:D:375:LEU:HG	2:O:375:LEU:HG	1.99	0.45
2:D:909:LEU:HD22	2:D:909:LEU:N	2.32	0.45
1:I:305:PHE:CG	1:I:442:ASP:OD2	2.70	0.45
1:I:1230:ASP:OD1	1:I:1230:ASP:O	2.35	0.45
1:I:1641:GLU:HG3	1:I:1652:THR:HG22	1.97	0.45
1:I:2014:LEU:O	2:J:27:ARG:NH1	2.47	0.45
1:N:26:SER:N	6:N:2210:HOH:O	2.48	0.45
1:N:1142:LEU:O	1:N:1150:ARG:NE	2.36	0.45
1:N:1833:TYR:CE1	6:N:2315:HOH:O	2.68	0.45
1:N:1846:GLU:C	1:N:1847:LEU:HD12	2.42	0.45
2:O:1275:LEU:O	2:O:1275:LEU:HD22	2.16	0.45
1:T:398:ALA:HB2	1:T:413:LYS:HD3	1.98	0.45
1:T:1846:GLU:C	1:T:1847:LEU:HD12	2.42	0.45
2:U:1629:LYS:CE	6:U:2024:HOH:O	2.65	0.45
1:A:1272:ASP:OD1	1:A:1272:ASP:N	2.48	0.45
1:C:274:SER:OG	1:C:275:GLN:N	2.41	0.45
1:C:1697:HIS:NE2	1:C:1829:GLU:OE1	2.39	0.45
2:J:877:LEU:HD22	6:J:2436:HOH:O	2.16	0.45
2:J:1376:PHE:CB	2:J:1544:THR:HG22	2.44	0.45
2:O:503:ILE:HD11	2:O:947:LEU:CD1	2.46	0.45
1:Z:806:MET:O	1:Z:811:VAL:HG11	2.17	0.45

Continued on next page...

Continued from previous page...

Atom-1	Atom-2	Interatomic distance (Å)	Clash overlap (Å)
1:Z:1230:ASP:OD1	1:Z:1230:ASP:O	2.35	0.45
1:Z:1456:ASP:OD1	1:Z:1456:ASP:N	2.37	0.45
2:B:909:LEU:HD22	2:B:909:LEU:N	2.32	0.45
1:C:1268:LYS:HG2	6:C:2440:HOH:O	2.17	0.45
2:D:775:PRO:HG2	6:D:2139:HOH:O	2.17	0.45
1:I:540:ASP:OD1	1:I:540:ASP:N	2.46	0.45
1:T:27:PHE:C	1:T:27:PHE:CD1	2.95	0.45
1:T:222:PRO:CB	6:T:2414:HOH:O	1.95	0.45
2:1:1020:VAL:HB	2:1:1400:ILE:HG23	1.98	0.45
1:Z:807:ILE:HD12	1:Z:1065:VAL:O	2.16	0.45
1:A:806:MET:O	1:A:811:VAL:HG11	2.17	0.45
1:A:1857:ILE:N	1:A:1898:TYR:O	2.42	0.45
2:B:45:VAL:HG13	2:B:88:ILE:CD1	2.47	0.45
1:C:109:LEU:HG	1:C:119:THR:HG21	2.00	0.45
1:C:1547:PRO:HD3	1:C:1584:PHE:CZ	2.52	0.45
1:N:1968:PRO:CA	6:N:2228:HOH:O	2.64	0.45
2:O:1020:VAL:HB	2:O:1400:ILE:HG23	1.98	0.45
1:T:571:LYS:HB3	1:T:577:ILE:HD13	1.99	0.45
1:Z:109:LEU:HG	1:Z:119:THR:HG21	1.99	0.45
1:Z:181:HIS:C	1:Z:181:HIS:HD1	2.25	0.45
1:A:571:LYS:HB3	1:A:577:ILE:HD13	1.99	0.44
2:B:1411:THR:O	2:1:1295:SER:HA	2.17	0.44
1:C:1202:GLN:CG	6:C:2309:HOH:O	2.65	0.44
1:C:1839:GLN:NE2	6:C:2218:HOH:O	2.50	0.44
2:J:909:LEU:HD22	2:J:909:LEU:N	2.32	0.44
1:N:109:LEU:HG	1:N:119:THR:HG21	2.00	0.44
2:O:908:LEU:C	2:O:909:LEU:HD22	2.41	0.44
1:T:1268:LYS:HG2	6:T:2443:HOH:O	2.17	0.44
2:1:45:VAL:HG13	2:1:88:ILE:CD1	2.47	0.44
1:Z:1339:PHE:N	1:Z:1340:PRO:CD	2.81	0.44
1:A:1006:MET:HB2	6:A:2295:HOH:O	2.16	0.44
1:A:2014:LEU:O	2:B:27:ARG:NH1	2.47	0.44
2:D:1295:SER:HA	2:U:1411:THR:O	2.17	0.44
2:D:1571:PRO:HD2	6:D:2106:HOH:O	2.18	0.44
1:I:124:LYS:CG	6:I:2386:HOH:O	2.52	0.44
1:N:28:PHE:N	6:N:2213:HOH:O	2.49	0.44
1:T:181:HIS:HD1	1:T:181:HIS:C	2.25	0.44
1:T:1547:PRO:HD3	1:T:1584:PHE:CZ	2.52	0.44
1:Z:1308:CYS:HB3	1:Z:1311:PHE:CE2	2.53	0.44
1:A:1547:PRO:HD3	1:A:1584:PHE:CZ	2.53	0.44
1:C:806:MET:O	1:C:811:VAL:HG11	2.17	0.44

Continued on next page...

Continued from previous page...

Atom-1	Atom-2	Interatomic distance (Å)	Clash overlap (Å)
2:D:45:VAL:HG13	2:D:88:ILE:CD1	2.47	0.44
2:D:1409:THR:HG22	6:D:2519:HOH:O	2.16	0.44
2:D:1435:SER:HA	6:D:2201:HOH:O	2.17	0.44
1:I:27:PHE:C	1:I:27:PHE:CD1	2.95	0.44
2:U:45:VAL:HG13	2:U:88:ILE:CD1	2.47	0.44
2:U:1435:SER:HA	6:U:2200:HOH:O	2.18	0.44
1:Z:41:LEU:HD23	1:Z:42:PRO:O	2.16	0.44
1:Z:1547:PRO:HD3	1:Z:1584:PHE:CZ	2.53	0.44
1:A:27:PHE:C	1:A:27:PHE:CD1	2.95	0.44
1:C:181:HIS:HD1	1:C:181:HIS:C	2.26	0.44
1:C:305:PHE:CG	1:C:442:ASP:OD2	2.70	0.44
1:C:1879:GLY:O	1:C:1883:GLY:N	2.48	0.44
1:I:1329:VAL:HG11	1:I:1372:VAL:HG11	2.00	0.44
1:T:1833:TYR:CE1	6:T:2291:HOH:O	2.63	0.44
1:A:1230:ASP:OD1	1:A:1230:ASP:O	2.35	0.44
1:A:1308:CYS:HB3	1:A:1311:PHE:CE2	2.52	0.44
1:A:1894:GLU:OE1	2:B:29:ILE:HG21	2.18	0.44
1:C:27:PHE:CD1	1:C:27:PHE:C	2.95	0.44
1:C:1308:CYS:HB3	1:C:1311:PHE:CE2	2.53	0.44
1:C:1846:GLU:C	1:C:1847:LEU:HD12	2.42	0.44
2:J:375:LEU:HG	2:1:375:LEU:HG	2.00	0.44
1:N:27:PHE:CD1	1:N:27:PHE:C	2.95	0.44
1:N:1230:ASP:O	1:N:1230:ASP:OD1	2.35	0.44
1:N:1329:VAL:HG11	1:N:1372:VAL:HG11	2.00	0.44
1:N:1894:GLU:OE1	2:O:29:ILE:HG21	2.18	0.44
1:T:1317:ARG:NH1	6:T:2222:HOH:O	2.51	0.44
1:T:1921:LYS:HA	6:T:2332:HOH:O	2.17	0.44
2:U:883:ILE:HD11	6:U:2288:HOH:O	2.16	0.44
2:1:909:LEU:HD22	2:1:909:LEU:N	2.32	0.44
1:A:1846:GLU:C	1:A:1847:LEU:HD12	2.42	0.44
1:N:936:ASN:ND2	6:N:2219:HOH:O	2.51	0.44
2:O:45:VAL:HG13	2:O:88:ILE:CD1	2.47	0.44
1:T:250:VAL:HG13	1:T:254:LYS:HE2	1.99	0.44
2:U:1020:VAL:HB	2:U:1400:ILE:HG23	1.98	0.44
2:U:1609:ARG:NH1	6:U:2013:HOH:O	2.45	0.44
2:1:29:ILE:HG21	1:Z:1894:GLU:OE1	2.18	0.44
1:Z:124:LYS:CD	6:Z:2386:HOH:O	2.65	0.44
1:Z:571:LYS:HB3	1:Z:577:ILE:HD13	1.99	0.44
1:A:109:LEU:HG	1:A:119:THR:HG21	1.99	0.44
1:I:1879:GLY:O	1:I:1883:GLY:N	2.48	0.44
2:J:45:VAL:HG13	2:J:88:ILE:CD1	2.47	0.44

Continued on next page...

Continued from previous page...

Atom-1	Atom-2	Interatomic distance (Å)	Clash overlap (Å)
1:N:1339:PHE:N	1:N:1340:PRO:CD	2.81	0.44
1:T:1202:GLN:CG	6:T:2314:HOH:O	2.66	0.44
2:U:1376:PHE:CB	2:U:1544:THR:HG22	2.44	0.44
2:U:1542:HIS:O	2:U:1543:GLY:C	2.61	0.44
1:A:37:PHE:CE2	1:A:41:LEU:HD12	2.53	0.44
1:C:1339:PHE:N	1:C:1340:PRO:CD	2.81	0.44
1:C:1723:GLY:HA3	6:O:2498:HOH:O	2.18	0.44
1:I:571:LYS:HB3	1:I:577:ILE:HD13	1.99	0.44
2:J:1020:VAL:HB	2:J:1400:ILE:HG23	1.98	0.44
1:N:1758:HIS:HD2	6:N:2404:HOH:O	2.00	0.44
1:T:806:MET:O	1:T:811:VAL:HG11	2.17	0.44
1:Z:250:VAL:HG13	1:Z:254:LYS:HE2	1.99	0.44
1:C:1329:VAL:HG11	1:C:1372:VAL:HG11	2.00	0.44
1:I:181:HIS:HD1	1:I:181:HIS:C	2.25	0.44
1:I:806:MET:O	1:I:811:VAL:HG11	2.17	0.44
1:T:970:TYR:CB	6:T:2331:HOH:O	2.66	0.44
2:U:1571:PRO:HD2	6:U:2105:HOH:O	2.17	0.44
2:1:1542:HIS:O	2:1:1543:GLY:C	2.61	0.44
1:Z:27:PHE:CD1	1:Z:27:PHE:C	2.95	0.44
1:Z:37:PHE:CE2	1:Z:41:LEU:HD12	2.53	0.44
2:B:375:LEU:HG	2:U:375:LEU:HG	2.00	0.43
1:C:1833:TYR:CE1	6:C:2290:HOH:O	2.64	0.43
2:J:1515:ARG:CB	6:J:2099:HOH:O	2.66	0.43
1:T:109:LEU:HG	1:T:119:THR:HG21	2.00	0.43
1:T:1723:GLY:HA3	6:T:2434:HOH:O	2.17	0.43
2:1:93:ASP:C	6:1:2064:HOH:O	2.60	0.43
2:1:93:ASP:CA	6:1:2064:HOH:O	2.55	0.43
2:1:1515:ARG:CB	6:1:2099:HOH:O	2.66	0.43
1:A:28:PHE:HZ	1:I:7:ARG:CB	2.31	0.43
1:A:490:TRP:CZ2	1:A:512:LEU:HD21	2.53	0.43
1:A:491:GLU:HB2	6:A:2252:HOH:O	2.18	0.43
1:C:58:ALA:HB2	1:C:95:TYR:CD2	2.54	0.43
1:C:250:VAL:HG13	1:C:254:LYS:HE2	1.99	0.43
1:C:1894:GLU:OE1	2:D:29:ILE:HG21	2.18	0.43
1:I:37:PHE:CE2	1:I:41:LEU:HD12	2.53	0.43
1:I:109:LEU:HG	1:I:119:THR:HG21	2.00	0.43
1:I:2048:TYR:HE1	6:I:2372:HOH:O	2.01	0.43
2:J:1418:VAL:N	2:J:1419:PRO:CD	2.81	0.43
2:J:1542:HIS:O	2:J:1543:GLY:C	2.61	0.43
2:J:1547:LYS:CG	6:J:2563:HOH:O	2.55	0.43
1:N:37:PHE:CE2	1:N:41:LEU:HD12	2.53	0.43

Continued on next page...

Continued from previous page...

Atom-1	Atom-2	Interatomic distance (Å)	Clash overlap (Å)
1:N:176:LEU:HD21	1:N:247:ALA:HB3	2.00	0.43
1:N:1308:CYS:HB3	1:N:1311:PHE:CE2	2.53	0.43
1:T:970:TYR:CD2	6:T:2331:HOH:O	2.70	0.43
1:T:1857:ILE:N	1:T:1898:TYR:O	2.42	0.43
1:T:1894:GLU:OE1	2:U:29:ILE:HG21	2.18	0.43
1:Z:58:ALA:HB2	1:Z:95:TYR:CD2	2.54	0.43
1:Z:176:LEU:HD21	1:Z:247:ALA:HB3	2.00	0.43
1:Z:490:TRP:CZ2	1:Z:512:LEU:HD21	2.53	0.43
1:C:25:ALA:HB1	6:C:2202:HOH:O	2.12	0.43
2:D:1418:VAL:N	2:D:1419:PRO:CD	2.81	0.43
1:N:250:VAL:HG13	1:N:254:LYS:HE2	1.99	0.43
1:N:806:MET:O	1:N:811:VAL:HG11	2.17	0.43
2:O:979:GLN:N	6:O:2033:HOH:O	2.51	0.43
1:T:68:VAL:HG12	1:T:84:LEU:HD13	2.00	0.43
1:Z:221:ASN:OD1	1:Z:221:ASN:N	2.52	0.43
1:A:58:ALA:HB2	1:A:95:TYR:CD2	2.54	0.43
1:A:176:LEU:HD21	1:A:247:ALA:HB3	2.00	0.43
1:A:1339:PHE:N	1:A:1340:PRO:CD	2.81	0.43
2:B:1418:VAL:N	2:B:1419:PRO:CD	2.81	0.43
1:C:571:LYS:HB3	1:C:577:ILE:HD13	1.99	0.43
1:C:2032:LEU:CD2	2:D:27:ARG:HH12	2.32	0.43
1:N:490:TRP:CZ2	1:N:512:LEU:HD21	2.53	0.43
1:N:2039:LYS:CB	6:N:2278:HOH:O	2.65	0.43
1:T:37:PHE:CE2	1:T:41:LEU:HD12	2.53	0.43
1:T:896:ASN:O	1:T:1050:ARG:NH2	2.43	0.43
2:1:1409:THR:HG22	6:1:2508:HOH:O	2.17	0.43
2:1:1418:VAL:N	2:1:1419:PRO:CD	2.82	0.43
1:Z:888:ARG:NH1	1:Z:913:ASP:OD1	2.52	0.43
2:B:501:THR:HG21	6:B:2013:HOH:O	2.18	0.43
1:C:37:PHE:CE2	1:C:41:LEU:HD12	2.53	0.43
1:C:68:VAL:HG12	1:C:84:LEU:HD13	2.00	0.43
1:C:1857:ILE:N	1:C:1898:TYR:O	2.42	0.43
2:D:1542:HIS:O	2:D:1543:GLY:C	2.61	0.43
1:I:2033:THR:O	1:I:2033:THR:OG1	2.33	0.43
1:N:571:LYS:HB3	1:N:577:ILE:HD13	1.99	0.43
1:T:1339:PHE:N	1:T:1340:PRO:CD	2.81	0.43
2:1:27:ARG:HH12	1:Z:2032:LEU:CD2	2.32	0.43
1:Z:2048:TYR:HE1	6:Z:2369:HOH:O	2.00	0.43
1:A:540:ASP:N	1:A:540:ASP:OD1	2.46	0.43
1:A:2032:LEU:CD2	2:B:27:ARG:HH12	2.32	0.43
1:C:888:ARG:NH1	1:C:913:ASP:OD1	2.52	0.43

Continued on next page...

Continued from previous page...

Atom-1	Atom-2	Interatomic distance (Å)	Clash overlap (Å)
1:I:1547:PRO:HD3	1:I:1584:PHE:CZ	2.53	0.43
1:I:1894:GLU:OE1	2:J:29:ILE:HG21	2.18	0.43
2:J:1302:VAL:HG23	2:O:1302:VAL:CG2	2.48	0.43
1:N:491:GLU:HB2	6:N:2255:HOH:O	2.19	0.43
1:N:1908:ASP:O	1:N:1912:ASN:ND2	2.52	0.43
1:T:95:TYR:N	1:T:95:TYR:CD1	2.87	0.43
1:T:888:ARG:NH1	1:T:913:ASP:OD1	2.52	0.43
1:T:1308:CYS:HB3	1:T:1311:PHE:CE2	2.53	0.43
1:T:1329:VAL:HG11	1:T:1372:VAL:HG11	2.00	0.43
1:T:1697:HIS:NE2	1:T:1829:GLU:OE1	2.39	0.43
1:T:2032:LEU:CD2	2:U:27:ARG:HH12	2.32	0.43
2:U:1418:VAL:N	2:U:1419:PRO:CD	2.81	0.43
2:1:1704:ALA:HB1	2:1:1705:PRO:HD2	2.00	0.43
1:Z:1875:VAL:CG2	6:Z:2271:HOH:O	2.66	0.43
1:A:221:ASN:OD1	1:A:221:ASN:N	2.52	0.43
2:B:979:GLN:N	6:B:2031:HOH:O	2.51	0.43
2:B:1302:VAL:CG2	2:1:1302:VAL:HG23	2.49	0.43
1:C:1921:LYS:HA	6:C:2336:HOH:O	2.19	0.43
1:I:888:ARG:NH1	1:I:913:ASP:OD1	2.52	0.43
1:I:1339:PHE:N	1:I:1340:PRO:CD	2.81	0.43
1:N:5:SER:N	6:N:2220:HOH:O	2.51	0.43
1:N:58:ALA:HB2	1:N:95:TYR:CD2	2.54	0.43
1:N:888:ARG:NH1	1:N:913:ASP:OD1	2.52	0.43
2:O:1542:HIS:O	2:O:1543:GLY:C	2.61	0.43
1:T:176:LEU:HD21	1:T:247:ALA:HB3	2.00	0.43
1:T:490:TRP:CZ2	1:T:512:LEU:HD21	2.53	0.43
1:T:1916:PHE:CA	6:T:2378:HOH:O	2.67	0.43
2:1:1122:ILE:HG23	2:1:1174:TYR:CD1	2.54	0.43
1:Z:747:HIS:NE2	1:Z:780:TYR:OH	2.41	0.43
1:Z:1908:ASP:O	1:Z:1912:ASN:ND2	2.52	0.43
1:A:68:VAL:HG12	1:A:84:LEU:HD13	2.00	0.43
2:B:1122:ILE:HG23	2:B:1174:TYR:CD1	2.54	0.43
2:D:1122:ILE:HG23	2:D:1174:TYR:CD1	2.54	0.43
1:I:1875:VAL:CG2	6:I:2267:HOH:O	2.66	0.43
1:N:581:THR:HG22	1:N:582:LYS:H	1.84	0.43
1:N:733:THR:HB	1:N:769:SER:HB3	2.01	0.43
1:N:1547:PRO:HD3	1:N:1584:PHE:CZ	2.53	0.43
1:N:1879:GLY:O	1:N:1883:GLY:N	2.48	0.43
2:O:430:ARG:HG3	2:O:495:LYS:HG3	2.01	0.43
2:O:1153:ASP:OD2	2:1:359:ARG:NH2	2.43	0.43
2:U:35:PHE:CD1	2:U:35:PHE:C	2.97	0.43

Continued on next page...

Continued from previous page...

Atom-1	Atom-2	Interatomic distance (Å)	Clash overlap (Å)
1:Z:733:THR:HB	1:Z:769:SER:HB3	2.01	0.43
1:A:95:TYR:N	1:A:95:TYR:CD1	2.87	0.43
1:A:1291:GLU:HB3	6:A:2303:HOH:O	2.17	0.43
1:C:747:HIS:NE2	1:C:780:TYR:OH	2.41	0.43
1:C:1916:PHE:CA	6:C:2374:HOH:O	2.66	0.43
2:D:1704:ALA:HB1	2:D:1705:PRO:HD2	2.00	0.43
1:I:1493:LEU:HD11	1:I:1499:VAL:HG21	2.01	0.43
2:J:35:PHE:CD1	2:J:35:PHE:C	2.97	0.43
1:N:333:GLY:HA3	6:N:2347:HOH:O	2.18	0.43
1:N:2024:GLU:CD	1:N:2024:GLU:N	2.77	0.43
2:O:501:THR:HG21	6:O:2008:HOH:O	2.18	0.43
2:O:520:ARG:HD2	6:O:2128:HOH:O	2.17	0.43
2:O:1418:VAL:N	2:O:1419:PRO:CD	2.81	0.43
1:T:1908:ASP:O	1:T:1912:ASN:ND2	2.52	0.43
1:A:467:ASP:O	1:A:470:VAL:HG22	2.19	0.43
1:A:1758:HIS:HD2	6:A:2405:HOH:O	2.01	0.43
1:A:1908:ASP:O	1:A:1912:ASN:ND2	2.52	0.43
2:B:642:LYS:NZ	6:B:2015:HOH:O	2.44	0.43
2:B:1704:ALA:HB1	2:B:1705:PRO:HD2	2.00	0.43
1:C:221:ASN:OD1	1:C:221:ASN:N	2.52	0.43
1:C:970:TYR:CB	6:C:2332:HOH:O	2.65	0.43
1:I:68:VAL:HG12	1:I:84:LEU:HD13	2.00	0.43
1:I:490:TRP:CZ2	1:I:512:LEU:HD21	2.54	0.43
1:I:733:THR:HB	1:I:769:SER:HB3	2.01	0.43
2:J:453:TYR:CD2	2:J:453:TYR:C	2.97	0.43
1:N:68:VAL:HG12	1:N:84:LEU:HD13	2.00	0.43
1:T:581:THR:HG22	1:T:582:LYS:H	1.84	0.43
1:T:1493:LEU:HD11	1:T:1499:VAL:HG21	2.01	0.43
1:T:1866:PHE:HE1	1:T:1871:LEU:N	2.17	0.43
2:1:1256:ALA:HA	2:1:1274:ILE:HD11	2.01	0.43
1:A:1493:LEU:HD11	1:A:1499:VAL:HG21	2.01	0.42
2:B:520:ARG:HD2	6:B:2131:HOH:O	2.18	0.42
2:B:1181:PHE:CZ	2:B:1341:PHE:HA	2.54	0.42
2:B:1542:HIS:O	2:B:1543:GLY:C	2.61	0.42
1:I:58:ALA:HB2	1:I:95:TYR:CD2	2.54	0.42
1:I:221:ASN:OD1	1:I:221:ASN:N	2.52	0.42
1:I:1308:CYS:HB3	1:I:1311:PHE:CE2	2.53	0.42
1:I:2032:LEU:CD2	2:J:27:ARG:HH12	2.32	0.42
2:J:430:ARG:HG3	2:J:495:LYS:HG3	2.01	0.42
1:N:1493:LEU:HD11	1:N:1499:VAL:HG21	2.01	0.42
2:O:453:TYR:CD2	2:O:453:TYR:C	2.97	0.42

Continued on next page...

Continued from previous page...

Atom-1	Atom-2	Interatomic distance (Å)	Clash overlap (Å)
2:O:796:LEU:C	2:O:796:LEU:HD13	2.44	0.42
1:T:273:HIS:O	1:T:274:SER:OG	2.26	0.42
1:Z:95:TYR:CD1	1:Z:95:TYR:N	2.87	0.42
1:Z:467:ASP:O	1:Z:470:VAL:HG22	2.19	0.42
1:Z:1329:VAL:HG11	1:Z:1372:VAL:HG11	2.00	0.42
1:A:936:ASN:ND2	6:A:2217:HOH:O	2.50	0.42
1:A:1142:LEU:HD22	1:A:1182:VAL:HG11	2.01	0.42
1:C:1581:HIS:HD2	6:C:2406:HOH:O	2.00	0.42
2:D:850:PHE:CE2	2:D:923:MET:HE2	2.55	0.42
1:I:1866:PHE:HE1	1:I:1871:LEU:N	2.17	0.42
2:J:785:ASP:CG	2:J:786:SER:H	2.27	0.42
2:J:796:LEU:C	2:J:796:LEU:HD13	2.44	0.42
2:J:1704:ALA:HB1	2:J:1705:PRO:HD2	2.00	0.42
1:N:319:LEU:CD2	6:N:2202:HOH:O	2.67	0.42
2:O:1122:ILE:CG2	2:O:1174:TYR:CD1	3.03	0.42
2:U:1180:ARG:HD2	6:U:2338:HOH:O	2.19	0.42
2:1:850:PHE:CE2	2:1:923:MET:HE2	2.55	0.42
2:1:1181:PHE:CZ	2:1:1341:PHE:HA	2.54	0.42
1:Z:68:VAL:HG12	1:Z:84:LEU:HD13	2.00	0.42
1:Z:1063:THR:HB	6:Z:2205:HOH:O	2.19	0.42
1:A:5:SER:N	6:A:2219:HOH:O	2.51	0.42
1:A:864:LEU:HD11	1:A:868:PHE:CZ	2.54	0.42
1:A:888:ARG:NH1	1:A:913:ASP:OD1	2.52	0.42
1:A:1087:HIS:ND1	1:A:1087:HIS:C	2.77	0.42
1:C:490:TRP:CZ2	1:C:512:LEU:HD21	2.54	0.42
2:D:875:THR:CG2	2:D:898:GLN:NE2	2.78	0.42
1:I:581:THR:HG22	1:I:582:LYS:H	1.84	0.42
1:I:896:ASN:O	1:I:1050:ARG:NH2	2.44	0.42
2:J:1122:ILE:CG2	2:J:1174:TYR:CD1	3.03	0.42
2:J:1201:SER:OG	2:J:1203:ASP:OD1	2.35	0.42
1:N:467:ASP:O	1:N:470:VAL:HG22	2.19	0.42
1:N:2032:LEU:CD2	2:O:27:ARG:HH12	2.32	0.42
2:O:875:THR:CG2	2:O:898:GLN:NE2	2.78	0.42
2:O:1256:ALA:HA	2:O:1274:ILE:HD11	2.01	0.42
1:T:58:ALA:HB2	1:T:95:TYR:CD2	2.54	0.42
2:U:453:TYR:CD2	2:U:453:TYR:C	2.97	0.42
2:U:1704:ALA:HB1	2:U:1705:PRO:HD2	2.00	0.42
1:Z:808:ALA:O	1:Z:811:VAL:HG12	2.19	0.42
1:Z:1493:LEU:HD11	1:Z:1499:VAL:HG21	2.01	0.42
1:A:234:ILE:N	1:A:235:PRO:CD	2.83	0.42
1:A:1215:LYS:HB3	1:A:1215:LYS:HE3	1.92	0.42

Continued on next page...

Continued from previous page...

Atom-1	Atom-2	Interatomic distance (Å)	Clash overlap (Å)
1:A:1329:VAL:HG11	1:A:1372:VAL:HG11	2.00	0.42
1:A:1866:PHE:HE1	1:A:1871:LEU:N	2.17	0.42
2:B:796:LEU:C	2:B:796:LEU:HD13	2.44	0.42
2:B:850:PHE:CE2	2:B:923:MET:HE2	2.55	0.42
2:B:1256:ALA:HA	2:B:1274:ILE:HD11	2.01	0.42
1:C:581:THR:HG22	1:C:582:LYS:H	1.84	0.42
1:C:1908:ASP:O	1:C:1912:ASN:ND2	2.52	0.42
1:C:1920:GLN:CB	6:C:2355:HOH:O	2.32	0.42
1:I:467:ASP:O	1:I:470:VAL:HG22	2.19	0.42
1:I:1697:HIS:NE2	1:I:1829:GLU:OE1	2.39	0.42
1:N:1857:ILE:N	1:N:1898:TYR:O	2.42	0.42
2:O:1181:PHE:CZ	2:O:1341:PHE:HA	2.54	0.42
1:T:970:TYR:CG	6:T:2331:HOH:O	2.57	0.42
2:U:1122:ILE:CG2	2:U:1174:TYR:CD1	3.03	0.42
2:U:1122:ILE:HG23	2:U:1174:TYR:CD1	2.54	0.42
2:1:356:ASN:ND2	6:1:2015:HOH:O	2.43	0.42
1:A:733:THR:HB	1:A:769:SER:HB3	2.01	0.42
1:A:1758:HIS:CD2	6:A:2405:HOH:O	2.73	0.42
1:A:1986:LYS:CB	1:A:1987:PRO:CD	2.98	0.42
2:B:1341:PHE:HB2	6:B:2154:HOH:O	2.20	0.42
1:C:95:TYR:CD1	1:C:95:TYR:N	2.87	0.42
1:C:540:ASP:N	1:C:540:ASP:OD1	2.46	0.42
1:C:808:ALA:O	1:C:811:VAL:HG12	2.19	0.42
2:D:796:LEU:C	2:D:796:LEU:HD13	2.44	0.42
1:I:95:TYR:CD1	1:I:95:TYR:N	2.87	0.42
1:I:1908:ASP:O	1:I:1912:ASN:ND2	2.52	0.42
2:J:1302:VAL:CG2	2:O:1302:VAL:HG23	2.49	0.42
1:N:95:TYR:CD1	1:N:95:TYR:N	2.87	0.42
1:N:1758:HIS:CD2	6:N:2404:HOH:O	2.72	0.42
1:N:1866:PHE:HE1	1:N:1871:LEU:N	2.17	0.42
1:N:1986:LYS:CB	1:N:1987:PRO:CD	2.98	0.42
2:O:35:PHE:CD1	2:O:35:PHE:C	2.97	0.42
2:O:785:ASP:CG	2:O:786:SER:H	2.28	0.42
2:O:1122:ILE:HG23	2:O:1174:TYR:CD1	2.54	0.42
2:O:1704:ALA:HB1	2:O:1705:PRO:HD2	2.00	0.42
1:T:1142:LEU:HD22	1:T:1182:VAL:HG11	2.01	0.42
1:Z:234:ILE:N	1:Z:235:PRO:CD	2.83	0.42
1:Z:1087:HIS:ND1	1:Z:1087:HIS:C	2.77	0.42
1:A:333:GLY:HA3	6:A:2350:HOH:O	2.19	0.42
1:A:581:THR:HG22	1:A:582:LYS:H	1.84	0.42
2:B:35:PHE:CD1	2:B:35:PHE:C	2.97	0.42

Continued on next page...

Continued from previous page...

Atom-1	Atom-2	Interatomic distance (Å)	Clash overlap (Å)
2:B:430:ARG:HG3	2:B:495:LYS:HG3	2.01	0.42
1:C:830:ASP:OD1	1:C:830:ASP:N	2.53	0.42
1:C:1866:PHE:HE1	1:C:1871:LEU:N	2.17	0.42
1:C:2024:GLU:CD	1:C:2024:GLU:N	2.77	0.42
2:D:1302:VAL:CG2	2:U:1302:VAL:HG23	2.49	0.42
1:I:176:LEU:HD21	1:I:247:ALA:HB3	2.00	0.42
1:I:2024:GLU:CD	1:I:2024:GLU:N	2.77	0.42
2:J:1181:PHE:CZ	2:J:1341:PHE:HA	2.54	0.42
2:J:1414:ILE:HD11	2:O:1293:SER:HB2	1.78	0.42
2:O:642:LYS:NZ	6:O:2013:HOH:O	2.43	0.42
1:T:467:ASP:O	1:T:470:VAL:HG22	2.19	0.42
1:Z:1142:LEU:HD22	1:Z:1182:VAL:HG11	2.01	0.42
2:B:1122:ILE:CG2	2:B:1174:TYR:CD1	3.03	0.42
1:C:68:VAL:O	1:C:72:VAL:HG23	2.20	0.42
1:C:176:LEU:HD21	1:C:247:ALA:HB3	2.00	0.42
1:C:234:ILE:N	1:C:235:PRO:CD	2.83	0.42
1:C:864:LEU:HD11	1:C:868:PHE:CZ	2.54	0.42
2:D:430:ARG:HG3	2:D:495:LYS:HG3	2.01	0.42
2:D:1180:ARG:HD2	6:D:2338:HOH:O	2.19	0.42
1:N:234:ILE:N	1:N:235:PRO:CD	2.83	0.42
2:O:850:PHE:CE2	2:O:923:MET:HE2	2.55	0.42
2:U:796:LEU:C	2:U:796:LEU:HD13	2.44	0.42
2:U:1256:ALA:HA	2:U:1274:ILE:HD11	2.01	0.42
1:Z:581:THR:HG22	1:Z:582:LYS:H	1.84	0.42
1:Z:1373:SER:CB	6:Z:2242:HOH:O	2.67	0.42
1:Z:2024:GLU:CD	1:Z:2024:GLU:N	2.77	0.42
1:A:1441:ILE:O	1:A:1445:ARG:HG3	2.20	0.42
2:D:1122:ILE:CG2	2:D:1174:TYR:CD1	3.03	0.42
1:N:808:ALA:O	1:N:811:VAL:HG12	2.19	0.42
1:N:1087:HIS:ND1	1:N:1087:HIS:C	2.77	0.42
1:T:864:LEU:HD11	1:T:868:PHE:CZ	2.54	0.42
1:T:1087:HIS:C	1:T:1087:HIS:ND1	2.77	0.42
2:1:796:LEU:C	2:1:796:LEU:HD13	2.44	0.42
2:1:995:LEU:HD13	2:1:1674:VAL:HG22	2.02	0.42
1:Z:1986:LYS:CB	1:Z:1987:PRO:CD	2.98	0.42
1:A:9:LEU:HD23	1:A:20:LEU:O	2.20	0.42
1:A:1339:PHE:O	1:A:1340:PRO:C	2.63	0.42
2:B:785:ASP:CG	2:B:786:SER:H	2.28	0.42
2:B:841:GLU:OE2	2:U:848:THR:OG1	2.35	0.42
1:C:733:THR:HB	1:C:769:SER:HB3	2.01	0.42
1:C:1087:HIS:ND1	1:C:1087:HIS:C	2.77	0.42

Continued on next page...

Continued from previous page...

Atom-1	Atom-2	Interatomic distance (Å)	Clash overlap (Å)
2:D:453:TYR:CD2	2:D:453:TYR:C	2.97	0.42
2:D:785:ASP:CG	2:D:786:SER:H	2.28	0.42
1:I:1887:GLU:OE2	1:I:1979:THR:N	2.42	0.42
1:I:1986:LYS:CB	1:I:1987:PRO:CD	2.98	0.42
2:J:1261:PHE:HB3	2:O:1261:PHE:HB3	2.02	0.42
1:N:1339:PHE:O	1:N:1340:PRO:C	2.63	0.42
2:1:983:GLN:HE22	1:Z:962:LYS:HD3	1.85	0.42
1:Z:9:LEU:HD23	1:Z:20:LEU:O	2.20	0.42
1:A:1887:GLU:OE2	1:A:1979:THR:N	2.42	0.42
2:B:359:ARG:NH2	2:D:1153:ASP:OD2	2.43	0.42
2:B:1302:VAL:HG23	2:1:1302:VAL:CG2	2.48	0.42
1:C:9:LEU:HD23	1:C:20:LEU:O	2.20	0.42
1:C:813:THR:HG22	1:C:817:ALA:HB3	2.02	0.42
2:D:1181:PHE:CZ	2:D:1341:PHE:HA	2.54	0.42
1:I:864:LEU:HD11	1:I:868:PHE:CZ	2.54	0.42
1:I:1767:GLU:HA	1:I:1847:LEU:HD23	2.02	0.42
1:I:2010:TYR:CE2	1:I:2012:PRO:HG3	2.55	0.42
2:J:871:TRP:CH2	2:J:888:ILE:CD1	3.03	0.42
2:J:995:LEU:HD13	2:J:1674:VAL:HG22	2.02	0.42
1:T:200:ARG:HG2	1:T:200:ARG:HH11	1.85	0.42
1:T:221:ASN:OD1	1:T:221:ASN:N	2.52	0.42
1:T:2024:GLU:CD	1:T:2024:GLU:N	2.77	0.42
1:Z:864:LEU:HD11	1:Z:868:PHE:CZ	2.54	0.42
1:Z:1866:PHE:HE1	1:Z:1871:LEU:N	2.17	0.42
2:B:453:TYR:CD2	2:B:453:TYR:C	2.97	0.41
1:C:222:PRO:HD2	6:C:2382:HOH:O	2.20	0.41
1:C:1493:LEU:HD11	1:C:1499:VAL:HG21	2.01	0.41
1:C:1767:GLU:HA	1:C:1847:LEU:HD23	2.02	0.41
2:D:1256:ALA:HA	2:D:1274:ILE:HD11	2.01	0.41
2:J:1256:ALA:HA	2:J:1274:ILE:HD11	2.01	0.41
1:N:68:VAL:O	1:N:72:VAL:HG23	2.19	0.41
1:N:2010:TYR:CE2	1:N:2012:PRO:HG3	2.55	0.41
2:U:359:ARG:NH2	2:1:1153:ASP:OD2	2.43	0.41
2:U:430:ARG:HG3	2:U:495:LYS:HG3	2.01	0.41
2:U:1181:PHE:CZ	2:U:1341:PHE:HA	2.54	0.41
1:Z:9:LEU:HD22	1:Z:22:VAL:CG1	2.50	0.41
1:Z:830:ASP:OD1	1:Z:830:ASP:N	2.53	0.41
1:A:2024:GLU:CD	1:A:2024:GLU:N	2.77	0.41
1:C:1546:THR:HG21	6:C:2299:HOH:O	2.14	0.41
1:C:2010:TYR:CE2	1:C:2012:PRO:HG3	2.55	0.41
2:D:1261:PHE:HB3	2:U:1261:PHE:HB3	2.02	0.41

Continued on next page...

Continued from previous page...

Atom-1	Atom-2	Interatomic distance (Å)	Clash overlap (Å)
2:D:1302:VAL:HG23	2:U:1302:VAL:CG2	2.49	0.41
1:I:962:LYS:HD3	2:J:983:GLN:HE22	1.85	0.41
1:I:1339:PHE:O	1:I:1340:PRO:C	2.63	0.41
1:N:9:LEU:HD23	1:N:20:LEU:O	2.20	0.41
1:N:221:ASN:OD1	1:N:221:ASN:N	2.52	0.41
1:N:962:LYS:HD3	2:O:983:GLN:HE22	1.85	0.41
1:N:1441:ILE:O	1:N:1445:ARG:HG3	2.20	0.41
1:N:1672:GLN:HE21	1:N:1672:GLN:HB2	1.71	0.41
1:T:222:PRO:HD2	6:T:2385:HOH:O	2.19	0.41
1:T:808:ALA:O	1:T:811:VAL:HG12	2.19	0.41
1:T:1986:LYS:CB	1:T:1987:PRO:CD	2.98	0.41
2:U:871:TRP:CH2	2:U:888:ILE:CD1	3.03	0.41
2:1:871:TRP:CH2	2:1:888:ILE:CD1	3.03	0.41
2:1:1122:ILE:CG2	2:1:1174:TYR:CD1	3.03	0.41
2:1:1160:THR:HG23	2:1:1162:GLU:H	1.85	0.41
1:Z:309:ARG:HB2	1:Z:439:ILE:HD11	2.03	0.41
1:Z:559:PRO:HD2	6:Z:2324:HOH:O	2.19	0.41
1:A:68:VAL:O	1:A:72:VAL:HG23	2.19	0.41
1:A:946:PHE:CA	6:A:2278:HOH:O	2.38	0.41
2:B:1121:MET:SD	2:1:1267:ASP:OD1	2.78	0.41
1:C:962:LYS:HD3	2:D:983:GLN:HE22	1.85	0.41
1:C:1142:LEU:HD22	1:C:1182:VAL:HG11	2.01	0.41
1:C:1441:ILE:O	1:C:1445:ARG:HG3	2.20	0.41
1:C:1514:ASN:ND2	1:C:1517:VAL:HG23	2.35	0.41
1:I:200:ARG:HH11	1:I:200:ARG:HG2	1.85	0.41
1:I:1087:HIS:ND1	1:I:1087:HIS:C	2.77	0.41
1:I:1373:SER:CB	6:I:2242:HOH:O	2.67	0.41
2:J:509:ILE:N	6:J:2038:HOH:O	2.52	0.41
2:J:1160:THR:HG23	2:J:1162:GLU:H	1.85	0.41
1:T:234:ILE:N	1:T:235:PRO:CD	2.83	0.41
1:T:1765:ARG:CG	6:T:2206:HOH:O	2.60	0.41
2:1:35:PHE:CD1	2:1:35:PHE:C	2.97	0.41
2:1:785:ASP:CG	2:1:786:SER:H	2.28	0.41
1:Z:2010:TYR:CE2	1:Z:2012:PRO:HG3	2.55	0.41
1:A:533:LEU:HD22	1:A:545:GLN:OE1	2.21	0.41
1:A:808:ALA:O	1:A:811:VAL:HG12	2.19	0.41
1:C:7:ARG:CB	1:I:28:PHE:HZ	2.32	0.41
1:C:467:ASP:O	1:C:470:VAL:HG22	2.19	0.41
1:C:1986:LYS:CB	1:C:1987:PRO:CD	2.98	0.41
2:D:35:PHE:CD1	2:D:35:PHE:C	2.97	0.41
1:I:234:ILE:N	1:I:235:PRO:CD	2.83	0.41

Continued on next page...

Continued from previous page...

Atom-1	Atom-2	Interatomic distance (Å)	Clash overlap (Å)
1:I:808:ALA:O	1:I:811:VAL:HG12	2.19	0.41
2:O:995:LEU:HD13	2:O:1674:VAL:HG22	2.02	0.41
2:O:1341:PHE:HB2	6:O:2145:HOH:O	2.20	0.41
1:T:7:ARG:CB	1:Z:28:PHE:HZ	2.32	0.41
2:U:1466:GLU:HB2	2:U:1493:ILE:CD1	2.51	0.41
2:U:1490:THR:CA	6:U:2008:HOH:O	2.31	0.41
2:1:430:ARG:HG3	2:1:495:LYS:HG3	2.01	0.41
2:1:1485:PHE:CD2	6:1:2076:HOH:O	2.45	0.41
1:Z:968:GLN:N	6:Z:2208:HOH:O	2.47	0.41
1:Z:1514:ASN:ND2	1:Z:1517:VAL:HG23	2.35	0.41
1:A:1202:GLN:CD	6:A:2302:HOH:O	2.62	0.41
1:A:1514:ASN:ND2	1:A:1517:VAL:HG23	2.35	0.41
1:A:2010:TYR:CE2	1:A:2012:PRO:HG3	2.55	0.41
1:C:847:ARG:HG2	1:C:847:ARG:HH11	1.86	0.41
1:C:896:ASN:O	1:C:1050:ARG:NH2	2.44	0.41
2:J:850:PHE:CE2	2:J:923:MET:HE2	2.55	0.41
1:N:830:ASP:OD1	1:N:830:ASP:N	2.53	0.41
1:N:864:LEU:HD11	1:N:868:PHE:CZ	2.54	0.41
2:O:871:TRP:CH2	2:O:888:ILE:CD1	3.03	0.41
2:O:1160:THR:HG23	2:O:1162:GLU:H	1.85	0.41
2:O:1435:SER:HA	6:O:2291:HOH:O	2.20	0.41
1:T:309:ARG:HB2	1:T:439:ILE:HD11	2.03	0.41
1:T:1441:ILE:O	1:T:1445:ARG:HG3	2.20	0.41
1:T:2041:ILE:CD1	2:U:9:LEU:HD23	2.51	0.41
2:U:875:THR:CG2	2:U:898:GLN:NE2	2.78	0.41
1:Z:1441:ILE:O	1:Z:1445:ARG:HG3	2.20	0.41
1:A:121:GLU:OE1	1:A:125:ASN:ND2	2.54	0.41
1:A:962:LYS:HD3	2:B:983:GLN:HE22	1.85	0.41
2:B:871:TRP:CH2	2:B:888:ILE:CD1	3.03	0.41
2:B:1153:ASP:OD2	2:J:359:ARG:NH2	2.41	0.41
1:C:533:LEU:HD22	1:C:545:GLN:OE1	2.21	0.41
2:D:995:LEU:HD13	2:D:1674:VAL:HG22	2.02	0.41
2:D:1160:THR:HG23	2:D:1162:GLU:H	1.85	0.41
1:I:68:VAL:O	1:I:72:VAL:HG23	2.19	0.41
2:J:1122:ILE:HG23	2:J:1174:TYR:CD1	2.54	0.41
2:J:1457:ALA:O	2:J:1460:LYS:HG3	2.21	0.41
6:J:2261:HOH:O	2:O:1146:HIS:HD2	2.04	0.41
1:N:149:VAL:HG21	1:N:156:LEU:HD12	2.03	0.41
1:N:533:LEU:HD22	1:N:545:GLN:OE1	2.21	0.41
1:N:1142:LEU:HD22	1:N:1182:VAL:HG11	2.01	0.41
1:T:9:LEU:HD22	1:T:22:VAL:CG1	2.50	0.41

Continued on next page...

Continued from previous page...

Atom-1	Atom-2	Interatomic distance (Å)	Clash overlap (Å)
1:T:1633:ASN:CG	6:T:2205:HOH:O	2.64	0.41
1:T:1767:GLU:HA	1:T:1847:LEU:HD23	2.02	0.41
1:T:2010:TYR:CE2	1:T:2012:PRO:HG3	2.55	0.41
2:U:995:LEU:HD13	2:U:1674:VAL:HG22	2.02	0.41
1:Z:121:GLU:OE1	1:Z:125:ASN:ND2	2.54	0.41
1:Z:847:ARG:HG2	1:Z:847:ARG:HH11	1.86	0.41
2:D:871:TRP:CH2	2:D:888:ILE:CD1	3.03	0.41
1:I:9:LEU:HD22	1:I:22:VAL:CG1	2.50	0.41
1:I:67:TYR:CZ	1:I:71:LEU:HD11	2.56	0.41
1:I:127:ILE:HD11	1:I:255:LEU:HD21	2.03	0.41
2:J:1466:GLU:HB2	2:J:1493:ILE:CD1	2.51	0.41
1:N:1514:ASN:ND2	1:N:1517:VAL:HG23	2.35	0.41
1:T:127:ILE:HD11	1:T:255:LEU:HD21	2.03	0.41
1:T:733:THR:HB	1:T:769:SER:HB3	2.01	0.41
1:T:1739:GLU:HG3	6:T:2202:HOH:O	2.19	0.41
2:U:1201:SER:OG	2:U:1203:ASP:OD1	2.35	0.41
2:U:1457:ALA:O	2:U:1460:LYS:HG3	2.21	0.41
2:1:453:TYR:CD2	2:1:453:TYR:C	2.97	0.41
1:Z:68:VAL:O	1:Z:72:VAL:HG23	2.20	0.41
1:Z:1767:GLU:HA	1:Z:1847:LEU:HD23	2.02	0.41
1:A:9:LEU:HD22	1:A:22:VAL:CG1	2.50	0.41
1:A:127:ILE:HD11	1:A:255:LEU:HD21	2.03	0.41
1:A:200:ARG:HG2	1:A:200:ARG:HH11	1.85	0.41
1:A:259:THR:OG1	1:A:262:GLU:OE2	2.27	0.41
2:B:1435:SER:HA	6:B:2302:HOH:O	2.20	0.41
1:I:124:LYS:CD	6:I:2386:HOH:O	2.65	0.41
1:I:309:ARG:HB2	1:I:439:ILE:HD11	2.03	0.41
1:I:533:LEU:HD22	1:I:545:GLN:OE1	2.21	0.41
1:I:1142:LEU:HD22	1:I:1182:VAL:HG11	2.01	0.41
1:I:1584:PHE:CD1	1:I:1584:PHE:C	2.99	0.41
1:N:813:THR:HG22	1:N:817:ALA:HB3	2.02	0.41
1:N:2033:THR:O	1:N:2033:THR:OG1	2.33	0.41
2:O:388:ASN:HB3	6:O:2436:HOH:O	2.21	0.41
2:O:945:LYS:HE3	2:O:945:LYS:HB2	1.92	0.41
1:T:68:VAL:O	1:T:72:VAL:HG23	2.19	0.41
2:U:850:PHE:CE2	2:U:923:MET:HE2	2.55	0.41
1:A:149:VAL:HG21	1:A:156:LEU:HD12	2.03	0.41
1:A:309:ARG:HB2	1:A:439:ILE:HD11	2.03	0.41
1:A:319:LEU:CD2	6:A:2202:HOH:O	2.68	0.41
1:A:622:GLY:HA2	1:A:658:MET:HE1	2.03	0.41
2:B:995:LEU:HD13	2:B:1674:VAL:HG22	2.02	0.41

Continued on next page...

Continued from previous page...

Atom-1	Atom-2	Interatomic distance (Å)	Clash overlap (Å)
2:B:1160:THR:HG23	2:B:1162:GLU:H	1.85	0.41
1:C:1339:PHE:O	1:C:1340:PRO:C	2.63	0.41
2:D:886:GLU:N	6:D:2002:HOH:O	2.40	0.41
1:I:60:LEU:O	1:I:60:LEU:HD12	2.21	0.41
1:I:976:PRO:HD2	6:I:2263:HOH:O	2.21	0.41
1:I:994:PHE:CE2	2:J:1682:LYS:HB3	2.56	0.41
1:I:1257:ASP:HB2	6:I:2310:HOH:O	2.21	0.41
1:I:1441:ILE:O	1:I:1445:ARG:HG3	2.20	0.41
2:J:875:THR:CG2	2:J:898:GLN:NE2	2.78	0.41
1:N:309:ARG:HB2	1:N:439:ILE:HD11	2.03	0.41
1:N:323:ILE:CD1	1:N:384:GLN:OE1	2.69	0.41
1:N:622:GLY:HA2	1:N:658:MET:HE1	2.03	0.41
1:N:847:ARG:HG2	1:N:847:ARG:HH11	1.86	0.41
1:N:896:ASN:O	1:N:1050:ARG:NH2	2.44	0.41
1:N:1584:PHE:CD1	1:N:1584:PHE:C	2.99	0.41
2:O:520:ARG:CD	6:O:2128:HOH:O	2.69	0.41
2:O:632:ARG:NH2	6:O:2032:HOH:O	2.51	0.41
2:O:1457:ALA:O	2:O:1460:LYS:HG3	2.21	0.41
2:O:1466:GLU:HB2	2:O:1493:ILE:CD1	2.51	0.41
1:T:9:LEU:HD23	1:T:20:LEU:O	2.20	0.41
1:T:60:LEU:O	1:T:60:LEU:HD12	2.21	0.41
1:T:830:ASP:OD1	1:T:830:ASP:N	2.53	0.41
1:T:994:PHE:CE2	2:U:1682:LYS:HB3	2.56	0.41
1:T:1272:ASP:OD1	1:T:1272:ASP:N	2.48	0.41
1:T:1514:ASN:ND2	1:T:1517:VAL:HG23	2.35	0.41
1:T:1997:ILE:CA	6:T:2225:HOH:O	2.40	0.41
2:U:785:ASP:CG	2:U:786:SER:H	2.28	0.41
2:1:509:ILE:N	6:1:2040:HOH:O	2.52	0.41
2:1:1201:SER:OG	2:1:1203:ASP:OD1	2.35	0.41
1:Z:533:LEU:HD22	1:Z:545:GLN:OE1	2.21	0.41
1:Z:813:THR:HG22	1:Z:817:ALA:HB3	2.02	0.41
1:Z:992:GLU:CG	6:Z:2254:HOH:O	2.69	0.41
1:A:72:VAL:HG21	1:A:84:LEU:HD22	2.03	0.41
1:A:1101:GLU:HG3	1:A:1147:ILE:O	2.21	0.41
1:A:1317:ARG:HG2	1:A:1317:ARG:NH1	2.35	0.41
2:B:429:ASP:OD1	2:B:432:VAL:HG23	2.21	0.41
2:B:1457:ALA:O	2:B:1460:LYS:HG3	2.21	0.41
1:C:149:VAL:HG21	1:C:156:LEU:HD12	2.03	0.41
2:D:1562:LYS:HG3	2:D:1623:TYR:HE2	1.86	0.41
1:I:72:VAL:HG21	1:I:84:LEU:HD22	2.03	0.41
1:I:559:PRO:HD2	6:I:2319:HOH:O	2.21	0.41

Continued on next page...

Continued from previous page...

Atom-1	Atom-2	Interatomic distance (Å)	Clash overlap (Å)
1:I:1063:THR:HB	6:I:2204:HOH:O	2.20	0.41
2:J:1275:LEU:HB2	2:O:1342:GLU:HB3	2.03	0.41
1:N:67:TYR:CZ	1:N:71:LEU:HD11	2.56	0.41
1:N:1101:GLU:HG3	1:N:1147:ILE:O	2.21	0.41
2:O:1201:SER:OG	2:O:1203:ASP:OD1	2.35	0.41
2:U:429:ASP:OD1	2:U:432:VAL:HG23	2.21	0.41
2:U:1562:LYS:HG3	2:U:1623:TYR:HE2	1.86	0.41
2:1:1162:GLU:OE1	2:1:1162:GLU:HA	2.21	0.41
1:Z:127:ILE:HD11	1:Z:183:LEU:HD11	2.04	0.41
1:Z:976:PRO:HD2	6:Z:2264:HOH:O	2.20	0.41
1:A:182:VAL:O	1:A:182:VAL:HG12	2.22	0.40
2:B:1466:GLU:HB2	2:B:1493:ILE:CD1	2.51	0.40
6:B:2071:HOH:O	2:1:1423:LYS:HE2	2.20	0.40
1:C:55:THR:N	1:C:59:GLU:OE1	2.42	0.40
1:C:1317:ARG:NH1	6:C:2223:HOH:O	2.51	0.40
2:D:329:GLU:N	6:D:2048:HOH:O	2.54	0.40
2:J:1085:ASP:HA	6:J:2153:HOH:O	2.21	0.40
1:T:1920:GLN:CG	6:T:2358:HOH:O	2.69	0.40
2:U:341:GLN:NE2	6:U:2048:HOH:O	2.54	0.40
2:1:429:ASP:OD1	2:1:432:VAL:HG23	2.21	0.40
2:1:1466:GLU:HB2	2:1:1493:ILE:CD1	2.51	0.40
1:Z:127:ILE:HD11	1:Z:255:LEU:HD21	2.03	0.40
1:A:176:LEU:HD21	1:A:247:ALA:CB	2.52	0.40
1:A:813:THR:HG22	1:A:817:ALA:HB3	2.02	0.40
1:A:847:ARG:HG2	1:A:847:ARG:HH11	1.86	0.40
1:A:1384:GLN:HB3	1:A:1385:PRO:HD2	2.04	0.40
1:A:2041:ILE:CD1	2:B:9:LEU:HD23	2.51	0.40
2:B:1275:LEU:HB2	2:1:1342:GLU:HB3	2.03	0.40
1:C:121:GLU:OE1	1:C:125:ASN:ND2	2.54	0.40
1:C:238:CYS:O	1:C:275:GLN:NE2	2.54	0.40
2:D:1457:ALA:O	2:D:1460:LYS:HG3	2.21	0.40
1:I:813:THR:HG22	1:I:817:ALA:HB3	2.02	0.40
1:I:1101:GLU:HG3	1:I:1147:ILE:O	2.21	0.40
2:J:853:TRP:CE3	2:J:921:PRO:HD3	2.57	0.40
1:N:176:LEU:HD21	1:N:247:ALA:CB	2.52	0.40
1:N:847:ARG:HG2	1:N:847:ARG:NH1	2.37	0.40
1:N:994:PHE:CE2	2:O:1682:LYS:HB3	2.56	0.40
1:N:1202:GLN:CD	6:N:2301:HOH:O	2.62	0.40
1:N:1757:GLU:OE1	1:N:1757:GLU:N	2.53	0.40
1:T:72:VAL:HG21	1:T:84:LEU:HD22	2.03	0.40
1:T:121:GLU:OE1	1:T:125:ASN:ND2	2.54	0.40

Continued on next page...

Continued from previous page...

Atom-1	Atom-2	Interatomic distance (Å)	Clash overlap (Å)
1:T:176:LEU:HD21	1:T:247:ALA:CB	2.51	0.40
1:T:238:CYS:O	1:T:275:GLN:NE2	2.54	0.40
1:T:962:LYS:HD3	2:U:983:GLN:HE22	1.85	0.40
1:T:1384:GLN:HB3	1:T:1385:PRO:HD2	2.04	0.40
1:T:1665:VAL:HG22	2:U:53:LEU:CD1	2.51	0.40
1:Z:67:TYR:CZ	1:Z:71:LEU:HD11	2.56	0.40
1:Z:1758:HIS:HD2	6:Z:2391:HOH:O	2.04	0.40
1:A:67:TYR:CZ	1:A:71:LEU:HD11	2.56	0.40
1:A:238:CYS:O	1:A:275:GLN:NE2	2.54	0.40
2:B:1261:PHE:HB3	2:1:1261:PHE:HB3	2.02	0.40
1:I:149:VAL:HG21	1:I:156:LEU:HD12	2.03	0.40
1:I:238:CYS:O	1:I:275:GLN:NE2	2.54	0.40
1:I:1514:ASN:ND2	1:I:1517:VAL:HG23	2.35	0.40
1:I:1639:LYS:HD3	1:I:1654:GLU:CG	2.52	0.40
1:N:72:VAL:HG21	1:N:84:LEU:HD22	2.03	0.40
1:N:200:ARG:HG2	1:N:200:ARG:HH11	1.85	0.40
1:T:1920:GLN:CB	6:T:2358:HOH:O	2.33	0.40
2:U:853:TRP:CE3	2:U:921:PRO:HD3	2.57	0.40
2:1:1085:ASP:HA	6:1:2158:HOH:O	2.20	0.40
1:Z:176:LEU:HD21	1:Z:247:ALA:CB	2.51	0.40
1:Z:238:CYS:O	1:Z:275:GLN:NE2	2.54	0.40
1:Z:1317:ARG:HG2	1:Z:1317:ARG:NH1	2.36	0.40
1:A:60:LEU:HD12	1:A:60:LEU:O	2.21	0.40
1:A:127:ILE:HD11	1:A:183:LEU:HD11	2.03	0.40
2:B:850:PHE:CG	6:B:2344:HOH:O	2.73	0.40
2:B:853:TRP:CE3	2:B:921:PRO:HD3	2.57	0.40
2:B:945:LYS:HE3	2:B:945:LYS:HB2	1.92	0.40
1:C:67:TYR:CZ	1:C:71:LEU:HD11	2.56	0.40
1:C:622:GLY:HA2	1:C:658:MET:HE1	2.03	0.40
1:C:847:ARG:HG2	1:C:847:ARG:NH1	2.37	0.40
1:I:127:ILE:HD11	1:I:183:LEU:HD11	2.03	0.40
1:I:423:VAL:HG22	1:I:424:ALA:H	1.86	0.40
1:I:622:GLY:HA2	1:I:658:MET:HE1	2.03	0.40
1:N:238:CYS:O	1:N:275:GLN:NE2	2.54	0.40
1:T:149:VAL:HG21	1:T:156:LEU:HD12	2.03	0.40
1:T:1101:GLU:HG3	1:T:1147:ILE:O	2.21	0.40
2:U:329:GLU:N	6:U:2044:HOH:O	2.54	0.40
2:U:1162:GLU:HA	2:U:1162:GLU:OE1	2.21	0.40
2:1:1457:ALA:O	2:1:1460:LYS:HG3	2.21	0.40
2:1:1562:LYS:HG3	2:1:1623:TYR:HE2	1.86	0.40
1:Z:1101:GLU:HG3	1:Z:1147:ILE:O	2.21	0.40

Continued on next page...

Continued from previous page...

Atom-1	Atom-2	Interatomic distance (Å)	Clash overlap (Å)
1:A:14:GLY:HA3	1:A:44:PRO:HG3	2.04	0.40
1:A:663:ILE:HB	1:A:664:PRO:HD3	2.04	0.40
2:B:1146:HIS:HD2	6:1:2260:HOH:O	2.04	0.40
2:B:1562:LYS:HG3	2:B:1623:TYR:HE2	1.86	0.40
1:C:309:ARG:HB2	1:C:439:ILE:HD11	2.03	0.40
1:C:323:ILE:CD1	1:C:384:GLN:OE1	2.69	0.40
1:C:1639:LYS:HD3	1:C:1654:GLU:CG	2.52	0.40
2:D:429:ASP:OD1	2:D:432:VAL:HG23	2.21	0.40
2:D:1121:MET:SD	2:U:1267:ASP:OD1	2.79	0.40
1:I:9:LEU:HD23	1:I:20:LEU:O	2.20	0.40
1:I:176:LEU:HD21	1:I:247:ALA:CB	2.51	0.40
1:I:323:ILE:CD1	1:I:384:GLN:OE1	2.69	0.40
1:I:526:ARG:HA	1:I:558:ASN:ND2	2.37	0.40
1:I:1665:VAL:HG22	2:J:53:LEU:CD1	2.51	0.40
2:J:356:ASN:ND2	6:J:2016:HOH:O	2.43	0.40
2:J:1162:GLU:HA	2:J:1162:GLU:OE1	2.22	0.40
1:N:127:ILE:HD11	1:N:255:LEU:HD21	2.03	0.40
1:N:423:VAL:HG22	1:N:424:ALA:H	1.86	0.40
2:O:1162:GLU:HA	2:O:1162:GLU:OE1	2.22	0.40
1:T:847:ARG:HG2	1:T:847:ARG:NH1	2.37	0.40
2:1:875:THR:CG2	2:1:898:GLN:NE2	2.78	0.40
2:1:1119:LYS:HE2	2:1:1341:PHE:CD1	2.57	0.40
1:Z:72:VAL:HG21	1:Z:84:LEU:HD22	2.03	0.40
1:Z:663:ILE:HB	1:Z:664:PRO:HD3	2.04	0.40
1:Z:784:GLU:O	1:Z:784:GLU:HG2	2.22	0.40
1:Z:1257:ASP:HB2	6:Z:2307:HOH:O	2.21	0.40
1:Z:1339:PHE:O	1:Z:1340:PRO:C	2.63	0.40

There are no symmetry-related clashes.

5.3 Torsion angles

5.3.1 Protein backbone

In the following table, the Percentiles column shows the percent Ramachandran outliers of the chain as a percentile score with respect to all PDB entries followed by that with respect to all EM entries.

The Analysed column shows the number of residues for which the backbone conformation was analysed, and the total number of residues.

Mol	Chain	Analysed	Favoured	Allowed	Outliers	Percentiles	
1	A	1982/2051 (97%)	1927 (97%)	53 (3%)	2 (0%)	48	50
1	C	1982/2051 (97%)	1927 (97%)	53 (3%)	2 (0%)	48	50
1	I	1982/2051 (97%)	1927 (97%)	53 (3%)	2 (0%)	48	50
1	N	1982/2051 (97%)	1928 (97%)	52 (3%)	2 (0%)	48	50
1	T	1982/2051 (97%)	1927 (97%)	53 (3%)	2 (0%)	48	50
1	Z	1982/2051 (97%)	1927 (97%)	53 (3%)	2 (0%)	48	50
2	1	1401/1887 (74%)	1357 (97%)	42 (3%)	2 (0%)	48	50
2	B	1401/1887 (74%)	1357 (97%)	42 (3%)	2 (0%)	48	50
2	D	1401/1887 (74%)	1357 (97%)	42 (3%)	2 (0%)	48	50
2	J	1401/1887 (74%)	1357 (97%)	42 (3%)	2 (0%)	48	50
2	O	1401/1887 (74%)	1357 (97%)	42 (3%)	2 (0%)	48	50
2	U	1401/1887 (74%)	1357 (97%)	42 (3%)	2 (0%)	48	50
All	All	20298/23628 (86%)	19705 (97%)	569 (3%)	24 (0%)	50	50

All (24) Ramachandran outliers are listed below:

Mol	Chain	Res	Type
2	B	1543	GLY
2	D	1543	GLY
2	J	1543	GLY
2	O	1543	GLY
2	U	1543	GLY
2	1	1543	GLY
1	A	599	PRO
1	C	599	PRO
1	I	599	PRO
1	N	599	PRO
1	T	599	PRO
1	Z	599	PRO
1	A	1161	GLN
1	C	1161	GLN
1	I	1161	GLN
1	N	1161	GLN
1	T	1161	GLN
1	Z	1161	GLN
2	B	40	ASN
2	D	40	ASN
2	J	40	ASN
2	O	40	ASN

Continued on next page...

Continued from previous page...

Mol	Chain	Res	Type
2	U	40	ASN
2	1	40	ASN

5.3.2 Protein sidechains ⓘ

In the following table, the Percentiles column shows the percent sidechain outliers of the chain as a percentile score with respect to all PDB entries followed by that with respect to all EM entries.

The Analysed column shows the number of residues for which the sidechain conformation was analysed, and the total number of residues.

Mol	Chain	Analysed	Rotameric	Outliers	Percentiles	
1	A	1679/1789 (94%)	1654 (98%)	25 (2%)	60	66
1	C	1679/1789 (94%)	1654 (98%)	25 (2%)	60	66
1	I	1679/1789 (94%)	1653 (98%)	26 (2%)	60	66
1	N	1679/1789 (94%)	1654 (98%)	25 (2%)	60	66
1	T	1679/1789 (94%)	1654 (98%)	25 (2%)	60	66
1	Z	1679/1789 (94%)	1654 (98%)	25 (2%)	60	66
2	1	1167/1566 (74%)	1147 (98%)	20 (2%)	56	62
2	B	1167/1566 (74%)	1147 (98%)	20 (2%)	56	62
2	D	1167/1566 (74%)	1147 (98%)	20 (2%)	56	62
2	J	1167/1566 (74%)	1147 (98%)	20 (2%)	56	62
2	O	1167/1566 (74%)	1146 (98%)	21 (2%)	54	59
2	U	1167/1566 (74%)	1147 (98%)	20 (2%)	56	62
All	All	17076/20130 (85%)	16804 (98%)	272 (2%)	58	64

All (272) residues with a non-rotameric sidechain are listed below:

Mol	Chain	Res	Type
1	A	43	GLU
1	A	197	GLU
1	A	240	LEU
1	A	283	ILE
1	A	285	GLU
1	A	298	LYS
1	A	318	SER
1	A	437	ASP

Continued on next page...

Continued from previous page...

Mol	Chain	Res	Type
1	A	442	ASP
1	A	466	SER
1	A	491	GLU
1	A	538	ASP
1	A	574	SER
1	A	756	LYS
1	A	1126	VAL
1	A	1135	GLU
1	A	1257	ASP
1	A	1381	VAL
1	A	1382	VAL
1	A	1397	SER
1	A	1460	LEU
1	A	1549	THR
1	A	1624	THR
1	A	1627	GLN
1	A	1772	SER
2	B	72	LEU
2	B	82	SER
2	B	449	LYS
2	B	469	VAL
2	B	628	SER
2	B	754	ASP
2	B	893	VAL
2	B	946	GLU
2	B	958	SER
2	B	982	ILE
2	B	1004	ILE
2	B	1073	THR
2	B	1122	ILE
2	B	1202	ASP
2	B	1275	LEU
2	B	1452	LEU
2	B	1460	LYS
2	B	1486	LEU
2	B	1585	LYS
2	B	1711	GLU
1	C	43	GLU
1	C	197	GLU
1	C	240	LEU
1	C	283	ILE
1	C	285	GLU

Continued on next page...

Continued from previous page...

Mol	Chain	Res	Type
1	C	298	LYS
1	C	318	SER
1	C	437	ASP
1	C	442	ASP
1	C	466	SER
1	C	491	GLU
1	C	538	ASP
1	C	574	SER
1	C	756	LYS
1	C	1126	VAL
1	C	1135	GLU
1	C	1257	ASP
1	C	1381	VAL
1	C	1382	VAL
1	C	1397	SER
1	C	1460	LEU
1	C	1549	THR
1	C	1624	THR
1	C	1627	GLN
1	C	1772	SER
2	D	72	LEU
2	D	82	SER
2	D	449	LYS
2	D	469	VAL
2	D	628	SER
2	D	754	ASP
2	D	893	VAL
2	D	946	GLU
2	D	958	SER
2	D	982	ILE
2	D	1004	ILE
2	D	1073	THR
2	D	1122	ILE
2	D	1202	ASP
2	D	1275	LEU
2	D	1452	LEU
2	D	1460	LYS
2	D	1486	LEU
2	D	1585	LYS
2	D	1711	GLU
1	I	43	GLU
1	I	197	GLU

Continued on next page...

Continued from previous page...

Mol	Chain	Res	Type
1	I	240	LEU
1	I	283	ILE
1	I	285	GLU
1	I	298	LYS
1	I	318	SER
1	I	332	GLU
1	I	437	ASP
1	I	442	ASP
1	I	466	SER
1	I	491	GLU
1	I	538	ASP
1	I	574	SER
1	I	756	LYS
1	I	1126	VAL
1	I	1135	GLU
1	I	1257	ASP
1	I	1381	VAL
1	I	1382	VAL
1	I	1397	SER
1	I	1460	LEU
1	I	1549	THR
1	I	1624	THR
1	I	1627	GLN
1	I	1772	SER
2	J	72	LEU
2	J	82	SER
2	J	449	LYS
2	J	469	VAL
2	J	628	SER
2	J	754	ASP
2	J	893	VAL
2	J	946	GLU
2	J	958	SER
2	J	982	ILE
2	J	1004	ILE
2	J	1073	THR
2	J	1122	ILE
2	J	1202	ASP
2	J	1275	LEU
2	J	1452	LEU
2	J	1460	LYS
2	J	1486	LEU

Continued on next page...

Continued from previous page...

Mol	Chain	Res	Type
2	J	1585	LYS
2	J	1711	GLU
1	N	43	GLU
1	N	197	GLU
1	N	240	LEU
1	N	283	ILE
1	N	285	GLU
1	N	298	LYS
1	N	318	SER
1	N	332	GLU
1	N	437	ASP
1	N	442	ASP
1	N	466	SER
1	N	491	GLU
1	N	538	ASP
1	N	574	SER
1	N	756	LYS
1	N	1126	VAL
1	N	1257	ASP
1	N	1381	VAL
1	N	1382	VAL
1	N	1397	SER
1	N	1460	LEU
1	N	1549	THR
1	N	1624	THR
1	N	1627	GLN
1	N	1772	SER
2	O	72	LEU
2	O	82	SER
2	O	449	LYS
2	O	469	VAL
2	O	628	SER
2	O	754	ASP
2	O	893	VAL
2	O	946	GLU
2	O	958	SER
2	O	960	GLU
2	O	982	ILE
2	O	1004	ILE
2	O	1073	THR
2	O	1122	ILE
2	O	1202	ASP

Continued on next page...

Continued from previous page...

Mol	Chain	Res	Type
2	O	1275	LEU
2	O	1452	LEU
2	O	1460	LYS
2	O	1486	LEU
2	O	1585	LYS
2	O	1711	GLU
1	T	43	GLU
1	T	197	GLU
1	T	240	LEU
1	T	283	ILE
1	T	285	GLU
1	T	298	LYS
1	T	318	SER
1	T	437	ASP
1	T	442	ASP
1	T	466	SER
1	T	491	GLU
1	T	538	ASP
1	T	574	SER
1	T	756	LYS
1	T	1126	VAL
1	T	1135	GLU
1	T	1257	ASP
1	T	1381	VAL
1	T	1382	VAL
1	T	1397	SER
1	T	1460	LEU
1	T	1549	THR
1	T	1624	THR
1	T	1627	GLN
1	T	1772	SER
2	U	72	LEU
2	U	82	SER
2	U	449	LYS
2	U	469	VAL
2	U	628	SER
2	U	754	ASP
2	U	893	VAL
2	U	946	GLU
2	U	958	SER
2	U	982	ILE
2	U	1004	ILE

Continued on next page...

Continued from previous page...

Mol	Chain	Res	Type
2	U	1073	THR
2	U	1122	ILE
2	U	1202	ASP
2	U	1275	LEU
2	U	1452	LEU
2	U	1460	LYS
2	U	1486	LEU
2	U	1585	LYS
2	U	1711	GLU
2	1	72	LEU
2	1	82	SER
2	1	449	LYS
2	1	469	VAL
2	1	628	SER
2	1	754	ASP
2	1	893	VAL
2	1	946	GLU
2	1	958	SER
2	1	982	ILE
2	1	1004	ILE
2	1	1073	THR
2	1	1122	ILE
2	1	1202	ASP
2	1	1275	LEU
2	1	1452	LEU
2	1	1460	LYS
2	1	1486	LEU
2	1	1585	LYS
2	1	1711	GLU
1	Z	43	GLU
1	Z	197	GLU
1	Z	240	LEU
1	Z	283	ILE
1	Z	285	GLU
1	Z	298	LYS
1	Z	318	SER
1	Z	332	GLU
1	Z	437	ASP
1	Z	442	ASP
1	Z	466	SER
1	Z	491	GLU
1	Z	538	ASP

Continued on next page...

Continued from previous page...

Mol	Chain	Res	Type
1	Z	574	SER
1	Z	756	LYS
1	Z	1126	VAL
1	Z	1257	ASP
1	Z	1381	VAL
1	Z	1382	VAL
1	Z	1397	SER
1	Z	1460	LEU
1	Z	1549	THR
1	Z	1624	THR
1	Z	1627	GLN
1	Z	1772	SER

Sometimes sidechains can be flipped to improve hydrogen bonding and reduce clashes. All (227) such sidechains are listed below:

Mol	Chain	Res	Type
1	A	38	ASN
1	A	102	HIS
1	A	112	ASN
1	A	165	ASN
1	A	214	ASN
1	A	640	GLN
1	A	731	GLN
1	A	740	HIS
1	A	936	ASN
1	A	1008	GLN
1	A	1049	GLN
1	A	1061	GLN
1	A	1202	GLN
1	A	1415	ASN
1	A	1581	HIS
1	A	1712	ASN
1	A	1716	ASN
1	A	1720	HIS
1	A	1758	HIS
1	A	1983	ASN
1	A	2044	ASN
2	B	63	ASN
2	B	344	GLN
2	B	372	GLN
2	B	457	ASN
2	B	467	GLN

Continued on next page...

Continued from previous page...

Mol	Chain	Res	Type
2	B	654	GLN
2	B	739	GLN
2	B	854	HIS
2	B	898	GLN
2	B	965	HIS
2	B	969	ASN
2	B	1003	GLN
2	B	1146	HIS
2	B	1444	ASN
2	B	1542	HIS
2	B	1563	HIS
2	B	1695	ASN
1	C	38	ASN
1	C	102	HIS
1	C	112	ASN
1	C	165	ASN
1	C	214	ASN
1	C	248	HIS
1	C	330	ASN
1	C	640	GLN
1	C	731	GLN
1	C	998	GLN
1	C	1008	GLN
1	C	1049	GLN
1	C	1061	GLN
1	C	1202	GLN
1	C	1243	ASN
1	C	1415	ASN
1	C	1478	ASN
1	C	1581	HIS
1	C	1633	ASN
1	C	1758	HIS
1	C	1983	ASN
1	C	2044	ASN
2	D	32	GLN
2	D	63	ASN
2	D	372	GLN
2	D	374	GLN
2	D	457	ASN
2	D	467	GLN
2	D	654	GLN
2	D	739	GLN

Continued on next page...

Continued from previous page...

Mol	Chain	Res	Type
2	D	854	HIS
2	D	898	GLN
2	D	969	ASN
2	D	983	GLN
2	D	1003	GLN
2	D	1542	HIS
2	D	1563	HIS
2	D	1695	ASN
1	I	38	ASN
1	I	102	HIS
1	I	112	ASN
1	I	165	ASN
1	I	214	ASN
1	I	536	ASN
1	I	640	GLN
1	I	731	GLN
1	I	998	GLN
1	I	1008	GLN
1	I	1061	GLN
1	I	1202	GLN
1	I	1415	ASN
1	I	1581	HIS
1	I	1633	ASN
1	I	1758	HIS
1	I	1983	ASN
1	I	2044	ASN
2	J	32	GLN
2	J	63	ASN
2	J	344	GLN
2	J	372	GLN
2	J	454	HIS
2	J	457	ASN
2	J	654	GLN
2	J	739	GLN
2	J	854	HIS
2	J	898	GLN
2	J	969	ASN
2	J	1003	GLN
2	J	1146	HIS
2	J	1444	ASN
2	J	1542	HIS
2	J	1563	HIS

Continued on next page...

Continued from previous page...

Mol	Chain	Res	Type
2	J	1695	ASN
1	N	38	ASN
1	N	102	HIS
1	N	112	ASN
1	N	165	ASN
1	N	214	ASN
1	N	330	ASN
1	N	640	GLN
1	N	731	GLN
1	N	740	HIS
1	N	936	ASN
1	N	1008	GLN
1	N	1049	GLN
1	N	1061	GLN
1	N	1202	GLN
1	N	1243	ASN
1	N	1415	ASN
1	N	1581	HIS
1	N	1712	ASN
1	N	1720	HIS
1	N	1758	HIS
1	N	1983	ASN
1	N	2044	ASN
2	O	63	ASN
2	O	344	GLN
2	O	372	GLN
2	O	374	GLN
2	O	438	ASN
2	O	457	ASN
2	O	467	GLN
2	O	654	GLN
2	O	739	GLN
2	O	854	HIS
2	O	898	GLN
2	O	965	HIS
2	O	969	ASN
2	O	983	GLN
2	O	1003	GLN
2	O	1146	HIS
2	O	1444	ASN
2	O	1542	HIS
2	O	1563	HIS

Continued on next page...

Continued from previous page...

Mol	Chain	Res	Type
2	O	1695	ASN
1	T	38	ASN
1	T	102	HIS
1	T	165	ASN
1	T	214	ASN
1	T	640	GLN
1	T	731	GLN
1	T	998	GLN
1	T	1008	GLN
1	T	1049	GLN
1	T	1061	GLN
1	T	1202	GLN
1	T	1243	ASN
1	T	1415	ASN
1	T	1478	ASN
1	T	1581	HIS
1	T	1633	ASN
1	T	1758	HIS
1	T	1983	ASN
1	T	2044	ASN
2	U	32	GLN
2	U	63	ASN
2	U	372	GLN
2	U	374	GLN
2	U	379	ASN
2	U	422	HIS
2	U	457	ASN
2	U	467	GLN
2	U	654	GLN
2	U	739	GLN
2	U	854	HIS
2	U	898	GLN
2	U	969	ASN
2	U	1003	GLN
2	U	1542	HIS
2	U	1563	HIS
2	U	1695	ASN
2	1	32	GLN
2	1	63	ASN
2	1	344	GLN
2	1	372	GLN
2	1	438	ASN

Continued on next page...

Continued from previous page...

Mol	Chain	Res	Type
2	1	454	HIS
2	1	457	ASN
2	1	654	GLN
2	1	739	GLN
2	1	854	HIS
2	1	898	GLN
2	1	969	ASN
2	1	1003	GLN
2	1	1444	ASN
2	1	1542	HIS
2	1	1695	ASN
1	Z	38	ASN
1	Z	102	HIS
1	Z	112	ASN
1	Z	165	ASN
1	Z	214	ASN
1	Z	330	ASN
1	Z	640	GLN
1	Z	731	GLN
1	Z	998	GLN
1	Z	1008	GLN
1	Z	1061	GLN
1	Z	1202	GLN
1	Z	1243	ASN
1	Z	1415	ASN
1	Z	1581	HIS
1	Z	1633	ASN
1	Z	1716	ASN
1	Z	1758	HIS
1	Z	1912	ASN
1	Z	1920	GLN
1	Z	1983	ASN
1	Z	2044	ASN

5.3.3 RNA ⓘ

There are no RNA molecules in this entry.

5.4 Non-standard residues in protein, DNA, RNA chains ⓘ

There are no non-standard protein/DNA/RNA residues in this entry.

5.5 Carbohydrates [i](#)

There are no oligosaccharides in this entry.

5.6 Ligand geometry [i](#)

18 ligands are modelled in this entry.

In the following table, the Counts columns list the number of bonds (or angles) for which Mogul statistics could be retrieved, the number of bonds (or angles) that are observed in the model and the number of bonds (or angles) that are defined in the Chemical Component Dictionary. The Link column lists molecule types, if any, to which the group is linked. The Z score for a bond length (or angle) is the number of standard deviations the observed value is removed from the expected value. A bond length (or angle) with $|Z| > 2$ is considered an outlier worth inspection. RMSZ is the root-mean-square of all Z scores of the bond lengths (or angles).

Mol	Type	Chain	Res	Link	Bond lengths			Bond angles		
					Counts	RMSZ	# Z > 2	Counts	RMSZ	# Z > 2
4	PKZ	1	1901	2	36,38,67	2.29	8 (22%)	43,47,93	1.62	8 (18%)
5	NDP	D	1902	-	47,52,52	0.87	1 (2%)	61,80,80	1.42	4 (6%)
3	FMN	A	2101	-	33,33,33	1.07	2 (6%)	48,50,50	1.29	7 (14%)
4	PKZ	B	1901	2	36,38,67	2.39	9 (25%)	43,47,93	1.68	9 (20%)
4	PKZ	D	1901	2	36,38,67	2.38	9 (25%)	43,47,93	1.67	9 (20%)
5	NDP	1	1902	-	47,52,52	0.87	1 (2%)	61,80,80	1.42	4 (6%)
3	FMN	I	2101	-	33,33,33	1.07	2 (6%)	48,50,50	1.29	7 (14%)
4	PKZ	J	1901	2	36,38,67	2.37	9 (25%)	43,47,93	1.68	9 (20%)
3	FMN	N	2101	-	33,33,33	1.06	2 (6%)	48,50,50	1.29	8 (16%)
5	NDP	B	1902	-	47,52,52	0.87	1 (2%)	61,80,80	1.42	4 (6%)
5	NDP	O	1902	-	47,52,52	0.87	1 (2%)	61,80,80	1.41	4 (6%)
3	FMN	C	2101	-	33,33,33	1.07	2 (6%)	48,50,50	1.29	7 (14%)
5	NDP	U	1902	-	47,52,52	0.87	1 (2%)	61,80,80	1.42	4 (6%)
4	PKZ	O	1901	2	36,38,67	2.29	8 (22%)	43,47,93	1.62	8 (18%)
3	FMN	Z	2101	-	33,33,33	1.07	2 (6%)	48,50,50	1.29	7 (14%)
3	FMN	T	2101	-	33,33,33	1.06	2 (6%)	48,50,50	1.29	7 (14%)
4	PKZ	U	1901	2	36,38,67	2.29	8 (22%)	43,47,93	1.62	8 (18%)
5	NDP	J	1902	-	47,52,52	0.87	1 (2%)	61,80,80	1.41	4 (6%)

In the following table, the Chirals column lists the number of chiral outliers, the number of chiral centers analysed, the number of these observed in the model and the number defined in the Chemical Component Dictionary. Similar counts are reported in the Torsion and Rings columns. '-' means no outliers of that kind were identified.

Mol	Type	Chain	Res	Link	Chirals	Torsions	Rings
4	PKZ	1	1901	2	-	23/45/45/82	-
5	NDP	D	1902	-	-	9/30/77/77	0/5/5/5
3	FMN	A	2101	-	-	6/18/18/18	0/3/3/3
4	PKZ	B	1901	2	-	23/45/45/82	-
4	PKZ	D	1901	2	-	23/45/45/82	-
5	NDP	1	1902	-	-	9/30/77/77	0/5/5/5
3	FMN	I	2101	-	-	6/18/18/18	0/3/3/3
4	PKZ	J	1901	2	-	23/45/45/82	-
3	FMN	N	2101	-	-	6/18/18/18	0/3/3/3
5	NDP	B	1902	-	-	9/30/77/77	0/5/5/5
5	NDP	O	1902	-	-	9/30/77/77	0/5/5/5
3	FMN	C	2101	-	-	6/18/18/18	0/3/3/3
5	NDP	U	1902	-	-	9/30/77/77	0/5/5/5
4	PKZ	O	1901	2	-	23/45/45/82	-
3	FMN	Z	2101	-	-	6/18/18/18	0/3/3/3
3	FMN	T	2101	-	-	6/18/18/18	0/3/3/3
4	PKZ	U	1901	2	-	23/45/45/82	-
5	NDP	J	1902	-	-	9/30/77/77	0/5/5/5

All (69) bond length outliers are listed below:

Mol	Chain	Res	Type	Atoms	Z	Observed(Å)	Ideal(Å)
4	B	1901	PKZ	P2A-O6A	7.42	1.83	1.60
4	U	1901	PKZ	P2A-O6A	7.40	1.83	1.60
4	O	1901	PKZ	P2A-O6A	7.40	1.83	1.60
4	J	1901	PKZ	P2A-O6A	7.40	1.83	1.60
4	1	1901	PKZ	P2A-O6A	7.39	1.83	1.60
4	D	1901	PKZ	P2A-O6A	7.38	1.83	1.60
4	B	1901	PKZ	CCP-CBP	5.36	1.61	1.52
4	O	1901	PKZ	CCP-CBP	5.34	1.61	1.52
4	D	1901	PKZ	CCP-CBP	5.33	1.61	1.52
4	U	1901	PKZ	CCP-CBP	5.33	1.61	1.52
4	1	1901	PKZ	CCP-CBP	5.32	1.61	1.52
4	J	1901	PKZ	CCP-CBP	5.28	1.61	1.52
4	B	1901	PKZ	C1-S1P	5.00	1.88	1.76
4	1	1901	PKZ	C1-S1P	4.99	1.88	1.76
4	D	1901	PKZ	C1-S1P	4.98	1.88	1.76
4	U	1901	PKZ	C1-S1P	4.98	1.88	1.76
4	B	1901	PKZ	C5P-N4P	4.97	1.45	1.33

Continued on next page...

Continued from previous page...

Mol	Chain	Res	Type	Atoms	Z	Observed(Å)	Ideal(Å)
4	J	1901	PKZ	C5P-N4P	4.97	1.45	1.33
4	O	1901	PKZ	C1-S1P	4.97	1.88	1.76
4	J	1901	PKZ	C1-S1P	4.95	1.87	1.76
4	D	1901	PKZ	C5P-N4P	4.95	1.45	1.33
4	U	1901	PKZ	C5P-N4P	4.95	1.45	1.33
4	1	1901	PKZ	C5P-N4P	4.94	1.45	1.33
4	O	1901	PKZ	C5P-N4P	4.93	1.45	1.33
4	D	1901	PKZ	P2A-O5A	3.96	1.62	1.50
4	B	1901	PKZ	P2A-O5A	3.96	1.62	1.50
4	J	1901	PKZ	P2A-O5A	3.94	1.62	1.50
4	B	1901	PKZ	C9P-N8P	3.52	1.41	1.33
4	O	1901	PKZ	C9P-N8P	3.52	1.41	1.33
4	D	1901	PKZ	C9P-N8P	3.52	1.41	1.33
4	U	1901	PKZ	C9P-N8P	3.52	1.41	1.33
4	1	1901	PKZ	C9P-N8P	3.51	1.41	1.33
4	J	1901	PKZ	C9P-N8P	3.50	1.41	1.33
4	B	1901	PKZ	O6A-CCP	-3.24	1.33	1.43
4	D	1901	PKZ	O6A-CCP	-3.21	1.33	1.43
4	U	1901	PKZ	O6A-CCP	-3.21	1.33	1.43
4	1	1901	PKZ	O6A-CCP	-3.21	1.33	1.43
4	O	1901	PKZ	O6A-CCP	-3.20	1.33	1.43
4	J	1901	PKZ	O6A-CCP	-3.20	1.33	1.43
3	I	2101	FMN	C4A-N5	3.13	1.37	1.30
3	Z	2101	FMN	C4A-N5	3.13	1.37	1.30
3	A	2101	FMN	C4A-N5	3.11	1.37	1.30
3	C	2101	FMN	C4A-N5	3.11	1.37	1.30
3	T	2101	FMN	C4A-N5	3.11	1.37	1.30
3	N	2101	FMN	C4A-N5	3.09	1.37	1.30
3	C	2101	FMN	C10-N1	2.33	1.37	1.33
3	Z	2101	FMN	C10-N1	2.33	1.37	1.33
4	B	1901	PKZ	OAP-CAP	-2.32	1.38	1.42
3	A	2101	FMN	C10-N1	2.31	1.37	1.33
4	J	1901	PKZ	OAP-CAP	-2.31	1.38	1.42
3	I	2101	FMN	C10-N1	2.30	1.37	1.33
4	1	1901	PKZ	OAP-CAP	-2.30	1.38	1.42
3	N	2101	FMN	C10-N1	2.29	1.37	1.33
4	D	1901	PKZ	OAP-CAP	-2.29	1.38	1.42
4	U	1901	PKZ	OAP-CAP	-2.29	1.38	1.42
4	O	1901	PKZ	OAP-CAP	-2.27	1.38	1.42
3	T	2101	FMN	C10-N1	2.27	1.37	1.33
4	O	1901	PKZ	P2A-O4A	2.13	1.62	1.54
4	U	1901	PKZ	P2A-O4A	2.13	1.62	1.54

Continued on next page...

Continued from previous page...

Mol	Chain	Res	Type	Atoms	Z	Observed(Å)	Ideal(Å)
4	1	1901	PKZ	P2A-O4A	2.12	1.62	1.54
4	J	1901	PKZ	P2A-O4A	-2.07	1.47	1.54
5	U	1902	NDP	C6N-C5N	2.07	1.39	1.33
4	D	1901	PKZ	P2A-O4A	-2.07	1.47	1.54
5	D	1902	NDP	C6N-C5N	2.06	1.39	1.33
5	B	1902	NDP	C6N-C5N	2.06	1.39	1.33
5	O	1902	NDP	C6N-C5N	2.06	1.39	1.33
5	J	1902	NDP	C6N-C5N	2.06	1.39	1.33
5	1	1902	NDP	C6N-C5N	2.06	1.39	1.33
4	B	1901	PKZ	P2A-O4A	-2.05	1.47	1.54

All (118) bond angle outliers are listed below:

Mol	Chain	Res	Type	Atoms	Z	Observed(°)	Ideal(°)
5	O	1902	NDP	O5D-C5D-C4D	6.29	130.41	108.99
5	1	1902	NDP	O5D-C5D-C4D	6.29	130.40	108.99
5	U	1902	NDP	O5D-C5D-C4D	6.29	130.40	108.99
5	D	1902	NDP	O5D-C5D-C4D	6.29	130.39	108.99
5	J	1902	NDP	O5D-C5D-C4D	6.28	130.39	108.99
5	B	1902	NDP	O5D-C5D-C4D	6.28	130.38	108.99
4	B	1901	PKZ	O4A-P2A-O3A	4.56	124.90	107.80
4	D	1901	PKZ	O4A-P2A-O3A	4.56	124.89	107.80
4	J	1901	PKZ	O4A-P2A-O3A	4.55	124.87	107.80
5	J	1902	NDP	N3A-C2A-N1A	-4.54	122.51	128.67
5	1	1902	NDP	N3A-C2A-N1A	-4.53	122.52	128.67
5	U	1902	NDP	N3A-C2A-N1A	-4.53	122.53	128.67
5	B	1902	NDP	N3A-C2A-N1A	-4.52	122.54	128.67
5	O	1902	NDP	N3A-C2A-N1A	-4.52	122.54	128.67
5	D	1902	NDP	N3A-C2A-N1A	-4.50	122.57	128.67
4	1	1901	PKZ	C2-C1-S1P	4.26	118.48	113.40
4	J	1901	PKZ	C2-C1-S1P	4.26	118.48	113.40
4	B	1901	PKZ	C2-C1-S1P	4.25	118.47	113.40
4	U	1901	PKZ	C2-C1-S1P	4.25	118.46	113.40
4	O	1901	PKZ	C2-C1-S1P	4.24	118.45	113.40
4	D	1901	PKZ	C2-C1-S1P	4.22	118.43	113.40
3	C	2101	FMN	C4-N3-C2	-3.74	118.99	125.64
3	Z	2101	FMN	C4-N3-C2	-3.73	119.02	125.64
3	T	2101	FMN	C4-N3-C2	-3.72	119.03	125.64
3	A	2101	FMN	C4-N3-C2	-3.71	119.05	125.64
3	N	2101	FMN	C4-N3-C2	-3.71	119.05	125.64
3	I	2101	FMN	C4-N3-C2	-3.69	119.09	125.64
4	B	1901	PKZ	O9P-C9P-N8P	-3.65	115.27	122.98

Continued on next page...

Continued from previous page...

Mol	Chain	Res	Type	Atoms	Z	Observed(°)	Ideal(°)
4	O	1901	PKZ	O9P-C9P-N8P	-3.64	115.28	122.98
4	1	1901	PKZ	O9P-C9P-N8P	-3.64	115.28	122.98
4	D	1901	PKZ	O9P-C9P-N8P	-3.63	115.29	122.98
4	U	1901	PKZ	O9P-C9P-N8P	-3.63	115.29	122.98
4	J	1901	PKZ	O9P-C9P-N8P	-3.62	115.32	122.98
4	O	1901	PKZ	O3A-P2A-O5A	3.61	124.91	110.83
4	U	1901	PKZ	O3A-P2A-O5A	3.60	124.88	110.83
4	B	1901	PKZ	C2P-S1P-C1	3.60	112.49	101.84
4	O	1901	PKZ	C2P-S1P-C1	3.60	112.48	101.84
4	D	1901	PKZ	C2P-S1P-C1	3.60	112.47	101.84
4	U	1901	PKZ	C2P-S1P-C1	3.60	112.47	101.84
4	J	1901	PKZ	C2P-S1P-C1	3.60	112.47	101.84
4	1	1901	PKZ	O3A-P2A-O5A	3.59	124.83	110.83
4	1	1901	PKZ	C2P-S1P-C1	3.59	112.45	101.84
4	1	1901	PKZ	O3A-P2A-O6A	-3.00	98.86	106.67
4	O	1901	PKZ	O3A-P2A-O6A	-2.99	98.88	106.67
4	B	1901	PKZ	O3A-P2A-O6A	-2.99	98.88	106.67
4	U	1901	PKZ	O3A-P2A-O6A	-2.98	98.90	106.67
4	J	1901	PKZ	O3A-P2A-O6A	-2.98	98.90	106.67
4	D	1901	PKZ	O3A-P2A-O6A	-2.97	98.94	106.67
3	C	2101	FMN	C4A-C4-N3	2.90	120.62	113.25
3	A	2101	FMN	C4A-C4-N3	2.87	120.56	113.25
3	N	2101	FMN	C4A-C4-N3	2.87	120.56	113.25
3	T	2101	FMN	C4A-C4-N3	2.87	120.55	113.25
3	I	2101	FMN	C4A-C4-N3	2.87	120.55	113.25
3	Z	2101	FMN	C4A-C4-N3	2.87	120.55	113.25
3	Z	2101	FMN	C4A-C10-N10	2.78	120.46	116.48
3	C	2101	FMN	C4A-C10-N10	2.76	120.44	116.48
3	A	2101	FMN	C4A-C10-N10	2.75	120.42	116.48
3	I	2101	FMN	C4A-C10-N10	2.75	120.41	116.48
3	T	2101	FMN	C4A-C10-N10	2.74	120.40	116.48
3	N	2101	FMN	C4A-C10-N10	2.73	120.39	116.48
5	D	1902	NDP	C4A-C5A-N7A	-2.68	106.51	109.34
5	U	1902	NDP	C4A-C5A-N7A	-2.66	106.53	109.34
5	1	1902	NDP	C4A-C5A-N7A	-2.65	106.53	109.34
5	B	1902	NDP	C4A-C5A-N7A	-2.64	106.54	109.34
5	O	1902	NDP	C4A-C5A-N7A	-2.63	106.56	109.34
5	J	1902	NDP	C4A-C5A-N7A	-2.62	106.56	109.34
3	I	2101	FMN	O4-C4-C4A	-2.61	119.64	126.53
3	C	2101	FMN	O4-C4-C4A	-2.61	119.65	126.53
3	A	2101	FMN	O4-C4-C4A	-2.61	119.65	126.53
3	N	2101	FMN	O4-C4-C4A	-2.61	119.65	126.53

Continued on next page...

Continued from previous page...

Mol	Chain	Res	Type	Atoms	Z	Observed(°)	Ideal(°)
3	T	2101	FMN	O4-C4-C4A	-2.60	119.68	126.53
3	Z	2101	FMN	O4-C4-C4A	-2.60	119.68	126.53
5	D	1902	NDP	C6N-N1N-C2N	2.49	121.99	119.32
4	B	1901	PKZ	O1-C1-S1P	-2.49	119.52	122.68
4	J	1901	PKZ	O1-C1-S1P	-2.48	119.53	122.68
4	D	1901	PKZ	O1-C1-S1P	-2.48	119.53	122.68
4	U	1901	PKZ	O1-C1-S1P	-2.48	119.53	122.68
5	B	1902	NDP	C6N-N1N-C2N	2.47	121.97	119.32
5	1	1902	NDP	C6N-N1N-C2N	2.47	121.97	119.32
4	1	1901	PKZ	O1-C1-S1P	-2.47	119.54	122.68
5	J	1902	NDP	C6N-N1N-C2N	2.45	121.94	119.32
4	O	1901	PKZ	O1-C1-S1P	-2.45	119.56	122.68
5	O	1902	NDP	C6N-N1N-C2N	2.45	121.94	119.32
5	U	1902	NDP	C6N-N1N-C2N	2.45	121.94	119.32
4	O	1901	PKZ	C6P-C7P-N8P	2.45	117.20	112.00
4	1	1901	PKZ	C6P-C7P-N8P	2.44	117.20	112.00
4	D	1901	PKZ	C6P-C7P-N8P	2.44	117.20	112.00
4	U	1901	PKZ	C6P-C7P-N8P	2.44	117.20	112.00
4	J	1901	PKZ	C6P-C7P-N8P	2.44	117.19	112.00
4	B	1901	PKZ	C6P-C7P-N8P	2.44	117.19	112.00
4	1	1901	PKZ	O6A-CCP-CBP	2.39	114.39	110.55
4	B	1901	PKZ	O6A-CCP-CBP	2.38	114.37	110.55
4	D	1901	PKZ	O6A-CCP-CBP	2.36	114.34	110.55
4	U	1901	PKZ	O6A-CCP-CBP	2.36	114.34	110.55
4	O	1901	PKZ	O6A-CCP-CBP	2.35	114.33	110.55
4	J	1901	PKZ	O6A-CCP-CBP	2.35	114.33	110.55
3	I	2101	FMN	C4A-C10-N1	-2.24	119.09	124.59
3	Z	2101	FMN	C4A-C10-N1	-2.24	119.09	124.59
3	T	2101	FMN	C4A-C10-N1	-2.24	119.09	124.59
3	A	2101	FMN	C4A-C10-N1	-2.24	119.10	124.59
3	N	2101	FMN	C4A-C10-N1	-2.24	119.10	124.59
3	C	2101	FMN	C4A-C10-N1	-2.24	119.11	124.59
3	N	2101	FMN	C5A-C9A-N10	2.23	119.98	117.97
3	I	2101	FMN	C10-C4A-N5	-2.22	120.28	124.81
3	Z	2101	FMN	C5A-C9A-N10	2.22	119.97	117.97
3	A	2101	FMN	C10-C4A-N5	-2.21	120.30	124.81
3	Z	2101	FMN	C10-C4A-N5	-2.20	120.31	124.81
3	N	2101	FMN	C10-C4A-N5	-2.20	120.31	124.81
3	T	2101	FMN	C10-C4A-N5	-2.20	120.32	124.81
3	C	2101	FMN	C10-C4A-N5	-2.20	120.33	124.81
3	A	2101	FMN	C5A-C9A-N10	2.19	119.95	117.97
3	C	2101	FMN	C5A-C9A-N10	2.19	119.95	117.97

Continued on next page...

Continued from previous page...

Mol	Chain	Res	Type	Atoms	Z	Observed(°)	Ideal(°)
3	T	2101	FMN	C5A-C9A-N10	2.19	119.95	117.97
3	I	2101	FMN	C5A-C9A-N10	2.16	119.92	117.97
4	B	1901	PKZ	O4A-P2A-O6A	-2.10	101.20	106.67
4	J	1901	PKZ	O4A-P2A-O6A	-2.09	101.22	106.67
4	D	1901	PKZ	O4A-P2A-O6A	-2.08	101.24	106.67
3	N	2101	FMN	C9A-C5A-N5	-2.01	120.33	122.45

There are no chirality outliers.

All (228) torsion outliers are listed below:

Mol	Chain	Res	Type	Atoms
4	B	1901	PKZ	CCP-O6A-P2A-O3A
4	B	1901	PKZ	CCP-O6A-P2A-O4A
4	B	1901	PKZ	CCP-O6A-P2A-O5A
4	B	1901	PKZ	CBP-CCP-O6A-P2A
4	B	1901	PKZ	CDP-CBP-CCP-O6A
4	B	1901	PKZ	CEP-CBP-CCP-O6A
4	B	1901	PKZ	CAP-CBP-CCP-O6A
4	B	1901	PKZ	CAP-C9P-N8P-C7P
4	B	1901	PKZ	C5P-C6P-C7P-N8P
4	B	1901	PKZ	C3P-C2P-S1P-C1
4	D	1901	PKZ	CCP-O6A-P2A-O3A
4	D	1901	PKZ	CCP-O6A-P2A-O4A
4	D	1901	PKZ	CCP-O6A-P2A-O5A
4	D	1901	PKZ	CBP-CCP-O6A-P2A
4	D	1901	PKZ	CDP-CBP-CCP-O6A
4	D	1901	PKZ	CEP-CBP-CCP-O6A
4	D	1901	PKZ	CAP-CBP-CCP-O6A
4	D	1901	PKZ	CAP-C9P-N8P-C7P
4	D	1901	PKZ	C5P-C6P-C7P-N8P
4	D	1901	PKZ	C3P-C2P-S1P-C1
4	J	1901	PKZ	CCP-O6A-P2A-O3A
4	J	1901	PKZ	CCP-O6A-P2A-O4A
4	J	1901	PKZ	CCP-O6A-P2A-O5A
4	J	1901	PKZ	CBP-CCP-O6A-P2A
4	J	1901	PKZ	CDP-CBP-CCP-O6A
4	J	1901	PKZ	CEP-CBP-CCP-O6A
4	J	1901	PKZ	CAP-CBP-CCP-O6A
4	J	1901	PKZ	CAP-C9P-N8P-C7P
4	J	1901	PKZ	C5P-C6P-C7P-N8P
4	J	1901	PKZ	C3P-C2P-S1P-C1
4	O	1901	PKZ	CCP-O6A-P2A-O3A

Continued on next page...

Continued from previous page...

Mol	Chain	Res	Type	Atoms
4	O	1901	PKZ	CCP-O6A-P2A-O4A
4	O	1901	PKZ	CCP-O6A-P2A-O5A
4	O	1901	PKZ	CBP-CCP-O6A-P2A
4	O	1901	PKZ	CDP-CBP-CCP-O6A
4	O	1901	PKZ	CEP-CBP-CCP-O6A
4	O	1901	PKZ	CAP-CBP-CCP-O6A
4	O	1901	PKZ	CAP-C9P-N8P-C7P
4	O	1901	PKZ	C5P-C6P-C7P-N8P
4	O	1901	PKZ	C3P-C2P-S1P-C1
4	U	1901	PKZ	CCP-O6A-P2A-O3A
4	U	1901	PKZ	CCP-O6A-P2A-O4A
4	U	1901	PKZ	CCP-O6A-P2A-O5A
4	U	1901	PKZ	CBP-CCP-O6A-P2A
4	U	1901	PKZ	CDP-CBP-CCP-O6A
4	U	1901	PKZ	CEP-CBP-CCP-O6A
4	U	1901	PKZ	CAP-CBP-CCP-O6A
4	U	1901	PKZ	CAP-C9P-N8P-C7P
4	U	1901	PKZ	C5P-C6P-C7P-N8P
4	U	1901	PKZ	C3P-C2P-S1P-C1
4	1	1901	PKZ	CCP-O6A-P2A-O3A
4	1	1901	PKZ	CCP-O6A-P2A-O4A
4	1	1901	PKZ	CCP-O6A-P2A-O5A
4	1	1901	PKZ	CBP-CCP-O6A-P2A
4	1	1901	PKZ	CDP-CBP-CCP-O6A
4	1	1901	PKZ	CEP-CBP-CCP-O6A
4	1	1901	PKZ	CAP-CBP-CCP-O6A
4	1	1901	PKZ	CAP-C9P-N8P-C7P
4	1	1901	PKZ	C5P-C6P-C7P-N8P
4	1	1901	PKZ	C3P-C2P-S1P-C1
5	B	1902	NDP	C5B-O5B-PA-O3
5	D	1902	NDP	C5B-O5B-PA-O3
5	J	1902	NDP	C5B-O5B-PA-O3
5	O	1902	NDP	C5B-O5B-PA-O3
5	U	1902	NDP	C5B-O5B-PA-O3
5	1	1902	NDP	C5B-O5B-PA-O3
4	B	1901	PKZ	O9P-C9P-N8P-C7P
4	D	1901	PKZ	O9P-C9P-N8P-C7P
4	J	1901	PKZ	O9P-C9P-N8P-C7P
4	O	1901	PKZ	O9P-C9P-N8P-C7P
4	U	1901	PKZ	O9P-C9P-N8P-C7P
4	1	1901	PKZ	O9P-C9P-N8P-C7P
4	B	1901	PKZ	C12-C13-C14-C15

Continued on next page...

Continued from previous page...

Mol	Chain	Res	Type	Atoms
4	D	1901	PKZ	C12-C13-C14-C15
4	J	1901	PKZ	C12-C13-C14-C15
4	O	1901	PKZ	C12-C13-C14-C15
4	U	1901	PKZ	C12-C13-C14-C15
4	1	1901	PKZ	C12-C13-C14-C15
5	B	1902	NDP	O4D-C4D-C5D-O5D
5	B	1902	NDP	C3D-C4D-C5D-O5D
5	D	1902	NDP	O4D-C4D-C5D-O5D
5	D	1902	NDP	C3D-C4D-C5D-O5D
5	J	1902	NDP	O4D-C4D-C5D-O5D
5	J	1902	NDP	C3D-C4D-C5D-O5D
5	O	1902	NDP	O4D-C4D-C5D-O5D
5	O	1902	NDP	C3D-C4D-C5D-O5D
5	U	1902	NDP	O4D-C4D-C5D-O5D
5	U	1902	NDP	C3D-C4D-C5D-O5D
5	1	1902	NDP	O4D-C4D-C5D-O5D
5	1	1902	NDP	C3D-C4D-C5D-O5D
4	B	1901	PKZ	C11-C10-C9-C8
4	D	1901	PKZ	C11-C10-C9-C8
4	J	1901	PKZ	C11-C10-C9-C8
4	O	1901	PKZ	C11-C10-C9-C8
4	U	1901	PKZ	C11-C10-C9-C8
4	1	1901	PKZ	C11-C10-C9-C8
4	B	1901	PKZ	S1P-C2P-C3P-N4P
4	D	1901	PKZ	S1P-C2P-C3P-N4P
4	J	1901	PKZ	S1P-C2P-C3P-N4P
4	O	1901	PKZ	S1P-C2P-C3P-N4P
4	U	1901	PKZ	S1P-C2P-C3P-N4P
4	1	1901	PKZ	S1P-C2P-C3P-N4P
4	B	1901	PKZ	C3-C4-C5-C6
4	D	1901	PKZ	C3-C4-C5-C6
4	J	1901	PKZ	C3-C4-C5-C6
4	O	1901	PKZ	C3-C4-C5-C6
4	U	1901	PKZ	C3-C4-C5-C6
4	1	1901	PKZ	C3-C4-C5-C6
4	1	1901	PKZ	C5-C6-C7-C8
4	B	1901	PKZ	C5-C6-C7-C8
4	D	1901	PKZ	C5-C6-C7-C8
4	J	1901	PKZ	C5-C6-C7-C8
4	O	1901	PKZ	C5-C6-C7-C8
4	U	1901	PKZ	C5-C6-C7-C8
3	A	2101	FMN	C5'-O5'-P-O1P

Continued on next page...

Continued from previous page...

Mol	Chain	Res	Type	Atoms
3	C	2101	FMN	C5'-O5'-P-O1P
3	I	2101	FMN	C5'-O5'-P-O1P
3	N	2101	FMN	C5'-O5'-P-O1P
3	T	2101	FMN	C5'-O5'-P-O1P
3	Z	2101	FMN	C5'-O5'-P-O1P
4	D	1901	PKZ	C9-C10-C11-C12
4	J	1901	PKZ	C9-C10-C11-C12
4	U	1901	PKZ	C9-C10-C11-C12
4	1	1901	PKZ	C9-C10-C11-C12
4	B	1901	PKZ	C9-C10-C11-C12
4	O	1901	PKZ	C9-C10-C11-C12
4	B	1901	PKZ	O1-C1-S1P-C2P
4	D	1901	PKZ	O1-C1-S1P-C2P
4	J	1901	PKZ	O1-C1-S1P-C2P
4	O	1901	PKZ	O1-C1-S1P-C2P
4	U	1901	PKZ	O1-C1-S1P-C2P
4	1	1901	PKZ	O1-C1-S1P-C2P
4	B	1901	PKZ	C13-C14-C15-C16
4	D	1901	PKZ	C13-C14-C15-C16
4	J	1901	PKZ	C13-C14-C15-C16
4	O	1901	PKZ	C13-C14-C15-C16
4	U	1901	PKZ	C13-C14-C15-C16
4	1	1901	PKZ	C13-C14-C15-C16
5	B	1902	NDP	PA-O3-PN-O5D
5	D	1902	NDP	PA-O3-PN-O5D
5	J	1902	NDP	PA-O3-PN-O5D
5	O	1902	NDP	PA-O3-PN-O5D
5	U	1902	NDP	PA-O3-PN-O5D
5	1	1902	NDP	PA-O3-PN-O5D
3	A	2101	FMN	C2'-C3'-C4'-O4'
3	C	2101	FMN	C2'-C3'-C4'-O4'
3	I	2101	FMN	C2'-C3'-C4'-O4'
3	N	2101	FMN	C2'-C3'-C4'-O4'
3	T	2101	FMN	C2'-C3'-C4'-O4'
3	Z	2101	FMN	C2'-C3'-C4'-O4'
4	B	1901	PKZ	C2-C1-S1P-C2P
4	D	1901	PKZ	C2-C1-S1P-C2P
4	J	1901	PKZ	C2-C1-S1P-C2P
4	O	1901	PKZ	C2-C1-S1P-C2P
4	U	1901	PKZ	C2-C1-S1P-C2P
4	1	1901	PKZ	C2-C1-S1P-C2P
5	B	1902	NDP	O4D-C1D-N1N-C6N

Continued on next page...

Continued from previous page...

Mol	Chain	Res	Type	Atoms
5	D	1902	NDP	O4D-C1D-N1N-C6N
5	J	1902	NDP	O4D-C1D-N1N-C6N
5	O	1902	NDP	O4D-C1D-N1N-C6N
5	U	1902	NDP	O4D-C1D-N1N-C6N
5	1	1902	NDP	O4D-C1D-N1N-C6N
4	O	1901	PKZ	C11-C12-C13-C14
4	B	1901	PKZ	C11-C12-C13-C14
4	D	1901	PKZ	C11-C12-C13-C14
4	U	1901	PKZ	C11-C12-C13-C14
4	J	1901	PKZ	C11-C12-C13-C14
4	1	1901	PKZ	C11-C12-C13-C14
3	A	2101	FMN	C4'-C5'-O5'-P
3	C	2101	FMN	C4'-C5'-O5'-P
3	I	2101	FMN	C4'-C5'-O5'-P
3	N	2101	FMN	C4'-C5'-O5'-P
3	T	2101	FMN	C4'-C5'-O5'-P
3	Z	2101	FMN	C4'-C5'-O5'-P
5	B	1902	NDP	C5B-O5B-PA-O1A
5	D	1902	NDP	C5B-O5B-PA-O1A
5	J	1902	NDP	C5B-O5B-PA-O1A
5	O	1902	NDP	C5B-O5B-PA-O1A
5	U	1902	NDP	C5B-O5B-PA-O1A
5	1	1902	NDP	C5B-O5B-PA-O1A
5	B	1902	NDP	C2B-O2B-P2B-O3X
5	D	1902	NDP	C2B-O2B-P2B-O3X
5	J	1902	NDP	C2B-O2B-P2B-O3X
5	O	1902	NDP	C2B-O2B-P2B-O3X
5	U	1902	NDP	C2B-O2B-P2B-O3X
5	1	1902	NDP	C2B-O2B-P2B-O3X
4	J	1901	PKZ	C7-C8-C9-C10
4	D	1901	PKZ	C7-C8-C9-C10
4	O	1901	PKZ	C7-C8-C9-C10
4	U	1901	PKZ	C7-C8-C9-C10
4	1	1901	PKZ	C7-C8-C9-C10
4	B	1901	PKZ	C7-C8-C9-C10
3	A	2101	FMN	O3'-C3'-C4'-C5'
3	C	2101	FMN	O3'-C3'-C4'-C5'
3	I	2101	FMN	O3'-C3'-C4'-C5'
3	N	2101	FMN	O3'-C3'-C4'-C5'
3	T	2101	FMN	O3'-C3'-C4'-C5'
3	Z	2101	FMN	O3'-C3'-C4'-C5'
5	B	1902	NDP	PN-O3-PA-O2A

Continued on next page...

Continued from previous page...

Mol	Chain	Res	Type	Atoms
5	D	1902	NDP	PN-O3-PA-O2A
5	J	1902	NDP	PN-O3-PA-O2A
5	O	1902	NDP	PN-O3-PA-O2A
5	U	1902	NDP	PN-O3-PA-O2A
5	1	1902	NDP	PN-O3-PA-O2A
3	A	2101	FMN	O3'-C3'-C4'-O4'
3	C	2101	FMN	O3'-C3'-C4'-O4'
3	I	2101	FMN	O3'-C3'-C4'-O4'
3	N	2101	FMN	O3'-C3'-C4'-O4'
3	T	2101	FMN	O3'-C3'-C4'-O4'
3	Z	2101	FMN	O3'-C3'-C4'-O4'
3	A	2101	FMN	C2'-C3'-C4'-C5'
3	C	2101	FMN	C2'-C3'-C4'-C5'
3	I	2101	FMN	C2'-C3'-C4'-C5'
3	N	2101	FMN	C2'-C3'-C4'-C5'
3	T	2101	FMN	C2'-C3'-C4'-C5'
3	Z	2101	FMN	C2'-C3'-C4'-C5'
4	B	1901	PKZ	N8P-C9P-CAP-OAP
4	D	1901	PKZ	N8P-C9P-CAP-OAP
4	J	1901	PKZ	N8P-C9P-CAP-OAP
4	O	1901	PKZ	N8P-C9P-CAP-OAP
4	U	1901	PKZ	N8P-C9P-CAP-OAP
4	1	1901	PKZ	N8P-C9P-CAP-OAP
5	B	1902	NDP	PA-O3-PN-O1N
5	D	1902	NDP	PA-O3-PN-O1N
5	J	1902	NDP	PA-O3-PN-O1N
5	O	1902	NDP	PA-O3-PN-O1N
5	U	1902	NDP	PA-O3-PN-O1N
5	1	1902	NDP	PA-O3-PN-O1N

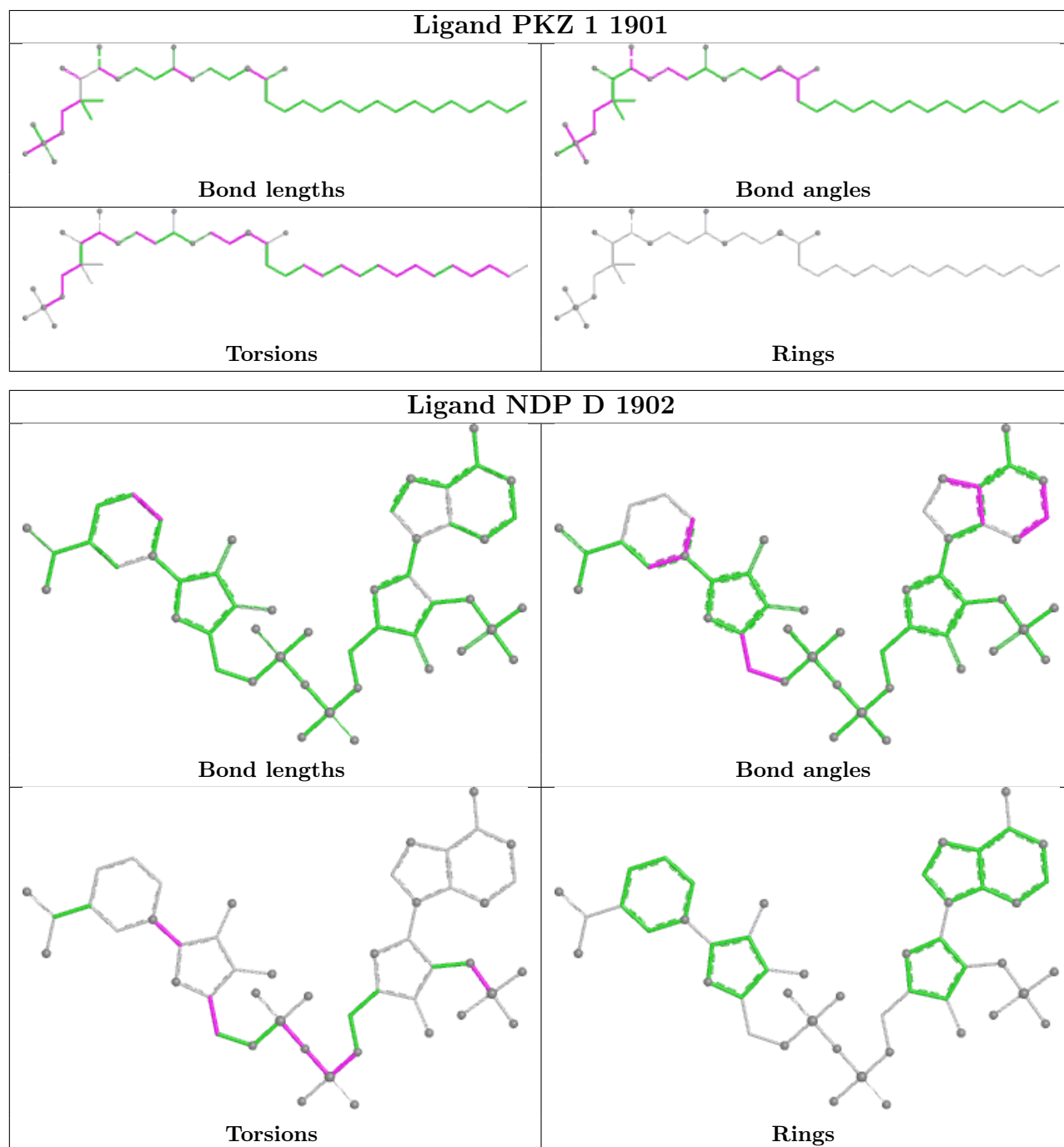
There are no ring outliers.

6 monomers are involved in 6 short contacts:

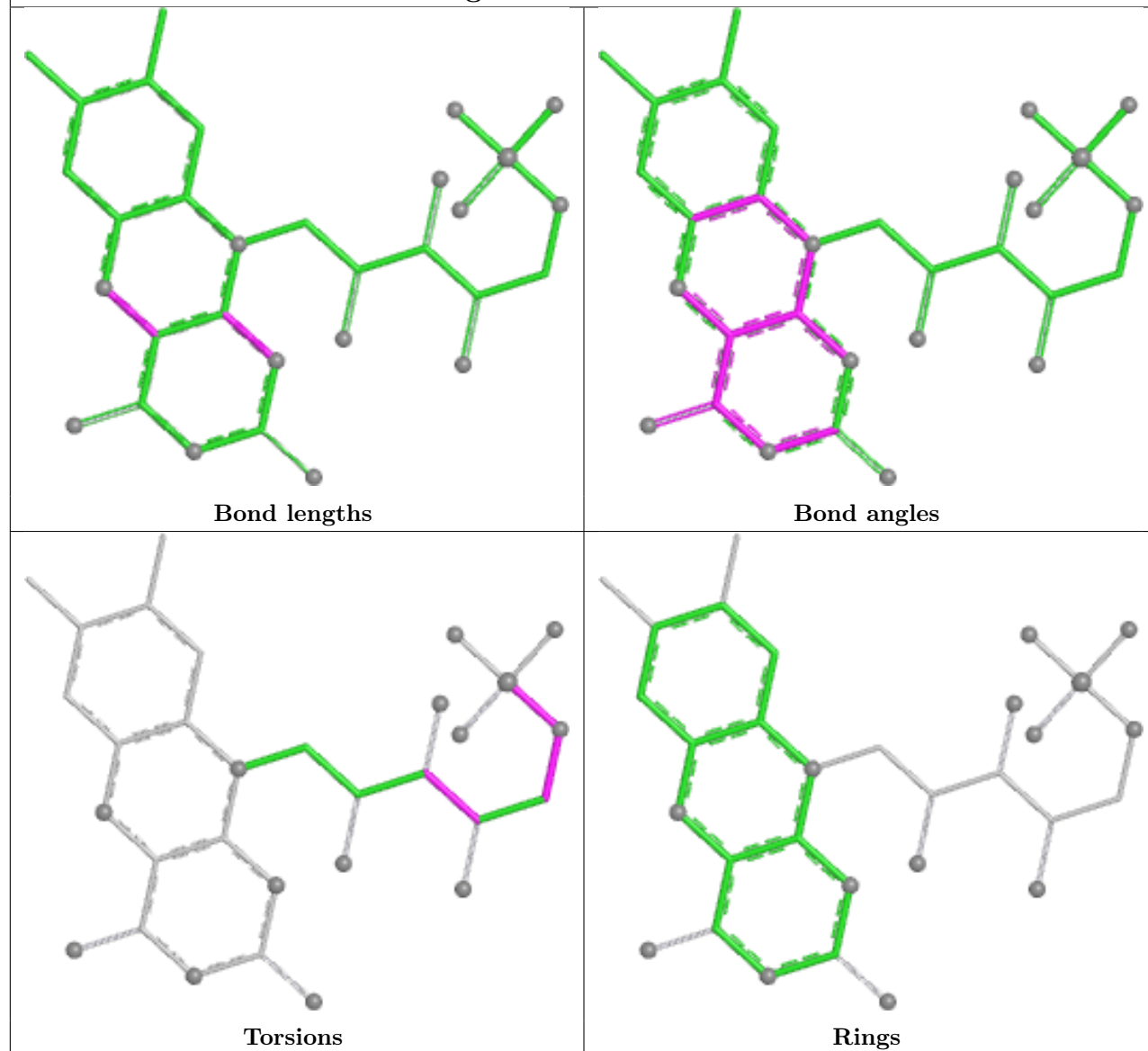
Mol	Chain	Res	Type	Clashes	Symm-Clashes
5	D	1902	NDP	1	0
5	1	1902	NDP	1	0
5	B	1902	NDP	1	0
5	O	1902	NDP	1	0
5	U	1902	NDP	1	0
5	J	1902	NDP	1	0

The following is a two-dimensional graphical depiction of Mogul quality analysis of bond lengths,

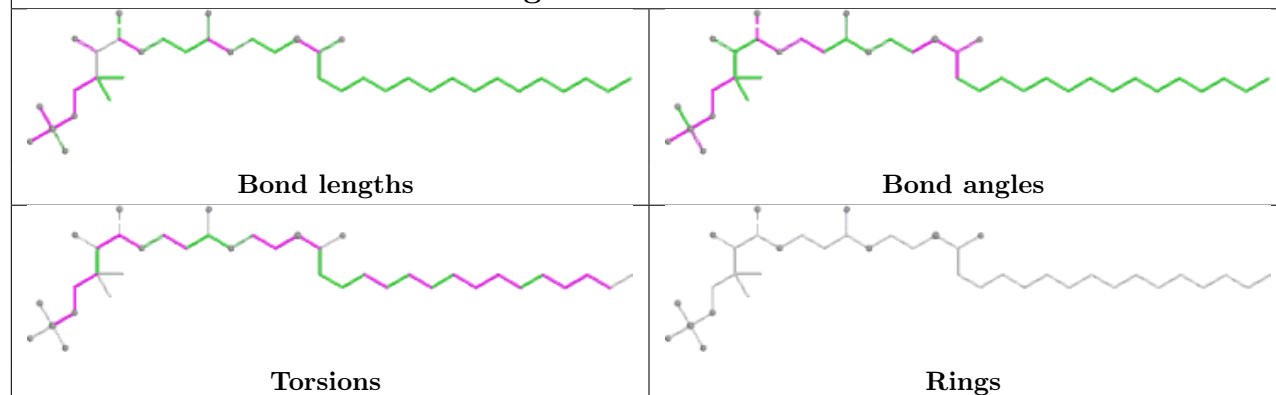
bond angles, torsion angles, and ring geometry for all instances of the Ligand of Interest. In addition, ligands with molecular weight > 250 and outliers as shown on the validation Tables will also be included. For torsion angles, if less than 5% of the Mogul distribution of torsion angles is within 10 degrees of the torsion angle in question, then that torsion angle is considered an outlier. Any bond that is central to one or more torsion angles identified as an outlier by Mogul will be highlighted in the graph. For rings, the root-mean-square deviation (RMSD) between the ring in question and similar rings identified by Mogul is calculated over all ring torsion angles. If the average RMSD is greater than 60 degrees and the minimal RMSD between the ring in question and any Mogul-identified rings is also greater than 60 degrees, then that ring is considered an outlier. The outliers are highlighted in purple. The color gray indicates Mogul did not find sufficient equivalents in the CSD to analyse the geometry.

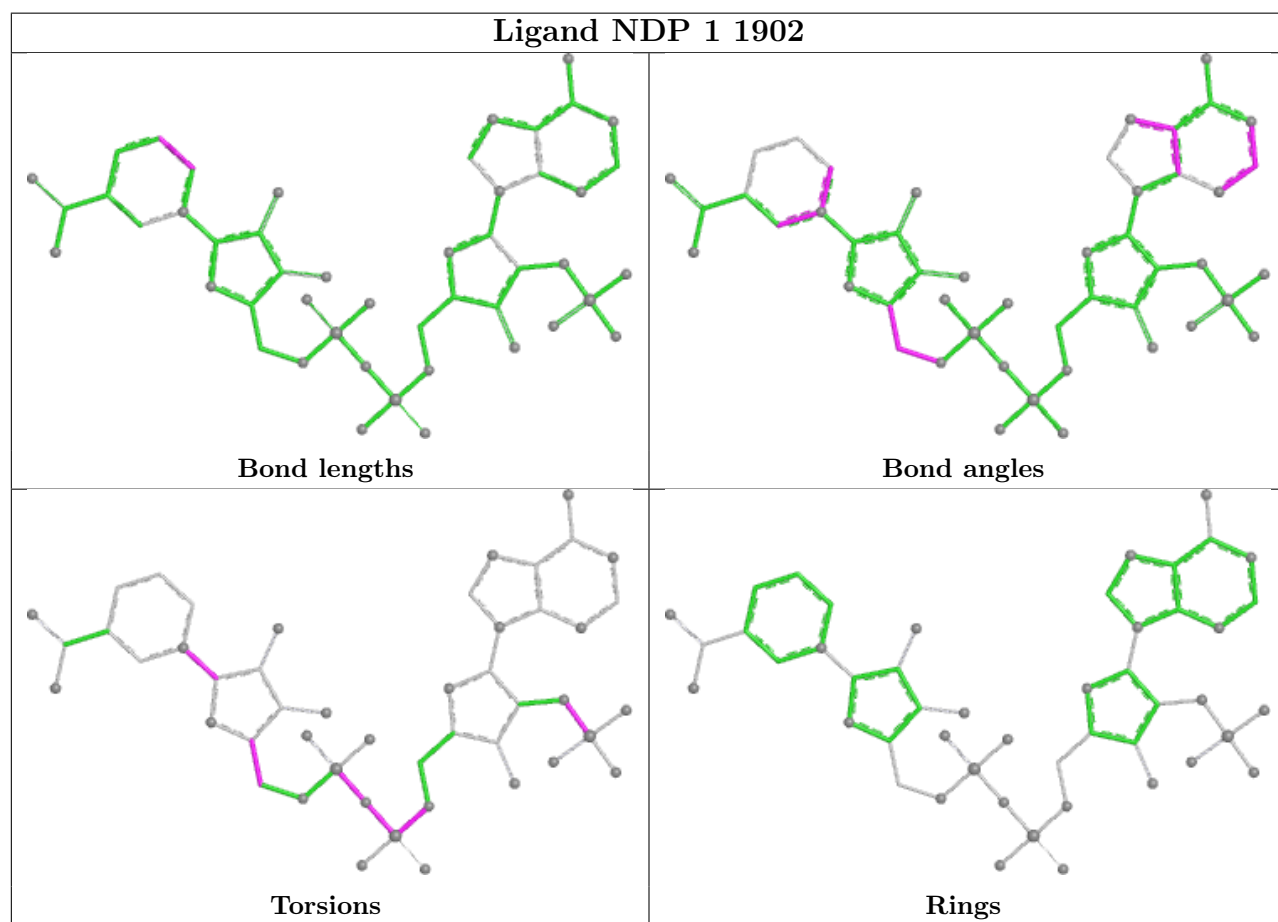
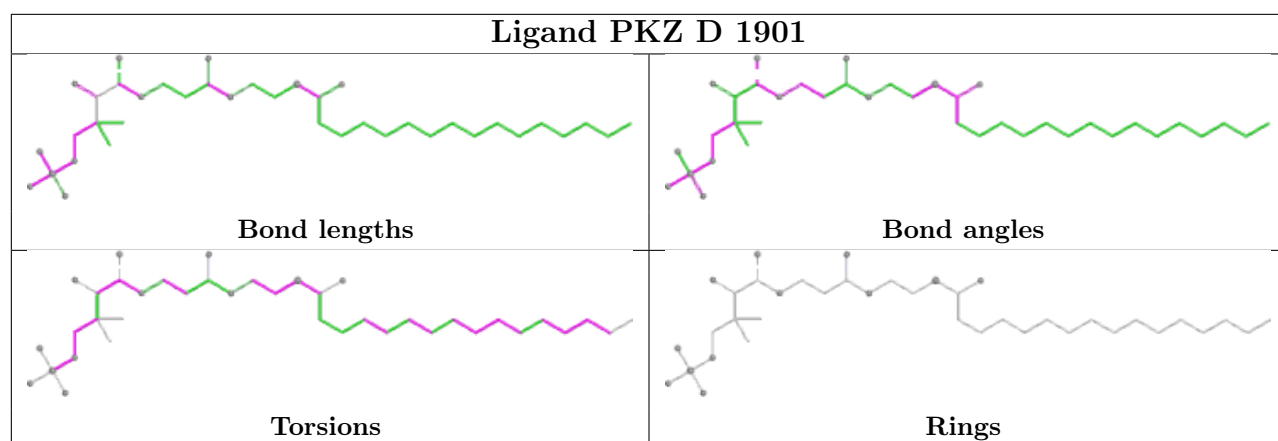


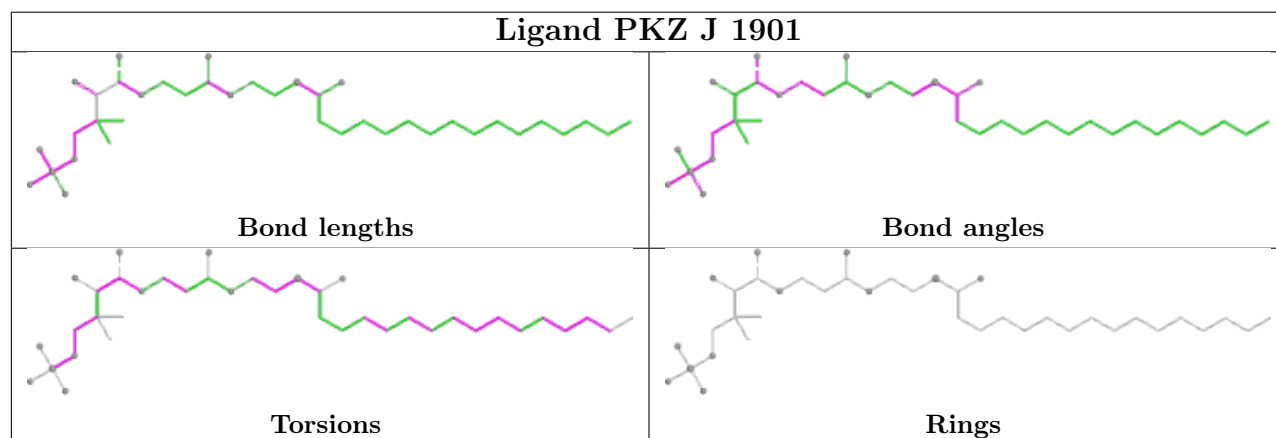
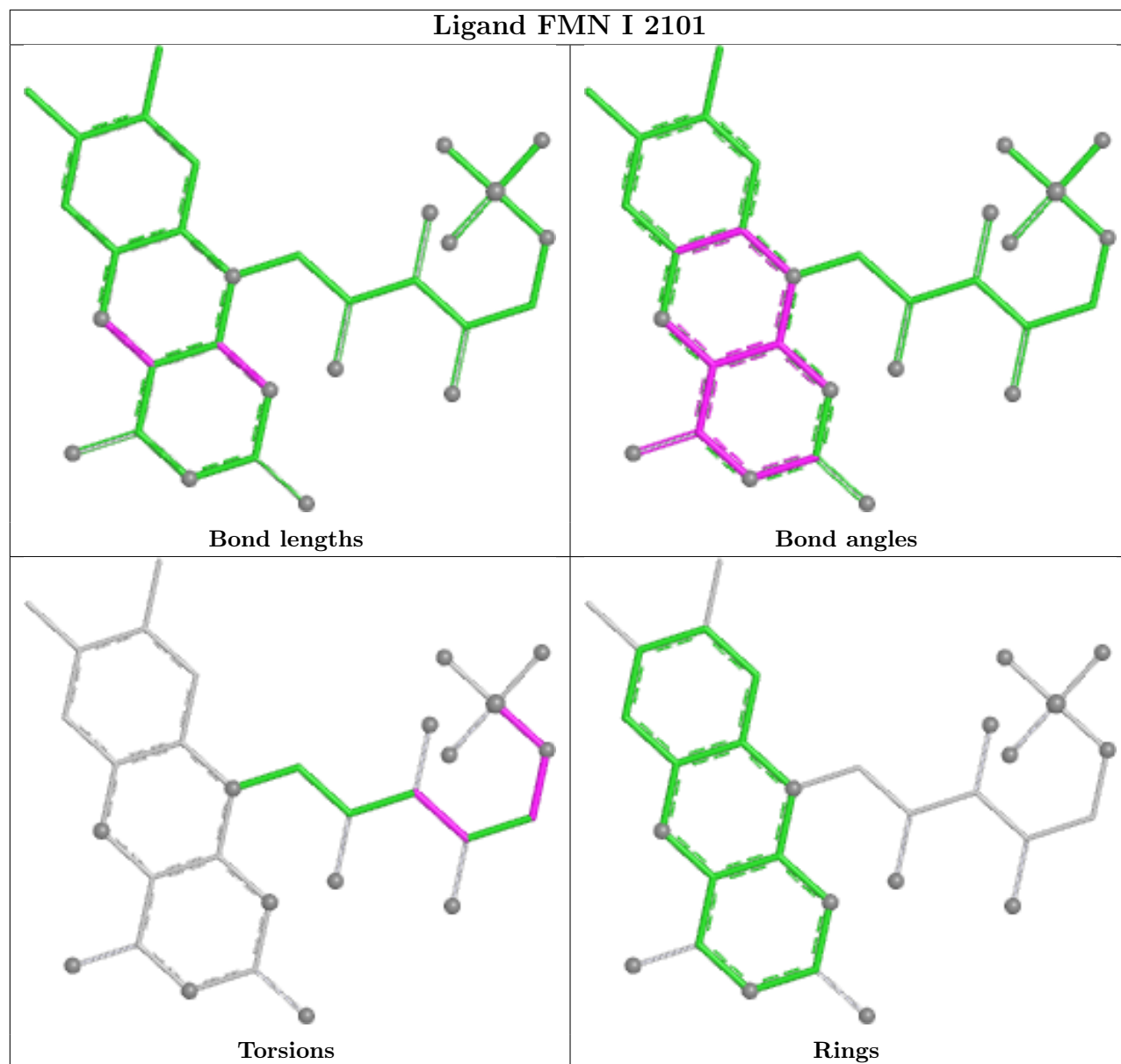
Ligand FMN A 2101

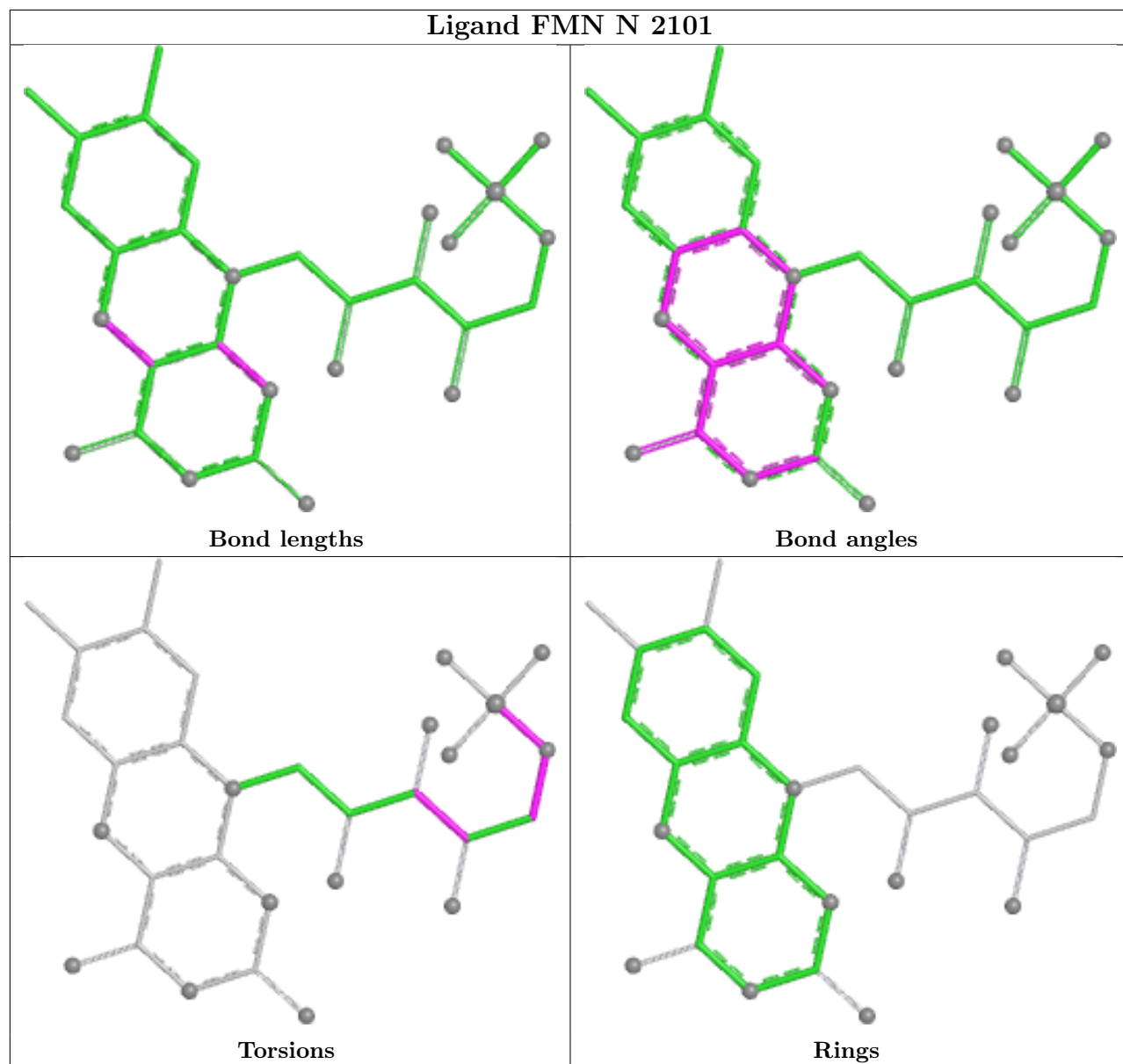


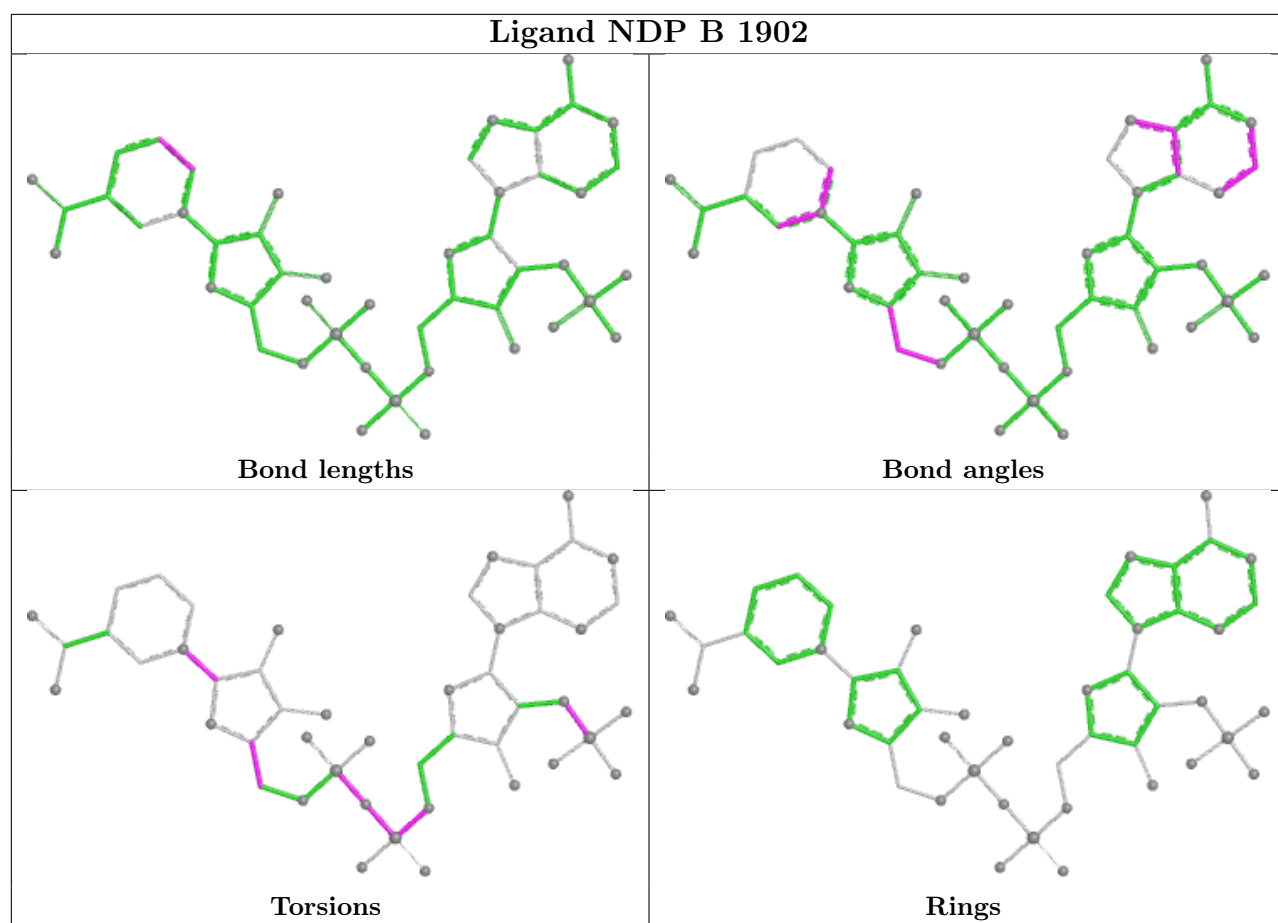
Ligand PKZ B 1901

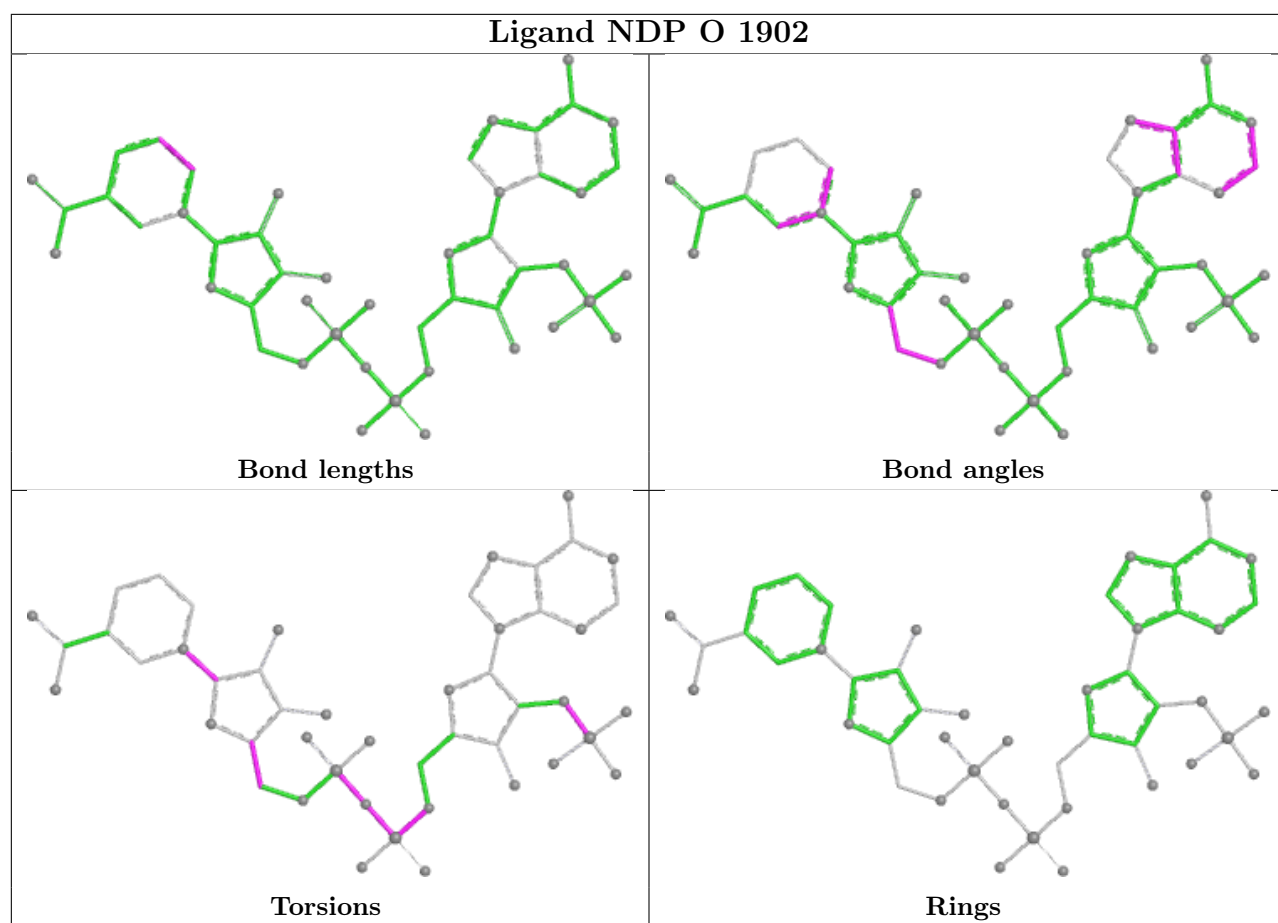


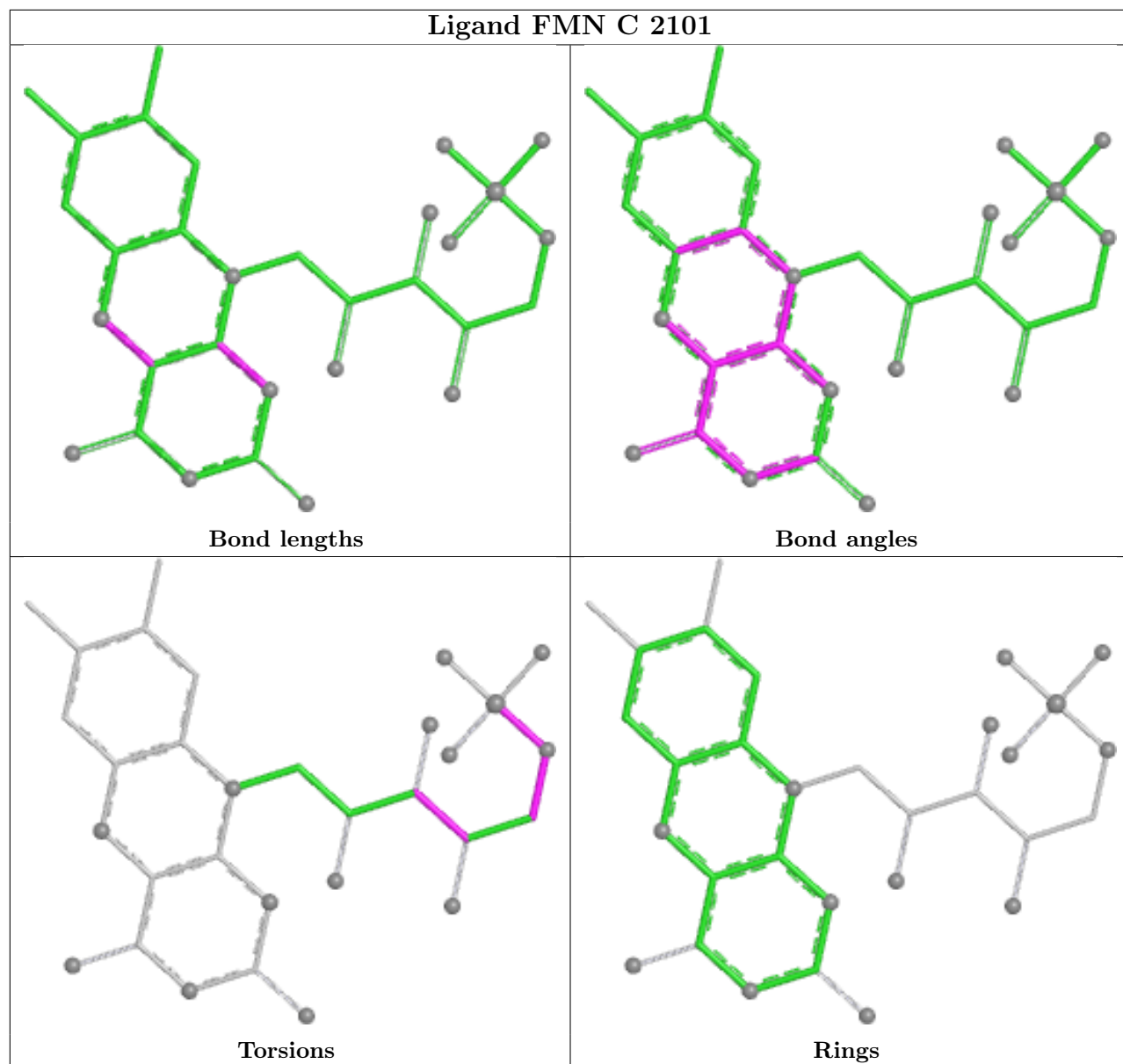




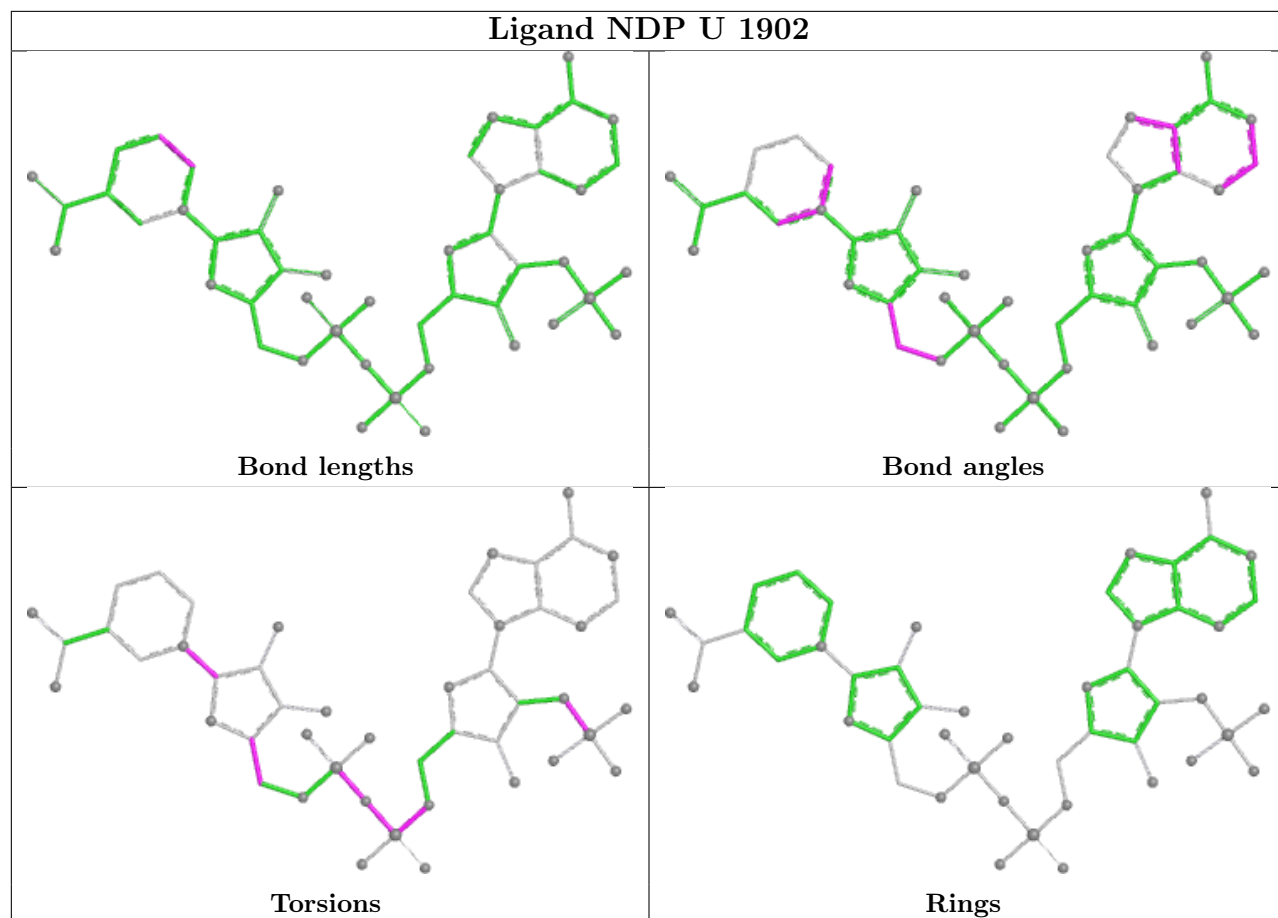




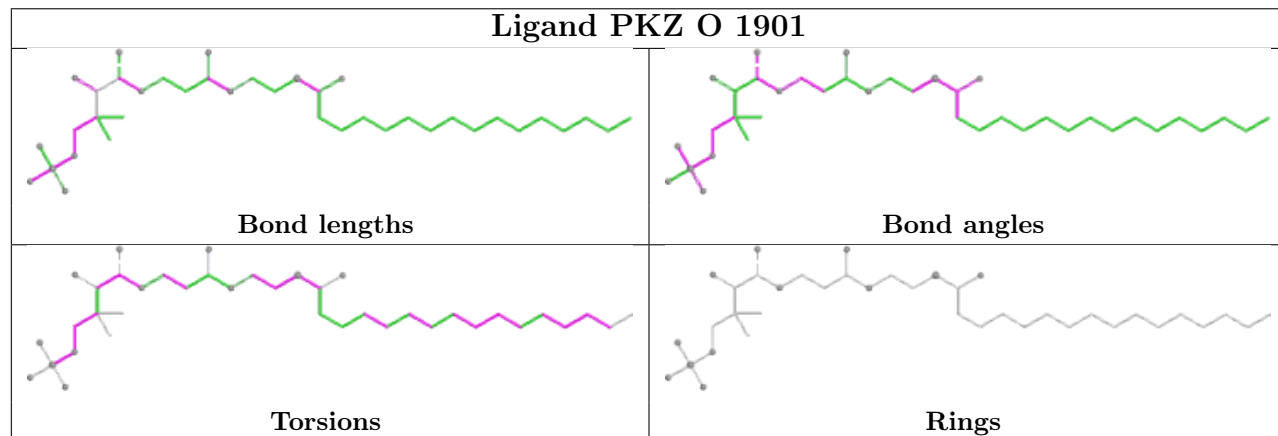


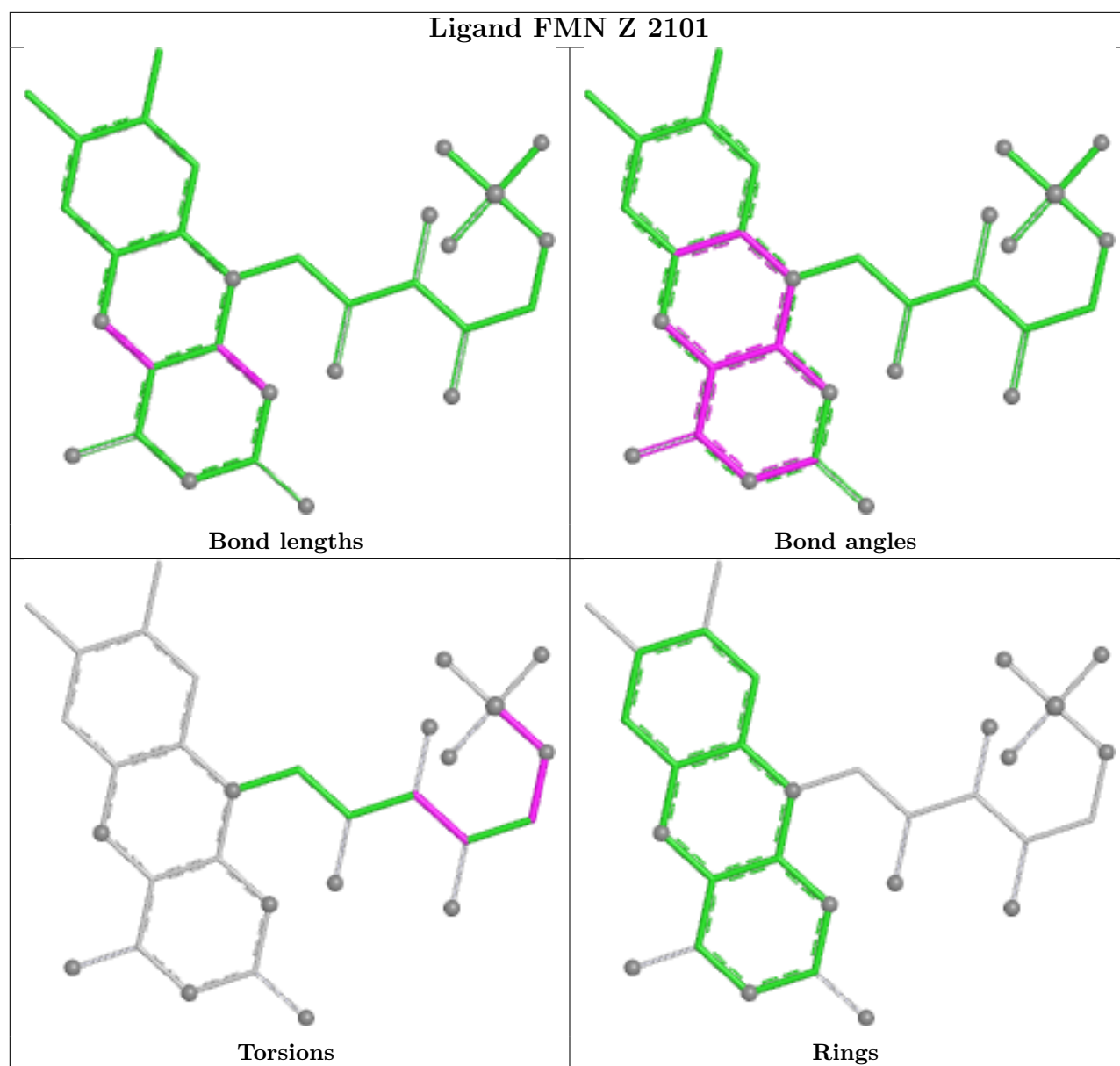


Ligand NDP U 1902

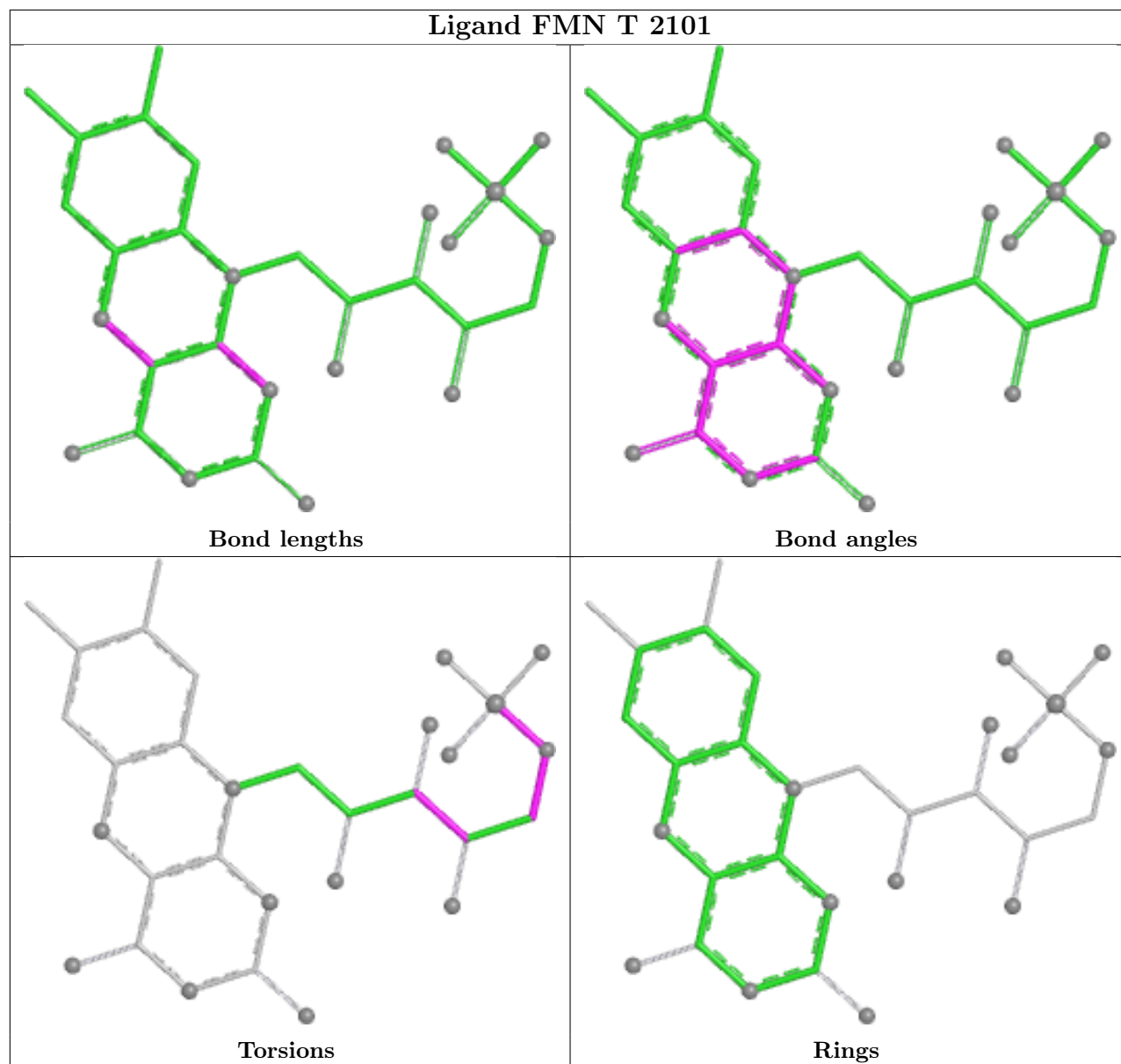


Ligand PKZ O 1901

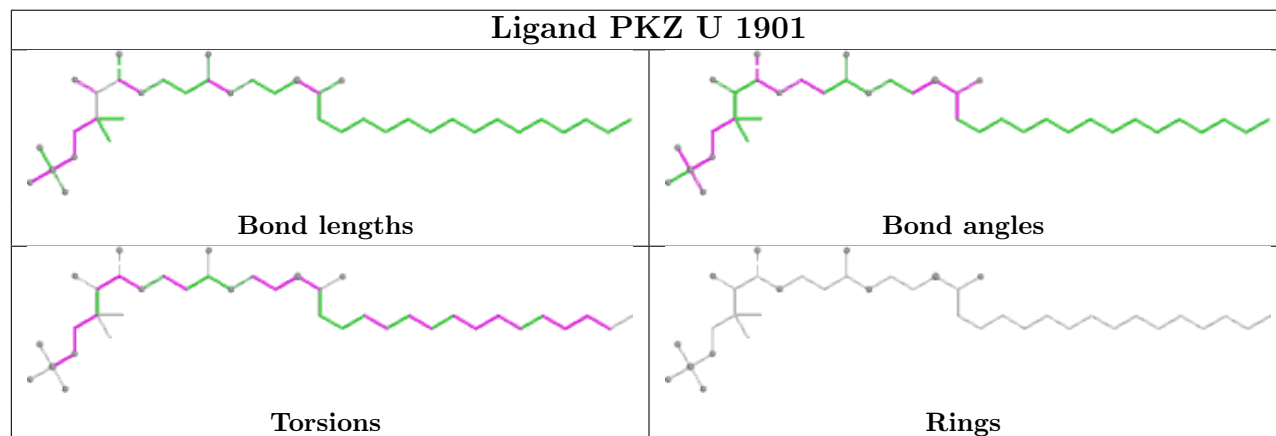


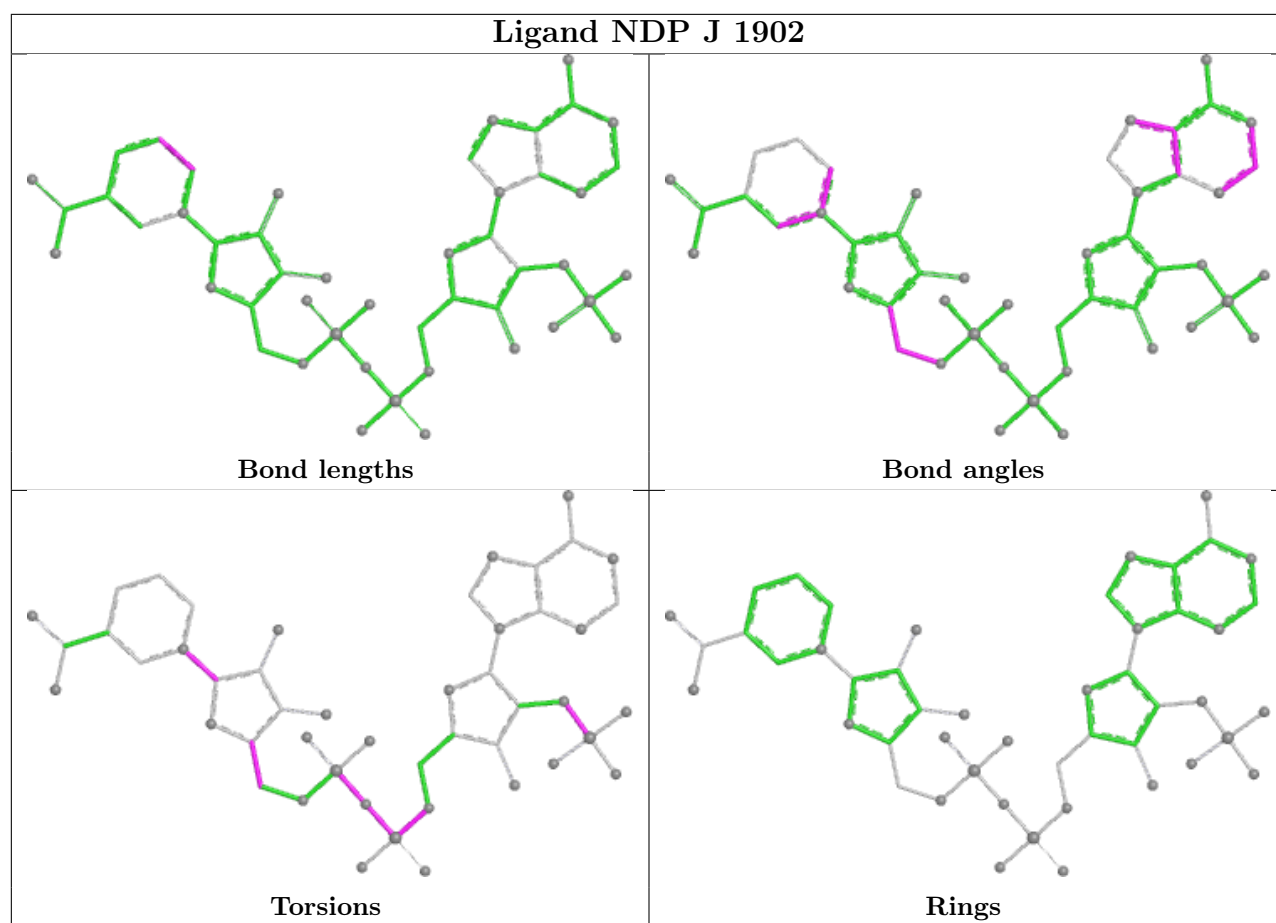


Ligand FMN T 2101



Ligand PKZ U 1901





5.7 Other polymers [i](#)

There are no such residues in this entry.

5.8 Polymer linkage issues [i](#)

There are no chain breaks in this entry.

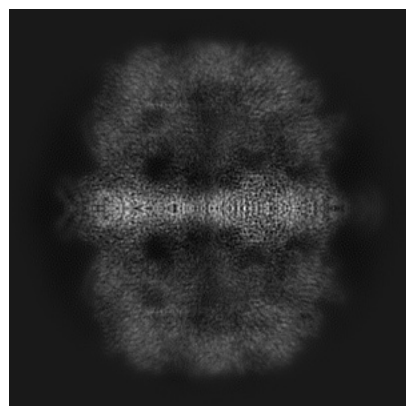
6 Map visualisation [i](#)

This section contains visualisations of the EMDB entry EMD-71284. These allow visual inspection of the internal detail of the map and identification of artifacts.

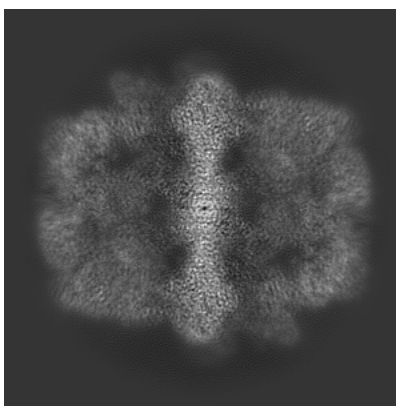
Images derived from a raw map, generated by summing the deposited half-maps, are presented below the corresponding image components of the primary map to allow further visual inspection and comparison with those of the primary map.

6.1 Orthogonal projections [i](#)

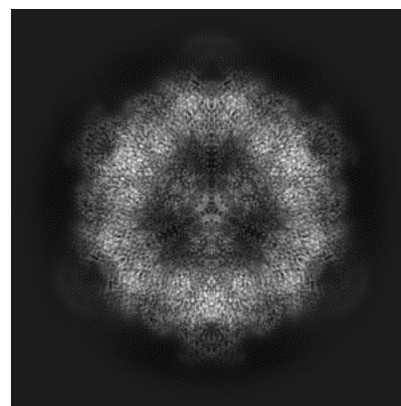
6.1.1 Primary map



X

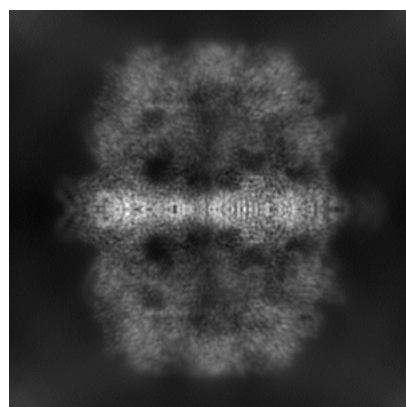


Y

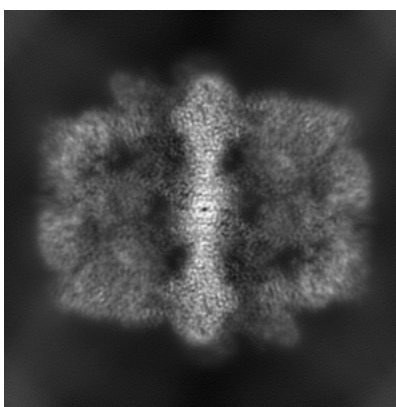


Z

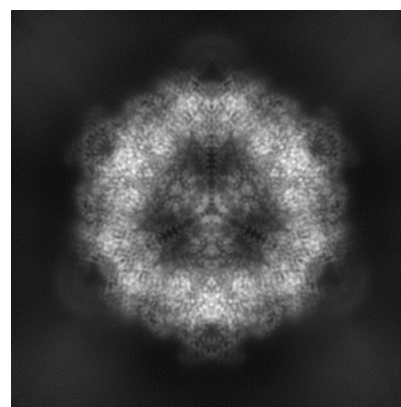
6.1.2 Raw map



X



Y

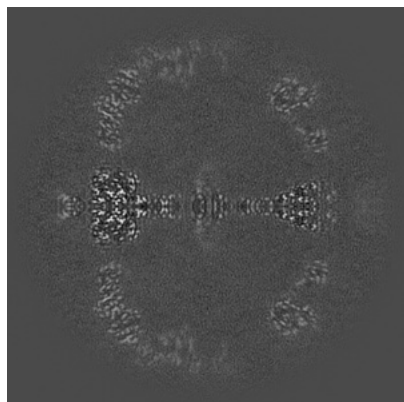


Z

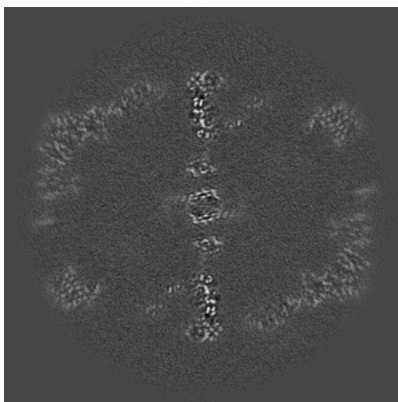
The images above show the map projected in three orthogonal directions.

6.2 Central slices [i](#)

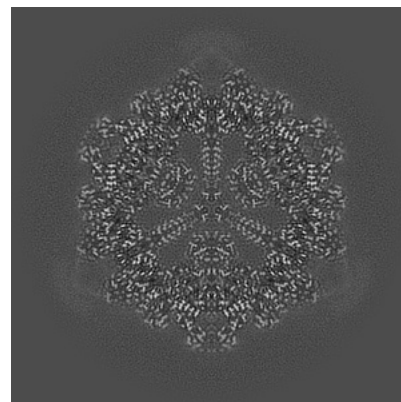
6.2.1 Primary map



X Index: 174

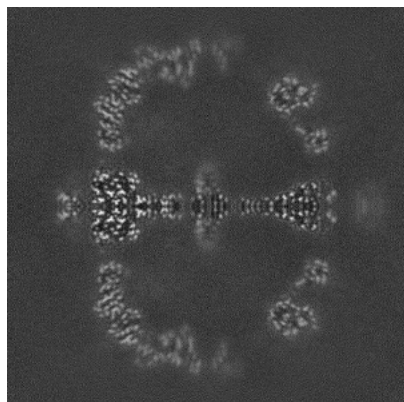


Y Index: 174

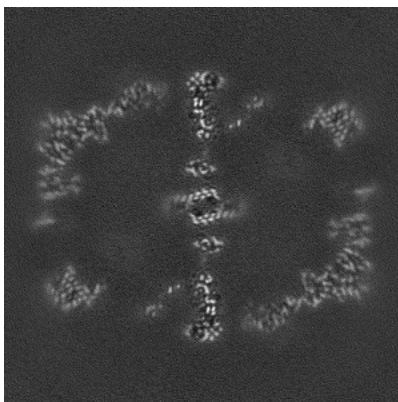


Z Index: 174

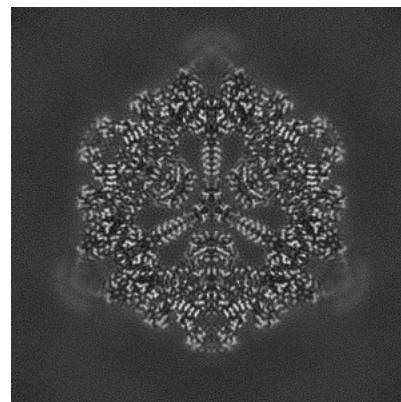
6.2.2 Raw map



X Index: 174



Y Index: 174

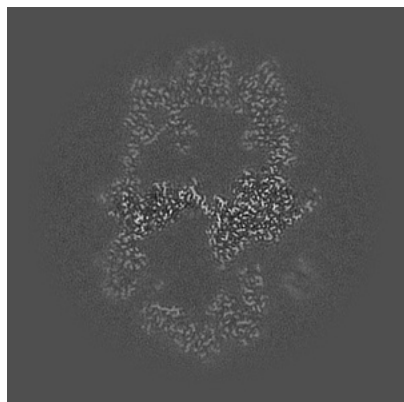


Z Index: 174

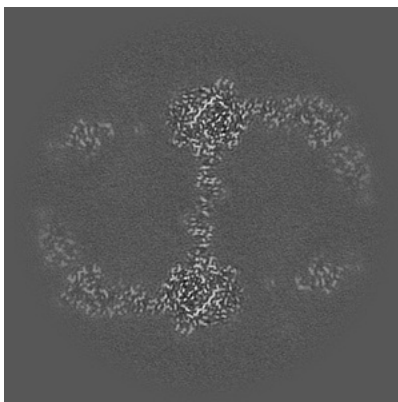
The images above show central slices of the map in three orthogonal directions.

6.3 Largest variance slices [i](#)

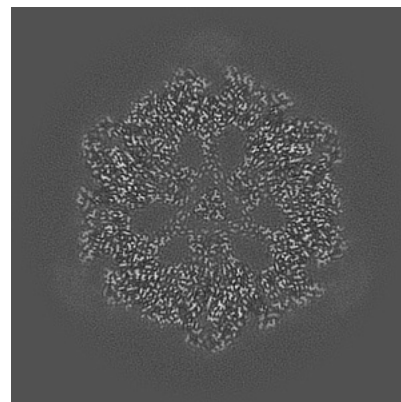
6.3.1 Primary map



X Index: 105

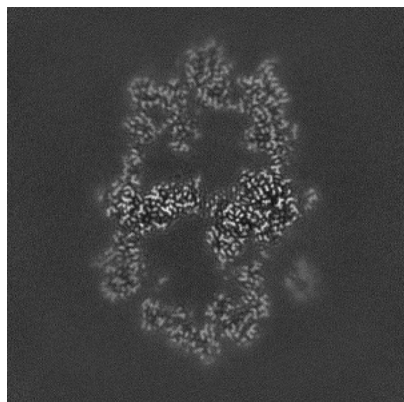


Y Index: 204

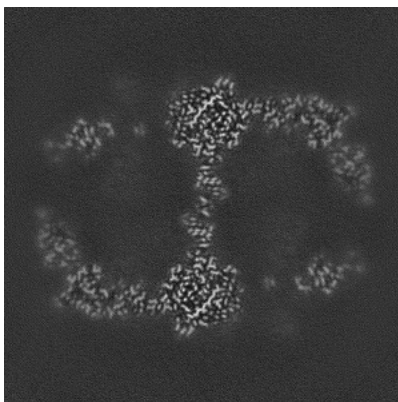


Z Index: 170

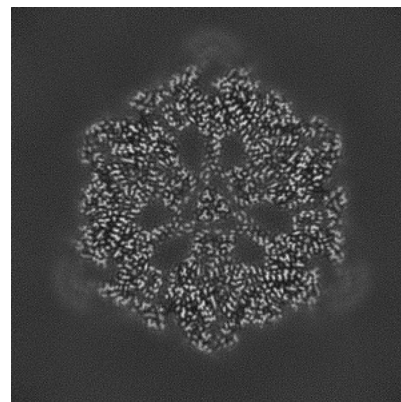
6.3.2 Raw map



X Index: 103



Y Index: 204




Z Index: 178

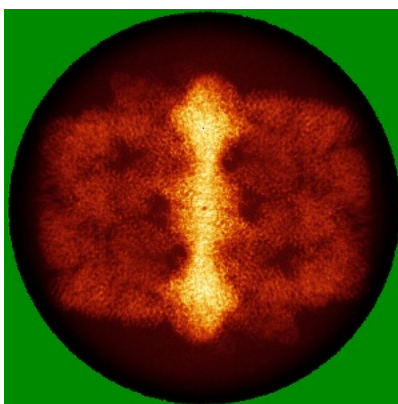
The images above show the largest variance slices of the map in three orthogonal directions.

6.4 Orthogonal standard-deviation projections (False-color) [i](#)

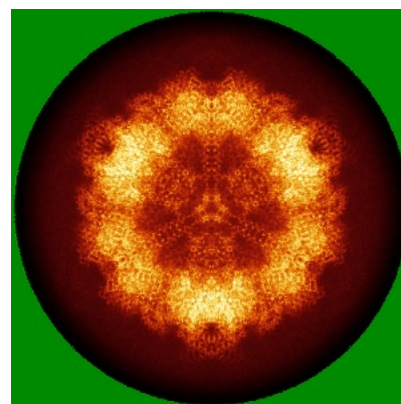
6.4.1 Primary map



X

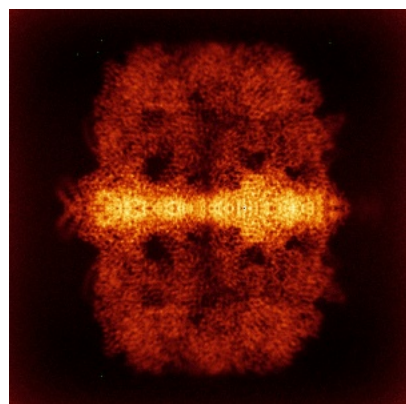


Y

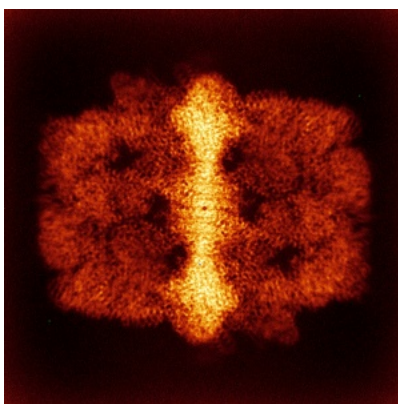


Z

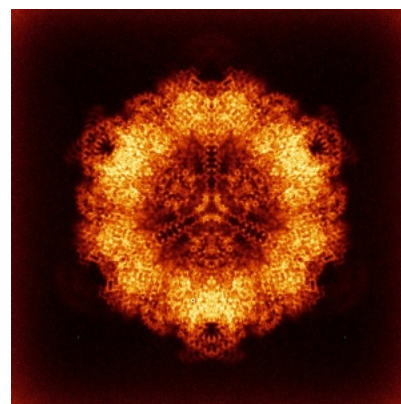
6.4.2 Raw map



X



Y



Z

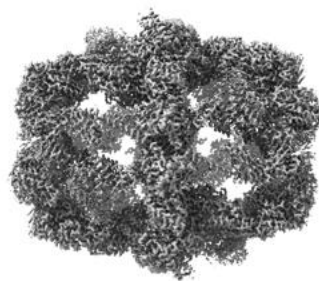
The images above show the map standard deviation projections with false color in three orthogonal directions. Minimum values are shown in green, max in blue, and dark to light orange shades represent small to large values respectively.

6.5 Orthogonal surface views [i](#)

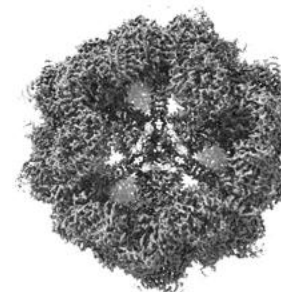
6.5.1 Primary map



X



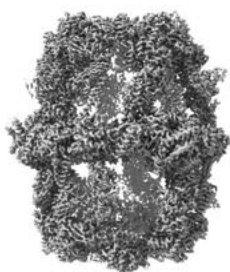
Y




Z

The images above show the 3D surface view of the map at the recommended contour level 0.1. These images, in conjunction with the slice images, may facilitate assessment of whether an appropriate contour level has been provided.

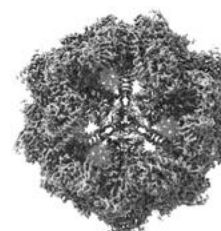
6.5.2 Raw map



X



Y



Z

These images show the 3D surface of the raw map. The raw map's contour level was selected so that its surface encloses the same volume as the primary map does at its recommended contour level.

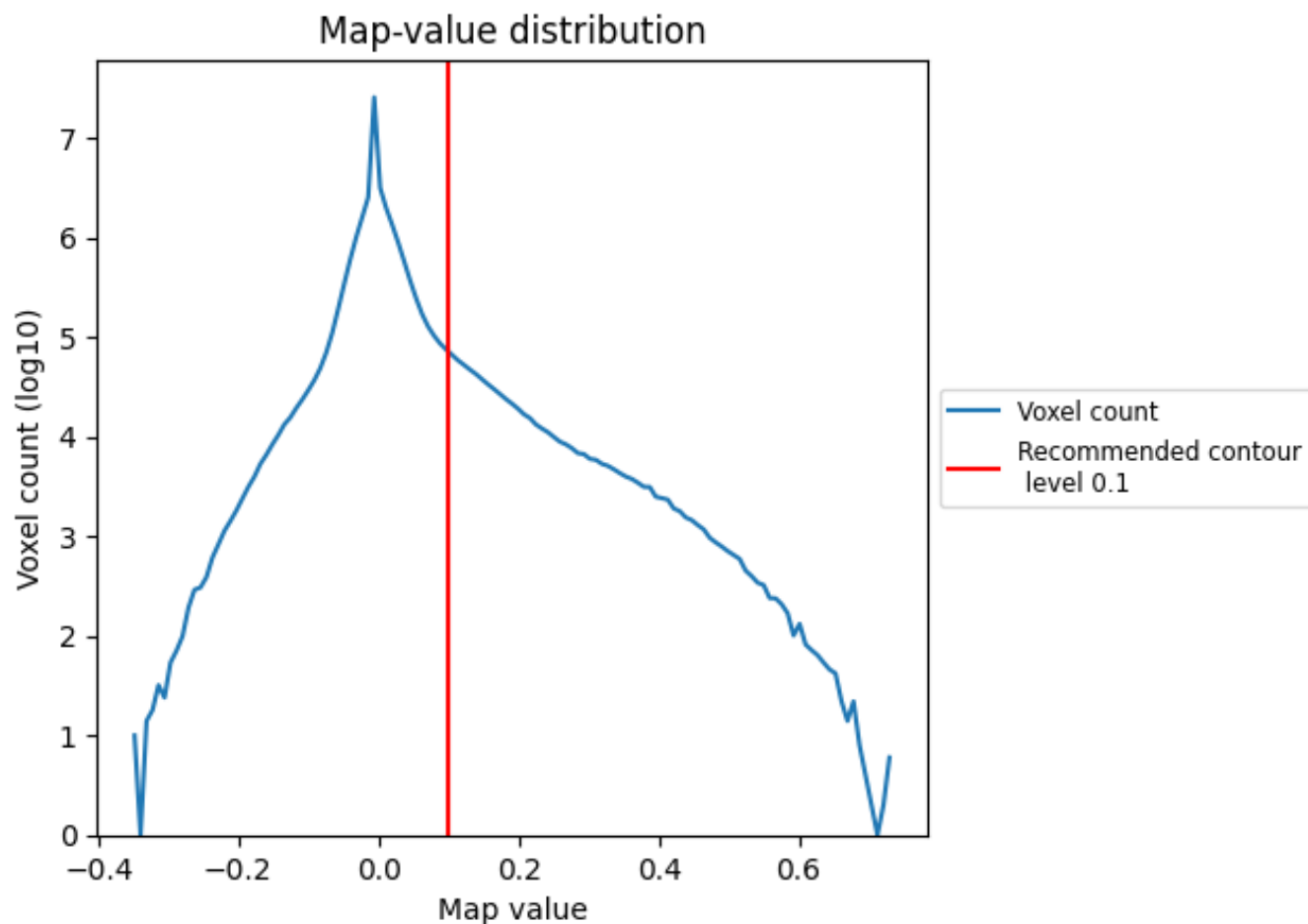
6.6 Mask visualisation [i](#)

This section was not generated. No masks/segmentation were deposited.

7 Map analysis [i](#)

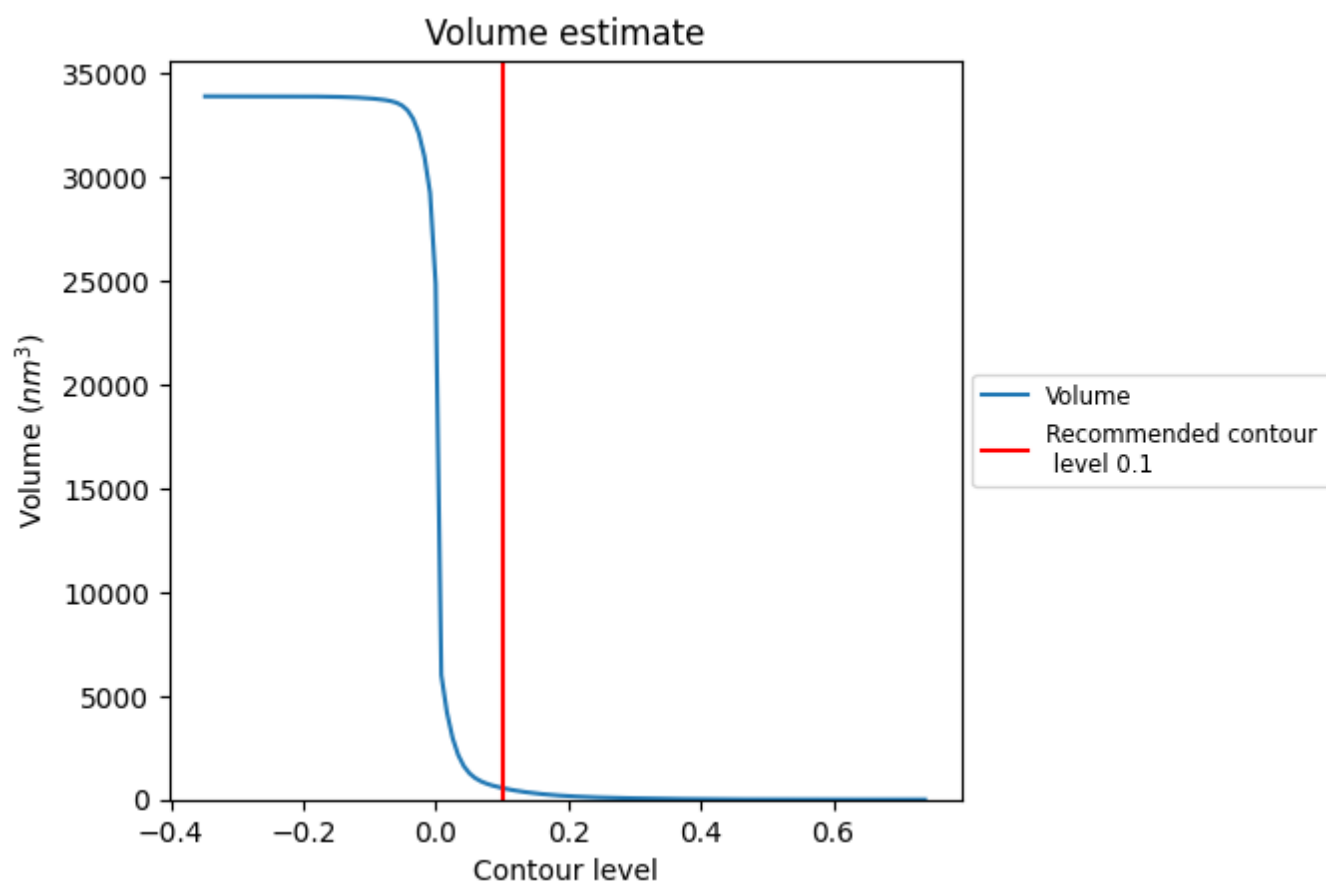
This section contains the results of statistical analysis of the map.

7.1 Map-value distribution [i](#)



The map-value distribution is plotted in 128 intervals along the x-axis. The y-axis is logarithmic. A spike in this graph at zero usually indicates that the volume has been masked.

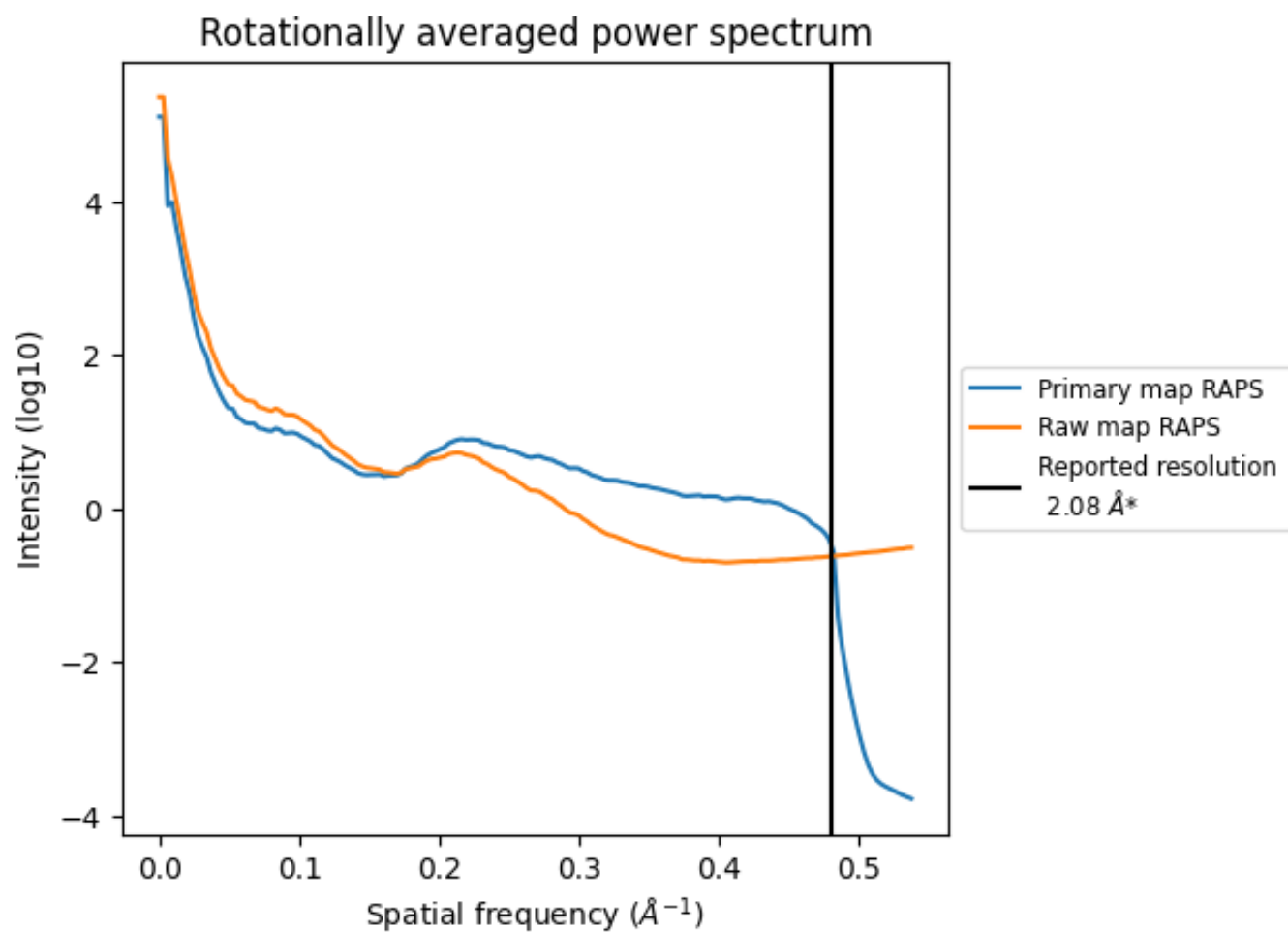
7.2 Volume estimate [i](#)



The volume at the recommended contour level is 560 nm³; this corresponds to an approximate mass of 506 kDa.

The volume estimate graph shows how the enclosed volume varies with the contour level. The recommended contour level is shown as a vertical line and the intersection between the line and the curve gives the volume of the enclosed surface at the given level.

7.3 Rotationally averaged power spectrum ⓘ

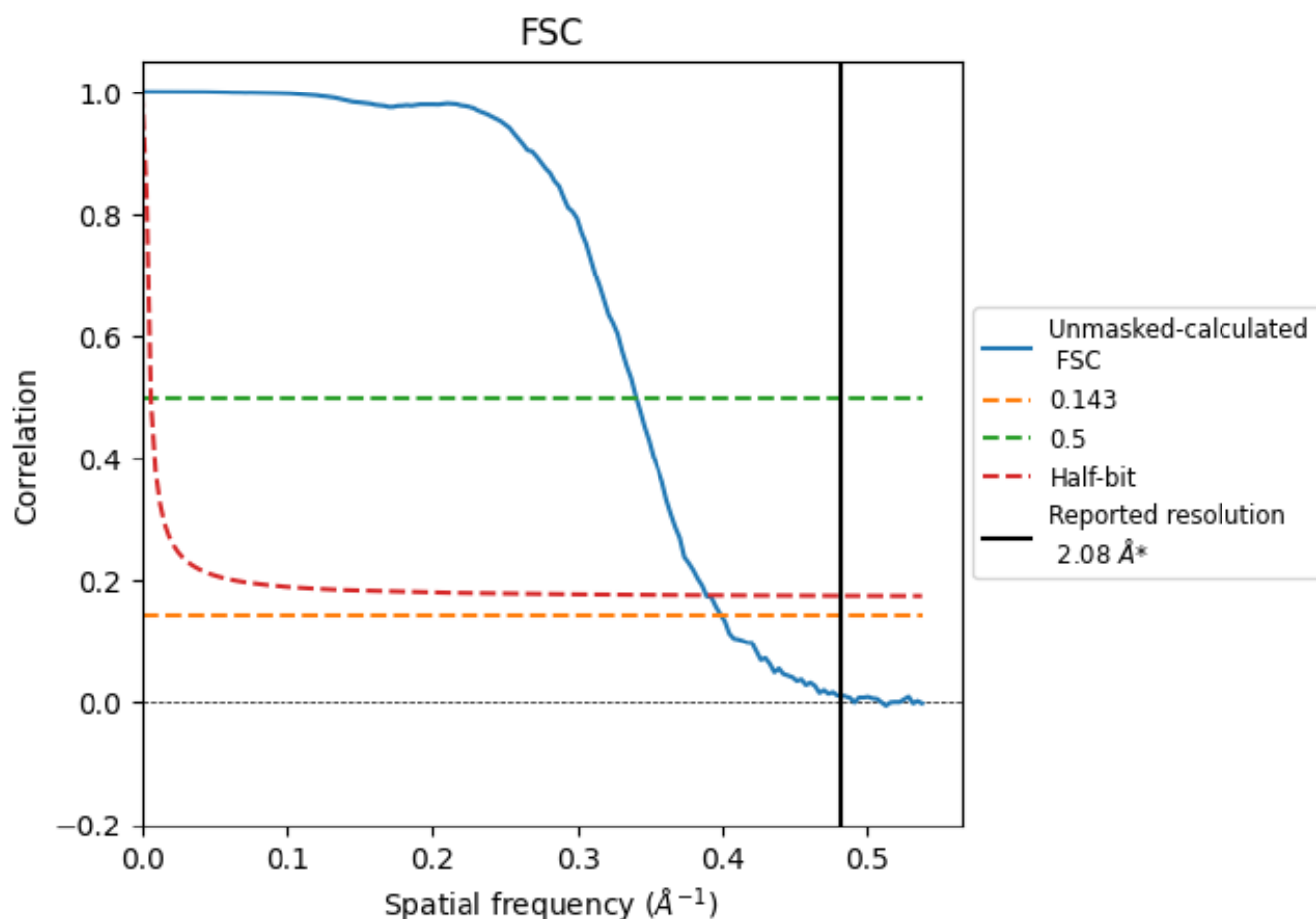


*Reported resolution corresponds to spatial frequency of 0.481 Å⁻¹

8 Fourier-Shell correlation [i](#)

Fourier-Shell Correlation (FSC) is the most commonly used method to estimate the resolution of single-particle and subtomogram-averaged maps. The shape of the curve depends on the imposed symmetry, mask and whether or not the two 3D reconstructions used were processed from a common reference. The reported resolution is shown as a black line. A curve is displayed for the half-bit criterion in addition to lines showing the 0.143 gold standard cut-off and 0.5 cut-off.

8.1 FSC [i](#)



*Reported resolution corresponds to spatial frequency of 0.481 \AA^{-1}

8.2 Resolution estimates [i](#)

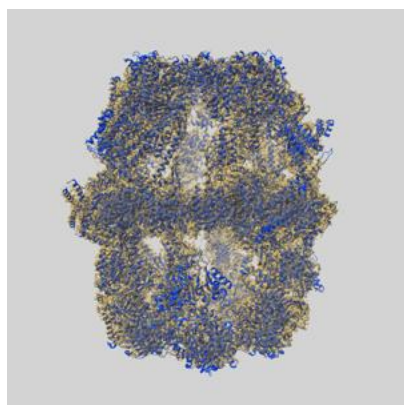
Resolution estimate (Å)	Estimation criterion (FSC cut-off)		
	0.143	0.5	Half-bit
Reported by author	2.08	-	-
Author-provided FSC curve	-	-	-
Unmasked-calculated*	2.51	2.94	2.57

*Resolution estimate based on FSC curve calculated by comparison of deposited half-maps. The value from deposited half-maps intersecting FSC 0.143 CUT-OFF 2.51 differs from the reported value 2.08 by more than 10 %

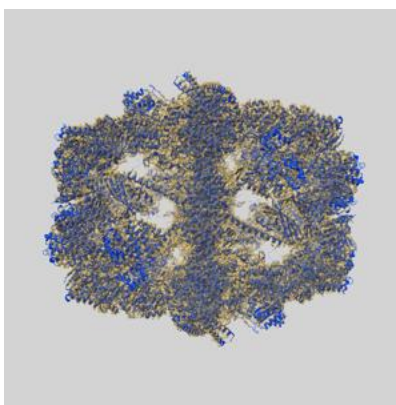
9 Map-model fit [i](#)

This section contains information regarding the fit between EMDB map EMD-71284 and PDB model 9P4V. Per-residue inclusion information can be found in section [3](#) on page [9](#).

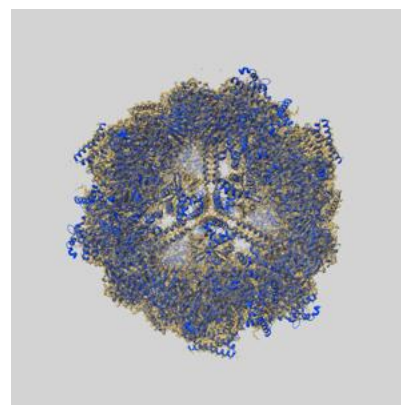
9.1 Map-model overlay [i](#)



X



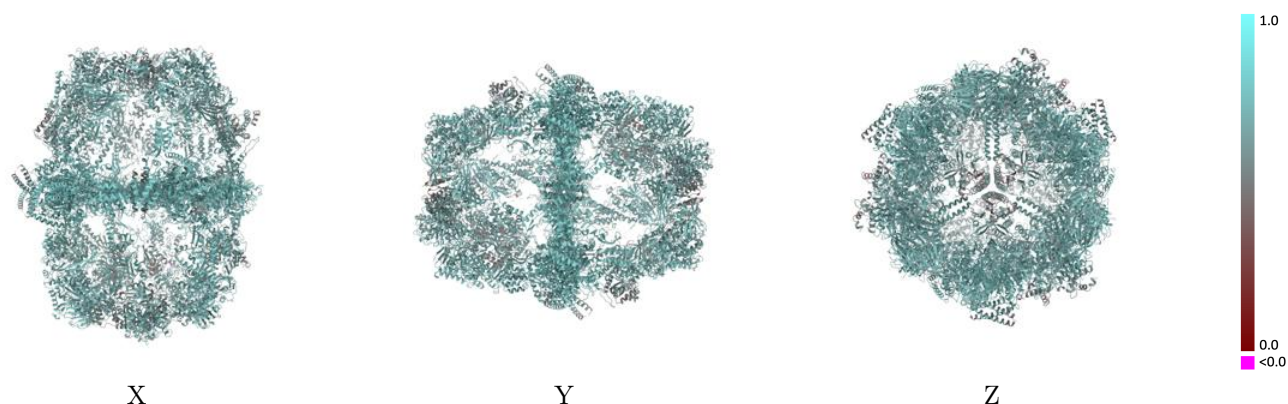
Y



Z

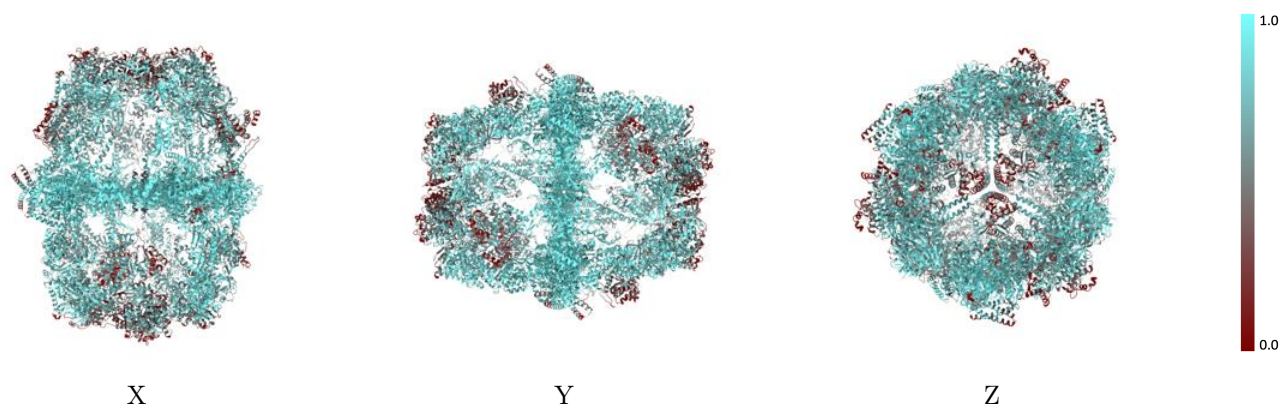
The images above show the 3D surface view of the map at the recommended contour level 0.1 at 50% transparency in yellow overlaid with a ribbon representation of the model coloured in blue. These images allow for the visual assessment of the quality of fit between the atomic model and the map.

9.2 Q-score mapped to coordinate model [i](#)



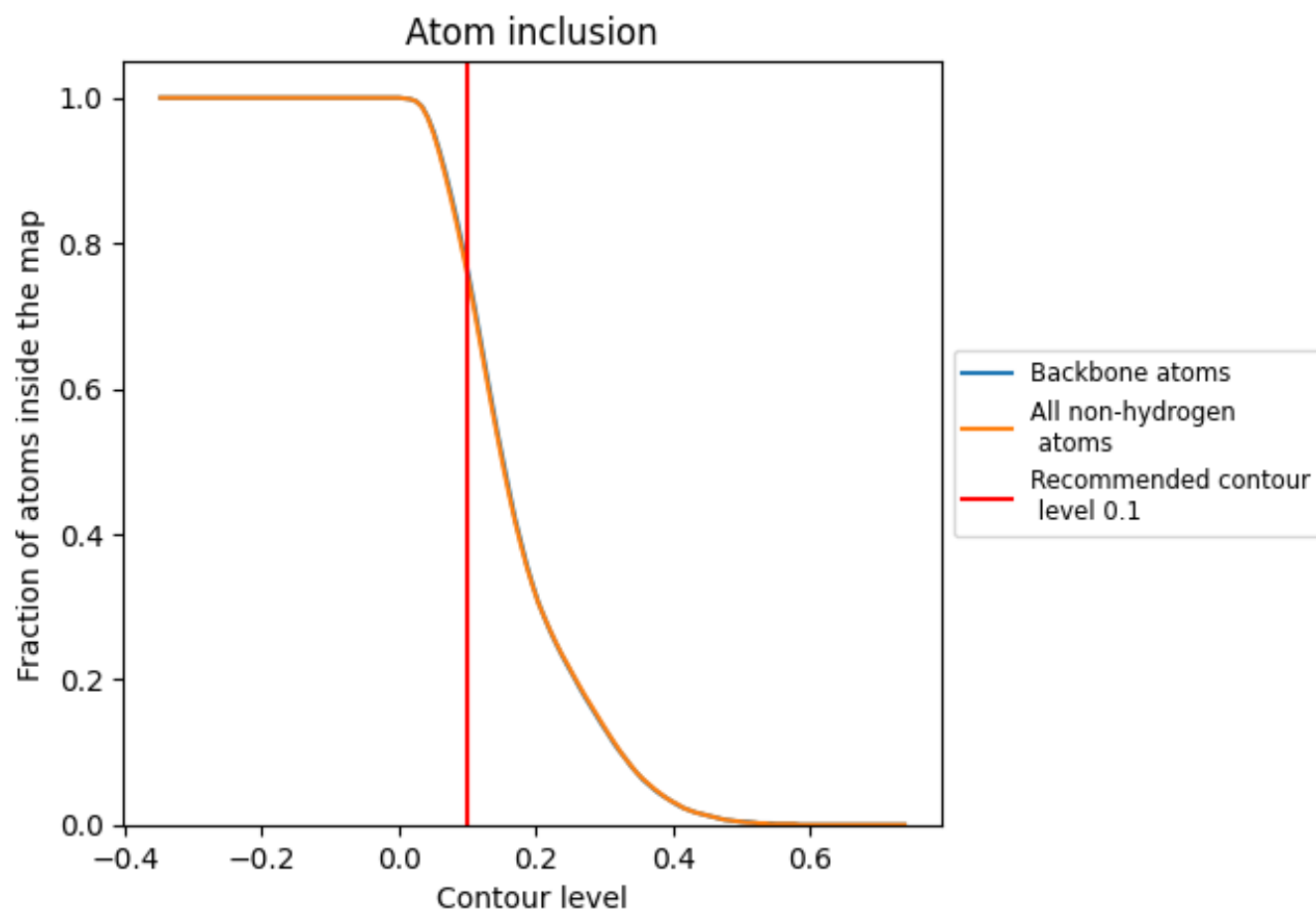
The images above show the model with each residue coloured according its Q-score. This shows their resolvability in the map with higher Q-score values reflecting better resolvability. Please note: Q-score is calculating the resolvability of atoms, and thus high values are only expected at resolutions at which atoms can be resolved. Low Q-score values may therefore be expected for many entries.

9.3 Atom inclusion mapped to coordinate model [i](#)



The images above show the model with each residue coloured according to its atom inclusion. This shows to what extent they are inside the map at the recommended contour level (0.1).

9.4 Atom inclusion [i](#)



At the recommended contour level, 76% of all backbone atoms, 76% of all non-hydrogen atoms, are inside the map.

9.5 Map-model fit summary ⓘ

The table lists the average atom inclusion at the recommended contour level (0.1) and Q-score for the entire model and for each chain.

Chain	Atom inclusion	Q-score
All	<div></div> 0.7570	<div></div> 0.6750
1	<div></div> 0.8870	<div></div> 0.7130
A	<div></div> 0.6730	<div></div> 0.6490
B	<div></div> 0.8910	<div></div> 0.7170
C	<div></div> 0.6650	<div></div> 0.6460
D	<div></div> 0.8880	<div></div> 0.7130
I	<div></div> 0.6640	<div></div> 0.6460
J	<div></div> 0.8870	<div></div> 0.7140
N	<div></div> 0.6730	<div></div> 0.6490
O	<div></div> 0.8910	<div></div> 0.7170
T	<div></div> 0.6660	<div></div> 0.6460
U	<div></div> 0.8880	<div></div> 0.7130
Z	<div></div> 0.6640	<div></div> 0.6460

1.0

0.0

<0.0