Full wwPDB EM Validation Report (i)

Dec 18, 2023 – 09:14 PM EST

PDB ID	:	1O1E
EMDB ID	:	EMD-1001
Title	:	MOLECULAR MODELS OF AVERAGED RIGOR CROSSBRIDGES FROM TOMOGRAMS OF INSECT FLIGHT MUSCLE
Authors	:	Chen, L.F.; Winkler, H.; Reedy, M.K.; Reedy, M.C.; Taylor, K.A.
Deposited on	:	2002-11-19
Resolution	:	70.00 Å(reported)
Based on initial models	:	2MYS, 1ATN

This is a Full wwPDB EM Validation Report for a publicly released PDB entry.

We welcome your comments at *validation@mail.wwpdb.org*
A user guide is available at
https://www.wwpdb.org/validation/2017/EMValidationReportHelp
with specific help available everywhere you see the (i) symbol.

The types of validation reports are described at
http://www.wwpdb.org/validation/2017/FAQs#types.

The following versions of software and data (see references (i)) were used in the production of this report:

EMDB validation analysis	:	0.0.1.dev70
Mogul	:	1.8.5 (274361), CSD as541be (2020)
MolProbity	:	4.02b-467
Percentile statistics	:	20191225.v01 (using entries in the PDB archive December 25th 2019)
MapQ	:	1.9.9
Ideal geometry (proteins)	:	Engh & Huber (2001)
Ideal geometry (DNA, RNA)	:	Parkinson et al. (1996)
Validation Pipeline (wwPDB-VP)	:	2.36

1 Overall quality at a glance (i)

The following experimental techniques were used to determine the structure:
ELECTRON MICROSCOPY

The reported resolution of this entry is 70.00 Å.

Percentile scores (ranging between 0-100) for global validation metrics of the entry are shown in the following graphic. The table shows the number of entries on which the scores are based.

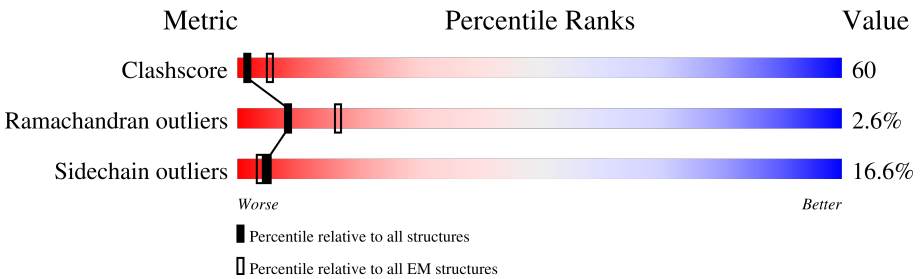

Metric	Whole archive (#Entries)	EM structures (#Entries)
Clashscore	158937	4297
Ramachandran outliers	154571	4023
Sidechain outliers	154315	3826

The table below summarises the geometric issues observed across the polymeric chains and their fit to the map. The red, orange, yellow and green segments of the bar indicate the fraction of residues that contain outliers for >=3, 2, 1 and 0 types of geometric quality criteria respectively. A grey segment represents the fraction of residues that are not modelled. The numeric value for each fraction is indicated below the corresponding segment, with a dot representing fractions <=5% The upper red bar (where present) indicates the fraction of residues that have poor fit to the EM map (all-atom inclusion < 40%). The numeric value is given above the bar.

Mol	Chain	Length	Quality of chain
1	A	840	100%; 25%, 50%, 21%, •
1	D	840	100%; 26%, 51%, 19%, •
1	G	840	100%; 25%, 50%, 21%, •
1	J	840	100%; 25%, 50%, 21%, •
1	M	840	100%; 25%, 51%, 20%, •
1	P	840	100%; 25%, 50%, 20%, 5%
2	B	145	100%; 67%, 24%, 6%, •
2	E	145	100%; 63%, 28%, 6%, •

Continued on next page...

Continued from previous page...

Mol	Chain	Length	Quality of chain
2	H	145	100% 63% 28% 6%
2	K	145	100% 63% 27% 6%
2	N	145	100% 66% 26% 6%
2	Q	145	100% 65% 26% 6%
3	C	147	100% 60% 38%
3	F	147	100% 61% 37%
3	I	147	99% 61% 37%
3	L	147	100% 60% 38%
3	O	147	100% 59% 38%
3	R	147	100% 59% 38%
4	1	375	93% 57% 31% 9%
4	2	375	99% 60% 31% 6%
4	3	375	99% 62% 29% 6%
4	4	375	99% 62% 30% 6%
4	5	375	99% 63% 28% 6%
4	6	375	99% 64% 28% 6%
4	7	375	99% 64% 27% 7%
4	8	375	99% 59% 31% 8%
4	9	375	99% 57% 33% 8%
4	V	375	99% 55% 34% 9%
4	W	375	94% 55% 34% 9%
4	X	375	99% 61% 30% 7%
4	Y	375	98% 61% 30% 7%
4	Z	375	99% 58% 31% 8%

The following table lists non-polymeric compounds, carbohydrate monomers and non-standard residues in protein, DNA, RNA chains that are outliers for geometric or electron-density-fit crite-

ria:

Mol	Type	Chain	Res	Chirality	Geometry	Clashes	Electron density
1	MLY	A	505	-	-	X	-
1	MLY	A	553	-	-	X	-
1	MLY	A	764	-	-	X	-
1	MLY	A	768	-	-	X	-
1	MLY	A	782	-	-	X	-
1	MLY	A	837	-	-	X	-
1	MLY	D	553	-	-	X	-
1	MLY	D	764	-	-	X	-
1	MLY	D	782	-	-	X	-
1	MLY	G	505	-	-	X	-
1	MLY	G	553	-	-	X	-
1	MLY	G	84	-	-	X	-
1	MLY	J	505	-	-	X	-
1	MLY	J	553	-	-	X	-
1	MLY	J	839	-	-	X	-
1	MLY	J	84	-	-	X	-
1	MLY	M	839	-	-	X	-
1	MLY	M	84	-	-	X	-
1	MLY	P	782	-	-	X	-
1	MLY	P	839	-	-	X	-
1	MLY	P	84	-	-	X	-

2 Entry composition (i)

There are 4 unique types of molecules in this entry. The entry contains 94966 atoms, of which 0 are hydrogens and 0 are deuteriums.

In the tables below, the AltConf column contains the number of residues with at least one atom in alternate conformation and the Trace column contains the number of residues modelled with at most 2 atoms.

- Molecule 1 is a protein called SKELETAL MUSCLE MYOSIN II.

Mol	Chain	Residues	Atoms					AltConf	Trace
			Total	C	N	O	S		
1	A	840	6797	4382	1135	1243	37	0	0
1	D	840	6797	4382	1135	1243	37	0	0
1	G	840	6797	4382	1135	1243	37	0	0
1	J	840	6797	4382	1135	1243	37	0	0
1	M	840	6797	4382	1135	1243	37	0	0
1	P	840	6797	4382	1135	1243	37	0	0

- Molecule 2 is a protein called SKELETAL MUSCLE MYOSIN II REGULATORY LIGHT CHAIN.

Mol	Chain	Residues	Atoms					AltConf	Trace
			Total	C	N	O	S		
2	B	145	1127	717	177	227	6	0	0
2	E	145	1127	717	177	227	6	0	0
2	H	145	1127	717	177	227	6	0	0
2	K	145	1127	717	177	227	6	0	0
2	N	145	1127	717	177	227	6	0	0
2	Q	145	1127	717	177	227	6	0	0

- Molecule 3 is a protein called SKELETAL MUSCLE MYOSIN II ESSENTIAL LIGHT CHAIN.

Mol	Chain	Residues	Atoms					AltConf	Trace
			Total	C	N	O	S		
3	C	147	1123	698	188	230	7	0	0
3	F	147	1123	698	188	230	7	0	0
3	I	147	1123	698	188	230	7	0	0
3	L	147	1123	698	188	230	7	0	0
3	O	147	1123	698	188	230	7	0	0
3	R	147	1123	698	188	230	7	0	0

- Molecule 4 is a protein called SKELETAL MUSCLE ACTIN.

Mol	Chain	Residues	Atoms					AltConf	Trace
			Total	C	N	O	S		
4	1	372	2906	1836	489	561	20	0	0
4	2	372	2906	1836	489	561	20	0	0
4	3	372	2906	1836	489	561	20	0	0
4	4	372	2906	1836	489	561	20	0	0
4	5	372	2906	1836	489	561	20	0	0
4	6	372	2906	1836	489	561	20	0	0
4	7	372	2906	1836	489	561	20	0	0
4	8	372	2906	1836	489	561	20	0	0
4	9	372	2906	1836	489	561	20	0	0
4	V	372	2906	1836	489	561	20	0	0
4	W	372	2906	1836	489	561	20	0	0
4	X	372	2906	1836	489	561	20	0	0
4	Y	372	2906	1836	489	561	20	0	0
4	Z	372	2906	1836	489	561	20	0	0

3 Residue-property plots (i)

These plots are drawn for all protein, RNA, DNA and oligosaccharide chains in the entry. The first graphic for a chain summarises the proportions of the various outlier classes displayed in the second graphic. The second graphic shows the sequence view annotated by issues in geometry and atom inclusion in map density. Residues are color-coded according to the number of geometric quality criteria for which they contain at least one outlier: green = 0, yellow = 1, orange = 2 and red = 3 or more. A red diamond above a residue indicates a poor fit to the EM map for this residue (all-atom inclusion < 40%). Stretches of 2 or more consecutive residues without any outlier are shown as a green connector. Residues present in the sample, but not in the model, are shown in grey.

- Molecule 1: SKELETAL MUSCLE MYOSIN II

Chain A: 100%

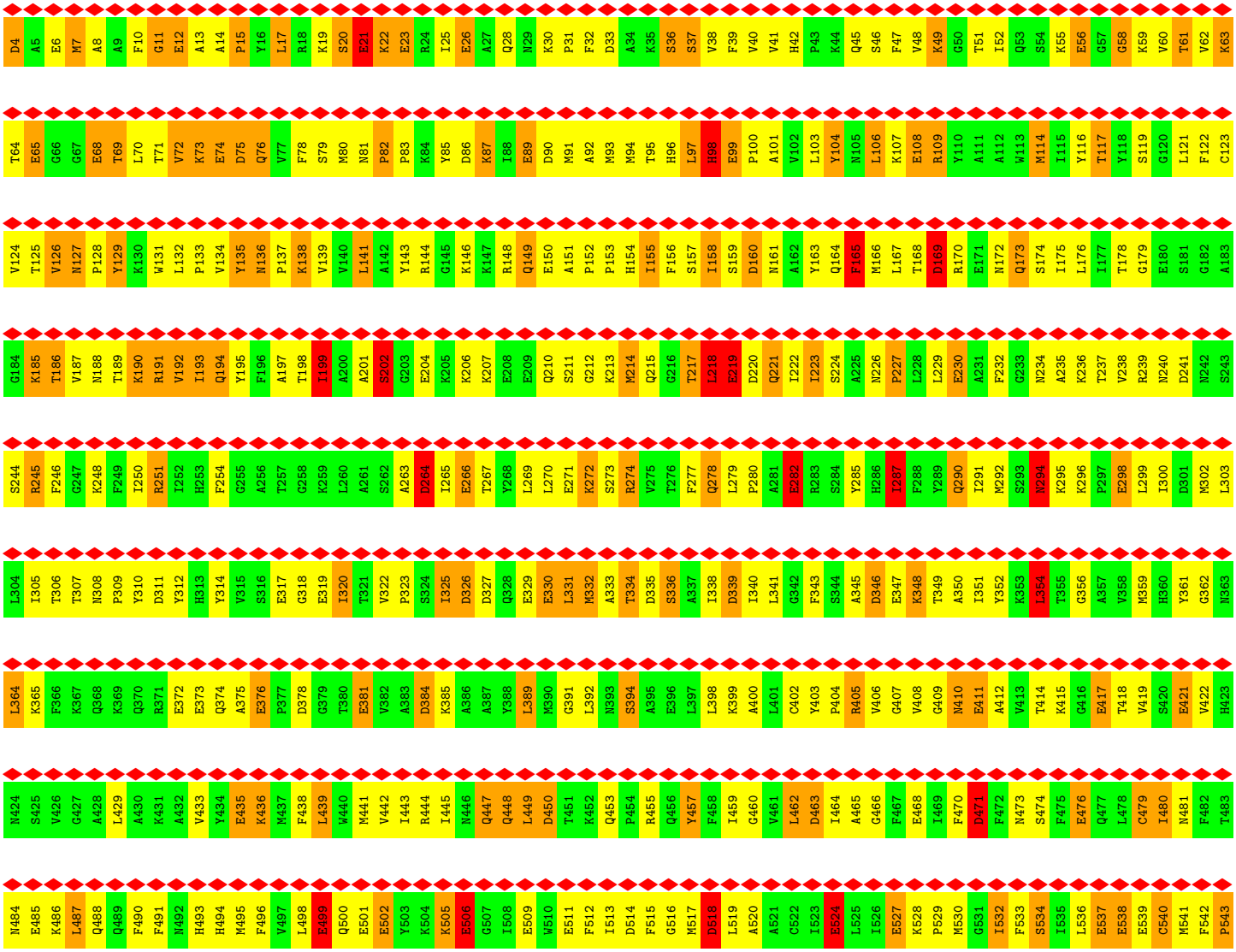

K544 A545 T546 D547 T548 S549 F550 K551 N552 K553 L554 Y555 D556 E557 H558 L559 G560 K561 S562 N563 N564 F565 Q566 K567 P568 K569 P570 A571 K572 G573 K574 A575 E576 A577 H578 F579 S580 L581 V582 H583 Y584 A585 G586 T587 V588 D589 Y590 N591 I592 S593 G594 W595 L596 E597 K598 N599 K600 D601 P602 L603

N604 E605 T606 V607 I608 G609 L610 Y611 Q612 K613 S614 S615 V616 K617 T618 L619 A620 L621 L622 F623 A624 T625 Y626 G627 G628 E629 A630 E631 G632 G633 G634 G635 K636 K637 G638 G639 K640 K641 K642 G643 S644 S645 F646 Q647 T648 V649 S650 A651 L652 F653 R654 E655 N656 L657 N658 K659 L660 M661 A662 N663

L664 R665 S666 T667 H668 P669 H670 F671 V672 R673 C674 I675 I676 P677 N678 E679 T680 K681 T682 P683 G684 A685 M686 E687 H688 E689 L690 V691 L692 H693 Q694 L695 R696 C697 N698 G699 V700 L701 E702 G703 I704 R705 I706 C707 R708 K709 G710 F711 P712 S713 R714 V715 L716 Y717 A718 D719 F720 K721 Q722 R723

Y724 R725 V726 L727 N728 A729 S730 A731 I732 P733 E734 G735 Q736 F737 M738 D739 S740 K741 K742 A743 S744 E745 K746 L747 L748 G749 G750 G751 D752 V753 D754 H755 T756 Q757 Y758 A759 F760 G761 H762 T763 K764 V765 F766 F767 K768 A769 G770 L771 L772 G773 L774 L775 E776 E777 M778 R779 D780 D781 K782 L783

A784 E785 I786 I787 T788 A789 T790 Q791 A792 R793 C794 R795 G796 F797 L798 M799 R800 V801 E802 Y803 R804 A805 M806 V807 E808 R809 R810 E811 S812 I813 F814 C815 I816 Q817 Y818 N819 V820 R821 S822 F823 M824 N825 V826 K827 H828 W829 P830 W831 M832 K833 L834 F835 F836 K837 I838 K839 P840 L841 L842 K843

- Molecule 1: SKELETAL MUSCLE MYOSIN II

Chain D:

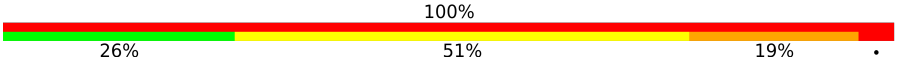

D4 A5 E6 M7 A8 A9 F10 G11 E12 A13 A14 P15 Y16 L17 R18 K19 S20 E21 K22 E23 R24 I25 E26 A27 Q28 N29 K30 P31 F32 D33 A34 K35 S36 S37 V38 F39 V40 V41 H42 P43 K44 Q45 S46 F47 V48 K49 G50 T51 I52 Q53 S54 K55 E56 G57 G58 K59 V60 T61 V62 K63

T64 E65 G66 G67 E68 T69 L70 T71 V72 K73 E74 D75 Q76 V77 F78 S79 M80 N81 P82 P83 K84 Y85 D86 K87 I88 E89 D90 N91 A92 M93 N94 T95 H96 L97 H98 E99 P100 A101 V102 L103 Y104 N105 L106 K107 E108 R109 Y110 A111 A112 W113 M114 I115 Y116 T117 Y118 S119 G120 L121 F122 C123

V124 T125 V126 N127 P128 Y129 K130 W131 L132 P133 V134 Y135 N136 P137 K138 V139 V140 L141 A142 Y143 R144 G145 K146 K147 R148 Q149 E150 A151 P152 P153 H154 I155 F156 S157 I158 S159 D160 N161 A162 Y163 Q164 F165 M166 L167 T168 D169 R170 E171 N172 Q173 S174 I175 L176 I177 T178 G179 E180 S181 G182 A183

G184 K185 T186 V187 N188 T189 K190 R191 V192 I193 Q194 Y195 F196 A197 T198 I199 A200 A201 S202 G203 E204 K205 K206 K207 E208 E209 Q210 S211 G212 K213 M214 Q215 G216 T217 L218 E219 D220 Q221 I222 I223 S224 A225 N226 P227 L228 L229 E230 A231 F232 G233 N234 A235 K236 T237 V238 R239 N240 D241 N242 S243

S244 R245 F246 G247 K248 F249 I250 R251 I252 H253 F254 G255 A256 T257 G258 K259 L260 A261 S262 A263 D264 I265 E266 T267 Y268 L269 L270 E271 K272 S273 R274 V275 T276 F277 Q278 L279 P280 A281 E282 R283 S284 Y285 H286 I287 F288 Y289 Q290 I291 M292 S293 N294 K295 K296 P297 E298 L299 I300 D301 M302 L303

L304 I305 T306 T307 N308 P309 Y310 D311 Y312 H313 Y314 V315 S316 E317 G318 E319 I320 T321 V322 P323 S324 I325 D326 D327 Q328 E329 E330 L331 M332 A333 T334 D335 S336 A337 I338 D339 I340 L341 G342 F343 S344 A345 D346 E347 K348 T349 A350 I351 Y352 K353 L354 T355 G356 A357 V358 M359 H360 Y361 G362 N363

L364 K365 F366 K367 Q368 K369 Q370 R371 E372 E373 Q374 A375 E376 P377 D378 G379 T380 E381 V382 A383 D384 K385 A386 A387 Y388 L389 M390 G391 L392 N393 S394 A395 E396 L397 L398 K399 A400 L401 C402 Y403 P404 R405 Y406 G407 V408 G409 N410 E411 A412 V413 T414 K415 G416 E417 T418 V419 S420 E421 V422 H423

N424 S425 V426 G427 A428 L429 A430 K431 A432 V433 Y434 E435 K436 M437 F438 L439 W440 M441 V442 I443 R444 I445 N446 Q447 Q448 L449 D450 T451 K452 Q453 P454 R455 Q456 Y457 F458 I459 G460 V461 L462 D463 I464 A465 G466 F467 E468 I469 F470 D471 F472 N473 S474 F475 E476 Q477 L478 C479 I480 N481 F482 T483

N484 E485 K486 L487 Q488 Q489 F490 F491 N492 H493 H494 M495 F496 V497 L498 E499 Q500 E501 E502 Y503 K504 K505 E506 G507 I508 E509 W510 E511 F512 I513 D514 F515 G516 M517 D518 L519 A520 A521 C522 I523 E524 L525 I526 E527 K528 P529 M530 G531 I532 F533 S534 I535 L536 E537 E538 E539 C540 M541 F542 P543

K544 A545 T546 D547 T548 S549 F550 K551 N552 K553 L554 Y555 D556 E557 H558 L559 G560 K561 S562 N563 N564 F565 Q566 K567 P568 K569 P570 A571 K572 G573 K574 A575 E576 A577 H578 F579 S580 L581 V582 H583 Y584 A585 G586 T587 V588 D589 Y590 N591 I592 S593 G594 W595 L596 E597 K598 N599 K600 D601 P602 L603

N604 E605 T606 V607 I608 G609 L610 Y611 Q612 K613 S614 S615 V616 K617 T618 L619 A620 L621 L622 F623 A624 T625 Y626 G627 G628 E629 A630 E631 G632 G633 G634 G635 K636 K637 G638 G639 K640 K641 K642 G643 S644 S645 F646 Q647 T648 V649 S650 A651 L652 F653 R654 E655 N656 L657 N658 K659 L660 M661 A662 N663

L664 R665 S666 T667 H668 P669 H670 F671 V672 R673 C674 I675 I676 P677 N678 E679 T680 K681 T682 P683 G684 A685 M686 E687 H688 E689 L690 V691 L692 H693 Q694 L695 R696 C697 N698 G699 V700 L701 E702 G703 I704 R705 I706 C707 R708 K709 G710 F711 P712 S713 R714 V715 L716 Y717 A718 D719 F720 K721 Q722 R723

Y724 R725 V726 L727 N728 A729 S730 A731 I732 P733 E734 G735 Q736 F737 M738 D739 S740 K741 K742 A743 S744 E745 K746 L747 L748 G749 G750 G751 D752 V753 D754 H755 T756 Q757 Y758 A759 F760 G761 H762 T763 K764 V765 F766 F767 K768 A769 G770 L771 L772 G773 L774 L775 E776 E777 M778 R779 D780 D781 K782 L783

A784 E785 I786 I787 T788 A789 T790 Q791 A792 R793 C794 R795 G796 F797 L798 M799 R800 V801 E802 Y803 R804 A805 M806 V807 E808 R809 R810 E811 S812 I813 F814 C815 I816 Q817 Y818 N819 V820 R821 S822 F823 M824 N825 V826 K827 H828 W829 P830 W831 M832 K833 L834 F835 F836 K837 I838 K839 P840 L841 L842 K843

- Molecule 1: SKELETAL MUSCLE MYOSIN II

Chain G: 100% 25% 50% 21%

D4 A5 E6 M7 A8 A9 F10 G11 E12 A13 A14 P15 Y16 L17 R18 K19 S20 E21 K22 E23 R24 I25 E26 A27 Q28 N29 K30 P31 F32 D33 A34 K35 S36 S37 V38 F39 V40 V41 H42 P43 K44 Q45 S46 F47 V48 K49 G50 T51 I52 Q53 S54 K55 E56 G57 G58 K59 V60 T61 V62 K63

T64 E65 G66 G67 E68 T69 L70 T71 V72 K73 E74 D75 Q76 V77 F78 S79 M80 N81 P82 P83 K84 Y85 D86 K87 I88 E89 D90 M91 A92 M93 M94 T95 H96 L97 H98 E99 P100 A101 V102 L103 Y104 N105 L106 K107 E108 R109 Y110 A111 A112 W113 M114 T115 Y116 T117 Y118 S119 G120 L121 F122 C123

V124 T125 V126 N127 P128 Y129 K130 W131 L132 P133 V134 Y135 N136 P137 K138 V139 V140 L141 A142 Y143 R144 G145 K146 K147 R148 Q149 E150 A151 P152 P153 H154 I155 F156 S157 I158 S159 D160 N161 A162 Y163 Q164 F165 M166 L167 T168 D169 R170 E171 N172 Q173 S174 I175 L176 I177 T178 G179 E180 S181 G182 A183

G184 K185 T186 V187 N188 T189 K190 R191 V192 I193 Q194 Y195 F196 A197 T198 I199 A200 A201 S202 G203 E204 K205 K206 K207 E208 E209 Q210 S211 G212 K213 M214 Q215 G216 T217 L218 E219 D220 Q221 I222 I223 S224 A225 N226 P227 L228 L229 E230 A231 F232 G233 N234 A235 K236 T237 V238 R239 N240 D241 N242 S243

S244 R245 F246 G247 K248 F249 I250 R251 I252 H253 F254 G255 A256 T257 G258 K259 L260 A261 S262 A263 D264 I265 E266 T267 Y268 L269 L270 E271 K272 S273 R274 V275 T276 F277 Q278 L279 P280 A281 E282 R283 S284 Y285 H286 I287 F288 Y289 Q290 I291 M292 S293 N294 K295 K296 P297 E298 L299 I300 D301 M302 L303

L304 I305 T306 T307 N308 P309 Y310 D311 Y312 H313 Y314 V315 S316 E317 G318 E319 I320 T321 V322 P323 S324 I325 D326 D327 Q328 E329 E330 L331 M332 A333 T334 D335 S336 A337 I338 D339 I340 L341 G342 F343 S344 A345 D346 E347 K348 T349 A350 I351 Y352 K353 L354 T355 G356 A357 V358 M359 H360 Y361 G362 N363

L364 K365 F366 K367 Q368 K369 Q370 R371 E372 E373 Q374 A375 E376 P377 D378 G379 T380 E381 V382 A383 D384 K385 A386 A387 Y388 L389 M390 G391 L392 N393 S394 A395 E396 L397 L398 K399 A400 L401 C402 Y403 P404 R405 V406 G407 V408 G409 N410 E411 A412 V413 T414 K415 G416 E417 T418 V419 S420 E421 V422 H423

N424 S425 V426 G427 A428 L429 A430 K431 A432 V433 Y434 E435 K436 M437 F438 L439 W440 M441 V442 I443 R444 I445 N446 Q447 Q448 L449 D450 T451 K452 Q453 P454 R455 Q456 Y457 F458 I459 G460 V461 L462 D463 I464 A465 G466 F467 E468 I469 F470 D471 F472 N473 S474 F475 E476 Q477 L478 C479 I480 N481 F482 T483

N484 E485 K486 L487 Q488 Q489 F490 F491 N492 H493 H494 M495 F496 V497 L498 E499 Q500 E501 E502 Y503 K504 K505 E506 G507 I508 E509 W510 E511 F512 I513 D514 F515 G516 M517 D518 L519 A520 A521 C522 I523 E524 L525 I526 E527 K528 P529 M530 G531 I532 F533 S534 T535 L536 E537 E538 E539 C540 M541 F542 P543

K544 A545 T546 D547 T548 S549 F550 K551 N552 K553 L554 Y555 D556 E557 H558 L559 G560 K561 S562 N563 N564 F565 Q566 K567 P568 K569 P570 A571 K572 G573 K574 A575 E576 A577 H578 F579 S580 L581 V582 H583 Y584 A585 G586 T587 V588 D589 Y590 N591 I592 S593 G594 W595 L596 E597 K598 N599 K600 D601 P602 L603

N604 E605 T606 V607 I608 G609 L610 Y611 Q612 K613 S614 S615 V616 K617 T618 L619 A620 L621 L622 F623 A624 T625 Y626 G627 G628 E629 A630 E631 G632 G633 G634 G635 K636 K637 G638 G639 K640 K641 K642 G643 S644 S645 F646 Q647 T648 V649 S650 A651 L652 F653 R654 E655 N656 L657 M658 K659 L660 M661 A662 N663

L664 R665 S666 T667 H668 P669 H670 F671 V672 R673 C674 I675 I676 P677 N678 E679 T680 K681 T682 P683 G684 A685 M686 E687 H688 E689 L690 V691 L692 H693 Q694 L695 R696 C697 N698 G699 V700 L701 E702 G703 I704 R705 I706 C707 R708 K709 G710 F711 P712 S713 R714 V715 L716 Y717 A718 D719 F720 K721 Q722 R723

Y724 R725 V726 L727 N728 A729 S730 A731 I732 P733 E734 G735 Q736 F737 M738 D739 S740 K741 K742 A743 S744 E745 K746 L747 L748 G749 G750 G751 D752 V753 D754 H755 T756 Q757 Y758 A759 F760 G761 H762 T763 K764 V765 F766 F767 K768 A769 G770 L771 L772 G773 L774 L775 E776 E777 M778 R779 D780 D781 K782 L783

A784 E785 I786 I787 T788 A789 T790 Q791 A792 R793 C794 R795 G796 F797 L798 M799 R800 V801 E802 Y803 R804 A805 M806 V807 E808 R809 R810 E811 S812 I813 F814 C815 I816 Q817 Y818 N819 V820 R821 S822 F823 M824 N825 V826 K827 H828 W829 P830 W831 M832 K833 L834 F835 F836 K837 I838 K839 P840 L841 I842 K843

- Molecule 1: SKELETAL MUSCLE MYOSIN II

Chain J:

D4 A5 E6 M7 A8 A9 F10 G11 E12 A13 A14 P15 Y16 L17 R18 K19 S20 E21 K22 E23 R24 I25 E26 A27 Q28 N29 K30 P31 F32 D33 A34 K35 S36 S37 V38 F39 V40 V41 H42 P43 K44 Q45 S46 F47 V48 K49 G50 T51 I52 Q53 S54 K55 E56 G57 G58 K59 V60 T61 V62 K63

T64 E65 G66 G67 E68 T69 L70 T71 V72 K73 E74 D75 Q76 V77 F78 S79 M80 N81 P82 P83 K84 Y85 D86 K87 I88 E89 D90 M91 A92 M93 M94 T95 H96 L97 H98 E99 P100 A101 V102 L103 Y104 N105 L106 K107 E108 R109 Y110 A111 A112 W113 M114 I115 Y116 T117 Y118 S119 G120 L121 F122 C123

V124 T125 V126 N127 P128 Y129 K130 W131 L132 P133 V134 Y135 N136 P137 K138 V139 V140 L141 A142 Y143 R144 G145 K146 K147 R148 Q149 E150 A151 P152 P153 H154 I155 F156 S157 I158 S159 D160 N161 A162 Y163 Q164 F165 M166 L167 T168 D169 R170 E171 N172 Q173 S174 I175 L176 I177 T178 G179 E180 S181 G182 A183

G184 K185 T186 V187 N188 T189 K190 R191 V192 I193 Q194 Y195 F196 A197 T198 I199 A200 A201 S202 G203 E204 K205 K206 K207 E208 E209 Q210 S211 G212 K213 M214 Q215 G216 T217 L218 E219 D220 Q221 I222 I223 S224 A225 N226 P227 L228 L229 E230 A231 F232 G233 N234 A235 K236 T237 V238 R239 N240 D241 N242 S243

S244 R245 F246 G247 K248 F249 I250 R251 I252 H253 F254 G255 A256 T257 G258 K259 L260 A261 S262 A263 D264 I265 E266 T267 Y268 L269 L270 E271 K272 S273 R274 V275 T276 F277 Q278 L279 P280 A281 E282 R283 S284 Y285 H286 I287 F288 Y289 Q290 I291 M292 S293 N294 K295 K296 P297 E298 L299 I300 D301 M302 L303

L304 I305 T306 T307 N308 P309 Y310 D311 Y312 H313 Y314 V315 S316 E317 G318 E319 I320 T321 V322 P323 S324 I325 D326 D327 Q328 E329 E330 L331 M332 A333 T334 D335 S336 A337 I338 D339 I340 L341 G342 F343 S344 A345 D346 E347 K348 T349 A350 I351 Y352 K353 L354 T355 G356 A357 V358 M359 H360 Y361 G362 N363

L364 K365 F366 K367 Q368 K369 Q370 R371 E372 E373 Q374 A375 E376 P377 D378 G379 T380 E381 V382 A383 D384 K385 A386 A387 Y388 L389 M390 G391 L392 N393 S394 A395 E396 L397 L398 K399 A400 L401 C402 Y403 P404 R405 V406 G407 V408 G409 N410 E411 A412 V413 T414 K415 G416 E417 T418 V419 S420 E421 V422 H423

N424 S425 V426 G427 A428 L429 A430 K431 A432 V433 Y434 E435 K436 M437 F438 L439 W440 M441 V442 I443 R444 I445 N446 Q447 Q448 L449 D450 T451 K452 Q453 P454 R455 Q456 Y457 F458 I459 G460 V461 L462 D463 I464 A465 G466 F467 E468 I469 F470 D471 F472 N473 S474 F475 E476 Q477 L478 C479 I480 N481 F482 T483

N484 E485 K486 L487 Q488 Q489 F490 F491 N492 H493 H494 M495 F496 V497 L498 E499 Q500 E501 E502 Y503 K504 K505 E506 G507 I508 E509 W510 E511 F512 I513 D514 F515 G516 M517 D518 L519 A520 A521 C522 I523 E524 L525 I526 E527 K528 P529 M530 G531 I532 F533 S534 I535 L536 E537 E538 E539 C540 M541 F542 P543

K544 A545 T546 D547 T548 S549 F550 K551 N552 K553 L554 Y555 D556 E557 H558 L559 G560 K561 S562 N563 N564 F565 Q566 K567 P568 K569 P570 A571 K572 G573 K574 A575 E576 A577 H578 F579 S580 L581 V582 H583 Y584 A585 G586 T587 V588 D589 Y590 N591 I592 S593 G594 W595 L596 E597 K598 N599 K600 D601 P602 L603

N604 E605 T606 V607 I608 G609 L610 Y611 Q612 K613 S614 S615 V616 K617 T618 L619 A620 L621 L622 F623 A624 T625 Y626 G627 G628 E629 A630 E631 G632 G633 G634 G635 K636 K637 G638 G639 K640 K641 K642 G643 S644 S645 F646 Q647 T648 V649 S650 A651 L652 F653 R654 E655 N656 L657 N658 K659 L660 M661 A662 N663

L664 R665 S666 T667 H668 P669 H670 F671 V672 R673 C674 I675 I676 P677 N678 E679 T680 K681 T682 P683 G684 A685 M686 E687 H688 E689 L690 V691 L692 H693 Q694 L695 R696 C697 N698 G699 V700 L701 E702 G703 I704 R705 I706 C707 R708 K709 G710 F711 P712 S713 R714 V715 L716 Y717 A718 D719 F720 K721 Q722 R723

Y724 R725 V726 L727 N728 A729 S730 A731 I732 P733 E734 G735 Q736 F737 M738 D739 S740 K741 K742 A743 S744 E745 K746 L747 L748 G749 G750 G751 D752 V753 D754 H755 T756 Q757 Y758 A759 F760 G761 H762 T763 K764 V765 F766 F767 K768 A769 G770 L771 L772 G773 L774 L775 E776 E777 M778 R779 D780 D781 K782 L783

A784 E785 I786 I787 T788 A789 T790 Q791 A792 R793 C794 R795 G796 F797 L798 M799 R800 V801 E802 Y803 R804 A805 M806 V807 E808 R809 R810 E811 S812 I813 F814 C815 I816 Q817 Y818 N819 V820 R821 S822 F823 M824 N825 V826 K827 H828 W829 P830 W831 M832 K833 L834 F835 F836 K837 I838 K839 P840 L841 L842 K843

- Molecule 1: SKELETAL MUSCLE MYOSIN II

Chain M: 100% 25% 51% 20%

D4 A5 E6 M7 A8 A9 F10 G11 E12 A13 A14 P15 Y16 L17 R18 K19 S20 E21 K22 E23 R24 I25 E26 A27 Q28 N29 K30 P31 F32 D33 A34 K35 S36 S37 V38 F39 V40 V41 H42 P43 K44 Q45 S46 F47 V48 K49 G50 T51 I52 Q53 S54 K55 E56 G57 G58 K59 V60 T61 V62 K63

T64 E65 G66 G67 E68 T69 L70 T71 V72 K73 E74 D75 Q76 V77 F78 S79 M80 N81 P82 P83 K84 Y85 D86 K87 I88 E89 D90 M91 A92 M93 M94 T95 H96 L97 H98 E99 P100 A101 V102 L103 Y104 N105 L106 K107 E108 R109 Y110 A111 A112 W113 M114 I115 Y116 T117 Y118 S119 G120 L121 F122 C123

V124 T125 V126 N127 P128 Y129 K130 W131 L132 P133 V134 Y135 N136 P137 K138 V139 V140 L141 A142 Y143 R144 G145 K146 K147 R148 Q149 E150 A151 P152 P153 H154 I155 F156 S157 I158 S159 D160 N161 A162 Y163 Q164 F165 M166 L167 T168 D169 R170 E171 N172 Q173 S174 I175 L176 I177 T178 G179 E180 S181 G182 A183

G184 K185 T186 V187 N188 T189 K190 R191 V192 I193 Q194 Y195 F196 A197 T198 I199 A200 A201 S202 G203 E204 K205 K206 K207 E208 E209 Q210 S211 G212 K213 M214 Q215 G216 T217 L218 E219 D220 Q221 I222 I223 S224 A225 N226 P227 L228 L229 E230 A231 F232 G233 N234 A235 K236 T237 V238 R239 N240 D241 N242 S243

S244 R245 F246 G247 K248 F249 I250 R251 I252 H253 F254 G255 A256 T257 G258 K259 L260 A261 S262 A263 D264 I265 E266 T267 Y268 L269 L270 E271 K272 S273 R274 V275 T276 F277 Q278 L279 P280 A281 E282 R283 S284 Y285 H286 I287 F288 Y289 Q290 I291 M292 S293 N294 K295 K296 P297 E298 L299 I300 D301 M302 L303

L304 I305 T306 T307 N308 P309 Y310 D311 Y312 H313 Y314 V315 S316 E317 G318 E319 I320 T321 V322 P323 S324 I325 D326 D327 Q328 E329 E330 L331 M332 A333 T334 D335 S336 A337 I338 D339 I340 L341 G342 F343 S344 A345 D346 E347 K348 T349 A350 I351 Y352 K353 L354 T355 G356 A357 V358 M359 H360 Y361 G362 N363

L364 K365 F366 K367 Q368 K369 Q370 R371 E372 E373 Q374 A375 E376 P377 D378 G379 T380 E381 V382 A383 D384 K385 A386 A387 Y388 L389 M390 G391 L392 N393 S394 A395 E396 L397 I398 K399 A400 L401 C402 Y403 P404 R405 V406 G407 V408 G409 N410 E411 A412 V413 T414 K415 G416 E417 T418 V419 S420 E421 V422 H423

N424 S425 V426 G427 A428 L429 A430 K431 A432 V433 Y434 E435 K436 M437 F438 L439 W440 M441 V442 I443 R444 I445 N446 Q447 Q448 L449 D450 T451 K452 Q453 P454 R455 Q456 Y457 F458 I459 G460 V461 L462 D463 I464 A465 G466 F467 E468 I469 F470 D471 F472 N473 S474 F475 E476 Q477 L478 C479 I480 N481 F482 T483

N484 E485 K486 L487 Q488 Q489 F490 F491 N492 H493 H494 M495 F496 V497 L498 E499 Q500 E501 E502 Y503 K504 K505 E506 G507 I508 E509 W510 E511 F512 I513 D514 F515 G516 M517 D518 L519 A520 A521 C522 I523 E524 L525 I526 E527 K528 P529 M530 G531 I532 F533 S534 I535 L536 E537 E538 E539 C540 M541 F542 P543

K544 A545 T546 D547 T548 S549 F550 K551 N552 K553 L554 Y555 D556 E557 H558 L559 G560 K561 S562 N563 N564 F565 Q566 K567 P568 K569 P570 A571 K572 G573 K574 A575 E576 A577 H578 F579 S580 L581 V582 H583 Y584 A585 G586 T587 V588 D589 Y590 N591 I592 S593 G594 W595 L596 E597 K598 N599 K600 D601 P602 L603

N604 E605 T606 V607 I608 G609 L610 Y611 Q612 K613 S614 S615 V616 K617 T618 L619 A620 L621 L622 F623 A624 T625 Y626 G627 G628 E629 A630 E631 G632 G633 G634 G635 K636 K637 G638 G639 K640 K641 K642 G643 S644 S645 F646 Q647 T648 V649 S650 A651 L652 F653 R654 E655 N656 L657 N658 K659 L660 M661 A662 N663

L664 R665 S666 T667 H668 P669 H670 F671 V672 R673 C674 I675 I676 P677 N678 E679 T680 K681 T682 P683 G684 A685 M686 E687 H688 E689 L690 V691 L692 H693 Q694 L695 R696 C697 N698 G699 V700 L701 E702 G703 I704 R705 I706 C707 R708 K709 G710 F711 P712 S713 R714 V715 L716 Y717 A718 D719 F720 K721 Q722 R723

Y724 R725 V726 L727 N728 A729 S730 A731 I732 P733 E734 G735 Q736 F737 M738 D739 S740 K741 K742 A743 S744 E745 K746 L747 L748 G749 G750 G751 D752 V753 D754 H755 T756 Q757 Y758 A759 F760 G761 H762 T763 K764 V765 F766 F767 K768 A769 G770 L771 L772 G773 L774 L775 E776 E777 M778 R779 D780 D781 K782 L783

A784 E785 I786 I787 T788 A789 T790 Q791 A792 R793 C794 R795 G796 F797 L798 M799 R800 V801 E802 Y803 R804 A805 M806 V807 E808 R809 R810 E811 S812 I813 F814 C815 I816 Q817 Y818 N819 V820 R821 S822 F823 M824 N825 V826 K827 H828 W829 P830 W831 M832 K833 L834 F835 F836 K837 I838 K839 P840 L841 L842 K843

- Molecule 1: SKELETAL MUSCLE MYOSIN II

Chain P:

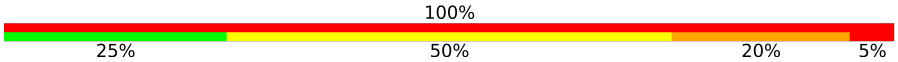

D4 A5 E6 M7 A8 A9 F10 G11 E12 A13 A14 P15 Y16 L17 R18 K19 S20 E21 K22 E23 R24 I25 E26 A27 Q28 N29 K30 P31 F32 D33 A34 K35 S36 S37 V38 F39 V40 V41 H42 P43 K44 Q45 S46 F47 V48 K49 G50 T51 I52 Q53 S54 K55 E56 G57 G58 K59 V60 T61 V62 K63

T64 E65 G66 G67 E68 T69 L70 T71 V72 K73 E74 D75 Q76 V77 F78 S79 M80 N81 P82 P83 K84 Y85 D86 K87 I88 E89 D90 M91 A92 M93 M94 T95 H96 L97 H98 E99 P100 A101 V102 L103 Y104 N105 L106 K107 E108 R109 Y110 A111 A112 W113 M114 I115 Y116 T117 Y118 S119 G120 L121 F122 C123

V124 T125 V126 N127 P128 Y129 K130 W131 L132 P133 V134 Y135 N136 P137 K138 V139 V140 L141 A142 Y143 R144 G145 K146 K147 R148 Q149 E150 A151 P152 P153 H154 I155 F156 S157 I158 S159 D160 N161 A162 Y163 Q164 F165 M166 L167 T168 D169 R170 E171 N172 Q173 S174 I175 L176 I177 T178 G179 E180 S181 G182 A183

G184 K185 T186 V187 N188 T189 K190 R191 V192 I193 Q194 Y195 F196 A197 T198 I199 A200 A201 S202 G203 E204 K205 K206 K207 E208 E209 Q210 S211 G212 K213 M214 Q215 G216 T217 L218 E219 D220 Q221 I222 I223 S224 A225 N226 P227 L228 L229 E230 A231 F232 G233 N234 A235 K236 T237 V238 R239 N240 D241 N242 S243

S244 R245 F246 G247 K248 F249 I250 R251 I252 H253 F254 G255 A256 T257 G258 K259 L260 A261 S262 A263 D264 I265 E266 T267 Y268 L269 L270 E271 K272 S273 R274 V275 T276 F277 Q278 L279 P280 A281 E282 R283 S284 Y285 H286 I287 F288 Y289 Q290 I291 M292 S293 N294 K295 K296 P297 E298 L299 I300 D301 M302 L303

L304 I305 T306 T307 N308 P309 Y310 D311 Y312 H313 Y314 V315 S316 E317 G318 E319 I320 T321 V322 P323 S324 I325 D326 D327 Q328 E329 E330 L331 M332 A333 T334 D335 S336 A337 I338 D339 I340 L341 G342 F343 S344 A345 D346 E347 K348 T349 A350 I351 Y352 K353 L354 T355 G356 A357 V358 M359 H360 Y361 G362 N363

L364 K365 F366 K367 Q368 K369 Q370 R371 E372 E373 Q374 A375 E376 P377 D378 G379 T380 E381 V382 A383 D384 K385 A386 A387 Y388 L389 M390 G391 L392 N393 S394 A395 E396 L397 L398 K399 A400 L401 C402 Y403 P404 R405 V406 G407 V408 G409 N410 E411 A412 V413 T414 K415 G416 E417 T418 V419 S420 E421 V422 H423

N424 S425 V426 G427 A428 L429 A430 K431 A432 V433 Y434 E435 K436 M437 F438 L439 W440 M441 V442 I443 R444 I445 N446 Q447 Q448 L449 D450 T451 K452 Q453 P454 R455 Q456 Y457 F458 I459 G460 V461 L462 D463 I464 A465 G466 F467 E468 I469 F470 D471 F472 N473 S474 F475 E476 Q477 L478 C479 I480 N481 F482 T483

N484 E485 K486 L487 Q488 Q489 F490 F491 N492 H493 H494 M495 F496 V497 L498 E499 Q500 E501 E502 Y503 K504 K505 E506 G507 I508 E509 W510 E511 F512 I513 D514 F515 G516 M517 D518 L519 A520 A521 C522 I523 E524 L525 I526 E527 K528 P529 M530 G531 I532 F533 S534 I535 L536 E537 E538 E539 C540 M541 F542 P543

K544 A545 T546 D547 T548 S549 F550 K551 N552 K553 L554 Y555 D556 E557 H558 L559 G560 K561 S562 N563 N564 F565 Q566 K567 P568 K569 P570 A571 K572 G573 K574 A575 E576 A577 H578 F579 S580 L581 V582 H583 Y584 A585 G586 T587 V588 D589 Y590 N591 I592 S593 G594 W595 L596 E597 K598 N599 K600 D601 P602 L603

N604 E605 T606 V607 I608 G609 L610 Y611 Q612 K613 S614 S615 V616 K617 T618 L619 A620 L621 L622 F623 A624 T625 Y626 G627 G628 E629 A630 E631 G632 G633 G634 G635 K636 K637 G638 G639 K640 K641 K642 G643 S644 S645 F646 Q647 T648 V649 S650 A651 L652 F653 R654 E655 N656 L657 N658 K659 L660 M661 A662 N663

L664 R665 S666 T667 H668 P669 H670 F671 V672 R673 C674 I675 I676 P677 N678 E679 T680 K681 T682 P683 G684 A685 M686 E687 H688 E689 L690 V691 L692 H693 Q694 L695 R696 C697 N698 G699 V700 L701 E702 G703 I704 R705 I706 C707 R708 K709 G710 F711 P712 S713 R714 V715 L716 Y717 A718 D719 F720 K721 Q722 R723

Y724 R725 V726 L727 N728 A729 S730 A731 I732 P733 E734 G735 Q736 F737 M738 D739 S740 K741 K742 A743 S744 E745 K746 L747 L748 G749 G750 G751 D752 V753 D754 H755 T756 Q757 Y758 A759 F760 G761 H762 T763 K764 V765 F766 F767 K768 A769 G770 L771 L772 G773 L774 L775 E776 E777 M778 R779 D780 D781 K782 L783

A784 E785 I786 I787 T788 A789 T790 Q791 A792 R793 C794 R795 G796 F797 L798 M799 R800 V801 E802 Y803 R804 A805 M806 V807 E808 R809 R810 E811 S812 I813 F814 C815 I816 Q817 Y818 N819 V820 R821 S822 F823 M824 N825 V826 K827 H828 W829 P830 W831 M832 K833 L834 F835 F836 K837 I838 K839 P840 L841 L842 K843

- Molecule 2: SKELETAL MUSCLE MYOSIN II REGULATORY LIGHT CHAIN

Chain B: 100% 67% 24% 6%

F19 D20 E21 T22 E23 I24 E25 D26 F27 K28 E29 A30 F31 T32 V33 I34 D35 Q36 N37 A38 D39 G40 I41 I42 D43 K44 D45 D46 L47 R48 E49 T50 F51 A52 A53 M54 G55 R56 L57 N58 V59 K60 N61 E62 E63 L64 D65 A66 M67 I68 K69 E70 A71 S72 G73 P74 I75 N76 F77 T78

V79 F80 L81 T82 M83 F84 G85 E86 K87 L88 K89 G90 A91 D92 P93 E94 D95 V96 I97 N98 G99 A100 F101 K102 V103 L104 D105 P106 D107 G108 K109 G110 S111 I112 K113 K114 S115 F116 L117 E118 E119 L120 L121 T122 T123 G124 G125 G126 R127 F128 T129 P130 E131 E132 I133 K134 N135 M136 W137 A138

A139 F140 P141 P142 D143 V144 A145 G146 N147 V148 D149 Y150 K151 N152 I153 C154 Y155 V156 I157 T158 H159 G160 E161 D162 A163

• Molecule 2: SKELETAL MUSCLE MYOSIN II REGULATORY LIGHT CHAIN

Chain E:

F19 D20 E21 T22 E23 I24 E25 D26 F27 K28 E29 A30 F31 T32 V33 I34 D35 Q36 N37 A38 D39 G40 I41 I42 D43 K44 D45 D46 L47 R48 E49 T50 F51 A52 A53 M54 G55 R56 L57 N58 V59 K60 N61 E62 E63 L64 D65 A66 M67 I68 K69 E70 A71 S72 G73 P74 I75 N76 F77 T78

V79 F80 L81 T82 M83 F84 G85 E86 K87 L88 K89 G90 A91 D92 P93 E94 D95 V96 I97 M98 G99 A100 F101 K102 V103 L104 D105 P106 D107 G108 K109 G110 S111 I112 K113 K114 S115 F116 L117 E118 E119 L120 L121 T122 T123 G124 G125 G126 R127 F128 T129 P130 E131 E132 I133 K134 N135 M136 W137 A138

A139 F140 P141 P142 D143 V144 A145 G146 N147 V148 D149 Y150 K151 N152 I153 C154 Y155 V156 I157 T158 H159 G160 E161 D162 A163

• Molecule 2: SKELETAL MUSCLE MYOSIN II REGULATORY LIGHT CHAIN

Chain H:

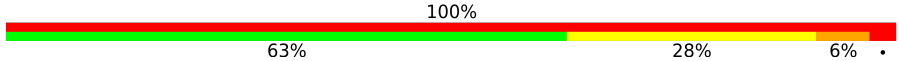

F19 D20 E21 T22 E23 I24 E25 D26 F27 K28 E29 A30 F31 T32 V33 I34 D35 Q36 N37 A38 D39 G40 I41 I42 D43 K44 D45 D46 L47 R48 E49 T50 F51 A52 A53 M54 G55 R56 L57 N58 V59 K60 N61 E62 E63 L64 D65 A66 M67 I68 K69 E70 A71 S72 G73 P74 I75 N76 F77 T78

V79 F80 L81 T82 M83 F84 G85 E86 K87 L88 K89 G90 A91 D92 P93 E94 D95 V96 I97 M98 G99 A100 F101 K102 V103 L104 D105 P106 D107 G108 K109 G110 S111 I112 K113 K114 S115 F116 L117 E118 E119 L120 L121 T122 T123 G124 G125 G126 R127 F128 T129 P130 E131 E132 I133 K134 N135 M136 W137 A138

A139 F140 P141 P142 D143 V144 A145 G146 N147 V148 D149 Y150 K151 N152 I153 C154 Y155 V156 I157 T158 H159 G160 E161 D162 A163

• Molecule 2: SKELETAL MUSCLE MYOSIN II REGULATORY LIGHT CHAIN

Chain K:

F19 D20 E21 T22 E23 I24 E25 D26 F27 K28 E29 A30 F31 T32 V33 I34 D35 Q36 N37 A38 D39 G40 I41 I42 D43 K44 D45 D46 L47 R48 E49 T50 F51 A52 A53 M54 G55 R56 L57 N58 V59 K60 N61 E62 E63 L64 D65 A66 M67 I68 K69 E70 A71 S72 G73 P74 I75 N76 F77 T78

V79 F80 L81 T82 M83 F84 G85 E86 K87 L88 K89 G90 A91 D92 P93 E94 D95 V96 I97 M98 G99 A100 F101 K102 V103 L104 D105 P106 D107 G108 K109 G110 S111 I112 K113 K114 S115 F116 L117 E118 E119 L120 L121 T122 T123 G124 G125 G126 R127 F128 T129 P130 E131 E132 I133 K134 N135 M136 W137 A138

A139 F140 P141 P142 D143 V144 A145 G146 N147 V148 D149 Y150 K151 N152 I153 C154 Y155 V156 I157 T158 H159 G160 E161 D162 A163

• Molecule 2: SKELETAL MUSCLE MYOSIN II REGULATORY LIGHT CHAIN

Chain N:

F19 D20 E21 T22 E23 I24 E25 D26 F27 K28 E29 A30 F31 T32 V33 I34 D35 Q36 N37 A38 D39 G40 I41 I42 D43 K44 D45 D46 L47 R48 E49 T50 F51 A52 A53 M54 G55 R56 L57 N58 V59 K60 N61 E62 E63 L64 D65 A66 M67 I68 K69 E70 A71 S72 G73 P74 I75 N76 F77 T78

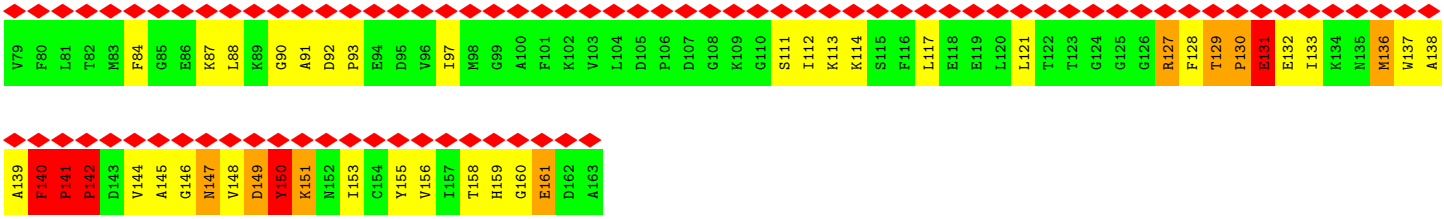

- Molecule 2: SKELETAL MUSCLE MYOSIN II REGULATORY LIGHT CHAIN

Chain Q:

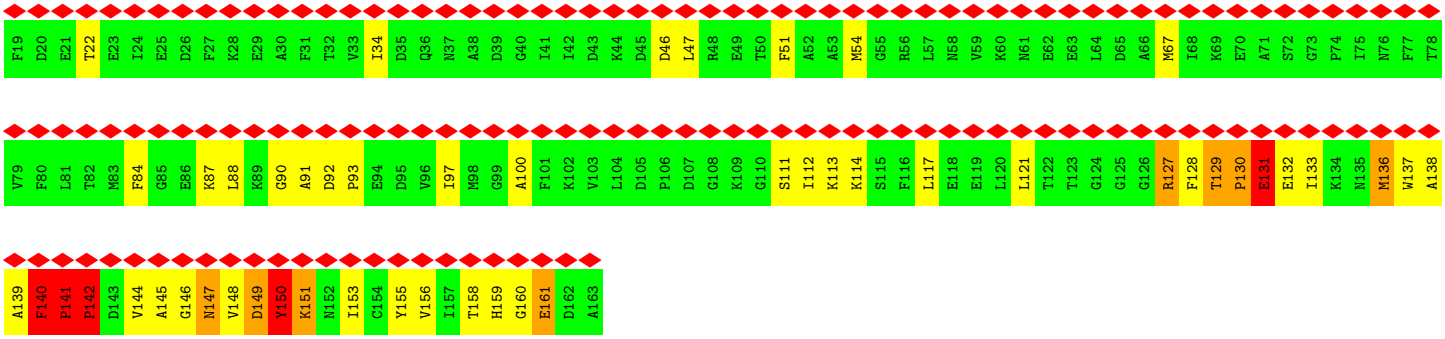

- Molecule 3: SKELETAL MUSCLE MYOSIN II ESSENTIAL LIGHT CHAIN

Chain C:

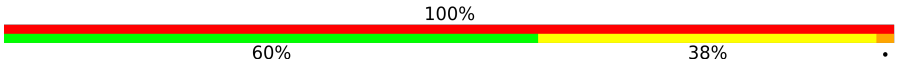

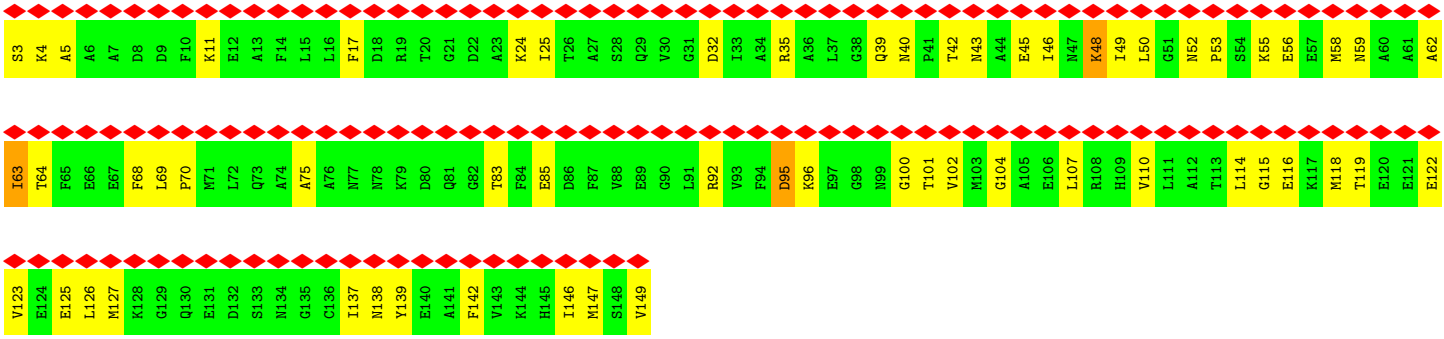

- Molecule 3: SKELETAL MUSCLE MYOSIN II ESSENTIAL LIGHT CHAIN

Chain F:

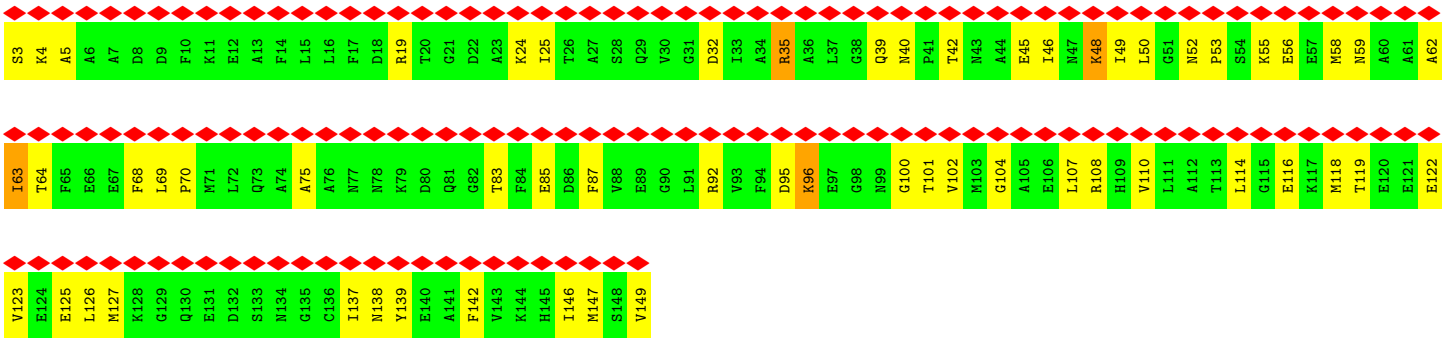

- Molecule 3: SKELETAL MUSCLE MYOSIN II ESSENTIAL LIGHT CHAIN

Chain I:

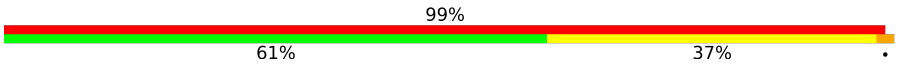

S3 K4 A5 A6 A7 D8 D9 F10 K11 E12 A13 F14 L15 L16 F17 D18 R19 T20 G21 D22 A23 K24 I25 T26 A27 S28 Q29 V30 G31 D32 I33 A34 R35 A36 L37 G38 Q39 N40 P41 T42 N43 A44 E45 I46 M47 K48 I49 L50 G51 N52 P53 S54 K55 E56 E57 M58 N59 A60 A61 A62

I63 T64 F65 E66 E67 F68 L69 P70 M71 L72 Q73 A74 A75 A76 N77 N78 K79 D80 Q81 G82 T83 F84 E85 D86 F87 V88 E89 G90 L91 R92 V93 F94 D95 K96 E97 G98 N99 G100 T101 V102 M103 G104 A105 E106 L107 R108 H109 V110 L111 A112 T113 L114 G115 E116 K117 M118 T119 E120 E121 E122

V123 E124 E125 L126 M127 K128 G129 Q130 E131 D132 S133 N134 G135 C136 I137 N138 Y139 E140 A141 F142 V143 K144 H145 I146 M147 S148 V149

- Molecule 3: SKELETAL MUSCLE MYOSIN II ESSENTIAL LIGHT CHAIN

Chain L:

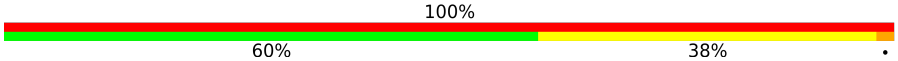

S3 K4 A5 A6 A7 D8 D9 F10 K11 E12 A13 F14 L15 L16 F17 D18 R19 T20 G21 D22 A23 K24 I25 T26 A27 S28 Q29 V30 G31 D32 I33 A34 R35 A36 L37 G38 Q39 N40 P41 T42 N43 A44 E45 I46 M47 K48 I49 L50 G51 N52 P53 S54 K55 E56 E57 M58 N59 A60 A61 A62

I63 T64 F65 E66 E67 F68 L69 P70 M71 L72 Q73 A74 A75 A76 N77 N78 K79 D80 Q81 G82 T83 F84 E85 D86 F87 V88 E89 G90 L91 R92 V93 F94 D95 K96 E97 G98 N99 G100 T101 V102 M103 G104 A105 E106 L107 R108 H109 V110 L111 A112 T113 L114 G115 E116 K117 M118 T119 E120 E121 E122

V123 E124 E125 L126 M127 K128 G129 Q130 E131 D132 S133 N134 G135 C136 I137 N138 Y139 E140 A141 F142 V143 K144 H145 I146 M147 S148 V149

- Molecule 3: SKELETAL MUSCLE MYOSIN II ESSENTIAL LIGHT CHAIN

Chain O:

S3 K4 A5 A6 A7 D8 D9 F10 K11 E12 A13 F14 L15 L16 F17 D18 R19 T20 G21 D22 A23 K24 I25 T26 A27 S28 Q29 V30 G31 D32 I33 A34 R35 A36 L37 G38 Q39 N40 P41 T42 N43 A44 E45 I46 M47 K48 I49 L50 G51 N52 P53 S54 K55 E56 E57 M58 N59 A60 A61 A62

I63 T64 F65 E66 E67 F68 L69 P70 M71 L72 Q73 A74 A75 A76 N77 N78 K79 D80 Q81 G82 T83 F84 E85 D86 F87 V88 E89 G90 L91 R92 V93 F94 D95 K96 E97 G98 N99 G100 T101 V102 M103 G104 A105 E106 L107 R108 H109 V110 L111 A112 T113 L114 G115 E116 K117 M118 T119 E120 E121 E122

V123 E124 E125 L126 M127 K128 G129 Q130 E131 D132 S133 N134 G135 C136 I137 N138 Y139 E140 A141 F142 V143 K144 H145 I146 M147 S148 V149

- Molecule 3: SKELETAL MUSCLE MYOSIN II ESSENTIAL LIGHT CHAIN

Chain R:

S3 K4 A5 A6 A7 D8 D9 F10 K11 E12 A13 F14 L15 L16 F17 D18 R19 T20 G21 D22 A23 K24 I25 T26 A27 S28 Q29 V30 G31 D32 I33 A34 R35 A36 L37 G38 Q39 N40 P41 T42 N43 A44 E45 I46 M47 K48 I49 L50 G51 N52 P53 S54 K55 E56 E57 M58 N59 A60 A61 A62

I63 T64 F65 E66 E67 F68 L69 P70 M71 L72 Q73 A74 A75 A76 N77 N78 K79 D80 Q81 G82 T83 F84 E85 D86 F87 V88 E89 G90 L91 R92 V93 F94 D95 K96 E97 G98 N99 G100 T101 V102 M103 G104 A105 E106 L107 R108 H109 V110 L111 A112 T113 L114 G115 E116 K117 M118 T119 E120 E121 E122

V123 E124 E125 L126 M127 K128 G129 Q130 E131 D132 S133 N134 G135 C136 I137 N138 Y139 E140 A141 F142 V143 K144 H145 I146 M147 S148 V149

- Molecule 4: SKELETAL MUSCLE ACTIN

Chain 1: 93% 57% 31% 9% • •

D1 E2 D3 E4 T5 T6 A7 L8 V9 C10 D11 N12 G13 S14 G15 L16 V17 K18 A19 G20 F21 A22 G23 D24 D25 A26 P27 R28 A29 V30 F31 P32 S33 I34 V35 G36 R37 P38 R39 H40 Q41 G42 V43 M44 V45 G46 M47 G48 Q49 K50 D51 S52 Y53 V54 G55 D56 E57 A58 Q59 S60

K61 R62 G63 I64 L65 T66 L67 K68 Y69 P70 I71 E72 H73 G74 I75 I76 T77 N78 W79 D80 D81 M82 E83 K84 I85 W86 H87 H88 T89 F90 Y91 N92 E93 L94 R95 V96 A97 P98 E99 E100 H101 P102 T103 L104 L105 T106 E107 A108 P109 L110 N111 P112 K113 A114 N115 R116 E117 K118 M119 T120

Q121 I122 M123 F124 E125 T126 F127 N128 V129 P130 A131 M132 Y133 V134 A135 I136 Q137 A138 V139 L140 S141 L142 Y143 A144 S145 G146 R147 T148 T149 G150 I151 V152 L153 D154 S155 G156 D157 G158 V159 T160 H161 N162 V163 P164 I165 Y166 E167 G168 Y169 A170 L171 P172 H173 A174 I175 M176 R177 L178 D179 L180

A181 G182 R183 D184 L185 T186 D187 Y188 L189 M190 K191 I192 L193 T194 E195 R196 G197 Y198 S199 F200 V201 T202 T203 A204 E205 R206 E207 I208 V209 R210 D211 I212 K213 E214 K215 L216 C217 Y218 V219 A220 L221 D222 F223 E224 N225 E226 M227 A228 T229 S233 E237 K238 S239 Y240 E241 L242 P243 D244

G245 Q246 V247 T248 T249 I250 G251 N252 E253 R254 F255 R256 C257 P258 E259 T260 L261 F262 Q263 P264 S265 F266 I267 G268 M269 E270 S271 A272 G273 I274 H275 E276 T277 T278 Y279 N280 S281 T282 M283 K284 C285 D286 I287 D288 I289 R290 K291 D292 L293 Y294 A295 N296 N297 V298 M299 S300 G301 G302 T303 T304

M305 Y306 P307 G308 I309 A310 D311 R312 M313 Q314 K315 E316 I317 T318 A319 L320 A321 P322 S323 T324 M325 K326 I327 K328 I329 I330 A331 P332 P333 E334 R335 K336 Y337 S338 V339 W340 I341 G342 G343 S344 I345 L346 A347 S348 L349 S350 T351 F352 Q353 Q354 M355 W356 I357 T358 K359 Q360 E361 Y362 D363 E364

A365 G366 P367 S368 I369 V370 H371 R372 LYS CYS PHE

- Molecule 4: SKELETAL MUSCLE ACTIN

Chain 2: 99% 60% 31% 6% • •

D1 E2 D3 E4 T5 T6 A7 L8 V9 C10 D11 N12 G13 S14 G15 L16 V17 K18 A19 G20 F21 A22 G23 D24 D25 A26 P27 R28 A29 V30 F31 P32 S33 I34 V35 G36 R37 P38 R39 H40 Q41 G42 V43 M44 V45 G46 M47 G48 Q49 K50 D51 S52 Y53 V54 G55 D56 E57 A58 Q59 S60

K61 R62 G63 I64 L65 T66 L67 K68 Y69 P70 I71 E72 H73 G74 I75 I76 T77 N78 W79 D80 D81 M82 E83 K84 I85 W86 H87 H88 T89 F90 Y91 N92 E93 L94 R95 V96 A97 P98 E99 E100 H101 P102 T103 L104 L105 T106 E107 A108 P109 L110 N111 P112 K113 A114 N115 R116 E117 K118 M119 T120

Q121 I122 M123 F124 E125 T126 F127 N128 V129 P130 A131 M132 Y133 V134 A135 I136 Q137 A138 V139 L140 S141 L142 Y143 A144 S145 G146 R147 T148 T149 G150 I151 V152 L153 D154 S155 G156 D157 G158 V159 T160 H161 N162 V163 P164 I165 Y166 E167 G168 Y169 A170 L171 P172 H173 A174 I175 M176 R177 L178 D179 L180

A181 G182 R183 D184 L185 T186 D187 Y188 L189 M190 K191 I192 L193 T194 E195 R196 G197 Y198 S199 F200 V201 T202 T203 A204 E205 R206 E207 I208 V209 R210 D211 I212 K213 E214 K215 L216 C217 Y218 V219 A220 L221 D222 F223 E224 N225 E226 M227 A228 T229 A230 A231 S232 S233 S234 S235 L236 E237 K238 S239 Y240

E241 L242 P243 D244 G245 Q246 V247 I248 T249 I250 G251 N252 E253 R254 F255 R256 C257 P258 E259 T260 L261 F262 Q263 P264 S265 F266 I267 G268 M269 E270 S271 A272 G273 I274 H275 E276 T277 T278 Y279 N280 S281 I282 M283 K284 C285 D286 I287 D288 I289 R290 K291 D292 L293 Y294 A295 N296 N297 V298 M299 S300

G301 G302 T303 T304 M305 Y306 P307 G308 I309 A310 D311 R312 M313 Q314 K315 E316 I317 T318 A319 L320 A321 P322 S323 T324 M325 K326 I327 K328 I329 I330 A331 P332 P333 E334 R335 K336 Y337 S338 V339 W340 I341 G342 G343 S344 I345 L346 A347 S348 L349 S350 T351 F352 Q353 Q354 M355 W356 I357 T358 K359 Q360

E361 Y362 D363 E364 A365 G366 P367 S368 I369 V370 H371 R372 LYS CYS PHE

- Molecule 4: SKELETAL MUSCLE ACTIN

Chain 3: 99% 62% 29% 6%

D1 E2 D3 E4 T5 T6 A7 L8 V9 C10 D11 N12 G13 S14 G15 L16 V17 K18 A19 G20 F21 A22 G23 D24 D25 A26 P27 R28 A29 V30 F31 P32 S33 I34 V35 G36 R37 P38 R39 H40 Q41 G42 V43 M44 V45 G46 M47 G48 Q49 K50 D51 S52 Y53 V54 G55 D56 E57 A58 Q59 S60

K61 R62 G63 I64 L65 T66 L67 K68 Y69 P70 I71 E72 H73 G74 I75 I76 T77 N78 W79 D80 D81 M82 E83 K84 I85 W86 H87 H88 T89 F90 Y91 N92 E93 L94 R95 V96 A97 P98 E99 E100 H101 P102 T103 L104 L105 T106 E107 A108 P109 L110 N111 P112 K113 A114 N115 R116 E117 K118 M119 T120

Q121 I122 M123 F124 E125 T126 F127 N128 V129 P130 A131 M132 Y133 V134 A135 I136 Q137 A138 V139 L140 S141 L142 Y143 A144 S145 G146 R147 T148 T149 G150 I151 V152 L153 D154 S155 G156 D157 G158 V159 T160 H161 N162 V163 P164 I165 Y166 E167 G168 Y169 A170 L171 P172 H173 A174 I175 M176 R177 L178 D179 L180

A181 G182 R183 D184 L185 T186 D187 Y188 L189 M190 K191 I192 L193 T194 E195 R196 G197 Y198 S199 F200 V201 T202 T203 A204 E205 R206 E207 I208 V209 R210 D211 I212 K213 E214 K215 L216 C217 Y218 V219 A220 L221 D222 F223 E224 N225 E226 M227 A228 T229 A230 A231 S232 S233 S234 S235 L236 E237 K238 S239 Y240

E241 L242 P243 D244 G245 Q246 V247 I248 T249 I250 G251 N252 E253 R254 F255 R256 C257 P258 E259 T260 L261 F262 Q263 P264 S265 F266 I267 G268 M269 E270 S271 A272 G273 I274 H275 E276 T277 T278 Y279 N280 S281 I282 M283 K284 C285 D286 I287 D288 I289 R290 K291 D292 L293 Y294 A295 N296 N297 V298 M299 S300

G301 G302 T303 T304 M305 Y306 P307 G308 I309 A310 D311 R312 M313 Q314 K315 E316 I317 T318 A319 L320 A321 P322 S323 T324 M325 K326 I327 K328 I329 I330 A331 P332 P333 E334 R335 K336 Y337 S338 V339 W340 I341 G342 G343 S344 I345 L346 A347 S348 L349 S350 T351 F352 Q353 Q354 M355 W356 I357 T358 K359 Q360

E361 Y362 D363 E364 A365 G366 P367 S368 I369 V370 H371 R372 LYS CYS PHE

- Molecule 4: SKELETAL MUSCLE ACTIN

Chain 4: 99% 62% 30% 6%

D1 E2 D3 E4 T5 T6 A7 L8 V9 C10 D11 N12 G13 S14 G15 L16 V17 K18 A19 G20 F21 A22 G23 D24 D25 A26 P27 R28 A29 V30 F31 P32 S33 I34 V35 G36 R37 P38 R39 H40 Q41 G42 V43 M44 V45 G46 M47 G48 Q49 K50 D51 S52 Y53 V54 G55 D56 E57 A58 Q59 S60

K61 R62 G63 I64 L65 T66 L67 K68 Y69 P70 I71 E72 H73 G74 I75 I76 T77 N78 W79 D80 D81 M82 E83 K84 I85 W86 H87 H88 T89 F90 Y91 N92 E93 L94 R95 V96 A97 P98 E99 E100 H101 P102 T103 L104 L105 T106 E107 A108 P109 L110 N111 P112 K113 A114 N115 R116 E117 K118 M119 T120

Q121 I122 M123 F124 E125 T126 F127 N128 V129 P130 A131 M132 Y133 V134 A135 I136 Q137 A138 V139 L140 S141 L142 Y143 A144 S145 G146 R147 T148 T149 G150 I151 V152 L153 D154 S155 G156 D157 G158 V159 T160 H161 N162 V163 P164 I165 Y166 E167 G168 Y169 A170 L171 P172 H173 A174 I175 M176 R177 L178 D179 L180

A181 G182 R183 D184 L185 T186 D187 Y188 L189 M190 K191 I192 L193 T194 E195 R196 G197 Y198 S199 F200 V201 T202 T203 A204 E205 R206 E207 I208 V209 R210 D211 I212 K213 E214 K215 L216 C217 Y218 V219 A220 L221 D222 F223 E224 N225 E226 M227 A228 T229 A230 A231 S232 S233 S234 S235 L236 E237 K238 S239 Y240

E241 L242 P243 D244 G245 Q246 V247 I248 T249 I250 G251 N252 E253 R254 F255 R256 C257 P258 E259 T260 L261 F262 Q263 P264 S265 F266 I267 G268 M269 E270 S271 A272 G273 I274 H275 E276 T277 T278 Y279 N280 S281 I282 M283 K284 C285 D286 I287 D288 I289 R290 K291 D292 L293 Y294 A295 N296 N297 V298 M299 S300

G301 G302 T303 T304 M305 Y306 P307 G308 I309 A310 D311 R312 M313 Q314 K315 E316 I317 T318 A319 L320 A321 P322 S323 T324 M325 K326 I327 K328 I329 I330 A331 P332 P333 E334 R335 K336 Y337 S338 V339 W340 I341 G342 G343 S344 I345 L346 A347 S348 L349 S350 T351 F352 Q353 Q354 M355 W356 I357 T358 K359 Q360

E361 Y362 D363 E364 A365 G366 P367 S368 I369 V370 H371 R372 LYS CYS PHE

- Molecule 4: SKELETAL MUSCLE ACTIN

Chain 5: 99% 63% 28% 6% ••

D1 E2 D3 E4 T5 T6 A7 L8 V9 C10 D11 N12 G13 S14 G15 L16 V17 K18 A19 G20 F21 A22 G23 D24 D25 A26 P27 R28 A29 V30 F31 P32 S33 I34 V35 G36 R37 P38 R39 H40 Q41 G42 V43 M44 V45 G46 M47 G48 Q49 K50 D51 S52 Y53 V54 G55 D56 E57 A58 Q59 S60

K61 R62 G63 I64 L65 T66 L67 K68 Y69 P70 I71 E72 H73 G74 I75 I76 T77 N78 W79 D80 D81 M82 E83 K84 I85 W86 H87 H88 T89 F90 Y91 N92 E93 L94 R95 V96 A97 P98 E99 E100 H101 P102 T103 L104 L105 T106 E107 A108 P109 L110 N111 P112 K113 A114 N115 R116 E117 K118 M119 T120

Q121 I122 M123 F124 E125 T126 F127 N128 V129 P130 A131 M132 Y133 V134 A135 I136 Q137 A138 V139 L140 S141 L142 Y143 A144 S145 G146 R147 T148 T149 G150 I151 V152 L153 D154 S155 G156 D157 G158 V159 T160 H161 N162 V163 P164 I165 Y166 E167 G168 Y169 A170 L171 P172 H173 A174 I175 M176 R177 L178 D179 L180

A181 G182 R183 D184 L185 T186 D187 Y188 L189 M190 K191 I192 L193 T194 E195 R196 G197 Y198 S199 F200 V201 T202 T203 A204 E205 R206 E207 I208 V209 R210 D211 I212 K213 E214 K215 L216 C217 Y218 V219 A220 L221 D222 F223 E224 N225 E226 M227 A228 T229 A230 A231 S232 S233 S234 S235 L236 E237 K238 S239 Y240

E241 L242 P243 D244 G245 Q246 V247 I248 T249 I250 G251 N252 E253 R254 F255 R256 C257 P258 E259 T260 L261 F262 Q263 P264 S265 F266 I267 G268 M269 E270 S271 A272 G273 I274 H275 E276 T277 T278 Y279 N280 S281 I282 M283 K284 C285 D286 I287 D288 I289 R290 K291 D292 L293 Y294 A295 N296 N297 V298 M299 S300

G301 G302 T303 T304 M305 Y306 P307 G308 I309 A310 D311 R312 M313 Q314 K315 E316 I317 T318 A319 L320 A321 P322 S323 T324 M325 K326 I327 K328 I329 I330 A331 P332 P333 E334 R335 K336 Y337 S338 V339 W340 I341 G342 G343 S344 I345 L346 A347 S348 L349 S350 T351 F352 Q353 Q354 M355 W356 I357 T358 K359 Q360

E361 Y362 D363 E364 A365 G366 P367 S368 I369 V370 H371 R372 LYS CYS PHE

- Molecule 4: SKELETAL MUSCLE ACTIN

Chain 6:

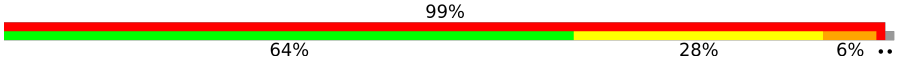



- Molecule 4: SKELETAL MUSCLE ACTIN

Chain 7:

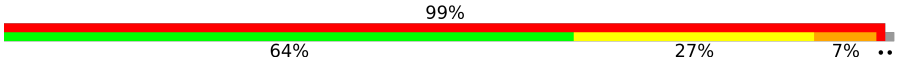

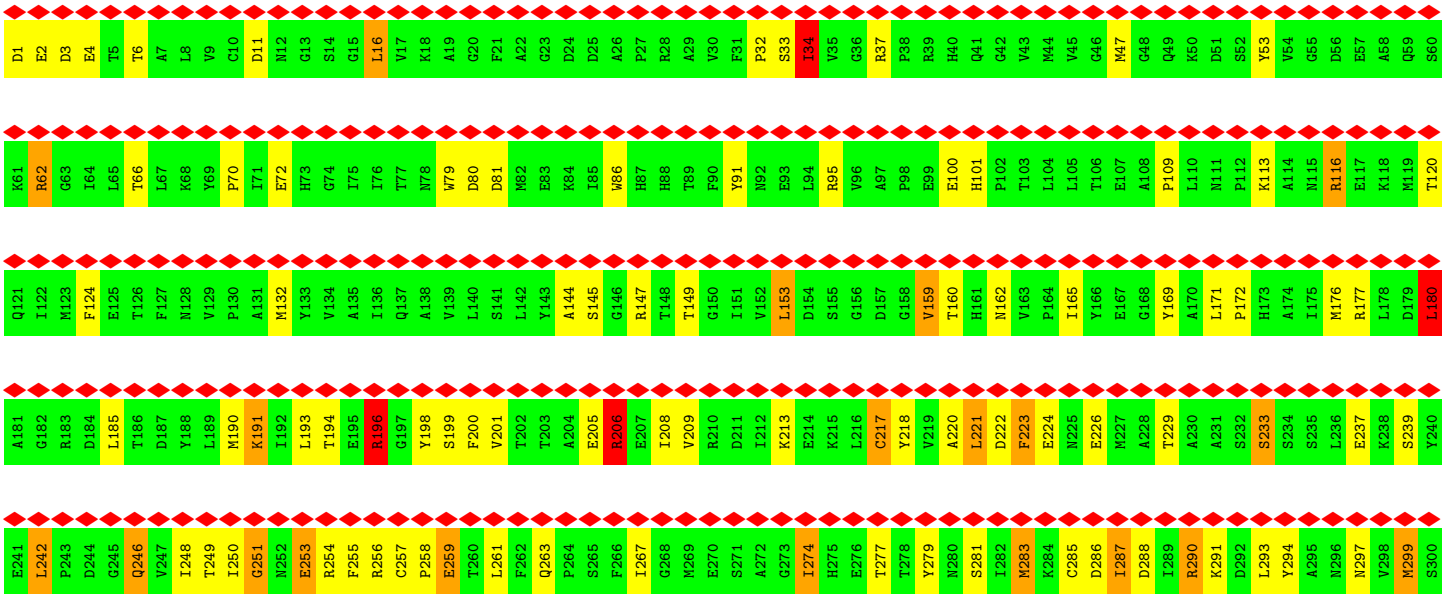

G301 G302 T303 T304 M305 Y306 P307 G308 I309 A310 D311 R312 M313 Q314 K315 E316 I317 T318 A319 L320 A321 P322 S323 T324 M325 K326 I327 K328 I329 I330 A331 P332 P333 E334 R335 K336 Y337 S338 V339 W340 I341 G342 G343 S344 I345 L346 A347 S348 L349 S350 T351 F352 Q353 Q354 M355 W356 I357 T358 K359 Q360

E361 Y362 D363 E364 A365 G366 P367 S368 I369 V370 H371 R372 LYS CYS PHE

- Molecule 4: SKELETAL MUSCLE ACTIN

Chain 8: 99% 59% 31% 8%

D1 E2 D3 E4 T5 T6 A7 L8 V9 C10 D11 N12 G13 S14 G15 L16 V17 K18 A19 G20 F21 A22 G23 D24 D25 A26 P27 R28 A29 V30 F31 P32 S33 I34 V35 G36 R37 P38 R39 H40 Q41 G42 V43 M44 V45 G46 M47 G48 Q49 K50 D51 S52 Y53 V54 G55 D56 E57 A58 Q59 S60

K61 R62 G63 I64 L65 T66 L67 K68 Y69 P70 I71 E72 H73 G74 I75 I76 T77 N78 W79 D80 D81 M82 E83 K84 I85 W86 H87 H88 T89 F90 Y91 N92 E93 L94 R95 V96 A97 P98 E99 E100 H101 P102 T103 L104 L105 T106 E107 A108 P109 L110 N111 P112 K113 A114 N115 R116 E117 K118 M119 T120

Q121 I122 M123 F124 E125 T126 F127 N128 V129 P130 A131 M132 Y133 V134 A135 I136 Q137 A138 V139 L140 S141 L142 Y143 A144 S145 G146 R147 T148 T149 G150 I151 V152 L153 D154 S155 G156 D157 G158 V159 T160 H161 N162 V163 P164 I165 Y166 E167 G168 Y169 A170 L171 P172 H173 A174 I175 M176 R177 L178 D179 L180

A181 G182 R183 D184 L185 T186 D187 Y188 L189 M190 K191 I192 L193 T194 E195 R196 G197 Y198 S199 F200 V201 T202 T203 A204 E205 R206 E207 I208 V209 R210 D211 I212 K213 E214 K215 L216 C217 Y218 V219 A220 L221 D222 F223 E224 N225 E226 M227 A228 T229 A230 A231 S232 S233 S234 S235 L236 E237 K238 S239 Y240

E241 L242 P243 D244 G245 Q246 V247 I248 T249 I250 G251 N252 E253 R254 F255 R256 C257 P258 E259 T260 L261 F262 Q263 P264 S265 F266 I267 G268 M269 E270 S271 A272 G273 I274 H275 E276 T277 T278 Y279 N280 S281 I282 M283 K284 C285 D286 I287 D288 I289 R290 K291 D292 L293 Y294 A295 N296 N297 V298 M299 S300

G301 G302 T303 T304 M305 Y306 P307 G308 I309 A310 D311 R312 M313 Q314 K315 E316 I317 T318 A319 L320 A321 P322 S323 T324 M325 K326 I327 K328 I329 I330 A331 P332 P333 E334 R335 K336 Y337 S338 V339 W340 I341 G342 G343 S344 I345 L346 A347 S348 L349 S350 T351 F352 Q353 Q354 M355 W356 I357 T358 K359 Q360

E361 Y362 D363 E364 A365 G366 P367 S368 I369 V370 H371 R372 LYS CYS PHE

- Molecule 4: SKELETAL MUSCLE ACTIN

Chain 9: 99% 57% 33% 8%

D1 E2 D3 E4 T5 T6 A7 L8 V9 C10 D11 N12 G13 S14 G15 L16 V17 K18 A19 G20 F21 A22 G23 D24 D25 A26 P27 R28 A29 V30 F31 P32 S33 I34 V35 G36 R37 P38 R39 H40 Q41 G42 V43 M44 V45 G46 M47 G48 Q49 K50 D51 S52 Y53 V54 G55 D56 E57 A58 Q59 S60

K61 R62 G63 I64 L65 T66 L67 K68 Y69 P70 I71 E72 H73 G74 I75 I76 T77 N78 W79 D80 D81 M82 E83 K84 I85 W86 H87 H88 T89 F90 Y91 N92 E93 L94 R95 V96 A97 P98 E99 E100 H101 P102 T103 L104 L105 T106 E107 A108 P109 L110 N111 P112 K113 A114 N115 R116 E117 K118 M119 T120

Q121 I122 M123 F124 E125 T126 F127 N128 V129 P130 A131 M132 Y133 V134 A135 I136 Q137 A138 V139 L140 S141 L142 Y143 A144 S145 G146 R147 T148 T149 G150 I151 V152 L153 D154 S155 G156 D157 G158 V159 T160 H161 N162 V163 P164 I165 Y166 E167 G168 Y169 A170 L171 P172 H173 A174 I175 M176 R177 L178 D179 L180

A181 G182 R183 D184 L185 T186 D187 Y188 L189 M190 K191 I192 L193 T194 E195 R196 G197 Y198 S199 F200 V201 T202 T203 A204 E205 R206 E207 I208 V209 R210 D211 I212 K213 E214 K215 L216 C217 Y218 V219 A220 L221 D222 F223 E224 N225 E226 M227 A228 T229 A230 A231 S232 S233 S234 S235 L236 E237 K238 S239 Y240

E241 L242 P243 D244 G245 Q246 V247 I248 T249 I250 G251 N252 E253 R254 F255 R256 C257 P258 E259 T260 L261 F262 Q263 P264 S265 F266 I267 G268 M269 E270 S271 A272 G273 I274 H275 E276 T277 T278 Y279 N280 S281 I282 M283 K284 C285 D286 I287 D288 I289 R290 K291 D292 L293 Y294 A295 N296 N297 V298 M299 S300

G301 G302 T303 T304 M305 Y306 P307 G308 I309 A310 D311 R312 M313 Q314 K315 E316 I317 T318 A319 L320 A321 P322 S323 T324 M325 K326 I327 K328 I329 I330 A331 P332 P333 E334 R335 K336 Y337 S338 V339 W340 I341 G342 G343 S344 I345 L346 A347 S348 L349 S350 T351 F352 Q353 Q354 M355 W356 I357 T358 K359 Q360

E361 Y362 D363 E364 A365 G366 P367 S368 I369 V370 H371 R372 LYS CYS PHE

- Molecule 4: SKELETAL MUSCLE ACTIN

Chain V: 99% 55% 34% 9% ••

D1 E2 D3 E4 T5 T6 A7 L8 V9 C10 D11 N12 G13 S14 G15 L16 V17 K18 A19 G20 F21 A22 G23 D24 D25 A26 P27 R28 A29 V30 F31 P32 S33 I34 V35 G36 R37 P38 R39 H40 Q41 G42 V43 M44 V45 G46 M47 G48 Q49 K50 D51 S52 Y53 V54 G55 D56 E57 A58 Q59 S60

K61 R62 G63 I64 L65 T66 L67 K68 Y69 P70 I71 E72 H73 G74 I75 I76 T77 N78 W79 D80 D81 M82 E83 K84 I85 W86 H87 H88 T89 F90 Y91 N92 E93 L94 R95 V96 A97 P98 E99 E100 H101 P102 T103 L104 L105 T106 E107 A108 P109 L110 N111 P112 K113 A114 N115 R116 E117 K118 M119 T120

Q121 I122 M123 F124 E125 T126 F127 N128 V129 P130 A131 M132 Y133 V134 A135 I136 Q137 A138 V139 L140 S141 L142 Y143 A144 S145 G146 R147 T148 T149 G150 I151 V152 L153 D154 S155 G156 D157 G158 V159 T160 H161 N162 V163 P164 I165 Y166 E167 G168 Y169 A170 L171 P172 H173 A174 I175 M176 R177 L178 D179 L180

A181 G182 R183 D184 L185 T186 D187 Y188 L189 M190 K191 I192 L193 T194 E195 R196 G197 Y198 S199 F200 V201 T202 T203 A204 E205 R206 E207 I208 V209 R210 D211 I212 K213 E214 K215 L216 C217 Y218 V219 A220 L221 D222 F223 E224 N225 E226 M227 A228 T229 A230 A231 S232 S233 S234 S235 L236 E237 K238 S239 Y240

E241 L242 P243 D244 G245 Q246 V247 I248 T249 I250 G251 N252 E253 R254 F255 R256 C257 P258 E259 T260 L261 F262 Q263 P264 S265 F266 I267 G268 M269 E270 S271 A272 G273 I274 H275 E276 T277 T278 Y279 N280 S281 I282 M283 K284 C285 D286 I287 D288 I289 R290 K291 D292 L293 Y294 A295 N296 N297 V298 M299 S300

G301 G302 T303 T304 M305 Y306 P307 G308 I309 A310 D311 R312 M313 Q314 K315 E316 I317 T318 A319 L320 A321 P322 S323 T324 M325 K326 I327 K328 I329 I330 A331 P332 P333 E334 R335 K336 Y337 S338 V339 W340 I341 G342 G343 S344 I345 L346 A347 S348 L349 S350 T351 F352 Q353 Q354 M355 W356 I357 T358 K359 Q360

E361 Y362 D363 E364 A365 G366 P367 S368 I369 V370 H371 R372 LYS CYS PHE

- Molecule 4: SKELETAL MUSCLE ACTIN

Chain W: 94% 55% 34% 9% ••

D1 E2 D3 E4 T5 T6 A7 L8 V9 C10 D11 N12 G13 S14 G15 L16 V17 K18 A19 G20 F21 A22 G23 D24 D25 A26 P27 R28 A29 V30 F31 P32 S33 I34 V35 G36 R37 P38 R39 H40 Q41 G42 V43 M44 V45 G46 M47 G48 Q49 K50 D51 S52 Y53 V54 G55 D56 E57 A58 Q59 S60

K61 R62 G63 I64 L65 T66 L67 K68 Y69 P70 I71 E72 H73 G74 I75 I76 T77 N78 W79 D80 D81 M82 E83 K84 I85 W86 H87 H88 T89 F90 Y91 N92 E93 L94 R95 V96 A97 P98 E99 E100 H101 P102 T103 L104 L105 T106 E107 A108 P109 L110 N111 P112 K113 A114 N115 R116 E117 K118 M119 T120

Q121 I122 M123 F124 E125 T126 F127 N128 V129 P130 A131 M132 Y133 V134 A135 I136 Q137 A138 V139 L140 S141 L142 Y143 A144 S145 G146 R147 T148 T149 V152 L153 D154 S155 G156 D157 G158 V159 T160 H161 N162 V163 P164 I165 Y169 A170 L171 P172 H173 A174 I175 M176 R177 L178 D179 L180 A181 G182 R183

D184 L185 T186 D187 Y188 L189 M190 K191 I192 L193 T194 E195 R196 G197 Y198 S199 F200 V201 T202 T203 A204 E205 R206 E207 I208 V209 R210 D211 I212 K213 E214 K215 L216 C217 Y218 V219 A220 L221 D222 F223 E224 N225 E226 M227 A228 T229 A230 A231 S232 S233 S234 S235 L236 E237 K238 S239 Y240 E241 L242 P243

D244 G245 Q246 V247 I248 T249 I250 G251 N252 E253 R254 F255 R256 C257 P258 E259 T260 L261 F262 Q263 P264 S265 F266 I267 G268 M269 E270 S271 A272 G273 I274 H275 E276 T277 T278 Y279 N280 S281 I282 M283 K284 C285 D286 I287 D288 I289 R290 K291 D292 L293 Y294 N297 V298 M299 S300 G301 G302 T303 T304

M305 Y306 P307 G308 I309 A310 D311 R312 M313 Q314 K315 E316 I317 T318 A319 L320 A321 P322 S323 T324 M325 K326 I327 K328 I329 I330 A331 P332 P333 E334 R335 K336 Y337 S338 V339 W340 I341 G342 G343 S344 I345 L346 A347 S348 L349 S350 T351 F352 Q353 Q354 M355 W356 I357 T358 K359 Q360 E361 Y362 D363 E364

A365 G366 P367 S368 I369 V370 H371 R372 LYS CYS PHE

- Molecule 4: SKELETAL MUSCLE ACTIN

Chain X: 99% 61% 30% 7%

D1 E2 D3 E4 T5 T6 A7 L8 V9 C10 D11 N12 G13 S14 G15 L16 V17 K18 A19 G20 F21 A22 G23 D24 D25 A26 P27 R28 A29 V30 F31 P32 S33 I34 V35 G36 R37 P38 R39 H40 Q41 G42 V43 M44 V45 G46 M47 G48 Q49 K50 D51 S52 Y53 V54 G55 D56 E57 A58 Q59 S60

K61 R62 G63 I64 L65 T66 L67 K68 Y69 P70 I71 E72 H73 G74 I75 I76 T77 N78 W79 D80 D81 M82 E83 K84 I85 W86 H87 H88 T89 F90 Y91 N92 E93 L94 R95 V96 A97 P98 E99 E100 H101 P102 T103 L104 L105 T106 E107 A108 P109 L110 N111 P112 K113 A114 N115 R116 E117 K118 M119 T120

Q121 I122 M123 F124 E125 T126 F127 N128 V129 P130 A131 M132 Y133 V134 A135 I136 Q137 A138 V139 L140 S141 L142 Y143 A144 S145 G146 R147 T148 T149 G150 I151 V152 L153 D154 S155 G156 D157 G158 V159 T160 H161 N162 V163 P164 I165 Y166 E167 G168 Y169 A170 L171 P172 H173 A174 I175 M176 R177 L178 D179 L180

A181 G182 R183 D184 L185 T186 D187 Y188 L189 M190 K191 I192 L193 T194 E195 R196 G197 Y198 S199 F200 V201 T202 T203 A204 E205 R206 E207 I208 V209 R210 D211 I212 K213 E214 K215 L216 C217 Y218 V219 A220 L221 D222 F223 E224 N225 E226 M227 A228 T229 A230 A231 S232 S233 S234 S235 L236 E237 K238 S239 Y240

E241 L242 P243 D244 G245 Q246 V247 I248 T249 I250 G251 N252 E253 R254 F255 R256 C257 P258 E259 T260 L261 F262 Q263 P264 S265 F266 I267 G268 M269 E270 S271 A272 G273 I274 H275 E276 T277 T278 Y279 N280 S281 I282 M283 K284 C285 D286 I287 D288 I289 R290 K291 D292 L293 Y294 A295 N296 N297 V298 M299 S300

G301 G302 T303 T304 M305 Y306 P307 G308 I309 A310 D311 R312 M313 Q314 K315 E316 I317 T318 A319 L320 A321 P322 S323 T324 M325 K326 I327 K328 I329 I330 A331 P332 P333 E334 R335 K336 Y337 S338 V339 W340 I341 G342 G343 S344 I345 L346 A347 S348 L349 S350 T351 F352 Q353 Q354 M355 W356 I357 T358 K359 Q360

E361 Y362 D363 E364 A365 G366 P367 S368 I369 V370 H371 R372 LYS CYS PHE

- Molecule 4: SKELETAL MUSCLE ACTIN

Chain Y: 98% 61% 30% 7%

D1 E2 D3 E4 T5 T6 A7 L8 V9 C10 D11 N12 G13 S14 G15 L16 V17 K18 A19 G20 F21 A22 G23 D24 D25 A26 P27 R28 A29 V30 F31 P32 S33 I34 V35 G36 R37 P38 R39 H40 Q41 G42 V43 M44 V45 G46 M47 G48 Q49 K50 D51 S52 Y53 V54 G55 D56 E57 A58 Q59 S60

K61 R62 G63 I64 L65 T66 L67 K68 Y69 P70 I71 E72 H73 G74 I75 I76 T77 N78 W79 D80 D81 M82 E83 K84 I85 W86 H87 H88 T89 F90 Y91 N92 E93 L94 R95 V96 A97 P98 E99 E100 H101 P102 T103 L104 L105 T106 E107 A108 P109 L110 N111 P112 K113 A114 N115 R116 E117 K118 M119 T120

Q121 I122 M123 F124 E125 T126 F127 N128 V129 P130 A131 M132 Y133 V134 A135 I136 Q137 A138 V139 L140 S141 L142 Y143 A144 S145 G146 R147 T148 T149 G150 I151 V152 L153 D154 S155 G156 D157 G158 V159 T160 H161 N162 V163 P164 I165 Y166 E167 G168 Y169 A170 L171 P172 H173 A174 I175 M176 R177 L178 D179 L180

A181 G182 R183 D184 L185 T186 D187 Y188 L189 M190 K191 I192 L193 T194 E195 R196 G197 Y198 S199 F200 V201 T202 T203 A204 E205 R206 E207 I208 V209 R210 D211 I212 K213 E214 K215 L216 C217 Y218 V219 A220 L221 D222 F223 E224 N225 E226 M227 A228 T229 A230 A231 S232 S233 S234 S235 L236 E237 K238 S239 Y240

E241 L242 P243 D244 G245 Q246 V247 I248 T249 I250 G251 N252 E253 R254 F255 R256 C257 P258 E259 T260 L261 F262 Q263 P264 S265 F266 I267 G268 M269 E270 S271 A272 G273 I274 H275 E276 T277 T278 Y279 N280 S281 I282 M283 K284 C285 D286 I287 D288 I289 R290 K291 D292 L293 Y294 A295 N296 N297 V298 M299 S300

G301 G302 T303 T304 M305 Y306 P307 G308 I309 A310 D311 R312 M313 Q314 K315 E316 I317 T318 A319 L320 A321 P322 S323 T324 M325 K326 I327 K328 I329 I330 A331 P332 P333 E334 R335 K336 Y337 S338 V339 W340 I341 G342 G343 S344 I345 L346 A347 S348 L349 S350 T351 F352 Q353 Q354 M355 W356 I357 T358 K359 Q360

E361 Y362 D363 E364 A365 G366 P367 S368 I369 V370 H371 R372 LYS CYS PHE

- Molecule 4: SKELETAL MUSCLE ACTIN

Chain Z: 99% 58% 31% 8%

D1 E2 D3 E4 T5 T6 A7 L8 V9 C10 D11 N12 G13 S14 G15 L16 V17 K18 A19 G20 F21 A22 G23 D24 D25 A26 P27 R28 A29 V30 F31 P32 S33 I34 V35 G36 R37 P38 R39 H40 Q41 G42 V43 M44 V45 G46 M47 G48 Q49 K50 D51 S52 Y53 V54 G55 D56 E57 A58 Q59 S60

K61 R62 G63 I64 L65 T66 L67 K68 Y69 P70 I71 E72 H73 G74 I75 I76 T77 N78 W79 D80 D81 M82 E83 K84 I85 W86 H87 H88 T89 F90 Y91 N92 E93 L94 R95 V96 A97 P98 E99 E100 H101 P102 T103 L104 L105 T106 E107 A108 P109 L110 N111 P112 K113 A114 N115 R116 E117 K118 M119 T120

Q121 I122 M123 F124 E125 T126 F127 N128 V129 P130 A131 M132 Y133 V134 A135 I136 Q137 A138 V139 L140 S141 L142 Y143 A144 S145 G146 R147 T148 T149 G150 I151 V152 L153 D154 S155 G156 D157 G158 V159 T160 H161 N162 V163 P164 I165 Y166 E167 G168 Y169 A170 L171 P172 H173 A174 I175 M176 R177 L178 D179 L180

A181 G182 R183 D184 L185 T186 D187 Y188 L189 M190 K191 I192 L193 T194 E195 R196 G197 Y198 S199 F200 V201 T202 T203 A204 E205 R206 E207 I208 V209 R210 D211 I212 K213 E214 K215 L216 C217 Y218 V219 A220 L221 D222 F223 E224 N225 E226 M227 A228 T229 A230 A231 S232 S233 S234 S235 L236 E237 K238 S239 Y240

E241 L242 P243 D244 G245 Q246 V247 I248 T249 I250 G251 N252 E253 R254 F255 R256 C257 P258 E259 T260 L261 F262 Q263 P264 S265 F266 I267 G268 M269 E270 S271 A272 G273 I274 H275 E276 T277 T278 Y279 N280 S281 I282 M283 K284 C285 D286 I287 D288 I289 R290 K291 D292 L293 Y294 A295 N296 N297 V298 M299 S300

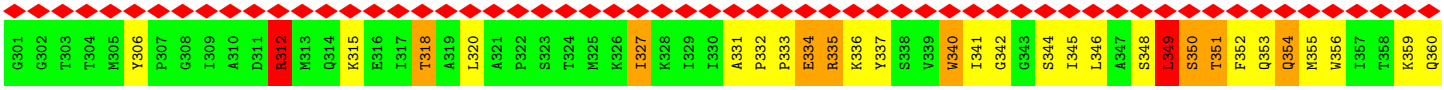
G301
G302
T303
T304
M305
Y306
P307
G308
I309
A310
D311
R312
M313
Q314
K315
E316
I317
T318
A319
L320
A321
P322
S323
T324
M325
K326
I327
K328
I329
I330
A331
P332
P333
E334
R335
K336
Y337
S338
V339
W340
I341
G342
G343
S344
I345
L346
A347
S348
L349
S350
T351
F352
Q353
Q354
M355
W356
I357
T358
K359
Q360

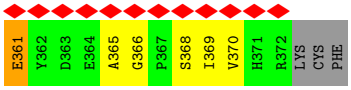
E361
Y362
D363
E364
A365
G366
P367
S368
I369
V370
H371
R372
LYS
CYS
PHE

4 Experimental information (i)

Property	Value	Source
EM reconstruction method	TOMOGRAPHY	Depositor
Imposed symmetry	POINT, C1	Depositor
Number of tilted images used	Not provided	
Resolution determination method	Not provided	
CTF correction method	Not provided	
Microscope	FEI/PHILIPS EM400	Depositor
Voltage (kV)	100	Depositor
Electron dose ($e^-/Å^2$)	Not provided	
Minimum defocus (nm)	Not provided	
Maximum defocus (nm)	Not provided	
Magnification	17000	Depositor
Image detector	KODAK SO-163 FILM	Depositor
Maximum voxel value	366.680	Depositor
Minimum voxel value	-417.992	Depositor
Average voxel value	1.860	Depositor
Voxel value standard deviation	47.792	Depositor
Recommended contour level	81.2	Depositor
Tomogram size (Å)	9280, 9280, 464	wwPDB
Tomogram dimensions	600, 600, 30	wwPDB
Tomogram angles (°)	90, 90, 90	wwPDB
Grid spacing (Å)	15.4667, 15.4667, 15.4667	Depositor

5 Model quality (i)

5.1 Standard geometry (i)

Bond lengths and bond angles in the following residue types are not validated in this section: MLY

The Z score for a bond length (or angle) is the number of standard deviations the observed value is removed from the expected value. A bond length (or angle) with $|Z| > 5$ is considered an outlier worth inspection. RMSZ is the root-mean-square of all Z scores of the bond lengths (or angles).

Mol	Chain	Bond lengths		Bond angles	
		RMSZ	$\#\|Z\|>5$	RMSZ	$\#\|Z\|>5$
1	A	1.77	67/6448 (1.0%)	1.82	116/8729 (1.3%)
1	D	1.77	64/6448 (1.0%)	1.82	115/8729 (1.3%)
1	G	1.77	66/6449 (1.0%)	1.82	117/8732 (1.3%)
1	J	1.77	67/6449 (1.0%)	1.87	119/8732 (1.4%)
1	M	1.79	68/6449 (1.1%)	1.91	121/8732 (1.4%)
1	P	1.79	69/6449 (1.1%)	1.90	124/8732 (1.4%)
2	B	1.22	10/1148 (0.9%)	1.61	16/1548 (1.0%)
2	E	1.22	10/1148 (0.9%)	1.61	16/1548 (1.0%)
2	H	1.22	9/1148 (0.8%)	1.62	16/1548 (1.0%)
2	K	1.22	10/1148 (0.9%)	1.61	16/1548 (1.0%)
2	N	1.22	10/1148 (0.9%)	1.61	16/1548 (1.0%)
2	Q	1.22	10/1148 (0.9%)	1.61	16/1548 (1.0%)
3	C	0.80	0/1136	0.95	4/1525 (0.3%)
3	F	0.80	0/1136	0.95	4/1525 (0.3%)
3	I	0.80	0/1136	0.95	4/1525 (0.3%)
3	L	0.79	0/1136	0.94	4/1525 (0.3%)
3	O	0.79	0/1136	0.94	4/1525 (0.3%)
3	R	0.79	0/1136	0.95	4/1525 (0.3%)
4	1	0.89	2/2968 (0.1%)	1.64	51/4023 (1.3%)
4	2	0.89	1/2968 (0.0%)	1.64	51/4023 (1.3%)
4	3	0.89	2/2968 (0.1%)	1.64	51/4023 (1.3%)
4	4	0.89	2/2968 (0.1%)	1.64	51/4023 (1.3%)
4	5	0.89	2/2968 (0.1%)	1.64	52/4023 (1.3%)
4	6	0.89	2/2968 (0.1%)	1.64	52/4023 (1.3%)
4	7	0.89	1/2968 (0.0%)	1.64	52/4023 (1.3%)
4	8	0.89	1/2968 (0.0%)	1.64	52/4023 (1.3%)
4	9	0.89	2/2968 (0.1%)	1.64	52/4023 (1.3%)
4	V	0.89	2/2968 (0.1%)	1.64	52/4023 (1.3%)
4	W	0.89	1/2968 (0.0%)	1.64	52/4023 (1.3%)
4	X	0.89	1/2968 (0.0%)	1.64	51/4023 (1.3%)
4	Y	0.89	2/2968 (0.1%)	1.64	52/4023 (1.3%)
4	Z	0.89	2/2968 (0.1%)	1.64	52/4023 (1.3%)

Mol	Chain	Bond lengths		Bond angles	
		RMSZ	#|Z| >5	RMSZ	#|Z| >5
All	All	1.34	483/93948 (0.5%)	1.69	1555/127146 (1.2%)

Chiral center outliers are detected by calculating the chiral volume of a chiral center and verifying if the center is modelled as a planar moiety or with the opposite hand.A planarity outlier is detected by checking planarity of atoms in a peptide group, atoms in a mainchain group or atoms of a sidechain that are expected to be planar.

Mol	Chain	#Chirality outliers	#Planarity outliers
1	A	1	4
1	D	1	4
1	G	1	5
1	J	1	6
1	M	1	9
1	P	1	8
2	B	0	3
2	E	0	3
2	H	0	3
2	K	0	3
2	N	0	3
2	Q	0	3
3	C	0	2
3	F	0	3
3	I	0	2
3	L	0	2
3	O	0	2
3	R	0	2
4	1	0	1
4	2	0	1
4	3	0	1
4	4	0	1
4	5	0	1
4	6	0	1
4	7	0	1
4	8	0	1
4	9	0	1
4	V	0	1
4	W	0	1
4	X	0	1
4	Y	0	1
4	Z	0	1
All	All	6	81

All (483) bond length outliers are listed below:

Mol	Chain	Res	Type	Atoms	Z	Observed(Å)	Ideal(Å)
1	P	649	VAL	CB-CG1	53.27	2.64	1.52
1	M	649	VAL	CB-CG1	53.24	2.64	1.52
1	G	649	VAL	CB-CG1	53.23	2.64	1.52
1	J	649	VAL	CB-CG1	53.20	2.64	1.52
1	D	649	VAL	CB-CG1	53.16	2.64	1.52
1	A	649	VAL	CB-CG1	53.12	2.64	1.52
1	D	623	PHE	CB-CG	48.18	2.33	1.51
1	A	623	PHE	CB-CG	48.15	2.33	1.51
1	J	623	PHE	CB-CG	48.11	2.33	1.51
1	P	623	PHE	CB-CG	48.11	2.33	1.51
1	M	623	PHE	CB-CG	48.09	2.33	1.51
1	G	623	PHE	CB-CG	48.07	2.33	1.51
1	A	649	VAL	CB-CG2	46.25	2.50	1.52
1	G	649	VAL	CB-CG2	46.23	2.50	1.52
1	M	649	VAL	CB-CG2	46.21	2.49	1.52
1	P	649	VAL	CB-CG2	46.15	2.49	1.52
1	J	649	VAL	CB-CG2	46.12	2.49	1.52
1	D	649	VAL	CB-CG2	46.09	2.49	1.52
1	D	648	THR	CB-OG1	34.36	2.12	1.43
1	J	648	THR	CB-OG1	34.35	2.12	1.43
1	A	648	THR	CB-OG1	34.34	2.12	1.43
1	G	648	THR	CB-OG1	34.34	2.12	1.43
1	P	648	THR	CB-OG1	34.33	2.12	1.43
1	M	648	THR	CB-OG1	34.25	2.11	1.43
1	J	648	THR	CB-CG2	-30.73	0.51	1.52
1	P	648	THR	CB-CG2	-30.70	0.51	1.52
1	M	648	THR	CB-CG2	-30.70	0.51	1.52
1	A	648	THR	CB-CG2	-30.68	0.51	1.52
1	D	648	THR	CB-CG2	-30.68	0.51	1.52
1	G	648	THR	CB-CG2	-30.68	0.51	1.52
1	M	806	MET	C-N	17.50	1.74	1.34
1	D	637	LYS	C-N	-15.07	1.05	1.33
1	J	637	LYS	C-N	-15.06	1.05	1.33
1	P	637	LYS	C-N	-15.03	1.05	1.33
1	M	637	LYS	C-N	-14.95	1.06	1.33
1	A	637	LYS	C-N	-14.80	1.06	1.33
1	G	637	LYS	C-N	-14.76	1.06	1.33
1	P	786	ILE	C-N	14.57	1.67	1.34
1	A	649	VAL	C-N	-13.56	1.02	1.34
1	G	649	VAL	C-N	-13.48	1.03	1.34
2	N	150	TYR	CB-CG	-13.46	1.31	1.51
1	D	649	VAL	C-N	-13.44	1.03	1.34
1	P	649	VAL	C-N	-13.44	1.03	1.34

Continued on next page...

Continued from previous page...

Mol	Chain	Res	Type	Atoms	Z	Observed(Å)	Ideal(Å)
1	J	649	VAL	C-N	-13.41	1.03	1.34
1	M	649	VAL	C-N	-13.39	1.03	1.34
2	Q	150	TYR	CB-CG	-13.39	1.31	1.51
2	H	150	TYR	CB-CG	-13.36	1.31	1.51
2	B	150	TYR	CB-CG	-13.31	1.31	1.51
2	K	150	TYR	CB-CG	-13.31	1.31	1.51
2	E	150	TYR	CB-CG	-13.28	1.31	1.51
2	B	140	PHE	C-N	-13.00	1.09	1.34
2	N	140	PHE	C-N	-12.99	1.09	1.34
2	E	140	PHE	C-N	-12.98	1.09	1.34
2	K	140	PHE	C-N	-12.96	1.09	1.34
2	Q	140	PHE	C-N	-12.88	1.09	1.34
2	H	140	PHE	C-N	-12.86	1.09	1.34
1	P	806	MET	C-N	12.00	1.61	1.34
2	B	150	TYR	CG-CD2	-11.46	1.24	1.39
2	H	150	TYR	CG-CD2	-11.30	1.24	1.39
2	Q	150	TYR	CG-CD2	-11.26	1.24	1.39
2	K	150	TYR	CG-CD2	-11.24	1.24	1.39
2	E	150	TYR	CG-CD2	-11.20	1.24	1.39
2	N	150	TYR	CG-CD2	-11.13	1.24	1.39
1	M	769	ALA	C-N	10.78	1.52	1.33
2	K	141	PRO	N-CD	-10.64	1.32	1.47
2	N	141	PRO	N-CD	-10.61	1.32	1.47
2	E	141	PRO	N-CD	-10.57	1.33	1.47
2	Q	141	PRO	N-CD	-10.53	1.33	1.47
2	B	141	PRO	N-CD	-10.49	1.33	1.47
2	H	141	PRO	N-CD	-10.41	1.33	1.47
1	P	476	GLU	CD-OE1	8.95	1.35	1.25
1	J	476	GLU	CD-OE1	8.94	1.35	1.25
1	M	476	GLU	CD-OE1	8.88	1.35	1.25
1	J	785	GLU	C-N	8.83	1.54	1.34
1	G	476	GLU	CD-OE1	8.77	1.35	1.25
1	D	476	GLU	CD-OE1	8.73	1.35	1.25
1	A	622	LEU	C-N	8.71	1.54	1.34
1	A	476	GLU	CD-OE1	8.69	1.35	1.25
1	P	622	LEU	C-N	8.68	1.54	1.34
1	M	622	LEU	C-N	8.66	1.53	1.34
1	J	622	LEU	C-N	8.63	1.53	1.34
1	G	622	LEU	C-N	8.62	1.53	1.34
1	D	622	LEU	C-N	8.60	1.53	1.34
1	P	745	GLU	CD-OE2	8.42	1.34	1.25
1	G	411	GLU	CD-OE1	8.38	1.34	1.25

Continued on next page...

Continued from previous page...

Mol	Chain	Res	Type	Atoms	Z	Observed(Å)	Ideal(Å)
1	D	745	GLU	CD-OE2	8.36	1.34	1.25
1	M	745	GLU	CD-OE2	8.35	1.34	1.25
2	Q	150	TYR	CA-CB	-8.30	1.35	1.53
2	K	150	TYR	CA-CB	-8.28	1.35	1.53
2	B	150	TYR	CA-CB	-8.28	1.35	1.53
1	P	411	GLU	CD-OE1	8.27	1.34	1.25
1	M	411	GLU	CD-OE1	8.27	1.34	1.25
1	J	745	GLU	CD-OE2	8.25	1.34	1.25
1	D	411	GLU	CD-OE1	8.24	1.34	1.25
1	G	745	GLU	CD-OE2	8.21	1.34	1.25
2	N	150	TYR	CA-CB	-8.20	1.35	1.53
1	J	411	GLU	CD-OE1	8.19	1.34	1.25
2	H	150	TYR	CA-CB	-8.16	1.35	1.53
1	A	745	GLU	CD-OE2	8.13	1.34	1.25
2	E	150	TYR	CA-CB	-8.06	1.36	1.53
1	A	411	GLU	CD-OE1	8.03	1.34	1.25
1	A	381	GLU	CD-OE1	8.01	1.34	1.25
1	P	769	ALA	C-N	-7.96	1.18	1.33
1	J	108	GLU	CD-OE1	7.96	1.34	1.25
1	G	108	GLU	CD-OE1	7.95	1.34	1.25
1	G	381	GLU	CD-OE1	7.87	1.34	1.25
1	J	381	GLU	CD-OE1	7.86	1.34	1.25
1	P	108	GLU	CD-OE1	7.86	1.34	1.25
1	M	108	GLU	CD-OE1	7.85	1.34	1.25
1	M	381	GLU	CD-OE1	7.81	1.34	1.25
1	D	202	SER	CB-OG	7.80	1.52	1.42
1	P	202	SER	CB-OG	7.79	1.52	1.42
1	A	108	GLU	CD-OE1	7.78	1.34	1.25
1	D	381	GLU	CD-OE1	7.78	1.34	1.25
1	J	202	SER	CB-OG	7.74	1.52	1.42
1	D	108	GLU	CD-OE1	7.70	1.34	1.25
1	P	381	GLU	CD-OE1	7.69	1.34	1.25
1	M	202	SER	CB-OG	7.68	1.52	1.42
1	G	202	SER	CB-OG	7.68	1.52	1.42
1	A	202	SER	CB-OG	7.67	1.52	1.42
1	J	689	GLU	CD-OE2	7.49	1.33	1.25
1	D	689	GLU	CD-OE2	7.46	1.33	1.25
1	G	689	GLU	CD-OE2	7.46	1.33	1.25
1	A	689	GLU	CD-OE2	7.43	1.33	1.25
1	P	689	GLU	CD-OE2	7.38	1.33	1.25
1	M	23	GLU	CD-OE1	7.31	1.33	1.25
1	J	347	GLU	CD-OE1	7.31	1.33	1.25

Continued on next page...

Continued from previous page...

Mol	Chain	Res	Type	Atoms	Z	Observed(Å)	Ideal(Å)
1	P	347	GLU	CD-OE1	7.31	1.33	1.25
1	M	689	GLU	CD-OE2	7.30	1.33	1.25
1	D	23	GLU	CD-OE1	7.27	1.33	1.25
1	A	347	GLU	CD-OE1	7.26	1.33	1.25
1	J	23	GLU	CD-OE1	7.26	1.33	1.25
1	P	23	GLU	CD-OE1	7.26	1.33	1.25
1	M	347	GLU	CD-OE1	7.22	1.33	1.25
1	G	347	GLU	CD-OE1	7.20	1.33	1.25
1	G	23	GLU	CD-OE1	7.19	1.33	1.25
1	A	23	GLU	CD-OE1	7.18	1.33	1.25
1	D	347	GLU	CD-OE1	7.16	1.33	1.25
1	P	511	GLU	CD-OE1	7.14	1.33	1.25
1	M	511	GLU	CD-OE1	7.13	1.33	1.25
1	J	511	GLU	CD-OE1	7.10	1.33	1.25
1	A	511	GLU	CD-OE1	7.03	1.33	1.25
1	M	524	GLU	CD-OE1	7.02	1.33	1.25
1	D	68	GLU	CD-OE2	7.01	1.33	1.25
1	P	330	GLU	CD-OE1	7.01	1.33	1.25
1	M	330	GLU	CD-OE1	6.99	1.33	1.25
1	P	524	GLU	CD-OE1	6.98	1.33	1.25
1	J	524	GLU	CD-OE1	6.97	1.33	1.25
1	M	811	GLU	CD-OE1	6.96	1.33	1.25
1	A	376	GLU	CD-OE1	6.96	1.33	1.25
1	J	68	GLU	CD-OE2	6.95	1.33	1.25
1	D	376	GLU	CD-OE1	6.95	1.33	1.25
1	G	26	GLU	CD-OE1	6.95	1.33	1.25
1	M	26	GLU	CD-OE1	6.95	1.33	1.25
1	J	330	GLU	CD-OE1	6.94	1.33	1.25
1	A	524	GLU	CD-OE1	6.94	1.33	1.25
1	P	26	GLU	CD-OE1	6.94	1.33	1.25
1	G	376	GLU	CD-OE1	6.93	1.33	1.25
1	J	811	GLU	CD-OE1	6.92	1.33	1.25
1	D	26	GLU	CD-OE1	6.91	1.33	1.25
1	D	524	GLU	CD-OE1	6.91	1.33	1.25
1	P	811	GLU	CD-OE1	6.91	1.33	1.25
1	G	68	GLU	CD-OE2	6.91	1.33	1.25
1	M	68	GLU	CD-OE2	6.91	1.33	1.25
1	P	68	GLU	CD-OE2	6.91	1.33	1.25
1	D	511	GLU	CD-OE1	6.90	1.33	1.25
1	J	26	GLU	CD-OE1	6.88	1.33	1.25
1	G	330	GLU	CD-OE1	6.88	1.33	1.25
1	J	376	GLU	CD-OE1	6.86	1.33	1.25

Continued on next page...

Continued from previous page...

Mol	Chain	Res	Type	Atoms	Z	Observed(Å)	Ideal(Å)
1	M	376	GLU	CD-OE1	6.86	1.33	1.25
1	A	330	GLU	CD-OE1	6.85	1.33	1.25
1	A	26	GLU	CD-OE1	6.84	1.33	1.25
1	D	330	GLU	CD-OE1	6.83	1.33	1.25
1	A	68	GLU	CD-OE2	6.82	1.33	1.25
1	G	524	GLU	CD-OE1	6.82	1.33	1.25
1	P	376	GLU	CD-OE1	6.79	1.33	1.25
1	M	655	GLU	CD-OE1	6.79	1.33	1.25
1	D	811	GLU	CD-OE1	6.76	1.33	1.25
1	G	511	GLU	CD-OE1	6.76	1.33	1.25
1	A	655	GLU	CD-OE1	6.71	1.33	1.25
1	P	655	GLU	CD-OE1	6.70	1.33	1.25
1	J	538	GLU	CD-OE1	6.69	1.33	1.25
1	M	538	GLU	CD-OE1	6.69	1.33	1.25
1	P	538	GLU	CD-OE1	6.69	1.33	1.25
1	A	811	GLU	CD-OE1	6.67	1.32	1.25
1	M	319	GLU	CD-OE1	6.66	1.32	1.25
1	J	655	GLU	CD-OE1	6.63	1.32	1.25
1	A	538	GLU	CD-OE1	6.62	1.32	1.25
1	J	319	GLU	CD-OE1	6.62	1.32	1.25
2	E	150	TYR	CD2-CE2	-6.60	1.29	1.39
1	P	319	GLU	CD-OE1	6.60	1.32	1.25
1	G	785	GLU	C-N	6.60	1.49	1.34
1	G	319	GLU	CD-OE1	6.59	1.32	1.25
1	G	811	GLU	CD-OE1	6.58	1.32	1.25
1	G	538	GLU	CD-OE1	6.57	1.32	1.25
2	B	150	TYR	CD2-CE2	-6.57	1.29	1.39
1	D	655	GLU	CD-OE1	6.56	1.32	1.25
1	D	538	GLU	CD-OE1	6.54	1.32	1.25
1	A	266	GLU	CD-OE2	6.52	1.32	1.25
1	J	266	GLU	CD-OE2	6.49	1.32	1.25
1	D	538	GLU	CD-OE2	-6.48	1.18	1.25
1	D	319	GLU	CD-OE1	6.48	1.32	1.25
2	N	150	TYR	CD2-CE2	-6.47	1.29	1.39
1	D	266	GLU	CD-OE2	6.46	1.32	1.25
1	G	655	GLU	CD-OE1	6.46	1.32	1.25
1	P	538	GLU	CD-OE2	-6.45	1.18	1.25
1	G	99	GLU	CD-OE2	6.44	1.32	1.25
1	M	266	GLU	CD-OE2	6.44	1.32	1.25
1	J	89	GLU	CD-OE1	6.44	1.32	1.25
1	G	89	GLU	CD-OE1	6.44	1.32	1.25
1	A	319	GLU	CD-OE1	6.43	1.32	1.25

Continued on next page...

Continued from previous page...

Mol	Chain	Res	Type	Atoms	Z	Observed(Å)	Ideal(Å)
1	A	538	GLU	CD-OE2	-6.43	1.18	1.25
1	M	538	GLU	CD-OE2	-6.43	1.18	1.25
1	J	808	GLU	CD-OE1	6.42	1.32	1.25
2	K	150	TYR	CD2-CE2	-6.42	1.29	1.39
1	G	605	GLU	CD-OE1	6.42	1.32	1.25
1	G	802	GLU	CD-OE1	6.41	1.32	1.25
1	P	266	GLU	CD-OE2	6.40	1.32	1.25
2	Q	150	TYR	CD2-CE2	-6.39	1.29	1.39
1	A	6	GLU	CD-OE1	6.38	1.32	1.25
1	P	89	GLU	CD-OE1	6.38	1.32	1.25
1	A	89	GLU	CD-OE1	6.38	1.32	1.25
1	G	502	GLU	CD-OE2	6.37	1.32	1.25
2	B	150	TYR	N-CA	-6.36	1.33	1.46
1	P	6	GLU	CD-OE1	6.35	1.32	1.25
1	A	605	GLU	CD-OE1	6.35	1.32	1.25
1	J	538	GLU	CD-OE2	-6.35	1.18	1.25
1	J	502	GLU	CD-OE2	6.35	1.32	1.25
1	D	6	GLU	CD-OE1	6.34	1.32	1.25
1	G	538	GLU	CD-OE2	-6.34	1.18	1.25
1	M	808	GLU	CD-OE1	6.33	1.32	1.25
1	P	802	GLU	CD-OE1	6.32	1.32	1.25
1	D	99	GLU	CD-OE2	6.31	1.32	1.25
1	J	6	GLU	CD-OE1	6.31	1.32	1.25
4	3	259	GLU	CG-CD	6.31	1.61	1.51
1	P	502	GLU	CD-OE2	6.30	1.32	1.25
1	G	266	GLU	CD-OE2	6.29	1.32	1.25
2	Q	150	TYR	N-CA	-6.29	1.33	1.46
1	P	808	GLU	CD-OE1	6.28	1.32	1.25
1	A	808	GLU	CD-OE1	6.27	1.32	1.25
1	D	808	GLU	CD-OE1	6.27	1.32	1.25
4	X	259	GLU	CG-CD	6.27	1.61	1.51
2	H	150	TYR	CD2-CE2	-6.27	1.29	1.39
1	D	89	GLU	CD-OE1	6.27	1.32	1.25
2	K	150	TYR	N-CA	-6.27	1.33	1.46
1	M	89	GLU	CD-OE1	6.27	1.32	1.25
1	D	502	GLU	CD-OE2	6.25	1.32	1.25
4	1	259	GLU	CG-CD	6.25	1.61	1.51
4	W	259	GLU	CG-CD	6.25	1.61	1.51
1	J	99	GLU	CD-OE2	6.24	1.32	1.25
1	J	802	GLU	CD-OE1	6.24	1.32	1.25
2	H	150	TYR	N-CA	-6.24	1.33	1.46
4	Y	259	GLU	CG-CD	6.24	1.61	1.51

Continued on next page...

Continued from previous page...

Mol	Chain	Res	Type	Atoms	Z	Observed(Å)	Ideal(Å)
1	M	605	GLU	CD-OE1	6.23	1.32	1.25
4	5	259	GLU	CG-CD	6.23	1.61	1.51
1	A	502	GLU	CD-OE2	6.23	1.32	1.25
2	N	150	TYR	N-CA	-6.23	1.33	1.46
2	E	150	TYR	N-CA	-6.22	1.33	1.46
1	D	605	GLU	CD-OE1	6.21	1.32	1.25
4	Z	259	GLU	CG-CD	6.21	1.61	1.51
4	8	259	GLU	CG-CD	6.21	1.61	1.51
4	4	259	GLU	CG-CD	6.21	1.61	1.51
1	M	99	GLU	CD-OE2	6.21	1.32	1.25
4	2	259	GLU	CG-CD	6.19	1.61	1.51
1	P	99	GLU	CD-OE2	6.19	1.32	1.25
1	M	6	GLU	CD-OE1	6.18	1.32	1.25
1	M	329	GLU	CD-OE1	6.18	1.32	1.25
1	P	605	GLU	CD-OE1	6.18	1.32	1.25
1	M	502	GLU	CD-OE2	6.18	1.32	1.25
1	D	802	GLU	CD-OE1	6.18	1.32	1.25
1	G	808	GLU	CD-OE1	6.17	1.32	1.25
1	A	99	GLU	CD-OE2	6.17	1.32	1.25
1	M	802	GLU	CD-OE1	6.16	1.32	1.25
4	9	259	GLU	CG-CD	6.16	1.61	1.51
4	6	259	GLU	CG-CD	6.15	1.61	1.51
4	V	259	GLU	CG-CD	6.14	1.61	1.51
1	J	605	GLU	CD-OE1	6.13	1.32	1.25
1	G	509	GLU	CD-OE1	6.13	1.32	1.25
4	7	259	GLU	CG-CD	6.12	1.61	1.51
1	G	6	GLU	CD-OE1	6.12	1.32	1.25
1	A	509	GLU	CD-OE1	6.12	1.32	1.25
1	P	509	GLU	CD-OE1	6.11	1.32	1.25
1	D	509	GLU	CD-OE1	6.09	1.32	1.25
1	P	329	GLU	CD-OE1	6.08	1.32	1.25
1	J	329	GLU	CD-OE1	6.06	1.32	1.25
1	G	329	GLU	CD-OE1	6.06	1.32	1.25
1	J	509	GLU	CD-OE1	6.05	1.32	1.25
1	G	540	CYS	CB-SG	-6.04	1.72	1.82
1	D	417	GLU	CD-OE1	6.00	1.32	1.25
1	G	476	GLU	CD-OE2	-6.00	1.19	1.25
1	A	329	GLU	CD-OE1	5.98	1.32	1.25
1	M	509	GLU	CD-OE1	5.98	1.32	1.25
1	A	417	GLU	CD-OE1	5.94	1.32	1.25
1	P	476	GLU	CD-OE2	-5.90	1.19	1.25
1	J	709	LYS	C-N	-5.88	1.22	1.33

Continued on next page...

Continued from previous page...

Mol	Chain	Res	Type	Atoms	Z	Observed(Å)	Ideal(Å)
1	M	540	CYS	CB-SG	-5.88	1.72	1.81
1	A	802	GLU	CD-OE1	5.88	1.32	1.25
1	D	476	GLU	CD-OE2	-5.86	1.19	1.25
1	J	417	GLU	CD-OE1	5.86	1.32	1.25
1	M	527	GLU	CD-OE1	5.86	1.32	1.25
1	M	421	GLU	CD-OE2	5.86	1.32	1.25
1	A	476	GLU	CD-OE2	-5.85	1.19	1.25
1	G	417	GLU	CD-OE1	5.85	1.32	1.25
1	J	540	CYS	CB-SG	-5.84	1.72	1.81
1	D	468	GLU	CD-OE1	5.84	1.32	1.25
1	J	476	GLU	CD-OE2	-5.84	1.19	1.25
1	J	499	GLU	CD-OE2	5.84	1.32	1.25
1	P	540	CYS	CB-SG	-5.83	1.72	1.81
1	P	417	GLU	CD-OE1	5.83	1.32	1.25
1	G	230	GLU	CD-OE2	5.82	1.32	1.25
1	M	476	GLU	CD-OE2	-5.82	1.19	1.25
1	A	540	CYS	CB-SG	-5.81	1.72	1.81
1	G	218	LEU	CB-CG	5.80	1.69	1.52
1	A	468	GLU	CD-OE1	5.79	1.32	1.25
1	J	230	GLU	CD-OE2	5.79	1.32	1.25
1	D	329	GLU	CD-OE1	5.79	1.32	1.25
1	P	230	GLU	CD-OE2	5.78	1.32	1.25
1	P	421	GLU	CD-OE2	5.78	1.32	1.25
1	M	417	GLU	CD-OE1	5.77	1.32	1.25
1	M	230	GLU	CD-OE2	5.77	1.31	1.25
1	A	785	GLU	CD-OE2	5.76	1.31	1.25
1	P	468	GLU	CD-OE1	5.76	1.31	1.25
1	A	230	GLU	CD-OE2	5.76	1.31	1.25
1	D	540	CYS	CB-SG	-5.76	1.72	1.81
1	J	74	GLU	CD-OE2	5.76	1.31	1.25
1	P	499	GLU	CD-OE2	5.75	1.31	1.25
1	G	597	GLU	CD-OE1	5.74	1.31	1.25
1	J	527	GLU	CD-OE1	5.74	1.31	1.25
1	D	785	GLU	CD-OE2	5.74	1.31	1.25
1	G	74	GLU	CD-OE2	5.73	1.31	1.25
1	P	527	GLU	CD-OE1	5.73	1.31	1.25
1	J	468	GLU	CD-OE1	5.73	1.31	1.25
1	M	74	GLU	CD-OE2	5.72	1.31	1.25
1	A	74	GLU	CD-OE2	5.71	1.31	1.25
1	J	421	GLU	CD-OE2	5.71	1.31	1.25
1	M	785	GLU	CD-OE2	5.71	1.31	1.25
1	M	468	GLU	CD-OE1	5.69	1.31	1.25

Continued on next page...

Continued from previous page...

Mol	Chain	Res	Type	Atoms	Z	Observed(Å)	Ideal(Å)
1	M	499	GLU	CD-OE2	5.69	1.31	1.25
1	D	687	GLU	CD-OE1	5.69	1.31	1.25
1	D	625	THR	CB-CG2	5.69	1.71	1.52
1	A	625	THR	CB-CG2	5.68	1.71	1.52
1	A	597	GLU	CD-OE1	5.68	1.31	1.25
1	A	218	LEU	CB-CG	5.67	1.69	1.52
1	D	230	GLU	CD-OE2	5.67	1.31	1.25
1	J	625	THR	CB-CG2	5.66	1.71	1.52
1	P	625	THR	CB-CG2	5.66	1.71	1.52
1	P	74	GLU	CD-OE2	5.66	1.31	1.25
1	M	625	THR	CB-CG2	5.65	1.71	1.52
1	J	218	LEU	CB-CG	5.64	1.69	1.52
1	G	527	GLU	CD-OE1	5.64	1.31	1.25
1	G	625	THR	CB-CG2	5.63	1.71	1.52
1	J	785	GLU	CD-OE2	5.63	1.31	1.25
1	D	597	GLU	CD-OE1	5.63	1.31	1.25
1	D	218	LEU	CB-CG	5.62	1.68	1.52
1	P	218	LEU	CB-CG	5.62	1.68	1.52
1	D	74	GLU	CD-OE2	5.61	1.31	1.25
1	D	499	GLU	CD-OE2	5.60	1.31	1.25
1	A	527	GLU	CD-OE1	5.60	1.31	1.25
1	M	597	GLU	CD-OE1	5.60	1.31	1.25
1	M	218	LEU	CB-CG	5.59	1.68	1.52
1	G	468	GLU	CD-OE1	5.56	1.31	1.25
1	A	687	GLU	CD-OE1	5.56	1.31	1.25
1	G	785	GLU	CD-OE2	5.55	1.31	1.25
1	P	785	GLU	CD-OE2	5.54	1.31	1.25
1	J	597	GLU	CD-OE1	5.54	1.31	1.25
1	P	373	GLU	CD-OE1	5.54	1.31	1.25
1	G	499	GLU	CD-OE2	5.52	1.31	1.25
1	P	777	GLU	CD-OE2	5.51	1.31	1.25
1	A	479	CYS	CB-SG	-5.51	1.72	1.81
2	H	150	TYR	CE1-CZ	5.51	1.45	1.38
1	A	777	GLU	CD-OE2	5.50	1.31	1.25
1	G	479	CYS	CB-SG	-5.50	1.72	1.81
1	P	597	GLU	CD-OE1	5.50	1.31	1.25
2	E	150	TYR	CE1-CZ	5.49	1.45	1.38
1	D	527	GLU	CD-OE1	5.49	1.31	1.25
1	A	499	GLU	CD-OE2	5.49	1.31	1.25
1	G	421	GLU	CD-OE2	5.49	1.31	1.25
1	D	373	GLU	CD-OE1	5.48	1.31	1.25
1	J	373	GLU	CD-OE1	5.48	1.31	1.25

Continued on next page...

Continued from previous page...

Mol	Chain	Res	Type	Atoms	Z	Observed(Å)	Ideal(Å)
1	J	687	GLU	CD-OE1	5.47	1.31	1.25
1	G	298	GLU	CD-OE2	5.47	1.31	1.25
1	A	421	GLU	CD-OE2	5.46	1.31	1.25
1	G	687	GLU	CD-OE1	5.46	1.31	1.25
1	M	777	GLU	CD-OE2	5.45	1.31	1.25
1	P	687	GLU	CD-OE1	5.45	1.31	1.25
1	M	479	CYS	CB-SG	-5.44	1.73	1.81
2	K	131	GLU	N-CA	5.44	1.57	1.46
2	N	131	GLU	N-CA	5.43	1.57	1.46
1	A	373	GLU	CD-OE1	5.42	1.31	1.25
1	G	373	GLU	CD-OE1	5.42	1.31	1.25
1	G	506	GLU	CD-OE2	5.42	1.31	1.25
1	J	777	GLU	CD-OE2	5.41	1.31	1.25
2	K	150	TYR	CE1-CZ	5.41	1.45	1.38
1	D	777	GLU	CD-OE2	5.40	1.31	1.25
1	G	777	GLU	CD-OE2	5.40	1.31	1.25
1	D	421	GLU	CD-OE2	5.40	1.31	1.25
2	B	150	TYR	CE1-CZ	5.40	1.45	1.38
1	J	479	CYS	CB-SG	-5.39	1.73	1.81
2	Q	131	GLU	N-CA	5.38	1.57	1.46
2	Q	150	TYR	CE1-CZ	5.38	1.45	1.38
1	M	373	GLU	CD-OE1	5.38	1.31	1.25
1	M	687	GLU	CD-OE1	5.38	1.31	1.25
1	D	218	LEU	C-N	-5.37	1.21	1.34
1	A	218	LEU	C-N	-5.37	1.21	1.34
1	M	218	LEU	C-N	-5.36	1.21	1.34
1	J	218	LEU	C-N	-5.35	1.21	1.34
2	H	131	GLU	N-CA	5.34	1.57	1.46
1	P	218	LEU	C-N	-5.34	1.21	1.34
1	P	527	GLU	CD-OE2	-5.33	1.19	1.25
1	J	298	GLU	CD-OE2	5.32	1.31	1.25
1	P	479	CYS	CB-SG	-5.32	1.73	1.81
1	G	218	LEU	C-N	-5.30	1.21	1.34
1	A	506	GLU	CD-OE2	5.30	1.31	1.25
1	D	479	CYS	CB-SG	-5.30	1.73	1.81
1	P	298	GLU	CD-OE2	5.30	1.31	1.25
2	B	131	GLU	N-CA	5.29	1.56	1.46
2	E	131	GLU	N-CA	5.29	1.56	1.46
1	A	65	GLU	CD-OE1	5.29	1.31	1.25
1	D	298	GLU	CD-OE2	5.29	1.31	1.25
2	N	150	TYR	CE1-CZ	5.27	1.45	1.38
1	A	298	GLU	CD-OE2	5.26	1.31	1.25

Continued on next page...

Continued from previous page...

Mol	Chain	Res	Type	Atoms	Z	Observed(Å)	Ideal(Å)
1	M	527	GLU	CD-OE2	-5.25	1.19	1.25
1	M	679	GLU	CD-OE2	5.25	1.31	1.25
1	G	679	GLU	CD-OE2	5.24	1.31	1.25
1	D	702	GLU	CD-OE2	5.23	1.31	1.25
1	A	527	GLU	CD-OE2	-5.23	1.20	1.25
1	D	679	GLU	CD-OE2	5.22	1.31	1.25
1	J	679	GLU	CD-OE2	5.21	1.31	1.25
1	D	65	GLU	CD-OE1	5.21	1.31	1.25
1	A	679	GLU	CD-OE2	5.21	1.31	1.25
2	K	149	ASP	CB-CG	5.21	1.62	1.51
1	J	702	GLU	CD-OE2	5.20	1.31	1.25
1	D	282	GLU	CD-OE1	5.19	1.31	1.25
1	M	298	GLU	CD-OE2	5.19	1.31	1.25
1	P	679	GLU	CD-OE2	5.16	1.31	1.25
1	P	21	GLU	CD-OE2	5.16	1.31	1.25
2	Q	149	ASP	CB-CG	5.16	1.62	1.51
1	A	21	GLU	CD-OE2	5.15	1.31	1.25
1	P	65	GLU	CD-OE1	5.15	1.31	1.25
1	M	65	GLU	CD-OE1	5.14	1.31	1.25
2	N	149	ASP	CB-CG	5.14	1.62	1.51
2	B	149	ASP	CB-CG	5.13	1.62	1.51
1	P	702	GLU	CD-OE2	5.13	1.31	1.25
1	A	282	GLU	CD-OE1	5.13	1.31	1.25
1	J	65	GLU	CD-OE1	5.13	1.31	1.25
1	P	12	GLU	CD-OE2	5.13	1.31	1.25
1	P	506	GLU	CD-OE2	5.12	1.31	1.25
1	G	697	CYS	CB-SG	5.12	1.91	1.82
1	A	150	GLU	CD-OE1	5.12	1.31	1.25
1	J	527	GLU	CD-OE2	-5.11	1.20	1.25
1	G	65	GLU	CD-OE1	5.11	1.31	1.25
1	G	21	GLU	CD-OE2	5.11	1.31	1.25
1	J	282	GLU	CD-OE1	5.11	1.31	1.25
2	E	149	ASP	CB-CG	5.11	1.62	1.51
1	A	702	GLU	CD-OE2	5.10	1.31	1.25
1	G	12	GLU	CD-OE2	5.09	1.31	1.25
1	D	506	GLU	CD-OE2	5.08	1.31	1.25
1	P	282	GLU	CD-OE1	5.08	1.31	1.25
1	J	21	GLU	CD-OE2	5.08	1.31	1.25
1	G	702	GLU	CD-OE2	5.06	1.31	1.25
4	9	259	GLU	CB-CG	5.06	1.61	1.52
1	M	702	GLU	CD-OE2	5.06	1.31	1.25
1	J	12	GLU	CD-OE2	5.05	1.31	1.25

Continued on next page...

Continued from previous page...

Mol	Chain	Res	Type	Atoms	Z	Observed(Å)	Ideal(Å)
1	M	150	GLU	CD-OE1	5.05	1.31	1.25
1	D	527	GLU	CD-OE2	-5.05	1.20	1.25
1	M	282	GLU	CD-OE1	5.04	1.31	1.25
4	Y	259	GLU	CB-CG	5.04	1.61	1.52
4	Z	259	GLU	CB-CG	5.04	1.61	1.52
4	5	259	GLU	CB-CG	5.04	1.61	1.52
1	M	12	GLU	CD-OE2	5.03	1.31	1.25
1	A	697	CYS	CB-SG	5.03	1.90	1.82
1	G	527	GLU	CD-OE2	-5.03	1.20	1.25
1	M	506	GLU	CD-OE2	5.03	1.31	1.25
4	V	259	GLU	CB-CG	5.03	1.61	1.52
1	D	282	GLU	CD-OE2	-5.03	1.20	1.25
1	J	506	GLU	CD-OE2	5.03	1.31	1.25
1	P	697	CYS	CB-SG	5.02	1.90	1.82
4	6	259	GLU	CB-CG	5.01	1.61	1.52
4	1	259	GLU	CB-CG	5.01	1.61	1.52
1	M	697	CYS	CB-SG	5.01	1.90	1.82
4	3	259	GLU	CB-CG	5.01	1.61	1.52
4	4	259	GLU	CB-CG	5.00	1.61	1.52
1	A	56	GLU	CD-OE1	5.00	1.31	1.25

All (1555) bond angle outliers are listed below:

Mol	Chain	Res	Type	Atoms	Z	Observed(^{o})	Ideal(^{o})
1	G	637	LYS	O-C-N	-58.52	23.72	123.20
1	P	637	LYS	O-C-N	-58.47	23.80	123.20
1	M	637	LYS	O-C-N	-58.47	23.81	123.20
1	D	637	LYS	O-C-N	-58.46	23.81	123.20
1	J	637	LYS	O-C-N	-58.43	23.87	123.20
1	A	637	LYS	O-C-N	-58.42	23.88	123.20
1	J	709	LYS	O-C-N	-38.29	58.10	123.20
1	P	649	VAL	CG1-CB-CG2	-34.02	56.47	110.90
1	M	649	VAL	CG1-CB-CG2	-34.01	56.48	110.90
1	D	649	VAL	CG1-CB-CG2	-34.00	56.50	110.90
1	G	649	VAL	CG1-CB-CG2	-34.00	56.50	110.90
1	J	649	VAL	CG1-CB-CG2	-34.00	56.50	110.90
1	A	649	VAL	CG1-CB-CG2	-33.97	56.55	110.90
1	P	785	GLU	O-C-N	-31.75	71.90	122.70
1	J	648	THR	CA-CB-OG1	-31.71	42.41	109.00
1	P	648	THR	CA-CB-OG1	-31.71	42.41	109.00
1	A	648	THR	CA-CB-OG1	-31.70	42.43	109.00
1	D	648	THR	CA-CB-OG1	-31.69	42.45	109.00

Continued on next page...

Continued from previous page...

Mol	Chain	Res	Type	Atoms	Z	Observed(^{o})	Ideal(^{o})
1	M	648	THR	CA-CB-OG1	-31.68	42.46	109.00
1	G	648	THR	CA-CB-OG1	-31.66	42.51	109.00
2	K	150	TYR	CB-CG-CD2	-28.64	103.81	121.00
2	E	150	TYR	CB-CG-CD2	-28.60	103.84	121.00
2	H	150	TYR	CB-CG-CD2	-28.60	103.84	121.00
2	B	150	TYR	CB-CG-CD2	-28.58	103.86	121.00
2	Q	150	TYR	CB-CG-CD2	-28.57	103.86	121.00
1	G	649	VAL	CA-CB-CG1	-28.52	68.12	110.90
2	N	150	TYR	CB-CG-CD2	-28.52	103.89	121.00
1	D	649	VAL	CA-CB-CG1	-28.48	68.18	110.90
1	P	649	VAL	CA-CB-CG1	-28.47	68.19	110.90
1	M	649	VAL	CA-CB-CG1	-28.46	68.20	110.90
1	J	649	VAL	CA-CB-CG1	-28.46	68.21	110.90
1	A	649	VAL	CA-CB-CG1	-28.41	68.28	110.90
1	D	649	VAL	CA-CB-CG2	-28.18	68.64	110.90
1	G	649	VAL	CA-CB-CG2	-28.17	68.64	110.90
1	M	649	VAL	CA-CB-CG2	-28.17	68.65	110.90
1	A	649	VAL	CA-CB-CG2	-28.16	68.66	110.90
1	P	649	VAL	CA-CB-CG2	-28.14	68.68	110.90
1	J	649	VAL	CA-CB-CG2	-28.14	68.70	110.90
1	M	806	MET	O-C-N	26.74	165.48	122.70
1	M	785	GLU	O-C-N	-25.76	81.48	122.70
1	D	648	THR	CA-CB-CG2	-25.61	76.54	112.40
1	P	648	THR	CA-CB-CG2	-25.58	76.59	112.40
1	M	648	THR	CA-CB-CG2	-25.56	76.62	112.40
1	J	648	THR	CA-CB-CG2	-25.50	76.69	112.40
1	A	648	THR	CA-CB-CG2	-25.48	76.72	112.40
1	G	648	THR	CA-CB-CG2	-25.42	76.81	112.40
1	M	769	ALA	O-C-N	-22.36	85.18	123.20
2	H	150	TYR	CG-CD2-CE2	-20.98	104.51	121.30
2	N	150	TYR	CG-CD2-CE2	-20.69	104.75	121.30
2	K	150	TYR	CG-CD2-CE2	-20.67	104.77	121.30
2	E	150	TYR	CG-CD2-CE2	-20.55	104.86	121.30
2	Q	150	TYR	CG-CD2-CE2	-20.52	104.89	121.30
2	B	150	TYR	CG-CD2-CE2	-20.40	104.98	121.30
1	M	806	MET	CA-C-N	-20.30	72.53	117.20
2	K	150	TYR	CD1-CG-CD2	19.54	139.39	117.90
2	H	150	TYR	CD1-CG-CD2	19.46	139.31	117.90
2	E	150	TYR	CD1-CG-CD2	19.46	139.30	117.90
2	B	150	TYR	CD1-CG-CD2	19.42	139.26	117.90
2	N	150	TYR	CD1-CG-CD2	19.42	139.26	117.90
2	Q	150	TYR	CD1-CG-CD2	19.40	139.24	117.90

Continued on next page...

Continued from previous page...

Mol	Chain	Res	Type	Atoms	Z	Observed(^{o})	Ideal(^{o})
2	H	150	TYR	CG-CD1-CE1	-18.56	106.45	121.30
2	K	150	TYR	CG-CD1-CE1	-18.49	106.51	121.30
2	N	150	TYR	CG-CD1-CE1	-18.49	106.51	121.30
2	Q	150	TYR	CG-CD1-CE1	-18.44	106.55	121.30
2	E	150	TYR	CG-CD1-CE1	-18.40	106.58	121.30
2	B	150	TYR	CG-CD1-CE1	-18.33	106.64	121.30
1	P	769	ALA	O-C-N	-18.10	92.43	123.20
1	M	786	ILE	O-C-N	-17.04	95.44	122.70
1	P	800	ARG	NE-CZ-NH2	-16.83	111.89	120.30
1	M	800	ARG	NE-CZ-NH2	-16.68	111.96	120.30
1	J	800	ARG	NE-CZ-NH2	-16.66	111.97	120.30
1	D	800	ARG	NE-CZ-NH2	-16.54	112.03	120.30
1	P	806	MET	O-C-N	16.53	149.14	122.70
1	G	800	ARG	NE-CZ-NH2	-16.46	112.07	120.30
1	A	800	ARG	NE-CZ-NH2	-16.30	112.15	120.30
1	P	806	MET	CA-C-N	-15.46	83.19	117.20
1	P	785	GLU	CA-C-N	15.07	150.36	117.20
1	M	806	MET	C-N-CA	-13.82	87.15	121.70
1	G	623	PHE	CB-CG-CD2	-13.77	111.16	120.80
1	M	623	PHE	CB-CG-CD2	-13.77	111.17	120.80
1	A	623	PHE	CB-CG-CD2	-13.73	111.19	120.80
1	J	623	PHE	CB-CG-CD2	-13.70	111.21	120.80
1	D	623	PHE	CB-CG-CD2	-13.68	111.22	120.80
1	P	623	PHE	CB-CG-CD2	-13.63	111.26	120.80
1	M	785	GLU	CA-C-N	12.99	145.78	117.20
1	M	623	PHE	CB-CG-CD1	12.44	129.51	120.80
1	A	623	PHE	CB-CG-CD1	12.38	129.46	120.80
1	P	623	PHE	CB-CG-CD1	12.37	129.46	120.80
1	G	623	PHE	CB-CG-CD1	12.37	129.46	120.80
1	J	623	PHE	CB-CG-CD1	12.34	129.44	120.80
1	P	623	PHE	CA-CB-CG	-12.28	84.44	113.90
1	A	623	PHE	CA-CB-CG	-12.26	84.47	113.90
1	M	623	PHE	CA-CB-CG	-12.26	84.48	113.90
1	J	623	PHE	CA-CB-CG	-12.25	84.50	113.90
1	D	623	PHE	CA-CB-CG	-12.24	84.53	113.90
1	G	623	PHE	CA-CB-CG	-12.21	84.59	113.90
1	D	623	PHE	CB-CG-CD1	12.06	129.25	120.80
1	J	98	HIS	CB-CA-C	-11.58	87.23	110.40
1	M	98	HIS	CB-CA-C	-11.58	87.24	110.40
1	P	98	HIS	CB-CA-C	-11.57	87.26	110.40
1	A	98	HIS	CB-CA-C	-11.54	87.33	110.40
1	J	709	LYS	CA-C-N	11.53	139.25	116.20

Continued on next page...

Continued from previous page...

Mol	Chain	Res	Type	Atoms	Z	Observed(^{o})	Ideal(^{o})
1	G	98	HIS	CB-CA-C	-11.52	87.36	110.40
1	D	98	HIS	CB-CA-C	-11.49	87.43	110.40
1	P	806	MET	C-N-CA	-10.89	94.48	121.70
1	D	568	PRO	O-C-N	10.68	139.78	122.70
1	A	568	PRO	O-C-N	10.67	139.77	122.70
1	G	568	PRO	O-C-N	10.65	139.74	122.70
1	M	568	PRO	O-C-N	10.62	139.70	122.70
1	P	568	PRO	O-C-N	10.62	139.68	122.70
1	J	568	PRO	O-C-N	10.61	139.68	122.70
2	E	141	PRO	CA-N-CD	10.28	126.09	111.70
2	Q	141	PRO	CA-N-CD	10.28	126.09	111.70
2	H	141	PRO	CA-N-CD	10.24	126.04	111.70
2	K	141	PRO	CA-N-CD	10.20	125.97	111.70
2	N	141	PRO	CA-N-CD	10.18	125.95	111.70
2	B	141	PRO	CA-N-CD	10.15	125.91	111.70
1	G	327	ASP	CB-CG-OD1	-10.09	109.22	118.30
1	G	625	THR	CA-CB-CG2	-10.07	98.30	112.40
1	A	327	ASP	CB-CG-OD1	-10.04	109.27	118.30
1	J	625	THR	CA-CB-CG2	-10.03	98.35	112.40
1	P	625	THR	CA-CB-CG2	-10.03	98.36	112.40
1	P	327	ASP	CB-CG-OD1	-10.03	109.28	118.30
1	A	625	THR	CA-CB-CG2	-10.01	98.38	112.40
1	D	327	ASP	CB-CG-OD1	-10.00	109.30	118.30
1	D	625	THR	CA-CB-CG2	-10.00	98.40	112.40
1	J	327	ASP	CB-CG-OD1	-10.00	109.30	118.30
1	M	625	THR	CA-CB-CG2	-10.00	98.40	112.40
1	M	327	ASP	CB-CG-OD1	-9.99	109.31	118.30
1	A	241	ASP	CB-CG-OD1	-9.86	109.43	118.30
1	J	241	ASP	CB-CG-OD1	-9.86	109.43	118.30
1	P	786	ILE	O-C-N	-9.85	106.94	122.70
1	D	728	ASN	O-C-N	9.81	138.40	122.70
3	C	63	ILE	O-C-N	9.81	138.39	122.70
1	G	241	ASP	CB-CG-OD1	-9.79	109.48	118.30
1	D	241	ASP	CB-CG-OD1	-9.77	109.51	118.30
3	I	63	ILE	O-C-N	9.75	138.30	122.70
1	P	728	ASN	O-C-N	9.72	138.26	122.70
1	P	241	ASP	CB-CG-OD1	-9.72	109.55	118.30
1	M	241	ASP	CB-CG-OD1	-9.71	109.56	118.30
3	F	63	ILE	O-C-N	9.69	138.21	122.70
1	M	728	ASN	O-C-N	9.68	138.19	122.70
3	R	63	ILE	O-C-N	9.66	138.15	122.70
1	J	728	ASN	O-C-N	9.65	138.14	122.70

Continued on next page...

Continued from previous page...

Mol	Chain	Res	Type	Atoms	Z	Observed(^{o})	Ideal(^{o})
3	L	63	ILE	O-C-N	9.64	138.12	122.70
3	O	63	ILE	O-C-N	9.63	138.10	122.70
1	A	728	ASN	O-C-N	9.58	138.03	122.70
1	G	728	ASN	O-C-N	9.54	137.96	122.70
1	G	264	ASP	CB-CG-OD2	-9.47	109.78	118.30
1	D	264	ASP	CB-CG-OD2	-9.45	109.80	118.30
2	H	150	TYR	N-CA-CB	-9.42	93.65	110.60
1	M	264	ASP	CB-CG-OD2	-9.41	109.83	118.30
2	E	150	TYR	N-CA-CB	-9.40	93.67	110.60
1	J	264	ASP	CB-CG-OD2	-9.40	109.84	118.30
1	A	264	ASP	CB-CG-OD2	-9.40	109.84	118.30
2	N	150	TYR	N-CA-CB	-9.37	93.73	110.60
2	K	150	TYR	N-CA-CB	-9.34	93.79	110.60
1	P	264	ASP	CB-CG-OD2	-9.34	109.89	118.30
2	Q	150	TYR	N-CA-CB	-9.33	93.81	110.60
2	B	150	TYR	N-CA-CB	-9.29	93.88	110.60
4	6	356	TRP	CD1-CG-CD2	9.24	113.69	106.30
1	P	786	ILE	CA-C-N	-9.21	96.93	117.20
4	Y	356	TRP	CD1-CG-CD2	9.16	113.63	106.30
4	Z	356	TRP	CD1-CG-CD2	9.15	113.62	106.30
4	7	356	TRP	CD1-CG-CD2	9.14	113.61	106.30
4	8	356	TRP	CD1-CG-CD2	9.12	113.59	106.30
4	3	356	TRP	CD1-CG-CD2	9.12	113.59	106.30
4	5	356	TRP	CD1-CG-CD2	9.10	113.58	106.30
4	W	356	TRP	CD1-CG-CD2	9.10	113.58	106.30
4	X	356	TRP	CD1-CG-CD2	9.10	113.58	106.30
4	2	356	TRP	CD1-CG-CD2	9.07	113.56	106.30
4	V	356	TRP	CD1-CG-CD2	9.06	113.55	106.30
4	4	356	TRP	CD1-CG-CD2	9.06	113.55	106.30
4	1	356	TRP	CD1-CG-CD2	9.05	113.54	106.30
4	9	356	TRP	CD1-CG-CD2	9.04	113.53	106.30
1	P	378	ASP	CB-CG-OD2	8.99	126.39	118.30
1	J	378	ASP	CB-CG-OD2	8.97	126.37	118.30
1	M	352	TYR	CB-CG-CD1	8.95	126.37	121.00
1	M	378	ASP	CB-CG-OD2	8.94	126.35	118.30
1	D	378	ASP	CB-CG-OD2	8.93	126.34	118.30
1	J	352	TYR	CB-CG-CD1	8.93	126.36	121.00
1	P	352	TYR	CB-CG-CD1	8.89	126.34	121.00
1	A	378	ASP	CB-CG-OD2	8.87	126.28	118.30
1	G	378	ASP	CB-CG-OD2	8.87	126.28	118.30
1	G	352	TYR	CB-CG-CD1	8.80	126.28	121.00
4	V	177	ARG	NE-CZ-NH2	-8.80	115.90	120.30

Continued on next page...

Continued from previous page...

Mol	Chain	Res	Type	Atoms	Z	Observed(^{o})	Ideal(^{o})
2	K	138	ALA	O-C-N	-8.79	108.64	122.70
1	A	352	TYR	CB-CG-CD1	8.77	126.26	121.00
2	Q	138	ALA	O-C-N	-8.77	108.67	122.70
1	D	352	TYR	CB-CG-CD1	8.76	126.25	121.00
2	N	138	ALA	O-C-N	-8.70	108.78	122.70
4	2	177	ARG	NE-CZ-NH2	-8.68	115.96	120.30
2	B	138	ALA	O-C-N	-8.68	108.81	122.70
1	G	709	LYS	C-N-CA	8.67	140.51	122.30
2	E	138	ALA	O-C-N	-8.66	108.84	122.70
2	H	138	ALA	O-C-N	-8.65	108.86	122.70
4	8	177	ARG	NE-CZ-NH2	-8.65	115.98	120.30
4	8	86	TRP	CD1-CG-CD2	8.63	113.21	106.30
1	M	601	ASP	CB-CG-OD1	-8.62	110.55	118.30
4	4	177	ARG	NE-CZ-NH2	-8.57	116.01	120.30
4	5	177	ARG	NE-CZ-NH2	-8.56	116.02	120.30
1	D	601	ASP	CB-CG-OD1	-8.56	110.60	118.30
4	1	86	TRP	CD1-CG-CD2	8.55	113.14	106.30
1	P	601	ASP	CB-CG-OD1	-8.52	110.63	118.30
4	V	86	TRP	CD1-CG-CD2	8.52	113.12	106.30
4	2	86	TRP	CD1-CG-CD2	8.52	113.11	106.30
4	7	177	ARG	NE-CZ-NH2	-8.51	116.04	120.30
4	Y	86	TRP	CD1-CG-CD2	8.51	113.11	106.30
4	6	177	ARG	NE-CZ-NH2	-8.50	116.05	120.30
4	X	177	ARG	NE-CZ-NH2	-8.50	116.05	120.30
4	W	86	TRP	CD1-CG-CD2	8.50	113.10	106.30
4	3	177	ARG	NE-CZ-NH2	-8.48	116.06	120.30
1	J	601	ASP	CB-CG-OD1	-8.47	110.67	118.30
4	Z	86	TRP	CD1-CG-CD2	8.47	113.08	106.30
4	Z	177	ARG	NE-CZ-NH2	-8.46	116.07	120.30
4	W	177	ARG	NE-CZ-NH2	-8.46	116.07	120.30
4	9	86	TRP	CD1-CG-CD2	8.46	113.06	106.30
1	P	352	TYR	CB-CG-CD2	-8.45	115.93	121.00
1	G	601	ASP	CB-CG-OD1	-8.45	110.70	118.30
1	M	352	TYR	CB-CG-CD2	-8.45	115.93	121.00
4	4	86	TRP	CD1-CG-CD2	8.45	113.06	106.30
4	5	86	TRP	CD1-CG-CD2	8.43	113.04	106.30
4	X	86	TRP	CD1-CG-CD2	8.42	113.04	106.30
4	3	86	TRP	CD1-CG-CD2	8.42	113.03	106.30
4	6	86	TRP	CD1-CG-CD2	8.42	113.04	106.30
1	A	601	ASP	CB-CG-OD1	-8.42	110.73	118.30
1	P	33	ASP	CB-CG-OD1	-8.41	110.73	118.30
4	7	86	TRP	CD1-CG-CD2	8.41	113.03	106.30

Continued on next page...

Continued from previous page...

Mol	Chain	Res	Type	Atoms	Z	Observed(^{o})	Ideal(^{o})
4	9	177	ARG	NE-CZ-NH2	-8.40	116.10	120.30
1	G	33	ASP	CB-CG-OD1	-8.40	110.74	118.30
1	J	352	TYR	CB-CG-CD2	-8.40	115.96	121.00
1	M	33	ASP	CB-CG-OD1	-8.39	110.75	118.30
1	J	33	ASP	CB-CG-OD1	-8.38	110.76	118.30
1	A	352	TYR	CB-CG-CD2	-8.37	115.98	121.00
4	1	177	ARG	NE-CZ-NH2	-8.36	116.12	120.30
1	D	33	ASP	CB-CG-OD1	-8.32	110.81	118.30
4	Y	177	ARG	NE-CZ-NH2	-8.31	116.14	120.30
1	P	786	ILE	C-N-CA	-8.29	100.97	121.70
1	G	352	TYR	CB-CG-CD2	-8.23	116.06	121.00
1	A	33	ASP	CB-CG-OD1	-8.20	110.92	118.30
1	D	352	TYR	CB-CG-CD2	-8.08	116.15	121.00
4	6	356	TRP	CE2-CD2-CG	-8.04	100.87	107.30
4	Y	356	TRP	CE2-CD2-CG	-8.02	100.88	107.30
1	A	339	ASP	CB-CG-OD1	-7.99	111.11	118.30
4	7	356	TRP	CE2-CD2-CG	-7.97	100.92	107.30
4	3	356	TRP	CE2-CD2-CG	-7.96	100.93	107.30
4	2	356	TRP	CE2-CD2-CG	-7.95	100.94	107.30
4	5	356	TRP	CE2-CD2-CG	-7.95	100.94	107.30
4	V	356	TRP	CE2-CD2-CG	-7.94	100.95	107.30
1	D	637	LYS	CA-C-N	7.94	132.08	116.20
1	A	637	LYS	CA-C-N	7.94	132.07	116.20
4	8	356	TRP	CE2-CD2-CG	-7.93	100.95	107.30
4	W	356	TRP	CE2-CD2-CG	-7.93	100.95	107.30
4	Z	356	TRP	CE2-CD2-CG	-7.93	100.96	107.30
4	4	356	TRP	CE2-CD2-CG	-7.92	100.96	107.30
1	P	339	ASP	CB-CG-OD1	-7.92	111.17	118.30
1	J	637	LYS	CA-C-N	7.91	132.03	116.20
4	X	356	TRP	CE2-CD2-CG	-7.91	100.98	107.30
4	1	356	TRP	CE2-CD2-CG	-7.90	100.98	107.30
4	9	356	TRP	CE2-CD2-CG	-7.90	100.98	107.30
1	M	637	LYS	CA-C-N	7.90	131.99	116.20
2	E	150	TYR	CD1-CE1-CZ	-7.89	112.69	119.80
1	P	637	LYS	CA-C-N	7.87	131.95	116.20
1	G	637	LYS	CA-C-N	7.86	131.93	116.20
1	G	339	ASP	CB-CG-OD1	-7.86	111.23	118.30
1	J	339	ASP	CB-CG-OD1	-7.86	111.23	118.30
1	D	339	ASP	CB-CG-OD1	-7.85	111.23	118.30
2	B	150	TYR	CD1-CE1-CZ	-7.81	112.77	119.80
1	D	202	SER	CB-CA-C	-7.79	95.29	110.10
4	1	312	ARG	NE-CZ-NH2	7.78	124.19	120.30

Continued on next page...

Continued from previous page...

Mol	Chain	Res	Type	Atoms	Z	Observed(^{o})	Ideal(^{o})
1	M	339	ASP	CB-CG-OD1	-7.77	111.31	118.30
1	A	202	SER	CB-CA-C	-7.77	95.34	110.10
2	H	150	TYR	CD1-CE1-CZ	-7.76	112.81	119.80
2	K	150	TYR	CD1-CE1-CZ	-7.76	112.82	119.80
1	G	202	SER	CB-CA-C	-7.76	95.36	110.10
1	J	202	SER	CB-CA-C	-7.76	95.36	110.10
1	P	653	PHE	CB-CG-CD1	-7.74	115.38	120.80
1	P	202	SER	CB-CA-C	-7.74	95.40	110.10
1	M	653	PHE	CB-CG-CD1	-7.74	115.38	120.80
4	W	312	ARG	NE-CZ-NH2	7.73	124.16	120.30
1	J	653	PHE	CB-CG-CD1	-7.72	115.40	120.80
1	M	202	SER	CB-CA-C	-7.72	95.43	110.10
4	X	312	ARG	NE-CZ-NH2	7.69	124.14	120.30
2	Q	150	TYR	CD1-CE1-CZ	-7.69	112.88	119.80
4	9	312	ARG	NE-CZ-NH2	7.66	124.13	120.30
2	N	150	TYR	CD1-CE1-CZ	-7.65	112.91	119.80
1	D	653	PHE	CB-CG-CD1	-7.63	115.46	120.80
1	G	653	PHE	CB-CG-CD1	-7.63	115.46	120.80
4	8	312	ARG	NE-CZ-NH2	7.61	124.11	120.30
1	G	654	ARG	NE-CZ-NH1	7.61	124.10	120.30
4	8	86	TRP	CE2-CD2-CG	-7.59	101.23	107.30
1	D	654	ARG	NE-CZ-NH1	7.59	124.09	120.30
4	1	86	TRP	CE2-CD2-CG	-7.58	101.23	107.30
4	W	86	TRP	CE2-CD2-CG	-7.58	101.23	107.30
4	7	312	ARG	NE-CZ-NH2	7.58	124.09	120.30
4	2	86	TRP	CE2-CD2-CG	-7.57	101.25	107.30
4	V	86	TRP	CE2-CD2-CG	-7.57	101.25	107.30
4	Y	86	TRP	CE2-CD2-CG	-7.56	101.25	107.30
4	X	86	TRP	CE2-CD2-CG	-7.55	101.26	107.30
4	3	312	ARG	NE-CZ-NH2	7.54	124.07	120.30
4	6	86	TRP	CE2-CD2-CG	-7.53	101.28	107.30
1	A	654	ARG	NE-CZ-NH1	7.53	124.06	120.30
4	3	86	TRP	CE2-CD2-CG	-7.51	101.29	107.30
4	V	312	ARG	NE-CZ-NH2	7.51	124.06	120.30
3	C	63	ILE	CG1-CB-CG2	-7.51	94.89	111.40
4	5	312	ARG	NE-CZ-NH2	7.51	124.05	120.30
3	O	63	ILE	CG1-CB-CG2	-7.50	94.90	111.40
4	6	312	ARG	NE-CZ-NH2	7.50	124.05	120.30
4	4	312	ARG	NE-CZ-NH2	7.50	124.05	120.30
2	E	127	ARG	NE-CZ-NH2	7.50	124.05	120.30
3	I	63	ILE	CG1-CB-CG2	-7.50	94.91	111.40
4	4	86	TRP	CE2-CD2-CG	-7.49	101.30	107.30

Continued on next page...

Continued from previous page...

Mol	Chain	Res	Type	Atoms	Z	Observed(^{o})	Ideal(^{o})
4	7	86	TRP	CE2-CD2-CG	-7.49	101.31	107.30
4	Z	86	TRP	CE2-CD2-CG	-7.49	101.31	107.30
3	F	63	ILE	CG1-CB-CG2	-7.49	94.92	111.40
4	Y	312	ARG	NE-CZ-NH2	7.48	124.04	120.30
4	5	86	TRP	CE2-CD2-CG	-7.48	101.31	107.30
2	B	127	ARG	NE-CZ-NH2	7.47	124.03	120.30
3	L	63	ILE	CG1-CB-CG2	-7.47	94.97	111.40
4	Z	312	ARG	NE-CZ-NH2	7.47	124.03	120.30
1	A	653	PHE	CB-CG-CD1	-7.46	115.58	120.80
1	J	518	ASP	CB-CG-OD1	-7.46	111.59	118.30
3	R	63	ILE	CG1-CB-CG2	-7.45	95.00	111.40
4	9	86	TRP	CE2-CD2-CG	-7.45	101.34	107.30
1	A	346	ASP	CB-CG-OD2	-7.44	111.60	118.30
1	P	518	ASP	CB-CG-OD1	-7.43	111.62	118.30
1	G	346	ASP	CB-CG-OD2	-7.42	111.62	118.30
1	P	654	ARG	NE-CZ-NH1	7.42	124.01	120.30
4	X	254	ARG	NE-CZ-NH2	-7.41	116.59	120.30
1	D	518	ASP	CB-CG-OD1	-7.41	111.63	118.30
1	J	654	ARG	NE-CZ-NH1	7.41	124.00	120.30
4	5	254	ARG	NE-CZ-NH2	-7.41	116.60	120.30
1	M	654	ARG	NE-CZ-NH1	7.40	124.00	120.30
1	M	104	TYR	CB-CG-CD2	7.39	125.44	121.00
3	I	63	ILE	CA-C-N	-7.39	100.94	117.20
1	A	518	ASP	CB-CG-OD1	-7.39	111.65	118.30
4	2	312	ARG	NE-CZ-NH2	7.39	123.99	120.30
4	7	233	SER	CA-C-N	-7.38	100.96	117.20
4	Z	233	SER	CA-C-N	-7.38	100.95	117.20
4	X	233	SER	CA-C-N	-7.38	100.97	117.20
4	1	233	SER	CA-C-N	-7.37	100.98	117.20
4	4	233	SER	CA-C-N	-7.37	100.98	117.20
4	V	233	SER	CA-C-N	-7.37	100.98	117.20
4	8	233	SER	CA-C-N	-7.37	100.99	117.20
4	5	233	SER	CA-C-N	-7.36	101.00	117.20
1	M	518	ASP	CB-CG-OD1	-7.36	111.67	118.30
4	6	233	SER	CA-C-N	-7.36	101.01	117.20
4	Z	180	LEU	CA-CB-CG	7.36	132.22	115.30
3	C	63	ILE	CA-C-N	-7.36	101.02	117.20
4	3	233	SER	CA-C-N	-7.36	101.02	117.20
4	7	180	LEU	CA-CB-CG	7.35	132.21	115.30
4	9	233	SER	CA-C-N	-7.35	101.02	117.20
4	Y	233	SER	CA-C-N	-7.35	101.03	117.20
1	D	346	ASP	CB-CG-OD2	-7.35	111.69	118.30

Continued on next page...

Continued from previous page...

Mol	Chain	Res	Type	Atoms	Z	Observed(^{o})	Ideal(^{o})
4	3	180	LEU	CA-CB-CG	7.35	132.20	115.30
4	9	180	LEU	CA-CB-CG	7.34	132.19	115.30
4	5	180	LEU	CA-CB-CG	7.34	132.19	115.30
3	R	63	ILE	CA-C-N	-7.34	101.05	117.20
4	4	180	LEU	CA-CB-CG	7.34	132.18	115.30
4	8	180	LEU	CA-CB-CG	7.34	132.18	115.30
4	2	233	SER	CA-C-N	-7.34	101.06	117.20
4	W	180	LEU	CA-CB-CG	7.34	132.17	115.30
3	L	63	ILE	CA-C-N	-7.33	101.07	117.20
4	W	233	SER	CA-C-N	-7.33	101.07	117.20
4	X	180	LEU	CA-CB-CG	7.33	132.16	115.30
4	6	180	LEU	CA-CB-CG	7.33	132.15	115.30
4	2	180	LEU	CA-CB-CG	7.32	132.14	115.30
3	O	63	ILE	CA-C-N	-7.32	101.10	117.20
4	1	180	LEU	CA-CB-CG	7.32	132.13	115.30
4	8	254	ARG	NE-CZ-NH2	-7.32	116.64	120.30
4	Y	180	LEU	CA-CB-CG	7.30	132.10	115.30
3	F	63	ILE	CA-C-N	-7.30	101.14	117.20
4	V	180	LEU	CA-CB-CG	7.29	132.08	115.30
1	J	346	ASP	CB-CG-OD2	-7.29	111.74	118.30
1	M	346	ASP	CB-CG-OD2	-7.28	111.75	118.30
1	P	346	ASP	CB-CG-OD2	-7.28	111.75	118.30
1	J	104	TYR	CB-CG-CD2	7.27	125.36	121.00
4	Z	79	TRP	CD1-CG-CD2	7.26	112.11	106.30
4	W	79	TRP	CD1-CG-CD2	7.26	112.11	106.30
1	G	518	ASP	CB-CG-OD1	-7.26	111.77	118.30
4	2	254	ARG	NE-CZ-NH2	-7.25	116.67	120.30
1	P	104	TYR	CB-CG-CD2	7.25	125.35	121.00
1	A	148	ARG	NE-CZ-NH2	-7.24	116.68	120.30
4	9	254	ARG	NE-CZ-NH2	-7.21	116.69	120.30
4	Z	340	TRP	CE2-CD2-CG	-7.21	101.53	107.30
4	Z	254	ARG	NE-CZ-NH2	-7.20	116.70	120.30
4	V	340	TRP	CE2-CD2-CG	-7.20	101.54	107.30
4	1	254	ARG	NE-CZ-NH2	-7.18	116.71	120.30
4	4	79	TRP	CD1-CG-CD2	7.18	112.04	106.30
4	9	340	TRP	CE2-CD2-CG	-7.17	101.56	107.30
4	6	254	ARG	NE-CZ-NH2	-7.17	116.71	120.30
4	6	340	TRP	CE2-CD2-CG	-7.17	101.56	107.30
4	8	79	TRP	CD1-CG-CD2	7.17	112.04	106.30
4	9	79	TRP	CD1-CG-CD2	7.17	112.03	106.30
4	V	79	TRP	CD1-CG-CD2	7.17	112.03	106.30
2	K	150	TYR	CB-CG-CD1	-7.16	116.70	121.00

Continued on next page...

Continued from previous page...

Mol	Chain	Res	Type	Atoms	Z	Observed(^{o})	Ideal(^{o})
4	1	79	TRP	CD1-CG-CD2	7.16	112.03	106.30
1	D	104	TYR	CB-CG-CD2	7.16	125.30	121.00
4	8	340	TRP	CE2-CD2-CG	-7.16	101.57	107.30
4	X	79	TRP	CD1-CG-CD2	7.16	112.03	106.30
4	3	340	TRP	CE2-CD2-CG	-7.16	101.57	107.30
4	5	340	TRP	CE2-CD2-CG	-7.16	101.57	107.30
4	2	79	TRP	CD1-CG-CD2	7.15	112.02	106.30
4	X	340	TRP	CE2-CD2-CG	-7.15	101.58	107.30
4	9	206	ARG	NE-CZ-NH1	7.15	123.88	120.30
4	Y	79	TRP	CD1-CG-CD2	7.15	112.02	106.30
4	3	206	ARG	NE-CZ-NH1	7.14	123.87	120.30
1	G	104	TYR	CB-CG-CD2	7.14	125.28	121.00
4	7	79	TRP	CD1-CG-CD2	7.13	112.01	106.30
4	2	206	ARG	NE-CZ-NH1	7.13	123.87	120.30
4	7	340	TRP	CE2-CD2-CG	-7.13	101.60	107.30
4	3	79	TRP	CD1-CG-CD2	7.13	112.00	106.30
1	G	568	PRO	CA-C-N	-7.12	101.53	117.20
4	4	254	ARG	NE-CZ-NH2	-7.12	116.74	120.30
4	1	340	TRP	CE2-CD2-CG	-7.12	101.60	107.30
4	5	79	TRP	CD1-CG-CD2	7.12	112.00	106.30
4	W	340	TRP	CE2-CD2-CG	-7.12	101.60	107.30
4	Y	340	TRP	CE2-CD2-CG	-7.12	101.60	107.30
2	H	150	TYR	CB-CG-CD1	-7.12	116.73	121.00
4	6	79	TRP	CD1-CG-CD2	7.12	111.99	106.30
1	A	568	PRO	CA-C-N	-7.12	101.54	117.20
1	M	568	PRO	CA-C-N	-7.11	101.57	117.20
4	W	254	ARG	NE-CZ-NH2	-7.10	116.75	120.30
4	4	206	ARG	NE-CZ-NH1	7.09	123.85	120.30
4	2	340	TRP	CE2-CD2-CG	-7.08	101.63	107.30
4	7	206	ARG	NE-CZ-NH1	7.08	123.84	120.30
4	7	254	ARG	NE-CZ-NH2	-7.08	116.76	120.30
1	J	568	PRO	CA-C-N	-7.08	101.62	117.20
2	N	150	TYR	CB-CG-CD1	-7.08	116.75	121.00
4	Y	254	ARG	NE-CZ-NH2	-7.07	116.76	120.30
1	D	218	LEU	CB-CG-CD1	7.07	123.01	111.00
1	D	568	PRO	CA-C-N	-7.07	101.65	117.20
2	H	127	ARG	NE-CZ-NH2	7.07	123.83	120.30
1	P	568	PRO	CA-C-N	-7.07	101.65	117.20
4	8	206	ARG	NE-CZ-NH1	7.07	123.83	120.30
4	X	206	ARG	NE-CZ-NH1	7.06	123.83	120.30
4	4	340	TRP	CE2-CD2-CG	-7.06	101.66	107.30
2	E	150	TYR	CB-CG-CD1	-7.05	116.77	121.00

Continued on next page...

Continued from previous page...

Mol	Chain	Res	Type	Atoms	Z	Observed(^{o})	Ideal(^{o})
4	Z	206	ARG	NE-CZ-NH1	7.05	123.82	120.30
1	M	264	ASP	N-CA-CB	-7.05	97.92	110.60
4	Y	206	ARG	NE-CZ-NH1	7.04	123.82	120.30
4	Z	79	TRP	CE2-CD2-CG	-7.04	101.67	107.30
1	A	104	TYR	CB-CG-CD2	7.03	125.22	121.00
1	P	769	ALA	CA-C-N	7.03	130.27	116.20
1	D	217	THR	N-CA-CB	7.03	123.66	110.30
1	J	264	ASP	N-CA-CB	-7.03	97.94	110.60
1	P	264	ASP	N-CA-CB	-7.03	97.95	110.60
4	5	206	ARG	NE-CZ-NH1	7.03	123.81	120.30
2	B	150	TYR	CB-CG-CD1	-7.03	116.78	121.00
4	3	47	MET	CA-CB-CG	-7.03	101.36	113.30
1	M	218	LEU	CB-CG-CD1	7.02	122.94	111.00
4	W	47	MET	CA-CB-CG	-7.02	101.37	113.30
4	5	47	MET	CA-CB-CG	-7.02	101.37	113.30
4	X	79	TRP	CE2-CD2-CG	-7.02	101.69	107.30
4	6	47	MET	CA-CB-CG	-7.01	101.37	113.30
1	J	148	ARG	NE-CZ-NH2	-7.01	116.79	120.30
4	1	206	ARG	NE-CZ-NH1	7.01	123.81	120.30
4	8	47	MET	CA-CB-CG	-7.01	101.38	113.30
4	9	47	MET	CA-CB-CG	-7.01	101.38	113.30
4	X	47	MET	CA-CB-CG	-7.00	101.39	113.30
4	2	47	MET	CA-CB-CG	-7.00	101.40	113.30
4	8	79	TRP	CE2-CD2-CG	-7.00	101.70	107.30
1	G	217	THR	N-CA-CB	7.00	123.60	110.30
2	N	127	ARG	NE-CZ-NH2	7.00	123.80	120.30
1	P	218	LEU	CB-CG-CD1	7.00	122.90	111.00
4	4	47	MET	CA-CB-CG	-7.00	101.40	113.30
4	V	47	MET	CA-CB-CG	-7.00	101.40	113.30
1	A	217	THR	N-CA-CB	7.00	123.59	110.30
4	V	206	ARG	NE-CZ-NH1	7.00	123.80	120.30
4	W	79	TRP	CE2-CD2-CG	-7.00	101.70	107.30
4	3	254	ARG	NE-CZ-NH2	-7.00	116.80	120.30
1	G	218	LEU	CB-CG-CD1	6.99	122.88	111.00
1	J	217	THR	N-CA-CB	6.99	123.58	110.30
4	7	47	MET	CA-CB-CG	-6.99	101.42	113.30
2	K	127	ARG	NE-CZ-NH2	6.99	123.79	120.30
4	Z	47	MET	CA-CB-CG	-6.99	101.42	113.30
4	1	47	MET	CA-CB-CG	-6.98	101.43	113.30
4	W	206	ARG	NE-CZ-NH1	6.98	123.79	120.30
1	D	264	ASP	N-CA-CB	-6.98	98.04	110.60
1	G	264	ASP	N-CA-CB	-6.98	98.04	110.60

Continued on next page...

Continued from previous page...

Mol	Chain	Res	Type	Atoms	Z	Observed(°)	Ideal(°)
4	Y	47	MET	CA-CB-CG	-6.98	101.44	113.30
1	M	217	THR	N-CA-CB	6.98	123.55	110.30
1	J	218	LEU	CB-CG-CD1	6.97	122.86	111.00
2	Q	150	TYR	CB-CG-CD1	-6.97	116.82	121.00
4	7	79	TRP	CE2-CD2-CG	-6.97	101.72	107.30
1	A	264	ASP	N-CA-CB	-6.97	98.05	110.60
4	6	206	ARG	NE-CZ-NH1	6.97	123.79	120.30
4	6	79	TRP	CE2-CD2-CG	-6.96	101.73	107.30
4	V	79	TRP	CE2-CD2-CG	-6.96	101.73	107.30
4	5	79	TRP	CE2-CD2-CG	-6.96	101.74	107.30
1	D	148	ARG	NE-CZ-NH2	-6.95	116.82	120.30
4	X	340	TRP	CD1-CG-CD2	6.95	111.86	106.30
4	9	340	TRP	CD1-CG-CD2	6.95	111.86	106.30
1	A	218	LEU	CB-CG-CD1	6.95	122.81	111.00
4	V	254	ARG	NE-CZ-NH2	-6.95	116.83	120.30
4	W	340	TRP	CD1-CG-CD2	6.95	111.86	106.30
1	P	217	THR	N-CA-CB	6.94	123.49	110.30
4	3	340	TRP	CD1-CG-CD2	6.94	111.85	106.30
4	Z	340	TRP	CD1-CG-CD2	6.94	111.85	106.30
4	V	340	TRP	CD1-CG-CD2	6.93	111.84	106.30
4	8	340	TRP	CD1-CG-CD2	6.93	111.84	106.30
4	4	79	TRP	CE2-CD2-CG	-6.92	101.76	107.30
4	6	340	TRP	CD1-CG-CD2	6.92	111.84	106.30
4	2	79	TRP	CE2-CD2-CG	-6.92	101.77	107.30
4	2	340	TRP	CD1-CG-CD2	6.92	111.83	106.30
4	9	79	TRP	CE2-CD2-CG	-6.92	101.77	107.30
1	G	75	ASP	N-CA-CB	6.91	123.04	110.60
4	Y	79	TRP	CE2-CD2-CG	-6.90	101.78	107.30
4	3	79	TRP	CE2-CD2-CG	-6.90	101.78	107.30
1	D	728	ASN	CA-C-N	-6.90	102.03	117.20
4	1	79	TRP	CE2-CD2-CG	-6.90	101.78	107.30
4	Y	340	TRP	CD1-CG-CD2	6.89	111.82	106.30
4	1	340	TRP	CD1-CG-CD2	6.89	111.81	106.30
1	P	728	ASN	CA-C-N	-6.89	102.05	117.20
4	7	340	TRP	CD1-CG-CD2	6.88	111.81	106.30
1	M	728	ASN	CA-C-N	-6.88	102.08	117.20
1	A	75	ASP	N-CA-CB	6.87	122.97	110.60
1	J	450	ASP	CB-CG-OD2	6.87	124.48	118.30
1	M	148	ARG	NE-CZ-NH2	-6.87	116.87	120.30
1	J	75	ASP	N-CA-CB	6.86	122.95	110.60
1	G	148	ARG	NE-CZ-NH2	-6.86	116.87	120.30
1	M	75	ASP	N-CA-CB	6.86	122.94	110.60

Continued on next page...

Continued from previous page...

Mol	Chain	Res	Type	Atoms	Z	Observed(°)	Ideal(°)
4	4	340	TRP	CD1-CG-CD2	6.85	111.78	106.30
1	J	728	ASN	CA-C-N	-6.84	102.15	117.20
1	P	148	ARG	NE-CZ-NH2	-6.84	116.88	120.30
1	M	450	ASP	CB-CG-OD2	6.83	124.45	118.30
1	A	728	ASN	CA-C-N	-6.83	102.17	117.20
1	G	728	ASN	CA-C-N	-6.83	102.19	117.20
1	P	75	ASP	N-CA-CB	6.81	122.87	110.60
4	5	340	TRP	CD1-CG-CD2	6.81	111.75	106.30
1	A	450	ASP	CB-CG-OD2	6.81	124.43	118.30
1	G	450	ASP	CB-CG-OD2	6.81	124.43	118.30
1	D	450	ASP	CB-CG-OD2	6.80	124.42	118.30
2	Q	127	ARG	NE-CZ-NH2	6.78	123.69	120.30
1	P	555	TYR	CB-CG-CD2	-6.78	116.93	121.00
1	D	75	ASP	N-CA-CB	6.76	122.77	110.60
1	P	450	ASP	CB-CG-OD2	6.74	124.36	118.30
1	D	781	ASP	CB-CG-OD1	-6.74	112.24	118.30
1	M	756	THR	N-CA-CB	-6.71	97.55	110.30
1	G	756	THR	N-CA-CB	-6.71	97.56	110.30
1	P	75	ASP	CB-CG-OD2	6.70	124.33	118.30
1	M	555	TYR	CB-CG-CD2	-6.69	116.98	121.00
1	A	555	TYR	CB-CG-CD2	-6.69	116.99	121.00
1	M	75	ASP	CB-CG-OD2	6.68	124.31	118.30
1	G	781	ASP	CB-CG-OD1	-6.67	112.30	118.30
1	D	756	THR	N-CA-CB	-6.67	97.64	110.30
1	M	219	GLU	N-CA-C	-6.67	93.00	111.00
1	P	756	THR	N-CA-CB	-6.67	97.64	110.30
1	J	756	THR	N-CA-CB	-6.67	97.64	110.30
1	J	555	TYR	CB-CG-CD2	-6.66	117.00	121.00
1	A	75	ASP	CB-CG-OD2	6.66	124.29	118.30
1	J	219	GLU	N-CA-C	-6.65	93.05	111.00
1	G	219	GLU	N-CA-C	-6.64	93.07	111.00
1	P	219	GLU	N-CA-C	-6.63	93.10	111.00
1	J	75	ASP	CB-CG-OD2	6.63	124.27	118.30
1	A	756	THR	N-CA-CB	-6.62	97.71	110.30
1	A	343	PHE	CB-CG-CD1	6.62	125.44	120.80
4	8	169	TYR	CB-CG-CD2	-6.61	117.03	121.00
4	7	169	TYR	CB-CG-CD2	-6.60	117.04	121.00
1	D	75	ASP	CB-CG-OD2	6.60	124.24	118.30
4	3	169	TYR	CB-CG-CD2	-6.60	117.04	121.00
1	M	169	ASP	CB-CG-OD1	-6.59	112.37	118.30
4	V	196	ARG	NE-CZ-NH1	6.59	123.59	120.30
1	A	219	GLU	N-CA-C	-6.59	93.21	111.00

Continued on next page...

Continued from previous page...

Mol	Chain	Res	Type	Atoms	Z	Observed(^{o})	Ideal(^{o})
1	J	781	ASP	CB-CG-OD1	-6.59	112.37	118.30
1	D	219	GLU	N-CA-C	-6.58	93.22	111.00
1	D	332	MET	CG-SD-CE	-6.57	89.69	100.20
1	J	332	MET	CG-SD-CE	-6.57	89.69	100.20
1	G	555	TYR	CB-CG-CD2	-6.57	117.06	121.00
1	G	169	ASP	CB-CG-OD1	-6.56	112.39	118.30
4	8	196	ARG	NE-CZ-NH1	6.56	123.58	120.30
1	A	332	MET	CG-SD-CE	-6.55	89.72	100.20
1	A	781	ASP	CB-CG-OD1	-6.55	112.40	118.30
1	D	334	THR	CA-CB-CG2	-6.55	103.23	112.40
4	W	283	MET	CG-SD-CE	6.55	110.68	100.20
4	9	283	MET	CG-SD-CE	6.55	110.67	100.20
1	M	332	MET	CG-SD-CE	-6.54	89.73	100.20
1	P	332	MET	CG-SD-CE	-6.54	89.73	100.20
4	X	283	MET	CG-SD-CE	6.54	110.67	100.20
1	G	141	LEU	CB-CA-C	-6.54	97.78	110.20
1	G	332	MET	CG-SD-CE	-6.54	89.74	100.20
1	P	781	ASP	CB-CG-OD1	-6.54	112.42	118.30
4	W	196	ARG	NE-CZ-NH1	6.54	123.57	120.30
4	V	169	TYR	CB-CG-CD2	-6.54	117.08	121.00
4	V	283	MET	CG-SD-CE	6.54	110.66	100.20
1	A	169	ASP	CB-CG-OD1	-6.53	112.42	118.30
1	J	169	ASP	CB-CG-OD1	-6.53	112.42	118.30
4	7	283	MET	CG-SD-CE	6.53	110.65	100.20
4	Y	283	MET	CG-SD-CE	6.53	110.65	100.20
4	1	283	MET	CG-SD-CE	6.53	110.64	100.20
4	5	283	MET	CG-SD-CE	6.52	110.64	100.20
4	6	196	ARG	NE-CZ-NH1	6.52	123.56	120.30
1	G	334	THR	CA-CB-CG2	-6.52	103.27	112.40
4	9	159	VAL	CB-CA-C	-6.52	99.02	111.40
4	3	283	MET	CG-SD-CE	6.52	110.63	100.20
4	Z	283	MET	CG-SD-CE	6.52	110.63	100.20
4	2	159	VAL	CB-CA-C	-6.51	99.02	111.40
4	1	169	TYR	CB-CG-CD2	-6.51	117.09	121.00
1	D	141	LEU	CB-CA-C	-6.51	97.83	110.20
1	P	141	LEU	CB-CA-C	-6.51	97.83	110.20
4	5	196	ARG	NE-CZ-NH1	6.51	123.56	120.30
4	6	283	MET	CG-SD-CE	6.51	110.62	100.20
1	M	141	LEU	CB-CA-C	-6.50	97.84	110.20
4	8	283	MET	CG-SD-CE	6.50	110.61	100.20
1	P	169	ASP	CB-CG-OD1	-6.50	112.45	118.30
1	P	589	ASP	CB-CG-OD1	-6.50	112.45	118.30

Continued on next page...

Continued from previous page...

Mol	Chain	Res	Type	Atoms	Z	Observed(^{o})	Ideal(^{o})
4	Y	159	VAL	CB-CA-C	-6.50	99.05	111.40
1	M	334	THR	CA-CB-CG2	-6.50	103.30	112.40
4	2	283	MET	CG-SD-CE	6.50	110.59	100.20
4	X	159	VAL	CB-CA-C	-6.50	99.06	111.40
1	A	141	LEU	CB-CA-C	-6.50	97.86	110.20
1	J	141	LEU	CB-CA-C	-6.50	97.86	110.20
4	5	169	TYR	CB-CG-CD2	-6.50	117.10	121.00
4	Z	169	TYR	CB-CG-CD2	-6.50	117.10	121.00
4	Y	196	ARG	NE-CZ-NH1	6.49	123.55	120.30
4	W	159	VAL	CB-CA-C	-6.49	99.07	111.40
4	9	169	TYR	CB-CG-CD2	-6.49	117.11	121.00
1	P	334	THR	CA-CB-CG2	-6.49	103.32	112.40
4	3	196	ARG	NE-CZ-NH1	6.49	123.54	120.30
4	4	283	MET	CG-SD-CE	6.49	110.58	100.20
1	D	343	PHE	CB-CG-CD1	6.48	125.34	120.80
1	J	129	TYR	CB-CG-CD2	-6.48	117.11	121.00
4	5	159	VAL	CB-CA-C	-6.48	99.09	111.40
4	3	159	VAL	CB-CA-C	-6.48	99.09	111.40
4	7	159	VAL	CB-CA-C	-6.48	99.09	111.40
4	7	196	ARG	NE-CZ-NH1	6.48	123.54	120.30
4	V	159	VAL	CB-CA-C	-6.48	99.09	111.40
4	2	169	TYR	CB-CG-CD2	-6.47	117.11	121.00
4	4	159	VAL	CB-CA-C	-6.47	99.10	111.40
2	H	141	PRO	N-CD-CG	-6.47	93.49	103.20
4	6	159	VAL	CB-CA-C	-6.47	99.10	111.40
1	J	334	THR	CA-CB-CG2	-6.47	103.35	112.40
4	Z	159	VAL	CB-CA-C	-6.46	99.12	111.40
4	6	169	TYR	CB-CG-CD2	-6.46	117.12	121.00
1	A	334	THR	CA-CB-CG2	-6.46	103.36	112.40
4	8	159	VAL	CB-CA-C	-6.46	99.13	111.40
1	M	129	TYR	CB-CG-CD2	-6.46	117.13	121.00
4	1	159	VAL	CB-CA-C	-6.46	99.13	111.40
4	4	196	ARG	NE-CZ-NH1	6.46	123.53	120.30
4	X	196	ARG	NE-CZ-NH1	6.46	123.53	120.30
1	D	169	ASP	CB-CG-OD1	-6.45	112.50	118.30
4	Y	169	TYR	CB-CG-CD2	-6.45	117.13	121.00
4	W	169	TYR	CB-CG-CD2	-6.45	117.13	121.00
1	D	555	TYR	CB-CG-CD2	-6.44	117.14	121.00
2	Q	141	PRO	N-CD-CG	-6.44	93.54	103.20
4	5	34	ILE	CA-CB-CG2	-6.44	98.03	110.90
4	4	34	ILE	CA-CB-CG2	-6.43	98.03	110.90
4	7	34	ILE	CA-CB-CG2	-6.43	98.03	110.90

Continued on next page...

Continued from previous page...

Mol	Chain	Res	Type	Atoms	Z	Observed(^{o})	Ideal(^{o})
4	X	169	TYR	CB-CG-CD2	-6.43	117.14	121.00
2	E	141	PRO	N-CD-CG	-6.43	93.55	103.20
1	G	75	ASP	CB-CG-OD2	6.43	124.09	118.30
4	W	34	ILE	CA-CB-CG2	-6.43	98.04	110.90
1	A	589	ASP	CB-CG-OD1	-6.43	112.52	118.30
1	M	781	ASP	CB-CG-OD1	-6.43	112.52	118.30
4	Y	34	ILE	CA-CB-CG2	-6.43	98.05	110.90
4	1	196	ARG	NE-CZ-NH1	6.42	123.51	120.30
4	6	34	ILE	CA-CB-CG2	-6.42	98.06	110.90
1	J	589	ASP	CB-CG-OD1	-6.42	112.52	118.30
4	X	34	ILE	CA-CB-CG2	-6.42	98.06	110.90
4	1	34	ILE	CA-CB-CG2	-6.42	98.07	110.90
4	Z	34	ILE	CA-CB-CG2	-6.41	98.08	110.90
4	V	34	ILE	CA-CB-CG2	-6.41	98.09	110.90
1	M	589	ASP	CB-CG-OD1	-6.40	112.54	118.30
1	G	589	ASP	CB-CG-OD1	-6.40	112.54	118.30
4	4	169	TYR	CB-CG-CD2	-6.40	117.16	121.00
4	8	34	ILE	CA-CB-CG2	-6.40	98.11	110.90
4	9	196	ARG	NE-CZ-NH1	6.39	123.49	120.30
4	2	34	ILE	CA-CB-CG2	-6.38	98.13	110.90
4	3	34	ILE	CA-CB-CG2	-6.38	98.14	110.90
4	9	34	ILE	CA-CB-CG2	-6.38	98.14	110.90
2	N	141	PRO	N-CD-CG	-6.38	93.63	103.20
1	M	327	ASP	CB-CG-OD2	6.37	124.04	118.30
1	P	327	ASP	CB-CG-OD2	6.37	124.03	118.30
1	G	343	PHE	CB-CG-CD1	6.37	125.26	120.80
1	A	341	LEU	CB-CA-C	6.37	122.30	110.20
1	J	327	ASP	CB-CG-OD2	6.36	124.03	118.30
1	D	129	TYR	CB-CG-CD2	-6.36	117.19	121.00
4	2	196	ARG	NE-CZ-NH1	6.35	123.48	120.30
2	K	141	PRO	N-CD-CG	-6.35	93.68	103.20
1	G	341	LEU	CB-CA-C	6.34	122.25	110.20
4	2	217	CYS	CA-CB-SG	-6.34	102.59	114.00
1	G	578	HIS	N-CA-CB	6.33	122.00	110.60
1	J	578	HIS	N-CA-CB	6.33	122.00	110.60
2	B	141	PRO	N-CD-CG	-6.33	93.70	103.20
1	G	129	TYR	CB-CG-CD2	-6.33	117.20	121.00
1	M	341	LEU	CB-CA-C	6.33	122.22	110.20
1	P	341	LEU	CB-CA-C	6.33	122.22	110.20
4	4	217	CYS	CA-CB-SG	-6.32	102.62	114.00
1	J	341	LEU	CB-CA-C	6.32	122.21	110.20
1	G	590	TYR	CB-CG-CD2	6.32	124.79	121.00

Continued on next page...

Continued from previous page...

Mol	Chain	Res	Type	Atoms	Z	Observed(^{o})	Ideal(^{o})
4	1	217	CYS	CA-CB-SG	-6.31	102.64	114.00
4	Z	196	ARG	NE-CZ-NH1	6.31	123.45	120.30
1	D	589	ASP	CB-CG-OD1	-6.30	112.62	118.30
4	3	217	CYS	CA-CB-SG	-6.30	102.65	114.00
4	8	217	CYS	CA-CB-SG	-6.30	102.65	114.00
4	5	217	CYS	CA-CB-SG	-6.30	102.66	114.00
1	P	578	HIS	N-CA-CB	6.30	121.94	110.60
4	X	217	CYS	CA-CB-SG	-6.30	102.67	114.00
1	M	578	HIS	N-CA-CB	6.29	121.92	110.60
4	9	217	CYS	CA-CB-SG	-6.29	102.68	114.00
1	P	343	PHE	CB-CG-CD1	6.29	125.20	120.80
4	Z	217	CYS	CA-CB-SG	-6.28	102.69	114.00
1	A	578	HIS	N-CA-CB	6.28	121.91	110.60
4	Y	217	CYS	CA-CB-SG	-6.28	102.70	114.00
1	D	341	LEU	CB-CA-C	6.28	122.13	110.20
1	J	343	PHE	CB-CG-CD1	6.28	125.19	120.80
1	M	343	PHE	CB-CG-CD1	6.28	125.19	120.80
1	D	578	HIS	N-CA-CB	6.27	121.89	110.60
4	V	217	CYS	CA-CB-SG	-6.27	102.71	114.00
1	A	129	TYR	CB-CG-CD2	-6.27	117.24	121.00
4	6	217	CYS	CA-CB-SG	-6.27	102.72	114.00
4	7	217	CYS	CA-CB-SG	-6.26	102.73	114.00
2	Q	129	THR	CB-CA-C	-6.26	94.70	111.60
2	N	129	THR	CB-CA-C	-6.25	94.72	111.60
1	P	129	TYR	CB-CG-CD2	-6.25	117.25	121.00
4	W	217	CYS	CA-CB-SG	-6.25	102.76	114.00
1	P	779	ARG	NE-CZ-NH1	6.24	123.42	120.30
2	K	129	THR	CB-CA-C	-6.23	94.78	111.60
1	M	104	TYR	CB-CG-CD1	-6.22	117.27	121.00
1	M	779	ARG	NE-CZ-NH1	6.22	123.41	120.30
1	A	780	ASP	CB-CG-OD2	6.22	123.89	118.30
1	A	327	ASP	CB-CG-OD2	6.21	123.89	118.30
1	D	327	ASP	CB-CG-OD2	6.21	123.89	118.30
2	Q	141	PRO	N-CA-CB	-6.21	95.77	102.60
2	E	129	THR	CB-CA-C	-6.20	94.85	111.60
1	D	590	TYR	CB-CG-CD2	6.20	124.72	121.00
1	M	760	PHE	CB-CG-CD2	-6.20	116.46	120.80
1	J	810	ARG	NE-CZ-NH1	6.19	123.39	120.30
1	J	104	TYR	CB-CG-CD1	-6.19	117.29	121.00
1	A	463	ASP	CB-CG-OD2	-6.18	112.73	118.30
2	B	129	THR	CB-CA-C	-6.18	94.91	111.60
1	A	214	MET	CG-SD-CE	6.18	110.09	100.20

Continued on next page...

Continued from previous page...

Mol	Chain	Res	Type	Atoms	Z	Observed(^{o})	Ideal(^{o})
1	G	327	ASP	CB-CG-OD2	6.18	123.86	118.30
1	M	752	ASP	CB-CG-OD2	6.18	123.86	118.30
1	D	810	ARG	NE-CZ-NH1	6.17	123.39	120.30
1	P	698	ASN	CB-CA-C	-6.17	98.05	110.40
2	H	129	THR	CB-CA-C	-6.17	94.94	111.60
1	M	810	ARG	NE-CZ-NH1	6.17	123.39	120.30
1	M	214	MET	CG-SD-CE	6.17	110.07	100.20
1	A	698	ASN	CB-CA-C	-6.16	98.07	110.40
1	P	760	PHE	CB-CG-CD2	-6.16	116.49	120.80
1	D	760	PHE	CB-CG-CD2	-6.16	116.49	120.80
1	J	463	ASP	CB-CG-OD2	-6.16	112.76	118.30
1	D	214	MET	CG-SD-CE	6.15	110.04	100.20
1	J	779	ARG	NE-CZ-NH1	6.15	123.37	120.30
1	J	698	ASN	CB-CA-C	-6.15	98.11	110.40
1	G	463	ASP	CB-CG-OD2	-6.14	112.77	118.30
1	M	698	ASN	CB-CA-C	-6.14	98.12	110.40
1	P	590	TYR	CB-CG-CD2	6.14	124.69	121.00
1	J	214	MET	CG-SD-CE	6.14	110.03	100.20
1	J	450	ASP	CB-CG-OD1	-6.14	112.77	118.30
1	J	760	PHE	CB-CG-CD2	-6.14	116.50	120.80
2	N	141	PRO	N-CA-CB	-6.14	95.85	102.60
1	A	590	TYR	CB-CG-CD2	6.14	124.68	121.00
1	J	752	ASP	CB-CG-OD2	6.14	123.82	118.30
2	K	141	PRO	N-CA-CB	-6.14	95.85	102.60
4	1	259	GLU	CA-CB-CG	6.14	126.90	113.40
4	6	259	GLU	CA-CB-CG	6.13	126.89	113.40
4	9	259	GLU	CA-CB-CG	6.13	126.89	113.40
1	P	104	TYR	CB-CG-CD1	-6.13	117.32	121.00
4	V	259	GLU	CA-CB-CG	6.13	126.89	113.40
1	G	810	ARG	NE-CZ-NH1	6.13	123.36	120.30
4	Z	259	GLU	CA-CB-CG	6.13	126.88	113.40
1	G	214	MET	CG-SD-CE	6.13	110.00	100.20
1	P	752	ASP	CB-CG-OD2	6.12	123.81	118.30
1	G	698	ASN	CB-CA-C	-6.12	98.16	110.40
1	P	214	MET	CG-SD-CE	6.12	110.00	100.20
4	7	259	GLU	CA-CB-CG	6.12	126.87	113.40
1	D	104	TYR	CB-CG-CD1	-6.12	117.33	121.00
4	3	259	GLU	CA-CB-CG	6.12	126.87	113.40
2	H	141	PRO	N-CA-CB	-6.12	95.87	102.60
4	8	259	GLU	CA-CB-CG	6.12	126.86	113.40
3	F	58	MET	CG-SD-CE	6.12	109.99	100.20
1	P	463	ASP	CB-CG-OD2	-6.12	112.79	118.30

Continued on next page...

Continued from previous page...

Mol	Chain	Res	Type	Atoms	Z	Observed(°)	Ideal(°)
1	G	779	ARG	NE-CZ-NH1	6.12	123.36	120.30
4	Y	259	GLU	CA-CB-CG	6.12	126.86	113.40
1	G	346	ASP	CB-CG-OD1	6.12	123.80	118.30
4	4	259	GLU	CA-CB-CG	6.12	126.86	113.40
4	W	259	GLU	CA-CB-CG	6.12	126.85	113.40
1	G	760	PHE	CB-CG-CD2	-6.11	116.52	120.80
4	2	259	GLU	CA-CB-CG	6.11	126.84	113.40
3	O	58	MET	CG-SD-CE	6.11	109.97	100.20
3	R	58	MET	CG-SD-CE	6.11	109.97	100.20
1	M	590	TYR	CB-CG-CD2	6.10	124.66	121.00
4	5	259	GLU	CA-CB-CG	6.10	126.83	113.40
1	J	590	TYR	CB-CG-CD2	6.10	124.66	121.00
4	X	259	GLU	CA-CB-CG	6.10	126.82	113.40
1	D	698	ASN	CB-CA-C	-6.10	98.20	110.40
3	L	58	MET	CG-SD-CE	6.10	109.96	100.20
2	H	129	THR	CA-CB-CG2	6.09	120.93	112.40
1	M	682	THR	CA-CB-CG2	-6.09	103.87	112.40
2	E	141	PRO	N-CA-CB	-6.09	95.90	102.60
1	P	682	THR	CA-CB-CG2	-6.08	103.88	112.40
1	G	625	THR	CA-CB-OG1	6.08	121.77	109.00
1	P	450	ASP	CB-CG-OD1	-6.08	112.83	118.30
1	P	810	ARG	NE-CZ-NH1	6.08	123.34	120.30
1	G	104	TYR	CB-CG-CD1	-6.08	117.35	121.00
1	M	665	ARG	NE-CZ-NH2	-6.08	117.26	120.30
1	A	665	ARG	NE-CZ-NH2	-6.07	117.27	120.30
1	A	760	PHE	CB-CG-CD2	-6.07	116.55	120.80
1	D	463	ASP	CB-CG-OD2	-6.07	112.84	118.30
2	E	129	THR	CA-CB-CG2	6.07	120.89	112.40
1	D	378	ASP	CB-CG-OD1	-6.07	112.84	118.30
4	X	16	LEU	CA-CB-CG	6.06	129.24	115.30
2	B	141	PRO	N-CA-CB	-6.06	95.94	102.60
3	C	58	MET	CG-SD-CE	6.06	109.89	100.20
1	D	346	ASP	CB-CG-OD1	6.06	123.75	118.30
2	B	129	THR	CA-CB-CG2	6.05	120.88	112.40
1	G	665	ARG	NE-CZ-NH2	-6.05	117.27	120.30
1	J	192	VAL	CA-CB-CG1	-6.05	101.83	110.90
1	J	682	THR	CA-CB-CG2	-6.05	103.93	112.40
1	A	779	ARG	NE-CZ-NH1	6.05	123.32	120.30
1	J	665	ARG	NE-CZ-NH2	-6.05	117.28	120.30
1	M	463	ASP	CB-CG-OD2	-6.05	112.86	118.30
4	4	349	LEU	CA-C-N	-6.05	103.90	117.20
1	M	625	THR	CA-CB-OG1	6.04	121.69	109.00

Continued on next page...

Continued from previous page...

Mol	Chain	Res	Type	Atoms	Z	Observed(^{o})	Ideal(^{o})
4	6	349	LEU	CA-C-N	-6.04	103.90	117.20
4	V	349	LEU	CA-C-N	-6.04	103.91	117.20
4	X	349	LEU	CA-C-N	-6.04	103.91	117.20
4	W	116	ARG	NE-CZ-NH1	6.04	123.32	120.30
4	Z	16	LEU	CA-CB-CG	6.04	129.20	115.30
1	A	682	THR	CA-CB-CG2	-6.04	103.94	112.40
4	5	349	LEU	CA-C-N	-6.04	103.91	117.20
4	9	16	LEU	CA-CB-CG	6.04	129.19	115.30
1	G	682	THR	CA-CB-CG2	-6.04	103.95	112.40
3	I	58	MET	CG-SD-CE	6.04	109.86	100.20
4	3	16	LEU	CA-CB-CG	6.03	129.18	115.30
4	5	16	LEU	CA-CB-CG	6.03	129.18	115.30
4	4	16	LEU	CA-CB-CG	6.03	129.17	115.30
4	7	349	LEU	CA-C-N	-6.03	103.93	117.20
4	8	16	LEU	CA-CB-CG	6.03	129.17	115.30
4	1	16	LEU	CA-CB-CG	6.03	129.16	115.30
4	5	335	ARG	NE-CZ-NH2	-6.03	117.29	120.30
4	7	16	LEU	CA-CB-CG	6.03	129.16	115.30
4	W	16	LEU	CA-CB-CG	6.03	129.16	115.30
1	D	665	ARG	NE-CZ-NH2	-6.03	117.29	120.30
1	P	665	ARG	NE-CZ-NH2	-6.03	117.29	120.30
4	1	349	LEU	CA-C-N	-6.03	103.94	117.20
4	Y	349	LEU	CA-C-N	-6.03	103.94	117.20
1	D	625	THR	CA-CB-OG1	6.02	121.65	109.00
1	J	447	GLN	N-CA-CB	6.02	121.44	110.60
4	2	16	LEU	CA-CB-CG	6.02	129.15	115.30
4	V	16	LEU	CA-CB-CG	6.02	129.15	115.30
1	A	447	GLN	N-CA-CB	6.02	121.44	110.60
1	M	450	ASP	CB-CG-OD1	-6.02	112.88	118.30
4	Y	16	LEU	CA-CB-CG	6.02	129.15	115.30
1	D	192	VAL	CA-CB-CG1	-6.02	101.87	110.90
4	2	349	LEU	CA-C-N	-6.02	103.96	117.20
1	P	625	THR	CA-CB-OG1	6.02	121.64	109.00
4	Z	349	LEU	CA-C-N	-6.02	103.96	117.20
4	3	349	LEU	CA-C-N	-6.01	103.97	117.20
4	6	16	LEU	CA-CB-CG	6.01	129.13	115.30
4	9	349	LEU	CA-C-N	-6.01	103.97	117.20
4	W	349	LEU	CA-C-N	-6.01	103.97	117.20
1	M	447	GLN	N-CA-CB	6.01	121.42	110.60
2	K	129	THR	CA-CB-CG2	6.00	120.81	112.40
1	J	625	THR	CA-CB-OG1	6.00	121.61	109.00
1	P	447	GLN	N-CA-CB	6.00	121.41	110.60

Continued on next page...

Continued from previous page...

Mol	Chain	Res	Type	Atoms	Z	Observed(^{o})	Ideal(^{o})
1	P	192	VAL	CA-CB-CG1	-6.00	101.90	110.90
4	8	349	LEU	CA-C-N	-6.00	104.01	117.20
1	D	682	THR	CA-CB-CG2	-5.99	104.01	112.40
1	A	192	VAL	CA-CB-CG1	-5.99	101.91	110.90
1	G	192	VAL	CA-CB-CG1	-5.99	101.91	110.90
1	A	625	THR	CA-CB-OG1	5.99	121.58	109.00
2	Q	129	THR	CA-CB-CG2	5.99	120.78	112.40
1	D	447	GLN	N-CA-CB	5.98	121.37	110.60
4	2	116	ARG	NE-CZ-NH1	5.98	123.29	120.30
1	G	447	GLN	N-CA-CB	5.98	121.36	110.60
1	M	192	VAL	CA-CB-CG1	-5.97	101.94	110.90
4	3	335	ARG	NE-CZ-NH2	-5.97	117.32	120.30
1	A	810	ARG	NE-CZ-NH1	5.97	123.28	120.30
1	D	450	ASP	CB-CG-OD1	-5.97	112.93	118.30
4	Y	116	ARG	NE-CZ-NH1	5.96	123.28	120.30
1	M	780	ASP	CB-CG-OD2	5.96	123.67	118.30
4	7	116	ARG	NE-CZ-NH1	5.96	123.28	120.30
4	V	116	ARG	NE-CZ-NH1	5.96	123.28	120.30
1	A	815	CYS	CA-CB-SG	-5.96	103.28	114.00
1	A	104	TYR	CB-CG-CD1	-5.95	117.43	121.00
1	M	378	ASP	CB-CG-OD1	-5.95	112.94	118.30
1	P	378	ASP	CB-CG-OD1	-5.95	112.95	118.30
4	Z	116	ARG	NE-CZ-NH1	5.95	123.28	120.30
4	1	79	TRP	CG-CD2-CE3	5.94	139.25	133.90
1	D	339	ASP	CB-CG-OD2	5.94	123.64	118.30
1	D	809	ARG	NE-CZ-NH2	-5.94	117.33	120.30
4	8	335	ARG	NE-CZ-NH2	-5.94	117.33	120.30
4	8	79	TRP	CG-CD2-CE3	5.93	139.24	133.90
4	9	116	ARG	NE-CZ-NH1	5.93	123.27	120.30
4	9	335	ARG	NE-CZ-NH2	-5.93	117.33	120.30
4	W	79	TRP	CG-CD2-CE3	5.93	139.24	133.90
1	D	754	ASP	CB-CG-OD2	-5.93	112.97	118.30
1	D	780	ASP	CB-CG-OD2	5.93	123.63	118.30
1	M	471	ASP	CB-CG-OD1	-5.93	112.97	118.30
1	A	378	ASP	CB-CG-OD1	-5.92	112.97	118.30
4	3	79	TRP	CG-CD2-CE3	5.92	139.23	133.90
4	Y	335	ARG	NE-CZ-NH2	-5.92	117.34	120.30
1	A	754	ASP	CB-CG-OD2	-5.92	112.97	118.30
4	5	254	ARG	NE-CZ-NH1	5.92	123.26	120.30
1	G	752	ASP	CB-CG-OD2	5.92	123.63	118.30
1	J	378	ASP	CB-CG-OD1	-5.92	112.97	118.30
2	N	129	THR	CA-CB-CG2	5.91	120.68	112.40

Continued on next page...

Continued from previous page...

Mol	Chain	Res	Type	Atoms	Z	Observed(^{o})	Ideal(^{o})
4	Z	335	ARG	NE-CZ-NH2	-5.91	117.34	120.30
1	G	378	ASP	CB-CG-OD1	-5.91	112.98	118.30
1	J	754	ASP	CB-CG-OD2	-5.91	112.98	118.30
4	Y	79	TRP	CG-CD2-CE3	5.91	139.22	133.90
1	G	738	MET	CG-SD-CE	5.90	109.64	100.20
4	9	254	ARG	NE-CZ-NH1	5.90	123.25	120.30
1	D	738	MET	CG-SD-CE	5.90	109.64	100.20
1	G	809	ARG	NE-CZ-NH2	-5.90	117.35	120.30
1	A	450	ASP	CB-CG-OD1	-5.90	112.99	118.30
4	9	79	TRP	CG-CD2-CE3	5.90	139.21	133.90
1	G	339	ASP	CB-CG-OD2	5.90	123.61	118.30
1	D	556	ASP	CB-CG-OD1	-5.89	113.00	118.30
4	4	200	PHE	CA-C-N	-5.89	104.24	117.20
4	1	200	PHE	CA-C-N	-5.89	104.24	117.20
1	G	780	ASP	CB-CG-OD2	5.89	123.60	118.30
4	X	79	TRP	CG-CD2-CE3	5.89	139.20	133.90
1	G	450	ASP	CB-CG-OD1	-5.88	113.00	118.30
1	J	738	MET	CG-SD-CE	5.88	109.61	100.20
1	J	339	ASP	CB-CG-OD2	5.88	123.59	118.30
1	M	339	ASP	CB-CG-OD2	5.88	123.59	118.30
1	P	738	MET	CG-SD-CE	5.88	109.60	100.20
4	2	200	PHE	CA-C-N	-5.88	104.27	117.20
4	V	200	PHE	CA-C-N	-5.88	104.27	117.20
1	A	346	ASP	CB-CG-OD1	5.88	123.59	118.30
4	6	79	TRP	CG-CD2-CE3	5.88	139.19	133.90
1	P	471	ASP	CB-CG-OD1	-5.87	113.01	118.30
4	W	335	ARG	NE-CZ-NH2	-5.87	117.36	120.30
1	J	346	ASP	CB-CG-OD1	5.87	123.58	118.30
4	4	116	ARG	NE-CZ-NH1	5.87	123.23	120.30
1	J	780	ASP	CB-CG-OD2	5.87	123.58	118.30
1	M	346	ASP	CB-CG-OD1	5.87	123.58	118.30
1	M	738	MET	CG-SD-CE	5.87	109.59	100.20
1	A	4	ASP	CB-CG-OD2	5.87	123.58	118.30
1	A	738	MET	CG-SD-CE	5.87	109.58	100.20
4	2	79	TRP	CG-CD2-CE3	5.87	139.18	133.90
4	3	116	ARG	NE-CZ-NH1	5.86	123.23	120.30
4	7	200	PHE	CA-C-N	-5.86	104.30	117.20
1	P	4	ASP	CB-CG-OD2	5.86	123.57	118.30
1	M	754	ASP	CB-CG-OD2	-5.86	113.03	118.30
4	8	200	PHE	CA-C-N	-5.86	104.31	117.20
4	9	200	PHE	CA-C-N	-5.86	104.31	117.20
1	D	471	ASP	CB-CG-OD1	-5.86	113.03	118.30

Continued on next page...

Continued from previous page...

Mol	Chain	Res	Type	Atoms	Z	Observed(^{o})	Ideal(^{o})
1	P	754	ASP	CB-CG-OD2	-5.85	113.03	118.30
4	X	200	PHE	CA-C-N	-5.85	104.33	117.20
1	P	780	ASP	CB-CG-OD2	5.85	123.56	118.30
4	6	200	PHE	CA-C-N	-5.85	104.33	117.20
4	W	200	PHE	CA-C-N	-5.85	104.33	117.20
4	X	335	ARG	NE-CZ-NH2	-5.85	117.38	120.30
4	Y	200	PHE	CA-C-N	-5.85	104.34	117.20
4	Z	79	TRP	CG-CD2-CE3	5.85	139.16	133.90
1	P	815	CYS	CA-CB-SG	-5.84	103.48	114.00
4	3	200	PHE	CA-C-N	-5.84	104.34	117.20
4	5	79	TRP	CG-CD2-CE3	5.84	139.16	133.90
4	5	200	PHE	CA-C-N	-5.84	104.35	117.20
4	7	335	ARG	NE-CZ-NH2	-5.84	117.38	120.30
1	G	754	ASP	CB-CG-OD2	-5.84	113.05	118.30
4	Z	200	PHE	CA-C-N	-5.84	104.36	117.20
4	1	335	ARG	NE-CZ-NH2	-5.83	117.38	120.30
4	V	79	TRP	CG-CD2-CE3	5.83	139.15	133.90
1	D	815	CYS	CA-CB-SG	-5.83	103.51	114.00
4	1	116	ARG	NE-CZ-NH1	5.83	123.22	120.30
4	6	335	ARG	NE-CZ-NH2	-5.83	117.39	120.30
4	4	79	TRP	CG-CD2-CE3	5.82	139.14	133.90
4	V	95	ARG	CA-CB-CG	5.82	126.20	113.40
4	X	95	ARG	CA-CB-CG	5.82	126.20	113.40
1	J	815	CYS	CA-CB-SG	-5.82	103.53	114.00
4	7	79	TRP	CG-CD2-CE3	5.81	139.13	133.90
1	J	471	ASP	CB-CG-OD1	-5.81	113.07	118.30
4	X	254	ARG	NE-CZ-NH1	5.81	123.20	120.30
4	V	335	ARG	NE-CZ-NH2	-5.81	117.40	120.30
1	J	556	ASP	CB-CG-OD1	-5.81	113.07	118.30
1	M	815	CYS	CA-CB-SG	-5.80	103.55	114.00
4	6	116	ARG	NE-CZ-NH1	5.80	123.20	120.30
4	7	95	ARG	CA-CB-CG	5.80	126.17	113.40
4	W	95	ARG	CA-CB-CG	5.80	126.16	113.40
1	D	779	ARG	NE-CZ-NH1	5.80	123.20	120.30
4	3	95	ARG	CA-CB-CG	5.79	126.14	113.40
1	G	471	ASP	CB-CG-OD1	-5.79	113.09	118.30
4	1	95	ARG	CA-CB-CG	5.79	126.14	113.40
4	5	95	ARG	CA-CB-CG	5.79	126.14	113.40
4	X	116	ARG	NE-CZ-NH1	5.79	123.19	120.30
1	G	556	ASP	CB-CG-OD1	-5.78	113.10	118.30
4	6	95	ARG	CA-CB-CG	5.78	126.12	113.40
1	P	339	ASP	CB-CG-OD2	5.78	123.50	118.30

Continued on next page...

Continued from previous page...

Mol	Chain	Res	Type	Atoms	Z	Observed(^{o})	Ideal(^{o})
4	8	95	ARG	CA-CB-CG	5.78	126.12	113.40
4	Y	95	ARG	CA-CB-CG	5.78	126.11	113.40
1	A	556	ASP	CB-CG-OD1	-5.78	113.10	118.30
4	9	95	ARG	CA-CB-CG	5.78	126.11	113.40
1	D	752	ASP	CB-CG-OD2	5.78	123.50	118.30
1	G	780	ASP	CB-CG-OD1	-5.78	113.10	118.30
4	2	95	ARG	CA-CB-CG	5.77	126.10	113.40
2	H	149	ASP	N-CA-CB	5.77	120.98	110.60
1	P	346	ASP	CB-CG-OD1	5.77	123.49	118.30
1	M	165	PHE	N-CA-CB	-5.77	100.22	110.60
4	Z	95	ARG	CA-CB-CG	5.77	126.09	113.40
4	8	254	ARG	NE-CZ-NH1	5.76	123.18	120.30
1	A	752	ASP	CB-CG-OD2	5.76	123.49	118.30
1	P	556	ASP	CB-CG-OD1	-5.76	113.11	118.30
1	D	781	ASP	CB-CG-OD2	5.76	123.48	118.30
1	A	339	ASP	CB-CG-OD2	5.76	123.48	118.30
4	Z	254	ARG	NE-CZ-NH1	5.76	123.18	120.30
1	D	4	ASP	CB-CG-OD2	5.75	123.48	118.30
4	1	254	ARG	NE-CZ-NH1	5.75	123.18	120.30
4	2	254	ARG	NE-CZ-NH1	5.75	123.18	120.30
1	A	780	ASP	CB-CG-OD1	-5.75	113.13	118.30
1	P	165	PHE	N-CA-CB	-5.75	100.26	110.60
1	G	4	ASP	CB-CG-OD2	5.75	123.47	118.30
4	6	254	ARG	NE-CZ-NH1	5.74	123.17	120.30
4	4	335	ARG	NE-CZ-NH2	-5.74	117.43	120.30
1	M	4	ASP	CB-CG-OD2	5.74	123.46	118.30
4	W	254	ARG	NE-CZ-NH1	5.74	123.17	120.30
4	4	95	ARG	CA-CB-CG	5.73	126.02	113.40
4	V	335	ARG	CA-CB-CG	5.73	126.00	113.40
1	A	471	ASP	CB-CG-OD1	-5.72	113.15	118.30
1	M	780	ASP	CB-CG-OD1	-5.72	113.15	118.30
1	M	556	ASP	CB-CG-OD1	-5.72	113.15	118.30
4	5	116	ARG	NE-CZ-NH1	5.72	123.16	120.30
4	X	335	ARG	CA-CB-CG	5.72	125.98	113.40
1	A	165	PHE	N-CA-CB	-5.71	100.31	110.60
1	A	809	ARG	NE-CZ-NH2	-5.71	117.44	120.30
1	G	165	PHE	N-CA-CB	-5.71	100.31	110.60
4	W	335	ARG	CA-CB-CG	5.71	125.97	113.40
4	2	335	ARG	CA-CB-CG	5.71	125.97	113.40
4	8	335	ARG	CA-CB-CG	5.71	125.96	113.40
1	D	352	TYR	N-CA-CB	5.71	120.87	110.60
4	1	335	ARG	CA-CB-CG	5.71	125.95	113.40

Continued on next page...

Continued from previous page...

Mol	Chain	Res	Type	Atoms	Z	Observed(^{o})	Ideal(^{o})
1	D	165	PHE	N-CA-CB	-5.70	100.33	110.60
1	G	352	TYR	N-CA-CB	5.70	120.86	110.60
4	4	335	ARG	CA-CB-CG	5.70	125.94	113.40
4	5	335	ARG	CA-CB-CG	5.70	125.94	113.40
1	G	815	CYS	CA-CB-SG	-5.70	103.74	114.00
1	J	165	PHE	N-CA-CB	-5.70	100.34	110.60
1	D	780	ASP	CB-CG-OD1	-5.70	113.17	118.30
2	B	149	ASP	N-CA-CB	5.70	120.85	110.60
4	Y	335	ARG	CA-CB-CG	5.69	125.92	113.40
4	Z	335	ARG	CA-CB-CG	5.69	125.92	113.40
4	6	335	ARG	CA-CB-CG	5.69	125.92	113.40
4	7	335	ARG	CA-CB-CG	5.69	125.92	113.40
2	K	149	ASP	N-CA-CB	5.69	120.83	110.60
4	9	335	ARG	CA-CB-CG	5.68	125.91	113.40
4	3	279	TYR	CB-CG-CD2	-5.68	117.59	121.00
4	2	335	ARG	NE-CZ-NH2	-5.68	117.46	120.30
4	3	335	ARG	CA-CB-CG	5.68	125.89	113.40
4	Y	254	ARG	NE-CZ-NH1	5.68	123.14	120.30
2	E	149	ASP	N-CA-CB	5.67	120.81	110.60
2	Q	149	ASP	N-CA-CB	5.67	120.81	110.60
2	N	149	ASP	N-CA-CB	5.67	120.80	110.60
1	J	809	ARG	NE-CZ-NH2	-5.66	117.47	120.30
1	M	693	HIS	CA-CB-CG	-5.66	103.97	113.60
4	3	254	ARG	NE-CZ-NH1	5.66	123.13	120.30
1	G	781	ASP	CB-CG-OD2	5.66	123.39	118.30
4	V	254	ARG	NE-CZ-NH1	5.66	123.13	120.30
1	J	4	ASP	CB-CG-OD2	5.65	123.39	118.30
1	P	809	ARG	NE-CZ-NH2	-5.65	117.48	120.30
1	G	693	HIS	CA-CB-CG	-5.64	104.01	113.60
4	8	116	ARG	NE-CZ-NH1	5.64	123.12	120.30
1	P	780	ASP	CB-CG-OD1	-5.64	113.23	118.30
1	A	352	TYR	N-CA-CB	5.63	120.74	110.60
1	J	693	HIS	CA-CB-CG	-5.63	104.03	113.60
4	1	294	TYR	CB-CG-CD2	-5.63	117.62	121.00
1	P	693	HIS	CA-CB-CG	-5.63	104.04	113.60
4	7	356	TRP	CG-CD2-CE3	5.62	138.96	133.90
4	9	113	LYS	CA-CB-CG	5.62	125.76	113.40
1	M	809	ARG	NE-CZ-NH2	-5.62	117.49	120.30
1	A	781	ASP	CB-CG-OD2	5.62	123.35	118.30
1	M	352	TYR	N-CA-CB	5.61	120.70	110.60
4	4	113	LYS	CA-CB-CG	5.61	125.75	113.40
4	5	294	TYR	CB-CG-CD2	-5.61	117.63	121.00

Continued on next page...

Continued from previous page...

Mol	Chain	Res	Type	Atoms	Z	Observed(^{o})	Ideal(^{o})
1	J	352	TYR	N-CA-CB	5.61	120.70	110.60
4	Y	113	LYS	CA-CB-CG	5.61	125.74	113.40
1	J	33	ASP	CB-CG-OD2	5.61	123.35	118.30
1	P	352	TYR	N-CA-CB	5.61	120.69	110.60
4	Y	356	TRP	CG-CD2-CE3	5.61	138.95	133.90
4	2	113	LYS	CA-CB-CG	5.60	125.72	113.40
4	7	254	ARG	NE-CZ-NH1	5.60	123.10	120.30
4	V	113	LYS	CA-CB-CG	5.60	125.72	113.40
4	1	279	TYR	CB-CG-CD2	-5.60	117.64	121.00
4	X	113	LYS	CA-CB-CG	5.60	125.71	113.40
4	9	279	TYR	CB-CG-CD2	-5.59	117.64	121.00
4	Z	113	LYS	CA-CB-CG	5.59	125.71	113.40
1	D	723	ARG	NE-CZ-NH1	5.59	123.10	120.30
4	7	294	TYR	CB-CG-CD2	-5.59	117.64	121.00
4	1	113	LYS	CA-CB-CG	5.59	125.70	113.40
4	6	356	TRP	CG-CD2-CE3	5.58	138.93	133.90
1	D	693	HIS	CA-CB-CG	-5.58	104.11	113.60
4	8	356	TRP	CG-CD2-CE3	5.58	138.92	133.90
4	3	113	LYS	CA-CB-CG	5.58	125.67	113.40
1	G	686	MET	N-CA-CB	-5.58	100.56	110.60
4	5	113	LYS	CA-CB-CG	5.58	125.67	113.40
4	W	356	TRP	CG-CD2-CE3	5.58	138.92	133.90
1	A	693	HIS	CA-CB-CG	-5.57	104.12	113.60
1	J	686	MET	N-CA-CB	-5.57	100.57	110.60
4	7	113	LYS	CA-CB-CG	5.57	125.66	113.40
4	Z	356	TRP	CG-CD2-CE3	5.57	138.92	133.90
1	D	752	ASP	CB-CA-C	5.57	121.55	110.40
1	G	785	GLU	O-C-N	5.57	131.61	122.70
1	J	780	ASP	CB-CG-OD1	-5.57	113.29	118.30
1	P	33	ASP	CB-CG-OD2	5.57	123.31	118.30
4	8	113	LYS	CA-CB-CG	5.56	125.64	113.40
1	M	33	ASP	CB-CG-OD2	5.56	123.31	118.30
1	G	320	ILE	CB-CA-C	-5.56	100.48	111.60
4	Y	294	TYR	CB-CG-CD2	-5.56	117.67	121.00
4	4	279	TYR	CB-CG-CD2	-5.56	117.67	121.00
4	9	294	TYR	CB-CG-CD2	-5.55	117.67	121.00
4	6	113	LYS	CA-CB-CG	5.55	125.62	113.40
1	P	686	MET	N-CA-CB	-5.55	100.61	110.60
4	9	11	ASP	CB-CG-OD1	5.55	123.30	118.30
4	1	254	ARG	N-CA-CB	-5.55	100.61	110.60
4	3	356	TRP	CG-CD2-CE3	5.55	138.89	133.90
4	2	254	ARG	N-CA-CB	-5.55	100.61	110.60

Continued on next page...

Continued from previous page...

Mol	Chain	Res	Type	Atoms	Z	Observed(^{o})	Ideal(^{o})
4	V	254	ARG	N-CA-CB	-5.55	100.61	110.60
4	W	113	LYS	CA-CB-CG	5.55	125.61	113.40
4	V	294	TYR	CB-CG-CD2	-5.55	117.67	121.00
4	Z	254	ARG	N-CA-CB	-5.55	100.62	110.60
4	2	279	TYR	CB-CG-CD2	-5.54	117.67	121.00
4	1	356	TRP	CG-CD2-CE3	5.54	138.89	133.90
1	A	686	MET	N-CA-CB	-5.54	100.62	110.60
4	3	254	ARG	N-CA-CB	-5.54	100.63	110.60
4	X	356	TRP	CG-CD2-CE3	5.54	138.89	133.90
4	3	294	TYR	CB-CG-CD2	-5.54	117.68	121.00
4	7	279	TYR	CB-CG-CD2	-5.54	117.68	121.00
4	1	11	ASP	CB-CG-OD1	5.54	123.28	118.30
1	M	686	MET	N-CA-CB	-5.54	100.64	110.60
4	5	356	TRP	CG-CD2-CE3	5.53	138.88	133.90
1	D	384	ASP	CB-CG-OD1	-5.53	113.32	118.30
1	G	306	THR	CA-CB-CG2	-5.53	104.66	112.40
1	A	752	ASP	CB-CA-C	5.53	121.46	110.40
4	5	279	TYR	CB-CG-CD2	-5.53	117.68	121.00
4	W	294	TYR	CB-CG-CD2	-5.53	117.68	121.00
4	8	254	ARG	N-CA-CB	-5.53	100.65	110.60
4	W	254	ARG	N-CA-CB	-5.53	100.65	110.60
1	P	781	ASP	CB-CG-OD2	5.52	123.27	118.30
4	6	279	TYR	CB-CG-CD2	-5.52	117.69	121.00
4	5	254	ARG	N-CA-CB	-5.52	100.67	110.60
4	8	11	ASP	CB-CG-OD1	5.51	123.26	118.30
4	2	356	TRP	CG-CD2-CE3	5.51	138.86	133.90
4	4	11	ASP	CB-CG-OD1	5.51	123.26	118.30
4	4	254	ARG	N-CA-CB	-5.51	100.68	110.60
4	4	254	ARG	NE-CZ-NH1	5.51	123.06	120.30
1	D	306	THR	CA-CB-CG2	-5.51	104.69	112.40
1	D	686	MET	N-CA-CB	-5.51	100.68	110.60
4	2	294	TYR	CB-CG-CD2	-5.51	117.69	121.00
4	6	254	ARG	N-CA-CB	-5.51	100.68	110.60
4	X	254	ARG	N-CA-CB	-5.51	100.68	110.60
4	Y	254	ARG	N-CA-CB	-5.51	100.68	110.60
4	3	11	ASP	CB-CG-OD1	5.51	123.26	118.30
1	A	33	ASP	CB-CG-OD2	5.51	123.26	118.30
1	A	326	ASP	CB-CG-OD2	5.51	123.26	118.30
4	6	356	TRP	CG-CD1-NE1	-5.50	104.60	110.10
1	P	547	ASP	CB-CG-OD2	5.50	123.25	118.30
4	9	254	ARG	N-CA-CB	-5.50	100.70	110.60
1	G	752	ASP	CB-CA-C	5.50	121.40	110.40

Continued on next page...

Continued from previous page...

Mol	Chain	Res	Type	Atoms	Z	Observed(^{o})	Ideal(^{o})
1	M	723	ARG	NE-CZ-NH1	5.50	123.05	120.30
4	8	294	TYR	CB-CG-CD2	-5.50	117.70	121.00
4	X	294	TYR	CB-CG-CD2	-5.50	117.70	121.00
1	P	326	ASP	CB-CG-OD2	5.49	123.24	118.30
1	A	306	THR	CA-CB-CG2	-5.49	104.71	112.40
1	D	320	ILE	CB-CA-C	-5.49	100.62	111.60
1	P	320	ILE	CB-CA-C	-5.49	100.62	111.60
4	7	254	ARG	N-CA-CB	-5.49	100.72	110.60
1	J	781	ASP	CB-CG-OD2	5.49	123.24	118.30
4	6	294	TYR	CB-CG-CD2	-5.49	117.71	121.00
4	6	11	ASP	CB-CG-OD1	5.48	123.23	118.30
1	M	752	ASP	CB-CA-C	5.48	121.36	110.40
1	P	752	ASP	CB-CA-C	5.48	121.37	110.40
1	J	752	ASP	CB-CA-C	5.48	121.36	110.40
1	M	320	ILE	CB-CA-C	-5.48	100.64	111.60
4	4	79	TRP	CB-CG-CD1	-5.48	119.88	127.00
1	J	326	ASP	CB-CG-OD2	5.48	123.23	118.30
4	4	356	TRP	CG-CD2-CE3	5.47	138.82	133.90
4	9	356	TRP	CG-CD2-CE3	5.47	138.82	133.90
4	Y	11	ASP	CB-CG-OD1	5.47	123.23	118.30
4	W	11	ASP	CB-CG-OD1	5.47	123.22	118.30
1	D	33	ASP	CB-CG-OD2	5.47	123.22	118.30
4	3	147	ARG	NE-CZ-NH2	-5.46	117.57	120.30
4	8	279	TYR	CB-CG-CD2	-5.46	117.72	121.00
4	Z	79	TRP	CB-CG-CD1	-5.46	119.90	127.00
1	A	320	ILE	CB-CA-C	-5.46	100.68	111.60
1	M	547	ASP	CB-CG-OD2	5.46	123.21	118.30
4	X	11	ASP	CB-CG-OD1	5.46	123.21	118.30
1	A	723	ARG	NE-CZ-NH1	5.46	123.03	120.30
1	J	320	ILE	CB-CA-C	-5.45	100.69	111.60
1	M	384	ASP	CB-CG-OD1	-5.45	113.39	118.30
1	M	781	ASP	CB-CG-OD2	5.45	123.21	118.30
4	6	356	TRP	CB-CG-CD1	-5.45	119.91	127.00
4	W	279	TYR	CB-CG-CD2	-5.45	117.73	121.00
1	P	723	ARG	NE-CZ-NH1	5.45	123.03	120.30
4	2	11	ASP	CB-CG-OD1	5.45	123.20	118.30
4	5	11	ASP	CB-CG-OD1	5.45	123.20	118.30
4	W	79	TRP	CB-CG-CD1	-5.45	119.92	127.00
1	J	306	THR	CA-CB-CG2	-5.45	104.77	112.40
4	V	356	TRP	CG-CD2-CE3	5.44	138.80	133.90
4	4	294	TYR	CB-CG-CD2	-5.44	117.73	121.00
4	7	79	TRP	CB-CG-CD1	-5.44	119.92	127.00

Continued on next page...

Continued from previous page...

Mol	Chain	Res	Type	Atoms	Z	Observed(^{o})	Ideal(^{o})
4	Y	147	ARG	NE-CZ-NH2	-5.44	117.58	120.30
1	G	33	ASP	CB-CG-OD2	5.44	123.20	118.30
1	A	241	ASP	CB-CG-OD2	5.44	123.19	118.30
4	X	356	TRP	CB-CG-CD1	-5.43	119.94	127.00
4	Z	294	TYR	CB-CG-CD2	-5.43	117.74	121.00
1	M	306	THR	CA-CB-CG2	-5.43	104.80	112.40
4	Y	279	TYR	CB-CG-CD2	-5.43	117.74	121.00
4	4	356	TRP	CB-CG-CD1	-5.43	119.94	127.00
4	7	11	ASP	CB-CG-OD1	5.43	123.19	118.30
1	P	306	THR	CA-CB-CG2	-5.43	104.80	112.40
4	V	11	ASP	CB-CG-OD1	5.43	123.18	118.30
4	Z	11	ASP	CB-CG-OD1	5.42	123.18	118.30
4	2	79	TRP	CB-CG-CD1	-5.42	119.96	127.00
4	3	356	TRP	CB-CG-CD1	-5.42	119.96	127.00
1	D	326	ASP	CB-CG-OD2	5.42	123.17	118.30
4	X	79	TRP	CB-CG-CD1	-5.41	119.96	127.00
1	M	326	ASP	CB-CG-OD2	5.41	123.17	118.30
1	D	547	ASP	CB-CG-OD2	5.41	123.17	118.30
4	2	356	TRP	CB-CG-CD1	-5.41	119.97	127.00
4	8	356	TRP	CG-CD1-NE1	-5.41	104.69	110.10
4	9	79	TRP	CB-CG-CD1	-5.41	119.97	127.00
4	V	279	TYR	CB-CG-CD2	-5.41	117.75	121.00
4	V	147	ARG	NE-CZ-NH2	-5.41	117.60	120.30
4	V	356	TRP	CB-CG-CD1	-5.41	119.97	127.00
1	P	343	PHE	CB-CG-CD2	-5.40	117.02	120.80
4	7	356	TRP	CB-CG-CD1	-5.40	119.98	127.00
4	Z	356	TRP	CB-CG-CD1	-5.40	119.98	127.00
1	J	547	ASP	CB-CG-OD2	5.40	123.16	118.30
4	7	147	ARG	NE-CZ-NH2	-5.40	117.60	120.30
4	Y	79	TRP	CB-CG-CD1	-5.40	119.98	127.00
4	1	79	TRP	CB-CG-CD1	-5.40	119.99	127.00
4	5	79	TRP	CB-CG-CD1	-5.39	119.99	127.00
4	5	356	TRP	CB-CG-CD1	-5.39	119.99	127.00
1	J	384	ASP	CB-CG-OD1	-5.39	113.45	118.30
4	X	279	TYR	CB-CG-CD2	-5.39	117.76	121.00
4	Y	356	TRP	CB-CG-CD1	-5.39	119.99	127.00
1	J	241	ASP	CB-CG-OD2	5.39	123.15	118.30
1	M	218	LEU	O-C-N	5.39	131.33	122.70
1	A	343	PHE	CB-CG-CD2	-5.39	117.03	120.80
1	P	218	LEU	O-C-N	5.39	131.32	122.70
4	9	147	ARG	NE-CZ-NH2	-5.39	117.61	120.30
4	W	356	TRP	CB-CG-CD1	-5.39	120.00	127.00

Continued on next page...

Continued from previous page...

Mol	Chain	Res	Type	Atoms	Z	Observed(^{o})	Ideal(^{o})
1	P	170	ARG	NE-CZ-NH1	5.38	122.99	120.30
1	A	686	MET	CG-SD-CE	-5.38	91.59	100.20
4	Z	279	TYR	CB-CG-CD2	-5.38	117.77	121.00
1	G	686	MET	CG-SD-CE	-5.38	91.59	100.20
4	3	79	TRP	CB-CG-CD1	-5.38	120.01	127.00
4	8	356	TRP	CB-CG-CD1	-5.38	120.01	127.00
1	D	800	ARG	NH1-CZ-NH2	5.38	125.31	119.40
1	G	326	ASP	CB-CG-OD2	5.37	123.14	118.30
4	5	356	TRP	CG-CD1-NE1	-5.37	104.73	110.10
1	P	241	ASP	CB-CG-OD2	5.37	123.13	118.30
2	Q	136	MET	CG-SD-CE	5.37	108.79	100.20
4	2	251	GLY	CA-C-N	-5.37	105.39	117.20
4	8	251	GLY	CA-C-N	-5.37	105.39	117.20
4	Y	356	TRP	CG-CD1-NE1	-5.37	104.73	110.10
1	A	601	ASP	CB-CG-OD2	5.37	123.13	118.30
1	J	343	PHE	CB-CG-CD2	-5.37	117.04	120.80
1	P	800	ARG	NH1-CZ-NH2	5.37	125.30	119.40
4	1	356	TRP	CB-CG-CD1	-5.36	120.03	127.00
4	V	79	TRP	CB-CG-CD1	-5.36	120.03	127.00
4	Y	251	GLY	CA-C-N	-5.36	105.40	117.20
1	J	686	MET	CG-SD-CE	-5.36	91.62	100.20
4	8	79	TRP	CB-CG-CD1	-5.36	120.03	127.00
4	6	79	TRP	CB-CG-CD1	-5.36	120.04	127.00
1	G	125	THR	CA-CB-CG2	-5.36	104.90	112.40
1	M	686	MET	CG-SD-CE	-5.36	91.63	100.20
4	1	356	TRP	CG-CD1-NE1	-5.36	104.75	110.10
4	9	251	GLY	CA-C-N	-5.36	105.42	117.20
1	D	241	ASP	CB-CG-OD2	5.35	123.12	118.30
4	5	251	GLY	CA-C-N	-5.35	105.42	117.20
4	5	335	ARG	NE-CZ-NH1	5.35	122.98	120.30
4	W	356	TRP	CG-CD1-NE1	-5.35	104.75	110.10
1	A	384	ASP	CB-CG-OD1	-5.35	113.48	118.30
1	J	218	LEU	O-C-N	5.35	131.26	122.70
2	K	136	MET	CG-SD-CE	5.35	108.76	100.20
1	P	686	MET	CG-SD-CE	-5.35	91.64	100.20
4	6	251	GLY	CA-C-N	-5.35	105.43	117.20
4	V	356	TRP	CG-CD1-NE1	-5.35	104.75	110.10
4	W	251	GLY	CA-C-N	-5.35	105.43	117.20
4	X	251	GLY	CA-C-N	-5.35	105.43	117.20
1	G	218	LEU	O-C-N	5.35	131.25	122.70
1	P	601	ASP	CB-CG-OD2	5.35	123.11	118.30
4	X	356	TRP	CG-CD1-NE1	-5.35	104.75	110.10

Continued on next page...

Continued from previous page...

Mol	Chain	Res	Type	Atoms	Z	Observed(^{o})	Ideal(^{o})
1	G	601	ASP	CB-CG-OD2	5.35	123.11	118.30
4	5	176	MET	CG-SD-CE	5.35	108.75	100.20
4	9	356	TRP	CB-CG-CD1	-5.34	120.05	127.00
4	W	147	ARG	NE-CZ-NH2	-5.34	117.63	120.30
2	B	136	MET	CG-SD-CE	5.34	108.75	100.20
1	D	601	ASP	CB-CG-OD2	5.34	123.11	118.30
4	8	147	ARG	NE-CZ-NH2	-5.34	117.63	120.30
4	4	251	GLY	CA-C-N	-5.34	105.45	117.20
4	3	356	TRP	CG-CD1-NE1	-5.34	104.76	110.10
4	7	176	MET	CG-SD-CE	5.34	108.74	100.20
1	J	800	ARG	NH1-CZ-NH2	5.34	125.27	119.40
4	V	251	GLY	CA-C-N	-5.34	105.46	117.20
1	D	343	PHE	CB-CG-CD2	-5.33	117.07	120.80
1	M	343	PHE	CB-CG-CD2	-5.33	117.07	120.80
1	M	601	ASP	CB-CG-OD2	5.33	123.10	118.30
4	1	251	GLY	CA-C-N	-5.33	105.47	117.20
4	7	251	GLY	CA-C-N	-5.33	105.47	117.20
4	3	251	GLY	CA-C-N	-5.33	105.47	117.20
4	V	176	MET	CG-SD-CE	5.33	108.72	100.20
4	Y	53	TYR	CB-CG-CD1	-5.33	117.80	121.00
1	P	384	ASP	CB-CG-OD1	-5.33	113.51	118.30
4	7	356	TRP	CG-CD1-NE1	-5.33	104.78	110.10
4	9	335	ARG	NE-CZ-NH1	5.33	122.96	120.30
4	Z	251	GLY	CA-C-N	-5.33	105.49	117.20
4	Y	176	MET	CG-SD-CE	5.32	108.71	100.20
4	Z	356	TRP	CG-CD1-NE1	-5.32	104.78	110.10
1	G	241	ASP	CB-CG-OD2	5.32	123.09	118.30
1	J	125	THR	CA-CB-CG2	-5.32	104.95	112.40
1	P	4	ASP	CB-CG-OD1	-5.32	113.51	118.30
4	9	356	TRP	CG-CD1-NE1	-5.32	104.78	110.10
4	X	176	MET	CG-SD-CE	5.32	108.71	100.20
1	M	660	LEU	CB-CG-CD2	5.32	120.04	111.00
4	1	176	MET	CG-SD-CE	5.32	108.70	100.20
1	A	125	THR	CA-CB-CG2	-5.31	104.96	112.40
4	Z	62	ARG	NE-CZ-NH1	5.31	122.96	120.30
1	G	800	ARG	NH1-CZ-NH2	5.31	125.24	119.40
1	G	723	ARG	NE-CZ-NH1	5.31	122.95	120.30
4	4	356	TRP	CG-CD1-NE1	-5.31	104.79	110.10
1	D	354	LEU	CB-CG-CD2	-5.31	101.98	111.00
1	D	686	MET	CG-SD-CE	-5.31	91.71	100.20
2	H	136	MET	CG-SD-CE	5.31	108.69	100.20
4	8	335	ARG	NE-CZ-NH1	5.31	122.95	120.30

Continued on next page...

Continued from previous page...

Mol	Chain	Res	Type	Atoms	Z	Observed(^{o})	Ideal(^{o})
1	M	800	ARG	NH1-CZ-NH2	5.30	125.23	119.40
4	2	356	TRP	CG-CD1-NE1	-5.30	104.80	110.10
1	D	660	LEU	CB-CG-CD2	5.30	120.01	111.00
2	N	136	MET	CG-SD-CE	5.30	108.68	100.20
4	1	147	ARG	NE-CZ-NH2	-5.30	117.65	120.30
1	G	354	LEU	CB-CG-CD2	-5.30	101.99	111.00
1	D	125	THR	CA-CB-CG2	-5.30	104.98	112.40
1	G	343	PHE	CB-CG-CD2	-5.30	117.09	120.80
4	4	176	MET	CG-SD-CE	5.30	108.67	100.20
1	A	354	LEU	CB-CG-CD2	-5.29	102.00	111.00
4	6	176	MET	CG-SD-CE	5.29	108.67	100.20
4	8	176	MET	CG-SD-CE	5.29	108.67	100.20
4	W	176	MET	CG-SD-CE	5.29	108.67	100.20
4	3	176	MET	CG-SD-CE	5.29	108.66	100.20
4	Z	176	MET	CG-SD-CE	5.29	108.66	100.20
2	E	136	MET	CG-SD-CE	5.28	108.65	100.20
4	4	337	TYR	CB-CG-CD1	-5.28	117.83	121.00
4	6	147	ARG	NE-CZ-NH2	-5.28	117.66	120.30
1	J	660	LEU	CB-CG-CD2	5.27	119.97	111.00
4	5	147	ARG	NE-CZ-NH2	-5.27	117.66	120.30
4	9	176	MET	CG-SD-CE	5.27	108.64	100.20
1	M	760	PHE	CB-CG-CD1	5.27	124.49	120.80
1	J	723	ARG	NE-CZ-NH1	5.27	122.93	120.30
1	M	241	ASP	CB-CG-OD2	5.27	123.04	118.30
1	A	660	LEU	CB-CG-CD2	5.27	119.95	111.00
1	G	660	LEU	CB-CG-CD2	5.27	119.95	111.00
1	D	760	PHE	CB-CG-CD1	5.27	124.49	120.80
1	P	125	THR	CA-CB-CG2	-5.27	105.03	112.40
4	2	176	MET	CG-SD-CE	5.26	108.62	100.20
4	X	147	ARG	NE-CZ-NH2	-5.26	117.67	120.30
4	1	62	ARG	NE-CZ-NH1	5.26	122.93	120.30
1	J	170	ARG	NE-CZ-NH1	5.26	122.93	120.30
1	P	760	PHE	CB-CG-CD1	5.26	124.48	120.80
1	D	218	LEU	O-C-N	5.26	131.11	122.70
1	J	601	ASP	CB-CG-OD2	5.25	123.03	118.30
4	2	62	ARG	NE-CZ-NH1	5.25	122.93	120.30
4	3	62	ARG	NE-CZ-NH1	5.25	122.93	120.30
1	M	125	THR	CA-CB-CG2	-5.25	105.05	112.40
4	6	91	TYR	CB-CG-CD2	-5.25	117.85	121.00
4	5	62	ARG	NE-CZ-NH1	5.25	122.92	120.30
4	6	335	ARG	NE-CZ-NH1	5.25	122.92	120.30
1	A	760	PHE	CB-CG-CD1	5.24	124.47	120.80

Continued on next page...

Continued from previous page...

Mol	Chain	Res	Type	Atoms	Z	Observed(^{o})	Ideal(^{o})
1	M	170	ARG	NE-CZ-NH1	5.24	122.92	120.30
1	D	4	ASP	CB-CG-OD1	-5.24	113.59	118.30
1	M	4	ASP	CB-CG-OD1	-5.24	113.58	118.30
1	P	660	LEU	CB-CG-CD2	5.24	119.91	111.00
4	1	335	ARG	NE-CZ-NH1	5.23	122.92	120.30
4	Y	335	ARG	NE-CZ-NH1	5.22	122.91	120.30
1	A	218	LEU	O-C-N	5.22	131.06	122.70
1	A	346	ASP	N-CA-CB	-5.22	101.20	110.60
1	G	547	ASP	CB-CG-OD2	5.22	123.00	118.30
4	V	62	ARG	NE-CZ-NH1	5.22	122.91	120.30
1	G	384	ASP	CB-CG-OD1	-5.22	113.60	118.30
4	2	91	TYR	CB-CG-CD2	-5.21	117.87	121.00
1	A	547	ASP	CB-CG-OD2	5.21	122.99	118.30
1	J	346	ASP	N-CA-CB	-5.21	101.22	110.60
1	J	354	LEU	CB-CG-CD2	-5.21	102.14	111.00
1	A	800	ARG	NH1-CZ-NH2	5.21	125.13	119.40
4	4	335	ARG	NE-CZ-NH1	5.21	122.90	120.30
4	5	91	TYR	CB-CG-CD2	-5.21	117.88	121.00
1	A	555	TYR	CB-CG-CD1	5.21	124.12	121.00
4	2	337	TYR	CB-CG-CD1	-5.21	117.88	121.00
1	J	4	ASP	CB-CG-OD1	-5.20	113.62	118.30
4	Z	335	ARG	NE-CZ-NH1	5.20	122.90	120.30
4	Z	147	ARG	NE-CZ-NH2	-5.20	117.70	120.30
1	P	346	ASP	N-CA-CB	-5.20	101.24	110.60
1	P	555	TYR	CB-CG-CD1	5.20	124.12	121.00
4	7	62	ARG	NE-CZ-NH1	5.20	122.90	120.30
1	A	4	ASP	CB-CG-OD1	-5.20	113.62	118.30
1	G	4	ASP	CB-CG-OD1	-5.20	113.62	118.30
4	4	91	TYR	CB-CG-CD2	-5.19	117.88	121.00
1	D	346	ASP	N-CA-CB	-5.18	101.27	110.60
1	P	354	LEU	CB-CG-CD2	-5.18	102.19	111.00
1	M	354	LEU	CB-CG-CD2	-5.18	102.19	111.00
1	G	760	PHE	CB-CG-CD1	5.18	124.43	120.80
4	W	335	ARG	NE-CZ-NH1	5.18	122.89	120.30
4	4	62	ARG	NE-CZ-NH1	5.18	122.89	120.30
4	Z	337	TYR	CB-CG-CD1	-5.18	117.89	121.00
1	A	90	ASP	CB-CG-OD1	-5.17	113.64	118.30
4	6	290	ARG	CA-C-N	5.17	128.58	117.20
4	Z	91	TYR	CB-CG-CD2	-5.17	117.90	121.00
1	M	346	ASP	N-CA-CB	-5.17	101.29	110.60
4	8	337	TYR	CB-CG-CD1	-5.17	117.90	121.00
4	W	53	TYR	CB-CG-CD1	-5.17	117.90	121.00

Continued on next page...

Continued from previous page...

Mol	Chain	Res	Type	Atoms	Z	Observed(°)	Ideal(°)
4	2	335	ARG	NE-CZ-NH1	5.17	122.88	120.30
4	9	62	ARG	NE-CZ-NH1	5.17	122.88	120.30
4	5	337	TYR	CB-CG-CD1	-5.16	117.90	121.00
4	X	290	ARG	CA-C-N	5.16	128.56	117.20
4	X	62	ARG	NE-CZ-NH1	5.16	122.88	120.30
4	4	290	ARG	CA-C-N	5.16	128.55	117.20
4	Y	290	ARG	CA-C-N	5.16	128.55	117.20
4	7	53	TYR	CB-CG-CD1	-5.16	117.91	121.00
4	Z	290	ARG	CA-C-N	5.16	128.55	117.20
4	3	335	ARG	NE-CZ-NH1	5.16	122.88	120.30
4	8	290	ARG	CA-C-N	5.16	128.54	117.20
4	V	335	ARG	NE-CZ-NH1	5.16	122.88	120.30
4	W	290	ARG	CA-C-N	5.16	128.54	117.20
4	2	147	ARG	NE-CZ-NH2	-5.15	117.72	120.30
4	5	290	ARG	CA-C-N	5.15	128.54	117.20
4	1	290	ARG	CA-C-N	5.15	128.53	117.20
4	9	290	ARG	CA-C-N	5.15	128.54	117.20
4	7	290	ARG	CA-C-N	5.15	128.53	117.20
4	2	290	ARG	CA-C-N	5.15	128.53	117.20
4	6	62	ARG	NE-CZ-NH1	5.15	122.87	120.30
1	A	160	ASP	CB-CG-OD2	-5.14	113.67	118.30
4	V	290	ARG	CA-C-N	5.14	128.51	117.20
1	P	90	ASP	CB-CG-OD1	-5.14	113.67	118.30
4	3	290	ARG	CA-C-N	5.14	128.51	117.20
4	4	147	ARG	NE-CZ-NH2	-5.14	117.73	120.30
1	A	576	GLU	CA-CB-CG	-5.14	102.10	113.40
1	G	555	TYR	CB-CG-CD1	5.13	124.08	121.00
1	M	555	TYR	CB-CG-CD1	5.13	124.08	121.00
4	8	91	TYR	CB-CG-CD2	-5.13	117.92	121.00
4	9	337	TYR	CB-CG-CD1	-5.13	117.92	121.00
1	J	760	PHE	CB-CG-CD1	5.13	124.39	120.80
4	W	62	ARG	NE-CZ-NH1	5.13	122.86	120.30
1	D	576	GLU	CA-CB-CG	-5.13	102.12	113.40
1	G	170	ARG	NE-CZ-NH1	5.13	122.86	120.30
1	P	576	GLU	CA-CB-CG	-5.13	102.12	113.40
4	4	53	TYR	CB-CG-CD1	-5.13	117.92	121.00
4	Y	91	TYR	CB-CG-CD2	-5.13	117.92	121.00
1	M	628	GLY	O-C-N	-5.12	114.50	122.70
1	G	346	ASP	N-CA-CB	-5.12	101.38	110.60
4	Z	53	TYR	CB-CG-CD1	-5.12	117.93	121.00
1	J	90	ASP	CB-CG-OD1	-5.12	113.69	118.30
4	1	91	TYR	CB-CG-CD2	-5.12	117.93	121.00

Continued on next page...

Continued from previous page...

Mol	Chain	Res	Type	Atoms	Z	Observed(°)	Ideal(°)
4	5	53	TYR	CB-CG-CD1	-5.12	117.93	121.00
4	1	337	TYR	CB-CG-CD1	-5.12	117.93	121.00
1	M	576	GLU	CA-CB-CG	-5.11	102.15	113.40
4	7	337	TYR	CB-CG-CD1	-5.11	117.93	121.00
1	G	628	GLY	O-C-N	-5.11	114.53	122.70
4	3	62	ARG	CA-CB-CG	5.11	124.64	113.40
1	P	628	GLY	O-C-N	-5.11	114.53	122.70
4	1	86	TRP	CG-CD1-NE1	-5.11	104.99	110.10
4	2	53	TYR	CB-CG-CD1	-5.11	117.94	121.00
4	7	335	ARG	NE-CZ-NH1	5.10	122.85	120.30
1	J	576	GLU	CA-CB-CG	-5.10	102.17	113.40
4	2	62	ARG	CA-CB-CG	5.10	124.62	113.40
4	6	62	ARG	CA-CB-CG	5.10	124.62	113.40
4	3	53	TYR	CB-CG-CD1	-5.10	117.94	121.00
4	7	91	TYR	CB-CG-CD2	-5.10	117.94	121.00
4	V	53	TYR	CB-CG-CD1	-5.10	117.94	121.00
1	J	628	GLY	O-C-N	-5.10	114.55	122.70
4	Y	62	ARG	NE-CZ-NH1	5.10	122.85	120.30
1	G	576	GLU	CA-CB-CG	-5.10	102.19	113.40
4	9	91	TYR	CB-CG-CD2	-5.09	117.94	121.00
1	D	170	ARG	NE-CZ-NH1	5.09	122.85	120.30
1	M	82	PRO	N-CA-CB	5.09	109.41	103.30
4	Z	62	ARG	CA-CB-CG	5.09	124.60	113.40
4	7	62	ARG	CA-CB-CG	5.09	124.60	113.40
4	W	91	TYR	CB-CG-CD2	-5.09	117.95	121.00
1	M	160	ASP	CB-CG-OD2	-5.09	113.72	118.30
4	4	62	ARG	CA-CB-CG	5.09	124.59	113.40
4	8	62	ARG	CA-CB-CG	5.09	124.59	113.40
4	V	337	TYR	CB-CG-CD1	-5.08	117.95	121.00
1	D	218	LEU	CA-CB-CG	5.08	126.99	115.30
4	5	191	LYS	CA-C-N	5.08	128.38	117.20
4	X	62	ARG	CA-CB-CG	5.08	124.59	113.40
4	Y	337	TYR	CB-CG-CD1	-5.08	117.95	121.00
1	P	82	PRO	N-CA-CB	5.08	109.40	103.30
4	W	62	ARG	CA-CB-CG	5.08	124.58	113.40
1	G	90	ASP	CB-CG-OD1	-5.08	113.73	118.30
1	J	82	PRO	N-CA-CB	5.08	109.39	103.30
4	3	191	LYS	CA-C-N	5.08	128.37	117.20
4	8	86	TRP	CG-CD1-NE1	-5.08	105.02	110.10
1	D	621	LEU	CA-CB-CG	-5.08	103.62	115.30
1	M	218	LEU	CA-CB-CG	5.08	126.98	115.30
1	D	628	GLY	O-C-N	-5.08	114.58	122.70

Continued on next page...

Continued from previous page...

Mol	Chain	Res	Type	Atoms	Z	Observed(^{o})	Ideal(^{o})
4	1	62	ARG	CA-CB-CG	5.08	124.57	113.40
1	A	218	LEU	CA-CB-CG	5.07	126.97	115.30
1	D	160	ASP	CB-CG-OD2	-5.07	113.73	118.30
1	G	621	LEU	CA-CB-CG	-5.07	103.63	115.30
4	2	191	LYS	CA-C-N	5.07	128.36	117.20
4	5	62	ARG	CA-CB-CG	5.07	124.56	113.40
1	A	463	ASP	CB-CG-OD1	5.07	122.86	118.30
4	7	191	LYS	CA-C-N	5.07	128.36	117.20
4	6	191	LYS	CA-C-N	5.07	128.36	117.20
4	9	53	TYR	CB-CG-CD1	-5.07	117.96	121.00
4	X	335	ARG	NE-CZ-NH1	5.07	122.83	120.30
4	8	191	LYS	CA-C-N	5.07	128.35	117.20
4	4	191	LYS	CA-C-N	5.06	128.34	117.20
4	X	91	TYR	CB-CG-CD2	-5.06	117.96	121.00
4	Y	191	LYS	CA-C-N	5.06	128.34	117.20
1	M	621	LEU	CA-CB-CG	-5.06	103.66	115.30
4	9	191	LYS	CA-C-N	5.06	128.34	117.20
4	V	62	ARG	CA-CB-CG	5.06	124.53	113.40
4	X	191	LYS	CA-C-N	5.06	128.34	117.20
4	Z	86	TRP	CG-CD1-NE1	-5.06	105.04	110.10
1	J	218	LEU	CA-CB-CG	5.06	126.94	115.30
1	A	235	ALA	N-CA-CB	-5.06	103.02	110.10
1	J	301	ASP	CB-CG-OD2	5.06	122.85	118.30
1	D	82	PRO	N-CA-CB	5.06	109.37	103.30
4	9	62	ARG	CA-CB-CG	5.06	124.53	113.40
4	W	337	TYR	CB-CG-CD1	-5.06	117.97	121.00
4	Y	86	TRP	CG-CD1-NE1	-5.06	105.04	110.10
1	D	463	ASP	CB-CG-OD1	5.06	122.85	118.30
1	P	218	LEU	CA-CB-CG	5.05	126.92	115.30
4	6	53	TYR	CB-CG-CD1	-5.05	117.97	121.00
4	6	337	TYR	CB-CG-CD1	-5.05	117.97	121.00
4	W	191	LYS	CA-C-N	5.05	128.32	117.20
4	3	91	TYR	CB-CG-CD2	-5.05	117.97	121.00
4	V	91	TYR	CB-CG-CD2	-5.05	117.97	121.00
4	Y	62	ARG	CA-CB-CG	5.05	124.51	113.40
1	G	160	ASP	CB-CG-OD2	-5.05	113.76	118.30
4	8	53	TYR	CB-CG-CD1	-5.04	117.97	121.00
1	A	621	LEU	CA-CB-CG	-5.04	103.70	115.30
1	P	621	LEU	CA-CB-CG	-5.04	103.70	115.30
4	1	191	LYS	CA-C-N	5.04	128.29	117.20
4	X	53	TYR	CB-CG-CD1	-5.04	117.98	121.00
4	9	86	TRP	CG-CD1-NE1	-5.04	105.06	110.10

Continued on next page...

Continued from previous page...

Mol	Chain	Res	Type	Atoms	Z	Observed(^{o})	Ideal(^{o})
4	7	86	TRP	CG-CD1-NE1	-5.04	105.06	110.10
1	D	90	ASP	CB-CG-OD1	-5.04	113.77	118.30
1	J	621	LEU	CA-CB-CG	-5.04	103.72	115.30
1	J	555	TYR	CB-CG-CD1	5.03	124.02	121.00
4	5	86	TRP	CG-CD1-NE1	-5.03	105.07	110.10
4	V	86	TRP	CG-CD1-NE1	-5.03	105.07	110.10
4	8	62	ARG	NE-CZ-NH1	5.03	122.82	120.30
1	M	301	ASP	CB-CG-OD2	5.03	122.83	118.30
4	6	86	TRP	CG-CD1-NE1	-5.03	105.07	110.10
4	X	337	TYR	CB-CG-CD1	-5.03	117.98	121.00
1	G	739	ASP	N-CA-CB	5.03	119.65	110.60
4	V	191	LYS	CA-C-N	5.02	128.25	117.20
4	W	86	TRP	CG-CD1-NE1	-5.02	105.08	110.10
1	J	160	ASP	CB-CG-OD2	-5.02	113.78	118.30
1	A	82	PRO	N-CA-CB	5.02	109.32	103.30
1	G	709	LYS	CA-C-N	-5.02	106.16	116.20
1	A	628	GLY	O-C-N	-5.02	114.67	122.70
4	Z	191	LYS	CA-C-N	5.02	128.24	117.20
1	J	739	ASP	N-CA-CB	5.01	119.62	110.60
1	G	218	LEU	CA-CB-CG	5.01	126.82	115.30
1	J	556	ASP	CB-CG-OD2	5.01	122.81	118.30
4	3	337	TYR	CB-CG-CD1	-5.01	118.00	121.00
1	D	235	ALA	N-CA-CB	-5.01	103.09	110.10
1	A	739	ASP	CA-CB-CG	-5.01	102.39	113.40
1	P	160	ASP	CB-CG-OD2	-5.00	113.80	118.30

All (6) chirality outliers are listed below:

Mol	Chain	Res	Type	Atom
1	A	648	THR	CB
1	D	648	THR	CB
1	G	648	THR	CB
1	J	648	THR	CB
1	M	648	THR	CB
1	P	648	THR	CB

All (81) planarity outliers are listed below:

Mol	Chain	Res	Type	Group
4	1	62	ARG	Sidechain
4	2	62	ARG	Sidechain
4	3	62	ARG	Sidechain

Continued on next page...

Continued from previous page...

Mol	Chain	Res	Type	Group
4	4	62	ARG	Sidechain
4	5	62	ARG	Sidechain
4	6	62	ARG	Sidechain
4	7	62	ARG	Sidechain
4	8	62	ARG	Sidechain
4	9	62	ARG	Sidechain
1	A	623	PHE	Sidechain
1	A	637	LYS	Mainchain
1	A	649	VAL	Mainchain
1	A	98	HIS	Mainchain
2	B	150	TYR	Sidechain
2	B	155	TYR	Mainchain
2	B	22	THR	Mainchain
3	C	75	ALA	Mainchain
3	C	85	GLU	Mainchain
1	D	623	PHE	Sidechain
1	D	637	LYS	Mainchain
1	D	649	VAL	Mainchain
1	D	98	HIS	Mainchain
2	E	150	TYR	Sidechain
2	E	155	TYR	Mainchain
2	E	22	THR	Mainchain
3	F	35	ARG	Mainchain
3	F	75	ALA	Mainchain
3	F	85	GLU	Mainchain
1	G	623	PHE	Sidechain
1	G	637	LYS	Mainchain
1	G	649	VAL	Mainchain
1	G	709	LYS	Mainchain
1	G	98	HIS	Mainchain
2	H	150	TYR	Sidechain
2	H	155	TYR	Mainchain
2	H	22	THR	Mainchain
3	I	75	ALA	Mainchain
3	I	85	GLU	Mainchain
1	J	623	PHE	Sidechain
1	J	637	LYS	Mainchain
1	J	649	VAL	Mainchain
1	J	709	LYS	Mainchain,Peptide
1	J	98	HIS	Mainchain
2	K	150	TYR	Sidechain
2	K	155	TYR	Mainchain

Continued on next page...

Continued from previous page...

Mol	Chain	Res	Type	Group
2	K	22	THR	Mainchain
3	L	75	ALA	Mainchain
3	L	85	GLU	Mainchain
1	M	623	PHE	Sidechain
1	M	637	LYS	Mainchain
1	M	649	VAL	Mainchain
1	M	769	ALA	Mainchain,Peptide
1	M	785	GLU	Mainchain,Peptide
1	M	786	ILE	Mainchain
1	M	98	HIS	Mainchain
2	N	150	TYR	Sidechain
2	N	155	TYR	Mainchain
2	N	22	THR	Mainchain
3	O	75	ALA	Mainchain
3	O	85	GLU	Mainchain
1	P	623	PHE	Sidechain
1	P	637	LYS	Mainchain
1	P	649	VAL	Mainchain
1	P	769	ALA	Mainchain,Peptide
1	P	785	GLU	Mainchain,Peptide
1	P	98	HIS	Mainchain
2	Q	150	TYR	Sidechain
2	Q	155	TYR	Mainchain
2	Q	22	THR	Mainchain
3	R	75	ALA	Mainchain
3	R	85	GLU	Mainchain
4	V	62	ARG	Sidechain
4	W	62	ARG	Sidechain
4	X	62	ARG	Sidechain
4	Y	62	ARG	Sidechain
4	Z	62	ARG	Sidechain

5.2 Too-close contacts (i)

In the following table, the Non-H and H(model) columns list the number of non-hydrogen atoms and hydrogen atoms in the chain respectively. The H(added) column lists the number of hydrogen atoms added and optimized by MolProbity. The Clashes column lists the number of clashes within the asymmetric unit, whereas Symm-Clashes lists symmetry-related clashes.

Mol	Chain	Non-H	H(model)	H(added)	Clashes	Symm-Clashes
1	A	6797	0	6752	1556	0
1	D	6797	0	6754	1441	0

Continued on next page...

Continued from previous page...

Mol	Chain	Non-H	H(model)	H(added)	Clashes	Symm-Clashes
1	G	6797	0	6757	1537	0
1	J	6797	0	6753	1455	0
1	M	6797	0	6770	1482	0
1	P	6797	0	6773	1487	0
2	B	1127	0	1087	260	0
2	E	1127	0	1086	251	0
2	H	1127	0	1088	298	0
2	K	1127	0	1089	272	0
2	N	1127	0	1088	244	0
2	Q	1127	0	1087	245	0
3	C	1123	0	1084	200	0
3	F	1123	0	1083	172	0
3	I	1123	0	1083	187	0
3	L	1123	0	1082	171	0
3	O	1123	0	1082	233	0
3	R	1123	0	1081	225	0
4	1	2906	0	2855	394	0
4	2	2906	0	2863	227	0
4	3	2906	0	2864	137	0
4	4	2906	0	2863	185	0
4	5	2906	0	2865	94	0
4	6	2906	0	2865	102	0
4	7	2906	0	2866	78	0
4	8	2906	0	2857	317	0
4	9	2906	0	2855	346	0
4	V	2906	0	2851	383	0
4	W	2906	0	2851	390	0
4	X	2906	0	2859	215	0
4	Y	2906	0	2863	161	0
4	Z	2906	0	2855	417	0
All	All	94966	0	93611	11358	0

The all-atom clashscore is defined as the number of clashes found per 1000 atoms (including hydrogen atoms). The all-atom clashscore for this structure is 60.

All (11358) close contacts within the same asymmetric unit are listed below, sorted by their clash magnitude.

Atom-1	Atom-2	Interatomic distance (Å)	Clash overlap (Å)
1:D:797:PHE:CD1	3:F:146:ILE:HG23	1.25	1.69
1:D:792:ALA:HB2	3:F:42:THR:CG2	1.21	1.68
1:A:831:TRP:CZ3	2:B:50:THR:HG21	1.13	1.64

Continued on next page...

Continued from previous page...

Atom-1	Atom-2	Interatomic distance (Å)	Clash overlap (Å)
4:2:287:ILE:CG2	4:4:202:THR:HB	1.23	1.63
4:2:287:ILE:HG23	4:4:202:THR:CB	1.26	1.63
1:D:798:LEU:CD1	3:F:126:LEU:HD11	1.18	1.63
1:J:838:ILE:HD11	2:K:54:MET:CE	1.30	1.62
2:N:144:VAL:HG13	2:N:153:ILE:CG1	1.17	1.62
1:A:538:GLU:CA	4:8:349:LEU:CD1	1.78	1.61
1:G:797:PHE:CE1	3:I:146:ILE:HD12	1.29	1.61
2:B:144:VAL:HG13	2:B:153:ILE:CG1	1.17	1.60
1:G:538:GLU:CA	4:V:349:LEU:CD1	1.79	1.60
2:N:144:VAL:HG13	2:N:153:ILE:CD1	1.22	1.60
1:P:725:ARG:HE	1:P:733:PRO:CB	1.09	1.60
2:Q:144:VAL:HG13	2:Q:153:ILE:CD1	1.22	1.60
1:J:797:PHE:CD1	3:L:146:ILE:HG23	1.34	1.60
1:M:538:GLU:CA	4:Z:349:LEU:CD1	1.79	1.60
1:D:538:GLU:CA	4:9:349:LEU:CD1	1.78	1.60
2:B:144:VAL:HG13	2:B:153:ILE:CD1	1.22	1.60
1:D:798:LEU:HD11	3:F:126:LEU:CD1	1.19	1.60
1:G:831:TRP:CH2	2:H:47:LEU:HD21	1.29	1.60
2:E:144:VAL:HG13	2:E:153:ILE:CG1	1.17	1.59
1:M:206:LYS:CD	1:M:217:THR:HG23	1.28	1.59
1:J:725:ARG:HE	1:J:733:PRO:CB	1.09	1.59
1:A:831:TRP:CH2	2:B:50:THR:CG2	1.86	1.58
1:D:818:TYR:CB	2:E:90:GLY:HA3	1.30	1.58
1:D:725:ARG:HE	1:D:733:PRO:CB	1.09	1.58
2:E:144:VAL:HG13	2:E:153:ILE:CD1	1.22	1.58
2:H:144:VAL:HG13	2:H:153:ILE:CG1	1.17	1.58
1:J:538:GLU:CA	4:W:349:LEU:CD1	1.79	1.58
1:P:538:GLU:CA	4:1:349:LEU:CD1	1.79	1.58
1:G:725:ARG:HE	1:G:733:PRO:CB	1.09	1.58
2:H:144:VAL:HG13	2:H:153:ILE:CD1	1.22	1.58
1:G:797:PHE:CZ	3:I:146:ILE:CD1	1.79	1.57
1:J:736:GLN:HA	1:J:743:ALA:CB	1.34	1.57
2:K:144:VAL:HG13	2:K:153:ILE:CG1	1.17	1.57
1:P:548:THR:CG2	4:3:49:GLN:CB	1.75	1.57
1:D:792:ALA:CB	3:F:42:THR:HG22	1.25	1.57
1:G:757:GLN:CG	1:G:776:GLU:HG2	1.30	1.57
1:M:818:TYR:CE1	2:N:127:ARG:NH2	1.67	1.57
1:M:530:MET:HG2	4:Z:354:GLN:CB	1.36	1.56
1:P:206:LYS:CD	1:P:217:THR:HG23	1.28	1.56
1:P:724:TYR:CE1	1:P:775:LEU:HG	1.33	1.56
4:2:287:ILE:CG1	4:4:203:THR:N	1.67	1.56

Continued on next page...

Continued from previous page...

Atom-1	Atom-2	Interatomic distance (Å)	Clash overlap (Å)
2:K:144:VAL:HG13	2:K:153:ILE:CD1	1.22	1.56
1:M:725:ARG:HE	1:M:733:PRO:CB	1.09	1.56
1:G:206:LYS:CD	1:G:217:THR:HG23	1.28	1.56
1:J:792:ALA:HB2	3:L:42:THR:CG2	1.08	1.56
1:M:723:ARG:HH22	1:M:783:LEU:CD1	1.09	1.56
1:M:737:PHE:CE2	3:O:84:PHE:CZ	1.87	1.56
1:A:206:LYS:CD	1:A:217:THR:HG23	1.28	1.56
1:D:206:LYS:CD	1:D:217:THR:HG23	1.28	1.56
1:G:736:GLN:HA	1:G:743:ALA:CB	1.35	1.56
4:2:203:THR:HG22	4:Z:287:ILE:CG2	1.30	1.55
1:A:725:ARG:HE	1:A:733:PRO:CB	1.09	1.55
1:D:736:GLN:HA	1:D:743:ALA:CB	1.35	1.55
1:M:792:ALA:HB2	3:O:42:THR:CG2	1.13	1.55
1:G:797:PHE:CZ	3:I:146:ILE:HD12	1.03	1.54
1:J:797:PHE:CE1	3:L:146:ILE:HG23	1.04	1.54
1:A:530:MET:HG2	4:8:354:GLN:CB	1.35	1.54
1:A:797:PHE:CE1	3:C:146:ILE:HA	1.41	1.54
1:G:757:GLN:HG3	1:G:776:GLU:CG	1.29	1.54
1:J:641:LYS:HG3	1:J:647:GLN:CG	1.37	1.54
1:J:792:ALA:CB	3:L:42:THR:CG2	1.83	1.54
2:Q:144:VAL:HG13	2:Q:153:ILE:CG1	1.17	1.54
1:A:831:TRP:CZ3	2:B:50:THR:CG2	1.85	1.54
1:D:641:LYS:HG3	1:D:647:GLN:CG	1.36	1.54
2:Q:111:SER:HB2	2:Q:148:VAL:C	1.23	1.54
1:A:505:MLY:CB	1:A:762:HIS:HD2	1.21	1.54
1:P:736:GLN:HA	1:P:743:ALA:CB	1.35	1.53
1:A:834:LEU:HD21	2:B:54:MET:CE	1.11	1.53
1:J:206:LYS:CD	1:J:217:THR:HG23	1.28	1.53
1:G:755:HIS:H	1:G:779:ARG:CZ	1.17	1.53
1:J:28:GLN:CG	1:J:723:ARG:NH1	1.70	1.53
1:M:641:LYS:HG3	1:M:647:GLN:CG	1.37	1.53
1:P:818:TYR:CE1	2:Q:127:ARG:NH2	1.72	1.53
1:J:797:PHE:CE1	3:L:146:ILE:CG2	1.91	1.53
1:A:736:GLN:HA	1:A:743:ALA:CB	1.35	1.53
1:D:721:LYS:HG3	1:D:736:GLN:CG	1.15	1.52
1:D:727:LEU:HD12	1:D:782:MLY:CD	1.17	1.52
1:D:797:PHE:CE2	3:F:126:LEU:HD22	1.42	1.52
1:J:530:MET:HG2	4:W:354:GLN:CB	1.36	1.52
1:A:831:TRP:NE1	2:B:51:PHE:CZ	1.74	1.52
1:D:530:MET:HG2	4:9:354:GLN:CB	1.35	1.52
1:P:797:PHE:CZ	3:R:146:ILE:CD1	1.89	1.52

Continued on next page...

Continued from previous page...

Atom-1	Atom-2	Interatomic distance (Å)	Clash overlap (Å)
1:M:736:GLN:HA	1:M:743:ALA:CB	1.35	1.52
1:P:641:LYS:HG3	1:P:647:GLN:CG	1.37	1.52
1:A:641:LYS:HG3	1:A:647:GLN:CG	1.37	1.52
1:A:836:PHE:CE1	2:B:159:HIS:HB2	1.45	1.52
2:E:111:SER:HB2	2:E:148:VAL:C	1.23	1.52
1:P:767:PHE:HB2	1:P:772:LEU:CD2	1.34	1.52
1:P:723:ARG:CZ	1:P:779:ARG:HA	1.36	1.52
1:G:556:ASP:CG	4:X:47:MET:CE	1.75	1.51
1:G:795:ARG:CA	3:I:118:MET:HE1	1.41	1.51
1:J:206:LYS:HD3	1:J:217:THR:CG2	1.40	1.51
1:G:530:MET:HG2	4:V:354:GLN:CB	1.35	1.51
4:3:290:ARG:NH2	4:5:202:THR:CG2	1.71	1.51
1:D:206:LYS:HD3	1:D:217:THR:CG2	1.40	1.51
1:J:818:TYR:CE1	2:K:127:ARG:NH2	1.75	1.51
2:K:117:LEU:HD12	2:K:147:ASN:CG	1.29	1.51
1:P:836:PHE:CE1	2:Q:159:HIS:HA	1.45	1.51
1:A:206:LYS:HD3	1:A:217:THR:CG2	1.40	1.50
1:A:797:PHE:CZ	3:C:146:ILE:HD13	1.47	1.50
1:P:721:LYS:HG3	1:P:736:GLN:CG	1.15	1.50
1:P:206:LYS:HD3	1:P:217:THR:CG2	1.40	1.50
2:N:117:LEU:HD12	2:N:147:ASN:CB	1.41	1.50
2:B:111:SER:HB2	2:B:148:VAL:C	1.23	1.50
2:B:117:LEU:HD12	2:B:147:ASN:CB	1.42	1.49
1:G:641:LYS:HG3	1:G:647:GLN:CG	1.37	1.49
2:Q:117:LEU:HD12	2:Q:147:ASN:CB	1.41	1.49
1:D:818:TYR:HB2	2:E:90:GLY:CA	1.42	1.49
2:E:117:LEU:HD12	2:E:147:ASN:CB	1.41	1.49
1:J:798:LEU:HD11	3:L:126:LEU:CD1	1.37	1.49
2:K:111:SER:HB2	2:K:148:VAL:C	1.23	1.49
1:P:530:MET:HG2	4:1:354:GLN:CB	1.36	1.49
1:P:838:ILE:HD11	2:Q:54:MET:CE	1.37	1.49
1:A:792:ALA:HB2	3:C:42:THR:CG2	1.42	1.49
1:A:800:ARG:HH22	3:C:40:ASN:ND2	1.10	1.49
1:M:838:ILE:HD11	2:N:54:MET:CE	1.39	1.49
1:P:798:LEU:HD11	3:R:126:LEU:CD1	1.38	1.49
4:2:64:ILE:HG21	4:Z:166:TYR:CZ	1.47	1.49
1:J:641:LYS:CG	1:J:647:GLN:NE2	1.77	1.48
1:A:721:LYS:HG3	1:A:736:GLN:CG	1.15	1.48
1:A:795:ARG:HB3	3:C:35:ARG:NH1	1.29	1.48
2:E:117:LEU:HD12	2:E:147:ASN:CG	1.30	1.48
1:M:206:LYS:HD3	1:M:217:THR:CG2	1.40	1.48

Continued on next page...

Continued from previous page...

Atom-1	Atom-2	Interatomic distance (Å)	Clash overlap (Å)
1:M:737:PHE:CE2	3:O:84:PHE:CE2	2.00	1.48
1:M:799:MET:SD	3:O:32:ASP:HB3	1.53	1.48
2:K:117:LEU:HD12	2:K:147:ASN:CB	1.41	1.48
1:P:641:LYS:CG	1:P:647:GLN:NE2	1.77	1.48
4:W:324:THR:CG2	4:Y:247:VAL:H	1.25	1.48
1:A:795:ARG:HB3	3:C:35:ARG:CZ	1.42	1.47
2:H:111:SER:HB2	2:H:148:VAL:C	1.23	1.47
2:B:117:LEU:HD12	2:B:147:ASN:CG	1.30	1.47
2:H:117:LEU:HD12	2:H:147:ASN:CB	1.42	1.47
2:N:111:SER:HB2	2:N:148:VAL:C	1.22	1.47
4:2:287:ILE:HG12	4:4:202:THR:C	1.29	1.47
1:G:206:LYS:HD3	1:G:217:THR:CG2	1.40	1.47
1:M:836:PHE:CE1	2:N:159:HIS:HA	1.47	1.47
1:D:713:SER:H	1:D:771:LEU:CD2	1.27	1.47
1:D:795:ARG:HB3	3:F:35:ARG:NH1	1.27	1.46
1:G:791:GLN:NE2	3:I:115:GLY:HA3	1.18	1.46
1:D:727:LEU:HD12	1:D:782:MLY:CE	1.42	1.46
2:N:117:LEU:HD12	2:N:147:ASN:CG	1.29	1.46
4:X:287:ILE:CB	4:Z:201:VAL:CG2	1.90	1.46
1:D:641:LYS:CG	1:D:647:GLN:NE2	1.76	1.46
1:M:538:GLU:C	4:Z:349:LEU:CD1	1.84	1.46
1:A:831:TRP:HH2	2:B:50:THR:CB	1.23	1.46
1:M:723:ARG:NH2	1:M:783:LEU:CD1	1.74	1.46
1:P:641:LYS:CD	1:P:647:GLN:CD	1.85	1.46
1:P:799:MET:SD	3:R:32:ASP:HB3	1.54	1.46
1:G:641:LYS:CG	1:G:647:GLN:NE2	1.76	1.46
1:J:84:MLY:HH11	1:J:720:PHE:CD1	1.51	1.46
1:J:505:MLY:HD2	1:J:762:HIS:CE1	1.46	1.45
1:M:819:ASN:CG	2:N:92:ASP:HB2	1.33	1.45
1:D:641:LYS:CD	1:D:647:GLN:CD	1.85	1.45
1:M:641:LYS:CG	1:M:647:GLN:NE2	1.77	1.45
2:Q:117:LEU:HD12	2:Q:147:ASN:CG	1.29	1.45
1:G:641:LYS:CD	1:G:647:GLN:CD	1.84	1.45
2:H:117:LEU:HD12	2:H:147:ASN:CG	1.30	1.45
1:J:641:LYS:CD	1:J:647:GLN:CD	1.85	1.45
1:M:641:LYS:CD	1:M:647:GLN:CD	1.85	1.45
1:A:799:MET:SD	3:C:32:ASP:HB3	1.55	1.45
1:G:538:GLU:C	4:V:349:LEU:CD1	1.84	1.45
1:A:501:GLU:HG2	1:A:762:HIS:ND1	1.31	1.44
1:A:641:LYS:CG	1:A:647:GLN:NE2	1.76	1.44
1:A:797:PHE:CZ	3:C:146:ILE:CD1	2.00	1.44

Continued on next page...

Continued from previous page...

Atom-1	Atom-2	Interatomic distance (Å)	Clash overlap (Å)
1:J:538:GLU:C	4:W:349:LEU:CD1	1.84	1.44
1:P:767:PHE:CB	1:P:772:LEU:CD2	1.95	1.44
1:P:786:ILE:C	1:P:787:ILE:N	1.67	1.44
1:P:819:ASN:CG	2:Q:92:ASP:HB2	1.28	1.44
1:G:831:TRP:CH2	2:H:47:LEU:CD2	1.99	1.44
1:J:28:GLN:HA	1:J:723:ARG:NH2	1.15	1.44
1:M:737:PHE:CZ	3:O:85:GLU:OE2	1.71	1.44
1:M:737:PHE:CD2	3:O:84:PHE:CZ	2.03	1.44
1:P:786:ILE:CG2	1:P:787:ILE:N	1.78	1.44
1:G:819:ASN:ND2	2:H:92:ASP:HB2	1.22	1.43
1:J:84:MLY:HH11	1:J:720:PHE:CE1	1.50	1.43
1:P:724:TYR:CZ	1:P:775:LEU:HG	1.52	1.43
1:A:149:GLN:HB2	1:A:718:ALA:CB	1.46	1.43
1:J:754:ASP:OD1	1:J:780:ASP:CB	1.65	1.43
1:A:641:LYS:CD	1:A:647:GLN:CD	1.85	1.43
1:D:736:GLN:N	1:D:743:ALA:HB1	1.34	1.43
1:G:801:VAL:HG21	3:I:126:LEU:CD2	1.48	1.42
1:A:831:TRP:CH2	2:B:50:THR:CB	1.99	1.42
1:G:567:LYS:NZ	4:X:92:ASN:HD22	1.17	1.42
1:A:538:GLU:C	4:8:349:LEU:CD1	1.84	1.42
1:D:713:SER:N	1:D:771:LEU:CD2	1.78	1.42
1:P:724:TYR:OH	1:P:775:LEU:CB	1.65	1.42
1:P:782:MLY:CH2	3:R:80:ASP:HB2	1.50	1.42
1:P:821:ARG:NH2	2:Q:127:ARG:HG2	1.16	1.42
1:A:753:VAL:HG12	1:A:775:LEU:CG	1.47	1.42
1:A:795:ARG:NH2	3:C:116:GLU:CD	1.72	1.42
1:P:538:GLU:C	4:1:349:LEU:CD1	1.84	1.42
1:M:806:MET:C	1:M:807:VAL:N	1.74	1.41
1:P:797:PHE:CE2	3:R:146:ILE:HD12	1.52	1.41
1:A:506:GLU:CB	1:A:760:PHE:O	1.69	1.41
1:D:538:GLU:C	4:9:349:LEU:CD1	1.84	1.41
1:D:799:MET:SD	3:F:32:ASP:HB3	1.59	1.41
1:P:797:PHE:CZ	3:R:146:ILE:HD13	1.47	1.41
2:E:144:VAL:CG1	2:E:153:ILE:CD1	1.99	1.41
1:G:721:LYS:HG3	1:G:736:GLN:CG	1.15	1.41
1:J:821:ARG:NH2	2:K:127:ARG:HG2	1.33	1.41
1:J:28:GLN:CA	1:J:723:ARG:NH2	1.83	1.40
1:A:505:MLY:HB3	1:A:762:HIS:CD2	1.55	1.40
1:A:814:PHE:CA	2:B:127:ARG:NH1	1.83	1.40
1:D:823:PHE:HE1	2:E:160:GLY:CA	1.32	1.40
1:M:202:SER:HA	1:M:207:LYS:CE	1.51	1.40

Continued on next page...

Continued from previous page...

Atom-1	Atom-2	Interatomic distance (Å)	Clash overlap (Å)
1:M:792:ALA:CB	3:O:42:THR:CG2	2.00	1.40
1:M:795:ARG:NH2	3:O:116:GLU:CD	1.72	1.40
1:A:736:GLN:CA	1:A:743:ALA:CB	2.00	1.40
1:A:814:PHE:HA	2:B:127:ARG:NH1	1.33	1.40
1:G:530:MET:CG	4:V:354:GLN:HB2	1.51	1.40
1:J:218:LEU:CB	1:J:221:GLN:HG3	1.52	1.40
1:J:537:GLU:O	4:W:349:LEU:CD1	1.70	1.40
1:M:821:ARG:NH2	2:N:127:ARG:HG2	1.17	1.40
4:2:287:ILE:HG12	4:4:202:THR:CA	1.51	1.40
1:A:202:SER:HA	1:A:207:LYS:CE	1.51	1.40
2:B:144:VAL:CG1	2:B:153:ILE:CD1	1.99	1.40
1:D:733:PRO:O	1:D:737:PHE:CD1	1.74	1.40
1:G:818:TYR:CZ	2:H:127:ARG:NH2	1.83	1.40
1:M:218:LEU:CB	1:M:221:GLN:HG3	1.52	1.40
1:M:819:ASN:ND2	2:N:92:ASP:HB2	1.33	1.40
1:P:218:LEU:CB	1:P:221:GLN:HG3	1.52	1.40
1:P:537:GLU:O	4:1:349:LEU:CD1	1.70	1.40
1:A:733:PRO:O	1:A:737:PHE:CD1	1.73	1.40
1:J:733:PRO:O	1:J:737:PHE:CD1	1.73	1.40
1:M:733:PRO:O	1:M:737:PHE:CD1	1.73	1.40
2:Q:144:VAL:CG1	2:Q:153:ILE:CD1	1.99	1.40
1:A:530:MET:CG	4:8:354:GLN:HB2	1.50	1.39
1:A:818:TYR:HB2	2:B:90:GLY:CA	1.47	1.39
1:J:28:GLN:CD	1:J:723:ARG:NH1	1.70	1.39
1:P:534:SER:O	4:1:351:THR:CG2	1.64	1.39
1:D:218:LEU:CB	1:D:221:GLN:HG3	1.52	1.39
1:D:736:GLN:CA	1:D:743:ALA:CB	2.00	1.39
1:D:823:PHE:CE1	2:E:160:GLY:HA2	1.56	1.39
1:M:797:PHE:CZ	3:O:146:ILE:CD1	2.04	1.39
1:D:736:GLN:CA	1:D:743:ALA:HB1	1.53	1.39
1:G:733:PRO:O	1:G:737:PHE:CD1	1.74	1.39
1:M:736:GLN:CA	1:M:743:ALA:HB1	1.53	1.39
1:A:218:LEU:CB	1:A:221:GLN:HG3	1.52	1.39
1:G:537:GLU:O	4:V:349:LEU:CD1	1.71	1.39
1:G:795:ARG:NE	3:I:116:GLU:HB3	1.38	1.39
2:H:144:VAL:CG1	2:H:153:ILE:CD1	1.99	1.39
1:A:149:GLN:HB3	1:A:719:ASP:N	1.21	1.39
1:D:799:MET:CE	3:F:32:ASP:HB3	1.53	1.39
1:G:218:LEU:CB	1:G:221:GLN:HG3	1.51	1.39
1:J:534:SER:O	4:W:351:THR:CG2	1.64	1.39
1:M:530:MET:CG	4:Z:354:GLN:HB2	1.51	1.39

Continued on next page...

Continued from previous page...

Atom-1	Atom-2	Interatomic distance (Å)	Clash overlap (Å)
2:N:144:VAL:CG1	2:N:153:ILE:CD1	1.99	1.39
1:J:202:SER:HA	1:J:207:LYS:CE	1.51	1.38
1:J:792:ALA:N	3:L:42:THR:HG22	1.34	1.38
1:M:537:GLU:O	4:Z:349:LEU:CD1	1.70	1.38
1:D:530:MET:CG	4:9:354:GLN:HB2	1.50	1.38
1:D:537:GLU:O	4:9:349:LEU:CD1	1.70	1.38
1:M:737:PHE:CE2	3:O:85:GLU:OE1	1.75	1.38
1:P:202:SER:HA	1:P:207:LYS:CE	1.51	1.38
1:P:530:MET:CG	4:1:354:GLN:HB2	1.51	1.38
1:A:499:GLU:OE1	1:A:766:PHE:CZ	1.77	1.38
2:B:144:VAL:CG1	2:B:153:ILE:HG12	1.54	1.38
1:D:799:MET:SD	3:F:32:ASP:CB	2.12	1.38
1:G:202:SER:HA	1:G:207:LYS:CE	1.51	1.38
1:J:84:MLY:CH2	1:J:720:PHE:HA	1.50	1.38
1:J:792:ALA:CA	3:L:42:THR:HG22	1.51	1.38
4:1:287:ILE:HG21	4:3:203:THR:CG2	1.53	1.38
1:A:537:GLU:O	4:8:349:LEU:CD1	1.70	1.38
1:A:795:ARG:CB	3:C:35:ARG:NH1	1.87	1.38
1:D:202:SER:HA	1:D:207:LYS:CE	1.51	1.38
1:M:723:ARG:NH2	1:M:783:LEU:HD13	1.31	1.38
1:M:797:PHE:CE2	3:O:146:ILE:HD12	1.58	1.38
1:P:733:PRO:O	1:P:737:PHE:CD1	1.73	1.38
1:A:736:GLN:CA	1:A:743:ALA:HB1	1.53	1.38
1:D:747:LEU:CD1	1:D:782:MLY:HH21	1.54	1.38
1:G:736:GLN:CA	1:G:743:ALA:HB1	1.53	1.38
1:J:736:GLN:N	1:J:743:ALA:HB1	1.35	1.38
2:K:144:VAL:CG1	2:K:153:ILE:CD1	1.99	1.38
4:4:288:ASP:CG	4:6:203:THR:CG2	1.90	1.38
1:A:736:GLN:N	1:A:743:ALA:HB1	1.34	1.37
1:J:530:MET:CG	4:W:354:GLN:HB2	1.51	1.37
1:P:723:ARG:NE	1:P:779:ARG:HA	1.34	1.37
4:3:290:ARG:CZ	4:5:202:THR:HG21	1.52	1.37
2:E:117:LEU:HB2	2:E:147:ASN:ND2	1.40	1.37
1:G:553:MLY:CH1	4:X:45:VAL:HG11	1.54	1.37
1:P:736:GLN:N	1:P:743:ALA:HB1	1.35	1.37
1:J:641:LYS:CG	1:J:647:GLN:CD	1.93	1.37
1:P:721:LYS:CG	1:P:736:GLN:CG	1.97	1.37
1:P:736:GLN:CA	1:P:743:ALA:HB1	1.53	1.37
1:P:797:PHE:CE1	3:R:146:ILE:HA	1.57	1.37
1:A:768:MLY:CB	1:A:771:LEU:HB2	1.55	1.36
1:D:641:LYS:HG3	1:D:647:GLN:CD	1.45	1.36

Continued on next page...

Continued from previous page...

Atom-1	Atom-2	Interatomic distance (Å)	Clash overlap (Å)
1:G:797:PHE:CE2	3:I:126:LEU:HD22	1.60	1.36
1:J:819:ASN:CG	2:K:92:ASP:HB2	1.45	1.36
1:M:799:MET:SD	3:O:32:ASP:CB	2.13	1.36
2:N:144:VAL:CG1	2:N:153:ILE:CG1	2.03	1.36
1:P:642:LYS:HG3	4:1:23:GLY:N	1.40	1.36
1:P:649:VAL:CG1	1:P:649:VAL:O	1.74	1.36
1:D:641:LYS:CG	1:D:647:GLN:CD	1.93	1.36
1:G:819:ASN:CA	2:H:90:GLY:O	1.70	1.36
1:J:649:VAL:O	1:J:649:VAL:CG1	1.73	1.36
1:P:641:LYS:CG	1:P:647:GLN:CD	1.93	1.36
2:Q:144:VAL:CG1	2:Q:153:ILE:CG1	2.03	1.36
1:J:736:GLN:CA	1:J:743:ALA:HB1	1.53	1.36
1:J:736:GLN:CA	1:J:743:ALA:CB	2.00	1.36
2:K:144:VAL:CG1	2:K:153:ILE:HG12	1.54	1.36
1:M:642:LYS:HG3	4:Z:23:GLY:N	1.40	1.36
1:D:534:SER:O	4:9:351:THR:CG2	1.64	1.36
2:K:117:LEU:HB2	2:K:147:ASN:ND2	1.39	1.36
1:D:800:ARG:NH2	3:F:40:ASN:ND2	1.69	1.36
2:E:144:VAL:CG1	2:E:153:ILE:HG12	1.54	1.36
1:J:94:MET:O	1:J:713:SER:CB	1.74	1.36
1:P:538:GLU:CA	4:1:349:LEU:HD12	0.88	1.36
2:Q:117:LEU:CD1	2:Q:147:ASN:OD1	1.74	1.36
1:G:28:GLN:HB3	1:G:723:ARG:NH2	1.41	1.35
1:G:736:GLN:N	1:G:743:ALA:HB1	1.34	1.35
1:G:795:ARG:HE	3:I:116:GLU:CB	1.39	1.35
2:H:117:LEU:CD1	2:H:147:ASN:OD1	1.74	1.35
1:J:642:LYS:HG3	4:W:23:GLY:N	1.40	1.35
1:M:641:LYS:CG	1:M:647:GLN:CD	1.93	1.35
1:M:736:GLN:N	1:M:743:ALA:HB1	1.35	1.35
1:G:736:GLN:CA	1:G:743:ALA:CB	2.00	1.35
4:4:288:ASP:OD2	4:6:203:THR:CG2	1.72	1.35
1:A:505:MLY:CB	1:A:762:HIS:CD2	2.07	1.35
1:A:641:LYS:HG3	1:A:647:GLN:CD	1.45	1.35
2:E:144:VAL:CG1	2:E:153:ILE:CG1	2.03	1.35
1:P:736:GLN:CA	1:P:743:ALA:CB	2.00	1.35
1:A:642:LYS:HG3	4:8:23:GLY:N	1.40	1.35
1:A:797:PHE:CE2	3:C:146:ILE:HD12	1.61	1.35
1:A:823:PHE:CE1	2:B:160:GLY:HA2	1.59	1.35
2:B:117:LEU:CD1	2:B:147:ASN:OD1	1.74	1.35
1:G:642:LYS:HG3	4:V:23:GLY:N	1.39	1.35
2:K:117:LEU:CD1	2:K:147:ASN:OD1	1.74	1.35

Continued on next page...

Continued from previous page...

Atom-1	Atom-2	Interatomic distance (Å)	Clash overlap (Å)
1:M:736:GLN:CA	1:M:743:ALA:CB	2.00	1.35
1:A:530:MET:HA	4:8:354:GLN:CG	1.56	1.35
1:D:538:GLU:CA	4:9:349:LEU:HD12	0.87	1.35
1:M:538:GLU:CA	4:Z:349:LEU:HD12	0.88	1.35
2:N:117:LEU:HB2	2:N:147:ASN:ND2	1.40	1.35
1:A:834:LEU:CD2	2:B:54:MET:CE	1.90	1.34
1:D:642:LYS:HG3	4:9:23:GLY:N	1.40	1.34
1:D:831:TRP:CZ3	2:E:34:ILE:HG23	1.61	1.34
1:J:538:GLU:CA	4:W:349:LEU:HD12	0.88	1.34
1:P:629:GLU:HA	1:P:643:GLY:O	1.17	1.34
1:P:641:LYS:HG3	1:P:647:GLN:CD	1.46	1.34
1:A:93:MET:CE	1:A:715:VAL:HA	1.56	1.34
1:A:641:LYS:CG	1:A:647:GLN:CD	1.93	1.34
1:D:649:VAL:O	1:D:649:VAL:CG1	1.73	1.34
1:G:721:LYS:CG	1:G:736:GLN:CG	1.97	1.34
1:J:799:MET:SD	3:L:32:ASP:CB	2.15	1.34
1:J:817:GLN:CG	2:K:127:ARG:HD2	1.55	1.34
2:Q:144:VAL:CG1	2:Q:153:ILE:HG12	1.54	1.34
1:D:795:ARG:CB	3:F:35:ARG:NH1	1.90	1.34
1:M:818:TYR:CZ	2:N:127:ARG:NH2	1.93	1.34
2:Q:117:LEU:HB2	2:Q:147:ASN:ND2	1.39	1.34
1:A:800:ARG:NH2	3:C:40:ASN:HD21	1.25	1.34
1:M:629:GLU:HA	1:M:643:GLY:O	1.17	1.34
2:N:144:VAL:CG1	2:N:153:ILE:HG12	1.54	1.34
1:A:149:GLN:NE2	1:A:718:ALA:HB3	1.37	1.34
1:A:649:VAL:O	1:A:649:VAL:CG1	1.73	1.34
1:M:721:LYS:HG3	1:M:736:GLN:CG	1.15	1.34
1:A:538:GLU:CA	4:8:349:LEU:HD12	0.87	1.33
1:A:707:CYS:O	1:A:714:ARG:NH2	1.58	1.33
2:E:117:LEU:CD1	2:E:147:ASN:OD1	1.74	1.33
1:G:641:LYS:CG	1:G:647:GLN:CD	1.93	1.33
2:H:117:LEU:HB2	2:H:147:ASN:ND2	1.39	1.33
1:J:530:MET:HA	4:W:354:GLN:CG	1.56	1.33
1:A:534:SER:O	4:8:351:THR:CG2	1.64	1.33
1:D:530:MET:HA	4:9:354:GLN:CG	1.56	1.33
1:J:629:GLU:HA	1:J:643:GLY:O	1.17	1.33
2:N:117:LEU:CD1	2:N:147:ASN:OD1	1.74	1.33
1:P:722:GLN:NE2	3:R:86:ASP:H	1.23	1.33
2:Q:114:LYS:CA	2:Q:146:GLY:O	1.76	1.33
1:A:721:LYS:CG	1:A:736:GLN:CG	1.97	1.33
1:A:768:MLY:HB3	1:A:771:LEU:CB	1.58	1.33

Continued on next page...

Continued from previous page...

Atom-1	Atom-2	Interatomic distance (Å)	Clash overlap (Å)
2:E:114:LYS:CA	2:E:146:GLY:O	1.76	1.33
1:G:508:ILE:HD11	1:G:759:ALA:CB	1.58	1.33
2:H:144:VAL:CG1	2:H:153:ILE:HG12	1.54	1.33
1:J:635:GLY:CA	4:W:334:GLU:HG2	1.59	1.33
1:J:819:ASN:ND2	2:K:92:ASP:HB2	1.39	1.33
1:M:649:VAL:O	1:M:649:VAL:CG1	1.73	1.33
1:M:798:LEU:HD11	3:O:126:LEU:CD1	1.58	1.33
1:P:819:ASN:OD1	2:Q:92:ASP:N	1.58	1.33
1:D:635:GLY:CA	4:9:334:GLU:HG2	1.59	1.33
1:G:538:GLU:CA	4:V:349:LEU:HD12	0.88	1.33
2:H:114:LYS:CA	2:H:146:GLY:O	1.76	1.33
1:P:635:GLY:CA	4:1:334:GLU:HG2	1.59	1.33
1:A:505:MLY:CG	1:A:762:HIS:HD2	1.39	1.33
1:J:28:GLN:HB3	1:J:723:ARG:CZ	1.56	1.33
1:J:721:LYS:HG3	1:J:736:GLN:CG	1.15	1.33
1:M:530:MET:HA	4:Z:354:GLN:CG	1.56	1.33
1:M:737:PHE:CD2	3:O:84:PHE:CE2	2.15	1.33
1:A:818:TYR:CB	2:B:90:GLY:HA3	1.59	1.32
1:D:727:LEU:HB2	1:D:782:MLY:CH1	0.85	1.32
1:G:725:ARG:NE	1:G:733:PRO:HB3	0.99	1.32
1:G:754:ASP:CB	1:G:776:GLU:CD	1.97	1.32
1:M:635:GLY:CA	4:Z:334:GLU:HG2	1.59	1.32
1:M:641:LYS:HG3	1:M:647:GLN:CD	1.46	1.32
1:M:721:LYS:CG	1:M:736:GLN:CG	1.97	1.32
2:B:117:LEU:HB2	2:B:147:ASN:ND2	1.39	1.32
1:D:797:PHE:CD1	3:F:146:ILE:CG2	2.12	1.32
1:G:534:SER:O	4:V:351:THR:CG2	1.64	1.32
1:G:649:VAL:O	1:G:649:VAL:CG1	1.74	1.32
1:M:548:THR:CB	4:2:48:GLY:CA	2.05	1.32
1:P:530:MET:HA	4:1:354:GLN:CG	1.56	1.32
1:D:629:GLU:HA	1:D:643:GLY:O	1.17	1.32
1:D:721:LYS:CG	1:D:736:GLN:CG	1.96	1.32
1:G:530:MET:HA	4:V:354:GLN:CG	1.57	1.32
2:K:114:LYS:CA	2:K:146:GLY:O	1.76	1.32
1:M:721:LYS:CG	1:M:736:GLN:CD	1.98	1.32
1:M:534:SER:O	4:Z:351:THR:CG2	1.64	1.32
1:M:721:LYS:HG2	1:M:736:GLN:OE1	1.29	1.32
1:M:735:GLY:O	1:M:743:ALA:HB2	1.29	1.32
1:P:786:ILE:HG22	1:P:787:ILE:N	1.06	1.32
1:A:831:TRP:CH2	2:B:50:THR:HG21	1.50	1.32
1:G:629:GLU:HA	1:G:643:GLY:O	1.17	1.32

Continued on next page...

Continued from previous page...

Atom-1	Atom-2	Interatomic distance (Å)	Clash overlap (Å)
2:N:114:LYS:CA	2:N:146:GLY:O	1.76	1.32
1:P:725:ARG:NE	1:P:733:PRO:HB3	1.00	1.32
1:A:629:GLU:HA	1:A:643:GLY:O	1.17	1.31
1:A:635:GLY:CA	4:8:334:GLU:HG2	1.58	1.31
1:J:725:ARG:NE	1:J:733:PRO:HB3	1.00	1.31
1:J:831:TRP:CH2	2:K:47:LEU:HD21	1.63	1.31
2:E:121:LEU:O	2:E:128:PHE:CB	1.79	1.31
1:G:800:ARG:NH2	3:I:40:ASN:OD1	1.58	1.31
1:J:819:ASN:OD1	2:K:92:ASP:N	1.62	1.31
1:A:834:LEU:CD2	2:B:54:MET:HE1	1.47	1.31
2:K:121:LEU:O	2:K:128:PHE:CB	1.78	1.31
2:N:121:LEU:O	2:N:128:PHE:CB	1.79	1.31
1:A:800:ARG:NH2	3:C:40:ASN:ND2	1.77	1.31
2:H:144:VAL:CG1	2:H:153:ILE:CG1	2.03	1.31
1:P:721:LYS:CG	1:P:736:GLN:CD	1.98	1.31
1:P:782:MLY:HH21	3:R:80:ASP:CB	1.59	1.31
4:1:205:GLU:HG3	4:Y:287:ILE:CB	1.59	1.31
1:A:93:MET:HE2	1:A:715:VAL:CA	1.59	1.31
1:A:799:MET:SD	3:C:32:ASP:CB	2.16	1.31
1:D:538:GLU:O	4:9:349:LEU:CD1	1.78	1.31
1:J:798:LEU:CD1	3:L:126:LEU:HD11	1.57	1.31
1:M:806:MET:CA	1:M:807:VAL:N	1.93	1.31
1:M:829:TRP:CZ3	2:N:87:LYS:NZ	1.98	1.31
1:A:725:ARG:NE	1:A:733:PRO:HB3	0.99	1.30
1:A:791:GLN:NE2	3:C:116:GLU:H	1.25	1.30
2:B:144:VAL:CG1	2:B:153:ILE:CG1	2.03	1.30
1:G:721:LYS:CG	1:G:736:GLN:CD	1.98	1.30
2:Q:121:LEU:O	2:Q:128:PHE:CB	1.78	1.30
4:1:167:GLU:CD	4:3:42:GLY:HA3	1.49	1.30
4:2:287:ILE:CB	4:4:202:THR:HB	1.60	1.30
1:A:831:TRP:CH2	2:B:50:THR:HB	1.57	1.30
2:B:114:LYS:CA	2:B:146:GLY:O	1.76	1.30
1:D:725:ARG:NE	1:D:733:PRO:HB3	0.99	1.30
1:G:635:GLY:CA	4:V:334:GLU:HG2	1.59	1.30
1:G:791:GLN:NE2	3:I:115:GLY:CA	1.93	1.30
1:J:792:ALA:CB	3:L:42:THR:HG23	1.46	1.30
1:P:767:PHE:CG	1:P:772:LEU:HD11	1.65	1.30
1:P:829:TRP:CZ3	2:Q:87:LYS:NZ	1.98	1.30
4:X:286:ASP:OD1	4:Z:205:GLU:HG2	1.29	1.30
1:A:149:GLN:NE2	1:A:718:ALA:CB	1.94	1.30
1:A:721:LYS:CG	1:A:736:GLN:CD	1.98	1.30

Continued on next page...

Continued from previous page...

Atom-1	Atom-2	Interatomic distance (Å)	Clash overlap (Å)
2:B:121:LEU:O	2:B:128:PHE:CB	1.79	1.30
1:M:707:CYS:O	1:M:710:GLY:N	1.62	1.30
1:P:819:ASN:ND2	2:Q:92:ASP:HB2	1.40	1.30
1:A:797:PHE:CE1	3:C:146:ILE:CA	2.13	1.30
2:H:121:LEU:O	2:H:128:PHE:CB	1.79	1.30
1:J:506:GLU:OE2	1:J:761:GLY:HA2	1.24	1.30
1:M:548:THR:HB	4:2:48:GLY:CA	1.61	1.30
1:M:797:PHE:CZ	3:O:146:ILE:HD12	1.64	1.30
4:2:287:ILE:HG12	4:4:203:THR:N	1.25	1.30
1:A:506:GLU:CG	1:A:760:PHE:N	1.90	1.30
1:D:767:PHE:O	1:D:771:LEU:HD11	1.23	1.30
1:D:769:ALA:HA	1:D:771:LEU:CA	0.85	1.30
1:G:754:ASP:CB	1:G:776:GLU:OE2	1.79	1.30
1:J:641:LYS:HG3	1:J:647:GLN:CD	1.45	1.30
1:M:599:ASN:HA	1:M:649:VAL:CB	1.60	1.30
1:P:799:MET:SD	3:R:32:ASP:CB	2.17	1.30
1:D:721:LYS:CG	1:D:736:GLN:CD	1.98	1.29
1:G:838:ILE:HD11	2:H:54:MET:CE	1.62	1.29
1:J:829:TRP:CZ3	2:K:87:LYS:NZ	1.97	1.29
1:J:831:TRP:CH2	2:K:47:LEU:CD2	2.14	1.29
1:M:725:ARG:NE	1:M:733:PRO:HB3	1.00	1.29
1:J:710:GLY:CA	1:J:772:LEU:HD22	1.63	1.29
1:M:215:GLN:N	1:M:340:ILE:HG12	1.19	1.29
2:B:54:MET:HA	2:H:21:GLU:OE1	1.25	1.29
1:D:735:GLY:O	1:D:743:ALA:HB2	1.29	1.29
1:G:735:GLY:C	1:G:743:ALA:CB	2.01	1.29
1:J:721:LYS:CG	1:J:736:GLN:CD	1.98	1.29
1:A:502:GLU:OE2	1:A:761:GLY:N	1.60	1.29
1:G:819:ASN:CG	2:H:92:ASP:HB2	1.39	1.29
1:J:537:GLU:C	4:W:349:LEU:HD13	1.52	1.29
1:P:721:LYS:HG3	1:P:736:GLN:CD	1.53	1.29
1:P:723:ARG:NH2	1:P:779:ARG:HA	1.46	1.29
1:G:552:ASN:O	4:X:47:MET:SD	1.91	1.29
1:G:735:GLY:O	1:G:743:ALA:HB2	1.29	1.29
1:J:215:GLN:N	1:J:340:ILE:HG12	1.19	1.29
1:J:599:ASN:HA	1:J:649:VAL:CB	1.60	1.29
1:M:786:ILE:CG2	1:M:787:ILE:H	1.35	1.29
4:W:325:MET:SD	4:Y:244:ASP:HB2	1.72	1.29
1:D:735:GLY:C	1:D:743:ALA:CB	2.01	1.28
1:D:823:PHE:CE1	2:E:160:GLY:CA	2.13	1.28
1:J:735:GLY:C	1:J:743:ALA:CB	2.01	1.28

Continued on next page...

Continued from previous page...

Atom-1	Atom-2	Interatomic distance (Å)	Clash overlap (Å)
1:M:537:GLU:C	4:Z:349:LEU:HD13	1.52	1.28
1:M:819:ASN:OD1	2:N:92:ASP:N	1.65	1.28
1:P:599:ASN:HA	1:P:649:VAL:CB	1.60	1.28
4:W:324:THR:HG21	4:Y:247:VAL:N	0.98	1.28
1:A:534:SER:O	4:8:351:THR:CA	1.81	1.28
1:A:599:ASN:HA	1:A:649:VAL:CB	1.61	1.28
2:K:144:VAL:CG1	2:K:153:ILE:CG1	2.03	1.28
1:M:767:PHE:CB	1:M:772:LEU:CD2	2.09	1.28
1:P:721:LYS:HG2	1:P:736:GLN:OE1	1.29	1.28
1:P:767:PHE:CB	1:P:772:LEU:HD22	1.52	1.28
1:A:537:GLU:C	4:8:349:LEU:HD13	1.52	1.28
1:G:599:ASN:HA	1:G:649:VAL:CB	1.60	1.28
1:G:721:LYS:HG2	1:G:736:GLN:OE1	1.29	1.28
1:P:798:LEU:CD1	3:R:126:LEU:HD11	1.61	1.28
1:A:85:TYR:OH	1:A:772:LEU:CD2	1.79	1.28
1:A:149:GLN:OE1	1:A:716:LEU:CD2	1.80	1.28
1:G:721:LYS:HG3	1:G:736:GLN:CD	1.53	1.28
1:J:721:LYS:HG2	1:J:736:GLN:OE1	1.29	1.28
1:M:735:GLY:C	1:M:743:ALA:CB	2.01	1.28
1:P:215:GLN:N	1:P:340:ILE:HG12	1.19	1.28
1:A:795:ARG:CZ	3:C:116:GLU:OE2	1.80	1.28
1:A:795:ARG:CD	3:C:43:ASN:OD1	1.79	1.28
1:D:599:ASN:HA	1:D:649:VAL:CB	1.60	1.28
1:J:28:GLN:CB	1:J:723:ARG:CZ	2.12	1.28
1:J:735:GLY:O	1:J:743:ALA:HB2	1.29	1.28
1:A:792:ALA:CB	3:C:42:THR:HG22	1.61	1.27
1:G:797:PHE:CD1	3:I:146:ILE:HG23	1.68	1.27
1:J:557:GLU:CA	4:Y:47:MET:HA	1.08	1.27
1:P:537:GLU:C	4:1:349:LEU:HD13	1.52	1.27
1:P:538:GLU:O	4:1:349:LEU:CD1	1.78	1.27
1:A:149:GLN:CB	1:A:719:ASP:N	1.98	1.27
1:G:641:LYS:HG3	1:G:647:GLN:CD	1.45	1.27
1:G:797:PHE:CZ	3:I:126:LEU:HD22	1.70	1.27
1:G:831:TRP:CZ2	2:H:47:LEU:HD21	1.68	1.27
1:J:710:GLY:HA2	1:J:772:LEU:CD2	1.65	1.27
1:J:799:MET:SD	3:L:32:ASP:HB3	1.71	1.27
1:A:721:LYS:HG3	1:A:736:GLN:CD	1.53	1.27
1:A:735:GLY:C	1:A:743:ALA:CB	2.01	1.27
1:D:795:ARG:HB3	3:F:35:ARG:CZ	1.64	1.27
1:G:534:SER:O	4:V:351:THR:CA	1.82	1.27
1:J:836:PHE:CE1	2:K:159:HIS:HA	1.69	1.27

Continued on next page...

Continued from previous page...

Atom-1	Atom-2	Interatomic distance (Å)	Clash overlap (Å)
1:M:538:GLU:O	4:Z:349:LEU:CD1	1.78	1.27
1:A:149:GLN:CG	1:A:719:ASP:OD1	1.82	1.27
1:J:721:LYS:CG	1:J:736:GLN:CG	1.97	1.27
1:P:735:GLY:C	1:P:743:ALA:CB	2.01	1.27
1:A:721:LYS:CG	1:A:736:GLN:OE1	1.82	1.27
1:A:799:MET:CE	3:C:32:ASP:HB3	1.65	1.27
1:D:537:GLU:C	4:9:349:LEU:HD13	1.52	1.27
1:G:817:GLN:OE1	2:H:127:ARG:HD2	1.29	1.27
1:P:534:SER:O	4:1:351:THR:CA	1.81	1.27
1:P:721:LYS:CG	1:P:736:GLN:OE1	1.83	1.27
1:J:754:ASP:OD1	1:J:780:ASP:CG	1.71	1.26
1:M:797:PHE:CE1	3:O:146:ILE:O	1.87	1.26
4:2:287:ILE:CG2	4:4:202:THR:CB	1.87	1.26
1:A:505:MLY:CG	1:A:762:HIS:CD2	2.18	1.26
1:A:721:LYS:HG2	1:A:736:GLN:OE1	1.29	1.26
1:D:727:LEU:HD11	1:D:782:MLY:CG	1.63	1.26
1:G:94:MET:O	1:G:713:SER:HB3	1.16	1.26
1:G:537:GLU:C	4:V:349:LEU:HD13	1.53	1.26
1:G:538:GLU:O	4:V:349:LEU:CD1	1.78	1.26
1:G:721:LYS:CG	1:G:736:GLN:OE1	1.83	1.26
1:G:821:ARG:NH2	2:H:127:ARG:HG2	1.51	1.26
1:J:538:GLU:O	4:W:349:LEU:CD1	1.78	1.26
1:M:737:PHE:CZ	3:O:85:GLU:CD	2.09	1.26
1:P:548:THR:CG2	4:3:49:GLN:HB2	0.79	1.26
1:P:818:TYR:CZ	2:Q:127:ARG:NH2	2.03	1.26
4:4:288:ASP:OD2	4:6:203:THR:HG21	1.14	1.26
1:G:797:PHE:CE1	3:I:146:ILE:HG23	1.69	1.26
1:M:84:MLY:HH13	1:M:776:GLU:CD	1.55	1.26
1:M:534:SER:O	4:Z:351:THR:CA	1.81	1.26
1:D:215:GLN:N	1:D:340:ILE:HG12	1.19	1.26
1:D:713:SER:N	1:D:771:LEU:HD22	1.35	1.26
2:E:117:LEU:HD12	2:E:147:ASN:OD1	1.32	1.26
1:G:733:PRO:O	1:G:737:PHE:HD1	0.93	1.26
1:J:721:LYS:CG	1:J:736:GLN:OE1	1.83	1.26
1:M:722:GLN:NE2	3:O:89:GLU:OE2	1.67	1.26
1:M:792:ALA:CB	3:O:42:THR:HG22	1.60	1.26
1:D:534:SER:O	4:9:351:THR:CA	1.81	1.26
1:G:755:HIS:ND1	1:G:779:ARG:NH1	1.83	1.26
1:G:838:ILE:CD1	2:H:54:MET:HE3	1.66	1.26
1:J:733:PRO:O	1:J:737:PHE:HD1	0.93	1.26
1:J:799:MET:SD	3:L:32:ASP:CG	2.15	1.26

Continued on next page...

Continued from previous page...

Atom-1	Atom-2	Interatomic distance (Å)	Clash overlap (Å)
1:G:538:GLU:O	4:V:349:LEU:HD11	1.34	1.25
1:G:753:VAL:HA	1:G:780:ASP:OD1	1.33	1.25
1:J:788:THR:O	3:L:42:THR:HG21	1.34	1.25
1:A:753:VAL:CG1	1:A:775:LEU:HG	1.65	1.25
1:D:733:PRO:O	1:D:737:PHE:HD1	0.93	1.25
1:A:538:GLU:O	4:8:349:LEU:CD1	1.78	1.25
1:A:538:GLU:O	4:8:349:LEU:HD11	1.35	1.25
1:D:791:GLN:OE1	3:F:116:GLU:HG3	1.29	1.25
2:H:117:LEU:CD1	2:H:147:ASN:CG	2.05	1.25
1:J:534:SER:O	4:W:351:THR:CA	1.82	1.25
1:M:733:PRO:O	1:M:737:PHE:HD1	0.93	1.25
1:M:819:ASN:HA	2:N:90:GLY:O	1.07	1.25
4:1:110:LEU:O	4:2:195:GLU:CA	1.84	1.25
4:1:110:LEU:O	4:2:195:GLU:HA	1.08	1.25
4:1:205:GLU:CG	4:Y:287:ILE:HB	1.53	1.25
4:2:64:ILE:HG21	4:Z:166:TYR:OH	1.32	1.25
4:2:288:ASP:OD2	4:4:203:THR:HG21	1.32	1.25
2:E:117:LEU:CD1	2:E:147:ASN:CG	2.05	1.25
1:G:503:TYR:CZ	1:G:711:PHE:CD2	2.24	1.25
1:G:503:TYR:CZ	1:G:711:PHE:HD2	1.55	1.25
1:G:817:GLN:CD	2:H:127:ARG:HD2	1.57	1.25
1:M:630:ALA:O	4:Z:25:ASP:OD2	1.52	1.25
1:M:786:ILE:CG2	1:M:787:ILE:N	1.90	1.25
1:P:817:GLN:CG	2:Q:127:ARG:HD2	1.64	1.25
4:2:287:ILE:CB	4:4:203:THR:N	2.00	1.25
1:G:503:TYR:CE1	1:G:711:PHE:CD2	2.25	1.25
1:J:538:GLU:C	4:W:349:LEU:HD12	1.48	1.25
2:N:117:LEU:HD12	2:N:147:ASN:OD1	1.32	1.25
4:2:42:GLY:HA3	4:Z:167:GLU:OE1	1.33	1.25
1:A:630:ALA:O	4:8:25:ASP:OD2	1.53	1.24
1:A:757:GLN:OE1	1:A:771:LEU:CD1	1.81	1.24
1:D:721:LYS:CG	1:D:736:GLN:OE1	1.83	1.24
1:G:557:GLU:CA	4:X:48:GLY:N	1.99	1.24
1:P:548:THR:HG21	4:3:49:GLN:CB	1.48	1.24
4:1:287:ILE:CG2	4:3:203:THR:HG22	1.65	1.24
2:K:117:LEU:CD1	2:K:147:ASN:CG	2.05	1.24
1:M:641:LYS:CD	1:M:647:GLN:NE2	1.99	1.24
1:P:735:GLY:O	1:P:743:ALA:HB2	1.29	1.24
1:P:783:LEU:O	1:P:786:ILE:HG13	1.10	1.24
4:4:288:ASP:CG	4:6:203:THR:HG23	1.47	1.24
1:D:797:PHE:CE1	3:F:146:ILE:HG23	1.72	1.24

Continued on next page...

Continued from previous page...

Atom-1	Atom-2	Interatomic distance (Å)	Clash overlap (Å)
2:N:117:LEU:CD1	2:N:147:ASN:CG	2.04	1.24
1:P:646:PHE:CE2	1:P:652:LEU:HD11	1.73	1.24
4:2:203:THR:CG2	4:Z:287:ILE:HG21	1.67	1.24
4:9:322:PRO:CB	4:W:244:ASP:OD2	1.86	1.24
4:X:291:LYS:CG	4:Z:246:GLN:H	1.50	1.24
1:A:502:GLU:CA	1:A:761:GLY:HA3	1.66	1.24
1:A:733:PRO:O	1:A:737:PHE:HD1	0.92	1.24
1:A:735:GLY:O	1:A:743:ALA:HB2	1.29	1.24
1:D:646:PHE:CE2	1:D:652:LEU:HD11	1.73	1.24
1:G:641:LYS:CD	1:G:647:GLN:NE2	1.99	1.24
1:G:783:LEU:O	1:G:787:ILE:N	1.71	1.24
1:J:756:THR:HG22	1:J:776:GLU:CD	1.57	1.24
1:M:641:LYS:CG	1:M:647:GLN:CG	2.16	1.24
1:G:757:GLN:HG2	1:G:776:GLU:OE2	1.16	1.24
1:J:641:LYS:CD	1:J:647:GLN:NE2	1.99	1.24
1:J:756:THR:HG22	1:J:776:GLU:CB	1.68	1.23
1:M:721:LYS:CG	1:M:736:GLN:OE1	1.83	1.23
1:M:783:LEU:O	1:M:786:ILE:HG13	1.33	1.23
1:P:538:GLU:C	4:1:349:LEU:HD12	1.48	1.23
1:P:821:ARG:NH2	2:Q:127:ARG:CG	2.01	1.23
4:1:245:GLY:N	4:Y:291:LYS:HG3	1.11	1.23
4:V:324:THR:HG21	4:X:247:VAL:N	1.49	1.23
1:A:646:PHE:CE2	1:A:652:LEU:HD11	1.73	1.23
1:D:641:LYS:CG	1:D:647:GLN:CG	2.15	1.23
1:D:721:LYS:HG2	1:D:736:GLN:OE1	1.29	1.23
1:J:646:PHE:CE2	1:J:652:LEU:HD11	1.73	1.23
1:A:797:PHE:CD1	3:C:146:ILE:O	1.92	1.23
1:A:831:TRP:CD1	2:B:51:PHE:CZ	2.26	1.23
2:B:117:LEU:CD1	2:B:147:ASN:CG	2.05	1.23
1:D:721:LYS:HG3	1:D:736:GLN:CD	1.54	1.23
2:E:121:LEU:C	2:E:128:PHE:CB	2.07	1.23
1:J:629:GLU:CA	1:J:643:GLY:O	1.87	1.23
4:V:325:MET:SD	4:X:244:ASP:HB2	1.77	1.23
4:X:287:ILE:CB	4:Z:201:VAL:HG23	1.55	1.23
1:G:28:GLN:HB3	1:G:723:ARG:CZ	1.68	1.23
1:G:215:GLN:N	1:G:340:ILE:CG1	2.02	1.23
1:M:646:PHE:CE2	1:M:652:LEU:HD11	1.73	1.23
1:P:831:TRP:CH2	2:Q:47:LEU:CD2	2.21	1.23
4:X:287:ILE:HG21	4:Z:199:SER:O	1.38	1.23
1:G:818:TYR:CE1	2:H:127:ARG:NH2	2.04	1.23
1:J:215:GLN:N	1:J:340:ILE:CG1	2.02	1.23

Continued on next page...

Continued from previous page...

Atom-1	Atom-2	Interatomic distance (Å)	Clash overlap (Å)
1:J:534:SER:O	4:W:351:THR:CB	1.87	1.23
1:P:215:GLN:N	1:P:340:ILE:CG1	2.02	1.23
1:P:629:GLU:CA	1:P:643:GLY:O	1.87	1.23
1:P:630:ALA:O	4:1:25:ASP:OD2	1.52	1.23
1:P:795:ARG:HD3	3:R:43:ASN:OD1	1.35	1.23
4:8:322:PRO:CB	4:V:244:ASP:OD2	1.86	1.23
1:G:538:GLU:C	4:V:349:LEU:HD12	1.48	1.22
1:G:557:GLU:HA	4:X:48:GLY:N	1.13	1.22
1:G:791:GLN:HE22	3:I:115:GLY:CA	1.50	1.22
1:D:831:TRP:CH2	2:E:34:ILE:HG23	1.75	1.22
1:G:818:TYR:OH	2:H:127:ARG:NH2	1.65	1.22
1:J:721:LYS:HG3	1:J:736:GLN:CD	1.54	1.22
1:M:215:GLN:N	1:M:340:ILE:CG1	2.02	1.22
1:M:829:TRP:CZ2	2:N:87:LYS:HE2	1.72	1.22
1:P:534:SER:O	4:1:351:THR:CB	1.87	1.22
1:P:641:LYS:CD	1:P:647:GLN:NE2	1.99	1.22
1:P:723:ARG:CZ	1:P:779:ARG:CA	2.17	1.22
2:Q:121:LEU:C	2:Q:128:PHE:CB	2.07	1.22
4:3:322:PRO:HB3	4:5:244:ASP:OD2	1.39	1.22
1:A:215:GLN:N	1:A:340:ILE:CG1	2.02	1.22
1:G:503:TYR:OH	1:G:711:PHE:HD2	0.88	1.22
1:G:755:HIS:N	1:G:779:ARG:CZ	2.02	1.22
1:J:795:ARG:NE	3:L:116:GLU:OE2	1.72	1.22
1:P:733:PRO:O	1:P:737:PHE:HD1	0.92	1.22
4:X:291:LYS:CD	4:Z:246:GLN:HB2	1.70	1.22
1:D:534:SER:O	4:9:351:THR:CB	1.87	1.22
1:D:629:GLU:CA	1:D:643:GLY:O	1.87	1.22
2:E:144:VAL:CG1	2:E:153:ILE:HD11	1.65	1.22
4:W:324:THR:CG2	4:Y:247:VAL:N	1.89	1.22
1:A:149:GLN:CD	1:A:716:LEU:HD23	1.59	1.22
1:G:557:GLU:CB	4:X:46:GLY:O	1.86	1.22
1:M:534:SER:O	4:Z:351:THR:CB	1.87	1.22
1:A:791:GLN:OE1	3:C:116:GLU:HG3	1.39	1.21
1:D:215:GLN:N	1:D:340:ILE:CG1	2.02	1.21
1:D:797:PHE:HE2	3:F:126:LEU:CD2	1.53	1.21
2:K:121:LEU:C	2:K:128:PHE:CB	2.07	1.21
1:M:817:GLN:CG	2:N:127:ARG:HD2	1.68	1.21
1:P:641:LYS:CG	1:P:647:GLN:CG	2.16	1.21
1:P:797:PHE:CZ	3:R:146:ILE:HD12	1.62	1.21
1:G:534:SER:O	4:V:351:THR:CB	1.88	1.21
1:G:629:GLU:CA	1:G:643:GLY:O	1.87	1.21

Continued on next page...

Continued from previous page...

Atom-1	Atom-2	Interatomic distance (Å)	Clash overlap (Å)
1:G:646:PHE:CE2	1:G:652:LEU:HD11	1.73	1.21
1:G:795:ARG:NH2	3:I:116:GLU:HG2	1.55	1.21
1:M:629:GLU:CA	1:M:643:GLY:O	1.87	1.21
1:M:797:PHE:CZ	3:O:146:ILE:HG23	1.75	1.21
1:P:829:TRP:CZ2	2:Q:87:LYS:HE2	1.74	1.21
2:Q:117:LEU:CD1	2:Q:147:ASN:CG	2.04	1.21
4:2:288:ASP:CG	4:4:203:THR:HG21	1.59	1.21
4:7:322:PRO:CB	4:9:244:ASP:OD2	1.86	1.21
1:G:567:LYS:NZ	4:X:92:ASN:ND2	1.86	1.21
1:J:641:LYS:CG	1:J:647:GLN:HG3	1.71	1.21
1:P:723:ARG:NE	1:P:779:ARG:CA	2.03	1.21
1:A:534:SER:O	4:8:351:THR:CB	1.87	1.21
1:D:641:LYS:CD	1:D:647:GLN:NE2	1.99	1.21
1:D:797:PHE:CE1	3:F:146:ILE:HA	1.75	1.21
1:G:753:VAL:O	1:G:779:ARG:NH1	1.73	1.21
2:H:121:LEU:C	2:H:128:PHE:CB	2.07	1.21
1:G:797:PHE:CE1	3:I:146:ILE:CD1	2.03	1.21
1:M:805:ALA:O	1:M:809:ARG:N	1.72	1.21
4:8:322:PRO:HB2	4:V:244:ASP:OD2	1.39	1.21
2:B:144:VAL:CG1	2:B:153:ILE:HD11	1.64	1.20
2:H:117:LEU:CD1	2:H:147:ASN:CB	2.19	1.20
1:J:641:LYS:CG	1:J:647:GLN:CG	2.16	1.20
1:A:149:GLN:HE21	1:A:718:ALA:CB	1.51	1.20
1:A:149:GLN:HG3	1:A:719:ASP:OD1	1.34	1.20
1:D:630:ALA:O	4:9:25:ASP:OD2	1.52	1.20
1:D:767:PHE:C	1:D:771:LEU:HD11	1.39	1.20
1:J:557:GLU:HA	4:Y:47:MET:C	1.62	1.20
1:J:630:ALA:O	4:W:25:ASP:OD2	1.52	1.20
2:N:121:LEU:C	2:N:128:PHE:CB	2.07	1.20
1:A:641:LYS:CD	1:A:647:GLN:NE2	1.99	1.20
2:B:117:LEU:HD12	2:B:147:ASN:OD1	1.32	1.20
2:B:121:LEU:C	2:B:128:PHE:CB	2.07	1.20
1:G:641:LYS:CG	1:G:647:GLN:HG3	1.71	1.20
1:G:813:ILE:HG23	2:H:128:PHE:CZ	1.75	1.20
1:M:786:ILE:HG22	1:M:787:ILE:N	1.12	1.20
4:2:287:ILE:CG1	4:4:202:THR:CA	2.19	1.20
4:X:291:LYS:HG3	4:Z:245:GLY:N	1.55	1.20
1:A:149:GLN:CB	1:A:718:ALA:HB3	1.72	1.20
1:D:726:VAL:HG12	1:D:785:GLU:CG	1.70	1.20
1:G:538:GLU:OE2	4:V:355:MET:CE	1.90	1.20
1:J:736:GLN:N	1:J:743:ALA:CB	2.05	1.20

Continued on next page...

Continued from previous page...

Atom-1	Atom-2	Interatomic distance (Å)	Clash overlap (Å)
1:J:819:ASN:HA	2:K:90:GLY:O	1.02	1.20
2:K:117:LEU:CD1	2:K:147:ASN:CB	2.19	1.20
1:M:548:THR:CB	4:2:48:GLY:HA3	1.56	1.20
1:M:821:ARG:NH2	2:N:127:ARG:CG	2.05	1.20
1:P:538:GLU:OE2	4:1:355:MET:CE	1.90	1.20
2:B:117:LEU:CD1	2:B:147:ASN:CB	2.19	1.20
1:D:769:ALA:CA	1:D:771:LEU:HA	1.08	1.20
1:J:829:TRP:CZ2	2:K:87:LYS:HE2	1.75	1.20
1:M:795:ARG:NE	3:O:116:GLU:OE2	1.75	1.20
1:P:641:LYS:CG	1:P:647:GLN:HG3	1.71	1.20
2:Q:117:LEU:CD1	2:Q:147:ASN:CB	2.19	1.20
1:A:735:GLY:O	1:A:743:ALA:CB	1.91	1.19
1:M:538:GLU:OE2	4:Z:355:MET:CE	1.90	1.19
1:P:709:LYS:N	1:P:710:GLY:N	1.89	1.19
1:A:629:GLU:CA	1:A:643:GLY:O	1.87	1.19
1:D:538:GLU:OE2	4:9:355:MET:CE	1.90	1.19
1:G:28:GLN:CD	1:G:723:ARG:HH12	1.43	1.19
1:J:795:ARG:NH2	3:L:116:GLU:OE1	1.75	1.19
1:J:818:TYR:CZ	2:K:127:ARG:NH2	1.94	1.19
1:G:819:ASN:CG	2:H:92:ASP:CB	2.07	1.19
2:K:144:VAL:CG1	2:K:153:ILE:HD11	1.65	1.19
1:A:557:GLU:H	4:V:48:GLY:CA	1.55	1.19
1:D:813:ILE:HD13	2:E:128:PHE:HE1	1.07	1.19
1:J:538:GLU:OE2	4:W:355:MET:CE	1.90	1.19
1:J:817:GLN:HG2	2:K:127:ARG:CB	1.71	1.19
1:J:819:ASN:CA	2:K:90:GLY:O	1.91	1.19
1:P:735:GLY:O	1:P:743:ALA:CB	1.91	1.19
1:P:739:ASP:HB3	1:P:742:LYS:HB3	1.21	1.19
4:9:322:PRO:HB2	4:W:244:ASP:OD2	1.39	1.19
1:D:736:GLN:N	1:D:743:ALA:CB	2.04	1.19
1:D:800:ARG:NH2	3:F:40:ASN:CG	1.93	1.19
2:E:117:LEU:CD1	2:E:147:ASN:CB	2.19	1.19
1:J:530:MET:HE2	4:W:354:GLN:CG	1.71	1.19
1:M:797:PHE:CE1	3:O:146:ILE:CA	2.25	1.19
2:Q:144:VAL:CG1	2:Q:153:ILE:HD11	1.64	1.19
1:A:506:GLU:HG2	1:A:760:PHE:N	1.06	1.18
1:A:538:GLU:C	4:8:349:LEU:HD12	1.48	1.18
1:G:28:GLN:CB	1:G:723:ARG:HH22	1.54	1.18
1:G:97:LEU:HD23	1:G:712:PRO:CB	1.73	1.18
1:M:721:LYS:HG3	1:M:736:GLN:CD	1.54	1.18
1:M:831:TRP:CH2	2:N:47:LEU:CD2	2.26	1.18

Continued on next page...

Continued from previous page...

Atom-1	Atom-2	Interatomic distance (Å)	Clash overlap (Å)
4:2:288:ASP:CG	4:4:203:THR:CG2	2.09	1.18
4:7:322:PRO:HB2	4:9:244:ASP:OD2	1.39	1.18
1:A:538:GLU:HA	4:8:349:LEU:CD1	1.54	1.18
1:D:639:GLY:CA	4:9:345:ILE:HA	1.73	1.18
1:G:735:GLY:O	1:G:743:ALA:CB	1.91	1.18
1:J:557:GLU:HA	4:Y:47:MET:CA	1.47	1.18
1:J:792:ALA:CB	3:L:42:THR:HG22	1.54	1.18
1:M:538:GLU:C	4:Z:349:LEU:HD12	1.48	1.18
1:M:641:LYS:CG	1:M:647:GLN:HG3	1.71	1.18
1:M:838:ILE:HD11	2:N:54:MET:HE3	1.25	1.18
1:P:641:LYS:CB	1:P:647:GLN:NE2	2.07	1.18
1:P:724:TYR:CZ	1:P:775:LEU:CG	2.26	1.18
4:2:203:THR:CG2	4:Z:287:ILE:CG2	2.20	1.18
1:A:641:LYS:CB	1:A:647:GLN:NE2	2.07	1.18
1:D:557:GLU:H	4:W:48:GLY:CA	1.56	1.18
1:G:641:LYS:CG	1:G:647:GLN:CG	2.16	1.18
2:N:117:LEU:CD1	2:N:147:ASN:CB	2.19	1.18
1:P:724:TYR:OH	1:P:775:LEU:HB3	1.01	1.18
1:A:506:GLU:HB2	1:A:760:PHE:O	1.03	1.18
1:A:641:LYS:CG	1:A:647:GLN:HG3	1.71	1.18
1:A:736:GLN:N	1:A:743:ALA:CB	2.05	1.18
1:G:754:ASP:HB3	1:G:776:GLU:OE2	1.00	1.18
1:J:84:MLY:CH1	1:J:720:PHE:CD1	2.26	1.18
1:J:641:LYS:CB	1:J:647:GLN:NE2	2.07	1.18
1:J:739:ASP:HB3	1:J:742:LYS:HB3	1.21	1.18
1:M:538:GLU:HA	4:Z:349:LEU:CD1	1.55	1.18
1:P:721:LYS:HA	1:P:736:GLN:NE2	1.58	1.18
1:A:831:TRP:NE1	2:B:51:PHE:CE1	2.12	1.18
1:A:836:PHE:CE1	2:B:159:HIS:CB	2.26	1.18
1:G:538:GLU:HA	4:V:349:LEU:CD1	1.55	1.18
1:J:721:LYS:HA	1:J:736:GLN:NE2	1.59	1.18
4:8:290:ARG:NH2	4:V:202:THR:HG23	1.59	1.18
1:A:538:GLU:OE2	4:8:355:MET:CE	1.91	1.17
1:D:538:GLU:C	4:9:349:LEU:HD11	1.54	1.17
1:D:641:LYS:HD2	1:D:647:GLN:NE2	1.59	1.17
1:D:721:LYS:HA	1:D:736:GLN:NE2	1.58	1.17
1:M:641:LYS:CB	1:M:647:GLN:NE2	2.07	1.17
1:P:789:ALA:HB1	3:R:81:GLN:HG2	1.21	1.17
1:P:819:ASN:CA	2:Q:90:GLY:O	1.92	1.17
1:D:641:LYS:CB	1:D:647:GLN:NE2	2.07	1.17
1:D:800:ARG:NH2	3:F:40:ASN:HD21	1.27	1.17

Continued on next page...

Continued from previous page...

Atom-1	Atom-2	Interatomic distance (Å)	Clash overlap (Å)
1:G:553:MLY:HG3	4:X:45:VAL:O	1.01	1.17
1:J:754:ASP:OD1	1:J:780:ASP:HB2	1.23	1.17
1:D:732:ILE:CD1	1:D:782:MLY:HH11	1.73	1.17
1:D:795:ARG:CB	3:F:35:ARG:HH12	1.50	1.17
1:G:93:MET:SD	1:G:715:VAL:HA	1.82	1.17
1:M:641:LYS:CE	4:Z:348:SER:O	1.93	1.17
1:G:641:LYS:HG3	1:G:647:GLN:HG3	1.20	1.17
1:G:795:ARG:HA	3:I:118:MET:CE	1.74	1.17
1:J:641:LYS:HD2	1:J:647:GLN:NE2	1.59	1.17
1:M:735:GLY:O	1:M:743:ALA:CB	1.91	1.17
1:P:767:PHE:HB3	1:P:772:LEU:HD22	1.22	1.17
4:1:245:GLY:N	4:Y:291:LYS:CG	2.00	1.17
1:A:641:LYS:CE	4:8:348:SER:O	1.93	1.17
1:A:798:LEU:HD11	3:C:126:LEU:CD1	1.74	1.17
1:D:641:LYS:CE	4:9:348:SER:O	1.93	1.17
1:G:641:LYS:CE	4:V:348:SER:O	1.93	1.17
1:G:641:LYS:HD2	1:G:647:GLN:NE2	1.58	1.17
1:G:642:LYS:CG	4:V:23:GLY:N	2.08	1.17
1:G:721:LYS:HA	1:G:736:GLN:NE2	1.58	1.17
1:J:834:LEU:CD1	2:K:51:PHE:HE1	1.58	1.17
1:M:721:LYS:HA	1:M:736:GLN:NE2	1.59	1.17
1:M:797:PHE:CE1	3:O:146:ILE:HA	1.78	1.17
1:M:805:ALA:HA	1:M:808:GLU:HB2	1.19	1.17
1:A:640:LYS:HB3	1:A:645:SER:OG	1.46	1.16
1:A:641:LYS:CG	1:A:647:GLN:CG	2.16	1.16
1:A:836:PHE:CZ	2:B:160:GLY:N	2.14	1.16
1:D:642:LYS:CG	4:9:23:GLY:N	2.08	1.16
1:G:556:ASP:CG	4:X:47:MET:HE3	1.62	1.16
1:J:817:GLN:HG2	2:K:127:ARG:HB2	1.24	1.16
1:A:215:GLN:HA	1:A:340:ILE:CG2	1.76	1.16
1:D:530:MET:HE2	4:9:354:GLN:HG2	1.23	1.16
1:D:641:LYS:CG	1:D:647:GLN:HG3	1.70	1.16
1:D:831:TRP:CZ2	2:E:47:LEU:CD2	2.29	1.16
1:D:834:LEU:HD21	2:E:54:MET:CE	1.74	1.16
2:E:117:LEU:CD1	2:E:147:ASN:HB3	1.75	1.16
1:J:639:GLY:CA	4:W:345:ILE:HA	1.73	1.16
1:M:783:LEU:CG	1:M:786:ILE:HD11	1.73	1.16
1:M:788:THR:O	3:O:42:THR:HG21	1.44	1.16
2:N:144:VAL:CG1	2:N:153:ILE:HD11	1.65	1.16
1:P:639:GLY:HA2	4:1:345:ILE:HA	1.26	1.16
1:P:640:LYS:HB3	1:P:645:SER:OG	1.45	1.16

Continued on next page...

Continued from previous page...

Atom-1	Atom-2	Interatomic distance (Å)	Clash overlap (Å)
1:A:721:LYS:HA	1:A:736:GLN:NE2	1.58	1.16
1:A:791:GLN:HE22	3:C:116:GLU:N	1.44	1.16
1:D:538:GLU:C	4:9:349:LEU:HD12	1.48	1.16
1:D:767:PHE:O	1:D:771:LEU:CD1	1.92	1.16
1:G:641:LYS:CB	1:G:647:GLN:NE2	2.07	1.16
1:J:817:GLN:CD	2:K:127:ARG:HD2	1.65	1.16
1:M:530:MET:HE2	4:Z:354:GLN:HG2	1.22	1.16
1:M:798:LEU:HD11	3:O:126:LEU:HD11	1.20	1.16
4:9:290:ARG:NH2	4:W:202:THR:HG23	1.59	1.16
1:D:640:LYS:HB3	1:D:645:SER:OG	1.46	1.16
1:D:800:ARG:HH22	3:F:40:ASN:ND2	1.31	1.16
1:G:215:GLN:HA	1:G:340:ILE:CG2	1.76	1.16
1:J:640:LYS:HB3	1:J:645:SER:OG	1.45	1.16
1:J:641:LYS:CE	4:W:348:SER:O	1.93	1.16
2:K:117:LEU:HD12	2:K:147:ASN:OD1	1.32	1.16
1:M:215:GLN:HA	1:M:340:ILE:CG2	1.76	1.16
1:P:641:LYS:HD2	1:P:647:GLN:NE2	1.59	1.16
2:Q:117:LEU:HD12	2:Q:147:ASN:OD1	1.32	1.16
1:G:553:MLY:HE2	4:X:45:VAL:CB	1.75	1.16
1:G:553:MLY:CE	4:X:45:VAL:CB	2.22	1.16
1:G:640:LYS:HB3	1:G:645:SER:OG	1.46	1.16
1:G:754:ASP:HB2	1:G:776:GLU:HA	1.19	1.16
1:G:819:ASN:ND2	2:H:92:ASP:CB	2.08	1.16
1:J:201:ALA:O	1:J:202:SER:CB	1.92	1.16
1:J:735:GLY:O	1:J:743:ALA:CB	1.91	1.16
1:J:797:PHE:CD1	3:L:146:ILE:CG2	2.12	1.16
1:M:642:LYS:CG	4:Z:23:GLY:N	2.08	1.16
1:M:709:LYS:N	1:M:710:GLY:N	1.94	1.16
1:P:215:GLN:HA	1:P:340:ILE:CG2	1.75	1.16
4:1:199:SER:O	4:Y:287:ILE:HG21	1.46	1.16
1:G:149:GLN:HB3	1:G:716:LEU:HD21	1.16	1.15
1:G:506:GLU:CD	1:G:760:PHE:O	1.82	1.15
1:G:754:ASP:HB2	1:G:776:GLU:CD	1.61	1.15
1:J:642:LYS:CG	4:W:23:GLY:N	2.08	1.15
1:M:831:TRP:CH2	2:N:47:LEU:HD21	1.82	1.15
1:D:727:LEU:HG	1:D:782:MLY:HG3	1.17	1.15
1:M:201:ALA:O	1:M:202:SER:CB	1.92	1.15
2:N:117:LEU:CD1	2:N:147:ASN:HB3	1.76	1.15
1:P:642:LYS:CG	4:1:23:GLY:N	2.08	1.15
4:W:325:MET:SD	4:Y:244:ASP:CB	2.34	1.15
1:A:791:GLN:NE2	3:C:116:GLU:N	1.93	1.15

Continued on next page...

Continued from previous page...

Atom-1	Atom-2	Interatomic distance (Å)	Clash overlap (Å)
1:D:735:GLY:O	1:D:743:ALA:CB	1.91	1.15
1:G:649:VAL:HA	1:G:649:VAL:CG2	1.76	1.15
1:M:640:LYS:HB3	1:M:645:SER:OG	1.45	1.15
1:M:795:ARG:HH21	3:O:116:GLU:CG	1.59	1.15
1:P:542:PHE:HA	4:1:143:TYR:CE1	1.82	1.15
1:A:218:LEU:HB2	1:A:221:GLN:HG3	1.17	1.15
1:A:542:PHE:HA	4:8:143:TYR:CE1	1.82	1.15
1:A:639:GLY:HA2	4:8:345:ILE:HA	1.26	1.15
1:A:709:LYS:C	1:A:710:GLY:HA3	1.64	1.15
1:D:542:PHE:HA	4:9:143:TYR:CE1	1.82	1.15
1:D:795:ARG:NH2	3:F:116:GLU:CD	1.98	1.15
1:D:831:TRP:CZ3	2:E:34:ILE:CG2	2.30	1.15
2:E:112:ILE:O	2:E:147:ASN:O	1.65	1.15
1:G:215:GLN:N	1:G:340:ILE:HG12	1.19	1.15
1:G:639:GLY:HA3	4:V:344:SER:O	1.46	1.15
1:G:795:ARG:HG2	3:I:118:MET:CE	1.75	1.15
1:M:95:THR:HG21	1:M:773:GLY:CA	1.75	1.15
1:M:542:PHE:HA	4:Z:143:TYR:CE1	1.82	1.15
1:P:641:LYS:CE	4:1:348:SER:O	1.93	1.15
2:Q:117:LEU:CD1	2:Q:147:ASN:HB3	1.75	1.15
4:V:325:MET:SD	4:X:244:ASP:CB	2.33	1.15
1:A:97:LEU:CD2	1:A:712:PRO:HB3	1.75	1.15
1:A:649:VAL:HA	1:A:649:VAL:CG2	1.76	1.15
1:A:707:CYS:HA	1:A:714:ARG:CZ	1.77	1.15
1:D:538:GLU:O	4:9:349:LEU:HD11	1.35	1.15
1:D:724:TYR:HA	1:D:782:MLY:CD	1.76	1.15
1:D:831:TRP:CZ2	2:E:47:LEU:HD23	1.80	1.15
1:G:218:LEU:HB2	1:G:221:GLN:HG3	1.17	1.15
1:G:831:TRP:HE1	2:H:67:MET:HB3	1.03	1.15
1:J:542:PHE:HA	4:W:143:TYR:CE1	1.82	1.15
1:M:538:GLU:OE2	4:Z:355:MET:HE1	1.44	1.15
1:M:635:GLY:HA2	4:Z:334:GLU:HG2	1.16	1.15
1:M:817:GLN:HG2	2:N:127:ARG:HB2	1.25	1.15
1:A:795:ARG:CD	3:C:35:ARG:HH12	1.60	1.14
1:A:823:PHE:CE1	2:B:160:GLY:CA	2.29	1.14
2:B:111:SER:CA	2:B:148:VAL:O	1.95	1.14
1:D:215:GLN:HA	1:D:340:ILE:CG2	1.75	1.14
1:D:649:VAL:HA	1:D:649:VAL:CG2	1.76	1.14
1:G:508:ILE:CD1	1:G:759:ALA:HB2	1.76	1.14
1:G:542:PHE:HA	4:V:143:TYR:CE1	1.82	1.14
2:H:117:LEU:HD12	2:H:147:ASN:OD1	1.32	1.14

Continued on next page...

Continued from previous page...

Atom-1	Atom-2	Interatomic distance (Å)	Clash overlap (Å)
1:J:215:GLN:HA	1:J:340:ILE:CG2	1.75	1.14
1:J:505:MLY:CD	1:J:762:HIS:CE1	2.27	1.14
1:J:639:GLY:HA3	4:W:344:SER:O	1.46	1.14
1:P:831:TRP:HH2	2:Q:47:LEU:CD2	1.55	1.14
1:A:215:GLN:N	1:A:340:ILE:HG12	1.20	1.14
1:A:639:GLY:HA3	4:8:344:SER:O	1.47	1.14
1:G:639:GLY:CA	4:V:345:ILE:HA	1.73	1.14
1:G:832:MET:SD	2:H:84:PHE:HE2	1.68	1.14
2:H:111:SER:CA	2:H:148:VAL:O	1.95	1.14
2:K:121:LEU:CA	2:K:128:PHE:HB3	1.77	1.14
1:M:538:GLU:C	4:Z:349:LEU:HD11	1.54	1.14
1:M:639:GLY:HA3	4:Z:344:SER:O	1.46	1.14
1:M:641:LYS:HD2	1:M:647:GLN:NE2	1.59	1.14
2:N:121:LEU:C	2:N:128:PHE:HB2	1.67	1.14
1:P:723:ARG:NH2	1:P:779:ARG:O	1.80	1.14
1:P:724:TYR:CE1	1:P:775:LEU:CG	2.29	1.14
1:A:800:ARG:NH2	3:C:40:ASN:CG	2.00	1.14
1:D:553:MLY:CE	4:W:45:VAL:HA	1.52	1.14
1:D:799:MET:SD	3:F:32:ASP:CA	2.36	1.14
2:E:111:SER:CA	2:E:148:VAL:O	1.95	1.14
1:G:503:TYR:CE1	1:G:711:PHE:CE2	2.34	1.14
1:G:553:MLY:CE	4:X:45:VAL:HG11	1.53	1.14
1:G:557:GLU:HB3	4:X:46:GLY:O	0.99	1.14
1:M:737:PHE:CZ	3:O:84:PHE:CE1	2.35	1.14
2:N:111:SER:CA	2:N:148:VAL:O	1.95	1.14
1:P:639:GLY:HA3	4:1:344:SER:O	1.46	1.14
4:7:290:ARG:NH2	4:9:202:THR:HG23	1.59	1.14
4:X:291:LYS:CG	4:Z:245:GLY:N	2.11	1.14
1:A:97:LEU:HD23	1:A:712:PRO:HB3	1.27	1.14
1:A:506:GLU:CG	1:A:760:PHE:H	1.53	1.14
1:A:641:LYS:HD2	1:A:647:GLN:NE2	1.59	1.14
1:A:642:LYS:CG	4:8:23:GLY:N	2.09	1.14
1:D:813:ILE:HD13	2:E:128:PHE:CE1	1.81	1.14
1:G:201:ALA:O	1:G:202:SER:HB3	1.35	1.14
1:J:820:VAL:HG11	2:K:136:MET:HE3	1.22	1.14
1:M:649:VAL:HA	1:M:649:VAL:CG2	1.76	1.14
1:M:818:TYR:CE1	2:N:127:ARG:CZ	2.28	1.14
1:P:819:ASN:CG	2:Q:92:ASP:CB	2.15	1.14
2:E:121:LEU:CA	2:E:128:PHE:HB3	1.77	1.14
1:J:649:VAL:HA	1:J:649:VAL:CG2	1.76	1.14
1:J:838:ILE:CD1	2:K:54:MET:CE	2.25	1.14

Continued on next page...

Continued from previous page...

Atom-1	Atom-2	Interatomic distance (Å)	Clash overlap (Å)
1:M:736:GLN:N	1:M:743:ALA:CB	2.05	1.14
2:N:112:ILE:O	2:N:147:ASN:O	1.65	1.14
1:P:538:GLU:O	4:1:349:LEU:HD11	1.35	1.14
1:P:639:GLY:CA	4:1:345:ILE:HA	1.73	1.14
1:P:641:LYS:NZ	4:1:348:SER:O	1.80	1.14
1:P:649:VAL:CG2	1:P:649:VAL:HA	1.76	1.14
1:P:713:SER:CB	1:P:772:LEU:HD23	1.77	1.14
1:P:786:ILE:CG2	1:P:787:ILE:H	1.50	1.14
1:A:641:LYS:NZ	4:8:348:SER:O	1.80	1.13
1:D:814:PHE:HA	2:E:127:ARG:NH1	1.51	1.13
1:G:505:MLY:HD2	1:G:762:HIS:NE2	1.64	1.13
1:G:821:ARG:HH22	2:H:127:ARG:HG2	0.99	1.13
2:H:121:LEU:CA	2:H:128:PHE:HB3	1.77	1.13
1:J:541:MET:C	4:W:143:TYR:OH	1.87	1.13
1:J:641:LYS:NZ	4:W:348:SER:O	1.80	1.13
2:K:111:SER:CA	2:K:148:VAL:O	1.95	1.13
1:M:797:PHE:CE1	3:O:146:ILE:HG23	1.82	1.13
2:N:121:LEU:CA	2:N:128:PHE:HB3	1.77	1.13
1:P:541:MET:C	4:1:143:TYR:OH	1.87	1.13
1:A:639:GLY:CA	4:8:345:ILE:HA	1.74	1.13
1:A:799:MET:SD	3:C:32:ASP:CA	2.36	1.13
1:A:836:PHE:HE1	2:B:159:HIS:CB	1.59	1.13
1:D:218:LEU:HB2	1:D:221:GLN:HG3	1.17	1.13
1:D:641:LYS:NZ	4:9:348:SER:O	1.80	1.13
1:J:218:LEU:HB2	1:J:221:GLN:HG3	1.17	1.13
1:P:819:ASN:HA	2:Q:90:GLY:O	0.99	1.13
1:A:599:ASN:OD1	1:A:649:VAL:CB	1.96	1.13
1:A:798:LEU:HD11	3:C:126:LEU:CD2	1.77	1.13
1:D:599:ASN:OD1	1:D:649:VAL:CB	1.96	1.13
1:G:769:ALA:CB	1:G:770:GLY:N	2.12	1.13
2:H:112:ILE:O	2:H:147:ASN:O	1.65	1.13
2:H:117:LEU:CD1	2:H:147:ASN:HB3	1.75	1.13
1:J:538:GLU:OE2	4:W:355:MET:HE1	1.44	1.13
2:K:117:LEU:CD1	2:K:147:ASN:HB3	1.76	1.13
1:M:541:MET:C	4:Z:143:TYR:OH	1.87	1.13
1:M:641:LYS:CE	1:M:647:GLN:OE1	1.97	1.13
1:P:530:MET:HE2	4:1:354:GLN:CG	1.78	1.13
1:A:795:ARG:HD3	3:C:43:ASN:OD1	1.40	1.13
1:A:800:ARG:NH2	3:C:40:ASN:OD1	1.81	1.13
1:D:641:LYS:CE	1:D:647:GLN:OE1	1.97	1.13
2:E:121:LEU:C	2:E:128:PHE:HB2	1.67	1.13

Continued on next page...

Continued from previous page...

Atom-1	Atom-2	Interatomic distance (Å)	Clash overlap (Å)
1:G:541:MET:C	4:V:143:TYR:OH	1.87	1.13
1:G:641:LYS:CE	1:G:647:GLN:OE1	1.97	1.13
1:G:641:LYS:NZ	4:V:348:SER:O	1.80	1.13
2:H:144:VAL:CG1	2:H:153:ILE:HD11	1.64	1.13
1:J:97:LEU:HD23	1:J:712:PRO:HB3	1.28	1.13
1:M:599:ASN:OD1	1:M:649:VAL:CB	1.96	1.13
1:P:538:GLU:C	4:1:349:LEU:HD11	1.54	1.13
1:P:797:PHE:CE1	3:R:146:ILE:CA	2.31	1.13
2:Q:111:SER:CA	2:Q:148:VAL:O	1.95	1.13
4:2:287:ILE:HG23	4:4:202:THR:OG1	1.48	1.13
1:A:739:ASP:HB3	1:A:742:LYS:HB3	1.21	1.12
1:D:635:GLY:HA2	4:9:334:GLU:HG2	1.16	1.13
1:G:505:MLY:CE	1:G:762:HIS:NE2	2.09	1.13
1:J:28:GLN:CB	1:J:723:ARG:NH2	2.10	1.13
1:J:817:GLN:CB	2:K:127:ARG:HD2	1.77	1.12
4:X:291:LYS:CB	4:Z:246:GLN:H	1.61	1.13
1:M:792:ALA:CB	3:O:42:THR:HG23	1.70	1.12
1:M:819:ASN:CG	2:N:92:ASP:CB	2.17	1.12
1:A:795:ARG:HD2	3:C:35:ARG:HH12	1.14	1.12
1:D:727:LEU:CG	1:D:782:MLY:HE2	1.77	1.12
1:D:727:LEU:CG	1:D:782:MLY:CG	2.27	1.12
3:I:48:LYS:C	3:I:52:ASN:ND2	2.03	1.12
1:J:834:LEU:CD1	2:K:51:PHE:CE1	2.30	1.12
1:M:739:ASP:HB3	1:M:742:LYS:HB3	1.21	1.12
3:O:48:LYS:C	3:O:52:ASN:ND2	2.03	1.12
1:P:218:LEU:HB2	1:P:221:GLN:HG3	1.17	1.12
1:P:599:ASN:OD1	1:P:649:VAL:CB	1.96	1.12
1:P:786:ILE:CB	1:P:787:ILE:N	2.12	1.12
4:2:42:GLY:CA	4:Z:167:GLU:OE1	1.96	1.12
4:3:290:ARG:NH2	4:5:202:THR:HG23	1.41	1.12
4:X:291:LYS:HG3	4:Z:246:GLN:N	1.62	1.12
1:A:541:MET:C	4:8:143:TYR:OH	1.87	1.12
1:A:641:LYS:CE	1:A:647:GLN:OE1	1.97	1.12
1:A:721:LYS:HG3	1:A:736:GLN:HG2	1.25	1.12
1:G:639:GLY:HA2	4:V:345:ILE:HA	1.26	1.12
1:J:599:ASN:OD1	1:J:649:VAL:CB	1.96	1.12
2:K:111:SER:CB	2:K:148:VAL:C	1.93	1.12
1:M:623:PHE:CG	1:M:623:PHE:CB	2.33	1.12
1:M:641:LYS:NZ	4:Z:348:SER:O	1.80	1.12
1:M:795:ARG:CZ	3:O:116:GLU:CD	2.17	1.12
1:P:641:LYS:HG3	1:P:647:GLN:HG3	1.21	1.12

Continued on next page...

Continued from previous page...

Atom-1	Atom-2	Interatomic distance (Å)	Clash overlap (Å)
2:B:121:LEU:CA	2:B:128:PHE:HB3	1.78	1.12
2:E:163:ALA:HA	2:K:21:GLU:HB3	1.30	1.12
1:G:623:PHE:CB	1:G:623:PHE:CG	2.33	1.12
1:J:538:GLU:O	4:W:349:LEU:HD11	1.35	1.12
1:J:623:PHE:CG	1:J:623:PHE:CB	2.33	1.12
1:J:756:THR:HG21	1:J:776:GLU:C	1.70	1.12
2:N:111:SER:HB3	2:N:148:VAL:O	1.50	1.12
1:P:623:PHE:CG	1:P:623:PHE:CB	2.33	1.12
1:P:641:LYS:HE3	1:P:647:GLN:OE1	1.50	1.12
2:B:117:LEU:CD1	2:B:147:ASN:HB3	1.76	1.12
1:D:201:ALA:O	1:D:202:SER:HB3	1.36	1.12
1:D:639:GLY:HA3	4:9:344:SER:O	1.46	1.12
1:D:721:LYS:HG3	1:D:736:GLN:HG2	1.25	1.12
1:G:599:ASN:OD1	1:G:649:VAL:CB	1.96	1.12
1:G:757:GLN:CG	1:G:776:GLU:OE2	1.96	1.12
2:Q:121:LEU:CA	2:Q:128:PHE:HB3	1.77	1.12
3:R:48:LYS:C	3:R:52:ASN:ND2	2.03	1.12
1:A:623:PHE:CB	1:A:623:PHE:CG	2.33	1.11
1:A:649:VAL:HG13	1:A:649:VAL:HG22	1.21	1.11
2:B:121:LEU:O	2:B:128:PHE:HB2	0.94	1.11
1:D:732:ILE:HD13	1:D:782:MLY:HH11	1.32	1.11
1:D:747:LEU:HD11	1:D:782:MLY:CH2	1.79	1.11
2:E:111:SER:CB	2:E:148:VAL:C	1.93	1.11
1:G:530:MET:CE	4:V:354:GLN:HG2	1.79	1.11
2:H:111:SER:HB3	2:H:148:VAL:O	1.49	1.11
1:J:641:LYS:HE3	1:J:647:GLN:OE1	1.50	1.11
3:L:48:LYS:C	3:L:52:ASN:ND2	2.03	1.11
1:A:530:MET:HE2	4:8:354:GLN:HG2	1.32	1.11
1:A:813:ILE:CG2	2:B:127:ARG:HD2	1.79	1.11
1:D:541:MET:C	4:9:143:TYR:OH	1.87	1.11
1:D:639:GLY:HA2	4:9:345:ILE:HA	1.26	1.11
1:G:201:ALA:O	1:G:202:SER:CB	1.92	1.11
1:G:538:GLU:OE2	4:V:355:MET:HE1	1.46	1.11
1:G:739:ASP:HB3	1:G:742:LYS:HB3	1.21	1.11
1:G:752:ASP:O	1:G:780:ASP:HA	1.48	1.11
1:J:84:MLY:HH21	1:J:720:PHE:HA	1.14	1.11
1:J:641:LYS:HG3	1:J:647:GLN:HG3	1.21	1.11
1:J:641:LYS:CE	1:J:647:GLN:OE1	1.97	1.11
1:M:218:LEU:HB2	1:M:221:GLN:HG3	1.17	1.11
1:M:506:GLU:O	1:M:762:HIS:CD2	2.03	1.11
1:M:767:PHE:HB3	1:M:772:LEU:CD2	1.75	1.11

Continued on next page...

Continued from previous page...

Atom-1	Atom-2	Interatomic distance (Å)	Clash overlap (Å)
3:O:24:LYS:CB	3:O:63:ILE:O	1.99	1.11
1:P:641:LYS:CE	1:P:647:GLN:OE1	1.97	1.11
1:P:649:VAL:O	1:P:649:VAL:HG12	0.94	1.11
2:Q:112:ILE:O	2:Q:147:ASN:O	1.65	1.11
4:Y:265:SER:OG	4:Z:39:ARG:NH2	1.83	1.11
1:G:28:GLN:OE1	1:G:723:ARG:NH1	1.83	1.11
1:G:641:LYS:CE	1:G:647:GLN:CD	2.18	1.11
1:J:635:GLY:HA2	4:W:334:GLU:HG2	1.16	1.11
1:M:95:THR:HG21	1:M:773:GLY:HA3	1.28	1.11
1:P:548:THR:HG23	4:3:49:GLN:HB2	1.21	1.11
1:P:723:ARG:NH2	1:P:779:ARG:CA	2.14	1.11
3:R:24:LYS:CB	3:R:63:ILE:O	1.99	1.11
4:7:290:ARG:CZ	4:9:202:THR:HG21	1.81	1.11
1:A:791:GLN:HE22	3:C:115:GLY:CA	1.63	1.11
1:D:649:VAL:O	1:D:649:VAL:HG12	0.94	1.11
1:D:724:TYR:CA	1:D:782:MLY:HD2	1.78	1.11
2:E:121:LEU:O	2:E:128:PHE:HB2	0.94	1.11
1:G:84:MLY:HH22	1:G:723:ARG:HB2	1.30	1.11
1:J:530:MET:HE2	4:W:354:GLN:HG2	1.12	1.11
1:J:649:VAL:O	1:J:649:VAL:HG12	0.94	1.11
1:J:734:GLU:O	1:J:738:MET:HG2	1.51	1.11
1:M:641:LYS:HG3	1:M:647:GLN:HG3	1.20	1.11
1:M:641:LYS:CE	1:M:647:GLN:CD	2.18	1.11
1:M:797:PHE:HZ	3:O:146:ILE:HD13	0.94	1.11
4:X:291:LYS:HD2	4:Z:246:GLN:CB	1.78	1.11
3:C:48:LYS:C	3:C:52:ASN:ND2	2.03	1.11
1:D:201:ALA:O	1:D:202:SER:CB	1.92	1.11
1:D:800:ARG:HH21	3:F:40:ASN:CG	1.51	1.11
1:D:818:TYR:CB	2:E:90:GLY:CA	2.11	1.11
3:F:48:LYS:C	3:F:52:ASN:ND2	2.03	1.11
1:G:506:GLU:OE2	1:G:760:PHE:HB2	1.51	1.11
1:G:649:VAL:O	1:G:649:VAL:HG12	0.94	1.11
2:K:121:LEU:C	2:K:128:PHE:HB2	1.67	1.11
1:M:817:GLN:HG2	2:N:127:ARG:CB	1.81	1.11
1:P:767:PHE:CG	1:P:772:LEU:CD1	2.33	1.11
2:Q:121:LEU:O	2:Q:128:PHE:HB2	0.94	1.11
1:A:502:GLU:CG	1:A:761:GLY:HA3	1.80	1.10
1:A:635:GLY:HA2	4:8:334:GLU:HG2	1.15	1.10
1:A:798:LEU:CD1	3:C:126:LEU:HD11	1.81	1.10
1:J:639:GLY:HA2	4:W:345:ILE:HA	1.26	1.10
1:J:799:MET:SD	3:L:32:ASP:OD2	2.09	1.10

Continued on next page...

Continued from previous page...

Atom-1	Atom-2	Interatomic distance (Å)	Clash overlap (Å)
2:K:112:ILE:O	2:K:147:ASN:O	1.65	1.10
2:K:121:LEU:O	2:K:128:PHE:HB2	0.94	1.10
1:M:530:MET:CE	4:Z:354:GLN:HG2	1.80	1.10
1:M:723:ARG:NH2	1:M:783:LEU:HD11	1.55	1.10
1:P:530:MET:CE	4:1:354:GLN:HG2	1.80	1.10
1:P:641:LYS:CE	1:P:647:GLN:CD	2.18	1.10
4:1:201:VAL:N	4:Y:287:ILE:HG12	1.50	1.10
4:2:63:GLY:HA3	4:Z:288:ASP:HB2	1.29	1.10
4:9:290:ARG:CZ	4:W:202:THR:HG21	1.81	1.10
4:X:291:LYS:HD2	4:Z:246:GLN:HB2	1.13	1.10
1:A:649:VAL:O	1:A:649:VAL:HG12	0.94	1.10
1:A:798:LEU:HD11	3:C:126:LEU:HD11	1.31	1.10
1:A:837:MLY:HH21	2:H:20:ASP:CB	1.78	1.10
1:D:641:LYS:CE	1:D:647:GLN:CD	2.18	1.10
1:D:795:ARG:CZ	3:F:116:GLU:CD	2.19	1.10
1:G:28:GLN:CD	1:G:723:ARG:NH1	2.05	1.10
1:G:553:MLY:CE	4:X:45:VAL:HG12	1.68	1.10
1:G:635:GLY:HA2	4:V:334:GLU:HG2	1.16	1.10
2:H:121:LEU:O	2:H:128:PHE:HB2	0.94	1.10
1:J:530:MET:CE	4:W:354:GLN:HG2	1.80	1.10
1:J:571:ALA:O	1:J:572:LYS:HG3	1.52	1.10
1:J:641:LYS:CE	1:J:647:GLN:CD	2.18	1.10
1:P:718:ALA:C	3:R:85:GLU:HG2	1.69	1.10
1:A:641:LYS:CE	1:A:647:GLN:CD	2.18	1.10
1:A:814:PHE:CA	2:B:127:ARG:HH12	1.51	1.10
2:B:112:ILE:O	2:B:147:ASN:O	1.65	1.10
2:B:117:LEU:HB2	2:B:147:ASN:CG	1.71	1.10
1:D:530:MET:CE	4:9:354:GLN:HG2	1.80	1.10
1:D:732:ILE:CD1	1:D:782:MLY:CH1	2.28	1.10
1:G:502:GLU:OE2	1:G:761:GLY:HA3	1.51	1.10
2:H:111:SER:CB	2:H:148:VAL:C	1.93	1.10
1:J:201:ALA:O	1:J:202:SER:HB3	1.35	1.10
1:J:838:ILE:HD11	2:K:54:MET:HE3	1.10	1.10
3:L:24:LYS:CB	3:L:63:ILE:O	1.99	1.10
1:P:571:ALA:O	1:P:572:LYS:HG3	1.52	1.10
1:P:795:ARG:CD	3:R:43:ASN:OD1	1.98	1.10
3:F:24:LYS:CB	3:F:63:ILE:O	1.99	1.10
1:G:149:GLN:HG2	1:G:716:LEU:HD11	1.27	1.10
1:G:708:ARG:HA	1:G:712:PRO:CG	1.80	1.10
1:G:796:GLY:HA2	3:I:35:ARG:HD3	1.26	1.10
1:M:649:VAL:O	1:M:649:VAL:HG12	0.94	1.10

Continued on next page...

Continued from previous page...

Atom-1	Atom-2	Interatomic distance (Å)	Clash overlap (Å)
1:M:721:LYS:HG3	1:M:736:GLN:HG2	1.25	1.10
1:P:831:TRP:CH2	2:Q:47:LEU:HD21	1.82	1.10
1:A:202:SER:CA	1:A:207:LYS:HE2	1.82	1.10
1:A:553:MLY:CE	4:V:45:VAL:HA	1.52	1.10
1:D:202:SER:CA	1:D:207:LYS:HE2	1.82	1.10
1:G:734:GLU:O	1:G:738:MET:HG2	1.51	1.10
2:H:117:LEU:HB2	2:H:147:ASN:CG	1.70	1.10
1:M:201:ALA:O	1:M:202:SER:HB3	1.35	1.10
1:M:641:LYS:HE3	1:M:647:GLN:OE1	1.50	1.10
1:P:713:SER:HB2	1:P:772:LEU:HD23	1.30	1.10
1:P:789:ALA:HA	3:R:81:GLN:NE2	1.64	1.10
2:Q:117:LEU:HB2	2:Q:147:ASN:CG	1.70	1.10
4:2:64:ILE:HD13	4:Z:166:TYR:OH	1.50	1.10
1:A:823:PHE:HE1	2:B:160:GLY:CA	1.62	1.09
1:A:831:TRP:CZ3	2:B:34:ILE:HG12	1.87	1.09
1:A:831:TRP:CD1	2:B:51:PHE:CE1	2.39	1.09
1:D:623:PHE:CB	1:D:623:PHE:CG	2.33	1.09
1:G:202:SER:CA	1:G:207:LYS:HE2	1.82	1.09
1:G:831:TRP:CZ2	2:H:47:LEU:CD2	2.30	1.09
2:H:121:LEU:C	2:H:128:PHE:HB2	1.67	1.09
1:M:767:PHE:CB	1:M:772:LEU:HD21	1.73	1.09
1:P:530:MET:HE2	4:1:354:GLN:HG2	1.18	1.09
1:P:548:THR:HG21	4:3:49:GLN:CA	1.82	1.09
1:P:635:GLY:HA2	4:1:334:GLU:HG2	1.16	1.09
4:4:322:PRO:HB3	4:6:244:ASP:CG	1.72	1.09
4:8:290:ARG:CZ	4:V:202:THR:HG21	1.81	1.09
1:A:734:GLU:O	1:A:738:MET:HG2	1.51	1.09
1:A:795:ARG:NH2	3:C:116:GLU:CG	2.15	1.09
2:B:121:LEU:C	2:B:128:PHE:HB2	1.67	1.09
3:C:24:LYS:CB	3:C:63:ILE:O	1.99	1.09
1:G:530:MET:HE2	4:V:354:GLN:HG2	1.29	1.09
1:J:817:GLN:HB3	2:K:127:ARG:CD	1.81	1.09
1:M:737:PHE:CZ	3:O:85:GLU:OE1	2.03	1.09
1:M:806:MET:C	1:M:807:VAL:CA	2.20	1.09
1:M:819:ASN:CA	2:N:90:GLY:O	2.00	1.09
1:P:202:SER:CA	1:P:207:LYS:HE2	1.82	1.09
4:2:64:ILE:CG2	4:Z:166:TYR:CZ	2.35	1.09
4:X:287:ILE:CB	4:Z:201:VAL:HG22	1.66	1.09
1:A:95:THR:OG1	1:A:769:ALA:C	1.91	1.09
1:A:149:GLN:OE1	1:A:716:LEU:HD23	0.93	1.09
1:A:201:ALA:O	1:A:202:SER:HB3	1.35	1.09

Continued on next page...

Continued from previous page...

Atom-1	Atom-2	Interatomic distance (Å)	Clash overlap (Å)
1:A:502:GLU:HA	1:A:761:GLY:HA3	1.21	1.09
1:A:530:MET:CE	4:8:354:GLN:HG2	1.80	1.09
1:D:838:ILE:HD12	2:E:54:MET:SD	1.91	1.09
2:E:117:LEU:HB2	2:E:147:ASN:CG	1.70	1.09
1:J:710:GLY:HA2	1:J:772:LEU:HD22	1.10	1.09
1:M:530:MET:HE2	4:Z:354:GLN:CG	1.82	1.09
1:M:571:ALA:O	1:M:572:LYS:HG3	1.52	1.09
1:M:721:LYS:HA	1:M:736:GLN:CD	1.73	1.09
1:M:734:GLU:O	1:M:738:MET:HG2	1.51	1.09
2:N:121:LEU:O	2:N:128:PHE:HB2	0.94	1.09
1:P:201:ALA:O	1:P:202:SER:HB3	1.36	1.09
1:P:721:LYS:HG3	1:P:736:GLN:HG2	1.25	1.09
1:P:721:LYS:HA	1:P:736:GLN:CD	1.73	1.09
1:P:782:MLY:CH2	3:R:80:ASP:CB	2.22	1.09
4:4:287:ILE:HD13	4:6:203:THR:HB	1.22	1.09
1:A:85:TYR:OH	1:A:772:LEU:HD23	0.92	1.09
1:A:819:ASN:ND2	2:B:90:GLY:O	1.84	1.09
1:D:553:MLY:HB3	4:W:46:GLY:CA	1.51	1.09
1:G:830:PRO:HB3	2:H:67:MET:HE1	1.19	1.09
1:J:202:SER:CA	1:J:207:LYS:HE2	1.82	1.09
2:K:117:LEU:HB2	2:K:147:ASN:CG	1.70	1.09
1:M:548:THR:HB	4:2:48:GLY:HA2	1.16	1.09
1:M:791:GLN:OE1	3:O:116:GLU:HG3	1.52	1.09
2:N:117:LEU:HB2	2:N:147:ASN:CG	1.71	1.09
1:P:831:TRP:HH2	2:Q:47:LEU:HD21	1.09	1.09
4:9:287:ILE:HG21	4:W:205:GLU:HG2	1.17	1.09
1:A:95:THR:OG1	1:A:769:ALA:CA	2.01	1.09
1:A:499:GLU:OE1	1:A:766:PHE:HZ	1.14	1.09
1:A:721:LYS:HA	1:A:736:GLN:CD	1.73	1.09
1:D:726:VAL:HG12	1:D:785:GLU:HG2	1.31	1.09
1:D:815:CYS:SG	2:E:92:ASP:HB2	1.92	1.09
1:G:736:GLN:HA	1:G:743:ALA:HB3	1.35	1.09
1:G:818:TYR:CE1	2:H:127:ARG:CZ	2.35	1.09
1:J:754:ASP:OD1	1:J:780:ASP:OD2	1.71	1.09
1:M:84:MLY:HD3	1:M:776:GLU:OE1	1.49	1.09
2:N:111:SER:OG	2:N:148:VAL:O	1.71	1.09
1:P:548:THR:HG22	4:3:49:GLN:CG	1.82	1.09
1:P:838:ILE:HD11	2:Q:54:MET:HE3	1.23	1.09
1:A:638:GLY:CA	4:8:341:ILE:O	2.01	1.08
1:A:736:GLN:HA	1:A:743:ALA:HB3	1.35	1.08
1:D:649:VAL:HG22	1:D:649:VAL:HG13	1.21	1.08

Continued on next page...

Continued from previous page...

Atom-1	Atom-2	Interatomic distance (Å)	Clash overlap (Å)
1:D:834:LEU:HD21	2:E:54:MET:HE2	1.12	1.08
2:E:111:SER:HB3	2:E:148:VAL:O	1.50	1.08
1:G:28:GLN:HB3	1:G:723:ARG:NH1	1.67	1.08
1:J:84:MLY:HH21	1:J:720:PHE:CA	1.82	1.08
1:M:508:ILE:HD11	1:M:766:PHE:CD1	1.88	1.08
1:M:538:GLU:O	4:Z:349:LEU:HD11	1.35	1.08
1:M:643:GLY:O	1:M:644:SER:OG	1.69	1.08
1:M:736:GLN:HA	1:M:743:ALA:HB3	1.35	1.08
1:M:767:PHE:CB	1:M:772:LEU:HD22	1.73	1.08
2:N:111:SER:CB	2:N:148:VAL:C	1.92	1.08
1:P:643:GLY:O	1:P:644:SER:OG	1.69	1.08
4:3:288:ASP:H	4:5:203:THR:HG22	1.17	1.08
4:8:287:ILE:HG21	4:V:205:GLU:HG2	1.17	1.08
1:A:641:LYS:HE3	1:A:647:GLN:OE1	1.50	1.08
1:A:754:ASP:OD2	1:A:778:MET:CE	2.01	1.08
1:D:571:ALA:O	1:D:572:LYS:HG3	1.52	1.08
1:D:734:GLU:O	1:D:738:MET:HG2	1.51	1.08
3:I:24:LYS:CB	3:I:63:ILE:O	1.99	1.08
1:J:538:GLU:C	4:W:349:LEU:HD11	1.54	1.08
1:M:202:SER:CA	1:M:207:LYS:HE2	1.82	1.08
1:P:649:VAL:HG22	1:P:649:VAL:HG13	1.21	1.08
1:A:93:MET:HE1	1:A:715:VAL:CG1	1.83	1.08
1:D:530:MET:HE2	4:9:354:GLN:CG	1.84	1.08
1:D:576:GLU:HG2	1:D:577:ALA:N	1.66	1.08
1:G:638:GLY:CA	4:V:341:ILE:O	2.02	1.08
1:G:795:ARG:CZ	3:I:116:GLU:CD	2.22	1.08
1:J:721:LYS:HG3	1:J:736:GLN:HG2	1.25	1.08
1:P:638:GLY:CA	4:1:341:ILE:O	2.01	1.08
1:A:538:GLU:OE2	4:8:355:MET:HE1	1.52	1.08
2:B:111:SER:OG	2:B:148:VAL:O	1.71	1.08
1:D:643:GLY:O	1:D:644:SER:OG	1.70	1.08
1:G:795:ARG:NH2	3:I:116:GLU:CG	2.17	1.08
1:J:538:GLU:HA	4:W:349:LEU:CD1	1.55	1.08
1:J:643:GLY:O	1:J:644:SER:OG	1.69	1.08
1:M:795:ARG:CZ	3:O:116:GLU:OE2	2.00	1.08
2:N:121:LEU:C	2:N:128:PHE:HB3	1.72	1.08
1:P:538:GLU:HA	4:1:349:LEU:CD1	1.55	1.08
1:P:734:GLU:O	1:P:738:MET:HG2	1.50	1.08
4:7:287:ILE:HG21	4:9:205:GLU:HG2	1.17	1.08
1:A:498:LEU:CD2	1:A:764:MLY:HH22	1.83	1.08
1:A:643:GLY:O	1:A:644:SER:OG	1.69	1.08

Continued on next page...

Continued from previous page...

Atom-1	Atom-2	Interatomic distance (Å)	Clash overlap (Å)
1:D:72:VAL:HG13	1:D:76:GLN:HB3	1.36	1.08
2:E:111:SER:CB	2:E:148:VAL:O	0.78	1.08
2:E:111:SER:OG	2:E:148:VAL:O	1.71	1.08
1:G:641:LYS:HB2	1:G:647:GLN:NE2	1.68	1.08
2:H:111:SER:CB	2:H:148:VAL:O	0.78	1.08
1:J:529:PRO:HB3	4:W:353:GLN:OE1	1.53	1.08
1:J:834:LEU:HD13	2:K:51:PHE:CE1	1.89	1.08
1:M:529:PRO:HB3	4:Z:353:GLN:OE1	1.53	1.08
1:M:639:GLY:CA	4:Z:345:ILE:HA	1.73	1.08
1:M:649:VAL:HG22	1:M:649:VAL:HG13	1.21	1.08
1:M:767:PHE:HB2	1:M:772:LEU:HD21	1.27	1.08
1:M:798:LEU:CD1	3:O:126:LEU:HD11	1.83	1.08
1:P:548:THR:HG22	4:3:49:GLN:CB	1.60	1.08
4:2:287:ILE:HD13	4:4:203:THR:HB	1.10	1.08
1:A:93:MET:HE1	1:A:715:VAL:HG13	1.10	1.07
1:A:768:MLY:HG2	1:A:771:LEU:HD13	1.28	1.07
2:B:111:SER:CB	2:B:148:VAL:O	0.78	1.07
1:D:538:GLU:HA	4:9:349:LEU:CD1	1.54	1.07
1:D:541:MET:SD	4:9:345:ILE:O	2.12	1.07
1:D:721:LYS:HA	1:D:736:GLN:CD	1.73	1.07
1:D:739:ASP:HB3	1:D:742:LYS:HB3	1.21	1.07
1:G:649:VAL:HG22	1:G:649:VAL:HG13	1.21	1.07
1:J:638:GLY:CA	4:W:341:ILE:O	2.01	1.07
1:M:638:GLY:CA	4:Z:341:ILE:O	2.01	1.07
4:3:290:ARG:CZ	4:5:202:THR:CG2	2.20	1.07
1:A:541:MET:SD	4:8:345:ILE:O	2.12	1.07
1:A:571:ALA:O	1:A:572:LYS:HG3	1.52	1.07
1:D:795:ARG:HG2	3:F:118:MET:CE	1.85	1.07
1:G:641:LYS:HE3	1:G:647:GLN:OE1	1.50	1.07
1:J:409:GLY:N	1:J:636:LYS:HG3	1.69	1.07
1:J:649:VAL:HG22	1:J:649:VAL:HG13	1.21	1.07
1:M:792:ALA:CA	3:O:42:THR:HG22	1.84	1.07
2:N:111:SER:CB	2:N:148:VAL:O	0.78	1.07
2:Q:111:SER:CB	2:Q:148:VAL:O	0.78	1.07
4:W:324:THR:HG21	4:Y:246:GLN:C	1.61	1.07
1:D:409:GLY:N	1:D:636:LYS:HG3	1.69	1.07
1:D:727:LEU:CB	1:D:782:MLY:HE2	1.83	1.07
1:G:571:ALA:O	1:G:572:LYS:HG3	1.52	1.07
1:G:643:GLY:O	1:G:644:SER:OG	1.69	1.07
1:G:721:LYS:HA	1:G:736:GLN:CD	1.73	1.07
1:G:796:GLY:HA2	3:I:35:ARG:CD	1.83	1.07

Continued on next page...

Continued from previous page...

Atom-1	Atom-2	Interatomic distance (Å)	Clash overlap (Å)
1:G:801:VAL:HG21	3:I:126:LEU:HD23	1.12	1.07
1:J:94:MET:C	1:J:713:SER:HB3	1.74	1.07
2:K:111:SER:OG	2:K:148:VAL:O	1.71	1.07
1:P:84:MLY:HH13	1:P:776:GLU:CD	1.74	1.07
1:P:541:MET:SD	4:1:345:ILE:O	2.13	1.07
1:P:576:GLU:HG2	1:P:577:ALA:N	1.66	1.07
4:2:287:ILE:HB	4:4:203:THR:HG22	1.32	1.07
4:3:322:PRO:HB3	4:5:244:ASP:CG	1.75	1.07
1:D:641:LYS:HB2	1:D:647:GLN:NE2	1.68	1.07
1:G:797:PHE:CE2	3:I:126:LEU:CD2	2.37	1.07
1:G:813:ILE:CG2	2:H:128:PHE:CE1	2.37	1.07
1:J:541:MET:SD	4:W:345:ILE:O	2.13	1.07
1:J:721:LYS:HA	1:J:736:GLN:CD	1.73	1.07
2:K:111:SER:CB	2:K:148:VAL:O	0.78	1.07
1:M:409:GLY:N	1:M:636:LYS:HG3	1.69	1.07
1:M:541:MET:SD	4:Z:345:ILE:O	2.13	1.07
1:P:201:ALA:O	1:P:202:SER:CB	1.92	1.07
2:Q:111:SER:CB	2:Q:148:VAL:C	1.93	1.07
4:3:324:THR:CB	4:5:243:PRO:O	2.01	1.07
1:A:409:GLY:N	1:A:636:LYS:HG3	1.69	1.07
1:A:538:GLU:C	4:8:349:LEU:HD11	1.54	1.07
1:D:638:GLY:CA	4:9:341:ILE:O	2.01	1.07
1:G:409:GLY:N	1:G:636:LYS:HG3	1.69	1.07
1:G:538:GLU:C	4:V:349:LEU:HD11	1.54	1.07
1:J:817:GLN:CG	2:K:127:ARG:CD	2.33	1.07
1:M:817:GLN:CB	2:N:127:ARG:HD2	1.84	1.07
1:M:820:VAL:HG11	2:N:136:MET:HE3	1.33	1.07
1:P:834:LEU:HD13	2:Q:51:PHE:HE1	1.17	1.07
1:P:834:LEU:CD1	2:Q:51:PHE:HE1	1.67	1.07
2:Q:121:LEU:C	2:Q:128:PHE:HB2	1.67	1.07
4:W:3:ASP:HA	4:W:6:THR:HB	1.36	1.07
1:A:72:VAL:HG13	1:A:76:GLN:HB3	1.36	1.06
1:A:201:ALA:O	1:A:202:SER:CB	1.92	1.06
1:A:542:PHE:CG	4:8:143:TYR:HE1	1.73	1.06
1:A:791:GLN:NE2	3:C:115:GLY:HA3	1.70	1.06
2:B:111:SER:HB3	2:B:148:VAL:O	1.49	1.06
1:G:798:LEU:CD2	3:I:118:MET:HB3	1.84	1.06
1:J:576:GLU:HG2	1:J:577:ALA:N	1.66	1.06
1:J:756:THR:HG22	1:J:776:GLU:CG	1.83	1.06
1:M:783:LEU:CB	1:M:786:ILE:HD11	1.85	1.06
1:A:502:GLU:HA	1:A:761:GLY:CA	1.85	1.06

Continued on next page...

Continued from previous page...

Atom-1	Atom-2	Interatomic distance (Å)	Clash overlap (Å)
1:D:542:PHE:CG	4:9:143:TYR:HE1	1.73	1.06
1:G:541:MET:SD	4:V:345:ILE:O	2.13	1.06
1:G:728:ASN:OD1	3:I:114:LEU:HD21	1.55	1.06
1:M:797:PHE:CD1	3:O:146:ILE:O	2.09	1.06
2:Q:144:VAL:HG11	2:Q:153:ILE:HG12	1.38	1.06
1:D:732:ILE:HG21	1:D:782:MLY:CH2	1.84	1.06
1:D:797:PHE:CE2	3:F:126:LEU:CD2	2.31	1.06
2:E:121:LEU:C	2:E:128:PHE:HB3	1.72	1.06
1:G:28:GLN:CA	1:G:723:ARG:HH22	1.68	1.06
1:G:801:VAL:HG21	3:I:126:LEU:HD21	1.33	1.06
1:J:756:THR:CG2	1:J:776:GLU:OE1	2.04	1.06
1:M:639:GLY:HA2	4:Z:345:ILE:HA	1.26	1.06
2:N:114:LYS:HA	2:N:146:GLY:O	0.89	1.06
1:P:736:GLN:HA	1:P:743:ALA:HB3	1.35	1.06
1:P:736:GLN:N	1:P:743:ALA:CB	2.05	1.06
1:P:818:TYR:CE1	2:Q:127:ARG:CZ	2.37	1.06
4:W:325:MET:CE	4:Y:244:ASP:OD2	2.04	1.06
1:A:791:GLN:CD	3:C:116:GLU:H	1.58	1.06
1:A:795:ARG:HH21	3:C:116:GLU:CB	1.66	1.06
1:D:641:LYS:HE3	1:D:647:GLN:OE1	1.50	1.06
1:D:813:ILE:HG23	2:E:128:PHE:CZ	1.90	1.06
2:E:121:LEU:HG	2:E:128:PHE:CA	1.59	1.06
1:G:553:MLY:HE2	4:X:45:VAL:HB	1.09	1.06
1:J:756:THR:CG2	1:J:776:GLU:CA	2.34	1.06
1:J:818:TYR:CE1	2:K:127:ARG:CZ	2.39	1.06
1:P:635:GLY:HA3	4:1:341:ILE:HD13	1.36	1.06
2:Q:121:LEU:C	2:Q:128:PHE:HB3	1.71	1.06
4:3:322:PRO:HB2	4:5:244:ASP:CB	1.85	1.06
2:B:114:LYS:HA	2:B:146:GLY:O	0.89	1.06
1:D:635:GLY:HA3	4:9:341:ILE:HD13	1.37	1.06
1:G:28:GLN:CG	1:G:723:ARG:HH12	1.66	1.06
1:G:557:GLU:HB3	4:X:46:GLY:C	1.76	1.06
1:G:838:ILE:CD1	2:H:54:MET:CE	2.27	1.06
1:J:28:GLN:HG2	1:J:723:ARG:NH1	1.47	1.06
1:J:84:MLY:CH1	1:J:720:PHE:CE1	2.36	1.06
1:J:567:LYS:NZ	4:Y:92:ASN:HD22	1.50	1.06
1:J:641:LYS:HD2	1:J:647:GLN:CD	1.70	1.06
1:M:737:PHE:CZ	3:O:84:PHE:CZ	2.43	1.06
1:M:767:PHE:HB3	1:M:772:LEU:HD22	1.12	1.06
1:M:797:PHE:CZ	3:O:146:ILE:HD13	1.79	1.06
1:M:831:TRP:HH2	2:N:47:LEU:HD21	1.15	1.06

Continued on next page...

Continued from previous page...

Atom-1	Atom-2	Interatomic distance (Å)	Clash overlap (Å)
1:P:409:GLY:N	1:P:636:LYS:HG3	1.69	1.06
1:P:529:PRO:HB3	4:1:353:GLN:OE1	1.53	1.06
1:P:838:ILE:CD1	2:Q:54:MET:CE	2.34	1.06
1:A:93:MET:SD	1:A:715:VAL:HG22	1.96	1.05
1:A:638:GLY:HA2	4:8:341:ILE:O	1.57	1.05
1:D:538:GLU:OE2	4:9:355:MET:HE1	1.55	1.05
1:D:797:PHE:CG	3:F:146:ILE:HG23	1.91	1.05
2:E:114:LYS:HA	2:E:146:GLY:O	0.89	1.05
2:H:114:LYS:HA	2:H:146:GLY:O	0.88	1.05
1:J:542:PHE:CG	4:W:143:TYR:HE1	1.73	1.05
1:J:635:GLY:HA3	4:W:341:ILE:HD13	1.36	1.05
2:N:140:PHE:O	2:N:141:PRO:O	1.75	1.05
1:P:542:PHE:CG	4:1:143:TYR:HE1	1.73	1.05
1:P:836:PHE:CE1	2:Q:159:HIS:CA	2.38	1.05
4:1:167:GLU:OE1	4:3:42:GLY:CA	2.03	1.05
1:A:529:PRO:HB3	4:8:353:GLN:OE1	1.53	1.05
1:A:795:ARG:CZ	3:C:116:GLU:CD	2.21	1.05
1:D:530:MET:CA	4:9:354:GLN:HG3	1.87	1.05
1:G:556:ASP:CG	4:X:47:MET:HE2	1.33	1.05
1:G:721:LYS:HG3	1:G:736:GLN:HG2	1.25	1.05
2:K:114:LYS:HA	2:K:146:GLY:O	0.89	1.05
1:M:783:LEU:HA	1:M:786:ILE:CG1	1.87	1.05
1:A:505:MLY:HG2	1:A:762:HIS:CD2	1.88	1.05
1:A:635:GLY:HA3	4:8:341:ILE:HD13	1.37	1.05
1:A:641:LYS:HE3	4:8:348:SER:O	1.56	1.05
1:A:813:ILE:HG22	2:B:127:ARG:HD2	1.29	1.05
2:B:140:PHE:O	2:B:141:PRO:O	1.74	1.05
2:B:144:VAL:HG11	2:B:153:ILE:HG12	1.38	1.05
1:D:529:PRO:HB3	4:9:353:GLN:OE1	1.53	1.05
1:D:727:LEU:HD11	1:D:782:MLY:HG2	1.07	1.05
1:D:727:LEU:CD1	1:D:782:MLY:CE	2.16	1.05
1:D:831:TRP:CZ2	2:E:47:LEU:HA	1.90	1.05
1:G:553:MLY:HH13	4:X:45:VAL:HG11	1.37	1.05
1:G:795:ARG:CA	3:I:118:MET:CE	2.32	1.05
1:G:801:VAL:CG2	3:I:126:LEU:HD21	1.86	1.05
2:H:140:PHE:O	2:H:141:PRO:O	1.75	1.05
2:H:144:VAL:HG11	2:H:153:ILE:HG12	1.38	1.05
1:J:756:THR:HG21	1:J:776:GLU:CA	1.85	1.05
1:J:792:ALA:H	3:L:42:THR:CG2	1.69	1.05
1:M:72:VAL:HG13	1:M:76:GLN:HB3	1.36	1.05
1:M:530:MET:CA	4:Z:354:GLN:HG3	1.87	1.05

Continued on next page...

Continued from previous page...

Atom-1	Atom-2	Interatomic distance (Å)	Clash overlap (Å)
1:M:638:GLY:HA2	4:Z:341:ILE:O	1.57	1.05
1:P:72:VAL:HG13	1:P:76:GLN:HB3	1.36	1.05
4:1:112:PRO:CG	4:2:195:GLU:C	2.02	1.05
1:A:800:ARG:HB3	3:C:149:VAL:HG22	1.35	1.05
1:D:506:GLU:HG3	1:D:764:MLY:HE3	1.36	1.05
1:D:641:LYS:HG3	1:D:647:GLN:HG3	1.20	1.05
1:G:97:LEU:HD23	1:G:712:PRO:HB3	1.09	1.05
1:G:505:MLY:CD	1:G:762:HIS:HE2	1.69	1.05
2:H:144:VAL:HG13	2:H:153:ILE:HD11	1.21	1.05
1:M:641:LYS:HE3	1:M:647:GLN:CD	1.77	1.05
1:M:641:LYS:HB2	1:M:647:GLN:NE2	1.68	1.05
1:P:792:ALA:HB2	3:R:42:THR:CG2	1.87	1.05
1:D:638:GLY:HA2	4:9:341:ILE:O	1.57	1.05
1:D:726:VAL:CG1	1:D:785:GLU:HB3	1.87	1.05
1:D:736:GLN:HA	1:D:743:ALA:HB3	1.35	1.05
1:D:838:ILE:CD1	2:E:54:MET:CE	2.34	1.05
3:F:49:ILE:HA	3:F:52:ASN:HD22	1.22	1.05
1:G:529:PRO:HB3	4:V:353:GLN:OE1	1.53	1.05
1:G:635:GLY:HA3	4:V:341:ILE:HD13	1.37	1.05
1:G:801:VAL:CG2	3:I:126:LEU:CD2	2.34	1.05
1:G:819:ASN:HA	2:H:90:GLY:O	0.88	1.05
1:G:829:TRP:CZ3	2:H:84:PHE:CE1	2.44	1.05
2:H:111:SER:OG	2:H:148:VAL:O	1.71	1.05
1:J:641:LYS:HE3	1:J:647:GLN:CD	1.77	1.05
1:J:756:THR:HG21	1:J:776:GLU:O	1.55	1.05
4:8:3:ASP:HA	4:8:6:THR:HB	1.36	1.05
4:V:324:THR:HG21	4:X:246:GLN:C	1.70	1.05
4:W:325:MET:HE2	4:Y:244:ASP:OD2	1.56	1.05
4:Y:3:ASP:HA	4:Y:6:THR:HB	1.36	1.05
1:A:530:MET:CA	4:8:354:GLN:HG3	1.86	1.04
1:J:530:MET:CA	4:W:354:GLN:HG3	1.86	1.04
1:J:639:GLY:HA3	4:W:344:SER:C	1.78	1.04
1:J:797:PHE:CZ	3:L:146:ILE:HG23	1.91	1.04
1:J:831:TRP:HH2	2:K:47:LEU:CD2	1.60	1.04
1:J:838:ILE:HD11	2:K:54:MET:HE1	1.07	1.04
1:M:792:ALA:N	3:O:42:THR:HG22	1.70	1.04
1:P:84:MLY:HD3	1:P:776:GLU:OE1	1.56	1.04
1:P:639:GLY:HA3	4:1:344:SER:C	1.78	1.04
1:P:797:PHE:CD1	3:R:146:ILE:O	2.09	1.04
2:Q:111:SER:OG	2:Q:148:VAL:O	1.71	1.04
2:Q:114:LYS:HA	2:Q:146:GLY:O	0.89	1.04

Continued on next page...

Continued from previous page...

Atom-1	Atom-2	Interatomic distance (Å)	Clash overlap (Å)
4:9:3:ASP:HA	4:9:6:THR:HB	1.36	1.04
1:A:97:LEU:CD2	1:A:712:PRO:CB	2.35	1.04
1:A:149:GLN:HB3	1:A:718:ALA:C	1.77	1.04
1:A:502:GLU:CG	1:A:761:GLY:CA	2.35	1.04
1:A:798:LEU:HD11	3:C:126:LEU:HD21	1.35	1.04
1:G:505:MLY:CD	1:G:762:HIS:NE2	2.19	1.04
1:G:830:PRO:CB	2:H:67:MET:HE1	1.86	1.04
1:M:542:PHE:CG	4:Z:143:TYR:HE1	1.73	1.04
1:M:838:ILE:CD1	2:N:54:MET:CE	2.35	1.04
1:P:529:PRO:C	4:1:354:GLN:HB3	1.77	1.04
4:5:3:ASP:HA	4:5:6:THR:HB	1.36	1.04
1:A:498:LEU:HD21	1:A:764:MLY:HH22	1.39	1.04
1:D:599:ASN:HA	1:D:649:VAL:HB	1.05	1.04
1:D:639:GLY:HA3	4:9:344:SER:C	1.78	1.04
1:D:641:LYS:HE3	1:D:647:GLN:CD	1.77	1.04
1:D:747:LEU:HD11	1:D:782:MLY:HH21	1.12	1.04
1:G:552:ASN:O	4:X:47:MET:CE	2.05	1.04
1:G:736:GLN:N	1:G:743:ALA:CB	2.04	1.04
1:G:754:ASP:CB	1:G:776:GLU:HA	1.87	1.04
1:J:638:GLY:HA2	4:W:341:ILE:O	1.57	1.04
1:M:641:LYS:HE3	4:Z:348:SER:O	1.55	1.04
1:M:838:ILE:HD11	2:N:54:MET:HE1	1.06	1.04
1:P:641:LYS:HE3	1:P:647:GLN:CD	1.77	1.04
1:P:838:ILE:HD11	2:Q:54:MET:HE1	1.08	1.04
4:7:290:ARG:CZ	4:9:202:THR:CG2	2.36	1.04
1:A:202:SER:CA	1:A:207:LYS:CE	2.36	1.04
1:D:797:PHE:HE1	3:F:146:ILE:HA	0.88	1.04
2:E:140:PHE:O	2:E:141:PRO:O	1.74	1.04
1:G:638:GLY:HA2	4:V:341:ILE:O	1.58	1.04
1:M:548:THR:OG1	4:2:48:GLY:HA3	1.58	1.04
3:O:49:ILE:CA	3:O:52:ASN:HD22	1.71	1.04
1:P:530:MET:CA	4:1:354:GLN:HG3	1.86	1.04
1:P:817:GLN:HG2	2:Q:127:ARG:HB2	1.38	1.04
3:R:49:ILE:CA	3:R:52:ASN:HD22	1.71	1.04
4:9:290:ARG:CZ	4:W:202:THR:CG2	2.36	1.04
1:A:149:GLN:CG	1:A:719:ASP:H	1.70	1.04
1:A:506:GLU:CG	1:A:760:PHE:O	2.02	1.04
1:A:641:LYS:HE3	1:A:647:GLN:CD	1.77	1.04
1:D:795:ARG:CZ	3:F:116:GLU:OE2	2.05	1.04
1:G:708:ARG:HA	1:G:712:PRO:HG3	1.05	1.04
3:I:49:ILE:CA	3:I:52:ASN:HD22	1.70	1.04

Continued on next page...

Continued from previous page...

Atom-1	Atom-2	Interatomic distance (Å)	Clash overlap (Å)
1:P:639:GLY:N	4:1:345:ILE:N	1.94	1.04
4:6:3:ASP:HA	4:6:6:THR:HB	1.36	1.04
4:V:3:ASP:HA	4:V:6:THR:HB	1.36	1.04
1:A:502:GLU:HG3	1:A:761:GLY:N	1.71	1.03
1:A:795:ARG:NE	3:C:43:ASN:OD1	1.90	1.03
1:D:639:GLY:N	4:9:345:ILE:N	1.94	1.03
1:J:28:GLN:OE1	1:J:723:ARG:HG2	1.57	1.03
1:J:72:VAL:HG13	1:J:76:GLN:HB3	1.36	1.03
1:J:641:LYS:HB2	1:J:647:GLN:NE2	1.68	1.03
1:J:831:TRP:HE1	2:K:67:MET:HB3	1.20	1.03
1:M:576:GLU:HG2	1:M:577:ALA:N	1.66	1.03
1:M:797:PHE:CE1	3:O:146:ILE:C	2.31	1.03
1:M:797:PHE:CE1	3:O:146:ILE:CG2	2.39	1.03
1:M:836:PHE:CE1	2:N:159:HIS:CA	2.40	1.03
1:P:641:LYS:HD2	1:P:647:GLN:CD	1.70	1.03
1:P:800:ARG:NH2	3:R:40:ASN:OD1	1.90	1.03
1:P:817:GLN:CB	2:Q:127:ARG:HD2	1.88	1.03
4:2:288:ASP:OD2	4:4:203:THR:CG2	2.06	1.03
4:3:324:THR:CG2	4:5:244:ASP:O	1.97	1.03
1:A:502:GLU:CD	1:A:761:GLY:CA	2.18	1.03
1:A:641:LYS:HG3	1:A:647:GLN:HG3	1.21	1.03
1:A:797:PHE:HE2	3:C:126:LEU:HD22	1.23	1.03
2:E:150:TYR:O	2:E:151:LYS:CB	2.06	1.03
2:N:149:ASP:OD2	2:N:150:TYR:N	1.91	1.03
1:P:783:LEU:O	1:P:786:ILE:CG1	2.06	1.03
4:1:3:ASP:HA	4:1:6:THR:HB	1.36	1.03
4:2:3:ASP:HA	4:2:6:THR:HB	1.36	1.03
1:A:553:MLY:CB	4:V:46:GLY:CA	2.32	1.03
1:A:641:LYS:HB2	1:A:647:GLN:NE2	1.68	1.03
2:B:54:MET:CA	2:H:21:GLU:OE1	2.05	1.03
1:G:542:PHE:CG	4:V:143:TYR:HE1	1.74	1.03
1:G:641:LYS:HE3	1:G:647:GLN:CD	1.77	1.03
2:H:149:ASP:OD2	2:H:150:TYR:N	1.91	1.03
1:J:599:ASN:HA	1:J:649:VAL:HB	1.05	1.03
2:K:111:SER:HB3	2:K:148:VAL:O	1.50	1.03
2:K:144:VAL:HG11	2:K:153:ILE:HG12	1.38	1.03
3:L:49:ILE:CA	3:L:52:ASN:HD22	1.71	1.03
1:M:56:GLU:HB2	1:M:59:MLY:HB3	1.40	1.03
1:M:202:SER:CA	1:M:207:LYS:CE	2.36	1.03
1:M:836:PHE:CZ	2:N:160:GLY:N	2.27	1.03
1:P:538:GLU:OE2	4:1:355:MET:HE1	1.55	1.03

Continued on next page...

Continued from previous page...

Atom-1	Atom-2	Interatomic distance (Å)	Clash overlap (Å)
4:3:3:ASP:HA	4:3:6:THR:HB	1.36	1.03
4:8:290:ARG:CZ	4:V:202:THR:CG2	2.36	1.03
1:A:795:ARG:HH21	3:C:116:GLU:CG	1.70	1.03
1:A:797:PHE:CD1	3:C:146:ILE:HG23	1.93	1.03
1:A:823:PHE:CD1	2:B:160:GLY:HA2	1.94	1.03
1:A:831:TRP:CZ3	2:B:50:THR:HG22	1.93	1.03
1:D:795:ARG:HG2	3:F:118:MET:HE1	1.37	1.03
3:F:49:ILE:CA	3:F:52:ASN:HD22	1.70	1.03
1:G:84:MLY:HH22	1:G:723:ARG:CB	1.88	1.03
1:G:202:SER:CA	1:G:207:LYS:CE	2.36	1.03
1:G:530:MET:HE2	4:V:354:GLN:CG	1.89	1.03
1:J:28:GLN:CG	1:J:723:ARG:CZ	2.36	1.03
1:J:639:GLY:N	4:W:345:ILE:N	1.94	1.03
1:J:736:GLN:HA	1:J:743:ALA:HB3	1.35	1.03
2:K:150:TYR:O	2:K:151:LYS:CB	2.06	1.03
2:Q:111:SER:HB3	2:Q:148:VAL:O	1.50	1.03
2:Q:140:PHE:O	2:Q:141:PRO:O	1.75	1.03
2:Q:149:ASP:OD2	2:Q:150:TYR:N	1.91	1.03
4:4:3:ASP:HA	4:4:6:THR:HB	1.36	1.03
1:A:769:ALA:O	1:A:772:LEU:N	1.92	1.03
1:A:797:PHE:CE2	3:C:146:ILE:CD1	2.32	1.03
1:D:206:LYS:HD2	1:D:217:THR:HG23	1.41	1.03
1:G:72:VAL:HG13	1:G:76:GLN:HB3	1.37	1.03
1:G:795:ARG:HG2	3:I:118:MET:HE2	1.37	1.03
2:K:140:PHE:O	2:K:141:PRO:O	1.75	1.03
1:M:635:GLY:HA3	4:Z:341:ILE:HD13	1.36	1.03
1:P:722:GLN:NE2	3:R:86:ASP:N	2.05	1.03
1:P:834:LEU:HD13	2:Q:51:PHE:CE1	1.93	1.03
1:A:837:MLY:CH2	2:H:20:ASP:HB2	1.89	1.02
2:B:149:ASP:OD2	2:B:150:TYR:N	1.91	1.02
3:C:24:LYS:HG2	3:C:63:ILE:O	1.59	1.02
3:C:49:ILE:CA	3:C:52:ASN:HD22	1.70	1.02
1:D:541:MET:HB3	4:9:143:TYR:OH	1.60	1.02
1:D:712:PRO:HG2	1:D:771:LEU:HB2	1.07	1.02
1:J:795:ARG:NH2	3:L:116:GLU:CD	2.12	1.02
2:K:149:ASP:OD2	2:K:150:TYR:N	1.91	1.02
1:M:541:MET:HB3	4:Z:143:TYR:OH	1.59	1.02
1:M:783:LEU:HG	1:M:786:ILE:HD11	1.38	1.02
1:M:806:MET:N	1:M:807:VAL:N	2.06	1.02
3:O:24:LYS:HG2	3:O:63:ILE:O	1.59	1.02
1:P:599:ASN:HA	1:P:649:VAL:HB	1.05	1.02

Continued on next page...

Continued from previous page...

Atom-1	Atom-2	Interatomic distance (Å)	Clash overlap (Å)
1:P:767:PHE:CB	1:P:772:LEU:HD21	1.75	1.02
1:P:800:ARG:HB3	3:R:149:VAL:HG22	1.40	1.02
1:P:804:ARG:O	1:P:808:GLU:CG	2.06	1.02
1:P:836:PHE:CZ	2:Q:160:GLY:N	2.26	1.02
1:A:56:GLU:HB2	1:A:59:MLY:HB3	1.40	1.02
1:A:93:MET:CG	1:A:715:VAL:HG22	1.89	1.02
1:A:709:LYS:O	1:A:710:GLY:CA	2.06	1.02
1:D:529:PRO:C	4:9:354:GLN:HB3	1.78	1.02
1:D:727:LEU:HG	1:D:782:MLY:CG	1.87	1.02
1:D:747:LEU:HD13	1:D:782:MLY:HH21	1.41	1.02
2:E:149:ASP:OD2	2:E:150:TYR:N	1.91	1.02
1:G:530:MET:CA	4:V:354:GLN:HG3	1.88	1.02
1:G:641:LYS:HE3	4:V:348:SER:O	1.56	1.02
1:J:56:GLU:HB2	1:J:59:MLY:HB3	1.40	1.02
1:J:529:PRO:C	4:W:354:GLN:HB3	1.77	1.02
1:J:641:LYS:HE3	4:W:348:SER:O	1.55	1.02
2:K:121:LEU:HG	2:K:128:PHE:CA	1.60	1.02
1:M:792:ALA:H	3:O:42:THR:HG22	1.21	1.02
1:M:795:ARG:NH2	3:O:116:GLU:OE1	1.91	1.02
3:O:49:ILE:HA	3:O:52:ASN:HD22	1.23	1.02
1:P:202:SER:CA	1:P:207:LYS:CE	2.36	1.02
1:P:641:LYS:HB2	1:P:647:GLN:NE2	1.68	1.02
4:3:324:THR:HG21	4:5:244:ASP:O	1.59	1.02
3:C:24:LYS:CG	3:C:63:ILE:O	2.08	1.02
1:D:599:ASN:CA	1:D:649:VAL:HB	1.89	1.02
1:D:646:PHE:HE2	1:D:652:LEU:HD21	1.24	1.02
1:G:557:GLU:CB	4:X:46:GLY:C	2.26	1.02
2:H:121:LEU:C	2:H:128:PHE:HB3	1.71	1.02
1:J:599:ASN:CA	1:J:649:VAL:HB	1.89	1.02
1:J:642:LYS:HG3	4:W:23:GLY:H	0.86	1.02
1:J:756:THR:CG2	1:J:776:GLU:CD	2.28	1.02
1:J:819:ASN:CG	2:K:92:ASP:CB	2.28	1.02
1:M:599:ASN:CA	1:M:649:VAL:HB	1.89	1.02
1:M:797:PHE:CE2	3:O:146:ILE:HG23	1.93	1.02
1:M:817:GLN:CD	2:N:127:ARG:HD2	1.79	1.02
1:M:829:TRP:CH2	2:N:87:LYS:NZ	2.28	1.02
3:R:24:LYS:CG	3:R:63:ILE:O	2.08	1.02
4:1:205:GLU:HG3	4:Y:287:ILE:CG1	1.89	1.02
1:A:541:MET:HB3	4:8:143:TYR:OH	1.59	1.02
1:A:557:GLU:N	4:V:48:GLY:CA	2.12	1.02
1:A:797:PHE:CG	3:C:146:ILE:HG23	1.94	1.02

Continued on next page...

Continued from previous page...

Atom-1	Atom-2	Interatomic distance (Å)	Clash overlap (Å)
1:D:202:SER:CA	1:D:207:LYS:CE	2.36	1.02
1:D:553:MLY:HG2	4:W:44:MET:O	1.59	1.02
1:D:747:LEU:HD21	1:D:782:MLY:HH11	1.39	1.02
1:D:831:TRP:CH2	2:E:47:LEU:HA	1.95	1.02
3:F:24:LYS:CG	3:F:63:ILE:O	2.08	1.02
1:G:642:LYS:HG3	4:V:23:GLY:H	0.85	1.02
1:M:639:GLY:HA3	4:Z:344:SER:C	1.78	1.02
1:M:817:GLN:HB3	2:N:127:ARG:CD	1.89	1.02
1:P:638:GLY:HA2	4:1:341:ILE:O	1.57	1.02
1:P:767:PHE:CD2	1:P:772:LEU:HD11	1.93	1.02
4:X:291:LYS:HG3	4:Z:245:GLY:CA	1.87	1.02
1:A:599:ASN:HA	1:A:649:VAL:HB	1.06	1.02
1:A:642:LYS:HG3	4:8:23:GLY:H	0.87	1.02
1:D:727:LEU:HD12	1:D:782:MLY:NZ	1.74	1.02
1:D:797:PHE:HE1	3:F:146:ILE:CA	1.72	1.02
1:G:753:VAL:CA	1:G:780:ASP:OD1	1.96	1.02
1:J:820:VAL:HG11	2:K:136:MET:CE	1.89	1.02
1:J:821:ARG:NH2	2:K:127:ARG:CG	2.22	1.02
3:L:24:LYS:HG2	3:L:63:ILE:O	1.59	1.02
1:M:98:HIS:HB3	1:M:100:PRO:HD2	1.42	1.02
3:O:24:LYS:CG	3:O:63:ILE:O	2.08	1.02
1:P:541:MET:HB3	4:1:143:TYR:OH	1.59	1.02
1:P:599:ASN:CA	1:P:649:VAL:HB	1.89	1.02
1:P:836:PHE:HE1	2:Q:159:HIS:HA	1.21	1.02
4:X:3:ASP:HA	4:X:6:THR:HB	1.36	1.02
1:A:98:HIS:HB3	1:A:100:PRO:HD2	1.42	1.01
1:A:754:ASP:OD2	1:A:778:MET:HE3	1.60	1.01
1:D:507:GLY:HA3	1:D:762:HIS:CG	1.95	1.01
1:D:641:LYS:HD2	1:D:647:GLN:CD	1.70	1.01
3:F:24:LYS:HG2	3:F:63:ILE:O	1.59	1.01
1:J:642:LYS:HD3	4:W:340:TRP:CH2	1.95	1.01
1:M:834:LEU:CD1	2:N:51:PHE:HE1	1.73	1.01
2:N:144:VAL:HG11	2:N:153:ILE:HG12	1.38	1.01
1:P:534:SER:O	4:1:351:THR:HA	1.59	1.01
1:P:797:PHE:HE2	3:R:126:LEU:HD22	1.21	1.01
4:2:322:PRO:HB3	4:4:244:ASP:CB	1.90	1.01
4:7:287:ILE:HB	4:9:204:ALA:H	1.25	1.01
4:8:290:ARG:NH2	4:V:202:THR:CG2	2.23	1.01
1:A:576:GLU:HG2	1:A:577:ALA:N	1.66	1.01
2:B:144:VAL:HG13	2:B:153:ILE:HD11	1.22	1.01
1:D:642:LYS:HD3	4:9:340:TRP:CH2	1.95	1.01

Continued on next page...

Continued from previous page...

Atom-1	Atom-2	Interatomic distance (Å)	Clash overlap (Å)
1:D:800:ARG:O	3:F:149:VAL:HG21	1.58	1.01
1:G:97:LEU:CD2	1:G:712:PRO:CB	2.38	1.01
1:G:639:GLY:HA3	4:V:344:SER:C	1.78	1.01
1:J:646:PHE:HE2	1:J:652:LEU:HD21	1.24	1.01
1:P:782:MLY:HH23	3:R:80:ASP:C	1.80	1.01
1:P:792:ALA:HB2	3:R:42:THR:HG23	1.43	1.01
3:R:24:LYS:HG2	3:R:63:ILE:O	1.59	1.01
3:R:49:ILE:HA	3:R:52:ASN:HD22	1.23	1.01
4:7:3:ASP:HA	4:7:6:THR:HB	1.36	1.01
4:Z:3:ASP:HA	4:Z:6:THR:HB	1.36	1.01
1:A:642:LYS:HD3	4:8:340:TRP:CZ3	1.95	1.01
1:D:534:SER:O	4:9:351:THR:HA	1.59	1.01
1:D:642:LYS:HD3	4:9:340:TRP:CZ3	1.95	1.01
1:D:769:ALA:N	1:D:771:LEU:HA	1.73	1.01
1:D:838:ILE:HD12	2:E:54:MET:CE	1.90	1.01
1:G:56:GLU:HB2	1:G:59:MLY:HB3	1.40	1.01
1:G:206:LYS:CD	1:G:217:THR:CG2	2.16	1.01
1:G:599:ASN:CA	1:G:649:VAL:HB	1.89	1.01
2:K:121:LEU:C	2:K:128:PHE:HB3	1.71	1.01
1:M:599:ASN:HA	1:M:649:VAL:HB	1.05	1.01
1:M:737:PHE:CE2	3:O:84:PHE:CE1	2.48	1.01
1:P:576:GLU:HG2	1:P:577:ALA:H	0.85	1.01
1:A:791:GLN:HE22	3:C:115:GLY:HA3	1.20	1.01
2:B:121:LEU:C	2:B:128:PHE:HB3	1.72	1.01
3:C:49:ILE:HA	3:C:52:ASN:HD22	1.22	1.01
1:D:534:SER:O	4:9:351:THR:HG23	1.13	1.01
1:D:799:MET:SD	3:F:32:ASP:HA	2.00	1.01
3:F:48:LYS:O	3:F:52:ASN:ND2	1.94	1.01
1:G:641:LYS:HE3	1:G:647:GLN:HB2	1.42	1.01
3:I:48:LYS:O	3:I:52:ASN:ND2	1.94	1.01
1:J:534:SER:O	4:W:351:THR:HA	1.60	1.01
1:J:534:SER:C	4:W:351:THR:HA	1.81	1.01
1:J:641:LYS:CG	4:W:348:SER:HB2	1.86	1.01
3:L:24:LYS:CG	3:L:63:ILE:O	2.08	1.01
1:M:723:ARG:CD	1:M:779:ARG:HE	1.73	1.01
1:M:783:LEU:C	1:M:786:ILE:HG13	1.81	1.01
1:P:56:GLU:HB2	1:P:59:MLY:HB3	1.40	1.01
1:P:98:HIS:HB3	1:P:100:PRO:HD2	1.42	1.01
1:P:642:LYS:HG3	4:1:23:GLY:H	0.86	1.01
2:Q:150:TYR:O	2:Q:151:LYS:CB	2.07	1.01
4:3:324:THR:HB	4:5:243:PRO:O	1.14	1.01

Continued on next page...

Continued from previous page...

Atom-1	Atom-2	Interatomic distance (Å)	Clash overlap (Å)
1:A:639:GLY:HA3	4:8:344:SER:C	1.78	1.01
1:A:642:LYS:HD3	4:8:340:TRP:CH2	1.95	1.01
1:A:707:CYS:HA	1:A:714:ARG:NH2	1.76	1.01
1:A:795:ARG:HH21	3:C:116:GLU:HB3	1.21	1.01
1:A:837:MLY:HH21	2:H:20:ASP:CA	1.90	1.01
1:D:797:PHE:CE1	3:F:146:ILE:CA	2.43	1.01
1:G:599:ASN:HA	1:G:649:VAL:HB	1.05	1.01
1:J:149:GLN:OE1	1:J:763:THR:HG21	1.61	1.01
1:J:206:LYS:HD2	1:J:217:THR:HG23	1.41	1.01
1:J:642:LYS:HD3	4:W:340:TRP:CZ3	1.96	1.01
1:M:84:MLY:CH1	1:M:776:GLU:CD	2.29	1.01
1:M:641:LYS:HE3	1:M:647:GLN:HB2	1.42	1.01
2:N:144:VAL:HG13	2:N:153:ILE:HD11	1.21	1.01
1:P:642:LYS:HD3	4:1:340:TRP:CH2	1.96	1.01
2:Q:144:VAL:HG13	2:Q:153:ILE:HD11	1.21	1.01
4:4:288:ASP:N	4:6:203:THR:HG22	1.76	1.01
1:A:553:MLY:HG2	4:V:44:MET:O	1.59	1.00
1:A:795:ARG:HB3	3:C:35:ARG:NH2	1.73	1.00
1:A:836:PHE:HZ	2:B:160:GLY:N	1.57	1.00
1:D:534:SER:C	4:9:351:THR:HA	1.81	1.00
1:D:641:LYS:HE3	1:D:647:GLN:HB2	1.42	1.00
1:D:642:LYS:HG3	4:9:23:GLY:H	0.86	1.00
1:D:712:PRO:HG2	1:D:771:LEU:CB	1.92	1.00
1:G:206:LYS:HD2	1:G:217:THR:HG23	1.41	1.00
2:H:150:TYR:O	2:H:151:LYS:CB	2.06	1.00
1:J:541:MET:HB3	4:W:143:TYR:OH	1.59	1.00
1:M:534:SER:C	4:Z:351:THR:HA	1.81	1.00
3:O:48:LYS:O	3:O:52:ASN:ND2	1.94	1.00
1:P:215:GLN:CA	1:P:340:ILE:HG23	1.91	1.00
4:9:290:ARG:NH2	4:W:202:THR:CG2	2.23	1.00
1:A:599:ASN:CA	1:A:649:VAL:HB	1.89	1.00
1:A:641:LYS:HE3	1:A:647:GLN:HB2	1.42	1.00
1:A:709:LYS:O	1:A:710:GLY:HA3	1.62	1.00
1:D:218:LEU:CA	1:D:221:GLN:HG3	1.90	1.00
2:E:144:VAL:HG11	2:E:153:ILE:HG12	1.38	1.00
1:G:174:SER:HB3	1:G:667:THR:HG21	1.44	1.00
1:G:728:ASN:OD1	3:I:114:LEU:CD2	2.08	1.00
3:I:24:LYS:CG	3:I:63:ILE:O	2.08	1.00
3:I:49:ILE:HA	3:I:52:ASN:HD22	1.22	1.00
1:J:202:SER:CA	1:J:207:LYS:CE	2.36	1.00
1:M:797:PHE:HE1	3:O:146:ILE:O	1.36	1.00

Continued on next page...

Continued from previous page...

Atom-1	Atom-2	Interatomic distance (Å)	Clash overlap (Å)
1:P:641:LYS:HE3	1:P:647:GLN:HB2	1.42	1.00
4:W:291:LYS:HD2	4:Y:243:PRO:HB2	1.41	1.00
1:A:93:MET:CE	1:A:715:VAL:HG13	1.91	1.00
1:A:837:MLY:HH21	2:H:20:ASP:HB2	1.40	1.00
1:G:641:LYS:HE3	1:G:647:GLN:CB	1.91	1.00
1:G:642:LYS:HD3	4:V:340:TRP:CZ3	1.96	1.00
1:G:707:CYS:SG	1:G:714:ARG:NH2	2.34	1.00
1:M:642:LYS:HG3	4:Z:23:GLY:H	0.86	1.00
1:M:642:LYS:HD3	4:Z:340:TRP:CH2	1.95	1.00
1:M:646:PHE:HE2	1:M:652:LEU:HD21	1.24	1.00
1:M:723:ARG:HH22	1:M:783:LEU:HD11	1.14	1.00
1:M:799:MET:SD	3:O:32:ASP:CG	2.40	1.00
1:P:548:THR:HG22	4:3:49:GLN:HB2	1.01	1.00
1:P:641:LYS:HE3	1:P:647:GLN:CB	1.91	1.00
1:P:642:LYS:HD3	4:1:340:TRP:CZ3	1.96	1.00
4:V:324:THR:CG2	4:X:247:VAL:N	2.24	1.00
1:A:641:LYS:HE3	1:A:647:GLN:CB	1.91	1.00
1:D:641:LYS:HE3	4:9:348:SER:O	1.55	1.00
1:G:795:ARG:CB	3:I:35:ARG:HH12	1.73	1.00
1:G:829:TRP:HZ3	2:H:84:PHE:CE1	1.79	1.00
1:J:576:GLU:HG2	1:J:577:ALA:H	0.85	1.00
1:J:756:THR:CG2	1:J:776:GLU:CB	2.39	1.00
1:M:174:SER:HB3	1:M:667:THR:HG21	1.44	1.00
1:M:803:TYR:O	1:M:807:VAL:HB	1.60	1.00
1:P:534:SER:C	4:1:351:THR:HA	1.81	1.00
4:1:112:PRO:HG3	4:2:195:GLU:C	1.34	1.00
1:A:174:SER:HB3	1:A:667:THR:HG21	1.44	1.00
1:A:534:SER:C	4:8:351:THR:HA	1.81	1.00
3:C:48:LYS:O	3:C:52:ASN:ND2	1.94	1.00
1:D:724:TYR:CA	1:D:782:MLY:CD	2.34	1.00
1:J:215:GLN:CA	1:J:340:ILE:HG23	1.92	1.00
1:J:506:GLU:OE2	1:J:761:GLY:CA	2.08	1.00
1:M:206:LYS:HD2	1:M:217:THR:HG23	1.41	1.00
1:M:737:PHE:CD2	3:O:85:GLU:OE1	2.13	1.00
2:Q:149:ASP:OD2	2:Q:150:TYR:O	1.80	1.00
4:X:287:ILE:CD1	4:Z:205:GLU:HG3	1.91	1.00
1:A:501:GLU:CG	1:A:762:HIS:HD1	1.74	1.00
1:A:505:MLY:HB2	1:A:761:GLY:HA2	1.42	1.00
1:A:837:MLY:HH22	2:H:21:GLU:H	1.22	1.00
2:B:150:TYR:O	2:B:151:LYS:CB	2.07	1.00
1:D:98:HIS:HB3	1:D:100:PRO:HD2	1.42	1.00

Continued on next page...

Continued from previous page...

Atom-1	Atom-2	Interatomic distance (Å)	Clash overlap (Å)
1:G:530:MET:CE	4:V:354:GLN:CG	2.39	1.00
1:G:576:GLU:HG2	1:G:577:ALA:N	1.66	1.00
1:G:795:ARG:HA	3:I:118:MET:HE1	1.00	1.00
1:P:576:GLU:CG	1:P:577:ALA:H	1.75	1.00
1:P:723:ARG:NH2	1:P:782:MLY:HB3	1.76	1.00
1:A:798:LEU:CD1	3:C:126:LEU:HD21	1.91	1.00
1:G:541:MET:HB3	4:V:143:TYR:OH	1.59	1.00
1:G:576:GLU:HG2	1:G:577:ALA:H	0.85	1.00
1:J:576:GLU:CG	1:J:577:ALA:H	1.75	1.00
1:J:641:LYS:HE3	1:J:647:GLN:HB2	1.42	1.00
1:P:820:VAL:HG11	2:Q:136:MET:HE3	1.44	1.00
1:P:834:LEU:CD1	2:Q:51:PHE:CE1	2.45	1.00
1:A:576:GLU:CG	1:A:577:ALA:H	1.75	0.99
2:B:139:ALA:O	2:B:141:PRO:HD3	1.62	0.99
1:D:726:VAL:HG11	1:D:785:GLU:HB3	1.44	0.99
2:E:149:ASP:OD2	2:E:150:TYR:O	1.80	0.99
1:J:218:LEU:CA	1:J:221:GLN:HG3	1.91	0.99
1:M:642:LYS:HD3	4:Z:340:TRP:CZ3	1.96	0.99
1:M:826:VAL:HG21	2:N:88:LEU:CD2	1.92	0.99
2:N:141:PRO:HB2	2:N:142:PRO:HD2	1.44	0.99
1:P:829:TRP:CH2	2:Q:87:LYS:NZ	2.28	0.99
4:2:287:ILE:CG2	4:4:202:THR:OG1	2.03	0.99
4:X:287:ILE:CA	4:Z:201:VAL:HG23	1.91	0.99
1:D:56:GLU:HB2	1:D:59:MLY:HB3	1.40	0.99
1:D:612:GLN:HE22	1:D:627:GLY:CA	1.75	0.99
1:D:799:MET:HE1	3:F:32:ASP:HB3	1.38	0.99
1:D:823:PHE:CE1	2:E:160:GLY:HA3	1.96	0.99
1:M:820:VAL:HG11	2:N:136:MET:CE	1.92	0.99
1:P:723:ARG:HE	1:P:779:ARG:HA	1.23	0.99
3:R:48:LYS:O	3:R:52:ASN:ND2	1.94	0.99
4:3:287:ILE:HD13	4:5:203:THR:HB	1.42	0.99
4:9:322:PRO:HB3	4:W:244:ASP:OD2	1.62	0.99
1:D:576:GLU:HG2	1:D:577:ALA:H	0.85	0.99
1:D:639:GLY:CA	4:9:345:ILE:CA	2.40	0.99
2:E:141:PRO:HB2	2:E:142:PRO:HD2	1.44	0.99
1:G:642:LYS:HD3	4:V:340:TRP:CH2	1.96	0.99
1:G:797:PHE:HZ	3:I:146:ILE:HD11	1.27	0.99
1:J:641:LYS:HE3	1:J:647:GLN:CB	1.91	0.99
2:K:121:LEU:CB	2:K:128:PHE:HB3	1.69	0.99
1:M:641:LYS:CG	4:Z:348:SER:HB2	1.86	0.99
1:M:797:PHE:CZ	3:O:146:ILE:HA	1.97	0.99

Continued on next page...

Continued from previous page...

Atom-1	Atom-2	Interatomic distance (Å)	Clash overlap (Å)
2:N:121:LEU:HG	2:N:128:PHE:CA	1.59	0.99
2:N:149:ASP:OD2	2:N:150:TYR:O	1.80	0.99
1:P:646:PHE:HE2	1:P:652:LEU:HD21	1.24	0.99
4:4:288:ASP:CG	4:6:203:THR:HG21	1.64	0.99
1:A:506:GLU:HG3	1:A:760:PHE:CD1	1.96	0.99
1:A:814:PHE:HA	2:B:127:ARG:HH11	1.23	0.99
1:D:641:LYS:HE3	1:D:647:GLN:CB	1.91	0.99
1:G:98:HIS:HB3	1:G:100:PRO:HD2	1.42	0.99
1:G:534:SER:O	4:V:351:THR:HA	1.60	0.99
1:G:612:GLN:HE22	1:G:627:GLY:CA	1.75	0.99
1:G:813:ILE:CG2	2:H:128:PHE:CZ	2.44	0.99
1:M:529:PRO:C	4:Z:354:GLN:HB3	1.77	0.99
1:M:767:PHE:HB2	1:M:772:LEU:CD2	1.76	0.99
1:P:709:LYS:C	1:P:710:GLY:N	2.16	0.99
4:7:290:ARG:NH2	4:9:202:THR:CG2	2.23	0.99
1:A:529:PRO:C	4:8:354:GLN:HB3	1.78	0.99
1:A:612:GLN:HE22	1:A:627:GLY:CA	1.75	0.99
1:D:800:ARG:NH2	3:F:40:ASN:OD1	1.87	0.99
1:D:813:ILE:HG23	2:E:128:PHE:CE1	1.96	0.99
1:G:93:MET:CG	1:G:715:VAL:HA	1.91	0.99
1:J:639:GLY:CA	4:W:345:ILE:CA	2.40	0.99
3:L:48:LYS:O	3:L:52:ASN:ND2	1.94	0.99
1:P:206:LYS:HD2	1:P:217:THR:HG23	1.40	0.99
1:P:218:LEU:CA	1:P:221:GLN:HG3	1.91	0.99
1:P:817:GLN:CD	2:Q:127:ARG:HD2	1.81	0.99
4:7:322:PRO:HB3	4:9:244:ASP:OD2	1.62	0.99
1:J:84:MLY:HH23	1:J:720:PHE:HA	1.42	0.99
1:J:553:MLY:HE3	4:Y:45:VAL:CG1	1.92	0.99
1:J:649:VAL:CG1	1:J:649:VAL:HG22	1.92	0.99
2:K:139:ALA:O	2:K:141:PRO:HD3	1.62	0.99
1:M:218:LEU:CA	1:M:221:GLN:HG3	1.91	0.99
1:P:836:PHE:CE2	2:Q:160:GLY:N	2.31	0.99
4:2:287:ILE:HD13	4:4:203:THR:CB	1.93	0.99
4:8:322:PRO:HB3	4:V:244:ASP:OD2	1.62	0.99
4:X:287:ILE:HG13	4:Z:201:VAL:HG21	1.03	0.99
1:A:506:GLU:CG	1:A:760:PHE:C	2.06	0.99
1:A:797:PHE:HD1	3:C:146:ILE:O	1.36	0.99
1:G:576:GLU:CG	1:G:577:ALA:H	1.75	0.99
2:H:149:ASP:OD2	2:H:150:TYR:O	1.80	0.99
3:L:49:ILE:HA	3:L:52:ASN:HD22	1.23	0.99
1:M:215:GLN:CA	1:M:340:ILE:HG23	1.92	0.99

Continued on next page...

Continued from previous page...

Atom-1	Atom-2	Interatomic distance (Å)	Clash overlap (Å)
1:M:641:LYS:HE3	1:M:647:GLN:CB	1.91	0.99
1:P:783:LEU:HB3	1:P:786:ILE:HD11	1.44	0.99
4:X:291:LYS:CG	4:Z:246:GLN:N	2.19	0.99
2:B:112:ILE:O	2:B:147:ASN:C	2.01	0.99
1:J:612:GLN:HE22	1:J:627:GLY:CA	1.75	0.99
4:7:286:ASP:OD1	4:9:203:THR:HG22	1.62	0.99
1:A:553:MLY:HB3	4:V:46:GLY:CA	1.50	0.99
1:A:576:GLU:HG2	1:A:577:ALA:H	0.85	0.99
2:H:139:ALA:O	2:H:141:PRO:HD3	1.62	0.99
2:K:117:LEU:CB	2:K:147:ASN:CG	2.32	0.99
1:M:806:MET:CB	1:M:807:VAL:N	2.25	0.99
1:A:28:GLN:HE22	1:A:723:ARG:HH21	0.99	0.99
1:A:815:CYS:SG	2:B:92:ASP:HB2	2.03	0.99
1:D:708:ARG:C	1:D:710:GLY:N	2.16	0.99
1:G:534:SER:C	4:V:351:THR:HA	1.82	0.99
1:G:829:TRP:CZ3	2:H:87:LYS:NZ	2.30	0.99
1:J:97:LEU:HD23	1:J:712:PRO:CB	1.93	0.99
1:J:98:HIS:HB3	1:J:100:PRO:HD2	1.42	0.99
1:P:639:GLY:CA	4:1:345:ILE:CA	2.40	0.99
1:A:218:LEU:CA	1:A:221:GLN:HG3	1.91	0.98
1:D:215:GLN:CA	1:D:340:ILE:HG23	1.92	0.98
1:D:649:VAL:CG1	1:D:649:VAL:HG22	1.92	0.98
2:E:117:LEU:CB	2:E:147:ASN:CG	2.32	0.98
2:H:112:ILE:O	2:H:147:ASN:C	2.01	0.98
1:P:795:ARG:NE	3:R:116:GLU:OE2	1.59	0.98
4:9:286:ASP:OD1	4:W:203:THR:HG22	1.62	0.98
1:A:530:MET:HE2	4:8:354:GLN:CG	1.93	0.98
1:A:707:CYS:C	1:A:714:ARG:NH2	2.16	0.98
1:G:639:GLY:CA	4:V:345:ILE:CA	2.40	0.98
1:G:755:HIS:HB2	1:G:779:ARG:NH2	1.78	0.98
2:K:150:TYR:C	2:K:151:LYS:HG3	1.83	0.98
1:M:831:TRP:HH2	2:N:47:LEU:CD2	1.69	0.98
1:P:805:ALA:O	1:P:809:ARG:N	1.94	0.98
1:G:641:LYS:CG	4:V:348:SER:HB2	1.87	0.98
1:G:784:ALA:O	1:G:788:THR:N	1.96	0.98
1:M:649:VAL:CG1	1:M:649:VAL:HG22	1.92	0.98
2:N:139:ALA:O	2:N:141:PRO:HD3	1.62	0.98
2:N:150:TYR:O	2:N:151:LYS:CB	2.06	0.98
1:A:215:GLN:CA	1:A:340:ILE:HG23	1.92	0.98
1:D:831:TRP:CD1	2:E:51:PHE:HZ	1.81	0.98
1:G:215:GLN:CA	1:G:340:ILE:HG23	1.92	0.98

Continued on next page...

Continued from previous page...

Atom-1	Atom-2	Interatomic distance (Å)	Clash overlap (Å)
1:G:529:PRO:C	4:V:354:GLN:HB3	1.79	0.98
1:G:795:ARG:HH21	3:I:116:GLU:HG2	1.05	0.98
1:J:797:PHE:HE1	3:L:146:ILE:HA	1.28	0.98
4:4:322:PRO:CB	4:6:244:ASP:CB	2.40	0.98
1:A:530:MET:CE	4:8:354:GLN:CG	2.40	0.98
1:D:727:LEU:CD1	1:D:782:MLY:HG2	1.77	0.98
1:P:798:LEU:CG	3:R:126:LEU:HD11	1.93	0.98
4:9:287:ILE:HB	4:W:204:ALA:H	1.25	0.98
4:W:286:ASP:OD2	4:Y:203:THR:HG22	1.62	0.98
1:D:819:ASN:ND2	2:E:90:GLY:O	1.97	0.98
1:G:797:PHE:CE2	3:I:126:LEU:HD13	1.98	0.98
2:H:150:TYR:C	2:H:151:LYS:HG3	1.83	0.98
1:P:798:LEU:CD1	3:R:126:LEU:CD1	2.28	0.98
1:A:206:LYS:HD2	1:A:217:THR:HG23	1.41	0.98
1:A:639:GLY:CA	4:8:345:ILE:CA	2.41	0.98
2:B:141:PRO:HB2	2:B:142:PRO:HD2	1.44	0.98
1:D:506:GLU:CG	1:D:764:MLY:HE3	1.94	0.98
3:F:52:ASN:HB2	3:F:53:PRO:HD3	1.45	0.98
1:G:649:VAL:CG1	1:G:649:VAL:HG22	1.92	0.98
1:J:28:GLN:HA	1:J:723:ARG:HH22	1.15	0.98
1:J:797:PHE:CE1	3:L:146:ILE:CB	2.46	0.98
1:M:576:GLU:HG2	1:M:577:ALA:H	0.85	0.98
1:P:649:VAL:CG1	1:P:649:VAL:HG22	1.92	0.98
1:A:757:GLN:OE1	1:A:771:LEU:HD12	1.03	0.98
1:D:530:MET:CE	4:9:354:GLN:CG	2.40	0.98
1:D:727:LEU:CG	1:D:782:MLY:HG3	1.91	0.98
1:D:814:PHE:HA	2:E:127:ARG:HH11	1.16	0.98
2:E:139:ALA:O	2:E:141:PRO:HD3	1.62	0.98
1:G:218:LEU:CA	1:G:221:GLN:HG3	1.91	0.98
2:N:112:ILE:O	2:N:147:ASN:C	2.01	0.98
1:P:206:LYS:CD	1:P:217:THR:CG2	2.16	0.98
1:P:548:THR:HG21	4:3:49:GLN:N	1.77	0.98
2:Q:117:LEU:CB	2:Q:147:ASN:CG	2.32	0.98
4:2:324:THR:OG1	4:4:244:ASP:CA	2.12	0.98
1:A:646:PHE:HE2	1:A:652:LEU:HD21	1.24	0.98
3:C:52:ASN:HB2	3:C:53:PRO:HD3	1.45	0.98
2:E:130:PRO:O	2:E:133:ILE:N	1.96	0.98
1:G:829:TRP:HZ3	2:H:84:PHE:CZ	1.81	0.98
2:H:141:PRO:HB2	2:H:142:PRO:HD2	1.44	0.98
3:L:46:ILE:O	3:L:50:LEU:HG	1.64	0.98
1:P:612:GLN:HE22	1:P:627:GLY:CA	1.75	0.98

Continued on next page...

Continued from previous page...

Atom-1	Atom-2	Interatomic distance (Å)	Clash overlap (Å)
1:P:798:LEU:HD11	3:R:126:LEU:HD11	0.98	0.98
2:Q:139:ALA:O	2:Q:141:PRO:HD3	1.62	0.98
1:A:218:LEU:CA	1:A:221:GLN:CG	2.42	0.98
1:G:553:MLY:CE	4:X:45:VAL:HB	1.91	0.98
2:K:141:PRO:HB2	2:K:142:PRO:HD2	1.44	0.98
2:K:149:ASP:OD2	2:K:150:TYR:O	1.80	0.98
1:M:767:PHE:CD1	1:M:772:LEU:HD11	1.98	0.98
1:P:84:MLY:HD2	1:P:776:GLU:OE1	1.63	0.98
2:B:150:TYR:C	2:B:151:LYS:HG3	1.83	0.97
3:I:24:LYS:HG2	3:I:63:ILE:O	1.60	0.97
4:2:203:THR:HG22	4:Z:287:ILE:HG22	1.44	0.97
4:8:286:ASP:OD1	4:V:203:THR:HG22	1.62	0.97
1:A:797:PHE:CZ	3:C:146:ILE:HD12	1.83	0.97
2:B:117:LEU:CB	2:B:147:ASN:CG	2.32	0.97
2:B:149:ASP:OD2	2:B:150:TYR:O	1.80	0.97
1:D:542:PHE:CG	4:9:143:TYR:CE1	2.52	0.97
1:D:635:GLY:HA3	4:9:334:GLU:HG2	1.47	0.97
2:E:121:LEU:CB	2:E:128:PHE:HB3	1.69	0.97
1:G:707:CYS:SG	1:G:714:ARG:CZ	2.52	0.97
1:J:84:MLY:O	1:J:723:ARG:HD2	1.64	0.97
1:J:795:ARG:CZ	3:L:116:GLU:CD	2.32	0.97
1:M:84:MLY:HH13	1:M:776:GLU:OE2	1.62	0.97
1:M:836:PHE:HE1	2:N:159:HIS:HA	1.20	0.97
2:N:117:LEU:CB	2:N:147:ASN:CG	2.32	0.97
1:P:817:GLN:HB3	2:Q:127:ARG:HH11	1.26	0.97
1:P:826:VAL:HG21	2:Q:88:LEU:CD2	1.93	0.97
3:R:46:ILE:O	3:R:50:LEU:HG	1.64	0.97
1:G:826:VAL:HG21	2:H:88:LEU:HD21	1.46	0.97
1:J:754:ASP:CA	1:J:780:ASP:OD2	2.11	0.97
1:M:612:GLN:HE22	1:M:627:GLY:CA	1.75	0.97
1:P:641:LYS:HE3	4:1:348:SER:O	1.55	0.97
3:C:46:ILE:O	3:C:50:LEU:HG	1.64	0.97
1:J:542:PHE:CG	4:W:143:TYR:CE1	2.53	0.97
1:P:642:LYS:HG2	4:1:21:PHE:O	1.65	0.97
1:P:724:TYR:OH	1:P:775:LEU:CG	2.12	0.97
2:Q:130:PRO:O	2:Q:133:ILE:N	1.96	0.97
1:A:149:GLN:HB3	1:A:719:ASP:CA	1.95	0.97
1:A:642:LYS:HD2	4:8:24:ASP:O	1.64	0.97
2:E:150:TYR:C	2:E:151:LYS:HG3	1.83	0.97
2:H:130:PRO:O	2:H:133:ILE:N	1.96	0.97
2:N:130:PRO:O	2:N:133:ILE:N	1.96	0.97

Continued on next page...

Continued from previous page...

Atom-1	Atom-2	Interatomic distance (Å)	Clash overlap (Å)
1:P:635:GLY:HA3	4:1:334:GLU:HG2	1.47	0.97
1:A:649:VAL:CG1	1:A:649:VAL:HG22	1.92	0.97
1:A:797:PHE:CE1	3:C:146:ILE:O	2.17	0.97
2:E:112:ILE:O	2:E:147:ASN:C	2.01	0.97
1:G:218:LEU:CA	1:G:221:GLN:CG	2.42	0.97
1:J:83:PRO:O	1:J:723:ARG:NH2	1.97	0.97
1:J:635:GLY:HA3	4:W:334:GLU:HG2	1.47	0.97
2:K:144:VAL:HG13	2:K:153:ILE:HD11	1.21	0.97
1:M:218:LEU:CA	1:M:221:GLN:CG	2.42	0.97
1:M:534:SER:O	4:Z:351:THR:HA	1.59	0.97
1:M:641:LYS:HG3	1:M:647:GLN:NE2	1.59	0.97
1:M:642:LYS:HG2	4:Z:21:PHE:O	1.65	0.97
1:P:174:SER:HB3	1:P:667:THR:HG21	1.44	0.97
2:Q:150:TYR:C	2:Q:151:LYS:HG3	1.83	0.97
3:R:52:ASN:HB2	3:R:53:PRO:HD3	1.46	0.97
4:1:287:ILE:CG2	4:3:203:THR:CG2	2.31	0.97
4:4:288:ASP:H	4:6:203:THR:HG22	1.29	0.97
1:A:92:ALA:O	1:A:713:SER:HA	1.64	0.97
2:B:121:LEU:HG	2:B:128:PHE:CA	1.59	0.97
1:D:218:LEU:CA	1:D:221:GLN:CG	2.42	0.97
1:D:769:ALA:C	1:D:774:LEU:HB2	1.85	0.97
1:D:815:CYS:SG	2:E:92:ASP:CG	2.41	0.97
1:G:215:GLN:H	1:G:340:ILE:CG1	1.72	0.97
1:G:798:LEU:HD23	3:I:118:MET:HB3	1.42	0.97
1:J:174:SER:HB3	1:J:667:THR:HG21	1.44	0.97
2:K:150:TYR:O	2:K:151:LYS:HG3	1.65	0.97
1:M:723:ARG:HD2	1:M:779:ARG:HE	1.30	0.97
1:M:819:ASN:ND2	2:N:92:ASP:CB	2.25	0.97
1:P:641:LYS:CG	4:1:348:SER:HB2	1.86	0.97
2:Q:112:ILE:O	2:Q:147:ASN:C	2.01	0.97
1:A:641:LYS:HD2	1:A:647:GLN:CD	1.70	0.97
1:A:642:LYS:HG2	4:8:21:PHE:O	1.65	0.97
1:A:818:TYR:CB	2:B:90:GLY:CA	2.27	0.97
1:A:837:MLY:HH21	2:H:20:ASP:HA	1.44	0.97
1:D:215:GLN:H	1:D:340:ILE:CG1	1.73	0.97
1:G:642:LYS:HD2	4:V:24:ASP:O	1.64	0.97
1:J:754:ASP:CB	1:J:780:ASP:OD2	2.13	0.97
1:M:576:GLU:CG	1:M:577:ALA:H	1.75	0.97
1:P:530:MET:CE	4:1:354:GLN:CG	2.40	0.97
2:Q:117:LEU:HD13	2:Q:147:ASN:OD1	1.64	0.97
1:A:797:PHE:CZ	3:C:146:ILE:HA	2.00	0.97

Continued on next page...

Continued from previous page...

Atom-1	Atom-2	Interatomic distance (Å)	Clash overlap (Å)
2:B:130:PRO:O	2:B:133:ILE:N	1.96	0.97
1:D:831:TRP:CH2	2:E:34:ILE:CG2	2.47	0.97
1:G:795:ARG:HH21	3:I:116:GLU:CG	1.77	0.97
1:G:838:ILE:HD12	2:H:54:MET:HE3	1.45	0.97
2:H:117:LEU:CB	2:H:147:ASN:CG	2.32	0.97
1:J:218:LEU:CA	1:J:221:GLN:CG	2.42	0.97
1:M:639:GLY:N	4:Z:345:ILE:N	1.94	0.97
1:P:537:GLU:C	4:1:349:LEU:CD1	2.20	0.97
4:8:287:ILE:HB	4:V:204:ALA:H	1.25	0.97
4:X:291:LYS:HG3	4:Z:246:GLN:H	1.20	0.97
1:D:174:SER:HB3	1:D:667:THR:HG21	1.44	0.97
2:K:112:ILE:O	2:K:147:ASN:C	2.02	0.97
4:2:287:ILE:CG1	4:4:202:THR:HA	1.92	0.97
1:A:537:GLU:C	4:8:349:LEU:CD1	2.20	0.96
1:A:639:GLY:N	4:8:345:ILE:N	1.94	0.96
1:G:149:GLN:CB	1:G:716:LEU:HD21	1.95	0.96
3:I:52:ASN:HB2	3:I:53:PRO:HD3	1.46	0.96
1:J:756:THR:C	1:J:776:GLU:OE1	2.03	0.96
1:M:639:GLY:CA	4:Z:345:ILE:CA	2.40	0.96
2:N:150:TYR:C	2:N:151:LYS:HG3	1.83	0.96
1:P:218:LEU:CA	1:P:221:GLN:CG	2.42	0.96
4:1:166:TYR:OH	4:3:64:ILE:HG21	1.65	0.96
4:1:205:GLU:HG3	4:Y:287:ILE:CD1	1.95	0.96
1:A:93:MET:HG2	1:A:715:VAL:HG22	1.43	0.96
1:A:541:MET:N	4:8:349:LEU:HD21	1.80	0.96
1:D:815:CYS:SG	2:E:92:ASP:CB	2.53	0.96
1:G:553:MLY:HH12	4:X:45:VAL:HG21	1.46	0.96
1:G:795:ARG:HB2	3:I:35:ARG:HH12	1.23	0.96
2:H:150:TYR:O	2:H:151:LYS:HG3	1.65	0.96
1:J:649:VAL:CG2	1:J:649:VAL:CA	2.43	0.96
4:2:287:ILE:CG2	4:4:204:ALA:H	1.78	0.96
1:A:542:PHE:CG	4:8:143:TYR:CE1	2.52	0.96
1:A:791:GLN:HE22	3:C:115:GLY:C	1.69	0.96
2:E:144:VAL:HG13	2:E:153:ILE:HG12	1.14	0.96
1:J:94:MET:O	1:J:713:SER:HB3	0.78	0.96
1:M:737:PHE:HZ	3:O:85:GLU:OE2	1.34	0.96
1:M:821:ARG:HH21	2:N:127:ARG:HG2	1.14	0.96
1:P:817:GLN:HG2	2:Q:127:ARG:CB	1.95	0.96
4:4:322:PRO:HB2	4:6:244:ASP:CB	1.95	0.96
2:B:111:SER:CB	2:B:148:VAL:C	1.93	0.96
1:G:649:VAL:CG2	1:G:649:VAL:CA	2.43	0.96

Continued on next page...

Continued from previous page...

Atom-1	Atom-2	Interatomic distance (Å)	Clash overlap (Å)
1:J:798:LEU:CD1	3:L:126:LEU:CD1	2.27	0.96
1:M:649:VAL:CG2	1:M:649:VAL:CA	2.43	0.96
1:M:722:GLN:HB2	3:O:89:GLU:OE2	1.66	0.96
1:M:804:ARG:O	1:M:808:GLU:HG3	1.65	0.96
1:M:834:LEU:HD13	2:N:51:PHE:HE1	1.30	0.96
3:O:46:ILE:O	3:O:50:LEU:HG	1.64	0.96
1:P:800:ARG:HB3	3:R:149:VAL:CG2	1.95	0.96
4:1:167:GLU:OE1	4:3:42:GLY:HA3	1.63	0.96
1:D:642:LYS:HG2	4:9:21:PHE:O	1.65	0.96
1:G:542:PHE:CG	4:V:143:TYR:CE1	2.53	0.96
1:G:642:LYS:HG2	4:V:21:PHE:O	1.65	0.96
1:G:646:PHE:HE2	1:G:652:LEU:HD21	1.24	0.96
1:M:767:PHE:CG	1:M:772:LEU:HD11	1.99	0.96
1:P:789:ALA:CB	3:R:81:GLN:CG	2.42	0.96
2:Q:150:TYR:O	2:Q:151:LYS:HG3	1.65	0.96
4:1:205:GLU:HG3	4:Y:287:ILE:HB	0.97	0.96
1:A:95:THR:OG1	1:A:769:ALA:HA	1.62	0.96
1:A:534:SER:O	4:8:351:THR:HA	1.60	0.96
1:D:727:LEU:CG	1:D:782:MLY:CE	2.38	0.96
1:D:736:GLN:CA	1:D:743:ALA:HB2	1.95	0.96
1:G:93:MET:SD	1:G:716:LEU:N	2.38	0.96
1:G:817:GLN:NE2	2:H:127:ARG:HB2	1.80	0.96
1:J:530:MET:CE	4:W:354:GLN:CG	2.40	0.96
1:M:542:PHE:CG	4:Z:143:TYR:CE1	2.53	0.96
1:M:543:PRO:CG	4:Z:143:TYR:O	2.14	0.96
1:M:834:LEU:CD1	2:N:51:PHE:CE1	2.49	0.96
1:P:542:PHE:CG	4:1:143:TYR:CE1	2.53	0.96
1:G:94:MET:O	1:G:713:SER:CB	2.12	0.96
1:G:538:GLU:HG3	4:V:352:PHE:N	1.81	0.96
1:G:769:ALA:CB	1:G:770:GLY:CA	2.44	0.96
1:J:642:LYS:HG2	4:W:21:PHE:O	1.65	0.96
1:P:821:ARG:HH22	2:Q:127:ARG:HG2	1.30	0.96
1:M:713:SER:HB2	1:M:772:LEU:HD23	1.46	0.96
1:A:501:GLU:CG	1:A:762:HIS:ND1	2.26	0.96
1:D:637:LYS:NZ	4:9:141:SER:O	1.99	0.96
1:D:795:ARG:NE	3:F:116:GLU:OE2	1.98	0.96
1:G:28:GLN:CB	1:G:723:ARG:HH12	1.78	0.96
1:G:797:PHE:HE2	3:I:126:LEU:HD13	1.27	0.96
1:J:505:MLY:HD2	1:J:762:HIS:ND1	1.79	0.96
1:J:735:GLY:C	1:J:743:ALA:CA	2.34	0.96
1:M:806:MET:HB2	1:M:807:VAL:N	1.81	0.96

Continued on next page...

Continued from previous page...

Atom-1	Atom-2	Interatomic distance (Å)	Clash overlap (Å)
1:P:637:LYS:NZ	4:1:141:SER:O	1.98	0.96
1:P:649:VAL:CG2	1:P:649:VAL:CA	2.43	0.96
4:X:286:ASP:OD1	4:Z:205:GLU:CG	2.14	0.96
1:A:649:VAL:CG2	1:A:649:VAL:CA	2.43	0.96
2:B:121:LEU:HG	2:B:128:PHE:HA	1.46	0.96
1:D:649:VAL:CG2	1:D:649:VAL:CA	2.42	0.96
2:E:150:TYR:O	2:E:151:LYS:HG3	1.65	0.96
3:F:46:ILE:O	3:F:50:LEU:HG	1.65	0.96
1:G:708:ARG:CA	1:G:712:PRO:HG3	1.96	0.96
2:H:117:LEU:HD13	2:H:147:ASN:OD1	1.64	0.96
1:J:537:GLU:C	4:W:349:LEU:CD1	2.20	0.96
1:J:543:PRO:CG	4:W:143:TYR:O	2.14	0.96
3:L:52:ASN:HB2	3:L:53:PRO:HD3	1.46	0.96
4:2:322:PRO:CB	4:4:244:ASP:CB	2.44	0.96
1:A:149:GLN:HG2	1:A:719:ASP:H	1.27	0.95
1:D:649:VAL:CG1	1:D:649:VAL:CG2	2.43	0.95
1:D:814:PHE:CA	2:E:127:ARG:NH1	2.27	0.95
1:G:649:VAL:CG1	1:G:649:VAL:CG2	2.43	0.95
1:J:538:GLU:HG3	4:W:352:PHE:N	1.81	0.95
1:J:838:ILE:CD1	2:K:54:MET:HE1	1.88	0.95
2:K:130:PRO:O	2:K:133:ILE:N	1.96	0.95
1:M:642:LYS:HD2	4:Z:24:ASP:O	1.65	0.95
1:M:797:PHE:HZ	3:O:146:ILE:CD1	1.53	0.95
3:O:52:ASN:HB2	3:O:53:PRO:HD3	1.46	0.95
1:P:538:GLU:HG3	4:1:352:PHE:N	1.81	0.95
1:P:817:GLN:HB3	2:Q:127:ARG:CD	1.96	0.95
4:V:286:ASP:CG	4:X:203:THR:HG22	1.87	0.95
1:A:543:PRO:CG	4:8:143:TYR:O	2.14	0.95
1:A:753:VAL:HG12	1:A:775:LEU:CD2	1.96	0.95
1:D:538:GLU:HG3	4:9:352:PHE:N	1.82	0.95
1:D:543:PRO:CG	4:9:143:TYR:O	2.14	0.95
2:E:163:ALA:CA	2:K:21:GLU:HB3	1.96	0.95
1:G:735:GLY:C	1:G:743:ALA:CA	2.34	0.95
1:J:637:LYS:NZ	4:W:141:SER:O	1.98	0.95
1:M:649:VAL:CG1	1:M:649:VAL:CG2	2.43	0.95
1:M:721:LYS:CA	1:M:736:GLN:CD	2.34	0.95
2:N:121:LEU:HG	2:N:128:PHE:HA	1.47	0.95
1:P:84:MLY:HH13	1:P:776:GLU:OE2	1.65	0.95
1:P:642:LYS:HD2	4:1:24:ASP:O	1.64	0.95
1:P:735:GLY:C	1:P:743:ALA:CA	2.34	0.95
4:2:287:ILE:HG12	4:4:202:THR:HA	1.48	0.95

Continued on next page...

Continued from previous page...

Atom-1	Atom-2	Interatomic distance (Å)	Clash overlap (Å)
4:V:325:MET:HE2	4:X:244:ASP:OD2	1.66	0.95
1:G:637:LYS:NZ	4:V:141:SER:O	1.99	0.95
1:G:754:ASP:HB2	1:G:776:GLU:CA	1.95	0.95
2:H:121:LEU:HG	2:H:128:PHE:HA	1.46	0.95
1:J:649:VAL:CG1	1:J:649:VAL:CG2	2.43	0.95
1:J:838:ILE:CD1	2:K:54:MET:HE3	1.88	0.95
2:Q:141:PRO:HB2	2:Q:142:PRO:HD2	1.44	0.95
1:G:534:SER:O	4:V:351:THR:HG23	1.12	0.95
1:G:543:PRO:CG	4:V:143:TYR:O	2.14	0.95
1:J:783:LEU:O	1:J:787:ILE:N	1.99	0.95
1:P:543:PRO:CG	4:1:143:TYR:O	2.14	0.95
1:P:798:LEU:HD11	3:R:126:LEU:HD13	1.48	0.95
1:A:538:GLU:N	4:8:349:LEU:CD1	2.28	0.95
1:A:735:GLY:C	1:A:743:ALA:CA	2.34	0.95
3:I:46:ILE:O	3:I:50:LEU:HG	1.64	0.95
1:J:817:GLN:CB	2:K:127:ARG:CD	2.43	0.95
2:B:150:TYR:O	2:B:151:LYS:HG3	1.65	0.95
1:D:538:GLU:N	4:9:349:LEU:CD1	2.28	0.95
1:D:553:MLY:HB3	4:W:46:GLY:HA2	1.47	0.95
1:D:727:LEU:HD11	1:D:782:MLY:CD	1.82	0.95
1:D:735:GLY:C	1:D:743:ALA:CA	2.34	0.95
1:D:795:ARG:NH2	3:F:116:GLU:CG	2.29	0.95
1:D:813:ILE:CG2	2:E:128:PHE:CE1	2.49	0.95
1:D:818:TYR:HB3	2:E:90:GLY:N	1.81	0.95
1:G:215:GLN:HA	1:G:340:ILE:HG23	0.95	0.95
1:J:721:LYS:CA	1:J:736:GLN:CD	2.34	0.95
1:J:829:TRP:CH2	2:K:87:LYS:HE2	2.00	0.95
1:M:637:LYS:NZ	4:Z:141:SER:O	1.98	0.95
2:Q:144:VAL:HG13	2:Q:153:ILE:HG12	1.14	0.95
1:A:553:MLY:HB3	4:V:46:GLY:HA2	1.47	0.95
1:D:642:LYS:HD2	4:9:24:ASP:O	1.64	0.95
1:G:530:MET:HA	4:V:354:GLN:HG3	0.97	0.95
1:J:546:THR:HG22	1:J:548:THR:H	1.32	0.95
1:M:821:ARG:HH22	2:N:127:ARG:HG2	1.23	0.95
1:P:649:VAL:CG1	1:P:649:VAL:CG2	2.43	0.95
1:P:829:TRP:CH2	2:Q:87:LYS:HE2	2.02	0.95
1:A:538:GLU:HG3	4:8:352:PHE:N	1.82	0.95
1:A:721:LYS:CA	1:A:736:GLN:CD	2.34	0.95
1:A:736:GLN:CA	1:A:743:ALA:HB2	1.95	0.95
2:E:117:LEU:HD13	2:E:147:ASN:OD1	1.64	0.95
1:G:541:MET:N	4:V:349:LEU:HD21	1.80	0.95

Continued on next page...

Continued from previous page...

Atom-1	Atom-2	Interatomic distance (Å)	Clash overlap (Å)
1:J:797:PHE:HE1	3:L:146:ILE:CA	1.79	0.95
2:K:121:LEU:HG	2:K:128:PHE:HA	1.47	0.95
1:M:538:GLU:HG3	4:Z:352:PHE:N	1.81	0.95
1:M:538:GLU:N	4:Z:349:LEU:CD1	2.28	0.95
1:M:783:LEU:CA	1:M:786:ILE:HG13	1.97	0.95
1:P:215:GLN:H	1:P:340:ILE:CG1	1.72	0.95
1:P:767:PHE:HB2	1:P:772:LEU:HD21	0.97	0.95
1:D:530:MET:CA	4:9:354:GLN:CG	2.44	0.95
1:D:721:LYS:CA	1:D:736:GLN:CD	2.34	0.95
1:D:798:LEU:HD11	3:F:126:LEU:CG	1.97	0.95
1:G:28:GLN:CB	1:G:723:ARG:NH2	2.21	0.95
1:G:642:LYS:CG	4:V:23:GLY:H	1.76	0.95
1:J:510:TRP:CH2	1:J:772:LEU:HD11	2.01	0.95
1:M:723:ARG:HH22	1:M:783:LEU:HD13	0.80	0.95
4:2:287:ILE:HB	4:4:203:THR:N	1.82	0.95
1:A:499:GLU:OE1	1:A:766:PHE:CE2	2.20	0.95
1:A:649:VAL:CG1	1:A:649:VAL:CG2	2.44	0.95
2:B:117:LEU:HD13	2:B:147:ASN:OD1	1.64	0.95
2:B:150:TYR:O	2:B:151:LYS:CG	2.15	0.95
1:G:721:LYS:CA	1:G:736:GLN:CD	2.34	0.95
1:J:754:ASP:CG	1:J:780:ASP:OD2	2.04	0.95
2:K:150:TYR:O	2:K:151:LYS:CG	2.15	0.95
2:N:117:LEU:HD13	2:N:147:ASN:OD1	1.64	0.95
2:Q:150:TYR:O	2:Q:151:LYS:HB2	1.67	0.95
4:4:324:THR:HG23	4:6:244:ASP:C	1.86	0.95
1:J:206:LYS:CD	1:J:217:THR:CG2	2.16	0.94
2:N:150:TYR:O	2:N:151:LYS:HG3	1.65	0.94
1:A:557:GLU:H	4:V:48:GLY:HA2	1.32	0.94
2:H:150:TYR:O	2:H:151:LYS:CG	2.15	0.94
1:M:735:GLY:C	1:M:743:ALA:CA	2.34	0.94
1:M:834:LEU:HD13	2:N:51:PHE:CE1	2.01	0.94
1:P:538:GLU:N	4:1:349:LEU:CD1	2.28	0.94
1:P:723:ARG:NE	1:P:779:ARG:CB	2.27	0.94
1:P:789:ALA:HB1	3:R:81:GLN:CG	1.94	0.94
1:A:501:GLU:HG2	1:A:762:HIS:CE1	2.02	0.94
2:B:150:TYR:O	2:B:151:LYS:HB2	1.67	0.94
1:J:642:LYS:HD2	4:W:24:ASP:O	1.65	0.94
1:J:817:GLN:CG	2:K:127:ARG:HB2	1.97	0.94
1:P:829:TRP:CH2	2:Q:87:LYS:CE	2.51	0.94
4:1:245:GLY:H	4:Y:291:LYS:HG3	1.27	0.94
4:3:288:ASP:N	4:5:203:THR:HG22	1.80	0.94

Continued on next page...

Continued from previous page...

Atom-1	Atom-2	Interatomic distance (Å)	Clash overlap (Å)
4:8:288:ASP:HA	4:V:204:ALA:HB2	1.48	0.94
1:D:530:MET:HA	4:9:354:GLN:HG3	0.96	0.94
1:G:556:ASP:OD1	4:X:47:MET:HE3	1.66	0.94
1:M:826:VAL:HG21	2:N:88:LEU:HD21	1.50	0.94
2:N:150:TYR:O	2:N:151:LYS:CG	2.15	0.94
1:A:814:PHE:CA	2:B:127:ARG:HH11	1.70	0.94
1:D:797:PHE:CE1	3:F:146:ILE:CG2	2.45	0.94
2:E:121:LEU:HG	2:E:128:PHE:HA	1.46	0.94
2:H:121:LEU:HG	2:H:128:PHE:CA	1.60	0.94
1:J:538:GLU:N	4:W:349:LEU:CD1	2.28	0.94
1:M:737:PHE:HE2	3:O:84:PHE:CE2	1.80	0.94
2:Q:121:LEU:HG	2:Q:128:PHE:CA	1.59	0.94
1:A:530:MET:HA	4:8:354:GLN:HG3	0.96	0.94
1:A:795:ARG:NE	3:C:116:GLU:OE2	2.00	0.94
1:D:206:LYS:CD	1:D:217:THR:CG2	2.16	0.94
1:D:815:CYS:SG	2:E:92:ASP:OD1	2.23	0.94
1:J:218:LEU:CB	1:J:221:GLN:CG	2.46	0.94
1:A:149:GLN:CB	1:A:718:ALA:CB	2.36	0.94
1:D:541:MET:N	4:9:349:LEU:HD21	1.80	0.94
2:E:163:ALA:O	2:K:21:GLU:N	2.01	0.94
1:G:546:THR:HG22	1:G:548:THR:H	1.32	0.94
1:G:639:GLY:N	4:V:345:ILE:N	1.94	0.94
1:G:641:LYS:HD2	1:G:647:GLN:CD	1.70	0.94
1:J:530:MET:CA	4:W:354:GLN:CG	2.44	0.94
1:P:530:MET:HA	4:1:354:GLN:HG3	0.96	0.94
1:P:612:GLN:NE2	1:P:627:GLY:HA3	1.83	0.94
1:P:799:MET:SD	3:R:32:ASP:CG	2.46	0.94
1:J:612:GLN:NE2	1:J:627:GLY:HA3	1.83	0.94
1:J:641:LYS:HG3	1:J:647:GLN:NE2	1.58	0.94
1:J:736:GLN:CA	1:J:743:ALA:HB2	1.95	0.94
1:J:798:LEU:HD11	3:L:126:LEU:HD13	1.45	0.94
1:M:530:MET:HA	4:Z:354:GLN:HG3	0.96	0.94
1:M:635:GLY:HA3	4:Z:334:GLU:HG2	1.47	0.94
1:P:721:LYS:CA	1:P:736:GLN:CD	2.34	0.94
4:7:288:ASP:HA	4:9:204:ALA:HB2	1.48	0.94
4:9:288:ASP:HA	4:W:204:ALA:HB2	1.48	0.94
4:X:292:ASP:CG	4:Z:244:ASP:CB	2.34	0.94
1:A:612:GLN:NE2	1:A:627:GLY:HA3	1.83	0.94
1:G:817:GLN:HG2	2:H:127:ARG:CB	1.98	0.94
1:M:612:GLN:NE2	1:M:627:GLY:CA	2.31	0.94
1:A:799:MET:SD	3:C:32:ASP:HA	2.05	0.94

Continued on next page...

Continued from previous page...

Atom-1	Atom-2	Interatomic distance (Å)	Clash overlap (Å)
1:D:218:LEU:CB	1:D:221:GLN:CG	2.46	0.94
2:E:150:TYR:O	2:E:151:LYS:CG	2.15	0.94
1:G:538:GLU:N	4:V:349:LEU:CD1	2.29	0.94
1:J:792:ALA:HA	3:L:42:THR:HA	1.50	0.94
1:J:817:GLN:HB3	2:K:127:ARG:HH11	1.33	0.94
1:M:218:LEU:CB	1:M:221:GLN:CG	2.46	0.94
1:P:819:ASN:OD1	2:Q:92:ASP:CB	2.16	0.94
1:D:215:GLN:HA	1:D:340:ILE:HG23	0.95	0.93
1:G:829:TRP:CZ3	2:H:84:PHE:CZ	2.56	0.93
4:3:322:PRO:CB	4:5:244:ASP:CG	2.37	0.93
1:A:218:LEU:CB	1:A:221:GLN:CG	2.46	0.93
1:A:637:LYS:NZ	4:8:141:SER:O	1.99	0.93
1:A:836:PHE:HZ	2:B:160:GLY:H	1.16	0.93
1:D:612:GLN:NE2	1:D:627:GLY:HA3	1.83	0.93
1:M:530:MET:CE	4:Z:354:GLN:CG	2.40	0.93
1:D:576:GLU:CG	1:D:577:ALA:H	1.75	0.93
1:D:823:PHE:HE1	2:E:160:GLY:HA3	1.32	0.93
1:J:530:MET:HA	4:W:354:GLN:HG3	0.96	0.93
1:J:541:MET:N	4:W:349:LEU:HD21	1.80	0.93
1:J:557:GLU:HA	4:Y:47:MET:HA	1.04	0.93
1:M:215:GLN:HA	1:M:340:ILE:HG23	0.95	0.93
1:P:218:LEU:CB	1:P:221:GLN:CG	2.46	0.93
1:D:629:GLU:CB	1:D:643:GLY:O	2.17	0.93
1:D:727:LEU:HB2	1:D:782:MLY:NZ	1.82	0.93
1:J:736:GLN:HA	1:J:743:ALA:HB2	1.50	0.93
1:M:798:LEU:HD11	3:O:126:LEU:HD13	1.49	0.93
1:M:836:PHE:CE2	2:N:160:GLY:N	2.35	0.93
1:P:530:MET:CA	4:1:354:GLN:CG	2.44	0.93
2:Q:150:TYR:O	2:Q:151:LYS:CG	2.15	0.93
1:A:612:GLN:NE2	1:A:627:GLY:CA	2.31	0.93
1:D:642:LYS:CG	4:9:23:GLY:H	1.77	0.93
1:G:832:MET:SD	2:H:84:PHE:CE2	2.61	0.93
1:J:829:TRP:CH2	2:K:87:LYS:CE	2.51	0.93
2:K:117:LEU:HD13	2:K:147:ASN:OD1	1.64	0.93
1:M:530:MET:CA	4:Z:354:GLN:CG	2.44	0.93
1:M:612:GLN:NE2	1:M:627:GLY:HA3	1.83	0.93
1:M:641:LYS:HD2	1:M:647:GLN:CD	1.70	0.93
1:P:215:GLN:HA	1:P:340:ILE:HG23	0.95	0.93
1:A:707:CYS:HA	1:A:714:ARG:NH1	1.84	0.93
1:D:739:ASP:HB3	1:D:742:LYS:CB	1.98	0.93
1:D:800:ARG:O	3:F:149:VAL:CG2	2.15	0.93

Continued on next page...

Continued from previous page...

Atom-1	Atom-2	Interatomic distance (Å)	Clash overlap (Å)
1:G:537:GLU:C	4:V:349:LEU:CD1	2.21	0.93
1:G:797:PHE:CZ	3:I:146:ILE:HD11	2.01	0.93
1:J:84:MLY:CH2	1:J:720:PHE:CA	2.41	0.93
1:P:612:GLN:NE2	1:P:627:GLY:CA	2.31	0.93
1:D:612:GLN:NE2	1:D:627:GLY:CA	2.31	0.93
1:G:97:LEU:CD2	1:G:712:PRO:HB2	1.97	0.93
1:G:754:ASP:CA	1:G:776:GLU:OE1	2.16	0.93
1:M:537:GLU:C	4:Z:349:LEU:CD1	2.20	0.93
1:M:709:LYS:H	1:M:710:GLY:N	1.59	0.93
1:M:818:TYR:CD1	2:N:127:ARG:NH1	2.37	0.93
1:P:797:PHE:HE1	3:R:146:ILE:HA	1.14	0.93
1:P:838:ILE:CD1	2:Q:54:MET:HE1	1.95	0.93
1:A:641:LYS:HG3	1:A:647:GLN:NE2	1.58	0.93
1:A:642:LYS:CG	4:8:23:GLY:H	1.77	0.93
1:D:537:GLU:C	4:9:349:LEU:CD1	2.20	0.93
1:D:642:LYS:CB	4:9:21:PHE:O	2.17	0.93
1:J:612:GLN:NE2	1:J:627:GLY:CA	2.31	0.93
1:M:538:GLU:N	4:Z:351:THR:H	1.67	0.93
1:M:541:MET:N	4:Z:349:LEU:HD21	1.80	0.93
1:M:736:GLN:CA	1:M:743:ALA:HB2	1.95	0.93
1:M:739:ASP:HB3	1:M:742:LYS:CB	1.98	0.93
1:M:838:ILE:CD1	2:N:54:MET:HE1	1.95	0.93
4:2:288:ASP:CG	4:4:203:THR:HG23	1.86	0.93
1:G:635:GLY:HA3	4:V:334:GLU:HG2	1.46	0.93
1:J:542:PHE:HA	4:W:143:TYR:HE1	1.34	0.93
1:J:739:ASP:HB3	1:J:742:LYS:CB	1.98	0.93
2:K:149:ASP:CG	2:K:150:TYR:H	1.73	0.93
2:Q:121:LEU:HG	2:Q:128:PHE:HA	1.47	0.93
4:V:325:MET:CE	4:X:244:ASP:CG	2.37	0.93
1:A:538:GLU:N	4:8:351:THR:H	1.67	0.93
1:D:795:ARG:HB3	3:F:35:ARG:NH2	1.82	0.93
1:J:642:LYS:CG	4:W:23:GLY:H	1.77	0.93
1:M:648:THR:HG21	1:M:651:ALA:HB2	1.50	0.93
1:M:724:TYR:OH	1:M:775:LEU:HB3	1.69	0.93
1:P:541:MET:N	4:1:349:LEU:HD21	1.80	0.93
4:2:287:ILE:CD1	4:4:203:THR:HB	1.98	0.93
4:W:286:ASP:OD1	4:Y:202:THR:HB	1.69	0.93
4:W:325:MET:CE	4:Y:244:ASP:CG	2.37	0.93
1:A:707:CYS:CA	1:A:714:ARG:NH2	2.32	0.92
1:A:739:ASP:HB3	1:A:742:LYS:CB	1.98	0.92
1:D:546:THR:HG22	1:D:548:THR:H	1.32	0.92

Continued on next page...

Continued from previous page...

Atom-1	Atom-2	Interatomic distance (Å)	Clash overlap (Å)
1:D:648:THR:HG21	1:D:651:ALA:HB2	1.50	0.92
2:E:121:LEU:CA	2:E:128:PHE:CB	2.46	0.92
1:G:612:GLN:NE2	1:G:627:GLY:CA	2.31	0.92
1:G:612:GLN:NE2	1:G:627:GLY:HA3	1.83	0.92
1:M:206:LYS:CD	1:M:217:THR:CG2	2.16	0.92
1:M:636:LYS:HD2	4:Z:332:PRO:HB3	1.52	0.92
1:M:829:TRP:CH2	2:N:87:LYS:CE	2.52	0.92
1:P:546:THR:HG22	1:P:548:THR:H	1.32	0.92
1:P:736:GLN:CA	1:P:743:ALA:HB2	1.95	0.92
1:A:800:ARG:O	3:C:149:VAL:CG2	2.18	0.92
1:D:724:TYR:HA	1:D:782:MLY:HD2	0.95	0.92
1:D:736:GLN:HA	1:D:743:ALA:HB2	1.51	0.92
1:J:642:LYS:CB	4:W:21:PHE:O	2.17	0.92
1:J:795:ARG:NE	3:L:116:GLU:CD	2.22	0.92
1:M:213:LYS:HA	1:M:220:ASP:CG	1.90	0.92
1:P:629:GLU:CB	1:P:643:GLY:O	2.17	0.92
1:D:726:VAL:HG12	1:D:785:GLU:CB	1.99	0.92
1:G:213:LYS:HA	1:G:220:ASP:CG	1.90	0.92
1:G:278:GLN:HG2	1:G:317:GLU:HB2	1.52	0.92
1:G:795:ARG:CB	3:I:118:MET:HE1	1.99	0.92
1:A:278:GLN:HG2	1:A:317:GLU:HB2	1.52	0.92
1:G:641:LYS:HG3	1:G:647:GLN:NE2	1.58	0.92
1:J:215:GLN:HA	1:J:340:ILE:HG23	0.95	0.92
1:J:641:LYS:HE3	1:J:647:GLN:CG	2.00	0.92
1:M:629:GLU:CB	1:M:643:GLY:O	2.17	0.92
1:P:542:PHE:HA	4:1:143:TYR:HE1	1.34	0.92
1:P:739:ASP:HB3	1:P:742:LYS:CB	1.99	0.92
1:A:213:LYS:HA	1:A:220:ASP:CG	1.90	0.92
1:G:149:GLN:CG	1:G:716:LEU:HD11	1.99	0.92
1:G:503:TYR:HE1	1:G:711:PHE:CD2	1.85	0.92
1:G:788:THR:O	3:I:42:THR:HG21	1.69	0.92
1:J:629:GLU:CB	1:J:643:GLY:O	2.17	0.92
1:J:831:TRP:HH2	2:K:47:LEU:HD21	0.97	0.92
1:P:642:LYS:CB	4:1:21:PHE:O	2.17	0.92
4:1:167:GLU:CD	4:3:42:GLY:CA	2.36	0.92
4:2:288:ASP:N	4:4:203:THR:HG22	1.82	0.92
1:D:542:PHE:HA	4:9:143:TYR:HE1	1.34	0.92
1:G:648:THR:HG21	1:G:651:ALA:HB2	1.50	0.92
2:K:150:TYR:O	2:K:151:LYS:HB2	1.67	0.92
4:1:113:LYS:NZ	4:2:252:ASN:HB2	1.84	0.92
1:A:752:ASP:CG	1:A:782:MLY:HD3	1.90	0.92

Continued on next page...

Continued from previous page...

Atom-1	Atom-2	Interatomic distance (Å)	Clash overlap (Å)
1:D:213:LYS:HA	1:D:220:ASP:CG	1.90	0.92
1:D:557:GLU:N	4:W:48:GLY:CA	2.12	0.92
1:D:638:GLY:HA3	4:9:341:ILE:O	1.70	0.92
1:D:641:LYS:HE3	1:D:647:GLN:CG	2.00	0.92
1:D:713:SER:CB	1:D:775:LEU:HD22	2.00	0.92
1:J:213:LYS:HA	1:J:220:ASP:CG	1.90	0.92
1:J:553:MLY:HE3	4:Y:45:VAL:HG11	1.47	0.92
1:M:546:THR:HG22	1:M:548:THR:H	1.32	0.92
1:M:798:LEU:CG	3:O:126:LEU:HD11	2.00	0.92
1:P:722:GLN:HE22	3:R:86:ASP:H	0.93	0.92
1:A:735:GLY:C	1:A:743:ALA:HA	1.90	0.92
1:A:798:LEU:CD2	3:C:126:LEU:HD11	1.98	0.92
2:E:162:ASP:O	2:K:21:GLU:HB2	1.69	0.92
1:G:505:MLY:HD2	1:G:762:HIS:HE2	1.23	0.92
1:M:737:PHE:CE2	3:O:85:GLU:CD	2.36	0.92
1:P:213:LYS:HA	1:P:220:ASP:CG	1.90	0.92
1:A:550:PHE:HA	4:V:46:GLY:CA	2.00	0.92
1:A:635:GLY:HA3	4:8:334:GLU:HG2	1.46	0.92
1:D:636:LYS:HD2	4:9:332:PRO:HB3	1.52	0.92
1:G:218:LEU:CB	1:G:221:GLN:CG	2.46	0.92
1:G:629:GLU:CB	1:G:643:GLY:O	2.17	0.92
1:J:821:ARG:HH21	2:K:127:ARG:HG2	1.29	0.92
1:M:735:GLY:C	1:M:743:ALA:HA	1.90	0.92
2:Q:121:LEU:CB	2:Q:128:PHE:HB3	1.69	0.92
4:2:287:ILE:CG1	4:4:202:THR:HB	2.00	0.92
4:X:287:ILE:CG2	4:Z:199:SER:O	2.17	0.92
1:A:546:THR:HG22	1:A:548:THR:H	1.32	0.92
1:D:537:GLU:O	4:9:349:LEU:HD13	0.74	0.92
1:J:218:LEU:HA	1:J:221:GLN:CG	2.00	0.92
1:P:641:LYS:HE3	1:P:647:GLN:CG	2.00	0.92
1:P:792:ALA:HB1	3:R:40:ASN:O	1.69	0.92
4:4:287:ILE:HD13	4:6:203:THR:CB	1.92	0.92
1:A:530:MET:CA	4:8:354:GLN:CG	2.44	0.91
1:A:636:LYS:HD2	4:8:332:PRO:HB3	1.51	0.91
1:G:636:LYS:HD2	4:V:332:PRO:HB3	1.52	0.91
1:J:538:GLU:N	4:W:351:THR:H	1.67	0.91
1:M:819:ASN:OD1	2:N:92:ASP:CB	2.18	0.91
1:P:218:LEU:HA	1:P:221:GLN:CG	2.00	0.91
2:Q:149:ASP:CG	2:Q:150:TYR:H	1.73	0.91
4:2:287:ILE:CG1	4:4:202:THR:CB	2.48	0.91
4:4:322:PRO:HB2	4:6:244:ASP:HB3	1.49	0.91

Continued on next page...

Continued from previous page...

Atom-1	Atom-2	Interatomic distance (Å)	Clash overlap (Å)
1:A:549:SER:C	4:V:46:GLY:HA3	1.89	0.91
1:G:537:GLU:O	4:V:349:LEU:HD13	0.74	0.91
1:M:537:GLU:O	4:Z:349:LEU:HD13	0.73	0.91
1:M:797:PHE:CZ	3:O:146:ILE:CG2	2.53	0.91
1:M:817:GLN:HB3	2:N:127:ARG:HD2	1.47	0.91
1:A:831:TRP:CE2	2:B:51:PHE:CE1	2.58	0.91
1:G:567:LYS:HZ2	4:X:92:ASN:HD22	1.04	0.91
1:G:821:ARG:HH22	2:H:127:ARG:CG	1.82	0.91
1:G:831:TRP:NE1	2:H:67:MET:HB3	1.86	0.91
1:J:97:LEU:CD2	1:J:712:PRO:CB	2.48	0.91
1:J:537:GLU:O	4:W:349:LEU:HD13	0.73	0.91
1:J:636:LYS:HD2	4:W:332:PRO:HB3	1.52	0.91
1:J:648:THR:HG21	1:J:651:ALA:HB2	1.50	0.91
1:M:538:GLU:N	4:Z:349:LEU:HD12	1.86	0.91
1:A:629:GLU:CB	1:A:643:GLY:O	2.17	0.91
1:A:641:LYS:HE3	1:A:647:GLN:CG	2.00	0.91
1:A:642:LYS:CB	4:8:21:PHE:O	2.17	0.91
1:A:795:ARG:HG2	3:C:118:MET:CE	2.00	0.91
1:G:530:MET:CA	4:V:354:GLN:CG	2.45	0.91
1:G:567:LYS:HZ1	4:X:92:ASN:ND2	1.65	0.91
1:G:736:GLN:CA	1:G:743:ALA:HB2	1.95	0.91
1:G:769:ALA:CB	1:G:770:GLY:HA2	2.00	0.91
1:G:797:PHE:HZ	3:I:146:ILE:CD1	1.42	0.91
1:J:638:GLY:HA3	4:W:341:ILE:O	1.70	0.91
1:J:829:TRP:CE3	2:K:87:LYS:NZ	2.39	0.91
2:K:121:LEU:CA	2:K:128:PHE:CB	2.46	0.91
1:M:278:GLN:HG2	1:M:317:GLU:HB2	1.52	0.91
1:P:649:VAL:CG1	1:P:649:VAL:C	2.38	0.91
1:P:819:ASN:ND2	2:Q:92:ASP:CB	2.30	0.91
4:V:286:ASP:OD2	4:X:203:THR:HG22	1.69	0.91
4:V:324:THR:CG2	4:X:247:VAL:H	1.83	0.91
1:A:206:LYS:CD	1:A:217:THR:CG2	2.16	0.91
1:A:215:GLN:HA	1:A:340:ILE:HG23	0.95	0.91
1:A:836:PHE:CZ	2:B:159:HIS:C	2.43	0.91
1:D:544:LYS:HD2	4:9:147:ARG:HB3	1.53	0.91
1:D:795:ARG:HH21	3:F:116:GLU:CG	1.84	0.91
1:P:278:GLN:HG2	1:P:317:GLU:HB2	1.52	0.91
1:P:537:GLU:O	4:1:349:LEU:HD13	0.73	0.91
1:P:723:ARG:NH2	1:P:779:ARG:C	2.23	0.91
1:A:649:VAL:CG1	1:A:649:VAL:C	2.38	0.91
1:A:814:PHE:N	2:B:127:ARG:NH1	2.17	0.91

Continued on next page...

Continued from previous page...

Atom-1	Atom-2	Interatomic distance (Å)	Clash overlap (Å)
1:D:712:PRO:CG	1:D:771:LEU:HB2	1.98	0.91
1:G:739:ASP:HB3	1:G:742:LYS:CB	1.99	0.91
1:J:538:GLU:N	4:W:349:LEU:HD12	1.86	0.91
1:P:630:ALA:O	4:1:25:ASP:CG	2.09	0.91
1:P:636:LYS:HD2	4:1:332:PRO:HB3	1.52	0.91
1:P:817:GLN:CG	2:Q:127:ARG:CD	2.48	0.91
1:A:149:GLN:NE2	1:A:718:ALA:HB2	1.83	0.91
1:A:537:GLU:O	4:8:349:LEU:HD13	0.73	0.91
1:G:642:LYS:CB	4:V:21:PHE:O	2.17	0.91
2:H:150:TYR:O	2:H:151:LYS:HB2	1.67	0.91
1:M:829:TRP:CH2	2:N:87:LYS:HE2	2.06	0.91
1:P:84:MLY:HB3	1:P:780:ASP:OD1	1.70	0.91
1:P:544:LYS:HD2	4:1:147:ARG:HB3	1.53	0.91
1:A:795:ARG:HG2	3:C:118:MET:HE3	1.51	0.91
1:D:218:LEU:HA	1:D:221:GLN:CG	2.01	0.91
1:D:534:SER:HA	4:9:350:SER:O	1.71	0.91
1:D:649:VAL:CG1	1:D:649:VAL:C	2.38	0.91
1:G:218:LEU:HA	1:G:221:GLN:CG	2.01	0.91
1:G:641:LYS:HE3	1:G:647:GLN:CG	2.00	0.91
3:I:62:ALA:O	3:I:63:ILE:CG1	2.19	0.91
1:J:544:LYS:HD2	4:W:147:ARG:HB3	1.53	0.91
1:M:641:LYS:HE3	1:M:647:GLN:CG	2.00	0.91
1:M:642:LYS:CB	4:Z:21:PHE:O	2.17	0.91
1:M:649:VAL:CG1	1:M:649:VAL:C	2.38	0.91
1:P:648:THR:HG21	1:P:651:ALA:HB2	1.50	0.91
1:P:797:PHE:CD1	3:R:146:ILE:HG23	2.06	0.91
1:A:149:GLN:CD	1:A:718:ALA:HB3	1.92	0.91
1:D:557:GLU:H	4:W:48:GLY:HA2	1.32	0.91
1:D:649:VAL:CB	1:D:649:VAL:CG2	2.49	0.91
2:E:149:ASP:CG	2:E:150:TYR:H	1.72	0.91
1:G:769:ALA:O	1:G:773:GLY:CA	2.18	0.91
1:G:783:LEU:O	1:G:787:ILE:HB	1.70	0.91
1:J:278:GLN:HG2	1:J:317:GLU:HB2	1.52	0.91
1:J:756:THR:CA	1:J:776:GLU:OE1	2.19	0.91
1:J:819:ASN:ND2	2:K:92:ASP:CB	2.32	0.91
1:P:538:GLU:N	4:1:351:THR:H	1.67	0.91
1:P:638:GLY:HA3	4:1:341:ILE:O	1.70	0.91
1:P:649:VAL:CB	1:P:649:VAL:CG2	2.49	0.91
4:4:288:ASP:OD1	4:6:203:THR:HG23	1.70	0.91
1:A:218:LEU:HA	1:A:221:GLN:CG	2.01	0.91
1:A:648:THR:HG21	1:A:651:ALA:HB2	1.50	0.91

Continued on next page...

Continued from previous page...

Atom-1	Atom-2	Interatomic distance (Å)	Clash overlap (Å)
1:D:507:GLY:CA	1:D:762:HIS:CG	2.53	0.91
1:D:549:SER:C	4:W:46:GLY:HA3	1.90	0.91
1:D:550:PHE:HA	4:W:46:GLY:CA	2.00	0.91
1:D:727:LEU:N	1:D:782:MLY:HE2	1.85	0.91
1:D:735:GLY:C	1:D:743:ALA:HA	1.91	0.91
1:G:538:GLU:N	4:V:351:THR:H	1.68	0.91
1:G:754:ASP:N	1:G:776:GLU:OE1	2.03	0.91
1:G:755:HIS:HB2	1:G:779:ARG:HH22	1.28	0.91
1:J:798:LEU:HD11	3:L:126:LEU:HD11	0.93	0.91
2:N:150:TYR:O	2:N:151:LYS:HB2	1.67	0.91
1:P:410:ASN:OD1	4:1:334:GLU:C	2.10	0.91
1:P:642:LYS:CG	4:1:23:GLY:H	1.77	0.91
1:A:502:GLU:HG3	1:A:761:GLY:CA	2.00	0.90
1:D:735:GLY:O	1:D:743:ALA:CA	2.19	0.90
1:D:791:GLN:OE1	3:F:116:GLU:CG	2.18	0.90
2:E:150:TYR:O	2:E:151:LYS:HB2	1.67	0.90
1:G:736:GLN:HA	1:G:743:ALA:HB2	1.51	0.90
1:G:757:GLN:CG	1:G:776:GLU:CG	2.08	0.90
1:J:561:LYS:HE3	4:Y:48:GLY:HA3	1.50	0.90
1:M:735:GLY:O	1:M:743:ALA:CA	2.19	0.90
1:P:789:ALA:CB	3:R:81:GLN:HG2	1.99	0.90
1:D:747:LEU:CD2	1:D:782:MLY:HH11	2.01	0.90
3:F:62:ALA:O	3:F:63:ILE:CG1	2.19	0.90
1:G:649:VAL:CG1	1:G:649:VAL:C	2.38	0.90
3:I:62:ALA:O	3:I:63:ILE:HG12	1.71	0.90
1:J:649:VAL:CB	1:J:649:VAL:CG2	2.49	0.90
1:A:502:GLU:CG	1:A:761:GLY:N	2.33	0.90
1:A:754:ASP:OD2	1:A:778:MET:HE1	1.70	0.90
3:F:62:ALA:O	3:F:63:ILE:HG12	1.71	0.90
1:G:410:ASN:OD1	4:V:334:GLU:C	2.09	0.90
1:G:735:GLY:C	1:G:743:ALA:HA	1.90	0.90
3:L:62:ALA:O	3:L:63:ILE:CG1	2.19	0.90
1:M:797:PHE:HE1	3:O:146:ILE:C	1.67	0.90
1:A:502:GLU:CB	1:A:761:GLY:HA3	2.00	0.90
1:D:278:GLN:HG2	1:D:317:GLU:HB2	1.52	0.90
1:D:538:GLU:N	4:9:349:LEU:HD12	1.86	0.90
1:D:732:ILE:HG21	1:D:782:MLY:HH21	0.97	0.90
1:G:544:LYS:HD2	4:V:147:ARG:HB3	1.53	0.90
1:M:817:GLN:CG	2:N:127:ARG:CD	2.48	0.90
1:A:795:ARG:CG	3:C:35:ARG:HH12	1.84	0.90
3:C:62:ALA:O	3:C:63:ILE:CG1	2.19	0.90

Continued on next page...

Continued from previous page...

Atom-1	Atom-2	Interatomic distance (Å)	Clash overlap (Å)
1:D:410:ASN:OD1	4:9:334:GLU:C	2.10	0.90
1:J:410:ASN:OD1	4:W:334:GLU:C	2.10	0.90
1:J:649:VAL:CG1	1:J:649:VAL:C	2.38	0.90
1:M:218:LEU:HA	1:M:221:GLN:CG	2.01	0.90
1:M:544:LYS:HD2	4:Z:147:ARG:HB3	1.52	0.90
1:M:713:SER:CB	1:M:772:LEU:HD23	2.00	0.90
3:R:62:ALA:O	3:R:63:ILE:CG1	2.19	0.90
4:1:167:GLU:OE1	4:3:41:GLN:O	1.89	0.90
1:A:544:LYS:HD2	4:8:147:ARG:HB3	1.53	0.90
1:A:831:TRP:CZ2	2:B:50:THR:HB	2.06	0.90
1:G:757:GLN:OE1	1:G:772:LEU:O	1.90	0.90
1:G:769:ALA:HB1	1:G:770:GLY:HA2	1.54	0.90
1:J:630:ALA:O	4:W:25:ASP:CG	2.09	0.90
1:M:84:MLY:CH1	1:M:776:GLU:OE2	2.19	0.90
1:M:410:ASN:OD1	4:Z:334:GLU:C	2.10	0.90
1:M:649:VAL:CG2	1:M:649:VAL:HG13	2.02	0.90
2:Q:121:LEU:CA	2:Q:128:PHE:CB	2.46	0.90
1:A:629:GLU:HG2	1:A:643:GLY:O	1.72	0.90
1:A:649:VAL:CG2	1:A:649:VAL:HG13	2.02	0.90
1:A:795:ARG:CB	3:C:35:ARG:CZ	2.36	0.90
1:D:553:MLY:HE2	4:W:45:VAL:HA	1.53	0.90
1:J:649:VAL:CG2	1:J:649:VAL:HG13	2.02	0.90
1:J:735:GLY:C	1:J:743:ALA:HA	1.90	0.90
1:J:792:ALA:N	3:L:42:THR:CG2	2.27	0.90
4:2:287:ILE:CD1	4:4:203:THR:N	2.34	0.90
1:A:735:GLY:O	1:A:743:ALA:CA	2.19	0.90
1:D:538:GLU:N	4:9:351:THR:H	1.68	0.90
2:H:121:LEU:CB	2:H:128:PHE:HB3	1.69	0.90
1:J:756:THR:HG22	1:J:776:GLU:HB3	1.53	0.90
1:J:834:LEU:HD12	2:K:51:PHE:HE1	1.36	0.90
3:L:62:ALA:O	3:L:63:ILE:HG12	1.71	0.90
1:M:530:MET:N	4:Z:354:GLN:HB3	1.87	0.90
1:M:725:ARG:HD2	3:O:85:GLU:OE2	1.70	0.90
1:M:783:LEU:HB3	1:M:786:ILE:HD11	1.52	0.90
1:P:629:GLU:HG2	1:P:643:GLY:O	1.72	0.90
1:P:724:TYR:HE1	1:P:775:LEU:HG	1.28	0.90
1:P:735:GLY:C	1:P:743:ALA:HA	1.90	0.90
3:R:62:ALA:O	3:R:63:ILE:HG12	1.71	0.90
1:A:530:MET:N	4:8:354:GLN:HB3	1.87	0.90
1:A:553:MLY:CG	4:V:44:MET:O	2.20	0.90
1:D:550:PHE:CA	4:W:46:GLY:HA3	2.02	0.90

Continued on next page...

Continued from previous page...

Atom-1	Atom-2	Interatomic distance (Å)	Clash overlap (Å)
1:P:649:VAL:CG2	1:P:649:VAL:HG13	2.02	0.90
4:1:167:GLU:OE2	4:3:42:GLY:HA3	1.72	0.90
1:A:795:ARG:HD2	3:C:35:ARG:NH1	1.86	0.90
1:A:814:PHE:N	2:B:127:ARG:HH11	1.69	0.90
2:B:137:TRP:HA	2:B:145:ALA:HB2	1.54	0.90
1:D:506:GLU:CG	1:D:764:MLY:CE	2.50	0.90
2:E:144:VAL:HG13	2:E:153:ILE:HD11	1.21	0.90
1:J:215:GLN:H	1:J:340:ILE:CG1	1.72	0.90
1:J:538:GLU:O	4:W:349:LEU:CG	2.20	0.90
1:J:829:TRP:CH2	2:K:87:LYS:NZ	2.39	0.90
1:M:797:PHE:CD1	3:O:146:ILE:HG23	2.06	0.90
1:P:85:TYR:OH	1:P:776:GLU:HG3	1.72	0.90
1:A:505:MLY:HG3	1:A:741:LYS:HZ1	1.34	0.89
1:D:508:ILE:HA	1:D:761:GLY:HA3	1.52	0.89
1:M:538:GLU:O	4:Z:349:LEU:CG	2.20	0.89
1:M:635:GLY:CA	4:Z:341:ILE:HD13	2.02	0.89
3:O:62:ALA:O	3:O:63:ILE:HG12	1.71	0.89
1:P:831:TRP:CH2	2:Q:47:LEU:HD22	2.06	0.89
1:A:553:MLY:HE2	4:V:45:VAL:HA	1.53	0.89
1:A:818:TYR:CB	2:B:90:GLY:N	2.34	0.89
1:D:553:MLY:CG	4:W:44:MET:O	2.20	0.89
1:D:630:ALA:O	4:9:25:ASP:CG	2.09	0.89
1:D:649:VAL:CG2	1:D:649:VAL:HG13	2.02	0.89
1:D:795:ARG:HB2	3:F:35:ARG:NH1	1.85	0.89
1:G:538:GLU:O	4:V:349:LEU:CG	2.20	0.89
1:G:629:GLU:HG2	1:G:643:GLY:O	1.72	0.89
1:J:534:SER:HA	4:W:350:SER:O	1.71	0.89
3:L:24:LYS:HB3	3:L:63:ILE:O	1.72	0.89
2:N:121:LEU:CB	2:N:128:PHE:HB3	1.69	0.89
1:A:721:LYS:CB	1:A:736:GLN:OE1	2.20	0.89
1:A:834:LEU:CD2	2:B:54:MET:HE3	2.02	0.89
1:D:538:GLU:OE2	4:9:355:MET:HE3	1.72	0.89
1:D:726:VAL:O	1:D:785:GLU:HG2	1.71	0.89
1:G:649:VAL:CG2	1:G:649:VAL:HG13	2.02	0.89
1:G:791:GLN:HE22	3:I:115:GLY:HA2	1.34	0.89
1:J:629:GLU:HG2	1:J:643:GLY:O	1.72	0.89
1:M:736:GLN:HA	1:M:743:ALA:HB2	1.51	0.89
1:M:791:GLN:HE22	3:O:115:GLY:HA3	1.37	0.89
1:P:534:SER:HA	4:1:350:SER:O	1.71	0.89
1:P:735:GLY:O	1:P:743:ALA:CA	2.19	0.89
1:A:538:GLU:O	4:8:349:LEU:CG	2.20	0.89

Continued on next page...

Continued from previous page...

Atom-1	Atom-2	Interatomic distance (Å)	Clash overlap (Å)
1:G:649:VAL:CB	1:G:649:VAL:CG2	2.49	0.89
1:J:635:GLY:CA	4:W:341:ILE:HD13	2.02	0.89
1:J:836:PHE:HE1	2:K:159:HIS:HA	1.38	0.89
1:P:797:PHE:HD1	3:R:146:ILE:O	1.56	0.89
1:A:649:VAL:CB	1:A:649:VAL:CG2	2.50	0.89
1:D:819:ASN:CB	2:E:90:GLY:O	2.20	0.89
1:G:534:SER:HA	4:V:350:SER:O	1.72	0.89
1:G:721:LYS:CB	1:G:736:GLN:OE1	2.20	0.89
1:P:826:VAL:HG21	2:Q:88:LEU:HD21	1.52	0.89
1:J:530:MET:N	4:W:354:GLN:HB3	1.87	0.89
1:M:630:ALA:O	4:Z:25:ASP:CG	2.09	0.89
1:M:649:VAL:CB	1:M:649:VAL:CG2	2.49	0.89
1:M:791:GLN:NE2	3:O:115:GLY:HA3	1.87	0.89
1:P:721:LYS:CB	1:P:736:GLN:OE1	2.20	0.89
4:1:110:LEU:CA	4:2:195:GLU:HG3	2.03	0.89
4:2:322:PRO:HB3	4:4:244:ASP:CG	1.93	0.89
1:A:410:ASN:OD1	4:8:334:GLU:C	2.10	0.89
1:A:550:PHE:CA	4:V:46:GLY:HA3	2.02	0.89
1:D:530:MET:N	4:9:354:GLN:HB3	1.87	0.89
1:D:629:GLU:HG2	1:D:643:GLY:O	1.72	0.89
1:D:834:LEU:CD2	2:E:54:MET:CE	2.50	0.89
1:G:735:GLY:O	1:G:743:ALA:CA	2.19	0.89
1:J:28:GLN:HA	1:J:723:ARG:HH21	1.11	0.89
1:M:534:SER:HA	4:Z:350:SER:O	1.71	0.89
3:O:62:ALA:O	3:O:63:ILE:CG1	2.19	0.89
1:P:635:GLY:CA	4:1:341:ILE:HD13	2.02	0.89
4:W:325:MET:HE1	4:Y:244:ASP:CG	1.93	0.89
1:A:630:ALA:O	4:8:25:ASP:CG	2.10	0.89
1:A:641:LYS:HD2	4:8:348:SER:CB	2.02	0.89
1:D:713:SER:HB2	1:D:775:LEU:CD2	2.02	0.89
2:H:137:TRP:HA	2:H:145:ALA:HB2	1.54	0.89
1:J:642:LYS:HG2	4:W:22:ALA:CA	2.03	0.89
1:J:721:LYS:CB	1:J:736:GLN:OE1	2.20	0.89
1:J:735:GLY:O	1:J:743:ALA:CA	2.19	0.89
2:K:137:TRP:HA	2:K:145:ALA:HB2	1.53	0.89
1:M:641:LYS:HD2	4:Z:348:SER:CB	2.02	0.89
1:M:737:PHE:CD2	3:O:84:PHE:HZ	1.82	0.89
1:A:215:GLN:H	1:A:340:ILE:CG1	1.73	0.89
1:A:818:TYR:HB3	2:B:90:GLY:N	1.88	0.89
1:D:642:LYS:HG2	4:9:22:ALA:CA	2.03	0.89
1:M:629:GLU:HG2	1:M:643:GLY:O	1.72	0.89

Continued on next page...

Continued from previous page...

Atom-1	Atom-2	Interatomic distance (Å)	Clash overlap (Å)
1:M:721:LYS:CB	1:M:736:GLN:OE1	2.20	0.89
1:P:709:LYS:C	1:P:710:GLY:HA2	1.93	0.89
1:A:635:GLY:CA	4:8:341:ILE:HD13	2.02	0.89
1:A:813:ILE:HG22	2:B:127:ARG:CD	2.03	0.89
1:D:635:GLY:CA	4:9:341:ILE:HD13	2.03	0.89
1:G:829:TRP:CZ2	2:H:87:LYS:HE2	2.08	0.89
1:J:834:LEU:HD13	2:K:51:PHE:HE1	1.25	0.89
1:M:817:GLN:CG	2:N:127:ARG:HB2	2.03	0.89
1:A:534:SER:HA	4:8:350:SER:O	1.71	0.88
1:A:797:PHE:CD1	3:C:146:ILE:CG2	2.55	0.88
1:G:553:MLY:NZ	4:X:45:VAL:HG11	1.87	0.88
1:A:641:LYS:CD	1:A:647:GLN:OE1	2.17	0.88
2:E:137:TRP:HA	2:E:145:ALA:HB2	1.53	0.88
1:G:538:GLU:N	4:V:349:LEU:HD12	1.87	0.88
1:G:635:GLY:CA	4:V:341:ILE:HD13	2.03	0.88
1:J:756:THR:HG22	1:J:776:GLU:OE1	1.68	0.88
2:N:137:TRP:HA	2:N:145:ALA:HB2	1.53	0.88
1:P:538:GLU:O	4:1:349:LEU:CG	2.20	0.88
1:P:635:GLY:HA2	4:1:334:GLU:CG	2.03	0.88
1:P:642:LYS:CG	4:1:21:PHE:O	2.22	0.88
1:P:642:LYS:HG2	4:1:22:ALA:CA	2.03	0.88
1:A:215:GLN:H	1:A:340:ILE:HG12	1.05	0.88
1:A:541:MET:CB	4:8:143:TYR:OH	2.20	0.88
1:A:638:GLY:HA3	4:8:341:ILE:O	1.70	0.88
1:A:798:LEU:HD11	3:C:126:LEU:CG	2.03	0.88
1:D:538:GLU:O	4:9:349:LEU:CG	2.20	0.88
1:D:721:LYS:CB	1:D:736:GLN:OE1	2.20	0.88
1:G:821:ARG:NH2	2:H:127:ARG:CG	2.35	0.88
3:I:24:LYS:HB3	3:I:63:ILE:O	1.72	0.88
1:J:795:ARG:CZ	3:L:116:GLU:OE1	2.20	0.88
1:P:722:GLN:HB3	3:R:85:GLU:HB2	1.54	0.88
1:P:818:TYR:HE1	2:Q:127:ARG:NH2	1.58	0.88
1:P:838:ILE:CD1	2:Q:54:MET:HE3	1.99	0.88
4:2:42:GLY:HA3	4:Z:167:GLU:CD	1.93	0.88
1:A:636:LYS:H	4:8:334:GLU:CD	1.77	0.88
2:B:137:TRP:HA	2:B:145:ALA:CB	2.04	0.88
3:C:62:ALA:O	3:C:63:ILE:HG12	1.71	0.88
1:D:641:LYS:HG3	1:D:647:GLN:NE2	1.58	0.88
1:D:725:ARG:C	1:D:782:MLY:HH22	1.93	0.88
1:D:818:TYR:HB3	2:E:90:GLY:CA	2.03	0.88
2:E:137:TRP:HA	2:E:145:ALA:CB	2.04	0.88

Continued on next page...

Continued from previous page...

Atom-1	Atom-2	Interatomic distance (Å)	Clash overlap (Å)
1:G:93:MET:SD	1:G:715:VAL:CA	2.60	0.88
1:M:215:GLN:H	1:M:340:ILE:HG12	1.05	0.88
1:P:718:ALA:C	3:R:85:GLU:CG	2.41	0.88
4:2:287:ILE:HG21	4:4:202:THR:CB	2.02	0.88
4:X:291:LYS:HG3	4:Z:245:GLY:C	1.94	0.88
1:D:831:TRP:CZ2	2:E:47:LEU:HD22	2.06	0.88
1:G:641:LYS:CD	1:G:647:GLN:OE1	2.17	0.88
1:G:641:LYS:HD2	4:V:348:SER:CB	2.03	0.88
1:J:28:GLN:NE2	1:J:723:ARG:NH1	2.22	0.88
1:J:635:GLY:HA2	4:W:334:GLU:CG	2.03	0.88
1:P:718:ALA:O	3:R:85:GLU:CD	2.12	0.88
1:A:599:ASN:OD1	1:A:649:VAL:HB	1.72	0.88
2:B:121:LEU:CB	2:B:128:PHE:HB3	1.69	0.88
1:D:541:MET:CB	4:9:143:TYR:OH	2.20	0.88
1:G:755:HIS:H	1:G:779:ARG:NE	1.71	0.88
1:J:641:LYS:HD2	4:W:348:SER:CB	2.02	0.88
1:M:797:PHE:HE1	3:O:146:ILE:CA	1.77	0.88
1:P:530:MET:N	4:1:354:GLN:HB3	1.87	0.88
1:P:641:LYS:HD2	4:1:348:SER:CB	2.02	0.88
2:Q:137:TRP:HA	2:Q:145:ALA:CB	2.04	0.88
1:A:557:GLU:H	4:V:48:GLY:HA3	1.28	0.88
1:G:755:HIS:H	1:G:779:ARG:NH1	1.71	0.88
1:M:215:GLN:H	1:M:340:ILE:CG1	1.73	0.88
1:M:638:GLY:HA3	4:Z:341:ILE:O	1.70	0.88
3:O:24:LYS:HB3	3:O:63:ILE:O	1.72	0.88
1:A:149:GLN:HB2	1:A:718:ALA:HB1	1.56	0.88
1:D:641:LYS:HD2	4:9:348:SER:CB	2.02	0.88
1:D:727:LEU:HG	1:D:782:MLY:HE2	1.52	0.88
2:E:163:ALA:O	2:K:22:THR:N	2.07	0.88
1:G:754:ASP:HB3	1:G:776:GLU:CD	1.79	0.88
2:H:137:TRP:HA	2:H:145:ALA:CB	2.04	0.88
1:J:642:LYS:CG	4:W:21:PHE:O	2.22	0.88
1:M:642:LYS:HG2	4:Z:22:ALA:CA	2.03	0.88
1:M:817:GLN:HG3	2:N:128:PHE:CE1	2.09	0.88
1:P:541:MET:CB	4:1:143:TYR:OH	2.20	0.88
1:P:641:LYS:HG3	1:P:647:GLN:NE2	1.59	0.88
1:P:641:LYS:CD	1:P:647:GLN:OE1	2.17	0.88
1:P:786:ILE:C	1:P:787:ILE:CA	2.41	0.88
4:2:64:ILE:CG2	4:Z:166:TYR:OH	2.21	0.88
1:A:797:PHE:CE1	3:C:146:ILE:C	2.47	0.88
1:G:505:MLY:HE3	1:G:762:HIS:NE2	1.80	0.88

Continued on next page...

Continued from previous page...

Atom-1	Atom-2	Interatomic distance (Å)	Clash overlap (Å)
1:G:638:GLY:HA3	4:V:341:ILE:O	1.70	0.88
1:G:817:GLN:CD	2:H:127:ARG:CD	2.41	0.88
1:G:838:ILE:HD11	2:H:54:MET:HE1	1.53	0.88
2:H:149:ASP:CG	2:H:150:TYR:H	1.73	0.88
1:J:149:GLN:HG2	1:J:716:LEU:HD11	1.54	0.88
1:J:567:LYS:HZ3	4:Y:92:ASN:HD22	1.21	0.88
1:J:757:GLN:HA	1:J:776:GLU:HG3	1.56	0.88
1:M:642:LYS:CG	4:Z:21:PHE:O	2.22	0.88
1:M:735:GLY:C	1:M:743:ALA:HB2	1.82	0.88
1:P:817:GLN:HB3	2:Q:127:ARG:HD2	1.53	0.88
1:D:635:GLY:HA2	4:9:334:GLU:CG	2.03	0.88
1:G:506:GLU:OE2	1:G:760:PHE:O	1.90	0.88
1:J:541:MET:CB	4:W:143:TYR:OH	2.20	0.88
1:M:831:TRP:HE1	2:N:67:MET:HB3	1.39	0.88
1:P:84:MLY:NZ	1:P:776:GLU:OE1	2.06	0.88
1:P:538:GLU:N	4:1:349:LEU:HD12	1.86	0.88
1:D:599:ASN:OD1	1:D:649:VAL:HB	1.73	0.87
1:G:215:GLN:H	1:G:340:ILE:HG12	1.05	0.87
1:G:646:PHE:CE2	1:G:652:LEU:CD1	2.57	0.87
1:J:826:VAL:HG21	2:K:88:LEU:CD2	2.02	0.87
1:M:541:MET:CB	4:Z:143:TYR:OH	2.20	0.87
1:P:84:MLY:HB3	1:P:780:ASP:CG	1.93	0.87
1:P:709:LYS:C	1:P:710:GLY:CA	2.43	0.87
1:A:72:VAL:CG1	1:A:76:GLN:HB3	2.05	0.87
1:A:149:GLN:CA	1:A:719:ASP:OD1	2.22	0.87
1:A:831:TRP:CD1	2:B:51:PHE:HZ	1.76	0.87
1:D:641:LYS:CD	1:D:647:GLN:OE1	2.17	0.87
3:F:24:LYS:HB3	3:F:63:ILE:O	1.72	0.87
1:G:530:MET:N	4:V:354:GLN:HB3	1.88	0.87
1:G:757:GLN:CG	1:G:776:GLU:CD	2.42	0.87
1:G:797:PHE:CE1	3:I:146:ILE:CG2	2.57	0.87
1:J:646:PHE:CE2	1:J:652:LEU:CD1	2.58	0.87
1:J:821:ARG:HH22	2:K:127:ARG:HG2	1.34	0.87
3:L:139:TYR:HA	3:L:142:PHE:HB3	1.56	0.87
2:N:149:ASP:CG	2:N:150:TYR:H	1.73	0.87
3:R:24:LYS:HB3	3:R:63:ILE:O	1.72	0.87
1:A:534:SER:O	4:8:351:THR:HG23	1.13	0.87
1:A:642:LYS:CG	4:8:21:PHE:O	2.22	0.87
1:P:636:LYS:H	4:1:334:GLU:CD	1.78	0.87
4:2:324:THR:HG23	4:4:244:ASP:HA	1.55	0.87
1:A:795:ARG:HB2	3:C:35:ARG:NH1	1.89	0.87

Continued on next page...

Continued from previous page...

Atom-1	Atom-2	Interatomic distance (Å)	Clash overlap (Å)
1:G:755:HIS:HA	1:G:758:TYR:CE1	2.10	0.87
1:G:818:TYR:CZ	2:H:127:ARG:CZ	2.56	0.87
1:J:636:LYS:H	4:W:334:GLU:CD	1.78	0.87
1:J:641:LYS:CD	1:J:647:GLN:OE1	2.17	0.87
1:J:756:THR:CG2	1:J:776:GLU:HB3	2.05	0.87
4:4:287:ILE:CG2	4:6:204:ALA:H	1.87	0.87
1:A:813:ILE:CD1	2:B:128:PHE:HE1	1.87	0.87
2:B:121:LEU:CA	2:B:128:PHE:CB	2.46	0.87
1:D:769:ALA:HA	1:D:771:LEU:C	1.93	0.87
1:G:642:LYS:HG2	4:V:22:ALA:CA	2.03	0.87
1:G:830:PRO:HB3	2:H:67:MET:CE	2.04	0.87
1:M:803:TYR:O	1:M:807:VAL:CB	2.23	0.87
1:A:530:MET:HG2	4:8:354:GLN:CG	2.05	0.87
1:D:72:VAL:CG1	1:D:76:GLN:HB3	2.05	0.87
1:D:215:GLN:H	1:D:340:ILE:HG12	1.06	0.87
1:D:649:VAL:CG1	1:D:649:VAL:CA	2.53	0.87
1:D:755:HIS:HA	1:D:758:TYR:CE1	2.10	0.87
1:D:797:PHE:CE1	3:F:146:ILE:CB	2.58	0.87
1:G:84:MLY:CA	1:G:723:ARG:NH2	2.32	0.87
1:G:541:MET:CB	4:V:143:TYR:OH	2.21	0.87
1:G:732:ILE:HG23	1:G:747:LEU:HB2	1.57	0.87
1:G:836:PHE:CE1	2:H:159:HIS:HA	2.09	0.87
1:J:505:MLY:HG3	1:J:762:HIS:CE1	2.10	0.87
2:K:137:TRP:HA	2:K:145:ALA:CB	2.04	0.87
1:G:72:VAL:CG1	1:G:76:GLN:HB3	2.05	0.87
1:G:97:LEU:CD2	1:G:712:PRO:HB3	1.98	0.87
3:I:139:TYR:HA	3:I:142:PHE:HB3	1.56	0.87
1:J:72:VAL:CG1	1:J:76:GLN:HB3	2.05	0.87
1:J:791:GLN:CD	3:L:116:GLU:HG3	1.95	0.87
1:J:836:PHE:CZ	2:K:160:GLY:N	2.42	0.87
1:P:797:PHE:CE2	3:R:126:LEU:HD22	2.08	0.87
1:P:818:TYR:CD1	2:Q:127:ARG:NH1	2.42	0.87
4:2:322:PRO:CB	4:4:244:ASP:HB3	2.04	0.87
1:D:642:LYS:CG	4:9:21:PHE:O	2.22	0.87
1:D:747:LEU:CD1	1:D:782:MLY:CH2	2.45	0.87
1:G:642:LYS:CG	4:V:21:PHE:O	2.22	0.87
1:G:649:VAL:CG1	1:G:649:VAL:CA	2.53	0.87
3:O:139:TYR:HA	3:O:142:PHE:HB3	1.56	0.87
1:P:786:ILE:CA	1:P:787:ILE:N	2.37	0.87
2:Q:137:TRP:HA	2:Q:145:ALA:HB2	1.53	0.87
3:R:139:TYR:HA	3:R:142:PHE:HB3	1.56	0.87

Continued on next page...

Continued from previous page...

Atom-1	Atom-2	Interatomic distance (Å)	Clash overlap (Å)
4:1:201:VAL:H	4:Y:287:ILE:CG1	1.44	0.87
4:2:287:ILE:HB	4:4:203:THR:CG2	2.04	0.87
1:A:649:VAL:CG1	1:A:649:VAL:CA	2.53	0.87
2:B:149:ASP:CG	2:B:150:TYR:H	1.73	0.87
1:D:732:ILE:HG23	1:D:747:LEU:HB2	1.57	0.87
1:G:755:HIS:N	1:G:779:ARG:NH1	2.23	0.87
1:J:95:THR:HA	1:J:713:SER:OG	1.74	0.87
1:J:755:HIS:HA	1:J:758:TYR:CE1	2.10	0.87
1:J:756:THR:CG2	1:J:776:GLU:HA	2.04	0.87
1:M:641:LYS:CD	1:M:647:GLN:OE1	2.17	0.87
1:M:646:PHE:CE2	1:M:652:LEU:CD1	2.58	0.87
1:M:803:TYR:O	1:M:807:VAL:N	2.07	0.87
1:P:646:PHE:CD2	1:P:652:LEU:HD11	2.09	0.87
1:P:797:PHE:CG	3:R:146:ILE:HG23	2.10	0.87
1:A:642:LYS:HG2	4:8:22:ALA:CA	2.04	0.86
3:C:24:LYS:HB3	3:C:63:ILE:O	1.72	0.86
1:J:215:GLN:H	1:J:340:ILE:HG12	1.05	0.86
1:J:649:VAL:CG1	1:J:649:VAL:CA	2.53	0.86
1:M:636:LYS:H	4:Z:334:GLU:CD	1.78	0.86
1:M:818:TYR:HE1	2:N:127:ARG:NH2	1.56	0.86
4:9:322:PRO:HB2	4:W:244:ASP:CG	1.94	0.86
1:A:635:GLY:HA2	4:8:334:GLU:CG	2.03	0.86
1:G:310:TYR:CZ	1:G:320:ILE:HD11	2.11	0.86
1:G:530:MET:HG2	4:V:354:GLN:CG	2.05	0.86
1:G:769:ALA:HB3	1:G:770:GLY:CA	2.05	0.86
1:G:820:VAL:HG11	2:H:136:MET:CE	2.05	0.86
1:G:820:VAL:HG11	2:H:136:MET:HE3	1.56	0.86
1:M:72:VAL:CG1	1:M:76:GLN:HB3	2.05	0.86
1:M:635:GLY:HA2	4:Z:334:GLU:CG	2.03	0.86
1:M:817:GLN:HB3	2:N:127:ARG:HH11	1.39	0.86
1:P:29:ASN:HB3	1:P:784:ALA:HB2	1.56	0.86
1:P:649:VAL:CG1	1:P:649:VAL:CA	2.53	0.86
1:P:783:LEU:HA	1:P:786:ILE:HG12	1.58	0.86
4:8:322:PRO:HB2	4:V:244:ASP:CG	1.94	0.86
4:W:286:ASP:CG	4:Y:203:THR:HG22	1.96	0.86
1:A:530:MET:HE1	4:8:355:MET:SD	2.16	0.86
1:D:636:LYS:H	4:9:334:GLU:CD	1.77	0.86
1:D:727:LEU:H	1:D:782:MLY:CE	1.88	0.86
1:G:646:PHE:CD2	1:G:652:LEU:HD11	2.09	0.86
1:G:795:ARG:HB2	3:I:35:ARG:NH1	1.90	0.86
1:G:817:GLN:OE1	2:H:127:ARG:CD	2.20	0.86

Continued on next page...

Continued from previous page...

Atom-1	Atom-2	Interatomic distance (Å)	Clash overlap (Å)
1:J:557:GLU:HA	4:Y:48:GLY:N	1.90	0.86
1:M:723:ARG:NH1	1:M:779:ARG:NE	2.23	0.86
1:P:538:GLU:OE2	4:1:355:MET:HE3	1.72	0.86
1:P:755:HIS:HA	1:P:758:TYR:CE1	2.10	0.86
1:P:831:TRP:HE1	2:Q:67:MET:HB3	1.39	0.86
1:J:831:TRP:CZ2	2:K:47:LEU:CD2	2.58	0.86
1:M:649:VAL:CG1	1:M:649:VAL:CA	2.53	0.86
1:M:791:GLN:NE2	3:O:116:GLU:H	1.73	0.86
1:A:732:ILE:HG23	1:A:747:LEU:HB2	1.57	0.86
1:D:530:MET:HG2	4:9:354:GLN:CG	2.05	0.86
2:K:117:LEU:CG	2:K:147:ASN:CG	2.44	0.86
2:N:137:TRP:HA	2:N:145:ALA:CB	2.04	0.86
1:P:72:VAL:CG1	1:P:76:GLN:HB3	2.05	0.86
1:P:206:LYS:HD3	1:P:217:THR:CB	2.06	0.86
1:P:783:LEU:C	1:P:786:ILE:HG13	1.94	0.86
4:7:322:PRO:HB2	4:9:244:ASP:CG	1.94	0.86
1:A:310:TYR:CZ	1:A:320:ILE:HD11	2.11	0.86
1:G:796:GLY:HA2	3:I:35:ARG:NE	1.90	0.86
1:M:530:MET:HG2	4:Z:354:GLN:CG	2.06	0.86
1:M:799:MET:CE	3:O:32:ASP:HB3	2.06	0.86
1:M:829:TRP:CZ3	2:N:84:PHE:CZ	2.64	0.86
1:M:829:TRP:CZ2	2:N:87:LYS:CE	2.59	0.86
1:G:502:GLU:OE2	1:G:761:GLY:CA	2.23	0.86
1:G:795:ARG:CG	3:I:118:MET:HE1	2.04	0.86
1:G:795:ARG:N	3:I:118:MET:HE1	1.89	0.86
1:J:206:LYS:HD3	1:J:217:THR:CB	2.06	0.86
1:M:646:PHE:CD2	1:M:652:LEU:HD11	2.09	0.86
1:P:797:PHE:HZ	3:R:146:ILE:HD13	0.89	0.86
4:2:324:THR:OG1	4:4:244:ASP:HA	1.76	0.86
1:A:755:HIS:HA	1:A:758:TYR:CE1	2.10	0.86
2:B:117:LEU:CG	2:B:147:ASN:CG	2.44	0.86
1:D:646:PHE:CD2	1:D:652:LEU:HD11	2.09	0.86
1:J:538:GLU:N	4:W:351:THR:N	2.24	0.86
1:M:310:TYR:CZ	1:M:320:ILE:HD11	2.11	0.86
1:M:783:LEU:HA	1:M:786:ILE:HG12	1.55	0.86
1:P:215:GLN:H	1:P:340:ILE:HG12	1.05	0.86
1:P:530:MET:HG2	4:1:354:GLN:CG	2.06	0.86
1:P:534:SER:O	4:1:351:THR:HG23	1.13	0.86
4:1:166:TYR:CZ	4:3:64:ILE:HG21	2.10	0.86
1:A:646:PHE:CD2	1:A:652:LEU:HD11	2.09	0.86
1:D:725:ARG:CA	1:D:782:MLY:CH2	2.52	0.86

Continued on next page...

Continued from previous page...

Atom-1	Atom-2	Interatomic distance (Å)	Clash overlap (Å)
1:D:819:ASN:OD1	2:E:91:ALA:CA	2.20	0.86
1:G:503:TYR:CZ	1:G:711:PHE:CE2	2.60	0.86
1:G:636:LYS:H	4:V:334:GLU:CD	1.78	0.86
1:G:826:VAL:HG21	2:H:88:LEU:CD2	2.06	0.86
1:G:830:PRO:CB	2:H:67:MET:CE	2.53	0.86
1:J:530:MET:HG2	4:W:354:GLN:CG	2.06	0.86
1:M:732:ILE:HG23	1:M:747:LEU:HB2	1.57	0.86
1:M:755:HIS:HA	1:M:758:TYR:CE1	2.10	0.86
2:Q:117:LEU:CG	2:Q:147:ASN:CG	2.44	0.86
1:A:28:GLN:NE2	1:A:723:ARG:HH21	1.74	0.86
1:G:206:LYS:HD3	1:G:217:THR:CB	2.06	0.86
2:H:117:LEU:CG	2:H:147:ASN:CG	2.44	0.86
1:J:646:PHE:CD2	1:J:652:LEU:HD11	2.09	0.86
1:M:206:LYS:HD3	1:M:217:THR:CB	2.06	0.86
1:P:538:GLU:N	4:1:351:THR:N	2.24	0.86
1:P:646:PHE:CE2	1:P:652:LEU:CD1	2.58	0.86
1:P:736:GLN:HA	1:P:743:ALA:HB2	1.51	0.86
4:9:287:ILE:CG2	4:W:205:GLU:HG2	2.05	0.86
1:A:93:MET:HG2	1:A:715:VAL:CG2	2.05	0.85
1:A:646:PHE:CE2	1:A:652:LEU:CD1	2.57	0.85
1:D:831:TRP:NE1	2:E:51:PHE:CZ	2.44	0.85
1:G:553:MLY:HG3	4:X:45:VAL:C	1.96	0.85
1:G:797:PHE:CE1	3:I:146:ILE:HD13	2.10	0.85
2:N:121:LEU:CA	2:N:128:PHE:CB	2.46	0.85
4:2:324:THR:CG2	4:4:244:ASP:HA	2.05	0.85
1:A:206:LYS:HD3	1:A:217:THR:CB	2.06	0.85
1:A:813:ILE:HD13	2:B:128:PHE:HE1	1.37	0.85
1:J:599:ASN:OD1	1:J:649:VAL:CA	2.25	0.85
3:F:139:TYR:HA	3:F:142:PHE:HB3	1.56	0.85
1:M:767:PHE:CG	1:M:772:LEU:HD21	2.11	0.85
2:N:117:LEU:CG	2:N:147:ASN:CG	2.44	0.85
1:P:410:ASN:OD1	4:1:334:GLU:CA	2.24	0.85
1:A:505:MLY:HB3	1:A:762:HIS:H	1.41	0.85
1:D:310:TYR:CZ	1:D:320:ILE:HD11	2.11	0.85
1:D:599:ASN:OD1	1:D:649:VAL:CA	2.25	0.85
1:M:630:ALA:C	4:Z:25:ASP:OD2	2.15	0.85
1:P:723:ARG:NH1	1:P:779:ARG:HG3	1.90	0.85
1:P:723:ARG:HD2	1:P:779:ARG:HB2	1.58	0.85
1:P:788:THR:O	3:R:42:THR:HG21	1.76	0.85
4:X:287:ILE:N	4:Z:201:VAL:HG23	1.89	0.85
1:A:538:GLU:OE2	4:8:355:MET:HE3	1.77	0.85

Continued on next page...

Continued from previous page...

Atom-1	Atom-2	Interatomic distance (Å)	Clash overlap (Å)
1:A:538:GLU:N	4:8:349:LEU:HD12	1.85	0.85
2:E:117:LEU:CG	2:E:147:ASN:CG	2.45	0.85
1:J:817:GLN:HB3	2:K:127:ARG:HD3	1.55	0.85
4:1:287:ILE:HG21	4:3:203:THR:HG22	0.87	0.85
4:7:287:ILE:CG2	4:9:205:GLU:HG2	2.05	0.85
1:A:834:LEU:HD22	2:B:54:MET:CE	2.04	0.85
1:D:202:SER:HA	1:D:207:LYS:HE2	0.85	0.85
1:D:831:TRP:CE3	2:E:34:ILE:HD13	2.12	0.85
1:G:505:MLY:CE	1:G:762:HIS:HE2	1.81	0.85
1:G:553:MLY:HH12	4:X:45:VAL:HG11	1.58	0.85
1:J:202:SER:HA	1:J:207:LYS:HE2	0.85	0.85
1:J:310:TYR:CZ	1:J:320:ILE:HD11	2.10	0.85
1:M:410:ASN:OD1	4:Z:334:GLU:CA	2.24	0.85
1:M:599:ASN:OD1	1:M:649:VAL:HB	1.73	0.85
1:M:805:ALA:CA	1:M:808:GLU:HB2	2.04	0.85
1:P:202:SER:HA	1:P:207:LYS:HE2	0.85	0.85
1:P:310:TYR:CZ	1:P:320:ILE:HD11	2.11	0.85
1:P:767:PHE:CD1	1:P:772:LEU:HD11	2.10	0.85
1:A:506:GLU:HG3	1:A:760:PHE:HD1	1.37	0.85
1:D:646:PHE:CE2	1:D:652:LEU:CD1	2.58	0.85
1:D:725:ARG:CD	1:D:733:PRO:HB3	2.07	0.85
1:G:204:GLU:H	1:G:207:LYS:HE3	1.42	0.85
1:M:640:LYS:CB	1:M:645:SER:OG	2.25	0.85
4:4:287:ILE:CD1	4:6:203:THR:HB	2.06	0.85
1:A:410:ASN:OD1	4:8:334:GLU:CA	2.24	0.85
1:A:599:ASN:OD1	1:A:649:VAL:CA	2.24	0.85
1:G:93:MET:HG2	1:G:715:VAL:HA	1.54	0.85
1:J:795:ARG:C	3:L:35:ARG:CZ	2.45	0.85
1:J:818:TYR:HE1	2:K:127:ARG:NH2	1.69	0.85
1:M:292:MET:HE3	1:M:309:PRO:HA	1.58	0.85
1:P:723:ARG:HH21	1:P:779:ARG:HA	1.38	0.85
4:V:286:ASP:OD1	4:X:203:THR:HG22	1.74	0.85
4:X:291:LYS:HG2	4:Z:245:GLY:N	1.92	0.85
1:A:709:LYS:C	1:A:710:GLY:CA	2.43	0.85
1:D:506:GLU:HG3	1:D:764:MLY:CE	2.06	0.85
1:G:599:ASN:OD1	1:G:649:VAL:CA	2.25	0.85
1:J:204:GLU:H	1:J:207:LYS:HE3	1.42	0.85
1:J:725:ARG:CZ	1:J:733:PRO:HB3	2.06	0.85
1:M:829:TRP:HZ3	2:N:84:PHE:CZ	1.94	0.85
4:8:287:ILE:CG2	4:V:205:GLU:HG2	2.05	0.85
1:A:640:LYS:CB	1:A:645:SER:OG	2.25	0.85

Continued on next page...

Continued from previous page...

Atom-1	Atom-2	Interatomic distance (Å)	Clash overlap (Å)
1:G:635:GLY:HA2	4:V:334:GLU:CG	2.03	0.85
2:H:121:LEU:CA	2:H:128:PHE:CB	2.46	0.85
1:J:732:ILE:HG23	1:J:747:LEU:HB2	1.57	0.85
1:M:529:PRO:CB	4:Z:353:GLN:OE1	2.25	0.85
1:D:549:SER:O	4:W:46:GLY:HA3	1.77	0.84
1:G:529:PRO:CB	4:V:353:GLN:OE1	2.25	0.84
1:J:640:LYS:C	4:W:23:GLY:O	2.15	0.84
1:M:418:THR:HB	1:M:421:GLU:HG3	1.59	0.84
1:M:543:PRO:HG3	4:Z:143:TYR:O	1.77	0.84
1:P:804:ARG:O	1:P:808:GLU:HG3	1.76	0.84
1:P:820:VAL:HG11	2:Q:136:MET:CE	2.05	0.84
1:A:149:GLN:CB	1:A:719:ASP:OD1	2.24	0.84
1:D:206:LYS:HD3	1:D:217:THR:CB	2.06	0.84
1:D:538:GLU:N	4:9:351:THR:N	2.24	0.84
1:D:640:LYS:C	4:9:23:GLY:O	2.15	0.84
1:M:640:LYS:C	4:Z:23:GLY:O	2.15	0.84
1:M:792:ALA:HB2	3:O:42:THR:HG23	0.86	0.84
1:M:804:ARG:O	1:M:808:GLU:CG	2.24	0.84
1:A:640:LYS:C	4:8:23:GLY:O	2.15	0.84
1:J:28:GLN:CB	1:J:723:ARG:NH1	2.34	0.84
1:J:410:ASN:OD1	4:W:334:GLU:CA	2.24	0.84
1:M:84:MLY:CH1	1:M:776:GLU:OE1	2.24	0.84
1:P:410:ASN:ND2	4:1:336:LYS:HG2	1.92	0.84
1:P:506:GLU:O	1:P:762:HIS:NE2	2.10	0.84
1:P:725:ARG:CZ	1:P:733:PRO:HB3	2.06	0.84
4:3:322:PRO:CB	4:5:244:ASP:CB	2.55	0.84
4:W:291:LYS:HD2	4:Y:243:PRO:CB	2.07	0.84
1:A:502:GLU:CD	1:A:761:GLY:N	2.29	0.84
1:D:507:GLY:HA3	1:D:762:HIS:CB	2.07	0.84
1:D:732:ILE:CG2	1:D:782:MLY:HH21	1.93	0.84
1:D:831:TRP:CE2	2:E:51:PHE:CZ	2.64	0.84
1:G:410:ASN:OD1	4:V:334:GLU:CA	2.24	0.84
1:G:418:THR:HB	1:G:421:GLU:HG3	1.59	0.84
1:J:725:ARG:CD	1:J:733:PRO:HB3	2.07	0.84
1:M:792:ALA:HB2	3:O:42:THR:HG22	1.17	0.84
1:P:204:GLU:H	1:P:207:LYS:HE3	1.42	0.84
1:P:548:THR:HG22	4:3:49:GLN:HG3	1.56	0.84
1:A:204:GLU:H	1:A:207:LYS:HE3	1.42	0.84
1:G:148:ARG:CZ	1:G:764:MLY:HH21	2.07	0.84
1:G:543:PRO:HG3	4:V:143:TYR:O	1.77	0.84
1:J:792:ALA:HB2	3:L:42:THR:CB	2.06	0.84

Continued on next page...

Continued from previous page...

Atom-1	Atom-2	Interatomic distance (Å)	Clash overlap (Å)
1:P:708:ARG:C	1:P:710:GLY:N	2.29	0.84
1:A:97:LEU:HD23	1:A:712:PRO:CB	2.03	0.84
2:B:141:PRO:CB	2:B:142:PRO:CD	2.56	0.84
1:D:107:MLY:HB3	1:D:686:MET:HE2	1.59	0.84
1:G:725:ARG:CZ	1:G:733:PRO:HB3	2.05	0.84
1:G:797:PHE:HE1	3:I:146:ILE:CD1	1.89	0.84
1:J:410:ASN:ND2	4:W:336:LYS:HG2	1.92	0.84
1:J:732:ILE:HG23	1:J:747:LEU:CB	1.84	0.84
1:J:795:ARG:HH21	3:L:116:GLU:CD	1.79	0.84
1:J:831:TRP:CZ2	2:K:47:LEU:HD21	2.11	0.84
1:M:410:ASN:ND2	4:Z:336:LYS:HG2	1.92	0.84
1:M:629:GLU:CG	1:M:643:GLY:O	2.26	0.84
1:M:723:ARG:HD2	1:M:779:ARG:NE	1.85	0.84
1:P:548:THR:HG21	4:3:49:GLN:HB2	0.86	0.84
1:A:202:SER:HA	1:A:207:LYS:HE2	0.85	0.84
1:A:418:THR:HB	1:A:421:GLU:HG3	1.59	0.84
1:A:630:ALA:C	4:8:25:ASP:OD2	2.15	0.84
1:D:410:ASN:OD1	4:9:334:GLU:CA	2.24	0.84
1:G:410:ASN:ND2	4:V:336:LYS:HG2	1.92	0.84
1:J:648:THR:CG2	1:J:651:ALA:HB2	2.08	0.84
1:M:795:ARG:HH21	3:O:116:GLU:CD	1.59	0.84
1:P:599:ASN:OD1	1:P:649:VAL:CA	2.25	0.84
1:P:723:ARG:CD	1:P:779:ARG:HB2	2.07	0.84
1:P:725:ARG:CD	1:P:733:PRO:HB3	2.07	0.84
4:V:237:GLU:HA	4:V:251:GLY:HA2	1.60	0.84
1:A:549:SER:O	4:V:46:GLY:HA3	1.77	0.84
1:A:795:ARG:CZ	3:C:43:ASN:OD1	2.22	0.84
1:D:410:ASN:ND2	4:9:336:LYS:HG2	1.92	0.84
1:D:529:PRO:CB	4:9:353:GLN:OE1	2.25	0.84
1:D:542:PHE:CA	4:9:143:TYR:CE1	2.61	0.84
1:D:732:ILE:CG2	1:D:747:LEU:HD13	1.34	0.84
1:G:202:SER:HA	1:G:207:LYS:HE2	0.85	0.84
1:J:797:PHE:CE2	3:L:126:LEU:HD22	2.12	0.84
1:M:204:GLU:H	1:M:207:LYS:HE3	1.42	0.84
1:P:529:PRO:CB	4:1:353:GLN:OE1	2.25	0.84
1:P:542:PHE:CA	4:1:143:TYR:CE1	2.61	0.84
1:P:640:LYS:C	4:1:23:GLY:O	2.15	0.84
4:2:322:PRO:HB2	4:4:244:ASP:HB3	1.56	0.84
4:8:237:GLU:HA	4:8:251:GLY:HA2	1.60	0.84
4:X:288:ASP:O	4:Z:244:ASP:OD1	1.95	0.84
1:D:543:PRO:HG3	4:9:143:TYR:O	1.77	0.84

Continued on next page...

Continued from previous page...

Atom-1	Atom-2	Interatomic distance (Å)	Clash overlap (Å)
1:G:599:ASN:OD1	1:G:649:VAL:HB	1.72	0.84
1:G:707:CYS:HB3	1:G:712:PRO:HA	1.59	0.84
1:G:791:GLN:HE21	3:I:115:GLY:HA3	1.03	0.84
1:M:202:SER:HA	1:M:207:LYS:HE2	0.85	0.84
1:M:819:ASN:OD1	2:N:92:ASP:HB2	1.78	0.84
4:V:325:MET:HE1	4:X:244:ASP:CG	1.98	0.84
1:A:543:PRO:HG3	4:8:143:TYR:O	1.77	0.84
1:D:204:GLU:H	1:D:207:LYS:HE3	1.41	0.84
1:G:648:THR:CG2	1:G:651:ALA:HB2	2.08	0.84
1:G:817:GLN:CD	2:H:127:ARG:HB2	1.98	0.84
1:J:505:MLY:CG	1:J:762:HIS:CE1	2.60	0.84
1:M:599:ASN:OD1	1:M:649:VAL:CA	2.25	0.84
1:P:786:ILE:C	1:P:787:ILE:C	2.36	0.84
4:8:286:ASP:OD1	4:V:203:THR:CG2	2.26	0.84
4:X:237:GLU:HA	4:X:251:GLY:HA2	1.60	0.84
1:A:725:ARG:CD	1:A:733:PRO:HB3	2.07	0.83
1:A:735:GLY:C	1:A:743:ALA:HB2	1.82	0.83
1:A:800:ARG:C	3:C:149:VAL:HG21	1.97	0.83
1:D:641:LYS:HD2	4:9:348:SER:HB2	1.54	0.83
1:M:725:ARG:CZ	1:M:733:PRO:HB3	2.06	0.83
1:P:732:ILE:HG23	1:P:747:LEU:CB	1.84	0.83
2:E:141:PRO:CB	2:E:142:PRO:CD	2.56	0.83
1:G:538:GLU:N	4:V:351:THR:N	2.24	0.83
1:G:834:LEU:CD1	2:H:51:PHE:CE1	2.61	0.83
1:J:28:GLN:CA	1:J:723:ARG:HH22	1.70	0.83
1:J:561:LYS:CE	4:Y:48:GLY:HA3	2.07	0.83
1:J:732:ILE:CG2	1:J:747:LEU:HD13	1.34	0.83
1:P:107:MLY:HB3	1:P:686:MET:HE2	1.60	0.83
1:P:630:ALA:C	4:1:25:ASP:OD2	2.15	0.83
1:P:707:CYS:O	1:P:710:GLY:N	2.10	0.83
1:A:410:ASN:ND2	4:8:336:LYS:HG2	1.92	0.83
1:A:506:GLU:HG3	1:A:760:PHE:H	1.43	0.83
1:A:529:PRO:CB	4:8:353:GLN:OE1	2.25	0.83
1:G:795:ARG:CG	3:I:118:MET:CE	2.56	0.83
1:J:279:LEU:HB2	1:J:282:GLU:HG3	1.60	0.83
1:M:534:SER:O	4:Z:351:THR:HG23	1.13	0.83
1:M:538:GLU:N	4:Z:351:THR:N	2.24	0.83
4:Z:237:GLU:HA	4:Z:251:GLY:HA2	1.60	0.83
1:A:149:GLN:HA	1:A:719:ASP:OD1	1.78	0.83
1:D:279:LEU:HB2	1:D:282:GLU:HG3	1.60	0.83
1:D:831:TRP:CE2	2:E:47:LEU:HD22	2.13	0.83

Continued on next page...

Continued from previous page...

Atom-1	Atom-2	Interatomic distance (Å)	Clash overlap (Å)
1:G:629:GLU:CG	1:G:643:GLY:O	2.26	0.83
1:G:640:LYS:C	4:V:23:GLY:O	2.16	0.83
1:G:725:ARG:CD	1:G:733:PRO:HB3	2.07	0.83
1:M:542:PHE:CA	4:Z:143:TYR:CE1	2.61	0.83
1:M:783:LEU:O	1:M:786:ILE:CG1	2.25	0.83
1:P:648:THR:CG2	1:P:651:ALA:HB2	2.08	0.83
1:P:723:ARG:CZ	1:P:779:ARG:CG	2.56	0.83
1:P:732:ILE:HG23	1:P:747:LEU:HB2	1.57	0.83
4:2:237:GLU:HA	4:2:251:GLY:HA2	1.60	0.83
4:4:237:GLU:HA	4:4:251:GLY:HA2	1.60	0.83
1:A:641:LYS:HG2	1:A:647:GLN:HG3	1.60	0.83
3:C:139:TYR:HA	3:C:142:PHE:HB3	1.56	0.83
1:D:648:THR:CG2	1:D:651:ALA:HB2	2.08	0.83
1:D:798:LEU:CD1	3:F:126:LEU:CD1	2.03	0.83
1:G:730:SER:O	1:G:734:GLU:HG3	1.78	0.83
1:J:630:ALA:C	4:W:25:ASP:OD2	2.15	0.83
1:J:641:LYS:HD2	4:W:348:SER:HB2	1.54	0.83
1:J:757:GLN:NE2	1:J:777:GLU:N	2.23	0.83
2:N:141:PRO:CB	2:N:142:PRO:CD	2.56	0.83
2:Q:141:PRO:CB	2:Q:142:PRO:CD	2.56	0.83
4:5:237:GLU:HA	4:5:251:GLY:HA2	1.60	0.83
1:D:630:ALA:C	4:9:25:ASP:OD2	2.15	0.83
1:D:649:VAL:HG12	1:D:649:VAL:C	1.98	0.83
1:M:218:LEU:HB3	1:M:221:GLN:HG3	1.60	0.83
4:7:286:ASP:OD1	4:9:203:THR:CG2	2.26	0.83
4:X:292:ASP:CG	4:Z:244:ASP:HB2	1.99	0.83
1:A:502:GLU:OE1	1:A:764:MLY:N	2.12	0.83
1:A:629:GLU:CG	1:A:643:GLY:O	2.26	0.83
1:A:798:LEU:HD21	3:C:126:LEU:HD11	1.56	0.83
1:D:727:LEU:CB	1:D:782:MLY:CE	2.55	0.83
1:G:530:MET:HE1	4:V:355:MET:SD	2.19	0.83
1:J:813:ILE:HG23	2:K:128:PHE:CE1	2.13	0.83
1:M:797:PHE:CD1	3:O:146:ILE:CG2	2.62	0.83
4:2:287:ILE:HG21	4:4:204:ALA:H	1.42	0.83
1:A:107:MLY:HB3	1:A:686:MET:HE2	1.60	0.83
1:A:792:ALA:CB	3:C:42:THR:CG2	2.37	0.83
1:G:542:PHE:CA	4:V:143:TYR:CE1	2.61	0.83
1:J:529:PRO:CB	4:W:353:GLN:OE1	2.25	0.83
1:J:629:GLU:CG	1:J:643:GLY:O	2.26	0.83
1:M:737:PHE:CE2	3:O:84:PHE:CD2	2.67	0.83
1:A:149:GLN:HB2	1:A:718:ALA:HB3	0.97	0.83

Continued on next page...

Continued from previous page...

Atom-1	Atom-2	Interatomic distance (Å)	Clash overlap (Å)
1:A:538:GLU:N	4:8:351:THR:N	2.24	0.83
1:D:712:PRO:C	1:D:771:LEU:HD22	1.98	0.83
1:G:640:LYS:CB	1:G:645:SER:OG	2.25	0.83
4:1:110:LEU:C	4:2:195:GLU:HG3	1.99	0.83
1:A:95:THR:HG1	1:A:769:ALA:C	1.79	0.83
1:A:279:LEU:HB2	1:A:282:GLU:HG3	1.60	0.83
1:A:542:PHE:CA	4:8:143:TYR:HE1	1.92	0.83
1:A:557:GLU:N	4:V:48:GLY:HA2	1.90	0.83
1:D:708:ARG:HA	1:D:710:GLY:N	1.93	0.83
1:J:649:VAL:HG12	1:J:649:VAL:C	1.98	0.83
2:K:121:LEU:CG	2:K:128:PHE:CA	2.48	0.83
1:P:821:ARG:HH21	2:Q:127:ARG:HG2	1.03	0.83
1:A:730:SER:O	1:A:734:GLU:HG3	1.78	0.82
1:G:107:MLY:HB3	1:G:686:MET:HE2	1.61	0.82
1:J:543:PRO:HG3	4:W:143:TYR:O	1.77	0.82
1:J:640:LYS:CB	1:J:645:SER:OG	2.25	0.82
1:J:819:ASN:CG	2:K:90:GLY:O	2.17	0.82
1:M:783:LEU:HG	1:M:786:ILE:CD1	2.07	0.82
1:P:279:LEU:HB2	1:P:282:GLU:HG3	1.60	0.82
1:P:418:THR:HB	1:P:421:GLU:HG3	1.60	0.82
1:P:599:ASN:CA	1:P:649:VAL:CB	2.53	0.82
1:A:218:LEU:HB3	1:A:221:GLN:HG3	1.61	0.82
1:D:838:ILE:CD1	2:E:54:MET:SD	2.65	0.82
1:G:599:ASN:CA	1:G:649:VAL:CB	2.53	0.82
1:G:829:TRP:CH2	2:H:83:MET:HE3	2.14	0.82
2:H:141:PRO:CB	2:H:142:PRO:CD	2.56	0.82
1:J:542:PHE:CA	4:W:143:TYR:CE1	2.61	0.82
4:2:63:GLY:H	4:Z:288:ASP:CG	1.83	0.82
1:A:549:SER:O	4:V:46:GLY:CA	2.27	0.82
1:A:648:THR:CG2	1:A:651:ALA:HB2	2.08	0.82
1:D:578:HIS:HB3	1:D:592:ILE:HD12	1.62	0.82
1:D:629:GLU:CG	1:D:643:GLY:O	2.26	0.82
1:D:730:SER:O	1:D:734:GLU:HG3	1.78	0.82
1:G:218:LEU:HD22	1:G:222:ILE:CG1	2.09	0.82
1:G:279:LEU:HB2	1:G:282:GLU:HG3	1.60	0.82
1:G:735:GLY:C	1:G:743:ALA:HB2	1.82	0.82
1:G:817:GLN:CG	2:H:127:ARG:HB2	2.09	0.82
1:G:818:TYR:CE1	2:H:127:ARG:NH1	2.47	0.82
1:J:107:MLY:HB3	1:J:686:MET:HE2	1.61	0.82
1:J:149:GLN:HB3	1:J:716:LEU:HD21	1.61	0.82
1:M:838:ILE:CD1	2:N:54:MET:HE3	2.00	0.82

Continued on next page...

Continued from previous page...

Atom-1	Atom-2	Interatomic distance (Å)	Clash overlap (Å)
4:W:286:ASP:OD1	4:Y:203:THR:N	2.11	0.82
1:D:643:GLY:N	4:9:24:ASP:HA	1.93	0.82
1:G:578:HIS:HD2	1:G:591:ASN:HA	1.45	0.82
1:G:795:ARG:CZ	3:I:116:GLU:CG	2.56	0.82
1:J:97:LEU:CD2	1:J:712:PRO:HB3	2.09	0.82
1:M:279:LEU:HB2	1:M:282:GLU:HG3	1.60	0.82
1:M:506:GLU:HG2	1:M:766:PHE:HE1	1.44	0.82
1:M:725:ARG:CD	1:M:733:PRO:HB3	2.07	0.82
1:M:734:GLU:O	1:M:738:MET:CG	2.28	0.82
1:P:292:MET:HE3	1:P:309:PRO:HA	1.62	0.82
1:P:640:LYS:CB	1:P:645:SER:OG	2.25	0.82
1:A:725:ARG:CZ	1:A:733:PRO:HB3	2.06	0.82
1:G:641:LYS:HG2	1:G:647:GLN:HG3	1.61	0.82
1:J:817:GLN:OE1	2:K:127:ARG:HD2	1.79	0.82
1:M:127:ASN:HD22	1:M:128:PRO:HD2	1.44	0.82
1:M:542:PHE:CA	4:Z:143:TYR:HE1	1.92	0.82
1:M:797:PHE:CD2	3:O:146:ILE:HG23	2.14	0.82
1:P:629:GLU:CG	1:P:643:GLY:O	2.26	0.82
1:A:542:PHE:CA	4:8:143:TYR:CE1	2.61	0.82
1:G:734:GLU:O	1:G:738:MET:CG	2.28	0.82
1:J:641:LYS:HD2	4:W:348:SER:CA	2.09	0.82
1:M:218:LEU:HD22	1:M:222:ILE:CG1	2.10	0.82
1:M:599:ASN:CA	1:M:649:VAL:CB	2.53	0.82
1:M:641:LYS:HG2	1:M:647:GLN:HG3	1.61	0.82
1:M:648:THR:CG2	1:M:651:ALA:HB2	2.08	0.82
1:P:786:ILE:CB	1:P:787:ILE:H	1.84	0.82
4:3:237:GLU:HA	4:3:251:GLY:HA2	1.60	0.82
4:X:292:ASP:CG	4:Z:244:ASP:HB3	1.99	0.82
1:A:218:LEU:HD22	1:A:222:ILE:CG1	2.10	0.82
1:G:646:PHE:CE2	1:G:652:LEU:HD21	2.14	0.82
1:G:797:PHE:HE2	3:I:126:LEU:CD1	1.91	0.82
1:J:639:GLY:CA	4:W:344:SER:C	2.48	0.82
1:J:641:LYS:HG2	1:J:647:GLN:HG3	1.61	0.82
1:J:643:GLY:N	4:W:24:ASP:HA	1.93	0.82
1:J:730:SER:O	1:J:734:GLU:HG3	1.78	0.82
1:J:792:ALA:CA	3:L:42:THR:CG2	2.35	0.82
1:M:218:LEU:HA	1:M:221:GLN:HG2	1.62	0.82
1:M:721:LYS:CA	1:M:736:GLN:NE2	2.43	0.82
1:A:480:ILE:HG22	1:A:481:ASN:HD22	1.45	0.82
1:A:643:GLY:N	4:8:24:ASP:HA	1.93	0.82
1:D:549:SER:O	4:W:46:GLY:C	2.18	0.82

Continued on next page...

Continued from previous page...

Atom-1	Atom-2	Interatomic distance (Å)	Clash overlap (Å)
1:G:218:LEU:HB3	1:G:221:GLN:HG3	1.60	0.82
1:G:505:MLY:HD2	1:G:762:HIS:CD2	2.15	0.82
1:G:553:MLY:CH1	4:X:45:VAL:CG1	2.49	0.82
1:G:817:GLN:CG	2:H:127:ARG:HD2	2.10	0.82
1:J:418:THR:HB	1:J:421:GLU:HG3	1.59	0.82
1:M:544:LYS:NZ	4:2:45:VAL:HG21	1.94	0.82
1:M:788:THR:O	3:O:42:THR:CG2	2.27	0.82
2:N:111:SER:OG	2:N:148:VAL:C	2.15	0.82
1:P:730:SER:O	1:P:734:GLU:HG3	1.78	0.82
1:P:786:ILE:HG22	1:P:787:ILE:CA	2.07	0.82
4:6:237:GLU:HA	4:6:251:GLY:HA2	1.60	0.82
4:9:286:ASP:OD1	4:W:203:THR:CG2	2.26	0.82
1:A:768:MLY:CG	1:A:771:LEU:HD13	2.10	0.82
1:D:553:MLY:HG2	4:W:47:MET:H	1.44	0.82
1:D:641:LYS:HG2	1:D:647:GLN:HG3	1.60	0.82
1:D:799:MET:CE	3:F:32:ASP:CB	2.48	0.82
1:G:542:PHE:CA	4:V:143:TYR:HE1	1.92	0.82
1:M:639:GLY:CA	4:Z:344:SER:C	2.48	0.82
1:P:218:LEU:HD22	1:P:222:ILE:CG1	2.10	0.82
1:P:639:GLY:CA	4:1:344:SER:C	2.48	0.82
1:P:641:LYS:HD2	4:1:348:SER:HB2	1.54	0.82
1:P:734:GLU:O	1:P:738:MET:CG	2.28	0.82
4:W:237:GLU:HA	4:W:251:GLY:HA2	1.60	0.82
1:A:752:ASP:OD2	1:A:782:MLY:HD3	1.79	0.82
1:D:538:GLU:CA	4:9:351:THR:H	1.93	0.82
1:G:84:MLY:HA	1:G:723:ARG:NH2	1.46	0.82
1:G:149:GLN:HG2	1:G:716:LEU:CD1	2.09	0.82
1:G:831:TRP:CZ2	2:H:47:LEU:HD22	2.14	0.82
1:J:599:ASN:OD1	1:J:649:VAL:HB	1.73	0.82
1:J:831:TRP:CH2	2:K:47:LEU:HD22	2.12	0.82
2:K:111:SER:OG	2:K:148:VAL:C	2.15	0.82
1:M:643:GLY:N	4:Z:24:ASP:HA	1.94	0.82
1:P:543:PRO:HG3	4:1:143:TYR:O	1.77	0.82
4:7:290:ARG:NH1	4:9:202:THR:HG21	1.94	0.82
4:8:290:ARG:NH1	4:V:202:THR:HG21	1.94	0.82
4:9:237:GLU:HA	4:9:251:GLY:HA2	1.60	0.82
4:Y:237:GLU:HA	4:Y:251:GLY:HA2	1.60	0.82
1:D:578:HIS:HD2	1:D:591:ASN:HA	1.45	0.81
1:D:732:ILE:HG21	1:D:747:LEU:HD13	0.91	0.81
1:D:831:TRP:CD1	2:E:51:PHE:CZ	2.68	0.81
1:G:795:ARG:N	3:I:118:MET:CE	2.43	0.81

Continued on next page...

Continued from previous page...

Atom-1	Atom-2	Interatomic distance (Å)	Clash overlap (Å)
1:J:783:LEU:O	1:J:787:ILE:HB	1.79	0.81
1:J:826:VAL:HG21	2:K:88:LEU:HD21	1.61	0.81
1:M:480:ILE:HG22	1:M:481:ASN:HD22	1.45	0.81
1:P:643:GLY:N	4:1:24:ASP:HA	1.93	0.81
1:P:649:VAL:HG12	1:P:649:VAL:C	1.98	0.81
1:P:732:ILE:CG2	1:P:747:LEU:HD13	1.34	0.81
1:P:804:ARG:O	1:P:808:GLU:CD	2.17	0.81
4:1:237:GLU:HA	4:1:251:GLY:HA2	1.60	0.81
4:1:245:GLY:H	4:Y:291:LYS:CG	1.80	0.81
1:A:639:GLY:CA	4:8:344:SER:C	2.48	0.81
1:D:798:LEU:HD13	3:F:126:LEU:HD11	1.58	0.81
1:G:503:TYR:OH	1:G:711:PHE:CD2	1.75	0.81
1:G:542:PHE:HA	4:V:143:TYR:HE1	1.34	0.81
1:G:556:ASP:OD2	4:X:47:MET:HE2	1.79	0.81
1:G:641:LYS:HD2	4:V:348:SER:CA	2.09	0.81
1:J:721:LYS:CA	1:J:736:GLN:NE2	2.43	0.81
1:M:730:SER:O	1:M:734:GLU:HG3	1.78	0.81
1:M:732:ILE:CG2	1:M:747:LEU:HD13	1.33	0.81
1:P:480:ILE:HG22	1:P:481:ASN:HD22	1.45	0.81
1:A:85:TYR:HH	1:A:772:LEU:HD23	1.02	0.81
1:A:218:LEU:HA	1:A:221:GLN:HG2	1.62	0.81
1:A:542:PHE:HA	4:8:143:TYR:HE1	1.34	0.81
1:D:418:THR:HB	1:D:421:GLU:HG3	1.60	0.81
1:D:553:MLY:CB	4:W:46:GLY:CA	2.32	0.81
1:D:734:GLU:O	1:D:738:MET:CG	2.28	0.81
1:G:732:ILE:HG23	1:G:747:LEU:CB	1.84	0.81
1:G:813:ILE:HG23	2:H:128:PHE:HZ	1.43	0.81
1:J:215:GLN:N	1:J:340:ILE:CD1	2.44	0.81
1:J:530:MET:CG	4:W:354:GLN:CB	2.30	0.81
2:K:141:PRO:CB	2:K:142:PRO:CD	2.56	0.81
1:M:218:LEU:CA	1:M:221:GLN:HG2	2.10	0.81
1:M:578:HIS:HB3	1:M:592:ILE:HD12	1.62	0.81
1:M:795:ARG:NH2	3:O:116:GLU:CG	2.29	0.81
1:P:722:GLN:NE2	3:R:83:THR:O	2.13	0.81
1:P:817:GLN:HG2	2:Q:127:ARG:HD2	1.62	0.81
4:7:237:GLU:HA	4:7:251:GLY:HA2	1.60	0.81
4:9:290:ARG:NH1	4:W:202:THR:HG21	1.94	0.81
1:A:502:GLU:HG3	1:A:760:PHE:C	2.00	0.81
1:A:732:ILE:CG2	1:A:747:LEU:HD13	1.34	0.81
1:D:530:MET:CG	4:9:354:GLN:CB	2.30	0.81
1:D:557:GLU:H	4:W:48:GLY:HA3	1.28	0.81

Continued on next page...

Continued from previous page...

Atom-1	Atom-2	Interatomic distance (Å)	Clash overlap (Å)
1:D:639:GLY:CA	4:9:344:SER:C	2.48	0.81
1:D:735:GLY:C	1:D:743:ALA:HB1	1.84	0.81
1:D:819:ASN:N	2:E:90:GLY:O	2.13	0.81
1:G:795:ARG:NE	3:I:116:GLU:CD	2.34	0.81
1:J:93:MET:SD	1:J:716:LEU:N	2.54	0.81
1:J:480:ILE:HG22	1:J:481:ASN:HD22	1.45	0.81
1:J:534:SER:O	4:W:351:THR:HG23	1.13	0.81
1:M:820:VAL:CG1	2:N:136:MET:CE	2.57	0.81
1:P:799:MET:CE	3:R:32:ASP:HB3	2.10	0.81
2:Q:144:VAL:CA	2:Q:153:ILE:HD11	2.11	0.81
1:A:218:LEU:CA	1:A:221:GLN:HG2	2.10	0.81
1:A:549:SER:O	4:V:46:GLY:C	2.19	0.81
1:A:641:LYS:HD2	4:8:348:SER:CA	2.10	0.81
1:D:232:PHE:CZ	1:D:287:ILE:HD13	2.16	0.81
1:G:215:GLN:N	1:G:340:ILE:CD1	2.44	0.81
1:G:538:GLU:CA	4:V:351:THR:H	1.92	0.81
1:G:639:GLY:CA	4:V:344:SER:C	2.48	0.81
1:G:769:ALA:HB1	1:G:770:GLY:CA	2.08	0.81
1:J:93:MET:HG2	1:J:715:VAL:HA	1.61	0.81
1:J:218:LEU:HA	1:J:221:GLN:HG2	1.62	0.81
1:P:374:GLN:HG3	1:P:375:ALA:N	1.96	0.81
4:V:325:MET:SD	4:X:244:ASP:HB3	2.19	0.81
1:A:550:PHE:CA	4:V:46:GLY:CA	2.59	0.81
1:A:797:PHE:HE1	3:C:146:ILE:HA	1.03	0.81
1:D:549:SER:O	4:W:46:GLY:CA	2.27	0.81
1:D:571:ALA:O	1:D:572:LYS:CG	2.28	0.81
1:D:725:ARG:CZ	1:D:733:PRO:HB3	2.05	0.81
1:D:831:TRP:CZ2	2:E:47:LEU:CA	2.63	0.81
1:G:797:PHE:CE2	3:I:126:LEU:CD1	2.62	0.81
1:J:796:GLY:HA2	3:L:35:ARG:CD	2.11	0.81
1:P:232:PHE:CZ	1:P:287:ILE:HD13	2.16	0.81
1:P:506:GLU:O	1:P:762:HIS:CD2	2.34	0.81
1:P:599:ASN:OD1	1:P:649:VAL:HB	1.73	0.81
1:P:641:LYS:HD2	4:1:348:SER:CA	2.09	0.81
4:1:166:TYR:OH	4:3:64:ILE:CG2	2.29	0.81
1:D:721:LYS:CA	1:D:736:GLN:NE2	2.43	0.81
4:4:223:PHE:HE1	4:4:255:PHE:HB2	1.46	0.81
4:Z:223:PHE:HE1	4:Z:255:PHE:HB2	1.46	0.81
1:A:578:HIS:HD2	1:A:591:ASN:HA	1.44	0.81
1:A:800:ARG:C	3:C:149:VAL:CG2	2.48	0.81
1:A:836:PHE:CZ	2:B:159:HIS:CA	2.64	0.81

Continued on next page...

Continued from previous page...

Atom-1	Atom-2	Interatomic distance (Å)	Clash overlap (Å)
1:G:374:GLN:HG3	1:G:375:ALA:N	1.96	0.81
1:G:732:ILE:HG21	1:G:747:LEU:HD13	0.91	0.81
1:G:818:TYR:HB3	2:H:90:GLY:HA3	1.63	0.81
2:H:144:VAL:CA	2:H:153:ILE:HD11	2.11	0.81
1:J:734:GLU:O	1:J:738:MET:CG	2.28	0.81
1:M:578:HIS:HD2	1:M:591:ASN:HA	1.45	0.81
1:M:737:PHE:CG	3:O:84:PHE:CZ	2.69	0.81
2:N:144:VAL:HG12	2:N:153:ILE:CD1	2.10	0.81
1:P:542:PHE:CA	4:1:143:TYR:HE1	1.92	0.81
4:2:203:THR:HG22	4:Z:287:ILE:HG21	0.81	0.81
1:A:553:MLY:HG2	4:V:47:MET:H	1.44	0.81
1:A:800:ARG:CB	3:C:149:VAL:HG22	2.11	0.81
1:D:218:LEU:HD22	1:D:222:ILE:CG1	2.10	0.81
2:E:144:VAL:CA	2:E:153:ILE:HD11	2.11	0.81
1:G:571:ALA:O	1:G:572:LYS:CG	2.28	0.81
1:G:643:GLY:N	4:V:24:ASP:HA	1.94	0.81
1:J:218:LEU:HD22	1:J:222:ILE:CG1	2.10	0.81
1:J:578:HIS:HB3	1:J:592:ILE:HD12	1.62	0.81
1:M:724:TYR:CE1	1:M:775:LEU:HG	2.14	0.81
1:M:725:ARG:NH1	3:O:84:PHE:CD1	2.49	0.81
1:P:721:LYS:CA	1:P:736:GLN:NE2	2.43	0.81
4:6:223:PHE:HE1	4:6:255:PHE:HB2	1.46	0.81
1:D:215:GLN:N	1:D:340:ILE:CD1	2.44	0.81
1:G:218:LEU:CA	1:G:221:GLN:HG2	2.10	0.81
1:G:578:HIS:HB3	1:G:592:ILE:HD12	1.62	0.81
1:M:641:LYS:HD2	4:Z:348:SER:CA	2.09	0.81
1:M:818:TYR:CE1	2:N:127:ARG:NH1	2.49	0.81
1:P:218:LEU:CA	1:P:221:GLN:HG2	2.10	0.81
1:P:409:GLY:N	1:P:636:LYS:CG	2.44	0.81
1:P:578:HIS:HB3	1:P:592:ILE:HD12	1.61	0.81
4:3:290:ARG:HH21	4:5:202:THR:HG23	1.42	0.81
1:A:538:GLU:CA	4:8:351:THR:H	1.93	0.80
2:B:117:LEU:HB2	2:B:147:ASN:HD21	1.47	0.80
1:G:232:PHE:CZ	1:G:287:ILE:HD13	2.16	0.80
1:G:641:LYS:HD2	1:G:647:GLN:OE1	1.80	0.80
2:H:141:PRO:HB2	2:H:142:PRO:CD	2.11	0.80
1:J:538:GLU:CA	4:W:351:THR:H	1.92	0.80
1:J:820:VAL:CG1	2:K:136:MET:CE	2.59	0.80
1:M:538:GLU:CA	4:Z:351:THR:H	1.92	0.80
1:P:732:ILE:HG22	1:P:747:LEU:HD12	0.81	0.80
1:P:817:GLN:HG3	2:Q:128:PHE:CE1	2.16	0.80

Continued on next page...

Continued from previous page...

Atom-1	Atom-2	Interatomic distance (Å)	Clash overlap (Å)
1:A:232:PHE:CZ	1:A:287:ILE:HD13	2.16	0.80
1:D:374:GLN:HG3	1:D:375:ALA:N	1.96	0.80
1:D:480:ILE:HG22	1:D:481:ASN:HD22	1.45	0.80
1:D:640:LYS:CB	1:D:645:SER:OG	2.25	0.80
1:G:480:ILE:HG22	1:G:481:ASN:HD22	1.45	0.80
1:G:537:GLU:HG3	4:V:350:SER:O	1.79	0.80
1:G:732:ILE:CG2	1:G:747:LEU:HD13	1.34	0.80
1:G:732:ILE:HG22	1:G:747:LEU:HD12	0.81	0.80
1:G:819:ASN:HA	2:H:90:GLY:C	1.98	0.80
2:H:117:LEU:HB2	2:H:147:ASN:HD21	1.47	0.80
1:J:599:ASN:CA	1:J:649:VAL:CB	2.53	0.80
3:L:49:ILE:N	3:L:52:ASN:ND2	2.29	0.80
2:N:141:PRO:CB	2:N:142:PRO:HD2	2.11	0.80
2:Q:141:PRO:CB	2:Q:142:PRO:HD2	2.12	0.80
4:4:322:PRO:HB3	4:6:244:ASP:OD2	1.78	0.80
4:8:223:PHE:HE1	4:8:255:PHE:HB2	1.46	0.80
1:A:578:HIS:HB3	1:A:592:ILE:HD12	1.61	0.80
1:D:641:LYS:HD2	4:9:348:SER:CA	2.09	0.80
1:G:557:GLU:HB2	4:X:46:GLY:C	1.99	0.80
2:H:111:SER:OG	2:H:148:VAL:C	2.15	0.80
1:P:797:PHE:CZ	3:R:146:ILE:HA	2.16	0.80
4:1:205:GLU:CG	4:Y:287:ILE:CB	2.33	0.80
4:X:287:ILE:CG1	4:Z:201:VAL:CG2	0.88	0.80
1:A:215:GLN:N	1:A:340:ILE:CD1	2.44	0.80
1:A:734:GLU:O	1:A:738:MET:CG	2.28	0.80
1:G:93:MET:CE	1:G:716:LEU:N	2.45	0.80
1:J:232:PHE:CZ	1:J:287:ILE:HD13	2.16	0.80
1:M:215:GLN:N	1:M:340:ILE:CD1	2.44	0.80
1:M:793:ARG:HH11	3:O:40:ASN:HD22	1.26	0.80
1:P:718:ALA:O	3:R:85:GLU:HG2	1.80	0.80
1:P:797:PHE:CE1	3:R:146:ILE:O	2.34	0.80
4:2:223:PHE:HE1	4:2:255:PHE:HB2	1.46	0.80
4:5:223:PHE:HE1	4:5:255:PHE:HB2	1.46	0.80
4:X:223:PHE:HE1	4:X:255:PHE:HB2	1.46	0.80
1:A:409:GLY:N	1:A:636:LYS:CG	2.44	0.80
1:D:550:PHE:CA	4:W:46:GLY:CA	2.59	0.80
1:G:218:LEU:HA	1:G:221:GLN:HG2	1.62	0.80
3:I:49:ILE:N	3:I:52:ASN:ND2	2.29	0.80
1:J:801:VAL:HG21	3:L:126:LEU:CD2	2.11	0.80
2:N:121:LEU:CG	2:N:128:PHE:CA	2.48	0.80
1:P:84:MLY:CB	1:P:780:ASP:OD2	2.30	0.80

Continued on next page...

Continued from previous page...

Atom-1	Atom-2	Interatomic distance (Å)	Clash overlap (Å)
1:P:829:TRP:HZ3	2:Q:84:PHE:CZ	2.00	0.80
1:A:732:ILE:HG22	1:A:747:LEU:HD12	0.81	0.80
1:D:819:ASN:OD1	2:E:91:ALA:HA	1.48	0.80
1:G:755:HIS:CG	1:G:779:ARG:HH12	1.97	0.80
1:J:291:ILE:HA	1:J:331:LEU:HD11	1.64	0.80
1:J:542:PHE:CA	4:W:143:TYR:HE1	1.92	0.80
2:K:141:PRO:HB2	2:K:142:PRO:CD	2.11	0.80
2:K:144:VAL:CA	2:K:153:ILE:HD11	2.11	0.80
1:M:107:MLY:HB3	1:M:686:MET:HE2	1.63	0.80
1:M:571:ALA:O	1:M:572:LYS:CG	2.28	0.80
1:P:218:LEU:HA	1:P:221:GLN:HG2	1.62	0.80
1:P:578:HIS:HD2	1:P:591:ASN:HA	1.44	0.80
3:R:49:ILE:N	3:R:52:ASN:ND2	2.29	0.80
4:2:324:THR:CG2	4:4:244:ASP:CA	2.59	0.80
2:B:141:PRO:HB2	2:B:142:PRO:CD	2.11	0.80
2:E:121:LEU:CG	2:E:128:PHE:CA	2.48	0.80
2:E:144:VAL:HG12	2:E:153:ILE:CD1	2.10	0.80
1:G:127:ASN:HD22	1:G:128:PRO:HD2	1.45	0.80
1:J:732:ILE:HG22	1:J:747:LEU:HD12	0.81	0.80
1:J:799:MET:CE	3:L:32:ASP:HB3	2.12	0.80
1:M:374:GLN:HG3	1:M:375:ALA:N	1.96	0.80
1:M:732:ILE:HG21	1:M:747:LEU:HD13	0.90	0.80
2:N:141:PRO:HB2	2:N:142:PRO:CD	2.12	0.80
1:P:215:GLN:N	1:P:340:ILE:CD1	2.44	0.80
1:P:538:GLU:CA	4:1:351:THR:H	1.93	0.80
1:P:641:LYS:HG2	1:P:647:GLN:HG3	1.61	0.80
1:P:805:ALA:HA	1:P:808:GLU:HB2	1.63	0.80
4:1:110:LEU:O	4:2:195:GLU:CB	2.29	0.80
1:D:599:ASN:CA	1:D:649:VAL:CB	2.53	0.80
1:D:732:ILE:HD13	1:D:782:MLY:CH1	2.02	0.80
1:J:710:GLY:CA	1:J:772:LEU:CD2	2.40	0.80
1:P:127:ASN:HD22	1:P:128:PRO:HD2	1.44	0.80
1:P:291:ILE:HA	1:P:331:LEU:HD11	1.64	0.80
4:3:223:PHE:HE1	4:3:255:PHE:HB2	1.46	0.80
1:A:530:MET:CG	4:8:354:GLN:CB	2.30	0.80
1:D:291:ILE:HA	1:D:331:LEU:HD11	1.64	0.80
1:D:409:GLY:N	1:D:636:LYS:CG	2.44	0.80
1:D:641:LYS:HD2	1:D:647:GLN:OE1	1.81	0.80
1:D:727:LEU:CD1	1:D:782:MLY:CH1	2.60	0.80
1:G:796:GLY:N	3:I:35:ARG:CZ	2.45	0.80
1:P:641:LYS:HD2	1:P:647:GLN:OE1	1.81	0.80

Continued on next page...

Continued from previous page...

Atom-1	Atom-2	Interatomic distance (Å)	Clash overlap (Å)
4:V:223:PHE:HE1	4:V:255:PHE:HB2	1.46	0.80
1:A:823:PHE:CD1	2:B:160:GLY:CA	2.58	0.80
1:G:506:GLU:OE2	1:G:760:PHE:CB	2.29	0.80
1:G:567:LYS:HZ3	4:X:92:ASN:ND2	1.79	0.80
1:G:813:ILE:CG2	2:H:128:PHE:HE1	1.94	0.80
2:H:144:VAL:HG12	2:H:153:ILE:CD1	2.09	0.80
1:J:127:ASN:HD22	1:J:128:PRO:HD2	1.44	0.80
1:J:818:TYR:CD1	2:K:127:ARG:NH1	2.50	0.80
1:J:829:TRP:CE2	2:K:87:LYS:HE2	2.17	0.80
1:M:84:MLY:HB3	1:M:780:ASP:OD2	1.82	0.80
1:M:798:LEU:CD1	3:O:126:LEU:CD1	2.46	0.80
1:M:831:TRP:CZ2	2:N:47:LEU:CD2	2.64	0.80
2:N:144:VAL:CA	2:N:153:ILE:HD11	2.11	0.80
4:W:223:PHE:HE1	4:W:255:PHE:HB2	1.46	0.80
1:D:530:MET:HE1	4:9:355:MET:SD	2.22	0.79
2:E:141:PRO:CB	2:E:142:PRO:HD2	2.11	0.79
3:F:49:ILE:N	3:F:52:ASN:ND2	2.29	0.79
1:J:374:GLN:HG3	1:J:375:ALA:N	1.96	0.79
1:J:792:ALA:H	3:L:42:THR:HG22	0.99	0.79
1:J:834:LEU:HD12	2:K:51:PHE:CE1	2.12	0.79
1:M:95:THR:HG21	1:M:773:GLY:HA2	1.60	0.79
1:M:232:PHE:CZ	1:M:287:ILE:HD13	2.15	0.79
1:M:783:LEU:CA	1:M:786:ILE:CG1	2.55	0.79
2:Q:117:LEU:HB2	2:Q:147:ASN:HD21	1.47	0.79
1:A:291:ILE:HA	1:A:331:LEU:HD11	1.64	0.79
1:A:798:LEU:CD1	3:C:126:LEU:CD1	2.49	0.79
1:A:813:ILE:HD13	2:B:128:PHE:CE1	2.17	0.79
1:D:542:PHE:CA	4:9:143:TYR:HE1	1.92	0.79
1:D:550:PHE:HA	4:W:46:GLY:HA2	1.64	0.79
1:D:732:ILE:HG22	1:D:747:LEU:HD12	0.81	0.79
1:J:784:ALA:O	1:J:788:THR:N	2.14	0.79
1:M:508:ILE:HG23	1:M:759:ALA:HB1	1.62	0.79
1:M:732:ILE:HG22	1:M:747:LEU:HD12	0.81	0.79
1:M:831:TRP:HZ3	2:N:34:ILE:HD13	1.45	0.79
2:Q:121:LEU:CG	2:Q:128:PHE:CA	2.48	0.79
4:7:223:PHE:HE1	4:7:255:PHE:HB2	1.46	0.79
1:A:505:MLY:HG3	1:A:741:LYS:NZ	1.97	0.79
1:A:797:PHE:HZ	3:C:146:ILE:HD13	1.04	0.79
3:C:49:ILE:N	3:C:52:ASN:ND2	2.29	0.79
1:G:834:LEU:HD12	2:H:51:PHE:CE1	2.17	0.79
1:J:793:ARG:HH11	3:L:40:ASN:HD22	1.30	0.79

Continued on next page...

Continued from previous page...

Atom-1	Atom-2	Interatomic distance (Å)	Clash overlap (Å)
1:P:798:LEU:CD2	3:R:126:LEU:HD11	2.12	0.79
4:3:287:ILE:HD13	4:5:203:THR:CB	1.97	0.79
4:X:292:ASP:OD2	4:Z:244:ASP:HB3	1.81	0.79
1:A:550:PHE:N	4:V:46:GLY:HA3	1.97	0.79
1:D:721:LYS:HG2	1:D:736:GLN:CD	1.86	0.79
1:G:92:ALA:O	1:G:713:SER:HA	1.82	0.79
1:G:291:ILE:HA	1:G:331:LEU:HD11	1.64	0.79
1:G:721:LYS:CA	1:G:736:GLN:NE2	2.43	0.79
2:H:141:PRO:CB	2:H:142:PRO:HD2	2.12	0.79
1:P:783:LEU:CB	1:P:786:ILE:HD11	2.12	0.79
1:P:793:ARG:HH11	3:R:40:ASN:HD22	1.27	0.79
1:A:127:ASN:HD22	1:A:128:PRO:HD2	1.45	0.79
1:A:571:ALA:O	1:A:572:LYS:CG	2.28	0.79
1:A:641:LYS:HD2	1:A:647:GLN:OE1	1.81	0.79
2:B:144:VAL:CA	2:B:153:ILE:HD11	2.11	0.79
3:I:50:LEU:C	3:I:53:PRO:HD2	2.03	0.79
1:J:174:SER:CB	1:J:667:THR:HG21	2.13	0.79
1:J:409:GLY:N	1:J:636:LYS:CG	2.44	0.79
2:K:144:VAL:HG12	2:K:153:ILE:CD1	2.10	0.79
1:P:723:ARG:HE	1:P:779:ARG:CA	1.78	0.79
4:2:288:ASP:N	4:4:203:THR:CG2	2.45	0.79
4:X:287:ILE:CG2	4:Z:201:VAL:HG22	2.12	0.79
4:Y:223:PHE:HE1	4:Y:255:PHE:HB2	1.46	0.79
1:A:149:GLN:CG	1:A:718:ALA:HB3	2.12	0.79
2:B:141:PRO:CB	2:B:142:PRO:HD2	2.11	0.79
3:C:50:LEU:C	3:C:53:PRO:HD2	2.03	0.79
1:D:724:TYR:CB	1:D:782:MLY:CD	2.60	0.79
1:G:641:LYS:CE	1:G:647:GLN:HB2	2.13	0.79
1:J:578:HIS:HD2	1:J:591:ASN:HA	1.45	0.79
1:M:798:LEU:HD21	3:O:126:LEU:HD11	1.65	0.79
1:P:174:SER:CB	1:P:667:THR:HG21	2.13	0.79
1:P:800:ARG:CB	3:R:149:VAL:HG22	2.13	0.79
3:R:50:LEU:C	3:R:53:PRO:HD2	2.03	0.79
4:1:173:HIS:CD2	4:2:268:GLY:HA3	2.18	0.79
4:X:287:ILE:HD13	4:Z:205:GLU:HG3	1.65	0.79
1:A:753:VAL:CG1	1:A:775:LEU:CD2	2.60	0.79
1:D:732:ILE:HD12	1:D:782:MLY:CH1	2.10	0.79
1:G:829:TRP:CZ2	2:H:83:MET:HE1	2.18	0.79
1:J:407:GLY:HA2	1:J:412:ALA:HA	1.65	0.79
2:K:141:PRO:CB	2:K:142:PRO:HD2	2.11	0.79
1:M:407:GLY:HA2	1:M:412:ALA:HA	1.65	0.79

Continued on next page...

Continued from previous page...

Atom-1	Atom-2	Interatomic distance (Å)	Clash overlap (Å)
1:M:642:LYS:CG	4:Z:23:GLY:H	1.77	0.79
1:M:722:GLN:CB	3:O:89:GLU:OE2	2.31	0.79
1:M:783:LEU:HB3	1:M:786:ILE:CD1	2.13	0.79
1:P:571:ALA:O	1:P:572:LYS:CG	2.28	0.79
1:P:646:PHE:CE2	1:P:652:LEU:HD21	2.14	0.79
1:P:792:ALA:HB2	3:R:42:THR:HG22	1.64	0.79
2:Q:141:PRO:HB2	2:Q:142:PRO:CD	2.12	0.79
4:9:287:ILE:HB	4:W:204:ALA:N	1.97	0.79
4:X:287:ILE:H	4:Z:201:VAL:HG23	1.46	0.79
1:A:374:GLN:HG3	1:A:375:ALA:N	1.96	0.79
1:A:530:MET:HE3	4:8:354:GLN:HG2	1.63	0.79
2:B:144:VAL:HG12	2:B:153:ILE:CD1	2.09	0.79
1:D:174:SER:CB	1:D:667:THR:HG21	2.13	0.79
1:D:218:LEU:HA	1:D:221:GLN:HG2	1.62	0.79
1:D:642:LYS:HG2	4:9:22:ALA:HA	1.65	0.79
1:D:831:TRP:HZ2	2:E:47:LEU:CA	1.94	0.79
1:G:409:GLY:N	1:G:636:LYS:CG	2.44	0.79
1:J:218:LEU:CA	1:J:221:GLN:HG2	2.10	0.79
1:P:722:GLN:NE2	3:R:85:GLU:N	2.31	0.79
1:D:127:ASN:HD22	1:D:128:PRO:HD2	1.44	0.79
1:D:726:VAL:CG1	1:D:785:GLU:CB	2.56	0.79
2:E:162:ASP:O	2:K:21:GLU:CB	2.30	0.79
3:O:49:ILE:N	3:O:52:ASN:ND2	2.29	0.79
1:P:718:ALA:O	3:R:85:GLU:CG	2.31	0.79
1:D:538:GLU:HG3	4:9:351:THR:C	2.03	0.79
1:G:817:GLN:HG2	2:H:127:ARG:HB2	1.61	0.79
1:J:529:PRO:C	4:W:354:GLN:CB	2.48	0.79
1:M:820:VAL:CG1	2:N:136:MET:HE1	2.11	0.79
1:P:538:GLU:HG3	4:1:351:THR:C	2.03	0.79
4:1:223:PHE:HE1	4:1:255:PHE:HB2	1.46	0.79
1:A:174:SER:CB	1:A:667:THR:HG21	2.13	0.78
1:J:530:MET:HE2	4:W:354:GLN:HG3	1.65	0.78
1:J:567:LYS:HZ1	4:Y:92:ASN:HD22	1.30	0.78
1:J:813:ILE:CG2	2:K:128:PHE:CE1	2.66	0.78
3:L:50:LEU:C	3:L:53:PRO:HD2	2.03	0.78
1:M:409:GLY:N	1:M:636:LYS:CG	2.44	0.78
1:M:641:LYS:CE	1:M:647:GLN:HB2	2.13	0.78
1:P:537:GLU:O	4:1:350:SER:N	2.16	0.78
1:A:721:LYS:CA	1:A:736:GLN:NE2	2.43	0.78
1:A:800:ARG:HB3	3:C:149:VAL:CG2	2.14	0.78
1:J:571:ALA:O	1:J:572:LYS:CG	2.28	0.78

Continued on next page...

Continued from previous page...

Atom-1	Atom-2	Interatomic distance (Å)	Clash overlap (Å)
1:M:538:GLU:HG3	4:Z:351:THR:C	2.03	0.78
1:P:530:MET:CG	4:1:354:GLN:CB	2.30	0.78
4:2:63:GLY:N	4:Z:288:ASP:CG	2.37	0.78
1:A:97:LEU:HD22	1:A:712:PRO:CB	2.12	0.78
1:D:727:LEU:CA	1:D:782:MLY:HE2	2.13	0.78
1:D:831:TRP:HZ2	2:E:47:LEU:CB	1.95	0.78
1:G:792:ALA:HB1	3:I:42:THR:N	1.97	0.78
1:J:51:THR:O	1:J:62:VAL:HG13	1.84	0.78
1:J:537:GLU:O	4:W:350:SER:N	2.16	0.78
1:J:538:GLU:HG3	4:W:351:THR:C	2.03	0.78
2:K:117:LEU:HB2	2:K:147:ASN:HD21	1.47	0.78
1:M:818:TYR:OH	2:N:127:ARG:NH2	2.15	0.78
3:O:50:LEU:C	3:O:53:PRO:HD2	2.03	0.78
4:9:223:PHE:HE1	4:9:255:PHE:HB2	1.46	0.78
1:D:219:GLU:O	1:D:223:ILE:HG13	1.84	0.78
1:D:646:PHE:CE2	1:D:652:LEU:HD21	2.14	0.78
1:G:481:ASN:HD22	1:G:481:ASN:N	1.82	0.78
1:G:538:GLU:HG3	4:V:351:THR:C	2.02	0.78
1:G:556:ASP:OD1	4:X:47:MET:CE	2.27	0.78
1:J:642:LYS:HG2	4:W:22:ALA:HA	1.65	0.78
1:J:732:ILE:HG21	1:J:747:LEU:HD13	0.90	0.78
1:M:725:ARG:HH12	3:O:84:PHE:HD1	1.30	0.78
1:P:646:PHE:HE2	1:P:652:LEU:CD2	1.97	0.78
1:P:767:PHE:HB3	1:P:772:LEU:CD2	1.88	0.78
4:2:63:GLY:HA3	4:Z:288:ASP:CB	2.11	0.78
4:2:324:THR:CB	4:4:244:ASP:HA	2.14	0.78
1:A:51:THR:O	1:A:62:VAL:HG13	1.84	0.78
1:D:218:LEU:CA	1:D:221:GLN:HG2	2.10	0.78
1:D:537:GLU:O	4:9:350:SER:N	2.16	0.78
1:J:829:TRP:HZ3	2:K:84:PHE:CZ	2.01	0.78
1:M:530:MET:CG	4:Z:354:GLN:CB	2.30	0.78
1:M:639:GLY:CA	4:Z:345:ILE:N	2.47	0.78
1:M:798:LEU:CD2	3:O:126:LEU:HD11	2.14	0.78
1:P:642:LYS:HG2	4:1:22:ALA:HA	1.65	0.78
1:A:641:LYS:CE	1:A:647:GLN:HB2	2.13	0.78
1:D:550:PHE:N	4:W:46:GLY:HA3	1.97	0.78
1:G:407:GLY:HA2	1:G:412:ALA:HA	1.65	0.78
1:G:508:ILE:HD11	1:G:759:ALA:HB2	0.81	0.78
1:J:646:PHE:CE2	1:J:652:LEU:HD21	2.14	0.78
1:P:795:ARG:CD	3:R:43:ASN:CG	2.52	0.78
1:P:798:LEU:HD11	3:R:126:LEU:CG	2.14	0.78

Continued on next page...

Continued from previous page...

Atom-1	Atom-2	Interatomic distance (Å)	Clash overlap (Å)
1:A:639:GLY:CA	4:8:345:ILE:N	2.47	0.78
1:A:646:PHE:HE2	1:A:652:LEU:CD2	1.97	0.78
1:A:819:ASN:CB	2:B:90:GLY:O	2.32	0.78
1:A:823:PHE:HE1	2:B:160:GLY:HA2	1.08	0.78
3:C:49:ILE:N	3:C:52:ASN:HD22	1.82	0.78
1:J:28:GLN:OE1	1:J:723:ARG:CG	2.32	0.78
1:J:817:GLN:CD	2:K:127:ARG:CD	2.47	0.78
1:M:496:PHE:CD2	1:M:514:ASP:HA	2.19	0.78
1:P:797:PHE:CE2	3:R:146:ILE:CD1	2.33	0.78
4:3:290:ARG:NH2	4:5:202:THR:HG22	1.98	0.78
1:A:496:PHE:CD2	1:A:514:ASP:HA	2.19	0.78
1:D:639:GLY:CA	4:9:345:ILE:N	2.47	0.78
2:E:163:ALA:C	2:K:22:THR:N	2.37	0.78
1:G:51:THR:O	1:G:62:VAL:HG13	1.84	0.78
1:M:51:THR:O	1:M:62:VAL:HG13	1.84	0.78
1:M:174:SER:CB	1:M:667:THR:HG21	2.13	0.78
1:M:530:MET:HE1	4:Z:355:MET:SD	2.24	0.78
1:M:646:PHE:HE2	1:M:652:LEU:CD2	1.97	0.78
1:M:722:GLN:NE2	3:O:86:ASP:HA	1.99	0.78
1:M:737:PHE:CG	3:O:84:PHE:HZ	2.02	0.78
1:P:548:THR:HG21	4:3:49:GLN:H	1.45	0.78
1:P:635:GLY:HA3	4:1:341:ILE:CD1	2.14	0.78
1:P:718:ALA:HB1	3:R:85:GLU:HG3	1.66	0.78
1:P:831:TRP:CZ2	2:Q:47:LEU:CD2	2.67	0.78
1:A:97:LEU:HD22	1:A:712:PRO:HB3	1.64	0.78
1:A:538:GLU:HG3	4:8:351:THR:C	2.03	0.78
1:A:732:ILE:HG21	1:A:747:LEU:HD13	0.91	0.78
1:D:496:PHE:CD2	1:D:514:ASP:HA	2.19	0.78
1:D:635:GLY:HA3	4:9:341:ILE:CD1	2.14	0.78
1:D:727:LEU:N	1:D:782:MLY:CE	2.46	0.78
1:D:795:ARG:HB3	3:F:35:ARG:HH12	1.04	0.78
2:E:141:PRO:HB2	2:E:142:PRO:CD	2.12	0.78
1:G:496:PHE:CD2	1:G:514:ASP:HA	2.19	0.78
1:G:639:GLY:CA	4:V:345:ILE:N	2.47	0.78
1:J:219:GLU:O	1:J:223:ILE:HG13	1.84	0.78
1:M:291:ILE:HA	1:M:331:LEU:HD11	1.64	0.78
1:P:51:THR:O	1:P:62:VAL:HG13	1.84	0.78
1:P:789:ALA:CB	3:R:81:GLN:CD	2.52	0.78
1:P:819:ASN:OD1	2:Q:92:ASP:CA	2.31	0.78
4:2:287:ILE:CB	4:4:203:THR:HG22	2.14	0.78
1:A:498:LEU:HD23	1:A:764:MLY:HH22	1.66	0.78

Continued on next page...

Continued from previous page...

Atom-1	Atom-2	Interatomic distance (Å)	Clash overlap (Å)
1:D:641:LYS:CE	1:D:647:GLN:HB2	2.13	0.78
3:F:50:LEU:C	3:F:53:PRO:HD2	2.03	0.78
1:G:219:GLU:O	1:G:223:ILE:HG13	1.84	0.78
1:G:537:GLU:O	4:V:350:SER:N	2.16	0.78
1:G:797:PHE:CD1	3:I:146:ILE:CG2	2.61	0.78
1:J:635:GLY:HA3	4:W:341:ILE:CD1	2.14	0.78
1:J:646:PHE:HE2	1:J:652:LEU:CD2	1.97	0.78
1:M:537:GLU:O	4:Z:350:SER:N	2.16	0.78
1:M:797:PHE:CE2	3:O:146:ILE:CD1	2.46	0.78
1:P:84:MLY:HB3	1:P:780:ASP:OD2	1.84	0.78
1:P:722:GLN:HE22	3:R:86:ASP:N	1.74	0.78
1:P:797:PHE:CE1	3:R:146:ILE:HG23	2.19	0.78
1:P:829:TRP:CZ3	2:Q:84:PHE:CZ	2.71	0.78
4:4:223:PHE:HD2	4:4:312:ARG:HH21	1.32	0.78
1:A:407:GLY:HA2	1:A:412:ALA:HA	1.65	0.77
1:A:795:ARG:NH2	3:C:116:GLU:HB3	2.00	0.77
1:D:727:LEU:CG	1:D:782:MLY:CH1	2.62	0.77
1:G:174:SER:CB	1:G:667:THR:HG21	2.13	0.77
1:M:116:TYR:O	1:M:153:PRO:HB2	1.84	0.77
1:P:219:GLU:O	1:P:223:ILE:HG13	1.84	0.77
1:P:806:MET:O	1:P:809:ARG:HB2	1.83	0.77
3:R:49:ILE:N	3:R:52:ASN:HD22	1.82	0.77
4:2:63:GLY:CA	4:Z:288:ASP:HB2	2.13	0.77
4:6:223:PHE:HD2	4:6:312:ARG:HH21	1.32	0.77
4:8:287:ILE:HB	4:V:204:ALA:N	1.97	0.77
1:D:51:THR:O	1:D:62:VAL:HG13	1.84	0.77
1:D:507:GLY:HA2	1:D:762:HIS:ND1	1.99	0.77
1:G:795:ARG:NE	3:I:116:GLU:CB	2.17	0.77
3:I:3:SER:O	3:I:4:LYS:HB2	1.84	0.77
1:J:496:PHE:CD2	1:J:514:ASP:HA	2.19	0.77
1:J:756:THR:HG22	1:J:776:GLU:CA	2.09	0.77
1:P:95:THR:HG21	1:P:773:GLY:HA2	1.66	0.77
4:2:287:ILE:HG21	4:4:202:THR:C	2.05	0.77
4:3:322:PRO:HB2	4:5:244:ASP:HB2	1.65	0.77
4:Z:223:PHE:HD2	4:Z:312:ARG:HH21	1.32	0.77
1:J:817:GLN:HB3	2:K:127:ARG:HD2	1.48	0.77
1:M:709:LYS:O	1:M:768:MLY:CH1	2.32	0.77
4:2:287:ILE:HG13	4:4:202:THR:HA	1.64	0.77
1:A:550:PHE:HA	4:V:46:GLY:HA2	1.64	0.77
1:A:599:ASN:CA	1:A:649:VAL:CB	2.54	0.77
1:D:735:GLY:C	1:D:743:ALA:HB2	1.82	0.77

Continued on next page...

Continued from previous page...

Atom-1	Atom-2	Interatomic distance (Å)	Clash overlap (Å)
1:D:798:LEU:CG	3:F:126:LEU:HD11	2.12	0.77
1:G:641:LYS:CE	1:G:647:GLN:CG	2.60	0.77
1:J:641:LYS:CE	1:J:647:GLN:HB2	2.13	0.77
1:P:218:LEU:HD22	1:P:222:ILE:HG12	1.67	0.77
1:P:639:GLY:CA	4:1:345:ILE:N	2.47	0.77
1:P:767:PHE:CD1	1:P:772:LEU:CD1	2.66	0.77
1:P:789:ALA:HB2	3:R:81:GLN:CG	2.12	0.77
1:P:826:VAL:HG21	2:Q:88:LEU:HD23	1.66	0.77
4:7:287:ILE:HB	4:9:204:ALA:N	1.97	0.77
4:V:223:PHE:HD2	4:V:312:ARG:HH21	1.33	0.77
4:X:291:LYS:HB3	4:Z:246:GLN:CB	2.14	0.77
1:A:93:MET:CE	1:A:715:VAL:CA	2.34	0.77
1:A:537:GLU:O	4:8:350:SER:N	2.16	0.77
1:A:813:ILE:HG21	2:B:127:ARG:HD2	1.66	0.77
1:D:407:GLY:HA2	1:D:412:ALA:HA	1.65	0.77
1:D:646:PHE:HE2	1:D:652:LEU:CD2	1.97	0.77
1:D:813:ILE:CD1	2:E:128:PHE:HE1	1.94	0.77
1:D:831:TRP:CH2	2:E:47:LEU:HD23	2.20	0.77
1:G:538:GLU:OE2	4:V:355:MET:HE3	1.83	0.77
1:G:646:PHE:HE2	1:G:652:LEU:CD2	1.97	0.77
1:J:116:TYR:O	1:J:153:PRO:HB2	1.85	0.77
1:J:639:GLY:CA	4:W:345:ILE:N	2.46	0.77
1:M:783:LEU:CB	1:M:786:ILE:CD1	2.62	0.77
1:P:407:GLY:HA2	1:P:412:ALA:HA	1.65	0.77
1:P:641:LYS:CE	1:P:647:GLN:CG	2.60	0.77
1:P:735:GLY:C	1:P:743:ALA:HB2	1.82	0.77
4:2:223:PHE:HD2	4:2:312:ARG:HH21	1.33	0.77
4:4:288:ASP:N	4:6:203:THR:CG2	2.46	0.77
4:Y:265:SER:CB	4:Z:39:ARG:NH2	2.48	0.77
1:A:149:GLN:CB	1:A:718:ALA:C	2.45	0.77
1:G:732:ILE:N	1:G:733:PRO:HD2	2.00	0.77
1:M:556:ASP:OD2	4:2:41:GLN:CD	2.22	0.77
1:M:629:GLU:HA	1:M:643:GLY:C	2.05	0.77
1:M:723:ARG:HH21	1:M:783:LEU:HD13	1.48	0.77
1:P:721:LYS:CA	1:P:736:GLN:OE1	2.33	0.77
4:X:223:PHE:HD2	4:X:312:ARG:HH21	1.33	0.77
1:A:166:MET:HE1	1:A:254:PHE:HB2	1.65	0.77
1:A:529:PRO:C	4:8:354:GLN:CB	2.49	0.77
1:A:797:PHE:CE1	3:C:146:ILE:HG23	2.20	0.77
3:C:3:SER:O	3:C:4:LYS:HB2	1.84	0.77
1:D:553:MLY:NZ	4:W:45:VAL:HA	1.84	0.77

Continued on next page...

Continued from previous page...

Atom-1	Atom-2	Interatomic distance (Å)	Clash overlap (Å)
2:E:117:LEU:HB2	2:E:147:ASN:HD21	1.47	0.77
1:G:642:LYS:HG2	4:V:22:ALA:HA	1.65	0.77
1:G:721:LYS:CA	1:G:736:GLN:OE1	2.33	0.77
1:G:733:PRO:C	1:G:737:PHE:HD1	1.88	0.77
1:G:799:MET:SD	3:I:32:ASP:OD2	2.42	0.77
1:G:829:TRP:CZ2	2:H:83:MET:CE	2.68	0.77
1:J:97:LEU:CD2	1:J:712:PRO:HB2	2.14	0.77
1:J:735:GLY:C	1:J:743:ALA:HB2	1.82	0.77
1:M:641:LYS:CE	1:M:647:GLN:CG	2.60	0.77
3:O:3:SER:O	3:O:4:LYS:HB2	1.84	0.77
3:O:49:ILE:N	3:O:52:ASN:HD22	1.82	0.77
1:P:116:TYR:O	1:P:153:PRO:HB2	1.85	0.77
4:2:324:THR:HG23	4:4:244:ASP:CA	2.14	0.77
1:A:641:LYS:CE	1:A:647:GLN:CG	2.60	0.77
1:A:797:PHE:CE2	3:C:126:LEU:HD22	2.14	0.77
1:D:94:MET:CE	1:D:101:ALA:HB1	2.15	0.77
1:D:410:ASN:CG	4:9:334:GLU:CA	2.47	0.77
2:E:111:SER:OG	2:E:148:VAL:C	2.15	0.77
1:P:732:ILE:HG21	1:P:747:LEU:HD13	0.90	0.77
1:P:733:PRO:C	1:P:737:PHE:HD1	1.88	0.77
4:4:322:PRO:HB3	4:6:244:ASP:CB	2.10	0.77
4:8:223:PHE:HD2	4:8:312:ARG:HH21	1.33	0.77
1:A:534:SER:O	4:8:351:THR:N	2.18	0.77
1:A:635:GLY:HA3	4:8:341:ILE:CD1	2.14	0.77
1:D:218:LEU:HB3	1:D:221:GLN:HG3	1.61	0.77
1:G:629:GLU:HA	1:G:643:GLY:C	2.05	0.77
1:G:798:LEU:CD2	3:I:118:MET:CB	2.61	0.77
1:M:85:TYR:OH	1:M:776:GLU:HG3	1.85	0.77
1:M:219:GLU:O	1:M:223:ILE:HG13	1.84	0.77
1:M:481:ASN:HD22	1:M:481:ASN:N	1.82	0.77
1:M:721:LYS:CA	1:M:736:GLN:OE1	2.33	0.77
1:M:723:ARG:NH1	1:M:779:ARG:CZ	2.48	0.77
1:M:792:ALA:HB2	3:O:42:THR:CB	2.12	0.77
1:P:84:MLY:N	1:P:780:ASP:OD2	2.17	0.77
4:7:223:PHE:HD2	4:7:312:ARG:HH21	1.32	0.77
1:A:149:GLN:HE21	1:A:718:ALA:HB3	0.95	0.77
1:A:219:GLU:O	1:A:223:ILE:HG13	1.84	0.77
1:A:502:GLU:CG	1:A:764:MLY:O	2.33	0.77
1:A:556:ASP:HA	4:V:49:GLN:O	1.70	0.77
1:A:623:PHE:CG	1:A:623:PHE:CA	2.68	0.77
1:D:727:LEU:CD1	1:D:782:MLY:NZ	2.44	0.77

Continued on next page...

Continued from previous page...

Atom-1	Atom-2	Interatomic distance (Å)	Clash overlap (Å)
1:D:795:ARG:HG2	3:F:118:MET:HE3	1.67	0.77
1:D:838:ILE:CD1	2:E:54:MET:HE1	2.14	0.77
1:G:94:MET:CE	1:G:101:ALA:HB1	2.15	0.77
1:G:829:TRP:HH2	2:H:83:MET:HE3	1.47	0.77
3:L:3:SER:O	3:L:4:LYS:HB2	1.84	0.77
1:M:732:ILE:N	1:M:733:PRO:HD2	2.00	0.77
1:M:767:PHE:CD1	1:M:772:LEU:CD1	2.68	0.77
1:M:817:GLN:HB3	2:N:127:ARG:HD3	1.67	0.77
2:N:117:LEU:HB2	2:N:147:ASN:HD21	1.47	0.77
2:N:121:LEU:CG	2:N:128:PHE:HA	2.14	0.77
4:3:322:PRO:CB	4:5:244:ASP:OD2	2.26	0.77
4:4:288:ASP:H	4:6:203:THR:CG2	1.98	0.77
1:D:623:PHE:CG	1:D:623:PHE:CA	2.68	0.76
1:G:149:GLN:HB3	1:G:716:LEU:CD2	2.09	0.76
1:G:552:ASN:O	4:X:47:MET:HE1	1.81	0.76
1:G:635:GLY:HA3	4:V:341:ILE:CD1	2.14	0.76
1:J:829:TRP:CZ3	2:K:84:PHE:CZ	2.73	0.76
1:M:218:LEU:HD22	1:M:222:ILE:HG12	1.67	0.76
1:P:94:MET:CE	1:P:101:ALA:HB1	2.15	0.76
1:P:782:MLY:HH23	3:R:80:ASP:CB	2.13	0.76
1:P:831:TRP:HZ3	2:Q:34:ILE:HD13	1.49	0.76
2:Q:144:VAL:HG12	2:Q:153:ILE:CD1	2.09	0.76
4:1:166:TYR:CZ	4:3:64:ILE:CG2	2.68	0.76
4:2:288:ASP:OD1	4:4:203:THR:HG23	1.84	0.76
4:5:223:PHE:HD2	4:5:312:ARG:HH21	1.32	0.76
4:9:223:PHE:HD2	4:9:312:ARG:HH21	1.33	0.76
4:Y:223:PHE:HD2	4:Y:312:ARG:HH21	1.32	0.76
1:A:733:PRO:C	1:A:737:PHE:HD1	1.88	0.76
1:D:218:LEU:HD22	1:D:222:ILE:HG12	1.67	0.76
1:G:410:ASN:CG	4:V:334:GLU:CA	2.47	0.76
1:G:769:ALA:HB1	1:G:770:GLY:N	1.98	0.76
1:J:93:MET:CG	1:J:715:VAL:HA	2.16	0.76
1:J:836:PHE:CE1	2:K:159:HIS:CA	2.61	0.76
1:M:94:MET:CE	1:M:101:ALA:HB1	2.15	0.76
1:P:792:ALA:H	3:R:42:THR:HG22	1.50	0.76
2:Q:111:SER:OG	2:Q:148:VAL:C	2.15	0.76
4:1:223:PHE:HD2	4:1:312:ARG:HH21	1.32	0.76
4:3:223:PHE:HD2	4:3:312:ARG:HH21	1.32	0.76
1:A:502:GLU:HG3	1:A:761:GLY:HA3	1.61	0.76
1:A:629:GLU:HA	1:A:643:GLY:C	2.05	0.76
3:I:49:ILE:N	3:I:52:ASN:HD22	1.82	0.76

Continued on next page...

Continued from previous page...

Atom-1	Atom-2	Interatomic distance (Å)	Clash overlap (Å)
1:M:725:ARG:HG3	1:M:733:PRO:HA	1.67	0.76
2:Q:121:LEU:CG	2:Q:128:PHE:HA	2.14	0.76
4:4:322:PRO:CB	4:6:244:ASP:HB2	2.14	0.76
1:D:116:TYR:O	1:D:153:PRO:HB2	1.85	0.76
1:D:537:GLU:HG3	4:9:350:SER:O	1.79	0.76
2:E:121:LEU:CG	2:E:128:PHE:HA	2.14	0.76
1:G:623:PHE:CG	1:G:623:PHE:CA	2.68	0.76
1:J:831:TRP:NE1	2:K:67:MET:HB3	1.98	0.76
1:M:829:TRP:CE2	2:N:87:LYS:HE2	2.19	0.76
1:P:496:PHE:CD2	1:P:514:ASP:HA	2.19	0.76
1:P:725:ARG:HG3	1:P:733:PRO:HA	1.67	0.76
1:P:817:GLN:HG2	2:Q:127:ARG:CD	2.14	0.76
1:P:819:ASN:OD1	2:Q:92:ASP:HB2	1.74	0.76
4:1:167:GLU:HB3	4:3:41:GLN:O	1.84	0.76
4:V:325:MET:CE	4:X:244:ASP:OD2	2.34	0.76
4:Y:265:SER:CB	4:Z:39:ARG:HH22	1.98	0.76
1:D:641:LYS:CE	1:D:647:GLN:CG	2.60	0.76
1:D:830:PRO:HB2	2:E:51:PHE:CZ	2.19	0.76
1:J:94:MET:CE	1:J:101:ALA:HB1	2.15	0.76
1:J:505:MLY:CD	1:J:762:HIS:HE1	1.95	0.76
1:J:537:GLU:HG3	4:W:350:SER:O	1.78	0.76
1:J:623:PHE:CG	1:J:623:PHE:CA	2.68	0.76
1:J:754:ASP:HA	1:J:780:ASP:OD2	1.84	0.76
1:P:641:LYS:CE	1:P:647:GLN:HB2	2.13	0.76
1:A:649:VAL:CG1	1:A:649:VAL:CB	2.64	0.76
1:D:664:LEU:O	1:D:667:THR:HB	1.86	0.76
1:D:725:ARG:HG3	1:D:733:PRO:HA	1.68	0.76
1:G:116:TYR:O	1:G:153:PRO:HB2	1.85	0.76
1:G:799:MET:SD	3:I:32:ASP:CG	2.64	0.76
4:3:288:ASP:H	4:5:203:THR:CG2	1.98	0.76
4:W:291:LYS:HB3	4:Y:244:ASP:HB3	1.66	0.76
1:A:94:MET:CE	1:A:101:ALA:HB1	2.15	0.76
1:A:664:LEU:O	1:A:667:THR:HB	1.86	0.76
3:F:3:SER:O	3:F:4:LYS:HB2	1.84	0.76
1:J:649:VAL:CG1	1:J:649:VAL:CB	2.64	0.76
2:K:121:LEU:CG	2:K:128:PHE:HA	2.14	0.76
1:M:623:PHE:CG	1:M:623:PHE:CA	2.68	0.76
1:M:635:GLY:HA3	4:Z:341:ILE:CD1	2.14	0.76
1:P:723:ARG:NE	1:P:779:ARG:HB2	2.01	0.76
4:8:290:ARG:NH1	4:V:202:THR:CG2	2.49	0.76
1:D:534:SER:O	4:9:351:THR:N	2.19	0.76

Continued on next page...

Continued from previous page...

Atom-1	Atom-2	Interatomic distance (Å)	Clash overlap (Å)
1:D:636:LYS:O	1:D:637:LYS:HB2	1.86	0.76
1:D:713:SER:H	1:D:771:LEU:HD22	1.00	0.76
1:D:768:MLY:C	1:D:771:LEU:HA	2.16	0.76
1:J:218:LEU:HD22	1:J:222:ILE:HG12	1.67	0.76
1:J:534:SER:O	4:W:351:THR:N	2.19	0.76
3:L:49:ILE:N	3:L:52:ASN:HD22	1.83	0.76
1:P:649:VAL:CG1	1:P:649:VAL:CB	2.64	0.76
4:X:291:LYS:HG2	4:Z:245:GLY:H	1.48	0.76
1:A:218:LEU:HD22	1:A:222:ILE:HG12	1.67	0.76
2:B:111:SER:OG	2:B:148:VAL:C	2.15	0.76
1:D:649:VAL:CG1	1:D:649:VAL:CB	2.64	0.76
1:D:792:ALA:CB	3:F:42:THR:CG2	2.11	0.76
1:G:664:LEU:O	1:G:667:THR:HB	1.86	0.76
1:J:819:ASN:OD1	2:K:92:ASP:CB	2.34	0.76
1:J:820:VAL:CG1	2:K:136:MET:HE3	2.10	0.76
1:M:783:LEU:HA	1:M:786:ILE:HG13	1.59	0.76
1:P:629:GLU:HA	1:P:643:GLY:C	2.05	0.76
4:7:290:ARG:NH1	4:9:202:THR:CG2	2.49	0.76
1:A:642:LYS:HG2	4:8:22:ALA:HA	1.66	0.76
1:A:795:ARG:CB	3:C:35:ARG:HH12	1.71	0.76
1:J:817:GLN:HG2	2:K:127:ARG:CD	2.08	0.76
1:M:646:PHE:CE2	1:M:652:LEU:HD21	2.14	0.76
1:P:218:LEU:HB3	1:P:221:GLN:HG3	1.60	0.76
1:A:732:ILE:N	1:A:733:PRO:HD2	2.00	0.75
1:D:713:SER:HB2	1:D:775:LEU:HD22	1.62	0.75
3:F:49:ILE:N	3:F:52:ASN:HD22	1.82	0.75
1:J:636:LYS:O	1:J:637:LYS:HB2	1.86	0.75
1:M:831:TRP:CH2	2:N:47:LEU:HD22	2.20	0.75
1:P:795:ARG:NE	3:R:43:ASN:OD1	2.17	0.75
4:W:223:PHE:HD2	4:W:312:ARG:HH21	1.33	0.75
4:X:291:LYS:HB3	4:Z:246:GLN:HB2	1.68	0.75
1:A:481:ASN:HD22	1:A:481:ASN:N	1.82	0.75
1:D:732:ILE:N	1:D:733:PRO:HD2	2.00	0.75
1:G:28:GLN:CB	1:G:723:ARG:NH1	2.38	0.75
1:G:510:TRP:CH2	1:G:768:MLY:HH11	2.20	0.75
1:G:798:LEU:HD22	3:I:118:MET:HG3	1.68	0.75
1:J:84:MLY:O	1:J:723:ARG:CD	2.29	0.75
1:J:818:TYR:OH	2:K:127:ARG:NH2	2.17	0.75
1:M:541:MET:O	4:Z:143:TYR:CZ	2.40	0.75
1:P:95:THR:HG21	1:P:773:GLY:CA	2.16	0.75
4:2:64:ILE:HD13	4:Z:166:TYR:HH	1.46	0.75

Continued on next page...

Continued from previous page...

Atom-1	Atom-2	Interatomic distance (Å)	Clash overlap (Å)
4:V:287:ILE:HD11	4:X:201:VAL:O	1.75	0.75
4:X:288:ASP:HA	4:Z:242:LEU:HD23	1.67	0.75
4:X:291:LYS:CB	4:Z:246:GLN:N	2.45	0.75
1:A:837:MLY:HH22	2:H:21:GLU:N	2.01	0.75
1:D:823:PHE:CD1	2:E:160:GLY:HA2	2.21	0.75
1:J:664:LEU:O	1:J:667:THR:HB	1.86	0.75
1:M:796:GLY:HA2	3:O:35:ARG:CD	2.16	0.75
1:A:721:LYS:CA	1:A:736:GLN:OE1	2.33	0.75
1:D:831:TRP:HZ3	2:E:34:ILE:HG23	1.44	0.75
1:G:796:GLY:HA2	3:I:35:ARG:CZ	2.15	0.75
1:G:831:TRP:HH2	2:H:47:LEU:HD21	0.97	0.75
1:J:350:ALA:O	1:J:354:LEU:HB2	1.87	0.75
1:J:629:GLU:HA	1:J:643:GLY:C	2.05	0.75
1:J:732:ILE:N	1:J:733:PRO:HD2	2.01	0.75
1:M:538:GLU:OE2	4:Z:355:MET:HE3	1.87	0.75
1:M:642:LYS:HG2	4:Z:22:ALA:HA	1.65	0.75
1:M:803:TYR:CE1	1:M:807:VAL:HG21	2.21	0.75
1:P:623:PHE:CG	1:P:623:PHE:CA	2.68	0.75
1:P:664:LEU:O	1:P:667:THR:HB	1.86	0.75
1:P:732:ILE:N	1:P:733:PRO:HD2	2.01	0.75
4:1:205:GLU:CG	4:Y:287:ILE:CD1	2.64	0.75
4:1:368:SER:OG	4:2:231:ALA:HB1	1.86	0.75
1:A:797:PHE:CD2	3:C:146:ILE:HG23	2.21	0.75
1:D:830:PRO:HG2	2:E:67:MET:CE	2.17	0.75
1:G:506:GLU:OE2	1:G:760:PHE:C	2.24	0.75
1:G:649:VAL:CG1	1:G:649:VAL:CB	2.64	0.75
1:J:310:TYR:CE2	1:J:320:ILE:HD11	2.22	0.75
1:J:789:ALA:CB	3:L:81:GLN:CD	2.55	0.75
1:M:817:GLN:CB	2:N:127:ARG:CD	2.54	0.75
1:M:826:VAL:HG21	2:N:88:LEU:HD23	1.66	0.75
1:M:831:TRP:CZ2	2:N:47:LEU:HD21	2.21	0.75
1:P:310:TYR:CE2	1:P:320:ILE:HD11	2.22	0.75
1:P:534:SER:O	4:1:351:THR:N	2.19	0.75
1:A:795:ARG:NH2	3:C:116:GLU:CB	2.47	0.75
1:A:831:TRP:CD1	2:B:51:PHE:HE1	2.04	0.75
1:D:629:GLU:HA	1:D:643:GLY:C	2.05	0.75
1:D:739:ASP:CB	1:D:742:LYS:HB3	2.12	0.75
1:D:838:ILE:CD1	2:E:54:MET:HE3	2.17	0.75
1:J:410:ASN:CG	4:W:334:GLU:CA	2.47	0.75
1:M:350:ALA:O	1:M:354:LEU:HB2	1.87	0.75
1:M:737:PHE:HE2	3:O:84:PHE:CD2	2.03	0.75

Continued on next page...

Continued from previous page...

Atom-1	Atom-2	Interatomic distance (Å)	Clash overlap (Å)
1:M:791:GLN:HE22	3:O:115:GLY:CA	2.00	0.75
4:1:167:GLU:OE1	4:3:42:GLY:HA2	1.85	0.75
1:A:646:PHE:CE2	1:A:652:LEU:HD21	2.14	0.75
1:A:819:ASN:ND2	2:B:90:GLY:C	2.35	0.75
1:D:350:ALA:O	1:D:354:LEU:HB2	1.87	0.75
1:G:218:LEU:HD22	1:G:222:ILE:HG12	1.66	0.75
1:G:541:MET:O	4:V:143:TYR:CZ	2.40	0.75
1:M:649:VAL:CG1	1:M:649:VAL:CB	2.64	0.75
1:M:664:LEU:O	1:M:667:THR:HB	1.86	0.75
1:P:537:GLU:HG3	4:1:350:SER:O	1.78	0.75
1:P:724:TYR:OH	1:P:775:LEU:HG	1.83	0.75
1:A:116:TYR:O	1:A:153:PRO:HB2	1.85	0.75
1:A:149:GLN:HG2	1:A:719:ASP:CB	2.17	0.75
1:A:837:MLY:CH2	2:H:20:ASP:HA	2.16	0.75
1:D:726:VAL:CG1	1:D:785:GLU:CG	2.59	0.75
1:G:530:MET:HE3	4:V:354:GLN:HG2	1.65	0.75
1:G:538:GLU:O	4:V:349:LEU:HG	1.87	0.75
1:G:757:GLN:HG2	1:G:776:GLU:CD	2.01	0.75
1:J:541:MET:O	4:W:143:TYR:CZ	2.40	0.75
1:M:806:MET:O	1:M:810:ARG:N	2.20	0.75
1:P:350:ALA:O	1:P:354:LEU:HB2	1.87	0.75
1:P:831:TRP:CZ2	2:Q:47:LEU:HD22	2.20	0.75
1:A:707:CYS:CA	1:A:714:ARG:CZ	2.60	0.75
1:A:725:ARG:HG3	1:A:733:PRO:HA	1.67	0.75
1:D:733:PRO:C	1:D:737:PHE:HD1	1.88	0.75
1:J:641:LYS:CE	1:J:647:GLN:CG	2.60	0.75
1:J:725:ARG:HG3	1:J:733:PRO:HA	1.67	0.75
1:J:793:ARG:NH1	3:L:40:ASN:HD22	1.85	0.75
1:M:797:PHE:HE1	3:O:146:ILE:HA	1.35	0.75
4:5:253:GLU:HA	4:5:256:ARG:HG3	1.69	0.75
4:8:253:GLU:HA	4:8:256:ARG:HG3	1.69	0.75
1:A:830:PRO:HB2	2:B:51:PHE:CE1	2.21	0.74
2:B:150:TYR:C	2:B:151:LYS:CG	2.49	0.74
1:D:215:GLN:NE2	1:D:336:SER:O	2.20	0.74
1:D:310:TYR:CE2	1:D:320:ILE:HD11	2.22	0.74
1:G:166:MET:HE1	1:G:254:PHE:HB2	1.68	0.74
1:G:725:ARG:HG3	1:G:733:PRO:HA	1.67	0.74
1:G:783:LEU:O	1:G:787:ILE:CB	2.35	0.74
1:J:641:LYS:HD2	1:J:647:GLN:OE1	1.81	0.74
1:J:789:ALA:HB1	3:L:81:GLN:CD	2.08	0.74
1:P:481:ASN:HD22	1:P:481:ASN:N	1.82	0.74

Continued on next page...

Continued from previous page...

Atom-1	Atom-2	Interatomic distance (Å)	Clash overlap (Å)
1:P:636:LYS:O	1:P:637:LYS:HB2	1.86	0.74
3:R:3:SER:O	3:R:4:LYS:HB2	1.84	0.74
4:3:290:ARG:NH2	4:5:202:THR:HG21	1.60	0.74
4:4:287:ILE:HB	4:6:203:THR:HG22	1.69	0.74
4:W:324:THR:CG2	4:Y:247:VAL:HG22	2.16	0.74
1:A:409:GLY:HA3	4:8:333:PRO:N	2.02	0.74
1:A:736:GLN:HA	1:A:743:ALA:HB2	1.51	0.74
1:D:538:GLU:CD	4:9:355:MET:HE3	2.07	0.74
1:G:350:ALA:O	1:G:354:LEU:HB2	1.87	0.74
1:G:486:MLY:HH13	1:G:527:GLU:OE1	1.87	0.74
1:G:735:GLY:C	1:G:743:ALA:HB1	1.84	0.74
1:G:798:LEU:HD22	3:I:118:MET:CG	2.17	0.74
1:J:817:GLN:HG3	2:K:128:PHE:CE1	2.22	0.74
1:M:310:TYR:CE2	1:M:320:ILE:HD11	2.22	0.74
1:M:641:LYS:HD2	1:M:647:GLN:OE1	1.81	0.74
1:M:733:PRO:C	1:M:737:PHE:HD1	1.88	0.74
1:P:767:PHE:CB	1:P:772:LEU:CD1	2.66	0.74
4:3:253:GLU:HA	4:3:256:ARG:HG3	1.69	0.74
4:X:287:ILE:HB	4:Z:205:GLU:HG3	1.67	0.74
4:Z:253:GLU:HA	4:Z:256:ARG:HG3	1.69	0.74
1:A:215:GLN:NE2	1:A:336:SER:O	2.20	0.74
1:G:769:ALA:HB3	1:G:770:GLY:N	2.01	0.74
1:G:796:GLY:CA	3:I:35:ARG:CZ	2.64	0.74
1:J:481:ASN:HD22	1:J:481:ASN:N	1.82	0.74
1:M:534:SER:O	4:Z:351:THR:N	2.19	0.74
1:P:821:ARG:NH2	2:Q:127:ARG:CD	2.50	0.74
4:9:288:ASP:H	4:W:203:THR:HG22	1.52	0.74
1:A:541:MET:O	4:8:143:TYR:CZ	2.40	0.74
1:D:541:MET:O	4:9:143:TYR:CZ	2.40	0.74
1:G:795:ARG:NE	3:I:116:GLU:OE2	2.20	0.74
1:J:538:GLU:O	4:W:349:LEU:HG	1.86	0.74
1:J:735:GLY:CA	1:J:743:ALA:HA	2.17	0.74
1:M:709:LYS:O	1:M:768:MLY:HH13	1.88	0.74
1:M:723:ARG:CZ	1:M:783:LEU:HD11	2.17	0.74
1:M:732:ILE:N	1:M:733:PRO:CD	2.51	0.74
1:P:215:GLN:NE2	1:P:336:SER:O	2.20	0.74
4:X:253:GLU:HA	4:X:256:ARG:HG3	1.69	0.74
4:X:286:ASP:OD2	4:Z:204:ALA:HB3	1.88	0.74
1:A:735:GLY:CA	1:A:743:ALA:HA	2.17	0.74
1:D:735:GLY:CA	1:D:743:ALA:HA	2.18	0.74
1:G:215:GLN:NE2	1:G:336:SER:O	2.21	0.74

Continued on next page...

Continued from previous page...

Atom-1	Atom-2	Interatomic distance (Å)	Clash overlap (Å)
1:G:436:MLY:HE3	1:G:626:TYR:CE1	2.23	0.74
1:G:508:ILE:CD1	1:G:759:ALA:CB	2.47	0.74
1:G:732:ILE:N	1:G:733:PRO:CD	2.51	0.74
1:J:218:LEU:HB3	1:J:221:GLN:HG3	1.60	0.74
1:M:739:ASP:CB	1:M:742:LYS:HB3	2.12	0.74
1:M:767:PHE:CG	1:M:772:LEU:CD1	2.70	0.74
1:M:799:MET:SD	3:O:32:ASP:CA	2.75	0.74
1:M:821:ARG:HH22	2:N:127:ARG:CG	1.85	0.74
1:P:530:MET:HE2	4:1:354:GLN:HG3	1.70	0.74
1:P:538:GLU:HA	4:1:349:LEU:HD12	0.74	0.74
4:8:288:ASP:H	4:V:203:THR:HG22	1.52	0.74
4:V:253:GLU:HA	4:V:256:ARG:HG3	1.69	0.74
1:A:640:LYS:O	4:8:23:GLY:O	2.06	0.74
1:A:831:TRP:CH2	2:B:50:THR:HG22	2.08	0.74
1:G:796:GLY:CA	3:I:35:ARG:HD3	2.13	0.74
1:G:818:TYR:CZ	2:H:127:ARG:NH1	2.56	0.74
1:J:272:MLY:HH13	1:J:435:GLU:OE1	1.87	0.74
1:M:538:GLU:HA	4:Z:349:LEU:HD12	0.75	0.74
1:M:640:LYS:O	4:Z:23:GLY:O	2.06	0.74
1:M:799:MET:SD	3:O:32:ASP:OD2	2.45	0.74
1:P:709:LYS:CA	1:P:710:GLY:N	2.49	0.74
1:A:350:ALA:O	1:A:354:LEU:HB2	1.87	0.74
1:A:538:GLU:O	4:8:349:LEU:HG	1.86	0.74
1:A:791:GLN:NE2	3:C:115:GLY:CA	2.39	0.74
1:D:409:GLY:HA3	4:9:333:PRO:N	2.03	0.74
1:D:436:MLY:HE3	1:D:626:TYR:CE1	2.23	0.74
1:D:712:PRO:HD2	1:D:771:LEU:HD13	1.68	0.74
1:D:795:ARG:CG	3:F:118:MET:HE1	2.17	0.74
1:G:636:LYS:O	1:G:637:LYS:HB2	1.86	0.74
1:J:436:MLY:HE3	1:J:626:TYR:CE1	2.23	0.74
1:J:538:GLU:HA	4:W:349:LEU:HD12	0.74	0.74
1:J:797:PHE:CE1	3:L:146:ILE:CA	2.64	0.74
1:P:538:GLU:O	4:1:349:LEU:HG	1.86	0.74
1:P:541:MET:O	4:1:143:TYR:CZ	2.40	0.74
1:P:723:ARG:CZ	1:P:779:ARG:HG3	2.17	0.74
4:1:205:GLU:HG2	4:Y:286:ASP:OD1	1.88	0.74
4:9:290:ARG:NH1	4:W:202:THR:CG2	2.49	0.74
2:B:121:LEU:CG	2:B:128:PHE:HA	2.14	0.74
3:C:4:LYS:N	3:C:5:ALA:O	2.16	0.74
1:D:556:ASP:HA	4:W:49:GLN:O	1.70	0.74
2:E:130:PRO:O	2:E:132:GLU:N	2.21	0.74

Continued on next page...

Continued from previous page...

Atom-1	Atom-2	Interatomic distance (Å)	Clash overlap (Å)
1:G:84:MLY:HD2	1:G:724:TYR:OH	1.88	0.74
1:G:92:ALA:O	1:G:714:ARG:N	2.21	0.74
1:J:795:ARG:HE	3:L:116:GLU:CD	1.88	0.74
1:M:529:PRO:C	4:Z:354:GLN:CB	2.48	0.74
1:P:732:ILE:N	1:P:733:PRO:CD	2.51	0.74
1:P:735:GLY:CA	1:P:743:ALA:HA	2.18	0.74
4:2:287:ILE:HG13	4:4:202:THR:CA	2.16	0.74
4:4:288:ASP:CB	4:6:203:THR:CG2	2.66	0.74
4:W:253:GLU:HA	4:W:256:ARG:HG3	1.69	0.74
4:Y:253:GLU:HA	4:Y:256:ARG:HG3	1.69	0.74
1:A:149:GLN:CG	1:A:719:ASP:N	2.39	0.74
1:A:815:CYS:SG	2:B:92:ASP:CB	2.75	0.74
1:D:506:GLU:HG2	1:D:764:MLY:HE2	1.70	0.74
1:G:640:LYS:O	1:G:645:SER:OG	2.06	0.74
1:G:834:LEU:HD21	2:H:34:ILE:HG12	1.69	0.74
1:J:721:LYS:CA	1:J:736:GLN:OE1	2.33	0.74
1:M:486:MLY:HH13	1:M:527:GLU:OE1	1.87	0.74
1:M:636:LYS:O	1:M:637:LYS:HB2	1.86	0.74
4:2:253:GLU:HA	4:2:256:ARG:HG3	1.69	0.74
4:3:322:PRO:HB2	4:5:244:ASP:HB3	1.70	0.74
1:A:732:ILE:N	1:A:733:PRO:CD	2.51	0.74
1:A:799:MET:HE1	3:C:32:ASP:HB3	1.69	0.74
1:D:272:MLY:HH13	1:D:435:GLU:OE1	1.87	0.74
1:D:538:GLU:HA	4:9:349:LEU:HD12	0.74	0.74
1:G:534:SER:O	4:V:351:THR:N	2.20	0.74
1:G:795:ARG:CB	3:I:35:ARG:NH1	2.49	0.74
1:G:795:ARG:HG3	3:I:116:GLU:OE2	1.88	0.74
1:J:409:GLY:HA3	4:W:333:PRO:N	2.03	0.74
1:J:836:PHE:CE2	2:K:160:GLY:N	2.56	0.74
2:K:130:PRO:O	2:K:132:GLU:N	2.21	0.74
1:M:800:ARG:HB3	3:O:149:VAL:HG22	1.67	0.74
2:N:130:PRO:O	2:N:132:GLU:N	2.21	0.74
1:P:538:GLU:CD	4:1:355:MET:HE3	2.07	0.74
4:1:253:GLU:HA	4:1:256:ARG:HG3	1.70	0.74
4:7:288:ASP:H	4:9:203:THR:HG22	1.52	0.74
4:W:324:THR:HG23	4:Y:247:VAL:HG22	1.70	0.74
1:A:21:GLU:O	1:A:25:ILE:HG13	1.88	0.73
1:D:640:LYS:O	4:9:23:GLY:O	2.06	0.73
1:D:721:LYS:CB	1:D:736:GLN:CD	2.56	0.73
2:E:163:ALA:C	2:K:22:THR:H	1.90	0.73
1:G:530:MET:CG	4:V:354:GLN:CB	2.30	0.73

Continued on next page...

Continued from previous page...

Atom-1	Atom-2	Interatomic distance (Å)	Clash overlap (Å)
1:G:640:LYS:O	4:V:23:GLY:O	2.06	0.73
1:M:272:MLY:HH13	1:M:435:GLU:OE1	1.88	0.73
1:M:797:PHE:CG	3:O:146:ILE:HG23	2.22	0.73
1:P:272:MLY:HH13	1:P:435:GLU:OE1	1.87	0.73
1:P:410:ASN:OD1	4:1:335:ARG:N	2.21	0.73
1:P:530:MET:HE1	4:1:355:MET:SD	2.27	0.73
3:R:4:LYS:N	3:R:5:ALA:O	2.16	0.73
1:A:640:LYS:O	1:A:645:SER:OG	2.06	0.73
1:D:557:GLU:N	4:W:48:GLY:HA2	1.90	0.73
1:G:310:TYR:CE2	1:G:320:ILE:HD11	2.22	0.73
1:G:735:GLY:CA	1:G:743:ALA:HA	2.17	0.73
1:G:754:ASP:CB	1:G:776:GLU:OE1	2.36	0.73
1:G:754:ASP:O	1:G:776:GLU:OE1	2.05	0.73
1:J:410:ASN:OD1	4:W:335:ARG:N	2.21	0.73
1:J:802:GLU:O	1:J:806:MET:HG3	1.88	0.73
1:M:436:MLY:HE3	1:M:626:TYR:CE1	2.23	0.73
1:M:538:GLU:O	4:Z:349:LEU:HG	1.86	0.73
1:P:214:MET:HA	1:P:340:ILE:HD11	1.70	0.73
1:P:409:GLY:HA3	4:1:333:PRO:N	2.03	0.73
1:A:28:GLN:HE22	1:A:723:ARG:NH2	1.81	0.73
1:A:768:MLY:HB3	1:A:771:LEU:HB2	0.77	0.73
1:D:410:ASN:OD1	4:9:335:ARG:N	2.22	0.73
3:F:24:LYS:CA	3:F:63:ILE:O	2.36	0.73
1:G:410:ASN:OD1	4:V:335:ARG:N	2.21	0.73
1:G:721:LYS:CB	1:G:736:GLN:CD	2.56	0.73
1:G:817:GLN:HG2	2:H:127:ARG:HB3	1.69	0.73
1:J:218:LEU:HB2	1:J:221:GLN:CG	2.09	0.73
1:J:795:ARG:HD2	3:L:43:ASN:N	2.02	0.73
1:P:436:MLY:HE3	1:P:626:TYR:CE1	2.23	0.73
2:Q:150:TYR:C	2:Q:151:LYS:CG	2.48	0.73
3:R:24:LYS:CA	3:R:63:ILE:O	2.37	0.73
4:9:253:GLU:HA	4:9:256:ARG:HG3	1.69	0.73
1:A:272:MLY:HH13	1:A:435:GLU:OE1	1.88	0.73
1:A:310:TYR:CE2	1:A:320:ILE:HD11	2.22	0.73
1:A:536:LEU:HD13	1:A:550:PHE:CZ	2.24	0.73
1:A:836:PHE:CE1	2:B:159:HIS:CA	2.71	0.73
2:B:121:LEU:CG	2:B:128:PHE:CA	2.48	0.73
3:C:24:LYS:CA	3:C:63:ILE:O	2.36	0.73
1:D:708:ARG:CA	1:D:710:GLY:N	2.51	0.73
1:D:799:MET:SD	3:F:32:ASP:CG	2.67	0.73
1:D:818:TYR:CB	2:E:90:GLY:N	2.44	0.73

Continued on next page...

Continued from previous page...

Atom-1	Atom-2	Interatomic distance (Å)	Clash overlap (Å)
1:G:21:GLU:O	1:G:25:ILE:HG13	1.89	0.73
1:G:190:MLY:HE3	1:G:230:GLU:OE2	1.89	0.73
1:G:487:LEU:O	1:G:490:PHE:HB3	1.88	0.73
1:G:536:LEU:HD13	1:G:550:PHE:CZ	2.24	0.73
1:G:795:ARG:C	3:I:35:ARG:NH2	2.41	0.73
1:J:190:MLY:HE3	1:J:230:GLU:OE2	1.89	0.73
1:J:214:MET:HA	1:J:340:ILE:HD11	1.70	0.73
1:J:215:GLN:NE2	1:J:336:SER:O	2.21	0.73
1:M:441:MET:O	1:M:445:ILE:HG13	1.88	0.73
1:M:534:SER:CA	4:Z:351:THR:HA	2.18	0.73
1:M:735:GLY:C	1:M:743:ALA:HB1	1.84	0.73
1:P:786:ILE:C	1:P:788:THR:N	2.42	0.73
1:A:505:MLY:CB	1:A:761:GLY:HA2	2.17	0.73
1:A:505:MLY:HH23	1:A:762:HIS:O	1.82	0.73
1:D:131:TRP:C	1:D:132:LEU:HD12	2.09	0.73
1:D:190:MLY:HE3	1:D:230:GLU:OE2	1.89	0.73
1:D:534:SER:CA	4:9:351:THR:HA	2.18	0.73
1:D:721:LYS:CA	1:D:736:GLN:OE1	2.33	0.73
1:G:529:PRO:C	4:V:354:GLN:CB	2.50	0.73
2:H:130:PRO:O	2:H:132:GLU:N	2.21	0.73
1:M:640:LYS:O	1:M:645:SER:OG	2.06	0.73
1:M:723:ARG:CD	1:M:779:ARG:NE	2.35	0.73
3:O:24:LYS:CA	3:O:63:ILE:O	2.36	0.73
1:P:84:MLY:CH1	1:P:776:GLU:OE1	2.37	0.73
1:P:789:ALA:CA	3:R:81:GLN:NE2	2.50	0.73
1:P:802:GLU:O	1:P:806:MET:HG3	1.88	0.73
1:A:237:THR:HG22	1:A:239:ARG:H	1.53	0.73
1:A:499:GLU:CD	1:A:766:PHE:CE2	2.62	0.73
1:D:530:MET:CE	4:9:355:MET:SD	2.76	0.73
1:D:838:ILE:HD12	2:E:54:MET:HE3	1.70	0.73
2:E:114:LYS:HA	2:E:146:GLY:C	2.03	0.73
1:J:486:MLY:HH13	1:J:527:GLU:OE1	1.88	0.73
1:J:829:TRP:CZ3	2:K:84:PHE:CE1	2.76	0.73
1:M:487:LEU:O	1:M:490:PHE:HB3	1.88	0.73
1:P:21:GLU:O	1:P:25:ILE:HG13	1.88	0.73
1:P:782:MLY:HH21	3:R:80:ASP:HB2	0.77	0.73
1:P:800:ARG:HH22	3:R:40:ASN:ND2	1.85	0.73
2:Q:130:PRO:O	2:Q:132:GLU:N	2.21	0.73
1:A:486:MLY:HH13	1:A:527:GLU:OE1	1.88	0.73
1:D:218:LEU:HB2	1:D:221:GLN:CG	2.09	0.73
1:D:732:ILE:N	1:D:733:PRO:CD	2.51	0.73

Continued on next page...

Continued from previous page...

Atom-1	Atom-2	Interatomic distance (Å)	Clash overlap (Å)
1:D:795:ARG:CG	3:F:35:ARG:HH12	2.01	0.73
1:G:131:TRP:C	1:G:132:LEU:HD12	2.09	0.73
1:G:538:GLU:HA	4:V:349:LEU:HD12	0.74	0.73
1:J:487:LEU:O	1:J:490:PHE:HB3	1.89	0.73
1:J:788:THR:O	3:L:42:THR:CG2	2.27	0.73
1:J:789:ALA:HB1	3:L:81:GLN:CG	2.17	0.73
1:M:190:MLY:HE3	1:M:230:GLU:OE2	1.89	0.73
1:M:237:THR:HG22	1:M:239:ARG:H	1.54	0.73
1:M:530:MET:CE	4:Z:355:MET:SD	2.77	0.73
1:M:537:GLU:HG3	4:Z:350:SER:O	1.78	0.73
1:M:721:LYS:CB	1:M:736:GLN:CD	2.56	0.73
1:P:190:MLY:HE3	1:P:230:GLU:OE2	1.89	0.73
1:P:797:PHE:CD2	3:R:146:ILE:HG23	2.24	0.73
1:A:190:MLY:HE3	1:A:230:GLU:OE2	1.89	0.73
1:A:538:GLU:HA	4:8:349:LEU:HD12	0.74	0.73
1:A:792:ALA:HB2	3:C:42:THR:HG23	1.64	0.73
2:B:130:PRO:O	2:B:132:GLU:N	2.21	0.73
1:D:486:MLY:HH13	1:D:527:GLU:OE1	1.88	0.73
1:G:93:MET:HA	1:G:714:ARG:H	1.53	0.73
1:G:557:GLU:HA	4:X:48:GLY:CA	2.18	0.73
1:M:215:GLN:NE2	1:M:336:SER:O	2.20	0.73
1:M:791:GLN:CD	3:O:116:GLU:HG3	2.09	0.73
1:M:802:GLU:O	1:M:806:MET:HG3	1.88	0.73
1:P:618:THR:O	1:P:622:LEU:HD13	1.89	0.73
1:P:721:LYS:CB	1:P:736:GLN:CD	2.56	0.73
4:7:253:GLU:HA	4:7:256:ARG:HG3	1.69	0.73
1:A:487:LEU:O	1:A:490:PHE:HB3	1.89	0.73
1:D:800:ARG:C	3:F:149:VAL:HG21	2.08	0.73
1:D:802:GLU:O	1:D:806:MET:HG3	1.89	0.73
1:G:754:ASP:CA	1:G:776:GLU:CD	2.56	0.73
1:G:817:GLN:HB3	2:H:127:ARG:HD3	1.70	0.73
1:J:84:MLY:CH1	1:J:720:PHE:HD1	1.96	0.73
1:J:519:LEU:HD12	1:J:519:LEU:N	2.04	0.73
1:M:735:GLY:CA	1:M:743:ALA:HA	2.18	0.73
1:P:536:LEU:HD13	1:P:550:PHE:CZ	2.24	0.73
1:A:131:TRP:C	1:A:132:LEU:HD12	2.09	0.73
1:A:214:MET:HA	1:A:340:ILE:HD11	1.70	0.73
1:A:530:MET:CE	4:8:355:MET:SD	2.76	0.73
1:A:534:SER:CA	4:8:351:THR:HA	2.18	0.73
1:A:791:GLN:OE1	3:C:116:GLU:CG	2.31	0.73
1:A:802:GLU:O	1:A:806:MET:HG3	1.89	0.73

Continued on next page...

Continued from previous page...

Atom-1	Atom-2	Interatomic distance (Å)	Clash overlap (Å)
1:D:795:ARG:CD	3:F:35:ARG:HH12	2.01	0.73
1:G:441:MET:O	1:G:445:ILE:HG13	1.88	0.73
1:J:217:THR:C	1:J:221:GLN:HE21	1.92	0.73
1:J:732:ILE:N	1:J:733:PRO:CD	2.51	0.73
2:K:114:LYS:HA	2:K:146:GLY:C	2.03	0.73
1:M:21:GLU:O	1:M:25:ILE:HG13	1.89	0.73
1:M:295:MLY:HG3	1:M:332:MET:CE	2.19	0.73
1:P:131:TRP:C	1:P:132:LEU:HD12	2.09	0.73
1:P:486:MLY:HH13	1:P:527:GLU:OE1	1.88	0.73
1:A:36:SER:O	1:A:52:ILE:HG12	1.89	0.72
1:D:36:SER:O	1:D:52:ILE:HG12	1.89	0.72
1:D:536:LEU:HD13	1:D:550:PHE:CZ	2.23	0.72
1:D:823:PHE:CD1	2:E:160:GLY:CA	2.71	0.72
1:G:214:MET:HA	1:G:340:ILE:HD11	1.70	0.72
1:G:290:GLN:C	1:G:331:LEU:HD12	2.09	0.72
1:J:733:PRO:C	1:J:737:PHE:HD1	1.88	0.72
1:P:800:ARG:HD2	3:R:149:VAL:C	2.08	0.72
1:P:820:VAL:CG1	2:Q:136:MET:CE	2.67	0.72
4:4:253:GLU:HA	4:4:256:ARG:HG3	1.69	0.72
4:6:253:GLU:HA	4:6:256:ARG:HG3	1.69	0.72
1:A:295:MLY:HG3	1:A:332:MET:CE	2.19	0.72
1:A:542:PHE:CD2	4:8:143:TYR:CE1	2.77	0.72
1:A:798:LEU:CG	3:C:126:LEU:HD11	2.19	0.72
1:D:237:THR:HG22	1:D:239:ARG:H	1.54	0.72
1:D:481:ASN:HD22	1:D:481:ASN:N	1.82	0.72
1:D:538:GLU:O	4:9:349:LEU:HG	1.87	0.72
1:G:237:THR:HG22	1:G:239:ARG:H	1.54	0.72
1:J:536:LEU:HD13	1:J:550:PHE:CZ	2.24	0.72
1:M:409:GLY:HA3	4:Z:333:PRO:N	2.03	0.72
1:M:618:THR:O	1:M:622:LEU:HD13	1.89	0.72
1:M:707:CYS:C	1:M:710:GLY:N	2.42	0.72
1:P:534:SER:CA	4:1:351:THR:HA	2.19	0.72
4:2:203:THR:CG2	4:Z:287:ILE:CB	2.67	0.72
4:2:324:THR:OG1	4:4:244:ASP:N	2.17	0.72
1:A:290:GLN:C	1:A:331:LEU:HD12	2.09	0.72
1:A:553:MLY:NZ	4:V:45:VAL:HA	1.84	0.72
1:A:795:ARG:CD	3:C:43:ASN:CG	2.58	0.72
1:D:21:GLU:O	1:D:25:ILE:HG13	1.89	0.72
1:D:441:MET:O	1:D:445:ILE:HG13	1.88	0.72
1:D:618:THR:O	1:D:622:LEU:HD13	1.89	0.72
1:J:542:PHE:CD2	4:W:143:TYR:CE1	2.77	0.72

Continued on next page...

Continued from previous page...

Atom-1	Atom-2	Interatomic distance (Å)	Clash overlap (Å)
2:K:117:LEU:HD12	2:K:147:ASN:CA	2.19	0.72
3:L:24:LYS:CA	3:L:63:ILE:O	2.37	0.72
1:M:542:PHE:CD2	4:Z:143:TYR:CE1	2.77	0.72
1:M:762:HIS:CD2	1:M:762:HIS:H	2.07	0.72
1:M:819:ASN:OD1	2:N:92:ASP:CA	2.37	0.72
1:M:829:TRP:CZ3	2:N:84:PHE:CE1	2.76	0.72
1:P:519:LEU:N	1:P:519:LEU:HD12	2.04	0.72
1:P:723:ARG:CZ	1:P:779:ARG:CB	2.65	0.72
4:2:63:GLY:N	4:Z:288:ASP:OD2	2.22	0.72
1:A:436:MLY:HE3	1:A:626:TYR:CE1	2.22	0.72
1:D:217:THR:C	1:D:221:GLN:HE21	1.92	0.72
1:D:487:LEU:O	1:D:490:PHE:HB3	1.88	0.72
1:D:542:PHE:CD2	4:9:143:TYR:CE1	2.77	0.72
1:G:272:MLY:HH13	1:G:435:GLU:OE1	1.88	0.72
1:G:754:ASP:HB3	1:G:757:GLN:HG2	1.72	0.72
1:J:534:SER:CA	4:W:351:THR:HA	2.19	0.72
1:J:640:LYS:O	4:W:23:GLY:O	2.06	0.72
1:J:643:GLY:N	4:W:24:ASP:CA	2.46	0.72
1:M:410:ASN:OD1	4:Z:335:ARG:N	2.21	0.72
2:N:144:VAL:CB	2:N:153:ILE:HD11	2.19	0.72
1:P:237:THR:HG22	1:P:239:ARG:H	1.54	0.72
4:3:3:ASP:HA	4:3:6:THR:CB	2.18	0.72
4:8:290:ARG:HH22	4:V:202:THR:HG23	1.50	0.72
1:A:176:LEU:N	1:A:176:LEU:HD12	2.05	0.72
1:A:486:MLY:HH22	1:A:527:GLU:OE2	1.90	0.72
1:A:636:LYS:O	1:A:637:LYS:HB2	1.86	0.72
1:A:733:PRO:C	1:A:737:PHE:CD1	2.62	0.72
2:E:117:LEU:HD12	2:E:147:ASN:CA	2.19	0.72
1:G:510:TRP:CZ2	1:G:768:MLY:HH11	2.25	0.72
1:J:21:GLU:O	1:J:25:ILE:HG13	1.88	0.72
1:J:817:GLN:HG2	2:K:127:ARG:CG	2.20	0.72
1:M:36:SER:O	1:M:52:ILE:HG12	1.89	0.72
1:M:709:LYS:C	1:M:710:GLY:N	2.42	0.72
1:P:217:THR:C	1:P:221:GLN:HE21	1.93	0.72
1:P:218:LEU:HB2	1:P:221:GLN:CG	2.09	0.72
1:A:217:THR:C	1:A:221:GLN:HE21	1.92	0.72
1:A:441:MET:O	1:A:445:ILE:HG13	1.88	0.72
1:A:721:LYS:CB	1:A:736:GLN:CD	2.56	0.72
1:A:834:LEU:HD22	2:B:54:MET:HE3	1.68	0.72
1:D:214:MET:HA	1:D:340:ILE:HD11	1.70	0.72
1:D:292:MET:HE3	1:D:309:PRO:HA	1.71	0.72

Continued on next page...

Continued from previous page...

Atom-1	Atom-2	Interatomic distance (Å)	Clash overlap (Å)
1:D:725:ARG:O	1:D:782:MLY:HH22	1.89	0.72
1:D:819:ASN:CA	2:E:90:GLY:O	2.37	0.72
1:G:295:MLY:HG3	1:G:332:MET:CE	2.20	0.72
1:G:755:HIS:CB	1:G:779:ARG:NH2	2.53	0.72
1:G:802:GLU:O	1:G:806:MET:HG3	1.89	0.72
1:G:819:ASN:CG	2:H:90:GLY:O	2.26	0.72
1:J:36:SER:O	1:J:52:ILE:HG12	1.89	0.72
1:J:530:MET:CE	4:W:355:MET:SD	2.77	0.72
1:J:831:TRP:CZ2	2:K:47:LEU:HD22	2.23	0.72
1:J:832:MET:SD	2:K:84:PHE:HE2	2.12	0.72
1:P:486:MLY:HH22	1:P:527:GLU:OE2	1.90	0.72
1:P:640:LYS:O	4:1:23:GLY:O	2.06	0.72
1:P:722:GLN:CB	3:R:85:GLU:HB2	2.19	0.72
1:P:836:PHE:CE2	2:Q:160:GLY:HA3	2.24	0.72
1:A:505:MLY:CA	1:A:762:HIS:CD2	2.73	0.72
1:A:534:SER:C	4:8:351:THR:CA	2.47	0.72
1:D:295:MLY:HG3	1:D:332:MET:CE	2.20	0.72
1:D:795:ARG:HH21	3:F:116:GLU:CB	2.00	0.72
2:E:136:MET:O	2:E:140:PHE:HB2	1.90	0.72
1:G:176:LEU:HD12	1:G:176:LEU:N	2.05	0.72
1:G:813:ILE:HG21	2:H:128:PHE:CE1	2.24	0.72
1:G:829:TRP:HZ2	2:H:83:MET:HE1	1.52	0.72
1:G:830:PRO:CG	2:H:67:MET:HE2	2.19	0.72
2:H:144:VAL:CB	2:H:153:ILE:HD11	2.19	0.72
1:J:295:MLY:HG3	1:J:332:MET:CE	2.19	0.72
1:M:131:TRP:C	1:M:132:LEU:HD12	2.09	0.72
1:M:176:LEU:HD12	1:M:176:LEU:N	2.05	0.72
1:M:214:MET:HA	1:M:340:ILE:HD11	1.70	0.72
1:M:506:GLU:HB3	1:M:761:GLY:HA3	1.72	0.72
1:M:536:LEU:HD13	1:M:550:PHE:CZ	2.24	0.72
1:M:789:ALA:HB1	3:O:81:GLN:CG	2.19	0.72
1:P:36:SER:O	1:P:52:ILE:HG12	1.89	0.72
1:P:84:MLY:CH1	1:P:776:GLU:OE2	2.38	0.72
1:P:530:MET:CE	4:1:355:MET:SD	2.77	0.72
1:P:643:GLY:N	4:1:24:ASP:CA	2.46	0.72
4:9:290:ARG:HH22	4:W:202:THR:HG23	1.50	0.72
1:A:754:ASP:HB3	1:A:757:GLN:HG2	1.72	0.72
1:A:793:ARG:HH21	3:C:147:MET:CE	2.02	0.72
1:A:831:TRP:CH2	2:B:34:ILE:HG23	2.23	0.72
1:D:176:LEU:HD12	1:D:176:LEU:N	2.05	0.72
1:D:486:MLY:HH22	1:D:527:GLU:OE2	1.90	0.72

Continued on next page...

Continued from previous page...

Atom-1	Atom-2	Interatomic distance (Å)	Clash overlap (Å)
1:D:754:ASP:HB3	1:D:757:GLN:HG2	1.72	0.72
1:D:813:ILE:CD1	2:E:128:PHE:CE1	2.68	0.72
2:E:144:VAL:CB	2:E:153:ILE:HD11	2.19	0.72
1:G:546:THR:HG22	1:G:548:THR:N	2.05	0.72
1:G:829:TRP:CE3	2:H:87:LYS:NZ	2.56	0.72
1:J:441:MET:O	1:J:445:ILE:HG13	1.88	0.72
1:J:486:MLY:HH22	1:J:527:GLU:OE2	1.90	0.72
1:J:618:THR:O	1:J:622:LEU:HD13	1.89	0.72
1:M:733:PRO:C	1:M:737:PHE:CD1	2.62	0.72
1:M:797:PHE:CZ	3:O:146:ILE:CB	2.73	0.72
1:M:817:GLN:HG2	2:N:127:ARG:CD	2.20	0.72
1:P:290:GLN:C	1:P:331:LEU:HD12	2.09	0.72
1:P:798:LEU:HD11	3:R:126:LEU:CD2	2.20	0.72
4:2:3:ASP:HA	4:2:6:THR:CB	2.18	0.72
4:V:286:ASP:OD1	4:X:203:THR:N	2.23	0.72
4:Y:3:ASP:HA	4:Y:6:THR:CB	2.17	0.72
2:B:144:VAL:CB	2:B:153:ILE:HD11	2.19	0.72
1:D:290:GLN:C	1:D:331:LEU:HD12	2.09	0.72
1:G:218:LEU:HB2	1:G:221:GLN:CG	2.09	0.72
1:G:409:GLY:HA3	4:V:333:PRO:N	2.03	0.72
1:J:762:HIS:H	1:J:762:HIS:CD2	2.07	0.72
2:K:144:VAL:CB	2:K:153:ILE:HD11	2.19	0.72
1:P:295:MLY:HG3	1:P:332:MET:CE	2.19	0.72
2:Q:144:VAL:CB	2:Q:153:ILE:HD11	2.19	0.72
1:A:557:GLU:N	4:V:48:GLY:HA3	1.90	0.72
1:G:486:MLY:HH22	1:G:527:GLU:OE2	1.90	0.72
1:G:798:LEU:HG	3:I:122:GLU:HB3	1.70	0.72
2:H:136:MET:O	2:H:140:PHE:HB2	1.90	0.72
3:I:24:LYS:CA	3:I:63:ILE:O	2.36	0.72
1:M:72:VAL:HG13	1:M:76:GLN:CB	2.19	0.72
1:M:486:MLY:HH22	1:M:527:GLU:OE2	1.90	0.72
1:M:737:PHE:CD2	3:O:84:PHE:HE2	2.02	0.72
2:N:136:MET:O	2:N:140:PHE:HB2	1.90	0.72
1:P:14:ALA:HB3	1:P:15:PRO:HD3	1.72	0.72
1:P:762:HIS:CD2	1:P:762:HIS:H	2.08	0.72
1:P:803:TYR:CE1	1:P:807:VAL:HG21	2.25	0.72
2:Q:136:MET:O	2:Q:140:PHE:HB2	1.90	0.72
4:1:3:ASP:HA	4:1:6:THR:CB	2.18	0.72
4:1:113:LYS:HZ1	4:2:252:ASN:HB2	1.55	0.72
4:5:3:ASP:HA	4:5:6:THR:CB	2.18	0.72
1:A:410:ASN:OD1	4:8:335:ARG:N	2.22	0.71

Continued on next page...

Continued from previous page...

Atom-1	Atom-2	Interatomic distance (Å)	Clash overlap (Å)
1:A:537:GLU:HG3	4:8:350:SER:O	1.79	0.71
1:A:800:ARG:HH22	3:C:40:ASN:CG	1.72	0.71
1:D:166:MET:HE1	1:D:254:PHE:HB2	1.72	0.71
1:G:217:THR:C	1:G:221:GLN:HE21	1.92	0.71
1:G:542:PHE:CD2	4:V:143:TYR:CE1	2.78	0.71
1:J:14:ALA:HB3	1:J:15:PRO:HD3	1.72	0.71
1:J:769:ALA:HB3	1:J:770:GLY:CA	2.20	0.71
2:K:136:MET:O	2:K:140:PHE:HB2	1.90	0.71
1:M:166:MET:HE1	1:M:254:PHE:HB2	1.72	0.71
1:M:290:GLN:C	1:M:331:LEU:HD12	2.09	0.71
1:M:544:LYS:HZ1	4:2:45:VAL:HG21	1.53	0.71
1:M:754:ASP:HB3	1:M:757:GLN:HG2	1.71	0.71
1:A:546:THR:HG22	1:A:548:THR:N	2.05	0.71
1:D:217:THR:O	1:D:220:ASP:HB2	1.90	0.71
1:G:86:ASP:OD2	1:G:87:MLY:HH13	1.91	0.71
1:M:786:ILE:HG22	1:M:787:ILE:CA	2.18	0.71
1:M:797:PHE:HE2	3:O:146:ILE:HD12	1.48	0.71
1:P:441:MET:O	1:P:445:ILE:HG13	1.88	0.71
1:P:818:TYR:CE1	2:Q:127:ARG:NH1	2.57	0.71
1:P:819:ASN:OD1	2:Q:91:ALA:C	2.28	0.71
1:A:618:THR:O	1:A:622:LEU:HD13	1.89	0.71
1:D:14:ALA:HB3	1:D:15:PRO:HD3	1.72	0.71
1:G:519:LEU:HD12	1:G:519:LEU:N	2.05	0.71
1:G:534:SER:CA	4:V:351:THR:HA	2.19	0.71
1:G:819:ASN:N	2:H:90:GLY:O	2.22	0.71
2:H:117:LEU:HD12	2:H:147:ASN:CA	2.20	0.71
1:J:237:THR:HG22	1:J:239:ARG:H	1.54	0.71
1:M:519:LEU:N	1:M:519:LEU:HD12	2.04	0.71
1:P:789:ALA:HB2	3:R:81:GLN:CD	2.09	0.71
4:2:287:ILE:HG21	4:4:202:THR:OG1	1.89	0.71
1:A:56:GLU:CB	1:A:59:MLY:HB3	2.20	0.71
1:A:217:THR:O	1:A:220:ASP:HB2	1.90	0.71
1:A:813:ILE:CG1	2:B:128:PHE:HE1	2.04	0.71
1:D:550:PHE:HA	4:W:46:GLY:HA3	1.66	0.71
1:G:530:MET:CE	4:V:355:MET:SD	2.78	0.71
1:M:217:THR:C	1:M:221:GLN:HE21	1.92	0.71
1:P:176:LEU:HD12	1:P:176:LEU:N	2.05	0.71
1:P:245:ARG:HD3	1:P:271:GLU:OE1	1.90	0.71
1:P:788:THR:O	3:R:42:THR:CG2	2.38	0.71
4:2:288:ASP:H	4:4:203:THR:HG22	1.54	0.71
4:W:3:ASP:HA	4:W:6:THR:CB	2.18	0.71

Continued on next page...

Continued from previous page...

Atom-1	Atom-2	Interatomic distance (Å)	Clash overlap (Å)
4:X:287:ILE:CG1	4:Z:201:VAL:HG22	0.89	0.71
1:A:519:LEU:HD12	1:A:519:LEU:N	2.04	0.71
1:D:519:LEU:HD12	1:D:519:LEU:N	2.04	0.71
1:D:557:GLU:N	4:W:48:GLY:HA3	1.90	0.71
1:D:713:SER:HB2	1:D:775:LEU:HD21	1.72	0.71
1:D:831:TRP:NE1	2:E:51:PHE:HZ	1.86	0.71
1:G:217:THR:O	1:G:220:ASP:HB2	1.91	0.71
2:H:121:LEU:CG	2:H:128:PHE:HA	2.14	0.71
1:J:131:TRP:C	1:J:132:LEU:HD12	2.09	0.71
1:J:769:ALA:CB	1:J:770:GLY:CA	2.68	0.71
1:J:797:PHE:CD1	3:L:146:ILE:HG22	2.22	0.71
1:J:817:GLN:CG	2:K:127:ARG:CB	2.61	0.71
1:P:487:LEU:O	1:P:490:PHE:HB3	1.89	0.71
1:P:836:PHE:CE2	2:Q:160:GLY:CA	2.73	0.71
1:D:274:ARG:NH2	1:D:282:GLU:OE1	2.24	0.71
1:G:274:ARG:NH2	1:G:282:GLU:OE1	2.24	0.71
1:G:728:ASN:OD1	3:I:114:LEU:HD23	1.89	0.71
1:J:245:ARG:HD3	1:J:271:GLU:OE1	1.90	0.71
1:J:721:LYS:CB	1:J:736:GLN:CD	2.56	0.71
1:P:84:MLY:HH13	1:P:776:GLU:OE1	1.89	0.71
1:P:640:LYS:O	1:P:645:SER:OG	2.06	0.71
1:P:733:PRO:C	1:P:737:PHE:CD1	2.62	0.71
1:P:817:GLN:HB3	2:Q:127:ARG:NH1	2.05	0.71
4:2:63:GLY:H	4:Z:288:ASP:CB	2.03	0.71
1:A:206:LYS:HD3	1:A:217:THR:HG23	0.71	0.71
1:A:643:GLY:N	4:8:24:ASP:CA	2.46	0.71
1:A:837:MLY:CH2	2:H:20:ASP:CA	2.68	0.71
1:G:618:THR:O	1:G:622:LEU:HD13	1.90	0.71
1:J:176:LEU:HD12	1:J:176:LEU:N	2.05	0.71
1:J:813:ILE:CG2	2:K:128:PHE:HE1	2.02	0.71
3:O:4:LYS:N	3:O:5:ALA:O	2.16	0.71
4:8:3:ASP:HA	4:8:6:THR:CB	2.18	0.71
2:B:136:MET:O	2:B:140:PHE:HB2	1.90	0.71
1:M:274:ARG:NH2	1:M:282:GLU:OE1	2.24	0.71
1:M:530:MET:HE2	4:Z:354:GLN:HG3	1.73	0.71
1:M:795:ARG:HH21	3:O:116:GLU:HG2	1.54	0.71
1:P:166:MET:HE1	1:P:254:PHE:HB2	1.72	0.71
1:P:542:PHE:CD2	4:1:143:TYR:CE1	2.77	0.71
4:1:113:LYS:HZ2	4:2:252:ASN:HB2	1.52	0.71
1:A:245:ARG:HD3	1:A:271:GLU:OE1	1.90	0.71
1:A:274:ARG:NH2	1:A:282:GLU:OE1	2.24	0.71

Continued on next page...

Continued from previous page...

Atom-1	Atom-2	Interatomic distance (Å)	Clash overlap (Å)
1:D:641:LYS:HD2	4:9:348:SER:HA	1.73	0.71
1:G:754:ASP:OD2	1:G:776:GLU:HA	1.90	0.71
1:J:86:ASP:OD2	1:J:87:MLY:HH13	1.91	0.71
1:J:538:GLU:OE2	4:W:355:MET:HE3	1.86	0.71
1:P:217:THR:O	1:P:220:ASP:HB2	1.91	0.71
1:A:72:VAL:HG13	1:A:76:GLN:CB	2.19	0.71
1:D:795:ARG:CB	3:F:35:ARG:CZ	2.53	0.71
1:G:14:ALA:HB3	1:G:15:PRO:HD3	1.72	0.71
1:G:56:GLU:CB	1:G:59:MLY:HB3	2.19	0.71
1:G:72:VAL:HG13	1:G:76:GLN:CB	2.19	0.71
1:J:56:GLU:CB	1:J:59:MLY:HB3	2.19	0.71
1:J:290:GLN:C	1:J:331:LEU:HD12	2.09	0.71
1:J:733:PRO:C	1:J:737:PHE:CD1	2.62	0.71
1:M:709:LYS:C	1:M:710:GLY:HA2	2.10	0.71
1:M:817:GLN:OE1	2:N:127:ARG:HD2	1.90	0.71
1:M:831:TRP:CZ2	2:N:47:LEU:HD22	2.25	0.71
1:P:274:ARG:NH2	1:P:282:GLU:OE1	2.24	0.71
1:P:506:GLU:O	1:P:762:HIS:CE1	2.44	0.71
1:A:505:MLY:CD	1:A:762:HIS:CD2	2.70	0.70
1:D:245:ARG:HD3	1:D:271:GLU:OE1	1.90	0.70
1:G:579:PHE:HD2	1:G:592:ILE:HD11	1.56	0.70
1:G:795:ARG:NE	3:I:116:GLU:CG	2.54	0.70
1:J:274:ARG:NH2	1:J:282:GLU:OE1	2.24	0.70
1:M:56:GLU:CB	1:M:59:MLY:HB3	2.19	0.70
1:P:56:GLU:CB	1:P:59:MLY:HB3	2.19	0.70
1:P:783:LEU:HA	1:P:786:ILE:CG1	2.21	0.70
1:P:797:PHE:CD1	3:R:146:ILE:CG2	2.74	0.70
1:P:798:LEU:HD21	3:R:126:LEU:HD11	1.72	0.70
4:3:287:ILE:CG2	4:5:204:ALA:H	2.04	0.70
4:X:3:ASP:HA	4:X:6:THR:CB	2.18	0.70
1:A:218:LEU:HB2	1:A:221:GLN:CG	2.09	0.70
1:D:123:CYS:HB2	1:D:158:ILE:HD11	1.73	0.70
1:D:206:LYS:HD3	1:D:217:THR:HG23	0.71	0.70
1:D:507:GLY:O	1:D:762:HIS:CD2	2.44	0.70
1:G:36:SER:O	1:G:52:ILE:HG12	1.90	0.70
1:G:834:LEU:HD22	2:H:34:ILE:CD1	2.21	0.70
1:J:641:LYS:HD2	4:W:348:SER:HA	1.73	0.70
1:J:756:THR:HG23	1:J:776:GLU:OE1	1.88	0.70
1:M:213:LYS:HA	1:M:220:ASP:OD1	1.92	0.70
1:M:722:GLN:CD	3:O:86:ASP:HA	2.11	0.70
1:M:797:PHE:CE1	3:O:146:ILE:CB	2.73	0.70

Continued on next page...

Continued from previous page...

Atom-1	Atom-2	Interatomic distance (Å)	Clash overlap (Å)
1:P:754:ASP:HB3	1:P:757:GLN:HG2	1.72	0.70
4:2:64:ILE:CD1	4:Z:166:TYR:OH	2.35	0.70
4:9:3:ASP:HA	4:9:6:THR:CB	2.18	0.70
1:A:86:ASP:OD2	1:A:87:MLY:HH13	1.91	0.70
1:A:787:ILE:HG22	1:A:788:THR:N	2.07	0.70
1:J:217:THR:O	1:J:220:ASP:HB2	1.91	0.70
1:M:14:ALA:HB3	1:M:15:PRO:HD3	1.72	0.70
1:M:245:ARG:HD3	1:M:271:GLU:OE1	1.90	0.70
1:M:630:ALA:O	4:Z:25:ASP:HB2	1.91	0.70
1:M:722:GLN:HE22	3:O:89:GLU:HB2	1.55	0.70
2:Q:117:LEU:HD12	2:Q:147:ASN:CA	2.19	0.70
4:1:166:TYR:HE2	4:3:40:HIS:HB2	1.56	0.70
4:W:324:THR:HG23	4:Y:247:VAL:H	1.45	0.70
1:A:123:CYS:HB2	1:A:158:ILE:HD11	1.73	0.70
1:A:641:LYS:HD2	4:8:348:SER:HA	1.73	0.70
1:D:733:PRO:C	1:D:737:PHE:CD1	2.62	0.70
1:G:641:LYS:HD2	4:V:348:SER:HA	1.73	0.70
1:G:810:ARG:HG2	1:G:810:ARG:HH11	1.56	0.70
1:J:546:THR:HG22	1:J:548:THR:N	2.05	0.70
1:J:640:LYS:O	1:J:645:SER:OG	2.06	0.70
1:M:810:ARG:HG2	1:M:810:ARG:HH11	1.56	0.70
1:P:713:SER:HB2	1:P:772:LEU:CD2	2.15	0.70
1:P:793:ARG:HH11	3:R:40:ASN:ND2	1.88	0.70
4:1:1:ASP:HA	4:1:4:GLU:HB3	1.74	0.70
4:3:1:ASP:HA	4:3:4:GLU:HB3	1.74	0.70
4:4:3:ASP:HA	4:4:6:THR:CB	2.17	0.70
1:A:739:ASP:CB	1:A:742:LYS:HB3	2.12	0.70
1:A:798:LEU:CD1	3:C:126:LEU:CD2	2.56	0.70
1:D:86:ASP:OD2	1:D:87:MLY:HH13	1.91	0.70
1:D:813:ILE:HG21	2:E:128:PHE:CE1	2.25	0.70
1:D:836:PHE:CZ	2:E:160:GLY:N	2.59	0.70
1:G:762:HIS:CD2	1:G:762:HIS:H	2.07	0.70
1:G:792:ALA:CA	3:I:42:THR:HA	2.20	0.70
2:H:114:LYS:HA	2:H:146:GLY:C	2.02	0.70
3:L:4:LYS:N	3:L:5:ALA:O	2.16	0.70
1:M:86:ASP:OD2	1:M:87:MLY:HH13	1.91	0.70
1:M:206:LYS:HD3	1:M:217:THR:HG23	0.71	0.70
1:M:831:TRP:CZ3	2:N:34:ILE:HD13	2.26	0.70
1:P:722:GLN:HE21	3:R:85:GLU:N	1.90	0.70
4:8:1:ASP:HA	4:8:4:GLU:HB3	1.74	0.70
4:V:1:ASP:HA	4:V:4:GLU:HB3	1.74	0.70

Continued on next page...

Continued from previous page...

Atom-1	Atom-2	Interatomic distance (Å)	Clash overlap (Å)
1:A:14:ALA:HB3	1:A:15:PRO:HD3	1.72	0.70
1:A:149:GLN:HG2	1:A:719:ASP:N	2.04	0.70
1:A:577:ALA:O	1:A:578:HIS:CG	2.44	0.70
3:C:25:ILE:O	3:C:63:ILE:HB	1.92	0.70
1:D:579:PHE:HD2	1:D:592:ILE:HD11	1.56	0.70
1:D:640:LYS:O	1:D:645:SER:OG	2.06	0.70
1:D:713:SER:HB3	1:D:775:LEU:HD22	1.73	0.70
1:D:834:LEU:CD2	2:E:54:MET:HE2	2.06	0.70
1:G:245:ARG:HD3	1:G:271:GLU:OE1	1.90	0.70
1:G:553:MLY:HH12	4:X:45:VAL:CG2	2.21	0.70
2:H:111:SER:OG	2:H:148:VAL:HG12	1.92	0.70
1:J:166:MET:HE1	1:J:254:PHE:HB2	1.72	0.70
3:L:48:LYS:HB3	3:L:52:ASN:HD21	1.57	0.70
1:M:123:CYS:HB2	1:M:158:ILE:HD11	1.73	0.70
1:M:217:THR:O	1:M:220:ASP:HB2	1.91	0.70
1:M:506:GLU:O	1:M:762:HIS:N	2.24	0.70
1:M:789:ALA:HB1	3:O:81:GLN:CD	2.12	0.70
1:P:787:ILE:HG22	1:P:788:THR:N	2.06	0.70
4:W:1:ASP:HA	4:W:4:GLU:HB3	1.74	0.70
4:Y:1:ASP:HA	4:Y:4:GLU:HB3	1.74	0.70
1:D:56:GLU:CB	1:D:59:MLY:HB3	2.19	0.70
1:G:834:LEU:HD13	2:H:51:PHE:CE1	2.26	0.70
1:J:28:GLN:HG2	1:J:723:ARG:CZ	2.11	0.70
1:M:797:PHE:CZ	3:O:146:ILE:CA	2.65	0.70
4:V:325:MET:CE	4:X:244:ASP:CB	2.70	0.70
1:A:579:PHE:HD2	1:A:592:ILE:HD11	1.57	0.70
1:A:630:ALA:O	4:8:25:ASP:HB2	1.92	0.70
1:A:823:PHE:CZ	2:B:156:VAL:HG12	2.27	0.70
1:D:782:MLY:C	1:D:783:LEU:HD12	2.22	0.70
1:G:754:ASP:CG	1:G:776:GLU:HA	2.11	0.70
2:H:150:TYR:C	2:H:151:LYS:CG	2.48	0.70
1:J:577:ALA:O	1:J:578:HIS:CG	2.45	0.70
1:M:410:ASN:CG	4:Z:334:GLU:CA	2.47	0.70
1:M:577:ALA:O	1:M:578:HIS:CG	2.45	0.70
1:M:796:GLY:HA2	3:O:35:ARG:CG	2.21	0.70
1:M:818:TYR:CD1	2:N:127:ARG:CZ	2.73	0.70
1:P:641:LYS:HD2	4:1:348:SER:HA	1.73	0.70
1:P:739:ASP:CB	1:P:742:LYS:HB3	2.12	0.70
2:Q:117:LEU:CB	2:Q:147:ASN:OD1	2.39	0.70
3:R:48:LYS:HB3	3:R:52:ASN:HD21	1.57	0.70
1:A:817:GLN:NE2	2:B:127:ARG:CB	1.85	0.70

Continued on next page...

Continued from previous page...

Atom-1	Atom-2	Interatomic distance (Å)	Clash overlap (Å)
1:D:72:VAL:HG13	1:D:76:GLN:CB	2.19	0.70
1:D:732:ILE:HD13	1:D:782:MLY:HH21	1.73	0.70
1:D:819:ASN:ND2	2:E:90:GLY:C	2.39	0.70
1:G:213:LYS:HA	1:G:220:ASP:OD1	1.92	0.70
1:J:754:ASP:HB3	1:J:757:GLN:HG2	1.71	0.70
1:J:782:MLY:C	1:J:783:LEU:HD12	2.22	0.70
1:M:295:MLY:HG3	1:M:332:MET:HE1	1.73	0.70
4:9:1:ASP:HA	4:9:4:GLU:HB3	1.74	0.70
4:X:1:ASP:HA	4:X:4:GLU:HB3	1.74	0.70
1:A:834:LEU:HD21	2:B:54:MET:HE1	0.70	0.70
1:D:577:ALA:O	1:D:578:HIS:CG	2.45	0.70
1:G:123:CYS:HB2	1:G:158:ILE:HD11	1.73	0.70
1:J:95:THR:HA	1:J:713:SER:CB	2.22	0.70
1:J:579:PHE:HD2	1:J:592:ILE:HD11	1.56	0.70
1:A:499:GLU:OE2	1:A:766:PHE:CE2	2.45	0.69
2:E:111:SER:OG	2:E:148:VAL:HG12	1.92	0.69
1:G:782:MLY:C	1:G:783:LEU:HD12	2.22	0.69
1:J:769:ALA:HB3	1:J:770:GLY:HA2	1.74	0.69
1:M:709:LYS:C	1:M:710:GLY:CA	2.60	0.69
1:P:123:CYS:HB2	1:P:158:ILE:HD11	1.73	0.69
1:P:722:GLN:CD	3:R:86:ASP:OD2	2.30	0.69
3:R:25:ILE:O	3:R:63:ILE:HB	1.92	0.69
4:7:290:ARG:HH22	4:9:202:THR:HG23	1.50	0.69
1:A:213:LYS:HA	1:A:220:ASP:OD1	1.92	0.69
1:A:215:GLN:CA	1:A:340:ILE:CG2	2.63	0.69
1:A:541:MET:CG	4:8:345:ILE:O	2.41	0.69
1:D:530:MET:HE2	4:9:354:GLN:HG3	1.74	0.69
1:D:724:TYR:HB3	1:D:782:MLY:NZ	2.07	0.69
1:J:769:ALA:CB	1:J:770:GLY:HA2	2.22	0.69
1:J:807:VAL:O	1:J:810:ARG:HB2	1.93	0.69
1:M:641:LYS:HD2	4:Z:348:SER:HA	1.72	0.69
2:N:111:SER:OG	2:N:148:VAL:HG12	1.92	0.69
1:P:821:ARG:HH22	2:Q:127:ARG:CG	1.87	0.69
4:3:287:ILE:HB	4:5:204:ALA:H	1.55	0.69
1:D:530:MET:HE3	4:9:354:GLN:HG2	1.71	0.69
1:D:546:THR:HG22	1:D:548:THR:N	2.05	0.69
1:D:762:HIS:CD2	1:D:762:HIS:H	2.08	0.69
1:D:813:ILE:CG2	2:E:128:PHE:HE1	1.98	0.69
3:F:48:LYS:HB3	3:F:52:ASN:HD21	1.57	0.69
1:G:206:LYS:HD3	1:G:217:THR:HG23	0.70	0.69
1:G:553:MLY:CD	4:X:45:VAL:HG12	2.23	0.69

Continued on next page...

Continued from previous page...

Atom-1	Atom-2	Interatomic distance (Å)	Clash overlap (Å)
1:G:556:ASP:OD2	4:X:47:MET:CE	2.39	0.69
1:G:577:ALA:O	1:G:578:HIS:CG	2.45	0.69
1:J:506:GLU:CG	1:J:760:PHE:O	2.41	0.69
1:J:739:ASP:CB	1:J:742:LYS:HB3	2.12	0.69
1:J:813:ILE:HG23	2:K:128:PHE:CZ	2.27	0.69
2:K:111:SER:OG	2:K:148:VAL:HG12	1.92	0.69
2:K:117:LEU:CB	2:K:147:ASN:OD1	2.39	0.69
1:M:630:ALA:O	4:Z:25:ASP:CB	2.41	0.69
1:M:725:ARG:NH2	3:O:84:PHE:HE1	1.89	0.69
1:P:86:ASP:OD2	1:P:87:MLY:HH13	1.91	0.69
1:P:630:ALA:O	4:1:25:ASP:CB	2.41	0.69
1:P:767:PHE:HB3	1:P:772:LEU:HD13	1.74	0.69
2:Q:111:SER:OG	2:Q:148:VAL:HG12	1.92	0.69
4:3:324:THR:HG21	4:5:243:PRO:C	2.10	0.69
4:7:3:ASP:HA	4:7:6:THR:CB	2.18	0.69
3:C:48:LYS:HB3	3:C:52:ASN:HD21	1.57	0.69
1:D:215:GLN:CA	1:D:340:ILE:CG2	2.62	0.69
3:I:25:ILE:O	3:I:63:ILE:HB	1.91	0.69
1:J:123:CYS:HB2	1:J:158:ILE:HD11	1.73	0.69
1:J:206:LYS:HD3	1:J:217:THR:HG23	0.71	0.69
1:J:756:THR:HG21	1:J:776:GLU:HA	1.67	0.69
1:J:795:ARG:C	3:L:35:ARG:NH2	2.46	0.69
1:J:819:ASN:OD1	2:K:91:ALA:C	2.29	0.69
3:L:25:ILE:O	3:L:63:ILE:HB	1.92	0.69
1:M:215:GLN:CA	1:M:340:ILE:CG2	2.63	0.69
4:X:287:ILE:CA	4:Z:201:VAL:CG2	2.57	0.69
1:A:550:PHE:HA	4:V:46:GLY:HA3	1.66	0.69
1:A:836:PHE:HE1	2:B:159:HIS:HB2	1.03	0.69
1:J:630:ALA:O	4:W:25:ASP:CB	2.41	0.69
1:J:630:ALA:O	4:W:25:ASP:HB2	1.91	0.69
1:J:642:LYS:HB3	4:W:21:PHE:O	1.92	0.69
1:M:836:PHE:CE2	2:N:160:GLY:HA3	2.27	0.69
3:O:25:ILE:O	3:O:63:ILE:HB	1.92	0.69
1:P:630:ALA:O	4:1:25:ASP:HB2	1.91	0.69
1:P:800:ARG:HH22	3:R:40:ASN:HD21	1.38	0.69
1:A:762:HIS:CD2	1:A:762:HIS:H	2.08	0.69
1:D:630:ALA:O	4:9:25:ASP:CB	2.41	0.69
1:D:727:LEU:HB2	1:D:782:MLY:CE	2.20	0.69
1:D:787:ILE:HG22	1:D:788:THR:N	2.07	0.69
1:G:541:MET:CG	4:V:345:ILE:O	2.41	0.69
1:G:829:TRP:CH2	2:H:87:LYS:HE2	2.27	0.69

Continued on next page...

Continued from previous page...

Atom-1	Atom-2	Interatomic distance (Å)	Clash overlap (Å)
3:I:3:SER:O	3:I:4:LYS:CB	2.41	0.69
3:I:48:LYS:HB3	3:I:52:ASN:HD21	1.57	0.69
1:J:787:ILE:HG22	1:J:788:THR:N	2.07	0.69
1:J:795:ARG:HH21	3:L:116:GLU:CG	2.05	0.69
1:J:815:CYS:O	1:J:819:ASN:HB2	1.93	0.69
1:M:579:PHE:HD2	1:M:592:ILE:HD11	1.57	0.69
1:P:577:ALA:O	1:P:578:HIS:CG	2.45	0.69
1:P:782:MLY:C	1:P:783:LEU:HD12	2.22	0.69
1:P:820:VAL:CG1	2:Q:136:MET:HE1	2.21	0.69
4:V:3:ASP:HA	4:V:6:THR:CB	2.18	0.69
1:D:732:ILE:CG2	1:D:747:LEU:HD11	1.26	0.69
1:D:810:ARG:HG2	1:D:810:ARG:HH11	1.57	0.69
1:D:815:CYS:O	1:D:819:ASN:HB2	1.93	0.69
3:F:25:ILE:O	3:F:63:ILE:HB	1.92	0.69
1:J:72:VAL:HG13	1:J:76:GLN:CB	2.19	0.69
1:M:789:ALA:CB	3:O:81:GLN:CD	2.61	0.69
1:P:533:PHE:O	1:P:537:GLU:HG2	1.93	0.69
1:P:579:PHE:HD2	1:P:592:ILE:HD11	1.56	0.69
1:P:723:ARG:HH21	1:P:779:ARG:CA	1.93	0.69
1:P:723:ARG:HH12	1:P:783:LEU:HD11	1.57	0.69
4:7:1:ASP:HA	4:7:4:GLU:HB3	1.74	0.69
4:Z:1:ASP:HA	4:Z:4:GLU:HB3	1.74	0.69
1:A:782:MLY:C	1:A:783:LEU:HD12	2.22	0.69
1:A:810:ARG:HG2	1:A:810:ARG:HH11	1.57	0.69
1:D:533:PHE:O	1:D:537:GLU:HG2	1.93	0.69
1:D:727:LEU:HB3	1:D:782:MLY:CH1	2.11	0.69
1:D:795:ARG:HD2	3:F:35:ARG:HH12	1.57	0.69
1:G:84:MLY:CD	1:G:724:TYR:OH	2.40	0.69
1:G:93:MET:HE2	1:G:715:VAL:C	2.13	0.69
1:G:802:GLU:OE1	1:G:802:GLU:HA	1.93	0.69
1:G:804:ARG:NH2	3:I:149:VAL:HG23	2.08	0.69
1:J:538:GLU:CD	4:W:355:MET:HE1	2.13	0.69
1:J:799:MET:SD	3:L:32:ASP:CA	2.81	0.69
1:M:782:MLY:C	1:M:783:LEU:HD12	2.22	0.69
1:P:713:SER:OG	1:P:772:LEU:HD23	1.93	0.69
1:P:804:ARG:O	1:P:808:GLU:OE1	2.09	0.69
4:6:1:ASP:HA	4:6:4:GLU:HB3	1.74	0.69
4:6:3:ASP:HA	4:6:6:THR:CB	2.18	0.69
1:A:553:MLY:HG2	4:V:47:MET:N	2.07	0.69
1:A:630:ALA:O	4:8:25:ASP:CB	2.41	0.69
3:C:48:LYS:C	3:C:52:ASN:HD21	1.97	0.69

Continued on next page...

Continued from previous page...

Atom-1	Atom-2	Interatomic distance (Å)	Clash overlap (Å)
1:D:123:CYS:HB2	1:D:158:ILE:CD1	2.23	0.69
1:D:642:LYS:HB3	4:9:21:PHE:O	1.93	0.69
1:D:807:VAL:O	1:D:810:ARG:HB2	1.93	0.69
1:G:533:PHE:O	1:G:537:GLU:HG2	1.93	0.69
1:G:815:CYS:O	1:G:819:ASN:HB2	1.93	0.69
1:J:123:CYS:HB2	1:J:158:ILE:CD1	2.23	0.69
1:M:787:ILE:HG22	1:M:788:THR:N	2.07	0.69
1:P:642:LYS:HB3	4:1:21:PHE:O	1.92	0.69
1:P:810:ARG:HH11	1:P:810:ARG:HG2	1.57	0.69
4:2:287:ILE:CG2	4:4:203:THR:N	2.55	0.69
4:X:287:ILE:CB	4:Z:205:GLU:HG3	2.22	0.69
2:B:117:LEU:CB	2:B:147:ASN:OD1	2.39	0.69
1:D:553:MLY:HG2	4:W:47:MET:N	2.07	0.69
1:D:652:LEU:O	1:D:655:GLU:N	2.26	0.69
1:G:795:ARG:HB3	3:I:35:ARG:HH12	1.55	0.69
3:I:4:LYS:N	3:I:5:ALA:O	2.16	0.69
1:J:533:PHE:O	1:J:537:GLU:HG2	1.93	0.69
1:M:813:ILE:HG23	2:N:128:PHE:CE1	2.27	0.69
2:N:117:LEU:CB	2:N:147:ASN:ND2	2.35	0.69
1:P:72:VAL:HG13	1:P:76:GLN:CB	2.19	0.69
1:P:84:MLY:CH1	1:P:776:GLU:CD	2.57	0.69
1:P:546:THR:HG22	1:P:548:THR:N	2.05	0.69
1:P:807:VAL:O	1:P:810:ARG:HB2	1.93	0.69
4:1:243:PRO:N	4:Y:291:LYS:HE3	2.08	0.69
4:Z:3:ASP:HA	4:Z:6:THR:CB	2.18	0.69
1:A:52:ILE:HD13	1:A:52:ILE:N	2.08	0.68
1:A:768:MLY:HB3	1:A:771:LEU:CG	2.23	0.68
1:G:84:MLY:CH2	1:G:723:ARG:CB	2.69	0.68
1:G:801:VAL:HG23	3:I:126:LEU:HD21	1.74	0.68
1:J:732:ILE:CG2	1:J:747:LEU:HD11	1.26	0.68
1:M:218:LEU:HB2	1:M:221:GLN:CG	2.09	0.68
1:M:541:MET:CG	4:Z:345:ILE:O	2.40	0.68
1:M:724:TYR:HE1	1:M:775:LEU:HG	1.58	0.68
1:M:798:LEU:HD21	3:O:126:LEU:CD1	2.23	0.68
3:O:48:LYS:HB3	3:O:52:ASN:HD21	1.57	0.68
1:P:213:LYS:HA	1:P:220:ASP:OD1	1.92	0.68
4:5:1:ASP:HA	4:5:4:GLU:HB3	1.74	0.68
4:Z:160:THR:HG21	4:Z:274:ILE:HD11	1.75	0.68
1:A:802:GLU:OE1	1:A:802:GLU:HA	1.92	0.68
2:B:111:SER:OG	2:B:148:VAL:HG12	1.92	0.68
1:D:643:GLY:N	4:9:24:ASP:CA	2.46	0.68

Continued on next page...

Continued from previous page...

Atom-1	Atom-2	Interatomic distance (Å)	Clash overlap (Å)
1:D:802:GLU:OE1	1:D:802:GLU:HA	1.93	0.68
1:D:804:ARG:NH2	3:F:149:VAL:HA	2.09	0.68
1:G:123:CYS:HB2	1:G:158:ILE:CD1	2.23	0.68
1:G:642:LYS:HB3	4:V:21:PHE:O	1.92	0.68
1:G:829:TRP:CH2	2:H:83:MET:CE	2.76	0.68
1:J:732:ILE:HG21	1:J:747:LEU:HD11	0.73	0.68
1:J:819:ASN:HA	2:K:90:GLY:C	2.08	0.68
1:M:732:ILE:HG21	1:M:747:LEU:HD11	0.73	0.68
1:P:408:VAL:HG12	4:1:332:PRO:HB3	1.75	0.68
1:P:652:LEU:O	1:P:655:GLU:N	2.26	0.68
1:P:799:MET:SD	3:R:32:ASP:CA	2.80	0.68
1:A:642:LYS:HB3	4:8:21:PHE:O	1.93	0.68
1:A:732:ILE:HG23	1:A:747:LEU:CB	1.85	0.68
1:A:753:VAL:HG12	1:A:775:LEU:HG	0.72	0.68
1:G:62:VAL:HG12	1:G:63:MLY:O	1.94	0.68
1:G:817:GLN:HB3	2:H:127:ARG:CD	2.23	0.68
1:G:831:TRP:CH2	2:H:47:LEU:HD22	2.24	0.68
1:J:52:ILE:HD13	1:J:52:ILE:N	2.09	0.68
1:J:530:MET:HE1	4:W:355:MET:SD	2.33	0.68
1:J:810:ARG:HG2	1:J:810:ARG:HH11	1.57	0.68
1:M:807:VAL:O	1:M:810:ARG:HB2	1.93	0.68
3:O:3:SER:O	3:O:4:LYS:CB	2.41	0.68
1:P:52:ILE:HD13	1:P:52:ILE:N	2.09	0.68
1:P:815:CYS:O	1:P:819:ASN:HB2	1.93	0.68
1:A:795:ARG:NH2	3:C:116:GLU:OE1	2.25	0.68
1:D:541:MET:CG	4:9:345:ILE:O	2.41	0.68
3:F:4:LYS:N	3:F:5:ALA:O	2.16	0.68
1:G:84:MLY:CD	1:G:724:TYR:CZ	2.75	0.68
1:J:541:MET:CG	4:W:345:ILE:O	2.40	0.68
1:J:652:LEU:O	1:J:655:GLU:N	2.26	0.68
4:3:160:THR:HG21	4:3:274:ILE:HD11	1.76	0.68
4:8:160:THR:HG21	4:8:274:ILE:HD11	1.76	0.68
4:V:160:THR:HG21	4:V:274:ILE:HD11	1.75	0.68
1:A:93:MET:CE	1:A:715:VAL:CB	2.71	0.68
1:G:148:ARG:NE	1:G:764:MLY:HH21	2.09	0.68
1:G:792:ALA:HA	3:I:42:THR:HA	1.74	0.68
2:H:144:VAL:CG1	2:H:153:ILE:HD13	2.19	0.68
1:J:408:VAL:HG12	4:W:332:PRO:HB3	1.76	0.68
1:J:797:PHE:CE1	3:L:146:ILE:HA	2.20	0.68
1:P:206:LYS:HD3	1:P:217:THR:HG23	0.71	0.68
4:1:205:GLU:CG	4:Y:287:ILE:HD13	2.23	0.68

Continued on next page...

Continued from previous page...

Atom-1	Atom-2	Interatomic distance (Å)	Clash overlap (Å)
4:4:1:ASP:HA	4:4:4:GLU:HB3	1.74	0.68
4:4:322:PRO:CB	4:6:244:ASP:CG	2.54	0.68
1:A:505:MLY:CB	1:A:762:HIS:H	2.07	0.68
1:A:807:VAL:O	1:A:810:ARG:HB2	1.93	0.68
1:D:507:GLY:O	1:D:762:HIS:N	2.27	0.68
1:D:819:ASN:CG	2:E:90:GLY:O	2.32	0.68
1:G:752:ASP:O	1:G:780:ASP:CA	2.22	0.68
1:G:817:GLN:CG	2:H:127:ARG:CD	2.72	0.68
3:I:48:LYS:C	3:I:52:ASN:HD21	1.96	0.68
1:J:213:LYS:HA	1:J:220:ASP:OD1	1.92	0.68
1:M:62:VAL:HG12	1:M:63:MLY:O	1.93	0.68
1:M:538:GLU:CD	4:Z:355:MET:HE1	2.12	0.68
1:M:546:THR:HG22	1:M:548:THR:N	2.05	0.68
1:M:796:GLY:HA2	3:O:35:ARG:HG2	1.74	0.68
1:M:815:CYS:O	1:M:819:ASN:HB2	1.93	0.68
1:M:836:PHE:CE2	2:N:160:GLY:CA	2.76	0.68
3:O:48:LYS:C	3:O:52:ASN:HD21	1.96	0.68
4:2:287:ILE:HG23	4:4:202:THR:HG1	1.56	0.68
4:4:153:LEU:HD11	4:4:274:ILE:HG13	1.76	0.68
1:A:97:LEU:CD2	1:A:712:PRO:HB2	2.23	0.68
1:A:501:GLU:HG2	1:A:762:HIS:HD1	0.86	0.68
3:C:3:SER:O	3:C:4:LYS:CB	2.41	0.68
1:D:52:ILE:HD13	1:D:52:ILE:N	2.09	0.68
1:D:795:ARG:HE	3:F:116:GLU:HB3	1.57	0.68
1:D:819:ASN:HB2	2:E:90:GLY:O	1.93	0.68
1:G:52:ILE:HD13	1:G:52:ILE:N	2.09	0.68
1:G:292:MET:HE3	1:G:309:PRO:HA	1.74	0.68
1:G:538:GLU:CD	4:V:355:MET:CE	2.62	0.68
1:G:550:PHE:HE2	1:G:592:ILE:HG23	1.59	0.68
1:G:807:VAL:O	1:G:810:ARG:HB2	1.93	0.68
1:J:215:GLN:HA	1:J:340:ILE:CB	2.23	0.68
1:J:538:GLU:CD	4:W:355:MET:CE	2.62	0.68
1:J:546:THR:H	1:J:549:SER:HB3	1.59	0.68
1:M:533:PHE:O	1:M:537:GLU:HG2	1.93	0.68
1:M:538:GLU:CD	4:Z:355:MET:CE	2.62	0.68
1:A:502:GLU:OE2	1:A:764:MLY:O	2.11	0.68
2:B:117:LEU:CG	2:B:147:ASN:HB3	2.24	0.68
1:D:213:LYS:HA	1:D:220:ASP:OD1	1.92	0.68
3:L:102:VAL:HG23	3:L:139:TYR:HD1	1.59	0.68
1:M:722:GLN:NE2	3:O:89:GLU:HB2	2.08	0.68
4:2:153:LEU:HD11	4:2:274:ILE:HG13	1.76	0.68

Continued on next page...

Continued from previous page...

Atom-1	Atom-2	Interatomic distance (Å)	Clash overlap (Å)
4:6:153:LEU:HD11	4:6:274:ILE:HG13	1.76	0.68
1:A:538:GLU:CD	4:8:355:MET:HE3	2.14	0.68
1:A:815:CYS:O	1:A:819:ASN:HB2	1.93	0.68
2:B:117:LEU:HD12	2:B:147:ASN:CA	2.20	0.68
1:D:166:MET:HE3	1:D:254:PHE:CD2	2.29	0.68
1:D:408:VAL:HG12	4:9:332:PRO:HB3	1.76	0.68
1:D:709:LYS:C	1:D:710:GLY:HA2	2.13	0.68
3:F:3:SER:O	3:F:4:LYS:CB	2.41	0.68
1:G:84:MLY:HH22	1:G:723:ARG:HB3	1.75	0.68
1:G:733:PRO:C	1:G:737:PHE:CD1	2.62	0.68
1:G:787:ILE:HG22	1:G:788:THR:N	2.07	0.68
2:N:117:LEU:HD12	2:N:147:ASN:CA	2.19	0.68
1:P:792:ALA:N	3:R:42:THR:HG22	2.09	0.68
4:1:160:THR:HG21	4:1:274:ILE:HD11	1.76	0.68
4:3:287:ILE:CD1	4:5:203:THR:HB	2.19	0.68
4:Y:160:THR:HG21	4:Y:274:ILE:HD11	1.75	0.68
1:A:410:ASN:CG	4:8:334:GLU:CA	2.48	0.68
1:A:792:ALA:HB2	3:C:42:THR:HG22	0.69	0.68
1:A:797:PHE:CE1	3:C:146:ILE:CG2	2.77	0.68
1:A:831:TRP:NE1	2:B:51:PHE:HZ	1.63	0.68
1:D:546:THR:H	1:D:549:SER:HB3	1.59	0.68
1:D:797:PHE:HE2	3:F:126:LEU:HD22	0.62	0.68
1:J:817:GLN:CB	2:K:127:ARG:HH11	2.04	0.68
1:M:721:LYS:HG2	1:M:736:GLN:CD	1.86	0.68
4:2:64:ILE:HG21	4:Z:166:TYR:CE2	2.25	0.68
4:7:153:LEU:HD11	4:7:274:ILE:HG13	1.76	0.68
1:A:800:ARG:O	3:C:149:VAL:HG21	1.93	0.67
1:D:830:PRO:HG2	2:E:67:MET:HE1	1.76	0.67
3:I:102:VAL:HG23	3:I:139:TYR:HD1	1.59	0.67
1:J:166:MET:HE3	1:J:254:PHE:CD2	2.29	0.67
1:M:123:CYS:HB2	1:M:158:ILE:CD1	2.23	0.67
1:M:546:THR:H	1:M:549:SER:HB3	1.59	0.67
1:M:713:SER:OG	1:M:772:LEU:HD23	1.95	0.67
1:P:767:PHE:CG	1:P:772:LEU:HD21	2.28	0.67
1:P:767:PHE:HB3	1:P:772:LEU:CD1	2.25	0.67
1:P:817:GLN:CB	2:Q:127:ARG:HH11	2.05	0.67
4:2:1:ASP:HA	4:2:4:GLU:HB3	1.74	0.67
4:W:160:THR:HG21	4:W:274:ILE:HD11	1.76	0.67
1:A:62:VAL:HG12	1:A:63:MLY:O	1.93	0.67
1:A:652:LEU:O	1:A:655:GLU:N	2.27	0.67
1:D:630:ALA:O	4:9:25:ASP:HB2	1.92	0.67

Continued on next page...

Continued from previous page...

Atom-1	Atom-2	Interatomic distance (Å)	Clash overlap (Å)
1:D:838:ILE:HD13	2:E:54:MET:CE	2.22	0.67
2:E:150:TYR:C	2:E:151:LYS:CG	2.48	0.67
1:G:215:GLN:HA	1:G:340:ILE:CB	2.23	0.67
2:K:144:VAL:CG1	2:K:153:ILE:HD13	2.20	0.67
3:L:3:SER:O	3:L:4:LYS:CB	2.41	0.67
1:M:166:MET:HE3	1:M:254:PHE:CD2	2.29	0.67
1:M:818:TYR:CG	2:N:127:ARG:NH1	2.61	0.67
1:M:834:LEU:HD12	2:N:51:PHE:HE1	1.59	0.67
1:P:541:MET:CG	4:1:345:ILE:O	2.40	0.67
1:P:732:ILE:HG21	1:P:747:LEU:HD11	0.73	0.67
1:P:806:MET:O	1:P:810:ARG:N	2.27	0.67
3:R:102:VAL:HG23	3:R:139:TYR:HD1	1.59	0.67
4:X:291:LYS:HB3	4:Z:246:GLN:H	1.59	0.67
1:A:123:CYS:HB2	1:A:158:ILE:CD1	2.23	0.67
1:A:538:GLU:CD	4:8:355:MET:CE	2.62	0.67
1:A:612:GLN:NE2	1:A:627:GLY:N	2.43	0.67
1:A:797:PHE:CD1	3:C:146:ILE:C	2.65	0.67
1:J:58:GLY:HA2	1:J:74:GLU:OE1	1.95	0.67
1:J:550:PHE:HE2	1:J:592:ILE:HG23	1.59	0.67
1:M:530:MET:HE3	4:Z:354:GLN:HG2	1.73	0.67
1:M:642:LYS:HB3	4:Z:21:PHE:O	1.92	0.67
1:M:802:GLU:OE1	1:M:802:GLU:HA	1.93	0.67
4:2:160:THR:HG21	4:2:274:ILE:HD11	1.75	0.67
1:A:290:GLN:O	1:A:331:LEU:HD12	1.95	0.67
2:B:141:PRO:O	2:B:145:ALA:CB	2.43	0.67
1:D:62:VAL:HG12	1:D:63:MLY:O	1.93	0.67
1:G:131:TRP:O	1:G:132:LEU:HD12	1.95	0.67
1:G:612:GLN:NE2	1:G:627:GLY:N	2.42	0.67
1:J:62:VAL:HG12	1:J:63:MLY:O	1.93	0.67
1:J:802:GLU:OE1	1:J:802:GLU:HA	1.93	0.67
2:K:117:LEU:CB	2:K:147:ASN:ND2	2.35	0.67
1:M:612:GLN:NE2	1:M:627:GLY:N	2.43	0.67
1:P:123:CYS:HB2	1:P:158:ILE:CD1	2.23	0.67
1:P:374:GLN:HG3	1:P:375:ALA:H	1.59	0.67
1:P:537:GLU:C	4:1:351:THR:H	1.98	0.67
1:P:550:PHE:HE2	1:P:592:ILE:HG23	1.59	0.67
1:P:718:ALA:HB1	3:R:85:GLU:CG	2.24	0.67
3:R:3:SER:O	3:R:4:LYS:CB	2.41	0.67
4:5:160:THR:HG21	4:5:274:ILE:HD11	1.75	0.67
4:9:160:THR:HG21	4:9:274:ILE:HD11	1.75	0.67
4:X:153:LEU:HD11	4:X:274:ILE:HG13	1.76	0.67

Continued on next page...

Continued from previous page...

Atom-1	Atom-2	Interatomic distance (Å)	Clash overlap (Å)
1:G:831:TRP:HZ3	2:H:34:ILE:HG21	1.60	0.67
2:K:117:LEU:CG	2:K:147:ASN:HB3	2.24	0.67
1:M:58:GLY:HA2	1:M:74:GLU:OE1	1.95	0.67
1:M:480:ILE:HG22	1:M:481:ASN:ND2	2.10	0.67
1:M:813:ILE:CG2	2:N:128:PHE:CE1	2.77	0.67
2:N:141:PRO:O	2:N:145:ALA:CB	2.43	0.67
1:P:62:VAL:HG12	1:P:63:MLY:O	1.93	0.67
1:P:410:ASN:CG	4:1:334:GLU:CA	2.47	0.67
1:P:817:GLN:CG	2:Q:127:ARG:HB2	2.20	0.67
1:P:819:ASN:CG	2:Q:90:GLY:O	2.32	0.67
4:9:153:LEU:HD11	4:9:274:ILE:HG13	1.76	0.67
1:A:91:MET:HE3	1:A:119:SER:HB2	1.77	0.67
1:A:533:PHE:O	1:A:537:GLU:HG2	1.93	0.67
1:A:797:PHE:HE1	3:C:146:ILE:CA	1.72	0.67
2:E:117:LEU:CB	2:E:147:ASN:OD1	2.39	0.67
2:E:117:LEU:CG	2:E:147:ASN:HB3	2.24	0.67
2:E:144:VAL:CG1	2:E:153:ILE:HD13	2.19	0.67
1:J:93:MET:HA	1:J:714:ARG:H	1.60	0.67
1:M:793:ARG:NH1	3:O:40:ASN:HD22	1.92	0.67
1:P:166:MET:HE3	1:P:254:PHE:CD2	2.29	0.67
4:V:153:LEU:HD11	4:V:274:ILE:HG13	1.76	0.67
1:A:58:GLY:HA2	1:A:74:GLU:OE1	1.94	0.67
1:D:480:ILE:HG22	1:D:481:ASN:ND2	2.09	0.67
1:D:831:TRP:NE1	2:E:67:MET:SD	2.67	0.67
1:G:546:THR:H	1:G:549:SER:HB3	1.59	0.67
1:G:819:ASN:CB	2:H:90:GLY:O	2.41	0.67
1:J:480:ILE:HG22	1:J:481:ASN:ND2	2.09	0.67
1:J:648:THR:CB	4:W:350:SER:OG	2.43	0.67
1:M:374:GLN:HG3	1:M:375:ALA:H	1.59	0.67
1:M:652:LEU:O	1:M:655:GLU:N	2.27	0.67
1:P:290:GLN:O	1:P:331:LEU:HD12	1.95	0.67
2:Q:141:PRO:O	2:Q:145:ALA:CB	2.43	0.67
1:A:505:MLY:CB	1:A:762:HIS:N	2.58	0.67
1:A:505:MLY:HB2	1:A:761:GLY:CA	2.23	0.67
1:D:831:TRP:HH2	2:E:47:LEU:HA	1.56	0.67
2:E:141:PRO:O	2:E:145:ALA:CB	2.43	0.67
1:G:58:GLY:HA2	1:G:74:GLU:OE1	1.95	0.67
1:G:635:GLY:O	4:V:341:ILE:HG21	1.95	0.67
1:G:652:LEU:O	1:G:655:GLU:N	2.27	0.67
1:G:732:ILE:HG22	1:G:747:LEU:CD1	1.55	0.67
1:G:769:ALA:O	1:G:773:GLY:HA3	1.93	0.67

Continued on next page...

Continued from previous page...

Atom-1	Atom-2	Interatomic distance (Å)	Clash overlap (Å)
2:H:117:LEU:CG	2:H:147:ASN:HB3	2.24	0.67
1:M:290:GLN:O	1:M:331:LEU:HD12	1.95	0.67
2:N:117:LEU:CG	2:N:147:ASN:HB3	2.25	0.67
2:N:150:TYR:C	2:N:151:LYS:CG	2.48	0.67
1:P:818:TYR:OH	2:Q:127:ARG:NH2	2.28	0.67
4:3:287:ILE:HG22	4:5:204:ALA:HB3	1.76	0.67
4:Z:153:LEU:HD11	4:Z:274:ILE:HG13	1.76	0.67
1:A:339:ASP:OD1	1:A:348:MLY:HH13	1.95	0.67
1:A:546:THR:H	1:A:549:SER:HB3	1.60	0.67
3:C:102:VAL:HG23	3:C:139:TYR:HD1	1.60	0.67
1:D:290:GLN:O	1:D:331:LEU:HD12	1.95	0.67
2:E:117:LEU:CB	2:E:147:ASN:ND2	2.35	0.67
1:G:339:ASP:OD1	1:G:348:MLY:HH13	1.95	0.67
1:G:757:GLN:OE1	1:G:772:LEU:CA	2.43	0.67
1:J:292:MET:HE3	1:J:309:PRO:HA	1.77	0.67
1:J:537:GLU:C	4:W:351:THR:H	1.98	0.67
1:J:826:VAL:HG21	2:K:88:LEU:HD23	1.76	0.67
1:M:52:ILE:HD13	1:M:52:ILE:N	2.09	0.67
1:M:131:TRP:O	1:M:132:LEU:HD12	1.95	0.67
1:M:541:MET:O	4:Z:143:TYR:OH	2.13	0.67
1:M:635:GLY:O	4:Z:341:ILE:HG21	1.95	0.67
2:N:117:LEU:CB	2:N:147:ASN:OD1	2.39	0.67
1:P:217:THR:O	1:P:221:GLN:HG2	1.95	0.67
1:P:546:THR:H	1:P:549:SER:HB3	1.59	0.67
4:X:160:THR:HG21	4:X:274:ILE:HD11	1.76	0.67
1:A:836:PHE:CE2	2:B:160:GLY:N	2.63	0.67
1:D:58:GLY:HA2	1:D:74:GLU:OE1	1.95	0.67
1:D:217:THR:O	1:D:221:GLN:HG2	1.94	0.67
1:G:217:THR:O	1:G:221:GLN:HG2	1.95	0.67
1:G:218:LEU:HA	1:G:221:GLN:HG3	1.71	0.67
1:G:290:GLN:O	1:G:331:LEU:HD12	1.95	0.67
1:G:817:GLN:CG	2:H:127:ARG:CB	2.69	0.67
1:G:831:TRP:CZ3	2:H:34:ILE:HG21	2.30	0.67
1:G:834:LEU:CD2	2:H:34:ILE:HD11	2.24	0.67
3:I:49:ILE:HA	3:I:52:ASN:ND2	2.05	0.67
1:M:548:THR:O	4:2:49:GLN:HB2	1.95	0.67
2:N:114:LYS:HA	2:N:146:GLY:C	2.03	0.67
1:P:78:PHE:HB3	1:P:98:HIS:CD2	2.30	0.67
1:P:131:TRP:O	1:P:132:LEU:HD12	1.95	0.67
4:1:243:PRO:HG2	4:Y:288:ASP:HB3	1.76	0.67
1:A:537:GLU:C	4:8:351:THR:H	1.99	0.66

Continued on next page...

Continued from previous page...

Atom-1	Atom-2	Interatomic distance (Å)	Clash overlap (Å)
2:B:141:PRO:O	2:B:145:ALA:HB2	1.96	0.66
1:D:61:THR:HG23	1:D:71:THR:OG1	1.94	0.66
1:D:648:THR:CB	4:9:350:SER:OG	2.43	0.66
1:G:784:ALA:O	1:G:788:THR:HB	1.94	0.66
1:M:339:ASP:OD1	1:M:348:MLY:HH13	1.95	0.66
1:M:408:VAL:HG12	4:Z:332:PRO:HB3	1.76	0.66
1:M:829:TRP:HZ3	2:N:84:PHE:CE2	2.13	0.66
2:N:117:LEU:HD11	2:N:147:ASN:HB3	1.76	0.66
1:P:174:SER:O	1:P:670:HIS:HB2	1.95	0.66
1:P:648:THR:CB	4:1:350:SER:OG	2.43	0.66
2:Q:117:LEU:CG	2:Q:147:ASN:HB3	2.24	0.66
3:R:24:LYS:HA	3:R:63:ILE:O	1.95	0.66
4:1:205:GLU:HG3	4:Y:287:ILE:HD13	1.73	0.66
4:6:160:THR:HG21	4:6:274:ILE:HD11	1.76	0.66
4:7:160:THR:HG21	4:7:274:ILE:HD11	1.76	0.66
4:X:287:ILE:HG13	4:Z:201:VAL:CG2	0.25	0.66
1:A:635:GLY:O	4:8:341:ILE:HG21	1.95	0.66
1:A:721:LYS:HG2	1:A:736:GLN:CD	1.86	0.66
1:A:823:PHE:CZ	2:B:156:VAL:CG1	2.78	0.66
1:D:374:GLN:HG3	1:D:375:ALA:H	1.60	0.66
3:I:24:LYS:HA	3:I:63:ILE:O	1.95	0.66
1:J:84:MLY:HH21	1:J:720:PHE:C	2.14	0.66
1:M:174:SER:O	1:M:670:HIS:HB2	1.95	0.66
1:M:546:THR:HG21	4:2:48:GLY:HA2	1.75	0.66
1:M:648:THR:CB	4:Z:350:SER:OG	2.43	0.66
1:P:480:ILE:HG22	1:P:481:ASN:ND2	2.09	0.66
1:P:732:ILE:HG22	1:P:747:LEU:CD1	1.55	0.66
1:P:797:PHE:CE1	3:R:146:ILE:C	2.68	0.66
4:X:291:LYS:CG	4:Z:245:GLY:H	1.97	0.66
1:D:78:PHE:HB3	1:D:98:HIS:CD2	2.30	0.66
1:D:131:TRP:O	1:D:132:LEU:HD12	1.95	0.66
1:D:166:MET:HE3	1:D:254:PHE:HD2	1.61	0.66
1:D:813:ILE:HG21	2:E:128:PHE:HE1	1.56	0.66
1:G:78:PHE:HB3	1:G:98:HIS:CD2	2.30	0.66
1:G:174:SER:O	1:G:670:HIS:HB2	1.96	0.66
1:G:374:GLN:HG3	1:G:375:ALA:H	1.60	0.66
1:G:537:GLU:C	4:V:351:THR:H	1.99	0.66
1:G:834:LEU:CD2	2:H:34:ILE:CD1	2.73	0.66
2:H:141:PRO:O	2:H:145:ALA:CB	2.43	0.66
1:J:217:THR:O	1:J:221:GLN:HG2	1.95	0.66
1:J:541:MET:HG2	4:W:345:ILE:C	2.16	0.66

Continued on next page...

Continued from previous page...

Atom-1	Atom-2	Interatomic distance (Å)	Clash overlap (Å)
1:M:322:VAL:HB	1:M:325:ILE:CD1	2.26	0.66
1:M:819:ASN:CG	2:N:90:GLY:O	2.33	0.66
1:P:529:PRO:C	4:1:354:GLN:CB	2.48	0.66
1:P:829:TRP:CZ2	2:Q:87:LYS:CE	2.62	0.66
4:1:153:LEU:HD11	4:1:274:ILE:HG13	1.76	0.66
1:A:480:ILE:HG22	1:A:481:ASN:ND2	2.09	0.66
1:A:550:PHE:HE2	1:A:592:ILE:HG23	1.59	0.66
3:C:24:LYS:HA	3:C:63:ILE:O	1.95	0.66
1:D:793:ARG:NH2	3:F:87:PHE:HE1	1.93	0.66
1:D:831:TRP:CZ3	2:E:34:ILE:HG21	2.29	0.66
3:F:102:VAL:HG23	3:F:139:TYR:HD1	1.59	0.66
1:G:530:MET:HE2	4:V:354:GLN:HG3	1.78	0.66
1:J:78:PHE:HB3	1:J:98:HIS:CD2	2.30	0.66
1:J:131:TRP:O	1:J:132:LEU:HD12	1.95	0.66
1:J:612:GLN:NE2	1:J:627:GLY:N	2.43	0.66
2:K:141:PRO:O	2:K:145:ALA:CB	2.43	0.66
2:N:146:GLY:O	2:N:147:ASN:HB2	1.96	0.66
1:P:58:GLY:HA2	1:P:74:GLU:OE1	1.95	0.66
1:P:530:MET:CA	4:1:354:GLN:CB	2.74	0.66
4:V:324:THR:HG23	4:X:247:VAL:H	1.60	0.66
4:W:153:LEU:HD11	4:W:274:ILE:HG13	1.76	0.66
1:A:78:PHE:HB3	1:A:98:HIS:CD2	2.30	0.66
1:A:322:VAL:HB	1:A:325:ILE:CD1	2.26	0.66
1:A:599:ASN:OD1	1:A:649:VAL:N	2.29	0.66
1:D:418:THR:HG22	1:D:419:VAL:N	2.11	0.66
1:D:507:GLY:HA2	1:D:762:HIS:CE1	2.31	0.66
1:D:550:PHE:HE2	1:D:592:ILE:HG23	1.59	0.66
3:F:24:LYS:HA	3:F:63:ILE:O	1.95	0.66
1:G:541:MET:O	4:V:143:TYR:OH	2.13	0.66
1:J:226:ASN:HB2	1:J:227:PRO:HD3	1.77	0.66
1:J:290:GLN:O	1:J:331:LEU:HD12	1.95	0.66
1:J:599:ASN:OD1	1:J:649:VAL:N	2.29	0.66
1:M:806:MET:C	1:M:807:VAL:C	2.54	0.66
4:1:166:TYR:CE1	4:3:64:ILE:HG21	2.30	0.66
4:3:153:LEU:HD11	4:3:274:ILE:HG13	1.76	0.66
1:A:541:MET:O	4:8:143:TYR:OH	2.14	0.66
1:A:819:ASN:CG	2:B:90:GLY:O	2.34	0.66
1:D:530:MET:CA	4:9:354:GLN:CB	2.74	0.66
1:D:599:ASN:OD1	1:D:649:VAL:N	2.28	0.66
1:G:418:THR:HG22	1:G:419:VAL:N	2.11	0.66
1:G:783:LEU:O	1:G:787:ILE:CA	2.42	0.66

Continued on next page...

Continued from previous page...

Atom-1	Atom-2	Interatomic distance (Å)	Clash overlap (Å)
1:G:817:GLN:NE2	2:H:128:PHE:CE1	2.63	0.66
1:G:817:GLN:HG3	2:H:128:PHE:CE1	2.30	0.66
1:J:174:SER:O	1:J:670:HIS:HB2	1.95	0.66
1:J:567:LYS:NZ	4:Y:92:ASN:HA	2.11	0.66
1:M:78:PHE:HB3	1:M:98:HIS:CD2	2.30	0.66
1:M:217:THR:O	1:M:221:GLN:HG2	1.95	0.66
1:M:541:MET:HG2	4:Z:345:ILE:C	2.16	0.66
1:M:643:GLY:N	4:Z:24:ASP:CA	2.46	0.66
1:M:732:ILE:HG23	1:M:747:LEU:CB	1.84	0.66
2:N:141:PRO:O	2:N:145:ALA:HB2	1.96	0.66
1:P:612:GLN:NE2	1:P:627:GLY:N	2.43	0.66
1:P:797:PHE:HE1	3:R:146:ILE:CA	1.92	0.66
2:Q:114:LYS:HA	2:Q:146:GLY:C	2.03	0.66
4:X:292:ASP:OD1	4:Z:244:ASP:HB2	1.95	0.66
1:A:217:THR:O	1:A:221:GLN:HG2	1.94	0.66
1:D:834:LEU:CD2	2:E:54:MET:HE3	2.24	0.66
1:G:480:ILE:HG22	1:G:481:ASN:ND2	2.10	0.66
1:G:648:THR:CB	4:V:350:SER:OG	2.44	0.66
1:G:791:GLN:OE1	3:I:116:GLU:HG3	1.96	0.66
2:H:117:LEU:CB	2:H:147:ASN:OD1	2.39	0.66
1:J:161:ASN:O	1:J:165:PHE:HB2	1.96	0.66
3:L:24:LYS:HA	3:L:63:ILE:O	1.95	0.66
1:M:737:PHE:HD2	3:O:84:PHE:CE2	2.07	0.66
1:M:737:PHE:CE1	3:O:85:GLU:OE2	2.45	0.66
3:O:49:ILE:HA	3:O:52:ASN:ND2	2.06	0.66
1:P:61:THR:HG23	1:P:71:THR:OG1	1.94	0.66
1:P:226:ASN:HB2	1:P:227:PRO:HD3	1.77	0.66
4:8:153:LEU:HD11	4:8:274:ILE:HG13	1.76	0.66
4:Y:153:LEU:HD11	4:Y:274:ILE:HG13	1.76	0.66
1:A:61:THR:HG23	1:A:71:THR:OG1	1.94	0.66
1:A:161:ASN:O	1:A:165:PHE:HB2	1.96	0.66
1:A:174:SER:O	1:A:670:HIS:HB2	1.96	0.66
1:A:530:MET:CG	4:8:354:GLN:CG	2.71	0.66
1:A:819:ASN:OD1	2:B:92:ASP:N	2.18	0.66
1:D:91:MET:HE3	1:D:119:SER:HB2	1.78	0.66
1:D:792:ALA:CA	3:F:42:THR:HG22	2.20	0.66
1:G:61:THR:HG23	1:G:71:THR:OG1	1.94	0.66
1:G:161:ASN:O	1:G:165:PHE:HB2	1.96	0.66
1:J:642:LYS:CD	4:W:24:ASP:O	2.43	0.66
1:J:831:TRP:HE1	2:K:67:MET:CB	2.03	0.66
1:M:226:ASN:HB2	1:M:227:PRO:HD3	1.78	0.66

Continued on next page...

Continued from previous page...

Atom-1	Atom-2	Interatomic distance (Å)	Clash overlap (Å)
1:M:550:PHE:HE2	1:M:592:ILE:HG23	1.59	0.66
1:M:642:LYS:HA	4:Z:21:PHE:O	1.96	0.66
1:M:707:CYS:O	1:M:710:GLY:CA	2.44	0.66
1:M:792:ALA:H	3:O:42:THR:CG2	2.05	0.66
2:N:144:VAL:CG1	2:N:153:ILE:HD13	2.19	0.66
1:P:642:LYS:CD	4:1:24:ASP:O	2.43	0.66
1:P:802:GLU:OE1	1:P:802:GLU:HA	1.93	0.66
4:2:203:THR:CB	4:Z:287:ILE:HG21	2.26	0.66
4:4:288:ASP:OD2	4:6:203:THR:CB	2.42	0.66
1:A:131:TRP:O	1:A:132:LEU:HD12	1.94	0.66
1:A:612:GLN:HE22	1:A:627:GLY:N	1.94	0.66
1:A:648:THR:CB	4:8:350:SER:OG	2.43	0.66
2:B:146:GLY:O	2:B:147:ASN:HB2	1.96	0.66
1:D:161:ASN:O	1:D:165:PHE:HB2	1.96	0.66
1:D:541:MET:HG2	4:9:345:ILE:C	2.16	0.66
1:D:612:GLN:NE2	1:D:627:GLY:N	2.43	0.66
1:D:642:LYS:CD	4:9:24:ASP:O	2.42	0.66
1:G:612:GLN:HE22	1:G:627:GLY:N	1.94	0.66
1:G:757:GLN:CB	1:G:776:GLU:CG	2.74	0.66
1:G:769:ALA:HB2	1:G:770:GLY:N	2.06	0.66
1:J:480:ILE:HG22	1:J:481:ASN:N	2.11	0.66
1:J:530:MET:CA	4:W:354:GLN:CB	2.74	0.66
1:J:538:GLU:HA	4:W:349:LEU:HB3	1.78	0.66
1:J:635:GLY:O	4:W:341:ILE:HG21	1.95	0.66
1:J:818:TYR:CE1	2:K:127:ARG:NH1	2.62	0.66
1:M:144:ARG:NH1	1:M:160:ASP:OD1	2.29	0.66
1:M:599:ASN:OD1	1:M:649:VAL:N	2.29	0.66
1:M:691:VAL:O	1:M:695:LEU:HD13	1.96	0.66
1:M:791:GLN:NE2	3:O:116:GLU:N	2.44	0.66
1:M:821:ARG:NH2	2:N:127:ARG:CD	2.58	0.66
3:O:48:LYS:O	3:O:52:ASN:CG	2.34	0.66
3:O:102:VAL:HG23	3:O:139:TYR:HD1	1.59	0.66
1:P:161:ASN:O	1:P:165:PHE:HB2	1.96	0.66
1:P:480:ILE:HG22	1:P:481:ASN:N	2.11	0.66
4:2:203:THR:HG22	4:Z:287:ILE:CB	2.21	0.66
4:5:153:LEU:HD11	4:5:274:ILE:HG13	1.76	0.66
1:D:537:GLU:C	4:9:351:THR:H	1.98	0.66
3:F:48:LYS:O	3:F:52:ASN:CG	2.34	0.66
1:M:161:ASN:O	1:M:165:PHE:HB2	1.96	0.66
1:M:735:GLY:O	1:M:743:ALA:HA	1.94	0.66
2:Q:141:PRO:O	2:Q:145:ALA:HB2	1.96	0.66

Continued on next page...

Continued from previous page...

Atom-1	Atom-2	Interatomic distance (Å)	Clash overlap (Å)
4:2:288:ASP:H	4:4:203:THR:CG2	2.08	0.66
4:2:322:PRO:CB	4:4:244:ASP:HB2	2.23	0.66
4:4:160:THR:HG21	4:4:274:ILE:HD11	1.76	0.66
1:A:408:VAL:HG12	4:8:332:PRO:HB3	1.76	0.65
1:A:499:GLU:OE2	1:A:766:PHE:HE2	1.77	0.65
1:A:541:MET:HG2	4:8:345:ILE:C	2.16	0.65
1:A:753:VAL:CG1	1:A:775:LEU:CG	2.44	0.65
1:A:793:ARG:HH21	3:C:147:MET:HE1	1.60	0.65
1:A:837:MLY:NZ	2:H:20:ASP:HB2	2.11	0.65
1:J:505:MLY:CG	1:J:762:HIS:HE1	2.06	0.65
1:M:61:THR:HG23	1:M:71:THR:OG1	1.95	0.65
1:M:418:THR:HG22	1:M:419:VAL:N	2.11	0.65
1:M:806:MET:C	1:M:807:VAL:HA	2.15	0.65
1:P:202:SER:HA	1:P:207:LYS:HE3	1.72	0.65
1:P:635:GLY:O	4:1:341:ILE:HG21	1.95	0.65
1:P:799:MET:SD	3:R:32:ASP:OD2	2.53	0.65
1:P:817:GLN:HB3	2:Q:127:ARG:HD3	1.78	0.65
3:R:48:LYS:O	3:R:52:ASN:CG	2.34	0.65
1:A:144:ARG:NH1	1:A:160:ASP:OD1	2.29	0.65
1:A:418:THR:HG22	1:A:419:VAL:N	2.11	0.65
1:A:642:LYS:HA	4:8:21:PHE:O	1.96	0.65
1:A:732:ILE:HG21	1:A:747:LEU:HD11	0.73	0.65
1:D:174:SER:O	1:D:670:HIS:HB2	1.96	0.65
1:D:466:GLY:HA2	1:D:484:ASN:ND2	2.11	0.65
3:F:3:SER:HG	3:F:5:ALA:N	1.95	0.65
1:G:408:VAL:HG12	4:V:332:PRO:HB3	1.76	0.65
1:G:466:GLY:HA2	1:G:484:ASN:HD21	1.61	0.65
1:G:505:MLY:HE3	1:G:762:HIS:HE2	1.48	0.65
1:J:418:THR:HG22	1:J:419:VAL:N	2.11	0.65
1:M:732:ILE:CG2	1:M:747:LEU:HD11	1.26	0.65
1:M:795:ARG:HG2	3:O:118:MET:HE1	1.77	0.65
1:P:541:MET:HG2	4:1:345:ILE:C	2.16	0.65
1:P:691:VAL:O	1:P:695:LEU:HD13	1.96	0.65
4:2:202:THR:CG2	4:Z:290:ARG:HH21	2.09	0.65
3:C:48:LYS:O	3:C:52:ASN:CG	2.34	0.65
1:D:144:ARG:NH1	1:D:160:ASP:OD1	2.29	0.65
1:D:635:GLY:O	4:9:341:ILE:HG21	1.95	0.65
3:F:45:GLU:O	3:F:49:ILE:HG13	1.97	0.65
1:G:144:ARG:NH1	1:G:160:ASP:OD1	2.29	0.65
1:G:226:ASN:HB2	1:G:227:PRO:HD3	1.78	0.65
1:G:322:VAL:HB	1:G:325:ILE:CD1	2.26	0.65

Continued on next page...

Continued from previous page...

Atom-1	Atom-2	Interatomic distance (Å)	Clash overlap (Å)
1:G:691:VAL:O	1:G:695:LEU:HD13	1.97	0.65
3:I:45:GLU:O	3:I:49:ILE:HG13	1.97	0.65
1:M:530:MET:CA	4:Z:354:GLN:CB	2.74	0.65
1:M:537:GLU:C	4:Z:351:THR:H	1.98	0.65
1:P:599:ASN:OD1	1:P:649:VAL:N	2.29	0.65
1:D:322:VAL:HB	1:D:325:ILE:CD1	2.26	0.65
1:D:538:GLU:CD	4:9:355:MET:CE	2.62	0.65
1:D:732:ILE:HD11	1:D:782:MLY:HH11	1.74	0.65
2:E:141:PRO:O	2:E:145:ALA:HB2	1.96	0.65
1:G:534:SER:C	4:V:351:THR:CA	2.48	0.65
1:G:836:PHE:CZ	2:H:159:HIS:HA	2.31	0.65
2:H:141:PRO:O	2:H:145:ALA:HB2	1.96	0.65
1:J:61:THR:HG23	1:J:71:THR:OG1	1.95	0.65
1:J:339:ASP:OD1	1:J:348:MLY:HH13	1.95	0.65
2:K:141:PRO:O	2:K:145:ALA:HB2	1.96	0.65
1:P:29:ASN:HB3	1:P:784:ALA:CB	2.24	0.65
1:P:144:ARG:NH1	1:P:160:ASP:OD1	2.29	0.65
1:P:215:GLN:CA	1:P:340:ILE:CG2	2.62	0.65
1:P:418:THR:HG22	1:P:419:VAL:N	2.11	0.65
1:P:538:GLU:HA	4:1:349:LEU:HB3	1.78	0.65
3:R:45:GLU:O	3:R:49:ILE:HG13	1.96	0.65
4:1:287:ILE:HG21	4:3:203:THR:CB	2.25	0.65
1:A:226:ASN:HB2	1:A:227:PRO:HD3	1.78	0.65
1:D:541:MET:O	4:9:143:TYR:OH	2.14	0.65
2:E:117:LEU:HD11	2:E:147:ASN:HB3	1.76	0.65
1:G:599:ASN:OD1	1:G:649:VAL:N	2.29	0.65
1:G:739:ASP:CB	1:G:742:LYS:HB3	2.12	0.65
1:G:817:GLN:HE21	2:H:127:ARG:HB2	1.62	0.65
2:H:117:LEU:CB	2:H:147:ASN:ND2	2.35	0.65
1:J:97:LEU:HD22	1:J:712:PRO:HB2	1.76	0.65
1:J:322:VAL:HB	1:J:325:ILE:CD1	2.26	0.65
1:J:530:MET:HE3	4:W:355:MET:SD	2.36	0.65
1:J:691:VAL:O	1:J:695:LEU:HD13	1.96	0.65
3:O:24:LYS:HA	3:O:63:ILE:O	1.95	0.65
3:O:45:GLU:O	3:O:49:ILE:HG13	1.97	0.65
1:P:642:LYS:HA	4:1:21:PHE:O	1.96	0.65
1:A:202:SER:CA	1:A:207:LYS:HE3	2.27	0.65
1:A:530:MET:CA	4:8:354:GLN:CB	2.74	0.65
1:A:691:VAL:O	1:A:695:LEU:HD13	1.97	0.65
3:C:3:SER:HG	3:C:5:ALA:N	1.94	0.65
1:D:795:ARG:HH21	3:F:116:GLU:HB3	1.61	0.65

Continued on next page...

Continued from previous page...

Atom-1	Atom-2	Interatomic distance (Å)	Clash overlap (Å)
1:G:278:GLN:CG	1:G:317:GLU:HB2	2.27	0.65
1:G:557:GLU:HB2	4:X:47:MET:N	2.11	0.65
1:G:557:GLU:HB2	4:X:47:MET:C	2.16	0.65
2:H:146:GLY:O	2:H:147:ASN:HB2	1.96	0.65
3:I:48:LYS:O	3:I:52:ASN:CG	2.34	0.65
1:J:166:MET:HE3	1:J:254:PHE:HD2	1.61	0.65
1:J:374:GLN:HG3	1:J:375:ALA:H	1.59	0.65
1:J:556:ASP:O	4:Y:48:GLY:N	2.29	0.65
1:J:792:ALA:HA	3:L:42:THR:CA	2.25	0.65
3:L:48:LYS:O	3:L:52:ASN:CG	2.34	0.65
1:M:506:GLU:HG2	1:M:766:PHE:CE1	2.31	0.65
1:P:548:THR:CG2	4:3:49:GLN:H	2.06	0.65
1:P:822:SER:O	1:P:825:ASN:HB2	1.97	0.65
4:3:148:THR:HG21	4:5:45:VAL:CG2	2.26	0.65
1:D:226:ASN:HB2	1:D:227:PRO:HD3	1.78	0.65
1:D:339:ASP:OD1	1:D:348:MLY:HH13	1.95	0.65
1:D:769:ALA:CA	1:D:771:LEU:CA	1.76	0.65
1:D:793:ARG:CZ	3:F:87:PHE:HE1	2.10	0.65
3:F:48:LYS:C	3:F:52:ASN:HD21	1.96	0.65
1:G:28:GLN:CA	1:G:723:ARG:NH2	2.51	0.65
1:G:84:MLY:CH2	1:G:723:ARG:HB3	2.27	0.65
1:G:93:MET:HA	1:G:714:ARG:N	2.11	0.65
1:G:466:GLY:HA2	1:G:484:ASN:ND2	2.12	0.65
2:H:140:PHE:O	2:H:141:PRO:C	2.33	0.65
1:J:466:GLY:HA2	1:J:484:ASN:HD21	1.61	0.65
3:L:3:SER:HG	3:L:5:ALA:N	1.95	0.65
1:M:786:ILE:HG22	1:M:787:ILE:H	0.70	0.65
1:M:792:ALA:HA	3:O:42:THR:HA	1.77	0.65
1:M:822:SER:O	1:M:825:ASN:HB2	1.97	0.65
4:4:288:ASP:CB	4:6:203:THR:HG21	2.25	0.65
4:4:324:THR:HG21	4:6:244:ASP:N	1.80	0.65
4:W:324:THR:HG22	4:Y:247:VAL:HG13	1.77	0.65
1:A:466:GLY:HA2	1:A:484:ASN:ND2	2.12	0.65
1:A:636:LYS:HG3	4:8:334:GLU:CD	2.17	0.65
1:A:831:TRP:HZ3	2:B:50:THR:HG21	0.85	0.65
1:D:691:VAL:O	1:D:695:LEU:HD13	1.96	0.65
1:D:795:ARG:NH2	3:F:116:GLU:OE1	2.29	0.65
1:G:642:LYS:HA	4:V:21:PHE:O	1.97	0.65
1:J:144:ARG:NH1	1:J:160:ASP:OD1	2.29	0.65
1:J:732:ILE:HG22	1:J:747:LEU:CD1	1.55	0.65
1:M:534:SER:C	4:Z:351:THR:CA	2.47	0.65

Continued on next page...

Continued from previous page...

Atom-1	Atom-2	Interatomic distance (Å)	Clash overlap (Å)
1:P:339:ASP:OD1	1:P:348:MLY:HH13	1.95	0.65
1:P:783:LEU:HB3	1:P:786:ILE:CD1	2.25	0.65
1:P:829:TRP:CZ3	2:Q:84:PHE:CE1	2.85	0.65
4:1:167:GLU:CG	4:3:41:GLN:O	2.45	0.65
4:X:287:ILE:CG2	4:Z:201:VAL:CG2	2.68	0.65
1:A:278:GLN:CG	1:A:317:GLU:HB2	2.27	0.65
1:A:822:SER:O	1:A:825:ASN:HB2	1.97	0.65
1:D:793:ARG:HH21	3:F:147:MET:CE	2.10	0.65
1:G:530:MET:CA	4:V:354:GLN:CB	2.75	0.65
1:G:789:ALA:HB1	3:I:81:GLN:CD	2.16	0.65
1:J:636:LYS:HG3	4:W:334:GLU:CD	2.17	0.65
2:K:146:GLY:O	2:K:147:ASN:HB2	1.96	0.65
1:M:636:LYS:HG3	4:Z:334:GLU:CD	2.17	0.65
1:M:725:ARG:NE	1:M:737:PHE:HE1	1.95	0.65
1:P:322:VAL:HB	1:P:325:ILE:CD1	2.26	0.65
1:P:466:GLY:HA2	1:P:484:ASN:HD21	1.61	0.65
1:P:636:LYS:O	1:P:637:LYS:CB	2.45	0.65
1:P:829:TRP:CE2	2:Q:87:LYS:HE2	2.28	0.65
4:2:202:THR:HG22	4:Z:290:ARG:NH2	2.12	0.65
4:V:288:ASP:H	4:X:204:ALA:H	1.43	0.65
1:A:836:PHE:CZ	2:B:159:HIS:HA	2.31	0.65
1:D:94:MET:HE1	1:D:101:ALA:HB1	1.79	0.65
1:D:202:SER:HA	1:D:207:LYS:HE3	1.72	0.65
1:D:480:ILE:HG22	1:D:481:ASN:N	2.11	0.65
1:J:642:LYS:HA	4:W:21:PHE:O	1.96	0.65
1:J:822:SER:O	1:J:825:ASN:HB2	1.97	0.65
1:M:210:GLN:O	1:M:211:SER:OG	2.15	0.65
1:M:466:GLY:HA2	1:M:484:ASN:HD21	1.61	0.65
1:M:795:ARG:HG2	3:O:118:MET:CE	2.27	0.65
1:P:642:LYS:CA	4:1:21:PHE:O	2.45	0.65
1:P:722:GLN:HE21	3:R:86:ASP:H	1.39	0.65
3:R:3:SER:HG	3:R:5:ALA:N	1.95	0.65
4:W:325:MET:SD	4:Y:244:ASP:CG	2.75	0.65
1:A:814:PHE:CB	2:B:127:ARG:HH12	1.52	0.64
1:A:819:ASN:OD1	2:B:91:ALA:HA	1.69	0.64
2:E:140:PHE:HB3	2:E:144:VAL:CG1	2.27	0.64
1:G:479:CYS:HB3	1:G:653:PHE:CE2	2.33	0.64
1:G:636:LYS:O	1:G:637:LYS:CB	2.45	0.64
1:G:822:SER:O	1:G:825:ASN:HB2	1.97	0.64
1:G:829:TRP:CH2	2:H:84:PHE:CE1	2.84	0.64
1:J:84:MLY:HH12	1:J:720:PHE:CD1	2.28	0.64

Continued on next page...

Continued from previous page...

Atom-1	Atom-2	Interatomic distance (Å)	Clash overlap (Å)
1:J:296:MLY:HH11	1:J:348:MLY:HH21	1.78	0.64
1:J:820:VAL:CG1	2:K:136:MET:HE1	2.26	0.64
1:M:107:MLY:HB3	1:M:686:MET:CE	2.27	0.64
1:P:166:MET:HE3	1:P:254:PHE:HD2	1.62	0.64
1:P:800:ARG:HH22	3:R:40:ASN:CG	1.99	0.64
2:Q:146:GLY:O	2:Q:147:ASN:HB2	1.96	0.64
1:A:133:PRO:O	1:A:136:ASN:HB2	1.98	0.64
1:A:725:ARG:NE	1:A:737:PHE:HE1	1.95	0.64
2:B:140:PHE:HB3	2:B:144:VAL:CG1	2.28	0.64
1:D:217:THR:HB	1:D:220:ASP:OD2	1.97	0.64
1:D:636:LYS:O	1:D:637:LYS:CB	2.45	0.64
1:D:724:TYR:HB3	1:D:782:MLY:CD	2.27	0.64
1:D:791:GLN:CD	3:F:116:GLU:HG3	2.13	0.64
1:D:806:MET:O	1:D:809:ARG:HB2	1.98	0.64
1:G:541:MET:HG2	4:V:345:ILE:C	2.17	0.64
1:J:217:THR:HB	1:J:220:ASP:OD2	1.97	0.64
1:J:642:LYS:CA	4:W:21:PHE:O	2.45	0.64
1:J:831:TRP:HZ3	2:K:34:ILE:HD13	1.62	0.64
3:L:45:GLU:O	3:L:49:ILE:HG13	1.96	0.64
1:M:795:ARG:HH21	3:O:116:GLU:CB	2.09	0.64
1:P:782:MLY:CH2	3:R:80:ASP:C	2.64	0.64
4:1:368:SER:OG	4:2:231:ALA:CB	2.44	0.64
1:A:217:THR:HB	1:A:220:ASP:OD2	1.97	0.64
2:B:114:LYS:HA	2:B:146:GLY:C	2.03	0.64
1:D:296:MLY:HH11	1:D:348:MLY:HH21	1.78	0.64
1:D:466:GLY:HA2	1:D:484:ASN:HD21	1.61	0.64
1:D:793:ARG:CZ	3:F:87:PHE:CE1	2.80	0.64
1:G:210:GLN:O	1:G:211:SER:OG	2.15	0.64
1:G:480:ILE:HG22	1:G:481:ASN:N	2.11	0.64
1:G:725:ARG:NE	1:G:737:PHE:HE1	1.95	0.64
1:G:796:GLY:CA	3:I:35:ARG:NE	2.60	0.64
3:I:3:SER:HG	3:I:5:ALA:N	1.95	0.64
1:J:466:GLY:HA2	1:J:484:ASN:ND2	2.12	0.64
1:J:541:MET:O	4:W:143:TYR:OH	2.13	0.64
1:J:792:ALA:CB	3:L:42:THR:N	2.61	0.64
1:M:133:PRO:O	1:M:136:ASN:HB2	1.98	0.64
1:P:133:PRO:O	1:P:136:ASN:HB2	1.98	0.64
1:P:538:GLU:CD	4:1:355:MET:CE	2.62	0.64
1:P:541:MET:O	4:1:143:TYR:OH	2.14	0.64
1:P:541:MET:HG2	4:1:345:ILE:O	1.98	0.64
1:P:725:ARG:NE	1:P:737:PHE:HE1	1.95	0.64

Continued on next page...

Continued from previous page...

Atom-1	Atom-2	Interatomic distance (Å)	Clash overlap (Å)
4:2:202:THR:HG22	4:Z:290:ARG:HH21	1.61	0.64
4:2:203:THR:CG2	4:Z:287:ILE:HB	2.28	0.64
1:A:149:GLN:HG2	1:A:719:ASP:HB2	1.78	0.64
1:A:374:GLN:HG3	1:A:375:ALA:H	1.60	0.64
1:A:479:CYS:HB3	1:A:653:PHE:CE2	2.32	0.64
1:A:480:ILE:HG22	1:A:481:ASN:N	2.11	0.64
1:A:817:GLN:NE2	2:B:127:ARG:HB3	2.05	0.64
1:A:823:PHE:CE1	2:B:156:VAL:HG12	2.32	0.64
2:B:117:LEU:CG	2:B:147:ASN:CB	2.76	0.64
1:D:133:PRO:O	1:D:136:ASN:HB2	1.98	0.64
1:D:612:GLN:HE22	1:D:627:GLY:N	1.94	0.64
2:E:144:VAL:HA	2:E:153:ILE:HD11	1.80	0.64
1:G:133:PRO:O	1:G:136:ASN:HB2	1.98	0.64
1:G:217:THR:HB	1:G:220:ASP:OD2	1.97	0.64
1:J:107:MLY:HB3	1:J:686:MET:CE	2.27	0.64
1:J:218:LEU:CD2	1:J:222:ILE:HG12	2.28	0.64
1:J:710:GLY:N	1:J:772:LEU:HD22	2.12	0.64
3:L:49:ILE:HA	3:L:52:ASN:ND2	2.05	0.64
1:M:480:ILE:HG22	1:M:481:ASN:N	2.11	0.64
2:N:140:PHE:HB3	2:N:144:VAL:CG1	2.27	0.64
4:1:110:LEU:O	4:2:195:GLU:CG	2.45	0.64
1:A:94:MET:HE1	1:A:101:ALA:HB1	1.79	0.64
1:A:466:GLY:HA2	1:A:484:ASN:HD21	1.61	0.64
1:A:530:MET:HE3	4:8:354:GLN:CG	2.21	0.64
1:D:529:PRO:C	4:9:354:GLN:CB	2.49	0.64
1:D:530:MET:CG	4:9:354:GLN:CG	2.71	0.64
1:D:795:ARG:NH2	3:F:116:GLU:HG2	2.12	0.64
1:D:831:TRP:CE3	2:E:34:ILE:CD1	2.80	0.64
1:G:411:GLU:N	4:V:333:PRO:HB2	2.10	0.64
1:G:834:LEU:CD2	2:H:34:ILE:HG12	2.27	0.64
2:H:117:LEU:CG	2:H:147:ASN:CB	2.76	0.64
1:M:166:MET:HE3	1:M:254:PHE:HD2	1.62	0.64
1:M:466:GLY:HA2	1:M:484:ASN:ND2	2.12	0.64
1:M:479:CYS:HB3	1:M:653:PHE:CE2	2.33	0.64
1:M:642:LYS:CA	4:Z:21:PHE:O	2.45	0.64
2:N:117:LEU:CG	2:N:147:ASN:CB	2.76	0.64
1:P:636:LYS:HG3	4:1:334:GLU:CD	2.17	0.64
1:P:804:ARG:O	1:P:808:GLU:CB	2.44	0.64
1:P:805:ALA:CA	1:P:808:GLU:HB2	2.27	0.64
2:Q:140:PHE:HB3	2:Q:144:VAL:CG1	2.28	0.64
4:2:287:ILE:HG13	4:4:202:THR:CB	2.26	0.64

Continued on next page...

Continued from previous page...

Atom-1	Atom-2	Interatomic distance (Å)	Clash overlap (Å)
1:D:218:LEU:CD2	1:D:222:ILE:HG12	2.28	0.64
1:D:479:CYS:HB3	1:D:653:PHE:CE2	2.32	0.64
1:D:553:MLY:CE	4:W:45:VAL:CA	2.49	0.64
1:D:642:LYS:HA	4:9:21:PHE:O	1.96	0.64
1:G:834:LEU:HD12	2:H:51:PHE:HE1	1.60	0.64
2:H:149:ASP:OD2	2:H:150:TYR:C	2.36	0.64
1:J:541:MET:HG2	4:W:345:ILE:O	1.98	0.64
1:J:636:LYS:O	1:J:637:LYS:CB	2.45	0.64
1:J:725:ARG:NE	1:J:737:PHE:HE1	1.95	0.64
1:P:296:MLY:HH11	1:P:348:MLY:HH21	1.78	0.64
1:P:783:LEU:HD12	1:P:783:LEU:N	2.13	0.64
2:Q:117:LEU:CG	2:Q:147:ASN:CB	2.76	0.64
4:2:287:ILE:HG21	4:4:204:ALA:N	2.11	0.64
4:7:190:MET:SD	4:7:209:VAL:HG11	2.38	0.64
4:X:291:LYS:HE3	4:Z:242:LEU:HB3	1.78	0.64
1:A:541:MET:HG2	4:8:345:ILE:O	1.98	0.64
1:A:543:PRO:HG2	4:8:143:TYR:O	1.98	0.64
1:D:538:GLU:HA	4:9:349:LEU:HB3	1.78	0.64
1:D:636:LYS:HG3	4:9:334:GLU:CD	2.17	0.64
1:G:107:MLY:HB3	1:G:686:MET:CE	2.26	0.64
1:G:636:LYS:HG3	4:V:334:GLU:CD	2.18	0.64
1:G:806:MET:O	1:G:809:ARG:HB2	1.97	0.64
1:J:133:PRO:O	1:J:136:ASN:HB2	1.98	0.64
1:J:537:GLU:C	4:W:351:THR:N	2.51	0.64
1:J:612:GLN:HE22	1:J:627:GLY:N	1.94	0.64
1:J:721:LYS:HG2	1:J:736:GLN:CD	1.86	0.64
1:J:818:TYR:CE1	2:K:127:ARG:HH22	1.42	0.64
2:K:140:PHE:HB3	2:K:144:VAL:CG1	2.28	0.64
2:K:149:ASP:OD2	2:K:150:TYR:C	2.36	0.64
1:M:642:LYS:CD	4:Z:340:TRP:CZ3	2.79	0.64
1:M:803:TYR:CD1	1:M:807:VAL:HG21	2.32	0.64
1:M:819:ASN:HD21	2:N:92:ASP:HB2	1.52	0.64
2:N:144:VAL:HA	2:N:153:ILE:HD11	1.80	0.64
1:P:218:LEU:CD2	1:P:222:ILE:HG12	2.28	0.64
1:P:466:GLY:HA2	1:P:484:ASN:ND2	2.11	0.64
1:P:818:TYR:CD1	2:Q:127:ARG:CZ	2.78	0.64
4:2:167:GLU:OE1	4:4:44:MET:HA	1.98	0.64
1:A:296:MLY:HH11	1:A:348:MLY:HH21	1.78	0.64
1:A:800:ARG:HD2	3:C:149:VAL:C	2.18	0.64
1:D:725:ARG:NE	1:D:737:PHE:HE1	1.95	0.64
1:G:94:MET:HE1	1:G:101:ALA:HB1	1.80	0.64

Continued on next page...

Continued from previous page...

Atom-1	Atom-2	Interatomic distance (Å)	Clash overlap (Å)
1:G:218:LEU:CD2	1:G:222:ILE:HG12	2.28	0.64
1:G:642:LYS:CD	4:V:24:ASP:O	2.43	0.64
2:H:140:PHE:HB3	2:H:144:VAL:CG1	2.28	0.64
1:J:796:GLY:HA2	3:L:35:ARG:HD3	1.78	0.64
1:J:830:PRO:HB3	2:K:67:MET:HE1	1.78	0.64
2:K:146:GLY:O	2:K:147:ASN:CB	2.46	0.64
1:M:127:ASN:HD22	1:M:128:PRO:CD	2.11	0.64
1:M:217:THR:HB	1:M:220:ASP:OD2	1.97	0.64
1:M:538:GLU:HA	4:Z:349:LEU:HB3	1.78	0.64
1:M:636:LYS:N	4:Z:334:GLU:OE1	2.31	0.64
1:P:411:GLU:N	4:1:333:PRO:HB2	2.11	0.64
1:P:479:CYS:HB3	1:P:653:PHE:CE2	2.32	0.64
1:P:721:LYS:HG2	1:P:736:GLN:CD	1.86	0.64
1:P:724:TYR:OH	1:P:775:LEU:CA	2.44	0.64
4:3:287:ILE:CB	4:5:204:ALA:H	2.11	0.64
4:4:190:MET:SD	4:4:209:VAL:HG11	2.38	0.64
4:X:291:LYS:CG	4:Z:246:GLN:HB2	2.26	0.64
4:X:291:LYS:HE2	4:Z:244:ASP:O	1.54	0.64
1:A:107:MLY:HB3	1:A:686:MET:CE	2.27	0.64
1:A:577:ALA:O	1:A:578:HIS:CD2	2.51	0.64
1:A:795:ARG:HG2	3:C:118:MET:HE1	1.78	0.64
2:B:149:ASP:OD2	2:B:150:TYR:C	2.36	0.64
3:C:45:GLU:O	3:C:49:ILE:HG13	1.97	0.64
1:D:406:VAL:HG12	1:D:407:GLY:N	2.13	0.64
1:D:577:ALA:O	1:D:578:HIS:CD2	2.51	0.64
2:E:117:LEU:CG	2:E:147:ASN:CB	2.76	0.64
1:G:557:GLU:CB	4:X:47:MET:C	2.50	0.64
1:J:479:CYS:HB3	1:J:653:PHE:CE2	2.33	0.64
1:J:795:ARG:CD	3:L:43:ASN:H	2.08	0.64
2:K:144:VAL:HA	2:K:153:ILE:HD11	1.80	0.64
1:M:537:GLU:C	4:Z:351:THR:N	2.51	0.64
1:M:612:GLN:HE22	1:M:627:GLY:N	1.94	0.64
1:P:210:GLN:O	1:P:211:SER:OG	2.15	0.64
1:P:530:MET:HE3	4:1:354:GLN:HG2	1.77	0.64
1:P:544:LYS:HB2	4:1:147:ARG:HA	1.80	0.64
1:P:795:ARG:HD3	3:R:43:ASN:CG	2.16	0.64
1:P:803:TYR:O	1:P:807:VAL:HB	1.97	0.64
2:Q:132:GLU:O	2:Q:136:MET:HG2	1.98	0.64
2:Q:149:ASP:OD2	2:Q:150:TYR:C	2.36	0.64
4:2:190:MET:SD	4:2:209:VAL:HG11	2.38	0.64
4:V:190:MET:SD	4:V:209:VAL:HG11	2.38	0.64

Continued on next page...

Continued from previous page...

Atom-1	Atom-2	Interatomic distance (Å)	Clash overlap (Å)
4:Z:190:MET:SD	4:Z:209:VAL:HG11	2.38	0.64
1:A:411:GLU:N	4:8:333:PRO:HB2	2.11	0.64
1:A:818:TYR:HB3	2:B:90:GLY:H	1.63	0.64
2:B:132:GLU:O	2:B:136:MET:HG2	1.98	0.64
1:D:506:GLU:CG	1:D:764:MLY:HE2	2.23	0.64
1:D:642:LYS:CA	4:9:21:PHE:O	2.46	0.64
1:G:537:GLU:HB3	1:G:648:THR:HB	1.80	0.64
1:G:541:MET:HG2	4:V:345:ILE:O	1.98	0.64
1:G:553:MLY:O	4:X:46:GLY:CA	2.45	0.64
1:G:829:TRP:HZ2	2:H:83:MET:CE	2.08	0.64
1:J:28:GLN:HB3	1:J:723:ARG:NE	2.09	0.64
1:J:530:MET:HA	4:W:354:GLN:CB	2.28	0.64
1:M:296:MLY:HH11	1:M:348:MLY:HH21	1.78	0.64
1:M:406:VAL:HG12	1:M:407:GLY:N	2.13	0.64
1:P:217:THR:HB	1:P:220:ASP:OD2	1.97	0.64
1:A:218:LEU:CD2	1:A:222:ILE:HG12	2.28	0.63
1:A:642:LYS:CA	4:8:21:PHE:O	2.45	0.63
1:A:800:ARG:HH21	3:C:40:ASN:CG	1.79	0.63
2:B:140:PHE:O	2:B:141:PRO:C	2.33	0.63
2:B:146:GLY:O	2:B:147:ASN:CB	2.46	0.63
1:D:127:ASN:HD22	1:D:128:PRO:CD	2.11	0.63
1:D:541:MET:CA	4:9:143:TYR:OH	2.47	0.63
1:D:636:LYS:N	4:9:334:GLU:OE1	2.31	0.63
1:D:783:LEU:HD12	1:D:783:LEU:N	2.13	0.63
1:D:836:PHE:HZ	2:E:160:GLY:H	1.46	0.63
1:G:406:VAL:HG12	1:G:407:GLY:N	2.13	0.63
1:G:642:LYS:CG	4:V:22:ALA:C	2.66	0.63
1:G:724:TYR:HB3	1:G:727:LEU:HD12	1.80	0.63
1:G:725:ARG:NE	1:G:737:PHE:CE1	2.67	0.63
2:H:144:VAL:HA	2:H:153:ILE:HD11	1.80	0.63
1:J:795:ARG:HD2	3:L:43:ASN:H	1.63	0.63
1:J:806:MET:O	1:J:809:ARG:HB2	1.98	0.63
1:M:278:GLN:CG	1:M:317:GLU:HB2	2.27	0.63
1:M:506:GLU:OE2	1:M:763:THR:HB	1.98	0.63
1:M:725:ARG:NE	1:M:737:PHE:CE1	2.66	0.63
1:M:817:GLN:CD	2:N:127:ARG:CD	2.63	0.63
1:P:577:ALA:O	1:P:578:HIS:CD2	2.51	0.63
4:2:203:THR:HG21	4:Z:287:ILE:HB	1.80	0.63
4:3:324:THR:CG2	4:5:243:PRO:C	2.57	0.63
4:4:324:THR:CG2	4:6:244:ASP:C	2.55	0.63
1:A:636:LYS:O	1:A:637:LYS:CB	2.45	0.63

Continued on next page...

Continued from previous page...

Atom-1	Atom-2	Interatomic distance (Å)	Clash overlap (Å)
1:D:822:SER:O	1:D:825:ASN:HB2	1.97	0.63
1:G:537:GLU:C	4:V:351:THR:N	2.51	0.63
1:G:577:ALA:O	1:G:578:HIS:CD2	2.52	0.63
1:G:784:ALA:O	1:G:788:THR:CB	2.45	0.63
1:J:127:ASN:HD22	1:J:128:PRO:CD	2.11	0.63
1:J:537:GLU:HB3	1:J:648:THR:HB	1.80	0.63
1:J:642:LYS:CG	4:W:22:ALA:C	2.67	0.63
1:M:537:GLU:HB3	1:M:648:THR:HB	1.80	0.63
1:M:636:LYS:O	1:M:637:LYS:CB	2.45	0.63
2:N:146:GLY:O	2:N:147:ASN:CB	2.46	0.63
1:P:612:GLN:HE22	1:P:627:GLY:N	1.94	0.63
1:P:642:LYS:CG	4:1:22:ALA:C	2.67	0.63
4:X:190:MET:SD	4:X:209:VAL:HG11	2.38	0.63
4:Z:257:CYS:HB3	4:Z:258:PRO:HD3	1.81	0.63
1:A:636:LYS:N	4:8:334:GLU:OE1	2.31	0.63
1:D:411:GLU:N	4:9:333:PRO:HB2	2.10	0.63
1:D:538:GLU:HA	4:9:349:LEU:CG	2.28	0.63
1:D:830:PRO:HB2	2:E:51:PHE:CE1	2.33	0.63
1:G:757:GLN:OE1	1:G:772:LEU:HA	1.98	0.63
1:J:544:LYS:HB2	4:W:147:ARG:HA	1.80	0.63
1:M:577:ALA:O	1:M:578:HIS:CD2	2.51	0.63
3:R:48:LYS:C	3:R:52:ASN:HD21	1.96	0.63
4:2:257:CYS:HB3	4:2:258:PRO:HD3	1.81	0.63
4:8:257:CYS:HB3	4:8:258:PRO:HD3	1.81	0.63
1:A:544:LYS:HB2	4:8:147:ARG:HA	1.80	0.63
1:A:725:ARG:NE	1:A:737:PHE:CE1	2.67	0.63
1:D:724:TYR:HD1	1:D:727:LEU:HD11	1.64	0.63
1:G:636:LYS:N	4:V:334:GLU:OE1	2.31	0.63
1:G:642:LYS:CA	4:V:21:PHE:O	2.46	0.63
1:G:818:TYR:HB3	2:H:90:GLY:CA	2.27	0.63
1:G:831:TRP:CH2	2:H:47:LEU:HD23	2.23	0.63
2:H:132:GLU:O	2:H:136:MET:HG2	1.98	0.63
1:M:541:MET:HG2	4:Z:345:ILE:O	1.98	0.63
1:M:642:LYS:CG	4:Z:22:ALA:C	2.67	0.63
1:M:771:LEU:O	1:M:774:LEU:N	2.32	0.63
1:P:537:GLU:C	4:1:351:THR:N	2.51	0.63
1:P:537:GLU:HB3	1:P:648:THR:HB	1.80	0.63
4:4:257:CYS:HB3	4:4:258:PRO:HD3	1.81	0.63
4:6:190:MET:SD	4:6:209:VAL:HG11	2.38	0.63
4:V:257:CYS:HB3	4:V:258:PRO:HD3	1.81	0.63
4:X:287:ILE:HG12	4:Z:201:VAL:HG22	0.72	0.63

Continued on next page...

Continued from previous page...

Atom-1	Atom-2	Interatomic distance (Å)	Clash overlap (Å)
1:A:732:ILE:HG22	1:A:747:LEU:CD1	1.55	0.63
1:G:576:GLU:CG	1:G:577:ALA:N	2.43	0.63
1:G:754:ASP:C	1:G:776:GLU:OE1	2.35	0.63
1:J:717:TYR:HD1	1:J:744:SER:HG	1.45	0.63
1:J:791:GLN:OE1	3:L:116:GLU:HG3	1.98	0.63
1:J:819:ASN:OD1	2:K:92:ASP:CA	2.45	0.63
2:K:117:LEU:CG	2:K:147:ASN:CB	2.76	0.63
1:M:541:MET:CA	4:Z:143:TYR:OH	2.46	0.63
1:M:724:TYR:HB3	1:M:727:LEU:HD12	1.80	0.63
2:N:132:GLU:O	2:N:136:MET:HG2	1.98	0.63
1:P:107:MLY:HB3	1:P:686:MET:CE	2.27	0.63
1:P:725:ARG:NE	1:P:737:PHE:CE1	2.66	0.63
1:P:783:LEU:CA	1:P:786:ILE:CG1	2.77	0.63
2:Q:117:LEU:CB	2:Q:147:ASN:ND2	2.35	0.63
4:8:190:MET:SD	4:8:209:VAL:HG11	2.38	0.63
4:9:190:MET:SD	4:9:209:VAL:HG11	2.38	0.63
1:A:537:GLU:C	4:8:351:THR:N	2.52	0.63
1:A:538:GLU:HA	4:8:349:LEU:HB3	1.78	0.63
1:A:724:TYR:HB3	1:A:727:LEU:HD12	1.79	0.63
1:A:724:TYR:HD1	1:A:727:LEU:HD11	1.64	0.63
1:D:251:ARG:HB2	1:D:264:ASP:CB	2.29	0.63
1:D:278:GLN:CG	1:D:317:GLU:HB2	2.27	0.63
2:E:146:GLY:O	2:E:147:ASN:HB2	1.96	0.63
1:G:296:MLY:HH11	1:G:348:MLY:HH21	1.78	0.63
1:G:530:MET:HE3	4:V:354:GLN:CG	2.23	0.63
2:H:111:SER:OG	2:H:148:VAL:CG1	2.47	0.63
2:H:146:GLY:O	2:H:147:ASN:CB	2.46	0.63
1:J:577:ALA:O	1:J:578:HIS:CD2	2.51	0.63
1:J:724:TYR:HB3	1:J:727:LEU:HD12	1.80	0.63
2:K:132:GLU:O	2:K:136:MET:HG2	1.99	0.63
1:M:141:LEU:H	1:M:141:LEU:HD12	1.64	0.63
1:M:783:LEU:HD12	1:M:783:LEU:N	2.13	0.63
1:P:730:SER:C	1:P:733:PRO:HD2	2.19	0.63
1:P:786:ILE:HB	1:P:787:ILE:N	2.12	0.63
2:Q:121:LEU:HA	2:Q:128:PHE:CG	2.34	0.63
2:Q:146:GLY:O	2:Q:147:ASN:CB	2.46	0.63
1:A:141:LEU:H	1:A:141:LEU:HD12	1.64	0.63
1:A:149:GLN:CG	1:A:719:ASP:CG	2.63	0.63
1:A:251:ARG:HB2	1:A:264:ASP:CB	2.29	0.63
1:A:783:LEU:HD12	1:A:783:LEU:N	2.13	0.63
1:D:537:GLU:C	4:9:351:THR:N	2.51	0.63

Continued on next page...

Continued from previous page...

Atom-1	Atom-2	Interatomic distance (Å)	Clash overlap (Å)
1:D:725:ARG:C	1:D:782:MLY:CH2	2.66	0.63
1:D:767:PHE:O	1:D:771:LEU:HD21	1.99	0.63
2:E:121:LEU:HA	2:E:128:PHE:CG	2.34	0.63
1:G:166:MET:HE3	1:G:254:PHE:CD2	2.34	0.63
1:G:295:MLY:HG3	1:G:332:MET:HE1	1.79	0.63
1:G:530:MET:CG	4:V:354:GLN:CG	2.72	0.63
1:G:543:PRO:HG2	4:V:143:TYR:O	1.99	0.63
1:G:641:LYS:CE	1:G:647:GLN:CB	2.74	0.63
1:G:724:TYR:HD1	1:G:727:LEU:HD11	1.64	0.63
1:G:818:TYR:CD1	2:H:127:ARG:NH1	2.66	0.63
1:J:541:MET:CA	4:W:143:TYR:OH	2.46	0.63
1:J:730:SER:C	1:J:733:PRO:HD2	2.19	0.63
1:P:141:LEU:HD12	1:P:141:LEU:H	1.64	0.63
1:A:127:ASN:HD22	1:A:128:PRO:CD	2.11	0.63
1:A:501:GLU:O	1:A:762:HIS:NE2	2.31	0.63
1:D:542:PHE:CZ	1:D:553:MLY:HH11	2.34	0.63
1:D:553:MLY:CG	4:W:47:MET:N	2.54	0.63
1:J:406:VAL:HG12	1:J:407:GLY:N	2.13	0.63
1:J:541:MET:C	4:W:143:TYR:CZ	2.72	0.63
1:J:725:ARG:NE	1:J:737:PHE:CE1	2.66	0.63
2:K:121:LEU:HA	2:K:128:PHE:CG	2.34	0.63
1:M:839:MLY:HH21	2:N:158:THR:HG22	1.81	0.63
1:P:831:TRP:CZ3	2:Q:34:ILE:HD13	2.33	0.63
4:X:257:CYS:HB3	4:X:258:PRO:HD3	1.81	0.63
1:A:406:VAL:HG12	1:A:407:GLY:N	2.13	0.63
1:A:541:MET:CA	4:8:143:TYR:OH	2.47	0.63
1:A:754:ASP:OD2	1:A:774:LEU:HD23	1.99	0.63
1:A:813:ILE:HG23	2:B:128:PHE:CE1	2.33	0.63
1:D:544:LYS:HB2	4:9:147:ARG:HA	1.80	0.63
1:D:642:LYS:CG	4:9:22:ALA:C	2.67	0.63
1:G:28:GLN:HA	1:G:723:ARG:HH22	1.57	0.63
1:G:127:ASN:HD22	1:G:128:PRO:CD	2.11	0.63
1:J:643:GLY:H	4:W:23:GLY:C	2.02	0.63
1:M:218:LEU:CD2	1:M:222:ILE:HG12	2.28	0.63
1:P:643:GLY:H	4:1:23:GLY:C	2.01	0.63
1:P:724:TYR:HD1	1:P:727:LEU:HD11	1.64	0.63
1:P:831:TRP:HE1	2:Q:67:MET:CB	2.12	0.63
4:3:190:MET:SD	4:3:209:VAL:HG11	2.38	0.63
4:6:257:CYS:HB3	4:6:258:PRO:HD3	1.81	0.63
1:A:530:MET:HE2	4:8:354:GLN:HG3	1.81	0.62
1:A:553:MLY:O	4:V:48:GLY:HA2	1.99	0.62

Continued on next page...

Continued from previous page...

Atom-1	Atom-2	Interatomic distance (Å)	Clash overlap (Å)
1:A:649:VAL:HG12	1:A:649:VAL:C	1.98	0.62
1:A:806:MET:O	1:A:809:ARG:HB2	1.98	0.62
2:B:144:VAL:HA	2:B:153:ILE:HD11	1.80	0.62
1:D:530:MET:HA	4:9:354:GLN:CB	2.28	0.62
1:D:537:GLU:HB3	1:D:648:THR:HB	1.80	0.62
1:D:551:MLY:C	4:W:46:GLY:O	2.47	0.62
1:G:544:LYS:HB2	4:V:147:ARG:HA	1.80	0.62
1:G:771:LEU:O	1:G:774:LEU:N	2.32	0.62
1:J:94:MET:HE1	1:J:101:ALA:HB1	1.80	0.62
1:J:411:GLU:N	4:W:333:PRO:HB2	2.11	0.62
1:J:543:PRO:HG2	4:W:143:TYR:O	1.98	0.62
1:J:710:GLY:C	1:J:772:LEU:HD22	2.19	0.62
1:J:771:LEU:O	1:J:774:LEU:N	2.32	0.62
1:M:805:ALA:O	1:M:808:GLU:N	2.31	0.62
1:P:127:ASN:HD22	1:P:128:PRO:CD	2.11	0.62
1:P:251:ARG:HB2	1:P:264:ASP:CB	2.29	0.62
1:P:530:MET:CG	4:1:354:GLN:CG	2.72	0.62
4:1:287:ILE:CG2	4:3:203:THR:HG21	2.25	0.62
4:W:190:MET:SD	4:W:209:VAL:HG11	2.38	0.62
1:A:278:GLN:HG3	1:A:318:GLY:N	2.14	0.62
1:A:537:GLU:HB3	1:A:648:THR:HB	1.80	0.62
1:D:274:ARG:HB2	1:D:285:TYR:CE2	2.34	0.62
1:D:724:TYR:HB3	1:D:727:LEU:HD12	1.80	0.62
2:E:111:SER:OG	2:E:148:VAL:CG1	2.47	0.62
2:E:132:GLU:O	2:E:136:MET:HG2	1.99	0.62
1:G:567:LYS:HZ1	4:X:92:ASN:HD22	1.20	0.62
1:G:757:GLN:OE1	1:G:772:LEU:C	2.37	0.62
2:H:121:LEU:HA	2:H:128:PHE:CG	2.34	0.62
1:J:251:ARG:HB2	1:J:264:ASP:CB	2.29	0.62
1:J:302:MET:HG2	1:J:303:LEU:CD1	2.29	0.62
1:P:797:PHE:HZ	3:R:146:ILE:CD1	1.63	0.62
2:Q:111:SER:OG	2:Q:148:VAL:CG1	2.47	0.62
2:Q:144:VAL:HA	2:Q:153:ILE:HD11	1.80	0.62
4:5:190:MET:SD	4:5:209:VAL:HG11	2.38	0.62
4:7:257:CYS:HB3	4:7:258:PRO:HD3	1.81	0.62
1:A:551:MLY:C	4:V:46:GLY:O	2.47	0.62
1:A:797:PHE:CE1	3:C:146:ILE:CB	2.80	0.62
1:A:813:ILE:HG12	2:B:128:PHE:CE1	2.34	0.62
2:B:121:LEU:HA	2:B:128:PHE:CG	2.34	0.62
1:D:95:THR:O	1:D:770:GLY:N	2.32	0.62
1:D:302:MET:HG2	1:D:303:LEU:CD1	2.30	0.62

Continued on next page...

Continued from previous page...

Atom-1	Atom-2	Interatomic distance (Å)	Clash overlap (Å)
1:D:541:MET:HG2	4:9:345:ILE:O	1.98	0.62
1:G:538:GLU:HA	4:V:349:LEU:HB3	1.79	0.62
1:J:202:SER:CA	1:J:207:LYS:HE3	2.27	0.62
1:J:530:MET:CG	4:W:354:GLN:CG	2.72	0.62
1:J:636:LYS:N	4:W:334:GLU:OE1	2.31	0.62
1:J:783:LEU:HD12	1:J:783:LEU:N	2.13	0.62
1:M:530:MET:CG	4:Z:354:GLN:CG	2.72	0.62
1:M:541:MET:HE1	4:Z:346:LEU:HD12	1.81	0.62
1:M:829:TRP:CH2	2:N:84:PHE:CE1	2.87	0.62
1:P:541:MET:CA	4:1:143:TYR:OH	2.46	0.62
4:V:361:GLU:HB3	4:V:369:ILE:HG12	1.82	0.62
1:A:99:GLU:OE2	1:A:696:ARG:NH2	2.30	0.62
1:A:542:PHE:CZ	1:A:553:MLY:HH11	2.34	0.62
1:A:771:LEU:O	1:A:774:LEU:N	2.32	0.62
1:A:831:TRP:CE3	2:B:34:ILE:HG12	2.33	0.62
2:B:111:SER:OG	2:B:148:VAL:CG1	2.47	0.62
3:F:24:LYS:HB3	3:F:63:ILE:H	1.64	0.62
1:G:251:ARG:HB2	1:G:264:ASP:CB	2.29	0.62
1:G:541:MET:CA	4:V:143:TYR:OH	2.47	0.62
1:G:730:SER:C	1:G:733:PRO:HD2	2.20	0.62
1:G:783:LEU:HD12	1:G:783:LEU:N	2.13	0.62
1:J:724:TYR:HD1	1:J:727:LEU:HD11	1.64	0.62
1:M:278:GLN:HG3	1:M:318:GLY:N	2.15	0.62
1:M:724:TYR:HD1	1:M:727:LEU:HD11	1.64	0.62
1:M:793:ARG:HD3	3:O:40:ASN:HD22	1.63	0.62
1:P:94:MET:HE1	1:P:101:ALA:HB1	1.80	0.62
1:P:541:MET:C	4:1:143:TYR:CZ	2.72	0.62
4:3:288:ASP:N	4:5:203:THR:CG2	2.56	0.62
4:Z:361:GLU:HB3	4:Z:369:ILE:HG12	1.82	0.62
1:D:771:LEU:O	1:D:774:LEU:N	2.32	0.62
2:E:114:LYS:HG3	2:E:146:GLY:HA2	1.82	0.62
2:E:146:GLY:O	2:E:147:ASN:CB	2.46	0.62
1:G:542:PHE:CZ	1:G:553:MLY:HH11	2.34	0.62
1:J:141:LEU:H	1:J:141:LEU:HD12	1.64	0.62
1:J:278:GLN:CG	1:J:317:GLU:HB2	2.27	0.62
1:J:295:MLY:HG3	1:J:332:MET:HE1	1.81	0.62
1:J:580:SER:HA	1:J:588:VAL:O	2.00	0.62
1:J:817:GLN:HB3	2:K:127:ARG:NH1	2.11	0.62
1:M:94:MET:HE1	1:M:101:ALA:HB1	1.80	0.62
1:M:580:SER:HA	1:M:588:VAL:O	2.00	0.62
1:M:642:LYS:CD	4:Z:24:ASP:O	2.43	0.62

Continued on next page...

Continued from previous page...

Atom-1	Atom-2	Interatomic distance (Å)	Clash overlap (Å)
2:N:111:SER:OG	2:N:148:VAL:CG1	2.47	0.62
2:N:149:ASP:OD2	2:N:150:TYR:C	2.36	0.62
3:O:50:LEU:O	3:O:53:PRO:HD2	2.00	0.62
1:P:542:PHE:N	4:1:143:TYR:OH	2.33	0.62
1:P:580:SER:HA	1:P:588:VAL:O	2.00	0.62
1:P:724:TYR:HB3	1:P:727:LEU:HD12	1.80	0.62
4:6:361:GLU:HB3	4:6:369:ILE:HG12	1.82	0.62
4:Y:190:MET:SD	4:Y:209:VAL:HG11	2.38	0.62
1:A:752:ASP:OD2	1:A:782:MLY:CD	2.47	0.62
1:D:278:GLN:HG3	1:D:318:GLY:N	2.15	0.62
1:D:542:PHE:N	4:9:143:TYR:OH	2.32	0.62
1:D:553:MLY:O	4:W:48:GLY:HA2	1.99	0.62
1:D:580:SER:HA	1:D:588:VAL:O	1.99	0.62
1:D:725:ARG:NE	1:D:737:PHE:CE1	2.67	0.62
1:D:755:HIS:HA	1:D:758:TYR:HE1	1.64	0.62
1:G:578:HIS:CB	1:G:592:ILE:HD12	2.29	0.62
1:G:797:PHE:HE2	3:I:126:LEU:CG	2.13	0.62
1:J:154:HIS:CE1	1:J:156:PHE:CD2	2.88	0.62
1:J:755:HIS:HA	1:J:758:TYR:HE1	1.65	0.62
2:K:111:SER:OG	2:K:148:VAL:CG1	2.47	0.62
1:M:541:MET:C	4:Z:143:TYR:CZ	2.72	0.62
2:N:121:LEU:HA	2:N:128:PHE:CG	2.34	0.62
1:P:202:SER:CA	1:P:207:LYS:HE3	2.27	0.62
1:P:542:PHE:CZ	1:P:553:MLY:HH11	2.34	0.62
1:P:636:LYS:N	4:1:334:GLU:OE1	2.31	0.62
1:P:722:GLN:NE2	3:R:85:GLU:H	1.95	0.62
1:P:771:LEU:O	1:P:774:LEU:N	2.32	0.62
1:P:792:ALA:CB	3:R:42:THR:HG22	2.29	0.62
1:P:821:ARG:HH12	2:Q:127:ARG:NE	1.98	0.62
4:1:361:GLU:HB3	4:1:369:ILE:HG12	1.82	0.62
4:2:287:ILE:HG23	4:4:202:THR:HB	0.88	0.62
4:5:257:CYS:HB3	4:5:258:PRO:HD3	1.81	0.62
4:8:361:GLU:HB3	4:8:369:ILE:HG12	1.82	0.62
1:A:161:ASN:HA	1:A:164:GLN:HE21	1.63	0.62
1:A:580:SER:HA	1:A:588:VAL:O	2.00	0.62
1:A:797:PHE:CG	3:C:146:ILE:CG2	2.77	0.62
1:D:541:MET:C	4:9:143:TYR:CZ	2.73	0.62
1:G:530:MET:CG	4:V:354:GLN:HG3	2.30	0.62
1:G:538:GLU:HA	4:V:349:LEU:CG	2.28	0.62
1:G:580:SER:HA	1:G:588:VAL:O	2.00	0.62
1:G:795:ARG:HA	3:I:118:MET:SD	2.39	0.62

Continued on next page...

Continued from previous page...

Atom-1	Atom-2	Interatomic distance (Å)	Clash overlap (Å)
1:J:542:PHE:N	4:W:143:TYR:OH	2.33	0.62
2:K:117:LEU:HD11	2:K:147:ASN:HB3	1.76	0.62
3:L:24:LYS:HB3	3:L:63:ILE:H	1.64	0.62
1:M:538:GLU:HA	4:Z:349:LEU:CG	2.28	0.62
1:M:542:PHE:CZ	1:M:553:MLY:HH11	2.34	0.62
1:P:91:MET:HE3	1:P:119:SER:HB2	1.82	0.62
1:P:302:MET:HG2	1:P:303:LEU:CD1	2.30	0.62
1:P:724:TYR:CZ	1:P:775:LEU:CD2	2.82	0.62
4:X:291:LYS:CG	4:Z:244:ASP:C	2.67	0.62
1:A:538:GLU:HA	4:8:349:LEU:CG	2.27	0.62
1:A:542:PHE:CB	4:8:143:TYR:HE1	2.13	0.62
1:A:642:LYS:CG	4:8:22:ALA:C	2.67	0.62
2:E:149:ASP:OD2	2:E:150:TYR:C	2.36	0.62
1:G:732:ILE:HG21	1:G:747:LEU:HD11	0.73	0.62
1:G:795:ARG:NH2	3:I:116:GLU:CD	2.45	0.62
1:G:819:ASN:ND2	2:H:92:ASP:CA	2.62	0.62
1:G:829:TRP:CH2	2:H:87:LYS:CE	2.83	0.62
2:H:114:LYS:HG3	2:H:146:GLY:HA2	1.82	0.62
1:J:161:ASN:HA	1:J:164:GLN:HE21	1.63	0.62
1:J:542:PHE:CZ	1:J:553:MLY:HH11	2.34	0.62
1:M:161:ASN:HA	1:M:164:GLN:HE21	1.63	0.62
1:M:251:ARG:HB2	1:M:264:ASP:CB	2.29	0.62
1:M:544:LYS:HB2	4:Z:147:ARG:HA	1.80	0.62
1:P:84:MLY:CA	1:P:780:ASP:OD2	2.48	0.62
1:P:99:GLU:OE2	1:P:696:ARG:NH2	2.30	0.62
1:P:530:MET:HA	4:1:354:GLN:CB	2.28	0.62
1:P:578:HIS:CD2	1:P:591:ASN:HA	2.31	0.62
4:1:190:MET:SD	4:1:209:VAL:HG11	2.38	0.62
4:9:257:CYS:HB3	4:9:258:PRO:HD3	1.81	0.62
1:A:274:ARG:HB2	1:A:285:TYR:CE2	2.34	0.62
1:A:530:MET:CG	4:8:354:GLN:HG3	2.30	0.62
1:D:520:ALA:O	1:D:524:GLU:HG2	2.00	0.62
1:D:809:ARG:NH2	2:E:120:LEU:HD11	2.15	0.62
1:G:81:ASN:OD1	1:G:96:HIS:HB2	2.00	0.62
1:G:161:ASN:HA	1:G:164:GLN:HE21	1.63	0.62
1:G:541:MET:HE2	4:V:346:LEU:HD12	1.82	0.62
1:G:829:TRP:CE2	2:H:87:LYS:HE2	2.35	0.62
3:I:24:LYS:HB3	3:I:63:ILE:H	1.64	0.62
1:J:754:ASP:C	1:J:780:ASP:OD2	2.38	0.62
1:M:730:SER:C	1:M:733:PRO:HD2	2.20	0.62
1:M:793:ARG:HD3	3:O:40:ASN:ND2	2.14	0.62

Continued on next page...

Continued from previous page...

Atom-1	Atom-2	Interatomic distance (Å)	Clash overlap (Å)
1:P:406:VAL:HG12	1:P:407:GLY:N	2.13	0.62
1:P:735:GLY:O	1:P:743:ALA:HA	1.94	0.62
1:P:798:LEU:HD21	3:R:126:LEU:CD1	2.29	0.62
4:9:361:GLU:HB3	4:9:369:ILE:HG12	1.82	0.62
1:A:642:LYS:CD	4:8:24:ASP:O	2.42	0.62
1:A:643:GLY:H	4:8:23:GLY:C	2.02	0.62
1:D:161:ASN:HA	1:D:164:GLN:HE21	1.64	0.62
1:D:507:GLY:CA	1:D:762:HIS:ND1	2.61	0.62
1:D:730:SER:C	1:D:733:PRO:HD2	2.20	0.62
1:G:769:ALA:O	1:G:773:GLY:HA2	1.99	0.62
1:G:831:TRP:HH2	2:H:47:LEU:CD2	1.73	0.62
3:I:50:LEU:O	3:I:53:PRO:HD2	2.00	0.62
1:J:274:ARG:HB2	1:J:285:TYR:CE2	2.34	0.62
1:J:639:GLY:N	4:W:344:SER:C	2.54	0.62
1:J:642:LYS:CD	4:W:340:TRP:CZ3	2.79	0.62
1:P:543:PRO:HG2	4:1:143:TYR:O	1.98	0.62
1:P:578:HIS:CB	1:P:592:ILE:HD12	2.30	0.62
1:P:639:GLY:N	4:1:344:SER:C	2.54	0.62
1:P:735:GLY:C	1:P:743:ALA:HB1	1.84	0.62
3:R:52:ASN:N	3:R:53:PRO:HD2	2.15	0.62
4:1:257:CYS:HB3	4:1:258:PRO:HD3	1.81	0.62
4:2:361:GLU:HB3	4:2:369:ILE:HG12	1.82	0.62
4:W:257:CYS:HB3	4:W:258:PRO:HD3	1.81	0.62
4:X:291:LYS:CB	4:Z:246:GLN:HB2	2.30	0.62
1:A:541:MET:HE2	4:8:346:LEU:HD12	1.82	0.61
1:A:686:MET:HG3	1:A:691:VAL:HG21	1.82	0.61
1:A:823:PHE:CE1	2:B:160:GLY:HA3	2.32	0.61
3:C:24:LYS:HB3	3:C:63:ILE:H	1.64	0.61
3:C:52:ASN:N	3:C:53:PRO:HD2	2.15	0.61
3:C:63:ILE:HG22	3:C:64:THR:O	2.00	0.61
1:D:202:SER:CA	1:D:207:LYS:HE3	2.27	0.61
1:D:579:PHE:CE1	1:D:581:LEU:HD13	2.35	0.61
1:G:141:LEU:H	1:G:141:LEU:HD12	1.64	0.61
1:J:278:GLN:HG3	1:J:318:GLY:N	2.15	0.61
1:M:557:GLU:HG3	1:M:557:GLU:O	2.00	0.61
1:M:767:PHE:CD2	1:M:772:LEU:HD21	2.35	0.61
1:P:98:HIS:HB3	1:P:100:PRO:CD	2.25	0.61
1:P:278:GLN:CG	1:P:317:GLU:HB2	2.27	0.61
1:P:278:GLN:HG3	1:P:318:GLY:N	2.15	0.61
4:1:173:HIS:CD2	4:2:268:GLY:CA	2.83	0.61
4:7:361:GLU:HB3	4:7:369:ILE:HG12	1.82	0.61

Continued on next page...

Continued from previous page...

Atom-1	Atom-2	Interatomic distance (Å)	Clash overlap (Å)
4:W:361:GLU:HB3	4:W:369:ILE:HG12	1.82	0.61
1:A:823:PHE:CD1	2:B:156:VAL:O	2.53	0.61
2:B:114:LYS:HG3	2:B:146:GLY:HA2	1.82	0.61
2:B:117:LEU:HD11	2:B:147:ASN:HB3	1.75	0.61
1:D:732:ILE:HG22	1:D:747:LEU:CD1	1.55	0.61
1:G:274:ARG:HB2	1:G:285:TYR:CE2	2.34	0.61
1:G:520:ALA:O	1:G:524:GLU:HG2	2.00	0.61
1:G:538:GLU:CD	4:V:355:MET:HE1	2.17	0.61
1:G:542:PHE:CB	4:V:143:TYR:HE1	2.13	0.61
1:G:643:GLY:H	4:V:23:GLY:C	2.02	0.61
1:G:795:ARG:HE	3:I:116:GLU:HB3	0.52	0.61
1:J:578:HIS:CD2	1:J:591:ASN:HA	2.31	0.61
1:J:756:THR:O	1:J:776:GLU:OE1	2.18	0.61
1:M:578:HIS:CB	1:M:592:ILE:HD12	2.30	0.61
1:P:154:HIS:CE1	1:P:156:PHE:CD2	2.88	0.61
1:P:767:PHE:CG	1:P:772:LEU:CD2	2.79	0.61
4:3:322:PRO:CB	4:5:244:ASP:HB2	2.26	0.61
4:Y:257:CYS:HB3	4:Y:258:PRO:HD3	1.81	0.61
4:Y:361:GLU:HB3	4:Y:369:ILE:HG12	1.82	0.61
1:A:295:MLY:HG3	1:A:332:MET:HE1	1.81	0.61
1:A:578:HIS:CD2	1:A:591:ASN:HA	2.31	0.61
1:A:578:HIS:CB	1:A:592:ILE:HD12	2.29	0.61
1:A:730:SER:C	1:A:733:PRO:HD2	2.20	0.61
1:G:154:HIS:CE1	1:G:156:PHE:CD2	2.88	0.61
1:J:795:ARG:O	3:L:35:ARG:NH2	2.34	0.61
1:J:818:TYR:CD1	2:K:127:ARG:CZ	2.81	0.61
3:L:48:LYS:C	3:L:52:ASN:HD21	1.96	0.61
1:M:542:PHE:CB	4:Z:143:TYR:HE1	2.13	0.61
1:M:643:GLY:H	4:Z:23:GLY:C	2.02	0.61
2:N:114:LYS:HG3	2:N:146:GLY:HA2	1.82	0.61
1:P:161:ASN:HA	1:P:164:GLN:HE21	1.63	0.61
1:P:642:LYS:CD	4:1:340:TRP:CZ3	2.79	0.61
1:P:723:ARG:NH1	1:P:779:ARG:CG	2.61	0.61
4:1:246:GLN:HB2	4:Y:291:LYS:HB3	1.83	0.61
4:3:257:CYS:HB3	4:3:258:PRO:HD3	1.81	0.61
1:A:502:GLU:CA	1:A:761:GLY:CA	2.54	0.61
1:A:541:MET:C	4:8:143:TYR:CZ	2.72	0.61
1:A:707:CYS:C	1:A:714:ARG:HH22	1.97	0.61
1:A:819:ASN:HB2	2:B:90:GLY:O	1.99	0.61
1:D:107:MLY:HB3	1:D:686:MET:CE	2.27	0.61
1:D:154:HIS:CE1	1:D:156:PHE:CD2	2.88	0.61

Continued on next page...

Continued from previous page...

Atom-1	Atom-2	Interatomic distance (Å)	Clash overlap (Å)
1:D:708:ARG:O	1:D:710:GLY:N	2.32	0.61
3:F:52:ASN:N	3:F:53:PRO:HD2	2.15	0.61
1:J:541:MET:SD	4:W:346:LEU:O	2.48	0.61
1:J:643:GLY:O	1:J:644:SER:CB	2.48	0.61
1:M:623:PHE:CG	1:M:623:PHE:HA	2.35	0.61
1:P:541:MET:HE2	4:1:346:LEU:HD12	1.81	0.61
1:P:579:PHE:CE1	1:P:581:LEU:HD13	2.35	0.61
1:P:797:PHE:CZ	3:R:146:ILE:HG23	2.35	0.61
1:P:805:ALA:O	1:P:809:ARG:HG3	2.01	0.61
4:3:361:GLU:HB3	4:3:369:ILE:HG12	1.82	0.61
1:D:643:GLY:H	4:9:23:GLY:C	2.02	0.61
1:D:767:PHE:O	1:D:771:LEU:CD2	2.48	0.61
3:F:50:LEU:O	3:F:53:PRO:HD2	2.00	0.61
1:G:217:THR:C	1:G:221:GLN:HG2	2.21	0.61
1:G:541:MET:C	4:V:143:TYR:CZ	2.73	0.61
1:J:524:GLU:O	1:J:528:MLY:HB3	2.01	0.61
1:J:557:GLU:HG3	1:J:557:GLU:O	2.00	0.61
1:J:578:HIS:CB	1:J:592:ILE:HD12	2.30	0.61
1:J:579:PHE:CE1	1:J:581:LEU:HD13	2.35	0.61
1:M:274:ARG:HB2	1:M:285:TYR:CE2	2.34	0.61
1:M:411:GLU:N	4:Z:333:PRO:HB2	2.11	0.61
1:M:530:MET:HA	4:Z:354:GLN:CB	2.28	0.61
1:M:543:PRO:HG2	4:Z:143:TYR:O	1.98	0.61
3:O:24:LYS:HB3	3:O:63:ILE:H	1.64	0.61
1:P:274:ARG:HB2	1:P:285:TYR:CE2	2.34	0.61
1:P:643:GLY:O	1:P:644:SER:CB	2.48	0.61
1:P:796:GLY:HA3	3:R:40:ASN:OD1	2.00	0.61
1:P:813:ILE:O	1:P:817:GLN:N	2.30	0.61
1:A:623:PHE:CG	1:A:623:PHE:HA	2.36	0.61
1:D:578:HIS:CB	1:D:592:ILE:HD12	2.30	0.61
1:G:148:ARG:NH2	1:G:764:MLY:HH21	2.15	0.61
1:G:278:GLN:HG3	1:G:318:GLY:N	2.15	0.61
1:G:302:MET:HG2	1:G:303:LEU:CD1	2.30	0.61
1:G:797:PHE:CE2	3:I:126:LEU:CG	2.83	0.61
1:J:553:MLY:HE3	4:Y:45:VAL:HG12	1.80	0.61
1:M:548:THR:CB	4:2:48:GLY:HA2	1.93	0.61
1:M:639:GLY:N	4:Z:344:SER:C	2.53	0.61
1:M:795:ARG:C	3:O:35:ARG:CZ	2.69	0.61
1:P:81:ASN:OD1	1:P:96:HIS:HB2	2.00	0.61
1:P:797:PHE:CE1	3:R:146:ILE:CG2	2.83	0.61
4:2:288:ASP:CB	4:4:203:THR:HG21	2.29	0.61

Continued on next page...

Continued from previous page...

Atom-1	Atom-2	Interatomic distance (Å)	Clash overlap (Å)
4:X:361:GLU:HB3	4:X:369:ILE:HG12	1.82	0.61
1:A:542:PHE:N	4:8:143:TYR:OH	2.33	0.61
1:A:557:GLU:HG3	1:A:557:GLU:O	2.01	0.61
1:A:795:ARG:HH22	3:C:116:GLU:CD	1.93	0.61
1:A:815:CYS:O	2:B:90:GLY:O	2.19	0.61
1:A:827:MLY:HH21	2:B:139:ALA:CB	2.31	0.61
3:C:50:LEU:O	3:C:53:PRO:HD2	2.00	0.61
1:D:725:ARG:HA	1:D:782:MLY:CH2	2.31	0.61
1:G:686:MET:HG3	1:G:691:VAL:HG21	1.83	0.61
1:G:813:ILE:HG22	2:H:128:PHE:CE1	2.36	0.61
1:J:98:HIS:HB3	1:J:100:PRO:CD	2.25	0.61
1:J:217:THR:C	1:J:221:GLN:HG2	2.21	0.61
1:J:520:ALA:O	1:J:524:GLU:HG2	2.00	0.61
1:J:623:PHE:CG	1:J:623:PHE:HA	2.36	0.61
2:K:34:ILE:O	2:K:46:ASP:HB3	2.01	0.61
3:L:63:ILE:HG22	3:L:64:THR:O	2.01	0.61
1:M:81:ASN:OD1	1:M:96:HIS:HB2	2.00	0.61
1:M:520:ALA:O	1:M:524:GLU:HG2	2.00	0.61
1:M:579:PHE:CE1	1:M:581:LEU:HD13	2.35	0.61
1:M:836:PHE:CE1	2:N:160:GLY:N	2.63	0.61
3:O:52:ASN:N	3:O:53:PRO:HD2	2.15	0.61
1:P:217:THR:C	1:P:221:GLN:HG2	2.21	0.61
4:1:167:GLU:CB	4:3:41:GLN:O	2.48	0.61
4:5:361:GLU:HB3	4:5:369:ILE:HG12	1.82	0.61
1:A:210:GLN:O	1:A:211:SER:OG	2.15	0.61
1:A:643:GLY:O	1:A:644:SER:CB	2.48	0.61
1:A:755:HIS:HA	1:A:758:TYR:HE1	1.64	0.61
1:A:798:LEU:HD21	3:C:126:LEU:CD1	2.30	0.61
1:D:217:THR:C	1:D:221:GLN:HG2	2.21	0.61
1:D:800:ARG:HB3	3:F:149:VAL:HG13	1.83	0.61
1:G:557:GLU:HG3	1:G:557:GLU:O	2.01	0.61
1:G:817:GLN:CD	2:H:127:ARG:CB	2.69	0.61
1:M:302:MET:HG2	1:M:303:LEU:CD1	2.30	0.61
1:M:643:GLY:O	1:M:644:SER:CB	2.49	0.61
1:M:686:MET:HG3	1:M:691:VAL:HG21	1.83	0.61
1:P:542:PHE:CB	4:1:143:TYR:HE1	2.13	0.61
1:P:798:LEU:CD1	3:R:126:LEU:HD21	2.31	0.61
1:P:805:ALA:HA	1:P:808:GLU:OE1	2.00	0.61
3:R:50:LEU:O	3:R:53:PRO:HD2	2.00	0.61
4:6:223:PHE:HD2	4:6:312:ARG:NH2	1.99	0.61
4:X:292:ASP:OD1	4:Z:244:ASP:CB	2.46	0.61

Continued on next page...

Continued from previous page...

Atom-1	Atom-2	Interatomic distance (Å)	Clash overlap (Å)
1:A:302:MET:HG2	1:A:303:LEU:CD1	2.30	0.61
1:A:524:GLU:O	1:A:528:MLY:HB3	2.01	0.61
2:B:117:LEU:CB	2:B:147:ASN:ND2	2.35	0.61
1:D:124:VAL:CG1	1:D:675:ILE:HD13	2.31	0.61
1:D:642:LYS:CD	4:9:340:TRP:CZ3	2.79	0.61
1:G:124:VAL:CG1	1:G:675:ILE:HD13	2.31	0.61
1:G:830:PRO:CG	2:H:67:MET:CE	2.79	0.61
3:I:52:ASN:N	3:I:53:PRO:HD2	2.16	0.61
1:J:124:VAL:CG1	1:J:675:ILE:HD13	2.31	0.61
1:J:686:MET:HG3	1:J:691:VAL:HG21	1.83	0.61
1:J:818:TYR:CG	2:K:127:ARG:NH1	2.69	0.61
1:M:154:HIS:CE1	1:M:156:PHE:CD2	2.88	0.61
1:M:524:GLU:O	1:M:528:MLY:HB3	2.01	0.61
1:M:725:ARG:CZ	3:O:84:PHE:CE1	2.84	0.61
2:N:34:ILE:O	2:N:46:ASP:HB3	2.01	0.61
3:O:63:ILE:HG22	3:O:64:THR:O	2.01	0.61
1:P:520:ALA:O	1:P:524:GLU:HG2	2.00	0.61
1:P:557:GLU:HG3	1:P:557:GLU:O	2.00	0.61
1:P:623:PHE:CG	1:P:623:PHE:HA	2.35	0.61
2:Q:114:LYS:HG3	2:Q:146:GLY:HA2	1.82	0.61
1:A:95:THR:HG23	1:A:96:HIS:ND1	2.16	0.61
1:A:520:ALA:O	1:A:524:GLU:HG2	2.00	0.61
1:A:823:PHE:HE1	2:B:160:GLY:C	2.02	0.61
1:D:98:HIS:HB3	1:D:100:PRO:CD	2.25	0.61
1:D:141:LEU:H	1:D:141:LEU:HD12	1.64	0.61
1:D:553:MLY:NZ	4:W:45:VAL:HG13	2.16	0.61
1:D:686:MET:HG3	1:D:691:VAL:HG21	1.83	0.61
1:G:579:PHE:CE1	1:G:581:LEU:HD13	2.35	0.61
1:G:639:GLY:N	4:V:344:SER:C	2.54	0.61
1:G:643:GLY:O	1:G:644:SER:CB	2.48	0.61
1:J:541:MET:HE2	4:W:346:LEU:HD12	1.81	0.61
2:K:130:PRO:HA	2:K:133:ILE:HD12	1.83	0.61
3:L:52:ASN:N	3:L:53:PRO:HD2	2.15	0.61
1:M:800:ARG:O	3:O:149:VAL:HG21	2.01	0.61
1:P:524:GLU:O	1:P:528:MLY:HB3	2.01	0.61
1:P:665:ARG:C	1:P:667:THR:H	2.05	0.61
3:R:24:LYS:HB3	3:R:63:ILE:H	1.64	0.61
3:R:63:ILE:HG22	3:R:64:THR:O	2.01	0.61
4:1:173:HIS:HB3	4:2:267:ILE:HA	1.82	0.61
4:2:287:ILE:HD13	4:4:203:THR:N	2.13	0.61
4:X:287:ILE:HB	4:Z:205:GLU:CG	2.30	0.61

Continued on next page...

Continued from previous page...

Atom-1	Atom-2	Interatomic distance (Å)	Clash overlap (Å)
1:A:81:ASN:OD1	1:A:96:HIS:HB2	2.00	0.60
1:A:217:THR:C	1:A:221:GLN:HG2	2.21	0.60
1:A:579:PHE:CE1	1:A:581:LEU:HD13	2.35	0.60
1:D:541:MET:HE2	4:9:346:LEU:HD12	1.82	0.60
1:D:783:LEU:O	1:D:787:ILE:N	2.27	0.60
1:G:166:MET:HE3	1:G:254:PHE:HD2	1.66	0.60
1:G:542:PHE:N	4:V:143:TYR:OH	2.33	0.60
1:G:623:PHE:CG	1:G:623:PHE:HA	2.36	0.60
1:J:99:GLU:OE2	1:J:696:ARG:NH2	2.30	0.60
3:L:50:LEU:O	3:L:53:PRO:HD2	2.00	0.60
3:L:52:ASN:HB2	3:L:53:PRO:CD	2.28	0.60
1:M:95:THR:CG2	1:M:773:GLY:HA3	2.18	0.60
1:M:530:MET:CG	4:Z:354:GLN:HG3	2.30	0.60
1:M:732:ILE:HG22	1:M:747:LEU:CD1	1.55	0.60
1:M:769:ALA:C	1:M:771:LEU:H	2.03	0.60
1:P:40:VAL:HG22	1:P:41:VAL:N	2.16	0.60
1:P:124:VAL:CG1	1:P:675:ILE:HD13	2.31	0.60
1:P:831:TRP:CZ2	2:Q:47:LEU:HD21	2.30	0.60
4:2:287:ILE:CG2	4:4:202:THR:C	2.68	0.60
1:A:800:ARG:HH22	3:C:40:ASN:HD21	0.63	0.60
2:B:34:ILE:O	2:B:46:ASP:HB3	2.01	0.60
1:D:643:GLY:O	1:D:644:SER:CB	2.48	0.60
1:G:95:THR:HG23	1:G:96:HIS:ND1	2.16	0.60
1:J:634:GLY:N	4:W:25:ASP:O	2.31	0.60
1:M:95:THR:HG23	1:M:96:HIS:ND1	2.17	0.60
1:M:217:THR:C	1:M:221:GLN:HG2	2.21	0.60
1:M:665:ARG:C	1:M:667:THR:H	2.05	0.60
1:M:837:MLY:O	1:M:840:PRO:HD2	2.01	0.60
1:P:686:MET:HG3	1:P:691:VAL:HG21	1.83	0.60
4:3:223:PHE:HD2	4:3:312:ARG:NH2	1.99	0.60
4:4:361:GLU:HB3	4:4:369:ILE:HG12	1.82	0.60
4:9:223:PHE:HD2	4:9:312:ARG:NH2	1.99	0.60
1:A:38:VAL:HB	1:A:52:ILE:HD11	1.84	0.60
1:A:505:MLY:HB3	1:A:762:HIS:N	2.15	0.60
1:A:546:THR:HG22	1:A:547:ASP:N	2.16	0.60
1:D:578:HIS:CD2	1:D:591:ASN:HA	2.31	0.60
1:D:732:ILE:HG21	1:D:747:LEU:HD11	0.73	0.60
1:J:735:GLY:O	1:J:743:ALA:HA	1.94	0.60
4:W:223:PHE:HD2	4:W:312:ARG:NH2	1.99	0.60
1:A:93:MET:CE	1:A:715:VAL:CG1	2.60	0.60
1:A:124:VAL:CG1	1:A:675:ILE:HD13	2.31	0.60

Continued on next page...

Continued from previous page...

Atom-1	Atom-2	Interatomic distance (Å)	Clash overlap (Å)
1:A:124:VAL:HG13	1:A:675:ILE:HD13	1.84	0.60
1:A:154:HIS:CE1	1:A:156:PHE:CD2	2.88	0.60
1:A:292:MET:HE3	1:A:309:PRO:HA	1.82	0.60
1:G:38:VAL:HB	1:G:52:ILE:HD11	1.83	0.60
1:G:91:MET:HE3	1:G:119:SER:HB2	1.83	0.60
1:G:124:VAL:HG13	1:G:675:ILE:HD13	1.83	0.60
1:G:553:MLY:HB2	4:X:46:GLY:HA3	1.82	0.60
2:H:130:PRO:HA	2:H:133:ILE:HD12	1.84	0.60
3:I:63:ILE:HG22	3:I:64:THR:O	2.01	0.60
1:J:81:ASN:OD1	1:J:96:HIS:HB2	2.00	0.60
1:P:156:PHE:CD1	1:P:195:TYR:CD1	2.90	0.60
1:P:817:GLN:CB	2:Q:127:ARG:CD	2.59	0.60
4:4:287:ILE:H	4:4:287:ILE:HD12	1.67	0.60
1:A:642:LYS:CD	4:8:340:TRP:CZ3	2.79	0.60
1:A:819:ASN:OD1	2:B:91:ALA:CA	2.46	0.60
1:D:156:PHE:CD1	1:D:195:TYR:CD1	2.90	0.60
1:D:530:MET:CG	4:9:354:GLN:HG3	2.30	0.60
1:D:546:THR:HG22	1:D:547:ASP:N	2.17	0.60
1:D:665:ARG:C	1:D:667:THR:H	2.05	0.60
1:D:727:LEU:CG	1:D:782:MLY:HG2	2.14	0.60
1:D:837:MLY:O	1:D:840:PRO:HD2	2.01	0.60
2:E:34:ILE:O	2:E:46:ASP:HB3	2.01	0.60
1:G:7:MET:HE3	1:G:14:ALA:HB1	1.84	0.60
1:J:599:ASN:CB	1:J:649:VAL:HB	2.32	0.60
2:K:114:LYS:HG3	2:K:146:GLY:HA2	1.82	0.60
1:M:38:VAL:HB	1:M:52:ILE:HD11	1.83	0.60
1:M:99:GLU:OE2	1:M:696:ARG:NH2	2.30	0.60
1:M:124:VAL:HG13	1:M:675:ILE:HD13	1.84	0.60
1:M:724:TYR:CZ	1:M:775:LEU:HB3	2.36	0.60
1:P:60:VAL:O	1:P:71:THR:HA	2.02	0.60
1:P:786:ILE:O	1:P:787:ILE:C	2.39	0.60
2:Q:34:ILE:O	2:Q:46:ASP:HB3	2.01	0.60
4:V:223:PHE:HD2	4:V:312:ARG:NH2	1.99	0.60
1:A:60:VAL:O	1:A:71:THR:HA	2.02	0.60
1:D:38:VAL:HB	1:D:52:ILE:HD11	1.84	0.60
1:D:524:GLU:O	1:D:528:MLY:HB3	2.01	0.60
1:D:541:MET:SD	4:9:346:LEU:O	2.48	0.60
1:D:550:PHE:CE2	1:D:592:ILE:HG23	2.37	0.60
1:D:732:ILE:HG23	1:D:747:LEU:CB	1.84	0.60
1:G:60:VAL:O	1:G:71:THR:HA	2.02	0.60
1:G:578:HIS:CD2	1:G:591:ASN:HA	2.31	0.60

Continued on next page...

Continued from previous page...

Atom-1	Atom-2	Interatomic distance (Å)	Clash overlap (Å)
2:H:34:ILE:O	2:H:46:ASP:HB3	2.01	0.60
1:J:542:PHE:CB	4:W:143:TYR:HE1	2.13	0.60
1:J:567:LYS:HZ3	4:Y:92:ASN:ND2	1.95	0.60
1:M:40:VAL:HG22	1:M:41:VAL:N	2.16	0.60
1:M:821:ARG:HH12	2:N:127:ARG:NE	2.00	0.60
4:1:244:ASP:HB2	4:Y:292:ASP:N	2.17	0.60
4:2:287:ILE:H	4:2:287:ILE:HD12	1.67	0.60
4:5:287:ILE:H	4:5:287:ILE:HD12	1.67	0.60
4:7:223:PHE:HD2	4:7:312:ARG:NH2	1.99	0.60
1:A:665:ARG:C	1:A:667:THR:H	2.05	0.60
3:C:52:ASN:N	3:C:53:PRO:CD	2.65	0.60
1:D:40:VAL:HG22	1:D:41:VAL:N	2.16	0.60
1:D:732:ILE:HD13	1:D:782:MLY:CH2	2.31	0.60
1:G:40:VAL:HG22	1:G:41:VAL:N	2.16	0.60
1:J:40:VAL:HG22	1:J:41:VAL:N	2.16	0.60
1:J:60:VAL:O	1:J:71:THR:HA	2.02	0.60
1:J:91:MET:HE3	1:J:119:SER:HB2	1.84	0.60
1:M:60:VAL:O	1:M:71:THR:HA	2.02	0.60
1:M:124:VAL:CG1	1:M:675:ILE:HD13	2.31	0.60
1:P:550:PHE:CE2	1:P:592:ILE:HG23	2.37	0.60
1:P:732:ILE:CG2	1:P:747:LEU:HD11	1.26	0.60
1:P:786:ILE:HB	1:P:787:ILE:H	1.65	0.60
2:Q:117:LEU:HD11	2:Q:147:ASN:HB3	1.75	0.60
2:Q:130:PRO:HA	2:Q:133:ILE:HD12	1.84	0.60
4:2:223:PHE:HD2	4:2:312:ARG:NH2	1.99	0.60
4:6:287:ILE:H	4:6:287:ILE:HD12	1.67	0.60
1:A:7:MET:HE3	1:A:14:ALA:HB1	1.84	0.60
1:A:40:VAL:HG22	1:A:41:VAL:N	2.16	0.60
1:A:542:PHE:CD1	4:8:143:TYR:CE1	2.90	0.60
1:D:542:PHE:CB	4:9:143:TYR:HE1	2.13	0.60
1:D:599:ASN:CB	1:D:649:VAL:HB	2.32	0.60
1:G:524:GLU:O	1:G:528:MLY:HB3	2.01	0.60
1:G:536:LEU:HD13	1:G:550:PHE:CE1	2.37	0.60
1:G:546:THR:HG22	1:G:547:ASP:N	2.17	0.60
1:G:721:LYS:HG2	1:G:736:GLN:CD	1.86	0.60
1:J:38:VAL:HB	1:J:52:ILE:HD11	1.83	0.60
1:J:156:PHE:CD1	1:J:195:TYR:CD1	2.90	0.60
1:J:665:ARG:C	1:J:667:THR:H	2.05	0.60
1:J:756:THR:HA	1:J:776:GLU:OE1	2.01	0.60
1:M:542:PHE:N	4:Z:143:TYR:OH	2.32	0.60
1:M:578:HIS:CD2	1:M:591:ASN:HA	2.31	0.60

Continued on next page...

Continued from previous page...

Atom-1	Atom-2	Interatomic distance (Å)	Clash overlap (Å)
3:O:3:SER:HG	3:O:5:ALA:N	1.99	0.60
1:P:95:THR:HG23	1:P:96:HIS:ND1	2.16	0.60
1:P:599:ASN:CB	1:P:649:VAL:HB	2.32	0.60
4:3:287:ILE:H	4:3:287:ILE:HD12	1.67	0.60
4:3:324:THR:CG2	4:5:243:PRO:O	2.49	0.60
4:5:223:PHE:HD2	4:5:312:ARG:NH2	1.99	0.60
4:Z:287:ILE:HD12	4:Z:287:ILE:H	1.67	0.60
1:A:553:MLY:NZ	4:V:45:VAL:HG13	2.16	0.60
1:A:823:PHE:CE1	2:B:156:VAL:CG1	2.85	0.60
2:B:130:PRO:HA	2:B:133:ILE:HD12	1.84	0.60
1:J:792:ALA:HB2	3:L:42:THR:HG23	0.60	0.60
1:J:798:LEU:CG	3:L:126:LEU:HD11	2.29	0.60
3:L:52:ASN:N	3:L:53:PRO:CD	2.65	0.60
2:N:130:PRO:HA	2:N:133:ILE:HD12	1.83	0.60
1:P:38:VAL:HB	1:P:52:ILE:HD11	1.83	0.60
1:P:538:GLU:HA	4:1:349:LEU:CG	2.28	0.60
1:P:791:GLN:OE1	3:R:116:GLU:HG3	2.02	0.60
1:P:829:TRP:HZ3	2:Q:84:PHE:CE2	2.19	0.60
4:8:287:ILE:H	4:8:287:ILE:HD12	1.67	0.60
1:D:81:ASN:OD1	1:D:96:HIS:HB2	2.00	0.60
1:D:95:THR:HG23	1:D:96:HIS:ND1	2.17	0.60
1:D:623:PHE:CG	1:D:623:PHE:HA	2.36	0.60
1:G:530:MET:HA	4:V:354:GLN:CB	2.29	0.60
1:P:718:ALA:HB1	3:R:85:GLU:OE1	2.01	0.60
1:P:793:ARG:HD3	3:R:40:ASN:ND2	2.17	0.60
4:V:286:ASP:OD2	4:X:203:THR:CG2	2.47	0.60
1:A:709:LYS:O	1:A:710:GLY:N	2.34	0.59
1:A:735:GLY:C	1:A:743:ALA:HB1	1.84	0.59
1:A:837:MLY:O	1:A:840:PRO:HD2	2.01	0.59
1:D:7:MET:HE3	1:D:14:ALA:HB1	1.83	0.59
1:D:210:GLN:O	1:D:211:SER:OG	2.15	0.59
1:D:798:LEU:HD21	3:F:122:GLU:HB3	1.83	0.59
1:J:7:MET:HE3	1:J:14:ALA:HB1	1.83	0.59
1:J:530:MET:CG	4:W:354:GLN:HG3	2.30	0.59
1:J:784:ALA:O	1:J:788:THR:HB	2.02	0.59
1:J:821:ARG:HH22	2:K:127:ARG:CG	2.00	0.59
1:M:755:HIS:HA	1:M:758:TYR:HE1	1.64	0.59
1:P:541:MET:SD	4:1:346:LEU:O	2.48	0.59
3:R:52:ASN:N	3:R:53:PRO:CD	2.65	0.59
4:3:290:ARG:NE	4:5:202:THR:HG21	2.15	0.59
4:V:286:ASP:OD1	4:X:202:THR:HB	2.02	0.59

Continued on next page...

Continued from previous page...

Atom-1	Atom-2	Interatomic distance (Å)	Clash overlap (Å)
1:A:815:CYS:SG	2:B:92:ASP:CG	2.81	0.59
1:D:230:GLU:O	1:D:234:ASN:HB2	2.02	0.59
1:D:542:PHE:CD1	4:9:143:TYR:CE1	2.90	0.59
3:F:52:ASN:N	3:F:53:PRO:CD	2.65	0.59
1:G:837:MLY:O	1:G:840:PRO:HD2	2.02	0.59
1:J:84:MLY:HH12	1:J:720:PHE:HD1	1.61	0.59
1:J:95:THR:HG23	1:J:96:HIS:ND1	2.17	0.59
1:J:542:PHE:CD1	4:W:143:TYR:CE1	2.90	0.59
1:J:837:MLY:O	1:J:840:PRO:HD2	2.01	0.59
1:M:292:MET:HE3	1:M:309:PRO:CA	2.31	0.59
1:M:541:MET:SD	4:Z:346:LEU:O	2.48	0.59
1:M:709:LYS:CA	1:M:710:GLY:N	2.65	0.59
1:P:542:PHE:CD1	4:1:143:TYR:CE1	2.91	0.59
4:Y:223:PHE:HD2	4:Y:312:ARG:NH2	1.99	0.59
1:A:599:ASN:CB	1:A:649:VAL:HB	2.32	0.59
1:A:639:GLY:N	4:8:344:SER:C	2.54	0.59
1:A:817:GLN:HG3	2:B:127:ARG:HB3	1.82	0.59
2:B:144:VAL:CG1	2:B:153:ILE:HD13	2.19	0.59
1:D:127:ASN:ND2	1:D:128:PRO:HD2	2.16	0.59
1:D:295:MLY:HG3	1:D:332:MET:HE1	1.83	0.59
3:F:63:ILE:HG22	3:F:64:THR:O	2.01	0.59
1:G:156:PHE:CD1	1:G:195:TYR:CD1	2.90	0.59
1:G:787:ILE:O	1:G:790:THR:N	2.35	0.59
1:J:93:MET:SD	1:J:715:VAL:HA	2.42	0.59
3:L:102:VAL:HG11	3:L:107:LEU:HB2	1.85	0.59
1:M:542:PHE:CD1	4:Z:143:TYR:CE1	2.91	0.59
3:O:52:ASN:N	3:O:53:PRO:CD	2.65	0.59
1:P:530:MET:CG	4:1:354:GLN:HG3	2.30	0.59
1:A:408:VAL:C	1:A:636:LYS:CG	2.48	0.59
1:A:795:ARG:CD	3:C:35:ARG:NH1	2.45	0.59
1:A:813:ILE:CD1	2:B:128:PHE:CE1	2.77	0.59
1:D:507:GLY:O	1:D:761:GLY:CA	2.49	0.59
1:D:712:PRO:CA	1:D:771:LEU:HD22	2.31	0.59
1:D:735:GLY:O	1:D:743:ALA:HA	1.94	0.59
1:D:787:ILE:O	1:D:790:THR:N	2.35	0.59
1:G:599:ASN:CB	1:G:649:VAL:HB	2.31	0.59
1:G:612:GLN:HE22	1:G:627:GLY:HA2	1.66	0.59
1:J:124:VAL:HG13	1:J:675:ILE:HD13	1.84	0.59
1:J:135:TYR:N	1:J:135:TYR:CD1	2.69	0.59
1:M:84:MLY:CB	1:M:780:ASP:OD2	2.50	0.59
1:M:549:SER:OG	1:M:550:PHE:N	2.36	0.59

Continued on next page...

Continued from previous page...

Atom-1	Atom-2	Interatomic distance (Å)	Clash overlap (Å)
1:M:797:PHE:HD1	3:O:146:ILE:O	1.80	0.59
1:M:800:ARG:O	3:O:149:VAL:CG2	2.51	0.59
3:O:102:VAL:HG11	3:O:107:LEU:HB2	1.85	0.59
1:P:135:TYR:N	1:P:135:TYR:CD1	2.70	0.59
1:P:722:GLN:HE21	3:R:85:GLU:CA	2.15	0.59
4:2:63:GLY:N	4:Z:288:ASP:CB	2.66	0.59
4:X:223:PHE:HD2	4:X:312:ARG:NH2	1.99	0.59
1:A:93:MET:C	1:A:713:SER:HB3	2.23	0.59
1:A:149:GLN:OE1	1:A:716:LEU:CG	2.50	0.59
1:A:481:ASN:N	1:A:481:ASN:ND2	2.51	0.59
1:A:536:LEU:HD13	1:A:550:PHE:CE1	2.37	0.59
1:A:646:PHE:CD2	1:A:652:LEU:CD1	2.85	0.59
1:A:783:LEU:O	1:A:787:ILE:N	2.27	0.59
1:A:787:ILE:O	1:A:790:THR:N	2.35	0.59
1:D:60:VAL:O	1:D:71:THR:HA	2.02	0.59
1:D:195:TYR:O	1:D:199:ILE:HG23	2.03	0.59
3:F:52:ASN:HB2	3:F:53:PRO:CD	2.28	0.59
1:G:753:VAL:HA	1:G:780:ASP:CG	2.21	0.59
1:G:796:GLY:N	3:I:35:ARG:NH2	2.50	0.59
1:J:40:VAL:HG22	1:J:41:VAL:H	1.67	0.59
1:J:776:GLU:O	1:J:779:ARG:HB3	2.02	0.59
1:M:49:MLY:HH13	1:M:108:GLU:OE2	2.02	0.59
1:M:156:PHE:CD1	1:M:195:TYR:CD1	2.90	0.59
1:M:723:ARG:CG	1:M:779:ARG:HE	2.15	0.59
1:M:783:LEU:CG	1:M:786:ILE:CD1	2.64	0.59
1:M:787:ILE:O	1:M:790:THR:N	2.35	0.59
1:M:813:ILE:O	1:M:817:GLN:N	2.30	0.59
1:P:127:ASN:ND2	1:P:128:PRO:HD2	2.16	0.59
2:E:163:ALA:C	2:K:21:GLU:HB3	2.22	0.59
1:G:642:LYS:CD	4:V:340:TRP:CZ3	2.80	0.59
1:G:757:GLN:CB	1:G:776:GLU:HG2	2.22	0.59
3:I:52:ASN:N	3:I:53:PRO:CD	2.65	0.59
1:J:116:TYR:HB2	1:J:153:PRO:O	2.03	0.59
1:J:230:GLU:O	1:J:234:ASN:HB2	2.03	0.59
1:J:546:THR:HG22	1:J:547:ASP:N	2.17	0.59
1:J:553:MLY:CH1	4:Y:45:VAL:HG11	2.32	0.59
1:J:801:VAL:HG21	3:L:126:LEU:HD21	1.85	0.59
1:P:7:MET:HE3	1:P:14:ALA:HB1	1.83	0.59
1:P:116:TYR:HB2	1:P:153:PRO:O	2.03	0.59
1:P:817:GLN:OE1	2:Q:127:ARG:HD2	2.02	0.59
1:P:836:PHE:CD1	2:Q:159:HIS:HA	2.28	0.59

Continued on next page...

Continued from previous page...

Atom-1	Atom-2	Interatomic distance (Å)	Clash overlap (Å)
4:X:287:ILE:H	4:X:287:ILE:HD12	1.67	0.59
1:A:550:PHE:CE2	1:A:592:ILE:HG23	2.37	0.59
3:C:49:ILE:HA	3:C:52:ASN:ND2	2.05	0.59
1:D:831:TRP:HZ3	2:E:34:ILE:HG12	1.68	0.59
1:G:40:VAL:HG22	1:G:41:VAL:H	1.67	0.59
1:G:481:ASN:N	1:G:481:ASN:ND2	2.51	0.59
1:G:665:ARG:C	1:G:667:THR:H	2.05	0.59
1:J:538:GLU:HA	4:W:349:LEU:CG	2.28	0.59
1:J:813:ILE:O	1:J:817:GLN:N	2.30	0.59
1:M:7:MET:HE3	1:M:14:ALA:HB1	1.85	0.59
1:P:549:SER:OG	1:P:550:PHE:N	2.36	0.59
1:P:837:MLY:O	1:P:840:PRO:HD2	2.02	0.59
4:1:223:PHE:HD2	4:1:312:ARG:NH2	1.99	0.59
4:8:223:PHE:HD2	4:8:312:ARG:NH2	1.99	0.59
1:A:48:VAL:HG22	1:A:49:MLY:N	2.18	0.59
1:A:49:MLY:HH13	1:A:108:GLU:OE2	2.03	0.59
1:A:135:TYR:N	1:A:135:TYR:CD1	2.70	0.59
1:A:156:PHE:CD1	1:A:195:TYR:CD1	2.89	0.59
1:A:464:ILE:HG22	1:A:465:ALA:N	2.18	0.59
1:G:48:VAL:HG22	1:G:49:MLY:N	2.18	0.59
1:G:116:TYR:HB2	1:G:153:PRO:O	2.03	0.59
1:J:48:VAL:HG22	1:J:49:MLY:N	2.18	0.59
1:J:550:PHE:CE2	1:J:592:ILE:HG23	2.37	0.59
1:M:116:TYR:HB2	1:M:153:PRO:O	2.03	0.59
1:M:230:GLU:O	1:M:234:ASN:HB2	2.03	0.59
1:P:124:VAL:HG13	1:P:675:ILE:HD13	1.84	0.59
1:P:776:GLU:O	1:P:779:ARG:HB3	2.02	0.59
3:R:102:VAL:HG11	3:R:107:LEU:HB2	1.85	0.59
4:2:63:GLY:CA	4:Z:288:ASP:OD2	2.50	0.59
1:A:642:LYS:CG	4:8:22:ALA:CA	2.81	0.59
1:D:717:TYR:HD1	1:D:744:SER:HG	1.51	0.59
2:E:130:PRO:HA	2:E:133:ILE:HD12	1.84	0.59
1:G:195:TYR:O	1:G:199:ILE:HG23	2.03	0.59
1:G:542:PHE:CD1	4:V:143:TYR:CE1	2.91	0.59
1:G:823:PHE:HE1	2:H:160:GLY:HA2	1.68	0.59
1:J:127:ASN:ND2	1:J:128:PRO:HD2	2.16	0.59
1:J:787:ILE:O	1:J:790:THR:N	2.35	0.59
1:M:91:MET:HE3	1:M:119:SER:HB2	1.84	0.59
1:M:195:TYR:O	1:M:199:ILE:HG23	2.03	0.59
1:M:265:ILE:HG22	1:M:266:GLU:N	2.18	0.59
1:M:599:ASN:CB	1:M:649:VAL:HB	2.32	0.59

Continued on next page...

Continued from previous page...

Atom-1	Atom-2	Interatomic distance (Å)	Clash overlap (Å)
1:M:601:ASP:N	1:M:602:PRO:HD3	2.18	0.59
1:P:48:VAL:HG22	1:P:49:MLY:N	2.18	0.59
3:R:46:ILE:O	3:R:50:LEU:CG	2.47	0.59
1:A:124:VAL:HG13	1:A:675:ILE:CD1	2.33	0.59
1:A:166:MET:HE3	1:A:254:PHE:CD2	2.38	0.59
1:A:576:GLU:CG	1:A:577:ALA:N	2.43	0.59
1:A:629:GLU:HB3	1:A:645:SER:N	2.18	0.59
1:A:836:PHE:CE2	2:B:160:GLY:O	2.56	0.59
1:D:646:PHE:CD2	1:D:652:LEU:CD1	2.85	0.59
1:D:793:ARG:HH21	3:F:147:MET:HE1	1.68	0.59
1:G:99:GLU:OE2	1:G:696:ARG:NH2	2.30	0.59
1:G:141:LEU:O	1:G:144:ARG:HB3	2.03	0.59
1:G:715:VAL:HG11	1:G:720:PHE:HD1	1.68	0.59
1:J:553:MLY:HG3	4:Y:45:VAL:O	2.02	0.59
1:J:769:ALA:HB2	1:J:770:GLY:CA	2.33	0.59
1:M:776:GLU:O	1:M:779:ARG:HB3	2.02	0.59
4:1:110:LEU:HA	4:2:195:GLU:HG3	1.82	0.59
4:4:287:ILE:HG21	4:6:204:ALA:H	1.67	0.59
1:A:94:MET:O	1:A:713:SER:HB3	2.02	0.58
1:A:195:TYR:O	1:A:199:ILE:HG23	2.03	0.58
1:A:715:VAL:HG11	1:A:720:PHE:HD1	1.68	0.58
1:A:776:GLU:O	1:A:779:ARG:HB3	2.03	0.58
1:D:529:PRO:HG3	4:9:353:GLN:OE1	2.03	0.58
1:G:265:ILE:HG22	1:G:266:GLU:N	2.18	0.58
1:G:549:SER:OG	1:G:550:PHE:N	2.36	0.58
1:G:601:ASP:N	1:G:602:PRO:HD3	2.18	0.58
1:J:83:PRO:C	1:J:723:ARG:HH21	2.05	0.58
1:J:195:TYR:O	1:J:199:ILE:HG23	2.03	0.58
1:J:629:GLU:HB3	1:J:645:SER:N	2.18	0.58
1:J:819:ASN:CB	2:K:90:GLY:O	2.51	0.58
1:M:550:PHE:CE2	1:M:592:ILE:HG23	2.37	0.58
1:M:629:GLU:HB3	1:M:645:SER:N	2.18	0.58
1:M:643:GLY:HA2	4:Z:24:ASP:OD1	2.04	0.58
1:M:797:PHE:CD1	3:O:146:ILE:HG22	2.38	0.58
1:P:629:GLU:HB3	1:P:645:SER:N	2.18	0.58
1:P:634:GLY:N	4:1:25:ASP:O	2.31	0.58
1:P:715:VAL:HG11	1:P:720:PHE:HD1	1.68	0.58
1:P:787:ILE:O	1:P:790:THR:N	2.35	0.58
1:P:800:ARG:HB3	3:R:149:VAL:HG21	1.85	0.58
4:2:64:ILE:CG2	4:Z:166:TYR:CE2	2.84	0.58
4:4:223:PHE:HD2	4:4:312:ARG:NH2	1.99	0.58

Continued on next page...

Continued from previous page...

Atom-1	Atom-2	Interatomic distance (Å)	Clash overlap (Å)
4:7:287:ILE:HD12	4:7:287:ILE:H	1.67	0.58
1:A:116:TYR:HB2	1:A:153:PRO:O	2.02	0.58
1:A:175:ILE:HA	1:A:670:HIS:O	2.04	0.58
1:A:676:ILE:HG23	1:A:676:ILE:O	2.03	0.58
1:D:124:VAL:HG13	1:D:675:ILE:CD1	2.33	0.58
1:D:715:VAL:HG11	1:D:720:PHE:HD1	1.68	0.58
1:D:776:GLU:O	1:D:779:ARG:HB3	2.03	0.58
1:D:798:LEU:HD12	3:F:126:LEU:HD21	1.84	0.58
1:G:817:GLN:HG3	2:H:128:PHE:CZ	2.38	0.58
2:H:117:LEU:HD11	2:H:147:ASN:HB3	1.75	0.58
1:J:49:MLY:HH13	1:J:108:GLU:OE2	2.02	0.58
1:M:40:VAL:HG22	1:M:41:VAL:H	1.67	0.58
1:M:536:LEU:HD13	1:M:550:PHE:CE1	2.37	0.58
1:M:715:VAL:HG11	1:M:720:PHE:HD1	1.68	0.58
1:P:40:VAL:HG22	1:P:41:VAL:H	1.67	0.58
1:P:141:LEU:O	1:P:144:ARG:HB3	2.04	0.58
1:P:536:LEU:HD13	1:P:550:PHE:CE1	2.37	0.58
1:A:717:TYR:HD1	1:A:744:SER:HG	1.51	0.58
1:A:798:LEU:HD12	3:C:126:LEU:HD21	1.83	0.58
1:D:116:TYR:HB2	1:D:153:PRO:O	2.03	0.58
1:D:175:ILE:HA	1:D:670:HIS:O	2.03	0.58
1:D:536:LEU:HD13	1:D:550:PHE:CE1	2.37	0.58
1:D:543:PRO:HG2	4:9:143:TYR:O	1.98	0.58
1:D:557:GLU:HG3	1:D:557:GLU:O	2.00	0.58
1:D:642:LYS:CG	4:9:22:ALA:CA	2.80	0.58
1:D:813:ILE:O	1:D:817:GLN:N	2.30	0.58
1:G:124:VAL:HG13	1:G:675:ILE:CD1	2.33	0.58
1:G:135:TYR:N	1:G:135:TYR:CD1	2.70	0.58
1:G:776:GLU:O	1:G:779:ARG:HB3	2.03	0.58
1:J:124:VAL:HG13	1:J:675:ILE:CD1	2.33	0.58
1:J:210:GLN:O	1:J:211:SER:OG	2.15	0.58
1:J:536:LEU:HD13	1:J:550:PHE:CE1	2.37	0.58
1:J:710:GLY:O	1:J:772:LEU:HB2	2.03	0.58
1:M:48:VAL:HG22	1:M:49:MLY:N	2.18	0.58
1:M:546:THR:HG22	1:M:547:ASP:N	2.17	0.58
1:M:839:MLY:HH21	2:N:158:THR:CG2	2.33	0.58
1:P:85:TYR:HH	1:P:776:GLU:HG3	1.66	0.58
1:P:230:GLU:O	1:P:234:ASN:HB2	2.03	0.58
1:P:722:GLN:HE21	3:R:86:ASP:N	1.98	0.58
1:P:789:ALA:HA	3:R:81:GLN:CD	2.23	0.58
4:2:63:GLY:CA	4:Z:288:ASP:CB	2.77	0.58

Continued on next page...

Continued from previous page...

Atom-1	Atom-2	Interatomic distance (Å)	Clash overlap (Å)
4:9:287:ILE:H	4:9:287:ILE:HD12	1.67	0.58
1:A:230:GLU:O	1:A:234:ASN:HB2	2.03	0.58
1:A:635:GLY:HA3	4:8:334:GLU:CG	2.30	0.58
1:D:40:VAL:HG22	1:D:41:VAL:H	1.67	0.58
1:D:49:MLY:HH13	1:D:108:GLU:OE2	2.02	0.58
1:D:135:TYR:N	1:D:135:TYR:CD1	2.70	0.58
1:D:795:ARG:HB3	3:F:35:ARG:HH22	1.67	0.58
1:D:798:LEU:CD1	3:F:126:LEU:HD21	2.33	0.58
1:G:550:PHE:CE2	1:G:592:ILE:HG23	2.37	0.58
1:G:646:PHE:CD2	1:G:652:LEU:CD1	2.85	0.58
1:J:84:MLY:HH21	1:J:720:PHE:O	2.03	0.58
1:J:254:PHE:CE2	1:J:459:ILE:HD12	2.39	0.58
1:J:534:SER:C	4:W:351:THR:CA	2.47	0.58
1:J:601:ASP:N	1:J:602:PRO:HD3	2.18	0.58
1:J:791:GLN:HE21	3:L:115:GLY:HA3	1.69	0.58
1:J:795:ARG:CZ	3:L:116:GLU:OE2	2.42	0.58
1:M:135:TYR:N	1:M:135:TYR:CD1	2.70	0.58
1:M:646:PHE:CD2	1:M:652:LEU:CD1	2.85	0.58
1:P:195:TYR:O	1:P:199:ILE:HG23	2.03	0.58
1:P:464:ILE:HG22	1:P:465:ALA:N	2.18	0.58
1:P:538:GLU:O	1:P:541:MET:HB2	2.03	0.58
1:P:649:VAL:HA	1:P:649:VAL:HG22	1.80	0.58
1:P:722:GLN:CD	3:R:83:THR:O	2.41	0.58
4:X:287:ILE:HD12	4:Z:205:GLU:HG3	1.80	0.58
1:A:265:ILE:HG22	1:A:266:GLU:N	2.18	0.58
1:A:601:ASP:N	1:A:602:PRO:HD3	2.18	0.58
1:A:794:CYS:O	1:A:798:LEU:N	2.36	0.58
3:C:46:ILE:O	3:C:50:LEU:CG	2.47	0.58
3:C:49:ILE:CA	3:C:52:ASN:ND2	2.53	0.58
1:D:124:VAL:HG13	1:D:675:ILE:HD13	1.84	0.58
1:D:141:LEU:O	1:D:144:ARG:HB3	2.03	0.58
1:G:754:ASP:O	1:G:776:GLU:CD	2.41	0.58
1:G:838:ILE:CG1	2:H:54:MET:CE	2.82	0.58
1:J:549:SER:OG	1:J:550:PHE:N	2.35	0.58
1:J:735:GLY:C	1:J:743:ALA:HB1	1.84	0.58
1:M:124:VAL:HG13	1:M:675:ILE:CD1	2.33	0.58
1:M:218:LEU:N	1:M:221:GLN:HE21	2.01	0.58
1:M:481:ASN:N	1:M:481:ASN:ND2	2.51	0.58
1:M:529:PRO:HG3	4:Z:353:GLN:OE1	2.04	0.58
1:M:817:GLN:HG2	2:N:127:ARG:CG	2.32	0.58
1:M:829:TRP:CE3	2:N:87:LYS:NZ	2.43	0.58

Continued on next page...

Continued from previous page...

Atom-1	Atom-2	Interatomic distance (Å)	Clash overlap (Å)
1:P:530:MET:HE3	4:1:355:MET:SD	2.43	0.58
1:P:601:ASP:N	1:P:602:PRO:HD3	2.18	0.58
1:A:92:ALA:O	1:A:713:SER:CA	2.46	0.58
1:A:800:ARG:HD2	3:C:149:VAL:O	2.03	0.58
1:A:837:MLY:CH2	2:H:20:ASP:CB	2.57	0.58
1:D:64:THR:HG22	1:D:65:GLU:N	2.19	0.58
1:D:464:ILE:HG22	1:D:465:ALA:N	2.18	0.58
1:G:629:GLU:HB3	1:G:645:SER:N	2.18	0.58
1:G:732:ILE:CG2	1:G:747:LEU:HD11	1.26	0.58
1:G:797:PHE:HE1	3:I:146:ILE:HD13	1.59	0.58
1:G:813:ILE:O	1:G:817:GLN:N	2.30	0.58
1:G:817:GLN:CB	2:H:127:ARG:HD2	2.33	0.58
1:J:676:ILE:HG23	1:J:676:ILE:O	2.03	0.58
1:M:175:ILE:HA	1:M:670:HIS:O	2.03	0.58
1:M:797:PHE:HE2	3:O:126:LEU:HD22	1.69	0.58
1:P:175:ILE:HA	1:P:670:HIS:O	2.04	0.58
1:P:546:THR:HG22	1:P:547:ASP:N	2.17	0.58
1:P:642:LYS:CG	4:1:22:ALA:CA	2.80	0.58
1:P:676:ILE:O	1:P:676:ILE:HG23	2.03	0.58
1:P:719:ASP:N	3:R:85:GLU:HG2	2.17	0.58
1:P:817:GLN:CD	2:Q:127:ARG:CD	2.67	0.58
4:Y:287:ILE:H	4:Y:287:ILE:HD12	1.67	0.58
1:A:149:GLN:HB2	1:A:718:ALA:CA	2.27	0.58
1:A:541:MET:SD	4:8:346:LEU:O	2.48	0.58
1:D:601:ASP:N	1:D:602:PRO:HD3	2.18	0.58
1:D:649:VAL:HA	1:D:649:VAL:HG22	1.80	0.58
1:G:175:ILE:HA	1:G:670:HIS:O	2.04	0.58
1:G:279:LEU:HB3	1:G:280:PRO:HD2	1.86	0.58
1:J:64:THR:HG22	1:J:65:GLU:N	2.19	0.58
1:J:642:LYS:CG	4:W:22:ALA:CA	2.80	0.58
1:J:829:TRP:HZ3	2:K:84:PHE:CE1	2.20	0.58
1:M:767:PHE:CG	1:M:772:LEU:CD2	2.77	0.58
1:M:813:ILE:CG2	2:N:128:PHE:HE1	2.16	0.58
1:M:819:ASN:OD1	2:N:91:ALA:C	2.38	0.58
1:P:64:THR:HG22	1:P:65:GLU:N	2.19	0.58
1:P:534:SER:C	4:1:351:THR:CA	2.47	0.58
1:P:755:HIS:HA	1:P:758:TYR:HE1	1.64	0.58
1:A:506:GLU:CG	1:A:760:PHE:CD1	2.75	0.58
1:A:643:GLY:HA2	4:8:24:ASP:OD1	2.04	0.58
1:D:629:GLU:HB3	1:D:645:SER:N	2.18	0.58
1:D:639:GLY:N	4:9:344:SER:C	2.54	0.58

Continued on next page...

Continued from previous page...

Atom-1	Atom-2	Interatomic distance (Å)	Clash overlap (Å)
1:D:725:ARG:CA	1:D:782:MLY:HH22	2.29	0.58
1:D:831:TRP:CZ3	2:E:34:ILE:HG12	2.39	0.58
1:G:49:MLY:HH13	1:G:108:GLU:OE2	2.02	0.58
1:G:754:ASP:HB2	1:G:776:GLU:CG	2.32	0.58
1:J:481:ASN:N	1:J:481:ASN:ND2	2.51	0.58
1:J:561:LYS:HE3	4:Y:48:GLY:CA	2.28	0.58
1:J:567:LYS:HZ2	4:Y:92:ASN:HA	1.67	0.58
1:J:838:ILE:CG1	2:K:54:MET:HE1	2.34	0.58
1:M:464:ILE:HG22	1:M:465:ALA:N	2.18	0.58
1:M:538:GLU:O	1:M:541:MET:HB2	2.03	0.58
1:M:804:ARG:O	1:M:808:GLU:CB	2.52	0.58
1:P:568:PRO:HG3	1:P:578:HIS:H	1.69	0.58
1:A:40:VAL:HG22	1:A:41:VAL:H	1.67	0.58
1:A:141:LEU:O	1:A:144:ARG:HB3	2.03	0.58
1:A:568:PRO:HG3	1:A:578:HIS:H	1.69	0.58
1:A:707:CYS:SG	1:A:714:ARG:NH1	2.77	0.58
1:A:813:ILE:O	1:A:816:ILE:N	2.37	0.58
3:C:52:ASN:HB2	3:C:53:PRO:CD	2.28	0.58
1:D:265:ILE:HG22	1:D:266:GLU:N	2.18	0.58
1:D:418:THR:HG22	1:D:419:VAL:H	1.69	0.58
3:F:49:ILE:HA	3:F:52:ASN:ND2	2.05	0.58
3:I:52:ASN:HB2	3:I:53:PRO:CD	2.28	0.58
1:J:538:GLU:O	1:J:541:MET:HB2	2.03	0.58
1:P:124:VAL:HG13	1:P:675:ILE:CD1	2.33	0.58
1:P:418:THR:HG22	1:P:419:VAL:H	1.69	0.58
1:P:767:PHE:CB	1:P:772:LEU:CG	2.81	0.58
1:P:803:TYR:O	1:P:807:VAL:N	2.37	0.58
1:P:806:MET:HA	1:P:809:ARG:HD2	1.84	0.58
1:P:834:LEU:HD12	2:Q:51:PHE:HE1	1.63	0.58
4:1:287:ILE:H	4:1:287:ILE:HD12	1.67	0.58
1:A:529:PRO:HG3	4:8:353:GLN:OE1	2.03	0.58
1:A:707:CYS:HA	1:A:714:ARG:HH22	1.67	0.58
1:A:813:ILE:O	1:A:817:GLN:N	2.30	0.58
2:B:112:ILE:C	2:B:147:ASN:O	2.42	0.58
1:D:599:ASN:CG	1:D:649:VAL:HB	2.25	0.58
1:D:676:ILE:HG23	1:D:676:ILE:O	2.03	0.58
3:F:49:ILE:CA	3:F:52:ASN:ND2	2.53	0.58
1:G:218:LEU:N	1:G:221:GLN:HE21	2.01	0.58
1:G:230:GLU:O	1:G:234:ASN:HB2	2.03	0.58
1:G:418:THR:HG22	1:G:419:VAL:H	1.69	0.58
1:G:676:ILE:HG23	1:G:676:ILE:O	2.03	0.58

Continued on next page...

Continued from previous page...

Atom-1	Atom-2	Interatomic distance (Å)	Clash overlap (Å)
1:G:795:ARG:N	3:I:118:MET:HE3	2.19	0.58
3:I:102:VAL:HG23	3:I:139:TYR:CD1	2.39	0.58
1:J:561:LYS:CE	4:Y:48:GLY:CA	2.82	0.58
1:J:646:PHE:CD2	1:J:652:LEU:CD1	2.85	0.58
1:J:715:VAL:HG11	1:J:720:PHE:HD1	1.68	0.58
1:M:279:LEU:HB3	1:M:280:PRO:HD2	1.86	0.58
1:P:767:PHE:CD2	1:P:772:LEU:HD21	2.39	0.58
2:Q:144:VAL:CG1	2:Q:153:ILE:HD13	2.19	0.58
1:A:409:GLY:HA3	4:8:333:PRO:CD	2.34	0.57
3:C:102:VAL:HG11	3:C:107:LEU:HB2	1.85	0.57
1:G:202:SER:CA	1:G:207:LYS:HE3	2.27	0.57
1:G:568:PRO:HG3	1:G:578:HIS:H	1.69	0.57
1:G:643:GLY:HA2	4:V:24:ASP:OD1	2.04	0.57
1:J:28:GLN:HG2	1:J:723:ARG:NH2	2.18	0.57
1:J:279:LEU:HB3	1:J:280:PRO:HD2	1.86	0.57
1:J:784:ALA:O	1:J:788:THR:CB	2.52	0.57
1:M:322:VAL:HG11	1:M:325:ILE:HD11	1.86	0.57
1:M:813:ILE:HG23	2:N:128:PHE:CZ	2.39	0.57
1:P:49:MLY:HH13	1:P:108:GLU:OE2	2.02	0.57
1:P:218:LEU:N	1:P:221:GLN:HE21	2.01	0.57
1:P:279:LEU:HB3	1:P:280:PRO:HD2	1.86	0.57
1:P:767:PHE:CG	1:P:772:LEU:HD13	2.33	0.57
1:A:707:CYS:CA	1:A:714:ARG:HH22	2.16	0.57
1:D:481:ASN:N	1:D:481:ASN:ND2	2.51	0.57
1:D:530:MET:CA	4:9:354:GLN:HB3	2.34	0.57
1:D:800:ARG:HB3	3:F:149:VAL:HG22	1.86	0.57
1:G:538:GLU:O	1:G:541:MET:HB2	2.04	0.57
1:G:813:ILE:O	1:G:816:ILE:N	2.37	0.57
1:J:529:PRO:HG3	4:W:353:GLN:OE1	2.04	0.57
1:J:599:ASN:CG	1:J:649:VAL:HB	2.25	0.57
1:M:747:LEU:O	1:M:747:LEU:HD23	2.05	0.57
1:P:265:ILE:HG22	1:P:266:GLU:N	2.18	0.57
1:P:717:TYR:HD1	1:P:744:SER:HG	1.50	0.57
4:1:167:GLU:CD	4:3:41:GLN:O	2.42	0.57
4:1:204:ALA:HB3	4:Y:288:ASP:HB2	1.85	0.57
1:A:279:LEU:HB3	1:A:280:PRO:HD2	1.86	0.57
1:A:322:VAL:HG11	1:A:325:ILE:HD11	1.86	0.57
1:D:549:SER:OG	1:D:550:PHE:N	2.36	0.57
1:D:568:PRO:HG3	1:D:578:HIS:H	1.69	0.57
1:G:557:GLU:HB2	4:X:47:MET:O	2.04	0.57
1:M:127:ASN:ND2	1:M:128:PRO:HD2	2.16	0.57

Continued on next page...

Continued from previous page...

Atom-1	Atom-2	Interatomic distance (Å)	Clash overlap (Å)
1:M:409:GLY:HA3	4:Z:333:PRO:CD	2.34	0.57
1:M:649:VAL:HA	1:M:649:VAL:HG22	1.80	0.57
1:P:254:PHE:CE2	1:P:459:ILE:HD12	2.39	0.57
1:P:599:ASN:CG	1:P:649:VAL:HB	2.25	0.57
4:2:42:GLY:HA2	4:Z:167:GLU:OE1	1.97	0.57
4:W:286:ASP:OD1	4:Y:203:THR:HG22	2.04	0.57
1:A:97:LEU:HD22	1:A:712:PRO:HB2	1.83	0.57
1:A:612:GLN:HE22	1:A:627:GLY:HA2	1.66	0.57
1:D:254:PHE:CE2	1:D:459:ILE:HD12	2.39	0.57
1:D:813:ILE:O	1:D:816:ILE:N	2.37	0.57
1:G:254:PHE:CE2	1:G:459:ILE:HD12	2.39	0.57
1:G:464:ILE:HG22	1:G:465:ALA:N	2.18	0.57
1:J:464:ILE:HG22	1:J:465:ALA:N	2.18	0.57
1:J:630:ALA:CA	4:W:25:ASP:OD2	2.53	0.57
1:J:800:ARG:O	3:L:149:VAL:HG21	2.05	0.57
3:L:102:VAL:HG23	3:L:139:TYR:CD1	2.39	0.57
1:M:82:PRO:HD2	1:M:85:TYR:CD2	2.40	0.57
1:M:173:GLN:C	1:M:667:THR:HG23	2.25	0.57
1:P:630:ALA:CA	4:1:25:ASP:OD2	2.53	0.57
1:P:646:PHE:CD2	1:P:652:LEU:CD1	2.85	0.57
1:P:798:LEU:CD1	3:R:126:LEU:CD2	2.83	0.57
3:R:49:ILE:HA	3:R:52:ASN:ND2	2.06	0.57
4:2:287:ILE:HB	4:4:203:THR:CA	2.33	0.57
4:W:285:CYS:O	4:Y:202:THR:CG2	2.52	0.57
1:A:173:GLN:C	1:A:667:THR:HG23	2.25	0.57
1:A:218:LEU:N	1:A:221:GLN:HE21	2.01	0.57
1:A:502:GLU:HG2	1:A:764:MLY:O	2.03	0.57
1:D:48:VAL:HG22	1:D:49:MLY:N	2.18	0.57
1:D:218:LEU:N	1:D:221:GLN:HE21	2.01	0.57
1:D:541:MET:HG2	4:9:345:ILE:CG2	2.35	0.57
1:D:769:ALA:C	1:D:774:LEU:CB	2.67	0.57
1:G:173:GLN:C	1:G:667:THR:HG23	2.25	0.57
1:G:634:GLY:N	4:V:25:ASP:O	2.31	0.57
1:G:677:PRO:HB2	1:G:678:ASN:ND2	2.20	0.57
3:I:102:VAL:HG11	3:I:107:LEU:HB2	1.85	0.57
1:J:510:TRP:CZ2	1:J:772:LEU:HD11	2.39	0.57
1:J:530:MET:CA	4:W:354:GLN:HB3	2.35	0.57
1:J:568:PRO:HG3	1:J:578:HIS:H	1.69	0.57
1:J:649:VAL:HA	1:J:649:VAL:HG22	1.80	0.57
1:J:791:GLN:NE2	3:L:115:GLY:HA3	2.18	0.57
1:J:794:CYS:O	1:J:798:LEU:N	2.36	0.57

Continued on next page...

Continued from previous page...

Atom-1	Atom-2	Interatomic distance (Å)	Clash overlap (Å)
1:M:141:LEU:O	1:M:144:ARG:HB3	2.03	0.57
1:M:202:SER:CA	1:M:207:LYS:HE3	2.27	0.57
1:P:409:GLY:HA3	4:1:333:PRO:CD	2.35	0.57
1:P:529:PRO:HG3	4:1:353:GLN:OE1	2.04	0.57
1:P:797:PHE:CE2	3:R:146:ILE:HG23	2.38	0.57
1:P:813:ILE:O	1:P:816:ILE:N	2.37	0.57
4:1:204:ALA:HB3	4:Y:286:ASP:OD2	2.03	0.57
1:A:127:ASN:ND2	1:A:128:PRO:HD2	2.16	0.57
1:A:549:SER:OG	1:A:550:PHE:N	2.36	0.57
1:A:677:PRO:HB2	1:A:678:ASN:ND2	2.20	0.57
2:E:163:ALA:O	2:K:21:GLU:CA	2.53	0.57
3:F:102:VAL:HG11	3:F:107:LEU:HB2	1.85	0.57
1:G:64:THR:HG22	1:G:65:GLU:N	2.19	0.57
1:G:541:MET:SD	4:V:346:LEU:O	2.48	0.57
1:J:265:ILE:HG22	1:J:266:GLU:N	2.18	0.57
1:J:710:GLY:C	1:J:772:LEU:CD2	2.72	0.57
1:M:541:MET:HG2	4:Z:345:ILE:CG2	2.35	0.57
1:P:818:TYR:CG	2:Q:127:ARG:NH1	2.69	0.57
4:1:110:LEU:HB3	4:2:195:GLU:HB2	1.87	0.57
1:A:64:THR:HG22	1:A:65:GLU:N	2.19	0.57
1:A:818:TYR:HB2	2:B:90:GLY:HA3	0.64	0.57
2:B:144:VAL:HG12	2:B:153:ILE:HD11	1.75	0.57
1:D:279:LEU:HB3	1:D:280:PRO:HD2	1.86	0.57
1:J:643:GLY:HA2	4:W:24:ASP:OD1	2.03	0.57
1:M:64:THR:HG22	1:M:65:GLU:N	2.19	0.57
1:M:817:GLN:CB	2:N:127:ARG:HH11	2.15	0.57
3:O:52:ASN:HB2	3:O:53:PRO:CD	2.28	0.57
4:2:41:GLN:O	4:Z:167:GLU:HB3	2.04	0.57
1:A:530:MET:CA	4:8:354:GLN:HB3	2.34	0.57
1:D:409:GLY:HA3	4:9:333:PRO:CD	2.35	0.57
1:D:823:PHE:CD1	2:E:160:GLY:HA3	2.38	0.57
1:G:409:GLY:HA3	4:V:333:PRO:CD	2.35	0.57
1:G:755:HIS:N	1:G:779:ARG:NE	2.40	0.57
1:G:795:ARG:CD	3:I:116:GLU:OE2	2.52	0.57
1:J:141:LEU:O	1:J:144:ARG:HB3	2.03	0.57
1:J:175:ILE:HA	1:J:670:HIS:O	2.03	0.57
1:J:409:GLY:HA3	4:W:333:PRO:CD	2.35	0.57
1:J:541:MET:HG2	4:W:345:ILE:CG2	2.35	0.57
1:J:769:ALA:HB3	1:J:770:GLY:HA3	1.86	0.57
1:J:783:LEU:O	1:J:787:ILE:CB	2.52	0.57
2:K:140:PHE:O	2:K:141:PRO:C	2.33	0.57

Continued on next page...

Continued from previous page...

Atom-1	Atom-2	Interatomic distance (Å)	Clash overlap (Å)
1:M:544:LYS:NZ	4:2:45:VAL:CG2	2.68	0.57
1:P:541:MET:HG2	4:1:345:ILE:CG2	2.35	0.57
1:P:831:TRP:NE1	2:Q:67:MET:HB3	2.15	0.57
4:Z:223:PHE:HD2	4:Z:312:ARG:NH2	1.99	0.57
1:A:82:PRO:HD2	1:A:85:TYR:CD2	2.40	0.57
1:A:149:GLN:CB	1:A:718:ALA:CA	2.81	0.57
1:A:498:LEU:HD21	1:A:764:MLY:CH2	2.26	0.57
1:A:538:GLU:O	1:A:541:MET:HB2	2.04	0.57
1:A:747:LEU:HD23	1:A:747:LEU:O	2.04	0.57
1:D:538:GLU:O	1:D:541:MET:HB2	2.04	0.57
1:D:798:LEU:HD13	3:F:126:LEU:CD1	2.22	0.57
1:G:579:PHE:CD2	1:G:592:ILE:HD11	2.39	0.57
1:J:338:ILE:HG21	1:J:348:MLY:HB3	1.87	0.57
1:J:813:ILE:O	1:J:816:ILE:N	2.37	0.57
1:M:418:THR:HG22	1:M:419:VAL:H	1.69	0.57
1:M:676:ILE:O	1:M:676:ILE:HG23	2.03	0.57
1:M:677:PRO:HB2	1:M:678:ASN:ND2	2.20	0.57
1:P:22:LYS:O	1:P:26:GLU:N	2.29	0.57
1:P:82:PRO:HD2	1:P:85:TYR:CD2	2.40	0.57
1:P:643:GLY:HA2	4:1:24:ASP:OD1	2.04	0.57
1:A:538:GLU:CG	4:8:351:THR:C	2.74	0.57
1:A:541:MET:HG2	4:8:345:ILE:CG2	2.34	0.57
1:A:833:MLY:HA	2:B:161:GLU:OE1	2.04	0.57
1:D:794:CYS:O	1:D:798:LEU:N	2.36	0.57
1:D:814:PHE:CA	2:E:127:ARG:HH11	2.01	0.57
1:G:22:LYS:HA	1:G:25:ILE:HB	1.87	0.57
1:G:649:VAL:HA	1:G:649:VAL:HG23	1.83	0.57
1:J:795:ARG:HG3	3:L:116:GLU:OE2	2.04	0.57
1:M:254:PHE:CE2	1:M:459:ILE:HD12	2.39	0.57
1:M:530:MET:CA	4:Z:354:GLN:HB3	2.35	0.57
4:2:203:THR:H	4:Z:287:ILE:HG21	1.70	0.57
1:A:166:MET:HE3	1:A:254:PHE:HD2	1.70	0.56
1:A:217:THR:HG22	1:A:218:LEU:O	2.05	0.56
1:A:817:GLN:CG	2:B:127:ARG:HB3	2.35	0.56
1:D:109:ARG:O	1:D:114:MET:N	2.37	0.56
1:D:302:MET:HG2	1:D:303:LEU:HD13	1.87	0.56
1:D:630:ALA:CA	4:9:25:ASP:OD2	2.53	0.56
1:G:322:VAL:HG11	1:G:325:ILE:HD11	1.86	0.56
1:G:707:CYS:SG	1:G:714:ARG:NH1	2.78	0.56
1:J:612:GLN:HE22	1:J:627:GLY:HA2	1.66	0.56
1:J:733:PRO:CA	1:J:737:PHE:HE1	2.18	0.56

Continued on next page...

Continued from previous page...

Atom-1	Atom-2	Interatomic distance (Å)	Clash overlap (Å)
1:J:831:TRP:CZ3	2:K:34:ILE:HD13	2.40	0.56
1:M:813:ILE:O	1:M:816:ILE:N	2.37	0.56
1:P:733:PRO:CA	1:P:737:PHE:HE1	2.19	0.56
4:2:203:THR:HB	4:Z:287:ILE:HG12	1.87	0.56
4:4:287:ILE:HB	4:6:203:THR:CG2	2.35	0.56
1:A:733:PRO:CA	1:A:737:PHE:HE1	2.19	0.56
1:A:797:PHE:HE1	3:C:146:ILE:C	2.00	0.56
1:D:529:PRO:CG	4:9:353:GLN:OE1	2.53	0.56
1:D:534:SER:C	4:9:351:THR:CA	2.47	0.56
3:F:102:VAL:HG23	3:F:139:TYR:CD1	2.39	0.56
1:G:82:PRO:HD2	1:G:85:TYR:CD2	2.40	0.56
1:G:529:PRO:HG3	4:V:353:GLN:OE1	2.04	0.56
1:J:418:THR:HG22	1:J:419:VAL:H	1.69	0.56
1:J:747:LEU:O	1:J:747:LEU:HD23	2.05	0.56
1:J:789:ALA:HA	3:L:81:GLN:NE2	2.20	0.56
1:P:411:GLU:H	4:1:333:PRO:HG2	1.71	0.56
1:P:642:LYS:CA	4:1:22:ALA:C	2.70	0.56
4:V:365:ALA:HB3	4:V:369:ILE:HB	1.88	0.56
1:A:93:MET:HE2	1:A:715:VAL:HA	0.69	0.56
1:A:116:TYR:CE2	1:A:154:HIS:CD2	2.94	0.56
1:A:202:SER:HA	1:A:207:LYS:HE3	1.72	0.56
1:A:254:PHE:CE2	1:A:459:ILE:HD12	2.39	0.56
1:A:831:TRP:CE2	2:B:51:PHE:CZ	2.79	0.56
1:D:135:TYR:N	1:D:135:TYR:HD1	2.04	0.56
1:D:798:LEU:HD11	3:F:126:LEU:CD2	2.34	0.56
1:D:836:PHE:CE1	2:E:159:HIS:HB2	2.40	0.56
1:G:93:MET:SD	1:G:715:VAL:C	2.84	0.56
1:G:411:GLU:H	4:V:333:PRO:HG2	1.70	0.56
1:G:707:CYS:O	1:G:712:PRO:HD3	2.04	0.56
1:G:747:LEU:HD23	1:G:747:LEU:O	2.05	0.56
1:J:173:GLN:C	1:J:667:THR:HG23	2.25	0.56
1:J:218:LEU:N	1:J:221:GLN:HE21	2.01	0.56
1:J:604:ASN:OD1	1:J:607:VAL:HG23	2.06	0.56
1:J:642:LYS:CA	4:W:22:ALA:C	2.70	0.56
1:J:677:PRO:HB2	1:J:678:ASN:ND2	2.20	0.56
1:J:804:ARG:HH22	3:L:149:VAL:HA	1.70	0.56
1:M:116:TYR:CE2	1:M:154:HIS:CD2	2.93	0.56
1:M:579:PHE:CD2	1:M:592:ILE:HD11	2.40	0.56
1:M:634:GLY:N	4:Z:25:ASP:O	2.31	0.56
1:M:723:ARG:HH21	1:M:779:ARG:C	2.08	0.56
1:P:217:THR:HG22	1:P:218:LEU:O	2.05	0.56

Continued on next page...

Continued from previous page...

Atom-1	Atom-2	Interatomic distance (Å)	Clash overlap (Å)
1:P:322:VAL:HG11	1:P:325:ILE:HD11	1.86	0.56
1:P:747:LEU:O	1:P:747:LEU:HD23	2.05	0.56
1:P:816:ILE:HD11	2:Q:100:ALA:HB1	1.87	0.56
4:3:365:ALA:HB3	4:3:369:ILE:HB	1.88	0.56
4:8:365:ALA:HB3	4:8:369:ILE:HB	1.88	0.56
4:Y:365:ALA:HB3	4:Y:369:ILE:HB	1.87	0.56
1:D:435:GLU:O	1:D:438:PHE:HB3	2.06	0.56
1:D:546:THR:HG21	1:D:548:THR:HB	1.88	0.56
1:G:116:TYR:CE2	1:G:154:HIS:CD2	2.94	0.56
1:G:135:TYR:N	1:G:135:TYR:HD1	2.04	0.56
1:G:638:GLY:CA	4:V:345:ILE:H	2.18	0.56
1:J:109:ARG:O	1:J:114:MET:N	2.37	0.56
1:J:322:VAL:HG11	1:J:325:ILE:HD11	1.86	0.56
1:J:411:GLU:H	4:W:333:PRO:HG2	1.71	0.56
1:J:649:VAL:CG1	1:J:649:VAL:HA	2.35	0.56
1:J:733:PRO:CB	1:J:737:PHE:HE1	2.19	0.56
1:M:717:TYR:HD1	1:M:744:SER:HG	1.52	0.56
1:P:604:ASN:OD1	1:P:607:VAL:HG23	2.06	0.56
1:P:612:GLN:HE22	1:P:627:GLY:HA2	1.66	0.56
1:P:649:VAL:CG1	1:P:649:VAL:HA	2.35	0.56
1:P:821:ARG:HH12	2:Q:127:ARG:CZ	2.19	0.56
1:P:836:PHE:CZ	2:Q:159:HIS:HA	2.27	0.56
4:X:365:ALA:HB3	4:X:369:ILE:HB	1.88	0.56
1:A:149:GLN:CD	1:A:718:ALA:H	2.09	0.56
1:A:530:MET:HA	4:8:354:GLN:CD	2.11	0.56
1:A:530:MET:CB	4:8:354:GLN:HG3	2.36	0.56
1:A:579:PHE:CD2	1:A:592:ILE:HD11	2.40	0.56
1:A:630:ALA:CA	4:8:25:ASP:OD2	2.53	0.56
1:D:82:PRO:HD2	1:D:85:TYR:CD2	2.40	0.56
1:D:322:VAL:HG11	1:D:325:ILE:HD11	1.86	0.56
1:D:546:THR:HB	1:D:549:SER:H	1.71	0.56
1:D:604:ASN:OD1	1:D:607:VAL:HG23	2.06	0.56
1:D:677:PRO:HB2	1:D:678:ASN:ND2	2.20	0.56
1:D:712:PRO:HB2	1:D:771:LEU:HB3	1.87	0.56
1:D:747:LEU:HD23	1:D:747:LEU:O	2.05	0.56
3:F:46:ILE:O	3:F:50:LEU:CG	2.47	0.56
1:G:93:MET:CE	1:G:715:VAL:C	2.73	0.56
1:G:127:ASN:ND2	1:G:128:PRO:HD2	2.17	0.56
1:G:406:VAL:HG12	1:G:407:GLY:H	1.71	0.56
1:G:733:PRO:CA	1:G:737:PHE:HE1	2.19	0.56
1:G:754:ASP:O	1:G:776:GLU:OE2	2.24	0.56

Continued on next page...

Continued from previous page...

Atom-1	Atom-2	Interatomic distance (Å)	Clash overlap (Å)
1:G:834:LEU:CD1	2:H:51:PHE:HE1	2.12	0.56
1:J:797:PHE:HE2	3:L:126:LEU:HD22	1.68	0.56
1:M:629:GLU:O	1:M:643:GLY:HA3	2.06	0.56
1:P:173:GLN:C	1:P:667:THR:HG23	2.25	0.56
1:P:733:PRO:CB	1:P:737:PHE:HE1	2.19	0.56
4:V:291:LYS:HD2	4:X:243:PRO:HB2	1.87	0.56
4:Z:365:ALA:HB3	4:Z:369:ILE:HB	1.87	0.56
1:A:411:GLU:H	4:8:333:PRO:HG2	1.71	0.56
1:A:599:ASN:CG	1:A:649:VAL:HB	2.25	0.56
1:D:831:TRP:HZ2	2:E:47:LEU:HB3	1.71	0.56
1:G:783:LEU:HA	1:G:786:ILE:HB	1.87	0.56
3:I:46:ILE:O	3:I:50:LEU:CG	2.47	0.56
1:J:529:PRO:CG	4:W:353:GLN:OE1	2.54	0.56
1:J:725:ARG:HG3	1:J:733:PRO:CA	2.36	0.56
1:M:135:TYR:N	1:M:135:TYR:HD1	2.04	0.56
1:M:338:ILE:HG21	1:M:348:MLY:HB3	1.87	0.56
1:M:737:PHE:CE1	3:O:85:GLU:OE1	2.58	0.56
1:M:834:LEU:HD12	2:N:51:PHE:CE1	2.36	0.56
3:O:102:VAL:HG23	3:O:139:TYR:CD1	2.39	0.56
1:P:481:ASN:N	1:P:481:ASN:ND2	2.51	0.56
1:A:823:PHE:HE1	2:B:161:GLU:N	2.02	0.56
1:D:206:LYS:HB3	1:D:217:THR:OG1	2.06	0.56
1:D:643:GLY:HA2	4:9:24:ASP:OD1	2.04	0.56
1:D:732:ILE:CD1	1:D:782:MLY:CH2	2.84	0.56
2:E:140:PHE:O	2:E:141:PRO:C	2.33	0.56
1:G:217:THR:HG22	1:G:218:LEU:O	2.06	0.56
1:G:435:GLU:O	1:G:438:PHE:HB3	2.06	0.56
1:G:599:ASN:CG	1:G:649:VAL:HB	2.25	0.56
1:J:82:PRO:HD2	1:J:85:TYR:CD2	2.40	0.56
1:J:83:PRO:C	1:J:723:ARG:NH2	2.58	0.56
1:J:206:LYS:HB3	1:J:217:THR:OG1	2.06	0.56
1:J:649:VAL:HA	1:J:649:VAL:HG23	1.83	0.56
1:M:568:PRO:HG3	1:M:578:HIS:H	1.69	0.56
1:M:638:GLY:CA	4:Z:345:ILE:H	2.18	0.56
1:M:733:PRO:CA	1:M:737:PHE:HE1	2.18	0.56
1:M:795:ARG:CZ	3:O:116:GLU:OE1	2.45	0.56
1:P:410:ASN:CG	4:1:334:GLU:C	2.65	0.56
1:P:723:ARG:HH22	1:P:782:MLY:HB3	1.66	0.56
1:P:767:PHE:CD1	1:P:772:LEU:HD13	2.41	0.56
4:2:324:THR:OG1	4:4:244:ASP:CB	2.53	0.56
4:V:288:ASP:N	4:X:204:ALA:H	2.03	0.56

Continued on next page...

Continued from previous page...

Atom-1	Atom-2	Interatomic distance (Å)	Clash overlap (Å)
4:X:287:ILE:CG1	4:Z:205:GLU:HG3	2.36	0.56
3:C:102:VAL:HG23	3:C:139:TYR:CD1	2.39	0.56
1:D:173:GLN:C	1:D:667:THR:HG23	2.25	0.56
1:D:338:ILE:HG21	1:D:348:MLY:HB3	1.87	0.56
1:G:629:GLU:O	1:G:643:GLY:HA3	2.06	0.56
1:G:640:LYS:C	1:G:645:SER:OG	2.44	0.56
1:J:135:TYR:N	1:J:135:TYR:HD1	2.04	0.56
1:J:302:MET:HG2	1:J:303:LEU:HD13	1.87	0.56
1:J:537:GLU:HB3	1:J:648:THR:CB	2.36	0.56
1:J:795:ARG:CD	3:L:116:GLU:OE2	2.52	0.56
1:M:630:ALA:CA	4:Z:25:ASP:OD2	2.53	0.56
1:M:635:GLY:HA3	4:Z:334:GLU:CG	2.30	0.56
1:M:783:LEU:CD2	1:M:786:ILE:HD11	2.34	0.56
1:M:832:MET:SD	2:N:84:PHE:HE2	2.28	0.56
1:P:7:MET:HE3	1:P:14:ALA:CB	2.36	0.56
1:P:435:GLU:O	1:P:438:PHE:HB3	2.06	0.56
1:P:546:THR:HG21	1:P:548:THR:HB	1.88	0.56
4:1:365:ALA:HB3	4:1:369:ILE:HB	1.88	0.56
4:W:365:ALA:HB3	4:W:369:ILE:HB	1.88	0.56
1:A:135:TYR:N	1:A:135:TYR:HD1	2.04	0.56
1:A:290:GLN:HG2	1:A:331:LEU:HA	1.87	0.56
1:A:529:PRO:CB	4:8:354:GLN:HA	2.36	0.56
1:A:725:ARG:HG3	1:A:733:PRO:CA	2.36	0.56
1:D:99:GLU:OE2	1:D:696:ARG:NH2	2.30	0.56
1:D:411:GLU:H	4:9:333:PRO:HG2	1.70	0.56
1:D:726:VAL:O	1:D:785:GLU:CG	2.49	0.56
1:D:830:PRO:HG2	2:E:67:MET:HE2	1.88	0.56
1:G:541:MET:HG2	4:V:345:ILE:CG2	2.35	0.56
1:G:813:ILE:HG23	2:H:128:PHE:CE1	2.12	0.56
1:J:567:LYS:NZ	4:Y:92:ASN:ND2	2.36	0.56
1:M:505:MLY:O	1:M:762:HIS:ND1	2.38	0.56
1:M:599:ASN:CG	1:M:649:VAL:HB	2.25	0.56
1:P:206:LYS:HB3	1:P:217:THR:OG1	2.06	0.56
1:P:295:MLY:HG3	1:P:332:MET:HE1	1.88	0.56
1:P:406:VAL:HG12	1:P:407:GLY:H	1.71	0.56
1:P:629:GLU:O	1:P:643:GLY:HA3	2.06	0.56
4:X:292:ASP:OD1	4:Z:244:ASP:HA	2.06	0.56
1:A:22:LYS:HA	1:A:25:ILE:HB	1.88	0.56
1:A:22:LYS:O	1:A:26:GLU:HG3	2.06	0.56
1:A:32:PHE:CG	1:A:83:PRO:HD3	2.41	0.56
1:A:109:ARG:O	1:A:114:MET:N	2.37	0.56

Continued on next page...

Continued from previous page...

Atom-1	Atom-2	Interatomic distance (Å)	Clash overlap (Å)
1:A:149:GLN:HG2	1:A:719:ASP:OD1	1.93	0.56
1:A:629:GLU:O	1:A:643:GLY:HA3	2.06	0.56
1:A:836:PHE:HZ	2:B:159:HIS:HA	1.70	0.56
3:C:123:VAL:O	3:C:127:MET:HG2	2.07	0.56
1:D:116:TYR:CE2	1:D:154:HIS:CD2	2.94	0.56
1:D:217:THR:HG22	1:D:218:LEU:O	2.05	0.56
1:D:530:MET:HE3	4:9:354:GLN:CG	2.31	0.56
1:D:634:GLY:N	4:9:25:ASP:O	2.31	0.56
1:J:116:TYR:CE2	1:J:154:HIS:CD2	2.93	0.56
1:J:553:MLY:CE	4:Y:45:VAL:CG1	2.78	0.56
1:J:561:LYS:HE2	4:Y:48:GLY:HA3	1.87	0.56
2:K:150:TYR:C	2:K:151:LYS:CG	2.48	0.56
1:M:22:LYS:HA	1:M:25:ILE:HB	1.87	0.56
1:M:206:LYS:HB3	1:M:217:THR:OG1	2.06	0.56
1:M:733:PRO:CB	1:M:737:PHE:HE1	2.19	0.56
1:P:32:PHE:CG	1:P:83:PRO:HD3	2.41	0.56
1:P:290:GLN:HG2	1:P:331:LEU:HA	1.87	0.56
1:P:530:MET:CA	4:1:354:GLN:HB3	2.35	0.56
4:1:245:GLY:N	4:Y:291:LYS:CB	2.68	0.56
4:2:287:ILE:HB	4:4:203:THR:CB	2.35	0.56
4:5:365:ALA:HB3	4:5:369:ILE:HB	1.88	0.56
1:A:501:GLU:CG	1:A:762:HIS:CE1	2.84	0.55
1:A:529:PRO:CG	4:8:353:GLN:OE1	2.53	0.55
1:D:629:GLU:O	1:D:643:GLY:HA3	2.06	0.55
1:D:725:ARG:HG3	1:D:733:PRO:CA	2.36	0.55
1:D:799:MET:HE1	3:F:32:ASP:CB	2.25	0.55
1:G:755:HIS:H	1:G:779:ARG:NH2	1.89	0.55
1:G:794:CYS:O	1:G:798:LEU:N	2.37	0.55
1:J:22:LYS:HA	1:J:25:ILE:HB	1.87	0.55
1:J:435:GLU:O	1:J:438:PHE:HB3	2.06	0.55
1:J:629:GLU:O	1:J:643:GLY:HA3	2.06	0.55
1:J:640:LYS:C	1:J:645:SER:OG	2.44	0.55
2:K:156:VAL:HA	2:K:159:HIS:O	2.07	0.55
3:L:123:VAL:O	3:L:127:MET:HG2	2.07	0.55
1:M:508:ILE:HD11	1:M:766:PHE:CG	2.40	0.55
1:M:530:MET:CB	4:Z:354:GLN:HG3	2.36	0.55
1:P:821:ARG:HH22	2:Q:127:ARG:NE	2.04	0.55
4:7:365:ALA:HB3	4:7:369:ILE:HB	1.87	0.55
4:9:365:ALA:HB3	4:9:369:ILE:HB	1.88	0.55
1:A:530:MET:HE3	4:8:354:GLN:CB	2.35	0.55
1:A:546:THR:HB	1:A:549:SER:H	1.71	0.55

Continued on next page...

Continued from previous page...

Atom-1	Atom-2	Interatomic distance (Å)	Clash overlap (Å)
1:A:642:LYS:CA	4:8:22:ALA:C	2.71	0.55
1:D:345:ALA:O	1:D:349:THR:N	2.40	0.55
1:D:406:VAL:HG12	1:D:407:GLY:H	1.71	0.55
1:D:529:PRO:CB	4:9:354:GLN:HA	2.36	0.55
1:D:538:GLU:CG	4:9:351:THR:C	2.73	0.55
1:G:206:LYS:HB3	1:G:217:THR:OG1	2.06	0.55
1:G:815:CYS:SG	2:H:92:ASP:OD1	2.64	0.55
1:G:831:TRP:HE1	2:H:67:MET:CB	1.96	0.55
1:J:22:LYS:O	1:J:26:GLU:HG3	2.07	0.55
1:J:630:ALA:HA	4:W:25:ASP:OD2	2.07	0.55
1:J:757:GLN:NE2	1:J:777:GLU:H	2.05	0.55
1:J:836:PHE:CE2	2:K:160:GLY:HA3	2.40	0.55
2:K:112:ILE:C	2:K:147:ASN:O	2.42	0.55
1:M:7:MET:HE3	1:M:14:ALA:CB	2.36	0.55
1:M:643:GLY:N	4:Z:23:GLY:C	2.55	0.55
1:M:799:MET:HE1	3:O:32:ASP:HB3	1.85	0.55
1:P:630:ALA:HA	4:1:25:ASP:OD2	2.07	0.55
1:P:640:LYS:C	1:P:645:SER:OG	2.44	0.55
1:P:677:PRO:HB2	1:P:678:ASN:ND2	2.20	0.55
1:P:722:GLN:HE21	3:R:85:GLU:CB	2.19	0.55
4:2:287:ILE:HG21	4:4:203:THR:N	2.19	0.55
1:A:82:PRO:HD2	1:A:85:TYR:HD2	1.72	0.55
1:A:338:ILE:HG21	1:A:348:MLY:HB3	1.87	0.55
1:A:579:PHE:HE1	1:A:581:LEU:HD13	1.72	0.55
1:A:638:GLY:CA	4:8:345:ILE:H	2.19	0.55
1:A:640:LYS:C	1:A:645:SER:OG	2.44	0.55
1:D:22:LYS:O	1:D:26:GLU:HG3	2.06	0.55
1:D:712:PRO:CB	1:D:771:LEU:HD22	2.36	0.55
1:G:22:LYS:O	1:G:26:GLU:HG3	2.06	0.55
1:G:546:THR:HG21	1:G:548:THR:HB	1.88	0.55
1:G:795:ARG:HB3	3:I:35:ARG:HH22	1.72	0.55
3:I:35:ARG:HA	3:I:39:GLN:O	2.06	0.55
1:J:7:MET:HE3	1:J:14:ALA:CB	2.36	0.55
1:J:217:THR:HG22	1:J:218:LEU:O	2.05	0.55
1:M:84:MLY:HD2	1:M:776:GLU:OE1	1.97	0.55
1:M:640:LYS:C	1:M:645:SER:OG	2.44	0.55
1:M:646:PHE:CE2	1:M:652:LEU:CG	2.90	0.55
3:O:123:VAL:O	3:O:127:MET:HG2	2.07	0.55
1:P:22:LYS:HA	1:P:25:ILE:HB	1.87	0.55
1:P:116:TYR:CE2	1:P:154:HIS:CD2	2.94	0.55
1:P:546:THR:HB	1:P:549:SER:H	1.71	0.55

Continued on next page...

Continued from previous page...

Atom-1	Atom-2	Interatomic distance (Å)	Clash overlap (Å)
4:3:287:ILE:HB	4:5:204:ALA:N	2.21	0.55
1:A:7:MET:HE3	1:A:14:ALA:CB	2.36	0.55
1:A:345:ALA:O	1:A:349:THR:N	2.40	0.55
1:A:406:VAL:HG12	1:A:407:GLY:H	1.71	0.55
1:A:646:PHE:CE2	1:A:652:LEU:CG	2.90	0.55
1:A:732:ILE:CG2	1:A:747:LEU:HD11	1.26	0.55
1:A:753:VAL:CG1	1:A:775:LEU:HD23	2.36	0.55
1:D:7:MET:HE3	1:D:14:ALA:CB	2.37	0.55
1:D:800:ARG:HB3	3:F:149:VAL:CG1	2.36	0.55
1:J:290:GLN:HG2	1:J:331:LEU:HA	1.87	0.55
1:J:506:GLU:OE2	1:J:760:PHE:O	2.24	0.55
1:J:529:PRO:CB	4:W:354:GLN:HA	2.36	0.55
1:J:839:MLY:HH21	2:K:158:THR:HG22	1.89	0.55
1:M:410:ASN:CG	4:Z:334:GLU:C	2.65	0.55
1:M:796:GLY:HA2	3:O:35:ARG:HD3	1.87	0.55
1:P:338:ILE:HG21	1:P:348:MLY:HB3	1.87	0.55
1:P:832:MET:SD	2:Q:84:PHE:HE2	2.30	0.55
1:A:418:THR:HG22	1:A:419:VAL:H	1.69	0.55
1:A:733:PRO:CB	1:A:737:PHE:HE1	2.19	0.55
1:A:799:MET:SD	3:C:32:ASP:C	2.85	0.55
1:D:22:LYS:HA	1:D:25:ILE:HB	1.87	0.55
1:G:7:MET:HE3	1:G:14:ALA:CB	2.36	0.55
1:G:82:PRO:HD2	1:G:85:TYR:HD2	1.72	0.55
1:G:537:GLU:HB3	1:G:648:THR:CB	2.36	0.55
1:G:755:HIS:CB	1:G:779:ARG:HH22	2.09	0.55
1:J:32:PHE:CG	1:J:83:PRO:HD3	2.41	0.55
1:J:579:PHE:HE1	1:J:581:LEU:HD13	1.72	0.55
1:J:646:PHE:CE2	1:J:652:LEU:CG	2.90	0.55
1:J:804:ARG:NH2	3:L:149:VAL:HA	2.22	0.55
1:M:435:GLU:O	1:M:438:PHE:HB3	2.06	0.55
1:M:530:MET:HE3	4:Z:355:MET:SD	2.46	0.55
1:M:579:PHE:HE1	1:M:581:LEU:HD13	1.72	0.55
1:P:135:TYR:N	1:P:135:TYR:HD1	2.04	0.55
1:P:722:GLN:NE2	3:R:83:THR:C	2.60	0.55
1:P:783:LEU:CG	1:P:786:ILE:HD11	2.37	0.55
1:P:800:ARG:CG	3:R:149:VAL:HG22	2.36	0.55
1:P:839:MLY:HH21	2:Q:158:THR:HG22	1.88	0.55
3:R:123:VAL:O	3:R:127:MET:HG2	2.06	0.55
4:4:365:ALA:HB3	4:4:369:ILE:HB	1.88	0.55
4:X:287:ILE:HD13	4:Z:205:GLU:CG	2.35	0.55
1:A:435:GLU:O	1:A:438:PHE:HB3	2.06	0.55

Continued on next page...

Continued from previous page...

Atom-1	Atom-2	Interatomic distance (Å)	Clash overlap (Å)
1:A:537:GLU:HB3	1:A:648:THR:CB	2.36	0.55
1:A:546:THR:HG21	1:A:548:THR:HB	1.88	0.55
2:B:156:VAL:HA	2:B:159:HIS:O	2.07	0.55
1:D:292:MET:HE1	1:D:309:PRO:CD	2.37	0.55
1:D:537:GLU:HB3	1:D:648:THR:CB	2.36	0.55
1:D:638:GLY:CA	4:9:345:ILE:H	2.18	0.55
1:D:733:PRO:CA	1:D:737:PHE:HE1	2.18	0.55
1:G:290:GLN:HG2	1:G:331:LEU:HA	1.88	0.55
1:G:290:GLN:NE2	1:G:334:THR:OG1	2.40	0.55
1:G:646:PHE:CE2	1:G:652:LEU:CG	2.90	0.55
1:G:733:PRO:CB	1:G:737:PHE:HE1	2.19	0.55
3:I:123:VAL:O	3:I:127:MET:HG2	2.07	0.55
1:J:82:PRO:HD2	1:J:85:TYR:HD2	1.72	0.55
1:J:220:ASP:O	1:J:224:SER:N	2.27	0.55
1:J:290:GLN:NE2	1:J:334:THR:OG1	2.40	0.55
1:M:32:PHE:CG	1:M:83:PRO:HD3	2.42	0.55
1:M:217:THR:HG22	1:M:218:LEU:O	2.05	0.55
1:M:345:ALA:O	1:M:349:THR:N	2.40	0.55
1:M:406:VAL:HG12	1:M:407:GLY:H	1.71	0.55
1:M:529:PRO:CB	4:Z:354:GLN:HA	2.36	0.55
1:M:529:PRO:CG	4:Z:353:GLN:OE1	2.54	0.55
1:M:792:ALA:CB	3:O:42:THR:N	2.70	0.55
1:P:109:ARG:O	1:P:114:MET:N	2.37	0.55
1:P:290:GLN:NE2	1:P:334:THR:OG1	2.40	0.55
1:P:529:PRO:CG	4:1:353:GLN:OE1	2.54	0.55
1:P:530:MET:CB	4:1:354:GLN:HG3	2.36	0.55
1:P:579:PHE:HE1	1:P:581:LEU:HD13	1.72	0.55
1:P:646:PHE:CE2	1:P:652:LEU:CG	2.90	0.55
1:P:725:ARG:HG3	1:P:733:PRO:CA	2.36	0.55
1:P:765:VAL:HG12	1:P:766:PHE:N	2.22	0.55
1:P:806:MET:C	1:P:809:ARG:HB2	2.27	0.55
1:P:836:PHE:CE1	2:Q:160:GLY:N	2.63	0.55
2:Q:156:VAL:HA	2:Q:159:HIS:O	2.07	0.55
4:X:287:ILE:CD1	4:Z:205:GLU:CG	2.76	0.55
1:A:302:MET:HG2	1:A:303:LEU:HD13	1.87	0.55
1:A:757:GLN:O	1:A:771:LEU:HD22	2.06	0.55
3:C:35:ARG:HA	3:C:39:GLN:O	2.07	0.55
1:D:32:PHE:CG	1:D:83:PRO:HD3	2.41	0.55
1:D:640:LYS:C	1:D:645:SER:OG	2.44	0.55
1:D:642:LYS:CA	4:9:22:ALA:C	2.71	0.55
1:D:649:VAL:CG1	1:D:649:VAL:HA	2.35	0.55

Continued on next page...

Continued from previous page...

Atom-1	Atom-2	Interatomic distance (Å)	Clash overlap (Å)
1:D:724:TYR:CD1	1:D:782:MLY:CD	2.90	0.55
2:E:112:ILE:C	2:E:147:ASN:O	2.42	0.55
3:F:123:VAL:O	3:F:127:MET:HG2	2.07	0.55
1:G:506:GLU:OE2	1:G:760:PHE:CA	2.54	0.55
1:G:792:ALA:CB	3:I:42:THR:N	2.59	0.55
1:J:406:VAL:HG12	1:J:407:GLY:H	1.71	0.55
1:J:642:LYS:HG2	4:W:22:ALA:C	2.27	0.55
1:M:82:PRO:HD2	1:M:85:TYR:HD2	1.72	0.55
1:M:411:GLU:H	4:Z:333:PRO:HG2	1.71	0.55
2:N:156:VAL:HA	2:N:159:HIS:O	2.07	0.55
1:P:22:LYS:O	1:P:26:GLU:HG3	2.07	0.55
1:P:302:MET:HG2	1:P:303:LEU:HD13	1.87	0.55
1:P:537:GLU:HB3	1:P:648:THR:CB	2.36	0.55
1:P:723:ARG:HH11	1:P:723:ARG:CG	2.20	0.55
1:P:726:VAL:HG13	3:R:80:ASP:OD1	2.07	0.55
1:P:794:CYS:O	1:P:798:LEU:N	2.36	0.55
2:Q:121:LEU:CA	2:Q:128:PHE:CG	2.89	0.55
4:1:201:VAL:H	4:Y:287:ILE:HG12	1.03	0.55
4:6:365:ALA:HB3	4:6:369:ILE:HB	1.88	0.55
1:A:93:MET:CE	1:A:715:VAL:HG22	2.36	0.55
1:A:290:GLN:NE2	1:A:334:THR:OG1	2.40	0.55
1:D:646:PHE:CE2	1:D:652:LEU:CG	2.90	0.55
3:F:35:ARG:HA	3:F:39:GLN:O	2.07	0.55
1:G:126:VAL:HG13	1:G:675:ILE:HG22	1.89	0.55
1:G:135:TYR:HD2	1:G:191:ARG:HG2	1.72	0.55
1:G:292:MET:HE1	1:G:309:PRO:CD	2.37	0.55
1:G:345:ALA:O	1:G:349:THR:N	2.40	0.55
1:G:530:MET:HE3	4:V:354:GLN:CB	2.36	0.55
1:G:538:GLU:CD	4:V:355:MET:HE3	2.25	0.55
1:G:546:THR:HB	1:G:549:SER:H	1.71	0.55
1:G:638:GLY:HA2	4:V:345:ILE:H	1.72	0.55
1:G:755:HIS:HA	1:G:758:TYR:HE1	1.64	0.55
1:G:795:ARG:CG	3:I:116:GLU:OE2	2.55	0.55
1:G:797:PHE:CD2	3:I:126:LEU:HD13	2.41	0.55
1:J:28:GLN:CG	1:J:723:ARG:NH2	2.58	0.55
1:J:546:THR:HB	1:J:549:SER:H	1.71	0.55
1:J:721:LYS:C	1:J:736:GLN:OE1	2.46	0.55
1:M:290:GLN:NE2	1:M:334:THR:OG1	2.40	0.55
1:M:290:GLN:HG2	1:M:331:LEU:HA	1.87	0.55
1:M:302:MET:HG2	1:M:303:LEU:HD13	1.87	0.55
1:P:345:ALA:O	1:P:349:THR:N	2.40	0.55

Continued on next page...

Continued from previous page...

Atom-1	Atom-2	Interatomic distance (Å)	Clash overlap (Å)
1:A:553:MLY:CE	4:V:45:VAL:CA	2.49	0.55
1:A:604:ASN:OD1	1:A:607:VAL:HG23	2.06	0.55
1:A:797:PHE:HE2	3:C:126:LEU:CD2	2.08	0.55
1:D:507:GLY:HA3	1:D:762:HIS:HB2	1.88	0.55
1:D:831:TRP:CD1	2:E:67:MET:SD	3.00	0.55
1:G:215:GLN:CA	1:G:340:ILE:CG2	2.63	0.55
1:G:302:MET:HG2	1:G:303:LEU:HD13	1.88	0.55
1:G:305:ILE:HG22	1:G:312:TYR:CE2	2.42	0.55
1:G:529:PRO:CG	4:V:353:GLN:OE1	2.54	0.55
1:G:723:ARG:HH11	1:G:723:ARG:CG	2.20	0.55
1:J:638:GLY:CA	4:W:345:ILE:H	2.18	0.55
1:P:78:PHE:HB3	1:P:98:HIS:NE2	2.22	0.55
1:P:529:PRO:CB	4:1:354:GLN:HA	2.36	0.55
1:P:538:GLU:CG	4:1:351:THR:C	2.73	0.55
1:P:782:MLY:HH23	3:R:80:ASP:O	2.05	0.55
3:R:102:VAL:HG23	3:R:139:TYR:CD1	2.39	0.55
4:2:365:ALA:HB3	4:2:369:ILE:HB	1.88	0.55
1:A:206:LYS:HB3	1:A:217:THR:OG1	2.06	0.55
1:A:642:LYS:HG2	4:8:22:ALA:C	2.28	0.55
1:D:530:MET:CB	4:9:354:GLN:HG3	2.36	0.55
1:D:630:ALA:HA	4:9:25:ASP:OD2	2.07	0.55
1:D:712:PRO:CG	1:D:771:LEU:CB	2.72	0.55
1:D:733:PRO:CB	1:D:737:PHE:HE1	2.19	0.55
1:G:202:SER:HA	1:G:207:LYS:HE3	1.72	0.55
1:G:305:ILE:HG22	1:G:312:TYR:CZ	2.42	0.55
1:G:553:MLY:HH13	4:X:45:VAL:CG1	2.25	0.55
1:J:530:MET:CB	4:W:354:GLN:HG3	2.36	0.55
1:J:759:ALA:O	1:J:766:PHE:N	2.32	0.55
1:P:721:LYS:C	1:P:736:GLN:OE1	2.46	0.55
1:A:292:MET:HE1	1:A:309:PRO:CD	2.37	0.54
1:A:836:PHE:CD1	2:B:159:HIS:HB2	2.30	0.54
1:D:78:PHE:HB3	1:D:98:HIS:NE2	2.22	0.54
1:D:82:PRO:HD2	1:D:85:TYR:HD2	1.72	0.54
1:D:305:ILE:HG22	1:D:312:TYR:CE2	2.42	0.54
1:D:642:LYS:HG2	4:9:22:ALA:C	2.27	0.54
1:D:795:ARG:CG	3:F:118:MET:CE	2.72	0.54
1:G:795:ARG:CZ	3:I:116:GLU:HB3	2.29	0.54
1:J:292:MET:HE1	1:J:309:PRO:CD	2.37	0.54
1:J:538:GLU:CG	4:W:351:THR:C	2.73	0.54
1:J:795:ARG:HH21	3:L:116:GLU:HG2	1.71	0.54
1:M:765:VAL:HG12	1:M:766:PHE:N	2.22	0.54

Continued on next page...

Continued from previous page...

Atom-1	Atom-2	Interatomic distance (Å)	Clash overlap (Å)
1:P:38:VAL:CB	1:P:52:ILE:HD11	2.38	0.54
1:P:305:ILE:HG22	1:P:312:TYR:CE2	2.42	0.54
1:A:135:TYR:HD2	1:A:191:ARG:HG2	1.72	0.54
1:A:149:GLN:CG	1:A:716:LEU:HD23	2.36	0.54
1:A:305:ILE:HG22	1:A:312:TYR:CZ	2.43	0.54
1:A:410:ASN:CG	4:8:334:GLU:C	2.65	0.54
1:D:723:ARG:CG	1:D:723:ARG:HH11	2.20	0.54
1:D:831:TRP:CZ3	2:E:34:ILE:CG1	2.90	0.54
1:G:32:PHE:CG	1:G:83:PRO:HD3	2.41	0.54
1:G:338:ILE:HG21	1:G:348:MLY:HB3	1.87	0.54
1:G:529:PRO:CB	4:V:354:GLN:HA	2.37	0.54
1:G:604:ASN:OD1	1:G:607:VAL:HG23	2.06	0.54
1:J:345:ALA:O	1:J:349:THR:N	2.40	0.54
1:M:721:LYS:C	1:M:736:GLN:OE1	2.46	0.54
1:P:135:TYR:HD2	1:P:191:ARG:HG2	1.73	0.54
1:P:305:ILE:HG22	1:P:312:TYR:CZ	2.42	0.54
1:P:649:VAL:HA	1:P:649:VAL:HG23	1.83	0.54
1:P:723:ARG:HH21	1:P:779:ARG:C	2.08	0.54
4:1:243:PRO:HB2	4:Y:291:LYS:HZ1	1.72	0.54
4:8:288:ASP:CA	4:V:204:ALA:HB2	2.31	0.54
1:A:98:HIS:HB3	1:A:100:PRO:CD	2.25	0.54
1:A:765:VAL:HG12	1:A:766:PHE:N	2.22	0.54
1:A:831:TRP:HH2	2:B:50:THR:OG1	1.83	0.54
1:D:10:PHE:O	1:D:12:GLU:N	2.41	0.54
1:D:135:TYR:HD2	1:D:191:ARG:HG2	1.72	0.54
1:D:579:PHE:HE1	1:D:581:LEU:HD13	1.72	0.54
1:D:721:LYS:C	1:D:736:GLN:OE1	2.46	0.54
1:G:10:PHE:O	1:G:12:GLU:N	2.41	0.54
1:G:538:GLU:CG	4:V:351:THR:C	2.73	0.54
1:G:707:CYS:O	1:G:712:PRO:CD	2.55	0.54
1:G:800:ARG:NH2	3:I:40:ASN:CG	2.54	0.54
1:J:78:PHE:HB3	1:J:98:HIS:NE2	2.22	0.54
1:J:410:ASN:CG	4:W:334:GLU:C	2.65	0.54
1:J:546:THR:HG21	1:J:548:THR:HB	1.88	0.54
1:M:126:VAL:HG13	1:M:675:ILE:HG22	1.89	0.54
1:M:508:ILE:CG2	1:M:759:ALA:HB1	2.35	0.54
1:M:638:GLY:HA2	4:Z:345:ILE:H	1.72	0.54
2:N:146:GLY:O	2:N:147:ASN:ND2	2.41	0.54
1:P:292:MET:HE3	1:P:309:PRO:CA	2.35	0.54
1:P:544:LYS:NZ	4:3:45:VAL:HG22	2.22	0.54
1:A:638:GLY:HA2	4:8:345:ILE:H	1.72	0.54

Continued on next page...

Continued from previous page...

Atom-1	Atom-2	Interatomic distance (Å)	Clash overlap (Å)
1:A:791:GLN:O	1:A:794:CYS:HB2	2.08	0.54
1:D:126:VAL:HG13	1:D:675:ILE:HG22	1.90	0.54
1:D:290:GLN:HG2	1:D:331:LEU:HA	1.87	0.54
1:D:290:GLN:NE2	1:D:334:THR:OG1	2.40	0.54
1:D:834:LEU:HD21	2:E:54:MET:HE3	1.77	0.54
2:E:146:GLY:O	2:E:147:ASN:ND2	2.41	0.54
1:G:649:VAL:CG1	1:G:649:VAL:HA	2.35	0.54
1:J:10:PHE:O	1:J:12:GLU:N	2.40	0.54
1:J:305:ILE:HG22	1:J:312:TYR:CZ	2.42	0.54
1:M:78:PHE:HB3	1:M:98:HIS:NE2	2.22	0.54
1:M:292:MET:HE1	1:M:309:PRO:HD3	1.90	0.54
1:M:305:ILE:HG22	1:M:312:TYR:CE2	2.43	0.54
1:M:537:GLU:HB3	1:M:648:THR:CB	2.36	0.54
1:M:604:ASN:OD1	1:M:607:VAL:HG23	2.06	0.54
1:P:759:ALA:O	1:P:766:PHE:N	2.32	0.54
1:P:799:MET:HE1	3:R:32:ASP:HB3	1.88	0.54
1:A:126:VAL:HG13	1:A:675:ILE:HG22	1.90	0.54
1:A:305:ILE:HG22	1:A:312:TYR:CE2	2.43	0.54
1:A:723:ARG:CG	1:A:723:ARG:HH11	2.20	0.54
1:G:84:MLY:HD3	1:G:724:TYR:CZ	2.42	0.54
1:G:553:MLY:HH12	4:X:45:VAL:CG1	2.29	0.54
1:G:556:ASP:OD2	4:X:44:MET:HG3	2.08	0.54
1:J:538:GLU:HG3	4:W:352:PHE:CA	2.38	0.54
1:J:791:GLN:O	1:J:794:CYS:HB2	2.08	0.54
3:L:35:ARG:HA	3:L:39:GLN:O	2.06	0.54
1:M:10:PHE:O	1:M:12:GLU:N	2.41	0.54
1:M:22:LYS:O	1:M:26:GLU:HG3	2.07	0.54
1:M:470:PHE:O	1:M:473:ASN:ND2	2.40	0.54
4:1:246:GLN:H	4:Y:291:LYS:HB3	1.71	0.54
1:A:10:PHE:O	1:A:12:GLU:N	2.41	0.54
1:A:149:GLN:HA	1:A:719:ASP:CG	2.27	0.54
1:A:629:GLU:CB	1:A:643:GLY:C	2.75	0.54
1:D:38:VAL:CB	1:D:52:ILE:HD11	2.38	0.54
2:E:156:VAL:HA	2:E:159:HIS:O	2.07	0.54
1:G:820:VAL:HG11	2:H:136:MET:HE1	1.89	0.54
2:H:146:GLY:O	2:H:147:ASN:ND2	2.41	0.54
1:J:629:GLU:CB	1:J:643:GLY:C	2.75	0.54
1:M:22:LYS:O	1:M:26:GLU:N	2.29	0.54
1:M:305:ILE:HG22	1:M:312:TYR:CZ	2.42	0.54
1:M:723:ARG:CG	1:M:723:ARG:HH11	2.20	0.54
1:M:725:ARG:HG3	1:M:733:PRO:CA	2.36	0.54

Continued on next page...

Continued from previous page...

Atom-1	Atom-2	Interatomic distance (Å)	Clash overlap (Å)
1:P:722:GLN:OE1	3:R:83:THR:O	2.25	0.54
2:Q:146:GLY:O	2:Q:147:ASN:ND2	2.41	0.54
4:1:110:LEU:C	4:2:195:GLU:CG	2.73	0.54
4:3:148:THR:HG21	4:5:45:VAL:HG21	1.89	0.54
1:A:571:ALA:O	1:A:572:LYS:CB	2.56	0.54
1:A:649:VAL:CG1	1:A:649:VAL:HA	2.35	0.54
1:A:649:VAL:HA	1:A:649:VAL:HG22	1.80	0.54
1:D:305:ILE:HG22	1:D:312:TYR:CZ	2.43	0.54
1:D:765:VAL:HG12	1:D:766:PHE:N	2.22	0.54
2:E:114:LYS:N	2:E:146:GLY:O	2.40	0.54
1:G:410:ASN:CG	4:V:334:GLU:C	2.64	0.54
1:G:506:GLU:OE1	1:G:760:PHE:O	2.23	0.54
2:H:137:TRP:CA	2:H:145:ALA:CB	2.82	0.54
2:H:156:VAL:HA	2:H:159:HIS:O	2.07	0.54
1:J:126:VAL:HG13	1:J:675:ILE:HG22	1.90	0.54
1:J:571:ALA:O	1:J:572:LYS:CB	2.56	0.54
1:M:546:THR:HG21	1:M:548:THR:HB	1.88	0.54
1:M:552:ASN:CB	4:2:49:GLN:CD	2.76	0.54
1:M:831:TRP:NE1	2:N:67:MET:HB3	2.17	0.54
3:O:35:ARG:HA	3:O:39:GLN:O	2.06	0.54
1:P:538:GLU:HG3	4:1:352:PHE:CA	2.38	0.54
1:P:638:GLY:CA	4:1:345:ILE:H	2.18	0.54
1:P:791:GLN:O	1:P:794:CYS:HB2	2.08	0.54
4:V:291:LYS:HD2	4:X:243:PRO:CB	2.38	0.54
1:A:493:HIS:ND1	1:A:514:ASP:OD2	2.41	0.54
1:A:733:PRO:O	1:A:737:PHE:CE1	2.53	0.54
1:D:530:MET:HE3	4:9:355:MET:SD	2.47	0.54
1:D:553:MLY:HG3	4:W:44:MET:O	2.07	0.54
1:D:747:LEU:HD11	1:D:782:MLY:HH22	1.81	0.54
1:G:78:PHE:HB3	1:G:98:HIS:NE2	2.23	0.54
1:G:98:HIS:HB3	1:G:100:PRO:CD	2.25	0.54
1:G:791:GLN:O	1:G:794:CYS:HB2	2.08	0.54
1:G:795:ARG:CZ	3:I:116:GLU:OE1	2.56	0.54
1:G:817:GLN:CD	2:H:127:ARG:CG	2.76	0.54
1:G:817:GLN:CB	2:H:127:ARG:CD	2.85	0.54
2:K:146:GLY:O	2:K:147:ASN:ND2	2.41	0.54
1:M:493:HIS:ND1	1:M:514:ASP:OD2	2.41	0.54
1:M:725:ARG:NH2	3:O:84:PHE:CE1	2.74	0.54
1:M:836:PHE:CZ	2:N:159:HIS:HA	2.28	0.54
1:P:292:MET:HE1	1:P:309:PRO:CD	2.38	0.54
1:P:571:ALA:O	1:P:572:LYS:CB	2.56	0.54

Continued on next page...

Continued from previous page...

Atom-1	Atom-2	Interatomic distance (Å)	Clash overlap (Å)
1:A:38:VAL:CB	1:A:52:ILE:HD11	2.38	0.54
1:D:22:LYS:O	1:D:26:GLU:N	2.29	0.54
1:D:404:PRO:CG	1:D:417:GLU:HG3	2.38	0.54
1:D:538:GLU:HG3	4:9:352:PHE:CA	2.38	0.54
1:D:732:ILE:HG23	1:D:747:LEU:CD1	1.04	0.54
1:G:404:PRO:CG	1:G:417:GLU:HG3	2.38	0.54
1:G:579:PHE:HE1	1:G:581:LEU:HD13	1.72	0.54
1:G:642:LYS:CA	4:V:22:ALA:C	2.70	0.54
1:J:217:THR:C	1:J:221:GLN:NE2	2.62	0.54
1:J:305:ILE:HG22	1:J:312:TYR:CE2	2.43	0.54
1:J:579:PHE:CD2	1:J:592:ILE:HD11	2.39	0.54
1:J:642:LYS:CG	4:W:22:ALA:HA	2.37	0.54
1:M:135:TYR:HD2	1:M:191:ARG:HG2	1.72	0.54
1:M:508:ILE:CD1	1:M:766:PHE:CD1	2.79	0.54
1:M:649:VAL:CG1	1:M:649:VAL:HA	2.35	0.54
1:P:10:PHE:O	1:P:12:GLU:N	2.40	0.54
1:P:629:GLU:CB	1:P:643:GLY:C	2.75	0.54
3:R:35:ARG:HA	3:R:39:GLN:O	2.07	0.54
1:A:553:MLY:O	4:V:48:GLY:CA	2.56	0.54
1:D:135:TYR:HD2	1:D:191:ARG:HD3	1.73	0.54
1:G:649:VAL:HA	1:G:649:VAL:HG22	1.80	0.54
1:J:32:PHE:CD1	1:J:83:PRO:HD3	2.43	0.54
1:J:493:HIS:ND1	1:J:514:ASP:OD2	2.41	0.54
1:M:739:ASP:CB	1:M:742:LYS:CB	2.81	0.54
3:O:92:ARG:HA	3:O:139:TYR:OH	2.08	0.54
1:P:82:PRO:HD2	1:P:85:TYR:HD2	1.72	0.54
1:A:630:ALA:HA	4:8:25:ASP:OD2	2.07	0.53
1:A:800:ARG:C	3:C:149:VAL:HG22	2.29	0.53
1:D:32:PHE:CD1	1:D:83:PRO:HD3	2.43	0.53
1:D:493:HIS:ND1	1:D:514:ASP:OD2	2.41	0.53
1:D:612:GLN:HE22	1:D:627:GLY:HA2	1.66	0.53
1:D:638:GLY:HA2	4:9:345:ILE:H	1.72	0.53
1:D:759:ALA:O	1:D:766:PHE:N	2.32	0.53
1:D:769:ALA:C	1:D:771:LEU:HA	2.13	0.53
1:G:38:VAL:CB	1:G:52:ILE:HD11	2.38	0.53
1:G:530:MET:CB	4:V:354:GLN:HG3	2.37	0.53
1:G:765:VAL:HG12	1:G:766:PHE:N	2.22	0.53
3:I:92:ARG:HA	3:I:139:TYR:OH	2.08	0.53
1:M:538:GLU:CG	4:Z:351:THR:C	2.73	0.53
1:M:546:THR:HB	1:M:549:SER:H	1.71	0.53
1:P:126:VAL:HG13	1:P:675:ILE:HG22	1.90	0.53

Continued on next page...

Continued from previous page...

Atom-1	Atom-2	Interatomic distance (Å)	Clash overlap (Å)
1:P:404:PRO:CG	1:P:417:GLU:HG3	2.38	0.53
1:P:493:HIS:ND1	1:P:514:ASP:OD2	2.41	0.53
4:4:185:LEU:HD23	4:4:306:TYR:OH	2.09	0.53
1:A:154:HIS:CE1	1:A:156:PHE:HD2	2.27	0.53
1:A:502:GLU:C	1:A:761:GLY:HA3	2.23	0.53
1:A:721:LYS:C	1:A:736:GLN:OE1	2.46	0.53
1:A:819:ASN:N	2:B:90:GLY:O	2.41	0.53
1:A:823:PHE:CD1	2:B:160:GLY:HA3	2.41	0.53
2:B:146:GLY:O	2:B:147:ASN:ND2	2.41	0.53
1:D:576:GLU:CG	1:D:577:ALA:N	2.43	0.53
1:D:629:GLU:CB	1:D:643:GLY:C	2.75	0.53
1:D:642:LYS:CG	4:9:22:ALA:HA	2.37	0.53
1:G:154:HIS:CE1	1:G:156:PHE:HD2	2.26	0.53
1:J:83:PRO:O	1:J:723:ARG:CZ	2.56	0.53
1:J:277:PHE:CG	1:J:278:GLN:N	2.76	0.53
1:J:295:MLY:HE2	1:J:332:MET:HE1	1.90	0.53
1:J:584:TYR:CD1	1:J:585:ALA:N	2.77	0.53
1:J:635:GLY:HA3	4:W:334:GLU:CG	2.30	0.53
1:J:732:ILE:HG23	1:J:747:LEU:CD1	1.05	0.53
1:M:38:VAL:CB	1:M:52:ILE:HD11	2.38	0.53
1:M:538:GLU:HG3	4:Z:352:PHE:CA	2.38	0.53
1:M:642:LYS:CG	4:Z:22:ALA:CA	2.80	0.53
1:M:642:LYS:HG2	4:Z:22:ALA:C	2.27	0.53
1:M:789:ALA:HA	3:O:81:GLN:NE2	2.22	0.53
1:M:791:GLN:O	1:M:794:CYS:HB2	2.08	0.53
1:P:217:THR:C	1:P:221:GLN:NE2	2.62	0.53
1:P:277:PHE:CG	1:P:278:GLN:N	2.76	0.53
1:P:661:MET:O	1:P:665:ARG:HG3	2.09	0.53
1:P:782:MLY:HH23	3:R:80:ASP:CA	2.38	0.53
1:P:817:GLN:HG2	2:Q:127:ARG:CG	2.36	0.53
1:P:829:TRP:CH2	2:Q:84:PHE:CE1	2.96	0.53
4:2:185:LEU:HD23	4:2:306:TYR:OH	2.09	0.53
1:A:32:PHE:CD1	1:A:83:PRO:HD3	2.44	0.53
1:A:78:PHE:HB3	1:A:98:HIS:NE2	2.22	0.53
1:A:529:PRO:HB2	4:8:354:GLN:HA	1.91	0.53
1:A:634:GLY:N	4:8:25:ASP:O	2.31	0.53
1:A:707:CYS:SG	1:A:714:ARG:CZ	2.96	0.53
1:A:732:ILE:HG23	1:A:747:LEU:CD1	1.04	0.53
1:D:579:PHE:CD2	1:D:592:ILE:HD11	2.39	0.53
1:D:661:MET:O	1:D:665:ARG:HG3	2.08	0.53
1:D:739:ASP:CB	1:D:742:LYS:CB	2.81	0.53

Continued on next page...

Continued from previous page...

Atom-1	Atom-2	Interatomic distance (Å)	Clash overlap (Å)
2:E:114:LYS:O	2:E:147:ASN:ND2	2.41	0.53
3:F:92:ARG:HA	3:F:139:TYR:OH	2.08	0.53
1:G:571:ALA:O	1:G:572:LYS:CB	2.56	0.53
1:G:629:GLU:CB	1:G:643:GLY:C	2.75	0.53
1:G:707:CYS:O	1:G:712:PRO:N	2.41	0.53
1:G:789:ALA:CB	3:I:81:GLN:CD	2.76	0.53
1:G:823:PHE:CE1	2:H:156:VAL:O	2.62	0.53
1:J:38:VAL:CB	1:J:52:ILE:HD11	2.38	0.53
1:J:218:LEU:N	1:J:221:GLN:HG2	2.24	0.53
1:J:599:ASN:CG	1:J:649:VAL:H	2.12	0.53
1:M:556:ASP:OD2	4:2:41:GLN:CG	2.57	0.53
1:M:629:GLU:CB	1:M:643:GLY:C	2.75	0.53
1:P:599:ASN:CG	1:P:649:VAL:H	2.12	0.53
1:P:713:SER:OG	1:P:772:LEU:CD2	2.56	0.53
1:A:813:ILE:CG1	2:B:128:PHE:CE1	2.87	0.53
1:D:218:LEU:N	1:D:221:GLN:HG2	2.24	0.53
1:G:217:THR:C	1:G:221:GLN:NE2	2.62	0.53
1:G:493:HIS:ND1	1:G:514:ASP:OD2	2.41	0.53
1:G:530:MET:CE	4:V:354:GLN:HG3	2.34	0.53
1:G:584:TYR:CD1	1:G:585:ALA:N	2.77	0.53
1:G:725:ARG:HG3	1:G:733:PRO:CA	2.36	0.53
1:J:135:TYR:HD2	1:J:191:ARG:HG2	1.73	0.53
1:J:661:MET:O	1:J:665:ARG:HG3	2.09	0.53
1:J:829:TRP:CH2	2:K:83:MET:HE3	2.44	0.53
1:M:135:TYR:HD2	1:M:191:ARG:HD3	1.73	0.53
1:M:546:THR:HG21	4:2:48:GLY:CA	2.39	0.53
1:M:584:TYR:CD1	1:M:585:ALA:N	2.77	0.53
1:M:798:LEU:HD11	3:O:126:LEU:CD2	2.38	0.53
1:P:32:PHE:CD1	1:P:83:PRO:HD3	2.43	0.53
1:P:584:TYR:CD1	1:P:585:ALA:N	2.77	0.53
1:P:726:VAL:HG11	3:R:80:ASP:CG	2.29	0.53
4:2:287:ILE:HG22	4:4:204:ALA:H	1.69	0.53
4:2:288:ASP:CB	4:4:203:THR:CG2	2.86	0.53
4:6:185:LEU:HD23	4:6:306:TYR:OH	2.09	0.53
4:7:288:ASP:CA	4:9:204:ALA:HB2	2.31	0.53
4:V:185:LEU:HD23	4:V:306:TYR:OH	2.09	0.53
4:X:185:LEU:HD23	4:X:306:TYR:OH	2.09	0.53
1:A:277:PHE:CG	1:A:278:GLN:N	2.76	0.53
1:A:640:LYS:C	4:8:23:GLY:CA	2.64	0.53
1:D:154:HIS:CE1	1:D:156:PHE:HD2	2.26	0.53
1:D:529:PRO:HB2	4:9:354:GLN:HA	1.91	0.53

Continued on next page...

Continued from previous page...

Atom-1	Atom-2	Interatomic distance (Å)	Clash overlap (Å)
1:D:553:MLY:O	4:W:48:GLY:CA	2.56	0.53
1:D:636:LYS:HB2	4:9:334:GLU:OE1	2.09	0.53
1:D:799:MET:SD	3:F:32:ASP:OD2	2.65	0.53
1:G:135:TYR:HD2	1:G:191:ARG:HD3	1.73	0.53
3:I:49:ILE:CA	3:I:52:ASN:ND2	2.53	0.53
1:J:154:HIS:CE1	1:J:156:PHE:HD2	2.26	0.53
1:J:251:ARG:HB2	1:J:264:ASP:HB2	1.91	0.53
1:J:506:GLU:HG3	1:J:760:PHE:O	2.07	0.53
1:J:765:VAL:HG12	1:J:766:PHE:N	2.22	0.53
1:M:218:LEU:N	1:M:221:GLN:HG2	2.24	0.53
1:M:529:PRO:HB2	4:Z:354:GLN:HA	1.91	0.53
1:P:135:TYR:HD2	1:P:191:ARG:HD3	1.73	0.53
1:P:295:MLY:HE2	1:P:332:MET:HE1	1.91	0.53
1:P:638:GLY:HA2	4:1:345:ILE:H	1.72	0.53
4:1:185:LEU:HD23	4:1:306:TYR:OH	2.08	0.53
1:D:571:ALA:O	1:D:572:LYS:CB	2.56	0.53
1:D:584:TYR:CD1	1:D:585:ALA:N	2.76	0.53
1:D:635:GLY:HA3	4:9:334:GLU:CG	2.30	0.53
3:F:53:PRO:HB2	3:F:55:LYS:HG3	1.91	0.53
1:G:32:PHE:CD1	1:G:83:PRO:HD3	2.44	0.53
1:G:42:HIS:HB3	1:G:45:GLN:O	2.09	0.53
1:G:277:PHE:CG	1:G:278:GLN:N	2.76	0.53
1:G:404:PRO:HG3	1:G:417:GLU:HG3	1.91	0.53
1:G:735:GLY:O	1:G:743:ALA:HA	1.94	0.53
1:J:135:TYR:HD2	1:J:191:ARG:HD3	1.73	0.53
1:J:756:THR:CG2	1:J:776:GLU:C	2.59	0.53
1:J:817:GLN:CG	2:K:127:ARG:CG	2.83	0.53
1:M:277:PHE:CG	1:M:278:GLN:N	2.76	0.53
1:M:292:MET:HE1	1:M:309:PRO:CD	2.39	0.53
1:M:404:PRO:CG	1:M:417:GLU:HG3	2.38	0.53
1:M:794:CYS:O	1:M:798:LEU:N	2.37	0.53
1:P:576:GLU:CG	1:P:577:ALA:N	2.43	0.53
1:P:642:LYS:CG	4:1:22:ALA:HA	2.37	0.53
1:P:724:TYR:CZ	1:P:775:LEU:HB3	2.24	0.53
1:P:732:ILE:HG23	1:P:747:LEU:CD1	1.05	0.53
1:P:782:MLY:CH2	3:R:80:ASP:CA	2.87	0.53
1:P:836:PHE:CD2	2:Q:160:GLY:N	2.73	0.53
3:R:92:ARG:HA	3:R:139:TYR:OH	2.08	0.53
4:W:288:ASP:H	4:Y:204:ALA:H	1.56	0.53
1:A:135:TYR:HD2	1:A:191:ARG:HD3	1.73	0.53
1:A:206:LYS:HD2	1:A:217:THR:CG2	2.17	0.53

Continued on next page...

Continued from previous page...

Atom-1	Atom-2	Interatomic distance (Å)	Clash overlap (Å)
1:A:220:ASP:O	1:A:224:SER:N	2.27	0.53
1:D:42:HIS:HB3	1:D:45:GLN:O	2.09	0.53
1:D:539:GLU:OE2	4:W:45:VAL:C	2.47	0.53
1:G:135:TYR:CD2	1:G:191:ARG:HG2	2.44	0.53
1:G:470:PHE:O	1:G:473:ASN:ND2	2.40	0.53
1:G:530:MET:CA	4:V:354:GLN:HB3	2.35	0.53
1:G:599:ASN:CG	1:G:649:VAL:H	2.12	0.53
1:G:739:ASP:CB	1:G:742:LYS:CB	2.81	0.53
2:H:114:LYS:O	2:H:147:ASN:ND2	2.41	0.53
3:I:53:PRO:HB2	3:I:55:LYS:HG3	1.91	0.53
3:I:110:VAL:HG13	3:I:114:LEU:HD12	1.91	0.53
1:J:817:GLN:HG2	2:K:127:ARG:HB3	1.81	0.53
1:J:829:TRP:CH2	2:K:84:PHE:CE1	2.96	0.53
1:M:32:PHE:CD1	1:M:83:PRO:HD3	2.44	0.53
1:M:571:ALA:O	1:M:572:LYS:CB	2.56	0.53
1:M:599:ASN:CG	1:M:649:VAL:H	2.12	0.53
1:M:800:ARG:C	3:O:149:VAL:HG21	2.29	0.53
4:1:205:GLU:HB2	4:Y:287:ILE:HD13	1.90	0.53
4:3:185:LEU:HD23	4:3:306:TYR:OH	2.09	0.53
4:7:185:LEU:HD23	4:7:306:TYR:OH	2.09	0.53
4:9:288:ASP:CA	4:W:204:ALA:HB2	2.31	0.53
1:A:135:TYR:CD2	1:A:191:ARG:HG2	2.44	0.53
1:A:556:ASP:HB3	4:V:43:VAL:HG12	1.91	0.53
1:D:277:PHE:CG	1:D:278:GLN:N	2.76	0.53
1:D:410:ASN:CG	4:9:334:GLU:C	2.65	0.53
1:D:556:ASP:HB3	4:W:43:VAL:HG12	1.91	0.53
1:G:156:PHE:HD1	1:G:195:TYR:CD1	2.27	0.53
1:G:721:LYS:C	1:G:736:GLN:OE1	2.46	0.53
1:J:529:PRO:HB2	4:W:354:GLN:HA	1.91	0.53
3:L:92:ARG:HA	3:L:139:TYR:OH	2.08	0.53
1:M:220:ASP:O	1:M:224:SER:N	2.27	0.53
1:M:404:PRO:HG3	1:M:417:GLU:HG3	1.91	0.53
1:M:630:ALA:HA	4:Z:25:ASP:OD2	2.07	0.53
1:M:661:MET:O	1:M:665:ARG:HG3	2.09	0.53
1:M:722:GLN:OE1	3:O:86:ASP:HA	2.08	0.53
1:M:793:ARG:HA	3:O:40:ASN:HB3	1.88	0.53
2:N:114:LYS:O	2:N:147:ASN:ND2	2.41	0.53
1:P:251:ARG:HB2	1:P:264:ASP:HB2	1.91	0.53
1:P:404:PRO:HG3	1:P:417:GLU:HG3	1.91	0.53
1:P:529:PRO:HB2	4:1:354:GLN:HA	1.91	0.53
1:P:579:PHE:CD2	1:P:592:ILE:HD11	2.39	0.53

Continued on next page...

Continued from previous page...

Atom-1	Atom-2	Interatomic distance (Å)	Clash overlap (Å)
4:W:185:LEU:HD23	4:W:306:TYR:OH	2.08	0.53
1:A:218:LEU:N	1:A:221:GLN:HG2	2.23	0.53
1:A:404:PRO:HG3	1:A:417:GLU:HG3	1.91	0.53
1:A:470:PHE:O	1:A:473:ASN:ND2	2.40	0.53
1:A:502:GLU:HG2	1:A:766:PHE:CD1	2.44	0.53
1:A:530:MET:CE	4:8:354:GLN:HG3	2.35	0.53
1:A:553:MLY:HG3	4:V:44:MET:O	2.07	0.53
1:A:823:PHE:CE1	2:B:161:GLU:N	2.77	0.53
3:C:92:ARG:HA	3:C:139:TYR:OH	2.08	0.53
1:D:295:MLY:HE2	1:D:332:MET:HE1	1.91	0.53
1:D:791:GLN:O	1:D:794:CYS:HB2	2.08	0.53
1:G:292:MET:CE	1:G:309:PRO:HA	2.39	0.53
1:G:642:LYS:CG	4:V:22:ALA:CA	2.80	0.53
1:G:830:PRO:HG3	2:H:67:MET:HE2	1.87	0.53
1:G:834:LEU:CD2	2:H:34:ILE:CG1	2.86	0.53
1:J:404:PRO:CG	1:J:417:GLU:HG3	2.38	0.53
1:M:109:ARG:O	1:M:114:MET:N	2.37	0.53
1:M:640:LYS:C	4:Z:23:GLY:CA	2.64	0.53
1:M:831:TRP:HE1	2:N:67:MET:CB	2.18	0.53
1:P:218:LEU:N	1:P:221:GLN:HG2	2.23	0.53
4:W:325:MET:SD	4:Y:244:ASP:HB3	2.43	0.53
1:A:295:MLY:HE2	1:A:332:MET:HE1	1.90	0.53
1:A:661:MET:O	1:A:665:ARG:HG3	2.09	0.53
1:D:135:TYR:CD2	1:D:191:ARG:HG2	2.44	0.53
1:D:800:ARG:HB3	3:F:149:VAL:CG2	2.39	0.53
1:G:295:MLY:HE2	1:G:332:MET:HE1	1.90	0.53
2:H:114:LYS:N	2:H:146:GLY:O	2.40	0.53
1:J:292:MET:CE	1:J:309:PRO:HA	2.39	0.53
1:J:638:GLY:HA2	4:W:345:ILE:H	1.71	0.53
1:M:84:MLY:HB3	1:M:780:ASP:CG	2.27	0.53
1:M:251:ARG:HB2	1:M:264:ASP:HB2	1.91	0.53
2:N:121:LEU:CA	2:N:128:PHE:CG	2.89	0.53
1:P:797:PHE:CE1	3:R:146:ILE:CB	2.92	0.53
4:Y:185:LEU:HD23	4:Y:306:TYR:OH	2.09	0.53
4:Z:185:LEU:HD23	4:Z:306:TYR:OH	2.09	0.53
1:A:636:LYS:HB2	4:8:334:GLU:OE1	2.08	0.52
1:D:795:ARG:HH21	3:F:116:GLU:HG2	1.67	0.52
2:H:121:LEU:CA	2:H:128:PHE:CG	2.89	0.52
1:J:135:TYR:CD2	1:J:191:ARG:HG2	2.44	0.52
1:J:404:PRO:HG3	1:J:417:GLU:HG3	1.91	0.52
1:J:830:PRO:HB3	2:K:67:MET:CE	2.39	0.52

Continued on next page...

Continued from previous page...

Atom-1	Atom-2	Interatomic distance (Å)	Clash overlap (Å)
1:J:834:LEU:CD1	2:K:51:PHE:CD1	2.87	0.52
2:K:114:LYS:HA	2:K:147:ASN:HD22	1.74	0.52
1:M:197:ALA:O	1:M:201:ALA:HB2	2.10	0.52
1:M:642:LYS:CA	4:Z:22:ALA:C	2.70	0.52
1:P:42:HIS:HB3	1:P:45:GLN:O	2.09	0.52
2:Q:114:LYS:HA	2:Q:147:ASN:HD22	1.74	0.52
3:R:52:ASN:HB2	3:R:53:PRO:CD	2.28	0.52
4:1:110:LEU:CB	4:2:195:GLU:HG3	2.38	0.52
1:A:42:HIS:HB3	1:A:45:GLN:O	2.09	0.52
1:A:404:PRO:CG	1:A:417:GLU:HG3	2.38	0.52
1:A:584:TYR:CD1	1:A:585:ALA:N	2.77	0.52
1:A:793:ARG:HH21	3:C:147:MET:HE3	1.74	0.52
1:G:63:MLY:HG3	1:G:64:THR:H	1.74	0.52
1:G:218:LEU:N	1:G:221:GLN:HG2	2.24	0.52
1:G:661:MET:O	1:G:665:ARG:HG3	2.09	0.52
1:J:491:PHE:HD1	1:J:671:PHE:CE2	2.27	0.52
1:M:295:MLY:HE2	1:M:332:MET:HE1	1.91	0.52
2:N:114:LYS:HA	2:N:147:ASN:HD22	1.74	0.52
2:N:129:THR:O	2:N:133:ILE:HG13	2.09	0.52
1:P:494:HIS:O	1:P:498:LEU:HB2	2.09	0.52
1:P:829:TRP:CE3	2:Q:87:LYS:NZ	2.48	0.52
4:2:285:CYS:O	4:2:290:ARG:NH1	2.43	0.52
4:4:324:THR:H	4:6:244:ASP:HA	1.73	0.52
4:5:180:LEU:HD22	4:5:267:ILE:HD11	1.92	0.52
4:8:185:LEU:HD23	4:8:306:TYR:OH	2.08	0.52
4:Y:285:CYS:O	4:Y:290:ARG:NH1	2.43	0.52
1:A:494:HIS:O	1:A:498:LEU:HB2	2.09	0.52
1:A:538:GLU:HA	4:8:349:LEU:CB	2.39	0.52
1:A:538:GLU:HG3	4:8:352:PHE:CA	2.38	0.52
3:C:53:PRO:HB2	3:C:55:LYS:HG3	1.91	0.52
1:D:599:ASN:CG	1:D:649:VAL:H	2.12	0.52
3:F:110:VAL:HG13	3:F:114:LEU:HD12	1.91	0.52
1:G:197:ALA:O	1:G:201:ALA:HB2	2.09	0.52
2:H:112:ILE:C	2:H:147:ASN:O	2.42	0.52
1:J:756:THR:CB	1:J:776:GLU:OE1	2.57	0.52
1:M:42:HIS:HB3	1:M:45:GLN:O	2.09	0.52
1:M:98:HIS:HB3	1:M:100:PRO:CD	2.25	0.52
1:P:470:PHE:O	1:P:473:ASN:ND2	2.40	0.52
1:P:795:ARG:HG2	3:R:118:MET:CE	2.40	0.52
2:Q:114:LYS:O	2:Q:147:ASN:ND2	2.41	0.52
3:R:53:PRO:HB2	3:R:55:LYS:HG3	1.91	0.52

Continued on next page...

Continued from previous page...

Atom-1	Atom-2	Interatomic distance (Å)	Clash overlap (Å)
4:1:245:GLY:H	4:Y:291:LYS:CB	2.22	0.52
4:6:180:LEU:HD22	4:6:267:ILE:HD11	1.92	0.52
4:9:180:LEU:HD22	4:9:267:ILE:HD11	1.92	0.52
1:A:251:ARG:HB2	1:A:264:ASP:HB2	1.91	0.52
1:A:599:ASN:CG	1:A:649:VAL:H	2.12	0.52
1:A:643:GLY:N	4:8:23:GLY:C	2.55	0.52
1:A:739:ASP:CB	1:A:742:LYS:CB	2.81	0.52
1:G:642:LYS:HG2	4:V:22:ALA:C	2.27	0.52
1:G:788:THR:O	3:I:42:THR:CG2	2.51	0.52
1:J:42:HIS:HB3	1:J:45:GLN:O	2.09	0.52
1:J:63:MLY:HG3	1:J:64:THR:H	1.75	0.52
1:J:232:PHE:CE1	1:J:287:ILE:HD13	2.44	0.52
1:J:494:HIS:O	1:J:498:LEU:HB2	2.09	0.52
2:N:112:ILE:C	2:N:147:ASN:O	2.42	0.52
3:O:104:GLY:HA2	3:O:137:ILE:HD11	1.92	0.52
1:P:154:HIS:CE1	1:P:156:PHE:HD2	2.26	0.52
1:P:491:PHE:HD1	1:P:671:PHE:CE2	2.27	0.52
2:Q:144:VAL:HG12	2:Q:153:ILE:HD11	1.75	0.52
4:4:322:PRO:C	4:6:244:ASP:HB2	2.30	0.52
4:9:185:LEU:HD23	4:9:306:TYR:OH	2.09	0.52
4:V:180:LEU:HD22	4:V:267:ILE:HD11	1.92	0.52
4:X:285:CYS:O	4:X:290:ARG:NH1	2.43	0.52
4:Y:180:LEU:HD22	4:Y:267:ILE:HD11	1.92	0.52
4:Z:285:CYS:O	4:Z:290:ARG:NH1	2.43	0.52
1:D:128:PRO:O	1:D:129:TYR:HB2	2.09	0.52
1:D:838:ILE:HD13	2:E:54:MET:HE1	1.88	0.52
3:F:104:GLY:HA2	3:F:137:ILE:HD11	1.92	0.52
1:G:530:MET:HA	4:V:354:GLN:CD	2.11	0.52
1:J:156:PHE:HD1	1:J:195:TYR:CD1	2.27	0.52
1:J:796:GLY:HA2	3:L:35:ARG:NE	2.25	0.52
1:M:135:TYR:CD2	1:M:191:ARG:HG2	2.44	0.52
1:M:156:PHE:HD1	1:M:195:TYR:CD1	2.27	0.52
1:M:723:ARG:HH11	1:M:779:ARG:NE	2.05	0.52
1:P:636:LYS:HB2	4:1:334:GLU:OE1	2.09	0.52
4:1:180:LEU:HD22	4:1:267:ILE:HD11	1.92	0.52
4:3:285:CYS:O	4:3:290:ARG:NH1	2.43	0.52
4:8:180:LEU:HD22	4:8:267:ILE:HD11	1.92	0.52
4:8:285:CYS:O	4:8:290:ARG:NH1	2.43	0.52
4:V:285:CYS:O	4:V:290:ARG:NH1	2.43	0.52
4:V:324:THR:HG22	4:X:247:VAL:HG13	1.91	0.52
4:W:180:LEU:HD22	4:W:267:ILE:HD11	1.92	0.52

Continued on next page...

Continued from previous page...

Atom-1	Atom-2	Interatomic distance (Å)	Clash overlap (Å)
4:W:285:CYS:O	4:W:290:ARG:NH1	2.43	0.52
4:Z:180:LEU:HD22	4:Z:267:ILE:HD11	1.92	0.52
1:A:556:ASP:CA	4:V:49:GLN:O	2.52	0.52
1:A:791:GLN:CD	3:C:116:GLU:N	2.43	0.52
2:B:114:LYS:O	2:B:147:ASN:ND2	2.41	0.52
2:B:129:THR:O	2:B:133:ILE:HG13	2.09	0.52
3:C:110:VAL:HG13	3:C:114:LEU:HD12	1.91	0.52
1:D:40:VAL:HG13	1:D:41:VAL:O	2.10	0.52
1:D:41:VAL:HG13	1:D:42:HIS:N	2.25	0.52
1:D:109:ARG:HD3	1:D:117:THR:HB	1.92	0.52
1:G:503:TYR:CE1	1:G:711:PHE:HE2	2.14	0.52
1:G:538:GLU:HG3	4:V:352:PHE:CA	2.38	0.52
1:G:818:TYR:HH	2:H:127:ARG:NH2	1.98	0.52
1:G:834:LEU:HD22	2:H:34:ILE:HD11	1.89	0.52
1:J:636:LYS:HB2	4:W:334:GLU:OE1	2.09	0.52
1:J:829:TRP:HZ3	2:K:84:PHE:CE2	2.28	0.52
1:M:530:MET:HG2	4:Z:354:GLN:HB2	0.57	0.52
1:M:642:LYS:HG2	4:Z:21:PHE:C	2.29	0.52
1:M:799:MET:SD	3:O:32:ASP:HA	2.49	0.52
3:O:110:VAL:HG13	3:O:114:LEU:HD12	1.92	0.52
1:P:232:PHE:CE1	1:P:287:ILE:HD13	2.44	0.52
1:P:635:GLY:HA3	4:1:334:GLU:CG	2.30	0.52
1:P:726:VAL:CG1	3:R:80:ASP:CG	2.78	0.52
4:1:285:CYS:O	4:1:290:ARG:NH1	2.43	0.52
4:3:180:LEU:HD22	4:3:267:ILE:HD11	1.92	0.52
4:4:180:LEU:HD22	4:4:267:ILE:HD11	1.92	0.52
4:5:185:LEU:HD23	4:5:306:TYR:OH	2.08	0.52
4:7:180:LEU:HD22	4:7:267:ILE:HD11	1.92	0.52
4:X:291:LYS:HD2	4:Z:246:GLN:HB3	1.84	0.52
1:A:156:PHE:HD1	1:A:195:TYR:CD1	2.27	0.52
1:A:530:MET:HG2	4:8:354:GLN:HB2	0.57	0.52
1:A:792:ALA:CA	3:C:42:THR:HG22	2.36	0.52
1:A:801:VAL:N	3:C:149:VAL:HG21	2.24	0.52
1:D:135:TYR:HD2	1:D:191:ARG:CD	2.23	0.52
1:D:156:PHE:HD1	1:D:195:TYR:CD1	2.27	0.52
1:D:232:PHE:CE1	1:D:287:ILE:HD13	2.44	0.52
1:G:529:PRO:HB2	4:V:354:GLN:HA	1.92	0.52
1:J:725:ARG:O	1:J:729:ALA:HA	2.10	0.52
1:J:795:ARG:CG	3:L:116:GLU:OE2	2.57	0.52
1:J:795:ARG:HG2	3:L:118:MET:HE1	1.90	0.52
1:J:796:GLY:HA2	3:L:35:ARG:CG	2.40	0.52

Continued on next page...

Continued from previous page...

Atom-1	Atom-2	Interatomic distance (Å)	Clash overlap (Å)
1:M:95:THR:O	1:M:769:ALA:HB1	2.09	0.52
1:M:612:GLN:HE22	1:M:627:GLY:HA2	1.66	0.52
1:M:636:LYS:HB2	4:Z:334:GLU:OE1	2.09	0.52
3:O:46:ILE:O	3:O:50:LEU:CG	2.47	0.52
1:P:292:MET:HE1	1:P:309:PRO:HD3	1.91	0.52
1:P:821:ARG:NH1	2:Q:127:ARG:NE	2.57	0.52
3:R:110:VAL:HG13	3:R:114:LEU:HD12	1.91	0.52
4:2:287:ILE:CG2	4:4:202:THR:CA	2.81	0.52
4:X:180:LEU:HD22	4:X:267:ILE:HD11	1.92	0.52
1:A:197:ALA:O	1:A:201:ALA:HB2	2.10	0.52
1:A:212:GLY:O	1:A:213:LYS:HB2	2.10	0.52
1:A:499:GLU:CD	1:A:766:PHE:HE2	2.11	0.52
1:A:539:GLU:OE2	4:V:45:VAL:C	2.47	0.52
1:A:795:ARG:CB	3:C:35:ARG:NH2	2.60	0.52
2:B:114:LYS:N	2:B:146:GLY:O	2.40	0.52
1:D:404:PRO:HG3	1:D:417:GLU:HG3	1.91	0.52
1:J:135:TYR:HD2	1:J:191:ARG:CD	2.23	0.52
1:J:538:GLU:HA	4:W:349:LEU:CB	2.40	0.52
1:J:796:GLY:N	3:L:35:ARG:CZ	2.73	0.52
1:M:40:VAL:HG13	1:M:41:VAL:O	2.10	0.52
1:M:41:VAL:HG13	1:M:42:HIS:N	2.25	0.52
1:M:232:PHE:CE1	1:M:287:ILE:HD13	2.44	0.52
1:M:295:MLY:CG	1:M:332:MET:HE1	2.40	0.52
1:M:506:GLU:OE2	1:M:764:MLY:HG3	2.09	0.52
1:M:649:VAL:HA	1:M:649:VAL:HG23	1.83	0.52
1:P:63:MLY:HG3	1:P:64:THR:H	1.75	0.52
1:P:538:GLU:HA	4:1:349:LEU:CB	2.40	0.52
3:R:104:GLY:HA2	3:R:137:ILE:HD11	1.92	0.52
4:2:180:LEU:HD22	4:2:267:ILE:HD11	1.92	0.52
4:7:285:CYS:O	4:7:290:ARG:NH1	2.43	0.52
1:A:278:GLN:HG3	1:A:318:GLY:H	1.75	0.52
2:B:117:LEU:CG	2:B:147:ASN:OD1	2.52	0.52
1:D:251:ARG:HB2	1:D:264:ASP:HB2	1.91	0.52
1:D:538:GLU:HA	4:9:349:LEU:CB	2.39	0.52
1:D:742:LYS:O	1:D:745:GLU:HB2	2.10	0.52
2:E:137:TRP:CA	2:E:145:ALA:CB	2.82	0.52
1:G:41:VAL:HG13	1:G:42:HIS:N	2.25	0.52
1:G:128:PRO:O	1:G:129:TYR:HB2	2.09	0.52
1:G:838:ILE:CG1	2:H:54:MET:HE1	2.40	0.52
2:H:114:LYS:HA	2:H:147:ASN:HD22	1.75	0.52
1:J:109:ARG:HD3	1:J:117:THR:HB	1.92	0.52

Continued on next page...

Continued from previous page...

Atom-1	Atom-2	Interatomic distance (Å)	Clash overlap (Å)
1:J:408:VAL:CG1	4:W:332:PRO:HB3	2.40	0.52
1:M:128:PRO:O	1:M:129:TYR:HB2	2.09	0.52
1:M:154:HIS:CE1	1:M:156:PHE:HD2	2.26	0.52
1:M:221:GLN:HB2	1:M:449:LEU:HD11	1.92	0.52
3:O:53:PRO:HB2	3:O:55:LYS:HG3	1.91	0.52
1:P:135:TYR:HD2	1:P:191:ARG:CD	2.23	0.52
1:P:839:MLY:HH21	2:Q:158:THR:CG2	2.40	0.52
4:1:110:LEU:HB3	4:2:195:GLU:HG3	1.92	0.52
4:2:324:THR:CB	4:4:244:ASP:CA	2.82	0.52
4:9:285:CYS:O	4:9:290:ARG:NH1	2.43	0.52
1:A:22:LYS:O	1:A:26:GLU:N	2.30	0.52
1:A:63:MLY:HG3	1:A:64:THR:H	1.75	0.52
1:A:555:TYR:N	4:V:48:GLY:N	2.58	0.52
1:A:578:HIS:O	1:A:579:PHE:HB3	2.10	0.52
1:A:831:TRP:CG	2:B:51:PHE:CE1	2.97	0.52
1:D:212:GLY:O	1:D:213:LYS:HB2	2.10	0.52
1:D:221:GLN:HB2	1:D:449:LEU:HD11	1.92	0.52
1:D:400:ALA:HB1	1:D:606:THR:HG22	1.92	0.52
1:D:592:ILE:O	1:D:592:ILE:HG22	2.10	0.52
1:D:712:PRO:HB2	1:D:771:LEU:CB	2.39	0.52
1:D:713:SER:HB3	1:D:772:LEU:HD12	1.91	0.52
1:D:798:LEU:CD1	3:F:126:LEU:CD2	2.88	0.52
2:E:117:LEU:CG	2:E:147:ASN:OD1	2.52	0.52
1:G:109:ARG:HD3	1:G:117:THR:HB	1.92	0.52
2:H:129:THR:O	2:H:133:ILE:HG13	2.09	0.52
3:L:110:VAL:HG13	3:L:114:LEU:HD12	1.92	0.52
1:M:491:PHE:HD1	1:M:671:PHE:CE2	2.27	0.52
1:M:817:GLN:HB3	2:N:127:ARG:NH1	2.17	0.52
1:P:135:TYR:CD2	1:P:191:ARG:HG2	2.44	0.52
1:P:592:ILE:HG22	1:P:592:ILE:O	2.10	0.52
1:P:722:GLN:HE21	3:R:85:GLU:HB2	1.75	0.52
4:1:204:ALA:CB	4:Y:288:ASP:HB2	2.40	0.52
4:4:285:CYS:O	4:4:290:ARG:NH1	2.43	0.52
4:5:285:CYS:O	4:5:290:ARG:NH1	2.43	0.52
1:A:13:ALA:C	1:A:15:PRO:HD2	2.31	0.51
1:A:195:TYR:CE2	1:A:199:ILE:CD1	2.93	0.51
1:A:221:GLN:HB2	1:A:449:LEU:HD11	1.92	0.51
1:A:232:PHE:CE1	1:A:287:ILE:HD13	2.44	0.51
3:C:104:GLY:HA2	3:C:137:ILE:HD11	1.91	0.51
1:D:546:THR:CG2	1:D:548:THR:HB	2.41	0.51
1:D:762:HIS:CD2	1:D:762:HIS:N	2.79	0.51

Continued on next page...

Continued from previous page...

Atom-1	Atom-2	Interatomic distance (Å)	Clash overlap (Å)
1:G:40:VAL:HG13	1:G:41:VAL:O	2.10	0.51
3:I:100:GLY:O	3:I:138:ASN:HA	2.10	0.51
1:J:559:LEU:HD23	1:J:559:LEU:C	2.31	0.51
1:J:640:LYS:CA	1:J:645:SER:OG	2.58	0.51
1:M:725:ARG:O	1:M:729:ALA:HA	2.10	0.51
1:M:732:ILE:H	1:M:733:PRO:CD	2.23	0.51
1:M:805:ALA:C	1:M:808:GLU:N	2.64	0.51
1:P:221:GLN:HB2	1:P:449:LEU:HD11	1.92	0.51
1:P:530:MET:HG2	4:1:354:GLN:HB2	0.57	0.51
1:P:640:LYS:CA	1:P:645:SER:OG	2.58	0.51
4:1:204:ALA:O	4:Y:288:ASP:CB	2.41	0.51
1:A:40:VAL:HG13	1:A:41:VAL:O	2.10	0.51
1:A:41:VAL:HG13	1:A:42:HIS:N	2.25	0.51
1:A:128:PRO:O	1:A:129:TYR:HB2	2.09	0.51
1:A:491:PHE:HD1	1:A:671:PHE:CE2	2.27	0.51
1:A:725:ARG:O	1:A:729:ALA:HA	2.10	0.51
1:D:63:MLY:HG3	1:D:64:THR:H	1.75	0.51
1:D:292:MET:CE	1:D:309:PRO:HA	2.39	0.51
1:D:408:VAL:CG1	4:9:332:PRO:HB3	2.41	0.51
1:D:555:TYR:N	4:W:48:GLY:N	2.58	0.51
1:D:712:PRO:HB2	1:D:771:LEU:HD22	1.91	0.51
1:G:278:GLN:HG3	1:G:318:GLY:H	1.75	0.51
1:G:494:HIS:O	1:G:498:LEU:HB2	2.09	0.51
1:J:221:GLN:HB2	1:J:449:LEU:HD11	1.92	0.51
1:J:248:MLY:N	1:J:463:ASP:O	2.44	0.51
1:J:418:THR:CB	1:J:421:GLU:HG3	2.37	0.51
1:J:470:PHE:O	1:J:473:ASN:ND2	2.40	0.51
1:J:546:THR:CG2	1:J:548:THR:HB	2.41	0.51
1:J:578:HIS:O	1:J:579:PHE:HB3	2.11	0.51
1:J:592:ILE:HG22	1:J:592:ILE:O	2.10	0.51
1:M:63:MLY:HG3	1:M:64:THR:H	1.75	0.51
1:M:135:TYR:HD2	1:M:191:ARG:CD	2.23	0.51
1:M:195:TYR:CE2	1:M:199:ILE:CD1	2.93	0.51
1:M:640:LYS:CA	1:M:645:SER:OG	2.58	0.51
1:M:789:ALA:HB1	3:O:81:GLN:HG2	1.92	0.51
1:P:156:PHE:HD1	1:P:195:TYR:CD1	2.27	0.51
1:P:530:MET:HE3	4:1:354:GLN:CG	2.37	0.51
1:P:783:LEU:CA	1:P:786:ILE:HG13	2.39	0.51
4:1:166:TYR:CZ	4:3:64:ILE:HG22	2.44	0.51
4:2:287:ILE:HD13	4:4:203:THR:CA	2.41	0.51
1:A:292:MET:CE	1:A:309:PRO:HA	2.39	0.51

Continued on next page...

Continued from previous page...

Atom-1	Atom-2	Interatomic distance (Å)	Clash overlap (Å)
1:A:642:LYS:HG2	4:8:21:PHE:C	2.30	0.51
1:D:13:ALA:C	1:D:15:PRO:HD2	2.31	0.51
1:D:470:PHE:O	1:D:473:ASN:ND2	2.40	0.51
1:D:494:HIS:O	1:D:498:LEU:HB2	2.09	0.51
1:G:206:LYS:HD2	1:G:217:THR:CG2	2.17	0.51
1:G:491:PHE:HD1	1:G:671:PHE:CE2	2.27	0.51
1:G:640:LYS:C	4:V:23:GLY:CA	2.64	0.51
1:G:640:LYS:C	1:G:645:SER:HG	2.08	0.51
1:G:817:GLN:NE2	2:H:127:ARG:CB	2.64	0.51
1:J:84:MLY:CH1	1:J:720:PHE:HE1	2.16	0.51
1:J:195:TYR:CE2	1:J:199:ILE:CD1	2.93	0.51
1:J:197:ALA:O	1:J:201:ALA:HB2	2.10	0.51
1:M:538:GLU:HA	4:Z:349:LEU:CB	2.40	0.51
1:M:797:PHE:CZ	3:O:146:ILE:CG1	2.87	0.51
1:P:13:ALA:C	1:P:15:PRO:HD2	2.31	0.51
1:P:128:PRO:O	1:P:129:TYR:HB2	2.10	0.51
1:P:218:LEU:HA	1:P:221:GLN:HG3	1.71	0.51
2:Q:129:THR:O	2:Q:133:ILE:HG13	2.09	0.51
4:1:110:LEU:O	4:2:195:GLU:HG3	2.09	0.51
1:D:38:VAL:CG1	1:D:39:PHE:N	2.74	0.51
1:D:197:ALA:O	1:D:201:ALA:HB2	2.09	0.51
1:D:202:SER:HB2	1:D:207:LYS:NZ	2.26	0.51
1:D:491:PHE:HD1	1:D:671:PHE:CE2	2.27	0.51
1:D:578:HIS:O	1:D:579:PHE:HB3	2.11	0.51
1:D:725:ARG:O	1:D:729:ALA:HA	2.10	0.51
1:D:815:CYS:O	2:E:90:GLY:O	2.28	0.51
1:G:41:VAL:HG21	1:G:76:GLN:HG3	1.92	0.51
1:G:221:GLN:HB2	1:G:449:LEU:HD11	1.92	0.51
1:G:251:ARG:HB2	1:G:264:ASP:HB2	1.91	0.51
1:G:538:GLU:HA	4:V:349:LEU:CB	2.40	0.51
1:G:553:MLY:CB	4:X:45:VAL:O	2.57	0.51
1:J:13:ALA:C	1:J:15:PRO:HD2	2.31	0.51
1:J:38:VAL:CG1	1:J:39:PHE:N	2.74	0.51
1:J:202:SER:HB2	1:J:207:LYS:NZ	2.26	0.51
1:J:792:ALA:HB2	3:L:42:THR:N	2.24	0.51
2:K:129:THR:O	2:K:133:ILE:HG13	2.09	0.51
3:L:53:PRO:HB2	3:L:55:LYS:HG3	1.91	0.51
1:M:212:GLY:O	1:M:213:LYS:HB2	2.10	0.51
1:M:548:THR:HG1	4:2:48:GLY:HA3	1.73	0.51
1:P:267:THR:HG21	1:P:438:PHE:HE2	1.76	0.51
1:P:546:THR:CG2	1:P:548:THR:HB	2.41	0.51

Continued on next page...

Continued from previous page...

Atom-1	Atom-2	Interatomic distance (Å)	Clash overlap (Å)
1:P:723:ARG:HE	1:P:779:ARG:N	2.08	0.51
1:P:786:ILE:O	1:P:789:ALA:N	2.42	0.51
2:Q:112:ILE:HG23	2:Q:147:ASN:HB3	1.92	0.51
4:1:202:THR:OG1	4:Y:286:ASP:C	2.47	0.51
4:9:287:ILE:HG22	4:W:204:ALA:HB3	1.91	0.51
2:B:114:LYS:HA	2:B:147:ASN:HD22	1.75	0.51
1:D:218:LEU:CD2	1:D:222:ILE:CG1	2.86	0.51
2:E:129:THR:O	2:E:133:ILE:HG13	2.09	0.51
1:G:640:LYS:CA	1:G:645:SER:OG	2.58	0.51
1:G:829:TRP:CZ3	2:H:84:PHE:CD1	2.98	0.51
1:G:838:ILE:HD13	2:H:33:VAL:CG1	2.41	0.51
1:J:40:VAL:HG13	1:J:41:VAL:O	2.10	0.51
1:J:128:PRO:O	1:J:129:TYR:HB2	2.09	0.51
1:J:418:THR:O	1:J:422:VAL:HG23	2.11	0.51
1:M:248:MLY:N	1:M:463:ASP:O	2.44	0.51
1:M:418:THR:O	1:M:422:VAL:HG23	2.11	0.51
1:M:494:HIS:O	1:M:498:LEU:HB2	2.09	0.51
1:M:687:GLU:O	1:M:691:VAL:HG23	2.11	0.51
1:P:41:VAL:HG13	1:P:42:HIS:N	2.25	0.51
1:P:202:SER:HB2	1:P:207:LYS:NZ	2.26	0.51
1:P:218:LEU:N	1:P:221:GLN:CG	2.74	0.51
1:P:725:ARG:O	1:P:729:ALA:HA	2.10	0.51
1:P:742:LYS:O	1:P:745:GLU:HB2	2.10	0.51
4:1:246:GLN:H	4:Y:291:LYS:CB	2.24	0.51
4:6:285:CYS:O	4:6:290:ARG:NH1	2.43	0.51
4:7:287:ILE:HG22	4:9:204:ALA:HB3	1.91	0.51
1:A:408:VAL:CG1	4:8:332:PRO:HB3	2.40	0.51
1:A:687:GLU:O	1:A:691:VAL:HG23	2.11	0.51
1:D:248:MLY:N	1:D:463:ASP:O	2.44	0.51
1:G:212:GLY:O	1:G:213:LYS:HB2	2.10	0.51
1:J:821:ARG:NH2	2:K:127:ARG:CD	2.73	0.51
1:M:13:ALA:C	1:M:15:PRO:HD2	2.31	0.51
1:M:41:VAL:HG21	1:M:76:GLN:HG3	1.93	0.51
1:P:732:ILE:H	1:P:733:PRO:HD2	1.74	0.51
1:A:149:GLN:HG2	1:A:719:ASP:CG	2.29	0.51
1:A:418:THR:O	1:A:422:VAL:HG23	2.11	0.51
1:A:559:LEU:HD23	1:A:559:LEU:C	2.31	0.51
1:D:559:LEU:HD23	1:D:559:LEU:C	2.31	0.51
1:D:640:LYS:C	4:9:23:GLY:CA	2.64	0.51
1:D:640:LYS:CA	1:D:645:SER:OG	2.58	0.51
3:F:100:GLY:O	3:F:138:ASN:HA	2.11	0.51

Continued on next page...

Continued from previous page...

Atom-1	Atom-2	Interatomic distance (Å)	Clash overlap (Å)
1:G:195:TYR:CE2	1:G:199:ILE:CD1	2.93	0.51
1:G:220:ASP:O	1:G:224:SER:N	2.27	0.51
1:G:237:THR:O	1:G:240:ASN:O	2.29	0.51
1:G:248:MLY:N	1:G:463:ASP:O	2.44	0.51
1:G:732:ILE:HG23	1:G:747:LEU:CD1	1.04	0.51
2:H:112:ILE:HG23	2:H:147:ASN:HB3	1.93	0.51
1:J:41:VAL:HG21	1:J:76:GLN:HG3	1.92	0.51
1:J:742:LYS:O	1:J:745:GLU:HB2	2.10	0.51
2:K:114:LYS:O	2:K:147:ASN:ND2	2.41	0.51
1:M:791:GLN:HE22	3:O:116:GLU:N	2.09	0.51
1:M:805:ALA:O	1:M:809:ARG:CB	2.58	0.51
1:P:40:VAL:HG13	1:P:41:VAL:O	2.10	0.51
4:8:287:ILE:HG22	4:V:204:ALA:HB3	1.91	0.51
1:A:109:ARG:HD3	1:A:117:THR:HB	1.92	0.51
1:A:291:ILE:HA	1:A:331:LEU:CD1	2.39	0.51
1:A:640:LYS:CA	1:A:645:SER:OG	2.58	0.51
1:D:631:GLU:C	4:9:25:ASP:HB2	2.31	0.51
1:G:218:LEU:N	1:G:221:GLN:CG	2.74	0.51
1:G:411:GLU:H	4:V:333:PRO:CG	2.24	0.51
1:G:631:GLU:C	4:V:25:ASP:HB2	2.31	0.51
1:G:646:PHE:HE2	1:G:652:LEU:CG	2.24	0.51
3:I:104:GLY:HA2	3:I:137:ILE:HD11	1.92	0.51
1:J:169:ASP:N	1:J:169:ASP:OD1	2.44	0.51
1:J:631:GLU:C	4:W:25:ASP:HB2	2.31	0.51
1:M:578:HIS:O	1:M:579:PHE:HB3	2.11	0.51
1:M:592:ILE:HG22	1:M:592:ILE:O	2.10	0.51
1:P:218:LEU:CD2	1:P:222:ILE:CG1	2.86	0.51
1:P:675:ILE:CG2	1:P:676:ILE:N	2.74	0.51
1:P:792:ALA:CA	3:R:42:THR:HG22	2.41	0.51
2:Q:117:LEU:CG	2:Q:147:ASN:OD1	2.52	0.51
4:1:202:THR:OG1	4:Y:287:ILE:N	2.44	0.51
1:A:135:TYR:HD2	1:A:191:ARG:CD	2.23	0.51
1:A:237:THR:O	1:A:240:ASN:O	2.29	0.51
1:A:646:PHE:HE2	1:A:652:LEU:CG	2.24	0.51
1:A:742:LYS:O	1:A:745:GLU:HB2	2.10	0.51
2:B:112:ILE:HG23	2:B:147:ASN:HB3	1.92	0.51
1:D:798:LEU:CD2	3:F:122:GLU:HB3	2.41	0.51
1:D:800:ARG:CD	3:F:149:VAL:C	2.79	0.51
2:E:114:LYS:HA	2:E:147:ASN:HD22	1.74	0.51
1:G:400:ALA:HB1	1:G:606:THR:HG22	1.92	0.51
1:G:636:LYS:HB2	4:V:334:GLU:OE1	2.09	0.51

Continued on next page...

Continued from previous page...

Atom-1	Atom-2	Interatomic distance (Å)	Clash overlap (Å)
1:G:642:LYS:HG2	4:V:21:PHE:C	2.30	0.51
1:J:212:GLY:O	1:J:213:LYS:HB2	2.10	0.51
1:J:218:LEU:N	1:J:221:GLN:CG	2.74	0.51
1:J:400:ALA:HB1	1:J:606:THR:HG22	1.93	0.51
2:K:117:LEU:HG	2:K:147:ASN:HB3	1.93	0.51
1:M:278:GLN:HG3	1:M:318:GLY:H	1.75	0.51
1:M:724:TYR:CE1	1:M:775:LEU:CG	2.90	0.51
1:P:212:GLY:O	1:P:213:LYS:HB2	2.10	0.51
1:P:220:ASP:O	1:P:224:SER:N	2.27	0.51
1:P:311:ASP:HB2	1:P:312:TYR:CE1	2.46	0.51
1:P:418:THR:CB	1:P:421:GLU:HG3	2.37	0.51
1:P:687:GLU:O	1:P:691:VAL:HG23	2.11	0.51
2:Q:121:LEU:HA	2:Q:128:PHE:CD2	2.46	0.51
1:A:218:LEU:N	1:A:221:GLN:CG	2.74	0.51
1:A:400:ALA:HB1	1:A:606:THR:HG22	1.92	0.51
1:A:592:ILE:O	1:A:592:ILE:HG22	2.10	0.51
1:A:732:ILE:H	1:A:733:PRO:CD	2.23	0.51
1:D:169:ASP:OD1	1:D:169:ASP:N	2.44	0.51
1:D:195:TYR:CE2	1:D:199:ILE:CD1	2.93	0.51
1:G:84:MLY:NZ	1:G:723:ARG:HB3	2.26	0.51
1:G:109:ARG:O	1:G:114:MET:N	2.37	0.51
1:G:742:LYS:O	1:G:745:GLU:HB2	2.10	0.51
1:J:41:VAL:HG13	1:J:42:HIS:N	2.25	0.51
1:J:267:THR:HG21	1:J:438:PHE:HE2	1.76	0.51
1:J:311:ASP:HB2	1:J:312:TYR:CE1	2.46	0.51
1:M:169:ASP:N	1:M:169:ASP:OD1	2.44	0.51
3:O:100:GLY:O	3:O:138:ASN:HA	2.10	0.51
1:P:197:ALA:O	1:P:201:ALA:HB2	2.10	0.51
1:P:400:ALA:HB1	1:P:606:THR:HG22	1.93	0.51
1:P:796:GLY:HA2	3:R:35:ARG:CG	2.40	0.51
2:Q:112:ILE:C	2:Q:147:ASN:O	2.42	0.51
4:4:287:ILE:CG2	4:6:204:ALA:N	2.67	0.51
4:V:322:PRO:HB3	4:X:246:GLN:HG2	1.93	0.51
4:W:286:ASP:OD2	4:Y:203:THR:CG2	2.48	0.51
1:A:733:PRO:CA	1:A:737:PHE:CE1	2.95	0.50
1:A:797:PHE:CZ	3:C:146:ILE:HG23	2.45	0.50
1:D:217:THR:C	1:D:221:GLN:NE2	2.62	0.50
1:D:646:PHE:CE2	1:D:652:LEU:CD2	2.87	0.50
1:D:733:PRO:CA	1:D:737:PHE:CE1	2.94	0.50
1:G:232:PHE:CE1	1:G:287:ILE:HD13	2.45	0.50
1:G:418:THR:O	1:G:422:VAL:HG23	2.11	0.50

Continued on next page...

Continued from previous page...

Atom-1	Atom-2	Interatomic distance (Å)	Clash overlap (Å)
1:G:559:LEU:HD23	1:G:559:LEU:C	2.31	0.50
1:G:578:HIS:O	1:G:579:PHE:HB3	2.10	0.50
1:J:206:LYS:HD2	1:J:217:THR:CG2	2.17	0.50
1:J:237:THR:O	1:J:240:ASN:O	2.29	0.50
1:J:836:PHE:CE2	2:K:160:GLY:CA	2.94	0.50
3:L:104:GLY:HA2	3:L:137:ILE:HD11	1.92	0.50
1:M:109:ARG:HD3	1:M:117:THR:HB	1.92	0.50
1:M:202:SER:HB2	1:M:207:LYS:NZ	2.26	0.50
1:M:237:THR:O	1:M:240:ASN:O	2.29	0.50
1:M:742:LYS:O	1:M:745:GLU:HB2	2.10	0.50
2:N:112:ILE:HG23	2:N:147:ASN:HB3	1.92	0.50
2:N:114:LYS:N	2:N:146:GLY:O	2.40	0.50
1:P:109:ARG:HD3	1:P:117:THR:HB	1.92	0.50
1:P:169:ASP:N	1:P:169:ASP:OD1	2.44	0.50
1:P:195:TYR:CE2	1:P:199:ILE:CD1	2.93	0.50
1:P:237:THR:O	1:P:240:ASN:O	2.29	0.50
1:P:578:HIS:O	1:P:579:PHE:HB3	2.11	0.50
1:P:804:ARG:O	1:P:808:GLU:HB2	2.11	0.50
3:R:100:GLY:O	3:R:138:ASN:HA	2.11	0.50
4:4:287:ILE:HG22	4:6:204:ALA:HB3	1.91	0.50
1:A:346:ASP:O	1:A:349:THR:HB	2.11	0.50
1:A:429:LEU:O	1:A:433:VAL:HG23	2.12	0.50
3:C:100:GLY:O	3:C:138:ASN:HA	2.11	0.50
1:D:218:LEU:N	1:D:221:GLN:CG	2.74	0.50
1:D:418:THR:O	1:D:422:VAL:HG23	2.11	0.50
1:D:675:ILE:CG2	1:D:676:ILE:N	2.74	0.50
1:G:135:TYR:HD2	1:G:191:ARG:CD	2.23	0.50
1:G:506:GLU:HG2	1:G:760:PHE:N	2.27	0.50
1:G:795:ARG:HH21	3:I:116:GLU:CB	2.24	0.50
1:J:646:PHE:HE2	1:J:652:LEU:CG	2.25	0.50
1:J:675:ILE:CG2	1:J:676:ILE:N	2.74	0.50
1:M:154:HIS:CD2	1:M:155:ILE:H	2.30	0.50
1:M:346:ASP:O	1:M:349:THR:HB	2.11	0.50
1:M:411:GLU:H	4:Z:333:PRO:CG	2.24	0.50
1:M:629:GLU:CB	1:M:645:SER:N	2.73	0.50
1:M:732:ILE:HG23	1:M:747:LEU:CD1	1.04	0.50
1:M:733:PRO:CA	1:M:737:PHE:CE1	2.94	0.50
1:P:632:GLY:HA3	1:P:643:GLY:N	2.17	0.50
1:P:642:LYS:HG2	4:1:22:ALA:C	2.27	0.50
1:A:149:GLN:CD	1:A:716:LEU:CD2	2.53	0.50
1:D:311:ASP:HB2	1:D:312:TYR:CE1	2.46	0.50

Continued on next page...

Continued from previous page...

Atom-1	Atom-2	Interatomic distance (Å)	Clash overlap (Å)
1:D:346:ASP:O	1:D:349:THR:HB	2.11	0.50
1:D:418:THR:CB	1:D:421:GLU:HG3	2.37	0.50
1:D:798:LEU:CD1	3:F:126:LEU:HD13	2.29	0.50
1:D:800:ARG:CB	3:F:149:VAL:HG22	2.41	0.50
2:E:121:LEU:HA	2:E:128:PHE:CD2	2.46	0.50
1:G:202:SER:HB2	1:G:207:LYS:NZ	2.26	0.50
1:G:733:PRO:CA	1:G:737:PHE:CE1	2.95	0.50
1:J:93:MET:CE	1:J:716:LEU:HB2	2.42	0.50
1:J:346:ASP:O	1:J:349:THR:HB	2.11	0.50
1:J:429:LEU:O	1:J:433:VAL:HG23	2.12	0.50
2:K:112:ILE:HG23	2:K:147:ASN:HB3	1.93	0.50
1:M:217:THR:C	1:M:221:GLN:NE2	2.62	0.50
1:M:218:LEU:N	1:M:221:GLN:CG	2.74	0.50
1:M:629:GLU:CA	1:M:643:GLY:C	2.73	0.50
1:M:646:PHE:HE2	1:M:652:LEU:CG	2.25	0.50
1:P:248:MLY:N	1:P:463:ASP:O	2.44	0.50
1:P:418:THR:O	1:P:422:VAL:HG23	2.11	0.50
1:P:559:LEU:C	1:P:559:LEU:HD23	2.31	0.50
1:P:733:PRO:O	1:P:737:PHE:CE1	2.53	0.50
2:Q:117:LEU:HG	2:Q:147:ASN:HB3	1.93	0.50
4:X:287:ILE:HG21	4:Z:199:SER:C	2.25	0.50
1:A:629:GLU:CA	1:A:643:GLY:C	2.73	0.50
1:A:797:PHE:CE2	3:C:146:ILE:HG23	2.47	0.50
1:D:41:VAL:HG21	1:D:76:GLN:HG3	1.92	0.50
1:D:429:LEU:O	1:D:433:VAL:HG23	2.12	0.50
1:D:769:ALA:N	1:D:771:LEU:CA	2.53	0.50
1:G:13:ALA:C	1:G:15:PRO:HD2	2.31	0.50
1:G:169:ASP:N	1:G:169:ASP:OD1	2.44	0.50
1:G:346:ASP:O	1:G:349:THR:HB	2.11	0.50
1:G:642:LYS:CG	4:V:22:ALA:HA	2.37	0.50
1:G:715:VAL:O	1:G:764:MLY:HB3	2.12	0.50
1:J:733:PRO:CA	1:J:737:PHE:CE1	2.94	0.50
1:J:769:ALA:CB	1:J:770:GLY:HA3	2.39	0.50
3:L:100:GLY:O	3:L:138:ASN:HA	2.10	0.50
1:M:311:ASP:HB2	1:M:312:TYR:CE1	2.46	0.50
1:M:408:VAL:CG1	4:Z:332:PRO:HB3	2.40	0.50
1:M:803:TYR:O	1:M:807:VAL:CA	2.59	0.50
1:P:346:ASP:O	1:P:349:THR:HB	2.11	0.50
1:P:642:LYS:HG2	4:1:21:PHE:C	2.29	0.50
1:P:723:ARG:CD	1:P:779:ARG:CB	2.78	0.50
4:3:299:MET:HE2	4:3:331:ALA:HB2	1.93	0.50

Continued on next page...

Continued from previous page...

Atom-1	Atom-2	Interatomic distance (Å)	Clash overlap (Å)
1:A:38:VAL:CG1	1:A:39:PHE:N	2.74	0.50
1:A:169:ASP:OD1	1:A:169:ASP:N	2.44	0.50
1:A:631:GLU:C	4:8:25:ASP:HB2	2.31	0.50
1:A:715:VAL:O	1:A:764:MLY:HB3	2.12	0.50
1:D:629:GLU:CB	1:D:645:SER:N	2.74	0.50
1:D:831:TRP:HZ2	2:E:47:LEU:CD2	2.07	0.50
1:G:546:THR:CG2	1:G:548:THR:HB	2.41	0.50
1:G:687:GLU:O	1:G:691:VAL:HG23	2.11	0.50
1:J:22:LYS:O	1:J:26:GLU:N	2.29	0.50
1:J:214:MET:HA	1:J:340:ILE:CD1	2.41	0.50
1:J:409:GLY:N	1:J:636:LYS:CD	2.70	0.50
1:J:642:LYS:HG2	4:W:21:PHE:C	2.29	0.50
1:J:797:PHE:CZ	3:L:126:LEU:HD22	2.46	0.50
1:M:400:ALA:HB1	1:M:606:THR:HG22	1.93	0.50
1:M:538:GLU:CD	4:Z:355:MET:HE3	2.30	0.50
1:M:631:GLU:C	4:Z:25:ASP:HB2	2.31	0.50
1:M:642:LYS:HB2	4:Z:24:ASP:O	1.88	0.50
1:P:291:ILE:HA	1:P:331:LEU:CD1	2.39	0.50
1:P:718:ALA:CB	3:R:85:GLU:CG	2.90	0.50
1:A:248:MLY:N	1:A:463:ASP:O	2.44	0.50
1:A:546:THR:CG2	1:A:548:THR:HB	2.41	0.50
1:A:815:CYS:SG	2:B:92:ASP:OD1	2.68	0.50
2:B:121:LEU:CA	2:B:128:PHE:CG	2.89	0.50
1:D:128:PRO:O	1:D:683:PRO:HB3	2.12	0.50
1:D:237:THR:O	1:D:240:ASN:O	2.29	0.50
1:D:411:GLU:H	4:9:333:PRO:CG	2.24	0.50
1:G:38:VAL:CG1	1:G:39:PHE:N	2.74	0.50
1:G:291:ILE:HA	1:G:331:LEU:CD1	2.39	0.50
1:G:471:ASP:HB3	1:G:573:GLY:O	2.12	0.50
1:G:642:LYS:HB2	4:V:24:ASP:O	1.89	0.50
1:G:725:ARG:O	1:G:729:ALA:HA	2.10	0.50
1:G:834:LEU:HD23	2:H:34:ILE:HD11	1.91	0.50
1:J:411:GLU:H	4:W:333:PRO:CG	2.24	0.50
1:P:38:VAL:CG1	1:P:39:PHE:N	2.74	0.50
3:R:52:ASN:CB	3:R:53:PRO:HD3	2.28	0.50
4:2:287:ILE:CA	4:4:202:THR:HB	2.35	0.50
1:A:41:VAL:HG21	1:A:76:GLN:HG3	1.92	0.50
1:A:538:GLU:OE1	4:8:351:THR:HB	2.12	0.50
1:D:278:GLN:HG3	1:D:318:GLY:H	1.75	0.50
1:G:332:MET:O	1:G:336:SER:OG	2.27	0.50
1:G:817:GLN:HB3	2:H:127:ARG:HH11	1.76	0.50

Continued on next page...

Continued from previous page...

Atom-1	Atom-2	Interatomic distance (Å)	Clash overlap (Å)
1:G:834:LEU:HD12	2:H:51:PHE:CD1	2.46	0.50
2:H:144:VAL:HG12	2:H:153:ILE:HD11	1.75	0.50
1:J:687:GLU:O	1:J:691:VAL:HG23	2.11	0.50
1:J:732:ILE:O	1:J:736:GLN:HG3	2.11	0.50
1:J:792:ALA:HB2	3:L:42:THR:CA	2.42	0.50
1:J:829:TRP:CZ2	2:K:83:MET:CE	2.95	0.50
1:M:310:TYR:CE2	1:M:320:ILE:CD1	2.94	0.50
1:M:559:LEU:HD23	1:M:559:LEU:C	2.31	0.50
1:M:792:ALA:HB2	3:O:42:THR:CA	2.41	0.50
1:P:411:GLU:H	4:1:333:PRO:CG	2.24	0.50
1:P:429:LEU:O	1:P:433:VAL:HG23	2.12	0.50
1:P:471:ASP:HB3	1:P:573:GLY:O	2.12	0.50
1:P:715:VAL:O	1:P:764:MLY:HB3	2.12	0.50
1:P:800:ARG:CD	3:R:149:VAL:C	2.77	0.50
4:1:110:LEU:HB3	4:2:195:GLU:CG	2.41	0.50
4:7:70:PRO:HG3	4:7:81:ASP:HB3	1.94	0.50
1:A:595:TRP:N	1:A:595:TRP:CD1	2.80	0.50
1:A:791:GLN:OE1	3:C:116:GLU:N	2.43	0.50
1:D:601:ASP:N	1:D:602:PRO:CD	2.75	0.50
1:G:267:THR:HG21	1:G:438:PHE:HE2	1.76	0.50
1:G:592:ILE:HG22	1:G:592:ILE:O	2.11	0.50
1:G:813:ILE:CG2	2:H:128:PHE:HZ	2.09	0.50
1:J:642:LYS:HA	4:W:22:ALA:C	2.33	0.50
1:M:429:LEU:O	1:M:433:VAL:HG23	2.12	0.50
1:M:546:THR:CG2	1:M:548:THR:HB	2.41	0.50
1:M:715:VAL:O	1:M:764:MLY:HB3	2.12	0.50
1:M:759:ALA:O	1:M:766:PHE:N	2.32	0.50
2:N:117:LEU:HG	2:N:147:ASN:HB3	1.93	0.50
1:P:295:MLY:HG3	1:P:332:MET:HE2	1.92	0.50
1:P:547:ASP:O	1:P:550:PHE:HB3	2.12	0.50
1:P:782:MLY:CH2	3:R:80:ASP:HB3	2.31	0.50
4:6:70:PRO:HG3	4:6:81:ASP:HB3	1.94	0.50
4:W:285:CYS:O	4:Y:202:THR:HG22	2.11	0.50
4:W:318:THR:HA	4:W:327:ILE:HG12	1.94	0.50
4:Y:318:THR:HA	4:Y:327:ILE:HG12	1.94	0.50
1:A:251:ARG:O	1:A:263:ALA:HA	2.12	0.50
1:A:267:THR:HG21	1:A:438:PHE:HE2	1.76	0.50
1:A:311:ASP:HB2	1:A:312:TYR:CE1	2.46	0.50
1:A:471:ASP:HB3	1:A:573:GLY:O	2.12	0.50
1:A:601:ASP:N	1:A:602:PRO:CD	2.75	0.50
1:A:739:ASP:OD1	1:A:740:SER:N	2.45	0.50

Continued on next page...

Continued from previous page...

Atom-1	Atom-2	Interatomic distance (Å)	Clash overlap (Å)
1:A:768:MLY:HB2	1:A:771:LEU:HB2	1.76	0.50
1:A:769:ALA:C	1:A:772:LEU:H	2.12	0.50
1:D:154:HIS:CD2	1:D:155:ILE:H	2.30	0.50
1:D:547:ASP:O	1:D:550:PHE:HB3	2.12	0.50
1:G:154:HIS:CD2	1:G:155:ILE:H	2.30	0.50
1:G:733:PRO:O	1:G:737:PHE:CE1	2.53	0.50
2:K:114:LYS:N	2:K:146:GLY:O	2.40	0.50
3:L:46:ILE:O	3:L:50:LEU:CG	2.47	0.50
1:M:251:ARG:O	1:M:263:ALA:HA	2.12	0.50
1:M:642:LYS:CG	4:Z:22:ALA:HA	2.37	0.50
1:M:642:LYS:HA	4:Z:22:ALA:C	2.33	0.50
1:M:715:VAL:HG12	1:M:716:LEU:O	2.12	0.50
1:M:737:PHE:CE1	3:O:84:PHE:CZ	3.00	0.50
1:P:530:MET:HA	4:1:354:GLN:CD	2.11	0.50
1:P:769:ALA:C	1:P:771:LEU:H	2.13	0.50
4:1:318:THR:HA	4:1:327:ILE:HG12	1.94	0.50
4:4:70:PRO:HG3	4:4:81:ASP:HB3	1.94	0.50
4:8:290:ARG:HH22	4:V:202:THR:CG2	2.17	0.50
4:X:318:THR:HA	4:X:327:ILE:HG12	1.94	0.50
4:Y:265:SER:HB3	4:Z:39:ARG:HH22	1.77	0.50
4:Z:318:THR:HA	4:Z:327:ILE:HG12	1.94	0.50
1:A:202:SER:HB2	1:A:207:LYS:NZ	2.26	0.49
1:A:547:ASP:O	1:A:550:PHE:HB3	2.12	0.49
1:A:732:ILE:O	1:A:736:GLN:HG3	2.11	0.49
2:B:140:PHE:HB3	2:B:144:VAL:HG12	1.94	0.49
1:D:471:ASP:HB3	1:D:573:GLY:O	2.12	0.49
1:D:538:GLU:OE1	4:9:351:THR:HB	2.12	0.49
1:D:732:ILE:CD1	1:D:782:MLY:HH21	2.41	0.49
1:G:93:MET:HG2	1:G:715:VAL:CA	1.99	0.49
1:G:311:ASP:HB2	1:G:312:TYR:CE1	2.46	0.49
1:G:797:PHE:CZ	3:I:146:ILE:HD13	2.21	0.49
2:H:117:LEU:HG	2:H:147:ASN:HB3	1.93	0.49
1:J:128:PRO:O	1:J:683:PRO:HB3	2.12	0.49
1:J:168:THR:HG22	1:J:169:ASP:OD1	2.12	0.49
1:J:192:VAL:O	1:J:195:TYR:HB3	2.12	0.49
1:J:733:PRO:O	1:J:737:PHE:CE1	2.53	0.49
1:J:739:ASP:OD1	1:J:740:SER:N	2.45	0.49
1:J:839:MLY:N	1:J:840:PRO:CD	2.75	0.49
1:M:38:VAL:CG1	1:M:39:PHE:N	2.74	0.49
1:M:214:MET:HA	1:M:340:ILE:CD1	2.41	0.49
1:M:722:GLN:HE22	3:O:86:ASP:HA	1.76	0.49

Continued on next page...

Continued from previous page...

Atom-1	Atom-2	Interatomic distance (Å)	Clash overlap (Å)
2:N:114:LYS:HG3	2:N:137:TRP:CZ2	2.47	0.49
1:P:41:VAL:HG21	1:P:76:GLN:HG3	1.92	0.49
1:P:128:PRO:O	1:P:683:PRO:HB3	2.12	0.49
1:P:214:MET:HA	1:P:340:ILE:CD1	2.41	0.49
1:P:631:GLU:C	4:1:25:ASP:HB2	2.31	0.49
4:4:287:ILE:CB	4:6:204:ALA:H	2.24	0.49
1:A:93:MET:CE	1:A:716:LEU:H	2.24	0.49
1:A:411:GLU:H	4:8:333:PRO:CG	2.24	0.49
1:A:800:ARG:CD	3:C:149:VAL:C	2.80	0.49
1:D:267:THR:HG21	1:D:438:PHE:HE2	1.76	0.49
1:D:292:MET:HE1	1:D:309:PRO:HD3	1.94	0.49
1:D:739:ASP:OD1	1:D:740:SER:N	2.45	0.49
2:E:112:ILE:HG23	2:E:147:ASN:HB3	1.93	0.49
2:E:114:LYS:HG3	2:E:137:TRP:CZ2	2.47	0.49
1:G:251:ARG:O	1:G:263:ALA:HA	2.12	0.49
1:G:538:GLU:HA	4:V:351:THR:H	1.76	0.49
1:G:547:ASP:O	1:G:550:PHE:HB3	2.12	0.49
1:G:739:ASP:OD1	1:G:740:SER:N	2.45	0.49
1:G:789:ALA:HB1	3:I:81:GLN:NE2	2.26	0.49
1:J:471:ASP:HB3	1:J:573:GLY:O	2.12	0.49
1:J:725:ARG:NE	1:J:733:PRO:CB	1.95	0.49
1:M:192:VAL:O	1:M:195:TYR:HB3	2.12	0.49
1:M:291:ILE:HA	1:M:331:LEU:CD1	2.39	0.49
1:M:543:PRO:CD	4:Z:146:GLY:O	2.60	0.49
1:P:168:THR:HG22	1:P:169:ASP:OD1	2.12	0.49
1:P:192:VAL:O	1:P:195:TYR:HB3	2.13	0.49
1:P:409:GLY:N	1:P:636:LYS:CD	2.70	0.49
1:P:543:PRO:CD	4:1:146:GLY:O	2.61	0.49
1:P:733:PRO:CA	1:P:737:PHE:CE1	2.95	0.49
1:P:739:ASP:OD1	1:P:740:SER:N	2.45	0.49
1:P:756:THR:O	1:P:758:TYR:N	2.45	0.49
2:Q:93:PRO:O	2:Q:97:ILE:HG13	2.12	0.49
4:3:70:PRO:HG3	4:3:81:ASP:HB3	1.94	0.49
4:5:70:PRO:HG3	4:5:81:ASP:HB3	1.94	0.49
4:5:318:THR:HA	4:5:327:ILE:HG12	1.94	0.49
4:8:70:PRO:HG3	4:8:81:ASP:HB3	1.93	0.49
4:V:318:THR:HA	4:V:327:ILE:HG12	1.94	0.49
4:Y:299:MET:HE2	4:Y:331:ALA:HB2	1.94	0.49
1:A:41:VAL:CG1	1:A:42:HIS:N	2.75	0.49
1:A:168:THR:HG22	1:A:169:ASP:OD1	2.12	0.49
1:A:418:THR:CB	1:A:421:GLU:HG3	2.36	0.49

Continued on next page...

Continued from previous page...

Atom-1	Atom-2	Interatomic distance (Å)	Clash overlap (Å)
1:A:642:LYS:CG	4:8:22:ALA:HA	2.38	0.49
1:A:715:VAL:HG12	1:A:716:LEU:O	2.13	0.49
1:A:795:ARG:HD2	3:C:43:ASN:CG	2.33	0.49
1:D:20:SER:HB3	1:D:23:GLU:OE1	2.13	0.49
1:D:687:GLU:O	1:D:691:VAL:HG23	2.11	0.49
1:D:732:ILE:O	1:D:736:GLN:HG3	2.11	0.49
1:G:168:THR:HG22	1:G:169:ASP:OD1	2.12	0.49
1:G:732:ILE:O	1:G:736:GLN:HG3	2.12	0.49
1:G:798:LEU:HD23	3:I:118:MET:CB	2.29	0.49
2:H:114:LYS:HG3	2:H:137:TRP:CZ2	2.47	0.49
1:J:290:GLN:HG2	1:J:331:LEU:CA	2.43	0.49
1:J:543:PRO:CD	4:W:146:GLY:O	2.61	0.49
1:J:756:THR:O	1:J:758:TYR:N	2.45	0.49
2:K:121:LEU:HA	2:K:128:PHE:CD2	2.46	0.49
1:M:471:ASP:HB3	1:M:573:GLY:O	2.12	0.49
1:M:756:THR:O	1:M:758:TYR:N	2.45	0.49
1:M:839:MLY:HB2	1:M:840:PRO:HD3	1.94	0.49
1:P:154:HIS:CD2	1:P:155:ILE:H	2.30	0.49
1:P:538:GLU:OE1	4:1:351:THR:HB	2.12	0.49
1:P:732:ILE:O	1:P:736:GLN:HG3	2.12	0.49
1:P:813:ILE:HG23	2:Q:128:PHE:CE1	2.47	0.49
4:1:244:ASP:HB2	4:Y:291:LYS:C	2.32	0.49
4:2:318:THR:HA	4:2:327:ILE:HG12	1.94	0.49
4:3:318:THR:HA	4:3:327:ILE:HG12	1.94	0.49
4:6:318:THR:HA	4:6:327:ILE:HG12	1.94	0.49
4:9:318:THR:HA	4:9:327:ILE:HG12	1.94	0.49
1:A:154:HIS:CD2	1:A:155:ILE:H	2.29	0.49
1:A:176:LEU:N	1:A:176:LEU:CD1	2.74	0.49
1:A:720:PHE:CD2	1:A:744:SER:HB3	2.48	0.49
1:A:836:PHE:CE2	2:B:160:GLY:C	2.85	0.49
1:D:715:VAL:O	1:D:764:MLY:HB3	2.12	0.49
2:E:140:PHE:HB3	2:E:144:VAL:HG12	1.94	0.49
1:G:405:ARG:HB2	1:G:414:THR:OG1	2.13	0.49
1:G:408:VAL:CG1	4:V:332:PRO:HB3	2.41	0.49
1:G:530:MET:HG2	4:V:354:GLN:HB2	0.57	0.49
1:G:538:GLU:OE1	4:V:351:THR:HB	2.12	0.49
1:G:553:MLY:O	4:X:46:GLY:HA3	2.12	0.49
1:G:795:ARG:CG	3:I:118:MET:HE2	2.26	0.49
1:G:838:ILE:HD13	2:H:33:VAL:HG11	1.94	0.49
1:J:154:HIS:CD2	1:J:155:ILE:H	2.30	0.49
1:J:218:LEU:CD2	1:J:222:ILE:CG1	2.86	0.49

Continued on next page...

Continued from previous page...

Atom-1	Atom-2	Interatomic distance (Å)	Clash overlap (Å)
1:M:737:PHE:CE1	3:O:84:PHE:CE1	2.96	0.49
1:M:739:ASP:OD1	1:M:740:SER:N	2.45	0.49
1:P:642:LYS:HA	4:1:22:ALA:C	2.33	0.49
2:Q:114:LYS:HG3	2:Q:137:TRP:CZ2	2.48	0.49
2:Q:114:LYS:N	2:Q:146:GLY:O	2.40	0.49
4:2:253:GLU:HA	4:2:256:ARG:CG	2.42	0.49
4:7:318:THR:HA	4:7:327:ILE:HG12	1.94	0.49
4:8:318:THR:HA	4:8:327:ILE:HG12	1.94	0.49
4:9:70:PRO:HG3	4:9:81:ASP:HB3	1.94	0.49
4:W:70:PRO:HG3	4:W:81:ASP:HB3	1.94	0.49
4:X:70:PRO:HG3	4:X:81:ASP:HB3	1.94	0.49
4:X:287:ILE:CB	4:Z:199:SER:O	2.61	0.49
1:A:543:PRO:CD	4:8:146:GLY:O	2.61	0.49
1:A:831:TRP:HZ3	2:B:50:THR:CG2	1.62	0.49
1:D:168:THR:HG22	1:D:169:ASP:OD1	2.12	0.49
1:D:173:GLN:OE1	1:D:668:HIS:HB3	2.13	0.49
1:D:192:VAL:O	1:D:195:TYR:HB3	2.13	0.49
1:D:251:ARG:O	1:D:263:ALA:HA	2.12	0.49
1:D:715:VAL:HG12	1:D:716:LEU:O	2.12	0.49
1:G:202:SER:HA	1:G:207:LYS:NZ	2.22	0.49
1:G:429:LEU:O	1:G:433:VAL:HG23	2.12	0.49
1:G:601:ASP:N	1:G:602:PRO:CD	2.75	0.49
1:G:732:ILE:H	1:G:733:PRO:CD	2.23	0.49
1:J:291:ILE:HA	1:J:331:LEU:CD1	2.39	0.49
1:J:530:MET:HE3	4:W:354:GLN:HG2	1.84	0.49
1:J:538:GLU:OE1	4:W:351:THR:HB	2.12	0.49
1:J:601:ASP:N	1:J:602:PRO:CD	2.75	0.49
1:J:646:PHE:CE2	1:J:652:LEU:CD2	2.87	0.49
1:J:732:ILE:H	1:J:733:PRO:CD	2.23	0.49
1:M:97:LEU:HD13	1:M:97:LEU:N	2.28	0.49
1:M:538:GLU:OE1	4:Z:351:THR:HB	2.12	0.49
1:M:632:GLY:HA3	1:M:643:GLY:N	2.17	0.49
4:2:124:PHE:CZ	4:2:132:MET:HG3	2.48	0.49
1:D:97:LEU:HD13	1:D:97:LEU:N	2.27	0.49
2:E:121:LEU:O	2:E:128:PHE:CG	2.61	0.49
1:G:310:TYR:CE2	1:G:320:ILE:CD1	2.94	0.49
1:J:829:TRP:HH2	2:K:83:MET:HE3	1.75	0.49
1:M:20:SER:HB3	1:M:23:GLU:OE1	2.13	0.49
1:M:51:THR:C	1:M:62:VAL:HG13	2.32	0.49
1:M:237:THR:HG22	1:M:238:VAL:N	2.28	0.49
1:M:290:GLN:HG2	1:M:331:LEU:CA	2.43	0.49

Continued on next page...

Continued from previous page...

Atom-1	Atom-2	Interatomic distance (Å)	Clash overlap (Å)
1:M:601:ASP:N	1:M:602:PRO:CD	2.75	0.49
1:M:675:ILE:CG2	1:M:676:ILE:N	2.74	0.49
1:M:732:ILE:O	1:M:736:GLN:HG3	2.12	0.49
2:N:121:LEU:O	2:N:128:PHE:CG	2.61	0.49
1:P:718:ALA:C	3:R:85:GLU:CD	2.65	0.49
4:6:124:PHE:CZ	4:6:132:MET:HG3	2.48	0.49
4:Y:70:PRO:HG3	4:Y:81:ASP:HB3	1.94	0.49
1:A:51:THR:C	1:A:62:VAL:HG13	2.32	0.49
1:A:64:THR:CG2	1:A:65:GLU:N	2.76	0.49
1:A:128:PRO:O	1:A:683:PRO:HB3	2.12	0.49
1:A:310:TYR:CE2	1:A:320:ILE:CD1	2.94	0.49
1:A:405:ARG:HB2	1:A:414:THR:OG1	2.13	0.49
1:A:632:GLY:HA3	1:A:643:GLY:N	2.17	0.49
1:A:753:VAL:HG11	1:A:775:LEU:HD23	1.95	0.49
2:B:93:PRO:O	2:B:97:ILE:HG13	2.12	0.49
2:B:128:PHE:O	2:B:133:ILE:HD11	2.13	0.49
1:D:214:MET:HA	1:D:340:ILE:CD1	2.41	0.49
1:D:530:MET:HE3	4:9:354:GLN:CB	2.43	0.49
1:D:642:LYS:HG3	4:9:23:GLY:CA	2.31	0.49
1:D:642:LYS:HG2	4:9:21:PHE:C	2.30	0.49
1:D:642:LYS:HB2	4:9:24:ASP:O	1.88	0.49
1:G:237:THR:HG22	1:G:238:VAL:N	2.28	0.49
1:G:418:THR:CB	1:G:421:GLU:HG3	2.37	0.49
1:G:732:ILE:HG21	1:G:747:LEU:CD1	0.64	0.49
1:G:754:ASP:HB2	1:G:776:GLU:CB	2.42	0.49
1:J:792:ALA:CB	3:L:42:THR:CA	2.91	0.49
1:J:795:ARG:NH1	3:L:44:ALA:N	2.26	0.49
2:K:93:PRO:O	2:K:97:ILE:HG13	2.12	0.49
1:M:128:PRO:O	1:M:683:PRO:HB3	2.12	0.49
1:M:312:TYR:N	1:M:312:TYR:CD1	2.81	0.49
1:M:839:MLY:N	1:M:840:PRO:CD	2.75	0.49
1:P:839:MLY:N	1:P:840:PRO:CD	2.75	0.49
3:R:50:LEU:O	3:R:55:LYS:HB2	2.13	0.49
4:1:70:PRO:HG3	4:1:81:ASP:HB3	1.94	0.49
4:1:124:PHE:CZ	4:1:132:MET:HG3	2.48	0.49
4:2:70:PRO:HG3	4:2:81:ASP:HB3	1.94	0.49
4:4:318:THR:HA	4:4:327:ILE:HG12	1.95	0.49
4:8:120:THR:HG21	4:8:370:VAL:HG11	1.95	0.49
4:W:124:PHE:CZ	4:W:132:MET:HG3	2.48	0.49
4:Z:124:PHE:CZ	4:Z:132:MET:HG3	2.48	0.49
1:A:97:LEU:HD13	1:A:97:LEU:N	2.28	0.49

Continued on next page...

Continued from previous page...

Atom-1	Atom-2	Interatomic distance (Å)	Clash overlap (Å)
1:A:237:THR:HG22	1:A:238:VAL:N	2.28	0.49
1:A:436:MLY:HE3	1:A:626:TYR:HE1	1.77	0.49
1:A:831:TRP:CG	2:B:51:PHE:HE1	2.30	0.49
1:D:237:THR:HG22	1:D:238:VAL:N	2.28	0.49
1:D:291:ILE:HA	1:D:331:LEU:CD1	2.39	0.49
1:D:756:THR:O	1:D:758:TYR:N	2.45	0.49
2:E:121:LEU:CA	2:E:128:PHE:CG	2.89	0.49
3:F:50:LEU:O	3:F:55:LYS:HB2	2.13	0.49
1:G:128:PRO:O	1:G:683:PRO:HB3	2.12	0.49
1:G:290:GLN:HG2	1:G:331:LEU:CA	2.43	0.49
1:G:543:PRO:CD	4:V:146:GLY:O	2.60	0.49
1:G:715:VAL:HG12	1:G:716:LEU:O	2.12	0.49
3:I:50:LEU:O	3:I:55:LYS:HB2	2.13	0.49
1:J:103:LEU:C	1:J:103:LEU:HD12	2.33	0.49
1:J:530:MET:HG2	4:W:354:GLN:HB2	0.57	0.49
1:J:538:GLU:HA	4:W:351:THR:H	1.77	0.49
1:J:538:GLU:CD	4:W:355:MET:HE3	2.29	0.49
1:J:664:LEU:HD12	1:J:664:LEU:HA	1.52	0.49
1:J:710:GLY:HA2	1:J:772:LEU:HD21	1.82	0.49
1:J:839:MLY:HB2	1:J:840:PRO:HD3	1.94	0.49
1:M:595:TRP:N	1:M:595:TRP:CD1	2.80	0.49
2:N:137:TRP:CA	2:N:145:ALA:CB	2.82	0.49
3:O:50:LEU:O	3:O:55:LYS:HB2	2.13	0.49
1:P:20:SER:HB3	1:P:23:GLU:OE1	2.13	0.49
1:P:95:THR:HG21	1:P:773:GLY:HA3	1.95	0.49
1:P:499:GLU:OE1	1:P:499:GLU:HA	2.13	0.49
2:Q:128:PHE:O	2:Q:133:ILE:HD11	2.13	0.49
4:5:198:TYR:CZ	4:5:248:ILE:HG13	2.48	0.49
4:X:198:TYR:CZ	4:X:248:ILE:HG13	2.48	0.49
1:A:20:SER:HB3	1:A:23:GLU:OE1	2.13	0.49
1:A:735:GLY:O	1:A:743:ALA:HA	1.94	0.49
2:B:121:LEU:HA	2:B:128:PHE:CD2	2.46	0.49
1:D:210:GLN:C	1:D:211:SER:HG	2.13	0.49
1:D:530:MET:HG2	4:9:354:GLN:HB2	0.57	0.49
1:D:642:LYS:CB	4:9:24:ASP:O	2.59	0.49
2:E:117:LEU:HG	2:E:147:ASN:HB3	1.93	0.49
1:G:192:VAL:O	1:G:195:TYR:HB3	2.13	0.49
1:G:642:LYS:CB	4:V:24:ASP:O	2.60	0.49
1:G:675:ILE:CG2	1:G:676:ILE:N	2.74	0.49
1:J:173:GLN:OE1	1:J:668:HIS:HB3	2.13	0.49
1:M:173:GLN:OE1	1:M:668:HIS:HB3	2.13	0.49

Continued on next page...

Continued from previous page...

Atom-1	Atom-2	Interatomic distance (Å)	Clash overlap (Å)
1:M:251:ARG:HB2	1:M:264:ASP:HB3	1.95	0.49
1:M:267:THR:HG21	1:M:438:PHE:HE2	1.76	0.49
1:M:405:ARG:HB2	1:M:414:THR:OG1	2.13	0.49
1:M:722:GLN:CD	3:O:86:ASP:CA	2.81	0.49
1:M:839:MLY:HH13	2:N:159:HIS:HD2	1.77	0.49
1:P:51:THR:C	1:P:62:VAL:HG13	2.32	0.49
1:P:278:GLN:HG3	1:P:318:GLY:H	1.75	0.49
1:P:290:GLN:HG2	1:P:331:LEU:CA	2.43	0.49
1:P:715:VAL:HG12	1:P:716:LEU:O	2.12	0.49
1:P:720:PHE:CD2	1:P:744:SER:HB3	2.48	0.49
4:1:198:TYR:CZ	4:1:248:ILE:HG13	2.48	0.49
4:4:124:PHE:CZ	4:4:132:MET:HG3	2.48	0.49
4:4:213:LYS:O	4:4:217:CYS:HB2	2.13	0.49
4:7:124:PHE:CZ	4:7:132:MET:HG3	2.48	0.49
4:9:124:PHE:CZ	4:9:132:MET:HG3	2.48	0.49
4:9:198:TYR:CZ	4:9:248:ILE:HG13	2.48	0.49
4:V:70:PRO:HG3	4:V:81:ASP:HB3	1.94	0.49
4:V:120:THR:HG21	4:V:370:VAL:HG11	1.95	0.49
4:V:124:PHE:CZ	4:V:132:MET:HG3	2.48	0.49
1:A:290:GLN:HG2	1:A:331:LEU:CA	2.43	0.49
1:A:410:ASN:HD22	4:8:336:LYS:HE2	1.78	0.49
1:A:793:ARG:O	1:A:797:PHE:N	2.40	0.49
1:A:801:VAL:HA	3:C:149:VAL:HG21	1.95	0.49
1:A:839:MLY:N	1:A:840:PRO:CD	2.75	0.49
1:D:732:ILE:H	1:D:733:PRO:CD	2.23	0.49
1:G:51:THR:C	1:G:62:VAL:HG13	2.32	0.49
1:G:97:LEU:HD13	1:G:97:LEU:N	2.28	0.49
1:G:173:GLN:OE1	1:G:668:HIS:HB3	2.13	0.49
1:G:410:ASN:HD22	4:V:336:LYS:HE2	1.78	0.49
1:G:595:TRP:N	1:G:595:TRP:CD1	2.80	0.49
1:J:64:THR:CG2	1:J:65:GLU:N	2.75	0.49
1:J:251:ARG:O	1:J:263:ALA:HA	2.12	0.49
1:J:792:ALA:CA	3:L:42:THR:CA	2.91	0.49
2:K:114:LYS:HG3	2:K:137:TRP:CZ2	2.48	0.49
1:M:538:GLU:HA	4:Z:351:THR:H	1.77	0.49
2:N:93:PRO:O	2:N:97:ILE:HG13	2.12	0.49
1:P:310:TYR:CE2	1:P:320:ILE:CD1	2.94	0.49
4:5:213:LYS:O	4:5:217:CYS:HB2	2.13	0.49
4:5:299:MET:HE2	4:5:331:ALA:HB2	1.93	0.49
4:7:198:TYR:CZ	4:7:248:ILE:HG13	2.48	0.49
4:8:124:PHE:CZ	4:8:132:MET:HG3	2.48	0.49

Continued on next page...

Continued from previous page...

Atom-1	Atom-2	Interatomic distance (Å)	Clash overlap (Å)
4:8:213:LYS:O	4:8:217:CYS:HB2	2.13	0.49
4:9:213:LYS:O	4:9:217:CYS:HB2	2.13	0.49
1:A:134:VAL:C	1:A:136:ASN:H	2.16	0.48
1:A:354:LEU:HD12	1:A:354:LEU:HA	1.56	0.48
1:D:312:TYR:N	1:D:312:TYR:CD1	2.80	0.48
1:D:819:ASN:N	2:E:90:GLY:C	2.66	0.48
1:D:831:TRP:CE2	2:E:47:LEU:CD2	2.77	0.48
1:G:829:TRP:HZ3	2:H:84:PHE:CD1	2.29	0.48
1:J:314:TYR:CZ	1:J:362:GLY:HA2	2.48	0.48
1:J:595:TRP:N	1:J:595:TRP:CD1	2.80	0.48
1:J:817:GLN:OE1	2:K:127:ARG:CD	2.54	0.48
1:M:64:THR:CG2	1:M:65:GLU:N	2.75	0.48
1:M:84:MLY:HH11	1:M:776:GLU:OE2	2.12	0.48
1:M:720:PHE:CD2	1:M:744:SER:HB3	2.48	0.48
1:M:723:ARG:HH11	1:M:723:ARG:HG3	1.78	0.48
2:N:128:PHE:O	2:N:133:ILE:HD11	2.13	0.48
1:P:97:LEU:HD13	1:P:97:LEU:N	2.28	0.48
1:P:312:TYR:N	1:P:312:TYR:CD1	2.81	0.48
1:P:601:ASP:N	1:P:602:PRO:CD	2.75	0.48
1:P:642:LYS:HG3	4:1:23:GLY:CA	2.32	0.48
1:P:786:ILE:O	1:P:787:ILE:N	2.34	0.48
4:7:213:LYS:O	4:7:217:CYS:HB2	2.13	0.48
4:W:198:TYR:CZ	4:W:248:ILE:HG13	2.48	0.48
1:A:173:GLN:OE1	1:A:668:HIS:HB3	2.13	0.48
1:A:217:THR:C	1:A:221:GLN:NE2	2.62	0.48
1:A:502:GLU:HA	1:A:761:GLY:C	2.32	0.48
1:A:629:GLU:CB	1:A:645:SER:N	2.74	0.48
1:A:675:ILE:CG2	1:A:676:ILE:N	2.74	0.48
1:A:756:THR:O	1:A:758:TYR:N	2.45	0.48
1:D:251:ARG:HB2	1:D:264:ASP:HB3	1.95	0.48
1:D:310:TYR:CE2	1:D:320:ILE:CD1	2.94	0.48
1:D:595:TRP:N	1:D:595:TRP:CD1	2.80	0.48
1:D:831:TRP:NE1	2:E:47:LEU:HD22	2.27	0.48
1:G:20:SER:HB3	1:G:23:GLU:OE1	2.12	0.48
1:G:64:THR:CG2	1:G:65:GLU:N	2.75	0.48
1:G:720:PHE:CD2	1:G:744:SER:HB3	2.48	0.48
2:H:121:LEU:HA	2:H:128:PHE:CD2	2.46	0.48
1:J:629:GLU:CA	1:J:643:GLY:C	2.73	0.48
1:J:739:ASP:CB	1:J:742:LYS:CB	2.81	0.48
2:K:117:LEU:CG	2:K:147:ASN:OD1	2.52	0.48
1:M:215:GLN:H	1:M:340:ILE:CD1	2.20	0.48

Continued on next page...

Continued from previous page...

Atom-1	Atom-2	Interatomic distance (Å)	Clash overlap (Å)
1:P:173:GLN:OE1	1:P:668:HIS:HB3	2.13	0.48
1:P:798:LEU:HD12	3:R:126:LEU:HD21	1.95	0.48
2:Q:121:LEU:O	2:Q:128:PHE:CG	2.61	0.48
4:2:64:ILE:HG21	4:Z:166:TYR:CE1	2.31	0.48
4:3:322:PRO:C	4:5:244:ASP:HB2	2.33	0.48
4:4:287:ILE:HG21	4:6:204:ALA:N	2.28	0.48
4:5:124:PHE:CZ	4:5:132:MET:HG3	2.48	0.48
4:6:198:TYR:CZ	4:6:248:ILE:HG13	2.48	0.48
4:X:120:THR:HG21	4:X:370:VAL:HG11	1.95	0.48
4:Y:124:PHE:CZ	4:Y:132:MET:HG3	2.48	0.48
1:A:192:VAL:O	1:A:195:TYR:HB3	2.13	0.48
1:A:799:MET:SD	3:C:32:ASP:CG	2.87	0.48
1:D:51:THR:C	1:D:62:VAL:HG13	2.32	0.48
1:D:215:GLN:H	1:D:340:ILE:CD1	2.21	0.48
1:D:314:TYR:CZ	1:D:362:GLY:HA2	2.48	0.48
1:D:543:PRO:CD	4:9:146:GLY:O	2.61	0.48
1:D:795:ARG:CZ	3:F:116:GLU:OE1	2.58	0.48
1:G:617:MLY:O	1:G:620:ALA:HB3	2.14	0.48
1:G:791:GLN:NE2	3:I:115:GLY:C	2.63	0.48
2:H:130:PRO:O	2:H:131:GLU:C	2.52	0.48
1:J:51:THR:C	1:J:62:VAL:HG13	2.32	0.48
1:J:715:VAL:O	1:J:764:MLY:HB3	2.12	0.48
1:J:715:VAL:HG12	1:J:716:LEU:O	2.12	0.48
1:J:798:LEU:HA	1:J:798:LEU:HD12	1.36	0.48
1:J:798:LEU:HD12	3:L:126:LEU:HD11	1.80	0.48
1:J:830:PRO:CB	2:K:67:MET:CE	2.91	0.48
2:K:130:PRO:O	2:K:131:GLU:C	2.52	0.48
2:K:140:PHE:HB3	2:K:144:VAL:HG12	1.94	0.48
1:M:547:ASP:O	1:M:550:PHE:HB3	2.12	0.48
1:P:103:LEU:C	1:P:103:LEU:HD12	2.33	0.48
1:P:251:ARG:O	1:P:263:ALA:HA	2.12	0.48
1:P:314:TYR:CZ	1:P:362:GLY:HA2	2.48	0.48
4:3:124:PHE:CZ	4:3:132:MET:HG3	2.48	0.48
4:6:213:LYS:O	4:6:217:CYS:HB2	2.13	0.48
4:7:120:THR:HG21	4:7:370:VAL:HG11	1.95	0.48
4:8:198:TYR:CZ	4:8:248:ILE:HG13	2.48	0.48
4:V:198:TYR:CZ	4:V:248:ILE:HG13	2.48	0.48
4:X:124:PHE:CZ	4:X:132:MET:HG3	2.48	0.48
4:X:291:LYS:CD	4:Z:246:GLN:N	2.75	0.48
1:A:649:VAL:HA	1:A:649:VAL:HG23	1.82	0.48
1:A:768:MLY:HB3	1:A:771:LEU:CD1	2.44	0.48

Continued on next page...

Continued from previous page...

Atom-1	Atom-2	Interatomic distance (Å)	Clash overlap (Å)
2:B:114:LYS:HG3	2:B:137:TRP:CZ2	2.48	0.48
1:D:409:GLY:N	1:D:636:LYS:CD	2.71	0.48
1:D:410:ASN:HD22	4:9:336:LYS:HE2	1.78	0.48
1:D:732:ILE:H	1:D:733:PRO:HD2	1.74	0.48
1:D:838:ILE:HD13	2:E:54:MET:HE3	1.90	0.48
1:D:839:MLY:N	1:D:840:PRO:CD	2.75	0.48
1:G:642:LYS:HA	4:V:22:ALA:C	2.33	0.48
1:G:756:THR:O	1:G:758:TYR:N	2.45	0.48
1:G:798:LEU:CD2	3:I:118:MET:CG	2.85	0.48
1:G:839:MLY:N	1:G:840:PRO:CD	2.75	0.48
1:J:248:MLY:HE2	1:J:250:ILE:HD11	1.95	0.48
1:J:251:ARG:HB2	1:J:264:ASP:HB3	1.94	0.48
1:J:499:GLU:OE1	1:J:499:GLU:HA	2.13	0.48
1:J:547:ASP:O	1:J:550:PHE:HB3	2.12	0.48
1:J:720:PHE:CD2	1:J:744:SER:HB3	2.48	0.48
1:J:799:MET:SD	3:L:32:ASP:HA	2.52	0.48
1:M:410:ASN:HD22	4:Z:336:LYS:HE2	1.78	0.48
1:M:786:ILE:O	1:M:787:ILE:C	2.48	0.48
1:P:64:THR:CG2	1:P:65:GLU:N	2.75	0.48
1:P:237:THR:HG22	1:P:238:VAL:N	2.28	0.48
1:P:646:PHE:HE2	1:P:652:LEU:CG	2.24	0.48
4:1:213:LYS:O	4:1:217:CYS:HB2	2.13	0.48
4:3:120:THR:HG21	4:3:370:VAL:HG11	1.95	0.48
4:6:120:THR:HG21	4:6:370:VAL:HG11	1.95	0.48
4:8:253:GLU:HA	4:8:256:ARG:CG	2.42	0.48
4:9:120:THR:HG21	4:9:370:VAL:HG11	1.95	0.48
4:9:287:ILE:HA	4:W:202:THR:HG21	1.59	0.48
4:Y:198:TYR:CZ	4:Y:248:ILE:HG13	2.48	0.48
4:Z:70:PRO:HG3	4:Z:81:ASP:HB3	1.94	0.48
1:A:251:ARG:HB2	1:A:264:ASP:HB3	1.95	0.48
1:A:312:TYR:N	1:A:312:TYR:CD1	2.80	0.48
1:A:505:MLY:N	1:A:762:HIS:NE2	2.61	0.48
1:A:550:PHE:CE2	1:A:592:ILE:CG2	2.97	0.48
1:A:725:ARG:NE	1:A:733:PRO:CB	1.95	0.48
1:A:752:ASP:OD2	1:A:782:MLY:CG	2.62	0.48
3:C:50:LEU:O	3:C:55:LYS:HB2	2.13	0.48
1:D:64:THR:CG2	1:D:65:GLU:N	2.75	0.48
1:D:617:MLY:O	1:D:620:ALA:HB3	2.14	0.48
1:D:689:GLU:O	1:D:689:GLU:HG2	2.14	0.48
1:D:839:MLY:HB2	1:D:840:PRO:HD3	1.94	0.48
1:G:530:MET:HE3	4:V:355:MET:SD	2.54	0.48

Continued on next page...

Continued from previous page...

Atom-1	Atom-2	Interatomic distance (Å)	Clash overlap (Å)
1:G:643:GLY:N	4:V:23:GLY:C	2.55	0.48
1:G:689:GLU:O	1:G:689:GLU:HG2	2.14	0.48
1:G:732:ILE:H	1:G:733:PRO:HD2	1.74	0.48
1:J:20:SER:HB3	1:J:23:GLU:OE1	2.13	0.48
1:J:278:GLN:HG3	1:J:318:GLY:H	1.76	0.48
1:J:312:TYR:N	1:J:312:TYR:CD1	2.81	0.48
1:J:404:PRO:HD2	1:J:415:MLY:O	2.13	0.48
1:J:817:GLN:CD	2:K:127:ARG:CG	2.82	0.48
2:K:112:ILE:CG2	2:K:147:ASN:O	2.62	0.48
3:L:50:LEU:O	3:L:55:LYS:HB2	2.13	0.48
1:M:168:THR:HG22	1:M:169:ASP:OD1	2.12	0.48
1:M:550:PHE:CE2	1:M:592:ILE:CG2	2.97	0.48
1:M:617:MLY:O	1:M:620:ALA:HB3	2.14	0.48
1:M:709:LYS:O	1:M:768:MLY:HH11	2.12	0.48
1:M:821:ARG:HH12	2:N:127:ARG:CZ	2.26	0.48
1:P:538:GLU:HA	4:1:351:THR:H	1.77	0.48
4:2:148:THR:OG1	4:4:45:VAL:CG2	2.61	0.48
4:3:213:LYS:O	4:3:217:CYS:HB2	2.13	0.48
4:4:198:TYR:CZ	4:4:248:ILE:HG13	2.48	0.48
4:5:250:ILE:HG23	4:5:253:GLU:HG2	1.96	0.48
4:5:253:GLU:HA	4:5:256:ARG:CG	2.42	0.48
4:6:250:ILE:HG23	4:6:253:GLU:HG2	1.96	0.48
1:A:103:LEU:C	1:A:103:LEU:HD12	2.33	0.48
1:A:707:CYS:HA	1:A:714:ARG:HH12	1.75	0.48
1:A:799:MET:SD	3:C:32:ASP:O	2.71	0.48
1:D:103:LEU:C	1:D:103:LEU:HD12	2.33	0.48
1:D:218:LEU:HA	1:D:221:GLN:H	1.79	0.48
1:D:290:GLN:HG2	1:D:331:LEU:CA	2.43	0.48
1:D:637:LYS:HD2	4:9:144:ALA:HB3	1.20	0.48
1:D:795:ARG:NH2	3:F:116:GLU:HB3	2.29	0.48
2:E:93:PRO:O	2:E:97:ILE:HG13	2.13	0.48
1:G:546:THR:CG2	1:G:547:ASP:N	2.77	0.48
1:G:550:PHE:CE2	1:G:592:ILE:CG2	2.97	0.48
1:G:632:GLY:HA3	1:G:643:GLY:N	2.17	0.48
1:J:10:PHE:CD2	1:J:17:LEU:HD23	2.49	0.48
1:J:797:PHE:CG	3:L:146:ILE:HG23	2.25	0.48
1:M:136:ASN:O	1:M:139:VAL:N	2.47	0.48
1:M:314:TYR:CZ	1:M:362:GLY:HA2	2.48	0.48
1:M:404:PRO:HD2	1:M:415:MLY:O	2.13	0.48
1:P:404:PRO:HD2	1:P:415:MLY:O	2.13	0.48
1:P:406:VAL:CG1	1:P:407:GLY:N	2.77	0.48

Continued on next page...

Continued from previous page...

Atom-1	Atom-2	Interatomic distance (Å)	Clash overlap (Å)
1:P:617:MLY:O	1:P:620:ALA:HB3	2.14	0.48
1:P:767:PHE:HB2	1:P:772:LEU:HD22	1.25	0.48
4:2:198:TYR:CZ	4:2:248:ILE:HG13	2.48	0.48
4:3:198:TYR:CZ	4:3:248:ILE:HG13	2.48	0.48
4:X:250:ILE:HG23	4:X:253:GLU:HG2	1.96	0.48
4:X:253:GLU:HA	4:X:256:ARG:CG	2.42	0.48
4:Y:213:LYS:O	4:Y:217:CYS:HB2	2.13	0.48
4:Z:250:ILE:HG23	4:Z:253:GLU:HG2	1.96	0.48
1:A:28:GLN:NE2	1:A:723:ARG:NH2	2.52	0.48
1:A:136:ASN:O	1:A:139:VAL:N	2.47	0.48
1:D:10:PHE:CD2	1:D:17:LEU:HD23	2.49	0.48
1:D:538:GLU:HA	4:9:351:THR:H	1.77	0.48
1:D:602:PRO:O	1:D:603:LEU:HD12	2.14	0.48
1:D:720:PHE:CD2	1:D:744:SER:HB3	2.48	0.48
1:D:733:PRO:O	1:D:737:PHE:CE1	2.53	0.48
2:E:112:ILE:CG2	2:E:147:ASN:O	2.62	0.48
1:G:106:LEU:HD12	1:G:117:THR:HG21	1.96	0.48
1:G:506:GLU:CG	1:G:760:PHE:H	2.27	0.48
1:G:765:VAL:CG1	1:G:766:PHE:N	2.77	0.48
1:G:831:TRP:CZ3	2:H:34:ILE:HD13	2.49	0.48
1:J:310:TYR:CE2	1:J:320:ILE:CD1	2.94	0.48
1:J:406:VAL:CG1	1:J:407:GLY:N	2.77	0.48
1:J:757:GLN:CA	1:J:776:GLU:HG3	2.35	0.48
1:M:10:PHE:CD2	1:M:17:LEU:HD23	2.49	0.48
1:P:595:TRP:CD1	1:P:595:TRP:N	2.80	0.48
1:P:689:GLU:O	1:P:689:GLU:HG2	2.14	0.48
1:P:732:ILE:HG23	1:P:747:LEU:HD12	0.95	0.48
1:P:796:GLY:HA2	3:R:35:ARG:CD	2.43	0.48
1:P:839:MLY:HB2	1:P:840:PRO:HD3	1.94	0.48
4:2:250:ILE:HG23	4:2:253:GLU:HG2	1.96	0.48
4:4:250:ILE:HG23	4:4:253:GLU:HG2	1.96	0.48
4:7:250:ILE:HG23	4:7:253:GLU:HG2	1.96	0.48
4:8:250:ILE:HG23	4:8:253:GLU:HG2	1.96	0.48
4:V:285:CYS:O	4:X:202:THR:HG22	2.13	0.48
4:W:213:LYS:O	4:W:217:CYS:HB2	2.13	0.48
4:X:213:LYS:O	4:X:217:CYS:HB2	2.13	0.48
1:A:689:GLU:HG2	1:A:689:GLU:O	2.14	0.48
1:A:838:ILE:C	1:A:840:PRO:HD2	2.34	0.48
2:B:117:LEU:HG	2:B:147:ASN:HB3	1.93	0.48
1:D:538:GLU:OE1	4:9:355:MET:HE3	2.14	0.48
1:D:546:THR:CG2	1:D:547:ASP:N	2.77	0.48

Continued on next page...

Continued from previous page...

Atom-1	Atom-2	Interatomic distance (Å)	Clash overlap (Å)
1:D:727:LEU:HD13	1:D:782:MLY:CH1	2.42	0.48
1:D:831:TRP:CD2	2:E:51:PHE:CZ	3.02	0.48
1:G:791:GLN:CD	3:I:116:GLU:HG3	2.34	0.48
1:J:617:MLY:O	1:J:620:ALA:HB3	2.14	0.48
1:J:640:LYS:HB3	1:J:645:SER:CB	2.41	0.48
1:M:218:LEU:CD2	1:M:222:ILE:CG1	2.85	0.48
2:N:130:PRO:O	2:N:131:GLU:C	2.52	0.48
1:P:206:LYS:HD2	1:P:217:THR:CG2	2.17	0.48
1:P:248:MLY:HE2	1:P:250:ILE:HD11	1.95	0.48
1:P:723:ARG:HD2	1:P:779:ARG:CB	2.36	0.48
1:P:800:ARG:NH2	3:R:40:ASN:CG	2.58	0.48
2:Q:130:PRO:O	2:Q:131:GLU:C	2.52	0.48
4:V:213:LYS:O	4:V:217:CYS:HB2	2.13	0.48
1:A:404:PRO:HD2	1:A:415:MLY:O	2.13	0.48
1:A:813:ILE:CG2	2:B:127:ARG:CD	2.67	0.48
1:D:214:MET:C	1:D:340:ILE:CD1	2.82	0.48
1:D:499:GLU:OE1	1:D:499:GLU:HA	2.13	0.48
1:D:556:ASP:CA	4:W:49:GLN:O	2.52	0.48
1:D:632:GLY:HA3	1:D:643:GLY:N	2.17	0.48
1:D:642:LYS:HA	4:9:22:ALA:C	2.33	0.48
1:D:712:PRO:HB2	1:D:771:LEU:CD2	2.44	0.48
2:E:128:PHE:O	2:E:133:ILE:HD11	2.13	0.48
2:E:130:PRO:O	2:E:131:GLU:C	2.52	0.48
1:G:251:ARG:HB2	1:G:264:ASP:HB3	1.95	0.48
1:G:312:TYR:N	1:G:312:TYR:CD1	2.80	0.48
1:G:406:VAL:CG1	1:G:407:GLY:N	2.77	0.48
1:G:499:GLU:OE1	1:G:499:GLU:HA	2.13	0.48
1:G:723:ARG:HH11	1:G:723:ARG:HG3	1.78	0.48
1:G:839:MLY:HB2	1:G:840:PRO:HD3	1.94	0.48
2:H:121:LEU:O	2:H:128:PHE:CG	2.61	0.48
2:H:140:PHE:HB3	2:H:144:VAL:HG12	1.94	0.48
1:J:237:THR:HG22	1:J:238:VAL:N	2.28	0.48
1:J:576:GLU:CG	1:J:577:ALA:N	2.44	0.48
1:J:602:PRO:O	1:J:603:LEU:HD12	2.14	0.48
1:J:836:PHE:CE1	2:K:160:GLY:N	2.75	0.48
2:K:128:PHE:O	2:K:133:ILE:HD11	2.13	0.48
1:M:103:LEU:HD12	1:M:103:LEU:C	2.33	0.48
1:M:546:THR:CG2	1:M:547:ASP:N	2.77	0.48
1:M:821:ARG:NH1	2:N:127:ARG:NE	2.62	0.48
1:M:836:PHE:CD2	2:N:160:GLY:N	2.80	0.48
1:P:251:ARG:HB2	1:P:264:ASP:HB3	1.95	0.48

Continued on next page...

Continued from previous page...

Atom-1	Atom-2	Interatomic distance (Å)	Clash overlap (Å)
1:P:767:PHE:HB3	1:P:772:LEU:CG	2.41	0.48
1:P:789:ALA:CA	3:R:81:GLN:CD	2.80	0.48
1:P:838:ILE:C	1:P:840:PRO:HD2	2.35	0.48
2:Q:139:ALA:C	2:Q:141:PRO:HD3	2.33	0.48
4:3:250:ILE:HG23	4:3:253:GLU:HG2	1.96	0.48
4:4:120:THR:HG21	4:4:370:VAL:HG11	1.95	0.48
4:V:250:ILE:HG23	4:V:253:GLU:HG2	1.96	0.48
4:V:285:CYS:O	4:X:202:THR:CG2	2.62	0.48
4:W:299:MET:HE2	4:W:331:ALA:HB2	1.95	0.48
4:Z:198:TYR:CZ	4:Z:248:ILE:HG13	2.48	0.48
4:Z:213:LYS:O	4:Z:217:CYS:HB2	2.13	0.48
1:A:154:HIS:CE1	1:A:156:PHE:CE2	3.02	0.48
1:A:499:GLU:OE1	1:A:499:GLU:HA	2.13	0.48
1:A:501:GLU:O	1:A:762:HIS:CD2	2.67	0.48
1:A:578:HIS:HB3	1:A:592:ILE:CD1	2.38	0.48
1:A:839:MLY:HB2	1:A:840:PRO:HD3	1.94	0.48
1:D:41:VAL:CG1	1:D:42:HIS:N	2.75	0.48
1:D:404:PRO:HD2	1:D:415:MLY:O	2.13	0.48
1:D:767:PHE:O	1:D:771:LEU:CG	2.61	0.48
1:G:103:LEU:C	1:G:103:LEU:HD12	2.33	0.48
1:G:218:LEU:HD22	1:G:222:ILE:HG13	1.95	0.48
1:G:292:MET:HE1	1:G:309:PRO:HD3	1.96	0.48
1:G:602:PRO:O	1:G:603:LEU:HD12	2.14	0.48
1:G:759:ALA:O	1:G:766:PHE:N	2.32	0.48
1:G:835:PHE:CD1	2:H:30:ALA:HB2	2.49	0.48
1:J:28:GLN:HG2	1:J:723:ARG:HH22	1.78	0.48
1:J:640:LYS:HD2	1:J:646:PHE:O	2.14	0.48
1:M:41:VAL:CG1	1:M:42:HIS:N	2.75	0.48
1:M:542:PHE:CD2	4:Z:143:TYR:CD1	3.02	0.48
1:M:762:HIS:CD2	1:M:762:HIS:N	2.78	0.48
1:P:410:ASN:HD22	4:1:336:LYS:HE2	1.78	0.48
1:P:723:ARG:NH2	1:P:782:MLY:CB	2.63	0.48
1:P:723:ARG:HH11	1:P:723:ARG:HG3	1.78	0.48
1:P:765:VAL:CG1	1:P:766:PHE:N	2.77	0.48
1:P:805:ALA:O	1:P:808:GLU:HB2	2.13	0.48
4:1:244:ASP:CB	4:Y:292:ASP:N	2.76	0.48
4:5:120:THR:HG21	4:5:370:VAL:HG11	1.95	0.48
4:9:250:ILE:HG23	4:9:253:GLU:HG2	1.96	0.48
4:W:120:THR:HG21	4:W:370:VAL:HG11	1.95	0.48
1:A:218:LEU:HA	1:A:221:GLN:H	1.79	0.47
1:A:248:MLY:HE2	1:A:250:ILE:HD11	1.95	0.47

Continued on next page...

Continued from previous page...

Atom-1	Atom-2	Interatomic distance (Å)	Clash overlap (Å)
1:A:314:TYR:CZ	1:A:362:GLY:HA2	2.48	0.47
1:A:642:LYS:HA	4:8:22:ALA:C	2.34	0.47
1:D:220:ASP:O	1:D:224:SER:N	2.27	0.47
1:G:136:ASN:O	1:G:139:VAL:N	2.47	0.47
1:G:154:HIS:CE1	1:G:156:PHE:CE2	3.02	0.47
1:G:218:LEU:HA	1:G:221:GLN:H	1.79	0.47
1:G:314:TYR:CZ	1:G:362:GLY:HA2	2.48	0.47
1:G:404:PRO:HD2	1:G:415:MLY:O	2.13	0.47
1:G:640:LYS:HD2	1:G:646:PHE:O	2.14	0.47
1:G:796:GLY:N	3:I:35:ARG:NH1	2.62	0.47
1:G:798:LEU:HA	1:G:798:LEU:HD12	1.36	0.47
2:H:93:PRO:O	2:H:97:ILE:HG13	2.12	0.47
1:J:546:THR:CG2	1:J:547:ASP:N	2.77	0.47
1:M:218:LEU:HA	1:M:221:GLN:HG3	1.71	0.47
1:M:554:LEU:HD12	1:M:554:LEU:HA	1.76	0.47
1:M:564:ASN:HD22	1:M:582:VAL:HB	1.79	0.47
2:N:112:ILE:CG2	2:N:147:ASN:O	2.62	0.47
2:N:140:PHE:HB3	2:N:144:VAL:HG12	1.94	0.47
1:P:405:ARG:HB2	1:P:414:THR:OG1	2.13	0.47
4:1:250:ILE:HG23	4:1:253:GLU:HG2	1.96	0.47
4:9:290:ARG:HH22	4:W:202:THR:CG2	2.17	0.47
4:9:299:MET:HE2	4:9:331:ALA:HB2	1.95	0.47
4:Y:250:ILE:HG23	4:Y:253:GLU:HG2	1.96	0.47
1:A:218:LEU:CD2	1:A:222:ILE:CG1	2.85	0.47
1:A:524:GLU:HB3	1:A:528:MLY:HG2	1.96	0.47
1:A:568:PRO:HD3	1:A:579:PHE:HA	1.96	0.47
1:A:783:LEU:HA	1:A:786:ILE:HB	1.96	0.47
3:C:53:PRO:O	3:C:55:LYS:HG3	2.14	0.47
1:D:406:VAL:CG1	1:D:407:GLY:N	2.77	0.47
1:D:542:PHE:CD2	4:9:143:TYR:CD1	3.02	0.47
1:D:640:LYS:HB3	1:D:645:SER:CB	2.42	0.47
1:D:795:ARG:HD2	3:F:35:ARG:NH1	2.27	0.47
1:D:823:PHE:HE1	2:E:160:GLY:C	2.06	0.47
1:G:410:ASN:HA	4:V:334:GLU:HB3	1.28	0.47
1:G:791:GLN:NE2	3:I:116:GLU:N	2.62	0.47
1:G:796:GLY:HA2	3:I:35:ARG:NH2	2.28	0.47
2:H:112:ILE:CG2	2:H:147:ASN:O	2.62	0.47
2:H:128:PHE:O	2:H:133:ILE:HD11	2.13	0.47
2:H:139:ALA:C	2:H:141:PRO:HD3	2.33	0.47
1:J:97:LEU:HD13	1:J:97:LEU:N	2.28	0.47
1:J:405:ARG:HB2	1:J:414:THR:OG1	2.13	0.47

Continued on next page...

Continued from previous page...

Atom-1	Atom-2	Interatomic distance (Å)	Clash overlap (Å)
1:J:436:MLY:HE3	1:J:626:TYR:HE1	1.77	0.47
1:J:765:VAL:CG1	1:J:766:PHE:N	2.77	0.47
1:J:793:ARG:O	1:J:797:PHE:N	2.39	0.47
2:K:144:VAL:HG12	2:K:153:ILE:HD11	1.75	0.47
3:L:53:PRO:O	3:L:55:LYS:HG3	2.15	0.47
1:M:795:ARG:NH2	3:O:116:GLU:HG2	2.20	0.47
1:P:97:LEU:HD12	1:P:97:LEU:HA	1.67	0.47
1:P:292:MET:CE	1:P:309:PRO:HA	2.39	0.47
1:P:538:GLU:OE1	4:1:355:MET:HE3	2.15	0.47
1:P:542:PHE:CD2	4:1:143:TYR:CD1	3.02	0.47
4:1:120:THR:HG21	4:1:370:VAL:HG11	1.95	0.47
4:1:253:GLU:HA	4:1:256:ARG:CG	2.42	0.47
1:A:214:MET:C	1:A:340:ILE:CD1	2.82	0.47
1:A:542:PHE:CD2	4:8:143:TYR:CD1	3.02	0.47
1:A:617:MLY:O	1:A:620:ALA:HB3	2.14	0.47
1:A:759:ALA:O	1:A:766:PHE:N	2.32	0.47
1:D:783:LEU:HA	1:D:786:ILE:HB	1.96	0.47
1:G:122:PHE:CE2	1:G:700:VAL:HA	2.49	0.47
1:G:436:MLY:HE3	1:G:626:TYR:HE1	1.77	0.47
1:G:578:HIS:HB3	1:G:592:ILE:CD1	2.38	0.47
1:G:754:ASP:OD2	1:G:776:GLU:CA	2.62	0.47
1:J:136:ASN:O	1:J:139:VAL:N	2.46	0.47
1:J:214:MET:C	1:J:340:ILE:CD1	2.82	0.47
1:J:636:LYS:O	4:W:144:ALA:HB1	2.14	0.47
1:M:206:LYS:HD2	1:M:217:THR:CG2	2.17	0.47
1:M:289:TYR:OH	1:M:315:VAL:O	2.27	0.47
1:M:636:LYS:O	4:Z:144:ALA:HB1	2.14	0.47
1:M:732:ILE:HG21	1:M:747:LEU:CD1	0.63	0.47
1:M:737:PHE:CE1	3:O:85:GLU:CD	2.80	0.47
1:M:765:VAL:CG1	1:M:766:PHE:N	2.77	0.47
1:P:564:ASN:HD22	1:P:582:VAL:HB	1.79	0.47
1:P:636:LYS:O	4:1:144:ALA:HB1	2.14	0.47
1:P:640:LYS:HD2	1:P:646:PHE:O	2.14	0.47
1:P:726:VAL:HG21	3:R:80:ASP:HB3	1.96	0.47
4:4:253:GLU:HA	4:4:256:ARG:CG	2.42	0.47
4:V:162:ASN:OD1	4:V:277:THR:HG22	2.15	0.47
4:W:325:MET:SD	4:Y:244:ASP:OD2	2.73	0.47
4:Z:120:THR:HG21	4:Z:370:VAL:HG11	1.95	0.47
1:A:136:ASN:HA	1:A:137:PRO:HD3	1.50	0.47
1:A:640:LYS:HD2	1:A:646:PHE:O	2.14	0.47
1:A:819:ASN:CA	2:B:90:GLY:O	2.62	0.47

Continued on next page...

Continued from previous page...

Atom-1	Atom-2	Interatomic distance (Å)	Clash overlap (Å)
2:B:130:PRO:O	2:B:131:GLU:C	2.52	0.47
1:D:122:PHE:CE2	1:D:700:VAL:HA	2.50	0.47
1:G:41:VAL:CG1	1:G:42:HIS:N	2.75	0.47
1:G:564:ASN:HD22	1:G:582:VAL:HB	1.79	0.47
1:G:708:ARG:HA	1:G:712:PRO:CB	2.42	0.47
1:G:817:GLN:NE2	2:H:128:PHE:CD1	2.81	0.47
1:G:823:PHE:HE1	2:H:160:GLY:CA	2.26	0.47
1:J:122:PHE:CE2	1:J:700:VAL:HA	2.50	0.47
1:J:410:ASN:HD22	4:W:336:LYS:HE2	1.78	0.47
1:J:838:ILE:C	1:J:840:PRO:HD2	2.34	0.47
1:M:134:VAL:C	1:M:136:ASN:H	2.16	0.47
1:M:406:VAL:CG1	1:M:407:GLY:N	2.77	0.47
1:M:418:THR:CB	1:M:421:GLU:HG3	2.37	0.47
1:M:499:GLU:HA	1:M:499:GLU:OE1	2.13	0.47
1:M:733:PRO:O	1:M:737:PHE:CE1	2.53	0.47
2:N:121:LEU:HA	2:N:128:PHE:CD2	2.46	0.47
1:P:546:THR:CG2	1:P:547:ASP:N	2.77	0.47
1:P:722:GLN:NE2	3:R:86:ASP:OD2	2.47	0.47
1:P:762:HIS:CD2	1:P:762:HIS:N	2.78	0.47
1:P:821:ARG:HH22	2:Q:127:ARG:HE	1.61	0.47
2:Q:112:ILE:CG2	2:Q:147:ASN:O	2.62	0.47
4:2:120:THR:HG21	4:2:370:VAL:HG11	1.95	0.47
4:2:162:ASN:OD1	4:2:277:THR:HG22	2.15	0.47
4:3:290:ARG:NH1	4:5:202:THR:CG2	2.75	0.47
4:W:250:ILE:HG23	4:W:253:GLU:HG2	1.96	0.47
4:Z:162:ASN:OD1	4:Z:277:THR:HG22	2.15	0.47
1:A:188:ASN:ND2	1:A:674:CYS:SG	2.88	0.47
1:A:406:VAL:CG1	1:A:407:GLY:N	2.77	0.47
1:A:546:THR:CG2	1:A:547:ASP:N	2.77	0.47
1:A:642:LYS:CB	4:8:24:ASP:O	2.59	0.47
1:A:715:VAL:HG11	1:A:720:PHE:CD1	2.50	0.47
1:D:405:ARG:HB2	1:D:414:THR:OG1	2.13	0.47
2:E:160:GLY:O	2:E:161:GLU:HG2	2.14	0.47
1:G:552:ASN:C	4:X:47:MET:HE1	2.35	0.47
1:G:636:LYS:O	4:V:144:ALA:HB1	2.14	0.47
1:G:838:ILE:C	1:G:840:PRO:HD2	2.34	0.47
1:J:542:PHE:CD2	4:W:143:TYR:CD1	3.02	0.47
1:J:689:GLU:O	1:J:689:GLU:HG2	2.14	0.47
1:J:792:ALA:HB1	3:L:42:THR:N	2.30	0.47
1:M:154:HIS:CE1	1:M:156:PHE:CE2	3.02	0.47
1:M:188:ASN:ND2	1:M:674:CYS:SG	2.88	0.47

Continued on next page...

Continued from previous page...

Atom-1	Atom-2	Interatomic distance (Å)	Clash overlap (Å)
1:M:214:MET:C	1:M:340:ILE:CD1	2.82	0.47
1:M:436:MLY:HE3	1:M:626:TYR:HE1	1.77	0.47
1:M:724:TYR:HD1	1:M:727:LEU:CD1	2.27	0.47
1:M:838:ILE:C	1:M:840:PRO:HD2	2.35	0.47
1:P:218:LEU:HD22	1:P:222:ILE:HG13	1.95	0.47
1:P:568:PRO:HD3	1:P:579:PHE:HA	1.96	0.47
1:P:790:THR:HA	3:R:87:PHE:HE2	1.79	0.47
1:P:834:LEU:HD12	2:Q:51:PHE:CE1	2.40	0.47
4:1:166:TYR:CE1	4:3:64:ILE:CG2	2.96	0.47
4:2:213:LYS:O	4:2:217:CYS:HB2	2.13	0.47
4:Y:162:ASN:OD1	4:Y:277:THR:HG22	2.15	0.47
1:A:10:PHE:CD2	1:A:17:LEU:HD23	2.49	0.47
1:A:400:ALA:HB1	1:A:606:THR:CG2	2.45	0.47
1:A:636:LYS:O	4:8:144:ALA:HB1	2.15	0.47
1:A:795:ARG:NH2	3:C:116:GLU:HG2	2.22	0.47
1:D:838:ILE:C	1:D:840:PRO:HD2	2.34	0.47
1:G:248:MLY:HE2	1:G:250:ILE:HD11	1.95	0.47
1:G:400:ALA:HB1	1:G:606:THR:CG2	2.45	0.47
1:G:629:GLU:CA	1:G:643:GLY:C	2.73	0.47
1:G:769:ALA:O	1:G:773:GLY:N	2.47	0.47
1:J:839:MLY:HH21	2:K:158:THR:CG2	2.44	0.47
1:M:530:MET:HE3	4:Z:354:GLN:CB	2.44	0.47
1:M:568:PRO:HD3	1:M:579:PHE:HA	1.96	0.47
1:M:602:PRO:O	1:M:603:LEU:HD12	2.14	0.47
1:M:725:ARG:NE	1:M:733:PRO:CB	1.95	0.47
3:O:52:ASN:CB	3:O:53:PRO:HD3	2.28	0.47
1:P:640:LYS:HB3	1:P:645:SER:CB	2.42	0.47
1:P:646:PHE:CE2	1:P:652:LEU:CD2	2.87	0.47
1:P:736:GLN:HA	1:P:743:ALA:HB1	1.26	0.47
2:Q:160:GLY:O	2:Q:161:GLU:HG2	2.14	0.47
4:3:162:ASN:OD1	4:3:277:THR:HG22	2.15	0.47
4:8:162:ASN:OD1	4:8:277:THR:HG22	2.15	0.47
4:9:162:ASN:OD1	4:9:277:THR:HG22	2.15	0.47
4:Y:120:THR:HG21	4:Y:370:VAL:HG11	1.95	0.47
1:A:122:PHE:CE2	1:A:700:VAL:HA	2.49	0.47
1:A:346:ASP:O	1:A:350:ALA:N	2.46	0.47
1:A:406:VAL:CG1	1:A:407:GLY:H	2.28	0.47
1:A:602:PRO:O	1:A:603:LEU:HD12	2.14	0.47
1:A:723:ARG:HH11	1:A:723:ARG:HG3	1.78	0.47
1:A:765:VAL:CG1	1:A:766:PHE:N	2.77	0.47
1:A:809:ARG:NH1	2:B:124:GLY:HA2	2.30	0.47

Continued on next page...

Continued from previous page...

Atom-1	Atom-2	Interatomic distance (Å)	Clash overlap (Å)
2:B:137:TRP:CZ3	2:B:145:ALA:N	2.81	0.47
1:D:154:HIS:CE1	1:D:156:PHE:CE2	3.02	0.47
1:D:248:MLY:HE2	1:D:250:ILE:HD11	1.96	0.47
1:D:411:GLU:H	4:9:333:PRO:HB2	1.80	0.47
1:D:550:PHE:CE2	1:D:592:ILE:CG2	2.97	0.47
1:D:640:LYS:C	1:D:645:SER:HG	2.13	0.47
1:D:725:ARG:NE	1:D:733:PRO:CB	1.95	0.47
1:D:765:VAL:CG1	1:D:766:PHE:N	2.77	0.47
1:G:10:PHE:CD2	1:G:17:LEU:HD23	2.49	0.47
1:G:188:ASN:ND2	1:G:674:CYS:SG	2.88	0.47
1:G:214:MET:HA	1:G:340:ILE:CD1	2.41	0.47
1:G:406:VAL:CG1	1:G:407:GLY:H	2.28	0.47
1:G:524:GLU:HB3	1:G:528:MLY:HG2	1.96	0.47
1:G:701:LEU:HD12	1:G:701:LEU:HA	1.55	0.47
1:G:724:TYR:HD1	1:G:727:LEU:CD1	2.27	0.47
1:G:784:ALA:O	1:G:788:THR:CA	2.61	0.47
1:G:819:ASN:CB	2:H:92:ASP:HB2	2.35	0.47
3:I:53:PRO:O	3:I:55:LYS:HG3	2.14	0.47
1:J:41:VAL:CG1	1:J:42:HIS:N	2.75	0.47
1:J:93:MET:HG2	1:J:715:VAL:CA	2.16	0.47
1:J:106:LEU:HD12	1:J:117:THR:HG21	1.96	0.47
1:J:218:LEU:HA	1:J:221:GLN:H	1.80	0.47
1:J:568:PRO:HD3	1:J:579:PHE:HA	1.96	0.47
1:J:695:LEU:HB3	1:J:701:LEU:HD22	1.97	0.47
1:J:830:PRO:CB	2:K:67:MET:HE1	2.45	0.47
2:K:121:LEU:O	2:K:128:PHE:CG	2.61	0.47
1:M:106:LEU:HD12	1:M:117:THR:HG21	1.96	0.47
1:M:400:ALA:HB1	1:M:606:THR:CG2	2.45	0.47
1:M:406:VAL:CG1	1:M:407:GLY:H	2.28	0.47
1:M:408:VAL:HG22	1:M:636:LYS:HG2	1.51	0.47
1:M:524:GLU:HB3	1:M:528:MLY:HG2	1.97	0.47
1:M:549:SER:HA	4:2:49:GLN:HG2	1.97	0.47
1:M:640:LYS:HD2	1:M:646:PHE:O	2.15	0.47
1:M:722:GLN:OE1	3:O:86:ASP:CA	2.45	0.47
1:M:793:ARG:O	1:M:797:PHE:N	2.39	0.47
2:N:137:TRP:CZ3	2:N:145:ALA:N	2.81	0.47
3:O:49:ILE:CA	3:O:52:ASN:ND2	2.53	0.47
3:O:53:PRO:O	3:O:55:LYS:HG3	2.14	0.47
1:P:154:HIS:CE1	1:P:156:PHE:CE2	3.02	0.47
1:P:214:MET:C	1:P:340:ILE:CD1	2.82	0.47
1:P:218:LEU:HA	1:P:221:GLN:H	1.80	0.47

Continued on next page...

Continued from previous page...

Atom-1	Atom-2	Interatomic distance (Å)	Clash overlap (Å)
1:P:346:ASP:O	1:P:350:ALA:N	2.45	0.47
1:P:436:MLY:HE3	1:P:626:TYR:HE1	1.77	0.47
1:P:550:PHE:CE2	1:P:592:ILE:CG2	2.97	0.47
1:P:559:LEU:HD23	1:P:560:GLY:N	2.30	0.47
1:P:602:PRO:O	1:P:603:LEU:HD12	2.14	0.47
1:P:709:LYS:H	1:P:710:GLY:N	2.01	0.47
1:P:714:ARG:HD3	1:P:766:PHE:CE2	2.50	0.47
1:P:718:ALA:O	3:R:85:GLU:OE2	2.33	0.47
1:P:821:ARG:NH2	2:Q:127:ARG:NE	2.62	0.47
4:1:205:GLU:CG	4:Y:288:ASP:CG	2.82	0.47
4:8:324:THR:N	4:V:245:GLY:CA	2.69	0.47
4:W:162:ASN:OD1	4:W:277:THR:HG22	2.15	0.47
2:B:112:ILE:CG2	2:B:147:ASN:O	2.62	0.47
3:C:52:ASN:CB	3:C:53:PRO:CD	2.92	0.47
1:D:87:MLY:HH12	1:D:87:MLY:HD3	1.61	0.47
1:D:188:ASN:ND2	1:D:674:CYS:SG	2.88	0.47
1:D:400:ALA:HB1	1:D:606:THR:CG2	2.45	0.47
1:D:410:ASN:HA	4:9:334:GLU:HB3	1.29	0.47
1:D:530:MET:HA	4:9:354:GLN:CD	2.11	0.47
1:D:636:LYS:O	4:9:144:ALA:HB1	2.14	0.47
1:D:640:LYS:HD2	1:D:646:PHE:O	2.14	0.47
1:D:649:VAL:HA	1:D:649:VAL:HG23	1.82	0.47
3:F:53:PRO:O	3:F:55:LYS:HG3	2.15	0.47
1:G:42:HIS:O	1:G:45:GLN:O	2.33	0.47
2:H:160:GLY:O	2:H:161:GLU:HG2	2.14	0.47
1:J:278:GLN:HE21	1:J:278:GLN:HB3	1.42	0.47
1:J:292:MET:HE1	1:J:309:PRO:HD3	1.97	0.47
1:J:332:MET:O	1:J:336:SER:OG	2.27	0.47
1:J:732:ILE:H	1:J:733:PRO:HD2	1.74	0.47
1:M:530:MET:HE3	4:Z:354:GLN:CG	2.32	0.47
1:M:578:HIS:HB3	1:M:592:ILE:CD1	2.38	0.47
1:M:689:GLU:O	1:M:689:GLU:HG2	2.14	0.47
1:M:715:VAL:CG1	1:M:720:PHE:HB2	2.45	0.47
1:M:737:PHE:CZ	3:O:84:PHE:CD1	2.98	0.47
2:N:160:GLY:O	2:N:161:GLU:HG2	2.14	0.47
1:P:10:PHE:CD2	1:P:17:LEU:HD23	2.49	0.47
1:P:122:PHE:CE2	1:P:700:VAL:HA	2.50	0.47
1:P:136:ASN:O	1:P:139:VAL:N	2.47	0.47
1:P:406:VAL:CG1	1:P:407:GLY:H	2.28	0.47
1:P:715:VAL:CG1	1:P:720:PHE:HB2	2.45	0.47
2:Q:140:PHE:HB3	2:Q:144:VAL:HG12	1.94	0.47

Continued on next page...

Continued from previous page...

Atom-1	Atom-2	Interatomic distance (Å)	Clash overlap (Å)
1:A:311:ASP:CB	1:A:312:TYR:CE1	2.98	0.47
1:A:818:TYR:CD2	2:B:89:LYS:O	2.67	0.47
3:C:62:ALA:O	3:C:63:ILE:HG13	2.13	0.47
1:D:134:VAL:C	1:D:136:ASN:H	2.16	0.47
1:D:568:PRO:HD3	1:D:579:PHE:HA	1.96	0.47
1:D:831:TRP:CZ3	2:E:34:ILE:HD13	2.50	0.47
1:G:30:MLY:HB3	1:G:31:PRO:HD2	1.97	0.47
1:G:568:PRO:HD3	1:G:579:PHE:HA	1.97	0.47
2:H:149:ASP:CG	2:H:150:TYR:N	2.49	0.47
1:J:84:MLY:CH2	1:J:719:ASP:O	2.63	0.47
1:J:93:MET:SD	1:J:716:LEU:HB2	2.54	0.47
1:J:410:ASN:HA	4:W:334:GLU:HB3	1.28	0.47
1:J:640:LYS:C	4:W:23:GLY:CA	2.64	0.47
1:J:757:GLN:N	1:J:776:GLU:HB3	2.30	0.47
2:K:160:GLY:O	2:K:161:GLU:HG2	2.14	0.47
3:L:50:LEU:O	3:L:53:PRO:CD	2.63	0.47
1:M:122:PHE:CE2	1:M:700:VAL:HA	2.49	0.47
1:M:248:MLY:HE2	1:M:250:ILE:HD11	1.95	0.47
1:M:496:PHE:CE2	1:M:514:ASP:HA	2.50	0.47
1:M:737:PHE:CG	3:O:85:GLU:OE1	2.65	0.47
1:P:41:VAL:CG1	1:P:42:HIS:N	2.75	0.47
1:P:543:PRO:HD2	4:1:146:GLY:O	2.15	0.47
3:R:50:LEU:O	3:R:53:PRO:CD	2.63	0.47
4:1:162:ASN:OD1	4:1:277:THR:HG22	2.15	0.47
4:4:162:ASN:OD1	4:4:277:THR:HG22	2.15	0.47
4:6:162:ASN:OD1	4:6:277:THR:HG22	2.15	0.47
1:A:106:LEU:HD12	1:A:117:THR:HG21	1.96	0.47
1:A:529:PRO:HB2	4:8:354:GLN:HB3	1.97	0.47
1:A:530:MET:HE3	4:8:355:MET:SD	2.55	0.47
1:A:732:ILE:CG2	1:A:747:LEU:CD1	0.65	0.47
1:A:819:ASN:HD22	2:B:90:GLY:C	2.04	0.47
2:B:139:ALA:C	2:B:141:PRO:HD3	2.33	0.47
1:D:311:ASP:CB	1:D:312:TYR:CE1	2.98	0.47
1:D:436:MLY:HE3	1:D:626:TYR:HE1	1.77	0.47
1:D:564:ASN:HD22	1:D:582:VAL:HB	1.79	0.47
1:D:725:ARG:CG	1:D:733:PRO:HA	2.43	0.47
1:D:732:ILE:HD11	1:D:782:MLY:CH1	2.37	0.47
1:G:311:ASP:CB	1:G:312:TYR:CE1	2.98	0.47
1:G:629:GLU:CB	1:G:645:SER:N	2.74	0.47
3:I:52:ASN:CB	3:I:53:PRO:CD	2.92	0.47
1:M:311:ASP:CB	1:M:312:TYR:CE1	2.98	0.47

Continued on next page...

Continued from previous page...

Atom-1	Atom-2	Interatomic distance (Å)	Clash overlap (Å)
1:M:374:GLN:NE2	1:M:403:TYR:CE1	2.83	0.47
1:M:629:GLU:HG2	1:M:643:GLY:C	2.35	0.47
1:M:786:ILE:C	1:M:788:THR:N	2.68	0.47
1:M:792:ALA:HB2	3:O:42:THR:N	2.30	0.47
1:P:642:LYS:HA	4:1:21:PHE:C	2.35	0.47
1:A:564:ASN:HD22	1:A:582:VAL:HB	1.79	0.46
1:A:732:ILE:HG21	1:A:747:LEU:CD1	0.64	0.46
1:D:496:PHE:CE2	1:D:514:ASP:HA	2.50	0.46
1:D:629:GLU:CA	1:D:643:GLY:C	2.73	0.46
1:D:639:GLY:CA	4:9:344:SER:O	2.40	0.46
1:D:747:LEU:HD22	1:D:782:MLY:HH11	1.93	0.46
1:G:82:PRO:HG2	1:G:85:TYR:CE2	2.50	0.46
1:G:134:VAL:C	1:G:136:ASN:H	2.16	0.46
1:G:214:MET:C	1:G:340:ILE:CD1	2.82	0.46
1:G:635:GLY:HA3	4:V:334:GLU:CG	2.30	0.46
1:G:783:LEU:N	1:G:783:LEU:CD1	2.78	0.46
1:J:154:HIS:CE1	1:J:156:PHE:CE2	3.02	0.46
1:J:449:LEU:HA	1:J:449:LEU:HD12	1.60	0.46
1:J:496:PHE:CE2	1:J:514:ASP:HA	2.50	0.46
1:J:550:PHE:CE2	1:J:592:ILE:CG2	2.97	0.46
1:J:629:GLU:CB	1:J:645:SER:N	2.73	0.46
1:J:642:LYS:HA	4:W:21:PHE:C	2.35	0.46
2:K:88:LEU:HB3	2:K:91:ALA:HB2	1.98	0.46
1:M:42:HIS:O	1:M:45:GLN:O	2.33	0.46
1:M:529:PRO:HB2	4:Z:354:GLN:HB3	1.98	0.46
1:P:530:MET:CE	4:1:354:GLN:HG3	2.35	0.46
1:P:637:LYS:HD2	4:1:144:ALA:HB3	1.20	0.46
1:P:732:ILE:H	1:P:733:PRO:CD	2.23	0.46
1:P:799:MET:SD	3:R:32:ASP:HA	2.55	0.46
3:R:52:ASN:CB	3:R:53:PRO:CD	2.92	0.46
3:R:53:PRO:O	3:R:55:LYS:HG3	2.14	0.46
4:4:299:MET:HE2	4:4:331:ALA:HB2	1.97	0.46
4:8:287:ILE:CB	4:V:204:ALA:H	2.13	0.46
4:X:6:THR:HG22	4:X:101:HIS:HA	1.97	0.46
1:A:543:PRO:HD2	4:8:146:GLY:O	2.15	0.46
1:A:640:LYS:C	4:8:23:GLY:C	2.74	0.46
2:B:160:GLY:O	2:B:161:GLU:HG2	2.14	0.46
1:G:218:LEU:CD2	1:G:222:ILE:CG1	2.85	0.46
1:G:695:LEU:HB3	1:G:701:LEU:HD22	1.97	0.46
1:G:714:ARG:HD3	1:G:766:PHE:CE2	2.51	0.46
1:G:715:VAL:CG1	1:G:720:PHE:HB2	2.45	0.46

Continued on next page...

Continued from previous page...

Atom-1	Atom-2	Interatomic distance (Å)	Clash overlap (Å)
1:G:818:TYR:CB	2:H:90:GLY:HA3	2.40	0.46
1:J:400:ALA:HB1	1:J:606:THR:CG2	2.45	0.46
1:J:762:HIS:CD2	1:J:762:HIS:N	2.78	0.46
1:M:411:GLU:H	4:Z:333:PRO:HB2	1.81	0.46
1:M:559:LEU:HD23	1:M:560:GLY:N	2.30	0.46
1:M:643:GLY:CA	4:Z:24:ASP:OD1	2.61	0.46
2:N:139:ALA:C	2:N:141:PRO:HD3	2.33	0.46
1:P:821:ARG:CZ	2:Q:127:ARG:CD	2.94	0.46
2:Q:88:LEU:HB3	2:Q:91:ALA:HB2	1.98	0.46
4:2:6:THR:HG22	4:2:101:HIS:HA	1.97	0.46
4:V:6:THR:HG22	4:V:101:HIS:HA	1.97	0.46
4:Z:6:THR:HG22	4:Z:101:HIS:HA	1.97	0.46
1:A:538:GLU:HA	4:8:351:THR:H	1.78	0.46
1:A:559:LEU:HD23	1:A:560:GLY:N	2.30	0.46
1:A:715:VAL:CG1	1:A:720:PHE:HB2	2.45	0.46
2:B:137:TRP:CA	2:B:145:ALA:CB	2.82	0.46
1:G:206:LYS:CE	1:G:217:THR:HG23	2.29	0.46
1:G:542:PHE:CD2	4:V:143:TYR:CD1	3.03	0.46
1:J:374:GLN:NE2	1:J:403:TYR:CE1	2.84	0.46
1:J:564:ASN:HD22	1:J:582:VAL:HB	1.79	0.46
1:J:714:ARG:HD3	1:J:766:PHE:CE2	2.50	0.46
1:J:715:VAL:CG1	1:J:720:PHE:HB2	2.45	0.46
1:M:540:CYS:N	4:Z:349:LEU:HD11	2.30	0.46
1:P:642:LYS:CB	4:1:24:ASP:O	2.60	0.46
1:P:796:GLY:HA2	3:R:35:ARG:HG2	1.97	0.46
4:5:162:ASN:OD1	4:5:277:THR:HG22	2.15	0.46
4:7:162:ASN:OD1	4:7:277:THR:HG22	2.15	0.46
4:7:299:MET:HE2	4:7:331:ALA:HB2	1.96	0.46
1:A:265:ILE:CG2	1:A:266:GLU:N	2.78	0.46
1:A:499:GLU:CD	1:A:766:PHE:CZ	2.72	0.46
1:A:732:ILE:HG23	1:A:747:LEU:HD12	0.94	0.46
1:A:836:PHE:HD2	2:B:161:GLU:OE1	1.99	0.46
3:C:50:LEU:O	3:C:53:PRO:CD	2.63	0.46
1:D:107:MLY:CB	1:D:686:MET:HE2	2.39	0.46
1:D:361:TYR:O	1:D:364:LEU:HB2	2.16	0.46
1:D:642:LYS:HA	4:9:21:PHE:C	2.36	0.46
1:G:559:LEU:HD23	1:G:560:GLY:N	2.30	0.46
1:G:732:ILE:HG23	1:G:747:LEU:HD12	0.95	0.46
1:J:139:VAL:HG12	1:J:143:TYR:HD2	1.81	0.46
1:J:361:TYR:O	1:J:364:LEU:HB2	2.16	0.46
1:J:418:THR:CG2	1:J:419:VAL:N	2.79	0.46

Continued on next page...

Continued from previous page...

Atom-1	Atom-2	Interatomic distance (Å)	Clash overlap (Å)
1:J:559:LEU:HD23	1:J:560:GLY:N	2.30	0.46
1:J:732:ILE:HG23	1:J:747:LEU:HD12	0.95	0.46
2:K:137:TRP:CA	2:K:145:ALA:HB2	2.37	0.46
1:M:82:PRO:HG2	1:M:85:TYR:CE2	2.50	0.46
1:M:218:LEU:HA	1:M:221:GLN:H	1.79	0.46
1:M:783:LEU:CD1	1:M:783:LEU:N	2.78	0.46
1:P:139:VAL:HG12	1:P:143:TYR:HD2	1.81	0.46
1:P:188:ASN:ND2	1:P:674:CYS:SG	2.88	0.46
4:4:6:THR:HG22	4:4:101:HIS:HA	1.97	0.46
4:9:253:GLU:HA	4:9:256:ARG:CG	2.42	0.46
4:X:162:ASN:OD1	4:X:277:THR:HG22	2.15	0.46
1:A:214:MET:HA	1:A:340:ILE:CD1	2.41	0.46
1:A:361:TYR:O	1:A:364:LEU:HB2	2.16	0.46
1:A:448:GLN:C	1:A:450:ASP:H	2.19	0.46
1:A:783:LEU:N	1:A:783:LEU:CD1	2.79	0.46
1:D:42:HIS:O	1:D:45:GLN:O	2.33	0.46
1:D:106:LEU:HD12	1:D:117:THR:HG21	1.96	0.46
1:D:332:MET:O	1:D:336:SER:OG	2.27	0.46
1:D:524:GLU:HB3	1:D:528:MLY:HG2	1.97	0.46
1:D:559:LEU:HD23	1:D:560:GLY:N	2.30	0.46
1:G:84:MLY:CH2	1:G:719:ASP:O	2.64	0.46
1:J:311:ASP:CB	1:J:312:TYR:CE1	2.98	0.46
1:J:406:VAL:CG1	1:J:407:GLY:H	2.28	0.46
1:J:411:GLU:H	4:W:333:PRO:HB2	1.81	0.46
1:J:543:PRO:CD	4:W:143:TYR:O	2.64	0.46
1:J:543:PRO:HD2	4:W:146:GLY:O	2.15	0.46
1:J:642:LYS:CB	4:W:24:ASP:O	2.60	0.46
1:J:795:ARG:HH22	3:L:44:ALA:N	2.14	0.46
2:K:114:LYS:CG	2:K:146:GLY:HA2	2.46	0.46
1:P:106:LEU:HD12	1:P:117:THR:HG21	1.96	0.46
1:P:400:ALA:HB1	1:P:606:THR:CG2	2.45	0.46
1:P:418:THR:CG2	1:P:419:VAL:N	2.79	0.46
4:1:288:ASP:OD1	4:3:62:ARG:CG	2.63	0.46
4:8:6:THR:HG22	4:8:101:HIS:HA	1.97	0.46
1:A:42:HIS:O	1:A:45:GLN:O	2.33	0.46
1:A:218:LEU:HD22	1:A:222:ILE:HG13	1.95	0.46
1:A:640:LYS:HB3	1:A:645:SER:CB	2.42	0.46
1:A:835:PHE:O	1:A:839:MLY:N	2.49	0.46
2:B:121:LEU:O	2:B:128:PHE:CG	2.61	0.46
1:D:322:VAL:HB	1:D:325:ILE:HG13	1.98	0.46
1:D:374:GLN:NE2	1:D:403:TYR:CE1	2.84	0.46

Continued on next page...

Continued from previous page...

Atom-1	Atom-2	Interatomic distance (Å)	Clash overlap (Å)
1:D:485:GLU:OE1	1:D:583:HIS:ND1	2.49	0.46
2:E:114:LYS:CG	2:E:146:GLY:HA2	2.46	0.46
1:G:529:PRO:HB2	4:V:354:GLN:HB3	1.98	0.46
1:G:543:PRO:HD2	4:V:146:GLY:O	2.15	0.46
1:J:265:ILE:CG2	1:J:266:GLU:N	2.79	0.46
1:J:529:PRO:HB2	4:W:354:GLN:HB3	1.97	0.46
1:J:643:GLY:CA	4:W:24:ASP:OD1	2.61	0.46
1:M:543:PRO:HD2	4:Z:146:GLY:O	2.15	0.46
1:M:732:ILE:CG2	1:M:747:LEU:HD12	0.35	0.46
1:M:831:TRP:HZ3	2:N:34:ILE:CD1	2.24	0.46
2:N:88:LEU:HB3	2:N:91:ALA:HB2	1.98	0.46
1:P:361:TYR:O	1:P:364:LEU:HB2	2.16	0.46
1:P:496:PHE:CE2	1:P:514:ASP:HA	2.50	0.46
1:P:640:LYS:C	4:1:23:GLY:CA	2.64	0.46
1:P:718:ALA:CB	3:R:85:GLU:OE1	2.64	0.46
4:2:366:GLY:O	4:2:369:ILE:HG22	2.16	0.46
4:8:366:GLY:O	4:8:369:ILE:HG22	2.16	0.46
4:V:366:GLY:O	4:V:369:ILE:HG22	2.16	0.46
1:A:30:MLY:HB3	1:A:31:PRO:HD2	1.97	0.46
1:A:82:PRO:HG2	1:A:85:TYR:CE2	2.50	0.46
1:A:107:MLY:CB	1:A:686:MET:HE2	2.40	0.46
1:A:496:PHE:CE2	1:A:514:ASP:HA	2.50	0.46
1:A:629:GLU:HG2	1:A:643:GLY:C	2.35	0.46
1:D:139:VAL:HG12	1:D:143:TYR:HD2	1.81	0.46
1:D:218:LEU:HD22	1:D:222:ILE:HG13	1.95	0.46
1:D:265:ILE:CG2	1:D:266:GLU:N	2.78	0.46
1:D:713:SER:N	1:D:771:LEU:HD23	1.64	0.46
1:D:810:ARG:HG2	1:D:810:ARG:NH1	2.29	0.46
2:E:88:LEU:HB3	2:E:91:ALA:HB2	1.98	0.46
1:G:769:ALA:HB3	1:G:770:GLY:HA2	1.76	0.46
1:J:524:GLU:HB3	1:J:528:MLY:HG2	1.96	0.46
1:J:791:GLN:NE2	3:L:115:GLY:CA	2.78	0.46
1:M:714:ARG:HD3	1:M:766:PHE:CE2	2.50	0.46
1:P:311:ASP:CB	1:P:312:TYR:CE1	2.98	0.46
1:P:695:LEU:HB3	1:P:701:LEU:HD22	1.97	0.46
1:P:701:LEU:HD12	1:P:701:LEU:HA	1.55	0.46
4:4:288:ASP:OD2	4:6:203:THR:OG1	2.32	0.46
4:5:366:GLY:O	4:5:369:ILE:HG22	2.16	0.46
4:Z:366:GLY:O	4:Z:369:ILE:HG22	2.16	0.46
1:A:206:LYS:CE	1:A:217:THR:HG23	2.29	0.46
1:A:374:GLN:NE2	1:A:403:TYR:CE1	2.84	0.46

Continued on next page...

Continued from previous page...

Atom-1	Atom-2	Interatomic distance (Å)	Clash overlap (Å)
1:A:774:LEU:HD23	1:A:778:MET:HE3	1.98	0.46
1:D:695:LEU:HB3	1:D:701:LEU:HD22	1.97	0.46
1:G:496:PHE:CE2	1:G:514:ASP:HA	2.50	0.46
1:G:791:GLN:HB3	3:I:116:GLU:HG3	1.98	0.46
1:J:218:LEU:HD22	1:J:222:ILE:HG13	1.95	0.46
1:M:332:MET:O	1:M:336:SER:OG	2.27	0.46
1:M:695:LEU:HB3	1:M:701:LEU:HD22	1.97	0.46
2:N:112:ILE:O	2:N:148:VAL:HA	2.16	0.46
1:P:529:PRO:HB2	4:1:354:GLN:HB3	1.97	0.46
1:P:732:ILE:HG21	1:P:747:LEU:CD1	0.63	0.46
4:W:286:ASP:HA	4:Y:202:THR:HG22	1.31	0.46
1:A:144:ARG:HA	1:A:144:ARG:HD2	1.78	0.46
1:A:292:MET:HE1	1:A:309:PRO:CG	2.45	0.46
1:A:714:ARG:HD3	1:A:766:PHE:CE2	2.50	0.46
2:B:114:LYS:CG	2:B:146:GLY:HA2	2.46	0.46
1:D:229:LEU:HD12	1:D:229:LEU:HA	1.75	0.46
1:D:418:THR:CG2	1:D:419:VAL:N	2.79	0.46
1:D:714:ARG:HD3	1:D:766:PHE:CE2	2.50	0.46
1:G:361:TYR:O	1:G:364:LEU:HB2	2.16	0.46
1:G:543:PRO:CD	4:V:143:TYR:O	2.64	0.46
1:G:629:GLU:HG2	1:G:643:GLY:C	2.35	0.46
1:G:643:GLY:CA	4:V:24:ASP:OD1	2.62	0.46
1:G:715:VAL:HG11	1:G:720:PHE:CD1	2.50	0.46
1:G:757:GLN:OE1	1:G:775:LEU:HB2	2.16	0.46
1:J:94:MET:O	1:J:713:SER:CA	2.56	0.46
1:J:322:VAL:HB	1:J:325:ILE:HG13	1.98	0.46
1:J:723:ARG:NH1	1:J:723:ARG:CG	2.79	0.46
1:M:206:LYS:HD3	1:M:217:THR:OG1	2.16	0.46
1:M:642:LYS:HA	4:Z:21:PHE:C	2.35	0.46
1:M:805:ALA:O	1:M:809:ARG:HB2	2.16	0.46
1:P:540:CYS:N	4:1:349:LEU:HD11	2.31	0.46
1:P:723:ARG:NH1	1:P:723:ARG:CG	2.79	0.46
1:P:767:PHE:CB	1:P:772:LEU:HD13	2.38	0.46
4:1:6:THR:HG22	4:1:101:HIS:HA	1.97	0.46
4:V:190:MET:O	4:V:194:THR:HG23	2.16	0.46
4:X:223:PHE:CD2	4:X:259:GLU:HG3	2.51	0.46
4:X:299:MET:HE2	4:X:331:ALA:HB2	1.98	0.46
4:Z:253:GLU:HA	4:Z:256:ARG:CG	2.42	0.46
1:D:89:GLU:CD	1:D:153:PRO:HD2	2.36	0.46
1:D:332:MET:H	1:D:332:MET:HG2	1.52	0.46
1:D:411:GLU:H	4:9:333:PRO:CB	2.29	0.46

Continued on next page...

Continued from previous page...

Atom-1	Atom-2	Interatomic distance (Å)	Clash overlap (Å)
1:D:540:CYS:N	4:9:349:LEU:HD11	2.31	0.46
1:D:715:VAL:CG1	1:D:720:PHE:HB2	2.46	0.46
1:G:99:GLU:N	1:G:100:PRO:CD	2.79	0.46
1:J:93:MET:HA	1:J:714:ARG:N	2.27	0.46
1:J:188:ASN:ND2	1:J:674:CYS:SG	2.88	0.46
1:J:732:ILE:CG2	1:J:747:LEU:HD12	0.35	0.46
1:J:783:LEU:N	1:J:783:LEU:CD1	2.78	0.46
1:J:839:MLY:HH13	2:K:159:HIS:HD2	1.81	0.46
1:M:30:MLY:HB3	1:M:31:PRO:HD2	1.97	0.46
1:M:322:VAL:HB	1:M:325:ILE:HG13	1.98	0.46
1:M:335:ASP:OD1	1:M:348:MLY:NZ	2.49	0.46
1:M:361:TYR:O	1:M:364:LEU:HB2	2.16	0.46
1:M:715:VAL:HG11	1:M:720:PHE:CD1	2.50	0.46
1:P:42:HIS:O	1:P:45:GLN:O	2.33	0.46
1:P:374:GLN:NE2	1:P:403:TYR:CE1	2.84	0.46
1:P:524:GLU:HB3	1:P:528:MLY:HG2	1.96	0.46
1:P:629:GLU:CA	1:P:643:GLY:C	2.73	0.46
1:P:629:GLU:HG2	1:P:643:GLY:C	2.35	0.46
1:P:722:GLN:HE21	3:R:85:GLU:H	1.57	0.46
2:Q:112:ILE:O	2:Q:148:VAL:HA	2.16	0.46
4:2:223:PHE:CD2	4:2:259:GLU:HG3	2.51	0.46
4:2:299:MET:HE2	4:2:331:ALA:HB2	1.98	0.46
4:3:223:PHE:CD2	4:3:259:GLU:HG3	2.51	0.46
4:5:6:THR:HG22	4:5:101:HIS:HA	1.97	0.46
4:6:190:MET:O	4:6:194:THR:HG23	2.16	0.46
4:8:287:ILE:HA	4:V:202:THR:HG21	1.59	0.46
4:W:6:THR:HG22	4:W:101:HIS:HA	1.97	0.46
1:A:89:GLU:CD	1:A:153:PRO:HD2	2.37	0.45
1:A:506:GLU:HG2	1:A:760:PHE:O	1.90	0.45
1:A:540:CYS:N	4:8:349:LEU:HD11	2.31	0.45
1:A:612:GLN:NE2	1:A:627:GLY:H	2.14	0.45
1:A:642:LYS:HA	4:8:21:PHE:C	2.36	0.45
1:D:543:PRO:HD2	4:9:146:GLY:O	2.15	0.45
1:D:640:LYS:C	4:9:23:GLY:C	2.74	0.45
3:I:50:LEU:O	3:I:53:PRO:CD	2.63	0.45
1:J:326:ASP:O	1:J:330:GLU:HG2	2.16	0.45
1:J:667:THR:O	1:J:669:PRO:HD3	2.17	0.45
1:J:792:ALA:HB3	3:L:42:THR:CG2	2.21	0.45
1:M:330:GLU:O	1:M:333:ALA:HB3	2.16	0.45
1:P:326:ASP:O	1:P:330:GLU:HG2	2.16	0.45
1:P:667:THR:O	1:P:669:PRO:HD3	2.16	0.45

Continued on next page...

Continued from previous page...

Atom-1	Atom-2	Interatomic distance (Å)	Clash overlap (Å)
1:P:732:ILE:CG2	1:P:747:LEU:CD1	0.65	0.45
2:Q:114:LYS:CG	2:Q:146:GLY:HA2	2.46	0.45
4:1:205:GLU:CB	4:Y:287:ILE:HD13	2.45	0.45
4:8:190:MET:O	4:8:194:THR:HG23	2.16	0.45
4:9:324:THR:N	4:W:245:GLY:CA	2.69	0.45
4:V:223:PHE:CD2	4:V:259:GLU:HG3	2.51	0.45
1:A:87:MLY:HD3	1:A:87:MLY:HH12	1.62	0.45
1:A:326:ASP:O	1:A:330:GLU:HG2	2.16	0.45
1:A:553:MLY:NZ	4:V:45:VAL:CA	2.58	0.45
1:A:695:LEU:HB3	1:A:701:LEU:HD22	1.97	0.45
1:D:406:VAL:CG1	1:D:407:GLY:H	2.28	0.45
1:D:530:MET:CE	4:9:354:GLN:HG3	2.35	0.45
1:D:543:PRO:CD	4:9:143:TYR:O	2.64	0.45
2:E:139:ALA:C	2:E:141:PRO:HD3	2.32	0.45
1:G:292:MET:HE1	1:G:309:PRO:CG	2.47	0.45
1:G:295:MLY:CG	1:G:332:MET:HE1	2.45	0.45
1:G:374:GLN:NE2	1:G:403:TYR:CE1	2.84	0.45
1:G:540:CYS:N	4:V:349:LEU:HD11	2.31	0.45
1:G:640:LYS:C	4:V:23:GLY:C	2.75	0.45
1:G:642:LYS:HA	4:V:21:PHE:C	2.36	0.45
1:G:835:PHE:O	1:G:839:MLY:N	2.49	0.45
2:H:112:ILE:O	2:H:148:VAL:HA	2.16	0.45
1:J:42:HIS:O	1:J:45:GLN:O	2.33	0.45
1:J:103:LEU:HD22	1:J:692:LEU:HG	1.98	0.45
1:J:106:LEU:HD12	1:J:106:LEU:HA	1.79	0.45
1:J:186:THR:O	1:J:190:MLY:HG2	2.17	0.45
1:J:335:ASP:OD1	1:J:348:MLY:NZ	2.49	0.45
1:J:476:GLU:OE2	1:J:598:MLY:HH13	2.16	0.45
1:J:485:GLU:OE1	1:J:583:HIS:ND1	2.49	0.45
1:J:829:TRP:CZ2	2:K:83:MET:HE1	2.50	0.45
1:M:544:LYS:HZ3	4:2:45:VAL:HG21	1.79	0.45
1:M:552:ASN:HB2	4:2:49:GLN:CD	2.36	0.45
1:M:732:ILE:CG2	1:M:747:LEU:CD1	0.65	0.45
1:P:265:ILE:CG2	1:P:266:GLU:N	2.78	0.45
1:P:278:GLN:HE21	1:P:278:GLN:HB3	1.42	0.45
1:P:335:ASP:OD1	1:P:348:MLY:NZ	2.49	0.45
1:P:448:GLN:C	1:P:450:ASP:H	2.19	0.45
1:P:476:GLU:OE2	1:P:598:MLY:HH13	2.16	0.45
1:P:725:ARG:HH21	1:P:733:PRO:HB2	1.82	0.45
1:P:806:MET:CA	1:P:809:ARG:HB2	2.46	0.45
1:P:835:PHE:O	1:P:839:MLY:N	2.49	0.45

Continued on next page...

Continued from previous page...

Atom-1	Atom-2	Interatomic distance (Å)	Clash overlap (Å)
4:1:32:PRO:HB2	4:1:34:ILE:HD11	1.98	0.45
4:2:203:THR:HB	4:Z:287:ILE:CG1	2.45	0.45
4:3:366:GLY:O	4:3:369:ILE:HG22	2.16	0.45
4:4:190:MET:O	4:4:194:THR:HG23	2.16	0.45
4:4:366:GLY:O	4:4:369:ILE:HG22	2.16	0.45
4:6:6:THR:HG22	4:6:101:HIS:HA	1.97	0.45
4:6:299:MET:HE2	4:6:331:ALA:HB2	1.98	0.45
4:7:223:PHE:CD2	4:7:259:GLU:HG3	2.51	0.45
4:8:299:MET:HE2	4:8:331:ALA:HB2	1.98	0.45
4:9:223:PHE:CD2	4:9:259:GLU:HG3	2.51	0.45
4:W:253:GLU:HA	4:W:256:ARG:CG	2.42	0.45
4:X:291:LYS:HB2	4:Z:246:GLN:H	1.70	0.45
4:X:292:ASP:OD1	4:Z:244:ASP:CA	2.64	0.45
4:Y:6:THR:HG22	4:Y:101:HIS:HA	1.97	0.45
4:Y:223:PHE:CD2	4:Y:259:GLU:HG3	2.52	0.45
4:Z:190:MET:O	4:Z:194:THR:HG23	2.16	0.45
1:A:449:LEU:HD12	1:A:449:LEU:HA	1.60	0.45
1:A:464:ILE:CG2	1:A:465:ALA:N	2.79	0.45
1:A:543:PRO:CD	4:8:143:TYR:O	2.64	0.45
1:A:709:LYS:C	1:A:710:GLY:N	2.70	0.45
1:A:798:LEU:HD12	1:A:798:LEU:HA	1.37	0.45
1:D:82:PRO:HG2	1:D:85:TYR:CE2	2.50	0.45
1:D:176:LEU:N	1:D:176:LEU:CD1	2.75	0.45
1:D:725:ARG:HH21	1:D:733:PRO:HB2	1.81	0.45
1:D:794:CYS:O	1:D:797:PHE:HB3	2.17	0.45
1:D:797:PHE:HD1	3:F:146:ILE:O	1.99	0.45
1:G:107:MLY:CB	1:G:686:MET:HE2	2.41	0.45
1:G:278:GLN:HE21	1:G:278:GLN:HB3	1.42	0.45
1:G:346:ASP:O	1:G:350:ALA:N	2.46	0.45
1:G:640:LYS:HB3	1:G:645:SER:CB	2.42	0.45
1:G:813:ILE:HG21	2:H:128:PHE:HE1	1.69	0.45
2:H:88:LEU:HB3	2:H:91:ALA:HB2	1.98	0.45
1:J:179:GLY:O	1:J:185:LYS:HE2	2.17	0.45
1:J:292:MET:HE1	1:J:309:PRO:CG	2.46	0.45
1:J:488:GLN:O	1:J:491:PHE:HB3	2.16	0.45
1:J:821:ARG:HH12	2:K:127:ARG:NE	2.15	0.45
1:M:218:LEU:HD22	1:M:222:ILE:HG13	1.95	0.45
1:M:292:MET:CE	1:M:309:PRO:HA	2.39	0.45
1:M:642:LYS:NZ	4:Z:340:TRP:O	2.50	0.45
1:M:723:ARG:NH1	1:M:723:ARG:CG	2.79	0.45
1:M:725:ARG:CG	1:M:733:PRO:HA	2.43	0.45

Continued on next page...

Continued from previous page...

Atom-1	Atom-2	Interatomic distance (Å)	Clash overlap (Å)
1:M:805:ALA:O	1:M:808:GLU:CA	2.64	0.45
1:P:82:PRO:HG2	1:P:85:TYR:CE2	2.50	0.45
1:P:354:LEU:HD12	1:P:354:LEU:HA	1.56	0.45
1:P:723:ARG:HH12	1:P:783:LEU:CD1	2.28	0.45
1:P:813:ILE:CG2	2:Q:128:PHE:CE1	2.99	0.45
4:2:190:MET:O	4:2:194:THR:HG23	2.16	0.45
4:5:190:MET:O	4:5:194:THR:HG23	2.16	0.45
4:W:223:PHE:CD2	4:W:259:GLU:HG3	2.52	0.45
4:X:291:LYS:HB3	4:Z:246:GLN:N	2.25	0.45
1:A:206:LYS:HD3	1:A:217:THR:OG1	2.16	0.45
1:A:330:GLU:O	1:A:333:ALA:HB3	2.17	0.45
1:A:642:LYS:NZ	4:8:340:TRP:O	2.50	0.45
1:D:144:ARG:HA	1:D:144:ARG:HD2	1.78	0.45
1:D:642:LYS:HB3	4:9:24:ASP:HB2	1.37	0.45
1:D:642:LYS:NZ	4:9:340:TRP:O	2.50	0.45
1:D:712:PRO:HB2	1:D:713:SER:H	1.61	0.45
1:D:831:TRP:CG	2:E:51:PHE:CZ	3.04	0.45
1:G:229:LEU:HD12	1:G:229:LEU:HA	1.75	0.45
1:J:540:CYS:N	4:W:349:LEU:HD11	2.30	0.45
1:J:818:TYR:CZ	2:K:127:ARG:CZ	2.87	0.45
1:M:448:GLN:C	1:M:450:ASP:H	2.19	0.45
1:P:206:LYS:HD3	1:P:217:THR:OG1	2.16	0.45
1:P:296:MLY:O	1:P:299:LEU:HB2	2.17	0.45
1:P:485:GLU:OE1	1:P:583:HIS:ND1	2.49	0.45
1:P:578:HIS:HB3	1:P:592:ILE:CD1	2.38	0.45
1:P:725:ARG:HA	1:P:732:ILE:HG22	1.99	0.45
4:1:223:PHE:CD2	4:1:259:GLU:HG3	2.51	0.45
4:7:253:GLU:HA	4:7:256:ARG:CG	2.42	0.45
4:8:223:PHE:CD2	4:8:259:GLU:HG3	2.51	0.45
4:9:6:THR:HG22	4:9:101:HIS:HA	1.97	0.45
4:Z:223:PHE:CD2	4:Z:259:GLU:HG3	2.52	0.45
1:A:296:MLY:O	1:A:299:LEU:HB2	2.17	0.45
1:A:418:THR:CG2	1:A:419:VAL:N	2.79	0.45
1:A:488:GLN:O	1:A:491:PHE:HB3	2.17	0.45
1:A:794:CYS:O	1:A:797:PHE:HB3	2.17	0.45
1:D:346:ASP:O	1:D:350:ALA:N	2.46	0.45
1:D:724:TYR:HD1	1:D:727:LEU:CD1	2.27	0.45
3:F:50:LEU:O	3:F:53:PRO:CD	2.63	0.45
1:G:139:VAL:HG12	1:G:143:TYR:HD2	1.81	0.45
1:G:335:ASP:OD1	1:G:348:MLY:NZ	2.49	0.45
1:G:411:GLU:H	4:V:333:PRO:CB	2.29	0.45

Continued on next page...

Continued from previous page...

Atom-1	Atom-2	Interatomic distance (Å)	Clash overlap (Å)
1:G:448:GLN:C	1:G:450:ASP:H	2.19	0.45
1:G:747:LEU:C	1:G:749:GLY:H	2.20	0.45
1:J:296:MLY:O	1:J:299:LEU:HB2	2.17	0.45
1:J:724:TYR:HD1	1:J:727:LEU:CD1	2.27	0.45
1:J:829:TRP:HZ2	2:K:83:MET:HE1	1.82	0.45
1:J:839:MLY:HH11	2:K:158:THR:HG22	1.98	0.45
1:M:186:THR:O	1:M:190:MLY:HG2	2.17	0.45
1:P:322:VAL:HB	1:P:325:ILE:HG13	1.98	0.45
1:P:408:VAL:CG1	4:1:332:PRO:HB3	2.40	0.45
1:P:488:GLN:O	1:P:491:PHE:HB3	2.16	0.45
1:P:629:GLU:CB	1:P:645:SER:N	2.73	0.45
1:P:724:TYR:HD1	1:P:727:LEU:CD1	2.27	0.45
1:P:725:ARG:NE	1:P:733:PRO:CB	1.95	0.45
1:P:786:ILE:C	1:P:789:ALA:H	2.18	0.45
4:4:223:PHE:CD2	4:4:259:GLU:HG3	2.52	0.45
4:6:366:GLY:O	4:6:369:ILE:HG22	2.16	0.45
1:A:14:ALA:N	1:A:15:PRO:HD2	2.32	0.45
1:A:322:VAL:HB	1:A:325:ILE:HG13	1.98	0.45
1:A:335:ASP:OD1	1:A:348:MLY:NZ	2.49	0.45
1:A:411:GLU:H	4:8:333:PRO:CB	2.30	0.45
1:D:37:SER:O	1:D:38:VAL:HG23	2.17	0.45
1:D:529:PRO:HB2	4:9:354:GLN:HB3	1.98	0.45
2:E:112:ILE:O	2:E:148:VAL:HA	2.17	0.45
1:G:106:LEU:HD12	1:G:106:LEU:HA	1.80	0.45
1:G:206:LYS:HD3	1:G:217:THR:OG1	2.16	0.45
1:G:322:VAL:HB	1:G:325:ILE:HG13	1.98	0.45
1:G:464:ILE:CG2	1:G:465:ALA:N	2.80	0.45
1:G:568:PRO:CG	1:G:578:HIS:H	2.30	0.45
1:G:642:LYS:NZ	4:V:340:TRP:O	2.50	0.45
1:G:725:ARG:CG	1:G:733:PRO:CA	2.95	0.45
1:G:725:ARG:HH21	1:G:733:PRO:HB2	1.81	0.45
1:G:796:GLY:CA	3:I:35:ARG:NH2	2.80	0.45
1:J:30:MLY:HB3	1:J:31:PRO:HD2	1.97	0.45
1:J:82:PRO:HG2	1:J:85:TYR:CE2	2.50	0.45
1:J:99:GLU:N	1:J:100:PRO:CD	2.80	0.45
1:J:354:LEU:HD12	1:J:354:LEU:HA	1.56	0.45
1:J:448:GLN:C	1:J:450:ASP:H	2.19	0.45
1:J:642:LYS:NZ	4:W:340:TRP:O	2.50	0.45
1:J:756:THR:HG23	1:J:776:GLU:CD	2.24	0.45
1:J:835:PHE:O	1:J:839:MLY:N	2.49	0.45
1:M:89:GLU:CD	1:M:153:PRO:HD2	2.36	0.45

Continued on next page...

Continued from previous page...

Atom-1	Atom-2	Interatomic distance (Å)	Clash overlap (Å)
1:M:265:ILE:CG2	1:M:266:GLU:N	2.78	0.45
1:M:410:ASN:HA	4:Z:334:GLU:HB3	1.29	0.45
1:M:476:GLU:OE2	1:M:598:MLY:HH13	2.16	0.45
2:N:137:TRP:CA	2:N:145:ALA:HB2	2.37	0.45
1:P:55:MLY:HH23	1:P:60:VAL:HG22	1.99	0.45
1:P:89:GLU:CD	1:P:153:PRO:HD2	2.36	0.45
1:P:103:LEU:HD22	1:P:692:LEU:HG	1.98	0.45
1:P:134:VAL:C	1:P:136:ASN:H	2.16	0.45
1:P:464:ILE:CG2	1:P:465:ALA:N	2.79	0.45
1:P:642:LYS:NZ	4:1:340:TRP:O	2.50	0.45
1:P:794:CYS:O	1:P:797:PHE:HB3	2.17	0.45
4:2:287:ILE:HG23	4:4:202:THR:CG2	2.28	0.45
4:2:287:ILE:C	4:4:203:THR:HG22	2.35	0.45
4:3:253:GLU:HA	4:3:256:ARG:CG	2.42	0.45
4:5:32:PRO:HB2	4:5:34:ILE:HD11	1.98	0.45
4:7:190:MET:O	4:7:194:THR:HG23	2.16	0.45
4:V:299:MET:HE2	4:V:331:ALA:HB2	1.99	0.45
4:W:171:LEU:HA	4:W:172:PRO:HD2	1.84	0.45
4:X:366:GLY:O	4:X:369:ILE:HG22	2.16	0.45
1:A:103:LEU:HD22	1:A:692:LEU:HG	1.98	0.45
1:A:139:VAL:HG12	1:A:143:TYR:HD2	1.81	0.45
1:A:163:TYR:O	1:A:166:MET:HB3	2.16	0.45
1:A:194:GLN:HE21	1:A:194:GLN:HB3	1.43	0.45
1:A:568:PRO:CG	1:A:578:HIS:H	2.30	0.45
3:C:69:LEU:HB3	3:C:70:PRO:HD3	1.99	0.45
1:D:173:GLN:HG3	1:D:670:HIS:HD2	1.82	0.45
1:D:206:LYS:HD2	1:D:217:THR:CG2	2.17	0.45
1:D:326:ASP:O	1:D:330:GLU:HG2	2.16	0.45
1:D:464:ILE:CG2	1:D:465:ALA:N	2.79	0.45
1:D:723:ARG:HH11	1:D:723:ARG:HG3	1.79	0.45
1:G:265:ILE:CG2	1:G:266:GLU:N	2.78	0.45
1:G:326:ASP:O	1:G:330:GLU:HG2	2.16	0.45
1:G:330:GLU:O	1:G:333:ALA:HB3	2.16	0.45
1:J:37:SER:O	1:J:38:VAL:HG23	2.17	0.45
1:J:89:GLU:CD	1:J:153:PRO:HD2	2.36	0.45
1:J:540:CYS:C	4:W:349:LEU:HD21	2.36	0.45
1:J:819:ASN:HD21	2:K:92:ASP:HB2	1.58	0.45
2:K:139:ALA:C	2:K:141:PRO:HD3	2.33	0.45
1:M:173:GLN:HG3	1:M:670:HIS:HD2	1.82	0.45
1:M:179:GLY:O	1:M:185:LYS:HE2	2.17	0.45
1:M:640:LYS:HB3	1:M:645:SER:CB	2.42	0.45

Continued on next page...

Continued from previous page...

Atom-1	Atom-2	Interatomic distance (Å)	Clash overlap (Å)
4:2:324:THR:OG1	4:4:244:ASP:HB3	2.16	0.45
4:4:32:PRO:HB2	4:4:34:ILE:HD11	1.98	0.45
4:5:223:PHE:CD2	4:5:259:GLU:HG3	2.52	0.45
4:9:190:MET:O	4:9:194:THR:HG23	2.16	0.45
1:A:99:GLU:N	1:A:100:PRO:CD	2.79	0.45
1:A:322:VAL:CG1	1:A:325:ILE:HD11	2.47	0.45
1:A:410:ASN:HA	4:8:334:GLU:HB3	1.29	0.45
1:A:476:GLU:OE2	1:A:598:MLY:HH13	2.17	0.45
1:A:505:MLY:CG	1:A:741:LYS:HZ1	2.18	0.45
2:B:54:MET:SD	2:H:21:GLU:OE1	2.74	0.45
2:B:88:LEU:HB3	2:B:91:ALA:HB2	1.97	0.45
1:D:30:MLY:HB3	1:D:31:PRO:HD2	1.97	0.45
1:D:136:ASN:HA	1:D:137:PRO:HD3	1.49	0.45
1:D:179:GLY:O	1:D:185:LYS:HE2	2.17	0.45
1:D:206:LYS:HD3	1:D:217:THR:OG1	2.16	0.45
1:D:320:ILE:O	1:D:320:ILE:HG22	2.17	0.45
1:D:449:LEU:HD12	1:D:449:LEU:HA	1.60	0.45
1:D:823:PHE:HE1	2:E:161:GLU:N	2.15	0.45
3:F:69:LEU:HB3	3:F:70:PRO:HD3	1.99	0.45
1:G:89:GLU:CD	1:G:153:PRO:HD2	2.36	0.45
1:G:675:ILE:HG23	1:G:676:ILE:N	2.32	0.45
1:J:134:VAL:C	1:J:136:ASN:H	2.16	0.45
1:J:486:MLY:HH22	1:J:527:GLU:CD	2.37	0.45
1:J:775:LEU:HD12	1:J:775:LEU:HA	1.70	0.45
1:J:810:ARG:HG2	1:J:810:ARG:NH1	2.29	0.45
2:K:112:ILE:O	2:K:148:VAL:HA	2.16	0.45
1:M:37:SER:O	1:M:38:VAL:HG23	2.17	0.45
1:M:326:ASP:O	1:M:330:GLU:HG2	2.16	0.45
1:M:464:ILE:CG2	1:M:465:ALA:N	2.79	0.45
1:M:544:LYS:CE	4:2:45:VAL:HG22	2.47	0.45
1:M:725:ARG:NH1	3:O:84:PHE:CE1	2.84	0.45
1:M:794:CYS:O	1:M:797:PHE:HB3	2.17	0.45
1:M:800:ARG:HB3	3:O:149:VAL:CG2	2.41	0.45
1:M:805:ALA:C	1:M:808:GLU:H	2.21	0.45
1:M:829:TRP:HZ3	2:N:84:PHE:CE1	2.25	0.45
1:P:163:TYR:O	1:P:166:MET:HB3	2.17	0.45
1:P:747:LEU:C	1:P:749:GLY:H	2.20	0.45
1:P:819:ASN:CB	2:Q:90:GLY:O	2.61	0.45
4:7:6:THR:HG22	4:7:101:HIS:HA	1.97	0.45
4:W:32:PRO:HB2	4:W:34:ILE:HD11	1.98	0.45
4:W:190:MET:O	4:W:194:THR:HG23	2.16	0.45

Continued on next page...

Continued from previous page...

Atom-1	Atom-2	Interatomic distance (Å)	Clash overlap (Å)
4:Y:366:GLY:O	4:Y:369:ILE:HG22	2.16	0.45
1:A:17:LEU:HD12	1:A:17:LEU:HA	1.68	0.45
1:A:186:THR:O	1:A:190:MLY:HG2	2.17	0.45
1:A:195:TYR:CE2	1:A:199:ILE:HD12	2.52	0.45
1:A:226:ASN:N	1:A:227:PRO:HD2	2.32	0.45
2:B:112:ILE:O	2:B:148:VAL:HA	2.16	0.45
1:D:14:ALA:N	1:D:15:PRO:HD2	2.32	0.45
1:D:103:LEU:HD22	1:D:692:LEU:HG	1.98	0.45
1:D:195:TYR:CE2	1:D:199:ILE:HD12	2.52	0.45
1:D:335:ASP:OD1	1:D:348:MLY:NZ	2.49	0.45
1:D:768:MLY:O	1:D:771:LEU:HA	2.16	0.45
1:G:692:LEU:HD23	1:G:692:LEU:HA	1.84	0.45
1:G:795:ARG:NH2	3:I:116:GLU:CB	2.79	0.45
1:G:820:VAL:CG1	2:H:136:MET:HE1	2.47	0.45
2:H:137:TRP:CZ3	2:H:145:ALA:N	2.81	0.45
2:H:140:PHE:HA	2:H:141:PRO:HD2	1.57	0.45
3:I:69:LEU:HB3	3:I:70:PRO:HD3	1.99	0.45
1:J:84:MLY:HH22	1:J:719:ASP:O	2.17	0.45
1:J:464:ILE:CG2	1:J:465:ALA:N	2.79	0.45
1:J:640:LYS:C	4:W:23:GLY:C	2.74	0.45
1:J:725:ARG:HH21	1:J:733:PRO:HB2	1.82	0.45
1:M:144:ARG:HA	1:M:144:ARG:HD2	1.78	0.45
1:M:664:LEU:HD12	1:M:664:LEU:HA	1.52	0.45
1:M:667:THR:O	1:M:669:PRO:HD3	2.16	0.45
1:M:725:ARG:HH21	1:M:733:PRO:HB2	1.81	0.45
1:P:186:THR:O	1:P:190:MLY:HG2	2.17	0.45
1:P:202:SER:HA	1:P:207:LYS:NZ	2.22	0.45
1:P:643:GLY:CA	4:1:24:ASP:OD1	2.61	0.45
2:Q:144:VAL:HG12	2:Q:153:ILE:HD13	1.92	0.45
4:2:32:PRO:HB2	4:2:34:ILE:HD11	1.98	0.45
4:3:190:MET:O	4:3:194:THR:HG23	2.16	0.45
4:3:287:ILE:HG13	4:5:202:THR:HG22	1.89	0.45
4:6:223:PHE:CD2	4:6:259:GLU:HG3	2.51	0.45
4:Y:32:PRO:HB2	4:Y:34:ILE:HD11	1.98	0.45
4:Y:253:GLU:HA	4:Y:256:ARG:CG	2.42	0.45
1:A:597:GLU:O	1:A:600:MLY:N	2.50	0.45
1:A:732:ILE:H	1:A:733:PRO:HD2	1.74	0.45
1:D:48:VAL:HA	1:D:104:TYR:OH	2.17	0.45
1:D:206:LYS:CE	1:D:217:THR:HG23	2.29	0.45
1:D:322:VAL:CG1	1:D:325:ILE:HD11	2.47	0.45
1:D:354:LEU:HA	1:D:354:LEU:HD12	1.56	0.45

Continued on next page...

Continued from previous page...

Atom-1	Atom-2	Interatomic distance (Å)	Clash overlap (Å)
1:D:675:ILE:HG23	1:D:676:ILE:N	2.32	0.45
1:D:783:LEU:N	1:D:783:LEU:CD1	2.78	0.45
1:D:800:ARG:C	3:F:149:VAL:CG2	2.78	0.45
1:G:418:THR:CG2	1:G:419:VAL:N	2.79	0.45
1:G:488:GLN:O	1:G:491:PHE:HB3	2.17	0.45
2:H:144:VAL:HG12	2:H:153:ILE:HD13	1.92	0.45
1:J:17:LEU:HA	1:J:17:LEU:HD12	1.67	0.45
1:J:24:ARG:NH1	1:J:722:GLN:HE22	2.14	0.45
1:J:107:MLY:CB	1:J:686:MET:HE2	2.40	0.45
1:J:163:TYR:O	1:J:166:MET:HB3	2.17	0.45
1:J:206:LYS:HD3	1:J:217:THR:OG1	2.16	0.45
1:J:330:GLU:O	1:J:333:ALA:HB3	2.16	0.45
1:J:732:ILE:HG21	1:J:747:LEU:CD1	0.63	0.45
1:J:797:PHE:CZ	3:L:146:ILE:CG2	2.67	0.45
1:J:829:TRP:O	1:J:832:MET:N	2.50	0.45
2:K:129:THR:HG23	2:K:132:GLU:OE1	2.17	0.45
1:M:14:ALA:N	1:M:15:PRO:HD2	2.32	0.45
1:M:322:VAL:CG1	1:M:325:ILE:HD11	2.47	0.45
1:M:488:GLN:O	1:M:491:PHE:HB3	2.16	0.45
1:M:597:GLU:O	1:M:600:MLY:N	2.50	0.45
1:M:639:GLY:H	4:Z:344:SER:HB3	1.82	0.45
1:M:640:LYS:C	4:Z:23:GLY:C	2.74	0.45
1:P:155:ILE:HG22	1:P:156:PHE:N	2.33	0.45
1:P:330:GLU:O	1:P:333:ALA:HB3	2.16	0.45
1:P:486:MLY:HH22	1:P:527:GLU:CD	2.37	0.45
4:1:167:GLU:OE1	4:3:41:GLN:C	2.53	0.45
4:1:366:GLY:O	4:1:369:ILE:HG22	2.16	0.45
4:7:366:GLY:O	4:7:369:ILE:HG22	2.16	0.45
4:9:32:PRO:HB2	4:9:34:ILE:HD11	1.98	0.45
4:V:32:PRO:HB2	4:V:34:ILE:HD11	1.98	0.45
4:W:366:GLY:O	4:W:369:ILE:HG22	2.16	0.45
4:Y:190:MET:O	4:Y:194:THR:HG23	2.16	0.45
1:A:179:GLY:O	1:A:185:LYS:HE2	2.17	0.44
1:A:295:MLY:HG3	1:A:332:MET:HE2	1.98	0.44
1:A:637:LYS:HD2	4:8:144:ALA:HB3	1.21	0.44
1:A:796:GLY:HA3	3:C:40:ASN:OD1	2.16	0.44
1:D:136:ASN:O	1:D:139:VAL:N	2.47	0.44
1:D:476:GLU:OE2	1:D:598:MLY:HH13	2.16	0.44
1:D:530:MET:CB	4:9:354:GLN:CB	2.95	0.44
1:D:711:PHE:HB3	1:D:766:PHE:HB3	1.99	0.44
1:D:725:ARG:CG	1:D:733:PRO:CA	2.95	0.44

Continued on next page...

Continued from previous page...

Atom-1	Atom-2	Interatomic distance (Å)	Clash overlap (Å)
2:E:129:THR:HG23	2:E:132:GLU:OE1	2.17	0.44
1:G:173:GLN:HG3	1:G:670:HIS:HD2	1.82	0.44
1:G:221:GLN:HG2	1:G:221:GLN:H	1.47	0.44
1:G:667:THR:O	1:G:669:PRO:HD3	2.16	0.44
1:G:823:PHE:CE1	2:H:160:GLY:HA2	2.51	0.44
1:J:195:TYR:CE2	1:J:199:ILE:HD12	2.52	0.44
1:J:224:SER:O	1:J:227:PRO:HD2	2.17	0.44
1:J:641:LYS:CD	1:J:647:GLN:CG	2.72	0.44
1:J:659:MLY:HD2	1:J:659:MLY:HH22	1.42	0.44
1:M:296:MLY:O	1:M:299:LEU:HB2	2.17	0.44
1:M:534:SER:HB2	4:Z:354:GLN:HE22	1.56	0.44
1:M:568:PRO:CG	1:M:578:HIS:H	2.30	0.44
1:M:723:ARG:HG3	1:M:779:ARG:HE	1.81	0.44
1:M:747:LEU:C	1:M:749:GLY:H	2.20	0.44
1:M:810:ARG:HG2	1:M:810:ARG:NH1	2.29	0.44
1:P:64:THR:HB	1:P:68:GLU:N	2.33	0.44
1:P:322:VAL:CG1	1:P:325:ILE:HD11	2.47	0.44
1:P:410:ASN:HA	4:1:334:GLU:HB3	1.28	0.44
1:P:713:SER:O	1:P:772:LEU:CD2	2.65	0.44
3:R:122:GLU:HA	3:R:125:GLU:OE1	2.18	0.44
4:9:287:ILE:CB	4:W:204:ALA:H	2.13	0.44
4:X:190:MET:O	4:X:194:THR:HG23	2.16	0.44
4:Z:223:PHE:HB3	4:Z:259:GLU:OE2	2.18	0.44
1:A:639:GLY:H	4:8:344:SER:HB3	1.82	0.44
1:A:692:LEU:O	1:A:696:ARG:HG3	2.18	0.44
1:D:55:MLY:HH23	1:D:60:VAL:HG22	1.99	0.44
1:D:448:GLN:C	1:D:450:ASP:H	2.19	0.44
1:D:519:LEU:N	1:D:519:LEU:CD1	2.77	0.44
1:D:597:GLU:O	1:D:600:MLY:N	2.50	0.44
1:G:14:ALA:N	1:G:15:PRO:HD2	2.32	0.44
1:G:97:LEU:HD12	1:G:97:LEU:HA	1.67	0.44
1:G:163:TYR:O	1:G:166:MET:HB3	2.17	0.44
1:G:296:MLY:O	1:G:299:LEU:HB2	2.17	0.44
1:G:476:GLU:OE2	1:G:598:MLY:HH13	2.16	0.44
1:G:689:GLU:HA	1:G:692:LEU:HB2	1.99	0.44
1:G:794:CYS:O	1:G:797:PHE:HB3	2.17	0.44
1:J:55:MLY:HH23	1:J:60:VAL:HG22	1.99	0.44
1:J:87:MLY:HD3	1:J:87:MLY:HH12	1.61	0.44
1:J:155:ILE:HG22	1:J:156:PHE:N	2.32	0.44
1:J:173:GLN:HG3	1:J:670:HIS:HD2	1.82	0.44
1:J:408:VAL:HG22	1:J:636:LYS:HG2	1.51	0.44

Continued on next page...

Continued from previous page...

Atom-1	Atom-2	Interatomic distance (Å)	Clash overlap (Å)
1:J:485:GLU:HA	1:J:584:TYR:HE2	1.83	0.44
1:J:675:ILE:HG23	1:J:676:ILE:N	2.32	0.44
1:J:732:ILE:CG2	1:J:747:LEU:CD1	0.65	0.44
1:M:202:SER:HA	1:M:207:LYS:NZ	2.22	0.44
1:M:226:ASN:N	1:M:227:PRO:HD2	2.32	0.44
1:M:408:VAL:HA	1:M:636:LYS:HG3	1.03	0.44
1:M:689:GLU:HA	1:M:692:LEU:HB2	2.00	0.44
1:P:30:MLY:HB3	1:P:31:PRO:HD2	1.97	0.44
1:P:37:SER:O	1:P:38:VAL:HG23	2.17	0.44
1:P:99:GLU:N	1:P:100:PRO:CD	2.80	0.44
1:P:675:ILE:HG23	1:P:676:ILE:N	2.32	0.44
4:2:223:PHE:HB3	4:2:259:GLU:OE2	2.18	0.44
4:3:6:THR:HG22	4:3:101:HIS:HA	1.98	0.44
4:4:287:ILE:CD1	4:6:203:THR:CB	2.79	0.44
4:5:223:PHE:HB3	4:5:259:GLU:OE2	2.17	0.44
4:V:223:PHE:HB3	4:V:259:GLU:OE2	2.17	0.44
4:V:290:ARG:NH1	4:X:202:THR:CG2	2.81	0.44
1:A:541:MET:HB3	4:8:345:ILE:HG22	2.00	0.44
1:A:689:GLU:HA	1:A:692:LEU:HB2	2.00	0.44
1:A:724:TYR:HD1	1:A:727:LEU:CD1	2.27	0.44
1:A:725:ARG:HH21	1:A:733:PRO:HB2	1.81	0.44
1:A:836:PHE:CE2	2:B:160:GLY:CA	3.00	0.44
1:D:224:SER:O	1:D:227:PRO:HD2	2.17	0.44
1:D:797:PHE:CD1	3:F:146:ILE:HG22	2.35	0.44
3:F:122:GLU:HA	3:F:125:GLU:OE1	2.18	0.44
1:G:37:SER:O	1:G:38:VAL:HG23	2.17	0.44
1:G:64:THR:HB	1:G:68:GLU:N	2.33	0.44
1:G:195:TYR:CE2	1:G:199:ILE:HD12	2.52	0.44
1:J:14:ALA:N	1:J:15:PRO:HD2	2.32	0.44
1:J:215:GLN:CA	1:J:340:ILE:CG2	2.62	0.44
1:J:493:HIS:O	1:J:496:PHE:HB3	2.18	0.44
1:J:629:GLU:HG2	1:J:643:GLY:C	2.35	0.44
1:J:639:GLY:H	4:W:344:SER:HB3	1.82	0.44
1:J:711:PHE:HB3	1:J:766:PHE:HB3	1.99	0.44
1:J:725:ARG:CG	1:J:733:PRO:CA	2.95	0.44
1:J:795:ARG:CZ	3:L:44:ALA:N	2.78	0.44
2:K:137:TRP:CA	2:K:145:ALA:CB	2.82	0.44
1:M:64:THR:HB	1:M:68:GLU:N	2.32	0.44
1:M:91:MET:CE	1:M:119:SER:HB2	2.47	0.44
1:M:155:ILE:HG22	1:M:156:PHE:N	2.33	0.44
1:M:508:ILE:CD1	1:M:766:PHE:CG	3.00	0.44

Continued on next page...

Continued from previous page...

Atom-1	Atom-2	Interatomic distance (Å)	Clash overlap (Å)
1:M:540:CYS:C	4:Z:349:LEU:HD21	2.36	0.44
1:M:715:VAL:HG12	1:M:720:PHE:HB2	2.00	0.44
1:M:835:PHE:O	1:M:839:MLY:N	2.49	0.44
2:N:129:THR:HG23	2:N:132:GLU:OE1	2.17	0.44
1:P:14:ALA:N	1:P:15:PRO:HD2	2.32	0.44
1:P:193:ILE:HD11	1:P:250:ILE:CD1	2.48	0.44
1:P:724:TYR:CZ	1:P:775:LEU:HD23	2.52	0.44
1:P:725:ARG:CG	1:P:733:PRO:CA	2.95	0.44
1:P:795:ARG:HG2	3:R:118:MET:HE3	1.99	0.44
4:6:32:PRO:HB2	4:6:34:ILE:HD11	1.98	0.44
4:6:223:PHE:HB3	4:6:259:GLU:OE2	2.18	0.44
4:X:32:PRO:HB2	4:X:34:ILE:HD11	1.98	0.44
4:Z:32:PRO:HB2	4:Z:34:ILE:HD11	1.98	0.44
1:A:48:VAL:HA	1:A:104:TYR:OH	2.18	0.44
1:A:123:CYS:CB	1:A:158:ILE:HD13	2.48	0.44
1:A:322:VAL:HA	1:A:323:PRO:HD3	1.87	0.44
1:A:408:VAL:HA	1:A:636:LYS:HG3	1.03	0.44
1:A:493:HIS:O	1:A:496:PHE:HB3	2.18	0.44
1:A:715:VAL:HG12	1:A:720:PHE:HB2	2.00	0.44
3:C:50:LEU:O	3:C:53:PRO:HG2	2.18	0.44
1:D:218:LEU:HA	1:D:221:GLN:HG3	1.71	0.44
1:D:486:MLY:HH22	1:D:527:GLU:CD	2.37	0.44
1:D:667:THR:O	1:D:669:PRO:HD3	2.17	0.44
1:D:725:ARG:HA	1:D:732:ILE:HG22	1.99	0.44
1:D:829:TRP:O	1:D:832:MET:N	2.50	0.44
1:G:84:MLY:CE	1:G:724:TYR:OH	2.64	0.44
1:G:123:CYS:CB	1:G:158:ILE:HD13	2.48	0.44
1:G:136:ASN:HA	1:G:137:PRO:HD3	1.49	0.44
1:G:597:GLU:O	1:G:600:MLY:N	2.50	0.44
2:H:114:LYS:CG	2:H:146:GLY:HA2	2.46	0.44
1:J:226:ASN:HB2	1:J:227:PRO:CD	2.47	0.44
1:J:295:MLY:CG	1:J:332:MET:HE1	2.47	0.44
1:J:519:LEU:N	1:J:519:LEU:CD1	2.77	0.44
1:J:578:HIS:HB3	1:J:592:ILE:CD1	2.38	0.44
1:M:99:GLU:N	1:M:100:PRO:CD	2.80	0.44
1:M:354:LEU:HD12	1:M:354:LEU:HA	1.55	0.44
1:M:725:ARG:CG	1:M:733:PRO:CA	2.95	0.44
1:P:739:ASP:CB	1:P:742:LYS:CB	2.81	0.44
4:3:32:PRO:HB2	4:3:34:ILE:HD11	1.98	0.44
4:8:223:PHE:HB3	4:8:259:GLU:OE2	2.18	0.44
1:A:14:ALA:HB3	1:A:15:PRO:CD	2.46	0.44

Continued on next page...

Continued from previous page...

Atom-1	Atom-2	Interatomic distance (Å)	Clash overlap (Å)
1:D:488:GLN:O	1:D:491:PHE:HB3	2.17	0.44
1:D:516:GLY:O	1:D:518:ASP:N	2.51	0.44
1:D:692:LEU:O	1:D:696:ARG:HG3	2.17	0.44
1:D:724:TYR:HD1	1:D:782:MLY:CD	2.28	0.44
1:D:725:ARG:CZ	1:D:737:PHE:CZ	3.01	0.44
1:D:797:PHE:CZ	3:F:126:LEU:HD22	2.29	0.44
1:D:835:PHE:O	1:D:839:MLY:N	2.49	0.44
1:G:179:GLY:O	1:G:185:LYS:HE2	2.17	0.44
1:G:692:LEU:O	1:G:696:ARG:HG3	2.18	0.44
1:G:707:CYS:CB	1:G:712:PRO:HA	2.41	0.44
1:G:715:VAL:HG12	1:G:720:PHE:HB2	2.00	0.44
1:J:210:GLN:C	1:J:211:SER:HG	2.15	0.44
1:J:530:MET:HA	4:W:354:GLN:CD	2.11	0.44
1:J:637:LYS:HD2	4:W:144:ALA:HB3	1.20	0.44
1:J:794:CYS:O	1:J:797:PHE:HB3	2.17	0.44
1:M:195:TYR:CE2	1:M:199:ILE:HD12	2.52	0.44
1:M:692:LEU:O	1:M:696:ARG:HG3	2.17	0.44
1:P:123:CYS:CB	1:P:158:ILE:HD13	2.48	0.44
1:P:179:GLY:O	1:P:185:LYS:HE2	2.17	0.44
1:P:195:TYR:CE2	1:P:199:ILE:HD12	2.52	0.44
1:P:411:GLU:H	4:1:333:PRO:CB	2.30	0.44
1:P:640:LYS:C	4:1:23:GLY:C	2.74	0.44
1:P:659:MLY:HH22	1:P:659:MLY:HD2	1.42	0.44
1:P:711:PHE:HB3	1:P:766:PHE:HB3	1.99	0.44
1:P:718:ALA:CB	3:R:85:GLU:HG3	2.41	0.44
1:P:797:PHE:CD1	3:R:149:VAL:CG1	3.01	0.44
3:R:62:ALA:O	3:R:63:ILE:HG13	2.14	0.44
4:1:75:ILE:HG21	4:2:197:GLY:HA2	1.98	0.44
4:1:190:MET:O	4:1:194:THR:HG23	2.16	0.44
4:9:366:GLY:O	4:9:369:ILE:HG22	2.16	0.44
1:A:224:SER:O	1:A:227:PRO:HD2	2.17	0.44
1:A:516:GLY:O	1:A:518:ASP:N	2.51	0.44
1:A:667:THR:O	1:A:669:PRO:HD3	2.17	0.44
1:A:675:ILE:HG23	1:A:676:ILE:N	2.32	0.44
1:A:799:MET:HE3	3:C:32:ASP:HB3	1.83	0.44
1:D:99:GLU:N	1:D:100:PRO:CD	2.79	0.44
1:D:155:ILE:HG22	1:D:156:PHE:N	2.33	0.44
1:D:174:SER:OG	1:D:669:PRO:HA	2.18	0.44
1:D:186:THR:O	1:D:190:MLY:HG2	2.17	0.44
1:D:530:MET:CE	4:9:354:GLN:CB	2.95	0.44
1:D:727:LEU:CD2	1:D:782:MLY:HG2	2.47	0.44

Continued on next page...

Continued from previous page...

Atom-1	Atom-2	Interatomic distance (Å)	Clash overlap (Å)
1:G:14:ALA:HB3	1:G:15:PRO:CD	2.46	0.44
1:G:28:GLN:O	1:G:723:ARG:NH2	2.51	0.44
1:G:224:SER:O	1:G:227:PRO:HD2	2.17	0.44
1:G:226:ASN:N	1:G:227:PRO:HD2	2.32	0.44
1:G:485:GLU:HA	1:G:584:TYR:HE2	1.83	0.44
3:I:119:THR:O	3:I:123:VAL:HG23	2.18	0.44
1:J:48:VAL:HA	1:J:104:TYR:OH	2.18	0.44
1:J:411:GLU:H	4:W:333:PRO:CB	2.30	0.44
1:J:708:ARG:HA	1:J:712:PRO:CG	2.47	0.44
1:J:789:ALA:HB2	3:L:81:GLN:OE1	2.17	0.44
1:J:801:VAL:HG21	3:L:126:LEU:HD23	1.95	0.44
2:K:144:VAL:HG12	2:K:153:ILE:HD13	1.92	0.44
3:L:122:GLU:HA	3:L:125:GLU:OE1	2.18	0.44
1:M:129:TYR:HD1	1:M:129:TYR:HA	1.65	0.44
1:M:411:GLU:H	4:Z:333:PRO:CB	2.30	0.44
1:M:486:MLY:HH22	1:M:527:GLU:CD	2.37	0.44
1:M:543:PRO:CD	4:Z:143:TYR:O	2.64	0.44
1:M:675:ILE:HG23	1:M:676:ILE:N	2.32	0.44
1:M:725:ARG:HA	1:M:732:ILE:HG22	1.99	0.44
1:M:783:LEU:CB	1:M:786:ILE:CG1	2.93	0.44
3:O:50:LEU:O	3:O:53:PRO:CD	2.63	0.44
3:O:50:LEU:O	3:O:53:PRO:HG2	2.18	0.44
3:O:119:THR:O	3:O:123:VAL:HG23	2.18	0.44
3:O:122:GLU:HA	3:O:125:GLU:OE1	2.18	0.44
1:P:48:VAL:HA	1:P:104:TYR:OH	2.18	0.44
1:P:87:MLY:HD3	1:P:87:MLY:HH12	1.61	0.44
1:P:91:MET:CE	1:P:119:SER:HB2	2.47	0.44
1:P:176:LEU:N	1:P:176:LEU:CD1	2.74	0.44
1:P:516:GLY:O	1:P:518:ASP:N	2.51	0.44
1:P:519:LEU:N	1:P:519:LEU:CD1	2.77	0.44
1:P:783:LEU:N	1:P:783:LEU:CD1	2.78	0.44
2:Q:129:THR:HG23	2:Q:132:GLU:OE1	2.17	0.44
4:7:32:PRO:HB2	4:7:34:ILE:HD11	1.98	0.44
4:Y:171:LEU:HA	4:Y:172:PRO:HD2	1.84	0.44
4:Z:299:MET:HE2	4:Z:331:ALA:HB2	2.00	0.44
1:A:485:GLU:HA	1:A:584:TYR:HE2	1.83	0.44
1:A:725:ARG:HA	1:A:732:ILE:HG22	1.99	0.44
1:A:827:MLY:HH21	2:B:139:ALA:HB3	2.00	0.44
3:C:119:THR:O	3:C:123:VAL:HG23	2.18	0.44
3:C:122:GLU:HA	3:C:125:GLU:OE1	2.18	0.44
1:D:123:CYS:CB	1:D:158:ILE:HD13	2.48	0.44

Continued on next page...

Continued from previous page...

Atom-1	Atom-2	Interatomic distance (Å)	Clash overlap (Å)
1:D:330:GLU:O	1:D:333:ALA:HB3	2.17	0.44
1:D:834:LEU:CG	2:E:54:MET:CE	2.95	0.44
1:G:637:LYS:HD2	4:V:144:ALA:HB3	1.20	0.44
1:J:529:PRO:HB3	4:W:354:GLN:HA	1.99	0.44
1:J:725:ARG:HA	1:J:732:ILE:HG22	1.99	0.44
1:M:55:MLY:HH23	1:M:60:VAL:HG22	1.99	0.44
1:M:56:GLU:HB2	1:M:59:MLY:CB	2.30	0.44
1:M:103:LEU:HD22	1:M:692:LEU:HG	1.98	0.44
1:M:123:CYS:CB	1:M:158:ILE:HD13	2.48	0.44
1:M:642:LYS:CB	4:Z:24:ASP:O	2.60	0.44
1:M:732:ILE:H	1:M:733:PRO:HD2	1.74	0.44
1:M:804:ARG:O	1:M:808:GLU:N	2.50	0.44
1:M:804:ARG:C	1:M:808:GLU:H	2.21	0.44
1:M:817:GLN:HG3	2:N:128:PHE:HE1	1.78	0.44
2:N:114:LYS:CG	2:N:146:GLY:HA2	2.46	0.44
1:P:221:GLN:HG2	1:P:221:GLN:H	1.47	0.44
1:P:541:MET:HG2	4:1:345:ILE:HG22	2.00	0.44
1:P:796:GLY:HA2	3:R:35:ARG:HD3	1.99	0.44
4:2:42:GLY:HA3	4:Z:167:GLU:CG	2.48	0.44
4:3:220:ALA:HB3	4:3:223:PHE:CD1	2.53	0.44
4:6:253:GLU:HA	4:6:256:ARG:CG	2.42	0.44
4:X:292:ASP:OD2	4:Z:244:ASP:CB	2.54	0.44
4:Y:220:ALA:HB3	4:Y:223:PHE:CD1	2.53	0.44
1:A:55:MLY:HH23	1:A:60:VAL:HG22	1.99	0.44
1:A:174:SER:OG	1:A:669:PRO:HA	2.18	0.44
1:A:214:MET:CA	1:A:340:ILE:HD11	2.46	0.44
1:A:292:MET:HE1	1:A:309:PRO:HD3	1.99	0.44
1:D:292:MET:HE1	1:D:309:PRO:CG	2.48	0.44
1:D:408:VAL:HG22	1:D:636:LYS:HG2	1.52	0.44
1:D:747:LEU:C	1:D:749:GLY:H	2.21	0.44
1:D:793:ARG:O	1:D:797:PHE:N	2.39	0.44
1:G:55:MLY:HH23	1:G:60:VAL:HG22	1.99	0.44
1:G:103:LEU:HD22	1:G:692:LEU:HG	1.98	0.44
1:G:155:ILE:HG22	1:G:156:PHE:N	2.33	0.44
1:G:186:THR:O	1:G:190:MLY:HG2	2.17	0.44
1:G:493:HIS:O	1:G:496:PHE:HB3	2.18	0.44
1:G:762:HIS:CD2	1:G:762:HIS:N	2.78	0.44
1:G:787:ILE:HG23	1:G:791:GLN:HG3	2.00	0.44
1:G:795:ARG:CZ	3:I:116:GLU:CB	2.84	0.44
2:H:129:THR:HG23	2:H:132:GLU:OE1	2.17	0.44
1:J:226:ASN:N	1:J:227:PRO:HD2	2.32	0.44

Continued on next page...

Continued from previous page...

Atom-1	Atom-2	Interatomic distance (Å)	Clash overlap (Å)
1:J:348:MLY:HH12	1:J:348:MLY:HD2	1.81	0.44
1:J:725:ARG:CG	1:J:733:PRO:HA	2.43	0.44
1:J:776:GLU:O	1:J:780:ASP:N	2.45	0.44
1:J:796:GLY:HA2	3:L:35:ARG:HG2	1.99	0.44
2:K:112:ILE:O	2:K:148:VAL:N	2.50	0.44
3:L:62:ALA:O	3:L:63:ILE:CB	2.63	0.44
1:M:48:VAL:HA	1:M:104:TYR:OH	2.18	0.44
1:M:163:TYR:O	1:M:166:MET:HB3	2.17	0.44
1:M:476:GLU:CD	1:M:476:GLU:H	2.22	0.44
1:M:516:GLY:O	1:M:518:ASP:N	2.51	0.44
3:O:69:LEU:HB3	3:O:70:PRO:HD3	1.99	0.44
1:P:214:MET:CA	1:P:340:ILE:HD11	2.45	0.44
1:P:332:MET:H	1:P:332:MET:HG2	1.51	0.44
1:P:332:MET:O	1:P:336:SER:OG	2.27	0.44
1:P:797:PHE:CE2	3:R:126:LEU:CD2	2.92	0.44
1:P:829:TRP:HA	1:P:830:PRO:HD2	1.86	0.44
4:2:322:PRO:HB2	4:4:244:ASP:CB	2.26	0.44
4:2:322:PRO:CA	4:4:244:ASP:HB2	2.47	0.44
4:6:193:LEU:O	4:6:198:TYR:HD2	2.01	0.44
4:7:223:PHE:HB3	4:7:259:GLU:OE2	2.18	0.44
4:8:32:PRO:HB2	4:8:34:ILE:HD11	1.98	0.44
4:9:220:ALA:HB3	4:9:223:PHE:CD1	2.53	0.44
4:W:220:ALA:HB3	4:W:223:PHE:CD1	2.53	0.44
1:A:221:GLN:HG2	1:A:221:GLN:H	1.47	0.44
1:A:711:PHE:HB3	1:A:766:PHE:HB3	1.99	0.44
1:A:836:PHE:CD2	2:B:161:GLU:HG2	2.52	0.44
2:B:129:THR:HG23	2:B:132:GLU:OE1	2.18	0.44
1:D:63:MLY:HH23	1:D:63:MLY:HD3	1.76	0.44
1:D:97:LEU:HA	1:D:97:LEU:HD12	1.67	0.44
1:D:296:MLY:O	1:D:299:LEU:HB2	2.17	0.44
1:D:549:SER:C	4:W:45:VAL:O	2.56	0.44
1:D:747:LEU:C	1:D:749:GLY:N	2.71	0.44
3:F:50:LEU:O	3:F:53:PRO:HG2	2.18	0.44
1:G:496:PHE:HB2	1:G:515:PHE:CD2	2.53	0.44
1:G:747:LEU:C	1:G:749:GLY:N	2.71	0.44
1:J:174:SER:OG	1:J:669:PRO:HA	2.18	0.44
1:J:541:MET:HG2	4:W:345:ILE:HG22	2.00	0.44
1:J:554:LEU:HD12	1:J:554:LEU:HA	1.76	0.44
1:J:597:GLU:O	1:J:600:MLY:N	2.50	0.44
1:J:798:LEU:CD2	3:L:118:MET:SD	3.06	0.44
1:M:139:VAL:HG12	1:M:143:TYR:HD2	1.81	0.44

Continued on next page...

Continued from previous page...

Atom-1	Atom-2	Interatomic distance (Å)	Clash overlap (Å)
1:M:174:SER:OG	1:M:669:PRO:HA	2.18	0.44
1:M:485:GLU:OE1	1:M:583:HIS:ND1	2.49	0.44
3:O:101:THR:HA	3:O:137:ILE:O	2.18	0.44
1:P:226:ASN:N	1:P:227:PRO:HD2	2.32	0.44
1:P:643:GLY:N	4:1:23:GLY:C	2.55	0.44
1:P:664:LEU:HD12	1:P:664:LEU:HA	1.52	0.44
4:1:173:HIS:CB	4:2:267:ILE:HA	2.48	0.44
4:4:287:ILE:HG22	4:6:204:ALA:H	1.74	0.44
4:X:291:LYS:HB3	4:Z:246:GLN:CA	2.47	0.44
4:Z:205:GLU:O	4:Z:208:ILE:HG22	2.18	0.44
1:A:215:GLN:H	1:A:340:ILE:CD1	2.21	0.43
1:A:485:GLU:OE2	1:A:584:TYR:N	2.50	0.43
1:A:496:PHE:HB2	1:A:515:PHE:CD2	2.53	0.43
1:A:801:VAL:CA	3:C:149:VAL:HG21	2.48	0.43
1:D:226:ASN:N	1:D:227:PRO:HD2	2.32	0.43
1:D:322:VAL:CG1	1:D:325:ILE:HG13	2.48	0.43
1:D:400:ALA:CB	1:D:606:THR:HG22	2.48	0.43
1:D:541:MET:HB3	4:9:345:ILE:HG22	2.00	0.43
1:D:568:PRO:CG	1:D:578:HIS:H	2.30	0.43
1:G:322:VAL:CG1	1:G:325:ILE:HD11	2.47	0.43
1:G:753:VAL:O	1:G:779:ARG:HD3	2.12	0.43
1:J:568:PRO:CG	1:J:578:HIS:H	2.30	0.43
1:M:206:LYS:CE	1:M:217:THR:HG23	2.29	0.43
1:M:732:ILE:HG23	1:M:747:LEU:HD12	0.95	0.43
1:M:747:LEU:C	1:M:749:GLY:N	2.71	0.43
1:M:806:MET:O	1:M:809:ARG:HB2	2.18	0.43
1:P:174:SER:OG	1:P:669:PRO:HA	2.18	0.43
1:P:529:PRO:HB3	4:1:354:GLN:HA	2.00	0.43
1:P:597:GLU:O	1:P:600:MLY:N	2.50	0.43
1:P:612:GLN:NE2	1:P:627:GLY:H	2.14	0.43
1:P:829:TRP:O	1:P:832:MET:N	2.50	0.43
4:1:220:ALA:HB3	4:1:223:PHE:CD1	2.53	0.43
4:4:149:THR:HA	4:4:165:ILE:O	2.18	0.43
4:4:205:GLU:O	4:4:208:ILE:HG22	2.18	0.43
4:4:223:PHE:HB3	4:4:259:GLU:OE2	2.18	0.43
4:8:324:THR:O	4:V:244:ASP:HA	2.08	0.43
4:9:223:PHE:HB3	4:9:259:GLU:OE2	2.18	0.43
4:V:205:GLU:O	4:V:208:ILE:HG22	2.18	0.43
4:Z:220:ALA:HB3	4:Z:223:PHE:CD1	2.53	0.43
1:A:37:SER:O	1:A:38:VAL:HG23	2.17	0.43
1:D:64:THR:HB	1:D:68:GLU:N	2.33	0.43

Continued on next page...

Continued from previous page...

Atom-1	Atom-2	Interatomic distance (Å)	Clash overlap (Å)
1:D:109:ARG:CD	1:D:117:THR:HB	2.49	0.43
1:D:295:MLY:HG3	1:D:332:MET:HE2	1.97	0.43
1:D:625:THR:H	1:D:625:THR:HG22	1.48	0.43
1:D:795:ARG:NE	3:F:116:GLU:HB3	2.28	0.43
1:G:193:ILE:HD11	1:G:250:ILE:CD1	2.48	0.43
1:G:246:PHE:HB3	1:G:270:LEU:HD12	2.01	0.43
1:G:541:MET:CE	4:V:346:LEU:HD12	2.48	0.43
1:G:707:CYS:C	1:G:712:PRO:HA	2.39	0.43
1:G:725:ARG:CZ	1:G:737:PHE:CZ	3.01	0.43
1:G:732:ILE:CG2	1:G:747:LEU:CD1	0.65	0.43
1:G:732:ILE:CG2	1:G:747:LEU:HD12	0.35	0.43
1:G:797:PHE:HE1	3:I:146:ILE:HA	1.82	0.43
1:J:14:ALA:N	1:J:15:PRO:CD	2.82	0.43
1:J:123:CYS:CB	1:J:158:ILE:HD13	2.48	0.43
1:J:193:ILE:HD11	1:J:250:ILE:CD1	2.47	0.43
1:J:229:LEU:HD12	1:J:229:LEU:HA	1.75	0.43
1:J:322:VAL:CG1	1:J:325:ILE:HD11	2.47	0.43
1:J:346:ASP:O	1:J:350:ALA:N	2.46	0.43
1:J:516:GLY:O	1:J:518:ASP:N	2.51	0.43
1:J:556:ASP:HB3	4:Y:47:MET:HB2	1.00	0.43
2:K:149:ASP:CG	2:K:150:TYR:N	2.49	0.43
1:M:64:THR:CG2	1:M:65:GLU:H	2.31	0.43
1:M:193:ILE:HD11	1:M:250:ILE:CD1	2.47	0.43
1:M:391:GLY:HA3	1:M:616:VAL:HG23	2.01	0.43
1:M:439:LEU:N	1:M:439:LEU:CD1	2.81	0.43
1:M:496:PHE:HB2	1:M:515:PHE:CD2	2.53	0.43
1:M:541:MET:HB3	4:Z:345:ILE:HG22	2.00	0.43
1:M:787:ILE:HG23	1:M:791:GLN:HG3	2.00	0.43
1:M:829:TRP:HA	1:M:830:PRO:HD2	1.86	0.43
1:P:173:GLN:HG3	1:P:670:HIS:HD2	1.82	0.43
1:P:439:LEU:N	1:P:439:LEU:CD1	2.81	0.43
1:P:493:HIS:O	1:P:496:PHE:HB3	2.18	0.43
1:P:496:PHE:HB2	1:P:515:PHE:CD2	2.53	0.43
1:P:692:LEU:O	1:P:696:ARG:HG3	2.18	0.43
3:R:119:THR:O	3:R:123:VAL:HG23	2.18	0.43
4:1:223:PHE:HB3	4:1:259:GLU:OE2	2.18	0.43
4:1:245:GLY:H	4:Y:291:LYS:HB2	1.82	0.43
4:3:193:LEU:O	4:3:198:TYR:HD2	2.01	0.43
4:4:193:LEU:O	4:4:198:TYR:HD2	2.01	0.43
4:6:149:THR:HA	4:6:165:ILE:O	2.19	0.43
4:6:220:ALA:HB3	4:6:223:PHE:CD1	2.53	0.43

Continued on next page...

Continued from previous page...

Atom-1	Atom-2	Interatomic distance (Å)	Clash overlap (Å)
4:7:220:ALA:HB3	4:7:223:PHE:CD1	2.53	0.43
4:X:205:GLU:O	4:X:208:ILE:HG22	2.18	0.43
1:A:14:ALA:N	1:A:15:PRO:CD	2.81	0.43
1:A:64:THR:CG2	1:A:65:GLU:H	2.32	0.43
1:A:64:THR:HB	1:A:68:GLU:N	2.33	0.43
1:A:246:PHE:HB3	1:A:270:LEU:HD12	2.00	0.43
1:A:322:VAL:CG1	1:A:325:ILE:HG13	2.49	0.43
1:A:642:LYS:HB2	4:8:24:ASP:O	1.88	0.43
1:A:747:LEU:C	1:A:749:GLY:H	2.21	0.43
1:A:768:MLY:CB	1:A:771:LEU:HD13	2.47	0.43
1:A:813:ILE:CG2	2:B:127:ARG:HB2	2.48	0.43
1:A:823:PHE:HD1	2:B:160:GLY:CA	2.25	0.43
1:D:91:MET:CE	1:D:119:SER:HB2	2.47	0.43
1:D:193:ILE:HD11	1:D:250:ILE:CD1	2.48	0.43
1:D:201:ALA:O	1:D:202:SER:OG	2.36	0.43
1:D:391:GLY:HA3	1:D:616:VAL:HG23	2.00	0.43
1:D:485:GLU:HA	1:D:584:TYR:HE2	1.83	0.43
1:D:727:LEU:HD21	1:D:782:MLY:HG2	2.00	0.43
1:D:732:ILE:CG2	1:D:747:LEU:CD1	0.65	0.43
2:E:137:TRP:CZ3	2:E:145:ALA:N	2.81	0.43
1:G:40:VAL:HG23	1:G:76:GLN:O	2.19	0.43
1:G:516:GLY:O	1:G:518:ASP:N	2.51	0.43
1:G:541:MET:HB3	4:V:345:ILE:HG22	2.01	0.43
1:G:599:ASN:CG	1:G:649:VAL:CB	2.80	0.43
2:H:117:LEU:CG	2:H:147:ASN:OD1	2.52	0.43
1:J:86:ASP:OD2	1:J:87:MLY:HH22	2.18	0.43
1:J:541:MET:HB3	4:W:345:ILE:HG22	2.00	0.43
1:M:246:PHE:HB3	1:M:270:LEU:HD12	2.00	0.43
1:M:493:HIS:O	1:M:496:PHE:HB3	2.18	0.43
1:P:40:VAL:HG23	1:P:76:GLN:O	2.19	0.43
1:P:86:ASP:OD2	1:P:87:MLY:HH22	2.18	0.43
1:P:224:SER:O	1:P:227:PRO:HD2	2.17	0.43
1:P:295:MLY:CE	1:P:332:MET:CE	2.97	0.43
1:P:309:PRO:C	1:P:311:ASP:H	2.22	0.43
1:P:536:LEU:HD12	1:P:536:LEU:HA	1.69	0.43
1:P:568:PRO:CG	1:P:578:HIS:H	2.30	0.43
1:P:692:LEU:HD23	1:P:692:LEU:HA	1.85	0.43
1:P:789:ALA:HB2	3:R:81:GLN:HG3	1.97	0.43
1:P:791:GLN:HE22	3:R:115:GLY:HA3	1.83	0.43
3:R:69:LEU:HB3	3:R:70:PRO:HD3	1.99	0.43
4:2:193:LEU:O	4:2:198:TYR:HD2	2.01	0.43

Continued on next page...

Continued from previous page...

Atom-1	Atom-2	Interatomic distance (Å)	Clash overlap (Å)
4:7:171:LEU:HA	4:7:172:PRO:HD2	1.84	0.43
4:8:205:GLU:O	4:8:208:ILE:HG22	2.18	0.43
4:V:149:THR:HA	4:V:165:ILE:O	2.19	0.43
4:V:193:LEU:O	4:V:198:TYR:HD2	2.01	0.43
4:X:223:PHE:HB3	4:X:259:GLU:OE2	2.18	0.43
4:X:288:ASP:OD1	4:Z:242:LEU:HD21	2.18	0.43
4:Z:149:THR:HA	4:Z:165:ILE:O	2.19	0.43
1:A:93:MET:HE2	1:A:715:VAL:CB	2.34	0.43
1:A:109:ARG:CD	1:A:117:THR:HB	2.48	0.43
1:A:292:MET:CE	1:A:309:PRO:CA	2.97	0.43
1:A:391:GLY:HA3	1:A:616:VAL:HG23	2.00	0.43
1:A:443:ILE:HG22	1:A:444:ARG:N	2.29	0.43
1:A:485:GLU:OE1	1:A:583:HIS:ND1	2.49	0.43
1:A:754:ASP:H	1:A:775:LEU:HD11	1.83	0.43
1:D:151:ALA:HB1	1:D:152:PRO:HD2	2.01	0.43
1:D:163:TYR:O	1:D:166:MET:HB3	2.17	0.43
1:D:295:MLY:CE	1:D:332:MET:CE	2.97	0.43
1:D:309:PRO:C	1:D:311:ASP:H	2.22	0.43
1:D:541:MET:HG2	4:9:345:ILE:HG22	2.00	0.43
1:D:659:MLY:HD2	1:D:659:MLY:HH22	1.42	0.43
1:D:798:LEU:HD12	1:D:798:LEU:HA	1.36	0.43
1:G:48:VAL:HA	1:G:104:TYR:OH	2.18	0.43
1:G:217:THR:HG22	1:G:218:LEU:N	2.34	0.43
1:G:266:GLU:OE1	1:G:659:MLY:NZ	2.51	0.43
1:G:322:VAL:CG1	1:G:325:ILE:HG13	2.48	0.43
1:G:540:CYS:C	4:V:349:LEU:HD21	2.36	0.43
1:G:725:ARG:CZ	1:G:737:PHE:CE1	3.02	0.43
3:I:101:THR:HA	3:I:137:ILE:O	2.18	0.43
1:J:144:ARG:HA	1:J:144:ARG:HD2	1.78	0.43
1:J:217:THR:HG22	1:J:218:LEU:N	2.34	0.43
1:J:391:GLY:HA3	1:J:616:VAL:HG23	2.00	0.43
1:J:439:LEU:N	1:J:439:LEU:CD1	2.81	0.43
1:J:544:LYS:HD2	4:W:147:ARG:CB	2.36	0.43
1:J:692:LEU:O	1:J:696:ARG:HG3	2.18	0.43
1:J:712:PRO:HB2	1:J:713:SER:H	1.61	0.43
1:J:725:ARG:CZ	1:J:737:PHE:CZ	3.01	0.43
1:J:787:ILE:HG23	1:J:791:GLN:HG3	2.00	0.43
1:J:789:ALA:HB1	3:L:81:GLN:HG2	1.97	0.43
1:J:793:ARG:NH1	3:L:40:ASN:ND2	2.62	0.43
1:M:14:ALA:N	1:M:15:PRO:CD	2.82	0.43
1:M:217:THR:HG22	1:M:218:LEU:N	2.34	0.43

Continued on next page...

Continued from previous page...

Atom-1	Atom-2	Interatomic distance (Å)	Clash overlap (Å)
1:M:529:PRO:HB3	4:Z:354:GLN:HA	2.00	0.43
1:M:537:GLU:OE1	4:Z:350:SER:HA	2.19	0.43
1:M:541:MET:HG2	4:Z:345:ILE:HG22	2.00	0.43
1:M:725:ARG:CZ	1:M:737:PHE:CZ	3.01	0.43
1:M:725:ARG:CZ	1:M:737:PHE:CE1	3.02	0.43
1:M:821:ARG:HH22	2:N:127:ARG:NE	2.15	0.43
1:P:107:MLY:CB	1:P:686:MET:HE2	2.40	0.43
1:P:175:ILE:C	1:P:176:LEU:HD12	2.38	0.43
1:P:391:GLY:HA3	1:P:616:VAL:HG23	2.00	0.43
1:P:639:GLY:H	4:1:344:SER:HB3	1.83	0.43
1:P:722:GLN:CB	3:R:85:GLU:OE2	2.66	0.43
1:P:839:MLY:HH13	2:Q:159:HIS:HD2	1.84	0.43
4:2:205:GLU:O	4:2:208:ILE:HG22	2.18	0.43
4:4:315:LYS:HD2	4:4:315:LYS:HA	1.92	0.43
4:5:149:THR:HA	4:5:165:ILE:O	2.19	0.43
4:5:220:ALA:HB3	4:5:223:PHE:CD1	2.53	0.43
4:7:193:LEU:O	4:7:198:TYR:HD2	2.01	0.43
4:W:193:LEU:O	4:W:198:TYR:HD2	2.01	0.43
4:X:220:ALA:HB3	4:X:223:PHE:CD1	2.53	0.43
1:A:166:MET:CE	1:A:254:PHE:CD2	3.01	0.43
1:A:193:ILE:HD11	1:A:250:ILE:CD1	2.48	0.43
1:A:204:GLU:N	1:A:207:LYS:HE3	2.23	0.43
1:A:442:VAL:O	1:A:445:ILE:HB	2.19	0.43
1:A:505:MLY:HD2	1:A:741:LYS:HZ2	1.83	0.43
1:A:795:ARG:CG	3:C:118:MET:HE1	2.47	0.43
2:B:54:MET:CB	2:H:21:GLU:OE1	2.64	0.43
3:C:101:THR:HA	3:C:137:ILE:O	2.18	0.43
1:D:175:ILE:C	1:D:176:LEU:HD12	2.38	0.43
1:D:292:MET:CE	1:D:309:PRO:CA	2.97	0.43
1:D:639:GLY:H	4:9:344:SER:HB3	1.83	0.43
1:D:712:PRO:CB	1:D:771:LEU:CB	2.97	0.43
1:D:725:ARG:CZ	1:D:737:PHE:CE1	3.02	0.43
3:F:48:LYS:HD3	3:F:48:LYS:HA	1.18	0.43
1:G:64:THR:CG2	1:G:65:GLU:H	2.32	0.43
1:G:391:GLY:HA3	1:G:616:VAL:HG23	2.00	0.43
1:G:612:GLN:NE2	1:G:627:GLY:H	2.14	0.43
1:G:711:PHE:HB3	1:G:766:PHE:HB3	1.99	0.43
1:G:838:ILE:CG1	2:H:54:MET:HE3	2.39	0.43
1:J:64:THR:CG2	1:J:65:GLU:H	2.31	0.43
1:J:215:GLN:H	1:J:340:ILE:CD1	2.20	0.43
1:J:292:MET:CE	1:J:309:PRO:CA	2.97	0.43

Continued on next page...

Continued from previous page...

Atom-1	Atom-2	Interatomic distance (Å)	Clash overlap (Å)
1:J:505:MLY:HG3	1:J:762:HIS:NE2	2.31	0.43
3:L:69:LEU:HB3	3:L:70:PRO:HD3	1.99	0.43
1:M:322:VAL:CG1	1:M:325:ILE:HG13	2.49	0.43
1:M:443:ILE:HG22	1:M:444:ARG:N	2.29	0.43
1:M:502:GLU:CG	1:M:766:PHE:HZ	2.31	0.43
1:M:530:MET:CE	4:Z:354:GLN:HG3	2.35	0.43
1:M:795:ARG:C	3:O:35:ARG:NH2	2.72	0.43
1:M:797:PHE:CG	3:O:146:ILE:CG2	2.93	0.43
2:N:140:PHE:HA	2:N:141:PRO:HD2	1.56	0.43
3:O:52:ASN:CB	3:O:53:PRO:CD	2.92	0.43
1:P:109:ARG:CD	1:P:117:THR:HB	2.49	0.43
1:P:129:TYR:HD1	1:P:129:TYR:HA	1.65	0.43
1:P:787:ILE:HG23	1:P:791:GLN:HG3	2.00	0.43
4:4:287:ILE:HB	4:6:204:ALA:H	1.83	0.43
4:5:193:LEU:O	4:5:198:TYR:HD2	2.01	0.43
4:8:149:THR:HA	4:8:165:ILE:O	2.19	0.43
4:9:193:LEU:O	4:9:198:TYR:HD2	2.01	0.43
4:V:220:ALA:HB3	4:V:223:PHE:CD1	2.53	0.43
1:A:530:MET:CB	4:8:354:GLN:CB	2.95	0.43
1:A:549:SER:C	4:V:45:VAL:O	2.56	0.43
1:A:725:ARG:CG	1:A:733:PRO:CA	2.95	0.43
1:D:217:THR:HG22	1:D:218:LEU:N	2.33	0.43
1:D:266:GLU:OE1	1:D:659:MLY:NZ	2.51	0.43
1:D:278:GLN:HE21	1:D:278:GLN:HB3	1.42	0.43
1:D:534:SER:CB	4:9:351:THR:HA	2.49	0.43
1:D:787:ILE:HG23	1:D:791:GLN:HG3	2.00	0.43
1:G:292:MET:CE	1:G:309:PRO:CA	2.97	0.43
1:G:442:VAL:O	1:G:445:ILE:HB	2.19	0.43
1:G:829:TRP:HZ3	2:H:84:PHE:CE2	2.31	0.43
1:J:40:VAL:HG23	1:J:76:GLN:O	2.19	0.43
1:J:64:THR:HB	1:J:68:GLU:N	2.33	0.43
1:J:109:ARG:CD	1:J:117:THR:HB	2.49	0.43
1:J:175:ILE:C	1:J:176:LEU:HD12	2.38	0.43
1:J:202:SER:HA	1:J:207:LYS:NZ	2.22	0.43
1:J:309:PRO:C	1:J:311:ASP:H	2.22	0.43
1:J:320:ILE:O	1:J:320:ILE:HG22	2.18	0.43
1:J:701:LEU:HD12	1:J:701:LEU:HA	1.55	0.43
1:J:710:GLY:O	1:J:772:LEU:CB	2.66	0.43
1:M:123:CYS:HB2	1:M:158:ILE:HD13	2.00	0.43
1:M:201:ALA:O	1:M:202:SER:OG	2.36	0.43
1:M:266:GLU:OE1	1:M:659:MLY:NZ	2.51	0.43

Continued on next page...

Continued from previous page...

Atom-1	Atom-2	Interatomic distance (Å)	Clash overlap (Å)
1:M:322:VAL:HA	1:M:323:PRO:HD3	1.87	0.43
1:M:400:ALA:CB	1:M:606:THR:HG22	2.49	0.43
2:N:112:ILE:O	2:N:148:VAL:N	2.50	0.43
1:P:151:ALA:HB1	1:P:152:PRO:HD2	2.01	0.43
1:P:292:MET:CE	1:P:309:PRO:CA	2.97	0.43
1:P:476:GLU:CD	1:P:476:GLU:H	2.21	0.43
1:P:797:PHE:CG	3:R:146:ILE:CG2	2.93	0.43
3:R:101:THR:HA	3:R:137:ILE:O	2.18	0.43
4:6:205:GLU:O	4:6:208:ILE:HG22	2.18	0.43
4:V:253:GLU:HA	4:V:256:ARG:CG	2.42	0.43
4:W:223:PHE:HB3	4:W:259:GLU:OE2	2.18	0.43
4:X:171:LEU:HA	4:X:172:PRO:HD2	1.84	0.43
4:Y:193:LEU:O	4:Y:198:TYR:HD2	2.01	0.43
1:A:218:LEU:HA	1:A:221:GLN:HG3	1.71	0.43
1:A:266:GLU:OE1	1:A:659:MLY:NZ	2.51	0.43
1:A:295:MLY:CE	1:A:332:MET:CE	2.96	0.43
1:A:486:MLY:HH22	1:A:527:GLU:CD	2.37	0.43
1:A:787:ILE:HG23	1:A:791:GLN:HG3	2.00	0.43
1:A:813:ILE:CG2	2:B:128:PHE:CE1	3.00	0.43
1:D:14:ALA:N	1:D:15:PRO:CD	2.81	0.43
1:D:40:VAL:HG23	1:D:76:GLN:O	2.19	0.43
1:D:64:THR:CG2	1:D:65:GLU:H	2.32	0.43
1:D:194:GLN:HE21	1:D:194:GLN:HB3	1.43	0.43
1:D:439:LEU:N	1:D:439:LEU:CD1	2.81	0.43
1:D:493:HIS:O	1:D:496:PHE:HB3	2.18	0.43
1:D:689:GLU:HA	1:D:692:LEU:HB2	1.99	0.43
1:D:793:ARG:NH2	3:F:147:MET:HE1	2.34	0.43
2:E:162:ASP:O	2:K:21:GLU:HB3	2.15	0.43
3:F:119:THR:O	3:F:123:VAL:HG23	2.18	0.43
1:G:166:MET:CE	1:G:254:PHE:CD2	3.01	0.43
1:G:818:TYR:C	2:H:90:GLY:HA3	2.39	0.43
1:J:246:PHE:HB3	1:J:270:LEU:HD12	2.00	0.43
1:J:295:MLY:HG3	1:J:332:MET:HE2	1.99	0.43
1:J:295:MLY:CE	1:J:332:MET:CE	2.97	0.43
1:J:476:GLU:CD	1:J:476:GLU:H	2.22	0.43
1:J:642:LYS:HB2	4:W:24:ASP:O	1.88	0.43
1:J:783:LEU:HA	1:J:786:ILE:HB	2.00	0.43
1:J:793:ARG:HG2	3:L:87:PHE:CZ	2.54	0.43
3:L:101:THR:HA	3:L:137:ILE:O	2.18	0.43
1:M:292:MET:CE	1:M:309:PRO:CA	2.97	0.43
1:M:409:GLY:N	1:M:636:LYS:CD	2.70	0.43

Continued on next page...

Continued from previous page...

Atom-1	Atom-2	Interatomic distance (Å)	Clash overlap (Å)
1:M:442:VAL:O	1:M:445:ILE:HB	2.19	0.43
1:M:485:GLU:OE2	1:M:584:TYR:N	2.50	0.43
1:M:541:MET:CE	4:Z:346:LEU:HD12	2.47	0.43
1:M:769:ALA:C	1:M:771:LEU:N	2.71	0.43
1:P:217:THR:HG22	1:P:218:LEU:N	2.34	0.43
1:P:246:PHE:HB3	1:P:270:LEU:HD12	2.00	0.43
1:P:266:GLU:OE1	1:P:659:MLY:NZ	2.51	0.43
1:P:322:VAL:CG1	1:P:325:ILE:HG13	2.49	0.43
1:P:408:VAL:HG22	1:P:636:LYS:HG2	1.52	0.43
1:P:530:MET:CE	4:1:354:GLN:CB	2.95	0.43
1:P:689:GLU:HA	1:P:692:LEU:HB2	2.00	0.43
1:P:715:VAL:HG12	1:P:720:PHE:HB2	2.00	0.43
4:7:149:THR:HA	4:7:165:ILE:O	2.19	0.43
4:8:220:ALA:HB3	4:8:223:PHE:CD1	2.53	0.43
4:X:149:THR:HA	4:X:165:ILE:O	2.19	0.43
4:X:288:ASP:HA	4:Z:242:LEU:CD2	2.43	0.43
4:Z:193:LEU:O	4:Z:198:TYR:HD2	2.01	0.43
1:A:829:TRP:O	1:A:832:MET:N	2.50	0.43
1:D:86:ASP:OD2	1:D:87:MLY:HH22	2.19	0.43
1:D:202:SER:HA	1:D:207:LYS:NZ	2.22	0.43
1:D:348:MLY:HH12	1:D:348:MLY:HD2	1.81	0.43
1:D:476:GLU:H	1:D:476:GLU:CD	2.21	0.43
1:D:529:PRO:HB3	4:9:354:GLN:HA	2.00	0.43
1:D:578:HIS:HB3	1:D:592:ILE:CD1	2.38	0.43
3:F:101:THR:HA	3:F:137:ILE:O	2.18	0.43
1:G:14:ALA:N	1:G:15:PRO:CD	2.81	0.43
1:G:22:LYS:O	1:G:26:GLU:N	2.29	0.43
1:G:195:TYR:CD2	1:G:199:ILE:HD13	2.54	0.43
1:G:400:ALA:CB	1:G:606:THR:HG22	2.49	0.43
1:G:725:ARG:HA	1:G:732:ILE:HG22	1.99	0.43
1:G:819:ASN:HD21	2:H:92:ASP:CA	2.31	0.43
1:G:834:LEU:CD1	2:H:51:PHE:CD1	3.00	0.43
1:J:151:ALA:HB1	1:J:152:PRO:HD2	2.01	0.43
1:J:201:ALA:O	1:J:202:SER:OG	2.36	0.43
1:J:534:SER:CB	4:W:351:THR:HA	2.49	0.43
1:J:567:LYS:HZ1	4:Y:92:ASN:ND2	2.08	0.43
1:J:689:GLU:HA	1:J:692:LEU:HB2	2.00	0.43
1:J:715:VAL:HG11	1:J:720:PHE:CD1	2.49	0.43
1:J:715:VAL:HG12	1:J:720:PHE:HB2	2.00	0.43
1:J:817:GLN:CB	2:K:127:ARG:HD3	2.26	0.43
1:J:829:TRP:HZ2	2:K:83:MET:CE	2.31	0.43

Continued on next page...

Continued from previous page...

Atom-1	Atom-2	Interatomic distance (Å)	Clash overlap (Å)
1:M:530:MET:CB	4:Z:354:GLN:CB	2.95	0.43
1:M:711:PHE:HB3	1:M:766:PHE:HB3	1.99	0.43
1:M:723:ARG:HH12	1:M:783:LEU:HD21	1.84	0.43
1:M:793:ARG:NH1	3:O:40:ASN:ND2	2.65	0.43
1:M:829:TRP:CE2	2:N:87:LYS:CE	2.96	0.43
1:P:64:THR:CG2	1:P:65:GLU:H	2.31	0.43
1:P:206:LYS:CE	1:P:217:THR:HG23	2.30	0.43
1:P:715:VAL:HG11	1:P:720:PHE:CD1	2.49	0.43
1:P:725:ARG:CZ	1:P:737:PHE:CZ	3.01	0.43
1:P:747:LEU:C	1:P:749:GLY:N	2.71	0.43
2:Q:137:TRP:CZ3	2:Q:145:ALA:N	2.81	0.43
4:8:193:LEU:O	4:8:198:TYR:HD2	2.01	0.43
1:A:62:VAL:O	1:A:69:THR:HA	2.19	0.43
1:A:320:ILE:O	1:A:320:ILE:HG22	2.18	0.43
1:A:409:GLY:N	1:A:636:LYS:CD	2.70	0.43
1:A:445:ILE:HG22	1:A:449:LEU:HD22	2.01	0.43
1:A:476:GLU:H	1:A:476:GLU:CD	2.21	0.43
1:A:505:MLY:HD2	1:A:741:LYS:NZ	2.33	0.43
1:A:529:PRO:HB3	4:8:354:GLN:HA	2.00	0.43
1:A:541:MET:CE	4:8:346:LEU:HD12	2.48	0.43
1:A:551:MLY:C	4:V:47:MET:HA	2.47	0.43
1:A:642:LYS:HB3	4:8:24:ASP:HB2	1.37	0.43
1:A:707:CYS:SG	1:A:714:ARG:HD2	2.59	0.43
1:D:296:MLY:HH11	1:D:348:MLY:CH2	2.48	0.43
1:D:646:PHE:HE2	1:D:652:LEU:CG	2.25	0.43
3:F:63:ILE:CG2	3:F:64:THR:H	2.32	0.43
1:G:476:GLU:H	1:G:476:GLU:CD	2.21	0.43
1:J:266:GLU:OE1	1:J:659:MLY:NZ	2.51	0.43
1:J:400:ALA:CB	1:J:606:THR:HG22	2.49	0.43
1:J:537:GLU:OE1	4:W:350:SER:HA	2.19	0.43
1:J:612:GLN:NE2	1:J:627:GLY:H	2.14	0.43
1:J:643:GLY:N	4:W:23:GLY:C	2.55	0.43
1:J:725:ARG:CZ	1:J:737:PHE:CE1	3.02	0.43
1:J:747:LEU:C	1:J:749:GLY:H	2.20	0.43
3:L:50:LEU:O	3:L:53:PRO:HG2	2.18	0.43
1:M:40:VAL:HG23	1:M:76:GLN:O	2.19	0.43
1:M:109:ARG:CD	1:M:117:THR:HB	2.49	0.43
1:M:169:ASP:O	1:M:170:ARG:HB2	2.19	0.43
1:M:195:TYR:CD2	1:M:199:ILE:HD13	2.54	0.43
1:M:449:LEU:N	1:M:449:LEU:CD1	2.81	0.43
1:M:568:PRO:O	1:M:570:PRO:HD3	2.19	0.43

Continued on next page...

Continued from previous page...

Atom-1	Atom-2	Interatomic distance (Å)	Clash overlap (Å)
1:P:14:ALA:N	1:P:15:PRO:CD	2.81	0.43
1:P:294:ASN:OD1	1:P:307:THR:HG21	2.19	0.43
1:P:411:GLU:H	4:1:333:PRO:HB2	1.80	0.43
1:P:485:GLU:HA	1:P:584:TYR:HE2	1.83	0.43
1:P:500:GLN:HB2	1:P:512:PHE:CZ	2.54	0.43
1:P:534:SER:CB	4:1:351:THR:HA	2.49	0.43
4:2:149:THR:HA	4:2:165:ILE:O	2.19	0.43
4:4:180:LEU:HD11	4:4:261:LEU:HD23	2.01	0.43
4:5:205:GLU:O	4:5:208:ILE:HG22	2.18	0.43
4:5:217:CYS:C	4:5:218:TYR:HD1	2.22	0.43
4:8:180:LEU:HD11	4:8:261:LEU:HD23	2.01	0.43
4:9:149:THR:HA	4:9:165:ILE:O	2.19	0.43
4:9:171:LEU:HA	4:9:172:PRO:HD2	1.84	0.43
1:A:93:MET:HG2	1:A:715:VAL:HG23	1.98	0.43
1:A:173:GLN:HG3	1:A:670:HIS:HD2	1.82	0.43
1:A:294:ASN:OD1	1:A:307:THR:HG21	2.19	0.43
1:A:332:MET:O	1:A:336:SER:OG	2.27	0.43
1:A:400:ALA:CB	1:A:606:THR:HG22	2.48	0.43
1:A:725:ARG:CZ	1:A:737:PHE:CZ	3.01	0.43
1:D:14:ALA:HB3	1:D:15:PRO:CD	2.45	0.43
1:D:106:LEU:HD12	1:D:106:LEU:HA	1.79	0.43
1:D:541:MET:N	4:9:349:LEU:CD2	2.69	0.43
1:D:554:LEU:HD12	1:D:554:LEU:HA	1.77	0.43
1:D:831:TRP:NE1	2:E:51:PHE:CE2	2.86	0.43
1:G:169:ASP:O	1:G:170:ARG:HB2	2.19	0.43
1:G:174:SER:OG	1:G:669:PRO:HA	2.18	0.43
1:G:445:ILE:HG22	1:G:449:LEU:HD22	2.01	0.43
1:G:486:MLY:HH22	1:G:527:GLU:CD	2.37	0.43
1:G:639:GLY:H	4:V:344:SER:HB3	1.83	0.43
1:G:725:ARG:NE	1:G:733:PRO:CB	1.95	0.43
1:G:757:GLN:CB	1:G:776:GLU:OE2	2.61	0.43
1:G:768:MLY:HB2	1:G:772:LEU:HB2	1.07	0.43
3:I:122:GLU:HA	3:I:125:GLU:OE1	2.18	0.43
1:J:176:LEU:N	1:J:176:LEU:CD1	2.74	0.43
1:J:294:ASN:OD1	1:J:307:THR:HG21	2.19	0.43
1:J:322:VAL:CG1	1:J:325:ILE:HG13	2.49	0.43
1:J:406:VAL:O	1:J:412:ALA:HA	2.19	0.43
1:J:708:ARG:HA	1:J:712:PRO:HG3	2.01	0.43
1:J:747:LEU:O	1:J:749:GLY:N	2.52	0.43
1:J:787:ILE:HG21	1:J:787:ILE:HD13	1.67	0.43
1:J:819:ASN:OD1	2:K:90:GLY:O	2.35	0.43

Continued on next page...

Continued from previous page...

Atom-1	Atom-2	Interatomic distance (Å)	Clash overlap (Å)
3:L:62:ALA:O	3:L:63:ILE:HG13	2.14	0.43
3:L:119:THR:O	3:L:123:VAL:HG23	2.18	0.43
1:M:224:SER:O	1:M:227:PRO:HD2	2.17	0.43
1:M:294:ASN:OD1	1:M:307:THR:HG21	2.19	0.43
1:M:309:PRO:C	1:M:311:ASP:H	2.22	0.43
1:M:320:ILE:O	1:M:320:ILE:HG22	2.18	0.43
1:M:332:MET:H	1:M:332:MET:HG2	1.52	0.43
1:M:406:VAL:O	1:M:412:ALA:HA	2.19	0.43
1:M:445:ILE:HG22	1:M:449:LEU:HD22	2.01	0.43
1:M:485:GLU:HA	1:M:584:TYR:HE2	1.83	0.43
1:P:141:LEU:HD12	1:P:141:LEU:N	2.32	0.43
1:P:195:TYR:CD2	1:P:199:ILE:HD13	2.54	0.43
1:P:201:ALA:O	1:P:202:SER:OG	2.36	0.43
1:P:537:GLU:OE1	4:1:350:SER:HA	2.19	0.43
1:P:541:MET:HB3	4:1:345:ILE:HG22	2.00	0.43
4:3:149:THR:HA	4:3:165:ILE:O	2.18	0.43
4:4:217:CYS:C	4:4:218:TYR:HD1	2.22	0.43
4:7:180:LEU:HD11	4:7:261:LEU:HD23	2.01	0.43
4:V:286:ASP:HA	4:X:202:THR:HG22	1.63	0.43
4:W:217:CYS:C	4:W:218:TYR:HD1	2.22	0.43
4:W:222:ASP:OD1	4:W:224:GLU:HB3	2.19	0.43
4:Y:217:CYS:C	4:Y:218:TYR:HD1	2.22	0.43
4:Y:223:PHE:HB3	4:Y:259:GLU:OE2	2.18	0.43
1:A:93:MET:CE	1:A:715:VAL:CG2	2.96	0.42
1:A:155:ILE:HG22	1:A:156:PHE:N	2.33	0.42
1:A:217:THR:HG22	1:A:218:LEU:N	2.33	0.42
1:A:568:PRO:O	1:A:570:PRO:HD3	2.19	0.42
1:D:38:VAL:HG13	1:D:39:PHE:N	2.34	0.42
1:D:500:GLN:HB2	1:D:512:PHE:CZ	2.54	0.42
1:D:612:GLN:NE2	1:D:627:GLY:H	2.14	0.42
1:D:797:PHE:CD1	3:F:146:ILE:O	2.72	0.42
1:G:109:ARG:CD	1:G:117:THR:HB	2.48	0.42
1:G:175:ILE:C	1:G:176:LEU:HD12	2.38	0.42
1:G:485:GLU:OE1	1:G:583:HIS:ND1	2.49	0.42
3:I:50:LEU:O	3:I:53:PRO:HG2	2.18	0.42
1:J:28:GLN:CD	1:J:723:ARG:HG2	2.34	0.42
1:J:62:VAL:HG12	1:J:63:MLY:N	2.34	0.42
1:J:213:LYS:HA	1:J:220:ASP:OD2	2.19	0.42
1:J:496:PHE:HB2	1:J:515:PHE:CD2	2.53	0.42
1:J:568:PRO:O	1:J:570:PRO:HD3	2.19	0.42
1:J:747:LEU:C	1:J:749:GLY:N	2.71	0.42

Continued on next page...

Continued from previous page...

Atom-1	Atom-2	Interatomic distance (Å)	Clash overlap (Å)
1:M:136:ASN:HA	1:M:137:PRO:HD3	1.50	0.42
1:M:229:LEU:HD12	1:M:229:LEU:HA	1.75	0.42
1:M:556:ASP:OD2	4:2:41:GLN:OE1	2.37	0.42
1:M:576:GLU:CG	1:M:577:ALA:N	2.43	0.42
1:M:599:ASN:CG	1:M:649:VAL:CB	2.80	0.42
1:M:724:TYR:HB3	1:M:727:LEU:CD1	2.49	0.42
1:M:747:LEU:O	1:M:749:GLY:N	2.52	0.42
1:P:14:ALA:HB3	1:P:15:PRO:CD	2.46	0.42
1:P:144:ARG:HA	1:P:144:ARG:HD2	1.78	0.42
1:P:296:MLY:HH11	1:P:348:MLY:CH2	2.48	0.42
1:P:445:ILE:HG22	1:P:449:LEU:HD22	2.01	0.42
1:P:544:LYS:HD2	4:1:147:ARG:CB	2.36	0.42
1:P:723:ARG:HH11	1:P:779:ARG:HG3	1.79	0.42
1:P:747:LEU:O	1:P:749:GLY:N	2.52	0.42
1:P:800:ARG:C	3:R:149:VAL:HG21	2.39	0.42
4:1:222:ASP:OD1	4:1:224:GLU:HB3	2.19	0.42
4:2:180:LEU:HD11	4:2:261:LEU:HD23	2.01	0.42
4:2:220:ALA:HB3	4:2:223:PHE:CD1	2.53	0.42
4:3:223:PHE:HB3	4:3:259:GLU:OE2	2.18	0.42
4:8:217:CYS:C	4:8:218:TYR:HD1	2.22	0.42
4:V:180:LEU:HD11	4:V:261:LEU:HD23	2.01	0.42
4:X:193:LEU:O	4:X:198:TYR:HD2	2.01	0.42
4:Y:222:ASP:OD1	4:Y:224:GLU:HB3	2.19	0.42
1:A:91:MET:CE	1:A:119:SER:HB2	2.47	0.42
1:A:174:SER:HA	1:A:460:GLY:O	2.20	0.42
1:A:723:ARG:CG	1:A:723:ARG:NH1	2.79	0.42
1:A:725:ARG:CG	1:A:733:PRO:HA	2.43	0.42
1:A:747:LEU:C	1:A:749:GLY:N	2.71	0.42
1:A:752:ASP:OD2	1:A:782:MLY:HG2	2.19	0.42
1:A:768:MLY:HB3	1:A:771:LEU:HD13	2.01	0.42
1:A:776:GLU:O	1:A:780:ASP:N	2.45	0.42
2:B:144:VAL:HG12	2:B:153:ILE:HD13	1.92	0.42
1:D:62:VAL:HG12	1:D:63:MLY:N	2.35	0.42
1:D:442:VAL:O	1:D:445:ILE:HB	2.19	0.42
1:D:537:GLU:OE1	4:9:350:SER:HA	2.19	0.42
1:D:715:VAL:HG11	1:D:720:PHE:CD1	2.49	0.42
1:D:715:VAL:HG12	1:D:720:PHE:HB2	2.00	0.42
1:D:795:ARG:CB	3:F:35:ARG:NH2	2.69	0.42
3:F:62:ALA:O	3:F:63:ILE:CB	2.63	0.42
1:G:439:LEU:N	1:G:439:LEU:CD1	2.81	0.42
1:G:775:LEU:HD12	1:G:775:LEU:HA	1.71	0.42

Continued on next page...

Continued from previous page...

Atom-1	Atom-2	Interatomic distance (Å)	Clash overlap (Å)
2:H:149:ASP:OD2	2:H:150:TYR:CA	2.64	0.42
1:J:141:LEU:HD12	1:J:141:LEU:N	2.32	0.42
1:J:798:LEU:HD22	3:L:118:MET:SD	2.58	0.42
1:M:166:MET:CE	1:M:254:PHE:CD2	3.01	0.42
1:P:169:ASP:O	1:P:170:ARG:HB2	2.19	0.42
1:P:320:ILE:O	1:P:320:ILE:HG22	2.18	0.42
1:P:543:PRO:CD	4:1:143:TYR:O	2.64	0.42
1:P:725:ARG:CZ	1:P:737:PHE:CE1	3.02	0.42
1:P:732:ILE:CG2	1:P:747:LEU:HD12	0.35	0.42
1:P:839:MLY:N	1:P:840:PRO:HD2	2.34	0.42
4:4:206:ARG:O	4:4:209:VAL:HG12	2.19	0.42
4:6:217:CYS:C	4:6:218:TYR:HD1	2.22	0.42
4:9:180:LEU:HD11	4:9:261:LEU:HD23	2.01	0.42
4:Y:206:ARG:O	4:Y:209:VAL:HG12	2.20	0.42
4:Y:315:LYS:HD2	4:Y:315:LYS:HA	1.92	0.42
4:Z:180:LEU:HD11	4:Z:261:LEU:HD23	2.01	0.42
1:A:175:ILE:C	1:A:176:LEU:HD12	2.38	0.42
1:A:195:TYR:CD2	1:A:199:ILE:HD13	2.54	0.42
1:A:271:GLU:OE1	1:A:274:ARG:NH1	2.53	0.42
1:A:398:LEU:HA	1:A:398:LEU:HD12	1.84	0.42
1:A:439:LEU:N	1:A:439:LEU:CD1	2.81	0.42
1:A:599:ASN:CG	1:A:649:VAL:CB	2.80	0.42
1:A:701:LEU:HA	1:A:701:LEU:HD12	1.54	0.42
1:A:831:TRP:CD2	2:B:51:PHE:CE1	3.06	0.42
2:B:112:ILE:O	2:B:148:VAL:N	2.50	0.42
2:B:140:PHE:CD2	2:B:144:VAL:HG11	2.54	0.42
1:D:60:VAL:O	1:D:72:VAL:N	2.51	0.42
1:D:141:LEU:HD12	1:D:141:LEU:N	2.32	0.42
1:D:173:GLN:HG3	1:D:670:HIS:CD2	2.54	0.42
1:D:330:GLU:HG2	1:D:330:GLU:H	1.54	0.42
1:D:725:ARG:HA	1:D:732:ILE:CG2	2.50	0.42
1:D:747:LEU:O	1:D:749:GLY:N	2.52	0.42
1:G:129:TYR:HD1	1:G:129:TYR:HA	1.65	0.42
1:G:309:PRO:C	1:G:311:ASP:H	2.22	0.42
3:I:52:ASN:CB	3:I:53:PRO:HD3	2.28	0.42
1:J:14:ALA:HB3	1:J:15:PRO:CD	2.46	0.42
1:M:62:VAL:HG12	1:M:63:MLY:N	2.35	0.42
1:M:86:ASP:OD2	1:M:87:MLY:HH22	2.18	0.42
1:M:166:MET:CE	1:M:254:PHE:HB2	2.47	0.42
1:M:175:ILE:C	1:M:176:LEU:HD12	2.38	0.42
1:M:226:ASN:HB2	1:M:227:PRO:CD	2.47	0.42

Continued on next page...

Continued from previous page...

Atom-1	Atom-2	Interatomic distance (Å)	Clash overlap (Å)
1:M:271:GLU:OE1	1:M:274:ARG:NH1	2.53	0.42
1:M:308:ASN:HA	1:M:309:PRO:HD2	1.88	0.42
1:M:534:SER:CB	4:Z:351:THR:HA	2.49	0.42
1:M:541:MET:HG2	4:Z:345:ILE:HG23	2.01	0.42
1:M:767:PHE:HB3	1:M:772:LEU:CD1	2.49	0.42
1:P:226:ASN:HB2	1:P:227:PRO:CD	2.47	0.42
1:P:402:CYS:C	1:P:404:PRO:HD3	2.40	0.42
1:P:568:PRO:O	1:P:570:PRO:HD3	2.19	0.42
1:P:642:LYS:HB2	4:1:24:ASP:O	1.88	0.42
4:1:217:CYS:C	4:1:218:TYR:HD1	2.22	0.42
4:1:246:GLN:HG2	4:Y:325:MET:CE	2.50	0.42
4:2:203:THR:N	4:Z:287:ILE:HG21	2.34	0.42
4:2:222:ASP:OD1	4:2:224:GLU:HB3	2.19	0.42
4:9:217:CYS:C	4:9:218:TYR:HD1	2.22	0.42
4:W:180:LEU:HD11	4:W:261:LEU:HD23	2.01	0.42
1:A:169:ASP:O	1:A:170:ARG:HB2	2.19	0.42
1:A:402:CYS:C	1:A:404:PRO:HD3	2.39	0.42
1:A:534:SER:CB	4:8:351:THR:HA	2.48	0.42
1:D:88:ILE:HG21	1:D:88:ILE:HD12	1.78	0.42
1:D:246:PHE:HB3	1:D:270:LEU:HD12	2.01	0.42
1:D:402:CYS:C	1:D:404:PRO:HD3	2.39	0.42
1:D:540:CYS:C	4:9:349:LEU:HD21	2.36	0.42
1:D:544:LYS:HD2	4:9:147:ARG:CB	2.36	0.42
1:D:643:GLY:CA	4:9:24:ASP:OD1	2.61	0.42
1:D:690:LEU:O	1:D:694:GLN:HG3	2.20	0.42
1:D:732:ILE:HG21	1:D:747:LEU:CD1	0.63	0.42
1:D:732:ILE:HG23	1:D:747:LEU:HD12	0.95	0.42
1:D:795:ARG:CA	3:F:118:MET:HE3	2.49	0.42
2:E:113:LYS:O	2:E:147:ASN:HB2	2.20	0.42
1:G:271:GLU:OE1	1:G:274:ARG:NH1	2.53	0.42
1:G:320:ILE:O	1:G:320:ILE:HG22	2.18	0.42
1:G:537:GLU:OE1	4:V:350:SER:HA	2.20	0.42
1:G:730:SER:OG	3:I:113:THR:HG21	2.19	0.42
1:G:741:LYS:HG2	1:G:742:LYS:N	2.35	0.42
1:G:747:LEU:O	1:G:749:GLY:N	2.52	0.42
1:G:815:CYS:SG	2:H:92:ASP:CG	2.98	0.42
1:G:829:TRP:O	1:G:832:MET:N	2.50	0.42
1:G:838:ILE:HG13	2:H:54:MET:CE	2.49	0.42
2:H:140:PHE:CD2	2:H:144:VAL:HG11	2.55	0.42
1:J:195:TYR:CD2	1:J:199:ILE:HD13	2.54	0.42
1:J:214:MET:CA	1:J:340:ILE:HD11	2.45	0.42

Continued on next page...

Continued from previous page...

Atom-1	Atom-2	Interatomic distance (Å)	Clash overlap (Å)
1:J:506:GLU:HG2	1:J:760:PHE:O	2.18	0.42
1:J:553:MLY:HH12	4:Y:45:VAL:HG11	2.00	0.42
1:J:839:MLY:N	1:J:840:PRO:HD2	2.34	0.42
1:M:173:GLN:HG3	1:M:670:HIS:CD2	2.55	0.42
1:M:801:VAL:HG22	3:O:149:VAL:HG11	2.02	0.42
1:P:25:ILE:HG23	1:P:29:ASN:HD22	1.85	0.42
1:P:797:PHE:CD1	3:R:146:ILE:C	2.87	0.42
1:P:826:VAL:O	1:P:828:HIS:N	2.53	0.42
1:P:842:LEU:N	1:P:842:LEU:CD1	2.83	0.42
3:R:50:LEU:O	3:R:53:PRO:HG2	2.18	0.42
4:1:193:LEU:O	4:1:198:TYR:HD2	2.01	0.42
4:6:180:LEU:HD11	4:6:261:LEU:HD23	2.01	0.42
4:7:205:GLU:O	4:7:208:ILE:HG22	2.18	0.42
4:8:206:ARG:O	4:8:209:VAL:HG12	2.20	0.42
4:X:180:LEU:HD11	4:X:261:LEU:HD23	2.01	0.42
4:Z:217:CYS:C	4:Z:218:TYR:HD1	2.22	0.42
4:Z:222:ASP:OD1	4:Z:224:GLU:HB3	2.19	0.42
1:A:40:VAL:HG23	1:A:76:GLN:O	2.19	0.42
1:A:502:GLU:HG2	1:A:766:PHE:HD1	1.85	0.42
1:A:538:GLU:OE1	4:8:355:MET:HE3	2.18	0.42
1:A:578:HIS:CD2	1:A:592:ILE:H	2.38	0.42
1:A:732:ILE:CG2	1:A:747:LEU:HD12	0.35	0.42
1:D:195:TYR:CD2	1:D:199:ILE:HD13	2.54	0.42
1:D:445:ILE:HG22	1:D:449:LEU:HD22	2.01	0.42
1:D:496:PHE:HB2	1:D:515:PHE:CD2	2.54	0.42
1:D:507:GLY:C	1:D:762:HIS:H	2.21	0.42
1:D:712:PRO:CD	1:D:771:LEU:HD13	2.44	0.42
1:D:744:SER:O	1:D:748:LEU:HD12	2.20	0.42
1:D:826:VAL:O	1:D:828:HIS:N	2.53	0.42
2:E:149:ASP:OD2	2:E:150:TYR:CA	2.64	0.42
1:G:174:SER:HA	1:G:460:GLY:O	2.20	0.42
1:G:226:ASN:HB2	1:G:227:PRO:CD	2.47	0.42
1:G:295:MLY:CE	1:G:332:MET:CE	2.97	0.42
1:G:553:MLY:CB	4:X:46:GLY:HA3	2.49	0.42
1:G:813:ILE:HG22	2:H:128:PHE:HE1	1.78	0.42
1:J:206:LYS:CE	1:J:217:THR:HG23	2.29	0.42
1:J:442:VAL:O	1:J:445:ILE:HB	2.19	0.42
1:J:445:ILE:HG22	1:J:449:LEU:HD22	2.01	0.42
1:J:449:LEU:N	1:J:449:LEU:CD1	2.81	0.42
1:J:725:ARG:HA	1:J:732:ILE:CG2	2.50	0.42
1:J:741:LYS:HG2	1:J:742:LYS:N	2.35	0.42

Continued on next page...

Continued from previous page...

Atom-1	Atom-2	Interatomic distance (Å)	Clash overlap (Å)
3:L:49:ILE:CA	3:L:52:ASN:ND2	2.53	0.42
1:M:62:VAL:O	1:M:69:THR:HA	2.19	0.42
1:M:95:THR:CG2	1:M:773:GLY:CA	2.69	0.42
1:M:97:LEU:HD12	1:M:97:LEU:HA	1.67	0.42
1:M:462:LEU:HD11	1:M:464:ILE:CD1	2.50	0.42
1:M:578:HIS:CD2	1:M:592:ILE:H	2.38	0.42
1:M:725:ARG:HA	1:M:732:ILE:CG2	2.50	0.42
1:M:793:ARG:HA	3:O:40:ASN:CB	2.50	0.42
1:M:798:LEU:HD11	3:O:126:LEU:CG	2.39	0.42
3:O:63:ILE:CG2	3:O:64:THR:H	2.33	0.42
1:P:38:VAL:HG13	1:P:39:PHE:N	2.35	0.42
1:P:462:LEU:HD11	1:P:464:ILE:CD1	2.50	0.42
1:P:690:LEU:O	1:P:694:GLN:HG3	2.20	0.42
4:1:180:LEU:HD11	4:1:261:LEU:HD23	2.01	0.42
4:1:206:ARG:O	4:1:209:VAL:HG12	2.20	0.42
4:2:206:ARG:O	4:2:209:VAL:HG12	2.20	0.42
4:3:180:LEU:HD11	4:3:261:LEU:HD23	2.01	0.42
4:4:220:ALA:HB3	4:4:223:PHE:CD1	2.53	0.42
4:4:287:ILE:CB	4:6:203:THR:HG22	2.44	0.42
4:5:180:LEU:HD11	4:5:261:LEU:HD23	2.02	0.42
4:5:206:ARG:O	4:5:209:VAL:HG12	2.20	0.42
4:6:222:ASP:OD1	4:6:224:GLU:HB3	2.19	0.42
4:7:196:ARG:HH21	4:7:249:THR:HG23	1.85	0.42
4:9:205:GLU:O	4:9:208:ILE:HG22	2.18	0.42
4:9:206:ARG:O	4:9:209:VAL:HG12	2.20	0.42
4:V:217:CYS:C	4:V:218:TYR:HD1	2.22	0.42
4:X:206:ARG:O	4:X:209:VAL:HG12	2.20	0.42
1:A:123:CYS:HB2	1:A:158:ILE:HD13	2.00	0.42
1:D:166:MET:CE	1:D:254:PHE:CD2	3.00	0.42
1:D:169:ASP:O	1:D:170:ARG:HB2	2.19	0.42
1:D:550:PHE:C	4:W:46:GLY:CA	2.88	0.42
1:D:636:LYS:CB	4:9:334:GLU:OE1	2.68	0.42
1:D:831:TRP:HZ3	2:E:34:ILE:CG1	2.32	0.42
2:E:149:ASP:CG	2:E:150:TYR:N	2.49	0.42
1:G:354:LEU:HD12	1:G:354:LEU:HA	1.56	0.42
1:G:402:CYS:C	1:G:404:PRO:HD3	2.40	0.42
1:G:568:PRO:O	1:G:570:PRO:HD3	2.19	0.42
1:G:659:MLY:HH22	1:G:659:MLY:HD2	1.42	0.42
1:G:839:MLY:N	1:G:840:PRO:HD2	2.35	0.42
3:I:63:ILE:CG2	3:I:64:THR:H	2.32	0.42
1:J:136:ASN:HA	1:J:137:PRO:HD3	1.49	0.42

Continued on next page...

Continued from previous page...

Atom-1	Atom-2	Interatomic distance (Å)	Clash overlap (Å)
1:J:169:ASP:O	1:J:170:ARG:HB2	2.19	0.42
1:J:296:MLY:HH11	1:J:348:MLY:CH2	2.48	0.42
1:J:500:GLN:HB2	1:J:512:PHE:CZ	2.54	0.42
1:J:826:VAL:O	1:J:828:HIS:N	2.53	0.42
2:K:137:TRP:CZ3	2:K:145:ALA:N	2.81	0.42
1:M:295:MLY:CE	1:M:332:MET:CE	2.97	0.42
1:P:11:GLY:O	1:P:14:ALA:HB3	2.20	0.42
1:P:400:ALA:CB	1:P:606:THR:HG22	2.49	0.42
1:P:578:HIS:CD2	1:P:592:ILE:H	2.38	0.42
4:1:149:THR:HA	4:1:165:ILE:O	2.19	0.42
4:3:206:ARG:O	4:3:209:VAL:HG12	2.20	0.42
4:5:196:ARG:HH21	4:5:249:THR:HG23	1.85	0.42
4:9:222:ASP:OD1	4:9:224:GLU:HB3	2.19	0.42
4:Y:180:LEU:HD11	4:Y:261:LEU:HD23	2.01	0.42
1:A:185:LYS:H	1:A:185:LYS:HG3	1.63	0.42
1:A:278:GLN:HE21	1:A:278:GLN:HB3	1.42	0.42
1:A:335:ASP:O	1:A:338:ILE:HB	2.20	0.42
1:A:537:GLU:OE1	4:8:350:SER:HA	2.19	0.42
1:A:541:MET:HG2	4:8:345:ILE:HG23	2.01	0.42
1:A:725:ARG:CZ	1:A:737:PHE:CE1	3.02	0.42
1:A:744:SER:O	1:A:748:LEU:HD12	2.20	0.42
1:A:791:GLN:NE2	3:C:114:LEU:O	2.53	0.42
1:A:797:PHE:CD2	1:A:798:LEU:HD12	2.55	0.42
2:B:140:PHE:HA	2:B:141:PRO:HD2	1.56	0.42
1:D:202:SER:HB2	1:D:207:LYS:HZ1	1.84	0.42
1:D:406:VAL:O	1:D:412:ALA:HA	2.20	0.42
1:D:733:PRO:CB	1:D:737:PHE:CE1	3.02	0.42
1:D:829:TRP:HZ3	2:E:84:PHE:HZ	1.67	0.42
1:G:62:VAL:O	1:G:69:THR:HA	2.19	0.42
1:G:462:LEU:HD11	1:G:464:ILE:CD1	2.50	0.42
1:G:485:GLU:OE2	1:G:584:TYR:N	2.50	0.42
1:G:530:MET:CB	4:V:354:GLN:CB	2.96	0.42
1:G:744:SER:O	1:G:748:LEU:HD12	2.20	0.42
1:J:539:GLU:OE2	1:J:553:MLY:HD3	2.20	0.42
1:J:756:THR:HG23	1:J:779:ARG:HD2	2.01	0.42
1:J:757:GLN:HA	1:J:776:GLU:CG	2.37	0.42
1:J:795:ARG:NH2	3:L:44:ALA:N	2.67	0.42
1:M:11:GLY:O	1:M:14:ALA:HB3	2.20	0.42
1:M:17:LEU:HA	1:M:17:LEU:HD12	1.67	0.42
1:M:151:ALA:HB1	1:M:152:PRO:HD2	2.01	0.42
1:M:174:SER:HA	1:M:460:GLY:O	2.20	0.42

Continued on next page...

Continued from previous page...

Atom-1	Atom-2	Interatomic distance (Å)	Clash overlap (Å)
1:M:330:GLU:HG2	1:M:330:GLU:H	1.54	0.42
1:M:506:GLU:OE2	1:M:763:THR:CB	2.65	0.42
1:M:612:GLN:NE2	1:M:627:GLY:H	2.14	0.42
1:M:787:ILE:HD13	1:M:787:ILE:HG21	1.67	0.42
1:P:554:LEU:HD12	1:P:554:LEU:HA	1.76	0.42
1:P:636:LYS:CB	4:1:334:GLU:OE1	2.68	0.42
1:P:724:TYR:CE1	1:P:775:LEU:CD2	3.00	0.42
1:P:725:ARG:HA	1:P:732:ILE:CG2	2.50	0.42
1:P:805:ALA:O	1:P:809:ARG:CG	2.66	0.42
2:Q:113:LYS:O	2:Q:147:ASN:HB2	2.20	0.42
3:R:25:ILE:O	3:R:63:ILE:CB	2.66	0.42
4:1:110:LEU:HB3	4:2:195:GLU:CB	2.47	0.42
4:2:217:CYS:C	4:2:218:TYR:HD1	2.22	0.42
4:4:148:THR:HG21	4:6:45:VAL:CG2	2.50	0.42
4:4:196:ARG:HH21	4:4:249:THR:HG23	1.85	0.42
4:9:196:ARG:HH21	4:9:249:THR:HG23	1.85	0.42
4:W:149:THR:HA	4:W:165:ILE:O	2.19	0.42
4:W:206:ARG:O	4:W:209:VAL:HG12	2.20	0.42
4:Z:221:LEU:HA	4:Z:312:ARG:HG2	2.02	0.42
1:A:63:MLY:HH23	1:A:63:MLY:HD3	1.76	0.42
1:A:775:LEU:HA	1:A:775:LEU:HD12	1.71	0.42
1:A:831:TRP:CZ2	2:B:34:ILE:HG23	2.55	0.42
1:D:25:ILE:HG23	1:D:29:ASN:HD22	1.85	0.42
1:D:166:MET:CE	1:D:254:PHE:HB2	2.46	0.42
1:D:294:ASN:OD1	1:D:307:THR:HG21	2.19	0.42
1:D:462:LEU:HD11	1:D:464:ILE:CD1	2.50	0.42
1:D:568:PRO:O	1:D:570:PRO:HD3	2.19	0.42
1:D:839:MLY:N	1:D:840:PRO:HD2	2.35	0.42
1:D:842:LEU:N	1:D:842:LEU:CD1	2.82	0.42
2:E:123:THR:HA	3:F:19:ARG:HH12	1.85	0.42
1:G:173:GLN:HG3	1:G:670:HIS:CD2	2.55	0.42
1:G:279:LEU:CB	1:G:280:PRO:HD2	2.49	0.42
1:G:335:ASP:O	1:G:338:ILE:HB	2.20	0.42
1:G:409:GLY:N	1:G:636:LYS:CD	2.71	0.42
1:G:578:HIS:CD2	1:G:592:ILE:H	2.38	0.42
1:J:84:MLY:O	1:J:723:ARG:CZ	2.60	0.42
1:J:553:MLY:HE2	4:Y:45:VAL:HB	2.01	0.42
1:J:829:TRP:CE2	2:K:87:LYS:CE	2.97	0.42
1:M:278:GLN:HE21	1:M:278:GLN:HB3	1.42	0.42
1:M:792:ALA:CA	3:O:42:THR:CG2	2.69	0.42
2:N:140:PHE:CD2	2:N:144:VAL:HG11	2.54	0.42

Continued on next page...

Continued from previous page...

Atom-1	Atom-2	Interatomic distance (Å)	Clash overlap (Å)
1:P:88:ILE:HG21	1:P:88:ILE:HD12	1.78	0.42
1:P:725:ARG:CZ	1:P:733:PRO:CB	2.83	0.42
1:P:744:SER:O	1:P:748:LEU:HD12	2.20	0.42
4:1:205:GLU:O	4:1:208:ILE:HG22	2.18	0.42
4:1:315:LYS:HD2	4:1:315:LYS:HA	1.92	0.42
4:3:222:ASP:OD1	4:3:224:GLU:HB3	2.19	0.42
4:V:369:ILE:HG23	4:V:370:VAL:N	2.35	0.42
4:W:315:LYS:HD2	4:W:315:LYS:HA	1.92	0.42
4:Z:369:ILE:HG23	4:Z:370:VAL:N	2.35	0.42
1:A:86:ASP:OD2	1:A:87:MLY:HH22	2.18	0.42
1:A:541:MET:SD	4:8:345:ILE:C	2.95	0.42
1:A:690:LEU:O	1:A:694:GLN:HG3	2.20	0.42
1:A:741:LYS:HG2	1:A:742:LYS:N	2.34	0.42
1:A:772:LEU:HA	1:A:772:LEU:HD12	1.83	0.42
1:A:797:PHE:CD1	3:C:146:ILE:HG22	2.47	0.42
3:C:62:ALA:O	3:C:63:ILE:CB	2.63	0.42
1:D:195:TYR:CE2	1:D:199:ILE:HD13	2.55	0.42
1:D:578:HIS:CD2	1:D:592:ILE:H	2.38	0.42
2:E:140:PHE:CD2	2:E:144:VAL:HG11	2.54	0.42
1:G:86:ASP:OD2	1:G:87:MLY:HH22	2.19	0.42
1:G:195:TYR:CE2	1:G:199:ILE:HD13	2.55	0.42
1:G:294:ASN:OD1	1:G:307:THR:HG21	2.19	0.42
1:G:529:PRO:HB3	4:V:354:GLN:HA	2.00	0.42
1:G:791:GLN:HB3	3:I:116:GLU:CG	2.49	0.42
1:J:166:MET:CE	1:J:254:PHE:CD2	3.01	0.42
1:J:842:LEU:N	1:J:842:LEU:CD1	2.83	0.42
2:K:140:PHE:CD2	2:K:144:VAL:HG11	2.54	0.42
1:M:14:ALA:HB3	1:M:15:PRO:CD	2.46	0.42
1:M:296:MLY:HH11	1:M:348:MLY:CH2	2.48	0.42
1:M:500:GLN:HB2	1:M:512:PHE:CZ	2.54	0.42
1:M:722:GLN:CG	3:O:86:ASP:CG	2.79	0.42
1:M:741:LYS:HG2	1:M:742:LYS:N	2.35	0.42
1:M:795:ARG:HE	3:O:116:GLU:HB3	1.85	0.42
1:M:797:PHE:CD2	1:M:798:LEU:HD12	2.55	0.42
1:M:805:ALA:HA	1:M:808:GLU:OE1	2.20	0.42
1:P:406:VAL:O	1:P:412:ALA:HA	2.19	0.42
1:P:724:TYR:CZ	1:P:775:LEU:CB	2.65	0.42
3:R:63:ILE:CG2	3:R:64:THR:H	2.32	0.42
4:1:244:ASP:HB3	4:Y:291:LYS:HZ2	1.22	0.42
4:1:289:ILE:HG22	4:3:64:ILE:HG23	2.02	0.42
4:3:205:GLU:O	4:3:208:ILE:HG22	2.18	0.42

Continued on next page...

Continued from previous page...

Atom-1	Atom-2	Interatomic distance (Å)	Clash overlap (Å)
4:4:193:LEU:HD11	4:4:250:ILE:HG13	2.02	0.42
4:5:193:LEU:HD11	4:5:250:ILE:HG13	2.02	0.42
4:6:193:LEU:HD11	4:6:250:ILE:HG13	2.02	0.42
4:W:205:GLU:O	4:W:208:ILE:HG22	2.18	0.42
4:Y:205:GLU:O	4:Y:208:ILE:HG22	2.18	0.42
1:A:11:GLY:O	1:A:14:ALA:HB3	2.20	0.42
1:A:309:PRO:C	1:A:311:ASP:H	2.22	0.42
1:A:356:GLY:HA2	1:A:359:MET:HG3	2.02	0.42
1:A:500:GLN:HB2	1:A:512:PHE:CZ	2.54	0.42
1:A:636:LYS:CB	4:8:334:GLU:OE1	2.67	0.42
1:A:747:LEU:O	1:A:749:GLY:N	2.52	0.42
1:A:826:VAL:O	1:A:828:HIS:N	2.53	0.42
1:D:51:THR:O	1:D:62:VAL:CG1	2.63	0.42
1:D:129:TYR:HD1	1:D:129:TYR:HA	1.65	0.42
1:D:541:MET:CE	4:9:346:LEU:HD12	2.47	0.42
1:D:741:LYS:HG2	1:D:742:LYS:N	2.34	0.42
1:D:776:GLU:O	1:D:780:ASP:N	2.45	0.42
1:D:797:PHE:CD2	1:D:798:LEU:HD12	2.55	0.42
2:E:139:ALA:O	2:E:141:PRO:CD	2.51	0.42
1:G:11:GLY:O	1:G:14:ALA:HB3	2.20	0.42
1:G:25:ILE:HG23	1:G:29:ASN:HD22	1.85	0.42
1:G:330:GLU:OE1	1:G:330:GLU:HA	2.20	0.42
1:G:471:ASP:CB	1:G:573:GLY:O	2.68	0.42
1:G:500:GLN:HB2	1:G:512:PHE:CZ	2.54	0.42
1:G:690:LEU:O	1:G:694:GLN:HG3	2.20	0.42
1:J:462:LEU:HD11	1:J:464:ILE:CD1	2.50	0.42
1:J:636:LYS:CB	4:W:334:GLU:OE1	2.68	0.42
1:J:756:THR:CB	1:J:776:GLU:HB3	2.50	0.42
2:K:139:ALA:O	2:K:141:PRO:CD	2.51	0.42
1:M:195:TYR:CE2	1:M:199:ILE:HD13	2.55	0.42
1:M:723:ARG:NH2	1:M:779:ARG:O	2.42	0.42
1:M:826:VAL:O	1:M:828:HIS:N	2.53	0.42
2:N:144:VAL:HG12	2:N:153:ILE:HD13	1.92	0.42
3:O:95:ASP:OD1	3:O:139:TYR:HE1	2.03	0.42
1:P:62:VAL:O	1:P:69:THR:HA	2.20	0.42
1:P:213:LYS:HA	1:P:220:ASP:OD2	2.19	0.42
1:P:217:THR:CA	1:P:221:GLN:HE21	2.33	0.42
1:P:442:VAL:O	1:P:445:ILE:HB	2.19	0.42
1:P:534:SER:HB2	4:1:354:GLN:HE22	1.56	0.42
1:P:539:GLU:OE2	1:P:553:MLY:HD3	2.20	0.42
1:P:718:ALA:CA	3:R:85:GLU:OE1	2.68	0.42

Continued on next page...

Continued from previous page...

Atom-1	Atom-2	Interatomic distance (Å)	Clash overlap (Å)
1:P:795:ARG:HG2	3:R:118:MET:HE1	2.02	0.42
3:R:95:ASP:OD1	3:R:139:TYR:HE1	2.03	0.42
4:2:193:LEU:HD11	4:2:250:ILE:HG13	2.02	0.42
4:2:221:LEU:HA	4:2:312:ARG:HG2	2.02	0.42
4:3:193:LEU:HD11	4:3:250:ILE:HG13	2.02	0.42
4:4:322:PRO:CA	4:6:244:ASP:HB2	2.49	0.42
4:5:222:ASP:OD1	4:5:224:GLU:HB3	2.19	0.42
4:6:206:ARG:O	4:6:209:VAL:HG12	2.20	0.42
4:6:315:LYS:HD2	4:6:315:LYS:HA	1.92	0.42
4:8:369:ILE:HG23	4:8:370:VAL:N	2.35	0.42
4:9:193:LEU:HD11	4:9:250:ILE:HG13	2.02	0.42
4:V:206:ARG:O	4:V:209:VAL:HG12	2.20	0.42
4:X:217:CYS:C	4:X:218:TYR:HD1	2.22	0.42
4:X:287:ILE:HD12	4:Z:205:GLU:CG	2.49	0.42
4:Z:206:ARG:O	4:Z:209:VAL:HG12	2.20	0.42
1:A:38:VAL:HG13	1:A:39:PHE:N	2.35	0.41
1:A:135:TYR:HD2	1:A:191:ARG:CG	2.32	0.41
1:A:151:ALA:HB1	1:A:152:PRO:HD2	2.01	0.41
1:A:406:VAL:O	1:A:412:ALA:HA	2.19	0.41
1:A:733:PRO:CB	1:A:737:PHE:CE1	3.02	0.41
1:A:839:MLY:N	1:A:840:PRO:HD2	2.35	0.41
1:D:724:TYR:HB3	1:D:727:LEU:CD1	2.48	0.41
1:D:793:ARG:NE	3:F:87:PHE:CE1	2.88	0.41
1:G:406:VAL:O	1:G:412:ALA:HA	2.19	0.41
1:G:466:GLY:CA	1:G:484:ASN:HD21	2.32	0.41
1:G:755:HIS:CG	1:G:779:ARG:NH1	2.69	0.41
2:H:113:LYS:O	2:H:147:ASN:HB2	2.20	0.41
1:J:11:GLY:O	1:J:14:ALA:HB3	2.20	0.41
1:J:60:VAL:O	1:J:72:VAL:N	2.51	0.41
1:J:330:GLU:OE1	1:J:330:GLU:HA	2.20	0.41
1:J:541:MET:CE	4:W:346:LEU:HD12	2.47	0.41
1:J:578:HIS:CD2	1:J:592:ILE:H	2.38	0.41
1:M:136:ASN:O	1:M:138:MLY:N	2.53	0.41
1:M:214:MET:CA	1:M:340:ILE:HD11	2.45	0.41
1:M:530:MET:HA	4:Z:354:GLN:CD	2.11	0.41
1:M:690:LEU:O	1:M:694:GLN:HG3	2.20	0.41
1:M:744:SER:O	1:M:748:LEU:HD12	2.20	0.41
1:M:806:MET:CA	1:M:809:ARG:HB2	2.49	0.41
1:P:135:TYR:HD2	1:P:191:ARG:CG	2.33	0.41
1:P:443:ILE:HG22	1:P:444:ARG:N	2.29	0.41
1:P:676:ILE:HA	1:P:677:PRO:HD3	1.82	0.41

Continued on next page...

Continued from previous page...

Atom-1	Atom-2	Interatomic distance (Å)	Clash overlap (Å)
1:P:793:ARG:NH1	3:R:40:ASN:ND2	2.61	0.41
4:1:369:ILE:HG23	4:1:370:VAL:N	2.35	0.41
4:5:171:LEU:HA	4:5:172:PRO:HD2	1.84	0.41
4:7:193:LEU:HD11	4:7:250:ILE:HG13	2.02	0.41
4:7:226:GLU:HG3	4:7:255:PHE:CE2	2.55	0.41
4:8:221:LEU:HA	4:8:312:ARG:HG2	2.02	0.41
4:X:222:ASP:OD1	4:X:224:GLU:HB3	2.19	0.41
4:Y:193:LEU:HD11	4:Y:250:ILE:HG13	2.02	0.41
1:A:93:MET:SD	1:A:715:VAL:HG13	2.59	0.41
1:A:136:ASN:O	1:A:138:MLY:N	2.54	0.41
1:A:173:GLN:HG3	1:A:670:HIS:CD2	2.55	0.41
1:A:462:LEU:HD11	1:A:464:ILE:CD1	2.50	0.41
1:A:641:LYS:HG3	1:A:647:GLN:HG2	1.72	0.41
2:B:113:LYS:O	2:B:147:ASN:HB2	2.20	0.41
1:D:213:LYS:HA	1:D:220:ASP:OD2	2.19	0.41
1:D:411:GLU:HB2	1:D:412:ALA:H	1.72	0.41
1:D:528:MLY:HB2	1:D:529:PRO:HD2	2.03	0.41
1:G:135:TYR:HD2	1:G:191:ARG:CG	2.33	0.41
1:G:506:GLU:HG2	1:G:759:ALA:HB1	2.01	0.41
1:G:793:ARG:O	1:G:797:PHE:N	2.39	0.41
1:G:797:PHE:CD2	1:G:798:LEU:HD12	2.55	0.41
1:G:842:LEU:N	1:G:842:LEU:CD1	2.82	0.41
1:J:97:LEU:HD12	1:J:97:LEU:HA	1.67	0.41
1:J:221:GLN:HG2	1:J:221:GLN:H	1.47	0.41
1:J:402:CYS:C	1:J:404:PRO:HD3	2.39	0.41
1:J:505:MLY:HG3	1:J:762:HIS:HE1	1.66	0.41
1:J:530:MET:CE	4:W:354:GLN:CB	2.95	0.41
1:J:692:LEU:HA	1:J:692:LEU:HD23	1.84	0.41
1:J:717:TYR:OH	1:J:760:PHE:HB3	2.21	0.41
1:M:402:CYS:C	1:M:404:PRO:HD3	2.40	0.41
1:M:519:LEU:HD12	1:M:519:LEU:H	1.83	0.41
1:M:636:LYS:CB	4:Z:334:GLU:OE1	2.68	0.41
1:M:797:PHE:CE2	3:O:126:LEU:HD22	2.54	0.41
1:P:173:GLN:HG3	1:P:670:HIS:CD2	2.55	0.41
1:P:295:MLY:CD	1:P:332:MET:HE2	2.50	0.41
1:P:466:GLY:CA	1:P:484:ASN:HD21	2.32	0.41
1:P:543:PRO:CG	4:1:146:GLY:O	2.66	0.41
1:P:741:LYS:HG2	1:P:742:LYS:N	2.35	0.41
1:P:772:LEU:HD12	1:P:772:LEU:HA	1.83	0.41
1:P:797:PHE:CD2	1:P:798:LEU:HD12	2.55	0.41
4:1:193:LEU:HD11	4:1:250:ILE:HG13	2.02	0.41

Continued on next page...

Continued from previous page...

Atom-1	Atom-2	Interatomic distance (Å)	Clash overlap (Å)
4:1:226:GLU:HG3	4:1:255:PHE:CE2	2.56	0.41
4:7:287:ILE:N	4:9:202:THR:CG2	2.77	0.41
4:W:193:LEU:HD11	4:W:250:ILE:HG13	2.02	0.41
4:X:193:LEU:HD11	4:X:250:ILE:HG13	2.02	0.41
4:Y:196:ARG:HH21	4:Y:249:THR:HG23	1.85	0.41
4:Z:193:LEU:HD11	4:Z:250:ILE:HG13	2.02	0.41
4:Z:226:GLU:HG3	4:Z:255:PHE:CE2	2.55	0.41
1:A:97:LEU:HA	1:A:97:LEU:HD12	1.67	0.41
1:D:11:GLY:O	1:D:14:ALA:HB3	2.20	0.41
1:D:723:ARG:NH2	1:D:779:ARG:NH2	2.68	0.41
1:D:800:ARG:HD3	3:F:149:VAL:C	2.40	0.41
1:G:38:VAL:HG13	1:G:39:PHE:N	2.35	0.41
1:G:62:VAL:HG12	1:G:63:MLY:N	2.34	0.41
1:G:84:MLY:HH21	1:G:720:PHE:HA	2.02	0.41
1:G:151:ALA:HB1	1:G:152:PRO:HD2	2.01	0.41
1:G:320:ILE:O	1:G:320:ILE:CG2	2.68	0.41
2:H:137:TRP:CA	2:H:145:ALA:HB2	2.37	0.41
1:J:62:VAL:O	1:J:69:THR:HA	2.19	0.41
1:J:91:MET:CE	1:J:119:SER:HB2	2.48	0.41
1:J:218:LEU:HA	1:J:221:GLN:HG3	1.71	0.41
1:J:471:ASP:CB	1:J:573:GLY:O	2.68	0.41
1:J:755:HIS:N	1:J:780:ASP:OD2	2.53	0.41
1:M:25:ILE:HG23	1:M:29:ASN:HD22	1.85	0.41
1:M:335:ASP:O	1:M:338:ILE:HB	2.20	0.41
1:M:418:THR:CG2	1:M:419:VAL:N	2.79	0.41
1:M:533:PHE:HD1	1:M:533:PHE:HA	1.79	0.41
1:M:541:MET:CG	4:Z:345:ILE:C	2.87	0.41
1:M:544:LYS:CE	4:2:45:VAL:CG2	2.98	0.41
1:M:701:LEU:HD12	1:M:701:LEU:HA	1.55	0.41
1:M:767:PHE:CD2	1:M:772:LEU:HD11	2.51	0.41
1:M:836:PHE:CD1	2:N:159:HIS:HA	2.32	0.41
1:M:839:MLY:N	1:M:840:PRO:HD2	2.35	0.41
1:P:639:GLY:CA	4:1:344:SER:O	2.39	0.41
1:P:722:GLN:HB2	3:R:85:GLU:H	1.84	0.41
1:P:805:ALA:C	1:P:808:GLU:HB2	2.41	0.41
1:P:821:ARG:HH22	2:Q:127:ARG:CD	2.22	0.41
2:Q:140:PHE:CD2	2:Q:144:VAL:HG11	2.54	0.41
4:1:196:ARG:HH21	4:1:249:THR:HG23	1.85	0.41
4:3:221:LEU:HA	4:3:312:ARG:HG2	2.02	0.41
4:4:324:THR:HG23	4:6:244:ASP:O	2.17	0.41
4:6:369:ILE:HG23	4:6:370:VAL:N	2.35	0.41

Continued on next page...

Continued from previous page...

Atom-1	Atom-2	Interatomic distance (Å)	Clash overlap (Å)
4:9:226:GLU:HG3	4:9:255:PHE:CE2	2.56	0.41
4:V:193:LEU:HD11	4:V:250:ILE:HG13	2.02	0.41
4:W:369:ILE:HG23	4:W:370:VAL:N	2.35	0.41
4:Y:149:THR:HA	4:Y:165:ILE:O	2.19	0.41
1:A:471:ASP:CB	1:A:573:GLY:O	2.68	0.41
1:A:641:LYS:CE	1:A:647:GLN:CB	2.74	0.41
1:A:725:ARG:HA	1:A:732:ILE:CG2	2.49	0.41
1:A:810:ARG:HG2	1:A:810:ARG:NH1	2.29	0.41
1:A:842:LEU:N	1:A:842:LEU:CD1	2.83	0.41
2:B:54:MET:O	2:H:21:GLU:HB2	2.20	0.41
3:C:63:ILE:CG2	3:C:64:THR:H	2.33	0.41
1:D:330:GLU:OE1	1:D:330:GLU:HA	2.20	0.41
1:D:335:ASP:O	1:D:338:ILE:HB	2.20	0.41
3:F:56:GLU:OE1	3:F:59:ASN:ND2	2.54	0.41
1:G:87:MLY:HH12	1:G:87:MLY:HD3	1.61	0.41
1:G:136:ASN:O	1:G:138:MLY:N	2.54	0.41
1:G:296:MLY:HH11	1:G:348:MLY:CH2	2.48	0.41
1:G:506:GLU:HG2	1:G:760:PHE:H	1.85	0.41
1:G:797:PHE:CE1	3:I:146:ILE:CB	3.03	0.41
1:G:810:ARG:HG2	1:G:810:ARG:NH1	2.28	0.41
1:G:826:VAL:O	1:G:828:HIS:N	2.53	0.41
3:I:56:GLU:OE1	3:I:59:ASN:ND2	2.54	0.41
1:J:173:GLN:HG3	1:J:670:HIS:CD2	2.55	0.41
1:J:528:MLY:HB2	1:J:529:PRO:HD2	2.03	0.41
1:J:797:PHE:CD2	1:J:798:LEU:HD12	2.55	0.41
1:J:832:MET:SD	2:K:84:PHE:CE2	3.02	0.41
3:L:63:ILE:CG2	3:L:64:THR:H	2.33	0.41
1:M:193:ILE:HD11	1:M:250:ILE:HD12	2.03	0.41
1:M:204:GLU:N	1:M:207:LYS:HE3	2.23	0.41
1:M:320:ILE:O	1:M:320:ILE:CG2	2.68	0.41
1:M:471:ASP:CB	1:M:573:GLY:O	2.68	0.41
1:M:568:PRO:CG	1:M:578:HIS:N	2.84	0.41
1:M:642:LYS:HE2	4:Z:344:SER:HA	1.56	0.41
1:P:62:VAL:HG12	1:P:63:MLY:N	2.35	0.41
1:P:166:MET:CE	1:P:254:PHE:CD2	3.01	0.41
1:P:384:ASP:HA	1:P:394:SER:OG	2.21	0.41
1:P:530:MET:HE3	4:1:354:GLN:CB	2.48	0.41
1:P:541:MET:HG2	4:1:345:ILE:HG23	2.01	0.41
1:P:717:TYR:OH	1:P:760:PHE:HB3	2.21	0.41
4:1:172:PRO:HB2	4:2:191:LYS:NZ	2.35	0.41
4:3:196:ARG:HH21	4:3:249:THR:HG23	1.85	0.41

Continued on next page...

Continued from previous page...

Atom-1	Atom-2	Interatomic distance (Å)	Clash overlap (Å)
4:3:217:CYS:C	4:3:218:TYR:HD1	2.23	0.41
4:5:369:ILE:HG23	4:5:370:VAL:N	2.35	0.41
4:6:196:ARG:HH21	4:6:249:THR:HG23	1.85	0.41
4:6:226:GLU:HG3	4:6:255:PHE:CE2	2.56	0.41
4:7:206:ARG:O	4:7:209:VAL:HG12	2.20	0.41
4:7:217:CYS:C	4:7:218:TYR:HD1	2.22	0.41
4:7:288:ASP:OD1	4:9:204:ALA:HA	2.20	0.41
4:7:290:ARG:HH22	4:9:202:THR:CG2	2.17	0.41
4:8:193:LEU:HD11	4:8:250:ILE:HG13	2.02	0.41
4:V:221:LEU:HA	4:V:312:ARG:HG2	2.02	0.41
4:W:227:MET:O	4:W:230:ALA:HB3	2.21	0.41
4:X:369:ILE:HG23	4:X:370:VAL:N	2.35	0.41
4:Y:226:GLU:HG3	4:Y:255:PHE:CE2	2.55	0.41
1:A:320:ILE:O	1:A:320:ILE:CG2	2.68	0.41
1:A:348:MLY:HH12	1:A:348:MLY:HD2	1.82	0.41
1:A:540:CYS:C	4:8:349:LEU:HD21	2.36	0.41
2:B:150:TYR:HB3	2:B:151:LYS:HG3	2.03	0.41
1:D:136:ASN:O	1:D:138:MLY:N	2.54	0.41
1:D:292:MET:HE3	1:D:309:PRO:CA	2.44	0.41
1:D:541:MET:HG2	4:9:345:ILE:HG23	2.01	0.41
1:D:665:ARG:C	1:D:667:THR:N	2.74	0.41
1:D:692:LEU:HD23	1:D:692:LEU:HA	1.84	0.41
1:G:322:VAL:HG12	1:G:325:ILE:HG13	2.03	0.41
1:G:411:GLU:HB2	1:G:412:ALA:H	1.72	0.41
1:G:539:GLU:OE2	1:G:553:MLY:HD3	2.20	0.41
1:G:725:ARG:HA	1:G:732:ILE:CG2	2.50	0.41
2:H:112:ILE:O	2:H:148:VAL:N	2.50	0.41
1:J:217:THR:CA	1:J:221:GLN:HE21	2.33	0.41
1:J:335:ASP:O	1:J:338:ILE:HB	2.20	0.41
1:J:436:MLY:CE	1:J:626:TYR:CE1	2.99	0.41
1:J:485:GLU:OE2	1:J:584:TYR:N	2.50	0.41
1:J:536:LEU:HD12	1:J:536:LEU:HA	1.69	0.41
1:J:795:ARG:CA	3:L:35:ARG:NH2	2.81	0.41
1:J:799:MET:CE	3:L:32:ASP:CB	2.86	0.41
1:M:536:LEU:HA	1:M:536:LEU:HD12	1.69	0.41
1:M:641:LYS:CE	1:M:647:GLN:CB	2.75	0.41
1:M:792:ALA:HB1	3:O:42:THR:N	2.36	0.41
3:O:56:GLU:OE1	3:O:59:ASN:ND2	2.54	0.41
1:P:123:CYS:HB2	1:P:158:ILE:HD13	2.00	0.41
1:P:136:ASN:O	1:P:138:MLY:N	2.54	0.41
1:P:166:MET:CE	1:P:254:PHE:HB2	2.47	0.41

Continued on next page...

Continued from previous page...

Atom-1	Atom-2	Interatomic distance (Å)	Clash overlap (Å)
1:P:195:TYR:CE2	1:P:199:ILE:HD13	2.55	0.41
1:P:401:LEU:HD12	1:P:401:LEU:HA	1.97	0.41
1:P:798:LEU:CD2	3:R:126:LEU:CD1	2.90	0.41
4:2:226:GLU:HG3	4:2:255:PHE:CE2	2.55	0.41
4:2:322:PRO:HB3	4:4:244:ASP:HB3	1.77	0.41
4:2:369:ILE:HG23	4:2:370:VAL:N	2.35	0.41
4:3:369:ILE:HG23	4:3:370:VAL:N	2.35	0.41
4:7:32:PRO:HB2	4:7:34:ILE:CD1	2.51	0.41
4:7:369:ILE:HG23	4:7:370:VAL:N	2.35	0.41
4:8:222:ASP:OD1	4:8:224:GLU:HB3	2.19	0.41
4:9:32:PRO:HB2	4:9:34:ILE:CD1	2.51	0.41
4:9:227:MET:O	4:9:230:ALA:HB3	2.21	0.41
4:9:369:ILE:HG23	4:9:370:VAL:N	2.35	0.41
4:V:222:ASP:OD1	4:V:224:GLU:HB3	2.19	0.41
4:W:226:GLU:HG3	4:W:255:PHE:CE2	2.55	0.41
1:A:193:ILE:CD1	1:A:250:ILE:HD13	2.51	0.41
1:A:217:THR:CA	1:A:221:GLN:HE21	2.33	0.41
1:A:296:MLY:HH11	1:A:348:MLY:CH2	2.48	0.41
1:A:330:GLU:OE1	1:A:330:GLU:HA	2.20	0.41
1:A:541:MET:HG2	4:8:345:ILE:HG22	2.00	0.41
1:A:556:ASP:OD1	4:V:50:LYS:CG	2.69	0.41
3:C:11:LYS:HE2	3:C:11:LYS:HB3	1.83	0.41
1:D:174:SER:HA	1:D:460:GLY:O	2.20	0.41
1:D:295:MLY:CG	1:D:332:MET:HE1	2.49	0.41
1:D:536:LEU:HD12	1:D:536:LEU:HA	1.69	0.41
1:D:568:PRO:CG	1:D:578:HIS:N	2.83	0.41
1:G:322:VAL:HB	1:G:325:ILE:HD12	2.02	0.41
1:G:636:LYS:CB	4:V:334:GLU:OE1	2.68	0.41
1:G:772:LEU:HA	1:G:772:LEU:HD12	1.82	0.41
1:J:129:TYR:HD1	1:J:129:TYR:HA	1.65	0.41
1:J:136:ASN:O	1:J:138:MLY:N	2.54	0.41
1:J:303:LEU:O	1:J:304:LEU:HB2	2.21	0.41
1:J:553:MLY:CE	4:Y:45:VAL:HG11	2.32	0.41
1:M:87:MLY:HH12	1:M:87:MLY:HD3	1.61	0.41
1:M:193:ILE:CD1	1:M:250:ILE:HD13	2.51	0.41
1:M:346:ASP:O	1:M:350:ALA:N	2.46	0.41
1:M:775:LEU:HD12	1:M:775:LEU:HA	1.71	0.41
1:M:792:ALA:CB	3:O:42:THR:CA	2.98	0.41
1:M:842:LEU:N	1:M:842:LEU:CD1	2.83	0.41
1:P:60:VAL:O	1:P:72:VAL:N	2.51	0.41
1:P:330:GLU:HG2	1:P:330:GLU:H	1.54	0.41

Continued on next page...

Continued from previous page...

Atom-1	Atom-2	Interatomic distance (Å)	Clash overlap (Å)
1:P:657:LEU:HD12	1:P:657:LEU:O	2.21	0.41
4:1:32:PRO:HB2	4:1:34:ILE:CD1	2.51	0.41
4:4:369:ILE:HG23	4:4:370:VAL:N	2.35	0.41
4:5:221:LEU:HA	4:5:312:ARG:HG2	2.02	0.41
4:6:32:PRO:HB2	4:6:34:ILE:CD1	2.51	0.41
4:7:222:ASP:OD1	4:7:224:GLU:HB3	2.19	0.41
4:8:196:ARG:HH21	4:8:249:THR:HG23	1.85	0.41
4:8:226:GLU:HG3	4:8:255:PHE:CE2	2.55	0.41
4:V:196:ARG:HH21	4:V:249:THR:HG23	1.85	0.41
4:V:226:GLU:HG3	4:V:255:PHE:CE2	2.55	0.41
4:Z:227:MET:O	4:Z:230:ALA:HB3	2.21	0.41
1:A:195:TYR:CE2	1:A:199:ILE:HD13	2.55	0.41
1:A:295:MLY:CG	1:A:332:MET:HE1	2.47	0.41
1:D:193:ILE:CD1	1:D:250:ILE:HD13	2.51	0.41
1:D:369:MLY:HH22	1:D:369:MLY:HD3	1.79	0.41
1:G:135:TYR:CD2	1:G:191:ARG:HD3	2.55	0.41
1:G:534:SER:CB	4:V:351:THR:HA	2.50	0.41
1:G:541:MET:HG2	4:V:345:ILE:HG23	2.01	0.41
1:G:724:TYR:HB3	1:G:727:LEU:CD1	2.48	0.41
1:G:754:ASP:C	1:G:776:GLU:OE2	2.58	0.41
1:J:38:VAL:HG13	1:J:39:PHE:N	2.35	0.41
1:J:384:ASP:HA	1:J:394:SER:OG	2.21	0.41
1:J:798:LEU:CD1	3:L:126:LEU:HD13	2.26	0.41
1:M:610:LEU:N	1:M:610:LEU:CD1	2.84	0.41
1:M:753:VAL:O	1:M:755:HIS:ND1	2.54	0.41
3:O:25:ILE:O	3:O:63:ILE:CB	2.66	0.41
1:P:185:LYS:H	1:P:185:LYS:HG3	1.63	0.41
1:P:530:MET:CB	4:1:354:GLN:CB	2.95	0.41
1:P:540:CYS:C	4:1:349:LEU:HD21	2.36	0.41
1:P:793:ARG:O	1:P:797:PHE:N	2.39	0.41
1:P:806:MET:HB2	1:P:807:VAL:H	1.20	0.41
4:2:144:ALA:HB2	4:2:342:GLY:CA	2.51	0.41
4:4:32:PRO:HB2	4:4:34:ILE:CD1	2.51	0.41
4:4:227:MET:O	4:4:230:ALA:HB3	2.21	0.41
4:5:226:GLU:HG3	4:5:255:PHE:CE2	2.55	0.41
4:6:227:MET:O	4:6:230:ALA:HB3	2.21	0.41
4:7:324:THR:N	4:9:245:GLY:CA	2.69	0.41
4:8:32:PRO:HB2	4:8:34:ILE:CD1	2.51	0.41
4:W:32:PRO:HB2	4:W:34:ILE:CD1	2.51	0.41
4:W:144:ALA:HB2	4:W:342:GLY:CA	2.51	0.41
4:Y:32:PRO:HB2	4:Y:34:ILE:CD1	2.51	0.41

Continued on next page...

Continued from previous page...

Atom-1	Atom-2	Interatomic distance (Å)	Clash overlap (Å)
1:A:149:GLN:CB	1:A:719:ASP:CA	2.79	0.41
1:A:201:ALA:O	1:A:202:SER:OG	2.36	0.41
1:A:322:VAL:HG12	1:A:325:ILE:HG13	2.03	0.41
1:A:384:ASP:HA	1:A:394:SER:OG	2.21	0.41
1:A:629:GLU:HB3	1:A:643:GLY:C	2.41	0.41
1:A:812:SER:O	1:A:816:ILE:HG13	2.21	0.41
1:D:62:VAL:O	1:D:69:THR:HA	2.20	0.41
1:D:95:THR:HG1	1:D:771:LEU:H	1.66	0.41
1:D:135:TYR:HD2	1:D:191:ARG:CG	2.33	0.41
1:D:193:ILE:HD11	1:D:250:ILE:HD12	2.03	0.41
1:D:533:PHE:HD1	1:D:533:PHE:HA	1.78	0.41
1:D:556:ASP:OD1	4:W:50:LYS:CG	2.69	0.41
1:D:798:LEU:CD2	3:F:126:LEU:HD11	2.51	0.41
1:D:823:PHE:CE1	2:E:161:GLU:N	2.89	0.41
1:G:149:GLN:HE21	1:G:149:GLN:HB2	1.71	0.41
1:G:443:ILE:HG22	1:G:444:ARG:N	2.29	0.41
1:G:717:TYR:OH	1:G:760:PHE:HB3	2.21	0.41
1:G:834:LEU:HD22	2:H:34:ILE:HD13	2.01	0.41
3:I:95:ASP:OD1	3:I:139:TYR:HE1	2.04	0.41
1:J:149:GLN:HE21	1:J:149:GLN:HB2	1.71	0.41
1:J:193:ILE:CD1	1:J:250:ILE:HD13	2.51	0.41
1:J:541:MET:HG2	4:W:345:ILE:HG23	2.01	0.41
1:J:553:MLY:HH13	4:Y:45:VAL:HG11	2.02	0.41
1:J:797:PHE:CE2	3:L:126:LEU:CD2	2.96	0.41
2:K:113:LYS:O	2:K:147:ASN:HB2	2.20	0.41
3:L:56:GLU:OE1	3:L:59:ASN:ND2	2.54	0.41
3:L:95:ASP:OD1	3:L:139:TYR:HE1	2.03	0.41
1:M:295:MLY:CE	1:M:332:MET:HE1	2.51	0.41
1:M:829:TRP:O	1:M:832:MET:N	2.50	0.41
1:P:32:PHE:HD2	1:P:777:GLU:OE2	2.04	0.41
1:P:303:LEU:O	1:P:304:LEU:HB2	2.21	0.41
1:P:335:ASP:O	1:P:338:ILE:HB	2.20	0.41
1:P:449:LEU:N	1:P:449:LEU:CD1	2.81	0.41
2:Q:112:ILE:O	2:Q:148:VAL:N	2.50	0.41
4:1:221:LEU:HA	4:1:312:ARG:HG2	2.02	0.41
4:1:256:ARG:HH11	4:1:256:ARG:HD2	1.78	0.41
4:4:222:ASP:OD1	4:4:224:GLU:HB3	2.19	0.41
4:5:32:PRO:HB2	4:5:34:ILE:CD1	2.51	0.41
4:7:287:ILE:CB	4:9:204:ALA:H	2.13	0.41
4:9:315:LYS:HD2	4:9:315:LYS:HA	1.92	0.41
4:V:144:ALA:HB2	4:V:342:GLY:CA	2.51	0.41

Continued on next page...

Continued from previous page...

Atom-1	Atom-2	Interatomic distance (Å)	Clash overlap (Å)
4:V:287:ILE:HG13	4:X:202:THR:HG23	1.65	0.41
4:X:226:GLU:HG3	4:X:255:PHE:CE2	2.55	0.41
4:Y:369:ILE:HG23	4:Y:370:VAL:N	2.35	0.41
1:A:48:VAL:CG2	1:A:49:MLY:N	2.84	0.41
1:A:49:MLY:HH23	1:A:80:MET:CE	2.51	0.41
1:A:62:VAL:HG12	1:A:63:MLY:N	2.35	0.41
1:A:129:TYR:HD1	1:A:129:TYR:HA	1.65	0.41
1:A:193:ILE:HD11	1:A:250:ILE:HD12	2.03	0.41
1:A:226:ASN:HB2	1:A:227:PRO:CD	2.47	0.41
1:A:408:VAL:HA	1:A:636:LYS:HG2	1.14	0.41
1:A:528:MLY:HB2	1:A:529:PRO:HD2	2.03	0.41
1:A:657:LEU:O	1:A:657:LEU:HD12	2.21	0.41
1:A:711:PHE:O	1:A:714:ARG:NH2	2.54	0.41
1:A:818:TYR:CD2	2:B:89:LYS:C	2.95	0.41
1:D:49:MLY:HH23	1:D:80:MET:CE	2.51	0.41
1:D:56:GLU:HB2	1:D:59:MLY:CB	2.30	0.41
1:D:226:ASN:HB2	1:D:227:PRO:CD	2.47	0.41
1:D:303:LEU:O	1:D:304:LEU:HB2	2.21	0.41
1:D:356:GLY:HA2	1:D:359:MET:HG3	2.02	0.41
1:D:485:GLU:OE1	1:D:583:HIS:HB3	2.21	0.41
1:D:753:VAL:O	1:D:755:HIS:ND1	2.54	0.41
1:D:795:ARG:CG	3:F:118:MET:HE3	2.44	0.41
1:D:812:SER:O	1:D:816:ILE:HG13	2.21	0.41
1:G:49:MLY:HH23	1:G:80:MET:CE	2.51	0.41
1:G:51:THR:O	1:G:62:VAL:CG1	2.64	0.41
1:G:91:MET:CE	1:G:119:SER:HB2	2.47	0.41
1:G:144:ARG:HA	1:G:144:ARG:HD2	1.78	0.41
1:G:193:ILE:CD1	1:G:250:ILE:HD13	2.51	0.41
1:G:217:THR:CA	1:G:221:GLN:HE21	2.33	0.41
1:G:398:LEU:HA	1:G:398:LEU:HD12	1.84	0.41
1:G:506:GLU:CG	1:G:760:PHE:O	2.63	0.41
1:G:544:LYS:HD2	4:V:147:ARG:CB	2.36	0.41
1:G:610:LEU:N	1:G:610:LEU:CD1	2.84	0.41
1:G:706:ILE:HD13	1:G:706:ILE:HG21	1.89	0.41
1:G:795:ARG:C	3:I:35:ARG:HH22	2.19	0.41
1:J:25:ILE:HG23	1:J:29:ASN:HD22	1.85	0.41
1:J:193:ILE:HD11	1:J:250:ILE:HD12	2.03	0.41
1:J:356:GLY:HA2	1:J:359:MET:HG3	2.02	0.41
1:J:369:MLY:HH22	1:J:369:MLY:HD3	1.79	0.41
1:J:493:HIS:O	1:J:496:PHE:N	2.54	0.41
1:J:496:PHE:CG	1:J:514:ASP:HA	2.56	0.41

Continued on next page...

Continued from previous page...

Atom-1	Atom-2	Interatomic distance (Å)	Clash overlap (Å)
1:J:690:LEU:O	1:J:694:GLN:HG3	2.20	0.41
1:J:739:ASP:OD1	1:J:739:ASP:C	2.58	0.41
1:M:135:TYR:CD2	1:M:191:ARG:HD3	2.55	0.41
1:M:322:VAL:HG12	1:M:325:ILE:HG13	2.03	0.41
1:M:356:GLY:HA2	1:M:359:MET:HG3	2.02	0.41
1:M:384:ASP:HA	1:M:394:SER:OG	2.20	0.41
1:M:508:ILE:HD13	1:M:508:ILE:HG21	1.88	0.41
1:M:629:GLU:HB3	1:M:643:GLY:C	2.41	0.41
1:M:776:GLU:O	1:M:780:ASP:N	2.45	0.41
1:M:806:MET:HA	1:M:809:ARG:HB2	2.03	0.41
1:M:821:ARG:HH22	2:N:127:ARG:CD	2.27	0.41
2:N:113:LYS:O	2:N:147:ASN:HB2	2.20	0.41
1:P:72:VAL:O	1:P:73:LYS:O	2.39	0.41
1:P:193:ILE:HD11	1:P:250:ILE:HD12	2.03	0.41
1:P:202:SER:HB2	1:P:207:LYS:HZ1	1.85	0.41
1:P:369:MLY:HH22	1:P:369:MLY:HD3	1.79	0.41
1:P:398:LEU:HA	1:P:398:LEU:HD12	1.83	0.41
1:P:541:MET:CE	4:1:346:LEU:HD12	2.47	0.41
1:P:805:ALA:O	1:P:809:ARG:CB	2.69	0.41
1:P:812:SER:O	1:P:816:ILE:HG13	2.21	0.41
4:2:148:THR:OG1	4:4:45:VAL:HG23	2.21	0.41
4:3:144:ALA:HB2	4:3:342:GLY:CA	2.51	0.41
4:3:226:GLU:HG3	4:3:255:PHE:CE2	2.56	0.41
4:4:226:GLU:HG3	4:4:255:PHE:CE2	2.55	0.41
4:5:144:ALA:HB2	4:5:342:GLY:CA	2.51	0.41
4:6:144:ALA:HB2	4:6:342:GLY:CA	2.51	0.41
4:8:288:ASP:OD1	4:V:204:ALA:HA	2.20	0.41
4:9:144:ALA:HB2	4:9:342:GLY:CA	2.51	0.41
4:W:196:ARG:HH21	4:W:249:THR:HG23	1.85	0.41
4:X:292:ASP:N	4:Z:244:ASP:HB2	2.35	0.41
4:Y:144:ALA:HB2	4:Y:342:GLY:CA	2.51	0.41
4:Z:32:PRO:HB2	4:Z:34:ILE:CD1	2.51	0.41
4:Z:144:ALA:HB2	4:Z:342:GLY:CA	2.51	0.41
1:A:534:SER:HB2	4:8:354:GLN:HE22	1.57	0.41
1:A:568:PRO:CG	1:A:578:HIS:N	2.84	0.41
1:A:762:HIS:CD2	1:A:762:HIS:N	2.78	0.41
3:C:25:ILE:O	3:C:63:ILE:CB	2.66	0.41
3:C:56:GLU:OE1	3:C:59:ASN:ND2	2.54	0.41
3:C:95:ASP:OD1	3:C:139:TYR:HE1	2.03	0.41
1:D:322:VAL:HB	1:D:325:ILE:CG1	2.51	0.41
1:D:496:PHE:CG	1:D:514:ASP:HA	2.56	0.41

Continued on next page...

Continued from previous page...

Atom-1	Atom-2	Interatomic distance (Å)	Clash overlap (Å)
1:D:823:PHE:CZ	2:E:156:VAL:HG12	2.55	0.41
1:G:541:MET:HG2	4:V:345:ILE:HG22	2.01	0.41
1:G:642:LYS:HB3	4:V:24:ASP:HB2	1.38	0.41
1:G:796:GLY:CA	3:I:35:ARG:CD	2.75	0.41
1:G:812:SER:O	1:G:816:ILE:HG13	2.21	0.41
1:J:88:ILE:HG21	1:J:88:ILE:HD12	1.78	0.41
1:J:485:GLU:OE1	1:J:583:HIS:HB3	2.21	0.41
1:J:541:MET:N	4:W:349:LEU:CD2	2.69	0.41
1:J:568:PRO:CG	1:J:578:HIS:N	2.83	0.41
1:M:88:ILE:HG22	1:M:90:ASP:C	2.42	0.41
1:M:657:LEU:HD12	1:M:657:LEU:O	2.21	0.41
1:M:795:ARG:HG2	3:O:118:MET:HE3	2.01	0.41
3:O:11:LYS:HE2	3:O:11:LYS:HB3	1.83	0.41
1:P:174:SER:HA	1:P:460:GLY:O	2.20	0.41
1:P:356:GLY:HA2	1:P:359:MET:HG3	2.02	0.41
1:P:436:MLY:CE	1:P:626:TYR:CE1	2.99	0.41
1:P:544:LYS:N	4:1:146:GLY:O	2.54	0.41
1:P:610:LEU:N	1:P:610:LEU:CD1	2.84	0.41
1:P:775:LEU:HD12	1:P:775:LEU:HA	1.71	0.41
2:Q:137:TRP:CA	2:Q:145:ALA:HB2	2.37	0.41
4:1:219:VAL:HG22	4:1:258:PRO:CB	2.52	0.41
4:2:324:THR:H	4:4:244:ASP:HA	1.86	0.41
4:3:227:MET:O	4:3:230:ALA:HB3	2.21	0.41
4:4:144:ALA:HB2	4:4:342:GLY:CA	2.51	0.41
4:4:238:LYS:HZ2	4:4:239:SER:N	2.19	0.41
4:4:288:ASP:CA	4:6:203:THR:CG2	2.99	0.41
4:5:219:VAL:HG22	4:5:258:PRO:CB	2.51	0.41
4:7:144:ALA:HB2	4:7:342:GLY:CA	2.51	0.41
4:7:315:LYS:HD2	4:7:315:LYS:HA	1.92	0.41
4:V:32:PRO:HB2	4:V:34:ILE:CD1	2.51	0.41
4:X:144:ALA:HB2	4:X:342:GLY:CA	2.51	0.41
1:A:436:MLY:CE	1:A:626:TYR:CE1	2.99	0.40
1:A:554:LEU:N	4:V:46:GLY:O	2.52	0.40
1:A:806:MET:CE	3:C:17:PHE:HE2	2.34	0.40
1:A:836:PHE:HZ	2:B:159:HIS:CA	2.17	0.40
1:D:72:VAL:O	1:D:73:LYS:O	2.40	0.40
1:D:436:MLY:CE	1:D:626:TYR:CE1	2.99	0.40
1:D:471:ASP:CB	1:D:573:GLY:O	2.68	0.40
1:D:551:MLY:C	4:W:47:MET:HA	2.48	0.40
3:F:108:ARG:HH21	3:F:108:ARG:HD3	1.77	0.40
1:G:47:PHE:HE1	1:G:78:PHE:CE1	2.40	0.40

Continued on next page...

Continued from previous page...

Atom-1	Atom-2	Interatomic distance (Å)	Clash overlap (Å)
1:G:60:VAL:O	1:G:72:VAL:N	2.51	0.40
1:G:172:ASN:OD1	1:G:457:TYR:HA	2.21	0.40
1:G:193:ILE:HD11	1:G:250:ILE:HD12	2.03	0.40
1:G:407:GLY:HA2	1:G:411:GLU:O	2.21	0.40
1:G:493:HIS:O	1:G:496:PHE:N	2.54	0.40
1:G:641:LYS:HG3	1:G:647:GLN:HG2	1.72	0.40
1:G:818:TYR:HE1	2:H:127:ARG:NH2	1.98	0.40
2:H:111:SER:OG	2:H:148:VAL:CA	2.69	0.40
1:J:56:GLU:HB2	1:J:59:MLY:CB	2.30	0.40
1:J:149:GLN:OE1	1:J:763:THR:CG2	2.49	0.40
1:J:172:ASN:OD1	1:J:457:TYR:HA	2.21	0.40
1:J:195:TYR:CE2	1:J:199:ILE:HD13	2.55	0.40
1:J:544:LYS:N	4:W:146:GLY:O	2.55	0.40
1:J:610:LEU:N	1:J:610:LEU:CD1	2.84	0.40
1:J:657:LEU:HD12	1:J:657:LEU:O	2.21	0.40
1:J:744:SER:O	1:J:748:LEU:HD12	2.20	0.40
1:M:47:PHE:HE1	1:M:78:PHE:CE1	2.40	0.40
1:M:544:LYS:N	4:Z:146:GLY:O	2.54	0.40
1:M:642:LYS:HB3	4:Z:24:ASP:HB2	1.37	0.40
2:N:149:ASP:O	2:N:150:TYR:CD1	2.74	0.40
1:P:49:MLY:HH23	1:P:80:MET:CE	2.51	0.40
1:P:471:ASP:CB	1:P:573:GLY:O	2.68	0.40
1:P:665:ARG:C	1:P:667:THR:N	2.74	0.40
1:P:673:ARG:HA	1:P:673:ARG:HD2	1.79	0.40
1:P:783:LEU:CB	1:P:786:ILE:CD1	2.92	0.40
1:P:795:ARG:CZ	3:R:43:ASN:OD1	2.63	0.40
1:P:834:LEU:CD1	2:Q:51:PHE:CD1	2.99	0.40
4:2:196:ARG:HH21	4:2:249:THR:HG23	1.85	0.40
4:3:32:PRO:HB2	4:3:34:ILE:CD1	2.51	0.40
4:3:256:ARG:HH11	4:3:256:ARG:HD2	1.78	0.40
4:3:290:ARG:CZ	4:5:202:THR:HG22	2.37	0.40
4:4:171:LEU:HA	4:4:172:PRO:HD2	1.84	0.40
4:4:287:ILE:HG13	4:6:202:THR:HG22	2.03	0.40
4:6:219:VAL:HG22	4:6:258:PRO:CB	2.52	0.40
4:8:144:ALA:HB2	4:8:342:GLY:CA	2.51	0.40
4:8:227:MET:O	4:8:230:ALA:HB3	2.21	0.40
4:9:219:VAL:HG22	4:9:258:PRO:CB	2.51	0.40
4:V:120:THR:HG21	4:V:370:VAL:CG1	2.52	0.40
4:W:219:VAL:HG22	4:W:258:PRO:CB	2.51	0.40
4:X:196:ARG:HH21	4:X:249:THR:HG23	1.85	0.40
4:Y:219:VAL:HG22	4:Y:258:PRO:CB	2.51	0.40

Continued on next page...

Continued from previous page...

Atom-1	Atom-2	Interatomic distance (Å)	Clash overlap (Å)
4:Y:221:LEU:HA	4:Y:312:ARG:HG2	2.02	0.40
4:Y:227:MET:O	4:Y:230:ALA:HB3	2.21	0.40
1:A:93:MET:CE	1:A:716:LEU:N	2.84	0.40
1:D:94:MET:HE1	1:D:101:ALA:CB	2.50	0.40
1:D:507:GLY:HA3	1:D:762:HIS:CA	2.51	0.40
1:D:641:LYS:CE	1:D:647:GLN:CB	2.74	0.40
1:D:657:LEU:HD12	1:D:657:LEU:O	2.21	0.40
1:G:204:GLU:N	1:G:207:LYS:HE3	2.23	0.40
1:G:310:TYR:OH	1:G:320:ILE:HD11	2.21	0.40
1:G:356:GLY:HA2	1:G:359:MET:HG3	2.02	0.40
1:G:664:LEU:HD12	1:G:664:LEU:HA	1.53	0.40
1:G:753:VAL:O	1:G:755:HIS:ND1	2.54	0.40
1:J:648:THR:HB	4:W:350:SER:OG	2.21	0.40
1:J:710:GLY:C	1:J:772:LEU:HD23	2.42	0.40
2:K:150:TYR:HB3	2:K:151:LYS:HG3	2.03	0.40
1:M:38:VAL:HG13	1:M:39:PHE:N	2.35	0.40
1:M:60:VAL:O	1:M:72:VAL:N	2.51	0.40
1:M:322:VAL:HB	1:M:325:ILE:HD12	2.02	0.40
1:M:493:HIS:O	1:M:496:PHE:N	2.54	0.40
1:M:539:GLU:OE2	1:M:553:MLY:HD3	2.20	0.40
1:M:544:LYS:HD2	4:Z:147:ARG:CB	2.36	0.40
1:M:717:TYR:OH	1:M:760:PHE:HB3	2.20	0.40
2:N:149:ASP:OD2	2:N:150:TYR:CA	2.65	0.40
1:P:204:GLU:N	1:P:207:LYS:HE3	2.23	0.40
1:P:215:GLN:H	1:P:340:ILE:CD1	2.20	0.40
1:P:568:PRO:CG	1:P:578:HIS:N	2.84	0.40
1:P:629:GLU:HB3	1:P:643:GLY:C	2.41	0.40
4:1:144:ALA:HB2	4:1:342:GLY:CA	2.51	0.40
4:2:32:PRO:HB2	4:2:34:ILE:CD1	2.51	0.40
4:2:227:MET:O	4:2:230:ALA:HB3	2.21	0.40
4:3:120:THR:HG21	4:3:370:VAL:CG1	2.52	0.40
4:4:322:PRO:HB2	4:6:244:ASP:HB2	1.83	0.40
4:5:120:THR:HG21	4:5:370:VAL:CG1	2.52	0.40
4:9:288:ASP:OD1	4:W:204:ALA:HA	2.20	0.40
4:W:221:LEU:HA	4:W:312:ARG:HG2	2.02	0.40
4:X:32:PRO:HB2	4:X:34:ILE:CD1	2.51	0.40
4:X:120:THR:HG21	4:X:370:VAL:CG1	2.52	0.40
1:A:47:PHE:HE1	1:A:78:PHE:CE1	2.40	0.40
1:A:166:MET:CE	1:A:254:PHE:HD2	2.35	0.40
1:A:308:ASN:HA	1:A:309:PRO:HD2	1.88	0.40
1:A:496:PHE:CG	1:A:514:ASP:HA	2.56	0.40

Continued on next page...

Continued from previous page...

Atom-1	Atom-2	Interatomic distance (Å)	Clash overlap (Å)
1:A:543:PRO:CG	4:8:146:GLY:O	2.67	0.40
1:A:599:ASN:OD1	1:A:649:VAL:C	2.60	0.40
1:A:813:ILE:HG12	2:B:128:PHE:CZ	2.56	0.40
1:D:214:MET:CA	1:D:340:ILE:HD11	2.45	0.40
1:D:242:ASN:OD1	1:D:286:HIS:NE2	2.49	0.40
1:D:664:LEU:HA	1:D:664:LEU:HD12	1.53	0.40
1:G:28:GLN:CG	1:G:723:ARG:NH1	2.52	0.40
1:G:97:LEU:HD21	1:G:712:PRO:HB2	1.96	0.40
1:G:237:THR:CG2	1:G:238:VAL:N	2.84	0.40
1:G:295:MLY:HG3	1:G:332:MET:HE2	2.02	0.40
1:G:384:ASP:HA	1:G:394:SER:OG	2.21	0.40
1:G:496:PHE:CG	1:G:514:ASP:HA	2.56	0.40
1:G:568:PRO:CG	1:G:578:HIS:N	2.84	0.40
1:G:599:ASN:OD1	1:G:649:VAL:C	2.60	0.40
1:G:629:GLU:HB3	1:G:643:GLY:C	2.41	0.40
1:G:723:ARG:NH1	1:G:723:ARG:CG	2.79	0.40
1:J:279:LEU:CB	1:J:280:PRO:HD2	2.49	0.40
1:J:292:MET:HE3	1:J:309:PRO:CA	2.50	0.40
1:J:305:ILE:HG22	1:J:312:TYR:OH	2.21	0.40
1:J:389:LEU:HD12	1:J:389:LEU:HA	1.98	0.40
1:J:443:ILE:HG22	1:J:444:ARG:N	2.29	0.40
1:J:530:MET:CE	4:W:354:GLN:HG3	2.35	0.40
1:J:580:SER:O	1:J:581:LEU:HD12	2.22	0.40
1:M:107:MLY:CB	1:M:686:MET:HE2	2.44	0.40
1:M:401:LEU:HD12	1:M:401:LEU:HA	1.98	0.40
1:M:791:GLN:OE1	3:O:116:GLU:CG	2.44	0.40
1:P:193:ILE:CD1	1:P:250:ILE:HD13	2.51	0.40
1:P:407:GLY:HA2	1:P:411:GLU:O	2.21	0.40
1:P:713:SER:C	1:P:772:LEU:HD23	2.41	0.40
1:P:836:PHE:CD2	2:Q:160:GLY:CA	3.04	0.40
2:Q:141:PRO:HB3	2:Q:142:PRO:CD	2.49	0.40
3:R:11:LYS:HE2	3:R:11:LYS:HB3	1.83	0.40
3:R:56:GLU:OE1	3:R:59:ASN:ND2	2.54	0.40
4:2:250:ILE:HG22	4:2:254:ARG:HB2	2.04	0.40
4:4:324:THR:CG2	4:6:244:ASP:O	2.68	0.40
4:4:324:THR:N	4:6:244:ASP:HA	2.22	0.40
4:6:221:LEU:HA	4:6:312:ARG:HG2	2.02	0.40
4:9:221:LEU:HA	4:9:312:ARG:HG2	2.02	0.40
4:X:221:LEU:HA	4:X:312:ARG:HG2	2.02	0.40
4:X:288:ASP:OD1	4:Z:242:LEU:CD2	2.70	0.40
4:X:291:LYS:HG2	4:Z:244:ASP:HB2	1.80	0.40

Continued on next page...

Continued from previous page...

Atom-1	Atom-2	Interatomic distance (Å)	Clash overlap (Å)
4:Y:250:ILE:HG22	4:Y:254:ARG:HB2	2.04	0.40
1:A:149:GLN:CG	1:A:719:ASP:CB	2.92	0.40
1:A:172:ASN:OD1	1:A:457:TYR:HA	2.21	0.40
1:A:303:LEU:O	1:A:389:LEU:HD21	2.22	0.40
1:A:485:GLU:OE1	1:A:583:HIS:HB3	2.21	0.40
1:A:544:LYS:HD2	4:8:147:ARG:CB	2.36	0.40
1:A:544:LYS:N	4:8:146:GLY:O	2.55	0.40
1:D:172:ASN:OD1	1:D:457:TYR:HA	2.21	0.40
1:D:407:GLY:HA2	1:D:411:GLU:O	2.21	0.40
3:F:96:LYS:H	3:F:96:LYS:HG3	1.66	0.40
1:G:435:GLU:O	1:G:438:PHE:N	2.55	0.40
1:G:485:GLU:OE1	1:G:583:HIS:HB3	2.21	0.40
1:G:553:MLY:HA	4:X:45:VAL:O	2.21	0.40
3:I:49:ILE:HD13	3:I:49:ILE:HG21	1.89	0.40
1:J:135:TYR:HD2	1:J:191:ARG:CG	2.33	0.40
1:J:166:MET:CE	1:J:254:PHE:HB2	2.47	0.40
1:J:174:SER:HA	1:J:460:GLY:O	2.20	0.40
1:J:271:GLU:OE1	1:J:274:ARG:NH1	2.53	0.40
1:J:665:ARG:C	1:J:667:THR:N	2.74	0.40
1:J:768:MLY:HB2	1:J:773:GLY:HA3	1.55	0.40
3:L:48:LYS:HA	3:L:48:LYS:HD3	1.17	0.40
1:M:172:ASN:OD1	1:M:457:TYR:HA	2.22	0.40
1:M:303:LEU:O	1:M:304:LEU:HB2	2.21	0.40
1:M:464:ILE:HD13	1:M:464:ILE:HG21	1.70	0.40
1:P:29:ASN:HB3	1:P:784:ALA:CA	2.52	0.40
1:P:193:ILE:HD13	1:P:252:ILE:HD11	2.04	0.40
1:P:330:GLU:OE1	1:P:330:GLU:HA	2.20	0.40
1:P:528:MLY:HB2	1:P:529:PRO:HD2	2.03	0.40
1:P:798:LEU:HD12	1:P:798:LEU:HA	1.36	0.40
1:P:817:GLN:HG3	2:Q:128:PHE:HE1	1.78	0.40
4:1:120:THR:HG21	4:1:370:VAL:CG1	2.52	0.40
4:1:250:ILE:HG22	4:1:254:ARG:HB2	2.04	0.40
4:1:288:ASP:OD1	4:3:62:ARG:HG3	2.22	0.40
4:2:62:ARG:HG2	4:Z:288:ASP:OD1	2.22	0.40
4:7:256:ARG:HH11	4:7:256:ARG:HD2	1.78	0.40
4:8:219:VAL:HG22	4:8:258:PRO:CB	2.51	0.40
4:8:287:ILE:N	4:V:202:THR:CG2	2.77	0.40
4:V:219:VAL:HG22	4:V:258:PRO:CB	2.51	0.40
4:V:227:MET:O	4:V:230:ALA:HB3	2.21	0.40
4:W:120:THR:HG21	4:W:370:VAL:CG1	2.52	0.40
4:X:227:MET:O	4:X:230:ALA:HB3	2.21	0.40

Continued on next page...

Continued from previous page...

Atom-1	Atom-2	Interatomic distance (Å)	Clash overlap (Å)
4:Y:120:THR:HG21	4:Y:370:VAL:CG1	2.52	0.40
4:Z:75:ILE:HD12	4:Z:75:ILE:HG23	1.92	0.40
4:Z:196:ARG:HH21	4:Z:249:THR:HG23	1.85	0.40
1:A:89:GLU:HB3	1:A:153:PRO:HG3	2.03	0.40
1:A:400:ALA:CB	1:A:606:THR:CG2	3.00	0.40
1:A:665:ARG:C	1:A:667:THR:N	2.74	0.40
1:A:752:ASP:CB	1:A:782:MLY:HD3	2.51	0.40
1:A:754:ASP:H	1:A:775:LEU:CD1	2.33	0.40
1:D:217:THR:CA	1:D:221:GLN:HE21	2.33	0.40
1:D:271:GLU:OE1	1:D:274:ARG:NH1	2.53	0.40
1:D:400:ALA:CB	1:D:606:THR:CG2	3.00	0.40
1:D:599:ASN:OD1	1:D:649:VAL:C	2.60	0.40
1:D:735:GLY:HA3	1:D:743:ALA:HA	2.01	0.40
1:D:818:TYR:HB2	2:E:90:GLY:HA3	0.49	0.40
1:D:831:TRP:HZ3	2:E:50:THR:HG21	1.86	0.40
2:E:140:PHE:HB3	2:E:144:VAL:HG11	2.03	0.40
2:E:150:TYR:HB3	2:E:151:LYS:HG3	2.03	0.40
1:G:303:LEU:O	1:G:389:LEU:HD21	2.22	0.40
1:G:308:ASN:HA	1:G:309:PRO:HD2	1.88	0.40
1:G:480:ILE:CG2	1:G:481:ASN:N	2.74	0.40
1:G:553:MLY:C	4:X:46:GLY:HA3	2.50	0.40
1:G:735:GLY:HA3	1:G:743:ALA:HA	2.01	0.40
2:H:150:TYR:HB3	2:H:151:LYS:HG3	2.03	0.40
1:J:49:MLY:HH23	1:J:80:MET:CE	2.51	0.40
1:J:332:MET:H	1:J:332:MET:HG2	1.52	0.40
2:K:63:GLU:O	2:K:67:MET:HG3	2.22	0.40
1:M:330:GLU:OE1	1:M:330:GLU:HA	2.20	0.40
1:M:480:ILE:CG2	1:M:481:ASN:N	2.74	0.40
1:M:528:MLY:HB2	1:M:529:PRO:HD2	2.03	0.40
1:M:568:PRO:HG3	1:M:578:HIS:N	2.36	0.40
1:M:798:LEU:HD12	1:M:798:LEU:HA	1.36	0.40
1:M:831:TRP:CH2	2:N:47:LEU:HD23	2.45	0.40
1:P:64:THR:OG1	1:P:68:GLU:HB3	2.22	0.40
1:P:496:PHE:CG	1:P:514:ASP:HA	2.57	0.40
4:7:221:LEU:HA	4:7:312:ARG:HG2	2.02	0.40
4:V:237:GLU:HA	4:V:251:GLY:CA	2.43	0.40
4:V:250:ILE:HG22	4:V:254:ARG:HB2	2.04	0.40
4:X:287:ILE:HG21	4:Z:199:SER:HB3	2.03	0.40
4:Y:265:SER:HG	4:Z:39:ARG:HH21	1.58	0.40

There are no symmetry-related clashes.

5.3 Torsion angles (i)

5.3.1 Protein backbone (i)

In the following table, the Percentiles column shows the percent Ramachandran outliers of the chain as a percentile score with respect to all PDB entries followed by that with respect to all EM entries.

The Analysed column shows the number of residues for which the backbone conformation was analysed, and the total number of residues.

Mol	Chain	Analysed	Favoured	Allowed	Outliers	Percentiles	
1	A	789/840 (94%)	651 (82%)	112 (14%)	26 (3%)	4	26
1	D	789/840 (94%)	651 (82%)	112 (14%)	26 (3%)	4	26
1	G	791/840 (94%)	651 (82%)	112 (14%)	28 (4%)	3	25
1	J	791/840 (94%)	652 (82%)	112 (14%)	27 (3%)	3	26
1	M	791/840 (94%)	651 (82%)	109 (14%)	31 (4%)	3	23
1	P	791/840 (94%)	649 (82%)	110 (14%)	32 (4%)	3	23
2	B	143/145 (99%)	126 (88%)	9 (6%)	8 (6%)	2	19
2	E	143/145 (99%)	126 (88%)	9 (6%)	8 (6%)	2	19
2	H	143/145 (99%)	126 (88%)	9 (6%)	8 (6%)	2	19
2	K	143/145 (99%)	126 (88%)	9 (6%)	8 (6%)	2	19
2	N	143/145 (99%)	126 (88%)	9 (6%)	8 (6%)	2	19
2	Q	143/145 (99%)	126 (88%)	9 (6%)	8 (6%)	2	19
3	C	143/147 (97%)	133 (93%)	10 (7%)	0	100	100
3	F	143/147 (97%)	133 (93%)	10 (7%)	0	100	100
3	I	143/147 (97%)	133 (93%)	10 (7%)	0	100	100
3	L	143/147 (97%)	133 (93%)	10 (7%)	0	100	100
3	O	143/147 (97%)	133 (93%)	10 (7%)	0	100	100
3	R	143/147 (97%)	133 (93%)	10 (7%)	0	100	100
4	1	370/375 (99%)	334 (90%)	30 (8%)	6 (2%)	9	44
4	2	370/375 (99%)	334 (90%)	30 (8%)	6 (2%)	9	44
4	3	370/375 (99%)	334 (90%)	30 (8%)	6 (2%)	9	44
4	4	370/375 (99%)	334 (90%)	30 (8%)	6 (2%)	9	44
4	5	370/375 (99%)	334 (90%)	30 (8%)	6 (2%)	9	44
4	6	370/375 (99%)	335 (90%)	29 (8%)	6 (2%)	9	44
4	7	370/375 (99%)	334 (90%)	30 (8%)	6 (2%)	9	44

Continued on next page...

Continued from previous page...

Mol	Chain	Analysed	Favoured	Allowed	Outliers	Percentiles	
4	8	370/375 (99%)	334 (90%)	30 (8%)	6 (2%)	9	44
4	9	370/375 (99%)	334 (90%)	30 (8%)	6 (2%)	9	44
4	V	370/375 (99%)	335 (90%)	29 (8%)	6 (2%)	9	44
4	W	370/375 (99%)	334 (90%)	30 (8%)	6 (2%)	9	44
4	X	370/375 (99%)	335 (90%)	29 (8%)	6 (2%)	9	44
4	Y	370/375 (99%)	335 (90%)	29 (8%)	6 (2%)	9	44
4	Z	370/375 (99%)	335 (90%)	29 (8%)	6 (2%)	9	44
All	All	11638/12042 (97%)	10140 (87%)	1196 (10%)	302 (3%)	8	31

All (302) Ramachandran outliers are listed below:

Mol	Chain	Res	Type
1	A	73	LYS
1	A	202	SER
1	A	572	LYS
1	A	712	PRO
1	A	729	ALA
1	A	757	GLN
1	A	762	HIS
2	B	131	GLU
2	B	141	PRO
1	D	73	LYS
1	D	202	SER
1	D	572	LYS
1	D	712	PRO
1	D	729	ALA
1	D	757	GLN
1	D	762	HIS
2	E	131	GLU
2	E	141	PRO
1	G	73	LYS
1	G	202	SER
1	G	572	LYS
1	G	712	PRO
1	G	729	ALA
1	G	757	GLN
1	G	762	HIS
2	H	131	GLU
2	H	141	PRO
1	J	73	LYS

Continued on next page...

Continued from previous page...

Mol	Chain	Res	Type
1	J	202	SER
1	J	572	LYS
1	J	712	PRO
1	J	729	ALA
1	J	757	GLN
1	J	762	HIS
1	J	785	GLU
2	K	131	GLU
2	K	141	PRO
1	M	73	LYS
1	M	202	SER
1	M	572	LYS
1	M	712	PRO
1	M	729	ALA
1	M	757	GLN
1	M	762	HIS
1	M	786	ILE
1	M	787	ILE
2	N	131	GLU
2	N	141	PRO
1	P	73	LYS
1	P	202	SER
1	P	572	LYS
1	P	712	PRO
1	P	729	ALA
1	P	757	GLN
1	P	762	HIS
1	P	787	ILE
2	Q	131	GLU
2	Q	141	PRO
4	1	246	GLN
4	2	246	GLN
4	3	246	GLN
4	4	246	GLN
4	5	246	GLN
4	6	246	GLN
4	7	246	GLN
4	8	246	GLN
4	9	246	GLN
4	V	246	GLN
4	W	246	GLN
4	X	246	GLN

Continued on next page...

Continued from previous page...

Mol	Chain	Res	Type
4	Y	246	GLN
4	Z	246	GLN
1	A	11	GLY
1	A	21	GLU
1	A	219	GLU
1	A	517	MET
1	A	532	ILE
1	A	637	LYS
2	B	130	PRO
2	B	147	ASN
2	B	151	LYS
2	B	161	GLU
1	D	11	GLY
1	D	21	GLU
1	D	219	GLU
1	D	517	MET
1	D	637	LYS
2	E	130	PRO
2	E	147	ASN
2	E	151	LYS
2	E	161	GLU
1	G	11	GLY
1	G	21	GLU
1	G	219	GLU
1	G	517	MET
1	G	532	ILE
1	G	637	LYS
1	G	710	GLY
1	G	785	GLU
2	H	130	PRO
2	H	147	ASN
2	H	151	LYS
1	J	11	GLY
1	J	21	GLU
1	J	219	GLU
1	J	517	MET
1	J	637	LYS
2	K	130	PRO
2	K	147	ASN
2	K	151	LYS
1	M	11	GLY
1	M	21	GLU

Continued on next page...

Continued from previous page...

Mol	Chain	Res	Type
1	M	219	GLU
1	M	517	MET
1	M	637	LYS
1	M	769	ALA
2	N	130	PRO
2	N	147	ASN
2	N	151	LYS
2	N	161	GLU
1	P	11	GLY
1	P	21	GLU
1	P	219	GLU
1	P	517	MET
1	P	637	LYS
1	P	786	ILE
2	Q	130	PRO
2	Q	147	ASN
2	Q	151	LYS
2	Q	161	GLU
4	1	274	ILE
4	2	274	ILE
4	3	274	ILE
4	4	274	ILE
4	5	274	ILE
4	6	274	ILE
4	7	274	ILE
4	8	274	ILE
4	9	274	ILE
4	V	274	ILE
4	W	274	ILE
4	X	274	ILE
4	Y	274	ILE
4	Z	274	ILE
1	A	58	GLY
1	A	294	ASN
1	A	644	SER
1	D	58	GLY
1	D	294	ASN
1	D	532	ILE
1	D	644	SER
1	G	58	GLY
1	G	294	ASN
1	G	644	SER

Continued on next page...

Continued from previous page...

Mol	Chain	Res	Type
2	H	161	GLU
1	J	58	GLY
1	J	294	ASN
1	J	532	ILE
1	J	644	SER
2	K	161	GLU
1	M	58	GLY
1	M	294	ASN
1	M	532	ILE
1	M	644	SER
1	P	58	GLY
1	P	294	ASN
1	P	532	ILE
1	P	644	SER
1	P	769	ALA
4	1	233	SER
4	2	233	SER
4	3	233	SER
4	4	233	SER
4	5	233	SER
4	6	233	SER
4	7	233	SER
4	8	233	SER
4	9	233	SER
4	V	233	SER
4	W	233	SER
4	X	233	SER
4	Y	233	SER
4	Z	233	SER
1	A	435	GLU
1	A	817	GLN
1	D	269	LEU
1	D	435	GLU
1	D	817	GLN
1	G	435	GLU
1	G	817	GLN
1	J	435	GLU
1	J	817	GLN
1	M	269	LEU
1	M	435	GLU
1	M	817	GLN
1	P	435	GLU

Continued on next page...

Continued from previous page...

Mol	Chain	Res	Type
1	P	770	GLY
1	P	817	GLN
4	1	2	GLU
4	2	2	GLU
4	3	2	GLU
4	3	253	GLU
4	4	2	GLU
4	5	2	GLU
4	6	2	GLU
4	6	253	GLU
4	7	2	GLU
4	8	2	GLU
4	8	253	GLU
4	9	2	GLU
4	9	253	GLU
4	V	2	GLU
4	V	253	GLU
4	W	2	GLU
4	X	2	GLU
4	Y	2	GLU
4	Z	2	GLU
4	Z	253	GLU
1	A	8	ALA
1	A	269	LEU
1	A	578	HIS
2	B	140	PHE
1	D	8	ALA
1	D	578	HIS
2	E	140	PHE
1	G	8	ALA
1	G	79	SER
1	G	269	LEU
1	G	578	HIS
2	H	140	PHE
1	J	8	ALA
1	J	269	LEU
1	J	578	HIS
1	M	8	ALA
1	M	578	HIS
1	M	770	GLY
2	N	140	PHE
1	P	8	ALA

Continued on next page...

Continued from previous page...

Mol	Chain	Res	Type
1	P	269	LEU
1	P	578	HIS
1	P	785	GLU
2	Q	140	PHE
4	1	253	GLU
4	2	253	GLU
4	4	253	GLU
4	5	253	GLU
4	7	253	GLU
4	W	253	GLU
4	X	253	GLU
4	Y	253	GLU
1	A	79	SER
1	A	199	ILE
1	A	556	ASP
2	B	142	PRO
1	D	79	SER
1	D	199	ILE
1	D	556	ASP
2	E	142	PRO
1	G	199	ILE
1	G	556	ASP
2	H	142	PRO
1	J	79	SER
1	J	199	ILE
1	J	556	ASP
2	K	140	PHE
2	K	142	PRO
1	M	79	SER
1	M	199	ILE
1	M	556	ASP
1	M	822	SER
2	N	142	PRO
1	P	79	SER
1	P	199	ILE
1	P	556	ASP
1	P	822	SER
2	Q	142	PRO
1	A	840	PRO
1	D	287	ILE
1	D	840	PRO
1	G	840	PRO

Continued on next page...

Continued from previous page...

Mol	Chain	Res	Type
1	J	840	PRO
1	M	287	ILE
1	M	840	PRO
1	P	287	ILE
1	P	840	PRO
4	1	242	LEU
4	2	242	LEU
4	3	242	LEU
4	4	242	LEU
4	5	242	LEU
4	6	242	LEU
4	7	242	LEU
4	8	242	LEU
4	9	242	LEU
4	V	242	LEU
4	W	242	LEU
4	X	242	LEU
4	Y	242	LEU
4	Z	242	LEU
1	A	287	ILE
1	G	287	ILE
1	J	287	ILE

5.3.2 Protein sidechains (i)

In the following table, the Percentiles column shows the percent sidechain outliers of the chain as a percentile score with respect to all PDB entries followed by that with respect to all EM entries.

The Analysed column shows the number of residues for which the sidechain conformation was analysed, and the total number of residues.

Mol	Chain	Analysed	Rotameric	Outliers	Percentiles
1	A	672/672 (100%)	512 (76%)	160 (24%)	0 4
1	D	672/672 (100%)	514 (76%)	158 (24%)	1 4
1	G	672/672 (100%)	513 (76%)	159 (24%)	1 4
1	J	672/672 (100%)	514 (76%)	158 (24%)	1 4
1	M	672/672 (100%)	515 (77%)	157 (23%)	1 4
1	P	672/672 (100%)	514 (76%)	158 (24%)	1 4
2	B	120/120 (100%)	119 (99%)	1 (1%)	81 89

Continued on next page...

Continued from previous page...

Mol	Chain	Analysed	Rotameric	Outliers	Percentiles	
2	E	120/120 (100%)	120 (100%)	0	100	100
2	H	120/120 (100%)	119 (99%)	1 (1%)	81	89
2	K	120/120 (100%)	119 (99%)	1 (1%)	81	89
2	N	120/120 (100%)	119 (99%)	1 (1%)	81	89
2	Q	120/120 (100%)	119 (99%)	1 (1%)	81	89
3	C	117/117 (100%)	112 (96%)	5 (4%)	29	53
3	F	117/117 (100%)	112 (96%)	5 (4%)	29	53
3	I	117/117 (100%)	112 (96%)	5 (4%)	29	53
3	L	117/117 (100%)	112 (96%)	5 (4%)	29	53
3	O	117/117 (100%)	112 (96%)	5 (4%)	29	53
3	R	117/117 (100%)	112 (96%)	5 (4%)	29	53
4	1	315/318 (99%)	268 (85%)	47 (15%)	3	15
4	2	315/318 (99%)	268 (85%)	47 (15%)	3	15
4	3	315/318 (99%)	268 (85%)	47 (15%)	3	15
4	4	315/318 (99%)	269 (85%)	46 (15%)	3	15
4	5	315/318 (99%)	268 (85%)	47 (15%)	3	15
4	6	315/318 (99%)	269 (85%)	46 (15%)	3	15
4	7	315/318 (99%)	268 (85%)	47 (15%)	3	15
4	8	315/318 (99%)	269 (85%)	46 (15%)	3	15
4	9	315/318 (99%)	269 (85%)	46 (15%)	3	15
4	V	315/318 (99%)	269 (85%)	46 (15%)	3	15
4	W	315/318 (99%)	268 (85%)	47 (15%)	3	15
4	X	315/318 (99%)	269 (85%)	46 (15%)	3	15
4	Y	315/318 (99%)	268 (85%)	47 (15%)	3	15
4	Z	315/318 (99%)	268 (85%)	47 (15%)	3	15
All	All	9864/9906 (100%)	8227 (83%)	1637 (17%)	5	12

All (1637) residues with a non-rotameric sidechain are listed below:

Mol	Chain	Res	Type
1	A	4	ASP
1	A	7	MET
1	A	12	GLU

Continued on next page...

Continued from previous page...

Mol	Chain	Res	Type
1	A	15	PRO
1	A	17	LEU
1	A	20	SER
1	A	22	LYS
1	A	36	SER
1	A	37	SER
1	A	46	SER
1	A	61	THR
1	A	69	THR
1	A	70	LEU
1	A	72	VAL
1	A	73	LYS
1	A	75	ASP
1	A	76	GLN
1	A	97	LEU
1	A	106	LEU
1	A	109	ARG
1	A	114	MET
1	A	117	THR
1	A	121	LEU
1	A	126	VAL
1	A	127	ASN
1	A	135	TYR
1	A	136	ASN
1	A	146	LYS
1	A	149	GLN
1	A	155	ILE
1	A	157	SER
1	A	158	ILE
1	A	159	SER
1	A	165	PHE
1	A	167	LEU
1	A	169	ASP
1	A	173	GLN
1	A	178	THR
1	A	185	LYS
1	A	186	THR
1	A	187	VAL
1	A	189	THR
1	A	191	ARG
1	A	193	ILE
1	A	194	GLN

Continued on next page...

Continued from previous page...

Mol	Chain	Res	Type
1	A	198	THR
1	A	199	ILE
1	A	218	LEU
1	A	219	GLU
1	A	221	GLN
1	A	223	ILE
1	A	227	PRO
1	A	229	LEU
1	A	244	SER
1	A	245	ARG
1	A	251	ARG
1	A	264	ASP
1	A	273	SER
1	A	274	ARG
1	A	278	GLN
1	A	282	GLU
1	A	287	ILE
1	A	290	GLN
1	A	294	ASN
1	A	298	GLU
1	A	300	ILE
1	A	325	ILE
1	A	331	LEU
1	A	336	SER
1	A	351	ILE
1	A	354	LEU
1	A	364	LEU
1	A	365	LYS
1	A	372	GLU
1	A	376	GLU
1	A	381	GLU
1	A	389	LEU
1	A	392	LEU
1	A	394	SER
1	A	399	LYS
1	A	405	ARG
1	A	410	ASN
1	A	439	LEU
1	A	447	GLN
1	A	448	GLN
1	A	449	LEU
1	A	453	GLN

Continued on next page...

Continued from previous page...

Mol	Chain	Res	Type
1	A	455	ARG
1	A	457	TYR
1	A	462	LEU
1	A	471	ASP
1	A	474	SER
1	A	480	ILE
1	A	487	LEU
1	A	495	MET
1	A	499	GLU
1	A	506	GLU
1	A	513	ILE
1	A	518	ASP
1	A	524	GLU
1	A	532	ILE
1	A	534	SER
1	A	537	GLU
1	A	543	PRO
1	A	549	SER
1	A	561	LYS
1	A	562	SER
1	A	563	ASN
1	A	569	LYS
1	A	580	SER
1	A	593	SER
1	A	597	GLU
1	A	604	ASN
1	A	608	ILE
1	A	610	LEU
1	A	615	SER
1	A	621	LEU
1	A	625	THR
1	A	664	LEU
1	A	666	SER
1	A	673	ARG
1	A	675	ILE
1	A	676	ILE
1	A	686	MET
1	A	689	GLU
1	A	690	LEU
1	A	693	HIS
1	A	698	ASN
1	A	701	LEU

Continued on next page...

Continued from previous page...

Mol	Chain	Res	Type
1	A	702	GLU
1	A	704	ILE
1	A	708	ARG
1	A	713	SER
1	A	714	ARG
1	A	716	LEU
1	A	719	ASP
1	A	722	GLN
1	A	723	ARG
1	A	727	LEU
1	A	728	ASN
1	A	745	GLU
1	A	752	ASP
1	A	753	VAL
1	A	754	ASP
1	A	762	HIS
1	A	774	LEU
1	A	785	GLU
1	A	787	ILE
1	A	793	ARG
1	A	799	MET
1	A	802	GLU
1	A	804	ARG
1	A	810	ARG
1	A	816	ILE
1	A	822	SER
1	A	832	MET
1	A	834	LEU
1	A	838	ILE
1	A	842	LEU
1	A	843	LYS
2	B	142	PRO
3	C	48	LYS
3	C	68	PHE
3	C	83	THR
3	C	95	ASP
3	C	96	LYS
1	D	4	ASP
1	D	7	MET
1	D	12	GLU
1	D	15	PRO
1	D	17	LEU

Continued on next page...

Continued from previous page...

Mol	Chain	Res	Type
1	D	20	SER
1	D	22	LYS
1	D	36	SER
1	D	37	SER
1	D	46	SER
1	D	61	THR
1	D	69	THR
1	D	70	LEU
1	D	72	VAL
1	D	73	LYS
1	D	75	ASP
1	D	76	GLN
1	D	97	LEU
1	D	106	LEU
1	D	109	ARG
1	D	114	MET
1	D	117	THR
1	D	121	LEU
1	D	126	VAL
1	D	127	ASN
1	D	135	TYR
1	D	136	ASN
1	D	146	LYS
1	D	149	GLN
1	D	155	ILE
1	D	157	SER
1	D	158	ILE
1	D	159	SER
1	D	165	PHE
1	D	167	LEU
1	D	169	ASP
1	D	173	GLN
1	D	178	THR
1	D	185	LYS
1	D	186	THR
1	D	187	VAL
1	D	189	THR
1	D	191	ARG
1	D	193	ILE
1	D	194	GLN
1	D	198	THR
1	D	199	ILE

Continued on next page...

Continued from previous page...

Mol	Chain	Res	Type
1	D	218	LEU
1	D	219	GLU
1	D	221	GLN
1	D	223	ILE
1	D	229	LEU
1	D	244	SER
1	D	245	ARG
1	D	251	ARG
1	D	264	ASP
1	D	273	SER
1	D	274	ARG
1	D	278	GLN
1	D	282	GLU
1	D	287	ILE
1	D	290	GLN
1	D	294	ASN
1	D	298	GLU
1	D	300	ILE
1	D	325	ILE
1	D	331	LEU
1	D	336	SER
1	D	351	ILE
1	D	354	LEU
1	D	364	LEU
1	D	365	LYS
1	D	372	GLU
1	D	376	GLU
1	D	381	GLU
1	D	389	LEU
1	D	392	LEU
1	D	394	SER
1	D	399	LYS
1	D	405	ARG
1	D	410	ASN
1	D	439	LEU
1	D	447	GLN
1	D	448	GLN
1	D	449	LEU
1	D	453	GLN
1	D	455	ARG
1	D	457	TYR
1	D	462	LEU

Continued on next page...

Continued from previous page...

Mol	Chain	Res	Type
1	D	471	ASP
1	D	474	SER
1	D	480	ILE
1	D	487	LEU
1	D	495	MET
1	D	499	GLU
1	D	506	GLU
1	D	513	ILE
1	D	518	ASP
1	D	524	GLU
1	D	532	ILE
1	D	534	SER
1	D	537	GLU
1	D	549	SER
1	D	561	LYS
1	D	562	SER
1	D	563	ASN
1	D	569	LYS
1	D	580	SER
1	D	593	SER
1	D	597	GLU
1	D	604	ASN
1	D	608	ILE
1	D	610	LEU
1	D	615	SER
1	D	621	LEU
1	D	625	THR
1	D	664	LEU
1	D	666	SER
1	D	673	ARG
1	D	675	ILE
1	D	676	ILE
1	D	686	MET
1	D	689	GLU
1	D	690	LEU
1	D	693	HIS
1	D	698	ASN
1	D	701	LEU
1	D	702	GLU
1	D	704	ILE
1	D	708	ARG
1	D	713	SER

Continued on next page...

Continued from previous page...

Mol	Chain	Res	Type
1	D	714	ARG
1	D	716	LEU
1	D	719	ASP
1	D	722	GLN
1	D	723	ARG
1	D	727	LEU
1	D	728	ASN
1	D	745	GLU
1	D	752	ASP
1	D	753	VAL
1	D	754	ASP
1	D	762	HIS
1	D	774	LEU
1	D	785	GLU
1	D	787	ILE
1	D	793	ARG
1	D	799	MET
1	D	802	GLU
1	D	804	ARG
1	D	810	ARG
1	D	816	ILE
1	D	822	SER
1	D	832	MET
1	D	834	LEU
1	D	838	ILE
1	D	842	LEU
1	D	843	LYS
3	F	48	LYS
3	F	68	PHE
3	F	83	THR
3	F	95	ASP
3	F	96	LYS
1	G	4	ASP
1	G	7	MET
1	G	12	GLU
1	G	15	PRO
1	G	17	LEU
1	G	20	SER
1	G	22	LYS
1	G	36	SER
1	G	37	SER
1	G	46	SER

Continued on next page...

Continued from previous page...

Mol	Chain	Res	Type
1	G	61	THR
1	G	69	THR
1	G	70	LEU
1	G	72	VAL
1	G	73	LYS
1	G	75	ASP
1	G	76	GLN
1	G	97	LEU
1	G	106	LEU
1	G	109	ARG
1	G	114	MET
1	G	117	THR
1	G	121	LEU
1	G	126	VAL
1	G	127	ASN
1	G	135	TYR
1	G	136	ASN
1	G	146	LYS
1	G	149	GLN
1	G	155	ILE
1	G	157	SER
1	G	158	ILE
1	G	159	SER
1	G	165	PHE
1	G	167	LEU
1	G	169	ASP
1	G	173	GLN
1	G	178	THR
1	G	185	LYS
1	G	186	THR
1	G	187	VAL
1	G	189	THR
1	G	191	ARG
1	G	193	ILE
1	G	194	GLN
1	G	198	THR
1	G	199	ILE
1	G	218	LEU
1	G	219	GLU
1	G	221	GLN
1	G	223	ILE
1	G	229	LEU

Continued on next page...

Continued from previous page...

Mol	Chain	Res	Type
1	G	243	SER
1	G	244	SER
1	G	245	ARG
1	G	251	ARG
1	G	264	ASP
1	G	273	SER
1	G	274	ARG
1	G	278	GLN
1	G	282	GLU
1	G	287	ILE
1	G	290	GLN
1	G	294	ASN
1	G	298	GLU
1	G	300	ILE
1	G	325	ILE
1	G	331	LEU
1	G	336	SER
1	G	351	ILE
1	G	354	LEU
1	G	364	LEU
1	G	365	LYS
1	G	372	GLU
1	G	376	GLU
1	G	381	GLU
1	G	389	LEU
1	G	392	LEU
1	G	394	SER
1	G	399	LYS
1	G	405	ARG
1	G	410	ASN
1	G	439	LEU
1	G	447	GLN
1	G	448	GLN
1	G	449	LEU
1	G	453	GLN
1	G	455	ARG
1	G	457	TYR
1	G	462	LEU
1	G	471	ASP
1	G	474	SER
1	G	480	ILE
1	G	487	LEU

Continued on next page...

Continued from previous page...

Mol	Chain	Res	Type
1	G	495	MET
1	G	499	GLU
1	G	506	GLU
1	G	513	ILE
1	G	518	ASP
1	G	524	GLU
1	G	532	ILE
1	G	534	SER
1	G	537	GLU
1	G	543	PRO
1	G	549	SER
1	G	561	LYS
1	G	562	SER
1	G	563	ASN
1	G	569	LYS
1	G	580	SER
1	G	593	SER
1	G	597	GLU
1	G	604	ASN
1	G	608	ILE
1	G	610	LEU
1	G	615	SER
1	G	621	LEU
1	G	625	THR
1	G	664	LEU
1	G	666	SER
1	G	673	ARG
1	G	675	ILE
1	G	676	ILE
1	G	686	MET
1	G	689	GLU
1	G	690	LEU
1	G	693	HIS
1	G	698	ASN
1	G	701	LEU
1	G	702	GLU
1	G	708	ARG
1	G	713	SER
1	G	714	ARG
1	G	716	LEU
1	G	719	ASP
1	G	722	GLN

Continued on next page...

Continued from previous page...

Mol	Chain	Res	Type
1	G	723	ARG
1	G	727	LEU
1	G	728	ASN
1	G	745	GLU
1	G	752	ASP
1	G	753	VAL
1	G	754	ASP
1	G	762	HIS
1	G	774	LEU
1	G	785	GLU
1	G	787	ILE
1	G	793	ARG
1	G	799	MET
1	G	802	GLU
1	G	804	ARG
1	G	810	ARG
1	G	816	ILE
1	G	822	SER
1	G	832	MET
1	G	834	LEU
1	G	838	ILE
1	G	842	LEU
1	G	843	LYS
2	H	142	PRO
3	I	48	LYS
3	I	68	PHE
3	I	83	THR
3	I	95	ASP
3	I	96	LYS
1	J	4	ASP
1	J	7	MET
1	J	12	GLU
1	J	15	PRO
1	J	17	LEU
1	J	20	SER
1	J	22	LYS
1	J	36	SER
1	J	37	SER
1	J	46	SER
1	J	61	THR
1	J	69	THR
1	J	70	LEU

Continued on next page...

Continued from previous page...

Mol	Chain	Res	Type
1	J	72	VAL
1	J	73	LYS
1	J	75	ASP
1	J	76	GLN
1	J	97	LEU
1	J	106	LEU
1	J	109	ARG
1	J	114	MET
1	J	117	THR
1	J	121	LEU
1	J	126	VAL
1	J	127	ASN
1	J	135	TYR
1	J	136	ASN
1	J	146	LYS
1	J	149	GLN
1	J	155	ILE
1	J	157	SER
1	J	158	ILE
1	J	159	SER
1	J	165	PHE
1	J	167	LEU
1	J	169	ASP
1	J	173	GLN
1	J	178	THR
1	J	185	LYS
1	J	186	THR
1	J	187	VAL
1	J	191	ARG
1	J	193	ILE
1	J	194	GLN
1	J	198	THR
1	J	199	ILE
1	J	218	LEU
1	J	219	GLU
1	J	221	GLN
1	J	223	ILE
1	J	229	LEU
1	J	243	SER
1	J	244	SER
1	J	245	ARG
1	J	251	ARG

Continued on next page...

Continued from previous page...

Mol	Chain	Res	Type
1	J	264	ASP
1	J	273	SER
1	J	274	ARG
1	J	278	GLN
1	J	282	GLU
1	J	287	ILE
1	J	290	GLN
1	J	294	ASN
1	J	298	GLU
1	J	300	ILE
1	J	325	ILE
1	J	331	LEU
1	J	336	SER
1	J	351	ILE
1	J	354	LEU
1	J	364	LEU
1	J	365	LYS
1	J	372	GLU
1	J	376	GLU
1	J	381	GLU
1	J	389	LEU
1	J	392	LEU
1	J	394	SER
1	J	399	LYS
1	J	405	ARG
1	J	410	ASN
1	J	439	LEU
1	J	447	GLN
1	J	448	GLN
1	J	449	LEU
1	J	453	GLN
1	J	455	ARG
1	J	457	TYR
1	J	462	LEU
1	J	471	ASP
1	J	474	SER
1	J	480	ILE
1	J	487	LEU
1	J	495	MET
1	J	499	GLU
1	J	506	GLU
1	J	513	ILE

Continued on next page...

Continued from previous page...

Mol	Chain	Res	Type
1	J	518	ASP
1	J	524	GLU
1	J	532	ILE
1	J	534	SER
1	J	537	GLU
1	J	543	PRO
1	J	549	SER
1	J	561	LYS
1	J	562	SER
1	J	563	ASN
1	J	569	LYS
1	J	580	SER
1	J	593	SER
1	J	597	GLU
1	J	604	ASN
1	J	608	ILE
1	J	610	LEU
1	J	615	SER
1	J	621	LEU
1	J	625	THR
1	J	664	LEU
1	J	666	SER
1	J	673	ARG
1	J	675	ILE
1	J	676	ILE
1	J	686	MET
1	J	689	GLU
1	J	690	LEU
1	J	693	HIS
1	J	698	ASN
1	J	701	LEU
1	J	702	GLU
1	J	708	ARG
1	J	713	SER
1	J	714	ARG
1	J	716	LEU
1	J	719	ASP
1	J	722	GLN
1	J	723	ARG
1	J	727	LEU
1	J	728	ASN
1	J	745	GLU

Continued on next page...

Continued from previous page...

Mol	Chain	Res	Type
1	J	752	ASP
1	J	753	VAL
1	J	754	ASP
1	J	762	HIS
1	J	774	LEU
1	J	785	GLU
1	J	787	ILE
1	J	793	ARG
1	J	799	MET
1	J	802	GLU
1	J	804	ARG
1	J	810	ARG
1	J	816	ILE
1	J	822	SER
1	J	832	MET
1	J	834	LEU
1	J	838	ILE
1	J	842	LEU
1	J	843	LYS
2	K	142	PRO
3	L	48	LYS
3	L	68	PHE
3	L	83	THR
3	L	95	ASP
3	L	96	LYS
1	M	4	ASP
1	M	7	MET
1	M	12	GLU
1	M	15	PRO
1	M	17	LEU
1	M	20	SER
1	M	22	LYS
1	M	36	SER
1	M	37	SER
1	M	46	SER
1	M	61	THR
1	M	69	THR
1	M	70	LEU
1	M	72	VAL
1	M	73	LYS
1	M	75	ASP
1	M	76	GLN

Continued on next page...

Continued from previous page...

Mol	Chain	Res	Type
1	M	97	LEU
1	M	106	LEU
1	M	109	ARG
1	M	114	MET
1	M	117	THR
1	M	121	LEU
1	M	126	VAL
1	M	127	ASN
1	M	135	TYR
1	M	136	ASN
1	M	146	LYS
1	M	149	GLN
1	M	155	ILE
1	M	157	SER
1	M	158	ILE
1	M	159	SER
1	M	165	PHE
1	M	167	LEU
1	M	169	ASP
1	M	173	GLN
1	M	178	THR
1	M	185	LYS
1	M	186	THR
1	M	187	VAL
1	M	191	ARG
1	M	193	ILE
1	M	194	GLN
1	M	198	THR
1	M	199	ILE
1	M	218	LEU
1	M	219	GLU
1	M	221	GLN
1	M	223	ILE
1	M	229	LEU
1	M	244	SER
1	M	245	ARG
1	M	251	ARG
1	M	264	ASP
1	M	273	SER
1	M	274	ARG
1	M	278	GLN
1	M	282	GLU

Continued on next page...

Continued from previous page...

Mol	Chain	Res	Type
1	M	287	ILE
1	M	290	GLN
1	M	294	ASN
1	M	298	GLU
1	M	300	ILE
1	M	325	ILE
1	M	331	LEU
1	M	336	SER
1	M	351	ILE
1	M	354	LEU
1	M	364	LEU
1	M	365	LYS
1	M	372	GLU
1	M	376	GLU
1	M	381	GLU
1	M	389	LEU
1	M	392	LEU
1	M	394	SER
1	M	399	LYS
1	M	405	ARG
1	M	410	ASN
1	M	439	LEU
1	M	447	GLN
1	M	448	GLN
1	M	449	LEU
1	M	453	GLN
1	M	455	ARG
1	M	457	TYR
1	M	462	LEU
1	M	471	ASP
1	M	474	SER
1	M	480	ILE
1	M	487	LEU
1	M	495	MET
1	M	499	GLU
1	M	506	GLU
1	M	513	ILE
1	M	518	ASP
1	M	524	GLU
1	M	532	ILE
1	M	534	SER
1	M	537	GLU

Continued on next page...

Continued from previous page...

Mol	Chain	Res	Type
1	M	543	PRO
1	M	549	SER
1	M	561	LYS
1	M	562	SER
1	M	563	ASN
1	M	569	LYS
1	M	580	SER
1	M	593	SER
1	M	597	GLU
1	M	604	ASN
1	M	608	ILE
1	M	610	LEU
1	M	615	SER
1	M	621	LEU
1	M	625	THR
1	M	664	LEU
1	M	666	SER
1	M	673	ARG
1	M	675	ILE
1	M	676	ILE
1	M	686	MET
1	M	689	GLU
1	M	690	LEU
1	M	693	HIS
1	M	698	ASN
1	M	701	LEU
1	M	702	GLU
1	M	708	ARG
1	M	713	SER
1	M	714	ARG
1	M	716	LEU
1	M	719	ASP
1	M	722	GLN
1	M	723	ARG
1	M	727	LEU
1	M	728	ASN
1	M	745	GLU
1	M	752	ASP
1	M	753	VAL
1	M	754	ASP
1	M	762	HIS
1	M	774	LEU

Continued on next page...

Continued from previous page...

Mol	Chain	Res	Type
1	M	785	GLU
1	M	787	ILE
1	M	793	ARG
1	M	799	MET
1	M	802	GLU
1	M	804	ARG
1	M	810	ARG
1	M	816	ILE
1	M	822	SER
1	M	832	MET
1	M	834	LEU
1	M	838	ILE
1	M	842	LEU
1	M	843	LYS
2	N	142	PRO
3	O	48	LYS
3	O	68	PHE
3	O	83	THR
3	O	95	ASP
3	O	96	LYS
1	P	4	ASP
1	P	7	MET
1	P	12	GLU
1	P	15	PRO
1	P	17	LEU
1	P	20	SER
1	P	22	LYS
1	P	36	SER
1	P	37	SER
1	P	46	SER
1	P	61	THR
1	P	69	THR
1	P	70	LEU
1	P	72	VAL
1	P	73	LYS
1	P	75	ASP
1	P	76	GLN
1	P	97	LEU
1	P	106	LEU
1	P	109	ARG
1	P	114	MET
1	P	117	THR

Continued on next page...

Continued from previous page...

Mol	Chain	Res	Type
1	P	121	LEU
1	P	126	VAL
1	P	127	ASN
1	P	135	TYR
1	P	136	ASN
1	P	146	LYS
1	P	149	GLN
1	P	155	ILE
1	P	157	SER
1	P	158	ILE
1	P	159	SER
1	P	165	PHE
1	P	167	LEU
1	P	169	ASP
1	P	173	GLN
1	P	178	THR
1	P	185	LYS
1	P	186	THR
1	P	187	VAL
1	P	189	THR
1	P	191	ARG
1	P	193	ILE
1	P	194	GLN
1	P	198	THR
1	P	199	ILE
1	P	218	LEU
1	P	219	GLU
1	P	221	GLN
1	P	223	ILE
1	P	229	LEU
1	P	244	SER
1	P	245	ARG
1	P	251	ARG
1	P	264	ASP
1	P	273	SER
1	P	274	ARG
1	P	278	GLN
1	P	282	GLU
1	P	287	ILE
1	P	290	GLN
1	P	294	ASN
1	P	298	GLU

Continued on next page...

Continued from previous page...

Mol	Chain	Res	Type
1	P	300	ILE
1	P	325	ILE
1	P	331	LEU
1	P	336	SER
1	P	351	ILE
1	P	354	LEU
1	P	364	LEU
1	P	365	LYS
1	P	372	GLU
1	P	376	GLU
1	P	381	GLU
1	P	389	LEU
1	P	392	LEU
1	P	394	SER
1	P	399	LYS
1	P	405	ARG
1	P	410	ASN
1	P	439	LEU
1	P	447	GLN
1	P	448	GLN
1	P	449	LEU
1	P	453	GLN
1	P	455	ARG
1	P	457	TYR
1	P	462	LEU
1	P	471	ASP
1	P	474	SER
1	P	480	ILE
1	P	487	LEU
1	P	495	MET
1	P	499	GLU
1	P	506	GLU
1	P	513	ILE
1	P	518	ASP
1	P	524	GLU
1	P	532	ILE
1	P	534	SER
1	P	537	GLU
1	P	543	PRO
1	P	549	SER
1	P	561	LYS
1	P	562	SER

Continued on next page...

Continued from previous page...

Mol	Chain	Res	Type
1	P	563	ASN
1	P	569	LYS
1	P	580	SER
1	P	593	SER
1	P	597	GLU
1	P	604	ASN
1	P	608	ILE
1	P	610	LEU
1	P	615	SER
1	P	621	LEU
1	P	625	THR
1	P	664	LEU
1	P	666	SER
1	P	673	ARG
1	P	675	ILE
1	P	676	ILE
1	P	686	MET
1	P	689	GLU
1	P	690	LEU
1	P	693	HIS
1	P	698	ASN
1	P	701	LEU
1	P	702	GLU
1	P	708	ARG
1	P	713	SER
1	P	714	ARG
1	P	716	LEU
1	P	719	ASP
1	P	722	GLN
1	P	723	ARG
1	P	727	LEU
1	P	728	ASN
1	P	745	GLU
1	P	752	ASP
1	P	753	VAL
1	P	754	ASP
1	P	762	HIS
1	P	774	LEU
1	P	785	GLU
1	P	787	ILE
1	P	793	ARG
1	P	799	MET

Continued on next page...

Continued from previous page...

Mol	Chain	Res	Type
1	P	802	GLU
1	P	804	ARG
1	P	810	ARG
1	P	816	ILE
1	P	822	SER
1	P	832	MET
1	P	834	LEU
1	P	838	ILE
1	P	842	LEU
1	P	843	LYS
2	Q	142	PRO
3	R	48	LYS
3	R	68	PHE
3	R	83	THR
3	R	95	ASP
3	R	96	LYS
4	1	16	LEU
4	1	33	SER
4	1	34	ILE
4	1	37	ARG
4	1	66	THR
4	1	72	GLU
4	1	80	ASP
4	1	100	GLU
4	1	109	PRO
4	1	116	ARG
4	1	145	SER
4	1	153	LEU
4	1	159	VAL
4	1	180	LEU
4	1	191	LYS
4	1	196	ARG
4	1	199	SER
4	1	201	VAL
4	1	206	ARG
4	1	221	LEU
4	1	223	PHE
4	1	229	THR
4	1	239	SER
4	1	242	LEU
4	1	246	GLN
4	1	263	GLN

Continued on next page...

Continued from previous page...

Mol	Chain	Res	Type
4	1	281	SER
4	1	283	MET
4	1	287	ILE
4	1	291	LYS
4	1	293	LEU
4	1	297	ASN
4	1	299	MET
4	1	312	ARG
4	1	315	LYS
4	1	318	THR
4	1	320	LEU
4	1	327	ILE
4	1	334	GLU
4	1	349	LEU
4	1	350	SER
4	1	351	THR
4	1	354	GLN
4	1	359	LYS
4	1	360	GLN
4	1	361	GLU
4	1	368	SER
4	2	16	LEU
4	2	33	SER
4	2	34	ILE
4	2	37	ARG
4	2	66	THR
4	2	72	GLU
4	2	80	ASP
4	2	100	GLU
4	2	109	PRO
4	2	116	ARG
4	2	145	SER
4	2	153	LEU
4	2	159	VAL
4	2	180	LEU
4	2	191	LYS
4	2	196	ARG
4	2	199	SER
4	2	201	VAL
4	2	206	ARG
4	2	221	LEU
4	2	223	PHE

Continued on next page...

Continued from previous page...

Mol	Chain	Res	Type
4	2	229	THR
4	2	239	SER
4	2	242	LEU
4	2	246	GLN
4	2	263	GLN
4	2	281	SER
4	2	283	MET
4	2	287	ILE
4	2	291	LYS
4	2	293	LEU
4	2	297	ASN
4	2	299	MET
4	2	312	ARG
4	2	315	LYS
4	2	318	THR
4	2	320	LEU
4	2	327	ILE
4	2	334	GLU
4	2	349	LEU
4	2	350	SER
4	2	351	THR
4	2	354	GLN
4	2	359	LYS
4	2	360	GLN
4	2	361	GLU
4	2	368	SER
4	3	16	LEU
4	3	33	SER
4	3	34	ILE
4	3	37	ARG
4	3	66	THR
4	3	72	GLU
4	3	80	ASP
4	3	100	GLU
4	3	109	PRO
4	3	116	ARG
4	3	145	SER
4	3	153	LEU
4	3	159	VAL
4	3	180	LEU
4	3	191	LYS
4	3	196	ARG

Continued on next page...

Continued from previous page...

Mol	Chain	Res	Type
4	3	199	SER
4	3	201	VAL
4	3	206	ARG
4	3	221	LEU
4	3	223	PHE
4	3	229	THR
4	3	239	SER
4	3	242	LEU
4	3	246	GLN
4	3	263	GLN
4	3	281	SER
4	3	283	MET
4	3	287	ILE
4	3	291	LYS
4	3	293	LEU
4	3	297	ASN
4	3	299	MET
4	3	312	ARG
4	3	315	LYS
4	3	318	THR
4	3	320	LEU
4	3	327	ILE
4	3	334	GLU
4	3	349	LEU
4	3	350	SER
4	3	351	THR
4	3	354	GLN
4	3	359	LYS
4	3	360	GLN
4	3	361	GLU
4	3	368	SER
4	4	33	SER
4	4	34	ILE
4	4	37	ARG
4	4	66	THR
4	4	72	GLU
4	4	80	ASP
4	4	100	GLU
4	4	109	PRO
4	4	116	ARG
4	4	145	SER
4	4	153	LEU

Continued on next page...

Continued from previous page...

Mol	Chain	Res	Type
4	4	159	VAL
4	4	180	LEU
4	4	191	LYS
4	4	196	ARG
4	4	199	SER
4	4	201	VAL
4	4	206	ARG
4	4	221	LEU
4	4	223	PHE
4	4	229	THR
4	4	239	SER
4	4	242	LEU
4	4	246	GLN
4	4	263	GLN
4	4	281	SER
4	4	283	MET
4	4	287	ILE
4	4	291	LYS
4	4	293	LEU
4	4	297	ASN
4	4	299	MET
4	4	312	ARG
4	4	315	LYS
4	4	318	THR
4	4	320	LEU
4	4	327	ILE
4	4	334	GLU
4	4	349	LEU
4	4	350	SER
4	4	351	THR
4	4	354	GLN
4	4	359	LYS
4	4	360	GLN
4	4	361	GLU
4	4	368	SER
4	5	16	LEU
4	5	33	SER
4	5	34	ILE
4	5	37	ARG
4	5	66	THR
4	5	72	GLU
4	5	80	ASP

Continued on next page...

Continued from previous page...

Mol	Chain	Res	Type
4	5	100	GLU
4	5	109	PRO
4	5	116	ARG
4	5	145	SER
4	5	153	LEU
4	5	159	VAL
4	5	180	LEU
4	5	191	LYS
4	5	196	ARG
4	5	199	SER
4	5	201	VAL
4	5	206	ARG
4	5	221	LEU
4	5	223	PHE
4	5	229	THR
4	5	239	SER
4	5	242	LEU
4	5	246	GLN
4	5	263	GLN
4	5	281	SER
4	5	283	MET
4	5	287	ILE
4	5	291	LYS
4	5	293	LEU
4	5	297	ASN
4	5	299	MET
4	5	312	ARG
4	5	315	LYS
4	5	318	THR
4	5	320	LEU
4	5	327	ILE
4	5	334	GLU
4	5	349	LEU
4	5	350	SER
4	5	351	THR
4	5	354	GLN
4	5	359	LYS
4	5	360	GLN
4	5	361	GLU
4	5	368	SER
4	6	33	SER
4	6	34	ILE

Continued on next page...

Continued from previous page...

Mol	Chain	Res	Type
4	6	37	ARG
4	6	66	THR
4	6	72	GLU
4	6	80	ASP
4	6	100	GLU
4	6	109	PRO
4	6	116	ARG
4	6	145	SER
4	6	153	LEU
4	6	159	VAL
4	6	180	LEU
4	6	191	LYS
4	6	196	ARG
4	6	199	SER
4	6	201	VAL
4	6	206	ARG
4	6	221	LEU
4	6	223	PHE
4	6	229	THR
4	6	239	SER
4	6	242	LEU
4	6	246	GLN
4	6	263	GLN
4	6	281	SER
4	6	283	MET
4	6	287	ILE
4	6	291	LYS
4	6	293	LEU
4	6	297	ASN
4	6	299	MET
4	6	312	ARG
4	6	315	LYS
4	6	318	THR
4	6	320	LEU
4	6	327	ILE
4	6	334	GLU
4	6	349	LEU
4	6	350	SER
4	6	351	THR
4	6	354	GLN
4	6	359	LYS
4	6	360	GLN

Continued on next page...

Continued from previous page...

Mol	Chain	Res	Type
4	6	361	GLU
4	6	368	SER
4	7	16	LEU
4	7	33	SER
4	7	34	ILE
4	7	37	ARG
4	7	66	THR
4	7	72	GLU
4	7	80	ASP
4	7	100	GLU
4	7	109	PRO
4	7	116	ARG
4	7	145	SER
4	7	153	LEU
4	7	159	VAL
4	7	180	LEU
4	7	191	LYS
4	7	196	ARG
4	7	199	SER
4	7	201	VAL
4	7	206	ARG
4	7	221	LEU
4	7	223	PHE
4	7	229	THR
4	7	239	SER
4	7	242	LEU
4	7	246	GLN
4	7	263	GLN
4	7	281	SER
4	7	283	MET
4	7	287	ILE
4	7	291	LYS
4	7	293	LEU
4	7	297	ASN
4	7	299	MET
4	7	312	ARG
4	7	315	LYS
4	7	318	THR
4	7	320	LEU
4	7	327	ILE
4	7	334	GLU
4	7	349	LEU

Continued on next page...

Continued from previous page...

Mol	Chain	Res	Type
4	7	350	SER
4	7	351	THR
4	7	354	GLN
4	7	359	LYS
4	7	360	GLN
4	7	361	GLU
4	7	368	SER
4	8	33	SER
4	8	34	ILE
4	8	37	ARG
4	8	66	THR
4	8	72	GLU
4	8	80	ASP
4	8	100	GLU
4	8	109	PRO
4	8	116	ARG
4	8	145	SER
4	8	153	LEU
4	8	159	VAL
4	8	180	LEU
4	8	191	LYS
4	8	196	ARG
4	8	199	SER
4	8	201	VAL
4	8	206	ARG
4	8	221	LEU
4	8	223	PHE
4	8	229	THR
4	8	239	SER
4	8	242	LEU
4	8	246	GLN
4	8	263	GLN
4	8	281	SER
4	8	283	MET
4	8	287	ILE
4	8	291	LYS
4	8	293	LEU
4	8	297	ASN
4	8	299	MET
4	8	312	ARG
4	8	315	LYS
4	8	318	THR

Continued on next page...

Continued from previous page...

Mol	Chain	Res	Type
4	8	320	LEU
4	8	327	ILE
4	8	334	GLU
4	8	349	LEU
4	8	350	SER
4	8	351	THR
4	8	354	GLN
4	8	359	LYS
4	8	360	GLN
4	8	361	GLU
4	8	368	SER
4	9	33	SER
4	9	34	ILE
4	9	37	ARG
4	9	66	THR
4	9	72	GLU
4	9	80	ASP
4	9	100	GLU
4	9	109	PRO
4	9	116	ARG
4	9	145	SER
4	9	153	LEU
4	9	159	VAL
4	9	180	LEU
4	9	191	LYS
4	9	196	ARG
4	9	199	SER
4	9	201	VAL
4	9	206	ARG
4	9	221	LEU
4	9	223	PHE
4	9	229	THR
4	9	239	SER
4	9	242	LEU
4	9	246	GLN
4	9	263	GLN
4	9	281	SER
4	9	283	MET
4	9	287	ILE
4	9	291	LYS
4	9	293	LEU
4	9	297	ASN

Continued on next page...

Continued from previous page...

Mol	Chain	Res	Type
4	9	299	MET
4	9	312	ARG
4	9	315	LYS
4	9	318	THR
4	9	320	LEU
4	9	327	ILE
4	9	334	GLU
4	9	349	LEU
4	9	350	SER
4	9	351	THR
4	9	354	GLN
4	9	359	LYS
4	9	360	GLN
4	9	361	GLU
4	9	368	SER
4	V	33	SER
4	V	34	ILE
4	V	37	ARG
4	V	66	THR
4	V	72	GLU
4	V	80	ASP
4	V	100	GLU
4	V	109	PRO
4	V	116	ARG
4	V	145	SER
4	V	153	LEU
4	V	159	VAL
4	V	180	LEU
4	V	191	LYS
4	V	196	ARG
4	V	199	SER
4	V	201	VAL
4	V	206	ARG
4	V	221	LEU
4	V	223	PHE
4	V	229	THR
4	V	239	SER
4	V	242	LEU
4	V	246	GLN
4	V	263	GLN
4	V	281	SER
4	V	283	MET

Continued on next page...

Continued from previous page...

Mol	Chain	Res	Type
4	V	287	ILE
4	V	291	LYS
4	V	293	LEU
4	V	297	ASN
4	V	299	MET
4	V	312	ARG
4	V	315	LYS
4	V	318	THR
4	V	320	LEU
4	V	327	ILE
4	V	334	GLU
4	V	349	LEU
4	V	350	SER
4	V	351	THR
4	V	354	GLN
4	V	359	LYS
4	V	360	GLN
4	V	361	GLU
4	V	368	SER
4	W	16	LEU
4	W	33	SER
4	W	34	ILE
4	W	37	ARG
4	W	66	THR
4	W	72	GLU
4	W	80	ASP
4	W	100	GLU
4	W	109	PRO
4	W	116	ARG
4	W	145	SER
4	W	153	LEU
4	W	159	VAL
4	W	180	LEU
4	W	191	LYS
4	W	196	ARG
4	W	199	SER
4	W	201	VAL
4	W	206	ARG
4	W	221	LEU
4	W	223	PHE
4	W	229	THR
4	W	239	SER

Continued on next page...

Continued from previous page...

Mol	Chain	Res	Type
4	W	242	LEU
4	W	246	GLN
4	W	263	GLN
4	W	281	SER
4	W	283	MET
4	W	287	ILE
4	W	291	LYS
4	W	293	LEU
4	W	297	ASN
4	W	299	MET
4	W	312	ARG
4	W	315	LYS
4	W	318	THR
4	W	320	LEU
4	W	327	ILE
4	W	334	GLU
4	W	349	LEU
4	W	350	SER
4	W	351	THR
4	W	354	GLN
4	W	359	LYS
4	W	360	GLN
4	W	361	GLU
4	W	368	SER
4	X	33	SER
4	X	34	ILE
4	X	37	ARG
4	X	66	THR
4	X	72	GLU
4	X	80	ASP
4	X	100	GLU
4	X	109	PRO
4	X	116	ARG
4	X	145	SER
4	X	153	LEU
4	X	159	VAL
4	X	180	LEU
4	X	191	LYS
4	X	196	ARG
4	X	199	SER
4	X	201	VAL
4	X	206	ARG

Continued on next page...

Continued from previous page...

Mol	Chain	Res	Type
4	X	221	LEU
4	X	223	PHE
4	X	229	THR
4	X	239	SER
4	X	242	LEU
4	X	246	GLN
4	X	263	GLN
4	X	281	SER
4	X	283	MET
4	X	287	ILE
4	X	291	LYS
4	X	293	LEU
4	X	297	ASN
4	X	299	MET
4	X	312	ARG
4	X	315	LYS
4	X	318	THR
4	X	320	LEU
4	X	327	ILE
4	X	334	GLU
4	X	349	LEU
4	X	350	SER
4	X	351	THR
4	X	354	GLN
4	X	359	LYS
4	X	360	GLN
4	X	361	GLU
4	X	368	SER
4	Y	16	LEU
4	Y	33	SER
4	Y	34	ILE
4	Y	37	ARG
4	Y	66	THR
4	Y	72	GLU
4	Y	80	ASP
4	Y	100	GLU
4	Y	109	PRO
4	Y	116	ARG
4	Y	145	SER
4	Y	153	LEU
4	Y	159	VAL
4	Y	180	LEU

Continued on next page...

Continued from previous page...

Mol	Chain	Res	Type
4	Y	191	LYS
4	Y	196	ARG
4	Y	199	SER
4	Y	201	VAL
4	Y	206	ARG
4	Y	221	LEU
4	Y	223	PHE
4	Y	229	THR
4	Y	239	SER
4	Y	242	LEU
4	Y	246	GLN
4	Y	263	GLN
4	Y	281	SER
4	Y	283	MET
4	Y	287	ILE
4	Y	291	LYS
4	Y	293	LEU
4	Y	297	ASN
4	Y	299	MET
4	Y	312	ARG
4	Y	315	LYS
4	Y	318	THR
4	Y	320	LEU
4	Y	327	ILE
4	Y	334	GLU
4	Y	349	LEU
4	Y	350	SER
4	Y	351	THR
4	Y	354	GLN
4	Y	359	LYS
4	Y	360	GLN
4	Y	361	GLU
4	Y	368	SER
4	Z	16	LEU
4	Z	33	SER
4	Z	34	ILE
4	Z	37	ARG
4	Z	66	THR
4	Z	72	GLU
4	Z	80	ASP
4	Z	100	GLU
4	Z	109	PRO

Continued on next page...

Continued from previous page...

Mol	Chain	Res	Type
4	Z	116	ARG
4	Z	145	SER
4	Z	153	LEU
4	Z	159	VAL
4	Z	180	LEU
4	Z	191	LYS
4	Z	196	ARG
4	Z	199	SER
4	Z	201	VAL
4	Z	206	ARG
4	Z	221	LEU
4	Z	223	PHE
4	Z	229	THR
4	Z	239	SER
4	Z	242	LEU
4	Z	246	GLN
4	Z	263	GLN
4	Z	281	SER
4	Z	283	MET
4	Z	287	ILE
4	Z	291	LYS
4	Z	293	LEU
4	Z	297	ASN
4	Z	299	MET
4	Z	312	ARG
4	Z	315	LYS
4	Z	318	THR
4	Z	320	LEU
4	Z	327	ILE
4	Z	334	GLU
4	Z	349	LEU
4	Z	350	SER
4	Z	351	THR
4	Z	354	GLN
4	Z	359	LYS
4	Z	360	GLN
4	Z	361	GLU
4	Z	368	SER

Sometimes sidechains can be flipped to improve hydrogen bonding and reduce clashes. All (240) such sidechains are listed below:

Mol	Chain	Res	Type
1	A	28	GLN
1	A	29	ASN
1	A	127	ASN
1	A	164	GLN
1	A	188	ASN
1	A	194	GLN
1	A	221	GLN
1	A	253	HIS
1	A	290	GLN
1	A	368	GLN
1	A	424	ASN
1	A	447	GLN
1	A	453	GLN
1	A	481	ASN
1	A	484	ASN
1	A	563	ASN
1	A	564	ASN
1	A	578	HIS
1	A	612	GLN
1	A	656	ASN
1	A	670	HIS
1	A	762	HIS
1	A	791	GLN
2	B	159	HIS
3	C	39	GLN
3	C	52	ASN
1	D	29	ASN
1	D	127	ASN
1	D	149	GLN
1	D	164	GLN
1	D	188	ASN
1	D	194	GLN
1	D	221	GLN
1	D	253	HIS
1	D	290	GLN
1	D	368	GLN
1	D	424	ASN
1	D	447	GLN
1	D	453	GLN
1	D	481	ASN
1	D	484	ASN
1	D	563	ASN
1	D	564	ASN

Continued on next page...

Continued from previous page...

Mol	Chain	Res	Type
1	D	578	HIS
1	D	612	GLN
1	D	656	ASN
1	D	670	HIS
1	D	757	GLN
1	D	762	HIS
3	F	39	GLN
3	F	52	ASN
1	G	29	ASN
1	G	127	ASN
1	G	149	GLN
1	G	164	GLN
1	G	188	ASN
1	G	194	GLN
1	G	221	GLN
1	G	253	HIS
1	G	290	GLN
1	G	368	GLN
1	G	424	ASN
1	G	447	GLN
1	G	453	GLN
1	G	481	ASN
1	G	484	ASN
1	G	563	ASN
1	G	564	ASN
1	G	578	HIS
1	G	612	GLN
1	G	656	ASN
1	G	670	HIS
1	G	791	GLN
3	I	39	GLN
3	I	52	ASN
1	J	29	ASN
1	J	127	ASN
1	J	164	GLN
1	J	188	ASN
1	J	194	GLN
1	J	221	GLN
1	J	253	HIS
1	J	290	GLN
1	J	368	GLN
1	J	424	ASN

Continued on next page...

Continued from previous page...

Mol	Chain	Res	Type
1	J	447	GLN
1	J	453	GLN
1	J	481	ASN
1	J	484	ASN
1	J	563	ASN
1	J	564	ASN
1	J	578	HIS
1	J	612	GLN
1	J	656	ASN
1	J	670	HIS
1	J	698	ASN
1	J	722	GLN
1	J	762	HIS
1	J	791	GLN
2	K	159	HIS
3	L	39	GLN
3	L	40	ASN
3	L	52	ASN
1	M	29	ASN
1	M	127	ASN
1	M	149	GLN
1	M	164	GLN
1	M	188	ASN
1	M	194	GLN
1	M	221	GLN
1	M	253	HIS
1	M	290	GLN
1	M	368	GLN
1	M	424	ASN
1	M	447	GLN
1	M	453	GLN
1	M	481	ASN
1	M	484	ASN
1	M	563	ASN
1	M	564	ASN
1	M	578	HIS
1	M	612	GLN
1	M	656	ASN
1	M	670	HIS
1	M	698	ASN
1	M	757	GLN
1	M	762	HIS

Continued on next page...

Continued from previous page...

Mol	Chain	Res	Type
1	M	791	GLN
2	N	159	HIS
3	O	40	ASN
3	O	52	ASN
3	O	81	GLN
1	P	127	ASN
1	P	149	GLN
1	P	164	GLN
1	P	188	ASN
1	P	194	GLN
1	P	221	GLN
1	P	253	HIS
1	P	290	GLN
1	P	368	GLN
1	P	424	ASN
1	P	447	GLN
1	P	453	GLN
1	P	481	ASN
1	P	484	ASN
1	P	552	ASN
1	P	563	ASN
1	P	564	ASN
1	P	578	HIS
1	P	612	GLN
1	P	656	ASN
1	P	670	HIS
1	P	698	ASN
1	P	722	GLN
1	P	757	GLN
1	P	762	HIS
1	P	791	GLN
2	Q	159	HIS
3	R	39	GLN
3	R	52	ASN
3	R	81	GLN
4	1	41	GLN
4	1	92	ASN
4	1	137	GLN
4	1	252	ASN
4	1	263	GLN
4	2	41	GLN
4	2	87	HIS

Continued on next page...

Continued from previous page...

Mol	Chain	Res	Type
4	2	92	ASN
4	2	137	GLN
4	2	263	GLN
4	2	354	GLN
4	3	41	GLN
4	3	92	ASN
4	3	137	GLN
4	3	252	ASN
4	3	263	GLN
4	3	354	GLN
4	4	41	GLN
4	4	92	ASN
4	4	137	GLN
4	4	252	ASN
4	4	263	GLN
4	4	354	GLN
4	5	41	GLN
4	5	92	ASN
4	5	137	GLN
4	5	252	ASN
4	5	263	GLN
4	5	354	GLN
4	6	41	GLN
4	6	92	ASN
4	6	137	GLN
4	6	252	ASN
4	6	263	GLN
4	6	354	GLN
4	7	41	GLN
4	7	92	ASN
4	7	137	GLN
4	7	252	ASN
4	7	263	GLN
4	7	354	GLN
4	8	41	GLN
4	8	92	ASN
4	8	137	GLN
4	8	252	ASN
4	8	263	GLN
4	9	41	GLN
4	9	92	ASN
4	9	137	GLN

Continued on next page...

Continued from previous page...

Mol	Chain	Res	Type
4	9	252	ASN
4	9	263	GLN
4	V	41	GLN
4	V	92	ASN
4	V	137	GLN
4	V	252	ASN
4	V	263	GLN
4	W	41	GLN
4	W	92	ASN
4	W	137	GLN
4	W	252	ASN
4	W	263	GLN
4	X	41	GLN
4	X	92	ASN
4	X	137	GLN
4	X	252	ASN
4	X	263	GLN
4	X	354	GLN
4	Y	41	GLN
4	Y	92	ASN
4	Y	137	GLN
4	Y	252	ASN
4	Y	263	GLN
4	Y	354	GLN
4	Z	41	GLN
4	Z	92	ASN
4	Z	137	GLN
4	Z	252	ASN
4	Z	263	GLN

5.3.3 RNA (i)

There are no RNA molecules in this entry.

5.4 Non-standard residues in protein, DNA, RNA chains (i)

270 non-standard protein/DNA/RNA residues are modelled in this entry.

In the following table, the Counts columns list the number of bonds (or angles) for which Mogul statistics could be retrieved, the number of bonds (or angles) that are observed in the model and the number of bonds (or angles) that are defined in the Chemical Component Dictionary. The Link column lists molecule types, if any, to which the group is linked. The Z score for a bond

length (or angle) is the number of standard deviations the observed value is removed from the expected value. A bond length (or angle) with $|Z| > 2$ is considered an outlier worth inspection. RMSZ is the root-mean-square of all Z scores of the bond lengths (or angles).

Mol	Type	Chain	Res	Link	Bond lengths			Bond angles		
					Counts	RMSZ	$\#\|Z\| > 2$	Counts	RMSZ	$\#\|Z\| > 2$
1	MLY	P	617	1	9,10,11	0.97	1 (11%)	6,11,13	0.33	0
1	MLY	D	296	1	9,10,11	0.65	0	6,11,13	0.38	0
1	MLY	G	107	1	9,10,11	0.46	0	6,11,13	0.33	0
1	MLY	G	385	1	9,10,11	1.01	1 (11%)	6,11,13	0.43	0
1	MLY	J	553	1	9,10,11	0.67	0	6,11,13	0.54	0
1	MLY	J	681	1	9,10,11	0.60	0	6,11,13	0.46	0
1	MLY	A	35	1	9,10,11	0.71	0	6,11,13	0.38	0
1	MLY	P	837	1	9,10,11	0.59	0	6,11,13	0.56	0
1	MLY	A	415	1	9,10,11	0.76	0	6,11,13	0.20	0
1	MLY	D	839	1	9,10,11	0.70	0	6,11,13	0.79	0
1	MLY	J	353	1	9,10,11	0.85	0	6,11,13	0.78	0
1	MLY	J	486	1	9,10,11	0.63	0	6,11,13	0.39	0
1	MLY	A	30	1	9,10,11	0.88	0	6,11,13	0.32	0
1	MLY	M	833	1	9,10,11	1.20	1 (11%)	6,11,13	0.30	0
1	MLY	P	84	1	9,10,11	0.50	0	6,11,13	0.80	0
1	MLY	A	138	1	9,10,11	1.33	1 (11%)	6,11,13	0.84	0
1	MLY	M	659	1	9,10,11	0.80	0	6,11,13	0.57	0
1	MLY	A	504	1	9,10,11	0.89	0	6,11,13	0.24	0
1	MLY	G	55	1	9,10,11	0.73	0	6,11,13	0.80	0
1	MLY	P	130	1	9,10,11	0.77	0	6,11,13	0.75	0
1	MLY	G	367	1	9,10,11	0.66	0	6,11,13	0.38	0
1	MLY	D	367	1	9,10,11	0.63	0	6,11,13	0.38	0
1	MLY	A	87	1	9,10,11	1.21	1 (11%)	6,11,13	0.42	0
1	MLY	G	236	1	9,10,11	0.78	1 (11%)	6,11,13	0.47	0
1	MLY	J	436	1	9,10,11	1.07	1 (11%)	6,11,13	0.49	0
1	MLY	A	768	1	9,10,11	0.76	0	6,11,13	0.40	0
1	MLY	A	839	1	9,10,11	0.69	0	6,11,13	0.81	0
1	MLY	M	436	1	9,10,11	1.05	1 (11%)	6,11,13	0.49	0
1	MLY	P	505	1	9,10,11	0.94	1 (11%)	6,11,13	0.33	0
1	MLY	D	59	1	9,10,11	0.86	0	6,11,13	0.50	0
1	MLY	D	505	1	9,10,11	0.87	1 (11%)	6,11,13	0.35	0
1	MLY	P	415	1	9,10,11	0.76	0	6,11,13	0.19	0
1	MLY	P	600	1	9,10,11	0.53	0	6,11,13	0.37	0
1	MLY	A	348	1	9,10,11	0.87	1 (11%)	6,11,13	0.48	0
1	MLY	M	190	1	9,10,11	1.25	1 (11%)	6,11,13	0.52	0
1	MLY	A	369	1	9,10,11	0.71	0	6,11,13	0.44	0

Mol	Type	Chain	Res	Link	Bond lengths			Bond angles		
					Counts	RMSZ	$\#\|Z\| > 2$	Counts	RMSZ	$\#\|Z\| > 2$
1	MLY	P	598	1	9,10,11	0.86	1 (11%)	6,11,13	0.44	0
1	MLY	M	827	1	9,10,11	0.71	0	6,11,13	0.50	0
1	MLY	M	248	1	9,10,11	0.83	0	6,11,13	0.62	0
1	MLY	M	431	1	9,10,11	0.53	0	6,11,13	0.45	0
1	MLY	M	385	1	9,10,11	1.04	1 (11%)	6,11,13	0.43	0
1	MLY	A	551	1	9,10,11	0.51	0	6,11,13	0.19	0
1	MLY	P	431	1	9,10,11	0.53	0	6,11,13	0.45	0
1	MLY	A	130	1	9,10,11	0.81	0	6,11,13	0.75	0
1	MLY	P	839	1	9,10,11	0.69	0	6,11,13	0.76	0
1	MLY	J	504	1	9,10,11	0.83	0	6,11,13	0.23	0
1	MLY	J	598	1	9,10,11	0.89	1 (11%)	6,11,13	0.43	0
1	MLY	G	613	1	9,10,11	0.58	0	6,11,13	0.63	0
1	MLY	J	87	1	9,10,11	1.24	1 (11%)	6,11,13	0.43	0
1	MLY	A	63	1	9,10,11	0.94	1 (11%)	6,11,13	0.44	0
1	MLY	M	598	1	9,10,11	0.91	1 (11%)	6,11,13	0.43	0
1	MLY	M	49	1	9,10,11	1.11	1 (11%)	6,11,13	0.74	0
1	MLY	P	353	1	9,10,11	0.85	0	6,11,13	0.79	0
1	MLY	J	431	1	9,10,11	0.54	0	6,11,13	0.44	0
1	MLY	P	436	1	9,10,11	1.06	1 (11%)	6,11,13	0.50	0
1	MLY	J	659	1	9,10,11	0.81	0	6,11,13	0.58	0
1	MLY	D	837	1	9,10,11	0.61	0	6,11,13	0.57	0
1	MLY	G	617	1	9,10,11	0.96	1 (11%)	6,11,13	0.34	0
1	MLY	D	348	1	9,10,11	0.82	0	6,11,13	0.47	0
1	MLY	M	367	1	9,10,11	0.63	0	6,11,13	0.36	0
1	MLY	M	617	1	9,10,11	0.96	1 (11%)	6,11,13	0.33	0
1	MLY	D	84	1	9,10,11	0.50	0	6,11,13	0.80	0
1	MLY	D	248	1	9,10,11	0.83	0	6,11,13	0.61	0
1	MLY	M	138	1	9,10,11	1.32	1 (11%)	6,11,13	0.83	0
1	MLY	M	353	1	9,10,11	0.86	0	6,11,13	0.78	0
1	MLY	G	35	1	9,10,11	0.72	0	6,11,13	0.39	0
1	MLY	P	385	1	9,10,11	0.99	1 (11%)	6,11,13	0.43	0
1	MLY	P	19	1	9,10,11	1.17	1 (11%)	6,11,13	0.58	0
1	MLY	P	768	1	9,10,11	0.75	0	6,11,13	0.42	0
1	MLY	A	431	1	9,10,11	0.52	0	6,11,13	0.44	0
1	MLY	P	348	1	9,10,11	0.85	0	6,11,13	0.47	0
1	MLY	J	768	1	9,10,11	0.77	0	6,11,13	0.42	0
1	MLY	A	49	1	9,10,11	1.05	1 (11%)	6,11,13	0.74	0
1	MLY	G	431	1	9,10,11	0.53	0	6,11,13	0.47	0
1	MLY	M	768	1	9,10,11	0.76	0	6,11,13	0.42	0

Mol	Type	Chain	Res	Link	Bond lengths			Bond angles		
					Counts	RMSZ	$\#\|Z\| > 2$	Counts	RMSZ	$\#\|Z\| > 2$
1	MLY	A	436	1	9,10,11	1.05	1 (11%)	6,11,13	0.50	0
1	MLY	P	296	1	9,10,11	0.70	0	6,11,13	0.36	0
1	MLY	A	84	1	9,10,11	0.49	0	6,11,13	0.79	0
1	MLY	P	613	1	9,10,11	0.55	0	6,11,13	0.64	0
1	MLY	D	551	1	9,10,11	0.53	0	6,11,13	0.20	0
1	MLY	P	764	1	9,10,11	0.83	0	6,11,13	0.37	0
1	MLY	A	505	1	9,10,11	0.92	1 (11%)	6,11,13	0.34	0
1	MLY	J	613	1	9,10,11	0.56	0	6,11,13	0.64	0
1	MLY	D	436	1	9,10,11	1.11	1 (11%)	6,11,13	0.48	0
1	MLY	J	617	1	9,10,11	0.98	1 (11%)	6,11,13	0.33	0
1	MLY	D	528	1	9,10,11	0.91	0	6,11,13	0.64	0
1	MLY	G	505	1	9,10,11	0.88	1 (11%)	6,11,13	0.36	0
1	MLY	M	505	1	9,10,11	0.93	1 (11%)	6,11,13	0.34	0
1	MLY	J	84	1	9,10,11	0.49	0	6,11,13	0.80	0
1	MLY	A	598	1	9,10,11	0.91	1 (11%)	6,11,13	0.44	0
1	MLY	G	63	1	9,10,11	0.91	0	6,11,13	0.43	0
1	MLY	G	436	1	9,10,11	1.05	1 (11%)	6,11,13	0.48	0
1	MLY	A	833	1	9,10,11	1.16	1 (11%)	6,11,13	0.32	0
1	MLY	P	827	1	9,10,11	0.72	0	6,11,13	0.48	0
1	MLY	D	833	1	9,10,11	1.15	2 (22%)	6,11,13	0.31	0
1	MLY	P	87	1	9,10,11	1.22	1 (11%)	6,11,13	0.42	0
1	MLY	G	30	1	9,10,11	0.87	0	6,11,13	0.30	0
1	MLY	A	659	1	9,10,11	0.84	0	6,11,13	0.60	0
1	MLY	M	30	1	9,10,11	0.88	0	6,11,13	0.31	0
1	MLY	D	138	1	9,10,11	1.38	1 (11%)	6,11,13	0.86	0
1	MLY	D	63	1	9,10,11	0.91	0	6,11,13	0.45	0
1	MLY	D	681	1	9,10,11	0.59	0	6,11,13	0.45	0
1	MLY	J	19	1	9,10,11	1.20	1 (11%)	6,11,13	0.57	0
1	MLY	D	236	1	9,10,11	0.79	1 (11%)	6,11,13	0.46	0
1	MLY	M	296	1	9,10,11	0.69	0	6,11,13	0.35	0
1	MLY	J	600	1	9,10,11	0.53	0	6,11,13	0.37	0
1	MLY	J	415	1	9,10,11	0.79	0	6,11,13	0.18	0
1	MLY	G	415	1	9,10,11	0.76	0	6,11,13	0.19	0
1	MLY	M	782	1	9,10,11	0.78	0	6,11,13	0.36	0
1	MLY	M	415	1	9,10,11	0.77	0	6,11,13	0.18	0
1	MLY	A	486	1	9,10,11	0.65	0	6,11,13	0.38	0
1	MLY	M	528	1	9,10,11	0.87	0	6,11,13	0.66	0
1	MLY	M	837	1	9,10,11	0.59	0	6,11,13	0.54	0
1	MLY	P	833	1	9,10,11	1.20	1 (11%)	6,11,13	0.29	0

Mol	Type	Chain	Res	Link	Bond lengths			Bond angles		
					Counts	RMSZ	$\#\|Z\| > 2$	Counts	RMSZ	$\#\|Z\| > 2$
1	MLY	G	49	1	9,10,11	1.08	1 (11%)	6,11,13	0.74	0
1	MLY	A	190	1	9,10,11	1.28	1 (11%)	6,11,13	0.51	0
1	MLY	G	486	1	9,10,11	0.65	0	6,11,13	0.38	0
1	MLY	P	138	1	9,10,11	1.32	1 (11%)	6,11,13	0.83	0
1	MLY	A	272	1	9,10,11	0.99	1 (11%)	6,11,13	0.55	0
1	MLY	G	296	1	9,10,11	0.66	0	6,11,13	0.37	0
1	MLY	A	59	1	9,10,11	0.88	0	6,11,13	0.49	0
1	MLY	A	827	1	9,10,11	0.73	0	6,11,13	0.46	0
1	MLY	D	35	1	9,10,11	0.72	0	6,11,13	0.38	0
1	MLY	G	190	1	9,10,11	1.26	1 (11%)	6,11,13	0.52	0
1	MLY	J	839	1	9,10,11	0.72	0	6,11,13	0.77	0
1	MLY	M	55	1	9,10,11	0.71	0	6,11,13	0.78	0
1	MLY	P	236	1	9,10,11	0.79	1 (11%)	6,11,13	0.48	0
1	MLY	P	369	1	9,10,11	0.70	0	6,11,13	0.46	0
1	MLY	D	49	1	9,10,11	1.07	1 (11%)	6,11,13	0.74	0
1	MLY	J	295	1	9,10,11	0.79	0	6,11,13	0.34	0
1	MLY	M	272	1	9,10,11	0.98	1 (11%)	6,11,13	0.57	0
1	MLY	M	19	1	9,10,11	1.18	1 (11%)	6,11,13	0.57	0
1	MLY	G	827	1	9,10,11	0.70	0	6,11,13	0.49	0
1	MLY	M	600	1	9,10,11	0.53	0	6,11,13	0.38	0
1	MLY	G	87	1	9,10,11	1.23	1 (11%)	6,11,13	0.43	0
1	MLY	D	19	1	9,10,11	1.21	1 (11%)	6,11,13	0.56	0
1	MLY	D	600	1	9,10,11	0.50	0	6,11,13	0.38	0
1	MLY	M	87	1	9,10,11	1.23	1 (11%)	6,11,13	0.43	0
1	MLY	D	617	1	9,10,11	0.98	1 (11%)	6,11,13	0.34	0
1	MLY	P	190	1	9,10,11	1.29	1 (11%)	6,11,13	0.52	0
1	MLY	A	617	1	9,10,11	0.92	1 (11%)	6,11,13	0.33	0
1	MLY	A	613	1	9,10,11	0.56	0	6,11,13	0.64	0
1	MLY	D	768	1	9,10,11	0.74	0	6,11,13	0.40	0
1	MLY	A	248	1	9,10,11	0.85	0	6,11,13	0.61	0
1	MLY	G	504	1	9,10,11	0.87	0	6,11,13	0.23	0
1	MLY	D	272	1	9,10,11	0.97	1 (11%)	6,11,13	0.57	0
1	MLY	D	353	1	9,10,11	0.86	0	6,11,13	0.80	0
1	MLY	J	385	1	9,10,11	1.02	1 (11%)	6,11,13	0.45	0
1	MLY	J	190	1	9,10,11	1.25	1 (11%)	6,11,13	0.52	0
1	MLY	P	55	1	9,10,11	0.72	0	6,11,13	0.78	0
1	MLY	A	764	1	9,10,11	0.84	0	6,11,13	0.36	0
1	MLY	G	768	1	9,10,11	0.74	0	6,11,13	0.42	0
1	MLY	J	837	1	9,10,11	0.59	0	6,11,13	0.55	0

Mol	Type	Chain	Res	Link	Bond lengths			Bond angles		
					Counts	RMSZ	$\#\|Z\| > 2$	Counts	RMSZ	$\#\|Z\| > 2$
1	MLY	G	353	1	9,10,11	0.85	0	6,11,13	0.80	0
1	MLY	G	598	1	9,10,11	0.89	1 (11%)	6,11,13	0.43	0
1	MLY	J	348	1	9,10,11	0.83	0	6,11,13	0.48	0
1	MLY	J	55	1	9,10,11	0.72	0	6,11,13	0.78	0
1	MLY	G	348	1	9,10,11	0.86	1 (11%)	6,11,13	0.47	0
1	MLY	M	348	1	9,10,11	0.82	0	6,11,13	0.47	0
1	MLY	M	295	1	9,10,11	0.78	0	6,11,13	0.35	0
1	MLY	P	551	1	9,10,11	0.52	0	6,11,13	0.19	0
1	MLY	P	30	1	9,10,11	0.88	0	6,11,13	0.31	0
1	MLY	A	19	1	9,10,11	1.11	1 (11%)	6,11,13	0.58	0
1	MLY	J	296	1	9,10,11	0.68	0	6,11,13	0.37	0
1	MLY	M	764	1	9,10,11	0.87	0	6,11,13	0.38	0
1	MLY	P	528	1	9,10,11	0.89	0	6,11,13	0.64	0
1	MLY	D	55	1	9,10,11	0.71	0	6,11,13	0.79	0
1	MLY	D	369	1	9,10,11	0.69	0	6,11,13	0.44	0
1	MLY	M	59	1	9,10,11	0.88	0	6,11,13	0.49	0
1	MLY	D	30	1	9,10,11	0.92	0	6,11,13	0.32	0
1	MLY	D	295	1	9,10,11	0.79	0	6,11,13	0.35	0
1	MLY	J	764	1	9,10,11	0.84	0	6,11,13	0.37	0
1	MLY	G	764	1	9,10,11	0.83	0	6,11,13	0.36	0
1	MLY	D	130	1	9,10,11	0.81	0	6,11,13	0.74	0
1	MLY	G	369	1	9,10,11	0.71	0	6,11,13	0.45	0
1	MLY	A	55	1	9,10,11	0.71	0	6,11,13	0.78	0
1	MLY	P	272	1	9,10,11	1.03	1 (11%)	6,11,13	0.55	0
1	MLY	A	681	1	9,10,11	0.59	0	6,11,13	0.45	0
1	MLY	G	295	1	9,10,11	0.82	0	6,11,13	0.33	0
1	MLY	P	107	1	9,10,11	0.47	0	6,11,13	0.32	0
1	MLY	G	272	1	9,10,11	0.97	1 (11%)	6,11,13	0.55	0
1	MLY	P	248	1	9,10,11	0.84	0	6,11,13	0.63	0
1	MLY	J	827	1	9,10,11	0.74	0	6,11,13	0.49	0
1	MLY	A	600	1	9,10,11	0.52	0	6,11,13	0.38	0
1	MLY	G	553	4,1	9,10,11	0.68	0	6,11,13	0.55	0
1	MLY	M	553	1	9,10,11	0.66	0	6,11,13	0.53	0
1	MLY	G	782	1	9,10,11	0.78	0	6,11,13	0.35	0
1	MLY	J	248	1	9,10,11	0.83	0	6,11,13	0.61	0
1	MLY	M	551	1	9,10,11	0.51	0	6,11,13	0.19	0
1	MLY	G	84	1	9,10,11	0.49	0	6,11,13	0.80	0
1	MLY	G	248	1	9,10,11	0.81	0	6,11,13	0.63	0
1	MLY	D	486	1	9,10,11	0.65	0	6,11,13	0.39	0
1	MLY	J	528	1	9,10,11	0.88	0	6,11,13	0.65	0
1	MLY	M	84	1	9,10,11	0.49	0	6,11,13	0.80	0
1	MLY	P	63	1	9,10,11	0.93	1 (11%)	6,11,13	0.44	0

Mol	Type	Chain	Res	Link	Bond lengths			Bond angles		
					Counts	RMSZ	$\#\|Z\| > 2$	Counts	RMSZ	$\#\|Z\| > 2$
1	MLY	J	367	1	9,10,11	0.64	0	6,11,13	0.37	0
1	MLY	P	35	1	9,10,11	0.72	0	6,11,13	0.39	0
1	MLY	M	504	1	9,10,11	0.84	0	6,11,13	0.23	0
1	MLY	J	551	1	9,10,11	0.52	0	6,11,13	0.20	0
1	MLY	D	782	1	9,10,11	0.78	0	6,11,13	0.34	0
1	MLY	A	782	1	9,10,11	0.78	0	6,11,13	0.37	0
1	MLY	G	551	1	9,10,11	0.51	0	6,11,13	0.19	0
1	MLY	J	833	1	9,10,11	1.18	1 (11%)	6,11,13	0.31	0
1	MLY	A	837	1	9,10,11	0.60	0	6,11,13	0.53	0
1	MLY	P	59	1	9,10,11	0.87	0	6,11,13	0.49	0
1	MLY	G	19	1	9,10,11	1.16	1 (11%)	6,11,13	0.58	0
1	MLY	G	600	1	9,10,11	0.52	0	6,11,13	0.36	0
1	MLY	J	138	1	9,10,11	1.33	1 (11%)	6,11,13	0.84	0
1	MLY	P	553	1	9,10,11	0.69	0	6,11,13	0.54	0
1	MLY	M	63	1	9,10,11	0.93	1 (11%)	6,11,13	0.43	0
1	MLY	J	369	1	9,10,11	0.68	0	6,11,13	0.47	0
1	MLY	M	681	1	9,10,11	0.59	0	6,11,13	0.46	0
1	MLY	G	837	1	9,10,11	0.60	0	6,11,13	0.53	0
1	MLY	J	505	1	9,10,11	0.93	1 (11%)	6,11,13	0.33	0
1	MLY	P	681	1	9,10,11	0.61	0	6,11,13	0.46	0
1	MLY	A	296	1	9,10,11	0.62	0	6,11,13	0.37	0
1	MLY	J	59	1	9,10,11	0.88	0	6,11,13	0.49	0
1	MLY	M	107	1	9,10,11	0.47	0	6,11,13	0.33	0
1	MLY	M	486	1	9,10,11	0.64	0	6,11,13	0.39	0
1	MLY	P	782	1	9,10,11	0.76	0	6,11,13	0.37	0
1	MLY	G	681	1	9,10,11	0.61	0	6,11,13	0.44	0
1	MLY	G	839	1	9,10,11	0.72	0	6,11,13	0.80	0
1	MLY	P	49	1	9,10,11	1.09	1 (11%)	6,11,13	0.75	0
1	MLY	D	598	1	9,10,11	0.89	1 (11%)	6,11,13	0.43	0
1	MLY	G	528	1	9,10,11	0.91	0	6,11,13	0.66	0
1	MLY	J	782	1	9,10,11	0.80	0	6,11,13	0.36	0
1	MLY	J	236	1	9,10,11	0.79	1 (11%)	6,11,13	0.47	0
1	MLY	M	35	1	9,10,11	0.72	0	6,11,13	0.40	0
1	MLY	J	49	1	9,10,11	1.09	1 (11%)	6,11,13	0.75	0
1	MLY	M	236	1	9,10,11	0.79	1 (11%)	6,11,13	0.48	0
1	MLY	P	295	1	9,10,11	0.82	0	6,11,13	0.34	0
1	MLY	A	553	4,1	9,10,11	0.66	0	6,11,13	0.54	0
1	MLY	A	107	1	9,10,11	0.46	0	6,11,13	0.34	0
1	MLY	A	353	1	9,10,11	0.87	0	6,11,13	0.78	0
1	MLY	A	385	1	9,10,11	0.99	1 (11%)	6,11,13	0.43	0

Mol	Type	Chain	Res	Link	Bond lengths			Bond angles		
					Counts	RMSZ	$\#\|Z\| > 2$	Counts	RMSZ	$\#\|Z\| > 2$
1	MLY	G	59	1	9,10,11	0.84	0	6,11,13	0.50	0
1	MLY	J	35	1	9,10,11	0.72	0	6,11,13	0.39	0
1	MLY	G	138	1	9,10,11	1.33	1 (11%)	6,11,13	0.84	0
1	MLY	J	30	1	9,10,11	0.89	0	6,11,13	0.32	0
1	MLY	D	764	1	9,10,11	0.87	0	6,11,13	0.35	0
1	MLY	P	504	1	9,10,11	0.84	0	6,11,13	0.24	0
1	MLY	J	272	1	9,10,11	1.02	1 (11%)	6,11,13	0.56	0
1	MLY	A	367	1	9,10,11	0.63	0	6,11,13	0.37	0
1	MLY	D	553	4,1	9,10,11	0.69	0	6,11,13	0.56	0
1	MLY	D	659	1	9,10,11	0.82	0	6,11,13	0.60	0
1	MLY	M	613	1	9,10,11	0.56	0	6,11,13	0.65	0
1	MLY	D	431	1	9,10,11	0.54	0	6,11,13	0.46	0
1	MLY	M	839	1	9,10,11	0.70	0	6,11,13	0.77	0
1	MLY	G	833	1	9,10,11	1.18	2 (22%)	6,11,13	0.32	0
1	MLY	P	486	1	9,10,11	0.64	0	6,11,13	0.39	0
1	MLY	G	659	1	9,10,11	0.85	0	6,11,13	0.58	0
1	MLY	J	107	1	9,10,11	0.47	0	6,11,13	0.34	0
1	MLY	A	295	1	9,10,11	0.82	0	6,11,13	0.32	0
1	MLY	P	367	1	9,10,11	0.63	0	6,11,13	0.38	0
1	MLY	M	369	1	9,10,11	0.69	0	6,11,13	0.45	0
1	MLY	D	613	1	9,10,11	0.56	0	6,11,13	0.64	0
1	MLY	D	190	1	9,10,11	1.23	1 (11%)	6,11,13	0.53	0
1	MLY	G	130	1	9,10,11	0.80	0	6,11,13	0.76	0
1	MLY	J	130	1	9,10,11	0.77	0	6,11,13	0.75	0
1	MLY	M	130	1	9,10,11	0.78	0	6,11,13	0.74	0
1	MLY	J	63	1	9,10,11	0.91	0	6,11,13	0.43	0
1	MLY	D	415	1	9,10,11	0.79	0	6,11,13	0.19	0
1	MLY	D	107	1	9,10,11	0.50	0	6,11,13	0.34	0
1	MLY	D	385	1	9,10,11	1.00	1 (11%)	6,11,13	0.45	0
1	MLY	D	87	1	9,10,11	1.19	1 (11%)	6,11,13	0.44	0
1	MLY	D	827	1	9,10,11	0.68	0	6,11,13	0.48	0
1	MLY	A	528	1	9,10,11	0.88	0	6,11,13	0.66	0
1	MLY	A	236	1	9,10,11	0.79	1 (11%)	6,11,13	0.49	0
1	MLY	P	659	1	9,10,11	0.80	0	6,11,13	0.57	0
1	MLY	D	504	1	9,10,11	0.90	0	6,11,13	0.21	0

In the following table, the Chirals column lists the number of chiral outliers, the number of chiral centers analysed, the number of these observed in the model and the number defined in the Chemical Component Dictionary. Similar counts are reported in the Torsion and Rings columns. '-' means no outliers of that kind were identified.

Mol	Type	Chain	Res	Link	Chirals	Torsions	Rings
1	MLY	P	617	1	-	1/8/9/11	-
1	MLY	D	296	1	-	4/8/9/11	-
1	MLY	G	107	1	-	2/8/9/11	-
1	MLY	G	385	1	-	2/8/9/11	-
1	MLY	J	553	1	-	4/8/9/11	-
1	MLY	J	681	1	-	4/8/9/11	-
1	MLY	A	35	1	-	3/8/9/11	-
1	MLY	P	837	1	-	5/8/9/11	-
1	MLY	A	415	1	-	3/8/9/11	-
1	MLY	D	839	1	-	3/8/9/11	-
1	MLY	J	353	1	-	4/8/9/11	-
1	MLY	J	486	1	-	2/8/9/11	-
1	MLY	A	30	1	-	2/8/9/11	-
1	MLY	M	833	1	-	6/8/9/11	-
1	MLY	P	84	1	-	4/8/9/11	-
1	MLY	A	138	1	-	4/8/9/11	-
1	MLY	M	659	1	-	3/8/9/11	-
1	MLY	A	504	1	-	4/8/9/11	-
1	MLY	G	55	1	-	6/8/9/11	-
1	MLY	P	130	1	-	5/8/9/11	-
1	MLY	G	367	1	-	2/8/9/11	-
1	MLY	D	367	1	-	2/8/9/11	-
1	MLY	A	87	1	-	2/8/9/11	-
1	MLY	G	236	1	-	3/8/9/11	-
1	MLY	J	436	1	-	4/8/9/11	-
1	MLY	A	768	1	-	4/8/9/11	-
1	MLY	A	839	1	-	3/8/9/11	-
1	MLY	M	436	1	-	4/8/9/11	-
1	MLY	P	505	1	-	5/8/9/11	-
1	MLY	D	59	1	-	3/8/9/11	-
1	MLY	D	505	1	-	5/8/9/11	-
1	MLY	P	415	1	-	3/8/9/11	-
1	MLY	P	600	1	-	3/8/9/11	-
1	MLY	A	348	1	-	5/8/9/11	-
1	MLY	M	190	1	-	5/8/9/11	-

Continued on next page...

Continued from previous page...

Mol	Type	Chain	Res	Link	Chirals	Torsions	Rings
1	MLY	A	369	1	-	2/8/9/11	-
1	MLY	P	598	1	-	5/8/9/11	-
1	MLY	M	827	1	-	0/8/9/11	-
1	MLY	M	248	1	-	6/8/9/11	-
1	MLY	M	431	1	-	4/8/9/11	-
1	MLY	M	385	1	-	2/8/9/11	-
1	MLY	A	551	1	-	3/8/9/11	-
1	MLY	P	431	1	-	4/8/9/11	-
1	MLY	A	130	1	-	5/8/9/11	-
1	MLY	P	839	1	-	3/8/9/11	-
1	MLY	J	504	1	-	4/8/9/11	-
1	MLY	J	598	1	-	5/8/9/11	-
1	MLY	G	613	1	-	4/8/9/11	-
1	MLY	J	87	1	-	2/8/9/11	-
1	MLY	A	63	1	-	4/8/9/11	-
1	MLY	M	598	1	-	5/8/9/11	-
1	MLY	M	49	1	-	3/8/9/11	-
1	MLY	P	353	1	-	4/8/9/11	-
1	MLY	J	431	1	-	4/8/9/11	-
1	MLY	P	436	1	-	4/8/9/11	-
1	MLY	J	659	1	-	3/8/9/11	-
1	MLY	D	837	1	-	5/8/9/11	-
1	MLY	G	617	1	-	1/8/9/11	-
1	MLY	D	348	1	-	5/8/9/11	-
1	MLY	M	367	1	-	2/8/9/11	-
1	MLY	M	617	1	-	1/8/9/11	-
1	MLY	D	84	1	-	4/8/9/11	-
1	MLY	D	248	1	-	6/8/9/11	-
1	MLY	M	138	1	-	4/8/9/11	-
1	MLY	M	353	1	-	4/8/9/11	-
1	MLY	G	35	1	-	3/8/9/11	-
1	MLY	P	385	1	-	2/8/9/11	-
1	MLY	P	19	1	-	4/8/9/11	-
1	MLY	P	768	1	-	4/8/9/11	-
1	MLY	A	431	1	-	4/8/9/11	-

Continued on next page...

Continued from previous page...

Mol	Type	Chain	Res	Link	Chirals	Torsions	Rings
1	MLY	P	348	1	-	5/8/9/11	-
1	MLY	J	768	1	-	4/8/9/11	-
1	MLY	A	49	1	-	3/8/9/11	-
1	MLY	G	431	1	-	4/8/9/11	-
1	MLY	M	768	1	-	4/8/9/11	-
1	MLY	A	436	1	-	4/8/9/11	-
1	MLY	P	296	1	-	4/8/9/11	-
1	MLY	A	84	1	-	4/8/9/11	-
1	MLY	P	613	1	-	4/8/9/11	-
1	MLY	D	551	1	-	3/8/9/11	-
1	MLY	P	764	1	-	2/8/9/11	-
1	MLY	A	505	1	-	5/8/9/11	-
1	MLY	J	613	1	-	4/8/9/11	-
1	MLY	D	436	1	-	4/8/9/11	-
1	MLY	J	617	1	-	1/8/9/11	-
1	MLY	D	528	1	-	4/8/9/11	-
1	MLY	G	505	1	-	5/8/9/11	-
1	MLY	M	505	1	-	5/8/9/11	-
1	MLY	J	84	1	-	4/8/9/11	-
1	MLY	A	598	1	-	5/8/9/11	-
1	MLY	G	63	1	-	4/8/9/11	-
1	MLY	G	436	1	-	4/8/9/11	-
1	MLY	A	833	1	-	6/8/9/11	-
1	MLY	P	827	1	-	0/8/9/11	-
1	MLY	D	833	1	-	6/8/9/11	-
1	MLY	P	87	1	-	2/8/9/11	-
1	MLY	G	30	1	-	2/8/9/11	-
1	MLY	A	659	1	-	3/8/9/11	-
1	MLY	M	30	1	-	2/8/9/11	-
1	MLY	D	138	1	-	4/8/9/11	-
1	MLY	D	63	1	-	4/8/9/11	-
1	MLY	D	681	1	-	4/8/9/11	-
1	MLY	J	19	1	-	4/8/9/11	-
1	MLY	D	236	1	-	3/8/9/11	-

Continued on next page...

Continued from previous page...

Mol	Type	Chain	Res	Link	Chirals	Torsions	Rings
1	MLY	M	296	1	-	4/8/9/11	-
1	MLY	J	600	1	-	3/8/9/11	-
1	MLY	J	415	1	-	3/8/9/11	-
1	MLY	G	415	1	-	3/8/9/11	-
1	MLY	M	782	1	-	6/8/9/11	-
1	MLY	M	415	1	-	3/8/9/11	-
1	MLY	A	486	1	-	2/8/9/11	-
1	MLY	M	528	1	-	5/8/9/11	-
1	MLY	M	837	1	-	5/8/9/11	-
1	MLY	P	833	1	-	6/8/9/11	-
1	MLY	G	49	1	-	3/8/9/11	-
1	MLY	A	190	1	-	5/8/9/11	-
1	MLY	G	486	1	-	2/8/9/11	-
1	MLY	P	138	1	-	4/8/9/11	-
1	MLY	A	272	1	-	3/8/9/11	-
1	MLY	G	296	1	-	4/8/9/11	-
1	MLY	A	59	1	-	3/8/9/11	-
1	MLY	A	827	1	-	0/8/9/11	-
1	MLY	D	35	1	-	3/8/9/11	-
1	MLY	G	190	1	-	5/8/9/11	-
1	MLY	J	839	1	-	3/8/9/11	-
1	MLY	M	55	1	-	6/8/9/11	-
1	MLY	P	236	1	-	3/8/9/11	-
1	MLY	P	369	1	-	2/8/9/11	-
1	MLY	D	49	1	-	3/8/9/11	-
1	MLY	J	295	1	-	2/8/9/11	-
1	MLY	M	272	1	-	3/8/9/11	-
1	MLY	M	19	1	-	4/8/9/11	-
1	MLY	G	827	1	-	0/8/9/11	-
1	MLY	M	600	1	-	3/8/9/11	-
1	MLY	G	87	1	-	2/8/9/11	-
1	MLY	D	19	1	-	4/8/9/11	-
1	MLY	D	600	1	-	3/8/9/11	-
1	MLY	M	87	1	-	2/8/9/11	-
1	MLY	D	617	1	-	1/8/9/11	-

Continued on next page...

Continued from previous page...

Mol	Type	Chain	Res	Link	Chirals	Torsions	Rings
1	MLY	P	190	1	-	5/8/9/11	-
1	MLY	A	617	1	-	1/8/9/11	-
1	MLY	A	613	1	-	4/8/9/11	-
1	MLY	D	768	1	-	4/8/9/11	-
1	MLY	A	248	1	-	6/8/9/11	-
1	MLY	G	504	1	-	4/8/9/11	-
1	MLY	D	272	1	-	3/8/9/11	-
1	MLY	D	353	1	-	4/8/9/11	-
1	MLY	J	385	1	-	2/8/9/11	-
1	MLY	J	190	1	-	5/8/9/11	-
1	MLY	P	55	1	-	6/8/9/11	-
1	MLY	A	764	1	-	2/8/9/11	-
1	MLY	G	768	1	-	4/8/9/11	-
1	MLY	J	837	1	-	5/8/9/11	-
1	MLY	G	353	1	-	4/8/9/11	-
1	MLY	G	598	1	-	5/8/9/11	-
1	MLY	J	348	1	-	5/8/9/11	-
1	MLY	J	55	1	-	6/8/9/11	-
1	MLY	G	348	1	-	5/8/9/11	-
1	MLY	M	348	1	-	5/8/9/11	-
1	MLY	M	295	1	-	2/8/9/11	-
1	MLY	P	551	1	-	3/8/9/11	-
1	MLY	P	30	1	-	2/8/9/11	-
1	MLY	A	19	1	-	4/8/9/11	-
1	MLY	J	296	1	-	4/8/9/11	-
1	MLY	M	764	1	-	2/8/9/11	-
1	MLY	P	528	1	-	5/8/9/11	-
1	MLY	D	55	1	-	6/8/9/11	-
1	MLY	D	369	1	-	2/8/9/11	-
1	MLY	M	59	1	-	3/8/9/11	-
1	MLY	D	30	1	-	2/8/9/11	-
1	MLY	D	295	1	-	2/8/9/11	-
1	MLY	J	764	1	-	2/8/9/11	-
1	MLY	G	764	1	-	2/8/9/11	-

Continued on next page...

Continued from previous page...

Mol	Type	Chain	Res	Link	Chirals	Torsions	Rings
1	MLY	D	130	1	-	5/8/9/11	-
1	MLY	G	369	1	-	2/8/9/11	-
1	MLY	A	55	1	-	6/8/9/11	-
1	MLY	P	272	1	-	3/8/9/11	-
1	MLY	A	681	1	-	4/8/9/11	-
1	MLY	G	295	1	-	2/8/9/11	-
1	MLY	P	107	1	-	2/8/9/11	-
1	MLY	G	272	1	-	3/8/9/11	-
1	MLY	P	248	1	-	6/8/9/11	-
1	MLY	J	827	1	-	0/8/9/11	-
1	MLY	A	600	1	-	3/8/9/11	-
1	MLY	G	553	4,1	-	4/8/9/11	-
1	MLY	M	553	1	-	4/8/9/11	-
1	MLY	G	782	1	-	6/8/9/11	-
1	MLY	J	248	1	-	6/8/9/11	-
1	MLY	M	551	1	-	3/8/9/11	-
1	MLY	G	84	1	-	4/8/9/11	-
1	MLY	G	248	1	-	6/8/9/11	-
1	MLY	D	486	1	-	2/8/9/11	-
1	MLY	J	528	1	-	4/8/9/11	-
1	MLY	M	84	1	-	4/8/9/11	-
1	MLY	P	63	1	-	4/8/9/11	-
1	MLY	J	367	1	-	2/8/9/11	-
1	MLY	P	35	1	-	3/8/9/11	-
1	MLY	M	504	1	-	4/8/9/11	-
1	MLY	J	551	1	-	3/8/9/11	-
1	MLY	D	782	1	-	6/8/9/11	-
1	MLY	A	782	1	-	6/8/9/11	-
1	MLY	G	551	1	-	3/8/9/11	-
1	MLY	J	833	1	-	6/8/9/11	-
1	MLY	A	837	1	-	5/8/9/11	-
1	MLY	P	59	1	-	3/8/9/11	-
1	MLY	G	19	1	-	4/8/9/11	-
1	MLY	G	600	1	-	3/8/9/11	-

Continued on next page...

Continued from previous page...

Mol	Type	Chain	Res	Link	Chirals	Torsions	Rings
1	MLY	J	138	1	-	4/8/9/11	-
1	MLY	P	553	1	-	4/8/9/11	-
1	MLY	M	63	1	-	4/8/9/11	-
1	MLY	J	369	1	-	2/8/9/11	-
1	MLY	M	681	1	-	4/8/9/11	-
1	MLY	G	837	1	-	5/8/9/11	-
1	MLY	J	505	1	-	5/8/9/11	-
1	MLY	P	681	1	-	4/8/9/11	-
1	MLY	A	296	1	-	4/8/9/11	-
1	MLY	J	59	1	-	3/8/9/11	-
1	MLY	M	107	1	-	2/8/9/11	-
1	MLY	M	486	1	-	2/8/9/11	-
1	MLY	P	782	1	-	6/8/9/11	-
1	MLY	G	681	1	-	4/8/9/11	-
1	MLY	G	839	1	-	3/8/9/11	-
1	MLY	P	49	1	-	3/8/9/11	-
1	MLY	D	598	1	-	5/8/9/11	-
1	MLY	G	528	1	-	4/8/9/11	-
1	MLY	J	782	1	-	6/8/9/11	-
1	MLY	J	236	1	-	3/8/9/11	-
1	MLY	M	35	1	-	3/8/9/11	-
1	MLY	J	49	1	-	3/8/9/11	-
1	MLY	M	236	1	-	3/8/9/11	-
1	MLY	P	295	1	-	2/8/9/11	-
1	MLY	A	553	4,1	-	4/8/9/11	-
1	MLY	A	107	1	-	2/8/9/11	-
1	MLY	A	353	1	-	4/8/9/11	-
1	MLY	A	385	1	-	2/8/9/11	-
1	MLY	G	59	1	-	3/8/9/11	-
1	MLY	J	35	1	-	3/8/9/11	-
1	MLY	G	138	1	-	4/8/9/11	-
1	MLY	J	30	1	-	2/8/9/11	-
1	MLY	D	764	1	-	2/8/9/11	-
1	MLY	P	504	1	-	4/8/9/11	-

Continued on next page...

Continued from previous page...

Mol	Type	Chain	Res	Link	Chirals	Torsions	Rings
1	MLY	J	272	1	-	3/8/9/11	-
1	MLY	A	367	1	-	2/8/9/11	-
1	MLY	D	553	4,1	-	5/8/9/11	-
1	MLY	D	659	1	-	3/8/9/11	-
1	MLY	M	613	1	-	4/8/9/11	-
1	MLY	D	431	1	-	4/8/9/11	-
1	MLY	M	839	1	-	3/8/9/11	-
1	MLY	G	833	1	-	6/8/9/11	-
1	MLY	P	486	1	-	2/8/9/11	-
1	MLY	G	659	1	-	3/8/9/11	-
1	MLY	J	107	1	-	2/8/9/11	-
1	MLY	A	295	1	-	2/8/9/11	-
1	MLY	P	367	1	-	2/8/9/11	-
1	MLY	M	369	1	-	2/8/9/11	-
1	MLY	D	613	1	-	4/8/9/11	-
1	MLY	D	190	1	-	5/8/9/11	-
1	MLY	G	130	1	-	5/8/9/11	-
1	MLY	J	130	1	-	5/8/9/11	-
1	MLY	M	130	1	-	5/8/9/11	-
1	MLY	J	63	1	-	4/8/9/11	-
1	MLY	D	415	1	-	3/8/9/11	-
1	MLY	D	107	1	-	2/8/9/11	-
1	MLY	D	385	1	-	2/8/9/11	-
1	MLY	D	87	1	-	2/8/9/11	-
1	MLY	D	827	1	-	0/8/9/11	-
1	MLY	A	528	1	-	5/8/9/11	-
1	MLY	A	236	1	-	3/8/9/11	-
1	MLY	P	659	1	-	3/8/9/11	-
1	MLY	D	504	1	-	4/8/9/11	-

All (85) bond length outliers are listed below:

Mol	Chain	Res	Type	Atoms	Z	Observed(Å)	Ideal(Å)
1	D	138	MLY	CB-CA	-3.79	1.48	1.53
1	A	138	MLY	CB-CA	-3.63	1.48	1.53
1	J	138	MLY	CB-CA	-3.63	1.48	1.53

Continued on next page...

Continued from previous page...

Mol	Chain	Res	Type	Atoms	Z	Observed(Å)	Ideal(Å)
1	G	138	MLY	CB-CA	-3.63	1.48	1.53
1	P	138	MLY	CB-CA	-3.60	1.48	1.53
1	M	138	MLY	CB-CA	-3.57	1.48	1.53
1	D	19	MLY	CB-CA	-3.28	1.49	1.53
1	J	19	MLY	CB-CA	-3.23	1.49	1.53
1	G	87	MLY	CB-CA	-3.22	1.49	1.53
1	M	19	MLY	CB-CA	-3.19	1.49	1.53
1	J	87	MLY	CB-CA	-3.19	1.49	1.53
1	P	19	MLY	CB-CA	-3.16	1.49	1.53
1	M	87	MLY	CB-CA	-3.15	1.49	1.53
1	P	87	MLY	CB-CA	-3.12	1.49	1.53
1	A	87	MLY	CB-CA	-3.10	1.49	1.53
1	G	19	MLY	CB-CA	-3.09	1.49	1.53
1	D	436	MLY	CB-CA	-3.07	1.49	1.53
1	D	87	MLY	CB-CA	-3.06	1.49	1.53
1	A	19	MLY	CB-CA	-2.96	1.49	1.53
1	J	436	MLY	CB-CA	-2.96	1.49	1.53
1	M	49	MLY	CB-CA	-2.92	1.49	1.53
1	P	436	MLY	CB-CA	-2.92	1.49	1.53
1	G	436	MLY	CB-CA	-2.90	1.49	1.53
1	M	436	MLY	CB-CA	-2.90	1.49	1.53
1	A	436	MLY	CB-CA	-2.86	1.49	1.53
1	J	49	MLY	CB-CA	-2.85	1.49	1.53
1	P	272	MLY	CB-CA	-2.83	1.49	1.53
1	P	49	MLY	CB-CA	-2.83	1.49	1.53
1	G	49	MLY	CB-CA	-2.81	1.49	1.53
1	J	272	MLY	CB-CA	-2.79	1.49	1.53
1	D	49	MLY	CB-CA	-2.75	1.49	1.53
1	A	49	MLY	CB-CA	-2.73	1.49	1.53
1	A	272	MLY	CB-CA	-2.72	1.49	1.53
1	P	190	MLY	CB-CA	-2.72	1.49	1.53
1	M	272	MLY	CB-CA	-2.68	1.50	1.53
1	G	272	MLY	CB-CA	-2.66	1.50	1.53
1	D	272	MLY	CB-CA	-2.63	1.50	1.53
1	A	190	MLY	CB-CA	-2.62	1.50	1.53
1	M	385	MLY	CB-CA	-2.61	1.50	1.53
1	G	190	MLY	CB-CA	-2.61	1.50	1.53
1	M	190	MLY	CB-CA	-2.57	1.50	1.53
1	P	833	MLY	CB-CA	-2.56	1.50	1.53
1	M	833	MLY	CB-CA	-2.55	1.50	1.53
1	J	190	MLY	CB-CA	-2.55	1.50	1.53
1	J	385	MLY	CB-CA	-2.55	1.50	1.53

Continued on next page...

Continued from previous page...

Mol	Chain	Res	Type	Atoms	Z	Observed(Å)	Ideal(Å)
1	D	190	MLY	CB-CA	-2.49	1.50	1.53
1	G	385	MLY	CB-CA	-2.47	1.50	1.53
1	J	833	MLY	CB-CA	-2.46	1.50	1.53
1	D	385	MLY	CB-CA	-2.46	1.50	1.53
1	A	385	MLY	CB-CA	-2.43	1.50	1.53
1	P	385	MLY	CB-CA	-2.43	1.50	1.53
1	P	505	MLY	CB-CA	-2.38	1.50	1.53
1	J	505	MLY	CB-CA	-2.36	1.50	1.53
1	M	505	MLY	CB-CA	-2.32	1.50	1.53
1	A	505	MLY	CB-CA	-2.32	1.50	1.53
1	A	598	MLY	CB-CA	-2.32	1.50	1.53
1	G	833	MLY	CB-CA	-2.31	1.50	1.53
1	M	598	MLY	CB-CA	-2.29	1.50	1.53
1	A	833	MLY	CB-CA	-2.28	1.50	1.53
1	D	617	MLY	CB-CA	-2.28	1.50	1.53
1	J	617	MLY	CB-CA	-2.27	1.50	1.53
1	G	598	MLY	CB-CA	-2.25	1.50	1.53
1	J	598	MLY	CB-CA	-2.24	1.50	1.53
1	P	617	MLY	CB-CA	-2.24	1.50	1.53
1	M	617	MLY	CB-CA	-2.24	1.50	1.53
1	D	598	MLY	CB-CA	-2.21	1.50	1.53
1	G	505	MLY	CB-CA	-2.21	1.50	1.53
1	G	617	MLY	CB-CA	-2.20	1.50	1.53
1	D	833	MLY	CB-CA	-2.18	1.50	1.53
1	D	505	MLY	CB-CA	-2.17	1.50	1.53
1	D	236	MLY	CA-N	-2.15	1.41	1.48
1	J	236	MLY	CA-N	-2.13	1.41	1.48
1	M	236	MLY	CA-N	-2.13	1.41	1.48
1	A	236	MLY	CA-N	-2.13	1.41	1.48
1	P	598	MLY	CB-CA	-2.12	1.50	1.53
1	A	63	MLY	CB-CA	-2.12	1.50	1.53
1	P	236	MLY	CA-N	-2.11	1.41	1.48
1	G	236	MLY	CA-N	-2.11	1.41	1.48
1	M	63	MLY	CB-CA	-2.07	1.50	1.53
1	D	833	MLY	CA-N	-2.07	1.41	1.48
1	G	348	MLY	CB-CA	-2.05	1.50	1.53
1	A	617	MLY	CB-CA	-2.05	1.50	1.53
1	A	348	MLY	CB-CA	-2.03	1.50	1.53
1	P	63	MLY	CB-CA	-2.02	1.50	1.53
1	G	833	MLY	CA-N	-2.02	1.42	1.48

There are no bond angle outliers.

There are no chirality outliers.

All (958) torsion outliers are listed below:

Mol	Chain	Res	Type	Atoms
1	A	19	MLY	C-CA-CB-CG
1	A	49	MLY	N-CA-CB-CG
1	A	49	MLY	C-CA-CB-CG
1	A	55	MLY	N-CA-CB-CG
1	A	55	MLY	C-CA-CB-CG
1	A	84	MLY	C-CA-CB-CG
1	A	130	MLY	C-CA-CB-CG
1	A	248	MLY	N-CA-CB-CG
1	A	248	MLY	C-CA-CB-CG
1	A	348	MLY	N-CA-CB-CG
1	A	436	MLY	C-CA-CB-CG
1	A	486	MLY	C-CA-CB-CG
1	A	505	MLY	N-CA-CB-CG
1	A	505	MLY	C-CA-CB-CG
1	A	528	MLY	C-CA-CB-CG
1	A	551	MLY	C-CA-CB-CG
1	A	553	MLY	C-CA-CB-CG
1	A	598	MLY	N-CA-CB-CG
1	A	598	MLY	C-CA-CB-CG
1	A	613	MLY	N-CA-CB-CG
1	A	613	MLY	C-CA-CB-CG
1	A	681	MLY	C-CA-CB-CG
1	A	782	MLY	C-CA-CB-CG
1	A	782	MLY	O-C-CA-CB
1	D	19	MLY	C-CA-CB-CG
1	D	49	MLY	N-CA-CB-CG
1	D	49	MLY	C-CA-CB-CG
1	D	55	MLY	N-CA-CB-CG
1	D	55	MLY	C-CA-CB-CG
1	D	84	MLY	C-CA-CB-CG
1	D	130	MLY	C-CA-CB-CG
1	D	248	MLY	N-CA-CB-CG
1	D	248	MLY	C-CA-CB-CG
1	D	436	MLY	C-CA-CB-CG
1	D	486	MLY	C-CA-CB-CG
1	D	505	MLY	N-CA-CB-CG
1	D	505	MLY	C-CA-CB-CG
1	D	528	MLY	C-CA-CB-CG
1	D	551	MLY	C-CA-CB-CG
1	D	553	MLY	C-CA-CB-CG

Continued on next page...

Continued from previous page...

Mol	Chain	Res	Type	Atoms
1	D	553	MLY	O-C-CA-CB
1	D	598	MLY	N-CA-CB-CG
1	D	598	MLY	C-CA-CB-CG
1	D	613	MLY	N-CA-CB-CG
1	D	613	MLY	C-CA-CB-CG
1	D	681	MLY	C-CA-CB-CG
1	D	782	MLY	C-CA-CB-CG
1	D	782	MLY	O-C-CA-CB
1	G	19	MLY	C-CA-CB-CG
1	G	49	MLY	N-CA-CB-CG
1	G	49	MLY	C-CA-CB-CG
1	G	55	MLY	N-CA-CB-CG
1	G	55	MLY	C-CA-CB-CG
1	G	84	MLY	C-CA-CB-CG
1	G	130	MLY	C-CA-CB-CG
1	G	248	MLY	N-CA-CB-CG
1	G	248	MLY	C-CA-CB-CG
1	G	348	MLY	N-CA-CB-CG
1	G	436	MLY	C-CA-CB-CG
1	G	486	MLY	C-CA-CB-CG
1	G	505	MLY	N-CA-CB-CG
1	G	505	MLY	C-CA-CB-CG
1	G	528	MLY	C-CA-CB-CG
1	G	551	MLY	C-CA-CB-CG
1	G	553	MLY	C-CA-CB-CG
1	G	598	MLY	N-CA-CB-CG
1	G	598	MLY	C-CA-CB-CG
1	G	613	MLY	N-CA-CB-CG
1	G	613	MLY	C-CA-CB-CG
1	G	681	MLY	C-CA-CB-CG
1	G	782	MLY	C-CA-CB-CG
1	G	782	MLY	O-C-CA-CB
1	J	19	MLY	C-CA-CB-CG
1	J	49	MLY	N-CA-CB-CG
1	J	49	MLY	C-CA-CB-CG
1	J	55	MLY	N-CA-CB-CG
1	J	55	MLY	C-CA-CB-CG
1	J	84	MLY	C-CA-CB-CG
1	J	130	MLY	C-CA-CB-CG
1	J	248	MLY	N-CA-CB-CG
1	J	248	MLY	C-CA-CB-CG
1	J	348	MLY	N-CA-CB-CG

Continued on next page...

Continued from previous page...

Mol	Chain	Res	Type	Atoms
1	J	436	MLY	C-CA-CB-CG
1	J	486	MLY	C-CA-CB-CG
1	J	505	MLY	N-CA-CB-CG
1	J	505	MLY	C-CA-CB-CG
1	J	528	MLY	C-CA-CB-CG
1	J	551	MLY	C-CA-CB-CG
1	J	553	MLY	C-CA-CB-CG
1	J	598	MLY	N-CA-CB-CG
1	J	598	MLY	C-CA-CB-CG
1	J	613	MLY	N-CA-CB-CG
1	J	613	MLY	C-CA-CB-CG
1	J	681	MLY	C-CA-CB-CG
1	J	782	MLY	C-CA-CB-CG
1	J	782	MLY	O-C-CA-CB
1	M	19	MLY	C-CA-CB-CG
1	M	49	MLY	N-CA-CB-CG
1	M	49	MLY	C-CA-CB-CG
1	M	55	MLY	N-CA-CB-CG
1	M	55	MLY	C-CA-CB-CG
1	M	84	MLY	C-CA-CB-CG
1	M	130	MLY	C-CA-CB-CG
1	M	248	MLY	N-CA-CB-CG
1	M	248	MLY	C-CA-CB-CG
1	M	348	MLY	N-CA-CB-CG
1	M	436	MLY	C-CA-CB-CG
1	M	486	MLY	C-CA-CB-CG
1	M	505	MLY	N-CA-CB-CG
1	M	505	MLY	C-CA-CB-CG
1	M	528	MLY	C-CA-CB-CG
1	M	551	MLY	C-CA-CB-CG
1	M	553	MLY	C-CA-CB-CG
1	M	598	MLY	N-CA-CB-CG
1	M	598	MLY	C-CA-CB-CG
1	M	613	MLY	N-CA-CB-CG
1	M	613	MLY	C-CA-CB-CG
1	M	681	MLY	C-CA-CB-CG
1	M	782	MLY	C-CA-CB-CG
1	M	782	MLY	O-C-CA-CB
1	P	19	MLY	C-CA-CB-CG
1	P	49	MLY	N-CA-CB-CG
1	P	49	MLY	C-CA-CB-CG
1	P	55	MLY	N-CA-CB-CG

Continued on next page...

Continued from previous page...

Mol	Chain	Res	Type	Atoms
1	P	55	MLY	C-CA-CB-CG
1	P	84	MLY	C-CA-CB-CG
1	P	130	MLY	C-CA-CB-CG
1	P	248	MLY	N-CA-CB-CG
1	P	248	MLY	C-CA-CB-CG
1	P	348	MLY	N-CA-CB-CG
1	P	436	MLY	C-CA-CB-CG
1	P	486	MLY	C-CA-CB-CG
1	P	505	MLY	N-CA-CB-CG
1	P	505	MLY	C-CA-CB-CG
1	P	528	MLY	C-CA-CB-CG
1	P	551	MLY	C-CA-CB-CG
1	P	553	MLY	C-CA-CB-CG
1	P	598	MLY	N-CA-CB-CG
1	P	598	MLY	C-CA-CB-CG
1	P	613	MLY	N-CA-CB-CG
1	P	613	MLY	C-CA-CB-CG
1	P	681	MLY	C-CA-CB-CG
1	P	782	MLY	C-CA-CB-CG
1	P	782	MLY	O-C-CA-CB
1	A	84	MLY	CD-CE-NZ-CH1
1	D	84	MLY	CD-CE-NZ-CH1
1	G	84	MLY	CD-CE-NZ-CH1
1	J	84	MLY	CD-CE-NZ-CH1
1	M	84	MLY	CD-CE-NZ-CH1
1	P	84	MLY	CD-CE-NZ-CH1
1	A	59	MLY	CD-CE-NZ-CH1
1	A	59	MLY	CD-CE-NZ-CH2
1	A	63	MLY	CD-CE-NZ-CH1
1	A	84	MLY	CD-CE-NZ-CH2
1	A	130	MLY	CD-CE-NZ-CH1
1	A	130	MLY	CD-CE-NZ-CH2
1	A	138	MLY	CD-CE-NZ-CH1
1	A	138	MLY	CD-CE-NZ-CH2
1	A	190	MLY	CD-CE-NZ-CH1
1	A	190	MLY	CD-CE-NZ-CH2
1	A	248	MLY	CD-CE-NZ-CH1
1	A	272	MLY	CD-CE-NZ-CH1
1	A	296	MLY	CD-CE-NZ-CH1
1	A	296	MLY	CD-CE-NZ-CH2
1	A	353	MLY	CD-CE-NZ-CH1
1	A	353	MLY	CD-CE-NZ-CH2

Continued on next page...

Continued from previous page...

Mol	Chain	Res	Type	Atoms
1	A	367	MLY	CD-CE-NZ-CH2
1	A	385	MLY	CD-CE-NZ-CH1
1	A	385	MLY	CD-CE-NZ-CH2
1	A	431	MLY	CD-CE-NZ-CH2
1	A	505	MLY	CD-CE-NZ-CH2
1	A	528	MLY	CD-CE-NZ-CH1
1	A	528	MLY	CD-CE-NZ-CH2
1	A	553	MLY	CD-CE-NZ-CH2
1	A	600	MLY	CD-CE-NZ-CH2
1	A	764	MLY	CD-CE-NZ-CH1
1	A	764	MLY	CD-CE-NZ-CH2
1	A	768	MLY	CD-CE-NZ-CH1
1	A	782	MLY	CD-CE-NZ-CH1
1	A	782	MLY	CD-CE-NZ-CH2
1	A	833	MLY	CD-CE-NZ-CH1
1	A	833	MLY	CD-CE-NZ-CH2
1	A	837	MLY	CD-CE-NZ-CH1
1	A	837	MLY	CD-CE-NZ-CH2
1	A	839	MLY	CD-CE-NZ-CH2
1	D	59	MLY	CD-CE-NZ-CH1
1	D	59	MLY	CD-CE-NZ-CH2
1	D	63	MLY	CD-CE-NZ-CH1
1	D	84	MLY	CD-CE-NZ-CH2
1	D	130	MLY	CD-CE-NZ-CH1
1	D	130	MLY	CD-CE-NZ-CH2
1	D	138	MLY	CD-CE-NZ-CH1
1	D	138	MLY	CD-CE-NZ-CH2
1	D	190	MLY	CD-CE-NZ-CH2
1	D	248	MLY	CD-CE-NZ-CH1
1	D	272	MLY	CD-CE-NZ-CH1
1	D	296	MLY	CD-CE-NZ-CH1
1	D	296	MLY	CD-CE-NZ-CH2
1	D	353	MLY	CD-CE-NZ-CH1
1	D	353	MLY	CD-CE-NZ-CH2
1	D	367	MLY	CD-CE-NZ-CH2
1	D	385	MLY	CD-CE-NZ-CH1
1	D	385	MLY	CD-CE-NZ-CH2
1	D	431	MLY	CD-CE-NZ-CH2
1	D	505	MLY	CD-CE-NZ-CH2
1	D	528	MLY	CD-CE-NZ-CH1
1	D	528	MLY	CD-CE-NZ-CH2
1	D	553	MLY	CD-CE-NZ-CH2

Continued on next page...

Continued from previous page...

Mol	Chain	Res	Type	Atoms
1	D	600	MLY	CD-CE-NZ-CH2
1	D	764	MLY	CD-CE-NZ-CH1
1	D	764	MLY	CD-CE-NZ-CH2
1	D	768	MLY	CD-CE-NZ-CH1
1	D	782	MLY	CD-CE-NZ-CH1
1	D	782	MLY	CD-CE-NZ-CH2
1	D	833	MLY	CD-CE-NZ-CH1
1	D	833	MLY	CD-CE-NZ-CH2
1	D	837	MLY	CD-CE-NZ-CH1
1	D	837	MLY	CD-CE-NZ-CH2
1	D	839	MLY	CD-CE-NZ-CH2
1	G	59	MLY	CD-CE-NZ-CH1
1	G	59	MLY	CD-CE-NZ-CH2
1	G	63	MLY	CD-CE-NZ-CH1
1	G	84	MLY	CD-CE-NZ-CH2
1	G	130	MLY	CD-CE-NZ-CH1
1	G	130	MLY	CD-CE-NZ-CH2
1	G	138	MLY	CD-CE-NZ-CH1
1	G	138	MLY	CD-CE-NZ-CH2
1	G	190	MLY	CD-CE-NZ-CH2
1	G	248	MLY	CD-CE-NZ-CH1
1	G	272	MLY	CD-CE-NZ-CH1
1	G	296	MLY	CD-CE-NZ-CH1
1	G	296	MLY	CD-CE-NZ-CH2
1	G	353	MLY	CD-CE-NZ-CH1
1	G	353	MLY	CD-CE-NZ-CH2
1	G	385	MLY	CD-CE-NZ-CH1
1	G	385	MLY	CD-CE-NZ-CH2
1	G	431	MLY	CD-CE-NZ-CH2
1	G	505	MLY	CD-CE-NZ-CH2
1	G	528	MLY	CD-CE-NZ-CH1
1	G	528	MLY	CD-CE-NZ-CH2
1	G	553	MLY	CD-CE-NZ-CH2
1	G	600	MLY	CD-CE-NZ-CH2
1	G	764	MLY	CD-CE-NZ-CH1
1	G	764	MLY	CD-CE-NZ-CH2
1	G	768	MLY	CD-CE-NZ-CH1
1	G	782	MLY	CD-CE-NZ-CH1
1	G	782	MLY	CD-CE-NZ-CH2
1	G	833	MLY	CD-CE-NZ-CH1
1	G	833	MLY	CD-CE-NZ-CH2
1	G	837	MLY	CD-CE-NZ-CH1

Continued on next page...

Continued from previous page...

Mol	Chain	Res	Type	Atoms
1	G	837	MLY	CD-CE-NZ-CH2
1	G	839	MLY	CD-CE-NZ-CH2
1	J	55	MLY	CD-CE-NZ-CH2
1	J	59	MLY	CD-CE-NZ-CH1
1	J	59	MLY	CD-CE-NZ-CH2
1	J	63	MLY	CD-CE-NZ-CH1
1	J	84	MLY	CD-CE-NZ-CH2
1	J	130	MLY	CD-CE-NZ-CH1
1	J	130	MLY	CD-CE-NZ-CH2
1	J	138	MLY	CD-CE-NZ-CH1
1	J	138	MLY	CD-CE-NZ-CH2
1	J	190	MLY	CD-CE-NZ-CH2
1	J	248	MLY	CD-CE-NZ-CH1
1	J	272	MLY	CD-CE-NZ-CH1
1	J	296	MLY	CD-CE-NZ-CH1
1	J	296	MLY	CD-CE-NZ-CH2
1	J	353	MLY	CD-CE-NZ-CH1
1	J	353	MLY	CD-CE-NZ-CH2
1	J	367	MLY	CD-CE-NZ-CH2
1	J	385	MLY	CD-CE-NZ-CH1
1	J	385	MLY	CD-CE-NZ-CH2
1	J	431	MLY	CD-CE-NZ-CH2
1	J	505	MLY	CD-CE-NZ-CH2
1	J	528	MLY	CD-CE-NZ-CH1
1	J	528	MLY	CD-CE-NZ-CH2
1	J	553	MLY	CD-CE-NZ-CH2
1	J	600	MLY	CD-CE-NZ-CH2
1	J	764	MLY	CD-CE-NZ-CH1
1	J	764	MLY	CD-CE-NZ-CH2
1	J	768	MLY	CD-CE-NZ-CH1
1	J	782	MLY	CD-CE-NZ-CH1
1	J	782	MLY	CD-CE-NZ-CH2
1	J	833	MLY	CD-CE-NZ-CH1
1	J	833	MLY	CD-CE-NZ-CH2
1	J	837	MLY	CD-CE-NZ-CH1
1	J	837	MLY	CD-CE-NZ-CH2
1	J	839	MLY	CD-CE-NZ-CH2
1	M	55	MLY	CD-CE-NZ-CH2
1	M	59	MLY	CD-CE-NZ-CH1
1	M	59	MLY	CD-CE-NZ-CH2
1	M	63	MLY	CD-CE-NZ-CH1
1	M	84	MLY	CD-CE-NZ-CH2

Continued on next page...

Continued from previous page...

Mol	Chain	Res	Type	Atoms
1	M	130	MLY	CD-CE-NZ-CH1
1	M	130	MLY	CD-CE-NZ-CH2
1	M	138	MLY	CD-CE-NZ-CH1
1	M	138	MLY	CD-CE-NZ-CH2
1	M	190	MLY	CD-CE-NZ-CH2
1	M	248	MLY	CD-CE-NZ-CH1
1	M	272	MLY	CD-CE-NZ-CH1
1	M	296	MLY	CD-CE-NZ-CH1
1	M	296	MLY	CD-CE-NZ-CH2
1	M	353	MLY	CD-CE-NZ-CH1
1	M	353	MLY	CD-CE-NZ-CH2
1	M	367	MLY	CD-CE-NZ-CH2
1	M	385	MLY	CD-CE-NZ-CH1
1	M	385	MLY	CD-CE-NZ-CH2
1	M	431	MLY	CD-CE-NZ-CH2
1	M	505	MLY	CD-CE-NZ-CH2
1	M	528	MLY	CD-CE-NZ-CH1
1	M	528	MLY	CD-CE-NZ-CH2
1	M	553	MLY	CD-CE-NZ-CH2
1	M	600	MLY	CD-CE-NZ-CH2
1	M	764	MLY	CD-CE-NZ-CH1
1	M	764	MLY	CD-CE-NZ-CH2
1	M	768	MLY	CD-CE-NZ-CH1
1	M	782	MLY	CD-CE-NZ-CH1
1	M	782	MLY	CD-CE-NZ-CH2
1	M	833	MLY	CD-CE-NZ-CH1
1	M	833	MLY	CD-CE-NZ-CH2
1	M	837	MLY	CD-CE-NZ-CH1
1	M	837	MLY	CD-CE-NZ-CH2
1	M	839	MLY	CD-CE-NZ-CH2
1	P	55	MLY	CD-CE-NZ-CH2
1	P	59	MLY	CD-CE-NZ-CH1
1	P	59	MLY	CD-CE-NZ-CH2
1	P	63	MLY	CD-CE-NZ-CH1
1	P	84	MLY	CD-CE-NZ-CH2
1	P	130	MLY	CD-CE-NZ-CH1
1	P	130	MLY	CD-CE-NZ-CH2
1	P	138	MLY	CD-CE-NZ-CH1
1	P	138	MLY	CD-CE-NZ-CH2
1	P	190	MLY	CD-CE-NZ-CH2
1	P	248	MLY	CD-CE-NZ-CH1
1	P	272	MLY	CD-CE-NZ-CH1

Continued on next page...

Continued from previous page...

Mol	Chain	Res	Type	Atoms
1	P	296	MLY	CD-CE-NZ-CH1
1	P	296	MLY	CD-CE-NZ-CH2
1	P	353	MLY	CD-CE-NZ-CH1
1	P	353	MLY	CD-CE-NZ-CH2
1	P	367	MLY	CD-CE-NZ-CH2
1	P	385	MLY	CD-CE-NZ-CH1
1	P	385	MLY	CD-CE-NZ-CH2
1	P	431	MLY	CD-CE-NZ-CH2
1	P	505	MLY	CD-CE-NZ-CH2
1	P	528	MLY	CD-CE-NZ-CH1
1	P	528	MLY	CD-CE-NZ-CH2
1	P	553	MLY	CD-CE-NZ-CH2
1	P	600	MLY	CD-CE-NZ-CH2
1	P	764	MLY	CD-CE-NZ-CH1
1	P	764	MLY	CD-CE-NZ-CH2
1	P	768	MLY	CD-CE-NZ-CH1
1	P	782	MLY	CD-CE-NZ-CH1
1	P	782	MLY	CD-CE-NZ-CH2
1	P	833	MLY	CD-CE-NZ-CH1
1	P	833	MLY	CD-CE-NZ-CH2
1	P	837	MLY	CD-CE-NZ-CH1
1	P	837	MLY	CD-CE-NZ-CH2
1	P	839	MLY	CD-CE-NZ-CH2
1	A	659	MLY	CG-CD-CE-NZ
1	D	659	MLY	CG-CD-CE-NZ
1	J	659	MLY	CG-CD-CE-NZ
1	P	659	MLY	CG-CD-CE-NZ
1	D	35	MLY	CG-CD-CE-NZ
1	G	87	MLY	CG-CD-CE-NZ
1	G	659	MLY	CG-CD-CE-NZ
1	J	87	MLY	CG-CD-CE-NZ
1	M	35	MLY	CG-CD-CE-NZ
1	M	87	MLY	CG-CD-CE-NZ
1	M	659	MLY	CG-CD-CE-NZ
1	A	35	MLY	CG-CD-CE-NZ
1	A	87	MLY	CG-CD-CE-NZ
1	D	87	MLY	CG-CD-CE-NZ
1	G	35	MLY	CG-CD-CE-NZ
1	J	35	MLY	CG-CD-CE-NZ
1	P	35	MLY	CG-CD-CE-NZ
1	P	87	MLY	CG-CD-CE-NZ
1	A	295	MLY	CG-CD-CE-NZ

Continued on next page...

Continued from previous page...

Mol	Chain	Res	Type	Atoms
1	D	295	MLY	CG-CD-CE-NZ
1	G	295	MLY	CG-CD-CE-NZ
1	J	295	MLY	CG-CD-CE-NZ
1	M	295	MLY	CG-CD-CE-NZ
1	P	295	MLY	CG-CD-CE-NZ
1	A	138	MLY	CG-CD-CE-NZ
1	A	782	MLY	CG-CD-CE-NZ
1	D	782	MLY	CG-CD-CE-NZ
1	G	782	MLY	CG-CD-CE-NZ
1	J	138	MLY	CG-CD-CE-NZ
1	J	782	MLY	CG-CD-CE-NZ
1	M	782	MLY	CG-CD-CE-NZ
1	P	782	MLY	CG-CD-CE-NZ
1	M	138	MLY	CG-CD-CE-NZ
1	P	138	MLY	CG-CD-CE-NZ
1	D	138	MLY	CG-CD-CE-NZ
1	G	138	MLY	CG-CD-CE-NZ
1	A	55	MLY	CD-CE-NZ-CH2
1	A	248	MLY	CD-CE-NZ-CH2
1	A	348	MLY	CD-CE-NZ-CH1
1	A	348	MLY	CD-CE-NZ-CH2
1	A	367	MLY	CD-CE-NZ-CH1
1	A	431	MLY	CD-CE-NZ-CH1
1	A	504	MLY	CD-CE-NZ-CH2
1	A	505	MLY	CD-CE-NZ-CH1
1	A	600	MLY	CD-CE-NZ-CH1
1	A	659	MLY	CD-CE-NZ-CH2
1	D	55	MLY	CD-CE-NZ-CH2
1	D	190	MLY	CD-CE-NZ-CH1
1	D	248	MLY	CD-CE-NZ-CH2
1	D	272	MLY	CD-CE-NZ-CH2
1	D	348	MLY	CD-CE-NZ-CH1
1	D	348	MLY	CD-CE-NZ-CH2
1	D	367	MLY	CD-CE-NZ-CH1
1	D	431	MLY	CD-CE-NZ-CH1
1	D	504	MLY	CD-CE-NZ-CH1
1	D	504	MLY	CD-CE-NZ-CH2
1	D	505	MLY	CD-CE-NZ-CH1
1	D	600	MLY	CD-CE-NZ-CH1
1	D	659	MLY	CD-CE-NZ-CH2
1	G	55	MLY	CD-CE-NZ-CH2
1	G	190	MLY	CD-CE-NZ-CH1

Continued on next page...

Continued from previous page...

Mol	Chain	Res	Type	Atoms
1	G	248	MLY	CD-CE-NZ-CH2
1	G	348	MLY	CD-CE-NZ-CH1
1	G	348	MLY	CD-CE-NZ-CH2
1	G	367	MLY	CD-CE-NZ-CH1
1	G	367	MLY	CD-CE-NZ-CH2
1	G	431	MLY	CD-CE-NZ-CH1
1	G	504	MLY	CD-CE-NZ-CH1
1	G	504	MLY	CD-CE-NZ-CH2
1	G	505	MLY	CD-CE-NZ-CH1
1	G	600	MLY	CD-CE-NZ-CH1
1	G	659	MLY	CD-CE-NZ-CH2
1	J	190	MLY	CD-CE-NZ-CH1
1	J	248	MLY	CD-CE-NZ-CH2
1	J	348	MLY	CD-CE-NZ-CH1
1	J	348	MLY	CD-CE-NZ-CH2
1	J	367	MLY	CD-CE-NZ-CH1
1	J	431	MLY	CD-CE-NZ-CH1
1	J	504	MLY	CD-CE-NZ-CH1
1	J	504	MLY	CD-CE-NZ-CH2
1	J	505	MLY	CD-CE-NZ-CH1
1	J	600	MLY	CD-CE-NZ-CH1
1	J	659	MLY	CD-CE-NZ-CH2
1	M	190	MLY	CD-CE-NZ-CH1
1	M	248	MLY	CD-CE-NZ-CH2
1	M	348	MLY	CD-CE-NZ-CH1
1	M	348	MLY	CD-CE-NZ-CH2
1	M	367	MLY	CD-CE-NZ-CH1
1	M	431	MLY	CD-CE-NZ-CH1
1	M	504	MLY	CD-CE-NZ-CH1
1	M	504	MLY	CD-CE-NZ-CH2
1	M	505	MLY	CD-CE-NZ-CH1
1	M	600	MLY	CD-CE-NZ-CH1
1	M	659	MLY	CD-CE-NZ-CH2
1	P	190	MLY	CD-CE-NZ-CH1
1	P	248	MLY	CD-CE-NZ-CH2
1	P	348	MLY	CD-CE-NZ-CH1
1	P	348	MLY	CD-CE-NZ-CH2
1	P	367	MLY	CD-CE-NZ-CH1
1	P	431	MLY	CD-CE-NZ-CH1
1	P	504	MLY	CD-CE-NZ-CH1
1	P	504	MLY	CD-CE-NZ-CH2
1	P	505	MLY	CD-CE-NZ-CH1

Continued on next page...

Continued from previous page...

Mol	Chain	Res	Type	Atoms
1	P	600	MLY	CD-CE-NZ-CH1
1	P	659	MLY	CD-CE-NZ-CH2
1	A	84	MLY	CG-CD-CE-NZ
1	A	130	MLY	CG-CD-CE-NZ
1	D	130	MLY	CG-CD-CE-NZ
1	G	84	MLY	CG-CD-CE-NZ
1	G	130	MLY	CG-CD-CE-NZ
1	J	84	MLY	CG-CD-CE-NZ
1	J	130	MLY	CG-CD-CE-NZ
1	M	84	MLY	CG-CD-CE-NZ
1	M	130	MLY	CG-CD-CE-NZ
1	P	84	MLY	CG-CD-CE-NZ
1	P	130	MLY	CG-CD-CE-NZ
1	G	504	MLY	CG-CD-CE-NZ
1	J	504	MLY	CG-CD-CE-NZ
1	A	681	MLY	CG-CD-CE-NZ
1	D	84	MLY	CG-CD-CE-NZ
1	D	681	MLY	CG-CD-CE-NZ
1	G	681	MLY	CG-CD-CE-NZ
1	J	681	MLY	CG-CD-CE-NZ
1	M	504	MLY	CG-CD-CE-NZ
1	M	681	MLY	CG-CD-CE-NZ
1	P	504	MLY	CG-CD-CE-NZ
1	P	681	MLY	CG-CD-CE-NZ
1	A	295	MLY	CA-CB-CG-CD
1	D	295	MLY	CA-CB-CG-CD
1	G	295	MLY	CA-CB-CG-CD
1	J	295	MLY	CA-CB-CG-CD
1	M	295	MLY	CA-CB-CG-CD
1	P	295	MLY	CA-CB-CG-CD
1	A	504	MLY	CG-CD-CE-NZ
1	D	504	MLY	CG-CD-CE-NZ
1	A	107	MLY	CD-CE-NZ-CH1
1	A	272	MLY	CD-CE-NZ-CH2
1	A	369	MLY	CD-CE-NZ-CH2
1	A	768	MLY	CD-CE-NZ-CH2
1	D	107	MLY	CD-CE-NZ-CH1
1	D	369	MLY	CD-CE-NZ-CH2
1	D	768	MLY	CD-CE-NZ-CH2
1	G	107	MLY	CD-CE-NZ-CH1
1	G	272	MLY	CD-CE-NZ-CH2
1	G	369	MLY	CD-CE-NZ-CH2

Continued on next page...

Continued from previous page...

Mol	Chain	Res	Type	Atoms
1	G	768	MLY	CD-CE-NZ-CH2
1	J	107	MLY	CD-CE-NZ-CH1
1	J	272	MLY	CD-CE-NZ-CH2
1	J	369	MLY	CD-CE-NZ-CH2
1	J	768	MLY	CD-CE-NZ-CH2
1	M	107	MLY	CD-CE-NZ-CH1
1	M	369	MLY	CD-CE-NZ-CH2
1	M	768	MLY	CD-CE-NZ-CH2
1	P	107	MLY	CD-CE-NZ-CH1
1	P	272	MLY	CD-CE-NZ-CH2
1	P	369	MLY	CD-CE-NZ-CH2
1	P	768	MLY	CD-CE-NZ-CH2
1	A	598	MLY	CG-CD-CE-NZ
1	G	598	MLY	CG-CD-CE-NZ
1	J	598	MLY	CG-CD-CE-NZ
1	D	598	MLY	CG-CD-CE-NZ
1	M	598	MLY	CG-CD-CE-NZ
1	P	598	MLY	CG-CD-CE-NZ
1	A	504	MLY	CA-CB-CG-CD
1	A	768	MLY	CA-CB-CG-CD
1	D	504	MLY	CA-CB-CG-CD
1	D	768	MLY	CA-CB-CG-CD
1	G	504	MLY	CA-CB-CG-CD
1	G	768	MLY	CA-CB-CG-CD
1	J	504	MLY	CA-CB-CG-CD
1	J	768	MLY	CA-CB-CG-CD
1	M	504	MLY	CA-CB-CG-CD
1	M	768	MLY	CA-CB-CG-CD
1	P	504	MLY	CA-CB-CG-CD
1	P	768	MLY	CA-CB-CG-CD
1	A	63	MLY	CD-CE-NZ-CH2
1	A	415	MLY	CD-CE-NZ-CH1
1	A	415	MLY	CD-CE-NZ-CH2
1	A	504	MLY	CD-CE-NZ-CH1
1	A	553	MLY	CD-CE-NZ-CH1
1	D	55	MLY	CD-CE-NZ-CH1
1	D	63	MLY	CD-CE-NZ-CH2
1	D	87	MLY	CD-CE-NZ-CH1
1	D	415	MLY	CD-CE-NZ-CH1
1	D	415	MLY	CD-CE-NZ-CH2
1	D	553	MLY	CD-CE-NZ-CH1
1	G	55	MLY	CD-CE-NZ-CH1

Continued on next page...

Continued from previous page...

Mol	Chain	Res	Type	Atoms
1	G	63	MLY	CD-CE-NZ-CH2
1	G	415	MLY	CD-CE-NZ-CH1
1	G	415	MLY	CD-CE-NZ-CH2
1	G	553	MLY	CD-CE-NZ-CH1
1	J	55	MLY	CD-CE-NZ-CH1
1	J	63	MLY	CD-CE-NZ-CH2
1	J	87	MLY	CD-CE-NZ-CH1
1	J	415	MLY	CD-CE-NZ-CH1
1	J	415	MLY	CD-CE-NZ-CH2
1	J	553	MLY	CD-CE-NZ-CH1
1	J	659	MLY	CD-CE-NZ-CH1
1	M	55	MLY	CD-CE-NZ-CH1
1	M	63	MLY	CD-CE-NZ-CH2
1	M	87	MLY	CD-CE-NZ-CH1
1	M	272	MLY	CD-CE-NZ-CH2
1	M	415	MLY	CD-CE-NZ-CH1
1	M	415	MLY	CD-CE-NZ-CH2
1	M	553	MLY	CD-CE-NZ-CH1
1	P	55	MLY	CD-CE-NZ-CH1
1	P	63	MLY	CD-CE-NZ-CH2
1	P	87	MLY	CD-CE-NZ-CH1
1	P	415	MLY	CD-CE-NZ-CH1
1	P	415	MLY	CD-CE-NZ-CH2
1	P	553	MLY	CD-CE-NZ-CH1
1	P	659	MLY	CD-CE-NZ-CH1
1	A	415	MLY	CA-CB-CG-CD
1	G	415	MLY	CA-CB-CG-CD
1	J	415	MLY	CA-CB-CG-CD
1	M	415	MLY	CA-CB-CG-CD
1	A	19	MLY	CD-CE-NZ-CH2
1	A	55	MLY	CD-CE-NZ-CH1
1	A	87	MLY	CD-CE-NZ-CH1
1	A	659	MLY	CD-CE-NZ-CH1
1	D	19	MLY	CD-CE-NZ-CH2
1	D	659	MLY	CD-CE-NZ-CH1
1	G	19	MLY	CD-CE-NZ-CH2
1	G	87	MLY	CD-CE-NZ-CH1
1	G	659	MLY	CD-CE-NZ-CH1
1	J	19	MLY	CD-CE-NZ-CH2
1	M	19	MLY	CD-CE-NZ-CH2
1	M	659	MLY	CD-CE-NZ-CH1
1	P	19	MLY	CD-CE-NZ-CH2

Continued on next page...

Continued from previous page...

Mol	Chain	Res	Type	Atoms
1	G	551	MLY	CG-CD-CE-NZ
1	J	551	MLY	CG-CD-CE-NZ
1	M	551	MLY	CG-CD-CE-NZ
1	P	551	MLY	CG-CD-CE-NZ
1	A	551	MLY	CG-CD-CE-NZ
1	D	551	MLY	CG-CD-CE-NZ
1	D	415	MLY	CA-CB-CG-CD
1	P	415	MLY	CA-CB-CG-CD
1	A	272	MLY	CE-CD-CG-CB
1	D	272	MLY	CE-CD-CG-CB
1	G	272	MLY	CE-CD-CG-CB
1	J	272	MLY	CE-CD-CG-CB
1	M	272	MLY	CE-CD-CG-CB
1	P	272	MLY	CE-CD-CG-CB
1	M	296	MLY	CE-CD-CG-CB
1	A	30	MLY	CE-CD-CG-CB
1	A	296	MLY	CE-CD-CG-CB
1	D	30	MLY	CE-CD-CG-CB
1	D	296	MLY	CE-CD-CG-CB
1	G	296	MLY	CE-CD-CG-CB
1	J	30	MLY	CE-CD-CG-CB
1	J	296	MLY	CE-CD-CG-CB
1	M	30	MLY	CE-CD-CG-CB
1	P	30	MLY	CE-CD-CG-CB
1	P	296	MLY	CE-CD-CG-CB
1	A	505	MLY	CE-CD-CG-CB
1	D	505	MLY	CE-CD-CG-CB
1	G	30	MLY	CE-CD-CG-CB
1	G	505	MLY	CE-CD-CG-CB
1	J	505	MLY	CE-CD-CG-CB
1	M	505	MLY	CE-CD-CG-CB
1	P	505	MLY	CE-CD-CG-CB
1	A	839	MLY	CD-CE-NZ-CH1
1	D	839	MLY	CD-CE-NZ-CH1
1	G	839	MLY	CD-CE-NZ-CH1
1	J	107	MLY	CD-CE-NZ-CH2
1	J	839	MLY	CD-CE-NZ-CH1
1	M	107	MLY	CD-CE-NZ-CH2
1	M	839	MLY	CD-CE-NZ-CH1
1	P	107	MLY	CD-CE-NZ-CH2
1	P	839	MLY	CD-CE-NZ-CH1
1	A	681	MLY	CE-CD-CG-CB

Continued on next page...

Continued from previous page...

Mol	Chain	Res	Type	Atoms
1	D	681	MLY	CE-CD-CG-CB
1	G	681	MLY	CE-CD-CG-CB
1	J	681	MLY	CE-CD-CG-CB
1	D	49	MLY	CE-CD-CG-CB
1	G	49	MLY	CE-CD-CG-CB
1	J	49	MLY	CE-CD-CG-CB
1	M	49	MLY	CE-CD-CG-CB
1	M	681	MLY	CE-CD-CG-CB
1	P	49	MLY	CE-CD-CG-CB
1	P	681	MLY	CE-CD-CG-CB
1	A	49	MLY	CE-CD-CG-CB
1	D	353	MLY	CE-CD-CG-CB
1	J	353	MLY	CE-CD-CG-CB
1	P	353	MLY	CE-CD-CG-CB
1	D	768	MLY	CE-CD-CG-CB
1	G	353	MLY	CE-CD-CG-CB
1	M	353	MLY	CE-CD-CG-CB
1	A	353	MLY	CE-CD-CG-CB
1	A	190	MLY	CE-CD-CG-CB
1	A	768	MLY	CE-CD-CG-CB
1	D	190	MLY	CE-CD-CG-CB
1	G	190	MLY	CE-CD-CG-CB
1	G	768	MLY	CE-CD-CG-CB
1	J	768	MLY	CE-CD-CG-CB
1	M	768	MLY	CE-CD-CG-CB
1	P	768	MLY	CE-CD-CG-CB
1	J	190	MLY	CE-CD-CG-CB
1	M	190	MLY	CE-CD-CG-CB
1	P	190	MLY	CE-CD-CG-CB
1	A	782	MLY	CE-CD-CG-CB
1	A	369	MLY	CE-CD-CG-CB
1	D	369	MLY	CE-CD-CG-CB
1	D	782	MLY	CE-CD-CG-CB
1	G	369	MLY	CE-CD-CG-CB
1	J	782	MLY	CE-CD-CG-CB
1	M	369	MLY	CE-CD-CG-CB
1	J	369	MLY	CE-CD-CG-CB
1	M	782	MLY	CE-CD-CG-CB
1	P	369	MLY	CE-CD-CG-CB
1	P	782	MLY	CE-CD-CG-CB
1	A	107	MLY	CD-CE-NZ-CH2
1	A	236	MLY	CD-CE-NZ-CH1

Continued on next page...

Continued from previous page...

Mol	Chain	Res	Type	Atoms
1	D	107	MLY	CD-CE-NZ-CH2
1	G	107	MLY	CD-CE-NZ-CH2
1	G	236	MLY	CD-CE-NZ-CH1
1	J	236	MLY	CD-CE-NZ-CH1
1	M	236	MLY	CD-CE-NZ-CH1
1	P	236	MLY	CD-CE-NZ-CH1
1	G	782	MLY	CE-CD-CG-CB
1	D	190	MLY	CG-CD-CE-NZ
1	A	436	MLY	CA-CB-CG-CD
1	A	837	MLY	CA-CB-CG-CD
1	D	436	MLY	CA-CB-CG-CD
1	D	837	MLY	CA-CB-CG-CD
1	G	436	MLY	CA-CB-CG-CD
1	G	837	MLY	CA-CB-CG-CD
1	J	436	MLY	CA-CB-CG-CD
1	J	837	MLY	CA-CB-CG-CD
1	M	436	MLY	CA-CB-CG-CD
1	M	837	MLY	CA-CB-CG-CD
1	P	436	MLY	CA-CB-CG-CD
1	P	837	MLY	CA-CB-CG-CD
1	M	190	MLY	CG-CD-CE-NZ
1	A	190	MLY	CG-CD-CE-NZ
1	J	190	MLY	CG-CD-CE-NZ
1	P	190	MLY	CG-CD-CE-NZ
1	G	190	MLY	CG-CD-CE-NZ
1	J	833	MLY	CE-CD-CG-CB
1	D	833	MLY	CE-CD-CG-CB
1	A	833	MLY	CE-CD-CG-CB
1	G	833	MLY	CE-CD-CG-CB
1	M	833	MLY	CE-CD-CG-CB
1	P	833	MLY	CE-CD-CG-CB
1	A	431	MLY	CA-CB-CG-CD
1	D	431	MLY	CA-CB-CG-CD
1	G	236	MLY	CA-CB-CG-CD
1	G	431	MLY	CA-CB-CG-CD
1	J	431	MLY	CA-CB-CG-CD
1	M	431	MLY	CA-CB-CG-CD
1	M	833	MLY	CA-CB-CG-CD
1	P	236	MLY	CA-CB-CG-CD
1	P	431	MLY	CA-CB-CG-CD
1	D	236	MLY	CD-CE-NZ-CH1
1	A	55	MLY	CG-CD-CE-NZ

Continued on next page...

Continued from previous page...

Mol	Chain	Res	Type	Atoms
1	D	55	MLY	CG-CD-CE-NZ
1	J	55	MLY	CG-CD-CE-NZ
1	G	617	MLY	CE-CD-CG-CB
1	M	55	MLY	CG-CD-CE-NZ
1	M	617	MLY	CE-CD-CG-CB
1	P	55	MLY	CG-CD-CE-NZ
1	A	617	MLY	CE-CD-CG-CB
1	D	617	MLY	CE-CD-CG-CB
1	J	617	MLY	CE-CD-CG-CB
1	P	617	MLY	CE-CD-CG-CB
1	A	236	MLY	CA-CB-CG-CD
1	A	833	MLY	CA-CB-CG-CD
1	D	236	MLY	CA-CB-CG-CD
1	D	833	MLY	CA-CB-CG-CD
1	G	833	MLY	CA-CB-CG-CD
1	J	236	MLY	CA-CB-CG-CD
1	J	833	MLY	CA-CB-CG-CD
1	M	236	MLY	CA-CB-CG-CD
1	P	833	MLY	CA-CB-CG-CD
1	A	348	MLY	C-CA-CB-CG
1	D	348	MLY	C-CA-CB-CG
1	G	348	MLY	C-CA-CB-CG
1	J	348	MLY	C-CA-CB-CG
1	M	348	MLY	C-CA-CB-CG
1	P	348	MLY	C-CA-CB-CG
1	D	551	MLY	CE-CD-CG-CB
1	G	55	MLY	CG-CD-CE-NZ
1	G	551	MLY	CE-CD-CG-CB
1	J	551	MLY	CE-CD-CG-CB
1	M	551	MLY	CE-CD-CG-CB
1	P	551	MLY	CE-CD-CG-CB
1	A	551	MLY	CE-CD-CG-CB
1	G	59	MLY	CE-CD-CG-CB
1	A	55	MLY	CE-CD-CG-CB
1	A	59	MLY	CE-CD-CG-CB
1	D	55	MLY	CE-CD-CG-CB
1	D	59	MLY	CE-CD-CG-CB
1	G	55	MLY	CE-CD-CG-CB
1	G	553	MLY	CE-CD-CG-CB
1	J	59	MLY	CE-CD-CG-CB
1	M	59	MLY	CE-CD-CG-CB
1	M	553	MLY	CE-CD-CG-CB

Continued on next page...

Continued from previous page...

Mol	Chain	Res	Type	Atoms
1	P	59	MLY	CE-CD-CG-CB
1	A	553	MLY	CE-CD-CG-CB
1	D	553	MLY	CE-CD-CG-CB
1	J	55	MLY	CE-CD-CG-CB
1	J	553	MLY	CE-CD-CG-CB
1	M	55	MLY	CE-CD-CG-CB
1	P	55	MLY	CE-CD-CG-CB
1	P	553	MLY	CE-CD-CG-CB
1	A	431	MLY	CE-CD-CG-CB
1	P	431	MLY	CE-CD-CG-CB
1	A	248	MLY	CE-CD-CG-CB
1	J	431	MLY	CE-CD-CG-CB
1	M	431	MLY	CE-CD-CG-CB
1	D	431	MLY	CE-CD-CG-CB
1	G	248	MLY	CE-CD-CG-CB
1	J	248	MLY	CE-CD-CG-CB
1	P	248	MLY	CE-CD-CG-CB
1	P	138	MLY	CA-CB-CG-CD
1	D	248	MLY	CE-CD-CG-CB
1	G	431	MLY	CE-CD-CG-CB
1	M	248	MLY	CE-CD-CG-CB
1	A	35	MLY	CE-CD-CG-CB
1	D	35	MLY	CE-CD-CG-CB
1	G	35	MLY	CE-CD-CG-CB
1	J	35	MLY	CE-CD-CG-CB
1	M	35	MLY	CE-CD-CG-CB
1	P	35	MLY	CE-CD-CG-CB
1	G	528	MLY	CG-CD-CE-NZ
1	J	528	MLY	CG-CD-CE-NZ
1	P	528	MLY	CG-CD-CE-NZ
1	D	528	MLY	CG-CD-CE-NZ
1	M	528	MLY	CG-CD-CE-NZ
1	A	528	MLY	CG-CD-CE-NZ
1	G	248	MLY	CG-CD-CE-NZ
1	M	248	MLY	CG-CD-CE-NZ
1	A	138	MLY	CA-CB-CG-CD
1	A	296	MLY	CA-CB-CG-CD
1	D	138	MLY	CA-CB-CG-CD
1	G	138	MLY	CA-CB-CG-CD
1	G	296	MLY	CA-CB-CG-CD
1	J	138	MLY	CA-CB-CG-CD
1	J	296	MLY	CA-CB-CG-CD

Continued on next page...

Continued from previous page...

Mol	Chain	Res	Type	Atoms
1	M	138	MLY	CA-CB-CG-CD
1	M	296	MLY	CA-CB-CG-CD
1	P	296	MLY	CA-CB-CG-CD
1	P	248	MLY	CG-CD-CE-NZ
1	A	248	MLY	CG-CD-CE-NZ
1	J	248	MLY	CG-CD-CE-NZ
1	D	248	MLY	CG-CD-CE-NZ
1	D	296	MLY	CA-CB-CG-CD
1	A	436	MLY	CE-CD-CG-CB
1	A	600	MLY	CE-CD-CG-CB
1	D	598	MLY	CE-CD-CG-CB
1	D	600	MLY	CE-CD-CG-CB
1	M	436	MLY	CE-CD-CG-CB
1	A	598	MLY	CE-CD-CG-CB
1	D	436	MLY	CE-CD-CG-CB
1	G	436	MLY	CE-CD-CG-CB
1	G	598	MLY	CE-CD-CG-CB
1	G	600	MLY	CE-CD-CG-CB
1	J	436	MLY	CE-CD-CG-CB
1	J	600	MLY	CE-CD-CG-CB
1	M	598	MLY	CE-CD-CG-CB
1	M	600	MLY	CE-CD-CG-CB
1	P	436	MLY	CE-CD-CG-CB
1	P	600	MLY	CE-CD-CG-CB
1	J	598	MLY	CE-CD-CG-CB
1	P	598	MLY	CE-CD-CG-CB
1	A	486	MLY	CE-CD-CG-CB
1	G	486	MLY	CE-CD-CG-CB
1	P	486	MLY	CE-CD-CG-CB
1	D	486	MLY	CE-CD-CG-CB
1	J	486	MLY	CE-CD-CG-CB
1	M	486	MLY	CE-CD-CG-CB
1	M	839	MLY	CE-CD-CG-CB
1	G	839	MLY	CE-CD-CG-CB
1	J	839	MLY	CE-CD-CG-CB
1	P	839	MLY	CE-CD-CG-CB
1	A	839	MLY	CE-CD-CG-CB
1	D	839	MLY	CE-CD-CG-CB
1	A	236	MLY	CD-CE-NZ-CH2
1	D	236	MLY	CD-CE-NZ-CH2
1	G	236	MLY	CD-CE-NZ-CH2
1	J	236	MLY	CD-CE-NZ-CH2

Continued on next page...

Continued from previous page...

Mol	Chain	Res	Type	Atoms
1	M	236	MLY	CD-CE-NZ-CH2
1	P	236	MLY	CD-CE-NZ-CH2
1	A	35	MLY	N-CA-CB-CG
1	A	63	MLY	N-CA-CB-CG
1	A	130	MLY	N-CA-CB-CG
1	A	436	MLY	N-CA-CB-CG
1	A	681	MLY	N-CA-CB-CG
1	A	833	MLY	N-CA-CB-CG
1	A	837	MLY	N-CA-CB-CG
1	D	35	MLY	N-CA-CB-CG
1	D	63	MLY	N-CA-CB-CG
1	D	130	MLY	N-CA-CB-CG
1	D	348	MLY	N-CA-CB-CG
1	D	436	MLY	N-CA-CB-CG
1	D	681	MLY	N-CA-CB-CG
1	D	833	MLY	N-CA-CB-CG
1	D	837	MLY	N-CA-CB-CG
1	G	35	MLY	N-CA-CB-CG
1	G	63	MLY	N-CA-CB-CG
1	G	130	MLY	N-CA-CB-CG
1	G	436	MLY	N-CA-CB-CG
1	G	681	MLY	N-CA-CB-CG
1	G	833	MLY	N-CA-CB-CG
1	G	837	MLY	N-CA-CB-CG
1	J	35	MLY	N-CA-CB-CG
1	J	63	MLY	N-CA-CB-CG
1	J	130	MLY	N-CA-CB-CG
1	J	436	MLY	N-CA-CB-CG
1	J	681	MLY	N-CA-CB-CG
1	J	833	MLY	N-CA-CB-CG
1	J	837	MLY	N-CA-CB-CG
1	M	35	MLY	N-CA-CB-CG
1	M	63	MLY	N-CA-CB-CG
1	M	130	MLY	N-CA-CB-CG
1	M	436	MLY	N-CA-CB-CG
1	M	681	MLY	N-CA-CB-CG
1	M	833	MLY	N-CA-CB-CG
1	M	837	MLY	N-CA-CB-CG
1	P	35	MLY	N-CA-CB-CG
1	P	63	MLY	N-CA-CB-CG
1	P	130	MLY	N-CA-CB-CG
1	P	436	MLY	N-CA-CB-CG

Continued on next page...

Continued from previous page...

Mol	Chain	Res	Type	Atoms
1	P	681	MLY	N-CA-CB-CG
1	P	833	MLY	N-CA-CB-CG
1	P	837	MLY	N-CA-CB-CG
1	J	833	MLY	C-CA-CB-CG
1	M	833	MLY	C-CA-CB-CG
1	P	833	MLY	C-CA-CB-CG
1	A	19	MLY	CA-CB-CG-CD
1	D	19	MLY	CA-CB-CG-CD
1	G	19	MLY	CA-CB-CG-CD
1	J	19	MLY	CA-CB-CG-CD
1	M	19	MLY	CA-CB-CG-CD
1	P	19	MLY	CA-CB-CG-CD
1	D	837	MLY	CE-CD-CG-CB
1	A	19	MLY	CE-CD-CG-CB
1	J	837	MLY	CE-CD-CG-CB
1	M	837	MLY	CE-CD-CG-CB
1	G	837	MLY	CE-CD-CG-CB
1	A	837	MLY	CE-CD-CG-CB
1	D	19	MLY	CE-CD-CG-CB
1	J	19	MLY	CE-CD-CG-CB
1	M	19	MLY	CE-CD-CG-CB
1	P	19	MLY	CE-CD-CG-CB
1	P	837	MLY	CE-CD-CG-CB
1	G	19	MLY	CE-CD-CG-CB
1	J	613	MLY	CE-CD-CG-CB
1	M	613	MLY	CE-CD-CG-CB
1	G	613	MLY	CE-CD-CG-CB
1	P	613	MLY	CE-CD-CG-CB
1	D	613	MLY	CE-CD-CG-CB
1	A	613	MLY	CE-CD-CG-CB
1	A	598	MLY	CD-CE-NZ-CH2
1	D	598	MLY	CD-CE-NZ-CH2
1	G	598	MLY	CD-CE-NZ-CH2
1	J	598	MLY	CD-CE-NZ-CH2
1	M	598	MLY	CD-CE-NZ-CH2
1	P	598	MLY	CD-CE-NZ-CH2
1	A	63	MLY	C-CA-CB-CG
1	A	353	MLY	C-CA-CB-CG
1	A	833	MLY	C-CA-CB-CG
1	D	63	MLY	C-CA-CB-CG
1	D	353	MLY	C-CA-CB-CG
1	D	833	MLY	C-CA-CB-CG

Continued on next page...

Continued from previous page...

Mol	Chain	Res	Type	Atoms
1	G	63	MLY	C-CA-CB-CG
1	G	353	MLY	C-CA-CB-CG
1	G	833	MLY	C-CA-CB-CG
1	J	63	MLY	C-CA-CB-CG
1	J	353	MLY	C-CA-CB-CG
1	M	63	MLY	C-CA-CB-CG
1	M	353	MLY	C-CA-CB-CG
1	P	63	MLY	C-CA-CB-CG
1	P	353	MLY	C-CA-CB-CG
1	J	30	MLY	CA-CB-CG-CD
1	M	30	MLY	CA-CB-CG-CD
1	A	30	MLY	CA-CB-CG-CD
1	D	30	MLY	CA-CB-CG-CD
1	G	30	MLY	CA-CB-CG-CD
1	P	30	MLY	CA-CB-CG-CD
1	M	348	MLY	CE-CD-CG-CB
1	P	348	MLY	CE-CD-CG-CB
1	J	348	MLY	CE-CD-CG-CB
1	A	348	MLY	CE-CD-CG-CB
1	D	348	MLY	CE-CD-CG-CB
1	G	348	MLY	CE-CD-CG-CB
1	A	613	MLY	CA-CB-CG-CD
1	D	613	MLY	CA-CB-CG-CD
1	G	613	MLY	CA-CB-CG-CD
1	J	613	MLY	CA-CB-CG-CD
1	M	613	MLY	CA-CB-CG-CD
1	P	613	MLY	CA-CB-CG-CD
1	J	190	MLY	CA-CB-CG-CD
1	M	190	MLY	CA-CB-CG-CD
1	A	190	MLY	CA-CB-CG-CD
1	A	528	MLY	CA-CB-CG-CD
1	D	190	MLY	CA-CB-CG-CD
1	G	190	MLY	CA-CB-CG-CD
1	M	528	MLY	CA-CB-CG-CD
1	P	190	MLY	CA-CB-CG-CD
1	P	528	MLY	CA-CB-CG-CD

There are no ring outliers.

182 monomers are involved in 676 short contacts:

Mol	Chain	Res	Type	Clashes	Symm-Clashes
1	P	617	MLY	1	0

Continued on next page...

Continued from previous page...

Mol	Chain	Res	Type	Clashes	Symm-Clashes
1	D	296	MLY	3	0
1	G	107	MLY	3	0
1	J	553	MLY	12	0
1	P	837	MLY	1	0
1	A	415	MLY	1	0
1	D	839	MLY	4	0
1	J	486	MLY	3	0
1	A	30	MLY	1	0
1	P	84	MLY	15	0
1	A	138	MLY	1	0
1	M	659	MLY	1	0
1	G	55	MLY	1	0
1	A	87	MLY	3	0
1	J	436	MLY	3	0
1	A	768	MLY	10	0
1	A	839	MLY	4	0
1	M	436	MLY	2	0
1	D	59	MLY	3	0
1	P	415	MLY	1	0
1	P	600	MLY	1	0
1	A	348	MLY	6	0
1	M	190	MLY	2	0
1	P	598	MLY	1	0
1	M	248	MLY	2	0
1	A	551	MLY	2	0
1	P	839	MLY	7	0
1	J	598	MLY	1	0
1	J	87	MLY	3	0
1	A	63	MLY	4	0
1	M	598	MLY	1	0
1	M	49	MLY	2	0
1	P	436	MLY	3	0
1	J	659	MLY	2	0
1	D	837	MLY	1	0
1	G	617	MLY	1	0
1	D	348	MLY	6	0
1	M	617	MLY	1	0
1	D	248	MLY	2	0
1	M	138	MLY	1	0
1	P	348	MLY	5	0
1	J	768	MLY	1	0
1	A	49	MLY	4	0

Continued on next page...

Continued from previous page...

Mol	Chain	Res	Type	Clashes	Symm-Clashes
1	M	768	MLY	3	0
1	A	436	MLY	3	0
1	P	296	MLY	3	0
1	D	551	MLY	2	0
1	P	764	MLY	1	0
1	A	505	MLY	22	0
1	D	436	MLY	3	0
1	J	617	MLY	1	0
1	D	528	MLY	3	0
1	G	505	MLY	9	0
1	M	505	MLY	1	0
1	J	84	MLY	20	0
1	A	598	MLY	1	0
1	G	63	MLY	3	0
1	G	436	MLY	2	0
1	A	833	MLY	1	0
1	P	87	MLY	3	0
1	G	30	MLY	1	0
1	A	659	MLY	1	0
1	M	30	MLY	1	0
1	D	138	MLY	1	0
1	D	63	MLY	4	0
1	M	296	MLY	3	0
1	J	600	MLY	1	0
1	J	415	MLY	1	0
1	G	415	MLY	1	0
1	M	782	MLY	1	0
1	M	415	MLY	1	0
1	A	486	MLY	3	0
1	M	528	MLY	3	0
1	M	837	MLY	1	0
1	G	49	MLY	3	0
1	A	190	MLY	2	0
1	G	486	MLY	3	0
1	P	138	MLY	1	0
1	A	272	MLY	1	0
1	G	296	MLY	3	0
1	A	59	MLY	2	0
1	A	827	MLY	2	0
1	G	190	MLY	2	0
1	J	839	MLY	8	0
1	M	55	MLY	1	0

Continued on next page...

Continued from previous page...

Mol	Chain	Res	Type	Clashes	Symm-Clashes
1	P	369	MLY	1	0
1	D	49	MLY	3	0
1	J	295	MLY	6	0
1	M	272	MLY	1	0
1	M	600	MLY	1	0
1	G	87	MLY	3	0
1	D	600	MLY	1	0
1	M	87	MLY	3	0
1	D	617	MLY	1	0
1	P	190	MLY	2	0
1	A	617	MLY	1	0
1	D	768	MLY	2	0
1	A	248	MLY	2	0
1	D	272	MLY	1	0
1	J	190	MLY	2	0
1	P	55	MLY	1	0
1	A	764	MLY	9	0
1	G	768	MLY	3	0
1	J	837	MLY	1	0
1	G	598	MLY	1	0
1	J	348	MLY	6	0
1	J	55	MLY	1	0
1	G	348	MLY	5	0
1	M	348	MLY	5	0
1	M	295	MLY	6	0
1	P	30	MLY	1	0
1	J	296	MLY	3	0
1	M	764	MLY	2	0
1	P	528	MLY	3	0
1	D	55	MLY	1	0
1	D	369	MLY	1	0
1	M	59	MLY	3	0
1	D	30	MLY	1	0
1	D	295	MLY	6	0
1	J	764	MLY	1	0
1	G	764	MLY	4	0
1	A	55	MLY	1	0
1	P	272	MLY	1	0
1	G	295	MLY	6	0
1	P	107	MLY	3	0
1	G	272	MLY	1	0
1	P	248	MLY	2	0

Continued on next page...

Continued from previous page...

Mol	Chain	Res	Type	Clashes	Symm-Clashes
1	A	600	MLY	1	0
1	G	553	MLY	27	0
1	M	553	MLY	2	0
1	G	782	MLY	1	0
1	J	248	MLY	2	0
1	G	84	MLY	15	0
1	G	248	MLY	2	0
1	D	486	MLY	3	0
1	J	528	MLY	3	0
1	M	84	MLY	11	0
1	P	63	MLY	3	0
1	D	782	MLY	71	0
1	A	782	MLY	7	0
1	A	837	MLY	12	0
1	P	59	MLY	2	0
1	G	600	MLY	1	0
1	J	138	MLY	1	0
1	P	553	MLY	2	0
1	M	63	MLY	3	0
1	J	369	MLY	1	0
1	G	837	MLY	1	0
1	J	505	MLY	9	0
1	A	296	MLY	3	0
1	J	59	MLY	3	0
1	M	107	MLY	3	0
1	M	486	MLY	3	0
1	P	782	MLY	15	0
1	G	839	MLY	4	0
1	P	49	MLY	3	0
1	D	598	MLY	1	0
1	G	528	MLY	2	0
1	J	782	MLY	1	0
1	J	49	MLY	3	0
1	P	295	MLY	6	0
1	A	553	MLY	17	0
1	A	107	MLY	3	0
1	G	59	MLY	2	0
1	G	138	MLY	1	0
1	J	30	MLY	1	0
1	D	764	MLY	7	0
1	J	272	MLY	1	0
1	D	553	MLY	17	0

Continued on next page...

Continued from previous page...

Mol	Chain	Res	Type	Clashes	Symm-Clashes
1	D	659	MLY	2	0
1	M	839	MLY	7	0
1	P	486	MLY	3	0
1	G	659	MLY	2	0
1	J	107	MLY	3	0
1	A	295	MLY	6	0
1	D	190	MLY	2	0
1	J	63	MLY	3	0
1	D	415	MLY	1	0
1	D	107	MLY	3	0
1	D	87	MLY	3	0
1	A	528	MLY	3	0
1	P	659	MLY	2	0

5.5 Carbohydrates (i)

There are no monosaccharides in this entry.

5.6 Ligand geometry (i)

There are no ligands in this entry.

5.7 Other polymers (i)

There are no such residues in this entry.

5.8 Polymer linkage issues (i)

The following chains have linkage breaks:

Mol	Chain	Number of breaks
1	P	6
1	D	4
1	A	4
1	M	4
1	J	3
1	G	3
3	C	1
3	F	1

Continued on next page...

Continued from previous page...

Mol	Chain	Number of breaks
3	I	1
3	L	1
3	O	1
3	R	1
2	B	1
2	E	1
2	H	1
2	K	1
2	N	1
2	Q	1

All chain breaks are listed below:

Model	Chain	Residue-1	Atom-1	Residue-2	Atom-2	Distance (Å)
1	J	769:ALA	C	770:GLY	N	5.51
1	D	769:ALA	C	770:GLY	N	4.82
1	G	769:ALA	C	770:GLY	N	4.31
1	D	709:LYS	C	710:GLY	N	3.43
1	A	709:LYS	C	710:GLY	N	2.70
1	A	769:ALA	C	770:GLY	N	2.63
1	C	4:LYS	C	5:ALA	N	2.61
1	F	4:LYS	C	5:ALA	N	2.61
1	I	4:LYS	C	5:ALA	N	2.61
1	L	4:LYS	C	5:ALA	N	2.61
1	O	4:LYS	C	5:ALA	N	2.61
1	R	4:LYS	C	5:ALA	N	2.61
1	M	709:LYS	C	710:GLY	N	2.42
1	P	709:LYS	C	710:GLY	N	2.16
1	M	806:MET	C	807:VAL	N	1.74
1	P	786:ILE	C	787:ILE	N	1.67
1	P	806:MET	C	807:VAL	N	1.61
1	P	769:ALA	C	770:GLY	N	1.18
1	B	140:PHE	C	141:PRO	N	1.09
1	E	140:PHE	C	141:PRO	N	1.09
1	H	140:PHE	C	141:PRO	N	1.09
1	K	140:PHE	C	141:PRO	N	1.09
1	N	140:PHE	C	141:PRO	N	1.09
1	Q	140:PHE	C	141:PRO	N	1.09
1	A	637:LYS	C	638:GLY	N	1.06
1	G	637:LYS	C	638:GLY	N	1.06
1	M	637:LYS	C	638:GLY	N	1.06
1	P	637:LYS	C	638:GLY	N	1.06
1	D	637:LYS	C	638:GLY	N	1.05

Continued on next page...

Continued from previous page...

Model	Chain	Residue-1	Atom-1	Residue-2	Atom-2	Distance (Å)
1	J	637:LYS	C	638:GLY	N	1.05
1	D	649:VAL	C	650:SER	N	1.03
1	G	649:VAL	C	650:SER	N	1.03
1	J	649:VAL	C	650:SER	N	1.03
1	M	649:VAL	C	650:SER	N	1.03
1	P	649:VAL	C	650:SER	N	1.03
1	A	649:VAL	C	650:SER	N	1.02

6 Tomogram visualisation (i)

This section contains visualisations of the EMDB entry EMD-1001. These allow visual inspection of the internal detail of the tomogram and identification of artifacts.

6.1 Orthogonal projections (i)

X

Y



Z

The images above show the tomogram projected in three orthogonal directions.

6.2 Central slices (i)

X Index: 300

Y Index: 300



Z Index: 15

The images above show central slices of the tomogram in three orthogonal directions.

6.3 Largest variance slices (i)

X Index: 598

Y Index: 598



Z Index: 15

The images above show the largest variance slices of the tomogram in three orthogonal directions.

6.4 Orthogonal standard-deviation projections (False-color) (i)

X



Y



Z

The images above show the tomogram projected in three orthogonal directions.

6.5 Mask visualisation (i)

This section shows the 3D surface view of the primary map at 50% transparency overlaid with the specified mask at 0% transparency

A mask typically either:

- Encompasses the whole structure
- Separates out a domain, a functional unit, a monomer or an area of interest from a larger structure

6.5.1 emd_1001_msk_25.map (i)



X



Y



Z

6.5.2 emd_1001_msk_24.map (i)



X



Y



Z

6.5.3 emd_1001_msk_23.map (i)


X


Y


Z

6.5.4 emd_1001_msk_22.map (i)


X


Y


Z

6.5.5 emd_1001_msk_21.map (i)

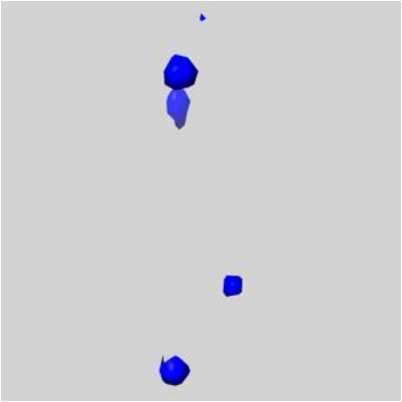
X


Y


Z

6.5.6 emd_1001_msk_20.map (i)


X


Y


Z

6.5.7 emd_1001_msk_19.map (i)

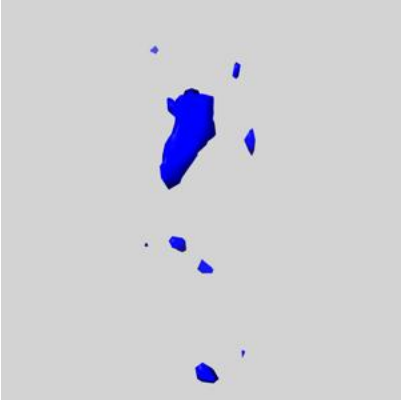
X


Y


Z

6.5.8 emd_1001_msk_18.map (i)


X


Y


Z

6.5.9 emd_1001_msk_17.map (i)


X


Y


Z

6.5.10 emd_1001_msk_16.map (i)


X


Y


Z

6.5.11 emd_1001_msk_15.map (i)


X


Y


Z

6.5.12 emd_1001_msk_14.map (i)

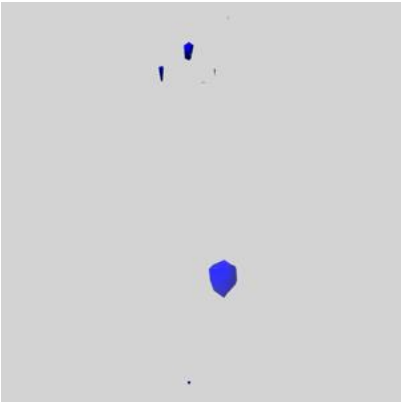
X


Y


Z

6.5.13 emd_1001_msk_13.map (i)

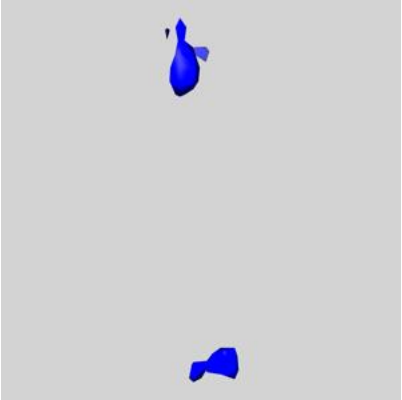
X


Y

Z

6.5.14 emd_1001_msk_12.map (i)

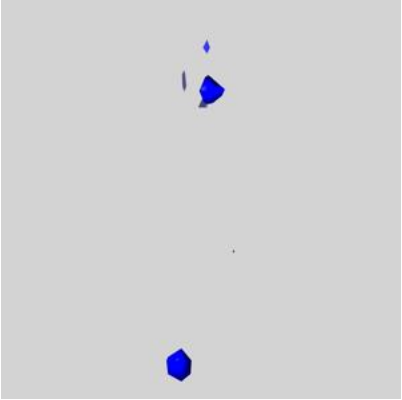
X


Y


Z

6.5.15 emd_1001_msk_11.map (i)


X

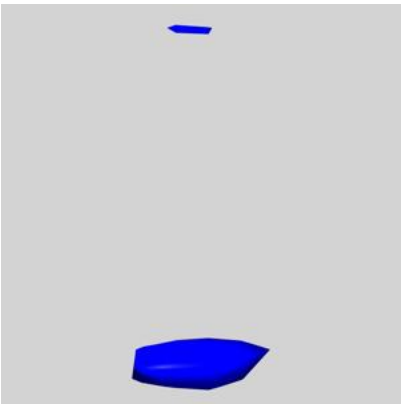
Y


Z

6.5.16 emd_1001_msk_10.map (i)


X


Y


Z

6.5.17 emd_1001_msk_9.map (i)


X


Y


Z

6.5.18 emd_1001_msk_8.map


X


Y


Z

6.5.19 emd_1001_msk_7.map


X


Y


Z

6.5.20 emd_1001_msk_6.map


X


Y


Z

6.5.21 emd_1001_msk_5.map (i)


X


Y


Z

6.5.22 emd_1001_msk_4.map (i)

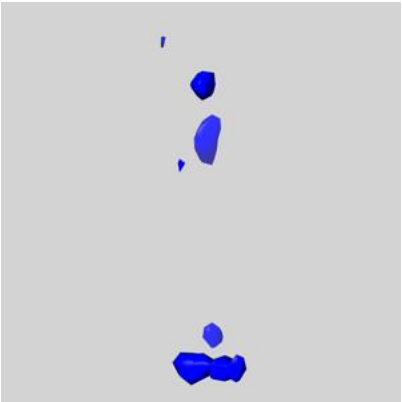
X


Y


Z

6.5.23 emd_1001_msk_3.map (i)

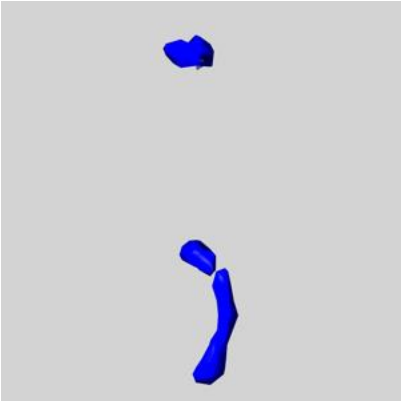
X


Y


Z

6.5.24 emd_1001_msk_2.map (i)


X


Y


Z

6.5.25 emd_1001_msk_1.map (i)


X


Y


Z

6.5.26 emd_1001_msk_26.map (i)


X


Y


Z

7 Tomogram analysis (i)

This section contains the results of statistical analysis of the tomogram.

7.1 Voxel-value distribution (i)

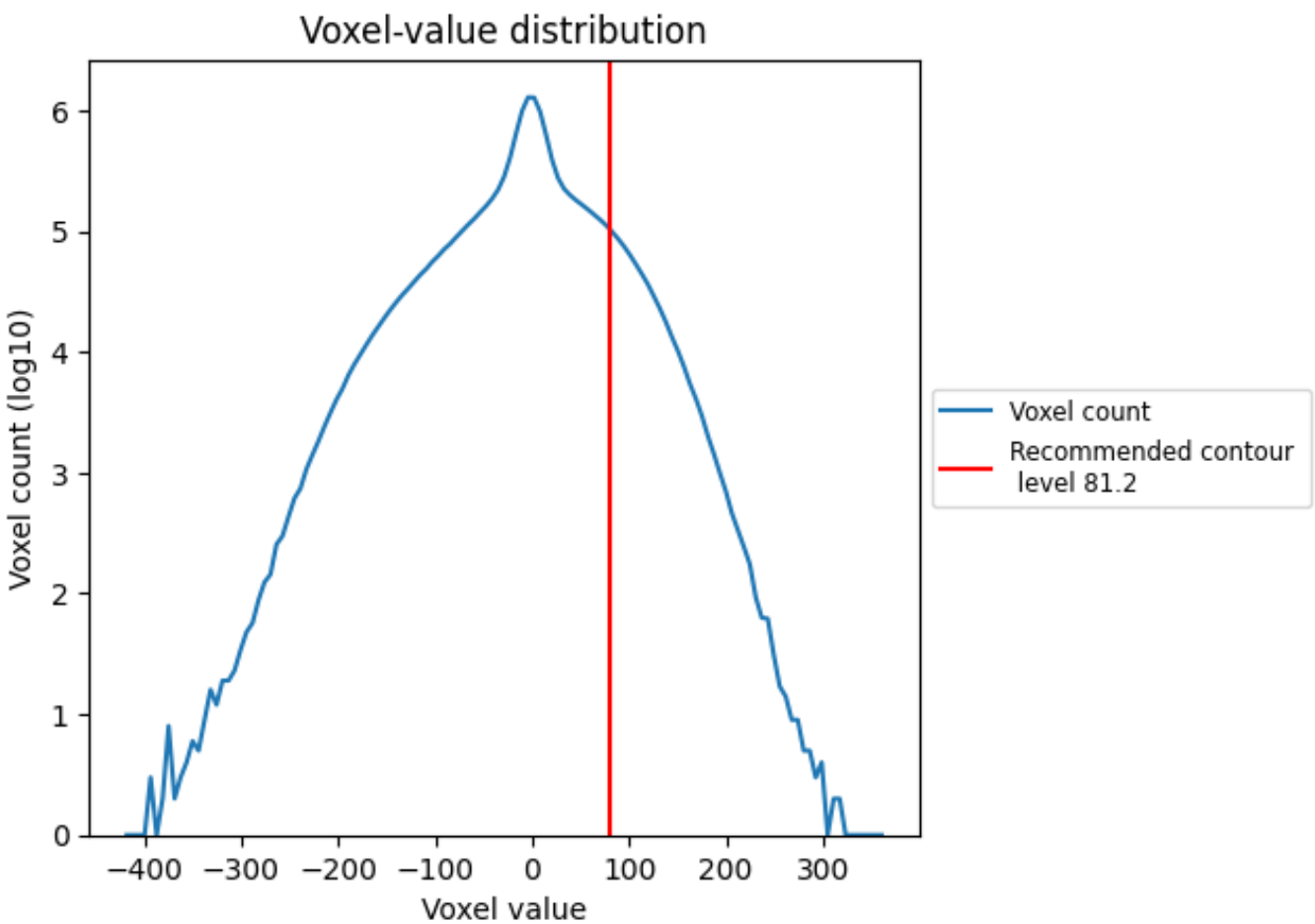

The voxel-value distribution is plotted in 128 intervals along the x-axis. The y-axis is logarithmic.

8 Map-model fit (i)

This section contains information regarding the fit between EMDB map EMD-1001 and PDB model 1O1E. Per-residue inclusion information can be found in section 3 on page 7.

8.1 Map-model overlay (i)

This section was not generated.

8.2 Q-score mapped to coordinate model (i)

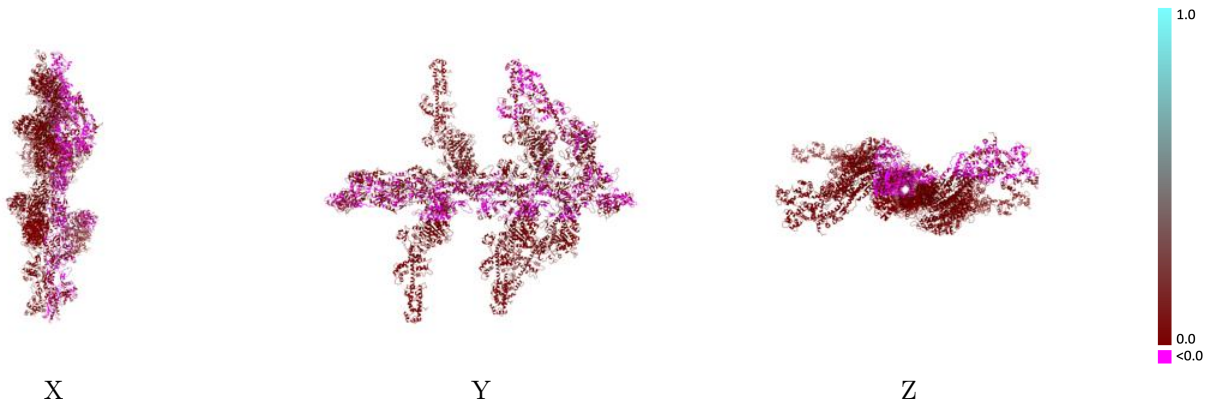

The images above show the model with each residue coloured according its Q-score. This shows their resolvability in the map with higher Q-score values reflecting better resolvability. Please note: Q-score is calculating the resolvability of atoms, and thus high values are only expected at resolutions at which atoms can be resolved. Low Q-score values may therefore be expected for many entries.

8.3 Atom inclusion mapped to coordinate model (i)

This section was not generated.

8.4 Atom inclusion (i)

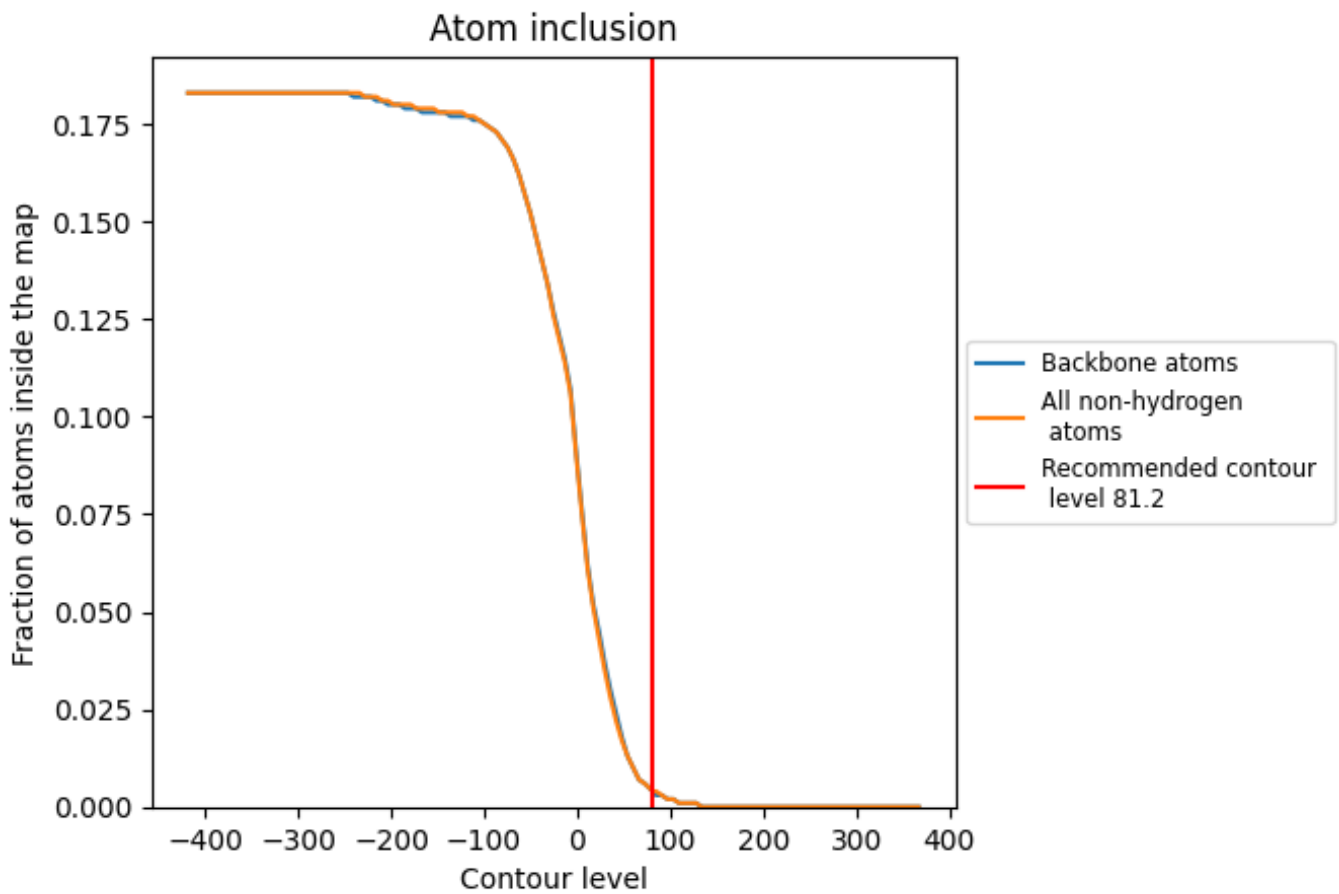

At the recommended contour level, 0% of all backbone atoms, 0% of all non-hydrogen atoms, are inside the map.

8.5 Map-model fit summary (i)

The table lists the average atom inclusion at the recommended contour level (81.2) and Q-score for the entire model and for each chain.

Chain	Atom inclusion	Q-score
All	0.0040	-0.0010
1	0.0680	0.0040
2	0.0000	-0.0080
3	0.0000	0.0220
4	0.0000	-0.0040
5	0.0000	-0.0050
6	0.0000	-0.0010
7	0.0000	-0.0170
8	0.0000	-0.0030
9	0.0000	0.0070
A	0.0000	0.0060
B	0.0000	0.0000
C	0.0000	-0.0190
D	0.0000	-0.0030
E	0.0000	0.0000
F	0.0000	0.0000
G	0.0000	0.0020
H	0.0000	-0.0090
I	0.0050	0.0020
J	0.0000	-0.0010
K	0.0000	0.0000
L	0.0000	0.0000
M	0.0000	0.0000
N	0.0000	0.0000
O	0.0000	0.0000
P	0.0010	-0.0020
Q	0.0000	0.0000
R	0.0000	0.0000
V	0.0000	-0.0020
W	0.0480	-0.0060
X	0.0000	-0.0030
Y	0.0120	-0.0080
Z	0.0000	-0.0000