Full wwPDB EM Validation Report (i)

Nov 8, 2022 – 07:49 AM EST

PDB ID	:	6MB2
EMDB ID	:	EMD-9064
Title	:	Cryo-EM structure of the PYD filament of AIM2
Authors	:	Lu, A.; Li, Y.; Wu, H.
Deposited on	:	2018-08-29
Resolution	:	5.00 Å(reported)

This is a Full wwPDB EM Validation Report for a publicly released PDB entry.

We welcome your comments at *validation@mail.wwpdb.org*
A user guide is available at
https://www.wwpdb.org/validation/2017/EMValidationReportHelp
with specific help available everywhere you see the (i) symbol.

The types of validation reports are described at
http://www.wwpdb.org/validation/2017/FAQs#types.

The following versions of software and data (see references (i)) were used in the production of this report:

EMDB validation analysis	:	0.0.1.dev43
Mogul	:	1.8.5 (274361), CSD as541be (2020)
MolProbity	:	4.02b-467
Percentile statistics	:	20191225.v01 (using entries in the PDB archive December 25th 2019)
MapQ	:	1.9.9
Ideal geometry (proteins)	:	Engh & Huber (2001)
Ideal geometry (DNA, RNA)	:	Parkinson et al. (1996)
Validation Pipeline (wwPDB-VP)	:	2.31.2

1 Overall quality at a glance (i)

The following experimental techniques were used to determine the structure:
ELECTRON MICROSCOPY

The reported resolution of this entry is 5.00 Å.

Percentile scores (ranging between 0-100) for global validation metrics of the entry are shown in the following graphic. The table shows the number of entries on which the scores are based.

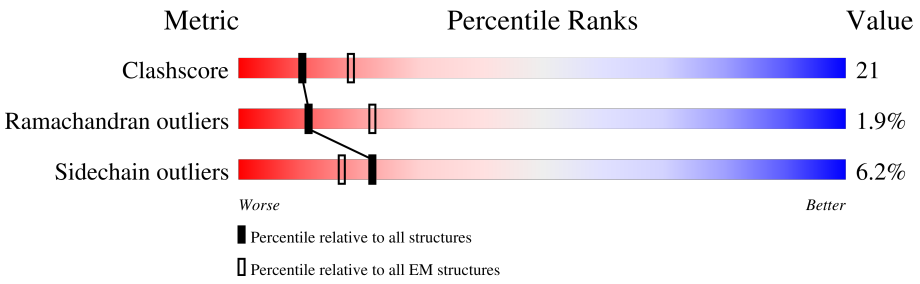

Metric	Whole archive (#Entries)	EM structures (#Entries)
Clashscore	158937	4297
Ramachandran outliers	154571	4023
Sidechain outliers	154315	3826

The table below summarises the geometric issues observed across the polymeric chains and their fit to the map. The red, orange, yellow and green segments of the bar indicate the fraction of residues that contain outliers for >=3, 2, 1 and 0 types of geometric quality criteria respectively. A grey segment represents the fraction of residues that are not modelled. The numeric value for each fraction is indicated below the corresponding segment, with a dot representing fractions <=5% The upper red bar (where present) indicates the fraction of residues that have poor fit to the EM map (all-atom inclusion < 40%). The numeric value is given above the bar.

Mol	Chain	Length	Quality of chain
1	A	94	48% 55% 38% 5% •
1	B	94	40% 55% 38% 5% •
1	C	94	38% 56% 37% 5% •
1	D	94	40% 53% 40% 5% •
1	E	94	43% 54% 39% 5% •
1	F	94	41% 54% 39% 5% •
1	G	94	40% 54% 39% 5% •
1	H	94	40% 54% 39% 5% •

Continued on next page...

Continued from previous page...

Mol	Chain	Length	Quality of chain
1	I	94	40% 52% 41% 5% •
1	J	94	41% 52% 41% 5% •
1	K	94	40% 53% 40% 5% •
1	L	94	39% 50% 44% 5% •
1	M	94	41% 53% 40% 5% •
1	N	94	39% 54% 39% 5% •
1	O	94	45% 53% 40% 5% •
2	a	226	42% 82% 18%
2	b	226	41% 82% 18%
2	c	226	42% 82% 18%
2	d	226	42% 82% 18%
2	e	226	40% 82% 18%
2	f	226	43% 82% 18%
2	g	226	41% 82% 18%
2	h	226	42% 82% 18%
2	i	226	39% 82% 18%
2	j	226	44% 82% 18%
2	k	226	45% 82% 18%
2	l	226	41% 82% 18%
2	m	226	39% 82% 18%
2	n	226	43% 82% 18%
2	o	226	40% 82% 18%

2 Entry composition (i)

There are 2 unique types of molecules in this entry. The entry contains 37650 atoms, of which 0 are hydrogens and 0 are deuteriums.

In the tables below, the AltConf column contains the number of residues with at least one atom in alternate conformation and the Trace column contains the number of residues modelled with at most 2 atoms.

- Molecule 1 is a protein called Interferon-inducible protein AIM2.

Mol	Chain	Residues	Atoms					AltConf	Trace
			Total	C	N	O	S		
1	A	94	739	469	125	141	4	0	0
1	B	94	739	469	125	141	4	0	0
1	C	94	739	469	125	141	4	0	0
1	D	94	739	469	125	141	4	0	0
1	E	94	739	469	125	141	4	0	0
1	F	94	739	469	125	141	4	0	0
1	G	94	739	469	125	141	4	0	0
1	H	94	739	469	125	141	4	0	0
1	I	94	739	469	125	141	4	0	0
1	J	94	739	469	125	141	4	0	0
1	K	94	739	469	125	141	4	0	0
1	L	94	739	469	125	141	4	0	0
1	M	94	739	469	125	141	4	0	0
1	N	94	739	469	125	141	4	0	0
1	O	94	739	469	125	141	4	0	0

There are 30 discrepancies between the modelled and reference sequences:

Chain	Residue	Modelled	Actual	Comment	Reference
A	0	ALA	-	expression tag	UNP O14862
A	27	GLY	PHE	conflict	UNP O14862
B	0	ALA	-	expression tag	UNP O14862
B	27	GLY	PHE	conflict	UNP O14862
C	0	ALA	-	expression tag	UNP O14862
C	27	GLY	PHE	conflict	UNP O14862
D	0	ALA	-	expression tag	UNP O14862
D	27	GLY	PHE	conflict	UNP O14862
E	0	ALA	-	expression tag	UNP O14862
E	27	GLY	PHE	conflict	UNP O14862
F	0	ALA	-	expression tag	UNP O14862
F	27	GLY	PHE	conflict	UNP O14862
G	0	ALA	-	expression tag	UNP O14862
G	27	GLY	PHE	conflict	UNP O14862
H	0	ALA	-	expression tag	UNP O14862
H	27	GLY	PHE	conflict	UNP O14862
I	0	ALA	-	expression tag	UNP O14862
I	27	GLY	PHE	conflict	UNP O14862
J	0	ALA	-	expression tag	UNP O14862
J	27	GLY	PHE	conflict	UNP O14862
K	0	ALA	-	expression tag	UNP O14862
K	27	GLY	PHE	conflict	UNP O14862
L	0	ALA	-	expression tag	UNP O14862
L	27	GLY	PHE	conflict	UNP O14862
M	0	ALA	-	expression tag	UNP O14862
M	27	GLY	PHE	conflict	UNP O14862
N	0	ALA	-	expression tag	UNP O14862
N	27	GLY	PHE	conflict	UNP O14862
O	0	ALA	-	expression tag	UNP O14862
O	27	GLY	PHE	conflict	UNP O14862

- Molecule 2 is a protein called Green fluorescent protein.

Mol	Chain	Residues	Atoms						AltConf	Trace
			Total	C	N	O	S	Se		
2	a	226	1771	1134	293	338	2	4	0	0
2	b	226	1771	1134	293	338	2	4	0	0
2	c	226	1771	1134	293	338	2	4	0	0
2	d	226	1771	1134	293	338	2	4	0	0
2	e	226	1771	1134	293	338	2	4	0	0

Continued on next page...

Continued from previous page...

Mol	Chain	Residues	Atoms						AltConf	Trace
			Total	C	N	O	S	Se		
2	f	226	1771	1134	293	338	2	4	0	0
2	g	226	1771	1134	293	338	2	4	0	0
2	h	226	1771	1134	293	338	2	4	0	0
2	i	226	1771	1134	293	338	2	4	0	0
2	j	226	1771	1134	293	338	2	4	0	0
2	k	226	1771	1134	293	338	2	4	0	0
2	l	226	1771	1134	293	338	2	4	0	0
2	m	226	1771	1134	293	338	2	4	0	0
2	n	226	1771	1134	293	338	2	4	0	0
2	o	226	1771	1134	293	338	2	4	0	0

There are 60 discrepancies between the modelled and reference sequences:

Chain	Residue	Modelled	Actual	Comment	Reference
a	?	-	SER	deletion	UNP P42212
a	?	-	TYR	deletion	UNP P42212
a	66	CRO	GLY	chromophore	UNP P42212
a	80	ARG	GLN	conflict	UNP P42212
b	?	-	SER	deletion	UNP P42212
b	?	-	TYR	deletion	UNP P42212
b	66	CRO	GLY	chromophore	UNP P42212
b	80	ARG	GLN	conflict	UNP P42212
c	?	-	SER	deletion	UNP P42212
c	?	-	TYR	deletion	UNP P42212
c	66	CRO	GLY	chromophore	UNP P42212
c	80	ARG	GLN	conflict	UNP P42212
d	?	-	SER	deletion	UNP P42212
d	?	-	TYR	deletion	UNP P42212
d	66	CRO	GLY	chromophore	UNP P42212
d	80	ARG	GLN	conflict	UNP P42212
e	?	-	SER	deletion	UNP P42212
e	?	-	TYR	deletion	UNP P42212
e	66	CRO	GLY	chromophore	UNP P42212

Continued on next page...

Continued from previous page...

Chain	Residue	Modelled	Actual	Comment	Reference
e	80	ARG	GLN	conflict	UNP P42212
f	?	-	SER	deletion	UNP P42212
f	?	-	TYR	deletion	UNP P42212
f	66	CRO	GLY	chromophore	UNP P42212
f	80	ARG	GLN	conflict	UNP P42212
g	?	-	SER	deletion	UNP P42212
g	?	-	TYR	deletion	UNP P42212
g	66	CRO	GLY	chromophore	UNP P42212
g	80	ARG	GLN	conflict	UNP P42212
h	?	-	SER	deletion	UNP P42212
h	?	-	TYR	deletion	UNP P42212
h	66	CRO	GLY	chromophore	UNP P42212
h	80	ARG	GLN	conflict	UNP P42212
i	?	-	SER	deletion	UNP P42212
i	?	-	TYR	deletion	UNP P42212
i	66	CRO	GLY	chromophore	UNP P42212
i	80	ARG	GLN	conflict	UNP P42212
j	?	-	SER	deletion	UNP P42212
j	?	-	TYR	deletion	UNP P42212
j	66	CRO	GLY	chromophore	UNP P42212
j	80	ARG	GLN	conflict	UNP P42212
k	?	-	SER	deletion	UNP P42212
k	?	-	TYR	deletion	UNP P42212
k	66	CRO	GLY	chromophore	UNP P42212
k	80	ARG	GLN	conflict	UNP P42212
l	?	-	SER	deletion	UNP P42212
l	?	-	TYR	deletion	UNP P42212
l	66	CRO	GLY	chromophore	UNP P42212
l	80	ARG	GLN	conflict	UNP P42212
m	?	-	SER	deletion	UNP P42212
m	?	-	TYR	deletion	UNP P42212
m	66	CRO	GLY	chromophore	UNP P42212
m	80	ARG	GLN	conflict	UNP P42212
n	?	-	SER	deletion	UNP P42212
n	?	-	TYR	deletion	UNP P42212
n	66	CRO	GLY	chromophore	UNP P42212
n	80	ARG	GLN	conflict	UNP P42212
o	?	-	SER	deletion	UNP P42212
o	?	-	TYR	deletion	UNP P42212
o	66	CRO	GLY	chromophore	UNP P42212
o	80	ARG	GLN	conflict	UNP P42212

3 Residue-property plots (i)

These plots are drawn for all protein, RNA, DNA and oligosaccharide chains in the entry. The first graphic for a chain summarises the proportions of the various outlier classes displayed in the second graphic. The second graphic shows the sequence view annotated by issues in geometry and atom inclusion in map density. Residues are color-coded according to the number of geometric quality criteria for which they contain at least one outlier: green = 0, yellow = 1, orange = 2 and red = 3 or more. A red diamond above a residue indicates a poor fit to the EM map for this residue (all-atom inclusion < 40%). Stretches of 2 or more consecutive residues without any outlier are shown as a green connector. Residues present in the sample, but not in the model, are shown in grey.

• Molecule 1: Interferon-inducible protein AIM2

Chain A:

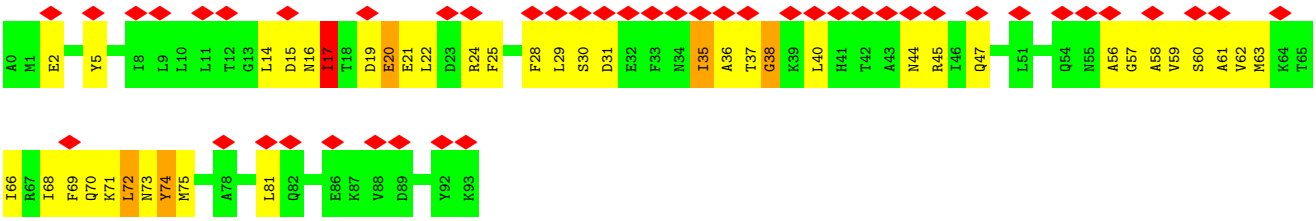

• Molecule 1: Interferon-inducible protein AIM2

Chain B:

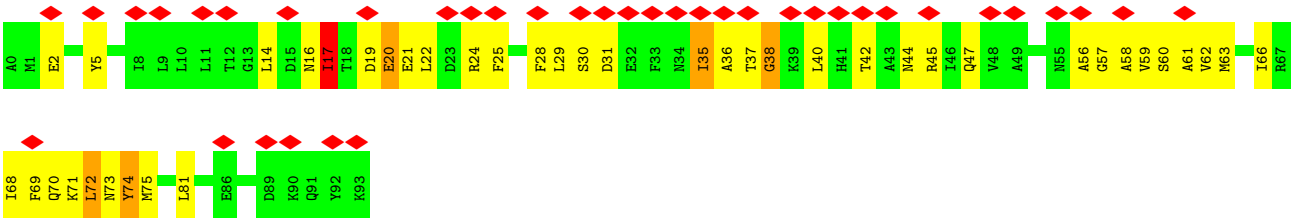

• Molecule 1: Interferon-inducible protein AIM2

Chain C:

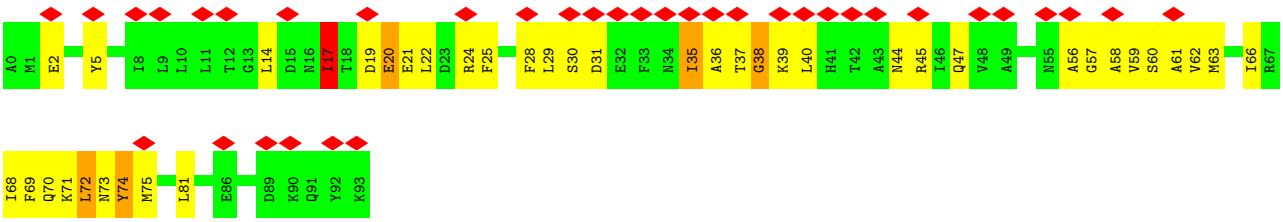

• Molecule 1: Interferon-inducible protein AIM2

Chain D:

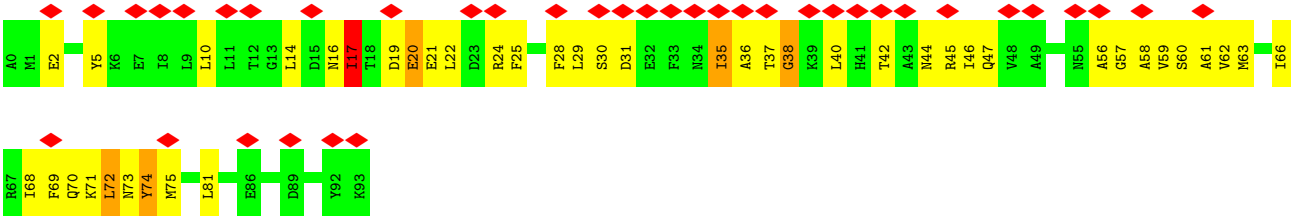

• Molecule 1: Interferon-inducible protein AIM2

Chain E:

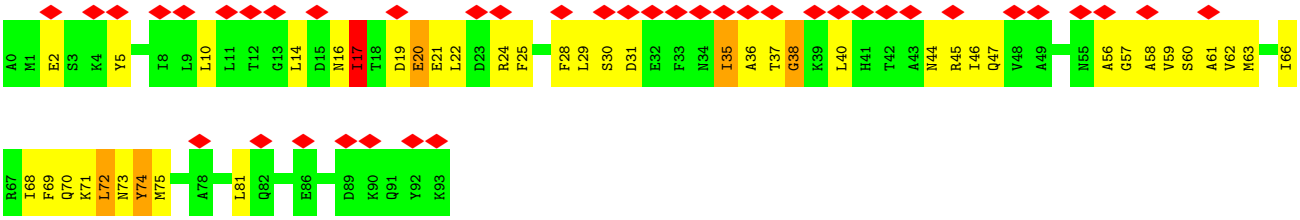

• Molecule 1: Interferon-inducible protein AIM2

Chain F:

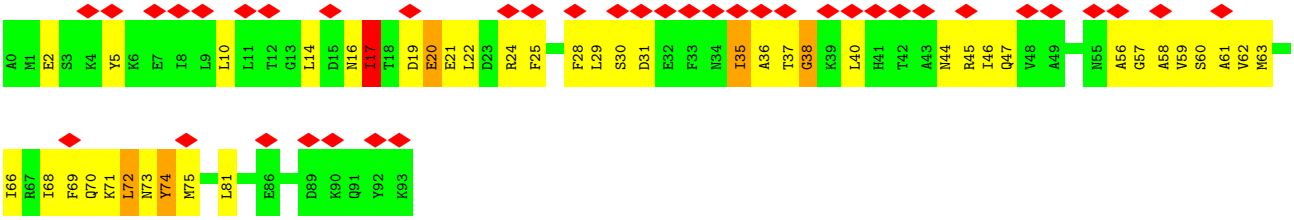

• Molecule 1: Interferon-inducible protein AIM2

Chain G:

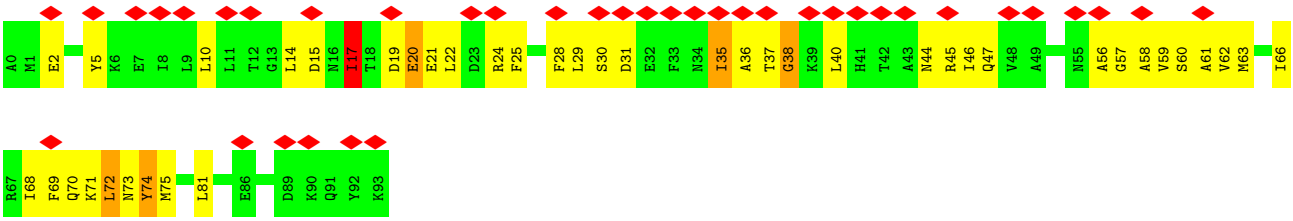

• Molecule 1: Interferon-inducible protein AIM2

Chain H:

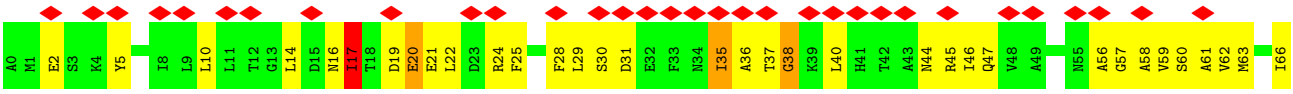

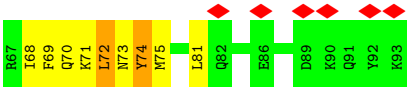

• Molecule 1: Interferon-inducible protein AIM2

Chain I:

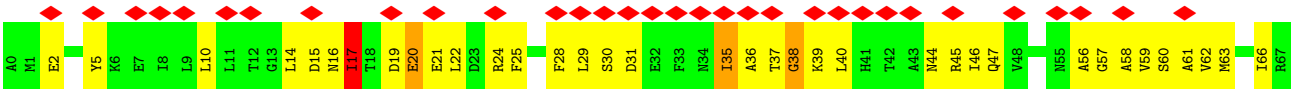

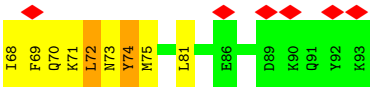

• Molecule 1: Interferon-inducible protein AIM2

Chain J:

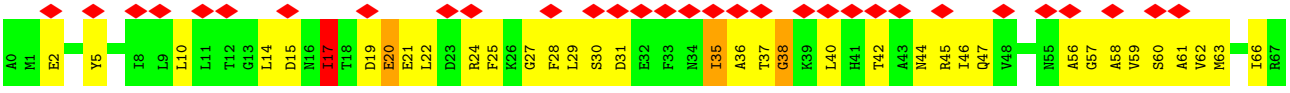

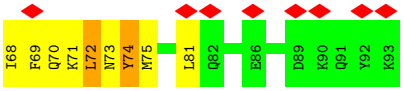

• Molecule 1: Interferon-inducible protein AIM2

Chain K:

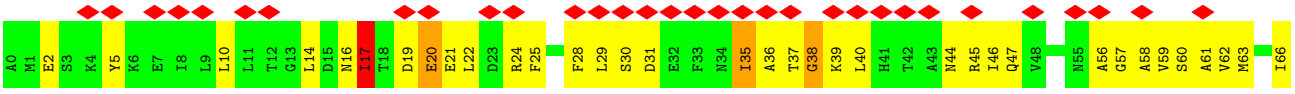

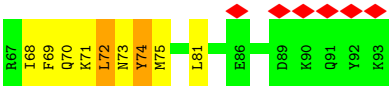

• Molecule 1: Interferon-inducible protein AIM2

Chain L:

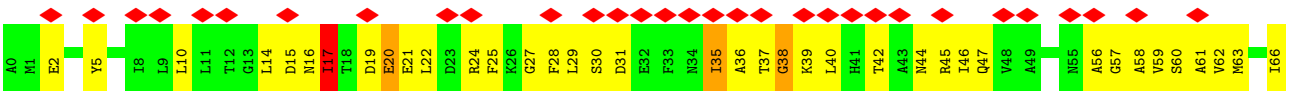

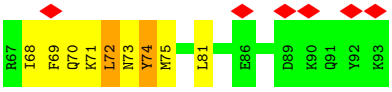

• Molecule 1: Interferon-inducible protein AIM2

Chain M:

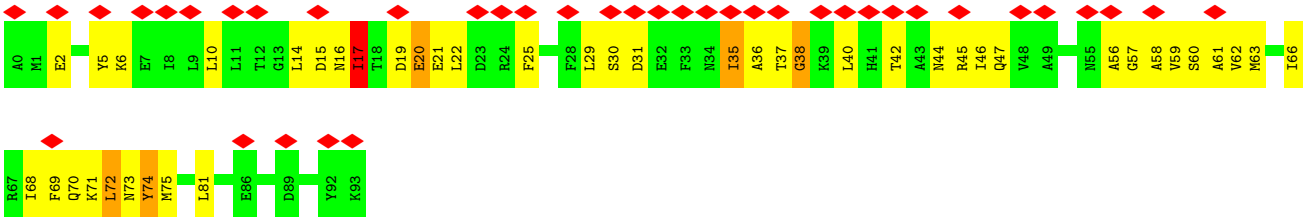

- Molecule 1: Interferon-inducible protein AIM2

Chain N:

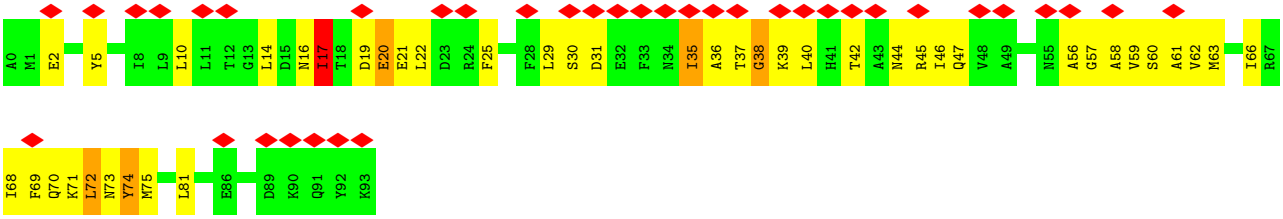

- Molecule 1: Interferon-inducible protein AIM2

Chain O:

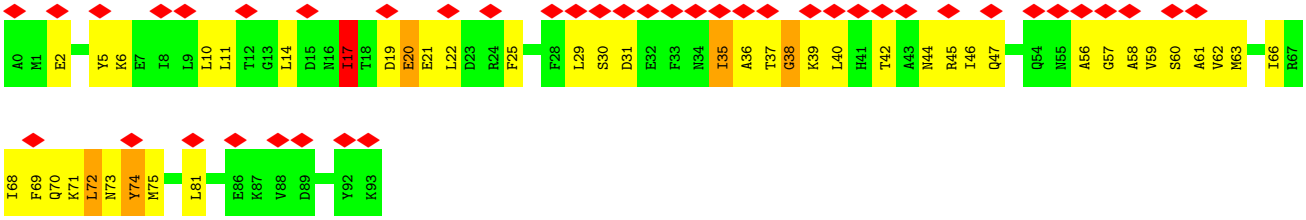

- Molecule 2: Green fluorescent protein

Chain a:

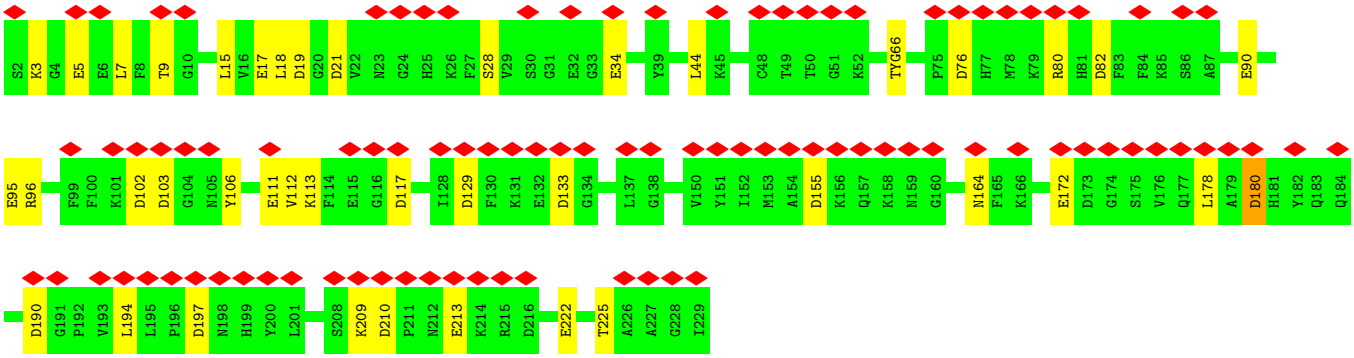

- Molecule 2: Green fluorescent protein

Chain b:

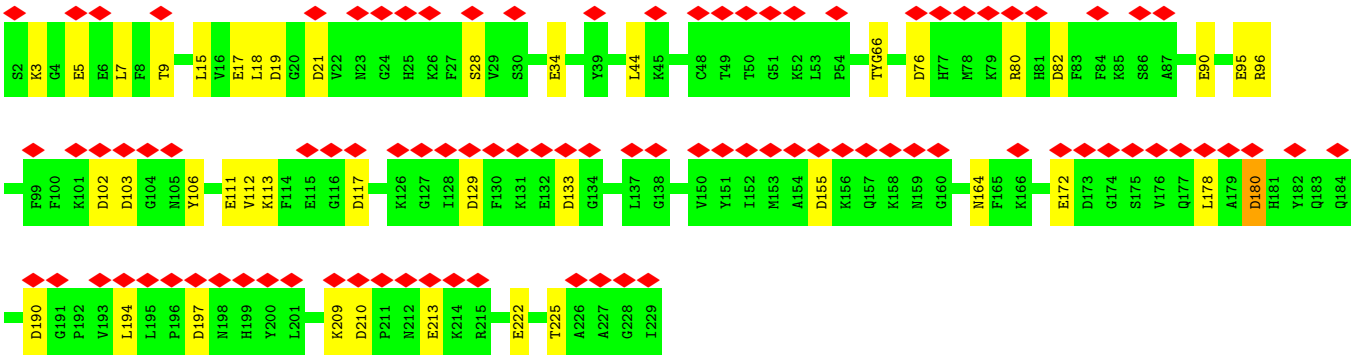

- Molecule 2: Green fluorescent protein

Chain c:

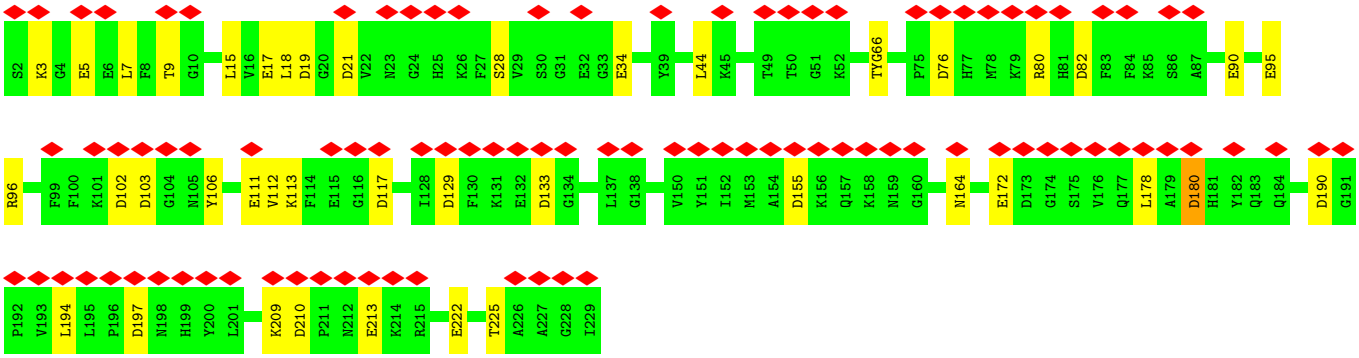

- Molecule 2: Green fluorescent protein

Chain d:

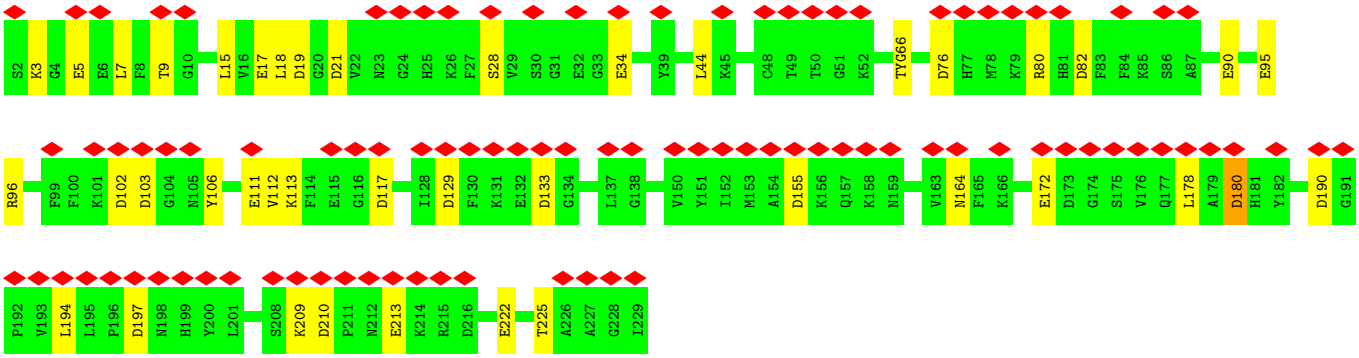

- Molecule 2: Green fluorescent protein

Chain e:

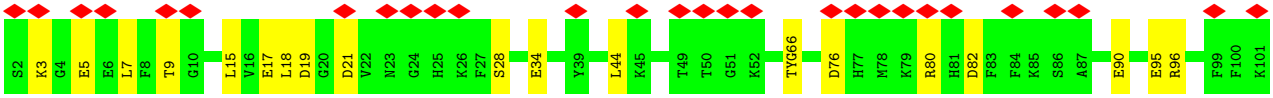

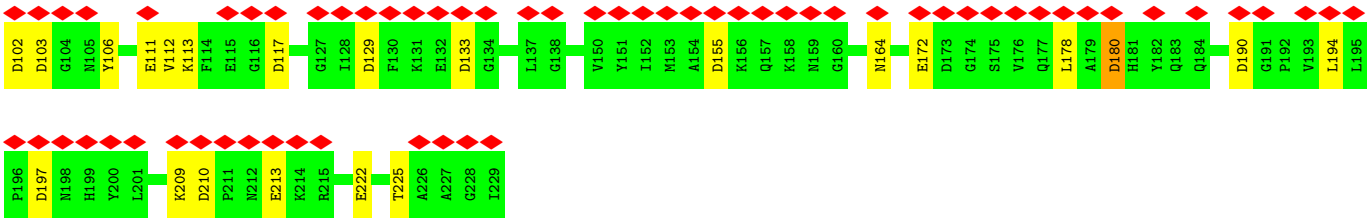

- Molecule 2: Green fluorescent protein

Chain f:

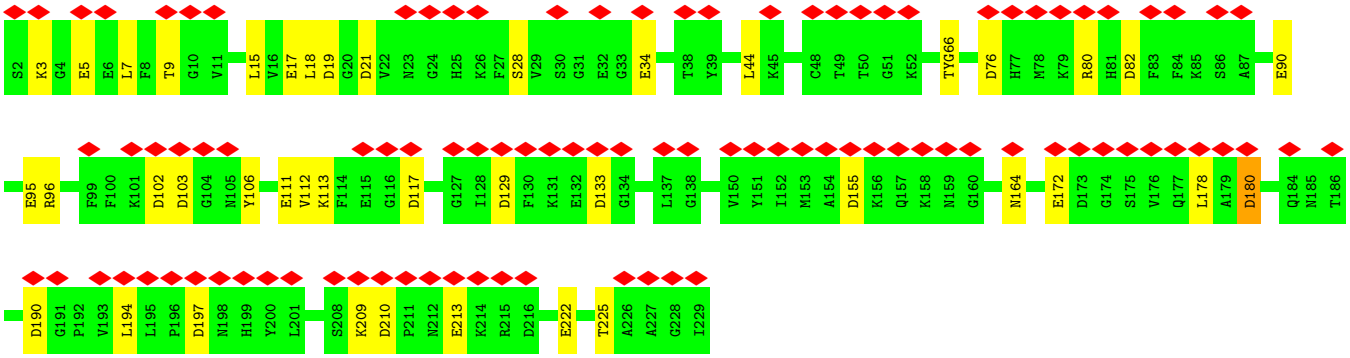

- Molecule 2: Green fluorescent protein

Chain g:

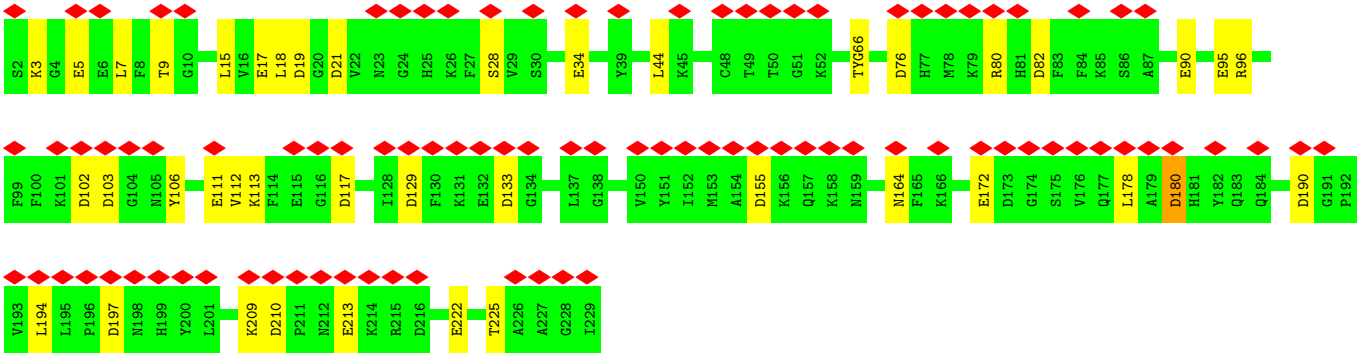

- Molecule 2: Green fluorescent protein

Chain h:

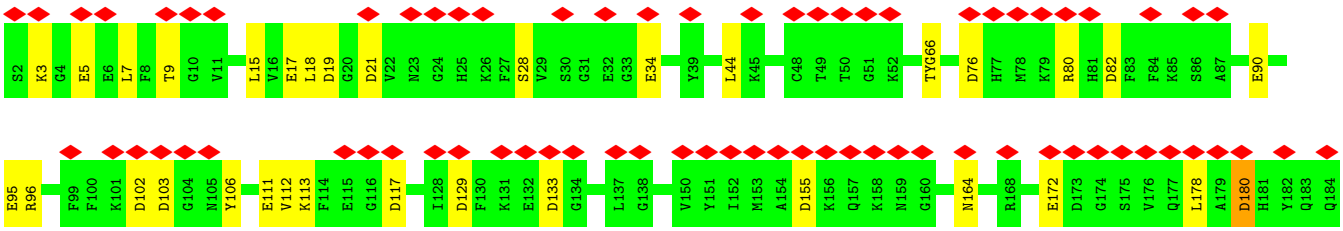

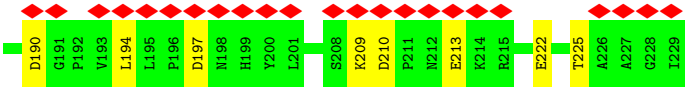

• Molecule 2: Green fluorescent protein

Chain i:

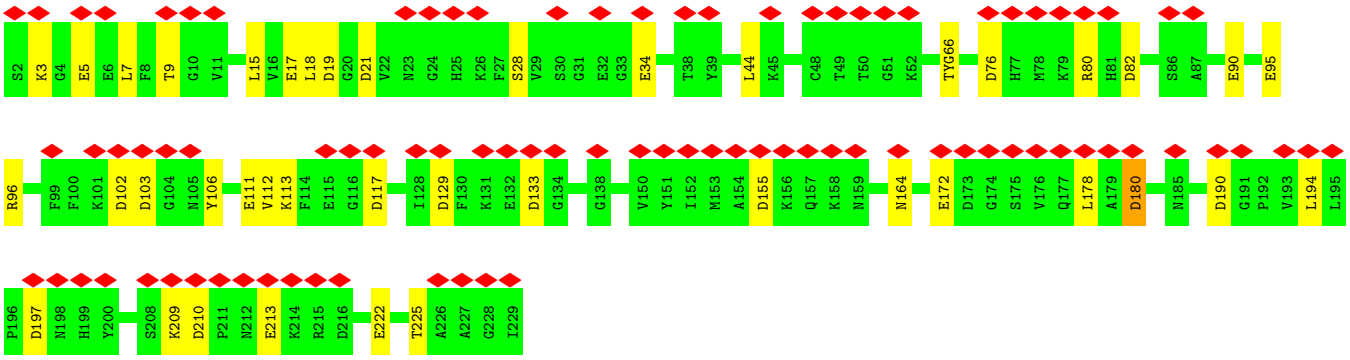

• Molecule 2: Green fluorescent protein

Chain j:

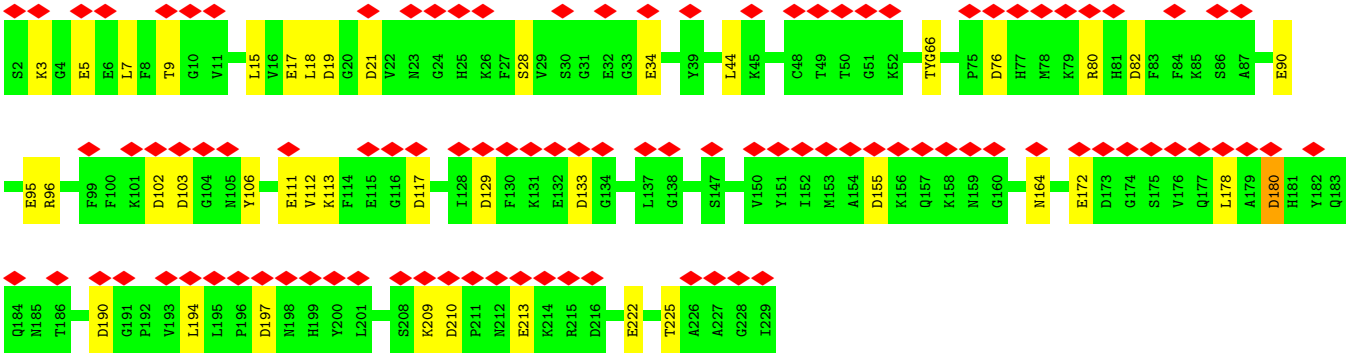

• Molecule 2: Green fluorescent protein

Chain k:

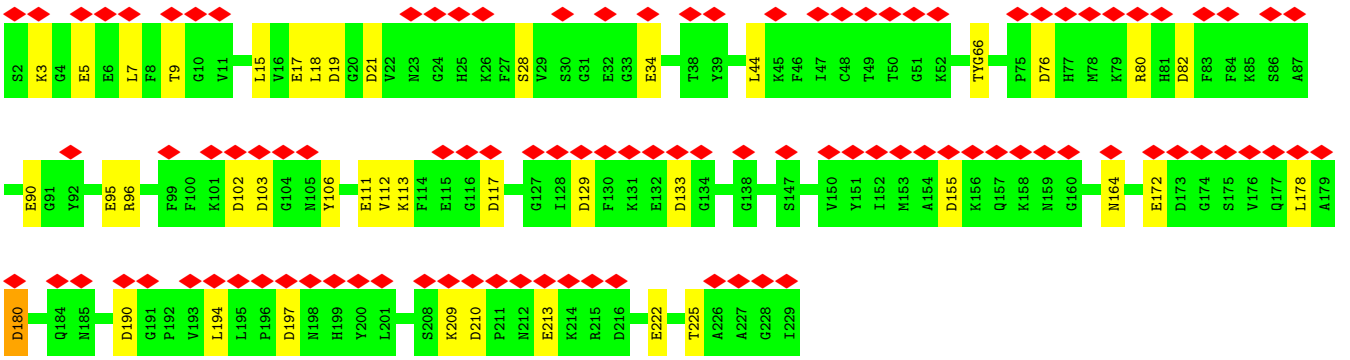

• Molecule 2: Green fluorescent protein

Chain l:

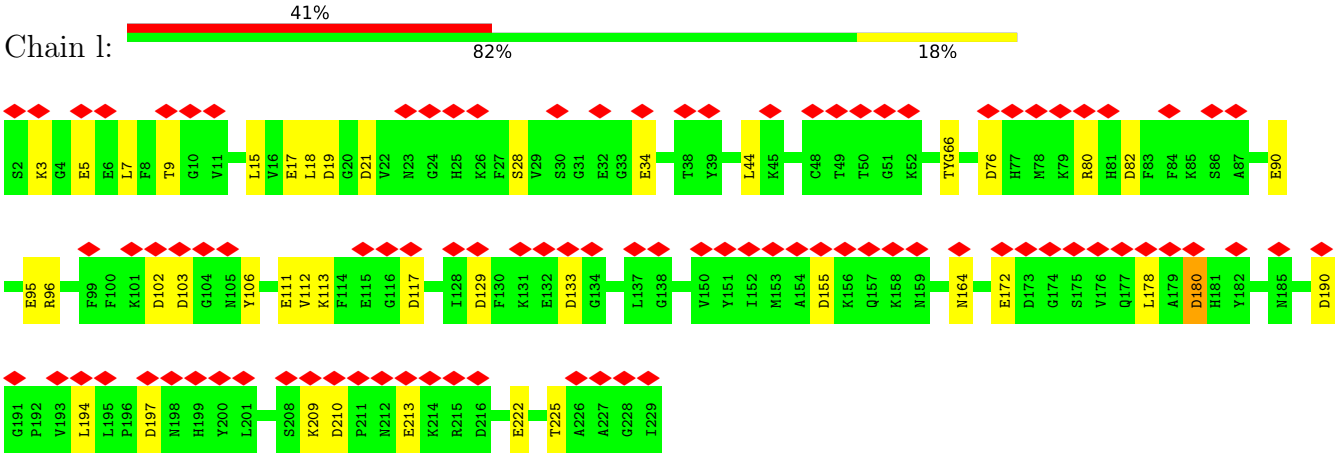

- Molecule 2: Green fluorescent protein

Chain m:

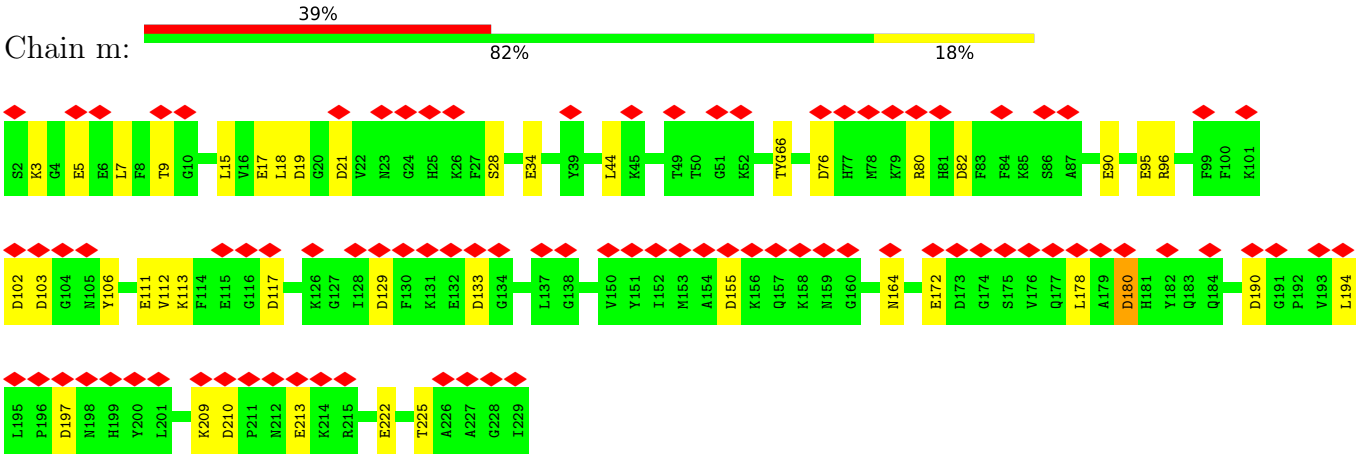

- Molecule 2: Green fluorescent protein

Chain n:

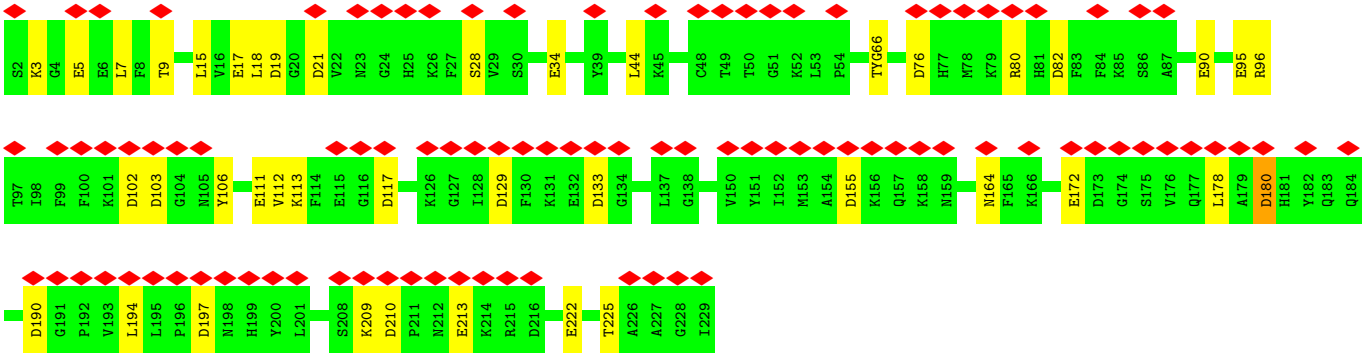

- Molecule 2: Green fluorescent protein

Chain o:

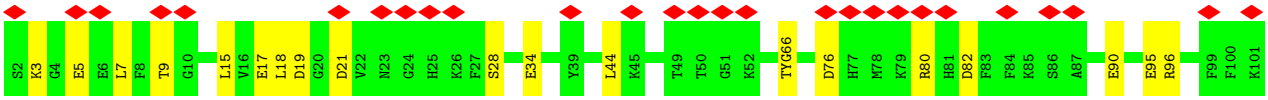

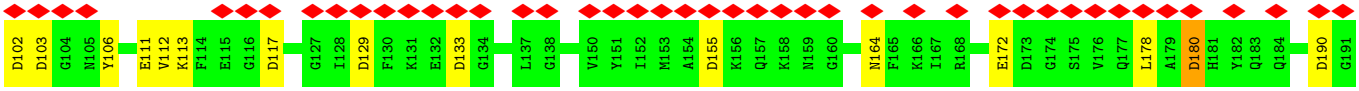
D102
D103
G104
N105
Y106
E111
V112
K113
F114
E115
G116
D117
G127
I128
D129
F130
K131
E132
D133
G134
L137
G138
V150
Y151
I152
M153
A154
D155
K156
Q157
K158
N159
G160
N164
F165
K166
I167
R168
E172
D173
G174
S175
V176
Q177
L178
A179
D180
H181
Y182
Q183
Q184
D190
G191

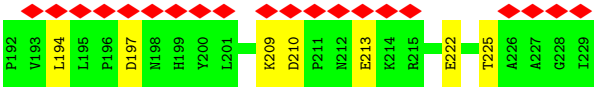
P192
V193
L194
L195
P196
D197
N198
H199
Y200
L201
K209
D210
P211
N212
E213
K214
R215
E222
T225
A226
A227
G228
I229

4 Experimental information (i)

Property	Value	Source
EM reconstruction method	HELICAL	Depositor
Imposed symmetry	HELICAL, twist=138.9°, rise=6.0 Å, axial sym=C1	Depositor
Number of segments used	54973	Depositor
Resolution determination method	FSC 0.143 CUT-OFF	Depositor
CTF correction method	PHASE FLIPPING AND AMPLITUDE CORRECTION	Depositor
Microscope	FEI TITAN KRIOS	Depositor
Voltage (kV)	300	Depositor
Electron dose ($e^-/Å^2$)	50	Depositor
Minimum defocus (nm)	Not provided	
Maximum defocus (nm)	Not provided	
Magnification	Not provided	
Image detector	FEI FALCON II (4k x 4k)	Depositor
Maximum map value	1369.084	Depositor
Minimum map value	51.664	Depositor
Average map value	521.985	Depositor
Map value standard deviation	287.610	Depositor
Recommended contour level	1000.0	Depositor
Map size (Å)	220.79999, 220.79999, 115.0	wwPDB
Map dimensions	384, 384, 200	wwPDB
Map angles (°)	90.0, 90.0, 90.0	wwPDB
Pixel spacing (Å)	0.575, 0.575, 0.575	Depositor

5 Model quality (i)

5.1 Standard geometry (i)

Bond lengths and bond angles in the following residue types are not validated in this section: CRO

The Z score for a bond length (or angle) is the number of standard deviations the observed value is removed from the expected value. A bond length (or angle) with $|Z| > 5$ is considered an outlier worth inspection. RMSZ is the root-mean-square of all Z scores of the bond lengths (or angles).

Mol	Chain	Bond lengths		Bond angles	
		RMSZ	$\#\|Z\|>5$	RMSZ	$\#\|Z\|>5$
1	A	0.47	1/746 (0.1%)	0.50	1/1001 (0.1%)
1	B	0.47	1/746 (0.1%)	0.50	1/1001 (0.1%)
1	C	0.48	1/746 (0.1%)	0.50	1/1001 (0.1%)
1	D	0.47	1/746 (0.1%)	0.50	1/1001 (0.1%)
1	E	0.47	1/746 (0.1%)	0.50	1/1001 (0.1%)
1	F	0.47	1/746 (0.1%)	0.50	1/1001 (0.1%)
1	G	0.47	1/746 (0.1%)	0.50	1/1001 (0.1%)
1	H	0.47	1/746 (0.1%)	0.50	1/1001 (0.1%)
1	I	0.48	1/746 (0.1%)	0.50	1/1001 (0.1%)
1	J	0.47	1/746 (0.1%)	0.50	1/1001 (0.1%)
1	K	0.48	1/746 (0.1%)	0.50	1/1001 (0.1%)
1	L	0.47	1/746 (0.1%)	0.50	1/1001 (0.1%)
1	M	0.47	1/746 (0.1%)	0.50	1/1001 (0.1%)
1	N	0.47	1/746 (0.1%)	0.50	1/1001 (0.1%)
1	O	0.47	1/746 (0.1%)	0.50	1/1001 (0.1%)
2	a	1.02	9/1786 (0.5%)	1.17	28/2412 (1.2%)
2	b	1.02	9/1786 (0.5%)	1.17	28/2412 (1.2%)
2	c	1.01	9/1786 (0.5%)	1.17	28/2412 (1.2%)
2	d	1.01	9/1786 (0.5%)	1.17	28/2412 (1.2%)
2	e	1.02	9/1786 (0.5%)	1.17	28/2412 (1.2%)
2	f	1.02	9/1786 (0.5%)	1.17	28/2412 (1.2%)
2	g	1.01	9/1786 (0.5%)	1.17	28/2412 (1.2%)
2	h	1.01	9/1786 (0.5%)	1.17	28/2412 (1.2%)
2	i	1.02	9/1786 (0.5%)	1.17	28/2412 (1.2%)
2	j	1.01	9/1786 (0.5%)	1.17	28/2412 (1.2%)
2	k	1.02	9/1786 (0.5%)	1.17	28/2412 (1.2%)
2	l	1.02	9/1786 (0.5%)	1.17	28/2412 (1.2%)
2	m	1.01	9/1786 (0.5%)	1.17	28/2412 (1.2%)
2	n	1.01	9/1786 (0.5%)	1.17	28/2412 (1.2%)
2	o	1.02	9/1786 (0.5%)	1.17	28/2412 (1.2%)
All	All	0.89	150/37980 (0.4%)	1.02	435/51195 (0.8%)

All (150) bond length outliers are listed below:

Mol	Chain	Res	Type	Atoms	Z	Observed(Å)	Ideal(Å)
1	K	17	ILE	C-N	8.77	1.54	1.34
1	D	17	ILE	C-N	8.76	1.54	1.34
1	I	17	ILE	C-N	8.76	1.54	1.34
1	E	17	ILE	C-N	8.76	1.54	1.34
1	N	17	ILE	C-N	8.75	1.54	1.34
1	G	17	ILE	C-N	8.74	1.54	1.34
1	M	17	ILE	C-N	8.74	1.54	1.34
1	L	17	ILE	C-N	8.74	1.54	1.34
1	O	17	ILE	C-N	8.74	1.54	1.34
1	C	17	ILE	C-N	8.73	1.54	1.34
1	H	17	ILE	C-N	8.73	1.54	1.34
1	A	17	ILE	C-N	8.73	1.54	1.34
1	B	17	ILE	C-N	8.71	1.54	1.34
1	F	17	ILE	C-N	8.70	1.54	1.34
1	J	17	ILE	C-N	8.69	1.54	1.34
2	f	90	GLU	CD-OE2	6.04	1.32	1.25
2	c	90	GLU	CD-OE2	6.02	1.32	1.25
2	e	90	GLU	CD-OE2	6.00	1.32	1.25
2	k	90	GLU	CD-OE2	6.00	1.32	1.25
2	o	90	GLU	CD-OE2	6.00	1.32	1.25
2	n	90	GLU	CD-OE2	5.99	1.32	1.25
2	l	90	GLU	CD-OE2	5.98	1.32	1.25
2	a	90	GLU	CD-OE2	5.97	1.32	1.25
2	i	90	GLU	CD-OE2	5.97	1.32	1.25
2	m	90	GLU	CD-OE2	5.97	1.32	1.25
2	b	90	GLU	CD-OE2	5.96	1.32	1.25
2	f	17	GLU	CD-OE2	5.95	1.32	1.25
2	d	90	GLU	CD-OE2	5.95	1.32	1.25
2	h	17	GLU	CD-OE2	5.94	1.32	1.25
2	g	90	GLU	CD-OE2	5.93	1.32	1.25
2	g	17	GLU	CD-OE2	5.93	1.32	1.25
2	l	17	GLU	CD-OE2	5.92	1.32	1.25
2	j	90	GLU	CD-OE2	5.92	1.32	1.25
2	e	17	GLU	CD-OE2	5.91	1.32	1.25
2	k	17	GLU	CD-OE2	5.91	1.32	1.25
2	m	17	GLU	CD-OE2	5.91	1.32	1.25
2	h	90	GLU	CD-OE2	5.91	1.32	1.25
2	b	17	GLU	CD-OE2	5.90	1.32	1.25
2	a	17	GLU	CD-OE2	5.90	1.32	1.25
2	b	5	GLU	CD-OE2	5.90	1.32	1.25
2	n	5	GLU	CD-OE2	5.90	1.32	1.25
2	o	17	GLU	CD-OE2	5.90	1.32	1.25

Continued on next page...

Continued from previous page...

Mol	Chain	Res	Type	Atoms	Z	Observed(Å)	Ideal(Å)
2	i	17	GLU	CD-OE2	5.89	1.32	1.25
2	h	172	GLU	CD-OE2	5.89	1.32	1.25
2	b	172	GLU	CD-OE2	5.89	1.32	1.25
2	h	5	GLU	CD-OE2	5.88	1.32	1.25
2	d	17	GLU	CD-OE2	5.88	1.32	1.25
2	a	172	GLU	CD-OE2	5.88	1.32	1.25
2	d	172	GLU	CD-OE2	5.87	1.32	1.25
2	f	172	GLU	CD-OE2	5.87	1.32	1.25
2	i	172	GLU	CD-OE2	5.87	1.32	1.25
2	b	222	GLU	CD-OE1	-5.87	1.19	1.25
2	k	222	GLU	CD-OE1	-5.87	1.19	1.25
2	l	172	GLU	CD-OE2	5.87	1.32	1.25
2	i	5	GLU	CD-OE2	5.86	1.32	1.25
2	k	172	GLU	CD-OE2	5.86	1.32	1.25
2	m	5	GLU	CD-OE2	5.86	1.32	1.25
2	g	172	GLU	CD-OE2	5.86	1.32	1.25
2	k	5	GLU	CD-OE2	5.86	1.32	1.25
2	n	17	GLU	CD-OE2	5.86	1.32	1.25
2	o	172	GLU	CD-OE2	5.86	1.32	1.25
2	d	222	GLU	CD-OE1	-5.85	1.19	1.25
2	a	5	GLU	CD-OE2	5.84	1.32	1.25
2	m	172	GLU	CD-OE2	5.84	1.32	1.25
2	m	222	GLU	CD-OE1	-5.84	1.19	1.25
2	i	222	GLU	CD-OE1	-5.83	1.19	1.25
2	j	17	GLU	CD-OE2	5.83	1.32	1.25
2	c	17	GLU	CD-OE2	5.83	1.32	1.25
2	c	172	GLU	CD-OE2	5.83	1.32	1.25
2	e	5	GLU	CD-OE2	5.82	1.32	1.25
2	e	172	GLU	CD-OE2	5.82	1.32	1.25
2	f	5	GLU	CD-OE2	5.82	1.32	1.25
2	c	5	GLU	CD-OE2	5.82	1.32	1.25
2	l	222	GLU	CD-OE1	-5.82	1.19	1.25
2	n	172	GLU	CD-OE2	5.82	1.32	1.25
2	a	222	GLU	CD-OE1	-5.81	1.19	1.25
2	f	222	GLU	CD-OE1	-5.81	1.19	1.25
2	g	5	GLU	CD-OE2	5.81	1.32	1.25
2	l	5	GLU	CD-OE2	5.81	1.32	1.25
2	j	172	GLU	CD-OE2	5.80	1.32	1.25
2	j	222	GLU	CD-OE1	-5.80	1.19	1.25
2	e	222	GLU	CD-OE1	-5.78	1.19	1.25
2	n	222	GLU	CD-OE1	-5.77	1.19	1.25
2	o	222	GLU	CD-OE1	-5.77	1.19	1.25

Continued on next page...

Continued from previous page...

Mol	Chain	Res	Type	Atoms	Z	Observed(Å)	Ideal(Å)
2	o	5	GLU	CD-OE2	5.76	1.31	1.25
2	j	5	GLU	CD-OE2	5.76	1.31	1.25
2	d	5	GLU	CD-OE2	5.76	1.31	1.25
2	h	222	GLU	CD-OE1	-5.76	1.19	1.25
2	c	222	GLU	CD-OE1	-5.75	1.19	1.25
2	g	222	GLU	CD-OE1	-5.75	1.19	1.25
2	l	111	GLU	CD-OE2	5.69	1.31	1.25
2	e	111	GLU	CD-OE2	5.68	1.31	1.25
2	o	34	GLU	CD-OE1	5.68	1.31	1.25
2	n	34	GLU	CD-OE1	5.67	1.31	1.25
2	i	34	GLU	CD-OE1	5.67	1.31	1.25
2	k	111	GLU	CD-OE2	5.67	1.31	1.25
2	j	111	GLU	CD-OE2	5.66	1.31	1.25
2	m	34	GLU	CD-OE1	5.66	1.31	1.25
2	f	34	GLU	CD-OE1	5.66	1.31	1.25
2	h	111	GLU	CD-OE2	5.65	1.31	1.25
2	k	34	GLU	CD-OE1	5.65	1.31	1.25
2	a	34	GLU	CD-OE1	5.64	1.31	1.25
2	b	34	GLU	CD-OE1	5.64	1.31	1.25
2	j	34	GLU	CD-OE1	5.64	1.31	1.25
2	a	111	GLU	CD-OE2	5.64	1.31	1.25
2	c	34	GLU	CD-OE1	5.64	1.31	1.25
2	h	34	GLU	CD-OE1	5.64	1.31	1.25
2	l	34	GLU	CD-OE1	5.64	1.31	1.25
2	b	111	GLU	CD-OE2	5.64	1.31	1.25
2	c	111	GLU	CD-OE2	5.64	1.31	1.25
2	g	34	GLU	CD-OE1	5.64	1.31	1.25
2	g	111	GLU	CD-OE2	5.63	1.31	1.25
2	e	34	GLU	CD-OE1	5.63	1.31	1.25
2	i	111	GLU	CD-OE2	5.63	1.31	1.25
2	o	111	GLU	CD-OE2	5.62	1.31	1.25
2	f	111	GLU	CD-OE2	5.62	1.31	1.25
2	d	34	GLU	CD-OE1	5.61	1.31	1.25
2	d	111	GLU	CD-OE2	5.59	1.31	1.25
2	m	111	GLU	CD-OE2	5.58	1.31	1.25
2	n	111	GLU	CD-OE2	5.55	1.31	1.25
2	c	213	GLU	CD-OE1	5.19	1.31	1.25
2	j	213	GLU	CD-OE1	5.17	1.31	1.25
2	b	95	GLU	CD-OE2	5.17	1.31	1.25
2	f	95	GLU	CD-OE2	5.16	1.31	1.25
2	o	95	GLU	CD-OE2	5.16	1.31	1.25
2	b	213	GLU	CD-OE1	5.15	1.31	1.25

Continued on next page...

Continued from previous page...

Mol	Chain	Res	Type	Atoms	Z	Observed(Å)	Ideal(Å)
2	g	95	GLU	CD-OE2	5.14	1.31	1.25
2	l	213	GLU	CD-OE1	5.14	1.31	1.25
2	n	95	GLU	CD-OE2	5.14	1.31	1.25
2	e	95	GLU	CD-OE2	5.13	1.31	1.25
2	f	213	GLU	CD-OE1	5.13	1.31	1.25
2	a	213	GLU	CD-OE1	5.13	1.31	1.25
2	o	213	GLU	CD-OE1	5.12	1.31	1.25
2	e	213	GLU	CD-OE1	5.12	1.31	1.25
2	h	213	GLU	CD-OE1	5.12	1.31	1.25
2	h	95	GLU	CD-OE2	5.12	1.31	1.25
2	l	95	GLU	CD-OE2	5.12	1.31	1.25
2	g	213	GLU	CD-OE1	5.11	1.31	1.25
2	i	213	GLU	CD-OE1	5.11	1.31	1.25
2	a	95	GLU	CD-OE2	5.11	1.31	1.25
2	k	213	GLU	CD-OE1	5.11	1.31	1.25
2	d	213	GLU	CD-OE1	5.10	1.31	1.25
2	i	95	GLU	CD-OE2	5.10	1.31	1.25
2	k	95	GLU	CD-OE2	5.09	1.31	1.25
2	m	213	GLU	CD-OE1	5.07	1.31	1.25
2	n	213	GLU	CD-OE1	5.07	1.31	1.25
2	j	95	GLU	CD-OE2	5.06	1.31	1.25
2	d	95	GLU	CD-OE2	5.04	1.31	1.25
2	c	95	GLU	CD-OE2	5.04	1.31	1.25
2	m	95	GLU	CD-OE2	5.03	1.31	1.25

All (435) bond angle outliers are listed below:

Mol	Chain	Res	Type	Atoms	Z	Observed(^{o})	Ideal(^{o})
2	d	180	ASP	CB-CG-OD2	-7.40	111.64	118.30
2	f	180	ASP	CB-CG-OD2	-7.37	111.67	118.30
2	m	180	ASP	CB-CG-OD2	-7.37	111.67	118.30
2	e	180	ASP	CB-CG-OD2	-7.37	111.67	118.30
2	a	180	ASP	CB-CG-OD2	-7.36	111.67	118.30
2	k	180	ASP	CB-CG-OD2	-7.36	111.68	118.30
2	o	180	ASP	CB-CG-OD2	-7.36	111.68	118.30
2	h	180	ASP	CB-CG-OD2	-7.36	111.68	118.30
2	c	180	ASP	CB-CG-OD2	-7.35	111.68	118.30
2	g	180	ASP	CB-CG-OD2	-7.35	111.68	118.30
2	n	180	ASP	CB-CG-OD2	-7.34	111.69	118.30
2	j	180	ASP	CB-CG-OD2	-7.34	111.69	118.30
2	b	180	ASP	CB-CG-OD2	-7.34	111.70	118.30
2	l	180	ASP	CB-CG-OD2	-7.33	111.70	118.30

Continued on next page...

Continued from previous page...

Mol	Chain	Res	Type	Atoms	Z	Observed(^{o})	Ideal(^{o})
2	j	117	ASP	CB-CG-OD2	-7.32	111.72	118.30
2	i	180	ASP	CB-CG-OD2	-7.31	111.72	118.30
2	i	117	ASP	CB-CG-OD2	-7.28	111.75	118.30
2	k	117	ASP	CB-CG-OD2	-7.25	111.77	118.30
2	l	117	ASP	CB-CG-OD2	-7.25	111.77	118.30
2	d	117	ASP	CB-CG-OD2	-7.25	111.78	118.30
2	n	117	ASP	CB-CG-OD2	-7.25	111.78	118.30
2	b	117	ASP	CB-CG-OD2	-7.25	111.78	118.30
2	c	117	ASP	CB-CG-OD2	-7.24	111.78	118.30
2	m	117	ASP	CB-CG-OD2	-7.24	111.79	118.30
2	a	117	ASP	CB-CG-OD2	-7.24	111.79	118.30
2	g	117	ASP	CB-CG-OD2	-7.23	111.80	118.30
2	h	117	ASP	CB-CG-OD2	-7.23	111.80	118.30
2	o	117	ASP	CB-CG-OD2	-7.22	111.80	118.30
2	e	117	ASP	CB-CG-OD2	-7.19	111.83	118.30
2	f	117	ASP	CB-CG-OD2	-7.16	111.86	118.30
2	k	210	ASP	CB-CG-OD2	-7.04	111.96	118.30
2	n	210	ASP	CB-CG-OD2	-7.03	111.97	118.30
2	i	210	ASP	CB-CG-OD2	-7.03	111.97	118.30
2	g	210	ASP	CB-CG-OD2	-7.01	111.99	118.30
2	h	210	ASP	CB-CG-OD2	-7.01	111.99	118.30
2	a	210	ASP	CB-CG-OD2	-7.00	112.00	118.30
2	f	210	ASP	CB-CG-OD2	-7.00	112.00	118.30
2	e	210	ASP	CB-CG-OD2	-6.99	112.01	118.30
2	o	210	ASP	CB-CG-OD2	-6.99	112.01	118.30
2	m	210	ASP	CB-CG-OD2	-6.98	112.02	118.30
2	d	210	ASP	CB-CG-OD2	-6.97	112.02	118.30
2	h	197	ASP	CB-CG-OD2	-6.97	112.03	118.30
2	f	197	ASP	CB-CG-OD2	-6.97	112.03	118.30
2	c	210	ASP	CB-CG-OD2	-6.96	112.03	118.30
2	m	197	ASP	CB-CG-OD2	-6.96	112.03	118.30
2	b	210	ASP	CB-CG-OD2	-6.96	112.04	118.30
2	i	197	ASP	CB-CG-OD2	-6.96	112.04	118.30
2	e	197	ASP	CB-CG-OD2	-6.96	112.04	118.30
2	j	210	ASP	CB-CG-OD2	-6.95	112.04	118.30
2	d	197	ASP	CB-CG-OD2	-6.95	112.05	118.30
2	l	197	ASP	CB-CG-OD2	-6.95	112.04	118.30
2	l	210	ASP	CB-CG-OD2	-6.95	112.05	118.30
2	n	197	ASP	CB-CG-OD2	-6.95	112.04	118.30
2	a	197	ASP	CB-CG-OD2	-6.94	112.05	118.30
2	c	197	ASP	CB-CG-OD2	-6.94	112.05	118.30
2	j	197	ASP	CB-CG-OD2	-6.94	112.05	118.30

Continued on next page...

Continued from previous page...

Mol	Chain	Res	Type	Atoms	Z	Observed(^{o})	Ideal(^{o})
2	o	197	ASP	CB-CG-OD2	-6.93	112.06	118.30
2	g	197	ASP	CB-CG-OD2	-6.93	112.07	118.30
2	b	197	ASP	CB-CG-OD2	-6.92	112.07	118.30
2	k	197	ASP	CB-CG-OD2	-6.92	112.07	118.30
2	c	117	ASP	CB-CG-OD1	6.54	124.18	118.30
2	j	117	ASP	CB-CG-OD1	6.54	124.18	118.30
2	b	117	ASP	CB-CG-OD1	6.53	124.18	118.30
2	k	117	ASP	CB-CG-OD1	6.53	124.18	118.30
2	l	117	ASP	CB-CG-OD1	6.52	124.17	118.30
2	d	117	ASP	CB-CG-OD1	6.52	124.17	118.30
2	f	117	ASP	CB-CG-OD1	6.51	124.16	118.30
2	a	117	ASP	CB-CG-OD1	6.50	124.15	118.30
2	o	117	ASP	CB-CG-OD1	6.49	124.14	118.30
2	i	117	ASP	CB-CG-OD1	6.49	124.14	118.30
2	e	117	ASP	CB-CG-OD1	6.47	124.12	118.30
2	m	117	ASP	CB-CG-OD1	6.46	124.12	118.30
2	h	117	ASP	CB-CG-OD1	6.46	124.12	118.30
2	n	210	ASP	CB-CG-OD1	6.46	124.11	118.30
2	g	117	ASP	CB-CG-OD1	6.45	124.11	118.30
2	h	210	ASP	CB-CG-OD1	6.45	124.10	118.30
2	j	210	ASP	CB-CG-OD1	6.45	124.10	118.30
2	k	210	ASP	CB-CG-OD1	6.45	124.10	118.30
2	o	210	ASP	CB-CG-OD1	6.45	124.10	118.30
2	i	210	ASP	CB-CG-OD1	6.44	124.10	118.30
2	n	117	ASP	CB-CG-OD1	6.44	124.10	118.30
2	l	210	ASP	CB-CG-OD1	6.44	124.09	118.30
2	o	103	ASP	CB-CG-OD1	-6.44	112.51	118.30
2	a	210	ASP	CB-CG-OD1	6.43	124.09	118.30
2	g	210	ASP	CB-CG-OD1	6.43	124.09	118.30
2	b	210	ASP	CB-CG-OD1	6.43	124.09	118.30
2	f	210	ASP	CB-CG-OD1	6.43	124.09	118.30
2	d	103	ASP	CB-CG-OD1	-6.42	112.52	118.30
2	d	210	ASP	CB-CG-OD1	6.42	124.08	118.30
2	e	210	ASP	CB-CG-OD1	6.42	124.07	118.30
2	m	210	ASP	CB-CG-OD1	6.42	124.07	118.30
2	m	103	ASP	CB-CG-OD1	-6.41	112.53	118.30
2	k	103	ASP	CB-CG-OD1	-6.41	112.53	118.30
2	n	103	ASP	CB-CG-OD1	-6.41	112.53	118.30
2	c	210	ASP	CB-CG-OD1	6.40	124.06	118.30
2	c	103	ASP	CB-CG-OD1	-6.39	112.55	118.30
2	e	103	ASP	CB-CG-OD1	-6.38	112.56	118.30
2	g	103	ASP	CB-CG-OD1	-6.38	112.56	118.30

Continued on next page...

Continued from previous page...

Mol	Chain	Res	Type	Atoms	Z	Observed(^{o})	Ideal(^{o})
2	a	103	ASP	CB-CG-OD1	-6.37	112.57	118.30
2	f	103	ASP	CB-CG-OD1	-6.36	112.57	118.30
2	j	103	ASP	CB-CG-OD1	-6.35	112.58	118.30
2	h	103	ASP	CB-CG-OD1	-6.35	112.59	118.30
2	b	103	ASP	CB-CG-OD1	-6.34	112.60	118.30
2	i	103	ASP	CB-CG-OD1	-6.33	112.60	118.30
2	l	103	ASP	CB-CG-OD1	-6.32	112.61	118.30
2	c	21	ASP	CB-CG-OD1	6.25	123.93	118.30
2	m	21	ASP	CB-CG-OD1	6.24	123.92	118.30
2	f	21	ASP	CB-CG-OD1	6.23	123.91	118.30
2	b	21	ASP	CB-CG-OD1	6.22	123.90	118.30
2	k	21	ASP	CB-CG-OD1	6.21	123.89	118.30
2	a	21	ASP	CB-CG-OD1	6.20	123.88	118.30
2	d	21	ASP	CB-CG-OD1	6.20	123.88	118.30
2	g	21	ASP	CB-CG-OD1	6.20	123.88	118.30
2	h	21	ASP	CB-CG-OD1	6.20	123.88	118.30
2	e	21	ASP	CB-CG-OD1	6.20	123.88	118.30
2	n	21	ASP	CB-CG-OD1	6.19	123.87	118.30
2	l	21	ASP	CB-CG-OD1	6.19	123.87	118.30
2	o	21	ASP	CB-CG-OD1	6.18	123.86	118.30
2	i	21	ASP	CB-CG-OD1	6.18	123.86	118.30
2	j	21	ASP	CB-CG-OD1	6.18	123.86	118.30
2	b	76	ASP	CB-CG-OD1	-6.15	112.77	118.30
2	i	76	ASP	CB-CG-OD1	-6.15	112.76	118.30
2	j	76	ASP	CB-CG-OD1	-6.12	112.79	118.30
2	d	76	ASP	CB-CG-OD1	-6.12	112.79	118.30
2	o	76	ASP	CB-CG-OD1	-6.12	112.79	118.30
2	e	76	ASP	CB-CG-OD1	-6.12	112.79	118.30
2	l	76	ASP	CB-CG-OD1	-6.12	112.79	118.30
1	I	17	ILE	O-C-N	-6.11	112.92	122.70
2	n	76	ASP	CB-CG-OD1	-6.11	112.80	118.30
2	h	76	ASP	CB-CG-OD1	-6.10	112.81	118.30
2	k	76	ASP	CB-CG-OD1	-6.10	112.81	118.30
2	c	76	ASP	CB-CG-OD1	-6.10	112.81	118.30
2	a	76	ASP	CB-CG-OD1	-6.10	112.81	118.30
2	m	76	ASP	CB-CG-OD1	-6.10	112.81	118.30
2	o	129	ASP	CB-CG-OD2	-6.09	112.82	118.30
1	M	17	ILE	O-C-N	-6.09	112.96	122.70
1	G	17	ILE	O-C-N	-6.09	112.96	122.70
1	H	17	ILE	O-C-N	-6.09	112.96	122.70
1	K	17	ILE	O-C-N	-6.09	112.96	122.70
1	N	17	ILE	O-C-N	-6.08	112.96	122.70

Continued on next page...

Continued from previous page...

Mol	Chain	Res	Type	Atoms	Z	Observed(^{o})	Ideal(^{o})
2	k	155	ASP	CB-CG-OD2	-6.08	112.82	118.30
1	D	17	ILE	O-C-N	-6.08	112.97	122.70
2	g	76	ASP	CB-CG-OD1	-6.08	112.82	118.30
2	c	155	ASP	CB-CG-OD2	-6.08	112.83	118.30
2	n	129	ASP	CB-CG-OD2	-6.08	112.83	118.30
2	e	103	ASP	CB-CG-OD2	6.08	123.77	118.30
2	f	76	ASP	CB-CG-OD1	-6.08	112.83	118.30
2	h	129	ASP	CB-CG-OD2	-6.07	112.83	118.30
2	e	155	ASP	CB-CG-OD2	-6.07	112.83	118.30
1	O	17	ILE	O-C-N	-6.07	112.99	122.70
2	b	129	ASP	CB-CG-OD2	-6.07	112.84	118.30
2	n	155	ASP	CB-CG-OD2	-6.07	112.84	118.30
2	b	155	ASP	CB-CG-OD2	-6.07	112.84	118.30
1	L	17	ILE	O-C-N	-6.06	113.00	122.70
2	d	129	ASP	CB-CG-OD2	-6.06	112.85	118.30
1	C	17	ILE	O-C-N	-6.06	113.01	122.70
2	c	96	ARG	NE-CZ-NH1	6.06	123.33	120.30
1	F	17	ILE	O-C-N	-6.06	113.01	122.70
1	E	17	ILE	O-C-N	-6.05	113.01	122.70
1	J	17	ILE	O-C-N	-6.05	113.02	122.70
2	m	103	ASP	CB-CG-OD2	6.05	123.75	118.30
2	m	129	ASP	CB-CG-OD2	-6.05	112.85	118.30
2	o	103	ASP	CB-CG-OD2	6.05	123.75	118.30
1	B	17	ILE	O-C-N	-6.05	113.02	122.70
2	j	103	ASP	CB-CG-OD2	6.05	123.74	118.30
2	j	155	ASP	CB-CG-OD2	-6.04	112.86	118.30
2	k	103	ASP	CB-CG-OD2	6.04	123.74	118.30
2	h	103	ASP	CB-CG-OD2	6.04	123.74	118.30
2	b	103	ASP	CB-CG-OD2	6.04	123.74	118.30
2	f	103	ASP	CB-CG-OD2	6.04	123.74	118.30
2	i	103	ASP	CB-CG-OD2	6.04	123.73	118.30
2	a	129	ASP	CB-CG-OD2	-6.04	112.87	118.30
2	m	155	ASP	CB-CG-OD2	-6.03	112.87	118.30
2	a	155	ASP	CB-CG-OD2	-6.03	112.87	118.30
2	d	103	ASP	CB-CG-OD2	6.03	123.73	118.30
2	f	129	ASP	CB-CG-OD2	-6.03	112.87	118.30
2	n	103	ASP	CB-CG-OD2	6.03	123.73	118.30
2	a	103	ASP	CB-CG-OD2	6.03	123.73	118.30
2	c	129	ASP	CB-CG-OD2	-6.03	112.87	118.30
1	A	17	ILE	O-C-N	-6.03	113.06	122.70
2	c	103	ASP	CB-CG-OD2	6.03	123.72	118.30
2	g	155	ASP	CB-CG-OD2	-6.03	112.88	118.30

Continued on next page...

Continued from previous page...

Mol	Chain	Res	Type	Atoms	Z	Observed(^{o})	Ideal(^{o})
2	i	129	ASP	CB-CG-OD2	-6.02	112.88	118.30
2	d	155	ASP	CB-CG-OD2	-6.02	112.88	118.30
2	g	129	ASP	CB-CG-OD2	-6.02	112.88	118.30
2	e	129	ASP	CB-CG-OD2	-6.02	112.88	118.30
2	g	103	ASP	CB-CG-OD2	6.02	123.72	118.30
2	i	21	ASP	CB-CG-OD2	-6.01	112.89	118.30
2	j	129	ASP	CB-CG-OD2	-6.01	112.89	118.30
2	l	129	ASP	CB-CG-OD2	-6.01	112.89	118.30
2	e	21	ASP	CB-CG-OD2	-6.01	112.89	118.30
2	f	155	ASP	CB-CG-OD2	-6.01	112.89	118.30
2	j	21	ASP	CB-CG-OD2	-6.01	112.89	118.30
2	o	155	ASP	CB-CG-OD2	-6.01	112.89	118.30
2	g	21	ASP	CB-CG-OD2	-6.00	112.90	118.30
2	i	155	ASP	CB-CG-OD2	-6.00	112.90	118.30
2	k	129	ASP	CB-CG-OD2	-6.00	112.90	118.30
2	l	103	ASP	CB-CG-OD2	5.99	123.69	118.30
2	o	133	ASP	CB-CG-OD2	-5.99	112.91	118.30
2	d	21	ASP	CB-CG-OD2	-5.99	112.91	118.30
2	h	133	ASP	CB-CG-OD2	-5.99	112.91	118.30
2	j	96	ARG	NE-CZ-NH1	5.99	123.30	120.30
2	l	155	ASP	CB-CG-OD2	-5.99	112.91	118.30
2	a	21	ASP	CB-CG-OD2	-5.98	112.92	118.30
2	o	21	ASP	CB-CG-OD2	-5.98	112.92	118.30
2	g	96	ARG	NE-CZ-NH1	5.98	123.29	120.30
2	k	102	ASP	CB-CG-OD1	-5.98	112.92	118.30
2	g	102	ASP	CB-CG-OD1	-5.98	112.92	118.30
2	h	102	ASP	CB-CG-OD1	-5.98	112.92	118.30
2	j	133	ASP	CB-CG-OD2	-5.98	112.92	118.30
2	f	133	ASP	CB-CG-OD2	-5.97	112.92	118.30
2	i	102	ASP	CB-CG-OD1	-5.97	112.92	118.30
2	k	21	ASP	CB-CG-OD2	-5.97	112.92	118.30
2	k	133	ASP	CB-CG-OD2	-5.97	112.92	118.30
2	l	21	ASP	CB-CG-OD2	-5.97	112.92	118.30
2	n	133	ASP	CB-CG-OD2	-5.97	112.92	118.30
2	h	155	ASP	CB-CG-OD2	-5.97	112.92	118.30
2	m	133	ASP	CB-CG-OD2	-5.97	112.92	118.30
2	f	21	ASP	CB-CG-OD2	-5.97	112.93	118.30
2	k	96	ARG	NE-CZ-NH1	5.97	123.28	120.30
2	b	102	ASP	CB-CG-OD1	-5.97	112.93	118.30
2	f	102	ASP	CB-CG-OD1	-5.97	112.93	118.30
2	n	21	ASP	CB-CG-OD2	-5.96	112.93	118.30
2	c	102	ASP	CB-CG-OD1	-5.96	112.93	118.30

Continued on next page...

Continued from previous page...

Mol	Chain	Res	Type	Atoms	Z	Observed(^{o})	Ideal(^{o})
2	b	21	ASP	CB-CG-OD2	-5.96	112.94	118.30
2	h	96	ARG	NE-CZ-NH1	5.96	123.28	120.30
2	a	102	ASP	CB-CG-OD1	-5.96	112.94	118.30
2	c	21	ASP	CB-CG-OD2	-5.96	112.94	118.30
2	m	21	ASP	CB-CG-OD2	-5.96	112.94	118.30
2	h	21	ASP	CB-CG-OD2	-5.96	112.94	118.30
2	n	102	ASP	CB-CG-OD1	-5.96	112.94	118.30
2	l	133	ASP	CB-CG-OD2	-5.96	112.94	118.30
2	a	133	ASP	CB-CG-OD2	-5.95	112.94	118.30
2	d	133	ASP	CB-CG-OD2	-5.95	112.95	118.30
2	l	96	ARG	NE-CZ-NH1	5.95	123.27	120.30
2	m	102	ASP	CB-CG-OD1	-5.95	112.95	118.30
2	g	133	ASP	CB-CG-OD2	-5.94	112.95	118.30
2	e	96	ARG	NE-CZ-NH1	5.94	123.27	120.30
2	e	102	ASP	CB-CG-OD1	-5.94	112.95	118.30
2	e	133	ASP	CB-CG-OD2	-5.94	112.95	118.30
2	a	96	ARG	NE-CZ-NH1	5.94	123.27	120.30
2	l	102	ASP	CB-CG-OD1	-5.94	112.95	118.30
2	j	102	ASP	CB-CG-OD1	-5.94	112.96	118.30
2	o	102	ASP	CB-CG-OD1	-5.94	112.96	118.30
2	d	96	ARG	NE-CZ-NH1	5.93	123.27	120.30
2	d	102	ASP	CB-CG-OD1	-5.93	112.96	118.30
2	i	133	ASP	CB-CG-OD2	-5.93	112.96	118.30
2	b	133	ASP	CB-CG-OD2	-5.93	112.96	118.30
2	c	133	ASP	CB-CG-OD2	-5.93	112.96	118.30
2	o	129	ASP	CB-CG-OD1	5.93	123.64	118.30
2	c	129	ASP	CB-CG-OD1	5.92	123.63	118.30
2	m	129	ASP	CB-CG-OD1	5.92	123.63	118.30
2	f	129	ASP	CB-CG-OD1	5.92	123.63	118.30
2	m	96	ARG	NE-CZ-NH1	5.92	123.26	120.30
2	d	129	ASP	CB-CG-OD1	5.91	123.62	118.30
2	f	96	ARG	NE-CZ-NH1	5.91	123.26	120.30
2	e	129	ASP	CB-CG-OD1	5.91	123.62	118.30
2	o	76	ASP	CB-CG-OD2	5.91	123.62	118.30
2	l	76	ASP	CB-CG-OD2	5.91	123.61	118.30
2	h	129	ASP	CB-CG-OD1	5.90	123.61	118.30
2	k	129	ASP	CB-CG-OD1	5.90	123.61	118.30
2	b	96	ARG	NE-CZ-NH1	5.90	123.25	120.30
2	i	76	ASP	CB-CG-OD2	5.90	123.61	118.30
2	g	76	ASP	CB-CG-OD2	5.90	123.61	118.30
2	n	129	ASP	CB-CG-OD1	5.89	123.60	118.30
2	a	129	ASP	CB-CG-OD1	5.89	123.60	118.30

Continued on next page...

Continued from previous page...

Mol	Chain	Res	Type	Atoms	Z	Observed(^{o})	Ideal(^{o})
2	n	76	ASP	CB-CG-OD2	5.88	123.59	118.30
2	h	76	ASP	CB-CG-OD2	5.87	123.59	118.30
2	n	96	ARG	NE-CZ-NH1	5.87	123.24	120.30
2	a	76	ASP	CB-CG-OD2	5.87	123.58	118.30
2	k	76	ASP	CB-CG-OD2	5.87	123.58	118.30
2	d	76	ASP	CB-CG-OD2	5.86	123.58	118.30
2	g	129	ASP	CB-CG-OD1	5.86	123.58	118.30
2	j	76	ASP	CB-CG-OD2	5.86	123.58	118.30
2	m	76	ASP	CB-CG-OD2	5.86	123.58	118.30
2	b	76	ASP	CB-CG-OD2	5.86	123.57	118.30
2	o	96	ARG	NE-CZ-NH1	5.86	123.23	120.30
2	b	129	ASP	CB-CG-OD1	5.85	123.57	118.30
2	f	76	ASP	CB-CG-OD2	5.85	123.56	118.30
2	c	76	ASP	CB-CG-OD2	5.85	123.56	118.30
2	i	96	ARG	NE-CZ-NH1	5.84	123.22	120.30
2	e	76	ASP	CB-CG-OD2	5.83	123.55	118.30
2	j	129	ASP	CB-CG-OD1	5.83	123.55	118.30
2	l	129	ASP	CB-CG-OD1	5.83	123.55	118.30
2	i	129	ASP	CB-CG-OD1	5.83	123.54	118.30
2	d	82	ASP	CB-CG-OD2	-5.76	113.12	118.30
2	e	82	ASP	CB-CG-OD2	-5.75	113.12	118.30
2	f	82	ASP	CB-CG-OD2	-5.75	113.12	118.30
2	n	82	ASP	CB-CG-OD2	-5.75	113.12	118.30
2	m	82	ASP	CB-CG-OD2	-5.75	113.13	118.30
2	j	82	ASP	CB-CG-OD2	-5.75	113.13	118.30
2	a	82	ASP	CB-CG-OD2	-5.73	113.14	118.30
2	g	82	ASP	CB-CG-OD2	-5.73	113.15	118.30
2	b	82	ASP	CB-CG-OD2	-5.72	113.15	118.30
2	k	82	ASP	CB-CG-OD2	-5.72	113.15	118.30
2	c	82	ASP	CB-CG-OD2	-5.72	113.15	118.30
2	o	82	ASP	CB-CG-OD2	-5.72	113.15	118.30
2	l	82	ASP	CB-CG-OD2	-5.71	113.16	118.30
2	i	82	ASP	CB-CG-OD2	-5.71	113.16	118.30
2	h	82	ASP	CB-CG-OD2	-5.71	113.16	118.30
2	e	133	ASP	CB-CG-OD1	5.53	123.27	118.30
2	n	133	ASP	CB-CG-OD1	5.52	123.27	118.30
2	k	133	ASP	CB-CG-OD1	5.51	123.26	118.30
2	o	133	ASP	CB-CG-OD1	5.50	123.25	118.30
2	h	133	ASP	CB-CG-OD1	5.50	123.25	118.30
2	j	133	ASP	CB-CG-OD1	5.50	123.25	118.30
2	i	133	ASP	CB-CG-OD1	5.50	123.25	118.30
2	a	133	ASP	CB-CG-OD1	5.50	123.25	118.30

Continued on next page...

Continued from previous page...

Mol	Chain	Res	Type	Atoms	Z	Observed(^{o})	Ideal(^{o})
2	g	106	TYR	CB-CG-CD2	-5.49	117.70	121.00
2	b	133	ASP	CB-CG-OD1	5.49	123.24	118.30
2	f	133	ASP	CB-CG-OD1	5.49	123.24	118.30
2	l	133	ASP	CB-CG-OD1	5.48	123.23	118.30
2	m	133	ASP	CB-CG-OD1	5.48	123.23	118.30
2	h	106	TYR	CB-CG-CD2	-5.48	117.71	121.00
2	c	133	ASP	CB-CG-OD1	5.47	123.23	118.30
2	g	133	ASP	CB-CG-OD1	5.47	123.23	118.30
2	d	133	ASP	CB-CG-OD1	5.47	123.22	118.30
2	f	106	TYR	CB-CG-CD2	-5.47	117.72	121.00
2	c	106	TYR	CB-CG-CD2	-5.45	117.73	121.00
2	h	19	ASP	CB-CG-OD1	-5.45	113.39	118.30
2	o	106	TYR	CB-CG-CD2	-5.45	117.73	121.00
2	j	19	ASP	CB-CG-OD1	-5.44	113.40	118.30
2	m	106	TYR	CB-CG-CD2	-5.43	117.74	121.00
2	c	19	ASP	CB-CG-OD1	-5.43	113.41	118.30
2	d	19	ASP	CB-CG-OD1	-5.43	113.41	118.30
2	m	19	ASP	CB-CG-OD1	-5.43	113.41	118.30
2	n	19	ASP	CB-CG-OD1	-5.43	113.41	118.30
2	k	19	ASP	CB-CG-OD1	-5.42	113.42	118.30
2	f	19	ASP	CB-CG-OD1	-5.42	113.42	118.30
2	a	19	ASP	CB-CG-OD1	-5.42	113.42	118.30
2	a	106	TYR	CB-CG-CD2	-5.42	117.75	121.00
2	l	19	ASP	CB-CG-OD1	-5.42	113.42	118.30
2	e	19	ASP	CB-CG-OD1	-5.41	113.43	118.30
2	i	106	TYR	CB-CG-CD2	-5.41	117.75	121.00
2	j	106	TYR	CB-CG-CD2	-5.41	117.75	121.00
2	e	155	ASP	CB-CG-OD1	5.41	123.17	118.30
2	b	106	TYR	CB-CG-CD2	-5.41	117.75	121.00
2	k	106	TYR	CB-CG-CD2	-5.41	117.75	121.00
2	n	106	TYR	CB-CG-CD2	-5.40	117.76	121.00
2	i	19	ASP	CB-CG-OD1	-5.40	113.44	118.30
2	o	19	ASP	CB-CG-OD1	-5.40	113.44	118.30
2	l	106	TYR	CB-CG-CD2	-5.40	117.76	121.00
2	g	19	ASP	CB-CG-OD1	-5.40	113.44	118.30
2	e	106	TYR	CB-CG-CD2	-5.39	117.77	121.00
2	c	155	ASP	CB-CG-OD1	5.38	123.14	118.30
2	b	19	ASP	CB-CG-OD1	-5.38	113.46	118.30
2	d	106	TYR	CB-CG-CD2	-5.37	117.78	121.00
2	n	155	ASP	CB-CG-OD1	5.37	123.13	118.30
2	m	155	ASP	CB-CG-OD1	5.37	123.13	118.30
2	e	82	ASP	CB-CG-OD1	5.36	123.13	118.30

Continued on next page...

Continued from previous page...

Mol	Chain	Res	Type	Atoms	Z	Observed(^{o})	Ideal(^{o})
2	j	155	ASP	CB-CG-OD1	5.36	123.12	118.30
2	d	155	ASP	CB-CG-OD1	5.36	123.12	118.30
2	k	155	ASP	CB-CG-OD1	5.35	123.11	118.30
2	g	190	ASP	CB-CG-OD1	-5.35	113.48	118.30
2	b	155	ASP	CB-CG-OD1	5.35	123.11	118.30
2	l	197	ASP	CB-CG-OD1	5.34	123.11	118.30
2	h	190	ASP	CB-CG-OD1	-5.34	113.49	118.30
2	a	155	ASP	CB-CG-OD1	5.33	123.10	118.30
2	f	190	ASP	CB-CG-OD1	-5.33	113.50	118.30
2	n	190	ASP	CB-CG-OD1	-5.33	113.50	118.30
2	i	82	ASP	CB-CG-OD1	5.33	123.10	118.30
2	i	197	ASP	CB-CG-OD1	5.33	123.10	118.30
2	e	197	ASP	CB-CG-OD1	5.33	123.10	118.30
2	n	197	ASP	CB-CG-OD1	5.33	123.09	118.30
2	o	197	ASP	CB-CG-OD1	5.33	123.10	118.30
2	d	82	ASP	CB-CG-OD1	5.33	123.09	118.30
2	e	190	ASP	CB-CG-OD1	-5.32	113.51	118.30
2	j	190	ASP	CB-CG-OD1	-5.32	113.51	118.30
2	k	82	ASP	CB-CG-OD1	5.32	123.09	118.30
2	a	190	ASP	CB-CG-OD1	-5.32	113.51	118.30
2	g	197	ASP	CB-CG-OD1	5.32	123.09	118.30
2	a	197	ASP	CB-CG-OD1	5.32	123.08	118.30
2	f	155	ASP	CB-CG-OD1	5.32	123.08	118.30
2	g	155	ASP	CB-CG-OD1	5.32	123.08	118.30
2	l	190	ASP	CB-CG-OD1	-5.32	113.52	118.30
2	h	197	ASP	CB-CG-OD1	5.31	123.08	118.30
2	c	197	ASP	CB-CG-OD1	5.31	123.08	118.30
2	l	155	ASP	CB-CG-OD1	5.31	123.08	118.30
2	m	197	ASP	CB-CG-OD1	5.31	123.08	118.30
2	o	190	ASP	CB-CG-OD1	-5.30	113.53	118.30
2	m	82	ASP	CB-CG-OD1	5.30	123.07	118.30
2	d	197	ASP	CB-CG-OD1	5.30	123.07	118.30
2	i	155	ASP	CB-CG-OD1	5.30	123.07	118.30
2	b	197	ASP	CB-CG-OD1	5.29	123.07	118.30
2	j	82	ASP	CB-CG-OD1	5.29	123.06	118.30
2	i	190	ASP	CB-CG-OD1	-5.29	113.54	118.30
2	l	82	ASP	CB-CG-OD1	5.29	123.06	118.30
2	d	190	ASP	CB-CG-OD1	-5.29	113.54	118.30
2	m	190	ASP	CB-CG-OD1	-5.29	113.54	118.30
2	o	155	ASP	CB-CG-OD1	5.29	123.06	118.30
2	h	155	ASP	CB-CG-OD1	5.29	123.06	118.30
2	k	197	ASP	CB-CG-OD1	5.29	123.06	118.30

Continued on next page...

Continued from previous page...

Mol	Chain	Res	Type	Atoms	Z	Observed(^{o})	Ideal(^{o})
2	k	190	ASP	CB-CG-OD1	-5.29	113.54	118.30
2	b	190	ASP	CB-CG-OD1	-5.28	113.55	118.30
2	f	82	ASP	CB-CG-OD1	5.28	123.06	118.30
2	f	197	ASP	CB-CG-OD1	5.28	123.06	118.30
2	a	82	ASP	CB-CG-OD1	5.28	123.05	118.30
2	o	82	ASP	CB-CG-OD1	5.27	123.04	118.30
2	c	82	ASP	CB-CG-OD1	5.27	123.04	118.30
2	b	82	ASP	CB-CG-OD1	5.26	123.04	118.30
2	c	190	ASP	CB-CG-OD1	-5.26	113.56	118.30
2	n	82	ASP	CB-CG-OD1	5.26	123.04	118.30
2	g	82	ASP	CB-CG-OD1	5.26	123.04	118.30
2	h	82	ASP	CB-CG-OD1	5.26	123.03	118.30
2	j	197	ASP	CB-CG-OD1	5.25	123.03	118.30
2	k	102	ASP	CB-CG-OD2	5.17	122.96	118.30
2	b	102	ASP	CB-CG-OD2	5.16	122.94	118.30
2	c	102	ASP	CB-CG-OD2	5.16	122.94	118.30
2	h	102	ASP	CB-CG-OD2	5.16	122.94	118.30
2	n	102	ASP	CB-CG-OD2	5.14	122.93	118.30
2	a	102	ASP	CB-CG-OD2	5.14	122.92	118.30
2	m	102	ASP	CB-CG-OD2	5.13	122.92	118.30
2	o	102	ASP	CB-CG-OD2	5.13	122.92	118.30
2	g	102	ASP	CB-CG-OD2	5.12	122.91	118.30
2	i	102	ASP	CB-CG-OD2	5.12	122.91	118.30
2	l	102	ASP	CB-CG-OD2	5.11	122.90	118.30
2	d	180	ASP	CB-CG-OD1	5.10	122.89	118.30
2	o	180	ASP	CB-CG-OD1	5.10	122.89	118.30
2	e	102	ASP	CB-CG-OD2	5.09	122.88	118.30
2	f	180	ASP	CB-CG-OD1	5.09	122.88	118.30
2	h	180	ASP	CB-CG-OD1	5.09	122.88	118.30
2	d	102	ASP	CB-CG-OD2	5.09	122.88	118.30
2	f	102	ASP	CB-CG-OD2	5.09	122.88	118.30
2	j	102	ASP	CB-CG-OD2	5.09	122.88	118.30
2	j	180	ASP	CB-CG-OD1	5.08	122.87	118.30
2	a	180	ASP	CB-CG-OD1	5.08	122.87	118.30
2	k	180	ASP	CB-CG-OD1	5.08	122.87	118.30
2	m	180	ASP	CB-CG-OD1	5.08	122.87	118.30
2	c	180	ASP	CB-CG-OD1	5.07	122.86	118.30
2	g	180	ASP	CB-CG-OD1	5.06	122.86	118.30
2	e	180	ASP	CB-CG-OD1	5.06	122.85	118.30
2	n	180	ASP	CB-CG-OD1	5.05	122.85	118.30
2	b	180	ASP	CB-CG-OD1	5.05	122.85	118.30
2	i	180	ASP	CB-CG-OD1	5.05	122.84	118.30

Continued on next page...

Continued from previous page...

Mol	Chain	Res	Type	Atoms	Z	Observed(^{o})	Ideal(^{o})
2	l	180	ASP	CB-CG-OD1	5.04	122.84	118.30

There are no chirality outliers.

There are no planarity outliers.

5.2 Too-close contacts (i)

In the following table, the Non-H and H(model) columns list the number of non-hydrogen atoms and hydrogen atoms in the chain respectively. The H(added) column lists the number of hydrogen atoms added and optimized by MolProbity. The Clashes column lists the number of clashes within the asymmetric unit, whereas Symm-Clashes lists symmetry-related clashes.

Mol	Chain	Non-H	H(model)	H(added)	Clashes	Symm-Clashes
1	A	739	0	744	85	0
1	B	739	0	746	87	0
1	C	739	0	744	76	0
1	D	739	0	746	99	0
1	E	739	0	746	110	0
1	F	739	0	746	91	0
1	G	739	0	745	101	0
1	H	739	0	744	98	0
1	I	739	0	745	92	0
1	J	739	0	745	109	0
1	K	739	0	744	85	0
1	L	739	0	746	106	0
1	M	739	0	746	86	0
1	N	739	0	746	81	0
1	O	739	0	746	89	0
2	a	1771	0	1666	0	0
2	b	1771	0	1666	0	0
2	c	1771	0	1666	0	0
2	d	1771	0	1666	0	0
2	e	1771	0	1666	0	0
2	f	1771	0	1666	0	0
2	g	1771	0	1666	0	0
2	h	1771	0	1666	0	0
2	i	1771	0	1666	0	0
2	j	1771	0	1666	0	0
2	k	1771	0	1666	0	0
2	l	1771	0	1666	0	0
2	m	1771	0	1666	0	0

Continued on next page...

Continued from previous page...

Mol	Chain	Non-H	H(model)	H(added)	Clashes	Symm-Clashes
2	n	1771	0	1666	0	0
2	o	1771	0	1666	0	0
All	All	37650	0	36169	1163	0

The all-atom clashscore is defined as the number of clashes found per 1000 atoms (including hydrogen atoms). The all-atom clashscore for this structure is 21.

All (1163) close contacts within the same asymmetric unit are listed below, sorted by their clash magnitude.

Atom-1	Atom-2	Interatomic distance (Å)	Clash overlap (Å)
1:L:24:ARG:HH22	1:O:10:LEU:CD2	0.98	1.61
1:J:28:PHE:CE2	1:M:10:LEU:HD23	1.08	1.58
1:J:28:PHE:CE2	1:M:10:LEU:CD2	1.87	1.57
1:A:24:ARG:NH2	1:D:10:LEU:CD2	1.69	1.52
1:G:24:ARG:NH2	1:J:10:LEU:CD2	1.69	1.51
1:A:24:ARG:CD	1:D:46:ILE:HD11	1.39	1.49
1:E:24:ARG:CD	1:H:46:ILE:HD11	1.46	1.43
1:F:24:ARG:NH2	1:I:10:LEU:CD2	1.82	1.42
1:B:24:ARG:HH11	1:E:46:ILE:CD1	1.33	1.42
1:J:24:ARG:HD2	1:M:46:ILE:CD1	1.51	1.41
1:J:28:PHE:CZ	1:M:10:LEU:HD23	1.54	1.40
1:B:24:ARG:NH2	1:E:10:LEU:HD21	1.09	1.40
1:J:28:PHE:HE2	1:M:10:LEU:CD2	1.25	1.40
1:C:25:PHE:CE1	1:C:68:ILE:HG21	1.57	1.39
1:H:25:PHE:CE1	1:H:68:ILE:HG21	1.57	1.39
1:L:25:PHE:CE1	1:L:68:ILE:HG21	1.57	1.39
1:D:24:ARG:NH2	1:G:10:LEU:CD2	1.81	1.39
1:K:25:PHE:CE1	1:K:68:ILE:HG21	1.57	1.39
1:F:25:PHE:CE1	1:F:68:ILE:HG21	1.57	1.38
1:B:25:PHE:CE1	1:B:68:ILE:HG21	1.57	1.38
1:D:25:PHE:CE1	1:D:68:ILE:HG21	1.57	1.38
1:J:25:PHE:CE1	1:J:68:ILE:HG21	1.57	1.37
1:D:24:ARG:HH22	1:G:10:LEU:CD2	1.31	1.37
1:E:25:PHE:CE1	1:E:68:ILE:HG21	1.57	1.37
1:G:25:PHE:CE1	1:G:68:ILE:HG21	1.57	1.37
1:M:25:PHE:CE1	1:M:68:ILE:HG21	1.57	1.37
1:N:25:PHE:CE1	1:N:68:ILE:HG21	1.57	1.37
1:A:25:PHE:CE1	1:A:68:ILE:HG21	1.57	1.36
1:O:25:PHE:CE1	1:O:68:ILE:HG21	1.57	1.36
1:I:25:PHE:CE1	1:I:68:ILE:HG21	1.57	1.35
1:A:24:ARG:HD2	1:D:46:ILE:CD1	1.57	1.35

Continued on next page...

Continued from previous page...

Atom-1	Atom-2	Interatomic distance (Å)	Clash overlap (Å)
1:L:28:PHE:CE2	1:O:10:LEU:HD23	1.60	1.35
1:E:24:ARG:NH2	1:H:10:LEU:CD2	1.87	1.34
1:J:24:ARG:NH2	1:M:10:LEU:HD21	1.41	1.33
1:E:24:ARG:NH2	1:H:10:LEU:HD21	1.02	1.32
1:E:24:ARG:HD2	1:H:46:ILE:CD1	1.62	1.30
1:J:24:ARG:CD	1:M:46:ILE:HD11	1.47	1.30
1:K:24:ARG:CD	1:N:46:ILE:HD11	1.59	1.30
1:C:24:ARG:CD	1:F:46:ILE:HD11	1.61	1.29
1:B:24:ARG:HH22	1:E:10:LEU:CD2	1.44	1.28
1:E:24:ARG:HH11	1:H:46:ILE:CD1	1.45	1.28
1:F:24:ARG:HH22	1:I:10:LEU:CD2	1.38	1.26
1:F:24:ARG:NH2	1:I:10:LEU:HD21	0.94	1.26
1:B:28:PHE:CE2	1:E:10:LEU:HD23	1.71	1.25
1:L:15:ASP:O	1:N:39:LYS:HE2	1.33	1.24
1:A:24:ARG:NH2	1:D:10:LEU:HD21	0.89	1.21
1:D:24:ARG:NH2	1:G:10:LEU:HD21	0.89	1.21
1:E:28:PHE:CE2	1:H:10:LEU:HD23	1.75	1.21
1:B:24:ARG:NH1	1:E:46:ILE:CD1	2.04	1.20
1:E:24:ARG:HH22	1:H:10:LEU:CD2	1.51	1.20
1:G:28:PHE:CE2	1:J:10:LEU:HD23	1.75	1.19
1:L:24:ARG:NH2	1:O:10:LEU:HD21	0.87	1.19
1:C:24:ARG:HD2	1:F:46:ILE:CD1	1.71	1.18
1:L:24:ARG:HD2	1:O:46:ILE:HD11	1.26	1.16
1:B:24:ARG:HH11	1:E:46:ILE:HD13	1.11	1.15
1:I:37:THR:HG22	1:I:38:GLY:H	0.98	1.15
1:G:24:ARG:CD	1:J:46:ILE:HD11	1.77	1.14
1:B:24:ARG:NH2	1:E:10:LEU:CD2	2.06	1.14
1:G:37:THR:HG22	1:G:38:GLY:H	0.98	1.14
1:H:24:ARG:HD2	1:K:46:ILE:HD11	1.25	1.14
1:G:24:ARG:HH11	1:J:46:ILE:CD1	1.60	1.14
1:K:24:ARG:HD2	1:N:46:ILE:CD1	1.76	1.14
1:L:37:THR:HG22	1:L:38:GLY:H	0.97	1.13
1:E:24:ARG:NH1	1:H:46:ILE:CD1	2.11	1.13
1:B:24:ARG:HD2	1:E:46:ILE:HD11	1.13	1.12
1:D:37:THR:HG22	1:D:38:GLY:H	0.98	1.12
1:J:37:THR:HG22	1:J:38:GLY:H	0.98	1.12
1:N:37:THR:HG22	1:N:38:GLY:H	0.98	1.12
1:K:37:THR:HG22	1:K:38:GLY:H	0.98	1.11
1:B:24:ARG:CD	1:E:46:ILE:HD11	1.79	1.11
1:B:37:THR:HG22	1:B:38:GLY:H	0.98	1.11
1:D:24:ARG:HD2	1:G:46:ILE:HD11	1.27	1.11

Continued on next page...

Continued from previous page...

Atom-1	Atom-2	Interatomic distance (Å)	Clash overlap (Å)
1:E:37:THR:HG22	1:E:38:GLY:H	0.98	1.10
1:A:24:ARG:HH11	1:D:46:ILE:HD13	1.14	1.09
1:F:37:THR:HG22	1:F:38:GLY:H	0.98	1.09
1:O:37:THR:HG22	1:O:38:GLY:H	0.98	1.08
1:C:28:PHE:HE2	1:F:10:LEU:HD23	1.16	1.07
1:A:37:THR:HG22	1:A:38:GLY:H	0.98	1.07
1:M:37:THR:HG22	1:M:38:GLY:H	0.98	1.07
1:L:15:ASP:C	1:N:39:LYS:HE2	1.75	1.06
1:C:37:THR:HG22	1:C:38:GLY:H	0.98	1.06
1:E:28:PHE:HE2	1:H:10:LEU:HD23	1.04	1.06
1:A:28:PHE:HE2	1:D:10:LEU:HD23	1.17	1.06
1:C:28:PHE:CE2	1:F:10:LEU:HD23	1.90	1.05
1:G:24:ARG:HD2	1:J:46:ILE:CD1	1.87	1.05
1:L:15:ASP:O	1:N:39:LYS:CE	2.04	1.05
1:G:24:ARG:NH2	1:J:10:LEU:HD21	0.72	1.05
1:H:37:THR:HG22	1:H:38:GLY:H	0.98	1.04
1:B:24:ARG:HH11	1:E:46:ILE:HD11	1.17	1.04
1:F:24:ARG:HD2	1:I:46:ILE:HD11	1.38	1.03
1:B:24:ARG:HD2	1:E:46:ILE:CD1	1.88	1.03
1:L:24:ARG:HH11	1:O:46:ILE:CD1	1.71	1.03
1:E:24:ARG:HH11	1:H:46:ILE:HD13	0.90	1.02
1:J:24:ARG:HH22	1:M:10:LEU:CD2	1.72	1.02
1:J:28:PHE:HE2	1:M:10:LEU:HD21	1.18	1.02
1:G:25:PHE:HE1	1:G:68:ILE:CG2	1.73	1.02
1:D:25:PHE:HE1	1:D:68:ILE:CG2	1.73	1.01
1:I:25:PHE:HE1	1:I:68:ILE:CG2	1.73	1.01
1:B:25:PHE:HE1	1:B:68:ILE:CG2	1.73	1.01
1:E:24:ARG:NH1	1:H:46:ILE:HD13	1.71	1.01
1:J:25:PHE:HE1	1:J:68:ILE:CG2	1.73	1.01
1:L:25:PHE:HE1	1:L:68:ILE:CG2	1.73	1.01
1:K:25:PHE:HE1	1:K:68:ILE:CG2	1.73	1.01
1:E:25:PHE:HE1	1:E:68:ILE:CG2	1.73	1.01
1:N:25:PHE:HE1	1:N:68:ILE:CG2	1.73	1.01
1:F:25:PHE:HE1	1:F:68:ILE:CG2	1.73	1.00
1:K:28:PHE:HE2	1:N:10:LEU:HD23	1.22	1.00
1:O:25:PHE:HE1	1:O:68:ILE:CG2	1.73	1.00
1:M:25:PHE:HE1	1:M:68:ILE:HG21	0.94	1.00
1:L:28:PHE:HE2	1:O:10:LEU:HD23	1.24	0.99
1:A:28:PHE:CE2	1:D:10:LEU:HD23	1.95	0.99
1:M:25:PHE:HE1	1:M:68:ILE:CG2	1.73	0.99
1:N:37:THR:HG22	1:N:38:GLY:N	1.77	0.99

Continued on next page...

Continued from previous page...

Atom-1	Atom-2	Interatomic distance (Å)	Clash overlap (Å)
1:C:25:PHE:HE1	1:C:68:ILE:CG2	1.73	0.99
1:A:25:PHE:HE1	1:A:68:ILE:CG2	1.73	0.99
1:C:24:ARG:HH11	1:F:46:ILE:CD1	1.76	0.99
1:L:37:THR:HG22	1:L:38:GLY:N	1.77	0.99
1:A:24:ARG:HH11	1:D:46:ILE:CD1	1.73	0.99
1:K:24:ARG:HD2	1:N:46:ILE:HD11	1.01	0.99
1:H:25:PHE:HE1	1:H:68:ILE:CG2	1.73	0.99
1:J:37:THR:HG22	1:J:38:GLY:N	1.77	0.98
1:I:37:THR:HG22	1:I:38:GLY:N	1.77	0.98
1:J:24:ARG:NH2	1:M:10:LEU:CD2	2.26	0.98
1:H:37:THR:HG22	1:H:38:GLY:N	1.77	0.98
1:G:24:ARG:HD2	1:J:46:ILE:HD11	0.99	0.98
1:D:24:ARG:CD	1:G:46:ILE:HD11	1.92	0.98
1:E:37:THR:HG22	1:E:38:GLY:N	1.77	0.98
1:D:25:PHE:HE1	1:D:68:ILE:HG21	0.94	0.97
1:I:24:ARG:HD2	1:L:46:ILE:HD11	1.45	0.97
1:L:24:ARG:HH11	1:O:46:ILE:HD11	1.26	0.97
1:G:15:ASP:O	1:I:39:LYS:HE2	1.64	0.97
1:G:37:THR:HG22	1:G:38:GLY:N	1.77	0.97
1:O:25:PHE:HE1	1:O:68:ILE:HG21	0.94	0.97
1:F:25:PHE:HE1	1:F:68:ILE:HG21	0.94	0.96
1:L:24:ARG:NH2	1:O:10:LEU:CD2	1.77	0.96
1:L:24:ARG:CZ	1:O:10:LEU:HD21	1.95	0.96
1:K:37:THR:HG22	1:K:38:GLY:N	1.77	0.96
1:D:24:ARG:HH11	1:G:46:ILE:CD1	1.77	0.96
1:H:24:ARG:CD	1:K:46:ILE:HD11	1.94	0.96
1:C:37:THR:HG22	1:C:38:GLY:N	1.77	0.96
1:E:24:ARG:HD2	1:H:46:ILE:HD11	0.98	0.96
1:F:24:ARG:CD	1:I:46:ILE:HD11	1.95	0.95
1:F:37:THR:HG22	1:F:38:GLY:N	1.77	0.95
1:A:24:ARG:HD2	1:D:46:ILE:HD11	0.96	0.95
1:D:37:THR:HG22	1:D:38:GLY:N	1.77	0.95
1:M:37:THR:HG22	1:M:38:GLY:N	1.77	0.95
1:G:28:PHE:HE2	1:J:10:LEU:HD23	1.17	0.95
1:I:15:ASP:O	1:K:39:LYS:HE2	1.67	0.94
1:B:37:THR:HG22	1:B:38:GLY:N	1.77	0.94
1:E:28:PHE:HE2	1:H:10:LEU:CD2	1.81	0.94
1:L:28:PHE:CE2	1:O:10:LEU:CD2	2.51	0.94
1:A:24:ARG:HD3	1:D:46:ILE:HD11	1.46	0.94
1:G:24:ARG:HH21	1:J:10:LEU:HD21	1.11	0.94
1:J:24:ARG:HD2	1:M:46:ILE:HD11	0.98	0.93

Continued on next page...

Continued from previous page...

Atom-1	Atom-2	Interatomic distance (Å)	Clash overlap (Å)
1:B:24:ARG:NH1	1:E:46:ILE:HD11	1.76	0.93
1:O:37:THR:HG22	1:O:38:GLY:N	1.77	0.93
1:D:24:ARG:HH21	1:G:10:LEU:HD21	1.14	0.93
1:A:37:THR:HG22	1:A:38:GLY:N	1.77	0.93
1:B:28:PHE:HE2	1:E:10:LEU:HD23	1.26	0.93
1:D:28:PHE:CE2	1:G:10:LEU:HD23	2.04	0.92
1:K:28:PHE:CE2	1:N:10:LEU:HD23	2.02	0.92
1:G:24:ARG:CZ	1:J:10:LEU:HD21	1.99	0.92
1:F:24:ARG:HH21	1:I:10:LEU:HD21	1.12	0.91
1:J:25:PHE:CE1	1:J:68:ILE:CG2	2.50	0.91
1:O:25:PHE:CE1	1:O:68:ILE:CG2	2.50	0.91
1:B:25:PHE:CE1	1:B:68:ILE:CG2	2.50	0.91
1:J:24:ARG:HH22	1:M:10:LEU:HD21	1.11	0.90
1:B:24:ARG:HH21	1:E:10:LEU:HD21	1.31	0.90
1:G:25:PHE:CE1	1:G:68:ILE:CG2	2.50	0.90
1:J:24:ARG:HD2	1:M:46:ILE:HD12	1.50	0.90
1:D:25:PHE:CE1	1:D:68:ILE:CG2	2.50	0.90
1:C:36:ALA:O	1:C:40:LEU:HD11	1.73	0.89
1:K:36:ALA:O	1:K:40:LEU:HD11	1.73	0.89
1:N:36:ALA:O	1:N:40:LEU:HD11	1.73	0.89
1:F:36:ALA:O	1:F:40:LEU:HD11	1.73	0.89
1:B:36:ALA:O	1:B:40:LEU:HD11	1.73	0.88
1:B:37:THR:CG2	1:B:38:GLY:H	1.87	0.88
1:D:37:THR:CG2	1:D:38:GLY:H	1.87	0.88
1:H:36:ALA:O	1:H:40:LEU:HD11	1.73	0.88
1:I:36:ALA:O	1:I:40:LEU:HD11	1.73	0.88
1:F:37:THR:CG2	1:F:38:GLY:H	1.87	0.88
1:I:25:PHE:CE1	1:I:68:ILE:CG2	2.50	0.88
1:L:37:THR:CG2	1:L:38:GLY:H	1.86	0.88
1:O:37:THR:CG2	1:O:38:GLY:H	1.87	0.88
1:G:24:ARG:HH11	1:J:46:ILE:HD13	1.38	0.88
1:A:36:ALA:O	1:A:40:LEU:HD11	1.73	0.88
1:B:28:PHE:CE2	1:E:10:LEU:CD2	2.57	0.88
1:G:36:ALA:O	1:G:40:LEU:HD11	1.73	0.88
1:L:15:ASP:C	1:N:39:LYS:CE	2.42	0.88
1:E:25:PHE:CE1	1:E:68:ILE:CG2	2.50	0.87
1:K:25:PHE:CE1	1:K:68:ILE:CG2	2.50	0.87
1:N:25:PHE:CE1	1:N:68:ILE:CG2	2.50	0.87
1:D:36:ALA:O	1:D:40:LEU:HD11	1.73	0.87
1:E:37:THR:CG2	1:E:38:GLY:H	1.87	0.87
1:L:36:ALA:O	1:L:40:LEU:HD11	1.73	0.87

Continued on next page...

Continued from previous page...

Atom-1	Atom-2	Interatomic distance (Å)	Clash overlap (Å)
1:O:36:ALA:O	1:O:40:LEU:HD11	1.73	0.87
1:E:36:ALA:O	1:E:40:LEU:HD11	1.73	0.87
1:J:24:ARG:HH21	1:M:10:LEU:HD21	1.38	0.87
1:J:36:ALA:O	1:J:40:LEU:HD11	1.73	0.87
1:G:24:ARG:NH1	1:J:46:ILE:CD1	2.36	0.87
1:M:36:ALA:O	1:M:40:LEU:HD11	1.73	0.87
1:I:37:THR:CG2	1:I:38:GLY:H	1.86	0.86
1:G:37:THR:CG2	1:G:38:GLY:H	1.86	0.86
1:A:25:PHE:CE1	1:A:68:ILE:CG2	2.50	0.86
1:D:24:ARG:HH11	1:G:46:ILE:HD13	1.39	0.86
1:J:15:ASP:O	1:L:39:LYS:HE2	1.75	0.86
1:E:36:ALA:O	1:E:40:LEU:CD1	2.24	0.86
1:J:36:ALA:O	1:J:40:LEU:CD1	2.24	0.86
1:O:36:ALA:O	1:O:40:LEU:CD1	2.24	0.86
1:F:25:PHE:CE1	1:F:68:ILE:CG2	2.50	0.86
1:H:37:THR:CG2	1:H:38:GLY:H	1.87	0.86
1:C:36:ALA:O	1:C:40:LEU:CD1	2.24	0.86
1:D:28:PHE:HE2	1:G:10:LEU:HD23	1.38	0.86
1:H:36:ALA:O	1:H:40:LEU:CD1	2.24	0.85
1:M:25:PHE:CE1	1:M:68:ILE:CG2	2.50	0.85
1:B:36:ALA:O	1:B:40:LEU:CD1	2.24	0.85
1:G:36:ALA:O	1:G:40:LEU:CD1	2.24	0.85
1:I:36:ALA:O	1:I:40:LEU:CD1	2.24	0.85
1:D:24:ARG:HD2	1:G:46:ILE:CD1	2.06	0.85
1:H:25:PHE:HE1	1:H:68:ILE:HG21	0.94	0.85
1:A:36:ALA:O	1:A:40:LEU:CD1	2.24	0.85
1:M:36:ALA:O	1:M:40:LEU:CD1	2.24	0.85
1:L:36:ALA:O	1:L:40:LEU:CD1	2.24	0.85
1:A:37:THR:CG2	1:A:38:GLY:H	1.86	0.85
1:F:36:ALA:O	1:F:40:LEU:CD1	2.24	0.85
1:H:28:PHE:HE2	1:K:10:LEU:HD23	1.41	0.85
1:N:36:ALA:O	1:N:40:LEU:CD1	2.24	0.85
1:K:36:ALA:O	1:K:40:LEU:CD1	2.24	0.84
1:B:69:PHE:O	1:B:74:TYR:O	1.96	0.84
1:L:69:PHE:O	1:L:74:TYR:O	1.96	0.84
1:C:24:ARG:HH11	1:F:46:ILE:HD13	1.42	0.84
1:F:69:PHE:O	1:F:74:TYR:O	1.96	0.84
1:D:36:ALA:O	1:D:40:LEU:CD1	2.24	0.84
1:G:69:PHE:O	1:G:74:TYR:O	1.95	0.84
1:H:25:PHE:CE1	1:H:68:ILE:CG2	2.50	0.84
1:K:37:THR:CG2	1:K:38:GLY:H	1.87	0.84

Continued on next page...

Continued from previous page...

Atom-1	Atom-2	Interatomic distance (Å)	Clash overlap (Å)
1:O:69:PHE:O	1:O:74:TYR:O	1.96	0.84
1:C:69:PHE:O	1:C:74:TYR:O	1.96	0.84
1:D:69:PHE:O	1:D:74:TYR:O	1.96	0.84
1:K:69:PHE:O	1:K:74:TYR:O	1.96	0.84
1:M:69:PHE:O	1:M:74:TYR:O	1.96	0.84
1:N:69:PHE:O	1:N:74:TYR:O	1.96	0.84
1:H:69:PHE:O	1:H:74:TYR:O	1.96	0.84
1:J:69:PHE:O	1:J:74:TYR:O	1.96	0.84
1:A:24:ARG:NH1	1:D:46:ILE:CD1	2.41	0.84
1:A:69:PHE:O	1:A:74:TYR:O	1.96	0.84
1:I:69:PHE:O	1:I:74:TYR:O	1.96	0.84
1:E:69:PHE:O	1:E:74:TYR:O	1.96	0.83
1:B:28:PHE:HE2	1:E:10:LEU:CD2	1.91	0.83
1:G:24:ARG:HH11	1:J:46:ILE:HD11	1.39	0.83
1:J:37:THR:CG2	1:J:38:GLY:H	1.87	0.83
1:F:28:PHE:CE2	1:I:10:LEU:HD23	2.14	0.82
1:C:25:PHE:CE1	1:C:68:ILE:CG2	2.50	0.82
1:F:24:ARG:HH11	1:I:46:ILE:CD1	1.92	0.82
1:K:24:ARG:HD3	1:N:46:ILE:HD11	1.61	0.82
1:C:37:THR:CG2	1:C:38:GLY:H	1.87	0.82
1:F:24:ARG:HH11	1:I:46:ILE:HD13	1.45	0.82
1:L:44:ASN:OD1	1:L:47:GLN:HG3	1.80	0.82
1:A:44:ASN:OD1	1:A:47:GLN:HG3	1.80	0.81
1:F:44:ASN:OD1	1:F:47:GLN:HG3	1.80	0.81
1:N:37:THR:CG2	1:N:38:GLY:H	1.87	0.81
1:O:44:ASN:OD1	1:O:47:GLN:HG3	1.80	0.81
1:C:24:ARG:HD2	1:F:46:ILE:HD11	0.85	0.81
1:N:44:ASN:OD1	1:N:47:GLN:HG3	1.80	0.81
1:D:44:ASN:OD1	1:D:47:GLN:HG3	1.80	0.81
1:C:44:ASN:OD1	1:C:47:GLN:HG3	1.80	0.81
1:F:28:PHE:HE2	1:I:10:LEU:HD23	1.45	0.81
1:B:44:ASN:OD1	1:B:47:GLN:HG3	1.80	0.81
1:H:29:LEU:HG	1:H:30:SER:H	1.46	0.81
1:I:44:ASN:OD1	1:I:47:GLN:HG3	1.80	0.81
1:E:29:LEU:HG	1:E:30:SER:H	1.46	0.80
1:K:29:LEU:HG	1:K:30:SER:H	1.46	0.80
1:H:24:ARG:HD2	1:K:46:ILE:CD1	2.08	0.80
1:L:24:ARG:NH2	1:O:10:LEU:CG	2.44	0.80
1:C:19:ASP:O	1:C:22:LEU:N	2.14	0.80
1:G:19:ASP:O	1:G:22:LEU:N	2.15	0.80
1:J:44:ASN:OD1	1:J:47:GLN:HG3	1.80	0.80

Continued on next page...

Continued from previous page...

Atom-1	Atom-2	Interatomic distance (Å)	Clash overlap (Å)
1:M:29:LEU:HG	1:M:30:SER:H	1.46	0.80
1:C:29:LEU:HG	1:C:30:SER:H	1.46	0.80
1:L:28:PHE:HE2	1:O:10:LEU:CD2	1.91	0.80
1:G:44:ASN:OD1	1:G:47:GLN:HG3	1.80	0.80
1:I:35:ILE:HG22	1:I:36:ALA:H	1.47	0.80
1:L:25:PHE:CE1	1:L:68:ILE:CG2	2.50	0.80
1:A:35:ILE:HG22	1:A:36:ALA:H	1.47	0.80
1:H:44:ASN:OD1	1:H:47:GLN:HG3	1.80	0.80
1:F:29:LEU:HG	1:F:30:SER:H	1.46	0.80
1:B:29:LEU:HG	1:B:30:SER:H	1.46	0.80
1:I:19:ASP:O	1:I:22:LEU:N	2.14	0.80
1:N:29:LEU:HG	1:N:30:SER:H	1.46	0.80
1:B:19:ASP:O	1:B:22:LEU:N	2.15	0.79
1:C:35:ILE:HG22	1:C:36:ALA:H	1.47	0.79
1:E:24:ARG:HH22	1:H:10:LEU:HD22	1.44	0.79
1:G:35:ILE:HG22	1:G:36:ALA:H	1.47	0.79
1:H:19:ASP:O	1:H:22:LEU:N	2.15	0.79
1:J:19:ASP:O	1:J:22:LEU:N	2.15	0.79
1:K:44:ASN:OD1	1:K:47:GLN:HG3	1.80	0.79
1:M:37:THR:CG2	1:M:38:GLY:H	1.87	0.79
1:O:29:LEU:HG	1:O:30:SER:H	1.46	0.79
1:L:19:ASP:O	1:L:22:LEU:N	2.15	0.79
1:M:44:ASN:OD1	1:M:47:GLN:HG3	1.80	0.79
1:A:25:PHE:HE1	1:A:68:ILE:HG21	0.94	0.79
1:J:29:LEU:HG	1:J:30:SER:H	1.46	0.79
1:O:35:ILE:HG22	1:O:36:ALA:H	1.47	0.79
1:E:44:ASN:OD1	1:E:47:GLN:HG3	1.80	0.79
1:K:19:ASP:O	1:K:22:LEU:N	2.15	0.79
1:M:35:ILE:HG22	1:M:36:ALA:H	1.47	0.79
1:O:19:ASP:O	1:O:22:LEU:N	2.15	0.79
1:G:15:ASP:C	1:I:39:LYS:HE2	2.03	0.79
1:D:19:ASP:O	1:D:22:LEU:N	2.15	0.79
1:J:35:ILE:HG22	1:J:36:ALA:H	1.47	0.79
1:N:35:ILE:HG22	1:N:36:ALA:H	1.47	0.79
1:A:19:ASP:O	1:A:22:LEU:N	2.15	0.79
1:N:19:ASP:O	1:N:22:LEU:N	2.15	0.79
1:F:19:ASP:O	1:F:22:LEU:N	2.15	0.78
1:K:35:ILE:HG22	1:K:36:ALA:H	1.47	0.78
1:A:24:ARG:CD	1:D:46:ILE:CD1	2.30	0.78
1:D:24:ARG:NH1	1:G:46:ILE:CD1	2.45	0.78
1:E:19:ASP:O	1:E:22:LEU:N	2.14	0.78

Continued on next page...

Continued from previous page...

Atom-1	Atom-2	Interatomic distance (Å)	Clash overlap (Å)
1:G:29:LEU:HG	1:G:30:SER:H	1.46	0.78
1:H:28:PHE:CE2	1:K:10:LEU:HD23	2.18	0.78
1:B:35:ILE:HG22	1:B:36:ALA:H	1.47	0.78
1:F:24:ARG:HD2	1:I:46:ILE:CD1	2.12	0.78
1:H:35:ILE:HG22	1:H:36:ALA:H	1.47	0.78
1:I:29:LEU:HG	1:I:30:SER:H	1.46	0.78
1:M:19:ASP:O	1:M:22:LEU:N	2.15	0.78
1:D:35:ILE:HG22	1:D:36:ALA:H	1.47	0.78
1:E:24:ARG:CD	1:H:46:ILE:CD1	2.36	0.78
1:A:29:LEU:HG	1:A:30:SER:H	1.46	0.78
1:H:24:ARG:HH11	1:K:46:ILE:CD1	1.97	0.78
1:L:29:LEU:HG	1:L:30:SER:H	1.46	0.78
1:G:28:PHE:HE2	1:J:10:LEU:CD2	1.95	0.78
1:E:35:ILE:HG22	1:E:36:ALA:H	1.47	0.77
1:J:15:ASP:C	1:L:39:LYS:HE2	2.05	0.77
1:D:29:LEU:HG	1:D:30:SER:H	1.46	0.77
1:E:24:ARG:NE	1:H:46:ILE:HD11	1.98	0.77
1:F:35:ILE:HG22	1:F:36:ALA:H	1.47	0.77
1:J:24:ARG:CD	1:M:46:ILE:CD1	2.29	0.77
1:C:5:TYR:HD2	1:C:62:VAL:HG21	1.50	0.77
1:L:35:ILE:HG22	1:L:36:ALA:H	1.47	0.77
1:A:24:ARG:NH2	1:D:10:LEU:HD22	1.95	0.77
1:I:25:PHE:HE1	1:I:68:ILE:HG21	0.94	0.77
1:K:5:TYR:HD2	1:K:62:VAL:HG21	1.50	0.77
1:M:5:TYR:HD2	1:M:62:VAL:HG21	1.50	0.77
1:A:24:ARG:NH1	1:D:46:ILE:HD13	1.96	0.77
1:I:5:TYR:HD2	1:I:62:VAL:HG21	1.50	0.76
1:D:5:TYR:HD2	1:D:62:VAL:HG21	1.50	0.76
1:A:5:TYR:HD2	1:A:62:VAL:HG21	1.50	0.76
1:E:5:TYR:HD2	1:E:62:VAL:HG21	1.50	0.76
1:K:24:ARG:HH11	1:N:46:ILE:CD1	1.99	0.76
1:G:5:TYR:HD2	1:G:62:VAL:HG21	1.50	0.76
1:L:25:PHE:HE1	1:L:68:ILE:HG21	0.94	0.76
1:E:28:PHE:CE2	1:H:10:LEU:CD2	2.61	0.76
1:O:5:TYR:HD2	1:O:62:VAL:HG21	1.50	0.76
1:H:5:TYR:HD2	1:H:62:VAL:HG21	1.50	0.76
1:K:24:ARG:HH11	1:N:46:ILE:HD13	1.50	0.75
1:B:5:TYR:HD2	1:B:62:VAL:HG21	1.50	0.75
1:L:5:TYR:HD2	1:L:62:VAL:HG21	1.50	0.75
1:J:5:TYR:HD2	1:J:62:VAL:HG21	1.50	0.75
1:F:5:TYR:HD2	1:F:62:VAL:HG21	1.50	0.74

Continued on next page...

Continued from previous page...

Atom-1	Atom-2	Interatomic distance (Å)	Clash overlap (Å)
1:L:24:ARG:NH1	1:O:46:ILE:CD1	2.47	0.74
1:N:5:TYR:HD2	1:N:62:VAL:HG21	1.50	0.74
1:L:24:ARG:CD	1:O:46:ILE:HD11	2.13	0.74
1:B:28:PHE:CZ	1:E:10:LEU:HD23	2.22	0.73
1:A:15:ASP:O	1:C:39:LYS:HE2	1.89	0.73
1:L:24:ARG:NH1	1:O:46:ILE:HD11	2.04	0.72
1:J:35:ILE:HG22	1:J:36:ALA:N	2.05	0.72
1:O:35:ILE:HG22	1:O:36:ALA:N	2.05	0.72
1:E:35:ILE:HG22	1:E:36:ALA:N	2.05	0.72
1:C:35:ILE:HG22	1:C:36:ALA:N	2.05	0.71
1:I:35:ILE:HG22	1:I:36:ALA:N	2.05	0.71
1:N:35:ILE:HG22	1:N:36:ALA:N	2.05	0.71
1:D:35:ILE:HG22	1:D:36:ALA:N	2.05	0.71
1:F:35:ILE:HG22	1:F:36:ALA:N	2.05	0.71
1:E:24:ARG:HH21	1:H:10:LEU:CD2	1.77	0.71
1:A:35:ILE:HG22	1:A:36:ALA:N	2.05	0.71
1:L:35:ILE:HG22	1:L:36:ALA:N	2.05	0.71
1:A:28:PHE:HE2	1:D:10:LEU:CD2	2.01	0.71
1:G:25:PHE:HE1	1:G:68:ILE:HG21	0.94	0.71
1:H:35:ILE:HG22	1:H:36:ALA:N	2.05	0.71
1:I:24:ARG:CD	1:L:46:ILE:HD11	2.20	0.71
1:K:35:ILE:HG22	1:K:36:ALA:N	2.05	0.71
1:B:35:ILE:HG22	1:B:36:ALA:N	2.05	0.71
1:D:44:ASN:ND2	1:D:47:GLN:CD	2.45	0.71
1:G:35:ILE:HG22	1:G:36:ALA:N	2.05	0.71
1:M:44:ASN:ND2	1:M:47:GLN:CD	2.45	0.71
1:N:44:ASN:ND2	1:N:47:GLN:CD	2.45	0.71
1:A:44:ASN:ND2	1:A:47:GLN:CD	2.44	0.70
1:M:35:ILE:HG22	1:M:36:ALA:N	2.05	0.70
1:C:44:ASN:ND2	1:C:47:GLN:CD	2.45	0.70
1:G:44:ASN:ND2	1:G:47:GLN:CD	2.45	0.70
1:J:25:PHE:HE1	1:J:68:ILE:HG21	0.94	0.70
1:J:44:ASN:ND2	1:J:47:GLN:CD	2.44	0.70
1:L:44:ASN:ND2	1:L:47:GLN:CD	2.45	0.70
1:O:44:ASN:ND2	1:O:47:GLN:CD	2.45	0.70
1:B:44:ASN:ND2	1:B:47:GLN:CD	2.44	0.70
1:K:44:ASN:ND2	1:K:47:GLN:CD	2.45	0.70
1:E:44:ASN:ND2	1:E:47:GLN:CD	2.45	0.70
1:E:25:PHE:HE1	1:E:68:ILE:HG21	0.94	0.70
1:H:44:ASN:ND2	1:H:47:GLN:CD	2.44	0.70
1:I:44:ASN:ND2	1:I:47:GLN:CD	2.44	0.70

Continued on next page...

Continued from previous page...

Atom-1	Atom-2	Interatomic distance (Å)	Clash overlap (Å)
1:F:44:ASN:ND2	1:F:47:GLN:CD	2.45	0.70
1:I:15:ASP:C	1:K:39:LYS:HE2	2.11	0.70
1:E:24:ARG:NH1	1:H:46:ILE:HD11	2.04	0.69
1:L:15:ASP:HA	1:N:39:LYS:NZ	2.07	0.69
1:J:28:PHE:CE2	1:M:10:LEU:HD21	2.03	0.69
1:G:28:PHE:CE2	1:J:10:LEU:CD2	2.67	0.68
1:D:24:ARG:HH11	1:G:46:ILE:HD11	1.57	0.68
1:B:24:ARG:NH1	1:E:46:ILE:CG1	2.56	0.68
1:B:24:ARG:CZ	1:E:46:ILE:HD11	2.24	0.68
1:B:25:PHE:HE1	1:B:68:ILE:HG21	0.94	0.68
1:F:24:ARG:NH1	1:I:46:ILE:CD1	2.57	0.67
1:G:24:ARG:NH1	1:J:46:ILE:HD11	2.07	0.67
1:H:24:ARG:HH11	1:K:46:ILE:HD13	1.58	0.67
1:J:28:PHE:CZ	1:M:10:LEU:CD2	2.49	0.67
1:E:24:ARG:NH1	1:H:46:ILE:CG1	2.58	0.66
1:K:25:PHE:HE1	1:K:68:ILE:HG21	0.94	0.66
1:C:24:ARG:NH1	1:F:46:ILE:CD1	2.53	0.66
1:A:5:TYR:CD2	1:A:62:VAL:HG21	2.30	0.66
1:C:25:PHE:HE1	1:C:68:ILE:HG21	0.94	0.66
1:B:44:ASN:HD21	1:B:47:GLN:CD	1.99	0.66
1:J:44:ASN:HD21	1:J:47:GLN:CD	1.99	0.66
1:B:24:ARG:NH1	1:E:46:ILE:HD13	1.84	0.66
1:D:5:TYR:CD2	1:D:62:VAL:HG21	2.31	0.66
1:J:15:ASP:O	1:L:39:LYS:CE	2.43	0.66
1:E:44:ASN:HD21	1:E:47:GLN:CD	1.99	0.66
1:G:44:ASN:HD21	1:G:47:GLN:CD	1.99	0.66
1:M:44:ASN:HD21	1:M:47:GLN:CD	2.00	0.66
1:I:5:TYR:CD2	1:I:62:VAL:HG21	2.31	0.65
1:K:44:ASN:HD21	1:K:47:GLN:CD	1.99	0.65
1:N:5:TYR:CD2	1:N:62:VAL:HG21	2.30	0.65
1:O:44:ASN:HD21	1:O:47:GLN:CD	2.00	0.65
1:E:24:ARG:CZ	1:H:46:ILE:HD11	2.26	0.65
1:G:5:TYR:CD2	1:G:62:VAL:HG21	2.30	0.65
1:F:5:TYR:CD2	1:F:62:VAL:HG21	2.31	0.65
1:H:44:ASN:HD21	1:H:47:GLN:CD	1.99	0.65
1:B:5:TYR:CD2	1:B:62:VAL:HG21	2.31	0.65
1:D:44:ASN:HD21	1:D:47:GLN:CD	1.99	0.65
1:M:15:ASP:C	1:O:39:LYS:HE2	2.17	0.65
1:N:44:ASN:HD21	1:N:47:GLN:CD	2.00	0.65
1:L:5:TYR:CD2	1:L:62:VAL:HG21	2.30	0.65
1:E:5:TYR:CD2	1:E:62:VAL:HG21	2.31	0.65

Continued on next page...

Continued from previous page...

Atom-1	Atom-2	Interatomic distance (Å)	Clash overlap (Å)
1:A:44:ASN:HD21	1:A:47:GLN:CD	1.99	0.65
1:K:5:TYR:CD2	1:K:62:VAL:HG21	2.31	0.65
1:L:44:ASN:HD21	1:L:47:GLN:CD	1.99	0.65
1:F:44:ASN:HD21	1:F:47:GLN:CD	2.00	0.65
1:C:44:ASN:HD21	1:C:47:GLN:CD	2.00	0.65
1:O:5:TYR:CD2	1:O:62:VAL:HG21	2.31	0.65
1:I:44:ASN:HD21	1:I:47:GLN:CD	1.99	0.64
1:J:5:TYR:CD2	1:J:62:VAL:HG21	2.30	0.64
1:E:24:ARG:HH21	1:H:10:LEU:HD21	0.82	0.64
1:A:24:ARG:HD2	1:D:46:ILE:HD13	1.72	0.64
1:A:24:ARG:NE	1:D:46:ILE:HD11	2.11	0.64
1:M:5:TYR:CD2	1:M:62:VAL:HG21	2.30	0.64
1:E:24:ARG:HD3	1:H:46:ILE:HD11	1.66	0.64
1:C:5:TYR:CD2	1:C:62:VAL:HG21	2.31	0.64
1:H:5:TYR:CD2	1:H:62:VAL:HG21	2.31	0.64
1:K:73:ASN:O	1:K:75:MET:HG2	1.99	0.63
1:F:73:ASN:O	1:F:75:MET:HG2	1.99	0.63
1:A:73:ASN:O	1:A:75:MET:HG2	1.99	0.63
1:H:73:ASN:O	1:H:75:MET:HG2	1.98	0.63
1:J:25:PHE:CD1	1:J:68:ILE:HG21	2.30	0.63
1:I:73:ASN:O	1:I:75:MET:HG2	1.99	0.63
1:N:73:ASN:O	1:N:75:MET:HG2	1.99	0.63
1:E:28:PHE:CZ	1:H:10:LEU:HD23	2.31	0.63
1:M:73:ASN:O	1:M:75:MET:HG2	1.99	0.63
1:O:73:ASN:O	1:O:75:MET:HG2	1.99	0.63
1:D:73:ASN:O	1:D:75:MET:HG2	1.98	0.62
1:G:15:ASP:O	1:I:39:LYS:CE	2.42	0.62
1:G:73:ASN:O	1:G:75:MET:HG2	1.98	0.62
1:J:73:ASN:O	1:J:75:MET:HG2	1.98	0.62
1:C:73:ASN:O	1:C:75:MET:HG2	1.99	0.62
1:B:73:ASN:O	1:B:75:MET:HG2	1.99	0.62
1:E:73:ASN:O	1:E:75:MET:HG2	1.99	0.62
1:I:28:PHE:CE2	1:L:10:LEU:HD23	2.34	0.62
1:L:73:ASN:O	1:L:75:MET:HG2	1.99	0.62
1:G:37:THR:CG2	1:G:38:GLY:N	2.53	0.61
1:L:44:ASN:ND2	1:L:47:GLN:OE1	2.34	0.61
1:L:35:ILE:HG21	1:L:40:LEU:HD21	1.82	0.61
1:D:19:ASP:OD1	1:D:45:ARG:NH2	2.33	0.61
1:D:44:ASN:ND2	1:D:47:GLN:OE1	2.34	0.61
1:I:44:ASN:ND2	1:I:47:GLN:OE1	2.34	0.61
1:N:44:ASN:ND2	1:N:47:GLN:OE1	2.34	0.61

Continued on next page...

Continued from previous page...

Atom-1	Atom-2	Interatomic distance (Å)	Clash overlap (Å)
1:B:35:ILE:HG21	1:B:40:LEU:HD21	1.83	0.61
1:C:35:ILE:HG21	1:C:40:LEU:HD21	1.83	0.61
1:H:19:ASP:OD1	1:H:45:ARG:NH2	2.33	0.61
1:M:19:ASP:OD1	1:M:45:ARG:NH2	2.33	0.61
1:O:35:ILE:HG21	1:O:40:LEU:HD21	1.82	0.61
1:A:44:ASN:ND2	1:A:47:GLN:OE1	2.34	0.61
1:B:44:ASN:ND2	1:B:47:GLN:OE1	2.34	0.61
1:G:35:ILE:HG21	1:G:40:LEU:HD21	1.83	0.61
1:F:44:ASN:ND2	1:F:47:GLN:OE1	2.34	0.61
1:I:19:ASP:OD1	1:I:45:ARG:NH2	2.33	0.61
1:K:19:ASP:OD1	1:K:45:ARG:NH2	2.33	0.61
1:M:15:ASP:O	1:O:39:LYS:HE2	2.00	0.61
1:N:19:ASP:OD1	1:N:45:ARG:NH2	2.33	0.61
1:A:35:ILE:HG21	1:A:40:LEU:HD21	1.83	0.60
1:E:44:ASN:ND2	1:E:47:GLN:OE1	2.34	0.60
1:G:25:PHE:CD1	1:G:68:ILE:HG21	2.30	0.60
1:H:35:ILE:HG21	1:H:40:LEU:HD21	1.82	0.60
1:J:35:ILE:HG21	1:J:40:LEU:HD21	1.83	0.60
1:L:25:PHE:CD1	1:L:68:ILE:HG21	2.30	0.60
1:F:35:ILE:HG21	1:F:40:LEU:HD21	1.83	0.60
1:N:25:PHE:HE1	1:N:68:ILE:HG21	0.94	0.60
1:O:44:ASN:ND2	1:O:47:GLN:OE1	2.34	0.60
1:J:44:ASN:ND2	1:J:47:GLN:OE1	2.34	0.60
1:K:44:ASN:ND2	1:K:47:GLN:OE1	2.34	0.60
1:L:15:ASP:HA	1:N:39:LYS:HZ1	1.66	0.60
1:A:25:PHE:CZ	1:A:68:ILE:HD13	2.37	0.60
1:G:44:ASN:ND2	1:G:47:GLN:OE1	2.34	0.60
1:O:25:PHE:CZ	1:O:68:ILE:HD13	2.37	0.60
1:F:25:PHE:CZ	1:F:68:ILE:HD13	2.37	0.60
1:K:25:PHE:CZ	1:K:68:ILE:HD13	2.37	0.60
1:K:35:ILE:HG21	1:K:40:LEU:HD21	1.83	0.60
1:C:19:ASP:OD1	1:C:45:ARG:NH2	2.33	0.60
1:E:35:ILE:HG21	1:E:40:LEU:HD21	1.83	0.60
1:G:25:PHE:CZ	1:G:68:ILE:HD13	2.37	0.60
1:B:25:PHE:CZ	1:B:68:ILE:HD13	2.37	0.60
1:L:25:PHE:CZ	1:L:68:ILE:HD13	2.37	0.60
1:C:44:ASN:ND2	1:C:47:GLN:OE1	2.34	0.60
1:M:25:PHE:CZ	1:M:68:ILE:HD13	2.37	0.60
1:M:44:ASN:ND2	1:M:47:GLN:OE1	2.34	0.60
1:N:35:ILE:HG21	1:N:40:LEU:HD21	1.83	0.60
1:A:19:ASP:OD1	1:A:45:ARG:NH2	2.33	0.59

Continued on next page...

Continued from previous page...

Atom-1	Atom-2	Interatomic distance (Å)	Clash overlap (Å)
1:B:25:PHE:CD1	1:B:68:ILE:HG21	2.30	0.59
1:D:35:ILE:HG21	1:D:40:LEU:HD21	1.83	0.59
1:E:24:ARG:CZ	1:H:46:ILE:CD1	2.80	0.59
1:F:19:ASP:OD1	1:F:45:ARG:NH2	2.33	0.59
1:I:35:ILE:HG21	1:I:40:LEU:HD21	1.83	0.59
1:I:25:PHE:CZ	1:I:68:ILE:HD13	2.37	0.59
1:I:28:PHE:HE2	1:L:10:LEU:HD23	1.65	0.59
1:N:25:PHE:CZ	1:N:68:ILE:HD13	2.37	0.59
1:C:25:PHE:CZ	1:C:68:ILE:HD13	2.37	0.59
1:M:35:ILE:HG21	1:M:40:LEU:HD21	1.82	0.59
1:D:25:PHE:CZ	1:D:68:ILE:HD13	2.37	0.59
1:H:25:PHE:CZ	1:H:68:ILE:HD13	2.37	0.59
1:I:2:GLU:OE1	1:I:58:ALA:HB3	2.03	0.59
1:J:25:PHE:CZ	1:J:68:ILE:HD13	2.37	0.59
1:M:2:GLU:OE1	1:M:58:ALA:HB3	2.03	0.59
1:O:2:GLU:OE1	1:O:58:ALA:HB3	2.03	0.59
1:H:44:ASN:ND2	1:H:47:GLN:OE1	2.34	0.59
1:K:2:GLU:OE1	1:K:58:ALA:HB3	2.03	0.59
1:B:2:GLU:OE1	1:B:58:ALA:HB3	2.02	0.59
1:F:2:GLU:OE1	1:F:58:ALA:HB3	2.03	0.59
1:H:2:GLU:OE1	1:H:58:ALA:HB3	2.03	0.59
1:I:25:PHE:CD1	1:I:68:ILE:HG21	2.30	0.59
1:L:2:GLU:OE1	1:L:58:ALA:HB3	2.03	0.59
1:B:19:ASP:OD1	1:B:45:ARG:NH2	2.33	0.59
1:E:2:GLU:OE1	1:E:58:ALA:HB3	2.03	0.59
1:E:25:PHE:CZ	1:E:68:ILE:HD13	2.37	0.59
1:G:2:GLU:OE1	1:G:58:ALA:HB3	2.03	0.59
1:C:2:GLU:OE1	1:C:58:ALA:HB3	2.03	0.59
1:B:24:ARG:NH1	1:E:46:ILE:HG12	2.18	0.59
1:N:2:GLU:OE1	1:N:58:ALA:HB3	2.03	0.59
1:D:37:THR:CG2	1:D:38:GLY:N	2.53	0.59
1:G:19:ASP:OD1	1:G:45:ARG:NH2	2.33	0.58
1:J:2:GLU:OE1	1:J:58:ALA:HB3	2.03	0.58
1:A:2:GLU:OE1	1:A:58:ALA:HB3	2.03	0.58
1:L:37:THR:CG2	1:L:38:GLY:N	2.53	0.58
1:A:56:ALA:HB1	1:A:60:SER:HB3	1.86	0.58
1:E:19:ASP:OD1	1:E:45:ARG:NH2	2.33	0.58
1:F:56:ALA:HB1	1:F:60:SER:HB3	1.85	0.58
1:D:2:GLU:OE1	1:D:58:ALA:HB3	2.03	0.58
1:E:24:ARG:NH1	1:H:46:ILE:HG12	2.18	0.58
1:J:15:ASP:C	1:L:39:LYS:CE	2.72	0.58

Continued on next page...

Continued from previous page...

Atom-1	Atom-2	Interatomic distance (Å)	Clash overlap (Å)
1:J:72:LEU:O	1:J:74:TYR:CD1	2.57	0.58
1:B:56:ALA:HB1	1:B:60:SER:HB3	1.85	0.57
1:C:25:PHE:CD1	1:C:68:ILE:HG21	2.30	0.57
1:C:72:LEU:O	1:C:74:TYR:CD1	2.57	0.57
1:E:72:LEU:O	1:E:74:TYR:CD1	2.57	0.57
1:F:72:LEU:O	1:F:74:TYR:CD1	2.57	0.57
1:B:72:LEU:O	1:B:74:TYR:CD1	2.57	0.57
1:I:56:ALA:HB1	1:I:60:SER:HB3	1.86	0.57
1:F:24:ARG:CZ	1:I:10:LEU:HD21	2.10	0.57
1:G:56:ALA:HB1	1:G:60:SER:HB3	1.86	0.57
1:G:72:LEU:O	1:G:74:TYR:CD1	2.57	0.57
1:K:56:ALA:HB1	1:K:60:SER:HB3	1.86	0.57
1:L:19:ASP:OD1	1:L:45:ARG:NH2	2.33	0.57
1:M:72:LEU:O	1:M:74:TYR:CD1	2.57	0.57
1:A:72:LEU:O	1:A:74:TYR:CD1	2.57	0.57
1:I:72:LEU:O	1:I:74:TYR:CD1	2.58	0.57
1:N:56:ALA:HB1	1:N:60:SER:HB3	1.86	0.57
1:O:25:PHE:CD1	1:O:68:ILE:HG21	2.30	0.57
1:E:56:ALA:HB1	1:E:60:SER:HB3	1.86	0.57
1:J:27:GLY:O	1:M:6:LYS:NZ	2.33	0.57
1:L:56:ALA:HB1	1:L:60:SER:HB3	1.86	0.57
1:N:72:LEU:O	1:N:74:TYR:CD1	2.57	0.57
1:H:72:LEU:O	1:H:74:TYR:CD1	2.57	0.57
1:J:56:ALA:HB1	1:J:60:SER:HB3	1.86	0.57
1:L:72:LEU:O	1:L:74:TYR:CD1	2.57	0.57
1:M:56:ALA:HB1	1:M:60:SER:HB3	1.86	0.57
1:O:56:ALA:HB1	1:O:60:SER:HB3	1.85	0.57
1:C:19:ASP:O	1:C:21:GLU:N	2.38	0.57
1:O:19:ASP:OD1	1:O:45:ARG:NH2	2.33	0.57
1:A:19:ASP:O	1:A:21:GLU:N	2.38	0.57
1:A:69:PHE:CE2	1:A:81:LEU:HD11	2.40	0.57
1:B:19:ASP:O	1:B:21:GLU:N	2.38	0.57
1:C:56:ALA:HB1	1:C:60:SER:HB3	1.85	0.57
1:D:56:ALA:HB1	1:D:60:SER:HB3	1.86	0.57
1:H:19:ASP:O	1:H:21:GLU:N	2.38	0.57
1:O:72:LEU:O	1:O:74:TYR:CD1	2.57	0.57
1:L:19:ASP:O	1:L:21:GLU:N	2.38	0.56
1:N:19:ASP:O	1:N:21:GLU:N	2.38	0.56
1:B:24:ARG:NE	1:E:46:ILE:HD11	2.21	0.56
1:C:69:PHE:CE2	1:C:81:LEU:HD11	2.40	0.56
1:D:25:PHE:CD1	1:D:68:ILE:HG21	2.30	0.56

Continued on next page...

Continued from previous page...

Atom-1	Atom-2	Interatomic distance (Å)	Clash overlap (Å)
1:E:19:ASP:O	1:E:21:GLU:N	2.38	0.56
1:G:19:ASP:O	1:G:21:GLU:N	2.38	0.56
1:G:71:LYS:C	1:G:73:ASN:H	2.09	0.56
1:H:25:PHE:CD1	1:H:68:ILE:HG21	2.30	0.56
1:H:56:ALA:HB1	1:H:60:SER:HB3	1.86	0.56
1:K:72:LEU:O	1:K:74:TYR:CD1	2.57	0.56
1:M:69:PHE:CE2	1:M:81:LEU:HD11	2.40	0.56
1:N:69:PHE:CE2	1:N:81:LEU:HD11	2.40	0.56
1:A:71:LYS:C	1:A:73:ASN:H	2.09	0.56
1:B:71:LYS:C	1:B:73:ASN:H	2.09	0.56
1:C:71:LYS:C	1:C:73:ASN:H	2.09	0.56
1:D:69:PHE:CE2	1:D:81:LEU:HD11	2.40	0.56
1:E:69:PHE:CE2	1:E:81:LEU:HD11	2.40	0.56
1:I:69:PHE:CE2	1:I:81:LEU:HD11	2.40	0.56
1:L:15:ASP:O	1:N:39:LYS:HE3	2.00	0.56
1:N:71:LYS:C	1:N:73:ASN:H	2.09	0.56
1:C:28:PHE:HE2	1:F:10:LEU:CD2	2.04	0.56
1:D:24:ARG:NH1	1:G:46:ILE:HD11	2.18	0.56
1:D:72:LEU:O	1:D:74:TYR:CD1	2.57	0.56
1:I:19:ASP:O	1:I:20:GLU:C	2.44	0.56
1:J:19:ASP:O	1:J:21:GLU:N	2.38	0.56
1:J:19:ASP:OD1	1:J:45:ARG:NH2	2.33	0.56
1:O:19:ASP:O	1:O:21:GLU:N	2.38	0.56
1:F:19:ASP:O	1:F:21:GLU:N	2.38	0.56
1:F:69:PHE:CE2	1:F:81:LEU:HD11	2.40	0.56
1:I:19:ASP:O	1:I:21:GLU:N	2.38	0.56
1:I:71:LYS:C	1:I:73:ASN:H	2.09	0.56
1:L:71:LYS:C	1:L:73:ASN:H	2.09	0.56
1:D:19:ASP:O	1:D:21:GLU:N	2.38	0.56
1:D:19:ASP:O	1:D:20:GLU:C	2.44	0.56
1:G:69:PHE:CE2	1:G:81:LEU:HD11	2.40	0.56
1:K:69:PHE:CE2	1:K:81:LEU:HD11	2.40	0.56
1:N:19:ASP:O	1:N:20:GLU:C	2.44	0.56
1:O:69:PHE:CE2	1:O:81:LEU:HD11	2.40	0.56
1:D:24:ARG:NH1	1:G:46:ILE:HD13	2.13	0.56
1:E:19:ASP:O	1:E:20:GLU:C	2.44	0.56
1:E:71:LYS:C	1:E:73:ASN:H	2.09	0.56
1:K:19:ASP:O	1:K:21:GLU:N	2.38	0.56
1:L:19:ASP:O	1:L:20:GLU:C	2.44	0.56
1:F:71:LYS:C	1:F:73:ASN:H	2.09	0.56
1:H:71:LYS:C	1:H:73:ASN:H	2.09	0.56

Continued on next page...

Continued from previous page...

Atom-1	Atom-2	Interatomic distance (Å)	Clash overlap (Å)
1:J:69:PHE:CE2	1:J:81:LEU:HD11	2.40	0.56
1:J:71:LYS:C	1:J:73:ASN:H	2.09	0.56
1:K:71:LYS:C	1:K:73:ASN:H	2.09	0.56
1:A:19:ASP:O	1:A:20:GLU:C	2.44	0.56
1:B:69:PHE:CE2	1:B:81:LEU:HD11	2.40	0.56
1:H:69:PHE:CE2	1:H:81:LEU:HD11	2.40	0.56
1:F:19:ASP:O	1:F:20:GLU:C	2.44	0.56
1:M:19:ASP:O	1:M:21:GLU:N	2.38	0.56
1:O:71:LYS:C	1:O:73:ASN:H	2.09	0.56
1:L:69:PHE:CE2	1:L:81:LEU:HD11	2.40	0.55
1:G:19:ASP:O	1:G:20:GLU:C	2.44	0.55
1:M:71:LYS:C	1:M:73:ASN:H	2.09	0.55
1:D:71:LYS:C	1:D:73:ASN:H	2.09	0.55
1:K:19:ASP:O	1:K:20:GLU:C	2.44	0.55
1:B:19:ASP:O	1:B:20:GLU:C	2.44	0.55
1:F:25:PHE:CD1	1:F:68:ILE:HG21	2.30	0.55
1:M:25:PHE:CD1	1:M:68:ILE:HG21	2.30	0.55
1:C:37:THR:CG2	1:C:38:GLY:N	2.53	0.55
1:F:71:LYS:O	1:F:73:ASN:N	2.38	0.55
1:O:19:ASP:O	1:O:20:GLU:C	2.44	0.55
1:M:19:ASP:O	1:M:20:GLU:C	2.44	0.55
1:A:44:ASN:OD1	1:A:47:GLN:CG	2.55	0.55
1:D:44:ASN:OD1	1:D:47:GLN:CG	2.55	0.55
1:I:44:ASN:OD1	1:I:47:GLN:CG	2.54	0.55
1:K:37:THR:CG2	1:K:38:GLY:N	2.53	0.55
1:M:37:THR:CG2	1:M:38:GLY:N	2.53	0.55
1:O:71:LYS:O	1:O:73:ASN:N	2.38	0.55
1:A:25:PHE:CD1	1:A:68:ILE:HG21	2.30	0.55
1:H:19:ASP:O	1:H:20:GLU:C	2.44	0.55
1:C:19:ASP:O	1:C:20:GLU:C	2.44	0.55
1:B:71:LYS:O	1:B:73:ASN:N	2.38	0.54
1:B:72:LEU:C	1:B:74:TYR:H	2.11	0.54
1:I:37:THR:CG2	1:I:38:GLY:N	2.53	0.54
1:J:19:ASP:O	1:J:20:GLU:C	2.44	0.54
1:L:44:ASN:OD1	1:L:47:GLN:CG	2.55	0.54
1:N:44:ASN:OD1	1:N:47:GLN:CG	2.54	0.54
1:E:25:PHE:HD1	1:E:72:LEU:HD11	1.73	0.54
1:L:14:LEU:HD13	1:L:45:ARG:HB3	1.90	0.54
1:D:72:LEU:C	1:D:74:TYR:H	2.11	0.54
1:G:14:LEU:HD13	1:G:45:ARG:HB3	1.90	0.54
1:G:71:LYS:O	1:G:73:ASN:N	2.38	0.54

Continued on next page...

Continued from previous page...

Atom-1	Atom-2	Interatomic distance (Å)	Clash overlap (Å)
1:G:72:LEU:C	1:G:74:TYR:H	2.11	0.54
1:M:72:LEU:C	1:M:74:TYR:H	2.11	0.54
1:A:72:LEU:C	1:A:74:TYR:H	2.11	0.54
1:B:14:LEU:HD13	1:B:45:ARG:HB3	1.90	0.54
1:M:25:PHE:HD1	1:M:72:LEU:HD11	1.73	0.54
1:M:71:LYS:O	1:M:73:ASN:N	2.38	0.54
1:O:72:LEU:C	1:O:74:TYR:H	2.11	0.54
1:A:15:ASP:O	1:C:39:LYS:CE	2.54	0.54
1:B:35:ILE:CG2	1:B:36:ALA:H	2.18	0.54
1:F:44:ASN:OD1	1:F:47:GLN:CG	2.55	0.54
1:H:72:LEU:O	1:H:74:TYR:N	2.40	0.54
1:J:72:LEU:C	1:J:74:TYR:H	2.11	0.54
1:B:44:ASN:OD1	1:B:47:GLN:CG	2.54	0.54
1:D:14:LEU:HD13	1:D:45:ARG:HB3	1.90	0.54
1:E:72:LEU:C	1:E:74:TYR:H	2.11	0.54
1:J:25:PHE:HD1	1:J:72:LEU:HD11	1.73	0.54
1:K:44:ASN:OD1	1:K:47:GLN:CG	2.54	0.54
1:L:72:LEU:C	1:L:74:TYR:H	2.11	0.54
1:E:25:PHE:CD1	1:E:68:ILE:HG21	2.30	0.54
1:G:15:ASP:C	1:I:39:LYS:CE	2.76	0.54
1:G:44:ASN:OD1	1:G:47:GLN:CG	2.55	0.54
1:H:25:PHE:HD1	1:H:72:LEU:HD11	1.73	0.54
1:H:72:LEU:C	1:H:74:TYR:H	2.11	0.54
1:I:72:LEU:C	1:I:74:TYR:H	2.11	0.54
1:K:25:PHE:CD1	1:K:68:ILE:HG21	2.30	0.54
1:K:72:LEU:O	1:K:74:TYR:N	2.40	0.54
1:K:72:LEU:C	1:K:74:TYR:H	2.11	0.54
1:E:71:LYS:O	1:E:73:ASN:N	2.38	0.54
1:N:25:PHE:CD1	1:N:68:ILE:HG21	2.30	0.54
1:N:72:LEU:C	1:N:74:TYR:H	2.11	0.54
1:A:25:PHE:HD1	1:A:72:LEU:HD11	1.73	0.53
1:M:14:LEU:HD13	1:M:45:ARG:HB3	1.90	0.53
1:D:25:PHE:CE1	1:D:68:ILE:HD13	2.44	0.53
1:E:14:LEU:HD13	1:E:45:ARG:HB3	1.90	0.53
1:G:24:ARG:NH1	1:J:46:ILE:HG12	2.22	0.53
1:J:14:LEU:HD13	1:J:45:ARG:HB3	1.90	0.53
1:N:25:PHE:CE1	1:N:68:ILE:HD13	2.44	0.53
1:O:25:PHE:HD1	1:O:72:LEU:HD11	1.73	0.53
1:B:25:PHE:HD1	1:B:72:LEU:HD11	1.73	0.53
1:C:44:ASN:OD1	1:C:47:GLN:CG	2.54	0.53
1:G:25:PHE:CE1	1:G:68:ILE:HD13	2.44	0.53

Continued on next page...

Continued from previous page...

Atom-1	Atom-2	Interatomic distance (Å)	Clash overlap (Å)
1:H:14:LEU:HD13	1:H:45:ARG:HB3	1.90	0.53
1:B:25:PHE:CE1	1:B:68:ILE:HD13	2.44	0.53
1:C:24:ARG:NH1	1:F:46:ILE:HG12	2.23	0.53
1:F:25:PHE:HD1	1:F:72:LEU:HD11	1.73	0.53
1:I:25:PHE:CE1	1:I:68:ILE:HD13	2.44	0.53
1:I:25:PHE:HD1	1:I:72:LEU:HD11	1.72	0.53
1:I:71:LYS:O	1:I:73:ASN:N	2.38	0.53
1:O:14:LEU:HD13	1:O:45:ARG:HB3	1.90	0.53
1:A:14:LEU:HD13	1:A:45:ARG:HB3	1.90	0.53
1:E:25:PHE:CE1	1:E:68:ILE:HD13	2.44	0.53
1:H:25:PHE:CE1	1:H:68:ILE:HD13	2.44	0.53
1:K:14:LEU:HD13	1:K:45:ARG:HB3	1.90	0.53
1:L:25:PHE:CE1	1:L:68:ILE:HD13	2.44	0.53
1:M:44:ASN:OD1	1:M:47:GLN:CG	2.54	0.53
1:C:25:PHE:CE1	1:C:68:ILE:HD13	2.44	0.53
1:C:25:PHE:HD1	1:C:72:LEU:HD11	1.73	0.53
1:C:72:LEU:O	1:C:74:TYR:N	2.40	0.53
1:I:14:LEU:HD13	1:I:45:ARG:HB3	1.90	0.53
1:J:25:PHE:CE1	1:J:68:ILE:HD13	2.44	0.53
1:F:72:LEU:C	1:F:74:TYR:H	2.11	0.53
1:I:24:ARG:HH11	1:L:46:ILE:CD1	2.22	0.53
1:C:72:LEU:C	1:C:74:TYR:H	2.11	0.53
1:G:25:PHE:HD1	1:G:72:LEU:HD11	1.73	0.53
1:K:25:PHE:CE1	1:K:68:ILE:HD13	2.44	0.53
1:N:14:LEU:HD13	1:N:45:ARG:HB3	1.90	0.53
1:O:44:ASN:OD1	1:O:47:GLN:CG	2.54	0.53
1:C:14:LEU:HD13	1:C:45:ARG:HB3	1.90	0.53
1:F:14:LEU:HD13	1:F:45:ARG:HB3	1.90	0.53
1:J:44:ASN:OD1	1:J:47:GLN:CG	2.54	0.53
1:K:25:PHE:HD1	1:K:72:LEU:HD11	1.72	0.53
1:M:25:PHE:CE1	1:M:68:ILE:HD13	2.44	0.53
1:M:72:LEU:O	1:M:74:TYR:N	2.40	0.53
1:O:25:PHE:CE1	1:O:68:ILE:HD13	2.44	0.53
1:A:25:PHE:CE1	1:A:68:ILE:HD13	2.44	0.53
1:D:25:PHE:HD1	1:D:72:LEU:HD11	1.73	0.53
1:L:24:ARG:NH1	1:O:46:ILE:HG12	2.23	0.53
1:N:35:ILE:CG2	1:N:36:ALA:H	2.18	0.53
1:F:25:PHE:CE1	1:F:68:ILE:HD13	2.44	0.52
1:I:72:LEU:O	1:I:74:TYR:N	2.40	0.52
1:K:24:ARG:NH1	1:N:46:ILE:CD1	2.71	0.52
1:A:72:LEU:O	1:A:74:TYR:N	2.40	0.52

Continued on next page...

Continued from previous page...

Atom-1	Atom-2	Interatomic distance (Å)	Clash overlap (Å)
1:D:72:LEU:O	1:D:74:TYR:N	2.40	0.52
1:D:73:ASN:O	1:D:75:MET:N	2.43	0.52
1:F:24:ARG:NH1	1:I:46:ILE:HD13	2.18	0.52
1:G:73:ASN:O	1:G:75:MET:N	2.43	0.52
1:H:71:LYS:O	1:H:73:ASN:N	2.38	0.52
1:I:73:ASN:O	1:I:75:MET:N	2.43	0.52
1:L:25:PHE:HD1	1:L:72:LEU:HD11	1.73	0.52
1:A:37:THR:CG2	1:A:38:GLY:N	2.53	0.52
1:H:44:ASN:OD1	1:H:47:GLN:CG	2.54	0.52
1:I:15:ASP:HA	1:K:39:LYS:NZ	2.23	0.52
1:N:73:ASN:O	1:N:75:MET:N	2.43	0.52
1:N:25:PHE:HD1	1:N:72:LEU:HD11	1.73	0.52
1:B:73:ASN:O	1:B:75:MET:N	2.43	0.52
1:F:66:ILE:O	1:F:70:GLN:HG3	2.10	0.52
1:J:73:ASN:O	1:J:75:MET:N	2.43	0.52
1:E:73:ASN:O	1:E:75:MET:N	2.43	0.52
1:L:71:LYS:O	1:L:73:ASN:N	2.38	0.52
1:N:72:LEU:O	1:N:74:TYR:N	2.40	0.52
1:A:66:ILE:O	1:A:70:GLN:HG3	2.10	0.52
1:C:73:ASN:O	1:C:75:MET:N	2.43	0.52
1:L:73:ASN:O	1:L:75:MET:N	2.43	0.52
1:E:37:THR:CG2	1:E:38:GLY:N	2.53	0.52
1:F:72:LEU:O	1:F:74:TYR:N	2.40	0.52
1:F:73:ASN:O	1:F:75:MET:N	2.43	0.52
1:K:66:ILE:O	1:K:70:GLN:HG3	2.10	0.52
1:N:66:ILE:O	1:N:70:GLN:HG3	2.10	0.52
1:A:73:ASN:O	1:A:75:MET:N	2.43	0.52
1:A:71:LYS:O	1:A:73:ASN:N	2.38	0.52
1:C:66:ILE:O	1:C:70:GLN:HG3	2.10	0.52
1:E:66:ILE:O	1:E:70:GLN:HG3	2.10	0.52
1:K:73:ASN:O	1:K:75:MET:N	2.43	0.51
1:H:73:ASN:O	1:H:75:MET:N	2.43	0.51
1:I:66:ILE:O	1:I:70:GLN:HG3	2.10	0.51
1:J:66:ILE:O	1:J:70:GLN:HG3	2.10	0.51
1:M:73:ASN:O	1:M:75:MET:N	2.43	0.51
1:E:44:ASN:OD1	1:E:47:GLN:CG	2.54	0.51
1:M:66:ILE:O	1:M:70:GLN:HG3	2.10	0.51
1:O:73:ASN:O	1:O:75:MET:N	2.43	0.51
1:O:66:ILE:O	1:O:70:GLN:HG3	2.10	0.51
1:L:72:LEU:O	1:L:74:TYR:N	2.40	0.51
1:D:66:ILE:O	1:D:70:GLN:HG3	2.10	0.51

Continued on next page...

Continued from previous page...

Atom-1	Atom-2	Interatomic distance (Å)	Clash overlap (Å)
1:F:24:ARG:HH11	1:I:46:ILE:HD11	1.75	0.51
1:H:66:ILE:O	1:H:70:GLN:HG3	2.10	0.51
1:K:71:LYS:O	1:K:73:ASN:N	2.38	0.51
1:B:72:LEU:O	1:B:74:TYR:N	2.40	0.51
1:G:66:ILE:O	1:G:70:GLN:HG3	2.10	0.51
1:L:28:PHE:HZ	1:O:11:LEU:HG	1.75	0.51
1:H:24:ARG:NH1	1:K:46:ILE:CD1	2.70	0.51
1:L:66:ILE:O	1:L:70:GLN:HG3	2.10	0.51
1:G:24:ARG:NH2	1:J:10:LEU:CG	2.65	0.50
1:G:24:ARG:NH1	1:J:46:ILE:CG1	2.73	0.50
1:J:72:LEU:O	1:J:74:TYR:N	2.40	0.50
1:B:37:THR:CG2	1:B:38:GLY:N	2.53	0.50
1:B:66:ILE:O	1:B:70:GLN:HG3	2.10	0.50
1:H:37:THR:CG2	1:H:38:GLY:N	2.53	0.50
1:J:71:LYS:O	1:J:73:ASN:N	2.38	0.50
1:L:24:ARG:NH2	1:O:10:LEU:HD11	2.27	0.50
1:B:24:ARG:HH22	1:E:10:LEU:HD21	0.68	0.50
1:C:24:ARG:HH11	1:F:46:ILE:HD11	1.67	0.49
1:E:44:ASN:O	1:E:47:GLN:N	2.46	0.49
1:L:44:ASN:O	1:L:47:GLN:N	2.45	0.49
1:J:44:ASN:O	1:J:47:GLN:N	2.46	0.49
1:L:15:ASP:CA	1:N:39:LYS:CE	2.90	0.49
1:G:44:ASN:O	1:G:47:GLN:N	2.46	0.49
1:D:71:LYS:O	1:D:73:ASN:N	2.38	0.49
1:C:71:LYS:O	1:C:73:ASN:N	2.38	0.49
1:A:15:ASP:C	1:C:39:LYS:HE2	2.32	0.49
1:E:2:GLU:OE1	1:E:58:ALA:CB	2.61	0.49
1:H:44:ASN:O	1:H:47:GLN:N	2.45	0.49
1:I:44:ASN:O	1:I:47:GLN:N	2.46	0.49
1:J:2:GLU:OE1	1:J:58:ALA:CB	2.61	0.49
1:N:44:ASN:O	1:N:47:GLN:N	2.46	0.49
1:O:44:ASN:O	1:O:47:GLN:N	2.45	0.48
1:C:44:ASN:O	1:C:47:GLN:N	2.45	0.48
1:J:37:THR:CG2	1:J:38:GLY:N	2.53	0.48
1:K:44:ASN:O	1:K:47:GLN:N	2.46	0.48
1:F:44:ASN:O	1:F:47:GLN:N	2.46	0.48
1:G:15:ASP:HA	1:I:39:LYS:NZ	2.28	0.48
1:L:2:GLU:OE1	1:L:58:ALA:CB	2.61	0.48
1:A:44:ASN:O	1:A:47:GLN:N	2.46	0.48
1:B:44:ASN:O	1:B:47:GLN:N	2.45	0.48
1:H:2:GLU:OE1	1:H:58:ALA:CB	2.61	0.48

Continued on next page...

Continued from previous page...

Atom-1	Atom-2	Interatomic distance (Å)	Clash overlap (Å)
1:I:15:ASP:O	1:K:39:LYS:CE	2.51	0.48
1:L:27:GLY:O	1:O:6:LYS:HE2	2.12	0.48
1:A:2:GLU:OE1	1:A:58:ALA:CB	2.61	0.48
1:O:2:GLU:OE1	1:O:58:ALA:CB	2.61	0.48
1:C:2:GLU:OE1	1:C:58:ALA:CB	2.61	0.48
1:G:2:GLU:OE1	1:G:58:ALA:CB	2.61	0.48
1:L:24:ARG:NH2	1:O:10:LEU:CD1	2.76	0.48
1:M:44:ASN:O	1:M:47:GLN:N	2.46	0.48
1:N:14:LEU:HA	1:N:17:ILE:HG12	1.96	0.48
1:B:2:GLU:OE1	1:B:58:ALA:CB	2.61	0.48
1:B:42:THR:O	1:B:42:THR:OG1	2.32	0.48
1:G:57:GLY:O	1:G:61:ALA:HB3	2.14	0.48
1:I:2:GLU:OE1	1:I:58:ALA:CB	2.61	0.48
1:J:42:THR:O	1:J:42:THR:OG1	2.32	0.48
1:K:29:LEU:CG	1:K:30:SER:H	2.24	0.48
1:D:44:ASN:O	1:D:47:GLN:N	2.46	0.48
1:K:2:GLU:OE1	1:K:58:ALA:CB	2.61	0.48
1:L:57:GLY:O	1:L:61:ALA:HB3	2.14	0.48
1:M:2:GLU:OE1	1:M:58:ALA:CB	2.61	0.48
1:N:2:GLU:OE1	1:N:58:ALA:CB	2.61	0.48
1:C:57:GLY:O	1:C:61:ALA:HB3	2.14	0.48
1:D:2:GLU:OE1	1:D:58:ALA:CB	2.61	0.48
1:L:24:ARG:HD2	1:O:46:ILE:CD1	2.20	0.48
1:L:42:THR:O	1:L:42:THR:OG1	2.32	0.48
1:F:14:LEU:HA	1:F:17:ILE:HG12	1.96	0.47
1:H:57:GLY:O	1:H:61:ALA:HB3	2.14	0.47
1:I:14:LEU:HA	1:I:17:ILE:HG12	1.96	0.47
1:J:57:GLY:O	1:J:61:ALA:HB3	2.14	0.47
1:L:24:ARG:NH1	1:O:46:ILE:CG1	2.77	0.47
1:O:42:THR:O	1:O:42:THR:OG1	2.32	0.47
1:E:57:GLY:O	1:E:61:ALA:HB3	2.14	0.47
1:F:2:GLU:OE1	1:F:58:ALA:CB	2.61	0.47
1:I:57:GLY:O	1:I:61:ALA:HB3	2.14	0.47
1:K:14:LEU:HA	1:K:17:ILE:HG12	1.96	0.47
1:A:14:LEU:HA	1:A:17:ILE:HG12	1.96	0.47
1:F:57:GLY:O	1:F:61:ALA:HB3	2.14	0.47
1:J:29:LEU:CG	1:J:30:SER:H	2.24	0.47
1:M:14:LEU:HA	1:M:17:ILE:HG12	1.96	0.47
1:N:37:THR:CG2	1:N:38:GLY:N	2.53	0.47
1:N:57:GLY:O	1:N:61:ALA:HB3	2.14	0.47
1:M:57:GLY:O	1:M:61:ALA:HB3	2.14	0.47

Continued on next page...

Continued from previous page...

Atom-1	Atom-2	Interatomic distance (Å)	Clash overlap (Å)
1:B:57:GLY:O	1:B:61:ALA:HB3	2.14	0.47
1:D:24:ARG:HH22	1:G:10:LEU:HD22	1.57	0.47
1:F:29:LEU:CG	1:F:30:SER:H	2.24	0.47
1:H:14:LEU:HA	1:H:17:ILE:HG12	1.95	0.47
1:O:29:LEU:CG	1:O:30:SER:H	2.24	0.47
1:J:14:LEU:HA	1:J:17:ILE:HG12	1.95	0.47
1:K:57:GLY:O	1:K:61:ALA:HB3	2.14	0.47
1:L:28:PHE:CZ	1:O:11:LEU:HG	2.49	0.47
1:A:57:GLY:O	1:A:61:ALA:HB3	2.14	0.47
1:B:14:LEU:HA	1:B:17:ILE:HG12	1.96	0.47
1:C:14:LEU:HA	1:C:17:ILE:HG12	1.96	0.47
1:D:14:LEU:HA	1:D:17:ILE:HG12	1.96	0.47
1:E:14:LEU:HA	1:E:17:ILE:HG12	1.96	0.47
1:E:25:PHE:HD1	1:E:72:LEU:CD1	2.28	0.47
1:E:72:LEU:O	1:E:74:TYR:N	2.40	0.47
1:F:25:PHE:HD1	1:F:72:LEU:CD1	2.28	0.47
1:G:14:LEU:HA	1:G:17:ILE:HG12	1.96	0.47
1:I:29:LEU:C	1:I:31:ASP:H	2.18	0.47
1:N:29:LEU:C	1:N:31:ASP:H	2.18	0.47
1:N:71:LYS:O	1:N:73:ASN:N	2.38	0.47
1:D:25:PHE:HD1	1:D:72:LEU:CD1	2.28	0.47
1:L:14:LEU:HA	1:L:17:ILE:HG12	1.96	0.47
1:O:14:LEU:HA	1:O:17:ILE:HG12	1.96	0.47
1:G:25:PHE:CZ	1:G:68:ILE:CD1	2.98	0.47
1:C:25:PHE:HD1	1:C:72:LEU:CD1	2.28	0.47
1:G:25:PHE:HD1	1:G:72:LEU:CD1	2.28	0.47
1:H:29:LEU:C	1:H:31:ASP:H	2.19	0.47
1:I:25:PHE:HD1	1:I:72:LEU:CD1	2.28	0.47
1:J:25:PHE:CZ	1:J:68:ILE:CD1	2.98	0.47
1:O:25:PHE:HD1	1:O:72:LEU:CD1	2.28	0.47
1:A:25:PHE:CZ	1:A:68:ILE:CD1	2.98	0.46
1:B:25:PHE:CZ	1:B:68:ILE:CD1	2.98	0.46
1:D:57:GLY:O	1:D:61:ALA:HB3	2.14	0.46
1:H:25:PHE:HD1	1:H:72:LEU:CD1	2.28	0.46
1:I:59:VAL:O	1:I:63:MET:HG3	2.16	0.46
1:J:25:PHE:HD1	1:J:72:LEU:CD1	2.28	0.46
1:K:59:VAL:O	1:K:63:MET:HG3	2.15	0.46
1:L:25:PHE:CZ	1:L:68:ILE:CD1	2.98	0.46
1:M:29:LEU:C	1:M:31:ASP:H	2.19	0.46
1:O:57:GLY:O	1:O:61:ALA:HB3	2.14	0.46
1:O:59:VAL:O	1:O:63:MET:HG3	2.15	0.46

Continued on next page...

Continued from previous page...

Atom-1	Atom-2	Interatomic distance (Å)	Clash overlap (Å)
1:E:29:LEU:C	1:E:31:ASP:H	2.18	0.46
1:F:29:LEU:C	1:F:31:ASP:H	2.19	0.46
1:G:72:LEU:O	1:G:74:TYR:N	2.40	0.46
1:K:29:LEU:C	1:K:31:ASP:H	2.19	0.46
1:L:25:PHE:HD1	1:L:72:LEU:CD1	2.28	0.46
1:M:25:PHE:HD1	1:M:72:LEU:CD1	2.28	0.46
1:B:25:PHE:HD1	1:B:72:LEU:CD1	2.28	0.46
1:B:29:LEU:CG	1:B:30:SER:H	2.24	0.46
1:C:59:VAL:O	1:C:63:MET:HG3	2.16	0.46
1:D:29:LEU:C	1:D:31:ASP:H	2.18	0.46
1:D:42:THR:O	1:D:42:THR:OG1	2.32	0.46
1:H:59:VAL:O	1:H:63:MET:HG3	2.16	0.46
1:L:59:VAL:O	1:L:63:MET:HG3	2.15	0.46
1:M:15:ASP:HA	1:O:39:LYS:CE	2.45	0.46
1:A:25:PHE:HD1	1:A:72:LEU:CD1	2.28	0.46
1:D:59:VAL:O	1:D:63:MET:HG3	2.15	0.46
1:D:70:GLN:HA	1:D:75:MET:SD	2.56	0.46
1:M:59:VAL:O	1:M:63:MET:HG3	2.16	0.46
1:N:25:PHE:HD1	1:N:72:LEU:CD1	2.28	0.46
1:E:25:PHE:CZ	1:E:68:ILE:CD1	2.99	0.46
1:E:59:VAL:O	1:E:63:MET:HG3	2.16	0.46
1:L:29:LEU:C	1:L:31:ASP:H	2.18	0.46
1:N:25:PHE:CZ	1:N:68:ILE:CD1	2.98	0.46
1:F:25:PHE:CZ	1:F:68:ILE:CD1	2.99	0.46
1:I:70:GLN:HA	1:I:75:MET:SD	2.56	0.46
1:K:25:PHE:CZ	1:K:68:ILE:CD1	2.99	0.46
1:O:25:PHE:CZ	1:O:68:ILE:CD1	2.98	0.46
1:O:29:LEU:C	1:O:31:ASP:H	2.18	0.46
1:O:37:THR:CG2	1:O:38:GLY:N	2.53	0.46
1:B:35:ILE:CG2	1:B:40:LEU:HD21	2.46	0.46
1:D:25:PHE:CZ	1:D:68:ILE:CD1	2.98	0.46
1:G:59:VAL:O	1:G:63:MET:HG3	2.15	0.46
1:I:25:PHE:CZ	1:I:68:ILE:CD1	2.98	0.46
1:I:35:ILE:CG2	1:I:40:LEU:HD21	2.46	0.46
1:J:59:VAL:O	1:J:63:MET:HG3	2.16	0.46
1:L:70:GLN:HA	1:L:75:MET:SD	2.56	0.46
1:M:25:PHE:CZ	1:M:68:ILE:CD1	2.98	0.46
1:N:35:ILE:CG2	1:N:40:LEU:HD21	2.46	0.46
1:N:59:VAL:O	1:N:63:MET:HG3	2.16	0.46
1:B:29:LEU:C	1:B:31:ASP:H	2.18	0.46
1:G:35:ILE:CG2	1:G:40:LEU:HD21	2.46	0.46

Continued on next page...

Continued from previous page...

Atom-1	Atom-2	Interatomic distance (Å)	Clash overlap (Å)
1:L:28:PHE:CZ	1:O:11:LEU:HD21	2.50	0.46
1:N:29:LEU:CG	1:N:30:SER:H	2.24	0.46
1:A:70:GLN:HA	1:A:75:MET:SD	2.56	0.46
1:C:25:PHE:CZ	1:C:68:ILE:CD1	2.98	0.46
1:K:25:PHE:HD1	1:K:72:LEU:CD1	2.28	0.46
1:K:35:ILE:CG2	1:K:36:ALA:N	2.74	0.46
1:N:70:GLN:HA	1:N:75:MET:SD	2.56	0.46
1:O:72:LEU:O	1:O:74:TYR:N	2.40	0.46
1:A:29:LEU:C	1:A:31:ASP:H	2.18	0.45
1:B:59:VAL:O	1:B:63:MET:HG3	2.16	0.45
1:G:29:LEU:C	1:G:31:ASP:H	2.18	0.45
1:J:29:LEU:C	1:J:31:ASP:H	2.18	0.45
1:K:35:ILE:CG2	1:K:40:LEU:HD21	2.46	0.45
1:M:70:GLN:HA	1:M:75:MET:SD	2.56	0.45
1:A:35:ILE:CG2	1:A:40:LEU:HD21	2.46	0.45
1:A:59:VAL:O	1:A:63:MET:HG3	2.15	0.45
1:F:70:GLN:HA	1:F:75:MET:SD	2.56	0.45
1:G:70:GLN:HA	1:G:75:MET:SD	2.56	0.45
1:O:70:GLN:HA	1:O:75:MET:SD	2.56	0.45
1:C:29:LEU:C	1:C:31:ASP:H	2.18	0.45
1:C:70:GLN:HA	1:C:75:MET:SD	2.56	0.45
1:F:59:VAL:O	1:F:63:MET:HG3	2.16	0.45
1:A:29:LEU:CG	1:A:30:SER:H	2.24	0.45
1:B:70:GLN:HA	1:B:75:MET:SD	2.56	0.45
1:M:35:ILE:CG2	1:M:40:LEU:HD21	2.46	0.45
1:H:25:PHE:CZ	1:H:68:ILE:CD1	2.98	0.45
1:H:70:GLN:HA	1:H:75:MET:SD	2.56	0.45
1:J:70:GLN:HA	1:J:75:MET:SD	2.56	0.45
1:L:35:ILE:CG2	1:L:40:LEU:HD21	2.46	0.45
1:A:29:LEU:HG	1:A:30:SER:N	2.25	0.45
1:L:15:ASP:HA	1:N:39:LYS:CE	2.46	0.45
1:N:42:THR:O	1:N:42:THR:OG1	2.32	0.45
1:A:24:ARG:NH1	1:D:46:ILE:HG12	2.32	0.45
1:E:70:GLN:HA	1:E:75:MET:SD	2.56	0.45
1:I:24:ARG:HD2	1:L:46:ILE:CD1	2.33	0.45
1:K:70:GLN:HA	1:K:75:MET:SD	2.56	0.45
1:E:35:ILE:CG2	1:E:40:LEU:HD21	2.46	0.45
1:H:35:ILE:CG2	1:H:36:ALA:N	2.74	0.45
1:G:29:LEU:HG	1:G:30:SER:N	2.25	0.44
1:C:35:ILE:CG2	1:C:40:LEU:HD21	2.46	0.44
1:J:35:ILE:CG2	1:J:40:LEU:HD21	2.46	0.44

Continued on next page...

Continued from previous page...

Atom-1	Atom-2	Interatomic distance (Å)	Clash overlap (Å)
1:C:24:ARG:HD3	1:F:46:ILE:HD11	1.81	0.44
1:A:24:ARG:NH1	1:D:46:ILE:CG1	2.80	0.44
1:O:29:LEU:HG	1:O:30:SER:N	2.25	0.44
1:F:35:ILE:CG2	1:F:40:LEU:HD21	2.46	0.44
1:D:44:ASN:OD1	1:D:47:GLN:N	2.45	0.44
1:F:24:ARG:NH1	1:I:46:ILE:HD11	2.31	0.44
1:I:29:LEU:CG	1:I:30:SER:H	2.24	0.44
1:D:35:ILE:CG2	1:D:40:LEU:HD21	2.46	0.43
1:C:24:ARG:NH1	1:F:46:ILE:CG1	2.80	0.43
1:F:37:THR:CG2	1:F:38:GLY:N	2.53	0.43
1:O:44:ASN:OD1	1:O:47:GLN:N	2.45	0.43
1:E:35:ILE:CG2	1:E:36:ALA:N	2.74	0.43
1:H:29:LEU:HG	1:H:30:SER:N	2.25	0.43
1:H:35:ILE:CG2	1:H:40:LEU:HD21	2.46	0.43
1:A:44:ASN:O	1:A:45:ARG:C	2.57	0.43
1:I:69:PHE:CD2	1:I:81:LEU:CD1	3.02	0.43
1:J:29:LEU:HG	1:J:30:SER:N	2.25	0.43
1:M:44:ASN:O	1:M:45:ARG:C	2.57	0.43
1:A:69:PHE:CD2	1:A:81:LEU:CD1	3.02	0.43
1:C:29:LEU:HG	1:C:30:SER:N	2.25	0.43
1:F:44:ASN:O	1:F:45:ARG:C	2.57	0.43
1:I:44:ASN:O	1:I:45:ARG:C	2.57	0.43
1:J:69:PHE:CD2	1:J:81:LEU:CD1	3.02	0.43
1:D:44:ASN:O	1:D:45:ARG:C	2.57	0.43
1:D:69:PHE:CD2	1:D:81:LEU:CD1	3.02	0.43
1:L:44:ASN:O	1:L:45:ARG:C	2.57	0.43
1:N:44:ASN:OD1	1:N:47:GLN:N	2.45	0.43
1:B:69:PHE:CD2	1:B:81:LEU:CD1	3.02	0.43
1:G:69:PHE:CD2	1:G:81:LEU:CD1	3.02	0.43
1:N:44:ASN:O	1:N:45:ARG:C	2.57	0.43
1:O:44:ASN:O	1:O:45:ARG:C	2.57	0.43
1:O:69:PHE:CD2	1:O:81:LEU:CD1	3.02	0.43
1:B:29:LEU:HG	1:B:30:SER:N	2.25	0.42
1:B:44:ASN:O	1:B:45:ARG:C	2.57	0.42
1:C:69:PHE:CD2	1:C:81:LEU:HD12	2.54	0.42
1:E:69:PHE:CD2	1:E:81:LEU:CD1	3.02	0.42
1:F:69:PHE:CD2	1:F:81:LEU:CD1	3.02	0.42
1:H:44:ASN:O	1:H:45:ARG:C	2.57	0.42
1:H:69:PHE:CD2	1:H:81:LEU:HD12	2.54	0.42
1:J:69:PHE:CD2	1:J:81:LEU:HD12	2.54	0.42
1:K:44:ASN:O	1:K:45:ARG:C	2.57	0.42

Continued on next page...

Continued from previous page...

Atom-1	Atom-2	Interatomic distance (Å)	Clash overlap (Å)
1:E:69:PHE:CD2	1:E:81:LEU:HD12	2.54	0.42
1:N:69:PHE:CD2	1:N:81:LEU:CD1	3.02	0.42
1:N:69:PHE:CD2	1:N:81:LEU:HD12	2.54	0.42
1:D:69:PHE:CD2	1:D:81:LEU:HD12	2.54	0.42
1:H:69:PHE:CD2	1:H:81:LEU:CD1	3.02	0.42
1:J:24:ARG:HH22	1:M:10:LEU:HD22	1.71	0.42
1:K:69:PHE:CD2	1:K:81:LEU:CD1	3.02	0.42
1:O:35:ILE:CG2	1:O:40:LEU:HD21	2.46	0.42
1:C:44:ASN:O	1:C:45:ARG:C	2.57	0.42
1:C:69:PHE:CD2	1:C:81:LEU:CD1	3.02	0.42
1:I:69:PHE:CD2	1:I:81:LEU:HD12	2.54	0.42
1:I:71:LYS:C	1:I:73:ASN:N	2.73	0.42
1:J:44:ASN:O	1:J:45:ARG:C	2.57	0.42
1:L:69:PHE:CD2	1:L:81:LEU:CD1	3.02	0.42
1:M:69:PHE:CD2	1:M:81:LEU:HD12	2.54	0.42
1:E:44:ASN:O	1:E:45:ARG:C	2.57	0.42
1:G:71:LYS:C	1:G:73:ASN:N	2.73	0.42
1:H:35:ILE:CG2	1:H:36:ALA:H	2.18	0.42
1:J:44:ASN:OD1	1:J:47:GLN:N	2.45	0.42
1:O:69:PHE:CD2	1:O:81:LEU:HD12	2.54	0.42
1:M:69:PHE:CD2	1:M:81:LEU:CD1	3.02	0.42
1:A:69:PHE:CD2	1:A:81:LEU:HD12	2.54	0.42
1:G:24:ARG:NH1	1:J:46:ILE:HD13	2.16	0.42
1:H:57:GLY:O	1:H:61:ALA:CB	2.68	0.42
1:K:57:GLY:O	1:K:61:ALA:CB	2.68	0.42
1:L:57:GLY:O	1:L:61:ALA:CB	2.68	0.42
1:N:57:GLY:O	1:N:61:ALA:CB	2.68	0.42
1:N:71:LYS:C	1:N:73:ASN:N	2.73	0.42
1:O:71:LYS:C	1:O:73:ASN:N	2.73	0.42
1:B:44:ASN:OD1	1:B:47:GLN:N	2.45	0.42
1:D:29:LEU:CG	1:D:30:SER:H	2.24	0.42
1:F:71:LYS:C	1:F:73:ASN:N	2.73	0.42
1:J:35:ILE:CG2	1:J:36:ALA:H	2.18	0.42
1:L:69:PHE:CD2	1:L:81:LEU:HD12	2.54	0.42
1:M:57:GLY:O	1:M:61:ALA:CB	2.68	0.42
1:C:57:GLY:O	1:C:61:ALA:CB	2.68	0.42
1:F:57:GLY:O	1:F:61:ALA:CB	2.68	0.42
1:G:44:ASN:OD1	1:G:47:GLN:N	2.45	0.42
1:G:44:ASN:O	1:G:45:ARG:C	2.57	0.42
1:G:69:PHE:CD2	1:G:81:LEU:HD12	2.54	0.42
1:H:24:ARG:HH11	1:K:46:ILE:HD11	1.77	0.42

Continued on next page...

Continued from previous page...

Atom-1	Atom-2	Interatomic distance (Å)	Clash overlap (Å)
1:I:57:GLY:O	1:I:61:ALA:CB	2.68	0.42
1:J:57:GLY:O	1:J:61:ALA:CB	2.68	0.42
1:L:68:ILE:HG22	1:L:72:LEU:HD12	2.02	0.42
1:M:42:THR:O	1:M:42:THR:OG1	2.32	0.42
1:C:35:ILE:CG2	1:C:36:ALA:H	2.18	0.42
1:D:71:LYS:C	1:D:73:ASN:N	2.73	0.42
1:E:57:GLY:O	1:E:61:ALA:CB	2.68	0.42
1:F:69:PHE:CD2	1:F:81:LEU:HD12	2.54	0.42
1:B:69:PHE:CD2	1:B:81:LEU:HD12	2.54	0.41
1:C:68:ILE:HG22	1:C:72:LEU:HD12	2.02	0.41
1:F:14:LEU:C	1:F:16:ASN:H	2.24	0.41
1:J:71:LYS:C	1:J:73:ASN:N	2.73	0.41
1:K:69:PHE:CD2	1:K:81:LEU:HD12	2.54	0.41
1:D:14:LEU:C	1:D:16:ASN:H	2.24	0.41
1:L:29:LEU:CG	1:L:30:SER:H	2.24	0.41
1:B:57:GLY:O	1:B:61:ALA:CB	2.68	0.41
1:G:57:GLY:O	1:G:61:ALA:CB	2.68	0.41
1:J:68:ILE:HG22	1:J:72:LEU:HD12	2.02	0.41
1:A:57:GLY:O	1:A:61:ALA:CB	2.68	0.41
1:A:71:LYS:C	1:A:73:ASN:N	2.73	0.41
1:B:68:ILE:HG22	1:B:72:LEU:HD12	2.02	0.41
1:B:71:LYS:C	1:B:73:ASN:N	2.73	0.41
1:D:57:GLY:O	1:D:61:ALA:CB	2.68	0.41
1:G:68:ILE:HG22	1:G:72:LEU:HD12	2.02	0.41
1:K:71:LYS:C	1:K:73:ASN:N	2.73	0.41
1:J:24:ARG:NH2	1:M:10:LEU:HD11	2.36	0.41
1:O:57:GLY:O	1:O:61:ALA:CB	2.68	0.41
1:C:71:LYS:C	1:C:73:ASN:N	2.73	0.41
1:H:68:ILE:HG22	1:H:72:LEU:HD12	2.02	0.41
1:N:14:LEU:C	1:N:16:ASN:H	2.24	0.41
1:D:35:ILE:CG2	1:D:36:ALA:N	2.74	0.41
1:F:74:TYR:CD1	1:F:74:TYR:N	2.88	0.41
1:I:14:LEU:C	1:I:16:ASN:H	2.24	0.41
1:L:44:ASN:OD1	1:L:47:GLN:N	2.45	0.41
1:M:29:LEU:HG	1:M:30:SER:N	2.25	0.41
1:F:68:ILE:HG22	1:F:72:LEU:HD12	2.02	0.41
1:I:35:ILE:CG2	1:I:36:ALA:H	2.18	0.41
1:K:74:TYR:CD1	1:K:74:TYR:N	2.88	0.41
1:I:68:ILE:HG22	1:I:72:LEU:HD12	2.02	0.41
1:K:14:LEU:C	1:K:16:ASN:H	2.24	0.41
1:K:68:ILE:HG22	1:K:72:LEU:HD12	2.02	0.41

Continued on next page...

Continued from previous page...

Atom-1	Atom-2	Interatomic distance (Å)	Clash overlap (Å)
1:M:74:TYR:CD1	1:M:74:TYR:N	2.88	0.41
1:A:28:PHE:CE2	1:D:10:LEU:CD2	2.84	0.41
1:A:74:TYR:CD1	1:A:74:TYR:N	2.88	0.41
1:L:74:TYR:CD1	1:L:74:TYR:N	2.88	0.41
1:N:68:ILE:HG22	1:N:72:LEU:HD12	2.02	0.41
1:E:14:LEU:C	1:E:16:ASN:H	2.24	0.40
1:L:14:LEU:C	1:L:16:ASN:H	2.24	0.40
1:M:14:LEU:C	1:M:16:ASN:H	2.24	0.40
1:M:68:ILE:HG22	1:M:72:LEU:HD12	2.02	0.40
1:A:68:ILE:HG22	1:A:72:LEU:HD12	2.02	0.40
1:B:14:LEU:C	1:B:16:ASN:H	2.24	0.40
1:F:35:ILE:CG2	1:F:36:ALA:H	2.18	0.40
1:M:71:LYS:C	1:M:73:ASN:N	2.73	0.40
1:A:14:LEU:C	1:A:16:ASN:H	2.24	0.40
1:E:29:LEU:HG	1:E:30:SER:N	2.25	0.40
1:H:71:LYS:C	1:H:73:ASN:N	2.73	0.40
1:J:28:PHE:HZ	1:M:10:LEU:HB3	1.86	0.40
1:H:44:ASN:CG	1:H:47:GLN:HG3	2.42	0.40
1:D:68:ILE:HG22	1:D:72:LEU:HD12	2.02	0.40
1:E:68:ILE:HG22	1:E:72:LEU:HD12	2.02	0.40
1:E:72:LEU:C	1:E:74:TYR:N	2.75	0.40
1:H:14:LEU:C	1:H:16:ASN:H	2.24	0.40
1:J:15:ASP:HA	1:L:39:LYS:NZ	2.35	0.40
1:K:35:ILE:CG2	1:K:36:ALA:H	2.18	0.40
1:O:68:ILE:HG22	1:O:72:LEU:HD12	2.02	0.40

There are no symmetry-related clashes.

5.3 Torsion angles (i)

5.3.1 Protein backbone (i)

In the following table, the Percentiles column shows the percent Ramachandran outliers of the chain as a percentile score with respect to all PDB entries followed by that with respect to all EM entries.

The Analysed column shows the number of residues for which the backbone conformation was analysed, and the total number of residues.

Mol	Chain	Analysed	Favoured	Allowed	Outliers	Percentiles
1	A	92/94 (98%)	74 (80%)	12 (13%)	6 (6%)	1 18

Continued on next page...

Continued from previous page...

Mol	Chain	Analysed	Favoured	Allowed	Outliers	Percentiles	
1	B	92/94 (98%)	74 (80%)	12 (13%)	6 (6%)	1	18
1	C	92/94 (98%)	74 (80%)	12 (13%)	6 (6%)	1	18
1	D	92/94 (98%)	74 (80%)	12 (13%)	6 (6%)	1	18
1	E	92/94 (98%)	74 (80%)	12 (13%)	6 (6%)	1	18
1	F	92/94 (98%)	74 (80%)	12 (13%)	6 (6%)	1	18
1	G	92/94 (98%)	74 (80%)	12 (13%)	6 (6%)	1	18
1	H	92/94 (98%)	74 (80%)	12 (13%)	6 (6%)	1	18
1	I	92/94 (98%)	74 (80%)	12 (13%)	6 (6%)	1	18
1	J	92/94 (98%)	74 (80%)	12 (13%)	6 (6%)	1	18
1	K	92/94 (98%)	74 (80%)	12 (13%)	6 (6%)	1	18
1	L	92/94 (98%)	74 (80%)	12 (13%)	6 (6%)	1	18
1	M	92/94 (98%)	74 (80%)	12 (13%)	6 (6%)	1	18
1	N	92/94 (98%)	74 (80%)	12 (13%)	6 (6%)	1	18
1	O	92/94 (98%)	74 (80%)	12 (13%)	6 (6%)	1	18
2	a	221/226 (98%)	215 (97%)	6 (3%)	0	100	100
2	b	221/226 (98%)	215 (97%)	6 (3%)	0	100	100
2	c	221/226 (98%)	215 (97%)	6 (3%)	0	100	100
2	d	221/226 (98%)	215 (97%)	6 (3%)	0	100	100
2	e	221/226 (98%)	215 (97%)	6 (3%)	0	100	100
2	f	221/226 (98%)	215 (97%)	6 (3%)	0	100	100
2	g	221/226 (98%)	215 (97%)	6 (3%)	0	100	100
2	h	221/226 (98%)	215 (97%)	6 (3%)	0	100	100
2	i	221/226 (98%)	215 (97%)	6 (3%)	0	100	100
2	j	221/226 (98%)	215 (97%)	6 (3%)	0	100	100
2	k	221/226 (98%)	215 (97%)	6 (3%)	0	100	100
2	l	221/226 (98%)	215 (97%)	6 (3%)	0	100	100
2	m	221/226 (98%)	215 (97%)	6 (3%)	0	100	100
2	n	221/226 (98%)	215 (97%)	6 (3%)	0	100	100
2	o	221/226 (98%)	215 (97%)	6 (3%)	0	100	100
All	All	4695/4800 (98%)	4335 (92%)	270 (6%)	90 (2%)	11	40

All (90) Ramachandran outliers are listed below:

Mol	Chain	Res	Type
1	A	38	GLY
1	A	74	TYR
1	B	38	GLY
1	B	74	TYR
1	C	38	GLY
1	C	74	TYR
1	D	38	GLY
1	D	74	TYR
1	E	38	GLY
1	E	74	TYR
1	F	38	GLY
1	F	74	TYR
1	G	38	GLY
1	G	74	TYR
1	H	38	GLY
1	H	74	TYR
1	I	38	GLY
1	I	74	TYR
1	J	38	GLY
1	J	74	TYR
1	K	38	GLY
1	K	74	TYR
1	L	38	GLY
1	L	74	TYR
1	M	38	GLY
1	M	74	TYR
1	N	38	GLY
1	N	74	TYR
1	O	38	GLY
1	O	74	TYR
1	A	20	GLU
1	A	35	ILE
1	A	72	LEU
1	B	20	GLU
1	B	35	ILE
1	B	72	LEU
1	C	20	GLU
1	C	35	ILE
1	C	72	LEU
1	D	20	GLU
1	D	35	ILE
1	D	72	LEU
1	E	20	GLU

Continued on next page...

Continued from previous page...

Mol	Chain	Res	Type
1	E	35	ILE
1	E	72	LEU
1	F	20	GLU
1	F	35	ILE
1	F	72	LEU
1	G	20	GLU
1	G	35	ILE
1	G	72	LEU
1	H	20	GLU
1	H	35	ILE
1	H	72	LEU
1	I	20	GLU
1	I	35	ILE
1	I	72	LEU
1	J	20	GLU
1	J	35	ILE
1	J	72	LEU
1	K	20	GLU
1	K	35	ILE
1	K	72	LEU
1	L	20	GLU
1	L	35	ILE
1	L	72	LEU
1	M	20	GLU
1	M	35	ILE
1	M	72	LEU
1	N	20	GLU
1	N	35	ILE
1	N	72	LEU
1	O	20	GLU
1	O	35	ILE
1	O	72	LEU
1	A	17	ILE
1	B	17	ILE
1	C	17	ILE
1	D	17	ILE
1	E	17	ILE
1	F	17	ILE
1	G	17	ILE
1	H	17	ILE
1	I	17	ILE
1	J	17	ILE

Continued on next page...

Continued from previous page...

Mol	Chain	Res	Type
1	K	17	ILE
1	L	17	ILE
1	M	17	ILE
1	N	17	ILE
1	O	17	ILE

5.3.2 Protein sidechains (i)

In the following table, the Percentiles column shows the percent sidechain outliers of the chain as a percentile score with respect to all PDB entries followed by that with respect to all EM entries.

The Analysed column shows the number of residues for which the sidechain conformation was analysed, and the total number of residues.

Mol	Chain	Analysed	Rotameric	Outliers	Percentiles	
1	A	77/82 (94%)	77 (100%)	0	100	100
1	B	77/82 (94%)	77 (100%)	0	100	100
1	C	77/82 (94%)	77 (100%)	0	100	100
1	D	77/82 (94%)	77 (100%)	0	100	100
1	E	77/82 (94%)	77 (100%)	0	100	100
1	F	77/82 (94%)	77 (100%)	0	100	100
1	G	77/82 (94%)	77 (100%)	0	100	100
1	H	77/82 (94%)	77 (100%)	0	100	100
1	I	77/82 (94%)	77 (100%)	0	100	100
1	J	77/82 (94%)	77 (100%)	0	100	100
1	K	77/82 (94%)	77 (100%)	0	100	100
1	L	77/82 (94%)	77 (100%)	0	100	100
1	M	77/82 (94%)	77 (100%)	0	100	100
1	N	77/82 (94%)	77 (100%)	0	100	100
1	O	77/82 (94%)	77 (100%)	0	100	100
2	a	182/193 (94%)	166 (91%)	16 (9%)	10	33
2	b	182/193 (94%)	166 (91%)	16 (9%)	10	33
2	c	182/193 (94%)	166 (91%)	16 (9%)	10	33
2	d	182/193 (94%)	166 (91%)	16 (9%)	10	33
2	e	182/193 (94%)	166 (91%)	16 (9%)	10	33

Continued on next page...

Continued from previous page...

Mol	Chain	Analysed	Rotameric	Outliers	Percentiles	
2	f	182/193 (94%)	166 (91%)	16 (9%)	10	33
2	g	182/193 (94%)	166 (91%)	16 (9%)	10	33
2	h	182/193 (94%)	166 (91%)	16 (9%)	10	33
2	i	182/193 (94%)	166 (91%)	16 (9%)	10	33
2	j	182/193 (94%)	166 (91%)	16 (9%)	10	33
2	k	182/193 (94%)	166 (91%)	16 (9%)	10	33
2	l	182/193 (94%)	166 (91%)	16 (9%)	10	33
2	m	182/193 (94%)	166 (91%)	16 (9%)	10	33
2	n	182/193 (94%)	166 (91%)	16 (9%)	10	33
2	o	182/193 (94%)	166 (91%)	16 (9%)	10	33
All	All	3885/4125 (94%)	3645 (94%)	240 (6%)	22	45

All (240) residues with a non-rotameric sidechain are listed below:

Mol	Chain	Res	Type
2	a	3	LYS
2	a	7	LEU
2	a	9	THR
2	a	15	LEU
2	a	18	LEU
2	a	28	SER
2	a	44	LEU
2	a	80	ARG
2	a	112	VAL
2	a	113	LYS
2	a	164	ASN
2	a	178	LEU
2	a	180	ASP
2	a	194	LEU
2	a	209	LYS
2	a	225	THR
2	b	3	LYS
2	b	7	LEU
2	b	9	THR
2	b	15	LEU
2	b	18	LEU
2	b	28	SER
2	b	44	LEU

Continued on next page...

Continued from previous page...

Mol	Chain	Res	Type
2	b	80	ARG
2	b	112	VAL
2	b	113	LYS
2	b	164	ASN
2	b	178	LEU
2	b	180	ASP
2	b	194	LEU
2	b	209	LYS
2	b	225	THR
2	c	3	LYS
2	c	7	LEU
2	c	9	THR
2	c	15	LEU
2	c	18	LEU
2	c	28	SER
2	c	44	LEU
2	c	80	ARG
2	c	112	VAL
2	c	113	LYS
2	c	164	ASN
2	c	178	LEU
2	c	180	ASP
2	c	194	LEU
2	c	209	LYS
2	c	225	THR
2	d	3	LYS
2	d	7	LEU
2	d	9	THR
2	d	15	LEU
2	d	18	LEU
2	d	28	SER
2	d	44	LEU
2	d	80	ARG
2	d	112	VAL
2	d	113	LYS
2	d	164	ASN
2	d	178	LEU
2	d	180	ASP
2	d	194	LEU
2	d	209	LYS
2	d	225	THR
2	e	3	LYS

Continued on next page...

Continued from previous page...

Mol	Chain	Res	Type
2	e	7	LEU
2	e	9	THR
2	e	15	LEU
2	e	18	LEU
2	e	28	SER
2	e	44	LEU
2	e	80	ARG
2	e	112	VAL
2	e	113	LYS
2	e	164	ASN
2	e	178	LEU
2	e	180	ASP
2	e	194	LEU
2	e	209	LYS
2	e	225	THR
2	f	3	LYS
2	f	7	LEU
2	f	9	THR
2	f	15	LEU
2	f	18	LEU
2	f	28	SER
2	f	44	LEU
2	f	80	ARG
2	f	112	VAL
2	f	113	LYS
2	f	164	ASN
2	f	178	LEU
2	f	180	ASP
2	f	194	LEU
2	f	209	LYS
2	f	225	THR
2	g	3	LYS
2	g	7	LEU
2	g	9	THR
2	g	15	LEU
2	g	18	LEU
2	g	28	SER
2	g	44	LEU
2	g	80	ARG
2	g	112	VAL
2	g	113	LYS
2	g	164	ASN

Continued on next page...

Continued from previous page...

Mol	Chain	Res	Type
2	g	178	LEU
2	g	180	ASP
2	g	194	LEU
2	g	209	LYS
2	g	225	THR
2	h	3	LYS
2	h	7	LEU
2	h	9	THR
2	h	15	LEU
2	h	18	LEU
2	h	28	SER
2	h	44	LEU
2	h	80	ARG
2	h	112	VAL
2	h	113	LYS
2	h	164	ASN
2	h	178	LEU
2	h	180	ASP
2	h	194	LEU
2	h	209	LYS
2	h	225	THR
2	i	3	LYS
2	i	7	LEU
2	i	9	THR
2	i	15	LEU
2	i	18	LEU
2	i	28	SER
2	i	44	LEU
2	i	80	ARG
2	i	112	VAL
2	i	113	LYS
2	i	164	ASN
2	i	178	LEU
2	i	180	ASP
2	i	194	LEU
2	i	209	LYS
2	i	225	THR
2	j	3	LYS
2	j	7	LEU
2	j	9	THR
2	j	15	LEU
2	j	18	LEU

Continued on next page...

Continued from previous page...

Mol	Chain	Res	Type
2	j	28	SER
2	j	44	LEU
2	j	80	ARG
2	j	112	VAL
2	j	113	LYS
2	j	164	ASN
2	j	178	LEU
2	j	180	ASP
2	j	194	LEU
2	j	209	LYS
2	j	225	THR
2	k	3	LYS
2	k	7	LEU
2	k	9	THR
2	k	15	LEU
2	k	18	LEU
2	k	28	SER
2	k	44	LEU
2	k	80	ARG
2	k	112	VAL
2	k	113	LYS
2	k	164	ASN
2	k	178	LEU
2	k	180	ASP
2	k	194	LEU
2	k	209	LYS
2	k	225	THR
2	l	3	LYS
2	l	7	LEU
2	l	9	THR
2	l	15	LEU
2	l	18	LEU
2	l	28	SER
2	l	44	LEU
2	l	80	ARG
2	l	112	VAL
2	l	113	LYS
2	l	164	ASN
2	l	178	LEU
2	l	180	ASP
2	l	194	LEU
2	l	209	LYS

Continued on next page...

Continued from previous page...

Mol	Chain	Res	Type
2	l	225	THR
2	m	3	LYS
2	m	7	LEU
2	m	9	THR
2	m	15	LEU
2	m	18	LEU
2	m	28	SER
2	m	44	LEU
2	m	80	ARG
2	m	112	VAL
2	m	113	LYS
2	m	164	ASN
2	m	178	LEU
2	m	180	ASP
2	m	194	LEU
2	m	209	LYS
2	m	225	THR
2	n	3	LYS
2	n	7	LEU
2	n	9	THR
2	n	15	LEU
2	n	18	LEU
2	n	28	SER
2	n	44	LEU
2	n	80	ARG
2	n	112	VAL
2	n	113	LYS
2	n	164	ASN
2	n	178	LEU
2	n	180	ASP
2	n	194	LEU
2	n	209	LYS
2	n	225	THR
2	o	3	LYS
2	o	7	LEU
2	o	9	THR
2	o	15	LEU
2	o	18	LEU
2	o	28	SER
2	o	44	LEU
2	o	80	ARG
2	o	112	VAL

Continued on next page...

Continued from previous page...

Mol	Chain	Res	Type
2	o	113	LYS
2	o	164	ASN
2	o	178	LEU
2	o	180	ASP
2	o	194	LEU
2	o	209	LYS
2	o	225	THR

Sometimes sidechains can be flipped to improve hydrogen bonding and reduce clashes. All (30) such sidechains are listed below:

Mol	Chain	Res	Type
1	A	41	HIS
1	B	41	HIS
1	C	41	HIS
1	D	41	HIS
1	E	41	HIS
1	F	41	HIS
1	G	41	HIS
1	H	41	HIS
1	I	41	HIS
1	J	41	HIS
1	K	41	HIS
1	L	41	HIS
1	M	41	HIS
1	N	41	HIS
1	O	41	HIS
2	a	170	ASN
2	b	170	ASN
2	c	170	ASN
2	d	170	ASN
2	e	170	ASN
2	f	170	ASN
2	g	170	ASN
2	h	170	ASN
2	i	170	ASN
2	j	170	ASN
2	k	170	ASN
2	l	170	ASN
2	m	170	ASN
2	n	170	ASN
2	o	170	ASN

5.3.3 RNA (i)

There are no RNA molecules in this entry.

5.4 Non-standard residues in protein, DNA, RNA chains (i)

15 non-standard protein/DNA/RNA residues are modelled in this entry.

In the following table, the Counts columns list the number of bonds (or angles) for which Mogul statistics could be retrieved, the number of bonds (or angles) that are observed in the model and the number of bonds (or angles) that are defined in the Chemical Component Dictionary. The Link column lists molecule types, if any, to which the group is linked. The Z score for a bond length (or angle) is the number of standard deviations the observed value is removed from the expected value. A bond length (or angle) with $|Z| > 2$ is considered an outlier worth inspection. RMSZ is the root-mean-square of all Z scores of the bond lengths (or angles).

Mol	Type	Chain	Res	Link	Bond lengths			Bond angles		
					Counts	RMSZ	$\#\|Z\| > 2$	Counts	RMSZ	$\#\|Z\| > 2$
2	CRO	c	66	2	23,23,24	2.01	5 (21%)	30,32,34	3.47	9 (30%)
2	CRO	o	66	2	23,23,24	2.01	5 (21%)	30,32,34	3.47	9 (30%)
2	CRO	f	66	2	23,23,24	2.01	5 (21%)	30,32,34	3.47	9 (30%)
2	CRO	l	66	2	23,23,24	2.00	5 (21%)	30,32,34	3.46	9 (30%)
2	CRO	d	66	2	23,23,24	2.00	5 (21%)	30,32,34	3.48	9 (30%)
2	CRO	a	66	2	23,23,24	2.01	5 (21%)	30,32,34	3.47	9 (30%)
2	CRO	g	66	2	23,23,24	2.01	5 (21%)	30,32,34	3.47	9 (30%)
2	CRO	j	66	2	23,23,24	2.01	5 (21%)	30,32,34	3.47	9 (30%)
2	CRO	h	66	2	23,23,24	2.01	5 (21%)	30,32,34	3.47	9 (30%)
2	CRO	i	66	2	23,23,24	2.01	5 (21%)	30,32,34	3.47	9 (30%)
2	CRO	m	66	2	23,23,24	2.01	5 (21%)	30,32,34	3.47	9 (30%)
2	CRO	n	66	2	23,23,24	2.01	5 (21%)	30,32,34	3.48	9 (30%)
2	CRO	e	66	2	23,23,24	2.00	5 (21%)	30,32,34	3.47	9 (30%)
2	CRO	k	66	2	23,23,24	2.01	5 (21%)	30,32,34	3.47	9 (30%)
2	CRO	b	66	2	23,23,24	2.01	5 (21%)	30,32,34	3.47	9 (30%)

In the following table, the Chirals column lists the number of chiral outliers, the number of chiral centers analysed, the number of these observed in the model and the number defined in the Chemical Component Dictionary. Similar counts are reported in the Torsion and Rings columns. '-' means no outliers of that kind were identified.

Mol	Type	Chain	Res	Link	Chirals	Torsions	Rings
2	CRO	c	66	2	-	1/12/31/32	0/2/2/2

Continued on next page...

Continued from previous page...

Mol	Type	Chain	Res	Link	Chirals	Torsions	Rings
2	CRO	o	66	2	-	1/12/31/32	0/2/2/2
2	CRO	f	66	2	-	1/12/31/32	0/2/2/2
2	CRO	l	66	2	-	1/12/31/32	0/2/2/2
2	CRO	d	66	2	-	1/12/31/32	0/2/2/2
2	CRO	a	66	2	-	1/12/31/32	0/2/2/2
2	CRO	g	66	2	-	1/12/31/32	0/2/2/2
2	CRO	j	66	2	-	1/12/31/32	0/2/2/2
2	CRO	h	66	2	-	1/12/31/32	0/2/2/2
2	CRO	i	66	2	-	1/12/31/32	0/2/2/2
2	CRO	m	66	2	-	1/12/31/32	0/2/2/2
2	CRO	n	66	2	-	1/12/31/32	0/2/2/2
2	CRO	e	66	2	-	1/12/31/32	0/2/2/2
2	CRO	k	66	2	-	1/12/31/32	0/2/2/2
2	CRO	b	66	2	-	1/12/31/32	0/2/2/2

All (75) bond length outliers are listed below:

Mol	Chain	Res	Type	Atoms	Z	Observed(Å)	Ideal(Å)
2	k	66	CRO	C1-N2	5.22	1.39	1.32
2	n	66	CRO	C1-N2	5.22	1.39	1.32
2	b	66	CRO	C1-N2	5.22	1.39	1.32
2	d	66	CRO	C1-N2	5.22	1.39	1.32
2	o	66	CRO	C1-N2	5.21	1.39	1.32
2	e	66	CRO	C1-N2	5.21	1.39	1.32
2	m	66	CRO	C1-N2	5.21	1.39	1.32
2	a	66	CRO	C1-N2	5.21	1.39	1.32
2	g	66	CRO	C1-N2	5.21	1.39	1.32
2	f	66	CRO	C1-N2	5.21	1.39	1.32
2	i	66	CRO	C1-N2	5.21	1.39	1.32
2	j	66	CRO	C1-N2	5.21	1.39	1.32
2	c	66	CRO	C1-N2	5.21	1.39	1.32
2	l	66	CRO	C1-N2	5.21	1.39	1.32
2	h	66	CRO	C1-N2	5.21	1.39	1.32
2	i	66	CRO	OH-CZ	5.03	1.48	1.37
2	c	66	CRO	OH-CZ	5.02	1.48	1.37
2	b	66	CRO	OH-CZ	5.02	1.48	1.37
2	k	66	CRO	OH-CZ	5.02	1.48	1.37
2	j	66	CRO	OH-CZ	5.02	1.48	1.37
2	m	66	CRO	OH-CZ	5.02	1.48	1.37
2	a	66	CRO	OH-CZ	5.02	1.48	1.37
2	h	66	CRO	OH-CZ	5.02	1.48	1.37
2	n	66	CRO	OH-CZ	5.02	1.48	1.37

Continued on next page...

Continued from previous page...

Mol	Chain	Res	Type	Atoms	Z	Observed(Å)	Ideal(Å)
2	e	66	CRO	OH-CZ	5.01	1.48	1.37
2	o	66	CRO	OH-CZ	5.01	1.48	1.37
2	f	66	CRO	OH-CZ	5.01	1.48	1.37
2	d	66	CRO	OH-CZ	5.01	1.48	1.37
2	l	66	CRO	OH-CZ	5.01	1.48	1.37
2	g	66	CRO	OH-CZ	5.01	1.48	1.37
2	c	66	CRO	CD2-CG2	3.30	1.45	1.39
2	f	66	CRO	CD2-CG2	3.30	1.45	1.39
2	k	66	CRO	CD2-CG2	3.30	1.45	1.39
2	n	66	CRO	CD2-CG2	3.30	1.45	1.39
2	o	66	CRO	CD2-CG2	3.29	1.45	1.39
2	m	66	CRO	CD2-CG2	3.29	1.45	1.39
2	l	66	CRO	CD2-CG2	3.28	1.45	1.39
2	h	66	CRO	CD2-CG2	3.28	1.45	1.39
2	a	66	CRO	CD2-CG2	3.28	1.45	1.39
2	g	66	CRO	CD2-CG2	3.28	1.45	1.39
2	i	66	CRO	CD2-CG2	3.28	1.45	1.39
2	j	66	CRO	CD2-CG2	3.27	1.45	1.39
2	b	66	CRO	CD2-CG2	3.27	1.45	1.39
2	d	66	CRO	CD2-CG2	3.25	1.45	1.39
2	e	66	CRO	CD2-CG2	3.24	1.45	1.39
2	e	66	CRO	CE1-CD1	2.85	1.43	1.38
2	i	66	CRO	CE1-CD1	2.85	1.43	1.38
2	h	66	CRO	CE1-CD1	2.85	1.43	1.38
2	c	66	CRO	CE1-CD1	2.84	1.43	1.38
2	l	66	CRO	CE1-CD1	2.84	1.43	1.38
2	j	66	CRO	CE1-CD1	2.84	1.43	1.38
2	d	66	CRO	CE1-CD1	2.84	1.43	1.38
2	a	66	CRO	CE1-CD1	2.84	1.43	1.38
2	g	66	CRO	CE1-CD1	2.84	1.43	1.38
2	o	66	CRO	CE1-CD1	2.84	1.43	1.38
2	b	66	CRO	CE1-CD1	2.84	1.43	1.38
2	n	66	CRO	CE1-CD1	2.83	1.43	1.38
2	f	66	CRO	CE1-CD1	2.83	1.43	1.38
2	k	66	CRO	CE1-CD1	2.83	1.43	1.38
2	m	66	CRO	CE1-CD1	2.83	1.43	1.38
2	h	66	CRO	CE1-CZ	2.77	1.44	1.38
2	m	66	CRO	CE1-CZ	2.76	1.44	1.38
2	i	66	CRO	CE1-CZ	2.76	1.44	1.38
2	b	66	CRO	CE1-CZ	2.75	1.44	1.38
2	g	66	CRO	CE1-CZ	2.75	1.44	1.38
2	f	66	CRO	CE1-CZ	2.75	1.44	1.38

Continued on next page...

Continued from previous page...

Mol	Chain	Res	Type	Atoms	Z	Observed(Å)	Ideal(Å)
2	d	66	CRO	CE1-CZ	2.75	1.44	1.38
2	c	66	CRO	CE1-CZ	2.75	1.44	1.38
2	a	66	CRO	CE1-CZ	2.74	1.44	1.38
2	o	66	CRO	CE1-CZ	2.74	1.44	1.38
2	e	66	CRO	CE1-CZ	2.73	1.44	1.38
2	n	66	CRO	CE1-CZ	2.73	1.44	1.38
2	l	66	CRO	CE1-CZ	2.73	1.44	1.38
2	j	66	CRO	CE1-CZ	2.73	1.44	1.38
2	k	66	CRO	CE1-CZ	2.72	1.44	1.38

All (135) bond angle outliers are listed below:

Mol	Chain	Res	Type	Atoms	Z	Observed(^{o})	Ideal(^{o})
2	n	66	CRO	C2-N3-C1	11.90	113.99	107.97
2	k	66	CRO	C2-N3-C1	11.89	113.98	107.97
2	e	66	CRO	C2-N3-C1	11.89	113.98	107.97
2	d	66	CRO	C2-N3-C1	11.88	113.98	107.97
2	f	66	CRO	C2-N3-C1	11.87	113.98	107.97
2	i	66	CRO	C2-N3-C1	11.87	113.97	107.97
2	o	66	CRO	C2-N3-C1	11.87	113.97	107.97
2	a	66	CRO	C2-N3-C1	11.87	113.97	107.97
2	m	66	CRO	C2-N3-C1	11.86	113.97	107.97
2	b	66	CRO	C2-N3-C1	11.86	113.97	107.97
2	c	66	CRO	C2-N3-C1	11.85	113.96	107.97
2	g	66	CRO	C2-N3-C1	11.85	113.96	107.97
2	j	66	CRO	C2-N3-C1	11.84	113.96	107.97
2	l	66	CRO	C2-N3-C1	11.83	113.95	107.97
2	h	66	CRO	C2-N3-C1	11.81	113.94	107.97
2	h	66	CRO	O2-C2-CA2	-10.92	124.83	130.96
2	g	66	CRO	O2-C2-CA2	-10.90	124.84	130.96
2	c	66	CRO	O2-C2-CA2	-10.89	124.85	130.96
2	d	66	CRO	O2-C2-CA2	-10.89	124.85	130.96
2	b	66	CRO	O2-C2-CA2	-10.88	124.85	130.96
2	m	66	CRO	O2-C2-CA2	-10.88	124.85	130.96
2	j	66	CRO	O2-C2-CA2	-10.86	124.86	130.96
2	a	66	CRO	O2-C2-CA2	-10.85	124.86	130.96
2	e	66	CRO	O2-C2-CA2	-10.84	124.87	130.96
2	n	66	CRO	O2-C2-CA2	-10.84	124.87	130.96
2	i	66	CRO	O2-C2-CA2	-10.84	124.88	130.96
2	l	66	CRO	O2-C2-CA2	-10.84	124.88	130.96
2	k	66	CRO	O2-C2-CA2	-10.83	124.88	130.96
2	o	66	CRO	O2-C2-CA2	-10.82	124.88	130.96

Continued on next page...

Continued from previous page...

Mol	Chain	Res	Type	Atoms	Z	Observed(^{o})	Ideal(^{o})
2	f	66	CRO	O2-C2-CA2	-10.82	124.89	130.96
2	n	66	CRO	CA3-N3-C1	-4.45	121.83	127.16
2	g	66	CRO	CA3-N3-C1	-4.43	121.84	127.16
2	d	66	CRO	CA3-N3-C1	-4.43	121.85	127.16
2	f	66	CRO	CA3-N3-C1	-4.42	121.86	127.16
2	c	66	CRO	CA3-N3-C1	-4.41	121.87	127.16
2	i	66	CRO	CA3-N3-C1	-4.41	121.87	127.16
2	e	66	CRO	CA3-N3-C1	-4.41	121.87	127.16
2	m	66	CRO	CA3-N3-C1	-4.41	121.87	127.16
2	a	66	CRO	CA3-N3-C1	-4.41	121.87	127.16
2	h	66	CRO	CA3-N3-C1	-4.41	121.87	127.16
2	b	66	CRO	CA3-N3-C1	-4.41	121.88	127.16
2	l	66	CRO	CA3-N3-C1	-4.40	121.88	127.16
2	k	66	CRO	CA3-N3-C1	-4.40	121.89	127.16
2	o	66	CRO	CA3-N3-C1	-4.39	121.89	127.16
2	n	66	CRO	N3-C1-N2	-4.39	108.42	111.45
2	j	66	CRO	CA3-N3-C1	-4.39	121.90	127.16
2	d	66	CRO	N3-C1-N2	-4.38	108.42	111.45
2	m	66	CRO	N3-C1-N2	-4.35	108.44	111.45
2	f	66	CRO	N3-C1-N2	-4.35	108.44	111.45
2	e	66	CRO	N3-C1-N2	-4.35	108.44	111.45
2	a	66	CRO	N3-C1-N2	-4.34	108.45	111.45
2	i	66	CRO	N3-C1-N2	-4.34	108.45	111.45
2	k	66	CRO	N3-C1-N2	-4.34	108.45	111.45
2	g	66	CRO	N3-C1-N2	-4.33	108.45	111.45
2	l	66	CRO	N3-C1-N2	-4.33	108.45	111.45
2	b	66	CRO	N3-C1-N2	-4.33	108.45	111.45
2	j	66	CRO	N3-C1-N2	-4.33	108.46	111.45
2	o	66	CRO	N3-C1-N2	-4.33	108.46	111.45
2	c	66	CRO	N3-C1-N2	-4.31	108.47	111.45
2	h	66	CRO	N3-C1-N2	-4.31	108.47	111.45
2	e	66	CRO	O2-C2-N3	3.25	130.81	124.35
2	k	66	CRO	O2-C2-N3	3.25	130.80	124.35
2	o	66	CRO	O2-C2-N3	3.24	130.80	124.35
2	f	66	CRO	O2-C2-N3	3.24	130.79	124.35
2	b	66	CRO	O2-C2-N3	3.24	130.79	124.35
2	n	66	CRO	O2-C2-N3	3.24	130.79	124.35
2	a	66	CRO	O2-C2-N3	3.24	130.79	124.35
2	m	66	CRO	O2-C2-N3	3.24	130.79	124.35
2	i	66	CRO	O2-C2-N3	3.24	130.79	124.35
2	d	66	CRO	O2-C2-N3	3.24	130.79	124.35
2	c	66	CRO	O2-C2-N3	3.24	130.78	124.35

Continued on next page...

Continued from previous page...

Mol	Chain	Res	Type	Atoms	Z	Observed(^{o})	Ideal(^{o})
2	g	66	CRO	O2-C2-N3	3.24	130.78	124.35
2	j	66	CRO	O2-C2-N3	3.24	130.78	124.35
2	h	66	CRO	O2-C2-N3	3.23	130.78	124.35
2	l	66	CRO	O2-C2-N3	3.23	130.77	124.35
2	h	66	CRO	C1-CA1-N1	-3.19	104.78	109.96
2	c	66	CRO	C1-CA1-N1	-3.19	104.79	109.96
2	m	66	CRO	C1-CA1-N1	-3.18	104.80	109.96
2	l	66	CRO	C1-CA1-N1	-3.18	104.81	109.96
2	d	66	CRO	C1-CA1-N1	-3.17	104.81	109.96
2	f	66	CRO	C1-CA1-N1	-3.17	104.81	109.96
2	o	66	CRO	C1-CA1-N1	-3.17	104.81	109.96
2	a	66	CRO	C1-CA1-N1	-3.17	104.82	109.96
2	i	66	CRO	C1-CA1-N1	-3.17	104.82	109.96
2	j	66	CRO	C1-CA1-N1	-3.17	104.82	109.96
2	k	66	CRO	C1-CA1-N1	-3.17	104.83	109.96
2	n	66	CRO	C1-CA1-N1	-3.16	104.83	109.96
2	e	66	CRO	C1-CA1-N1	-3.16	104.83	109.96
2	b	66	CRO	C1-CA1-N1	-3.16	104.84	109.96
2	g	66	CRO	C1-CA1-N1	-3.14	104.86	109.96
2	k	66	CRO	CA2-C2-N3	-2.91	101.99	103.37
2	o	66	CRO	CA2-C2-N3	-2.90	102.00	103.37
2	f	66	CRO	CA2-C2-N3	-2.89	102.00	103.37
2	n	66	CRO	CA2-C2-N3	-2.87	102.01	103.37
2	j	66	CRO	CA2-C2-N3	-2.87	102.02	103.37
2	e	66	CRO	CA2-C2-N3	-2.87	102.02	103.37
2	i	66	CRO	CA2-C2-N3	-2.87	102.02	103.37
2	l	66	CRO	CA2-C2-N3	-2.86	102.02	103.37
2	a	66	CRO	CA2-C2-N3	-2.85	102.03	103.37
2	g	66	CRO	CG2-CB2-CA2	-2.82	126.49	129.94
2	b	66	CRO	CA2-C2-N3	-2.82	102.04	103.37
2	d	66	CRO	CA2-C2-N3	-2.81	102.04	103.37
2	k	66	CRO	CG2-CB2-CA2	-2.81	126.50	129.94
2	m	66	CRO	CA2-C2-N3	-2.81	102.04	103.37
2	a	66	CRO	CG2-CB2-CA2	-2.80	126.51	129.94
2	i	66	CRO	CG2-CB2-CA2	-2.80	126.51	129.94
2	n	66	CRO	CG2-CB2-CA2	-2.80	126.52	129.94
2	f	66	CRO	CG2-CB2-CA2	-2.79	126.52	129.94
2	m	66	CRO	CG2-CB2-CA2	-2.79	126.52	129.94
2	c	66	CRO	CG2-CB2-CA2	-2.79	126.53	129.94
2	e	66	CRO	CG2-CB2-CA2	-2.79	126.53	129.94
2	d	66	CRO	CG2-CB2-CA2	-2.79	126.53	129.94
2	h	66	CRO	CG2-CB2-CA2	-2.78	126.53	129.94

Continued on next page...

Continued from previous page...

Mol	Chain	Res	Type	Atoms	Z	Observed(^{o})	Ideal(^{o})
2	l	66	CRO	CG2-CB2-CA2	-2.78	126.54	129.94
2	g	66	CRO	CA2-C2-N3	-2.78	102.06	103.37
2	o	66	CRO	CG2-CB2-CA2	-2.77	126.55	129.94
2	c	66	CRO	CA2-C2-N3	-2.77	102.06	103.37
2	b	66	CRO	CG2-CB2-CA2	-2.76	126.56	129.94
2	h	66	CRO	CA2-C2-N3	-2.76	102.06	103.37
2	j	66	CRO	CG2-CB2-CA2	-2.75	126.57	129.94
2	b	66	CRO	O3-C3-CA3	-2.54	118.72	126.39
2	m	66	CRO	O3-C3-CA3	-2.53	118.74	126.39
2	d	66	CRO	O3-C3-CA3	-2.53	118.75	126.39
2	i	66	CRO	O3-C3-CA3	-2.53	118.75	126.39
2	l	66	CRO	O3-C3-CA3	-2.53	118.75	126.39
2	f	66	CRO	O3-C3-CA3	-2.53	118.75	126.39
2	c	66	CRO	O3-C3-CA3	-2.53	118.76	126.39
2	a	66	CRO	O3-C3-CA3	-2.53	118.76	126.39
2	e	66	CRO	O3-C3-CA3	-2.53	118.77	126.39
2	k	66	CRO	O3-C3-CA3	-2.52	118.77	126.39
2	h	66	CRO	O3-C3-CA3	-2.52	118.78	126.39
2	n	66	CRO	O3-C3-CA3	-2.52	118.79	126.39
2	g	66	CRO	O3-C3-CA3	-2.51	118.80	126.39
2	o	66	CRO	O3-C3-CA3	-2.51	118.80	126.39
2	j	66	CRO	O3-C3-CA3	-2.51	118.81	126.39

There are no chirality outliers.

All (15) torsion outliers are listed below:

Mol	Chain	Res	Type	Atoms
2	a	66	CRO	N2-CA2-CB2-CG2
2	b	66	CRO	N2-CA2-CB2-CG2
2	c	66	CRO	N2-CA2-CB2-CG2
2	d	66	CRO	N2-CA2-CB2-CG2
2	e	66	CRO	N2-CA2-CB2-CG2
2	f	66	CRO	N2-CA2-CB2-CG2
2	g	66	CRO	N2-CA2-CB2-CG2
2	h	66	CRO	N2-CA2-CB2-CG2
2	i	66	CRO	N2-CA2-CB2-CG2
2	j	66	CRO	N2-CA2-CB2-CG2
2	k	66	CRO	N2-CA2-CB2-CG2
2	l	66	CRO	N2-CA2-CB2-CG2
2	m	66	CRO	N2-CA2-CB2-CG2
2	n	66	CRO	N2-CA2-CB2-CG2
2	o	66	CRO	N2-CA2-CB2-CG2

There are no ring outliers.

No monomer is involved in short contacts.

5.5 Carbohydrates (i)

There are no monosaccharides in this entry.

5.6 Ligand geometry (i)

There are no ligands in this entry.

5.7 Other polymers (i)

There are no such residues in this entry.

5.8 Polymer linkage issues (i)

There are no chain breaks in this entry.

6 Map visualisation (i)

This section contains visualisations of the EMDB entry EMD-9064. These allow visual inspection of the internal detail of the map and identification of artifacts.

No raw map or half-maps were deposited for this entry and therefore no images, graphs, etc. pertaining to the raw map can be shown.

6.1 Orthogonal projections (i)

6.1.1 Primary map


X

Y


Z

The images above show the map projected in three orthogonal directions.

6.2 Central slices (i)

6.2.1 Primary map

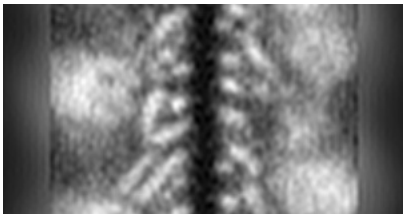
X Index: 192

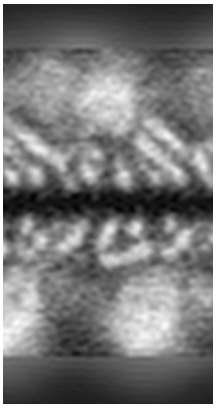
Y Index: 192

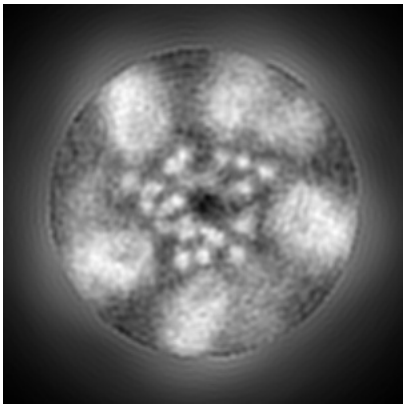
Z Index: 100

The images above show central slices of the map in three orthogonal directions.

6.3 Largest variance slices (i)

6.3.1 Primary map



X Index: 287



Y Index: 90

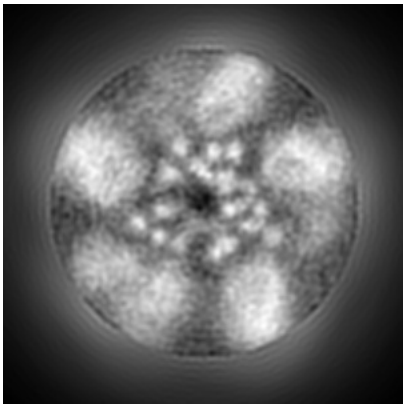

Z Index: 195

The images above show the largest variance slices of the map in three orthogonal directions.

6.4 Orthogonal surface views (i)

6.4.1 Primary map

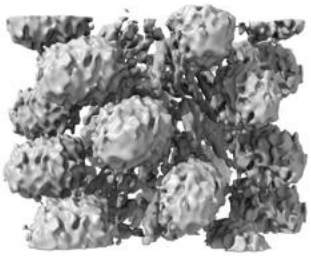

X

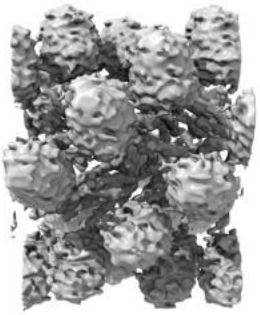

Y



Z

The images above show the 3D surface view of the map at the recommended contour level 1000.0. These images, in conjunction with the slice images, may facilitate assessment of whether an appropriate contour level has been provided.

6.5 Mask visualisation (i)

This section was not generated. No masks/segmentation were deposited.

7 Map analysis (i)

This section contains the results of statistical analysis of the map.

7.1 Map-value distribution (i)

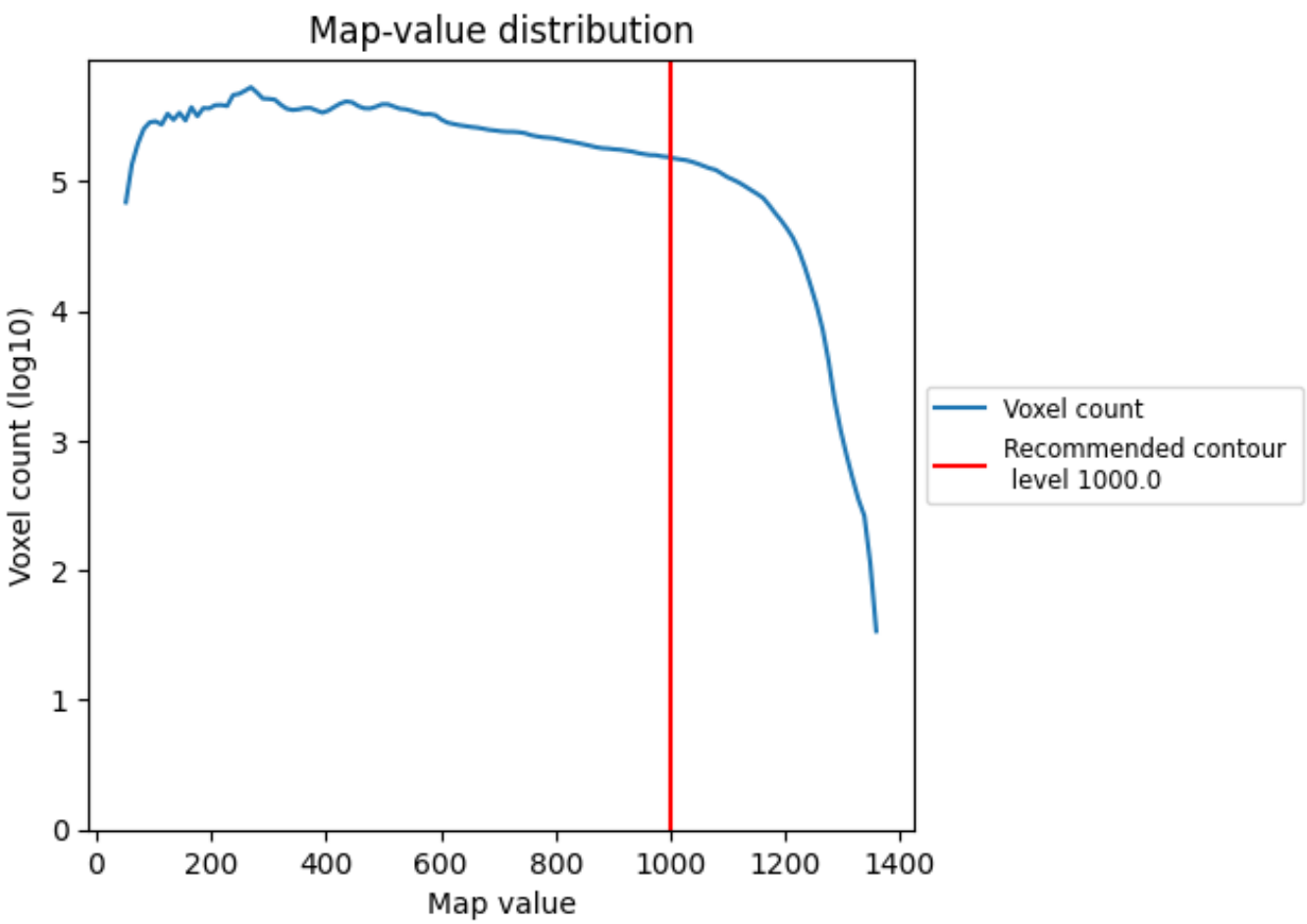

The map-value distribution is plotted in 128 intervals along the x-axis. The y-axis is logarithmic. A spike in this graph at zero usually indicates that the volume has been masked.

7.2 Volume estimate (i)

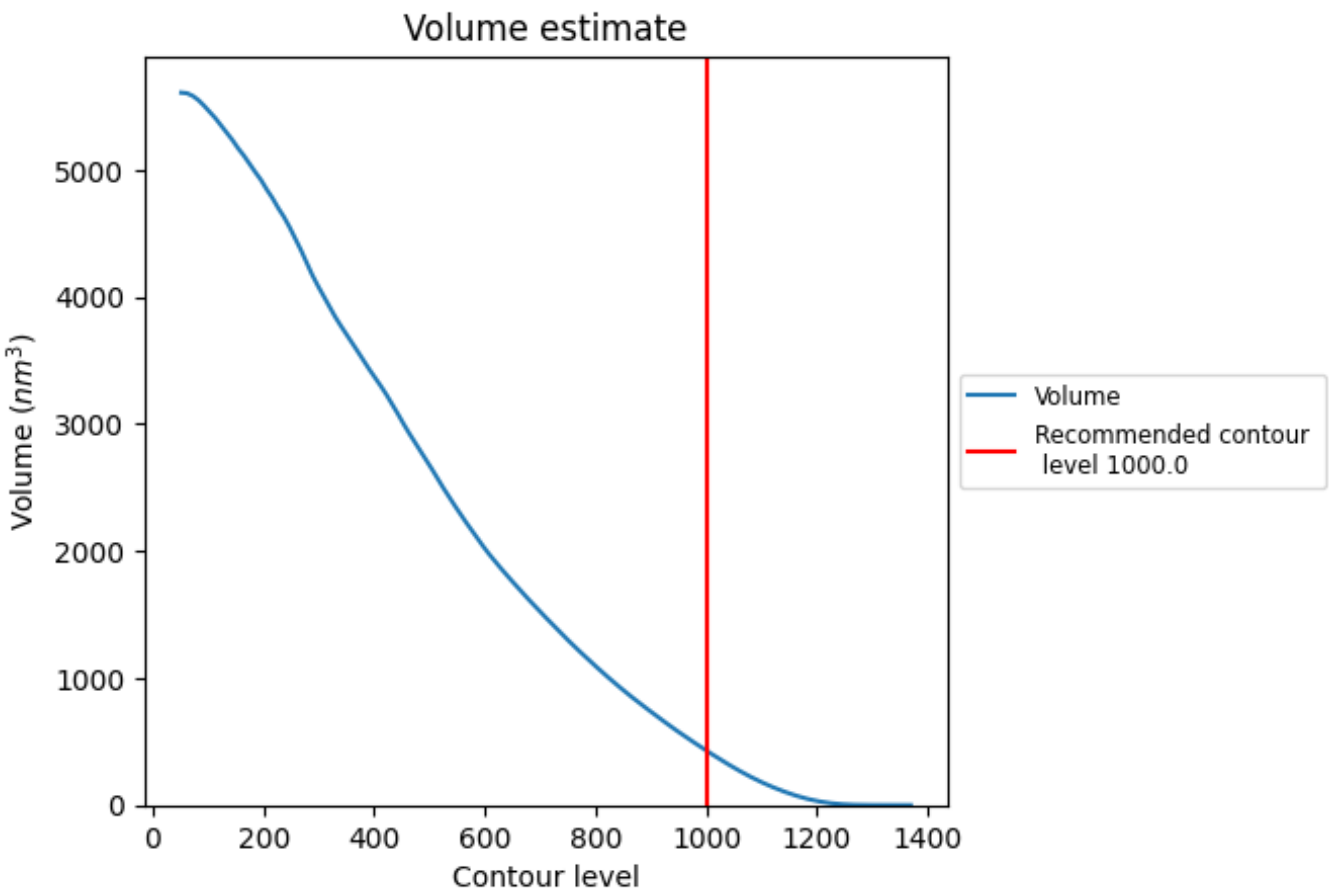

The volume at the recommended contour level is 429 nm^3; this corresponds to an approximate mass of 388 kDa.

The volume estimate graph shows how the enclosed volume varies with the contour level. The recommended contour level is shown as a vertical line and the intersection between the line and the curve gives the volume of the enclosed surface at the given level.

7.3 Rotationally averaged power spectrum (i)

This section was not generated. The rotationally averaged power spectrum is only generated for cubic maps.

8 Fourier-Shell correlation (i)

This section was not generated. No FSC curve or half-maps provided.

9 Map-model fit (i)

This section contains information regarding the fit between EMDB map EMD-9064 and PDB model 6MB2. Per-residue inclusion information can be found in section 3 on page 8.

9.1 Map-model overlay (i)

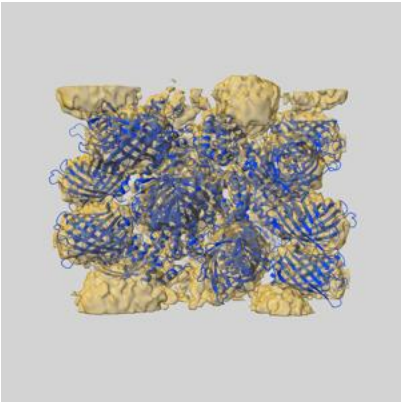

X

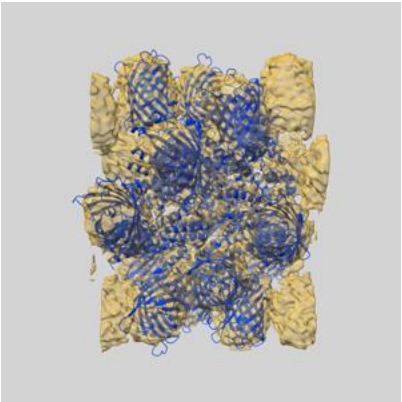

Y

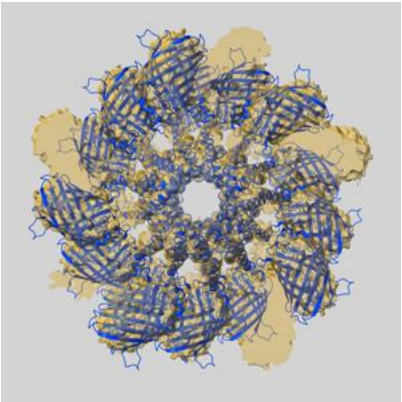

Z

The images above show the 3D surface view of the map at the recommended contour level 1000.0 at 50% transparency in yellow overlaid with a ribbon representation of the model coloured in blue. These images allow for the visual assessment of the quality of fit between the atomic model and the map.

9.2 Q-score mapped to coordinate model (i)

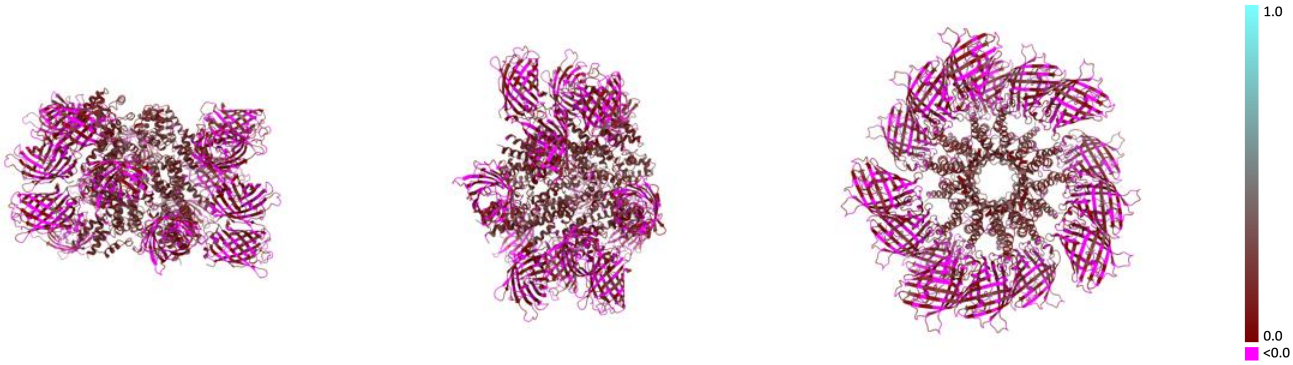

X Y Z

The images above show the model with each residue coloured according its Q-score. This shows their resolvability in the map with higher Q-score values reflecting better resolvability. Please note: Q-score is calculating the resolvability of atoms, and thus high values are only expected at resolutions at which atoms can be resolved. Low Q-score values may therefore be expected for many entries.

9.3 Atom inclusion mapped to coordinate model (i)

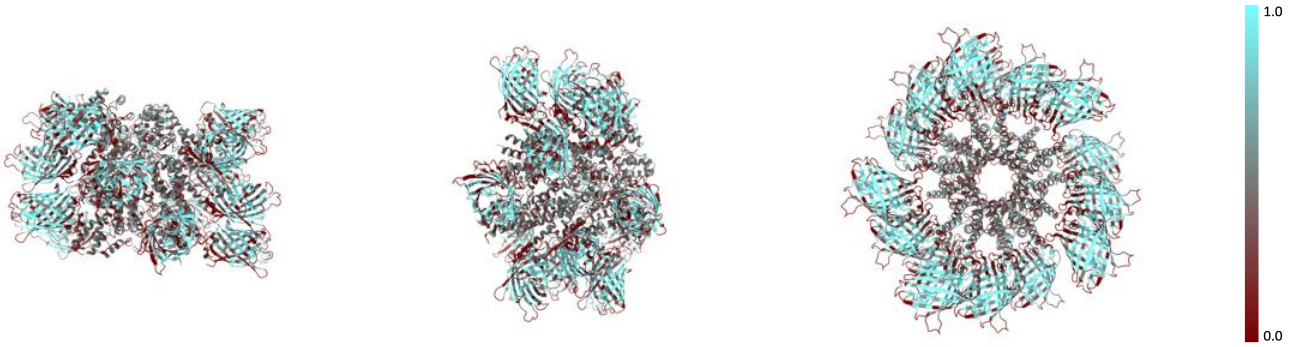

X Y Z

The images above show the model with each residue coloured according to its atom inclusion. This shows to what extent they are inside the map at the recommended contour level (1000.0).

9.4 Atom inclusion (i)

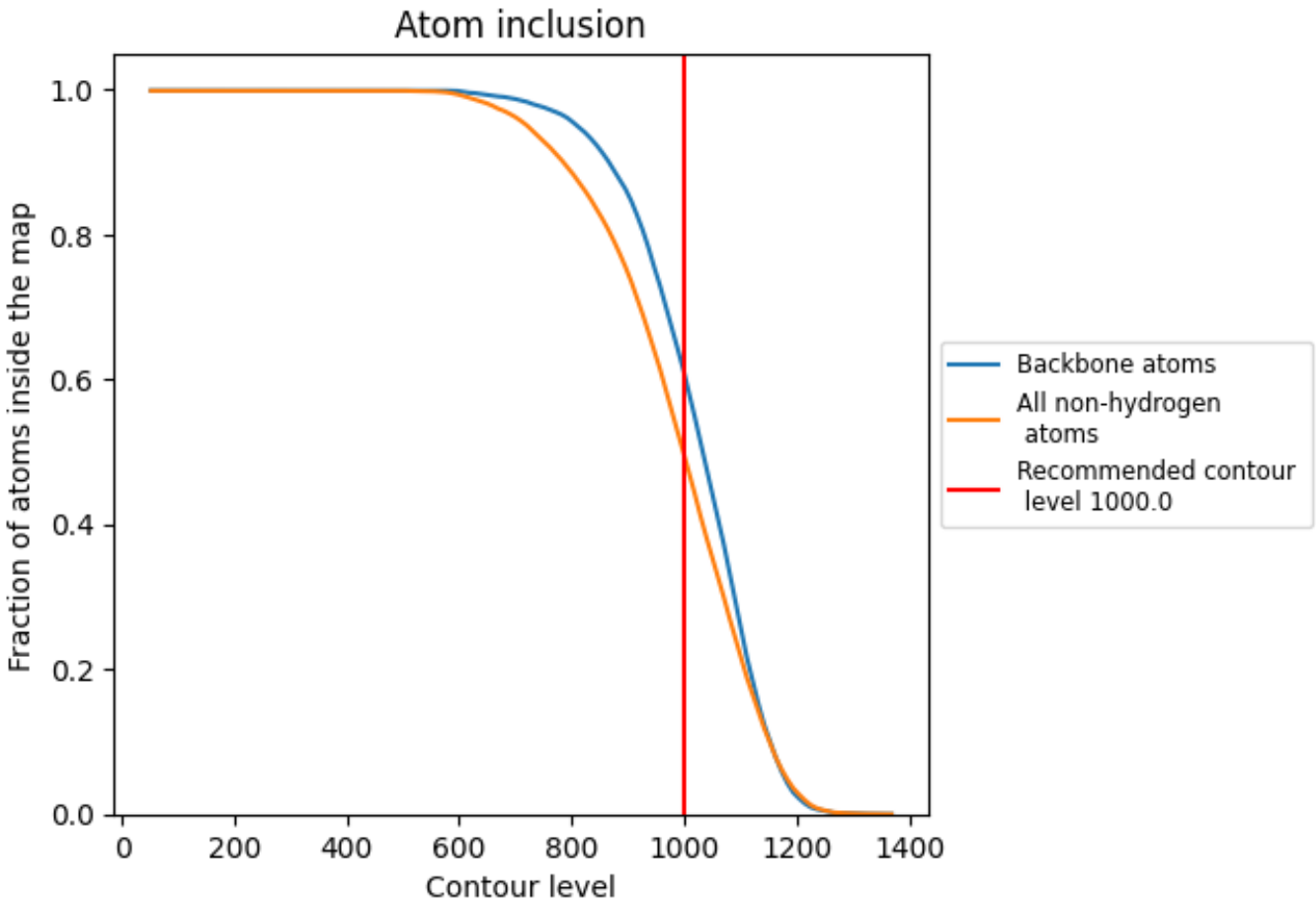

At the recommended contour level, 61% of all backbone atoms, 50% of all non-hydrogen atoms, are inside the map.

9.5 Map-model fit summary (i)

The table lists the average atom inclusion at the recommended contour level (1000.0) and Q-score for the entire model and for each chain.

Chain	Atom inclusion	Q-score
All	0.4963	0.0830
A	0.3942	0.1970
B	0.3997	0.2000
C	0.4066	0.1960
D	0.4025	0.2000
E	0.4038	0.1980
F	0.4052	0.1910
G	0.4025	0.1950
H	0.4038	0.1950
I	0.4011	0.1970
J	0.4066	0.2030
K	0.4038	0.1920
L	0.4121	0.1950
M	0.4093	0.1980
N	0.4038	0.1940
O	0.3997	0.1900
a	0.5355	0.0350
b	0.5418	0.0330
c	0.5372	0.0390
d	0.5280	0.0360
e	0.5441	0.0340
f	0.5280	0.0360
g	0.5435	0.0340
h	0.5338	0.0390
i	0.5372	0.0360
j	0.5269	0.0350
k	0.5269	0.0400
l	0.5286	0.0390
m	0.5521	0.0400
n	0.5252	0.0300
o	0.5349	0.0370